

WARNING: ALL INDIVIDUALS INTERESTED IN BIDDING ON THIS PROJECT MUST OBTAIN THE FINAL PLANS AND SPECIFICATIONS FROM THE DEPARTMENT MANAGING THE PROJECT OR AS OTHERWISE STATED IN THE ADVERTISEMENT FOR BIDS FOR THE PROJECT. DO NOT USE THE PLANS AND SPECIFICATIONS POSTED ON THE CLERK OF THE BOARD'S WEBSITE FOR BIDDING ON THIS PROJECT.



Building knowledge

Job Order Contract Construction Task Catalog®

CSI Divisions 01 - 46 April 2023 HCGBJOC1, HCGEJOC1, HCMJOC1

San Bernardino County
Healthcare
General Building, General Engineering, Mechanical



SAN BERNARDINO
COUNTY

GORDIAN®

This Page Intentionally Left Blank

NOT FOR BID

00 Using The Construction Task Catalog®	1
<hr/>	
01 General Requirements	1
01 20 Price and Payment Procedures	1
01 22 Unit Prices	1
01 30 Administrative Requirements	38
01 35 Special Procedures	38
01 40 Quality Requirements	38
01 45 Quality Control	38
01 50 Temporary Facilities and Controls	41
01 51 Temporary Utilities	41
01 52 Construction Facilities	42
01 53 Temporary Construction	43
01 54 Construction Aids	44
01 55 Vehicular Access and Parking	46
01 56 Temporary Barriers and Enclosures	52
01 57 Temporary Controls	61
01 58 Project Identification	62
01 60 Product Requirements	63
01 65 Product Delivery Requirements	63
01 66 Product Storage and Handling Requirements	63
01 70 Execution and Closeout Requirements	63
01 71 Examination and Preparation	63
01 74 Cleaning and Waste Management	68
01 90 Life Cycle Activities	69
01 91 Commissioning	69
<hr/>	
02 Existing Conditions	1
02 20 Assessment	1
02 25 Existing Material Assessment	1
02 30 Subsurface Investigation	1
02 32 Geotechnical Investigations	1
02 40 Demolition and Structure Moving	2
02 41 Demolition	2
02 42 Removal and Salvage of Construction Materials	19
02 43 Structure Moving	20
02 50 Site Remediation	20
02 58 Snow Control	20
02 60 Contaminated Site Material Removal	20
02 61 Removal and Disposal of Contaminated Soils	20
02 65 Underground Storage Tank Removal	21
02 80 Facility Remediation	24
02 81 Transportation and Disposal of Hazardous Materials	24
02 82 Asbestos Remediation	24
02 83 Lead Remediation	32
02 84 Polychlorinated Biphenyl Remediation	37
02 86 Hazardous Waste Drum Handling	38
02 87 Bio-Hazard Material Remediation	39
02 89 Hazmat Ancillary Tasks and Support	48
02 90 Disaster Recovery	48
02 90 50 Cleaning and Disaster Clean-up	48
02 90 55 Emergency Clean-up	52
<hr/>	
03 Concrete	1
03 01 Maintenance of Concrete	1
03 01 20 Maintenance of Concrete Reinforcing	1
03 01 30 Maintenance of Cast-In-Place Concrete	1
03 05 Common Work Results For Concrete	4
03 05 13 Concrete Admixtures	4
03 10 Concrete Forming and Accessories	4
03 11 Concrete Forming	5
03 15 Concrete Accessories	8
03 20 Concrete Reinforcing	19

Table of Contents

03 21 Reinforcement Bars.....	19
03 22 Fabric and Grid Reinforcing	48
03 30 Cast-In-Place Concrete.....	49
03 30 53 Miscellaneous Cast-in-Place Concrete	49
03 31 Structural Concrete	50
03 35 Concrete Finishing	65
03 37 Specialty Placed Concrete	69
03 39 Concrete Curing	70
03 40 Precast Concrete	70
03 41 Precast Structural Concrete	70
03 48 Precast Concrete Specialties	80
03 50 Cast Decks and Underlayment	83
03 51 Cast Roof Decks	83
03 53 Concrete Topping.....	83
03 54 Cast Underlayment.....	84
03 60 Grouting	84
03 61 Cementitious Grouting.....	84
03 62 Non-Shrink Grouting.....	84
03 63 Epoxy Grouting.....	85
03 64 Injection Grouting	85
03 80 Concrete Cutting and Boring.....	85
03 81 Concrete Cutting	85
03 82 Concrete Boring	85

04 Masonry 1

04 01 Maintenance of Masonry.....	1
04 01 20 Maintenance of Unit Masonry.....	1
04 01 50 Maintenance of Refractory Masonry	10
04 05 Common Work Results for Masonry	10
04 05 13 Masonry Mortaring	10
04 05 16 Masonry Grouting.....	11
04 05 19 Masonry Anchorage and Reinforcing	11
04 05 23 Masonry Accessories	37
04 20 Unit Masonry	39
04 21 Clay Unit Masonry	39
04 22 Concrete Unit Masonry.....	41
04 23 Glass Unit Masonry	46
04 40 Stone Assemblies	46
04 41 Dry-Placed Stone	46
04 42 Exterior Stone Cladding	46
04 43 Stone Masonry	46
04 50 Refractory Masonry.....	48
04 51 Flue Liner Masonry.....	48
04 70 Manufactured Masonry	48
04 72 Cast Stone Masonry	48

05 Metals 1

05 05 Common Work Results for Metals	1
05 05 19 Post-Installed Concrete Anchors.....	1
05 05 21 Fastening Methods for Metal.....	12
05 05 23 Metal Fastenings	13
05 10 Structural Metal Framing.....	78
05 12 Structural Steel Framing.....	78
05 13 Structural Stainless-Steel Framing.....	138
05 14 Structural Aluminum Framing.....	139
05 15 Wire Rope Assemblies	140
05 20 Metal Joists	146
05 21 Steel Joist Framing.....	146
05 30 Metal Decking	146
05 31 Steel Decking	146
05 36 Composite Metal Decking	150
05 40 Cold-Formed Metal Framing	153
05 41 Structural Metal Stud Framing.....	153
05 42 Cold-Formed Metal Joist Framing	155
05 43 Slotted Channel Framing.....	155
05 45 Metal Support Assemblies.....	157
05 50 Metal Fabrications.....	157

05 51 Metal Stairs.....	157
05 52 Metal Railings.....	159
05 53 Metal Gratings.....	168
05 54 Metal Floor Plates.....	176
05 55 Metal Stair Treads and Nosings.....	176
05 56 Metal Castings.....	178
05 58 Formed Metal Fabrications.....	178
05 59 Metal Specialties.....	179
05 70 Decorative Metal.....	187
05 71 Decorative Metal Stairs.....	187
05 73 Decorative Metal Railings.....	188
05 75 Decorative Formed Metal.....	189

06 Wood, Plastics, and Composites 1

06 01 Maintenance of Wood, Plastics, and Composites.....	1
06 01 10 Maintenance of Rough Carpentry.....	1
06 01 20 Maintenance of Finish Carpentry.....	1
06 01 40 Maintenance of Architectural Woodwork.....	1
06 05 Common Work Results for Wood, Plastics, and Composites.....	2
06 05 23 Wood, Plastic, and Composite Fastenings.....	2
06 05 73 Wood Treatment.....	24
06 10 Rough Carpentry.....	24
06 11 Wood Framing.....	24
06 13 Heavy Timber Construction.....	29
06 15 Wood Decking.....	31
06 16 Sheathing.....	34
06 17 Shop-Fabricated Structural Wood.....	40
06 18 Glued-Laminated Construction.....	46
06 20 Finish Carpentry.....	47
06 22 Millwork.....	47
06 25 Prefinished Paneling.....	48
06 40 Architectural Woodwork.....	49
06 41 Architectural Wood Casework.....	49
06 42 Wood Paneling.....	64
06 43 Wood Stairs and Railings.....	67
06 44 Ornamental Woodwork.....	69
06 46 Wood Trim.....	70
06 48 Wood Frames.....	88
06 49 Wood Screens and Exterior Wood Shutters.....	89
06 50 Structural Plastics.....	89
06 51 Structural Plastic Shapes and Plates.....	89
06 52 Plastic Structural Assemblies.....	94
06 53 Plastic Decking.....	94
06 60 Plastic Fabrications.....	95
06 65 Plastic Trim.....	95
06 70 Structural Composites.....	96
06 74 Composite Gratings.....	96
06 80 Composite Fabrications.....	97
06 81 Composite Railings.....	97
06 82 Composite Trim.....	98
06 83 Composite Paneling.....	100

07 Thermal And Moisture Protection 1

07 01 Operation and Maintenance of Thermal and Moisture Protection.....	1
07 01 50 Maintenance of Membrane Roofing.....	1
07 05 Common Work Results for Thermal and Moisture Protection.....	1
07 05 13 Mobilization Of Crew For Small Quantity Of Roof Work.....	1
07 10 Dampproofing and Waterproofing.....	1
07 11 Dampproofing.....	2
07 13 Sheet Waterproofing.....	2
07 14 Fluid-Applied Waterproofing.....	4
07 16 Cementitious and Reactive Waterproofing.....	4
07 17 Bentonite Waterproofing.....	5
07 18 Traffic Coatings.....	5
07 19 Water Repellents.....	6
07 20 Thermal Protection.....	7
07 21 Thermal Insulation.....	7

Table of Contents

07 22 Roof and Deck Insulation	19
07 24 Exterior Insulation and Finish Systems	46
07 25 Weather Barriers	49
07 26 Vapor Retarders	49
07 27 Air Barriers	49
07 30 Steep Slope Roofing	49
07 31 Shingles and Shakes	49
07 32 Roof Tiles	54
07 34 Roofing Underlayment	56
07 40 Roofing and Siding Panels	58
07 41 Roof Panels	58
07 42 Wall Panels	61
07 46 Siding	62
07 50 Membrane Roofing	66
07 51 Built-Up Bituminous Roofing	66
07 52 Modified Bituminous Membrane Roofing	75
07 53 Elastomeric Membrane Roofing	84
07 54 Thermoplastic Membrane Roofing	88
07 56 Fluid-Applied Roofing	95
07 57 Coated Foamed Roofing	96
07 58 Roll Roofing	98
07 59 Membrane Roofing Termination Bar	98
07 60 Flashing and Sheet Metal	98
07 61 Sheet Metal Roofing	98
07 62 Sheet Metal Flashing and Trim	101
07 63 Sheet Metal Roofing Specialties	106
07 65 Flexible Flashing	107
07 70 Roof and Wall Specialties and Accessories	107
07 71 Roof Specialties	107
07 72 Roof Accessories	129
07 73 Roof Protection Board	153
07 76 Roof Pavers	154
07 80 Fire and Smoke Protection	155
07 81 Applied Fireproofing	155
07 84 Firestopping	156
07 90 Joint Protection	164
07 91 Preformed Joint Seals	164
07 92 Joint Sealants	167
07 95 Expansion Control	171

08 Openings **1**

08 01 Operation and Maintenance of Openings	1
08 01 11 Operation and Maintenance of Metal Doors and Frames	1
08 01 40 Operation and Maintenance of Entrances, Storefronts, and Curtain Walls	1
08 01 50 Operation and Maintenance of Windows	1
08 01 80 Maintenance of Glazing	1
08 05 Common Work Results for Openings	1
08 05 13 Door Options and Modifications	1
08 10 Doors and Frames	3
08 11 Metal Doors and Frames	3
08 12 Metal Frames	3
08 13 Metal Doors	27
08 14 Wood Doors	51
08 15 Plastic Doors	112
08 16 Composite Doors	112
08 17 Integrated Door Opening Assemblies	117
08 18 Glass Doors	121
08 30 Specialty Doors and Frames	121
08 31 Access Doors and Panels	121
08 33 Coiling Doors and Grilles	122
08 34 Special Function Doors	159
08 35 Folding Doors and Grilles	168
08 36 Panel Doors	168
08 38 Traffic Doors	176
08 40 Entrances, Storefronts, and Curtain Walls	192
08 42 Entrances	192
08 43 Storefronts	197
08 44 Curtain Wall and Glazed Assemblies	201

08 45 Translucent Wall and Roof Assemblies	203
08 50 Windows	203
08 51 Metal Windows	203
08 52 Wood Windows	220
08 53 Plastic Windows	282
08 54 Composite Windows	310
08 56 Special Function Windows	337
08 60 Roof Windows and Skylights	341
08 62 Unit Skylights	341
08 63 Metal-Framed Skylights	346
08 66 Wood-Framed Skylights	351
08 70 Hardware	352
08 71 Door Hardware	352
08 72 Weatherstripping, Thresholds and Seals	436
08 75 Window Hardware	448
08 78 Special Function Hardware	449
08 79 Hardware Accessories	449
08 80 Glazing	449
08 81 Glass Glazing	449
08 83 Mirrors	461
08 84 Plastic Glazing	462
08 85 Glazing Accessories	464
08 87 Glazing Surface Films	464
08 88 Special Function Glazing	465
08 90 Louvers and Vents	467
08 91 Louvers	467
08 95 Vents	499

09 Finishes 1

09 01 Maintenance of Finishes	1
09 01 20 Maintenance of Plaster and Gypsum Board	1
09 01 30 Maintenance of Tiling	1
09 01 60 Maintenance of Flooring	1
09 01 80 Maintenance of Acoustic Treatment	2
09 01 90 Maintenance of Painting and Coating	2
09 05 Common Work Results for Finishes	7
09 05 05 Selective Demolition for Finishes	7
09 05 61 Common Work Results for Flooring Preparation	7
09 05 71 Acoustic Underlayment	7
09 20 Plaster and Gypsum Board	8
09 22 Supports for Plaster and Gypsum Board	8
09 23 Gypsum Plastering	17
09 24 Cement Plastering	18
09 28 Backing Boards and Underlayments	19
09 29 Gypsum Board	20
09 30 Tiling	28
09 30 13 Ceramic Tiling	28
09 30 16 Quarry Tiling	29
09 30 23 Glass Mosaic Tiling	30
09 30 33 Stone Tiling	30
09 31 Thin-Set Tiling	34
09 32 Mortar-Bed Tiling	34
09 34 Waterproofing-Membrane Tiling	35
09 35 Chemical-Resistant Tiling	35
09 39 Tiling Transitions	36
09 50 Ceilings	36
09 51 Acoustical Ceilings	36
09 53 Acoustical Ceiling Suspension Assemblies	51
09 54 Specialty Ceilings	54
09 57 Special Function Ceilings	55
09 60 Flooring	55
09 61 Flooring Treatment	55
09 63 Masonry Flooring	55
09 64 Wood Flooring	55
09 65 Resilient Flooring	59
09 66 Terrazzo Flooring	66
09 67 Fluid-Applied Flooring	69
09 68 Carpeting	70

Table of Contents

09 69 Access Flooring	84
09 70 Wall Finishes	85
09 72 Wall Coverings	85
09 73 Wall Carpeting	86
09 74 Flexible Wood Sheets	86
09 77 Special Wall Surfacing	86
09 78 Interior Wall Paneling	86
09 80 Acoustic Treatment	87
09 81 Acoustic Insulation	87
09 84 Acoustic Room Components	87
09 90 Painting and Coating	88
09 91 Painting	88
09 93 Staining and Transparent Finishing	199
09 96 High-Performance Coatings	204
09 97 Special Coatings	208

10 Specialties 1

10 01 Operation and Maintenance of Specialties	1
10 01 30 Operation and Maintenance of Fireplaces and Stoves	1
10 01 40 Operation and Maintenance of Safety Specialties	1
10 01 50 Operation and Maintenance of Storage Specialties	1
10 10 Information Specialties	1
10 11 Visual Display Units	1
10 12 Display Cases	8
10 13 Directories	8
10 14 Signage	11
10 20 Interior Specialties	41
10 21 Compartments and Cubicles	41
10 22 Partitions	67
10 26 Wall and Door Protection	72
10 28 Toilet, Bath, and Laundry Accessories	83
10 30 Fireplaces and Stoves	93
10 31 Manufactured Fireplaces	94
10 32 Fireplace Specialties	94
10 40 Safety Specialties	95
10 41 Emergency Access And Information Cabinets	95
10 44 Fire Protection Specialties	95
10 45 Photoluminescent Exit Specialties	101
10 50 Storage Specialties	101
10 51 Lockers	101
10 55 Postal Specialties	116
10 56 Storage Assemblies	117
10 57 Wardrobe And Closet Specialties	119
10 70 Exterior Specialties	120
10 71 Exterior Protection	120
10 73 Protective Covers	130
10 75 Flagpoles	131
10 80 Other Specialties	133
10 81 Pest Control Devices	133
10 86 Security Mirrors And Domes	134

11 Equipment 1

11 01 Operation and Maintenance of Equipment	1
11 01 10 Operation and Maintenance of Vehicle and Pedestrian Equipment	1
11 10 Vehicle and Pedestrian Equipment	1
11 11 Vehicle Service Equipment	1
11 12 Parking Control Equipment	2
11 13 Loading Dock Equipment	3
11 14 Pedestrian Control Equipment	9
11 20 Commercial Equipment	11
11 21 Retail and Service Equipment	11
11 22 Banking Equipment	12
11 28 Office Equipment	12
11 30 Residential Equipment	12
11 30 13 Residential Appliances	12
11 30 33 Retractable Stairs	15
11 32 Unit Kitchens	17

11 40	Foodservice Equipment.....	17
11 41	Foodservice Storage Equipment	17
11 42	Food Preparation Equipment.....	38
11 44	Food Cooking Equipment	40
11 46	Food Dispensing Equipment.....	48
11 48	Foodservice Cleaning and Disposal Equipment.....	53
11 50	Educational and Scientific Equipment	55
11 51	Library Equipment.....	55
11 52	Audio-Visual Equipment.....	55
11 53	Laboratory Equipment.....	64
11 60	Entertainment and Recreation Equipment	73
11 66	Athletic Equipment	73
11 68	Play Field Equipment and Structures	74
11 70	Healthcare Equipment.....	99
11 71	Medical Sterilizing Equipment.....	99
11 72	Examination and Treatment Equipment	100
11 73	Patient Care Equipment.....	102
11 77	Radiology Equipment.....	104
11 78	Mortuary Equipment.....	104
11 80	Facility Maintenance and Operation Equipment.....	104
11 81	Maintenance Equipment	104
11 82	Facility Solid Waste Handling Equipment.....	105
11 90	Other Equipment	105
11 95	Arts and Crafts Equipment.....	105
11 97	Security Equipment.....	105
11 98	Detention Equipment	106

12 Furnishings 1

12 01	Operation and Maintenance of Furnishings	1
12 01 60	Operation and Maintenance of Multiple Seating	1
12 20	Window Treatments	1
12 21	Window Blinds	1
12 22	Curtains and Drapes	1
12 23	Interior Shutters	3
12 24	Window Shades	5
12 25	Window Treatment Operating Hardware	13
12 30	Casework	14
12 31	Manufactured Metal Casework	14
12 35	Specialty Casework	18
12 36	Countertops	21
12 40	Furnishings and Accessories	24
12 41	Office Accessories	24
12 48	Rugs and Mats.....	24
12 50	Furniture.....	25
12 55	Detention Furniture	25
12 56	Institutional Furniture	27
12 59	Systems Furniture	35
12 60	Multiple Seating.....	45
12 61	Fixed Audience Seating.....	45
12 62	Portable-Audience Seating	47
12 66	Telescoping Stands	47

13 Special Construction 1

13 01	Operation and Maintenance of Special Construction	1
13 01 10	Operation and Maintenance of Special Facility Components	1
13 10	Special Facility Components	1
13 11	Swimming Pools	1
13 12	Fountains.....	2
13 20	Special Purpose Rooms.....	3
13 21	Controlled Environment Rooms.....	3
13 30	Special Structures	3
13 34	Fabricated Engineered Structures	3
13 40	Integrated Construction	23
13 42	Building Modules.....	23
13 46	Lightning Protection Systems	23
13 47	Facility Protection.....	24
13 48	Sound, Vibration, and Seismic Control	25

Table of Contents

13 49 Radiation Protection	27
14 Conveying Equipment	1
14 01 Operation and Maintenance of Conveying Equipment	1
14 01 20 Operation and Maintenance of Elevators	1
14 01 30 Operation and Maintenance of Escalators and Moving Walks	3
14 20 Elevators	3
14 21 Electric Traction Elevators	3
14 24 Hydraulic Elevators	5
14 26 Limited-Use/Limited-Application Elevators	10
14 27 Custom Elevator Cabs and Doors	10
14 28 Elevator Equipment and Controls	10
14 30 Escalators and Moving Walks	11
14 31 Escalators	11
14 32 Moving Walks	11
14 40 Lifts	11
14 42 Wheelchair Lifts	11
14 90 Other Conveying Equipment	12
14 91 Facility Chutes	12
21 Fire Suppression	1
21 01 Operation and Maintenance of Fire Suppression	1
21 01 10 Operation and Maintenance of Water-Based Fire-Suppression Systems	1
21 01 30 Operation and Maintenance of Fire-Suppression Equipment	1
21 05 Common Work Results for Fire Suppression	1
21 05 13 Common Motor Requirements for Fire-Suppression Equipment	1
21 05 16 Expansion Fittings and Loops for Fire-Suppression Piping	1
21 05 17 Sleeves and Sleeve Seals for Fire-Suppression Piping	2
21 05 19 Meters and Gages for Fire-Suppression Systems	2
21 05 23 General-Duty Valves for Water-Based Fire-Suppression Piping	2
21 05 29 Hangers and Supports for Fire-Suppression Piping and Equipment	4
21 05 48 Vibration and Seismic Controls for Fire-Suppression Piping and Equipment	4
21 05 53 Identification for Fire-Suppression Piping and Equipment	4
21 07 Fire-Suppression Systems Insulation	4
21 07 16 Fire-Suppression Equipment Insulation	4
21 07 19 Fire-Suppression Piping Insulation	4
21 10 Water-Based Fire-Suppression Systems	4
21 11 Facility Fire-Suppression Water-Service Piping	4
21 12 Fire-Suppression Standpipes	5
21 13 Fire-Suppression Sprinkler Systems	6
21 20 Fire-Extinguishing Systems	34
21 21 Carbon-Dioxide Fire-Extinguishing Systems	34
21 22 Clean-Agent Fire-Extinguishing Systems	35
21 23 Wet-Chemical Fire-Extinguishing Systems	43
21 24 Dry-Chemical Fire-Extinguishing Systems	46
21 30 Fire Pumps	48
21 31 Centrifugal Fire Pumps	48
21 34 Fire Pump Accessories	49
22 Plumbing	1
22 01 Operation and Maintenance of Plumbing	1
22 01 10 Operation and Maintenance of Plumbing Piping and Pumps	1
22 01 40 Operation and Maintenance of Plumbing Fixtures	1
22 05 Common Work Results for Plumbing	2
22 05 13 Common Motor Requirements for Plumbing Equipment	2
22 05 16 Expansion Fittings and Loops for Plumbing Piping	2
22 05 17 Sleeves and Sleeve Seals for Plumbing Piping	2
22 05 19 Meters and Gages for Plumbing Piping	2
22 05 23 General-Duty Valves for Plumbing Piping	2
22 05 29 Hangers and Supports for Plumbing Piping and Equipment	5
22 05 33 Heat Tracing for Plumbing Piping	5
22 05 48 Vibration and Seismic Controls for Plumbing Piping and Equipment	5
22 05 53 Identification for Plumbing Piping and Equipment	5
22 05 76 Facility Drainage Piping Cleanouts	5
22 07 Plumbing Insulation	8
22 07 16 Plumbing Equipment Insulation	8

22 07 19 Plumbing Piping Insulation	8
22 10 Plumbing Piping	39
22 11 Facility Water Distribution	39
22 12 Facility Potable-Water Storage Tanks	105
22 13 Facility Sanitary Sewerage	106
22 14 Facility Storm Drainage	178
22 15 General Service Compressed-Air Systems	190
22 30 Plumbing Equipment	193
22 31 Domestic Water Softeners	193
22 32 Domestic Water Filtration Equipment	195
22 33 Electric Domestic Water Heaters	196
22 34 Fuel-Fired Domestic Water Heaters	199
22 35 Domestic Water Heat Exchangers	202
22 40 Plumbing Fixtures	203
22 41 Residential Plumbing Fixtures	203
22 42 Commercial Plumbing Fixtures	203
22 43 Healthcare Plumbing Fixtures	218
22 45 Emergency Plumbing Fixtures	220
22 46 Security Plumbing Fixtures	225
22 47 Drinking Fountains and Water Coolers	226
22 50 Pool and Fountain Plumbing Systems	230
22 51 Swimming Pool Plumbing Systems	230
22 60 Gas and Vacuum Systems for Laboratory and Healthcare Facilities	238
22 63 Gas Systems for Laboratory and Healthcare Facilities	238
22 66 Chemical-Waste Systems for Laboratory and Healthcare Facilities	240
22 67 Processed Water Systems for Laboratory and Healthcare Facilities	255

23 Heating, Ventilating, and Air-Conditioning (HVAC) 1

23 01 Operation and Maintenance of HVAC Systems	1
23 01 10 Operation and Maintenance of Facility Fuel Systems	1
23 01 20 Operation and Maintenance of HVAC Piping and Pumps	1
23 01 30 Operation and Maintenance of HVAC Air Distribution	4
23 01 50 Operation and Maintenance of Central Heating Equipment	5
23 01 60 Operation and Maintenance of Central Cooling Equipment	6
23 05 Common Work Results for HVAC	7
23 05 13 Common Motor Requirements for HVAC Equipment	7
23 05 16 Expansion Fittings and Loops for HVAC Piping	10
23 05 17 Sleeves and Sleeve Seals for HVAC Piping	19
23 05 19 Meters and Gages for HVAC Piping	19
23 05 23 General-Duty Valves For HVAC Piping	23
23 05 29 Hangers and Supports for HVAC Piping and Equipment	47
23 05 33 Heat Tracing for HVAC Piping	76
23 05 48 Vibration and Seismic Controls for HVAC	76
23 05 53 Identification for HVAC Piping and Equipment	81
23 05 66 Anti-Microbial Ultraviolet Emitters for HVAC Ducts and Equipment	81
23 05 93 Testing, Adjusting, and Balancing for HVAC	83
23 07 HVAC Insulation	86
23 07 13 Duct Insulation	86
23 07 16 HVAC Equipment Insulation	87
23 07 19 HVAC Piping Insulation	88
23 08 Commissioning of HVAC	91
23 09 Instrumentation and Control for HVAC	91
23 09 23 Direct-Digital Control System for HVAC	91
23 09 43 Pneumatic Control System For HVAC	116
23 10 Facility Fuel Systems	117
23 11 Facility Fuel Piping	117
23 12 Facility Fuel Pumps	130
23 13 Facility Fuel-Storage Tanks	130
23 20 HVAC Piping and Pumps	138
23 21 Hydronic Piping and Pumps	138
23 22 Steam and Condensate Piping and Pumps	233
23 23 Refrigerant Piping	238
23 25 HVAC Water Treatment	244
23 30 HVAC Air Distribution	244
23 31 HVAC Ducts and Casings	244
23 33 Air Duct Accessories	335
23 34 HVAC Fans	396
23 35 Special Exhaust Systems	412

Table of Contents

23 36 Air Terminal Units	414
23 37 Air Outlets and Inlets	416
23 38 Ventilation Hoods	433
23 40 HVAC Air Cleaning Devices.....	434
23 41 Particulate Air Filtration	434
23 42 Gas-Phase Air Filtration	440
23 43 Electronic Air Cleaners.....	441
23 50 Central Heating Equipment.....	442
23 51 Breechings, Chimneys, and Stacks.....	442
23 52 Heating Boilers	464
23 53 Heating Boiler Feedwater Equipment.....	482
23 54 Furnaces	483
23 55 Fuel-Fired Heaters	485
23 57 Heat Exchangers for HVAC.....	486
23 60 Central Cooling Equipment.....	488
23 61 Refrigerant Compressors	488
23 62 Packaged Compressor and Condenser Units.....	489
23 63 Refrigerant Condensers	491
23 64 Packaged Water Chillers.....	493
23 65 Cooling Towers	497
23 70 Central HVAC Equipment.....	502
23 71 Thermal Storage.....	502
23 72 Air-To-Air Energy Recovery Equipment	503
23 73 Indoor Central-Station Air-Handling Units	503
23 74 Packaged Outdoor HVAC Equipment	522
23 75 Custom-Packaged Outdoor HVAC Equipment.....	537
23 76 Evaporative Air-Cooling Equipment	537
23 80 Decentralized Unitary HVAC Equipment	537
23 81 Decentralized Unitary HVAC Equipment.....	537
23 82 Convection Heating and Cooling Units.....	551
23 83 Radiant Heating Units	567
23 84 Humidity Control Equipment.....	568

25 Integrated Automation 1

25 50 Integrated Automation Facility Controls	1
25 55 Integrated Automation Control of HVAC	1

26 Electrical 1

26 01 Operation and Maintenance of Electrical Systems	1
26 01 10 Operation and Maintenance of Medium-Voltage Electrical Distribution	1
26 01 20 Operation and Maintenance of Low-Voltage Electrical Distribution	3
26 01 26 Maintenance Testing of Electrical Systems.....	13
26 01 30 Operation and Maintenance of Facility Electrical Power Generating and Storing Equipment	14
26 01 50 Operation and Maintenance of Lighting	17
26 05 Common Work Results for Electrical	44
26 05 13 Medium-Voltage Cables	44
26 05 19 Low-Voltage Electrical Power Conductors and Cables	49
26 05 23 Control-Voltage Electrical Power Cables	66
26 05 26 Grounding and Bonding for Electrical Systems.....	66
26 05 29 Hangers and Supports for Electrical Systems.....	70
26 05 33 Raceway and Boxes for Electrical Systems	92
26 05 36 Cable Trays for Electrical Systems	317
26 05 39 Underfloor Raceways for Electrical Systems	405
26 05 43 Underground Ducts and Raceways for Electrical Systems.....	407
26 05 46 Utility Poles for Electrical Systems	409
26 05 53 Identification for Electrical Systems.....	413
26 05 83 Wiring Connections	414
26 09 Instrumentation and Control for Electrical Systems	417
26 09 13 Electrical Power Monitoring.....	417
26 09 23 Lighting Control Devices	417
26 10 Medium-Voltage Electrical Distribution	441
26 11 Substations.....	441
26 12 Medium-Voltage Transformers.....	448
26 13 Medium-Voltage Switchgear	452
26 18 Medium-Voltage Circuit Protection Devices	454
26 19 High-Voltage Circuit Protection	454
26 20 Low-Voltage Electrical Distribution	457

26 21 Low-Voltage Electrical Service Entrance	457
26 22 Low-Voltage Transformers	458
26 24 Switchboards and Panelboards	466
26 25 Enclosed Bus Assemblies.....	510
26 27 Low-Voltage Distribution Equipment.....	515
26 28 Low-Voltage Circuit Protective Devices.....	533
26 29 Low-Voltage Controllers	563
26 30 Facility Electrical Power Generating and Storing Equipment.....	580
26 31 Photovoltaic Collectors	580
26 32 Packaged Generator Assemblies	584
26 33 Battery Equipment	593
26 35 Power Filters and Conditioners.....	596
26 36 Transfer Switches	596
26 40 Electrical And Cathodic Protection.....	599
26 43 Surge Protective Devices	599
26 50 Lighting.....	603
26 51 Interior Lighting	603
26 52 Safety Lighting	659
26 54 Classified Location Lighting	664
26 55 Special Purpose Lighting	666
26 56 Exterior Lighting	682

27 Communications 1

27 05 Common Work Results for Communications	1
27 05 26 Grounding and Bonding for Communications Systems	1
27 05 29 Hangers and Supports for Communications Systems	1
27 05 33 Conduits and Backboxes for Communications Systems	4
27 05 36 Cable Trays for Communications Systems.....	4
27 05 39 Surface Raceways for Communications Systems	4
27 05 43 Underground Ducts and Raceways for Communications Systems.....	4
27 05 46 Utility Poles for Communications Systems.....	4
27 05 53 Identification for Communications Systems.....	4
27 10 Structured Cabling.....	4
27 11 Communications Equipment Room Fittings.....	4
27 13 Communications Backbone Cabling.....	11
27 15 Communications Horizontal Cabling.....	13
27 16 Communications Connecting Cords, Devices, and Adapters	54
27 20 Data Communications	56
27 21 Data Communications Network Equipment	56
27 30 Voice Communications.....	59
27 31 Voice Communications Switching and Routing Equipment.....	59
27 32 Voice Communications Terminal Equipment.....	60
27 40 Audio-Video Communications	61
27 41 Audio-Video Systems.....	61
27 50 Distributed Communications and Monitoring Systems	63
27 51 Distributed Audio-Video Communications Systems	63
27 52 Healthcare Communications and Monitoring Systems	64
27 53 Distributed Systems	65

28 Electronic Safety and Security 1

28 05 Common Work Results for Electronic Safety and Security	1
28 05 26 Grounding and Bonding for Electronic Safety and Security.....	1
28 05 53 Identification for Electronic Safety and Security	1
28 10 Access Control	1
28 15 Integrated Access Control Hardware Devices	1
28 16 Access Control Interfaces	1
28 18 Security Access Detection Equipment.....	17
28 20 Video Surveillance.....	17
28 21 Surveillance Cameras.....	17
28 30 Security Detection, Alarm, and Monitoring	37
28 31 Intrusion Detection	37
28 40 Life Safety	37
28 42 Gas Detection and Alarm.....	37
28 43 Fuel Oil Detection and Alarm.....	38
28 46 Fire Detection and Alarm	38
28 47 Mass Notification.....	84
28 49 Electronic Personal Protection Systems	87

Table of Contents

31 Earthwork	1
31 01 Maintenance of Earthwork	1
31 01 20 Maintenance of Earth Moving	1
31 05 Common Work Results for Earthwork	1
31 05 13 Soils for Earthwork	1
31 05 16 Aggregates for Earthwork	2
31 05 36 Equipment Delivery, Pickup, Mobilization and Demobilization	4
31 10 Site Clearing	4
31 11 Clearing and Grubbing	4
31 13 Selective Tree and Shrub Removal and Trimming	4
31 20 Earth Moving	6
31 23 Excavation and Fill	6
31 24 Embankments	13
31 25 Erosion and Sedimentation Controls	15
31 30 Earthwork Methods	19
31 31 Soil Treatment	19
31 32 Soil Stabilization	19
31 35 Slope Protection	29
31 36 Gabions	29
31 37 Riprap	29
31 40 Shoring and Underpinning	29
31 41 Shoring	30
31 45 Vibroflotation and Densification	30
31 50 Excavation Support and Protection	30
31 52 Cofferdams	31
31 60 Special Foundations and Load-bearing Elements	31
31 62 Driven Piles	31
31 63 Bored Piles	35
31 64 Caissons	37
31 66 Special Foundation	41
31 68 Foundation Anchors	41
32 Exterior Improvements	1
32 01 Operation and Maintenance of Exterior Improvements	1
32 01 11 Paving Cleaning	1
32 01 13 Flexible Paving Surface Treatment	2
32 01 16 Flexible Paving Rehabilitation	3
32 01 17 Flexible Paving Repair	5
32 01 26 Rigid Paving Rehabilitation	7
32 01 29 Rigid Paving Repair	7
32 01 90 Operation and Maintenance of Planting	8
32 05 Common Work Results for Exterior Improvements	12
32 05 23 Cement and Concrete for Exterior Improvements	12
32 05 33 Common Work Results for Planting	12
32 10 Bases, Ballasts, and Paving	12
32 11 Base Courses	12
32 12 Flexible Paving	13
32 13 Rigid Paving	20
32 14 Unit Paving	23
32 15 Aggregate Surfacing	26
32 16 Curbs, Gutters, Sidewalks, and Driveways	27
32 17 Paving Specialties	35
32 18 Athletic and Recreational Surfacing	46
32 30 Site Improvements	54
32 31 Fences and Gates	54
32 32 Retaining Walls	133
32 33 Site Furnishings	139
32 35 Screening Devices	152
32 39 Manufactured Site Specialties	153
32 80 Irrigation	155
32 84 Planting Irrigation	155
32 90 Planting	172
32 91 Planting Preparation	172
32 92 Turf and Grasses	176
32 93 Plants	181
32 94 Planting Accessories	220
32 96 Transplanting	224

33 Utilities	1
33 01 Operation and Maintenance of Utilities	1
33 01 10 Operation and Maintenance of Water Utilities	1
33 01 30 Operation and Maintenance of Sewer Utilities	5
33 01 34 Operation and Maintenance of Onsite Wastewater Disposal Systems	88
33 01 40 Operation and Maintenance of Stormwater Utilities	88
33 05 Common Work Results for Utilities	89
33 05 07 Trenchless Installation of Utility Piping	89
33 05 09 Piping Specials for Utilities	91
33 05 16 Cast-Iron Utility Pipe	91
33 05 17 Copper Utility Pipe and Tubing	91
33 05 19 Ductile-Iron Utility Pipe	91
33 05 24 Steel Utility Pipe	91
33 05 27 Corrugated Metal Utility Pipe	91
33 05 31 Thermoplastic Utility Pipe	91
33 05 33 Polyethylene Utility Pipe	92
33 05 39 Concrete Pipe	92
33 05 41 Vitrified Clay Utility Pipe	93
33 05 61 Concrete Manholes	93
33 05 63 Concrete Vaults and Chambers	94
33 05 81 Metallic Castings for Utility Structures	103
33 05 83 Non-Metallic Accessories for Utility Structures	104
33 05 84 Accessories for Utility Structures	104
33 05 97 Identification and Signage for Utilities	106
33 10 Water Utilities	107
33 11 Groundwater Sources	107
33 14 Water Utility Transmission and Distribution	116
33 16 Water Utility Storage Tanks	225
33 19 Water Utility Metering Equipment	225
33 30 Sanitary Sewerage Utilities	227
33 31 Sanitary Sewerage Piping	227
33 32 Sanitary Sewerage Equipment	233
33 34 Onsite Wastewater Disposal	233
33 40 Stormwater Utilities	234
33 41 Subdrainage	234
33 42 Stormwater Conveyance	238
33 44 Storm Utility Water Drains	300
33 46 Stormwater Management	301
33 50 Hydrocarbon Utilities	303
33 52 Hydrocarbon Transmission and Distribution	303
33 53 Hydrocarbon Utility Pressure Regulation	306
33 56 Hydrocarbon Storage	306
33 59 Hydrocarbon Utility Metering	306
33 60 Hydronic and Steam Energy Utilities	306
33 61 Hydronic Energy Distribution	306
33 70 Electrical Utilities	327
33 71 Electrical Utility Transmission and Distribution	327
34 Transportation	1
34 01 Operation and Maintenance of Transportation	1
34 01 23 Operation and Maintenance of Railways	1
34 01 43 Operation and Maintenance of Bridges	1
34 05 Common Work Results for Transportation	1
34 05 43 Common Work Results for Bridges	1
34 10 Guideways/Railways	16
34 11 Rail Tracks	16
34 40 Transportation Signaling and Control Equipment	16
34 41 Roadway Signaling and Control Equipment	16
34 43 Airfield Signaling and Control Equipment	25
34 70 Transportation Construction and Equipment	32
34 71 Roadway Construction	32
34 80 Bridges	38
34 82 Bridge Specialties	38
35 Waterway and Marine Construction	1
35 05 Common Work Results for Waterway and Marine Construction	1

Table of Contents

35 05 70 Common Work Results for Dams	1
35 20 Waterway and Marine Construction and Equipment.....	1
35 22 Hydraulic Gates	1
35 24 Dredging	4
40 Process Interconnections	1
40 05 Common Work Results For Process Interconnections	1
40 05 19 Ductile Iron Process Pipe	1
40 05 23 Stainless Steel Process Pipe and Tubing	231
40 05 41 Glass Process Pipe	264
41 Material Processing and Handling Equipment	1
41 01 Operation and Maintenance of Material Processing and Handling Equipment	1
41 01 20 Operation and Maintenance of Piece Material Handling Equipment.....	1
41 20 Piece Material Handling Equipment.....	1
41 22 Cranes and Hoists.....	1
41 50 Material Storage.....	2
41 53 Storage Equipment and Systems.....	2
43 Process Gas and Liquid Handling, Purification, and Storage Equipment	1
43 05 Common Work Results for Process Gas and Liquid Handling, Purification, and Storage Equipment.....	1
43 05 10 Common Work Results for Gas Handling Equipment	1
43 20 Liquid Handling Equipment.....	1
43 23 Dry Location Liquid Pumps	1
43 24 Suspended Liquid Pumps	2
43 40 Gas and Liquid Storage	2
43 42 Pressurized Tanks And Vessels.....	2
46 Water And Wastewater Equipment	1
46 30 Water and Wastewater Chemical Feed Equipment.....	1
46 31 Gas Chemical Feed Equipment	1

About the CTC:

- ☑ This Construction Task Catalog® (CTC) was developed and customized by The Gordian Group, Inc. specifically for **San Bernardino County**, priced locally using current labor, material and equipment costs, and published in April 2023.
- ☑ The Gordian Group, Inc. licenses the use of this CTC and other proprietary information and software for the sole purpose of providing Job Order Contracting services to **San Bernardino County**. Use of this CTC and other proprietary information and software for any other purpose, or for any other entity, is expressly prohibited without the express written consent of The Gordian Group, Inc.

MasterFormat™

- ☑ The Tasks in this CTC are organized using CSI's *MasterFormat*.



MasterFormat® is produced jointly by CSI and Construction Specifications Canada (CSC). U.S. copyright is held by CSI and Canadian copyright by CSC. All Rights Reserved. For license information, contact CSI at csi@csinet.org. For more information on MasterFormat visit www.MasterFormat.com

The Unit Prices Include:

LABOR COSTS:

- ☑ Labor costs include direct labor through the working foreperson level at straight-time prevailing wage rates including fringe benefits and an allowance for Social Security, Medicare taxes, worker's compensation, unemployment insurance, and employee benefits.
- ☑ Labor costs include unloading equipment, materials, and tools, and transporting the same up or down 2 stories and 125' to reach the project site; layout; measuring and cutting to fit; performing the Task; disposal of excess material; and time for lunch and breaks.

EQUIPMENT COSTS:

- ☑ Equipment costs include all equipment required to accomplish the Task.
- ☑ Mobilization is included for all equipment except large equipment (e.g. cranes, bulldozers, excavators, backhoes, bobcats etc.), which exclude mobilization.
- ☑ Equipment costs include all operating expenses such as fuel, electricity, lubricants, etc.

MATERIAL COSTS:

- ☑ Material costs include the cost of the material, delivery, and all incidentals and accessories integral to the installation.
- ☑ Material costs include manufacturer's and/or fabricator's shop drawings.
- ☑ Material costs for roofing, drywall, VCT, carpet, wall covering, ceiling tile, pipe, conduit, concrete, etc. include an allowance for waste. This list is not intended to be all inclusive, but descriptive of the types of construction materials that are typically sold in standard lengths, sizes and weights.
- ☑ Material costs for imported materials (e.g. aggregate, sand, soil, etc.) include delivery up to 15 miles from the closest approved source.

The Adjustment Factors Include:

The Adjustment Factors include the following costs, unless specifically excluded by the terms of the Contract Documents:

BUSINESS COSTS:

- ☑ Office overhead, including, but not limited to, office space, office equipment, office and management personnel, office supplies, and employee transportation.
- ☑ Insurance and bonding.
- ☑ Profit.

Using The Construction Task Catalog®

- Job Order development services, Owner meetings, and other administrative services required by the Contract Documents.
- Subcontractor's overhead and profit.
- Cost of financing the work.
- Business risks such as the risk of a lower than expected volume of work, smaller than anticipated Job Orders, poor Subcontractor performance, and inflation or material cost fluctuations.

PROJECT RELATED COSTS:

- Project trailer, equipment and supplies, and portable toilets for Contractor's use.
- Project management and project supervision.
- Services required to complete project filings and obtain permits.
- Preparation and modification of sketches, drawings, submittals, as-built drawings, project photographs and other project records.
- Incidental engineering and architectural services.
- Gang boxes and storage containers for Contractor's tools, equipment and materials.
- Basic safety and warning signage, minor barricades (e.g., construction tape, etc.) and personnel safety equipment (e.g., hard hats, safety harnesses with lifeline or cabling, protective clothing, safety glasses, face shields, etc.).
- Meeting Owner's security requirements.
- All taxes for which a waiver is not available including material sales tax and equipment rental.
- Removing and returning Owner's furniture and furnishings (e.g. chairs, tables, pictures, etc. but excluding modular furniture, furnishings fastened to the wall or floor, safes and other furniture requiring disassembly).
- Sealing windows, doors and other openings with plastic to contain construction dust and debris within the work area, or to protect existing surfaces.
- Working in extreme temperatures (below or above normal) or adverse conditions such as rain, wind, sleet or snow.

- Costs resulting from inadequate supply of building materials, fuel, electricity, or skilled labor.
- Daily clean-up.
- Final professional clean-up.

PRICE VARIATIONS:

- Contractors may experience direct costs that are different than the unit prices set forth in the CTC. While diligent effort was made to provide accurate, unit prices, it is the Contractor's responsibility to review and analyze the unit prices, and to calculate, prior to bidding, the Adjustment Factors accordingly.

SUMMARY:

- This list is not exhaustive and is intended to provide general examples of costs to be included in the Contractor's Adjustment Factors.
- The only compensation to be paid to the Contractor for Tasks will be:

Unit Price	X	Quantity	X	Adjustment Factor
------------	---	----------	---	----------------------

- No additional payments of any kind whatsoever will be made.
- All costs in excess of the unit prices, must be included in the Adjustment Factors.

General Rules:

- Unit prices are for complete and in-place construction and include all labor, equipment and material required to complete the Task as described in the CTC.
- All labor, material, equipment, spare parts, and documents required by a Technical Specification shall be considered included in the unit price, unless the Task description states otherwise.
- If the Contractor uses a crane or other lifting equipment (except a truck mounted boom lift or

other equipment as part of the delivery process) to lift material onto a roof, even if that roof is less than 2 stories, the Contractor will be paid for such crane or lifting equipment as a separate Task.

- ☑ Unit prices include all fasteners such as anchor bolts, lag bolts, screws, adhesive, wedge anchors, expansion bolts, roofing clips (excluding hurricane clips) required. Fasteners listed separately in the CTC are for use with Owner furnished material and equipment or for relocating or reinstalling existing material and equipment.
- ☑ Unit prices exclude more substantial mounting material such as threaded rod or angle iron unless the Task description states otherwise.
- ☑ Unit prices for doors and windows, duct work, plumbing fixtures, seamless floors, countertops, roof flashing, pitch pockets, skylights, roof curbs, exterior trim, etc. include sealant and caulking.
- ☑ Unit prices include testing, calibrating, balancing, start-up services and the like required to ensure proper installation, construction and performance of the work (e.g. compaction test for backfill, balancing of heating ventilation and air conditioning, pneumatic or hydrostatic testing, soaping of joints, disinfection and flushing of water lines, etc.). Contractor may be paid for testing, calibrating, balancing, start-up services and the like for Owner supplied materials and equipment, or when working on or tying into existing materials and equipment.
- ☑ For the purpose of calculating the quantity of a Task, quantities are calculated on a per project basis. The quantity so determined shall be used for the Task and all appropriate modifiers, unless the Task states otherwise.
- ☑ Whenever there are alternative Tasks that may be selected to complete work, the Contractor shall select the most practical and economical Tasks available (e.g. rental of equipment by weeks or months rather than days, or painting by roller or spray rather than brush).

DEMOLITION:

- ☑ Unit prices for demolition include all labor, equipment and material required for the complete removal of the items; clean-up of the area; and

transporting the demolished items up or down 2 stories into a truck, dumpster, or to an Owner designated area, located within 125' of the project site.

- ☑ Unit prices for demolition exclude costs for hauling (See 01741900), dump fees (See 01741900), dumpsters (See 01741900), and trash chutes (See 01741900).
- ☑ If the item being demolished is attached to another item being removed and can be removed as one item, then that item shall not be priced as a separate demolition Task, unless the component must be demolished separately to accomplish the work (e.g. demolition of pipe includes pipe fittings unless the fitting must be demolished separately to accomplish the work; demolition of a wood door includes hinges, hardware, closures, kick plates, etc.).
- ☑ The word "replace" includes removal of the existing item and installation of the new item.
- ☑ The words "remove and relocate" or "remove and reinstall" include removal, cleaning, and installation of the existing item in either the same location or another location.
- ☑ Salvageable materials are the property of the Owner and shall, if directed, be turned over to the Owner.

WORKING HEIGHT:

- ☑ Typical working height for work other than masonry is up to 14' above the finished floor or stationary working surface. The Contractor will not be paid for scaffolding, lifts, or similar equipment for work below 14'.
- ☑ Typical working height for masonry work is up to 4' above the finished floor or stationary working surface. The Contractor will not be paid for scaffolding, lifts, or similar equipment for masonry work below 4'.

FIELD ENGINEERING:

- ☑ Surveying Tasks shall be used only when the Owner requests the Contractor to perform topographic surveys, property line surveys or to establish horizontal and vertical control points. If the

Using The Construction Task Catalog®

Owner provides horizontal and vertical control points within or adjacent to the project site, all other surveying required to complete the work shall be considered construction staking or layout, and the cost thereof is included in the appropriate Tasks.

ASSEMBLIES:

- ☑ Assembly Tasks take precedence over individual component Tasks.

RESTRICTED AND CONFINED SPACES:

- ☑ Restricted Working Space is defined as any area with less than 3' vertical or horizontal clearance and includes areas such as crawl spaces, ceiling plenums where the grid is not removed, narrow piping tunnels, and equipment rooms where the space to install the new work is congested as a result of equipment and piping placement that meet these dimensional restrictions. A Restricted Working Space modifier is available for certain mechanical piping and piping accessories Tasks and for certain electrical conduit and conduit accessories Tasks. Only those Tasks with a modifier for Restricted Working Space are eligible for a price adjustment, and then only if the modifier applies to the contemplated Tasks. A Non-Prepriced Task will not be allowed because of Restricted Working Space for any Task.
- ☑ The Code of Federal Regulations (29 CFR part 1926, Subpart AA) define confined spaces and permit-required confined spaces for construction and set forth requirements, procedures and safety precautions for working in such spaces. If the Contractor must work in a confined space or a permit-required confined space and must provide ventilation equipment, air monitoring equipment and services, entry attendants, entry supervisors, site-specific training for workers, or other equipment and services required by the regulations, then the Contractor shall be paid for such equipment, services and training. Those costs shall not be included in the Adjustment Factors.

Or Equals:

- ☑ Whenever material, products, or equipment is identified in the CTC, or in the Technical Specifications, by reference to a manufacturer's name, make or model number, the identification is intended to establish a standard. Any material, product, or equipment of another manufacturer may be considered an or-equal provided that, in the opinion of the Owner, the material, product, or equipment so proposed is of equal quality, substance and function to the named item. The Contractor shall not install any proposed material, product, or equipment without the prior written approval of the Owner. The burden of proof, and all costs related thereto, concerning whether the proposed material, product, or equipment is an or-equal, shall be borne by the Contractor.

Useful Information:

UNIT OF MEASURE DEFINITIONS:

ACR – Acre, **BAG** – Bag, **BBL** – Barrel, **BCY** - Bank (In-place) Cubic Yards, **BF** - Board Foot, **BOX** - Box (each), **BTU** - British Thermal Unit, **C** - One Hundred, **CCF** - One Hundred Cubic Feet, **CCY** - Compacted Cubic Yards, **CF** - Cubic Foot, **CFM** - Cubic Feet Per Minute, **CI** – Cubic Inch, **CLF** - One Hundred Linear Feet, **CSF** - One Hundred Square Feet, **CSY** - Hundred Square Yards, **CWT** - Hundred Weight, **CY** - Cubic Yard, **CYM** - Cubic Yard Mile, **DAY** – Day, **DRM** - Drum (each), **EA** – Each, **FLR** - Floor (Per Floor), **FT** – Foot, **GAL** – Gallon, **GSF** - Ground Square Foot, **HR** – Hour, **HWT** - Hundred Carton Weight, **HYR** – Half Year, **IN** – Inch, **JOB** – Job, **LAN** – Lane, **LB** – Pound, **LCY** - Loose (Excavated) Cubic Yards, **LF** - Linear Foot, **LFD** - Linear Feet Per Day, **LIT** – Liter, **LOT** – Lot, **MBF** - One Thousand Board Feet, **MBH** - One Thousand British Thermal Units, **MCF** – One Thousand Cubic Feet, **MF3** - One Thousand Cubic Feet Per Minute, **MGL** – One Thousand Gallons, **MI** – Mile, **MLF** - One

Thousand Linear Feet, **MO** – Month, **MSF** - One Thousand Square Feet, **MSY** - One Thousand Square Yards, **MT** – Metric Ton, **MTK** – Metric Ton Kilometer, **M2** – Square Meter, **M3K** – Cubic Meter Kilometer, **NTE** – Note, **OPN** – Opening, **OUT** - Outlet or Output (each), **OZ** – Ounce, **PKG** – Package, **PNT** – Point, **PR** – Pair, **QT** – Quart, **ROL** - Roll (each), **ROM** – Room, **ROW** – Row, **RSR** - Riser (Per Rise), **SEA** – Seat, **SET** – Set, **SF** - Square Foot, **SHT** – Sheet, **SI** - Square Inch, **STP** - Stop (each), **SQ** - Square or One Hundred Square Feet, **SY** - Square Yard, **SYI** – Inches per Square Yard, **TNM** - Tons per Mile, **TON** – Ton, **TRK** – Truck Load, **UI** - United Inch, **UNT** – Unit, **VLF** - Vertical Linear Foot, **WK** – Week, **YD** – Yard, **YR** – Year

MATERIAL WEIGHTS:

EARTHEN MATERIAL

- The following engineering values for establishing shrink/swell factors shall be used unless otherwise directed by the Owner.

Material	Material Weight (Lbs Per CY)		
	In-place (Bank)	Loose (Excavated Materials)	Compacted
Earth, Common (Average)	3170	2536	3520
Sand	2880	2590	3240
Earth, Rock Mix. (75% E/ 25% R)	3380	2370	3720
Earth, Rock Mix. (50% E/50% R)	3750	2710	4000
Earth, Rock Mix. (25% E/ 75% R)	4120	3140	3680
Gravel (Average)	3280	2730	3570
Limestone	4380	2690	3220
Riprap Rock (Average)	4500	2610	3150
Granite	4540	2640	3170
Basalt	4950	3020	3640
Clay	3220	2150	3570
Gneiss	4550	2720	3180

BULK FACTORS FOR DEMOLITION:

- The following bulk factors shall be used to calculate the volume of demolished material to be transported from the project site.
 - Asphalt** = 1.25
 - Concrete** = 1.40

CONVERSIONS:

- 1 Acre** = 43,560 Square Feet = 4046.8 Square Meters
- 1 Board Foot** = 12" x 12" x 1" = 144 Cubic Inches
- 1 Centimeter** = 0.3937 Inches = 0.0328 Feet
- 1 Cubic Foot** = 0.03704 Cubic Yards = 0.02832 Cubic Meters
- 1 Cubic Meter** = 1.3080 Cubic Yards = 35.3147 Cubic Feet
- 1 Cubic Yard** = 27 Cubic Feet = 0.7646 Cubic Meters
- 1 Foot** = 12 Inches = 0.3048 Meters
- 1 Inch** = 2.54 Centimeters = 0.0254 Meters
- 1 Kilogram** = 2.2046 Pounds
- 1 Kilometer** = 0.6214 Miles = 3280 Feet
- 1 Meter** = 100 Centimeters = 3.2808 Feet
- 1 Mile** = 5280 Feet = 1.6093 Kilometers
- 1 Pound** = 0.4536 Kilograms
- 1 Square Foot** = 144 Square Inches = .0929 Square Meters
- 1 Square Meter** = 1.1960 Square Yards = 10.7639 Square Feet
- 1 Square Yard** = 9 Square Feet = 0.8361 Square Meters
- 1 Ton** = 2000 Pounds = 907.185 Kilograms
- 1 Yard** = 3 Feet = 0.9144 Meters

Using The Construction Task Catalog®

Complete Management, PROGEN, eGordian, eziQC, Construction Task Catalog, Catalog of Construction Tasks, and DMAP are either registered trademarks or trademarks of The Gordian Group, Inc. The names of actual companies and products mentioned herein may be the trademarks of their respective owners.

Sheet Metal Thickness (inches)				
Gage No.	Steel Sheet	Galvanized Steel Sheet	Stainless Steel Sheet	Aluminum Sheet
10	.135	.138	.141	
11	.120	.123	.125	
12	.105	.108	.109	
13	.090	.093	.094	.072
14	.075	.079	.078	.064
15	.067	.071	.070	.057
16	.060	.064	.063	.051
17	.054	.058	.056	.045
18	.048	.052	.050	.040
19	.042	.046	.044	.036
20	.036	.040	.038	.032
21	.033	.037	.034	.028
22	.030	.034	.031	.025
23	.027	.031	.028	.023
24	.024	.028	.025	.020
25	.021	.025	.022	.018
26	.018	.022	.019	.017

STANDARD GEOMETRY:

Circle

- Circumference = 2 π radius = π diameter
- Area = π radius² = π (diameter² / 4)

Cylinder

- Volume = (π radius²) height
- Surface Area = 2 π radius² + (2 π radius) height

Sphere

- Volume = (4 π radius³) / 3
- Surface Area = 4 π radius²

π = 3.14159

United Inch

- The industry standard for measuring windows is the United Inch or UI. The UI is determined by adding the width and the height in inches.

TRADEMARKS

- Job Order Contracting Advanced, Job Order Contracting Complete, Job Order Contracting



MINOR CSI UOM DESCRIPTION	TOTAL DIRECT UNIT COST	DEMOLITION UNIT COST
------------------------------	---------------------------	-------------------------

01 General Requirements

01 20 Price and Payment Procedures ⁽⁰¹⁾

01 22 Unit Prices ^(01 20)

01 22 16 Unit Price Payment ^(01 22)

01 22 16 00-0001 Reimbursable Fees ^(01 22 16)

Note: Reimbursable fees include but are not limited to permits, special inspections, special insurance, additional warranties, tolls, expedited shipping costs, etc, which are not included in a task or an Adjustment Factor as explained in the Contract or The Construction Task Catalog®.

01 22 16 00-0002 EA Reimbursable Fees.....1.00

Note: Reimbursable Fees will be paid to the contractor for eligible costs as directed by Owner. Insert the appropriate quantity to adjust the base cost to the actual Reimbursable Fee. If there are multiple Reimbursable Fees, list each one separately and add a comment in the "note" block to identify the Reimbursable Fee (e.g. sidewalk closure, road cut, various permits, extended warranty, expedited shipping costs, etc.). A copy of each receipt, invoice, or proof of payment shall be submitted with the Price Proposal.

01 22 20 Wage Rates ^(01 22)

01 22 20 00-0001 Local Labor/Wage Rates ^(01 22 20)

Note: Welders receive the rate prescribed for the craft performing the operation to which the welding is incidental.

01 22 20 00-0002 HR Asbestos Removal Worker91.11

Note: For tasks not included in the Construction Task Catalog® and as directed by owner only.

For Apprentice, Deduct -18.22

01 22 20 00-0003 HR Insulator.....94.76

Note: For tasks not included in the Construction Task Catalog® and as directed by owner only.

For Apprentice, Deduct -18.95

01 22 20 00-0004 HR Boilermaker.....100.43

Note: For tasks not included in the Construction Task Catalog® and as directed by owner only.

For Apprentice, Deduct -20.09

01 22 20 00-0005 HR Brick Layer.....89.51

Note: For tasks not included in the Construction Task Catalog® and as directed by owner only.

For Apprentice, Deduct -17.90

01 22 20 00-0006 HR Carpenter.....99.26

Note: For tasks not included in the Construction Task Catalog® and as directed by owner only.

For Apprentice, Deduct -19.85

01 22 20 00-0007 HR Carpenter, Bridge Builder104.20

Note: For tasks not included in the Construction Task Catalog® and as directed by owner only.

For Apprentice, Deduct -20.84

For Foreperson, Add 5.21

01 22 20 00-0008 HR Carpet, Linoleum83.25

Note: For tasks not included in the Construction Task Catalog® and as directed by owner only.

For Apprentice, Deduct -16.65

01 22 20 00-0009 HR Cement Mason87.06

Note: For tasks not included in the Construction Task Catalog® and as directed by owner only.

For Apprentice, Deduct -17.41

01 22 20 00-0010 HR Drywall Finisher96.04

Note: For tasks not included in the Construction Task Catalog® and as directed by owner only.

For Apprentice, Deduct -19.21

01 22 20 00-0011 HR Electrician120.19

Note: For tasks not included in the Construction Task Catalog® and as directed by owner only.

For Apprentice, Deduct -24.04

01 22 20 00-0012 HR Electrician, Cable Splicer124.66

Note: For tasks not included in the Construction Task Catalog® and as directed by owner only.

For Apprentice, Deduct -24.93

For Foreperson, Add 6.23

01 22 20 00-0013 HR Communication And System Technician75.90

Note: For tasks not included in the Construction Task Catalog® and as directed by owner only.

For Apprentice, Deduct -15.18

01 22 20 00-0014 HR Equipment Operator (Crane Group 8)114.92

Note: For tasks not included in the Construction Task Catalog® and as directed by owner only.

For Apprentice, Deduct -22.98

For Foreperson, Add 5.75

01 22 20 00-0015 HR Equipment Operator (Crane Group 9)115.16

Note: For tasks not included in the Construction Task Catalog® and as directed by owner only.

For Apprentice, Deduct -23.03

For Foreperson, Add 5.76

01 22 20 00-0016 HR Equipment Operator (Crane Group 10)116.56

Note: For tasks not included in the Construction Task Catalog® and as directed by owner only.

For Apprentice, Deduct -23.31

01 22 20 00-0017 HR Equipment Operator (Crane Group 11)117.97

Note: For tasks not included in the Construction Task Catalog® and as directed by owner only.

For Apprentice, Deduct -23.59

For Foreperson, Add 5.90

01 22 20 00-0018 HR Equipment Operator (Crane Group 12)119.37

Note: For tasks not included in the Construction Task Catalog® and as directed by owner only.

For Apprentice, Deduct -23.87

For Foreperson, Add 5.97

01	01	General Requirements
	01 20	Price and Payment Procedures
	01 22	Unit Prices



MINOR CSI UOM DESCRIPTION	TOTAL DIRECT UNIT COST	DEMOLITION UNIT COST
01 22 20 00-0019 HR Equipment Operator (Crane Group 13).....	120.77	
Note: For tasks not included in the Construction Task Catalog® and as directed by owner only.		
<i>For Apprentice, Deduct</i>	-24.15	
<i>For Foreperson, Add</i>	6.04	
01 22 20 00-0020 HR Equipment Operator (Group 2).....	111.55	
Note: For tasks not included in the Construction Task Catalog® and as directed by owner only.		
<i>For Apprentice, Deduct</i>	-22.31	
<i>For Foreperson, Add</i>	5.58	
01 22 20 00-0021 HR Equipment Operator (Group 3).....	111.96	
Note: For tasks not included in the Construction Task Catalog® and as directed by owner only.		
<i>For Apprentice, Deduct</i>	-22.39	
<i>For Foreperson, Add</i>	5.60	
01 22 20 00-0022 HR Equipment Operator (Group 4).....	114.05	
Note: For tasks not included in the Construction Task Catalog® and as directed by owner only.		
<i>For Apprentice, Deduct</i>	-22.81	
01 22 20 00-0023 HR Equipment Operator (Group 6).....	114.36	
Note: For tasks not included in the Construction Task Catalog® and as directed by owner only.		
<i>For Apprentice, Deduct</i>	-22.87	
<i>For Foreperson, Add</i>	5.72	
01 22 20 00-0024 HR Equipment Operator (Group 8).....	114.51	
Note: For tasks not included in the Construction Task Catalog® and as directed by owner only.		
<i>For Apprentice, Deduct</i>	-22.90	
01 22 20 00-0025 HR Equipment Operator (Group 10).....	114.68	
Note: For tasks not included in the Construction Task Catalog® and as directed by owner only.		
<i>For Apprentice, Deduct</i>	-22.94	
<i>For Foreperson, Add</i>	5.73	
01 22 20 00-0026 HR Equipment Operator (Group 12).....	114.92	
Note: For tasks not included in the Construction Task Catalog® and as directed by owner only.		
<i>For Apprentice, Deduct</i>	-22.98	
<i>For Foreperson, Add</i>	5.75	
01 22 20 00-0027 HR Glazier.....	106.59	
Note: For tasks not included in the Construction Task Catalog® and as directed by owner only.		
<i>For Apprentice, Deduct</i>	-21.32	
01 22 20 00-0028 HR Laborer.....	88.90	
Note: For tasks not included in the Construction Task Catalog® and as directed by owner only.		
01 22 20 00-0029 HR Lather.....	92.68	
Note: For tasks not included in the Construction Task Catalog® and as directed by owner only.		
<i>For Apprentice, Deduct</i>	-18.54	
01 22 20 00-0030 HR Marble Setter.....	89.51	
Note: For tasks not included in the Construction Task Catalog® and as directed by owner only.		
<i>For Apprentice, Deduct</i>	-17.90	
01 22 20 00-0031 HR Millwright.....	92.48	
Note: For tasks not included in the Construction Task Catalog® and as directed by owner only.		
<i>For Apprentice, Deduct</i>	-18.50	
01 22 20 00-0032 HR Mold Removal Worker.....	92.71	
Note: For tasks not included in the Construction Task Catalog® and as directed by owner only.		
<i>For Apprentice, Deduct</i>	-18.54	
<i>For Foreperson, Add</i>	4.64	
01 22 20 00-0033 HR Painter, Ordinary.....	75.46	
Note: For tasks not included in the Construction Task Catalog® and as directed by owner only.		
<i>For Apprentice, Deduct</i>	-15.09	
01 22 20 00-0034 HR Painter, Structural Steel.....	80.36	
Note: For tasks not included in the Construction Task Catalog® and as directed by owner only.		
<i>For Apprentice, Deduct</i>	-16.07	
01 22 20 00-0035 HR Paperhanger.....	75.46	
Note: For tasks not included in the Construction Task Catalog® and as directed by owner only.		
<i>For Apprentice, Deduct</i>	-15.09	
01 22 20 00-0036 HR Pile Drivers.....	102.64	
Note: For tasks not included in the Construction Task Catalog® and as directed by owner only.		
<i>For Apprentice, Deduct</i>	-20.53	
01 22 20 00-0037 HR Plasterer.....	90.59	
Note: For tasks not included in the Construction Task Catalog® and as directed by owner only.		
<i>For Apprentice, Deduct</i>	-18.12	
01 22 20 00-0038 HR Plumber.....	107.06	
Note: For tasks not included in the Construction Task Catalog® and as directed by owner only.		
<i>For Apprentice, Deduct</i>	-21.41	
01 22 20 00-0039 HR Powderman.....	97.69	
Note: For tasks not included in the Construction Task Catalog® and as directed by owner only.		
<i>For Apprentice, Deduct</i>	-19.54	
01 22 20 00-0040 HR Rodman (Reinforcing)/Ornamental Steel Worker.....	99.92	
Note: For tasks not included in the Construction Task Catalog® and as directed by owner only.		
<i>For Apprentice, Deduct</i>	-19.98	
01 22 20 00-0041 HR Roofer, Composite.....	101.84	
Note: For tasks not included in the Construction Task Catalog® and as directed by owner only.		
<i>For Apprentice, Deduct</i>	-20.37	
01 22 20 00-0042 HR Roofer, Metal.....	127.39	
Note: For tasks not included in the Construction Task Catalog® and as directed by owner only.		
<i>For Apprentice, Deduct</i>	-25.48	
<i>For Foreperson, Add</i>	6.37	
01 22 20 00-0043 HR Roofer, Tile/Slate.....	98.68	
Note: For tasks not included in the Construction Task Catalog® and as directed by owner only.		
<i>For Apprentice, Deduct</i>	-19.74	
01 22 20 00-0044 HR Sheet Metal Worker.....	106.85	
Note: For tasks not included in the Construction Task Catalog® and as directed by owner only.		
<i>For Apprentice, Deduct</i>	-21.37	



MINOR CSI UOM DESCRIPTION	TOTAL DIRECT UNIT COST	DEMOLITION UNIT COST
01 22 20 00-0045 HR Sprinkler Installer.....	106.79	
Note: For tasks not included in the Construction Task Catalog® and as directed by owner only.		
For Apprentice, Deduct	-21.36	
01 22 20 00-0046 HR Steam / Pipe Fitter.....	107.06	
Note: For tasks not included in the Construction Task Catalog® and as directed by owner only.		
For Apprentice, Deduct	-21.41	
01 22 20 00-0047 HR Stone Mason.....	89.51	
Note: For tasks not included in the Construction Task Catalog® and as directed by owner only.		
For Apprentice, Deduct	-17.90	
01 22 20 00-0048 HR Structural Steel Worker.....	103.34	
Note: For tasks not included in the Construction Task Catalog® and as directed by owner only.		
For Apprentice, Deduct	-20.67	
01 22 20 00-0049 HR Tile Layer.....	85.52	
Note: For tasks not included in the Construction Task Catalog® and as directed by owner only.		
For Apprentice, Deduct	-17.10	
01 22 20 00-0050 HR Terrazzo Worker.....	80.95	
Note: For tasks not included in the Construction Task Catalog® and as directed by owner only.		
For Apprentice, Deduct	-16.19	
01 22 20 00-0051 HR Truck Driver (Group 2).....	87.73	
Note: For tasks not included in the Construction Task Catalog® and as directed by owner only.		
For Apprentice, Deduct	-17.55	
01 22 20 00-0052 HR Truck Driver (Group 3).....	87.91	
Note: For tasks not included in the Construction Task Catalog® and as directed by owner only.		
For Apprentice, Deduct	-17.58	
For Foreperson, Add	4.40	
01 22 20 00-0053 HR Truck Driver (Group 4).....	88.18	
Note: For tasks not included in the Construction Task Catalog® and as directed by owner only.		
For Apprentice, Deduct	-17.64	
For Foreperson, Add	4.41	
01 22 20 00-0054 HR Truck Driver (Group 5).....	88.23	
Note: For tasks not included in the Construction Task Catalog® and as directed by owner only.		
For Apprentice, Deduct	-17.65	
For Foreperson, Add	4.41	
01 22 20 00-0055 HR Truck Driver (Group 6).....	88.27	
Note: For tasks not included in the Construction Task Catalog® and as directed by owner only.		
For Apprentice, Deduct	-17.65	
01 22 20 00-0056 HR Truck Driver (Group 7).....	88.63	
Note: For tasks not included in the Construction Task Catalog® and as directed by owner only.		
For Apprentice, Deduct	-17.73	
01 22 20 00-0057 HR Truck Driver (Group 8).....	88.99	
Note: For tasks not included in the Construction Task Catalog® and as directed by owner only.		
For Apprentice, Deduct	-17.80	
For Foreperson, Add	4.45	
01 22 20 00-0058 HR Truck Driver (Group 9).....	89.27	
Note: For tasks not included in the Construction Task Catalog® and as directed by owner only.		
For Apprentice, Deduct	-17.85	
For Foreperson, Add	4.46	
01 22 20 00-0059 HR Class I Diver.....	194.05	
Note: For tasks not included in the Construction Task Catalog® and as directed by owner only.		
01 22 20 00-0060 HR Class III Diver Tender.....	109.07	
Note: For tasks not included in the Construction Task Catalog® and as directed by owner only.		
01 22 20 00-0061 HR D1 Certified Welder.....	116.64	
Note: For tasks not included in the Construction Task Catalog® and as directed by owner only.		
01 22 20 00-0062 Rates For Services (01 22 20)		
01 22 20 00-0063 HR Watch/Guard Person, Unarmed.....	35.76	
01 22 20 00-0064 HR Watch/Guard Person, Armed.....	45.20	
01 22 20 00-0065 HR Senior Surveyor (Party Chief).....	126.49	
01 22 20 00-0066 HR Surveyor (Instrument person).....	118.24	
01 22 20 00-0067 HR Surveyor (Rod Person).....	117.30	
01 22 20 00-0068 HR On-Site Certified Materials Testing Technician.....	87.55	
01 22 20 00-0069 HR Certified Industrial Hygienist.....	118.18	
01 22 20 00-0070 MI Mileage For Professional Services (Engineering, Surveying, Etcetera).....	0.66	
Note: For use only when the Owner directs the contractor to use personnel whose base of operations is more than 100 miles from the site. Quantity shall be miles that exceed 100.		
01 22 20 00-0071 HR Fire Watch Laborer.....	88.90	
Note: Fire watchers shall be required whenever welding or cutting is performed in locations where other than a minor fire might develop, or any of the following conditions exist: (1) Appreciable combustible material, in building construction or contents, closer than 35 feet (10.7 m) to the point of operation. (2) Appreciable combustibles are more than 35 feet (10.7 m) away but are easily ignited by sparks. (3) Wall or floor openings within a 35-foot (10.7 m) radius expose combustible material in adjacent areas including concealed spaces in walls or floors. (4) Combustible materials are adjacent to the opposite side of metal partitions, walls, ceilings, or roofs and are likely to be ignited by conduction or radiation.		
01 22 20 00-0072 Rates For Project Management Services (01 22 20)		
01 22 20 00-0073 HR Project Manager.....	161.25	
01 22 20 00-0074 Rates For Architectural And Engineering Services (01 22 20)		
Note: For preparation of contract documents, structural and/or design drawings, special investigating requirements or services outside required architectural and engineering services.		
01 22 20 00-0075 HR Principal Architect.....	225.00	

01	01	General Requirements
	01 20	Price and Payment Procedures
	01 22	Unit Prices



MINOR	CSI	UOM	DESCRIPTION	TOTAL DIRECT UNIT COST	DEMOLITION UNIT COST
	01 22 20 00-0076	HR	Senior Architect	200.00	
	01 22 20 00-0077	HR	Architect.....	150.00	
	01 22 20 00-0078	HR	Principal Engineer.....	222.50	
	01 22 20 00-0079	HR	Senior Engineer	172.50	
	01 22 20 00-0080	HR	Engineer	135.00	
	01 22 20 00-0081	HR	Draft Person.....	80.00	
01 22 20	00-0082		Rates For Traffic Control (01 22 20)		
	01 22 20 00-0083	HR	Flagperson For Traffic Control	88.90	
01 22 20	00-0084		Mobilize Equipment (01 22 20)		
	01 22 20 00-0085	HR	Escort Vehicle With Driver	100.16	
	01 22 20 00-0086	HR	Transport Vehicle With Driver	132.93	
01 22 20	00-0087		Diver Rates (01 22 20)		
	01 22 20 00-0088	DAY	Four Person Dive Team With No Decompression Chamber (Up To Fifty Feet)..... Note: Includes labor and equipment to perform the dive portion of the job. Excludes welding machines, underwater burning and welding rigs, generators, tools, underwater video equipment, air compressors, pumps, and boats.	4,856.91	
	01 22 20 00-0089	DAY	Eight Person Dive Team With Decompression Chamber (Up To Two Hundred Feet)..... Note: Includes labor and equipment to perform the dive portion of the job. Excludes welding machines, underwater burning and welding rigs, generators, tools, underwater video equipment, air compressors, pumps, and boats.	9,052.81	
	01 22 20 00-0090	DAY	Decompression Chamber And 5120 Air Compressor	1,409.16	
	01 22 20 00-0091	DAY	Decompression Chamber Stand-By	640.52	
	01 22 20 00-0092	NPP	HP Air Bottles (NPP To Be Billed At Cost Plus 15%).....	0.00	
	01 22 20 00-0093	NPP	Oxygen Bottles (NPP To Be Billed At Cost Plus 15%).....	0.00	
	01 22 20 00-0094	NPP	Nitrox Bottles (NPP To Be Billed At Cost Plus 15%).....	0.00	
	01 22 20 00-0095	DAY	Mixed Gas Console	128.10	
	01 22 20 00-0096	DAY	Bail Out System	320.26	
	01 22 20 00-0097	DAY	Explosive Meter	115.29	
	01 22 20 00-0098	DAY	200 Amperes, Welding Machine With Leads	230.59	
	01 22 20 00-0099	DAY	400 Amperes, Welding Machine With Leads	284.39	
	01 22 20 00-0100	DAY	Topside Burning Rig	128.10	
	01 22 20 00-0101	DAY	Underwater Burning Rig.....	230.59	
	01 22 20 00-0102	DAY	Underwater Welding Rig.....	358.69	
	01 22 20 00-0103	EA	Underwater Burning Rods.....	9.99	
	01 22 20 00-0104	EA	Underwater Welding Rods	4.87	
	01 22 20 00-0105	NPP	Oxygen / Acetylene (NPP To Be Billed At Cost Plus 15%).....	0.00	
	01 22 20 00-0106	DAY	2,000 Watt Generator	230.59	
	01 22 20 00-0107	DAY	3,000 Watt Generator	320.26	
	01 22 20 00-0108	DAY	50 KW Generator	384.32	
	01 22 20 00-0109	DAY	Hydraulic Unit	256.21	
	01 22 20 00-0110	DAY	Hydraulic Tools	102.48	
	01 22 20 00-0111	DAY	Pneumatic Tools	64.05	
	01 22 20 00-0112	NPP	Concrete Chain Saw Blades (NPP To Be Billed At Cost Plus 15%)	0.00	
	01 22 20 00-0113	DAY	Roto Drill	102.48	
	01 22 20 00-0114	DAY	Underwater Video Equipment And Monitor.....	501.46	
	01 22 20 00-0115	DAY	Air Compressor <180 CFM	179.35	
	01 22 20 00-0116	DAY	Air Compressor >180 CFM	256.21	
	01 22 20 00-0117	DAY	3" Trash Pump	179.35	
	01 22 20 00-0118	DAY	4" Submersible Pump	256.21	
	01 22 20 00-0119	DAY	6" Submersible Pump	538.04	
	01 22 20 00-0120	DAY	6" Diesel Pump	576.47	
	01 22 20 00-0121	DAY	Lengths Of Suction Hose (Each)	51.24	
	01 22 20 00-0122	DAY	Lengths Of Discharge Hose (Each)	51.24	
	01 22 20 00-0123	DAY	4 Ton Flatbed Trailer With Sides	102.48	
	01 22 20 00-0124	DAY	Equipment Storage Trailer	102.48	
	01 22 20 00-0125	DAY	Equipment Vehicle	179.35	
	01 22 20 00-0126	DAY	Dive Boat	1,024.84	
	01 22 20 00-0127	DAY	Jon Boat.....	102.48	
01 22 23	00-0001		Equipment Usage (01 22)		
	Note: Includes fuel costs unless otherwise stated. These tasks shall be used for owned, leased or rented equipment. See CSI section 01 22 20 00-0082 for traffic control (where required), 01 71 13 00-0000 for equipment delivery, pickup, mobilization and demobilization.				
	01 22 23 00-0001		Aerial Equipment (01 22 23)		
	01 22 23 00-0002		Man Lifts (01 22 23 00-0001) Note: Excludes operator, delivery, set-up, and removal.		
	01 22 23 00-0003		Telescoping Boom Man Lifts With Platform (01 22 23 00-0002)		
	01 22 23 00-0004		Engine Powered, Telescoping Boom Man Lifts With Platform (01 22 23 00-0003) Note: Diesel or dual fuel (gasoline or liquid propane gas). Two-wheel drive. For use on unpaved or paved surfaces.		
	01 22 23 00-0005	DAY	40' Engine Powered, Telescoping Boom Man Lift With Platform	443.76	
			For Four-Wheel Drive, Add	99.85	



MINOR CSI UOM DESCRIPTION	TOTAL DIRECT UNIT COST	DEMOLITION UNIT COST
01 22 23 00-0006 WK 40' Engine Powered, Telescoping Boom Man Lift With Platform <i>For Four-Wheel Drive, Add</i>	1,116.57 251.23	
01 22 23 00-0007 MO 40' Engine Powered, Telescoping Boom Man Lift With Platform <i>For Four-Wheel Drive, Add</i>	2,505.12 563.65	
01 22 23 00-0008 DAY 60' Engine Powered, Telescoping Boom Man Lift With Platform <i>For Four-Wheel Drive, Add</i>	651.33 146.55	
01 22 23 00-0009 WK 60' Engine Powered, Telescoping Boom Man Lift With Platform <i>For Four-Wheel Drive, Add</i>	1,553.18 349.47	
01 22 23 00-0010 MO 60' Engine Powered, Telescoping Boom Man Lift With Platform <i>For Four-Wheel Drive, Add</i>	3,399.81 764.96	
01 22 23 00-0011 DAY 80' Engine Powered, Telescoping Boom Man Lift With Platform <i>For Four-Wheel Drive, Add</i>	1,266.88 285.05	
01 22 23 00-0012 WK 80' Engine Powered, Telescoping Boom Man Lift With Platform <i>For Four-Wheel Drive, Add</i>	3,070.57 690.88	
01 22 23 00-0013 MO 80' Engine Powered, Telescoping Boom Man Lift With Platform <i>For Four-Wheel Drive, Add</i>	6,441.75 1,449.39	
01 22 23 00-0014 DAY 110' Engine Powered, Telescoping Boom Man Lift With Platform <i>For Four-Wheel Drive, Add</i>	1,803.69 405.83	
01 22 23 00-0015 WK 110' Engine Powered, Telescoping Boom Man Lift With Platform <i>For Four-Wheel Drive, Add</i>	4,343.17 977.21	
01 22 23 00-0016 MO 110' Engine Powered, Telescoping Boom Man Lift With Platform <i>For Four-Wheel Drive, Add</i>	10,822.14 2,434.98	
01 22 23 00-0017 DAY 120' Engine Powered, Telescoping Boom Man Lift With Platform <i>For Four-Wheel Drive, Add</i>	2,197.35 494.40	
01 22 23 00-0018 WK 120' Engine Powered, Telescoping Boom Man Lift With Platform <i>For Four-Wheel Drive, Add</i>	5,604.32 1,260.97	
01 22 23 00-0019 MO 120' Engine Powered, Telescoping Boom Man Lift With Platform <i>For Four-Wheel Drive, Add</i>	12,740.35 2,866.58	
01 22 23 00-0020 Articulating (Up/Over) Boom Man Lifts With Platform <small>(01 22 23 00-0002)</small>		
01 22 23 00-0021 Engine Powered, Articulating (Up/Over) Boom Man Lifts With Platform <small>(01 22 23 00-0020)</small>		
<small>Note: Diesel or dual fuel (gasoline or liquid propane gas), Four-wheel drive. For use on unpaved or paved surfaces.</small>		
01 22 23 00-0022 DAY 34' Engine Powered, Articulating (Up/Over) Boom Man Lift With Platform	429.06	
01 22 23 00-0023 WK 34' Engine Powered, Articulating (Up/Over) Boom Man Lift With Platform	1,076.54	
01 22 23 00-0024 MO 34' Engine Powered, Articulating (Up/Over) Boom Man Lift With Platform	2,589.93	
01 22 23 00-0025 DAY 45' Engine Powered, Articulating (Up/Over) Boom Man Lift With Platform	546.07	
01 22 23 00-0026 WK 45' Engine Powered, Articulating (Up/Over) Boom Man Lift With Platform	1,193.55	
01 22 23 00-0027 MO 45' Engine Powered, Articulating (Up/Over) Boom Man Lift With Platform	2,962.82	
01 22 23 00-0028 DAY 60' Engine Powered, Articulating (Up/Over) Boom Man Lift With Platform	702.09	
01 22 23 00-0029 WK 60' Engine Powered, Articulating (Up/Over) Boom Man Lift With Platform	1,622.61	
01 22 23 00-0030 MO 60' Engine Powered, Articulating (Up/Over) Boom Man Lift With Platform	3,627.46	
01 22 23 00-0031 DAY 80' Engine Powered, Articulating (Up/Over) Boom Man Lift With Platform	1,224.76	
01 22 23 00-0032 WK 80' Engine Powered, Articulating (Up/Over) Boom Man Lift With Platform	2,886.37	
01 22 23 00-0033 MO 80' Engine Powered, Articulating (Up/Over) Boom Man Lift With Platform	7,019.34	
01 22 23 00-0034 DAY 125' Engine Powered, Articulating (Up/Over) Boom Man Lift With Platform	2,379.30	
01 22 23 00-0035 WK 125' Engine Powered, Articulating (Up/Over) Boom Man Lift With Platform	5,616.72	
01 22 23 00-0036 MO 125' Engine Powered, Articulating (Up/Over) Boom Man Lift With Platform	13,729.76	
01 22 23 00-0037 Electric, Articulating (Up/Over) Boom Man Lifts With Platform <small>(01 22 23 00-0020)</small>		
<small>Note: For use on paved surfaces.</small>		
01 22 23 00-0038 DAY 30' Electric, Articulating (Up/Over) Boom Man Lift With Platform	429.06	
01 22 23 00-0039 WK 30' Electric, Articulating (Up/Over) Boom Man Lift With Platform	1,076.54	
01 22 23 00-0040 MO 30' Electric, Articulating (Up/Over) Boom Man Lift With Platform	2,589.93	
01 22 23 00-0041 DAY 35' Electric, Articulating (Up/Over) Boom Man Lift With Platform	429.06	
01 22 23 00-0042 WK 35' Electric, Articulating (Up/Over) Boom Man Lift With Platform	1,076.54	
01 22 23 00-0043 MO 35' Electric, Articulating (Up/Over) Boom Man Lift With Platform	2,589.93	
01 22 23 00-0044 DAY 40' Electric, Articulating (Up/Over) Boom Man Lift With Platform	530.47	
01 22 23 00-0045 WK 40' Electric, Articulating (Up/Over) Boom Man Lift With Platform	1,146.75	
01 22 23 00-0046 MO 40' Electric, Articulating (Up/Over) Boom Man Lift With Platform	2,847.36	
01 22 23 00-0047 DAY 45' Electric, Articulating (Up/Over) Boom Man Lift With Platform	530.47	
01 22 23 00-0048 WK 45' Electric, Articulating (Up/Over) Boom Man Lift With Platform	1,146.75	
01 22 23 00-0049 MO 45' Electric, Articulating (Up/Over) Boom Man Lift With Platform	2,847.36	
01 22 23 00-0050 Platform Lifts <small>(01 22 23 00-0001)</small>		
<small>Note: Excludes operator, delivery, set-up, and removal.</small>		
01 22 23 00-0051 Electric, Scissor Platform Lifts <small>(01 22 23 00-0050)</small>		
<small>Note: For use on paved surfaces.</small>		
01 22 23 00-0052 DAY 17' Electric, Scissor Platform Lift	180.12	
01 22 23 00-0053 WK 17' Electric, Scissor Platform Lift	360.25	
01 22 23 00-0054 MO 17' Electric, Scissor Platform Lift	736.88	
01 22 23 00-0055 DAY 20' Electric, Scissor Platform Lift	196.50	
01 22 23 00-0056 WK 20' Electric, Scissor Platform Lift	393.00	
01 22 23 00-0057 MO 20' Electric, Scissor Platform Lift	786.00	
01 22 23 00-0058 DAY 25' Electric, Scissor Platform Lift	253.81	
01 22 23 00-0059 WK 25' Electric, Scissor Platform Lift	507.62	
01 22 23 00-0060 MO 25' Electric, Scissor Platform Lift	1,088.94	
01 22 23 00-0061 DAY 30' Electric, Scissor Platform Lift	327.50	

01	01	General Requirements
	01 20	Price and Payment Procedures
	01 22	Unit Prices



MINOR CSI UOM DESCRIPTION	TOTAL DIRECT UNIT COST	DEMOLITION UNIT COST
01 22 23 00-0062 WK 30' Electric, Scissor Platform Lift.....	.646.81	
01 22 23 00-0063 MO 30' Electric, Scissor Platform Lift.....	1,432.81	
01 22 23 00-0064 DAY 33' Electric, Scissor Platform Lift.....	352.06	
01 22 23 00-0065 WK 33' Electric, Scissor Platform Lift.....	.687.75	
01 22 23 00-0066 MO 33' Electric, Scissor Platform Lift.....	1,555.62	
01 22 23 00-0067 DAY 40' Electric, Scissor Platform Lift.....	.458.50	
01 22 23 00-0068 WK 40' Electric, Scissor Platform Lift.....	1,138.06	
01 22 23 00-0069 MO 40' Electric, Scissor Platform Lift.....	3,168.56	
01 22 23 00-0070 Engine Powered, Scissor Platform Lifts <small>(01 22 23 00-0050)</small>		
<small>Note: Diesel or dual fuel (gasoline or liquid propane gas). Two-wheel drive. For use on unpaved or paved surfaces.</small>		
01 22 23 00-0071 DAY 25' Engine Powered, Scissor Platform Lift.....	.431.82	
<i>For Four-Wheel Drive, Add</i>	86.36	
01 22 23 00-0072 WK 25' Engine Powered, Scissor Platform Lift.....	.844.45	
<i>For Four-Wheel Drive, Add</i>	168.89	
01 22 23 00-0073 MO 25' Engine Powered, Scissor Platform Lift.....	2,063.14	
<i>For Four-Wheel Drive, Add</i>	412.63	
01 22 23 00-0074 DAY 33' Engine Powered, Scissor Platform Lift.....	.441.42	
<i>For Four-Wheel Drive, Add</i>	88.28	
01 22 23 00-0075 WK 33' Engine Powered, Scissor Platform Lift.....	1,007.58	
<i>For Four-Wheel Drive, Add</i>	201.52	
01 22 23 00-0076 MO 33' Engine Powered, Scissor Platform Lift.....	2,207.08	
<i>For Four-Wheel Drive, Add</i>	441.42	
01 22 23 00-0077 DAY 40' Engine Powered, Scissor Platform Lift.....	.489.40	
<i>For Four-Wheel Drive, Add</i>	97.88	
01 22 23 00-0078 WK 40' Engine Powered, Scissor Platform Lift.....	1,122.73	
<i>For Four-Wheel Drive, Add</i>	224.55	
01 22 23 00-0079 MO 40' Engine Powered, Scissor Platform Lift.....	2,494.96	
<i>For Four-Wheel Drive, Add</i>	498.99	
01 22 23 00-0080 DAY 43' Engine Powered, Scissor Platform Lift.....	.518.18	
<i>For Four-Wheel Drive, Add</i>	103.64	
01 22 23 00-0081 WK 43' Engine Powered, Scissor Platform Lift.....	1,209.10	
<i>For Four-Wheel Drive, Add</i>	241.82	
01 22 23 00-0082 MO 43' Engine Powered, Scissor Platform Lift.....	2,974.76	
<i>For Four-Wheel Drive, Add</i>	594.95	
01 22 23 00-0083 DAY 50' Engine Powered, Scissor Platform Lift.....	.969.20	
<i>For Four-Wheel Drive, Add</i>	193.84	
01 22 23 00-0084 WK 50' Engine Powered, Scissor Platform Lift.....	2,130.31	
<i>For Four-Wheel Drive, Add</i>	426.06	
01 22 23 00-0085 MO 50' Engine Powered, Scissor Platform Lift.....	5,239.42	
<i>For Four-Wheel Drive, Add</i>	1,047.88	
01 22 23 00-0086 Personnel Lifts <small>(01 22 23 00-0001)</small>		
<small>Note: Includes delivery to job site and pick-up when complete. Excludes operator. For use on paved surfaces.</small>		
01 22 23 00-0087 DAY 24', Push-Type, Electric Single Man Personnel Lift.....	132.50	
01 22 23 00-0088 WK 24', Push-Type, Electric Single Man Personnel Lift.....	375.41	
01 22 23 00-0089 MO 24', Push-Type, Electric Single Man Personnel Lift.....	758.18	
01 22 23 00-0090 DAY 30', Push-Type, Electric Single Man Personnel Lift.....	184.02	
01 22 23 00-0091 WK 30', Push-Type, Electric Single Man Personnel Lift.....	390.13	
01 22 23 00-0092 MO 30', Push-Type, Electric Single Man Personnel Lift.....	1,324.98	
01 22 23 00-0093 DAY 36', Push-Type, Electric Single Man Personnel Lift.....	309.16	
01 22 23 00-0094 WK 36', Push-Type, Electric Single Man Personnel Lift.....	750.82	
01 22 23 00-0095 MO 36', Push-Type, Electric Single Man Personnel Lift.....	2,193.58	
01 22 23 00-0096 DAY 40', Push-Type, Electric Single Man Personnel Lift.....	331.24	
01 22 23 00-0097 WK 40', Push-Type, Electric Single Man Personnel Lift.....	824.43	
01 22 23 00-0098 MO 40', Push-Type, Electric Single Man Personnel Lift.....	2,480.66	
01 22 23 00-0099 DAY 15', Self-Propelled, Electric Single Man Personnel Lift.....	176.66	
01 22 23 00-0100 WK 15', Self-Propelled, Electric Single Man Personnel Lift.....	353.33	
01 22 23 00-0101 MO 15', Self-Propelled, Electric Single Man Personnel Lift.....	706.66	
01 22 23 00-0102 DAY 20', Self-Propelled, Electric Single Man Personnel Lift.....	176.66	
01 22 23 00-0103 WK 20', Self-Propelled, Electric Single Man Personnel Lift.....	353.33	
01 22 23 00-0104 MO 20', Self-Propelled, Electric Single Man Personnel Lift.....	734.63	
01 22 23 00-0105 Bucket Trucks <small>(01 22 23 00-0001)</small>		
<small>Note: Includes full-time operator, delivery, and removal.</small>		
01 22 23 00-0106 DAY 29' Bucket Truck With Full-Time Operator.....	1,405.10	
<i>For Equipment Without Operator, Deduct</i>	-706.16	
01 22 23 00-0107 WK 29' Bucket Truck With Full-Time Operator.....	5,627.60	
<i>For Equipment Without Operator, Deduct</i>	-3,530.78	
01 22 23 00-0108 MO 29' Bucket Truck With Full-Time Operator.....	20,637.39	
<i>For Equipment Without Operator, Deduct</i>	-15,300.03	
01 22 23 00-0109 DAY 38' Bucket Truck With Full-Time Operator.....	1,494.06	
<i>For Equipment Without Operator, Deduct</i>	-706.16	
01 22 23 00-0110 WK 38' Bucket Truck With Full-Time Operator.....	5,913.53	
<i>For Equipment Without Operator, Deduct</i>	-3,530.78	
01 22 23 00-0111 MO 38' Bucket Truck With Full-Time Operator.....	21,399.87	
<i>For Equipment Without Operator, Deduct</i>	-15,300.03	
01 22 23 00-0112 DAY 48' Bucket Truck With Full-Time Operator.....	1,722.80	
<i>For Equipment Without Operator, Deduct</i>	-706.16	



MINOR CSI UOM DESCRIPTION	TOTAL DIRECT UNIT COST	DEMOLITION UNIT COST
01 22 23 00-0113 WK 48' Bucket Truck With Full-Time Operator <i>For Equipment Without Operator, Deduct</i>	6,326.54 -3,530.78	
01 22 23 00-0114 MO 48' Bucket Truck With Full-Time Operator <i>For Equipment Without Operator, Deduct</i>	22,289.43 -15,300.03	
01 22 23 00-0115 DAY 62' Bucket Truck With Full-Time Operator <i>For Equipment Without Operator, Deduct</i>	2,231.12 -706.16	
01 22 23 00-0116 WK 62' Bucket Truck With Full-Time Operator <i>For Equipment Without Operator, Deduct</i>	7,978.58 -3,530.78	
01 22 23 00-0117 MO 62' Bucket Truck With Full-Time Operator <i>For Equipment Without Operator, Deduct</i>	26,737.23 -15,300.03	
01 22 23 00-0118 DAY 85' Bucket Truck With Full-Time Operator <i>For Equipment Without Operator, Deduct</i>	2,485.28 -706.16	
01 22 23 00-0119 WK 85' Bucket Truck With Full-Time Operator <i>For Equipment Without Operator, Deduct</i>	8,868.14 -3,530.78	
01 22 23 00-0120 MO 85' Bucket Truck With Full-Time Operator <i>For Equipment Without Operator, Deduct</i>	29,914.23 -15,300.03	
01 22 23 00-0121 Day 105' Bucket Truck With Full-Time Operator <i>For Equipment Without Operator, Deduct</i>	2,612.36 -706.16	
01 22 23 00-0122 WK 105' Bucket Truck With Full-Time Operator <i>For Equipment Without Operator, Deduct</i>	9,249.38 -3,530.78	
01 22 23 00-0123 MO 105' Bucket Truck With Full-Time Operator <i>For Equipment Without Operator, Deduct</i>	30,219.22 -15,300.03	
01 22 23 00-0124 Air Equipment (01 22 23)		
01 22 23 00-0125 Air Compressors (01 22 23 00-0124)		
Note: Includes delivery, set-up, and removal. Excludes operator.		
01 22 23 00-0126 DAY 100 CFM Diesel Powered Portable Air Compressor	164.24	
01 22 23 00-0127 WK 100 CFM Diesel Powered Portable Air Compressor	492.73	
01 22 23 00-0128 MO 100 CFM Diesel Powered Portable Air Compressor	1,368.69	
01 22 23 00-0129 DAY 130 CFM Diesel Powered Portable Air Compressor	197.09	
01 22 23 00-0130 WK 130 CFM Diesel Powered Portable Air Compressor	580.32	
01 22 23 00-0131 MO 130 CFM Diesel Powered Portable Air Compressor	1,642.42	
01 22 23 00-0132 DAY 185 CFM Diesel Powered Portable Air Compressor	262.79	
01 22 23 00-0133 WK 185 CFM Diesel Powered Portable Air Compressor	591.27	
01 22 23 00-0134 MO 185 CFM Diesel Powered Portable Air Compressor	1,302.99	
01 22 23 00-0135 DAY 375 CFM Diesel Powered Portable Air Compressor	372.28	
01 22 23 00-0136 WK 375 CFM Diesel Powered Portable Air Compressor	941.66	
01 22 23 00-0137 MO 375 CFM Diesel Powered Portable Air Compressor	2,244.65	
01 22 23 00-0138 DAY 600 CFM Diesel Powered Portable Air Compressor	827.78	
01 22 23 00-0139 WK 600 CFM Diesel Powered Portable Air Compressor	1,992.81	
01 22 23 00-0140 MO 600 CFM Diesel Powered Portable Air Compressor	4,966.69	
01 22 23 00-0141 DAY 750 CFM Diesel Powered Portable Air Compressor	996.40	
01 22 23 00-0142 WK 750 CFM Diesel Powered Portable Air Compressor	2,452.69	
01 22 23 00-0143 MO 750 CFM Diesel Powered Portable Air Compressor	6,022.22	
01 22 23 00-0144 DAY 825 CFM Diesel Powered Portable Air Compressor	996.40	
01 22 23 00-0145 WK 825 CFM Diesel Powered Portable Air Compressor	2,452.69	
01 22 23 00-0146 MO 825 CFM Diesel Powered Portable Air Compressor	6,022.22	
01 22 23 00-0147 DAY 1,300 CFM Diesel Powered Portable Air Compressor	1,160.65	
01 22 23 00-0148 WK 1,300 CFM Diesel Powered Portable Air Compressor	2,601.60	
01 22 23 00-0149 MO 1,300 CFM Diesel Powered Portable Air Compressor	6,937.60	
01 22 23 00-0150 DAY 1,600 CFM Diesel Powered Portable Air Compressor	1,445.33	
01 22 23 00-0151 WK 1,600 CFM Diesel Powered Portable Air Compressor	3,252.00	
01 22 23 00-0152 MO 1,600 CFM Diesel Powered Portable Air Compressor	8,672.00	
01 22 23 00-0153 Portable Negative Air Machines (01 22 23 00-0124)		
Note: A Negative Air Machine is used in a sealed containment area to filter air and exhaust the filtered air through ducting to a location outside the sealed containment area. Includes delivery to job site and pick-up when complete. Excludes all filters and duct.		
01 22 23 00-0154 DAY Up To 2,000 CFM, Portable Negative Air Machine	81.38	
01 22 23 00-0155 WK Up To 2,000 CFM, Portable Negative Air Machine	334.24	
01 22 23 00-0156 MO Up To 2,000 CFM, Portable Negative Air Machine	1,009.97	
01 22 23 00-0157 EA First Stage Pre-Filter For Portable Negative Air Machines	15.49	
01 22 23 00-0158 EA Second Stage Pre-Filter For Portable Negative Air Machines	36.20	
01 22 23 00-0159 EA High Efficiency Particulate Air (HEPA) Filter, 99.99% Efficient At 0.3 Micron For Portable Negative Air Machines	188.82	
01 22 23 00-0160 LF Flexible Exhaust Duct For Portable Negative Air Machines	2.38	
01 22 23 00-0161 Portable Air Scrubbers (01 22 23 00-0124)		
Note: A Portable Air Scrubber filters and recirculates the filtered air into the same space and does not use ducting to exhaust the filtered air to a different location. Includes delivery to job site and pick-up when complete. Excludes all filters.		
01 22 23 00-0162 DAY Up To 1,000 CFM, Portable Air Scrubber	90.48	
01 22 23 00-0163 WK Up To 1,000 CFM, Portable Air Scrubber	376.08	
01 22 23 00-0164 MO Up To 1,000 CFM, Portable Air Scrubber	1,041.05	
01 22 23 00-0165 DAY >1,000 to 2,000 CFM, Portable Air Scrubber	114.46	
01 22 23 00-0166 WK >1,000 to 2,000 CFM, Portable Air Scrubber	474.19	
01 22 23 00-0167 MO >1,000 to 2,000 CFM, Portable Air Scrubber	1,389.88	
01 22 23 00-0168 DAY >2,000 To 5,000 CFM, Portable Air Scrubber	147.16	
01 22 23 00-0169 WK >2,000 To 5,000 CFM, Portable Air Scrubber	626.81	
01 22 23 00-0170 MO >2,000 To 5,000 CFM, Portable Air Scrubber	1,755.06	

01	01	General Requirements
	01 20	Price and Payment Procedures
	01 22	Unit Prices



MINOR	CSI	UOM	DESCRIPTION	TOTAL DIRECT UNIT COST	DEMOLITION UNIT COST
-------	-----	-----	-------------	------------------------	----------------------

01 22 23 00-0171	EA		First Stage Pre-Filter For Portable Air Scrubbers	22.03	
01 22 23 00-0172	EA		Second Stage Pre-Filter For Portable Air Scrubbers	30.75	
01 22 23 00-0173	EA		High Efficiency Particulate Air (HEPA) Filter, 99.99% Efficient At 0.3 Micron For Portable Air Scrubbers.....	319.63	

01 22 23 00-0174 Mobile Ceiling Access Carts For Containment And Filtration(HEPACART HC74) (01 22 23 00-0124)

Note: A two person, end entry ceiling access cart with aluminum frame and caster, ICRA LEVEL I-IV compliant, HEPA filtered negative air machine, negative air indicator, 25' retractable extension cord, 10'-6" telescoping antimicrobial enclosure and LED lighting. Includes first and second stage pre-filters, HEPA filter, delivery to job site and pick-up when complete.

01 22 23 00-0175	DAY		750 CFM, Mobile Ceiling Access Cart For Containment And Filtration (HEPACART HC74).....	269.53	
01 22 23 00-0176	WK		750 CFM, Mobile Ceiling Access Cart For Containment And Filtration (HEPACART HC74).....	879.99	
01 22 23 00-0177	MO		750 CFM, Mobile Ceiling Access Cart For Containment And Filtration (HEPACART HC74).....	2,879.55	

01 22 23 00-0178 Compaction And Paving Equipment (01 22 23)

01 22 23 00-0179 Pavers And Rollers (01 22 23 00-0178)

Note: Includes full-time operator. Excludes delivery, set-up, and removal.

01 22 23 00-0180 Pavers (01 22 23 00-0179)

01 22 23 00-0181	DAY		10' Wide Paving Machine With Full-Time Operator	4,194.37	
			<i>For Equipment Without Operator, Deduct</i>	-916.09	
01 22 23 00-0182	WK		10' Wide Paving Machine With Full-Time Operator	17,693.60	
			<i>For Equipment Without Operator, Deduct</i>	-4,580.47	
01 22 23 00-0183	MO		10' Wide Paving Machine With Full-Time Operator	66,682.12	
			<i>For Equipment Without Operator, Deduct</i>	-19,848.71	

01 22 23 00-0184 Ride-On Self-Propelled, Rubber Tire Rollers (01 22 23 00-0179)

01 22 23 00-0185	DAY		10 To 12 Ton, Ride-On Self Propelled, 9 Wheel Rubber-Tire Roller With Full-Time Operator	1,273.11	
			<i>For Equipment Without Operator, Deduct</i>	-916.09	
01 22 23 00-0186	WK		10 To 12 Ton, Ride-On Self Propelled, 9 Wheel Rubber-Tire Roller With Full-Time Operator	5,660.30	
			<i>For Equipment Without Operator, Deduct</i>	-4,580.47	
01 22 23 00-0187	MO		10 To 12 Ton, Ride-On Self Propelled, 9 Wheel Rubber-Tire Roller With Full-Time Operator	22,780.03	
			<i>For Equipment Without Operator, Deduct</i>	-19,848.71	
01 22 23 00-0188	DAY		15 Ton, Ride-On Self Propelled, 9 Wheel Rubber-Tire Roller With Full-Time Operator.....	1,410.91	
			<i>For Equipment Without Operator, Deduct</i>	-916.09	
01 22 23 00-0189	WK		15 Ton, Ride-On Self Propelled, 9 Wheel Rubber-Tire Roller With Full-Time Operator.....	6,685.01	
			<i>For Equipment Without Operator, Deduct</i>	-4,580.47	
01 22 23 00-0190	MO		15 Ton, Ride-On Self Propelled, 9 Wheel Rubber-Tire Roller With Full-Time Operator.....	24,327.11	
			<i>For Equipment Without Operator, Deduct</i>	-19,848.71	
01 22 23 00-0191	DAY		30 Ton, Ride-On Self Propelled, 11 Wheel Rubber-Tire Roller With Full-Time Operator.....	1,417.17	
			<i>For Equipment Without Operator, Deduct</i>	-916.09	
01 22 23 00-0192	WK		30 Ton, Ride-On Self Propelled, 11 Wheel Rubber-Tire Roller With Full-Time Operator.....	6,277.88	
			<i>For Equipment Without Operator, Deduct</i>	-4,580.47	
01 22 23 00-0193	MO		30 Ton, Ride-On Self Propelled, 11 Wheel Rubber-Tire Roller With Full-Time Operator.....	24,627.76	
			<i>For Equipment Without Operator, Deduct</i>	-19,848.71	

01 22 23 00-0194 Ride-On Self-Propelled, Padfoot Rollers (01 22 23 00-0179)

01 22 23 00-0195	DAY		5 Ton, Single Padfoot Drum, Ride-On Self-Propelled Vibratory Roller With Full-Time Operator	1,329.48	
			<i>For Equipment Without Operator, Deduct</i>	-916.09	
01 22 23 00-0196	WK		5 Ton, Single Padfoot Drum, Ride-On Self-Propelled Vibratory Roller With Full-Time Operator	5,726.69	
			<i>For Equipment Without Operator, Deduct</i>	-4,580.47	
01 22 23 00-0197	MO		5 Ton, Single Padfoot Drum, Ride-On Self-Propelled Vibratory Roller With Full-Time Operator	23,162.10	
			<i>For Equipment Without Operator, Deduct</i>	-19,848.71	
01 22 23 00-0198	DAY		8 Ton, Single Padfoot Drum, Ride-On Self-Propelled Vibratory Roller With Full-Time Operator	1,592.55	
			<i>For Equipment Without Operator, Deduct</i>	-916.09	
01 22 23 00-0199	WK		8 Ton, Single Padfoot Drum, Ride-On Self-Propelled Vibratory Roller With Full-Time Operator	6,259.09	
			<i>For Equipment Without Operator, Deduct</i>	-4,580.47	
01 22 23 00-0200	MO		8 Ton, Single Padfoot Drum, Ride-On Self-Propelled Vibratory Roller With Full-Time Operator	24,840.72	
			<i>For Equipment Without Operator, Deduct</i>	-19,848.71	
01 22 23 00-0201	DAY		10 To 12 Ton, Single Padfoot Drum, Ride-On Self-Propelled Vibratory Roller With Full-Time Operator	1,655.18	
			<i>For Equipment Without Operator, Deduct</i>	-916.09	
01 22 23 00-0202	WK		10 To 12 Ton, Single Padfoot Drum, Ride-On Self-Propelled Vibratory Roller With Full-Time Operator	6,653.69	
			<i>For Equipment Without Operator, Deduct</i>	-4,580.47	
01 22 23 00-0203	MO		10 To 12 Ton, Single Padfoot Drum, Ride-On Self-Propelled Vibratory Roller With Full-Time Operator	25,943.10	
			<i>For Equipment Without Operator, Deduct</i>	-19,848.71	

01 22 23 00-0204 Towed, Padfoot Rollers (01 22 23 00-0179)

01 22 23 00-0205	DAY		48" Wide, 40" Diameter, Towed Padfoot Roller	119.01	
01 22 23 00-0206	WK		48" Wide, 40" Diameter, Towed Padfoot Roller	344.49	
01 22 23 00-0207	MO		48" Wide, 40" Diameter, Towed Padfoot Roller	1,014.69	
01 22 23 00-0208	DAY		60" Wide, 60" Diameter, Towed Padfoot Roller	150.32	
01 22 23 00-0209	WK		60" Wide, 60" Diameter, Towed Padfoot Roller	419.65	
01 22 23 00-0210	MO		60" Wide, 60" Diameter, Towed Padfoot Roller	1,785.10	

01 22 23 00-0211 Static Rollers (01 22 23 00-0179)



MINOR	CSI	UOM	DESCRIPTION	TOTAL DIRECT UNIT COST	DEMOLITION UNIT COST
01 22 23	00-0212	DAY	5 Ton, 2 Drum Articulated Roller With Full-Time Operator <i>For Equipment Without Operator, Deduct</i>	1,360.80 -916.09	
01 22 23	00-0213	WK	5 Ton, 2 Drum Articulated Roller With Full-Time Operator <i>For Equipment Without Operator, Deduct</i>	5,996.02 -4,580.47	
01 22 23	00-0214	MO	5 Ton, 2 Drum Articulated Roller With Full-Time Operator <i>For Equipment Without Operator, Deduct</i>	24,045.25 -19,848.71	
01 22 23	00-0215	DAY	8 To 10 Ton, 2 Drum Articulated Roller With Full-Time Operator <i>For Equipment Without Operator, Deduct</i>	1,498.60 -916.09	
01 22 23	00-0216	WK	8 To 10 Ton, 2 Drum Articulated Roller With Full-Time Operator <i>For Equipment Without Operator, Deduct</i>	6,371.83 -4,580.47	
01 22 23	00-0217	MO	8 To 10 Ton, 2 Drum Articulated Roller With Full-Time Operator <i>For Equipment Without Operator, Deduct</i>	25,085.00 -19,848.71	
01 22 23 00-0218 Ride-On Self-Propelled, Smooth Drum Vibratory Rollers <small>(01 22 23 00-0179)</small>					
01 22 23	00-0219	DAY	1 Ton, Double Smooth Drums, Ride-On Self-Propelled Vibratory Roller With Full-Time Operator <i>For Equipment Without Operator, Deduct</i>	1,160.37 -916.09	
01 22 23	00-0220	WK	1 Ton, Double Smooth Drums, Ride-On Self-Propelled Vibratory Roller With Full-Time Operator <i>For Equipment Without Operator, Deduct</i>	5,294.51 -4,580.47	
01 22 23	00-0221	MO	1 Ton, Double Smooth Drums, Ride-On Self-Propelled Vibratory Roller With Full-Time Operator <i>For Equipment Without Operator, Deduct</i>	21,727.76 -19,848.71	
01 22 23	00-0222	DAY	3 Ton, Double Smooth Drums, Ride-On Self-Propelled Vibratory Roller With Full-Time Operator <i>For Equipment Without Operator, Deduct</i>	1,254.32 -916.09	
01 22 23	00-0223	WK	3 Ton, Double Smooth Drums, Ride-On Self-Propelled Vibratory Roller With Full-Time Operator <i>For Equipment Without Operator, Deduct</i>	5,576.37 -4,580.47	
01 22 23	00-0224	MO	3 Ton, Double Smooth Drums, Ride-On Self-Propelled Vibratory Roller With Full-Time Operator <i>For Equipment Without Operator, Deduct</i>	22,479.38 -19,848.71	
01 22 23	00-0225	DAY	5 Ton, Single Smooth Drum, Ride-On Self-Propelled Vibratory Roller With Full-Time Operator <i>For Equipment Without Operator, Deduct</i>	1,316.95 -916.09	
01 22 23	00-0226	WK	5 Ton, Single Smooth Drum, Ride-On Self-Propelled Vibratory Roller With Full-Time Operator <i>For Equipment Without Operator, Deduct</i>	5,764.27 -4,580.47	
01 22 23	00-0227	MO	5 Ton, Single Smooth Drum, Ride-On Self-Propelled Vibratory Roller With Full-Time Operator <i>For Equipment Without Operator, Deduct</i>	22,980.46 -19,848.71	
01 22 23	00-0228	DAY	8 Ton, Single Smooth Drum, Ride-On Self-Propelled Vibratory Roller With Full-Time Operator <i>For Equipment Without Operator, Deduct</i>	1,398.38 -916.09	
01 22 23	00-0229	WK	8 Ton, Single Smooth Drum, Ride-On Self-Propelled Vibratory Roller With Full-Time Operator <i>For Equipment Without Operator, Deduct</i>	6,002.28 -4,580.47	
01 22 23	00-0230	MO	8 Ton, Single Smooth Drum, Ride-On Self-Propelled Vibratory Roller With Full-Time Operator <i>For Equipment Without Operator, Deduct</i>	23,600.55 -19,848.71	
01 22 23	00-0231	DAY	11 To 12 Ton, Single Smooth Drum, Ride-On Self-Propelled Vibratory Roller With Full-Time Operator <i>For Equipment Without Operator, Deduct</i>	1,561.23 -916.09	
01 22 23	00-0232	WK	11 To 12 Ton, Single Smooth Drum, Ride-On Self-Propelled Vibratory Roller With Full-Time Operator <i>For Equipment Without Operator, Deduct</i>	6,478.31 -4,580.47	
01 22 23	00-0233	MO	11 To 12 Ton, Single Smooth Drum, Ride-On Self-Propelled Vibratory Roller With Full-Time Operator <i>For Equipment Without Operator, Deduct</i>	24,859.51 -19,848.71	
01 22 23 00-0234 Steel Roadway Plates <small>(01 22 23 00-0178)</small>					
Note: 3 day minimum. Excludes delivery. See CSI section 01 71 13 00-0001 for material delivery on truck.					
01 22 23	00-0235	EA	Placement And Removal Of Steel Roadway Plates	56.42	
01 22 23	00-0236	DAY	1" x 4' x 8' Steel Plate	38.04	
01 22 23	00-0237	WK	1" x 4' x 8' Steel Plate	89.83	
01 22 23	00-0238	MO	1" x 4' x 8' Steel Plate	118.21	
01 22 23	00-0239	DAY	1" x 4' x 10' Steel Plate	50.73	
01 22 23	00-0240	WK	1" x 4' x 10' Steel Plate	114.13	
01 22 23	00-0241	MO	1" x 4' x 10' Steel Plate	139.50	
01 22 23	00-0242	DAY	1" x 5' x 10' Steel Plate	52.84	
01 22 23	00-0243	WK	1" x 5' x 10' Steel Plate	119.42	
01 22 23	00-0244	MO	1" x 5' x 10' Steel Plate	317.04	
01 22 23	00-0245	DAY	1" x 6' x 8' Steel Plate	33.82	
01 22 23	00-0246	WK	1" x 6' x 8' Steel Plate	76.09	
01 22 23	00-0247	MO	1" x 6' x 8' Steel Plate	202.91	
01 22 23	00-0248	DAY	1" x 6' x 10' Steel Plate	63.41	
01 22 23	00-0249	WK	1" x 6' x 10' Steel Plate	83.49	
01 22 23	00-0250	MO	1" x 6' x 10' Steel Plate	222.98	
01 22 23	00-0251	DAY	1" x 6' x 12' Steel Plate	88.77	
01 22 23	00-0252	WK	1" x 6' x 12' Steel Plate	113.61	
01 22 23	00-0253	MO	1" x 6' x 12' Steel Plate	307.53	
01 22 23	00-0254	DAY	1" x 8' x 10' Steel Plate	56.01	
01 22 23	00-0255	WK	1" x 8' x 10' Steel Plate	125.76	
01 22 23	00-0256	MO	1" x 8' x 10' Steel Plate	335.01	
01 22 23	00-0257	DAY	1" x 8' x 12' Steel Plate	101.45	
01 22 23	00-0258	WK	1" x 8' x 12' Steel Plate	125.76	
01 22 23	00-0259	MO	1" x 8' x 12' Steel Plate	608.72	
01 22 23	00-0260	DAY	1" x 8' x 16' Steel Plate	135.27	
01 22 23	00-0261	WK	1" x 8' x 16' Steel Plate	304.36	
01 22 23	00-0262	MO	1" x 8' x 16' Steel Plate	811.62	
01 22 23	00-0263	DAY	1-1/4" x 8' x 10' Steel Plate	67.21	
01 22 23	00-0264	WK	1-1/4" x 8' x 10' Steel Plate	150.91	
01 22 23	00-0265	MO	1-1/4" x 8' x 10' Steel Plate	402.01	
01 22 23	00-0266	DAY	1-1/2" x 8' x 15' Steel Plate	155.56	
01 22 23	00-0267	WK	1-1/2" x 8' x 15' Steel Plate	350.01	
01 22 23	00-0268	MO	1-1/2" x 8' x 15' Steel Plate	933.37	



MINOR CSI	UOM	DESCRIPTION	TOTAL DIRECT UNIT COST	DEMOLITION UNIT COST
01 22 23 00-0269	LF	Cold Mix For Temporary Ramp Base, 6" At Edge Of Trench Plate.....	2.49	
01 22 23 00-0270	EA	Removal And Resetting Of Steel Roadway Plate	31.34	1.09
01 22 23 00-0271		Street Sweepers <small>(01 22 23 00-0178)</small>		
		Note: Includes full-time operator. Excludes delivery, set-up, and removal.		
01 22 23 00-0272	DAY	8' Road Broom, Self Propelled Street Sweeper With Full-Time Operator	1,104.40	
		<i>For Equipment Without Operator, Deduct</i>	-912.39	
01 22 23 00-0273	WK	8' Road Broom, Self Propelled Street Sweeper With Full-Time Operator	5,322.82	
		<i>For Equipment Without Operator, Deduct</i>	-4,561.94	
01 22 23 00-0274	MO	8' Road Broom, Self Propelled Street Sweeper With Full-Time Operator	22,479.26	
		<i>For Equipment Without Operator, Deduct</i>	-19,768.43	
01 22 23 00-0275	DAY	Self-Propelled Street Sweeper With Hopper And Full-Time Operator	1,833.80	
		Note: Truck with main and gutter brooms, elevator, debris hopper and water tank.		
		<i>For Equipment Without Operator, Deduct</i>	-912.39	
01 22 23 00-0276	WK	Self-Propelled Street Sweeper With Hopper And Full-Time Operator	8,252.68	
		Note: Truck with main and gutter brooms, elevator, debris hopper and water tank.		
		<i>For Equipment Without Operator, Deduct</i>	-4,561.94	
01 22 23 00-0277	MO	Self-Propelled Street Sweeper With Hopper And Full-Time Operator	32,939.78	
		Note: Truck with main and gutter brooms, elevator, debris hopper and water tank.		
		<i>For Equipment Without Operator, Deduct</i>	-19,768.43	
01 22 23 00-0278		Earthmoving Equipment <small>(01 22 23)</small>		
01 22 23 00-0279		Skid-Steer Loaders <small>(01 22 23 00-0278)</small>		
		Note: Includes full-time operator and combination bucket and dozer blade attachments. Add extra attachments where necessary. Excludes delivery, set-up, and removal.		
01 22 23 00-0280	DAY	700 LB Capacity, 36" Wide, Skid-Steer Loader With Full-Time Operator	1,332.29	
		<i>For Equipment Without Operator, Deduct</i>	-912.39	
01 22 23 00-0281	WK	700 LB Capacity, 36" Wide, Skid-Steer Loader With Full-Time Operator	5,663.52	
		<i>For Equipment Without Operator, Deduct</i>	-4,561.94	
01 22 23 00-0282	MO	700 LB Capacity, 36" Wide, Skid-Steer Loader With Full-Time Operator	22,421.35	
		<i>For Equipment Without Operator, Deduct</i>	-19,768.43	
01 22 23 00-0283	DAY	1,500 LB Capacity, 60" Wide, Skid-Steer Loader With Full-Time Operator	1,442.97	
		<i>For Equipment Without Operator, Deduct</i>	-912.39	
01 22 23 00-0284	WK	1,500 LB Capacity, 60" Wide, Skid-Steer Loader With Full-Time Operator	5,863.80	
		<i>For Equipment Without Operator, Deduct</i>	-4,561.94	
01 22 23 00-0285	MO	1,500 LB Capacity, 60" Wide, Skid-Steer Loader With Full-Time Operator	22,860.57	
		<i>For Equipment Without Operator, Deduct</i>	-19,768.43	
01 22 23 00-0286	DAY	2,400 LB Capacity, 72" Wide, Skid-Steer Loader With Full-Time Operator	1,474.60	
		<i>For Equipment Without Operator, Deduct</i>	-912.39	
01 22 23 00-0287	WK	2,400 LB Capacity, 72" Wide, Skid-Steer Loader With Full-Time Operator	6,151.93	
		<i>For Equipment Without Operator, Deduct</i>	-4,561.94	
01 22 23 00-0288	MO	2,400 LB Capacity, 72" Wide, Skid-Steer Loader With Full-Time Operator	23,624.83	
		<i>For Equipment Without Operator, Deduct</i>	-19,768.43	
01 22 23 00-0289	DAY	2,500 LB Capacity, 78" Wide, Tracked Skid-Steer Loader With Full-Time Operator	1,597.58	
		<i>For Equipment Without Operator, Deduct</i>	-912.39	
01 22 23 00-0290	WK	2,500 LB Capacity, 78" Wide, Tracked Skid-Steer Loader With Full-Time Operator	6,556.02	
		<i>For Equipment Without Operator, Deduct</i>	-4,561.94	
01 22 23 00-0291	MO	2,500 LB Capacity, 78" Wide, Tracked Skid-Steer Loader With Full-Time Operator	24,960.07	
		<i>For Equipment Without Operator, Deduct</i>	-19,768.43	
01 22 23 00-0292	DAY	3,000 LB Capacity, 78" Wide, Tracked Skid-Steer Loader With Full-Time Operator	1,808.41	
		<i>For Equipment Without Operator, Deduct</i>	-912.39	
01 22 23 00-0293	WK	3,000 LB Capacity, 78" Wide, Tracked Skid-Steer Loader With Full-Time Operator	7,355.41	
		<i>For Equipment Without Operator, Deduct</i>	-4,561.94	
01 22 23 00-0294	MO	3,000 LB Capacity, 78" Wide, Tracked Skid-Steer Loader With Full-Time Operator	26,927.80	
		<i>For Equipment Without Operator, Deduct</i>	-19,768.43	
01 22 23 00-0295	DAY	Hydraulic Hammer Attachment For Skid-Steer Loaders	351.38	
01 22 23 00-0296	WK	Hydraulic Hammer Attachment For Skid-Steer Loaders	1,168.34	
01 22 23 00-0297	MO	Hydraulic Hammer Attachment For Skid-Steer Loaders	3,109.71	
01 22 23 00-0298	DAY	Forklift Attachment For Skid-Steer Loaders	75.55	
01 22 23 00-0299	WK	Forklift Attachment For Skid-Steer Loaders	202.04	
01 22 23 00-0300	MO	Forklift Attachment For Skid-Steer Loaders	570.99	
01 22 23 00-0301	DAY	Backhoe Attachment For Skid-Steer Loaders	166.91	
01 22 23 00-0302	WK	Backhoe Attachment For Skid-Steer Loaders	400.57	
01 22 23 00-0303	MO	Backhoe Attachment For Skid-Steer Loaders	996.16	
01 22 23 00-0304	DAY	Broom Attachment For Skid-Steer Loaders	165.15	
01 22 23 00-0305	WK	Broom Attachment For Skid-Steer Loaders	448.01	
01 22 23 00-0306	MO	Broom Attachment For Skid-Steer Loaders	1,185.91	
01 22 23 00-0307	DAY	Concrete Pump Attachment For Skid-Steer Loaders	351.38	
01 22 23 00-0308	WK	Concrete Pump Attachment For Skid-Steer Loaders	1,168.34	
01 22 23 00-0309	MO	Concrete Pump Attachment For Skid-Steer Loaders	3,109.71	
01 22 23 00-0310	DAY	Auger Attachment (Excludes Bits And Extensions) For Skid-Steer Loaders	144.07	
01 22 23 00-0311	WK	Auger Attachment (Excludes Bits And Extensions) For Skid-Steer Loaders	397.06	
01 22 23 00-0312	MO	Auger Attachment (Excludes Bits And Extensions) For Skid-Steer Loaders	1,084.01	
01 22 23 00-0313	DAY	Up To 18" Diameter, 4' Length, Auger Bit For Skid-Steer Mounted Augers (Excludes Auger)	39.71	
01 22 23 00-0314	WK	Up To 18" Diameter, 4' Length, Auger Bit For Skid-Steer Mounted Augers (Excludes Auger)	103.89	
01 22 23 00-0315	MO	Up To 18" Diameter, 4' Length, Auger Bit For Skid-Steer Mounted Augers (Excludes Auger)	305.54	
01 22 23 00-0316	DAY	>18" To 48" Diameter, 4' Length, Auger Bit For Skid-Steer Mounted Augers (Excludes Auger)	53.46	
01 22 23 00-0317	WK	>18" To 48" Diameter, 4' Length, Auger Bit For Skid-Steer Mounted Augers (Excludes Auger)	132.91	
01 22 23 00-0318	MO	>18" To 48" Diameter, 4' Length, Auger Bit For Skid-Steer Mounted Augers (Excludes Auger)	397.22	
01 22 23 00-0319	DAY	Up To 24" Diameter, 4' Length, Rock Tip Auger Bit For Skid-Steer Mounted Augers (Excludes Auger)	77.90	



MINOR CSI UOM DESCRIPTION	TOTAL DIRECT UNIT COST	DEMOLITION UNIT COST
01 22 23 00-0320 WK Up To 24" Diameter, 4' Length, Rock Tip Auger Bit For Skid-Steer Mounted Augers (Excludes Auger)	236.81	
01 22 23 00-0321 MO Up To 24" Diameter, 4' Length, Rock Tip Auger Bit For Skid-Steer Mounted Augers (Excludes Auger)	702.76	
01 22 23 00-0322 DAY 2' Length, Auger Bit Extension For Skid-Steer Mounted Augers (Excludes Auger)	15.81	
01 22 23 00-0323 WK 2' Length, Auger Bit Extension For Skid-Steer Mounted Augers (Excludes Auger)	36.89	
01 22 23 00-0324 MO 2' Length, Auger Bit Extension For Skid-Steer Mounted Augers (Excludes Auger)	98.39	
01 22 23 00-0325 Bulldozers (01 22 23 00-0278)		
Note: Includes full-time operator. Excludes delivery, set-up, and removal.		
01 22 23 00-0326 DAY 70 HP, D3 Bulldozer With Full-Time Operator	1,229.80	
For Equipment Without Operator, Deduct	-916.09	
01 22 23 00-0327 WK 70 HP, D3 Bulldozer With Full-Time Operator	5,817.54	
For Equipment Without Operator, Deduct	-4,580.47	
01 22 23 00-0328 MO 70 HP, D3 Bulldozer With Full-Time Operator	23,518.49	
For Equipment Without Operator, Deduct	-19,848.71	
01 22 23 00-0329 DAY 90 To 105 HP, D4 Or D5 Bulldozer With Full-Time Operator	1,377.77	
For Equipment Without Operator, Deduct	-916.09	
01 22 23 00-0330 WK 90 To 105 HP, D4 Or D5 Bulldozer With Full-Time Operator	6,415.36	
For Equipment Without Operator, Deduct	-4,580.47	
01 22 23 00-0331 MO 90 To 105 HP, D4 Or D5 Bulldozer With Full-Time Operator	25,353.38	
For Equipment Without Operator, Deduct	-19,848.71	
01 22 23 00-0332 DAY 140 HP, D6 Bulldozer With Full-Time Operator	1,798.02	
For Equipment Without Operator, Deduct	-916.09	
01 22 23 00-0333 WK 140 HP, D6 Bulldozer With Full-Time Operator	8,096.36	
For Equipment Without Operator, Deduct	-4,580.47	
01 22 23 00-0334 MO 140 HP, D6 Bulldozer With Full-Time Operator	30,384.53	
For Equipment Without Operator, Deduct	-19,848.71	
01 22 23 00-0335 DAY 200 HP, D7 Bulldozer With Full-Time Operator	2,170.92	
For Equipment Without Operator, Deduct	-916.09	
01 22 23 00-0336 WK 200 HP, D7 Bulldozer With Full-Time Operator	9,593.86	
For Equipment Without Operator, Deduct	-4,580.47	
01 22 23 00-0337 MO 200 HP, D7 Bulldozer With Full-Time Operator	34,882.97	
For Equipment Without Operator, Deduct	-19,848.71	
01 22 23 00-0338 DAY 335 HP, D8 Bulldozer With Full-Time Operator	2,614.84	
For Equipment Without Operator, Deduct	-916.09	
01 22 23 00-0339 WK 335 HP, D8 Bulldozer With Full-Time Operator	11,369.56	
For Equipment Without Operator, Deduct	-4,580.47	
01 22 23 00-0340 MO 335 HP, D8 Bulldozer With Full-Time Operator	40,210.07	
For Equipment Without Operator, Deduct	-19,848.71	
01 22 23 00-0341 DAY 460 HP, D9 Bulldozer With Full-Time Operator	2,863.44	
For Equipment Without Operator, Deduct	-916.09	
01 22 23 00-0342 WK 460 HP, D9 Bulldozer With Full-Time Operator	12,368.04	
For Equipment Without Operator, Deduct	-4,580.47	
01 22 23 00-0343 MO 460 HP, D9 Bulldozer With Full-Time Operator	43,169.57	
For Equipment Without Operator, Deduct	-19,848.71	
01 22 23 00-0344 Motor Scraper (01 22 23 00-0278)		
Note: Includes full-time operator. Excludes delivery, set-up, and removal.		
01 22 23 00-0345 DAY 11 CY Motor Scraper-Hauler With Full-Time Operator	2,188.26	
For Equipment Without Operator, Deduct	-916.09	
01 22 23 00-0346 WK 11 CY Motor Scraper-Hauler With Full-Time Operator	9,669.15	
For Equipment Without Operator, Deduct	-4,580.47	
01 22 23 00-0347 MO 11 CY Motor Scraper-Hauler With Full-Time Operator	35,097.33	
For Equipment Without Operator, Deduct	-19,848.71	
01 22 23 00-0348 DAY 18 CY Motor Scraper-Hauler With Full-Time Operator	2,702.36	
For Equipment Without Operator, Deduct	-916.09	
01 22 23 00-0349 WK 18 CY Motor Scraper-Hauler With Full-Time Operator	11,725.54	
For Equipment Without Operator, Deduct	-4,580.47	
01 22 23 00-0350 MO 18 CY Motor Scraper-Hauler With Full-Time Operator	41,283.92	
For Equipment Without Operator, Deduct	-19,848.71	
01 22 23 00-0351 DAY 24 CY Motor Scraper-Hauler With Full-Time Operator	3,199.03	
For Equipment Without Operator, Deduct	-916.09	
01 22 23 00-0352 WK 24 CY Motor Scraper-Hauler With Full-Time Operator	13,703.50	
For Equipment Without Operator, Deduct	-4,580.47	
01 22 23 00-0353 MO 24 CY Motor Scraper-Hauler With Full-Time Operator	47,209.10	
For Equipment Without Operator, Deduct	-19,848.71	
01 22 23 00-0354 Hydraulic Excavators (01 22 23 00-0278)		
Note: Includes full-time operator. Excludes delivery, set-up, and removal.		
01 22 23 00-0355 DAY 3/8 CY Hydraulic Excavator With Full-Time Operator	1,263.45	
For Equipment Without Operator, Deduct	-916.09	
01 22 23 00-0356 WK 3/8 CY Hydraulic Excavator With Full-Time Operator	5,809.08	
For Equipment Without Operator, Deduct	-4,580.47	
01 22 23 00-0357 MO 3/8 CY Hydraulic Excavator With Full-Time Operator	23,965.51	
For Equipment Without Operator, Deduct	-19,848.71	
01 22 23 00-0358 DAY 1/2 CY Hydraulic Excavator With Full-Time Operator	1,361.22	
For Equipment Without Operator, Deduct	-916.09	
01 22 23 00-0359 WK 1/2 CY Hydraulic Excavator With Full-Time Operator	6,240.05	
For Equipment Without Operator, Deduct	-4,580.47	
01 22 23 00-0360 MO 1/2 CY Hydraulic Excavator With Full-Time Operator	25,689.42	
For Equipment Without Operator, Deduct	-19,848.71	

01	General Requirements
01 20	Price and Payment Procedures
01 22	Unit Prices



MINOR CSI UOM DESCRIPTION	TOTAL DIRECT UNIT COST	DEMOLITION UNIT COST
01 22 23 00-0361 DAY 5/8 CY Hydraulic Excavator With Full-Time Operator.....	1,392.09	
<i>For Equipment Without Operator, Deduct</i>	-916.09	
01 22 23 00-0362 WK 5/8 CY Hydraulic Excavator With Full-Time Operator.....	6,400.87	
<i>For Equipment Without Operator, Deduct</i>	-4,580.47	
01 22 23 00-0363 MO 5/8 CY Hydraulic Excavator With Full-Time Operator.....	25,972.45	
<i>For Equipment Without Operator, Deduct</i>	-19,848.71	
01 22 23 00-0364 DAY 3/4 CY Hydraulic Excavator With Full-Time Operator.....	1,424.26	
<i>For Equipment Without Operator, Deduct</i>	-916.09	
01 22 23 00-0365 WK 3/4 CY Hydraulic Excavator With Full-Time Operator.....	6,548.81	
<i>For Equipment Without Operator, Deduct</i>	-4,580.47	
01 22 23 00-0366 MO 3/4 CY Hydraulic Excavator With Full-Time Operator.....	26,255.48	
<i>For Equipment Without Operator, Deduct</i>	-19,848.71	
01 22 23 00-0367 DAY 7/8 To 1 CY Hydraulic Excavator With Full-Time Operator.....	1,449.99	
<i>For Equipment Without Operator, Deduct</i>	-916.09	
01 22 23 00-0368 WK 7/8 To 1 CY Hydraulic Excavator With Full-Time Operator.....	6,703.19	
<i>For Equipment Without Operator, Deduct</i>	-4,580.47	
01 22 23 00-0369 MO 7/8 To 1 CY Hydraulic Excavator With Full-Time Operator.....	26,538.51	
<i>For Equipment Without Operator, Deduct</i>	-19,848.71	
01 22 23 00-0370 DAY 1-1/8 To 1-1/4 CY Hydraulic Excavator With Full-Time Operator.....	1,797.34	
<i>For Equipment Without Operator, Deduct</i>	-916.09	
01 22 23 00-0371 WK 1-1/8 To 1-1/4 CY Hydraulic Excavator With Full-Time Operator.....	8,086.18	
<i>For Equipment Without Operator, Deduct</i>	-4,580.47	
01 22 23 00-0372 MO 1-1/8 To 1-1/4 CY Hydraulic Excavator With Full-Time Operator.....	30,365.85	
<i>For Equipment Without Operator, Deduct</i>	-19,848.71	
01 22 23 00-0373 DAY 1-3/8 To 1-1/2 CY Hydraulic Excavator With Full-Time Operator.....	1,848.80	
<i>For Equipment Without Operator, Deduct</i>	-916.09	
01 22 23 00-0374 WK 1-3/8 To 1-1/2 CY Hydraulic Excavator With Full-Time Operator.....	8,311.32	
<i>For Equipment Without Operator, Deduct</i>	-4,580.47	
01 22 23 00-0375 MO 1-3/8 To 1-1/2 CY Hydraulic Excavator With Full-Time Operator.....	31,041.26	
<i>For Equipment Without Operator, Deduct</i>	-19,848.71	
01 22 23 00-0376 DAY 1-5/8 To 1-7/8 CY Hydraulic Excavator With Full-Time Operator.....	1,945.29	
<i>For Equipment Without Operator, Deduct</i>	-916.09	
01 22 23 00-0377 WK 1-5/8 To 1-7/8 CY Hydraulic Excavator With Full-Time Operator.....	8,697.27	
<i>For Equipment Without Operator, Deduct</i>	-4,580.47	
01 22 23 00-0378 MO 1-5/8 To 1-7/8 CY Hydraulic Excavator With Full-Time Operator.....	32,199.11	
<i>For Equipment Without Operator, Deduct</i>	-19,848.71	
01 22 23 00-0379 DAY 2 To 2-3/8 CY Hydraulic Excavator With Full-Time Operator.....	2,054.64	
<i>For Equipment Without Operator, Deduct</i>	-916.09	
01 22 23 00-0380 WK 2 To 2-3/8 CY Hydraulic Excavator With Full-Time Operator.....	9,128.25	
<i>For Equipment Without Operator, Deduct</i>	-4,580.47	
01 22 23 00-0381 MO 2 To 2-3/8 CY Hydraulic Excavator With Full-Time Operator.....	33,485.61	
<i>For Equipment Without Operator, Deduct</i>	-19,848.71	
01 22 23 00-0382 DAY 2-1/2 To 2-7/8 CY Hydraulic Excavator With Full-Time Operator.....	2,086.81	
<i>For Equipment Without Operator, Deduct</i>	-916.09	
01 22 23 00-0383 WK 2-1/2 To 2-7/8 CY Hydraulic Excavator With Full-Time Operator.....	9,256.90	
<i>For Equipment Without Operator, Deduct</i>	-4,580.47	
01 22 23 00-0384 MO 2-1/2 To 2-7/8 CY Hydraulic Excavator With Full-Time Operator.....	33,871.56	
<i>For Equipment Without Operator, Deduct</i>	-19,848.71	
01 22 23 00-0385 DAY 3 To 3-3/4 CY Hydraulic Excavator With Full-Time Operator.....	2,395.57	
<i>For Equipment Without Operator, Deduct</i>	-916.09	
01 22 23 00-0386 WK 3 To 3-3/4 CY Hydraulic Excavator With Full-Time Operator.....	10,498.37	
<i>For Equipment Without Operator, Deduct</i>	-4,580.47	
01 22 23 00-0387 MO 3 To 3-3/4 CY Hydraulic Excavator With Full-Time Operator.....	37,602.41	
<i>For Equipment Without Operator, Deduct</i>	-19,848.71	
01 22 23 00-0388 DAY 4 To 5-3/4 CY Hydraulic Excavator With Full-Time Operator.....	2,839.41	
<i>For Equipment Without Operator, Deduct</i>	-916.09	
01 22 23 00-0389 WK 4 To 5-3/4 CY Hydraulic Excavator With Full-Time Operator.....	12,260.87	
<i>For Equipment Without Operator, Deduct</i>	-4,580.47	
01 22 23 00-0390 MO 4 To 5-3/4 CY Hydraulic Excavator With Full-Time Operator.....	42,877.06	
<i>For Equipment Without Operator, Deduct</i>	-19,848.71	
01 22 23 00-0391 DAY 6 To 11 CY Hydraulic Excavator With Full-Time Operator.....	3,386.17	
<i>For Equipment Without Operator, Deduct</i>	-916.09	
01 22 23 00-0392 WK 6 To 11 CY Hydraulic Excavator With Full-Time Operator.....	14,447.93	
<i>For Equipment Without Operator, Deduct</i>	-4,580.47	
01 22 23 00-0393 MO 6 To 11 CY Hydraulic Excavator With Full-Time Operator.....	49,438.21	
<i>For Equipment Without Operator, Deduct</i>	-19,848.71	
01 22 23 00-0394 DAY Up To 50' Depth, 50,000 LB Operating Weight, Long-Arm Hydraulic Excavator With Full-Time Operator.....	1,971.02	
<i>For Equipment Without Operator, Deduct</i>	-916.09	
01 22 23 00-0395 WK Up To 50' Depth, 50,000 LB Operating Weight, Long-Arm Hydraulic Excavator With Full-Time Operator.....	8,787.33	
<i>For Equipment Without Operator, Deduct</i>	-4,580.47	
01 22 23 00-0396 MO Up To 50' Depth, 50,000 LB Operating Weight, Long-Arm Hydraulic Excavator With Full-Time Operator.....	32,456.41	
<i>For Equipment Without Operator, Deduct</i>	-19,848.71	
01 22 23 00-0397 DAY Thumbs Or Grapple Attachment For Hydraulic Excavators.....	90.06	
01 22 23 00-0398 WK Thumbs Or Grapple Attachment For Hydraulic Excavators.....	347.36	
01 22 23 00-0399 MO Thumbs Or Grapple Attachment For Hydraulic Excavators.....	1,029.20	
01 22 23 00-0400 DAY 1,000 Ft-Lb Hydraulic Hammer Attachment For Hydraulic Excavators.....	398.82	
01 22 23 00-0401 WK 1,000 Ft-Lb Hydraulic Hammer Attachment For Hydraulic Excavators.....	1,054.93	
01 22 23 00-0402 MO 1,000 Ft-Lb Hydraulic Hammer Attachment For Hydraulic Excavators.....	2,952.52	
01 22 23 00-0403 DAY 1,500 Ft-Lb Hydraulic Hammer Attachment For Hydraulic Excavators.....	617.52	
01 22 23 00-0404 WK 1,500 Ft-Lb Hydraulic Hammer Attachment For Hydraulic Excavators.....	1,575.96	
01 22 23 00-0405 MO 1,500 Ft-Lb Hydraulic Hammer Attachment For Hydraulic Excavators.....	4,097.50	
01 22 23 00-0406 DAY 3,000 Ft-Lb Hydraulic Hammer Attachment For Hydraulic Excavators.....	861.96	
01 22 23 00-0407 WK 3,000 Ft-Lb Hydraulic Hammer Attachment For Hydraulic Excavators.....	2,322.13	
01 22 23 00-0408 MO 3,000 Ft-Lb Hydraulic Hammer Attachment For Hydraulic Excavators.....	6,509.69	



MINOR	CSI	UOM	DESCRIPTION	TOTAL DIRECT UNIT COST	DEMOLITION UNIT COST
01 22 23 00-0409	DAY		24" Compaction Wheel Attachment For Hydraulic Excavators	180.11	
01 22 23 00-0410	WK		24" Compaction Wheel Attachment For Hydraulic Excavators	720.44	
01 22 23 00-0411	MO		24" Compaction Wheel Attachment For Hydraulic Excavators	2,161.32	
01 22 23 00-0412	DAY		36" Compaction Wheel Attachment For Hydraulic Excavators	257.30	
01 22 23 00-0413	WK		36" Compaction Wheel Attachment For Hydraulic Excavators	1,029.20	
01 22 23 00-0414	MO		36" Compaction Wheel Attachment For Hydraulic Excavators	3,087.60	
01 22 23 00-0415	DAY		48" Compaction Wheel Attachment For Hydraulic Excavators	283.03	
01 22 23 00-0416	WK		48" Compaction Wheel Attachment For Hydraulic Excavators	1,119.26	
01 22 23 00-0417	MO		48" Compaction Wheel Attachment For Hydraulic Excavators	3,344.90	
01 22 23 00-0418 Mini-Excavators (01 22 23 00-0278)					
Note: Includes full-time operator. Excludes delivery, set-up, and removal.					
01 22 23 00-0419	DAY		2,000 LB Mini-Excavator With Full-Time Operator.....	1,186.25	
			<i>For Equipment Without Operator, Deduct</i>	-916.09	
01 22 23 00-0420	WK		2,000 LB Mini-Excavator With Full-Time Operator.....	5,345.94	
			<i>For Equipment Without Operator, Deduct</i>	-4,580.47	
01 22 23 00-0421	MO		2,000 LB Mini-Excavator With Full-Time Operator.....	21,534.03	
			<i>For Equipment Without Operator, Deduct</i>	-19,848.71	
01 22 23 00-0422	DAY		3,500 LB Mini-Excavator With Full-Time Operator.....	1,192.69	
			<i>For Equipment Without Operator, Deduct</i>	-916.09	
01 22 23 00-0423	WK		3,500 LB Mini-Excavator With Full-Time Operator.....	5,365.23	
			<i>For Equipment Without Operator, Deduct</i>	-4,580.47	
01 22 23 00-0424	MO		3,500 LB Mini-Excavator With Full-Time Operator.....	21,939.27	
			<i>For Equipment Without Operator, Deduct</i>	-19,848.71	
01 22 23 00-0425	DAY		6,000 LB Mini-Excavator With Full-Time Operator.....	1,224.85	
			<i>For Equipment Without Operator, Deduct</i>	-916.09	
01 22 23 00-0426	WK		6,000 LB Mini-Excavator With Full-Time Operator.....	5,455.29	
			<i>For Equipment Without Operator, Deduct</i>	-4,580.47	
01 22 23 00-0427	MO		6,000 LB Mini-Excavator With Full-Time Operator.....	21,997.17	
			<i>For Equipment Without Operator, Deduct</i>	-19,848.71	
01 22 23 00-0428	DAY		7,500 LB Mini-Excavator With Full-Time Operator.....	1,237.71	
			<i>For Equipment Without Operator, Deduct</i>	-916.09	
01 22 23 00-0429	WK		7,500 LB Mini-Excavator With Full-Time Operator.....	5,500.32	
			<i>For Equipment Without Operator, Deduct</i>	-4,580.47	
01 22 23 00-0430	MO		7,500 LB Mini-Excavator With Full-Time Operator.....	22,022.89	
			<i>For Equipment Without Operator, Deduct</i>	-19,848.71	
01 22 23 00-0431	DAY		9,500 LB Mini-Excavator With Full-Time Operator.....	1,314.91	
			<i>For Equipment Without Operator, Deduct</i>	-916.09	
01 22 23 00-0432	WK		9,500 LB Mini-Excavator With Full-Time Operator.....	5,564.64	
			<i>For Equipment Without Operator, Deduct</i>	-4,580.47	
01 22 23 00-0433	MO		9,500 LB Mini-Excavator With Full-Time Operator.....	22,769.07	
			<i>For Equipment Without Operator, Deduct</i>	-19,848.71	
01 22 23 00-0434	DAY		11,000 LB Mini-Excavator With Full-Time Operator.....	1,321.34	
			<i>For Equipment Without Operator, Deduct</i>	-916.09	
01 22 23 00-0435	WK		11,000 LB Mini-Excavator With Full-Time Operator.....	5,886.27	
			<i>For Equipment Without Operator, Deduct</i>	-4,580.47	
01 22 23 00-0436	MO		11,000 LB Mini-Excavator With Full-Time Operator.....	22,801.23	
			<i>For Equipment Without Operator, Deduct</i>	-19,848.71	
01 22 23 00-0437 Telescopic Hydraulic Excavators (Gradall) (01 22 23 00-0278)					
Note: Includes full-time operator. Excludes delivery, set-up, and removal.					
01 22 23 00-0438	DAY		Telescopic Hydraulic Excavator (Gradall) With Full-Time Operator.....	2,861.20	
			<i>For Equipment Without Operator, Deduct</i>	-916.09	
01 22 23 00-0439	WK		Telescopic Hydraulic Excavator (Gradall) With Full-Time Operator.....	12,352.23	
			<i>For Equipment Without Operator, Deduct</i>	-4,580.47	
01 22 23 00-0440	MO		Telescopic Hydraulic Excavator (Gradall) With Full-Time Operator.....	47,587.23	
			<i>For Equipment Without Operator, Deduct</i>	-19,848.71	
01 22 23 00-0441 Road Graders (01 22 23 00-0278)					
Note: Includes full-time operator. Excludes delivery, set-up, and removal.					
01 22 23 00-0442	DAY		60 HP Road Grader With Full-Time Operator.....	1,636.52	
			<i>For Equipment Without Operator, Deduct</i>	-916.09	
01 22 23 00-0443	WK		60 HP Road Grader With Full-Time Operator.....	6,529.33	
			<i>For Equipment Without Operator, Deduct</i>	-4,580.47	
01 22 23 00-0444	MO		60 HP Road Grader With Full-Time Operator.....	25,676.82	
			<i>For Equipment Without Operator, Deduct</i>	-19,848.71	
01 22 23 00-0445	DAY		80 HP Road Grader With Full-Time Operator.....	1,848.96	
			<i>For Equipment Without Operator, Deduct</i>	-916.09	
01 22 23 00-0446	WK		80 HP Road Grader With Full-Time Operator.....	7,120.46	
			<i>For Equipment Without Operator, Deduct</i>	-4,580.47	
01 22 23 00-0447	MO		80 HP Road Grader With Full-Time Operator.....	27,468.67	
			<i>For Equipment Without Operator, Deduct</i>	-19,848.71	
01 22 23 00-0448	DAY		130 HP Road Grader With Full-Time Operator.....	1,705.10	
			<i>For Equipment Without Operator, Deduct</i>	-916.09	
01 22 23 00-0449	WK		130 HP Road Grader With Full-Time Operator.....	7,736.52	
			<i>For Equipment Without Operator, Deduct</i>	-4,580.47	
01 22 23 00-0450	MO		130 HP Road Grader With Full-Time Operator.....	31,127.43	
			<i>For Equipment Without Operator, Deduct</i>	-19,848.71	

01	01	General Requirements
	01 20	Price and Payment Procedures
	01 22	Unit Prices



MINOR CSI UOM DESCRIPTION	TOTAL DIRECT UNIT COST	DEMOLITION UNIT COST
------------------------------	---------------------------	-------------------------

01 22 23 00-0451	Loader-Backhoes With Standard Bucket <small>(01 22 23 00-0278)</small>	
	Note: Includes full-time operator. Excludes delivery, set-up, and removal.	
01 22 23 00-0452	DAY 1/2 To 5/8 CY, 65 HP, Loader-Backhoe With Standard Bucket And Full-Time Operator.....	1,269.73
	<i>For Equipment Without Operator, Deduct</i>	-916.09
01 22 23 00-0453	WK 1/2 To 5/8 CY, 65 HP, Loader-Backhoe With Standard Bucket And Full-Time Operator.....	5,420.37
	<i>For Equipment Without Operator, Deduct</i>	-4,580.47
01 22 23 00-0454	MO 1/2 To 5/8 CY, 65 HP, Loader-Backhoe With Standard Bucket And Full-Time Operator.....	21,825.81
	<i>For Equipment Without Operator, Deduct</i>	-19,848.71
01 22 23 00-0455	DAY 1 CY, 24" Bucket, 14'-4" Deep, 75 HP, Loader-Backhoe With Full-Time Operator.....	1,307.62
	<i>For Equipment Without Operator, Deduct</i>	-916.09
01 22 23 00-0456	WK 1 CY, 24" Bucket, 14'-4" Deep, 75 HP, Loader-Backhoe With Full-Time Operator.....	5,552.98
	<i>For Equipment Without Operator, Deduct</i>	-4,580.47
01 22 23 00-0457	MO 1 CY, 24" Bucket, 14'-4" Deep, 75 HP, Loader-Backhoe With Full-Time Operator.....	22,633.63
	<i>For Equipment Without Operator, Deduct</i>	-19,848.71
01 22 23 00-0458	DAY 1-1/2 CY, 24" Bucket, 16'-6" Deep, 90 HP, Loader-Backhoe With Full-Time Operator.....	1,366.05
	<i>For Equipment Without Operator, Deduct</i>	-916.09
01 22 23 00-0459	WK 1-1/2 CY, 24" Bucket, 16'-6" Deep, 90 HP, Loader-Backhoe With Full-Time Operator.....	5,698.23
	<i>For Equipment Without Operator, Deduct</i>	-4,580.47
01 22 23 00-0460	MO 1-1/2 CY, 24" Bucket, 16'-6" Deep, 90 HP, Loader-Backhoe With Full-Time Operator.....	23,050.41
	<i>For Equipment Without Operator, Deduct</i>	-19,848.71
01 22 23 00-0461	DAY 1-3/4 CY, 30" Bucket, 18'-0" Deep, 112 HP, Loader-Backhoe With Full-Time Operator.....	1,626.53
	<i>For Equipment Without Operator, Deduct</i>	-916.09
01 22 23 00-0462	WK 1-3/4 CY, 30" Bucket, 18'-0" Deep, 112 HP, Loader-Backhoe With Full-Time Operator.....	6,474.97
	<i>For Equipment Without Operator, Deduct</i>	-4,580.47
01 22 23 00-0463	MO 1-3/4 CY, 30" Bucket, 18'-0" Deep, 112 HP, Loader-Backhoe With Full-Time Operator.....	25,273.29
	<i>For Equipment Without Operator, Deduct</i>	-19,848.71

01 22 23 00-0464	Heavy Duty Construction Loaders <small>(01 22 23 00-0278)</small>	
	Note: Includes full-time operator. Excludes delivery, set-up, and removal.	
01 22 23 00-0465	DAY 2-1/2 CY, 119 HP, Heavy Duty Construction Loader With Full-Time Operator.....	1,408.63
	<i>For Equipment Without Operator, Deduct</i>	-916.09
01 22 23 00-0466	WK 2-1/2 CY, 119 HP, Heavy Duty Construction Loader With Full-Time Operator.....	6,527.89
	<i>For Equipment Without Operator, Deduct</i>	-4,580.47
01 22 23 00-0467	MO 2-1/2 CY, 119 HP, Heavy Duty Construction Loader With Full-Time Operator.....	25,683.39
	<i>For Equipment Without Operator, Deduct</i>	-19,848.71
01 22 23 00-0468	DAY 3 CY, 135 HP, Heavy Duty Construction Loader With Full-Time Operator.....	1,817.81
	<i>For Equipment Without Operator, Deduct</i>	-916.09
01 22 23 00-0469	WK 3 CY, 135 HP, Heavy Duty Construction Loader With Full-Time Operator.....	6,974.96
	<i>For Equipment Without Operator, Deduct</i>	-4,580.47
01 22 23 00-0470	MO 3 CY, 135 HP, Heavy Duty Construction Loader With Full-Time Operator.....	25,910.71
	<i>For Equipment Without Operator, Deduct</i>	-19,848.71
01 22 23 00-0471	DAY 3-1/2 CY, 198 HP, Heavy Duty Construction Loader With Full-Time Operator.....	1,908.74
	<i>For Equipment Without Operator, Deduct</i>	-916.09
01 22 23 00-0472	WK 3-1/2 CY, 198 HP, Heavy Duty Construction Loader With Full-Time Operator.....	7,217.44
	<i>For Equipment Without Operator, Deduct</i>	-4,580.47
01 22 23 00-0473	MO 3-1/2 CY, 198 HP, Heavy Duty Construction Loader With Full-Time Operator.....	26,516.91
	<i>For Equipment Without Operator, Deduct</i>	-19,848.71
01 22 23 00-0474	DAY 4-1/2 CY, 215 HP, Heavy Duty Construction Loader With Full-Time Operator.....	2,158.80
	<i>For Equipment Without Operator, Deduct</i>	-916.09
01 22 23 00-0475	WK 4-1/2 CY, 215 HP, Heavy Duty Construction Loader With Full-Time Operator.....	7,876.68
	<i>For Equipment Without Operator, Deduct</i>	-4,580.47
01 22 23 00-0476	MO 4-1/2 CY, 215 HP, Heavy Duty Construction Loader With Full-Time Operator.....	28,183.96
	<i>For Equipment Without Operator, Deduct</i>	-19,848.71
01 22 23 00-0477	DAY 7-1/3 CY, 330 HP, Heavy Duty Construction Loader With Full-Time Operator.....	2,802.89
	<i>For Equipment Without Operator, Deduct</i>	-916.09
01 22 23 00-0478	WK 7-1/3 CY, 330 HP, Heavy Duty Construction Loader With Full-Time Operator.....	12,112.51
	<i>For Equipment Without Operator, Deduct</i>	-4,580.47
01 22 23 00-0479	MO 7-1/3 CY, 330 HP, Heavy Duty Construction Loader With Full-Time Operator.....	42,429.66
	<i>For Equipment Without Operator, Deduct</i>	-19,848.71
01 22 23 00-0480	DAY 13-1/2 CY, 690 HP, Heavy Duty Construction Loader With Full-Time Operator.....	7,046.21
	<i>For Equipment Without Operator, Deduct</i>	-916.09
01 22 23 00-0481	WK 13-1/2 CY, 690 HP, Heavy Duty Construction Loader With Full-Time Operator.....	24,486.35
	<i>For Equipment Without Operator, Deduct</i>	-4,580.47
01 22 23 00-0482	MO 13-1/2 CY, 690 HP, Heavy Duty Construction Loader With Full-Time Operator.....	74,097.62
	<i>For Equipment Without Operator, Deduct</i>	-19,848.71

01 22 23 00-0483	Shoring <small>(01 22 23 00-0278)</small>	
	Note: Includes delivery to job site and pick-up when complete.	

01 22 23 00-0484	Aluminum Hydraulic Shoring <small>(01 22 23 00-0483)</small>	
	Note: Includes delivery to job site and pick-up when complete. Excludes sheeting.	
01 22 23 00-0485	WK 2' Rails, 1 Cylinder, Aluminum Hydraulic Shoring.....	112.57
	Note: Up to 88" spread width.	
01 22 23 00-0486	MO 2' Rails, 1 Cylinder, Aluminum Hydraulic Shoring.....	332.04
	Note: Up to 88" spread width.	
01 22 23 00-0487	WK Up To 12' Rails, 2 Cylinders, Aluminum Hydraulic Shoring.....	151.01
	Note: Up to 88" spread width.	
01 22 23 00-0488	MO Up To 12' Rails, 2 Cylinders, Aluminum Hydraulic Shoring.....	445.42
	Note: Up to 88" spread width.	
01 22 23 00-0489	WK Up To 16' Rails, 3 Cylinders, Aluminum Hydraulic Shoring.....	280.02
	Note: Up to 88" spread width.	



MINOR	CSI	UOM	DESCRIPTION	TOTAL DIRECT UNIT COST	DEMOLITION UNIT COST
-------	-----	-----	-------------	------------------------	----------------------

01 22 23 00-0490	MO		Up To 16' Rails, 3 Cylinders, Aluminum Hydraulic Shoring Note: Up to 88" spread width.	826.04	
01 22 23 00-0491	EA		Set-up And Removal Of 1 Cylinder Aluminum Hydraulic Shores.....	27.97	
01 22 23 00-0492	EA		Set-up And Removal Of 2 Cylinders Aluminum Hydraulic Shores.....	44.76	
01 22 23 00-0493	EA		Set-up And Removal Of 3 Cylinders Aluminum Hydraulic Shores.....	74.59	

01 22 23 00-0494 Trench Boxes/Trench Shields (01 22 23 00-0278)

Note: Trenching tasks include moving the trench box in excavation as trenching proceeds. Includes delivery to job site and pick-up when complete. For stackable units, combine multiple units for depth required.

01 22 23 00-0495	WK		4' x 6' Trench Box With Up To 48" Spreaders.....	170.50	
01 22 23 00-0496	MO		4' x 6' Trench Box With Up To 48" Spreaders.....	511.50	
01 22 23 00-0497	WK		6' x 6' Trench Box With Up To 48" Spreaders.....	192.50	
01 22 23 00-0498	MO		6' x 6' Trench Box With Up To 48" Spreaders.....	577.50	
01 22 23 00-0499	WK		8' x 6' Trench Box With Up To 48" Spreaders.....	203.50	
01 22 23 00-0500	MO		8' x 6' Trench Box With Up To 48" Spreaders.....	610.50	
01 22 23 00-0501	WK		4' x 8' Trench Box With Up To 48" Spreaders.....	187.00	
01 22 23 00-0502	MO		4' x 8' Trench Box With Up To 48" Spreaders.....	561.00	
01 22 23 00-0503	WK		6' x 8' Trench Box With Up To 48" Spreaders.....	220.00	
01 22 23 00-0504	MO		6' x 8' Trench Box With Up To 48" Spreaders.....	660.00	
01 22 23 00-0505	WK		8' x 8' Trench Box With Up To 48" Spreaders.....	247.50	
01 22 23 00-0506	MO		8' x 8' Trench Box With Up To 48" Spreaders.....	742.50	
01 22 23 00-0507	WK		4' x 10' Trench Box With Up To 48" Spreaders.....	209.00	
01 22 23 00-0508	MO		4' x 10' Trench Box With Up To 48" Spreaders.....	627.00	
01 22 23 00-0509	WK		6' x 10' Trench Box With Up To 48" Spreaders.....	247.50	
01 22 23 00-0510	MO		6' x 10' Trench Box With Up To 48" Spreaders.....	742.50	
01 22 23 00-0511	WK		8' x 10' Trench Box With Up To 48" Spreaders.....	302.50	
01 22 23 00-0512	MO		8' x 10' Trench Box With Up To 48" Spreaders.....	902.00	
01 22 23 00-0513	WK		4' x 12' Trench Box With Up To 48" Spreaders.....	247.50	
01 22 23 00-0514	MO		4' x 12' Trench Box With Up To 48" Spreaders.....	742.50	
01 22 23 00-0515	WK		6' x 12' Trench Box With Up To 48" Spreaders.....	302.50	
01 22 23 00-0516	MO		6' x 12' Trench Box With Up To 48" Spreaders.....	907.50	
01 22 23 00-0517	WK		8' x 12' Trench Box With Up To 48" Spreaders.....	385.00	
01 22 23 00-0518	MO		8' x 12' Trench Box With Up To 48" Spreaders.....	1,155.00	
01 22 23 00-0519	WK		4' x 14' Trench Box With Up To 48" Spreaders.....	275.00	
01 22 23 00-0520	MO		4' x 14' Trench Box With Up To 48" Spreaders.....	825.00	
01 22 23 00-0521	WK		6' x 14' Trench Box With Up To 48" Spreaders.....	357.50	
01 22 23 00-0522	MO		6' x 14' Trench Box With Up To 48" Spreaders.....	1,072.50	
01 22 23 00-0523	WK		8' x 14' Trench Box With Up To 48" Spreaders.....	440.00	
01 22 23 00-0524	MO		8' x 14' Trench Box With Up To 48" Spreaders.....	1,320.00	
01 22 23 00-0525	WK		4' x 16' Trench Box With Up To 48" Spreaders.....	302.50	
01 22 23 00-0526	MO		4' x 16' Trench Box With Up To 48" Spreaders.....	907.50	
01 22 23 00-0527	WK		6' x 16' Trench Box With Up To 48" Spreaders.....	412.50	
01 22 23 00-0528	MO		6' x 16' Trench Box With Up To 48" Spreaders.....	1,237.50	
01 22 23 00-0529	WK		8' x 16' Trench Box With Up To 48" Spreaders.....	495.00	
01 22 23 00-0530	MO		8' x 16' Trench Box With Up To 48" Spreaders.....	1,485.00	
01 22 23 00-0531	WK		4' x 20' Trench Box With Up To 48" Spreaders.....	357.50	
01 22 23 00-0532	MO		4' x 20' Trench Box With Up To 48" Spreaders.....	1,072.50	
01 22 23 00-0533	WK		6' x 20' Trench Box With Up To 48" Spreaders.....	495.00	
01 22 23 00-0534	MO		6' x 20' Trench Box With Up To 48" Spreaders.....	1,485.00	
01 22 23 00-0535	WK		8' x 20' Trench Box With Up To 48" Spreaders.....	577.50	
01 22 23 00-0536	MO		8' x 20' Trench Box With Up To 48" Spreaders.....	1,732.50	
01 22 23 00-0537	WK		4' x 24' Trench Box With Up To 48" Spreaders.....	495.00	
01 22 23 00-0538	MO		4' x 24' Trench Box With Up To 48" Spreaders.....	1,485.00	
01 22 23 00-0539	WK		6' x 24' Trench Box With Up To 48" Spreaders.....	605.00	
01 22 23 00-0540	MO		6' x 24' Trench Box With Up To 48" Spreaders.....	1,815.00	
01 22 23 00-0541	WK		8' x 24' Trench Box With Up To 48" Spreaders.....	660.00	
01 22 23 00-0542	MO		8' x 24' Trench Box With Up To 48" Spreaders.....	1,980.00	
01 22 23 00-0543	WK		For Spreaders >48" To 84", Add.....	16.50	
01 22 23 00-0544	MO		For Spreaders >48" To 84", Add.....	49.50	
01 22 23 00-0545	WK		For Spreaders >84" To 120", Add.....	99.00	
01 22 23 00-0546	MO		For Spreaders >84" To 120", Add.....	297.00	
01 22 23 00-0547	WK		For Spreaders >120", Add.....	209.00	
01 22 23 00-0548	MO		For Spreaders >120", Add.....	627.00	
01 22 23 00-0549	WK		8' x 4' Manhole Box.....	259.88	
01 22 23 00-0550	MO		8' x 4' Manhole Box.....	779.63	
01 22 23 00-0551	WK		8' x 8' Manhole Box.....	371.25	
01 22 23 00-0552	MO		8' x 8' Manhole Box.....	1,113.75	

01 22 23 00-0553 Trenchers (01 22 23 00-0278)

Note: Includes full-time operator. Excludes delivery, set-up, and removal.

01 22 23 00-0554	DAY		4' Maximum Trench Depth, Ride-On Trencher With Full-Time Operator.....	1,296.49	
			<i>For Equipment Without Operator, Deduct</i>	-912.39	
01 22 23 00-0555	WK		4' Maximum Trench Depth, Ride-On Trencher With Full-Time Operator.....	5,870.27	
			<i>For Equipment Without Operator, Deduct</i>	-4,561.94	
01 22 23 00-0556	MO		4' Maximum Trench Depth, Ride-On Trencher With Full-Time Operator.....	23,369.33	
			<i>For Equipment Without Operator, Deduct</i>	-19,768.43	
01 22 23 00-0557	DAY		5' Maximum Trench Depth, Ride-On Trencher With Full-Time Operator.....	1,944.65	
			<i>For Equipment Without Operator, Deduct</i>	-912.39	
01 22 23 00-0558	WK		5' Maximum Trench Depth, Ride-On Trencher With Full-Time Operator.....	8,054.81	
			<i>For Equipment Without Operator, Deduct</i>	-4,561.94	

01	01	General Requirements
	01 20	Price and Payment Procedures
	01 22	Unit Prices



MINOR	CSI	UOM	DESCRIPTION	TOTAL DIRECT UNIT COST	DEMOLITION UNIT COST
-------	-----	-----	-------------	------------------------	----------------------

01 22 23 00-0559 MO 5' Maximum Trench Depth, Ride-On Trencher With Full-Time Operator29,370.83
For Equipment Without Operator, Deduct -19,768.43

01 22 23 00-0560 Truck Mounted Vacuum Excavator (01 22 23 00-0278)
 Note: Includes driver, delivery, and removal.

01 22 23 00-0561 DAY Truck Mounted Vacuum Excavator With Full-time Operator7,830.13

01 22 23 00-0562 Tractors (01 22 23 00-0278)

Note: Excludes operator, delivery, set-up, and removal.

01 22 23 00-0563 DAY 20 To 29 HP Tractor544.46
 01 22 23 00-0564 WK 20 To 29 HP Tractor1,310.73
 01 22 23 00-0565 MO 20 To 29 HP Tractor3,538.96
 01 22 23 00-0566 DAY 30 To 35 HP Tractor564.14
 01 22 23 00-0567 WK 30 To 35 HP Tractor1,452.36
 01 22 23 00-0568 MO 30 To 35 HP Tractor4,021.00
 01 22 23 00-0569 DAY 40 To 45 HP Tractor576.14
 01 22 23 00-0570 WK 40 To 45 HP Tractor1,548.39
 01 22 23 00-0571 MO 40 To 45 HP Tractor4,249.06
 01 22 23 00-0572 DAY 80 To 89 HP Tractor741.79
 01 22 23 00-0573 WK 80 To 89 HP Tractor2,103.65
 01 22 23 00-0574 MO 80 To 89 HP Tractor6,023.35
 01 22 23 00-0575 DAY 60" Rotary Mower Attachment For Tractors232.86
 01 22 23 00-0576 WK 60" Rotary Mower Attachment For Tractors720.18
 01 22 23 00-0577 DAY 84" Rotary Mower Attachment For Tractors254.46
 01 22 23 00-0578 WK 84" Rotary Mower Attachment For Tractors780.20
 01 22 23 00-0579 DAY Under Deck Rotary Mower Attachment For Tractors38.43
 01 22 23 00-0580 WK Under Deck Rotary Mower Attachment For Tractors153.73

01 22 23 00-0581 Portable Sediment Tank (01 22 23 00-0278)

Note: Includes delivery to job site and pick-up when complete.

01 22 23 00-0582 WK Portable Sediment Tank192.16
 01 22 23 00-0583 MO Portable Sediment Tank563.66

01 22 23 00-0584 Heavy Equipment (Ground Protection) Mats (01 22 23 00-0278)

Note: Rental price per mat. Excludes placement, moving, mobilization and demobilization. See CSI section 01 22 23 00-0278 for equipment for offloading/reloading from delivery vehicle, placing, and moving mats, 01 71 13 00-0001 for equipment delivery, pickup, mobilization and demobilization.

01 22 23 00-0585 DAY 14' Width x 8' Length, 6" Thick, 3-Ply Laminated Heavy Equipment Mat20.68
 01 22 23 00-0586 WK 14' Width x 8' Length, 6" Thick, 3-Ply Laminated Heavy Equipment Mat49.23
 01 22 23 00-0587 MO 14' Width x 8' Length, 6" Thick, 3-Ply Laminated Heavy Equipment Mat103.39
 01 22 23 00-0588 DAY 16' Width x 8' Length, 6" Thick, 3-Ply Laminated Heavy Equipment Mat21.71
 01 22 23 00-0589 WK 16' Width x 8' Length, 6" Thick, 3-Ply Laminated Heavy Equipment Mat51.70
 01 22 23 00-0590 MO 16' Width x 8' Length, 6" Thick, 3-Ply Laminated Heavy Equipment Mat108.56
 01 22 23 00-0591 Day 16' Width x 4' Length, 8" Thick Hardwood Timbers, Dragline/Excavator Mat17.58
 01 22 23 00-0592 WK 16' Width x 4' Length, 8" Thick Hardwood Timbers, Dragline/Excavator Mat41.36
 01 22 23 00-0593 MO 16' Width x 4' Length, 8" Thick Hardwood Timbers, Dragline/Excavator Mat87.88
 01 22 23 00-0594 Day 18' Width x 4' Length, 8" Thick Hardwood Timbers, Dragline/Excavator Mat19.64
 01 22 23 00-0595 WK 18' Width x 4' Length, 8" Thick Hardwood Timbers, Dragline/Excavator Mat46.53
 01 22 23 00-0596 MO 18' Width x 4' Length, 8" Thick Hardwood Timbers, Dragline/Excavator Mat98.22
 01 22 23 00-0597 Day 20' Width x 4' Length, 8" Thick Hardwood Timbers, Dragline/Excavator Mat21.71
 01 22 23 00-0598 WK 20' Width x 4' Length, 8" Thick Hardwood Timbers, Dragline/Excavator Mat51.70
 01 22 23 00-0599 MO 20' Width x 4' Length, 8" Thick Hardwood Timbers, Dragline/Excavator Mat108.56
 01 22 23 00-0600 Day 24' Width x 4' Length, 8" Thick Hardwood Timbers, Dragline/Excavator Mat23.78
 01 22 23 00-0601 WK 24' Width x 4' Length, 8" Thick Hardwood Timbers, Dragline/Excavator Mat56.62
 01 22 23 00-0602 MO 24' Width x 4' Length, 8" Thick Hardwood Timbers, Dragline/Excavator Mat118.90
 01 22 23 00-0603 Day 12' Width x 4' Length, 12" Thick Hardwood Timbers, Crane Mat18.61
 01 22 23 00-0604 WK 12' Width x 4' Length, 12" Thick Hardwood Timbers, Crane Mat51.70
 01 22 23 00-0605 MO 12' Width x 4' Length, 12" Thick Hardwood Timbers, Crane Mat93.05
 01 22 23 00-0606 Day 16' Width x 4' Length, 12" Thick Hardwood Timbers, Crane Mat21.71
 01 22 23 00-0607 WK 16' Width x 4' Length, 12" Thick Hardwood Timbers, Crane Mat51.70
 01 22 23 00-0608 MO 16' Width x 4' Length, 12" Thick Hardwood Timbers, Crane Mat108.56
 01 22 23 00-0609 Day 20' Width x 4' Length, 12" Thick Hardwood Timbers, Crane Mat25.85
 01 22 23 00-0610 WK 20' Width x 4' Length, 12" Thick Hardwood Timbers, Crane Mat56.86
 01 22 23 00-0611 MO 20' Width x 4' Length, 12" Thick Hardwood Timbers, Crane Mat129.24
 01 22 23 00-0612 Day 24' Width x 4' Length, 12" Thick Hardwood Timbers, Crane Mat27.92
 01 22 23 00-0613 WK 24' Width x 4' Length, 12" Thick Hardwood Timbers, Crane Mat66.46
 01 22 23 00-0614 MO 24' Width x 4' Length, 12" Thick Hardwood Timbers, Crane Mat139.58
 01 22 23 00-0615 Day 28' Width x 4' Length, 12" Thick Hardwood Timbers, Crane Mat29.98
 01 22 23 00-0616 WK 28' Width x 4' Length, 12" Thick Hardwood Timbers, Crane Mat71.39
 01 22 23 00-0617 MO 28' Width x 4' Length, 12" Thick Hardwood Timbers, Crane Mat149.92
 01 22 23 00-0618 Day 30' Width x 4' Length, 12" Thick Hardwood Timbers, Crane Mat31.02
 01 22 23 00-0619 WK 30' Width x 4' Length, 12" Thick Hardwood Timbers, Crane Mat73.85
 01 22 23 00-0620 MO 30' Width x 4' Length, 12" Thick Hardwood Timbers, Crane Mat155.08
 01 22 23 00-0621 Day 14' Width x 8' Length, 2-3/4" Thick, Laminated Heavy Equipment Mat (Emtek™)9.95
 01 22 23 00-0622 WK 14' Width x 8' Length, 2-3/4" Thick, Laminated Heavy Equipment Mat (Emtek™)24.87
 01 22 23 00-0623 MO 14' Width x 8' Length, 2-3/4" Thick, Laminated Heavy Equipment Mat (Emtek™)74.60
 01 22 23 00-0624 Day 14' Width x 8' Length, 3-1/2" Thick, Laminated Heavy Equipment Mat (Emtek™)11.89



MINOR	CSI	UOM	DESCRIPTION	TOTAL DIRECT UNIT COST	DEMOLITION UNIT COST
01 22 23 00-0625	WK		14' Width x 8' Length, 3-1/2" Thick, Laminated Heavy Equipment Mat (Emtek™)	29.72	
01 22 23 00-0626	MO		14' Width x 8' Length, 3-1/2" Thick, Laminated Heavy Equipment Mat (Emtek™)	89.17	
01 22 23 00-0627	Day		16' Width x 8' Length, 3-1/2" Thick, Laminated Heavy Equipment Mat (Emtek™)	13.58	
01 22 23 00-0628	WK		16' Width x 8' Length, 3-1/2" Thick, Laminated Heavy Equipment Mat (Emtek™)	33.95	
01 22 23 00-0629	MO		16' Width x 8' Length, 3-1/2" Thick, Laminated Heavy Equipment Mat (Emtek™)	101.84	
01 22 23 00-0630	Day		14' Width x 8' Length, 4-1/2" Thick, Laminated Heavy Equipment Mat (Emtek™)	14.47	
01 22 23 00-0631	WK		14' Width x 8' Length, 4-1/2" Thick, Laminated Heavy Equipment Mat (Emtek™)	36.19	
01 22 23 00-0632	MO		14' Width x 8' Length, 4-1/2" Thick, Laminated Heavy Equipment Mat (Emtek™)	108.56	
01 22 23 00-0633	Day		16' Width x 8' Length, 4-1/2" Thick, Laminated Heavy Equipment Mat (Emtek™)	16.54	
01 22 23 00-0634	WK		16' Width x 8' Length, 4-1/2" Thick, Laminated Heavy Equipment Mat (Emtek™)	41.36	
01 22 23 00-0635	MO		16' Width x 8' Length, 4-1/2" Thick, Laminated Heavy Equipment Mat (Emtek™)	124.07	
01 22 23 00-0636	Day		16' Width x 8' Length, 5-1/2" Thick, Laminated Heavy Equipment Mat (Emtek™)	19.01	
01 22 23 00-0637	WK		16' Width x 8' Length, 5-1/2" Thick, Laminated Heavy Equipment Mat (Emtek™)	47.52	
01 22 23 00-0638	MO		16' Width x 8' Length, 5-1/2" Thick, Laminated Heavy Equipment Mat (Emtek™)	142.57	
01 22 23 00-0639	Day		24' Width x 4' Length, 6" Thick, Laminated Heavy Equipment Mat (Emtek™)	14.63	
01 22 23 00-0640	WK		24' Width x 4' Length, 6" Thick, Laminated Heavy Equipment Mat (Emtek™)	36.57	
01 22 23 00-0641	MO		24' Width x 4' Length, 6" Thick, Laminated Heavy Equipment Mat (Emtek™)	109.70	
01 22 23 00-0642	Day		30' Width x 4' Length, 6-1/2" Thick, Laminated Heavy Equipment Mat (Emtek™)	19.80	
01 22 23 00-0643	WK		30' Width x 4' Length, 6-1/2" Thick, Laminated Heavy Equipment Mat (Emtek™)	49.51	
01 22 23 00-0644	MO		30' Width x 4' Length, 6-1/2" Thick, Laminated Heavy Equipment Mat (Emtek™)	148.52	
01 22 23 00-0645	Day		24' Width x 4' Length, 7-1/2" Thick, Laminated Heavy Equipment Mat (Emtek™)	17.12	
01 22 23 00-0646	WK		24' Width x 4' Length, 7-1/2" Thick, Laminated Heavy Equipment Mat (Emtek™)	42.80	
01 22 23 00-0647	MO		24' Width x 4' Length, 7-1/2" Thick, Laminated Heavy Equipment Mat (Emtek™)	128.41	
01 22 23 00-0648	Day		40' Width x 4' Length, 7-1/2" Thick, Laminated Heavy Equipment Mat (Emtek™)	28.56	
01 22 23 00-0649	WK		40' Width x 4' Length, 7-1/2" Thick, Laminated Heavy Equipment Mat (Emtek™)	71.39	
01 22 23 00-0650	MO		40' Width x 4' Length, 7-1/2" Thick, Laminated Heavy Equipment Mat (Emtek™)	214.16	
01 22 23 00-0651	Day		40' Width x 4' Length, 8" Thick, Laminated Heavy Equipment Mat (Emtek™)	30.44	
01 22 23 00-0652	WK		40' Width x 4' Length, 8" Thick, Laminated Heavy Equipment Mat (Emtek™)	76.10	
01 22 23 00-0653	MO		40' Width x 4' Length, 8" Thick, Laminated Heavy Equipment Mat (Emtek™)	228.29	

01 22 23 00-0654

Electrical Equipment (01 22 23)

01 22 23 00-0655

Tripod Mounted Floodlights (01 22 23 00-0654)

Note: Includes delivery to job site and pick-up when complete.

01 22 23 00-0656	DAY		500 Watt, 115 Volt, 2 Lamp, Portable Light Stand With Tripod	66.34	
01 22 23 00-0657	WK		500 Watt, 115 Volt, 2 Lamp, Portable Light Stand With Tripod	156.96	
01 22 23 00-0658	MO		500 Watt, 115 Volt, 2 Lamp, Portable Light Stand With Tripod	331.71	
01 22 23 00-0659	DAY		1,000 Watt, 115 Volt, 2 Lamp, Portable Light Stand With Tripod	66.34	
01 22 23 00-0660	WK		1,000 Watt, 115 Volt, 2 Lamp, Portable Light Stand With Tripod	194.17	
01 22 23 00-0661	MO		1,000 Watt, 115 Volt, 2 Lamp, Portable Light Stand With Tripod	574.43	
01 22 23 00-0662	DAY		2,000 Watt, 115 Volt, 2 Lamp, Portable Light Stand With Tripod	74.43	
01 22 23 00-0663	WK		2,000 Watt, 115 Volt, 2 Lamp, Portable Light Stand With Tripod	202.26	
01 22 23 00-0664	MO		2,000 Watt, 115 Volt, 2 Lamp, Portable Light Stand With Tripod	493.52	

01 22 23 00-0665

Trailer Mounted Floodlights (01 22 23 00-0654)

Note: Includes delivery to job site and pick-up when complete. Excludes operator.

01 22 23 00-0666	DAY		4 x 1,000 Watt Floodlights, 30' Telescoping Tower, Diesel Power Trailer Mounted Light Tower	186.08	
01 22 23 00-0667	WK		4 x 1,000 Watt Floodlights, 30' Telescoping Tower, Diesel Power Trailer Mounted Light Tower	412.62	
01 22 23 00-0668	MO		4 x 1,000 Watt Floodlights, 30' Telescoping Tower, Diesel Power Trailer Mounted Light Tower	889.96	

01 22 23 00-0669

Generator Sets (01 22 23 00-0654)

01 22 23 00-0670

Portable, Gas Or Diesel Powered Generator Sets (01 22 23 00-0669)

Note: With 24 hour day-tank. Includes delivery to job site and pick-up when complete. Excludes cables, operator and fuel costs. See CSI section 01 22 23 00-0812 for reimbursable fuel fees.

01 22 23 00-0671	DAY		3.6 KW, 8 HP Gas Powered Generator Set	58.04	
			For LP Or NG Gas, Add	7.26	
			For >160 To 320 Hours Usage Per Month, Add	29.02	
01 22 23 00-0672	WK		3.6 KW, 8 HP Gas Powered Generator Set	209.22	
			For LP Or NG Gas, Add	26.15	
01 22 23 00-0673	MO		3.6 KW, 8 HP Gas Powered Generator Set	580.41	
			For LP Or NG Gas, Add	72.55	
01 22 23 00-0674	DAY		5 KW, 11 HP Gas Powered Generator Set	82.34	
			For LP Or NG Gas, Add	10.29	
01 22 23 00-0675	WK		5 KW, 11 HP Gas Powered Generator Set	263.21	
			For LP Or NG Gas, Add	32.90	
01 22 23 00-0676	MO		5 KW, 11 HP Gas Powered Generator Set	600.66	
			For LP Or NG Gas, Add	75.08	
01 22 23 00-0677	DAY		6.5 KW, 13 HP Gas Powered Generator Set	105.28	
			For LP Or NG Gas, Add	13.16	
01 22 23 00-0678	WK		6.5 KW, 13 HP Gas Powered Generator Set	283.46	
			For LP Or NG Gas, Add	35.43	
01 22 23 00-0679	MO		6.5 KW, 13 HP Gas Powered Generator Set	782.88	
			For LP Or NG Gas, Add	97.86	
01 22 23 00-0680	DAY		10 KW, 18 HP Gas Powered Generator Set	117.43	
			For LP Or NG Gas, Add	14.68	
01 22 23 00-0681	WK		10 KW, 18 HP Gas Powered Generator Set	317.20	
			For LP Or NG Gas, Add	39.65	
01 22 23 00-0682	MO		10 KW, 18 HP Gas Powered Generator Set	911.12	
			For LP Or NG Gas, Add	113.89	

01	01	General Requirements
	01 20	Price and Payment Procedures
	01 22	Unit Prices



MINOR CSI UOM DESCRIPTION	TOTAL DIRECT UNIT COST	DEMOLITION UNIT COST
------------------------------	---------------------------	-------------------------

01 22 23 00-0683	Towable, Diesel Powered Generator Sets <small>(01 22 23 00-0669)</small> Note: Includes 24 hour day-tank on sizes up to 180KW, 40 hour day-tank for sizes greater than 180KW to 300 KW and 1000 gallon for sizes greater than 300KW. Multi-voltage transformer unless stated otherwise, trailer mounted including sound attenuation and control panel. Excludes cables, operator and fuel costs. See CSI section 01 22 23 00-0812 for reimbursable fuel fees.	
01 22 23 00-0684	DAY 20 KW, 60 Hertz Towable Diesel Powered Generator Set.....	241.61
	Note: Fuel consumption: 100% load - 1.6 gallons per hour, 75% load - 1.3 gallons per hour, 50% load - 0.9 gallons per hour.	
	For >8 To 16 Hours Usage Per Day, Add	120.81
	For >16 To 24 Hours Usage Per Day, Add	241.61
01 22 23 00-0685	WK 20 KW, 60 Hertz Towable Diesel Powered Generator Set.....	631.71
	Note: Fuel consumption: 100% load - 1.6 gallons per hour, 75% load - 1.3 gallons per hour, 50% load - 0.9 gallons per hour.	
	For >40 To 80 Hours Usage Per Week, Add	315.86
	For >80 Hours Usage Per Week, Add	631.71
01 22 23 00-0686	MO 20 KW, 60 Hertz Towable Diesel Powered Generator Set.....	1,721.00
	Note: Fuel consumption: 100% load - 1.6 gallons per hour, 75% load - 1.3 gallons per hour, 50% load - 0.9 gallons per hour.	
	For >160 To 320 Hours Usage Per Month, Add	860.50
	For >320 Hours Usage Per Month, Add	1,721.00
01 22 23 00-0687	DAY 30 KW, 60 Hertz Towable Diesel Powered Generator Set.....	344.10
	Note: Fuel consumption: 100% load - 2.9 gallons per hour, 75% load - 2.4 gallons per hour, 50% load - 1.8 gallons per hour.	
	For >8 To 16 Hours Usage Per Day, Add	172.05
	For >16 To 24 Hours Usage Per Day, Add	344.10
01 22 23 00-0688	WK 30 KW, 60 Hertz Towable Diesel Powered Generator Set.....	1,021.20
	Note: Fuel consumption: 100% load - 2.9 gallons per hour, 75% load - 2.4 gallons per hour, 50% load - 1.8 gallons per hour.	
	For >40 To 80 Hours Usage Per Week, Add	510.60
	For >80 Hours Usage Per Week, Add	1,021.20
01 22 23 00-0689	MO 30 KW, 60 Hertz Towable Diesel Powered Generator Set.....	2,109.00
	Note: Fuel consumption: 100% load - 2.9 gallons per hour, 75% load - 2.4 gallons per hour, 50% load - 1.8 gallons per hour.	
	For >160 To 320 Hours Usage Per Month, Add	1,054.50
	For >320 Hours Usage Per Month, Add	2,109.00
01 22 23 00-0690	DAY 40.0 KW, 60 Hertz Towable Diesel Powered Generator Set.....	377.40
	Note: Fuel consumption: 100% load - 4.0 gallons per hour, 75% load - 3.2 gallons per hour, 50% load - 2.3 gallons per hour.	
	For >8 To 16 Hours Usage Per Day, Add	188.70
	For >16 To 24 Hours Usage Per Day, Add	377.40
01 22 23 00-0691	WK 40.0 KW, 60 Hertz Towable Diesel Powered Generator Set.....	1,054.50
	Note: Fuel consumption: 100% load - 4.0 gallons per hour, 75% load - 3.2 gallons per hour, 50% load - 2.3 gallons per hour.	
	For >40 To 80 Hours Usage Per Week, Add	527.25
	For >80 Hours Usage Per Week, Add	1,054.50
01 22 23 00-0692	MO 40.0 KW, 60 Hertz Towable Diesel Powered Generator Set.....	2,331.00
	Note: Fuel consumption: 100% load - 4.0 gallons per hour, 75% load - 3.2 gallons per hour, 50% load - 2.3 gallons per hour.	
	For >160 To 320 Hours Usage Per Month, Add	1,165.50
	For >320 Hours Usage Per Month, Add	2,331.00
01 22 23 00-0693	DAY 55.0 KW, 60 Hertz Towable Diesel Powered Generator Set.....	405.15
	Note: Fuel consumption: 100% load - 4.8 gallons per hour, 75% load - 3.8 gallons per hour, 50% load - 2.9 gallons per hour.	
	For >8 To 16 Hours Usage Per Day, Add	202.58
	For >16 To 24 Hours Usage Per Day, Add	405.15
01 22 23 00-0694	WK 55.0 KW, 60 Hertz Towable Diesel Powered Generator Set.....	1,110.00
	Note: Fuel consumption: 100% load - 4.8 gallons per hour, 75% load - 3.8 gallons per hour, 50% load - 2.9 gallons per hour.	
	For >40 To 80 Hours Usage Per Week, Add	555.00
	For >80 Hours Usage Per Week, Add	1,110.00
01 22 23 00-0695	MO 55.0 KW, 60 Hertz Towable Diesel Powered Generator Set.....	2,664.00
	Note: Fuel consumption: 100% load - 4.8 gallons per hour, 75% load - 3.8 gallons per hour, 50% load - 2.9 gallons per hour.	
	For >160 To 320 Hours Usage Per Month, Add	1,332.00
	For >320 Hours Usage Per Month, Add	2,664.00
01 22 23 00-0696	DAY 70.0 KW, 60 Hertz Towable Diesel Powered Generator Set.....	444.00
	Note: Fuel consumption: 100% load - 5.7 gallons per hour, 75% load - 4.3 gallons per hour, 50% load - 3.2 gallons per hour.	
	For >8 To 16 Hours Usage Per Day, Add	222.00
	For >16 To 24 Hours Usage Per Day, Add	444.00
01 22 23 00-0697	WK 70.0 KW, 60 Hertz Towable Diesel Powered Generator Set.....	1,259.85
	Note: Fuel consumption: 100% load - 5.7 gallons per hour, 75% load - 4.3 gallons per hour, 50% load - 3.2 gallons per hour.	
	For >40 To 80 Hours Usage Per Week, Add	629.93
	For >80 Hours Usage Per Week, Add	1,259.85
01 22 23 00-0698	MO 70.0 KW, 60 Hertz Towable Diesel Powered Generator Set.....	2,997.00
	Note: Fuel consumption: 100% load - 5.7 gallons per hour, 75% load - 4.3 gallons per hour, 50% load - 3.2 gallons per hour.	
	For >160 To 320 Hours Usage Per Month, Add	1,498.50
	For >320 Hours Usage Per Month, Add	2,997.00



MINOR CSI UOM DESCRIPTION	TOTAL DIRECT UNIT COST	DEMOLITION UNIT COST
01 22 23 00-0699 DAY 80.0 KW, 60 Hertz Towable Diesel Powered Generator Set Note: Fuel consumption: 100% load - 6.5 gallons per hour, 75% load - 4.9 gallons per hour, 50% load - 3.6 gallons per hour. <i>For >8 To 16 Hours Usage Per Day, Add</i> <i>For >16 To 24 Hours Usage Per Day, Add</i>	499.50 249.75 499.50	
01 22 23 00-0700 WK 80.0 KW, 60 Hertz Towable Diesel Powered Generator Set Note: Fuel consumption: 100% load - 6.5 gallons per hour, 75% load - 4.9 gallons per hour, 50% load - 3.6 gallons per hour. <i>For >40 To 80 Hours Usage Per Week, Add</i> <i>For >80 Hours Usage Per Week, Add</i>	1,332.00 666.00 1,332.00	
01 22 23 00-0701 MO 80.0 KW, 60 Hertz Towable Diesel Powered Generator Set Note: Fuel consumption: 100% load - 6.5 gallons per hour, 75% load - 4.9 gallons per hour, 50% load - 3.6 gallons per hour. <i>For >160 To 320 Hours Usage Per Month, Add</i> <i>For >320 Hours Usage Per Month, Add</i>	3,330.00 1,665.00 3,330.00	
01 22 23 00-0702 DAY 100.0 KW, 60 Hertz Towable Diesel Powered Generator Set Note: Fuel consumption: 100% load - 7.4 gallons per hour, 75% load - 5.8 gallons per hour, 50% load - 4.1 gallons per hour. <i>For >8 To 16 Hours Usage Per Day, Add</i> <i>For >16 To 24 Hours Usage Per Day, Add</i>	516.15 258.08 516.15	
01 22 23 00-0703 WK 100.0 KW, 60 Hertz Towable Diesel Powered Generator Set Note: Fuel consumption: 100% load - 7.4 gallons per hour, 75% load - 5.8 gallons per hour, 50% load - 4.1 gallons per hour. <i>For >40 To 80 Hours Usage Per Week, Add</i> <i>For >80 Hours Usage Per Week, Add</i>	1,387.50 693.75 1,387.50	
01 22 23 00-0704 MO 100.0 KW, 60 Hertz Towable Diesel Powered Generator Set Note: Fuel consumption: 100% load - 7.4 gallons per hour, 75% load - 5.8 gallons per hour, 50% load - 4.1 gallons per hour. <i>For >160 To 320 Hours Usage Per Month, Add</i> <i>For >320 Hours Usage Per Month, Add</i>	3,774.00 1,887.00 3,774.00	
01 22 23 00-0705 DAY 120.0 KW, 60 Hertz Towable Diesel Powered Generator Set Note: Fuel consumption: 100% load - 8.7 gallons per hour, 75% load - 6.8 gallons per hour, 50% load - 4.8 gallons per hour. <i>For >8 To 16 Hours Usage Per Day, Add</i> <i>For >16 To 24 Hours Usage Per Day, Add</i>	582.75 291.38 582.75	
01 22 23 00-0706 WK 120.0 KW, 60 Hertz Towable Diesel Powered Generator Set Note: Fuel consumption: 100% load - 8.7 gallons per hour, 75% load - 6.8 gallons per hour, 50% load - 4.8 gallons per hour. <i>For >40 To 80 Hours Usage Per Week, Add</i> <i>For >80 Hours Usage Per Week, Add</i>	1,609.50 804.75 1,609.50	
01 22 23 00-0707 MO 120.0 KW, 60 Hertz Towable Diesel Powered Generator Set Note: Fuel consumption: 100% load - 8.7 gallons per hour, 75% load - 6.8 gallons per hour, 50% load - 4.8 gallons per hour. <i>For >160 To 320 Hours Usage Per Month, Add</i> <i>For >320 Hours Usage Per Month, Add</i>	4,329.00 2,164.50 4,329.00	
01 22 23 00-0708 DAY 140.0 KW, 60 Hertz Towable Diesel Powered Generator Set Note: Fuel consumption: 100% load - 10.2 gallons per hour, 75% load - 7.9 gallons per hour, 50% load - 5.6 gallons per hour. <i>For >8 To 16 Hours Usage Per Day, Add</i> <i>For >16 To 24 Hours Usage Per Day, Add</i>	610.50 305.25 610.50	
01 22 23 00-0709 WK 140.0 KW, 60 Hertz Towable Diesel Powered Generator Set Note: Fuel consumption: 100% load - 10.2 gallons per hour, 75% load - 7.9 gallons per hour, 50% load - 5.6 gallons per hour. <i>For >40 To 80 Hours Usage Per Week, Add</i> <i>For >80 Hours Usage Per Week, Add</i>	1,692.75 846.38 1,692.75	
01 22 23 00-0710 MO 140.0 KW, 60 Hertz Towable Diesel Powered Generator Set Note: Fuel consumption: 100% load - 10.2 gallons per hour, 75% load - 7.9 gallons per hour, 50% load - 5.6 gallons per hour. <i>For >160 To 320 Hours Usage Per Month, Add</i> <i>For >320 Hours Usage Per Month, Add</i>	4,773.00 2,386.50 4,773.00	
01 22 23 00-0711 DAY 150.0 KW, 60 Hertz Towable Diesel Powered Generator Set Note: Fuel consumption: 100% load - 10.9 gallons per hour, 75% load - 8.4 gallons per hour, 50% load - 5.9 gallons per hour. <i>For >8 To 16 Hours Usage Per Day, Add</i> <i>For >16 To 24 Hours Usage Per Day, Add</i>	638.25 319.13 638.25	
01 22 23 00-0712 WK 150.0 KW, 60 Hertz Towable Diesel Powered Generator Set Note: Fuel consumption: 100% load - 10.9 gallons per hour, 75% load - 8.4 gallons per hour, 50% load - 5.9 gallons per hour. <i>For >40 To 80 Hours Usage Per Week, Add</i> <i>For >80 Hours Usage Per Week, Add</i>	1,831.50 915.75 1,831.50	
01 22 23 00-0713 MO 150.0 KW, 60 Hertz Towable Diesel Powered Generator Set Note: Fuel consumption: 100% load - 10.9 gallons per hour, 75% load - 8.4 gallons per hour, 50% load - 5.9 gallons per hour. <i>For >160 To 320 Hours Usage Per Month, Add</i> <i>For >320 Hours Usage Per Month, Add</i>	4,995.00 2,497.50 4,995.00	
01 22 23 00-0714 DAY 160.0 KW, 60 Hertz Towable Diesel Powered Generator Set Note: Fuel consumption: 100% load - 11.6 gallons per hour, 75% load - 8.9 gallons per hour, 50% load - 6.2 gallons per hour. <i>For >8 To 16 Hours Usage Per Day, Add</i> <i>For >16 To 24 Hours Usage Per Day, Add</i>	666.00 333.00 666.00	
01 22 23 00-0715 WK 160.0 KW, 60 Hertz Towable Diesel Powered Generator Set Note: Fuel consumption: 100% load - 11.6 gallons per hour, 75% load - 8.9 gallons per hour, 50% load - 6.2 gallons per hour. <i>For >40 To 80 Hours Usage Per Week, Add</i> <i>For >80 Hours Usage Per Week, Add</i>	1,942.50 971.25 1,942.50	

01	01	General Requirements
	01 20	Price and Payment Procedures
	01 22	Unit Prices



MINOR CSI	UOM	DESCRIPTION	TOTAL DIRECT UNIT COST	DEMOLITION UNIT COST
01 22 23 00-0716	MO	160.0 KW, 60 Hertz Towable Diesel Powered Generator Set..... Note: Fuel consumption: 100% load - 11.6 gallons per hour, 75% load - 8.9 gallons per hour, 50% load - 6.2 gallons per hour. <i>For >160 To 320 Hours Usage Per Month, Add</i> <i>For >320 Hours Usage Per Month, Add</i>	5,217.00 2,608.50 5,217.00	
01 22 23 00-0717	DAY	175.0 KW, 60 Hertz Towable Diesel Powered Generator Set..... Note: Fuel consumption: 100% load - 12.7 gallons per hour, 75% load - 9.7 gallons per hour, 50% load - 6.8 gallons per hour. <i>For >8 To 16 Hours Usage Per Day, Add</i> <i>For >16 To 24 Hours Usage Per Day, Add</i>	666.00 333.00 666.00	
01 22 23 00-0718	WK	175.0 KW, 60 Hertz Towable Diesel Powered Generator Set..... Note: Fuel consumption: 100% load - 12.7 gallons per hour, 75% load - 9.7 gallons per hour, 50% load - 6.8 gallons per hour. <i>For >40 To 80 Hours Usage Per Week, Add</i> <i>For >80 Hours Usage Per Week, Add</i>	1,942.50 971.25 1,942.50	
01 22 23 00-0719	MO	175.0 KW, 60 Hertz Towable Diesel Powered Generator Set..... Note: Fuel consumption: 100% load - 12.7 gallons per hour, 75% load - 9.7 gallons per hour, 50% load - 6.8 gallons per hour. <i>For >160 To 320 Hours Usage Per Month, Add</i> <i>For >320 Hours Usage Per Month, Add</i>	5,217.00 2,608.50 5,217.00	
01 22 23 00-0720	DAY	200.0 KW, 60 Hertz Towable Diesel Powered Generator Set..... Note: Fuel consumption: 100% load - 14.4 gallons per hour, 75% load - 11.0 gallons per hour, 50% load - 7.7 gallons per hour. <i>For >8 To 16 Hours Usage Per Day, Add</i> <i>For >16 To 24 Hours Usage Per Day, Add</i>	915.75 457.88 915.75	
01 22 23 00-0721	WK	200.0 KW, 60 Hertz Towable Diesel Powered Generator Set..... Note: Fuel consumption: 100% load - 14.4 gallons per hour, 75% load - 11.0 gallons per hour, 50% load - 7.7 gallons per hour. <i>For >40 To 80 Hours Usage Per Week, Add</i> <i>For >80 Hours Usage Per Week, Add</i>	2,275.50 1,137.75 2,275.50	
01 22 23 00-0722	MO	200.0 KW, 60 Hertz Towable Diesel Powered Generator Set..... Note: Fuel consumption: 100% load - 14.4 gallons per hour, 75% load - 11.0 gallons per hour, 50% load - 7.7 gallons per hour. <i>For >160 To 320 Hours Usage Per Month, Add</i> <i>For >320 Hours Usage Per Month, Add</i>	6,660.00 3,330.00 6,660.00	
01 22 23 00-0723	DAY	250.0 KW, 60 Hertz Towable Diesel Powered Generator Set..... Note: Fuel consumption: 100% load - 19.8 gallons per hour, 75% load - 12.3 gallons per hour, 50% load - 8.6 gallons per hour. <i>For >8 To 16 Hours Usage Per Day, Add</i> <i>For >16 To 24 Hours Usage Per Day, Add</i>	971.25 485.63 971.25	
01 22 23 00-0724	WK	250.0 KW, 60 Hertz Towable Diesel Powered Generator Set..... Note: Fuel consumption: 100% load - 19.8 gallons per hour, 75% load - 12.3 gallons per hour, 50% load - 8.6 gallons per hour. <i>For >40 To 80 Hours Usage Per Week, Add</i> <i>For >80 Hours Usage Per Week, Add</i>	2,331.00 1,165.50 2,331.00	
01 22 23 00-0725	MO	250.0 KW, 60 Hertz Towable Diesel Powered Generator Set..... Note: Fuel consumption: 100% load - 19.8 gallons per hour, 75% load - 12.3 gallons per hour, 50% load - 8.6 gallons per hour. <i>For >160 To 320 Hours Usage Per Month, Add</i> <i>For >320 Hours Usage Per Month, Add</i>	6,882.00 3,441.00 6,882.00	
01 22 23 00-0726	DAY	275.0 KW, 60 Hertz Towable Diesel Powered Generator Set..... Note: Fuel consumption: 100% load - 18.0 gallons per hour, 75% load - 13.6 gallons per hour, 50% load - 9.5 gallons per hour. <i>For >8 To 16 Hours Usage Per Day, Add</i> <i>For >16 To 24 Hours Usage Per Day, Add</i>	1,026.75 513.38 1,026.75	
01 22 23 00-0727	WK	275.0 KW, 60 Hertz Towable Diesel Powered Generator Set..... Note: Fuel consumption: 100% load - 18.0 gallons per hour, 75% load - 13.6 gallons per hour, 50% load - 9.5 gallons per hour. <i>For >40 To 80 Hours Usage Per Week, Add</i> <i>For >80 Hours Usage Per Week, Add</i>	2,386.50 1,193.25 2,386.50	
01 22 23 00-0728	MO	275.0 KW, 60 Hertz Towable Diesel Powered Generator Set..... Note: Fuel consumption: 100% load - 18.0 gallons per hour, 75% load - 13.6 gallons per hour, 50% load - 9.5 gallons per hour. <i>For >160 To 320 Hours Usage Per Month, Add</i> <i>For >320 Hours Usage Per Month, Add</i>	7,104.00 3,552.00 7,104.00	
01 22 23 00-0729	DAY	300.0 KW, 60 Hertz Towable Diesel Powered Generator Set..... Note: Fuel consumption: 100% load - 21.5 gallons per hour, 75% load - 16.1 gallons per hour, 50% load - 11.3 gallons per hour. <i>For >8 To 16 Hours Usage Per Day, Add</i> <i>For >16 To 24 Hours Usage Per Day, Add</i>	1,060.05 530.03 1,060.05	
01 22 23 00-0730	WK	300.0 KW, 60 Hertz Towable Diesel Powered Generator Set..... Note: Fuel consumption: 100% load - 21.5 gallons per hour, 75% load - 16.1 gallons per hour, 50% load - 11.3 gallons per hour. <i>For >40 To 80 Hours Usage Per Week, Add</i> <i>For >80 Hours Usage Per Week, Add</i>	2,553.00 1,276.50 2,553.00	
01 22 23 00-0731	MO	300.0 KW, 60 Hertz Towable Diesel Powered Generator Set..... Note: Fuel consumption: 100% load - 21.5 gallons per hour, 75% load - 16.1 gallons per hour, 50% load - 11.3 gallons per hour. <i>For >160 To 320 Hours Usage Per Month, Add</i> <i>For >320 Hours Usage Per Month, Add</i>	7,548.00 3,774.00 7,548.00	
01 22 23 00-0732	DAY	350.0 KW, 60 Hertz Towable Diesel Powered Generator Set..... Note: Fuel consumption: 100% load - 25.1 gallons per hour, 75% load - 18.7 gallons per hour, 50% load - 13.1 gallons per hour. <i>For >8 To 16 Hours Usage Per Day, Add</i> <i>For >16 To 24 Hours Usage Per Day, Add</i>	1,110.00 555.00 1,110.00	



MINOR CSI UOM DESCRIPTION	TOTAL DIRECT UNIT COST	DEMOLITION UNIT COST
01 22 23 00-0733 WK 350.0 KW, 60 Hertz Towable Diesel Powered Generator Set Note: Fuel consumption: 100% load - 25.1 gallons per hour, 75% load - 18.7 gallons per hour, 50% load - 13.1 gallons per hour. For >40 To 80 Hours Usage Per Week, Add For >80 Hours Usage Per Week, Add	2,886.00 1,443.00 2,886.00	
01 22 23 00-0734 MO 350.0 KW, 60 Hertz Towable Diesel Powered Generator Set Note: Fuel consumption: 100% load - 25.1 gallons per hour, 75% load - 18.7 gallons per hour, 50% load - 13.1 gallons per hour. For >160 To 320 Hours Usage Per Month, Add For >320 Hours Usage Per Month, Add	8,325.00 4,162.50 8,325.00	
01 22 23 00-0735 DAY 400.0 KW, 60 Hertz Towable Diesel Powered Generator Set Note: Fuel consumption: 100% load - 28.6 gallons per hour, 75% load - 21.3 gallons per hour, 50% load - 14.9 gallons per hour. For >8 To 16 Hours Usage Per Day, Add For >16 To 24 Hours Usage Per Day, Add	1,603.25 801.63 1,603.25	
01 22 23 00-0736 WK 400.0 KW, 60 Hertz Towable Diesel Powered Generator Set Note: Fuel consumption: 100% load - 28.6 gallons per hour, 75% load - 21.3 gallons per hour, 50% load - 14.9 gallons per hour. For >40 To 80 Hours Usage Per Week, Add For >80 Hours Usage Per Week, Add	4,145.16 2,072.58 4,145.16	
01 22 23 00-0737 MO 400.0 KW, 60 Hertz Towable Diesel Powered Generator Set Note: Fuel consumption: 100% load - 28.6 gallons per hour, 75% load - 21.3 gallons per hour, 50% load - 14.9 gallons per hour. For >160 To 320 Hours Usage Per Month, Add For >320 Hours Usage Per Month, Add	10,962.40 5,481.20 10,962.40	
01 22 23 00-0738 DAY 500.0 KW, 60 Hertz Container Diesel Powered Generator Set Note: Fuel consumption: 100% load - 35.7 gallons per hour, 75% load - 26.4 gallons per hour, 50% load - 18.5 gallons per hour. For >8 To 16 Hours Usage Per Day, Add For >16 To 24 Hours Usage Per Day, Add	2,055.45 1,027.73 2,055.45	
01 22 23 00-0739 WK 500.0 KW, 60 Hertz Container Diesel Powered Generator Set Note: Fuel consumption: 100% load - 35.7 gallons per hour, 75% load - 26.4 gallons per hour, 50% load - 18.5 gallons per hour. For >40 To 80 Hours Usage Per Week, Add For >80 Hours Usage Per Week, Add	5,344.17 2,672.09 5,344.17	
01 22 23 00-0740 MO 500.0 KW, 60 Hertz Container Diesel Powered Generator Set Note: Fuel consumption: 100% load - 35.7 gallons per hour, 75% load - 26.4 gallons per hour, 50% load - 18.5 gallons per hour. For >160 To 320 Hours Usage Per Month, Add For >320 Hours Usage Per Month, Add	12,332.70 6,166.35 12,332.70	
01 22 23 00-0741 DAY 640.0 KW, 60 Hertz Container Diesel Powered Generator Set Note: Fuel consumption: 100% load - 45.6 gallons per hour, 75% load - 33.5 gallons per hour, 50% load - 20.8 gallons per hour. For >8 To 16 Hours Usage Per Day, Add For >16 To 24 Hours Usage Per Day, Add	2,541.91 1,270.96 2,541.91	
01 22 23 00-0742 WK 640.0 KW, 60 Hertz Container Diesel Powered Generator Set Note: Fuel consumption: 100% load - 45.6 gallons per hour, 75% load - 33.5 gallons per hour, 50% load - 20.8 gallons per hour. For >40 To 80 Hours Usage Per Week, Add For >80 Hours Usage Per Week, Add	6,714.47 3,357.24 6,714.47	
01 22 23 00-0743 MO 640.0 KW, 60 Hertz Container Diesel Powered Generator Set Note: Fuel consumption: 100% load - 45.6 gallons per hour, 75% load - 33.5 gallons per hour, 50% load - 20.8 gallons per hour. For >160 To 320 Hours Usage Per Month, Add For >320 Hours Usage Per Month, Add	16,443.60 8,221.80 16,443.60	
01 22 23 00-0744 DAY 750.0 KW, 60 Hertz Container Diesel Powered Generator Set Note: Fuel consumption: 100% load - 53.4 gallons per hour, 75% load - 39.3 gallons per hour, 50% load - 24.4 gallons per hour. For >8 To 16 Hours Usage Per Day, Add For >16 To 24 Hours Usage Per Day, Add	2,747.45 1,373.73 2,747.45	
01 22 23 00-0745 WK 750.0 KW, 60 Hertz Container Diesel Powered Generator Set Note: Fuel consumption: 100% load - 53.4 gallons per hour, 75% load - 39.3 gallons per hour, 50% load - 24.4 gallons per hour. For >40 To 80 Hours Usage Per Week, Add For >80 Hours Usage Per Week, Add	6,330.79 3,165.40 6,330.79	
01 22 23 00-0746 MO 750.0 KW, 60 Hertz Container Diesel Powered Generator Set Note: Fuel consumption: 100% load - 53.4 gallons per hour, 75% load - 39.3 gallons per hour, 50% load - 24.4 gallons per hour. For >160 To 320 Hours Usage Per Month, Add For >320 Hours Usage Per Month, Add	18,992.36 9,496.18 18,992.36	
01 22 23 00-0747 EA Up To 300 KW Generator Set Delivery, Set-Up, Testing And Pick-up	910.25	
01 22 23 00-0748 EA 350 To 750 KW Generator Set Delivery, Set-Up, Testing And Pick-up	1,487.49	
01 22 23 00-0749 Generator Accessories (01 22 23 00-0669) Note: Includes delivery to job site and pick-up when complete.		
01 22 23 00-0750 Step Down Transformer (01 22 23 00-0749)		
01 22 23 00-0751 WK 75 KVA, 480-208 Volt, Step Down Transformer	327.45	
01 22 23 00-0752 MO 75 KVA, 480-208 Volt, Step Down Transformer	915.75	
01 22 23 00-0753 WK 150 KVA, 480-208 Volt, Step Down Transformer	525.03	
01 22 23 00-0754 MO 150 KVA, 480-208 Volt, Step Down Transformer	1,573.98	
01 22 23 00-0755 WK 225 KVA, 480-208 Volt, Step Down Transformer	699.30	
01 22 23 00-0756 MO 225 KVA, 480-208 Volt, Step Down Transformer	2,097.90	
01 22 23 00-0757 WK 500 KVA, 480-208 Volt, Step Down Transformer	832.50	
01 22 23 00-0758 MO 500 KVA, 480-208 Volt, Step Down Transformer	2,497.50	

01	01	General Requirements
	01 20	Price and Payment Procedures
	01 22	Unit Prices



MINOR				TOTAL DIRECT	DEMOLITION
CSI	UOM	DESCRIPTION		UNIT COST	UNIT COST
01 22 23 00-0759	WK	1,000 KVA, 4,160/480 Volt, Step Down Transformer.....		1,243.20	
01 22 23 00-0760	MO	1,000 KVA, 4,160/480 Volt, Step Down Transformer.....		3,712.95	
01 22 23 00-0761	WK	1,500 KVA, 4,160/480 Volt, Step Down Transformer.....		2,020.20	
01 22 23 00-0762	MO	1,500 KVA, 4,160/480 Volt, Step Down Transformer.....		6,055.05	
01 22 23 00-0763	WK	2,500 KVA, 480-13,800/4,160 Volt, Step Down Transformer.....		2,331.00	
01 22 23 00-0764	MO	2,500 KVA, 480-13,800/4,160 Volt, Step Down Transformer.....		6,993.00	
01 22 23 00-0765		Portable Panel (01 22 23 00-0749)			
01 22 23 00-0766	WK	100 Amperes, Portable Panel.....		260.85	
01 22 23 00-0767	MO	100 Amperes, Portable Panel.....		666.00	
01 22 23 00-0768	WK	200 Amperes, Portable Panel.....		311.91	
01 22 23 00-0769	MO	200 Amperes, Portable Panel.....		832.50	
01 22 23 00-0770	WK	400 Amperes, Portable Panel.....		333.00	
01 22 23 00-0771	MO	400 Amperes, Portable Panel.....		999.00	
01 22 23 00-0772		Portable Fusible Disconnect (01 22 23 00-0749)			
01 22 23 00-0773	WK	100 - 200 Amperes, Portable Fusible Disconnect.....		116.55	
01 22 23 00-0774	MO	100 - 200 Amperes, Portable Fusible Disconnect.....		349.65	
01 22 23 00-0775	WK	300 - 400 Amperes, Portable Fusible Disconnect.....		233.10	
01 22 23 00-0776	MO	300 - 400 Amperes, Portable Fusible Disconnect.....		699.30	
01 22 23 00-0777		Portable Transfer Switch (01 22 23 00-0749)			
01 22 23 00-0778	WK	100 Amperes, 480 Volt, Portable Transfer Switch.....		349.65	
01 22 23 00-0779	MO	100 Amperes, 480 Volt, Portable Transfer Switch.....		1,048.95	
01 22 23 00-0780	WK	200 Amperes, 480 Volt, Portable Transfer Switch.....		466.20	
01 22 23 00-0781	MO	200 Amperes, 480 Volt, Portable Transfer Switch.....		1,398.60	
01 22 23 00-0782	WK	400 Amperes, 480 Volt, Portable Transfer Switch.....		582.75	
01 22 23 00-0783	MO	400 Amperes, 480 Volt, Portable Transfer Switch.....		1,748.25	
01 22 23 00-0784		Cabling For Generator Sets (01 22 23 00-0669)			
		Note: Includes delivery to job site and pick-up when complete.			
01 22 23 00-0785	DAY	#1 Banded Cable, 50' With Camlock Ends For Generator Set.....		24.42	
01 22 23 00-0786	WK	#1 Banded Cable, 50' With Camlock Ends For Generator Set.....		42.74	
01 22 23 00-0787	MO	#1 Banded Cable, 50' With Camlock Ends For Generator Set.....		128.20	
01 22 23 00-0788	DAY	50', 4/0 Cable With Camlock Ends For Generator Set.....		12.21	
01 22 23 00-0789	WK	50', 4/0 Cable With Camlock Ends For Generator Set.....		35.52	
01 22 23 00-0790	MO	50', 4/0 Cable With Camlock Ends For Generator Set.....		98.79	
01 22 23 00-0791		Resistive Load Banks For Generator Sets (01 22 23 00-0669)			
		Note: Includes delivery to job site and pick-up when complete. See CSI section 01 22 23 00-0812 for reimbursable fuel fees.			
01 22 23 00-0792	DAY	100 KW A/C Resistive Load Bank.....		344.96	
01 22 23 00-0793	WK	100 KW A/C Resistive Load Bank.....		656.10	
01 22 23 00-0794	MO	100 KW A/C Resistive Load Bank.....		1,792.43	
01 22 23 00-0795	DAY	650 KW A/C Resistive Load Bank.....		704.84	
01 22 23 00-0796	WK	650 KW A/C Resistive Load Bank.....		1,884.92	
01 22 23 00-0797	MO	650 KW A/C Resistive Load Bank.....		4,805.76	
01 22 23 00-0798		Sub-Distribution Panels (Spider Box) For Generator Sets (01 22 23 00-0669)			
		Note: Includes delivery to job site and pick-up when complete.			
01 22 23 00-0799	DAY	50 Amperes, 240 Volt, Single Phase, Sub-Distribution Panel (Spider Box).....		59.94	
01 22 23 00-0800	WK	50 Amperes, 240 Volt, Single Phase, Sub-Distribution Panel (Spider Box).....		155.40	
01 22 23 00-0801	MO	50 Amperes, 240 Volt, Single Phase, Sub-Distribution Panel (Spider Box).....		438.45	
01 22 23 00-0802		Portable Distribution Panels For Generator Sets (01 22 23 00-0669)			
		Note: Includes delivery to job site and pick-up when complete.			
01 22 23 00-0803	DAY	200 Amperes, 208 Volt, 3 Phase, Portable Spider Box Feeder Panel.....		133.20	
01 22 23 00-0804	WK	200 Amperes, 208 Volt, 3 Phase, Portable Spider Box Feeder Panel.....		360.75	
01 22 23 00-0805	MO	200 Amperes, 208 Volt, 3 Phase, Portable Spider Box Feeder Panel.....		1,010.10	
01 22 23 00-0806	DAY	100 Amperes, 208 Volt, 3 Phase, Portable Quad Box Panel.....		108.78	
01 22 23 00-0807	WK	100 Amperes, 208 Volt, 3 Phase, Portable Quad Box Panel.....		283.05	
01 22 23 00-0808	MO	100 Amperes, 208 Volt, 3 Phase, Portable Quad Box Panel.....		804.75	
01 22 23 00-0809	DAY	200 Amperes, 208 Volt, 3 Phase, Portable Quad Box Panel.....		138.75	
01 22 23 00-0810	WK	200 Amperes, 208 Volt, 3 Phase, Portable Quad Box Panel.....		349.65	
01 22 23 00-0811	MO	200 Amperes, 208 Volt, 3 Phase, Portable Quad Box Panel.....		949.05	
01 22 23 00-0812		Fuel Reimbursement For Generators (01 22 23 00-0669)			
01 22 23 00-0813	EA	Fuel Reimbursement For Generators.....		1.00	
		Note: Purchases made by the contractor for fuel will be reimbursed to the Contractor at the actual cost of the purchase, without mark-up, for which a receipt or bill is received. The Adjustment Factor applied to Reimbursable Fees will be 1.0000. The base cost of the purchase is \$1.00, quantity will adjust cost to actual purchase cost; i.e., quantity of 125 = \$125.00 purchase. If there are multiple purchases, each one shall be listed separately with a comment in the "note" block to identify the purchase.			



MINOR CSI UOM DESCRIPTION	TOTAL DIRECT UNIT COST	DEMOLITION UNIT COST
------------------------------	---------------------------	-------------------------

01 22 23 00-0814	Welding Machines (01 22 23 00-0654) Note: Includes delivery to job site and pick-up when complete. Excludes operator.		
01 22 23 00-0815	CC/CV Inverter Welder (01 22 23 00-0814) Note: Excludes cables, operator and fuel costs. See CSI section 01 22 23 00-0812 for reimbursable fuel fees.		
01 22 23 00-0816	DAY 250 Amperes, CC Inverter Welder.....	38.23	
01 22 23 00-0817	WK 250 Amperes, CC Inverter Welder.....	83.30	
01 22 23 00-0818	MO 250 Amperes, CC Inverter Welder.....	252.62	
01 22 23 00-0819	DAY 300 Amperes, CC/CV Inverter Welder.....	43.70	
01 22 23 00-0820	WK 300 Amperes, CC/CV Inverter Welder.....	116.07	
01 22 23 00-0821	MO 300 Amperes, CC/CV Inverter Welder.....	307.24	
01 22 23 00-0822	DAY 350 Amperes, CC/CV Inverter Welder.....	45.06	
01 22 23 00-0823	WK 350 Amperes, CC/CV Inverter Welder.....	118.80	
01 22 23 00-0824	MO 350 Amperes, CC/CV Inverter Welder.....	334.55	
01 22 23 00-0825	MIG Welder (01 22 23 00-0814) Note: Excludes cables, operator and fuel costs. See CSI section 01 22 23 00-0812 for reimbursable fuel fees.		
01 22 23 00-0826	DAY 115 Volt MIG Welder	65.54	
01 22 23 00-0827	WK 115 Volt MIG Welder	170.69	
01 22 23 00-0828	MO 115 Volt MIG Welder	464.27	
01 22 23 00-0829	Diesel Powered Towable Welding Machines (01 22 23 00-0614) Note: Includes delivery to job site and pick-up when complete. Excludes operator.		
01 22 23 00-0830	DAY 250 To 299 Amperes, Diesel Powered Towable Welding Machine	122.90	
01 22 23 00-0831	WK 250 To 299 Amperes, Diesel Powered Towable Welding Machine	300.41	
01 22 23 00-0832	MO 250 To 299 Amperes, Diesel Powered Towable Welding Machine	716.89	
01 22 23 00-0833	DAY 300 To 349 Amperes, Diesel Powered Towable Welding Machine	163.86	
01 22 23 00-0834	WK 300 To 349 Amperes, Diesel Powered Towable Welding Machine	320.89	
01 22 23 00-0835	MO 300 To 349 Amperes, Diesel Powered Towable Welding Machine	749.66	
01 22 23 00-0836	DAY 350 To 399 Amperes, Diesel Powered Towable Welding Machine	170.69	
01 22 23 00-0837	WK 350 To 399 Amperes, Diesel Powered Towable Welding Machine	341.38	
01 22 23 00-0838	MO 350 To 399 Amperes, Diesel Powered Towable Welding Machine	832.96	
01 22 23 00-0839	General Equipment (01 22 23)		
01 22 23 00-0840	Torch Burning (01 22 23 00-0839) Note: Includes delivery to job site, set-up, pick-up when complete and full time operator.		
01 22 23 00-0841	DAY Torch Burning Package With Full Time Operator	870.60	
	Note: Includes torch set, regulator, hoses, oxygen tank and acetylene tank.		
	<i>For Equipment Without Operator, Deduct</i>	-836.46	
01 22 23 00-0842	WK Torch Burning Package With Full Time Operator	4,284.74	
	Note: Includes torch set, regulator, hoses, oxygen tank and acetylene tank.		
	<i>For Equipment Without Operator, Deduct</i>	-4,182.33	
01 22 23 00-0843	MO Torch Burning Package With Full Time Operator	18,430.65	
	Note: Includes torch set, regulator, hoses, oxygen tank and acetylene tank.		
	<i>For Equipment Without Operator, Deduct</i>	-18,123.41	
01 22 23 00-0844	Jacks And Bracing (01 22 23 00-0839) Note: Includes delivery to job site and pick-up when complete.		
01 22 23 00-0845	Manual Hydraulic Jacks (01 22 23 00-0844)		
01 22 23 00-0846	DAY 12 Ton Manual Hydraulic Bottle Jack	1.67	
01 22 23 00-0847	WK 12 Ton Manual Hydraulic Bottle Jack	7.93	
01 22 23 00-0848	MO 12 Ton Manual Hydraulic Bottle Jack	28.50	
01 22 23 00-0849	DAY 20 Ton Manual Hydraulic Bottle Jack	2.92	
01 22 23 00-0850	WK 20 Ton Manual Hydraulic Bottle Jack	9.18	
01 22 23 00-0851	MO 20 Ton Manual Hydraulic Bottle Jack	34.76	
01 22 23 00-0852	DAY 50 Ton Manual Hydraulic Bottle Jack	10.43	
01 22 23 00-0853	WK 50 Ton Manual Hydraulic Bottle Jack	40.49	
01 22 23 00-0854	MO 50 Ton Manual Hydraulic Bottle Jack	145.66	
01 22 23 00-0855	DAY 100 Ton Manual Hydraulic Bottle Jack	14.61	
01 22 23 00-0856	WK 100 Ton Manual Hydraulic Bottle Jack	58.43	
01 22 23 00-0857	MO 100 Ton Manual Hydraulic Bottle Jack	210.46	
01 22 23 00-0858	Manual Screw Jacks (01 22 23 00-0844)		
01 22 23 00-0859	DAY 10 To 20 Ton Manual Screw Jack	26.25	
01 22 23 00-0860	WK 10 To 20 Ton Manual Screw Jack	70.66	
01 22 23 00-0861	MO 10 To 20 Ton Manual Screw Jack	195.84	
01 22 23 00-0862	Pressure Washers (01 22 23 00-0839) Note: Includes delivery to job site, pick-up when complete and full time operator.		
01 22 23 00-0863	DAY 2,000 PSI Pressure Washer With Full-Time Operator	842.10	
	<i>For Equipment Without Operator, Deduct</i>	-711.16	
01 22 23 00-0864	WK 2,000 PSI Pressure Washer With Full-Time Operator	3,888.21	
	<i>For Equipment Without Operator, Deduct</i>	-3,555.82	

01	01	General Requirements
	01 20	Price and Payment Procedures
	01 22	Unit Prices



MINOR CSI	UOM	DESCRIPTION	TOTAL DIRECT UNIT COST	DEMOLITION UNIT COST
01 22 23 00-0865	MO	2,000 PSI Pressure Washer With Full-Time Operator <i>For Equipment Without Operator, Deduct</i>	16,254.65 -15,408.56	
01 22 23 00-0866	DAY	2,500 PSI Pressure Washer With Full-Time Operator <i>For Equipment Without Operator, Deduct</i>	842.10 -711.16	
01 22 23 00-0867	WK	2,500 PSI Pressure Washer With Full-Time Operator <i>For Equipment Without Operator, Deduct</i>	3,888.21 -3,555.82	
01 22 23 00-0868	MO	2,500 PSI Pressure Washer With Full-Time Operator <i>For Equipment Without Operator, Deduct</i>	16,254.65 -15,408.56	
01 22 23 00-0869	DAY	3,000 PSI Pressure Washer With Full-Time Operator <i>For Equipment Without Operator, Deduct</i>	842.10 -711.16	
01 22 23 00-0870	WK	3,000 PSI Pressure Washer With Full-Time Operator <i>For Equipment Without Operator, Deduct</i>	3,888.21 -3,555.82	
01 22 23 00-0871	MO	3,000 PSI Pressure Washer With Full-Time Operator <i>For Equipment Without Operator, Deduct</i>	16,254.65 -15,408.56	
01 22 23 00-0872	DAY	3,500 PSI Pressure Washer With Full-Time Operator <i>For Equipment Without Operator, Deduct</i>	852.18 -711.16	
01 22 23 00-0873	WK	3,500 PSI Pressure Washer With Full-Time Operator <i>For Equipment Without Operator, Deduct</i>	3,918.43 -3,555.82	
01 22 23 00-0874	MO	3,500 PSI Pressure Washer With Full-Time Operator <i>For Equipment Without Operator, Deduct</i>	16,335.23 -15,408.56	
01 22 23 00-0875	DAY	4,000 PSI Pressure Washer With Full-Time Operator <i>For Equipment Without Operator, Deduct</i>	892.46 -711.16	
01 22 23 00-0876	WK	4,000 PSI Pressure Washer With Full-Time Operator <i>For Equipment Without Operator, Deduct</i>	4,049.37 -3,555.82	
01 22 23 00-0877	MO	4,000 PSI Pressure Washer With Full-Time Operator <i>For Equipment Without Operator, Deduct</i>	16,788.49 -15,408.56	
01 22 23 00-0878	DAY	5,000 PSI Pressure Washer With Full-Time Operator <i>For Equipment Without Operator, Deduct</i>	912.61 -711.16	
01 22 23 00-0879	WK	5,000 PSI Pressure Washer With Full-Time Operator <i>For Equipment Without Operator, Deduct</i>	4,099.74 -3,555.82	
01 22 23 00-0880	MO	5,000 PSI Pressure Washer With Full-Time Operator <i>For Equipment Without Operator, Deduct</i>	16,939.58 -15,408.56	
01 22 23 00-0881		Confined Space Entry Equipment <small>(01 22 23 00-0839)</small> Note: Includes delivery to job site, set-up, and pick-up when complete.		
01 22 23 00-0882	DAY	Ventilation Equipment For Confined Space Note: Includes electric or gas blower and ventilation duct up to 25'.	51.61	
01 22 23 00-0883	WK	Ventilation Equipment For Confined Space Note: Includes electric or gas blower and ventilation duct up to 25'.	154.82	
01 22 23 00-0884	MO	Ventilation Equipment For Confined Space Note: Includes electric or gas blower and ventilation duct up to 25'.	461.99	
01 22 23 00-0885	DAY	Confined Space Air Monitor, Tripod, Harness, Cables, SCBAs And Complete Assembly	61.40	
01 22 23 00-0886	WK	Confined Space Air Monitor, Tripod, Harness, Cables, SCBAs And Complete Assembly	184.20	
01 22 23 00-0887	MO	Confined Space Air Monitor, Tripod, Harness, Cables, SCBAs And Complete Assembly	552.61	
01 22 23 00-0888	DAY	Confined Space Air Monitor Personnel Note: Per person day.	912.39	
01 22 23 00-0889	WK	15' Long Ventilation Hose For Confined Space	41.20	
01 22 23 00-0890	MO	15' Long Ventilation Hose For Confined Space	137.34	
01 22 23 00-0891		High Volume Vacuums <small>(01 22 23 00-0839)</small> Note: Includes delivery to job site, set-up, pick-up when complete and full time operator.		
01 22 23 00-0892	DAY	500 Gallon High Volume Vacuum With Full-Time Operator <i>For Equipment Without Operator, Deduct</i>	1,457.39 -912.39	
01 22 23 00-0893	WK	500 Gallon High Volume Vacuum With Full-Time Operator <i>For Equipment Without Operator, Deduct</i>	6,087.94 -4,561.94	
01 22 23 00-0894	MO	500 Gallon High Volume Vacuum With Full-Time Operator <i>For Equipment Without Operator, Deduct</i>	25,000.43 -19,768.43	
01 22 23 00-0895		Portable Floor Drying Fans <small>(01 22 23 00-0839)</small> Note: Includes delivery to job site and pick-up when complete. Excludes operator.		
01 22 23 00-0896	DAY	2,250 CFM Portable Floor Drying Fan	17.96	
01 22 23 00-0897	WK	2,250 CFM Portable Floor Drying Fan	83.06	
01 22 23 00-0898	MO	2,250 CFM Portable Floor Drying Fan	274.99	
01 22 23 00-0899		Portable Dehumidifiers <small>(01 22 23 00-0839)</small> Note: Includes delivery to job site, set-up, and pick-up when complete. Excludes operator.		
01 22 23 00-0900	DAY	7.5 To 10 Gallons Per Day, Portable Dehumidifier	78.83	
01 22 23 00-0901	WK	7.5 To 10 Gallons Per Day, Portable Dehumidifier	257.99	
01 22 23 00-0902	MO	7.5 To 10 Gallons Per Day, Portable Dehumidifier	730.98	
01 22 23 00-0903	DAY	16 To 25 Gallons Per Day, Portable Dehumidifier	116.10	
01 22 23 00-0904	WK	16 To 25 Gallons Per Day, Portable Dehumidifier	372.66	
01 22 23 00-0905	MO	16 To 25 Gallons Per Day, Portable Dehumidifier	1,039.14	
01 22 23 00-0906		Portable Fume Extractors <small>(01 22 23 00-0839)</small> Note: Includes delivery to job site and pick-up when complete. Excludes operator.		
01 22 23 00-0907	DAY	Portable Fume Extractor	33.17	
01 22 23 00-0908	WK	Portable Fume Extractor	99.52	



MINOR CSI UOM DESCRIPTION	TOTAL DIRECT UNIT COST	DEMOLITION UNIT COST
------------------------------	---------------------------	-------------------------

01 22 23 00-0909

Space Heaters (01 22 23 00-0839)

Note: Includes delivery to job site, set-up, and pick-up when complete. Excludes operator.

01 22 23 00-0910	DAY	150,000 BTU/Hour Space Heater	65.60
01 22 23 00-0911	WK	150,000 BTU/Hour Space Heater	188.60
01 22 23 00-0912	MO	150,000 BTU/Hour Space Heater	533.00
01 22 23 00-0913	DAY	500,000 BTU/Hour Space Heater	139.40
01 22 23 00-0914	WK	500,000 BTU/Hour Space Heater	344.40
01 22 23 00-0915	MO	500,000 BTU/Hour Space Heater	870.84

01 22 23 00-0916

Mowers (01 22 23 00-0839)

Note: Includes delivery to job site and pick-up when complete. Excludes operator.

01 22 23 00-0917	DAY	21" Walk Behind Lawn Mower	89.82
01 22 23 00-0918	WK	21" Walk Behind Lawn Mower	258.23
01 22 23 00-0919	MO	21" Walk Behind Lawn Mower	527.69
01 22 23 00-0920	DAY	32" Walk Behind Lawn Mower	112.28
01 22 23 00-0921	WK	32" Walk Behind Lawn Mower	269.46
01 22 23 00-0922	MO	32" Walk Behind Lawn Mower	561.38
01 22 23 00-0923	DAY	36" To 48" Walk Behind Deck Mower	202.10
01 22 23 00-0924	WK	36" To 48" Walk Behind Deck Mower	561.38
01 22 23 00-0925	MO	36" To 48" Walk Behind Deck Mower	1,627.99
01 22 23 00-0926	DAY	61" To 72" Walk Behind Deck Mower	202.10
01 22 23 00-0927	WK	61" To 72" Walk Behind Deck Mower	561.38
01 22 23 00-0928	MO	61" To 72" Walk Behind Deck Mower	1,627.99

01 22 23 00-0929

Marine Equipment (01 22 23)

01 22 23 00-0930

Barge And Tug Boat Rental (01 22 23 00-0929)

01 22 23 00-0931	DAY	50' Deck Cargo Barge	1,109.64
01 22 23 00-0932	DAY	90' Deck Cargo Barge	1,575.29
01 22 23 00-0933	DAY	160' Deck Cargo Barge	2,318.36
01 22 23 00-0934	DAY	200' Deck Cargo Barge	3,517.16
01 22 23 00-0935	DAY	Barge Rental With Mounted Crane And Full-time Operator	2,553.91
Note: Including barge.			
01 22 23 00-0936	HR	250 HP Tug Boat With Operator	227.26
01 22 23 00-0937	HR	400 HP Tug Boat With Operator	409.05
01 22 23 00-0938	HR	500 To 800 HP Tug Boat With Operator	513.52
01 22 23 00-0939	HR	16' Work Boat With Operator	124.08
01 22 23 00-0940	HR	48' Work Boat With Operator	401.36

01 22 23 00-0941

Material Handling Equipment (01 22 23)

01 22 23 00-0942

Truck Mounted Hydraulic Cranes (01 22 23 00-0941)

Note: Includes full-time operator, delivery, set-up, rigging, and removal time in rental period. Excludes lattice boom extension.

01 22 23 00-0943	DAY	6 Ton Lift, Truck Mounted Hydraulic Crane With Full-Time Operator	1,387.07
For Equipment Without Operator, Deduct			-932.49
01 22 23 00-0944	WK	6 Ton Lift, Truck Mounted Hydraulic Crane With Full-Time Operator	6,039.57
For Equipment Without Operator, Deduct			-4,662.46
01 22 23 00-0945	MO	6 Ton Lift, Truck Mounted Hydraulic Crane With Full-Time Operator	24,348.68
For Equipment Without Operator, Deduct			-20,203.98
01 22 23 00-0946	DAY	8 To 9 Ton Lift, Truck Mounted Hydraulic Crane With Full-Time Operator	1,507.40
For Equipment Without Operator, Deduct			-932.49
01 22 23 00-0947	WK	8 To 9 Ton Lift, Truck Mounted Hydraulic Crane With Full-Time Operator	6,397.22
For Equipment Without Operator, Deduct			-4,662.46
01 22 23 00-0948	MO	8 To 9 Ton Lift, Truck Mounted Hydraulic Crane With Full-Time Operator	25,418.28
For Equipment Without Operator, Deduct			-20,203.98
01 22 23 00-0949	DAY	14 To 15 Ton Lift, Truck Mounted Hydraulic Crane With Full-Time Operator	1,627.73
For Equipment Without Operator, Deduct			-932.49
01 22 23 00-0950	WK	14 To 15 Ton Lift, Truck Mounted Hydraulic Crane With Full-Time Operator	6,754.86
For Equipment Without Operator, Deduct			-4,662.46
01 22 23 00-0951	MO	14 To 15 Ton Lift, Truck Mounted Hydraulic Crane With Full-Time Operator	26,487.88
For Equipment Without Operator, Deduct			-20,203.98
01 22 23 00-0952	DAY	20 To 25 Ton Lift, Truck Mounted Hydraulic Crane With Full-Time Operator	1,788.17
For Equipment Without Operator, Deduct			-932.49
01 22 23 00-0953	WK	20 To 25 Ton Lift, Truck Mounted Hydraulic Crane With Full-Time Operator	7,236.18
For Equipment Without Operator, Deduct			-4,662.46
01 22 23 00-0954	MO	20 To 25 Ton Lift, Truck Mounted Hydraulic Crane With Full-Time Operator	27,925.16
For Equipment Without Operator, Deduct			-20,203.98
01 22 23 00-0955	DAY	30 To 35 Ton Lift, Truck Mounted Hydraulic Crane With Full-Time Operator	1,935.24
For Equipment Without Operator, Deduct			-932.49
01 22 23 00-0956	WK	30 To 35 Ton Lift, Truck Mounted Hydraulic Crane With Full-Time Operator	8,232.25
For Equipment Without Operator, Deduct			-4,662.46
01 22 23 00-0957	MO	30 To 35 Ton Lift, Truck Mounted Hydraulic Crane With Full-Time Operator	30,910.68
For Equipment Without Operator, Deduct			-20,203.98
01 22 23 00-0958	DAY	40 To 45 Ton Lift, Truck Mounted Hydraulic Crane With Full-Time Operator	2,282.86
For Equipment Without Operator, Deduct			-932.49
01 22 23 00-0959	WK	40 To 45 Ton Lift, Truck Mounted Hydraulic Crane With Full-Time Operator	9,475.66
For Equipment Without Operator, Deduct			-4,662.46



MINOR CSI UOM DESCRIPTION	TOTAL DIRECT UNIT COST	DEMOLITION UNIT COST
------------------------------	---------------------------	-------------------------

01 22 23 00-0960	MO 40 To 45 Ton Lift, Truck Mounted Hydraulic Crane With Full-Time Operator <i>For Equipment Without Operator, Deduct</i>	34,643.58 -20,203.98	
01 22 23 00-0961	DAY 50 To 55 Ton Lift, Truck Mounted Hydraulic Crane With Full-Time Operator <i>For Equipment Without Operator, Deduct</i>	2,503.47 -932.49	
01 22 23 00-0962	WK 50 To 55 Ton Lift, Truck Mounted Hydraulic Crane With Full-Time Operator <i>For Equipment Without Operator, Deduct</i>	10,251.12 -4,662.46	
01 22 23 00-0963	MO 50 To 55 Ton Lift, Truck Mounted Hydraulic Crane With Full-Time Operator <i>For Equipment Without Operator, Deduct</i>	36,975.31 -20,203.98	
01 22 23 00-0964	DAY 60 To 65 Ton Lift, Truck Mounted Hydraulic Crane With Full-Time Operator <i>For Equipment Without Operator, Deduct</i>	2,677.27 -932.49	
01 22 23 00-0965	WK 60 To 65 Ton Lift, Truck Mounted Hydraulic Crane With Full-Time Operator <i>For Equipment Without Operator, Deduct</i>	10,879.51 -4,662.46	
01 22 23 00-0966	MO 60 To 65 Ton Lift, Truck Mounted Hydraulic Crane With Full-Time Operator <i>For Equipment Without Operator, Deduct</i>	38,857.80 -20,203.98	
01 22 23 00-0967	DAY 70 To 75 Ton Lift, Truck Mounted Hydraulic Crane With Full-Time Operator <i>For Equipment Without Operator, Deduct</i>	2,851.09 -932.49	
01 22 23 00-0968	WK 70 To 75 Ton Lift, Truck Mounted Hydraulic Crane With Full-Time Operator <i>For Equipment Without Operator, Deduct</i>	11,507.90 -4,662.46	
01 22 23 00-0969	MO 70 To 75 Ton Lift, Truck Mounted Hydraulic Crane With Full-Time Operator <i>For Equipment Without Operator, Deduct</i>	40,740.30 -20,203.98	
01 22 23 00-0970	DAY 85 To 90 Ton Lift, Truck Mounted Hydraulic Crane With Full-Time Operator <i>For Equipment Without Operator, Deduct</i>	2,964.73 -932.49	
01 22 23 00-0971	WK 85 To 90 Ton Lift, Truck Mounted Hydraulic Crane With Full-Time Operator <i>For Equipment Without Operator, Deduct</i>	11,895.63 -4,662.46	
01 22 23 00-0972	MO 85 To 90 Ton Lift, Truck Mounted Hydraulic Crane With Full-Time Operator <i>For Equipment Without Operator, Deduct</i>	41,916.86 -20,203.98	
01 22 23 00-0973	DAY 100 To 110 Ton Lift, Truck Mounted Hydraulic Crane With Full-Time Operator <i>For Equipment Without Operator, Deduct</i>	3,118.49 -932.49	
01 22 23 00-0974	WK 100 To 110 Ton Lift, Truck Mounted Hydraulic Crane With Full-Time Operator <i>For Equipment Without Operator, Deduct</i>	12,470.54 -4,662.46	
01 22 23 00-0975	MO 100 To 110 Ton Lift, Truck Mounted Hydraulic Crane With Full-Time Operator <i>For Equipment Without Operator, Deduct</i>	43,628.22 -20,203.98	
01 22 23 00-0976	DAY 120 To 125 Ton Lift, Truck Mounted Hydraulic Crane With Full-Time Operator <i>For Equipment Without Operator, Deduct For Half Day Usage, Deduct</i>	3,613.17 -932.49 -1,072.27	
01 22 23 00-0977	WK 120 To 125 Ton Lift, Truck Mounted Hydraulic Crane With Full-Time Operator <i>For Equipment Without Operator, Deduct</i>	14,044.86 -4,662.46	
01 22 23 00-0978	MO 120 To 125 Ton Lift, Truck Mounted Hydraulic Crane With Full-Time Operator <i>For Equipment Without Operator, Deduct</i>	48,351.17 -20,203.98	
01 22 23 00-0979	DAY 140 To 150 Ton Lift, Truck Mounted Hydraulic Crane With Full-Time Operator <i>For Equipment Without Operator, Deduct For Half Day Usage, Deduct</i>	3,954.11 -932.49 -1,208.65	
01 22 23 00-0980	WK 140 To 150 Ton Lift, Truck Mounted Hydraulic Crane With Full-Time Operator <i>For Equipment Without Operator, Deduct</i>	15,238.13 -4,662.46	
01 22 23 00-0981	MO 140 To 150 Ton Lift, Truck Mounted Hydraulic Crane With Full-Time Operator <i>For Equipment Without Operator, Deduct</i>	51,930.99 -20,203.98	
01 22 23 00-0982	DAY 175 To 185 Ton Lift, Truck Mounted Hydraulic Crane With Full-Time Operator <i>For Equipment Without Operator, Deduct For Half Day Usage, Deduct</i>	4,569.13 -932.49 -1,454.66	
01 22 23 00-0983	WK 175 To 185 Ton Lift, Truck Mounted Hydraulic Crane With Full-Time Operator <i>For Equipment Without Operator, Deduct</i>	17,390.70 -4,662.46	
01 22 23 00-0984	MO 175 To 185 Ton Lift, Truck Mounted Hydraulic Crane With Full-Time Operator <i>For Equipment Without Operator, Deduct</i>	58,388.70 -20,203.98	
01 22 23 00-0985	DAY 200 To 210 Ton Lift, Truck Mounted Hydraulic Crane With Full-Time Operator <i>For Equipment Without Operator, Deduct For Half Day Usage, Deduct</i>	4,996.97 -932.49 -1,625.79	
01 22 23 00-0986	WK 200 To 210 Ton Lift, Truck Mounted Hydraulic Crane With Full-Time Operator <i>For Equipment Without Operator, Deduct</i>	18,888.14 -4,662.46	
01 22 23 00-0987	MO 200 To 210 Ton Lift, Truck Mounted Hydraulic Crane With Full-Time Operator <i>For Equipment Without Operator, Deduct</i>	62,881.02 -20,203.98	

01 22 23 00-0988 Cable Controlled Lattice Boom, Mechanical Cranes (01 22 23 00-0941)

Note: Includes full-time operator. Excludes delivery, set-up, and removal. See CSI section 01 71 13 00-0006 for lattice crane delivery.

01 22 23 00-0989	DAY 75 To 80 Ton Lift, Cable Controlled Lattice Boom, Truck Mounted Mechanical Crane With Full-Time Operator <i>For Equipment Without Operator, Deduct</i>	2,536.89 -932.49	
01 22 23 00-0990	WK 75 To 80 Ton Lift, Cable Controlled Lattice Boom, Truck Mounted Mechanical Crane With Full-Time Operator <i>For Equipment Without Operator, Deduct</i>	10,384.82 -4,662.46	
01 22 23 00-0991	MO 75 To 80 Ton Lift, Cable Controlled Lattice Boom, Truck Mounted Mechanical Crane With Full-Time Operator <i>For Equipment Without Operator, Deduct</i>	37,371.06 -20,203.98	
01 22 23 00-0992	DAY 100 To 110 Ton Lift, Cable Controlled Lattice Boom, Truck Mounted Mechanical Crane With Full-Time Operator <i>For Equipment Without Operator, Deduct</i>	3,773.61 -932.49	
01 22 23 00-0993	WK 100 To 110 Ton Lift, Cable Controlled Lattice Boom, Truck Mounted Mechanical Crane With Full-Time Operator <i>For Equipment Without Operator, Deduct</i>	12,443.80 -4,662.46	
01 22 23 00-0994	MO 100 To 110 Ton Lift, Cable Controlled Lattice Boom, Truck Mounted Mechanical Crane With Full-Time Operator <i>For Equipment Without Operator, Deduct</i>	43,548.00 -20,203.98	
01 22 23 00-0995	DAY 125 Ton Lift, Cable Controlled Lattice Boom, Truck Mounted Or Crawler Mechanical Crane With Full-Time Operator <i>For Equipment Without Operator, Deduct</i>	3,974.17 -932.49	
01 22 23 00-0996	WK 125 Ton Lift, Cable Controlled Lattice Boom, Truck Mounted Or Crawler Mechanical Crane With Full-Time Operator <i>For Equipment Without Operator, Deduct</i>	13,907.82 -4,662.46	



MINOR	CSI	UOM	DESCRIPTION	TOTAL DIRECT UNIT COST	DEMOLITION UNIT COST
01 22 23 00-0997	MO		125 Ton Lift, Cable Controlled Lattice Boom, Truck Mounted Or Crawler Mechanical Crane With Full-Time Operator	47,938.71	
			<i>For Equipment Without Operator, Deduct</i>	-20,203.98	
01 22 23 00-0998	DAY		150 Ton Lift, Cable Controlled Lattice Boom, Truck Mounted Or Crawler Mechanical Crane With Full-Time Operator	4,375.27	
			<i>For Equipment Without Operator, Deduct</i>	-932.49	
01 22 23 00-0999	WK		150 Ton Lift, Cable Controlled Lattice Boom, Truck Mounted Or Crawler Mechanical Crane With Full-Time Operator	15,371.83	
			<i>For Equipment Without Operator, Deduct</i>	-4,662.46	
01 22 23 00-1000	MO		150 Ton Lift, Cable Controlled Lattice Boom, Truck Mounted Or Crawler Mechanical Crane With Full-Time Operator	52,324.07	
			<i>For Equipment Without Operator, Deduct</i>	-20,203.98	
01 22 23 00-1001	DAY		200 Ton Lift, Cable Controlled Lattice Boom, Crawler Mechanical Crane With Full-Time Operator	4,565.79	
			<i>For Equipment Without Operator, Deduct</i>	-932.49	
01 22 23 00-1002	WK		200 Ton Lift, Cable Controlled Lattice Boom, Crawler Mechanical Crane With Full-Time Operator	16,835.84	
			<i>For Equipment Without Operator, Deduct</i>	-4,662.46	
01 22 23 00-1003	MO		200 Ton Lift, Cable Controlled Lattice Boom, Crawler Mechanical Crane With Full-Time Operator	56,720.12	
			<i>For Equipment Without Operator, Deduct</i>	-20,203.98	
01 22 23 00-1004	DAY		250 Ton Lift, Cable Controlled Lattice Boom, Crawler Mechanical Crane With Full-Time Operator	4,756.31	
			<i>For Equipment Without Operator, Deduct</i>	-932.49	
01 22 23 00-1005	WK		250 Ton Lift, Cable Controlled Lattice Boom, Crawler Mechanical Crane With Full-Time Operator	18,299.86	
			<i>For Equipment Without Operator, Deduct</i>	-4,662.46	
01 22 23 00-1006	MO		250 Ton Lift, Cable Controlled Lattice Boom, Crawler Mechanical Crane With Full-Time Operator	61,116.18	
			<i>For Equipment Without Operator, Deduct</i>	-20,203.98	
01 22 23 00-1007	DAY		300 Ton Lift, Cable Controlled Lattice Boom, Crawler Mechanical Crane With Full-Time Operator	5,384.70	
			<i>For Equipment Without Operator, Deduct</i>	-932.49	
01 22 23 00-1008	WK		300 Ton Lift, Cable Controlled Lattice Boom, Crawler Mechanical Crane With Full-Time Operator	20,552.70	
			<i>For Equipment Without Operator, Deduct</i>	-4,662.46	
01 22 23 00-1009	MO		300 Ton Lift, Cable Controlled Lattice Boom, Crawler Mechanical Crane With Full-Time Operator	67,865.36	
			<i>For Equipment Without Operator, Deduct</i>	-20,203.98	
01 22 23 00-1010	DAY		500 Ton Lift, Cable Controlled Lattice Boom, Crawler Mechanical Crane With Full-Time Operator	9,248.63	
			<i>For Equipment Without Operator, Deduct</i>	-932.49	
01 22 23 00-1011	WK		500 Ton Lift, Cable Controlled Lattice Boom, Crawler Mechanical Crane With Full-Time Operator	34,323.80	
			<i>For Equipment Without Operator, Deduct</i>	-4,662.46	
01 22 23 00-1012	MO		500 Ton Lift, Cable Controlled Lattice Boom, Crawler Mechanical Crane With Full-Time Operator	109,194.70	
			<i>For Equipment Without Operator, Deduct</i>	-20,203.98	
01 22 23 00-1013			Telescopic Boom, Hi-Reach, Rough Terrain Construction Forklifts (01 22 23 00-0941)		
			Note: Includes full-time operator. Excludes delivery, set-up, and removal.		
01 22 23 00-1014	DAY		5,000 LB Telescopic Boom, Hi-Reach, Rough Terrain Construction Forklift With Full-Time Operator	1,423.11	
			<i>For Equipment Without Operator, Deduct</i>	-912.39	
01 22 23 00-1015	WK		5,000 LB Telescopic Boom, Hi-Reach, Rough Terrain Construction Forklift With Full-Time Operator	5,811.86	
			<i>For Equipment Without Operator, Deduct</i>	-4,561.94	
01 22 23 00-1016	MO		5,000 LB Telescopic Boom, Hi-Reach, Rough Terrain Construction Forklift With Full-Time Operator	22,456.43	
			<i>For Equipment Without Operator, Deduct</i>	-19,768.43	
01 22 23 00-1017	DAY		6,000 LB Telescopic Boom, Hi-Reach, Rough Terrain Construction Forklift With Full-Time Operator	1,476.87	
			<i>For Equipment Without Operator, Deduct</i>	-912.39	
01 22 23 00-1018	WK		6,000 LB Telescopic Boom, Hi-Reach, Rough Terrain Construction Forklift With Full-Time Operator	5,932.82	
			<i>For Equipment Without Operator, Deduct</i>	-4,561.94	
01 22 23 00-1019	MO		6,000 LB Telescopic Boom, Hi-Reach, Rough Terrain Construction Forklift With Full-Time Operator	22,725.23	
			<i>For Equipment Without Operator, Deduct</i>	-19,768.43	
01 22 23 00-1020	DAY		8,000 LB Telescopic Boom, Hi-Reach, Rough Terrain Construction Forklift With Full-Time Operator	1,463.43	
			<i>For Equipment Without Operator, Deduct</i>	-912.39	
01 22 23 00-1021	WK		8,000 LB Telescopic Boom, Hi-Reach, Rough Terrain Construction Forklift With Full-Time Operator	5,993.30	
			<i>For Equipment Without Operator, Deduct</i>	-4,561.94	
01 22 23 00-1022	MO		8,000 LB Telescopic Boom, Hi-Reach, Rough Terrain Construction Forklift With Full-Time Operator	23,128.43	
			<i>For Equipment Without Operator, Deduct</i>	-19,768.43	
01 22 23 00-1023	DAY		10,000 LB Telescopic Boom, Hi-Reach, Rough Terrain Construction Forklift With Full-Time Operator	1,617.99	
			<i>For Equipment Without Operator, Deduct</i>	-912.39	
01 22 23 00-1024	WK		10,000 LB Telescopic Boom, Hi-Reach, Rough Terrain Construction Forklift With Full-Time Operator	6,396.50	
			<i>For Equipment Without Operator, Deduct</i>	-4,561.94	
01 22 23 00-1025	MO		10,000 LB Telescopic Boom, Hi-Reach, Rough Terrain Construction Forklift With Full-Time Operator	24,069.23	
			<i>For Equipment Without Operator, Deduct</i>	-19,768.43	
01 22 23 00-1026			Straight Mast, Rough Terrain Construction Forklifts (01 22 23 00-0941)		
			Note: Includes full-time operator. Excludes delivery, set-up, and removal.		
01 22 23 00-1027	DAY		5,000 LB Straight Mast, Rough Terrain Construction Forklift With Full-Time Operator	1,244.36	
			<i>For Equipment Without Operator, Deduct</i>	-912.39	
			<i>For Propane Instead Of Gas Or Diesel, Add</i>	66.39	
01 22 23 00-1028	WK		5,000 LB Straight Mast, Rough Terrain Construction Forklift With Full-Time Operator	5,468.47	
			<i>For Equipment Without Operator, Deduct</i>	-4,561.94	
			<i>For Propane Instead Of Gas Or Diesel, Add</i>	181.31	
01 22 23 00-1029	MO		5,000 LB Straight Mast, Rough Terrain Construction Forklift With Full-Time Operator	21,843.23	
			<i>For Equipment Without Operator, Deduct</i>	-19,768.43	
			<i>For Propane Instead Of Gas Or Diesel, Add</i>	414.96	
01 22 23 00-1030	DAY		6,000 LB Straight Mast, Rough Terrain Construction Forklift With Full-Time Operator	1,261.83	
			<i>For Equipment Without Operator, Deduct</i>	-912.39	
			<i>For Propane Instead Of Gas Or Diesel, Add</i>	69.89	
01 22 23 00-1031	WK		6,000 LB Straight Mast, Rough Terrain Construction Forklift With Full-Time Operator	5,516.18	
			<i>For Equipment Without Operator, Deduct</i>	-4,561.94	
			<i>For Propane Instead Of Gas Or Diesel, Add</i>	190.85	

01	01	General Requirements
	01 20	Price and Payment Procedures
	01 22	Unit Prices



MINOR CSI UOM DESCRIPTION	TOTAL DIRECT UNIT COST	DEMOLITION UNIT COST
01 22 23 00-1032 MO 6,000 LB Straight Mast, Rough Terrain Construction Forklift With Full-Time Operator.....	21,952.43	
<i>For Equipment Without Operator, Deduct</i>	-19,768.43	
<i>For Propane Instead Of Gas Or Diesel, Add</i>	436.80	
01 22 23 00-1033 DAY 8,000 LB Straight Mast, Rough Terrain Construction Forklift With Full-Time Operator.....	1,355.91	
<i>For Equipment Without Operator, Deduct</i>	-912.39	
<i>For Propane Instead Of Gas Or Diesel, Add</i>	88.70	
01 22 23 00-1034 WK 8,000 LB Straight Mast, Rough Terrain Construction Forklift With Full-Time Operator.....	5,778.26	
<i>For Equipment Without Operator, Deduct</i>	-4,561.94	
<i>For Propane Instead Of Gas Or Diesel, Add</i>	243.26	
01 22 23 00-1035 MO 8,000 LB Straight Mast, Rough Terrain Construction Forklift With Full-Time Operator.....	22,557.23	
<i>For Equipment Without Operator, Deduct</i>	-19,768.43	
<i>For Propane Instead Of Gas Or Diesel, Add</i>	557.76	
01 22 23 00-1036 DAY 10,000 LB Straight Mast, Rough Terrain Construction Forklift With Full-Time Operator.....	1,407.72	
<i>For Equipment Without Operator, Deduct</i>	-912.39	
<i>For Propane Instead Of Gas Or Diesel, Add</i>	99.07	
01 22 23 00-1037 WK 10,000 LB Straight Mast, Rough Terrain Construction Forklift With Full-Time Operator.....	5,755.82	
<i>For Equipment Without Operator, Deduct</i>	-4,561.94	
<i>For Propane Instead Of Gas Or Diesel, Add</i>	238.78	
01 22 23 00-1038 MO 10,000 LB Straight Mast, Rough Terrain Construction Forklift With Full-Time Operator.....	22,740.42	
<i>For Equipment Without Operator, Deduct</i>	-19,768.43	
<i>For Propane Instead Of Gas Or Diesel, Add</i>	594.40	
01 22 23 00-1039 Straight Mast, Industrial Warehouse Forklifts <small>(01 22 23 00-0941)</small>		
<i>Note: Includes full-time operator. Excludes delivery, set-up, and removal.</i>		
01 22 23 00-1040 DAY 5,000 LB Straight Mast, Industrial Warehouse Forklift With Full-Time Operator.....	1,194.63	
<i>For Equipment Without Operator, Deduct</i>	-912.39	
<i>For Propane Instead Of Gas Or Diesel, Add</i>	56.45	
01 22 23 00-1041 WK 5,000 LB Straight Mast, Industrial Warehouse Forklift With Full-Time Operator.....	5,207.06	
<i>For Equipment Without Operator, Deduct</i>	-4,561.94	
<i>For Propane Instead Of Gas Or Diesel, Add</i>	129.02	
01 22 23 00-1042 MO 5,000 LB Straight Mast, Industrial Warehouse Forklift With Full-Time Operator.....	21,314.03	
<i>For Equipment Without Operator, Deduct</i>	-19,768.43	
<i>For Propane Instead Of Gas Or Diesel, Add</i>	309.12	
01 22 23 00-1043 DAY 6,000 LB Straight Mast, Industrial Warehouse Forklift With Full-Time Operator.....	1,201.35	
<i>For Equipment Without Operator, Deduct</i>	-912.39	
<i>For Propane Instead Of Gas Or Diesel, Add</i>	57.79	
01 22 23 00-1044 WK 6,000 LB Straight Mast, Industrial Warehouse Forklift With Full-Time Operator.....	5,227.22	
<i>For Equipment Without Operator, Deduct</i>	-4,561.94	
<i>For Propane Instead Of Gas Or Diesel, Add</i>	133.06	
01 22 23 00-1045 MO 6,000 LB Straight Mast, Industrial Warehouse Forklift With Full-Time Operator.....	21,361.07	
<i>For Equipment Without Operator, Deduct</i>	-19,768.43	
<i>For Propane Instead Of Gas Or Diesel, Add</i>	318.53	
01 22 23 00-1046 DAY 8,000 LB Straight Mast, Industrial Warehouse Forklift With Full-Time Operator.....	1,342.47	
<i>For Equipment Without Operator, Deduct</i>	-912.39	
<i>For Propane Instead Of Gas Or Diesel, Add</i>	86.02	
01 22 23 00-1047 WK 8,000 LB Straight Mast, Industrial Warehouse Forklift With Full-Time Operator.....	5,536.34	
<i>For Equipment Without Operator, Deduct</i>	-4,561.94	
<i>For Propane Instead Of Gas Or Diesel, Add</i>	194.88	
01 22 23 00-1048 MO 8,000 LB Straight Mast, Industrial Warehouse Forklift With Full-Time Operator.....	22,120.43	
<i>For Equipment Without Operator, Deduct</i>	-19,768.43	
<i>For Propane Instead Of Gas Or Diesel, Add</i>	470.40	
01 22 23 00-1049 DAY 12,000 LB Straight Mast, Industrial Warehouse Forklift With Full-Time Operator.....	1,355.91	
<i>For Equipment Without Operator, Deduct</i>	-912.39	
<i>For Propane Instead Of Gas Or Diesel, Add</i>	88.70	
01 22 23 00-1050 WK 12,000 LB Straight Mast, Industrial Warehouse Forklift With Full-Time Operator.....	5,650.58	
<i>For Equipment Without Operator, Deduct</i>	-4,561.94	
<i>For Propane Instead Of Gas Or Diesel, Add</i>	217.73	
01 22 23 00-1051 MO 12,000 LB Straight Mast, Industrial Warehouse Forklift With Full-Time Operator.....	22,523.63	
<i>For Equipment Without Operator, Deduct</i>	-19,768.43	
<i>For Propane Instead Of Gas Or Diesel, Add</i>	551.04	
01 22 23 00-1052 DAY 15,000 LB Straight Mast, Industrial Warehouse Forklift With Full-Time Operator.....	1,476.87	
<i>For Equipment Without Operator, Deduct</i>	-912.39	
<i>For Propane Instead Of Gas Or Diesel, Add</i>	112.90	
01 22 23 00-1053 WK 15,000 LB Straight Mast, Industrial Warehouse Forklift With Full-Time Operator.....	5,845.46	
<i>For Equipment Without Operator, Deduct</i>	-4,561.94	
<i>For Propane Instead Of Gas Or Diesel, Add</i>	256.70	
01 22 23 00-1054 MO 15,000 LB Straight Mast, Industrial Warehouse Forklift With Full-Time Operator.....	22,859.63	
<i>For Equipment Without Operator, Deduct</i>	-19,768.43	
<i>For Propane Instead Of Gas Or Diesel, Add</i>	618.24	
01 22 23 00-1055 Chain Hoists <small>(01 22 23 00-0941)</small>		
<i>Note: Includes delivery to job site and pick-up when complete.</i>		
01 22 23 00-1056 DAY 1 Ton, 20' Lift, Manual Chain Hoist.....	12.52	
01 22 23 00-1057 WK 1 Ton, 20' Lift, Manual Chain Hoist.....	32.55	
01 22 23 00-1058 MO 1 Ton, 20' Lift, Manual Chain Hoist.....	96.40	
01 22 23 00-1059 DAY 3 Ton, 20' Lift, Manual Chain Hoist.....	35.06	
01 22 23 00-1060 WK 3 Ton, 20' Lift, Manual Chain Hoist.....	82.63	
01 22 23 00-1061 MO 3 Ton, 20' Lift, Manual Chain Hoist.....	231.62	
01 22 23 00-1062 DAY 5 Ton, 20' Lift, Manual Chain Hoist.....	45.07	
01 22 23 00-1063 WK 5 Ton, 20' Lift, Manual Chain Hoist.....	121.44	
01 22 23 00-1064 MO 5 Ton, 20' Lift, Manual Chain Hoist.....	338.04	
01 22 23 00-1065 DAY 2 Ton, 20' Lift, 2-Speed, 230/460 Volt, 60 Cycle, Electric Chain Hoist.....	88.89	
01 22 23 00-1066 WK 2 Ton, 20' Lift, 2-Speed, 230/460 Volt, 60 Cycle, Electric Chain Hoist.....	231.62	



MINOR CSI UOM DESCRIPTION	TOTAL DIRECT UNIT COST	DEMOLITION UNIT COST
01 22 23 00-1067 MO 2 Ton, 20' Lift, 2-Speed, 230/460 Volt, 60 Cycle, Electric Chain Hoist	626.00	
01 22 23 00-1068 DAY 3 Ton, 20' Lift, 2-Speed, 230/460 Volt, 60 Cycle, Electric Chain Hoist	90.14	
01 22 23 00-1069 WK 3 Ton, 20' Lift, 2-Speed, 230/460 Volt, 60 Cycle, Electric Chain Hoist	241.01	
01 22 23 00-1070 MO 3 Ton, 20' Lift, 2-Speed, 230/460 Volt, 60 Cycle, Electric Chain Hoist	657.30	
01 22 23 00-1071 DAY 5 Ton, 20' Lift, 2-Speed, 230/460 Volt, 60 Cycle, Electric Chain Hoist	92.65	
01 22 23 00-1072 WK 5 Ton, 20' Lift, 2-Speed, 230/460 Volt, 60 Cycle, Electric Chain Hoist	259.79	
01 22 23 00-1073 MO 5 Ton, 20' Lift, 2-Speed, 230/460 Volt, 60 Cycle, Electric Chain Hoist	719.90	
01 22 23 00-1074 Roof Swing Hoist <small>(01 22 23 00-0941)</small>		
<i>Note: Includes delivery to job site and pick-up when complete.</i>		
01 22 23 00-1075 DAY Up To 400#, Manual Swing Roof Hoist.....	95.98	
01 22 23 00-1076 WK Up To 400#, Manual Swing Roof Hoist.....	335.95	
01 22 23 00-1077 MO Up To 400#, Manual Swing Roof Hoist.....	1,151.82	
01 22 23 00-1078 Truck Mounted Digger Derrick <small>(01 22 23 00-0941)</small>		
<i>Note: Includes full-time operator, delivery, set-up, and removal time in rental period. Lifting capacity is reduced.</i>		
01 22 23 00-1079 DAY Up To 47' Sheave Height, 34' Horizontal Reach, 12 Ton Capacity, Truck Mounted Hydraulic Digger Derrick With Full-Time Operator	1,565.40	
<i>Note: Includes lifting boom, grapple arm and auger drill.</i>		
<i>For Equipment Without Operator, Deduct</i>		
01 22 23 00-1080 WK Up To 47' Sheave Height, 34' Horizontal Reach, 12 Ton Capacity, Truck Mounted Hydraulic Digger Derrick With Full-Time Operator	6,561.18	
<i>Note: Includes lifting boom, grapple arm and auger drill.</i>		
<i>For Equipment Without Operator, Deduct</i>		
01 22 23 00-1081 MO Up To 47' Sheave Height, 34' Horizontal Reach, 12 Ton Capacity, Truck Mounted Hydraulic Digger Derrick With Full-Time Operator	25,267.24	
<i>Note: Includes lifting boom, grapple arm and auger drill.</i>		
<i>For Equipment Without Operator, Deduct</i>		
01 22 23 00-1082 DAY Up To 48' Sheave Height, 38' Horizontal Reach, 15 Ton Capacity, Truck Mounted Hydraulic Digger Derrick With Full-Time Operator	1,695.49	
<i>Note: Includes lifting boom, grapple arm and auger drill.</i>		
<i>For Equipment Without Operator, Deduct</i>		
01 22 23 00-1083 WK Up To 48' Sheave Height, 38' Horizontal Reach, 15 Ton Capacity, Truck Mounted Hydraulic Digger Derrick With Full-Time Operator	6,951.45	
<i>Note: Includes lifting boom, grapple arm and auger drill.</i>		
<i>For Equipment Without Operator, Deduct</i>		
01 22 23 00-1084 MO Up To 48' Sheave Height, 38' Horizontal Reach, 15 Ton Capacity, Truck Mounted Hydraulic Digger Derrick With Full-Time Operator	26,307.96	
<i>Note: Includes lifting boom, grapple arm and auger drill.</i>		
<i>For Equipment Without Operator, Deduct</i>		
01 22 23 00-1085 DAY Up To 65' Sheave Height, 55' Horizontal Reach, 21 Ton Capacity, Truck Mounted Hydraulic Digger Derrick With Full-Time Operator	2,499.36	
<i>Note: Includes lifting boom, grapple arm and auger drill.</i>		
<i>For Equipment Without Operator, Deduct</i>		
01 22 23 00-1086 WK Up To 65' Sheave Height, 55' Horizontal Reach, 21 Ton Capacity, Truck Mounted Hydraulic Digger Derrick With Full-Time Operator	9,363.08	
<i>Note: Includes lifting boom, grapple arm and auger drill.</i>		
<i>For Equipment Without Operator, Deduct</i>		
01 22 23 00-1087 MO Up To 65' Sheave Height, 55' Horizontal Reach, 21 Ton Capacity, Truck Mounted Hydraulic Digger Derrick With Full-Time Operator	32,738.96	
<i>Note: Includes lifting boom, grapple arm and auger drill.</i>		
<i>For Equipment Without Operator, Deduct</i>		
01 22 23 00-1088 Pumping Equipment <small>(01 22 23)</small>		
01 22 23 00-1089 Gas Powered Portable Centrifugal Pumps <small>(01 22 23 00-1088)</small>		
<i>Note: Includes delivery, set-up, and removal. Excludes operator. See CSI section 01 22 23 00-1113 for larger diameter pumps.</i>		
01 22 23 00-1090 DAY 8,500 GPH, 2" Discharge, 108' Maximum Head, Gas Powered Portable Centrifugal Pump	68.23	
01 22 23 00-1091 WK 8,500 GPH, 2" Discharge, 108' Maximum Head, Gas Powered Portable Centrifugal Pump	153.52	
01 22 23 00-1092 MO 8,500 GPH, 2" Discharge, 108' Maximum Head, Gas Powered Portable Centrifugal Pump	409.39	
01 22 23 00-1093 DAY 16,500 GPH, 3" Discharge, 85' Maximum Head, Gas Powered Portable Centrifugal Pump	81.88	
01 22 23 00-1094 WK 16,500 GPH, 3" Discharge, 85' Maximum Head, Gas Powered Portable Centrifugal Pump	184.23	
01 22 23 00-1095 MO 16,500 GPH, 3" Discharge, 85' Maximum Head, Gas Powered Portable Centrifugal Pump	491.27	
01 22 23 00-1096 Gas Powered Portable Diaphragm Pumps <small>(01 22 23 00-1088)</small>		
<i>Note: Includes delivery, set-up, and removal. Excludes operator.</i>		
01 22 23 00-1097 DAY 3,000 GPH, 2" Discharge, 25' Maximum Head, Gas Powered Portable Diaphragm Pump	78.47	
01 22 23 00-1098 WK 3,000 GPH, 2" Discharge, 25' Maximum Head, Gas Powered Portable Diaphragm Pump	221.75	
01 22 23 00-1099 MO 3,000 GPH, 2" Discharge, 25' Maximum Head, Gas Powered Portable Diaphragm Pump	562.91	
01 22 23 00-1100 DAY 5,200 GPH, 3" Discharge, 25' Maximum Head, Gas Powered Portable Diaphragm Pump	95.52	
01 22 23 00-1101 WK 5,200 GPH, 3" Discharge, 25' Maximum Head, Gas Powered Portable Diaphragm Pump	255.87	
01 22 23 00-1102 MO 5,200 GPH, 3" Discharge, 25' Maximum Head, Gas Powered Portable Diaphragm Pump	724.96	
01 22 23 00-1103 Gas Powered Portable Trash Pumps <small>(01 22 23 00-1088)</small>		
<i>Note: Includes delivery, set-up, and removal. Excludes operator.</i>		
01 22 23 00-1104 DAY 12,000 GPH, 2" Discharge, 100' Maximum Head, Gas Powered Portable Trash Pump.....	98.94	
01 22 23 00-1105 WK 12,000 GPH, 2" Discharge, 100' Maximum Head, Gas Powered Portable Trash Pump.....	204.70	
01 22 23 00-1106 MO 12,000 GPH, 2" Discharge, 100' Maximum Head, Gas Powered Portable Trash Pump.....	614.09	

01	01	General Requirements
	01 20	Price and Payment Procedures
	01 22	Unit Prices



MINOR	CSI	UOM	DESCRIPTION	TOTAL DIRECT UNIT COST	DEMOLITION UNIT COST
-------	-----	-----	-------------	------------------------	----------------------

01 22 23 00-1107	DAY		25,000 GPH, 3" Discharge, 90' Maximum Head, Gas Powered Portable Trash Pump.....	98.94	
01 22 23 00-1108	WK		25,000 GPH, 3" Discharge, 90' Maximum Head, Gas Powered Portable Trash Pump.....	264.40	
01 22 23 00-1109	MO		25,000 GPH, 3" Discharge, 90' Maximum Head, Gas Powered Portable Trash Pump.....	724.96	
01 22 23 00-1110	DAY		35,000 GPH, 4" Discharge, 106' Maximum Head, Gas Powered Portable Trash Pump.....	156.93	
01 22 23 00-1111	WK		35,000 GPH, 4" Discharge, 106' Maximum Head, Gas Powered Portable Trash Pump.....	443.51	
01 22 23 00-1112	MO		35,000 GPH, 4" Discharge, 106' Maximum Head, Gas Powered Portable Trash Pump.....	1,287.88	

01 22 23 00-1113 Diesel Powered Portable Trash Pumps (01 22 23 00-1088)

Note: Includes delivery, set-up, and removal. Excludes operator.

01 22 23 00-1114	DAY		63,000 GPH, 4" Discharge, 153' Maximum Head, Diesel Powered Portable Trash Pump.....	307.04	
01 22 23 00-1115	WK		63,000 GPH, 4" Discharge, 153' Maximum Head, Diesel Powered Portable Trash Pump.....	835.84	
01 22 23 00-1116	MO		63,000 GPH, 4" Discharge, 153' Maximum Head, Diesel Powered Portable Trash Pump.....	3,641.88	
01 22 23 00-1117	DAY		156,000 GPH, 6" Discharge, 160' Maximum Head, Diesel Powered Portable Trash Pump.....	469.10	
01 22 23 00-1118	WK		156,000 GPH, 6" Discharge, 160' Maximum Head, Diesel Powered Portable Trash Pump.....	1,228.18	
01 22 23 00-1119	MO		156,000 GPH, 6" Discharge, 160' Maximum Head, Diesel Powered Portable Trash Pump.....	3,266.61	
01 22 23 00-1120	DAY		246,000 GPH, 10" Discharge, 160' Maximum Head, Diesel Powered Portable Trash Pump.....	637.97	
01 22 23 00-1121	WK		246,000 GPH, 10" Discharge, 160' Maximum Head, Diesel Powered Portable Trash Pump.....	1,707.51	
01 22 23 00-1122	MO		246,000 GPH, 10" Discharge, 160' Maximum Head, Diesel Powered Portable Trash Pump.....	4,568.13	
01 22 23 00-1123	DAY		379,000 GPH, 12" Discharge, 104' Maximum Head, Diesel Powered Portable Trash Pump.....	826.61	
01 22 23 00-1124	WK		379,000 GPH, 12" Discharge, 104' Maximum Head, Diesel Powered Portable Trash Pump.....	2,108.37	
01 22 23 00-1125	MO		379,000 GPH, 12" Discharge, 104' Maximum Head, Diesel Powered Portable Trash Pump.....	6,192.05	

01 22 23 00-1126 Diesel Powered Portable High Head Trash Pumps (01 22 23 00-1088)

Note: Includes delivery, set-up, and removal. Excludes operator.

01 22 23 00-1127	DAY		27,000 GPH, 3" Suction, 3" Discharge, 300' Maximum Head, Diesel Powered Portable High Head Trash Pump.....	409.39	
01 22 23 00-1128	WK		27,000 GPH, 3" Suction, 3" Discharge, 300' Maximum Head, Diesel Powered Portable High Head Trash Pump.....	921.13	
01 22 23 00-1129	MO		27,000 GPH, 3" Suction, 3" Discharge, 300' Maximum Head, Diesel Powered Portable High Head Trash Pump.....	2,456.35	
01 22 23 00-1130	DAY		90,000 GPH, 6" Suction, 4" Discharge, 330' Maximum Head, Diesel Powered Portable High Head Trash Pump.....	614.09	
01 22 23 00-1131	WK		90,000 GPH, 6" Suction, 4" Discharge, 330' Maximum Head, Diesel Powered Portable High Head Trash Pump.....	1,642.69	
01 22 23 00-1132	MO		90,000 GPH, 6" Suction, 4" Discharge, 330' Maximum Head, Diesel Powered Portable High Head Trash Pump.....	4,605.66	
01 22 23 00-1133	DAY		135,000 GPH, 8" Suction, 6" Discharge, 320' Maximum Head, Diesel Powered Portable High Head Trash Pump.....	750.55	
01 22 23 00-1134	WK		135,000 GPH, 8" Suction, 6" Discharge, 320' Maximum Head, Diesel Powered Portable High Head Trash Pump.....	1,688.74	
01 22 23 00-1135	MO		135,000 GPH, 8" Suction, 6" Discharge, 320' Maximum Head, Diesel Powered Portable High Head Trash Pump.....	4,503.31	

01 22 23 00-1136 Diesel Powered Portable Silenced Environmental Trash Pumps (01 22 23 00-1088)

Note: Includes delivery, set-up, and removal. Excludes operator.

01 22 23 00-1137	DAY		90,000 GPH, 4" Discharge, 330' Maximum Head, Diesel Powered Portable Silenced Environmental Trash Pump.....	438.39	
01 22 23 00-1138	WK		90,000 GPH, 4" Discharge, 330' Maximum Head, Diesel Powered Portable Silenced Environmental Trash Pump.....	997.89	
01 22 23 00-1139	MO		90,000 GPH, 4" Discharge, 330' Maximum Head, Diesel Powered Portable Silenced Environmental Trash Pump.....	3,111.38	
01 22 23 00-1140	DAY		136,800 GPH, 6" Discharge, 158' Maximum Head, Diesel Powered Portable Silenced Environmental Trash Pump.....	537.33	
01 22 23 00-1141	WK		136,800 GPH, 6" Discharge, 158' Maximum Head, Diesel Powered Portable Silenced Environmental Trash Pump.....	1,339.05	
01 22 23 00-1142	MO		136,800 GPH, 6" Discharge, 158' Maximum Head, Diesel Powered Portable Silenced Environmental Trash Pump.....	3,641.88	
01 22 23 00-1143	DAY		246,000 GPH, 10" Discharge, 158' Maximum Head, Diesel Powered Portable Silenced Environmental Trash Pump.....	648.20	
01 22 23 00-1144	WK		246,000 GPH, 10" Discharge, 158' Maximum Head, Diesel Powered Portable Silenced Environmental Trash Pump.....	1,917.32	
01 22 23 00-1145	MO		246,000 GPH, 10" Discharge, 158' Maximum Head, Diesel Powered Portable Silenced Environmental Trash Pump.....	5,347.68	
01 22 23 00-1146	DAY		510,000 GPH, 12" Discharge, 200' Maximum Head, Diesel Powered Portable Silenced Environmental Trash Pump.....	975.72	
01 22 23 00-1147	WK		510,000 GPH, 12" Discharge, 200' Maximum Head, Diesel Powered Portable Silenced Environmental Trash Pump.....	2,492.17	
01 22 23 00-1148	MO		510,000 GPH, 12" Discharge, 200' Maximum Head, Diesel Powered Portable Silenced Environmental Trash Pump.....	7,317.88	

01 22 23 00-1149 3 Phase Electric Submersible Pumps (01 22 23 00-1088)

Note: Includes delivery, set-up, and removal. Excludes operator.

01 22 23 00-1150	DAY		24,000 GPH, 3" Discharge, 78' Maximum Head, 3 Phase Electric Submersible Pump.....	170.58	
01 22 23 00-1151	WK		24,000 GPH, 3" Discharge, 78' Maximum Head, 3 Phase Electric Submersible Pump.....	426.45	
01 22 23 00-1152	MO		24,000 GPH, 3" Discharge, 78' Maximum Head, 3 Phase Electric Submersible Pump.....	1,279.35	
01 22 23 00-1153	DAY		49,800 GPH, 4" Discharge, 98' Maximum Head, 3 Phase Electric Submersible Pump.....	225.17	
01 22 23 00-1154	WK		49,800 GPH, 4" Discharge, 98' Maximum Head, 3 Phase Electric Submersible Pump.....	562.91	
01 22 23 00-1155	MO		49,800 GPH, 4" Discharge, 98' Maximum Head, 3 Phase Electric Submersible Pump.....	1,688.74	

01 22 23 00-1156 Suction Hose With Couplings (01 22 23 00-1088)

Note: Includes delivery, set-up, and removal.

01 22 23 00-1157	DAY		Up To 2" Inside Diameter, 20' Length, Suction Hose With Couplings.....	6.00	
01 22 23 00-1158	WK		Up To 2" Inside Diameter, 20' Length, Suction Hose With Couplings.....	15.00	
01 22 23 00-1159	MO		Up To 2" Inside Diameter, 20' Length, Suction Hose With Couplings.....	46.00	
01 22 23 00-1160	DAY		3" Inside Diameter, 20' Length, Suction Hose With Couplings.....	16.00	
01 22 23 00-1161	WK		3" Inside Diameter, 20' Length, Suction Hose With Couplings.....	41.00	
01 22 23 00-1162	MO		3" Inside Diameter, 20' Length, Suction Hose With Couplings.....	125.00	
01 22 23 00-1163	DAY		4" Inside Diameter, 20' Length, Suction Hose With Couplings.....	24.00	
01 22 23 00-1164	WK		4" Inside Diameter, 20' Length, Suction Hose With Couplings.....	61.00	
01 22 23 00-1165	MO		4" Inside Diameter, 20' Length, Suction Hose With Couplings.....	185.00	
01 22 23 00-1166	DAY		6" Inside Diameter, 20' Length, Suction Hose With Couplings.....	30.00	
01 22 23 00-1167	WK		6" Inside Diameter, 20' Length, Suction Hose With Couplings.....	75.00	



MINOR	CSI	UOM	DESCRIPTION	TOTAL DIRECT UNIT COST	DEMOLITION UNIT COST
01 22 23 00-1168	MO		6" Inside Diameter, 20' Length, Suction Hose With Couplings.....	220.00	
01 22 23 00-1169	DAY		10" Inside Diameter, 20' Length, Suction Hose With Couplings.....	70.00	
01 22 23 00-1170	WK		10" Inside Diameter, 20' Length, Suction Hose With Couplings.....	180.00	
01 22 23 00-1171	MO		10" Inside Diameter, 20' Length, Suction Hose With Couplings.....	530.00	
01 22 23 00-1172	DAY		12" Inside Diameter, 20' Length, Suction Hose With Couplings.....	94.00	
01 22 23 00-1173	WK		12" Inside Diameter, 20' Length, Suction Hose With Couplings.....	205.00	
01 22 23 00-1174	MO		12" Inside Diameter, 20' Length, Suction Hose With Couplings.....	615.00	
01 22 23 00-1175 Discharge Hose With Couplings (01 22 23 00-1088)					
Note: Includes delivery, set-up, and removal.					
01 22 23 00-1176	DAY		1-1/2" Inside Diameter, 50' Length, Discharge Hose With Couplings.....	6.00	
01 22 23 00-1177	WK		1-1/2" Inside Diameter, 50' Length, Discharge Hose With Couplings.....	15.00	
01 22 23 00-1178	MO		1-1/2" Inside Diameter, 50' Length, Discharge Hose With Couplings.....	46.00	
01 22 23 00-1179	DAY		2" Inside Diameter, 50' Length, Discharge Hose With Couplings.....	7.00	
01 22 23 00-1180	WK		2" Inside Diameter, 50' Length, Discharge Hose With Couplings.....	17.00	
01 22 23 00-1181	MO		2" Inside Diameter, 50' Length, Discharge Hose With Couplings.....	53.00	
01 22 23 00-1182	DAY		3" Inside Diameter, 50' Length, Discharge Hose With Couplings.....	8.00	
01 22 23 00-1183	WK		3" Inside Diameter, 50' Length, Discharge Hose With Couplings.....	20.00	
01 22 23 00-1184	MO		3" Inside Diameter, 50' Length, Discharge Hose With Couplings.....	61.00	
01 22 23 00-1185	DAY		4" Inside Diameter, 50' Length, Discharge Hose With Couplings.....	21.00	
01 22 23 00-1186	WK		4" Inside Diameter, 50' Length, Discharge Hose With Couplings.....	54.00	
01 22 23 00-1187	MO		4" Inside Diameter, 50' Length, Discharge Hose With Couplings.....	155.00	
01 22 23 00-1188	DAY		6" Inside Diameter, 50' Length, Discharge Hose With Couplings.....	26.00	
01 22 23 00-1189	WK		6" Inside Diameter, 50' Length, Discharge Hose With Couplings.....	71.00	
01 22 23 00-1190	MO		6" Inside Diameter, 50' Length, Discharge Hose With Couplings.....	195.00	
01 22 23 00-1191	DAY		10" Inside Diameter, 10' Length, Discharge Hose With Couplings.....	20.00	
01 22 23 00-1192	WK		10" Inside Diameter, 10' Length, Discharge Hose With Couplings.....	50.00	
01 22 23 00-1193	MO		10" Inside Diameter, 10' Length, Discharge Hose With Couplings.....	150.00	
01 22 23 00-1194	DAY		12" Inside Diameter, 10' Length, Discharge Hose With Couplings.....	51.00	
01 22 23 00-1195	WK		12" Inside Diameter, 10' Length, Discharge Hose With Couplings.....	130.00	
01 22 23 00-1196	MO		12" Inside Diameter, 10' Length, Discharge Hose With Couplings.....	385.00	
01 22 23 00-1197 Hydraulic Submersible Pumps (01 22 23 00-1088)					
Note: Includes delivery, set-up, and removal. Excludes operator.					
01 22 23 00-1198 Hydraulic Submersible Pumps (01 22 23 00-1197)					
Note: Includes delivery, set-up, and removal. Excludes operator.					
01 22 23 00-1199	DAY		60,000 GPH, 4" Discharge, 115' Maximum Head, Hydraulic Submersible Pump.....	112.58	
01 22 23 00-1200	WK		60,000 GPH, 4" Discharge, 115' Maximum Head, Hydraulic Submersible Pump.....	301.93	
01 22 23 00-1201	MO		60,000 GPH, 4" Discharge, 115' Maximum Head, Hydraulic Submersible Pump.....	844.37	
01 22 23 00-1202	DAY		132,000 GPH, 6" Discharge, 90' Maximum Head, Hydraulic Submersible Pump.....	143.29	
01 22 23 00-1203	WK		132,000 GPH, 6" Discharge, 90' Maximum Head, Hydraulic Submersible Pump.....	368.45	
01 22 23 00-1204	MO		132,000 GPH, 6" Discharge, 90' Maximum Head, Hydraulic Submersible Pump.....	1,125.83	
01 22 23 00-1205 Hydraulic Submersible Pump Diesel Power Packs (01 22 23 00-1197)					
Note: Includes delivery, set-up, and removal. Excludes operator.					
01 22 23 00-1206	DAY		100 HP, Hydraulic Submersible Pump Diesel Power Pack.....	260.13	
01 22 23 00-1207	WK		100 HP, Hydraulic Submersible Pump Diesel Power Pack.....	776.14	
01 22 23 00-1208	MO		100 HP, Hydraulic Submersible Pump Diesel Power Pack.....	2,046.96	
01 22 23 00-1209 HDPE Pipe With Couplings (01 22 23 00-1088)					
Note: Includes delivery, set-up, and removal.					
01 22 23 00-1210	DAY		4" x 20' HDPE Pipe With Couplings.....	15.71	
01 22 23 00-1211	WK		4" x 20' HDPE Pipe With Couplings.....	37.70	
01 22 23 00-1212	MO		4" x 20' HDPE Pipe With Couplings.....	116.25	
01 22 23 00-1213	DAY		6" x 20' HDPE Pipe With Couplings.....	25.14	
01 22 23 00-1214	WK		6" x 20' HDPE Pipe With Couplings.....	62.84	
01 22 23 00-1215	MO		6" x 20' HDPE Pipe With Couplings.....	191.66	
01 22 23 00-1216	DAY		8" x 20' HDPE Pipe With Couplings.....	40.85	
01 22 23 00-1217	WK		8" x 20' HDPE Pipe With Couplings.....	106.83	
01 22 23 00-1218	MO		8" x 20' HDPE Pipe With Couplings.....	317.34	
01 22 23 00-1219	DAY		10" x 20' HDPE Pipe With Couplings.....	50.27	
01 22 23 00-1220	WK		10" x 20' HDPE Pipe With Couplings.....	128.82	
01 22 23 00-1221	MO		10" x 20' HDPE Pipe With Couplings.....	392.75	
01 22 23 00-1222	DAY		12" x 10' HDPE Pipe With Couplings.....	37.70	
01 22 23 00-1223	WK		12" x 10' HDPE Pipe With Couplings.....	103.69	
01 22 23 00-1224	MO		12" x 10' HDPE Pipe With Couplings.....	314.20	
01 22 23 00-1225	DAY		4" Elbow For HDPE Pipe, Quick Connect.....	37.70	
01 22 23 00-1226	WK		4" Elbow For HDPE Pipe, Quick Connect.....	97.40	
01 22 23 00-1227	MO		4" Elbow For HDPE Pipe, Quick Connect.....	289.06	
01 22 23 00-1228	DAY		6" Elbow For HDPE Pipe, Quick Connect.....	43.99	
01 22 23 00-1229	WK		6" Elbow For HDPE Pipe, Quick Connect.....	113.11	
01 22 23 00-1230	MO		6" Elbow For HDPE Pipe, Quick Connect.....	345.62	
01 22 23 00-1231	DAY		8" Elbow For HDPE Pipe, Quick Connect.....	50.27	
01 22 23 00-1232	WK		8" Elbow For HDPE Pipe, Quick Connect.....	128.82	
01 22 23 00-1233	MO		8" Elbow For HDPE Pipe, Quick Connect.....	392.75	
01 22 23 00-1234	DAY		10" Elbow For HDPE Pipe, Quick Connect.....	62.84	
01 22 23 00-1235	WK		10" Elbow For HDPE Pipe, Quick Connect.....	160.24	



MINOR
CSI UOM DESCRIPTION

TOTAL DIRECT DEMOLITION
UNIT COST UNIT COST

01 22 23 00-1236	MO	10" Elbow For HDPE Pipe, Quick Connect.....	487.01	
01 22 23 00-1237	DAY	12" Elbow For HDPE Pipe, Quick Connect.....	62.84	
01 22 23 00-1238	WK	12" Elbow For HDPE Pipe, Quick Connect.....	160.24	
01 22 23 00-1239	MO	12" Elbow For HDPE Pipe, Quick Connect.....	487.01	
01 22 23 00-1240	DAY	4" Tee For HDPE Pipe, Quick Connect.....	37.70	
01 22 23 00-1241	WK	4" Tee For HDPE Pipe, Quick Connect.....	97.40	
01 22 23 00-1242	MO	4" Tee For HDPE Pipe, Quick Connect.....	289.06	
01 22 23 00-1243	DAY	6" Tee For HDPE Pipe, Quick Connect.....	50.27	
01 22 23 00-1244	WK	6" Tee For HDPE Pipe, Quick Connect.....	128.82	
01 22 23 00-1245	MO	6" Tee For HDPE Pipe, Quick Connect.....	392.75	
01 22 23 00-1246	DAY	8" Tee For HDPE Pipe, Quick Connect.....	62.84	
01 22 23 00-1247	WK	8" Tee For HDPE Pipe, Quick Connect.....	160.24	
01 22 23 00-1248	MO	8" Tee For HDPE Pipe, Quick Connect.....	487.01	
01 22 23 00-1249	DAY	10" Tee For HDPE Pipe, Quick Connect.....	75.41	
01 22 23 00-1250	WK	10" Tee For HDPE Pipe, Quick Connect.....	191.66	
01 22 23 00-1251	MO	10" Tee For HDPE Pipe, Quick Connect.....	581.27	
01 22 23 00-1252	DAY	12" Tee For HDPE Pipe, Quick Connect.....	75.41	
01 22 23 00-1253	WK	12" Tee For HDPE Pipe, Quick Connect.....	191.66	
01 22 23 00-1254	MO	12" Tee For HDPE Pipe, Quick Connect.....	581.27	
01 22 23 00-1255	DAY	4" Cap For HDPE Pipe, Quick Connect.....	6.28	
01 22 23 00-1256	WK	4" Cap For HDPE Pipe, Quick Connect.....	18.85	
01 22 23 00-1257	MO	4" Cap For HDPE Pipe, Quick Connect.....	56.56	
01 22 23 00-1258	DAY	6" Cap For HDPE Pipe, Quick Connect.....	6.28	
01 22 23 00-1259	WK	6" Cap For HDPE Pipe, Quick Connect.....	18.85	
01 22 23 00-1260	MO	6" Cap For HDPE Pipe, Quick Connect.....	56.56	
01 22 23 00-1261	DAY	8" Cap For HDPE Pipe, Quick Connect.....	6.28	
01 22 23 00-1262	WK	8" Cap For HDPE Pipe, Quick Connect.....	18.85	
01 22 23 00-1263	MO	8" Cap For HDPE Pipe, Quick Connect.....	56.56	
01 22 23 00-1264	DAY	10" Cap For HDPE Pipe, Quick Connect.....	6.28	
01 22 23 00-1265	WK	10" Cap For HDPE Pipe, Quick Connect.....	18.85	
01 22 23 00-1266	MO	10" Cap For HDPE Pipe, Quick Connect.....	56.56	
01 22 23 00-1267	DAY	12" Cap For HDPE Pipe, Quick Connect.....	6.28	
01 22 23 00-1268	WK	12" Cap For HDPE Pipe, Quick Connect.....	18.85	
01 22 23 00-1269	MO	12" Cap For HDPE Pipe, Quick Connect.....	56.56	
01 22 23 00-1270	DAY	4" Wye For HDPE Pipe, Quick Connect.....	18.85	
01 22 23 00-1271	WK	4" Wye For HDPE Pipe, Quick Connect.....	47.13	
01 22 23 00-1272	MO	4" Wye For HDPE Pipe, Quick Connect.....	144.53	
01 22 23 00-1273	DAY	6" Wye For HDPE Pipe, Quick Connect.....	21.99	
01 22 23 00-1274	WK	6" Wye For HDPE Pipe, Quick Connect.....	56.56	
01 22 23 00-1275	MO	6" Wye For HDPE Pipe, Quick Connect.....	172.81	
01 22 23 00-1276	DAY	8" Wye For HDPE Pipe, Quick Connect.....	37.70	
01 22 23 00-1277	WK	8" Wye For HDPE Pipe, Quick Connect.....	97.40	
01 22 23 00-1278	MO	8" Wye For HDPE Pipe, Quick Connect.....	289.06	
01 22 23 00-1279	DAY	10" Wye For HDPE Pipe, Quick Connect.....	56.56	
01 22 23 00-1280	WK	10" Wye For HDPE Pipe, Quick Connect.....	144.53	
01 22 23 00-1281	MO	10" Wye For HDPE Pipe, Quick Connect.....	439.88	
01 22 23 00-1282	DAY	12" Wye For HDPE Pipe, Quick Connect.....	56.56	
01 22 23 00-1283	WK	12" Wye For HDPE Pipe, Quick Connect.....	144.53	
01 22 23 00-1284	MO	12" Wye For HDPE Pipe, Quick Connect.....	439.88	

01 22 23 00-1285 Temporary Building Services (01 22 23)

01 22 23 00-1286 Boilers (01 22 23 00-1285)

Note: Excludes operator, delivery, set-up, and removal.

01 22 23 00-1287 Electric Boilers (01 22 23 00-1286)

01 22 23 00-1288	MO	40 MBH, 12 KW Electric Boiler Rental.....	2,596.99	
01 22 23 00-1289	MO	60 MBH, 20 KW Electric Boiler Rental.....	2,833.12	
01 22 23 00-1290	MO	95 MBH, 30 KW Electric Boiler Rental.....	2,951.18	
01 22 23 00-1291	MO	135 MBH, 40 KW Electric Boiler Rental.....	3,305.26	
01 22 23 00-1292	MO	165 MBH, 50 KW Electric Boiler Rental.....	4,603.76	
01 22 23 00-1293	MO	215 MBH, 60 KW Electric Boiler Rental.....	5,312.05	
01 22 23 00-1294	MO	365 MBH, 100 KW Electric Boiler Rental.....	6,964.74	
01 22 23 00-1295	MO	510 MBH, 150 KW Electric Boiler Rental.....	8,499.35	

01 22 23 00-1296 Oil/Gas Fired Boilers (01 22 23 00-1286)

01 22 23 00-1297	MO	Up To 100 HP, Gas/Oil Dual Fuel Boiler Rental.....	2,479.00	
		For >3 Months Rental, Deduct	-371.85	
01 22 23 00-1298	MO	>100 HP To 250 HP, Gas/Oil Dual Fuel Boiler Rental.....	3,222.70	
		For >3 Months Rental, Deduct	-483.41	
01 22 23 00-1299	MO	>250 HP To 500 HP, Gas/Oil Dual Fuel Boiler Rental.....	5,205.90	
		For >3 Months Rental, Deduct	-780.89	
01 22 23 00-1300	MO	>500 HP To 800 HP, Gas/Oil Dual Fuel Boiler Rental.....	7,189.10	
		For >3 Months Rental, Deduct	-1,078.37	

01 22 23 00-1301 Oil Fired Boilers (01 22 23 00-1286)

01 22 23 00-1302	MO	250 HP Oil Fired Boiler Rental.....	7,293.67	
01 22 23 00-1303	MO	350 HP Oil Fired Boiler Rental.....	9,724.90	
01 22 23 00-1304	MO	500 HP Oil Fired Boiler Rental.....	12,156.12	



MINOR CSI UOM DESCRIPTION	TOTAL DIRECT UNIT COST	DEMOLITION UNIT COST
01 22 23 00-1305 MO 600 HP Oil Fired Boiler Rental.....	13,371.73	
01 22 23 00-1306 Boilers Setup (01 22 23 00-1286)		
01 22 23 00-1307 EA Setup Rental Boiler.....	7,435.43	
Note: Includes delivery, setup, installation, startup, commissioning, decommissioning, and pickup. Excludes piping and electrical hookup. Excludes crane.		
01 22 23 00-1308 Chillers (01 22 23 00-1285)		
Note: Excludes operator, delivery, set-up, and removal.		
01 22 23 00-1309 Air Cooled Chillers (01 22 23 00-1308)		
01 22 23 00-1310 MO 25 Ton Air Cooled Chiller Rental.....	2,494.67	
For >3 To 6 Month Rental, Deduct		
For >6 Month Rental, Deduct		
01 22 23 00-1311 MO 40 Ton Air Cooled Chiller Rental.....	3,991.48	
For >3 To 6 Month Rental, Deduct		
For >6 Month Rental, Deduct		
01 22 23 00-1312 MO 60 Ton Air Cooled Chiller Rental.....	4,882.03	
For >3 To 6 Month Rental, Deduct		
For >6 Month Rental, Deduct		
01 22 23 00-1313 MO 80 Ton Air Cooled Chiller Rental.....	5,772.58	
For >3 To 6 Month Rental, Deduct		
For >6 Month Rental, Deduct		
01 22 23 00-1314 MO 100 Ton Air Cooled Chiller Rental.....	6,663.13	
For >3 To 6 Month Rental, Deduct		
For >6 Month Rental, Deduct		
01 22 23 00-1315 MO 125 Ton Air Cooled Chiller Rental.....	7,719.37	
For >3 To 6 Month Rental, Deduct		
For >6 Month Rental, Deduct		
01 22 23 00-1316 MO 155 Ton Air Cooled Chiller Rental.....	9,338.54	
For >3 To 6 Month Rental, Deduct		
For >6 Month Rental, Deduct		
01 22 23 00-1317 MO 170 Ton Air Cooled Chiller Rental.....	9,986.22	
For >3 To 6 Month Rental, Deduct		
For >6 Month Rental, Deduct		
01 22 23 00-1318 MO 200 Ton Air Cooled Chiller Rental.....	11,471.73	
For >3 To 6 Month Rental, Deduct		
For >6 Month Rental, Deduct		
01 22 23 00-1319 MO 250 Ton Air Cooled Chiller Rental.....	13,650.10	
For >3 To 6 Month Rental, Deduct		
For >6 Month Rental, Deduct		
01 22 23 00-1320 MO 300 Ton Air Cooled Chiller Rental.....	15,928.25	
Note: Includes trailer.		
For >3 To 6 Month Rental, Deduct		
For >6 Month Rental, Deduct		
01 22 23 00-1321 MO 400 Ton Air Cooled Chiller Rental.....	21,011.74	
Note: Includes trailer, pump and 200' of 6" hose.		
For >3 To 6 Month Rental, Deduct		
For >6 Month Rental, Deduct		
01 22 23 00-1322 MO 500 Ton Air Cooled Chiller Rental.....	26,008.61	
Note: Includes trailer, pump and 200' of 6" hose.		
For >3 To 6 Month Rental, Deduct		
For >6 Month Rental, Deduct		
01 22 23 00-1323 EA Setup Air Cooled Chiller Rental Unit.....	5,168.53	
Note: Includes delivery, setup, installation, refrigerant charge, startup, commissioning, decommissioning, recovery of refrigerant and pickup. Excludes piping and electrical hookup. Excludes crane if off-loaded.		
01 22 23 00-1324 Chiller Rental Accessories (01 22 23 00-1308)		
01 22 23 00-1325 MO 4" x 25' Flexible Water Hose For Chiller Rental.....	44.45	
01 22 23 00-1326 MO 6" x 25' Flexible Water Hose For Chiller Rental.....	55.56	
01 22 23 00-1327 Cooling Tower (01 22 23 00-1285)		
Note: Excludes operator, delivery, set-up, and removal.		
01 22 23 00-1328 MO 100 Ton Cooling Tower Rental.....	2,289.28	
For >3 To 6 Months Rental, Deduct		
For >6 Months Rental, Deduct		
01 22 23 00-1329 MO 200 Ton Cooling Tower Rental.....	4,167.38	
For >3 To 6 Months Rental, Deduct		
For >6 Months Rental, Deduct		
01 22 23 00-1330 MO 250 Ton Cooling Tower Rental.....	4,719.36	
For >3 To 6 Months Rental, Deduct		
For >6 Months Rental, Deduct		
01 22 23 00-1331 MO 300 Ton Cooling Tower Rental.....	5,334.24	
For >3 To 6 Months Rental, Deduct		
For >6 Months Rental, Deduct		
01 22 23 00-1332 MO 400 Ton Cooling Tower Rental.....	6,667.80	
For >3 To 6 Months Rental, Deduct		
For >6 Months Rental, Deduct		
01 22 23 00-1333 MO 500 Ton Cooling Tower Rental.....	7,795.80	
For >3 To 6 Months Rental, Deduct		
For >6 Months Rental, Deduct		

01	01	General Requirements
	01 20	Price and Payment Procedures
	01 22	Unit Prices



MINOR CSI UOM DESCRIPTION	TOTAL DIRECT UNIT COST	DEMOLITION UNIT COST
------------------------------	---------------------------	-------------------------

01 22 23 00-1334 MO Setup Rental Cooling Tower 5,168.53
 Note: Includes delivery, setup, installation, startup, commissioning, decommissioning, and pickup. Excludes piping and electrical hookup. Excludes crane.

01 22 23 00-1335 Emergency Cooler/Freezer (01 22 23 00-1285)
 Note: Excludes utility connection, delivery, set-up, and removal. Cooler 115 Volt or 230 Volt, freezer 208/230 Volt, combo 115 Volt or 230 Volt.

01 22 23 00-1336 DAY 8 x 6 x 7 Emergency Cooler Rental	79.06
01 22 23 00-1337 WK 8 x 6 x 7 Emergency Cooler Rental	421.64
01 22 23 00-1338 DAY 10 x 7 x 7 Emergency Cooler Rental	158.12
01 22 23 00-1339 WK 10 x 7 x 7 Emergency Cooler Rental	632.46
01 22 23 00-1340 MO 10 x 7 x 7 Emergency Cooler Rental	1,581.15
01 22 23 00-1341 DAY 10 x 7 x 7 Emergency Freezer Rental.....	184.47
01 22 23 00-1342 WK 10 x 7 x 7 Emergency Freezer Rental.....	737.87
01 22 23 00-1343 MO 10 x 7 x 7 Emergency Freezer Rental.....	1,897.38
01 22 23 00-1344 DAY 6 x 8 x 7 Or 6 x 6 x 7, Emergency Combo Cooler/Freezer Rental.....	210.82
01 22 23 00-1345 WK 6 x 8 x 7 Or 6 x 6 x 7, Emergency Combo Cooler/Freezer Rental.....	843.28
01 22 23 00-1346 MO 6 x 8 x 7 Or 6 x 6 x 7, Emergency Combo Cooler/Freezer Rental.....	2,108.20

01 22 23 00-1347 Fuel Oil Tank (01 22 23 00-1285)
 Note: Includes delivery to job site, connection to existing system and pick-up when complete. Excludes Off-road fuel costs. See CSI section 01 22 23 00-0812 for reimbursable fuel fees.

01 22 23 00-1348 MO 100 Gallon Portable Double Wall Fuel Oil Tank Rental	416.54
01 22 23 00-1349 MO 275 Gallon Portable Double Wall Fuel Oil Tank Rental	647.96
01 22 23 00-1350 MO 500 Gallon Portable Double Wall Fuel Oil Tank Rental	1,619.89
01 22 23 00-1351 MO 1,000 Gallon Portable Double Wall Fuel Oil Tank Rental	2,699.81
01 22 23 00-1352 MO 2,300 Gallon Portable Double Wall Fuel Oil Tank Rental	3,563.75
01 22 23 00-1353 MO 5,000 Gallon Portable Double Wall Fuel Oil Tank Rental	6,366.42

01 22 23 00-1354 Portable Spot Cooling Units (01 22 23 00-1285)
 Note: Includes delivery to job site, up to 20' duct connection to existing system/exhaust and pick-up when complete. Excludes operator.

01 22 23 00-1355 DAY 1 Ton Portable Spot Cooling Unit	171.41
01 22 23 00-1356 WK 1 Ton Portable Spot Cooling Unit	371.39
01 22 23 00-1357 MO 1 Ton Portable Spot Cooling Unit	877.94
01 22 23 00-1358 DAY 1.5 Ton Portable Spot Cooling Unit	224.16
01 22 23 00-1359 WK 1.5 Ton Portable Spot Cooling Unit	460.40
01 22 23 00-1360 MO 1.5 Ton Portable Spot Cooling Unit	1,080.12
01 22 23 00-1361 DAY 2 Ton Portable Spot Cooling Unit	302.17
01 22 23 00-1362 WK 2 Ton Portable Spot Cooling Unit	631.81
01 22 23 00-1363 MO 2 Ton Portable Spot Cooling Unit	1,170.22
01 22 23 00-1364 DAY 3 Ton Portable Spot Cooling Unit	316.45
01 22 23 00-1365 WK 3 Ton Portable Spot Cooling Unit	670.27
01 22 23 00-1366 MO 3 Ton Portable Spot Cooling Unit	1,481.18
01 22 23 00-1367 DAY 5 Ton Portable Spot Cooling Unit	494.46
01 22 23 00-1368 WK 5 Ton Portable Spot Cooling Unit	999.91
01 22 23 00-1369 MO 5 Ton Portable Spot Cooling Unit	2,077.83
01 22 23 00-1370 DAY 10 To 12 Ton Portable Spot Cooling Unit	646.09
01 22 23 00-1371 WK 10 To 12 Ton Portable Spot Cooling Unit	1,455.91
01 22 23 00-1372 MO 10 To 12 Ton Portable Spot Cooling Unit	3,513.96
01 22 23 00-1373 DAY 20 Ton Portable Spot Cooling Unit	741.69
01 22 23 00-1374 WK 20 Ton Portable Spot Cooling Unit	1,703.14
01 22 23 00-1375 MO 20 Ton Portable Spot Cooling Unit	4,746.82
01 22 23 00-1376 DAY 25 Ton Portable Spot Cooling Unit	1,054.85
01 22 23 00-1377 WK 25 Ton Portable Spot Cooling Unit	2,137.17
01 22 23 00-1378 MO 25 Ton Portable Spot Cooling Unit	4,972.07

01 22 23 00-1379 Air Handling Unit (AHU) (01 22 23 00-1285)
 Note: Excludes operator, delivery, set-up, and removal.

01 22 23 00-1380 Air Handling Unit (AHU) (01 22 23 00-1379)

01 22 23 00-1381 MO 5,000 CFM Air Handling Unit Rental	2,943.52
01 22 23 00-1382 MO 10,000 CFM Air Handling Unit Rental	3,043.68
01 22 23 00-1383 MO 25,000 CFM Air Handling Unit Rental	5,001.77

01 22 23 00-1384 Air Handling Unit Setup (01 22 23 00-1379)

01 22 23 00-1385 EA Setup Rental Air Handling Unit	1,039.07
Note: Includes delivery, setup, installation, startup, commissioning, decommissioning, and pickup. Excludes piping and electrical hookup. Excludes crane.	
01 22 23 00-1386 MO 12" x 100' Flex Duct For AHU Rental	288.06
Note: Includes four (4) 25' sections.	
01 22 23 00-1387 MO 20" x 100' Flex Duct For AHU Rental	348.31
Note: Includes four (4) 25' sections.	

01 22 23 00-1388 Truck And Trailer Equipment (01 22 23)



MINOR CSI UOM DESCRIPTION	TOTAL DIRECT UNIT COST	DEMOLITION UNIT COST
01 22 23 00-1389 Trucks <small>(01 22 23 00-1389)</small>		
Note: Includes driver, delivery, and removal.		
01 22 23 00-1390 Flat Bed Trucks <small>(01 22 23 00-1389)</small>		
Note: Includes hydraulic tilt bed.		
01 22 23 00-1391 DAY 1-1/2 Ton Capacity, 8' To 10' Bed, 4 x 2 Flat Bed Truck With Full-Time Truck Driver	957.13	
For Equipment Without Operator, Deduct	-706.16	
01 22 23 00-1392 WK 1-1/2 Ton Capacity, 8' To 10' Bed, 4 x 2 Flat Bed Truck With Full-Time Truck Driver	4,188.73	
For Equipment Without Operator, Deduct	-3,530.78	
01 22 23 00-1393 MO 1-1/2 Ton Capacity, 8' To 10' Bed, 4 x 2 Flat Bed Truck With Full-Time Truck Driver	16,961.87	
For Equipment Without Operator, Deduct	-15,300.03	
01 22 23 00-1394 DAY 3 Ton Capacity, 12' To 16' Bed, 4 x 2 Flat Bed Truck With Full-Time Truck Driver	1,065.66	
For Equipment Without Operator, Deduct	-706.16	
01 22 23 00-1395 WK 3 Ton Capacity, 12' To 16' Bed, 4 x 2 Flat Bed Truck With Full-Time Truck Driver	4,466.83	
For Equipment Without Operator, Deduct	-3,530.78	
01 22 23 00-1396 MO 3 Ton Capacity, 12' To 16' Bed, 4 x 2 Flat Bed Truck With Full-Time Truck Driver	17,674.08	
For Equipment Without Operator, Deduct	-15,300.03	
01 22 23 00-1397 DAY 6-1/2 Ton Capacity, 16' To 22' Bed, 4 x 2 Flat Bed Truck With Full-Time Truck Driver	1,143.53	
For Equipment Without Operator, Deduct	-706.16	
01 22 23 00-1398 WK 6-1/2 Ton Capacity, 16' To 22' Bed, 4 x 2 Flat Bed Truck With Full-Time Truck Driver	4,764.47	
For Equipment Without Operator, Deduct	-3,530.78	
01 22 23 00-1399 MO 6-1/2 Ton Capacity, 16' To 22' Bed, 4 x 2 Flat Bed Truck With Full-Time Truck Driver	18,806.84	
For Equipment Without Operator, Deduct	-15,300.03	
01 22 23 00-1400 Light Off-Road Utility Passenger Vehicles <small>(01 22 23 00-1389)</small>		
01 22 23 00-1401 DAY 4 Wheel, 2 Person, Light Off Road Utility Passenger Vehicle	287.71	
01 22 23 00-1402 WK 4 Wheel, 2 Person, Light Off Road Utility Passenger Vehicle	665.33	
01 22 23 00-1403 MO 4 Wheel, 2 Person, Light Off Road Utility Passenger Vehicle	1,438.56	
01 22 23 00-1404 DAY 4 Wheel, 4 Person, Light Off Road Utility Passenger Vehicle	296.70	
01 22 23 00-1405 WK 4 Wheel, 4 Person, Light Off Road Utility Passenger Vehicle	692.31	
01 22 23 00-1406 MO 4 Wheel, 4 Person, Light Off Road Utility Passenger Vehicle	1,528.47	
01 22 23 00-1407 Light Duty Trucks <small>(01 22 23 00-1389)</small>		
01 22 23 00-1408 DAY 1/2 To 3/4 Ton, 4 x 2 Light Duty Conventional Pickup Truck With Full-Time Truck Driver	962.10	
For Equipment Without Operator, Deduct	-701.80	
01 22 23 00-1409 WK 1/2 To 3/4 Ton, 4 x 2 Light Duty Conventional Pickup Truck With Full-Time Truck Driver	4,363.13	
For Equipment Without Operator, Deduct	-3,509.01	
01 22 23 00-1410 MO 1/2 To 3/4 Ton, 4 x 2 Light Duty Conventional Pickup Truck With Full-Time Truck Driver	16,995.31	
For Equipment Without Operator, Deduct	-15,205.72	
01 22 23 00-1411 DAY 3/4 Ton, 4 x 4 Crew Cab Pickup Truck With Full-Time Truck Driver	1,010.91	
For Equipment Without Operator, Deduct	-701.80	
01 22 23 00-1412 WK 3/4 Ton, 4 x 4 Crew Cab Pickup Truck With Full-Time Truck Driver	4,509.55	
For Equipment Without Operator, Deduct	-3,509.01	
01 22 23 00-1413 MO 3/4 Ton, 4 x 4 Crew Cab Pickup Truck With Full-Time Truck Driver	17,320.69	
For Equipment Without Operator, Deduct	-15,205.72	
01 22 23 00-1414 Boom Trucks <small>(01 22 23 00-1389)</small>		
01 22 23 00-1415 DAY 3-1/2 Ton, 4 x 2 Boom Truck With Full-Time Truck Driver	1,173.51	
For Equipment Without Operator, Deduct	-706.16	
01 22 23 00-1416 WK 3-1/2 Ton, 4 x 2 Boom Truck With Full-Time Truck Driver	4,747.65	
For Equipment Without Operator, Deduct	-3,530.78	
01 22 23 00-1417 MO 3-1/2 Ton, 4 x 2 Boom Truck With Full-Time Truck Driver	18,386.29	
For Equipment Without Operator, Deduct	-15,300.03	
01 22 23 00-1418 Rear Dump Trucks <small>(01 22 23 00-1389)</small>		
01 22 23 00-1419 DAY 2.5 CY Rear Dump Truck With Full-Time Truck Driver	1,060.86	
For Equipment Without Operator, Deduct	-706.16	
01 22 23 00-1420 WK 2.5 CY Rear Dump Truck With Full-Time Truck Driver	4,467.64	
For Equipment Without Operator, Deduct	-3,530.78	
01 22 23 00-1421 MO 2.5 CY Rear Dump Truck With Full-Time Truck Driver	18,168.45	
For Equipment Without Operator, Deduct	-15,300.03	
01 22 23 00-1422 DAY 4 CY Rear Dump Truck With Full-Time Truck Driver	1,178.45	
For Equipment Without Operator, Deduct	-706.16	
01 22 23 00-1423 WK 4 CY Rear Dump Truck With Full-Time Truck Driver	4,831.98	
For Equipment Without Operator, Deduct	-3,530.78	
01 22 23 00-1424 MO 4 CY Rear Dump Truck With Full-Time Truck Driver	18,673.51	
For Equipment Without Operator, Deduct	-15,300.03	
01 22 23 00-1425 DAY 6 CY Rear Dump Truck With Full-Time Truck Driver	1,245.92	
For Equipment Without Operator, Deduct	-706.16	
01 22 23 00-1426 WK 6 CY Rear Dump Truck With Full-Time Truck Driver	4,976.56	
For Equipment Without Operator, Deduct	-3,530.78	
01 22 23 00-1427 MO 6 CY Rear Dump Truck With Full-Time Truck Driver	18,769.89	
For Equipment Without Operator, Deduct	-15,300.03	
01 22 23 00-1428 DAY 13 CY Rear Dump Truck With Full-Time Truck Driver	2,045.91	
For Equipment Without Operator, Deduct	-706.16	
01 22 23 00-1429 WK 13 CY Rear Dump Truck With Full-Time Truck Driver	6,624.74	
For Equipment Without Operator, Deduct	-3,530.78	
01 22 23 00-1430 MO 13 CY Rear Dump Truck With Full-Time Truck Driver	23,396.37	
For Equipment Without Operator, Deduct	-15,300.03	

01	01	General Requirements
	01 20	Price and Payment Procedures
	01 22	Unit Prices



MINOR	CSI	UOM	DESCRIPTION	TOTAL DIRECT UNIT COST	DEMOLITION UNIT COST
-------	-----	-----	-------------	------------------------	----------------------

01 22 23 00-1431	DAY		18 CY Rear Dump Truck With Full-Time Truck Driver	2,179.89	
			<i>For Equipment Without Operator, Deduct</i>	-706.16	
01 22 23 00-1432	WK		18 CY Rear Dump Truck With Full-Time Truck Driver	6,934.13	
			<i>For Equipment Without Operator, Deduct</i>	-3,530.78	
01 22 23 00-1433	MO		18 CY Rear Dump Truck With Full-Time Truck Driver	24,206.00	
			<i>For Equipment Without Operator, Deduct</i>	-15,300.03	

01 22 23 00-1434 Under-Bridge Inspection Trucks (01 22 23 00-1389)

01 22 23 00-1435	DAY		40' Reach Under Bridge Inspection Truck (UBIT) With Full-Time Truck Driver.....	4,371.94	
			<i>For Equipment Without Operator, Deduct</i>	-706.16	
01 22 23 00-1436	WK		40' Reach Under Bridge Inspection Truck (UBIT) With Full-Time Truck Driver.....	19,878.16	
			<i>For Equipment Without Operator, Deduct</i>	-3,530.78	
01 22 23 00-1437	MO		40' Reach Under Bridge Inspection Truck (UBIT) With Full-Time Truck Driver.....	73,247.90	
			<i>For Equipment Without Operator, Deduct</i>	-15,300.03	
01 22 23 00-1438	DAY		50' Reach Under Bridge Inspection Truck (UBIT) With Full-Time Truck Driver.....	4,867.31	
			<i>For Equipment Without Operator, Deduct</i>	-706.16	
01 22 23 00-1439	WK		50' Reach Under Bridge Inspection Truck (UBIT) With Full-Time Truck Driver.....	20,868.90	
			<i>For Equipment Without Operator, Deduct</i>	-3,530.78	
01 22 23 00-1440	MO		50' Reach Under Bridge Inspection Truck (UBIT) With Full-Time Truck Driver.....	76,986.47	
			<i>For Equipment Without Operator, Deduct</i>	-15,300.03	
01 22 23 00-1441	DAY		60' Reach Under Bridge Inspection Truck (UBIT) With Full-Time Truck Driver.....	5,164.54	
			<i>For Equipment Without Operator, Deduct</i>	-706.16	
01 22 23 00-1442	WK		60' Reach Under Bridge Inspection Truck (UBIT) With Full-Time Truck Driver.....	22,355.03	
			<i>For Equipment Without Operator, Deduct</i>	-3,530.78	
01 22 23 00-1443	MO		60' Reach Under Bridge Inspection Truck (UBIT) With Full-Time Truck Driver.....	80,725.05	
			<i>For Equipment Without Operator, Deduct</i>	-15,300.03	
01 22 23 00-1444	DAY		75' Reach Under Bridge Inspection Truck (UBIT) With Full-Time Truck Driver.....	6,452.51	
			<i>For Equipment Without Operator, Deduct</i>	-706.16	
01 22 23 00-1445	WK		75' Reach Under Bridge Inspection Truck (UBIT) With Full-Time Truck Driver.....	28,299.53	
			<i>For Equipment Without Operator, Deduct</i>	-3,530.78	
01 22 23 00-1446	MO		75' Reach Under Bridge Inspection Truck (UBIT) With Full-Time Truck Driver.....	99,417.91	
			<i>For Equipment Without Operator, Deduct</i>	-15,300.03	

01 22 23 00-1447 Vacuum Trucks (01 22 23 00-1389)

01 22 23 00-1448	DAY		1,500 To 2,000 Gallon Vacuum Truck With Full-Time Truck Driver	1,094.47	
			<i>For Equipment Without Operator, Deduct</i>	-706.16	
01 22 23 00-1449	WK		1,500 To 2,000 Gallon Vacuum Truck With Full-Time Truck Driver	4,688.11	
			<i>For Equipment Without Operator, Deduct</i>	-3,530.78	
01 22 23 00-1450	MO		1,500 To 2,000 Gallon Vacuum Truck With Full-Time Truck Driver	18,718.72	
			<i>For Equipment Without Operator, Deduct</i>	-15,300.03	
01 22 23 00-1451	DAY		5,000 Gallon Vacuum Truck With Full-Time Truck Driver	2,036.27	
			<i>For Equipment Without Operator, Deduct</i>	-706.16	
01 22 23 00-1452	WK		5,000 Gallon Vacuum Truck With Full-Time Truck Driver	7,536.54	
			<i>For Equipment Without Operator, Deduct</i>	-3,530.78	
01 22 23 00-1453	MO		5,000 Gallon Vacuum Truck With Full-Time Truck Driver	27,120.69	
			<i>For Equipment Without Operator, Deduct</i>	-15,300.03	

01 22 23 00-1454 Water Trucks (01 22 23 00-1389)

Note: Includes pump and 1-1/2" Diameter x 50' water hose. See CSI section 01 22 23 00-1175 for additional discharge hose, 01 22 23 00-1489 for water trailer.

01 22 23 00-1455	DAY		2,000 Gallon Water Truck With Full-Time Driver	1,391.42	
			<i>For Equipment Without Operator, Deduct</i>	-706.16	
			<i>For Each 1,000 Gallon Of Purchased Water, Add</i>	13.89	
01 22 23 00-1456	WK		2,000 Gallon Water Truck With Full-Time Driver	5,335.30	
			<i>For Equipment Without Operator, Deduct</i>	-3,530.78	
			<i>For Each 1,000 Gallon Of Purchased Water, Add</i>	13.89	
01 22 23 00-1457	MO		2,000 Gallon Water Truck With Full-Time Driver	19,563.87	
			<i>For Equipment Without Operator, Deduct</i>	-15,300.03	
			<i>For Each 1,000 Gallon Of Purchased Water, Add</i>	13.89	
01 22 23 00-1458	DAY		2,500 To 3,000 Gal Water Truck With Full-Time Operator.....	1,513.24	
			<i>For Equipment Without Operator, Deduct</i>	-706.16	
			<i>For Each 1,000 Gallon Of Purchased Water, Add</i>	13.89	
01 22 23 00-1459	WK		2,500 To 3,000 Gal Water Truck With Full-Time Operator.....	6,180.45	
			<i>For Equipment Without Operator, Deduct</i>	-3,530.78	
			<i>For Each 1,000 Gallon Of Purchased Water, Add</i>	13.89	
01 22 23 00-1460	MO		2,500 To 3,000 Gal Water Truck With Full-Time Operator.....	21,901.37	
			<i>For Equipment Without Operator, Deduct</i>	-15,300.03	
			<i>For Each 1,000 Gallon Of Purchased Water, Add</i>	13.89	
01 22 23 00-1461	DAY		3,700 To 4,000 Gallon Water Truck With Full-Time Driver	1,726.44	
			<i>For Equipment Without Operator, Deduct</i>	-706.16	
			<i>For Each 1,000 Gallon Of Purchased Water, Add</i>	13.89	
01 22 23 00-1462	WK		3,700 To 4,000 Gallon Water Truck With Full-Time Driver	6,340.35	
			<i>For Equipment Without Operator, Deduct</i>	-3,530.78	
			<i>For Each 1,000 Gallon Of Purchased Water, Add</i>	13.89	
01 22 23 00-1463	MO		3,700 To 4,000 Gallon Water Truck With Full-Time Driver	22,152.63	
			<i>For Equipment Without Operator, Deduct</i>	-15,300.03	
			<i>For Each 1,000 Gallon Of Purchased Water, Add</i>	13.89	

01 22 23 00-1464 Asphalt Distribution Trucks (01 22 23 00-1389)



MINOR CSI UOM DESCRIPTION	TOTAL DIRECT UNIT COST	DEMOLITION UNIT COST
01 22 23 00-1465 DAY 3,000 Gallon Asphalt Prime Coat Distribution Truck With Full-Time Truck Driver <i>For Equipment Without Operator, Deduct</i>	1,868.77 -706.16	
01 22 23 00-1466 WK 3,000 Gallon Asphalt Prime Coat Distribution Truck With Full-Time Truck Driver <i>For Equipment Without Operator, Deduct</i>	7,003.68 -3,530.78	
01 22 23 00-1467 MO 3,000 Gallon Asphalt Prime Coat Distribution Truck With Full-Time Truck Driver <i>For Equipment Without Operator, Deduct</i>	25,566.78 -15,300.03	
01 22 23 00-1468 Traffic Control Truck With Mounted Impact Attenuators/Crash Cushions And Arrow Board (01 22 23 00-1389)		
01 22 23 00-1469 DAY Traffic Control Truck With Mounted Impact Attenuator/Crash Cushion And Arrow Board With Full-Time Truck Driver..... <i>For Equipment Without Operator, Deduct</i>	1,413.34 -701.60	
01 22 23 00-1470 WK Traffic Control Truck With Mounted Impact Attenuator/Crash Cushion And Arrow Board With Full-Time Truck Driver..... <i>For Equipment Without Operator, Deduct</i>	5,608.95 -3,509.01	
01 22 23 00-1471 MO Traffic Control Truck With Mounted Impact Attenuator/Crash Cushion And Arrow Board With Full-Time Truck Driver..... <i>For Equipment Without Operator, Deduct</i>	20,305.35 -15,205.72	
01 22 23 00-1472 Combination Jet/Vacuum Trucks (01 22 23 00-1389)		
01 22 23 00-1473 DAY 500 Gallon Water, 6 CY Debris, Combination Jet/Vacuum Truck With Full-Time Truck Driver <i>For Equipment Without Operator, Deduct</i>	3,068.11 -706.16	
01 22 23 00-1474 WK 500 Gallon Water, 6 CY Debris, Combination Jet/Vacuum Truck With Full-Time Truck Driver <i>For Equipment Without Operator, Deduct</i>	14,587.55 -3,530.78	
01 22 23 00-1475 DAY 1,000 Gallon Water, 10 CY Debris, Combination Jet/Vacuum Truck With Full-Time Truck Driver <i>For Equipment Without Operator, Deduct</i>	3,480.26 -706.16	
01 22 23 00-1476 WK 1,000 Gallon Water, 10 CY Debris, Combination Jet/Vacuum Truck With Full-Time Truck Driver <i>For Equipment Without Operator, Deduct</i>	16,985.16 -3,530.78	
01 22 23 00-1477 DAY 2,000 Gallon Water, 15 CY Debris, Combination Jet/Vacuum Truck With Full-Time Truck Driver <i>For Equipment Without Operator, Deduct</i>	3,876.56 -706.16	
01 22 23 00-1478 WK 2,000 Gallon Water, 15 CY Debris, Combination Jet/Vacuum Truck With Full-Time Truck Driver <i>For Equipment Without Operator, Deduct</i>	19,382.78 -3,530.78	
01 22 23 00-1479 Vacuum Sweeper Trucks For Bridge Decks (01 22 23 00-1389)		
01 22 23 00-1480 DAY Vacuum Sweeper Truck, With Full-Time Truck Driver <i>For Equipment Without Operator, Deduct</i>	2,036.27 -706.16	
01 22 23 00-1481 WK Vacuum Sweeper Truck, With Full-Time Truck Driver <i>For Equipment Without Operator, Deduct</i>	7,536.54 -3,530.78	
01 22 23 00-1482 MO Vacuum Sweeper Truck, With Full-Time Truck Driver <i>For Equipment Without Operator, Deduct</i>	27,120.69 -15,300.03	
01 22 23 00-1483 Truck Mounted Accessories (01 22 23 00-1388) Note: Includes delivery to job site and pick-up when complete.		
01 22 23 00-1484 Truck Mounted Arrow Boards (01 22 23 00-1483)		
01 22 23 00-1485 DAY Truck Mounted Arrow Board.....	55.92	
01 22 23 00-1486 WK Truck Mounted Arrow Board.....	222.39	
01 22 23 00-1487 MO Truck Mounted Arrow Board.....	792.98	
01 22 23 00-1488 Trailers (01 22 23 00-1388) Note: Includes delivery to job site and pick-up when complete.		
01 22 23 00-1489 Water Trailers With Pump (01 22 23 00-1488)		
01 22 23 00-1490 DAY 500 To 600 Gallon Water Trailer With Pump.....	175.12	
01 22 23 00-1491 WK 500 To 600 Gallon Water Trailer With Pump.....	449.23	
01 22 23 00-1492 MO 500 To 600 Gallon Water Trailer With Pump.....	1,203.01	
01 22 23 00-1493 Refrigerated Trailers (01 22 23 00-1488) Note: Excludes electrical supply and connection		
01 22 23 00-1494 MO 8' x 40' Refrigerated Container Trailer..... Note: Requires 460 volt, 3 phase electrical power connection. See CSI section 10 56 13 00-0000 for metal storage shelving, 26 05 00 00-0000 for electrical wiring.	2,005.92	
01 22 23 00-1495 Trailer Mounted Equipment (01 22 23 00-1388)		
01 22 23 00-1496 Trailer Mounted Under-Bridge Aerial Access Platform (01 22 23 00-1495) Note: Includes full-time operator. Excludes truck.		
01 22 23 00-1497 DAY Trailer Mounted Under-Bridge Aerial Access 32' With Full-Time Operator..... <i>For Equipment Without Operator, Deduct</i>	2,759.71 -706.16	
01 22 23 00-1498 WK Trailer Mounted Under-Bridge Aerial Access 32' With Full-Time Operator..... <i>For Equipment Without Operator, Deduct</i>	9,691.44 -3,530.78	
01 22 23 00-1499 MO Trailer Mounted Under-Bridge Aerial Access 32' With Full-Time Operator..... <i>For Equipment Without Operator, Deduct</i>	32,412.98 -15,300.03	
01 22 23 00-1500 DAY Trailer Mounted Under-Bridge Aerial Access 35' With Full-Time Operator..... <i>For Equipment Without Operator, Deduct</i>	2,965.07 -706.16	

01	01	General Requirements
	01 20	Price and Payment Procedures
	01 22	Unit Prices



MINOR CSI UOM DESCRIPTION	TOTAL DIRECT UNIT COST	DEMOLITION UNIT COST
01 22 23 00-1501 WK Trailer Mounted Under-Bridge Aerial Access 35' With Full-Time Operator <i>For Equipment Without Operator, Deduct</i>	10,307.51	-3,530.78
01 22 23 00-1502 MO Trailer Mounted Under-Bridge Aerial Access 35' With Full-Time Operator <i>For Equipment Without Operator, Deduct</i>	34,124.28	-15,300.03
01 22 23 00-1503 Trailer Mounted Bridge Stripping Buggy (01 22 23 00-1495)		
01 22 23 00-1504 DAY Trailer Mounted Bridge Overhang Stripping Buggy	233.02	
01 22 23 00-1505 WK Trailer Mounted Bridge Overhang Stripping Buggy	699.10	
01 22 23 00-1506 MO Trailer Mounted Bridge Overhang Stripping Buggy	1,941.87	
01 22 23 00-1507 Portable Trailer Mounted, CCTV Camera Systems (01 22 23 00-1495)		
Note: Includes trailer. Excludes truck.		
01 22 23 00-1508 MO Portable Trailer Mounted, Single Camera, CCTV Camera System	2,697.30	
01 22 23 00-1509 MO Portable Trailer Mounted, Multi-Camera/Loud Speaker, CCTV Camera System	4,675.32	

01 30 Administrative Requirements (01)

01 35 Special Procedures (01 30)

01 35 29 Health, Safety, and Emergency Response Procedures (01 35)

See CSI section 02 90 00 00-0000 for disaster recovery task.

01 35 29 00-0001 Emergency Response (01 35 29)
See CSI section 01 22 20 00-0001 for labor services to load and unload shipping container, 01 22 20 00-0062 for security guards, 01 22 23 00-0000 for portable equipment usage (air compressors, generators, lighting, etc.); 01 52 13 00-0029 for container usage.

01 35 29 00-0002 MI Trucking Delivery Of 20' Shipping Container	2.51
01 35 29 00-0003 MI Trucking Delivery Of 40' Shipping Container	5.01

01 35 33 Infection Control Procedures (01 35)

See CSI section 02 87 19 00-0000 for Bio-Hazard And Infectious Disease Control Remediation.

01 35 33 00-0001 Infection Prevention Inspection Reports (01 35 33)

01 35 33 00-0002 HR Infection Prevention Inspection Reports	105.00
---	--------

01 40 Quality Requirements (01)

01 45 Quality Control (01 40)

01 45 23 Testing and Inspecting Services (01 45)

Note: For application to existing materials/site conditions only. Includes acquisition and maintenance of sample (for laboratory tests) to include shipping as required, applicable equipment for field tests, and appropriate test reports.

01 45 23 00-0001 Soils/Aggregate Testing (01 45 23)

01 45 23 00-0002 Field Soils Tests (01 45 23 00-0001)

01 45 23 00-0003 EA Plasticity Index Soils Test, ASTM D-4318, Field Soils Test	328.58
01 45 23 00-0004 EA 4" Compaction Curves Soils Test, ASTM D-1557, Field Soils Test	466.38
01 45 23 00-0005 EA 6" Compaction Curves Soils Test, ASTM D-1557, Field Soils Test	529.98
01 45 23 00-0006 EA Resistance (R) Value Soils Test, CA 301, Field Soils Test	423.98
01 45 23 00-0007 EA Soils Classification Test, ASTM D-2487, Field Soils Test	635.97
01 45 23 00-0008 SET Cement Treated Base Laboratory Design, Soil Cement, Field Soils Test	1,271.51
01 45 23 00-0009 EA Moisture Content, Field Soils Test	47.68
01 45 23 00-0010 EA UBC Or Swell Test, Field Soils Test	127.19
01 45 23 00-0011 EA Proctor Compaction 4" Standard Mold ASTM D698, Field Soils Test	317.88
01 45 23 00-0012 EA Proctor Compaction 6" Standard Mold, Field Soils Test	397.35
01 45 23 00-0013 EA Density And Classification Test, Field Soils Test	96.82
01 45 23 00-0014 EA Percolation Test, Field Soils Test	242.05
01 45 23 00-0015 EA Infiltration Test, Field Soils Test	484.10

01 45 23 00-0016 Aggregate Testing (01 45 23 00-0001)

01 45 23 00-0017 EA Coarse Aggregate Sieve Analysis Test, ASTM C-136, CA 202	106.00
01 45 23 00-0018 EA Fine Aggregate Sieve Analysis Test, ASTM C-136, CA 202	190.79
01 45 23 00-0019 EA Combined Aggregate Sieve Analysis Test, ASTM C-136, CA 202	264.99
01 45 23 00-0020 EA Sieve Analysis, Pit Run, ASTM C136	157.33
Note: Includes wash.	
01 45 23 00-0021 EA Specific Special Gravity, Course, ASTM C127	168.41
Note: Includes absorption test.	
01 45 23 00-0022 EA Special Gravity, Fine, ASTM C127	150.99
Note: Includes absorption test.	
01 45 23 00-0023 EA Coarse Aggregate Bulk SSD Specific Gravity Test, ASTM C-128	224.55
01 45 23 00-0024 EA Fine Aggregate Bulk SSD Specific Gravity Test, ASTM C-128	211.99
01 45 23 00-0025 EA Aggregate Cleanness Value, ASTM C-128, CA 227	211.99
01 45 23 00-0026 EA Sand Equivalent, Average of 3 Tests, ASTM D2419, CA 217	158.99
01 45 23 00-0027 EA Fine Aggregate Durability Index, CA 229	169.59
01 45 23 00-0028 EA Sodium And Magnesium Soundness, ASTM C88	445.03



MINOR CSI UOM DESCRIPTION	TOTAL DIRECT UNIT COST	DEMOLITION UNIT COST
01 45 23 00-0029 EA Los Angeles Rattler, ASTM C-131, CA 211.....	339.18	
01 45 23 00-0030 EA Los Angeles Rattler, ASTM C-535.....	339.18	
01 45 23 00-0031 EA Unit Weight Of Aggregates, ASTM C29.....	95.40	
01 45 23 00-0032 EA Organic Impurities In Sand, ASTM C40.....	95.36	
01 45 23 00-0033 EA Crushed Particle, ASTM California Test Method.....	95.36	
01 45 23 00-0034 EA Clay Lump And Friable Particles, ASTM C142.....	190.73	
01 45 23 00-0035 Permeability Tests (01 45 23 00-0001)		
01 45 23 00-0036 In-Place Tests (01 45 23 00-0035)		
01 45 23 00-0037 EA Double Ring Infiltrometer Test, ASTM D3385.....	1,684.12	
01 45 23 00-0038 EA Unconfined Compressive Strength (Pocket Penetrometer) Test.....	79.47	
01 45 23 00-0039 Lab Tests (01 45 23 00-0035)		
01 45 23 00-0040 EA Falling Head Rigid Wall Consolidometer Technique CAE.....	785.92	
01 45 23 00-0041 EA Falling Head Permeability Test EPA-9100.....	785.92	
01 45 23 00-0042 EA Constant Head Permeability Test For Granular Soils, ASTM D2432.....	449.10	
01 45 23 00-0043 Concrete/Cement/Asphalt Testing (01 45 23)		
01 45 23 00-0044 Concrete Testing (01 45 23 00-0043)		
01 45 23 00-0045 EA Prepare 6 x 12 Concrete Cylinder And Deliver To Lab.....	23.48	
01 45 23 00-0046 EA 6 x 12 Cylinder Concrete Compression Test, ASTM C-39 Or ASTM D1633.....	67.36	
01 45 23 00-0047 EA Concrete Cores Compression Test, ASTM C-42.....	137.79	
01 45 23 00-0048 EA 6 x 6 x 18 Concrete Flexural Test, ASTM C-78.....	201.39	
01 45 23 00-0049 EA Unit Weight Of Concrete Cylinder, ASTM C-567.....	74.20	
01 45 23 00-0050 EA Concrete Mix Design Review.....	402.78	
01 45 23 00-0051 EA Trial Concrete Batch Prepared In Laboratory.....	953.96	
01 45 23 00-0052 EA Concrete Shrinkage, ASTM C-157 Modified.....	741.96	
01 45 23 00-0053 EA 6 x 12 Concrete Cylinder Splitting Tensile Test, ASTM C-496.....	114.47	
01 45 23 00-0054 EA Concrete Slump Test, ASTM C143.....	53.00	
01 45 23 00-0055 EA Concrete Air Content Test, ASTM C138, ASTM C173, Or ASTM C231.....	53.00	
01 45 23 00-0056 Cement Testing (01 45 23 00-0043)		
01 45 23 00-0057 EA Cement Grab Sample (CCR Title 24).....	53.00	
Note: Includes sealing and storing 1 year.		
01 45 23 00-0058 EA 2" x 2" x 2" Cube Compression Test, All Type Materials.....	84.80	
01 45 23 00-0059 Asphaltic Concrete Testing (01 45 23 00-0043)		
01 45 23 00-0060 EA Hveem Asphaltic Concrete Stability Test, CA 366.....	106.00	
01 45 23 00-0061 EA Marshall Asphaltic Concrete Stability Test (3 Specimens), ASTM D-6926/6927.....	275.59	
01 45 23 00-0062 EA Stability Tests, Premixed, ASTM D1559.....	106.00	
01 45 23 00-0063 EA Stability Tests, Lab. Mixed, ASTM D1559.....	275.59	
01 45 23 00-0064 EA Swell Test, CA 305.....	127.19	
Note: Includes compaction.		
01 45 23 00-0065 EA % Asphalt Extraction Test, ASTM D-2172 B.....	317.98	
01 45 23 00-0066 EA Gradation On Extracted Sample, ASTM D-5444.....	211.99	
01 45 23 00-0067 EA Maximum Theoretical Unit Weight, ASTM C2041.....	202.10	
01 45 23 00-0068 EA Unit Weight Sample Requiring Compaction, California Test Method 308.....	42.40	
01 45 23 00-0069 EA Asphalt Unit Weight On Core Test, CA 308C.....	42.40	
01 45 23 00-0070 HR Nuclear Field Density Testing, 4 Hour Minimum.....	218.35	
01 45 23 00-0071 EA Asphalt Film Stripping Test, CTM 302/AASHTO T182/ASTM D1664.....	108.92	
01 45 23 00-0072 EA Penetration, ASTM D5.....	153.12	
01 45 23 00-0073 Masonry/Concrete Block/Tile Testing (01 45 23)		
01 45 23 00-0074 Masonry Testing (01 45 23 00-0073)		
01 45 23 00-0075 EA 2" x 4" Cylinder Mortar Compression Test.....	69.96	
01 45 23 00-0076 EA 4" x 4" x 8" Grout Prisms Compression Test.....	69.96	
01 45 23 00-0077 EA Masonry Cores Compression Test.....	137.79	
01 45 23 00-0078 EA Composite Grouted Prism Compression Test.....	264.99	
01 45 23 00-0079 Concrete Block Testing (ASTM C140 Or CMA Per Specimen) (01 45 23 00-0073)		
01 45 23 00-0080 EA Up To 8" x 8" x 16" Concrete Block Compression Test, ASTM C-140.....	169.59	
01 45 23 00-0081 EA Absorption Test, Moisture Content And Unit Weight.....	116.59	
01 45 23 00-0082 EA First Unit, Moisture Condition By Relative Humidity, ASTM C427.....	445.03	
01 45 23 00-0083 EA Moisture Condition By Relative Humidity, ASTM C427, Additional Unit.....	222.51	
01 45 23 00-0084 Metals Testing (01 45 23)		
01 45 23 00-0085 Tank Tightness Testing (01 45 23 00-0084)		
01 45 23 00-0086 GAL Up To 20 Gallon, Hydrostatic Pressure Testing Of Air Receiving Tanks.....	7.60	
01 45 23 00-0087 GAL >20 To 120 Gallon, Hydrostatic Pressure Testing Of Air Receiving Tanks.....	6.51	

01	01	General Requirements
	01 40	Quality Requirements
	01 45	Quality Control



MINOR	CSI	UOM	DESCRIPTION	TOTAL DIRECT UNIT COST	DEMOLITION UNIT COST
	01 45 23 00-0088	EA	Up To 12,000 Gallons, Tank Volumetric Tightness Testing.....	1,953.45	
	01 45 23 00-0089	EA	>12,000 To 29,999 Gallons, Tank Volumetric Tightness Testing.....	2,386.78	
	01 45 23 00-0090	EA	>29,999 Gallons, Tank Volumetric Tightness Testing.....	3,039.67	
01 45 23 00-0091	Tank Line Tightness Testing (01 45 23 00-0084)				
	01 45 23 00-0092	EA	Up To 12,000 Gallons, Tank Line Volumetric Tightness Testing.....	412.19	
	01 45 23 00-0093	EA	>12,000 To 29,999 Gallons, Tank Line Volumetric Tightness Testing.....	457.69	
	01 45 23 00-0094	EA	>29,999 Gallons, Tank Line Volumetric Tightness Testing.....	503.04	
01 45 23 00-0095	Other Testing (01 45 23)				
01 45 23 00-0096	Special Testing (01 45 23 00-0095)				
	01 45 23 00-0097	EA	Asphalt Roofing Cut-out Samples, To Determine Unit Weight.....	158.94	
	01 45 23 00-0098	EA	Complete Built-Up Roof Analysis, ASTM D2829 Or ASTM D3617.....	953.63	
	01 45 23 00-0099	EA	Bacteria Test (Total Coliform Bacteria And E. Coli Bacteria).....	49.54	
	01 45 23 00-0100	EA	Testing For The Presence Of Polychlorinated Biphenyl (PCB) In Caulk, Analysis Per Sample.....	205.48	
	01 45 23 00-0101	EA	Testing For The Presence Of Polychlorinated Biphenyl (PCB) In Soil, Analysis Per Sample.....	205.48	
	01 45 23 00-0102	EA	Testing For The Presence Of Polychlorinated Biphenyl (PCB) Using Wipe Sampling, Analysis Per Sample.....	205.48	
	01 45 23 00-0103	EA	Testing For The Presence Of Polychlorinated Biphenyl (PCB) In Air, Analysis Per Sample.....	1,130.14	
	01 45 23 00-0104	EA	Testing And Certification Of Backflow Valves.....	505.65	
01 45 23 00-0105	Nondestructive Field Testing Services (01 45 23 00-0095)				
01 45 23 00-0106	Infrared Thermography (01 45 23 00-0105)				
	Note: The following tasks use certified infrared (IR) thermographers, such as Stockton Infrared Thermographic Services, Inc. and United Infrared, Inc., to scan for specific problems and produce a report on the findings. The contractor is entitled to the mobilization charge and the appropriate square foot or hourly task.				
01 45 23 00-0107	Roof Investigation And Moisture Survey Using Infrared Thermography (01 45 23 00-0106)				
	Note: For on the roof surveys.				
	01 45 23 00-0108	EA	Roof Investigation And Moisture Survey Using Infrared Thermography, Mobilization Charge.....	3,698.64	
	01 45 23 00-0109	CSF	Up To 10,000 SF, Roof Investigation And Moisture Survey Using Infrared Thermography.....	6.16	
			<i>For CADD Drawings, Add</i>	1.23	
	01 45 23 00-0110	CSF	>10,000 To 50,000 SF, Roof Investigation And Moisture Survey Using Infrared Thermography.....	4.11	
			<i>For CADD Drawings, Add</i>	0.82	
	01 45 23 00-0111	CSF	>50,000 To 250,000 SF, Roof Investigation And Moisture Survey Using Infrared Thermography.....	3.08	
			<i>For CADD Drawings, Add</i>	0.62	
			<i>For Elevated Infrared Thermography Roof Investigation, Add</i>	0.77	
			<i>For Aerial Infrared Thermography Roof Investigation, Add</i>	0.77	
	01 45 23 00-0112	CSF	>250,000 SF, Roof Investigation And Moisture Survey Using Infrared Thermography.....	2.05	
			<i>For CADD Drawings, Add</i>	0.41	
			<i>For Elevated Infrared Thermography Roof Investigation, Add</i>	0.51	
			<i>For Aerial Infrared Thermography Roof Investigation, Add</i>	0.51	
01 45 23 00-0113	Building Moisture Investigation Using Infrared Thermography (01 45 23 00-0106)				
	Note: For finding moisture in walls and windows.				
	01 45 23 00-0114	EA	Building Moisture Investigation Using Infrared Thermography, Mobilization Charge.....	1,952.06	
	01 45 23 00-0115	CSF	Up To 1,000 SF, Building Moisture Investigation Using Infrared Thermography.....	6.16	
			<i>For Digital Or Analog Recording Of All Items, Add</i>	3.08	
	01 45 23 00-0116	CSF	>1,000 To 5,000 SF, Building Moisture Investigation Using Infrared Thermography.....	4.11	
			<i>For Digital Or Analog Recording Of All Items, Add</i>	2.06	
	01 45 23 00-0117	CSF	>5,000 SF, Building Moisture Investigation Using Infrared Thermography.....	2.05	
			<i>For Digital Or Analog Recording Of All Items, Add</i>	1.03	
01 45 23 00-0118	General Building Investigation Using Infrared Thermography (01 45 23 00-0106)				
	Note: For finding missing or misplaced insulation, air leakage and delamination.				
	01 45 23 00-0119	EA	General Building Investigation Using Infrared Thermography, Mobilization Charge.....	4,006.86	
	01 45 23 00-0120	CSF	Up To 1,000 SF, General Building Investigation Using Infrared Thermography.....	6.16	
			<i>For Digital Or Analog Recording Of All Items, Add</i>	3.08	
	01 45 23 00-0121	CSF	>1,000 To 5,000 SF, General Building Investigation Using Infrared Thermography.....	4.11	
			<i>For Digital Or Analog Recording Of All Items, Add</i>	2.06	
	01 45 23 00-0122	CSF	>5,000 SF, General Building Investigation Using Infrared Thermography.....	2.05	
			<i>For Digital Or Analog Recording Of All Items, Add</i>	1.03	
01 45 23 00-0123	Electrical /Mechanical Equipment Scanning Using Infrared Thermography (01 45 23 00-0106)				
	Note: For diagnosing electrical issues such as loose connections, overloaded or imbalanced circuits, faulty breakers, damaged switches, faulty fuses, etc. For diagnosing electrical issues caused by resistance and mechanical issues caused by friction.				
	01 45 23 00-0124	EA	Electrical /Mechanical Equipment Scanning Using Infrared Thermography, Mobilization Charge.....	1,952.06	
	01 45 23 00-0125	HR	Electrical /Mechanical Equipment Scanning Using Infrared Thermography.....	215.30	
			<i>For Digital Or Analog Recording Of All Items, Add</i>	32.22	
01 45 23 00-0126	Concrete Block Wall Investigation Using Infrared Thermography (01 45 23 00-0106)				
	Note: For investigating issues with grouted cells, bond beams and other structural components in concrete block walls.				



MINOR	CSI	UOM	DESCRIPTION	TOTAL DIRECT UNIT COST	DEMOLITION UNIT COST
-------	-----	-----	-------------	------------------------	----------------------

01 45 23 00-0127	EA		Concrete Block Wall Investigation Using Infrared Thermography, Mobilization Charge	1,952.06	
01 45 23 00-0128	CSF		Up To 50,000 SF, Concrete Block Wall Investigation Using Infrared Thermography	6.16	
			<i>For Digital Or Analog Recording Of All Items, Add</i>	0.92	
01 45 23 00-0129	CSF		>50,000 SF, Concrete Block Wall Investigation Using Infrared Thermography	4.11	
			<i>For Digital Or Analog Recording Of All Items, Add</i>	0.62	

01 45 23 00-0130 Other Nondestructive Field Testing Services (01 45 23 00-0105)

01 45 23 00-0131	HR		ASNT Certified Level I NDT Consultant	86.75	
01 45 23 00-0132	HR		ASNT Certified Level II NDT Consultant	108.25	
01 45 23 00-0133	HR		ASNT Certified Level III NDT Consultant	124.28	
01 45 23 00-0134	HR		Certified Industrial Radiography Radiation Safety Personnel	107.65	

01 45 29 Testing Laboratory Services (01 45)

01 45 29 00-0001 Soil Borings Laboratory Tests (01 45 29)

01 45 29 00-0002	EA		Atterberg Limits - Liquid Limits (LL) And Plastic Limits (PL), T89, T90, ASTM D4318, Soil Borings Laboratory Test	145.96	
01 45 29 00-0003	EA		Shrinkage Limit, Soil Borings Laboratory Test	46.57	
01 45 29 00-0004	EA		Unconfined Compressive Strength of Cohesive Soils, Soil Borings Laboratory Test	112.28	
01 45 29 00-0005	EA		Consolidation, Soil Borings Laboratory Test	785.92	
01 45 29 00-0006	EA		Swell Test, Soil Borings Laboratory Test	123.22	
01 45 29 00-0007	EA		In Place Density, Soil Borings Laboratory Test	33.68	
01 45 29 00-0008	EA		Moisture Content, ASTM D2216, Soil Borings Laboratory Test	20.92	
01 45 29 00-0009	EA		Hydrometer Analysis, Soil Borings Laboratory Test	270.16	
01 45 29 00-0010	EA		Specific Gravity, ASTM D854, Soil Borings Laboratory Test	94.19	
01 45 29 00-0011	EA		Partial Sieve Analysis, Soil Borings Laboratory Test	18.63	
01 45 29 00-0012	EA		Laboratory Permeability, Soil Borings Laboratory Test	931.32	
01 45 29 00-0013	EA		Sieve Analysis, ASTM D422, Soil Borings Laboratory Test	188.37	
01 45 29 00-0014	EA		Sulfate Soundness, Soil Borings Laboratory Test	232.83	
01 45 29 00-0015	EA		Los Angeles Abrasion, Soil Borings Laboratory Test	430.99	
01 45 29 00-0016	EA		Soil Bearing Ratio, ASTM D1883	476.98	
01 45 29 00-0017	EA		Compaction Test Subgrade, Soil Borings Laboratory Test	139.70	
01 45 29 00-0018	EA		Compaction Test Base Course, Soil Borings Laboratory Test	155.22	
01 45 29 00-0019	EA		In Place Density And Water Content Test By Nuclear Methods, ASTM D6938, Soil Borings Laboratory Test	333.14	
01 45 29 00-0020	EA		Field Density Sand Cone, AASHTO T-191, ASTM D1556, Soil Borings Laboratory Test	71.40	

01 50 Temporary Facilities and Controls (01)

Note: Tasks in this section shall be used as directed by owner.

01 51 Temporary Utilities (01 51)

01 51 13 Temporary Electricity (01 51)

01 51 13 00-0001 Temporary Power Pole Rentals (01 51 13)

Note: Includes installation in ground and removal after use.

01 51 13 00-0002	MON		17' To 35' Temporary Wood Power Pole Rental For 100 Amperes Service	86.96	
01 51 13 00-0003	MON		17' To 35' Temporary Wood Power Pole Rental For 200 Amperes Service	104.35	
01 51 13 00-0004	EA		Power Installation For 100 Amperes Service	869.62	
			Note: One time fee		
01 51 13 00-0005	EA		Power Installation For 200 Amperes Service	1,043.54	
			Note: One time fee		

01 51 13 00-0006 Temporary Service Switch And/Or Building Feeder Switch (01 51 13)

Note: Includes all connections and removal after use.

01 51 13 00-0007	EA		Temporary 100 Amperes, NEMA 1 Or 3R, Disconnect Switch With Fuses	1,454.24	
01 51 13 00-0008	EA		Temporary 200 Amperes, NEMA 1 Or 3R, Disconnect Switch With Fuses	2,266.22	
01 51 13 00-0009	EA		Temporary 400 Amperes, 240 Volt, NEMA 3R, Disconnect Switch With Fuses	4,121.28	
01 51 13 00-0010	EA		Temporary 600 Amperes, 240 Volt, NEMA 3R, Disconnect Switch With Fuses	6,669.79	

01 51 13 00-0011 Temporary 120/208 Volt Main Lug Panelboard Complete With Branch

Fuses (01 51 13)

Note: Includes mounting on wall and removal after use.

01 51 13 00-0012	EA		Temporary 100 Amperes, Panelboard Complete With GFCI Circuit Breakers	1,467.31	
01 51 13 00-0013	EA		Temporary 200 Amperes, Panelboard Complete With GFCI Circuit Breakers	2,088.11	
01 51 13 00-0014	EA		Temporary 400 Amperes, Panelboard Complete With GFCI Circuit Breakers	3,256.49	
01 51 13 00-0015	EA		Temporary 600 Amperes, Panelboard Complete With GFCI Circuit Breakers	4,689.75	

01 51 13 00-0016 Temporary Conduit And Cable For Temporary Disconnect Switches And

Temporary Panelboards (01 51 13)

Note: Includes all connections, fittings, supports and removal after use.

01 51 13 00-0017	LF		Temporary SER Cable (Conduit As Required) For Temporary Disconnect Switches And Temporary Panelboards	11.31	
01 51 13 00-0018	LF		Temporary Branch Circuit Conduit And Wiring For Temporary Disconnect Switches And Temporary Panelboards	12.40	

01 51 26 Temporary Lighting (01 51)

01	01	General Requirements
	01 50	Temporary Facilities and Controls
	01 51	Temporary Utilities



MINOR CSI UOM DESCRIPTION	TOTAL DIRECT UNIT COST	DEMOLITION UNIT COST
------------------------------	---------------------------	-------------------------

01 51 26 00-0001	Temporary Lighting Devices <small>(01 51 26)</small>	
	Note: Includes removal after use.	
01 51 26 00-0002	EA Temporary Exit Light.....	290.40
01 51 26 00-0003	EA Temporary 10 Light String With Cages.....	105.72
01 51 26 00-0004	EA Temporary High Bay Light.....	398.50

01 52 Construction Facilities (01 50)

Note: Tasks in this section shall be used as directed by owner for owner's use. See CSI section 13 34 23 13-0030 for anchors for holding down portable buildings and structures where required.

01 52 13 Field Offices and Sheds (01 52)

01 52 13 00-0001 Field Offices and Office Trailers (01 52 13)

Note: Excludes furniture, utility connections and service. Minimum 6 months rental.

01 52 13 00-0002	MO 8' x 24' Mobile Office, With Toilet.....	184.67
	<i>For Each Delivery And Removal, Two Round Trips, Add</i>	1,158.70
	<i>For Each Set-Up (Block And Level), Add</i>	430.60
	<i>For Each Anchoring Into Dirt, Add</i>	131.31
	<i>For Each Anchoring Into Asphalt Or Concrete, Add</i>	196.96
	<i>For Office Trailer Without Toilet, Deduct</i>	-36.93
01 52 13 00-0003	MO 8' x 32' Mobile Office, With Toilet.....	209.29
	<i>For Each Delivery And Removal, Two Round Trips, Add</i>	1,158.70
	<i>For Each Set-Up (Block And Level), Add</i>	430.60
	<i>For Each Anchoring Into Dirt, Add</i>	131.31
	<i>For Each Anchoring Into Asphalt Or Concrete, Add</i>	196.96
	<i>For Office Trailer Without Toilet, Deduct</i>	-41.86
01 52 13 00-0004	MO 10' x 36' Mobile Office, With Toilet.....	283.16
	<i>For Each Delivery And Removal, Two Round Trips, Add</i>	1,738.04
	<i>For Each Set-Up (Block And Level), Add</i>	702.55
	<i>For Each Anchoring Into Dirt, Add</i>	131.31
	<i>For Each Anchoring Into Asphalt Or Concrete, Add</i>	196.96
	<i>For Office Trailer Without Toilet, Deduct</i>	-56.63
01 52 13 00-0005	MO 10' x 40' Mobile Office, With Toilet.....	301.63
	<i>For Each Delivery And Removal, Two Round Trips, Add</i>	1,738.04
	<i>For Each Set-Up (Block And Level), Add</i>	702.55
	<i>For Each Anchoring Into Dirt, Add</i>	131.31
	<i>For Each Anchoring Into Asphalt Or Concrete, Add</i>	196.96
	<i>For Office Trailer Without Toilet, Deduct</i>	-60.33
01 52 13 00-0006	MO 10' x 44' Mobile Office, With Toilet.....	332.40
	<i>For Each Delivery And Removal, Two Round Trips, Add</i>	1,738.04
	<i>For Each Set-Up (Block And Level), Add</i>	702.55
	<i>For Each Anchoring Into Dirt, Add</i>	131.31
	<i>For Each Anchoring Into Asphalt Or Concrete, Add</i>	196.96
01 52 13 00-0007	MO 10' x 50' Mobile Office, With Toilet.....	350.87
	<i>For Each Delivery And Removal, Two Round Trips, Add</i>	1,738.04
	<i>For Each Set-Up (Block And Level), Add</i>	702.55
	<i>For Each Anchoring Into Dirt, Add</i>	131.31
	<i>For Each Anchoring Into Asphalt Or Concrete, Add</i>	196.96
01 52 13 00-0008	MO 12' x 32' Mobile Office, With Toilet.....	271.46
	<i>For Each Anchoring Into Dirt, Add</i>	131.31
	<i>For Each Anchoring Into Asphalt Or Concrete, Add</i>	196.96
	<i>For Each Delivery And Set-Up (Block And Level), Add</i>	1,007.03
	<i>For Each Knock-Down And Pick-Up, Add</i>	812.03
01 52 13 00-0009	MO 12' x 44' Mobile Office, With Toilet.....	362.94
	<i>For Each Delivery And Removal, Two Round Trips, Add</i>	1,738.04
	<i>For Each Set-Up (Block And Level), Add</i>	702.55
	<i>For Each Anchoring Into Dirt, Add</i>	131.31
	<i>For Each Anchoring Into Asphalt Or Concrete, Add</i>	196.96
01 52 13 00-0010	MO 12' x 50' Mobile Office, With Toilet.....	412.43
	<i>For Each Delivery And Removal, Two Round Trips, Add</i>	1,738.04
	<i>For Each Set-Up (Block And Level), Add</i>	702.55
	<i>For Each Anchoring Into Dirt, Add</i>	131.31
	<i>For Each Anchoring Into Asphalt Or Concrete, Add</i>	196.96
01 52 13 00-0011	MO 12' x 60' Mobile Office, With Toilet.....	449.36
	<i>For Each Delivery And Removal, Two Round Trips, Add</i>	1,738.04
	<i>For Each Set-Up (Block And Level), Add</i>	702.55
	<i>For Each Anchoring Into Dirt, Add</i>	131.31
	<i>For Each Anchoring Into Asphalt Or Concrete, Add</i>	196.96
01 52 13 00-0012	MO 24' x 60' Modular Office, With Toilet.....	984.89
	<i>For Each Delivery And Removal, Two Round Trips, Add</i>	3,476.08
	<i>For Each Set-Up (Block And Level), Add</i>	1,133.15
	<i>For Each Anchoring Into Dirt, Add</i>	131.31
	<i>For Each Anchoring Into Asphalt Or Concrete, Add</i>	196.96
01 52 13 00-0013	MO 24' x 72' Modular Office, With Toilet.....	1,181.87
	<i>For Each Delivery And Removal, Two Round Trips, Add</i>	3,476.08
	<i>For Each Set-Up (Block And Level), Add</i>	1,133.15
	<i>For Each Anchoring Into Dirt, Add</i>	131.31
	<i>For Each Anchoring Into Asphalt Or Concrete, Add</i>	196.96
01 52 13 00-0014	MO 30' x 30' Modular Office, With Toilet.....	561.70
	<i>For Each Delivery And Removal, Two Round Trips, Add</i>	3,476.08
	<i>For Each Set-Up (Block And Level), Add</i>	1,133.15
	<i>For Each Anchoring Into Dirt, Add</i>	131.31
	<i>For Each Anchoring Into Asphalt Or Concrete, Add</i>	196.96



MINOR CSI UOM DESCRIPTION	TOTAL DIRECT UNIT COST	DEMOLITION UNIT COST
------------------------------	---------------------------	-------------------------

01 52 13 00-0015 Accessories For Field Office Trailers (01 52 13)

Note: Costs includes installation or placement in trailer.

01 52 13 00-0016	MO	Desk For Field Office Trailer	54.69	
01 52 13 00-0017	MO	Rolling Desk Chair For Field Office Trailer	34.18	
01 52 13 00-0018	MO	File Cabinet For Field Office Trailer	41.01	
01 52 13 00-0019	MO	Table For Field Office Trailer	27.34	
01 52 13 00-0020	MO	Folding Chair For Field Office Trailer.....	12.95	
01 52 13 00-0021	EA	Phone Hook-Up For Field Office Trailer.....	150.39	
01 52 13 00-0022	MO	Local Phone Service Per Phone Line For Field Office Trailer.....	95.70	
01 52 13 00-0023	MO	Security System With Monitoring For Field Office Trailer	172.31	
01 52 13 00-0024	LF	Perimeter Trailer Skirting For Field Office Trailer.....	15.76	
01 52 13 00-0025	LF	Insulated Perimeter Trailer Skirting For Field Office Trailer	37.33	
01 52 13 00-0026	MO	Fax Machine For Field Office Trailer.....	68.36	
01 52 13 00-0027	MO	Copier For Field Office Trailer.....	109.37	
01 52 13 00-0028	MO	Steps For Field Office Trailer	45.96	

01 52 13 00-0029 Storage Containers (01 52 13)

01 52 13 00-0030	MO	8' x 8' x 10' Storage Container	252.35	
		<i>For Each Delivery And Removal, Two Round Trips, Add</i>	<i>184.77</i>	
		<i>For >12 Months, Deduct</i>	<i>-75.71</i>	
01 52 13 00-0031	MO	8' x 8' x 20' Storage Container	263.82	
		<i>For Each Delivery And Removal, Two Round Trips, Add</i>	<i>203.25</i>	
		<i>For >12 Months, Deduct</i>	<i>-79.15</i>	
01 52 13 00-0032	MO	8' x 8' x 40' Storage Container	312.00	
		<i>For Each Delivery And Removal, Two Round Trips, Add</i>	<i>409.33</i>	
		<i>For >12 Months, Deduct</i>	<i>-93.60</i>	

01 52 19 Sanitary Facilities (01 52)

01 52 19 00-0001 Portable Toilets (01 52 19)

Note: Includes set-up, servicing once per week (unless task states otherwise) and removal.

01 52 19 00-0002	WK	Portable Chemical Toilet.....	71.66	
		<i>For Each Additional Servicing Per Unit Per Week, Add</i>	<i>25.00</i>	
		<i>For Each Delivery, Add</i>	<i>30.00</i>	
01 52 19 00-0003	MO	Portable Chemical Toilet.....	215.00	
		<i>For Each Additional Servicing Per Unit Per Week, Add</i>	<i>25.00</i>	
		<i>For Each Delivery, Add</i>	<i>30.00</i>	
01 52 19 00-0004	WK	Americans With Disabilities Act Compliant Portable Chemical Toilet	85.48	
		<i>For Each Additional Servicing Per Unit Per Week, Add</i>	<i>25.00</i>	
		<i>For Each Delivery, Add</i>	<i>30.00</i>	
01 52 19 00-0005	MO	Americans With Disabilities Act Compliant Portable Chemical Toilet	250.83	
		<i>For Each Additional Servicing Per Unit Per Week, Add</i>	<i>25.00</i>	
		<i>For Each Delivery, Add</i>	<i>30.00</i>	
01 52 19 00-0006	WK	Two Station Portable Handwash.....	52.40	
		<i>For Each Delivery, Add</i>	<i>30.00</i>	
01 52 19 00-0007	MO	Two Station Portable Handwash.....	158.94	
		<i>For Each Delivery, Add</i>	<i>30.00</i>	
01 52 19 00-0008	WK	Four Station Portable Handwash.....	61.64	
		<i>For Each Delivery, Add</i>	<i>30.00</i>	
01 52 19 00-0009	MO	Four Station Portable Handwash.....	186.99	
		<i>For Each Delivery, Add</i>	<i>30.00</i>	
01 52 19 00-0010	MO	6 Station, Portable Toilets, Multi Trailer	4,346.16	
		Note: Includes women's room (3 toilets, 2 sinks) and men's room (1 toilet, 1 urinal and 1 sink)		
01 52 19 00-0011	WK	Service 6 Station Trailer Restrooms, 3 Times Per Week	2,191.88	
		<i>For One Additional Service Per Week, Add</i>	<i>730.63</i>	
		Note: For one less service per week, UOM to be negative one (-1)		
01 52 19 00-0012	MO	34' Length, ADA Restroom Trailer With 950 Gal Waste Tank	5,585.15	
		Note: Includes women's: 3 toilets, 2 sinks; men's: 1 toilet, 2 urinals, 2 sinks; ADA: 1 toilet, 1 sink. Requires 3/4" water source, and four 20 amperes/110 voltage dedicated circuits.		
		<i>For Delivery, Setup, Removal, Add Once</i>	<i>824.05</i>	
		<i>For Weekly Service Of Toilet Trailer, Add Per Month</i>	<i>835.80</i>	

01 53 Temporary Construction (01 50)

01 53 16 Temporary Decking (01 53)

01 53 16 00-0001 Temporary Walkways And Railings (01 53 16)

Note: Includes removal after use.

01 53 16 00-0002	SF	Temporary Wood Walkway, 3/4" Plywood On 2 x 6 Stringers	7.32	
01 53 16 00-0003	LF	Temporary Wooden Guardrail, 42" High, Posts, Handrail, And Intermediate Rail	28.81	
01 53 16 00-0004	LF	Temporary Wood Guardrail Base, 12" x 12" Timber Beam	14.19	
01 53 16 00-0005	RSR	Temporary Wood Stairs, Tread And Riser On 2" x 12" Stringers.....	23.95	

01 53 23 Temporary Ramps (01 53)

01 53 23 00-0001 Temporary Plywood For Wheel Barrow Access (01 53 23)

Note: Includes removal after use.

01 53 23 00-0002	SF	Temporary Plywood For Wheel Barrow Access.....	1.41	0.43
------------------	----	--	------	------

01	01	General Requirements
	01 50	Temporary Facilities and Controls
	01 54	Construction Aids



MINOR CSI UOM DESCRIPTION	TOTAL DIRECT UNIT COST	DEMOLITION UNIT COST
------------------------------	---------------------------	-------------------------

01 54 Construction Aids (01 50)

01 54 09 Personnel Protection Equipment (01 54)

01 54 09 00-0001 Personnel Protection Equipment (01 54 09)

Note: Personnel Protection Equipment (PPE) for workers safety is considered as part of the Contractor's and Workers responsibility. Includes, but are not limited to; protective work gloves, hearing protection, protective clothing, reflective vests, safety glasses or face shields, dust masks, hard hats, appropriate foot protection (slip resistant, puncture-resistant soles, safety-toed), safety harnesses with lifeline, etc. Review JOC Note and specifications for requirements.

01 54 09 00-0002	NTE Personnel Protection Equipment	0.00
	Note: For specification publishing. Review specifications for requirements.	

01 54 23 Temporary Scaffolding and Platforms (01 54)

01 54 23 00-0001 Scaffolding (01 54 23)

Note: Additional scaffolding rental for work above the normal working height.

01 54 23 00-0002 Scaffolding Rental - Rental Only (01 54 23 00-0001)

Note: Monthly rental of actual scaffolding volume rented. Scaffolding is complete with bracing, 2" thick x 12" wide scaffolding planks, scaffolding stairs (where necessary in lieu of planks), standard accessories, base leveling devices, mud sills, climbing ladders and landings, brackets, clamps and building ties, etc. See CSI section 01 54 23 00-0006 for scaffolding erection and dismantling.

01 54 23 00-0003	CCF Scaffolding With Bracing Accessories - Area Based On 5' Wide Sections (CCF / Month).....	33.60
	For Up To 25, Add	13.44
	For >25 To 50, Add	8.40
	For >50 To 150, Add	3.36
01 54 23 00-0004	CCF Scaffolding With Bracing Accessories - Area Based On 4' Wide Sections (CCF / Month).....	37.78
	For Up To 25, Add	15.11
	For >25 To 50, Add	9.45
	For >50 To 150, Add	3.78
01 54 23 00-0005	CCF Scaffolding With Bracing Accessories - Area Based On 3' Wide Sections (CCF / Month).....	50.40
	For Up To 25, Add	20.16
	For >25 To 50, Add	12.60
	For >50 To 150, Add	5.04

01 54 23 00-0006 Scaffolding Erection And Dismantling - Labor Only (01 54 23 00-0001)

Note: Includes both initial erection and final dismantling. Excludes lifting equipment. The unit of measure is the volume of scaffolding erected. See CSI section 01 54 23 00-0002 for scaffolding rental.

01 54 23 00-0007	CCF Up To 20' Height Scaffolding Initial Erection And Final Dismantling, Per CCF Of Scaffolding And Accessories	48.62
01 54 23 00-0008	CCF >20' To 40' Height Scaffolding Initial Erection And Final Dismantling, Per CCF Of Scaffolding And Accessories	60.77
01 54 23 00-0009	CCF >40' To 60' Height Scaffolding Initial Erection And Final Dismantling, Per CCF Of Scaffolding And Accessories	72.92
01 54 23 00-0010	CCF >60' To 80' Height Scaffolding Initial Erection And Final Dismantling, Per CCF Of Scaffolding And Accessories	80.22
01 54 23 00-0011	CCF >80' Height Scaffolding Initial Erection And Final Dismantling, Per CCF Of Scaffolding And Accessories	92.37
01 54 23 00-0012	CCF Up To 20' Height Scaffolding Initial Erection And Final Dismantling Set Up On Stairs, Per CCF Of Scaffolding And Accessories	58.34

01 54 23 00-0013 Heavy Duty Masonry Scaffolding Rental - Rental Only (01 54 23 00-0001)

Note: Monthly rental of actual scaffolding volume rented. For projects over 2 stories. Scaffolding is complete with bracing, 2" thick x 12" wide scaffolding planks, scaffolding stairs (where necessary in lieu of planks), standard accessories, base leveling devices, mud sills, climbing ladders and landings, brackets, clamps, flat plate, connectors and building ties, etc. See CSI section 01 54 23 00-0019 for erection.

01 54 23 00-0014	CCF Heavy Duty Masonry Scaffolding With Bracing Accessories - Area Based On 4' Wide Sections (CCF / Month).....	65.40
01 54 23 00-0015	CCF Heavy Duty Masonry Scaffolding With Bracing Accessories - Area Based On 2' Wide Sections (CCF / Month).....	119.90
01 54 23 00-0016	LF Aluminum Joists (LF / Month)	10.63
01 54 23 00-0017	LF Aluminum Stringers (LF / Month)	15.24
01 54 23 00-0018	EA Screw Jack With U-Plate For Stringers (EA / Month).....	19.22

01 54 23 00-0019 Heavy Duty Masonry Scaffolding Erection And Dismantling - Labor Only (01 54 23 00-0001)

Note: Includes both initial erection and final dismantling. Excludes lifting equipment. The unit of measure is the volume of scaffolding erected. See CSI section 01 54 23 00-0013 for scaffolding rental.

01 54 23 00-0020	CCF Up To 20' Height Heavy Duty Masonry Scaffolding Initial Erection And Final Dismantling, Per CCF Of Scaffolding And Accessories	77.78
01 54 23 00-0021	CCF >20' To 40' Height Heavy Duty Masonry Scaffolding Initial Erection And Final Dismantling, Per CCF Of Scaffolding And Accessories	97.23
01 54 23 00-0022	CCF >40' To 60' Height Heavy Duty Scaffolding Initial Erection And Final Dismantling, Per CCF Of Scaffolding And Accessories	116.68
01 54 23 00-0023	CCF >60' To 80' Height Heavy Duty Scaffolding Initial Erection And Final Dismantling, Per CCF Of Scaffolding And Accessories	126.40
01 54 23 00-0024	CCF >80' Height Heavy Duty Scaffolding Initial Erection And Final Dismantling, Per CCF Of Scaffolding And Accessories	140.99

01 54 23 00-0025 Scaffolding Accessories (01 54 23 00-0001)

See CSI section 01 54 23 00-0019 for erection.

01 54 23 00-0026	CSF Netting for Exterior Building Scaffolding.....	37.97
	Note: Includes removal after use.	



MINOR	CSI	UOM	DESCRIPTION	TOTAL DIRECT UNIT COST	DEMOLITION UNIT COST
-------	-----	-----	-------------	------------------------	----------------------

01 54 23 00-0027			Mobile Mast Climbing Scaffolding <small>(01 54 23)</small> Note: Per month.		
01 54 23 00-0028			Fraco FRSM ACT Solution Single Mast, Mast Climbing Scaffolding Per Month <small>(01 54 23 00-0027)</small>		
01 54 23 00-0029	MO		Single Mast Climber, 175' High Mast x 35' Wide Platform	3,300.00	
01 54 23 00-0030	EA		Delivery/Pick-up Fee For Single Mast Climber	2,400.00	
			Note: Excludes erection or dismantle.		
01 54 23 00-0031	EA		Erection For Single Mast Climber	3,000.00	
01 54 23 00-0032	EA		Dismantle For Single Mast Climber	2,500.00	
01 54 23 00-0033	SF		Additional Scaffolding Planks, Wood, 2"89	

01 54 23 00-0034			Rolling Scaffolding <small>(01 54 23)</small> Note: Includes moving and relocating scaffolding on site. Excludes initial erection and final dismantling of scaffold.		
01 54 23 00-0035	DAY		>14' To 20', Rolling Scaffolding, Complete With Wheels, Railings, Etc., (5' Wide X 7' Long Section)	12.60	
01 54 23 00-0036	WK		>14' To 20', Rolling Scaffolding, Complete With Wheels, Railings, Etc., (5' Wide X 7' Long Section)	50.50	
01 54 23 00-0037	MO		>14' To 20', Rolling Scaffolding, Complete With Wheels, Railings, Etc., (5' Wide X 7' Long Section)	201.97	
01 54 23 00-0038	DAY		>20' To 40', Rolling Scaffolding, Complete With Wheels, Railings, Etc., (5' Wide X 7' Long Section)	21.09	
01 54 23 00-0039	WK		>20' To 40', Rolling Scaffolding, Complete With Wheels, Railings, Etc., (5' Wide X 7' Long Section)	84.49	
01 54 23 00-0040	MO		>20' To 40', Rolling Scaffolding, Complete With Wheels, Railings, Etc., (5' Wide X 7' Long Section)	338.00	
01 54 23 00-0041	EA		>14' To 20', Rolling Scaffolding Initial Erection And Final Dismantling For Each Scaffold	111.81	
01 54 23 00-0042	EA		>20' To 40', Rolling Scaffolding Initial Erection And Final Dismantling For Each Scaffold	139.75	

01 54 23 00-0043			Shoring Posts <small>(01 54 23)</small> Note: Includes moving to perform task and removal after use. No additional cost for relocating will be allowed.		
01 54 23 00-0044	DAY		6'-6" To 11' Extension, 5,000 LB Capacity, Steel Shoring Post	7.68	
01 54 23 00-0045	WK		6'-6" To 11' Extension, 5,000 LB Capacity, Steel Shoring Post	23.04	
01 54 23 00-0046	MO		6'-6" To 11' Extension, 5,000 LB Capacity, Steel Shoring Post	38.39	
01 54 23 00-0047	DAY		Up To 7', 1" Diameter, Steel Cross Brace	1.87	
01 54 23 00-0048	WK		Up To 7', 1" Diameter, Steel Cross Brace	3.73	
01 54 23 00-0049	MO		Up To 7', 1" Diameter, Steel Cross Brace	7.46	
01 54 23 00-0050	DAY		>7' To 10', 1" Diameter, Steel Cross Brace	2.70	
01 54 23 00-0051	WK		>7' To 10', 1" Diameter, Steel Cross Brace	5.39	
01 54 23 00-0052	MO		>7' To 10', 1" Diameter, Steel Cross Brace	10.79	
01 54 23 00-0053	MO		2' Wide Shoring Frame With Adjustable Screw Jacks	11.69	
01 54 23 00-0054	MO		4' Wide Shoring Frame With Adjustable Screw Jacks	15.28	
01 54 23 00-0055	LF		1-5/8" Diameter, Steel Tube And Clamp Bracing (Per LF/Month)	7.19	
01 54 23 00-0056	LF		6-1/2" Deep, Aluminum Joist Shoring (Per LF/Month)	4.66	
01 54 23 00-0057	LF		7-1/4" Deep, Aluminum Stringer Shoring (Per LF/Month)	4.66	
01 54 23 00-0058	CCF		Shoring Posts And Frames Erection And Final Dismantling, Per CCF Of Scaffolding And Accessories	53.48	

01 54 23 00-0059			Temporary Lumber, Single Use <small>(01 54 23)</small> Note: Includes removal after use.		
01 54 23 00-0060	SF		5/16" CD Grade Plywood, Temporary Lumber	2.28	
01 54 23 00-0061	SF		1/2" CD Grade Plywood, Temporary Lumber	2.69	
01 54 23 00-0062	SF		5/8" CD Grade Plywood, Temporary Lumber	2.91	
01 54 23 00-0063	SF		3/4" CD Grade Plywood, Temporary Lumber	3.25	
01 54 23 00-0064	SF		1" CD Grade Plywood, Temporary Lumber	4.90	
01 54 23 00-0065	LF		2" x 4" Temporary Lumber	3.02	
01 54 23 00-0066	LF		2" x 6" Temporary Lumber	3.90	
01 54 23 00-0067	LF		2" x 8" Temporary Lumber	4.78	
01 54 23 00-0068	LF		2" x 10" Temporary Lumber	5.67	
01 54 23 00-0069	LF		2" x 12" Temporary Lumber	6.54	
01 54 23 00-0070	LF		3" x 8" Temporary Lumber	6.54	
01 54 23 00-0071	LF		3" x 10" Temporary Lumber	7.85	
01 54 23 00-0072	LF		3" x 12" Temporary Lumber	9.18	
01 54 23 00-0073	LF		4" x 4" Temporary Lumber	4.29	
01 54 23 00-0074	LF		4" x 6" Temporary Lumber	6.25	
01 54 23 00-0075	LF		6" x 6" Temporary Lumber	8.23	
01 54 23 00-0076	LF		6" x 8" Temporary Lumber	10.73	
01 54 23 00-0077	LF		12" x 12" Temporary Lumber	27.20	

01 54 23 00-0078			Temporary Precast Concrete Blocks <small>(01 54 23)</small> Note: Includes removal after use.		
01 54 23 00-0079	EA		2' x 2' x 2' Temporary Precast Concrete (Ecology) Block	118.67	
			Note: Includes removal after use.		
01 54 23 00-0080	EA		2' x 2' x 4' Temporary Precast Concrete (Ecology) Block	148.34	
			Note: Includes removal after use.		
01 54 23 00-0081	EA		2' x 2' x 8' Temporary Precast Concrete (Ecology) Block	194.25	
			Note: Includes removal after use.		

01 54 26			Temporary Swing Staging <small>(01 54)</small> Note: Up to one month rental. Includes connection to existing electrical outlet on roof, all necessary safety equipment for personnel and anchoring to existing roof anchors. Excludes installing roof anchors.		
----------	--	--	--	--	--

01	01	General Requirements
	01 50	Temporary Facilities and Controls
	01 54	Construction Aids



MINOR CSI UOM DESCRIPTION	TOTAL DIRECT UNIT COST	DEMOLITION UNIT COST
------------------------------	---------------------------	-------------------------

01 54 26 00-0001	Swing Stage <small>(01 54 26)</small>		
	<small>Note: Up to one month rental. Includes connection to existing electrical outlet on roof, and all necessary safety equipment for personnel. Excludes installing roof anchors.</small>		
01 54 26 00-0002	MO 7' Swing Stage, Electric Operated	2,874.60	
01 54 26 00-0003	MO 10' Swing Stage, Electric Operated	3,018.33	
01 54 26 00-0004	MO 14' Swing Stage, Electric Operated	3,162.06	
01 54 26 00-0005	MO 20' Swing Stage, Electric Operated	3,305.79	
01 54 26 00-0006	MO 24' Swing Stage, Electric Operated	3,449.52	
01 54 26 00-0007	MO 30' Swing Stage, Electric Operated	3,593.25	
01 54 26 00-0008	MO 42' Swing Stage, Electric Operated	3,736.98	
01 54 26 00-0009	MO 12' Swing Stage, Manually Operated	829.92	
01 54 26 00-0010	MO 24' Swing Stage, Manually Operated	1,036.15	
01 54 26 00-0011	EA Swing Stage Platform From Hooks, Erection And Dismantling	4,766.41	
	<small>Note: Includes both initial erection and final dismantling of platform. Excludes anchors or temporary roof mounted outrigger system.</small>		
01 54 26 00-0012	EA Swing Stage Platform And Temporary Roof Mounted Outrigger System Erection And Dismantling	6,623.74	
	<small>Note: Includes both initial erection and final dismantling of temporary roof mounted outrigger system.</small>		
01 54 26 00-0013	EA Move Swing Stage Platform From Hooks To Different Location At Same Roof	2,506.28	
01 54 26 00-0014	EA Move Swing Stage Platform and Temporary Roof Mounted Outrigger System To Different Location At Same Roof	3,490.90	

01 55 Vehicular Access and Parking (01 50)

01 55 23	Temporary Roads <small>(01 55)</small>		
01 55 23 00-0001	Temporary Stabilized Construction Entrance <small>(01 55 23)</small>		
	<small>Note: As per Caltrans detail.</small>		
01 55 23 00-0002	SF 3" To 4" Rock Temporary Stabilized Construction Entrance Assembly	3.52	
	<small>Note: Includes up to 12" excavation of pit, hauling and disposal of soil, filter fabric at base and sides, filled with rock, and compaction.</small>		
01 55 23 00-0003	SF >4" To 6" Rock Temporary Stabilized Construction Entrance Assembly	4.63	
	<small>Note: Includes up to 12" excavation of pit, hauling and disposal of soil, filter fabric at base and sides, filled with rock, and compaction.</small>		

01 55 23 00-0004	Rumble Trench Plate <small>(01 55 23)</small>		
01 55 23 00-0005	MO 8' x 10' Steel Rumble Trench Plate Rental	383.94	
01 55 23 00-0006	EA Placement And Removal Of Rumble Plate	95.67	
	<small>Note: If lifting equipment is not available on site, See CSI section 01 22 23 00-0000 for rentals tasks, 01 71 13 00-0000 for mobilization tasks.</small>		
01 55 23 00-0007	EA Relocate And Adjust Location Of Rumble Plate	23.92	
	<small>Note: If lifting equipment is not available on site, See CSI section 01 22 23 00-0000 for rentals tasks, 01 71 13 00-0000 for mobilization tasks.</small>		

01 55 23 00-0008	Temporary Road Ramps (Godwin) <small>(01 55 23)</small>		
	<small>Note: Excludes asphalt and gravel.</small>		
01 55 23 00-0009	EA 4" Pipeline, 12' Passable Vehicle Width, Temporary Road Ramp (Godwin)	4,721.33	215.46
01 55 23 00-0010	EA 6" Pipeline, 12' Passable Vehicle Width, Temporary Road Ramp (Godwin)	6,429.11	323.19
01 55 23 00-0011	EA 8" Pipeline, 12' Passable Vehicle Width, Temporary Road Ramp (Godwin)	8,883.05	430.91
01 55 23 00-0012	EA 12" Pipeline, 12' Passable Vehicle Width, Temporary Road Ramp (Godwin)	18,425.51	538.64
01 55 23 00-0013	EA 24" Pipeline, 15' Passable Vehicle Width, Temporary Road Ramp (Godwin)	27,035.26	646.37

01 55 26 Traffic Control (01 55)

01 55 26 00-0001	Temporary Removable Prefomed Traffic Black Line Mask <small>(01 55 26)</small>		
	<small>Note: Includes installation and removal after use.</small>		
01 55 26 00-0002	LF 6" Removable Traffic Black Line Mask	5.08	
01 55 26 00-0003	LF 8" Removable Traffic Black Line Mask	6.12	

01 55 26 00-0004	Temporary Prefomed Traffic Line Tape <small>(01 55 26)</small>		
	<small>Note: Includes installation and removal after use.</small>		
01 55 26 00-0005	LF 4" Reflective Removable Traffic Line Tape	5.14	
01 55 26 00-0006	LF 6" Reflective Removable Traffic Line Tape	6.99	
01 55 26 00-0007	LF 8" Reflective Removable Traffic Line Tape	8.75	

01 55 26 00-0008	Temporary Painted Traffic Lines <small>(01 55 26)</small>		
	<small>Note: Includes installation and removal after use.</small>		
01 55 26 00-0009	LF 4" Temporary Painted Traffic Lines	2.26	
	<small>For Not Removed, Deduct</small>		
	-1.59		
01 55 26 00-0010	LF 6" Temporary Painted Traffic Lines	2.99	
	<small>For Not Removed, Deduct</small>		
	-2.15		
01 55 26 00-0011	LF 8" Temporary Painted Traffic Lines	3.75	
	<small>For Not Removed, Deduct</small>		
	-2.74		

01 55 26 00-0012	Temporary Pedestrian Traffic Control <small>(01 55 26)</small>		
01 55 26 00-0013	CLF 1", 4 Mil Polyethylene Printed Barricade Tape, Fluorescent Orange	11.71	
01 55 26 00-0014	CLF 2", 4 Mil Polyethylene Printed Barricade Tape, Fluorescent Orange	15.55	



MINOR	CSI	UOM	DESCRIPTION	TOTAL DIRECT UNIT COST	DEMOLITION UNIT COST
01 55 26 00-0015	CLF		3/4", 4 Mil Polyethylene Printed Barricade Tape, Fluorescent Yellow	8.81	
01 55 26 00-0016	CLF		2", 4 Mil Polyethylene Printed Barricade Tape, Fluorescent Yellow	10.92	
01 55 26 00-0017	CLF		3", 4 Mil Polyethylene Printed Barricade Tape, Non Fluorescent	12.05	
01 55 26 00-0018	CLF		6", 4 Mil Polyethylene Printed Barricade Tape, Non Fluorescent	16.95	
01 55 26 00-0019	CLF		1" Exterior Vinyl Tape (Warning Tape)	14.19	
01 55 26 00-0020	CLF		2" Exterior Vinyl Tape (Warning Tape)	20.27	
01 55 26 00-0021	CLF		3" Exterior Vinyl Tape (Warning Tape)	25.92	
01 55 26 00-0022	CLF		4" Exterior Vinyl Tape (Warning Tape)	30.35	
01 55 26 00-0023			Linear Delineation System, Temporary Or Permanent <small>(01 55 26)</small>		
			Note: High visibility reflective sheeting strips. Scotchlite as manufactured by 3M.		
01 55 26 00-0024	LF		4" Linear Delineation System.....	10.93	
01 55 26 00-0025	LF		6" Linear Delineation System.....	14.77	
01 55 26 00-0026			Temporary Traffic Protection <small>(01 55 26)</small>		
01 55 26 00-0027			Temporary Portable Traffic Control Device Usage <small>(01 55 26 00-0026)</small>		
			Note: Excludes placing and removing devices. See CSI section 01 55 26 00-0118 for delivery, placing and removal.		
01 55 26 00-0028	DAY		28" Cone With Reflective Collar.....	0.82	
01 55 26 00-0029	WK		28" Cone With Reflective Collar.....	2.47	
01 55 26 00-0030	MO		28" Cone With Reflective Collar.....	7.42	
01 55 26 00-0031	DAY		36" Traffic Cone With Reflective Collar.....	1.03	
01 55 26 00-0032	WK		36" Traffic Cone With Reflective Collar.....	3.09	
01 55 26 00-0033	MO		36" Traffic Cone With Reflective Collar.....	9.28	
01 55 26 00-0034	DAY		Tubular Marker Delineator Guide Post With Base/Channelizing Guide Post.....	1.94	
01 55 26 00-0035	WK		Tubular Marker Delineator Guide Post With Base/Channelizing Guide Post.....	5.83	
01 55 26 00-0036	MO		Tubular Marker Delineator Guide Post With Base/Channelizing Guide Post.....	17.48	
01 55 26 00-0037	DAY		Vertical Panel.....	2.49	
01 55 26 00-0038	WK		Vertical Panel.....	7.47	
01 55 26 00-0039	MO		Vertical Panel.....	22.41	
01 55 26 00-0040	DAY		Channelizer Drum.....	2.70	
01 55 26 00-0041	WK		Channelizer Drum.....	8.11	
01 55 26 00-0042	MO		Channelizer Drum.....	24.33	
01 55 26 00-0043	DAY		Stackable Channelizer Panel.....	1.28	
01 55 26 00-0044	WK		Stackable Channelizer Panel.....	3.84	
01 55 26 00-0045	MO		Stackable Channelizer Panel.....	11.51	
01 55 26 00-0046	DAY		Type I Barricade, Up To 3' Wide With Reflective Rail Each Side.....	1.77	
01 55 26 00-0047	WK		Type I Barricade, Up To 3' Wide With Reflective Rail Each Side.....	5.31	
01 55 26 00-0048	MO		Type I Barricade, Up To 3' Wide With Reflective Rail Each Side.....	15.93	
01 55 26 00-0049	DAY		Type II Barricade, Up To 3' Wide With Two Reflective Rails Each Side.....	3.92	
01 55 26 00-0050	WK		Type II Barricade, Up To 3' Wide With Two Reflective Rails Each Side.....	11.77	
01 55 26 00-0051	MO		Type II Barricade, Up To 3' Wide With Two Reflective Rails Each Side.....	35.31	
01 55 26 00-0052	DAY		Type III Barricade, Up To 5' Wide With Three Reflective Rails.....	4.47	
01 55 26 00-0053	WK		Type III Barricade, Up To 5' Wide With Three Reflective Rails.....	13.41	
01 55 26 00-0054	MO		Type III Barricade, Up To 5' Wide With Three Reflective Rails.....	40.24	
01 55 26 00-0055	DAY		Type III Barricade, >5' To 10' Wide With Three Reflective Rails.....	8.18	
01 55 26 00-0056	WK		Type III Barricade, >5' To 10' Wide With Three Reflective Rails.....	24.54	
01 55 26 00-0057	MO		Type III Barricade, >5' To 10' Wide With Three Reflective Rails.....	73.61	
01 55 26 00-0058	DAY		Up To 10' Wide A Frame Barricade.....	4.49	
01 55 26 00-0059	WK		Up To 10' Wide A Frame Barricade.....	13.46	
01 55 26 00-0060	MO		Up To 10' Wide A Frame Barricade.....	40.37	
01 55 26 00-0061	DAY		Type A Or C Flasher.....	0.91	
01 55 26 00-0062	WK		Type A Or C Flasher.....	2.74	
01 55 26 00-0063	MO		Type A Or C Flasher.....	8.23	
01 55 26 00-0064	DAY		Type B Flasher (High Intensity).....	4.96	
01 55 26 00-0065	WK		Type B Flasher (High Intensity).....	14.88	
01 55 26 00-0066	MO		Type B Flasher (High Intensity).....	44.64	
01 55 26 00-0067			Temporary Traffic Barriers Usage <small>(01 55 26 00-0026)</small>		
			Note: Excludes placing and removing devices. See CSI section 01 55 26 00-0118 for delivery, placing and removal.		
01 55 26 00-0068	DAY		6' Long Portable Parking Curbs.....	2.14	
01 55 26 00-0069	WK		6' Long Portable Parking Curbs.....	6.41	
01 55 26 00-0070	MO		6' Long Portable Parking Curbs.....	19.23	
01 55 26 00-0071	DAY		6' Long Portable Speed Bumps.....	6.32	
01 55 26 00-0072	WK		6' Long Portable Speed Bumps.....	18.97	
01 55 26 00-0073	MO		6' Long Portable Speed Bumps.....	56.90	
01 55 26 00-0074	DAY		Up To 12.5' Concrete Traffic Barrier.....	15.19	
01 55 26 00-0075	WK		Up To 12.5' Concrete Traffic Barrier.....	45.56	
01 55 26 00-0076	MO		Up To 12.5' Concrete Traffic Barrier.....	136.69	
01 55 26 00-0077	DAY		>12.5' To 20' Concrete Traffic Barrier.....	30.38	
01 55 26 00-0078	WK		>12.5' To 20' Concrete Traffic Barrier.....	91.13	
01 55 26 00-0079	MO		>12.5' To 20' Concrete Traffic Barrier.....	273.39	
01 55 26 00-0080	DAY		6' x 32" Tall Plastic Water Barrier.....	18.14	
01 55 26 00-0081	WK		6' x 32" Tall Plastic Water Barrier.....	54.41	
01 55 26 00-0082	MO		6' x 32" Tall Plastic Water Barrier.....	163.24	
01 55 26 00-0083	DAY		6' x 46" Tall Plastic Water Barrier.....	25.90	
01 55 26 00-0084	WK		6' x 46" Tall Plastic Water Barrier.....	77.70	

01	01	General Requirements
	01 50	Temporary Facilities and Controls
	01 55	Vehicular Access and Parking



MINOR CSI UOM DESCRIPTION	TOTAL DIRECT UNIT COST	DEMOLITION UNIT COST
------------------------------	---------------------------	-------------------------

01 55 26 00-0085	MO	6' x 46" Tall Plastic Water Barrier	233.09	
01 55 26 00-0086	DAY	Sand Filled Crash Attenuator Barrels	10.14	
01 55 26 00-0087	WK	Sand Filled Crash Attenuator Barrels	30.41	
01 55 26 00-0088	MO	Sand Filled Crash Attenuator Barrels	91.23	
01 55 26 00-0089	MO	Rolling Straight Concrete Barrier, Per Each Barrier Per Month	3,368.25	
01 55 26 00-0090	MO	Rolling Absorbing Concrete Barrier, Per Each Barrier Per Month	1,347.30	
01 55 26 00-0091	MO	Rolling Transition Concrete Barrier, Per Each Barrier Per Month	359.28	
01 55 26 00-0092	EA	2 Bay, Non-Gating, Redirective Crash Cushion System, Test Level 2 (44 MPH), 24" Wide	6,152.28	
		Note: Includes delivery, pickup and two months rental.		
01 55 26 00-0093	MO	2 Bay, Non-Gating, Redirective Crash Cushion System, Test Level 2 (44 MPH), 24" Wide	594.45	
		Note: Rental rate after 1st two months.		
01 55 26 00-0094	EA	5 Bay, Non-Gating, Redirective Crash Cushion System, Test Level 3 (62 MPH), 24" Wide	7,345.99	
		Note: Includes delivery, pickup and two months rental.		
01 55 26 00-0095	MO	5 Bay, Non-Gating, Redirective Crash Cushion System, Test Level 3 (62 MPH), 24" Wide	891.68	
		Note: Rental rate after 1st two months.		
01 55 26 00-0096	EA	8 Bay, Non-Gating, Redirective Crash Cushion System, Test Level 3 (71 MPH), 24" Wide	8,936.01	
		Note: Includes delivery, pickup and two months rental.		
01 55 26 00-0097	MO	8 Bay, Non-Gating, Redirective Crash Cushion System, 71 MPH, 24" Wide	1,089.82	
		Note: Rental rate after 1st two months.		
01 55 26 00-0098	MO	24" Wide x 32" High x 32' Long, Anchorless Water Filler, Non Redirective, Bi-Directional Impact Attenuator (ABSORB 350® BARRIER)	1,438.56	
		Note: Consists of 8 bays with nose piece at the front of the system.		

01 55 26 00-0099 Temporary Portable Signs And Message Displays Usage (01 55 26 00-0026)

Note: Excludes placing and removing devices. See CSI section 01 55 26 00-0118 for delivery, placing and removal.

01 55 26 00-0100	DAY	Mesh Or Vinyl Roll-up Sign With Stand	7.96	
01 55 26 00-0101	WK	Mesh Or Vinyl Roll-up Sign With Stand	23.88	
01 55 26 00-0102	MO	Mesh Or Vinyl Roll-up Sign With Stand	71.63	
01 55 26 00-0103	DAY	Aluminum Sign And Post	3.96	
01 55 26 00-0104	WK	Aluminum Sign And Post	11.89	
01 55 26 00-0105	MO	Aluminum Sign And Post	35.66	
01 55 26 00-0106	DAY	Aluminum Sign And A Frame Stand	6.02	
01 55 26 00-0107	WK	Aluminum Sign And A Frame Stand	18.05	
01 55 26 00-0108	MO	Aluminum Sign And A Frame Stand	54.16	
01 55 26 00-0109	DAY	Trailer Mounted Flashing Arrow Board	165.00	
01 55 26 00-0110	WK	Trailer Mounted Flashing Arrow Board	456.69	
01 55 26 00-0111	MO	Trailer Mounted Flashing Arrow Board	1,208.02	
01 55 26 00-0112	DAY	Trailer Mounted Portable Variable Message Sign (PVMS)	316.98	
01 55 26 00-0113	WK	Trailer Mounted Portable Variable Message Sign (PVMS)	845.28	
01 55 26 00-0114	MO	Trailer Mounted Portable Variable Message Sign (PVMS)	1,690.56	
01 55 26 00-0115	DAY	Two Head, Trailer Mounted Traffic Signal System (Set Of Two)	1,353.80	
		Note: Consists of a set of two communicating trailers. Each with two LED traffic light head, solar panels and a battery bank, mounted on a heavy-duty towable trailer.		
01 55 26 00-0116	WK	Two Head, Trailer Mounted Traffic Signal System (Set Of Two)	4,061.40	
		Note: Consists of a set of two communicating trailers. Each with two LED traffic light head, solar panels and a battery bank, mounted on a heavy-duty towable trailer.		
01 55 26 00-0117	MO	Two Head, Trailer Mounted Traffic Signal System (Set Of Two)	12,184.20	
		Note: Consists of a set of two communicating trailers. Each with two LED traffic light head, solar panels and a battery bank, mounted on a heavy-duty towable trailer.		

01 55 26 00-0118 Place And Remove Temporary Traffic Protection Using Truck (01 55 26 00-0026)

Note: Includes delivery and return up to 15 miles. See CSI section 01 74 19 00-0048 for delivery >15 miles.

01 55 26 00-0119	EA	Placement And Removal Of Up To 250 Cones Using Truck	3.77	
01 55 26 00-0120	EA	Placement And Removal Of >250 Cones Using Truck	3.30	
01 55 26 00-0121	EA	Placement And Removal Of Up To 250 Panels/Channelizers Using Truck	6.21	
01 55 26 00-0122	EA	Placement And Removal Of >250 Panels/Channelizers Using Truck	5.19	
01 55 26 00-0123	EA	Placement And Removal Of Up To 250 Barricades Using Truck	9.42	
01 55 26 00-0124	EA	Placement And Removal Of >250 Barricades Using Truck	7.54	
01 55 26 00-0125	EA	Placement And Removal Of Curbs/Speed Bumps Using Truck	9.42	
01 55 26 00-0126	EA	Placement And Removal Of Portable Sign And Stand Using Truck	5.65	
01 55 26 00-0127	EA	Placement And Removal Of Aluminum Sign And Post Using Truck	23.56	
01 55 26 00-0128	EA	Placement And Removal Of Trailer Mounted Boards And Signals Using Truck	70.67	
01 55 26 00-0129	EA	Placement And Removal Of Up To 12.5' Concrete Traffic Barrier	95.67	
		Note: If lifting equipment is not available on site, See CSI section 01 22 23 00-0000 for rentals tasks, 01 71 13 00-0000 for mobilization tasks.		
		For 1 Barrier, Add	239.18	
		For 2 Barriers, Add	86.10	
		For 3 Barriers, Add	28.70	
01 55 26 00-0130	EA	Placement And Removal Of >12.5' Concrete Traffic Barrier	143.51	
		Note: If lifting equipment is not available on site, See CSI section 01 22 23 00-0000 for rentals tasks, 01 71 13 00-0000 for mobilization tasks.		
		For 1 Barrier, Add	358.78	
		For 2 Barriers, Add	129.16	
		For 3 Barriers, Add	43.05	
01 55 26 00-0131	EA	Placement And Removal Of Plastic Water Barrier	54.77	
		Note: Includes water. If lifting equipment is not available on site, See CSI section 01 22 23 00-0000 for Equipment Usage, 01 71 13 00-0000 for mobilization tasks.		
		For 1 Barrier, Add	119.58	
		For 2 Barriers, Add	43.05	
		For 3 Barriers, Add	14.35	



MINOR CSI UOM DESCRIPTION	TOTAL DIRECT UNIT COST	DEMOLITION UNIT COST
01 55 26 00-0132 EA Placement And Removal Of Crash Attenuator Barrels 71.76 Note: If lifting equipment is not available on site, See CSI section 01 22 23 00-0000 for rentals tasks, 01 71 13 00-0000 for mobilization tasks. <i>For 1 Barrier, Add</i> 179.40 <i>For 2 Barriers, Add</i> 64.58 <i>For 3 Barriers, Add</i> 21.53	71.76 179.40 64.58 21.53	
01 55 26 00-0133 EA Placement And Removal Of 24" Wide x 32" High x 32' Long, Anchorless Water Filler, Non Redirective, Bi-Directional Impact Attenuator (ABSORB 350® BARRIER)..... 526.19 Note: Consists of 8 bays with nose piece at the front of the system attached and anchored in accordance with the manufactures instructions. Includes water. If lifting equipment is not available on site, See CSI section 01 22 23 00-0000 for rental tasks, 01 71 13 00-0000 for mobilization.	526.19	
01 55 26 00-0134 Place And Remove Temporary Traffic Protection From Roadside (Daily) (01 55 26 00-0026)		
01 55 26 00-0135 EA Placement And Removal Of Up To 250 Cones By Hand From Roadside 2.36	2.36	
01 55 26 00-0136 EA Placement And Removal Of >250 Cones By Hand From Roadside 1.88	1.88	
01 55 26 00-0137 EA Placement And Removal Of Up To 250 Panels/Channelizers By Hand From Roadside 3.14	3.14	
01 55 26 00-0138 EA Placement And Removal Of >250 Panels/Channelizers By Hand From Roadside 2.50	2.50	
01 55 26 00-0139 EA Placement And Removal Of Up To 250 Barricades By Hand From Roadside 4.71	4.71	
01 55 26 00-0140 EA Placement And Removal Of >250 Barricades By Hand From Roadside 3.77	3.77	
01 55 26 00-0141 EA Placement And Removal Of Portable Sign And Stand From Roadside 2.88	2.88	
01 55 26 00-0142 EA Placement And Removal Of Trailer Mounted Boards And Signals From Roadside 35.34	35.34	
01 55 26 00-0143 EA Roadside Relocation Of Concrete Traffic Barrier 47.83 Note: Excludes flatbed truck. If lifting equipment is not available on site, See CSI section 01 22 23 00-0000 for rental tasks, 01 71 13 00-0000 for mobilization.	47.83	
01 55 26 00-0144 Place And Remove Temporary Signs For Detours (01 55 26 00-0026)		
01 55 26 00-0145 Temporary Reflectorized Signs For Detours (01 55 26 00-0144) Note: Excludes posts.		
01 55 26 00-0146 Temporary Aluminum Engineer Grade Stop Signs For Detours (01 55 26 00-0145)		
01 55 26 00-0147 EA Temporary 18" x 18" Aluminum Engineer Grade Stop Sign For Detours 82.69 <i>For Hi-Intensity Grade, Add</i> 6.68 <i>For Diamond Grade, Add</i> 12.69	82.69 6.68 12.69	
01 55 26 00-0148 EA Temporary 18" x 24" Aluminum Engineer Grade Stop Sign For Detours 92.89 <i>For Hi-Intensity Grade, Add</i> 8.74 <i>For Diamond Grade, Add</i> 16.60	92.89 8.74 16.60	
01 55 26 00-0149 EA Temporary 24" x 24" Aluminum Engineer Grade Stop Sign For Detours 99.68 <i>For Hi-Intensity Grade, Add</i> 13.34 <i>For Diamond Grade, Add</i> 21.15	99.68 13.34 21.15	
01 55 26 00-0150 EA Temporary 30" x 30" Aluminum Engineer Grade Stop Sign For Detours 112.17 <i>For Hi-Intensity Grade, Add</i> 5.00 <i>For Diamond Grade, Add</i> 27.09	112.17 5.00 27.09	
01 55 26 00-0151 EA Temporary 36" x 36" Aluminum Engineer Grade Stop Sign For Detours 140.65 <i>For Hi-Intensity Grade, Add</i> 14.70 <i>For Diamond Grade, Add</i> 46.09	140.65 14.70 46.09	
01 55 26 00-0152 Other Temporary Reflectorized Traffic Signs For Detours (01 55 26 00-0145) Note: Other traffic signs includes reserve, handicap, visitor, no parking, property, speed limit, tow away, ADA, parking time limit, parking exclusive area, school, traffic/caution, etc. Excludes posts.		
01 55 26 00-0153 Temporary Aluminum Engineer Grade Traffic Signs For Detours (01 55 26 00-0152)		
01 55 26 00-0154 EA Temporary 6" x 12" Aluminum Engineer Grade Traffic Sign For Detours 59.23 <i>For Hi-Intensity Grade, Add</i> 1.66	59.23 1.66	
01 55 26 00-0155 EA Temporary 6" x 18" Aluminum Engineer Grade Traffic Sign For Detours 61.98 <i>For Hi-Intensity Grade, Add</i> 2.48	61.98 2.48	
01 55 26 00-0156 EA Temporary 9" x 12" Aluminum Engineer Grade Traffic Sign For Detours 61.98 <i>For Hi-Intensity Grade, Add</i> 2.48	61.98 2.48	
01 55 26 00-0157 EA Temporary 9" x 15" Aluminum Engineer Grade Traffic Sign For Detours 64.05 <i>For Hi-Intensity Grade, Add</i> 3.10	64.05 3.10	
01 55 26 00-0158 EA Temporary 9" x 18" Aluminum Engineer Grade Traffic Sign For Detours 66.12 <i>For Hi-Intensity Grade, Add</i> 3.72	66.12 3.72	
01 55 26 00-0159 EA Temporary 9" x 24" Aluminum Engineer Grade Traffic Sign For Detours 73.61 <i>For Hi-Intensity Grade, Add</i> 4.97	73.61 4.97	
01 55 26 00-0160 EA Temporary 9" x 48" Aluminum Engineer Grade Traffic Sign For Detours 90.16 <i>For Hi-Intensity Grade, Add</i> 9.93	90.16 9.93	
01 55 26 00-0161 EA Temporary 12" x 12" Aluminum Engineer Grade Traffic Sign For Detours 64.74 <i>For Hi-Intensity Grade, Add</i> 3.31	64.74 3.31	
01 55 26 00-0162 EA Temporary 12" x 18" Aluminum Engineer Grade Traffic Sign For Detours 73.61 <i>For Hi-Intensity Grade, Add</i> 4.97	73.61 4.97	
01 55 26 00-0163 EA Temporary 12" x 24" Aluminum Engineer Grade Traffic Sign For Detours 79.12 <i>For Hi-Intensity Grade, Add</i> 6.62	79.12 6.62	
01 55 26 00-0164 EA Temporary 12" x 30" Aluminum Engineer Grade Traffic Sign For Detours 84.64 <i>For Hi-Intensity Grade, Add</i> 8.27	84.64 8.27	
01 55 26 00-0165 EA Temporary 12" x 36" Aluminum Engineer Grade Traffic Sign For Detours 90.16 <i>For Hi-Intensity Grade, Add</i> 9.93	90.16 9.93	
01 55 26 00-0166 EA Temporary 18" x 18" Aluminum Engineer Grade Traffic Sign For Detours 81.88 <i>For Hi-Intensity Grade, Add</i> 7.45	81.88 7.45	
01 55 26 00-0167 EA Temporary 18" x 24" Aluminum Engineer Grade Traffic Sign For Detours 90.16 <i>For Hi-Intensity Grade, Add</i> 9.93	90.16 9.93	

01 General Requirements**01 50 Temporary Facilities and Controls****01 55 Vehicular Access and Parking**

SAN BERNARDINO
COUNTY

MINOR CSI	UOM	DESCRIPTION	TOTAL DIRECT UNIT COST	DEMOLITION UNIT COST
01 55 26 00-0168	EA	Temporary 18" x 30" Aluminum Engineer Grade Traffic Sign For Detours <i>For Hi-Intensity Grade, Add</i>	101.79 12.41	
01 55 26 00-0169	EA	Temporary 18" x 36" Aluminum Engineer Grade Traffic Sign For Detours <i>For Hi-Intensity Grade, Add</i>	110.06 14.89	
01 55 26 00-0170	EA	Temporary 18" x 54" Aluminum Engineer Grade Traffic Sign For Detours <i>For Hi-Intensity Grade, Add</i>	148.32 22.34	
01 55 26 00-0171	EA	Temporary 24" x 24" Aluminum Engineer Grade Traffic Sign For Detours <i>For Hi-Intensity Grade, Add</i>	104.55 13.24	
01 55 26 00-0172	EA	Temporary 24" x 30" Aluminum Engineer Grade Traffic Sign For Detours <i>For Hi-Intensity Grade, Add</i>	115.58 16.55	
01 55 26 00-0173	EA	Temporary 24" x 36" Aluminum Engineer Grade Traffic Sign For Detours <i>For Hi-Intensity Grade, Add</i>	126.61 19.86	
01 55 26 00-0174	EA	Temporary 24" x 42" Aluminum Engineer Grade Traffic Sign For Detours <i>For Hi-Intensity Grade, Add</i>	151.07 23.17	
01 55 26 00-0175	EA	Temporary 24" x 48" Aluminum Engineer Grade Traffic Sign For Detours <i>For Hi-Intensity Grade, Add</i>	162.11 26.48	
01 55 26 00-0176	EA	Temporary 24" x 54" Aluminum Engineer Grade Traffic Sign For Detours <i>For Hi-Intensity Grade, Add</i>	173.14 29.79	
01 55 26 00-0177	EA	Temporary 30" x 30" Aluminum Engineer Grade Traffic Sign For Detours <i>For Hi-Intensity Grade, Add</i>	129.37 20.69	
01 55 26 00-0178	EA	Temporary 30" x 36" Aluminum Engineer Grade Traffic Sign For Detours <i>For Hi-Intensity Grade, Add</i>	156.59 24.82	
01 55 26 00-0179	EA	Temporary 30" x 42" Aluminum Engineer Grade Traffic Sign For Detours <i>For Hi-Intensity Grade, Add</i>	170.38 28.96	
01 55 26 00-0180	EA	Temporary 30" x 48" Aluminum Engineer Grade Traffic Sign For Detours <i>For Hi-Intensity Grade, Add</i>	197.60 33.10	
01 55 26 00-0181	EA	Temporary 30" x 60" Aluminum Engineer Grade Traffic Sign For Detours <i>For Hi-Intensity Grade, Add</i>	238.59 41.37	
01 55 26 00-0182	EA	Temporary 36" x 36" Aluminum Engineer Grade Traffic Sign For Detours <i>For Hi-Intensity Grade, Add</i>	173.14 29.79	
01 55 26 00-0183	EA	Temporary 36" x 42" Aluminum Engineer Grade Traffic Sign For Detours <i>For Hi-Intensity Grade, Add</i>	203.12 34.75	
01 55 26 00-0184	EA	Temporary 36" x 48" Aluminum Engineer Grade Traffic Sign For Detours <i>For Hi-Intensity Grade, Add</i>	233.08 39.72	
01 55 26 00-0185	EA	Temporary 36" x 54" Aluminum Engineer Grade Traffic Sign For Detours <i>For Hi-Intensity Grade, Add</i>	249.62 44.68	
01 55 26 00-0186	EA	Temporary 36" x 60" Aluminum Engineer Grade Traffic Sign For Detours <i>For Hi-Intensity Grade, Add</i>	279.60 49.64	
01 55 26 00-0187	EA	Temporary 36" x 73" Aluminum Engineer Grade Traffic Sign For Detours <i>For Hi-Intensity Grade, Add</i>	328.89 60.40	
01 55 26 00-0188	EA	Temporary 36" x 78" Aluminum Engineer Grade Traffic Sign For Detours <i>For Hi-Intensity Grade, Add</i>	342.68 64.54	
01 55 26 00-0189	EA	Temporary 36" x 108" Aluminum Engineer Grade Traffic Sign For Detours <i>For Hi-Intensity Grade, Add</i>	445.56 89.36	
01 55 26 00-0190	EA	Temporary 42" x 42" Aluminum Engineer Grade Traffic Sign For Detours <i>For Hi-Intensity Grade, Add</i>	235.83 40.54	
01 55 26 00-0191	EA	Temporary 48" x 48" Aluminum Engineer Grade Traffic Sign For Detours <i>For Hi-Intensity Grade, Add</i>	290.63 52.95	
01 55 26 00-0192	EA	Temporary 48" x 54" Aluminum Engineer Grade Traffic Sign For Detours <i>For Hi-Intensity Grade, Add</i>	326.13 59.57	
01 55 26 00-0193	EA	Temporary 48" x 60" Aluminum Engineer Grade Traffic Sign For Detours <i>For Hi-Intensity Grade, Add</i>	348.19 66.19	
01 55 26 00-0194	EA	Temporary 48" x 66" Aluminum Engineer Grade Traffic Sign For Detours <i>For Hi-Intensity Grade, Add</i>	390.40 72.81	
01 55 26 00-0195	EA	Temporary 48" x 72" Aluminum Engineer Grade Traffic Sign For Detours <i>For Hi-Intensity Grade, Add</i>	412.46 79.43	
01 55 26 00-0196	EA	Temporary 48" x 84" Aluminum Engineer Grade Traffic Sign For Detours <i>For Hi-Intensity Grade, Add</i>	470.02 92.67	
01 55 26 00-0197	EA	Temporary 48" x 96" Aluminum Engineer Grade Traffic Sign For Detours <i>For Hi-Intensity Grade, Add</i>	514.15 105.91	
01 55 26 00-0198	EA	Temporary 48" x 102" Aluminum Engineer Grade Traffic Sign For Detours <i>For Hi-Intensity Grade, Add</i>	536.21 112.53	
01 55 26 00-0199	EA	Temporary 48" x 108" Aluminum Engineer Grade Traffic Sign For Detours <i>For Hi-Intensity Grade, Add</i>	564.99 119.15	
01 55 26 00-0200	EA	Temporary 60" x 72" Aluminum Engineer Grade Traffic Sign For Detours <i>For Hi-Intensity Grade, Add</i>	492.08 99.29	
01 55 26 00-0201	EA	Temporary 78" x 96" Aluminum Engineer Grade Traffic Sign For Detours <i>For Hi-Intensity Grade, Add</i>	741.50 172.10	
01 55 26 00-0202		Temporary Overhead Sign Structures For Detours (01 55 26 00-0144) Note: Including horizontal Z-bars.		
01 55 26 00-0203	SF	From 30 To 360 SF Signs For Temporary Overhead Sign Structures For Detours <i>For Over 10' High, Add</i>	22.50 13.00	
01 55 26 00-0204		Temporary Sign Posts For Detours (01 55 26 00-0144) Note: Excludes sign.		
01 55 26 00-0205		Temporary U-Channel Sign Posts For Detours (01 55 26 00-0204) Note: Excludes digging and concrete.		
01 55 26 00-0206		Temporary Baked Enamel U-Channel Sign Posts For Detours (01 55 26 00-0205)		
01 55 26 00-0207	EA	Temporary 3' To 4' Baked Enamel U-Channel Sign Post Base For Detours	73.94	
01 55 26 00-0208	EA	Temporary 6' Baked Enamel U-Channel Sign Post For Detours	95.40	



MINOR CSI UOM DESCRIPTION	TOTAL DIRECT UNIT COST	DEMOLITION UNIT COST
01 55 26 00-0209 EA Temporary 7' Baked Enamel U-Channel Sign Post For Detours	114.10	
01 55 26 00-0210 EA Temporary 8' Baked Enamel U-Channel Sign Post For Detours	133.44	
01 55 26 00-0211 EA Temporary 10' Baked Enamel U-Channel Sign Post For Detours	161.36	
01 55 26 00-0212 EA Temporary 12' Baked Enamel U-Channel Sign Post For Detours	171.27	
01 55 26 00-0213 Temporary Galvanized Steel U-Channel Sign Posts For Detours <small>(01 55 26 00-0205)</small>		
01 55 26 00-0214 EA Temporary 3' To 4' Galvanized Steel U-Channel Sign Post Base For Detours	77.86	
01 55 26 00-0215 EA Temporary 6' Galvanized Steel U-Channel Sign Post For Detours	101.63	
01 55 26 00-0216 EA Temporary 7' Galvanized Steel U-Channel Sign Post For Detours	128.19	
01 55 26 00-0217 EA Temporary 8' Galvanized Steel U-Channel Sign Post For Detours	149.01	
01 55 26 00-0218 EA Temporary 10' Galvanized Steel U-Channel Sign Post For Detours	172.70	
01 55 26 00-0219 EA Temporary 12' Galvanized Steel U-Channel Sign Post For Detours	181.13	
01 55 26 00-0220 Temporary Fiberglass Or Composite Plastic U-Channel Sign Posts For Detours <small>(01 55 26 00-0205)</small>		
01 55 26 00-0221 EA Temporary 3' To 4' Fiberglass Or Composite Plastic U-Channel Sign Post Base For Detours	73.01	
01 55 26 00-0222 EA Temporary 6' Fiberglass Or Composite Plastic U-Channel Sign Post For Detours	93.39	
01 55 26 00-0223 EA Temporary 7' Fiberglass Or Composite Plastic U-Channel Sign Post For Detours	111.68	
01 55 26 00-0224 EA Temporary 8' Fiberglass Or Composite Plastic U-Channel Sign Post For Detours	130.54	
01 55 26 00-0225 EA Temporary 10' Fiberglass Or Composite Plastic U-Channel Sign Post For Detours	156.11	
01 55 26 00-0226 EA Temporary 12' Fiberglass Or Composite Plastic U-Channel Sign Post For Detours	168.16	
01 55 26 00-0227 Temporary Tubular Sign Posts For Detours <small>(01 55 26 00-0204)</small>		
Note: Excludes digging and concrete.		
01 55 26 00-0228 Temporary 2-3/8" Diameter, Galvanized Steel Tubular Sign Post For Detours <small>(01 55 26 00-0227)</small>		
01 55 26 00-0229 EA Temporary 6', 2-3/8" Diameter, Galvanized Steel Tubular Sign Post For Detours.....	102.27	
01 55 26 00-0230 EA Temporary 7', 2-3/8" Diameter, Galvanized Steel Tubular Sign Post For Detours.....	121.80	
01 55 26 00-0231 EA Temporary 8', 2-3/8" Diameter, Galvanized Steel Tubular Sign Post For Detours.....	143.30	
01 55 26 00-0232 EA Temporary 10', 2-3/8" Diameter, Galvanized Steel Tubular Sign Post For Detours.....	181.22	
01 55 26 00-0233 EA Temporary 12', 2-3/8" Diameter, Galvanized Steel Tubular Sign Post For Detours.....	194.19	
01 55 26 00-0234 Temporary Square Sign Posts For Detours <small>(01 55 26 00-0204)</small>		
Note: Excludes digging and concrete.		
01 55 26 00-0235 Temporary Galvanized Steel Square Sign Posts For Detours <small>(01 55 26 00-0234)</small>		
01 55 26 00-0236 EA Temporary 3' To 4' Galvanized Steel Square Sign Post Base For Detours	78.73	
01 55 26 00-0237 EA Temporary 6' Galvanized Steel Square Sign Post For Detours	116.38	
01 55 26 00-0238 EA Temporary 7' Galvanized Steel Square Sign Post For Detours	137.37	
01 55 26 00-0239 EA Temporary 8' Galvanized Steel Square Sign Post For Detours	160.24	
01 55 26 00-0240 EA Temporary 10' Galvanized Steel Square Sign Post For Detours	195.36	
01 55 26 00-0241 EA Temporary 12' Galvanized Steel Square Sign Post For Detours	209.68	
01 55 26 00-0242 Temporary Breakaway Sign Posts And Bases For Detours <small>(01 55 26 00-0144)</small>		
Note: For breakaway post systems, base posts are driven in, sign posts bolted to base post using lap splice hardware kit. Excludes sign.		
01 55 26 00-0243 Temporary 2.5 LB/LF Breakaway Sign Posts And Base Posts For Detours <small>(01 55 26 00-0242)</small>		
01 55 26 00-0244 Temporary Base Posts, 2.5 LB/LF, For Breakaway Sign Posts For Detours <small>(01 55 26 00-0243)</small>		
01 55 26 00-0245 EA Temporary Base Post for 2.5 LB/LF, Breakaway Sign Post For Detours.....	100.69	
01 55 26 00-0246 EA Temporary Lap Splice Hardware For 2.5 LB/LF, Breakaway Sign Post For Detours.....	62.65	
01 55 26 00-0247 Temporary Breakaway Sign Posts, 2.5 LB/LF For Detours <small>(01 55 26 00-0243)</small>		
01 55 26 00-0248 LF Temporary Breakaway Sign Post, 2.5 LB/LF For Detours.....	11.65	
01 55 26 00-0249 Temporary 4 LB/LF Breakaway Sign Posts And Base Posts For Detours <small>(01 55 26 00-0242)</small>		
01 55 26 00-0250 Temporary Base Posts, 4 LB/LF, For Breakaway Sign Posts For Detours <small>(01 55 26 00-0249)</small>		
01 55 26 00-0251 EA Temporary Base Post for 4 LB/LF, Breakaway Sign Post For Detours.....	103.92	
01 55 26 00-0252 EA Temporary Lap Splice Hardware for 4 LB/LF, Breakaway Sign Post For Detours.....	62.65	
01 55 26 00-0253 Temporary Breakaway Sign Posts, 4 LB/LF For Detours <small>(01 55 26 00-0249)</small>		
01 55 26 00-0254 LF Temporary Breakaway Sign Post, 4 LB/LF For Detours.....	13.66	
01 55 26 00-0255 Temporary Driven Sign Posts For Detours <small>(01 55 26 00-0242)</small>		
01 55 26 00-0256 Temporary Driven Posts, 2.5 LB/LF For Detours <small>(01 55 26 00-0255)</small>		
01 55 26 00-0257 LF Temporary Driven Post, 2.5 LB/LF For Detours.....	13.43	
<i>For Each Soil Plate, Add</i>		3.00

01	01	General Requirements
	01 50	Temporary Facilities and Controls
	01 55	Vehicular Access and Parking



MINOR	CSI	UOM	DESCRIPTION	TOTAL DIRECT UNIT COST	DEMOLITION UNIT COST
-------	-----	-----	-------------	------------------------	----------------------

01 55 26 00-0258			Temporary Driven Posts, 4 LB/LF For Detours (01 55 26 00-0255)		
01 55 26 00-0259	LF		Temporary Driven Post, 4 LB/LF For Detours.....	16.35	
			<i>For Each Soil Plate, Add</i>	3.00	

01 55 26 00-0260			Temporary Omni-Directional Breakaway System For Sign Posts And Light Poles For Detours (01 55 26 00-0242)		
01 55 26 00-0261			Temporary Omni-Directional Breakaway Systems For Signs For Detours (01 55 26 00-0260)		
			Note: Break-Safe as manufactured by Transpo Industries. Organized by post type and size. Includes hinges, anchors, all associated parts and drilling.		
01 55 26 00-0262	EA		Temporary Omni-Directional Breakaway System For 6" To 8" Wide Flange (Transpo B525)	1,110.95	
01 55 26 00-0263	EA		Temporary Omni-Directional Breakaway System For 10" To 21" Wide Flange (Transpo B650)	1,183.90	
01 55 26 00-0264	EA		Temporary Omni-Directional Breakaway System For Standard I Beam Or W6x9 Flange (Transpo A14 And A16)	811.63	
01 55 26 00-0265	EA		Temporary Omni-Directional Breakaway System For 3" To 4.5" Outside Diameter Pipe (Transpo A3 And A4.5)	710.88	
01 55 26 00-0266	EA		Temporary Omni-Directional Breakaway System For Square Tube (Transpo AS3 And AS4)	806.04	
01 55 26 00-0267	EA		Temporary Omni-Directional Breakaway System For U-Channels (Transpo AU4 To AU6)	766.85	
01 55 26 00-0268	EA		Temporary Omni-Directional Breakaway System For U-Channels Embedded (Transpo AUX4 To AUX6)	717.83	

01 55 26 00-0269			Temporary Omni-Directional Breakaway Systems For Poles For Detours (01 55 26 00-0260)		
			Note: Pole-Safe As Manufactured By Transpo Industries. Organized by bolt size. Includes four couplings, all associated parts, drilling and can be for new or for retro-fitting existing poles.		
01 55 26 00-0270	EA		Temporary Omni-Directional Breakaway System For Poles With 5/8" Couplings	399.61	
01 55 26 00-0271	EA		Temporary Omni-Directional Breakaway System For Poles With 3/4" Couplings	419.00	
01 55 26 00-0272	EA		Temporary Omni-Directional Breakaway System For Poles With 1" Couplings	435.09	
01 55 26 00-0273	EA		Temporary Omni-Directional Breakaway System For Poles With 1 1/4" Couplings	660.65	
01 55 26 00-0274	EA		Temporary Skirt For Omni-Directional Breakaway System For Poles With Bolt Circle Diameter Of 10" To Less Than 15"	58.01	
01 55 26 00-0275	EA		Temporary Skirt For Omni-Directional Breakaway System For Poles With Bolt Circle Diameter Of 15" To 20"	77.35	

01 55 26 00-0276			Temporary Rumble Strips (01 55 26)		
			Note: Includes removal after use.		
01 55 26 00-0277	LF		1/4" High, 4" Wide, Polymer Tape Temporary Rumble Strip	13.04	
01 55 26 00-0278	LF		1/2" High, 3-1/2" Wide, Polycarbonate Temporary Rumble Strip	9.39	

01 56 Temporary Barriers and Enclosures (01 50)

Note: Includes removal after use.

01 56 16 Temporary Dust Barriers (01 56)

01 56 16 00-0001 Temporary Sheeting For Protection (01 56 16)

Note: Includes removal after use.

01 56 16 00-0002	SF		4 Mil, Plastic Sheeting, Applied To Floors	0.34	
01 56 16 00-0003	SF		4 Mil, Plastic Sheeting, Applied To Walls	0.45	
01 56 16 00-0004	SF		4 Mil, Plastic Sheeting, Applied To Ceilings	0.61	
01 56 16 00-0005	SF		4 Mil, Fire Retardant, Plastic Sheeting, Applied To Floors	0.37	
01 56 16 00-0006	SF		4 Mil, Fire Retardant, Plastic Sheeting, Applied To Walls	0.48	
01 56 16 00-0007	SF		4 Mil, Fire Retardant, Plastic Sheeting, Applied To Ceilings	0.64	
01 56 16 00-0008	SF		6 Mil, Plastic Sheeting, Applied To Floors	0.38	
01 56 16 00-0009	SF		6 Mil, Plastic Sheeting, Applied To Walls	0.49	
01 56 16 00-0010	SF		6 Mil, Plastic Sheeting, Applied To Ceilings	0.65	
01 56 16 00-0011	SF		6 Mil, Plastic Sheeting, Applied To Scaffolding	0.64	
01 56 16 00-0012	SF		6 Mil, Fire Retardant, Plastic Sheeting, Applied To Floors	0.46	
01 56 16 00-0013	SF		6 Mil, Fire Retardant, Plastic Sheeting, Applied To Walls	0.57	
01 56 16 00-0014	SF		6 Mil, Fire Retardant, Plastic Sheeting, Applied To Ceilings	0.73	
01 56 16 00-0015	SF		6 Mil, Fire Retardant, Plastic Sheeting, Applied To Scaffolding	0.69	
01 56 16 00-0016	SF		10 Mil, Fire Retardant, Reinforced, Plastic Sheeting, Applied To Scaffolding	0.88	
01 56 16 00-0017	SF		6 Mil, Fire Retardant, Anti Static, Plastic Sheeting, Applied To Floors	0.49	
01 56 16 00-0018	SF		6 Mil, Fire Retardant, Anti Static, Plastic Sheeting, Applied To Walls	0.60	
01 56 16 00-0019	SF		6 Mil, Fire Retardant, Anti Static, Plastic Sheeting, Applied To Ceilings	0.76	
01 56 16 00-0020	SF		6 Mil, Fire Retardant, Anti Static, Plastic Sheeting, Applied To Scaffolding	0.72	
01 56 16 00-0021	SF		6 Mil, Reinforced, Plastic Sheeting, Applied To Floors	0.48	
01 56 16 00-0022	SF		6 Mil, Reinforced, Plastic Sheeting, Applied To Walls	0.59	
01 56 16 00-0023	SF		6 Mil, Reinforced, Plastic Sheeting, Applied To Ceilings	0.75	
01 56 16 00-0024	SF		6 Mil, Reinforced, Plastic Sheeting, Applied To Scaffolding	0.71	
01 56 16 00-0025	SF		6 Mil, Fire Retardant, Reinforced, Plastic Sheeting, Applied To Floors	0.55	
01 56 16 00-0026	SF		6 Mil, Fire Retardant, Reinforced, Plastic Sheeting, Applied To Walls	0.66	
01 56 16 00-0027	SF		6 Mil, Fire Retardant, Reinforced, Plastic Sheeting, Applied To Ceilings	0.82	
01 56 16 00-0028	SF		6 Mil, Fire Retardant, Reinforced, Plastic Sheeting, Applied To Scaffolding	0.78	

01 56 16 00-0029 Temporary Canvas For Protection (01 56 16)

Note: Includes removal after use.

01 56 16 00-0030	SF		Heavy Duty Woven Water Repellant Canvas, Applied To Walls	1.01	
------------------	----	--	---	------	--



MINOR CSI UOM DESCRIPTION	TOTAL DIRECT UNIT COST	DEMOLITION UNIT COST
01 56 16 00-0031 Accessories For Temporary Sheeting <small>(01 56 16)</small> Note: Includes removal after use.		
01 56 16 00-0032 EA 7' Zipper Door For Plastic Sheeting	19.72	
01 56 16 00-0033 LF Zip Wall Kit And ICRA Dust Control Awareness Barrier (Per LF Of Wall)..... Note: Includes up to 12' long spring loaded poles, side clamps, foam rails and 6 mil poly barrier. Excludes zip doors.	8.47	
01 56 16 00-0034 Temporary Critical Barriers For Protection <small>(01 56 16)</small> Note: Includes removal after use. See CSI section 02 89 00 00-0002 for Other barriers for infectious control.		
01 56 16 00-0035 EA Up To 1 SF Individual Critical Barriers	10.21	
01 56 16 00-0036 EA >1 To 4 SF Individual Critical Barriers	15.51	
01 56 16 00-0037 EA >4 To 8 SF Individual Critical Barriers	20.90	
01 56 16 00-0038 EA >8 To 32 SF Individual Critical Barriers	32.91	
01 56 16 00-0039 Temporary Stud Wall <small>(01 56 16)</small> Note: Includes removal after use.		
01 56 16 00-0040 Temporary Stud Wall With Drywall <small>(01 56 16 00-0039)</small> Note: Includes 2 x 4 wood studs installed 16" on center, single bottom and top plate, appropriate fastening devices, drywall taped and finished and removal after use. Excludes paint.		
01 56 16 00-0041 Temporary Stud Wall With Drywall <small>(01 56 16 00-0040)</small>		
01 56 16 00-0042 SF 3/8" Gypsum Board On One Side, Temporary Wood Stud Wall, 16" On Center	5.47	
For Metal Studs 24" On Center, Add/Deduct	1.33	
01 56 16 00-0043 SF 1/2" Gypsum Board On One Side, Temporary Wood Stud Wall, 16" On Center	5.47	
For Metal Studs 24" On Center, Add/Deduct	1.33	
01 56 16 00-0044 SF 5/8" Gypsum Board On One Side, Temporary Wood Stud Wall, 16" On Center	5.58	
For Metal Studs 24" On Center, Add/Deduct	1.33	
01 56 16 00-0045 SF 3/8" Gypsum Board On Both Sides, Temporary Wood Stud Wall, 16" On Center.....	7.64	
For Metal Studs 24" On Center, Add/Deduct	1.42	
01 56 16 00-0046 SF 1/2" Gypsum Board On Both Sides, Temporary Wood Stud Wall, 16" On Center.....	7.64	
For Metal Studs 24" On Center, Add/Deduct	1.42	
01 56 16 00-0047 SF 5/8" Gypsum Board On Both Sides, Temporary Wood Stud Wall, 16" On Center.....	7.86	
For Metal Studs 24" On Center, Add/Deduct	1.42	
01 56 16 00-0048 Temporary Stud Wall With Fire Rated Drywall <small>(01 56 16 00-0040)</small>		
01 56 16 00-0049 SF 1/2" Type C Fire Rated Gypsum Board On One Side, Temporary Wood Stud Wall, 16" On Center	5.59	
For Metal Studs 24" On Center, Add/Deduct	1.33	
01 56 16 00-0050 SF 5/8" Type C Fire Rated Gypsum Board On One Side, Temporary Wood Stud Wall, 16" On Center	5.63	
For Metal Studs 24" On Center, Add/Deduct	1.33	
01 56 16 00-0051 SF 5/8" Type X Fire Rated Gypsum Board On One Side, Temporary Wood Stud Wall, 16" On Center	5.56	
For Metal Studs 24" On Center, Add/Deduct	1.33	
01 56 16 00-0052 SF 3/4" Fire Rated (Sheetrock® Ultracode®) Gypsum Board On One Side, Temporary Wood Stud Wall, 16" On Center.....	6.40	
For Metal Studs 24" On Center, Add/Deduct	1.33	
01 56 16 00-0053 SF 1/2" Type C Fire Rated Gypsum Board On Both Sides, Temporary Wood Stud Wall, 16" On Center.....	7.88	
For Metal Studs 24" On Center, Add/Deduct	1.42	
01 56 16 00-0054 SF 5/8" Type C Fire Rated Gypsum Board On Both Sides, Temporary Wood Stud Wall, 16" On Center.....	7.96	
For Metal Studs 24" On Center, Add/Deduct	1.42	
01 56 16 00-0055 SF 5/8" Type X Fire Rated Gypsum Board On Both Sides, Temporary Wood Stud Wall, 16" On Center.....	7.83	
For Metal Studs 24" On Center, Add/Deduct	1.42	
01 56 16 00-0056 SF 3/4" Fire Rated (Sheetrock® Ultracode®) Gypsum Board On Both Sides, Temporary Wood Stud Wall, 16" On Center.....	9.51	
For Metal Studs 24" On Center, Add/Deduct	1.42	
01 56 16 00-0057 Temporary Stud Wall With Oriented Strand Board (OSB) <small>(01 56 16 00-0039)</small> Note: Includes 2 x 4 wood studs installed 16" on center, single bottom and top plate, appropriate fastening devices, oriented strand board (OSB) wall sheathing, and removal after use. Excludes paint.		
01 56 16 00-0058 SF 7/16" Oriented Strand Board (OSB) Wall Sheathing On One Side, Temporary Wood Stud Wall, 16" On Center	5.43	
For Metal Studs 24" On Center, Add/Deduct	1.33	
01 56 16 00-0059 SF 1/2" Oriented Strand Board (OSB) Wall Sheathing On One Side, Temporary Wood Stud Wall, 16" On Center.....	5.49	
For Metal Studs 24" On Center, Add/Deduct	1.33	
01 56 16 00-0060 SF 5/8" Oriented Strand Board (OSB) Wall Sheathing On One Side, Temporary Wood Stud Wall, 16" On Center.....	5.65	
For Metal Studs 24" On Center, Add/Deduct	1.33	
01 56 16 00-0061 SF 3/4" Oriented Strand Board (OSB) Wall Sheathing On One Side, Temporary Wood Stud Wall, 16" On Center.....	5.75	
For Metal Studs 24" On Center, Add/Deduct	1.33	
01 56 16 00-0062 SF 7/16" Oriented Strand Board (OSB) Wall Sheathing On Both Sides, Temporary Wood Stud Wall, 16" On Center.....	7.56	
For Metal Studs 24" On Center, Add/Deduct	1.42	
01 56 16 00-0063 SF 1/2" Oriented Strand Board (OSB) Wall Sheathing On Both Sides, Temporary Wood Stud Wall, 16" On Center.....	7.68	
For Metal Studs 24" On Center, Add/Deduct	1.42	
01 56 16 00-0064 SF 5/8" Oriented Strand Board (OSB) Wall Sheathing On Both Sides, Temporary Wood Stud Wall, 16" On Center	8.01	
For Metal Studs 24" On Center, Add/Deduct	1.42	
01 56 16 00-0065 SF 3/4" Oriented Strand Board (OSB) Wall Sheathing On Both Sides, Temporary Wood Stud Wall, 16" On Center.....	8.20	
For Metal Studs 24" On Center, Add/Deduct	1.42	

01	01	General Requirements
	01 50	Temporary Facilities and Controls
	01 56	Temporary Barriers and Enclosures



MINOR CSI UOM DESCRIPTION	TOTAL DIRECT UNIT COST	DEMOLITION UNIT COST
------------------------------	---------------------------	-------------------------

01 56 16 00-0066	Temporary Stud Wall With BC Plywood <small>(01 56 16 00-0039)</small> Note: Includes 2 x 4 wood studs installed 16" on center, single bottom and top plate, appropriate fastening devices, interior/exterior BC plywood wall sheathing, and removal after use. Excludes paint.	
01 56 16 00-0067	SF 3/8" BC Plywood Wall Sheathing On One Side, Temporary Wood Stud Wall, 16" On Center.....	5.83
	<i>For Metal Studs 24" On Center, Add/Deduct</i>	1.33
01 56 16 00-0068	SF 1/2" BC Plywood Wall Sheathing On One Side, Temporary Wood Stud Wall, 16" On Center.....	6.05
	<i>For Metal Studs 24" On Center, Add/Deduct</i>	1.33
01 56 16 00-0069	SF 5/8" BC Plywood Wall Sheathing On One Side, Temporary Wood Stud Wall, 16" On Center.....	6.19
	<i>For Metal Studs 24" On Center, Add/Deduct</i>	1.33
01 56 16 00-0070	SF 3/4" BC Plywood Wall Sheathing On One Side, Temporary Wood Stud Wall, 16" On Center.....	6.36
	<i>For Metal Studs 24" On Center, Add/Deduct</i>	1.33
01 56 16 00-0071	SF 3/8" BC Plywood Wall Sheathing On Both Sides, Temporary Wood Stud Wall, 16" On Center.....	8.36
	<i>For Metal Studs 24" On Center, Add/Deduct</i>	1.42
01 56 16 00-0072	SF 1/2" BC Plywood Wall Sheathing On Both Sides, Temporary Wood Stud Wall, 16" On Center.....	8.80
	<i>For Metal Studs 24" On Center, Add/Deduct</i>	1.42
01 56 16 00-0073	SF 5/8" BC Plywood Wall Sheathing On Both Sides, Temporary Wood Stud Wall, 16" On Center.....	9.08
	<i>For Metal Studs 24" On Center, Add/Deduct</i>	1.42
01 56 16 00-0074	SF 3/4" BC Plywood Wall Sheathing On Both Sides, Temporary Wood Stud Wall, 16" On Center.....	9.43
	<i>For Metal Studs 24" On Center, Add/Deduct</i>	1.42

01 56 16 00-0075	Temporary Stud Wall With Plastic Sheeting <small>(01 56 16 00-0039)</small> Note: Includes 2 x 4 wood studs installed 16" on center, single bottom and top plate, appropriate fastening devices, 6 Mil plastic sheeting, and removal after use.	
01 56 16 00-0076	SF 6 Mil, Plastic Sheeting On One Side, Temporary Wood Stud Wall, 16" On Center.....	3.08
	<i>For Metal Studs 24" On Center, Add/Deduct</i>	1.24
01 56 16 00-0077	SF 6 Mil, Fire Retardant, Plastic Sheeting On One Side, Temporary Wood Stud Wall, 16" On Center.....	3.16
	<i>For Metal Studs 24" On Center, Add/Deduct</i>	1.24
01 56 16 00-0078	SF 6 Mil, Fire Retardant, Anti-Static, Plastic Sheeting On One Side, Temporary Wood Stud Wall, 16" On Center.....	3.19
	<i>For Metal Studs 24" On Center, Add/Deduct</i>	1.24
01 56 16 00-0079	SF 6 Mil, Reinforced, Plastic Sheeting On One Side, Temporary Wood Stud Wall, 16" On Center.....	3.18
	<i>For Metal Studs 24" On Center, Add/Deduct</i>	1.24
01 56 16 00-0080	SF 6 Mil, Fire Retardant, Reinforced, Plastic Sheeting On One Side, Temporary Wood Stud Wall, 16" On Center.....	3.25
	<i>For Metal Studs 24" On Center, Add/Deduct</i>	1.24

01 56 16 00-0081	14' High Temporary Stud Walls <small>(01 56 16 00-0039)</small>	
01 56 16 00-0082	LF 14' High Temporary Stud Wall.....	140.05
	Note: Includes 2" x 4" wood studs 16" O.C., with 2" x 4" top and bottom stud, 3/4" plywood on one side, 5/8" gypsum board on one side, firetaped and finished, visqueen with 2' lap welded seams, R13 insulation and caulked at top and bottom.	

01 56 16 00-0083	Temporary Doors <small>(01 56 16 00-0039)</small> Note: For temporary stud walls. Includes removal after use.	
01 56 16 00-0084	EA Temporary Metal Door And Frame.....	588.55
	Note: Painted with panic hardware, lockset, threshold and smoke seals. Remove after use.	

01 56 16 00-0085	Temporary Floor Protection <small>(01 56 16)</small> Note: Includes removal after use.	
01 56 16 00-0086	SF 1/8" Thick, Masonite For Temporary Floor Protection.....	1.54
01 56 16 00-0087	SF 1/2" Thick, Plywood For Temporary Floor Protection.....	1.58
01 56 16 00-0088	SF 3/4" Thick, Plywood For Temporary Floor Protection.....	1.86
01 56 16 00-0089	LF 38" Wide, 46 Mil Fiberboard, Ram Board® For Temporary Floor Protection.....	1.02
01 56 16 00-0090	LF 36" Wide, 9 Mil, Regular Weight Red Rosin Paper, For Temporary Floor Protection.....	0.33
01 56 16 00-0091	CSF 3 Mil, Temporary Self-adhesive Carpet Protection Film.....	26.31
01 56 16 00-0092	SF Burlap For Temporary Floor Protection.....	0.72

01 56 16 00-0093	Sticky Mats <small>(01 56 16)</small> Note: Includes removal after use.	
01 56 16 00-0094	EA 18" x 36", 30 Layer Sticky Mat.....	36.16
	<i>For 60 Layers Instead Of 30, Add</i>	23.76
01 56 16 00-0095	EA 18" x 46", 30 Layer Sticky Mat.....	41.43
	<i>For 60 Layers Instead Of 30, Add</i>	27.71
01 56 16 00-0096	EA 24" x 36", 30 Layer Sticky Mat.....	41.43
	<i>For 60 Layers Instead Of 30, Add</i>	27.71
01 56 16 00-0097	EA 25" x 45", 30 Layer Sticky Mat.....	54.63
	<i>For 60 Layers Instead Of 30, Add</i>	37.61
01 56 16 00-0098	EA 36" x 36", 30 Layer Sticky Mat.....	59.91
	<i>For 60 Layers Instead Of 30, Add</i>	41.57
01 56 16 00-0099	EA 36" x 46", 30 Layer Sticky Mat.....	65.19
	<i>For 60 Layers Instead Of 30, Add</i>	45.53
01 56 16 00-0100	EA 36" x 60", 30 Layer Sticky Mat.....	131.18
	<i>For 60 Layers Instead Of 30, Add</i>	95.03
01 56 16 00-0101	EA 36" x 72", 30 Layer Sticky Mat.....	156.52

01 56 26 Temporary Fencing (01 56)

01 56 26 00-0001	Temporary Fencing <small>(01 56 26)</small> Note: Per ASTM A392-06 Standards	
-------------------------	--	--



MINOR	CSI	UOM	DESCRIPTION	TOTAL DIRECT UNIT COST	DEMOLITION UNIT COST
01 56 26 00-0002			Temporary Chain Link Fence <small>(01 56 26 00-0001)</small>		
Note: Includes delivery, set-up (driving posts) and removal. Excludes auguring/drilling for posts. See CSI section 02 41 19 13-0082 for core drilling in asphalt or concrete, 32 31 13 13-0001 for augering and backfill of posts.					
01 56 26 00-0003			Temporary Chain Link Fence, Up To 6 Months <small>(01 56 26 00-0002)</small>		
01 56 26 00-0004	LF		Temporary 4' High Chain Link Fence And Posts, Up To 6 Months	6.57	
			For >100 To 250, Deduct	-0.15	
			For >250 To 500, Deduct	-0.30	
			For >500, Deduct	-0.45	
			For Each LF Shade Cloth, Add	1.60	
01 56 26 00-0005	LF		Temporary 6' High Chain Link Fence And Posts, Up To 6 Months	7.30	
			For >100 To 250, Deduct	-0.17	
			For >250 To 500, Deduct	-0.34	
			For >500, Deduct	-0.51	
			For Each LF Shade Cloth, Add	2.55	
01 56 26 00-0006	LF		Temporary 8' High Chain Link Fence And Posts, Up To 6 Months	10.00	
			For >100 To 250, Deduct	-0.29	
			For >250 To 500, Deduct	-0.57	
			For >500, Deduct	-0.86	
			For Each LF Shade Cloth, Add	3.60	
01 56 26 00-0007	LF		Temporary 10' High Chain Link Fence And Posts, Up To 6 Months	21.70	
			For >100 To 250, Deduct	-0.85	
			For >250 To 500, Deduct	-1.70	
			For >500, Deduct	-2.54	
			For Each LF Shade Cloth, Add	4.75	
01 56 26 00-0008			Temporary Chain Link Fence, >6 To 12 Months <small>(01 56 26 00-0002)</small>		
01 56 26 00-0009	LF		Temporary 4' High Chain Link Fence And Posts, >6 To 12 Months	6.88	
			For >100 To 250, Deduct	-0.17	
			For >250 To 500, Deduct	-0.33	
			For >500, Deduct	-0.50	
			For Each LF Shade Cloth, Add	1.60	
01 56 26 00-0010	LF		Temporary 6' High Chain Link Fence And Posts, >6 To 12 Months	7.64	
			For >100 To 250, Deduct	-0.19	
			For >250 To 500, Deduct	-0.37	
			For >500, Deduct	-0.56	
			For Each LF Shade Cloth, Add	2.55	
01 56 26 00-0011	LF		Temporary 8' High Chain Link Fence And Posts, >6 To 12 Months	10.56	
			For >100 To 250, Deduct	-0.31	
			For >250 To 500, Deduct	-0.63	
			For >500, Deduct	-0.94	
			For Each LF Shade Cloth, Add	3.60	
01 56 26 00-0012	LF		Temporary 10' High Chain Link Fence And Posts, >6 To 12 Months	23.39	
			For >100 To 250, Deduct	-0.93	
			For >250 To 500, Deduct	-1.86	
			For >500, Deduct	-2.80	
			For Each LF Shade Cloth, Add	4.75	
01 56 26 00-0013			Temporary Chain Link Fence, >12 To 18 Months <small>(01 56 26 00-0002)</small>		
01 56 26 00-0014	LF		Temporary 4' High Chain Link Fence And Posts, >12 To 18 Months	7.21	
			For >100 To 250, Deduct	-0.18	
			For >250 To 500, Deduct	-0.36	
			For >500, Deduct	-0.54	
			For Each LF Shade Cloth, Add	1.60	
01 56 26 00-0015	LF		Temporary 6' High Chain Link Fence And Posts, >12 To 18 Months	8.02	
			For >100 To 250, Deduct	-0.20	
			For >250 To 500, Deduct	-0.41	
			For >500, Deduct	-0.61	
			For Each LF Shade Cloth, Add	2.55	
01 56 26 00-0016	LF		Temporary 8' High Chain Link Fence And Posts, >12 To 18 Months	11.20	
			For >100 To 250, Deduct	-0.35	
			For >250 To 500, Deduct	-0.69	
			For >500, Deduct	-1.04	
			For Each LF Shade Cloth, Add	3.60	
01 56 26 00-0017	LF		Temporary 10' High Chain Link Fence And Posts, >12 To 18 Months	25.25	
			For >100 To 250, Deduct	-1.03	
			For >250 To 500, Deduct	-2.05	
			For >500, Deduct	-3.08	
			For Each LF Shade Cloth, Add	4.75	
01 56 26 00-0018			Temporary Chain Link Fence, >18 Months <small>(01 56 26 00-0002)</small>		
01 56 26 00-0019	LF		Temporary 4' High Chain Link Fence And Posts, >18 Months	7.57	
			For >100 To 250, Deduct	-0.20	
			For >250 To 500, Deduct	-0.40	
			For >500, Deduct	-0.60	
			For Each LF Shade Cloth, Add	1.60	
01 56 26 00-0020	LF		Temporary 6' High Chain Link Fence And Posts, >18 Months	8.40	
			For >100 To 250, Deduct	-0.22	
			For >250 To 500, Deduct	-0.45	
			For >500, Deduct	-0.67	
			For Each LF Shade Cloth, Add	2.55	

01	01	General Requirements
	01 50	Temporary Facilities and Controls
	01 56	Temporary Barriers and Enclosures



MINOR	CSI	UOM	DESCRIPTION	TOTAL DIRECT UNIT COST	DEMOLITION UNIT COST
01 56 26 00-0021	LF		Temporary 8' High Chain Link Fence And Posts, >18 Months.....	11.88	
			<i>For >100 To 250, Deduct</i>	-0.38	
			<i>For >250 To 500, Deduct</i>	-0.76	
			<i>For >500, Deduct</i>	-1.14	
			<i>For Each LF Shade Cloth, Add</i>	3.60	
01 56 26 00-0022	LF		Temporary 10' High Chain Link Fence And Posts, >18 Months.....	27.30	
			<i>For >100 To 250, Deduct</i>	-1.13	
			<i>For >250 To 500, Deduct</i>	-2.26	
			<i>For >500, Deduct</i>	-3.38	
			<i>For Each LF Shade Cloth, Add</i>	4.75	
01 56 26 00-0023			Temporary Chain Link Fence Gates <small>(01 56 26 00-0001)</small>		
			Note: Includes delivery, set-up (driving posts) and removal. Excludes auguring/drilling for posts. See CSI section 02 41 19 13-0082 for core drilling in asphalt or concrete, 32 31 13 13-0001 for augering and backfill of posts.		
01 56 26 00-0024			Temporary Chain Link Fence Gates, Up To 6 Months <small>(01 56 26 00-0023)</small>		
01 56 26 00-0025			4' High, Temporary Chain Link Fence Gates, Up To 6 Months <small>(01 56 26 00-0024)</small>		
01 56 26 00-0026	EA		4' Wide, 4' High, Temporary Chain Link Fence Gate, Up To 6 Months.....	257.68	
			<i>For Each LF Shade Cloth, Add</i>	14.23	
01 56 26 00-0027	EA		10' Wide, 4' High, Temporary Chain Link Fence Gate, Up To 6 Months.....	439.61	
			<i>For Each LF Shade Cloth, Add</i>	35.57	
01 56 26 00-0028	EA		12' Wide, 4' High, Temporary Chain Link Fence Gate, Up To 6 Months.....	491.80	
			<i>For Each LF Shade Cloth, Add</i>	42.68	
01 56 26 00-0029	EA		15' Wide, 4' High, Temporary Chain Link Fence Gate, Up To 6 Months.....	560.10	
			<i>For Each LF Shade Cloth, Add</i>	53.35	
01 56 26 00-0030	EA		20' Wide, 4' High, Temporary Chain Link Fence Gate, Up To 6 Months.....	670.29	
			<i>For Each LF Shade Cloth, Add</i>	71.14	
01 56 26 00-0031	EA		24' Wide, 4' High, Temporary Chain Link Fence Gate, Up To 6 Months.....	746.76	
			<i>For Each LF Shade Cloth, Add</i>	85.36	
01 56 26 00-0032			6' High, Temporary Chain Link Fence Gates, Up To 6 Months <small>(01 56 26 00-0024)</small>		
01 56 26 00-0033	EA		4' Wide, 6' High, Temporary Chain Link Fence Gate, Up To 6 Months.....	276.19	
			<i>For Each LF Shade Cloth, Add</i>	22.67	
01 56 26 00-0034	EA		10' Wide, 6' High, Temporary Chain Link Fence Gate, Up To 6 Months.....	475.46	
			<i>For Each LF Shade Cloth, Add</i>	56.69	
01 56 26 00-0035	EA		12' Wide, 6' High, Temporary Chain Link Fence Gate, Up To 6 Months.....	533.15	
			<i>For Each LF Shade Cloth, Add</i>	68.02	
01 56 26 00-0036	EA		15' Wide, 6' High, Temporary Chain Link Fence Gate, Up To 6 Months.....	618.61	
			<i>For Each LF Shade Cloth, Add</i>	85.03	
01 56 26 00-0037	EA		20' Wide, 6' High, Temporary Chain Link Fence Gate, Up To 6 Months.....	747.42	
			<i>For Each LF Shade Cloth, Add</i>	113.37	
01 56 26 00-0038	EA		24' Wide, 6' High, Temporary Chain Link Fence Gate, Up To 6 Months.....	849.51	
			<i>For Each LF Shade Cloth, Add</i>	136.05	
01 56 26 00-0039			8' High, Temporary Chain Link Fence Gates, Up To 6 Months <small>(01 56 26 00-0024)</small>		
01 56 26 00-0040	EA		4' Wide, 8' High, Temporary Chain Link Fence Gate, Up To 6 Months.....	308.63	
			<i>For Each LF Shade Cloth, Add</i>	32.01	
01 56 26 00-0041	EA		10' Wide, 8' High, Temporary Chain Link Fence Gate, Up To 6 Months.....	545.84	
			<i>For Shade Cloth, Add</i>	80.03	
01 56 26 00-0042	EA		12' Wide, 8' High, Temporary Chain Link Fence Gate, Up To 6 Months.....	609.92	
			<i>For Shade Cloth, Add</i>	96.03	
01 56 26 00-0043	EA		15' Wide, 8' High, Temporary Chain Link Fence Gate, Up To 6 Months.....	698.73	
			<i>For Shade Cloth, Add</i>	120.04	
01 56 26 00-0044	EA		20' Wide, 8' High, Temporary Chain Link Fence Gate, Up To 6 Months.....	853.94	
			<i>For Shade Cloth, Add</i>	160.06	
01 56 26 00-0045	EA		24' Wide, 8' High, Temporary Chain Link Fence Gate, Up To 6 Months.....	993.48	
			<i>For Shade Cloth, Add</i>	192.07	
01 56 26 00-0046			10' High, Temporary Chain Link Fence Gates, Up To 6 Months <small>(01 56 26 00-0024)</small>		
01 56 26 00-0047	EA		4' Wide, 10' High, Temporary Chain Link Fence Gate, Up To 6 Months.....	373.36	
			<i>For Each LF Shade Cloth, Add</i>	42.24	
01 56 26 00-0048	EA		10' Wide, 10' High, Temporary Chain Link Fence Gate, Up To 6 Months.....	653.44	
			<i>For Each LF Shade Cloth, Add</i>	105.59	
01 56 26 00-0049	EA		12' Wide, 10' High, Temporary Chain Link Fence Gate, Up To 6 Months.....	731.66	
			<i>For Each LF Shade Cloth, Add</i>	126.71	
01 56 26 00-0050	EA		15' Wide, 10' High, Temporary Chain Link Fence Gate, Up To 6 Months.....	836.93	
			<i>For Each LF Shade Cloth, Add</i>	158.39	
01 56 26 00-0051	EA		20' Wide, 10' High, Temporary Chain Link Fence Gate, Up To 6 Months.....	1,023.11	
			<i>For Each LF Shade Cloth, Add</i>	211.18	
01 56 26 00-0052	EA		24' Wide, 10' High, Temporary Chain Link Fence Gate, Up To 6 Months.....	1,184.77	
			<i>For Each LF Shade Cloth, Add</i>	253.42	
01 56 26 00-0053			Temporary Chain Link Fence Gates, >6 To 12 Months <small>(01 56 26 00-0023)</small>		
01 56 26 00-0054			4' High, Temporary Chain Link Fence Gates, >6 To 12 Months <small>(01 56 26 00-0053)</small>		
01 56 26 00-0055	EA		4' Wide, 4' High, Temporary Chain Link Fence Gate, >6 To 12 Months.....	267.21	
			<i>For Each LF Shade Cloth, Add</i>	14.23	



MINOR CSI UOM DESCRIPTION	TOTAL DIRECT UNIT COST	DEMOLITION UNIT COST
01 56 26 00-0056 EA 10' Wide, 4' High, Temporary Chain Link Fence Gate, >6 To 12 Months <i>For Each LF Shade Cloth, Add</i>	454.43 35.57	
01 56 26 00-0057 EA 12' Wide, 4' High, Temporary Chain Link Fence Gate, >6 To 12 Months <i>For Each LF Shade Cloth, Add</i>	508.74 42.68	
01 56 26 00-0058 EA 15' Wide, 4' High, Temporary Chain Link Fence Gate, >6 To 12 Months <i>For Each LF Shade Cloth, Add</i>	579.16 53.35	
01 56 26 00-0059 EA 20' Wide, 4' High, Temporary Chain Link Fence Gate, >6 To 12 Months <i>For Each LF Shade Cloth, Add</i>	693.58 71.14	
01 56 26 00-0060 EA 24' Wide, 4' High, Temporary Chain Link Fence Gate, >6 To 12 Months <i>For Each LF Shade Cloth, Add</i>	772.17 85.36	
01 56 26 00-0061 6' High, Temporary Chain Link Fence Gates, >6 To 12 Months (01 56 26 00-0053)		
01 56 26 00-0062 EA 4' Wide, 6' High, Temporary Chain Link Fence Gate, >6 To 12 Months <i>For Each LF Shade Cloth, Add</i>	286.15 22.67	
01 56 26 00-0063 EA 10' Wide, 6' High, Temporary Chain Link Fence Gate, >6 To 12 Months <i>For Each LF Shade Cloth, Add</i>	490.95 56.69	
01 56 26 00-0064 EA 12' Wide, 6' High, Temporary Chain Link Fence Gate, >6 To 12 Months <i>For Each LF Shade Cloth, Add</i>	550.86 68.02	
01 56 26 00-0065 EA 15' Wide, 6' High, Temporary Chain Link Fence Gate, >6 To 12 Months <i>For Each LF Shade Cloth, Add</i>	638.53 85.03	
01 56 26 00-0066 EA 20' Wide, 6' High, Temporary Chain Link Fence Gate, >6 To 12 Months <i>For Each LF Shade Cloth, Add</i>	771.77 113.37	
01 56 26 00-0067 EA 24' Wide, 6' High, Temporary Chain Link Fence Gate, >6 To 12 Months <i>For Each LF Shade Cloth, Add</i>	876.07 136.05	
01 56 26 00-0068 8' High, Temporary Chain Link Fence Gates, >6 To 12 Months (01 56 26 00-0053)		
01 56 26 00-0069 EA 4' Wide, 8' High, Temporary Chain Link Fence Gate, >6 To 12 Months <i>For Each LF Shade Cloth, Add</i>	319.59 32.01	
01 56 26 00-0070 EA 10' Wide, 8' High, Temporary Chain Link Fence Gate, >6 To 12 Months <i>For Shade Cloth, Add</i>	562.88 80.03	
01 56 26 00-0071 EA 12' Wide, 8' High, Temporary Chain Link Fence Gate, >6 To 12 Months <i>For Shade Cloth, Add</i>	629.40 96.03	
01 56 26 00-0072 EA 15' Wide, 8' High, Temporary Chain Link Fence Gate, >6 To 12 Months <i>For Shade Cloth, Add</i>	720.64 120.04	
01 56 26 00-0073 EA 20' Wide, 8' High, Temporary Chain Link Fence Gate, >6 To 12 Months <i>For Shade Cloth, Add</i>	880.72 160.06	
01 56 26 00-0074 EA 24' Wide, 8' High, Temporary Chain Link Fence Gate, >6 To 12 Months <i>For Shade Cloth, Add</i>	1,022.70 192.07	
01 56 26 00-0075 10' High, Temporary Chain Link Fence Gates, >6 To 12 Months (01 56 26 00-0053)		
01 56 26 00-0076 EA 4' Wide, 10' High, Temporary Chain Link Fence Gate, >6 To 12 Months <i>For Each LF Shade Cloth, Add</i>	387.05 42.24	
01 56 26 00-0077 EA 10' Wide, 10' High, Temporary Chain Link Fence Gate, >6 To 12 Months <i>For Each LF Shade Cloth, Add</i>	674.74 105.59	
01 56 26 00-0078 EA 12' Wide, 10' High, Temporary Chain Link Fence Gate, >6 To 12 Months <i>For Each LF Shade Cloth, Add</i>	756.01 126.71	
01 56 26 00-0079 EA 15' Wide, 10' High, Temporary Chain Link Fence Gate, >6 To 12 Months <i>For Each LF Shade Cloth, Add</i>	864.32 158.39	
01 56 26 00-0080 EA 20' Wide, 10' High, Temporary Chain Link Fence Gate, >6 To 12 Months <i>For Each LF Shade Cloth, Add</i>	1,056.58 211.18	
01 56 26 00-0081 EA 24' Wide, 10' High, Temporary Chain Link Fence Gate, >6 To 12 Months <i>For Each LF Shade Cloth, Add</i>	1,221.30 253.42	
01 56 26 00-0082 Temporary Chain Link Fence Gates, >12 To 18 Months (01 56 26 00-0023)		
01 56 26 00-0083 4' High, Temporary Chain Link Fence Gates, >12 To 18 Months (01 56 26 00-0082)		
01 56 26 00-0084 EA 4' Wide, 4' High, Temporary Chain Link Fence Gate, >12 To 18 Months <i>For Each LF Shade Cloth, Add</i>	277.21 14.23	
01 56 26 00-0085 EA 10' Wide, 4' High, Temporary Chain Link Fence Gate, >12 To 18 Months <i>For Each LF Shade Cloth, Add</i>	469.99 35.57	
01 56 26 00-0086 EA 12' Wide, 4' High, Temporary Chain Link Fence Gate, >12 To 18 Months <i>For Each LF Shade Cloth, Add</i>	526.52 42.68	
01 56 26 00-0087 EA 15' Wide, 4' High, Temporary Chain Link Fence Gate, >12 To 18 Months <i>For Each LF Shade Cloth, Add</i>	599.16 53.35	
01 56 26 00-0088 EA 20' Wide, 4' High, Temporary Chain Link Fence Gate, >12 To 18 Months <i>For Each LF Shade Cloth, Add</i>	718.03 71.14	
01 56 26 00-0089 EA 24' Wide, 4' High, Temporary Chain Link Fence Gate, >12 To 18 Months <i>For Each LF Shade Cloth, Add</i>	798.85 85.36	
01 56 26 00-0090 6' High, Temporary Chain Link Fence Gates, >12 To 18 Months (01 56 26 00-0082)		
01 56 26 00-0091 EA 4' Wide, 6' High, Temporary Chain Link Fence Gate, >12 To 18 Months <i>For Each LF Shade Cloth, Add</i>	296.61 22.67	
01 56 26 00-0092 EA 10' Wide, 6' High, Temporary Chain Link Fence Gate, >12 To 18 Months <i>For Each LF Shade Cloth, Add</i>	507.22 56.69	
01 56 26 00-0093 EA 12' Wide, 6' High, Temporary Chain Link Fence Gate, >12 To 18 Months <i>For Each LF Shade Cloth, Add</i>	569.45 68.02	
01 56 26 00-0094 EA 15' Wide, 6' High, Temporary Chain Link Fence Gate, >12 To 18 Months <i>For Each LF Shade Cloth, Add</i>	659.44 85.03	

01	01	General Requirements
	01 50	Temporary Facilities and Controls
	01 56	Temporary Barriers and Enclosures



MINOR	CSI	UOM	DESCRIPTION	TOTAL DIRECT UNIT COST	DEMOLITION UNIT COST
	01 56 26 00-0095	EA	20' Wide, 6' High, Temporary Chain Link Fence Gate, >12 To 18 Months	797.33	
			<i>For Each LF Shade Cloth, Add</i>	113.37	
	01 56 26 00-0096	EA	24' Wide, 6' High, Temporary Chain Link Fence Gate, >12 To 18 Months	903.95	
			<i>For Each LF Shade Cloth, Add</i>	136.05	
01 56 26 00-0097			8' High, Temporary Chain Link Fence Gates, >12 To 18 Months (01 56 26 00-0082)		
	01 56 26 00-0098	EA	4' Wide, 8' High, Temporary Chain Link Fence Gate, >12 To 18 Months	331.09	
			<i>For Each LF Shade Cloth, Add</i>	32.01	
	01 56 26 00-0099	EA	10' Wide, 8' High, Temporary Chain Link Fence Gate, >12 To 18 Months	580.78	
			<i>For Shade Cloth, Add</i>	80.03	
	01 56 26 00-0100	EA	12' Wide, 8' High, Temporary Chain Link Fence Gate, >12 To 18 Months	649.85	
			<i>For Shade Cloth, Add</i>	96.03	
	01 56 26 00-0101	EA	15' Wide, 8' High, Temporary Chain Link Fence Gate, >12 To 18 Months	743.65	
			<i>For Shade Cloth, Add</i>	120.04	
	01 56 26 00-0102	EA	20' Wide, 8' High, Temporary Chain Link Fence Gate, >12 To 18 Months	908.84	
			<i>For Shade Cloth, Add</i>	160.06	
	01 56 26 00-0103	EA	24' Wide, 8' High, Temporary Chain Link Fence Gate, >12 To 18 Months	1,053.38	
			<i>For Shade Cloth, Add</i>	192.07	
01 56 26 00-0104			10' High, Temporary Chain Link Fence Gates, >12 To 18 Months (01 56 26 00-0082)		
	01 56 26 00-0105	EA	4' Wide, 10' High, Temporary Chain Link Fence Gate, >12 To 18 Months	401.43	
			<i>For Each LF Shade Cloth, Add</i>	42.24	
	01 56 26 00-0106	EA	10' Wide, 10' High, Temporary Chain Link Fence Gate, >12 To 18 Months	697.11	
			<i>For Each LF Shade Cloth, Add</i>	105.59	
	01 56 26 00-0107	EA	12' Wide, 10' High, Temporary Chain Link Fence Gate, >12 To 18 Months	781.57	
			<i>For Each LF Shade Cloth, Add</i>	126.71	
	01 56 26 00-0108	EA	15' Wide, 10' High, Temporary Chain Link Fence Gate, >12 To 18 Months	893.08	
			<i>For Each LF Shade Cloth, Add</i>	158.39	
	01 56 26 00-0109	EA	20' Wide, 10' High, Temporary Chain Link Fence Gate, >12 To 18 Months	1,091.73	
			<i>For Each LF Shade Cloth, Add</i>	211.18	
	01 56 26 00-0110	EA	24' Wide, 10' High, Temporary Chain Link Fence Gate, >12 To 18 Months	1,259.64	
			<i>For Each LF Shade Cloth, Add</i>	253.42	
01 56 26 00-0111			Temporary Chain Link Fence Gates, >18 Months (01 56 26 00-0023)		
01 56 26 00-0112			4' High, Temporary Chain Link Fence Gates, >18 Months (01 56 26 00-0111)		
	01 56 26 00-0113	EA	4' Wide, 4' High, Temporary Chain Link Fence Gate, >18 Months	287.21	
			<i>For Each LF Shade Cloth, Add</i>	14.23	
	01 56 26 00-0114	EA	10' Wide, 4' High, Temporary Chain Link Fence Gate, >18 Months	485.55	
			<i>For Each LF Shade Cloth, Add</i>	35.57	
	01 56 26 00-0115	EA	12' Wide, 4' High, Temporary Chain Link Fence Gate, >18 Months	544.31	
			<i>For Each LF Shade Cloth, Add</i>	42.68	
	01 56 26 00-0116	EA	15' Wide, 4' High, Temporary Chain Link Fence Gate, >18 Months	619.17	
			<i>For Each LF Shade Cloth, Add</i>	53.35	
	01 56 26 00-0117	EA	20' Wide, 4' High, Temporary Chain Link Fence Gate, >18 Months	742.48	
			<i>For Each LF Shade Cloth, Add</i>	71.14	
	01 56 26 00-0118	EA	24' Wide, 4' High, Temporary Chain Link Fence Gate, >18 Months	825.52	
			<i>For Each LF Shade Cloth, Add</i>	85.36	
01 56 26 00-0119			6' High, Temporary Chain Link Fence Gates, >18 Months (01 56 26 00-0111)		
	01 56 26 00-0120	EA	4' Wide, 6' High, Temporary Chain Link Fence Gate, >18 Months	307.07	
			<i>For Each LF Shade Cloth, Add</i>	22.67	
	01 56 26 00-0121	EA	10' Wide, 6' High, Temporary Chain Link Fence Gate, >18 Months	523.49	
			<i>For Each LF Shade Cloth, Add</i>	56.69	
	01 56 26 00-0122	EA	12' Wide, 6' High, Temporary Chain Link Fence Gate, >18 Months	588.04	
			<i>For Each LF Shade Cloth, Add</i>	68.02	
	01 56 26 00-0123	EA	15' Wide, 6' High, Temporary Chain Link Fence Gate, >18 Months	680.36	
			<i>For Each LF Shade Cloth, Add</i>	85.03	
	01 56 26 00-0124	EA	20' Wide, 6' High, Temporary Chain Link Fence Gate, >18 Months	822.90	
			<i>For Each LF Shade Cloth, Add</i>	113.37	
	01 56 26 00-0125	EA	24' Wide, 6' High, Temporary Chain Link Fence Gate, >18 Months	931.84	
			<i>For Each LF Shade Cloth, Add</i>	136.05	
01 56 26 00-0126			8' High, Temporary Chain Link Fence Gates, >18 Months (01 56 26 00-0111)		
	01 56 26 00-0127	EA	4' Wide, 8' High, Temporary Chain Link Fence Gate, >18 Months	342.60	
			<i>For Each LF Shade Cloth, Add</i>	32.01	
	01 56 26 00-0128	EA	10' Wide, 8' High, Temporary Chain Link Fence Gate, >18 Months	598.67	
			<i>For Shade Cloth, Add</i>	80.03	
	01 56 26 00-0129	EA	12' Wide, 8' High, Temporary Chain Link Fence Gate, >18 Months	670.31	
			<i>For Shade Cloth, Add</i>	96.03	
	01 56 26 00-0130	EA	15' Wide, 8' High, Temporary Chain Link Fence Gate, >18 Months	766.66	
			<i>For Shade Cloth, Add</i>	120.04	
	01 56 26 00-0131	EA	20' Wide, 8' High, Temporary Chain Link Fence Gate, >18 Months	936.96	
			<i>For Shade Cloth, Add</i>	160.06	
	01 56 26 00-0132	EA	24' Wide, 8' High, Temporary Chain Link Fence Gate, >18 Months	1,084.05	
			<i>For Shade Cloth, Add</i>	192.07	



General Requirements			01
Temporary Facilities and Controls			01 50
Temporary Barriers and Enclosures			01 56

MINOR CSI UOM DESCRIPTION	TOTAL DIRECT UNIT COST	DEMOLITION UNIT COST
------------------------------	---------------------------	-------------------------

<p>01 56 26 00-0133 10' High, Temporary Chain Link Fence Gates, >18 Months <small>(01 56 26 00-0111)</small></p> <p>01 56 26 00-0134 EA 4' Wide, 10' High, Temporary Chain Link Fence Gate, >18 Months 415.81 For Each LF Shade Cloth, Add 42.24</p> <p>01 56 26 00-0135 EA 10' Wide, 10' High, Temporary Chain Link Fence Gate, >18 Months 719.48 For Each LF Shade Cloth, Add 105.99</p> <p>01 56 26 00-0136 EA 12' Wide, 10' High, Temporary Chain Link Fence Gate, >18 Months 807.14 For Each LF Shade Cloth, Add 126.71</p> <p>01 56 26 00-0137 EA 15' Wide, 10' High, Temporary Chain Link Fence Gate, >18 Months 921.84 For Each LF Shade Cloth, Add 158.39</p> <p>01 56 26 00-0138 EA 20' Wide, 10' High, Temporary Chain Link Fence Gate, >18 Months 1,126.89 For Each LF Shade Cloth, Add 211.18</p> <p>01 56 26 00-0139 EA 24' Wide, 10' High, Temporary Chain Link Fence Gate, >18 Months 1,297.99 For Each LF Shade Cloth, Add 253.42</p>	<p>01 56 26 00-0140 Temporary Chain Link Fence Panels (Portable) <small>(01 56 26 00-0001)</small> Note: Includes delivery, set-up and removal. Excludes sandbags.</p> <p>01 56 26 00-0141 Temporary Chain Link Fence Panels (Portable), Up To 6 Months <small>(01 56 26 00-0140)</small></p> <p>01 56 26 00-0142 LF Temporary 4' High Chain Link Fence Panels (Portable), Up To 6 Months 7.16 For >100 To 250, Deduct -0.18 For >250 To 500, Deduct -0.36 For >500, Deduct -0.54 For Each LF Shade Cloth, Add 1.60</p> <p>01 56 26 00-0143 LF Temporary 6' High Chain Link Fence Panels (Portable), Up To 6 Months 7.94 For >100 To 250, Deduct -0.20 For >250 To 500, Deduct -0.40 For >500, Deduct -0.60 For Each LF Shade Cloth, Add 2.55</p> <p>01 56 26 00-0144 LF Temporary 8' High Chain Link Fence Panels (Portable), Up To 6 Months 10.77 For >100 To 250, Deduct -0.32 For >250 To 500, Deduct -0.65 For >500, Deduct -0.97 For Each LF Shade Cloth, Add 3.60</p>
<p>01 56 26 00-0145 Temporary Chain Link Fence Panels (Portable), >6 To 12 Months <small>(01 56 26 00-0140)</small></p> <p>01 56 26 00-0146 LF Temporary 4' High Chain Link Fence Panels (Portable), >6 To 12 Months 7.47 For >100 To 250, Deduct -0.19 For >250 To 500, Deduct -0.39 For >500, Deduct -0.58 For Each LF Shade Cloth, Add 1.60</p> <p>01 56 26 00-0147 LF Temporary 6' High Chain Link Fence Panels (Portable), >6 To 12 Months 8.28 For >100 To 250, Deduct -0.22 For >250 To 500, Deduct -0.44 For >500, Deduct -0.65 For Each LF Shade Cloth, Add 2.55</p> <p>01 56 26 00-0148 LF Temporary 8' High Chain Link Fence Panels (Portable), >6 To 12 Months 11.33 For >100 To 250, Deduct -0.35 For >250 To 500, Deduct -0.70 For >500, Deduct -1.05 For Each LF Shade Cloth, Add 3.60</p>	<p>01 56 26 00-0149 Temporary Chain Link Fence Panels (Portable), >12 To 18 Months <small>(01 56 26 00-0140)</small></p> <p>01 56 26 00-0150 LF Temporary 4' High Chain Link Fence Panels (Portable), >12 To 18 Months 7.77 For >100 To 250, Deduct -0.21 For >250 To 500, Deduct -0.42 For >500, Deduct -0.63 For Each LF Shade Cloth, Add 1.60</p> <p>01 56 26 00-0151 LF Temporary 6' High Chain Link Fence Panels (Portable), >12 To 18 Months 8.66 For >100 To 250, Deduct -0.24 For >250 To 500, Deduct -0.47 For >500, Deduct -0.71 For Each LF Shade Cloth, Add 2.55</p> <p>01 56 26 00-0152 LF Temporary 8' High Chain Link Fence Panels (Portable), >12 To 18 Months 11.97 For >100 To 250, Deduct -0.38 For >250 To 500, Deduct -0.77 For >500, Deduct -1.15 For Each LF Shade Cloth, Add 3.60</p>
<p>01 56 26 00-0153 Temporary Chain Link Fence Panels (Portable), >18 Months <small>(01 56 26 00-0140)</small></p> <p>01 56 26 00-0154 LF Temporary 4' High Chain Link Fence Panels (Portable), >18 Months 8.16 For >100 To 250, Deduct -0.23 For >250 To 500, Deduct -0.46 For >500, Deduct -0.69 For Each LF Shade Cloth, Add 1.60</p> <p>01 56 26 00-0155 LF Temporary 6' High Chain Link Fence Panels (Portable), >18 Months 9.04 For >100 To 250, Deduct -0.26 For >250 To 500, Deduct -0.51 For >500, Deduct -0.77 For Each LF Shade Cloth, Add 2.55</p>	

01	01	General Requirements
	01 50	Temporary Facilities and Controls
	01 56	Temporary Barriers and Enclosures



MINOR	CSI	UOM	DESCRIPTION	TOTAL DIRECT UNIT COST	DEMOLITION UNIT COST
	01 56 26 00-0156	LF	Temporary 8' High Chain Link Fence Panels (Portable), >18 Months <i>For >100 To 250, Deduct</i> <i>For >250 To 500, Deduct</i> <i>For >500, Deduct</i> <i>For Each LF Shade Cloth, Add</i>	12.63 -0.42 -0.83 -1.25 3.60	
01 56 26 00-0157	Temporary Chain Link Fence Panels (Portable) Sandbags (01 56 26 00-0140)				
	01 56 26 00-0158	BAG	Temporary Chain Link Fence Panels (Portable) Sandbag Note: Includes placement and removal.	6.77	
01 56 26 00-0159	Relocate Chain Link Fence, Gates And Panels (01 56 26 00-0001) Note: Excludes auguring/drilling for posts.				
01 56 26 00-0160	Relocate Temporary Chain Link Fence On Site (01 56 26 00-0159)				
	01 56 26 00-0161	LF	Relocate Temporary 4' High Chain Link Fence And Posts	3.24	
	01 56 26 00-0162	LF	Relocate Temporary 6' High Chain Link Fence And Posts	4.86	
	01 56 26 00-0163	LF	Relocate Temporary 8' High Chain Link Fence And Posts	7.02	
	01 56 26 00-0164	LF	Relocate Temporary 10' High Chain Link Fence And Posts	8.64	
01 56 26 00-0165	Relocate Temporary Chain Link Fence Panels On Site (01 56 26 00-0156)				
	01 56 26 00-0166	LF	Relocate Temporary 4' High Chain Link Fence Panel, Self Standing	0.89	
	01 56 26 00-0167	LF	Relocate Temporary 6' High Chain Link Fence Panel, Self Standing	1.07	
	01 56 26 00-0168	LF	Relocate Temporary 8' High Chain Link Fence Panel, Self Standing	1.20	
01 56 26 00-0169	Relocate Temporary Chain Link Gates On Site (01 56 26 00-0159)				
	01 56 26 00-0170	EA	Relocate Temporary 4' High Chain Link Vehicle Gate And Posts	116.34	
	01 56 26 00-0171	EA	Relocate Temporary 6' High Chain Link Vehicle Gate And Posts	134.24	
	01 56 26 00-0172	EA	Relocate Temporary 8' High Chain Link Vehicle Gate And Posts	165.57	
	01 56 26 00-0173	EA	Relocate Temporary 10' High Chain Link Vehicle Gate And Posts	179.00	
01 56 26 00-0174	Temporary Rail And Timber Structure (01 56 26)				
	01 56 26 00-0175	LF	4' High Temporary Rail And Timber Structure Note: Includes steel posts, rails and plates, excavation, concrete, forming, finish, backfill and creosoted planking with 2" gaps	219.02	
	01 56 26 00-0176	LF	6' High Temporary Rail And Timber Structure Note: Includes steel posts, rails and plates, excavation, concrete, forming, finish, backfill and creosoted planking with 2" gaps	312.39	
	01 56 26 00-0177	LF	8' High Temporary Rail And Timber Structure Note: Includes steel posts, rails and plates, excavation, concrete, forming, finish, backfill and creosoted planking with 2" gaps	405.76	
	01 56 26 00-0178	LF	10' High Temporary Rail And Timber Structure Note: Includes steel posts, rails and plates, excavation, concrete, forming, finish, backfill and creosoted planking with 2" gaps	518.96	
	01 56 26 00-0179	LF	12' High Temporary Rail And Timber Structure Note: Includes steel posts, rails and plates, excavation, concrete, forming, finish, backfill and creosoted planking with 2" gaps	603.37	
	01 56 26 00-0180	LF	15' High Temporary Rail And Timber Structure Note: Includes steel posts, rails and plates, excavation, concrete, forming, finish, backfill and creosoted planking with 2" gaps	692.27	
01 56 26 00-0181	Temporary Safety Fence (01 56 26) Note: Includes removal after use.				
	01 56 26 00-0182	LF	48" High With Posts At 8' On Center, Plastic Mesh Temporary Safety Fence	3.39	
01 56 29	Temporary Protective Walkways (01 56)				
01 56 29 00-0001	Temporary Sidewalk Bridge Protection (01 56 29)				
01 56 29 00-0002	Installation of Sidewalk Bridge (01 56 29 00-0001)				
	01 56 29 00-0003	LF	Installation of Heavy Duty Steel Post And Beam Sidewalk Bridge Assembly Note: Includes spanning openings, planking and parapet, lighting, up to 8' wide, up to 8' high, 2 post system. <i>For 3 Post System, Add</i> <i>For Each Additional Foot Over 8' Wide, Add</i> <i>For Each Additional Foot Over 8' High, Add</i>	155.57 6.00 3.00 2.00	
	01 56 29 00-0004	LF	Installation of Netting for Sidewalk Bridge	3.96	
01 56 29 00-0005	Monthly Rental of Sidewalk Bridge (01 56 29 00-0001)				
	01 56 29 00-0006	LF	Monthly Rental Of Up To 8' Wide And 8' High, 2 Post System, Heavy Duty Steel Post And Beam Sidewalk Bridge Assembly Note: Includes spanning openings, planking and parapet, lighting and maintenance. <i>For 3 Post System, Add</i>	14.39 2.16	
	01 56 29 00-0007	LF	Monthly Rental Of Up To 8' Wide, 8' - 12' High, 2 Post System, Heavy Duty Steel Post And Beam Sidewalk Bridge Assembly Note: Includes spanning openings, planking and parapet, lighting and maintenance. <i>For 3 Post System, Add</i>	16.20 2.43	



MINOR CSI UOM DESCRIPTION	TOTAL DIRECT UNIT COST	DEMOLITION UNIT COST
01 56 29 00-0008 LF Monthly Rental Of Up To 8' Wide, Over 12' High, 2 Post System, Heavy Duty Steel Post And Beam Sidewalk Bridge Assembly.....	18.00	
Note: Includes spanning openings, planking and parapet, lighting and maintenance.		
For 3 Post System, Add		
01 56 29 00-0009 LF Monthly Rental Of 8' - 12' Wide And 8' High, 2 Post System, Heavy Duty Steel Post And Beam Sidewalk Bridge Assembly.....	18.00	
Note: Includes spanning openings, planking and parapet, lighting and maintenance.		
For 3 Post System, Add		
01 56 29 00-0010 LF Monthly Rental Of 8' - 12' Wide, 8' - 12' High, 2 Post System, Heavy Duty Steel Post And Beam Sidewalk Bridge Assembly.....	19.78	
Note: Includes spanning openings, planking and parapet, lighting and maintenance.		
For 3 Post System, Add		
01 56 29 00-0011 LF Monthly Rental Of 8' - 12' Wide, Over 12' High, 2 Post System, Heavy Duty Steel Post And Beam Sidewalk Bridge Assembly.....	23.41	
Note: Includes spanning openings, planking and parapet, lighting and maintenance.		
For 3 Post System, Add		
01 56 29 00-0012 LF Monthly Rental Of Over 12' Wide And 8' High, 2 Post System, Heavy Duty Steel Post And Beam Sidewalk Bridge Assembly.....	21.61	
Note: Includes spanning openings, planking and parapet, lighting and maintenance.		
For 3 Post System, Add		
01 56 29 00-0013 LF Monthly Rental Of Over 12' Wide, 8' - 12' High, 2 Post System, Heavy Duty Steel Post And Beam Sidewalk Bridge Assembly.....	25.21	
Note: Includes spanning openings, planking and parapet, lighting and maintenance.		
For 3 Post System, Add		
01 56 29 00-0014 LF Monthly Rental Of Over 12' Wide, Over 12' High, 2 Post System, Heavy Duty Steel Post And Beam Sidewalk Bridge Assembly.....	26.97	
Note: Includes spanning openings, planking and parapet, lighting and maintenance.		
For 3 Post System, Add		
01 56 29 00-0015 LF Monthly Rental of Netting for Sidewalk Bridge.....	2.70	
01 56 29 00-0016 Removal of Sidewalk Bridge (01 56 29 00-0001)		
01 56 29 00-0017 LF Removal Of Heavy Duty Steel Post And Beam Sidewalk Bridge Assembly.....	32.38	
Note: Includes spanning openings, planking and parapet, lighting, up to 8' wide, up to 8' high, 2 post system.		
For 3 Post System, Add		
For Each Additional Foot Over 8' Wide, Add		
For Each Additional Foot Over 8' High, Add		
01 56 29 00-0018 LF Removal Of Netting For Sidewalk Bridge.....	1.98	
01 56 29 00-0019 Temporary Safety Nets (01 56 29)		
Note: Includes removal after use.		
01 56 29 00-0020 SF Small Mesh Debris Netting.....	2.17	
Note: Includes 3" molded plastic base plates, plastic cable ties, and 1/4", 7x9 aircraft cable tied off to structure, not including anchors.		
01 56 33 Temporary Security Barriers (01 56)		
01 56 33 00-0001 Board-up Opening With Plywood (01 56 33)		
Note: For use where directed by owner for boarding up door and window openings.		
01 56 33 00-0002 OPNG Removal Of Protective Barrier To Allow Work In Building, Reseal At End Of Day, Per Opening Per Day.....	13.43	
01 56 33 00-0003 SF 5/8" Thick Plywood, 2" x 4" Wood Stud Framing And Fasteners, For Board-Up Opening.....	7.43	
01 56 33 00-0004 SF 3/4" Thick Plywood, 2" x 4" Wood Stud Framing And Fasteners, For Board-Up Opening.....	8.62	
01 56 33 00-0005 Temporary Pedestrian Barricade (01 56 33)		
Note: Portable, interlocking galvanized steel fence with pivoting legs.		
01 56 33 00-0006 DAY 3-1/2' x 7-1/2' Galvanized Steel Pedestrian Barricade, Rental.....	13.44	
01 56 33 00-0007 WK 3-1/2' x 7-1/2' Galvanized Steel Pedestrian Barricade, Rental.....	32.63	
01 56 33 00-0008 MO 3-1/2' x 7-1/2' Galvanized Steel Pedestrian Barricade, Rental.....	97.90	
01 56 39 Temporary Tree and Plant Protection (01 56)		
01 56 39 00-0001 Temporary Tree Guards (01 56 39)		
Note: Includes digging holes and removal after use.		
01 56 39 00-0002 EA Up To 4' x 4' Temporary Tree Guard, 2" x 4" Wood Stud Framing Construction, 4 Uprights Set In Earth 2' Deep, With Double Rail.....	194.68	
01 56 39 00-0003 EA 4' x 4' Temporary Tree Guard, 2" x 4" Wood Stud Framing Construction, 4 Uprights Set In Earth 2' Deep, With Double Rail.....	230.77	
01 56 39 00-0004 EA 6' x 6' Temporary Tree Guard, 2" x 4" Wood Stud Framing Construction, 4 Uprights Set In Earth 2' Deep, With Double Rail.....	250.79	
01 57 Temporary Controls (01 50)		
01 57 13 Temporary Erosion and Sediment Control (01 57)		
See CSI section 31 25 00 00-0000 for temporary erosion and sediment control.		
01 57 23 Temporary Storm Water Pollution Control (01 57)		
See CSI section 31 25 00 00-0000 for temporary storm water pollution control.		
01 57 23 00-0001 Temporary Drain Guard (01 57 23)		
Note: Includes removal after use.		

01	01	General Requirements
	01 50	Temporary Facilities and Controls
	01 57	Temporary Controls



MINOR CSI UOM DESCRIPTION	TOTAL DIRECT UNIT COST	DEMOLITION UNIT COST
01 57 23 00-0002 EA 36" x 48" x 18" Non-Woven Polypropylene Trash and Debris Drain Guard (Ultra-Drain Guard® 9227).....	105.68	
01 57 23 00-0003 EA 36" x 48" x 18" Non-Woven Polypropylene Oil and Sediment Drain Guard (Ultra-Drain Guard® 9217)..... Note: Up to 0.87 gallons oil, up to 40 lbs sediment.	103.70	
01 57 23 00-0004 EA 36" x 48" x 18" Non-Woven Polypropylene Oil and Sediment Drain Guard (Ultra-Drain Guard® 9219)..... Note: Up to 1.38 gallons oil, up to 40 lbs sediment.	131.52	
01 57 23 00-0005 EA 60" x 60" x 18" Non-Woven Polypropylene Oil and Sediment Drain Guard (Ultra-Drain Guard® 9356)..... Note: Up to 1.55 gallons oil, up to 40 lbs sediment.	129.52	
01 57 23 00-0006 EA 60" x 60" x 18" Non-Woven Polypropylene Oil and Sediment Drain Guard (Ultra-Drain Guard® 9358)..... Note: Up to 2.06 gallons oil, up to 40 lbs sediment.	159.34	
01 57 26 Site Watering for Dust Control (01 57)		
01 57 26 00-0001 Site Watering for Dust Control (01 57 26)		
01 57 26 00-0002 MSF Apply Synthetic, Liquid Dust Suppression Fluid With GTL Technology (Soil Works Durasoil)..... Note: GTL (Gas-to-Liquid)	109.91	
01 57 26 00-0003 MSF Apply 2% Solution Of Biodegradable, Liquid Copolymer Dust Suppression Fluid To Ground (Soil Works Gorilla-Snot).....	41.00	
01 57 26 00-0004 MSF Apply 4% Solution Of Biodegradable, Liquid Copolymer Dust Suppression Fluid To Ground (Soil Works Gorilla-Snot).....	61.74	
01 57 26 00-0005 MSF Apply 8% Solution Of Biodegradable, Liquid Copolymer Dust Suppression Fluid To Ground (Soil Works Gorilla-Snot).....	103.22	
01 57 26 00-0006 MSF Apply 12% Solution Of Biodegradable, Liquid Copolymer Dust Suppression Fluid To Ground (Soil Works Gorilla-Snot).....	144.69	
01 58 Project Identification (01 50)		
Note: Includes removal after use.		
01 58 13 Temporary Project Signage (01 58)		
01 58 13 00-0001 Project Sign (01 58 13)		
01 58 13 00-0002 MDO Plywood Signs (01 58 13 00-0001) Note: Excludes posts.		
01 58 13 00-0003 Reflectorized, MDO Plywood Signs (01 58 13 00-0002)		
01 58 13 00-0004 Engineer Grade, Reflectorized, MDO Plywood Signs (01 58 13 00-0003)		
01 58 13 00-0005 EA Up To 8 SF, One Or Two Color Design, Engineer Grade, Reflectorized, MDO Plywood Sign	168.22	24.62
<i>For High-Intensity Grade, Add</i>		
<i>For Diamond Grade, Add</i>		
01 58 13 00-0006 EA >8 To 16 SF, One Or Two Color Design, Engineer Grade, Reflectorized, MDO Plywood Sign.....	289.46	25.73
<i>For High-Intensity Grade, Add</i>		
<i>For Diamond Grade, Add</i>		
01 58 13 00-0007 EA >16 To 24 SF, One Or Two Color Design, Engineer Grade, Reflectorized, MDO Plywood Sign	410.69	26.85
<i>For High-Intensity Grade, Add</i>		
<i>For Diamond Grade, Add</i>		
01 58 13 00-0008 EA >24 To 32 SF, One Or Two Color Design, Engineer Grade, Reflectorized, MDO Plywood Sign	531.92	27.97
<i>For High-Intensity Grade, Add</i>		
<i>For Diamond Grade, Add</i>		
01 58 13 00-0009 SF >32 SF, One Or Two Color Design, Engineer Grade, Reflectorized, MDO Plywood Sign	16.66	0.89
<i>For High-Intensity Grade, Add</i>		
<i>For Diamond Grade, Add</i>		
01 58 13 00-0010 Non-Reflectorized, MDO Plywood Signs (01 58 13 00-0002)		
01 58 13 00-0011 One Or Two Color Design, Non-Reflectorized, MDO Plywood Signs (01 58 13 00-0010)		
01 58 13 00-0012 EA Up To 8 SF, One Or Two Color Design, Non Reflectorized, MDO Plywood Sign	210.67	24.62
01 58 13 00-0013 EA >8 To 16 SF, One Or Two Color Design, Non Reflectorized, MDO Plywood Sign.....	251.45	25.73
01 58 13 00-0014 EA >16 To 24 SF, One Or Two Color Design, Non Reflectorized, MDO Plywood Sign.....	315.14	26.85
01 58 13 00-0015 EA >24 To 32 SF, One Or Two Color Design, Non Reflectorized, MDO Plywood Sign.....	375.28	27.97
01 58 13 00-0016 SF >32 SF, One Or Two Color Design, Non Reflectorized, MDO Plywood Sign.....	11.77	0.89
01 58 13 00-0017 Full Color Design, Non-Reflectorized, MDO Plywood Signs (01 58 13 00-0010)		
01 58 13 00-0018 EA Up To 8 SF, Full Color Design, Non Reflectorized, MDO Plywood Sign	215.22	24.62
01 58 13 00-0019 EA >8 To 16 SF, Full Color Design, Non Reflectorized, MDO Plywood Sign	275.95	25.73
01 58 13 00-0020 EA >16 To 24 SF, Full Color Design, Non Reflectorized, MDO Plywood Sign	340.04	26.85
01 58 13 00-0021 EA >24 To 32 SF, Full Color Design, Non Reflectorized, MDO Plywood Sign	396.62	27.97
01 58 13 00-0022 SF >32 SF, Full Color Design, Non Reflectorized, MDO Plywood Sign	12.44	0.89
01 58 13 00-0023 Fabricate And Install New Posts (01 58 13 00-0001) Note: Includes excavation, backfill and compaction. Excludes core drilling.		
01 58 13 00-0024 LF Galvanized Metal Channel Sign Posts.....	15.72	
01 58 13 00-0025 LF 4" x 4" Pressure Treated Wood Sign Posts	11.50	
01 58 13 00-0026 LF 4" x 6" Pressure Treated Wood Sign Posts	14.28	
01 58 13 00-0027 Owner Supplied Signs (01 58 13 00-0001)		
01 58 13 00-0028 EA Installation And Removal Of Owner Supplied Project Sign.....	89.51	



MINOR CSI UOM DESCRIPTION	TOTAL DIRECT UNIT COST	DEMOLITION UNIT COST
------------------------------	---------------------------	-------------------------

01 60 Product Requirements ⁽⁰¹⁾

01 65 Product Delivery Requirements ^(01 60)

01 65 00 00-0001	Helicopter Lift ^(01 65)	
	Note: Includes Helicopter, Crew, Permits, Fuel And Clearances	
01 65 00 00-0002	DAY Helicopter Lift <3,500Lbs	34,309.66
	Note: Maximum of (3) Operations, Helicopter Crew, Helicopter, Rigging. Includes Day Permit for FAA Permit, Street Closure fees and Right of way, Signage, Safety Rigging Landing Plan. Clearing, Cleaning and Delineation of Landing Zone, Drop Zone, and Alternate landing Area. Delineation and closure of Ingress Egress routes.	
	For Weekend Day Usage, Add	3,500.00

01 66 Product Storage and Handling Requirements ^(01 60)

01 66 19 Product Handling Requirements ^(01 66)

Note: Not for use in conjunction with other tasks when the distance is less than 2 stories or less than 125'.

01 66 19 00-0001	Transfer Delivered Materials Between Floors ^(01 66 19)	
	Note: For moving delivered, owner supplied or existing materials in a building.	
01 66 19 00-0002	CY Transfer Delivered Material Between Floors Via Stairs, Per Floor	17.21
	Note: Quantity equals volume of materials multiplied by number of floors traveled.	
01 66 19 00-0003	CY Transfer Delivered Material Between Floors Via Elevator, Per Trip	11.19
	Note: Quantity is not multiplied by number of floors traveled. Includes transfer of materials between elevators, if more than one bank of elevators is required.	
01 66 19 00-0004	Transfer Delivered Materials Distances Greater Than 125' ^(01 66 19)	
	Note: For moving delivered, owner supplied or existing materials in a building.	
01 66 19 00-0005	CY Transfer Delivered Materials Distances Greater Than 125', Per CY Of Material Per 125'	6.99
01 66 19 00-0006	Transfer Demolition Debris Between Floors ^(01 66 19)	
	Note: Only for use with demolition tasks.	
01 66 19 00-0007	CY Transfer Demolition Debris Between Floors Via Stairs, Per Floor	17.21
	Note: Quantity equals material volume times bulk factor times number of floors traveled.	
01 66 19 00-0008	CY Transfer Demolition Debris Between Floors Via Elevator, Per Trip	11.19
	Note: Quantity is not multiplied by number of floors traveled. Includes transfer of materials between elevators, if more than one bank of elevators is required.	
01 66 19 00-0009	Transfer Demolition Debris Distances Greater Than 125' ^(01 66 19)	
	Note: Only for use with demolition tasks.	
01 66 19 00-0010	CY Transfer Demolition Debris Distances Greater Than 125', Per CY Of Material Per 125'	6.99
01 66 19 00-0011	Moving Furniture And Furnishings ^(01 66 19)	
	Note: To be used when contractor is required to move furniture and furnishings occupying 55% or more of the total floor space.	
01 66 19 00-0012	SF Removal, Transportation, Return And Reinstallation Of Office Furniture And Furnishings	1.11
	Note: Includes desks, tables, file cabinets, chairs, storage boxes, bookshelves, office equipment, computers, and other furniture and furnishings. Quantity equals total floor space.	
01 66 23	Off-Site Storage Facilities ^(01 66)	
01 66 23 00-0001	Climate And Humidity Controlled Off-site Storage Facility ^(01 66 23)	
01 66 23 00-0002	MO 5' x 10', Climate And Humidity Controlled Storage Facility	286.42
01 66 23 00-0003	MO 10' x 10', Climate And Humidity Controlled Storage Facility	320.88
01 66 23 00-0004	MO 10' x 20', Climate And Humidity Controlled Storage Facility	590.07
01 66 23 00-0005	MO 15' x 15', Climate And Humidity Controlled Storage Facility	725.75
01 66 23 00-0006	MO 10' x 30', Climate And Humidity Controlled Storage Facility	930.34

01 70 Execution and Closeout Requirements ⁽⁰¹⁾

01 71 Examination and Preparation ^(01 70)

01 71 13 Mobilization ^(01 71)

01 71 13 00-0001	Equipment Delivery, Pickup, Mobilization And Demobilization ^(01 71 13)	
	Note: Excludes flagman for traffic control where necessary.	
01 71 13 00-0002	EA Equipment Delivery, Pickup, Mobilization And Demobilization Using A Rollback Flatbed Truck	451.75
	Note: Includes loading, tie-down of equipment, delivery of equipment, off loading on site, rigging, dismantling, loading for return and transporting away. For equipment such as trenchers, skid-steer loaders (bobcats), industrial warehouse forklifts, sweepers, scissor platform lifts, telescoping and articulating boom man lifts with up to 40' boom lengths, etc.	
01 71 13 00-0003	MI >25 Miles, Equipment Delivery And Pickup Using A Rollback Flatbed Truck	4.82
	Note: Excludes first 25 miles.	

01	01	General Requirements
	01 70	Execution and Closeout Requirements
	01 71	Examination and Preparation



MINOR	CSI	UOM	DESCRIPTION	TOTAL DIRECT UNIT COST	DEMOLITION UNIT COST
01 71	13 00-0004	EA	Equipment Delivery, Pickup, Mobilization And Demobilization Using A Tractor Trailer With Up To 53' Bed..... Note: Includes loading, tie-down of equipment, delivery of equipment, off loading on site, rigging, dismantling, loading for return and transporting away. For equipment such as bulldozers, motor scrapers, hydraulic excavators, gradalls, road graders, loader-backhoes, heavy duty construction loaders, tractors, pavers, rollers, bridge finishers, straight mast construction forklifts, telescoping boom rough terrain construction forklifts, telescoping and articulating boom man lifts with >40' boom lengths, etc.	1,470.41	
01 71	13 00-0005	MI	>25 Miles, Equipment Delivery And Pickup Using A Tractor Trailer With Up To 53' Bed..... Note: Excludes first 25 miles.	11.76	
01 71	13 00-0006		Crane Delivery, Pickup, Mobilization And Demobilization^(01 71 13) Note: Includes delivery of equipment, off loading on site and rigging. Pick-up (return) includes dismantling, loading and transporting away. Excludes flagman for traffic control where necessary.		
01 71	13 00-0007	EA	Up To 20 Ton Lift Move On/Off Cost, Hydraulic Crane..... Note: Includes delivery and pickup.	481.87	
			<i>For >30 To 60 Miles Radius, Add</i>	120.47	
			<i>For >60 To 100 Miles Radius, Add</i>	192.75	
01 71	13 00-0008	EA	>20 To 40 Ton Lift Move On/Off Cost, Hydraulic Crane Note: Includes delivery and pickup.	783.03	
			<i>For >30 To 60 Miles Radius, Add</i>	195.76	
			<i>For >60 To 100 Miles Radius, Add</i>	313.21	
01 71	13 00-0009	EA	>40 To 70 Ton Lift Move On/Off Cost, Hydraulic Crane Note: Includes delivery and pickup.	1,084.21	
			<i>For >30 To 60 Miles Radius, Add</i>	271.05	
			<i>For >60 To 100 Miles Radius, Add</i>	433.68	
01 71	13 00-0010	EA	>70 To 110 Ton Lift Move On/Off Cost, Hydraulic Crane Note: Includes delivery and pickup.	1,746.77	
			<i>For >30 To 60 Miles Radius, Add</i>	436.69	
			<i>For >60 To 100 Miles Radius, Add</i>	698.71	
01 71	13 00-0011	EA	>110 To 125 Ton Lift Move On/Off Cost, Hydraulic Crane Note: Includes delivery and pickup.	2,192.50	
			<i>For >30 To 60 Miles Radius, Add</i>	548.13	
			<i>For >60 To 100 Miles Radius, Add</i>	877.00	
01 71	13 00-0012	EA	>125 To 150 Ton Lift Move On/Off Cost, Hydraulic Crane Note: Includes delivery and pickup.	2,728.58	
			<i>For >30 To 60 Miles Radius, Add</i>	682.15	
			<i>For >60 To 100 Miles Radius, Add</i>	1,091.43	
01 71	13 00-0013	EA	>150 To 185 Ton Lift Move On/Off Cost, Hydraulic Crane Note: Includes delivery and pickup.	3,144.19	
			<i>For >30 To 60 Miles Radius, Add</i>	786.05	
			<i>For >60 To 100 Miles Radius, Add</i>	1,257.68	
01 71	13 00-0014	EA	>185 To 210 Ton Lift Move On/Off Cost, Hydraulic Crane Note: Includes delivery and pickup.	3,517.64	
			<i>For >30 To 60 Miles Radius, Add</i>	879.41	
			<i>For >60 To 100 Miles Radius, Add</i>	1,407.06	
01 71	13 00-0015	EA	75 Ton Lift Move On/Off Cost, Cable Controlled Lattice Boom Mechanical Crane Note: Includes delivery, rigging and pickup.	1,867.24	
			<i>For >30 To 60 Miles Radius, Add</i>	466.81	
			<i>For >60 To 100 Miles Radius, Add</i>	746.90	
01 71	13 00-0016	EA	100 Ton Lift Move On/Off Cost, Cable Controlled Lattice Boom Mechanical Crane Note: Includes delivery, rigging and pickup.	2,951.44	
			<i>For >30 To 60 Miles Radius, Add</i>	737.86	
			<i>For >60 To 100 Miles Radius, Add</i>	1,180.58	
01 71	13 00-0017	EA	125 Ton Lift Move On/Off Cost, Cable Controlled Lattice Boom Mechanical Crane Note: Includes delivery, rigging and pickup.	3,734.47	
			<i>For >30 To 60 Miles Radius, Add</i>	933.62	
			<i>For >60 To 100 Miles Radius, Add</i>	1,493.79	
01 71	13 00-0018	EA	150 Ton Lift Move On/Off Cost, Cable Controlled Lattice Boom Mechanical Crane Note: Includes delivery, rigging and pickup.	4,637.98	
			<i>For >30 To 60 Miles Radius, Add</i>	1,159.50	
			<i>For >60 To 100 Miles Radius, Add</i>	1,855.19	
01 71	13 00-0019	EA	200 Ton Lift Move On/Off Cost, Cable Controlled Lattice Boom Mechanical Crane Note: Includes delivery, rigging and pickup.	5,782.42	
			<i>For >30 To 60 Miles Radius, Add</i>	1,445.61	
			<i>For >60 To 100 Miles Radius, Add</i>	2,312.97	
01 71	13 00-0020	EA	250 Ton Lift Move On/Off Cost, Cable Controlled Lattice Boom Mechanical Crane Note: Includes delivery, rigging and pickup.	6,746.16	
			<i>For >30 To 60 Miles Radius, Add</i>	1,686.54	
			<i>For >60 To 100 Miles Radius, Add</i>	2,698.46	
01 71	13 00-0021	EA	300 Ton Lift Move On/Off Cost, Cable Controlled Lattice Boom Mechanical Crane Note: Includes delivery, rigging and pickup.	9,637.36	
			<i>For >30 To 60 Miles Radius, Add</i>	2,409.34	
			<i>For >60 To 100 Miles Radius, Add</i>	3,854.94	
01 71	13 00-0022	EA	500 Ton Lift Move On/Off Cost, Cable Controlled Lattice Boom Mechanical Crane Note: Includes delivery, rigging and pickup.	13,215.23	
			<i>For >30 To 60 Miles Radius, Add</i>	3,303.81	
			<i>For >60 To 100 Miles Radius, Add</i>	5,286.09	

01 71 23 **Field Engineering** ^(01 71)
01 71 23 16 **Construction Surveying** ^(01 71 23)



General Requirements		01
Execution and Closeout Requirements		01 70
Examination and Preparation		01 71

MINOR CSI UOM DESCRIPTION	TOTAL DIRECT UNIT COST	DEMOLITION UNIT COST
------------------------------	---------------------------	-------------------------

01 71 23 16-0001 **Conventional Topographic Survey** (01 71 23 16)
 Note: The professional services include AutoCAD drafting and certification. The survey includes location of structures, walks, drives, parking, significant vegetation, utilities, etc. The area within building footprint is not to be considered as part of the acreage.

01 71 23 16-0002	ACR Conventional Topographic Survey Of Clear Area With Few To No Obstacles	1,255.76
01 71 23 16-0003	ACR Conventional Topographic Survey Of Clear Area With Medium Height Vegetation, Few Trees (<5% Buildings).....	3,533.18
01 71 23 16-0004	ACR Conventional Topographic Survey Of Clear Area With Few Structures, And/Or Wooded (5-25% Buildings).....	5,073.97
01 71 23 16-0005	ACR Conventional Topographic Survey Of Developed Areas With Several Structures (25-65% Buildings).....	7,628.67
01 71 23 16-0006	ACR Conventional Topographic Survey Of Highly Developed Areas, Sidewalks, Etcetera (>65% Buildings).....	9,550.41

01 71 23 16-0007 **Property Lines Survey** (01 71 23 16)
 Note: Not to be added to tasks in the "Conventional Topographic Survey" section.

01 71 23 16-0008	LF Survey Property Lines On Cleared Land	2.80
01 71 23 16-0009	LF Survey Property Lines On Slightly Wooded Land	3.25
01 71 23 16-0010	LF Survey Property Lines On Wooded Land	3.81

01 71 23 16-0011 **Survey Monument** (01 71 23 16)

01 71 23 16-0012	EA 3' Precast Survey Monument.....	195.87
	<i>For Owner Furnished Monument, Deduct</i>	-79.30
01 71 23 16-0013	EA Precast Survey Monument Box With Cast Iron Frame And Cover.....	292.87
01 71 23 16-0014	EA Riser Ring For Survey Monument.....	150.69
01 71 23 16-0015	EA Adjust Survey Monument Cover To Grade	237.89

01 71 23 16-0016 **Facade Surveying** (01 71 23 16)

01 71 23 16-0017	LF Facade Survey And Reports (LF Of Facade x Number Of Floors)	7.76
------------------	--	------

01 71 23 16-0018 **Utility Survey** (01 71 23 16)
 Note: This survey is only for the location of underground utilities.

01 71 23 16-0019	ACR Survey Clear Area For Underground Utilities.....	6,516.88
------------------	--	----------

01 71 23 16-0020 **GPR Bridge Deck And Pavement Inspection** (01 71 23 16)
01 71 23 16-0021 **GPR Bridge Deck And Pavement Inspection Mobilization Fee** (01 71 23 16-0020)
 Note: One mobilization per project.

01 71 23 16-0022	EA GPR Bridge Deck And Pavement Inspection Mobilization Fee.....	3,730.80
------------------	--	----------

01 71 23 16-0023 **Bridge Deck Delamination Survey, GPR Bridge Deck Inspection** (01 71 23 16-0020)
 Note: Each project will use the Survey Fee task with a quantity of 1 and one other task for the area of the bridge deck surveyed.

01 71 23 16-0024	EA Survey Fee, Bridge Deck Delamination Survey, GPR Bridge Deck Inspection	2,798.10
01 71 23 16-0025	SF Up To 5,000 SF, Bridge Deck Delamination Survey, GPR Bridge Deck Inspection.....	1.18
01 71 23 16-0026	SF >5,000 To 10,000 SF, Bridge Deck Delamination Survey, GPR Bridge Deck Inspection	0.93
01 71 23 16-0027	SF >10,000 To 25,000 SF, Bridge Deck Delamination Survey, GPR Bridge Deck Inspection	0.75
01 71 23 16-0028	SF >25,000 To 50,000 SF, Bridge Deck Delamination Survey, GPR Bridge Deck Inspection	0.56
01 71 23 16-0029	SF >50,000 To 100,000 SF, Bridge Deck Delamination Survey, GPR Bridge Deck Inspection	0.45
01 71 23 16-0030	SF >100,000 To 250,000 SF, Bridge Deck Delamination Survey, GPR Bridge Deck Inspection	0.35
01 71 23 16-0031	SF >250,000 SF, Bridge Deck Delamination Survey, GPR Bridge Deck Inspection	0.26

01 71 23 16-0032 **Depth Of Reinforcement/Overlay Thickness Survey, GPR Bridge Deck Inspection** (01 71 23 16-0020)
 Note: Each project will use the Survey Fee task with a quantity of 1 and one other task for the area of the bridge deck surveyed.

01 71 23 16-0033	EA Survey Fee, Depth Of Reinforcement/Overlay Thickness Survey, GPR Bridge Deck Inspection.....	932.70
01 71 23 16-0034	SF Depth Of Reinforcement/Overlay Thickness Survey, GPR Bridge Deck Inspection.....	0.06

01 71 23 16-0035 **Freeze-Thaw Damage/Debonded Overlay Survey, GPR Bridge Deck Inspection** (01 71 23 16-0020)
 Note: Each project will use the Survey Fee task with a quantity of 1 and one other task for the area of the bridge deck surveyed.

01 71 23 16-0036	EA Survey Fee, Freeze-Thaw Damage/Debonded Overlay Survey, GPR Bridge Deck Inspection	932.70
01 71 23 16-0037	SF Up To 5,000 SF, Freeze-Thaw Damage/Debonded Overlay Survey, GPR Bridge Deck Inspection.....	0.43
01 71 23 16-0038	SF >5,000 To 10,000 SF, Freeze-Thaw Damage/Debonded Overlay Survey, GPR Bridge Deck Inspection	0.34
01 71 23 16-0039	SF >10,000 To 25,000 SF, Freeze-Thaw Damage/Debonded Overlay Survey, GPR Bridge Deck Inspection	0.26
01 71 23 16-0040	SF >25,000 To 50,000 SF, Freeze-Thaw Damage/Debonded Overlay Survey, GPR Bridge Deck Inspection	0.21
01 71 23 16-0041	SF >50,000 To 100,000 SF, Freeze-Thaw Damage/Debonded Overlay Survey, GPR Bridge Deck Inspection	0.17
01 71 23 16-0042	SF >100,000 To 250,000 SF, Freeze-Thaw Damage/Debonded Overlay Survey, GPR Bridge Deck Inspection	0.13
01 71 23 16-0043	SF >250,000 SF, Freeze-Thaw Damage/Debonded Overlay Survey, GPR Bridge Deck Inspection	0.09

01 71 23 16-0044 **Pavement Structure And Thickness Measurement, GPR Pavement Inspection** (01 71 23 16-0020)
 Note: Each project will use one task for the length of the pavement surveyed.

01	01	General Requirements
	01 70	Execution and Closeout Requirements
	01 71	Examination and Preparation



MINOR CSI UOM DESCRIPTION	TOTAL DIRECT UNIT COST	DEMOLITION UNIT COST
01 71 23 16-0045 LM Up To 4 Lane Miles (LM), Pavement Structure And Thickness Measurement, GPR Pavement Inspection	6,935.56	
01 71 23 16-0046 LM >4 To 9 Lane Miles (LM), Pavement Structure And Thickness Measurement, GPR Pavement Inspection	3,023.81	
01 71 23 16-0047 LM >9 To 49 Lane Miles (LM), Pavement Structure And Thickness Measurement, GPR Pavement Inspection	2,251.54	
01 71 23 16-0048 LM >49 To 99 Lane Miles (LM), Pavement Structure And Thickness Measurement, GPR Pavement Inspection	1,229.30	
01 71 23 16-0049 LM >99 Lane Miles (LM), Pavement Structure And Thickness Measurement, GPR Pavement Inspection	966.28	
01 71 23 16-0050 Pavement Thickness Contour (Mapping), GPR Pavement Inspection (01 71 23 16-0020)		
Note: Each project will use one task for the length of the pavement surveyed.		
01 71 23 16-0051 LM Up To 4 Lane Miles (LM), Pavement Thickness Contour (Mapping), GPR Pavement Inspection	8,825.21	
01 71 23 16-0052 LM >4 To 9 Lane Miles (LM), Pavement Thickness Contour (Mapping), GPR Pavement Inspection	4,150.52	
01 71 23 16-0053 LM >9 To 49 Lane Miles (LM), Pavement Thickness Contour (Mapping), GPR Pavement Inspection	3,152.53	
01 71 23 16-0054 LM >49 To 99 Lane Miles (LM), Pavement Thickness Contour (Mapping), GPR Pavement Inspection	1,768.53	
01 71 23 16-0055 LM >99 Lane Miles (LM), Pavement Thickness Contour (Mapping), GPR Pavement Inspection	1,397.18	
01 71 23 16-0056 Pavement Void Detection (Mapping), GPR Pavement Inspection (01 71 23 16-0020)		
Note: Each project will use one task for the length of the pavement surveyed.		
01 71 23 16-0057 LM Up To 4 Lane Miles (LM), Pavement Void Detection (Mapping), GPR Pavement Inspection	10,479.82	
01 71 23 16-0058 LM >4 To 9 Lane Miles (LM), Pavement Void Detection (Mapping), GPR Pavement Inspection	5,135.45	
01 71 23 16-0059 LM >9 To 49 Lane Miles (LM), Pavement Void Detection (Mapping), GPR Pavement Inspection	3,939.72	
01 71 23 16-0060 LM >49 To 99 Lane Miles (LM), Pavement Void Detection (Mapping), GPR Pavement Inspection	2,236.61	
01 71 23 16-0061 LM >99 Lane Miles (LM), Pavement Void Detection (Mapping), GPR Pavement Inspection	1,772.13	
01 71 23 16-0062 Drone Survey (Extreme Aerial Productions) (01 71 23 16)		
Note: Thermographic services to electrical line grid inspections.		
01 71 23 16-0063 Mobilization For Drone Surveying (01 71 23 16-0062)		
01 71 23 16-0064 EA Mobilization For Up To 1000 Acres, Drone Survey/Topography 1/10 Or Better, Post Process Kinematic (PPK) Fixed Wing	250.74	
01 71 23 16-0065 EA Mobilization For > 1000 Acres Drone Survey/Topography 1/10 Or Better, Post Process Kinematic (PPK) Fixed Wing	626.85	
01 71 23 16-0066 EA Mobilization For Up To 400 Acres, Drone Survey/Topography 1/10 Or Better, Post Process Kinematic (PPK) Hexacopter	167.16	
01 71 23 16-0067 EA Mobilization For Drone Road Survey For Topography/Progression/Inspection	334.32	
01 71 23 16-0068 EA Mobilization For Drone Survey Stockpile	167.16	
01 71 23 16-0069 EA Mobilization For Drone Inspection	167.16	
01 71 23 16-0070 EA Mobilization For Qualitative Drone Thermal Inspection	334.32	
01 71 23 16-0071 EA Mobilization For Quantitative Drone Thermal Inspection	417.90	
01 71 23 16-0072 EA Mobilization For Drone Agricultural Multispectral Survey	668.64	
01 71 23 16-0073 EA Mobilization For Drone Building Inspection/Scan/Thermal	501.48	
01 71 23 16-0074 EA Mobilization For Drone 3D Modelling	417.90	
01 71 23 16-0075 EA Mobilization For Drone Spraying Crops Or Sanitation	752.22	
01 71 23 16-0076 EA Mobilization For Drone Video Progression/Marketing	167.16	
01 71 23 16-0077 EA Mobilization For Drone Pictures Progression/Marketing	167.16	
01 71 23 16-0078 EA Mobilization For Drone Training, Flying, Test Prep, Equipment Checks	167.16	
01 71 23 16-0079 EA Mobilization For Drone Accident Reconstruction	167.16	
01 71 23 16-0080 EA Mobilization For Drone Landfill Survey	250.74	
01 71 23 16-0081 EA Mobilization For Drone Event Security Using Tethered Drones	334.32	
01 71 23 16-0082 EA Mobilization For Drone Emergency Response	835.80	
01 71 23 16-0083 EA Mobilization For Drone Cell Tower Inspection	250.74	
01 71 23 16-0084 Drone Surveying (01 71 23 16-0062)		
01 71 23 16-0085 HR Up To 1000 Acres, Drone Survey/Topography 1/10 Or Better, Post Process Kinematic (PPK) Fixed Wing	610.13	
Note: 3 hour minimum		
For Visual Observation, Add	167.16	
For Additional Manpower, Add	167.16	
01 71 23 16-0086 HR > 1000 Acres, Drone Survey/Topography 1/10 Or Better, Post Process Kinematic (PPK) Fixed Wing	777.29	
For Visual Observation, Add	250.74	
For Additional Manpower, Add	200.59	
01 71 23 16-0087 HR Up To 400 Acres, Drone Survey/Topography 1/10 Or Better, Post Process Kinematic (PPK) Hexacopter	501.48	
Note: 3 hour minimum		
For Visual Observation, Add	167.16	
For Additional Manpower, Add	167.16	
01 71 23 16-0088 HR Drone Road Survey For Topography/Progression/Inspection	585.06	
Note: 3 hour minimum		
For Visual Observation, Add	250.74	
For Additional Manpower, Add	167.16	
01 71 23 16-0089 HR Drone Survey Stockpile	417.90	
Note: 3 hour minimum		
For Visual Observation, Add	167.16	
For Additional Manpower, Add	167.16	
01 71 23 16-0090 HR Drone Inspection	585.06	
Note: 3 hour minimum		
For Visual Observation, Add	167.16	
For Additional Manpower, Add	167.16	
01 71 23 16-0091 HR Qualitative Drone Thermal Inspection	668.64	
Note: 5 hour minimum		
For Visual Observation, Add	250.74	
For Additional Manpower, Add	167.16	



MINOR CSI UOM DESCRIPTION	TOTAL DIRECT UNIT COST	DEMOLITION UNIT COST
01 71 23 16-0092 HR Quantitative Drone Thermal Inspection Note: 5 hour minimum For Visual Observation, Add For Additional Manpower, Add	1,002.96 250.74 167.16	
01 71 23 16-0093 HR Drone Agricultural Multispectral Survey Note: 6 hour minimum For Visual Observation, Add For Additional Manpower, Add	752.22 167.16 167.16	
01 71 23 16-0094 HR Drone Building Inspection/Scan/Thermal Note: 3 hour minimum For Visual Observation, Add For Additional Manpower, Add	668.64 250.74 167.16	
01 71 23 16-0095 HR Drone 3D Modelling Note: 3 hour minimum For Visual Observation, Add For Additional Manpower, Add	501.48 250.74 167.16	
01 71 23 16-0096 HR Drone Spraying Crops Or Sanitation Note: 3 hour minimum For Visual Observation, Add For Additional Manpower, Add	668.64 208.95 167.16	
01 71 23 16-0097 HR Drone Video Progression/Marketing Note: 2 hour minimum For Visual Observation, Add For Additional Manpower, Add	334.32 167.16 167.16	
01 71 23 16-0098 HR Drone Pictures Progression/Marketing Note: 2 hour minimum For Visual Observation, Add For Additional Manpower, Add	250.74 167.16 167.16	
01 71 23 16-0099 HR Drone Training, Flying, Test Prep, Equipment Checks Note: 3 hour minimum	501.48	
01 71 23 16-0100 HR Drone Accident Reconstruction Note: 2 hour minimum For Visual Observation, Add For Additional Manpower, Add	752.22 167.16 167.16	
01 71 23 16-0101 HR Drone Landfill Survey Note: 3 hour minimum For Visual Observation, Add For Additional Manpower, Add	610.13 167.16 167.16	
01 71 23 16-0102 HR Drone Event Security Using Tethered Drones Note: 3 hour minimum For Visual Observation, Add For Additional Manpower, Add	417.90 167.16 167.16	
01 71 23 16-0103 HR Drone Emergency Response Note: 3 hour minimum For Visual Observation, Add For Additional Manpower, Add	417.90 250.74 167.16	
01 71 23 16-0104 HR Drone Cell Tower Inspection Note: 3 hour minimum For Visual Observation, Add For Additional Manpower, Add	417.90 208.95 167.16	
01 71 23 16-0105 Utilization And Deliverables For Drone Surveying (01 71 23 16-0062)		
01 71 23 16-0106 Day Utilization Of GPS Ground Control For Drone Surveying	417.90	
01 71 23 16-0107 Day Utilization Of GPS Base Station Per Day For Drone Surveying.....	417.90	
01 71 23 16-0108 HR Processing And Data Deliverables And Reporting For Drone Surveying..... Note: 2 hour minimum	167.16	
01 71 23 16-0109 HR Processing And Data Deliverables And Reporting Of Thermal For Drone Surveying..... Note: 3 hour minimum	334.32	
01 71 23 16-0110 Travel, Waivers, And Editing For Drone Surveying (01 71 23 16-0062)		
01 71 23 16-0111 MI Travel Over 100 Miles For Drone Surveying..... Note: For additional miles over 100	0.96	
01 71 23 16-0112 EA Overnight Stay Per Person For Drone Surveying	208.95	
01 71 23 16-0113 EA Waiver Utilization B, C, D, And E For Drone Surveying..... Note: Restricted airspace	83.58	
01 71 23 16-0114 EA Night Waiver For Drone Surveying	108.65	
01 71 23 16-0115 EA Flying Over People Waiver For Drone Surveying	167.16	
01 71 23 16-0116 EA Beyond Visual Line Of Sight (BVLOS) Waiver For Drone Surveying.....	835.80	
01 71 23 16-0117 HR Editing Video For Drone Surveying..... Note: 2 hour minimum	167.16	
01 71 23 16-0118 HR Editing Pictures For Drone Surveying..... Note: 2 hour minimum	83.58	
01 71 23 16-0119 HR Custom Post Processing For Drone Surveying	250.74	
01 71 36 Non-Destructive Concrete Examination (01 71)		
01 71 36 00-0001 Electromagnetic Survey (01 71 36) Note: To locate voids, prior to moving heavy machinery to an area of concern, to locate reinforcing bars, conduits, pipes, etc., prior to core drilling or cutting existing concrete, masonry or asphalt, to locate underground utilities, underground storage tanks, etc. Electromagnetic survey includes Subsurface Interface Radar (SIR) and/or Ground Penetrating Radar (GPR).		

01	01	General Requirements
	01 70	Execution and Closeout Requirements
	01 71	Examination and Preparation



MINOR	CSI	UOM	DESCRIPTION	TOTAL DIRECT UNIT COST	DEMOLITION UNIT COST
-------	-----	-----	-------------	------------------------	----------------------

01 71 36 00-0002			Electromagnetic (SIR/GPR) Survey (01 71 36 00-0001)		
01 71 36 00-0003	EA		Up To 1 Hour On Site, Electromagnetic (SIR/GPR) Survey, Earth, Concrete, Masonry Or Asphalt.....	1,078.92	
01 71 36 00-0004	EA		>1 To 4 Hours On Site, Electromagnetic (SIR/GPR) Survey, Earth, Concrete, Masonry Or Asphalt.....	1,618.38	
01 71 36 00-0005	EA		>4 To 8 Hours On Site, Electromagnetic (SIR/GPR) Survey, Earth, Concrete, Masonry Or Asphalt.....	3,236.76	

01 71 36 00-0006			Reports And Mapping For Electromagnetic (SIR/GPR) Surveys (01 71 36 00-0001)		
01 71 36 00-0007	EA		Standard Report For Electromagnetic (SIR/GPR) Survey, Earth, Concrete, Masonry Or Asphalt..... Note: Includes a detailed description of the scope of work, inspection methods, and equipment used. Also includes visuals such as site locations, images of data, and site photos.	359.64	
01 71 36 00-0008	EA		GPS Mapping Of Located Utilities/Items For Electromagnetic (SIR/GPR) Survey, Earth, Concrete, Masonry Or Asphalt..... Note: Includes GPS coordinates of located items and reference items.	719.28	
01 71 36 00-0009	EA		CAD Mapping Of Located Utilities/Items For Electromagnetic (SIR/GPR) Survey, Earth, Concrete, Masonry Or Asphalt..... Note: Includes additions to the owner provided CAD drawing.	1,618.38	

01 74 Cleaning and Waste Management (01 70)

01 74 13 Progress Cleaning (01 74)
Note: For use on existing areas other than where actual work is to be performed where ordered by the owner. Daily cleanup and final cleanup is included in the contractor's adjustment factor.

01 74 13 00-0001			General (01 74 13)		
01 74 13 00-0002	CSF		Clean Miscellaneous Surfaces, Wipe Down With Mild Detergent.....	22.40	
01 74 13 00-0003	CY		Collect Existing Debris And Load Into Truck Or Dumpster..... Note: Per CY of debris removed.	26.23	

01 74 16 Site Maintenance (01 74)

01 74 16 00-0001 **Parking Lot, Roads And Pathway Maintenance** (01 74 16)
Note: These tasks shall be used for maintenance of existing roads and walks only as requested by the owner. Tasks not to be used in conjunction with related installation/demolition tasks in the Construction Task Catalog®.

01 74 16 00-0002			Parking Lot, Road, And Street Sweeping (01 74 16 00-0001)		
01 74 16 00-0003	MSF		Sweep Parking Lot, With Street Sweeper.....	23.06	
01 74 16 00-0004	MSF		Sweeper/Vacuum/Sprayer For Parking Lots, Streets And Roads.....	27.67	

01 74 16 00-0005 **Runway Sweeping** (01 74 16 00-0001)

01 74 16 00-0006	MSF		Sweep Runway, With Street Sweep.....	34.58	
------------------	-----	--	--------------------------------------	-------	--

01 74 19 Construction Waste Management and Disposal (01 74)

Note: Tasks in this section shall be used as directed by owner.

01 74 19 00-0001 **Debris Chutes** (01 74 19)
Note: Includes hopper sections and entry sections. Used as required for buildings of all heights.

01 74 19 00-0002			Steel Temporary Debris Chutes (01 74 19 00-0001)		
01 74 19 00-0003	LF		18" Diameter, Steel Temporary Debris Chute.....	36.58	
01 74 19 00-0004	LF		30" Diameter, Steel Temporary Debris Chute.....	56.14	

01 74 19 00-0005 **Plastic Temporary Debris Chutes** (01 74 19 00-0001)

01 74 19 00-0006	LF		24" Diameter, Plastic Temporary Debris Chute.....	14.50	
			For Steel Liner, Add	2.92	
01 74 19 00-0007	LF		30" Diameter, Plastic Temporary Debris Chute.....	16.63	
			For Steel Liner, Add	3.35	
01 74 19 00-0008	LF		36" Diameter, Plastic Temporary Debris Chute.....	18.75	
			For Steel Liner, Add	3.78	

01 74 19 00-0009 **Wood Temporary Debris Chutes** (01 74 19 00-0001)

01 74 19 00-0010	LF		4' x 4', Wood Temporary Debris Chute..... Note: Includes fabrication and installation.	29.47	
------------------	----	--	---	-------	--

01 74 19 00-0011 **Construction Dumpsters Rental** (01 74 19)

Note: Includes service to delivery and pick-up of dumpster, hauling of debris, rental of dumpster and all applicable non-hazardous disposal fees. Cost of "each" is based on each pick-up. Use modifier for excess tons up to legal state limit. Unacceptable materials include: aerosol cans, all liquids, animals, antifreeze, appliances, asbestos, barrels, batteries, chemical products, computers, contaminated oils (mixed with solvents, gasoline, etc.), dirt, fluorescent tubes, hazardous waste, herbicides and pesticides, industrial waste, lubricating/hydraulic oil, mattresses, medical waste, microwaves, monitors, motor oil, oil filters, other flammable liquids, paint (except completely dried latex paint cans, no liquids), petroleum-contaminated soil/lead paint chips, propane tanks, radioactive material, railroad ties, solvents, televisions, tires, and transmission oil.

01 74 19 00-0012	EA		10 CY Dumpster "Construction Debris"..... Note: Includes delivery of dumpster, rental cost, pick-up cost, hauling, and disposal fee. Non-hazardous material.	614.99	
01 74 19 00-0013	EA		15 CY Dumpster "Construction Debris"..... Note: Includes delivery of dumpster, rental cost, pick-up cost, hauling, and disposal fee. Non-hazardous material.	662.49	



MINOR	CSI	UOM	DESCRIPTION	TOTAL DIRECT UNIT COST	DEMOLITION UNIT COST
-------	-----	-----	-------------	------------------------	----------------------

01 74 19 00-0014	EA		20 CY Dumpster "Construction Debris" Note: Includes delivery of dumpster, rental cost, pick-up cost, hauling, and disposal fee. Non-hazardous material.	720.00	
01 74 19 00-0015	EA		30 CY Dumpster "Construction Debris" Note: Includes delivery of dumpster, rental cost, pick-up cost, hauling, and disposal fee. Non-hazardous material.	814.97	
01 74 19 00-0016	EA		40 CY Dumpster "Construction Debris" Note: Includes delivery of dumpster, rental cost, pick-up cost, hauling, and disposal fee. Non-hazardous material.	914.97	
01 74 19 00-0017	EA		10 CY Low-Boy Dumpster "Concrete Or Asphalt Only" Note: Includes delivery of dumpster, rental cost, pick-up cost, hauling, and disposal fee. Concrete or asphalt only.	802.56	

01 74 19 00-0018	Concrete Washout Service (01 74 19)				
01 74 19 00-0019	MO		Rampless Concrete Washout Bin Note: Includes delivery.	619.62	
01 74 19 00-0020	MO		Ramped Concrete Washout Bin Note: Includes delivery.	743.55	
01 74 19 00-0021	EA		Interim Vacuum Service, Concrete Washout Bin Note: Includes vacuum and recycle excess clear liquid from the unfilled bin to allow additional space for washout material.	594.45	
01 74 19 00-0022	EA		Vacuum, Pickup, Swap And Dump, Concrete Washout Bin Note: Includes vacuum the liquid from the full bin and pick up the bin, and recycle all material. An empty bin will be left at the site if the project is not completed.	1,287.98	

01 74 19 00-0023	Debris Processing Fee (01 74 19)				
01 74 19 00-0024	Material Recycling Fees (01 74 19 00-0023) Note: Not to be used with Dumpster Tasks which includes the Landfill Dump Fee. Excludes hauling.				
01 74 19 00-0025	CY		Drop-Off Asphalt At Recycling Center	15.43	
01 74 19 00-0026	CY		Drop-Off Non Reinforced Concrete At Recycling Center	20.67	
01 74 19 00-0027	CY		Drop-Off Reinforced Concrete At Recycling Center	31.00	
01 74 19 00-0028	CY		Drop-Off Brick Or Block At Recycling Center	26.87	
01 74 19 00-0029	CY		Drop-Off Dirt At Recycling Center	29.97	
01 74 19 00-0030	CY		Drop-Off Dimensional Lumber At Recycling Center	28.94	

01 74 19 00-0031	Landfill Dump Fees (01 74 19 00-0023) Note: Does not apply when material is transferred to owner's site or facility, or with use of dumpsters. Excludes hauling.				
01 74 19 00-0032	CY		Traditional Building Construction Materials Landfill Dump Fee	13.75	
01 74 19 00-0033	TON		Traditional Building Construction Materials, Landfill Dump Fee	59.94	
01 74 19 00-0034	CY		Trees, Stumps And Brush, Landfill Dump Fee	16.56	
01 74 19 00-0035	CY		Hazardous Materials And Rubbish Landfill Dump Fee	39.48	
			Note: Includes regulated waste such as paint cans, refrigerators/freezers, air conditioners, smoke detectors, batteries, etc.		
01 74 19 00-0036	TON		Dump, Transfer Station Fee For Mixed Material	97.25	
01 74 19 00-0037	CY		Non Reinforced Concrete And/Or Rock, 2" Minus	4.20	
01 74 19 00-0038	CY		Reinforced Concrete And/Or Rock, 2" Minus, Rebar Trimmed To 1"	5.85	
01 74 19 00-0039	CY		Reinforced Concrete not trimmed, 2" Minus	10.40	
01 74 19 00-0040	CY		Mixed Asphalt And Concrete, Sized And Trimmed	7.40	
01 74 19 00-0041	CY		Asphalt Or Asphalt And Dirt, Sized To 2" Minus	5.85	
01 74 19 00-0042	CY		Reinforced Concrete And Asphalt, Not Trimmed, 2" Minus	12.50	
01 74 19 00-0043	CY		Clean Dirt (No Grass, Weeds, Roots, Plants, Trash)	49.32	
01 74 19 00-0044	CY		Clay Loads, Expansive Materials	61.64	
01 74 19 00-0045	CY		Clean Asphalt, Sized 2" Minus, No Dirt	8.81	
01 74 19 00-0046	TON		General Refuse	73.97	
01 74 19 00-0047	EA		Tires	22.60	

01 74 19 00-0048	Hauling (01 74 19) Note: Includes driver and equipment, ten (10) to fifteen (15) minutes load time, time for travel, dump time and return (roundtrip). The task quantity is the number of miles to the disposal site/transfer station (one way mileage) times the number of cubic yards being transported. For example, to haul 8 CY to a site 14 miles away, the quantity is calculated as follows: 14 miles x 8 CY = 112 CYM. Use both hauling tasks for distances greater than 15 miles. To haul 28 CY to a site 32 miles away, the quantity for the task to haul the first 15 miles is calculated: 15 miles x 28 CY = 420 CYM. The quantity for the additional hauling task over the first 15 miles is calculated: 32 total miles less 15 initial miles equals 17 miles x 28 CY = 476 CYM.				
01 74 19 00-0049	CYM		Hauling Up To 15 Miles	1.27	
01 74 19 00-0050	CYM		Hauling, Miles Over Initial 15 Miles	0.95	

01 74 23	Final Cleaning (01 74)				
01 74 23 00-0001	Cleaning Of Glass (01 74 23)				
01 74 23 00-0002	CSF		Cleaning Of Existing Glass Surfaces	30.44	

01 90 Life Cycle Activities (01)

01 91 Commissioning (01 90)

01 91 13 General Commissioning Requirements (01 91)

01	01	General Requirements
	01 90	Life Cycle Activities
	01 91	Commissioning



MINOR CSI UOM DESCRIPTION	TOTAL DIRECT UNIT COST	DEMOLITION UNIT COST
------------------------------	---------------------------	-------------------------

01 91 13 00-0001	Commissioning Of Systems <small>(01 91 13)</small> Note: For use with commissioning of mechanical and electrical systems.	
01 91 13 00-0002	HR Commissioning - Fire Protection Sprinkler Systems	213.58
01 91 13 00-0003	HR Commissioning - Plumbing Systems.....	214.13
01 91 13 00-0004	HR Commissioning - HVAC/Mechanical Systems	240.89
01 91 13 00-0005	HR Commissioning - Electrical/Fire Alarms/Security Systems	240.37

END OF SECTION 01

NOT FOR BID



Existing Conditions	02	02
Assessment	02 20	
Existing Material Assessment	02 25	

MINOR CSI UOM DESCRIPTION	TOTAL DIRECT UNIT COST	DEMOLITION UNIT COST
------------------------------	---------------------------	-------------------------

02 Existing Conditions

02 20 Assessment ⁽⁰²⁾

02 25 Existing Material Assessment ^(02 20)

02 25 16 Existing Concrete, Masonry or Asphalt Assessment ^(02 25)

See CSI section 01 71 36 00-0000 for non-destructive concrete examination.

02 25 16 13 Concrete Assessment Drilling ^(02 25 16)

See CSI section 01 71 36 00-0000 for non-destructive concrete examination.

02 30 Subsurface Investigation ⁽⁰²⁾

02 32 Geotechnical Investigations ^(02 30)

02 32 13 Subsurface Drilling and Sampling ^(02 32)

See CSI section 01 45 23 00-0000 for testing and lab reports.

02 32 13 00-0001 Mobilization Of Drilling Crew ^(02 32 13)

02 32 13 00-0002 EA Mobilization Of Drilling Crew 1,201.39

02 32 13 00-0003 Auger Borings ^(02 32 13)

02 32 13 00-0004 LF Standard Auger Hole With Split Spoon Sample At 5' Intervals 36.19

02 32 13 00-0005 Cased Borings In Earth, With Samples ^(02 32 13)

Note: All types of soils.

02 32 13 00-0006 LF 2-1/2" Diameter Cased Borings In Earth, With Samples 92.29

02 32 13 00-0007 LF 4" Diameter Cased Borings In Earth, With Samples 157.83

02 32 13 00-0008 Drilling In Rock, BW Core (2.125") ^(02 32 13)

02 32 13 00-0009 LF Drill In Rock, BW Core, With Casing 97.67

Note: Includes sampling.

02 32 13 00-0010 EA Drill In Rock, With BW Core Boxes 9.21

02 32 13 00-0011 Drilling In Rock, NW Core (2.98") ^(02 32 13)

02 32 13 00-0012 LF Drill In Rock, NW Core, With Casing 126.29

Note: Includes sampling.

02 32 13 00-0013 EA Drill In Rock, With NW Core Boxes 10.59

02 32 13 00-0014 Test Pits For Boring Activities ^(02 32 13)

Note: Excludes backfill. See CSI section 31 23 16 36-0016 for backfill.

02 32 13 00-0015 Backhoe Dug Test Pits ^(02 32 13 00-0014)

02 32 13 00-0016 CY Excavation For Test Pit, Light Material, Backhoe Excavation 68.92

02 32 13 00-0017 CY Excavation For Test Pits, Medium Material, Backhoe Excavation 80.41

02 32 13 00-0018 CY Excavation For Test Pit, Heavy Material, Backhoe Excavation 107.22

02 32 13 00-0019 Hand-Dug Test Pits ^(02 32 13 00-0014)

02 32 13 00-0020 CY Excavation For Test Pit, Light Soil, Hand Excavation 198.88

02 32 13 00-0021 CY Excavation For Test Pit, Heavy Soil, Hand Excavation 357.99

02 32 13 00-0022 Shelby Tube Sampling ^(02 32 13)

02 32 13 00-0023 EA Shelby Tube Sampling 51.96

02 32 13 00-0024 EA Penetration Test 42.33

02 32 13 00-0025 Grouting ^(02 32 13)

02 32 13 00-0026 VLF Boreholes 9.85

02 32 19 Exploratory Excavations ^(02 32)

02 32 19 00-0001 Hydro Excavation ^(02 32 19)

Note: Assumes on-site disposal.

02 32 19 00-0002 EA Hydro Excavation, Mobilization/Demobilization 170.58

02 32 19 00-0003 EA Hydro Excavation, Minimum Charge 682.33

Note: For projects where the total charge is less than the "Hydro Excavation Minimum" cost, use this task exclusively. This task should not be used in conjunction with any other tasks in this section.

02 32 19 00-0004 CY Hydro Excavation, Normal Soil Conditions (Hydro-Vac Truck) 37.90

Note: Normal soil conditions consist of silt, sand and gravel.

02	02 Existing Conditions
	02 30 Subsurface Investigation
	02 32 Geotechnical Investigations



MINOR CSI UOM DESCRIPTION	TOTAL DIRECT UNIT COST	DEMOLITION UNIT COST
------------------------------	---------------------------	-------------------------

02 32 19 00-0005 CY Hydro Excavation, Adverse Soil Conditions (Hydro-Vac Truck).....60.65
 Note: Adverse soil conditions consist of clay, glacial till and rocks.

02 40 Demolition and Structure Moving (02)

02 41 Demolition (02 40)

02 41 13 Selective Site Demolition (02 41)

02 41 13 13 Paving Removal (02 41 13)

Note: Includes break-up of material, loading into truck or dumpster and clean-up. Salvage tasks include placement on pallets and storage on site.

02 41 13 13-0001 By Machine, Break-up And Leave In Place Bituminous And Concrete Paving (02 41 13 13)

Note: Includes slabs, pavements, sidewalks and base courses. Includes work around obstacles. These tasks are not to be used in conjunction with any other loading activities or other break-up tasks. Excludes saw cutting (where required) and disposal. See CSI section 02 41 13 13-0018 for breaking-up, removal and loading as a combined operation, 02 41 19 13-0059 for saw cutting.

02 41 13 13-0002	SY Up To 3" By Machine, Break-up And Leave In Place Bituminous Paving	7.22
	For >500 To 1,000, Deduct	-0.72
	For >1,000 To 2,500, Deduct	-1.30
	For >2,500 To 5,000, Deduct	-1.88
	For >5,000 To 10,000, Deduct	-2.45
	For >10,000, Deduct	-3.03
02 41 13 13-0003	SY >3" To 6" By Machine, Break-up And Leave In Place Bituminous Paving	10.83
	For >500 To 1,000, Deduct	-1.08
	For >1,000 To 2,500, Deduct	-1.95
	For >2,500 To 5,000, Deduct	-2.82
	For >5,000 To 10,000, Deduct	-3.68
	For >10,000, Deduct	-4.55
02 41 13 13-0004	SY >6" To 8" By Machine, Break-up And Leave In Place Bituminous Paving	14.44
	For >500 To 1,000, Deduct	-1.44
	For >1,000 To 2,500, Deduct	-2.60
	For >2,500 To 5,000, Deduct	-3.75
	For >5,000 To 10,000, Deduct	-4.91
	For >10,000, Deduct	-6.06
02 41 13 13-0005	SY Up To 3" By Machine, Break-up And Leave In Place Concrete Paving	14.09
	For >500 To 1,000, Deduct	-1.41
	For >1,000 To 2,500, Deduct	-2.54
	For >2,500 To 5,000, Deduct	-3.66
	For >5,000 To 10,000, Deduct	-4.79
	For >10,000, Deduct	-5.92
02 41 13 13-0006	SY >3" To 6" By Machine, Break-up And Leave In Place Concrete Paving	19.90
	For >500 To 1,000, Deduct	-1.99
	For >1,000 To 2,500, Deduct	-3.58
	For >2,500 To 5,000, Deduct	-5.17
	For >5,000 To 10,000, Deduct	-6.77
	For >10,000, Deduct	-8.36
02 41 13 13-0007	SY >6" To 9" By Machine, Break-up And Leave In Place Concrete Paving	28.18
	For >500 To 1,000, Deduct	-2.82
	For >1,000 To 2,500, Deduct	-5.07
	For >2,500 To 5,000, Deduct	-7.33
	For >5,000 To 10,000, Deduct	-9.58
	For >10,000, Deduct	-11.84
02 41 13 13-0008	SY >9" To 14" By Machine, Break-up And Leave In Place Concrete Paving	39.78
	For >500 To 1,000, Deduct	-3.98
	For >1,000 To 2,500, Deduct	-7.16
	For >2,500 To 5,000, Deduct	-10.34
	For >5,000 To 10,000, Deduct	-13.53
	For >10,000, Deduct	-16.71
02 41 13 13-0009	SY >14" To 19" By Machine, Break-up And Leave In Place Concrete Paving	52.02
	For >500 To 1,000, Deduct	-5.20
	For >1,000 To 2,500, Deduct	-9.36
	For >2,500 To 5,000, Deduct	-13.53
	For >5,000 To 10,000, Deduct	-17.69
	For >10,000, Deduct	-21.85
02 41 13 13-0010	SY >19" To 24" By Machine, Break-up And Leave In Place Concrete Paving	67.63
	For >500 To 1,000, Deduct	-6.76
	For >1,000 To 2,500, Deduct	-12.17
	For >2,500 To 5,000, Deduct	-17.58
	For >5,000 To 10,000, Deduct	-22.99
	For >10,000, Deduct	-28.40

02 41 13 13-0011 By Hand, Break-up And Leave In Place Bituminous And Concrete Paving (02 41 13 13)

Note: Includes slabs, pavements, sidewalks and base courses. Includes work around obstacles with jackhammer and hand tools. For individual work areas where conventional equipment access is limited or prohibited. Task is only to be used when requested by owner. These tasks are not to be used in conjunction with any other loading activities or other break-up tasks. Excludes saw cutting (where required) and disposal. See CSI section 02 41 13 13-0036 for breaking-up, removal and loading as a combined operation, 02 41 19 13-0059 for saw cutting.

02 41 13 13-0012	SF Up To 3" By Hand, Break-up And Leave In Place Bituminous Paving	1.81
02 41 13 13-0013	SF >3" To 6" By Hand, Break-up And Leave In Place Bituminous Paving	2.30
02 41 13 13-0014	SF >6" To 8" By Hand, Break-up And Leave In Place Bituminous Paving	3.04



MINOR	CSI	UOM	DESCRIPTION	TOTAL DIRECT UNIT COST	DEMOLITION UNIT COST
02 41 13 13-0015	SF		Up To 3" By Hand, Break-up And Leave In Place Concrete Paving	2.27	
02 41 13 13-0016	SF		>3" To 6" By Hand, Break-up And Leave In Place Concrete Paving	2.89	
02 41 13 13-0017	SF		>6" To 8" By Hand, Break-up And Leave In Place Concrete Paving	3.80	
02 41 13 13-0018			By Machine, Break-up And Remove Bituminous And Concrete Paving ^(02 41 13 13)		
			Note: Includes slabs, pavements, sidewalks and base courses. Includes work around obstacles, breaking into manageable sizes by machine and loading into truck, dumpster or moving material to stockpile. Excludes saw cutting (where required) and disposal. See CSI section 02 41 19 13-0059 for saw cutting.		
02 41 13 13-0019	SY		Up To 3" By Machine, Break-up And Remove Bituminous Paving	15.73	
			For Additional Cost Of Hand Held Equipment Usage (Around Existing Structures And Obstructions), Add	4.72	
			Note: (Around Existing Structures And Obstructions), Add		
			For Elevated Slab, Add	7.87	
			For >500 To 1,000, Deduct	-1.57	
			For >1,000 To 2,500, Deduct	-2.83	
			For >2,500 To 5,000, Deduct	-4.09	
			For >5,000 To 10,000, Deduct	-5.35	
			For >10,000, Deduct	-6.61	
02 41 13 13-0020	SY		>3" To 6" By Machine, Break-up And Remove Bituminous Paving	21.47	
			For Additional Cost Of Hand Held Equipment Usage (Around Existing Structures And Obstructions), Add	6.44	
			Note: (Around Existing Structures And Obstructions), Add		
			For Elevated Slab, Add	10.74	
			For >500 To 1,000, Deduct	-2.15	
			For >1,000 To 2,500, Deduct	-3.86	
			For >2,500 To 5,000, Deduct	-5.58	
			For >5,000 To 10,000, Deduct	-7.30	
			For >10,000, Deduct	-9.02	
02 41 13 13-0021	SY		>6" To 9" By Machine, Break-up And Remove Bituminous Paving	29.79	
			For Elevated Slab, Add	14.90	
			For >500 To 1,000, Deduct	-2.98	
			For >1,000 To 2,500, Deduct	-5.36	
			For >2,500 To 5,000, Deduct	-7.75	
			For >5,000 To 10,000, Deduct	-10.13	
			For >10,000, Deduct	-12.51	
02 41 13 13-0022	SY		>9" To 12" By Machine, Break-up And Remove Bituminous Paving	38.87	
			For Elevated Slab, Add	19.44	
			For >500 To 1,000, Deduct	-3.89	
			For >1,000 To 2,500, Deduct	-7.00	
			For >2,500 To 5,000, Deduct	-10.11	
			For >5,000 To 10,000, Deduct	-13.22	
			For >10,000, Deduct	-16.33	
02 41 13 13-0023	SY		>12" To 15" By Machine, Break-up And Remove Bituminous Paving	54.11	
			For Elevated Slab, Add	27.06	
			For >500 To 1,000, Deduct	-5.41	
			For >1,000 To 2,500, Deduct	-9.74	
			For >2,500 To 5,000, Deduct	-14.07	
			For >5,000 To 10,000, Deduct	-18.40	
			For >10,000, Deduct	-22.73	
02 41 13 13-0024	SY		>15" To 18" By Machine, Break-up And Remove Bituminous Paving	74.40	
			For Elevated Slab, Add	37.20	
			For >500 To 1,000, Deduct	-7.44	
			For >1,000 To 2,500, Deduct	-13.39	
			For >2,500 To 5,000, Deduct	-19.34	
			For >5,000 To 10,000, Deduct	-25.30	
			For >10,000, Deduct	-31.25	
02 41 13 13-0025	SY		Up To 3" By Machine, Break-up And Remove Non Reinforced Concrete Paving	18.09	
			For Additional Cost Of Hand Held Equipment Usage (Around Existing Structures And Obstructions), Add	5.43	
			Note: (Around Existing Structures And Obstructions), Add		
			For Elevated Slab, Add	9.05	
			For >500 To 1,000, Deduct	-1.81	
			For >1,000 To 2,500, Deduct	-3.26	
			For >2,500 To 5,000, Deduct	-4.70	
			For >5,000 To 10,000, Deduct	-6.15	
			For >10,000, Deduct	-7.60	
02 41 13 13-0026	SY		>3" To 6" By Machine, Break-up And Remove Non Reinforced Concrete Paving	23.67	
			For Additional Cost Of Hand Held Equipment Usage (Around Existing Structures And Obstructions), Add	7.10	
			Note: (Around Existing Structures And Obstructions), Add		
			For Elevated Slab, Add	11.84	
			For >500 To 1,000, Deduct	-2.37	
			For >1,000 To 2,500, Deduct	-4.26	
			For >2,500 To 5,000, Deduct	-6.15	
			For >5,000 To 10,000, Deduct	-8.05	
			For >10,000, Deduct	-9.94	
02 41 13 13-0027	SY		Up To 3" By Machine, Break-up And Remove Welded Wire Reinforced Concrete Paving	24.01	
			For Additional Cost Of Hand Held Equipment Usage (Around Existing Structures And Obstructions), Add	7.20	
			Note: (Around Existing Structures And Obstructions), Add		
			For Elevated Slab, Add	12.01	
			For >500 To 1,000, Deduct	-2.40	
			For >1,000 To 2,500, Deduct	-4.32	
			For >2,500 To 5,000, Deduct	-6.24	
			For >5,000 To 10,000, Deduct	-8.16	
			For >10,000, Deduct	-10.08	

02 Existing Conditions**02 40 Demolition and Structure Moving****02 41 Demolition**

SAN BERNARDINO
COUNTY

MINOR
CSI UOM DESCRIPTION

TOTAL DIRECT DEMOLITION
UNIT COST UNIT COST

02 41 13 13-0028	SY	>3" To 6" By Machine, Break-up And Remove Welded Wire Reinforced Concrete Paving	31.11
		<i>For Additional Cost Of Hand Held Equipment Usage (Around Existing Structures And Obstructions), Add</i>	9.33
		<i>Note: (Around Existing Structures And Obstructions), Add</i>	
		<i>For Elevated Slab, Add</i>	15.56
		<i>For >500 To 1,000, Deduct</i>	-3.11
		<i>For >1,000 To 2,500, Deduct</i>	-5.60
		<i>For >2,500 To 5,000, Deduct</i>	-8.09
		<i>For >5,000 To 10,000, Deduct</i>	-10.58
		<i>For >10,000, Deduct</i>	-13.07
02 41 13 13-0029	SY	>6" To 9" By Machine, Break-up And Remove Welded Wire Reinforced Concrete Paving	51.57
		<i>For Additional Cost Of Hand Held Equipment Usage (Around Existing Structures And Obstructions), Add</i>	15.47
		<i>Note: (Around Existing Structures And Obstructions), Add</i>	
		<i>For Elevated Slab, Add</i>	25.79
		<i>For >500 To 1,000, Deduct</i>	-5.16
		<i>For >1,000 To 2,500, Deduct</i>	-9.28
		<i>For >2,500 To 5,000, Deduct</i>	-13.41
		<i>For >5,000 To 10,000, Deduct</i>	-17.53
		<i>For >10,000, Deduct</i>	-21.66
02 41 13 13-0030	SY	Up To 3" By Machine, Break-up And Remove Rod Reinforced Concrete Paving	26.04
		<i>For Elevated Slab, Add</i>	13.02
		<i>For >500 To 1,000, Deduct</i>	-2.60
		<i>For >1,000 To 2,500, Deduct</i>	-4.69
		<i>For >2,500 To 5,000, Deduct</i>	-6.77
		<i>For >5,000 To 10,000, Deduct</i>	-8.85
		<i>For >10,000, Deduct</i>	-10.94
02 41 13 13-0031	SY	>3" To 6" By Machine, Break-up And Remove Rod Reinforced Concrete Paving	33.48
		<i>For Elevated Slab, Add</i>	16.74
		<i>For >500 To 1,000, Deduct</i>	-3.35
		<i>For >1,000 To 2,500, Deduct</i>	-6.03
		<i>For >2,500 To 5,000, Deduct</i>	-8.70
		<i>For >5,000 To 10,000, Deduct</i>	-11.38
		<i>For >10,000, Deduct</i>	-14.06
02 41 13 13-0032	SY	>6" To 9" By Machine, Break-up And Remove Rod Reinforced Concrete Paving	59.85
		<i>For Elevated Slab, Add</i>	29.93
		<i>For >500 To 1,000, Deduct</i>	-5.99
		<i>For >1,000 To 2,500, Deduct</i>	-10.77
		<i>For >2,500 To 5,000, Deduct</i>	-15.56
		<i>For >5,000 To 10,000, Deduct</i>	-20.35
		<i>For >10,000, Deduct</i>	-25.14
02 41 13 13-0033	SY	>9" To 14" By Machine, Break-up And Remove Rod Reinforced Concrete Paving	78.12
		<i>For Elevated Slab, Add</i>	39.06
		<i>For >500 To 1,000, Deduct</i>	-7.81
		<i>For >1,000 To 2,500, Deduct</i>	-14.06
		<i>For >2,500 To 5,000, Deduct</i>	-20.31
		<i>For >5,000 To 10,000, Deduct</i>	-26.56
		<i>For >10,000, Deduct</i>	-32.81
02 41 13 13-0034	SY	>14" To 19" By Machine, Break-up And Remove Rod Reinforced Concrete Paving	102.13
		<i>For Elevated Slab, Add</i>	51.07
		<i>For >500 To 1,000, Deduct</i>	-10.21
		<i>For >1,000 To 2,500, Deduct</i>	-18.38
		<i>For >2,500 To 5,000, Deduct</i>	-26.55
		<i>For >5,000 To 10,000, Deduct</i>	-34.72
		<i>For >10,000, Deduct</i>	-42.89
02 41 13 13-0035	SY	>19" To 24" By Machine, Break-up And Remove Rod Reinforced Concrete Paving	123.94
		<i>For Elevated Slab, Add</i>	61.97
		<i>For >500 To 1,000, Deduct</i>	-12.39
		<i>For >1,000 To 2,500, Deduct</i>	-22.31
		<i>For >2,500 To 5,000, Deduct</i>	-32.22
		<i>For >5,000 To 10,000, Deduct</i>	-42.14
		<i>For >10,000, Deduct</i>	-52.05
02 41 13 13-0036		By Hand, Break-up And Remove Bituminous And Concrete Paving <small>(02 41 13 13)</small>	
		<i>Note: Includes slabs, pavements, sidewalks and base courses. Includes work around obstacles. Work includes breaking into manageable size with jackhammer and hand tools, removal and loading onto a truck or dumpster. For individual work areas where conventional equipment access is limited or prohibited. Task is only to be used when requested by owner. Excludes saw cutting (where required) and disposal. See CSI section 02 41 19 13-0059 for saw cutting.</i>	
02 41 13 13-0037	SF	Up To 3" By Hand, Break-up And Remove Bituminous Paving	4.05
02 41 13 13-0038	SF	>3" To 6" By Hand, Break-up And Remove Bituminous Paving	5.32
02 41 13 13-0039	SF	>6" To 8" By Hand, Break-up And Remove Bituminous Paving	6.92
02 41 13 13-0040	SF	Up To 3" By Hand, Break-up And Remove Concrete Paving	5.05
02 41 13 13-0041	SF	>3" To 6" By Hand, Break-up And Remove Concrete Paving	6.99
02 41 13 13-0042	SF	>6" To 8" By Hand, Break-up And Remove Concrete Paving	8.94
02 41 13 13-0043	SF	Up To 3" By Hand, Break-up And Remove Welded Wire Reinforced Concrete Paving	7.09
02 41 13 13-0044	SF	>3" To 6" By Hand, Break-up And Remove Welded Wire Reinforced Concrete Paving	9.77
02 41 13 13-0045	SF	>6" To 8" By Hand, Break-up And Remove Welded Wire Reinforced Concrete Paving	12.52

02 41 13 13-0046 Grind Concrete (02 41 13 13)



MINOR	CSI	UOM	DESCRIPTION	TOTAL DIRECT UNIT COST	DEMOLITION UNIT COST
-------	-----	-----	-------------	------------------------	----------------------

02 41 13 13-0047	EA		Grind Existing Sidewalks, Up To 1/2" Depth, To Remove Ridges (Tripping Hazard).....	199.81	
			Note: For each location up to 5' wide, feather up to 12" each direction.		
			<i>For >1/2" To 1" Depth Of Grinding, Add</i>	29.97	
			<i>For >1" To 1-1/2" Depth Of Grinding, Add</i>	49.95	
			<i>For Up To 5, Add</i>	39.96	
			<i>For >5 To 10, Add</i>	19.98	
			<i>For >25 To 50, Deduct</i>	-19.98	
			<i>For >50 To 250, Deduct</i>	-29.97	
			<i>For >250, Deduct</i>	-39.96	
			<i>For Sidewalks >5', Add</i>	19.98	
			<i>For Up To 12" Additional Feathering Per Side, Add</i>	19.98	

02 41 13 15 Hydro Demolition (02 41 13)

02 41 13 15-0001			Hydro Demolition Of Concrete Pavement (02 41 13 15)		
			Note: Includes removal but excludes disposal of concrete.		
02 41 13 15-0002	SF		Up To 2" Depth, Hydro Demolition, Using 40,000 PSI Water Jet.....	7.84	
02 41 13 15-0003	SF		>2" To 4" Depth, Hydro Demolition, Using 40,000 PSI Water Jet.....	9.79	
02 41 13 15-0004	SF		>4" To 6" Depth, Hydro Demolition, Using 40,000 PSI Water Jet.....	13.10	
02 41 13 15-0005	SF		>6" To 8" Depth, Hydro Demolition, Using 40,000 PSI Water Jet.....	26.08	

02 41 16 Structure Demolition (02 41)

02 41 16 13 Building Demolition (02 41 16)

02 41 16 13-0001			Building Interior Demolition (02 41 16 13)		
			Note: Guttled and placed in truck or dumpsters. Based on overall floor area including space under demolished walls. Includes all soft stripping of materials (doors and frames, non-load bearing walls, carpet, moldings, drywall, tile, ceiling, ductwork, piping, light fixtures, etc.), accessible mechanical, electrical, plumbing, overhead sprinkler, fire protection and similar systems. Excludes lead, asbestos or other contaminants or load bearing walls, mechanical, plumbing or electrical equipment such as furnaces, water heaters, plumbing fixtures, sump pumps, switchgear or panel boards. Excludes hauling, dump fees, recycling charges, and/or salvage value.		
02 41 16 13-0002	GSF		Residential Building Interior Demolition, Gutting And Placing Into Dumpster Or Truck	7.88	
02 41 16 13-0003	GSF		Up To 2,000 SF Commercial Building Interior Demolition, Gutting And Placing Into Dumpster Or Truck.....	11.92	
02 41 16 13-0004	GSF		>2,000 To 10,000 SF Commercial Building Interior Demolition, Gutting And Placing Into Dumpster Or Truck	9.76	
02 41 16 13-0005	GSF		>10,000 SF Commercial Building Interior Demolition, Gutting And Placing Into Dumpster Or Truck	8.68	

02 41 16 13-0006 Commercial And Residential Structures Demolition (02 41 16 13)

Note: Complete demolition of structures. Includes site and building safety preparation, signage, dust control, scattered debris and other site clean-up, demolition equipment, and repair of any damaged adjacent property. Excludes (if required) utility disconnects and capping, underground or above ground storage tank removal, adjacent property protection, adjacent property cleanup, adjacent property work, site paving (asphalt or concrete), recycling fees, gutting/soft stripping (selective removal of materials for reuse) of building, site security, hazardous material abatement (including lead, asbestos, and PCBs), surveys, clearing and grubbing of site, cranes, traffic control, elevator removal, major mechanical equipment such as boilers, chillers, cooling towers, Etc., excavation or backfill, foundations, basement floor, slab-on grade, temporary fencing (installation and removal), hauling, disposal and dump fees for all debris (site and building), earthwork and erosion control. Pricing is by Hundred Cubic Foot (CCF) of complete building volume being demolished. For computing building volume, height is computed at actual floor-to-floor dimensions with attic and basement each computed at half-height, width and length are actual dimensions. Excludes salvage value.

02 41 16 13-0007 Steel Framed Building Demolition (02 41 16 13-0006)

02 41 16 13-0008	CCF		By Pneumatic Tools/Hand, Steel Framed Building Demolition	73.74	
			<i>For Floor-To-Floor (Or Floor-To-Structure) Heights >12' To 15', Deduct</i>	-5.53	
			<i>For Floor-To-Floor (Or Floor-To-Structure) Heights >15' To 18', Deduct</i>	-11.06	
			<i>For Floor-To-Floor (Or Floor-To-Structure) Heights >18' To 21', Deduct</i>	-16.59	
			<i>For Up To 500, Add</i>	22.12	
			<i>For >500 To 1,000, Add</i>	14.75	
			<i>For >1,000 To 2,000, Add</i>	7.37	
			<i>For Volume Of Area Within 15' To An Adjacent Building, Add</i>	24.33	
			<i>For No Interior Partitions, Deduct</i>	-18.44	
02 41 16 13-0009	CCF		By Machine, Steel Framed Building Demolition.....	46.21	
			<i>For Floor-To-Floor (Or Floor-To-Structure) Heights >12' To 15', Deduct</i>	-3.47	
			<i>For Floor-To-Floor (Or Floor-To-Structure) Heights >15' To 18', Deduct</i>	-6.93	
			<i>For Floor-To-Floor (Or Floor-To-Structure) Heights >18' To 21', Deduct</i>	-10.40	
			<i>For Up To 500, Add</i>	13.86	
			<i>For >500 To 1,000, Add</i>	9.24	
			<i>For >1,000 To 2,000, Add</i>	4.62	
			<i>For Work >3 Stories To 6 Stories (Exclude Volume Below), Add</i>	6.93	
			<i>For Work >6 Stories To 10 Stories (Exclude Volume Below), Add</i>	11.55	
			<i>For Work >10 Stories To 15 Stories (Exclude Volume Below), Add</i>	16.17	
			<i>For Volume Of Area Within 15' To An Adjacent Building, Add</i>	15.25	
			<i>For No Interior Partitions, Deduct</i>	-11.55	

02 41 16 13-0010 Reinforced Concrete Building Demolition (02 41 16 13-0006)

02 Existing Conditions**02 40 Demolition and Structure Moving****02 41 Demolition**

SAN BERNARDINO
COUNTY

MINOR CSI UOM DESCRIPTION	TOTAL DIRECT UNIT COST	DEMOLITION UNIT COST
02 41 16 13-0011 CCF By Pneumatic Tools/Hand, Reinforced Concrete Building Demolition	92.53	
For Floor-To-Floor (Or Floor-To-Structure) Heights >12' To 15', Deduct	-6.94	
For Floor-To-Floor (Or Floor-To-Structure) Heights >15' To 18', Deduct	-13.88	
For Floor-To-Floor (Or Floor-To-Structure) Heights >18' To 21', Deduct	-20.82	
For Up To 500, Add	27.76	
For >500 To 1,000, Add	18.51	
For >1,000 To 2,000, Add	9.25	
For Volume Of Area Within 15' To An Adjacent Building, Add	30.53	
For No Interior Partitions, Deduct	-23.13	
02 41 16 13-0012 CCF By Machine, Reinforced Concrete Building Demolition.....	61.01	
For Floor-To-Floor (Or Floor-To-Structure) Heights >12' To 15', Deduct	-4.58	
For Floor-To-Floor (Or Floor-To-Structure) Heights >15' To 18', Deduct	-9.15	
For Floor-To-Floor (Or Floor-To-Structure) Heights >18' To 21', Deduct	-13.73	
For Up To 500, Add	18.30	
For >500 To 1,000, Add	12.20	
For >1,000 To 2,000, Add	6.10	
For Work >3 Stories To 6 Stories (Exclude Volume Below), Add	9.15	
For Work >6 Stories To 10 Stories (Exclude Volume Below), Add	15.25	
For Work >10 Stories To 15 Stories (Exclude Volume Below), Add	21.35	
For Volume Of Area Within 15' To An Adjacent Building, Add	20.13	
For No Interior Partitions, Deduct	-15.25	
02 41 16 13-0013 Masonry Construction Building Demolition (02 41 16 13-0006)	65.02	
02 41 16 13-0014 CCF By Pneumatic Tools/Hand, Masonry Construction Building Demolition	65.02	
For Floor-To-Floor (Or Floor-To-Structure) Heights >12' To 15', Deduct	-4.88	
For Floor-To-Floor (Or Floor-To-Structure) Heights >15' To 18', Deduct	-9.75	
For Floor-To-Floor (Or Floor-To-Structure) Heights >18' To 21', Deduct	-14.63	
For Up To 500, Add	19.51	
For >500 To 1,000, Add	13.00	
For >1,000 To 2,000, Add	6.50	
For Volume Of Area Within 15' To An Adjacent Building, Add	21.46	
For No Interior Partitions, Deduct	-16.26	
02 41 16 13-0015 CCF By Machine, Masonry Construction Building Demolition.....	41.46	
For Floor-To-Floor (Or Floor-To-Structure) Heights >12' To 15', Deduct	-3.11	
For Floor-To-Floor (Or Floor-To-Structure) Heights >15' To 18', Deduct	-6.22	
For Floor-To-Floor (Or Floor-To-Structure) Heights >18' To 21', Deduct	-9.33	
For Up To 500, Add	12.44	
For >500 To 1,000, Add	8.29	
For >1,000 To 2,000, Add	4.15	
For Work >3 Stories To 6 Stories (Exclude Volume Below), Add	6.22	
For Work >6 Stories To 10 Stories (Exclude Volume Below), Add	10.37	
For Work >10 Stories To 15 Stories (Exclude Volume Below), Add	14.51	
For Volume Of Area Within 15' To An Adjacent Building, Add	13.68	
For No Interior Partitions, Deduct	-10.37	
02 41 16 13-0016 Wood Frame Construction Building Demolition (02 41 16 13-0006)	56.51	
02 41 16 13-0017 CCF By Pneumatic Tools/Hand, Wood Frame Construction Building Demolition	56.51	
For Floor-To-Floor (Or Floor-To-Structure) Heights >12' To 15', Deduct	-4.24	
For Floor-To-Floor (Or Floor-To-Structure) Heights >15' To 18', Deduct	-8.48	
For Floor-To-Floor (Or Floor-To-Structure) Heights >18' To 21', Deduct	-12.71	
For Up To 500, Add	16.95	
For >500 To 1,000, Add	11.30	
For >1,000 To 2,000, Add	5.65	
For Volume Of Area Within 15' To An Adjacent Building, Add	18.65	
For No Interior Partitions, Deduct	-14.13	
02 41 16 13-0018 CCF By Machine, Wood Frame Construction Building Demolition	35.48	
For Floor-To-Floor (Or Floor-To-Structure) Heights >12' To 15', Deduct	-2.66	
For Floor-To-Floor (Or Floor-To-Structure) Heights >15' To 18', Deduct	-5.32	
For Floor-To-Floor (Or Floor-To-Structure) Heights >18' To 21', Deduct	-7.98	
For Up To 500, Add	10.64	
For >500 To 1,000, Add	7.10	
For >1,000 To 2,000, Add	3.55	
For Work >3 Stories To 6 Stories (Exclude Volume Below), Add	5.32	
For Volume Of Area Within 15' To An Adjacent Building, Add	11.71	
For No Interior Partitions, Deduct	-8.87	
02 41 16 13-0019 Sorting Of Material Debris For Recycling Prior To Hauling Off (02 41 16 13-0006)		
Note: Per building volume.		
02 41 16 13-0020 CCF Sorting Of Material Debris For Recycling Prior To Hauling Off	9.83	
For Up To 500, Add	2.95	
For >500 To 1,000, Add	1.97	
For >1,000 To 2,000, Add	0.98	
02 41 16 13-0021 Foundation Demolition (02 41 16 13)		
Note: Excludes earthwork.		
02 41 16 13-0022 Concrete Foundation Demolition (02 41 16 13-0021)		
02 41 16 13-0023 CF Non Reinforced Concrete Foundation Demolition.....	15.08	
For >135 To 405, Deduct	-1.32	
For >405 To 810, Deduct	-2.64	
For >810 To 2025, Deduct	-3.77	
For >2025, Deduct	-6.03	



	MINOR	CSI	UOM	DESCRIPTION	TOTAL DIRECT UNIT COST	DEMOLITION UNIT COST
02 41 16 13-0024	CF			Reinforced Concrete Foundation Demolition	18.10	
				For >135 To 405, Deduct	-1.58	
				For >405 To 810, Deduct	-3.17	
				For >810 To 2025, Deduct	-4.53	
				For >2025, Deduct	-7.24	
02 41 16 13-0025				Concrete Foundation Wall Demolition (02 41 16 13-0021)		
02 41 16 13-0026	SF			4" Thick Non Reinforced Concrete Foundation Wall Demolition	6.46	
				For >500 To 2,000, Deduct	-0.48	
				For >2,000 To 6,000, Deduct	-1.29	
				For >6,000 To 8,000, Deduct	-2.26	
				For >8,000, Deduct	-3.55	
02 41 16 13-0027	SF			6" Thick Non Reinforced Concrete Foundation Wall Demolition	8.62	
				For >500 To 2,000, Deduct	-0.65	
				For >2,000 To 6,000, Deduct	-1.72	
				For >6,000 To 8,000, Deduct	-3.02	
				For >8,000, Deduct	-4.74	
02 41 16 13-0028	SF			8" Thick Non Reinforced Concrete Foundation Wall Demolition	10.77	
				For >500 To 2,000, Deduct	-0.81	
				For >2,000 To 6,000, Deduct	-2.15	
				For >6,000 To 8,000, Deduct	-3.77	
				For >8,000, Deduct	-5.92	
02 41 16 13-0029	SF			10" Thick Non Reinforced Concrete Foundation Wall Demolition	12.93	
				For >500 To 2,000, Deduct	-0.97	
				For >2,000 To 6,000, Deduct	-2.59	
				For >6,000 To 8,000, Deduct	-4.53	
				For >8,000, Deduct	-7.11	
02 41 16 13-0030	SF			12" Thick Non Reinforced Concrete Foundation Wall Demolition	15.08	
				For >500 To 2,000, Deduct	-1.13	
				For >2,000 To 6,000, Deduct	-3.02	
				For >6,000 To 8,000, Deduct	-5.28	
				For >8,000, Deduct	-8.29	
02 41 16 13-0031	SF			16" Thick Non Reinforced Concrete Foundation Wall Demolition	17.23	
				For >500 To 2,000, Deduct	-1.29	
				For >2,000 To 6,000, Deduct	-3.45	
				For >6,000 To 8,000, Deduct	-6.03	
				For >8,000, Deduct	-9.48	
02 41 16 13-0032	SF			4" Thick Reinforced Concrete Foundation Wall Demolition	7.76	
				For >500 To 2,000, Deduct	-0.58	
				For >2,000 To 6,000, Deduct	-1.55	
				For >6,000 To 8,000, Deduct	-2.72	
				For >8,000, Deduct	-4.27	
02 41 16 13-0033	SF			6" Thick Reinforced Concrete Foundation Wall Demolition	10.34	
				For >500 To 2,000, Deduct	-0.78	
				For >2,000 To 6,000, Deduct	-2.07	
				For >6,000 To 8,000, Deduct	-3.62	
				For >8,000, Deduct	-5.69	
02 41 16 13-0034	SF			8" Thick Reinforced Concrete Foundation Wall Demolition	12.93	
				For >500 To 2,000, Deduct	-0.97	
				For >2,000 To 6,000, Deduct	-2.59	
				For >6,000 To 8,000, Deduct	-4.53	
				For >8,000, Deduct	-7.11	
02 41 16 13-0035	SF			10" Thick Reinforced Concrete Foundation Wall Demolition	15.30	
				For >500 To 2,000, Deduct	-1.15	
				For >2,000 To 6,000, Deduct	-3.06	
				For >6,000 To 8,000, Deduct	-5.36	
				For >8,000, Deduct	-8.42	
02 41 16 13-0036	SF			12" Thick Reinforced Concrete Foundation Wall Demolition	18.10	
				For >500 To 2,000, Deduct	-1.36	
				For >2,000 To 6,000, Deduct	-3.62	
				For >6,000 To 8,000, Deduct	-6.34	
				For >8,000, Deduct	-9.96	
02 41 16 13-0037	SF			16" Thick Reinforced Concrete Foundation Wall Demolition	20.68	
				For >500 To 2,000, Deduct	-1.55	
				For >2,000 To 6,000, Deduct	-4.14	
				For >6,000 To 8,000, Deduct	-7.24	
				For >8,000, Deduct	-11.37	
02 41 16 13-0038				Concrete Block Foundation Wall Demolition (02 41 16 13-0021)		
02 41 16 13-0039	SF			4" Thick Non Reinforced Concrete Block Foundation Wall Demolition	4.74	
				For >500 To 2,000, Deduct	-0.36	
				For >2,000 To 6,000, Deduct	-0.95	
				For >6,000 To 8,000, Deduct	-1.66	
				For >8,000, Deduct	-2.61	
02 41 16 13-0040	SF			6" Thick Non Reinforced Concrete Block Foundation Wall Demolition	5.06	
				For >500 To 2,000, Deduct	-0.38	
				For >2,000 To 6,000, Deduct	-1.01	
				For >6,000 To 8,000, Deduct	-1.77	
				For >8,000, Deduct	-2.78	
02 41 16 13-0041	SF			8" Thick Non Reinforced Concrete Block Foundation Wall Demolition	5.71	
				For >500 To 2,000, Deduct	-0.43	
				For >2,000 To 6,000, Deduct	-1.14	
				For >6,000 To 8,000, Deduct	-2.00	
				For >8,000, Deduct	-3.14	

02 Existing Conditions**02 40 Demolition and Structure Moving****02 41 Demolition**

MINOR	CSI	UOM	DESCRIPTION	TOTAL DIRECT UNIT COST	DEMOLITION UNIT COST
02 41 16 13-0042	SF		10" Thick Non Reinforced Concrete Block Foundation Wall Demolition	6.57	
			<i>For >500 To 2,000, Deduct</i>	-0.49	
			<i>For >2,000 To 6,000, Deduct</i>	-1.31	
			<i>For >6,000 To 8,000, Deduct</i>	-2.30	
			<i>For >8,000, Deduct</i>	-3.61	
02 41 16 13-0043	SF		12" Thick Non Reinforced Concrete Block Foundation Wall Demolition	7.33	
			<i>For >500 To 2,000, Deduct</i>	-0.55	
			<i>For >2,000 To 6,000, Deduct</i>	-1.47	
			<i>For >6,000 To 8,000, Deduct</i>	-2.57	
			<i>For >8,000, Deduct</i>	-4.03	
02 41 16 13-0044	SF		16" Thick Non Reinforced Concrete Block Foundation Wall Demolition	9.16	
			<i>For >500 To 2,000, Deduct</i>	-0.69	
			<i>For >2,000 To 6,000, Deduct</i>	-1.83	
			<i>For >6,000 To 8,000, Deduct</i>	-3.21	
			<i>For >8,000, Deduct</i>	-5.04	
02 41 16 13-0045	SF		4" Thick Reinforced Concrete Block Foundation Wall Demolition	5.69	
			<i>For >500 To 2,000, Deduct</i>	-0.43	
			<i>For >2,000 To 6,000, Deduct</i>	-1.14	
			<i>For >6,000 To 8,000, Deduct</i>	-1.99	
			<i>For >8,000, Deduct</i>	-3.13	
02 41 16 13-0046	SF		6" Thick Reinforced Concrete Block Foundation Wall Demolition	6.07	
			<i>For >500 To 2,000, Deduct</i>	-0.46	
			<i>For >2,000 To 6,000, Deduct</i>	-1.21	
			<i>For >6,000 To 8,000, Deduct</i>	-2.12	
			<i>For >8,000, Deduct</i>	-3.34	
02 41 16 13-0047	SF		8" Thick Reinforced Concrete Block Foundation Wall Demolition	6.85	
			<i>For >500 To 2,000, Deduct</i>	-0.51	
			<i>For >2,000 To 6,000, Deduct</i>	-1.37	
			<i>For >6,000 To 8,000, Deduct</i>	-2.40	
			<i>For >8,000, Deduct</i>	-3.77	
02 41 16 13-0048	SF		10" Thick Reinforced Concrete Block Foundation Wall Demolition	7.88	
			<i>For >500 To 2,000, Deduct</i>	-0.59	
			<i>For >2,000 To 6,000, Deduct</i>	-1.58	
			<i>For >6,000 To 8,000, Deduct</i>	-2.76	
			<i>For >8,000, Deduct</i>	-4.33	
02 41 16 13-0049	SF		12" Thick Reinforced Concrete Block Foundation Wall Demolition	8.79	
			<i>For >500 To 2,000, Deduct</i>	-0.66	
			<i>For >2,000 To 6,000, Deduct</i>	-1.76	
			<i>For >6,000 To 8,000, Deduct</i>	-3.08	
			<i>For >8,000, Deduct</i>	-4.83	
02 41 16 13-0050	SF		16" Thick Reinforced Concrete Block Foundation Wall Demolition	10.99	
			<i>For >500 To 2,000, Deduct</i>	-0.82	
			<i>For >2,000 To 6,000, Deduct</i>	-2.20	
			<i>For >6,000 To 8,000, Deduct</i>	-3.85	
			<i>For >8,000, Deduct</i>	-6.04	
02 41 16 13-0051			Brick Foundation Wall Demolition (02 41 16 13-0021)	4.74	
02 41 16 13-0052	SF		4" Thick Brick Foundation Wall Demolition	4.74	
			<i>For >500 To 2,000, Deduct</i>	-0.36	
			<i>For >2,000 To 6,000, Deduct</i>	-0.95	
			<i>For >6,000 To 8,000, Deduct</i>	-1.66	
			<i>For >8,000, Deduct</i>	-2.61	
02 41 16 13-0053	SF		6" Thick Brick Foundation Wall Demolition	5.06	
			<i>For >500 To 2,000, Deduct</i>	-0.38	
			<i>For >2,000 To 6,000, Deduct</i>	-1.01	
			<i>For >6,000 To 8,000, Deduct</i>	-1.77	
			<i>For >8,000, Deduct</i>	-2.78	
02 41 16 13-0054	SF		8" Thick Brick Foundation Wall Demolition	5.71	
			<i>For >500 To 2,000, Deduct</i>	-0.43	
			<i>For >2,000 To 6,000, Deduct</i>	-1.14	
			<i>For >6,000 To 8,000, Deduct</i>	-2.00	
			<i>For >8,000, Deduct</i>	-3.14	
02 41 16 13-0055	SF		10" Thick Brick Foundation Wall Demolition	6.57	
			<i>For >500 To 2,000, Deduct</i>	-0.49	
			<i>For >2,000 To 6,000, Deduct</i>	-1.31	
			<i>For >6,000 To 8,000, Deduct</i>	-2.30	
			<i>For >8,000, Deduct</i>	-3.61	
02 41 16 13-0056	SF		12" Thick Brick Foundation Wall Demolition	7.33	
			<i>For >500 To 2,000, Deduct</i>	-0.55	
			<i>For >2,000 To 6,000, Deduct</i>	-1.47	
			<i>For >6,000 To 8,000, Deduct</i>	-2.57	
			<i>For >8,000, Deduct</i>	-4.03	
02 41 16 13-0057	SF		16" Thick Brick Foundation Wall Demolition	9.16	
			<i>For >500 To 2,000, Deduct</i>	-0.69	
			<i>For >2,000 To 6,000, Deduct</i>	-1.83	
			<i>For >6,000 To 8,000, Deduct</i>	-3.21	
			<i>For >8,000, Deduct</i>	-5.04	
02 41 16 13-0058			Stone Foundation Demolition (02 41 16 13-0021)	15.08	
02 41 16 13-0059	CF		Stone Footing Or Foundation Wall Demolition	15.08	
			<i>For >135 To 405, Deduct</i>	-1.32	
			<i>For >405 To 810, Deduct</i>	-2.64	
			<i>For >810 To 2025, Deduct</i>	-3.77	
			<i>For >2025, Deduct</i>	-6.03	



MINOR CSI UOM DESCRIPTION	TOTAL DIRECT UNIT COST	DEMOLITION UNIT COST
------------------------------	---------------------------	-------------------------

02 41 16 13-0060	Other Foundation Demolition (02 41 16 13-0021)	
02 41 16 13-0061	CF Concrete Footing For Fence, Gate Or Playground Equipment Post, Etc. Demolition	15.69
	Note: Includes excavation.	
	For >135 To 405, Deduct	-1.37
	For >405 To 810, Deduct	-2.75
	For >810 To 2025, Deduct	-3.92
	For >2025, Deduct	-6.28

02 41 19 Selective Demolition (02 41)

02 41 19 13 Selective Building Demolition (02 41 19)

02 41 19 13-0001 Exterior Masonry Removal (02 41 19 13)

02 41 19 13-0002 Masonry Columns Removal (Interior And Exterior) (02 41 19 13-0001)

02 41 19 13-0003	VLF 8" x 8" Masonry Column Removal	15.03
02 41 19 13-0004	VLF 10" x 10" Masonry Column Removal	23.47
02 41 19 13-0005	VLF 12" x 12" Masonry Column Removal	30.08
02 41 19 13-0006	VLF 14" x 14" Masonry Column Removal	37.65
02 41 19 13-0007	VLF 16" x 16" Masonry Column Removal	46.24
02 41 19 13-0008	CF Masonry Column Removal, Per CF Of Masonry Removed; For Other Sizes Over 16" Square	25.97

02 41 19 13-0009 Masonry Chimney Removal (02 41 19 13-0001)

02 41 19 13-0010	CF Up To 3 CF/VLF Chimney Removal, Per CF Of Masonry Removed	30.47
02 41 19 13-0011	CF >3 To 10 CF/VLF Chimney Removal, Per CF Of Masonry Removed	22.88
02 41 19 13-0012	CF >10 To 20 CF/VLF Chimney Removal, Per CF Of Masonry Removed	17.50
02 41 19 13-0013	CF >20 CF/VLF Chimney Removal, Per CF Of Masonry Removed	12.13

02 41 19 13-0014 Remove And Reset Precast, Stone Or Masonry Coping (02 41 19 13-0001)

Note: Includes removing, cleaning, and resetting coping with new ties and mortar. Excludes finished edge saw cutting at the intersection between demolition and undisturbed areas. See CSI section 02 41 19 13-0059 for saw cutting.

02 41 19 13-0015	LF Up To 8" Wide, Remove And Reset Precast, Stone Or Masonry Coping	19.59
02 41 19 13-0016	LF >8" To 12" Wide, Remove And Reset Precast, Stone Or Masonry Coping	29.10
02 41 19 13-0017	LF >12" To 24" Wide, Remove And Reset Precast, Stone Or Masonry Coping	55.25

02 41 19 13-0018 Facade Removal (02 41 19 13-0001)

Note: Includes any saw cutting that may be required for size reduction into manageable pieces for handling and disposal. Excludes finished edge saw cutting at the intersection between demolition and undisturbed areas. See CSI section 02 41 19 13-0059 for saw cutting.

02 41 19 13-0019	SF Stone Or Brick Veneer Facade Removal	5.71
	For Cleaning and Storage For Reuse, Add	8.57

02 41 19 13-0020 Exterior Masonry Removal (02 41 19 13-0001)

Note: Includes any saw cutting that may be required for size reduction into manageable pieces for handling and disposal. Salvage modifier includes removing mortar, scraping, cleaning, placement on pallets and storage on site. Excludes finished edge saw cutting at the intersection between demolition and undisturbed areas. See CSI section 02 41 19 13-0059 for saw cutting.

02 41 19 13-0021	SF Demolish 4" Thick Non Reinforced Concrete Block Exterior Wall	5.04
02 41 19 13-0022	SF Demolish 6" Thick Non Reinforced Concrete Block Exterior Wall	5.67
02 41 19 13-0023	SF Demolish 8" Thick Non Reinforced Concrete Block Exterior Wall	6.86
02 41 19 13-0024	SF Demolish 10" Thick Non Reinforced Concrete Block Exterior Wall	7.50
02 41 19 13-0025	SF Demolish 12" Thick Non Reinforced Concrete Block Exterior Wall	8.24
02 41 19 13-0026	SF Demolish 16" Thick Non Reinforced Concrete Block Exterior Wall	10.30
02 41 19 13-0027	SF Demolish 4" Thick Reinforced Concrete Block Exterior Wall	5.95
02 41 19 13-0028	SF Demolish 6" Thick Reinforced Concrete Block Exterior Wall	6.81
02 41 19 13-0029	SF Demolish 8" Thick Reinforced Concrete Block Exterior Wall	8.24
02 41 19 13-0030	SF Demolish 10" Thick Reinforced Concrete Block Exterior Wall	9.01
02 41 19 13-0031	SF Demolish 12" Thick Reinforced Concrete Block Exterior Wall	9.88
02 41 19 13-0032	SF Demolish 16" Thick Reinforced Concrete Block Exterior Wall	12.36
02 41 19 13-0033	SF Demolish 4" Thick Brick Exterior Wall	5.04
	For Cleaning and Storage For Reuse, Add	7.56
02 41 19 13-0034	SF Demolish 6" Thick Brick Exterior Wall	5.67
	For Cleaning and Storage For Reuse, Add	8.51
02 41 19 13-0035	SF Demolish 8" Thick Brick Exterior Wall	6.86
	For Cleaning and Storage For Reuse, Add	10.29
02 41 19 13-0036	SF Demolish 10" Thick Brick Exterior Wall	7.50
	For Cleaning and Storage For Reuse, Add	11.25
02 41 19 13-0037	SF Demolish 12" Thick Brick Exterior Wall	8.24
	For Cleaning and Storage For Reuse, Add	12.36
02 41 19 13-0038	SF Demolish 16" Thick Brick Exterior Wall	10.30
	For Cleaning and Storage For Reuse, Add	15.45
02 41 19 13-0039	CF Exterior Brick, Concrete Block Or Composite Removal	14.64
	For Cleaning and Storage For Reuse, Add	21.96

02	02 Existing Conditions
	02 40 Demolition and Structure Moving
	02 41 Demolition



MINOR	CSI	UOM	DESCRIPTION	TOTAL DIRECT UNIT COST	DEMOLITION UNIT COST
-------	-----	-----	-------------	------------------------	----------------------

02 41 19 13-0040	Lintel Removal <small>(02 41 19 13-0001)</small>				
Note: Includes any saw cutting that may be required for size reduction into manageable pieces for handling and disposal. Excludes finished edge saw cutting at the intersection between demolition and undisturbed areas. See CSI section 02 41 19 13-0059 for saw cutting.					
02 41 19 13-0041	LF		Demolish Steel Lintel	11.89	
02 41 19 13-0042	LF		Demolish Concrete Or Stone Lintel	15.86	
02 41 19 13-0043	LF		Demolish Steel Shelf Angle	12.55	

02 41 19 13-0044	Reinstall Lintel <small>(02 41 19 13-0001)</small>				
Note: Excludes finished edge saw cutting at the intersection between demolition and undisturbed areas. See CSI section 02 41 19 13-0059 for saw cutting.					
02 41 19 13-0045	LF		Clean, Prime And Paint Steel Shelf Angle Or Lintel	6.78	
02 41 19 13-0046	LF		Reinstall Existing Concrete Or Stone Lintel	15.86	
02 41 19 13-0047	LF		Reinstall Existing Steel Shelf Angle	45.42	
Note: Includes fasteners.					
02 41 19 13-0048	LF		Reinstall Existing Steel Lintel	17.62	
02 41 19 13-0049	LF		Removal And Replacement Of Steel Shelf Angle Over Window Openings At Cavity Walls	79.02	
02 41 19 13-0050	LF		Removal And Replacement Of Steel Lintel Over Window Openings	151.92	

02 41 19 13-0051	Exterior Concrete Wall Removal <small>(02 41 19 13)</small>				
02 41 19 13-0052	SF		Demolish 4" Thick Reinforced Concrete Exterior Wall	6.72	
02 41 19 13-0053	SF		Demolish 6" Thick Reinforced Concrete Exterior Wall	12.17	
02 41 19 13-0054	SF		Demolish 8" Thick Reinforced Concrete Exterior Wall	15.30	
02 41 19 13-0055	SF		Demolish 10" Thick Reinforced Concrete Exterior Wall	18.05	
02 41 19 13-0056	SF		Demolish 12" Thick Reinforced Concrete Exterior Wall	21.33	

02 41 19 13-0057	Elevated Concrete Removal <small>(02 41 19 13)</small>				
02 41 19 13-0058	CF		Elevated Concrete Beam/Slab/Steps Removal, Reinforced	12.89	

02 41 19 13-0059	Saw Cutting <small>(02 41 19 13)</small>				
Note: Includes blade wear, water, taping off area, layout, clean-up and mist spray with wet vacuuming for dust control where necessary. For projects where the total saw cutting charge is less than the minimum charge, use task "Saw Cut Minimum Charge" exclusively. Task "Saw Cut Minimum Charge" should not be used in conjunction with any other tasks in this section.					
02 41 19 13-0060	LF		Bituminous Paving Up To 4" Depth, Saw Cut	2.33	
For Each Additional Pass (Depth To 3"), Add				0.91	
For >250, Deduct				-0.22	
02 41 19 13-0061	LF		Brick Masonry Up To 4" Depth, Saw Cut	8.81	
For Each Additional Pass (Depth To 3"), Add				3.49	
For >250, Deduct				-0.87	
02 41 19 13-0062	LF		Concrete Block Up To 4" Depth, Saw Cut	7.96	
For Each Additional Pass (Depth To 3"), Add				3.15	
For >250, Deduct				-0.78	
02 41 19 13-0063	LF		Non Reinforced Concrete Slab Or Paving Up To 4" Depth, Saw Cut	2.67	
For Each Additional Pass (Depth To 3"), Add				1.03	
For >250, Deduct				-0.25	
02 41 19 13-0064	LF		Welded Wire Reinforced Concrete Slab Up To 4" Depth, Saw Cut	3.52	
For Each Additional Pass (Depth To 3"), Add				1.36	
For >250, Deduct				-0.34	
02 41 19 13-0065	LF		Rod Reinforced Concrete Slab Up To 4" Depth, Saw Cut	5.84	
For Each Additional Pass (Depth To 3"), Add				2.29	
For >250, Deduct				-0.57	
02 41 19 13-0066	LF		Plain Concrete Walls Up To 4" Depth, Saw Cut	11.27	
For Each Additional Pass (Depth To 3"), Add				4.47	
For >250, Deduct				-1.11	
02 41 19 13-0067	LF		Saw Cut Rod Reinforced Concrete Walls Up To 4" Depth	15.14	
For Each Additional Pass (Depth To 3"), Add				6.01	
For >250, Deduct				-1.50	
02 41 19 13-0068	LF		Concrete And Asphalt Up To 4" Depth, Saw Cut In Streets	3.05	
For Each Additional Pass (Depth To 3"), Add				1.10	
For >250, Deduct				-0.27	
02 41 19 13-0069	LF		Igneous Stone Pavements Up To 4" Depth, Saw Cut	7.98	
For Each Additional Pass (Depth To 3"), Add				3.15	
For >250, Deduct				-0.79	
02 41 19 13-0070	LF		Sedimentary Stone Pavements Up To 4" Depth, Saw Cut	7.98	
For Each Additional Pass (Depth To 3"), Add				3.15	
For >250, Deduct				-0.79	
02 41 19 13-0071	LF		Metamorphic Stone Pavements Up To 4" Depth, Saw Cut	7.98	
For Each Additional Pass (Depth To 3"), Add				3.15	
For >250, Deduct				-0.79	
02 41 19 13-0072	LF		Terrazzo Stone Pavements Up To 4" Depth, Saw Cut	7.98	
For Each Additional Pass (Depth To 3"), Add				3.15	
For >250, Deduct				-0.79	
02 41 19 13-0073	EA		Saw Cut Minimum Charge	1,089.88	
Note: For projects where the total saw cutting charge is less than the minimum charge, use this task exclusively. This task should not be used in conjunction with any other tasks in this section.					



MINOR	CSI	UOM	DESCRIPTION	TOTAL DIRECT UNIT COST	DEMOLITION UNIT COST
-------	-----	-----	-------------	------------------------	----------------------

02 41 19 13-0074			Torch Cutting <small>(02 41 19 13)</small> Note: Includes grinding edge		
02 41 19 13-0075	LF		Up To 1/2", Torch Cut Steel Plate.....	2.91	
02 41 19 13-0076	LF		>1/2" To 1" Thick, Torch Cut Steel Plate	5.83	
02 41 19 13-0077	LF		>1" To 1-1/2" Thick, Torch Cut Steel Plate	8.74	
02 41 19 13-0078	LF		>1-1/2" To 2" Thick, Torch Cut Steel Plate	11.64	
02 41 19 13-0079	LF		>2" To 2-1/2" Thick, Torch Cut Steel Plate	14.57	
02 41 19 13-0080	LF		>2-1/2" To 3" Thick, Torch Cut Steel Plate	17.48	
02 41 19 13-0081	EA		Torch Cutting Minimum Charge.....	959.72	

Note: For projects where the total torch cutting charge is less than the minimum charge, use this task exclusively. This task should not be used in conjunction with any other tasks in this section.

02 41 19 13-0082			Drilling In Existing Materials <small>(02 41 19 13)</small> Note: Includes drill bit wear, water, layout, set-up and clean-up.		
------------------	--	--	--	--	--

02 41 19 13-0083			Concrete Core Drilling <small>(02 41 19 13-0082)</small>		
------------------	--	--	---	--	--

02 41 19 13-0084			Up To 4" Thick Concrete Core Drilling <small>(02 41 19 13-0083)</small>		
------------------	--	--	--	--	--

02 41 19 13-0085	EA	Drill 1" Diameter Core In Up To 4" Concrete.....		43.20	
		<i>For Horizontal Cores, Add</i>		8.54	
		<i>For Overhead Ceiling Cores (Where Not Accessible From Above), Add</i>		17.08	
02 41 19 13-0086	EA	Drill 1-1/2" Diameter Core In Up To 4" Concrete		47.93	
		<i>For Horizontal Cores, Add</i>		9.49	
		<i>For Overhead Ceiling Cores (Where Not Accessible From Above), Add</i>		18.97	
02 41 19 13-0087	EA	Drill 2" Diameter Core In Up To 4" Concrete.....		53.21	
		<i>For Horizontal Cores, Add</i>		10.54	
		<i>For Overhead Ceiling Cores (Where Not Accessible From Above), Add</i>		21.08	
02 41 19 13-0088	EA	Drill 3" Diameter Core In Up To 4" Concrete.....		75.98	
		<i>For Horizontal Cores, Add</i>		15.06	
		<i>For Overhead Ceiling Cores (Where Not Accessible From Above), Add</i>		30.12	
02 41 19 13-0089	EA	Drill 4" Diameter Core In Up To 4" Concrete.....		101.80	
		<i>For Horizontal Cores, Add</i>		20.18	
		<i>For Overhead Ceiling Cores (Where Not Accessible From Above), Add</i>		40.36	
02 41 19 13-0090	EA	Drill 6" Diameter Core In Up To 4" Concrete.....		114.10	
		<i>For Horizontal Cores, Add</i>		22.59	
		<i>For Overhead Ceiling Cores (Where Not Accessible From Above), Add</i>		45.18	
02 41 19 13-0091	EA	Drill 8" Diameter Core In Up To 4" Concrete.....		182.29	
		<i>For Horizontal Cores, Add</i>		36.14	
		<i>For Overhead Ceiling Cores (Where Not Accessible From Above), Add</i>		72.29	
02 41 19 13-0092	EA	Drill 10" Diameter Core In Up To 4" Concrete.....		228.04	
		<i>For Horizontal Cores, Add</i>		45.18	
		<i>For Overhead Ceiling Cores (Where Not Accessible From Above), Add</i>		90.36	
02 41 19 13-0093	EA	Drill 12" Diameter Core In Up To 4" Concrete.....		266.12	
		<i>For Horizontal Cores, Add</i>		52.71	
		<i>For Overhead Ceiling Cores (Where Not Accessible From Above), Add</i>		105.42	
02 41 19 13-0094	EA	Drill 14" Diameter Core In Up To 4" Concrete.....		304.23	
		<i>For Horizontal Cores, Add</i>		60.23	
		<i>For Overhead Ceiling Cores (Where Not Accessible From Above), Add</i>		120.47	
02 41 19 13-0095	EA	Drill 18" Diameter Core In Up To 4" Concrete.....		342.73	
		<i>For Horizontal Cores, Add</i>		67.76	
		<i>For Overhead Ceiling Cores (Where Not Accessible From Above), Add</i>		135.52	

02 41 19 13-0096			>4" To 6" Thick Concrete Core Drilling <small>(02 41 19 13-0083)</small>		
------------------	--	--	--	--	--

02 41 19 13-0097	EA	Drill 1" Diameter Core In >4" To 6" Concrete.....		61.75	
		<i>For Horizontal Cores, Add</i>		12.20	
		<i>For Overhead Ceiling Cores (Where Not Accessible From Above), Add</i>		24.39	
02 41 19 13-0098	EA	Drill 1-1/2" Diameter Core In >4" To 6" Concrete.....		68.52	
		<i>For Horizontal Cores, Add</i>		13.55	
		<i>For Overhead Ceiling Cores (Where Not Accessible From Above), Add</i>		27.10	
02 41 19 13-0099	EA	Drill 2" Diameter Core In >4" To 6" Concrete.....		76.05	
		<i>For Horizontal Cores, Add</i>		15.06	
		<i>For Overhead Ceiling Cores (Where Not Accessible From Above), Add</i>		30.11	
02 41 19 13-0100	EA	Drill 3" Diameter Core In >4" To 6" Concrete.....		91.41	
		<i>For Horizontal Cores, Add</i>		18.07	
		<i>For Overhead Ceiling Cores (Where Not Accessible From Above), Add</i>		36.14	
02 41 19 13-0101	EA	Drill 4" Diameter Core In >4" To 6" Concrete.....		114.35	
		<i>For Horizontal Cores, Add</i>		22.59	
		<i>For Overhead Ceiling Cores (Where Not Accessible From Above), Add</i>		45.18	
02 41 19 13-0102	EA	Drill 6" Diameter Core In >4" To 6" Concrete.....		152.33	
		<i>For Horizontal Cores, Add</i>		30.12	
		<i>For Overhead Ceiling Cores (Where Not Accessible From Above), Add</i>		60.24	
02 41 19 13-0103	EA	Drill 8" Diameter Core In >4" To 6" Concrete.....		228.27	
		<i>For Horizontal Cores, Add</i>		45.18	
		<i>For Overhead Ceiling Cores (Where Not Accessible From Above), Add</i>		90.36	
02 41 19 13-0104	EA	Drill 10" Diameter Core In >4" To 6" Concrete.....		266.76	
		<i>For Horizontal Cores, Add</i>		52.71	
		<i>For Overhead Ceiling Cores (Where Not Accessible From Above), Add</i>		105.42	
02 41 19 13-0105	EA	Drill 12" Diameter Core In >4" To 6" Concrete.....		305.02	
		<i>For Horizontal Cores, Add</i>		60.23	
		<i>For Overhead Ceiling Cores (Where Not Accessible From Above), Add</i>		120.47	
02 41 19 13-0106	EA	Drill 14" Diameter Core In >4" To 6" Concrete.....		343.48	
		<i>For Horizontal Cores, Add</i>		67.76	
		<i>For Overhead Ceiling Cores (Where Not Accessible From Above), Add</i>		135.52	

02 Existing Conditions**02 40 Demolition and Structure Moving****02 41 Demolition**

SAN BERNARDINO
COUNTY

MINOR CSI	UOM	DESCRIPTION	TOTAL DIRECT UNIT COST	DEMOLITION UNIT COST
02 41 19 13-0107	EA	Drill 18" Diameter Core In >4" To 6" Concrete.....	382.53	
		<i>For Horizontal Cores, Add</i>	75.29	
		<i>For Overhead Ceiling Cores (Where Not Accessible From Above), Add</i>	150.59	
02 41 19 13-0108		>6" To 8" Thick Concrete Core Drilling (02 41 19 13-0083)		
02 41 19 13-0109	EA	Drill 1" Diameter Core In >6" To 8" Concrete.....	68.14	
		<i>For Horizontal Cores, Add</i>	13.42	
		<i>For Overhead Ceiling Cores (Where Not Accessible From Above), Add</i>	26.84	
02 41 19 13-0110	EA	Drill 1-1/2" Diameter Core In >6" To 8" Concrete.....	75.60	
		<i>For Horizontal Cores, Add</i>	14.91	
		<i>For Overhead Ceiling Cores (Where Not Accessible From Above), Add</i>	29.82	
02 41 19 13-0111	EA	Drill 2" Diameter Core In >6" To 8" Concrete.....	83.88	
		<i>For Horizontal Cores, Add</i>	16.57	
		<i>For Overhead Ceiling Cores (Where Not Accessible From Above), Add</i>	33.13	
02 41 19 13-0112	EA	Drill 3" Diameter Core In >6" To 8" Concrete.....	99.33	
		<i>For Horizontal Cores, Add</i>	19.58	
		<i>For Overhead Ceiling Cores (Where Not Accessible From Above), Add</i>	39.16	
02 41 19 13-0113	EA	Drill 4" Diameter Core In >6" To 8" Concrete.....	129.89	
		<i>For Horizontal Cores, Add</i>	25.60	
		<i>For Overhead Ceiling Cores (Where Not Accessible From Above), Add</i>	51.20	
02 41 19 13-0114	EA	Drill 6" Diameter Core In >6" To 8" Concrete.....	183.06	
		<i>For Horizontal Cores, Add</i>	36.14	
		<i>For Overhead Ceiling Cores (Where Not Accessible From Above), Add</i>	72.29	
02 41 19 13-0115	EA	Drill 8" Diameter Core In >6" To 8" Concrete.....	304.36	
		<i>For Horizontal Cores, Add</i>	60.23	
		<i>For Overhead Ceiling Cores (Where Not Accessible From Above), Add</i>	120.47	
02 41 19 13-0116	EA	Drill 10" Diameter Core In >6" To 8" Concrete.....	343.07	
		<i>For Horizontal Cores, Add</i>	67.76	
		<i>For Overhead Ceiling Cores (Where Not Accessible From Above), Add</i>	135.52	
02 41 19 13-0117	EA	Drill 12" Diameter Core In >6" To 8" Concrete.....	381.59	
		<i>For Horizontal Cores, Add</i>	75.29	
		<i>For Overhead Ceiling Cores (Where Not Accessible From Above), Add</i>	150.59	
02 41 19 13-0118	EA	Drill 14" Diameter Core In >6" To 8" Concrete.....	420.33	
		<i>For Horizontal Cores, Add</i>	82.81	
		<i>For Overhead Ceiling Cores (Where Not Accessible From Above), Add</i>	165.62	
02 41 19 13-0119	EA	Drill 18" Diameter Core In >6" To 8" Concrete.....	459.96	
		<i>For Horizontal Cores, Add</i>	90.36	
		<i>For Overhead Ceiling Cores (Where Not Accessible From Above), Add</i>	180.71	
02 41 19 13-0120		>8" To 10" Thick Concrete Core Drilling (02 41 19 13-0083)		
02 41 19 13-0121	EA	Drill 1" Diameter Core In >8" To 10" Concrete.....	80.60	
		<i>For Horizontal Cores, Add</i>	15.86	
		<i>For Overhead Ceiling Cores (Where Not Accessible From Above), Add</i>	31.71	
02 41 19 13-0122	EA	Drill 1-1/2" Diameter Core In >8" To 10" Concrete.....	89.42	
		<i>For Horizontal Cores, Add</i>	17.62	
		<i>For Overhead Ceiling Cores (Where Not Accessible From Above), Add</i>	35.24	
02 41 19 13-0123	EA	Drill 2" Diameter Core In >8" To 10" Concrete.....	99.20	
		<i>For Horizontal Cores, Add</i>	19.58	
		<i>For Overhead Ceiling Cores (Where Not Accessible From Above), Add</i>	39.15	
02 41 19 13-0124	EA	Drill 3" Diameter Core In >8" To 10" Concrete.....	114.77	
		<i>For Horizontal Cores, Add</i>	22.59	
		<i>For Overhead Ceiling Cores (Where Not Accessible From Above), Add</i>	45.18	
02 41 19 13-0125	EA	Drill 4" Diameter Core In >8" To 10" Concrete.....	130.38	
		<i>For Horizontal Cores, Add</i>	25.60	
		<i>For Overhead Ceiling Cores (Where Not Accessible From Above), Add</i>	51.20	
02 41 19 13-0126	EA	Drill 6" Diameter Core In >8" To 10" Concrete.....	183.65	
		<i>For Horizontal Cores, Add</i>	36.14	
		<i>For Overhead Ceiling Cores (Where Not Accessible From Above), Add</i>	72.29	
02 41 19 13-0127	EA	Drill 8" Diameter Core In >8" To 10" Concrete.....	305.17	
		<i>For Horizontal Cores, Add</i>	60.23	
		<i>For Overhead Ceiling Cores (Where Not Accessible From Above), Add</i>	120.47	
02 41 19 13-0128	EA	Drill 10" Diameter Core In >8" To 10" Concrete.....	344.13	
		<i>For Horizontal Cores, Add</i>	67.76	
		<i>For Overhead Ceiling Cores (Where Not Accessible From Above), Add</i>	135.52	
02 41 19 13-0129	EA	Drill 12" Diameter Core In >8" To 10" Concrete.....	382.80	
		<i>For Horizontal Cores, Add</i>	75.28	
		<i>For Overhead Ceiling Cores (Where Not Accessible From Above), Add</i>	150.56	
02 41 19 13-0130	EA	Drill 14" Diameter Core In >8" To 10" Concrete.....	421.94	
		<i>For Horizontal Cores, Add</i>	82.81	
		<i>For Overhead Ceiling Cores (Where Not Accessible From Above), Add</i>	165.62	
02 41 19 13-0131	EA	Drill 18" Diameter Core In >8" To 10" Concrete.....	461.99	
		<i>For Horizontal Cores, Add</i>	90.34	
		<i>For Overhead Ceiling Cores (Where Not Accessible From Above), Add</i>	180.67	
02 41 19 13-0132		>10" To 12" Thick Concrete Core Drilling (02 41 19 13-0083)		
02 41 19 13-0133	EA	Drill 1" Diameter Core In >10" To 12" Concrete.....	86.99	
		<i>For Horizontal Cores, Add</i>	17.08	
		<i>For Overhead Ceiling Cores (Where Not Accessible From Above), Add</i>	34.16	
02 41 19 13-0134	EA	Drill 1-1/2" Diameter Core In >10" To 12" Concrete.....	96.48	
		<i>For Horizontal Cores, Add</i>	18.98	
		<i>For Overhead Ceiling Cores (Where Not Accessible From Above), Add</i>	37.95	



MINOR CSI UOM DESCRIPTION	TOTAL DIRECT UNIT COST	DEMOLITION UNIT COST
02 41 19 13-0135 EA Drill 2" Diameter Core In >10" To 12" Concrete.....	107.02	
For Horizontal Cores, Add	21.08	
For Overhead Ceiling Cores (Where Not Accessible From Above), Add	42.17	
02 41 19 13-0136 EA Drill 3" Diameter Core In >10" To 12" Concrete.....	115.16	
For Horizontal Cores, Add	22.59	
For Overhead Ceiling Cores (Where Not Accessible From Above), Add	45.18	
02 41 19 13-0137 EA Drill 4" Diameter Core In >10" To 12" Concrete.....	153.46	
For Horizontal Cores, Add	30.12	
For Overhead Ceiling Cores (Where Not Accessible From Above), Add	60.24	
02 41 19 13-0138 EA Drill 6" Diameter Core In >10" To 12" Concrete.....	199.32	
For Horizontal Cores, Add	39.16	
For Overhead Ceiling Cores (Where Not Accessible From Above), Add	78.32	
02 41 19 13-0139 EA Drill 8" Diameter Core In >10" To 12" Concrete.....	321.04	
For Horizontal Cores, Add	63.25	
For Overhead Ceiling Cores (Where Not Accessible From Above), Add	126.50	
02 41 19 13-0140 EA Drill 10" Diameter Core In >10" To 12" Concrete.....	345.20	
For Horizontal Cores, Add	67.76	
For Overhead Ceiling Cores (Where Not Accessible From Above), Add	135.52	
02 41 19 13-0141 EA Drill 12" Diameter Core In >10" To 12" Concrete.....	399.24	
For Horizontal Cores, Add	78.31	
For Overhead Ceiling Cores (Where Not Accessible From Above), Add	156.63	
02 41 19 13-0142 >12" Thick Concrete Core Drilling (02 41 19 13-0083)		
02 41 19 13-0143 IN Drill 1" Diameter Core In >12" Concrete.....	10.57	
For Horizontal Cores, Add	2.09	
For Overhead Ceiling Cores (Where Not Accessible From Above), Add	4.18	
02 41 19 13-0144 IN Drill 1-1/2" Diameter Core In >12" Concrete.....	11.72	
For Horizontal Cores, Add	2.32	
For Overhead Ceiling Cores (Where Not Accessible From Above), Add	4.64	
02 41 19 13-0145 IN Drill 2" Diameter Core In >12" Concrete.....	13.02	
For Horizontal Cores, Add	2.58	
For Overhead Ceiling Cores (Where Not Accessible From Above), Add	5.16	
02 41 19 13-0146 IN Drill 3" Diameter Core In >12" Concrete.....	14.29	
For Horizontal Cores, Add	2.82	
For Overhead Ceiling Cores (Where Not Accessible From Above), Add	5.64	
02 41 19 13-0147 IN Drill 4" Diameter Core In >12" Concrete.....	19.06	
For Horizontal Cores, Add	3.76	
For Overhead Ceiling Cores (Where Not Accessible From Above), Add	7.53	
02 41 19 13-0148 IN Drill 6" Diameter Core In >12" Concrete.....	24.78	
For Horizontal Cores, Add	4.90	
For Overhead Ceiling Cores (Where Not Accessible From Above), Add	9.80	
02 41 19 13-0149 IN Drill 8" Diameter Core In >12" Concrete.....	39.96	
For Horizontal Cores, Add	7.91	
For Overhead Ceiling Cores (Where Not Accessible From Above), Add	15.82	
02 41 19 13-0150 IN Drill 10" Diameter Core In >12" Concrete.....	43.06	
For Horizontal Cores, Add	8.51	
For Overhead Ceiling Cores (Where Not Accessible From Above), Add	17.01	
02 41 19 13-0151 IN Drill 12" Diameter Core In >12" Concrete.....	49.61	
For Horizontal Cores, Add	9.79	
For Overhead Ceiling Cores (Where Not Accessible From Above), Add	19.59	
02 41 19 13-0152 Brick/Concrete Block Core Drilling (02 41 19 13-0082)		
02 41 19 13-0153 Up To 4" Thick Brick/Concrete Block Core Drilling (02 41 19 13-0152)		
02 41 19 13-0154 EA Drill 1" Diameter Core In Up To 4" Brick/Concrete Block.....	34.66	
For Horizontal Cores, Add	6.83	
For Overhead Ceiling Cores (Where Not Accessible From Above), Add	13.66	
02 41 19 13-0155 EA Drill 1-1/2" Diameter Core In Up To 4" Brick/Concrete Block.....	38.44	
For Horizontal Cores, Add	7.59	
For Overhead Ceiling Cores (Where Not Accessible From Above), Add	15.18	
02 41 19 13-0156 EA Drill 2" Diameter Core In Up To 4" Brick/Concrete Block.....	42.66	
For Horizontal Cores, Add	8.43	
For Overhead Ceiling Cores (Where Not Accessible From Above), Add	16.86	
02 41 19 13-0157 EA Drill 3" Diameter Core In Up To 4" Brick/Concrete Block.....	60.92	
For Horizontal Cores, Add	12.05	
For Overhead Ceiling Cores (Where Not Accessible From Above), Add	24.10	
02 41 19 13-0158 EA Drill 4" Diameter Core In Up To 4" Brick/Concrete Block.....	81.63	
For Horizontal Cores, Add	16.14	
For Overhead Ceiling Cores (Where Not Accessible From Above), Add	32.29	
02 41 19 13-0159 EA Drill 6" Diameter Core In Up To 4" Brick/Concrete Block.....	91.50	
For Horizontal Cores, Add	18.07	
For Overhead Ceiling Cores (Where Not Accessible From Above), Add	36.14	
02 41 19 13-0160 EA Drill 8" Diameter Core In Up To 4" Brick/Concrete Block.....	146.15	
For Horizontal Cores, Add	28.92	
For Overhead Ceiling Cores (Where Not Accessible From Above), Add	57.83	
02 41 19 13-0161 EA Drill 10" Diameter Core In Up To 4" Brick/Concrete Block.....	182.86	
For Horizontal Cores, Add	36.14	
For Overhead Ceiling Cores (Where Not Accessible From Above), Add	72.28	
02 41 19 13-0162 EA Drill 12" Diameter Core In Up To 4" Brick/Concrete Block.....	213.41	
For Horizontal Cores, Add	42.17	
For Overhead Ceiling Cores (Where Not Accessible From Above), Add	84.34	

02 Existing Conditions**02 40 Demolition and Structure Moving****02 41 Demolition**

SAN BERNARDINO
COUNTY

MINOR CSI UOM DESCRIPTION	TOTAL DIRECT UNIT COST	DEMOLITION UNIT COST
02 41 19 13-0163 EA Drill 14" Diameter Core In Up To 4" Brick/Concrete Block	243.99	
For Horizontal Cores, Add	48.19	
For Overhead Ceiling Cores (Where Not Accessible From Above), Add	96.37	
02 41 19 13-0164 EA Drill 18" Diameter Core In Up To 4" Brick/Concrete Block	274.97	
For Horizontal Cores, Add	54.21	
For Overhead Ceiling Cores (Where Not Accessible From Above), Add	108.42	
02 41 19 13-0165 >4" To 6" Thick Brick/Concrete Block Core Drilling (02 41 19 13-0152)		
02 41 19 13-0166 EA Drill 1" Diameter Core In >4" To 6" Brick/Concrete Block	49.56	
For Horizontal Cores, Add	9.76	
For Overhead Ceiling Cores (Where Not Accessible From Above), Add	19.52	
02 41 19 13-0167 EA Drill 1-1/2" Diameter Core In >4" To 6" Brick/Concrete Block	54.97	
For Horizontal Cores, Add	10.84	
For Overhead Ceiling Cores (Where Not Accessible From Above), Add	21.68	
02 41 19 13-0168 EA Drill 2" Diameter Core In >4" To 6" Brick/Concrete Block	60.99	
For Horizontal Cores, Add	12.04	
For Overhead Ceiling Cores (Where Not Accessible From Above), Add	24.09	
02 41 19 13-0169 EA Drill 3" Diameter Core In >4" To 6" Brick/Concrete Block	73.35	
For Horizontal Cores, Add	14.46	
For Overhead Ceiling Cores (Where Not Accessible From Above), Add	28.92	
02 41 19 13-0170 EA Drill 4" Diameter Core In >4" To 6" Brick/Concrete Block	91.75	
For Horizontal Cores, Add	18.07	
For Overhead Ceiling Cores (Where Not Accessible From Above), Add	36.14	
02 41 19 13-0171 EA Drill 6" Diameter Core In >4" To 6" Brick/Concrete Block	122.21	
For Horizontal Cores, Add	24.09	
For Overhead Ceiling Cores (Where Not Accessible From Above), Add	48.19	
02 41 19 13-0172 EA Drill 8" Diameter Core In >4" To 6" Brick/Concrete Block	183.09	
For Horizontal Cores, Add	36.14	
For Overhead Ceiling Cores (Where Not Accessible From Above), Add	72.28	
02 41 19 13-0173 EA Drill 10" Diameter Core In >4" To 6" Brick/Concrete Block	214.05	
For Horizontal Cores, Add	42.17	
For Overhead Ceiling Cores (Where Not Accessible From Above), Add	84.34	
02 41 19 13-0174 EA Drill 12" Diameter Core In >4" To 6" Brick/Concrete Block	244.78	
For Horizontal Cores, Add	48.19	
For Overhead Ceiling Cores (Where Not Accessible From Above), Add	96.37	
02 41 19 13-0175 EA Drill 14" Diameter Core In >4" To 6" Brick/Concrete Block	275.72	
For Horizontal Cores, Add	54.21	
For Overhead Ceiling Cores (Where Not Accessible From Above), Add	108.42	
02 41 19 13-0176 EA Drill 18" Diameter Core In >4" To 6" Brick/Concrete Block	307.24	
For Horizontal Cores, Add	60.24	
For Overhead Ceiling Cores (Where Not Accessible From Above), Add	120.47	
02 41 19 13-0177 >6" To 8" Thick Brick/Concrete Block Core Drilling (02 41 19 13-0152)		
02 41 19 13-0178 EA Drill 1" Diameter Core In >6" To 8" Brick/Concrete Block	54.72	
For Horizontal Cores, Add	10.73	
For Overhead Ceiling Cores (Where Not Accessible From Above), Add	21.47	
02 41 19 13-0179 EA Drill 1-1/2" Diameter Core In >6" To 8" Brick/Concrete Block	60.68	
For Horizontal Cores, Add	11.93	
For Overhead Ceiling Cores (Where Not Accessible From Above), Add	23.85	
02 41 19 13-0180 EA Drill 2" Diameter Core In >6" To 8" Brick/Concrete Block	67.31	
For Horizontal Cores, Add	13.25	
For Overhead Ceiling Cores (Where Not Accessible From Above), Add	26.50	
02 41 19 13-0181 EA Drill 3" Diameter Core In >6" To 8" Brick/Concrete Block	79.75	
For Horizontal Cores, Add	15.66	
For Overhead Ceiling Cores (Where Not Accessible From Above), Add	31.32	
02 41 19 13-0182 EA Drill 4" Diameter Core In >6" To 8" Brick/Concrete Block	104.29	
For Horizontal Cores, Add	20.48	
For Overhead Ceiling Cores (Where Not Accessible From Above), Add	40.96	
02 41 19 13-0183 EA Drill 6" Diameter Core In >6" To 8" Brick/Concrete Block	146.92	
For Horizontal Cores, Add	28.92	
For Overhead Ceiling Cores (Where Not Accessible From Above), Add	57.83	
02 41 19 13-0184 EA Drill 8" Diameter Core In >6" To 8" Brick/Concrete Block	244.12	
For Horizontal Cores, Add	48.19	
For Overhead Ceiling Cores (Where Not Accessible From Above), Add	96.37	
02 41 19 13-0185 EA Drill 10" Diameter Core In >6" To 8" Brick/Concrete Block	275.31	
For Horizontal Cores, Add	54.21	
For Overhead Ceiling Cores (Where Not Accessible From Above), Add	108.42	
02 41 19 13-0186 EA Drill 12" Diameter Core In >6" To 8" Brick/Concrete Block	306.30	
For Horizontal Cores, Add	60.24	
For Overhead Ceiling Cores (Where Not Accessible From Above), Add	120.47	
02 41 19 13-0187 EA Drill 14" Diameter Core In >6" To 8" Brick/Concrete Block	337.53	
For Horizontal Cores, Add	66.25	
For Overhead Ceiling Cores (Where Not Accessible From Above), Add	132.50	
02 41 19 13-0188 EA Drill 18" Diameter Core In >6" To 8" Brick/Concrete Block	369.61	
For Horizontal Cores, Add	72.29	
For Overhead Ceiling Cores (Where Not Accessible From Above), Add	144.57	
02 41 19 13-0189 >8" To 10" Thick Brick/Concrete Block Core Drilling (02 41 19 13-0152)		
02 41 19 13-0190 EA Drill 1" Diameter Core In >8" To 10" Brick/Concrete Block	64.75	
For Horizontal Cores, Add	12.69	
For Overhead Ceiling Cores (Where Not Accessible From Above), Add	25.37	



MINOR CSI UOM DESCRIPTION	TOTAL DIRECT UNIT COST	DEMOLITION UNIT COST
02 41 19 13-0191 EA Drill 1-1/2" Diameter Core In >8" To 10" Brick/Concrete Block	71.79	
<i>For Horizontal Cores, Add</i>	14.09	
<i>For Overhead Ceiling Cores (Where Not Accessible From Above), Add</i>	28.19	
02 41 19 13-0192 EA Drill 2" Diameter Core In >8" To 10" Brick/Concrete Block	79.62	
<i>For Horizontal Cores, Add</i>	15.66	
<i>For Overhead Ceiling Cores (Where Not Accessible From Above), Add</i>	31.32	
02 41 19 13-0193 EA Drill 3" Diameter Core In >8" To 10" Brick/Concrete Block	92.17	
<i>For Horizontal Cores, Add</i>	18.07	
<i>For Overhead Ceiling Cores (Where Not Accessible From Above), Add</i>	36.14	
02 41 19 13-0194 EA Drill 4" Diameter Core In >8" To 10" Brick/Concrete Block	104.78	
<i>For Horizontal Cores, Add</i>	20.48	
<i>For Overhead Ceiling Cores (Where Not Accessible From Above), Add</i>	40.96	
02 41 19 13-0195 EA Drill 6" Diameter Core In >8" To 10" Brick/Concrete Block	147.51	
<i>For Horizontal Cores, Add</i>	28.92	
<i>For Overhead Ceiling Cores (Where Not Accessible From Above), Add</i>	57.83	
02 41 19 13-0196 EA Drill 8" Diameter Core In >8" To 10" Brick/Concrete Block	244.93	
<i>For Horizontal Cores, Add</i>	48.19	
<i>For Overhead Ceiling Cores (Where Not Accessible From Above), Add</i>	96.37	
02 41 19 13-0197 EA Drill 10" Diameter Core In >8" To 10" Brick/Concrete Block	276.37	
<i>For Horizontal Cores, Add</i>	54.21	
<i>For Overhead Ceiling Cores (Where Not Accessible From Above), Add</i>	108.42	
02 41 19 13-0198 EA Drill 12" Diameter Core In >8" To 10" Brick/Concrete Block	307.52	
<i>For Horizontal Cores, Add</i>	60.22	
<i>For Overhead Ceiling Cores (Where Not Accessible From Above), Add</i>	120.45	
02 41 19 13-0199 EA Drill 14" Diameter Core In >8" To 10" Brick/Concrete Block	339.14	
<i>For Horizontal Cores, Add</i>	66.25	
<i>For Overhead Ceiling Cores (Where Not Accessible From Above), Add</i>	132.50	
02 41 19 13-0200 EA Drill 18" Diameter Core In >8" To 10" Brick/Concrete Block	371.65	
<i>For Horizontal Cores, Add</i>	72.27	
<i>For Overhead Ceiling Cores (Where Not Accessible From Above), Add</i>	144.54	
02 41 19 13-0201 >10" To 12" Thick Brick/Concrete Block Core Drilling (02 41 19 13-0152)		
02 41 19 13-0202 EA Drill 1" Diameter Core In >10" To 12" Brick/Concrete Block	69.91	
<i>For Horizontal Cores, Add</i>	13.66	
<i>For Overhead Ceiling Cores (Where Not Accessible From Above), Add</i>	27.32	
02 41 19 13-0203 EA Drill 1-1/2" Diameter Core In >10" To 12" Brick/Concrete Block	77.50	
<i>For Horizontal Cores, Add</i>	15.18	
<i>For Overhead Ceiling Cores (Where Not Accessible From Above), Add</i>	30.36	
02 41 19 13-0204 EA Drill 2" Diameter Core In >10" To 12" Brick/Concrete Block	85.93	
<i>For Horizontal Cores, Add</i>	16.87	
<i>For Overhead Ceiling Cores (Where Not Accessible From Above), Add</i>	33.73	
02 41 19 13-0205 EA Drill 3" Diameter Core In >10" To 12" Brick/Concrete Block	92.56	
<i>For Horizontal Cores, Add</i>	18.07	
<i>For Overhead Ceiling Cores (Where Not Accessible From Above), Add</i>	36.14	
02 41 19 13-0206 EA Drill 4" Diameter Core In >10" To 12" Brick/Concrete Block	123.34	
<i>For Horizontal Cores, Add</i>	24.09	
<i>For Overhead Ceiling Cores (Where Not Accessible From Above), Add</i>	48.19	
02 41 19 13-0207 EA Drill 6" Diameter Core In >10" To 12" Brick/Concrete Block	160.15	
<i>For Horizontal Cores, Add</i>	31.32	
<i>For Overhead Ceiling Cores (Where Not Accessible From Above), Add</i>	62.65	
02 41 19 13-0208 EA Drill 8" Diameter Core In >10" To 12" Brick/Concrete Block	257.79	
<i>For Horizontal Cores, Add</i>	50.60	
<i>For Overhead Ceiling Cores (Where Not Accessible From Above), Add</i>	101.20	
02 41 19 13-0209 EA Drill 10" Diameter Core In >10" To 12" Brick/Concrete Block	277.44	
<i>For Horizontal Cores, Add</i>	54.21	
<i>For Overhead Ceiling Cores (Where Not Accessible From Above), Add</i>	108.42	
02 41 19 13-0210 EA Drill 12" Diameter Core In >10" To 12" Brick/Concrete Block	320.93	
<i>For Horizontal Cores, Add</i>	62.65	
<i>For Overhead Ceiling Cores (Where Not Accessible From Above), Add</i>	125.30	
02 41 19 13-0211 >12" Thick Brick/Concrete Block Core Drilling (02 41 19 13-0152)		
02 41 19 13-0212 IN Drill 1" Diameter Core In >12" Brick/Concrete Block	8.48	
<i>For Horizontal Cores, Add</i>	1.67	
<i>For Overhead Ceiling Cores (Where Not Accessible From Above), Add</i>	3.34	
02 41 19 13-0213 IN Drill 1-1/2" Diameter Core In >12" Brick/Concrete Block	9.41	
<i>For Horizontal Cores, Add</i>	1.86	
<i>For Overhead Ceiling Cores (Where Not Accessible From Above), Add</i>	3.71	
02 41 19 13-0214 IN Drill 2" Diameter Core In >12" Brick/Concrete Block	10.44	
<i>For Horizontal Cores, Add</i>	2.06	
<i>For Overhead Ceiling Cores (Where Not Accessible From Above), Add</i>	4.12	
02 41 19 13-0215 IN Drill 3" Diameter Core In >12" Brick/Concrete Block	11.47	
<i>For Horizontal Cores, Add</i>	2.26	
<i>For Overhead Ceiling Cores (Where Not Accessible From Above), Add</i>	4.52	
02 41 19 13-0216 IN Drill 4" Diameter Core In >12" Brick/Concrete Block	15.29	
<i>For Horizontal Cores, Add</i>	3.01	
<i>For Overhead Ceiling Cores (Where Not Accessible From Above), Add</i>	6.02	
02 41 19 13-0217 IN Drill 6" Diameter Core In >12" Brick/Concrete Block	19.88	
<i>For Horizontal Cores, Add</i>	3.92	
<i>For Overhead Ceiling Cores (Where Not Accessible From Above), Add</i>	7.84	
02 41 19 13-0218 IN Drill 8" Diameter Core In >12" Brick/Concrete Block	32.05	
<i>For Horizontal Cores, Add</i>	6.33	
<i>For Overhead Ceiling Cores (Where Not Accessible From Above), Add</i>	12.66	



MINOR CSI UOM DESCRIPTION	TOTAL DIRECT UNIT COST	DEMOLITION UNIT COST
02 41 19 13-0219 IN Drill 10" Diameter Core In >12" Brick/Concrete Block..... <i>For Horizontal Cores, Add</i> <i>For Overhead Ceiling Cores (Where Not Accessible From Above), Add</i>	34.56 6.81 13.61	
02 41 19 13-0220 IN Drill 12" Diameter Core In >12" Brick/Concrete Block..... <i>For Horizontal Cores, Add</i> <i>For Overhead Ceiling Cores (Where Not Accessible From Above), Add</i>	39.82 7.84 15.67	
02 41 19 13-0221 Asphalt Core Drilling (02 41 19 13-0082)		
02 41 19 13-0222 Up To 2" Thick Asphalt Core Drilling (02 41 19 13-0221)		
02 41 19 13-0223 EA Drill 1" Diameter Core In Up To 2" Asphalt.....	20.72	
02 41 19 13-0224 EA Drill 1-1/2" Diameter Core In Up To 2" Asphalt.....	25.90	
02 41 19 13-0225 EA Drill 2" Diameter Core In Up To 2" Asphalt.....	32.38	
02 41 19 13-0226 EA Drill 3" Diameter Core In Up To 2" Asphalt.....	40.16	
02 41 19 13-0227 EA Drill 4" Diameter Core In Up To 2" Asphalt.....	50.54	
02 41 19 13-0228 EA Drill 6" Diameter Core In Up To 2" Asphalt.....	63.50	
02 41 19 13-0229 EA Drill 8" Diameter Core In Up To 2" Asphalt.....	79.10	
02 41 19 13-0230 EA Drill 10" Diameter Core In Up To 2" Asphalt.....	98.49	
02 41 19 13-0231 EA Drill 12" Diameter Core In Up To 2" Asphalt.....	123.10	
02 41 19 13-0232 >2" To 3" Thick Asphalt Core Drilling (02 41 19 13-0221)		
02 41 19 13-0233 EA Drill 1" Diameter Core In >2" To 3" Asphalt.....	25.89	
02 41 19 13-0234 EA Drill 1-1/2" Diameter Core In >2" To 3" Asphalt.....	33.66	
02 41 19 13-0235 EA Drill 2" Diameter Core In >2" To 3" Asphalt.....	41.42	
02 41 19 13-0236 EA Drill 3" Diameter Core In >2" To 3" Asphalt.....	51.80	
02 41 19 13-0237 EA Drill 4" Diameter Core In >2" To 3" Asphalt.....	64.76	
02 41 19 13-0238 EA Drill 6" Diameter Core In >2" To 3" Asphalt.....	81.59	
02 41 19 13-0239 EA Drill 8" Diameter Core In >2" To 3" Asphalt.....	101.08	
02 41 19 13-0240 EA Drill 10" Diameter Core In >2" To 3" Asphalt.....	126.94	
02 41 19 13-0241 EA Drill 12" Diameter Core In >2" To 3" Asphalt.....	158.00	
02 41 19 13-0242 >3" To 4" Thick Asphalt Core Drilling (02 41 19 13-0221)		
02 41 19 13-0243 EA Drill 1" Diameter Core In >3" To 4" Asphalt.....	33.67	
02 41 19 13-0244 EA Drill 1-1/2" Diameter Core In >3" To 4" Asphalt.....	42.74	
02 41 19 13-0245 EA Drill 2" Diameter Core In >3" To 4" Asphalt.....	53.10	
02 41 19 13-0246 EA Drill 3" Diameter Core In >3" To 4" Asphalt.....	66.06	
02 41 19 13-0247 EA Drill 4" Diameter Core In >3" To 4" Asphalt.....	82.95	
02 41 19 13-0248 EA Drill 6" Diameter Core In >3" To 4" Asphalt.....	103.67	
02 41 19 13-0249 EA Drill 8" Diameter Core In >3" To 4" Asphalt.....	129.66	
02 41 19 13-0250 EA Drill 10" Diameter Core In >3" To 4" Asphalt.....	162.01	
02 41 19 13-0251 EA Drill 12" Diameter Core In >3" To 4" Asphalt.....	202.14	
02 41 19 13-0252 >4" To 6" Thick Asphalt Core Drilling (02 41 19 13-0221)		
02 41 19 13-0253 EA Drill 1" Diameter Core In >4" To 6" Asphalt.....	44.06	
02 41 19 13-0254 EA Drill 1-1/2" Diameter Core In >4" To 6" Asphalt.....	54.45	
02 41 19 13-0255 EA Drill 2" Diameter Core In >4" To 6" Asphalt.....	67.40	
02 41 19 13-0256 EA Drill 3" Diameter Core In >4" To 6" Asphalt.....	85.59	
02 41 19 13-0257 EA Drill 4" Diameter Core In >4" To 6" Asphalt.....	106.38	
02 41 19 13-0258 EA Drill 6" Diameter Core In >4" To 6" Asphalt.....	132.33	
02 41 19 13-0259 EA Drill 8" Diameter Core In >4" To 6" Asphalt.....	166.15	
02 41 19 13-0260 EA Drill 10" Diameter Core In >4" To 6" Asphalt.....	207.57	
02 41 19 13-0261 EA Drill 12" Diameter Core In >4" To 6" Asphalt.....	259.41	
02 41 19 13-0262 Manhole Core Drilling (02 41 19 13-0082)		
02 41 19 13-0263 EA Drill 4" Diameter Core In 6" Brick Manhole.....	226.84	
02 41 19 13-0264 EA Drill 5" Diameter Core In 6" Brick Manhole.....	259.23	
02 41 19 13-0265 EA Drill 6" Diameter Core In 6" Brick Manhole.....	302.34	
02 41 19 13-0266 EA Drill 8" Diameter Core In 6" Brick Manhole.....	453.37	
02 41 19 13-0267 EA Drill 2" Diameter Core In 8" Concrete Manhole.....	303.92	
02 41 19 13-0268 EA Drill 3" Diameter Core In 8" Concrete Manhole.....	323.64	
02 41 19 13-0269 EA Drill 4" Diameter Core In 8" Concrete Manhole.....	356.30	
02 41 19 13-0270 EA Drill 5" Diameter Core In 8" Concrete Manhole.....	382.30	
02 41 19 13-0271 EA Drill 6" Diameter Core In 8" Concrete Manhole.....	453.42	
02 41 19 13-0272 EA Drill 8" Diameter Core In 8" Concrete Manhole.....	647.58	
02 41 19 13-0273 EA Drill 2" Diameter Core In Fiberglass Manhole.....	30.14	
02 41 19 13-0274 EA Drill 3" Diameter Core In Fiberglass Manhole.....	34.79	
02 41 19 13-0275 EA Drill 4" Diameter Core In Fiberglass Manhole.....	37.70	
02 41 19 13-0276 EA Drill 5" Diameter Core In Fiberglass Manhole.....	41.13	
02 41 19 13-0277 EA Drill 6" Diameter Core In Fiberglass Manhole.....	45.24	
02 41 19 13-0278 EA Drill 8" Diameter Core In Fiberglass Manhole.....	50.28	
02 41 19 13-0279 Drilling In Concrete Per Inch Of Depth (02 41 19 13-0082)		
Note: Includes layout.		
02 41 19 13-0280 IN 1/4" Diameter Drilling In Concrete Per Inch Of Depth.....	2.30	
02 41 19 13-0281 IN 3/8" Diameter Drilling In Concrete Per Inch Of Depth.....	2.42	



MINOR CSI UOM DESCRIPTION	TOTAL DIRECT UNIT COST	DEMOLITION UNIT COST
02 41 19 13-0282 IN 1/2" Diameter Drilling In Concrete Per Inch Of Depth.....	2.59	
02 41 19 13-0283 IN 5/8" Diameter Drilling In Concrete Per Inch Of Depth.....	2.76	
02 41 19 13-0284 IN 3/4" Diameter Drilling In Concrete Per Inch Of Depth.....	3.03	
02 41 19 13-0285 IN 7/8" Diameter Drilling In Concrete Per Inch Of Depth.....	3.27	
02 41 19 13-0286 IN 1" Diameter Drilling In Concrete Per Inch Of Depth.....	3.44	
02 41 19 13-0287 IN 1-1/4" Diameter Drilling In Concrete Per Inch Of Depth.....	3.81	
02 41 19 13-0288 IN 1-1/2" Diameter Drilling In Concrete Per Inch Of Depth.....	4.31	
02 41 19 13-0289 Drilling In Brick/Concrete Block Per Inch Of Depth (02 41 19 13-0082)		
Note: Includes layout.		
02 41 19 13-0290 IN 1/4" Diameter Drilling In Brick/Concrete Block Per Inch Of Depth.....	1.92	
02 41 19 13-0291 IN 3/8" Diameter Drilling In Brick/Concrete Block Per Inch Of Depth.....	2.02	
02 41 19 13-0292 IN 1/2" Diameter Drilling In Brick/Concrete Block Per Inch Of Depth.....	2.16	
02 41 19 13-0293 IN 5/8" Diameter Drilling In Brick/Concrete Block Per Inch Of Depth.....	2.30	
02 41 19 13-0294 IN 3/4" Diameter Drilling In Brick/Concrete Block Per Inch Of Depth.....	2.52	
02 41 19 13-0295 IN 7/8" Diameter Drilling In Brick/Concrete Block Per Inch Of Depth.....	2.73	
02 41 19 13-0296 IN 1" Diameter Drilling In Brick/Concrete Block Per Inch Of Depth.....	2.87	
02 41 19 13-0297 IN 1-1/4" Diameter Drilling In Brick/Concrete Block Per Inch Of Depth.....	3.18	
02 41 19 13-0298 IN 1-1/2" Diameter Drilling In Brick/Concrete Block Per Inch Of Depth.....	4.24	
02 41 19 13-0299 Drilling In Wood Or Plastic Per Inch Of Depth (02 41 19 13-0082)		
Note: Includes layout.		
02 41 19 13-0300 IN 1/4" Diameter Drilling In Wood Or Plastic Per Inch Of Depth.....	0.95	
02 41 19 13-0301 IN 3/8" Diameter Drilling In Wood Or Plastic Per Inch Of Depth.....	1.01	
02 41 19 13-0302 IN 1/2" Diameter Drilling In Wood Or Plastic Per Inch Of Depth.....	1.08	
02 41 19 13-0303 IN 5/8" Diameter Drilling In Wood Or Plastic Per Inch Of Depth.....	1.14	
02 41 19 13-0304 IN 3/4" Diameter Drilling In Wood Or Plastic Per Inch Of Depth.....	1.26	
02 41 19 13-0305 IN 7/8" Diameter Drilling In Wood Or Plastic Per Inch Of Depth.....	1.36	
02 41 19 13-0306 IN 1" Diameter Drilling In Wood Or Plastic Per Inch Of Depth.....	1.44	
02 41 19 13-0307 IN 1-1/4" Diameter Drilling In Wood Or Plastic Per Inch Of Depth.....	1.58	
02 41 19 13-0308 IN 1-1/2" Diameter Drilling In Wood Or Plastic Per Inch Of Depth.....	1.91	
02 41 19 13-0309 Limestone Core Drilling (02 41 19 13-0082)		
02 41 19 13-0310 10" To 14" Thick Limestone Core Drilling (02 41 19 13-0309)		
02 41 19 13-0311 EA Drill 1" Diameter Core In 10" To 14" Limestone.....	65.10	
02 41 19 13-0312 EA Drill 1-1/2" Diameter Core In 10" To 14" Limestone.....	78.19	
02 41 19 13-0313 EA Drill 2" Diameter Core In 10" To 14" Limestone.....	84.82	
02 41 19 13-0314 EA Drill 3" Diameter Core In 10" To 14" Limestone.....	98.12	
02 41 19 13-0315 EA Drill 4" Diameter Core In 10" To 14" Limestone.....	111.42	
02 41 19 13-0316 EA Drill 6" Diameter Core In 10" To 14" Limestone.....	157.01	
02 41 19 13-0317 EA Drill 8" Diameter Core In 10" To 14" Limestone.....	260.96	
02 41 19 13-0318 15" To 18" Thick Limestone Core Drilling (02 41 19 13-0309)		
02 41 19 13-0319 EA Drill 1" Diameter Core In 15" To 18" Limestone.....	71.69	
02 41 19 13-0320 EA Drill 1-1/2" Diameter Core In 15" To 18" Limestone.....	84.80	
02 41 19 13-0321 EA Drill 2" Diameter Core In 15" To 18" Limestone.....	91.49	
02 41 19 13-0322 EA Drill 3" Diameter Core In 15" To 18" Limestone.....	98.42	
02 41 19 13-0323 EA Drill 4" Diameter Core In 15" To 18" Limestone.....	131.16	
02 41 19 13-0324 EA Drill 6" Diameter Core In 15" To 18" Limestone.....	170.34	
02 41 19 13-0325 EA Drill 8" Diameter Core In 15" To 18" Limestone.....	274.59	
02 41 19 13-0326 19" To 24" Thick Limestone Core Drilling (02 41 19 13-0309)		
02 41 19 13-0327 EA Drill 1" Diameter Core In 19" To 24" Limestone.....	78.25	
02 41 19 13-0328 EA Drill 1-1/2" Diameter Core In 19" To 24" Limestone.....	91.40	
02 41 19 13-0329 EA Drill 2" Diameter Core In 19" To 24" Limestone.....	98.13	
02 41 19 13-0330 EA Drill 3" Diameter Core In 19" To 24" Limestone.....	111.55	
02 41 19 13-0331 EA Drill 4" Diameter Core In 19" To 24" Limestone.....	157.30	
02 41 19 13-0332 EA Drill 6" Diameter Core In 19" To 24" Limestone.....	196.57	
02 41 19 13-0333 EA Drill 8" Diameter Core In 19" To 24" Limestone.....	294.69	
02 41 19 13-0334 Minimum Charge For Core Drilling (02 41 19 13-0082)		
02 41 19 13-0335 EA Core Drill Minimum Charge.....	877.58	
Note: For projects where the total core drilling charge is less than the minimum charge, use task "Minimum Charge For Core Drilling" exclusively. Task "Minimum Charge For Core Drilling" should not be used in conjunction with any other tasks in this section. Does not apply to sections "Drilling In Concrete Per Inch Of Depth" or "Drilling In Brick Or Block Per Inch Of Depth" or "Drilling In Wood Or Plastic Per Inch Of Depth".		
02 41 19 13-0336 Cutouts (02 41 19 13)		
Note: Includes saw cutting and removal of material. Not to be used for openings greater than 24 SF.		
02 41 19 13-0337 Reinforced Concrete Slab On Grade Cutouts (02 41 19 13-0336)		
02 41 19 13-0338 SF 4" Thick Reinforced Concrete Slab On Grade Cutouts, <24 SF.....	50.82	
02 41 19 13-0339 SF 6" Thick Reinforced Concrete Slab On Grade Cutouts, <24 SF.....	53.90	

02 Existing Conditions**02 40 Demolition and Structure Moving****02 41 Demolition**

MINOR CSI UOM DESCRIPTION	TOTAL DIRECT UNIT COST	DEMOLITION UNIT COST
02 41 19 13-0340 SF 8" Thick Reinforced Concrete Slab On Grade Cutouts, <24 SF	56.97	
02 41 19 13-0341 SF 10" Thick Reinforced Concrete Slab On Grade Cutouts, <24 SF	60.06	
02 41 19 13-0342 SF 12" Thick Reinforced Concrete Slab On Grade Cutouts, <24 SF	61.60	
02 41 19 13-0343 Reinforced Concrete Elevated Slab Cutouts (02 41 19 13-0336)		
Note: Includes cutting and removing steel decking.		
02 41 19 13-0344 SF 4" Thick Reinforced Concrete Elevated Slab Cutouts, <24 SF	61.94	
02 41 19 13-0345 SF 6" Thick Reinforced Concrete Elevated Slab Cutouts, <24 SF	65.69	
02 41 19 13-0346 SF 8" Thick Reinforced Concrete Elevated Slab Cutouts, <24 SF	69.44	
02 41 19 13-0347 SF 10" Thick Reinforced Concrete Elevated Slab Cutouts, <24 SF	73.19	
02 41 19 13-0348 SF 12" Thick Reinforced Concrete Elevated Slab Cutouts, <24 SF	75.07	
02 41 19 13-0349 Reinforced Concrete Wall Cutouts (02 41 19 13-0336)		
02 41 19 13-0350 SF 4" Thick Reinforced Concrete Wall Cutouts, <24 SF	63.52	
02 41 19 13-0351 SF 6" Thick Reinforced Concrete Wall Cutouts, <24 SF	67.38	
02 41 19 13-0352 SF 8" Thick Reinforced Concrete Wall Cutouts, <24 SF	71.22	
02 41 19 13-0353 SF 10" Thick Reinforced Concrete Wall Cutouts, <24 SF	75.07	
02 41 19 13-0354 SF 12" Thick Reinforced Concrete Wall Cutouts, <24 SF	77.00	
02 41 19 13-0355 Brick Wall Cutouts (02 41 19 13-0336)		
Note: Excludes toothing.		
02 41 19 13-0356 SF 4" Thick Brick Wall Cutouts, <24 SF	19.25	
02 41 19 13-0357 SF 6" Thick Brick Wall Cutouts, <24 SF	31.76	
02 41 19 13-0358 SF 8" Thick Brick Wall Cutouts, <24 SF	44.23	
02 41 19 13-0359 SF 10" Thick Brick Wall Cutouts, <24 SF	53.90	
02 41 19 13-0360 SF 12" Thick Brick Wall Cutouts, <24 SF	64.48	
02 41 19 13-0361 SF 16" Thick Brick Wall Cutouts, <24 SF	76.03	
02 41 19 13-0362 Concrete Block Wall Cutouts (02 41 19 13-0336)		
Note: Excludes toothing.		
02 41 19 13-0363 SF 4" Thick Concrete Block Wall Cutouts, <24 SF	31.84	
02 41 19 13-0364 SF 6" Thick Concrete Block Wall Cutouts, <24 SF	33.72	
02 41 19 13-0365 SF 8" Thick Concrete Block Wall Cutouts, <24 SF	35.61	
02 41 19 13-0366 SF 10" Thick Concrete Block Wall Cutouts, <24 SF	37.54	
02 41 19 13-0367 SF 12" Thick Concrete Block Wall Cutouts, <24 SF	38.50	
02 41 19 13-0368 SF 16" Thick Concrete Block Wall Cutouts, <24 SF	40.42	
02 41 19 13-0369 Limestone Cutouts (02 41 19 13-0336)		
02 41 19 13-0370 SF 2" Thick Limestone Cutouts, <24 SF	53.90	
02 41 19 13-0371 SF 4" Thick Limestone Cutouts, <24 SF	65.44	
02 41 19 13-0372 SF 6" Thick Limestone Cutouts, <24 SF	69.30	
02 41 19 13-0373 SF 8" Thick Limestone Cutouts, <24 SF	73.15	
02 41 19 13-0374 SF 10" Thick Limestone Cutouts, <24 SF	77.00	
02 41 19 13-0375 SF 12" Thick Limestone Cutouts, <24 SF	80.84	
02 41 19 13-0376 Toothing Masonry Cutouts (02 41 19 13-0336)		
Note: For use where existing masonry must be removed in a toothing pattern along horizontal and vertical mortar joints. VLF measurement includes all horizontal cutting.		
02 41 19 13-0377 VLF Brick, Soft Old Mortar, Toothing Masonry Cutouts	19.25	
02 41 19 13-0378 VLF Brick, Hard Mortar, Toothing Masonry Cutouts	25.98	
02 41 19 13-0379 VLF Concrete Block, Soft Old Mortar, Toothing Masonry Cutouts	11.55	
02 41 19 13-0380 VLF Concrete Block, Hard Mortar, Toothing Masonry Cutouts	15.40	
02 41 19 13-0381 Minimum Charge For Cutouts (02 41 19 13-0336)		
Note: For projects where the total cutouts charge is less than the minimum charge, use this task exclusively. This task should not be used in conjunction with any other tasks in this section.		
02 41 19 13-0382 EA Cutouts Minimum Charge	384.99	
02 41 19 16 Selective Interior Demolition (02 41 19)		
Note: Includes break-up of material, loading into truck or dumpster and clean-up.		
02 41 19 16-0001 Floor Removal (02 41 19 16)		
02 41 19 16-0002 Scarify Concrete (02 41 19 16-0001)		
Note: Up to 1/4" removal per pass.		
02 41 19 16-0003 SF Scarify Concrete Floor	0.27	
02 41 19 16-0004 SF Scarify Concrete Tread And Riser	2.27	
02 41 19 16-0005 SF Scarify Concrete Wall	2.06	
02 41 19 16-0006 Fireproofing Removal (02 41 19 16)		
02 41 19 16-0007 SF Removal Of Fireproofing From Concrete Or Steel	1.27	



MINOR CSI UOM DESCRIPTION	TOTAL DIRECT UNIT COST	DEMOLITION UNIT COST
02 41 19 16-0008 Demolish Ceiling <small>(02 41 19 16)</small>		
02 41 19 16-0009 SF Demolish Drywall Ceiling	0.98	
02 41 19 16-0010 SF Demolish Furred Plastered Ceiling	2.29	
02 41 19 16-0011 SF Demolish Suspended Plastered Ceiling And Suspension System	1.76	
02 41 19 16-0012 Demolish Concrete Stair <small>(02 41 19 16)</small>		
02 41 19 16-0013 CF Demolish Interior Reinforced Concrete Stairs	8.24	
02 41 19 16-0014 CF Demolish Exterior Reinforced Concrete Stairs	7.00	
02 41 19 16-0015 Demolish Interior Partition/Wall <small>(02 41 19 16)</small>		
Note: Price includes knock down, loading, clean-up.		
02 41 19 16-0016 Demolish Masonry And Concrete Interior Partition/Walls <small>(02 41 19 16-0015)</small>		
Note: Includes saw cutting, knock down, loading and clean-up.		
02 41 19 16-0017 Demolish Concrete Block Interior Partition/Walls <small>(02 41 19 16-0016)</small>		
02 41 19 16-0018 SF Demolish 4" Thick Non Reinforced Concrete Block Interior Partition/Wall	5.33	
02 41 19 16-0019 SF Demolish 6" Thick Non Reinforced Concrete Block Interior Partition/Wall	5.69	
02 41 19 16-0020 SF Demolish 8" Thick Non Reinforced Concrete Block Interior Partition/Wall	6.42	
02 41 19 16-0021 SF Demolish 12" Thick Non Reinforced Concrete Block Interior Partition/Wall	8.25	
02 41 19 16-0022 SF Demolish 16" Thick Non Reinforced Concrete Block Interior Partition/Wall	10.31	
02 41 19 16-0023 SF Demolish 4" Thick Reinforced Concrete Block Interior Partition/Wall	6.40	
02 41 19 16-0024 SF Demolish 6" Thick Reinforced Concrete Block Interior Partition/Wall	6.84	
02 41 19 16-0025 SF Demolish 8" Thick Reinforced Concrete Block Interior Partition/Wall	7.71	
02 41 19 16-0026 SF Demolish 12" Thick Reinforced Concrete Block Interior Partition/Wall	9.89	
02 41 19 16-0027 SF Demolish 16" Thick Reinforced Concrete Block Interior Partition/Wall	12.36	
02 41 19 16-0028 Demolish Brick Interior Partition/Walls <small>(02 41 19 16-0016)</small>		
02 41 19 16-0029 SF Demolish 4" Thick Brick Interior Partition/Wall	5.33	
02 41 19 16-0030 SF Demolish 8" Thick Brick Interior Partition/Wall	6.42	
02 41 19 16-0031 SF Demolish 12" Thick Brick Interior Partition/Wall	8.24	
02 41 19 16-0032 SF Demolish 16" Thick Brick Interior Partition/Wall	10.30	
02 41 19 16-0033 Demolish Glass Block Interior Partition/Walls <small>(02 41 19 16-0016)</small>		
02 41 19 16-0034 SF Demolish Glass Block Interior Partition/Walls	4.58	
02 41 19 16-0035 Demolish Concrete Interior Partition/Walls <small>(02 41 19 16-0016)</small>		
See CSI section 02 41 16 13-0021 for concrete foundation demolition.		
02 41 19 16-0036 SF Demolish 6" Thick Non Reinforced Concrete Interior Partition/Wall	9.69	
02 41 19 16-0037 SF Demolish 8" Thick Non Reinforced Concrete Interior Partition/Wall	12.13	
02 41 19 16-0038 SF Demolish 12" Thick Non Reinforced Concrete Interior Partition/Wall	16.98	
02 41 19 16-0039 SF Demolish 6" Thick Reinforced Concrete Interior Partition/Wall	11.64	
02 41 19 16-0040 SF Demolish 8" Thick Reinforced Concrete Interior Partition/Wall	14.64	
02 41 19 16-0041 SF Demolish 12" Thick Reinforced Concrete Interior Partition/Wall	20.36	
02 41 19 16-0042 Demolish Terra-Cotta Block Interior Partition/Walls <small>(02 41 19 16-0016)</small>		
02 41 19 16-0043 SF Demolish Up To 6" Thick Terra-Cotta Block Interior Partition/Wall Finished With Plaster	1.83	
02 41 19 16-0044 Demolish Stud Framed Interior Partition/Walls <small>(02 41 19 16-0015)</small>		
Note: Includes knock down, loading and clean-up. Includes demo of insulation if required.		
02 41 19 16-0045 SF Demolish Wood Or Metal Framed Interior Partition/Wall With Drywall 1 Side	3.24	
For Heights >14' To 20', Add	0.49	
For Heights >20', Add	0.65	
02 41 19 16-0046 SF Demolish Wood Or Metal Framed Interior Partition/Wall With Drywall 2 Sides	3.77	
For Heights >14' To 20', Add	0.57	
For Heights >20', Add	0.75	
02 41 19 16-0047 SF Demolish Wood Or Metal Framed Interior Partition/Wall With Plaster And Lath 1 Side	4.14	
For Heights >14' To 20', Add	0.62	
For Heights >20', Add	0.83	
02 41 19 16-0048 SF Demolish Wood Or Metal Framed Interior Partition/Wall With Plaster And Lath 2 Sides	5.75	
For Heights >14' To 20', Add	0.86	
For Heights >20', Add	1.15	
02 41 19 16-0049 SF Demolish Plaster And Lath From 1 Side Of An Interior Partition/Wall	1.71	
For Heights >14' To 20', Add	0.26	
For Heights >20', Add	0.34	
02 41 19 16-0050 SF Demolish Plaster And Lath From 2 Sides Of An Interior Partition/Wall	2.03	
For Heights >14' To 20', Add	0.30	
For Heights >20', Add	0.41	

02 42 Removal and Salvage of Construction Materials (02 40)

02 42 21 Salvage of Construction Materials (02 42)

Note: Includes placement on pallets and storage on site.

02	02 Existing Conditions
	02 40 Demolition and Structure Moving
	02 42 Removal and Salvage of Construction Materials



MINOR CSI UOM DESCRIPTION	TOTAL DIRECT UNIT COST	DEMOLITION UNIT COST
------------------------------	---------------------------	-------------------------

02 42 21 35 Roofing Salvage (02 42 21)

02 42 21 35-0001 Clay Tile Roof Remove And Salvage For Re-use (02 42 21 35)
 Note: Includes removing mortar, scraping, cleaning, placement on pallets and storage on site.

02 42 21 35-0002 SQ Removal Of Clay Roof Tile, Salvage For Re-use.....298.07

02 42 21 47 Flooring Salvage (02 42 21)

02 42 21 47-0001 Remove And Salvage For Re-Use (02 42 21 47)
 Note: Includes removing mortar, scraping, cleaning, placement on pallets and storage on site.

02 42 21 47-0002 SF Removal Of Brick Flooring And Salvage.....2.71
 02 42 21 47-0003 SF Removal Of Ceramic/Quarry Tile Floor And Salvage2.71
 02 42 21 47-0004 SF Removal Of Terrazzo Flooring And Salvage.....3.75
 02 42 21 47-0005 SF Removal Of Wood Strip Flooring And Salvage.....2.19
 02 42 21 47-0006 SF Removal Of Wood Parquet Flooring And Salvage.....1.16
 02 42 21 47-0007 SF Removal Of Resilient/Linoleum Flooring And Salvage0.83

02 43 Structure Moving (02 40)

02 43 13 Structure Relocation (02 43)
 Note: Includes disconnection of utilities, moving of structure, one day move (excludes travel expenses and lodging), up to 24' wide. Reset on new foundations and hook up to utilities.

02 43 13 13 Building Relocation (02 43 13)

02 43 13 13-0001 Move Relocatable Structures (Trailer, Mobile Facilities, etc.), Complete (02 43 13)
 Note: Includes disconnect portable from foundation, separate relocatable unit and attachments as needed for transport, secure all relocatable attachments (awnings, steps, ramps, railing, etc.) for transport, transport relocatable and attachments to new location, including permits and police escort, connect to foundation per approved specifications/details, including welding and/or hurricane anchoring as needed.

02 43 13 13-0002 SF Up To 800 SF, Move Relocatable Metal Frame Building36.47
 02 43 13 13-0003 SF >800 To 920 SF, Move Relocatable Metal Frame Building.....34.47
 02 43 13 13-0004 SF >920 SF, Move Relocatable Metal Frame Building.....32.26
 02 43 13 13-0005 SF Up To 800 SF, Move Relocatable Wood Frame Building.....29.26
 02 43 13 13-0006 SF >800 To 920 SF, Move Relocatable Wood Frame Building.....27.35
 02 43 13 13-0007 SF >920 SF, Move Relocatable Wood Frame Building.....24.20
 02 43 13 13-0008 SF Up To 800 SF, Move Relocatable Wood/Metal Frame Building.....35.44
 02 43 13 13-0009 SF >800 To 920 SF, Move Relocatable Wood/Metal Frame Building.....32.26
 02 43 13 13-0010 SF >920 SF, Move Relocatable Wood/Metal Frame Building.....27.35

02 50 Site Remediation (02)

02 58 Snow Control (02 50)

02 58 13 Snow Fencing (02 58)

02 58 13 00-0001 Snow/Sand Fence On Steel Posts (02 58 13)

02 58 13 00-0002 LF Steel Fence Post, 10' On Center With 4' Wood Snow/Sand Fence7.68 2.16

02 60 Contaminated Site Material Removal (02)

02 61 Removal and Disposal of Contaminated Soils (02 60)

02 61 13 Excavation and Handling of Contaminated Material (02 61)

See CSI section 31 23 16 00-0000 for excavation.

02 61 13 00-0001 Excavate Petroleum Contaminated Soil (02 61 13)

02 61 13 00-0002 CY Excavate Petroleum Contaminated Soil.....13.74
 Note: Includes excavation, making a determination if the soil is reusable or contaminated, and stockpiling as per determination.

02 61 13 00-0003 CY Load Excavated Petroleum Contaminated Soil.....7.96
 02 61 13 00-0004 CY Disposal Fees Of Petroleum Contaminated Soil.....63.25

02 61 13 00-0005 Accessories For Contaminated Soil Stockpile (02 61 13)
 See CSI section 31 25 14 23-0001 for sand bags.

02 61 13 00-0006 SF 30 Mil Liner For Contaminated Soil Storage1.50
 Note: 9.93 SF of liner per 1 ton of petroleum contaminated soil.

02 61 13 00-0007 SF 10 Mil Liner For Contaminated Soil Storage0.90
 Note: 9.93 SF of liner per 1 ton of petroleum contaminated soil.

02 61 26 Removal and Disposal of Asbestos Contaminated Soils (02 61)

Note: Includes materials, equipment, mobilization, preparation, signage, removal, transportation for up to 25 miles, disposal of waste at transfer facility or final destination, personnel health monitoring, negative air, documentation and other associated costs necessary for the complete abatement and disposal of the ACM in accordance with EPA, OSHA, and local regulations. Where types of ACM are listed by quantity, the quantity of the entire project, not a particular work area, is to be used in determining which task applies. For certain types of work, there is a task with a unit of measure of CF for a quantity of less than 10 CF, followed by a series of tasks for other quantities. For those tasks the contractor will be paid the first task with a



MINOR CSI UOM DESCRIPTION	TOTAL DIRECT UNIT COST	DEMOLITION UNIT COST
------------------------------	---------------------------	-------------------------

unit of measure of EA, plus an additional task to arrive at the appropriate quantity for the project.

02 61 26 00-0001	Removal and Disposal of Asbestos Contaminated Soils <small>(02 61 26)</small>	
	Note: Includes materials, equipment, mobilization, preparation, signage, removal, transportation for up to 25 miles, disposal of waste at transfer facility or final destination, personnel health monitoring, negative air, documentation and other associated costs necessary for the complete abatement and disposal of the ACM in accordance with EPA, OSHA, and local regulations. Where types of ACM are listed by quantity, the quantity of the entire project, not a particular work area, is to be used in determining which task applies. For certain types of work, there is a task with a unit of measure of CF for a quantity of less than 10 CF, followed by a series of tasks for other quantities. For those tasks the contractor will be paid the first task with a unit of measure of EA, plus an additional task to arrive at the appropriate quantity for the project.	
02 61 26 00-0002	EA Up To 10 CF, Asbestos Contaminated Soil, Asbestos Abatement And Disposal.....	1,174.01
	<i>For Work In Restricted Working Space, Add</i>	352.20
02 61 26 00-0003	CF >10 To 100 CF, Asbestos Contaminated Soil, Asbestos Abatement And Disposal.....	77.82
	<i>For Work In Restricted Working Space, Add</i>	23.35
02 61 26 00-0004	CF >100 To 250 CF, Asbestos Contaminated Soil, Asbestos Abatement And Disposal.....	51.89
	<i>For Work In Restricted Working Space, Add</i>	15.57
02 61 26 00-0005	CF >250 To 500 CF, Asbestos Contaminated Soil, Asbestos Abatement And Disposal.....	38.97
	<i>For Work In Restricted Working Space, Add</i>	11.69
02 61 26 00-0006	CF >500 To 2,500 CF, Asbestos Contaminated Soil, Asbestos Abatement And Disposal.....	31.13
	<i>For Work In Restricted Working Space, Add</i>	9.34
02 61 26 00-0007	CF >2,500 To 10,000 CF, Asbestos Contaminated Soil, Asbestos Abatement And Disposal.....	26.46
	<i>For Work In Restricted Working Space, Add</i>	7.94
02 61 26 00-0008	CF >10,000 CF, Asbestos Contaminated Soil, Asbestos Abatement And Disposal.....	23.80
	<i>For Work In Restricted Working Space, Add</i>	7.14

02 65 Underground Storage Tank Removal (02 65)

Note: Petroleum gasoline is classified as a hazardous material; fuel oil is considered a non-hazardous material. See CSI section 01 74 19 00-0048 for hauling, 31 20 00 00-0000 for non-contaminated soil excavation, 31 23 16 00-0000 for excavation, 31 41 00 00-0000 for shoring.

02 65 00 00-0001	Monitoring, Sampling, Testing And Analysis <small>(02 65)</small>	
02 65 00 00-0002	Field Samples For Testing Underground Storage Tank <small>(02 65 00 00-0001)</small>	
02 65 00 00-0003	EA Collection Of Sludge Sample For Underground Storage Tank.....	23.91
02 65 00 00-0004	EA Collection Of Pumpable Liquids Sample For Underground Storage Tank.....	23.91
02 65 00 00-0005	EA Collection Of Contaminated Soil Sample.....	23.91
02 65 00 00-0006	Lab Tests For Underground Storage Tank Removal <small>(02 65 00 00-0001)</small>	
	Note: Includes lab test fees, reports, shipping, handling, chain of custody documents and disposal of sample.	
02 65 00 00-0007	EA Benzene, Toluene, Ethylbenzene, Xylene 8020, Lab Test.....	193.85
	Note: The cost is for the in-lab test for Benzene, Toluene, Ethylbenzene, And Xylene using procedure 8020 as detailed in EPA SW-846.	
02 65 00 00-0008	EA Flashpoint, Lab Test.....	75.39
	Note: The cost is for the in-lab test for the flashpoint using procedure 40CFR 261.21 as detailed in EPA SW-846.	
02 65 00 00-0009	EA TOX 9020, Lab Test.....	181.35
	Note: The cost is for the in-lab test for total organic halides using procedure 9020 as detailed in EPA SW-846.	
02 65 00 00-0010	EA TPH 8015 Modified, Lab Test.....	193.85
	Note: The cost is for the in-lab test for total petroleum hydrocarbons by gas chromatography using procedure 8015 Mod. as detailed in EPA SW-846.	
02 65 00 00-0011	EA TRPH 418.1, Lab Test.....	150.77
	Note: The cost is for the in-lab test for total recoverable petroleum hydrocarbons using procedure 418.1 as detailed in EPA SW-846.	
02 65 00 00-0012	EA VOC, Lab Test.....	409.24
	Note: The cost is for the in-lab test for volatile organics using procedure 8240 as detailed in EPA SW-846.	
02 65 00 00-0013	EA Semi-Volatile Organic, Lab Test.....	753.86
	Note: The cost is for the in-lab test for semi-volatile organics using procedure 8270 as detailed in EPA SW-846.	
02 65 00 00-0014	EA Oil And Grease 413.1, Lab Test.....	90.68
	Note: The cost is for the in-lab test for oil and grease using procedure 413.1 as detailed in EPA SW-846.	
02 65 00 00-0015	EA TCLP (Extraction) - Metals, Lab Test.....	161.54
	Note: The cost is for the in-lab test for toxicity characteristics leaching procedures using procedure 1311 as detailed in EPA SW-846.	
02 65 00 00-0016	EA TCLP (Extraction) - Semi-Volatile Organic, Lab Test.....	215.39
	Note: The cost is for the in-lab test for toxicity characteristics leaching procedures using procedure 1311 as detailed in EPA SW-846.	
02 65 00 00-0017	EA Metals 6010 RCRA, Lab Test.....	241.24
	Note: The cost is for the in-lab test for metals using procedure 6010 RCRA as detailed in EPA SW-846.	
02 65 00 00-0018	EA Metals (Arsenic) 7060, Lab Test.....	32.31
	Note: The cost is for the in-lab test for the metal arsenic using procedure 7060 as detailed in EPA SW-846.	
02 65 00 00-0019	EA Metals (Selenium) 7740, Lab Test.....	32.31
	Note: The cost is for the in-lab test for the metal selenium (SE) using procedure 7740 as detailed in EPA SW-846.	
02 65 00 00-0020	EA Metals (Lead) 7421, Lab Test.....	32.31
	Note: The cost is for the in-lab test for the metal lead using procedure 7421 as detailed in EPA SW-846.	
02 65 00 00-0021	EA Metals (Mercury) 7470, Lab Test.....	60.31
	Note: The cost is for the in-lab test for the metal mercury using procedure 7470 as detailed in EPA SW-846.	
02 65 00 00-0022	EA PNA/PAH 8100, Lab Test.....	344.62
	Note: The cost is for the in-lab test for polynuclear aromatic hydrocarbons using procedure 8100 as detailed in EPA SW-846.	
02 65 00 00-0023	EA Fuel Id ASTM D3328-78, Lab Test.....	124.68
	Note: The cost is for the in-lab test to determine the constituents of fuel using the procedure as detailed in ASTM D3328-78.	
02 65 00 00-0024	EA pH, Lab Test.....	25.85

02 Existing Conditions**02 60 Contaminated Site Material Removal**

02 65 Underground Storage Tank Removal



MINOR CSI UOM DESCRIPTION	TOTAL DIRECT UNIT COST	DEMOLITION UNIT COST
02 65 00 00-0025 EA Lab Test - Polychlorinated Biphenyl (PCB) In Wastewater	323.08	
02 65 00 00-0026 EA Methyl Tertiary Butyl Ether (MTBE), Lab Test	193.85	
02 65 00 00-0027 Tests, Surveys And Maintenance For Underground Storage Tank (02 65 00 00-0001)		
02 65 00 00-0028 EA Site Survey For AST/UST Location By Certified Tank Installer	1,089.31	
Note: Includes testing Pump output both tank and dispenser, Calibrate pump dispenser if needed, Check all sumps both tank and dispenser, check all fitting connections for leaks and check wiring connection for possible malfunction or safety hazard, check seals on caps for fill tube, check overflow performance for safety shutdown, check all hoses and pump handle, check break-away couplings, complete written report on all data found.		
02 65 00 00-0029 EA Check Cathodic Protection - Impressed Current Systems And Sacrificial Anode Systems	190.14	
Note: By Certified Technician. Write report of findings for action if needed		
02 65 00 00-0030 EA Check And Report On Monitor Probes.....	43.93	
Note: By Certified Technician		
02 65 00 00-0031 EA Tank Monitoring System: Check System Per Manufacturer's Specification By Certified Technician With Written Report	308.22	
Note: Including pass / fail; paper feed operational paper installed etc.; and status of inspection repairs needed etc.		
02 65 00 00-0032 EA Removal And Replacement Of Anode On Impressed System.....	166.11	
02 65 00 00-0033 EA Removal And Replacement Of Power Converter On Impressed System On Underground Storage Tank	238.61	
02 65 00 00-0034 EA Removal And Replacement Of Monitor Probes On Underground Storage Tank	325.58	
02 65 00 00-0035 EA Ultrasonic Test On Underground Storage Tank.....	128.80	
02 65 00 00-0036 Tests And Sampling Labor Hours (02 65 00 00-0001)		
02 65 00 00-0037 HR Certified Tank Installer For Underground Storage Tank	107.35	
02 65 00 00-0038 HR Certified Geologist/Environmentalist.....	118.18	
02 65 00 00-0039 HR Hourly Office Work For Reports Required For EPA On Underground Storage Tank.....	126.81	
Note: Includes title searches, well survey data, site drawings, submitting preliminary work, etc. Hours not to be used in association with other tasks performed.		
02 65 00 00-0040 Remove Tank Contents (02 65)		
02 65 00 00-0041 Transfer Liquid (02 65 00 00-0040)		
Note: For use to transfer liquids from one tank to another.		
02 65 00 00-0042 GAL Transfer Reusable Liquid To Different Tank.....	0.75	
Note: Per gallon of material transferred.		
02 65 00 00-0043 Remove And Dispose Of Liquid From Tank (02 65 00 00-0040)		
02 65 00 00-0044 GAL Removal and Disposal Of Hazardous Liquids From Tank	1.67	
02 65 00 00-0045 GAL Removal and Disposal Of Non Hazardous Liquid From Tank.....	0.73	
02 65 00 00-0046 Remove And Dispose Of Solids Or Sludge (02 65 00 00-0040)		
Note: Includes scraping and solidifying agent.		
02 65 00 00-0047 GAL Removal and Disposal Of Hazardous Solids Or Sludge From Tank.....	6.43	
02 65 00 00-0048 GAL Removal and Disposal Of Non Hazardous Solids Or Sludge From Tank	1.41	
02 65 00 00-0049 Purge Vapors, Open And Clean Tank (02 65)		
02 65 00 00-0050 Purge Vapors (02 65 00 00-0049)		
02 65 00 00-0051 LB Purge Tank Using Dry Ice.....	4.72	
Note: Approximately 1.5 To 3.0 LBS of dry ice per 100 Gals of tank volume.		
02 65 00 00-0052 High Pressure Water Wash And Rinse Of Tank Interior (02 65 00 00-0049)		
Note: Includes removal and disposal of rinse water.		
02 65 00 00-0053 EA Up To 275 Gallon Tank, High Pressure Water Wash And Rinse Of Tank Interior	330.44	
02 65 00 00-0054 EA >275 To 550 Gallon Tank, High Pressure Water Wash And Rinse Of Tank Interior.....	432.52	
02 65 00 00-0055 EA >550 To 1,000 Gallon Tank, High Pressure Water Wash And Rinse Of Tank Interior	559.70	
02 65 00 00-0056 EA >1,000 To 2,000 Gallon Tank, High Pressure Water Wash And Rinse Of Tank Interior.....	754.05	
02 65 00 00-0057 EA >2,000 To 5,000 Gallon Tank, High Pressure Water Wash And Rinse Of Tank Interior.....	1,455.80	
02 65 00 00-0058 EA >5,000 To 6,000 Gallon Tank, High Pressure Water Wash And Rinse Of Tank Interior.....	1,750.60	
02 65 00 00-0059 EA >6,000 To 8,000 Gallon Tank, High Pressure Water Wash And Rinse Of Tank Interior.....	2,002.26	
02 65 00 00-0060 EA >8,000 To 10,000 Gallon Tank, High Pressure Water Wash And Rinse Of Tank Interior	2,418.34	
02 65 00 00-0061 EA >10,000 To 15,000 Gallon Tank, High Pressure Water Wash And Rinse Of Tank Interior.....	3,106.86	
02 65 00 00-0062 EA >15,000 To 20,000 Gallon Tank, High Pressure Water Wash And Rinse Of Tank Interior.....	3,735.53	
02 65 00 00-0063 EA >20,000 To 30,000 Gallon Tank, High Pressure Water Wash And Rinse Of Tank Interior.....	4,728.01	
02 65 00 00-0064 EA >30,000 To 40,000 Gallon Tank, High Pressure Water Wash And Rinse Of Tank Interior.....	5,832.35	
02 65 00 00-0065 EA >40,000 To 50,000 Gallon Tank, High Pressure Water Wash And Rinse Of Tank Interior.....	7,152.84	
02 65 00 00-0066 Scrape Clean Tank Exterior (02 65 00 00-0049)		
02 65 00 00-0067 EA Up To 275 Gallon Tank, Scrape Clean Tank Exterior	235.99	
02 65 00 00-0068 EA >275 To 550 Gallon Tank, Scrape Clean Tank Exterior	314.25	
02 65 00 00-0069 EA >550 To 1,000 Gallon Tank, Scrape Clean Tank Exterior	411.77	
02 65 00 00-0070 EA >1,000 To 2,000 Gallon Tank, Scrape Clean Tank Exterior	570.22	
02 65 00 00-0071 EA >2,000 To 5,000 Gallon Tank, Scrape Clean Tank Exterior	1,262.79	
02 65 00 00-0072 EA >5,000 To 6,000 Gallon Tank, Scrape Clean Tank Exterior	1,598.94	



MINOR CSI UOM DESCRIPTION	TOTAL DIRECT UNIT COST	DEMOLITION UNIT COST
02 65 00 00-0073 EA >6,000 To 8,000 Gallon Tank, Scrape Clean Tank Exterior	1,871.06	
02 65 00 00-0074 EA >8,000 To 10,000 Gallon Tank, Scrape Clean Tank Exterior	2,352.19	
02 65 00 00-0075 EA >10,000 To 15,000 Gallon Tank, Scrape Clean Tank Exterior	3,057.26	
02 65 00 00-0076 EA >15,000 To 20,000 Gallon Tank, Scrape Clean Tank Exterior	3,837.47	
02 65 00 00-0077 EA >20,000 To 30,000 Gallon Tank, Scrape Clean Tank Exterior	4,996.70	
02 65 00 00-0078 EA >30,000 To 40,000 Gallon Tank, Scrape Clean Tank Exterior	5,996.05	
02 65 00 00-0079 EA >40,000 To 50,000 Gallon Tank, Scrape Clean Tank Exterior	7,495.06	
02 65 00 00-0080 Tank And Piping Removal (02 65)		
Note: Excludes excavation.		
02 65 00 00-0081 Removal And Disposal Of Piping (02 65 00 00-0080)		
Note: Includes removal, inspection, loading, transporting pipe to disposal facility or transfer station within 15 miles and disposal fees.		
02 65 00 00-0082 LF Up To 4", Removal And Disposal Of Piping.....	19.03	
02 65 00 00-0083 LF >4" To 8", Removal And Disposal Of Piping.....	25.37	
02 65 00 00-0084 Cut Straps, Extract Tank From The Diggings And Block To Prevent Movement (02 65 00 00-0080)		
Note: Excludes excavation or backfill.		
02 65 00 00-0085 EA Up To 275 Gallon Tank, Cut Straps, Extract Tank From The Diggings And Block To Prevent Movement	685.74	
02 65 00 00-0086 EA >275 To 550 Gallon Tank, Cut Straps, Extract Tank From The Diggings And Block To Prevent Movement.....	832.69	
02 65 00 00-0087 EA >550 To 1,000 Gallon Tank, Cut Straps, Extract Tank From The Diggings And Block To Prevent Movement.....	979.64	
02 65 00 00-0088 EA >1,000 To 2,000 Gallon Tank, Cut Straps, Extract Tank From The Diggings And Block To Prevent Movement.....	1,224.55	
02 65 00 00-0089 EA >2,000 To 5,000 Gallon Tank, Cut Straps, Extract Tank From The Diggings And Block To Prevent Movement.....	1,714.36	
02 65 00 00-0090 EA >5,000 To 6,000 Gallon Tank, Cut Straps, Extract Tank From The Diggings And Block To Prevent Movement.....	2,155.20	
02 65 00 00-0091 EA >6,000 To 8,000 Gallon Tank, Cut Straps, Extract Tank From The Diggings And Block To Prevent Movement.....	2,449.09	
02 65 00 00-0092 EA >8,000 To 10,000 Gallon Tank, Cut Straps, Extract Tank From The Diggings And Block To Prevent Movement.....	2,938.91	
02 65 00 00-0093 EA >10,000 To 15,000 Gallon Tank, Cut Straps, Extract Tank From The Diggings And Block To Prevent Movement.....	3,918.54	
02 65 00 00-0094 EA >15,000 To 20,000 Gallon Tank, Cut Straps, Extract Tank From The Diggings And Block To Prevent Movement.....	4,697.46	
02 65 00 00-0095 EA >20,000 To 30,000 Gallon Tank, Cut Straps, Extract Tank From The Diggings And Block To Prevent Movement.....	5,504.46	
02 65 00 00-0096 EA >30,000 To 40,000 Gallon Tank, Cut Straps, Extract Tank From The Diggings And Block To Prevent Movement.....	6,439.75	
02 65 00 00-0097 EA >40,000 To 50,000 Gallon Tank, Cut Straps, Extract Tank From The Diggings And Block To Prevent Movement.....	8,049.68	
02 65 00 00-0098 Cut Tank Into Sections That Can Easily Be Transported And Disposed Of When Necessary (02 65 00 00-0080)		
Note: Includes 1 lengthwise at every 4' on-center height wise.		
02 65 00 00-0099 EA >1,000 To 2,000 Gallon Tank, Cut Tank Into Sections That Can Easily Be Transported And Disposed Of	824.94	
02 65 00 00-0100 EA >2,000 To 5,000 Gallon Tank, Cut Tank Into Sections That Can Easily Be Transported And Disposed Of	1,538.40	
02 65 00 00-0101 EA >5,000 To 6,000 Gallon Tank, Cut Tank Into Sections That Can Easily Be Transported And Disposed Of	1,850.54	
02 65 00 00-0102 EA >6,000 To 8,000 Gallon Tank, Cut Tank Into Sections That Can Easily Be Transported And Disposed Of	2,062.35	
02 65 00 00-0103 EA >8,000 To 10,000 Gallon Tank, Cut Tank Into Sections That Can Easily Be Transported And Disposed Of	2,474.82	
02 65 00 00-0104 EA >10,000 To 15,000 Gallon Tank, Cut Tank Into Sections That Can Easily Be Transported And Disposed Of	3,076.79	
02 65 00 00-0105 EA >15,000 To 20,000 Gallon Tank, Cut Tank Into Sections That Can Easily Be Transported And Disposed Of	3,701.07	
02 65 00 00-0106 EA >20,000 To 30,000 Gallon Tank, Cut Tank Into Sections That Can Easily Be Transported And Disposed Of	4,626.34	
02 65 00 00-0107 EA >30,000 To 40,000 Gallon Tank, Cut Tank Into Sections That Can Easily Be Transported And Disposed Of	5,782.93	
02 65 00 00-0108 EA >40,000 To 50,000 Gallon Tank, Cut Tank Into Sections That Can Easily Be Transported And Disposed Of	7,228.65	
02 65 00 00-0109 Load, Transport, And Dispose Of Tank At Disposal Facility Or Transfer Station (02 65 00 00-0080)		
Note: Includes disposal fee.		
02 65 00 00-0110 EA Up To 275 Gallon Tank, Load, Transport, And Dispose Of Tank At Disposal Facility Or Transfer Station	285.26	
For Each Additional Mile >15 Miles, Add	4.58	
02 65 00 00-0111 EA >275 To 550 Gallon Tank, Load, Transport, And Dispose Of Tank At Disposal Facility Or Transfer Station.....	384.45	
For Each Additional Mile >15 Miles, Add	5.79	
02 65 00 00-0112 EA >550 To 1,000 Gallon Tank, Load, Transport, And Dispose Of Tank At Disposal Facility Or Transfer Station.....	602.15	
For Each Additional Mile >15 Miles, Add	8.69	
02 65 00 00-0113 EA >1,000 To 2,000 Gallon Tank, Load, Transport, And Dispose Of Tank At Disposal Facility Or Transfer Station.....	914.76	
For Each Additional Mile >15 Miles, Add	10.13	
02 65 00 00-0114 EA >2,000 To 5,000 Gallon Tank, Load, Transport, And Dispose Of Tank At Disposal Facility Or Transfer Station.....	1,614.15	
For Each Additional Mile >15 Miles, Add	17.86	
02 65 00 00-0115 EA >5,000 To 6,000 Gallon Tank, Load, Transport, And Dispose Of Tank At Disposal Facility Or Transfer Station.....	1,672.05	
For Each Additional Mile >15 Miles, Add	19.30	
02 65 00 00-0116 EA >6,000 To 8,000 Gallon Tank, Load, Transport, And Dispose Of Tank At Disposal Facility Or Transfer Station.....	1,768.57	
For Each Additional Mile >15 Miles, Add	21.72	
02 65 00 00-0117 EA >8,000 To 10,000 Gallon Tank, Load, Transport, And Dispose Of Tank At Disposal Facility Or Transfer Station.....	2,550.54	
For Each Additional Mile >15 Miles, Add	28.95	
02 65 00 00-0118 EA >10,000 To 15,000 Gallon Tank, Load, Transport, And Dispose Of Tank At Disposal Facility Or Transfer Station.....	3,520.16	
For Each Additional Mile >15 Miles, Add	43.43	
02 65 00 00-0119 EA >15,000 To 20,000 Gallon Tank, Load, Transport, And Dispose Of Tank At Disposal Facility Or Transfer Station.....	4,103.73	
For Each Additional Mile >15 Miles, Add	48.26	
02 65 00 00-0120 EA >20,000 To 30,000 Gallon Tank, Load, Transport, And Dispose Of Tank At Disposal Facility Or Transfer Station.....	5,067.10	
For Each Additional Mile >15 Miles, Add	57.91	
02 65 00 00-0121 EA >30,000 To 40,000 Gallon Tank, Load, Transport, And Dispose Of Tank At Disposal Facility Or Transfer Station.....	7,024.62	
For Each Additional Mile >15 Miles, Add	69.49	
02 65 00 00-0122 EA >40,000 To 50,000 Gallon Tank, Load, Transport, And Dispose Of Tank At Disposal Facility Or Transfer Station.....	8,460.36	
For Each Additional Mile >15 Miles, Add	79.91	

02	02 Existing Conditions
	02 60 Contaminated Site Material Removal
	02 65 Underground Storage Tank Removal



MINOR CSI UOM DESCRIPTION	TOTAL DIRECT UNIT COST	DEMOLITION UNIT COST
------------------------------	---------------------------	-------------------------

02 65 00 00-0123	Other Storage Tank Removals <small>(02 65 00 00-0080)</small>	
02 65 00 00-0124	GAL Removal Of Cement Lining.....	0.59
02 65 00 00-0125	GAL Sandblast Tank In Prep For Lining Or Welding; Remove Sand, Vacuum Walls And Seams.....	0.22
02 65 00 00-0126	GAL Install Epoxy For Interior Corrosion Protection.....	1.11

02 65 00 00-0127	Tank Closure Report <small>(02 65 00 00-0080)</small>	
Note: Excludes soils tests. See CSI section 02 65 00 00-0006 for soil tests.		
02 65 00 00-0128	EA Prepare Tank Closure Report.....	3,896.80

02 65 00 00-0129	Temporary Tanks <small>(02 65)</small>	
02 65 00 00-0130	Temporary Holding Tanks <small>(02 65 00 00-0129)</small>	
02 65 00 00-0131	Above Ground Temporary Holding Tanks, Monthly Rental <small>(02 65 00 00-0130)</small>	
02 65 00 00-0132	MO 550 Gallon, Stainless Steel, DOT Approved, Above Ground Temporary Holding Tanks, Monthly Rental.....	896.27
02 65 00 00-0133	MO 630 Gallon, Polyethylene, DOT Approved, Above Ground Temporary Holding Tanks, Monthly Rental.....	896.27
02 65 00 00-0134	MO 630 Gallon, Polyethylene, Stackable, Above Ground Temporary Holding Tanks, Monthly Rental.....	1,792.54
02 65 00 00-0135	MO 4,000 Gallon, Polyethylene, Stackable, Above Ground Temporary Holding Tanks, Monthly Rental.....	1,344.41
02 65 00 00-0136	MO 4,000 Gallon, Polyethylene, Trailer Mounted, Above Ground Temporary Holding Tanks, Monthly Rental.....	3,136.95
02 65 00 00-0137	MO 6,000 Gallon, Polyethylene, Total Drain, Above Ground Temporary Holding Tanks, Monthly Rental.....	2,240.68
02 65 00 00-0138	MO 21,000 Gallon (500 BBL), Steel, Open, Stationary, Above Ground Temporary Holding Tanks, Monthly Rental.....	5,522.13
02 65 00 00-0139	MO 21,000 Gallon (500 BBL), Steel, Closed, Stationary, Above Ground Temporary Holding Tanks, Monthly Rental.....	6,617.79
02 65 00 00-0140	MO 21,000 Gallon (500 BBL), Steel, Vapor Proof, Above Ground Temporary Holding Tanks, Monthly Rental.....	11,175.74

02 65 00 00-0141	Secondary Containment Berm <small>(02 65 00 00-0129)</small>	
02 65 00 00-0142	MO Secondary Containment Berm Monthly Rental.....	1,941.92

02 80 Facility Remediation (02)

02 81 Transportation and Disposal of Hazardous Materials (02 80)

02 81 00 00-0001	Equipment Oil Drain And Disposal <small>(02 81)</small>	
02 81 00 00-0002	TRIP Drain Oil Filled Equipment, Place In Approved Container And Transport To Disposal Site..... Note: Excludes Disposal Cost.	629.37
02 81 00 00-0003	DRM Disposal Of Non-Polychlorinated Biphenyl (PCB) Oil In Normal Landfill, Per Partial Or Full 55-Gallon Drum..... Note: Excludes draining, placing in approved container, and transporting to disposal site.	98.90
02 81 00 00-0004	DRM Disposal Of Non-Toxic Polychlorinated Biphenyl (PCB) Oil Into A Lined Landfill, Per Partial Or Full 55-Gallon Drum..... Note: Excludes draining, placing in approved container, and transporting to disposal site.	449.55
02 81 00 00-0005	DRM Disposal Of Toxic Polychlorinated Biphenyl (PCB) Oil By Incineration, Per Partial Or Full 55-Gallon Drum..... Note: Excludes draining, placing in approved container, and transporting to disposal site.	809.19
02 81 00 00-0006	CF Hazardous Polychlorinated Biphenyl (PCB) Oil Filled Equipment Disposal At Approved Site..... Note: Includes handling of equipment and disposal at approved site. Excludes draining of PCB contaminated oil prior to disposal.	107.93

02 82 Asbestos Remediation (02 80)

See CSI section 01 56 16 00-0039 for temporary stud walls, 01 74 19 00-0048 for hauling in excess of 25 miles to transfer or disposal site, 02 89 00 00-0003 for plastic sheeting for containment construction, 02 89 00 00-0020 for decontamination chambers.

02 82 13 Asbestos Abatement (02 82)

02 82 13 00-0001	Air Monitoring And Bulk Sampling, Asbestos Testing <small>(02 82 13)</small>	
Note: Includes packaging of sample for shipping, shipping to testing lab, chain of custody documentation, analysis of sample, lab report, and sample disposal. Polarizing Light Microscope (PLM), Phase Contrast Microscope (PCM), and Transmission Electron Microscope (TEM). Excludes sampling time.		
02 82 13 00-0002	HR Certified Asbestos Air Sampling Technician For Bulk Sampling Or Air Monitoring.....	94.65
02 82 13 00-0003	EA 48 Hours Or Longer Turnaround, (Bulk Point Counting) PLM Test, Asbestos Testing.....	58.55
02 82 13 00-0004	EA Next Day Turnaround, (Bulk Point Counting) PLM Test, Asbestos Testing.....	68.65
02 82 13 00-0005	EA Same Day Turnaround, (Bulk Point Counting) PLM Test, Asbestos Testing.....	109.03
02 82 13 00-0006	EA 48 Hours Or Longer Turnaround, (Bulk) TEM Test, Asbestos Testing.....	187.77
02 82 13 00-0007	EA Next Day Turnaround, (Bulk) TEM Test, Asbestos Testing.....	228.15
02 82 13 00-0008	EA 48 Hours Or Longer Turnaround, (Air) PCM Test, Asbestos Testing.....	46.44
02 82 13 00-0009	EA Next Day Turnaround, (Air) PCM Test, Asbestos Testing.....	56.53
02 82 13 00-0010	EA Same Day Turnaround, (Air) PCM Test, Asbestos Testing.....	76.72
02 82 13 00-0011	EA 48 Hours Or Longer Turnaround, (Air Point Counting) PLM Test.....	58.55
02 82 13 00-0012	EA Next Day Turnaround, (Air Point Counting) PLM Test.....	68.65
02 82 13 00-0013	EA Same Day Turnaround, (Air Point Counting) PLM Test.....	109.03
02 82 13 00-0014	EA 48 Hours Or Longer Turnaround, (Air) TEM Test, Asbestos Testing.....	187.77
02 82 13 00-0015	EA Next Day Turnaround, (Air) TEM Test, Asbestos Testing.....	216.03
02 82 13 00-0016	EA Same Day Turnaround, (Air) TEM Test, Asbestos Testing.....	300.83

02 82 16 Engineering Control of Asbestos Containing Materials (02 82)

02 82 16 00-0001	Asbestos Encapsulation (Lock-Down) <small>(02 82 16)</small>	
-------------------------	---	--



MINOR	CSI	UOM	DESCRIPTION	TOTAL DIRECT UNIT COST	DEMOLITION UNIT COST
02 82 16 00-0002	SF		Asbestos Encapsulant Spray Adhesive (Lock-Down), Per Coat.....	1.65	
02 82 16 00-0003	SF		Asbestos Binding Compound Encapsulant/Sealant, Per Coat Required (Fiberlock® ABC® Asbestos Binding Compound).....	2.24	
02 82 16 00-0004	SF		Asbestos Fiberspray Encapsulation (Fiberlock® ABC Fiberspray®).....	2.42	
02 82 16 00-0005	SF		Asbestos Acrylic Encasement/Encapsulation (Fiberlock® Lag-Kote®).....	2.64	
02 82 16 00-0006	SF		Water Activated Repair Cloth Encapsulant (Fiberlock® Lag-Kwik®).....	8.10	
02 82 16 00-0007	SF		Water Activated Repair Cloth Encapsulant (Fiberlock® Lag-Kloth®).....	9.16	
02 82 33 Removal and Disposal of Asbestos Containing Materials (02 82)					
Note: Includes materials, equipment, mobilization, preparation, critical barriers (e.g. electrical outlets, registers, windows, etc.), signage, removal, lockdown encapsulant applied to surfaces, bagging, clean-up, vacuuming, transportation for up to 25 miles, disposal of waste at transfer facility or final destination, personnel health monitoring, negative air, documentation and other associated costs necessary for the complete abatement and disposal of the ACM in accordance with EPA, OSHA, and local regulations. Where types of ACM are listed by quantity, the quantity of the entire project, not a particular work area, is to be used in determining which task applies. For certain types of work, there is a task with a unit of measure of SET for a quantity of less than 10 LF or SF (10 LF to 20 LF for ACM pipe insulation), followed by a series of tasks for other quantities. For those tasks the contractor will be paid the first task with a unit of measure of EA, plus an additional task to arrive at the appropriate quantity for the project. This does not apply to glove bag projects.					
02 82 33 00-0001			Pipe And Pipe Fittings Insulation, Asbestos Abatement And Disposal (02 82 33)		
02 82 33 00-0002			Pipe Insulation, Asbestos Abatement And Disposal (02 82 33 00-0001)		
Note: Diameter is outer size of insulation. Treat fittings as additional linear feet of insulation.					
02 82 33 00-0003			Up To 6" Diameter Pipe Insulation, Asbestos Abatement And Disposal (02 82 33 00-0002)		
See CSI section 02 82 33 00-0031 for projects with less than 10 LF.					
02 82 33 00-0004	SET		Up To 20 LF, Up To 6" Diameter Pipe Insulation, Asbestos Abatement And Disposal.....	1,188.63	
			For Work In Restricted Working Space, Add	352.20	
02 82 33 00-0005	LF		>20 To 250 LF, Up To 6" Diameter Pipe Insulation, Asbestos Abatement And Disposal.....	40.76	
			For Work In Restricted Working Space, Add	12.01	
02 82 33 00-0006	LF		>250 To 500 LF, Up To 6" Diameter Pipe Insulation, Asbestos Abatement And Disposal.....	30.75	
			For Work In Restricted Working Space, Add	9.01	
02 82 33 00-0007	LF		>500 To 2,500 LF, Up To 6" Diameter Pipe Insulation, Asbestos Abatement And Disposal.....	23.24	
			For Work In Restricted Working Space, Add	6.75	
02 82 33 00-0008	LF		>2,500 To 10,000 LF, Up To 6" Diameter Pipe Insulation, Asbestos Abatement And Disposal.....	17.62	
			For Work In Restricted Working Space, Add	5.07	
02 82 33 00-0009	LF		>10,000 LF, Up To 6" Diameter Pipe Insulation, Asbestos Abatement And Disposal.....	15.41	
			For Work In Restricted Working Space, Add	4.40	
02 82 33 00-0010			>6" To 12" Diameter Pipe Insulation, Asbestos Abatement And Disposal (02 82 33 00-0002)		
See CSI section 02 82 33 00-0031 for projects with less than 10 LF.					
02 82 33 00-0011	SET		Up To 20 LF, >6" To 12" Diameter Pipe Insulation, Asbestos Abatement And Disposal.....	1,203.25	
			For Work In Restricted Working Space, Add	352.20	
02 82 33 00-0012	LF		>20 To 250 LF, >6" To 12" Diameter Pipe Insulation, Asbestos Abatement And Disposal.....	47.49	
			For Work In Restricted Working Space, Add	13.81	
02 82 33 00-0013	LF		>250 To 500 LF, >6" To 12" Diameter Pipe Insulation, Asbestos Abatement And Disposal.....	35.98	
			For Work In Restricted Working Space, Add	10.36	
02 82 33 00-0014	LF		>500 To 2,500 LF, >6" To 12" Diameter Pipe Insulation, Asbestos Abatement And Disposal.....	27.35	
			For Work In Restricted Working Space, Add	7.77	
02 82 33 00-0015	LF		>2,500 To 10,000 LF, >6" To 12" Diameter Pipe Insulation, Asbestos Abatement And Disposal.....	20.87	
			For Work In Restricted Working Space, Add	5.82	
02 82 33 00-0016	LF		>10,000 LF, >6" To 12" Diameter Pipe Insulation, Asbestos Abatement And Disposal.....	18.35	
			For Work In Restricted Working Space, Add	5.07	
02 82 33 00-0017			>12" To 18" Diameter Pipe Insulation, Asbestos Abatement And Disposal (02 82 33 00-0002)		
See CSI section 02 82 33 00-0031 for projects with less than 10 LF.					
02 82 33 00-0018	SET		Up To 20 LF, >12" To 18" Diameter Pipe Insulation, Asbestos Abatement And Disposal.....	1,217.87	
			For Work In Restricted Working Space, Add	352.20	
02 82 33 00-0019	LF		>20 To 250 LF, >12" To 18" Diameter Pipe Insulation, Asbestos Abatement And Disposal.....	63.32	
			For Work In Restricted Working Space, Add	18.41	
02 82 33 00-0020	LF		>250 To 500 LF, >12" To 18" Diameter Pipe Insulation, Asbestos Abatement And Disposal.....	47.98	
			For Work In Restricted Working Space, Add	13.81	
02 82 33 00-0021	LF		>500 To 2,500 LF, >12" To 18" Diameter Pipe Insulation, Asbestos Abatement And Disposal.....	36.47	
			For Work In Restricted Working Space, Add	10.36	
02 82 33 00-0022	LF		>2,500 To 10,000 LF, >12" To 18" Diameter Pipe Insulation, Asbestos Abatement And Disposal.....	27.83	
			For Work In Restricted Working Space, Add	7.76	
02 82 33 00-0023	LF		>10,000 LF, >12" To 18" Diameter Pipe Insulation, Asbestos Abatement And Disposal.....	24.46	
			For Work In Restricted Working Space, Add	6.75	
02 82 33 00-0024			>18" To 24" Diameter Pipe Insulation, Asbestos Abatement And Disposal (02 82 33 00-0002)		
See CSI section 02 82 33 00-0031 for projects with less than 10 LF.					
02 82 33 00-0025	SET		Up To 20 LF, >18" To 24" Diameter Pipe Insulation, Asbestos Abatement And Disposal.....	1,232.50	
			For Work In Restricted Working Space, Add	352.20	
02 82 33 00-0026	LF		>20 To 250 LF, >18" To 24" Diameter Pipe Insulation, Asbestos Abatement And Disposal.....	87.08	
			For Work In Restricted Working Space, Add	25.32	
02 82 33 00-0027	LF		>250 To 500 LF, >18" To 24" Diameter Pipe Insulation, Asbestos Abatement And Disposal.....	65.96	
			For Work In Restricted Working Space, Add	18.98	

02 Existing Conditions**02 80 Facility Remediation****02 82 Asbestos Remediation**

SAN BERNARDINO
COUNTY

MINOR CSI	UOM	DESCRIPTION	TOTAL DIRECT UNIT COST	DEMOLITION UNIT COST
02 82 33 00-0028	LF	>500 To 2,500 LF, >18" To 24" Diameter Pipe Insulation, Asbestos Abatement And Disposal..... <i>For Work In Restricted Working Space, Add</i>	50.14 14.24	
02 82 33 00-0029	LF	>2,500 To 10,000 LF, >18" To 24" Diameter Pipe Insulation, Asbestos Abatement And Disposal..... <i>For Work In Restricted Working Space, Add</i>	38.26 10.67	
02 82 33 00-0030	LF	>10,000 LF, >18" To 24" Diameter Pipe Insulation, Asbestos Abatement And Disposal..... <i>For Work In Restricted Working Space, Add</i>	33.64 9.29	
02 82 33 00-0031		Glove Bag Method, Pipe Insulation, Asbestos Abatement And Disposal (02 82 33 00-0002) Note: Solid isolation barriers and plastic sheeting for containment construction (except on floor) are not required for glove bag projects unless required by local codes.		
02 82 33 00-0032	SET	Glove Bag For First 3 LF Pipe Insulation, Asbestos Abatement And Disposal..... <i>For Work In Restricted Working Space, Add</i>	761.64 227.18	
02 82 33 00-0033	LF	>3 To 20 LF Additional Glove Bag Work for Pipe Insulation..... <i>For Work In Restricted Working Space, Add</i>	127.67 37.86	
02 82 33 00-0034	LF	>20 To 250 LF Additional Glove Bag Work for Pipe Insulation..... <i>For Work In Restricted Working Space, Add</i>	50.46 14.70	
02 82 33 00-0035	LF	>250 To 500 LF Additional Glove Bag Work for Pipe Insulation..... <i>For Work In Restricted Working Space, Add</i>	38.19 11.02	
02 82 33 00-0036	LF	>500 LF Additional Glove Bag Work for Pipe Insulation..... <i>For Work In Restricted Working Space, Add</i>	29.02 8.27	
02 82 33 00-0037		Thermal Insulation, Asbestos Abatement And Disposal (02 82 33)		
02 82 33 00-0038		Calcium Block Insulation, Asbestos Abatement And Disposal (02 82 33 00-0037)		
02 82 33 00-0039	SET	Up To 10 SF, Calcium Block Insulation, Asbestos Abatement And Disposal.....	1,181.32	
02 82 33 00-0040	SF	>10 To 500 SF, Calcium Block Insulation, Asbestos Abatement And Disposal.....	48.56	
02 82 33 00-0041	SF	>500 To 2,500 SF, Calcium Block Insulation, Asbestos Abatement And Disposal.....	40.07	
02 82 33 00-0042	SF	>2,500 To 10,000 SF, Calcium Block Insulation, Asbestos Abatement And Disposal.....	32.17	
02 82 33 00-0043	SF	>10,000 SF, Calcium Block Insulation, Asbestos Abatement And Disposal.....	26.27	
02 82 33 00-0044		Fibrous Glass Blanket Insulation, Asbestos Abatement And Disposal (02 82 33 00-0037)		
02 82 33 00-0045	SET	Up To 10 SF, Fibrous Glass Blanket Insulation, Asbestos Abatement And Disposal.....	1,177.67	
02 82 33 00-0046	SF	>10 To 500 SF, Fibrous Glass Blanket Insulation, Asbestos Abatement And Disposal.....	42.74	
02 82 33 00-0047	SF	>500 To 2,500 SF, Fibrous Glass Blanket Insulation, Asbestos Abatement And Disposal.....	34.24	
02 82 33 00-0048	SF	>2,500 To 10,000 SF, Fibrous Glass Blanket Insulation, Asbestos Abatement And Disposal.....	26.35	
02 82 33 00-0049	SF	>10,000 SF, Fibrous Glass Blanket Insulation, Asbestos Abatement And Disposal.....	20.44	
02 82 33 00-0050		Fibrous Glass Board Insulation, Asbestos Abatement And Disposal (02 82 33 00-0037)		
02 82 33 00-0051	SET	Up To 10 SF, Fibrous Glass Board Insulation, Asbestos Abatement And Disposal.....	1,176.45	
02 82 33 00-0052	SF	>10 To 500 SF, Fibrous Glass Board Insulation, Asbestos Abatement And Disposal.....	37.91	
02 82 33 00-0053	SF	>500 To 2,500 SF, Fibrous Glass Board Insulation, Asbestos Abatement And Disposal.....	29.41	
02 82 33 00-0054	SF	>2,500 To 10,000 SF, Fibrous Glass Board Insulation, Asbestos Abatement And Disposal.....	21.52	
02 82 33 00-0055	SF	>10,000 SF, Fibrous Glass Board Insulation, Asbestos Abatement And Disposal.....	15.61	
02 82 33 00-0056		Other Thermal Insulation, Up To 3" Thickness, Asbestos Abatement And Disposal (02 82 33 00-0037) Note: e.g., duct, boiler, tank, etc.		
02 82 33 00-0057	SET	Up To 25 SF, Up To 3" Thickness Thermal Insulation, Asbestos Abatement And Disposal.....	1,183.15	
02 82 33 00-0058	SF	>25 To 500 SF, Up To 3" Thickness Thermal Insulation, Asbestos Abatement And Disposal.....	40.40	
02 82 33 00-0059	SF	>500 To 2,500 SF, Up To 3" Thickness Thermal Insulation, Asbestos Abatement And Disposal.....	31.90	
02 82 33 00-0060	SF	>2,500 To 10,000 SF, Up To 3" Thickness Thermal Insulation, Asbestos Abatement And Disposal.....	24.00	
02 82 33 00-0061	SF	>10,000 SF, Up To 3" Thickness Thermal Insulation, Asbestos Abatement And Disposal.....	18.10	
02 82 33 00-0062		Surfacing Material, Asbestos Abatement And Disposal (02 82 33)		
02 82 33 00-0063		Fireproofing, Asbestos Abatement And Disposal (02 82 33 00-0062) Note: Exposed surface area, includes associated overspray. See CSI section 02 82 33 00-0102 for asbestos abatement for up to 1 sf sections to expose area for attachments.		
02 82 33 00-0064	SET	Up To 25 SF, Fireproofing, Asbestos Abatement And Disposal.....	1,183.15	
02 82 33 00-0065	SF	>25 To 500 SF, Fireproofing, Asbestos Abatement And Disposal.....	48.39	
02 82 33 00-0066	SF	>500 To 2,500 SF, Fireproofing, Asbestos Abatement And Disposal.....	36.38	
02 82 33 00-0067	SF	>2,500 To 10,000 SF, Fireproofing, Asbestos Abatement And Disposal.....	27.37	
02 82 33 00-0068	SF	>10,000 SF, Fireproofing, Asbestos Abatement And Disposal.....	20.62	
02 82 33 00-0069		Acoustical Plaster, Asbestos Abatement And Disposal (02 82 33 00-0062) Note: Remove surface coat from brown coat or remove entire assembly, including lathe and finish materials.		
02 82 33 00-0070	SET	Up To 25 SF, Acoustical Plaster, Asbestos Abatement And Disposal.....	1,180.10	
02 82 33 00-0071	SF	>25 To 500 SF, Acoustical Plaster, Asbestos Abatement And Disposal.....	20.29	
02 82 33 00-0072	SF	>500 To 2,500 SF, Acoustical Plaster, Asbestos Abatement And Disposal.....	15.40	
02 82 33 00-0073	SF	>2,500 To 10,000 SF, Acoustical Plaster, Asbestos Abatement And Disposal.....	11.49	
02 82 33 00-0074	SF	>10,000 SF, Acoustical Plaster, Asbestos Abatement And Disposal.....	8.56	



MINOR CSI UOM DESCRIPTION	TOTAL DIRECT UNIT COST	DEMOLITION UNIT COST
02 82 33 00-0075 Gypsum Wall Board, Asbestos Abatement And Disposal (02 82 33 00-0062)		
02 82 33 00-0076 SET Up To 50 SF, Single Layer Gypsum Wall Board, Asbestos Abatement And Disposal.....	1,186.20	
For Additional Layer, Add	322.65	
02 82 33 00-0077 SF >50 To 500 SF, Single Layer Gypsum Wall Board, Asbestos Abatement And Disposal	15.65	
For Additional Layer, Add	4.24	
02 82 33 00-0078 SF >500 To 2,500 SF, Single Layer Gypsum Wall Board, Asbestos Abatement And Disposal	11.49	
For Additional Layer, Add	3.09	
02 82 33 00-0079 SF >2,500 To 10,000 SF, Single Layer Gypsum Wall Board, Asbestos Abatement And Disposal	9.04	
For Additional Layer, Add	2.42	
02 82 33 00-0080 SF >10,000 To 50,000 SF, Single Layer Gypsum Wall Board, Asbestos Abatement And Disposal	7.08	
For Additional Layer, Add	1.88	
02 82 33 00-0081 SF >50,000 To 100,000 SF, Single Layer Gypsum Wall Board, Asbestos Abatement And Disposal	5.62	
For Additional Layer, Add	1.48	
02 82 33 00-0082 SF >100,000 SF, Single Layer Gypsum Wall Board, Asbestos Abatement And Disposal	4.55	
For Additional Layer, Add	1.19	
02 82 33 00-0083 Gypsum Wall Board (Or Backer Board) With Ceramic Tile And Mastic, Asbestos Abatement And Disposal (02 82 33 00-0062)		
02 82 33 00-0084 SET Up To 25 SF, Gypsum Wall Board (Or Backer Board) With Ceramic Tile And Mastic, Asbestos Abatement And Disposal.....	1,180.10	
02 82 33 00-0085 SF >25 To 500 SF, Gypsum Wall Board (Or Backer Board) With Ceramic Tile And Mastic, Asbestos Abatement And Disposal.....	29.49	
02 82 33 00-0086 SF >500 To 2,500 SF, Gypsum Wall Board (Or Backer Board) With Ceramic Tile And Mastic, Asbestos Abatement And Disposal	21.67	
02 82 33 00-0087 SF >2,500 To 10,000 SF, Gypsum Wall Board (Or Backer Board) With Ceramic Tile And Mastic, Asbestos Abatement And Disposal	16.97	
02 82 33 00-0088 SF >10,000 To 50,000 SF, Gypsum Wall Board (Or Backer Board) With Ceramic Tile And Mastic, Asbestos Abatement And Disposal	13.25	
02 82 33 00-0089 SF >50,000 SF, Gypsum Wall Board (Or Backer Board) With Ceramic Tile And Mastic, Asbestos Abatement And Disposal.....	9.53	
02 82 33 00-0090 Stucco, Asbestos Abatement And Disposal (02 82 33 00-0062)		
02 82 33 00-0091 SET Up To 50 SF, Stucco, Asbestos Abatement And Disposal	1,186.20	
02 82 33 00-0092 SF >50 To 500 SF, Stucco, Asbestos Abatement And Disposal	25.77	
02 82 33 00-0093 SF >500 To 2,500 SF, Stucco, Asbestos Abatement And Disposal	19.36	
02 82 33 00-0094 SF >2,500 To 10,000 SF, Stucco, Asbestos Abatement And Disposal	14.60	
02 82 33 00-0095 SF >10,000 SF, Stucco, Asbestos Abatement And Disposal	11.00	
02 82 33 00-0096 Spray On Acoustical Ceiling, Asbestos Abatement And Disposal (02 82 33 00-0062)		
02 82 33 00-0097 SET Up To 50 SF, Spray On Acoustical Ceiling, Asbestos Abatement And Disposal	1,186.20	
02 82 33 00-0098 SF >50 To 500 SF, Spray On Acoustical Ceiling, Asbestos Abatement And Disposal	13.29	
02 82 33 00-0099 SF >500 To 2,500 SF, Spray On Acoustical Ceiling, Asbestos Abatement And Disposal.....	10.27	
02 82 33 00-0100 SF >2,500 To 10,000 SF, Spray On Acoustical Ceiling, Asbestos Abatement And Disposal.....	7.59	
02 82 33 00-0101 SF >10,000 SF, Spray On Acoustical Ceiling, Asbestos Abatement And Disposal.....	5.74	
02 82 33 00-0102 Fireproofing For Small Areas, Asbestos Abatement And Disposal (02 82 33 00-0062)		
Note: For asbestos abatement for up to 1 SF sections to expose area for attachments. See CSI section 02 82 33 00-0063 for areas > 1 SF.		
02 82 33 00-0103 EA Up To 1 SF, Fireproofing For Small Areas, Asbestos Abatement And Disposal.....	196.04	
Note: For asbestos abatement for up to 1 SF sections to expose steel area for welding attachments.		
02 82 33 00-0104 Plywood, Asbestos Abatement And Disposal (02 82 33 00-0062)		
02 82 33 00-0105 SET Up To 40 SF, Plywood, Asbestos Abatement And Disposal	1,183.76	
02 82 33 00-0106 SF >50 To 500 SF, Plywood, Asbestos Abatement And Disposal	16.87	
02 82 33 00-0107 SF >500 To 2,500 SF, Plywood, Asbestos Abatement And Disposal	8.25	
02 82 33 00-0108 SF >2,500 To 10,000 SF, Plywood, Asbestos Abatement And Disposal	5.64	
02 82 33 00-0109 SF >10,000 SF, Plywood, Asbestos Abatement And Disposal.....	4.84	
02 82 33 00-0110 Flooring Material, Asbestos Abatement And Disposal (02 82 33)		
02 82 33 00-0111 Floor Tile, Linoleum, Carpet Or Base, Asbestos Abatement And Disposal (02 82 33 00-0110)		
02 82 33 00-0112 Floor Tile, Asbestos Abatement And Disposal (02 82 33 00-0111)		
Note: Single layer or first of multiple layers. Excludes mastic.		
02 82 33 00-0113 SET Up To 100 SF, Single Layer Or First Of Multiple Layers, Floor Tile, Asbestos Abatement And Disposal	1,176.45	
For Each Additional Layer, Add	176.47	
02 82 33 00-0114 SF >100 To 500 SF, Single Layer Or First Of Multiple Layers, Floor Tile, Asbestos Abatement And Disposal.....	8.25	
For Each Additional Layer, Add	1.24	
02 82 33 00-0115 SF >500 To 2,500 SF, Single Layer Or First Of Multiple Layers, Floor Tile, Asbestos Abatement And Disposal.....	6.74	
For Each Additional Layer, Add	1.01	
02 82 33 00-0116 SF >2,500 To 10,000 SF, Single Layer Or First Of Multiple Layers, Floor Tile, Asbestos Abatement And Disposal.....	5.37	
For Each Additional Layer, Add	0.81	
02 82 33 00-0117 SF >10,000 SF, Single Layer Or First Of Multiple Layers, Floor Tile, Asbestos Abatement And Disposal.....	3.72	
For Each Additional Layer, Add	0.56	

02 Existing Conditions**02 80 Facility Remediation****02 82 Asbestos Remediation**

SAN BERNARDINO
COUNTY

MINOR
CSI UOM DESCRIPTION

TOTAL DIRECT DEMOLITION
UNIT COST UNIT COST

02 82 33 00-0118	Linoleum Or Vinyl Sheet, Asbestos Abatement And Disposal (02 82 33 00-0111) Note: Single layer or first of multiple layers. Excludes mastic.	
02 82 33 00-0119	SET Up To 100 SF, Single Layer Or Multiple Layers, Linoleum Or Vinyl Sheet, Asbestos Abatement And Disposal.....	1,176.45
	For Each Additional Layer, Add.....	176.47
02 82 33 00-0120	SF >100 To 500 SF, Single Layer Or Multiple Layers, Linoleum Or Vinyl Sheet, Asbestos Abatement And Disposal.....	8.25
	For Each Additional Layer, Add.....	1.24
02 82 33 00-0121	SF >500 To 2,500 SF, Single Layer Or Multiple Layers, Linoleum Or Vinyl Sheet, Asbestos Abatement And Disposal.....	6.77
	For Each Additional Layer, Add.....	1.02
02 82 33 00-0122	SF >2,500 To 10,000 SF, Single Layer Or Multiple Layers, Linoleum Or Vinyl Sheet, Asbestos Abatement And Disposal.....	6.14
	For Each Additional Layer, Add.....	0.92
02 82 33 00-0123	SF >10,000 SF, Single Layer Or Multiple Layers, Linoleum Or Vinyl Sheet, Asbestos Abatement And Disposal.....	4.97
	For Each Additional Layer, Add.....	0.75
02 82 33 00-0124	Carpet, Asbestos Abatement And Disposal (02 82 33 00-0111)	
02 82 33 00-0125	SET Up To 100 SF, Non-Friable Carpet, Asbestos Abatement And Disposal.....	1,176.45
02 82 33 00-0126	SF >100 To 500 SF, Non-Friable Carpet, Asbestos Abatement And Disposal.....	6.45
02 82 33 00-0127	SF >500 To 2,500 SF, Non-Friable Carpet, Asbestos Abatement And Disposal.....	5.22
02 82 33 00-0128	SF >2,500 To 10,000 SF, Non-Friable Carpet, Asbestos Abatement And Disposal.....	3.80
02 82 33 00-0129	SF >10,000 SF, Non-Friable Carpet, Asbestos Abatement And Disposal.....	2.90
02 82 33 00-0130	Wall Or Cove Base, Asbestos Abatement And Disposal (02 82 33 00-0111) Note: Up to 12".	
02 82 33 00-0131	SET Up To 25 LF, Wall Base And Mastic, Asbestos Abatement And Disposal.....	394.39
02 82 33 00-0132	LF >25 To 100 LF, Wall Base And Mastic, Asbestos Abatement And Disposal.....	5.34
02 82 33 00-0133	LF >100 To 500 LF, Wall Base And Mastic, Asbestos Abatement And Disposal.....	3.25
02 82 33 00-0134	LF >500 To 2,500 LF, Wall Base And Mastic, Asbestos Abatement And Disposal.....	2.08
02 82 33 00-0135	LF >2,500 LF, Wall Base And Mastic, Asbestos Abatement And Disposal.....	1.49
02 82 33 00-0136	Mastic, Asbestos Abatement And Disposal (02 82 33 00-0110) Note: Applies to single layer or bottom layer only of multiple layers. Non hydrocarbon with pine, citrus or no odor.	
02 82 33 00-0137	SET Up To 100 SF, Mastic, Asbestos Abatement And Disposal.....	1,180.11
	Note: Applies to bottom layer only if multiple layers.	
02 82 33 00-0138	SF >100 To 500 SF, Mastic, Asbestos Abatement And Disposal.....	2.99
	Note: Applies to bottom layer only if multiple layers.	
02 82 33 00-0139	SF >500 To 2,500 SF, Mastic, Asbestos Abatement And Disposal.....	2.21
	Note: Applies to bottom layer only if multiple layers.	
02 82 33 00-0140	SF >2,500 To 10,000 SF, Mastic, Asbestos Abatement And Disposal.....	1.72
	Note: Applies to bottom layer only if multiple layers.	
02 82 33 00-0141	SF >10,000 SF, Mastic, Asbestos Abatement And Disposal.....	1.39
	Note: Applies to bottom layer only if multiple layers.	
02 82 33 00-0142	Hardwood Flooring System With Asbestos Barrier Paper Backing, Asbestos Abatement And Disposal (02 82 33 00-0110) Note: Includes finish wood, asbestos barrier paper, cleanup of sub-wood floor, fasteners, wood fillers and protection of clean crawl space from contamination.	
02 82 33 00-0143	SET Up To 100 SF, Hardwood Flooring System With Asbestos Barrier Paper Backing, Asbestos Abatement And Disposal.....	1,198.38
02 82 33 00-0144	SF >100 To 500 SF, Hardwood Flooring System With Asbestos Barrier Paper Backing, Asbestos Abatement And Disposal.....	9.49
02 82 33 00-0145	SF >500 To 2,500 SF, Hardwood Flooring System With Asbestos Barrier Paper Backing, Asbestos Abatement And Disposal.....	6.99
02 82 33 00-0146	SF >2,500 To 10,000 SF, Hardwood Flooring System With Asbestos Barrier Paper Backing, Asbestos Abatement And Disposal.....	5.52
02 82 33 00-0147	SF >10,000 SF, Hardwood Flooring System With Asbestos Barrier Paper Backing, Asbestos Abatement And Disposal.....	4.35
02 82 33 00-0148	Cementitious Underlayment For Flooring, Asbestos Abatement And Disposal (02 82 33 00-0110)	
02 82 33 00-0149	SET Up To 100 SF, Cementitious Underlayment For Flooring, Asbestos Abatement And Disposal.....	1,186.19
02 82 33 00-0150	SF >100 To 500 SF, Cementitious Underlayment For Flooring, Asbestos Abatement And Disposal.....	10.59
02 82 33 00-0151	SF >500 To 2,500 SF, Cementitious Underlayment For Flooring, Asbestos Abatement And Disposal.....	6.96
	Note: Includes detachment of mounted objects before removal.	
02 82 33 00-0152	SF >2,500 To 10,000 SF, Cementitious Underlayment For Flooring, Asbestos Abatement And Disposal.....	5.50
02 82 33 00-0153	SF >10,000 SF, Cementitious Underlayment For Flooring, Asbestos Abatement And Disposal.....	4.53
02 82 33 00-0154	Roofing, Asbestos Abatement And Disposal (02 82 33)	
02 82 33 00-0155	Built-Up Tar And Felt Roofing, Asbestos Abatement And Disposal (02 82 33 00-0154) Note: Includes roofing, flashing, sheet metal, insulation, pitch pockets, board etc.	
02 82 33 00-0156	Up To 2" Average Thickness, Built-Up Tar And Felt Roofing, Asbestos Abatement And Disposal (02 82 33 00-0155)	
02 82 33 00-0157	SET Up To 125 SF, Up To 2" Average Thickness, Built-Up Tar And Felt Roofing, Asbestos Abatement And Disposal.....	1,204.48
02 82 33 00-0158	SF >125 To 1,000 SF, Up To 2" Average Thickness, Built-Up Tar And Felt Roofing, Asbestos Abatement And Disposal.....	7.75



MINOR	CSI	UOM	DESCRIPTION	TOTAL DIRECT UNIT COST	DEMOLITION UNIT COST
02 82 33 00-0159	SF		>1,000 To 5,000 SF, Up To 2" Average Thickness, Built-Up Tar And Felt Roofing, Asbestos Abatement And Disposal.....	6.25	
02 82 33 00-0160	SF		>5,000 To 10,000 SF, Up To 2" Average Thickness, Built-Up Tar And Felt Roofing, Asbestos Abatement And Disposal.....	5.04	
02 82 33 00-0161	SF		>10,000 To 20,000 SF, Up To 2" Average Thickness, Built-Up Tar And Felt Roofing, Asbestos Abatement And Disposal.....	3.84	
02 82 33 00-0162	SF		>20,000 SF, Up To 2" Average Thickness, Built-Up Tar And Felt Roofing, Asbestos Abatement And Disposal.....	2.94	
02 82 33 00-0163			>2" To 5" Average Thickness, Built-Up Tar And Felt Roofing, Asbestos Abatement And Disposal (02 82 33 00-0155)		
02 82 33 00-0164	SET		Up To 110 SF, >2" To 5" Average Thickness, Built-Up Tar And Felt Roofing, Asbestos Abatement And Disposal.....	1,227.62	
02 82 33 00-0165	SF		>110 To 1,000 SF, >2" To 5" Average Thickness, Built-Up Tar And Felt Roofing, Asbestos Abatement And Disposal.....	9.04	
02 82 33 00-0166	SF		>1,000 To 5,000 SF, >2" To 5" Average Thickness, Built-Up Tar And Felt Roofing, Asbestos Abatement And Disposal.....	7.30	
02 82 33 00-0167	SF		>5,000 To 10,000 SF, >2" To 5" Average Thickness, Built-Up Tar And Felt Roofing, Asbestos Abatement And Disposal.....	5.98	
02 82 33 00-0168	SF		>10,000 To 20,000 SF, >2" To 5" Average Thickness, Built-Up Tar And Felt Roofing, Asbestos Abatement And Disposal.....	4.60	
02 82 33 00-0169	SF		>20,000 SF, >2" To 5" Average Thickness, Built-Up Tar And Felt Roofing, Asbestos Abatement And Disposal.....	3.56	
02 82 33 00-0170			>5" Average Thickness, Built-Up Tar And Felt Roofing, Asbestos Abatement And Disposal (02 82 33 00-0155)		
02 82 33 00-0171	SET		Up To 110 SF, >5" Average Thickness, Built-Up Tar And Felt Roofing, Asbestos Abatement And Disposal.....	1,254.43	
02 82 33 00-0172	SF		>110 To 1,000 SF, >5" Average Thickness, Built-Up Tar And Felt Roofing, Asbestos Abatement And Disposal.....	10.22	
02 82 33 00-0173	SF		>1,000 To 5,000 SF, >5" Average Thickness, Built-Up Tar And Felt Roofing, Asbestos Abatement And Disposal.....	8.29	
02 82 33 00-0174	SF		>5,000 To 10,000 SF, >5" Average Thickness, Built-Up Tar And Felt Roofing, Asbestos Abatement And Disposal.....	6.83	
02 82 33 00-0175	SF		>10,000 To 20,000 SF, >5" Average Thickness, Built-Up Tar And Felt Roofing, Asbestos Abatement And Disposal.....	5.30	
02 82 33 00-0176	SF		>20,000 SF, >5" Average Thickness, Built-Up Tar And Felt Roofing, Asbestos Abatement And Disposal.....	4.14	
02 82 33 00-0177			Shingles And Felt Roofing, Asbestos Abatement And Disposal (02 82 33 00-0154)		
02 82 33 00-0178			Shingles And Felt Roofing, Asbestos Abatement And Disposal (02 82 33 00-0177)		
02 82 33 00-0179	SET		Up To 125 SF, Shingles And Felt Roofing, Asbestos Abatement And Disposal..... Note: Single or first of multiple layers.	1,181.63	
02 82 33 00-0180	SF		>125 To 1,000 SF, Shingles And Felt Roofing, Asbestos Abatement And Disposal..... Note: Single or first of multiple layers.	7.57	
			<i>For Each Additional Layer, Add</i>	1.51	
02 82 33 00-0181	SF		>1,000 To 5,000 SF, Shingles And Felt Roofing, Asbestos Abatement And Disposal..... Note: Single or first of multiple layers.	6.07	
			<i>For Each Additional Layer, Add</i>	1.21	
02 82 33 00-0182	SF		>5,000 To 10,000 SF, Shingles And Felt Roofing, Asbestos Abatement And Disposal..... Note: Single or first of multiple layers.	4.86	
			<i>For Each Additional Layer, Add</i>	0.97	
02 82 33 00-0183	SF		>10,000 To 20,000 SF, Shingles And Felt Roofing, Asbestos Abatement And Disposal..... Note: Single or first of multiple layers.	3.66	
			<i>For Each Additional Layer, Add</i>	0.73	
02 82 33 00-0184	SF		>20,000 SF, Shingles And Felt Roofing, Asbestos Abatement And Disposal..... Note: Single or first of multiple layers.	2.76	
			<i>For Each Additional Layer, Add</i>	0.55	
02 82 33 00-0185			Roof Penetration Mastic, Asbestos Abatement And Disposal (02 82 33 00-0154)		
02 82 33 00-0186	SET		Up To 10 SF, Roof Penetration Mastic, Asbestos Abatement And Disposal.....	391.95	
02 82 33 00-0187	SF		>10 To 50 SF, Roof Penetration Mastic, Asbestos Abatement And Disposal.....	2.99	
02 82 33 00-0188	SF		>50 To 100 SF, Roof Penetration Mastic, Asbestos Abatement And Disposal.....	2.47	
02 82 33 00-0189	SF		>100 To 250 SF, Roof Penetration Mastic, Asbestos Abatement And Disposal.....	2.00	
02 82 33 00-0190	SF		>250 SF, Roof Penetration Mastic, Asbestos Abatement And Disposal.....	1.47	
02 82 33 00-0191			Roof Curb Mastic, Asbestos Abatement And Disposal (02 82 33 00-0154)		
02 82 33 00-0192	SET		Up To 10 LF, Roof Curb Mastic, Asbestos Abatement And Disposal.....	391.95	
02 82 33 00-0193	LF		>10 To 20 LF, Roof Curb Mastic, Asbestos Abatement And Disposal.....	8.86	
02 82 33 00-0194	LF		>20 To 50 LF, Roof Curb Mastic, Asbestos Abatement And Disposal.....	7.11	
02 82 33 00-0195	LF		>50 To 150 LF, Roof Curb Mastic, Asbestos Abatement And Disposal.....	5.93	
02 82 33 00-0196	LF		>150 LF, Roof Curb Mastic, Asbestos Abatement And Disposal.....	4.28	
02 82 33 00-0197			Asbestos-Cement Products, Asbestos Abatement And Disposal (02 82 33)		
02 82 33 00-0198			Interior Asbestos-Cement Board, Asbestos Abatement And Disposal (02 82 33 00-0197)		
			Note: Includes detachment of mounted objects before removal.		
02 82 33 00-0199	SET		Up To 100 SF, Interior Asbestos-Cement Board, Asbestos Abatement And Disposal..... Note: Includes detachment of mounted objects before removal.	1,186.19	
02 82 33 00-0200	SF		>100 To 500 SF, Interior Asbestos-Cement Board, Asbestos Abatement And Disposal..... Note: Includes detachment of mounted objects before removal.	8.13	

02	02 Existing Conditions
	02 80 Facility Remediation
	02 82 Asbestos Remediation



MINOR CSI UOM DESCRIPTION	TOTAL DIRECT UNIT COST	DEMOLITION UNIT COST
02 82 33 00-0201 SF >500 To 2,500 SF, Interior Asbestos-Cement Board, Asbestos Abatement And Disposal.....	4.12	
Note: Includes detachment of mounted objects before removal.		
02 82 33 00-0202 SF >2,500 To 10,000 SF, Interior Asbestos-Cement Board, Asbestos Abatement And Disposal.....	3.32	
Note: Includes detachment of mounted objects before removal.		
02 82 33 00-0203 SF >10,000 SF, Interior Asbestos-Cement Board, Asbestos Abatement And Disposal.....	2.90	
Note: Includes detachment of mounted objects before removal.		
02 82 33 00-0204 Exterior Asbestos-Cement Board, Asbestos Abatement And Disposal (02 82 33 00-0197)		
02 82 33 00-0205 SET Up To 100 SF, Exterior Asbestos-Cement Board, Asbestos Abatement And Disposal.....	1,186.19	
02 82 33 00-0206 SF >100 To 500 SF, Exterior Asbestos-Cement Board, Asbestos Abatement And Disposal.....	7.07	
02 82 33 00-0207 SF >500 To 2,500 SF, Exterior Asbestos-Cement Board, Asbestos Abatement And Disposal.....	3.68	
02 82 33 00-0208 SF >2,500 To 10,000 SF, Exterior Asbestos-Cement Board, Asbestos Abatement And Disposal.....	2.96	
02 82 33 00-0209 SF >10,000 SF, Exterior Asbestos-Cement Board, Asbestos Abatement And Disposal.....	2.59	
02 82 33 00-0210 Up To 12" Diameter Asbestos-Cement Pipe, Asbestos Abatement And Disposal (02 82 33 00-0197)		
02 82 33 00-0211 SET Up To 10 LF, Up To 12" Diameter Asbestos-Cement Pipe, Asbestos Abatement And Disposal.....	992.97	
02 82 33 00-0212 LF >10 To 100 LF, Up To 12" Diameter Asbestos-Cement Pipe, Asbestos Abatement And Disposal.....	41.49	
02 82 33 00-0213 LF >100 To 250 LF, Up To 12" Diameter Asbestos-Cement Pipe, Asbestos Abatement And Disposal.....	31.48	
02 82 33 00-0214 LF >250 To 500 LF, Up To 12" Diameter Asbestos-Cement Pipe, Asbestos Abatement And Disposal.....	23.97	
02 82 33 00-0215 LF >500 To 2,500 LF, Up To 12" Diameter Asbestos-Cement Pipe, Asbestos Abatement And Disposal.....	18.35	
02 82 33 00-0216 LF >2,500 To 10,000 LF, Up To 12" Diameter Asbestos-Cement Pipe, Asbestos Abatement And Disposal.....	14.12	
02 82 33 00-0217 LF >10,000 LF, Up To 12" Diameter Asbestos-Cement Pipe, Asbestos Abatement And Disposal.....	13.82	
02 82 33 00-0218 Exterior Transite Siding, Asbestos Abatement And Disposal (02 82 33 00-0197)		
02 82 33 00-0219 SET Up To 125 SF, Exterior Transite Siding, Asbestos Abatement And Disposal.....	1,194.66	
Note: Single or first of multiple layers.		
02 82 33 00-0220 SF >125 To 1,000 SF, Exterior Transite Siding, Asbestos Abatement And Disposal.....	6.38	
Note: Single or first of multiple layers.		
02 82 33 00-0221 SF >1,000 To 5,000 SF, Exterior Transite Siding, Asbestos Abatement And Disposal.....	5.12	
Note: Single or first of multiple layers.		
02 82 33 00-0222 SF >5,000 To 10,000 SF, Exterior Transite Siding, Asbestos Abatement And Disposal.....	4.12	
Note: Single or first of multiple layers.		
02 82 33 00-0223 SF >10,000 To 20,000 SF, Exterior Transite Siding, Asbestos Abatement And Disposal.....	3.12	
Note: Single or first of multiple layers.		
02 82 33 00-0224 SF >20,000 SF, Exterior Transite Siding, Asbestos Abatement And Disposal.....	2.38	
Note: Single or first of multiple layers.		
02 82 33 00-0225 Asbestos Contaminated Debris, Asbestos Abatement And Disposal (02 82 33)		
02 82 33 00-0226 Asbestos Contaminated Debris, Asbestos Abatement And Disposal (02 82 33 00-0223)		
02 82 33 00-0227 SET Up To 10 CF, Asbestos Contaminated Debris, Asbestos Abatement And Disposal.....	797.30	
For Work In Restricted Working Space, Add	234.80	
02 82 33 00-0228 CF >10 To 100 CF, Asbestos Contaminated Debris, Asbestos Abatement And Disposal.....	79.28	
For Work In Restricted Working Space, Add	23.35	
02 82 33 00-0229 CF >100 To 250 CF, Asbestos Contaminated Debris, Asbestos Abatement And Disposal.....	53.35	
For Work In Restricted Working Space, Add	15.57	
02 82 33 00-0230 CF >250 To 500 CF, Asbestos Contaminated Debris, Asbestos Abatement And Disposal.....	40.43	
For Work In Restricted Working Space, Add	11.69	
02 82 33 00-0231 CF >500 To 2,500 CF, Asbestos Contaminated Debris, Asbestos Abatement And Disposal.....	32.59	
For Work In Restricted Working Space, Add	9.34	
02 82 33 00-0232 CF >2,500 To 10,000 CF, Asbestos Contaminated Debris, Asbestos Abatement And Disposal.....	27.92	
For Work In Restricted Working Space, Add	7.94	
02 82 33 00-0233 CF >10,000 CF, Asbestos Contaminated Debris, Asbestos Abatement And Disposal.....	25.26	
For Work In Restricted Working Space, Add	7.14	
02 82 33 00-0234 Other Asbestos Containing Materials, Asbestos Abatement And Disposal (02 82 33)		
02 82 33 00-0235 30" To 36" Fire Door, Asbestos Abatement And Disposal (02 82 33 00-0234)		
02 82 33 00-0236 SET Up To 1 EA, 30" To 36" Fire Door, Asbestos Abatement And Disposal.....	397.92	
02 82 33 00-0237 EA >1 To 20 EA, 30" To 36" Fire Door, Asbestos Abatement And Disposal.....	147.46	
02 82 33 00-0238 EA >20 EA, 30" To 36" Fire Door, Asbestos Abatement And Disposal.....	133.38	
02 82 33 00-0239 HVAC Duct Flexible Connector (Web Cloth), Asbestos Abatement And Disposal (02 82 33 00-0234)		
02 82 33 00-0240 SET Up To 10 LF, HVAC Duct Flexible Connector (Web Cloth), Asbestos Abatement And Disposal.....	391.64	
02 82 33 00-0241 LF >10 To 50 LF, HVAC Duct Flexible Connector (Web Cloth), Asbestos Abatement And Disposal.....	8.04	
02 82 33 00-0242 LF >50 To 100 LF, HVAC Duct Flexible Connector (Web Cloth), Asbestos Abatement And Disposal.....	6.03	
02 82 33 00-0243 LF >100 To 250 LF, HVAC Duct Flexible Connector (Web Cloth), Asbestos Abatement And Disposal.....	5.20	
02 82 33 00-0244 LF >250 To 1,000 LF, HVAC Duct Flexible Connector (Web Cloth), Asbestos Abatement And Disposal.....	4.47	
02 82 33 00-0245 LF >1,000 To 2,500 LF, HVAC Duct Flexible Connector (Web Cloth), Asbestos Abatement And Disposal.....	3.84	
02 82 33 00-0246 LF >2,500 LF, HVAC Duct Flexible Connector (Web Cloth), Asbestos Abatement And Disposal.....	3.31	



MINOR CSI UOM DESCRIPTION	TOTAL DIRECT UNIT COST	DEMOLITION UNIT COST
------------------------------	---------------------------	-------------------------

02 82 33 00-0247 Grout, Asbestos Abatement And Disposal (02 82 33 00-0234)
 Note: e.g. flue grout.

02 82 33 00-0248 SET	Up To 10 LF, Grout, Asbestos Abatement And Disposal	391.54
02 82 33 00-0249 LF	>10 To 50 LF, Grout, Asbestos Abatement And Disposal	15.43
02 82 33 00-0250 LF	>50 To 100 LF, Grout, Asbestos Abatement And Disposal	10.63
02 82 33 00-0251 LF	>100 To 250 LF, Grout, Asbestos Abatement And Disposal	9.11
02 82 33 00-0252 LF	>250 To 1,000 LF, Grout, Asbestos Abatement And Disposal	7.83
02 82 33 00-0253 LF	>1,000 To 2,500 LF, Grout, Asbestos Abatement And Disposal	6.75
02 82 33 00-0254 LF	>2,500 LF, Grout, Asbestos Abatement And Disposal	5.78

02 82 33 00-0255 Gaskets, Asbestos Abatement And Disposal (02 82 33 00-0234)
 Note: e.g. rope, web cloth, flat.

02 82 33 00-0256 SET	Up To 10 LF, Gaskets, Asbestos Abatement And Disposal	391.64
02 82 33 00-0257 LF	>10 To 50 LF, Gaskets, Asbestos Abatement And Disposal	20.79
02 82 33 00-0258 LF	>50 To 250 LF, Gaskets, Asbestos Abatement And Disposal	15.59
02 82 33 00-0259 LF	>250 To 500 LF, Gaskets, Asbestos Abatement And Disposal	13.29
02 82 33 00-0260 LF	>500 To 1,500 LF, Gaskets, Asbestos Abatement And Disposal	11.96
02 82 33 00-0261 LF	>1,500 To 2,500 LF, Gaskets, Asbestos Abatement And Disposal	10.76
02 82 33 00-0262 LF	>2,500 LF, Gaskets, Asbestos Abatement And Disposal	10.23

02 82 33 00-0263 Ceiling Tile Including Glue Removal, Asbestos Abatement And Disposal (02 82 33 00-0234)
 Note: e.g. grid, spline, or glued on.

02 82 33 00-0264 SET	Up To 50 SF, Ceiling Tile, Asbestos Abatement And Disposal Note: Including Glue Removal	788.77
02 82 33 00-0265 SF	>50 To 1,000 SF, Ceiling Tile, Asbestos Abatement And Disposal Note: Including Glue Removal	16.75
02 82 33 00-0266 SF	>1,000 To 2,500 SF, Ceiling Tile, Asbestos Abatement And Disposal Note: Including Glue Removal	8.13
02 82 33 00-0267 SF	>2,500 To 10,000 SF, Ceiling Tile, Asbestos Abatement And Disposal Note: Including Glue Removal	5.52
02 82 33 00-0268 SF	>10,000 SF, Ceiling Tile, Asbestos Abatement And Disposal Note: Including Glue Removal	4.72

02 82 33 00-0269 Nailed-On Ceiling Tile System With Asbestos Barrier Paper Backing, Asbestos Abatement And Disposal (02 82 33 00-0234)
 Note: Includes ceiling tile, asbestos barrier paper, and furring strips.

02 82 33 00-0270 SET	Up To 50 SF, Nailed-On Ceiling Tile System With Asbestos Barrier Paper Backing, Asbestos Abatement And Disposal	785.97
02 82 33 00-0271 SF	>50 To 1,000 SF, Nailed-On Ceiling Tile System With Asbestos Barrier Paper Backing, Asbestos Abatement And Disposal	16.75
02 82 33 00-0272 SF	>1,000 To 2,500 SF, Nailed-On Ceiling Tile System With Asbestos Barrier Paper Backing, Asbestos Abatement And Disposal	8.13
02 82 33 00-0273 SF	>2,500 To 10,000 SF, Nailed-On Ceiling Tile System With Asbestos Barrier Paper Backing, Asbestos Abatement And Disposal	5.52
02 82 33 00-0274 SF	>10,000 SF, Nailed-On Ceiling Tile System With Asbestos Barrier Paper Backing, Asbestos Abatement And Disposal	4.72

02 82 33 00-0275 Caulking, Asbestos Abatement And Disposal (02 82 33 00-0234)
02 82 33 00-0276 Non Friable Caulking, Asbestos Abatement And Disposal (02 82 33 00-0275)

02 82 33 00-0277 SET	Up To 10 LF, Non Friable Asbestos Contaminated Caulking, Asbestos Abatement And Disposal	391.54
02 82 33 00-0278 LF	>10 To 50 LF, Non Friable Asbestos Contaminated Caulking, Asbestos Abatement And Disposal	11.57
02 82 33 00-0279 LF	>50 To 100 LF, Non Friable Asbestos Contaminated Caulking, Asbestos Abatement And Disposal	8.16
02 82 33 00-0280 LF	>100 To 250 LF, Non Friable Asbestos Contaminated Caulking, Asbestos Abatement And Disposal	6.07
02 82 33 00-0281 LF	>250 To 1,000 LF, Non Friable Asbestos Contaminated Caulking, Asbestos Abatement And Disposal	4.57
02 82 33 00-0282 LF	>1,000 To 2,500 LF, Non Friable Asbestos Contaminated Caulking, Asbestos Abatement And Disposal	3.62
02 82 33 00-0283 LF	>2,500 LF, Non Friable Asbestos Contaminated Caulking, Asbestos Abatement And Disposal	3.14

02 82 33 00-0284 Wood Wall Joint Compound, Asbestos Abatement And Disposal (02 82 33 00-0234)

02 82 33 00-0285 SET	Up To 10 SF, Wood Wall Joint Compound, Asbestos Abatement And Disposal	783.29
02 82 33 00-0286 SF	>10 To 500 SF, Wood Wall Joint Compound, Asbestos Abatement And Disposal	15.47
02 82 33 00-0287 SF	>500 To 2,500 SF, Wood Wall Joint Compound, Asbestos Abatement And Disposal	11.31
02 82 33 00-0288 SF	>2,500 To 10,000 SF, Wood Wall Joint Compound, Asbestos Abatement And Disposal	8.86
02 82 33 00-0289 SF	>10,000 SF, Wood Wall Joint Compound, Asbestos Abatement And Disposal	6.90

02 82 33 00-0290 Chalk Board Mastic, Asbestos Abatement And Disposal (02 82 33 00-0234)

02 82 33 00-0291 SET	Up To 100 SF, Chalk Board Mastic, Asbestos Abatement And Disposal	397.44
02 82 33 00-0292 SF	>100 To 1,000 SF, Chalk Board Mastic, Asbestos Abatement And Disposal	16.69
02 82 33 00-0293 SF	>1,000 To 2,500 SF, Chalk Board Mastic, Asbestos Abatement And Disposal	8.07
02 82 33 00-0294 SF	>2,500 To 10,000 SF, Chalk Board Mastic, Asbestos Abatement And Disposal	5.46
02 82 33 00-0295 SF	>10,000 SF, Chalk Board Mastic, Asbestos Abatement And Disposal	4.66

02 82 33 00-0296 Tack Board Mastic, Asbestos Abatement And Disposal (02 82 33 00-0234)

02	02 Existing Conditions
	02 80 Facility Remediation
	02 82 Asbestos Remediation



MINOR	CSI	UOM	DESCRIPTION	TOTAL DIRECT UNIT COST	DEMOLITION UNIT COST
-------	-----	-----	-------------	------------------------	----------------------

02 82 33 00-0297	SET	Up To 100 SF, Tack Board Mastic, Asbestos Abatement And Disposal.....	397.44	
02 82 33 00-0298	SF	>100 To 1,000 SF, Tack Board Mastic, Asbestos Abatement And Disposal.....	16.69	
02 82 33 00-0299	SF	>1,000 To 2,500 SF, Tack Board Mastic, Asbestos Abatement And Disposal.....	8.07	
02 82 33 00-0300	SF	>2,500 To 10,000 SF, Tack Board Mastic, Asbestos Abatement And Disposal.....	5.46	
02 82 33 00-0301	SF	>10,000 SF, Tack Board Mastic, Asbestos Abatement And Disposal.....	4.66	

02 82 33 00-0302 Dash Coat Over Wood Walls, Asbestos Abatement And Disposal (02 82 33 00-0234)

02 82 33 00-0303	SET	Up To 10 SF, Dash Coat Over Wood Walls, Asbestos Abatement And Disposal.....	783.29	
02 82 33 00-0304	SF	>10 To 500 SF, Dash Coat Over Wood Walls, Asbestos Abatement And Disposal.....	17.18	
02 82 33 00-0305	SF	>500 To 2,500 SF, Dash Coat Over Wood Walls, Asbestos Abatement And Disposal.....	12.82	
02 82 33 00-0306	SF	>2,500 To 10,000 SF, Dash Coat Over Wood Walls, Asbestos Abatement And Disposal.....	9.63	
02 82 33 00-0307	SF	>10,000 SF, Dash Coat Over Wood Walls, Asbestos Abatement And Disposal.....	7.25	

02 82 33 00-0308 HEPA Vacuum, Asbestos Abatement And Disposal (02 82 33 00-0234)

Note: For adjacent areas.

02 82 33 00-0309	SF	High Efficiency Particulate Air (HEPA) Vacuum And Cleaning Of Contaminated Area.....	0.75	
------------------	----	--	------	--

02 82 33 00-0310 Window Putty, Asbestos Abatement And Disposal (02 82 33 00-0234)

02 82 33 00-0311	SET	Up To 10 LF, Window Putty, Asbestos Abatement And Disposal.....	391.54	
02 82 33 00-0312	LF	>10 To 50 LF, Window Putty, Asbestos Abatement And Disposal.....	15.43	
02 82 33 00-0313	LF	>50 To 100 LF, Window Putty, Asbestos Abatement And Disposal.....	10.63	
02 82 33 00-0314	LF	>100 To 250 LF, Window Putty, Asbestos Abatement And Disposal.....	9.11	
02 82 33 00-0315	LF	>250 To 1,000 LF, Window Putty, Asbestos Abatement And Disposal.....	7.83	
02 82 33 00-0316	LF	>1,000 LF, Window Putty, Asbestos Abatement And Disposal.....	6.75	

02 82 33 00-0317 Asbestos Contaminated Light Fixture, Asbestos Abatement And Disposal (02 82 33 00-0234)

02 82 33 00-0318	SET	Up To 4 EA, Asbestos Contaminated Light Fixture, Asbestos Abatement And Disposal.....	810.75	
02 82 33 00-0319	EA	>4 To 40 EA, Asbestos Contaminated Light Fixture, Asbestos Abatement And Disposal.....	77.06	
02 82 33 00-0320	EA	>40 To 60 EA, Asbestos Contaminated Light Fixture, Asbestos Abatement And Disposal.....	53.72	
02 82 33 00-0321	EA	>60 To 125 EA, Asbestos Contaminated Light Fixture, Asbestos Abatement And Disposal.....	42.10	
02 82 33 00-0322	EA	>125 To 625 EA, Asbestos Contaminated Light Fixture, Asbestos Abatement And Disposal.....	35.04	
02 82 33 00-0323	EA	>625 To 1,500 EA, Asbestos Contaminated Light Fixture, Asbestos Abatement And Disposal.....	30.83	
02 82 33 00-0324	EA	>1,500 EA, Asbestos Contaminated Light Fixture, Asbestos Abatement And Disposal.....	28.45	

02 83 Lead Remediation (02 80)

See CSI section 01 56 16 00-0039 for temporary stud walls, 01 74 19 00-0048 for hauling in excess of 25 miles to transfer or disposal site, 02 89 00 00-0003 for plastic sheeting for containment construction, 02 89 00 00-0020 for decontamination chambers.

02 83 19 Lead-Based Paint Remediation (02 83)

02 83 19 13 Lead-Based Paint Abatement (02 83 19)

Note: Includes materials, equipment, mobilization, preparation, critical barriers (e.g. electrical outlets, registers, windows, etc.), signage removal, bagging, clean-up, vacuuming, transportation for up to 25 miles, disposal, personnel health monitoring, negative air, documentation and other associated costs necessary for the complete removal and disposal of lead contaminated materials in accordance with EPA and local regulations. Where types of Lead are listed by quantity, the quantity of the entire project, not a particular work area, is to be used in determining which task applies. See CSI section 01 56 16 00-0039 for temporary stud walls, 01 74 19 00-0048 for hauling in excess of 25 miles to transfer or disposal site, 02 89 00 00-0003 for plastic sheeting.

02 83 19 13-0001 Minimum Charge For Lead-Based Paint Remediation (02 83 19 13)

02 83 19 13-0002	EA	Lead-Based Paint Remediation Minimum Show Up Charge.....	1,221.80	
------------------	----	--	----------	--

Note: For projects where the total lead-based paint remediation charge is less than the minimum charge, use task "Minimum Charge For Lead-Based Paint Remediation" exclusively. Task "Minimum Charge For Lead-Based Paint Remediation" should not be used in conjunction with any other tasks in this section. Includes air sample and personal air monitoring.

02 83 19 13-0003 Lead Sampling And Testing (02 83 19 13)

Note: Includes packaging of sample for shipping, shipping to testing lab, chain of custody documentation, analysis of sample, lab report, and sample disposal. Excludes sampling time.

02 83 19 13-0004	HR	Certified Lead Sampling Technician For Bulk Sampling Or Air Monitoring.....	92.11	
02 83 19 13-0005	EA	X-Ray Fluorescence (XRF) Lead Testing.....	69.60	
Note: Including Technician, 3 Readings Per Surface And Lab Fee				
02 83 19 13-0006	EA	5 Day Turnaround Toxicity Characteristic Leaching Procedure (TCLP) Lead Test And Lab Fee.....	66.63	
02 83 19 13-0007	EA	48 Hour Turnaround Toxicity Characteristic Leaching Procedure (TCLP) Lead Test And Lab Fee.....	100.95	
02 83 19 13-0008	EA	24 Hour Turnaround Toxicity Characteristic Leaching Procedure (TCLP) Lead Test And Lab Fee.....	141.33	
02 83 19 13-0009	EA	5 Day Turnaround Total Threshold Leaching Concentration (TTL) Lead Test And Lab Fee.....	26.25	
02 83 19 13-0010	EA	24 Hour Turnaround Total Threshold Leaching Concentration (TTL) Lead Test And Lab Fee.....	40.38	
02 83 19 13-0011	EA	8 Hour Turnaround Total Threshold Leaching Concentration (TTL) Lead Test And Lab Fee.....	50.48	
02 83 19 13-0012	EA	5 Day Turnaround Soluble Threshold Limit Concentration (STLC) Lead Test And Lab Fee.....	66.63	
02 83 19 13-0013	EA	3 Day Turnaround Soluble Threshold Limit Concentration (STLC) Lead Test And Lab Fee.....	100.95	
02 83 19 13-0014	EA	5 Day Turnaround Lead Wipe Samples And Lab Fee.....	11.10	
02 83 19 13-0015	EA	24 Hour Turnaround Lead Wipe Samples And Lab Fee.....	15.14	
02 83 19 13-0016	EA	8 Hour Turnaround Lead Wipe Samples And Lab Fee.....	22.21	
02 83 19 13-0017	EA	5 Day Turnaround Lead Bulk Samples And Lab Fee.....	11.10	
02 83 19 13-0018	EA	24 Hour Turnaround Lead Bulk Samples And Lab Fee.....	15.14	
02 83 19 13-0019	EA	8 Hour Turnaround Lead Bulk Samples And Lab Fee.....	22.21	



MINOR	CSI	UOM	DESCRIPTION	TOTAL DIRECT UNIT COST	DEMOLITION UNIT COST
02 83 19 13-0020	EA		5 Day Turnaround Lead Air Samples And Lab Fee	11.10	
02 83 19 13-0021	EA		24 Hour Turnaround Lead Air Samples And Lab Fee	15.14	
02 83 19 13-0022	EA		8 Hour Turnaround Lead Air Samples And Lab Fee	22.21	
02 83 19 13-0023	EA		5 Day Turnaround Lead Water Test and Lab Fee	40.38	
02 83 19 13-0024	EA		24 Hour Turnaround Lead Water Test and Lab Fee	60.57	
02 83 19 13-0025	EA		8 Hour Turnaround Lead Water Test and Lab Fee	80.76	
02 83 19 13-0026	EA		5 Day Turnaround Lead Paint Chip Test and Lab Fee	41.76	
02 83 19 13-0027	EA		5 Day Turnaround Lead Soil Test and Lab Fee	83.52	
02 83 19 13-0028			Scrape And Sand Lead Paint <small>(02 83 19 13)</small>		
02 83 19 13-0029	SF		Hand Scrape Lead Paint From Concrete Or Masonry Surfaces	1.33	
02 83 19 13-0030	SF		Scrape Lead Paint, Repair And Sand Severely Damaged Drywall Surfaces	1.38	
02 83 19 13-0031	SF		Hand Scrape Lead Paint From Wood Surfaces	1.82	
02 83 19 13-0032	SF		Hand Scraping And Sanding Lead Paint From Metal Surfaces	1.87	
02 83 19 13-0033			Chemical Stripping Of Lead Contaminated Material <small>(02 83 19 13)</small>		
<p>Note: Per 0.02" (20 mils) application. Manufacture recommended operating temperatures not to be below 50 degrees. Includes heat gun (where required) for follow up, waste handling, packing and all personnel blood work, lab test fees and monitoring. Industrial coatings often contain other hazardous ingredients in addition to or in place of lead. These might include, but are not limited to, chromium, cadmium and mercury.</p>					
02 83 19 13-0034	SF		Balustrades, Chemical Stripping Of Lead Contaminated Material	35.30	
			For 0.025" (25 mil) Application, Add	2.00	
			For 0.03" (30 mil) Application, Add	3.15	
02 83 19 13-0035	SF		Balustrades, Ornate, Chemical Stripping Of Lead Contaminated Material	52.36	
			For 0.025" (25 mil) Application, Add	2.86	
			For 0.03" (30 mil) Application, Add	4.43	
02 83 19 13-0036	LF		Up To 6" Wide, Wood Trim, Chemical Stripping Of Lead Contaminated Material	15.17	
			For 0.025" (25 mil) Application, Add	0.90	
			For 0.03" (30 mil) Application, Add	1.44	
			For 0.125" (125 mil) Application, Add	8.11	
02 83 19 13-0037	LF		>6" To 12" Wide, Wood Trim, Chemical Stripping Of Lead Contaminated Material	30.97	
			For 0.025" (25 mil) Application, Add	1.69	
			For 0.03" (30 mil) Application, Add	2.63	
			For 0.125" (125 mil) Application, Add	12.06	
02 83 19 13-0038	SF		Cornice, Chemical Stripping Of Lead Contaminated Material	16.48	
			For 0.025" (25 mil) Application, Add	1.06	
			For 0.03" (30 mil) Application, Add	1.74	
02 83 19 13-0039	SF		Cornice, Ornate, Chemical Stripping Of Lead Contaminated Material	46.67	
			For 0.025" (25 mil) Application, Add	2.57	
			For 0.03" (30 mil) Application, Add	4.01	
02 83 19 13-0040	SF		Brick, Concrete Block, Concrete, Chemical Stripping Of Lead Contaminated Material	10.17	
			For 0.025" (25 mil) Application, Add	0.70	
			For 0.03" (30 mil) Application, Add	1.17	
			For 0.125" (125 mil) Application, Add	8.30	
02 83 19 13-0041	SF		Cabinets, Chemical Stripping Of Lead Contaminated Material	29.52	
			For 0.025" (25 mil) Application, Add	1.67	
			For 0.03" (30 mil) Application, Add	2.62	
02 83 19 13-0042	SF		Cabinets, Ornate, Chemical Stripping Of Lead Contaminated Material	37.62	
			For 0.025" (25 mil) Application, Add	2.07	
			For 0.03" (30 mil) Application, Add	3.23	
02 83 19 13-0043	SF		Plaster, Stucco and Drywall Surfaces, Chemical Stripping Of Lead Contaminated Material	14.02	
			For 0.025" (25 mil) Application, Add	0.89	
			For 0.03" (30 mil) Application, Add	1.46	
02 83 19 13-0044	SF		Columns, Chemical Stripping Of Lead Contaminated Material	13.48	
			For 0.025" (25 mil) Application, Add	0.91	
			For 0.03" (30 mil) Application, Add	1.52	
			For 0.125" (125 mil) Application, Add	10.51	
02 83 19 13-0045	SF		Flush Doors, One Side, Chemical Stripping Of Lead Contaminated Material	11.88	
			For 0.025" (25 mil) Application, Add	0.79	
			For 0.03" (30 mil) Application, Add	1.30	
02 83 19 13-0046	SF		Raised Panel Doors and Decorative Doors, Chemical Stripping Of Lead Contaminated Material	14.59	
			For 0.025" (25 mil) Application, Add	0.92	
			For 0.03" (30 mil) Application, Add	1.50	
02 83 19 13-0047	SF		Sectional Panel Or Roll-Up Doors, Chemical Stripping Of Lead Contaminated	21.49	
			For 0.025" (25 mil) Application, Add	1.31	
			For 0.03" (30 mil) Application, Add	2.12	
02 83 19 13-0048	EA		Electrical Devices, Chemical Stripping Of Lead Contaminated Material	61.43	
			For 0.025" (25 mil) Application, Add	3.45	
			For 0.03" (30 mil) Application, Add	5.42	
02 83 19 13-0049	LF		Door Frames, Chemical Stripping Of Lead Contaminated Material	15.24	
			For 0.025" (25 mil) Application, Add	0.95	
			For 0.03" (30 mil) Application, Add	1.55	
02 83 19 13-0050	SF		Wood Floors, Chemical Stripping Of Lead Contaminated Material	8.38	
			For 0.025" (25 mil) Application, Add	0.61	
			For 0.03" (30 mil) Application, Add	1.04	
02 83 19 13-0051	SF		HVAC Grilles, Chemical Stripping Of Lead Contaminated Material	31.55	
			For 0.025" (25 mil) Application, Add	1.77	
			For 0.03" (30 mil) Application, Add	2.77	
02 83 19 13-0052	SF		HVAC Grilles, Ornate, Chemical Stripping Of Lead Contaminated Material	37.62	
			For 0.025" (25 mil) Application, Add	2.07	
			For 0.03" (30 mil) Application, Add	3.23	

02 Existing Conditions**02 80 Facility Remediation****02 83 Lead Remediation**

MINOR	CSI	UOM	DESCRIPTION	TOTAL DIRECT UNIT COST	DEMOLITION UNIT COST
02 83 19 13-0053	EA		Hinges, Chemical Stripping Of Lead Contaminated Material.....	19.76	
			<i>For 0.025" (25 mil) Application, Add</i>	1.27	
			<i>For 0.03" (30 mil) Application, Add</i>	2.09	
02 83 19 13-0054	EA		Up To 6" Diameter Hangers, Chemical Stripping Of Lead Contaminated Material.....	24.34	
			<i>For 0.025" (25 mil) Application, Add</i>	1.50	
			<i>For 0.03" (30 mil) Application, Add</i>	2.43	
			<i>For 0.125" (125 mil) Application, Add</i>	14.67	
02 83 19 13-0055	LF		Up To 2" Diameter Pipes and Conduit, Chemical Stripping Of Lead Contaminated Material.....	6.80	
			<i>For 0.025" (25 mil) Application, Add</i>	0.48	
			<i>For 0.03" (30 mil) Application, Add</i>	0.82	
			<i>For 0.125" (125 mil) Application, Add</i>	6.02	
02 83 19 13-0056	LF		>2" To 4" Diameter Pipes and Conduit, Chemical Stripping Of Lead Contaminated Material.....	10.91	
			<i>For 0.025" (25 mil) Application, Add</i>	0.69	
			<i>For 0.03" (30 mil) Application, Add</i>	1.12	
			<i>For 0.125" (125 mil) Application, Add</i>	7.05	
02 83 19 13-0057	LF		>4" To 8" Diameter Pipes and Conduit, Chemical Stripping Of Lead Contaminated Material.....	19.52	
			<i>For 0.025" (25 mil) Application, Add</i>	1.21	
			<i>For 0.03" (30 mil) Application, Add</i>	1.97	
			<i>For 0.125" (125 mil) Application, Add</i>	12.02	
02 83 19 13-0058	LF		>8" To 12" Diameter Pipes and Conduit, Chemical Stripping Of Lead Contaminated Material.....	26.75	
			<i>For 0.025" (25 mil) Application, Add</i>	1.62	
			<i>For 0.03" (30 mil) Application, Add</i>	2.51	
			<i>For 0.125" (125 mil) Application, Add</i>	15.27	
02 83 19 13-0059	LF		>12" To 16" Diameter Pipes and Conduit, Chemical Stripping Of Lead Contaminated Material.....	47.98	
			<i>For 0.025" (25 mil) Application, Add</i>	2.83	
			<i>For 0.03" (30 mil) Application, Add</i>	4.51	
			<i>For 0.125" (125 mil) Application, Add</i>	24.90	
02 83 19 13-0060	SF		>16" Diameter Pipes, Chemical Stripping Of Lead Contaminated Material, SF Of Surface Area.....	14.33	
			<i>For 0.025" (25 mil) Application, Add</i>	0.82	
			<i>For 0.03" (30 mil) Application, Add</i>	1.29	
			<i>For 0.125" (125 mil) Application, Add</i>	6.64	
02 83 19 13-0061	EA		Up To 12 SF Radiators, Chemical Stripping Of Lead Contaminated Material.....	284.98	
			<i>For 0.025" (25 mil) Application, Add</i>	15.64	
			<i>For 0.03" (30 mil) Application, Add</i>	24.32	
02 83 19 13-0062	SF		Flat And Raised Panel Wood Shutters, Chemical Stripping Of Lead Contaminated Material.....	19.96	
			<i>For 0.025" (25 mil) Application, Add</i>	1.54	
			<i>For 0.03" (30 mil) Application, Add</i>	2.64	
02 83 19 13-0063	SF		Louvered Wood Shutters, Chemical Stripping Of Lead Contaminated Material.....	21.84	
			<i>For 0.025" (25 mil) Application, Add</i>	1.63	
			<i>For 0.03" (30 mil) Application, Add</i>	2.78	
02 83 19 13-0064	SF		Siding, Chemical Stripping Of Lead Contaminated Material.....	11.38	
			<i>For 0.025" (25 mil) Application, Add</i>	0.81	
			<i>For 0.03" (30 mil) Application, Add</i>	1.36	
			<i>For 0.125" (125 mil) Application, Add</i>	9.99	
02 83 19 13-0065	SF		Soffit, Chemical Stripping Of Lead Contaminated Material.....	23.88	
			<i>For 0.025" (25 mil) Application, Add</i>	1.39	
			<i>For 0.03" (30 mil) Application, Add</i>	2.20	
			<i>For 0.125" (125 mil) Application, Add</i>	11.73	
02 83 19 13-0066	SF		Flat Steel Surfaces, Chemical Stripping Of Lead Contaminated Material.....	10.98	
			<i>For 0.025" (25 mil) Application, Add</i>	0.74	
			<i>For 0.03" (30 mil) Application, Add</i>	1.23	
			<i>For 0.125" (125 mil) Application, Add</i>	8.51	
02 83 19 13-0067	SF		Corrugated Steel, Chemical Stripping Of Lead Contaminated Material.....	12.48	
			<i>For 0.025" (25 mil) Application, Add</i>	0.82	
			<i>For 0.03" (30 mil) Application, Add</i>	1.34	
			<i>For 0.125" (125 mil) Application, Add</i>	8.88	
02 83 19 13-0068	SF		Steel Beams and Columns, Chemical Stripping Of Lead Contaminated Material.....	12.44	
			<i>For 0.025" (25 mil) Application, Add</i>	0.81	
			<i>For 0.03" (30 mil) Application, Add</i>	1.34	
			<i>For 0.125" (125 mil) Application, Add</i>	8.87	
02 83 19 13-0069	SF		Steel Trusses, Chemical Stripping Of Lead Contaminated Material.....	17.62	
			<i>For 0.025" (25 mil) Application, Add</i>	1.07	
			<i>For 0.03" (30 mil) Application, Add</i>	1.73	
			<i>For 0.125" (125 mil) Application, Add</i>	10.17	
02 83 19 13-0070	SF		Wood Surfaces, Chemical Stripping Of Lead Contaminated Material.....	12.44	
			<i>For 0.025" (25 mil) Application, Add</i>	0.81	
			<i>For 0.03" (30 mil) Application, Add</i>	1.34	
			<i>For 0.125" (125 mil) Application, Add</i>	8.87	
02 83 19 13-0071	SF		Windows (Sash, Sill, Jambs, Casing Trim), One Side, 1/1 Light, Chemical Stripping Of Lead Contaminated Material.....	28.65	
			<i>For 0.025" (25 mil) Application, Add</i>	1.62	
			<i>For 0.03" (30 mil) Application, Add</i>	2.56	
02 83 19 13-0072	SF		Windows (Sash, Sill, Jambs, Muntins, Casing Trim), One Side, 2/2 Light, Chemical Stripping Of Lead Contaminated Material.....	31.36	
			<i>For 0.025" (25 mil) Application, Add</i>	1.76	
			<i>For 0.03" (30 mil) Application, Add</i>	2.76	
02 83 19 13-0073	SF		Windows (Sash, Sill, Jambs, Muntins, Casing Trim), One Side, 4/4 Light, Chemical Stripping Of Lead Contaminated Material.....	33.19	
			<i>For 0.025" (25 mil) Application, Add</i>	1.85	
			<i>For 0.03" (30 mil) Application, Add</i>	2.90	
02 83 19 13-0074	SF		Windows (Sash, Sill, Jambs, Muntins, Casing Trim), One Side, 6/6 Light, Chemical Stripping Of Lead Contaminated Material.....	35.03	
			<i>For 0.025" (25 mil) Application, Add</i>	1.94	
			<i>For 0.03" (30 mil) Application, Add</i>	3.04	



MINOR CSI UOM DESCRIPTION	TOTAL DIRECT UNIT COST	DEMOLITION UNIT COST
02 83 19 13-0075 SF Windows (Sash, Sill, Jambs, Muntins, Casing Trim), One Side, 8/8 Light Chemical Stripping Of Lead Contaminated Material	36.86	
For 0.025" (25 mil) Application, Add	2.04	
For 0.03" (30 mil) Application, Add	3.17	
02 83 19 13-0076 SF Windows (Sash, Sill, Jambs, Muntins, Casing Trim), One Side, 10/10 Light, Chemical Stripping Of Lead Contaminated Material	38.76	
For 0.025" (25 mil) Application, Add	2.13	
For 0.03" (30 mil) Application, Add	3.32	
02 83 19 13-0077 SF Windows (Sash, Sill, Jambs, Muntins, Casing Trim), One Side, 12/12 light Chemical Stripping Of Lead Contaminated Material	40.54	
For 0.025" (25 mil) Application, Add	2.22	
For 0.03" (30 mil) Application, Add	3.45	
02 83 19 13-0078 SF Windows (Sash, Sill, Jambs, Muntins, Casing Trim), One Side, 14/14 Light, Chemical Stripping Of Lead Contaminated Material	41.46	
For 0.025" (25 mil) Application, Add	2.27	
For 0.03" (30 mil) Application, Add	3.52	
02 83 19 13-0079 SF Windows (Sash, Sill, Jambs, Muntins, Casing Trim), One Side, 16/16 Light Chemical Stripping Of Lead Contaminated Material	42.39	
For 0.025" (25 mil) Application, Add	2.31	
For 0.03" (30 mil) Application, Add	3.59	
02 83 19 13-0080 SF Windows (Sash, Sill, Jambs, Muntins, Casing Trim), One Side, 20/20 Light, Chemical Stripping Of Lead Contaminated Material	43.28	
For 0.025" (25 mil) Application, Add	2.36	
For 0.03" (30 mil) Application, Add	3.65	
02 83 19 13-0081 SF Metal Stairs, Chemical Stripping Of Lead Contaminated Material	57.18	
For 0.025" (25 mil) Application, Add	3.24	
For 0.03" (30 mil) Application, Add	5.10	
For 0.125" (125 mil) Application, Add	25.76	
02 83 19 13-0082 LF Metal Single Hand Rail, Chemical Stripping Of Lead Contaminated Material	9.93	
For 0.025" (25 mil) Application, Add	0.64	
For 0.03" (30 mil) Application, Add	1.05	
For 0.125" (125 mil) Application, Add	6.80	
02 83 19 13-0083 SF Metal Railing And Posts, Chemical Stripping Of Lead Contaminated Material	29.07	
Note: The unit of measure "SF" is measured for "Length x Height". Work includes both sides of railing.		
For 0.025" (25 mil) Application, Add	1.74	
For 0.03" (30 mil) Application, Add	2.79	
For 0.125" (125 mil) Application, Add	15.85	
02 83 19 13-0084 SF Metal Picket Fence, Chemical Stripping Of Lead Contaminated Material	31.78	
For 0.025" (25 mil) Application, Add	1.83	
For 0.03" (30 mil) Application, Add	2.89	
For 0.125" (125 mil) Application, Add	15.09	
02 83 19 13-0085 LF 2" Wide Paint From Concrete Or Asphalt Pavement, Chemical Stripping Of Lead Contaminated Material	2.93	
For 0.025" (25 mil) Application, Add	0.18	
For 0.03" (30 mil) Application, Add	0.29	
02 83 19 13-0086 LF 3" Wide Paint From Concrete Or Asphalt Pavement, Chemical Stripping Of Lead Contaminated Material	4.38	
For 0.025" (25 mil) Application, Add	0.27	
For 0.03" (30 mil) Application, Add	0.43	
02 83 19 13-0087 LF 6" Wide Paint From Concrete Or Asphalt Pavement, Chemical Stripping Of Lead Contaminated Material	5.84	
For 0.025" (25 mil) Application, Add	0.36	
For 0.03" (30 mil) Application, Add	0.57	
02 83 19 13-0088 SF Paint From Concrete Or Asphalt Pavement, Chemical Stripping Of Lead Contaminated Material	10.17	
For 0.025" (25 mil) Application, Add	0.70	
For 0.03" (30 mil) Application, Add	1.17	
02 83 19 13-0089 Demolish Lead Contaminated Material <small>(02 83 19 13)</small>		
Note: Includes waste handling, packing, all personnel blood work, lab test fees and monitoring. Industrial coatings often contain other hazardous ingredients in addition to or in place of lead. These might include, but are not be limited to, chromium, cadmium and mercury.		
02 83 19 13-0090 SF Demolish Ceiling Suspension System, Lead Contaminated Material	2.51	
02 83 19 13-0091 SF Demolish Up To 100 SF Gypsum Wall Board, Lead Contaminated Material	7.37	
02 83 19 13-0092 SF Demolish >100 To 500 SF Gypsum Wall Board, Lead Contaminated Material	5.30	
02 83 19 13-0093 SF Demolish >500 To 2,500 SF Gypsum Wall Board, Lead Contaminated Material	4.14	
02 83 19 13-0094 SF Demolish >2,500 SF Gypsum Wall Board, Lead Contaminated Material	3.22	
02 83 19 13-0095 SF Demolish Up To 100 SF Plaster/Stucco, Lead Contaminated Material	23.03	
02 83 19 13-0096 SF Demolish >100 To 500 SF Plaster/Stucco, Lead Contaminated Material	16.38	
02 83 19 13-0097 SF Demolish >500 To 2,500 SF Plaster/Stucco, Lead Contaminated Material	12.29	
02 83 19 13-0098 SF Demolish >2,500 To 10,000 SF Plaster/Stucco, Lead Contaminated Material	9.21	
02 83 19 13-0099 SF Demolish Suspended Ceiling System And Tile, Lead Contaminated Material	1.46	
02 83 19 13-0100 SF Demolish Acoustical Ceiling Tile, Lead Contaminated Material	0.94	
02 83 19 13-0101 SF Demolish Metal Pan Grid System, Lead Contaminated Material	1.45	
02 83 19 13-0102 EA Demolish Ceiling And Recessed Light Fixtures, Lead Contaminated Material	70.14	
02 83 19 13-0103 EA Demolish >2' x 4' Light Fixtures, Lead Contaminated Material	93.04	
02 83 19 13-0104 SF Demolish Non Load Bearing Partitions Of Plaster Or Stucco, Lath And Studs, Lead Contaminated Material	10.39	
02 83 19 13-0105 SF Demolish Non Load Bearing Partitions Of Gypsum Board And Studs, Lead Contaminated Material	5.82	
02 83 19 13-0106 SF Demolish Brick, Lead Contaminated Material	4.38	
02 83 19 13-0107 SF Demolish Concrete Block, Lead Contaminated Material	5.64	
02 83 19 13-0108 SF Demolish Tile, Lead Contaminated Material	4.25	
02 83 19 13-0109 SF Demolish Up To 6" Concrete, Lead Contaminated Material	6.38	
02 83 19 13-0110 IN Drilling, Up To 1/2" Diameter In Lead Paint/Asbestos Material Per Inch Of Depth	4.97	
02 83 19 13-0111 IN Drilling, >1/2" To 1" Diameter In Lead Paint/Asbestos Material Per Inch Of Depth	6.61	
02 83 19 13-0112 LF Demolish Wood Balustrades And Railings, Lead Contaminated Material	7.27	
02 83 19 13-0113 LF Demolish Up To 6" Wide Baseboard, Lead Contaminated Material	1.89	
02 83 19 13-0114 LF Demolish >6" To 12" Wide Baseboard, Lead Contaminated Material	2.37	

02 Existing Conditions**02 80 Facility Remediation****02 83 Lead Remediation**

SAN BERNARDINO
COUNTY

MINOR
CSI UOM DESCRIPTION

TOTAL DIRECT DEMOLITION
UNIT COST UNIT COST

02 83 19 13-0115	LF	Demolish Base Shoe Molding, Lead Contaminated Material	1.54
02 83 19 13-0116	SF	Demolish Concrete, Lead Contaminated Material	14.46
02 83 19 13-0117	LF	Demolish Cabinets, Lead Contaminated Material	33.70
02 83 19 13-0118	SF	Demolish Ceilings, Gypsum Board, Lead Contaminated Material	1.90
02 83 19 13-0119	SF	Demolish Up To 12" Diameter Columns, Lead Contaminated Material	18.67
02 83 19 13-0120	SF	Demolish Cornice, Lead Contaminated Material	2.48
02 83 19 13-0121	EA	Demolish Doors, Lead Contaminated Material	73.10
02 83 19 13-0122	LF	Demolish Door And Window Trim Or Frames, Lead Contaminated Material	2.22
02 83 19 13-0123	EA	Demolish Electrical Devices, Lead Contaminated Material	22.43
02 83 19 13-0124	LF	Demolish Up To 1" Diameter Electrical Conduit, Lead Contaminated Material	2.88
02 83 19 13-0125	LF	Demolish >1" To 2" Diameter Electrical Conduit, Lead Contaminated Material	4.79
02 83 19 13-0126	SF	Demolish Wood Floors, Lead Contaminated Material	3.45
02 83 19 13-0127	SF	Demolish Grilles, Lead Contaminated Material	4.06
02 83 19 13-0128	EA	Demolish Hinges, Lead Contaminated Material	8.15
02 83 19 13-0129	EA	Demolish Up To 6" Diameter Hangers, Lead Contaminated Material	17.52
02 83 19 13-0130	LF	Demolish Up To 2" Diameter Pipes, Lead Contaminated Material	7.18
02 83 19 13-0131	LF	Demolish >2" To 4" Diameter Pipes, Lead Contaminated Material	10.48
02 83 19 13-0132	LF	Demolish >4" To 8" Diameter Pipes, Lead Contaminated Material	15.83
02 83 19 13-0133	LF	Demolish >8" To 12" Diameter Pipes, Lead Contaminated Material	29.21
02 83 19 13-0134	EA	Demolish Radiators, Lead Contaminated Material	126.18
02 83 19 13-0135	EA	Demolish Shutters, Lead Contaminated Material	49.17
02 83 19 13-0136	SF	Demolish Siding, Lead Contaminated Material	1.96
02 83 19 13-0137	SF	Demolish Soffit, Lead Contaminated Material	1.66
02 83 19 13-0138	SF	Demolish Flat Steel Surfaces, Lead Contaminated Material	4.54
02 83 19 13-0139	SF	Demolish Steel Beams, Lead Contaminated Material	5.35
02 83 19 13-0140	SF	Demolish Trusses, Lead Contaminated Material	7.02
02 83 19 13-0141	SF	Demolish Walls, Wood, Lead Contaminated Material	5.20
02 83 19 13-0142	SF	Demolish Windows, Lead Contaminated Material	17.46
02 83 19 13-0143	SF	Demolish Metal Stair, Lead Contaminated Material	8.35
02 83 19 13-0144	LF	Demolish Single Metal Hand Rail, Lead Contaminated Material	6.14
02 83 19 13-0145	LF	Demolish Metal Railing And Posts, Lead Contaminated Material	10.02
02 83 19 13-0146	SF	Demolish Metal Picket Fence, Lead Contaminated Material	2.76
02 83 19 13-0147	SF	Demolish Plywood, Lead Contaminated Material	7.54
02 83 19 13-0148	SF	Demolish Planks (Various Sizes), Lead Contaminated Material	3.68
02 83 19 13-0149	EA	Demolish Metal Brackets Or Other Small Metal Shapes, Lead Contaminated Material	23.03
02 83 19 13-0150	SF	Demolish Ceramic Tile Block, Lead Contaminated Material	5.03
02 83 19 13-0151	LF	Demolish Metal Guard Rails, Lead Contaminated Material	13.82
02 83 19 13-0152	LF	Demolish Roof Metal Trim, Lead Contaminated Material	2.95
02 83 19 13-0153	LF	Demolish Rain Gutters, Lead Contaminated Material	5.07
02 83 19 13-0154	LF	Demolish Downspouts, Lead Contaminated Material	4.14
02 83 19 13-0155	SF	Demolish Corrugated Metal Roofing, Lead Contaminated Material	5.11
02 83 19 13-0156	LF	Demolish Roof Metal Flashing, Lead Contaminated Material	2.95
02 83 19 13-0157	LF	Demolish Fascia Board Up To 12", Lead Contaminated Material	7.37
02 83 19 13-0158		Wet Sanding/Scraping Of Lead Contaminated Material (02 83 19 13)	
		Note: Remove loose, flaking lead-based paint to prepare for painting	
02 83 19 13-0159	SF	Wet Sand/Scrape Of Lead Contaminated Material To Prepare For Painting	3.51
02 83 19 13-0160		Mechanical Stripping Of Lead Contaminated Material (02 83 19 13)	
		Note: Includes heat gun (where required) for follow up, waste handling, packing and all personnel blood work, lab test fees and monitoring.	
02 83 19 13-0161	SF	Grind Flat Steel Surfaces, Mechanical Stripping Of Lead Contaminated Material	19.38
02 83 19 13-0162		Lead Abatement Encapsulation (02 83 19 13)	
		Note: Can also be used for asbestos contaminated encapsulation. Spray applied application unless task described otherwise.	
02 83 19 13-0163	SF	Balustrades, Lead Abatement Encapsulation	6.36
02 83 19 13-0164	LF	Up To 6" Wide, Baseboard, Lead Abatement Encapsulation	6.30
02 83 19 13-0165	LF	>6" To 12" Wide, Baseboard, Lead Abatement Encapsulation	8.55
02 83 19 13-0166	SF	Brick, Concrete Block, Concrete, Lead Abatement Encapsulation	4.08
02 83 19 13-0167	SF	Ornate Cabinets, Lead Abatement Encapsulation	9.20
02 83 19 13-0168	SF	Simple Design Cabinets, Lead Abatement Encapsulation	7.50
02 83 19 13-0169	SF	Drywall Ceilings, Lead Abatement Encapsulation	2.56
02 83 19 13-0170	SF	Wood Ceilings, Lead Abatement Encapsulation	3.11
02 83 19 13-0171	SF	Acoustical And Popcorn Ceilings, Lead Abatement Encapsulation	2.88
02 83 19 13-0172	SF	Columns, Lead Abatement Encapsulation	4.93
02 83 19 13-0173	SF	Doors, Lead Abatement Encapsulation	9.42
02 83 19 13-0174	LF	Up To 2" Electrical Conduit, Lead Abatement Encapsulation	4.15
02 83 19 13-0175	SF	Picket Fence (Brush), Lead Abatement Encapsulation	2.94
02 83 19 13-0176	SF	Wood Floors (Roller), Lead Abatement Encapsulation	2.46
02 83 19 13-0177	SF	Grilles, Vents, Lead Abatement Encapsulation	6.85
02 83 19 13-0178	LF	Gutters And Downspouts, Lead Abatement Encapsulation	6.36
02 83 19 13-0179	EA	Hangers, Lead Abatement Encapsulation	54.16
02 83 19 13-0180	LF	Up To 4" Diameter Pipe (Brush), Lead Abatement Encapsulation	3.85
02 83 19 13-0181	LF	>4" To 8" Diameter Pipe (Brush), Lead Abatement Encapsulation	5.54
02 83 19 13-0182	LF	>8" To 12" Diameter Pipe (Brush), Lead Abatement Encapsulation	8.61
02 83 19 13-0183	LF	>12" To 16" Diameter Pipe (Brush), Lead Abatement Encapsulation	12.69
02 83 19 13-0184	EA	Radiators, Lead Abatement Encapsulation	139.74



MINOR CSI UOM DESCRIPTION	TOTAL DIRECT UNIT COST	DEMOLITION UNIT COST
02 83 19 13-0185 EA Up To 6' Shutters, Lead Abatement Encapsulation	200.22	
02 83 19 13-0186 SF Siding, Lead Abatement Encapsulation	3.51	
02 83 19 13-0187 SF Up To 12" Soffit, Lead Abatement Encapsulation	4.93	
02 83 19 13-0188 SF Steel, Flat Surfaces And Tanks Up To 12', Lead Abatement Encapsulation	4.08	
02 83 19 13-0189 SF Steel Beams And Metal Decks, Lead Abatement Encapsulation	5.34	
02 83 19 13-0190 SF Trusses, Lead Abatement Encapsulation	5.34	
02 83 19 13-0191 SF Drywall Walls, Lead Abatement Encapsulation	2.27	
02 83 19 13-0192 SF Wood Walls, Lead Abatement Encapsulation	2.81	
02 83 19 13-0193 EA Window Without Grille, Lead Abatement Encapsulation	118.29	
02 83 19 13-0194 EA Window With Grille, Lead Abatement Encapsulation	152.13	
02 83 19 13-0195 LF Wood Door Frames And Trim, Lead Abatement Encapsulation	3.63	
02 83 19 13-0196 LF Steel Lintels, Lead Abatement Encapsulation	4.17	
02 83 19 13-0197 LF Wood Fascia Boards, Lead Abatement Encapsulation	11.07	
02 83 19 13-0198 SF Wood Eaves, Lead Abatement Encapsulation	11.07	
02 83 19 13-0199 LF Wood Window Sill, Lead Abatement Encapsulation	3.32	
02 83 19 13-0200 LF Wood Window Sash, Lead Abatement Encapsulation	4.27	
02 83 19 13-0201 LF Wood Window Jamb And Trim, Lead Abatement Encapsulation	5.97	
02 83 19 13-0202 LF Wood Doorway Threshold, Lead Abatement Encapsulation	4.00	
02 83 19 13-0203 LF Up To 6" Wide, Crown Molding (Simple), Lead Abatement Encapsulation	6.30	
02 83 19 13-0204 LF >6" To 12" Wide, Crown Molding (Simple), Lead Abatement Encapsulation	8.55	
02 83 19 13-0205 LF Up To 6" Wide, Crown Molding (Ornate), Lead Abatement Encapsulation	7.81	
02 83 19 13-0206 LF >6" To 12" Wide, Crown Molding (Ornate), Lead Abatement Encapsulation	10.57	
02 83 19 13-0207 Removal By Heat Gun Of Lead Contaminated Material (02 83 19 13)		
Note: Remove of multi-layers of paint down to substrate		
02 83 19 13-0208 SF Scrape And Removal Of Multi-layers Of Paint With Heat Gun	6.83	
02 83 33 Removal and Disposal of Material Containing Lead (02 83)		
02 83 33 13 Lead-Based Paint Removal and Disposal (02 83 33)		
02 83 33 13-0001 Remove Loose Dirt And Debris Containing Lead (02 83 33 13)		
02 83 33 13-0002 SF High Efficiency Particulate Air (HEPA) Vacuum And Wet Cleaning Of Lead Contaminated Area With Mild Detergent	0.29	
02 83 33 13-0003 SF High Efficiency Particulate Air (HEPA) Vacuum And Wet Cleaning Of Lead Contaminated Area With Tri-Sodium Phosphate	0.29	
02 83 33 13-0004 SF High Efficiency Particulate Air (HEPA) Vacuum And Shampoo Cleaning Of Lead Contaminated Carpeting	1.45	
02 84 Polychlorinated Biphenyl Remediation (02 80)		
02 84 16 Handling of Lighting Ballasts and Lamps Containing PBCs and Mercury (02 84)		
02 84 16 00-0001 Removal Of TSCA-Exempt PCB And Non-PCB Ballasts From Demolished Fixtures (02 84 16)		
Note: Includes removal of TSCA-exempt PCB and Non-PCB ballast from demolished lighting fixture and placing ballast in an approved container for recycling.		
02 84 16 00-0002 EA Removal Of TSCA-Exempt Polychlorinated Biphenyl (PCB) And Non-PCB Ballast From A Demolished Fixture For Recycling	9.69	
02 84 16 00-0003 Recycle TSCA-Exempt PCB And Non-PCB Ballasts (02 84 16)		
Note: Non leaking ballasts. Includes containers, shipping costs and recycling fees. Excludes ballast removal.		
02 84 16 00-0004 EA Recycle Non-Polychlorinated Biphenyl (PCB) Ballast Removed From Up To 4' Length Fixtures	1.68	
02 84 16 00-0005 EA Recycle Non-Polychlorinated Biphenyl (PCB) Ballast Removed From >4' To 8' Length Fixtures	2.53	
02 84 16 00-0006 EA Recycle TSCA-Exempt Polychlorinated Biphenyl (PCB) Ballast Removed From Up To 4' Length Fixtures	7.86	
02 84 16 00-0007 EA Recycle TSCA-Exempt Polychlorinated Biphenyl (PCB) Ballast Removed From >4' To 8' Length Fixtures	17.96	
02 84 16 00-0008 Disposal Of Leaking PCB And Non-PCB Ballasts (02 84 16)		
Note: Disposal at an EPA approved facility. Includes containers, shipping costs and disposal fees. Excludes ballast removal.		
02 84 16 00-0009 EA Dispose Of Leaking Non-Polychlorinated Biphenyl (PCB) Ballast Removed From Up To 4' Length Fixtures	4.21	
02 84 16 00-0010 EA Dispose Of Leaking Non-Polychlorinated Biphenyl (PCB) Ballast Removed From >4' To 8' Length Fixtures	6.32	
02 84 16 00-0011 EA Dispose Of Leaking Polychlorinated Biphenyl (PCB) Ballast Removed From Up To 4' Length Fixtures	11.79	
02 84 16 00-0012 EA Dispose Of Leaking Polychlorinated Biphenyl (PCB) Ballast Removed From >4' To 8' Length Fixtures	26.95	
02 84 33 Removal and Disposal of Polychlorinated Biphenyls (02 84)		
02 84 33 00-0001 Removal And Disposal Of Polychlorinated Biphenyls Oil Filled Transformers (02 84 33)		
Note: Includes disposal in approved container, rigging, manifesting, hauling, etc.		
02 84 33 00-0002 EA Removal And Disposal Of Transformers 2.5/3.5 KVA, Non Polychlorinated Biphenyl (PCB)	4,244.19	
Note: Includes disposal costs.		
02 84 33 00-0003 EA Removal And Disposal Of Transformers 20 KVA, Non Polychlorinated Biphenyl (PCB)	6,680.16	
Note: Includes disposal costs.		
02 84 33 00-0004 EA Removal And Disposal Of Switch, Non Polychlorinated Biphenyl (PCB)	1,804.87	
02 84 33 00-0005 EA Removal And Disposal Of Transformers 2.5/3.5 KVA, Polychlorinated Biphenyl (PCB)	8,073.94	
Note: Includes disposal costs.		

02 Existing Conditions**02 80 Facility Remediation****02 84 Polychlorinated Biphenyl Remediation**

SAN BERNARDINO
COUNTY

MINOR
CSI UOM DESCRIPTION

TOTAL DIRECT DEMOLITION
UNIT COST UNIT COST

02 84 33 00-0006	EA	Removal And Disposal Of Switch, Polychlorinated Biphenyl (PCB)	3,219.68
02 84 33 00-0007	EA	Removal And Disposal Of Transformers 20 KVA, Polychlorinated Biphenyl (PCB).....	12,752.43

Note: Includes disposal costs.

02 86 Hazardous Waste Drum Handling (02 80)

02 86 00 00-0001		Hazardous Waste Packaging (02 86)	
02 86 00 00-0002		Overpacks (02 86 00 00-0001)	
02 86 00 00-0003		Steel Salvage Drums, 16 Gauge (02 86 00 00-0002)	
02 86 00 00-0004	EA	110 Gallon, 30" Diameter X 41" High	541.26
02 86 00 00-0005	EA	85 Gallon, 26" Diameter X 38" High	308.10
02 86 00 00-0006	EA	83 Gallon, 26" Diameter X 36" High	297.36
02 86 00 00-0007	EA	55 Gallon, DOT 17C, 18" Diameter X 34" High	186.04
02 86 00 00-0008	EA	30 Gallon, DOT 17C, 18" Diameter X 28" High	146.56
02 86 00 00-0009	EA	22 Gallon, 16" Diameter X 25" High	98.74
02 86 00 00-0010	EA	15 Gallon, DOT 17C, 14" Diameter X 24" High	89.27
02 86 00 00-0011	EA	10 Gallon, 13.8" Diameter X 15" High	78.67
02 86 00 00-0012		Polyethylene Overpacks (02 86 00 00-0002)	
02 86 00 00-0013	EA	95 Gallon, DOT E9618, Twist On Lid 31" Diameter X 41" High	611.38
02 86 00 00-0014	EA	20 Gallon, Labpack, Twist On Lid 21" Diameter X 7.5" High	112.98
02 86 00 00-0015	EA	85 Gallon, DOT E9775, Clamp Ring Lid, 27" Diameter X 41" High	553.22
02 86 00 00-0016		Composite Overpacks (02 86 00 00-0002)	
02 86 00 00-0017	EA	55 Gal, DOT 17C, Steel Drum Nested With 2-20 Gallon Fiber Drums	300.21
02 86 00 00-0018	EA	55 Gal, DOT 17C, Steel Drum Nested With 4-10 Gallon Fiber Drums	411.97
02 86 00 00-0019	EA	85 Gal, 16 Gauge Salvage Drum Nested With 3-20 Gallon Fiber Drums	558.79
02 86 00 00-0020		DOT E-9168 Exempt Packaging (02 86 00 00-0002)	
02 86 00 00-0021	EA	32 Oz Bottle, Carton, Insert, Can, Poly Bag And Tape -E9168	43.94
02 86 00 00-0022	EA	950 cc Bottle, Carton, Insert, Can, Poly Bag And Tape -E9168	46.36
02 86 00 00-0023	EA	500 cc Bottle, Carton, Insert, Can, Poly Bag And Tape -E9168	45.33
02 86 00 00-0024	EA	250 cc Bottle, Carton, Insert, Can, Poly Bag And Tape -E9168	22.44
02 86 00 00-0025	EA	Can, Carton, Insert, Tape - Corrosive And Flammable - UPS	16.08
02 86 00 00-0026	EA	16 Oz Bottle, Carton, Insert And Tape, Sludge/Viscous, UPS	13.57
02 86 00 00-0027	EA	32 Oz Bottle, Carton, Insert And Tape, Sludge/Viscous, UPS	17.65
02 86 00 00-0028		Steel Drums (02 86 00 00-0001)	
02 86 00 00-0029		UN Rated Steel Drums (02 86 00 00-0028)	
02 86 00 00-0030	EA	UN 1A2/X 320/S 55 Gallon, Open, 16 Gauge, Steel Drum	227.16
02 86 00 00-0031	EA	55 Gallon Stainless Steel DOT 17E Ch 18-Gauge Drum (10-24)	795.71
02 86 00 00-0032	EA	55 Gallon Reconditioned Steel 17h Drum (50+)	98.61
02 86 00 00-0033	EA	8 Gallon, 17C, Open, Steel Drum	100.80
02 86 00 00-0034	EA	55 Gallon Stainless Steel DOT 5C Seamless Oh Drum 16-Gauge (25-49)	986.08
02 86 00 00-0035	EA	55 Gallon Stainless Steel DOT 5C Seamless Oh Drum 16-Gauge (50+)	934.75
02 86 00 00-0036	EA	55 Gallon Stainless Steel DOT 5C Ch Seamless Drum 16-Gauge (10-24)	1,142.23
02 86 00 00-0037	EA	55 Gallon Stainless Steel DOT 17E Ch 18-Gauge Drum (25-49)	780.74
02 86 00 00-0038	EA	UN 1A2/X 320/S 55 Gallon, Closed, 16 Gauge, Steel Drum	214.70
02 86 00 00-0039	EA	UN 1A2/Y 1.4/100 55 Gallon, Open, 16 Gauge, Steel Drum	174.09
02 86 00 00-0040	EA	55 Gallon Stainless Steel DOT 17E Ch 18-Gauge Drum (50+)	703.73
02 86 00 00-0041	EA	55 Gallon Stainless Steel DOT 5C Ch Seamless Drum 16-Gauge (25-49)	1,120.84
02 86 00 00-0042	EA	55 Gallon Stainless Steel DOT 5C Oh 16-Gauge Drum (1-9)	1,033.14
02 86 00 00-0043	EA	55 Gallon Stainless Steel DOT 5C Ch Seamless Drum 16-Gauge (50+)	1,009.61
02 86 00 00-0044	EA	55 Gallon Stainless Steel DOT 5C Oh 16-Gauge Drum (10-24)	1,013.89
02 86 00 00-0045	EA	UN 1A2/Y 1.4/100 55 Gallon, Closed, 16 Gauge, Steel Drum	137.19
02 86 00 00-0046	EA	30 Gallon Stainless Steel DOT 5C Ch 16-Gauge Drum (1-9)	663.09
02 86 00 00-0047	EA	UN 1A2/X 160/S 30 Gallon, Open, 18 Gauge, Steel Drum	159.04
02 86 00 00-0048	EA	55 Gallon Stainless Steel DOT 5C Ch 16-Gauge Drum (1-9)	1,078.06
02 86 00 00-0049	EA	30 Gallon Stainless Steel DOT 5C Ch 16-Gauge Drum (10-24)	637.42
02 86 00 00-0050	EA	55 Gallon Stainless Steel DOT 5C Oh 16-Gauge Drum (25-49)	913.36
02 86 00 00-0051	EA	30 Gallon Stainless Steel DOT 5C Ch 16-Gauge Drum (25-49)	609.62
02 86 00 00-0052	EA	55 Gallon Stainless Steel DOT 5C Ch 16-Gauge Drum (10-24)	1,052.39
02 86 00 00-0053	EA	UN 1A2/Y 1.4/100 30 Gallon, Open, 18 Gauge, Steel Drum	135.18
02 86 00 00-0054	EA	55 Gallon Stainless Steel DOT 5C Oh 16-Gauge Drum (50+)	866.30
02 86 00 00-0055	EA	55 Gallon Reconditioned Steel 17h Drum (1-9)	144.63
02 86 00 00-0056	EA	30 Gallon Stainless Steel DOT 5C Ch 16-Gauge Drum (50+)	588.23
02 86 00 00-0057	EA	55 Gallon Stainless Steel DOT 5C Ch 16-Gauge Drum (25-49)	1,033.14
02 86 00 00-0058	EA	30 Gallon, 17E, Open, Steel Drum	98.07
02 86 00 00-0059	EA	55 Gallon Reconditioned Steel 17h Drum (10-24)	128.19
02 86 00 00-0060	EA	20 Gallon, 17C, Open, Steel Drum	137.83
02 86 00 00-0061	EA	55 Gallon Stainless Steel DOT 5C Ch 16-Gauge Drum (50+)	930.47
02 86 00 00-0062	EA	55 Gallon Stainless Steel DOT 5C Seamless Oh Drum 16-Gauge (1-9)	1,114.42
02 86 00 00-0063	EA	55 Gallon Stainless Steel DOT 17E Ch 18-Gauge Drum (1-9)	814.96



MINOR CSI UOM DESCRIPTION	TOTAL DIRECT UNIT COST	DEMOLITION UNIT COST
------------------------------	---------------------------	-------------------------

02 86 00 00-0064	EA	55 Gallon Reconditioned Steel 17h Drum (25-49)	111.76
02 86 00 00-0065	EA	20 Gallon, 17E, Open, Steel Drum	92.77
02 86 00 00-0066	EA	55 Gallon Stainless Steel DOT 5C Seamless Oh Drum 16-Gauge (10-24)	1,093.03

02 86 00 00-0067 Plastic Drums (02 86 00 00-0001)

02 86 00 00-0068 Polyethylene Closed Head Drums (02 86 00 00-0067)

Note: Closed head drums have standard NPS (National Pipe Standard) plug and drain vents. Primarily for liquids.

02 86 00 00-0069	EA	55 Gallon Polyethylene Closed Head Drums	142.60
02 86 00 00-0070	EA	35 Gallon Polyethylene Closed Head Drums	109.47
02 86 00 00-0071	EA	30 Gallon Polyethylene Closed Head Drums	99.40
02 86 00 00-0072	EA	20 Gallon Polyethylene Closed Head Drums	69.45
02 86 00 00-0073	EA	15 Gallon Polyethylene Closed Head Drums	68.12

02 86 00 00-0074 Polyethylene Open Head Drums (02 86 00 00-0067)

Note: Open head drums are primarily used for solids and sludge.

02 86 00 00-0075	EA	55 Gallon Polyethylene Open Head Drums	180.24
02 86 00 00-0076	EA	35 Gallon Polyethylene Open Head Drums	132.53
02 86 00 00-0077	EA	30 Gallon Polyethylene Open Head Drums	125.90
02 86 00 00-0078	EA	20 Gallon Polyethylene Open Head Drums	92.77
02 86 00 00-0079	EA	15 Gallon Polyethylene Open Head Drums	79.52

02 86 00 00-0080 Fiber Drums (02 86 00 00-0001)

02 86 00 00-0081 Steel Top/Fiber Bottom Drums, Hazardous (02 86 00 00-0080)

Note: Waste fiber drums have tubular rubber gaskets and caulked bottom seams.

02 86 00 00-0082	EA	30 Gallon Fiber Drum DOT-21C (1-9)	109.20
02 86 00 00-0083	EA	30 Gallon Fiber Drum DOT-21C (10-24)	102.31
02 86 00 00-0084	EA	30 Gallon Fiber Drum DOT-21C (25-49)	93.30
02 86 00 00-0085	EA	30 Gallon Fiber Drum DOT-21C (50+)	92.24
02 86 00 00-0086	EA	55 Gallon Fiber Drum DOT-21C (1-9)	112.38
02 86 00 00-0087	EA	55 Gallon Fiber Drum DOT-21C (10-24)	106.02
02 86 00 00-0088	EA	55 Gallon Fiber Drum DOT-21C (25-49)	98.07
02 86 00 00-0089	EA	55 Gallon Fiber Drum DOT-21C (50-99)	94.89
02 86 00 00-0090	EA	55 Gallon Fiber Drum DOT-21C (100+)	82.17
02 86 00 00-0091	EA	10 Gallon, 20" Diameter, DOT 21C-250 Polyethylene/Polyester Lined	69.98
02 86 00 00-0092	EA	20 Gallon, 20" Diameter, DOT 21C-250 Polyethylene/Polyester Lined	76.34
02 86 00 00-0093	EA	20 Gallon, 23" Diameter, DOT 21C-250 Polyethylene/Polyester Lined	89.06

02 86 00 00-0094 Loading Hazardous Waste For Shipment (02 86 00 00-0001)

02 86 00 00-0095	EA	Load Drums On Disposal Truck	11.29
02 86 00 00-0096	EA	Load Liquid Or Sludge Into 5,000 Gallon Bulk Tank Truck	1,193.02

02 86 00 00-0097 Transport Drums To Landfill (02 86 00 00-0001)

Note: Includes transportation for up to 25 miles.

02 86 00 00-0098	EA	Transport Drum To Landfill	94.98
------------------	----	----------------------------------	-------

Note: Includes transportation for up to 25 miles.

02 87 Bio-Hazard Material Remediation (02 80)

02 87 13 Mold Remediation (02 87)

Note: All unit pricing in this section includes: materials, equipment, mobilization, preparation, removal, clean-up, vacuuming, transportation for up to 25 miles, disposal, monitoring (personnel and air), sampling/testing, fees, documentation and other associated costs necessary for the complete removal and disposal of mold in accordance with EPA, OSHA, IICRC standards and local regulations. Where types of Mold are listed by quantity, the quantity of the entire project, not a particular work area of building, is to be used in determining which tasks apply. For certain types of work, there is a task with a unit of measure of SET for a quantity of less than 100 LF or SF (Up to 25 LF for Mold Abatement pipe insulation), followed by a series of tasks for other quantities. For those tasks the contractor will be paid the first task with a unit of measure of EA, plus an additional task to arrive at the appropriate quantity for the project. See CSI section 01 56 16 00-0039 for temporary stud walls, 01 74 19 00-0048 for hauling in excess of 25 miles to transfer or disposal site, 02 89 00 00-0003 for plastic sheeting for containment construction, 02 89 00 00-0020 for decontamination chambers.

02 87 13 33 Removal and Disposal of Materials with Mold (02 87 13)

02 87 13 33-0001 Pipe And Pipe Fittings Insulation, Mold Abatement And Disposal (02 87 13 33)

Note: Treat fittings as additional lf of insulation.

02 87 13 33-0002 Pipe Insulation, Mold Abatement And Disposal (02 87 13 33-0001)

Note: Diameter is outer size of insulation.

02 87 13 33-0003 Up To 6" Diameter Pipe Insulation, Mold Abatement And Disposal (02 87 13 33-0002)

Note: Excludes encased fittings.

02 87 13 33-0004	SET	Up To 20 LF, Up To 6" Diameter Pipe Insulation, Mold Abatement And Disposal	789.99
02 87 13 33-0005	LF	>20 To 250 LF, Up To 6" Diameter Pipe Insulation, Mold Abatement And Disposal	30.63
02 87 13 33-0006	LF	>250 To 500 LF, Up To 6" Diameter Pipe Insulation, Mold Abatement And Disposal	23.06
02 87 13 33-0007	LF	>500 To 2,500 LF, Up To 6" Diameter Pipe Insulation, Mold Abatement And Disposal	17.39
02 87 13 33-0008	LF	>2,500 To 10,000 LF, Up To 6" Diameter Pipe Insulation, Mold Abatement And Disposal	13.14
02 87 13 33-0009	LF	>10,000 LF, Up To 6" Diameter Pipe Insulation, Mold Abatement And Disposal	11.47

02 Existing Conditions**02 80 Facility Remediation****02 87 Bio-Hazard Material Remediation**

SAN BERNARDINO
COUNTY

MINOR
CSI UOM DESCRIPTION

TOTAL DIRECT DEMOLITION
UNIT COST UNIT COST

MINOR	CSI	UOM	DESCRIPTION	TOTAL DIRECT UNIT COST	DEMOLITION UNIT COST
02 87 13 33-0010			>6" Diameter Pipe Insulation, Mold Abatement And Disposal (02 87 13 33-0002)		
02 87 13 33-0011	SET		Up To 20 LF, >6" Diameter Pipe Insulation, Mold Abatement And Disposal.....	811.92	
02 87 13 33-0012	LF		>20 To 250 LF, >6" Diameter Pipe Insulation, Mold Abatement And Disposal	36.26	
02 87 13 33-0013	LF		>250 To 500 LF, >6" Diameter Pipe Insulation, Mold Abatement And Disposal	27.56	
02 87 13 33-0014	LF		>500 To 2,500 LF, > 6" Diameter Pipe Insulation, Mold Abatement And Disposal	21.04	
02 87 13 33-0015	LF		>2,500 To 10,000 LF, >6" Diameter Pipe Insulation, Mold Abatement And Disposal	16.14	
02 87 13 33-0016	LF		>10,000 LF, > 6" Diameter Pipe Insulation, Mold Abatement And Disposal	14.23	
02 87 13 33-0017			Thermal Insulation, Mold Abatement And Disposal (02 87 13 33)		
02 87 13 33-0018			Other Thermal Insulation, Up To 3" Thick, Mold Abatement And Disposal (02 87 13 33-0017)		
02 87 13 33-0019	SET		Up To 50 SF, Up To 3" Thick Thermal Insulation, Mold Abatement And Disposal.....	800.96	
02 87 13 33-0020	SF		>50 To 500 SF, Up To 3" Thick Thermal Insulation, Mold Abatement And Disposal	17.76	
02 87 13 33-0021	SF		>500 To 2,500 SF, Up To 3" Thick Thermal Insulation, Mold Abatement And Disposal	13.42	
02 87 13 33-0022	SF		>2,500 To 10,000 SF, Up To 3" Thick Other Thermal Insulation, Mold Abatement And Disposal	10.15	
02 87 13 33-0023	SF		>10,000 SF, Up To 3" Thick Thermal Insulation, Mold Abatement And Disposal	7.87	
02 87 13 33-0024			Surfacing Material, Mold Abatement And Disposal (02 87 13 33)		
			Note: e.g. fireproofing, acoustical plaster, etc.		
02 87 13 33-0025			Stucco, Mold Abatement And Disposal (02 87 13 33-0024)		
			Note: Remove surface coat from brown coat or remove entire assembly, including lath.		
02 87 13 33-0026	SET		Up To 50 SF, Stucco, Mold Abatement And Disposal	794.87	
02 87 13 33-0027	SF		>50 To 500 SF, Stucco, Mold Abatement And Disposal	17.63	
02 87 13 33-0028	SF		>500 To 2,500 SF, Stucco, Mold Abatement And Disposal	13.29	
02 87 13 33-0029	SF		>2,500 To 10,000 SF, Stucco, Mold Abatement And Disposal	10.02	
02 87 13 33-0030	SF		>10,000 SF, Stucco, Mold Abatement And Disposal	7.60	
02 87 13 33-0031			Acoustical Plaster, Mold Abatement And Disposal (02 87 13 33-0024)		
			Note: Remove surface coat from brown coat or remove entire assembly, including lath.		
02 87 13 33-0032	SET		Up To 50 SF, Acoustical Plaster, Mold Abatement And Disposal	794.87	
02 87 13 33-0033	SF		>50 To 500 SF, Acoustical Plaster, Mold Abatement And Disposal	17.63	
02 87 13 33-0034	SF		>500 To 2,500 SF, Acoustical Plaster, Mold Abatement And Disposal	13.29	
02 87 13 33-0035	SF		>2,500 To 10,000 SF, Acoustical Plaster, Mold Abatement And Disposal	10.02	
02 87 13 33-0036	SF		>10,000 SF, Acoustical Plaster, Mold Abatement And Disposal	7.60	
02 87 13 33-0037			Gypsum Board, Mold Abatement And Disposal (02 87 13 33-0024)		
02 87 13 33-0038	SET		Up To 100 SF, Gypsum Board, Mold Abatement And Disposal.....	807.05	
02 87 13 33-0039	SF		>100 To 500 SF, Gypsum Board, Mold Abatement And Disposal	5.86	
02 87 13 33-0040	SF		>500 To 2,500 SF, Gypsum Board, Mold Abatement And Disposal	4.65	
02 87 13 33-0041	SF		>2,500 To 10,000 SF, Gypsum Board, Mold Abatement And Disposal	3.66	
02 87 13 33-0042	SF		>10,000 SF, Gypsum Board, Mold Abatement And Disposal	2.69	
02 87 13 33-0043			Fireproofing, Mold Abatement And Disposal (02 87 13 33-0024)		
			Note: Exposed surface area, includes associated overspray.		
02 87 13 33-0044	SET		Up To 50 SF, Fireproofing, Mold Abatement And Disposal	800.96	
02 87 13 33-0045	SF		>50 To 500 SF, Fireproofing, Mold Abatement And Disposal	24.34	
02 87 13 33-0046	SF		>500 To 2,500 SF, Fireproofing, Mold Abatement And Disposal	18.37	
02 87 13 33-0047	SF		>2,500 To 10,000 SF, Fireproofing, Mold Abatement And Disposal	13.88	
02 87 13 33-0048	SF		>10,000 SF, Fireproofing, Mold Abatement And Disposal	10.50	
02 87 13 33-0049			Flooring, Mold Abatement And Disposal (02 87 13 33)		
			Note: Includes cove base.		
02 87 13 33-0050			Floor Tile Or Linoleum, Mold Abatement And Disposal (02 87 13 33-0049)		
02 87 13 33-0051			Floor Tile Or Linoleum, Mold Abatement And Disposal (02 87 13 33-0050)		
			Note: Single layer or first of multiple layers.		
02 87 13 33-0052	SET		Up To 100 SF, Single Layer Or First Of Multiple Layers, Floor Tile Or Linoleum, Mold Abatement And Disposal.....	807.05	
02 87 13 33-0053	SF		>100 To 500 SF, Single Layer Or First Of Multiple Layers, Floor Tile Or Linoleum, Mold Abatement And Disposal	5.83	
			For Each Additional Layer, Add	1.46	
02 87 13 33-0054	SF		>500 To 2,500 SF, Single Layer Or First Of Multiple Layers, Floor Tile Or Linoleum, Mold Abatement And Disposal	3.26	
			For Each Additional Layer, Add	0.82	
02 87 13 33-0055	SF		>2,500 To 10,000 SF, Single Layer Or First Of Multiple Layers, Floor Tile Or Linoleum, Mold Abatement And Disposal	1.87	
			For Each Additional Layer, Add	0.47	
02 87 13 33-0056	SF		>10,000 SF, Single Layer Or First Of Multiple Layers, Floor Tile Or Linoleum, Mold Abatement And Disposal	1.45	
			For Each Additional Layer, Add	0.36	
02 87 13 33-0057			Carpet, Mold Abatement And Disposal (02 87 13 33-0049)		
02 87 13 33-0058			Carpet, Glue Down, Mold Abatement And Disposal (02 87 13 33-0057)		



MINOR CSI UOM DESCRIPTION	TOTAL DIRECT UNIT COST	DEMOLITION UNIT COST
02 87 13 33-0059 SET Up To 100 SF, Carpet, Glue Down, Mold Abatement And Disposal.....	807.05	
02 87 13 33-0060 SF >100 To 500 SF, Carpet, Glue Down, Mold Abatement And Disposal.....	4.85	
02 87 13 33-0061 SF >500 To 2,500 SF, Carpet, Glue Down, Mold Abatement And Disposal.....	3.03	
02 87 13 33-0062 SF >2,500 To 10,000 SF, Carpet, Glue Down, Mold Abatement And Disposal.....	2.02	
02 87 13 33-0063 SF >10,000 SF, Carpet, Glue Down, Mold Abatement And Disposal.....	1.54	
02 87 13 33-0064 Carpet, Padded With Tack Strips, Mold Abatement And Disposal (02 87 13 33-0057)		
02 87 13 33-0065 SET Up To 100 SF, Carpet And Pad, Mold Abatement And Disposal..... Note: Includes tack strips.	807.05	
02 87 13 33-0066 SF >100 To 500 SF, Carpet And Pad, Mold Abatement And Disposal..... Note: Includes tack strips.	5.46	
02 87 13 33-0067 SF >500 To 2,500 SF, Carpet And Pad, Mold Abatement And Disposal..... Note: Includes tack strips.	3.97	
02 87 13 33-0068 SF >2,500 To 10,000 SF, Carpet And Pad, Mold Abatement And Disposal..... Note: Includes tack strips.	3.14	
02 87 13 33-0069 SF >10,000 SF, Carpet And Pad, Mold Abatement And Disposal..... Note: Includes tack strips.	2.41	
02 87 13 33-0070 Subflooring, Mold Abatement And Disposal (02 87 13 33-0049)		
02 87 13 33-0071 SET Up To 75 SF, Subflooring, Mold Abatement And Disposal.....	800.96	
02 87 13 33-0072 SF >75 To 500 SF, Subflooring, Mold Abatement And Disposal.....	6.71	
02 87 13 33-0073 SF >500 To 2,500 SF, Subflooring, Mold Abatement And Disposal.....	4.28	
02 87 13 33-0074 SF >2,500 To 10,000 SF, Subflooring, Mold Abatement And Disposal.....	2.58	
02 87 13 33-0075 SF >10,000 SF, Subflooring, Mold Abatement And Disposal.....	1.64	
02 87 13 33-0076 Siding, Mold Abatement And Disposal (02 87 13 33)		
02 87 13 33-0077 Interior Paneling, Mold Abatement And Disposal (02 87 13 33-0076)		
Note: Includes detachment of mounted objects before removal.		
02 87 13 33-0078 SET Up To 100 SF, Interior Paneling, Mold Abatement And Disposal..... Note: Includes detachment of mounted objects before removal.	807.05	
02 87 13 33-0079 SF >100 To 500 SF, Interior Paneling, Mold Abatement And Disposal..... Note: Includes detachment of mounted objects before removal.	5.81	
02 87 13 33-0080 SF >500 To 2,500 SF, Interior Paneling, Mold Abatement And Disposal..... Note: Includes detachment of mounted objects before removal.	4.08	
02 87 13 33-0081 SF >2,500 To 10,000 SF, Interior Paneling, Mold Abatement And Disposal..... Note: Includes detachment of mounted objects before removal.	2.37	
02 87 13 33-0082 SF >10,000 SF, Interior Paneling, Mold Abatement And Disposal..... Note: Includes detachment of mounted objects before removal.	1.80	
02 87 13 33-0083 Exterior Siding, Mold Abatement And Disposal (02 87 13 33-0076)		
02 87 13 33-0084 SET Up To 100 SF, Exterior Siding Board, Mold Abatement And Disposal.....	807.05	
02 87 13 33-0085 SF >100 To 500 SF, Exterior Siding Board, Mold Abatement And Disposal.....	7.22	
02 87 13 33-0086 SF >500 To 2,500 SF, Exterior Siding Board, Mold Abatement And Disposal.....	5.01	
02 87 13 33-0087 SF >2,500 To 10,000 SF, Exterior Siding Board, Mold Abatement And Disposal.....	3.37	
02 87 13 33-0088 SF >10,000 SF, Exterior Siding Board, Mold Abatement And Disposal.....	3.03	
02 87 13 33-0089 Contaminated Debris, Mold Abatement And Disposal (02 87 13 33)		
02 87 13 33-0090 Contaminated Debris, Mold Abatement And Disposal (02 87 13 33-0089)		
02 87 13 33-0091 SET Up To 20 CF, Contaminated Debris, Mold Abatement And Disposal.....	811.92	
02 87 13 33-0092 CF >20 To 100 CF, Contaminated Debris, Mold Abatement And Disposal.....	28.53	
02 87 13 33-0093 CF >100 To 250 CF, Contaminated Debris, Mold Abatement And Disposal.....	19.51	
02 87 13 33-0094 CF >250 To 500 CF, Contaminated Debris, Mold Abatement And Disposal.....	15.00	
02 87 13 33-0095 CF >500 To 2,500 CF, Contaminated Debris, Mold Abatement And Disposal.....	12.29	
02 87 13 33-0096 CF >2,500 To 10,000 CF, Contaminated Debris, Mold Abatement And Disposal.....	7.37	
02 87 13 33-0097 CF >10,000 CF, Contaminated Debris, Mold Abatement And Disposal.....	6.77	
02 87 13 33-0098 Other Mold Containing Materials, Mold Abatement And Disposal (02 87 13 33)		
02 87 13 33-0099 Wood Studs, Mold Abatement And Disposal (02 87 13 33-0098)		
Note: 2" x 4" or 2" x 6" exposed studs in walls. Excludes surfacing material.		
02 87 13 33-0100 SET Up To 100 LF, Wood Studs, Mold Abatement And Disposal.....	403.52	
02 87 13 33-0101 LF >100 To 500 LF, Wood Studs, Mold Abatement And Disposal.....	3.27	
02 87 13 33-0102 LF >500 To 2,500 LF, Wood Studs, Mold Abatement And Disposal.....	2.43	
02 87 13 33-0103 LF >2,500 To 10,000 LF, Wood Studs, Mold Abatement And Disposal.....	1.89	
02 87 13 33-0104 LF >10,000 LF, Wood Studs, Mold Abatement And Disposal.....	1.44	
02 87 13 33-0105 Ceiling Tile, Mold Abatement And Disposal (02 87 13 33-0098)		
Note: e.g. grid, spline, or glued on; 12" x 12" to 2' x 4'.		
02 87 13 33-0106 SET Up To 100 SF, Ceiling Tile, Mold Abatement And Disposal.....	807.05	
02 87 13 33-0107 SF >100 To 1,000 SF, Ceiling Tile, Mold Abatement And Disposal.....	10.02	
02 87 13 33-0108 SF >1,000 To 2,500 SF, Ceiling Tile, Mold Abatement And Disposal.....	4.70	
02 87 13 33-0109 SF >2,500 To 10,000 SF, Ceiling Tile, Mold Abatement And Disposal.....	3.37	
02 87 13 33-0110 SF >10,000 SF, Ceiling Tile, Mold Abatement And Disposal.....	3.03	

02	02 Existing Conditions
	02 80 Facility Remediation
	02 87 Bio-Hazard Material Remediation



MINOR CSI UOM DESCRIPTION	TOTAL DIRECT UNIT COST	DEMOLITION UNIT COST
------------------------------	---------------------------	-------------------------

02 87 13 33-0111 Caulking, Mold Abatement And Disposal (02 87 13 33-0098)

02 87 13 33-0112	SET	Up To 20 LF, Caulking, Mold Abatement And Disposal	196.07
02 87 13 33-0113	LF	>20 To 50 LF, Caulking, Mold Abatement And Disposal	3.93
02 87 13 33-0114	LF	>50 To 100 LF, Caulking, Mold Abatement And Disposal	2.81
02 87 13 33-0115	LF	>100 To 250 LF, Caulking, Mold Abatement And Disposal	2.14
02 87 13 33-0116	LF	>250 To 1,000 LF, Caulking, Mold Abatement And Disposal	1.58
02 87 13 33-0117	LF	>1,000 To 2,500 LF, Caulking, Mold Abatement And Disposal	1.28
02 87 13 33-0118	LF	>2,500 LF, Caulking, Mold Abatement And Disposal	1.11

02 87 13 33-0119 Wipe Down Walls, Ceilings And Floors (02 87 13 33-0098)

02 87 13 33-0120	CSF	Wipe Down Floors With Mild Bleach Solution	21.76
		<i>For >25 To 50, Deduct</i>	-2.17
		<i>For >50 To 200, Deduct</i>	-5.44
		<i>For >200, Deduct</i>	-8.70
02 87 13 33-0121	CSF	Wipe Down Walls With Mild Bleach Solution	25.60
		<i>For >25 To 50, Deduct</i>	-2.56
		<i>For >50 To 200, Deduct</i>	-6.40
		<i>For >200, Deduct</i>	-10.23
02 87 13 33-0122	CSF	Wipe Down Ceilings With Mild Bleach Solution	29.42
		<i>For >25 To 50, Deduct</i>	-2.91
		<i>For >50 To 200, Deduct</i>	-7.28
		<i>For >200, Deduct</i>	-11.64
02 87 13 33-0123	CSF	Wipe Down Countertops With Mild Bleach Solution	23.74
		<i>For >25 To 50, Deduct</i>	-2.37
02 87 13 33-0124	CSF	Wipe Down Other Surfaces With Mild Bleach Solution	30.12
		<i>For >25 To 50, Deduct</i>	-3.01
		<i>For >50 To 200, Deduct</i>	-7.53
		<i>For >200, Deduct</i>	-12.04

02 87 13 33-0125 Cabinets (02 87 13 33-0098)

02 87 13 33-0126	SET	Up To 10 LF, Base Cabinet, Mold Abatement And Disposal	844.98
02 87 13 33-0127	LF	>10 To 20 LF, Base Cabinet, Mold Abatement And Disposal	89.23
02 87 13 33-0128	LF	>20 LF, Base Cabinet, Mold Abatement And Disposal	65.57
02 87 13 33-0129	SET	Up To 10 LF, Wall Cabinet, Mold Abatement And Disposal	801.11
02 87 13 33-0130	LF	>10 To 20 LF, Wall Cabinet, Mold Abatement And Disposal	75.38
02 87 13 33-0131	LF	>20 LF, Wall Cabinet, Mold Abatement And Disposal	51.72

02 87 16 Excrement Removal (02 87)

Note: Includes materials, equipment, mobilization, preparation, critical barriers (e.g. electrical outlets, registers, windows, etc.), signage, removal, clean-up, vacuuming, disposal, personnel health monitoring, documentation and other associated costs necessary for the complete removal and disposal of the contaminated material in accordance with EPA and local regulations. The quantity of the entire project, not a particular work area, is to be used in determining which tasks apply. There is a task with a unit of measure of EA for a quantity of less than 10 SF, followed by a series of tasks for additional quantities. For those tasks the contractor will be paid the first task with a unit of measure of EA, plus each additional task in sequence to arrive at the total quantity for the entire project, not a particular work area.

02 87 16 13 Bird Excrement Removal (02 87 16)

02 87 16 13-0001 Bird Waste Removal (02 87 16 13)

Note: In addition to items listed the Bio-Hazard Material Remediation note above, includes wetting agents and disinfection of contaminated surfaces.

02 87 16 13-0002	EA	Up To 10 SF Bird Waste Removal, Up To 3" Thickness	782.68
		<i>For Work In Restricted Working Space, Add</i>	234.80
02 87 16 13-0003	SF	>10 To 500 SF Bird Waste Removal, Up To 3" Thickness	13.05
		<i>For Work In Restricted Working Space, Add</i>	3.92
02 87 16 13-0004	SF	>500 To 2,500 SF Bird Waste Removal, Up To 3" Thickness	11.86
		<i>For Work In Restricted Working Space, Add</i>	3.56
02 87 16 13-0005	SF	>2,500 To 10,000 SF Bird Waste Removal, Up To 3" Thickness	10.78
		<i>For Work In Restricted Working Space, Add</i>	3.23
02 87 16 13-0006	SF	>10,000 SF Bird Waste Removal, Up To 3" Thickness	9.80
		<i>For Work In Restricted Working Space, Add</i>	2.94

02 87 19 Bio-Hazard and Infectious Disease Control Remediation (02 87)

02 87 19 00-0001 Temporary Barriers (02 87 19)

02 87 19 00-0002 Adjustable Barrier Panel System For Bio-Hazard And Infectious Disease Control (02 87 19 00-0001)

Note: Panels are opal or transparent. Includes self leveling floor channel, 1/4" foam gasket to conform to ceiling, edge gaskets, grid clips, and cam locks.

02 87 19 00-0003	EA	4' Wide x 7'-8" To 10' High, Fire Rated Containment Panel Assembly (Edge Guard 4000)	987.97
02 87 19 00-0004	EA	3' Wide x 7'-8" To 10' High, Fire Rated Containment Panel Assembly (Edge Guard 4001)	937.82
02 87 19 00-0005	EA	2' Wide x 7'-8" To 10' High, Fire Rated Containment Panel Assembly (Edge Guard 4002)	737.23
02 87 19 00-0006	EA	2' Wide x 7'-8" To 10' High With High Efficiency Particulate Air (HEPA) Filtered Air Discharge Port, Fire Rated Containment Panel Assembly (Edge Guard 4002.1)	854.24
02 87 19 00-0007	EA	6" Wide x 7'-8" To 10' High, Fire Rated Containment Panel Assembly (Edge Guard 4005)	452.19
02 87 19 00-0008	EA	12" Wide x 7'-8" To 10' High, Fire Rated Containment Panel Assembly (Edge Guard 4006)	485.63



MINOR CSI UOM DESCRIPTION	TOTAL DIRECT UNIT COST	DEMOLITION UNIT COST
02 87 19 00-0009 EA 3' Wide x 7'-8" To 10' High, Fire Rated Containment Panel Assembly With 32" Door (Edge Guard 4010).....	1,514.52	
Note: Includes a hydraulic closer and a lever style lockset standard.		
02 87 19 00-0010 EA 4' Wide x 7'-8" To 10' High, Fire Rated Containment Panel Assembly With 44" Door (Edge Guard 4003).....	1,681.68	
Note: Includes a hydraulic closer and a lever style lockset standard.		
02 87 19 00-0011 EA 4'-4" Wide x 7'-8" To 10' High, Fire Rated Containment Panel Assembly With 48" Door (Edge Guard 4008).....	2,016.00	
Note: Includes a hydraulic closer and a lever style lockset standard.		
02 87 19 00-0012 EA 7'-8" To 10' High, Hinged Corner Assembly (Edge Guard 4004).....	329.97	
02 87 19 00-0013 EA 7'-8" To 10' High, Outside Corner Post (Edge Guard 4007).....	271.46	
02 87 19 00-0014 EA 7'-8" To 10' High, "T" Post Corner Assembly (Edge Guard 4009).....	271.46	
02 87 19 00-0015 EA Closure Strips (Edge Guard 3003).....	17.92	
Note: To seal panels to existing walls		
02 87 19 00-0016 EA Digital Differential Pressure Gauge Kit (Edge Guard 3005).....	464.87	
02 87 19 00-0017 Temporary Sheeting For Bio-Hazard And Infectious Disease Control (02 87 19 00-0001)		
Note: Includes removal and disposal in approved landfill after use.		
02 87 19 00-0018 SF 6 Mil Plastic Sheeting, Applied To Floors, For Bio-Hazard And Infectious Disease Control.....	0.52	
02 87 19 00-0019 SF 6 Mil Plastic Sheeting, Applied To Walls, For Bio-Hazard And Infectious Disease Control.....	0.68	
02 87 19 00-0020 SF 6 Mil Plastic Sheeting, Applied To Ceilings, For Bio-Hazard And Infectious Disease Control.....	0.91	
02 87 19 00-0021 SF 6 Mil Plastic Fire Retardant, Anti Static Sheeting, Applied To Floors, For Bio-Hazard And Infectious Disease Control.....	0.63	
02 87 19 00-0022 SF 6 Mil Plastic Fire Retardant, Anti Static Retardant Sheeting, Applied To Walls, For Bio-Hazard And Infectious Disease Control.....	0.79	
02 87 19 00-0023 SF 6 Mil Plastic Fire Retardant, Anti Static Retardant Sheeting, Applied To Ceilings, For Bio-Hazard And Infectious Disease Control.....	1.02	
02 87 19 00-0024 Temporary Floor Protection For Bio-Hazard And Infectious Disease Control (02 87 19 00-0001)		
Note: Includes removal after use.		
02 87 19 00-0025 SF 1/8" Thick, Masonite Temporary Floor Protection For Bio-Hazard And Infectious Disease Control.....	1.67	
02 87 19 00-0026 SF 1/2" Thick, Plywood Temporary Floor Protection For Bio-Hazard And Infectious Disease Control.....	1.71	
02 87 19 00-0027 SF 3/4" Thick, Plywood Temporary Floor Protection For Bio-Hazard And Infectious Disease Control.....	2.01	
02 87 19 00-0028 Temporary Stud Wall For Bio-Hazard And Infectious Disease Control (02 87 19 00-0001)		
Note: Includes removal after use.		
02 87 19 00-0029 SF 1/2" Gypsum Board On One Side, Temporary Wood Stud Wall For Bio-Hazard And Infectious Disease Control.....	5.61	
02 87 19 00-0030 SF 1/2" Gypsum Board On Both Sides, Temporary Wood Stud Wall For Bio-Hazard And Infectious Disease Control.....	7.83	
02 87 19 00-0031 SF 5/8" Type Fire Rated Gypsum Board On One Side, Temporary Wood Stud Wall For Bio-Hazard And Infectious Disease Control.....	5.77	
02 87 19 00-0032 SF 5/8" Type Fire Rated Gypsum Board On Both Sides, Temporary Wood Stud Wall For Bio-Hazard And Infectious Disease Control.....	8.15	
02 87 19 00-0033 SF 6 Mil, Fire Retardant, Plastic Sheeting On One Side, Temporary Wood Stud Wall For Bio-Hazard And Infectious Disease Control.....	3.22	
02 87 19 00-0034 Isolation Barriers For Bio-Hazard And Infectious Disease Control (02 87 19 00-0001)		
02 87 19 00-0035 GSF Tent Construction Utilizing Two Layers Of 6 Mil Fire Rated Plastic Sheeting For Bio-Hazard And Infectious Disease Control.....	23.46	
Note: Includes support frame of 2x4s or PVC piping (ground SF) up to 6' to construct stand-alone tents (floor, walls and ceiling) with airlock.		
02 87 19 00-0036 GSF Relocate Tent Construction To Different Area.....	2.59	
02 87 19 00-0037 Plexiglass Barriers For Bio-Hazard And Infectious Disease Control (02 87 19 00-0001)		
02 87 19 00-0038 SF 3/8" Thick, Clear Acrylic Glazing (Plexiglas) For Bio-Hazard And Infectious Disease Control.....	18.57	
02 87 19 00-0039 SF 1/2" Thick, Clear Acrylic Glazing (Plexiglas) For Bio-Hazard And Infectious Disease Control.....	21.84	
02 87 19 00-0040 SF 3/4" Thick, Clear Acrylic Glazing (Plexiglas) For Bio-Hazard And Infectious Disease Control.....	30.62	
02 87 19 00-0041 PR Install Pair Of 8" Diameter Glove Iris Port In Barrier For Bio-Hazard And Infectious Disease Control.....	1,403.92	
Note: Excludes gloves.		
02 87 19 00-0042 PR Pair Of 8" Diameter Economy Sleeved Gloves With Clamping Ring For Bio-Hazard And Infectious Disease Control.....	503.57	
Note: For installation in glove iris port.		
02 87 19 00-0043 PR Pair Of 8" Diameter Bellows Type Gloves With Clamping Ring For Bio-Hazard And Infectious Disease Control.....	805.76	
Note: For installation in glove iris port.		
02 87 19 00-0044 EA 5-5/16" Diameter, Satin Anodized Aluminum, No-Draft Speak-Thru In Barrier For Bio-Hazard And Infectious Disease Control.....	141.81	
Note: Includes gaskets and mounting screws for installation on glass from 1/4" (6 mm) to 1/2" (12 mm) thick. Require a minimum hole diameter of 2-1/4" (57 mm), and will cover holes up to 4-1/4" (108 mm). Recommended hole diameter is 3-1/2" (89 mm).		
02 87 19 00-0045 Temporary Portable And Mobile Trailers (02 87 19)		
02 87 19 00-0046 Trailer Delivery (02 87 19 00-0045)		
02 87 19 00-0047 EA Deliver Trailer Within 25 Miles.....	1,184.62	

02	02 Existing Conditions
	02 80 Facility Remediation
	02 87 Bio-Hazard Material Remediation



MINOR	CSI	UOM	DESCRIPTION	TOTAL DIRECT UNIT COST	DEMOLITION UNIT COST
-------	-----	-----	-------------	------------------------	----------------------

02 87 19 00-0048			Portable And Mobile Trailers, Purchase <small>(02 87 19 00-0045)</small> Note: Includes cost to set-up, underpin, tie-downs, HVAC unit, lights, outlets, & phone jacks. Trailers shall have a 12' x 12' office area and 6' x 8' bathroom with sink, mirror, and water closet. Minimum of two pedestrian doors and a tinted/insulated 3' x 4' single hung window per 20 SF of wall area. Excludes connection of utilities.		
02 87 19 00-0049	EA		8' x 24' Mobile Trailer With Toilet, Purchase	12,442.59	
			<i>For Tie-Downs, Add</i>	123.78	
02 87 19 00-0050	EA		8' x 32' Mobile Trailer With Toilet, Purchase	17,578.31	
			<i>For Tie-Downs, Add</i>	123.78	
02 87 19 00-0051	EA		10' x 36' Mobile Trailer With Toilet, Purchase	25,082.78	
			<i>For Tie-Downs, Add</i>	123.78	
02 87 19 00-0052	EA		10' x 44' Mobile Trailer With Toilet, Purchase	31,344.83	
			<i>For Tie-Downs, Add</i>	123.78	
02 87 19 00-0053	EA		10' x 50' Mobile Trailer With Toilet, Purchase	35,636.51	
			<i>For Tie-Downs, Add</i>	123.78	
02 87 19 00-0054	EA		12' x 50' Mobile Trailer With Toilet, Purchase	37,462.93	
			<i>For Tie-Downs, Add</i>	123.78	
02 87 19 00-0055	EA		12' x 60' Mobile Trailer With Toilet, Purchase	41,684.99	
			<i>For Tie-Downs, Add</i>	123.78	

02 87 19 00-0056			Accessories For Portable And Mobile Trailers <small>(02 87 19 00-0045)</small>		
02 87 19 00-0057			Skirting <small>(02 87 19 00-0056)</small> Note: Includes 2" x 4" wood framing 16" on center.		
02 87 19 00-0058	SF		1'-8" High Vinyl Covered Skirt	4.89	1.72
02 87 19 00-0059	SF		3' High Vinyl Covered Skirt	7.11	2.84

02 87 19 00-0060			Aluminum Modular Access Ramp <small>(02 87 19 00-0056)</small> Note: Includes picketed guardrails, inside grabrails, legs and hardware.		
02 87 19 00-0061	EA		Up To 35" High, Aluminum Modular Access Ramp	3,626.48	32.93

02 87 19 00-0062			Aluminum Modular Stairs <small>(02 87 19 00-0056)</small> Note: Excludes earthwork		
02 87 19 00-0063	EA		Aluminum Steps For Mobile Trailers	1,000.82	

02 87 19 00-0064			Decontamination Chambers For Bio-Hazard And Infectious Disease Control <small>(02 87 19)</small> Note: Includes removal after use.		
02 87 19 00-0065	EA		Portable Personnel Decontamination Wash Facility (3 Stage) For Bio-Hazard And Infectious Disease Control	935.37	
			Note: Includes connection to negative air system.		
02 87 19 00-0066	EA		Portable Personnel Decontamination Wash Facility (5 Stage) For Bio-Hazard And Infectious Disease Control	1,101.72	
			Note: Includes connection to negative air system.		
02 87 19 00-0067	EA		Portable Waste Decontamination Unit For Bio-Hazard And Infectious Disease Control	564.81	
			Note: Includes connection to negative air system.		

02 87 19 00-0068			Bio-Hazard And Infectious Disease Control Cleaning, Level 2 <small>(02 87 19)</small> Note: Includes worker personal protection equipment suites, gloves and masks. Level 1 Biohazard - Minor bacteria and viruses as well as non-infectious bacteria. Microbes are not known to cause disease in healthy hosts and pose minimal risk to workers and the environment. Level 2 Biohazard - Bacteria and viruses that cause mild disease or are difficult to contract. Microbes are typically indigenous and are associated with diseases of varying severity. They pose moderate risk to workers and the environment. Level 3 Biohazard - Microbes are indigenous or exotic and cause serious or potential lethal diseases through respiratory transmission. Disposal of materials used to wipe down surfaces in approved landfill after use. See CSI section 02 87 19 00-0138 for disposal of material into approved landfill.		
------------------	--	--	--	--	--

02 87 19 00-0069			Bio-Hazard And Infectious Disease Control Cleaning Mobilization <small>(02 87 19 00-0068)</small>		
02 87 19 00-0070	EA		Bio-Hazard And Infectious Disease Control Mobilization And Set-Up	340.36	
			Note: Mobilization and set-up minimum for each site location.		

02 87 19 00-0071			Bio-Hazard And Infectious Disease Control Cleaning Of Surfaces <small>(02 87 19 00-0068)</small> Note: Includes electrostatic spraying of surfaces with mild bleach, wet mop/wipe, disinfect and high efficiency particulate air (HEPA) vacuum surfaces		
02 87 19 00-0072	CSF		Cleaning Of Floors For Bio-Hazard And Infectious Disease Control With Mild Bleach Solution	25.24	
			<i>For >25 To 50, Deduct</i>	-2.52	
			<i>For >50 To 200, Deduct</i>	-5.04	
			<i>For >200, Deduct</i>	-7.56	
			<i>For Cleaning Surfaces With Goldshield® GS5, Add</i>	13.92	
			<i>For Level 1 Biohazard Cleaning, Deduct</i>	-5.04	
			<i>For Level 3 Biohazard Cleaning, Add</i>	8.32	
02 87 19 00-0073	CSF		Cleaning Of Walls For Bio-Hazard And Infectious Disease Control With Mild Bleach Solution	29.69	
			<i>For >25 To 50, Deduct</i>	-2.97	
			<i>For >50 To 200, Deduct</i>	-5.93	
			<i>For >200, Deduct</i>	-8.90	
			<i>For Cleaning Surfaces With Goldshield® GS5, Add</i>	13.92	
			<i>For Level 1 Biohazard Cleaning, Deduct</i>	-5.93	
			<i>For Level 3 Biohazard Cleaning, Add</i>	9.79	



MINOR	CSI	UOM	DESCRIPTION	TOTAL DIRECT UNIT COST	DEMOLITION UNIT COST
02 87 19 00-0074	CSF		Cleaning Of Ceilings For Bio-Hazard And Infectious Disease Control With Mild Bleach Solution	33.77	
			<i>For >25 To 50, Deduct</i>	-3.37	
			<i>For >50 To 200, Deduct</i>	-6.75	
			<i>For >200, Deduct</i>	-10.12	
			<i>For Cleaning Surfaces With Goldshield® GS5, Add</i>	13.92	
			<i>For Level 1 Biohazard Cleaning, Deduct</i>	-6.75	
			<i>For Level 3 Biohazard Cleaning, Add</i>	11.13	
02 87 19 00-0075	CSF		Cleaning Of Countertops For Bio-Hazard And Infectious Disease Control With Mild Bleach Solution.....	27.53	
			<i>For Cleaning Surfaces With Goldshield® GS5, Add</i>	13.92	
			<i>For >5 To 10, Deduct</i>	-1.38	
			<i>For >10 To 50, Deduct</i>	-2.75	
			<i>For >50, Deduct</i>	-5.50	
			<i>For Level 1 Biohazard Cleaning, Deduct</i>	-5.50	
			<i>For Level 3 Biohazard Cleaning, Add</i>	9.08	
02 87 19 00-0076	CSF		Cleaning Of Other Surfaces For Bio-Hazard And Infectious Disease Control With Mild Bleach Solution.....	34.94	
			<i>For >25 To 50, Deduct</i>	-3.49	
			<i>For >50 To 200, Deduct</i>	-6.98	
			<i>For >200, Deduct</i>	-10.47	
			<i>For Cleaning Surfaces With Goldshield® GS5, Add</i>	13.92	
			<i>For Level 1 Biohazard Cleaning, Deduct</i>	-6.98	
			<i>For Level 3 Biohazard Cleaning, Add</i>	11.52	
02 87 19 00-0077			Bio-Hazard And Infectious Disease Control Cleaning Of Equipment And Materials <small>(02 87 19 00-0068)</small>		
			Note: Includes spraying of surfaces with mild bleach, wet mop/wipe and disinfect		
02 87 19 00-0078	EA		Cleaning Of Plumbing Fixture For Bio-Hazard And Infectious Disease Control With Mild Bleach Solution	65.23	
			<i>For Level 1 Biohazard Cleaning, Deduct</i>	-13.04	
			<i>For Level 3 Biohazard Cleaning, Add</i>	21.52	
			<i>For Cleaning Surfaces With Goldshield® GS5, Add</i>	6.96	
02 87 19 00-0079	EA		Cleaning Of Restroom Accessory For Bio-Hazard And Infectious Disease Control With Mild Bleach Solution	29.94	
			<i>For Level 1 Biohazard Cleaning, Deduct</i>	-5.98	
			<i>For Level 3 Biohazard Cleaning, Add</i>	9.87	
			<i>For Cleaning Surfaces With Goldshield® GS5, Add</i>	4.64	
02 87 19 00-0080	EA		Cleaning Of Kitchen Appliance For Bio-Hazard And Infectious Disease Control With Mild Bleach Solution	105.07	
			<i>For Level 1 Biohazard Cleaning, Deduct</i>	-21.01	
			<i>For Level 3 Biohazard Cleaning, Add</i>	34.66	
			<i>For Cleaning Surfaces With Goldshield® GS5, Add</i>	6.96	
02 87 19 00-0081	EA		Cleaning Of Electrical Switch/Receptacle For Bio-Hazard And Infectious Disease Control With Mild Bleach Solution	6.48	
			<i>For Level 1 Biohazard Cleaning, Deduct</i>	-1.29	
			<i>For Level 3 Biohazard Cleaning, Add</i>	2.13	
			<i>For Cleaning Surfaces With Goldshield® GS5, Add</i>	1.39	
02 87 19 00-0082	EA		Cleaning Of WorkStation, Exterior Wipe For Bio-Hazard And Infectious Disease Control With Mild Bleach Solution Clean-up.....	96.85	
			Note: Includes desk, chair, computer, monitor(s), keyboard, mouse, lamp, drawers		
			<i>For Level 1 Biohazard Cleaning, Deduct</i>	-19.36	
			<i>For Level 3 Biohazard Cleaning, Add</i>	31.95	
			<i>For Cleaning Surfaces With Goldshield® GS5, Add</i>	6.96	
02 87 19 00-0083	EA		Cleaning Of Knobs, Latches, And Locks For Bio-Hazard And Infectious Disease Control With Mild Bleach Solution Clean-up.....	10.36	
			<i>For Level 1 Biohazard Cleaning, Deduct</i>	-2.07	
			<i>For Level 3 Biohazard Cleaning, Add</i>	3.41	
			<i>For Cleaning Surfaces With Goldshield® GS5, Add</i>	1.39	
02 87 19 00-0084			Bio-Hazard And Infectious Disease Control Cleaning Of Ductwork <small>(02 87 19 00-0068)</small>		
02 87 19 00-0085	LF		Up To 2 SF Cross Section, Clean Supply/Return Ductwork For Bio-Hazard And Infectious Disease Control Cleaning	3.81	
			<i>For Level 1 Biohazard Cleaning, Deduct</i>	-0.76	
			<i>For Level 3 Biohazard Cleaning, Add</i>	1.25	
02 87 19 00-0086	LF		>2 SF To 4 SF Cross Section, Clean Supply/Return Ductwork For Bio-Hazard And Infectious Disease Control Cleaning	4.79	
			<i>For Level 1 Biohazard Cleaning, Deduct</i>	-0.95	
			<i>For Level 3 Biohazard Cleaning, Add</i>	1.56	
02 87 19 00-0087	LF		>4 SF To 8 SF Cross Section, Clean Supply/Return Ductwork For Bio-Hazard And Infectious Disease Control Cleaning	6.43	
			<i>For Level 1 Biohazard Cleaning, Deduct</i>	-1.26	
			<i>For Level 3 Biohazard Cleaning, Add</i>	2.08	
02 87 19 00-0088	LF		>8 SF Cross Section, Clean Supply/Return Ductwork For Bio-Hazard And Infectious Disease Control Cleaning.....	9.10	
			<i>For Level 1 Biohazard Cleaning, Deduct</i>	-1.77	
			<i>For Level 3 Biohazard Cleaning, Add</i>	2.93	
02 87 19 00-0089	EA		Clean Duct Coil For Bio-Hazard And Infectious Disease Control Cleaning	170.21	
			<i>For Level 1 Biohazard Cleaning, Deduct</i>	-34.04	
			<i>For Level 3 Biohazard Cleaning, Add</i>	56.16	
02 87 19 00-0090	SF		Clean Duct Dampers And Vane Sets For Bio-Hazard And Infectious Disease Control Cleaning	11.85	
			<i>For Level 1 Biohazard Cleaning, Deduct</i>	-2.36	
			<i>For Level 3 Biohazard Cleaning, Add</i>	3.90	
02 87 19 00-0091	EA		Clean Fan Coil Unit (FCU) Or Variable Air Volume (VAV) Unit For Bio-Hazard And Infectious Disease Control Cleaning	113.48	
			<i>For Level 1 Biohazard Cleaning, Deduct</i>	-22.69	
			<i>For Level 3 Biohazard Cleaning, Add</i>	37.44	
02 87 19 00-0092	EA		Clean Air Handling Unit Fan And Coil For Bio-Hazard And Infectious Disease Control Cleaning	340.39	
			<i>For Level 1 Biohazard Cleaning, Deduct</i>	-68.07	
			<i>For Level 3 Biohazard Cleaning, Add</i>	112.32	

02 Existing Conditions**02 80 Facility Remediation****02 87 Bio-Hazard Material Remediation**

SAN BERNARDINO
COUNTY

MINOR
CSI UOM DESCRIPTION

TOTAL DIRECT DEMOLITION
UNIT COST UNIT COST

02 87 19 00-0093	EA	Clean Grille/Diffuser/Register For Bio-Hazard And Infectious Disease Control Cleaning	28.39
		Note: Includes removal and reinstallation.	
		For Level 1 Biohazard Cleaning, Deduct	-5.67
		For Level 3 Biohazard Cleaning, Add	9.36
02 87 19 00-0094	SF	Apply Sporidicin Disinfectant To Ductwork And Surfaces After Cleaning For Bio-Hazard And Infectious Disease Control Cleaning	0.52
		For Level 1 Biohazard Cleaning, Deduct	-0.09
		For Level 3 Biohazard Cleaning, Add	0.15
02 87 19 00-0095	SF	Apply Goldshield® GS5 Antimicrobial Agent To Ductwork And Surfaces After Cleaning For Bio-Hazard And Infectious Disease Control Cleaning	0.60
		For Level 1 Biohazard Cleaning, Deduct	0.09
		For Level 3 Biohazard Cleaning, Add	0.15

02 87 19 00-0096 Bio-Hazard And Infectious Disease Control Equipment Rental (02 87 19)

Note: Used in the performance of time and material projects. Not used in conjunction with tasks in the Bio-Hazard And Infectious Control Clean Up sections.

02 87 19 00-0097	DAY	Up To 5,000 CFM Portable Air Scrubber For Bio-Hazard And Infectious Disease Control Clean-up	147.16
02 87 19 00-0098	WK	Up To 5,000 CFM Portable Air Scrubber For Bio-Hazard And Infectious Disease Control Clean-up	626.81
02 87 19 00-0099	MO	Up To 5,000 CFM Portable Air Scrubber For Bio-Hazard And Infectious Disease Control Clean-up	1,755.06
02 87 19 00-0100	DAY	Industrial High Efficiency Particulate Air (HEPA) Vacuum For Bio-Hazard And Infectious Disease Control Clean-up	149.19
02 87 19 00-0101	WK	Industrial High Efficiency Particulate Air (HEPA) Vacuum For Bio-Hazard And Infectious Disease Control Clean-up	410.27
02 87 19 00-0102	MO	Industrial High Efficiency Particulate Air (HEPA) Vacuum For Bio-Hazard And Infectious Disease Control Clean-up	1,118.93
02 87 19 00-0103	DAY	Zip Wall Poles (Per 2 Poles) For Bio-Hazard And Infectious Disease Control Clean-up	43.88
02 87 19 00-0104	WK	Zip Wall Poles (Per 2 Poles) For Bio-Hazard And Infectious Disease Control Clean-up	120.67
02 87 19 00-0105	MO	Zip Wall Poles (Per 2 Poles) For Bio-Hazard And Infectious Disease Control Clean-up	329.10
02 87 19 00-0106	DAY	Up To 2,000 CFM Portable Negative Air Machine With Pre-Filter And High Efficiency Particulate Air (HEPA) Filter For Bio-Hazard And Infectious Disease Control Clean-up	81.38
02 87 19 00-0107	WK	Up To 2,000 CFM Portable Negative Air Machine With Pre-Filter And High Efficiency Particulate Air (HEPA) Filter For Bio-Hazard And Infectious Disease Control Clean-up	334.24
02 87 19 00-0108	MO	Up To 2,000 CFM Portable Negative Air Machine With Pre-Filter And High Efficiency Particulate Air (HEPA) Filter For Bio-Hazard And Infectious Disease Control Clean-up	1,009.97
02 87 19 00-0109	EA	High Efficiency Particulate Air (HEPA) Filter, 99.99% Efficient At 0.3 Micron For Negative Air Machine For Bio-Hazard And Infectious Disease Control Clean-up	179.87
		Note: Required if over 800 hours operation.	
02 87 19 00-0110	DAY	20' x 20' High Peak Frame Tent For Bio-Hazard And Infectious Disease Control Clean-up	416.12
02 87 19 00-0111	WK	20' x 20' High Peak Frame Tent For Bio-Hazard And Infectious Disease Control Clean-up	832.23
02 87 19 00-0112	MO	20' x 20' High Peak Frame Tent For Bio-Hazard And Infectious Disease Control Clean-up	1,664.46
02 87 19 00-0113	DAY	20' x 40' High Peak Frame Tent For Bio-Hazard And Infectious Disease Control Clean-up	554.82
02 87 19 00-0114	WK	20' x 40' High Peak Frame Tent For Bio-Hazard And Infectious Disease Control Clean-up	1,109.64
02 87 19 00-0115	MO	20' x 40' High Peak Frame Tent For Bio-Hazard And Infectious Disease Control Clean-up	2,219.28
02 87 19 00-0116	DAY	20' x 60' High Peak Frame Tent For Bio-Hazard And Infectious Disease Control Clean-up	936.76
02 87 19 00-0117	WK	20' x 60' High Peak Frame Tent For Bio-Hazard And Infectious Disease Control Clean-up	1,873.53
02 87 19 00-0118	MO	20' x 60' High Peak Frame Tent For Bio-Hazard And Infectious Disease Control Clean-up	3,747.06
02 87 19 00-0119	DAY	20' x 80' High Peak Frame Tent For Bio-Hazard And Infectious Disease Control Clean-up	1,249.02
02 87 19 00-0120	WK	20' x 80' High Peak Frame Tent For Bio-Hazard And Infectious Disease Control Clean-up	2,498.04
02 87 19 00-0121	MO	20' x 80' High Peak Frame Tent For Bio-Hazard And Infectious Disease Control Clean-up	4,996.08
02 87 19 00-0122	DAY	20' x 100' High Peak Frame Tent For Bio-Hazard And Infectious Disease Control Clean-up	1,561.27
02 87 19 00-0123	WK	20' x 100' High Peak Frame Tent For Bio-Hazard And Infectious Disease Control Clean-up	3,122.55
02 87 19 00-0124	MO	20' x 100' High Peak Frame Tent For Bio-Hazard And Infectious Disease Control Clean-up	6,245.10
02 87 19 00-0125	EA	Set-Up 20' x 20' High Peak Frame Tent For Bio-Hazard And Infectious Disease Control Clean-up	103.60
		Note: Includes staking down tent.	
02 87 19 00-0126	EA	Set-Up 20' x 40' High Peak Frame Tent For Bio-Hazard And Infectious Disease Control Clean-up	207.20
		Note: Includes staking down tent.	
02 87 19 00-0127	EA	Set-Up 20' x 60' High Peak Frame Tent For Bio-Hazard And Infectious Disease Control Clean-up	621.61
		Note: Includes staking down tent.	
02 87 19 00-0128	EA	Set-Up 20' x 80' High Peak Frame Tent For Bio-Hazard And Infectious Disease Control Clean-up	1,243.20
		Note: Includes staking down tent.	
02 87 19 00-0129	EA	Set-Up 20' x 100' High Peak Frame Tent For Bio-Hazard And Infectious Disease Control Clean-up	2,072.00
		Note: Includes staking down tent.	
02 87 19 00-0130	DAY	Portable Dual Sink Wash Station For Bio-Hazard And Infectious Disease Control Clean-up	90.99
02 87 19 00-0131	WK	Portable Dual Sink Wash Station For Bio-Hazard And Infectious Disease Control Clean-up	250.22
02 87 19 00-0132	MO	Portable Dual Sink Wash Station For Bio-Hazard And Infectious Disease Control Clean-up	682.43

02 87 19 00-0133 Bio-Hazard And Infectious Disease Control Hauling By Truck (02 87 19)

Note: Includes driver and equipment, ten (10) to fifteen (15) minutes load time, time for travel, dump time and return (roundtrip). The task quantity is the number of miles to the disposal site/transfer station (one-way mileage) using an appropriately sized truck.

02 87 19 00-0134	EA	Hauling With 2-3 CY Pick-up Truck, Van Or Trailer, Up To 15 Miles For Bio-Hazard And Infectious Disease Control Clean Up	102.68
		Note: Each first 15 miles per trip	
		For Each Additional Mile Over First 15 Miles, Add Per Mile	1.28
02 87 19 00-0135	EA	Hauling With 6 To 8 CY Dump Truck, Up To 15 Miles For Bio-Hazard And Infectious Control Clean Up	158.46
		Note: Each first 15 miles per trip	
		For Each Additional Mile Over First 15 Miles, Add Per Mile	1.98
02 87 19 00-0136	EA	Hauling With 10 To 12 CY Dump Truck, Up To 15 Miles For Bio-Hazard And Infectious Disease Control Clean Up	164.03
		Note: Each first 15 miles per trip	
		For Each Additional Mile Over First 15 Miles, Add Per Mile	2.05



Existing Conditions	02
Facility Remediation	02 80
Bio-Hazard Material Remediation	02 87

02

MINOR CSI UOM DESCRIPTION	TOTAL DIRECT UNIT COST	DEMOLITION UNIT COST
02 87 19 00-0137 EA Hauling With 16' To 20', Box Or Flat Bed Truck, Up To 15 Miles For Bio-Hazard And Infectious Disease Control Clean Up Note: Each first 15 miles per trip For Each Additional Mile Over First 15 Miles, Add Per Mile	170.36 2.13	
02 87 19 00-0138 Bio-Hazard And Infectious Disease Control Disposal (02 87 19) Note: Used in the performance of time and material projects. Not used in conjunction with tasks in the Bio-Hazard And Infectious Control Clean Up sections.		
02 87 19 00-0139 CY Bio-Hazard And Infectious Disease Control Landfill Dump Fee.....	39.48	
02 87 19 00-0140 BLU-MED Response Systems® (BLU-MED) Deployable Medical Facilities™ and Emergency Shelters (02 87 19) Note: Includes delivery and set-up of facility, electrical, lighting and HVAC. Excludes medical equipment.		
02 87 19 00-0141 EA 20' x 32.5' Medical Shelter with 1-phase electrical, 60 Hertz (BLU-MED BM-2032.5-MS/1P)	43,043.69	
02 87 19 00-0142 EA 7' x 8' Entry Vestibule (BLU-MED BM-MS-VEST).....	4,137.94	
02 87 19 00-0143 EA Vestibule End Panel with Bump Thru Door (BLU-MED BM-7x8-VEP04).....	6,846.62	
02 87 19 00-0144 SF Sub Flooring For Medical Shelter (AKS-AB846).....	6.36	
02 87 19 00-0145 EA Upgrade To Large Roto-Mold Container, Blue (AK-ULC-5).....	1,879.26	
02 87 19 00-0146 EA Environmental Control Unit-5 Ton, 60 Hertz, Blue (AK-ECU-5T-5).....	30,779.79	
02 87 19 00-0147 EA 3' ECU to Generator Pigtail, 60 Hertz (AKS-AC915).....	1,072.85	
02 87 19 00-0148 EA Negative Pressure Isolation (NPI) System (AK-NPIS-5)..... Note: Including: (1) Germicidal/high efficiency particulate air (HEPA) Filter Unit; (1) Monitor/Alarm with Motorized Damper; (1) Isolation Partition for 20'-Wide Shelter; (1) NPI Accessories Case	48,446.90	
02 87 19 00-0149 EA 6' Step Ladder (AKS-AC595).....	290.52	
02 87 19 00-0150 EA 10 Lbs Sledgehammer (AKS-AA268).....	89.10	
02 87 19 00-0151 Bio-Hazard And Infectious Disease Time And Material Tasks (02 87 19) Note: Used in the performance of time and material projects. Not used in conjunction with tasks in the Bio-Hazard And Infectious Control Clean Up sections.		
02 87 19 00-0152 Bio-Hazard And Infectious Disease Control Labor (02 87 19 00-0151) Note: Used in the performance of time and material projects. Not used in conjunction with tasks in the Bio-Hazard And Infectious Control Clean Up sections.		
02 87 19 00-0153 HR General Laborer For Bio-Hazard And Infectious Disease Control Clean Up	106.67	
02 87 19 00-0154 HR Skilled Tradesman For Bio-Hazard And Infectious Disease Control Clean Up.....	119.11	
02 87 19 00-0155 HR Biohazard Technician For Bio-Hazard And Infectious Disease Control Clean Up	101.65	
02 87 19 00-0156 HR Biohazard Supervisor For Bio-Hazard And Infectious Disease Control Clean Up	122.22	
02 87 19 00-0157 HR Project Manager For Bio-Hazard And Infectious Disease Control Clean Up	134.42	
02 87 19 00-0158 Bio-Hazard And Infectious Control Clean Up Personal Protection Equipment (02 87 19 00-0151) Note: Used in the performance of time and material projects. Not used in conjunction with tasks in the Bio-Hazard And Infectious Control Clean Up sections.		
02 87 19 00-0159 EA Tyvek Coveralls For Bio-Hazard And Infectious Control Clean Up Personal Protection Equipment.....	14.53	
02 87 19 00-0160 EA Tyvek Coveralls With Hood, Boots, Elastic Wrists And Ankles For Bio-Hazard And Infectious Control Clean Up Personal Protection Equipment	22.62	
02 87 19 00-0161 PR Polycarbonate Lens Safety Goggles For Bio-Hazard And Infectious Control Clean Up Personal Protection Equipment	14.66	
02 87 19 00-0162 EA Dual Cartridge Half-Mask Respirator For Bio-Hazard And Infectious Control Clean Up Personal Protection Equipment	120.24	
02 87 19 00-0163 EA Cartridge - Respirator For Bio-Hazard And Infectious Control Clean Up Personal Protection Equipment.....	50.75	
02 87 19 00-0164 EA Full Face Respirator For Bio-Hazard And Infectious Control Clean Up Personal Protection Equipment..... Note: Respirator Connection Type: Bayonet, 4 pt. Full Face Suspension	366.83	
02 87 19 00-0165 EA 14-1/2" Width x 9" Height Polycarbonate Visor Faceshield For Bio-Hazard And Infectious Control Clean Up Personal Protection Equipment	50.15	
02 87 19 00-0166 EA 19" Width x 11" Height Polycarbonate Visor Attachment To Hardhat For Bio-Hazard And Infectious Control Clean Up Personal Protection Equipment..... Note: Includes clear polycarbonate crown and chin guard system for hardhat. The chin guard extends below the chin, the shield extends passed the ear, and the crown extends over the forehead to the front of the hardhat. ANSI Z87.1-2015. Excludes hardhat.	91.10	
02 87 19 00-0167 BOX Box of 100, 5 Mil, Disposable Latex Gloves For Bio-Hazard And Infectious Control Clean Up Personal Protection Equipment	26.33	
02 87 19 00-0168 EA Gloves - Rubber (Heavy Duty) For Bio-Hazard And Infectious Control Clean Up Personal Protection Equipment	22.48	
02 87 19 00-0169 EA Belt-Mounted, Universal Mask, Powered Air Purifying Respirator (PAPR) System Kit For Bio-Hazard And Infectious Control Clean Up Personal Protection Equipment	2,451.99	
Note: Kit includes NIOSH Approved with Draeger DHR 7000, C420 Blower, Single-Speed Toggle, Battery - LiSO2 (BA5800/U), C420 Breathing Tube Assembly with 75 Degrees Swivel, Decon Belt Assembly 70" x 2", C420 Airflow Indicator (Afi), Micronel Safety M95 Cartridge (2), Molded Case, Black, CBRN Breathing Tube Assembly		
02 87 19 00-0170 Bio-Hazard And Infectious Disease Control Expendables (02 87 19 00-0151) Note: Used in the performance of time and material projects. Not used in conjunction with tasks in the Bio-Hazard And Infectious Control Clean Up sections. See CSI section 01 56 16 00-0001 for temporary sheeting, 01 56 16 00-0039 for temporary walls.		
02 87 19 00-0171 GAL Bleach For Bio-Hazard And Infectious Disease Control Clean-up	11.33	
02 87 19 00-0172 EA N95 Masks For Bio-Hazard And Infectious Disease Control Clean-up	4.03	
02 87 19 00-0173 GAL Disinfectant/Antimicrobial For Bio-Hazard And Infectious Disease Control Clean Up	110.97	

02	02 Existing Conditions
	02 80 Facility Remediation
	02 87 Bio-Hazard Material Remediation



MINOR CSI UOM DESCRIPTION	TOTAL DIRECT UNIT COST	DEMOLITION UNIT COST
------------------------------	---------------------------	-------------------------

02 87 19 00-0174	GAL	Goldshield® GS5 Antimicrobial Concentrate For Bio-Hazard And Infectious Disease Control Clean-up	334.11
		Note: Mix 1 gallon in 5 gallons of water to produce 6 gallons of ready-to-use product. Use on any surface for bacterial inhibition up to 30 days	
02 87 19 00-0175	QT	Hand Sanitizer For Bio-Hazard And Infectious Disease Control Clean-up.....	11.19
02 87 19 00-0176	EA	Sponges - Dry For Bio-Hazard And Infectious Disease Control Clean-up	5.75
02 87 19 00-0177	ROL	Tape - Duct, 2" x 50 YD For Bio-Hazard And Infectious Disease Control Clean-up	14.44
02 87 19 00-0178	EA	UV Mini Light, Handheld For Bio-Hazard And Infectious Disease Control Clean-up	73.00
02 87 19 00-0179	ROL	Visqueen 1 Mil, 12' x 400', For Bio-Hazard And Infectious Disease Control Clean-up	58.21
02 87 19 00-0180	LB	Wipes, Terry Cloth 14" x 17" For Bio-Hazard And Infectious Disease Control Clean-up	8.16
02 87 19 00-0181	EA	Wyp-Alls, Case, 160 Wipes For Bio-Hazard And Infectious Disease Control Clean-up.....	17.98
02 87 19 00-0182	ROL	6 Mil, 55 Gallon Trash Bags, 50/Roll For Bio-Hazard And Infectious Disease Control Clean Up	179.20

02 89 Hazmat Ancillary Tasks and Support (02 80)

02 89 00 00-0001	Barriers And Protection (02 89)		
	Note: Includes removal and disposal after use.		
02 89 00 00-0002	Isolation Barriers (02 89 00 00-0001)		
	See CSI section 01 56 16 00-0039 for temporary stud walls.		
02 89 00 00-0003	Hazmat Containment Construction Plastic Sheeting (02 89 00 00-0001)		
02 89 00 00-0004	SF	6 Mil Plastic Sheeting, Applied To Floors, Hazmat Containment Construction	0.47
02 89 00 00-0005	SF	6 Mil Plastic Sheeting, Applied To Walls, Hazmat Containment Construction	0.63
02 89 00 00-0006	SF	6 Mil Plastic Sheeting, Applied To Ceilings, Hazmat Containment Construction	0.83
02 89 00 00-0007	SF	6 Mil Plastic Fire Retardant, Anti Static Sheeting, Applied To Floors, Hazmat Containment Construction	0.62
02 89 00 00-0008	SF	6 Mil Plastic Fire Retardant, Anti Static Retardant Sheeting, Applied To Walls, Hazmat Containment Construction	0.77
02 89 00 00-0009	SF	6 Mil Plastic Fire Retardant, Anti Static Retardant Sheeting, Applied To Ceilings, Hazmat Containment Construction	1.00
02 89 00 00-0010	EA	Up To 36 Square Inches, Seal Wall Penetrations With Foam Firestop, Hazmat Containment Construction	136.91
02 89 00 00-0011	EA	>36 To 72 Square Inches, Seal Wall Penetrations With Foam Firestop, Hazmat Containment Construction	266.60
02 89 00 00-0012	EA	>72 To 144 Square Inches, Seal Wall Penetrations With Foam Firestop, Hazmat Containment Construction	523.15
02 89 00 00-0013	LF	Caulk Seams With Latex, Hazmat Containment Construction	4.30
02 89 00 00-0014	SF	2 Layers 6 Mil Poly, Protect Carpeted Area, Hazmat Containment Construction	1.84

02 89 00 00-0015	Cleaning Surfaces (02 89 00 00-0001)		
	Note: Other surfaces outside contamination area but not contaminated by, or part of removal.		
02 89 00 00-0016	SF	Up To 100 SF, Clean Non-Asbestos Surface	1.92
02 89 00 00-0017	SF	>100 To 500 SF, Clean Non-Asbestos Surface	1.35
02 89 00 00-0018	SF	>500 To 1,000 SF, Clean Non-Asbestos Surface	0.88
02 89 00 00-0019	SF	>1,000 SF, Clean Non-Asbestos Surface	0.69

02 89 00 00-0020	Decontamination Chambers (02 89)		
	Note: Includes removal after use.		
02 89 00 00-0021	EA	3 Stage Portable Personnel Decontamination Wash Facility	925.64
		Note: Includes connection to negative air system.	
02 89 00 00-0022	EA	5 Stage Portable Personnel Decontamination Wash Facility	1,090.02
		Note: Includes connection to negative air system.	
02 89 00 00-0023	EA	Portable Waste Decontamination Unit	557.03
		Note: Includes connection to negative air system.	
		For Dismantling And Relocation To A Different Area, Add	342.96

02 90 Disaster Recovery (02)

Note: The tasks in this division are only to be used when specifically requested by the Owner and are not to be combined with tasks from other divisions of this or other Construction Task Catalogs® unless specifically requested by the Owner.

02 90 50 Cleaning and Disaster Clean-up (02 90)

02 90 50 00-0001	Non-Mold Contaminated Wet Material Removal (02 90 50)		
	Note: For materials not requiring mold abatement.		
02 90 50 00-0002	SY	Wet Broadloom Carpet Removal For Disaster Clean-up	26.31
02 90 50 00-0003	SY	Wet Carpet Tile Removal For Disaster Clean-up	6.40
02 90 50 00-0004	SF	Wet Batt Insulation Removal For Disaster Clean-up	0.53
02 90 50 00-0005	SF	Wet Ceiling Tile Removal For Disaster Clean-up	0.64
02 90 50 00-0006	SF	Single Layer, Wet Gypsum Board Removal For Disaster Clean-up	0.62
02 90 50 00-0007	SF	Double Layer, Wet Gypsum Board Removal For Disaster Clean-up	0.98

02 90 50 00-0008	Cleaning (02 90 50)		
	Note: Use "Light Clean" when soot or dust is barely evident. Use "Medium Clean" when paint color can be seen through the soot or dust. Use "Heavy Clean" when paint color cannot be seen. Includes all man power, equipment and expendables required		

02 90 50 00-0009	Clean Furnishings (02 90 50 00-0008)		
02 90 50 00-0010	EA	Office Equipment, Exterior Wipe For Disaster Clean-up	27.90
		For Medium Clean, Add	11.72
		For Heavy Clean, Add	36.27
02 90 50 00-0011	SF	Bookcase (Per SF Of Face Area), Light Clean For Disaster Clean-up	1.55
		For Medium Clean, Add	0.65
		For Heavy Clean, Add	2.02



MINOR CSI UOM DESCRIPTION	TOTAL DIRECT UNIT COST	DEMOLITION UNIT COST
02 90 50 00-0012 LF Shelving, Light Clean For Disaster Clean-up.....	2.79	
<i>For Medium Clean, Add</i>	1.17	
<i>For Heavy Clean, Add</i>	3.63	
02 90 50 00-0013 EA Plastic Or Metal Chair, Light Clean For Disaster Clean-up.....	8.06	
<i>For Medium Clean, Add</i>	3.39	
<i>For Heavy Clean, Add</i>	10.48	
02 90 50 00-0014 EA Upholstered Chair, Light Clean For Disaster Clean-up.....	26.04	
<i>For Medium Clean, Add</i>	10.94	
<i>For Heavy Clean, Add</i>	33.85	
02 90 50 00-0015 EA Upholstered Sofa, Light Clean For Disaster Clean-up.....	160.56	
<i>For Medium Clean, Add</i>	67.44	
<i>For Heavy Clean, Add</i>	208.73	
02 90 50 00-0016 EA Desk, Light Clean For Disaster Clean-up.....	32.86	
<i>For Medium Clean, Add</i>	13.80	
<i>For Heavy Clean, Add</i>	42.72	
02 90 50 00-0017 EA Table, Light Clean For Disaster Clean-up.....	31.00	
<i>For Medium Clean, Add</i>	18.02	
<i>For Heavy Clean, Add</i>	40.30	
02 90 50 00-0018 EA Two Drawer File Cabinet, Light Clean For Disaster Clean-up.....	6.80	
<i>For Medium Clean, Add</i>	2.86	
<i>For Heavy Clean, Add</i>	8.84	
02 90 50 00-0019 EA Four Drawer File Cabinet, Light Clean For Disaster Clean-up.....	8.69	
<i>For Medium Clean, Add</i>	3.65	
<i>For Heavy Clean, Add</i>	11.30	
02 90 50 00-0020 LF Base Cabinet, Exterior Wipe, Light Clean For Disaster Clean-up.....	7.13	
<i>For Medium Clean, Add</i>	2.99	
<i>For Heavy Clean, Add</i>	9.27	
02 90 50 00-0021 LF Base Cabinet, Exterior And Interior Wipe, Light Clean For Disaster Clean-up.....	13.95	
<i>For Medium Clean, Add</i>	5.86	
<i>For Heavy Clean, Add</i>	18.14	
02 90 50 00-0022 LF Wall Cabinet, Exterior Wipe, Light Clean For Disaster Clean-up.....	7.13	
<i>For Medium Clean, Add</i>	2.99	
<i>For Heavy Clean, Add</i>	9.27	
02 90 50 00-0023 LF Wall Cabinet, Exterior And Interior Wipe, Light Clean For Disaster Clean-up.....	12.40	
<i>For Medium Clean, Add</i>	5.21	
<i>For Heavy Clean, Add</i>	16.12	
02 90 50 00-0024 EA Picture Frame, Glass And Back, Light Clean For Disaster Clean-up.....	2.97	
<i>For Medium Clean, Add</i>	1.25	
<i>For Heavy Clean, Add</i>	3.86	
02 90 50 00-0025 Clean Hard Surfaces (02 90 50 00-0008)		
02 90 50 00-0026 LF Wood, Vinyl Or Rubber Baseboard, Light Clean For Disaster Clean-up.....	0.41	
<i>For Medium Clean, Add</i>	0.17	
<i>For Heavy Clean, Add</i>	0.53	
02 90 50 00-0027 EA Door And Hardware (Per Side), Light Clean For Disaster Clean-up.....	5.27	
<i>For Medium Clean, Add</i>	2.21	
<i>For Heavy Clean, Add</i>	6.85	
02 90 50 00-0028 EA Detailed Door And Hardware (Per Side), Light Clean For Disaster Clean-up.....	5.97	
<i>For Medium Clean, Add</i>	2.51	
<i>For Heavy Clean, Add</i>	7.76	
02 90 50 00-0029 SF Overhead Door, Light Clean For Disaster Clean-up.....	0.42	
<i>For Medium Clean, Add</i>	0.18	
<i>For Heavy Clean, Add</i>	0.55	
02 90 50 00-0030 SF Mirror, Light Clean For Disaster Clean-up.....	0.31	
<i>For Medium Clean, Add</i>	0.13	
<i>For Heavy Clean, Add</i>	0.40	
02 90 50 00-0031 SF Window, Light Clean For Disaster Clean-up.....	0.91	
<i>For Medium Clean, Add</i>	0.38	
<i>For Heavy Clean, Add</i>	1.18	
02 90 50 00-0032 LF Handrail, Light Clean For Disaster Clean-up.....	0.81	
<i>For Medium Clean, Add</i>	0.34	
<i>For Heavy Clean, Add</i>	1.05	
02 90 50 00-0033 LF Bumper Rail, Light Clean For Disaster Clean-up.....	0.44	
<i>For Medium Clean, Add</i>	0.18	
<i>For Heavy Clean, Add</i>	0.57	
02 90 50 00-0034 SF Hard Floor, Light Clean For Disaster Clean-up.....	0.36	
<i>For Medium Clean, Add</i>	0.15	
<i>For Heavy Clean, Add</i>	0.47	
02 90 50 00-0035 SF Carpet, Light Clean For Disaster Clean-up.....	0.37	
<i>For Medium Clean, Add</i>	0.16	
<i>For Heavy Clean, Add</i>	0.48	
02 90 50 00-0036 SF Hard Ceiling, Light Clean For Disaster Clean-up.....	0.28	
<i>For Medium Clean, Add</i>	0.12	
<i>For Heavy Clean, Add</i>	0.36	
02 90 50 00-0037 SF Suspended Ceiling, Tile And Grid, Light Clean For Disaster Clean-up.....	0.31	
<i>For Medium Clean, Add</i>	0.13	
<i>For Heavy Clean, Add</i>	0.40	
02 90 50 00-0038 SF Ceramic Tile Wall, Light Clean For Disaster Clean-up.....	0.26	
<i>For Medium Clean, Add</i>	0.11	
<i>For Heavy Clean, Add</i>	0.34	
02 90 50 00-0039 SF Wall, Light Clean For Disaster Clean-up.....	0.19	
<i>For Medium Clean, Add</i>	0.08	
<i>For Heavy Clean, Add</i>	0.25	

02 Existing Conditions**02 90 Disaster Recovery****02 90 50 Cleaning and Disaster Clean-up**

SAN BERNARDINO
COUNTY

MINOR	CSI	UOM	DESCRIPTION	TOTAL DIRECT UNIT COST	DEMOLITION UNIT COST
02 90 50 00-0040	SF		Masonry Wall, Light Clean For Disaster Clean-up.....	0.26	
			<i>For Medium Clean, Add</i>	0.11	
			<i>For Heavy Clean, Add</i>	0.34	
02 90 50 00-0041	EA		Up To 24 SF Area Rug, Off-Site Cleaning, Light Clean For Disaster Clean-up.....	65.38	
			Note: Includes removal from site, cleaning, and return.		
			<i>For Medium Clean, Add</i>	27.46	
			<i>For Heavy Clean, Add</i>	84.99	
02 90 50 00-0042	EA		>24 To 96 SF Area Rug, Off-Site Cleaning, Light Clean For Disaster Clean-up.....	81.72	
			Note: Includes removal from site, cleaning, and return.		
			<i>For Medium Clean, Add</i>	34.32	
			<i>For Heavy Clean, Add</i>	106.24	
02 90 50 00-0043	EA		>96 To 140 SF Area Rug, Off-Site Cleaning, Light Clean For Disaster Clean-up.....	98.06	
			Note: Includes removal from site, cleaning, and return.		
			<i>For Medium Clean, Add</i>	41.19	
			<i>For Heavy Clean, Add</i>	127.48	
02 90 50 00-0044	EA		>140 To 216 SF Area Rug, Off-Site Cleaning, Light Clean For Disaster Clean-up.....	114.41	
			<i>For Medium Clean, Add</i>	48.05	
			<i>For Heavy Clean, Add</i>	148.73	
02 90 50 00-0045			Clean Window Treatments (02 90 50 00-0008)		
02 90 50 00-0046	SF		Window Blind, Light Clean For Disaster Clean-up.....	0.71	
			<i>For Medium Clean, Add</i>	0.30	
			<i>For Heavy Clean, Add</i>	0.92	
02 90 50 00-0047	EA		Up To 6' Long Drapery (Per Pleat), Light Clean For Disaster Clean-up.....	1.45	
			<i>For Medium Clean, Add</i>	0.61	
			<i>For Heavy Clean, Add</i>	1.89	
02 90 50 00-0048	EA		Up To 6' Long Lined Drapery (Per Pleat), Light Clean For Disaster Clean-up.....	1.68	
			<i>For Medium Clean, Add</i>	0.71	
			<i>For Heavy Clean, Add</i>	2.18	
02 90 50 00-0049	EA		>6' To 8' Drapery (Per Pleat), Light Clean For Disaster Clean-up.....	1.52	
			<i>For Medium Clean, Add</i>	0.64	
			<i>For Heavy Clean, Add</i>	1.98	
02 90 50 00-0050	EA		>6' To 8' Lined Drapery (Per Pleat), Light Clean For Disaster Clean-up.....	1.75	
			<i>For Medium Clean, Add</i>	0.74	
			<i>For Heavy Clean, Add</i>	2.28	
02 90 50 00-0051	EA		>8' To 10' Drapery (Per Pleat), Light Clean For Disaster Clean-up.....	1.87	
			<i>For Medium Clean, Add</i>	0.79	
			<i>For Heavy Clean, Add</i>	2.43	
02 90 50 00-0052	EA		>8' To 10' Lined Drapery (Per Pleat), Light Clean For Disaster Clean-up.....	2.15	
			<i>For Medium Clean, Add</i>	0.90	
			<i>For Heavy Clean, Add</i>	2.80	
02 90 50 00-0053			Clean Appliances (02 90 50 00-0008)		
02 90 50 00-0054	EA		Microwave Oven, Outside, Light Clean For Disaster Clean-up.....	12.84	
			<i>For Medium Clean, Add</i>	5.39	
			<i>For Heavy Clean, Add</i>	16.69	
02 90 50 00-0055	EA		Refrigerator, Outside, Light Clean For Disaster Clean-up.....	30.26	
			<i>For Medium Clean, Add</i>	12.71	
			<i>For Heavy Clean, Add</i>	39.34	
02 90 50 00-0056	EA		Range, Outside, Light Clean For Disaster Clean-up.....	26.15	
			<i>For Medium Clean, Add</i>	10.98	
			<i>For Heavy Clean, Add</i>	34.00	
02 90 50 00-0057			Clean Plumbing (02 90 50 00-0008)		
02 90 50 00-0058	EA		Water Heater, Light Clean For Disaster Clean-up.....	18.60	
			<i>For Medium Clean, Add</i>	7.81	
			<i>For Heavy Clean, Add</i>	24.18	
02 90 50 00-0059	EA		Plumbing Fixture, Light Clean For Disaster Clean-up.....	18.78	
			<i>For Medium Clean, Add</i>	7.89	
			<i>For Heavy Clean, Add</i>	24.41	
02 90 50 00-0060	EA		Restroom Accessory, Light Clean For Disaster Clean-up.....	8.62	
			<i>For Medium Clean, Add</i>	3.62	
			<i>For Heavy Clean, Add</i>	11.21	
02 90 50 00-0061			Clean HVAC (02 90 50 00-0008)		
02 90 50 00-0062	LF		Baseboard Heater, Light Clean For Disaster Clean-up.....	5.55	
			<i>For Medium Clean, Add</i>	2.33	
			<i>For Heavy Clean, Add</i>	7.22	
02 90 50 00-0063	LF		Ductwork, Exterior Wipe, Light Clean For Disaster Clean-up.....	15.50	
			<i>For Medium Clean, Add</i>	6.51	
			<i>For Heavy Clean, Add</i>	20.15	
02 90 50 00-0064	EA		Ductwork, Interior (Per Grille/Register), Light Clean For Disaster Clean-up.....	59.52	
			<i>For Medium Clean, Add</i>	25.00	
			<i>For Heavy Clean, Add</i>	77.38	
02 90 50 00-0065	EA		Grille/Register, Light Clean For Disaster Clean-up.....	5.58	
			<i>For Medium Clean, Add</i>	2.34	
			<i>For Heavy Clean, Add</i>	7.25	
02 90 50 00-0066	EA		Air Handling Unit, Exterior Wipe, Light Clean For Disaster Clean-up.....	38.64	
			<i>For Medium Clean, Add</i>	16.23	
			<i>For Heavy Clean, Add</i>	50.23	



MINOR CSI UOM DESCRIPTION	TOTAL DIRECT UNIT COST	DEMOLITION UNIT COST
02 90 50 00-0067 EA Furnace, Exterior Wipe, Light Clean For Disaster Clean-up..... <i>For Medium Clean, Add</i> <i>For Heavy Clean, Add</i>	34.41 14.45 44.73	
02 90 50 00-0068 Clean Electrical (02 90 50 00-0008)		
02 90 50 00-0069 EA Electric Fan, Light Clean For Disaster Clean-up..... <i>For Medium Clean, Add</i> <i>For Heavy Clean, Add</i>	22.94 9.63 29.82	
02 90 50 00-0070 EA Ceiling Fan, Light Clean For Disaster Clean-up <i>For Medium Clean, Add</i> <i>For Heavy Clean, Add</i>	24.80 10.42 32.24	
02 90 50 00-0071 EA Ceiling Fan And Light, Light Clean For Disaster Clean-up <i>For Medium Clean, Add</i> <i>For Heavy Clean, Add</i>	32.24 13.54 41.91	
02 90 50 00-0072 EA Ceiling Exhaust Fan, Light Clean For Disaster Clean-up..... <i>For Medium Clean, Add</i> <i>For Heavy Clean, Add</i>	22.63 9.50 29.42	
02 90 50 00-0073 EA 2' x 4' Light Fixture, Light Clean For Disaster Clean-up..... <i>For Medium Clean, Add</i> <i>For Heavy Clean, Add</i>	14.88 6.25 19.34	
02 90 50 00-0074 EA Light Fixture, Light Clean For Disaster Clean-up..... <i>For Medium Clean, Add</i> <i>For Heavy Clean, Add</i>	6.82 2.86 8.87	
02 90 50 00-0075 EA Smoke Detector, Light Clean For Disaster Clean-up..... <i>For Medium Clean, Add</i> <i>For Heavy Clean, Add</i>	5.27 2.21 6.85	
02 90 50 00-0076 EA Thermostat, Light Clean For Disaster Clean-up <i>For Medium Clean, Add</i> <i>For Heavy Clean, Add</i>	1.86 0.78 2.42	
02 90 50 00-0077 Thermal Fog (02 90 50 00-0008)		
02 90 50 00-0078 CF Clean And Deodorize Building With Thermal Fog For Disaster Clean-up.....	0.02	
02 90 50 00-0079 Contents Manipulation (02 90 50)		
02 90 50 00-0080 SF Cover Contents With 6 Mil Plastic Sheeting For Disaster Clean-up.....	0.24	
02 90 50 00-0081 SF Floor Protection, Adhesive Film For Disaster Clean-up.....	0.29	
02 90 50 00-0082 SF Move Contents Out And Later Reset For Disaster Clean-up.....	0.49	
02 90 50 00-0083 MO 20' Long Job Site Storage Trailer For Disaster Clean-up.....	184.68	
02 90 50 00-0084 MO 40' Long Job Site Storage Trailer For Disaster Clean-up.....	244.91	
02 90 50 00-0085 EA Delivery Or Pickup Job Site Storage Trailer For Disaster Clean-up.....	144.20	
02 90 50 00-0086 Water Disaster Clean-up (02 90 50)		
02 90 50 00-0087 LF Detach Baseboard For Disaster Clean-up.....	0.67	
02 90 50 00-0088 LF Detach And Later Reset Baseboard For Disaster Clean-up.....	1.19	
02 90 50 00-0089 EA Block And Pad Furniture (Per Piece Of Furniture) For Disaster Clean-up.....	4.40	
02 90 50 00-0090 SF Water Extraction From Floor For Disaster Clean-up.....	0.45	
02 90 50 00-0091 SF Gray Water Extraction From Floor For Disaster Clean-up.....	0.74	
02 90 50 00-0092 SF Black Water Extraction From Floor For Disaster Clean-up.....	1.16	
02 90 50 00-0093 SF Tear Out Wet Non Salvageable Carpet For Disaster Clean-up.....	0.36	
02 90 50 00-0094 SF Tear Out Wet Non Salvageable Carpet, Black Water For Disaster Clean-up.....	0.43	
02 90 50 00-0095 SF Tear Out Wet Non Salvageable Glue Down Carpet For Disaster Clean-up.....	0.65	
02 90 50 00-0096 SF Tear Out Wet Non Salvageable Glue Down Carpet, Black Water For Disaster Clean-up.....	0.95	
02 90 50 00-0097 SF Tear Out Vinyl Flooring For Disaster Clean-up.....	0.89	
02 90 50 00-0098 SF Tear Out Vinyl Flooring, Black Water For Disaster Clean-up.....	1.32	
02 90 50 00-0099 SF Tear Out Wood Flooring, Black Water For Disaster Clean-up.....	3.41	
02 90 50 00-0100 SF Tear Out Laminated Wood Flooring For Disaster Clean-up.....	1.67	
02 90 50 00-0101 SF Tear Out Laminated Wood Flooring, Black Water For Disaster Clean-up.....	2.46	
02 90 50 00-0102 SF Tear Out Wet Ceiling Tile For Disaster Clean-up.....	0.28	
02 90 50 00-0103 SF Tear Out Batt Insulation For Disaster Clean-up.....	0.28	
02 90 50 00-0104 SF Tear Out Wet Gypsum Board For Disaster Clean-up.....	0.48	
02 90 50 00-0105 SF Apply Antimicrobial Agent For Disaster Clean-up.....	0.28	
02 90 50 00-0106 SF High Efficiency Particulate Air (HEPA) Vacuuming For Disaster Clean-up.....	0.36	
02 90 50 00-0107 Board Up And Tarp Up (02 90 50)		
02 90 50 00-0108 SF Polyethylene Tarp On Roof For Disaster Clean-up.....	0.27	
02 90 50 00-0109 SF 1/2" Temporary Plywood On Roof For Disaster Clean-up.....	1.66	
02 90 50 00-0110 SF 5/8" Temporary Plywood On Roof For Disaster Clean-up.....	1.82	
02 90 50 00-0111 SF 3/4" Temporary Plywood On Roof For Disaster Clean-up.....	1.98	
02 90 50 00-0112 SF 1/2" Temporary Plywood On Wall Or Windows For Disaster Clean-up.....	2.03	
02 90 50 00-0113 SF 5/8" Temporary Plywood On Wall Or Windows For Disaster Clean-up.....	2.19	
02 90 50 00-0114 SF 3/4" Temporary Plywood On Wall Or Windows For Disaster Clean-up.....	2.35	
02 90 50 00-0115 Minimum Charges (02 90 50)		
02 90 50 00-0116 EA Disaster Cleaning Minimum Charge.....	1,344.13	
02 90 50 00-0117 EA Disaster Water Extraction Minimum Charge.....	278.72	

02 Existing Conditions**02 90 Disaster Recovery****02 90 50 Cleaning and Disaster Clean-up**

SAN BERNARDINO
COUNTY

MINOR
CSI UOM DESCRIPTION

TOTAL DIRECT DEMOLITION
UNIT COST UNIT COST

02 90 50 00-0118 EA Disaster Carpet Cleaning Minimum Charge.....237.78

02 90 50 00-0119 Document Restoration (02 90 50)

02 90 50 00-0120	EA	Book Rebinding, Each For Document Restoration	122.79
02 90 50 00-0121	EA	Book Recasing, Each For Document Restoration.....	61.39
02 90 50 00-0122	EA	Boxes-MCS, 1.2 CF For Document Restoration	8.74
02 90 50 00-0123	EA	Boxes-MCS, 2.0 CF For Document Restoration	9.64
02 90 50 00-0124	EA	Boxes Bankers For Document Restoration.....	19.62
02 90 50 00-0125	EA	Boxes Standard Packout For Document Restoration	5.59
02 90 50 00-0126	EA	Boxes X Ray For Document Restoration	12.29
02 90 50 00-0127	EA	CD Scanning and Diagnostics, Each For Document Restoration	12.29
02 90 50 00-0128	EA	Cleaning Antique Books, Each For Document Restoration.....	368.36
02 90 50 00-0129	EA	Cleaning Catheter Roll, Per Roll For Document Restoration	49.10
02 90 50 00-0130	EA	Cleaning CD And DVD, Per Disc For Document Restoration	4.93
02 90 50 00-0131	EA	Cleaning Level 1 - Blue Prints, Each For Document Restoration	3.91
02 90 50 00-0132	CF	Cleaning Level 1 - Document Per CF For Document Restoration	121.05
02 90 50 00-0133	EA	Cleaning Level 1 - Linen, Each For Document Restoration	3.91
02 90 50 00-0134	EA	Cleaning Level 1 - Mylar, Each For Document Restoration	3.91
02 90 50 00-0135	EA	Cleaning Level 2 - Blue Print, Each For Document Restoration	4.85
02 90 50 00-0136	CF	Cleaning Level 2 - Document Per CF For Document Restoration	181.41
02 90 50 00-0137	EA	Cleaning Level 2 - Linen, Each For Document Restoration	4.85
02 90 50 00-0138	EA	Cleaning Level 2 - Mylar, Each For Document Restoration	4.85
02 90 50 00-0139	EA	Cleaning Level 3 - Blue Prints, Each For Document Restoration	6.88
02 90 50 00-0140	CF	Cleaning Level 3 - Document Per CF For Document Restoration	242.06
02 90 50 00-0141	EA	Cleaning Level 3 - Linen, Each For Document Restoration	6.88
02 90 50 00-0142	EA	Cleaning Level 3 - Mylar, Each For Document Restoration	6.88
02 90 50 00-0143	EA	Cleaning Level 4 - All Fire-Blue Print, Each For Document Restoration	9.65
02 90 50 00-0144	EA	Cleaning Level 4 - All Fire-Linen, Each For Document Restoration	9.65
02 90 50 00-0145	EA	Cleaning Level 4 - All Fire-Mylar, Each For Document Restoration	9.65
02 90 50 00-0146	CF	Cleaning Level 4 - Light Fire-Documnt Per CF For Document Restoration	302.52
02 90 50 00-0147	EA	Cleaning Level 5 - Severe Fire-Blue Print, Each For Document Restoration	10.70
02 90 50 00-0148	CF	Cleaning Level 5 - Severe Fire-Documnt Per CF For Document Restoration	453.91
02 90 50 00-0149	EA	Cleaning Level 5 - Severe Fire-Linen, Each For Document Restoration	10.70
02 90 50 00-0150	EA	Cleaning Level 5 - Severe Fire-Mylar, Each For Document Restoration	10.70
02 90 50 00-0151	EA	Cleaning Microfiche Sheets, Each For Document Restoration	3.79
02 90 50 00-0152	EA	Cleaning Microfiche Strips, Each For Document Restoration	0.88
02 90 50 00-0153	EA	Cleaning Microfilm Rolls (In House), Per Roll For Document Restoration	122.79
02 90 50 00-0154	EA	Cleaning Microfilm Rolls (Outside), Per Roll For Document Restoration	171.91
02 90 50 00-0155	EA	Cleaning Photographs Negatives, Per Negative For Document Restoration	3.79
02 90 50 00-0156	EA	Cleaning Photographs, Each For Document Restoration	0.88
02 90 50 00-0157	EA	Cleaning Record Albums, Each For Document Restoration	4.93
02 90 50 00-0158	EA	Cleaning VHS And Beta Tapes-In House, Each For Document Restoration	12.29
02 90 50 00-0159	EA	Cleaning VHS And Beta Tapes-Outside, Each For Document Restoration	49.10
02 90 50 00-0160	EA	Cleaning X Ray 1-1000, Per Film For Document Restoration.....	5.18
02 90 50 00-0161	EA	Cleaning X Ray 1K-5K, Per Film For Document Restoration.....	4.42
02 90 50 00-0162	EA	Cleaning X Ray 5K-Up, Per Film For Document Restoration.....	3.47
02 90 50 00-0163	EA	Copying Clean Water, Per Page For Document Restoration	0.50
02 90 50 00-0164	EA	Copying Greywater Fire, Per Page For Document Restoration	1.33
02 90 50 00-0165	CF	Deodorization, Vapor Tech For Document Restoration	8.88
02 90 50 00-0166	CF	Disinfectant-Fogging For Document Restoration	17.22
02 90 50 00-0167	EA	Document Disposal In House No Shredding For Document Restoration	68.97
02 90 50 00-0168	EA	Document Disposal In House With Shredding For Document Restoration	18.82
02 90 50 00-0169	CF	Up To 150 CF, Drying-MCS Center For Document Restoration	221.02
02 90 50 00-0170	CF	>150 To 500 CF, Drying-MCS Center For Document Restoration	171.91
02 90 50 00-0171	CF	>500 CF, Drying-MCS Center For Document Restoration	147.34
02 90 50 00-0172	CF	>50 To 150 CF, Drying-MCS Center For Document Restoration	196.47
02 90 50 00-0173	CF	Up To 500 CF, Drying-Onsite For Document Restoration.....	368.36
02 90 50 00-0174	CF	>500 CF, Drying-Onsite For Document Restoration	225.97
02 90 50 00-0175	EA	Drying Antique Books, Each For Document Restoration	49.10
02 90 50 00-0176	EA	Drying Blue Prints, Each For Document Restoration	6.14
02 90 50 00-0177	EA	DVD Scanning And Diagnostics, Each For Document Restoration	12.29
02 90 50 00-0178	EA	Freeze Drying (In House) For Document Restoration.....	125.87
02 90 50 00-0179	EA	Freeze Drying (Outside) For Document Restoration.....	107.89
02 90 50 00-0180	EA	Up To 48 CF, Irradiation - Gamma (Minimum Charge) For Document Restoration	2,967.03
02 90 50 00-0181	CF	>48 CF, Irradiation - Gamma (Per CF Charge) For Document Restoration	26.97
02 90 50 00-0182	EA	Minimal Drying Jobs For Document Restoration.....	1,249.75
02 90 50 00-0183	EA	Monthly Storage For Document Restoration.....	224.78
02 90 50 00-0184	EA	Mylar Prints For Document Restoration	12.29
02 90 50 00-0185	CF	Ozoning For Document Restoration	7.97
02 90 50 00-0186	CF	Stabilization Freezer Storage, Per Cubic Foot Per Month For Document Restoration	10.86
02 90 50 00-0187	MO	Stabilization Freezer Storage, Per Page-Per Month For Document Restoration	0.12
02 90 50 00-0188	EA	Wood Pallets, Each For Document Restoration.....	30.19

02 90 55 Emergency Clean-up (02 90)**02 90 55 00-0001 Emergency Clean-up (02 90 55)**

Note: Used in the performance of time and material projects. Not used in conjunction with tasks in the Cleaning, Contents Manipulation, and Water Emergency Clean-up sections.



MINOR	CSI	UOM	DESCRIPTION	TOTAL DIRECT UNIT COST	DEMOLITION UNIT COST
-------	-----	-----	-------------	------------------------	----------------------

02 90 55 00-0002

Emergency Clean-up Labor (02 90 55 00-0001)

Note: Used in the performance of time and material projects. Not to be used in conjunction with tasks in the Cleaning, Contents Manipulation, and Water Emergency Clean-up sections.

02 90 55 00-0003	HR		Skilled Tradesman For Emergency Clean Up.....	60.96	
02 90 55 00-0004	HR		Restoration / Document Laborer For Emergency Clean Up	42.67	
02 90 55 00-0005	HR		Restoration / Document Supervisor For Emergency Clean Up.....	58.67	
02 90 55 00-0006	HR		Restoration / Document Project Manager For Emergency Clean Up.....	96.01	
02 90 55 00-0007	HR		Assistant Project Manager For Emergency Clean Up.....	80.01	
02 90 55 00-0008	HR		Senior Project Manager For Emergency Clean Up.....	112.01	
02 90 55 00-0009	HR		Project Director / Document Consultant / Account Manager For Emergency Clean Up	160.02	
02 90 55 00-0010	HR		Equipment Technician For Emergency Clean Up	117.35	
02 90 55 00-0011	HR		Mold Remediation Laborer For Emergency Clean Up	58.42	
02 90 55 00-0012	HR		Mold Remediation Supervisor For Emergency Clean Up	80.01	
02 90 55 00-0013	HR		Administrative Personnel For Emergency Clean Up.....	37.34	
02 90 55 00-0014	HR		Project Accountant For Emergency Clean Up	60.96	
02 90 55 00-0015	HR		Biohazard Technician For Emergency Clean Up	84.71	
02 90 55 00-0016	HR		Biohazard Supervisor For Emergency Clean Up	101.85	
02 90 55 00-0017	HR		Health And Safety Officer For Emergency Clean Up	91.44	
02 90 55 00-0018	HR		Resource And Logistics Coordinator For Emergency Clean Up	66.04	
02 90 55 00-0019	HR		Loss Control Specialist For Emergency Clean Up	64.01	
02 90 55 00-0020	HR		Moisture Control Specialist For Emergency Clean Up	52.83	
02 90 55 00-0021	HR		Mobilization Support For Emergency Clean Up	32.51	

02 90 55 00-0022

Emergency Clean-up Equipment (02 90 55 00-0001)

Note: Used in the performance of time and material projects. Not used in conjunction with tasks in the Cleaning, Contents Manipulation, and Water Emergency Clean-up sections.

02 90 55 00-0023

General Emergency Clean-up Equipment (02 90 55 00-0022)

02 90 55 00-0024	DAY		265 CFM Portable Ozone Machine, 12,000 MG/HR For Emergency Clean-up.....	147.16	
02 90 55 00-0025	WK		265 CFM Portable Ozone Machine, 12,000 MG/HR For Emergency Clean-up	561.40	
02 90 55 00-0026	MO		265 CFM Portable Ozone Machine, 12,000 MG/HR For Emergency Clean-up.....	1,537.04	
02 90 55 00-0027	DAY		13" Floor Buffer Rental For Emergency Clean-up	52.66	
02 90 55 00-0028	WK		13" Floor Buffer Rental For Emergency Clean-up	140.69	
02 90 55 00-0029	MO		13" Floor Buffer Rental For Emergency Clean-up	388.37	
02 90 55 00-0030	DAY		17" Floor Buffer Rental For Emergency Clean-up	97.09	
02 90 55 00-0031	WK		17" Floor Buffer Rental For Emergency Clean-up	247.69	
02 90 55 00-0032	MO		17" Floor Buffer Rental For Emergency Clean-up	584.54	
02 90 55 00-0033	DAY		Walk Behind Floor Scrubber Rental For Emergency Clean-up.....	535.00	
02 90 55 00-0034	WK		Walk Behind Floor Scrubber Rental For Emergency Clean-up.....	1,436.59	
02 90 55 00-0035	MO		Walk Behind Floor Scrubber Rental For Emergency Clean-up.....	4,002.63	
02 90 55 00-0036	DAY		Ride-On Floor Scrubber Rental For Emergency Clean-up	1,208.72	
02 90 55 00-0037	WK		Ride-On Floor Scrubber Rental For Emergency Clean-up	3,190.22	
02 90 55 00-0038	MO		Ride-On Floor Scrubber Rental For Emergency Clean-up	8,599.71	
02 90 55 00-0039	DAY		4 Gallon, Commercial Carpet Extractor Rental For Emergency Clean-up.....	87.19	
02 90 55 00-0040	WK		4 Gallon, Commercial Carpet Extractor Rental For Emergency Clean-up	247.69	
02 90 55 00-0041	MO		4 Gallon, Commercial Carpet Extractor Rental For Emergency Clean-up	852.04	
02 90 55 00-0042	DAY		8 Gallon, Commercial Carpet Extractor Rental For Emergency Clean-up	81.24	
02 90 55 00-0043	WK		8 Gallon, Commercial Carpet Extractor Rental For Emergency Clean-up	217.96	
02 90 55 00-0044	MO		8 Gallon, Commercial Carpet Extractor Rental For Emergency Clean-up	564.73	
02 90 55 00-0045	DAY		17 to 30 Gallon, Commercial Carpet Extractor Rental For Emergency Clean-up	129.99	
02 90 55 00-0046	WK		17 to 30 Gallon, Commercial Carpet Extractor Rental For Emergency Clean-up	370.94	
02 90 55 00-0047	MO		17 to 30 Gallon, Commercial Carpet Extractor Rental For Emergency Clean-up	1,036.72	
02 90 55 00-0048	DAY		Truck Mounted Extractor Rental For Emergency Clean-up	923.37	
02 90 55 00-0049	WK		Truck Mounted Extractor Rental For Emergency Clean-up	2,770.12	
02 90 55 00-0050	MO		Truck Mounted Extractor Rental For Emergency Clean-up	8,310.36	
02 90 55 00-0051	DAY		16" Chain Saw Rental For Emergency Clean-up	95.11	
02 90 55 00-0052	WK		16" Chain Saw Rental For Emergency Clean-up	214.00	
02 90 55 00-0053	MO		16" Chain Saw Rental For Emergency Clean-up	570.67	
02 90 55 00-0054	DAY		20" Chain Saw Rental For Emergency Clean-up	118.89	
02 90 55 00-0055	WK		20" Chain Saw Rental For Emergency Clean-up	267.50	
02 90 55 00-0056	MO		20" Chain Saw Rental For Emergency Clean-up	713.34	
02 90 55 00-0057	EA		Cleaning Kit With Mop, Broom And Bucket For Emergency Clean-up.....	89.17	
02 90 55 00-0058	DAY		14" To 16" Electric Cut Off Saw Rental For Emergency Clean-up	126.82	
02 90 55 00-0059	WK		14" To 16" Electric Cut Off Saw Rental For Emergency Clean-up	346.76	
02 90 55 00-0060	MO		14" To 16" Electric Cut Off Saw Rental For Emergency Clean-up	970.94	
02 90 55 00-0061	DAY		12" To 14" Gasoline Cut Off Saw Rental For Emergency Clean-up	154.56	
02 90 55 00-0062	WK		12" To 14" Gasoline Cut Off Saw Rental For Emergency Clean-up	525.10	
02 90 55 00-0063	MO		12" To 14" Gasoline Cut Off Saw Rental For Emergency Clean-up	1,000.66	
02 90 55 00-0064	DAY		Wet Or Dry Portable Cleaning Unit For Emergency Clean-up	149.19	
02 90 55 00-0065	WK		Wet Or Dry Portable Cleaning Unit For Emergency Clean-up	410.27	
02 90 55 00-0066	MO		Wet Or Dry Portable Cleaning Unit For Emergency Clean-up	1,118.93	
02 90 55 00-0067	DAY		Extension Cords - 220 Volt For Emergency Clean-up	49.54	
02 90 55 00-0068	DAY		Extension Cords - 220 Volt Converter Box For Emergency Clean-up	29.72	
02 90 55 00-0069	DAY		Demolition Cart, 1 Yard For Emergency Clean-up.....	79.26	
02 90 55 00-0070	WK		Demolition Cart, 1 Yard For Emergency Clean-up.....	217.96	
02 90 55 00-0071	MO		Demolition Cart, 1 Yard For Emergency Clean-up.....	594.45	
02 90 55 00-0072	DAY		Demolition Cart, 1-1/2 Yard For Emergency Clean-up	99.08	
02 90 55 00-0073	WK		Demolition Cart, 1-1/2 Yard For Emergency Clean-up	272.46	
02 90 55 00-0074	MO		Demolition Cart, 1-1/2 Yard For Emergency Clean-up	743.06	
02 90 55 00-0075	EA		Demolition Kit With Wheel Barrow, Shovel And Broom For Emergency Clean-up	148.61	

02 Existing Conditions**02 90 Disaster Recovery****02 90 55 Emergency Clean-up**
 MINOR
 CSI UOM DESCRIPTION

 TOTAL DIRECT DEMOLITION
 UNIT COST UNIT COST

02 90 55 00-0076	DAY	Dry-Ice Blasting System For Emergency Clean-up.....	1,750.55	
02 90 55 00-0077	DAY	Fogger - Mist For Emergency Clean-up.....	43.88	
02 90 55 00-0078	WK	Fogger - Mist For Emergency Clean-up.....	120.67	
02 90 55 00-0079	MO	Fogger - Mist For Emergency Clean-up.....	329.10	
02 90 55 00-0080	DAY	Fogger - Electric Thermal For Emergency Clean-up	63.19	
02 90 55 00-0081	WK	Fogger - Electric Thermal For Emergency Clean-up	173.76	
02 90 55 00-0082	MO	Fogger - Electric Thermal For Emergency Clean-up	473.90	
02 90 55 00-0083	DAY	Fogger - Gas Power Thermal For Emergency Clean-up.....	182.76	
02 90 55 00-0084	WK	Fogger - Gas Power Thermal For Emergency Clean-up.....	502.60	
02 90 55 00-0085	MO	Fogger - Gas Power Thermal For Emergency Clean-up.....	1,370.72	
02 90 55 00-0086	EA	Gang Box, Demo/Framing (One Time Per Job) For Emergency Clean-up.....	208.95	
02 90 55 00-0087	WK	Gang Box, Demo/Framing (One Time Per Job) For Emergency Clean-up.....	574.61	
02 90 55 00-0088	MO	Gang Box, Demo/Framing (One Time Per Job) For Emergency Clean-up.....	1,567.12	
02 90 55 00-0089	DAY	Hand Trucks/Dollies For Emergency Clean-up.....	23.78	
02 90 55 00-0090	WK	Hand Trucks/Dollies For Emergency Clean-up.....	65.39	
02 90 55 00-0091	MO	Hand Trucks/Dollies For Emergency Clean-up.....	178.34	
02 90 55 00-0092	DAY	Heat Gun - Shrink Wrap For Emergency Clean-up.....	134.86	
02 90 55 00-0093	WK	Heat Gun - Shrinkwrap For Emergency Clean-up	370.88	
02 90 55 00-0094	MO	Heat Gun - Shrinkwrap For Emergency Clean-up	1,011.49	
02 90 55 00-0095	DAY	High Efficiency Particulate Air (HEPA) Negative Air Machine For Emergency Clean-up.....	183.88	
		Note: Includes all filters.		
02 90 55 00-0096	DAY	Ladder For Emergency Clean-up.....	33.69	
02 90 55 00-0097	DAY	Lights - Demo, Drop, Stand, String For Emergency Clean-up	31.59	
02 90 55 00-0098	DAY	Lights - Wobble For Emergency Clean-up.....	38.61	
02 90 55 00-0099	DAY	Moisture Meter For Emergency Clean-up.....	52.66	
02 90 55 00-0100	WK	Moisture Meter For Emergency Clean-up.....	144.80	
02 90 55 00-0101	MO	Moisture Meter For Emergency Clean-up.....	394.92	
02 90 55 00-0102	DAY	Nail Gun For Emergency Clean-up.....	89.17	
02 90 55 00-0103	WK	Nail Gun For Emergency Clean-up.....	245.21	
02 90 55 00-0104	MO	Nail Gun For Emergency Clean-up.....	668.76	
02 90 55 00-0105	DAY	Ozone Generator For Emergency Clean-up	219.40	
02 90 55 00-0106	DAY	PPE (Personal Protective Equipment) Mold Remediation Related For Emergency Clean-up.....	118.89	
02 90 55 00-0107	DAY	Portable Generator, Up To 7,500 Watt For Emergency Clean-up	175.52	
02 90 55 00-0108	DAY	Pressure Washer, Hot For Emergency Clean-up.....	263.28	
02 90 55 00-0109	DAY	Pressure Washer, Cold For Emergency Clean-up	175.52	
02 90 55 00-0110	DAY	Scaffolding - Per Section For Emergency Clean-up	128.80	
02 90 55 00-0111	DAY	Small Tools - Tool Box For Emergency Clean-up.....	49.54	
02 90 55 00-0112	DAY	Soda Blasting Equipment For Emergency Clean-up.....	1,737.06	
02 90 55 00-0113	DAY	Sprayer - Hudson For Emergency Clean-up.....	15.85	
02 90 55 00-0114	WK	Sprayer - Hudson For Emergency Clean-up.....	43.59	
02 90 55 00-0115	MO	Sprayer - Hudson For Emergency Clean-up.....	118.89	
02 90 55 00-0116	DAY	0.47 GPM, Airless Paint Sprayer For Emergency Clean-up.....	146.55	
02 90 55 00-0117	WK	0.47 GPM, Airless Paint Sprayer For Emergency Clean-up.....	315.06	
02 90 55 00-0118	MO	0.47 GPM, Airless Paint Sprayer For Emergency Clean-up.....	1,078.37	
02 90 55 00-0119	DAY	0.60 GPM, Airless Paint Sprayer For Emergency Clean-up.....	211.15	
02 90 55 00-0120	WK	0.60 GPM, Airless Paint Sprayer For Emergency Clean-up.....	497.71	
02 90 55 00-0121	MO	0.60 GPM, Airless Paint Sprayer For Emergency Clean-up.....	1,387.57	
02 90 55 00-0122	DAY	0.80 GPM, Airless Paint Sprayer For Emergency Clean-up.....	226.23	
02 90 55 00-0123	WK	0.80 GPM, Airless Paint Sprayer For Emergency Clean-up.....	565.58	
02 90 55 00-0124	MO	0.80 GPM, Airless Paint Sprayer For Emergency Clean-up.....	1,523.30	
02 90 55 00-0125	DAY	Storage Space (Per SF Per Day) For Emergency Clean-up.....	4.35	
02 90 55 00-0126	DAY	Submersible Pump For Emergency Clean-up.....	43.88	
02 90 55 00-0127	DAY	Trash Pump - 2" Gas Powered For Emergency Clean-up.....	249.95	
02 90 55 00-0128	DAY	Vehicle, Pick-up, SUV, Car For Emergency Clean-up	124.08	
02 90 55 00-0129	DAY	Vehicle, Van For Emergency Clean-up.....	202.30	
02 90 55 00-0130	DAY	16' Or 24' Box Truck Vehicle For Emergency Clean-up.....	253.84	
		Note: Includes Mileage		
02 90 55 00-0131	DAY	Trailer - Refrigerated 40' Storage For Emergency Clean-up.....	268.83	
02 90 55 00-0132	DAY	Utility Trailer For Emergency Clean-up.....	223.88	
		Note: Includes Mileage		
02 90 55 00-0133	DAY	Truck Mount, Per Wand Extraction For Emergency Clean-up	1,009.69	
02 90 55 00-0134	DAY	High Efficiency Particulate Air (HEPA) Backpack Vacuum For Emergency Clean-up	43.88	
02 90 55 00-0135	WK	High Efficiency Particulate Air (HEPA) Backpack Vacuum For Emergency Clean-up	120.67	
02 90 55 00-0136	MO	High Efficiency Particulate Air (HEPA) Backpack Vacuum For Emergency Clean-up	329.10	
02 90 55 00-0137	DAY	12 Gallon, Industrial High Efficiency Particulate Air (HEPA) Vacuum For Emergency Clean-up.....	149.19	
02 90 55 00-0138	WK	12 Gallon, Industrial High Efficiency Particulate Air (HEPA) Vacuum For Emergency Clean-up.....	410.27	
02 90 55 00-0139	MO	12 Gallon, Industrial High Efficiency Particulate Air (HEPA) Vacuum For Emergency Clean-up.....	1,118.93	
02 90 55 00-0140	DAY	Vacuum - Upright For Emergency Clean-up	29.67	
02 90 55 00-0141	WK	Vacuum - Upright For Emergency Clean-up	81.59	
02 90 55 00-0142	MO	Vacuum - Upright For Emergency Clean-up.....	222.53	
02 90 55 00-0143	DAY	12 To 23 Gallon, Wet/Dry Shop Vacuum For Emergency Clean-up	61.43	
02 90 55 00-0144	WK	12 To 23 Gallon, Wet/Dry Shop Vacuum For Emergency Clean-up	152.58	
02 90 55 00-0145	MO	12 To 23 Gallon, Wet/Dry Shop Vacuum For Emergency Clean-up.....	366.58	
02 90 55 00-0146	DAY	55 Gallon Wet/Dry Drum Top Vacuum For Emergency Clean-up.....	61.43	
02 90 55 00-0147	WK	55 Gallon Wet/Dry Drum Top Vacuum For Emergency Clean-up.....	152.58	
02 90 55 00-0148	MO	55 Gallon Wet/Dry Drum Top Vacuum For Emergency Clean-up.....	386.39	
02 90 55 00-0149	DAY	17 Gallon Wet Vacuum With Pump Discharge For Emergency Clean-up.....	140.69	
02 90 55 00-0150	WK	17 Gallon Wet Vacuum With Pump Discharge For Emergency Clean-up.....	376.48	
02 90 55 00-0151	MO	17 Gallon Wet Vacuum With Pump Discharge For Emergency Clean-up.....	1,050.20	
02 90 55 00-0152	DAY	Zip Wall Poles (Per 2 Poles) For Emergency Clean-up.....	43.88	
02 90 55 00-0153	WK	Zip Wall Poles (Per 2 Poles) For Emergency Clean-up.....	123.67	



MINOR	CSI	UOM	DESCRIPTION	TOTAL DIRECT UNIT COST	DEMOLITION UNIT COST
-------	-----	-----	-------------	------------------------	----------------------

02 90 55 00-0154	MO		Zip Wall Poles (Per 2 Poles) For Emergency Clean-up	329.10	
02 90 55 00-0155	DAY		10' x 10' Canopy For Emergency Clean-up	124.83	
02 90 55 00-0156	WK		10' x 10' Canopy For Emergency Clean-up	249.67	
02 90 55 00-0157	MO		10' x 10' Canopy For Emergency Clean-up	499.34	
02 90 55 00-0158	DAY		10' x 20' Canopy For Emergency Clean-up	249.67	
02 90 55 00-0159	WK		10' x 20' Canopy For Emergency Clean-up	499.34	
02 90 55 00-0160	MO		10' x 20' Canopy For Emergency Clean-up	998.68	
02 90 55 00-0161	DAY		16' x 16' Canopy For Emergency Clean-up	313.08	
02 90 55 00-0162	WK		16' x 16' Canopy For Emergency Clean-up	626.15	
02 90 55 00-0163	MO		16' x 16' Canopy For Emergency Clean-up	1,252.31	
02 90 55 00-0164	DAY		20' x 20' Canopy For Emergency Clean-up	416.12	
02 90 55 00-0165	WK		20' x 20' Canopy For Emergency Clean-up	832.23	
02 90 55 00-0166	MO		20' x 20' Canopy For Emergency Clean-up	1,664.46	
02 90 55 00-0167	DAY		20' x 30' Canopy For Emergency Clean-up	475.56	
02 90 55 00-0168	WK		20' x 30' Canopy For Emergency Clean-up	951.12	
02 90 55 00-0169	MO		20' x 30' Canopy For Emergency Clean-up	1,902.24	
02 90 55 00-0170	DAY		20' x 40' Canopy For Emergency Clean-up	554.82	
02 90 55 00-0171	WK		20' x 40' Canopy For Emergency Clean-up	1,109.64	
02 90 55 00-0172	MO		20' x 40' Canopy For Emergency Clean-up	2,219.28	
02 90 55 00-0173	DAY		First Aid Station For Emergency Clean-up	299.60	
02 90 55 00-0174	WK		First Aid Station For Emergency Clean-up	823.91	
02 90 55 00-0175	MO		First Aid Station For Emergency Clean-up	2,247.02	
02 90 55 00-0176	DAY		Portable Eyewash Station For Emergency Clean-up	90.99	
02 90 55 00-0177	WK		Portable Eyewash Station For Emergency Clean-up	250.22	
02 90 55 00-0178	MO		Portable Eyewash Station For Emergency Clean-up	682.43	
02 90 55 00-0179	DAY		2 Way Radio For Emergency Clean-up	37.76	

02 90 55 00-0180 Technical/Electronics Restoration Equipment (02 90 55 00-0022)

02 90 55 00-0181	DAY		Computer - Diagnostic For Emergency Clean-up	49.54	
02 90 55 00-0182	WK		Computer - Diagnostic For Emergency Clean-up	136.23	
02 90 55 00-0183	MO		Computer - Diagnostic For Emergency Clean-up	371.53	
02 90 55 00-0184	DAY		Convection Oven - Large For Emergency Clean-up	784.91	
02 90 55 00-0185	WK		Convection Oven - Large For Emergency Clean-up	2,158.51	
02 90 55 00-0186	MO		Convection Oven - Large For Emergency Clean-up	5,886.86	
02 90 55 00-0187	DAY		Convection Oven - Small For Emergency Clean-up	178.34	
02 90 55 00-0188	WK		Convection Oven - Small For Emergency Clean-up	490.42	
02 90 55 00-0189	MO		Convection Oven - Small For Emergency Clean-up	1,337.51	
02 90 55 00-0190	DAY		Convection Oven - Vacuum For Emergency Clean-up	1,120.28	
02 90 55 00-0191	WK		Convection Oven - Vacuum For Emergency Clean-up	3,080.77	
02 90 55 00-0192	MO		Convection Oven - Vacuum For Emergency Clean-up	8,402.09	
02 90 55 00-0193	DAY		Decontamination Booth For Emergency Clean-up	926.07	
02 90 55 00-0194	WK		Decontamination Booth For Emergency Clean-up	2,546.70	
02 90 55 00-0195	MO		Decontamination Booth For Emergency Clean-up	6,945.55	
02 90 55 00-0196	DAY		DI Water System For Emergency Clean-up	71.93	
02 90 55 00-0197	WK		DI Water System For Emergency Clean-up	197.80	
02 90 55 00-0198	MO		DI Water System For Emergency Clean-up	539.46	
02 90 55 00-0199	DAY		ESD Bench Workstation For Emergency Clean-up	44.06	
02 90 55 00-0200	WK		ESD Bench Workstation For Emergency Clean-up	121.15	
02 90 55 00-0201	MO		ESD Bench Workstation For Emergency Clean-up	330.42	
02 90 55 00-0202	DAY		Heater/Enclosure Control System For Emergency Clean-up	29.72	
02 90 55 00-0203	WK		Heater/Enclosure Control System For Emergency Clean-up	81.74	
02 90 55 00-0204	MO		Heater/Enclosure Control System For Emergency Clean-up	222.92	
02 90 55 00-0205	DAY		Hi-Tech Mobile Cart/Workstation For Emergency Clean-up	113.29	
02 90 55 00-0206	WK		Hi-Tech Mobile Cart/Workstation For Emergency Clean-up	311.54	
02 90 55 00-0207	MO		Hi-Tech Mobile Cart/Workstation For Emergency Clean-up	849.65	
02 90 55 00-0208	DAY		Micro-Blaster/Dust Collector For Emergency Clean-up	445.84	
02 90 55 00-0209	WK		Micro-Blaster/Dust Collector For Emergency Clean-up	1,226.05	
02 90 55 00-0210	MO		Micro-Blaster/Dust Collector For Emergency Clean-up	3,343.78	
02 90 55 00-0211	DAY		Mobile Laboratory For Emergency Clean-up	1,238.44	
02 90 55 00-0212	WK		Mobile Laboratory For Emergency Clean-up	3,405.70	
02 90 55 00-0213	MO		Mobile Laboratory For Emergency Clean-up	9,288.28	
02 90 55 00-0214	DAY		Nitrogen Enclosure Cabinet For Emergency Clean-up	23.78	
02 90 55 00-0215	WK		Nitrogen Enclosure Cabinet For Emergency Clean-up	65.39	
02 90 55 00-0216	MO		Nitrogen Enclosure Cabinet For Emergency Clean-up	178.34	
02 90 55 00-0217	DAY		Odell Cleaning Station For Emergency Clean-up	693.52	
02 90 55 00-0218	WK		Odell Cleaning Station For Emergency Clean-up	1,907.19	
02 90 55 00-0219	MO		Odell Cleaning Station For Emergency Clean-up	5,201.44	
02 90 55 00-0220	DAY		Parts Washer For Emergency Clean-up	49.54	
02 90 55 00-0221	WK		Parts Washer For Emergency Clean-up	136.23	
02 90 55 00-0222	MO		Parts Washer For Emergency Clean-up	371.53	
02 90 55 00-0223	DAY		Ultrasonic Cleaning System For Emergency Clean-up	337.16	
02 90 55 00-0224	WK		Ultrasonic Cleaning System For Emergency Clean-up	927.20	
02 90 55 00-0225	MO		Ultrasonic Cleaning System For Emergency Clean-up	2,528.72	
02 90 55 00-0226	DAY		Technical High Efficiency Particulate Air (HEPA) Vacuum For Emergency Clean-up	149.19	
02 90 55 00-0227	WK		Technical High Efficiency Particulate Air (HEPA) Vacuum For Emergency Clean-up	410.27	
02 90 55 00-0228	MO		Technical High Efficiency Particulate Air (HEPA) Vacuum For Emergency Clean-up	1,118.93	

02 90 55 00-0229 Drying/Dehumidification Equipment (02 90 55 00-0022)

02 Existing Conditions**02 90 Disaster Recovery****02 90 55 Emergency Clean-up**MINOR
CSI UOM DESCRIPTIONTOTAL DIRECT DEMOLITION
UNIT COST UNIT COST

02 90 55 00-0230	DAY	202 CFM Water Extraction Unit With Dual 3-Stage Vacuums For Emergency Clean-up.....	219.40	
		Note: Includes 25' high Pressure solution hose and 25' Vacuum hose.		
02 90 55 00-0231	WK	202 CFM Water Extraction Unit With Dual 3-Stage Vacuums For Emergency Clean-up.....	603.34	
		Note: Includes 25' high Pressure solution hose and 25' Vacuum hose.		
02 90 55 00-0232	MO	202 CFM Water Extraction Unit With Dual 3-Stage Vacuums For Emergency Clean-up.....	1,645.48	
		Note: Includes 25' high Pressure solution hose and 25' Vacuum hose.		
02 90 55 00-0233	DAY	2,200 CFM Centrifugal Air Mover For Emergency Clean-up.....	55.12	
02 90 55 00-0234	WK	2,200 CFM Centrifugal Air Mover For Emergency Clean-up.....	151.58	
02 90 55 00-0235	MO	2,200 CFM Centrifugal Air Mover For Emergency Clean-up.....	413.39	
02 90 55 00-0236	DAY	3,000 CFM Axial Air Mover For Emergency Clean-up.....	91.86	
02 90 55 00-0237	WK	3,000 CFM Axial Air Mover For Emergency Clean-up.....	252.63	
02 90 55 00-0238	MO	3,000 CFM Axial Air Mover For Emergency Clean-up.....	688.99	
02 90 55 00-0239	DAY	Injectidry System For Emergency Clean-up.....	272.05	
02 90 55 00-0240	WK	Injectidry System For Emergency Clean-up.....	748.15	
02 90 55 00-0241	MO	Injectidry System For Emergency Clean-up.....	2,040.40	
02 90 55 00-0242	DAY	Up To 100 Pints Water Removal Per Day, Refrigerant Dehumidifier For Emergency Clean-up.....	175.52	
02 90 55 00-0243	WK	Up To 100 Pints Water Removal Per Day, Refrigerant Dehumidifier For Emergency Clean-up.....	482.67	
02 90 55 00-0244	MO	Up To 100 Pints Water Removal Per Day, Refrigerant Dehumidifier For Emergency Clean-up.....	1,316.38	
02 90 55 00-0245	DAY	>100 To 175 Pints Water Removal Per Day, Refrigerant Dehumidifier For Emergency Clean-up.....	247.69	
02 90 55 00-0246	WK	>100 To 175 Pints Water Removal Per Day, Refrigerant Dehumidifier For Emergency Clean-up.....	681.14	
02 90 55 00-0247	MO	>100 To 175 Pints Water Removal Per Day, Refrigerant Dehumidifier For Emergency Clean-up.....	1,857.66	
02 90 55 00-0248	DAY	>175 To 250 Pints Water Removal Per Day, Refrigerant Dehumidifier For Emergency Clean-up.....	242.38	
02 90 55 00-0249	WK	>175 To 250 Pints Water Removal Per Day, Refrigerant Dehumidifier For Emergency Clean-up.....	666.55	
02 90 55 00-0250	MO	>175 To 250 Pints Water Removal Per Day, Refrigerant Dehumidifier For Emergency Clean-up.....	1,817.86	
02 90 55 00-0251	DAY	Phoenix 200 Refrigerant Dehumidifier For Emergency Clean-up.....	259.10	
02 90 55 00-0252	WK	Phoenix 200 Refrigerant Dehumidifier For Emergency Clean-up.....	712.52	
02 90 55 00-0253	MO	Phoenix 200 Refrigerant Dehumidifier For Emergency Clean-up.....	1,943.24	
02 90 55 00-0254	DAY	Phoenix 300 Refrigerant Dehumidifier For Emergency Clean-up.....	259.10	
02 90 55 00-0255	WK	Phoenix 300 Refrigerant Dehumidifier For Emergency Clean-up.....	712.52	
02 90 55 00-0256	MO	Phoenix 300 Refrigerant Dehumidifier For Emergency Clean-up.....	1,943.24	
02 90 55 00-0257	DAY	D-500 Desiccant Dehumidifier For Emergency Clean-up.....	292.53	
02 90 55 00-0258	WK	D-500 Desiccant Dehumidifier For Emergency Clean-up.....	804.46	
02 90 55 00-0259	MO	D-500 Desiccant Dehumidifier For Emergency Clean-up.....	2,193.98	
02 90 55 00-0260	DAY	D-750 Desiccant Dehumidifier For Emergency Clean-up.....	614.31	
02 90 55 00-0261	WK	D-750 Desiccant Dehumidifier For Emergency Clean-up.....	1,689.36	
02 90 55 00-0262	MO	D-750 Desiccant Dehumidifier For Emergency Clean-up.....	4,607.35	
02 90 55 00-0263	DAY	D-1000 Desiccant Dehumidifier For Emergency Clean-up.....	1,053.11	
02 90 55 00-0264	WK	D-1000 Desiccant Dehumidifier For Emergency Clean-up.....	2,896.05	
02 90 55 00-0265	MO	D-1000 Desiccant Dehumidifier For Emergency Clean-up.....	7,898.31	
02 90 55 00-0266	DAY	D-1500 Desiccant Dehumidifier For Emergency Clean-up.....	1,621.45	
02 90 55 00-0267	WK	D-1500 Desiccant Dehumidifier For Emergency Clean-up.....	4,458.99	
02 90 55 00-0268	MO	D-1500 Desiccant Dehumidifier For Emergency Clean-up.....	12,160.89	
02 90 55 00-0269	DAY	D-2000 Desiccant Dehumidifier For Emergency Clean-up.....	1,621.45	
02 90 55 00-0270	WK	D-2000 Desiccant Dehumidifier For Emergency Clean-up.....	4,458.99	
02 90 55 00-0271	MO	D-2000 Desiccant Dehumidifier For Emergency Clean-up.....	12,160.89	
02 90 55 00-0272	DAY	D-2250 Desiccant Dehumidifier For Emergency Clean-up.....	1,693.33	
02 90 55 00-0273	WK	D-2250 Desiccant Dehumidifier For Emergency Clean-up.....	4,656.66	
02 90 55 00-0274	MO	D-2250 Desiccant Dehumidifier For Emergency Clean-up.....	12,699.98	
02 90 55 00-0275	DAY	D-3000 Desiccant Dehumidifier For Emergency Clean-up.....	2,106.22	
02 90 55 00-0276	WK	D-3000 Desiccant Dehumidifier For Emergency Clean-up.....	5,792.09	
02 90 55 00-0277	MO	D-3000 Desiccant Dehumidifier For Emergency Clean-up.....	15,796.62	
02 90 55 00-0278	DAY	D-4500 Desiccant Dehumidifier For Emergency Clean-up.....	2,369.49	
02 90 55 00-0279	WK	D-4500 Desiccant Dehumidifier For Emergency Clean-up.....	6,516.11	
02 90 55 00-0280	MO	D-4500 Desiccant Dehumidifier For Emergency Clean-up.....	17,771.20	
02 90 55 00-0281	DAY	D-5000 Desiccant Dehumidifier For Emergency Clean-up.....	2,545.01	
02 90 55 00-0282	WK	D-5000 Desiccant Dehumidifier For Emergency Clean-up.....	6,998.78	
02 90 55 00-0283	MO	D-5000 Desiccant Dehumidifier For Emergency Clean-up.....	19,087.58	
02 90 55 00-0284	DAY	D-9000 Desiccant Dehumidifier For Emergency Clean-up.....	3,343.20	
02 90 55 00-0285	WK	D-9000 Desiccant Dehumidifier For Emergency Clean-up.....	9,193.80	
02 90 55 00-0286	MO	D-9000 Desiccant Dehumidifier For Emergency Clean-up.....	25,074.00	
02 90 55 00-0287	DAY	D-10500 Desiccant Dehumidifier For Emergency Clean-up.....	3,510.36	
02 90 55 00-0288	WK	D-10500 Desiccant Dehumidifier For Emergency Clean-up.....	9,653.49	
02 90 55 00-0289	MO	D-10500 Desiccant Dehumidifier For Emergency Clean-up.....	26,327.70	
02 90 55 00-0290	DAY	3.5 Ton DX Unit - Heating / Air Conditioning For Emergency Clean-up.....	613.64	
02 90 55 00-0291	WK	3.5 Ton DX Unit - Heating / Air Conditioning For Emergency Clean-up.....	1,687.50	
02 90 55 00-0292	MO	3.5 Ton DX Unit - Heating / Air Conditioning For Emergency Clean-up.....	4,602.27	
02 90 55 00-0293	DAY	5 Ton DX Unit - Heating / Air Conditioning For Emergency Clean-up.....	849.65	
02 90 55 00-0294	WK	5 Ton DX Unit - Heating / Air Conditioning For Emergency Clean-up.....	2,336.54	
02 90 55 00-0295	MO	5 Ton DX Unit - Heating / Air Conditioning For Emergency Clean-up.....	6,372.37	
02 90 55 00-0296	DAY	10 Ton DX Unit - Heating / Air Conditioning For Emergency Clean-up.....	1,053.11	
02 90 55 00-0297	WK	10 Ton DX Unit - Heating / Air Conditioning For Emergency Clean-up.....	2,896.05	
02 90 55 00-0298	MO	10 Ton DX Unit - Heating / Air Conditioning For Emergency Clean-up.....	7,898.31	
02 90 55 00-0299	DAY	25 Ton DX Unit - Heating / Air Conditioning For Emergency Clean-up.....	1,404.14	
02 90 55 00-0300	WK	25 Ton DX Unit - Heating / Air Conditioning For Emergency Clean-up.....	3,861.40	
02 90 55 00-0301	MO	25 Ton DX Unit - Heating / Air Conditioning For Emergency Clean-up.....	10,531.08	
02 90 55 00-0302	DAY	50 Ton DX Unit - Heating / Air Conditioning For Emergency Clean-up.....	2,369.49	
02 90 55 00-0303	WK	50 Ton DX Unit - Heating / Air Conditioning For Emergency Clean-up.....	6,516.11	
02 90 55 00-0304	MO	50 Ton DX Unit - Heating / Air Conditioning For Emergency Clean-up.....	17,771.20	
02 90 55 00-0305	DAY	80 Ton DX Unit - Heating / Air Conditioning For Emergency Clean-up.....	2,632.77	
02 90 55 00-0306	WK	80 Ton DX Unit - Heating / Air Conditioning For Emergency Clean-up.....	7,240.12	
02 90 55 00-0307	MO	80 Ton DX Unit - Heating / Air Conditioning For Emergency Clean-up.....	19,745.78	



MINOR CSI UOM DESCRIPTION	TOTAL DIRECT UNIT COST	DEMOLITION UNIT COST
02 90 55 00-0308 DAY 25' Flex Duct For Emergency Clean-up	35.10	
02 90 55 00-0309 WK 25' Flex Duct For Emergency Clean-up	96.53	
02 90 55 00-0310 MO 25' Flex Duct For Emergency Clean-up	263.28	
02 90 55 00-0311 DAY Hygrothermograph For Emergency Clean-up	49.54	
02 90 55 00-0312 WK Hygrothermograph For Emergency Clean-up	136.23	
02 90 55 00-0313 MO Hygrothermograph For Emergency Clean-up	371.53	
02 90 55 00-0314 DAY Dehumidification Trailer With 1,500 CFM Desiccant Unit For Emergency Clean-up	8,884.31	
Note: Includes 400 KW generator, 1500 CFM desiccant DH, 25 Ton DX unit, 1000 gallon fuel tank, and limited electrical distribution.		
02 90 55 00-0315 WK Dehumidification Trailer With 1,500 CFM Desiccant Unit For Emergency Clean-up	24,431.86	
Note: Includes 400 KW generator, 1500 CFM desiccant DH, 25 Ton DX unit, 1000 gallon fuel tank, and limited electrical distribution.		
02 90 55 00-0316 MO Dehumidification Trailer With 1,500 CFM Desiccant Unit For Emergency Clean-up	66,632.34	
Note: Includes 400 KW generator, 1500 CFM desiccant DH, 25 Ton DX unit, 1000 gallon fuel tank, and limited electrical distribution.		
02 90 55 00-0317 Power Equipment (02 90 55 00-0022)		
02 90 55 00-0318 WK Up to 65 KVA Generator For Emergency Clean-up	1,168.83	
02 90 55 00-0319 WK >65 to 125 KVA Generator For Emergency Clean-up	1,978.02	
02 90 55 00-0320 WK >125 to 250 KVA Generator For Emergency Clean-up	1,929.16	
02 90 55 00-0321 WK >250 to 375 KVA Generator For Emergency Clean-up	3,326.67	
02 90 55 00-0322 WK >375 Up to 440 KVA Generator For Emergency Clean-up	4,495.50	
02 90 55 00-0323 WK >440 to 625 KVA Generator For Emergency Clean-up	6,769.00	
02 90 55 00-0324 WK >625 to 800 KVA Generator For Emergency Clean-up	6,923.07	
02 90 55 00-0325 WK >800 to 1,000 KVA Generator For Emergency Clean-up	9,260.73	
02 90 55 00-0326 WK >1,000 to 1,500 KVA Generator For Emergency Clean-up	13,936.05	
02 90 55 00-0327 EA Generator Cable/Pigtails (Per Section) For Emergency Clean-up	30.21	
02 90 55 00-0328 EA Sub-Distribution Panel (Spider Box) For Emergency Clean-up	144.76	
02 90 55 00-0329 EA Electrical Distribution Panel For Emergency Clean-up	337.16	
02 90 55 00-0330 EA Quad Box Strings (25' Sections) For Emergency Clean-up	54.40	
02 90 55 00-0331 EA 50' Power Cord For Spider Box For Emergency Clean-up	50.35	
02 90 55 00-0332 EA Pig Tails (Per Each) For Emergency Clean-up	4.95	
02 90 55 00-0333 Freight Charges (02 90 55 00-0022)		
02 90 55 00-0334 MI Freight Up To 1 Ton Pick Up Truck For Emergency Clean-up Equipment	2.48	
02 90 55 00-0335 MI Freight >1 Ton Pick Up Truck For Emergency Clean-up Equipment	4.46	
02 90 55 00-0336 MI Freight 16' Or 24' Box Truck For Emergency Clean-up Equipment	4.46	
02 90 55 00-0337 MI Freight Tractor Trailer For Emergency Clean-up Equipment	6.44	
02 90 55 00-0338 Emergency Clean-up Personal Protection Equipment (02 90 55 00-0001)		
Note: Used in the performance of time and material projects. Not used in conjunction with tasks in the Cleaning, Contents Manipulation, and Water Emergency Clean-up sections.		
02 90 55 00-0339 EA Tyvek Coveralls For Emergency Clean-up Personal Protection Equipment	14.53	
02 90 55 00-0340 EA Tyvek Coveralls With Elastic Wrists And Ankles For Emergency Clean-up Personal Protection Equipment	17.12	
02 90 55 00-0341 EA Tyvek Coveralls With Hood, Elastic Wrists And Ankles For Emergency Clean-up Personal Protection Equipment	17.94	
02 90 55 00-0342 EA Tyvek Coveralls With Hood, Boots, Elastic Wrists And Ankles For Emergency Clean-up Personal Protection Equipment	22.62	
02 90 55 00-0343 EA Disposable Dual Cartridge Half-Mask Respirator For Emergency Clean-up Personal Protection Equipment	120.24	
02 90 55 00-0344 EA N95 Respirator For Emergency Clean-up Personal Protection Equipment	5.04	
02 90 55 00-0345 EA N95 Respirator With Valve For Emergency Clean-up Personal Protection Equipment	7.17	
02 90 55 00-0346 PR 3M Respirator Cartridges For Emergency Clean-up Personal Protection Equipment	48.06	
02 90 55 00-0347 EA Respirator Cleaning Wipes, Per Box 100 For Emergency Clean-up Personal Protection Equipment	38.46	
02 90 55 00-0348 PR P100 Respirator Cartridges For Emergency Clean-up Personal Protection Equipment	48.06	
02 90 55 00-0349 EA Respirator Cartridge For Emergency Clean-up Personal Protection Equipment	50.75	
02 90 55 00-0350 BOX Dust Mask, Box of 50, For Emergency Clean-up Personal Protection Equipment	56.58	
02 90 55 00-0351 PR Cotton Canvas Gloves For Emergency Clean-up Personal Protection Equipment	4.05	
02 90 55 00-0352 BOX 5 Mil, Disposable Latex Gloves, Box of 100, For Emergency Clean-up Personal Protection Equipment	26.33	
02 90 55 00-0353 PR 4 Mil, Disposable Nitrile Gloves For Emergency Clean-up Personal Protection Equipment	0.54	
02 90 55 00-0354 PR 5 Mil, Disposable Vinyl Gloves For Emergency Clean-up Personal Protection Equipment	0.45	
02 90 55 00-0355 PR 17 Mil, Latex Gloves For Emergency Clean-up Personal Protection Equipment	2.14	
02 90 55 00-0356 PR 15 Mil, Nitrile Gloves For Emergency Clean-up Personal Protection Equipment	5.09	
02 90 55 00-0357 PR Vinyl Coated Gloves With Knit Lining For Emergency Clean-up Personal Protection Equipment	6.97	
02 90 55 00-0358 PR 30 Mil, Polyvinyl Chloride (PVC) And Polyvinyl Chloride (PVC) Blend Gloves For Emergency Clean-up Personal Protection Equipment	7.82	
02 90 55 00-0359 PR Leather Gloves For Emergency Clean-up Personal Protection Equipment	13.17	
02 90 55 00-0360 EA Heavy Duty, Rubber Gloves For Emergency Clean-up Personal Protection Equipment	22.48	
02 90 55 00-0361 PR Polycarbonate Lens Safety Goggles For Emergency Clean-up Personal Protection Equipment	14.66	
02 90 55 00-0362 PR Chemical Splash/Impact Resistant, Polycarbonate Lens Safety Goggles For Emergency Clean-up Personal Protection Equipment	24.18	
02 90 55 00-0363 PR Plastic Safety Glasses For Emergency Clean-up Personal Protection Equipment	6.42	
02 90 55 00-0364 EA Safety Harness (Per Person/Day) For Emergency Clean-up Personal Protection Equipment	8.78	
02 90 55 00-0365 Emergency Clean-up Expendables (02 90 55 00-0001)		
Note: Used in the performance of time and material projects. Not used in conjunction with tasks in the Cleaning, Contents Manipulation, and Water Emergency Clean-up sections.		
02 90 55 00-0366 General Materials (02 90 55 00-0365)		
02 90 55 00-0367 GAL Adhesive Remover For Emergency Clean-up	105.31	

02 Existing Conditions**02 90 Disaster Recovery****02 90 55 Emergency Clean-up**MINOR
CSI UOM DESCRIPTIONTOTAL DIRECT DEMOLITION
UNIT COST UNIT COST

02 90 55 00-0368	GAL	Bioside-HS Cleaning Solution For Emergency Clean-up	33.78
02 90 55 00-0369	GAL	Biocide Mold Cleaning Solution For Emergency Clean-up	43.10
02 90 55 00-0370	EA	10" x 12" x 15" Cardboard Storage Box For Emergency Clean-up	5.55
02 90 55 00-0371	EA	10" x 12" x 24" Cardboard Storage Box For Emergency Clean-up	8.42
02 90 55 00-0372	EA	10" x 15" x 24" Cardboard Storage Box For Emergency Clean-up	8.42
02 90 55 00-0373	GAL	Bleach For Emergency Clean-up	11.33
02 90 55 00-0374	EA	Small Stainless Brush For Emergency Clean-up	7.19
02 90 55 00-0375	EA	2-1/2 Gallon Buckets For Emergency Clean-up	8.37
02 90 55 00-0376	EA	5 Gallon Bucket For Emergency Clean-up	12.68
02 90 55 00-0377	GAL	Carpet Defoamer For Emergency Clean-up	32.62
02 90 55 00-0378	GAL	Carpet Pre-treat For Emergency Clean-up	26.61
02 90 55 00-0379	GAL	Carpet Spotter For Emergency Clean-up	44.60
02 90 55 00-0380	GAL	Carpet/Upholstery Cleaner For Emergency Clean-up	35.96
02 90 55 00-0381	ROL	Carpet Masking/Shield For Emergency Clean-up	103.51
02 90 55 00-0382	EA	Chemical Sponge For Emergency Clean-up	4.15
02 90 55 00-0383	GAL	Clear Seal For Emergency Clean-up	141.59
02 90 55 00-0384	GAL	Coil Cleaner For Emergency Clean-up	71.26
02 90 55 00-0385	EA	Decontamination Chamber For Emergency Clean-up	309.65
02 90 55 00-0386	GAL	All Purpose Degreaser For Emergency Clean-up	46.34
02 90 55 00-0387	GAL	Heavy Duty Degreaser For Emergency Clean-up	53.10
02 90 55 00-0388	GAL	De-Foamer Liquid For Emergency Clean-up	60.90
02 90 55 00-0389	EA	Deodorization Membrane For Emergency Clean-up	113.60
02 90 55 00-0390	GAL	9-D-9 Smoke Deodorizer For Emergency Clean-up	182.04
02 90 55 00-0391	LB	Deodorizing Gel For Emergency Clean-up	42.77
02 90 55 00-0392	GAL	Deodorizing Liquid For Emergency Clean-up	60.24
02 90 55 00-0393	PAIL	Deodorizing Block For Emergency Clean-up	10.75
02 90 55 00-0394	GAL	Disinfectant/Antimicrobial For Emergency Clean-up	110.97
02 90 55 00-0395	GAL	BruClean Disinfectant For Emergency Clean-up	36.25
02 90 55 00-0396	GAL	Dryclean For Emergency Clean-up	47.33
02 90 55 00-0397	GAL	Duct Sealant Spray For Emergency Clean-up	71.33
02 90 55 00-0398	GAL	Antifungal Duct Sealant For Emergency Clean-up	103.04
02 90 55 00-0399	GAL	Microbial Encapsulant (Fosters 20 - 40) For Emergency Clean-up	164.16
02 90 55 00-0400	PR	Ear Plugs For Emergency Clean-up Personal Protection Equipment	0.64
02 90 55 00-0401	GAL	Encapsulant For Emergency Clean-up	117.96
02 90 55 00-0402	GAL	Aftershock Fiberlocke For Emergency Clean-up	103.58
02 90 55 00-0403	GAL	IAQ 2500 Fiberlocke For Emergency Clean-up	122.35
02 90 55 00-0404	GAL	IAS 6000 Fiberlocke For Emergency Clean-up	125.83
02 90 55 00-0405	ROL	Filter Material For Emergency Clean-up	277.71
02 90 55 00-0406	EA	Blue Paper Collection Bag Filter For Emergency Clean-up	7.48
02 90 55 00-0407	EA	CVAC Filter For High Efficiency Particulate Air (HEPA) Vacuum For Emergency Clean-up	593.98
02 90 55 00-0408	EA	Pre-Filter For Negative Air Machine For Emergency Clean-up	2.85
02 90 55 00-0409	EA	Pleated Filter For Negative Air Machine For Emergency Clean-up	12.69
02 90 55 00-0410	EA	Charcoal Filter For Negative Air Machine For Emergency Clean-up	45.17
02 90 55 00-0411	EA	High Efficiency Particulate Air (HEPA) Filter For Negative Air Machine For Emergency Clean-up	429.61
02 90 55 00-0412	EA	Pleated Dehumidifier Filter For Emergency Clean-up	11.34
02 90 55 00-0413	GAL	Floor Stripper For Emergency Clean-up	22.19
02 90 55 00-0414	GAL	Floor Wax For Emergency Clean-up	31.70
02 90 55 00-0415	GAL	Fogger (Thermal) For Emergency Clean-up	193.08
02 90 55 00-0416	BOX	Furniture Blocks For Emergency Clean-up	155.51
02 90 55 00-0417	EA	Furniture Polish, Per 10 Oz Can For Emergency Clean-up	20.96
02 90 55 00-0418	GAL	Glass Cleaner For Emergency Clean-up	13.97
02 90 55 00-0419	EA	Goof Off Spray, 12 Oz For Emergency Clean-up	17.98
02 90 55 00-0420	EA	Halogen Light Bulbs For Emergency Clean-up	22.64
02 90 55 00-0421	QT	Hand Sanitizer For Emergency Clean-up	11.19
02 90 55 00-0422	EA	Hard Hats For Emergency Clean-up Personal Protection Equipment	9.21
02 90 55 00-0423	BOX	Hog Rings, Box Of 2,500 For Emergency Clean-up	21.91
02 90 55 00-0424	GAL	HVAC Coal Cleaner For Emergency Clean-up	68.69
02 90 55 00-0425	BOX	Inventory Tag, Box Of 1,000 For Emergency Clean-up	154.11
02 90 55 00-0426	EA	Utility Knives For Emergency Clean-up	17.44
02 90 55 00-0427	ROL	13" Lay Flat Tubing (250' Roll) For Emergency Clean-up	132.20
02 90 55 00-0428	ROL	20" Lay Flat Tubing (250' Roll) For Emergency Clean-up	139.57
02 90 55 00-0429	ROL	29" Lay Flat Tubing (250' Roll) For Emergency Clean-up	277.89
02 90 55 00-0430	ROL	39" Lay Flat Tubing (250' Roll) For Emergency Clean-up	401.66
02 90 55 00-0431	GAL	Lemon Oil For Emergency Clean-up	56.17
02 90 55 00-0432	GAL	LPS 1/Mecca Lube For Emergency Clean-up	57.61
02 90 55 00-0433	GAL	LPS 2 For Emergency Clean-up	60.97
02 90 55 00-0434	GAL	LPS Contact Cleaner For Emergency Clean-up	60.68
02 90 55 00-0435	GAL	Light Lubricant Preserve For Emergency Clean-up	160.87
02 90 55 00-0436	GAL	Heavy Lubricant Preserver For Emergency Clean-up	31.70
02 90 55 00-0437	GAL	Machinery Cleaning Solvent For Emergency Clean-up	268.90
02 90 55 00-0438	GAL	Metal Polishing Paste For Emergency Clean-up	29.78
02 90 55 00-0439	GAL	MediClean® Disinfectant For Emergency Clean-up	64.07
02 90 55 00-0440	GAL	Dri-Eaz Milgo Plus Sanitizer For Emergency Clean-up	78.64
02 90 55 00-0441	EA	Mop Heads For Emergency Clean-up	9.98
02 90 55 00-0442	EA	Nylon Scouring Pads For Emergency Clean-up	1.74
02 90 55 00-0443	GAL	Odor Neutralizer For Emergency Clean-up	44.60
02 90 55 00-0444	EA	Packing Paper, 25 LB Bundle For Emergency Clean-up	80.14
02 90 55 00-0445	EA	Paint Brushes For Emergency Clean-up	7.93
02 90 55 00-0446	ROL	Corrugated/Craft Paper, 48" x 250' For Emergency Clean-up	186.90
02 90 55 00-0447	EA	Putty Knives For Emergency Clean-up	7.18
02 90 55 00-0448	ROL	Red Resin Paper, 200' Roll For Emergency Clean-up	40.78



MINOR CSI UOM DESCRIPTION	TOTAL DIRECT UNIT COST	DEMOLITION UNIT COST
02 90 55 00-0449 GAL Reodorant For Emergency Clean-up.....	134.74	
02 90 55 00-0450 GAL Restoracide For Emergency Clean-up.....	63.20	
02 90 55 00-0451 GAL Rust Remover For Emergency Clean-up.....	98.29	
02 90 55 00-0452 EA Saltesmo Test Samples For Emergency Clean-up.....	9.13	
02 90 55 00-0453 EA Sand Bag For Emergency Clean-up.....	2.39	
Note: Excludes sand material		
02 90 55 00-0454 EA Scotch-Brite 7447, Per Box 50 For Emergency Clean-up.....	32.09	
02 90 55 00-0455 EA Small Scrub Brushes For Emergency Clean-up.....	16.54	
02 90 55 00-0456 GAL Clear Soot Sealant For Emergency Clean-up.....	113.99	
02 90 55 00-0457 GAL Pigmented Soot Sealant For Emergency Clean-up.....	307.41	
02 90 55 00-0458 ROL Shrinkwrap Plastic For Emergency Clean-up.....	70.77	
02 90 55 00-0459 EA Dry Sponges For Emergency Clean-up.....	5.75	
02 90 55 00-0460 EA Spray Adhesive, Per Can For Emergency Clean-up.....	7.38	
02 90 55 00-0461 EA Spray Bot./Trigger For Emergency Clean-up.....	6.12	
02 90 55 00-0462 GAL Stain Remover For Emergency Clean-up.....	40.28	
02 90 55 00-0463 GAL Stainless Steel Cleaner For Emergency Clean-up.....	13.91	
02 90 55 00-0464 EA Stainless Steel Polish, Per Can For Emergency Clean-up.....	18.25	
02 90 55 00-0465 LB Sweeping Compound For Emergency Clean-up.....	0.66	
02 90 55 00-0466 ROL Duct Tape, 2" x 50 YD For Emergency Clean-up.....	14.44	
02 90 55 00-0467 ROL Environmental (Teal) Tape, 3/4" x 1,440' For Emergency Clean-up.....	13.59	
02 90 55 00-0468 ROL HVAC (Aluminum) Tape, 2" x 75' For Emergency Clean-up.....	34.87	
02 90 55 00-0469 ROL Blue Masking (Painters) Tape, 1-1/2" x 198' For Emergency Clean-up.....	19.34	
02 90 55 00-0470 ROL Poly Box Tape, 2" x 110 YD For Emergency Clean-up.....	5.96	
02 90 55 00-0471 LB Terry Towels For Emergency Clean-up.....	8.16	
02 90 55 00-0472 GAL Thermal Fog For Emergency Clean-up.....	90.63	
02 90 55 00-0473 ROL 1.7 Mil, 55 Gallon Trash Bags, 50/Roll For Emergency Clean-up.....	44.93	
02 90 55 00-0474 ROL 3 Mil, 55 Gallon Trash Bags, 50/Roll For Emergency Clean-up.....	105.02	
02 90 55 00-0475 ROL 4 Mil, 55 Gallon Trash Bags, 50/Roll For Emergency Clean-up.....	134.74	
02 90 55 00-0476 ROL 6 Mil, 55 Gallon Trash Bags, 50/Roll For Emergency Clean-up.....	179.20	
02 90 55 00-0477 EA Trisodium Phosphate, 20 LB Pail For Emergency Clean-up.....	57.84	
02 90 55 00-0478 EA Backpack Vacuum Bags For Emergency Clean-up.....	1.95	
02 90 55 00-0479 EA Upright Vacuum Bags For Emergency Clean-up.....	2.60	
02 90 55 00-0480 GAL Vinyl And Leather Cleaner For Emergency Clean-up.....	35.96	
02 90 55 00-0481 ROL 1 Mil Visqueen, 12' x 400', For Emergency Clean-up.....	58.21	
02 90 55 00-0482 ROL 4 Mil Visqueen, 32' x 100', For Emergency Clean-up.....	158.07	
02 90 55 00-0483 ROL 6 Mil Visqueen, 32' x 400', For Emergency Clean-up.....	215.68	
02 90 55 00-0484 LB Wipes, Cotton Cloth For Emergency Clean-up.....	6.11	
02 90 55 00-0485 ROL 12" x 750', Wrap, Bubble/Anti-Static For Emergency Clean-up.....	177.52	
02 90 55 00-0486 EA Wyp-Alls, Case Of 160 Wipes For Emergency Clean-up.....	17.98	
02 90 55 00-0487 EA Zip Wall Zippers For Emergency Clean-up.....	26.95	
02 90 55 00-0488 EA Absorbent Matt Roll For Oil And Other Liquids - 15" Wide x 50' Roll.....	32.80	
Note: 3.3 gallon volume absorption capacity per roll		
02 90 55 00-0489 EA Oil Only Sorbent Pads - 15" x 19", Light, Package Of 100.....	49.21	
Note: 26 OZ volume absorption capacity per pad		
02 90 55 00-0490 EA Oil Only Sorbent Pads - 15" x 19", Medium, Package Of 100.....	51.85	
Note: 33 OZ volume absorption capacity per pad		
02 90 55 00-0491 EA Oil Only Sorbent Pads - 15" x 19", Heavy, Package Of 100.....	84.66	
Note: 45 OZ volume absorption capacity per pad		
02 90 55 00-0492 Technical/Electronics Restoration Materials (02 90 55 00-0365)		
02 90 55 00-0493 EA Brush - Brass For Emergency Clean-up.....	5.94	
02 90 55 00-0494 EA 1" Brush, Natural Bristle For Emergency Clean-up.....	1.90	
02 90 55 00-0495 EA 1/2" Brush, Natural Bristle For Emergency Clean-up.....	1.59	
02 90 55 00-0496 EA 1/4" Brush, Natural Bristle For Emergency Clean-up.....	1.35	
02 90 55 00-0497 EA Brush - Parts For Emergency Clean-up.....	8.24	
02 90 55 00-0498 EA Brush - Plastic For Emergency Clean-up.....	4.28	
02 90 55 00-0499 EA Brush - Wire Grout For Emergency Clean-up.....	9.44	
02 90 55 00-0500 EA Brushing Tool For Emergency Clean-up.....	18.21	
02 90 55 00-0501 EA Cleaning Swabs, Cotton For Emergency Clean-up.....	0.40	
02 90 55 00-0502 EA Cleaning Swabs, Foam Tip For Emergency Clean-up.....	0.48	
02 90 55 00-0503 EA Contact Restorer, Per Can For Emergency Clean-up.....	36.04	
02 90 55 00-0504 EA Contact Spray, Per Can For Emergency Clean-up.....	24.52	
02 90 55 00-0505 UNT Corrosion Inhibitor Emitter - 1 CF For Emergency Clean-up.....	3.80	
02 90 55 00-0506 UNT Corrosion Inhibitor Emitter - 5 CF For Emergency Clean-up.....	10.90	
02 90 55 00-0507 UNT Corrosion Inhibitor Emitter - 10 CF For Emergency Clean-up.....	14.12	
02 90 55 00-0508 LB Cotton Cleaning Cloths For Emergency Clean-up.....	22.29	
02 90 55 00-0509 EA 12" x 17" Dust Cloths For Emergency Clean-up.....	0.35	
02 90 55 00-0510 EA 24" x 24" Dust Cloths For Emergency Clean-up.....	0.98	
02 90 55 00-0511 EA Deoxidizing Agent, Per Can For Emergency Clean-up.....	17.46	
02 90 55 00-0512 GAL Electronic Grade Detergent For Emergency Clean-up.....	40.46	
02 90 55 00-0513 SHT Inventory Labels For Emergency Clean-up.....	0.22	
02 90 55 00-0514 GAL Isopropyl Alcohol For Emergency Clean-up.....	107.22	
02 90 55 00-0515 GAL Lubrication/Penetrating Oil, Per Can For Emergency Clean-up.....	162.21	
02 90 55 00-0516 GAL PC Board Detergent For Emergency Clean-up.....	101.80	
02 90 55 00-0517 GAL Rust Inhibitor, Regular Duty For Emergency Clean-up.....	173.76	
02 90 55 00-0518 GAL Rust Inhibitor, Moderate Duty For Emergency Clean-up.....	175.07	
02 90 55 00-0519 GAL Rust Inhibitor, Severe Duty For Emergency Clean-up.....	187.13	
02 90 55 00-0520 LB Wipes, Lint Free Cloths For Emergency Clean-up.....	7.07	
02 90 55 00-0521 EA Wire Marker Card For Emergency Clean-up.....	2.77	
02 90 55 00-0522 EA Steel Wool, 16 Pad Sleeve For Emergency Clean-up.....	1.52	

02	02 Existing Conditions
	02 90 Disaster Recovery
	02 90 55 Emergency Clean-up



MINOR CSI UOM DESCRIPTION	TOTAL DIRECT UNIT COST	DEMOLITION UNIT COST
------------------------------	---------------------------	-------------------------

END OF SECTION 02

NOT FOR BID



MINOR CSI UOM DESCRIPTION	TOTAL DIRECT UNIT COST	DEMOLITION UNIT COST
------------------------------	---------------------------	-------------------------

03 Concrete

03 01 Maintenance of Concrete ⁽⁰³⁾

03 01 20 Maintenance of Concrete Reinforcing ^(03 01)

03 01 20 00-0001	Rebar Coating ^(03 01 20)	
03 01 20 00-0002	SF 20 Mil Thick, Cementitious Epoxy Resin Compensated 3-Component, Solvent-Free, Coating Material With Corrosion Inhibitor, And Reinforcement Corrosion Protection - Per Coat (Sika® Armatec®-110 EpoCem)	2.39

03 01 30 Maintenance of Cast-In-Place Concrete ^(03 01)

03 01 30 51 Cleaning of Cast-In-Place Concrete ^(03 01 30)

03 01 30 51-0001	Abrasive Blasting ^(03 01 30 51)	
	Note: Includes containment and clean-up of all material. Includes steel ball media.	
03 01 30 51-0002	SF Concrete Floors, Abrasive Shot (Bead) Blasting.....	3.71
	For Up To 100, Add	3.04
	For >100 To 250, Add	0.76
	For >250 To 500, Add	0.38
	For >5,000 To 10,000, Deduct	-0.08
	For >10,000, Deduct	-0.15
03 01 30 51-0003	SF Concrete Walls, Abrasive Shot (Bead) Blasting.....	5.24
	For Up To 100, Add	6.10
	For >100 To 250, Add	1.53
	For >250 To 500, Add	0.76
	For >5,000 To 10,000, Deduct	-0.15
	For >10,000, Deduct	-0.31

03 01 30 71 Rehabilitation of Cast-In-Place Concrete ^(03 01 30)

03 01 30 71-0001	Concrete Resurfacing/Repair ^(03 01 30 71)	
	See CSI section 09 01 90 52-0002 for surface preparation as required.	
03 01 30 71-0002	Concrete Repair ^(03 01 30 71-0001)	
03 01 30 71-0003	Decks Or Floors ^(03 01 30 71-0002)	
	Note: Includes bonding agent and sealant. Excludes saw cutting, sand blasting and forming.	
03 01 30 71-0004	SF Patch Decks Or Floors With 1/8" To 1/4" Thick Cementitious Mortar.....	6.29
03 01 30 71-0005	SF Patch Decks Or Floors With 1/8" To 1/4" Thick Epoxy Cementitious Mortar.....	20.05
03 01 30 71-0006	SF Patch Decks Or Floors With White Aluminum Oxide Grit (Non Slip Aggregate).....	0.56

03 01 30 71-0007 Verticals Or Overheads ^(03 01 30 71-0002)

	Note: Includes bonding agent and sealant. Excludes saw cutting, sand blasting and forming.	
03 01 30 71-0008	SF Patch Verticals Or Overheads With 1/8" To 1/4" Thick Cementitious Mortar.....	9.41
03 01 30 71-0009	SF Patch Verticals Or Overheads With 1/8" To 1/4" Thick Epoxy Cementitious Mortar.....	27.32
03 01 30 71-0010	SF Patch Verticals Or Overheads With 1/8" To 1/4" Thick Latex Cementitious Mortar.....	30.80
03 01 30 71-0011	SF Patch Verticals Or Overheads With 1/8" To 1/4" Thick Elastomeric Compound.....	8.55
03 01 30 71-0012	SF Patch Verticals Or Overheads With 1/8" To 1/4" Thick Copolymer Cementitious Compound.....	15.17
	Note: Rapid Set - WunderFixx	

03 01 30 71-0013 Circular Piers ^(03 01 30 71-0002)

03 01 30 71-0014	SF Patch Circular Piers With 1/8" To 1/4" Elastomeric Patching Compound.....	11.84
03 01 30 71-0015	SF Patch Circular Piers With 1/8" To 1/4" Copolymer Cementitious Compound.....	20.43
	Note: Rapid Set - WunderFixx	

03 01 30 71-0016 Soffit Repair ^(03 01 30 71-0002)

	Note: Includes bonding agent and sealant. Excludes saw cutting, sand blasting and forming.	
03 01 30 71-0017	LF Up To 16" Wide Concrete Soffit Repair.....	19.40
03 01 30 71-0018	LF >16" To 20" Wide Concrete Soffit Repair.....	20.30
03 01 30 71-0019	LF >20" To 24" Wide Concrete Soffit Repair.....	22.20
03 01 30 71-0020	LF >24" To 30" Wide Concrete Soffit Repair.....	24.20
03 01 30 71-0021	LF >30" To 36" Wide Concrete Soffit Repair.....	25.74

03 01 30 71-0022 Edge Repair ^(03 01 30 71-0002)

	Note: Includes mesh. Excludes saw cutting, sand blasting and forming.	
03 01 30 71-0023	LF 2" Spall Concrete Edge Repair.....	20.00
03 01 30 71-0024	LF 3" Spall Concrete Edge Repair.....	20.96
03 01 30 71-0025	LF 4" Spall Concrete Edge Repair.....	21.59
03 01 30 71-0026	LF 6" Spall Concrete Edge Repair.....	22.29
03 01 30 71-0027	LF 8" Spall Concrete Edge Repair.....	23.54
03 01 30 71-0028	LF 9" Spall Concrete Edge Repair.....	26.43
03 01 30 71-0029	CF Patch Edge, Portland Cement Based Repair Material.....	166.53
03 01 30 71-0030	CF Patch Edge, Rapid Setting Concrete Repair Material.....	228.77
03 01 30 71-0031	CF Patch Edge, Rapid Setting Polymer Concrete Methyl Methacrylate.....	234.82

03 Concrete**03 01 Maintenance of Concrete****03 01 30 Maintenance of Cast-In-Place Concrete**

SAN BERNARDINO
COUNTY

MINOR CSI UOM DESCRIPTION	TOTAL DIRECT UNIT COST	DEMOLITION UNIT COST
03 01 30 71-0032 CF Patch Edge, SSI Flex Patch (Other Than Specified)	467.37	
03 01 30 71-0033 Concrete Materials (03 01 30 71-0002) Note: Excludes saw cutting, sand blasting and forming.		
03 01 30 71-0034 SF Sika Ferroguard® 903	1.57	
03 01 30 71-0035 SF Sika-Guard 701W	1.79	
03 01 30 71-0036 SF Sika 550W Pearl Ash	1.02	
03 01 30 71-0037 SF Sika Top 144 Gray	2.59	
03 01 30 71-0038 Bridge Deck Treatment (03 01 30 71-0002)		
03 01 30 71-0039 SF Sweep Bridge Deck	0.02	
03 01 30 71-0040 SF Clean Bridge Deck	0.02	
03 01 30 71-0041 SF Treat Bridge Deck With Methacrylate Resin Sealant	2.14	
03 01 30 71-0042 Concrete Finishes (03 01 30 71-0001)		
03 01 30 71-0043 Concrete Patching (03 01 30 71-0042)		
03 01 30 71-0044 Walls (03 01 30 71-0043)		
03 01 30 71-0045 BAG Sika Top 111 Plus	166.08	
Note: SikaTop 111 PLUS is a two-component, polymer-modified, portland-cement, fast-setting, screed mortar. Yield: Approximately 0.5 cu. ft./unit. Approximately 0.75 cu. ft./unit (SikaTop 111 + 42 lbs. of 3/8" pea gravel).		
For Up To 10, Add	61.11	
For >10 To 25, Add	36.66	
For >25 To 50, Add	24.44	
For >50 To 75, Add	12.22	
03 01 30 71-0046 BAG Sika Grout 212, 50 LB Bag	113.94	
Note: SikaGrout 212 is a non-shrink, cementitious grout with a unique 2-stage shrinkage compensating mechanism. It is non-metallic and contains no chloride. Coverage: Approximately 0.44 cu. ft./bag at high flow.		
For Up To 10, Add	38.69	
For >10 To 25, Add	23.21	
For >25 To 50, Add	15.48	
For >50 To 75, Add	7.74	
03 01 30 71-0047 EA Sika Flex 1A, 10.3 Ounce Tube	38.30	
Note: Sikaflex-1a is a premium-grade, high-performance, moisture-cured, 1-component, polyurethane-based, non-sag elastomeric sealant. Coverage: 10.3 fl. oz. cartridge seals 12.4 lineal ft. of 1/2 x 1/4 in. joint. 20 fl. oz. uni-pac sausage seals 24 lineal ft. of 1/2 x 1/4 in. joint.		
03 01 30 71-0048 BAG Pea Gravel	29.16	
03 01 30 71-0049 BAG Sika Top 123, 44 LB Bag	169.19	
03 01 30 71-0050 BAG Sika Top 121 Plus Kit	162.03	
Note: SikaTop 121 PLUS is a two component, polymer-modified, leveling and pore sealing mortar. Yield: 0.4 cu. ft./unit.		
03 01 30 71-0051 BAG Sika Top 122 Plus Kit	179.68	
Note: SikaTop 122 PLUS is a two-component, polymer-modified, portland-cement, fast-setting, trowel-grade mortar. Yield: 0.51 cu. ft./ unit mortar; 0.75 cu. ft./unit concrete; (SikaTop 122 + 42 lbs. 3/8" pea gravel).		
03 01 30 71-0052 BAG Sika Top 123 Plus Kit	176.50	
Note: SikaTop 123 PLUS is a two-component, polymer-modified, portland cement, fast-setting, non-sag mortar. Yield: 0.39 cu. ft./unit.		
03 01 30 71-0053 Crack Repair For Concrete (03 01 30 71-0001)		
03 01 30 71-0054 Non Structural Crack Repair For Concrete (03 01 30 71-0053)		
03 01 30 71-0055 Surface Applied, Non Structural Crack Repair For Concrete (03 01 30 71-0054) Note: Includes removing all debris and contaminants accessible within the crack using hand tools, water blasting, compressed air or vacuuming. Includes installing sealer with caulk gun, cartridge gun, squeeze bottle, etc. Excludes backer rod and sanding.		
03 01 30 71-0056 LF Up To 1/4" Wide, Latex Emulsion, Gravity Fed Non Structural Crack Repair For Concrete, Surface Applied With Squeeze Tube (Quikrete® Concrete Crack Seal)	6.46	
For V-Grooving Crack With Grinder, Add	5.16	
03 01 30 71-0057 LF >1/4" To 1/2" Wide, Latex Emulsion, Gravity Fed Non Structural Crack Repair For Concrete, Surface Applied With Squeeze Tube (Quikrete® Concrete Crack Seal)	8.45	
For V-Grooving Crack With Grinder, Add	5.04	
03 01 30 71-0058 LF Up To 1/4" Wide, Sanded Acrylic Latex, Gravity Fed Non Structural Crack Repair For Concrete, Surface Applied With Caulk Gun (Quikrete® Concrete Repair)	6.59	
For V-Grooving Crack With Grinder, Add	5.16	
03 01 30 71-0059 LF >1/4" To 1/2" Wide, Sanded Acrylic Latex, Gravity Fed Non Structural Crack Repair For Concrete, Surface Applied With Caulk Gun (Quikrete® Concrete Repair)	8.72	
For V-Grooving Crack With Grinder, Add	5.04	
03 01 30 71-0060 LF Up To 1/4" Wide, Self Leveling Polyurethane Sealant, Gravity Fed Non Structural Crack Repair For Concrete, Surface Applied With Cartridge Tool (Sikaflex® Self-Leveling Sealant)	7.07	
For V-Grooving Crack With Grinder, Add	5.16	
03 01 30 71-0061 LF >1/4" To 1/2" Wide, Self Leveling Polyurethane Sealant, Gravity Fed Non Structural Crack Repair For Concrete, Surface Applied With Cartridge Tool (Sikaflex® Self-Leveling Sealant)	9.69	
For V-Grooving Crack With Grinder, Add	5.04	
03 01 30 71-0062 LF Up To 1/4" Wide, Non-Sag Elastomeric Polyurethane Sealant, Gravity Fed Non Structural Crack Repair For Concrete, Surface Applied With Cartridge Tool (Sikaflex® Concrete Fix)	7.43	
For V-Grooving Crack With Grinder, Add	5.16	
03 01 30 71-0063 LF >1/4" To 1/2" Wide, Non-Sag Elastomeric Polyurethane Sealant, Gravity Fed Non Structural Crack Repair For Concrete, Surface Applied With Cartridge Tool (Sikaflex® Concrete Fix)	10.39	
For V-Grooving Crack With Grinder, Add	5.04	



MINOR CSI UOM DESCRIPTION	TOTAL DIRECT UNIT COST	DEMOLITION UNIT COST
03 01 30 71-0064 LF Up To 1/4" Wide x 1/2" Depth, Low-modulus, Low-viscosity, Epoxy Resin Crack Filler (Sikadur® 21) <i>For V-Grooving Crack With Grinder, Add</i>	5.59 4.42	
03 01 30 71-0065 LF Up To 1/4" Wide x 1" Depth, Low-modulus, Low-viscosity, Epoxy Resin Crack Filler (Sikadur® 21) <i>For V-Grooving Crack With Grinder, Add</i>	6.71 5.16	
03 01 30 71-0066 LF >1/4" To 1/2" Wide x 1/2" Depth, Low-modulus, Low-viscosity, Epoxy Resin Crack Filler (Sikadur® 21)..... <i>For V-Grooving Crack With Grinder, Add</i>	6.71 5.16	
03 01 30 71-0067 LF >1/4" To 1/2" Wide x 1" Depth, Low-modulus, Low-viscosity, Epoxy Resin Crack Filler (Sikadur® 21)..... <i>For V-Grooving Crack With Grinder, Add</i>	8.96 6.64	
03 01 30 71-0068 Pressure Injected, Non Structural Crack Repair For Concrete (03 01 30 71-0054) Note: Includes removing all debris and contaminants accessible within the crack using hand tools, water blasting, compressed air or vacuuming. Includes installing injection ports, sealing the crack opening (one side only), injecting the crack with polyurethane and restoring the sealed surface to flush conditions. Excludes disposal.		
03 01 30 71-0069 LF Up To 1/4" Wide, Water Activated Polyurethane Foam Grout, Non Structural Crack Repair For Concrete, Installed With Automated Injection Equipment (SealBoss 1570) <i>For Cracks Accessible From Both Sides, Add</i>	29.08 5.92	
03 01 30 71-0070 Structural Crack Repair For Concrete (03 01 30 71-0053)		
03 01 30 71-0071 Surface Applied, Structural Crack Repair For Concrete (03 01 30 71-0070) Note: Includes removing all debris and contaminants accessible within the crack using hand tools, water blasting, compressed air or vacuuming. Excludes disposal.		
03 01 30 71-0072 LF Up To 1/4" Wide, Low Viscosity, High Strength Epoxy Resin, Gravity Fed Structural Crack Repair For Concrete, Surface Applied With Trowel (Sikadur® 35) <i>For V-Grooving Crack With Grinder, Add</i>	7.52 5.16	
03 01 30 71-0073 LF >1/4" To 1/2" Wide, Low Viscosity, High Strength Epoxy Resin, Gravity Fed Structural Crack Repair For Concrete, Surface Applied With Trowel (Sikadur® 35) <i>For V-Grooving Crack With Grinder, Add</i>	10.57 5.04	
03 01 30 71-0074 LF Up To 1/4" Wide, Moisture Tolerant, Low Viscosity, High Strength Epoxy Resin, Gravity Fed Structural Crack Repair For Concrete, Surface Applied Trowel (Sikadur® 52)..... <i>For V-Grooving Crack With Grinder, Add</i>	7.33 5.16	
03 01 30 71-0075 LF >1/4" To 1/2" Wide, Moisture Tolerant, Low Viscosity, High Strength Epoxy Resin, Gravity Fed Structural Crack Repair For Concrete, Surface Applied With Trowel (Sikadur® 52)..... <i>For V-Grooving Crack With Grinder, Add</i>	10.19 5.04	
03 01 30 71-0076 LF Up To 1/4" Wide, Low Viscosity, High Strength Epoxy Resin, Gravity Fed Structural Crack Repair For Concrete, Surface Applied With Caulk Gun (Sikadur® Crack Fix)..... <i>For V-Grooving Crack With Grinder, Add</i>	8.90 5.16	
03 01 30 71-0077 LF >1/4" To 1/2" Wide, Low Viscosity, High Strength Epoxy Resin, Gravity Fed Structural Crack Repair For Concrete, Surface Applied With Caulk Gun (Sikadur® Crack Fix)..... <i>For V-Grooving Crack With Grinder, Add</i>	13.36 5.04	
03 01 30 71-0078 Pressure Injected, Structural Crack Repair For Concrete (03 01 30 71-0070) Note: Includes removing all debris and contaminants accessible within the crack using hand tools, water blasting, compressed air or vacuuming. Includes installing injection ports, sealing the crack opening (one side only), injecting the crack with epoxy and restoring the sealed surface to flush conditions. Excludes disposal.		
03 01 30 71-0079 LF Up To 1/4" Wide, Low Viscosity, High Strength Epoxy Resin, Structural Crack Repair For Concrete, Installed With Automated Injection Equipment (Sikadur® 35)..... <i>For Cracks Accessible From Both Sides, Add</i>	25.29 5.92	
03 01 30 71-0080 LF Up To 1/4" Wide, Moisture Tolerant, Low Viscosity, High Strength Epoxy Resin, Structural Crack Repair For Concrete, Installed With Automated Injection Equipment (Sikadur® 52)..... <i>For Cracks Accessible From Both Sides, Add</i>	25.10 5.92	
03 01 30 71-0081 Surface Applied Polyurethane Elastomeric Sealant (Sikaflex®-2c NS EZ Mix) (03 01 30 71-0053) Note: Includes removing all debris and contaminants accessible within the crack using hand tools, compressed air or vacuuming. Includes installing sealer with caulk gun, cartridge gun, etc.		
03 01 30 71-0082 LF 1/4" x 1/4" Polyurethane Elastomeric Sealant For Concrete, Surface Applied (SikaFlex 2C NS EZ Mix).....	2.59	
03 01 30 71-0083 LF 3/8" x 1/4" Polyurethane Elastomeric Sealant For Concrete, Surface Applied (SikaFlex 2C NS EZ Mix).....	2.75	
03 01 30 71-0084 LF 1/2" x 1/4" Polyurethane Elastomeric Sealant For Concrete, Surface Applied (SikaFlex 2C NS EZ Mix).....	2.95	
03 01 30 71-0085 LF 3/8" x 3/8" Polyurethane Elastomeric Sealant For Concrete, Surface Applied (SikaFlex 2C NS EZ Mix).....	3.01	
03 01 30 71-0086 LF 1/2" x 3/8" Polyurethane Elastomeric Sealant For Concrete, Surface Applied (SikaFlex 2C NS EZ Mix).....	3.27	
03 01 30 71-0087 LF 3/4" x 3/8" Polyurethane Elastomeric Sealant For Concrete, Surface Applied (SikaFlex 2C NS EZ Mix).....	4.47	
03 01 30 71-0088 LF 1/2" x 1/2" Polyurethane Elastomeric Sealant For Concrete, Surface Applied (SikaFlex 2C NS EZ Mix).....	3.67	
03 01 30 71-0089 LF 3/4" x 1/2" Polyurethane Elastomeric Sealant For Concrete, Surface Applied (SikaFlex 2C NS EZ Mix).....	4.19	
03 01 30 71-0090 LF 1" x 1/2" Polyurethane Elastomeric Sealant For Concrete, Surface Applied (SikaFlex 2C NS EZ Mix).....	4.73	
03 01 30 71-0091 LF 1-1/4" x 1/2" Polyurethane Elastomeric Sealant For Concrete, Surface Applied (SikaFlex 2C NS EZ Mix).....	5.26	
03 01 30 71-0092 LF 1-1/2" x 1/2" Polyurethane Elastomeric Sealant For Concrete, Surface Applied (SikaFlex 2C NS EZ Mix).....	5.88	
03 01 30 71-0093 Carbon Fiber Strengthening System (03 01 30 71-0001) Note: Includes preparing surface, dust and debris removal by hand, clean and protect adjacent area, fill voids, primer, fabric substrate layers, final coat of epoxy and finish. Excludes disposal.		
03 01 30 71-0094 SF Carbon Fiber Strengthening System For Concrete Beams, Per Layer Note: Includes carbon fabric epoxy saturant, primer, filler for voids, anchors, finish.	74.53	
03 01 30 71-0095 SF Carbon Fiber Strengthening System For Concrete Columns, Per Layer Note: Includes carbon fabric epoxy saturant, primer, filler for voids, anchors, finish.	66.42	
03 01 30 71-0096 SF Carbon Fiber Strengthening System For Concrete Ceiling Slabs, Per Layer Note: Includes carbon fabric epoxy saturant, primer, filler for voids, anchors, finish.	61.86	
03 01 30 71-0097 SF Carbon Fiber Strengthening System For Walls, Per Layer Note: Includes carbon fabric epoxy saturant, primer, filler for voids, anchors, finish.	59.33	



MINOR
CSI UOM DESCRIPTION

TOTAL DIRECT DEMOLITION
UNIT COST UNIT COST

03 01 30 71-0098	High Modulus Carbon Fiber Fabric (V-Wrap™ C200HM) <small>(03 01 30 71-0001)</small>	
	Note: V-Wrap C200HM is a unidirectional carbon fiber fabric with fiber oriented in the 0° direction. V-Wrap C200HM system is field laminated using two-part 100% solids and high strength structural adhesives.	
03 01 30 71-0099	SF 17.7 Oz/SY, Uni-Directional, High Modulus Carbon Fiber Fabric For Columns	65.86
03 01 30 71-0100	SF 17.7 Oz/SY, Uni-Directional, High Modulus Carbon Fiber Fabric For Ceiling Slabs	61.98
03 01 30 71-0101	SF 17.7 Oz/SY, Uni-Directional, High Modulus Carbon Fiber Fabric For Walls	59.82

03 01 30 71-0102	Carbon Fiber Strengthening Fabric (SikaWrap) <small>(03 01 30 71-0001)</small>	
03 01 30 71-0103	SF 18 Oz/SY, Uni-Directional, ICC Listed, Carbon Fiber Fabric For Columns (SikaWrap® Hex-103 C)	56.49
03 01 30 71-0104	SF 18 Oz/SY, Uni-Directional, ICC Listed, Carbon Fiber Fabric For Ceiling Slabs (SikaWrap® Hex-103 C)	52.61
03 01 30 71-0105	SF 18 Oz/SY, Uni-Directional, ICC Listed, Carbon Fiber Fabric For Walls (SikaWrap® Hex-103 C)	50.45
03 01 30 71-0106	SF 5 Mil Thick, Water Dispersed, Acrylic, Protective, Anti-Carbonation Coating (Sikagard®-670 W)	1.36
	Note: Adhesive for Carbon fiber warp application	

03 01 30 71-0107	Concrete Rehabilitation <small>(03 01 30 71)</small>	
03 01 30 71-0108	Corrosive Inhibitor <small>(03 01 30 71-0107)</small>	
03 01 30 71-0109	SF Corrosive Inhibitor	5.76

03 01 30 71-0110	Remove Cracked Or Damaged Concrete Surfacing Material <small>(03 01 30 71)</small>	
03 01 30 71-0111	SF Removal Of Concrete <3/4" Deep On Vertical Wall Surfaces	17.95
	Note: Excludes patching materials	
03 01 30 71-0112	SF Removal Of Concrete 3/4" To 1-1/2" Deep On Vertical Wall Surfaces	23.78
	Note: Excludes patching materials.	
03 01 30 71-0113	SF Removal Of Concrete >1-1/2" To 3" Deep On Vertical Wall Surfaces	29.61
	Note: Excludes patching materials.	
03 01 30 71-0114	SF Removal Of Concrete >3" To 4" Deep On Vertical Wall Surfaces	39.48
	Note: Excludes patching materials.	
03 01 30 71-0115	SF Removal Of Concrete <3/4" Deep On Overhead Surfaces	35.89
	Note: Excludes patching materials	
03 01 30 71-0116	SF Removal Of Concrete 3/4" To 1-1/2" Deep On Overhead Surfaces	47.55
	Note: Excludes patching materials.	
03 01 30 71-0117	SF Removal Of Concrete >1-1/2" To 3" Deep On Overhead Surfaces	59.22
	Note: Excludes patching materials.	
03 01 30 71-0118	SF Removal Of Concrete >3" To 4" Deep On Overhead Surfaces	78.97
	Note: Excludes patching materials.	

03 01 30 72	Strengthening Of Cast-in-Place Concrete <small>(03 01 30)</small>	
03 01 30 72-0001	Concrete Surface Repairs <small>(03 01 30 72)</small>	
03 01 30 72-0002	SF Sound The Concrete Surface To Locate Delaminated Areas	0.36

03 05 Common Work Results For Concrete (03)

03 05 13 Concrete Admixtures (03 05)

03 05 13 00-0001	Concrete Admixtures <small>(03 05 13)</small>	
03 05 13 00-0002	CY Low Range Water Reducing (LRWR), Type A Concrete Admixture	7.20
03 05 13 00-0003	CY Set Retarding, Type B Concrete Admixture	4.98
03 05 13 00-0004	CY 1% Calcium Chloride Accelerating, Type C Concrete Admixture	7.75
03 05 13 00-0005	CY 2% Calcium Chloride Accelerating, Type C Concrete Admixture	15.51
03 05 13 00-0006	CY 1% Non-Chloride Accelerating, Type C Concrete Admixture	13.85
03 05 13 00-0007	CY 2% Non-Chloride Accelerating, Type C Concrete Admixture	27.69
03 05 13 00-0008	CY 1% Water Reducing and Retarding (Hydration Stabilizer), Type D Concrete Admixture	5.98
03 05 13 00-0009	CY 2% Water Reducing and Retarding (Hydration Stabilizer), Type D Concrete Admixture	11.66
03 05 13 00-0010	CY 1% Water Reducing and Accelerating (High Early Strength), Type E Concrete Admixture	8.31
03 05 13 00-0011	CY 2% Water Reducing and Accelerating (High Early Strength), Type E Concrete Admixture	16.61
03 05 13 00-0012	CY Mid Range Water Reducing (MRWR) Superplasticizer, Type A Or E Concrete Admixture	5.54
03 05 13 00-0013	CY High Range Water Reducing (HRWR) Superplasticizer, Type F Concrete Admixture	13.29
03 05 13 00-0014	CY 1 LB/CY Polyethylene, Polypropylene, Nylon, Synthetic Plastic Fibers, Concrete Admixture	11.81
03 05 13 00-0015	CY 1-1/2 LB/CY Polyethylene, Polypropylene, Nylon, Synthetic Plastic Fibers, Concrete Admixture	17.72
03 05 13 00-0016	CY 25 LB/CY Steel Fibers, Concrete Admixture	42.22
03 05 13 00-0017	CY 10% Microsilica (Silica Fume), Concrete Admixture	88.61
03 05 13 00-0018	CY Corrosion Inhibiting Concrete Admixture	33.23
03 05 13 00-0019	CY Winter Service Or Heat, Concrete Add	17.72
03 05 13 00-0020	CY Chilled Water, Concrete Add	17.72
03 05 13 00-0021	CY Subtle Color (See Davis Colors Color Card), Concrete Admixture	42.70
03 05 13 00-0022	CY Standard Color (See Davis Colors Color Card), Concrete Admixture	71.17
03 05 13 00-0023	CY Premium Color (See Davis Colors Color Card), Concrete Admixture	136.64
03 05 13 00-0024	CY Ultra Premium Color (See Davis Colors Color Card), Concrete Admixture	189.78

03 10 Concrete Forming and Accessories (03)



		Concrete	03
		Concrete Forming and Accessories	03 10
		Concrete Forming	03 11

MINOR CSI UOM DESCRIPTION	TOTAL DIRECT UNIT COST	DEMOLITION UNIT COST
------------------------------	---------------------------	-------------------------

03 11 Concrete Forming (03 10)

03 11 13 Structural Cast-In-Place Concrete Forming (03 11)

Note: Per square foot of formwork.

<p>03 11 13 00-0001</p> <p>03 11 13 00-0002</p> <p>03 11 13 00-0003</p> <p>03 11 13 00-0004</p> <p>03 11 13 00-0005</p> <p>03 11 13 00-0006</p> <p>03 11 13 00-0007</p> <p>03 11 13 00-0008</p> <p>03 11 13 00-0009</p> <p>03 11 13 00-0010</p> <p>03 11 13 00-0011</p> <p>03 11 13 00-0012</p> <p>03 11 13 00-0013</p> <p>03 11 13 00-0014</p> <p>03 11 13 00-0015</p> <p>03 11 13 00-0016</p> <p>03 11 13 00-0017</p> <p>03 11 13 00-0018</p> <p>03 11 13 00-0019</p> <p>03 11 13 00-0020</p> <p>03 11 13 00-0021</p> <p>03 11 13 00-0022</p> <p>03 11 13 00-0023</p> <p>03 11 13 00-0024</p> <p>03 11 13 00-0025</p> <p>03 11 13 00-0026</p>	<p>Wood Formwork <small>(03 11 13)</small> Note: For job built wood and/or plywood form systems where metal framed formwork cannot be used. Includes erecting, stripping, stacking, plywood, framing lumber, oiling, studs/walers, strongbacks, deadmen, supporting braces, turnbuckles, ties, and clips.</p> <p>Foundation Wood Formwork <small>(03 11 13 00-0001)</small> Note: For foundation work below or at grade.</p> <p>SF Continuous Footings Foundation Wood Formwork.....</p> <p>For <1,000, Add</p> <p>For Foundations >8' Below Grade, Add</p> <p>For Curved Formwork, Add</p> <p>SF Pile Cap, Pier Or Spread Footings Foundation Wood Formwork.....</p> <p>For <1,000, Add</p> <p>For Foundations >8' Below Grade, Add</p> <p>For Curved Formwork, Add</p> <p>SF Mat Foundation Wood Formwork.....</p> <p>For <1,000, Add</p> <p>For Foundations >8' Below Grade, Add</p> <p>For Curved Formwork, Add</p> <p>SF Grade Beams Or Duct Bank Foundation Wood Formwork.....</p> <p>For <1,000, Add</p> <p>For Foundations >8' Below Grade, Add</p> <p>For Curved Formwork, Add</p> <p>SF Below Grade Walls Foundation Wood Formwork.....</p> <p>Note: Excludes footing</p> <p>For <1,000, Add</p> <p>For Foundations >8' Below Grade, Add</p> <p>For Curved Formwork, Add</p> <p>Slab Edge And Block-Out Wood Formwork <small>(03 11 13 00-0001)</small></p> <p>LF Up To 6" High Slab Edge and Block-Out Wood Formwork.....</p> <p>For Foundations >8' Below Grade, Add</p> <p>For Curved Formwork, Add</p> <p>For Up To 250, Add</p> <p>LF >6" To 12" High Slab Edge and Block-Out Wood Formwork.....</p> <p>For Foundations >8' Below Grade, Add</p> <p>For Curved Formwork, Add</p> <p>For Up To 250, Add</p> <p>SF >12" High Slab Edge and Block-Out Wood Formwork.....</p> <p>For Foundations >8' Below Grade, Add</p> <p>For Curved Formwork, Add</p> <p>For <1,000, Add</p> <p>Column Wood Formwork <small>(03 11 13 00-0001)</small></p> <p>LF Up To 8" Square Column Wood Formwork.....</p> <p>LF >8" To 12" Square Column Wood Formwork.....</p> <p>LF >12" To 18" Square Column Wood Formwork.....</p> <p>LF >18" To 24" Square Column Wood Formwork.....</p> <p>LF >24" To 36" Square Column Wood Formwork.....</p> <p>LF >36" To 48" Square Column Wood Formwork.....</p> <p>Above Grade Wall Wood Formwork <small>(03 11 13 00-0001)</small></p> <p>SF Up To 8' High Above Grade Wall Wood Formwork.....</p> <p>For Curved Formwork, Add</p> <p>For <1,000, Add</p> <p>SF >8' High Above Grade Wall Wood Formwork.....</p> <p>For Curved Formwork, Add</p> <p>For <1,000, Add</p> <p>Elevated Beam Wood Formwork <small>(03 11 13 00-0001)</small> Note: Includes adjustable shores and column supports and bracing lumber up to 14' for bottom of elevated beam.</p> <p>SF Bottom of Elevated Beam Wood Formwork.....</p> <p>For Curved Formwork, Add</p> <p>For <1,000, Add</p> <p>SF Vertical Sides of Elevated Beam Wood Formwork.....</p> <p>For Curved Formwork, Add</p> <p>For <1,000, Add</p> <p>Elevated Slab Wood Formwork <small>(03 11 13 00-0001)</small> Note: Includes adjustable shores and column supports and bracing lumber up to 14' for bottom of elevated slab.</p> <p>SF Elevated Slab Wood Formwork.....</p> <p>For <1,000, Add</p>	<p>7.41</p> <p>1.39</p> <p>1.35</p> <p>2.69</p> <p>8.83</p> <p>1.67</p> <p>1.62</p> <p>3.25</p> <p>10.35</p> <p>1.97</p> <p>1.92</p> <p>3.84</p> <p>8.60</p> <p>1.62</p> <p>1.57</p> <p>3.14</p> <p>12.14</p> <p>2.29</p> <p>2.22</p> <p>4.43</p> <p>5.73</p> <p>1.07</p> <p>2.15</p> <p>1.10</p> <p>8.19</p> <p>1.50</p> <p>2.99</p> <p>1.54</p> <p>10.65</p> <p>1.94</p> <p>3.89</p> <p>2.01</p> <p>44.19</p> <p>64.75</p> <p>81.61</p> <p>117.16</p> <p>168.27</p> <p>222.51</p> <p>13.57</p> <p>5.01</p> <p>2.57</p> <p>16.04</p> <p>5.94</p> <p>3.05</p> <p>17.91</p> <p>6.54</p> <p>3.37</p> <p>11.28</p> <p>4.17</p> <p>2.14</p> <p>10.64</p> <p>1.94</p>
--	--	--

03 Concrete**03 10 Concrete Forming and Accessories****03 11 Concrete Forming**

SAN BERNARDINO
COUNTY

MINOR
CSI UOM DESCRIPTION

TOTAL DIRECT DEMOLITION
UNIT COST UNIT COST

03 11 13 00-0027	Metal Framed Formwork (03 11 13)		
	Note: For all metal framed and metal form systems. Includes erecting, stripping, stacking, oiling, studs/walers, strongbacks, deadmen, supporting braces, turnbuckles, ties, and clips.		
03 11 13 00-0028	Foundation Metal Framed Formwork (03 11 13 00-0027)		
	Note: For foundation work below or at grade.		
03 11 13 00-0029	SF Continuous Footings Foundation Metal Framed Formwork	7.00	
	For <1,000, Add	1.28	
	For Foundations >8' Below Grade, Add	1.21	
	For Curved Formwork, Add	2.43	
03 11 13 00-0030	SF Pile Cap, Pier Or Spread Footings Foundation Metal Framed Formwork	7.75	
	For <1,000, Add	1.42	
	For Foundations >8' Below Grade, Add	1.36	
	For Curved Formwork, Add	2.72	
03 11 13 00-0031	SF Mat Foundation Metal Framed Formwork	8.70	
	For <1,000, Add	1.58	
	For Foundations >8' Below Grade, Add	1.50	
	For Curved Formwork, Add	3.01	
03 11 13 00-0032	SF Grade Beams Or Duct Bank Foundation Metal Framed Formwork	7.34	
	For <1,000, Add	1.33	
	For Foundations >8' Below Grade, Add	1.26	
	For Curved Formwork, Add	2.53	
03 11 13 00-0033	SF Below Grade Walls Foundation Metal Framed Formwork	11.15	
	Note: Excludes footing.		
	For <1,000, Add	2.06	
	For Foundations >8' Below Grade, Add	1.98	
	For Curved Formwork, Add	3.95	
03 11 13 00-0034	Slab Edge And Block-Out Metal Framed Formwork (03 11 13 00-0027)		
03 11 13 00-0035	LF Up To 6" High Slab Edge and Block-Out Metal Framed Formwork	5.01	
	For Foundations >8' Below Grade, Add	0.98	
	For Curved Formwork, Add	1.95	
	For <250, Add	0.98	
03 11 13 00-0036	LF >6" To 12" High Slab Edge and Block-Out Metal Framed Formwork	6.29	
	For Foundations >8' Below Grade, Add	1.21	
	For Curved Formwork, Add	2.43	
	For <250, Add	1.23	
03 11 13 00-0037	SF >12" High Slab Edge and Block-Out Metal Framed Formwork	6.97	
	For Foundations >8' Below Grade, Add	1.34	
	For Curved Formwork, Add	2.68	
	For <1,000, Add	1.36	
03 11 13 00-0038	Column Metal Framed Formwork (03 11 13 00-0027)		
03 11 13 00-0039	Square Columns (03 11 13 00-0038)		
03 11 13 00-0040	LF Up To 12" Square Column Metal Framed Formwork	43.52	
03 11 13 00-0041	LF >12" To 16" Square Column Metal Framed Formwork	52.63	
03 11 13 00-0042	LF >16" To 20" Square Column Metal Framed Formwork	61.77	
03 11 13 00-0043	LF >20" To 24" Square Column Metal Framed Formwork	73.79	
03 11 13 00-0044	LF >24" To 30" Square Column Metal Framed Formwork	88.92	
03 11 13 00-0045	LF >30" To 36" Square Column Metal Framed Formwork	106.81	
03 11 13 00-0046	LF >36" To 48" Square Column Metal Framed Formwork	137.08	
03 11 13 00-0047	LF >48" To 60" Square Column Metal Framed Formwork	169.14	
03 11 13 00-0048	Round Columns (03 11 13 00-0038)		
03 11 13 00-0049	LF Up To 12" Diameter Column Metal Formwork	43.99	
03 11 13 00-0050	LF >12" To 16" Diameter Column Metal Formwork	48.84	
03 11 13 00-0051	LF >16" To 20" Diameter Column Metal Formwork	55.96	
03 11 13 00-0052	LF >20" To 24" Diameter Column Metal Formwork	65.05	
03 11 13 00-0053	LF >24" To 30" Diameter Column Metal Formwork	76.68	
03 11 13 00-0054	LF >30" To 36" Diameter Column Metal Formwork	87.74	
03 11 13 00-0055	LF >36" To 48" Diameter Column Metal Formwork	114.20	
03 11 13 00-0056	LF >48" To 60" Diameter Column Metal Formwork	150.17	
03 11 13 00-0057	Above Grade Wall Metal Framed Formwork (03 11 13 00-0027)		
03 11 13 00-0058	SF Up to 8' High Above Grade Wall Metal Framed Formwork	6.92	
	For Curved Formwork, Add	2.26	
	For <1,000, Add	1.22	
03 11 13 00-0059	SF >8' High Above Grade Wall Metal Framed Formwork	8.46	
	For Curved Formwork, Add	2.73	
	For <1,000, Add	1.47	
03 11 13 00-0060	Elevated Beam Metal Framed Formwork (03 11 13 00-0027)		
	Note: Includes adjustable shores and column supports and bracing lumber up to 14' for bottom of elevated beam.		
03 11 13 00-0061	SF Bottom of Elevated Beam Metal Framed Formwork	7.01	
	For Curved Formwork, Add	2.13	
	For <1,000, Add	1.18	



	MINOR	CSI	UOM	DESCRIPTION	TOTAL DIRECT UNIT COST	DEMOLITION UNIT COST
	03 11 13 00-0062	SF		Vertical Sides of Elevated Beam Metal Framed Formwork.....	5.17	
				<i>For Curved Formwork, Add</i>	1.66	
				<i>For <1,000, Add</i>	0.90	
	03 11 13 00-0063			Elevated Slab Metal Framed Formwork (03 11 13 00-0027)		
				Note: Includes adjustable shores and column supports and bracing lumber up to 14' for bottom of elevated slab.		
	03 11 13 00-0064	SF		Elevated Slab Metal Framed Formwork.....	9.85	
				<i>For <1,000, Add</i>	1.46	
	03 11 13 00-0065			Fiber Tube Formwork (03 11 13)		
				Note: Includes all supporting braces, erecting, aligning, stripping, turnbuckles, ties and clips.		
	03 11 13 00-0066			Round Column Fiber Tube Formwork (03 11 13 00-0065)		
	03 11 13 00-0067	LF		6" Diameter Round Fiber Tube Formwork.....	17.70	
				<i>For Plastic Lined, Add</i>	0.67	
				<i>For Columns >12' In Length, Add</i>	1.77	
	03 11 13 00-0068	LF		8" Diameter Round Fiber Tube Formwork.....	18.68	
				<i>For Plastic Lined, Add</i>	0.79	
				<i>For Columns >12' In Length, Add</i>	1.87	
	03 11 13 00-0069	LF		10" Diameter Round Fiber Tube Formwork.....	20.63	
				<i>For Plastic Lined, Add</i>	0.91	
				<i>For Columns >12' In Length, Add</i>	2.06	
	03 11 13 00-0070	LF		12" Diameter Round Fiber Tube Formwork.....	24.36	
				<i>For Plastic Lined, Add</i>	1.30	
				<i>For Columns >12' In Length, Add</i>	2.44	
	03 11 13 00-0071	LF		14" Diameter Round Fiber Tube Formwork.....	27.54	
				<i>For Plastic Lined, Add</i>	1.76	
				<i>For Columns >12' In Length, Add</i>	2.75	
	03 11 13 00-0072	LF		16" Diameter Round Fiber Tube Formwork.....	29.88	
				<i>For Plastic Lined, Add</i>	2.24	
				<i>For Columns >12' In Length, Add</i>	2.99	
	03 11 13 00-0073	LF		18" Diameter Round Fiber Tube Formwork.....	31.40	
				<i>For Plastic Lined, Add</i>	2.43	
				<i>For Columns >12' In Length, Add</i>	3.14	
	03 11 13 00-0074	LF		20" Diameter Round Fiber Tube Formwork.....	34.27	
				<i>For Plastic Lined, Add</i>	3.03	
				<i>For Columns >12' In Length, Add</i>	3.43	
	03 11 13 00-0075	LF		22" Diameter Round Fiber Tube Formwork.....	37.56	
				<i>For Plastic Lined, Add</i>	3.65	
				<i>For Columns >12' In Length, Add</i>	3.76	
	03 11 13 00-0076	LF		24" Diameter Round Fiber Tube Formwork.....	40.86	
				<i>For Plastic Lined, Add</i>	4.28	
				<i>For Columns >12' In Length, Add</i>	4.09	
	03 11 13 00-0077	LF		26" Diameter Round Fiber Tube Formwork.....	42.63	
				<i>For Plastic Lined, Add</i>	4.67	
				<i>For Columns >12' In Length, Add</i>	4.26	
	03 11 13 00-0078	LF		28" Diameter Round Fiber Tube Formwork.....	45.40	
				<i>For Plastic Lined, Add</i>	5.35	
				<i>For Columns >12' In Length, Add</i>	4.54	
	03 11 13 00-0079	LF		30" Diameter Round Fiber Tube Formwork.....	48.37	
				<i>For Plastic Lined, Add</i>	6.10	
				<i>For Columns >12' In Length, Add</i>	4.84	
	03 11 13 00-0080	LF		36" Diameter Round Fiber Tube Formwork.....	58.88	
				<i>For Plastic Lined, Add</i>	8.73	
				<i>For Columns >12' In Length, Add</i>	5.89	
	03 11 13 00-0081	LF		42" Diameter Round Fiber Tube Formwork.....	80.46	
				<i>For Plastic Lined, Add</i>	14.83	
				<i>For Columns >12' In Length, Add</i>	8.05	
	03 11 13 00-0082	LF		48" Diameter Round Fiber Tube Formwork.....	95.98	
				<i>For Plastic Lined, Add</i>	19.11	
				<i>For Columns >12' In Length, Add</i>	9.60	
	03 11 13 00-0083	LF		54" Diameter Round Fiber Tube Formwork.....	159.97	
				<i>For Plastic Lined, Add</i>	37.70	
				<i>For Columns >12' In Length, Add</i>	16.00	
	03 11 13 00-0084	LF		60" Diameter Round Fiber Tube Formwork.....	177.84	
				<i>For Plastic Lined, Add</i>	42.59	
				<i>For Columns >12' In Length, Add</i>	17.78	
	03 11 13 00-0085			Accessories For Formwork (03 11 13)		
	03 11 13 00-0086			Keyway Forms, All Materials (03 11 13 00-0085)		
	03 11 13 00-0087	LF		2" x 4" To 2" x 6" Keyway Forms for Concrete Formwork, All Materials.....	2.00	
	03 11 13 00-0088			Chamfer Strips, All Materials (03 11 13 00-0085)		
	03 11 13 00-0089	LF		1/2" Wide Chamfer Strips for Concrete Formwork, All Materials.....	2.12	
	03 11 13 00-0090	LF		3/4" Wide Chamfer Strips for Concrete Formwork, All Materials.....	2.45	
	03 11 13 00-0091	LF		1" Wide Chamfer Strips for Concrete Formwork, All Materials.....	2.83	
	03 11 13 00-0092			Strip Out Reglets For Concrete Formwork (03 11 13 00-0085)		

03 Concrete**03 10 Concrete Forming and Accessories****03 11 Concrete Forming**

SAN BERNARDINO
COUNTY

MINOR CSI	UOM	DESCRIPTION	TOTAL DIRECT UNIT COST	DEMOLITION UNIT COST
03 11 13 00-0093	LF	24 To 26 Gauge Galvanized Steel, Strip Out Reglets For Concrete Formwork.....	11.06	
03 11 13 00-0094		Sleeves And Chases, Plastic Or Sheet Metal (03 11 13 00-0085)		
03 11 13 00-0095	EA	2" Diameter Sleeves Or Chases for Concrete Formwork, Plastic or Sheet Metal.....	14.41	
03 11 13 00-0096	EA	4" Diameter Sleeves Or Chases for Concrete Formwork, Plastic or Sheet Metal.....	18.56	
03 11 13 00-0097	EA	6" Diameter Sleeves Or Chases for Concrete Formwork, Plastic or Sheet Metal.....	22.57	
03 11 13 00-0098	EA	8" Diameter Sleeves Or Chases for Concrete Formwork, Plastic or Sheet Metal.....	27.70	
03 11 13 00-0099	EA	12" Diameter Sleeves Or Chases for Concrete Formwork, Plastic or Sheet Metal.....	36.29	
03 11 13 00-0100	EA	18" Diameter Sleeves Or Chases for Concrete Formwork, Plastic or Sheet Metal.....	96.16	
03 11 16		Architectural Cast-In-Place Concrete Forming (03 11)		
03 11 16 13		Concrete Form Liners (03 11 16)		
03 11 16 13-0001		Concrete Form Liners (03 11 16 13)		
03 11 16 13-0002	SF	Various Patterns And Textures, 1 Use, Concrete Form Liner, Add To Formwork.....	5.22	
03 11 16 13-0003	SF	Beveled Edge, Rusticated Concrete Finish, 1 Use, Concrete Form Liner, Add To Formwork.....	6.84	
03 11 16 13-0004	SF	Square Edge, Rusticated Concrete Finish, 1 Use, Concrete Form Liner, Add To Formwork.....	8.97	
03 11 23		Permanent Stair Forming (03 11)		
03 11 23 00-0001		Stairway Wood Formwork (03 11 23)		
03 11 23 00-0002	SF	Cast On Grade Stairway Wood Formwork.....	17.20	
		<i>For Curved Formwork, Add</i>	6.65	
		<i>For <1,000, Add</i>	3.36	
03 11 23 00-0003	SF	Elevated Stairway Wood Formwork.....	34.32	
		<i>Note: Includes adjustable column supports and bracing lumber up to 14' for bottom of elevated stair.</i>		
		<i>For Curved Formwork, Add</i>	12.94	
		<i>For <1,000, Add</i>	6.60	
03 11 23 00-0004		Stairway Metal Framed Formwork (03 11 23)		
03 11 23 00-0005	SF	Cast On Grade Stairway Metal Framed Formwork.....	14.45	
		<i>For Curved Formwork, Add</i>	5.43	
		<i>For <1,000, Add</i>	2.77	
03 11 23 00-0006	SF	Elevated Stairway Metal Framed Formwork.....	26.80	
		<i>Note: Includes adjustable column supports and bracing lumber up to 14' for bottom of elevated stair.</i>		
		<i>For Curved Formwork, Add</i>	10.09	
		<i>For <1,000, Add</i>	5.15	
03 15		Concrete Accessories (03 15)		
03 15 13		Waterstops (03 15)		
03 15 13 13		Non-Expanding Waterstops (03 15 13)		
03 15 13 13-0001		Polyvinyl Chloride (PVC) Waterstops (03 15 13 13)		
03 15 13 13-0002	LF	3/16" Thick x 4" Wide Ribbed Polyvinyl Chloride (PVC) Waterstop.....	9.33	
03 15 13 13-0003	LF	3/16" Thick x 6" Wide Ribbed Polyvinyl Chloride (PVC) Waterstop.....	10.84	
03 15 13 13-0004	LF	3/16" Thick x 9" Wide Ribbed Polyvinyl Chloride (PVC) Waterstop With Center Bulb.....	13.90	
03 15 13 13-0005	LF	3/8" Thick x 9" Wide Ribbed Polyvinyl Chloride (PVC) Waterstop With Center Bulb.....	15.69	
03 15 13 13-0006	LF	1/2" Thick x 9" Wide Ribbed Polyvinyl Chloride (PVC) Waterstop.....	27.26	
03 15 13 13-0007	LF	3/16" Thick x 6" Wide Dumbbell Polyvinyl Chloride (PVC) Waterstop.....	12.28	
03 15 13 13-0008	LF	3/8" Thick x 6" Wide Dumbbell Polyvinyl Chloride (PVC) Waterstop.....	14.74	
03 15 13 13-0009	LF	3/8" Thick x 9" Wide Plain Polyvinyl Chloride (PVC) Waterstop.....	30.46	
03 15 13 13-0010	LF	3/8" Thick x 9" Wide Plain Polyvinyl Chloride (PVC) Waterstop With Center Bulb.....	22.51	
03 15 13 13-0011		Rubber Waterstops (03 15 13 13)		
03 15 13 13-0012	LF	3/8" Thick x 6" Wide Rubber Dumbbell Waterstop.....	9.20	
03 15 13 13-0013	LF	3/8" Thick x 9" Wide Rubber Dumbbell Waterstop.....	10.65	
03 15 13 13-0014	LF	1/4" Thick x 6" Wide Rubber Waterstop, With Center Bulb.....	9.87	
03 15 13 13-0015	LF	1/4" Thick x 9" Wide Rubber Waterstop, With Center Bulb.....	13.81	
03 15 13 13-0016	LF	3/8" Thick x 6" Wide Rubber Waterstop, With Center Bulb.....	11.17	
03 15 13 13-0017	LF	3/8" Thick x 9" Wide Rubber Waterstop, With Center Bulb.....	14.54	
03 15 13 16		Expanding Waterstops (03 15 13)		
03 15 13 16-0001		Bentonite Waterstops (03 15 13 16)		
03 15 13 16-0002	LF	3/4" x 3/8" Bentonite Waterstop.....	8.96	
03 15 13 16-0003	LF	1-1/4" x 1/2" Bentonite Waterstop.....	14.85	
03 15 13 16-0004	LF	1" x 3/4" Bentonite Waterstop.....	16.98	
03 15 13 16-0005	LF	1" x 1" Bentonite Waterstop.....	19.83	
03 15 16		Concrete Construction Joints (03 15)		



	MINOR CSI UOM DESCRIPTION		TOTAL DIRECT UNIT COST	DEMOLITION UNIT COST
03 15 16 00-0001	Poured Expansion Joint <small>(03 15 16)</small>			
	03 15 16 00-0002 LF 1/2" x 1" Plain Asphalt Expansion Joint, Poured.....		3.22	0.89
	<i>For Installation In Walls, Add</i>		1.49	
	03 15 16 00-0003 LF 1" x 2" Plain Asphalt Expansion Joint, Poured.....		7.21	0.89
	<i>For Installation In Walls, Add</i>		1.68	
	03 15 16 00-0004 LF 1/2" x 1" Liquid Neoprene Expansion Joint, Poured, Cold Applied		3.13	0.89
	<i>For Installation In Walls, Add</i>		1.49	
	03 15 16 00-0005 LF 1" x 2" Liquid Neoprene Expansion Joint, Poured, Cold Applied		6.81	0.89
	<i>For Installation In Walls, Add</i>		1.68	
	03 15 16 00-0006 LF 1/2" x 1" Polyurethane Expansion Joint, Poured, 2 Parts		4.35	0.89
	<i>For Installation In Walls, Add</i>		1.68	
	03 15 16 00-0007 LF 1" x 2" Polyurethane Expansion Joint, Poured, Poured, 2 Parts.....		7.83	0.89
	<i>For Installation In Walls, Add</i>		2.72	
	03 15 16 00-0008 LF 1/2" x 1" Rubberized Asphalt Expansion Joint, Poured, Hot Or Cold Applied.....		3.58	0.89
	<i>For Installation In Walls, Add</i>		1.49	
	03 15 16 00-0009 LF 1/2" x 1" Rubberized Asphalt Expansion Joint, Poured, Hot Applied Fuel Resistant		4.40	0.89
	<i>For Installation In Walls, Add</i>		1.49	
	03 15 16 00-0010 LF 1" x 2" Rubberized Asphalt Expansion Joint, Poured, Hot Applied Fuel Resistant		11.45	0.89
	<i>For Installation In Walls, Add</i>		1.68	
03 15 16 00-0011	Premolded Expansion Joints <small>(03 15 16)</small>			
03 15 16 00-0012	Asphalt Saturated Fiber, Premolded Expansion Joints <small>(03 15 16 00-0011)</small>			
	03 15 16 00-0013 LF 1/4" x 3" Asphalt Saturated Fiber, Premolded Expansion Joint		2.21	1.01
	03 15 16 00-0014 LF 1/4" x 4" Asphalt Saturated Fiber, Premolded Expansion Joint		2.58	1.06
	03 15 16 00-0015 LF 1/4" x 5" Asphalt Saturated Fiber, Premolded Expansion Joint		2.78	1.11
	03 15 16 00-0016 LF 1/4" x 6" Asphalt Saturated Fiber, Premolded Expansion Joint		3.01	1.16
	03 15 16 00-0017 LF 3/8" x 3" Asphalt Saturated Fiber, Premolded Expansion Joint		2.45	1.01
	03 15 16 00-0018 LF 3/8" x 4" Asphalt Saturated Fiber, Premolded Expansion Joint		2.76	1.06
	03 15 16 00-0019 LF 3/8" x 5" Asphalt Saturated Fiber, Premolded Expansion Joint		3.13	1.11
	03 15 16 00-0020 LF 3/8" x 6" Asphalt Saturated Fiber, Premolded Expansion Joint		3.67	1.16
	03 15 16 00-0021 LF 1/2" x 2" Asphalt Saturated Fiber, Premolded Expansion Joint		2.20	0.96
	03 15 16 00-0022 LF 1/2" x 3" Asphalt Saturated Fiber, Premolded Expansion Joint		2.41	1.01
	03 15 16 00-0023 LF 1/2" x 4" Asphalt Saturated Fiber, Premolded Expansion Joint		2.67	1.06
	03 15 16 00-0024 LF 1/2" x 5" Asphalt Saturated Fiber, Premolded Expansion Joint		2.87	1.11
	03 15 16 00-0025 LF 1/2" x 6" Asphalt Saturated Fiber, Premolded Expansion Joint		3.13	1.16
	03 15 16 00-0026 LF 1/2" x 8" Asphalt Saturated Fiber, Premolded Expansion Joint		3.51	1.21
	03 15 16 00-0027 LF 1/2" x 10" Asphalt Saturated Fiber, Premolded Expansion Joint		3.79	1.26
	03 15 16 00-0028 LF 1/2" x 12" Asphalt Saturated Fiber, Premolded Expansion Joint		4.30	1.31
	03 15 16 00-0029 LF 3/4" x 4" Asphalt Saturated Fiber, Premolded Expansion Joint		2.69	1.06
	03 15 16 00-0030 LF 3/4" x 5" Asphalt Saturated Fiber, Premolded Expansion Joint		3.11	1.11
	03 15 16 00-0031 LF 3/4" x 8" Asphalt Saturated Fiber, Premolded Expansion Joint		3.86	1.21
	03 15 16 00-0032 SF 1" Asphalt Saturated Fiber, Premolded Expansion Joint		6.85	1.66
03 15 16 00-0033	Cork, Premolded Expansion Joints <small>(03 15 16 00-0011)</small>			
	03 15 16 00-0034 LF 1/2" x 4" Cork, Premolded Expansion Joint		4.03	1.06
	03 15 16 00-0035 LF 1/2" x 6" Cork, Premolded Expansion Joint		4.53	1.16
	03 15 16 00-0036 LF 1/2" x 8" Cork, Premolded Expansion Joint		4.94	1.21
	03 15 16 00-0037 LF 1/2" x 10" Cork, Premolded Expansion Joint		7.09	1.26
	03 15 16 00-0038 LF 1/2" x 12" Cork, Premolded Expansion Joint		7.56	1.31
	03 15 16 00-0039 SF 1/2" Cork, Premolded Expansion Joint		8.27	1.66
	03 15 16 00-0040 SF 3/4" Cork, Premolded Expansion Joint		9.69	1.66
	03 15 16 00-0041 SF 1" Cork, Premolded Expansion Joint		10.34	1.66
03 15 16 00-0042	Flexible Polyethylene Foam, Premolded Expansion Joints <small>(03 15 16 00-0011)</small>			
	03 15 16 00-0043 LF 1/4" x 4" Flexible Polyethylene Foam, Premolded Expansion Joint.....		2.42	1.06
	03 15 16 00-0044 LF 1/4" x 5" Flexible Polyethylene Foam, Premolded Expansion Joint.....		2.51	1.11
	03 15 16 00-0045 LF 1/4" x 6" Flexible Polyethylene Foam, Premolded Expansion Joint.....		2.65	1.16
	03 15 16 00-0046 LF 1/4" x 8" Flexible Polyethylene Foam, Premolded Expansion Joint.....		3.13	1.21
	03 15 16 00-0047 LF 1/2" x 4" Flexible Polyethylene Foam, Premolded Expansion Joint.....		2.50	1.06
	03 15 16 00-0048 LF 1/2" x 5" Flexible Polyethylene Foam, Premolded Expansion Joint.....		2.60	1.11
	03 15 16 00-0049 LF 1/2" x 6" Flexible Polyethylene Foam, Premolded Expansion Joint.....		2.71	1.16
	03 15 16 00-0050 LF 1/2" x 8" Flexible Polyethylene Foam, Premolded Expansion Joint.....		3.00	1.21
03 15 16 00-0051	Zip Strip, Premolded Expansion Joints <small>(03 15 16 00-0011)</small>			
	03 15 16 00-0052 LF 1" Zip Strip, Premolded Expansion Joint.....		2.45	1.06
	03 15 16 00-0053 LF 1-1/2" Zip Strip, Premolded Expansion Joint		2.68	1.11
	03 15 16 00-0054 LF 2" Zip Strip, Premolded Expansion Joint.....		2.99	1.21
03 15 16 00-0055	Sponge Rubber, Premolded Expansion Joints <small>(03 15 16 00-0011)</small>			
	03 15 16 00-0056 LF 1/2" x 4" Sponge Rubber, Premolded Expansion Joint.....		4.42	1.01
	03 15 16 00-0057 LF 1/2" x 6" Sponge Rubber, Premolded Expansion Joint.....		5.30	1.01
03 15 16 00-0058	Asphalt Felt Control Joints Or Bond Breaker <small>(03 15 16)</small>			

03	03 Concrete
	03 10 Concrete Forming and Accessories
	03 15 Concrete Accessories



MINOR CSI UOM DESCRIPTION	TOTAL DIRECT UNIT COST	DEMOLITION UNIT COST
03 15 16 00-0059 SF Asphalt Felt Control Joint, 30 LB Felt Bond Breaker..... >1,250, Deduct	1.19 -0.06	0.76
03 15 16 00-0060 SF Asphalt Felt Control Joint, 15 LB Felt Bond Breaker..... >1,250, Deduct	1.10 -0.06	0.76
03 15 16 00-0061 Keyed Cold Expansion And Control Joints (03 15 16)		
03 15 16 00-0062 24 Gauge Galvanized Steel With Stakes (03 15 16 00-0061)		
03 15 16 00-0063 LF 24 Gauge Galvanized Steel Keyed Joint, 3-1/2" Cold Expansion Or Control Joint.....	5.77	
03 15 16 00-0064 LF 24 Gauge Galvanized Steel Keyed Joint, 4-1/2" Cold Expansion Or Control Joint.....	5.88	
03 15 16 00-0065 LF 24 Gauge Galvanized Steel Keyed Joint, 5-1/2" Cold Expansion Or Control Joint.....	6.09	
03 15 16 00-0066 LF 24 Gauge Galvanized Steel Keyed Joint, 7-1/2" Cold Expansion Or Control Joint.....	6.46	
03 15 16 00-0067 LF 24 Gauge Galvanized Steel Keyed Joint, 9-1/2" Cold Expansion Or Control Joint.....	8.09	
03 15 16 00-0068 Expansion Control Systems (03 15 16)		
03 15 16 00-0069 Wabo Jeene "FW" Traffic Series Expansion Control System (03 15 16 00-0068)		
Note: Jeene® is a patented structural sealing joint system comprised of a neoprene profile, which is air-pressurized and bonded in place with a specially formulated epoxy adhesive. Complete adhesion of the epoxy to the profile and joint wall is achieved due to the air inflation during installation.		
03 15 16 00-0070 LF 1" x 1-1/4" Jeene "FW" Expansion Joint System..... Note: Jeene 25FW. Includes seal, adhesive and all components required for installation. Excludes surface preparation.	87.06	6.08
03 15 16 00-0071 LF 1-5/8" x 2" Jeene "FW" Expansion Joint System..... Note: Jeene 40FW. Includes seal, adhesive and all components required for installation. Excludes surface preparation.	107.78	6.89
03 15 16 00-0072 LF 2" x 2-1/2" Jeene "FW" Expansion Joint System..... Note: Jeene 50FW. Includes seal, adhesive and all components required for installation. Excludes surface preparation.	125.09	7.60
03 15 16 00-0073 LF 2-1/2" x 3-1/4" Jeene "FW" Expansion Joint System..... Note: Jeene 65FW. Includes seal, adhesive and all components required for installation. Excludes surface preparation.	149.34	8.41
03 15 16 00-0074 LF 3" x 3-3/4" Jeene "FW" Expansion Joint System..... Note: Jeene 75FW. Includes seal, adhesive and all components required for installation. Excludes surface preparation.	188.18	9.22
03 15 16 00-0075 LF 3-7/8" x 5" Jeene "FW" Expansion Joint System..... Note: Jeene 100FW. Includes seal, adhesive and all components required for installation. Excludes surface preparation.	222.85	9.93
03 15 16 00-0076 LF 5" x 6-1/8" Jeene "FW" Expansion Joint System..... Note: Jeene 125FW. Includes seal, adhesive and all components required for installation. Excludes surface preparation.	365.93	10.74
03 15 16 00-0077 Wabo ElastoFlex "EFJ" High Impact Load Expansion Joint System (03 15 16 00-0068)		
Note: Wabo®ElastoFlex is a watertight continuous membrane system for joints with movements up to four inches in parking decks, loading docks, elevated roadways and other vehicle and forklift traffic. It uses mechanically fastened ethylene propylene diene monomer (EPDM) anchor blocks with molded-in steel inserts to support heavy duty and high impact loads. The winged flap of the durable elastomeric seal is locked between the anchor block and concrete slab. An epoxy paste bedding adhesive is applied between the winged flap and concrete slab to enhance the product's watertightness. The exposed surfaces are non-metallic and skid resistant while resisting UV deterioration and most chemicals.		
03 15 16 00-0078 LF 1-1/2" ElastoFlex "EFJ" Expansion Joint System..... Note: ElastoFlex EFJ-225 slab to slab. Includes seal, adhesive, epoxy bonded anchors and all components required for installation. Excludes drilling and surface preparation.	165.86	8.04
03 15 16 00-0079 LF 2-1/2" ElastoFlex "EFJ" Expansion Joint System..... Note: ElastoFlex EFJ-400 slab to slab. Includes seal, adhesive, epoxy bonded anchors and all components required for installation. Excludes drilling and surface preparation.	206.13	10.06
03 15 16 00-0080 LF 3-3/4" ElastoFlex "EFJ" Expansion Joint System..... Note: ElastoFlex EFJ-600 slab to slab. Includes seal, adhesive, epoxy bonded anchors and all components required for installation. Excludes drilling and surface preparation.	259.00	12.06
03 15 16 00-0081 LF 1-1/2" ElastoFlex "EFJ-C" Expansion Joint System..... Note: ElastoFlex EFJ-225C wall to slab. Includes seal, adhesive, epoxy bonded anchors and all components required for installation. Excludes drilling and surface preparation.	126.09	8.04
03 15 16 00-0082 LF 2-1/2" ElastoFlex "EFJ-C" Expansion Joint System..... Note: ElastoFlex EFJ-400C wall to slab. Includes seal, adhesive, epoxy bonded anchors and all components required for installation. Excludes drilling and surface preparation.	164.03	10.06
03 15 16 00-0083 LF 3-3/4" ElastoFlex "EFJ-C" Expansion Joint System..... Note: ElastoFlex EFJ-600C wall to slab. Includes seal, adhesive, epoxy bonded anchors and all components required for installation. Excludes drilling and surface preparation.	219.23	12.06
03 15 16 00-0084 Emseal Seismic Colorseal Expansion Joint System (03 15 16 00-0068)		
Note: For high-movement and seismic structural expansion joints, panel joints, window perimeter joints, joints around other penetrations of the building envelope such as store-fronts, curtain walls, EIFS panel joints etc, seal shall be silicone pre-coated, preformed, pre-compressed, self-expanding, sealant system. Seal shall combine factory-applied, 15 Shore-A hardness, low-modulus silicone, and a backing of acrylic-impregnated expanding foam into a unified binary sealant system.		
03 15 16 00-0085 LF 1" Seismic Colorseal Expansion Joint System..... Note: Includes seal, adhesive, field applied silicon cornerbeads and all components required for installation. Excludes surface preparation.	54.72	4.05
03 15 16 00-0086 LF 1-1/2" Seismic Colorseal Expansion Joint System..... Note: Includes seal, adhesive, field applied silicon cornerbeads and all components required for installation. Excludes surface preparation.	81.40	4.66



MINOR CSI	UOM	DESCRIPTION	TOTAL DIRECT UNIT COST	DEMOLITION UNIT COST
03 15 16 00-0087	LF	2" Seismic Colorseal Expansion Joint System..... Note: Includes seal, adhesive, field applied silicon cornerbeads and all components required for installation. Excludes surface preparation.	112.85	5.27
03 15 16 00-0088	LF	2-1/2" Seismic Colorseal Expansion Joint System Note: Includes seal, adhesive, field applied silicon cornerbeads and all components required for installation. Excludes surface preparation.	140.04	5.77
03 15 16 00-0089	LF	3" Seismic Colorseal Expansion Joint System..... Note: Includes seal, adhesive, field applied silicon cornerbeads and all components required for installation. Excludes surface preparation.	172.68	6.38
03 15 16 00-0090	LF	3-1/2" Seismic Colorseal Expansion Joint System Note: Includes seal, adhesive, field applied silicon cornerbeads and all components required for installation. Excludes surface preparation.	213.04	6.99
03 15 16 00-0091	LF	4" Seismic Colorseal Expansion Joint System..... Note: Includes seal, adhesive, field applied silicon cornerbeads and all components required for installation. Excludes surface preparation.	255.77	7.60
03 15 16 00-0092	LF	4-1/2" Seismic Colorseal Expansion Joint System Note: Includes seal, adhesive, field applied silicon cornerbeads and all components required for installation. Excludes surface preparation.	294.25	8.10
03 15 16 00-0093	LF	5" Seismic Colorseal Expansion Joint System..... Note: Includes seal, adhesive, field applied silicon cornerbeads and all components required for installation. Excludes surface preparation.	334.59	8.71
03 15 16 00-0094		Emseal Thermaflex Watertight Expansion Joint System <small>(03 15 16 00-0068)</small> Note: Thermaflex consists of extruded thermo-plastic Santoprene rubber sealing glands with punched flanges embedded in a high-strength, flexible, impact-absorbing elastomeric concrete nosing. The thermo-plastic Santoprene sealing glands are heat-weldable making transitions through changes in direction and plane not only practical but watertight. The elastomeric concrete is two-part polyurethane reinforced with silica sand and fiberglass.		
03 15 16 00-0095	LF	1-1/2" Thermaflex TM Expansion Joint System Note: Includes seal, adhesive, polyurethane elastomeric concrete and all components required for installation. Excludes surface preparation.	93.12	6.04
03 15 16 00-0096	LF	2-1/2" Thermaflex TM Expansion Joint System Note: Includes seal, adhesive, polyurethane elastomeric concrete and all components required for installation. Excludes surface preparation.	99.33	7.03
03 15 16 00-0097	EA	Thermaflex TM Fittings Expansion Joint System..... Note: For direction changes, tees and crosses. Includes seal, adhesive, polyurethane elastomeric concrete and all components required for installation. Excludes surface preparation.	479.45	20.10
03 15 19		Cast-In Concrete Anchors <small>(03 15)</small>		
03 15 19 00-0001		Cast In Place Anchors <small>(03 15 19)</small> Note: For cast in place installations. Includes nut and washer.		
03 15 19 00-0002		J-Type Anchor Bolts <small>(03 15 19 00-0001)</small> See CSI section 03 14 13 00-0002 for template.		
03 15 19 00-0003		1/2" And 5/8" Diameter <small>(03 15 19 00-0002)</small>		
03 15 19 00-0004	EA	1/2" Diameter x 6" Length, Plain Steel, J-Type Cast In Place Anchor Bolt <i>For Galvanized, Add</i> <i>For Stainless Steel, Add</i> <i>For >10 To 50, Deduct</i> <i>For >50 To 100, Deduct</i> <i>For >100, Deduct</i>	9.40 1.85 12.92 -0.29 -0.66 -1.33	
03 15 19 00-0005	EA	1/2" Diameter x 12" Length, Plain Steel, J-Type Cast In Place Anchor Bolt <i>For Galvanized, Add</i> <i>For Stainless Steel, Add</i> <i>For >10 To 50, Deduct</i> <i>For >50 To 100, Deduct</i> <i>For >100, Deduct</i>	10.85 2.35 16.45 -0.31 -0.73 -1.47	
03 15 19 00-0006	EA	1/2" Diameter x 18" Length, Plain Steel, J-Type Cast In Place Anchor Bolt <i>For Galvanized, Add</i> <i>For Stainless Steel, Add</i> <i>For >10 To 50, Deduct</i> <i>For >50 To 100, Deduct</i> <i>For >100, Deduct</i>	13.14 3.24 22.68 -0.33 -0.83 -1.66	
03 15 19 00-0007	EA	5/8" Diameter x 12" Length, Plain Steel, J-Type Cast In Place Anchor Bolt <i>For Galvanized, Add</i> <i>For Stainless Steel, Add</i> <i>For >10 To 50, Deduct</i> <i>For >50 To 100, Deduct</i> <i>For >100, Deduct</i>	15.12 4.23 29.61 -0.33 -0.88 -1.76	
03 15 19 00-0008	EA	5/8" Diameter x 18" Length, Plain Steel, J-Type Cast In Place Anchor Bolt <i>For Galvanized, Add</i> <i>For Stainless Steel, Add</i> <i>For >10 To 50, Deduct</i> <i>For >50 To 100, Deduct</i> <i>For >100, Deduct</i>	18.57 5.65 39.52 -0.36 -1.01 -2.02	
03 15 19 00-0009	EA	5/8" Diameter x 24" Length, Plain Steel, J-Type Cast In Place Anchor Bolt <i>For Galvanized, Add</i> <i>For Stainless Steel, Add</i> <i>For >10 To 50, Deduct</i> <i>For >50 To 100, Deduct</i> <i>For >100, Deduct</i>	20.91 6.46 45.19 -0.40 -1.12 -2.25	

03	03 Concrete
	03 10 Concrete Forming and Accessories
	03 15 Concrete Accessories



MINOR CSI UOM DESCRIPTION	TOTAL DIRECT UNIT COST	DEMOLITION UNIT COST
------------------------------	---------------------------	-------------------------

03 15 19 00-0010 3/4" And 7/8" Diameter <small>(03 15 19 00-0002)</small>		
03 15 19 00-0011 EA 3/4" Diameter x 8" Length, Plain Steel, J-Type Cast In Place Anchor Bolt	20.82	
For Galvanized, Add	6.41	
For Stainless Steel, Add	44.87	
For >10 To 50, Deduct	-0.40	
For >50 To 100, Deduct	-1.12	
For >100, Deduct	-2.24	
03 15 19 00-0012 EA 3/4" Diameter x 12" Length, Plain Steel, J-Type Cast In Place Anchor Bolt	23.83	
For Galvanized, Add	7.47	
For Stainless Steel, Add	52.29	
For >10 To 50, Deduct	-0.44	
For >50 To 100, Deduct	-1.26	
For >100, Deduct	-2.53	
03 15 19 00-0013 EA 3/4" Diameter x 18" Length, Plain Steel, J-Type Cast In Place Anchor Bolt	29.13	
For Galvanized, Add	9.57	
For Stainless Steel, Add	66.96	
For >10 To 50, Deduct	-0.50	
For >50 To 100, Deduct	-1.48	
For >100, Deduct	-2.96	
03 15 19 00-0014 EA 3/4" Diameter x 24" Length, Plain Steel, J-Type Cast In Place Anchor Bolt	35.31	
For Galvanized, Add	12.06	
For Stainless Steel, Add	84.39	
For >10 To 50, Deduct	-0.56	
For >50 To 100, Deduct	-1.72	
For >100, Deduct	-3.45	
03 15 19 00-0015 EA 7/8" Diameter x 12" Length, Plain Steel, J-Type Cast In Place Anchor Bolt	27.52	
For Galvanized, Add	8.76	
For Stainless Steel, Add	61.32	
For >10 To 50, Deduct	-0.50	
For >50 To 100, Deduct	-1.44	
For >100, Deduct	-2.88	
03 15 19 00-0016 EA 7/8" Diameter x 18" Length, Plain Steel, J-Type Cast In Place Anchor Bolt	32.41	
For Galvanized, Add	10.49	
For Stainless Steel, Add	73.43	
For >10 To 50, Deduct	-0.57	
For >50 To 100, Deduct	-1.67	
For >100, Deduct	-3.34	
03 15 19 00-0017 EA 7/8" Diameter x 24" Length, Plain Steel, J-Type Cast In Place Anchor Bolt	41.29	
For Galvanized, Add	13.98	
For Stainless Steel, Add	97.86	
For >10 To 50, Deduct	-0.67	
For >50 To 100, Deduct	-2.03	
For >100, Deduct	-4.06	
03 15 19 00-0018 1" And 1-1/8" Diameter <small>(03 15 19 00-0002)</small>		
03 15 19 00-0019 EA 1" Diameter x 12" Length, Plain Steel, J-Type Cast In Place Anchor Bolt	34.09	
For Galvanized, Add	11.33	
For Stainless Steel, Add	79.31	
For >10 To 50, Deduct	-0.57	
For >50 To 100, Deduct	-1.71	
For >100, Deduct	-3.42	
03 15 19 00-0020 EA 1" Diameter x 18" Length, Plain Steel, J-Type Cast In Place Anchor Bolt	40.60	
For Galvanized, Add	13.64	
For Stainless Steel, Add	95.45	
For >10 To 50, Deduct	-0.67	
For >50 To 100, Deduct	-2.01	
For >100, Deduct	-4.03	
03 15 19 00-0021 EA 1" Diameter x 24" Length, Plain Steel, J-Type Cast In Place Anchor Bolt	50.17	
For Galvanized, Add	17.09	
For Stainless Steel, Add	119.63	
For >10 To 50, Deduct	-0.80	
For >50 To 100, Deduct	-2.45	
For >100, Deduct	-4.91	
03 15 19 00-0022 EA 1" Diameter x 36" Length, Plain Steel, J-Type Cast In Place Anchor Bolt	61.76	
For Galvanized, Add	20.89	
For Stainless Steel, Add	146.20	
For >10 To 50, Deduct	-1.00	
For >50 To 100, Deduct	-3.04	
For >100, Deduct	-6.09	
03 15 19 00-0023 EA 1-1/8" Diameter x 12" Length, Plain Steel, J-Type Cast In Place Anchor Bolt	40.88	
For Galvanized, Add	14.17	
For Stainless Steel, Add	99.16	
For >10 To 50, Deduct	-0.63	
For >50 To 100, Deduct	-1.96	
For >100, Deduct	-3.93	
03 15 19 00-0024 EA 1-1/8" Diameter x 18" Length, Plain Steel, J-Type Cast In Place Anchor Bolt	48.72	
For Galvanized, Add	17.05	
For Stainless Steel, Add	119.32	
For >10 To 50, Deduct	-0.73	
For >50 To 100, Deduct	-2.32	
For >100, Deduct	-4.63	



MINOR	CSI	UOM	DESCRIPTION	TOTAL DIRECT UNIT COST	DEMOLITION UNIT COST
03 15 19 00-0025	EA		1-1/8" Diameter x 24" Length, Plain Steel, J-Type Cast In Place Anchor Bolt.....	60.29	
			<i>For Galvanized, Add</i>	21.37	
			<i>For Stainless Steel, Add</i>	149.56	
			<i>For >10 To 50, Deduct</i>	-0.88	
			<i>For >50 To 100, Deduct</i>	-2.82	
			<i>For >100, Deduct</i>	-5.65	
03 15 19 00-0026	EA		1-1/8" Diameter x 36" Length, Plain Steel, J-Type Cast In Place Anchor Bolt.....	74.16	
			<i>For Galvanized, Add</i>	26.11	
			<i>For Stainless Steel, Add</i>	182.74	
			<i>For >10 To 50, Deduct</i>	-1.10	
			<i>For >50 To 100, Deduct</i>	-3.50	
			<i>For >100, Deduct</i>	-7.00	
03 15 19 00-0027			1-1/4" And 1-1/2" Diameter (03 15 19 00-0002)		
03 15 19 00-0028	EA		1-1/4" Diameter x 12" Length, Plain Steel, J-Type Cast In Place Anchor Bolt.....	49.30	
			<i>For Galvanized, Add</i>	17.70	
			<i>For Stainless Steel, Add</i>	123.90	
			<i>For >10 To 50, Deduct</i>	-0.70	
			<i>For >50 To 100, Deduct</i>	-2.28	
			<i>For >100, Deduct</i>	-4.55	
03 15 19 00-0029	EA		1-1/4" Diameter x 18" Length, Plain Steel, J-Type Cast In Place Anchor Bolt.....	58.82	
			<i>For Galvanized, Add</i>	21.31	
			<i>For Stainless Steel, Add</i>	149.17	
			<i>For >10 To 50, Deduct</i>	-0.81	
			<i>For >50 To 100, Deduct</i>	-2.69	
			<i>For >100, Deduct</i>	-5.37	
03 15 19 00-0030	EA		1-1/4" Diameter x 24" Length, Plain Steel, J-Type Cast In Place Anchor Bolt.....	72.88	
			<i>For Galvanized, Add</i>	26.72	
			<i>For Stainless Steel, Add</i>	187.01	
			<i>For >10 To 50, Deduct</i>	-0.97	
			<i>For >50 To 100, Deduct</i>	-3.28	
			<i>For >100, Deduct</i>	-6.56	
03 15 19 00-0031	EA		1-1/4" Diameter x 36" Length, Plain Steel, J-Type Cast In Place Anchor Bolt.....	89.56	
			<i>For Galvanized, Add</i>	32.63	
			<i>For Stainless Steel, Add</i>	228.38	
			<i>For >10 To 50, Deduct</i>	-1.22	
			<i>For >50 To 100, Deduct</i>	-4.06	
			<i>For >100, Deduct</i>	-8.12	
03 15 19 00-0032	EA		1-1/2" Diameter x 12" Length, Plain Steel, J-Type Cast In Place Anchor Bolt.....	59.84	
			<i>For Galvanized, Add</i>	22.13	
			<i>For Stainless Steel, Add</i>	154.91	
			<i>For >10 To 50, Deduct</i>	-0.78	
			<i>For >50 To 100, Deduct</i>	-2.66	
			<i>For >100, Deduct</i>	-5.33	
03 15 19 00-0033	EA		1-1/2" Diameter x 18" Length, Plain Steel, J-Type Cast In Place Anchor Bolt.....	71.45	
			<i>For Galvanized, Add</i>	26.64	
			<i>For Stainless Steel, Add</i>	186.45	
			<i>For >10 To 50, Deduct</i>	-0.91	
			<i>For >50 To 100, Deduct</i>	-3.15	
			<i>For >100, Deduct</i>	-6.30	
03 15 19 00-0034	EA		1-1/2" Diameter x 24" Length, Plain Steel, J-Type Cast In Place Anchor Bolt.....	88.62	
			<i>For Galvanized, Add</i>	33.40	
			<i>For Stainless Steel, Add</i>	233.80	
			<i>For >10 To 50, Deduct</i>	-1.09	
			<i>For >50 To 100, Deduct</i>	-3.85	
			<i>For >100, Deduct</i>	-7.70	
03 15 19 00-0035	EA		1-1/2" Diameter x 36" Length, Plain Steel, J-Type Cast In Place Anchor Bolt.....	108.83	
			<i>For Galvanized, Add</i>	40.79	
			<i>For Stainless Steel, Add</i>	285.50	
			<i>For >10 To 50, Deduct</i>	-1.36	
			<i>For >50 To 100, Deduct</i>	-4.77	
			<i>For >100, Deduct</i>	-9.53	
03 15 19 00-0036			L-Type Anchor Bolts (03 15 19 00-0001)		
			See CSI section 03 11 13 00-0002 for template.		
03 15 19 00-0037			3/4" And 7/8" Diameter (03 15 19 00-0036)		
03 15 19 00-0038	EA		3/4" Diameter x 12" Length, Plain Steel, L-Type Cast In Place Anchor Bolt.....	18.69	
			<i>For Galvanized, Add</i>	4.90	
			<i>For Stainless Steel, Add</i>	34.30	
			<i>For >10 To 50, Deduct</i>	-0.44	
			<i>For >50 To 100, Deduct</i>	-1.13	
			<i>For >100, Deduct</i>	-2.27	
03 15 19 00-0039	EA		3/4" Diameter x 18" Length, Plain Steel, L-Type Cast In Place Anchor Bolt.....	22.10	
			<i>For Galvanized, Add</i>	6.05	
			<i>For Stainless Steel, Add</i>	42.35	
			<i>For >10 To 50, Deduct</i>	-0.50	
			<i>For >50 To 100, Deduct</i>	-1.30	
			<i>For >100, Deduct</i>	-2.61	

03	03 Concrete
	03 10 Concrete Forming and Accessories
	03 15 Concrete Accessories



MINOR	CSI	UOM	DESCRIPTION	TOTAL DIRECT UNIT COST	DEMOLITION UNIT COST
03 15 19 00-0040	EA		3/4" Diameter x 24" Length, Plain Steel, L-Type Cast In Place Anchor Bolt	25.31	
			<i>For Galvanized, Add</i>	6.94	
			<i>For Stainless Steel, Add</i>	48.58	
			<i>For >10 To 50, Deduct</i>	-0.57	
			<i>For >50 To 100, Deduct</i>	-1.49	
			<i>For >100, Deduct</i>	-2.98	
03 15 19 00-0041	EA		3/4" Diameter x 30" Length, Plain Steel, L-Type Cast In Place Anchor Bolt	27.74	
			<i>For Galvanized, Add</i>	7.21	
			<i>For Stainless Steel, Add</i>	50.44	
			<i>For >10 To 50, Deduct</i>	-0.67	
			<i>For >50 To 100, Deduct</i>	-1.69	
			<i>For >100, Deduct</i>	-3.39	
03 15 19 00-0042	EA		3/4" Diameter x 36" Length, Plain Steel, L-Type Cast In Place Anchor Bolt	31.11	
			<i>For Galvanized, Add</i>	7.56	
			<i>For Stainless Steel, Add</i>	52.92	
			<i>For >10 To 50, Deduct</i>	-0.80	
			<i>For >50 To 100, Deduct</i>	-1.98	
			<i>For >100, Deduct</i>	-3.95	
03 15 19 00-0043	EA		7/8" Diameter x 12" Length, Plain Steel, L-Type Cast In Place Anchor Bolt	22.15	
			<i>For Galvanized, Add</i>	6.08	
			<i>For Stainless Steel, Add</i>	42.53	
			<i>For >10 To 50, Deduct</i>	-0.50	
			<i>For >50 To 100, Deduct</i>	-1.30	
			<i>For >100, Deduct</i>	-2.61	
03 15 19 00-0044	EA		7/8" Diameter x 18" Length, Plain Steel, L-Type Cast In Place Anchor Bolt	25.58	
			<i>For Galvanized, Add</i>	7.08	
			<i>For Stainless Steel, Add</i>	49.53	
			<i>For >10 To 50, Deduct</i>	-0.57	
			<i>For >50 To 100, Deduct</i>	-1.50	
			<i>For >100, Deduct</i>	-2.99	
03 15 19 00-0045	EA		7/8" Diameter x 24" Length, Plain Steel, L-Type Cast In Place Anchor Bolt	29.56	
			<i>For Galvanized, Add</i>	8.12	
			<i>For Stainless Steel, Add</i>	56.81	
			<i>For >10 To 50, Deduct</i>	-0.67	
			<i>For >50 To 100, Deduct</i>	-1.74	
			<i>For >100, Deduct</i>	-3.48	
03 15 19 00-0046	EA		7/8" Diameter x 30" Length, Plain Steel, L-Type Cast In Place Anchor Bolt	32.84	
			<i>For Galvanized, Add</i>	8.43	
			<i>For Stainless Steel, Add</i>	58.98	
			<i>For >10 To 50, Deduct</i>	-0.80	
			<i>For >50 To 100, Deduct</i>	-2.02	
			<i>For >100, Deduct</i>	-4.04	
03 15 19 00-0047	EA		7/8" Diameter x 36" Length, Plain Steel, L-Type Cast In Place Anchor Bolt	37.69	
			<i>For Galvanized, Add</i>	8.85	
			<i>For Stainless Steel, Add</i>	61.95	
			<i>For >10 To 50, Deduct</i>	-1.00	
			<i>For >50 To 100, Deduct</i>	-2.44	
			<i>For >100, Deduct</i>	-4.88	
03 15 19 00-0048			1" And 1-1/8" Diameter <small>(03 15 19 00-0036)</small>		
03 15 19 00-0049	EA		1" Diameter x 12" Length, Plain Steel, L-Type Cast In Place Anchor Bolt	27.01	
			<i>For Galvanized, Add</i>	7.79	
			<i>For Stainless Steel, Add</i>	54.53	
			<i>For >10 To 50, Deduct</i>	-0.57	
			<i>For >50 To 100, Deduct</i>	-1.53	
			<i>For >100, Deduct</i>	-3.07	
03 15 19 00-0050	EA		1" Diameter x 18" Length, Plain Steel, L-Type Cast In Place Anchor Bolt	30.85	
			<i>For Galvanized, Add</i>	8.76	
			<i>For Stainless Steel, Add</i>	61.32	
			<i>For >10 To 50, Deduct</i>	-0.67	
			<i>For >50 To 100, Deduct</i>	-1.77	
			<i>For >100, Deduct</i>	-3.54	
03 15 19 00-0051	EA		1" Diameter x 24" Length, Plain Steel, L-Type Cast In Place Anchor Bolt	35.58	
			<i>For Galvanized, Add</i>	9.80	
			<i>For Stainless Steel, Add</i>	68.57	
			<i>For >10 To 50, Deduct</i>	-0.80	
			<i>For >50 To 100, Deduct</i>	-2.09	
			<i>For >100, Deduct</i>	-4.18	
03 15 19 00-0052	EA		1" Diameter x 30" Length, Plain Steel, L-Type Cast In Place Anchor Bolt	37.89	
			<i>For Galvanized, Add</i>	10.26	
			<i>For Stainless Steel, Add</i>	71.79	
			<i>For >10 To 50, Deduct</i>	-0.87	
			<i>For >50 To 100, Deduct</i>	-2.25	
			<i>For >100, Deduct</i>	-4.50	
03 15 19 00-0053	EA		1" Diameter x 36" Length, Plain Steel, L-Type Cast In Place Anchor Bolt	41.47	
			<i>For Galvanized, Add</i>	10.74	
			<i>For Stainless Steel, Add</i>	75.18	
			<i>For >10 To 50, Deduct</i>	-1.00	
			<i>For >50 To 100, Deduct</i>	-2.54	
			<i>For >100, Deduct</i>	-5.07	



MINOR	CSI	UOM	DESCRIPTION	TOTAL DIRECT UNIT COST	DEMOLITION UNIT COST
03 15 19 00-0054	EA		1" Diameter x 42" Length, Plain Steel, L-Type Cast In Place Anchor Bolt.....	47.11	
			<i>For Galvanized, Add</i>	12.45	
			<i>For Stainless Steel, Add</i>	87.12	
			<i>For >10 To 50, Deduct</i>	-1.11	
			<i>For >50 To 100, Deduct</i>	-2.84	
			<i>For >100, Deduct</i>	-5.69	
03 15 19 00-0055	EA		1" Diameter x 48" Length, Plain Steel, L-Type Cast In Place Anchor Bolt.....	55.80	
			<i>For Galvanized, Add</i>	14.57	
			<i>For Stainless Steel, Add</i>	101.99	
			<i>For >10 To 50, Deduct</i>	-1.33	
			<i>For >50 To 100, Deduct</i>	-3.39	
			<i>For >100, Deduct</i>	-6.79	
03 15 19 00-0056	EA		1-1/8" Diameter x 18" Length, Plain Steel, L-Type Cast In Place Anchor Bolt.....	33.82	
			<i>For Galvanized, Add</i>	10.25	
			<i>For Stainless Steel, Add</i>	71.72	
			<i>For >10 To 50, Deduct</i>	-0.67	
			<i>For >50 To 100, Deduct</i>	-1.85	
			<i>For >100, Deduct</i>	-3.69	
03 15 19 00-0057	EA		1-1/8" Diameter x 24" Length, Plain Steel, L-Type Cast In Place Anchor Bolt.....	38.92	
			<i>For Galvanized, Add</i>	11.47	
			<i>For Stainless Steel, Add</i>	80.26	
			<i>For >10 To 50, Deduct</i>	-0.80	
			<i>For >50 To 100, Deduct</i>	-2.17	
			<i>For >100, Deduct</i>	-4.34	
03 15 19 00-0058	EA		1-1/8" Diameter x 30" Length, Plain Steel, L-Type Cast In Place Anchor Bolt.....	41.38	
			<i>For Galvanized, Add</i>	12.00	
			<i>For Stainless Steel, Add</i>	84.00	
			<i>For >10 To 50, Deduct</i>	-0.87	
			<i>For >50 To 100, Deduct</i>	-2.34	
			<i>For >100, Deduct</i>	-4.68	
03 15 19 00-0059			1-1/4" And 1-3/8" Diameter <small>(03 15 19 00-0036)</small>		
03 15 19 00-0060	EA		1-1/4" Diameter x 18" Length, Plain Steel, L-Type Cast In Place Anchor Bolt.....	40.77	
			<i>For Galvanized, Add</i>	12.39	
			<i>For Stainless Steel, Add</i>	86.73	
			<i>For >10 To 50, Deduct</i>	-0.80	
			<i>For >50 To 100, Deduct</i>	-2.22	
			<i>For >100, Deduct</i>	-4.44	
03 15 19 00-0061	EA		1-1/4" Diameter x 24" Length, Plain Steel, L-Type Cast In Place Anchor Bolt.....	48.99	
			<i>For Galvanized, Add</i>	14.50	
			<i>For Stainless Steel, Add</i>	101.50	
			<i>For >10 To 50, Deduct</i>	-1.00	
			<i>For >50 To 100, Deduct</i>	-2.72	
			<i>For >100, Deduct</i>	-5.45	
03 15 19 00-0062	EA		1-1/4" Diameter x 30" Length, Plain Steel, L-Type Cast In Place Anchor Bolt.....	53.90	
			<i>For Galvanized, Add</i>	16.43	
			<i>For Stainless Steel, Add</i>	114.98	
			<i>For >10 To 50, Deduct</i>	-1.05	
			<i>For >50 To 100, Deduct</i>	-2.93	
			<i>For >100, Deduct</i>	-5.85	
03 15 19 00-0063	EA		1-1/4" Diameter x 36" Length, Plain Steel, L-Type Cast In Place Anchor Bolt.....	59.31	
			<i>For Galvanized, Add</i>	18.55	
			<i>For Stainless Steel, Add</i>	129.82	
			<i>For >10 To 50, Deduct</i>	-1.11	
			<i>For >50 To 100, Deduct</i>	-3.15	
			<i>For >100, Deduct</i>	-6.30	
03 15 19 00-0064	EA		1-1/4" Diameter x 42" Length, Plain Steel, L-Type Cast In Place Anchor Bolt.....	65.33	
			<i>For Galvanized, Add</i>	20.17	
			<i>For Stainless Steel, Add</i>	141.19	
			<i>For >10 To 50, Deduct</i>	-1.25	
			<i>For >50 To 100, Deduct</i>	-3.51	
			<i>For >100, Deduct</i>	-7.02	
03 15 19 00-0065	EA		1-1/4" Diameter x 48" Length, Plain Steel, L-Type Cast In Place Anchor Bolt.....	71.76	
			<i>For Galvanized, Add</i>	21.60	
			<i>For Stainless Steel, Add</i>	151.20	
			<i>For >10 To 50, Deduct</i>	-1.43	
			<i>For >50 To 100, Deduct</i>	-3.94	
			<i>For >100, Deduct</i>	-7.87	
03 15 19 00-0066	EA		1-1/4" Diameter x 54" Length, Plain Steel, L-Type Cast In Place Anchor Bolt.....	79.56	
			<i>For Galvanized, Add</i>	23.12	
			<i>For Stainless Steel, Add</i>	161.84	
			<i>For >10 To 50, Deduct</i>	-1.67	
			<i>For >50 To 100, Deduct</i>	-4.49	
			<i>For >100, Deduct</i>	-8.98	
03 15 19 00-0067	EA		1-1/4" Diameter x 60" Length, Plain Steel, L-Type Cast In Place Anchor Bolt.....	91.11	
			<i>For Galvanized, Add</i>	25.56	
			<i>For Stainless Steel, Add</i>	178.92	
			<i>For >10 To 50, Deduct</i>	-2.00	
			<i>For >50 To 100, Deduct</i>	-5.28	
			<i>For >100, Deduct</i>	-10.55	

03	03 Concrete
	03 10 Concrete Forming and Accessories
	03 15 Concrete Accessories



MINOR		TOTAL DIRECT	DEMOLITION
CSI	UOM DESCRIPTION	UNIT COST	UNIT COST
03 15 19 00-0068	EA 1-3/8" Diameter x 18" Length, Plain Steel, L-Type Cast In Place Anchor Bolt.....	46.97	
	For Galvanized, Add	15.49	
	For Stainless Steel, Add	108.43	
	For >10 To 50, Deduct	-0.80	
	For >50 To 100, Deduct	-2.37	
	For >100, Deduct	-4.75	
03 15 19 00-0069	EA 1-3/8" Diameter x 24" Length, Plain Steel, L-Type Cast In Place Anchor Bolt.....	56.25	
	For Galvanized, Add	18.13	
	For Stainless Steel, Add	126.91	
	For >10 To 50, Deduct	-1.00	
	For >50 To 100, Deduct	-2.91	
	For >100, Deduct	-5.81	
03 15 19 00-0070	EA 1-3/8" Diameter x 30" Length, Plain Steel, L-Type Cast In Place Anchor Bolt.....	62.10	
	For Galvanized, Add	20.53	
	For Stainless Steel, Add	143.68	
	For >10 To 50, Deduct	-1.05	
	For >50 To 100, Deduct	-3.13	
	For >100, Deduct	-6.26	
03 15 19 00-0071	EA 1-3/8" Diameter x 36" Length, Plain Steel, L-Type Cast In Place Anchor Bolt.....	68.57	
	For Galvanized, Add	23.18	
	For Stainless Steel, Add	162.23	
	For >10 To 50, Deduct	-1.11	
	For >50 To 100, Deduct	-3.38	
	For >100, Deduct	-6.76	
03 15 19 00-0072	EA 1-3/8" Diameter x 42" Length, Plain Steel, L-Type Cast In Place Anchor Bolt.....	75.42	
	For Galvanized, Add	25.22	
	For Stainless Steel, Add	176.51	
	For >10 To 50, Deduct	-1.25	
	For >50 To 100, Deduct	-3.76	
	For >100, Deduct	-7.52	
03 15 19 00-0073	EA 1-3/8" Diameter x 48" Length, Plain Steel, L-Type Cast In Place Anchor Bolt.....	82.57	
	For Galvanized, Add	27.01	
	For Stainless Steel, Add	189.04	
	For >10 To 50, Deduct	-1.43	
	For >50 To 100, Deduct	-4.21	
	For >100, Deduct	-8.41	
03 15 19 00-0074	EA 1-3/8" Diameter x 54" Length, Plain Steel, L-Type Cast In Place Anchor Bolt.....	91.59	
	For Galvanized, Add	29.14	
	For Stainless Steel, Add	203.95	
	For >10 To 50, Deduct	-1.67	
	For >50 To 100, Deduct	-4.79	
	For >100, Deduct	-9.58	
03 15 19 00-0075	EA 1-3/8" Diameter x 60" Length, Plain Steel, L-Type Cast In Place Anchor Bolt.....	103.91	
	For Galvanized, Add	31.96	
	For Stainless Steel, Add	223.72	
	For >10 To 50, Deduct	-2.00	
	For >50 To 100, Deduct	-5.60	
	For >100, Deduct	-11.19	
03 15 19 00-0076	1-1/2", 1-3/4", And 2" Diameter (03 15 19 00-0036)		
03 15 19 00-0077	EA 1-1/2" Diameter x 18" Length, Plain Steel, L-Type Cast In Place Anchor Bolt.....	61.12	
	For Galvanized, Add	21.47	
	For Stainless Steel, Add	150.29	
	For >10 To 50, Deduct	-0.91	
	For >50 To 100, Deduct	-2.89	
	For >100, Deduct	-5.78	
03 15 19 00-0078	EA 1-1/2" Diameter x 24" Length, Plain Steel, L-Type Cast In Place Anchor Bolt.....	66.09	
	For Galvanized, Add	22.52	
	For Stainless Steel, Add	157.64	
	For >10 To 50, Deduct	-1.05	
	For >50 To 100, Deduct	-3.23	
	For >100, Deduct	-6.46	
03 15 19 00-0079	EA 1-1/2" Diameter x 30" Length, Plain Steel, L-Type Cast In Place Anchor Bolt.....	73.08	
	For Galvanized, Add	24.78	
	For Stainless Steel, Add	173.46	
	For >10 To 50, Deduct	-1.18	
	For >50 To 100, Deduct	-3.59	
	For >100, Deduct	-7.18	
03 15 19 00-0080	EA 1-1/2" Diameter x 36" Length, Plain Steel, L-Type Cast In Place Anchor Bolt.....	79.13	
	For Galvanized, Add	27.07	
	For Stainless Steel, Add	189.49	
	For >10 To 50, Deduct	-1.25	
	For >50 To 100, Deduct	-3.85	
	For >100, Deduct	-7.71	
03 15 19 00-0081	EA 1-1/2" Diameter x 42" Length, Plain Steel, L-Type Cast In Place Anchor Bolt.....	85.39	
	For Galvanized, Add	29.37	
	For Stainless Steel, Add	205.56	
	For >10 To 50, Deduct	-1.33	
	For >50 To 100, Deduct	-4.13	
	For >100, Deduct	-8.27	



MINOR CSI UOM DESCRIPTION	TOTAL DIRECT UNIT COST	DEMOLITION UNIT COST
03 15 19 00-0082 EA 1-1/2" Diameter x 48" Length, Plain Steel, L-Type Cast In Place Anchor Bolt.....	93.93	
For Galvanized, Add	31.58	
For Stainless Steel, Add	221.06	
For >10 To 50, Deduct	-1.54	
For >50 To 100, Deduct	-4.66	
For >100, Deduct	-9.31	
03 15 19 00-0083 EA 1-1/2" Diameter x 54" Length, Plain Steel, L-Type Cast In Place Anchor Bolt.....	104.68	
For Galvanized, Add	34.16	
For Stainless Steel, Add	239.12	
For >10 To 50, Deduct	-1.82	
For >50 To 100, Deduct	-5.34	
For >100, Deduct	-10.69	
03 15 19 00-0084 EA 1-1/2" Diameter x 60" Length, Plain Steel, L-Type Cast In Place Anchor Bolt.....	120.20	
For Galvanized, Add	37.89	
For Stainless Steel, Add	265.20	
For >10 To 50, Deduct	-2.22	
For >50 To 100, Deduct	-6.34	
For >100, Deduct	-12.67	
03 15 19 00-0085 EA 1-3/4" Diameter x 18" Length, Plain Steel, L-Type Cast In Place Anchor Bolt.....	84.60	
For Galvanized, Add	32.31	
For Stainless Steel, Add	226.14	
For >10 To 50, Deduct	-1.00	
For >50 To 100, Deduct	-3.61	
For >100, Deduct	-7.23	
03 15 19 00-0086 EA 1-3/4" Diameter x 24" Length, Plain Steel, L-Type Cast In Place Anchor Bolt.....	88.24	
For Galvanized, Add	33.01	
For Stainless Steel, Add	231.07	
For >10 To 50, Deduct	-1.11	
For >50 To 100, Deduct	-3.87	
For >100, Deduct	-7.75	
03 15 19 00-0087 EA 1-3/4" Diameter x 30" Length, Plain Steel, L-Type Cast In Place Anchor Bolt.....	90.60	
For Galvanized, Add	33.54	
For Stainless Steel, Add	234.78	
For >10 To 50, Deduct	-1.18	
For >50 To 100, Deduct	-4.03	
For >100, Deduct	-8.06	
03 15 19 00-0088 EA 1-3/4" Diameter x 36" Length, Plain Steel, L-Type Cast In Place Anchor Bolt.....	102.46	
For Galvanized, Add	38.74	
For Stainless Steel, Add	271.15	
For >10 To 50, Deduct	-1.25	
For >50 To 100, Deduct	-4.44	
For >100, Deduct	-8.87	
03 15 19 00-0089 EA 1-3/4" Diameter x 42" Length, Plain Steel, L-Type Cast In Place Anchor Bolt.....	117.99	
For Galvanized, Add	44.72	
For Stainless Steel, Add	313.01	
For >10 To 50, Deduct	-1.43	
For >50 To 100, Deduct	-5.09	
For >100, Deduct	-10.18	
03 15 19 00-0090 EA 1-3/4" Diameter x 48" Length, Plain Steel, L-Type Cast In Place Anchor Bolt.....	123.93	
For Galvanized, Add	45.31	
For Stainless Steel, Add	317.14	
For >10 To 50, Deduct	-1.67	
For >50 To 100, Deduct	-5.60	
For >100, Deduct	-11.19	
03 15 19 00-0091 EA 1-3/4" Diameter x 54" Length, Plain Steel, L-Type Cast In Place Anchor Bolt.....	137.84	
For Galvanized, Add	48.93	
For Stainless Steel, Add	342.48	
For >10 To 50, Deduct	-2.00	
For >50 To 100, Deduct	-6.45	
For >100, Deduct	-12.89	
03 15 19 00-0092 EA 1-3/4" Diameter x 60" Length, Plain Steel, L-Type Cast In Place Anchor Bolt.....	155.36	
For Galvanized, Add	52.69	
For Stainless Steel, Add	368.83	
For >10 To 50, Deduct	-2.50	
For >50 To 100, Deduct	-7.63	
For >100, Deduct	-15.27	
03 15 19 00-0093 EA 2" Diameter x 24" Length, Plain Steel, L-Type Cast In Place Anchor Bolt.....	121.87	
For Galvanized, Add	49.18	
For Stainless Steel, Add	344.23	
For >10 To 50, Deduct	-1.18	
For >50 To 100, Deduct	-4.81	
For >100, Deduct	-9.62	
03 15 19 00-0094 EA 2" Diameter x 30" Length, Plain Steel, L-Type Cast In Place Anchor Bolt.....	132.99	
For Galvanized, Add	53.17	
For Stainless Steel, Add	372.16	
For >10 To 50, Deduct	-1.33	
For >50 To 100, Deduct	-5.32	
For >100, Deduct	-10.65	
03 15 19 00-0095 EA 2" Diameter x 36" Length, Plain Steel, L-Type Cast In Place Anchor Bolt.....	146.67	
For Galvanized, Add	57.95	
For Stainless Steel, Add	405.65	
For >10 To 50, Deduct	-1.54	
For >50 To 100, Deduct	-5.97	
For >100, Deduct	-11.95	

03	03 Concrete
	03 10 Concrete Forming and Accessories
	03 15 Concrete Accessories



MINOR	CSI	UOM	DESCRIPTION	TOTAL DIRECT UNIT COST	DEMOLITION UNIT COST
03 15 19 00-0096	EA		2" Diameter x 42" Length, Plain Steel, L-Type Cast In Place Anchor Bolt	159.10	
			<i>For Galvanized, Add</i>	61.37	
			<i>For Stainless Steel, Add</i>	429.59	
			<i>For >10 To 50, Deduct</i>	-1.82	
			<i>For >50 To 100, Deduct</i>	-6.70	
			<i>For >100, Deduct</i>	-13.41	
03 15 19 00-0097	EA		2" Diameter x 48" Length, Plain Steel, L-Type Cast In Place Anchor Bolt	171.86	
			<i>For Galvanized, Add</i>	65.95	
			<i>For Stainless Steel, Add</i>	461.62	
			<i>For >10 To 50, Deduct</i>	-2.00	
			<i>For >50 To 100, Deduct</i>	-7.30	
			<i>For >100, Deduct</i>	-14.59	
03 15 19 00-0098	EA		2" Diameter x 54" Length, Plain Steel, L-Type Cast In Place Anchor Bolt	185.27	
			<i>For Galvanized, Add</i>	70.42	
			<i>For Stainless Steel, Add</i>	492.94	
			<i>For >10 To 50, Deduct</i>	-2.22	
			<i>For >50 To 100, Deduct</i>	-7.96	
			<i>For >100, Deduct</i>	-15.93	
03 15 19 00-0099	EA		2" Diameter x 60" Length, Plain Steel, L-Type Cast In Place Anchor Bolt	208.38	
			<i>For Galvanized, Add</i>	75.63	
			<i>For Stainless Steel, Add</i>	529.38	
			<i>For >10 To 50, Deduct</i>	-2.86	
			<i>For >50 To 100, Deduct</i>	-9.49	
			<i>For >100, Deduct</i>	-18.99	
03 15 19 00-0100	EA		2" Diameter x 66" Length, Plain Steel, L-Type Cast In Place Anchor Bolt	223.41	
			<i>For Galvanized, Add</i>	83.14	
			<i>For Stainless Steel, Add</i>	581.98	
			<i>For >10 To 50, Deduct</i>	-2.86	
			<i>For >50 To 100, Deduct</i>	-9.87	
			<i>For >100, Deduct</i>	-19.74	
03 15 19 00-0101	EA		2" Diameter x 72" Length, Plain Steel, L-Type Cast In Place Anchor Bolt	251.49	
			<i>For Galvanized, Add</i>	92.42	
			<i>For Stainless Steel, Add</i>	646.94	
			<i>For >10 To 50, Deduct</i>	-3.33	
			<i>For >50 To 100, Deduct</i>	-11.29	
			<i>For >100, Deduct</i>	-22.57	
03 15 19 00-0102			2-1/2" And 2-3/4" Diameter <small>(03 15 19 00-0036)</small>		
03 15 19 00-0103	EA		2-1/2" Diameter x 24" Length, Plain Steel, L-Type Cast In Place Anchor Bolt	242.03	
			<i>For Galvanized, Add</i>	109.26	
			<i>For Stainless Steel, Add</i>	764.79	
			<i>For >10 To 50, Deduct</i>	-1.18	
			<i>For >50 To 100, Deduct</i>	-7.81	
			<i>For >100, Deduct</i>	-15.63	
03 15 19 00-0104	EA		2-1/2" Diameter x 30" Length, Plain Steel, L-Type Cast In Place Anchor Bolt	255.06	
			<i>For Galvanized, Add</i>	114.20	
			<i>For Stainless Steel, Add</i>	799.40	
			<i>For >10 To 50, Deduct</i>	-1.33	
			<i>For >50 To 100, Deduct</i>	-8.38	
			<i>For >100, Deduct</i>	-16.75	
03 15 19 00-0105	EA		2-1/2" Diameter x 36" Length, Plain Steel, L-Type Cast In Place Anchor Bolt	278.47	
			<i>For Galvanized, Add</i>	123.85	
			<i>For Stainless Steel, Add</i>	866.95	
			<i>For >10 To 50, Deduct</i>	-1.54	
			<i>For >50 To 100, Deduct</i>	-9.27	
			<i>For >100, Deduct</i>	-18.54	
03 15 19 00-0106	EA		2-1/2" Diameter x 42" Length, Plain Steel, L-Type Cast In Place Anchor Bolt	297.40	
			<i>For Galvanized, Add</i>	130.52	
			<i>For Stainless Steel, Add</i>	913.64	
			<i>For >10 To 50, Deduct</i>	-1.82	
			<i>For >50 To 100, Deduct</i>	-10.16	
			<i>For >100, Deduct</i>	-20.32	
03 15 19 00-0107	EA		2-1/2" Diameter x 48" Length, Plain Steel, L-Type Cast In Place Anchor Bolt	315.02	
			<i>For Galvanized, Add</i>	137.52	
			<i>For Stainless Steel, Add</i>	962.61	
			<i>For >10 To 50, Deduct</i>	-2.00	
			<i>For >50 To 100, Deduct</i>	-10.87	
			<i>For >100, Deduct</i>	-21.75	
03 15 19 00-0108	EA		2-1/2" Diameter x 54" Length, Plain Steel, L-Type Cast In Place Anchor Bolt	335.14	
			<i>For Galvanized, Add</i>	145.36	
			<i>For Stainless Steel, Add</i>	1,017.49	
			<i>For >10 To 50, Deduct</i>	-2.22	
			<i>For >50 To 100, Deduct</i>	-11.71	
			<i>For >100, Deduct</i>	-23.42	
03 15 19 00-0109	EA		2-1/2" Diameter x 60" Length, Plain Steel, L-Type Cast In Place Anchor Bolt	363.88	
			<i>For Galvanized, Add</i>	153.38	
			<i>For Stainless Steel, Add</i>	1,073.63	
			<i>For >10 To 50, Deduct</i>	-2.86	
			<i>For >50 To 100, Deduct</i>	-13.38	
			<i>For >100, Deduct</i>	-26.76	



MINOR	CSI	UOM	DESCRIPTION	TOTAL DIRECT UNIT COST	DEMOLITION UNIT COST
03 15 19 00-0110	EA		2-3/4" Diameter x 24" Length, Plain Steel, L-Type Cast In Place Anchor Bolt.....	272.36	
			<i>For Galvanized, Add</i>	123.69	
			<i>For Stainless Steel, Add</i>	865.80	
			<i>For >10 To 50, Deduct</i>	-1.25	
			<i>For >50 To 100, Deduct</i>	-8.68	
			<i>For >100, Deduct</i>	-17.37	
03 15 19 00-0111	EA		2-3/4" Diameter x 30" Length, Plain Steel, L-Type Cast In Place Anchor Bolt.....	293.17	
			<i>For Galvanized, Add</i>	132.31	
			<i>For Stainless Steel, Add</i>	926.14	
			<i>For >10 To 50, Deduct</i>	-1.43	
			<i>For >50 To 100, Deduct</i>	-9.47	
			<i>For >100, Deduct</i>	-18.94	
03 15 19 00-0112	EA		2-3/4" Diameter x 36" Length, Plain Steel, L-Type Cast In Place Anchor Bolt.....	315.34	
			<i>For Galvanized, Add</i>	141.01	
			<i>For Stainless Steel, Add</i>	987.07	
			<i>For >10 To 50, Deduct</i>	-1.67	
			<i>For >50 To 100, Deduct</i>	-10.38	
			<i>For >100, Deduct</i>	-20.77	
03 15 19 00-0113	EA		2-3/4" Diameter x 42" Length, Plain Steel, L-Type Cast In Place Anchor Bolt.....	337.68	
			<i>For Galvanized, Add</i>	148.85	
			<i>For Stainless Steel, Add</i>	1,041.92	
			<i>For >10 To 50, Deduct</i>	-2.00	
			<i>For >50 To 100, Deduct</i>	-11.44	
			<i>For >100, Deduct</i>	-22.88	
03 15 19 00-0114	EA		2-3/4" Diameter x 48" Length, Plain Steel, L-Type Cast In Place Anchor Bolt.....	359.25	
			<i>For Galvanized, Add</i>	157.41	
			<i>For Stainless Steel, Add</i>	1,101.87	
			<i>For >10 To 50, Deduct</i>	-2.22	
			<i>For >50 To 100, Deduct</i>	-12.31	
			<i>For >100, Deduct</i>	-24.63	
03 15 19 00-0115	EA		2-3/4" Diameter x 54" Length, Plain Steel, L-Type Cast In Place Anchor Bolt.....	389.11	
			<i>For Galvanized, Add</i>	169.57	
			<i>For Stainless Steel, Add</i>	1,186.96	
			<i>For >10 To 50, Deduct</i>	-2.50	
			<i>For >50 To 100, Deduct</i>	-13.48	
			<i>For >100, Deduct</i>	-26.95	
03 15 19 00-0116	EA		2-3/4" Diameter x 60" Length, Plain Steel, L-Type Cast In Place Anchor Bolt.....	424.43	
			<i>For Galvanized, Add</i>	178.89	
			<i>For Stainless Steel, Add</i>	1,252.23	
			<i>For >10 To 50, Deduct</i>	-3.33	
			<i>For >50 To 100, Deduct</i>	-15.61	
			<i>For >100, Deduct</i>	-31.22	

03 20 Concrete Reinforcing ⁽⁰³⁾

Note: Includes cutting or torching to size, bending where necessary and tie wires.

03 21 Reinforcement Bars ^(03 20)

Note: Includes cutting, bending, tie wire, tying, bar chairs and all non-mechanical splicing. The weights of reinforcing steel shall be used as follows: #2 - 0.167 Lbs./LF, #3 - 0.376 Lbs./LF, #4 - 0.668 Lbs./LF, #5 - 1.043 Lbs./LF, #6 - 1.502 Lbs./LF, #7 - 2.044 Lbs./LF, #8 - 2.670 Lbs./LF, #9 - 3.400 Lbs./LF, #10 - 4.303 Lbs./LF, #11 - 5.313 Lbs./LF, #14 - 7.650 Lbs./LF, #18 - 13.600 Lbs./LF.

03 21 11 Plain Steel Reinforcement Bars ^(03 21)

03 21 11 00-0001 Beams And Girders, Steel Reinforcement Bar ^(03 21 11)

Note: ASTM A-615 Plain Steel and A-706 Low Alloy Steel.

03 21 11 00-0002	LF	#3, Grade 40, Beams And Girders, Steel Reinforcement Bar.....	0.66
		<i>For Up To 100, Add</i>	0.43
		<i>For >100 To 200, Add</i>	0.23
		<i>For >200 To 500, Add</i>	0.09
03 21 11 00-0003	LF	#4, Grade 40, Beams And Girders, Steel Reinforcement Bar.....	1.12
		<i>For Up To 100, Add</i>	0.74
		<i>For >100 To 200, Add</i>	0.40
		<i>For >200 To 500, Add</i>	0.16
03 21 11 00-0004	LF	#5, Grade 40, Beams And Girders, Steel Reinforcement Bar.....	1.67
		<i>For Up To 100, Add</i>	1.12
		<i>For >100 To 200, Add</i>	0.61
		<i>For >200 To 500, Add</i>	0.24
03 21 11 00-0005	LF	#6, Grade 40, Beams And Girders, Steel Reinforcement Bar.....	2.31
		<i>For Up To 100, Add</i>	1.58
		<i>For >100 To 200, Add</i>	0.85
		<i>For >200 To 500, Add</i>	0.34
03 21 11 00-0006	LF	#3, Grade 50, Beams And Girders, Steel Reinforcement Bar.....	0.68
		<i>For Up To 100, Add</i>	0.45
		<i>For >100 To 200, Add</i>	0.24
		<i>For >200 To 500, Add</i>	0.10
03 21 11 00-0007	LF	#4, Grade 50, Beams And Girders, Steel Reinforcement Bar.....	1.14
		<i>For Up To 100, Add</i>	0.76
		<i>For >100 To 200, Add</i>	0.41
		<i>For >200 To 500, Add</i>	0.17
03 21 11 00-0008	LF	#5, Grade 50, Beams And Girders, Steel Reinforcement Bar.....	1.71
		<i>For Up To 100, Add</i>	1.16
		<i>For >100 To 200, Add</i>	0.63
		<i>For >200 To 500, Add</i>	0.25



MINOR CSI UOM DESCRIPTION	TOTAL DIRECT UNIT COST	DEMOLITION UNIT COST
03 21 11 00-0009 LF #6, Grade 50, Beams And Girders, Steel Reinforcement Bar.....	2.36	
For Up To 100, Add	1.63	
For >100 To 200, Add	0.88	
For >200 To 500, Add	0.35	
03 21 11 00-0010 LF #3, Grade 60, Beams And Girders, Steel Reinforcement Bar.....	0.70	
For Up To 100, Add	0.47	
For >100 To 200, Add	0.25	
For >200 To 500, Add	0.10	
03 21 11 00-0011 LF #4, Grade 60, Beams And Girders, Steel Reinforcement Bar.....	1.18	
For Up To 100, Add	0.80	
For >100 To 200, Add	0.43	
For >200 To 500, Add	0.17	
03 21 11 00-0012 LF #5, Grade 60, Beams And Girders, Steel Reinforcement Bar.....	1.77	
For Up To 100, Add	1.22	
For >100 To 200, Add	0.66	
For >200 To 500, Add	0.26	
03 21 11 00-0013 LF #6, Grade 60, Beams And Girders, Steel Reinforcement Bar.....	2.45	
For Up To 100, Add	1.72	
For >100 To 200, Add	0.92	
For >200 To 500, Add	0.37	
03 21 11 00-0014 LF #7, Grade 60, Beams And Girders, Steel Reinforcement Bar.....	3.18	
For Up To 100, Add	1.79	
For >100 To 200, Add	1.05	
For >200 To 400, Add	0.49	
03 21 11 00-0015 LF #8, Grade 60, Beams And Girders, Steel Reinforcement Bar.....	3.96	
For Up To 100, Add	2.27	
For >100 To 200, Add	1.32	
For >200 To 400, Add	0.62	
03 21 11 00-0016 LF #9, Grade 60, Beams And Girders, Steel Reinforcement Bar.....	4.86	
For Up To 100, Add	2.82	
For >100 To 200, Add	1.64	
For >200 To 400, Add	0.77	
03 21 11 00-0017 LF #10, Grade 60, Beams And Girders, Steel Reinforcement Bar.....	5.93	
For Up To 100, Add	2.84	
For >100 To 200, Add	1.54	
For >200 To 300, Add	0.77	
03 21 11 00-0018 LF #11, Grade 60, Beams And Girders, Steel Reinforcement Bar.....	7.05	
For Up To 100, Add	3.43	
For >100 To 200, Add	1.85	
For >200 To 300, Add	0.92	
03 21 11 00-0019 LF #14, Grade 60, Beams And Girders, Steel Reinforcement Bar.....	9.76	
For Up To 100, Add	4.82	
For >100 To 200, Add	2.58	
For >200 To 300, Add	1.29	
03 21 11 00-0020 LF #18, Grade 60, Beams And Girders, Steel Reinforcement Bar.....	16.68	
For Up To 100, Add	8.36	
For >100 To 200, Add	4.46	
For >200 To 300, Add	2.23	
03 21 11 00-0021 LF #6, Grade 75, Beams And Girders, Steel Reinforcement Bar.....	2.53	
For Up To 100, Add	1.80	
For >100 To 200, Add	0.96	
For >200 To 500, Add	0.39	
03 21 11 00-0022 LF #7, Grade 75, Beams And Girders, Steel Reinforcement Bar.....	3.29	
For Up To 100, Add	1.87	
For >100 To 200, Add	1.09	
For >200 To 400, Add	0.51	
03 21 11 00-0023 LF #8, Grade 75, Beams And Girders, Steel Reinforcement Bar.....	4.10	
For Up To 100, Add	2.37	
For >100 To 200, Add	1.38	
For >200 To 400, Add	0.64	
03 21 11 00-0024 LF #9, Grade 75, Beams And Girders, Steel Reinforcement Bar.....	5.04	
For Up To 100, Add	2.96	
For >100 To 200, Add	1.71	
For >200 To 400, Add	0.80	
03 21 11 00-0025 LF #10, Grade 75, Beams And Girders, Steel Reinforcement Bar.....	6.17	
For Up To 100, Add	2.99	
For >100 To 200, Add	1.61	
For >200 To 300, Add	0.81	
03 21 11 00-0026 LF #11, Grade 75, Beams And Girders, Steel Reinforcement Bar.....	7.34	
For Up To 100, Add	3.60	
For >100 To 200, Add	1.93	
For >200 To 300, Add	0.97	
03 21 11 00-0027 LF #14, Grade 75, Beams And Girders, Steel Reinforcement Bar.....	10.18	
For Up To 100, Add	5.07	
For >100 To 200, Add	2.71	
For >200 To 300, Add	1.35	
03 21 11 00-0028 LF #18, Grade 75, Beams And Girders, Steel Reinforcement Bar.....	17.42	
For Up To 100, Add	8.81	
For >100 To 200, Add	4.68	
For >200 To 300, Add	2.34	
03 21 11 00-0029 LF #3, Grade 60, Beams And Girders, Low Alloy Steel Reinforcement Bar.....	0.71	
For Up To 100, Add	0.48	
For >100 To 200, Add	0.26	
For >200 To 500, Add	0.10	



Concrete	03	03
Concrete Reinforcing	03 20	
Reinforcement Bars	03 21	

MINOR CSI UOM DESCRIPTION	TOTAL DIRECT UNIT COST	DEMOLITION UNIT COST
03 21 11 00-0030 LF #4, Grade 60, Beams And Girders, Low Alloy Steel Reinforcement Bar <i>For Up To 100, Add</i> <i>For >100 To 200, Add</i> <i>For >200 To 500, Add</i>	1.21 0.83 0.45 0.18	
03 21 11 00-0031 LF #5, Grade 60, Beams And Girders, Low Alloy Steel Reinforcement Bar <i>For Up To 100, Add</i> <i>For >100 To 200, Add</i> <i>For >200 To 500, Add</i>	1.81 1.26 0.68 0.27	
03 21 11 00-0032 LF #6, Grade 60, Beams And Girders, Low Alloy Steel Reinforcement Bar <i>For Up To 100, Add</i> <i>For >100 To 200, Add</i> <i>For >200 To 500, Add</i>	2.51 1.78 0.95 0.38	
03 21 11 00-0033 LF #7, Grade 60, Beams And Girders, Low Alloy Steel Reinforcement Bar <i>For Up To 100, Add</i> <i>For >100 To 200, Add</i> <i>For >200 To 400, Add</i>	3.27 1.65 1.08 0.50	
03 21 11 00-0034 LF #8, Grade 60, Beams And Girders, Low Alloy Steel Reinforcement Bar <i>For Up To 100, Add</i> <i>For >100 To 200, Add</i> <i>For >200 To 400, Add</i>	4.07 2.35 1.36 0.64	
03 21 11 00-0035 LF #9, Grade 60, Beams And Girders, Low Alloy Steel Reinforcement Bar <i>For Up To 100, Add</i> <i>For >100 To 200, Add</i> <i>For >200 To 400, Add</i>	5.00 2.93 1.69 0.79	
03 21 11 00-0036 LF #10, Grade 60, Beams And Girders, Low Alloy Steel Reinforcement Bar <i>For Up To 100, Add</i> <i>For >100 To 200, Add</i> <i>For >200 To 300, Add</i>	6.11 2.95 1.59 0.80	
03 21 11 00-0037 LF #11, Grade 60, Beams And Girders, Low Alloy Steel Reinforcement Bar <i>For Up To 100, Add</i> <i>For >100 To 200, Add</i> <i>For >200 To 300, Add</i>	7.27 3.56 1.91 0.96	
03 21 11 00-0038 LF #14, Grade 60, Beams And Girders, Low Alloy Steel Reinforcement Bar <i>For Up To 100, Add</i> <i>For >100 To 200, Add</i> <i>For >200 To 300, Add</i>	10.08 5.01 2.68 1.34	
03 21 11 00-0039 LF #18, Grade 60, Beams And Girders, Low Alloy Steel Reinforcement Bar <i>For Up To 100, Add</i> <i>For >100 To 200, Add</i> <i>For >200 To 300, Add</i>	17.24 8.70 4.62 2.31	
03 21 11 00-0040 Columns, Steel Reinforcement Bar (03 21 11) Note: ASTM A-615 Plain Steel and A-706 Low Alloy Steel.		
03 21 11 00-0041 LF #3, Grade 40, Columns, Steel Reinforcement Bar <i>For Up To 100, Add</i> <i>For >100 To 200, Add</i> <i>For >200 To 500, Add</i>	0.69 0.44 0.24 0.10	
03 21 11 00-0042 LF #4, Grade 40, Columns, Steel Reinforcement Bar <i>For Up To 100, Add</i> <i>For >100 To 200, Add</i> <i>For >200 To 500, Add</i>	1.19 0.77 0.42 0.17	
03 21 11 00-0043 LF #5, Grade 40, Columns, Steel Reinforcement Bar <i>For Up To 100, Add</i> <i>For >100 To 200, Add</i> <i>For >200 To 500, Add</i>	1.76 1.16 0.63 0.25	
03 21 11 00-0044 LF #6, Grade 40, Columns, Steel Reinforcement Bar <i>For Up To 100, Add</i> <i>For >100 To 200, Add</i> <i>For >200 To 500, Add</i>	2.44 1.64 0.89 0.35	
03 21 11 00-0045 LF #3, Grade 50, Columns, Steel Reinforcement Bar <i>For Up To 100, Add</i> <i>For >100 To 200, Add</i> <i>For >200 To 500, Add</i>	0.71 0.46 0.25 0.10	
03 21 11 00-0046 LF #4, Grade 50, Columns, Steel Reinforcement Bar <i>For Up To 100, Add</i> <i>For >100 To 200, Add</i> <i>For >200 To 500, Add</i>	1.21 0.79 0.43 0.17	
03 21 11 00-0047 LF #5, Grade 50, Columns, Steel Reinforcement Bar <i>For Up To 100, Add</i> <i>For >100 To 200, Add</i> <i>For >200 To 500, Add</i>	1.80 1.20 0.65 0.26	
03 21 11 00-0048 LF #6, Grade 50, Columns, Steel Reinforcement Bar <i>For Up To 100, Add</i> <i>For >100 To 200, Add</i> <i>For >200 To 500, Add</i>	2.49 1.69 0.91 0.36	
03 21 11 00-0049 LF #3, Grade 60, Columns, Steel Reinforcement Bar <i>For Up To 100, Add</i> <i>For >100 To 200, Add</i> <i>For >200 To 500, Add</i>	0.73 0.48 0.26 0.10	
03 21 11 00-0050 LF #4, Grade 60, Columns, Steel Reinforcement Bar <i>For Up To 100, Add</i> <i>For >100 To 200, Add</i> <i>For >200 To 500, Add</i>	1.25 0.83 0.45 0.18	



MINOR	CSI	UOM	DESCRIPTION	TOTAL DIRECT UNIT COST	DEMOLITION UNIT COST
03 21 11 00-0051	LF	#5, Grade 60, Columns, Steel Reinforcement Bar	1.86	
		<i>For Up To 100, Add</i>		1.26	
		<i>For >100 To 200, Add</i>		0.68	
		<i>For >200 To 500, Add</i>		0.27	
03 21 11 00-0052	LF	#6, Grade 60, Columns, Steel Reinforcement Bar	2.58	
		<i>For Up To 100, Add</i>		1.78	
		<i>For >100 To 200, Add</i>		0.96	
		<i>For >200 To 500, Add</i>		0.38	
03 21 11 00-0053	LF	#7, Grade 60, Columns, Steel Reinforcement Bar	3.33	
		<i>For Up To 100, Add</i>		1.84	
		<i>For >100 To 200, Add</i>		1.08	
		<i>For >200 To 400, Add</i>		0.50	
03 21 11 00-0054	LF	#8, Grade 60, Columns, Steel Reinforcement Bar	4.13	
		<i>For Up To 100, Add</i>		2.33	
		<i>For >100 To 200, Add</i>		1.36	
		<i>For >200 To 400, Add</i>		0.63	
03 21 11 00-0055	LF	#9, Grade 60, Columns, Steel Reinforcement Bar	5.06	
		<i>For Up To 100, Add</i>		2.89	
		<i>For >100 To 200, Add</i>		1.69	
		<i>For >200 To 400, Add</i>		0.79	
03 21 11 00-0056	LF	#10, Grade 60, Columns, Steel Reinforcement Bar	6.16	
		<i>For Up To 100, Add</i>		2.94	
		<i>For >100 To 200, Add</i>		1.59	
		<i>For >200 To 300, Add</i>		0.79	
03 21 11 00-0057	LF	#11, Grade 60, Columns, Steel Reinforcement Bar	7.31	
		<i>For Up To 100, Add</i>		3.50	
		<i>For >100 To 200, Add</i>		1.90	
		<i>For >200 To 300, Add</i>		0.95	
03 21 11 00-0058	LF	#14, Grade 60, Columns, Steel Reinforcement Bar	10.12	
		<i>For Up To 100, Add</i>		4.92	
		<i>For >100 To 200, Add</i>		2.65	
		<i>For >200 To 300, Add</i>		1.33	
03 21 11 00-0059	LF	#18, Grade 60, Columns, Steel Reinforcement Bar	17.23	
		<i>For Up To 100, Add</i>		8.53	
		<i>For >100 To 200, Add</i>		4.57	
		<i>For >200 To 300, Add</i>		2.28	
03 21 11 00-0060	LF	#6, Grade 75, Columns, Steel Reinforcement Bar	2.66	
		<i>For Up To 100, Add</i>		1.86	
		<i>For >100 To 200, Add</i>		1.00	
		<i>For >200 To 500, Add</i>		0.40	
03 21 11 00-0061	LF	#7, Grade 75, Columns, Steel Reinforcement Bar	3.44	
		<i>For Up To 100, Add</i>		1.92	
		<i>For >100 To 200, Add</i>		1.13	
		<i>For >200 To 400, Add</i>		0.52	
03 21 11 00-0062	LF	#8, Grade 75, Columns, Steel Reinforcement Bar	4.27	
		<i>For Up To 100, Add</i>		2.43	
		<i>For >100 To 200, Add</i>		1.42	
		<i>For >200 To 400, Add</i>		0.66	
03 21 11 00-0063	LF	#9, Grade 75, Columns, Steel Reinforcement Bar	5.24	
		<i>For Up To 100, Add</i>		3.03	
		<i>For >100 To 200, Add</i>		1.76	
		<i>For >200 To 400, Add</i>		0.82	
03 21 11 00-0064	LF	#10, Grade 75, Columns, Steel Reinforcement Bar	6.40	
		<i>For Up To 100, Add</i>		3.05	
		<i>For >100 To 200, Add</i>		1.66	
		<i>For >200 To 300, Add</i>		0.83	
03 21 11 00-0065	LF	#11, Grade 75, Columns, Steel Reinforcement Bar	7.60	
		<i>For Up To 100, Add</i>		3.68	
		<i>For >100 To 200, Add</i>		1.99	
		<i>For >200 To 300, Add</i>		0.99	
03 21 11 00-0066	LF	#14, Grade 75, Columns, Steel Reinforcement Bar	10.54	
		<i>For Up To 100, Add</i>		5.18	
		<i>For >100 To 200, Add</i>		2.78	
		<i>For >200 To 300, Add</i>		1.39	
03 21 11 00-0067	LF	#18, Grade 75, Columns, Steel Reinforcement Bar	17.97	
		<i>For Up To 100, Add</i>		8.97	
		<i>For >100 To 200, Add</i>		4.79	
		<i>For >200 To 300, Add</i>		2.39	
03 21 11 00-0068	LF	#3, Grade 60, Columns, Low Alloy Steel Reinforcement Bar	0.74	
		<i>For Up To 100, Add</i>		0.49	
		<i>For >100 To 200, Add</i>		0.27	
		<i>For >200 To 500, Add</i>		0.11	
03 21 11 00-0069	LF	#4, Grade 60, Columns, Low Alloy Steel Reinforcement Bar	1.28	
		<i>For Up To 100, Add</i>		0.86	
		<i>For >100 To 200, Add</i>		0.47	
		<i>For >200 To 500, Add</i>		0.19	
03 21 11 00-0070	LF	#5, Grade 60, Columns, Low Alloy Steel Reinforcement Bar	1.90	
		<i>For Up To 100, Add</i>		1.30	
		<i>For >100 To 200, Add</i>		0.70	
		<i>For >200 To 500, Add</i>		0.28	
03 21 11 00-0071	LF	#6, Grade 60, Columns, Low Alloy Steel Reinforcement Bar	2.64	
		<i>For Up To 100, Add</i>		1.84	
		<i>For >100 To 200, Add</i>		0.99	
		<i>For >200 To 500, Add</i>		0.39	



Concrete	03	03
Concrete Reinforcing	03 20	
Reinforcement Bars	03 21	

MINOR	CSI	UOM	DESCRIPTION	TOTAL DIRECT UNIT COST	DEMOLITION UNIT COST
03 21 11 00-0072	LF	#7, Grade 60, Columns, Low Alloy Steel Reinforcement Bar	3.42	
		For Up To 100, Add	1.91	
		For >100 To 200, Add	1.12	
		For >200 To 400, Add	0.52	
03 21 11 00-0073	LF	#8, Grade 60, Columns, Low Alloy Steel Reinforcement Bar	4.24	
		For Up To 100, Add	2.41	
		For >100 To 200, Add	1.41	
		For >200 To 400, Add	0.66	
03 21 11 00-0074	LF	#9, Grade 60, Columns, Low Alloy Steel Reinforcement Bar	5.20	
		For Up To 100, Add	3.00	
		For >100 To 200, Add	1.74	
		For >200 To 400, Add	0.81	
03 21 11 00-0075	LF	#10, Grade 60, Columns, Low Alloy Steel Reinforcement Bar	6.34	
		For Up To 100, Add	3.02	
		For >100 To 200, Add	1.64	
		For >200 To 300, Add	0.82	
03 21 11 00-0076	LF	#11, Grade 60, Columns, Low Alloy Steel Reinforcement Bar	7.53	
		For Up To 100, Add	3.64	
		For >100 To 200, Add	1.97	
		For >200 To 300, Add	0.98	
03 21 11 00-0077	LF	#14, Grade 60, Columns, Low Alloy Steel Reinforcement Bar	10.44	
		For Up To 100, Add	5.12	
		For >100 To 200, Add	2.75	
		For >200 To 300, Add	1.37	
03 21 11 00-0078	LF	#18, Grade 60, Columns, Low Alloy Steel Reinforcement Bar	17.79	
		For Up To 100, Add	8.86	
		For >100 To 200, Add	4.73	
		For >200 To 300, Add	2.37	
03 21 11 00-0079		Footings, Steel Reinforcement Bar			
		Note: ASTM A-615 Plain Steel and A-706 Low Alloy Steel.			
03 21 11 00-0080	LF	#3, Grade 40, Footings, Steel Reinforcement Bar	0.60	
		For Up To 100, Add	0.40	
		For >100 To 200, Add	0.22	
		For >200 To 500, Add	0.09	
03 21 11 00-0081	LF	#4, Grade 40, Footings, Steel Reinforcement Bar	1.03	
		For Up To 100, Add	0.71	
		For >100 To 200, Add	0.38	
		For >200 To 500, Add	0.15	
03 21 11 00-0082	LF	#5, Grade 40, Footings, Steel Reinforcement Bar	1.54	
		For Up To 100, Add	1.07	
		For >100 To 200, Add	0.58	
		For >200 To 500, Add	0.23	
03 21 11 00-0083	LF	#6, Grade 40, Footings, Steel Reinforcement Bar	2.13	
		For Up To 100, Add	1.51	
		For >100 To 200, Add	0.81	
		For >200 To 500, Add	0.32	
03 21 11 00-0084	LF	#3, Grade 50, Footings, Steel Reinforcement Bar	0.62	
		For Up To 100, Add	0.42	
		For >100 To 200, Add	0.23	
		For >200 To 500, Add	0.09	
03 21 11 00-0085	LF	#4, Grade 50, Footings, Steel Reinforcement Bar	1.05	
		For Up To 100, Add	0.73	
		For >100 To 200, Add	0.39	
		For >200 To 500, Add	0.16	
03 21 11 00-0086	LF	#5, Grade 50, Footings, Steel Reinforcement Bar	1.58	
		For Up To 100, Add	1.11	
		For >100 To 200, Add	0.60	
		For >200 To 500, Add	0.24	
03 21 11 00-0087	LF	#6, Grade 50, Footings, Steel Reinforcement Bar	2.18	
		For Up To 100, Add	1.56	
		For >100 To 200, Add	0.83	
		For >200 To 500, Add	0.33	
03 21 11 00-0088	LF	#3, Grade 60, Footings, Steel Reinforcement Bar	0.64	
		For Up To 100, Add	0.44	
		For >100 To 200, Add	0.24	
		For >200 To 500, Add	0.10	
03 21 11 00-0089	LF	#4, Grade 60, Footings, Steel Reinforcement Bar	1.09	
		For Up To 100, Add	0.77	
		For >100 To 200, Add	0.41	
		For >200 To 500, Add	0.16	
03 21 11 00-0090	LF	#5, Grade 60, Footings, Steel Reinforcement Bar	1.64	
		For Up To 100, Add	1.17	
		For >100 To 200, Add	0.63	
		For >200 To 500, Add	0.25	
03 21 11 00-0091	LF	#6, Grade 60, Footings, Steel Reinforcement Bar	2.27	
		For Up To 100, Add	1.65	
		For >100 To 200, Add	0.88	
		For >200 To 500, Add	0.35	
03 21 11 00-0092	LF	#7, Grade 60, Footings, Steel Reinforcement Bar	2.96	
		For Up To 100, Add	1.71	
		For >100 To 200, Add	0.99	
		For >200 To 400, Add	0.46	



MINOR CSI UOM DESCRIPTION	TOTAL DIRECT UNIT COST	DEMOLITION UNIT COST
03 21 11 00-0093 LF #8, Grade 60, Footings, Steel Reinforcement Bar	3.70	
For Up To 100, Add	2.18	
For >100 To 200, Add	1.26	
For >200 To 400, Add	0.59	
03 21 11 00-0094 LF #9, Grade 60, Footings, Steel Reinforcement Bar	4.55	
For Up To 100, Add	2.71	
For >100 To 200, Add	1.56	
For >200 To 400, Add	0.74	
03 21 11 00-0095 LF #10, Grade 60, Footings, Steel Reinforcement Bar	5.57	
For Up To 100, Add	3.37	
For >100 To 200, Add	1.92	
For >200 To 400, Add	0.91	
For Up To 100, Add	2.73	
For >100 To 200, Add	1.47	
For >200 To 300, Add	0.73	
03 21 11 00-0096 LF #11, Grade 60, Footings, Steel Reinforcement Bar	6.65	
For Up To 100, Add	4.08	
For >100 To 200, Add	2.32	
For >200 To 400, Add	1.10	
For Up To 100, Add	3.31	
For >100 To 200, Add	1.77	
For >200 To 300, Add	0.88	
03 21 11 00-0097 LF #14, Grade 60, Footings, Steel Reinforcement Bar	9.24	
For Up To 100, Add	5.75	
For >100 To 200, Add	3.25	
For >200 To 400, Add	1.55	
For Up To 100, Add	4.66	
For >100 To 200, Add	2.48	
For >200 To 300, Add	1.24	
03 21 11 00-0098 LF #18, Grade 60, Footings, Steel Reinforcement Bar	15.85	
For Up To 100, Add	10.02	
For >100 To 200, Add	5.64	
For >200 To 400, Add	2.70	
For Up To 100, Add	8.11	
For >100 To 200, Add	4.29	
For >200 To 300, Add	2.14	
03 21 11 00-0099 LF #6, Grade 75, Footings, Steel Reinforcement Bar	2.35	
For Up To 100, Add	1.73	
For >100 To 200, Add	0.92	
For >200 To 500, Add	0.37	
For Up To 100, Add	1.35	
For >100 To 200, Add	0.79	
For >200 To 400, Add	0.37	
03 21 11 00-0100 LF #7, Grade 75, Footings, Steel Reinforcement Bar	3.07	
For Up To 100, Add	1.79	
For >100 To 200, Add	1.04	
For >200 To 400, Add	0.49	
03 21 11 00-0101 LF #8, Grade 75, Footings, Steel Reinforcement Bar	3.84	
For Up To 100, Add	2.28	
For >100 To 200, Add	1.31	
For >200 To 400, Add	0.62	
03 21 11 00-0102 LF #9, Grade 75, Footings, Steel Reinforcement Bar	4.73	
For Up To 100, Add	2.85	
For >100 To 200, Add	1.63	
For >200 To 400, Add	0.77	
03 21 11 00-0103 LF #10, Grade 75, Footings, Steel Reinforcement Bar	5.81	
For Up To 100, Add	2.88	
For >100 To 200, Add	1.54	
For >200 To 300, Add	0.77	
03 21 11 00-0104 LF #11, Grade 75, Footings, Steel Reinforcement Bar	6.94	
For Up To 100, Add	3.48	
For >100 To 200, Add	1.85	
For >200 To 300, Add	0.93	
03 21 11 00-0105 LF #14, Grade 75, Footings, Steel Reinforcement Bar	9.66	
For Up To 100, Add	4.91	
For >100 To 200, Add	2.60	
For >200 To 300, Add	1.30	
03 21 11 00-0106 LF #18, Grade 75, Footings, Steel Reinforcement Bar	16.59	
For Up To 100, Add	8.56	
For >100 To 200, Add	4.51	
For >200 To 300, Add	2.26	
03 21 11 00-0107 LF #3, Grade 60, Footings, Low Alloy Steel Reinforcement Bar	0.65	
For Up To 100, Add	0.45	
For >100 To 200, Add	0.24	
For >200 To 500, Add	0.10	
03 21 11 00-0108 LF #4, Grade 60, Footings, Low Alloy Steel Reinforcement Bar	1.12	
For Up To 100, Add	0.80	
For >100 To 200, Add	0.43	
For >200 To 500, Add	0.17	
03 21 11 00-0109 LF #5, Grade 60, Footings, Low Alloy Steel Reinforcement Bar	1.68	
For Up To 100, Add	1.21	
For >100 To 200, Add	0.65	
For >200 To 500, Add	0.26	
03 21 11 00-0110 LF #6, Grade 60, Footings, Low Alloy Steel Reinforcement Bar	2.33	
For Up To 100, Add	1.71	
For >100 To 200, Add	0.91	
For >200 To 500, Add	0.36	



Concrete	03	03
Concrete Reinforcing	03 20	
Reinforcement Bars	03 21	

MINOR CSI UOM DESCRIPTION	TOTAL DIRECT UNIT COST	DEMOLITION UNIT COST
03 21 11 00-0111 LF #7, Grade 60, Footings, Low Alloy Steel Reinforcement Bar.....	3.05	
For Up To 100, Add	1.78	
For >100 To 200, Add	1.03	
For >200 To 400, Add	0.48	
03 21 11 00-0112 LF #8, Grade 60, Footings, Low Alloy Steel Reinforcement Bar.....	3.81	
For Up To 100, Add	2.26	
For >100 To 200, Add	1.30	
For >200 To 400, Add	0.61	
03 21 11 00-0113 LF #9, Grade 60, Footings, Low Alloy Steel Reinforcement Bar.....	4.69	
For Up To 100, Add	2.82	
For >100 To 200, Add	1.61	
For >200 To 400, Add	0.76	
03 21 11 00-0114 LF #10, Grade 60, Footings, Low Alloy Steel Reinforcement Bar.....	5.75	
For Up To 100, Add	2.84	
For >100 To 200, Add	1.52	
For >200 To 300, Add	0.76	
03 21 11 00-0115 LF #11, Grade 60, Footings, Low Alloy Steel Reinforcement Bar.....	6.87	
For Up To 100, Add	3.44	
For >100 To 200, Add	1.83	
For >200 To 300, Add	0.92	
03 21 11 00-0116 LF #14, Grade 60, Footings, Low Alloy Steel Reinforcement Bar.....	9.56	
For Up To 100, Add	4.85	
For >100 To 200, Add	2.57	
For >200 To 300, Add	1.29	
03 21 11 00-0117 LF #18, Grade 60, Footings, Low Alloy Steel Reinforcement Bar.....	16.41	
For Up To 100, Add	8.45	
For >100 To 200, Add	4.46	
For >200 To 300, Add	2.23	
03 21 11 00-0118 Slab On Grade, Steel Reinforcement Bar (03 21 11)		
Note: ASTM A-615 Plain Steel and A-706 Low Alloy Steel.		
03 21 11 00-0119 LF #3, Grade 40, Slab On Grade, Steel Reinforcement Bar.....	0.58	
For Up To 100, Add	0.39	
For >100 To 200, Add	0.21	
For >200 To 500, Add	0.09	
03 21 11 00-0120 LF #4, Grade 40, Slab On Grade, Steel Reinforcement Bar.....	1.00	
For Up To 100, Add	0.69	
For >100 To 200, Add	0.37	
For >200 To 500, Add	0.15	
03 21 11 00-0121 LF #5, Grade 40, Slab On Grade, Steel Reinforcement Bar.....	1.49	
For Up To 100, Add	1.05	
For >100 To 200, Add	0.56	
For >200 To 500, Add	0.23	
03 21 11 00-0122 LF #6, Grade 40, Slab On Grade, Steel Reinforcement Bar.....	2.06	
For Up To 100, Add	1.48	
For >100 To 200, Add	0.79	
For >200 To 500, Add	0.32	
03 21 11 00-0123 LF #3, Grade 50, Slab On Grade, Steel Reinforcement Bar.....	0.60	
For Up To 100, Add	0.41	
For >100 To 200, Add	0.22	
For >200 To 500, Add	0.09	
03 21 11 00-0124 LF #4, Grade 50, Slab On Grade, Steel Reinforcement Bar.....	1.02	
For Up To 100, Add	0.71	
For >100 To 200, Add	0.38	
For >200 To 500, Add	0.15	
03 21 11 00-0125 LF #5, Grade 50, Slab On Grade, Steel Reinforcement Bar.....	1.53	
For Up To 100, Add	1.09	
For >100 To 200, Add	0.58	
For >200 To 500, Add	0.23	
03 21 11 00-0126 LF #6, Grade 50, Slab On Grade, Steel Reinforcement Bar.....	2.11	
For Up To 100, Add	1.53	
For >100 To 200, Add	0.82	
For >200 To 500, Add	0.33	
03 21 11 00-0127 LF #3, Grade 60, Slab On Grade, Steel Reinforcement Bar.....	0.62	
For Up To 100, Add	0.43	
For >100 To 200, Add	0.23	
For >200 To 500, Add	0.09	
03 21 11 00-0128 LF #4, Grade 60, Slab On Grade, Steel Reinforcement Bar.....	1.06	
For Up To 100, Add	0.75	
For >100 To 200, Add	0.40	
For >200 To 500, Add	0.16	
03 21 11 00-0129 LF #5, Grade 60, Slab On Grade, Steel Reinforcement Bar.....	1.59	
For Up To 100, Add	1.15	
For >100 To 200, Add	0.61	
For >200 To 500, Add	0.25	
03 21 11 00-0130 LF #6, Grade 60, Slab On Grade, Steel Reinforcement Bar.....	2.20	
For Up To 100, Add	1.62	
For >100 To 200, Add	0.86	
For >200 To 500, Add	0.34	
03 21 11 00-0131 LF #7, Grade 60, Slab On Grade, Steel Reinforcement Bar.....	2.89	
For Up To 100, Add	1.68	
For >100 To 200, Add	0.97	
For >200 To 400, Add	0.46	



MINOR	CSI	UOM	DESCRIPTION	TOTAL DIRECT UNIT COST	DEMOLITION UNIT COST
03 21 11 00-0132	LF	#8, Grade 60, Slab On Grade, Steel Reinforcement Bar	3.61	
		<i>For Up To 100, Add</i>		2.14	
		<i>For >100 To 200, Add</i>		1.23	
		<i>For >200 To 400, Add</i>		0.58	
03 21 11 00-0133	LF	#9, Grade 60, Slab On Grade, Steel Reinforcement Bar	4.45	
		<i>For Up To 100, Add</i>		2.68	
		<i>For >100 To 200, Add</i>		1.53	
		<i>For >200 To 400, Add</i>		0.73	
03 21 11 00-0134	LF	#10, Grade 60, Slab On Grade, Steel Reinforcement Bar	5.45	
		<i>For Up To 100, Add</i>		2.70	
		<i>For >100 To 200, Add</i>		1.44	
		<i>For >200 To 300, Add</i>		0.72	
03 21 11 00-0135	LF	#11, Grade 60, Slab On Grade, Steel Reinforcement Bar	6.52	
		<i>For Up To 100, Add</i>		3.27	
		<i>For >100 To 200, Add</i>		1.74	
		<i>For >200 To 300, Add</i>		0.87	
03 21 11 00-0136	LF	#14, Grade 60, Slab On Grade, Steel Reinforcement Bar	9.06	
		<i>For Up To 100, Add</i>		4.61	
		<i>For >100 To 200, Add</i>		2.44	
		<i>For >200 To 300, Add</i>		1.22	
03 21 11 00-0137	LF	#18, Grade 60, Slab On Grade, Steel Reinforcement Bar	15.58	
		<i>For Up To 100, Add</i>		8.03	
		<i>For >100 To 200, Add</i>		4.24	
		<i>For >200 To 300, Add</i>		2.12	
03 21 11 00-0138	LF	#6, Grade 75, Slab On Grade, Steel Reinforcement Bar	2.28	
		<i>For Up To 100, Add</i>		1.70	
		<i>For >100 To 200, Add</i>		0.90	
		<i>For >200 To 500, Add</i>		0.36	
03 21 11 00-0139	LF	#7, Grade 75, Slab On Grade, Steel Reinforcement Bar	3.00	
		<i>For Up To 100, Add</i>		1.77	
		<i>For >100 To 200, Add</i>		1.02	
		<i>For >200 To 400, Add</i>		0.48	
03 21 11 00-0140	LF	#8, Grade 75, Slab On Grade, Steel Reinforcement Bar	3.75	
		<i>For Up To 100, Add</i>		2.25	
		<i>For >100 To 200, Add</i>		1.29	
		<i>For >200 To 400, Add</i>		0.61	
03 21 11 00-0141	LF	#9, Grade 75, Slab On Grade, Steel Reinforcement Bar	4.63	
		<i>For Up To 100, Add</i>		2.81	
		<i>For >100 To 200, Add</i>		1.60	
		<i>For >200 To 400, Add</i>		0.76	
03 21 11 00-0142	LF	#10, Grade 75, Slab On Grade, Steel Reinforcement Bar	5.69	
		<i>For Up To 100, Add</i>		2.84	
		<i>For >100 To 200, Add</i>		1.52	
		<i>For >200 To 300, Add</i>		0.76	
03 21 11 00-0143	LF	#11, Grade 75, Slab On Grade, Steel Reinforcement Bar	6.81	
		<i>For Up To 100, Add</i>		3.44	
		<i>For >100 To 200, Add</i>		1.83	
		<i>For >200 To 300, Add</i>		0.91	
03 21 11 00-0144	LF	#14, Grade 75, Slab On Grade, Steel Reinforcement Bar	9.48	
		<i>For Up To 100, Add</i>		4.86	
		<i>For >100 To 200, Add</i>		2.57	
		<i>For >200 To 300, Add</i>		1.28	
03 21 11 00-0145	LF	#18, Grade 75, Slab On Grade, Steel Reinforcement Bar	16.32	
		<i>For Up To 100, Add</i>		8.48	
		<i>For >100 To 200, Add</i>		4.46	
		<i>For >200 To 300, Add</i>		2.23	
03 21 11 00-0146	LF	#3, Grade 60, Slab On Grade, Low Alloy Steel Reinforcement Bar	0.63	
		<i>For Up To 100, Add</i>		0.44	
		<i>For >100 To 200, Add</i>		0.24	
		<i>For >200 To 500, Add</i>		0.10	
03 21 11 00-0147	LF	#4, Grade 60, Slab On Grade, Low Alloy Steel Reinforcement Bar	1.09	
		<i>For Up To 100, Add</i>		0.78	
		<i>For >100 To 200, Add</i>		0.42	
		<i>For >200 To 500, Add</i>		0.17	
03 21 11 00-0148	LF	#5, Grade 60, Slab On Grade, Low Alloy Steel Reinforcement Bar	1.63	
		<i>For Up To 100, Add</i>		1.19	
		<i>For >100 To 200, Add</i>		0.63	
		<i>For >200 To 500, Add</i>		0.25	
03 21 11 00-0149	LF	#6, Grade 60, Slab On Grade, Low Alloy Steel Reinforcement Bar	2.26	
		<i>For Up To 100, Add</i>		1.68	
		<i>For >100 To 200, Add</i>		0.89	
		<i>For >200 To 500, Add</i>		0.36	
03 21 11 00-0150	LF	#7, Grade 60, Slab On Grade, Low Alloy Steel Reinforcement Bar	2.98	
		<i>For Up To 100, Add</i>		1.75	
		<i>For >100 To 200, Add</i>		1.01	
		<i>For >200 To 400, Add</i>		0.48	
03 21 11 00-0151	LF	#8, Grade 60, Slab On Grade, Low Alloy Steel Reinforcement Bar	3.72	
		<i>For Up To 100, Add</i>		2.23	
		<i>For >100 To 200, Add</i>		1.28	
		<i>For >200 To 400, Add</i>		0.60	
03 21 11 00-0152	LF	#9, Grade 60, Slab On Grade, Low Alloy Steel Reinforcement Bar	4.59	
		<i>For Up To 100, Add</i>		2.78	
		<i>For >100 To 200, Add</i>		1.59	
		<i>For >200 To 400, Add</i>		0.75	



	MINOR	CSI	UOM	DESCRIPTION	TOTAL DIRECT UNIT COST	DEMOLITION UNIT COST
	03 21	11 00-0153	LF	#10, Grade 60, Slab On Grade, Low Alloy Steel Reinforcement Bar.....	5.63	
				For Up To 100, Add	2.81	
				For >100 To 200, Add	1.50	
				For >200 To 300, Add	0.75	
	03 21	11 00-0154	LF	#11, Grade 60, Slab On Grade, Low Alloy Steel Reinforcement Bar.....	6.74	
				For Up To 100, Add	3.40	
				For >100 To 200, Add	1.81	
				For >200 To 300, Add	0.90	
	03 21	11 00-0155	LF	#14, Grade 60, Slab On Grade, Low Alloy Steel Reinforcement Bar.....	9.38	
				For Up To 100, Add	4.80	
				For >100 To 200, Add	2.54	
				For >200 To 300, Add	1.27	
	03 21	11 00-0156	LF	#18, Grade 60, Slab On Grade, Low Alloy Steel Reinforcement Bar.....	16.14	
				For Up To 100, Add	8.37	
				For >100 To 200, Add	4.40	
				For >200 To 300, Add	2.20	
	03 21	11 00-0157		Elevated Slabs, Steel Reinforcement Bar <small>(03 21 11)</small>		
				Note: ASTM A-615 Plain Steel and A-706 Low Alloy Steel.		
	03 21	11 00-0158	LF	#3, Grade 40, Elevated Slabs, Steel Reinforcement Bar.....	0.54	
				For Up To 100, Add	0.38	
				For >100 To 200, Add	0.20	
				For >200 To 500, Add	0.08	
	03 21	11 00-0159	LF	#4, Grade 40, Elevated Slabs, Steel Reinforcement Bar.....	0.93	
				For Up To 100, Add	0.67	
				For >100 To 200, Add	0.36	
				For >200 To 500, Add	0.14	
	03 21	11 00-0160	LF	#5, Grade 40, Elevated Slabs, Steel Reinforcement Bar.....	1.40	
				For Up To 100, Add	1.02	
				For >100 To 200, Add	0.54	
				For >200 To 500, Add	0.22	
	03 21	11 00-0161	LF	#6, Grade 40, Elevated Slabs, Steel Reinforcement Bar.....	1.94	
				For Up To 100, Add	1.44	
				For >100 To 200, Add	0.76	
				For >200 To 500, Add	0.30	
	03 21	11 00-0162	LF	#3, Grade 50, Elevated Slabs, Steel Reinforcement Bar.....	0.56	
				For Up To 100, Add	0.40	
				For >100 To 200, Add	0.21	
				For >200 To 500, Add	0.09	
	03 21	11 00-0163	LF	#4, Grade 50, Elevated Slabs, Steel Reinforcement Bar.....	0.95	
				For Up To 100, Add	0.69	
				For >100 To 200, Add	0.37	
				For >200 To 500, Add	0.15	
	03 21	11 00-0164	LF	#5, Grade 50, Elevated Slabs, Steel Reinforcement Bar.....	1.44	
				For Up To 100, Add	1.06	
				For >100 To 200, Add	0.56	
				For >200 To 500, Add	0.22	
	03 21	11 00-0165	LF	#6, Grade 50, Elevated Slabs, Steel Reinforcement Bar.....	1.99	
				For Up To 100, Add	1.49	
				For >100 To 200, Add	0.79	
				For >200 To 500, Add	0.31	
	03 21	11 00-0166	LF	#3, Grade 60, Elevated Slabs, Steel Reinforcement Bar.....	0.58	
				For Up To 100, Add	0.42	
				For >100 To 200, Add	0.22	
				For >200 To 500, Add	0.09	
	03 21	11 00-0167	LF	#4, Grade 60, Elevated Slabs, Steel Reinforcement Bar.....	0.99	
				For Up To 100, Add	0.73	
				For >100 To 200, Add	0.39	
				For >200 To 500, Add	0.15	
	03 21	11 00-0168	LF	#5, Grade 60, Elevated Slabs, Steel Reinforcement Bar.....	1.50	
				For Up To 100, Add	1.12	
				For >100 To 200, Add	0.59	
				For >200 To 500, Add	0.24	
	03 21	11 00-0169	LF	#6, Grade 60, Elevated Slabs, Steel Reinforcement Bar.....	2.08	
				For Up To 100, Add	1.58	
				For >100 To 200, Add	0.83	
				For >200 To 500, Add	0.33	
	03 21	11 00-0170	LF	#7, Grade 60, Elevated Slabs, Steel Reinforcement Bar.....	2.73	
				For Up To 100, Add	1.63	
				For >100 To 200, Add	0.93	
				For >200 To 400, Add	0.44	
	03 21	11 00-0171	LF	#8, Grade 60, Elevated Slabs, Steel Reinforcement Bar.....	3.43	
				For Up To 100, Add	2.08	
				For >100 To 200, Add	1.19	
				For >200 To 400, Add	0.56	
	03 21	11 00-0172	LF	#9, Grade 60, Elevated Slabs, Steel Reinforcement Bar.....	4.25	
				For Up To 100, Add	2.61	
				For >100 To 200, Add	1.48	
				For >200 To 400, Add	0.71	
	03 21	11 00-0173	LF	#10, Grade 60, Elevated Slabs, Steel Reinforcement Bar.....	5.22	
				For Up To 100, Add	2.63	
				For >100 To 200, Add	1.40	
				For >200 To 300, Add	0.70	



MINOR CSI UOM DESCRIPTION	TOTAL DIRECT UNIT COST	DEMOLITION UNIT COST
03 21 11 00-0174 LF #11, Grade 60, Elevated Slabs, Steel Reinforcement Bar	6.25	
For Up To 100, Add	3.19	
For >100 To 200, Add	1.69	
For >200 To 300, Add	0.84	
03 21 11 00-0175 LF #14, Grade 60, Elevated Slabs, Steel Reinforcement Bar	8.72	
For Up To 100, Add	4.50	
For >100 To 200, Add	2.37	
For >200 To 300, Add	1.19	
03 21 11 00-0176 LF #18, Grade 60, Elevated Slabs, Steel Reinforcement Bar	15.04	
For Up To 100, Add	7.87	
For >100 To 200, Add	4.13	
For >200 To 300, Add	2.06	
03 21 11 00-0177 LF #6, Grade 75, Elevated Slabs, Steel Reinforcement Bar	2.16	
For Up To 100, Add	1.66	
For >100 To 200, Add	0.87	
For >200 To 500, Add	0.35	
03 21 11 00-0178 LF #7, Grade 75, Elevated Slabs, Steel Reinforcement Bar	2.84	
For Up To 100, Add	1.71	
For >100 To 200, Add	0.98	
For >200 To 400, Add	0.46	
03 21 11 00-0179 LF #8, Grade 75, Elevated Slabs, Steel Reinforcement Bar	3.57	
For Up To 100, Add	2.19	
For >100 To 200, Add	1.24	
For >200 To 400, Add	0.59	
03 21 11 00-0180 LF #9, Grade 75, Elevated Slabs, Steel Reinforcement Bar	4.43	
For Up To 100, Add	2.74	
For >100 To 200, Add	1.55	
For >200 To 400, Add	0.74	
03 21 11 00-0181 LF #10, Grade 75, Elevated Slabs, Steel Reinforcement Bar	5.46	
For Up To 100, Add	2.77	
For >100 To 200, Add	1.47	
For >200 To 300, Add	0.74	
03 21 11 00-0182 LF #11, Grade 75, Elevated Slabs, Steel Reinforcement Bar	6.54	
For Up To 100, Add	3.36	
For >100 To 200, Add	1.77	
For >200 To 300, Add	0.89	
03 21 11 00-0183 LF #14, Grade 75, Elevated Slabs, Steel Reinforcement Bar	9.14	
For Up To 100, Add	4.76	
For >100 To 200, Add	2.50	
For >200 To 300, Add	1.25	
03 21 11 00-0184 LF #18, Grade 75, Elevated Slabs, Steel Reinforcement Bar	15.78	
For Up To 100, Add	8.31	
For >100 To 200, Add	4.35	
For >200 To 300, Add	2.17	
03 21 11 00-0185 LF #3, Grade 60, Elevated Slabs, Low Alloy Steel Reinforcement Bar	0.59	
For Up To 100, Add	0.43	
For >100 To 200, Add	0.23	
For >200 To 500, Add	0.09	
03 21 11 00-0186 LF #4, Grade 60, Elevated Slabs, Low Alloy Steel Reinforcement Bar	1.02	
For Up To 100, Add	0.76	
For >100 To 200, Add	0.40	
For >200 To 500, Add	0.16	
03 21 11 00-0187 LF #5, Grade 60, Elevated Slabs, Low Alloy Steel Reinforcement Bar	1.54	
For Up To 100, Add	1.16	
For >100 To 200, Add	0.61	
For >200 To 500, Add	0.24	
03 21 11 00-0188 LF #6, Grade 60, Elevated Slabs, Low Alloy Steel Reinforcement Bar	2.14	
For Up To 100, Add	1.64	
For >100 To 200, Add	0.86	
For >200 To 500, Add	0.34	
03 21 11 00-0189 LF #7, Grade 60, Elevated Slabs, Low Alloy Steel Reinforcement Bar	2.82	
For Up To 100, Add	1.70	
For >100 To 200, Add	0.97	
For >200 To 400, Add	0.46	
03 21 11 00-0190 LF #8, Grade 60, Elevated Slabs, Low Alloy Steel Reinforcement Bar	3.54	
For Up To 100, Add	2.16	
For >100 To 200, Add	1.23	
For >200 To 400, Add	0.59	
03 21 11 00-0191 LF #9, Grade 60, Elevated Slabs, Low Alloy Steel Reinforcement Bar	4.39	
For Up To 100, Add	2.71	
For >100 To 200, Add	1.54	
For >200 To 400, Add	0.73	
03 21 11 00-0192 LF #10, Grade 60, Elevated Slabs, Low Alloy Steel Reinforcement Bar	5.40	
For Up To 100, Add	2.74	
For >100 To 200, Add	1.45	
For >200 To 300, Add	0.73	
03 21 11 00-0193 LF #11, Grade 60, Elevated Slabs, Low Alloy Steel Reinforcement Bar	6.47	
For Up To 100, Add	3.32	
For >100 To 200, Add	1.75	
For >200 To 300, Add	0.88	
03 21 11 00-0194 LF #14, Grade 60, Elevated Slabs, Low Alloy Steel Reinforcement Bar	9.04	
For Up To 100, Add	4.70	
For >100 To 200, Add	2.47	
For >200 To 300, Add	1.23	



MINOR CSI UOM DESCRIPTION	TOTAL DIRECT UNIT COST	DEMOLITION UNIT COST
03 21 11 00-0195 LF #18, Grade 60, Elevated Slabs, Low Alloy Steel Reinforcement Bar.....	15.60	
<i>For Up To 100, Add</i>	8.21	
<i>For >100 To 200, Add</i>	4.30	
<i>For >200 To 300, Add</i>	2.15	
03 21 11 00-0196 Walls, Steel Reinforcement Bar <small>(03 21 11)</small>		
Note: ASTM A-615 Plain Steel and A-706 Low Alloy Steel.		
03 21 11 00-0197 LF #3, Grade 40, Walls, Steel Reinforcement Bar.....	0.52	
<i>For Up To 100, Add</i>	0.37	
<i>For >100 To 200, Add</i>	0.20	
<i>For >200 To 500, Add</i>	0.08	
03 21 11 00-0198 LF #4, Grade 40, Walls, Steel Reinforcement Bar.....	0.90	
<i>For Up To 100, Add</i>	0.65	
<i>For >100 To 200, Add</i>	0.35	
<i>For >200 To 500, Add</i>	0.14	
03 21 11 00-0199 LF #5, Grade 40, Walls, Steel Reinforcement Bar.....	1.35	
<i>For Up To 100, Add</i>	1.00	
<i>For >100 To 200, Add</i>	0.53	
<i>For >200 To 500, Add</i>	0.21	
03 21 11 00-0200 LF #6, Grade 40, Walls, Steel Reinforcement Bar.....	1.88	
<i>For Up To 100, Add</i>	1.41	
<i>For >100 To 200, Add</i>	0.75	
<i>For >200 To 500, Add</i>	0.30	
03 21 11 00-0201 LF #3, Grade 50, Walls, Steel Reinforcement Bar.....	0.54	
<i>For Up To 100, Add</i>	0.39	
<i>For >100 To 200, Add</i>	0.21	
<i>For >200 To 500, Add</i>	0.08	
03 21 11 00-0202 LF #4, Grade 50, Walls, Steel Reinforcement Bar.....	0.92	
<i>For Up To 100, Add</i>	0.67	
<i>For >100 To 200, Add</i>	0.36	
<i>For >200 To 500, Add</i>	0.14	
03 21 11 00-0203 LF #5, Grade 50, Walls, Steel Reinforcement Bar.....	1.39	
<i>For Up To 100, Add</i>	1.04	
<i>For >100 To 200, Add</i>	0.55	
<i>For >200 To 500, Add</i>	0.22	
03 21 11 00-0204 LF #6, Grade 50, Walls, Steel Reinforcement Bar.....	1.93	
<i>For Up To 100, Add</i>	1.46	
<i>For >100 To 200, Add</i>	0.77	
<i>For >200 To 500, Add</i>	0.31	
03 21 11 00-0205 LF #3, Grade 60, Walls, Steel Reinforcement Bar.....	0.56	
<i>For Up To 100, Add</i>	0.41	
<i>For >100 To 200, Add</i>	0.22	
<i>For >200 To 500, Add</i>	0.09	
03 21 11 00-0206 LF #4, Grade 60, Walls, Steel Reinforcement Bar.....	0.96	
<i>For Up To 100, Add</i>	0.71	
<i>For >100 To 200, Add</i>	0.38	
<i>For >200 To 500, Add</i>	0.15	
03 21 11 00-0207 LF #5, Grade 60, Walls, Steel Reinforcement Bar.....	1.45	
<i>For Up To 100, Add</i>	1.10	
<i>For >100 To 200, Add</i>	0.58	
<i>For >200 To 500, Add</i>	0.23	
03 21 11 00-0208 LF #6, Grade 60, Walls, Steel Reinforcement Bar.....	2.02	
<i>For Up To 100, Add</i>	1.55	
<i>For >100 To 200, Add</i>	0.82	
<i>For >200 To 500, Add</i>	0.33	
03 21 11 00-0209 LF #7, Grade 60, Walls, Steel Reinforcement Bar.....	2.64	
<i>For Up To 100, Add</i>	1.60	
<i>For >100 To 200, Add</i>	0.91	
<i>For >200 To 400, Add</i>	0.43	
03 21 11 00-0210 LF #8, Grade 60, Walls, Steel Reinforcement Bar.....	3.34	
<i>For Up To 100, Add</i>	2.05	
<i>For >100 To 200, Add</i>	1.17	
<i>For >200 To 400, Add</i>	0.55	
03 21 11 00-0211 LF #9, Grade 60, Walls, Steel Reinforcement Bar.....	4.15	
<i>For Up To 100, Add</i>	2.57	
<i>For >100 To 200, Add</i>	1.46	
<i>For >200 To 400, Add</i>	0.70	
03 21 11 00-0212 LF #10, Grade 60, Walls, Steel Reinforcement Bar.....	5.10	
<i>For Up To 100, Add</i>	2.59	
<i>For >100 To 200, Add</i>	1.37	
<i>For >200 To 300, Add</i>	0.69	
03 21 11 00-0213 LF #11, Grade 60, Walls, Steel Reinforcement Bar.....	6.12	
<i>For Up To 100, Add</i>	3.15	
<i>For >100 To 200, Add</i>	1.66	
<i>For >200 To 300, Add</i>	0.83	
03 21 11 00-0214 LF #14, Grade 60, Walls, Steel Reinforcement Bar.....	8.55	
<i>For Up To 100, Add</i>	4.45	
<i>For >100 To 200, Add</i>	2.34	
<i>For >200 To 300, Add</i>	1.17	
03 21 11 00-0215 LF #18, Grade 60, Walls, Steel Reinforcement Bar.....	14.76	
<i>For Up To 100, Add</i>	7.79	
<i>For >100 To 200, Add</i>	4.07	
<i>For >200 To 300, Add</i>	2.04	

03	03 Concrete
	03 20 Concrete Reinforcing
	03 21 Reinforcement Bars



MINOR	CSI	UOM	DESCRIPTION	TOTAL DIRECT UNIT COST	DEMOLITION UNIT COST
03 21 11 00-0216	LF	#6, Grade 75, Walls, Steel Reinforcement Bar	2.10	
		For Up To 100, Add		1.63	
		For >100 To 200, Add		0.86	
		For >200 To 500, Add		0.34	
03 21 11 00-0217	LF	#7, Grade 75, Walls, Steel Reinforcement Bar	2.75	
		For Up To 100, Add		1.68	
		For >100 To 200, Add		0.96	
		For >200 To 400, Add		0.45	
03 21 11 00-0218	LF	#8, Grade 75, Walls, Steel Reinforcement Bar	3.48	
		For Up To 100, Add		2.15	
		For >100 To 200, Add		1.22	
		For >200 To 400, Add		0.58	
03 21 11 00-0219	LF	#9, Grade 75, Walls, Steel Reinforcement Bar	4.33	
		For Up To 100, Add		2.71	
		For >100 To 200, Add		1.53	
		For >200 To 400, Add		0.73	
03 21 11 00-0220	LF	#10, Grade 75, Walls, Steel Reinforcement Bar	5.34	
		For Up To 100, Add		2.74	
		For >100 To 200, Add		1.45	
		For >200 To 300, Add		0.72	
03 21 11 00-0221	LF	#11, Grade 75, Walls, Steel Reinforcement Bar	6.41	
		For Up To 100, Add		3.32	
		For >100 To 200, Add		1.75	
		For >200 To 300, Add		0.87	
03 21 11 00-0222	LF	#14, Grade 75, Walls, Steel Reinforcement Bar	8.97	
		For Up To 100, Add		4.70	
		For >100 To 200, Add		2.47	
		For >200 To 300, Add		1.23	
03 21 11 00-0223	LF	#18, Grade 75, Walls, Steel Reinforcement Bar	15.50	
		For Up To 100, Add		8.23	
		For >100 To 200, Add		4.29	
		For >200 To 300, Add		2.15	
03 21 11 00-0224	LF	#3, Grade 60, Walls, Low Alloy Steel Reinforcement Bar	0.57	
		For Up To 100, Add		0.42	
		For >100 To 200, Add		0.22	
		For >200 To 500, Add		0.09	
03 21 11 00-0225	LF	#4, Grade 60, Walls, Low Alloy Steel Reinforcement Bar	0.99	
		For Up To 100, Add		0.74	
		For >100 To 200, Add		0.39	
		For >200 To 500, Add		0.16	
03 21 11 00-0226	LF	#5, Grade 60, Walls, Low Alloy Steel Reinforcement Bar	1.49	
		For Up To 100, Add		1.14	
		For >100 To 200, Add		0.60	
		For >200 To 500, Add		0.24	
03 21 11 00-0227	LF	#6, Grade 60, Walls, Low Alloy Steel Reinforcement Bar	2.08	
		For Up To 100, Add		1.61	
		For >100 To 200, Add		0.85	
		For >200 To 500, Add		0.34	
03 21 11 00-0228	LF	#7, Grade 60, Walls, Low Alloy Steel Reinforcement Bar	2.73	
		For Up To 100, Add		1.66	
		For >100 To 200, Add		0.95	
		For >200 To 400, Add		0.45	
03 21 11 00-0229	LF	#8, Grade 60, Walls, Low Alloy Steel Reinforcement Bar	3.45	
		For Up To 100, Add		2.13	
		For >100 To 200, Add		1.21	
		For >200 To 400, Add		0.58	
03 21 11 00-0230	LF	#9, Grade 60, Walls, Low Alloy Steel Reinforcement Bar	4.29	
		For Up To 100, Add		2.68	
		For >100 To 200, Add		1.51	
		For >200 To 400, Add		0.72	
03 21 11 00-0231	LF	#10, Grade 60, Walls, Low Alloy Steel Reinforcement Bar	5.28	
		For Up To 100, Add		2.70	
		For >100 To 200, Add		1.43	
		For >200 To 300, Add		0.71	
03 21 11 00-0232	LF	#11, Grade 60, Walls, Low Alloy Steel Reinforcement Bar	6.34	
		For Up To 100, Add		3.28	
		For >100 To 200, Add		1.73	
		For >200 To 300, Add		0.86	
03 21 11 00-0233	LF	#14, Grade 60, Walls, Low Alloy Steel Reinforcement Bar	8.87	
		For Up To 100, Add		4.64	
		For >100 To 200, Add		2.44	
		For >200 To 300, Add		1.22	
03 21 11 00-0234	LF	#18, Grade 60, Walls, Low Alloy Steel Reinforcement Bar	15.32	
		For Up To 100, Add		8.12	
		For >100 To 200, Add		4.24	
		For >200 To 300, Add		2.12	
03 21 11 00-0235		Mechanical Joint Connection (03 21 11)			
03 21 11 00-0236		Thermal Type Mechanical Joint Connection (03 21 11 00-0235)			
03 21 11 00-0237	EA	Thermal Type Mechanical Joint Connection, Add Per Splice	222.55	
03 21 11 00-0238		Screwed Type Mechanical Joint Connection (03 21 11 00-0235)			



	MINOR	CSI	UOM	DESCRIPTION	TOTAL DIRECT UNIT COST	DEMOLITION UNIT COST
	03 21 11 00-0239	EA		Screwed Type Mechanical Joint Connection, Add Per Splice	121.66	
03 21 11 00-0240	Deformed Straight Dowels <small>(03 21 11)</small>					
	Note: Excludes drilling. See CSI section 02 41 19 13-0279 for drilling in concrete.					
	03 21 11 00-0241	EA		3/8" Diameter x 24" Long, Deformed Straight Dowel	2.64	
				For Up To 12" Length, Deduct	-0.35	
				For >12" To <24" Length, Deduct	-0.18	
	03 21 11 00-0242	EA		1/2" Diameter x 24" Long, Deformed Straight Dowel	3.18	
				For Up To 12" Length, Deduct	-0.46	
				For >12" To <24" Length, Deduct	-0.23	
	03 21 11 00-0243	EA		5/8" Diameter x 24" Long, Deformed Straight Dowel	3.94	
				For Up To 12" Length, Deduct	-0.73	
				For >12" To <24" Length, Deduct	-0.36	
	03 21 11 00-0244	EA		3/4" Diameter x 24" Long, Deformed Straight Dowel	4.87	
				For Up To 12" Length, Deduct	-1.05	
				For >12" To <24" Length, Deduct	-0.53	
	03 21 11 00-0245	EA		7/8" Diameter x 24" Long, Deformed Straight Dowel	5.83	
				For Up To 12" Length, Deduct	-1.46	
				For >12" To <24" Length, Deduct	-0.73	
	03 21 11 00-0246	EA		1" Diameter x 24" Long, Deformed Straight Dowel	7.38	
				For Up To 12" Length, Deduct	-1.88	
				For >12" To <24" Length, Deduct	-0.94	
	03 21 11 00-0247	EA		1-1/8" Diameter x 24" Long, Deformed Straight Dowel	8.73	
				For Up To 12" Length, Deduct	-2.32	
				For >12" To <24" Length, Deduct	-1.16	
	03 21 11 00-0248	EA		1-1/4" Diameter x 24" Long, Deformed Straight Dowel	10.78	
				For Up To 12" Length, Deduct	-3.03	
				For >12" To <24" Length, Deduct	-1.51	
	03 21 11 00-0249	EA		1-3/8" Diameter x 24" Long, Deformed Straight Dowel	12.87	
				For Up To 12" Length, Deduct	-3.74	
				For >12" To <24" Length, Deduct	-1.87	
03 21 11 00-0250	Spirals, Reinforcing Steel <small>(03 21 11)</small>					
	03 21 11 00-0251	TON		Up To 15" Diameter, Grade 60, Spirals, Reinforcing Steel	3,494.32	
				For Grade 75, Add	138.00	
	03 21 11 00-0252	TON		>15" To 24" Diameter, Grade 60, Spirals, Reinforcing Steel	3,454.61	
				For Grade 75, Add	138.00	
	03 21 11 00-0253	TON		>24" To 36" Diameter, Grade 60, Spirals, Reinforcing Steel	3,424.33	
				For Grade 75, Add	138.00	
	03 21 11 00-0254	TON		>36" To 48" Diameter, Grade 60, Spirals, Reinforcing Steel	3,374.80	
				For Grade 75, Add	138.00	
	03 21 11 00-0255	TON		>48" To 64" Diameter, Grade 60, Spirals, Reinforcing Steel	3,307.82	
				For Grade 75, Add	138.00	
	03 21 11 00-0256	TON		>64" To 84" Diameter, Grade 60, Spirals, Reinforcing Steel	3,286.84	
				For Grade 75, Add	141.39	
	03 21 11 00-0257	TON		>84" To 96" Diameter, Grade 60, Spirals, Reinforcing Steel	3,230.77	
				For Grade 75, Add	141.39	
03 21 11 00-0258	Dowel Or Hairpin, Drilled And Epoxy Into Concrete <small>(03 21 11)</small>					
	03 21 11 00-0259	EA		Dowels Or Hairpin, 1/2" x 30" Length, Drilled And Epoxy In Concrete, 6" Embedment	24.58	
	03 21 11 00-0260	EA		Dowels Or Hairpin, 1/2" x 36" Length, Drilled And Epoxy In Concrete, >6" To 12" Embedment	25.75	
03 21 11 00-0261	Accessories For Reinforcing Steel <small>(03 21 11)</small>					
03 21 11 00-0262	Reinforcing Steel Lap-Weld Splice <small>(03 21 11 00-0261)</small>					
	03 21 11 00-0263	EA		Up To #6 Reinforcing Steel Lap-Weld Splice	58.60	
	03 21 11 00-0264	EA		>#6 Reinforcing Steel Lap-Weld Splice	93.32	
03 21 11 00-0265	Reinforcing Steel Sleeve And Wedge Splice Joint <small>(03 21 11 00-0261)</small>					
	03 21 11 00-0266	EA		Up To #4 Reinforcing Steel, Sleeve And Wedge Splice Joint	31.85	
	03 21 11 00-0267	EA		#5 Reinforcing Steel, Sleeve And Wedge Splice Joint	48.46	
	03 21 11 00-0268	EA		#6 Reinforcing Steel, Sleeve And Wedge Splice Joint	72.11	
03 21 13	Galvanized Reinforcement Steel Bars <small>(03 21)</small>					
03 21 13 00-0001	Beams And Girders, Galvanized Steel Reinforcement Bar <small>(03 21 13)</small>					
	Note: ASTM A-767 Hot Dipped Galvanized Steel.					
	03 21 13 00-0002	LF		#3, Grade 40, Beams And Girders, Galvanized Steel Reinforcement Bar	0.81	
				For Up To 100, Add	0.58	
				For >100 To 200, Add	0.31	
				For >200 To 500, Add	0.12	
	03 21 13 00-0003	LF		#4, Grade 40, Beams And Girders, Galvanized Steel Reinforcement Bar	1.37	
				For Up To 100, Add	0.99	
				For >100 To 200, Add	0.53	
				For >200 To 500, Add	0.21	



MINOR CSI UOM DESCRIPTION	TOTAL DIRECT UNIT COST	DEMOLITION UNIT COST
03 21 13 00-0004 LF #5, Grade 40, Beams And Girders, Galvanized Steel Reinforcement Bar.....	2.06	
For Up To 100, Add	1.51	
For >100 To 200, Add	0.80	
For >200 To 500, Add	0.32	
03 21 13 00-0005 LF #6, Grade 40, Beams And Girders, Galvanized Steel Reinforcement Bar.....	2.87	
For Up To 100, Add	2.14	
For >100 To 200, Add	1.13	
For >200 To 500, Add	0.45	
03 21 13 00-0006 LF #3, Grade 50, Beams And Girders, Galvanized Steel Reinforcement Bar.....	0.82	
For Up To 100, Add	0.59	
For >100 To 200, Add	0.31	
For >200 To 500, Add	0.13	
03 21 13 00-0007 LF #4, Grade 50, Beams And Girders, Galvanized Steel Reinforcement Bar.....	1.39	
For Up To 100, Add	1.01	
For >100 To 200, Add	0.54	
For >200 To 500, Add	0.22	
03 21 13 00-0008 LF #5, Grade 50, Beams And Girders, Galvanized Steel Reinforcement Bar.....	2.10	
For Up To 100, Add	1.55	
For >100 To 200, Add	0.82	
For >200 To 500, Add	0.33	
03 21 13 00-0009 LF #6, Grade 50, Beams And Girders, Galvanized Steel Reinforcement Bar.....	2.92	
For Up To 100, Add	2.19	
For >100 To 200, Add	1.16	
For >200 To 500, Add	0.46	
03 21 13 00-0010 LF #3, Grade 60, Beams And Girders, Galvanized Steel Reinforcement Bar.....	0.84	
For Up To 100, Add	0.61	
For >100 To 200, Add	0.32	
For >200 To 500, Add	0.13	
03 21 13 00-0011 LF #4, Grade 60, Beams And Girders, Galvanized Steel Reinforcement Bar.....	1.43	
For Up To 100, Add	1.05	
For >100 To 200, Add	0.56	
For >200 To 500, Add	0.22	
03 21 13 00-0012 LF #5, Grade 60, Beams And Girders, Galvanized Steel Reinforcement Bar.....	2.16	
For Up To 100, Add	1.61	
For >100 To 200, Add	0.85	
For >200 To 500, Add	0.34	
03 21 13 00-0013 LF #6, Grade 60, Beams And Girders, Galvanized Steel Reinforcement Bar.....	3.01	
For Up To 100, Add	2.28	
For >100 To 200, Add	1.20	
For >200 To 500, Add	0.48	
03 21 13 00-0014 LF #7, Grade 60, Beams And Girders, Galvanized Steel Reinforcement Bar.....	3.95	
For Up To 100, Add	2.36	
For >100 To 200, Add	1.36	
For >200 To 400, Add	0.64	
03 21 13 00-0015 LF #8, Grade 60, Beams And Girders, Galvanized Steel Reinforcement Bar.....	4.96	
For Up To 100, Add	3.02	
For >100 To 200, Add	1.72	
For >200 To 400, Add	0.82	
03 21 13 00-0016 LF #9, Grade 60, Beams And Girders, Galvanized Steel Reinforcement Bar.....	6.13	
For Up To 100, Add	3.77	
For >100 To 200, Add	2.14	
For >200 To 400, Add	1.02	
03 21 13 00-0017 LF #10, Grade 60, Beams And Girders, Galvanized Steel Reinforcement Bar.....	7.54	
For Up To 100, Add	3.81	
For >100 To 200, Add	2.02	
For >200 To 300, Add	1.01	
03 21 13 00-0018 LF #11, Grade 60, Beams And Girders, Galvanized Steel Reinforcement Bar.....	9.04	
For Up To 100, Add	4.62	
For >100 To 200, Add	2.44	
For >200 To 300, Add	1.22	
03 21 13 00-0019 LF #14, Grade 60, Beams And Girders, Galvanized Steel Reinforcement Bar.....	12.63	
For Up To 100, Add	6.54	
For >100 To 200, Add	3.44	
For >200 To 300, Add	1.72	
03 21 13 00-0020 LF #18, Grade 60, Beams And Girders, Galvanized Steel Reinforcement Bar.....	21.77	
For Up To 100, Add	11.42	
For >100 To 200, Add	5.98	
For >200 To 300, Add	2.99	
03 21 13 00-0021 LF #6, Grade 75, Beams And Girders, Galvanized Steel Reinforcement Bar.....	3.09	
For Up To 100, Add	2.36	
For >100 To 200, Add	1.24	
For >200 To 500, Add	0.50	
03 21 13 00-0022 LF #7, Grade 75, Beams And Girders, Galvanized Steel Reinforcement Bar.....	4.06	
For Up To 100, Add	2.45	
For >100 To 200, Add	1.40	
For >200 To 400, Add	0.66	
03 21 13 00-0023 LF #8, Grade 75, Beams And Girders, Galvanized Steel Reinforcement Bar.....	5.10	
For Up To 100, Add	3.12	
For >100 To 200, Add	1.78	
For >200 To 400, Add	0.84	
03 21 13 00-0024 LF #9, Grade 75, Beams And Girders, Galvanized Steel Reinforcement Bar.....	6.31	
For Up To 100, Add	3.91	
For >100 To 200, Add	2.22	
For >200 To 400, Add	1.06	



MINOR CSI UOM DESCRIPTION	TOTAL DIRECT UNIT COST	DEMOLITION UNIT COST
03 21 13 00-0025 LF #10, Grade 75, Beams And Girders, Galvanized Steel Reinforcement Bar.....	7.77	
For Up To 100, Add	3.95	
For >100 To 200, Add	2.09	
For >200 To 300, Add	1.05	
03 21 13 00-0026 LF #11, Grade 75, Beams And Girders, Galvanized Steel Reinforcement Bar.....	9.33	
For Up To 100, Add	4.79	
For >100 To 200, Add	2.53	
For >200 To 300, Add	1.27	
03 21 13 00-0027 LF #14, Grade 75, Beams And Girders, Galvanized Steel Reinforcement Bar.....	13.04	
For Up To 100, Add	6.78	
For >100 To 200, Add	3.57	
For >200 To 300, Add	1.78	
03 21 13 00-0028 LF #18, Grade 75, Beams And Girders, Galvanized Steel Reinforcement Bar.....	22.51	
For Up To 100, Add	11.66	
For >100 To 200, Add	6.20	
For >200 To 300, Add	3.10	
03 21 13 00-0029 Columns, Galvanized Steel Reinforcement Bar (03 21 13)		
Note: ASTM A-767 Hot Dipped Galvanized Steel.		
03 21 13 00-0030 LF #3, Grade 40, Columns, Galvanized Steel Reinforcement Bar.....	0.84	
For Up To 100, Add	0.59	
For >100 To 200, Add	0.32	
For >200 To 500, Add	0.13	
03 21 13 00-0031 LF #4, Grade 40, Columns, Galvanized Steel Reinforcement Bar.....	1.44	
For Up To 100, Add	1.02	
For >100 To 200, Add	0.55	
For >200 To 500, Add	0.22	
03 21 13 00-0032 LF #5, Grade 40, Columns, Galvanized Steel Reinforcement Bar.....	2.15	
For Up To 100, Add	1.55	
For >100 To 200, Add	0.83	
For >200 To 500, Add	0.33	
03 21 13 00-0033 LF #6, Grade 40, Columns, Galvanized Steel Reinforcement Bar.....	3.00	
For Up To 100, Add	2.20	
For >100 To 200, Add	1.17	
For >200 To 500, Add	0.47	
03 21 13 00-0034 LF #3, Grade 50, Columns, Galvanized Steel Reinforcement Bar.....	0.85	
For Up To 100, Add	0.60	
For >100 To 200, Add	0.32	
For >200 To 500, Add	0.13	
03 21 13 00-0035 LF #4, Grade 50, Columns, Galvanized Steel Reinforcement Bar.....	1.46	
For Up To 100, Add	1.04	
For >100 To 200, Add	0.56	
For >200 To 500, Add	0.22	
03 21 13 00-0036 LF #5, Grade 50, Columns, Galvanized Steel Reinforcement Bar.....	2.19	
For Up To 100, Add	1.59	
For >100 To 200, Add	0.85	
For >200 To 500, Add	0.34	
03 21 13 00-0037 LF #6, Grade 50, Columns, Galvanized Steel Reinforcement Bar.....	3.05	
For Up To 100, Add	2.25	
For >100 To 200, Add	1.19	
For >200 To 500, Add	0.48	
03 21 13 00-0038 LF #3, Grade 60, Columns, Galvanized Steel Reinforcement Bar.....	0.87	
For Up To 100, Add	0.62	
For >100 To 200, Add	0.33	
For >200 To 500, Add	0.13	
03 21 13 00-0039 LF #4, Grade 60, Columns, Galvanized Steel Reinforcement Bar.....	1.50	
For Up To 100, Add	1.08	
For >100 To 200, Add	0.58	
For >200 To 500, Add	0.23	
03 21 13 00-0040 LF #5, Grade 60, Columns, Galvanized Steel Reinforcement Bar.....	2.25	
For Up To 100, Add	1.65	
For >100 To 200, Add	0.88	
For >200 To 500, Add	0.35	
03 21 13 00-0041 LF #6, Grade 60, Columns, Galvanized Steel Reinforcement Bar.....	3.14	
For Up To 100, Add	2.34	
For >100 To 200, Add	1.24	
For >200 To 500, Add	0.49	
03 21 13 00-0042 LF #7, Grade 60, Columns, Galvanized Steel Reinforcement Bar.....	4.10	
For Up To 100, Add	2.42	
For >100 To 200, Add	1.39	
For >200 To 400, Add	0.66	
03 21 13 00-0043 LF #8, Grade 60, Columns, Galvanized Steel Reinforcement Bar.....	5.13	
For Up To 100, Add	3.08	
For >100 To 200, Add	1.76	
For >200 To 400, Add	0.83	
03 21 13 00-0044 LF #9, Grade 60, Columns, Galvanized Steel Reinforcement Bar.....	6.33	
For Up To 100, Add	3.84	
For >100 To 200, Add	2.19	
For >200 To 400, Add	1.04	
03 21 13 00-0045 LF #10, Grade 60, Columns, Galvanized Steel Reinforcement Bar.....	7.77	
For Up To 100, Add	3.88	
For >100 To 200, Add	2.07	
For >200 To 300, Add	1.03	

03	03 Concrete
	03 20 Concrete Reinforcing
	03 21 Reinforcement Bars



MINOR CSI UOM DESCRIPTION	TOTAL DIRECT UNIT COST	DEMOLITION UNIT COST
03 21 13 00-0046 LF #11, Grade 60, Columns, Galvanized Steel Reinforcement Bar	9.30	
For Up To 100, Add	4.70	
For >100 To 200, Add	2.50	
For >200 To 300, Add	1.25	
03 21 13 00-0047 LF #14, Grade 60, Columns, Galvanized Steel Reinforcement Bar	12.99	
For Up To 100, Add	6.65	
For >100 To 200, Add	3.51	
For >200 To 300, Add	1.76	
03 21 13 00-0048 LF #18, Grade 60, Columns, Galvanized Steel Reinforcement Bar	22.32	
For Up To 100, Add	11.58	
For >100 To 200, Add	6.09	
For >200 To 300, Add	3.05	
03 21 13 00-0049 LF #6, Grade 75, Columns, Galvanized Steel Reinforcement Bar	3.22	
For Up To 100, Add	2.42	
For >100 To 200, Add	1.28	
For >200 To 500, Add	0.51	
03 21 13 00-0050 LF #7, Grade 75, Columns, Galvanized Steel Reinforcement Bar	4.21	
For Up To 100, Add	2.50	
For >100 To 200, Add	1.44	
For >200 To 400, Add	0.68	
03 21 13 00-0051 LF #8, Grade 75, Columns, Galvanized Steel Reinforcement Bar	5.27	
For Up To 100, Add	3.78	
For >100 To 200, Add	1.82	
For >200 To 400, Add	0.86	
03 21 13 00-0052 LF #9, Grade 75, Columns, Galvanized Steel Reinforcement Bar	6.51	
For Up To 100, Add	3.98	
For >100 To 200, Add	2.27	
For >200 To 400, Add	1.08	
03 21 13 00-0053 LF #10, Grade 75, Columns, Galvanized Steel Reinforcement Bar	8.00	
For Up To 100, Add	4.01	
For >100 To 200, Add	2.14	
For >200 To 300, Add	1.07	
03 21 13 00-0054 LF #11, Grade 75, Columns, Galvanized Steel Reinforcement Bar	9.59	
For Up To 100, Add	4.87	
For >100 To 200, Add	2.58	
For >200 To 300, Add	1.29	
03 21 13 00-0055 LF #14, Grade 75, Columns, Galvanized Steel Reinforcement Bar	13.40	
For Up To 100, Add	6.89	
For >100 To 200, Add	3.64	
For >200 To 300, Add	1.82	
03 21 13 00-0056 LF #18, Grade 75, Columns, Galvanized Steel Reinforcement Bar	23.06	
For Up To 100, Add	12.02	
For >100 To 200, Add	6.31	
For >200 To 300, Add	3.16	
03 21 13 00-0057 Footings, Galvanized Steel Reinforcement Bar (03 21 13)		
Note: ASTM A-767 Hot Dipped Galvanized Steel.		
03 21 13 00-0058 LF #3, Grade 40, Footings, Galvanized Steel Reinforcement Bar	0.75	
For Up To 100, Add	0.55	
For >100 To 200, Add	0.29	
For >200 To 500, Add	0.12	
03 21 13 00-0059 LF #4, Grade 40, Footings, Galvanized Steel Reinforcement Bar	1.28	
For Up To 100, Add	0.96	
For >100 To 200, Add	0.51	
For >200 To 500, Add	0.20	
03 21 13 00-0060 LF #5, Grade 40, Footings, Galvanized Steel Reinforcement Bar	1.93	
For Up To 100, Add	1.46	
For >100 To 200, Add	0.77	
For >200 To 500, Add	0.31	
03 21 13 00-0061 LF #6, Grade 40, Footings, Galvanized Steel Reinforcement Bar	2.69	
For Up To 100, Add	2.07	
For >100 To 200, Add	1.09	
For >200 To 500, Add	0.44	
03 21 13 00-0062 LF #3, Grade 50, Footings, Galvanized Steel Reinforcement Bar	0.76	
For Up To 100, Add	0.56	
For >100 To 200, Add	0.30	
For >200 To 500, Add	0.12	
03 21 13 00-0063 LF #4, Grade 50, Footings, Galvanized Steel Reinforcement Bar	1.30	
For Up To 100, Add	0.98	
For >100 To 200, Add	0.52	
For >200 To 500, Add	0.21	
03 21 13 00-0064 LF #5, Grade 50, Footings, Galvanized Steel Reinforcement Bar	1.97	
For Up To 100, Add	1.50	
For >100 To 200, Add	0.79	
For >200 To 500, Add	0.32	
03 21 13 00-0065 LF #6, Grade 50, Footings, Galvanized Steel Reinforcement Bar	2.74	
For Up To 100, Add	2.12	
For >100 To 200, Add	1.11	
For >200 To 500, Add	0.45	
03 21 13 00-0066 LF #3, Grade 60, Footings, Galvanized Steel Reinforcement Bar	0.78	
For Up To 100, Add	0.58	
For >100 To 200, Add	0.31	
For >200 To 500, Add	0.12	



Concrete	03	03
Concrete Reinforcing	03 20	
Reinforcement Bars	03 21	

MINOR CSI UOM DESCRIPTION	TOTAL DIRECT UNIT COST	DEMOLITION UNIT COST
03 21 13 00-0067 LF #4, Grade 60, Footings, Galvanized Steel Reinforcement Bar <i>For Up To 100, Add</i> <i>For >100 To 200, Add</i> <i>For >200 To 500, Add</i>	1.34 1.02 0.54 0.21	
03 21 13 00-0068 LF #5, Grade 60, Footings, Galvanized Steel Reinforcement Bar <i>For Up To 100, Add</i> <i>For >100 To 200, Add</i> <i>For >200 To 500, Add</i>	2.03 1.56 0.82 0.33	
03 21 13 00-0069 LF #6, Grade 60, Footings, Galvanized Steel Reinforcement Bar <i>For Up To 100, Add</i> <i>For >100 To 200, Add</i> <i>For >200 To 500, Add</i>	2.83 2.21 1.16 0.46	
03 21 13 00-0070 LF #7, Grade 60, Footings, Galvanized Steel Reinforcement Bar <i>For Up To 100, Add</i> <i>For >100 To 200, Add</i> <i>For >200 To 400, Add</i>	3.73 2.29 1.30 0.62	
03 21 13 00-0071 LF #8, Grade 60, Footings, Galvanized Steel Reinforcement Bar <i>For Up To 100, Add</i> <i>For >100 To 200, Add</i> <i>For >200 To 400, Add</i>	4.70 2.93 1.66 0.79	
03 21 13 00-0072 LF #9, Grade 60, Footings, Galvanized Steel Reinforcement Bar <i>For Up To 100, Add</i> <i>For >100 To 200, Add</i> <i>For >200 To 400, Add</i>	5.82 3.67 2.07 0.99	
03 21 13 00-0073 LF #10, Grade 60, Footings, Galvanized Steel Reinforcement Bar <i>For Up To 100, Add</i> <i>For >100 To 200, Add</i> <i>For >200 To 300, Add</i>	7.18 3.70 1.95 0.98	
03 21 13 00-0074 LF #11, Grade 60, Footings, Galvanized Steel Reinforcement Bar <i>For Up To 100, Add</i> <i>For >100 To 200, Add</i> <i>For >200 To 300, Add</i>	8.64 4.50 2.36 1.78	
03 21 13 00-0075 LF #14, Grade 60, Footings, Galvanized Steel Reinforcement Bar <i>For Up To 100, Add</i> <i>For >100 To 200, Add</i> <i>For >200 To 300, Add</i>	12.11 6.38 3.34 1.67	
03 21 13 00-0076 LF #18, Grade 60, Footings, Galvanized Steel Reinforcement Bar <i>For Up To 100, Add</i> <i>For >100 To 200, Add</i> <i>For >200 To 300, Add</i>	20.94 11.17 5.82 2.91	
03 21 13 00-0077 LF #6, Grade 75, Footings, Galvanized Steel Reinforcement Bar <i>For Up To 100, Add</i> <i>For >100 To 200, Add</i> <i>For >200 To 500, Add</i>	2.91 2.29 1.20 0.48	
03 21 13 00-0078 LF #7, Grade 75, Footings, Galvanized Steel Reinforcement Bar <i>For Up To 100, Add</i> <i>For >100 To 200, Add</i> <i>For >200 To 400, Add</i>	3.84 2.37 1.34 0.64	
03 21 13 00-0079 LF #8, Grade 75, Footings, Galvanized Steel Reinforcement Bar <i>For Up To 100, Add</i> <i>For >100 To 200, Add</i> <i>For >200 To 400, Add</i>	4.84 3.03 1.71 0.82	
03 21 13 00-0080 LF #9, Grade 75, Footings, Galvanized Steel Reinforcement Bar <i>For Up To 100, Add</i> <i>For >100 To 200, Add</i> <i>For >200 To 400, Add</i>	6.00 3.80 2.14 1.03	
03 21 13 00-0081 LF #10, Grade 75, Footings, Galvanized Steel Reinforcement Bar <i>For Up To 100, Add</i> <i>For >100 To 200, Add</i> <i>For >200 To 300, Add</i>	7.41 3.84 2.02 1.01	
03 21 13 00-0082 LF #11, Grade 75, Footings, Galvanized Steel Reinforcement Bar <i>For Up To 100, Add</i> <i>For >100 To 200, Add</i> <i>For >200 To 300, Add</i>	8.93 4.67 2.45 1.23	
03 21 13 00-0083 LF #14, Grade 75, Footings, Galvanized Steel Reinforcement Bar <i>For Up To 100, Add</i> <i>For >100 To 200, Add</i> <i>For >200 To 300, Add</i>	12.52 6.63 3.46 1.73	
03 21 13 00-0084 LF #18, Grade 75, Footings, Galvanized Steel Reinforcement Bar <i>For Up To 100, Add</i> <i>For >100 To 200, Add</i> <i>For >200 To 300, Add</i>	21.68 11.61 6.04 3.02	
03 21 13 00-0085 Slab On Grade, Galvanized Steel Reinforcement Bar <small>(03 21 13)</small> Note: ASTM A-767 Hot Dipped Galvanized Steel.		
03 21 13 00-0086 LF #3, Grade 40, Slab On Grade, Galvanized Steel Reinforcement Bar <i>For Up To 100, Add</i> <i>For >100 To 200, Add</i> <i>For >200 To 500, Add</i>	0.73 0.54 0.29 0.12	
03 21 13 00-0087 LF #4, Grade 40, Slab On Grade, Galvanized Steel Reinforcement Bar <i>For Up To 100, Add</i> <i>For >100 To 200, Add</i> <i>For >200 To 500, Add</i>	1.25 0.94 0.50 0.20	



MINOR CSI UOM DESCRIPTION	TOTAL DIRECT UNIT COST	DEMOLITION UNIT COST
03 21 13 00-0088 LF #5, Grade 40, Slab On Grade, Galvanized Steel Reinforcement Bar	1.88	
For Up To 100, Add	1.44	
For >100 To 200, Add	0.76	
For >200 To 500, Add	0.30	
03 21 13 00-0089 LF #6, Grade 40, Slab On Grade, Galvanized Steel Reinforcement Bar	2.62	
For Up To 100, Add	2.04	
For >100 To 200, Add	1.07	
For >200 To 500, Add	0.43	
03 21 13 00-0090 LF #3, Grade 50, Slab On Grade, Galvanized Steel Reinforcement Bar	0.74	
For Up To 100, Add	0.55	
For >100 To 200, Add	0.29	
For >200 To 500, Add	0.12	
03 21 13 00-0091 LF #4, Grade 50, Slab On Grade, Galvanized Steel Reinforcement Bar	1.27	
For Up To 100, Add	0.96	
For >100 To 200, Add	0.51	
For >200 To 500, Add	0.20	
03 21 13 00-0092 LF #5, Grade 50, Slab On Grade, Galvanized Steel Reinforcement Bar	1.92	
For Up To 100, Add	1.48	
For >100 To 200, Add	0.78	
For >200 To 500, Add	0.31	
03 21 13 00-0093 LF #6, Grade 50, Slab On Grade, Galvanized Steel Reinforcement Bar	2.67	
For Up To 100, Add	2.09	
For >100 To 200, Add	1.10	
For >200 To 500, Add	0.44	
03 21 13 00-0094 LF #3, Grade 60, Slab On Grade, Galvanized Steel Reinforcement Bar	0.76	
For Up To 100, Add	0.57	
For >100 To 200, Add	0.30	
For >200 To 500, Add	0.12	
03 21 13 00-0095 LF #4, Grade 60, Slab On Grade, Galvanized Steel Reinforcement Bar	1.31	
For Up To 100, Add	1.00	
For >100 To 200, Add	0.53	
For >200 To 500, Add	0.21	
03 21 13 00-0096 LF #5, Grade 60, Slab On Grade, Galvanized Steel Reinforcement Bar	1.98	
For Up To 100, Add	1.54	
For >100 To 200, Add	0.81	
For >200 To 500, Add	0.32	
03 21 13 00-0097 LF #6, Grade 60, Slab On Grade, Galvanized Steel Reinforcement Bar	2.76	
For Up To 100, Add	2.18	
For >100 To 200, Add	1.14	
For >200 To 500, Add	0.46	
03 21 13 00-0098 LF #7, Grade 60, Slab On Grade, Galvanized Steel Reinforcement Bar	3.66	
For Up To 100, Add	2.26	
For >100 To 200, Add	1.28	
For >200 To 400, Add	0.61	
03 21 13 00-0099 LF #8, Grade 60, Slab On Grade, Galvanized Steel Reinforcement Bar	4.61	
For Up To 100, Add	2.89	
For >100 To 200, Add	1.63	
For >200 To 400, Add	0.78	
03 21 13 00-0100 LF #9, Grade 60, Slab On Grade, Galvanized Steel Reinforcement Bar	5.72	
For Up To 100, Add	3.63	
For >100 To 200, Add	2.04	
For >200 To 400, Add	0.98	
03 21 13 00-0101 LF #10, Grade 60, Slab On Grade, Galvanized Steel Reinforcement Bar	7.06	
For Up To 100, Add	3.66	
For >100 To 200, Add	1.93	
For >200 To 300, Add	0.96	
03 21 13 00-0102 LF #11, Grade 60, Slab On Grade, Galvanized Steel Reinforcement Bar	8.51	
For Up To 100, Add	4.46	
For >100 To 200, Add	2.34	
For >200 To 300, Add	1.17	
03 21 13 00-0103 LF #14, Grade 60, Slab On Grade, Galvanized Steel Reinforcement Bar	11.93	
For Up To 100, Add	6.33	
For >100 To 200, Add	3.30	
For >200 To 300, Add	1.65	
03 21 13 00-0104 LF #18, Grade 60, Slab On Grade, Galvanized Steel Reinforcement Bar	20.67	
For Up To 100, Add	11.09	
For >100 To 200, Add	5.76	
For >200 To 300, Add	2.88	
03 21 13 00-0105 LF #6, Grade 75, Slab On Grade, Galvanized Steel Reinforcement Bar	2.84	
For Up To 100, Add	2.26	
For >100 To 200, Add	1.18	
For >200 To 500, Add	0.47	
03 21 13 00-0106 LF #7, Grade 75, Slab On Grade, Galvanized Steel Reinforcement Bar	3.77	
For Up To 100, Add	2.34	
For >100 To 200, Add	1.33	
For >200 To 400, Add	0.63	
03 21 13 00-0107 LF #8, Grade 75, Slab On Grade, Galvanized Steel Reinforcement Bar	4.75	
For Up To 100, Add	3.00	
For >100 To 200, Add	1.69	
For >200 To 400, Add	0.81	
03 21 13 00-0108 LF #9, Grade 75, Slab On Grade, Galvanized Steel Reinforcement Bar	5.90	
For Up To 100, Add	3.77	
For >100 To 200, Add	2.11	
For >200 To 400, Add	1.02	



	MINOR	CSI	UOM	DESCRIPTION	TOTAL DIRECT UNIT COST	DEMOLITION UNIT COST	
03 21	13	00-0109	LF	#10, Grade 75, Slab On Grade, Galvanized Steel Reinforcement Bar <i>For Up To 100, Add</i> <i>For >100 To 200, Add</i> <i>For >200 To 300, Add</i>	7.29 3.60 2.00 1.00		
03 21	13	00-0110	LF	#11, Grade 75, Slab On Grade, Galvanized Steel Reinforcement Bar <i>For Up To 100, Add</i> <i>For >100 To 200, Add</i> <i>For >200 To 300, Add</i>	8.80 4.64 2.43 1.21		
03 21	13	00-0111	LF	#14, Grade 75, Slab On Grade, Galvanized Steel Reinforcement Bar <i>For Up To 100, Add</i> <i>For >100 To 200, Add</i> <i>For >200 To 300, Add</i>	12.34 6.57 3.43 1.71		
03 21	13	00-0112	LF	#18, Grade 75, Slab On Grade, Galvanized Steel Reinforcement Bar <i>For Up To 100, Add</i> <i>For >100 To 200, Add</i> <i>For >200 To 300, Add</i>	21.41 11.53 5.98 2.99		
03 21	13	00-0113	Elevated Slabs, Galvanized Steel Reinforcement Bar <small>(03 21 13)</small> Note: ASTM A-767 Hot Dipped Galvanized Steel.				
03 21	13	00-0114	LF	#3, Grade 40, Elevated Slabs, Galvanized Steel Reinforcement Bar <i>For Up To 100, Add</i> <i>For >100 To 200, Add</i> <i>For >200 To 500, Add</i>	0.69 0.53 0.28 0.11		
03 21	13	00-0115	LF	#4, Grade 40, Elevated Slabs, Galvanized Steel Reinforcement Bar <i>For Up To 100, Add</i> <i>For >100 To 200, Add</i> <i>For >200 To 500, Add</i>	1.18 0.92 0.48 0.19		
03 21	13	00-0116	LF	#5, Grade 40, Elevated Slabs, Galvanized Steel Reinforcement Bar <i>For Up To 100, Add</i> <i>For >100 To 200, Add</i> <i>For >200 To 500, Add</i>	1.79 1.41 0.74 0.29		
03 21	13	00-0117	LF	#6, Grade 40, Elevated Slabs, Galvanized Steel Reinforcement Bar <i>For Up To 100, Add</i> <i>For >100 To 200, Add</i> <i>For >200 To 500, Add</i>	2.50 2.00 1.04 0.42		
03 21	13	00-0118	LF	#3, Grade 50, Elevated Slabs, Galvanized Steel Reinforcement Bar <i>For Up To 100, Add</i> <i>For >100 To 200, Add</i> <i>For >200 To 500, Add</i>	0.70 0.54 0.28 0.11		
03 21	13	00-0119	LF	#4, Grade 50, Elevated Slabs, Galvanized Steel Reinforcement Bar <i>For Up To 100, Add</i> <i>For >100 To 200, Add</i> <i>For >200 To 500, Add</i>	1.20 0.94 0.49 0.20		
03 21	13	00-0120	LF	#5, Grade 50, Elevated Slabs, Galvanized Steel Reinforcement Bar <i>For Up To 100, Add</i> <i>For >100 To 200, Add</i> <i>For >200 To 500, Add</i>	1.83 1.45 0.76 0.30		
03 21	13	00-0121	LF	#6, Grade 50, Elevated Slabs, Galvanized Steel Reinforcement Bar <i>For Up To 100, Add</i> <i>For >100 To 200, Add</i> <i>For >200 To 500, Add</i>	2.55 2.05 1.07 0.43		
03 21	13	00-0122	LF	#3, Grade 60, Elevated Slabs, Galvanized Steel Reinforcement Bar <i>For Up To 100, Add</i> <i>For >100 To 200, Add</i> <i>For >200 To 500, Add</i>	0.72 0.56 0.29 0.12		
03 21	13	00-0123	LF	#4, Grade 60, Elevated Slabs, Galvanized Steel Reinforcement Bar <i>For Up To 100, Add</i> <i>For >100 To 200, Add</i> <i>For >200 To 500, Add</i>	1.24 0.98 0.51 0.20		
03 21	13	00-0124	LF	#5, Grade 60, Elevated Slabs, Galvanized Steel Reinforcement Bar <i>For Up To 100, Add</i> <i>For >100 To 200, Add</i> <i>For >200 To 500, Add</i>	1.89 1.51 0.79 0.31		
03 21	13	00-0125	LF	#6, Grade 60, Elevated Slabs, Galvanized Steel Reinforcement Bar <i>For Up To 100, Add</i> <i>For >100 To 200, Add</i> <i>For >200 To 500, Add</i>	2.64 2.14 1.11 0.44		
03 21	13	00-0126	LF	#7, Grade 60, Elevated Slabs, Galvanized Steel Reinforcement Bar <i>For Up To 100, Add</i> <i>For >100 To 200, Add</i> <i>For >200 To 400, Add</i>	3.50 2.21 1.24 0.60		
03 21	13	00-0127	LF	#8, Grade 60, Elevated Slabs, Galvanized Steel Reinforcement Bar <i>For Up To 100, Add</i> <i>For >100 To 200, Add</i> <i>For >200 To 400, Add</i>	4.43 2.83 1.59 0.76		
03 21	13	00-0128	LF	#9, Grade 60, Elevated Slabs, Galvanized Steel Reinforcement Bar <i>For Up To 100, Add</i> <i>For >100 To 200, Add</i> <i>For >200 To 400, Add</i>	5.52 3.56 1.99 0.96		
03 21	13	00-0129	LF	#10, Grade 60, Elevated Slabs, Galvanized Steel Reinforcement Bar <i>For Up To 100, Add</i> <i>For >100 To 200, Add</i> <i>For >200 To 300, Add</i>	6.83 3.59 1.88 0.94		



MINOR
CSI UOM DESCRIPTION

TOTAL DIRECT DEMOLITION
UNIT COST UNIT COST

03 21 13 00-0130	LF #11, Grade 60, Elevated Slabs, Galvanized Steel Reinforcement Bar	8.24	
	For Up To 100, Add	4.38	
	For >100 To 200, Add	2.28	
	For >200 To 300, Add	1.14	
03 21 13 00-0131	LF #14, Grade 60, Elevated Slabs, Galvanized Steel Reinforcement Bar	11.59	
	For Up To 100, Add	6.23	
	For >100 To 200, Add	3.23	
	For >200 To 300, Add	1.62	
03 21 13 00-0132	LF #18, Grade 60, Elevated Slabs, Galvanized Steel Reinforcement Bar	20.13	
	For Up To 100, Add	10.92	
	For >100 To 200, Add	5.65	
	For >200 To 300, Add	2.83	
03 21 13 00-0133	LF #6, Grade 75, Elevated Slabs, Galvanized Steel Reinforcement Bar	2.72	
	For Up To 100, Add	2.22	
	For >100 To 200, Add	1.15	
	For >200 To 500, Add	0.46	
03 21 13 00-0134	LF #7, Grade 75, Elevated Slabs, Galvanized Steel Reinforcement Bar	3.61	
	For Up To 100, Add	2.29	
	For >100 To 200, Add	1.29	
	For >200 To 400, Add	0.62	
03 21 13 00-0135	LF #8, Grade 75, Elevated Slabs, Galvanized Steel Reinforcement Bar	4.57	
	For Up To 100, Add	2.94	
	For >100 To 200, Add	1.64	
	For >200 To 400, Add	0.79	
03 21 13 00-0136	LF #9, Grade 75, Elevated Slabs, Galvanized Steel Reinforcement Bar	5.70	
	For Up To 100, Add	3.70	
	For >100 To 200, Add	2.06	
	For >200 To 400, Add	1.00	
03 21 13 00-0137	LF #10, Grade 75, Elevated Slabs, Galvanized Steel Reinforcement Bar	7.06	
	For Up To 100, Add	3.73	
	For >100 To 200, Add	1.95	
	For >200 To 300, Add	0.98	
03 21 13 00-0138	LF #11, Grade 75, Elevated Slabs, Galvanized Steel Reinforcement Bar	8.53	
	For Up To 100, Add	4.55	
	For >100 To 200, Add	2.37	
	For >200 To 300, Add	1.19	
03 21 13 00-0139	LF #14, Grade 75, Elevated Slabs, Galvanized Steel Reinforcement Bar	12.00	
	For Up To 100, Add	6.47	
	For >100 To 200, Add	3.36	
	For >200 To 300, Add	1.68	
03 21 13 00-0140	LF #18, Grade 75, Elevated Slabs, Galvanized Steel Reinforcement Bar	20.87	
	For Up To 100, Add	11.37	
	For >100 To 200, Add	5.88	
	For >200 To 300, Add	2.94	

03 21 13 00-0141 Walls, Galvanized Steel Reinforcement Bar (03 21 13)

Note: ASTM A-767 Hot Dipped Galvanized Steel.

03 21 13 00-0142	LF #3, Grade 40, Walls, Galvanized Steel Reinforcement Bar	0.67	
	For Up To 100, Add	0.52	
	For >100 To 200, Add	0.27	
	For >200 To 500, Add	0.11	
03 21 13 00-0143	LF #4, Grade 40, Walls, Galvanized Steel Reinforcement Bar	1.15	
	For Up To 100, Add	0.90	
	For >100 To 200, Add	0.47	
	For >200 To 500, Add	0.19	
03 21 13 00-0144	LF #5, Grade 40, Walls, Galvanized Steel Reinforcement Bar	1.74	
	For Up To 100, Add	1.39	
	For >100 To 200, Add	0.72	
	For >200 To 500, Add	0.29	
03 21 13 00-0145	LF #6, Grade 40, Walls, Galvanized Steel Reinforcement Bar	2.44	
	For Up To 100, Add	1.97	
	For >100 To 200, Add	1.03	
	For >200 To 500, Add	0.41	
03 21 13 00-0146	LF #3, Grade 50, Walls, Galvanized Steel Reinforcement Bar	0.68	
	For Up To 100, Add	0.53	
	For >100 To 200, Add	0.28	
	For >200 To 500, Add	0.11	
03 21 13 00-0147	LF #4, Grade 50, Walls, Galvanized Steel Reinforcement Bar	1.17	
	For Up To 100, Add	0.92	
	For >100 To 200, Add	0.48	
	For >200 To 500, Add	0.19	
03 21 13 00-0148	LF #5, Grade 50, Walls, Galvanized Steel Reinforcement Bar	1.78	
	For Up To 100, Add	1.43	
	For >100 To 200, Add	0.74	
	For >200 To 500, Add	0.30	
03 21 13 00-0149	LF #6, Grade 50, Walls, Galvanized Steel Reinforcement Bar	2.49	
	For Up To 100, Add	2.02	
	For >100 To 200, Add	1.05	
	For >200 To 500, Add	0.42	
03 21 13 00-0150	LF #3, Grade 60, Walls, Galvanized Steel Reinforcement Bar	0.70	
	For Up To 100, Add	0.55	
	For >100 To 200, Add	0.29	
	For >200 To 500, Add	0.12	



MINOR CSI UOM DESCRIPTION	TOTAL DIRECT UNIT COST	DEMOLITION UNIT COST
03 21 13 00-0151 LF #4, Grade 60, Walls, Galvanized Steel Reinforcement Bar <i>For Up To 100, Add</i> <i>For >100 To 200, Add</i> <i>For >200 To 500, Add</i>	1.21 0.96 0.50 0.20	
03 21 13 00-0152 LF #5, Grade 60, Walls, Galvanized Steel Reinforcement Bar <i>For Up To 100, Add</i> <i>For >100 To 200, Add</i> <i>For >200 To 500, Add</i>	1.84 1.49 0.77 0.31	
03 21 13 00-0153 LF #6, Grade 60, Walls, Galvanized Steel Reinforcement Bar <i>For Up To 100, Add</i> <i>For >100 To 200, Add</i> <i>For >200 To 500, Add</i>	2.58 2.11 1.10 0.44	
03 21 13 00-0154 LF #7, Grade 60, Walls, Galvanized Steel Reinforcement Bar <i>For Up To 100, Add</i> <i>For >100 To 200, Add</i> <i>For >200 To 400, Add</i>	3.41 2.17 1.22 0.59	
03 21 13 00-0155 LF #8, Grade 60, Walls, Galvanized Steel Reinforcement Bar <i>For Up To 100, Add</i> <i>For >100 To 200, Add</i> <i>For >200 To 400, Add</i>	4.34 2.80 1.57 0.75	
03 21 13 00-0156 LF #9, Grade 60, Walls, Galvanized Steel Reinforcement Bar <i>For Up To 100, Add</i> <i>For >100 To 200, Add</i> <i>For >200 To 400, Add</i>	5.42 3.53 1.97 0.95	
03 21 13 00-0157 LF #10, Grade 60, Walls, Galvanized Steel Reinforcement Bar <i>For Up To 100, Add</i> <i>For >100 To 200, Add</i> <i>For >200 To 300, Add</i>	6.71 3.56 1.86 0.93	
03 21 13 00-0158 LF #11, Grade 60, Walls, Galvanized Steel Reinforcement Bar <i>For Up To 100, Add</i> <i>For >100 To 200, Add</i> <i>For >200 To 300, Add</i>	8.11 4.34 2.26 1.13	
03 21 13 00-0159 LF #14, Grade 60, Walls, Galvanized Steel Reinforcement Bar <i>For Up To 100, Add</i> <i>For >100 To 200, Add</i> <i>For >200 To 300, Add</i>	11.42 6.17 3.20 1.60	
03 21 13 00-0160 LF #18, Grade 60, Walls, Galvanized Steel Reinforcement Bar <i>For Up To 100, Add</i> <i>For >100 To 200, Add</i> <i>For >200 To 300, Add</i>	19.85 10.84 5.60 2.80	
03 21 13 00-0161 LF #6, Grade 75, Walls, Galvanized Steel Reinforcement Bar <i>For Up To 100, Add</i> <i>For >100 To 200, Add</i> <i>For >200 To 500, Add</i>	2.66 2.19 1.14 0.45	
03 21 13 00-0162 LF #7, Grade 75, Walls, Galvanized Steel Reinforcement Bar <i>For Up To 100, Add</i> <i>For >100 To 200, Add</i> <i>For >200 To 400, Add</i>	3.52 2.26 1.26 0.61	
03 21 13 00-0163 LF #8, Grade 75, Walls, Galvanized Steel Reinforcement Bar <i>For Up To 100, Add</i> <i>For >100 To 200, Add</i> <i>For >200 To 400, Add</i>	4.48 2.90 1.62 0.78	
03 21 13 00-0164 LF #9, Grade 75, Walls, Galvanized Steel Reinforcement Bar <i>For Up To 100, Add</i> <i>For >100 To 200, Add</i> <i>For >200 To 400, Add</i>	5.60 3.66 2.04 0.99	
03 21 13 00-0165 LF #10, Grade 75, Walls, Galvanized Steel Reinforcement Bar <i>For Up To 100, Add</i> <i>For >100 To 200, Add</i> <i>For >200 To 300, Add</i>	6.94 3.70 1.93 0.96	
03 21 13 00-0166 LF #11, Grade 75, Walls, Galvanized Steel Reinforcement Bar <i>For Up To 100, Add</i> <i>For >100 To 200, Add</i> <i>For >200 To 300, Add</i>	8.40 4.52 2.35 1.17	
03 21 13 00-0167 LF #14, Grade 75, Walls, Galvanized Steel Reinforcement Bar <i>For Up To 100, Add</i> <i>For >100 To 200, Add</i> <i>For >200 To 300, Add</i>	11.83 6.42 3.32 1.66	
03 21 13 00-0168 LF #18, Grade 75, Walls, Galvanized Steel Reinforcement Bar <i>For Up To 100, Add</i> <i>For >100 To 200, Add</i> <i>For >200 To 300, Add</i>	20.59 11.28 5.82 2.91	
03 21 16 Epoxy-Coated Reinforcement Steel Bars (03 21)		
03 21 16 00-0001 Beams And Girders, Epoxy Coated Steel Reinforcement Bar (03 21 16) Note: ASTM A-775 Epoxy Coated Steel.		
03 21 16 00-0002 LF #3, Grade 40, Beams And Girders, Epoxy Coated Steel Reinforcement Bar <i>For Up To 100, Add</i> <i>For >100 To 200, Add</i> <i>For >200 To 500, Add</i>	0.79 0.56 0.30 0.12	
03 21 16 00-0003 LF #4, Grade 40, Beams And Girders, Epoxy Coated Steel Reinforcement Bar <i>For Up To 100, Add</i> <i>For >100 To 200, Add</i> <i>For >200 To 500, Add</i>	1.34 0.96 0.51 0.21	



SAN BERNARDINO
COUNTY

MINOR	CSI	UOM	DESCRIPTION	TOTAL DIRECT UNIT COST	DEMOLITION UNIT COST
03 21 16 00-0004	LF	#5, Grade 40, Beams And Girders, Epoxy Coated Steel Reinforcement Bar	2.02	
		For Up To 100, Add		1.47	
		For >100 To 200, Add		0.78	
		For >200 To 500, Add		0.31	
03 21 16 00-0005	LF	#6, Grade 40, Beams And Girders, Epoxy Coated Steel Reinforcement Bar	2.81	
		For Up To 100, Add		2.08	
		For >100 To 200, Add		1.10	
		For >200 To 500, Add		0.44	
03 21 16 00-0006	LF	#3, Grade 50, Beams And Girders, Epoxy Coated Steel Reinforcement Bar	0.80	
		For Up To 100, Add		0.57	
		For >100 To 200, Add		0.30	
		For >200 To 500, Add		0.12	
03 21 16 00-0007	LF	#4, Grade 50, Beams And Girders, Epoxy Coated Steel Reinforcement Bar	1.37	
		For Up To 100, Add		0.99	
		For >100 To 200, Add		0.53	
		For >200 To 500, Add		0.21	
03 21 16 00-0008	LF	#5, Grade 50, Beams And Girders, Epoxy Coated Steel Reinforcement Bar	2.06	
		For Up To 100, Add		1.51	
		For >100 To 200, Add		0.80	
		For >200 To 500, Add		0.32	
03 21 16 00-0009	LF	#6, Grade 50, Beams And Girders, Epoxy Coated Steel Reinforcement Bar	2.86	
		For Up To 100, Add		2.13	
		For >100 To 200, Add		1.13	
		For >200 To 500, Add		0.45	
03 21 16 00-0010	LF	#3, Grade 60, Beams And Girders, Epoxy Coated Steel Reinforcement Bar	0.82	
		For Up To 100, Add		0.59	
		For >100 To 200, Add		0.31	
		For >200 To 500, Add		0.13	
03 21 16 00-0011	LF	#4, Grade 60, Beams And Girders, Epoxy Coated Steel Reinforcement Bar	1.40	
		For Up To 100, Add		1.02	
		For >100 To 200, Add		0.54	
		For >200 To 500, Add		0.22	
03 21 16 00-0012	LF	#5, Grade 60, Beams And Girders, Epoxy Coated Steel Reinforcement Bar	2.12	
		For Up To 100, Add		1.57	
		For >100 To 200, Add		0.83	
		For >200 To 500, Add		0.33	
03 21 16 00-0013	LF	#6, Grade 60, Beams And Girders, Epoxy Coated Steel Reinforcement Bar	2.95	
		For Up To 100, Add		2.22	
		For >100 To 200, Add		1.17	
		For >200 To 500, Add		0.47	
03 21 16 00-0014	LF	#7, Grade 60, Beams And Girders, Epoxy Coated Steel Reinforcement Bar	3.86	
		For Up To 100, Add		2.30	
		For >100 To 200, Add		1.32	
		For >200 To 400, Add		0.62	
03 21 16 00-0015	LF	#8, Grade 60, Beams And Girders, Epoxy Coated Steel Reinforcement Bar	4.85	
		For Up To 100, Add		2.93	
		For >100 To 200, Add		1.68	
		For >200 To 400, Add		0.79	
03 21 16 00-0016	LF	#9, Grade 60, Beams And Girders, Epoxy Coated Steel Reinforcement Bar	5.99	
		For Up To 100, Add		3.67	
		For >100 To 200, Add		2.09	
		For >200 To 400, Add		0.99	
03 21 16 00-0017	LF	#10, Grade 60, Beams And Girders, Epoxy Coated Steel Reinforcement Bar	7.36	
		For Up To 100, Add		3.70	
		For >100 To 200, Add		1.97	
		For >200 To 300, Add		0.98	
03 21 16 00-0018	LF	#11, Grade 60, Beams And Girders, Epoxy Coated Steel Reinforcement Bar	8.82	
		For Up To 100, Add		4.49	
		For >100 To 200, Add		2.38	
		For >200 To 300, Add		1.19	
03 21 16 00-0019	LF	#14, Grade 60, Beams And Girders, Epoxy Coated Steel Reinforcement Bar	12.31	
		For Up To 100, Add		6.35	
		For >100 To 200, Add		3.35	
		For >200 To 300, Add		1.67	
03 21 16 00-0020	LF	#18, Grade 60, Beams And Girders, Epoxy Coated Steel Reinforcement Bar	21.21	
		For Up To 100, Add		11.08	
		For >100 To 200, Add		5.81	
		For >200 To 300, Add		2.91	
03 21 16 00-0021	LF	#6, Grade 75, Beams And Girders, Epoxy Coated Steel Reinforcement Bar	3.03	
		For Up To 100, Add		2.30	
		For >100 To 200, Add		1.21	
		For >200 To 500, Add		0.49	
03 21 16 00-0022	LF	#7, Grade 75, Beams And Girders, Epoxy Coated Steel Reinforcement Bar	3.97	
		For Up To 100, Add		2.38	
		For >100 To 200, Add		1.36	
		For >200 To 400, Add		0.64	
03 21 16 00-0023	LF	#8, Grade 75, Beams And Girders, Epoxy Coated Steel Reinforcement Bar	4.99	
		For Up To 100, Add		3.04	
		For >100 To 200, Add		1.73	
		For >200 To 400, Add		0.82	
03 21 16 00-0024	LF	#9, Grade 75, Beams And Girders, Epoxy Coated Steel Reinforcement Bar	6.18	
		For Up To 100, Add		3.81	
		For >100 To 200, Add		2.16	
		For >200 To 400, Add		1.03	



MINOR	CSI	UOM	DESCRIPTION	TOTAL DIRECT UNIT COST	DEMOLITION UNIT COST
03 21 16 00-0025	LF		#10, Grade 75, Beams And Girders, Epoxy Coated Steel Reinforcement Bar	7.60	
			For Up To 100, Add	3.84	
			For >100 To 200, Add	2.04	
			For >200 To 300, Add	1.02	
03 21 16 00-0026	LF		#11, Grade 75, Beams And Girders, Epoxy Coated Steel Reinforcement Bar	9.11	
			For Up To 100, Add	4.66	
			For >100 To 200, Add	2.47	
			For >200 To 300, Add	1.23	
03 21 16 00-0027	LF		#14, Grade 75, Beams And Girders, Epoxy Coated Steel Reinforcement Bar	12.73	
			For Up To 100, Add	6.60	
			For >100 To 200, Add	3.47	
			For >200 To 300, Add	1.74	
03 21 16 00-0028	LF		#18, Grade 75, Beams And Girders, Epoxy Coated Steel Reinforcement Bar	21.96	
			For Up To 100, Add	11.53	
			For >100 To 200, Add	6.04	
			For >200 To 300, Add	3.02	
03 21 16 00-0029			Columns, Epoxy Coated Steel Reinforcement Bar (03 21 16)		
			Note: ASTM A-775 Epoxy Coated Steel.		
03 21 16 00-0030	LF		#3, Grade 40, Columns, Epoxy Coated Steel Reinforcement Bar	0.82	
			For Up To 100, Add	0.57	
			For >100 To 200, Add	0.31	
			For >200 To 500, Add	0.12	
03 21 16 00-0031	LF		#4, Grade 40, Columns, Epoxy Coated Steel Reinforcement Bar	1.41	
			For Up To 100, Add	0.99	
			For >100 To 200, Add	0.53	
			For >200 To 500, Add	0.21	
03 21 16 00-0032	LF		#5, Grade 40, Columns, Epoxy Coated Steel Reinforcement Bar	2.11	
			For Up To 100, Add	1.51	
			For >100 To 200, Add	0.81	
			For >200 To 500, Add	0.32	
03 21 16 00-0033	LF		#6, Grade 40, Columns, Epoxy Coated Steel Reinforcement Bar	2.94	
			For Up To 100, Add	2.14	
			For >100 To 200, Add	1.14	
			For >200 To 500, Add	0.45	
03 21 16 00-0034	LF		#3, Grade 50, Columns, Epoxy Coated Steel Reinforcement Bar	0.83	
			For Up To 100, Add	0.58	
			For >100 To 200, Add	0.31	
			For >200 To 500, Add	0.12	
03 21 16 00-0035	LF		#4, Grade 50, Columns, Epoxy Coated Steel Reinforcement Bar	1.44	
			For Up To 100, Add	1.02	
			For >100 To 200, Add	0.55	
			For >200 To 500, Add	0.22	
03 21 16 00-0036	LF		#5, Grade 50, Columns, Epoxy Coated Steel Reinforcement Bar	2.15	
			For Up To 100, Add	1.55	
			For >100 To 200, Add	0.83	
			For >200 To 500, Add	0.33	
03 21 16 00-0037	LF		#6, Grade 50, Columns, Epoxy Coated Steel Reinforcement Bar	2.99	
			For Up To 100, Add	2.19	
			For >100 To 200, Add	1.16	
			For >200 To 500, Add	0.46	
03 21 16 00-0038	LF		#3, Grade 60, Columns, Epoxy Coated Steel Reinforcement Bar	0.85	
			For Up To 100, Add	0.60	
			For >100 To 200, Add	0.32	
			For >200 To 500, Add	0.13	
03 21 16 00-0039	LF		#4, Grade 60, Columns, Epoxy Coated Steel Reinforcement Bar	1.47	
			For Up To 100, Add	1.05	
			For >100 To 200, Add	0.56	
			For >200 To 500, Add	0.22	
03 21 16 00-0040	LF		#5, Grade 60, Columns, Epoxy Coated Steel Reinforcement Bar	2.21	
			For Up To 100, Add	1.61	
			For >100 To 200, Add	0.86	
			For >200 To 500, Add	0.34	
03 21 16 00-0041	LF		#6, Grade 60, Columns, Epoxy Coated Steel Reinforcement Bar	3.08	
			For Up To 100, Add	2.28	
			For >100 To 200, Add	1.21	
			For >200 To 500, Add	0.48	
03 21 16 00-0042	LF		#7, Grade 60, Columns, Epoxy Coated Steel Reinforcement Bar	4.01	
			For Up To 100, Add	2.35	
			For >100 To 200, Add	1.36	
			For >200 To 400, Add	0.64	
03 21 16 00-0043	LF		#8, Grade 60, Columns, Epoxy Coated Steel Reinforcement Bar	5.02	
			For Up To 100, Add	2.99	
			For >100 To 200, Add	1.72	
			For >200 To 400, Add	0.81	
03 21 16 00-0044	LF		#9, Grade 60, Columns, Epoxy Coated Steel Reinforcement Bar	6.19	
			For Up To 100, Add	3.74	
			For >100 To 200, Add	2.14	
			For >200 To 400, Add	1.01	
03 21 16 00-0045	LF		#10, Grade 60, Columns, Epoxy Coated Steel Reinforcement Bar	7.59	
			For Up To 100, Add	3.77	
			For >100 To 200, Add	2.02	
			For >200 To 300, Add	1.01	



MINOR
CSI UOM DESCRIPTION

TOTAL DIRECT DEMOLITION
UNIT COST UNIT COST

03 21 16 00-0046	LF #11, Grade 60, Columns, Epoxy Coated Steel Reinforcement Bar	9.08	
	For Up To 100, Add	4.57	
	For >100 To 200, Add	2.43	
	For >200 To 300, Add	1.22	
03 21 16 00-0047	LF #14, Grade 60, Columns, Epoxy Coated Steel Reinforcement Bar	12.67	
	For Up To 100, Add	6.45	
	For >100 To 200, Add	3.42	
	For >200 To 300, Add	1.71	
03 21 16 00-0048	LF #18, Grade 60, Columns, Epoxy Coated Steel Reinforcement Bar	21.76	
	For Up To 100, Add	11.24	
	For >100 To 200, Add	5.92	
	For >200 To 300, Add	2.96	
03 21 16 00-0049	LF #6, Grade 75, Columns, Epoxy Coated Steel Reinforcement Bar	3.16	
	For Up To 100, Add	2.36	
	For >100 To 200, Add	1.25	
	For >200 To 500, Add	0.50	
03 21 16 00-0050	LF #7, Grade 75, Columns, Epoxy Coated Steel Reinforcement Bar	4.12	
	For Up To 100, Add	2.43	
	For >100 To 200, Add	1.40	
	For >200 To 400, Add	0.66	
03 21 16 00-0051	LF #8, Grade 75, Columns, Epoxy Coated Steel Reinforcement Bar	5.16	
	For Up To 100, Add	3.70	
	For >100 To 200, Add	1.77	
	For >200 To 400, Add	0.84	
03 21 16 00-0052	LF #9, Grade 75, Columns, Epoxy Coated Steel Reinforcement Bar	6.38	
	For Up To 100, Add	3.88	
	For >100 To 200, Add	2.21	
	For >200 To 400, Add	1.05	
03 21 16 00-0053	LF #10, Grade 75, Columns, Epoxy Coated Steel Reinforcement Bar	7.83	
	For Up To 100, Add	3.91	
	For >100 To 200, Add	2.09	
	For >200 To 300, Add	1.04	
03 21 16 00-0054	LF #11, Grade 75, Columns, Epoxy Coated Steel Reinforcement Bar	9.37	
	For Up To 100, Add	4.74	
	For >100 To 200, Add	2.52	
	For >200 To 300, Add	1.26	
03 21 16 00-0055	LF #14, Grade 75, Columns, Epoxy Coated Steel Reinforcement Bar	13.09	
	For Up To 100, Add	6.71	
	For >100 To 200, Add	3.54	
	For >200 To 300, Add	1.77	
03 21 16 00-0056	LF #18, Grade 75, Columns, Epoxy Coated Steel Reinforcement Bar	22.51	
	For Up To 100, Add	11.69	
	For >100 To 200, Add	6.15	
	For >200 To 300, Add	3.07	
03 21 16 00-0057	Footings, Epoxy Coated Steel Reinforcement Bar (03 21 16)		
	Note: ASTM A-775 Epoxy Coated Steel.		
03 21 16 00-0058	LF #3, Grade 40, Footings, Epoxy Coated Steel Reinforcement Bar	0.73	
	For Up To 100, Add	0.53	
	For >100 To 200, Add	0.28	
	For >200 To 500, Add	0.11	
03 21 16 00-0059	LF #4, Grade 40, Footings, Epoxy Coated Steel Reinforcement Bar	1.25	
	For Up To 100, Add	0.93	
	For >100 To 200, Add	0.49	
	For >200 To 500, Add	0.20	
03 21 16 00-0060	LF #5, Grade 40, Footings, Epoxy Coated Steel Reinforcement Bar	1.89	
	For Up To 100, Add	1.42	
	For >100 To 200, Add	0.75	
	For >200 To 500, Add	0.30	
03 21 16 00-0061	LF #6, Grade 40, Footings, Epoxy Coated Steel Reinforcement Bar	2.63	
	For Up To 100, Add	2.01	
	For >100 To 200, Add	1.06	
	For >200 To 500, Add	0.42	
03 21 16 00-0062	LF #3, Grade 50, Footings, Epoxy Coated Steel Reinforcement Bar	0.74	
	For Up To 100, Add	0.54	
	For >100 To 200, Add	0.29	
	For >200 To 500, Add	0.12	
03 21 16 00-0063	LF #4, Grade 50, Footings, Epoxy Coated Steel Reinforcement Bar	1.28	
03 21 16 00-0064	LF #5, Grade 50, Footings, Epoxy Coated Steel Reinforcement Bar	1.93	
	For Up To 100, Add	1.46	
	For >100 To 200, Add	0.77	
	For >200 To 500, Add	0.31	
03 21 16 00-0065	LF #6, Grade 50, Footings, Epoxy Coated Steel Reinforcement Bar	2.68	
	For Up To 100, Add	2.06	
	For >100 To 200, Add	1.08	
	For >200 To 500, Add	0.43	
03 21 16 00-0066	LF #3, Grade 60, Footings, Epoxy Coated Steel Reinforcement Bar	0.76	
	For Up To 100, Add	0.56	
	For >100 To 200, Add	0.30	
	For >200 To 500, Add	0.12	
03 21 16 00-0067	LF #4, Grade 60, Footings, Epoxy Coated Steel Reinforcement Bar	1.31	
	For Up To 100, Add	0.99	
	For >100 To 200, Add	0.52	
	For >200 To 500, Add	0.21	



Concrete	03	03
Concrete Reinforcing	03 20	
Reinforcement Bars	03 21	

MINOR CSI UOM DESCRIPTION	TOTAL DIRECT UNIT COST	DEMOLITION UNIT COST
03 21 16 00-0068 LF #5, Grade 60, Footings, Epoxy Coated Steel Reinforcement Bar.....	1.99	
For Up To 100, Add	1.52	
For >100 To 200, Add	0.80	
For >200 To 500, Add	0.32	
03 21 16 00-0069 LF #6, Grade 60, Footings, Epoxy Coated Steel Reinforcement Bar.....	2.77	
For Up To 100, Add	2.15	
For >100 To 200, Add	1.13	
For >200 To 500, Add	0.45	
03 21 16 00-0070 LF #7, Grade 60, Footings, Epoxy Coated Steel Reinforcement Bar.....	3.64	
For Up To 100, Add	2.22	
For >100 To 200, Add	1.26	
For >200 To 400, Add	0.60	
03 21 16 00-0071 LF #8, Grade 60, Footings, Epoxy Coated Steel Reinforcement Bar.....	4.59	
For Up To 100, Add	2.64	
For >100 To 200, Add	1.61	
For >200 To 400, Add	0.77	
03 21 16 00-0072 LF #9, Grade 60, Footings, Epoxy Coated Steel Reinforcement Bar.....	5.68	
For Up To 100, Add	3.56	
For >100 To 200, Add	2.01	
For >200 To 400, Add	0.96	
03 21 16 00-0073 LF #10, Grade 60, Footings, Epoxy Coated Steel Reinforcement Bar.....	7.00	
For Up To 100, Add	3.59	
For >100 To 200, Add	1.90	
For >200 To 300, Add	0.95	
03 21 16 00-0074 LF #11, Grade 60, Footings, Epoxy Coated Steel Reinforcement Bar.....	8.42	
For Up To 100, Add	4.37	
For >100 To 200, Add	2.30	
For >200 To 300, Add	1.15	
03 21 16 00-0075 LF #14, Grade 60, Footings, Epoxy Coated Steel Reinforcement Bar.....	11.79	
For Up To 100, Add	6.19	
For >100 To 200, Add	3.24	
For >200 To 300, Add	1.62	
03 21 16 00-0076 LF #18, Grade 60, Footings, Epoxy Coated Steel Reinforcement Bar.....	20.38	
For Up To 100, Add	10.83	
For >100 To 200, Add	5.65	
For >200 To 300, Add	2.82	
03 21 16 00-0077 LF #6, Grade 75, Footings, Epoxy Coated Steel Reinforcement Bar.....	2.85	
For Up To 100, Add	2.23	
For >100 To 200, Add	1.17	
For >200 To 500, Add	0.47	
03 21 16 00-0078 LF #7, Grade 75, Footings, Epoxy Coated Steel Reinforcement Bar.....	3.75	
For Up To 100, Add	2.30	
For >100 To 200, Add	1.31	
For >200 To 400, Add	0.62	
03 21 16 00-0079 LF #8, Grade 75, Footings, Epoxy Coated Steel Reinforcement Bar.....	4.73	
For Up To 100, Add	2.95	
For >100 To 200, Add	1.67	
For >200 To 400, Add	0.80	
03 21 16 00-0080 LF #9, Grade 75, Footings, Epoxy Coated Steel Reinforcement Bar.....	5.87	
For Up To 100, Add	3.70	
For >100 To 200, Add	2.09	
For >200 To 400, Add	1.00	
03 21 16 00-0081 LF #10, Grade 75, Footings, Epoxy Coated Steel Reinforcement Bar.....	7.24	
For Up To 100, Add	3.74	
For >100 To 200, Add	1.97	
For >200 To 300, Add	0.98	
03 21 16 00-0082 LF #11, Grade 75, Footings, Epoxy Coated Steel Reinforcement Bar.....	8.71	
For Up To 100, Add	4.54	
For >100 To 200, Add	2.39	
For >200 To 300, Add	1.19	
03 21 16 00-0083 LF #14, Grade 75, Footings, Epoxy Coated Steel Reinforcement Bar.....	12.21	
For Up To 100, Add	6.44	
For >100 To 200, Add	3.37	
For >200 To 300, Add	1.68	
03 21 16 00-0084 LF #18, Grade 75, Footings, Epoxy Coated Steel Reinforcement Bar.....	21.13	
For Up To 100, Add	11.28	
For >100 To 200, Add	5.87	
For >200 To 300, Add	2.94	
03 21 16 00-0085 Slab On Grade, Epoxy Coated Steel Reinforcement Bar (03 21 16)		
Note: ASTM A-775 Epoxy Coated Steel.		
03 21 16 00-0086 LF #3, Grade 40, Slab On Grade, Epoxy Coated Steel Reinforcement Bar.....	0.71	
For Up To 100, Add	0.52	
For >100 To 200, Add	0.28	
For >200 To 500, Add	0.11	
03 21 16 00-0087 LF #4, Grade 40, Slab On Grade, Epoxy Coated Steel Reinforcement Bar.....	1.22	
For Up To 100, Add	0.91	
For >100 To 200, Add	0.48	
For >200 To 500, Add	0.19	
03 21 16 00-0088 LF #5, Grade 40, Slab On Grade, Epoxy Coated Steel Reinforcement Bar.....	1.84	
For Up To 100, Add	1.40	
For >100 To 200, Add	0.74	
For >200 To 500, Add	0.30	



MINOR CSI	UOM	DESCRIPTION	TOTAL DIRECT UNIT COST	DEMOLITION UNIT COST
03 21 16 00-0089	LF	#6, Grade 40, Slab On Grade, Epoxy Coated Steel Reinforcement Bar.....	2.56	
		<i>For Up To 100, Add</i>	1.98	
		<i>For >100 To 200, Add</i>	1.04	
		<i>For >200 To 500, Add</i>	0.42	
03 21 16 00-0090	LF	#3, Grade 50, Slab On Grade, Epoxy Coated Steel Reinforcement Bar.....	0.72	
		<i>For Up To 100, Add</i>	0.53	
		<i>For >100 To 200, Add</i>	0.28	
		<i>For >200 To 500, Add</i>	0.11	
03 21 16 00-0091	LF	#4, Grade 50, Slab On Grade, Epoxy Coated Steel Reinforcement Bar.....	1.25	
		<i>For Up To 100, Add</i>	0.94	
		<i>For >100 To 200, Add</i>	0.50	
		<i>For >200 To 500, Add</i>	0.20	
03 21 16 00-0092	LF	#5, Grade 50, Slab On Grade, Epoxy Coated Steel Reinforcement Bar.....	1.88	
		<i>For Up To 100, Add</i>	1.44	
		<i>For >100 To 200, Add</i>	0.76	
		<i>For >200 To 500, Add</i>	0.30	
03 21 16 00-0093	LF	#6, Grade 50, Slab On Grade, Epoxy Coated Steel Reinforcement Bar.....	2.61	
		<i>For Up To 100, Add</i>	2.03	
		<i>For >100 To 200, Add</i>	1.07	
		<i>For >200 To 500, Add</i>	0.43	
03 21 16 00-0094	LF	#3, Grade 60, Slab On Grade, Epoxy Coated Steel Reinforcement Bar.....	0.74	
		<i>For Up To 100, Add</i>	0.55	
		<i>For >100 To 200, Add</i>	0.29	
		<i>For >200 To 500, Add</i>	0.12	
03 21 16 00-0095	LF	#4, Grade 60, Slab On Grade, Epoxy Coated Steel Reinforcement Bar.....	1.28	
		<i>For Up To 100, Add</i>	0.97	
		<i>For >100 To 200, Add</i>	0.51	
		<i>For >200 To 500, Add</i>	0.21	
03 21 16 00-0096	LF	#5, Grade 60, Slab On Grade, Epoxy Coated Steel Reinforcement Bar.....	1.94	
		<i>For Up To 100, Add</i>	1.50	
		<i>For >100 To 200, Add</i>	0.79	
		<i>For >200 To 500, Add</i>	0.32	
03 21 16 00-0097	LF	#6, Grade 60, Slab On Grade, Epoxy Coated Steel Reinforcement Bar.....	2.70	
		<i>For Up To 100, Add</i>	2.12	
		<i>For >100 To 200, Add</i>	1.11	
		<i>For >200 To 500, Add</i>	0.44	
03 21 16 00-0098	LF	#7, Grade 60, Slab On Grade, Epoxy Coated Steel Reinforcement Bar.....	3.57	
		<i>For Up To 100, Add</i>	2.19	
		<i>For >100 To 200, Add</i>	1.25	
		<i>For >200 To 400, Add</i>	0.59	
03 21 16 00-0099	LF	#8, Grade 60, Slab On Grade, Epoxy Coated Steel Reinforcement Bar.....	4.50	
		<i>For Up To 100, Add</i>	2.81	
		<i>For >100 To 200, Add</i>	1.59	
		<i>For >200 To 400, Add</i>	0.76	
03 21 16 00-0100	LF	#9, Grade 60, Slab On Grade, Epoxy Coated Steel Reinforcement Bar.....	5.58	
		<i>For Up To 100, Add</i>	3.53	
		<i>For >100 To 200, Add</i>	1.98	
		<i>For >200 To 400, Add</i>	0.95	
03 21 16 00-0101	LF	#10, Grade 60, Slab On Grade, Epoxy Coated Steel Reinforcement Bar.....	6.88	
		<i>For Up To 100, Add</i>	3.56	
		<i>For >100 To 200, Add</i>	1.87	
		<i>For >200 To 300, Add</i>	0.94	
03 21 16 00-0102	LF	#11, Grade 60, Slab On Grade, Epoxy Coated Steel Reinforcement Bar.....	8.29	
		<i>For Up To 100, Add</i>	4.33	
		<i>For >100 To 200, Add</i>	2.27	
		<i>For >200 To 300, Add</i>	1.14	
03 21 16 00-0103	LF	#14, Grade 60, Slab On Grade, Epoxy Coated Steel Reinforcement Bar.....	11.61	
		<i>For Up To 100, Add</i>	6.14	
		<i>For >100 To 200, Add</i>	3.21	
		<i>For >200 To 300, Add</i>	1.60	
03 21 16 00-0104	LF	#18, Grade 60, Slab On Grade, Epoxy Coated Steel Reinforcement Bar.....	20.11	
		<i>For Up To 100, Add</i>	10.75	
		<i>For >100 To 200, Add</i>	5.59	
		<i>For >200 To 300, Add</i>	2.80	
03 21 16 00-0105	LF	#6, Grade 75, Slab On Grade, Epoxy Coated Steel Reinforcement Bar.....	2.78	
		<i>For Up To 100, Add</i>	2.20	
		<i>For >100 To 200, Add</i>	1.15	
		<i>For >200 To 500, Add</i>	0.46	
03 21 16 00-0106	LF	#7, Grade 75, Slab On Grade, Epoxy Coated Steel Reinforcement Bar.....	3.68	
		<i>For Up To 100, Add</i>	2.28	
		<i>For >100 To 200, Add</i>	1.29	
		<i>For >200 To 400, Add</i>	0.62	
03 21 16 00-0107	LF	#8, Grade 75, Slab On Grade, Epoxy Coated Steel Reinforcement Bar.....	4.64	
		<i>For Up To 100, Add</i>	2.92	
		<i>For >100 To 200, Add</i>	1.64	
		<i>For >200 To 400, Add</i>	0.79	
03 21 16 00-0108	LF	#9, Grade 75, Slab On Grade, Epoxy Coated Steel Reinforcement Bar.....	5.77	
		<i>For Up To 100, Add</i>	3.67	
		<i>For >100 To 200, Add</i>	2.06	
		<i>For >200 To 400, Add</i>	0.99	
03 21 16 00-0109	LF	#10, Grade 75, Slab On Grade, Epoxy Coated Steel Reinforcement Bar.....	7.12	
		<i>For Up To 100, Add</i>	3.70	
		<i>For >100 To 200, Add</i>	1.95	
		<i>For >200 To 300, Add</i>	0.97	



MINOR CSI UOM DESCRIPTION	TOTAL DIRECT UNIT COST	DEMOLITION UNIT COST
03 21 16 00-0110 LF #11, Grade 75, Slab On Grade, Epoxy Coated Steel Reinforcement Bar.....	8.58	
For Up To 100, Add	4.50	
For >100 To 200, Add	2.36	
For >200 To 300, Add	1.18	
03 21 16 00-0111 LF #14, Grade 75, Slab On Grade, Epoxy Coated Steel Reinforcement Bar.....	12.03	
For Up To 100, Add	6.39	
For >100 To 200, Add	3.33	
For >200 To 300, Add	1.67	
03 21 16 00-0112 LF #18, Grade 75, Slab On Grade, Epoxy Coated Steel Reinforcement Bar.....	20.86	
For Up To 100, Add	11.20	
For >100 To 200, Add	5.82	
For >200 To 300, Add	2.91	
03 21 16 00-0113 Elevated Slabs, Epoxy Coated Steel Reinforcement Bar <small>(03 21 16)</small>		
Note: ASTM A-775 Epoxy Coated Steel.		
03 21 16 00-0114 LF #3, Grade 40, Elevated Slabs, Epoxy Coated Steel Reinforcement Bar.....	0.67	
For Up To 100, Add	0.51	
For >100 To 200, Add	0.27	
For >200 To 500, Add	0.11	
03 21 16 00-0115 LF #4, Grade 40, Elevated Slabs, Epoxy Coated Steel Reinforcement Bar.....	1.15	
For Up To 100, Add	0.89	
For >100 To 200, Add	0.47	
For >200 To 500, Add	0.19	
03 21 16 00-0116 LF #5, Grade 40, Elevated Slabs, Epoxy Coated Steel Reinforcement Bar.....	1.75	
For Up To 100, Add	1.37	
For >100 To 200, Add	0.72	
For >200 To 500, Add	0.29	
03 21 16 00-0117 LF #6, Grade 40, Elevated Slabs, Epoxy Coated Steel Reinforcement Bar.....	2.44	
For Up To 100, Add	1.94	
For >100 To 200, Add	1.01	
For >200 To 500, Add	0.40	
03 21 16 00-0118 LF #3, Grade 50, Elevated Slabs, Epoxy Coated Steel Reinforcement Bar.....	0.68	
For Up To 100, Add	0.52	
For >100 To 200, Add	0.27	
For >200 To 500, Add	0.11	
03 21 16 00-0119 LF #4, Grade 50, Elevated Slabs, Epoxy Coated Steel Reinforcement Bar.....	1.18	
For Up To 100, Add	0.92	
For >100 To 200, Add	0.48	
For >200 To 500, Add	0.19	
03 21 16 00-0120 LF #5, Grade 50, Elevated Slabs, Epoxy Coated Steel Reinforcement Bar.....	1.79	
For Up To 100, Add	1.41	
For >100 To 200, Add	0.74	
For >200 To 500, Add	0.29	
03 21 16 00-0121 LF #6, Grade 50, Elevated Slabs, Epoxy Coated Steel Reinforcement Bar.....	2.49	
For Up To 100, Add	1.99	
For >100 To 200, Add	1.04	
For >200 To 500, Add	0.41	
03 21 16 00-0122 LF #3, Grade 60, Elevated Slabs, Epoxy Coated Steel Reinforcement Bar.....	0.70	
For Up To 100, Add	0.54	
For >100 To 200, Add	0.28	
For >200 To 500, Add	0.11	
03 21 16 00-0123 LF #4, Grade 60, Elevated Slabs, Epoxy Coated Steel Reinforcement Bar.....	1.21	
For Up To 100, Add	0.95	
For >100 To 200, Add	0.50	
For >200 To 500, Add	0.20	
03 21 16 00-0124 LF #5, Grade 60, Elevated Slabs, Epoxy Coated Steel Reinforcement Bar.....	1.85	
For Up To 100, Add	1.47	
For >100 To 200, Add	0.77	
For >200 To 500, Add	0.31	
03 21 16 00-0125 LF #6, Grade 60, Elevated Slabs, Epoxy Coated Steel Reinforcement Bar.....	2.58	
For Up To 100, Add	2.08	
For >100 To 200, Add	1.08	
For >200 To 500, Add	0.43	
03 21 16 00-0126 LF #7, Grade 60, Elevated Slabs, Epoxy Coated Steel Reinforcement Bar.....	3.41	
For Up To 100, Add	2.14	
For >100 To 200, Add	1.21	
For >200 To 400, Add	0.58	
03 21 16 00-0127 LF #8, Grade 60, Elevated Slabs, Epoxy Coated Steel Reinforcement Bar.....	4.32	
For Up To 100, Add	2.75	
For >100 To 200, Add	1.54	
For >200 To 400, Add	0.74	
03 21 16 00-0128 LF #9, Grade 60, Elevated Slabs, Epoxy Coated Steel Reinforcement Bar.....	5.38	
For Up To 100, Add	3.46	
For >100 To 200, Add	1.93	
For >200 To 400, Add	0.93	
03 21 16 00-0129 LF #10, Grade 60, Elevated Slabs, Epoxy Coated Steel Reinforcement Bar.....	6.65	
For Up To 100, Add	3.49	
For >100 To 200, Add	1.83	
For >200 To 300, Add	0.91	
03 21 16 00-0130 LF #11, Grade 60, Elevated Slabs, Epoxy Coated Steel Reinforcement Bar.....	8.02	
For Up To 100, Add	4.25	
For >100 To 200, Add	2.22	
For >200 To 300, Add	1.11	



SAN BERNARDINO
COUNTY

MINOR
CSI UOM DESCRIPTION

TOTAL DIRECT DEMOLITION
UNIT COST UNIT COST

03 21 16 00-0131	LF #14, Grade 60, Elevated Slabs, Epoxy Coated Steel Reinforcement Bar.....	11.27	
	For Up To 100, Add	6.03	
	For >100 To 200, Add	3.14	
	For >200 To 300, Add	1.57	
03 21 16 00-0132	LF #18, Grade 60, Elevated Slabs, Epoxy Coated Steel Reinforcement Bar.....	19.57	
	For Up To 100, Add	10.59	
	For >100 To 200, Add	5.49	
	For >200 To 300, Add	2.74	
03 21 16 00-0133	LF #6, Grade 75, Elevated Slabs, Epoxy Coated Steel Reinforcement Bar.....	2.66	
	For Up To 100, Add	2.16	
	For >100 To 200, Add	1.12	
	For >200 To 500, Add	0.45	
03 21 16 00-0134	LF #7, Grade 75, Elevated Slabs, Epoxy Coated Steel Reinforcement Bar.....	3.52	
	For Up To 100, Add	2.22	
	For >100 To 200, Add	1.25	
	For >200 To 400, Add	0.60	
03 21 16 00-0135	LF #8, Grade 75, Elevated Slabs, Epoxy Coated Steel Reinforcement Bar.....	4.46	
	For Up To 100, Add	2.85	
	For >100 To 200, Add	1.60	
	For >200 To 400, Add	0.77	
03 21 16 00-0136	LF #9, Grade 75, Elevated Slabs, Epoxy Coated Steel Reinforcement Bar.....	5.57	
	For Up To 100, Add	3.60	
	For >100 To 200, Add	2.01	
	For >200 To 400, Add	0.97	
03 21 16 00-0137	LF #10, Grade 75, Elevated Slabs, Epoxy Coated Steel Reinforcement Bar.....	6.89	
	For Up To 100, Add	3.63	
	For >100 To 200, Add	1.90	
	For >200 To 300, Add	0.95	
03 21 16 00-0138	LF #11, Grade 75, Elevated Slabs, Epoxy Coated Steel Reinforcement Bar.....	8.31	
	For Up To 100, Add	4.42	
	For >100 To 200, Add	2.31	
	For >200 To 300, Add	1.15	
03 21 16 00-0139	LF #14, Grade 75, Elevated Slabs, Epoxy Coated Steel Reinforcement Bar.....	11.69	
	For Up To 100, Add	6.29	
	For >100 To 200, Add	3.26	
	For >200 To 300, Add	1.63	
03 21 16 00-0140	LF #18, Grade 75, Elevated Slabs, Epoxy Coated Steel Reinforcement Bar.....	20.32	
	For Up To 100, Add	11.04	
	For >100 To 200, Add	5.71	
	For >200 To 300, Add	2.86	
03 21 16 00-0141	Walls, Epoxy Coated Steel Reinforcement Bar (03 21 16) Note: ASTM A-775 Epoxy Coated Steel.		
03 21 16 00-0142	LF #3, Grade 40, Walls, Epoxy Coated Steel Reinforcement Bar.....	0.65	
	For Up To 100, Add	0.50	
	For >100 To 200, Add	0.26	
	For >200 To 500, Add	0.11	
03 21 16 00-0143	LF #4, Grade 40, Walls, Epoxy Coated Steel Reinforcement Bar.....	1.12	
	For Up To 100, Add	0.87	
	For >100 To 200, Add	0.46	
	For >200 To 500, Add	0.18	
03 21 16 00-0144	LF #5, Grade 40, Walls, Epoxy Coated Steel Reinforcement Bar.....	1.70	
	For Up To 100, Add	1.35	
	For >100 To 200, Add	0.70	
	For >200 To 500, Add	0.28	
03 21 16 00-0145	LF #6, Grade 40, Walls, Epoxy Coated Steel Reinforcement Bar.....	2.38	
	For Up To 100, Add	1.91	
	For >100 To 200, Add	1.00	
	For >200 To 500, Add	0.40	
03 21 16 00-0146	LF #3, Grade 50, Walls, Epoxy Coated Steel Reinforcement Bar.....	0.66	
	For Up To 100, Add	0.51	
	For >100 To 200, Add	0.27	
	For >200 To 500, Add	0.11	
03 21 16 00-0147	LF #4, Grade 50, Walls, Epoxy Coated Steel Reinforcement Bar.....	1.15	
	For Up To 100, Add	0.90	
	For >100 To 200, Add	0.47	
	For >200 To 500, Add	0.19	
03 21 16 00-0148	LF #5, Grade 50, Walls, Epoxy Coated Steel Reinforcement Bar.....	1.74	
	For Up To 100, Add	1.39	
	For >100 To 200, Add	0.72	
	For >200 To 500, Add	0.29	
03 21 16 00-0149	LF #6, Grade 50, Walls, Epoxy Coated Steel Reinforcement Bar.....	2.43	
	For Up To 100, Add	1.96	
	For >100 To 200, Add	1.02	
	For >200 To 500, Add	0.41	
03 21 16 00-0150	LF #3, Grade 60, Walls, Epoxy Coated Steel Reinforcement Bar.....	0.68	
	For Up To 100, Add	0.53	
	For >100 To 200, Add	0.28	
	For >200 To 500, Add	0.11	
03 21 16 00-0151	LF #4, Grade 60, Walls, Epoxy Coated Steel Reinforcement Bar.....	1.18	
	For Up To 100, Add	0.93	
	For >100 To 200, Add	0.49	
	For >200 To 500, Add	0.20	



Concrete	03	03
Concrete Reinforcing	03 20	
Reinforcement Bars	03 21	

MINOR	CSI	UOM	DESCRIPTION	TOTAL DIRECT UNIT COST	DEMOLITION UNIT COST
03 21 16 00-0152	LF	#5, Grade 60, Walls, Epoxy Coated Steel Reinforcement Bar	1.80	
		For Up To 100, Add	1.45	
		For >100 To 200, Add	0.75	
		For >200 To 500, Add	0.30	
03 21 16 00-0153	LF	#6, Grade 60, Walls, Epoxy Coated Steel Reinforcement Bar	2.52	
		For Up To 100, Add	2.05	
		For >100 To 200, Add	1.07	
		For >200 To 500, Add	0.43	
03 21 16 00-0154	LF	#7, Grade 60, Walls, Epoxy Coated Steel Reinforcement Bar	3.32	
		For Up To 100, Add	2.11	
		For >100 To 200, Add	1.18	
		For >200 To 400, Add	0.57	
03 21 16 00-0155	LF	#8, Grade 60, Walls, Epoxy Coated Steel Reinforcement Bar	4.23	
		For Up To 100, Add	2.72	
		For >100 To 200, Add	1.52	
		For >200 To 400, Add	0.73	
03 21 16 00-0156	LF	#9, Grade 60, Walls, Epoxy Coated Steel Reinforcement Bar	5.28	
		For Up To 100, Add	3.42	
		For >100 To 200, Add	1.91	
		For >200 To 400, Add	0.92	
03 21 16 00-0157	LF	#10, Grade 60, Walls, Epoxy Coated Steel Reinforcement Bar	6.53	
		For Up To 100, Add	3.45	
		For >100 To 200, Add	1.80	
		For >200 To 300, Add	0.90	
03 21 16 00-0158	LF	#11, Grade 60, Walls, Epoxy Coated Steel Reinforcement Bar	7.89	
		For Up To 100, Add	4.21	
		For >100 To 200, Add	2.19	
		For >200 To 300, Add	1.10	
03 21 16 00-0159	LF	#14, Grade 60, Walls, Epoxy Coated Steel Reinforcement Bar	11.10	
		For Up To 100, Add	5.98	
		For >100 To 200, Add	3.10	
		For >200 To 300, Add	1.55	
03 21 16 00-0160	LF	#18, Grade 60, Walls, Epoxy Coated Steel Reinforcement Bar	19.29	
		For Up To 100, Add	10.50	
		For >100 To 200, Add	5.43	
		For >200 To 300, Add	2.72	
03 21 16 00-0161	LF	#6, Grade 75, Walls, Epoxy Coated Steel Reinforcement Bar	2.60	
		For Up To 100, Add	2.13	
		For >100 To 200, Add	1.11	
		For >200 To 500, Add	0.44	
03 21 16 00-0162	LF	#7, Grade 75, Walls, Epoxy Coated Steel Reinforcement Bar	3.43	
		For Up To 100, Add	2.19	
		For >100 To 200, Add	1.23	
		For >200 To 400, Add	0.59	
03 21 16 00-0163	LF	#8, Grade 75, Walls, Epoxy Coated Steel Reinforcement Bar	4.37	
		For Up To 100, Add	2.82	
		For >100 To 200, Add	1.58	
		For >200 To 400, Add	0.76	
03 21 16 00-0164	LF	#9, Grade 75, Walls, Epoxy Coated Steel Reinforcement Bar	5.47	
		For Up To 100, Add	3.56	
		For >100 To 200, Add	1.99	
		For >200 To 400, Add	0.96	
03 21 16 00-0165	LF	#10, Grade 75, Walls, Epoxy Coated Steel Reinforcement Bar	6.77	
		For Up To 100, Add	3.59	
		For >100 To 200, Add	1.88	
		For >200 To 300, Add	0.94	
03 21 16 00-0166	LF	#11, Grade 75, Walls, Epoxy Coated Steel Reinforcement Bar	8.18	
		For Up To 100, Add	4.38	
		For >100 To 200, Add	2.28	
		For >200 To 300, Add	1.14	
03 21 16 00-0167	LF	#14, Grade 75, Walls, Epoxy Coated Steel Reinforcement Bar	11.52	
		For Up To 100, Add	6.23	
		For >100 To 200, Add	3.23	
		For >200 To 300, Add	1.62	
03 21 16 00-0168	LF	#18, Grade 75, Walls, Epoxy Coated Steel Reinforcement Bar	20.04	
		For Up To 100, Add	10.95	
		For >100 To 200, Add	5.66	
		For >200 To 300, Add	2.83	
03 21 16 00-0169		Epoxy Coated Deformed Straight Dowels <small>(03 21 16)</small>			
		Note: Excludes drilling. See CSI section 02 41 19 13-0279 for drilling in concrete.			
03 21 16 00-0170	EA	3/8" Diameter x 24" Long, Epoxy Coated Deformed Straight Dowel	4.34	
		For Up To 12" Length, Deduct	-0.49	
		For >12" To <24" Length, Deduct	-0.25	
03 21 16 00-0171	EA	1/2" Diameter x 24" Long, Epoxy Coated Deformed Straight Dowel	5.18	
		For Up To 12" Length, Deduct	-0.74	
		For >12" To <24" Length, Deduct	-0.37	
03 21 16 00-0172	EA	5/8" Diameter x 24" Long, Epoxy Coated Deformed Straight Dowel	6.49	
		For Up To 12" Length, Deduct	-1.11	
		For >12" To <24" Length, Deduct	-0.55	
03 21 16 00-0173	EA	3/4" Diameter x 24" Long, Epoxy Coated Deformed Straight Dowel	8.10	
		For Up To 12" Length, Deduct	-1.47	
		For >12" To <24" Length, Deduct	-0.74	



MINOR
CSI UOM DESCRIPTION

TOTAL DIRECT DEMOLITION
UNIT COST UNIT COST

03 21 16 00-0174	EA	7/8" Diameter x 24" Long, Epoxy Coated Deformed Straight Dowel.....	9.84	
		<i>For Up To 12" Length, Deduct</i>	-2.00	
		<i>For >12" To <24" Length, Deduct</i>	-1.00	
03 21 16 00-0175	EA	1" Diameter x 24" Long, Epoxy Coated Deformed Straight Dowel.....	11.50	
		<i>For Up To 12" Length, Deduct</i>	-2.47	
		<i>For >12" To <24" Length, Deduct</i>	-1.23	
03 21 16 00-0176	EA	1-1/8" Diameter x 24" Long, Epoxy Coated Deformed Straight Dowel.....	13.61	
		<i>For Up To 12" Length, Deduct</i>	-2.99	
		<i>For >12" To <24" Length, Deduct</i>	-1.49	
03 21 16 00-0177	EA	1-1/4" Diameter x 24" Long, Epoxy Coated Deformed Straight Dowel.....	16.39	
		<i>For Up To 12" Length, Deduct</i>	-3.62	
		<i>For >12" To <24" Length, Deduct</i>	-1.81	

03 22 Fabric and Grid Reinforcing ^(03 20)

03 22 11 Plain Steel Welded Wire Fabric Reinforcing ^(03 22)

Note: Includes cutting, tie wire, tying, overlap, bar chairs and all non-mechanical splicing.

03 22 11 00-0001 Plain Welded Wire Fabric Reinforcing Placed In Floors Or Slabs ^(03 22 11)

Note: Includes bar chairs. Under 5 tons. ASTM A-185

03 22 11 00-0002	SF	6" x 6" x #10, 21 LB/CSF, Plain Welded Wire Fabric Reinforcing Placed In Floors Or Slabs (W1.4 x W1.4)	0.98	
		<i>For >5 Ton, Deduct</i>	-0.14	
03 22 11 00-0003	SF	6" x 6" x #8, 30 LB/CSF, Plain Welded Wire Fabric Reinforcing Placed In Floors Or Slabs (W2.1 x W2.1)	1.13	
		<i>For >5 Ton, Deduct</i>	-0.16	
03 22 11 00-0004	SF	6" x 6" x #6, 42 LB/CSF, Plain Welded Wire Fabric Reinforcing Placed In Floors Or Slabs (W2.9 x W2.9)	1.32	
		<i>For >5 Ton, Deduct</i>	-0.18	
03 22 11 00-0005	SF	6" x 6" x #4, 58 LB/CSF, Plain Welded Wire Fabric Reinforcing Placed In Floors Or Slabs (W4.0 x W4.0)	1.62	
		<i>For >5 Ton, Deduct</i>	-0.21	
03 22 11 00-0006	SF	4" x 4" x #10, 31 LB/CSF, Plain Welded Wire Fabric Reinforcing Placed In Floors Or Slabs (W1.4 x W1.4)	1.21	
		<i>For >5 Ton, Deduct</i>	-0.17	
03 22 11 00-0007	SF	4" x 4" x #8, 44 LB/CSF, Plain Welded Wire Fabric Reinforcing Placed In Floors Or Slabs (W2.1 x W2.1)	1.39	
		<i>For >5 Ton, Deduct</i>	-0.19	
03 22 11 00-0008	SF	4" x 4" x #6, 62 LB/CSF, Plain Welded Wire Fabric Reinforcing Placed In Floors Or Slabs (W2.9 x W2.9)	1.87	
		<i>For >5 Ton, Deduct</i>	-0.24	
03 22 11 00-0009	SF	4" x 4" x #4, 85 LB/CSF, Plain Welded Wire Fabric Reinforcing Placed In Floors Or Slabs (W4.0 x W4.0)	2.22	
		<i>For >5 Ton, Deduct</i>	-0.28	
03 22 11 00-0010	SF	2" x 2" x #12, 37 LB/CSF, Plain Welded Wire Fabric Reinforcing Placed In Floors Or Slabs (W0.9 x W0.9)	2.16	
		<i>For >5 Ton, Deduct</i>	-0.26	

03 22 13 Galvanized Welded Wire Fabric Reinforcing ^(03 22)

03 22 13 00-0001 Galvanized Welded Wire Fabric Reinforcing Placed In Floors Or Slabs ^(03 22 13)

Note: Includes bar chairs. Under 5 tons.

03 22 13 00-0002	SF	6" x 6" x #10, 21 LB/CSF, Galvanized Welded Wire Fabric Reinforcing Placed In Floors Or Slabs (W1.4 x W1.4)	1.14	
		<i>For >5 Ton, Deduct</i>	-0.15	
03 22 13 00-0003	SF	6" x 6" x #8, 29 LB/CSF, Galvanized Welded Wire Fabric Reinforcing Placed In Floors Or Slabs (W2.1 x W2.1)	1.33	
		<i>For >5 Ton, Deduct</i>	-0.18	
03 22 13 00-0004	SF	6" x 6" x #6, 42 LB/CSF, Galvanized Welded Wire Fabric Reinforcing Placed In Floors Or Slabs (W2.9 x W2.9)	1.57	
		<i>For >5 Ton, Deduct</i>	-0.21	
03 22 13 00-0005	SF	6" x 6" x #4, 58 LB/CSF, Galvanized Welded Wire Fabric Reinforcing Placed In Floors Or Slabs (W4.0 x W4.0)	1.98	
		<i>For >5 Ton, Deduct</i>	-0.25	
03 22 13 00-0006	SF	4" x 4" x #10, 31 LB/CSF, Galvanized Welded Wire Fabric Reinforcing Placed In Floors Or Slabs (W1.4 x W1.4)	1.44	
		<i>For >5 Ton, Deduct</i>	-0.19	
03 22 13 00-0007	SF	4" x 4" x #8, 43 LB/CSF, Galvanized Welded Wire Fabric Reinforcing Placed In Floors Or Slabs (W2.1 x W2.1)	1.67	
		<i>For >5 Ton, Deduct</i>	-0.22	
03 22 13 00-0008	SF	4" x 4" x #6, 62 LB/CSF, Galvanized Welded Wire Fabric Reinforcing Placed In Floors Or Slabs (W2.9 x W2.9)	2.32	
		<i>For >5 Ton, Deduct</i>	-0.28	
03 22 13 00-0009	SF	4" x 4" x #4, 85 LB/CSF, Galvanized Welded Wire Fabric Reinforcing Placed In Floors Or Slabs (W4.0 x W4.0)	2.79	
		<i>For >5 Ton, Deduct</i>	-0.34	

03 22 13 00-0010 Galvanized Welded Wire Reinforcement Wrap Placed In Beams And Columns ^(03 22 13)

Note: Includes bar chairs. Under 5 tons.

03 22 13 00-0011	SF	2" x 2" x #14, 21 LB/CSF, Galvanized Welded Wire Fabric Reinforcing Wrap Placed In Beams And Columns (W0.5 x W0.5).....	3.65	
		<i>For >5 Ton, Deduct</i>	-0.54	

03 22 16 Epoxy-Coated Welded Wire Fabric Reinforcing ^(03 22)

03 22 16 00-0001 Epoxy Coated Welded Wire Fabric Reinforcing Placed In Floors Or Slabs ^(03 22 16)

Note: Includes bar chairs. Under 5 tons.

03 22 16 00-0002	SF	6" x 6" x #10, 21 LB/CSF, Epoxy Coated Welded Wire Fabric Reinforcing Placed In Floors Or Slabs (W1.4 x W1.4).....	1.12	
		<i>For >5 Ton, Deduct</i>	-0.15	
03 22 16 00-0003	SF	6" x 6" x #8, 29 LB/CSF, Epoxy Coated Welded Wire Fabric Reinforcing Placed In Floors Or Slabs (W2.1 x W2.1).....	1.30	
		<i>For >5 Ton, Deduct</i>	-0.18	
03 22 16 00-0004	SF	6" x 6" x #6, 42 LB/CSF, Epoxy Coated Welded Wire Fabric Reinforcing Placed In Floors Or Slabs (W2.9 x W2.9).....	1.54	
		<i>For >5 Ton, Deduct</i>	-0.20	
03 22 16 00-0005	SF	6" x 6" x #4, 58 LB/CSF, Epoxy Coated Welded Wire Fabric Reinforcing Placed In Floors Or Slabs (W4.0 x W4.0).....	1.93	
		<i>For >5 Ton, Deduct</i>	-0.24	



MINOR	CSI	UOM	DESCRIPTION	TOTAL DIRECT UNIT COST	DEMOLITION UNIT COST
03 22 16 00-0006	SF		4" x 4" x #10, 31 LB/CSF, Epoxy Coated Welded Wire Fabric Reinforcing Placed In Floors Or Slabs (W1.4 x W1.4).....	1.41	
			<i>For >5 Ton, Deduct</i>	-0.19	
03 22 16 00-0007	SF		4" x 4" x #8, 43 LB/CSF, Epoxy Coated Welded Wire Fabric Reinforcing Placed In Floors Or Slabs (W2.1 x W2.1).....	1.64	
			<i>For >5 Ton, Deduct</i>	-0.21	
03 22 16 00-0008	SF		4" x 4" x #6, 62 LB/CSF, Epoxy Coated Welded Wire Fabric Reinforcing Placed In Floors Or Slabs (W2.9 x W2.9).....	2.27	
			<i>For >5 Ton, Deduct</i>	-0.28	
03 22 16 00-0009	SF		4" x 4" x #4, 85 LB/CSF, Epoxy Coated Welded Wire Fabric Reinforcing Placed In Floors Or Slabs (W4.0 x W4.0).....	2.72	
			<i>For >5 Ton, Deduct</i>	-0.33	
03 22 23 Stainless Steel Welded Wire Fabric Reinforcing (03 22)					
Note: Includes cutting, tie wire, tying, overlap, bar chairs and all non-mechanical splicing.					
03 22 23 00-0001			Stainless Steel Welded Wire Fabric Reinforcing Placed In Floors Or Slabs		
			<i>(03 22 23)</i>		
03 22 23 00-0002	SF		6" x 6" x #10, Stainless Steel Welded Wire Fabric Reinforcing Placed In Floors Or Slabs.....	2.20	
03 22 23 00-0003	SF		4" x 4" x #10, Stainless Steel Welded Wire Fabric Reinforcing Placed In Floors Or Slabs.....	2.90	
03 30 Cast-In-Place Concrete (03)					
See CSI section 01 74 19 00-0048 for hauling over 15 miles.					
03 30 53 Miscellaneous Cast-in-Place Concrete (03 30)					
03 30 53 00-0001			Place Concrete Duct Bank (03 30 53)		
03 30 53 00-0002	CY		Direct Chute, Place 3,000 PSI Concrete Duct Bank.....	193.79	
			<i>For 2,000 PSI Concrete, Deduct</i>	-8.61	
			<i>For 2,500 PSI Concrete, Deduct</i>	-4.31	
			<i>For 3,500 PSI Concrete, Add</i>	7.98	
			<i>For 3,750 PSI Concrete, Add</i>	10.85	
			<i>For 4,000 PSI Concrete, Add</i>	13.72	
			<i>For 4,500 PSI Concrete, Add</i>	15.95	
			<i>For 5,000 PSI Concrete, Add</i>	18.18	
			<i>For 6,000 PSI Concrete, Add</i>	43.07	
			<i>For White Cement Concrete, Add</i>	19.14	
			<i>For High Sulfate Resistance, Type 5 Cement Concrete ASTM C150, Add</i>	20.74	
			<i>For High Early Strength, Type 3 ASTM C150, Add</i>	15.95	
			<i>For Lightweight Aggregate, ASTM C330, Add</i>	55.83	
			<i>For Up To 20, Add</i>	13.72	
			<i>For >20 To 50, Add</i>	5.14	
			<i>For >100 To 200, Deduct</i>	-3.88	
			<i>For >200 To 400, Deduct</i>	-7.75	
			<i>For >400, Deduct</i>	-11.63	
03 30 53 00-0003			Place Concrete Thrust Blocks And Backfill (03 30 53)		
03 30 53 00-0004	CY		Direct Chute, Place 3,000 PSI Concrete Thrust Blocks.....	236.92	
			<i>For 2,000 PSI Concrete, Deduct</i>	-8.61	
			<i>For 2,500 PSI Concrete, Deduct</i>	-4.31	
			<i>For 3,500 PSI Concrete, Add</i>	7.98	
			<i>For 3,750 PSI Concrete, Add</i>	10.85	
			<i>For 4,000 PSI Concrete, Add</i>	13.72	
			<i>For 4,500 PSI Concrete, Add</i>	15.95	
			<i>For 5,000 PSI Concrete, Add</i>	18.18	
			<i>For 6,000 PSI Concrete, Add</i>	43.07	
			<i>For White Cement Concrete, Add</i>	19.14	
			<i>For High Sulfate Resistance, Type 5 Cement Concrete ASTM C150, Add</i>	20.74	
			<i>For High Early Strength, Type 3 ASTM C150, Add</i>	15.95	
			<i>For Lightweight Aggregate, ASTM C330, Add</i>	55.83	
			<i>For Up To 20, Add</i>	30.97	
			<i>For >20 To 50, Add</i>	11.61	
			<i>For >100 To 200, Deduct</i>	-4.74	
			<i>For >200 To 400, Deduct</i>	-9.48	
			<i>For >400, Deduct</i>	-14.22	
03 30 53 00-0005	CY		Concrete Pump, Place 3,000 PSI Concrete Thrust Blocks.....	236.55	
			Note: Excludes pumping equipment.		
			<i>For 2,000 PSI Concrete, Deduct</i>	-9.33	
			<i>For 2,500 PSI Concrete, Deduct</i>	-4.67	
			<i>For 3,500 PSI Concrete, Add</i>	8.64	
			<i>For 3,750 PSI Concrete, Add</i>	11.75	
			<i>For 4,000 PSI Concrete, Add</i>	14.86	
			<i>For 4,500 PSI Concrete, Add</i>	17.28	
			<i>For 5,000 PSI Concrete, Add</i>	19.70	
			<i>For 6,000 PSI Concrete, Add</i>	46.65	
			<i>For White Cement Concrete, Add</i>	20.73	
			<i>For High Sulfate Resistance, Type 5 Cement Concrete ASTM C150, Add</i>	22.46	
			<i>For High Early Strength, Type 3 ASTM C150, Add</i>	17.28	
			<i>For Lightweight Aggregate, ASTM C330, Add</i>	60.48	
03 30 53 00-0006			Place Concrete Slurry (03 30 53)		
03 30 53 00-0007	CY		Direct Chute, Place Two Sack Cement, Concrete Slurry.....	180.55	
			Note: Two 94# sack cement per CY.		

03 Concrete
03 30 Cast-In-Place Concrete
 03 30 53 Miscellaneous Cast-in-Place Concrete



MINOR CSI UOM DESCRIPTION	TOTAL DIRECT UNIT COST	DEMOLITION UNIT COST
------------------------------	---------------------------	-------------------------

03 30 53 00-0008	CY	Concrete Pump, Place Two Sack Cement, Concrete Slurry.....	173.72	
		Note: Two 94# sack cement per CY. Excludes pumping equipment.		
03 30 53 00-0009	CY	Direct Chute, Place One Sack Cement, Concrete Slurry.....	159.07	
		Note: One 94# sack cement per CY.		
03 30 53 00-0010	CY	Concrete Pump, Place One Sack Cement, Concrete Slurry.....	152.24	
		Note: One 94# sack cement per CY. Excludes pumping equipment.		

03 30 53 00-0011 Hand Mix And Place Concrete (03 30 53)

03 30 53 00-0012	CF	Hand Mix And Place Concrete.....	18.52	
		Note: For use where conventional equipment access is limited or when directed by the owner. Includes local aggregate, sand, bagged cement (Type I) and water.		
		<i>For Up To 25 CF, Add</i>	2.19	
		<i>For 2,000 PSI Concrete, Deduct</i>	-0.37	
		<i>For 2,500 PSI Concrete, Deduct</i>	-0.18	
		<i>For 3,500 PSI Concrete, Add</i>	0.34	
		<i>For 3,750 PSI Concrete, Add</i>	0.46	
		<i>For 4,000 PSI Concrete, Add</i>	0.59	
		<i>For 4,500 PSI Concrete, Add</i>	0.68	
		<i>For 5,000 PSI Concrete, Add</i>	0.78	
		<i>For 6,000 PSI Concrete, Add</i>	1.84	
		<i>For White Cement Concrete, Add</i>	0.82	
		<i>For High Sulfate Resistance, Type 5 Cement Concrete ASTM C150, Add</i>	0.89	
		<i>For High Early Strength, Type 3 ASTM C150, Add</i>	0.68	
		<i>For Lightweight Aggregate, ASTM C330, Add</i>	2.39	

03 31 Structural Concrete (03 30)

03 31 13 Heavyweight Structural Concrete (03 31)

Note: Includes delivery, fuel charge and placement of material. See CSI section 02 41 00 00-0000 for demolition, 03 05 13 00-0001 for admixtures, 03 11 00 00-0000 for forming, 03 20 00 00-0000 for reinforcing, 03 31 13 00-0006 for small concrete purchases (short load), 03 35 00 00-0000 for finishing, 03 39 00 00-0000 for curing.

03 31 13 00-0001 Concrete Slab Assemblies (03 31 13)

03 31 13 00-0002 3,000 PSI Slab On Grade Concrete Slabs Assemblies (03 31 13 00-0001)

Note: Includes forms, welded wire reinforcement (where necessary), #3 to #6 reinforcing rods at 12" on center each way with chairs (where necessary), vapor barrier, concrete, curing, latex or hot asphalt expansion joints, control joints, screed, float, and finish for pedestrian slabs. Excludes excavation, base, earthwork, and expansion joints along existing slab. See CSI section 03 05 13 00-0001 for color additive alternative, 03 37 16 00-0001 for concrete pumping equipment.

03 31 13 00-0003	SF	4" 3,000 PSI Slab On Grade Concrete Slabs Assembly.....	7.79	
		<i>For 2,000 PSI Concrete, Deduct</i>	-0.21	
		<i>For 2,500 PSI Concrete, Deduct</i>	-0.10	
		<i>For 3,500 PSI Concrete, Add</i>	0.07	
		<i>For 4,000 PSI Concrete, Add</i>	0.24	
		<i>For 4,500 PSI Concrete, Add</i>	0.31	
		<i>For Reinforcing Rods Are At 18" On Center, Deduct</i>	-0.41	
		<i>For Reinforcing Rods Are At 24" On Center, Deduct</i>	-0.61	
		<i>For Up To 500, Add</i>	3.13	
		<i>For >500 To 1,000, Add</i>	2.15	
		<i>For >1,000 To 2,000, Add</i>	1.17	
		<i>For >2,000 To 5,000, Add</i>	0.59	
		<i>For >10,000 To 20,000, Deduct</i>	-0.19	
		<i>For >20,000 To 35,000, Deduct</i>	-0.39	
		<i>For >35,000 To 50,000, Deduct</i>	-0.58	
		<i>For >50,000 To 70,000, Deduct</i>	-0.78	
		<i>For >70,000, Deduct</i>	-0.97	
03 31 13 00-0004	SF	5" 3,000 PSI Slab On Grade Concrete Slabs Assembly.....	8.50	
		<i>For 2,000 PSI Concrete, Deduct</i>	-0.24	
		<i>For 2,500 PSI Concrete, Deduct</i>	-0.12	
		<i>For 3,500 PSI Concrete, Add</i>	0.08	
		<i>For 4,000 PSI Concrete, Add</i>	0.28	
		<i>For 4,500 PSI Concrete, Add</i>	0.35	
		<i>For Reinforcing Rods Are At 18" On Center, Deduct</i>	-0.41	
		<i>For Reinforcing Rods Are At 24" On Center, Deduct</i>	-0.61	
		<i>For Up To 500, Add</i>	3.34	
		<i>For >500 To 1,000, Add</i>	2.30	
		<i>For >1,000 To 2,000, Add</i>	1.26	
		<i>For >2,000 To 5,000, Add</i>	0.63	
		<i>For >10,000 To 20,000, Deduct</i>	-0.22	
		<i>For >20,000 To 35,000, Deduct</i>	-0.43	
		<i>For >35,000 To 50,000, Deduct</i>	-0.65	
		<i>For >50,000 To 70,000, Deduct</i>	-0.86	
		<i>For >70,000, Deduct</i>	-1.07	



Concrete	03	03
Cast-In-Place Concrete	03 30	
Structural Concrete	03 31	

MINOR CSI UOM DESCRIPTION	TOTAL DIRECT UNIT COST	DEMOLITION UNIT COST
03 31 13 00-0005 SF 6" 3,000 PSI Slab On Grade Concrete Slabs Assembly.....	9.51	
For 2,000 PSI Concrete, Deduct	-0.28	
For 2,500 PSI Concrete, Deduct	-0.14	
For 3,500 PSI Concrete, Add	0.10	
For 4,000 PSI Concrete, Add	0.32	
For 4,500 PSI Concrete, Add	0.41	
For Reinforcing Rods Are At 18" On Center, Deduct	-0.41	
For Reinforcing Rods Are At 24" On Center, Deduct	-0.61	
For Up To 500, Add	3.65	
For >500 To 1,000, Add	2.52	
For >1,000 To 2,000, Add	1.39	
For >2,000 To 5,000, Add	0.69	
For >10,000 To 20,000, Deduct	-0.26	
For >20,000 To 35,000, Deduct	-0.49	
For >35,000 To 50,000, Deduct	-0.73	
For >50,000 To 70,000, Deduct	-0.97	
For >70,000, Deduct	-1.21	
03 31 13 00-0006 SF 7" 3,000 PSI Slab On Grade Concrete Slabs Assembly.....	10.46	
For 2,000 PSI Concrete, Deduct	-0.32	
For 2,500 PSI Concrete, Deduct	-0.16	
For 3,500 PSI Concrete, Add	0.11	
For 4,000 PSI Concrete, Add	0.37	
For 4,500 PSI Concrete, Add	0.47	
For Reinforcing Rods Are At 18" On Center, Deduct	-0.41	
For Reinforcing Rods Are At 24" On Center, Deduct	-0.61	
For Up To 500, Add	3.91	
For >500 To 1,000, Add	2.71	
For >1,000 To 2,000, Add	1.50	
For >2,000 To 5,000, Add	0.75	
For >10,000 To 20,000, Deduct	-0.30	
For >20,000 To 35,000, Deduct	-0.56	
For >35,000 To 50,000, Deduct	-0.82	
For >50,000 To 70,000, Deduct	-1.08	
For >70,000, Deduct	-1.34	
03 31 13 00-0007 SF 8" 3,000 PSI Slab On Grade Concrete Slabs Assembly.....	11.29	
For 2,000 PSI Concrete, Deduct	-0.35	
For 2,500 PSI Concrete, Deduct	-0.18	
For 3,500 PSI Concrete, Add	0.12	
For 4,000 PSI Concrete, Add	0.41	
For 4,500 PSI Concrete, Add	0.52	
For Reinforcing Rods Are At 18" On Center, Deduct	-0.41	
For Reinforcing Rods Are At 24" On Center, Deduct	-0.61	
For Up To 500, Add	4.15	
For >500 To 1,000, Add	2.88	
For >1,000 To 2,000, Add	1.60	
For >2,000 To 5,000, Add	0.80	
For >10,000 To 20,000, Deduct	-0.33	
For >20,000 To 35,000, Deduct	-0.61	
For >35,000 To 50,000, Deduct	-0.89	
For >50,000 To 70,000, Deduct	-1.17	
For >70,000, Deduct	-1.46	
03 31 13 00-0008 SF 10" 3,000 PSI Slab On Grade Concrete Slabs Assembly.....	13.38	
For 2,000 PSI Concrete, Deduct	-0.45	
For 2,500 PSI Concrete, Deduct	-0.22	
For 3,500 PSI Concrete, Add	0.16	
For 4,000 PSI Concrete, Add	0.52	
For 4,500 PSI Concrete, Add	0.65	
For Reinforcing Rods Are At 18" On Center, Deduct	-0.41	
For Reinforcing Rods Are At 24" On Center, Deduct	-0.61	
For Up To 500, Add	4.72	
For >500 To 1,000, Add	3.28	
For >1,000 To 2,000, Add	1.85	
For >2,000 To 5,000, Add	0.92	
For >10,000 To 20,000, Deduct	-0.41	
For >20,000 To 35,000, Deduct	-0.75	
For >35,000 To 50,000, Deduct	-1.08	
For >50,000 To 70,000, Deduct	-1.42	
For >70,000, Deduct	-1.75	
03 31 13 00-0009 SF 12" 3,000 PSI Slab On Grade Concrete Slabs Assembly.....	14.99	
For 2,000 PSI Concrete, Deduct	-0.51	
For 2,500 PSI Concrete, Deduct	-0.26	
For 3,500 PSI Concrete, Add	0.18	
For 4,000 PSI Concrete, Add	0.60	
For 4,500 PSI Concrete, Add	0.75	
For Reinforcing Rods Are At 18" On Center, Deduct	-0.41	
For Reinforcing Rods Are At 24" On Center, Deduct	-0.61	
For Up To 500, Add	5.18	
For >500 To 1,000, Add	3.61	
For >1,000 To 2,000, Add	2.05	
For >2,000 To 5,000, Add	1.02	
For >10,000 To 20,000, Deduct	-0.48	
For >20,000 To 35,000, Deduct	-0.85	
For >35,000 To 50,000, Deduct	-1.23	
For >50,000 To 70,000, Deduct	-1.60	
For >70,000, Deduct	-1.98	

03	03 Concrete
	03 30 Cast-In-Place Concrete
	03 31 Structural Concrete



MINOR CSI UOM DESCRIPTION	TOTAL DIRECT UNIT COST	DEMOLITION UNIT COST
------------------------------	---------------------------	-------------------------

03 31 13 00-0010	Concrete Delivery And Placement <small>(03 31 13)</small> Note: Includes cleaning out equipment and standard concrete placement tests.	
03 31 13 00-0011	Place Concrete By Method Indicated <small>(03 31 13 00-0010)</small> Note: Tasks for concrete placement "By Concrete Pump" exclude the pumping equipment. See CSI section 03 37 16 00-0001 for concrete pumping equipment.	
03 31 13 00-0012	Place Concrete Pile Caps <small>(03 31 13 00-0011)</small>	
03 31 13 00-0013	CY Crane And Bucket, Place 3,000 PSI Concrete Pile Caps	287.68
	<i>For 2,000 PSI Concrete, Deduct</i>	-8.61
	<i>For 2,500 PSI Concrete, Deduct</i>	-4.31
	<i>For 3,500 PSI Concrete, Add</i>	7.98
	<i>For 3,750 PSI Concrete, Add</i>	10.85
	<i>For 4,000 PSI Concrete, Add</i>	13.72
	<i>For 4,500 PSI Concrete, Add</i>	15.95
	<i>For 5,000 PSI Concrete, Add</i>	18.18
	<i>For 6,000 PSI Concrete, Add</i>	43.07
	<i>For White Cement Concrete, Add</i>	19.14
	<i>For High Sulfate Resistance, Type 5 Cement Concrete ASTM C150, Add</i>	20.74
	<i>For High Early Strength, Type 3 ASTM C150, Add</i>	15.95
	<i>For Lightweight Aggregate, ASTM C330, Add</i>	55.83
	<i>For Up To 20, Add</i>	51.27
	<i>For >20 To 50, Add</i>	19.23
	<i>For >100 To 200, Deduct</i>	-5.75
	<i>For >200 To 400, Deduct</i>	-11.51
	<i>For >400, Deduct</i>	-17.26
03 31 13 00-0014	CY Direct Chute, Place 3,000 PSI Concrete Pile Caps	216.42
	<i>For 2,000 PSI Concrete, Deduct</i>	-8.61
	<i>For 2,500 PSI Concrete, Deduct</i>	-4.31
	<i>For 3,500 PSI Concrete, Add</i>	7.98
	<i>For 3,750 PSI Concrete, Add</i>	10.85
	<i>For 4,000 PSI Concrete, Add</i>	13.72
	<i>For 4,500 PSI Concrete, Add</i>	15.95
	<i>For 5,000 PSI Concrete, Add</i>	18.18
	<i>For 6,000 PSI Concrete, Add</i>	43.07
	<i>For White Cement Concrete, Add</i>	19.14
	<i>For High Sulfate Resistance, Type 5 Cement Concrete ASTM C150, Add</i>	20.74
	<i>For High Early Strength, Type 3 ASTM C150, Add</i>	15.95
	<i>For Lightweight Aggregate, ASTM C330, Add</i>	55.83
	<i>For Up To 20, Add</i>	22.77
	<i>For >20 To 50, Add</i>	8.54
	<i>For >100 To 200, Deduct</i>	-4.33
	<i>For >200 To 400, Deduct</i>	-8.66
	<i>For >400, Deduct</i>	-12.99
03 31 13 00-0015	CY Concrete Pump, Place 3,000 PSI Concrete Pile Caps.....	227.01
	Note: Excludes pumping equipment.	
	<i>For 2,000 PSI Concrete, Deduct</i>	-9.33
	<i>For 2,500 PSI Concrete, Deduct</i>	-4.67
	<i>For 3,500 PSI Concrete, Add</i>	8.64
	<i>For 3,750 PSI Concrete, Add</i>	11.75
	<i>For 4,000 PSI Concrete, Add</i>	14.86
	<i>For 4,500 PSI Concrete, Add</i>	17.28
	<i>For 5,000 PSI Concrete, Add</i>	19.70
	<i>For 6,000 PSI Concrete, Add</i>	46.65
	<i>For White Cement Concrete, Add</i>	20.73
	<i>For High Sulfate Resistance, Type 5 Cement Concrete ASTM C150, Add</i>	22.46
	<i>For High Early Strength, Type 3 ASTM C150, Add</i>	17.28
	<i>For Lightweight Aggregate, ASTM C330, Add</i>	60.48
	<i>For Up To 20, Add</i>	21.69
	<i>For >20 To 50, Add</i>	8.13
	<i>For >100 To 200, Deduct</i>	-4.54
	<i>For >200 To 400, Deduct</i>	-9.08
	<i>For >400, Deduct</i>	-13.62
03 31 13 00-0016	Place Concrete Continuous Footings <small>(03 31 13 00-0011)</small>	
03 31 13 00-0017	CY Crane And Bucket, Place 3,000 PSI Concrete Continuous Footings.....	273.44
	<i>For 2,000 PSI Concrete, Deduct</i>	-8.61
	<i>For 2,500 PSI Concrete, Deduct</i>	-4.31
	<i>For 3,500 PSI Concrete, Add</i>	7.98
	<i>For 3,750 PSI Concrete, Add</i>	10.85
	<i>For 4,000 PSI Concrete, Add</i>	13.72
	<i>For 4,500 PSI Concrete, Add</i>	15.95
	<i>For 5,000 PSI Concrete, Add</i>	18.18
	<i>For 6,000 PSI Concrete, Add</i>	43.07
	<i>For White Cement Concrete, Add</i>	19.14
	<i>For High Sulfate Resistance, Type 5 Cement Concrete ASTM C150, Add</i>	20.74
	<i>For High Early Strength, Type 3 ASTM C150, Add</i>	15.95
	<i>For Lightweight Aggregate, ASTM C330, Add</i>	55.83
	<i>For Up To 20, Add</i>	45.58
	<i>For >20 To 50, Add</i>	17.09
	<i>For >100 To 200, Deduct</i>	-5.47
	<i>For >200 To 400, Deduct</i>	-10.94
	<i>For >400, Deduct</i>	-16.41



Concrete	03	03
Cast-In-Place Concrete	03 30	
Structural Concrete	03 31	

MINOR CSI UOM DESCRIPTION	TOTAL DIRECT UNIT COST	DEMOLITION UNIT COST
03 31 13 00-0018 CY Direct Chute, Place 3,000 PSI Concrete Continuous Footings.....	210.11	
For 2,000 PSI Concrete, Deduct	-8.61	
For 2,500 PSI Concrete, Deduct	-4.31	
For 3,500 PSI Concrete, Add	7.98	
For 3,750 PSI Concrete, Add	10.85	
For 4,000 PSI Concrete, Add	13.72	
For 4,500 PSI Concrete, Add	15.95	
For 5,000 PSI Concrete, Add	18.18	
For 6,000 PSI Concrete, Add	43.07	
For White Cement Concrete, Add	19.14	
For High Sulfate Resistance, Type 5 Cement Concrete ASTM C150, Add	20.74	
For High Early Strength, Type 3 ASTM C150, Add	15.95	
For Lightweight Aggregate, ASTM C330, Add	55.83	
For Up To 20, Add	20.24	
For >20 To 50, Add	7.59	
For >100 To 200, Deduct	-4.20	
For >200 To 400, Deduct	-8.40	
For >400, Deduct	-12.61	
03 31 13 00-0019 CY Concrete Pump, Place 3,000 PSI Concrete Continuous Footings.....	220.99	
Note: Excludes pumping equipment.		
For 2,000 PSI Concrete, Deduct	-9.33	
For 2,500 PSI Concrete, Deduct	-4.67	
For 3,500 PSI Concrete, Add	8.64	
For 3,750 PSI Concrete, Add	11.75	
For 4,000 PSI Concrete, Add	14.86	
For 4,500 PSI Concrete, Add	17.28	
For 5,000 PSI Concrete, Add	19.70	
For 6,000 PSI Concrete, Add	46.65	
For White Cement Concrete, Add	20.73	
For High Sulfate Resistance, Type 5 Cement Concrete ASTM C150, Add	22.46	
For High Early Strength, Type 3 ASTM C150, Add	17.28	
For Lightweight Aggregate, ASTM C330, Add	60.48	
For Up To 20, Add	19.28	
For >20 To 50, Add	7.23	
For >100 To 200, Deduct	-4.42	
For >200 To 400, Deduct	-8.84	
For >400, Deduct	-13.26	
03 31 13 00-0020 Place Concrete Spread Footings (03 31 13 00-0011)		
03 31 13 00-0021 CY Crane And Bucket, Place 3,000 PSI Concrete Spread Footings.....	351.77	
For 2,000 PSI Concrete, Deduct	-8.61	
For 2,500 PSI Concrete, Deduct	-4.31	
For 3,500 PSI Concrete, Add	7.98	
For 3,750 PSI Concrete, Add	10.85	
For 4,000 PSI Concrete, Add	13.72	
For 4,500 PSI Concrete, Add	15.95	
For 5,000 PSI Concrete, Add	18.18	
For 6,000 PSI Concrete, Add	43.07	
For White Cement Concrete, Add	19.14	
For High Sulfate Resistance, Type 5 Cement Concrete ASTM C150, Add	20.74	
For High Early Strength, Type 3 ASTM C150, Add	15.95	
For Lightweight Aggregate, ASTM C330, Add	55.83	
For Up To 20, Add	76.91	
For >20 To 50, Add	28.84	
For >100 To 200, Deduct	-7.04	
For >200 To 400, Deduct	-14.07	
For >400, Deduct	-21.11	
03 31 13 00-0022 CY Direct Chute, Place 3,000 PSI Concrete Spread Footings.....	244.89	
For 2,000 PSI Concrete, Deduct	-8.61	
For 2,500 PSI Concrete, Deduct	-4.31	
For 3,500 PSI Concrete, Add	7.98	
For 3,750 PSI Concrete, Add	10.85	
For 4,000 PSI Concrete, Add	13.72	
For 4,500 PSI Concrete, Add	15.95	
For 5,000 PSI Concrete, Add	18.18	
For 6,000 PSI Concrete, Add	43.07	
For White Cement Concrete, Add	19.14	
For High Sulfate Resistance, Type 5 Cement Concrete ASTM C150, Add	20.74	
For High Early Strength, Type 3 ASTM C150, Add	15.95	
For Lightweight Aggregate, ASTM C330, Add	55.83	
For Up To 20, Add	34.16	
For >20 To 50, Add	12.81	
For >100 To 200, Deduct	-4.90	
For >200 To 400, Deduct	-9.80	
For >400, Deduct	-14.69	

03	03 Concrete
	03 30 Cast-In-Place Concrete
	03 31 Structural Concrete



MINOR CSI UOM DESCRIPTION	TOTAL DIRECT UNIT COST	DEMOLITION UNIT COST
------------------------------	---------------------------	-------------------------

03 31 13 00-0023	CY	Concrete Pump, Place 3,000 PSI Concrete Spread Footings.....	254.12	
		Note: Excludes pumping equipment.		
		For 2,000 PSI Concrete, Deduct	-9.33	
		For 2,500 PSI Concrete, Deduct	-4.67	
		For 3,500 PSI Concrete, Add	8.64	
		For 3,750 PSI Concrete, Add	11.75	
		For 4,000 PSI Concrete, Add	14.86	
		For 4,500 PSI Concrete, Add	17.28	
		For 5,000 PSI Concrete, Add	19.70	
		For 6,000 PSI Concrete, Add	46.65	
		For White Cement Concrete, Add	20.73	
		For High Sulfate Resistance, Type 5 Cement Concrete ASTM C150, Add	22.46	
		For High Early Strength, Type 3 ASTM C150, Add	17.28	
		For Lightweight Aggregate, ASTM C330, Add	60.48	
		For Up To 20, Add	32.53	
		For >20 To 50, Add	12.20	
		For >100 To 200, Deduct	-5.08	
		For >200 To 400, Deduct	-10.16	
		For >400, Deduct	-15.25	

03 31 13 00-0024 Place Concrete Mat Foundation (03 31 13 00-0011)

03 31 13 00-0025	CY	Crane And Bucket, Place 3,000 PSI Concrete Mat Foundation.....	193.68	
		For 2,000 PSI Concrete, Deduct	-8.61	
		For 2,500 PSI Concrete, Deduct	-4.31	
		For 3,500 PSI Concrete, Add	7.98	
		For 3,750 PSI Concrete, Add	10.85	
		For 4,000 PSI Concrete, Add	13.72	
		For 4,500 PSI Concrete, Add	15.95	
		For 5,000 PSI Concrete, Add	18.18	
		For 6,000 PSI Concrete, Add	43.07	
		For White Cement Concrete, Add	19.14	
		For High Sulfate Resistance, Type 5 Cement Concrete ASTM C150, Add	20.74	
		For High Early Strength, Type 3 ASTM C150, Add	15.95	
		For Lightweight Aggregate, ASTM C330, Add	55.83	
		For Up To 20, Add	13.67	
		For >20 To 50, Add	5.13	
		For >100 To 200, Deduct	-3.87	
		For >200 To 400, Deduct	-7.75	
		For >400, Deduct	-11.62	

03 31 13 00-0026	CY	Direct Chute, Place 3,000 PSI Concrete Mat Foundation.....	174.68	
		For 2,000 PSI Concrete, Deduct	-8.61	
		For 2,500 PSI Concrete, Deduct	-4.31	
		For 3,500 PSI Concrete, Add	7.98	
		For 3,750 PSI Concrete, Add	10.85	
		For 4,000 PSI Concrete, Add	13.72	
		For 4,500 PSI Concrete, Add	15.95	
		For 5,000 PSI Concrete, Add	18.18	
		For 6,000 PSI Concrete, Add	43.07	
		For White Cement Concrete, Add	19.14	
		For High Sulfate Resistance, Type 5 Cement Concrete ASTM C150, Add	20.74	
		For High Early Strength, Type 3 ASTM C150, Add	15.95	
		For Lightweight Aggregate, ASTM C330, Add	55.83	
		For Up To 20, Add	6.07	
		For >20 To 50, Add	2.28	
		For >100 To 200, Deduct	-3.49	
		For >200 To 400, Deduct	-6.99	
		For >400, Deduct	-10.48	

03 31 13 00-0027	CY	Concrete Pump, Place 3,000 PSI Concrete Mat Foundation.....	185.44	
		Note: Excludes pumping equipment.		
		For 2,000 PSI Concrete, Deduct	-9.33	
		For 2,500 PSI Concrete, Deduct	-4.67	
		For 3,500 PSI Concrete, Add	8.64	
		For 3,750 PSI Concrete, Add	11.75	
		For 4,000 PSI Concrete, Add	14.86	
		For 4,500 PSI Concrete, Add	17.28	
		For 5,000 PSI Concrete, Add	19.70	
		For 6,000 PSI Concrete, Add	46.65	
		For White Cement Concrete, Add	20.73	
		For High Sulfate Resistance, Type 5 Cement Concrete ASTM C150, Add	22.46	
		For High Early Strength, Type 3 ASTM C150, Add	17.28	
		For Lightweight Aggregate, ASTM C330, Add	60.48	
		For Up To 20, Add	5.06	
		For >20 To 50, Add	1.90	
		For >100 To 200, Deduct	-3.71	
		For >200 To 400, Deduct	-7.42	
		For >400, Deduct	-11.13	

03 31 13 00-0028 Place Concrete Grade Beams (03 31 13 00-0011)



Concrete	03	03
Cast-In-Place Concrete	03 30	
Structural Concrete	03 31	

MINOR CSI UOM DESCRIPTION	TOTAL DIRECT UNIT COST	DEMOLITION UNIT COST
03 31 13 00-0029 CY Crane And Bucket, Place 3,000 PSI Concrete Grade Beams	250.65	
For 2,000 PSI Concrete, Deduct	-8.61	
For 2,500 PSI Concrete, Deduct	-4.31	
For 3,500 PSI Concrete, Add	7.98	
For 3,750 PSI Concrete, Add	10.85	
For 4,000 PSI Concrete, Add	13.72	
For 4,500 PSI Concrete, Add	15.95	
For 5,000 PSI Concrete, Add	18.18	
For 6,000 PSI Concrete, Add	43.07	
For White Cement Concrete, Add	19.14	
For High Sulfate Resistance, Type 5 Cement Concrete ASTM C150, Add	20.74	
For High Early Strength, Type 3 ASTM C150, Add	15.95	
For Lightweight Aggregate, ASTM C330, Add	55.83	
For Up To 20, Add	36.46	
For >20 To 50, Add	13.67	
For >100 To 200, Deduct	-5.01	
For >200 To 400, Deduct	-10.03	
For >400, Deduct	-15.04	
03 31 13 00-0030 CY Direct Chute, Place 3,000 PSI Concrete Grade Beams	199.98	
For 2,000 PSI Concrete, Deduct	-8.61	
For 2,500 PSI Concrete, Deduct	-4.31	
For 3,500 PSI Concrete, Add	7.98	
For 3,750 PSI Concrete, Add	10.85	
For 4,000 PSI Concrete, Add	13.72	
For 4,500 PSI Concrete, Add	15.95	
For 5,000 PSI Concrete, Add	18.18	
For 6,000 PSI Concrete, Add	43.07	
For White Cement Concrete, Add	19.14	
For High Sulfate Resistance, Type 5 Cement Concrete ASTM C150, Add	20.74	
For High Early Strength, Type 3 ASTM C150, Add	15.95	
For Lightweight Aggregate, ASTM C330, Add	55.83	
For Up To 20, Add	16.19	
For >20 To 50, Add	6.07	
For >100 To 200, Deduct	-4.00	
For >200 To 400, Deduct	-8.00	
For >400, Deduct	-12.00	
03 31 13 00-0031 CY Concrete Pump, Place 3,000 PSI Concrete Grade Beams	211.35	
Note: Excludes pumping equipment.		
For 2,000 PSI Concrete, Deduct	-9.33	
For 2,500 PSI Concrete, Deduct	-4.67	
For 3,500 PSI Concrete, Add	8.64	
For 3,750 PSI Concrete, Add	11.75	
For 4,000 PSI Concrete, Add	14.86	
For 4,500 PSI Concrete, Add	17.28	
For 5,000 PSI Concrete, Add	19.70	
For 6,000 PSI Concrete, Add	46.65	
For White Cement Concrete, Add	20.73	
For High Sulfate Resistance, Type 5 Cement Concrete ASTM C150, Add	22.46	
For High Early Strength, Type 3 ASTM C150, Add	17.28	
For Lightweight Aggregate, ASTM C330, Add	60.48	
For Up To 20, Add	15.42	
For >20 To 50, Add	5.78	
For >100 To 200, Deduct	-4.23	
For >200 To 400, Deduct	-8.45	
For >400, Deduct	-12.68	
03 31 13 00-0032 Place Concrete Slab On Grade (03 31 13 00-0011)		
03 31 13 00-0033 CY Up To 6", By Crane And Bucket, Place 3,000 PSI Concrete Slab On Grade	252.80	
For 2,000 PSI Concrete, Deduct	-8.61	
For 2,500 PSI Concrete, Deduct	-4.31	
For 3,500 PSI Concrete, Add	7.98	
For 3,750 PSI Concrete, Add	10.85	
For 4,000 PSI Concrete, Add	13.72	
For 4,500 PSI Concrete, Add	15.95	
For 5,000 PSI Concrete, Add	18.18	
For 6,000 PSI Concrete, Add	43.07	
For White Cement Concrete, Add	19.14	
For High Sulfate Resistance, Type 5 Cement Concrete ASTM C150, Add	20.74	
For High Early Strength, Type 3 ASTM C150, Add	15.95	
For Lightweight Aggregate, ASTM C330, Add	55.83	
For Up To 20, Add	37.32	
For >20 To 50, Add	14.00	
For >100 To 200, Deduct	-5.06	
For >200 To 400, Deduct	-10.11	
For >400, Deduct	-15.17	

03	03 Concrete
	03 30 Cast-In-Place Concrete
	03 31 Structural Concrete



MINOR CSI UOM DESCRIPTION	TOTAL DIRECT UNIT COST	DEMOLITION UNIT COST
03 31 13 00-0034 CY >6", By Crane And Bucket, Place 3,000 PSI Concrete Slab On Grade	230.29	
For 2,000 PSI Concrete, Deduct	-8.61	
For 2,500 PSI Concrete, Deduct	-4.31	
For 3,500 PSI Concrete, Add	7.98	
For 3,750 PSI Concrete, Add	10.85	
For 4,000 PSI Concrete, Add	13.72	
For 4,500 PSI Concrete, Add	15.95	
For 5,000 PSI Concrete, Add	18.18	
For 6,000 PSI Concrete, Add	43.07	
For White Cement Concrete, Add	19.14	
For High Sulfate Resistance, Type 5 Cement Concrete ASTM C150, Add	20.74	
For High Early Strength, Type 3 ASTM C150, Add	15.95	
For Lightweight Aggregate, ASTM C330, Add	55.83	
For Up To 20, Add	28.32	
For >20 To 50, Add	10.62	
For >100 To 200, Deduct	-4.61	
For >200 To 400, Deduct	-9.21	
For >400, Deduct	-13.82	
03 31 13 00-0035 CY Up To 6", By Direct Chute, Place 3,000 PSI Concrete Slab On Grade	200.93	
For 2,000 PSI Concrete, Deduct	-8.61	
For 2,500 PSI Concrete, Deduct	-4.31	
For 3,500 PSI Concrete, Add	7.98	
For 3,750 PSI Concrete, Add	10.85	
For 4,000 PSI Concrete, Add	13.72	
For 4,500 PSI Concrete, Add	15.95	
For 5,000 PSI Concrete, Add	18.18	
For 6,000 PSI Concrete, Add	43.07	
For White Cement Concrete, Add	19.14	
For High Sulfate Resistance, Type 5 Cement Concrete ASTM C150, Add	20.74	
For High Early Strength, Type 3 ASTM C150, Add	15.95	
For Lightweight Aggregate, ASTM C330, Add	55.83	
For Up To 20, Add	16.57	
For >20 To 50, Add	6.21	
For >100 To 200, Deduct	-4.02	
For >200 To 400, Deduct	-8.04	
For >400, Deduct	-12.06	
03 31 13 00-0036 CY >6", By Direct Chute, Place 3,000 PSI Concrete Slab On Grade	190.93	
For 2,000 PSI Concrete, Deduct	-8.61	
For 2,500 PSI Concrete, Deduct	-4.31	
For 3,500 PSI Concrete, Add	7.98	
For 3,750 PSI Concrete, Add	10.85	
For 4,000 PSI Concrete, Add	13.72	
For 4,500 PSI Concrete, Add	15.95	
For 5,000 PSI Concrete, Add	18.18	
For 6,000 PSI Concrete, Add	43.07	
For White Cement Concrete, Add	19.14	
For High Sulfate Resistance, Type 5 Cement Concrete ASTM C150, Add	20.74	
For High Early Strength, Type 3 ASTM C150, Add	15.95	
For Lightweight Aggregate, ASTM C330, Add	55.83	
For Up To 20, Add	12.57	
For >20 To 50, Add	4.71	
For >100 To 200, Deduct	-3.82	
For >200 To 400, Deduct	-7.64	
For >400, Deduct	-11.46	
03 31 13 00-0037 CY Up To 6", By Concrete Pump, Place 3,000 PSI Concrete Slab On Grade	207.32	
Note: Excludes pumping equipment.		
For 2,000 PSI Concrete, Deduct	-9.33	
For 2,500 PSI Concrete, Deduct	-4.67	
For 3,500 PSI Concrete, Add	8.64	
For 3,750 PSI Concrete, Add	11.75	
For 4,000 PSI Concrete, Add	14.86	
For 4,500 PSI Concrete, Add	17.28	
For 5,000 PSI Concrete, Add	19.70	
For 6,000 PSI Concrete, Add	46.65	
For White Cement Concrete, Add	20.73	
For High Sulfate Resistance, Type 5 Cement Concrete ASTM C150, Add	22.46	
For High Early Strength, Type 3 ASTM C150, Add	17.28	
For Lightweight Aggregate, ASTM C330, Add	60.48	
For Up To 20, Add	13.81	
For >20 To 50, Add	5.18	
For >100 To 200, Deduct	-4.15	
For >200 To 400, Deduct	-8.29	
For >400, Deduct	-12.44	



Concrete	03	03
Cast-In-Place Concrete	03 30	
Structural Concrete	03 31	

MINOR CSI UOM DESCRIPTION	TOTAL DIRECT UNIT COST	DEMOLITION UNIT COST
------------------------------	---------------------------	-------------------------

03 31 13 00-0038	CY	>6", By Concrete Pump, Place 3,000 PSI Concrete Slab On Grade	198.99
		Note: Excludes pumping equipment.	
		For 2,000 PSI Concrete, Deduct	-9.33
		For 2,500 PSI Concrete, Deduct	-4.67
		For 3,500 PSI Concrete, Add	8.64
		For 3,750 PSI Concrete, Add	11.75
		For 4,000 PSI Concrete, Add	14.86
		For 4,500 PSI Concrete, Add	17.28
		For 5,000 PSI Concrete, Add	19.70
		For 6,000 PSI Concrete, Add	46.65
		For White Cement Concrete, Add	20.73
		For High Sulfate Resistance, Type 5 Cement Concrete ASTM C150, Add	22.46
		For High Early Strength, Type 3 ASTM C150, Add	17.28
		For Lightweight Aggregate, ASTM C330, Add	60.48
		For Up To 20, Add	10.48
		For >20 To 50, Add	3.93
		For >100 To 200, Deduct	-3.98
		For >200 To 400, Deduct	-7.96
		For >400, Deduct	-11.94

03 31 13 00-0039 Place Concrete Stairs (03 31 13 00-0011)

03 31 13 00-0040	CY	Crane And Bucket, Place 3,000 PSI On Grade Concrete Stairs	579.25
		For 2,000 PSI Concrete, Deduct	-8.61
		For 2,500 PSI Concrete, Deduct	-4.31
		For 3,500 PSI Concrete, Add	7.98
		For 3,750 PSI Concrete, Add	10.85
		For 4,000 PSI Concrete, Add	13.72
		For 4,500 PSI Concrete, Add	15.95
		For 5,000 PSI Concrete, Add	18.18
		For 6,000 PSI Concrete, Add	43.07
		For White Cement Concrete, Add	19.14
		For High Sulfate Resistance, Type 5 Cement Concrete ASTM C150, Add	20.74
		For High Early Strength, Type 3 ASTM C150, Add	15.95
		For Lightweight Aggregate, ASTM C330, Add	55.83
		For Up To 20, Add	167.90
		For >20 To 50, Add	62.96
		For >100 To 200, Deduct	-11.59
		For >200 To 400, Deduct	-23.17
		For >400, Deduct	-34.76

03 31 13 00-0041	CY	Direct Chute, Place 3,000 PSI On Grade Concrete Stairs	345.96
		For 2,000 PSI Concrete, Deduct	-8.61
		For 2,500 PSI Concrete, Deduct	-4.31
		For 3,500 PSI Concrete, Add	7.98
		For 3,750 PSI Concrete, Add	10.85
		For 4,000 PSI Concrete, Add	13.72
		For 4,500 PSI Concrete, Add	15.95
		For 5,000 PSI Concrete, Add	18.18
		For 6,000 PSI Concrete, Add	43.07
		For White Cement Concrete, Add	19.14
		For High Sulfate Resistance, Type 5 Cement Concrete ASTM C150, Add	20.74
		For High Early Strength, Type 3 ASTM C150, Add	15.95
		For Lightweight Aggregate, ASTM C330, Add	55.83
		For Up To 20, Add	74.58
		For >20 To 50, Add	27.97
		For >100 To 200, Deduct	-6.92
		For >200 To 400, Deduct	-13.84
		For >400, Deduct	-20.76

03 31 13 00-0042	CY	Concrete Pump, Place 3,000 PSI On Grade Concrete Stairs	328.18
		Note: Excludes pumping equipment.	
		For 2,000 PSI Concrete, Deduct	-9.33
		For 2,500 PSI Concrete, Deduct	-4.67
		For 3,500 PSI Concrete, Add	8.64
		For 3,750 PSI Concrete, Add	11.75
		For 4,000 PSI Concrete, Add	14.86
		For 4,500 PSI Concrete, Add	17.28
		For 5,000 PSI Concrete, Add	19.70
		For 6,000 PSI Concrete, Add	46.65
		For White Cement Concrete, Add	20.73
		For High Sulfate Resistance, Type 5 Cement Concrete ASTM C150, Add	22.46
		For High Early Strength, Type 3 ASTM C150, Add	17.28
		For Lightweight Aggregate, ASTM C330, Add	60.48
		For Up To 20, Add	62.16
		For >20 To 50, Add	23.31
		For >100 To 200, Deduct	-6.56
		For >200 To 400, Deduct	-13.13
		For >400, Deduct	-19.69

03 31 13 00-0043 Place Concrete Superstructure By Method Indicated (03 31 13 00-0010)

03 31 13 00-0044 Place Elevated Concrete Beams (03 31 13 00-0043)

03 Concrete**03 30 Cast-In-Place Concrete****03 31 Structural Concrete**
 MINOR
 CSI UOM DESCRIPTION

 TOTAL DIRECT DEMOLITION
 UNIT COST UNIT COST

03 31 13 00-0045	CY Crane And Bucket, Place 3,000 PSI Elevated Concrete Beams.....	387.38	
	<i>For 2,000 PSI Concrete, Deduct</i>	-8.61	
	<i>For 2,500 PSI Concrete, Deduct</i>	-4.31	
	<i>For 3,500 PSI Concrete, Add</i>	7.98	
	<i>For 3,750 PSI Concrete, Add</i>	10.85	
	<i>For 4,000 PSI Concrete, Add</i>	13.72	
	<i>For 4,500 PSI Concrete, Add</i>	15.95	
	<i>For 5,000 PSI Concrete, Add</i>	18.18	
	<i>For 6,000 PSI Concrete, Add</i>	43.07	
	<i>For White Cement Concrete, Add</i>	19.14	
	<i>For High Sulfate Resistance, Type 5 Cement Concrete ASTM C150, Add</i>	20.74	
	<i>For High Early Strength, Type 3 ASTM C150, Add</i>	15.95	
	<i>For Lightweight Aggregate, ASTM C330, Add</i>	55.83	
	<i>For Up To 20, Add</i>	91.15	
	<i>For >20 To 50, Add</i>	34.18	
	<i>For >100 To 200, Deduct</i>	-7.75	
	<i>For >200 To 400, Deduct</i>	-15.50	
	<i>For >400, Deduct</i>	-23.24	
03 31 13 00-0046	CY Concrete Pump, Place 3,000 PSI Elevated Concrete Beams.....	269.18	
	Note: Excludes pumping equipment.		
	<i>For 2,000 PSI Concrete, Deduct</i>	-9.33	
	<i>For 2,500 PSI Concrete, Deduct</i>	-4.67	
	<i>For 3,500 PSI Concrete, Add</i>	8.64	
	<i>For 3,750 PSI Concrete, Add</i>	11.75	
	<i>For 4,000 PSI Concrete, Add</i>	14.86	
	<i>For 4,500 PSI Concrete, Add</i>	17.28	
	<i>For 5,000 PSI Concrete, Add</i>	19.70	
	<i>For 6,000 PSI Concrete, Add</i>	46.65	
	<i>For White Cement Concrete, Add</i>	20.73	
	<i>For High Sulfate Resistance, Type 5 Cement Concrete ASTM C150, Add</i>	22.46	
	<i>For High Early Strength, Type 3 ASTM C150, Add</i>	17.28	
	<i>For Lightweight Aggregate, ASTM C330, Add</i>	60.48	
	<i>For Up To 20, Add</i>	38.56	
	<i>For >20 To 50, Add</i>	14.46	
	<i>For >100 To 200, Deduct</i>	-5.38	
	<i>For >200 To 400, Deduct</i>	-10.77	
	<i>For >400, Deduct</i>	-16.15	
03 31 13 00-0047	Place Elevated Concrete Slab <small>(03 31 13 00-0048)</small>	266.79	
03 31 13 00-0048	CY Up To 6", By Crane And Bucket, Place 3,000 PSI Elevated Concrete Slab	266.79	
	<i>For 2,000 PSI Concrete, Deduct</i>	-8.61	
	<i>For 2,500 PSI Concrete, Deduct</i>	-4.31	
	<i>For 3,500 PSI Concrete, Add</i>	7.98	
	<i>For 3,750 PSI Concrete, Add</i>	10.85	
	<i>For 4,000 PSI Concrete, Add</i>	13.72	
	<i>For 4,500 PSI Concrete, Add</i>	15.95	
	<i>For 5,000 PSI Concrete, Add</i>	18.18	
	<i>For 6,000 PSI Concrete, Add</i>	43.07	
	<i>For White Cement Concrete, Add</i>	19.14	
	<i>For High Sulfate Resistance, Type 5 Cement Concrete ASTM C150, Add</i>	20.74	
	<i>For High Early Strength, Type 3 ASTM C150, Add</i>	15.95	
	<i>For Lightweight Aggregate, ASTM C330, Add</i>	55.83	
	<i>For Up To 20, Add</i>	42.92	
	<i>For >20 To 50, Add</i>	16.09	
	<i>For >100 To 200, Deduct</i>	-5.34	
	<i>For >200 To 400, Deduct</i>	-10.67	
	<i>For >400, Deduct</i>	-16.01	
03 31 13 00-0049	CY >6", By Crane And Bucket, Place 3,000 PSI Elevated Concrete Slab	240.90	
	<i>For 2,000 PSI Concrete, Deduct</i>	-8.61	
	<i>For 2,500 PSI Concrete, Deduct</i>	-4.31	
	<i>For 3,500 PSI Concrete, Add</i>	7.98	
	<i>For 3,750 PSI Concrete, Add</i>	10.85	
	<i>For 4,000 PSI Concrete, Add</i>	13.72	
	<i>For 4,500 PSI Concrete, Add</i>	15.95	
	<i>For 5,000 PSI Concrete, Add</i>	18.18	
	<i>For 6,000 PSI Concrete, Add</i>	43.07	
	<i>For White Cement Concrete, Add</i>	19.14	
	<i>For High Sulfate Resistance, Type 5 Cement Concrete ASTM C150, Add</i>	20.74	
	<i>For High Early Strength, Type 3 ASTM C150, Add</i>	15.95	
	<i>For Lightweight Aggregate, ASTM C330, Add</i>	55.83	
	<i>For Up To 20, Add</i>	32.56	
	<i>For >20 To 50, Add</i>	12.21	
	<i>For >100 To 200, Deduct</i>	-4.82	
	<i>For >200 To 400, Deduct</i>	-9.64	
	<i>For >400, Deduct</i>	-14.45	



		Concrete	03
		Cast-In-Place Concrete	03 30
		Structural Concrete	03 31

03

MINOR	CSI	UOM	DESCRIPTION	TOTAL DIRECT UNIT COST	DEMOLITION UNIT COST
03 31	13 00-0050	CY	Up To 6", By Concrete Pump, Place 3,000 PSI Elevated Concrete Slab.....	218.17	
			Note: Excludes pumping equipment.		
			For 2,000 PSI Concrete, Deduct	-9.33	
			For 2,500 PSI Concrete, Deduct	-4.67	
			For 3,500 PSI Concrete, Add	8.64	
			For 3,750 PSI Concrete, Add	11.75	
			For 4,000 PSI Concrete, Add	14.86	
			For 4,500 PSI Concrete, Add	17.28	
			For 5,000 PSI Concrete, Add	19.70	
			For 6,000 PSI Concrete, Add	46.65	
			For White Cement Concrete, Add	20.73	
			For High Sulfate Resistance, Type 5 Cement Concrete ASTM C150, Add	22.46	
			For High Early Strength, Type 3 ASTM C150, Add	17.28	
			For Lightweight Aggregate, ASTM C330, Add	60.48	
			For Up To 20, Add	18.15	
			For >20 To 50, Add	6.81	
			For >100 To 200, Deduct	-4.36	
			For >200 To 400, Deduct	-8.73	
			For >400, Deduct	-13.09	
03 31	13 00-0051	CY	>6", By Concrete Pump, Place 3,000 PSI Elevated Concrete Slab.....	207.22	
			Note: Excludes pumping equipment.		
			For 2,000 PSI Concrete, Deduct	-9.33	
			For 2,500 PSI Concrete, Deduct	-4.67	
			For 3,500 PSI Concrete, Add	8.64	
			For 3,750 PSI Concrete, Add	11.75	
			For 4,000 PSI Concrete, Add	14.86	
			For 4,500 PSI Concrete, Add	17.28	
			For 5,000 PSI Concrete, Add	19.70	
			For 6,000 PSI Concrete, Add	46.65	
			For White Cement Concrete, Add	20.73	
			For High Sulfate Resistance, Type 5 Cement Concrete ASTM C150, Add	22.46	
			For High Early Strength, Type 3 ASTM C150, Add	17.28	
			For Lightweight Aggregate, ASTM C330, Add	60.48	
			For Up To 20, Add	13.77	
			For >20 To 50, Add	5.16	
			For >100 To 200, Deduct	-4.14	
			For >200 To 400, Deduct	-8.29	
			For >400, Deduct	-12.43	
03 31	13 00-0052		Place Concrete Columns <small>(03 31 13 00-0043)</small>		
03 31	13 00-0053	CY	12" Square Or Round, By Crane And Bucket, Place 3,000 PSI Concrete Columns.....	405.61	
			For 2,000 PSI Concrete, Deduct	-8.61	
			For 2,500 PSI Concrete, Deduct	-4.31	
			For 3,500 PSI Concrete, Add	7.98	
			For 3,750 PSI Concrete, Add	10.85	
			For 4,000 PSI Concrete, Add	13.72	
			For 4,500 PSI Concrete, Add	15.95	
			For 5,000 PSI Concrete, Add	18.18	
			For 6,000 PSI Concrete, Add	43.07	
			For White Cement Concrete, Add	19.14	
			For High Sulfate Resistance, Type 5 Cement Concrete ASTM C150, Add	20.74	
			For High Early Strength, Type 3 ASTM C150, Add	15.95	
			For Lightweight Aggregate, ASTM C330, Add	55.83	
			For Up To 20, Add	98.44	
			For >20 To 50, Add	36.92	
			For >100 To 200, Deduct	-8.11	
			For >200 To 400, Deduct	-16.22	
			For >400, Deduct	-24.34	
03 31	13 00-0054	CY	18" Square Or Round, By Crane And Bucket, Place 3,000 PSI Concrete Columns.....	338.38	
			For 2,000 PSI Concrete, Deduct	-8.61	
			For 2,500 PSI Concrete, Deduct	-4.31	
			For 3,500 PSI Concrete, Add	7.98	
			For 3,750 PSI Concrete, Add	10.85	
			For 4,000 PSI Concrete, Add	13.72	
			For 4,500 PSI Concrete, Add	15.95	
			For 5,000 PSI Concrete, Add	18.18	
			For 6,000 PSI Concrete, Add	43.07	
			For White Cement Concrete, Add	19.14	
			For High Sulfate Resistance, Type 5 Cement Concrete ASTM C150, Add	20.74	
			For High Early Strength, Type 3 ASTM C150, Add	15.95	
			For Lightweight Aggregate, ASTM C330, Add	55.83	
			For Up To 20, Add	71.55	
			For >20 To 50, Add	26.83	
			For >100 To 200, Deduct	-6.77	
			For >200 To 400, Deduct	-13.54	
			For >400, Deduct	-20.30	

03 Concrete**03 30 Cast-In-Place Concrete**

03 31 Structural Concrete


 MINOR
 CSI UOM DESCRIPTION

 TOTAL DIRECT DEMOLITION
 UNIT COST UNIT COST

03 31 13 00-0055	CY	24" Square Or Round, By Crane And Bucket, Place 3,000 PSI Concrete Columns	290.30	
		<i>For 2,000 PSI Concrete, Deduct</i>	-8.61	
		<i>For 2,500 PSI Concrete, Deduct</i>	-4.31	
		<i>For 3,500 PSI Concrete, Add</i>	7.98	
		<i>For 3,750 PSI Concrete, Add</i>	10.85	
		<i>For 4,000 PSI Concrete, Add</i>	13.72	
		<i>For 4,500 PSI Concrete, Add</i>	15.95	
		<i>For 5,000 PSI Concrete, Add</i>	18.18	
		<i>For 6,000 PSI Concrete, Add</i>	43.07	
		<i>For White Cement Concrete, Add</i>	19.14	
		<i>For High Sulfate Resistance, Type 5 Cement Concrete ASTM C150, Add</i>	20.74	
		<i>For High Early Strength, Type 3 ASTM C150, Add</i>	15.95	
		<i>For Lightweight Aggregate, ASTM C330, Add</i>	55.83	
		<i>For Up To 20, Add</i>	52.32	
		<i>For >20 To 50, Add</i>	19.62	
		<i>For >100 To 200, Deduct</i>	-5.81	
		<i>For >200 To 400, Deduct</i>	-11.61	
		<i>For >400, Deduct</i>	-17.42	
03 31 13 00-0056	CY	36" Square Or Round, By Crane And Bucket, Place 3,000 PSI Concrete Columns	268.88	
		<i>For 2,000 PSI Concrete, Deduct</i>	-8.61	
		<i>For 2,500 PSI Concrete, Deduct</i>	-4.31	
		<i>For 3,500 PSI Concrete, Add</i>	7.98	
		<i>For 3,750 PSI Concrete, Add</i>	10.85	
		<i>For 4,000 PSI Concrete, Add</i>	13.72	
		<i>For 4,500 PSI Concrete, Add</i>	15.95	
		<i>For 5,000 PSI Concrete, Add</i>	18.18	
		<i>For 6,000 PSI Concrete, Add</i>	43.07	
		<i>For White Cement Concrete, Add</i>	19.14	
		<i>For High Sulfate Resistance, Type 5 Cement Concrete ASTM C150, Add</i>	20.74	
		<i>For High Early Strength, Type 3 ASTM C150, Add</i>	15.95	
		<i>For Lightweight Aggregate, ASTM C330, Add</i>	55.83	
		<i>For Up To 20, Add</i>	43.75	
		<i>For >20 To 50, Add</i>	16.41	
		<i>For >100 To 200, Deduct</i>	-5.38	
		<i>For >200 To 400, Deduct</i>	-10.76	
		<i>For >400, Deduct</i>	-16.13	
03 31 13 00-0057	CY	12" Square Or Round, By Concrete Pump, Place 3,000 PSI Concrete Columns	276.90	
		Note: Excludes pumping equipment.		
		<i>For 2,000 PSI Concrete, Deduct</i>	-9.33	
		<i>For 2,500 PSI Concrete, Deduct</i>	-4.67	
		<i>For 3,500 PSI Concrete, Add</i>	8.64	
		<i>For 3,750 PSI Concrete, Add</i>	11.75	
		<i>For 4,000 PSI Concrete, Add</i>	14.86	
		<i>For 4,500 PSI Concrete, Add</i>	17.28	
		<i>For 5,000 PSI Concrete, Add</i>	19.70	
		<i>For 6,000 PSI Concrete, Add</i>	46.65	
		<i>For White Cement Concrete, Add</i>	20.73	
		<i>For High Sulfate Resistance, Type 5 Cement Concrete ASTM C150, Add</i>	22.46	
		<i>For High Early Strength, Type 3 ASTM C150, Add</i>	17.28	
		<i>For Lightweight Aggregate, ASTM C330, Add</i>	60.48	
		<i>For Up To 20, Add</i>	41.64	
		<i>For >20 To 50, Add</i>	15.62	
		<i>For >100 To 200, Deduct</i>	-5.54	
		<i>For >200 To 400, Deduct</i>	-11.08	
		<i>For >400, Deduct</i>	-16.61	
03 31 13 00-0058	CY	18" Square Or Round, By Concrete Pump, Place 3,000 PSI Concrete Columns	248.46	
		Note: Excludes pumping equipment.		
		<i>For 2,000 PSI Concrete, Deduct</i>	-9.33	
		<i>For 2,500 PSI Concrete, Deduct</i>	-4.67	
		<i>For 3,500 PSI Concrete, Add</i>	8.64	
		<i>For 3,750 PSI Concrete, Add</i>	11.75	
		<i>For 4,000 PSI Concrete, Add</i>	14.86	
		<i>For 4,500 PSI Concrete, Add</i>	17.28	
		<i>For 5,000 PSI Concrete, Add</i>	19.70	
		<i>For 6,000 PSI Concrete, Add</i>	46.65	
		<i>For White Cement Concrete, Add</i>	20.73	
		<i>For High Sulfate Resistance, Type 5 Cement Concrete ASTM C150, Add</i>	22.46	
		<i>For High Early Strength, Type 3 ASTM C150, Add</i>	17.28	
		<i>For Lightweight Aggregate, ASTM C330, Add</i>	60.48	
		<i>For Up To 20, Add</i>	30.27	
		<i>For >20 To 50, Add</i>	11.35	
		<i>For >100 To 200, Deduct</i>	-4.97	
		<i>For >200 To 400, Deduct</i>	-9.94	
		<i>For >400, Deduct</i>	-14.91	



Concrete	03	03
Cast-In-Place Concrete	03 30	
Structural Concrete	03 31	

MINOR CSI UOM DESCRIPTION	TOTAL DIRECT UNIT COST	DEMOLITION UNIT COST
------------------------------	---------------------------	-------------------------

03 31 13 00-0059	CY	24" Square Or Round, By Concrete Pump, Place 3,000 PSI Concrete Columns	228.11
		Note: Excludes pumping equipment.	
		For 2,000 PSI Concrete, Deduct	-9.33
		For 2,500 PSI Concrete, Deduct	-4.67
		For 3,500 PSI Concrete, Add	8.64
		For 3,750 PSI Concrete, Add	11.75
		For 4,000 PSI Concrete, Add	14.86
		For 4,500 PSI Concrete, Add	17.28
		For 5,000 PSI Concrete, Add	19.70
		For 6,000 PSI Concrete, Add	46.65
		For White Cement Concrete, Add	20.73
		For High Sulfate Resistance, Type 5 Cement Concrete ASTM C150, Add	22.46
		For High Early Strength, Type 3 ASTM C150, Add	17.28
		For Lightweight Aggregate, ASTM C330, Add	60.48
		For Up To 20, Add	22.13
		For >20 To 50, Add	8.30
		For >100 To 200, Deduct	-4.56
		For >200 To 400, Deduct	-9.12
		For >400, Deduct	-13.69

03 31 13 00-0060	CY	36" Square Or Round, By Concrete Pump, Place 3,000 PSI Concrete Columns	219.05
		Note: Excludes pumping equipment.	
		For 2,000 PSI Concrete, Deduct	-9.33
		For 2,500 PSI Concrete, Deduct	-4.67
		For 3,500 PSI Concrete, Add	8.64
		For 3,750 PSI Concrete, Add	11.75
		For 4,000 PSI Concrete, Add	14.86
		For 4,500 PSI Concrete, Add	17.28
		For 5,000 PSI Concrete, Add	19.70
		For 6,000 PSI Concrete, Add	46.65
		For White Cement Concrete, Add	20.73
		For High Sulfate Resistance, Type 5 Cement Concrete ASTM C150, Add	22.46
		For High Early Strength, Type 3 ASTM C150, Add	17.28
		For Lightweight Aggregate, ASTM C330, Add	60.48
		For Up To 20, Add	18.50
		For >20 To 50, Add	6.94
		For >100 To 200, Deduct	-4.38
		For >200 To 400, Deduct	-8.76
		For >400, Deduct	-13.14

03 31 13 00-0061 Place Concrete Walls (03 31 13 00-0043)

03 31 13 00-0062	CY	Up To 8" Thick, By Crane And Bucket, Place 3,000 PSI Concrete Walls	390.22
		For 2,000 PSI Concrete, Deduct	-8.61
		For 2,500 PSI Concrete, Deduct	-4.31
		For 3,500 PSI Concrete, Add	7.98
		For 3,750 PSI Concrete, Add	10.85
		For 4,000 PSI Concrete, Add	13.72
		For 4,500 PSI Concrete, Add	15.95
		For 5,000 PSI Concrete, Add	18.18
		For 6,000 PSI Concrete, Add	43.07
		For White Cement Concrete, Add	19.14
		For High Sulfate Resistance, Type 5 Cement Concrete ASTM C150, Add	20.74
		For High Early Strength, Type 3 ASTM C150, Add	15.95
		For Lightweight Aggregate, ASTM C330, Add	55.83
		For Up To 20, Add	92.29
		For >20 To 50, Add	34.61
		For >100 To 200, Deduct	-7.80
		For >200 To 400, Deduct	-15.61
		For >400, Deduct	-23.41

03 31 13 00-0063	CY	12" Thick, By Crane And Bucket, Place 3,000 PSI Concrete Walls	371.10
		For 2,000 PSI Concrete, Deduct	-8.61
		For 2,500 PSI Concrete, Deduct	-4.31
		For 3,500 PSI Concrete, Add	7.98
		For 3,750 PSI Concrete, Add	10.85
		For 4,000 PSI Concrete, Add	13.72
		For 4,500 PSI Concrete, Add	15.95
		For 5,000 PSI Concrete, Add	18.18
		For 6,000 PSI Concrete, Add	43.07
		For White Cement Concrete, Add	19.14
		For High Sulfate Resistance, Type 5 Cement Concrete ASTM C150, Add	20.74
		For High Early Strength, Type 3 ASTM C150, Add	15.95
		For Lightweight Aggregate, ASTM C330, Add	55.83
		For Up To 20, Add	84.64
		For >20 To 50, Add	31.74
		For >100 To 200, Deduct	-7.42
		For >200 To 400, Deduct	-14.84
		For >400, Deduct	-22.27

03	03 Concrete
	03 30 Cast-In-Place Concrete
	03 31 Structural Concrete



MINOR CSI UOM DESCRIPTION	TOTAL DIRECT UNIT COST	DEMOLITION UNIT COST
03 31 13 00-0064 CY 15" Thick, By Crane And Bucket, Place 3,000 PSI Concrete Walls	321.01	
For 2,000 PSI Concrete, Deduct	-8.61	
For 2,500 PSI Concrete, Deduct	-4.31	
For 3,500 PSI Concrete, Add	7.98	
For 3,750 PSI Concrete, Add	10.85	
For 4,000 PSI Concrete, Add	13.72	
For 4,500 PSI Concrete, Add	15.95	
For 5,000 PSI Concrete, Add	18.18	
For 6,000 PSI Concrete, Add	43.07	
For White Cement Concrete, Add	19.14	
For High Sulfate Resistance, Type 5 Cement Concrete ASTM C150, Add	20.74	
For High Early Strength, Type 3 ASTM C150, Add	15.95	
For Lightweight Aggregate, ASTM C330, Add	55.83	
For Up To 20, Add	64.60	
For >20 To 50, Add	24.23	
For >100 To 200, Deduct	-6.42	
For >200 To 400, Deduct	-12.84	
For >400, Deduct	-19.26	
03 31 13 00-0065 CY Up To 8" Thick, By Direct Chute, Place 3,000 PSI Concrete Walls	261.97	
For 2,000 PSI Concrete, Deduct	-8.61	
For 2,500 PSI Concrete, Deduct	-4.31	
For 3,500 PSI Concrete, Add	7.98	
For 3,750 PSI Concrete, Add	10.85	
For 4,000 PSI Concrete, Add	13.72	
For 4,500 PSI Concrete, Add	15.95	
For 5,000 PSI Concrete, Add	18.18	
For 6,000 PSI Concrete, Add	43.07	
For White Cement Concrete, Add	19.14	
For High Sulfate Resistance, Type 5 Cement Concrete ASTM C150, Add	20.74	
For High Early Strength, Type 3 ASTM C150, Add	15.95	
For Lightweight Aggregate, ASTM C330, Add	55.83	
For Up To 20, Add	40.99	
For >20 To 50, Add	15.37	
For >100 To 200, Deduct	-5.24	
For >200 To 400, Deduct	-10.48	
For >400, Deduct	-15.72	
03 31 13 00-0066 CY 12" Thick, By Direct Chute, Place 3,000 PSI Concrete Walls	241.48	
For 2,000 PSI Concrete, Deduct	-8.61	
For 2,500 PSI Concrete, Deduct	-4.31	
For 3,500 PSI Concrete, Add	7.98	
For 3,750 PSI Concrete, Add	10.85	
For 4,000 PSI Concrete, Add	13.72	
For 4,500 PSI Concrete, Add	15.95	
For 5,000 PSI Concrete, Add	18.18	
For 6,000 PSI Concrete, Add	43.07	
For White Cement Concrete, Add	19.14	
For High Sulfate Resistance, Type 5 Cement Concrete ASTM C150, Add	20.74	
For High Early Strength, Type 3 ASTM C150, Add	15.95	
For Lightweight Aggregate, ASTM C330, Add	55.83	
For Up To 20, Add	32.79	
For >20 To 50, Add	12.30	
For >100 To 200, Deduct	-4.83	
For >200 To 400, Deduct	-9.66	
For >400, Deduct	-14.49	
03 31 13 00-0067 CY 15" Thick, By Direct Chute, Place 3,000 PSI Concrete Walls	231.23	
For 2,000 PSI Concrete, Deduct	-8.61	
For 2,500 PSI Concrete, Deduct	-4.31	
For 3,500 PSI Concrete, Add	7.98	
For 3,750 PSI Concrete, Add	10.85	
For 4,000 PSI Concrete, Add	13.72	
For 4,500 PSI Concrete, Add	15.95	
For 5,000 PSI Concrete, Add	18.18	
For 6,000 PSI Concrete, Add	43.07	
For White Cement Concrete, Add	19.14	
For High Sulfate Resistance, Type 5 Cement Concrete ASTM C150, Add	20.74	
For High Early Strength, Type 3 ASTM C150, Add	15.95	
For Lightweight Aggregate, ASTM C330, Add	55.83	
For Up To 20, Add	28.69	
For >20 To 50, Add	10.76	
For >100 To 200, Deduct	-4.62	
For >200 To 400, Deduct	-9.25	
For >400, Deduct	-13.87	



Concrete	03	03
Cast-In-Place Concrete	03 30	
Structural Concrete	03 31	

MINOR CSI UOM DESCRIPTION	TOTAL DIRECT UNIT COST	DEMOLITION UNIT COST
------------------------------	---------------------------	-------------------------

03 31 13 00-0068 CY Up To 8" Thick, By Concrete Pump, Place 3,000 PSI Concrete Walls	270.38 Note: Excludes pumping equipment. For 2,000 PSI Concrete, Deduct -9.33 For 2,500 PSI Concrete, Deduct -4.67 For 3,500 PSI Concrete, Add 8.64 For 3,750 PSI Concrete, Add 11.75 For 4,000 PSI Concrete, Add 14.86 For 4,500 PSI Concrete, Add 17.28 For 5,000 PSI Concrete, Add 19.70 For 6,000 PSI Concrete, Add 46.65 For White Cement Concrete, Add 20.73 For High Sulfate Resistance, Type 5 Cement Concrete ASTM C150, Add 22.46 For High Early Strength, Type 3 ASTM C150, Add 17.28 For Lightweight Aggregate, ASTM C330, Add 60.48 For Up To 20, Add 39.04 For >20 To 50, Add 14.64 For >100 To 200, Deduct -5.41 For >200 To 400, Deduct -10.82 For >400, Deduct -16.22
03 31 13 00-0069 CY 12" Thick, By Concrete Pump, Place 3,000 PSI Concrete Walls	250.85 Note: Excludes pumping equipment. For 2,000 PSI Concrete, Deduct -9.33 For 2,500 PSI Concrete, Deduct -4.67 For 3,500 PSI Concrete, Add 8.64 For 3,750 PSI Concrete, Add 11.75 For 4,000 PSI Concrete, Add 14.86 For 4,500 PSI Concrete, Add 17.28 For 5,000 PSI Concrete, Add 19.70 For 6,000 PSI Concrete, Add 46.65 For White Cement Concrete, Add 20.73 For High Sulfate Resistance, Type 5 Cement Concrete ASTM C150, Add 22.46 For High Early Strength, Type 3 ASTM C150, Add 17.28 For Lightweight Aggregate, ASTM C330, Add 60.48 For Up To 20, Add 31.22 For >20 To 50, Add 11.71 For >100 To 200, Deduct -5.02 For >200 To 400, Deduct -10.03 For >400, Deduct -15.05
03 31 13 00-0070 CY 15" Thick, By Concrete Pump, Place 3,000 PSI Concrete Walls	241.10 Note: Excludes pumping equipment. For 2,000 PSI Concrete, Deduct -9.33 For 2,500 PSI Concrete, Deduct -4.67 For 3,500 PSI Concrete, Add 8.64 For 3,750 PSI Concrete, Add 11.75 For 4,000 PSI Concrete, Add 14.86 For 4,500 PSI Concrete, Add 17.28 For 5,000 PSI Concrete, Add 19.70 For 6,000 PSI Concrete, Add 46.65 For White Cement Concrete, Add 20.73 For High Sulfate Resistance, Type 5 Cement Concrete ASTM C150, Add 22.46 For High Early Strength, Type 3 ASTM C150, Add 17.28 For Lightweight Aggregate, ASTM C330, Add 60.48 For Up To 20, Add 27.32 For >20 To 50, Add 10.25 For >100 To 200, Deduct -4.82 For >200 To 400, Deduct -9.64 For >400, Deduct -14.47

03 31 13 00-0071 Place Elevated Concrete Stairs (03 31 13 00-0043)

03 31 13 00-0072 CY Crane And Bucket, Place 3,000 PSI Elevated Concrete Stairs	625.94 For 2,000 PSI Concrete, Deduct -8.61 For 2,500 PSI Concrete, Deduct -4.31 For 3,500 PSI Concrete, Add 7.98 For 3,750 PSI Concrete, Add 10.85 For 4,000 PSI Concrete, Add 13.72 For 4,500 PSI Concrete, Add 15.95 For 5,000 PSI Concrete, Add 18.18 For 6,000 PSI Concrete, Add 43.07 For White Cement Concrete, Add 19.14 For High Sulfate Resistance, Type 5 Cement Concrete ASTM C150, Add 20.74 For High Early Strength, Type 3 ASTM C150, Add 15.95 For Lightweight Aggregate, ASTM C330, Add 55.83 For Up To 20, Add 186.58 For >20 To 50, Add 69.97 For >100 To 200, Deduct -12.52 For >200 To 400, Deduct -25.04 For >400, Deduct -37.56
--	--

03 Concrete**03 30 Cast-In-Place Concrete****03 31 Structural Concrete**
 MINOR
 CSI UOM DESCRIPTION

 TOTAL DIRECT DEMOLITION
 UNIT COST UNIT COST

03 31 13 00-0073	CY Direct Chute, Place 3,000 PSI Elevated Concrete Stairs.....	366.66	
	<i>For 2,000 PSI Concrete, Deduct</i>	-8.61	
	<i>For 2,500 PSI Concrete, Deduct</i>	-4.31	
	<i>For 3,500 PSI Concrete, Add</i>	7.98	
	<i>For 3,750 PSI Concrete, Add</i>	10.85	
	<i>For 4,000 PSI Concrete, Add</i>	13.72	
	<i>For 4,500 PSI Concrete, Add</i>	15.95	
	<i>For 5,000 PSI Concrete, Add</i>	18.18	
	<i>For 6,000 PSI Concrete, Add</i>	43.07	
	<i>For White Cement Concrete, Add</i>	19.14	
	<i>For High Sulfate Resistance, Type 5 Cement Concrete ASTM C150, Add</i>	20.74	
	<i>For High Early Strength, Type 3 ASTM C150, Add</i>	15.95	
	<i>For Lightweight Aggregate, ASTM C330, Add</i>	55.83	
	<i>For Up To 20, Add</i>	82.86	
	<i>For >20 To 50, Add</i>	31.07	
	<i>For >100 To 200, Deduct</i>	-7.33	
	<i>For >200 To 400, Deduct</i>	-14.67	
	<i>For >400, Deduct</i>	-22.00	
03 31 13 00-0074	CY Concrete Pump, Place 3,000 PSI Elevated Concrete Stairs.....	345.43	
	Note: Excludes pumping equipment.		
	<i>For 2,000 PSI Concrete, Deduct</i>	-9.33	
	<i>For 2,500 PSI Concrete, Deduct</i>	-4.67	
	<i>For 3,500 PSI Concrete, Add</i>	8.64	
	<i>For 3,750 PSI Concrete, Add</i>	11.75	
	<i>For 4,000 PSI Concrete, Add</i>	14.86	
	<i>For 4,500 PSI Concrete, Add</i>	17.28	
	<i>For 5,000 PSI Concrete, Add</i>	19.70	
	<i>For 6,000 PSI Concrete, Add</i>	46.65	
	<i>For White Cement Concrete, Add</i>	20.73	
	<i>For High Sulfate Resistance, Type 5 Cement Concrete ASTM C150, Add</i>	22.46	
	<i>For High Early Strength, Type 3 ASTM C150, Add</i>	17.28	
	<i>For Lightweight Aggregate, ASTM C330, Add</i>	60.48	
	<i>For Up To 20, Add</i>	69.06	
	<i>For >20 To 50, Add</i>	25.90	
	<i>For >100 To 200, Deduct</i>	-6.91	
	<i>For >200 To 400, Deduct</i>	-13.82	
	<i>For >400, Deduct</i>	-20.73	
03 31 13 00-0075	Place Concrete Coping <small>(03 31 13 00-0043)</small>	642.07	
03 31 13 00-0076	CY Crane And Bucket, Place 3,000 PSI Concrete Coping.....	642.07	
	<i>For 2,000 PSI Concrete, Deduct</i>	-8.61	
	<i>For 2,500 PSI Concrete, Deduct</i>	-4.31	
	<i>For 3,500 PSI Concrete, Add</i>	7.98	
	<i>For 3,750 PSI Concrete, Add</i>	10.85	
	<i>For 4,000 PSI Concrete, Add</i>	13.72	
	<i>For 4,500 PSI Concrete, Add</i>	15.95	
	<i>For 5,000 PSI Concrete, Add</i>	18.18	
	<i>For 6,000 PSI Concrete, Add</i>	43.07	
	<i>For White Cement Concrete, Add</i>	19.14	
	<i>For High Sulfate Resistance, Type 5 Cement Concrete ASTM C150, Add</i>	20.74	
	<i>For High Early Strength, Type 3 ASTM C150, Add</i>	15.95	
	<i>For Lightweight Aggregate, ASTM C330, Add</i>	55.83	
	<i>For Up To 20, Add</i>	193.03	
	<i>For >20 To 50, Add</i>	72.39	
	<i>For >100 To 200, Deduct</i>	-12.84	
	<i>For >200 To 400, Deduct</i>	-25.68	
	<i>For >400, Deduct</i>	-38.52	
03 31 13 00-0077	CY Direct Chute, Place 3,000 PSI Concrete Coping.....	365.26	
	<i>For 2,000 PSI Concrete, Deduct</i>	-8.61	
	<i>For 2,500 PSI Concrete, Deduct</i>	-4.31	
	<i>For 3,500 PSI Concrete, Add</i>	7.98	
	<i>For 3,750 PSI Concrete, Add</i>	10.85	
	<i>For 4,000 PSI Concrete, Add</i>	13.72	
	<i>For 4,500 PSI Concrete, Add</i>	15.95	
	<i>For 5,000 PSI Concrete, Add</i>	18.18	
	<i>For 6,000 PSI Concrete, Add</i>	43.07	
	<i>For White Cement Concrete, Add</i>	19.14	
	<i>For High Sulfate Resistance, Type 5 Cement Concrete ASTM C150, Add</i>	20.74	
	<i>For High Early Strength, Type 3 ASTM C150, Add</i>	15.95	
	<i>For Lightweight Aggregate, ASTM C330, Add</i>	55.83	
	<i>For Up To 20, Add</i>	82.30	
	<i>For >20 To 50, Add</i>	30.86	
	<i>For >100 To 200, Deduct</i>	-7.31	
	<i>For >200 To 400, Deduct</i>	-14.61	
	<i>For >400, Deduct</i>	-21.92	



Concrete	03	03
Cast-In-Place Concrete	03 30	
Structural Concrete	03 31	

MINOR CSI UOM DESCRIPTION	TOTAL DIRECT UNIT COST	DEMOLITION UNIT COST
03 31 13 00-0078 CY Concrete Pump, Place 3,000 PSI Concrete Coping Note: Excludes pumping equipment. For 2,000 PSI Concrete, Deduct For 2,500 PSI Concrete, Deduct For 3,500 PSI Concrete, Add For 3,750 PSI Concrete, Add For 4,000 PSI Concrete, Add For 4,500 PSI Concrete, Add For 5,000 PSI Concrete, Add For 6,000 PSI Concrete, Add For White Cement Concrete, Add For High Sulfate Resistance, Type 5 Cement Concrete ASTM C150, Add For High Early Strength, Type 3 ASTM C150, Add For Lightweight Aggregate, ASTM C330, Add For Up To 20, Add For >20 To 50, Add For >100 To 200, Deduct For >200 To 400, Deduct For >400, Deduct	484.45 -9.33 -4.67 8.64 11.75 14.86 17.28 19.70 46.65 20.73 22.46 17.28 60.48 124.66 46.75 -9.69 -19.38 -29.07	
03 31 13 00-0079 Concrete Carts (03 31 13 00-0010) Note: Used to place concrete were necessary.		
03 31 13 00-0080 CY 50' Haul, Non Motorized, Concrete Buggy	25.06	
03 31 13 00-0081 CY 150' Haul, Non Motorized, Concrete Buggy	33.56	
03 31 13 00-0082 CY 250' Haul, Non Motorized, Concrete Buggy	44.76	
03 31 13 00-0083 CY 50' Haul, Motorized, Concrete Buggy	11.19	
03 31 13 00-0084 CY 150' Haul, Motorized, Concrete Buggy	15.01	
03 31 13 00-0085 CY 250' Haul, Motorized, Concrete Buggy	20.00	
03 31 13 00-0086 Delivery Fee For Small Concrete Purchases (Short Load) (03 31 13)		
03 31 13 00-0087 CY Delivery Fee For Small Concrete Purchases (Short Load) Per CY For Each CY Less Than 9 CY..... Note: The task quantity is 9 minus the number of CY's delivered. For example, the delivery fee for 2CY's is: (9-2) = 7.	31.80	
03 31 13 00-0088 Equipment Pads (03 31 13)		
03 31 13 00-0089 Small Concrete Equipment Housekeeping Pad Assemblies (03 31 13 00-0088) Note: Includes forms, hand mix concrete, finish, curing and reinforcing. For up to 50 SF per pad and up to 5 pads per project. See CSI section 03 31 13 00-0002 for >50 SF concrete pads.		
03 31 13 00-0090 SF 4" Equipment Pad With Welded Wire Reinforcement	18.09	
For >5 To 20 Pads, Deduct	-2.22	
For >20 To 50 Pads, Deduct	-4.07	
For >50 Pads, Deduct	-5.92	
03 31 13 00-0091 SF 4" Equipment Pad With Rebar	22.39	
For >5 To 20 Pads, Deduct	-2.56	
For >20 To 50 Pads, Deduct	-4.70	
For >50 Pads, Deduct	-6.84	
03 31 13 00-0092 SF 6" Equipment Pad With Rebar	28.12	
For >5 To 20 Pads, Deduct	-3.22	
For >20 To 50 Pads, Deduct	-5.91	
For >50 Pads, Deduct	-8.59	
03 31 13 00-0093 SF 8" Equipment Pad With Rebar	35.26	
For >5 To 20 Pads, Deduct	-4.09	
For >20 To 50 Pads, Deduct	-7.50	
For >50 Pads, Deduct	-10.92	
03 31 16 Lightweight Structural Concrete (03 31)		
03 31 16 00-0001 Low Density Cellular / Foam Concrete Fill (03 31 16)		
03 31 16 00-0002 CY Lightweight Low Density Pervious Cellular/Foam Concrete, 100 To 120 PCF Density Range	288.00	
03 35 Concrete Finishing (03 30)		
03 35 13 High-Tolerance Concrete Floor Finishing (03 35)		
03 35 13 00-0001 Floor Finishes (03 35 13) Note: Task is for final finish type and includes all required prior finishes.		
03 35 13 00-0002 SF Screed, Concrete Floor Finish	0.97	
For Up To 100, Add	1.94	
For >100 To 250, Add	0.49	
For >250 To 500, Add	0.24	
For >5,000 To 10,000, Deduct	-0.05	
For >10,000, Deduct	-0.10	
03 35 13 00-0003 SF Darby, Concrete Floor Finish	1.17	
For Up To 100, Add	2.34	
For >100 To 250, Add	0.59	
For >250 To 500, Add	0.29	
For >5,000 To 10,000, Deduct	-0.06	
For >10,000, Deduct	-0.12	

03	03 Concrete
	03 30 Cast-In-Place Concrete
	03 35 Concrete Finishing



MINOR CSI UOM DESCRIPTION	TOTAL DIRECT UNIT COST	DEMOLITION UNIT COST
------------------------------	---------------------------	-------------------------

<p>03 35 13 00-0004 SF Broom, Concrete Floor Finish.....1.29 <i>For Up To 100, Add 2.58</i> <i>For >100 To 250, Add 0.65</i> <i>For >250 To 500, Add 0.32</i> <i>For >5,000 To 10,000, Deduct -0.06</i> <i>For >10,000, Deduct -0.13</i></p> <p>03 35 13 00-0005 SF Final Float, Concrete Floor Finish.....1.50 <i>For Up To 100, Add 3.00</i> <i>For >100 To 250, Add 0.75</i> <i>For >250 To 500, Add 0.38</i> <i>For >5,000 To 10,000, Deduct -0.08</i> <i>For >10,000, Deduct -0.15</i></p> <p>03 35 13 00-0006 SF Steel Trowel, Concrete Floor Finish.....1.69 <i>For Up To 100, Add 3.38</i> <i>For >100 To 250, Add 0.85</i> <i>For >250 To 500, Add 0.42</i> <i>For >5,000 To 10,000, Deduct -0.08</i> <i>For >10,000, Deduct -0.17</i></p> <p>03 35 13 00-0007 SF Concrete Floor Finishes, Machine1.50 <i>For Up To 100, Add 3.00</i> <i>For >100 To 250, Add 0.75</i> <i>For >250 To 500, Add 0.38</i> <i>For >5,000 To 10,000, Deduct -0.08</i> <i>For >10,000, Deduct -0.15</i></p>	<p>.....1.29 2.58 0.65 0.32 -0.06 -0.13</p> <p>.....1.50 3.00 0.75 0.38 -0.08 -0.15</p> <p>.....1.69 3.38 0.85 0.42 -0.08 -0.17</p> <p>.....1.50 3.00 0.75 0.38 -0.08 -0.15</p>
---	---

03 35 16 Heavy-Duty Concrete Floor Finishing (03 35)

<p>03 35 16 00-0001 Shake On Floor Hardeners (03 35 16)</p> <p>03 35 16 00-0002 SF 0.3 LB/SF, Metallic, Shake On Floor Hardener.....1.20</p> <p>03 35 16 00-0003 SF 0.65 LB/SF, Metallic, Shake On Floor Hardener.....1.84</p> <p>03 35 16 00-0004 SF 0.3 LB/SF, Non Metallic, Shake On Floor Hardener.....1.14</p> <p>03 35 16 00-0005 SF 0.65 LB/SF, Non Metallic, Shake On Floor Hardener.....1.37</p>	<p>.....1.201.841.141.37</p>
---	--

03 35 19 Colored Concrete Finishing (03 35)

<p>03 35 19 00-0001 Concrete Surface Treatments (03 35 19)</p> <p>03 35 19 00-0002 SF Acrylic Latex Bonding Agent.....0.55</p> <p>03 35 19 00-0003 SF Epoxy Resin Bonding Agent.....3.19</p> <p>03 35 19 00-0004 SF Clear Acrylic Sealer, Hardener And Dustproof.....0.38</p> <p>03 35 19 00-0005 SF Colored Acrylic Sealer, Hardener And Dustproof.....0.40</p>	<p>.....0.553.190.380.40</p>
--	--

03 35 23 Exposed Aggregate Concrete Finishing (03 35)

<p>03 35 23 00-0001 Exposed Aggregate, Concrete Finish (03 35 23)</p> <p>03 35 23 00-0002 SF Exposed Aggregate, Concrete Floor Finish.....3.17</p>	<p>.....3.17</p>
--	------------------

03 35 26 Grooved Concrete Surface Finishing (03 35)

<p>03 35 26 00-0001 Ramp, Grooved Concrete Surface Finishing (03 35 26)</p> <p>03 35 26 00-0002 SF Ramp, Grooved Concrete Surface Finishing.....4.49</p>	<p>.....4.49</p>
--	------------------

03 35 29 Tooled Concrete Finishing (03 35)

<p>03 35 29 00-0001 Solid Board Concrete Finish (03 35 29)</p> <p>03 35 29 00-0002 SF Solid Board Concrete, Non Uniform Finish, 1 Use, Add To Formwork.....14.90</p> <p>03 35 29 00-0003 Marblecrete Finishes (03 35 29)</p> <p>03 35 29 00-0004 SF 2" Thick Marblecrete And Finish.....38.63</p> <p>03 35 29 00-0005 SF 4" Thick Marblecrete And Finish.....51.80</p>	<p>.....14.9038.6351.80</p>
--	---

03 35 33 Stamped Concrete Finishing (03 35)

<p>03 35 33 00-0001 Stamped Concrete Finishes (03 35 33)</p> <p>03 35 33 00-0002 SF Up To 2,500 SF Stamped Concrete Finish.....3.91</p> <p>03 35 33 00-0003 SF >2,500 To 10,000 SF Stamped Concrete Finish.....3.55</p> <p>03 35 33 00-0004 SF >10,000 SF Stamped Concrete Finish.....3.39</p>	<p>.....3.913.553.39</p>
--	--

03 35 43 Polished Concrete Finishing (03 35)

<p>03 35 43 00-0001 Concrete Floor Polishing System (03 35 43)</p> <p>Note: The floor polishing system below may consist of one or multiple applications of each task/step below depending on existing conditions and desired results.</p>	<p>.....</p>
--	--------------



Concrete	03	03
Cast-In-Place Concrete	03 30	
Concrete Finishing	03 35	

MINOR CSI UOM DESCRIPTION	TOTAL DIRECT UNIT COST	DEMOLITION UNIT COST
03 35 43 00-0002 SF Mechanically Grind Concrete Floor With 40 Grit Metal Bonded Diamond Wheels.....	1.83	
For Up To 500, Add	3.47	
For >500 To 1,000, Add	3.22	
For >1,000 To 2,500, Add	2.13	
For >2,500 To 4,000, Add	1.11	
For >8,000 To 15,000, Deduct	-0.43	
For >15,000 To 25,000, Deduct	-0.55	
For >25,000, Deduct	-0.77	
03 35 43 00-0003 SF Mechanically Grind Concrete Floor With 80 Grit Metal Bonded Diamond Wheels.....	1.48	
For Up To 500, Add	2.79	
For >500 To 1,000, Add	2.59	
For >1,000 To 2,500, Add	1.71	
For >2,500 To 4,000, Add	0.89	
For >8,000 To 15,000, Deduct	-0.35	
For >15,000 To 25,000, Deduct	-0.44	
For >25,000, Deduct	-0.62	
03 35 43 00-0004 SF Mechanically Grind Concrete Floor With 100 Grit Resin Bonded Diamond Wheels.....	1.24	
For Up To 500, Add	2.33	
For >500 To 1,000, Add	2.16	
For >1,000 To 2,500, Add	1.43	
For >2,500 To 4,000, Add	0.74	
For >8,000 To 15,000, Deduct	-0.29	
For >15,000 To 25,000, Deduct	-0.37	
For >25,000, Deduct	-0.52	
03 35 43 00-0005 SF Mechanically Grind Concrete Floor With 150 Grit Metal Bonded Diamond Wheels.....	1.15	
For Up To 500, Add	2.15	
For >500 To 1,000, Add	2.00	
For >1,000 To 2,500, Add	1.32	
For >2,500 To 4,000, Add	0.69	
For >8,000 To 15,000, Deduct	-0.27	
For >15,000 To 25,000, Deduct	-0.34	
For >25,000, Deduct	-0.48	
03 35 43 00-0006 SF Mechanically Grind Concrete Floor With 200 Grit Resin Bonded Diamond Wheels.....	1.06	
For Up To 500, Add	1.98	
For >500 To 1,000, Add	1.84	
For >1,000 To 2,500, Add	1.21	
For >2,500 To 4,000, Add	0.63	
For >8,000 To 15,000, Deduct	-0.24	
For >15,000 To 25,000, Deduct	-0.31	
For >25,000, Deduct	-0.44	
03 35 43 00-0007 SF Mechanically Grind Concrete Floor With 400 Grit Resin Bonded Diamond Wheels.....	1.06	
For Up To 500, Add	1.98	
For >500 To 1,000, Add	1.84	
For >1,000 To 2,500, Add	1.21	
For >2,500 To 4,000, Add	0.63	
For >8,000 To 15,000, Deduct	-0.24	
For >15,000 To 25,000, Deduct	-0.31	
For >25,000, Deduct	-0.44	
03 35 43 00-0008 SF Mechanically Grind Concrete Floor With 800 Grit Resin Bonded Diamond Wheels.....	1.06	
For Up To 500, Add	1.98	
For >500 To 1,000, Add	1.84	
For >1,000 To 2,500, Add	1.21	
For >2,500 To 4,000, Add	0.63	
For >8,000 To 15,000, Deduct	-0.24	
For >15,000 To 25,000, Deduct	-0.31	
For >25,000, Deduct	-0.44	
03 35 43 00-0009 SF Mechanically Grind Concrete Floor With 1,500 Grit Resin Bonded Diamond Wheels.....	1.06	
For Up To 500, Add	1.98	
For >500 To 1,000, Add	1.84	
For >1,000 To 2,500, Add	1.21	
For >2,500 To 4,000, Add	0.63	
For >8,000 To 15,000, Deduct	-0.24	
For >15,000 To 25,000, Deduct	-0.31	
For >25,000, Deduct	-0.44	
03 35 43 00-0010 SF High Speed Burnish Concrete Floor With Diamond Pads.....	0.26	
For Up To 500, Add	0.43	
For >500 To 1,000, Add	0.40	
For >1,000 To 2,500, Add	0.26	
For >2,500 To 4,000, Add	0.14	
For >8,000 To 15,000, Deduct	-0.05	
For >15,000 To 25,000, Deduct	-0.07	
For >25,000, Deduct	-0.09	
03 35 43 00-0011 SF Apply 1 Coat Of Concrete Densifier For Concrete Floor Polishing.....	0.50	
For Up To 500, Add	0.54	
For >500 To 1,000, Add	0.50	
For >1,000 To 2,500, Add	0.33	
For >2,500 To 4,000, Add	0.17	
For >8,000 To 15,000, Deduct	-0.07	
For >15,000 To 25,000, Deduct	-0.09	
For >25,000, Deduct	-0.12	

03	03 Concrete
	03 30 Cast-In-Place Concrete
	03 35 Concrete Finishing



MINOR CSI UOM DESCRIPTION	TOTAL DIRECT UNIT COST	DEMOLITION UNIT COST
03 35 43 00-0012 SF Apply 2 Coats Of Concrete Densifier With Stain Protector For Concrete Floor Polishing.....	0.86	
For Up To 500, Add	0.80	
For >500 To 1,000, Add	0.74	
For >1,000 To 2,500, Add	0.49	
For >2,500 To 4,000, Add	0.25	
For >8,000 To 15,000, Deduct	-0.10	
For >15,000 To 25,000, Deduct	-0.13	
For >25,000, Deduct	-0.18	
03 35 43 00-0013 SF Concrete Floor Polishing Final Clean Up.....	0.14	
For Up To 500, Add	0.27	
For >500 To 1,000, Add	0.25	
For >1,000 To 2,500, Add	0.17	
For >2,500 To 4,000, Add	0.09	
For >8,000 To 15,000, Deduct	-0.03	
For >15,000 To 25,000, Deduct	-0.04	
For >25,000, Deduct	-0.06	
03 35 63 Slip-Resistant Floor Finishing (03 35)		
03 35 63 00-0001 Slip-Resistant Floor Finishing (03 35 63)		
03 35 63 00-0002 SF Aluminum Oxide Abrasive Floor Finish, 0.25 LB/SF.....	1.56	
For Up To 100, Add	1.86	
For >100 To 250, Add	0.47	
For >250 To 500, Add	0.23	
For >5,000 To 10,000, Deduct	-0.05	
For >10,000, Deduct	-0.09	
03 35 63 00-0003 SF Silicone Carbide Abrasive Floor Finish 0.25 LB/SF.....	1.28	
For Up To 100, Add	1.86	
For >100 To 250, Add	0.47	
For >250 To 500, Add	0.23	
For >5,000 To 10,000, Deduct	-0.05	
For >10,000, Deduct	-0.09	
03 35 66 Acid Etch Floor Finishing (03 35)		
03 35 66 00-0001 Acid Etch Floor (03 35 66)		
03 35 66 00-0002 SF Concrete Floor Finishes, Etch With Acid And Rinse.....	0.96	
For Up To 100, Add	0.90	
For >100 To 250, Add	0.23	
For >250 To 500, Add	0.11	
For >5,000 To 10,000, Deduct	-0.02	
For >10,000, Deduct	-0.05	
03 35 83 Concrete Wall Finishing (03 35)		
03 35 83 00-0001 Wall Finishes (03 35 83)		
03 35 83 00-0002 SF Burlap Rub With Grout, New Concrete Wall Finishes.....	1.72	
For Up To 100, Add	3.26	
For >100 To 250, Add	0.82	
For >250 To 500, Add	0.41	
For >5,000 To 10,000, Deduct	-0.08	
For >10,000, Deduct	-0.16	
03 35 83 00-0003 SF 1/16" Float Finish, New Concrete Wall Finishes.....	2.58	
For Up To 100, Add	4.88	
For >100 To 250, Add	1.22	
For >250 To 500, Add	0.61	
For >5,000 To 10,000, Deduct	-0.12	
For >10,000, Deduct	-0.24	
03 35 83 00-0004 SF Etch With Acid And Rinse, New Concrete Wall Finishes.....	1.05	
For Up To 100, Add	1.08	
For >100 To 250, Add	0.27	
For >250 To 500, Add	0.14	
For >5,000 To 10,000, Deduct	-0.03	
For >10,000, Deduct	-0.05	
03 35 83 00-0005 SF Bush Hammer Green Concrete, New Concrete Wall Finishes.....	5.21	
For Up To 100, Add	10.32	
For >100 To 250, Add	2.58	
For >250 To 500, Add	1.29	
For >5,000 To 10,000, Deduct	-0.26	
For >10,000, Deduct	-0.52	
03 35 83 00-0006 SF Bush Hammer Cured Concrete, New Concrete Wall Finishes.....	8.07	
For Up To 100, Add	15.96	
For >100 To 250, Add	3.99	
For >250 To 500, Add	2.00	
For >5,000 To 10,000, Deduct	-0.40	
For >10,000, Deduct	-0.80	
03 35 83 00-0007 SF Break Ties And Patch, New Concrete Wall Finishes.....	0.99	
For Up To 100, Add	1.74	
For >100 To 250, Add	0.44	
For >250 To 500, Add	0.22	
For >5,000 To 10,000, Deduct	-0.04	
For >10,000, Deduct	-0.09	



Concrete	03	03
Cast-In-Place Concrete	03 30	
Concrete Finishing	03 35	

MINOR	CSI	UOM	DESCRIPTION	TOTAL DIRECT UNIT COST	DEMOLITION UNIT COST
03 35 83 00-0008	SF		Carborundum Dry Rub, New Concrete Wall Finishes.....	3.37	
			For Up To 100, Add	6.50	
			For >100 To 250, Add	1.63	
			For >250 To 500, Add	0.81	
			For >5,000 To 10,000, Deduct	-0.16	
			For >10,000, Deduct	-0.33	
03 35 83 00-0009	SF		Carborundum Wet Rub, New Concrete Wall Finishes.....	5.14	
			For Up To 100, Add	10.04	
			For >100 To 250, Add	2.51	
			For >250 To 500, Add	1.26	
			For >5,000 To 10,000, Deduct	-0.25	
			For >10,000, Deduct	-0.90	
03 35 83 00-0010	SF		Up To 1/4" Penetration Abrasive Media Blasting, New Concrete Wall Finishes.....	5.41	
			Note: 4.5 Lbs of sand or abrasive media material per SF		
			For Up To 100, Add	8.62	
			For >100 To 250, Add	2.16	
			For >250 To 500, Add	1.08	
			For >5,000 To 10,000, Deduct	-0.22	
			For >10,000, Deduct	-0.43	
03 35 83 00-0011	SF		>1/4" To 1/2" Penetration Abrasive Media Blasting, New Concrete Wall Finishes.....	10.83	
			Note: 9 Lbs of sand abrasive media material per SF		
			For Up To 100, Add	17.28	
			For >100 To 250, Add	4.32	
			For >250 To 500, Add	2.16	
			For >5,000 To 10,000, Deduct	-0.43	
			For >10,000, Deduct	-0.86	

03 37 Specialty Placed Concrete (03 30)

Note: Includes gun finish. Not to be used for pumping concrete tasks. See CSI section 03 35 00 00-0000 for finishing.

03 37 13 Shotcrete (03 37)

03 37 13 00-0001 Shotcrete, Fiber Reinforced, Structural Repair (03 37 13)

03 37 13 00-0002	SF		1" Thick Shotcrete, Fiber Reinforced.....	3.43	
			For Up To 25, Add	0.65	
			For >25 To 50, Add	0.38	
			For >50 To 150, Add	0.15	
03 37 13 00-0003	SF		2" Thick Shotcrete, Fiber Reinforced.....	6.45	
			For Up To 25, Add	1.20	
			For >25 To 50, Add	0.69	
			For >50 To 150, Add	0.28	
03 37 13 00-0004	SF		3" Thick Shotcrete, Fiber Reinforced.....	9.12	
			For Up To 25, Add	1.66	
			For >25 To 50, Add	0.95	
			For >50 To 150, Add	0.37	
03 37 13 00-0005	SF		4" Thick Shotcrete, Fiber Reinforced.....	11.50	
			For Up To 25, Add	2.05	
			For >25 To 50, Add	1.17	
			For >50 To 150, Add	0.45	
03 37 13 00-0006	SF		6" Thick Shotcrete, Fiber Reinforced.....	15.55	
			For Up To 25, Add	2.64	
			For >25 To 50, Add	1.50	
			For >50 To 150, Add	0.54	

03 37 13 00-0007 Gunite (Dry Mix Shotcrete), Sprayed (03 37 13)

See CSI section 03 22 11 00-0001 for wire mesh reinforcing.

03 37 13 00-0008	SF		1" Thick Gunite (Dry Mix Shotcrete), Sprayed.....	3.76	
			For Radius Or Irregular Surface, Add	1.13	
			For Up To 25, Add	0.80	
			For >25 To 50, Add	0.47	
			For >50 To 150, Add	0.21	
03 37 13 00-0009	SF		2" Thick Gunite (Dry Mix Shotcrete), Sprayed.....	6.95	
			For Radius Or Irregular Surface, Add	2.03	
			For Up To 25, Add	1.46	
			For >25 To 50, Add	0.85	
			For >50 To 150, Add	0.38	
03 37 13 00-0010	SF		3" Thick Gunite (Dry Mix Shotcrete), Sprayed.....	9.67	
			For Radius Or Irregular Surface, Add	2.74	
			For Up To 25, Add	1.99	
			For >25 To 50, Add	1.17	
			For >50 To 150, Add	0.51	
03 37 13 00-0011	SF		4" Thick Gunite (Dry Mix Shotcrete), Sprayed.....	11.99	
			For Radius Or Irregular Surface, Add	3.29	
			For Up To 25, Add	2.43	
			For >25 To 50, Add	1.42	
			For >50 To 150, Add	0.62	
03 37 13 00-0012	SF		5" Thick Gunite (Dry Mix Shotcrete), Sprayed.....	13.95	
			For Radius Or Irregular Surface, Add	3.70	
			For Up To 25, Add	2.78	
			For >25 To 50, Add	1.62	
			For >50 To 150, Add	0.69	

03	03 Concrete
	03 30 Cast-In-Place Concrete
	03 37 Specialty Placed Concrete



MINOR	CSI	UOM	DESCRIPTION	TOTAL DIRECT UNIT COST	DEMOLITION UNIT COST
-------	-----	-----	-------------	------------------------	----------------------

03 37 13 00-0013	SF		6" Thick Gunitite (Dry Mix Shotcrete), Sprayed <i>For Radius Or Irregular Surface, Add</i> <i>For Up To 25, Add</i> <i>For >25 To 50, Add</i> <i>For >50 To 150, Add</i>	15.62 3.99 3.06 1.78 0.75	
03 37 13 00-0014	SF		8" Thick Gunitite (Dry Mix Shotcrete), Sprayed <i>For Radius Or Irregular Surface, Add</i> <i>For Up To 25, Add</i> <i>For >25 To 50, Add</i> <i>For >50 To 150, Add</i>	19.50 4.79 3.75 2.17 0.90	
03 37 13 00-0015	SF		10" Thick Gunitite (Dry Mix Shotcrete), Sprayed <i>For Radius Or Irregular Surface, Add</i> <i>For Up To 25, Add</i> <i>For >25 To 50, Add</i> <i>For >50 To 150, Add</i>	22.89 5.39 4.31 2.49 1.01	
03 37 13 00-0016	SF		12" Thick Gunitite (Dry Mix Shotcrete), Sprayed <i>For Radius Or Irregular Surface, Add</i> <i>For Up To 25, Add</i> <i>For >25 To 50, Add</i> <i>For >50 To 150, Add</i>	25.84 5.82 4.77 2.75 1.09	

03 37 16 Pumped Concrete (03 37)

03 37 16 00-0001			Concrete Pumping With Boom Truck <small>(03 37 16)</small> Note: Includes truck rental, operator, and local travel delivery. For delivery/set-up of equipment add one hour, for clean-up of equipment add one hour. Use four hours as the minimum cost including set-up and clean-up. Excludes concrete, use "Concrete Pump" concrete tasks from appropriate section to place into pump hopper and place concrete. Sizes are measured at a 30 degree vertical reach. See CSI section 03 31 13 00-0010 for concrete placement.		
03 37 16 00-0002	HR		55' To 60' Boom Truck For Concrete Placement (95 CY Per Hour Rating)	243.91	
03 37 16 00-0003	HR		70' To 80' Boom Truck For Concrete Placement (117 CY Per Hour Rating)	264.87	
03 37 16 00-0004	HR		90' To 100' Boom Truck For Concrete Placement (117 CY Per Hour Rating)	340.59	
03 37 16 00-0005	HR		105' To 115' Boom Truck For Concrete Placement (117 CY Per Hour Rating)	387.72	
03 37 16 00-0006	HR		120' To 130' Boom Truck For Concrete Placement (170 CY Per Hour Rating)	436.36	
03 37 16 00-0007	HR		135' To 140' Boom Truck For Concrete Placement (170 CY Per Hour Rating)	539.37	
03 37 16 00-0008	HR		148' To 155' Boom Truck For Concrete Placement (170 CY Per Hour Rating)	600.83	
03 37 16 00-0009	HR		170' To 175' Boom Truck For Concrete Placement (182 CY Per Hour Rating)	749.69	
03 37 16 00-0010	HR		35 CY/HR, 66 HP Trailer Mounted Concrete Pump Note: Includes hoses	169.72	

03 39 Concrete Curing (03 30)

03 39 13			Water Concrete Curing <small>(03 39)</small>		
03 39 13 00-0001			Water Concrete Curing <small>(03 39 13)</small>		
03 39 13 00-0002	SF		Water Based Curing, Sealing, Hardening And Dustproofing Compound Note: Coverage rates: rough finish = 300 SF/GAL, broom finish = 300 to 400 SF/GAL, steel troweled = 500 to 600 SF/GAL, and vertical surface = 400 - 500 SF/GAL.	0.35	

03 39 23 Membrane Concrete Curing (03 39)

03 39 23 23			Sheet Membrane Concrete Curing <small>(03 39 23)</small>		
03 39 23 23-0001			Warm Weather Concrete Curing Blankets <small>(03 39 23 23)</small>		
03 39 23 23-0002	CSF		Warm Weather Concrete Curing Blankets	32.89	
03 39 23 23-0003			Cold Weather Concrete Curing Blankets <small>(03 39 23 23)</small>		
03 39 23 23-0004	CSF		Electric, Cold Weather Concrete Curing Blanket	295.66	
03 39 23 23-0005	CSF		Non-Electric, Cold Weather Concrete Curing Blanket	37.39	

03 40 Precast Concrete (03)

Note: Precast concrete material prices are based on a precast operation producing large quantities of precast products. Includes the concrete panel, delivery to construction site and overhead/mobilization charges for the precast plant.

03 41 Precast Structural Concrete (03 40)

03 41 16			Precast Concrete Slabs <small>(03 41)</small>		
03 41 16 00-0001			Flat Floor Slab/Floor Plank <small>(03 41 16)</small>		
03 41 16 00-0002			Erection Costs For Using A 90 Ton Crawler Crane <small>(03 41 16 00-0001)</small> Note: Includes handling, hoisting into place, alignment, bracing and permanent connections. Excludes grouting or caulking joints.		
03 41 16 00-0003	EA		Erect Precast Floor Deck, 0-2 Ton/Piece 150' Maximum Radius With 90 Ton Crane	349.55	279.66
03 41 16 00-0004	EA		Erect Precast Floor Deck, 2-3 Ton/Piece 121' Maximum Radius With 90 Ton Crane	388.57	310.80
03 41 16 00-0005	EA		Erect Precast Floor Deck, 3-4 Ton/Piece 105' Maximum Radius With 90 Ton Crane	412.61	330.06
03 41 16 00-0006	EA		Erect Precast Floor Deck, 4-5 Ton/Piece 88' Maximum Radius With 90 Ton Crane	437.41	349.96
03 41 16 00-0007	EA		Erect Precast Floor Deck, 5-6 Ton/Piece 82' Maximum Radius With 90 Ton Crane	468.11	374.47
03 41 16 00-0008	EA		Erect Precast Floor Deck, 6-7 Ton/Piece 75' Maximum Radius With 90 Ton Crane	500.29	400.23



Concrete	03	03
Precast Concrete	03 40	
Precast Structural Concrete	03 41	

MINOR CSI UOM DESCRIPTION	TOTAL DIRECT UNIT COST	DEMOLITION UNIT COST
03 41 16 00-0009 EA Erect Precast Floor Deck, 7-8 Ton/Piece 70' Maximum Radius With 90 Ton Crane	537.22	429.74
03 41 16 00-0010 EA Erect Precast Floor Deck, 8-9 Ton/Piece 65' Maximum Radius With 90 Ton Crane	584.28	467.39
03 41 16 00-0011 EA Erect Precast Floor Deck, 9-10 Ton/Piece 60' Maximum Radius With 90 Ton Crane	635.29	508.29
03 41 16 00-0012 Material Cost <small>(03 41 16 00-0001)</small> Note: Includes cost for 3000 PSI concrete, reinforcing steel, imbedded items, formwork and precast plant operations cost.		
03 41 16 00-0013 SF 4" Thick 3,000 PSI Concrete, Precast Floor Slab Or Plank, Ready To Erect.....	30.09	
For 3,500 PSI Concrete, Add	0.60	
For 4,000 PSI Concrete, Add	0.90	
For 4,500 PSI Concrete, Add	1.20	
For 5,000 PSI Concrete, Add	1.81	
03 41 16 00-0014 SF 5" Thick 3,000 PSI Concrete, Precast Floor Slab Or Plank, Ready To Erect.....	36.11	
For 3,500 PSI Concrete, Add	0.72	
For 4,000 PSI Concrete, Add	1.08	
For 4,500 PSI Concrete, Add	1.44	
For 5,000 PSI Concrete, Add	2.17	
03 41 16 00-0015 SF 6" Thick 3,000 PSI Concrete, Precast Floor Slab Or Plank, Ready To Erect.....	44.13	
For 3,500 PSI Concrete, Add	0.88	
For 4,000 PSI Concrete, Add	1.32	
For 4,500 PSI Concrete, Add	1.77	
For 5,000 PSI Concrete, Add	2.65	
03 41 16 00-0016 SF 8" Thick 3,000 PSI Concrete, Precast Floor Slab Or Plank, Ready To Erect.....	58.58	
For 3,500 PSI Concrete, Add	1.17	
For 4,000 PSI Concrete, Add	1.76	
For 4,500 PSI Concrete, Add	2.34	
For 5,000 PSI Concrete, Add	3.51	
03 41 16 00-0017 Floor Units, Combination Beam And Slab <small>(03 41 16)</small>		
03 41 16 00-0018 Erection Costs For Using 90 Ton Crawler Crane <small>(03 41 16 00-0017)</small> Note: Includes handling, hoisting into place, alignment, bracing and permanent connections. Excludes grouting or caulking joints.		
03 41 16 00-0019 EA Erect Precast Comb Deck, 0-5 Ton/Piece Beam And Slab, 88' Maximum Radius With 90 Ton Crane	429.15	343.30
03 41 16 00-0020 EA Erect Precast Comb Deck, 5-10 Ton/Piece Beam And Slab, 60' Maximum Radius With 90 Ton Crane	467.75	374.24
03 41 16 00-0021 EA Erect Precast Comb Deck, 10-15 Ton/Piece Beam And Slab, 43' Maximum Radius With 90 Ton Crane	516.99	413.54
03 41 16 00-0022 EA Erect Precast Comb Deck, 15-20 Ton/Piece Beam And Slab, 36' Maximum Radius With 90 Ton Crane	574.06	459.21
03 41 16 00-0023 EA Erect Precast Comb Deck, 20-25 Ton/Piece Beam And Slab, 31' Maximum Radius With 90 Ton Crane	645.29	516.18
03 41 16 00-0024 Erection Costs Using A 125 Ton Crawler Crane <small>(03 41 16 00-0017)</small> Note: Includes handling, hoisting into place, alignment, bracing and permanent connections. Excludes grouting or caulking joints.		
03 41 16 00-0025 EA Erect Precast Comb Deck, 0-5 Ton/Piece Beam And Slab, 110' Maximum Radius, 125 Ton Crane	545.47	436.40
03 41 16 00-0026 EA Erect Precast Comb Deck, 5-10 Ton/Piece Beam And Slab, 75' Maximum Radius, 125 Ton Crane	594.53	475.59
03 41 16 00-0027 EA Erect Precast Comb Deck, 10-15 Ton/Piece Beam And Slab, 55' Maximum Radius, 125 Ton Crane	657.11	525.74
03 41 16 00-0028 EA Erect Precast Comb Deck, 15-20 Ton/Piece Beam And Slab, 50' Maximum Radius, 125 Ton Crane	729.65	583.74
03 41 16 00-0029 EA Erect Precast Comb Deck, 20-25 Ton/Piece Beam And Slab, 40' Maximum Radius, 125 Ton Crane	820.19	656.22
03 41 16 00-0030 EA Erect Precast Comb Deck, 20-25 Ton/Piece Beam And Slab, 33' Maximum Radius, 125 Ton Crane	891.80	713.38
03 41 16 00-0031 EA Erect Precast Comb Deck, 20-25 Ton/Piece Beam And Slab, 30' Maximum Radius, 125 Ton Crane	985.67	788.54
03 41 16 00-0032 EA Erect Precast Comb Deck, 20-25 Ton/Piece Beam And Slab, 28' Maximum Radius, 125 Ton Crane	1,090.94	872.81
03 41 16 00-0033 EA Erect Precast Comb Deck, 20-25 Ton/Piece Beam And Slab, 26' Maximum Radius, 125 Ton Crane	1,234.80	987.84
03 41 16 00-0034 Material Cost <small>(03 41 16 00-0017)</small> Note: Includes cost of 3000 PSI concrete, reinforcing steel, imbedded items, formwork and precast plant operation.		
03 41 16 00-0035 4" Slab <small>(03 41 16 00-0034)</small>		
03 41 16 00-0036 CY Precast Combination Deck, 4" Slab With Beams Edge Beam Only, 3,000 PSI Concrete.....	3,169.44	
For 3,500 PSI Concrete, Add	63.39	
For 4,000 PSI Concrete, Add	95.08	
For 4,500 PSI Concrete, Add	126.78	
For 5,000 PSI Concrete, Add	190.17	
03 41 16 00-0037 CY Precast Combination Deck, 4" Slab With Beams Edge Beam + 1 Interim Beam, 3,000 PSI Concrete.....	3,209.56	
For 3,500 PSI Concrete, Add	64.19	
For 4,000 PSI Concrete, Add	96.29	
For 4,500 PSI Concrete, Add	128.38	
For 5,000 PSI Concrete, Add	192.57	
03 41 16 00-0038 CY Precast Combination Deck, 4" Slab With Beams Edge Beam + 2 Interim Beam, 3,000 PSI Concrete.....	3,610.76	
For 3,500 PSI Concrete, Add	72.22	
For 4,000 PSI Concrete, Add	108.32	
For 4,500 PSI Concrete, Add	144.43	
For 5,000 PSI Concrete, Add	216.65	
03 41 16 00-0039 5" Slab <small>(03 41 16 00-0034)</small>		
03 41 16 00-0040 CY Precast Combination Deck, 5" Slab With Beams Edge Beam Only, 3,000 PSI Concrete.....	3,249.68	
For 3,500 PSI Concrete, Add	64.99	
For 4,000 PSI Concrete, Add	97.49	
For 4,500 PSI Concrete, Add	129.99	
For 5,000 PSI Concrete, Add	194.98	

03 Concrete**03 40 Precast Concrete****03 41 Precast Structural Concrete**

SAN BERNARDINO
COUNTY

MINOR CSI UOM DESCRIPTION	TOTAL DIRECT UNIT COST	DEMOLITION UNIT COST
03 41 16 00-0041 CY Precast Combination Deck, 5" Slab With Beams Edge Beam + 1 Interim Beam, 3,000 PSI Concrete.....	3,370.04	
For 3,500 PSI Concrete, Add	67.40	
For 4,000 PSI Concrete, Add	101.10	
For 4,500 PSI Concrete, Add	134.80	
For 5,000 PSI Concrete, Add	202.20	
03 41 16 00-0042 CY Precast Combination Deck, 5" Slab With Beams Edge Beam + 2 Interim Beam, 3,000 PSI Concrete.....	4,292.79	
For 3,500 PSI Concrete, Add	85.86	
For 4,000 PSI Concrete, Add	128.78	
For 4,500 PSI Concrete, Add	171.71	
For 5,000 PSI Concrete, Add	257.57	
03 41 16 00-0043 6" Slab (03 41 16 00-0034)		
03 41 16 00-0044 CY Precast Combination Deck, 6" Slab With Beams Edge Beam Only, 3,000 PSI Concrete.....	3,370.04	
For 3,500 PSI Concrete, Add	67.40	
For 4,000 PSI Concrete, Add	101.10	
For 4,500 PSI Concrete, Add	134.80	
For 5,000 PSI Concrete, Add	202.20	
03 41 16 00-0045 CY Precast Combination Deck, 6" Slab With Beams Edge Beam + 1 Interim Beam, 3,000 PSI Concrete.....	4,011.95	
For 3,500 PSI Concrete, Add	80.24	
For 4,000 PSI Concrete, Add	120.36	
For 4,500 PSI Concrete, Add	160.48	
For 5,000 PSI Concrete, Add	240.72	
03 41 16 00-0046 CY Precast Combination Deck, 6" Slab With Beams Edge Beam + 2 Interim Beam, 3,000 PSI Concrete.....	4,894.58	
For 3,500 PSI Concrete, Add	97.89	
For 4,000 PSI Concrete, Add	146.84	
For 4,500 PSI Concrete, Add	195.78	
For 5,000 PSI Concrete, Add	293.67	
03 41 19 Precast Concrete Wall Panels (03 41)		
03 41 19 00-0001 Structural Wall Panels (03 41 19)		
Note: Gray, smooth form or board finish one side.		
03 41 19 00-0002 Erection Cost Using 50 Ton Hydraulic Crane (03 41 19 00-0001)		
Note: Includes handling, hoisting into place, alignment, bracing and permanent connections. Excludes grouting or caulking of joints.		
03 41 19 00-0003 EA Erect Precast Wall Panel 0-1 Ton/Piece 100' Maximum Radius With 50 Ton Crane.....	344.53	275.64
03 41 19 00-0004 EA Erect Precast Wall Panel 1-3 Ton/Piece 65' Maximum Radius With 50 Ton Crane.....	382.99	306.34
03 41 19 00-0005 EA Erect Precast Wall Panel 3-5 Ton/Piece 50' Maximum Radius With 50 Ton Crane.....	431.13	344.93
03 41 19 00-0006 EA Erect Precast Wall Panel 5-7 Ton/Piece 40' Maximum Radius With 50 Ton Crane.....	461.39	369.09
03 41 19 00-0007 EA Erect Precast Wall Panel 7-9 Ton/Piece 33' Maximum Radius With 50 Ton Crane.....	493.11	394.48
03 41 19 00-0008 EA Erect Precast Wall Panel 9-11 Ton/Piece 30' Maximum Radius With 50 Ton Crane.....	529.50	423.57
03 41 19 00-0009 EA Erect Precast Wall Panel 11-13 Ton/Piece 25' Maximum Radius With 50 Ton Crane.....	575.89	460.68
03 41 19 00-0010 EA Erect Precast Wall Panel 13-15 Ton/Piece 23' Maximum Radius With 50 Ton Crane.....	626.17	500.99
03 41 19 00-0011 Erection Cost Using 90 Ton Crawler Crane (03 41 19 00-0001)		
Note: Includes handling, hoisting into place, alignment, bracing and permanent connections. Excludes grouting or caulking of joints.		
03 41 19 00-0012 EA Erect Precast Wall Panel 0-1 Ton/Piece 180' Maximum Radius With 90 Ton Crane.....	386.04	308.81
03 41 19 00-0013 EA Erect Precast Wall Panel 1-3 Ton/Piece 121' Maximum Radius With 90 Ton Crane.....	429.15	343.30
03 41 19 00-0014 EA Erect Precast Wall Panel 3-5 Ton/Piece 89' Maximum Radius With 90 Ton Crane.....	483.09	386.52
03 41 19 00-0015 EA Erect Precast Wall Panel 5-7 Ton/Piece 75' Maximum Radius With 90 Ton Crane.....	516.99	413.54
03 41 19 00-0016 EA Erect Precast Wall Panel 7-9 Ton/Piece 65' Maximum Radius With 90 Ton Crane.....	552.53	442.02
03 41 19 00-0017 EA Erect Precast Wall Panel 9-11 Ton/Piece 55' Maximum Radius With 90 Ton Crane.....	593.32	474.68
03 41 19 00-0018 EA Erect Precast Wall Panel 11-13 Ton/Piece 50' Maximum Radius With 90 Ton Crane.....	645.29	516.18
03 41 19 00-0019 EA Erect Precast Wall Panel 13-15 Ton/Piece 43' Maximum Radius With 90 Ton Crane.....	701.62	561.25
03 41 19 00-0020 EA Erect Precast Wall Panel 15-20 Ton/Piece 36' Maximum Radius With 90 Ton Crane.....	775.47	620.43
03 41 19 00-0021 EA Erect Precast Wall Panel 20-25 Ton/Piece 31' Maximum Radius With 90 Ton Crane.....	858.29	686.60
03 41 19 00-0022 EA Erect Precast Wall Panel 25-30 Ton/Piece 26' Maximum Radius With 90 Ton Crane.....	971.48	777.22
03 41 19 00-0023 EA Erect Precast Wall Panel 30-35 Ton/Piece 25' Maximum Radius With 90 Ton Crane.....	1,105.05	884.04
03 41 19 00-0024 EA Erect Precast Wall Panel 35-40 Ton/Piece 23' Maximum Radius With 90 Ton Crane.....	1,281.22	1,025.00
03 41 19 00-0025 Material Cost (03 41 19 00-0001)		
Note: Includes cost of 3000 PSI concrete, reinforcing steel, imbedded items, formwork and precast plant operations.		
03 41 19 00-0026 SF 4" Thick 3,000 PSI Concrete, Precast Wall Panel, Ready To Erect.....	40.12	
For 3,500 PSI Concrete, Add	0.80	
For 4,000 PSI Concrete, Add	1.20	
For 4,500 PSI Concrete, Add	1.60	
For 5,000 PSI Concrete, Add	2.41	
For White Facing, Add	8.02	
For Solid White Through Thickness, Add	8.02	
For Broken Rib Finish, Add	4.01	
For Fluted Surface, Add	4.01	
For Exposed Aggregate, Add	8.02	
For Sandblasting Of Surface, Add	4.01	
For 2" Polystyrene Insulation, Add	2.15	



Concrete	03	03
Precast Concrete	03 40	
Precast Structural Concrete	03 41	

MINOR CSI UOM DESCRIPTION	TOTAL DIRECT UNIT COST	DEMOLITION UNIT COST
03 41 19 00-0027 SF 5" Thick 3,000 PSI Concrete, Precast Wall Panel, Ready To Erect.....	49.35	
For 3,500 PSI Concrete, Add	0.99	
For 4,000 PSI Concrete, Add	1.48	
For 4,500 PSI Concrete, Add	1.97	
For 5,000 PSI Concrete, Add	2.96	
For White Facing, Add	9.87	
For Solid White Through Thickness, Add	9.87	
For Broken Rib Finish, Add	4.94	
For Fluted Surface, Add	4.94	
For Exposed Aggregate, Add	9.87	
For Sandblasting Of Surface, Add	4.94	
For 2" Polystyrene Insulation, Add	2.15	
03 41 19 00-0028 SF 6" Thick 3,000 PSI Concrete, Precast Wall Panel, Ready To Erect.....	59.38	
For 3,500 PSI Concrete, Add	1.19	
For 4,000 PSI Concrete, Add	1.78	
For 4,500 PSI Concrete, Add	2.38	
For 5,000 PSI Concrete, Add	3.56	
For White Facing, Add	11.88	
For Solid White Through Thickness, Add	11.88	
For Broken Rib Finish, Add	5.94	
For Fluted Surface, Add	5.94	
For Exposed Aggregate, Add	11.88	
For Sandblasting Of Surface, Add	5.94	
For 2" Polystyrene Insulation, Add	2.15	
03 41 19 00-0029 SF 8" Thick 3,000 PSI Concrete, Precast Wall Panel, Ready To Erect.....	78.23	
For 3,500 PSI Concrete, Add	1.56	
For 4,000 PSI Concrete, Add	2.35	
For 4,500 PSI Concrete, Add	3.13	
For 5,000 PSI Concrete, Add	4.69	
For White Facing, Add	15.65	
For Solid White Through Thickness, Add	15.65	
For Broken Rib Finish, Add	7.82	
For Fluted Surface, Add	7.82	
For Exposed Aggregate, Add	15.65	
For Sandblasting Of Surface, Add	7.82	
For 2" Polystyrene Insulation, Add	2.15	
03 41 19 00-0030 Partition Panels <small>(03 41 19)</small>		
03 41 19 00-0031 Erection Costs Using 20 Ton Hydraulic Crane <small>(03 41 19 00-0030)</small>		
Note: Includes handling, hoisting into place, alignment, bracing and permanent connections. Excludes grouting or caulking joints.		
03 41 19 00-0032 EA Erect Precast Partition Wall 0-1 Ton/Piece 69' Maximum Radius With 20 Ton Crane.....	273.51	218.77
03 41 19 00-0033 EA Erect Precast Partition Wall 1-2 Ton/Piece 50' Maximum Radius With 20 Ton Crane.....	304.04	243.26
03 41 19 00-0034 EA Erect Precast Partition Wall 2-3 Ton/Piece 41' Maximum Radius With 20 Ton Crane.....	342.26	273.79
03 41 19 00-0035 EA Erect Precast Partition Wall 3-4 Ton/Piece 33' Maximum Radius With 20 Ton Crane.....	391.46	313.16
03 41 19 00-0036 EA Erect Precast Partition Wall 4-5 Ton/Piece 30' Maximum Radius With 20 Ton Crane.....	420.36	336.32
03 41 19 00-0037 EA Erect Precast Partition Wall 5-6 Ton/Piece 26' Maximum Radius With 20 Ton Crane.....	457.17	365.73
03 41 19 00-0038 EA Erect Precast Partition Wall 6-7 Ton/Piece 23' Maximum Radius With 20 Ton Crane.....	497.09	397.72
03 41 19 00-0039 EA Erect Precast Partition Wall 7-8 Ton/Piece 20' Maximum Radius With 20 Ton Crane.....	549.41	439.55
03 41 19 00-0040 Erection Costs Using 50 Ton Hydraulic Crane <small>(03 41 19 00-0030)</small>		
Note: Includes handling, hoisting in place, alignment, bracing and permanent connections. Excludes grouting or caulking of joints.		
03 41 19 00-0041 EA Erect Precast Partition Wall 0-1 Ton/Piece 100' Maximum Radius With 50 Ton Crane.....	344.53	275.64
03 41 19 00-0042 EA Erect Precast Partition Wall 1-2 Ton/Piece 82' Maximum Radius With 50 Ton Crane.....	382.99	306.34
03 41 19 00-0043 EA Erect Precast Partition Wall 2-3 Ton/Piece 65' Maximum Radius With 50 Ton Crane.....	431.13	344.93
03 41 19 00-0044 EA Erect Precast Partition Wall 3-4 Ton/Piece 57' Maximum Radius With 50 Ton Crane.....	493.11	394.48
03 41 19 00-0045 EA Erect Precast Partition Wall 4-5 Ton/Piece 50' Maximum Radius With 50 Ton Crane.....	529.50	423.57
03 41 19 00-0046 EA Erect Precast Partition Wall 5-6 Ton/Piece 44' Maximum Radius With 50 Ton Crane.....	575.89	460.68
03 41 19 00-0047 EA Erect Precast Partition Wall 6-7 Ton/Piece 40' Maximum Radius With 50 Ton Crane.....	626.17	500.99
03 41 19 00-0048 EA Erect Precast Partition Wall 7-8 Ton/Piece 36' Maximum Radius With 50 Ton Crane.....	692.07	553.63
03 41 19 00-0049 EA Erect Precast Partition Wall 8-10 Ton/Piece 31' Maximum Radius With 50 Ton Crane.....	765.99	612.81
03 41 19 00-0050 EA Erect Precast Partition Wall 10-12 Ton/Piece 26' Maximum Radius With 50 Ton Crane.....	867.00	693.55
03 41 19 00-0051 EA Erect Precast Partition Wall 12-14 Ton/Piece 25' Maximum Radius With 50 Ton Crane.....	986.21	788.97
03 41 19 00-0052 EA Erect Precast Partition Wall 14-16 Ton/Piece 21' Maximum Radius With 50 Ton Crane.....	1,143.43	914.70
03 41 19 00-0053 Material Cost <small>(03 41 19 00-0030)</small>		
Note: Includes cost of 3000 PSI concrete, reinforcing steel, imbedded items, formwork and precast plant operations.		
03 41 19 00-0054 SF 4" Thick 3,000 PSI Concrete, Precast Partition Wall, Ready To Erect.....	38.11	
For 4,000 PSI Concrete, Add	1.14	
For 4,500 PSI Concrete, Add	1.52	
For 5,000 PSI Concrete, Add	2.29	
For White Facing, Add	7.62	
For Solid White Through Thickness, Add	7.62	
For Broken Rib Finish, Add	3.81	
For Fluted Surface, Add	3.81	
For Exposed Aggregate, Add	7.62	
For Sandblasting Of Surface, Add	3.81	

03	03 Concrete
	03 40 Precast Concrete
	03 41 Precast Structural Concrete



MINOR CSI UOM DESCRIPTION	TOTAL DIRECT UNIT COST	DEMOLITION UNIT COST
03 41 19 00-0055 SF 5" Thick 3,000 PSI Concrete, Precast Partition Wall, Ready To Erect.....	46.94	
For 4,000 PSI Concrete, Add	1.41	
For 4,500 PSI Concrete, Add	1.88	
For 5,000 PSI Concrete, Add	2.82	
For White Facing, Add	9.39	
For Solid White Through Thickness, Add	9.39	
For Broken Rib Finish, Add	4.69	
For Fluted Surface, Add	4.69	
For Exposed Aggregate, Add	9.39	
For Sandblasting Of Surface, Add	4.69	
03 41 19 00-0056 SF 6" Thick 3,000 PSI Concrete, Precast Partition Wall, Ready To Erect.....	56.17	
For 4,000 PSI Concrete, Add	1.69	
For 4,500 PSI Concrete, Add	2.25	
For 5,000 PSI Concrete, Add	3.37	
For White Facing, Add	11.23	
For Solid White Through Thickness, Add	11.23	
For Broken Rib Finish, Add	5.62	
For Fluted Surface, Add	5.62	
For Exposed Aggregate, Add	11.23	
For Sandblasting Of Surface, Add	5.62	
03 41 19 00-0057 SF 8" Thick 3,000 PSI Concrete, Precast Partition Wall, Ready To Erect.....	74.22	
For 4,000 PSI Concrete, Add	2.23	
For 4,500 PSI Concrete, Add	2.97	
For 5,000 PSI Concrete, Add	4.45	
For White Facing, Add	14.84	
For Solid White Through Thickness, Add	14.84	
For Broken Rib Finish, Add	7.42	
For Fluted Surface, Add	7.42	
For Exposed Aggregate, Add	14.84	
For Sandblasting Of Surface, Add	7.42	
03 41 19 00-0058 Cladding Panels (03 41 19)		
03 41 19 00-0059 Erection Costs Using 50 Ton Hydraulic Crane (03 41 19 00-0058)		
Note: Includes handling, hoisting into place, alignment, bracing and permanent connections. Excludes grouting or caulking joints.		
03 41 19 00-0060 EA Erect Precast Cladding 0-1 Ton/Piece 100' Maximum Radius With 50 Ton Crane.....	363.58	290.81
03 41 19 00-0061 EA Erect Precast Cladding 1-3 Ton/Piece 65' Maximum Radius With 50 Ton Crane.....	406.69	325.32
03 41 19 00-0062 EA Erect Precast Cladding 3-5 Ton/Piece 50' Maximum Radius With 50 Ton Crane.....	461.39	369.09
03 41 19 00-0063 EA Erect Precast Cladding 5-7 Ton/Piece 40' Maximum Radius With 50 Ton Crane.....	493.11	394.48
03 41 19 00-0064 EA Erect Precast Cladding 7-9 Ton/Piece 33' Maximum Radius With 50 Ton Crane.....	529.50	423.57
03 41 19 00-0065 EA Erect Precast Cladding 9-11 Ton/Piece 30' Maximum Radius With 50 Ton Crane.....	575.89	460.68
03 41 19 00-0066 EA Erect Precast Cladding 11-13 Ton/Piece 25' Maximum Radius With 50 Ton Crane.....	626.17	500.99
03 41 19 00-0067 EA Erect Precast Cladding 13-15 Ton/Piece 23' Maximum Radius With 50 Ton Crane.....	692.07	553.63
03 41 19 00-0068 Erection Costs Using 90 Ton Crawler Crane (03 41 19 00-0058)		
Note: Includes handling, hoisting into place, alignment, bracing and permanent connections. Excludes grouting or caulking joints.		
03 41 19 00-0069 EA Erect Precast Cladding 0-1 Ton/Piece 180' Maximum Radius With 90 Ton Crane.....	407.39	325.87
03 41 19 00-0070 EA Erect Precast Cladding 1-3 Ton/Piece 121' Maximum Radius With 90 Ton Crane.....	456.69	364.54
03 41 19 00-0071 EA Erect Precast Cladding 3-5 Ton/Piece 89' Maximum Radius With 90 Ton Crane.....	516.99	413.54
03 41 19 00-0072 EA Erect Precast Cladding 5-7 Ton/Piece 75' Maximum Radius With 90 Ton Crane.....	552.53	442.02
03 41 19 00-0073 EA Erect Precast Cladding 7-9 Ton/Piece 65' Maximum Radius With 90 Ton Crane.....	593.32	474.68
03 41 19 00-0074 EA Erect Precast Cladding 9-11 Ton/Piece 55' Maximum Radius With 90 Ton Crane.....	645.29	516.18
03 41 19 00-0075 EA Erect Precast Cladding 11-13 Ton/Piece 90' Maximum Radius With 90 Ton Crane.....	701.62	561.25
03 41 19 00-0076 EA Erect Precast Cladding 13-15 Ton/Piece 43' Maximum Radius With 90 Ton Crane.....	775.47	620.43
03 41 19 00-0077 EA Erect Precast Cladding 15-20 Ton/Piece 36' Maximum Radius With 90 Ton Crane.....	858.29	686.60
03 41 19 00-0078 EA Erect Precast Cladding 20-25 Ton/Piece 31' Maximum Radius With 90 Ton Crane.....	971.48	777.22
03 41 19 00-0079 EA Erect Precast Cladding 25-30 Ton/Piece 26' Maximum Radius With 90 Ton Crane.....	1,105.05	884.04
03 41 19 00-0080 EA Erect Precast Cladding 30-35 Ton/Piece 25' Maximum Radius With 90 Ton Crane.....	1,281.22	1,025.00
03 41 19 00-0081 Material Cost (03 41 19 00-0058)		
Note: Includes cost of 3000 PSI concrete, reinforcing steel, imbedded items, formwork, and precast plant operations.		
03 41 19 00-0082 SF 4" Thick 3,000 PSI Concrete, Precast Cladding Panel, Ready To Erect.....	38.11	
For 3,500 PSI Concrete, Add	0.76	
For 4,000 PSI Concrete, Add	1.14	
For 4,500 PSI Concrete, Add	1.52	
For 5,000 PSI Concrete, Add	2.29	
For White Facing, Add	7.62	
For Solid White Through Thickness, Add	7.62	
For Broken Rib Finish, Add	3.81	
For Fluted Surface, Add	3.81	
For Exposed Aggregate, Add	7.62	
For Sandblasting Of Surface, Add	3.81	



Concrete	03	03
Precast Concrete	03 40	
Precast Structural Concrete	03 41	

MINOR CSI UOM DESCRIPTION	TOTAL DIRECT UNIT COST	DEMOLITION UNIT COST
03 41 19 00-0083 SF 5" Thick 3,000 PSI Concrete, Precast Cladding Panel, Ready To Erect.....	46.94	
For 3,500 PSI Concrete, Add	0.94	
For 4,000 PSI Concrete, Add	1.41	
For 4,500 PSI Concrete, Add	1.88	
For 5,000 PSI Concrete, Add	2.82	
For White Facing, Add	9.39	
For Solid White Through Thickness, Add	9.39	
For Broken Rib Finish, Add	4.69	
For Fluted Surface, Add	4.69	
For Exposed Aggregate, Add	9.39	
For Sandblasting Of Surface, Add	4.69	
03 41 19 00-0084 SF 6" Thick 3,000 PSI Concrete, Precast Cladding Panel, Ready To Erect.....	56.17	
For 3,500 PSI Concrete, Add	1.12	
For 4,000 PSI Concrete, Add	1.69	
For 4,500 PSI Concrete, Add	2.25	
For 5,000 PSI Concrete, Add	3.37	
For White Facing, Add	11.23	
For Solid White Through Thickness, Add	11.23	
For Broken Rib Finish, Add	5.62	
For Fluted Surface, Add	5.62	
For Exposed Aggregate, Add	11.23	
For Sandblasting Of Surface, Add	5.62	
03 41 19 00-0085 SF 8" Thick 3,000 PSI Concrete, Precast Cladding Panel, Ready To Erect.....	74.22	
For 3,500 PSI Concrete, Add	1.48	
For 4,000 PSI Concrete, Add	2.23	
For 4,500 PSI Concrete, Add	2.97	
For 5,000 PSI Concrete, Add	4.45	
For White Facing, Add	14.84	
For Solid White Through Thickness, Add	14.84	
For Broken Rib Finish, Add	7.42	
For Fluted Surface, Add	7.42	
For Exposed Aggregate, Add	14.84	
For Sandblasting Of Surface, Add	7.42	
03 41 19 00-0086 Sandwich Panel (03 41 19)		
03 41 19 00-0087 Erection Costs Using 50 Ton Hydraulic Crane (03 41 19 00-0086)		
Note: Includes handling, hoisting into place, alignment, bracing and permanent connections. Excludes grouting or caulking joints.		
03 41 19 00-0088 EA Erect Precast Sandwich Panel 0-1 Ton/Piece 100' Maximum Radius With 50 Ton Crane	363.58	290.81
03 41 19 00-0089 EA Erect Precast Sandwich Panel 1-3 Ton/Piece 65' Maximum Radius With 50 Ton Crane	406.69	325.32
03 41 19 00-0090 EA Erect Precast Sandwich Panel 3-5 Ton/Piece 50' Maximum Radius With 50 Ton Crane	461.39	369.09
03 41 19 00-0091 EA Erect Precast Sandwich Panel 5-7 Ton/Piece 40' Maximum Radius With 50 Ton Crane	493.11	394.48
03 41 19 00-0092 EA Erect Precast Sandwich Panel 7-9 Ton/Piece 33' Maximum Radius With 50 Ton Crane	529.50	423.57
03 41 19 00-0093 EA Erect Precast Sandwich Panel 9-11 Ton/Piece 30' Maximum Radius With 50 Ton Crane	575.89	460.68
03 41 19 00-0094 EA Erect Precast Sandwich Panel 11-13 Ton/Piece 25' Maximum Radius With 50 Ton Crane	626.17	500.99
03 41 19 00-0095 EA Erect Precast Sandwich Panel 13-15 Ton/Piece 23' Maximum Radius With 50 Ton Crane	692.07	553.63
03 41 19 00-0096 Erection Costs Using 90 Ton Crawler Crane (03 41 19 00-0086)		
Note: Includes handling, hoisting into place, alignment, bracing and permanent connections. Excludes grouting or caulking joints.		
03 41 19 00-0097 EA Erect Precast Sandwich Panel 0-1 Ton/Piece 180' Maximum Radius With 90 Ton Crane	368.87	295.04
03 41 19 00-0098 EA Erect Precast Sandwich Panel 1-3 Ton/Piece 121' Maximum Radius With 90 Ton Crane	412.61	330.06
03 41 19 00-0099 EA Erect Precast Sandwich Panel 3-5 Ton/Piece 89' Maximum Radius With 90 Ton Crane	468.11	374.47
03 41 19 00-0100 EA Erect Precast Sandwich Panel 5-7 Ton/Piece 75' Maximum Radius With 90 Ton Crane	500.29	400.23
03 41 19 00-0101 EA Erect Precast Sandwich Panel 7-9 Ton/Piece 65' Maximum Radius With 90 Ton Crane	537.22	429.74
03 41 19 00-0102 EA Erect Precast Sandwich Panel 9-11 Ton/Piece 55' Maximum Radius With 90 Ton Crane	584.28	467.39
03 41 19 00-0103 EA Erect Precast Sandwich Panel 11-13 Ton/Piece 50' Maximum Radius With 90 Ton Crane	635.29	508.29
03 41 19 00-0104 EA Erect Precast Sandwich Panel 13-15 Ton/Piece 43' Maximum Radius With 90 Ton Crane	702.16	561.69
03 41 19 00-0105 EA Erect Precast Sandwich Panel 15-20 Ton/Piece 36' Maximum Radius With 90 Ton Crane	777.15	621.74
03 41 19 00-0106 EA Erect Precast Sandwich Panel 20-25 Ton/Piece 31' Maximum Radius With 90 Ton Crane	879.63	703.65
03 41 19 00-0107 EA Erect Precast Sandwich Panel 25-30 Ton/Piece 26' Maximum Radius With 90 Ton Crane	1,000.58	800.46
03 41 19 00-0108 EA Erect Precast Sandwich Panel 30-35 Ton/Piece 25' Maximum Radius With 90 Ton Crane	1,160.08	928.03
03 41 19 00-0109 Material Cost (03 41 19 00-0086)		
Note: Includes cost of 3000 PSI concrete, reinforcing steel, imbedded items, formwork, and precast plant operations. Sandwich panel consists of 2.5" cladding panel, 2" fiber board insulation and the structural panel as defined.		
03 41 19 00-0110 SF 4" Thick 3,000 PSI Concrete, Precast Sandwich Panel, Ready To Erect	52.16	
For 3,500 PSI Concrete, Add	1.04	
For 4,000 PSI Concrete, Add	1.56	
For 4,500 PSI Concrete, Add	2.09	
For 5,000 PSI Concrete, Add	3.13	
For White Facing, Add	10.43	
For Solid White Through Thickness, Add	10.43	
For Broken Rib Finish, Add	5.22	
For Fluted Surface, Add	5.22	
For Exposed Aggregate, Add	10.43	
For Sandblasting Of Surface, Add	5.22	

03 Concrete**03 40 Precast Concrete****03 41 Precast Structural Concrete**

SAN BERNARDINO
COUNTY

MINOR
CSI UOM DESCRIPTION

TOTAL DIRECT DEMOLITION
UNIT COST UNIT COST

03 41 19 00-0111	SF	5" Thick 3,000 PSI Concrete, Precast Sandwich Panel, Ready To Erect	61.38	
		<i>For 3,500 PSI Concrete, Add</i>	1.23	
		<i>For 4,000 PSI Concrete, Add</i>	1.84	
		<i>For 4,500 PSI Concrete, Add</i>	2.46	
		<i>For 5,000 PSI Concrete, Add</i>	3.68	
		<i>For White Facing, Add</i>	12.28	
		<i>For Solid White Through Thickness, Add</i>	12.28	
		<i>For Broken Rib Finish, Add</i>	6.14	
		<i>For Fluted Surface, Add</i>	6.14	
		<i>For Exposed Aggregate, Add</i>	12.28	
		<i>For Sandblasting Of Surface, Add</i>	6.14	
03 41 19 00-0112	SF	6" Thick 3,000 PSI Concrete, Precast Sandwich Panel, Ready To Erect	71.41	
		<i>For 3,500 PSI Concrete, Add</i>	1.43	
		<i>For 4,000 PSI Concrete, Add</i>	2.14	
		<i>For 4,500 PSI Concrete, Add</i>	2.86	
		<i>For 5,000 PSI Concrete, Add</i>	4.28	
		<i>For White Facing, Add</i>	14.28	
		<i>For Solid White Through Thickness, Add</i>	14.28	
		<i>For Broken Rib Finish, Add</i>	7.14	
		<i>For Fluted Surface, Add</i>	7.14	
		<i>For Exposed Aggregate, Add</i>	14.28	
		<i>For Sandblasting Of Surface, Add</i>	7.14	
03 41 19 00-0113	SF	8" Thick 3,000 PSI Concrete, Precast Sandwich Panel, Ready To Erect	90.27	
		<i>For 3,500 PSI Concrete, Add</i>	1.81	
		<i>For 4,000 PSI Concrete, Add</i>	2.71	
		<i>For 4,500 PSI Concrete, Add</i>	3.61	
		<i>For 5,000 PSI Concrete, Add</i>	5.42	
		<i>For White Facing, Add</i>	18.05	
		<i>For Solid White Through Thickness, Add</i>	18.05	
		<i>For Broken Rib Finish, Add</i>	9.03	
		<i>For Fluted Surface, Add</i>	9.03	
		<i>For Exposed Aggregate, Add</i>	18.05	
		<i>For Sandblasting Of Surface, Add</i>	9.03	

03 41 23 Precast Concrete Stairs (03 41)**03 41 23 00-0001 Erection Costs Using A 50 Ton Hydraulic Crane (03 41 23)**

Note: Includes handling, hoisting into place, alignment, bracing and permanent connections. Excludes grouting or caulking joints.

03 41 23 00-0002	EA	Erect Precast Stairs, 0-2 Ton/Piece 82' Maximum Radius With 50 Ton Crane	382.99	306.34
03 41 23 00-0003	EA	Erect Precast Stairs, 2-3 Ton/Piece 65' Maximum Radius With 50 Ton Crane	406.69	325.32
03 41 23 00-0004	EA	Erect Precast Stairs, 3-4 Ton/Piece 57' Maximum Radius With 50 Ton Crane	431.13	344.93
03 41 23 00-0005	EA	Erect Precast Stairs, 4-5 Ton/Piece 50' Maximum Radius With 50 Ton Crane	461.39	369.09
03 41 23 00-0006	EA	Erect Precast Stairs, 5-6 Ton/Piece 44' Maximum Radius With 50 Ton Crane	493.11	394.48
03 41 23 00-0007	EA	Erect Precast Stairs, 6-7 Ton/Piece 40' Maximum Radius With 50 Ton Crane	529.50	423.57
03 41 23 00-0008	EA	Erect Precast Stairs, 7-8 Ton/Piece 36' Maximum Radius With 50 Ton Crane	575.89	460.68
03 41 23 00-0009	EA	Erect Precast Stairs, 8-9 Ton/Piece 33' Maximum Radius With 50 Ton Crane	626.17	500.99

03 41 23 00-0010 Erection Costs Using A 90 Ton Crawler Crane (03 41 23)

Note: Includes handling, hoisting into place, alignment, bracing and permanent connections. Excludes grouting or caulking joints.

03 41 23 00-0011	EA	Erect Precast Stairs, 0-2 Ton/Piece 151' Maximum Radius With 90 Ton Crane	382.99	306.34
03 41 23 00-0012	EA	Erect Precast Stairs, 2-3 Ton/Piece 121' Maximum Radius With 90 Ton Crane	406.69	325.32
03 41 23 00-0013	EA	Erect Precast Stairs, 3-4 Ton/Piece 105' Maximum Radius With 90 Ton Crane	431.13	344.93
03 41 23 00-0014	EA	Erect Precast Stairs, 4-5 Ton/Piece 89' Maximum Radius With 90 Ton Crane	461.39	369.09
03 41 23 00-0015	EA	Erect Precast Stairs, 5-6 Ton/Piece 82' Maximum Radius With 90 Ton Crane	493.11	394.48
03 41 23 00-0016	EA	Erect Precast Stairs, 6-7 Ton/Piece 75' Maximum Radius With 90 Ton Crane	529.50	423.57
03 41 23 00-0017	EA	Erect Precast Stairs, 7-8 Ton/Piece 70' Maximum Radius With 90 Ton Crane	575.89	460.68
03 41 23 00-0018	EA	Erect Precast Stairs, 8-9 Ton/Piece 65' Maximum Radius With 90 Ton Crane	626.17	500.99

03 41 23 00-0019 Material Cost (03 41 23)

Note: Includes cost of 3000 PSI concrete, reinforcing steel, imbedded items, formwork and precast operations.

03 41 23 00-0020	EA	3' Wide With 10-1/2" Depth Treads Precast Concrete Stair Unit, Per Riser	804.04	
		<i>For 3,500 PSI Concrete, Add</i>	104.93	
		<i>For 4,000 PSI Concrete, Add</i>	197.15	
		<i>For 4,500 PSI Concrete, Add</i>	289.78	
		<i>For 5,000 PSI Concrete, Add</i>	394.22	

03 41 26 Precast Concrete Structural Sections (03 41)**03 41 26 00-0001 Precast Beams, Girder And Joists (03 41 26)****03 41 26 00-0002 Erection Costs Using A 90 Ton Crawler Crane (03 41 26 00-0001)**

Note: Includes handling, hoisting into place, alignment, bracing and permanent connections. Excludes grouting or caulking joints.

03 41 26 00-0003	EA	Erect Precast Structural Sections, 0-5 Ton/Piece Beam, Girder, Joist; 89' Maximum Radius, 90 Ton Crane	483.09	386.52
03 41 26 00-0004	EA	Erect Precast Structural Sections, 5-10 Ton/Piece Beam, Girder, Joist; 60' Maximum Radius, 90 Ton Crane	516.99	413.54
03 41 26 00-0005	EA	Erect Precast Structural Sections, 10-15 Ton/Piece Beam, Girder, Joist; 43' Maximum Radius, 90 Ton Crane	552.53	442.02
03 41 26 00-0006	EA	Erect Precast Structural Sections, 15-20 Ton/Piece Beam, Girder, Joist; 36' Maximum Radius, 90 Ton Crane	593.32	474.68



Concrete	03	03
Precast Concrete	03 40	
Precast Structural Concrete	03 41	

MINOR CSI UOM DESCRIPTION	TOTAL DIRECT UNIT COST	DEMOLITION UNIT COST
03 41 26 00-0007 Erection Costs Using A 125 Ton Crawler Crane <small>(03 41 26 00-0001)</small>		
<small>Note: Includes handling, hoisting into place, alignment, bracing and permanent connections. Excludes grouting or caulking joints.</small>		
03 41 26 00-0008 EA Erect Precast Structural Sections, 0-5 Ton/Piece Beam, Girder, Joist; 110' Maximum Radius, 125 Ton Crane	614.02	491.18
03 41 26 00-0009 EA Erect Precast Structural Sections, 5-10 Ton/Piece Beam, Girder, Joist; 75' Maximum Radius, 125 Ton Crane	657.11	525.74
03 41 26 00-0010 EA Erect Precast Structural Sections, 10-15 Ton/Piece Beam, Girder, Joist; 55' Maximum Radius, 125 Ton Crane	702.29	561.84
03 41 26 00-0011 EA Erect Precast Structural Sections, 15-20 Ton/Piece Beam, Girder, Joist; 50' Maximum Radius, 125 Ton Crane	754.14	603.27
03 41 26 00-0012 EA Erect Precast Structural Sections, 20-25 Ton/Piece Beam, Girder, Joist; 40' Maximum Radius, 125 Ton Crane	820.19	656.22
03 41 26 00-0013 EA Erect Precast Structural Sections, 25-30 Ton/Piece Beam, Girder, Joist; 33' Maximum Radius, 125 Ton Crane	891.80	713.38
03 41 26 00-0014 EA Erect Precast Structural Sections, 30-35 Ton/Piece Beam, Girder, Joist; 30' Maximum Radius, 125 Ton Crane	985.67	788.54
03 41 26 00-0015 EA Erect Precast Structural Sections, 35-40 Ton/Piece Beam, Girder, Joist; 28' Maximum Radius, 125 Ton Crane	1,090.94	872.81
 03 41 26 00-0016 Material Cost <small>(03 41 26 00-0001)</small>		
<small>Note: Includes cost of 3000 PSI concrete, reinforcing steel, imbedded items, formwork, and precast plant operations.</small>		
03 41 26 00-0017 1,000 LB/LF Live Load <small>(03 41 26 00-0016)</small>		
03 41 26 00-0018 LF Precast Structural Sections, 1,000 LB/LF, 15' Span Live Load, Span, 3,000 PSI.....	160.78	
<i>For 3,500 PSI Concrete, Add</i>	4.39	
<i>For 4,000 PSI Concrete, Add</i>	6.59	
<i>For 4,500 PSI Concrete, Add</i>	8.78	
<i>For 5,000 PSI Concrete, Add</i>	13.18	
03 41 26 00-0019 LF Precast Structural Sections, 1,000 LB/LF, 20' Span Live Load, Span, 3,000 PSI.....	200.98	
<i>For 3,500 PSI Concrete, Add</i>	5.49	
<i>For 4,000 PSI Concrete, Add</i>	8.24	
<i>For 4,500 PSI Concrete, Add</i>	10.97	
<i>For 5,000 PSI Concrete, Add</i>	16.48	
03 41 26 00-0020 LF Precast Structural Sections, 1,000 LB/LF, 30' Span Live Load, Span, 3,000 PSI.....	241.18	
<i>For 3,500 PSI Concrete, Add</i>	6.58	
<i>For 4,000 PSI Concrete, Add</i>	9.89	
<i>For 4,500 PSI Concrete, Add</i>	13.17	
<i>For 5,000 PSI Concrete, Add</i>	19.78	
 03 41 26 00-0021 3,000 LB/LF Live Load <small>(03 41 26 00-0016)</small>		
03 41 26 00-0022 LF Precast Structural Sections, 3,000 LB/LF, 15' Span Live Load, Span, 3,000 PSI.....	200.98	
<i>For 3,500 PSI Concrete, Add</i>	5.49	
<i>For 4,000 PSI Concrete, Add</i>	8.24	
<i>For 4,500 PSI Concrete, Add</i>	10.97	
<i>For 5,000 PSI Concrete, Add</i>	16.48	
03 41 26 00-0023 LF Precast Structural Sections, 3,000 LB/LF, 20' Span Live Load, Span, 3,000 PSI.....	241.18	
<i>For 3,500 PSI Concrete, Add</i>	6.58	
<i>For 4,000 PSI Concrete, Add</i>	9.89	
<i>For 4,500 PSI Concrete, Add</i>	13.17	
<i>For 5,000 PSI Concrete, Add</i>	19.78	
03 41 26 00-0024 LF Precast Structural Sections, 3,000 LB/LF, 30' Span Live Load, Span, 3,000 PSI.....	321.57	
<i>For 3,500 PSI Concrete, Add</i>	8.78	
<i>For 4,000 PSI Concrete, Add</i>	13.18	
<i>For 4,500 PSI Concrete, Add</i>	17.56	
<i>For 5,000 PSI Concrete, Add</i>	26.37	
 03 41 26 00-0025 5,000 LB/LF Live Load <small>(03 41 26 00-0016)</small>		
03 41 26 00-0026 LF Precast Structural Sections, 5,000 LB/LF, 15' Span Live Load, Span, 3,000 PSI.....	281.37	
<i>For 3,500 PSI Concrete, Add</i>	7.68	
<i>For 4,000 PSI Concrete, Add</i>	11.54	
<i>For 4,500 PSI Concrete, Add</i>	15.36	
<i>For 5,000 PSI Concrete, Add</i>	23.07	
03 41 26 00-0027 LF Precast Structural Sections, 5,000 LB/LF, 20' Span Live Load, Span, 3,000 PSI.....	321.57	
<i>For 3,500 PSI Concrete, Add</i>	8.78	
<i>For 4,000 PSI Concrete, Add</i>	13.18	
<i>For 4,500 PSI Concrete, Add</i>	17.56	
<i>For 5,000 PSI Concrete, Add</i>	26.37	
03 41 26 00-0028 LF Precast Structural Sections, 5,000 LB/LF, 30' Span Live Load, Span, 3,000 PSI.....	401.96	
<i>For 3,500 PSI Concrete, Add</i>	10.97	
<i>For 4,000 PSI Concrete, Add</i>	16.48	
<i>For 4,500 PSI Concrete, Add</i>	21.95	
<i>For 5,000 PSI Concrete, Add</i>	32.96	
 03 41 26 00-0029 Precast Concrete Columns <small>(03 41 26)</small>		
03 41 26 00-0030 Erection Costs Using A 90 Ton Crawler Crane <small>(03 41 26 00-0029)</small>		
<small>Note: Includes handling, hoisting into place, alignment, bracing and permanent connections. Excludes grouting or caulking joints.</small>		
03 41 26 00-0031 EA Erect Precast Concrete Columns, 0-3 Ton/Piece 121' Maximum Radius With 90 Ton Crane	279.88	223.88
03 41 26 00-0032 EA Erect Precast Concrete Columns, 3-5 Ton/Piece 89' Maximum Radius With 90 Ton Crane	297.57	238.01
03 41 26 00-0033 EA Erect Precast Concrete Columns, 5-7 Ton/Piece 75' Maximum Radius With 90 Ton Crane	318.91	255.14
03 41 26 00-0034 EA Erect Precast Concrete Columns, 7-9 Ton/Piece 65' Maximum Radius With 90 Ton Crane	342.08	273.66
03 41 26 00-0035 EA Erect Precast Concrete Columns, 9-11 Ton/Piece 55' Maximum Radius With 90 Ton Crane	368.87	295.04
03 41 26 00-0036 EA Erect Precast Concrete Columns, 11-13 Ton/Piece 50' Maximum Radius With 90 Ton Crane	400.23	320.19
03 41 26 00-0037 EA Erect Precast Concrete Columns, 13-15 Ton/Piece 43' Maximum Radius With 90 Ton Crane	437.41	349.96

03	03 Concrete
	03 40 Precast Concrete
	03 41 Precast Structural Concrete



MINOR CSI UOM DESCRIPTION	TOTAL DIRECT UNIT COST	DEMOLITION UNIT COST
------------------------------	---------------------------	-------------------------

03 41 26 00-0038	Material Cost <small>(03 41 26 00-0029)</small>		
	Note: Includes cost of 3000 PSI concrete, reinforcing steel, imbedded items, formwork, and precast operations.		
03 41 26 00-0039	12" x 12" Column, Square, Tied <small>(03 41 26 00-0038)</small>		
03 41 26 00-0040	CY 12" x 12" Precast Column, Tied, Average Reinforced 351 LB/CY	832.19	
	For 3,500 PSI Concrete, Add	62.41	
	For 4,000 PSI Concrete, Add	117.34	
	For 4,500 PSI Concrete, Add	173.10	
	For 5,000 PSI Concrete, Add	235.51	
03 41 26 00-0041	16" x 16" Column, Square, Tied <small>(03 41 26 00-0038)</small>		
03 41 26 00-0042	CY 16" x 16" Precast Column, Tied, Average Reinforced 368 LB/CY	852.74	
	For 3,500 PSI Concrete, Add	63.96	
	For 4,000 PSI Concrete, Add	120.24	
	For 4,500 PSI Concrete, Add	177.37	
	For 5,000 PSI Concrete, Add	241.33	
03 41 26 00-0043	20" x 20" Column, Square, Tied <small>(03 41 26 00-0038)</small>		
03 41 26 00-0044	CY 20" x 20" Precast Column, Tied, Average Reinforced 357 LB/CY	854.38	
	For 3,500 PSI Concrete, Add	64.08	
	For 4,000 PSI Concrete, Add	120.47	
	For 4,500 PSI Concrete, Add	177.71	
	For 5,000 PSI Concrete, Add	241.79	
03 41 26 00-0045	24" x 24" Column, Square, Tied <small>(03 41 26 00-0038)</small>		
03 41 26 00-0046	CY 24" x 24" Precast Column, Tied, Average Reinforced 365 LB/CY	854.38	
	For 3,500 PSI Concrete, Add	64.08	
	For 4,000 PSI Concrete, Add	120.47	
	For 4,500 PSI Concrete, Add	177.71	
	For 5,000 PSI Concrete, Add	241.79	
03 41 26 00-0047	28" x 28" Column, Square, Tied <small>(03 41 26 00-0038)</small>		
03 41 26 00-0048	CY 28" x 28" Precast Column, Tied, Average Reinforced 347 LB/CY	854.38	
	For 3,500 PSI Concrete, Add	64.08	
	For 4,000 PSI Concrete, Add	120.47	
	For 4,500 PSI Concrete, Add	177.71	
	For 5,000 PSI Concrete, Add	241.79	
03 41 26 00-0049	32" x 32" Column, Square, Tied <small>(03 41 26 00-0038)</small>		
03 41 26 00-0050	CY 32" x 32" Precast Column, Tied, Average Reinforced 351 LB/CY	852.74	
	For 3,500 PSI Concrete, Add	63.96	
	For 4,000 PSI Concrete, Add	120.24	
	For 4,500 PSI Concrete, Add	177.37	
	For 5,000 PSI Concrete, Add	241.33	
03 41 26 00-0051	36" x 36" Column, Square, Tied <small>(03 41 26 00-0038)</small>		
03 41 26 00-0052	CY 36" x 36" Precast Column, Tied, Average Reinforced 278 LB/CY	854.38	
	For 3,500 PSI Concrete, Add	64.08	
	For 4,000 PSI Concrete, Add	120.47	
	For 4,500 PSI Concrete, Add	177.71	
	For 5,000 PSI Concrete, Add	241.79	
03 41 33	Precast Structural Pretensioned Concrete <small>(03 41)</small>		
03 41 33 00-0001	Slabs, Roof And Floor Members <small>(03 41 33)</small>		
03 41 33 00-0002	SF 4" Thick Precast Prestressed Slab, 12-16' Span Roof/Floor	17.07	2.27
03 41 33 00-0003	SF 6" Thick Precast Prestressed Slab, 16-25' Span Roof/Floor	21.25	2.27
03 41 33 00-0004	SF 8" Thick Precast Prestressed Slab, 25-32' Span Roof/Floor	25.45	2.38
03 41 33 00-0005	SF 10" Thick Precast Prestressed Slab, 32-40' Span Roof/Floor	29.66	2.50
03 41 33 00-0006	Tee Members <small>(03 41 33)</small>		
03 41 33 00-0007	Multiple Tee, Roof And Floor <small>(03 41 33 00-0006)</small>		
03 41 33 00-0008	SF Prestressed Multiple Tee, Roof And Floor Members	38.28	2.94
03 41 33 00-0009	Double Tee Wall Member <small>(03 41 33 00-0006)</small>		
03 41 33 00-0010	SF Prestressed Double Tee Wall Members Precast Concrete, <40' Span	54.29	8.04
03 41 33 00-0011	Single Tee, Short Span, Roof Members <small>(03 41 33 00-0006)</small>		
03 41 33 00-0012	SF Prestressed Single Tee, Short Span Roof Precast Concrete Members, <40' Span	45.05	4.87



Concrete	03	03
Precast Concrete	03 40	
Precast Structural Concrete	03 41	

MINOR CSI UOM DESCRIPTION	TOTAL DIRECT UNIT COST	DEMOLITION UNIT COST
03 41 33 00-0013 Single Tee, Long Span, Roof Members <small>(03 41 33 00-0006)</small>		
03 41 33 00-0014 SF Prestressed Single Tee, Long Span Roof Precast Concrete Members, <40' Span	54.00	4.19
03 41 33 00-0015 Prestressed Concrete Items <small>(03 41 33)</small>		
03 41 33 00-0016 Prestressed Quad Tee <small>(03 41 33 00-0015)</small>		
03 41 33 00-0017 SF Tees, Prestressed Quad Tee, Short Spans, Roof.....	27.68	0.91
03 41 33 00-0018 SF Tees, Prestressed Quad Tee, Short Spans, Floor.....	28.89	0.91
03 41 33 00-0019 Prestressed Double Tee <small>(03 41 33 00-0015)</small>		
03 41 33 00-0020 SF Tees, Double Tee, Floor Members, 60' Span	46.00	0.79
03 41 33 00-0021 SF Tees, Double Tee, Floor Members, 80' Span	63.33	0.79
03 41 33 00-0022 SF Tees, Double Tee, Roof Members, 30' Span	31.41	1.36
03 41 33 00-0023 SF Tees, Double Tee, Roof Members, 50' Span	48.64	0.91
03 41 33 00-0024 SF Tees, Double Tee, Wall Members, Up To 55' High.....	34.05	1.81
03 41 33 00-0025 Prestressed Single Tee <small>(03 41 33 00-0015)</small>		
03 41 33 00-0026 SF Tees, Single Tee Roof Members, 40' Span	54.47	2.04
03 41 33 00-0027 SF Tees, Single Tee Roof Members, 80' Span	63.06	1.25
03 41 33 00-0028 SF Tees, Single Tee Roof Members, 100' Span	83.41	1.13
03 41 33 00-0029 SF Tees, Single Tee Roof Members, 120' Span	87.83	1.13
03 41 33 00-0030 Prestressed Double Tee Floor Members <small>(03 41 33 00-0015)</small>		
03 41 33 00-0031 EA Tees, Double Tees, Floor Members, Lightweight, 20" X 8' Wide, 45'.....	14,076.59	326.42
03 41 33 00-0032 EA Tees, Double Tees, Floor Members, Lightweight, 24" X 8' Wide, 50'.....	15,327.93	362.69
03 41 33 00-0033 EA Tees, Double Tees, Floor Members, Lightweight, 32" X 10' Wide, 60'.....	25,635.92	408.02
03 41 33 00-0034 EA Tees, Double Tees, Floor Members, Standard Weight, 12" X 8' Wide, 25'.....	5,516.80	296.84
03 41 33 00-0035 EA Tees, Double Tees, Floor Members, Standard Weight, 16" X 8' Wide, 25'.....	7,242.33	326.42
03 41 33 00-0036 EA Tees, Double Tees, Floor Members, Standard Weight, 18" X 8' Wide, 35'.....	9,252.41	326.42
03 41 33 00-0037 EA Tees, Double Tees, Floor Members, Standard Weight, 20" X 8' Wide, 45'.....	10,302.74	362.69
03 41 33 00-0038 EA Tees, Double Tees, Floor Members, Standard Weight, 24" X 8' Wide, 50'.....	13,173.45	408.02
03 41 33 00-0039 EA Tees, Double Tees, Floor Members, Standard Weight, 32" X 10' Wide, 60'.....	23,698.98	466.51
03 41 33 00-0040 Prestressed Double Tee Roof Members <small>(03 41 33 00-0015)</small>		
03 41 33 00-0041 EA Tees, Double Tees, Roof Members, Lightweight, 20" X 8' Wide, 45'.....	11,061.47	326.42
03 41 33 00-0042 EA Tees, Double Tees, Roof Members, Lightweight, 24" X 8' Wide, 50'.....	14,523.90	362.69
03 41 33 00-0043 EA Tees, Double Tees, Roof Members, Lightweight, 32" X 10' Wide, 60'.....	23,826.85	408.02
03 41 33 00-0044 EA Tees, Double Tees, Roof Members, Standard Weight, 12" X 8' Wide, 30'.....	7,406.28	296.84
03 41 33 00-0045 EA Tees, Double Tees, Roof Members, Standard Weight, 16" X 8' Wide, 30'.....	7,805.15	326.42
03 41 33 00-0046 EA Tees, Double Tees, Roof Members, Standard Weight, 18" X 8' Wide, 30'.....	8,649.38	326.42
03 41 33 00-0047 EA Tees, Double Tees, Roof Members, Standard Weight, 20" X 8' Wide, 40'.....	8,895.69	362.69
03 41 33 00-0048 EA Tees, Double Tees, Roof Members, Standard Weight, 24" X 8' Wide, 50'.....	11,766.40	408.02
03 41 33 00-0049 EA Tees, Double Tees, Roof Members, Standard Weight, 32" X 10' Wide, 60'.....	20,281.85	466.51
03 41 33 00-0050 Plant Produced Pretensioned Prestressed Concrete Hollow Core Slab <small>(03 41 33)</small>		
03 41 33 00-0051 SF Hollow Core Slab, 4" Slab, 12' - 16' Spans, Plant Produced Pretensioned Prestressed Concrete	29.24	
03 41 33 00-0052 SF Hollow Core Slab, 6" Slab, 16' - 25' Spans, Plant Produced Pretensioned Prestressed Concrete	30.44	
03 41 33 00-0053 SF Hollow Core Slab, 8" Slab, 25' - 30' Spans, Plant Produced Pretensioned Prestressed Concrete	31.87	
03 41 33 00-0054 SF Hollow Core Slab, 10" Slab, 30' - 35' Spans, Plant Produced Pretensioned Prestressed Concrete	32.93	
03 41 33 00-0055 SF Hollow Core Slab, 12" Slab, 35' - 40' Spans, Plant Produced Pretensioned Prestressed Concrete	35.19	
03 41 33 00-0056 Double And Single Tees <small>(03 41 33)</small>		
03 41 33 00-0057 Double And Single Tees With 16" Roof And Floor Loading <small>(03 41 33 00-0056)</small>		
03 41 33 00-0058 SF Double Tee With 16" Roof Loading, 30' Span, Pretensioned Prestressed Concrete	35.35	
03 41 33 00-0059 SF Double Tee With 16" Roof Loading, 40' Span, Pretensioned Prestressed Concrete	34.50	
03 41 33 00-0060 SF Double Tee With 16" Roof Loading, 45' Span, Pretensioned Prestressed Concrete	32.60	
03 41 33 00-0061 SF Double Tee With 16" Floor Loading, 30' Span, Pretensioned Prestressed Concrete	35.35	
03 41 33 00-0062 SF Double Tee With 16" Floor Loading, 40' Span, Pretensioned Prestressed Concrete	35.23	
03 41 33 00-0063 SF Single Tee With 16" Roof Loading, 30' Span, Pretensioned Prestressed Concrete	54.16	
03 41 33 00-0064 SF Single Tee With 16" Roof Loading, 40' Span, Pretensioned Prestressed Concrete	52.96	
03 41 33 00-0065 SF Single Tee With 16" Roof Loading, 45' Span, Pretensioned Prestressed Concrete	49.60	
03 41 33 00-0066 SF Single Tee With 16" Floor Loading, 30' Span, Pretensioned Prestressed Concrete	54.16	
03 41 33 00-0067 SF Single Tee With 16" Floor Loading, 40' Span, Pretensioned Prestressed Concrete	50.79	
03 41 33 00-0068 Double And Single Tees With 24" Roof And Floor Loading <small>(03 41 33 00-0056)</small>		
03 41 33 00-0069 SF Double Tee With 24" Roof Loading, 30' Span, Pretensioned Prestressed Concrete	36.43	
03 41 33 00-0070 SF Double Tee With 24" Roof Loading, 40' Span, Pretensioned Prestressed Concrete	35.59	
03 41 33 00-0071 SF Double Tee With 24" Roof Loading, 45' Span, Pretensioned Prestressed Concrete	34.40	
03 41 33 00-0072 SF Double Tee With 24" Floor Loading, 30' Span, Pretensioned Prestressed Concrete	36.43	

03	03 Concrete
	03 40 Precast Concrete
	03 41 Precast Structural Concrete



MINOR CSI UOM DESCRIPTION	TOTAL DIRECT UNIT COST	DEMOLITION UNIT COST
------------------------------	---------------------------	-------------------------

03 41 33 00-0073	SF	Double Tee With 24" Floor Loading, 40' Span, Pretensioned Prestressed Concrete	35.23	
03 41 33 00-0074	SF	Single Tee With 24" Roof Loading, 30' Span, Pretensioned Prestressed Concrete	55.61	
03 41 33 00-0075	SF	Single Tee With 24" Roof Loading, 40' Span, Pretensioned Prestressed Concrete	54.40	
03 41 33 00-0076	SF	Single Tee With 24" Roof Loading, 45' Span, Pretensioned Prestressed Concrete	52.50	
03 41 33 00-0077	SF	Single Tee With 24" Floor Loading, 30' Span, Pretensioned Prestressed Concrete	55.61	
03 41 33 00-0078	SF	Single Tee With 24" Floor Loading, 40' Span, Pretensioned Prestressed Concrete	54.04	

03 41 33 00-0079 Double And Single Tees With 32" Roof And Floor Loading (03 41 33 00-0056)

03 41 33 00-0080	SF	Double Tee With 32" Roof Load, 50' Span, Pretensioned Prestressed Concrete	38.41	
03 41 33 00-0081	SF	Double Tee With 32" Roof Load, 60' Span, Pretensioned Prestressed Concrete	37.21	
03 41 33 00-0082	SF	Double Tee With 32" Roof Load, 70' Span, Pretensioned Prestressed Concrete	35.99	
03 41 33 00-0083	SF	Single Tee With 32" Roof Load, 50' Span, Pretensioned Prestressed Concrete	59.04	
03 41 33 00-0084	SF	Single Tee With 32" Roof Load, 60' Span, Pretensioned Prestressed Concrete	57.11	
03 41 33 00-0085	SF	Single Tee With 32" Roof Load, 70' Span, Pretensioned Prestressed Concrete	54.81	

03 48 Precast Concrete Specialties (03 40)

03 48 16 Precast Concrete Splash Blocks (03 48)

03 48 16 00-0001 Precast Concrete Splash Blocks (03 48 16)

03 48 16 00-0002	EA	Precast Concrete Splash Blocks, 20" x 12" x 3"	38.11	4.02
------------------	----	--	-------	------

03 48 21 Precast Concrete Handrails (03 48)

03 48 21 00-0001 Installation Cost (03 48 21)

Note: Includes handling, hoisting into place, alignment, and permanent connections. Excludes grouting.

03 48 21 00-0002	EA	Install Precast Handrails, 0-2 Ton/Handrail	155.95	70.21
03 48 21 00-0003	EA	Install Precast Handrails, Over 2 Ton/Handrail	187.03	84.14

03 48 21 00-0004 Material Cost (03 48 21)

Note: Includes 3000 PSI concrete, imbedded items, formwork and precast operations.

03 48 21 00-0005	CY	4" Thick 3,000 PSI Concrete Precast Concrete Handrail	3,176.03	
		For 3,500 PSI Concrete, Add	207.24	
		For 4,000 PSI Concrete, Add	389.38	
		For 4,500 PSI Concrete, Add	572.32	
		For 5,000 PSI Concrete, Add	778.60	
03 48 21 00-0006	CY	5" Thick 3,000 PSI Concrete Precast Concrete Handrail	3,296.63	
		For 3,500 PSI Concrete, Add	215.11	
		For 4,000 PSI Concrete, Add	404.17	
		For 4,500 PSI Concrete, Add	594.05	
		For 5,000 PSI Concrete, Add	808.17	
03 48 21 00-0007	CY	6" Thick 3,000 PSI Concrete Precast Concrete Handrail	3,417.24	
		For 3,500 PSI Concrete, Add	222.97	
		For 4,000 PSI Concrete, Add	418.95	
		For 4,500 PSI Concrete, Add	615.79	
		For 5,000 PSI Concrete, Add	837.74	
03 48 21 00-0008	CY	8" Thick 3,000 PSI Concrete Precast Concrete Handrail	3,578.05	
		For 3,500 PSI Concrete, Add	233.47	
		For 4,000 PSI Concrete, Add	438.67	
		For 4,500 PSI Concrete, Add	644.76	
		For 5,000 PSI Concrete, Add	877.16	

03 48 22 Precast Concrete Sun Screen and Trellis (03 48)

03 48 22 00-0001 Sun Screen Blades (03 48 22)

03 48 22 00-0002 Installation Cost (03 48 22 00-0001)

Note: Includes handling, hoisting into place, alignment, bracing, and permanent connections.

03 48 22 00-0003	EA	Install Precast Sun Screen Blade, 0-1 Ton/Each	77.97	35.10
03 48 22 00-0004	EA	Install Precast Sun Screen Blade, 1-2 Ton/Each	93.68	42.13
03 48 22 00-0005	EA	Install Precast Sun Screen Blade, 2-3 Ton/Each	117.05	52.71

03 48 22 00-0006 Material Cost (03 48 22 00-0001)

Note: Includes 3000 PSI concrete, imbedded items, formwork and precast concrete operations.

03 48 22 00-0007	CY	4" Thick 3,000 PSI Concrete Precast Sun Screen Blades	3,377.04	
		For 3,500 PSI Concrete, Add	220.35	
		For 4,000 PSI Concrete, Add	414.03	
		For 4,500 PSI Concrete, Add	608.54	
		For 5,000 PSI Concrete, Add	827.88	
03 48 22 00-0008	CY	5" Thick 3,000 PSI Concrete Precast Sun Screen Blades	3,497.65	
		For 3,500 PSI Concrete, Add	228.22	
		For 4,000 PSI Concrete, Add	428.81	
		For 4,500 PSI Concrete, Add	630.28	
		For 5,000 PSI Concrete, Add	857.45	



MINOR CSI UOM DESCRIPTION	TOTAL DIRECT UNIT COST	DEMOLITION UNIT COST
03 48 22 00-0009 CY 6" Thick 3,000 PSI Concrete Precast Sun Screen Blades.....	3,658.46	
For 3,500 PSI Concrete, Add	238.71	
For 4,000 PSI Concrete, Add	448.53	
For 4,500 PSI Concrete, Add	659.25	
For 5,000 PSI Concrete, Add	896.87	
03 48 22 00-0010 CY 8" Thick 3,000 PSI Concrete Precast Sun Screen Blades.....	3,819.27	
For 3,500 PSI Concrete, Add	249.21	
For 4,000 PSI Concrete, Add	468.24	
For 4,500 PSI Concrete, Add	688.23	
For 5,000 PSI Concrete, Add	936.29	
03 48 22 00-0011 Sun Screen/Trellis Units (03 48 22)		
03 48 22 00-0012 Installation Cost Using A 50 Ton Hydraulic Crane (03 48 22 00-0011)		
Note: Includes handling, hoisting into place, alignment, bracing and permanent to connections.		
03 48 22 00-0013 EA Install Precast Trellis, 0-1 Tons/Unit 100' Maximum Radius With 50 Ton Crane.....	363.58	163.58
03 48 22 00-0014 EA Install Precast Trellis, 1-3 Tons/Unit 65' Maximum Radius With 50 Ton Crane.....	406.69	183.07
03 48 22 00-0015 EA Install Precast Trellis, 3-5 Tons/Unit 50' Maximum Radius With 50 Ton Crane.....	461.39	207.60
03 48 22 00-0016 EA Install Precast Trellis, 5-7 Tons/Unit 40' Maximum Radius With 50 Ton Crane.....	493.11	221.90
03 48 22 00-0017 Material Cost (03 48 22 00-0017)		
Note: Includes 3000 PSI concrete, imbedded items, formwork and precast concrete operations.		
03 48 22 00-0018 CY 4" Thick 3,000 PSI Concrete Precast Trellises Blades.....	3,899.68	
For 3,500 PSI Concrete, Add	254.45	
For 4,000 PSI Concrete, Add	478.10	
For 4,500 PSI Concrete, Add	702.72	
For 5,000 PSI Concrete, Add	956.01	
03 48 22 00-0019 CY 5" Thick 3,000 PSI Concrete Precast Trellises Blades.....	4,020.28	
For 3,500 PSI Concrete, Add	262.32	
For 4,000 PSI Concrete, Add	492.89	
For 4,500 PSI Concrete, Add	724.45	
For 5,000 PSI Concrete, Add	985.57	
03 48 22 00-0020 CY 6" Thick 3,000 PSI Concrete Precast Trellises Blades.....	4,181.10	
For 3,500 PSI Concrete, Add	272.82	
For 4,000 PSI Concrete, Add	512.60	
For 4,500 PSI Concrete, Add	753.43	
For 5,000 PSI Concrete, Add	1,025.00	
03 48 22 00-0021 CY 8" Thick 3,000 PSI Concrete Precast Trellises Blades.....	4,382.11	
For 3,500 PSI Concrete, Add	285.93	
For 4,000 PSI Concrete, Add	537.25	
For 4,500 PSI Concrete, Add	789.66	
For 5,000 PSI Concrete, Add	1,074.27	
03 48 24 Precast Minaret Segments (03 48)		
03 48 24 00-0001 Installation Costs Using A 50 Ton Hydraulic Crane (03 48 24)		
Note: Includes handling, hoisting into place, alignment, bracing and permanent connections.		
03 48 24 00-0002 L - Shaped Segments (03 48 24 00-0001)		
03 48 24 00-0003 EA Install Minaret, L-Shape Segment, 0-1 Ton/Each 100' Maximum Radius With 50 Ton Crane.....	353.80	283.04
03 48 24 00-0004 EA Install Minaret, L-Shape Segment, 1-3 Ton/Each 65' Maximum Radius With 50 Ton Crane.....	396.47	317.19
03 48 24 00-0005 EA Install Minaret, L-Shape Segment, 3-5 Ton/Each 50' Maximum Radius With 50 Ton Crane.....	448.27	358.61
03 48 24 00-0006 EA Install Minaret, L-Shape Segment, 5-7 Ton/Each 40' Maximum Radius With 50 Ton Crane.....	478.16	382.53
03 48 24 00-0007 O - Shaped Segments (03 48 24 00-0001)		
03 48 24 00-0008 EA Install Minaret, O-Shape Segment, 0-1 Ton/Each 100' Maximum Radius With 50 Ton Crane.....	373.92	299.19
03 48 24 00-0009 EA Install Minaret, O-Shape Segment, 1-3 Ton/Each 65' Maximum Radius With 50 Ton Crane.....	419.67	335.68
03 48 24 00-0010 EA Install Minaret, O-Shape Segment, 3-5 Ton/Each 50' Maximum Radius With 50 Ton Crane.....	475.28	380.18
03 48 24 00-0011 EA Install Minaret, O-Shape Segment, 5-7 Ton/Each 40' Maximum Radius With 50 Ton Crane.....	509.02	407.18
03 48 24 00-0012 Platform Segment (03 48 24 00-0001)		
03 48 24 00-0013 EA Install Minaret, Platform Segments, 0-1 Ton/Each 100' Maximum Radius With 50 Ton Crane.....	717.24	573.85
03 48 24 00-0014 EA Install Minaret, Platform Segments, 1-3 Ton/Each 65' Maximum Radius With 50 Ton Crane.....	867.00	693.55
03 48 24 00-0015 EA Install Minaret, Platform Segments, 3-5 Ton/Each 50' Maximum Radius With 50 Ton Crane.....	962.15	769.74
03 48 24 00-0016 EA Install Minaret, Platform Segments, 5-7 Ton/Each 40' Maximum Radius With 50 Ton Crane.....	1,080.78	864.66
03 48 24 00-0017 Cap Segment (03 48 24 00-0001)		
03 48 24 00-0018 EA Install Minaret, Cap Segments, 0-1 Ton/Each 100' Maximum Radius With 50 Ton Crane.....	392.52	313.98
03 48 24 00-0019 EA Install Minaret, Cap Segments, 1-3 Ton/Each 65' Maximum Radius With 50 Ton Crane.....	438.31	350.60
03 48 24 00-0020 EA Install Minaret, Cap Segments, 3-5 Ton/Each 50' Maximum Radius With 50 Ton Crane.....	499.35	399.41
03 48 24 00-0021 EA Install Minaret, Cap Segments, 5-7 Ton/Each 40' Maximum Radius With 50 Ton Crane.....	533.08	426.41
03 48 24 00-0022 Installation Costs Using A 90 Ton Crawler Crane (03 48 24)		
Note: Includes handling, hoisting into place, alignment, bracing and permanent connections. Excludes grouting and caulking of joints.		
03 48 24 00-0023 L - Shaped Segments (03 48 24 00-0022)		

03 Concrete**03 40 Precast Concrete****03 48 Precast Concrete Specialties**

SAN BERNARDINO
COUNTY

MINOR CSI UOM DESCRIPTION	TOTAL DIRECT UNIT COST	DEMOLITION UNIT COST
03 48 24 00-0024 EA Install Minaret, L-Shaped Segments, 0-1 Ton/Each 180' Maximum Radius With 90 Ton Crane	358.95	287.16
03 48 24 00-0025 EA Install Minaret, L-Shaped Segments, 1-3 Ton/Each 135' Maximum Radius With 90 Ton Crane	402.24	321.81
03 48 24 00-0026 EA Install Minaret, L-Shaped Segments, 3-5 Ton/Each 100' Maximum Radius With 90 Ton Crane	454.80	363.83
03 48 24 00-0027 EA Install Minaret, L-Shaped Segments, 5-7 Ton/Each 79' Maximum Radius With 90 Ton Crane	485.13	388.10
03 48 24 00-0028 O - Shaped Segment (03 48 24 00-0022)		
03 48 24 00-0029 EA Install Minaret, O-Shaped Segments, 0-1 Ton/Each 180' Maximum Radius With 90 Ton Crane	379.36	303.55
03 48 24 00-0030 EA Install Minaret, O-Shaped Segments, 1-3 Ton/Each 135' Maximum Radius With 90 Ton Crane	425.78	340.57
03 48 24 00-0031 EA Install Minaret, O-Shaped Segments, 3-5 Ton/Each 100' Maximum Radius With 90 Ton Crane	482.20	385.72
03 48 24 00-0032 EA Install Minaret, O-Shaped Segments, 5-7 Ton/Each 79' Maximum Radius With 90 Ton Crane	516.43	413.11
03 48 24 00-0033 Platform Segment (03 48 24 00-0022)		
03 48 24 00-0034 EA Install Minaret, Platform Segment, 0-1 Ton/Each 180' Maximum Radius With 90 Ton Crane	580.04	464.02
03 48 24 00-0035 EA Install Minaret, Platform Segment, 1-3 Ton/Each 135' Maximum Radius With 90 Ton Crane	702.16	561.69
03 48 24 00-0036 EA Install Minaret, Platform Segment, 3-5 Ton/Each 100' Maximum Radius With 90 Ton Crane	777.15	621.74
03 48 24 00-0037 EA Install Minaret, Platform Segment, 5-7 Ton/Each 79' Maximum Radius With 90 Ton Crane	879.63	703.65
03 48 24 00-0038 Cap Segment (03 48 24 00-0022)		
03 48 24 00-0039 EA Install Minaret, Cap Segment, 0-1 Ton/Each 180' Maximum Radius With 90 Ton Crane	398.24	318.56
03 48 24 00-0040 EA Install Minaret, Cap Segment, 1-3 Ton/Each 135' Maximum Radius With 90 Ton Crane	444.70	355.70
03 48 24 00-0041 EA Install Minaret, Cap Segment, 3-5 Ton/Each 100' Maximum Radius With 90 Ton Crane	506.62	405.23
03 48 24 00-0042 EA Install Minaret, Cap Segment, 5-7 Ton/Each 79' Maximum Radius With 90 Ton Crane	540.85	432.62
03 48 24 00-0043 Material Costs (03 48 24)		
Note: Includes 3000 PSI concrete, imbedded items, formwork and precast concrete operations.		
03 48 24 00-0044 CY Precast Concrete Minaret, L-Shaped Segments, 3,000 PSI Concrete	9,648.15	
Note: Including Post Tension Cost		
03 48 24 00-0045 CY Precast Concrete Minaret, O-Shaped Segments, 3,000 PSI Concrete	9,648.15	
Note: Including Post Tension Cost		
03 48 24 00-0046 CY Precast Concrete Minaret, Platform Segments, 3,000 PSI Concrete	9,648.15	
Note: Including Post Tension Cost		
03 48 24 00-0047 CY Precast Concrete Minaret, Cap Segments, 3,000 PSI Concrete	9,648.15	
Note: Including Post Tension Cost		
03 48 29 Precast Accessories (03 48)		
Note: Includes installation labor, material and equipment.		
03 48 29 00-0001 Bearing Pads For Precast Members (03 48 29)		
03 48 29 00-0002 Continuous 2" Wide Strips (03 48 29 00-0001)		
03 48 29 00-0003 LF Bearing Pads, Continuous 2" Wide x 1/8" Thick Strips	1.58	
Note: For precast members		
03 48 29 00-0004 LF Bearing Pads, Continuous 2" Wide x 1/4" Thick Strips	2.33	
Note: For precast members.		
03 48 29 00-0005 LF Bearing Pads, Continuous 2" Wide x 1/2" Thick Strips	3.96	
Note: For precast members		
03 48 29 00-0006 LF Bearing Pads, Continuous 2" Wide x 3/4" Thick Strips	5.62	
Note: For precast members		
03 48 29 00-0007 LF Bearing Pads, Continuous 2" Wide x 1" Thick Strips	7.34	
Note: For precast members		
03 48 29 00-0008 LF Bearing Pads, Continuous 2" Wide x 1-1/2" Thick Strips	10.61	
Note: For precast members		
03 48 29 00-0009 Bearing Pad Pipe Supports (03 48 29)		
03 48 29 00-0010 LF 8" Diameter Precast Balustrade, Decorative Shapes	89.24	
03 48 29 00-0011 LF Precast Rail Cap, <1 SF Cross Section	57.23	
03 48 29 00-0012 LF 4" x 4" Precast Pipe Support	10.24	
03 48 46 Precast Skylight Shells (03 48)		
03 48 46 00-0001 Installation Cost Using A 90 Ton Crawler Crane (03 48 46)		
Note: Includes handling, hoisting into place, alignment, bracing and permanent connections.		
03 48 46 00-0002 EA Install Precast Skylight Shell, 0-4 Tons/Each Based On 90 Ton Crawler Crane	516.99	232.67
03 48 46 00-0003 EA Install Precast Skylight Shell, 4-6 Tons/Each Based On 90 Ton Crawler Crane	574.06	258.34
03 48 46 00-0004 EA Install Precast Skylight Shell, 6-8 Tons/Each Based On 90 Ton Crawler Crane	645.29	290.38
03 48 46 00-0005 Material Cost (03 48 46)		
Note: Includes 3000 PSI concrete, imbedded items, formwork and precast concrete operations.		
03 48 46 00-0006 CY 3.5" Thick 3,000 PSI Concrete Precast Skylight With 4.4' Radius	4,036.48	
03 48 49 Precast Landings (03 48)		
03 48 49 00-0001 SF 3" Thick Precast Landing	100.86	
03 48 49 00-0002 SF 4" Thick Precast Landing	117.60	



Concrete	03	03
Precast Concrete	03 40	
Precast Concrete Specialties	03 48	

MINOR CSI UOM DESCRIPTION	TOTAL DIRECT UNIT COST	DEMOLITION UNIT COST
03 48 49 00-0003 SF 5" Thick Precast Landing.....	133.61	
03 48 49 00-0004 SF 6" Thick Precast Landing.....	154.03	
03 48 54 Precast Concrete Blocks (03 48)		
03 48 54 00-0001 Precast Interlocking Concrete Blocks (03 48 54)		
Note: Includes lifting loop		
03 48 54 00-0002 EA 2' x 2' x 2' Precast Interlocking Concrete (Ecology) Block.....	145.95	43.09
03 48 54 00-0003 EA 2' x 2' x 3' Precast Interlocking Concrete (Ecology) Block.....	174.30	48.48
03 48 54 00-0004 EA 2' x 2' x 4' Precast Interlocking Concrete (Ecology) Block.....	202.64	53.87
03 48 54 00-0005 EA 2' x 2' x 6' Precast Interlocking Concrete (Ecology) Block.....	274.20	59.25
03 48 54 00-0006 EA 2' x 2' x 8' Precast Interlocking Concrete (Ecology) Block.....	329.61	64.64
03 50 Cast Decks and Underlayment (03)		
03 51 Cast Roof Decks (03 50)		
03 51 13 Cementitious Wood Fiber Decks (03 51)		
03 51 13 00-0001 Cement Fiber Tongue And Groove Planks (03 51 13)		
03 51 13 00-0002 SF 1" Thick Cementitious Fiber Tongue And Groove Planks, Cement Wood Fiber System.....	3.44	
03 51 13 00-0003 SF 1-1/2" Thick Cementitious Fiber Tongue And Groove Planks, Cement Wood Fiber System.....	3.58	
03 51 13 00-0004 SF 2" Thick Cementitious Fiber Tongue And Groove Planks, Cement Wood Fiber System.....	3.75	
03 51 13 00-0005 SF 2-1/2" Thick Cementitious Fiber Tongue And Groove Planks, Cement Wood Fiber System.....	4.27	
03 51 13 00-0006 SF 3" Thick Cementitious Fiber Tongue And Groove Planks, Cement Wood Fiber System.....	4.84	
03 51 13 00-0007 SF 3-1/2" Thick Cementitious Fiber Tongue And Groove Planks, Cement Wood Fiber System.....	5.47	
03 51 13 00-0008 SF 4" Thick Cementitious Fiber Tongue And Groove Planks, Cement Wood Fiber System.....	6.27	
03 51 16 Gypsum Concrete Roof Decks (03 51)		
03 51 16 00-0001 Class A Gypsum Fill Concrete Deck (03 51 16)		
03 51 16 00-0002 SF 2" Thick Precast Gypsum Fill Concrete Deck, Class A.....	11.15	0.56
03 51 16 00-0003 SF 2-1/2" Thick Precast Gypsum Fill Concrete Deck, Class A.....	13.81	0.67
03 51 16 00-0004 SF 3" Thick Precast Gypsum Fill Concrete Deck, Class A.....	16.49	0.76
03 51 16 00-0005 SF 3-1/2" Thick Precast Gypsum Fill Concrete Deck, Class A.....	19.19	0.85
03 51 16 00-0006 SF 4" Thick Precast Gypsum Fill Concrete Deck, Class A.....	21.92	0.94
03 51 16 00-0007 Form Board For Lightweight Deck (03 51 16)		
03 51 16 00-0008 SF Gypsum Deck Form Board, 1/2" Drywall For Lightweight Deck.....	2.23	
03 51 16 00-0009 SF Gypsum Deck Form Board, 1" Mineral Fiber Board For Lightweight Deck.....	2.99	
03 51 16 00-0010 SF Gypsum Deck Form Board, 1-1/2" Mineral Fiber Board For Lightweight Deck.....	6.26	
03 51 16 00-0011 SF Gypsum Deck Form Board, 1" Cementitious Fiber Board For Lightweight Deck.....	2.47	0.57
03 51 16 00-0012 SF Gypsum Deck Form Board, 1-1/2" Cementitious Fiber Board For Lightweight Deck.....	3.01	0.57
03 51 16 00-0013 SF Gypsum Deck Form Board, 1" Glass Fiber Board For Lightweight Deck.....	3.36	0.57
03 51 16 00-0014 SF Gypsum Deck Form Board, 1-1/2" Glass Fiber Board For Lightweight Deck.....	4.17	0.57
03 51 16 00-0015 Gypsum Plank (03 51 16)		
03 51 16 00-0016 SF 2" Thick, Insulating Concrete Gypsum Plank, Roof Deck.....	3.79	
03 51 16 00-0017 SF 3" Thick, Insulating Concrete Gypsum Plank, Roof Deck.....	4.98	
03 53 Concrete Topping (03 50)		
Note: Installed over new or existing concrete.		
03 53 14 Granolithic Concrete Topping (03 53)		
03 53 14 00-0001 Granolithic Topping Laid After (03 53 14)		
Note: Using 1:1:1-1/2 mix.		
03 53 14 00-0002 SF 1/2" Thick Concrete Topping, Granolithic Laid After Finish, 1:1:1-1/2 Mix.....	4.24	
03 53 14 00-0003 SF 1" Thick Concrete Topping, Granolithic Laid After Finish, 1:1:1-1/2 Mix.....	4.57	
03 53 14 00-0004 SF 2" Thick Concrete Topping, Granolithic Laid After Finish, 1:1:1-1/2 Mix.....	5.72	
03 53 19 Concrete Overlayment (03 53)		
03 53 19 00-0001 Integral Topping Including Hard Trowel Finish (03 53 19)		
Note: Using 1:1:2 mix.		
03 53 19 00-0002 SF 3/16" Thick Hard Trowel Integral Concrete Topping, 1:1:2 Mix.....	2.51	
03 53 19 00-0003 SF 1/2" Thick Hard Trowel Integral Concrete Topping, 1:1:2 Mix.....	2.81	
03 53 19 00-0004 SF 3/4" Thick Hard Trowel Integral Concrete Topping, 1:1:2 Mix.....	3.28	
03 53 19 00-0005 SF 1" Thick Hard Trowel Integral Concrete Topping, 1:1:2 Mix.....	3.89	
03 53 19 00-0006 SF 2" Thick Hard Trowel Integral Concrete Topping, 1:1:2 Mix.....	5.51	
03 53 19 00-0007 SF 2-1/2" Thick Hard Trowel Integral Concrete Topping, 1:1:2 Mix.....	4.69	
03 53 19 00-0008 SF 3" Thick Hard Trowel Integral Concrete Topping, 1:1:2 Mix.....	5.24	

03	Concrete
03 50	Cast Decks and Underlayment
03 54	Cast Underlayment



MINOR
CSI UOM DESCRIPTION

TOTAL DIRECT DEMOLITION
UNIT COST UNIT COST

03 54 Cast Underlayment ^(03 50)

Note: Includes primer. Excludes sandblasting existing smooth finished concrete surface (where necessary).

03 54 16 Hydraulic Cement Underlayment ^(03 54)

03 54 16 00-0001 Self Leveling Cementitious Underlayment For Floors ^(03 54 16)

Note: Includes primer.

03 54 16 00-0002	SF	1/8" Thick Self Leveling Cementitious Underlayment For Floors	1.61
		Note: Including Surface Preparation	
		For Up To 100 SF, Add	0.14
		For >100 To 250 SF, Add	0.07
03 54 16 00-0003	SF	1/4" Thick Self Leveling Cementitious Underlayment For Floors	2.74
		Note: Including Surface Preparation	
		For Up To 100 SF, Add	0.14
		For >100 To 250 SF, Add	0.07
03 54 16 00-0004	SF	3/8" Thick Self Leveling Cementitious Underlayment For Floors	3.50
		Note: Including Surface Preparation	
		For Up To 100 SF, Add	0.14
		For >100 To 250 SF, Add	0.07
03 54 16 00-0005	SF	1/2" Thick Self Leveling Cementitious Underlayment For Floors	5.01
		Note: Including Surface Preparation	
		For Up To 100 SF, Add	0.14
		For >100 To 250 SF, Add	0.07
03 54 16 00-0006	SF	5/8" Thick Self Leveling Cementitious Underlayment For Floors	5.91
		Note: Including Surface Preparation	
		For Up To 100 SF, Add	0.14
		For >100 To 250 SF, Add	0.07
03 54 16 00-0007	SF	3/4" Thick Self Leveling Cementitious Underlayment For Floors	7.32
		Note: Including Surface Preparation	
		For Up To 100 SF, Add	0.16
		For >100 To 250 SF, Add	0.08
03 54 16 00-0008	SF	1" Thick Self Leveling Cementitious Underlayment For Floors	9.58
		Note: Including Surface Preparation	
		For Up To 100 SF, Add	0.16
		For >100 To 250 SF, Add	0.08
03 54 16 00-0009	SF	1-1/4" Thick Self Leveling Cementitious Underlayment For Floors	12.63
		Note: Including Surface Preparation	
		For Up To 100 SF, Add	0.18
		For >100 To 250 SF, Add	0.09
03 54 16 00-0010	SF	1-1/2" Thick Self Leveling Cementitious Underlayment For Floors	14.15
		Note: Including Surface Preparation	
		For Up To 100 SF, Add	0.18
		For >100 To 250 SF, Add	0.09
03 54 16 00-0011	SF	1-3/4" Thick Self Leveling Cementitious Underlayment For Floors	18.76
		Note: Including Surface Preparation	
		For Up To 100 SF, Add	0.23
		For >100 To 250 SF, Add	0.11

03 60 Grouting ⁽⁰³⁾

03 61 Cementitious Grouting ^(03 60)

Note: 1 part cement to 3 parts sand by volume.

03 61 16 Cementitious Flowable Grout ^(03 61)

03 61 16 00-0001 Cementitious Flowable Grout ^(03 61 16)

03 61 16 00-0002	CY	Cementitious Flowable Grout	433.67
------------------	----	-----------------------------	--------

03 62 Non-Shrink Grouting ^(03 60)

03 62 13 Non-Metallic Non-Shrink Grouting ^(03 62)

03 62 13 00-0001 Fluid Type, Non-Metallic Non-Shrink Grouting For Bases ^(03 62 13)

03 62 13 00-0002	SF	1" Deep, Fluid Type, Non-Metallic Non-Shrink Grout For Bases	25.08
03 62 13 00-0003	SF	2" Deep, Fluid Type, Non-Metallic Non-Shrink Grout For Bases	37.00

03 62 13 00-0004 Non-Metallic Non-Shrink Grouting For Bases ^(03 62 13)

03 62 13 00-0005	SF	1" Deep, Non-Metallic Non-Shrink Grout For Bases	38.36
03 62 13 00-0006	SF	2" Deep, Non-Metallic Non-Shrink Grout For Bases	61.32

03 62 13 00-0007 Non-Metallic Non-Shrink Grouting For Joints ^(03 62 13)

03 62 13 00-0008 1/2" Joint Thickness, Non-Metallic Non-Shrink Grout For Joints ^(03 62 13 00-0007)

03 62 13 00-0009	LF	4" Deep x 1/2" Thick, Non-Metallic Non-Shrink Grout For Joints	2.09
03 62 13 00-0010	LF	6" Deep x 1/2" Thick, Non-Metallic Non-Shrink Grout For Joints	2.73
03 62 13 00-0011	LF	8" Deep x 1/2" Thick, Non-Metallic Non-Shrink Grout For Joints	3.62

03 62 13 00-0012 1" Joint Thickness, Non-Metallic Non-Shrink Grout For Joints ^(03 62 13 00-0007)



Concrete	03	
Grouting	03 60	03
Non-Shrink Grouting	03 62	

MINOR CSI UOM DESCRIPTION	TOTAL DIRECT UNIT COST	DEMOLITION UNIT COST
------------------------------	---------------------------	-------------------------

03 62 13 00-0013	LF	4" Deep x 1" Thick, Non-Metallic Non-Shrink Grout For Joints.....	3.08
03 62 13 00-0014	LF	6" Deep x 1" Thick, Non-Metallic Non-Shrink Grout For Joints.....	4.07
03 62 13 00-0015	LF	8" Deep x 1" Thick, Non-Metallic Non-Shrink Grout For Joints.....	5.41

03 62 16 Metallic Non-Shrink Grouting (03 62)

03 62 16 00-0001		Metallic Non-Shrink Grouting For Bases (03 62 16)	
03 62 16 00-0002	SF	1" Deep, Metallic Non-Shrink Grout For Bases.....	32.60
03 62 16 00-0003	SF	2" Deep, Metallic Non-Shrink Grout For Bases.....	50.15

03 62 16 00-0004 Metallic Non-Shrink Grouting For Joints (03 62 16)

03 62 16 00-0005		1/2" Joint Thickness, Metallic Non-Shrink Grout For Joints (03 62 16 00-0004)	
03 62 16 00-0006	LF	4" Deep x 1/2" Thick, Metallic Non-Shrink Grout For Joints.....	1.73
03 62 16 00-0007	LF	6" Deep x 1/2" Thick, Metallic Non-Shrink Grout For Joints.....	2.19
03 62 16 00-0008	LF	8" Deep x 1/2" Thick, Metallic Non-Shrink Grout For Joints.....	2.91

03 62 16 00-0009 1" Joint Thickness, Metallic Non-Shrink Grout For Joints (03 62 16 00-0004)

03 62 16 00-0010	LF	4" Deep x 1" Thick, Metallic Non-Shrink Grout For Joints.....	2.37
03 62 16 00-0011	LF	6" Deep x 1" Thick, Metallic Non-Shrink Grout For Joints.....	2.98
03 62 16 00-0012	LF	8" Deep x 1" Thick, Metallic Non-Shrink Grout For Joints.....	3.98

03 63 Epoxy Grouting (03 60)

03 63 00 00-0001		Spray On Concrete Epoxy Grout (03 63)	
		Note: (Sika 224) per thickness per coat	
03 63 00 00-0002	SF	1/2" Thick Coat Spray On Concrete Epoxy Grout.....	7.13
		For Color, Add	2.11
03 63 00 00-0003	SF	3/4" Thick Coat Spray On Concrete Epoxy Grout.....	9.97
		For Color, Add	3.17
03 63 00 00-0004	SF	1" Thick Coat Spray On Concrete Epoxy Grout.....	12.90
		For Color, Add	4.22

03 64 Injection Grouting (03 60)

Note: By volume of void filled. Includes injection ports.

03 64 23 Epoxy Injection Grouting (03 64)

03 64 23 00-0001		Pressure Injected Epoxy Grout (03 64 23)	
03 64 23 00-0002	CF	Pressure Injected Epoxy Grout.....	1,279.95
		For >4, Deduct	-135.26

03 64 26 Cementitious Injection Grouting (03 64)

03 64 26 00-0001		Pressure Injected Cementitious Grout (03 64 26)	
03 64 26 00-0002	CF	Pressure Injected Cementitious Grout.....	225.04
		For >4, Deduct	-58.03

03 80 Concrete Cutting and Boring (03)

03 81 Concrete Cutting (03 80)

03 81 13		Flat Concrete Sawing (03 81)	
		See CSI section 02 41 19 13-0059 for saw cutting.	
03 81 16		Track Mounted Concrete Wall Sawing (03 81)	
		See CSI section 02 41 19 13-0059 for saw cutting.	

03 82 Concrete Boring (03 80)

03 82 13		Concrete Core Drilling (03 82)	
		See CSI section 02 41 19 13-0082 for core drilling.	

END OF SECTION 03

03	03	Concrete
	03 80	Concrete Cutting and Boring
	03 82	Concrete Boring



MINOR CSI UOM DESCRIPTION	TOTAL DIRECT UNIT COST	DEMOLITION UNIT COST
------------------------------	---------------------------	-------------------------

THIS PAGE INTENTIONALLY LEFT BLANK

NOT FOR BID



MINOR CSI UOM DESCRIPTION	TOTAL DIRECT UNIT COST	DEMOLITION UNIT COST
------------------------------	---------------------------	-------------------------

04 Masonry**04 01 Maintenance of Masonry** (04)**04 01 20 Maintenance of Unit Masonry** (04 01)

Note: For use on existing brick. Includes clean-up of debris. Excludes disposal.

04 01 20 41 Unit Masonry Stabilization (04 01 20)

04 01 20 41-0001	Masonry Repair (Helifix®) <small>(04 01 20 41)</small>	
04 01 20 41-0002	Grouted Ties For Stabilizing Solid Masonry (Helifix® CemTie) <small>(04 01 20 41-0001)</small>	
	Note: Austenitic stainless steel. For stabilizing solid masonry. Includes drilling, cementitious grout and patching surface.	
04 01 20 41-0003	304 Stainless Steel Helical Pin, Grouted Ties For Stabilizing Solid Masonry (Helifix® CemTie) <small>(04 01 20 41-0002)</small>	
04 01 20 41-0004	EA 8mm Diameter, 350mm Length, 304 Stainless Steel Helical Pin, Grouted Tie For Stabilizing Solid Masonry (Helifix® CemTie).....	20.61
	For Up To 10, Add	8.99
	For >10 To 50, Add	4.50
04 01 20 41-0005	EA 8mm Diameter, 600mm Length, 304 Stainless Steel Helical Pin, Grouted Tie For Stabilizing Solid Masonry (Helifix® CemTie).....	29.74
	For Up To 10, Add	8.99
	For >10 To 50, Add	4.50
04 01 20 41-0006	EA 8mm Diameter, 900mm Length, 304 Stainless Steel Helical Pin, Grouted Tie For Stabilizing Solid Masonry (Helifix® CemTie).....	39.65
	For Up To 10, Add	8.99
	For >10 To 50, Add	4.50
04 01 20 41-0007	316 Stainless Steel Helical Pin, Grouted Ties For Stabilizing Solid Masonry (Helifix® CemTie) <small>(04 01 20 41-0002)</small>	
04 01 20 41-0008	EA 8mm Diameter, 350mm Length, 316 Stainless Steel Helical Pin, Grouted Tie For Stabilizing Solid Masonry (Helifix® CemTie).....	22.59
	For Up To 10, Add	8.99
	For >10 To 50, Add	4.50
04 01 20 41-0009	EA 8mm Diameter, 600mm Length, 316 Stainless Steel Helical Pin, Grouted Tie For Stabilizing Solid Masonry (Helifix® CemTie).....	33.25
	For Up To 10, Add	8.99
	For >10 To 50, Add	4.50
04 01 20 41-0010	EA 8mm Diameter, 900mm Length, 316 Stainless Steel Helical Pin, Grouted Tie For Stabilizing Solid Masonry (Helifix® CemTie).....	44.92
	For Up To 10, Add	8.99
	For >10 To 50, Add	4.50
04 01 20 41-0011	Ties For Stitching Masonry Cracks (Helifix® Helibar) <small>(04 01 20 41-0001)</small>	
	Note: Austenitic stainless steel. For stabilizing cracked masonry. Includes removing horizontal mortar and re-pointing mortar bed. Includes cementitious grout. Excludes repairing vertical crack.	
04 01 20 41-0012	304 Stainless Steel Helical Pin, Ties For Stitching Masonry Cracks (Helifix® Helibar) <small>(04 01 20 41-0011)</small>	
04 01 20 41-0013	EA 4.5mm Diameter, 1m Length, 304 Stainless Steel Helical Pin, Tie For Stitching Masonry Cracks (Helifix® Helibar).....	55.06
	For Up To 10, Add	35.97
	For >10 To 50, Add	17.99
04 01 20 41-0014	EA 4.5mm Diameter, 1.2m Length, 304 Stainless Steel Helical Pin, Tie For Stitching Masonry Cracks (Helifix® Helibar).....	60.24
	For Up To 10, Add	35.97
	For >10 To 50, Add	17.99
04 01 20 41-0015	EA 4.5mm Diameter, 7m Length, 304 Stainless Steel Helical Pin, Tie For Stitcing Masonry Cracks (Helifix® Helibar).....	180.55
	For Up To 10, Add	35.97
	For >10 To 50, Add	17.99
04 01 20 41-0016	EA 6mm Diameter, 1m Length, 304 Stainless Steel Helical Pin, Tie For Stitching Masonry Cracks (Helifix® Helibar).....	55.06
	For Up To 10, Add	35.97
	For >10 To 50, Add	17.99
04 01 20 41-0017	EA 6mm Diameter, 1.2m Length, 304 Stainless Steel Helical Pin, Tie For Stitcing Masonry Cracks (Helifix® Helibar).....	60.24
	For Up To 10, Add	35.97
	For >10 To 50, Add	17.99
04 01 20 41-0018	EA 6mm Diameter, 1.5m Length, 304 Stainless Steel Helical Pin, Tie For Stitcing Masonry Cracks (Helifix® Helibar).....	66.14
	For Up To 10, Add	35.97
	For >10 To 50, Add	17.99
04 01 20 41-0019	EA 6mm Diameter, 2m Length, 304 Stainless Steel Helical Pin, Tie For Stitcing Masonry Cracks (Helifix® Helibar).....	77.23
	For Up To 10, Add	35.97
	For >10 To 50, Add	17.99
04 01 20 41-0020	EA 6mm Diameter, 7m Length, 304 Stainless Steel Helical Pin, Tie For Stitcing Masonry Cracks (Helifix® Helibar).....	180.55
	For Up To 10, Add	35.97
	For >10 To 50, Add	17.99



MINOR	CSI	UOM	DESCRIPTION
-------	-----	-----	-------------

TOTAL DIRECT	DEMOLITION
UNIT COST	UNIT COST

04 01 20 41-0021	316 Stainless Steel Helical Pin, Ties For Stitching Masonry Cracks (Helifix® Helibar) <small>(04 01 20 41-0011)</small>		
04 01 20 41-0022	EA	4.5mm Diameter, 1m Length, 316 Stainless Steel Helical Pin, Tie For Stitching Masonry Cracks (Helifix® Helibar)	57.88
		<i>For Up To 10, Add</i>	35.97
		<i>For >10 To 50, Add</i>	17.99
04 01 20 41-0023	EA	4.5mm Diameter, 1.2m Length, 316 Stainless Steel Helical Pin, Tie For Stitching Masonry Cracks (Helifix® Helibar)	64.01
		<i>For Up To 10, Add</i>	35.97
		<i>For >10 To 50, Add</i>	17.99
04 01 20 41-0024	EA	4.5mm Diameter, 7m Length, 316 Stainless Steel Helical Pin, Tie For Stitching Masonry Cracks (Helifix® Helibar)	204.08
		<i>For Up To 10, Add</i>	35.97
		<i>For >10 To 50, Add</i>	17.99
04 01 20 41-0025	EA	6mm Diameter, 1m Length, 316 Stainless Steel Helical Pin, Tie For Stitching Masonry Cracks (Helifix® Helibar)	57.88
		<i>For Up To 10, Add</i>	35.97
		<i>For >10 To 50, Add</i>	17.99
04 01 20 41-0026	EA	6mm Diameter, 1.2m Length, 316 Stainless Steel Helical Pin, Tie For Stitching Masonry Cracks (Helifix® Helibar)	64.01
		<i>For Up To 10, Add</i>	35.97
		<i>For >10 To 50, Add</i>	17.99
04 01 20 41-0027	EA	6mm Diameter, 1.5m Length, 316 Stainless Steel Helical Pin, Tie For Stitching Masonry Cracks (Helifix® Helibar)	70.85
		<i>For Up To 10, Add</i>	35.97
		<i>For >10 To 50, Add</i>	17.99
04 01 20 41-0028	EA	6mm Diameter, 2m Length, 316 Stainless Steel Helical Pin, Tie For Stitching Masonry Cracks (Helifix® Helibar)	83.82
		<i>For Up To 10, Add</i>	35.97
		<i>For >10 To 50, Add</i>	17.99
04 01 20 41-0029	EA	6mm Diameter, 7m Length, 316 Stainless Steel Helical Pin, Tie For Stitching Masonry Cracks (Helifix® Helibar)	204.08
		<i>For Up To 10, Add</i>	35.97
		<i>For >10 To 50, Add</i>	17.99
04 01 20 41-0030	Mechanical Repair Anchors (Helifix® TorkFix) <small>(04 01 20 41-0001)</small>		
	Note: Austenitic stainless steel. For stabilizing masonry veneer walls to inner wythes of brick, concrete block, wood studs or steel studs. Includes drilling and patching surface.		
04 01 20 41-0031	304 Stainless Steel, Mechanical Repair Anchors (Helifix® TorkFix) <small>(04 01 20 41-0030)</small>		
04 01 20 41-0032	EA	4-1/2" Length, Brick To Brick/Concrete Block, 304 Stainless Steel, Mechanical Repair Anchor (Helifix® TorkFix)	10.40
		<i>For Up To 10, Add</i>	5.39
		<i>For >10 To 50, Add</i>	2.70
04 01 20 41-0033	EA	5-1/2" Length, Brick To Brick/Concrete Block, 304 Stainless Steel, Mechanical Repair Anchor (Helifix® TorkFix)	11.33
		<i>For Up To 10, Add</i>	5.39
		<i>For >10 To 50, Add</i>	2.70
04 01 20 41-0034	EA	6-1/2" Length, Brick To Brick/Concrete Block, 304 Stainless Steel, Mechanical Repair Anchor (Helifix® TorkFix)	12.26
		<i>For Up To 10, Add</i>	5.39
		<i>For >10 To 50, Add</i>	2.70
04 01 20 41-0035	EA	7-1/2" Length, Brick To Brick/Concrete Block, 304 Stainless Steel, Mechanical Repair Anchor (Helifix® TorkFix)	13.19
		<i>For Up To 10, Add</i>	5.39
		<i>For >10 To 50, Add</i>	2.70
04 01 20 41-0036	EA	8-1/2" Length, Brick To Brick/Concrete Block, 304 Stainless Steel, Mechanical Repair Anchor (Helifix® TorkFix)	14.12
		<i>For Up To 10, Add</i>	5.39
		<i>For >10 To 50, Add</i>	2.70
04 01 20 41-0037	EA	9-1/2" Length, Brick To Brick/Concrete Block, 304 Stainless Steel, Mechanical Repair Anchor (Helifix® TorkFix)	15.05
		<i>For Up To 10, Add</i>	5.39
		<i>For >10 To 50, Add</i>	2.70
04 01 20 41-0038	EA	4-1/2" Length, Brick To Wood Frame/Steel Stud, 304 Stainless Steel, Mechanical Repair Anchor (Helifix® TorkFix)	10.40
		<i>For Up To 10, Add</i>	5.39
		<i>For >10 To 50, Add</i>	2.70
04 01 20 41-0039	EA	5-1/2" Length, Brick To Wood Frame/Steel Stud, 304 Stainless Steel, Mechanical Repair Anchor (Helifix® TorkFix)	11.33
		<i>For Up To 10, Add</i>	5.39
		<i>For >10 To 50, Add</i>	2.70
04 01 20 41-0040	EA	6-1/2" Length, Brick To Wood Frame/Steel Stud, 304 Stainless Steel, Mechanical Repair Anchor (Helifix® TorkFix)	12.26
		<i>For Up To 10, Add</i>	5.39
		<i>For >10 To 50, Add</i>	2.70
04 01 20 41-0041	EA	7-1/2" Length, Brick To Wood Frame/Steel Stud, 304 Stainless Steel, Mechanical Repair Anchor (Helifix® TorkFix)	13.19
		<i>For Up To 10, Add</i>	5.39
		<i>For >10 To 50, Add</i>	2.70
04 01 20 41-0042	EA	8-1/2" Length, Brick To Wood Frame/Steel Stud, 304 Stainless Steel, Mechanical Repair Anchor (Helifix® TorkFix)	14.12
		<i>For Up To 10, Add</i>	5.39
		<i>For >10 To 50, Add</i>	2.70
04 01 20 41-0043	EA	10-1/2" Length, Brick To Wood Frame/Steel Stud, 304 Stainless Steel, Mechanical Repair Anchor (Helifix® TorkFix)	15.97
		<i>For Up To 10, Add</i>	5.39
		<i>For >10 To 50, Add</i>	2.70
04 01 20 41-0044	EA	4-1/2" Length, 304 Stainless Steel, Veneer Panel Anchor (Helifix® TorkFix)	10.40
		<i>For Up To 10, Add</i>	5.39
		<i>For >10 To 50, Add</i>	2.70
04 01 20 41-0045	EA	6-1/2" Length, 304 Stainless Steel, Veneer Panel Anchor (Helifix® TorkFix)	12.26
		<i>For Up To 10, Add</i>	5.39
		<i>For >10 To 50, Add</i>	2.70
04 01 20 41-0046	EA	8" Length, 304 Stainless Steel, Veneer Panel Anchor (Helifix® TorkFix)	13.65
		<i>For Up To 10, Add</i>	5.39
		<i>For >10 To 50, Add</i>	2.70



MINOR	CSI	UOM	DESCRIPTION	TOTAL DIRECT UNIT COST	DEMOLITION UNIT COST
-------	-----	-----	-------------	------------------------	----------------------

04 01 20 41-0047 316 Stainless Steel, Mechanical Repair Anchors (Helifix® TorkFix) (04 01 20 41-0030)					
04 01 20 41-0048	EA		4-1/2" Length, Brick To Brick/Concrete Block, 316 Stainless Steel, Mechanical Repair Anchor (Helifix® TorkFix)	10.40	
			<i>For Up To 10, Add</i>	5.39	
			<i>For >10 To 50, Add</i>	2.70	
04 01 20 41-0049	EA		5-1/2" Length, Brick To Brick/Concrete Block, 316 Stainless Steel, Mechanical Repair Anchor (Helifix® TorkFix)	11.33	
			<i>For Up To 10, Add</i>	5.39	
			<i>For >10 To 50, Add</i>	2.70	
04 01 20 41-0050	EA		6-1/2" Length, Brick To Brick/Concrete Block, 316 Stainless Steel, Mechanical Repair Anchor (Helifix® TorkFix)	12.26	
			<i>For Up To 10, Add</i>	5.39	
			<i>For >10 To 50, Add</i>	2.70	
04 01 20 41-0051	EA		7-1/2" Length, Brick To Brick/Concrete Block, 316 Stainless Steel, Mechanical Repair Anchor (Helifix® TorkFix)	13.19	
			<i>For Up To 10, Add</i>	5.39	
			<i>For >10 To 50, Add</i>	2.70	
04 01 20 41-0052	EA		8-1/2" Length, Brick To Brick/Concrete Block, 316 Stainless Steel, Mechanical Repair Anchor (Helifix® TorkFix)	14.12	
			<i>For Up To 10, Add</i>	5.39	
			<i>For >10 To 50, Add</i>	2.70	
04 01 20 41-0053	EA		9-1/2" Length, Brick To Brick/Concrete Block, 316 Stainless Steel, Mechanical Repair Anchor (Helifix® TorkFix)	15.05	
			<i>For Up To 10, Add</i>	5.39	
			<i>For >10 To 50, Add</i>	2.70	
04 01 20 41-0054	EA		4-1/2" Length, Brick To Wood Frame/Steel Stud, 316 Stainless Steel, Mechanical Repair Anchor (Helifix® TorkFix)	10.40	
			<i>For Up To 10, Add</i>	5.39	
			<i>For >10 To 50, Add</i>	2.70	
04 01 20 41-0055	EA		5-1/2" Length, Brick To Wood Frame/Steel Stud, 316 Stainless Steel, Mechanical Repair Anchor (Helifix® TorkFix)	11.33	
			<i>For Up To 10, Add</i>	5.39	
			<i>For >10 To 50, Add</i>	2.70	
04 01 20 41-0056	EA		6-1/2" Length, Brick To Wood Frame/Steel Stud, 316 Stainless Steel, Mechanical Repair Anchor (Helifix® TorkFix)	12.26	
			<i>For Up To 10, Add</i>	5.39	
			<i>For >10 To 50, Add</i>	2.70	
04 01 20 41-0057	EA		7-1/2" Length, Brick To Wood Frame/Steel Stud, 316 Stainless Steel, Mechanical Repair Anchor (Helifix® TorkFix)	13.19	
			<i>For Up To 10, Add</i>	5.39	
			<i>For >10 To 50, Add</i>	2.70	
04 01 20 41-0058	EA		8-1/2" Length, Brick To Wood Frame/Steel Stud, 316 Stainless Steel, Mechanical Repair Anchor (Helifix® TorkFix)	14.12	
			<i>For Up To 10, Add</i>	5.39	
			<i>For >10 To 50, Add</i>	2.70	
04 01 20 41-0059	EA		10-1/2" Length, Brick To Wood Frame/Steel Stud, 316 Stainless Steel, Mechanical Repair Anchor (Helifix® TorkFix)	15.97	
			<i>For Up To 10, Add</i>	5.39	
			<i>For >10 To 50, Add</i>	2.70	
04 01 20 41-0060	EA		4-1/2" Length, 316 Stainless Steel, Veneer Panel Anchor (Helifix® TorkFix)	10.40	
			<i>For Up To 10, Add</i>	5.39	
			<i>For >10 To 50, Add</i>	2.70	
04 01 20 41-0061	EA		6-1/2" Length, 316 Stainless Steel, Veneer Panel Anchor (Helifix® TorkFix)	12.26	
			<i>For Up To 10, Add</i>	5.39	
			<i>For >10 To 50, Add</i>	2.70	
04 01 20 41-0062	EA		8" Length, 316 Stainless Steel, Veneer Panel Anchor (Helifix® TorkFix)	13.65	
			<i>For Up To 10, Add</i>	5.39	
			<i>For >10 To 50, Add</i>	2.70	

04 01 20 41-0063 Dry Mechanical Pinning And Remedial Tying System (Helifix® DryFix®) (04 01 20 41-0001)
 Note: Austenitic stainless steel. For pinning stucco, terracotta, granite, marble, etc., to concrete block, brick or solid concrete. Includes drilling and patching surface.

04 01 20 41-0064 304 Stainless Steel Helical Pin, Dry Mechanical Pinning And Remedial Tying System (Helifix® DryFix®) (04 01 20 41-0063)					
04 01 20 41-0065	EA		8mm Diameter, 115mm Length, 304 Stainless Steel Helical Pin, Dry Mechanical Pinning And Remedial Tying System (Helifix® DryFix®)	8.21	
			<i>For Up To 10, Add</i>	5.39	
			<i>For >10 To 50, Add</i>	2.70	
			<i>For Metal Stud Clip, Add</i>	2.31	
04 01 20 41-0066	EA		8mm Diameter, 155mm Length, 304 Stainless Steel Helical Pin, Dry Mechanical Pinning And Remedial Tying System (Helifix® DryFix®)	8.55	
			<i>For Up To 10, Add</i>	5.39	
			<i>For >10 To 50, Add</i>	2.70	
			<i>For Metal Stud Clip, Add</i>	2.31	
04 01 20 41-0067	EA		8mm Diameter, 170mm Length, 304 Stainless Steel Helical Pin, Dry Mechanical Pinning And Remedial Tying System (Helifix® DryFix®)	8.61	
			<i>For Up To 10, Add</i>	5.39	
			<i>For >10 To 50, Add</i>	2.70	
			<i>For Metal Stud Clip, Add</i>	2.31	
04 01 20 41-0068	EA		8mm Diameter, 195mm Length, 304 Stainless Steel Helical Pin, Dry Mechanical Pinning And Remedial Tying System (Helifix® DryFix®)	8.75	
			<i>For Up To 10, Add</i>	5.39	
			<i>For >10 To 50, Add</i>	2.70	
			<i>For Metal Stud Clip, Add</i>	2.31	



MINOR CSI	UOM	DESCRIPTION	TOTAL DIRECT UNIT COST	DEMOLITION UNIT COST
04 01 20 41-0069	EA	8mm Diameter, 220mm Length, 304 Stainless Steel Helical Pin, Dry Mechanical Pinning And Remedial Tying System (Helifix® DryFix®).....	8.99	
		<i>For Up To 10, Add</i>	5.39	
		<i>For >10 To 50, Add</i>	2.70	
		<i>For Metal Stud Clip, Add</i>	2.31	
04 01 20 41-0070	EA	8mm Diameter, 245mm Length, 304 Stainless Steel Helical Pin, Dry Mechanical Pinning And Remedial Tying System (Helifix® DryFix®).....	9.20	
		<i>For Up To 10, Add</i>	5.39	
		<i>For >10 To 50, Add</i>	2.70	
		<i>For Metal Stud Clip, Add</i>	2.31	
04 01 20 41-0071	EA	8mm Diameter, 270mm Length, 304 Stainless Steel Helical Pin, Dry Mechanical Pinning And Remedial Tying System (Helifix® DryFix®).....	9.30	
		<i>For Up To 10, Add</i>	5.39	
		<i>For >10 To 50, Add</i>	2.70	
		<i>For Metal Stud Clip, Add</i>	2.31	
04 01 20 41-0072	EA	8mm Diameter, 295mm Length, 304 Stainless Steel Helical Pin, Dry Mechanical Pinning And Remedial Tying System (Helifix® DryFix®).....	9.43	
		<i>For Up To 10, Add</i>	5.39	
		<i>For >10 To 50, Add</i>	2.70	
		<i>For Metal Stud Clip, Add</i>	2.31	
04 01 20 41-0073	EA	8mm Diameter, 325mm Length, 304 Stainless Steel Helical Pin, Dry Mechanical Pinning And Remedial Tying System (Helifix® DryFix®).....	10.02	
		<i>For Up To 10, Add</i>	5.39	
		<i>For >10 To 50, Add</i>	2.70	
		<i>For Metal Stud Clip, Add</i>	2.31	
04 01 20 41-0074	EA	8mm Diameter, 350mm Length, 304 Stainless Steel Helical Pin, Dry Mechanical Pinning And Remedial Tying System (Helifix® DryFix®).....	10.11	
		<i>For Up To 10, Add</i>	5.39	
		<i>For >10 To 50, Add</i>	2.70	
		<i>For Metal Stud Clip, Add</i>	2.31	
04 01 20 41-0075	EA	8mm Diameter, 400mm Length, 304 Stainless Steel Helical Pin, Dry Mechanical Pinning And Remedial Tying System (Helifix® DryFix®).....	10.82	
		<i>For Up To 10, Add</i>	5.39	
		<i>For >10 To 50, Add</i>	2.70	
		<i>For Metal Stud Clip, Add</i>	2.31	
04 01 20 41-0076	EA	8mm Diameter, 450mm Length, 304 Stainless Steel Helical Pin, Dry Mechanical Pinning And Remedial Tying System (Helifix® DryFix®).....	11.43	
		<i>For Up To 10, Add</i>	5.39	
		<i>For >10 To 50, Add</i>	2.70	
		<i>For Metal Stud Clip, Add</i>	2.31	
04 01 20 41-0077	EA	8mm Diameter, 500mm Length, 304 Stainless Steel Helical Pin, Dry Mechanical Pinning And Remedial Tying System (Helifix® DryFix®).....	11.95	
		<i>For Up To 10, Add</i>	5.39	
		<i>For >10 To 50, Add</i>	2.70	
		<i>For Metal Stud Clip, Add</i>	2.31	
04 01 20 41-0078	EA	8mm Diameter, 550mm Length, 304 Stainless Steel Helical Pin, Dry Mechanical Pinning And Remedial Tying System (Helifix® DryFix®).....	13.77	
		<i>For Up To 10, Add</i>	5.39	
		<i>For >10 To 50, Add</i>	2.70	
		<i>For Metal Stud Clip, Add</i>	2.31	
04 01 20 41-0079	EA	8mm Diameter, 600mm Length, 304 Stainless Steel Helical Pin, Dry Mechanical Pinning And Remedial Tying System (Helifix® DryFix®).....	15.39	
		<i>For Up To 10, Add</i>	5.39	
		<i>For >10 To 50, Add</i>	2.70	
		<i>For Metal Stud Clip, Add</i>	2.31	
04 01 20 41-0080	EA	8mm Diameter, 700mm Length, 304 Stainless Steel Helical Pin, Dry Mechanical Pinning And Remedial Tying System (Helifix® DryFix®).....	17.55	
		<i>For Up To 10, Add</i>	5.39	
		<i>For >10 To 50, Add</i>	2.70	
		<i>For Metal Stud Clip, Add</i>	2.31	
04 01 20 41-0081	EA	10mm Diameter, 125mm Length, 304 Stainless Steel Helical Pin, Dry Mechanical Pinning And Remedial Tying System (Helifix® DryFix®).....	8.33	
		<i>For Up To 10, Add</i>	5.39	
		<i>For >10 To 50, Add</i>	2.70	
		<i>For Metal Stud Clip, Add</i>	2.31	
04 01 20 41-0082	EA	10mm Diameter, 155mm Length, 304 Stainless Steel Helical Pin, Dry Mechanical Pinning And Remedial Tying System (Helifix® DryFix®).....	8.69	
		<i>For Up To 10, Add</i>	5.39	
		<i>For >10 To 50, Add</i>	2.70	
		<i>For Metal Stud Clip, Add</i>	2.31	
04 01 20 41-0083	EA	10mm Diameter, 170mm Length, 304 Stainless Steel Helical Pin, Dry Mechanical Pinning And Remedial Tying System (Helifix® DryFix®).....	9.01	
		<i>For Up To 10, Add</i>	5.39	
		<i>For >10 To 50, Add</i>	2.70	
		<i>For Metal Stud Clip, Add</i>	2.31	
04 01 20 41-0084	EA	10mm Diameter, 195mm Length, 304 Stainless Steel Helical Pin, Dry Mechanical Pinning And Remedial Tying System (Helifix® DryFix®).....	9.30	
		<i>For Up To 10, Add</i>	5.39	
		<i>For >10 To 50, Add</i>	2.70	
		<i>For Metal Stud Clip, Add</i>	2.31	
04 01 20 41-0085	EA	10mm Diameter, 220mm Length, 304 Stainless Steel Helical Pin, Dry Mechanical Pinning And Remedial Tying System (Helifix® DryFix®).....	9.49	
		<i>For Up To 10, Add</i>	5.39	
		<i>For >10 To 50, Add</i>	2.70	
		<i>For Metal Stud Clip, Add</i>	2.31	



MINOR CSI UOM DESCRIPTION	TOTAL DIRECT UNIT COST	DEMOLITION UNIT COST
04 01 20 41-0086 EA 10mm Diameter, 245mm Length, 304 Stainless Steel Helical Pin, Dry Mechanical Pinning And Remedial Tying System (Helifix® DryFix®).....	9.62	
<i>For Up To 10, Add</i>	5.39	
<i>For >10 To 50, Add</i>	2.70	
<i>For Metal Stud Clip, Add</i>	2.31	
04 01 20 41-0087 EA 10mm Diameter, 270mm Length, 304 Stainless Steel Helical Pin, Dry Mechanical Pinning And Remedial Tying System (Helifix® DryFix®).....	9.83	
<i>For Up To 10, Add</i>	5.39	
<i>For >10 To 50, Add</i>	2.70	
<i>For Metal Stud Clip, Add</i>	2.31	
04 01 20 41-0088 EA 10mm Diameter, 300mm Length, 304 Stainless Steel Helical Pin, Dry Mechanical Pinning And Remedial Tying System (Helifix® DryFix®).....	9.92	
<i>For Up To 10, Add</i>	5.39	
<i>For >10 To 50, Add</i>	2.70	
<i>For Metal Stud Clip, Add</i>	2.31	
04 01 20 41-0089 EA 10mm Diameter, 350mm Length, 304 Stainless Steel Helical Pin, Dry Mechanical Pinning And Remedial Tying System (Helifix® DryFix®).....	10.34	
<i>For Up To 10, Add</i>	5.39	
<i>For >10 To 50, Add</i>	2.70	
<i>For Metal Stud Clip, Add</i>	2.31	
04 01 20 41-0090 EA 10mm Diameter, 400mm Length, 304 Stainless Steel Helical Pin, Dry Mechanical Pinning And Remedial Tying System (Helifix® DryFix®).....	10.94	
<i>For Up To 10, Add</i>	5.39	
<i>For >10 To 50, Add</i>	2.70	
<i>For Metal Stud Clip, Add</i>	2.31	
04 01 20 41-0091 EA 10mm Diameter, 450mm Length, 304 Stainless Steel Helical Pin, Dry Mechanical Pinning And Remedial Tying System (Helifix® DryFix®).....	11.44	
<i>For Up To 10, Add</i>	5.39	
<i>For >10 To 50, Add</i>	2.70	
<i>For Metal Stud Clip, Add</i>	2.31	
04 01 20 41-0092 EA 10mm Diameter, 500mm Length, 304 Stainless Steel Helical Pin, Dry Mechanical Pinning And Remedial Tying System (Helifix® DryFix®).....	12.08	
<i>For Up To 10, Add</i>	5.39	
<i>For >10 To 50, Add</i>	2.70	
<i>For Metal Stud Clip, Add</i>	2.31	
04 01 20 41-0093 EA 10mm Diameter, 550mm Length, 304 Stainless Steel Helical Pin, Dry Mechanical Pinning And Remedial Tying System (Helifix® DryFix®).....	15.50	
<i>For Up To 10, Add</i>	5.39	
<i>For >10 To 50, Add</i>	2.70	
<i>For Metal Stud Clip, Add</i>	2.31	
04 01 20 41-0094 EA 10mm Diameter, 600mm Length, 304 Stainless Steel Helical Pin, Dry Mechanical Pinning And Remedial Tying System (Helifix® DryFix®).....	17.41	
<i>For Up To 10, Add</i>	5.39	
<i>For >10 To 50, Add</i>	2.70	
<i>For Metal Stud Clip, Add</i>	2.31	
04 01 20 41-0095 EA 10mm Diameter, 700mm Length, 304 Stainless Steel Helical Pin, Dry Mechanical Pinning And Remedial Tying System (Helifix® DryFix®).....	20.39	
<i>For Up To 10, Add</i>	5.39	
<i>For >10 To 50, Add</i>	2.70	
<i>For Metal Stud Clip, Add</i>	2.31	
04 01 20 41-0096 EA 8mm Tapered To 6.5mm Diameter, 155mm Length, 304 Stainless Steel Helical Pin, Dry Mechanical Pinning And Remedial Tying System (Helifix® DryFix® Asymmetric).....	9.11	
<i>For Up To 10, Add</i>	5.39	
<i>For >10 To 50, Add</i>	2.70	
<i>For Metal Stud Clip, Add</i>	2.31	
04 01 20 41-0097 EA 8mm Tapered To 6.5mm Diameter, 170mm Length, 304 Stainless Steel Helical Pin, Dry Mechanical Pinning And Remedial Tying System (Helifix® DryFix® Asymmetric).....	9.32	
<i>For Up To 10, Add</i>	5.39	
<i>For >10 To 50, Add</i>	2.70	
<i>For Metal Stud Clip, Add</i>	2.31	
04 01 20 41-0098 EA 8mm Tapered To 6.5mm Diameter, 185mm Length, 304 Stainless Steel Helical Pin, Dry Mechanical Pinning And Remedial Tying System (Helifix® DryFix® Asymmetric).....	9.46	
<i>For Up To 10, Add</i>	5.39	
<i>For >10 To 50, Add</i>	2.70	
<i>For Metal Stud Clip, Add</i>	2.31	
04 01 20 41-0099 EA 8mm Tapered To 6.5mm Diameter, 195mm Length, 304 Stainless Steel Helical Pin, Dry Mechanical Pinning And Remedial Tying System (Helifix® DryFix® Asymmetric).....	9.56	
<i>For Up To 10, Add</i>	5.39	
<i>For >10 To 50, Add</i>	2.70	
<i>For Metal Stud Clip, Add</i>	2.31	
04 01 20 41-0100 EA 8mm Tapered To 6.5mm Diameter, 220mm Length, 304 Stainless Steel Helical Pin, Dry Mechanical Pinning And Remedial Tying System (Helifix® DryFix® Asymmetric).....	9.86	
<i>For Up To 10, Add</i>	5.39	
<i>For >10 To 50, Add</i>	2.70	
<i>For Metal Stud Clip, Add</i>	2.31	
04 01 20 41-0101 EA 8mm Tapered To 6.5mm Diameter, 245mm Length, 304 Stainless Steel Helical Pin, Dry Mechanical Pinning And Remedial Tying System (Helifix® DryFix® Asymmetric).....	10.33	
<i>For Up To 10, Add</i>	5.39	
<i>For >10 To 50, Add</i>	2.70	
<i>For Metal Stud Clip, Add</i>	2.31	
04 01 20 41-0102 EA 8mm Tapered To 6.5mm Diameter, 270mm Length, 304 Stainless Steel Helical Pin, Dry Mechanical Pinning And Remedial Tying System (Helifix® DryFix® Asymmetric).....	10.51	
<i>For Up To 10, Add</i>	5.39	
<i>For >10 To 50, Add</i>	2.70	
<i>For Metal Stud Clip, Add</i>	2.31	



MINOR
CSI UOM DESCRIPTION

TOTAL DIRECT DEMOLITION
UNIT COST UNIT COST

04 01 20 41-0103	EA	8mm Tapered To 6.5mm Diameter, 295mm Length, 304 Stainless Steel Helical Pin, Dry Mechanical Pinning And Remedial Tying System (Helifix® DryFix® Asymmetric)	10.98
		<i>For Up To 10, Add</i>	5.39
		<i>For >10 To 50, Add</i>	2.70
		<i>For Metal Stud Clip, Add</i>	2.31
04 01 20 41-0104	EA	10mm Tapered To 8mm Diameter, 155mm Length, 304 Stainless Steel Helical Pin, Dry Mechanical Pinning And Remedial Tying System (Helifix® DryFix® Asymmetric)	9.66
		<i>For Up To 10, Add</i>	5.39
		<i>For >10 To 50, Add</i>	2.70
		<i>For Metal Stud Clip, Add</i>	2.31
04 01 20 41-0105	EA	10mm Tapered To 8mm Diameter, 170mm Length, 304 Stainless Steel Helical Pin, Dry Mechanical Pinning And Remedial Tying System (Helifix® DryFix® Asymmetric)	10.07
		<i>For Up To 10, Add</i>	5.39
		<i>For >10 To 50, Add</i>	2.70
		<i>For Metal Stud Clip, Add</i>	2.31
04 01 20 41-0106	EA	10mm Tapered To 8mm Diameter, 195mm Length, 304 Stainless Steel Helical Pin, Dry Mechanical Pinning And Remedial Tying System (Helifix® DryFix® Asymmetric)	10.36
		<i>For Up To 10, Add</i>	5.39
		<i>For >10 To 50, Add</i>	2.70
		<i>For Metal Stud Clip, Add</i>	2.31
04 01 20 41-0107	EA	10mm Tapered To 8mm Diameter, 220mm Length, 304 Stainless Steel Helical Pin, Dry Mechanical Pinning And Remedial Tying System (Helifix® DryFix® Asymmetric)	10.54
		<i>For Up To 10, Add</i>	5.39
		<i>For >10 To 50, Add</i>	2.70
		<i>For Metal Stud Clip, Add</i>	2.31
04 01 20 41-0108	EA	10mm Tapered To 8mm Diameter, 245mm Length, 304 Stainless Steel Helical Pin, Dry Mechanical Pinning And Remedial Tying System (Helifix® DryFix® Asymmetric)	10.67
		<i>For Up To 10, Add</i>	5.39
		<i>For >10 To 50, Add</i>	2.70
		<i>For Metal Stud Clip, Add</i>	2.31
04 01 20 41-0109	EA	10mm Tapered To 8mm Diameter, 300mm Length, 304 Stainless Steel Helical Pin, Dry Mechanical Pinning And Remedial Tying System (Helifix® DryFix® Asymmetric)	10.98
		<i>For Up To 10, Add</i>	5.39
		<i>For >10 To 50, Add</i>	2.70
		<i>For Metal Stud Clip, Add</i>	2.31
04 01 20 41-0110	EA	304 Stainless Steel, Seismic Connector (Helifix® DryFix®)	4.38
		Note: For installation over the DryFix® helical pin. Excludes removal of grout from the horizontal mortar joint and installation of Helibar or 9 gauge continuous wire.	
		<i>For Up To 10, Add</i>	2.70
		<i>For >10 To 50, Add</i>	1.35
04 01 20 41-0111		316 Stainless Steel Helical Pin, Dry Mechanical Pinning And Remedial Tying System (Helifix® DryFix®) (04 01 20 41-0063)	
04 01 20 41-0112	EA	8mm Diameter, 115mm Length, 316 Stainless Steel Helical Pin, Dry Mechanical Pinning And Remedial Tying System (Helifix® DryFix®)	8.74
		<i>For Up To 10, Add</i>	5.39
		<i>For >10 To 50, Add</i>	2.70
		<i>For Metal Stud Clip, Add</i>	2.31
04 01 20 41-0113	EA	8mm Diameter, 155mm Length, 316 Stainless Steel Helical Pin, Dry Mechanical Pinning And Remedial Tying System (Helifix® DryFix®)	9.16
		<i>For Up To 10, Add</i>	5.39
		<i>For >10 To 50, Add</i>	2.70
		<i>For Metal Stud Clip, Add</i>	2.31
04 01 20 41-0114	EA	8mm Diameter, 170mm Length, 316 Stainless Steel Helical Pin, Dry Mechanical Pinning And Remedial Tying System (Helifix® DryFix®)	9.24
		<i>For Up To 10, Add</i>	5.39
		<i>For >10 To 50, Add</i>	2.70
		<i>For Metal Stud Clip, Add</i>	2.31
04 01 20 41-0115	EA	8mm Diameter, 195mm Length, 316 Stainless Steel Helical Pin, Dry Mechanical Pinning And Remedial Tying System (Helifix® DryFix®)	9.41
		<i>For Up To 10, Add</i>	5.39
		<i>For >10 To 50, Add</i>	2.70
		<i>For Metal Stud Clip, Add</i>	2.31
04 01 20 41-0116	EA	8mm Diameter, 220mm Length, 316 Stainless Steel Helical Pin, Dry Mechanical Pinning And Remedial Tying System (Helifix® DryFix®)	9.72
		<i>For Up To 10, Add</i>	5.39
		<i>For >10 To 50, Add</i>	2.70
		<i>For Metal Stud Clip, Add</i>	2.31
04 01 20 41-0117	EA	8mm Diameter, 245mm Length, 316 Stainless Steel Helical Pin, Dry Mechanical Pinning And Remedial Tying System (Helifix® DryFix®)	9.97
		<i>For Up To 10, Add</i>	5.39
		<i>For >10 To 50, Add</i>	2.70
		<i>For Metal Stud Clip, Add</i>	2.31
04 01 20 41-0118	EA	8mm Diameter, 270mm Length, 316 Stainless Steel Helical Pin, Dry Mechanical Pinning And Remedial Tying System (Helifix® DryFix®)	10.10
		<i>For Up To 10, Add</i>	5.39
		<i>For >10 To 50, Add</i>	2.70
		<i>For Metal Stud Clip, Add</i>	2.31
04 01 20 41-0119	EA	8mm Diameter, 295mm Length, 316 Stainless Steel Helical Pin, Dry Mechanical Pinning And Remedial Tying System (Helifix® DryFix®)	10.27
		<i>For Up To 10, Add</i>	5.39
		<i>For >10 To 50, Add</i>	2.70
		<i>For Metal Stud Clip, Add</i>	2.31



MINOR	CSI	UOM	DESCRIPTION	TOTAL DIRECT UNIT COST	DEMOLITION UNIT COST
04 01 20 41-0120	EA		8mm Diameter, 325mm Length, 316 Stainless Steel Helical Pin, Dry Mechanical Pinning And Remedial Tying System (Helifix® DryFix®).....	10.88	
			<i>For Up To 10, Add</i>	5.39	
			<i>For >10 To 50, Add</i>	2.70	
			<i>For Metal Stud Clip, Add</i>	2.31	
04 01 20 41-0121	EA		8mm Diameter, 350mm Length, 316 Stainless Steel Helical Pin, Dry Mechanical Pinning And Remedial Tying System (Helifix® DryFix®).....	10.99	
			<i>For Up To 10, Add</i>	5.39	
			<i>For >10 To 50, Add</i>	2.70	
			<i>For Metal Stud Clip, Add</i>	2.31	
04 01 20 41-0122	EA		8mm Diameter, 400mm Length, 316 Stainless Steel Helical Pin, Dry Mechanical Pinning And Remedial Tying System (Helifix® DryFix®).....	11.88	
			<i>For Up To 10, Add</i>	5.39	
			<i>For >10 To 50, Add</i>	2.70	
			<i>For Metal Stud Clip, Add</i>	2.31	
04 01 20 41-0123	EA		8mm Diameter, 450mm Length, 316 Stainless Steel Helical Pin, Dry Mechanical Pinning And Remedial Tying System (Helifix® DryFix®).....	12.64	
			<i>For Up To 10, Add</i>	5.39	
			<i>For >10 To 50, Add</i>	2.70	
			<i>For Metal Stud Clip, Add</i>	2.31	
04 01 20 41-0124	EA		8mm Diameter, 500mm Length, 316 Stainless Steel Helical Pin, Dry Mechanical Pinning And Remedial Tying System (Helifix® DryFix®).....	13.29	
			<i>For Up To 10, Add</i>	5.39	
			<i>For >10 To 50, Add</i>	2.70	
			<i>For Metal Stud Clip, Add</i>	2.31	
04 01 20 41-0125	EA		8mm Diameter, 550mm Length, 316 Stainless Steel Helical Pin, Dry Mechanical Pinning And Remedial Tying System (Helifix® DryFix®).....	15.56	
			<i>For Up To 10, Add</i>	5.39	
			<i>For >10 To 50, Add</i>	2.70	
			<i>For Metal Stud Clip, Add</i>	2.31	
04 01 20 41-0126	EA		8mm Diameter, 600mm Length, 316 Stainless Steel Helical Pin, Dry Mechanical Pinning And Remedial Tying System (Helifix® DryFix®).....	17.41	
			<i>For Up To 10, Add</i>	5.39	
			<i>For >10 To 50, Add</i>	2.70	
			<i>For Metal Stud Clip, Add</i>	2.31	
04 01 20 41-0127	EA		8mm Diameter, 700mm Length, 316 Stainless Steel Helical Pin, Dry Mechanical Pinning And Remedial Tying System (Helifix® DryFix®).....	20.10	
			<i>For Up To 10, Add</i>	5.39	
			<i>For >10 To 50, Add</i>	2.70	
			<i>For Metal Stud Clip, Add</i>	2.31	
04 01 20 41-0128	EA		10mm Diameter, 125mm Length, 316 Stainless Steel Helical Pin, Dry Mechanical Pinning And Remedial Tying System (Helifix® DryFix®).....	8.96	
			<i>For Up To 10, Add</i>	5.39	
			<i>For >10 To 50, Add</i>	2.70	
			<i>For Metal Stud Clip, Add</i>	2.31	
04 01 20 41-0129	EA		10mm Diameter, 155mm Length, 316 Stainless Steel Helical Pin, Dry Mechanical Pinning And Remedial Tying System (Helifix® DryFix®).....	9.37	
			<i>For Up To 10, Add</i>	5.39	
			<i>For >10 To 50, Add</i>	2.70	
			<i>For Metal Stud Clip, Add</i>	2.31	
04 01 20 41-0130	EA		10mm Diameter, 170mm Length, 316 Stainless Steel Helical Pin, Dry Mechanical Pinning And Remedial Tying System (Helifix® DryFix®).....	9.77	
			<i>For Up To 10, Add</i>	5.39	
			<i>For >10 To 50, Add</i>	2.70	
			<i>For Metal Stud Clip, Add</i>	2.31	
04 01 20 41-0131	EA		10mm Diameter, 195mm Length, 316 Stainless Steel Helical Pin, Dry Mechanical Pinning And Remedial Tying System (Helifix® DryFix®).....	10.14	
			<i>For Up To 10, Add</i>	5.39	
			<i>For >10 To 50, Add</i>	2.70	
			<i>For Metal Stud Clip, Add</i>	2.31	
04 01 20 41-0132	EA		10mm Diameter, 220mm Length, 316 Stainless Steel Helical Pin, Dry Mechanical Pinning And Remedial Tying System (Helifix® DryFix®).....	10.37	
			<i>For Up To 10, Add</i>	5.39	
			<i>For >10 To 50, Add</i>	2.70	
			<i>For Metal Stud Clip, Add</i>	2.31	
04 01 20 41-0133	EA		10mm Diameter, 245mm Length, 316 Stainless Steel Helical Pin, Dry Mechanical Pinning And Remedial Tying System (Helifix® DryFix®).....	10.53	
			<i>For Up To 10, Add</i>	5.39	
			<i>For >10 To 50, Add</i>	2.70	
			<i>For Metal Stud Clip, Add</i>	2.31	
04 01 20 41-0134	EA		10mm Diameter, 270mm Length, 316 Stainless Steel Helical Pin, Dry Mechanical Pinning And Remedial Tying System (Helifix® DryFix®).....	10.80	
			<i>For Up To 10, Add</i>	5.39	
			<i>For >10 To 50, Add</i>	2.70	
			<i>For Metal Stud Clip, Add</i>	2.31	
04 01 20 41-0135	EA		10mm Diameter, 300mm Length, 316 Stainless Steel Helical Pin, Dry Mechanical Pinning And Remedial Tying System (Helifix® DryFix®).....	10.91	
			<i>For Up To 10, Add</i>	5.39	
			<i>For >10 To 50, Add</i>	2.70	
			<i>For Metal Stud Clip, Add</i>	2.31	
04 01 20 41-0136	EA		10mm Diameter, 350mm Length, 316 Stainless Steel Helical Pin, Dry Mechanical Pinning And Remedial Tying System (Helifix® DryFix®).....	11.40	
			<i>For Up To 10, Add</i>	5.39	
			<i>For >10 To 50, Add</i>	2.70	
			<i>For Metal Stud Clip, Add</i>	2.31	



MINOR
CSI UOM DESCRIPTION

TOTAL DIRECT DEMOLITION
UNIT COST UNIT COST

04 01 20 41-0137	EA	10mm Diameter, 400mm Length, 316 Stainless Steel Helical Pin, Dry Mechanical Pinning And Remedial Tying System (Helifix® DryFix®)	12.08
		<i>For Up To 10, Add</i>	5.39
		<i>For >10 To 50, Add</i>	2.70
		<i>For Metal Stud Clip, Add</i>	2.31
04 01 20 41-0138	EA	10mm Diameter, 450mm Length, 316 Stainless Steel Helical Pin, Dry Mechanical Pinning And Remedial Tying System (Helifix® DryFix®)	12.70
		<i>For Up To 10, Add</i>	5.39
		<i>For >10 To 50, Add</i>	2.70
		<i>For Metal Stud Clip, Add</i>	2.31
04 01 20 41-0139	EA	10mm Diameter, 500mm Length, 316 Stainless Steel Helical Pin, Dry Mechanical Pinning And Remedial Tying System (Helifix® DryFix®)	13.49
		<i>For Up To 10, Add</i>	5.39
		<i>For >10 To 50, Add</i>	2.70
		<i>For Metal Stud Clip, Add</i>	2.31
04 01 20 41-0140	EA	10mm Diameter, 550mm Length, 316 Stainless Steel Helical Pin, Dry Mechanical Pinning And Remedial Tying System (Helifix® DryFix®)	17.76
		<i>For Up To 10, Add</i>	5.39
		<i>For >10 To 50, Add</i>	2.70
		<i>For Metal Stud Clip, Add</i>	2.31
04 01 20 41-0141	EA	10mm Diameter, 600mm Length, 316 Stainless Steel Helical Pin, Dry Mechanical Pinning And Remedial Tying System (Helifix® DryFix®)	19.81
		<i>For Up To 10, Add</i>	5.39
		<i>For >10 To 50, Add</i>	2.70
		<i>For Metal Stud Clip, Add</i>	2.31
04 01 20 41-0142	EA	10mm Diameter, 700mm Length, 316 Stainless Steel Helical Pin, Dry Mechanical Pinning And Remedial Tying System (Helifix® DryFix®)	23.53
		<i>For Up To 10, Add</i>	5.39
		<i>For >10 To 50, Add</i>	2.70
		<i>For Metal Stud Clip, Add</i>	2.31
04 01 20 41-0143	EA	8mm Tapered To 6.5mm Diameter, 155mm Length, 316 Stainless Steel Helical Pin, Dry Mechanical Pinning And Remedial Tying System (Helifix® DryFix® Asymmetric)	9.95
		<i>For Up To 10, Add</i>	5.39
		<i>For >10 To 50, Add</i>	2.70
		<i>For Metal Stud Clip, Add</i>	2.31
04 01 20 41-0144	EA	8mm Tapered To 6.5mm Diameter, 170mm Length, 316 Stainless Steel Helical Pin, Dry Mechanical Pinning And Remedial Tying System (Helifix® DryFix® Asymmetric)	10.19
		<i>For Up To 10, Add</i>	5.39
		<i>For >10 To 50, Add</i>	2.70
		<i>For Metal Stud Clip, Add</i>	2.31
04 01 20 41-0145	EA	8mm Tapered To 6.5mm Diameter, 185mm Length, 316 Stainless Steel Helical Pin, Dry Mechanical Pinning And Remedial Tying System (Helifix® DryFix® Asymmetric)	10.35
		<i>For Up To 10, Add</i>	5.39
		<i>For >10 To 50, Add</i>	2.70
		<i>For Metal Stud Clip, Add</i>	2.31
04 01 20 41-0146	EA	8mm Tapered To 6.5mm Diameter, 195mm Length, 316 Stainless Steel Helical Pin, Dry Mechanical Pinning And Remedial Tying System (Helifix® DryFix® Asymmetric)	10.48
		<i>For Up To 10, Add</i>	5.39
		<i>For >10 To 50, Add</i>	2.70
		<i>For Metal Stud Clip, Add</i>	2.31
04 01 20 41-0147	EA	8mm Tapered To 6.5mm Diameter, 220mm Length, 316 Stainless Steel Helical Pin, Dry Mechanical Pinning And Remedial Tying System (Helifix® DryFix® Asymmetric)	10.86
		<i>For Up To 10, Add</i>	5.39
		<i>For >10 To 50, Add</i>	2.70
		<i>For Metal Stud Clip, Add</i>	2.31
04 01 20 41-0148	EA	8mm Tapered To 6.5mm Diameter, 245mm Length, 316 Stainless Steel Helical Pin, Dry Mechanical Pinning And Remedial Tying System (Helifix® DryFix® Asymmetric)	11.45
		<i>For Up To 10, Add</i>	5.39
		<i>For >10 To 50, Add</i>	2.70
		<i>For Metal Stud Clip, Add</i>	2.31
04 01 20 41-0149	EA	8mm Tapered To 6.5mm Diameter, 270mm Length, 316 Stainless Steel Helical Pin, Dry Mechanical Pinning And Remedial Tying System (Helifix® DryFix® Asymmetric)	11.64
		<i>For Up To 10, Add</i>	5.39
		<i>For >10 To 50, Add</i>	2.70
		<i>For Metal Stud Clip, Add</i>	2.31
04 01 20 41-0150	EA	8mm Tapered To 6.5mm Diameter, 295mm Length, 316 Stainless Steel Helical Pin, Dry Mechanical Pinning And Remedial Tying System (Helifix® DryFix® Asymmetric)	12.23
		<i>For Up To 10, Add</i>	5.39
		<i>For >10 To 50, Add</i>	2.70
		<i>For Metal Stud Clip, Add</i>	2.31
04 01 20 41-0151	EA	10mm Tapered To 8mm Diameter, 155mm Length, 316 Stainless Steel Helical Pin, Dry Mechanical Pinning And Remedial Tying System (Helifix® DryFix® Asymmetric)	10.55
		<i>For Up To 10, Add</i>	5.39
		<i>For >10 To 50, Add</i>	2.70
		<i>For Metal Stud Clip, Add</i>	2.31
04 01 20 41-0152	EA	10mm Tapered To 8mm Diameter, 170mm Length, 316 Stainless Steel Helical Pin, Dry Mechanical Pinning And Remedial Tying System (Helifix® DryFix® Asymmetric)	11.07
		<i>For Up To 10, Add</i>	5.39
		<i>For >10 To 50, Add</i>	2.70
		<i>For Metal Stud Clip, Add</i>	2.31
04 01 20 41-0153	EA	10mm Tapered To 8mm Diameter, 195mm Length, 316 Stainless Steel Helical Pin, Dry Mechanical Pinning And Remedial Tying System (Helifix® DryFix® Asymmetric)	11.43
		<i>For Up To 10, Add</i>	5.39
		<i>For >10 To 50, Add</i>	2.70
		<i>For Metal Stud Clip, Add</i>	2.31



MINOR CSI UOM DESCRIPTION	TOTAL DIRECT UNIT COST	DEMOLITION UNIT COST
04 01 20 41-0154 EA 10mm Tapered To 8mm Diameter, 220mm Length, 316 Stainless Steel Helical Pin, Dry Mechanical Pinning And Remedial Tying System (Helifix® DryFix® Asymmetric)	11.66	
<i>For Up To 10, Add</i>	5.39	
<i>For >10 To 50, Add</i>	2.70	
<i>For Metal Stud Clip, Add</i>	2.31	
04 01 20 41-0155 EA 10mm Tapered To 8mm Diameter, 245mm Length, 316 Stainless Steel Helical Pin, Dry Mechanical Pinning And Remedial Tying System (Helifix® DryFix® Asymmetric)	11.82	
<i>For Up To 10, Add</i>	5.39	
<i>For >10 To 50, Add</i>	2.70	
<i>For Metal Stud Clip, Add</i>	2.31	
04 01 20 41-0156 EA 10mm Tapered To 8mm Diameter, 300mm Length, 316 Stainless Steel Helical Pin, Dry Mechanical Pinning And Remedial Tying System (Helifix® DryFix® Asymmetric)	12.20	
<i>For Up To 10, Add</i>	5.39	
<i>For >10 To 50, Add</i>	2.70	
<i>For Metal Stud Clip, Add</i>	2.31	
04 01 20 41-0157 EA 316 Stainless Steel, Seismic Connector (Helifix® DryFix®)	4.79	
Note: For installation over the DryFix® helical pin. Excludes removal of grout from the horizontal mortar joint and installation of Helibar or 9 gauge continuous wire.		
<i>For Up To 10, Add</i>	2.70	
<i>For >10 To 50, Add</i>	1.35	
04 01 20 41-0158 Concrete Patching Pins (Helifix® PatchPin) <small>(04 01 20 41-0001)</small>		
Note: Austenitic stainless steel. For patching reinforced concrete. Includes drilling. Excludes patching mortar.		
04 01 20 41-0159 304 Stainless Steel Helical Pin, Concrete Patching Pins (Helifix® PatchPin)		
<small>(04 01 20 41-0158)</small>		
04 01 20 41-0160 EA 8mm Diameter, 70mm Length, 304 Stainless Steel Helical Pin, Concrete Patching Pin (Helifix® PatchPin)	6.92	
<i>For Up To 10, Add</i>	5.39	
<i>For >10 To 50, Add</i>	2.70	
04 01 20 41-0161 EA 8mm Diameter, 102mm Length, 304 Stainless Steel Helical Pin, Concrete Patching Pin (Helifix® PatchPin)	6.96	
<i>For Up To 10, Add</i>	5.39	
<i>For >10 To 50, Add</i>	2.70	
04 01 20 41-0162 316 Stainless Steel Helical Pin, Concrete Patching Pins (Helifix® PatchPin)		
<small>(04 01 20 41-0158)</small>		
04 01 20 41-0163 EA 8mm Diameter, 70mm Length, 316 Stainless Steel Helical Pin, Concrete Patching Pin (Helifix® PatchPin)	7.20	
<i>For Up To 10, Add</i>	5.39	
<i>For >10 To 50, Add</i>	2.70	
04 01 20 41-0164 EA 8mm Diameter, 102mm Length, 316 Stainless Steel Helical Pin, Concrete Patching Pin (Helifix® PatchPin)	7.27	
<i>For Up To 10, Add</i>	5.39	
<i>For >10 To 50, Add</i>	2.70	
04 01 20 41-0165 Movement Joint Ties (Helifix® Movement Joint Tie) <small>(04 01 20 41-0001)</small>		
Note: Austenitic stainless steel. For creating movement joints in existing walls. Includes removing horizontal mortar and re-pointing mortar bed. Includes cementitious grout.		
04 01 20 41-0166 304 Stainless Steel Helical Pin, Movement Joint Ties (Helifix® Movement Joint Tie) <small>(04 01 20 41-0165)</small>		
04 01 20 41-0167 EA 6mm Diameter, 400mm Length, 304 Stainless Steel Helical Pin, Movement Joint Tie With De-Bond Sleeve (Helifix® Movement Joint Tie)	44.70	
<i>For Up To 10, Add</i>	35.97	
<i>For >10 To 50, Add</i>	17.99	
04 01 20 41-0168 316 Stainless Steel Helical Pin, Movement Joint Ties (Helifix® Movement Joint Tie) <small>(04 01 20 41-0165)</small>		
04 01 20 41-0169 EA 6mm Diameter, 400mm Length, 316 Stainless Steel Helical Pin, Movement Joint Tie With De-Bond Sleeve (Helifix® Movement Joint Tie)	46.00	
<i>For Up To 10, Add</i>	35.97	
<i>For >10 To 50, Add</i>	17.99	
04 01 20 41-0170 Unit Masonry Stabilization <small>(04 01 20 41)</small>		
04 01 20 41-0171 Repair Bulging Or Loose Masonry <small>(04 01 20 41-0170)</small>		
04 01 20 41-0172 SF Repair Bulging Or Loose Masonry Using Existing Masonry	80.60	
Note: Includes saw cutting, toothing, removing loose masonry, installing anchor and reinstalling brick and mortar.		
04 01 20 41-0173 SF Repair Bulging Or Loose Masonry Using New Masonry	86.65	
Note: Includes saw cutting, toothing, removing loose masonry, installing anchor and installing new brick and mortar.		
04 01 20 51 Unit Masonry Maintenance <small>(04 01 20)</small>		
04 01 20 51-0001 Grind Unit Masonry <small>(04 01 20 51)</small>		
04 01 20 51-0002 SF Grind Smooth Masonry Wall	3.79	
04 01 20 91 Unit Masonry Restoration <small>(04 01 20)</small>		
See CSI section 03 01 30 71-0107 for crack repair.		

04	Masonry
04 01	Maintenance of Masonry
04 01 20	Maintenance of Unit Masonry



MINOR
CSI UOM DESCRIPTION

TOTAL DIRECT DEMOLITION
UNIT COST UNIT COST

04 01 20 91-0001		Cut And Repoint Masonry <small>(04 01 20 91)</small>	
		Note: Remove existing mortar to 3/4" depth. Repoint with pointing mortar. Includes pointing mortar, cutting, rinsing and cleaning joint.	
04 01 20 91-0002	SF	Cut And Repoint, Hard Mortar, Running Bond, Brick.....	9.06
		<i>For Common Bond, Add</i>	0.34
		<i>For Flemish Bond, Add</i>	1.18
		<i>For English Bond, Add</i>	1.94
		<i>For Oversized Or Larger Than Standard, Deduct</i>	-1.36
		<i>For Historical Restoration, Add</i>	1.69
		<i>For >250 To 1,000, Deduct</i>	-0.42
		<i>For >1,000, Deduct</i>	-0.87
04 01 20 91-0003	SF	Cut And Repoint, Soft, Loose Or Crumbling Mortar, Running Bond, Brick.....	6.35
		<i>For Common Bond, Add</i>	0.23
		<i>For Flemish Bond, Add</i>	0.80
		<i>For English Bond, Add</i>	1.32
		<i>For Oversized Or Larger Than Standard, Deduct</i>	-0.95
		<i>For Historical Restoration, Add</i>	1.14
		<i>For >250 To 1,000, Deduct</i>	-0.29
		<i>For >1,000, Deduct</i>	-0.60
04 01 20 91-0004	SF	Cut And Repoint, Hard Mortar, Running Bond, Concrete Block.....	4.93
		<i>For Common Bond, Add</i>	0.17
		<i>For Oversized Or Larger Than Standard, Deduct</i>	-0.74
		<i>For Historical Restoration, Add</i>	0.86
		<i>For >250 To 1,000, Deduct</i>	-0.22
		<i>For >1,000, Deduct</i>	-0.46
04 01 20 91-0005	SF	Cut And Repoint, Soft, Loose Or Crumbling Mortar, Running Bond, Concrete Block.....	3.56
		<i>For Common Bond, Add</i>	0.12
		<i>For Oversized Or Larger Than Standard, Deduct</i>	-0.53
		<i>For Historical Restoration, Add</i>	0.59
		<i>For >250 To 1,000, Deduct</i>	-0.15
		<i>For >1,000, Deduct</i>	-0.32
04 01 20 91-0006	LF	Cut And Repoint Brick/Block, Irregular Shapes And Other Than Complete SF Area.....	2.95

04 01 20 91-0007		Repair Masonry <small>(04 01 20 91)</small>	
		Note: Includes mortar for repair.	
04 01 20 91-0008	SF	Patch And Repair Terra Cotta Walls Or Coping.....	19.44
		Note: Including Replacement Of Damaged Material	
04 01 20 91-0009	SF	Patch And Repair Terra Cotta Floors.....	18.11
		Note: Including Replacement Of Damaged Material	
04 01 20 91-0010	LF	Chip And Repair With Masonry Patch, Cracks Up To 1/4".....	4.16
04 01 20 91-0011	SF	Patching Over Masonry Surface With Elastomeric Paint Using A Trowel 6" Blade.....	7.23
04 01 20 91-0012	EA	Cutout Individual Damaged Brick And Replace With New Brick.....	13.68
04 01 20 91-0013	LF	Pressure Grout Block/Brick Using LA City RGA Rule Of General Application 1-91 (Portland Cement Base).....	380.48
04 01 20 91-0014	LF	Pressure Grout Block/Brick Master Builders RHEOCHEM 900 (Portland Cement Base).....	108.55
04 01 20 91-0015	LF	Up To 1/4" Wide, Water Activated Polyurethane Foam Grout, Non Structural Crack Repair For Masonry, Installed With Automated Injection Equipment (SealBoss 1570).....	34.21
		<i>For Cracks Accessible From Both Sides, Add</i>	6.95
04 01 20 91-0016	LF	Up To 1/4" Wide, Moisture Tolerant, Low Viscosity, High Strength Epoxy Resin, Structural Crack Repair For Masonry, Installed With Automated Injection Equipment (Sikadur® 52).....	30.23
		<i>For Cracks Accessible From Both Sides, Add</i>	6.95
04 01 20 91-0017	LF	Up To 1/4" Wide, Moisture Tolerant, Low Viscosity, High Strength Epoxy Resin, Gravity Fed Structural Crack Repair For Masonry, Surface Applied Trowel (Sikadur® 52).....	8.23
		<i>For V-Grooving Crack With Grinder, Add</i>	5.90
04 01 20 91-0018	LF	>1/4" To 1/2" Wide, Moisture Tolerant, Low Viscosity, High Strength Epoxy Resin, Gravity Fed Structural Crack Repair For Masonry, Surface Applied With Trowel (Sikadur® 52).....	11.08
		<i>For V-Grooving Crack With Grinder, Add</i>	5.59

04 01 50 Maintenance of Refractory Masonry (04 01)

04 01 50 52 Refractory Masonry Cleaning (04 01 50)

04 01 50 52-0001		Chimney Cleaning <small>(04 01 50 52)</small>	
04 01 50 52-0002	LF	Up To 2 SF Cross Section Chimney Cleaning.....	7.17
04 01 50 52-0003	LF	>2 To 4 SF Cross Section Chimney Cleaning.....	14.32
04 01 50 52-0004	LF	>4 SF Cross Section Chimney Cleaning.....	21.49

04 05 Common Work Results for Masonry (04)

04 05 13 Masonry Mortaring (04 05)

04 05 13 26 Engineered Masonry Mortaring (04 05 13)

Note: Mortar, sand and standard supplements are included in the cost of brick, block, stone, simulated or synthetic masonry units.

04 05 13 26-0001		Masonry Cement Mortar <small>(04 05 13 26)</small>	
		Note: Ratio is bag material to sand.	
04 05 13 26-0002	CF	Type M Masonry Cement 1:1:6 Mix.....	7.61
04 05 13 26-0003	CF	Type N Masonry Cement 1:3 Mix.....	7.02
04 05 13 26-0004	CF	Type O Masonry Cement 1:3 Mix.....	7.21
04 05 13 26-0005	CF	Type PM Masonry Cement 1:1:6 Mix, 2,500 PSI.....	7.89
04 05 13 26-0006	CF	Type S Masonry Cement 1/2:1:4 Mix.....	8.32



MINOR	CSI	UOM	DESCRIPTION	TOTAL DIRECT UNIT COST	DEMOLITION UNIT COST
-------	-----	-----	-------------	------------------------	----------------------

04 05 13 26-0007			Mortar Admixture <small>(04 05 13 26)</small>		
04 05 13 26-0008	CF		Water - Repellent Stearate - Cost Based On CF Of Mortar		0.39
04 05 13 26-0009	CF		Pozzolanic Plasticizers - Cost Based On CF Of Mortar		0.07

04 05 13 26-0010			Color Admixtures For Mortar <small>(04 05 13 26)</small>		
<small>Note: Costs are based on CF of mortar.</small>					
04 05 13 26-0011	CF		Buff Colored Admixture		2.49
04 05 13 26-0012	CF		Brown Colored Admixture		2.82
04 05 13 26-0013	CF		Black Colored Admixture		3.49
04 05 13 26-0014	CF		Red Colored Admixture		7.64

04 05 13 26-0015			Portland Cement <small>(04 05 13 26)</small>		
04 05 13 26-0016	CF		Normal Portland Cement (Type I)		13.25
04 05 13 26-0017	CF		Modified Portland Cement (Type II)		6.61
04 05 13 26-0018	CF		High Early Strength Portland Cement (Type III)		7.01
04 05 13 26-0019	CF		White Non Staining Portland Cement (Type I)		14.68

04 05 16 Masonry Grouting (04 05)

04 05 16 26 Engineered Masonry Grouting (04 05 16)

Note: Excludes reinforcement.

04 05 16 26-0001			Grout Bond Beams And Lintels, Grout Fill <small>(04 05 16 26)</small>		
<small>Note: Excludes block.</small>					
04 05 16 26-0002	LF		Grout Bond Beams And Lintels - 6" Block, Grout Fill Only, 0.1125 CF/LF, 8" Deep		4.16
04 05 16 26-0003	LF		Grout Bond Beams And Lintels - 8" Block, Grout Fill Only, 0.20 CF/LF, 8" Deep		4.54
04 05 16 26-0004	LF		Grout Bond Beams And Lintels - 10" Block, Grout Fill Only, 0.25 CF/LF, 8" Deep		5.07
04 05 16 26-0005	LF		Grout Bond Beams And Lintels, 12" Block, Grout Fill Only, 0.30 CF/LF, 8" Deep		5.67

04 05 16 26-0006			Grout Concrete Block Cores, Grout Fill <small>(04 05 16 26)</small>		
<small>Note: Per SF of face area filled.</small>					
04 05 16 26-0007	SF		Grout Concrete Block Cores- 4" Block, Grout Fill Block Solid (0.067 CF/SF)		3.23
04 05 16 26-0008	SF		Grout Concrete Block Cores- 6" Block, Grout Fill Block Solid (0.175 CF/SF)		4.72
04 05 16 26-0009	SF		Grout Concrete Block Cores- 8" Block, Grout Fill Block Solid (0.258 CF/SF)		6.73
04 05 16 26-0010	SF		Grout Concrete Block Cores- 10" Block, Grout Fill Block Solid (0.34 CF/SF)		8.26
04 05 16 26-0011	SF		Grout Concrete Block Cores- 12" Block, Grout Fill Block Solid (0.422 CF/SF)		9.77

04 05 16 26-0012			Grout Cavity Walls, Grout Fill <small>(04 05 16 26)</small>		
<small>Note: Per SF of face area filled.</small>					
04 05 16 26-0013	SF		Grout Cavity Walls - 2" Space, Grout Fill (0.167 CF/SF)		3.81
04 05 16 26-0014	SF		Grout Cavity Walls - 3" Space, Grout Fill (0.250 CF/SF)		5.39
04 05 16 26-0015	SF		Grout Cavity Walls - 4" Space, Grout Fill (0.333 CF/SF)		6.76
04 05 16 26-0016	SF		Grout Cavity Walls - 6" Space, Grout Fill (0.500 CF/SF)		9.18

04 05 16 26-0017			Grout Frames, Grout Fill <small>(04 05 16 26)</small>		
04 05 16 26-0018	LF		Grout Door Frames - Grout Fill		6.07
04 05 16 26-0019	LF		Grout Window Frames - Grout Fill		5.21

04 05 16 26-0020			Sand Filled Walls <small>(04 05 16 26)</small>		
04 05 16 26-0021			Sand Fill Cavity Walls, Sand Fill <small>(04 05 16 26-0020)</small>		
<small>Note: Per SF of face area filled.</small>					
04 05 16 26-0022	SF		Sand Fill Cavity Walls - 2" Space, Sand Fill (0.167 CF/SF)		3.12
04 05 16 26-0023	SF		Sand Fill Cavity Walls - 3" Space, Sand Fill (0.250 CF/SF)		4.31
04 05 16 26-0024	SF		Sand Fill Cavity Walls - 4" Space, Sand Fill (0.333 CF/SF)		5.30
04 05 16 26-0025	SF		Sand Fill Cavity Walls - 6" Space, Sand Fill (0.500 CF/SF)		7.05

04 05 19 Masonry Anchorage and Reinforcing (04 05)

04 05 19 13 Continuous Joint Reinforcing (04 05 19)

Note: Includes cutting and bending.

04 05 19 13-0001			Continuous Joint Reinforcing <small>(04 05 19 13)</small>		
04 05 19 13-0002			Ladder-Type, Masonry Wall Reinforcement <small>(04 05 19 13-0001)</small>		
04 05 19 13-0003			Ladder-Type, Masonry Wall Reinforcement <small>(04 05 19 13-0002)</small>		
04 05 19 13-0004			Two-Wire, 9 Gauge Side Rods, 9 Gauge Cross Rods, Ladder-Type, Masonry Wall Reinforcement <small>(04 05 19 13-0003)</small>		

04 Masonry**04 05 Common Work Results for Masonry****04 05 19 Masonry Anchorage and Reinforcing**

MINOR CSI UOM DESCRIPTION	TOTAL DIRECT UNIT COST	DEMOLITION UNIT COST
04 05 19 13-0005 CLF #4 (For 4" Walls), Mill Galvanized, Two-Wire, 9 Gauge Side Rods, 9 Gauge Cross Rods, Ladder-Type, Masonry Wall Reinforcement	55.47	
For Hot-Dipped Galvanized, Add	10.12	
For Stainless Steel, Add	40.46	
04 05 19 13-0006 CLF #6 (For 6" Walls), Mill Galvanized, Two-Wire, 9 Gauge Side Rods, 9 Gauge Cross Rods, Ladder-Type, Masonry Wall Reinforcement	58.90	
For Hot-Dipped Galvanized, Add	10.63	
For Stainless Steel, Add	42.50	
04 05 19 13-0007 CLF #8 (For 8" Walls), Mill Galvanized, Two-Wire, 9 Gauge Side Rods, 9 Gauge Cross Rods, Ladder-Type, Masonry Wall Reinforcement	63.48	
For Hot-Dipped Galvanized, Add	11.20	
For Stainless Steel, Add	44.80	
04 05 19 13-0008 CLF #10 (For 10" Walls), Mill Galvanized, Two-Wire, 9 Gauge Side Rods, 9 Gauge Cross Rods, Ladder-Type, Masonry Wall Reinforcement	68.89	
For Hot-Dipped Galvanized, Add	11.85	
For Stainless Steel, Add	47.40	
04 05 19 13-0009 CLF #12 (For 12" Walls), Mill Galvanized, Two-Wire, 9 Gauge Side Rods, 9 Gauge Cross Rods, Ladder-Type, Masonry Wall Reinforcement	75.18	
For Hot-Dipped Galvanized, Add	12.49	
For Stainless Steel, Add	49.94	
04 05 19 13-0010 CLF #13 (For 13" Walls), Mill Galvanized, Two-Wire, 9 Gauge Side Rods, 9 Gauge Cross Rods, Ladder-Type, Masonry Wall Reinforcement	79.81	
For Hot-Dipped Galvanized, Add	12.80	
For Stainless Steel, Add	51.18	
04 05 19 13-0011 CLF #14 (For 14" Walls), Mill Galvanized, Two-Wire, 9 Gauge Side Rods, 9 Gauge Cross Rods, Ladder-Type, Masonry Wall Reinforcement	83.23	
For Hot-Dipped Galvanized, Add	13.15	
For Stainless Steel, Add	52.60	
04 05 19 13-0012 CLF #16 (For 16" Walls), Mill Galvanized, Two-Wire, 9 Gauge Side Rods, 9 Gauge Cross Rods, Ladder-Type, Masonry Wall Reinforcement	96.70	
For Hot-Dipped Galvanized, Add	18.08	
For Stainless Steel, Add	72.30	
04 05 19 13-0013 CLF #18 (For 18" Walls), Mill Galvanized, Two-Wire, 9 Gauge Side Rods, 9 Gauge Cross Rods, Ladder-Type, Masonry Wall Reinforcement	120.04	
For Hot-Dipped Galvanized, Add	27.94	
For Stainless Steel, Add	111.76	
04 05 19 13-0014 Two-Wire, 3/16" Side Rods, 9 Gauge Cross Rods, Ladder-Type, Masonry Wall Reinforcement <small>(04 05 19 13-0003)</small>		
04 05 19 13-0015 CLF #4 (For 4" Walls), Mill Galvanized, Two-Wire, 3/16" Side Rods, 9 Gauge Cross Rods, Ladder-Type, Masonry Wall Reinforcement	66.69	
For Hot-Dipped Galvanized, Add	15.72	
For Stainless Steel, Add	62.88	
04 05 19 13-0016 CLF #6 (For 6" Walls), Mill Galvanized, Two-Wire, 3/16" Side Rods, 9 Gauge Cross Rods, Ladder-Type, Masonry Wall Reinforcement	70.24	
For Hot-Dipped Galvanized, Add	16.30	
For Stainless Steel, Add	65.18	
04 05 19 13-0017 CLF #8 (For 8" Walls), Mill Galvanized, Two-Wire, 3/16" Side Rods, 9 Gauge Cross Rods, Ladder-Type, Masonry Wall Reinforcement	74.94	
For Hot-Dipped Galvanized, Add	16.93	
For Stainless Steel, Add	67.72	
04 05 19 13-0018 CLF #10 (For 10" Walls), Mill Galvanized, Two-Wire, 3/16" Side Rods, 9 Gauge Cross Rods, Ladder-Type, Masonry Wall Reinforcement	80.23	
For Hot-Dipped Galvanized, Add	17.52	
For Stainless Steel, Add	70.08	
04 05 19 13-0019 CLF #12 (For 12" Walls), Mill Galvanized, Two-Wire, 3/16" Side Rods, 9 Gauge Cross Rods, Ladder-Type, Masonry Wall Reinforcement	86.49	
For Hot-Dipped Galvanized, Add	18.14	
For Stainless Steel, Add	72.56	
04 05 19 13-0020 CLF #13 (For 13" Walls), Mill Galvanized, Two-Wire, 3/16" Side Rods, 9 Gauge Cross Rods, Ladder-Type, Masonry Wall Reinforcement	91.17	
For Hot-Dipped Galvanized, Add	18.48	
For Stainless Steel, Add	73.92	
04 05 19 13-0021 CLF #14 (For 14" Walls), Mill Galvanized, Two-Wire, 3/16" Side Rods, 9 Gauge Cross Rods, Ladder-Type, Masonry Wall Reinforcement	94.52	
For Hot-Dipped Galvanized, Add	18.79	
For Stainless Steel, Add	75.16	
04 05 19 13-0022 CLF #16 (For 16" Walls), Mill Galvanized, Two-Wire, 3/16" Side Rods, 9 Gauge Cross Rods, Ladder-Type, Masonry Wall Reinforcement	111.60	
For Hot-Dipped Galvanized, Add	25.53	
For Stainless Steel, Add	102.12	
04 05 19 13-0023 CLF #18 (For 18" Walls), Mill Galvanized, Two-Wire, 3/16" Side Rods, 9 Gauge Cross Rods, Ladder-Type, Masonry Wall Reinforcement	145.62	
For Hot-Dipped Galvanized, Add	40.74	
For Stainless Steel, Add	162.94	
04 05 19 13-0024 Two-Wire, 3/16" Side Rods, 3/16" Cross Rods, Ladder-Type, Masonry Wall Reinforcement <small>(04 05 19 13-0003)</small>		
04 05 19 13-0025 CLF #4 (For 4" Walls), Mill Galvanized, Two-Wire, 3/16" Side Rods, 3/16" Cross Rods, Ladder-Type, Masonry Wall Reinforcement	77.57	
For Hot-Dipped Galvanized, Add	21.16	
For Stainless Steel, Add	84.64	



MINOR CSI UOM DESCRIPTION	TOTAL DIRECT UNIT COST	DEMOLITION UNIT COST
04 05 19 13-0026 CLF #6 (For 6" Walls), Mill Galvanized, Two-Wire, 3/16" Side Rods, 3/16" Cross Rods, Ladder-Type, Masonry Wall Reinforcement	82.60	
<i>For Hot-Dipped Galvanized, Add</i>	22.32	
<i>For Stainless Steel, Add</i>	89.28	
04 05 19 13-0027 CLF #8 (For 8" Walls), Mill Galvanized, Two-Wire, 3/16" Side Rods, 3/16" Cross Rods, Ladder-Type, Masonry Wall Reinforcement	87.63	
<i>For Hot-Dipped Galvanized, Add</i>	23.48	
<i>For Stainless Steel, Add</i>	93.92	
04 05 19 13-0028 CLF #10 (For 10" Walls), Mill Galvanized, Two-Wire, 3/16" Side Rods, 3/16" Cross Rods, Ladder-Type, Masonry Wall Reinforcement	94.94	
<i>For Hot-Dipped Galvanized, Add</i>	24.88	
<i>For Stainless Steel, Add</i>	99.50	
04 05 19 13-0029 CLF #12 (For 12" Walls), Mill Galvanized, Two-Wire, 3/16" Side Rods, 3/16" Cross Rods, Ladder-Type, Masonry Wall Reinforcement	102.22	
<i>For Hot-Dipped Galvanized, Add</i>	26.26	
<i>For Stainless Steel, Add</i>	105.02	
04 05 19 13-0030 CLF #13 (For 13" Walls), Mill Galvanized, Two-Wire, 3/16" Side Rods, 3/16" Cross Rods, Ladder-Type, Masonry Wall Reinforcement	108.22	
<i>For Hot-Dipped Galvanized, Add</i>	27.00	
<i>For Stainless Steel, Add</i>	107.98	
04 05 19 13-0031 CLF #14 (For 14" Walls), Mill Galvanized, Two-Wire, 3/16" Side Rods, 3/16" Cross Rods, Ladder-Type, Masonry Wall Reinforcement	111.75	
<i>For Hot-Dipped Galvanized, Add</i>	27.63	
<i>For Stainless Steel, Add</i>	110.52	
04 05 19 13-0032 CLF #16 (For 16" Walls), Mill Galvanized, Two-Wire, 3/16" Side Rods, 3/16" Cross Rods, Ladder-Type, Masonry Wall Reinforcement	118.36	
<i>For Hot-Dipped Galvanized, Add</i>	28.91	
<i>For Stainless Steel, Add</i>	115.62	
04 05 19 13-0033 CLF #18 (For 18" Walls), Mill Galvanized, Two-Wire, 3/16" Side Rods, 3/16" Cross Rods, Ladder-Type, Masonry Wall Reinforcement	160.20	
<i>For Hot-Dipped Galvanized, Add</i>	48.02	
<i>For Stainless Steel, Add</i>	192.06	
04 05 19 13-0034 Three-Wire, 9 Gauge Side Rods, 9 Gauge Cross Rods, Ladder-Type, Masonry Wall Reinforcement <small>(04 05 19 13-0003)</small>		
04 05 19 13-0035 CLF #4 (For 4" Walls), Mill Galvanized, Three-Wire, 9 Gauge Side Rods, 9 Gauge Cross Rods, Ladder-Type, Masonry Wall Reinforcement	81.30	
<i>For Hot-Dipped Galvanized, Add</i>	23.03	
<i>For Stainless Steel, Add</i>	92.10	
04 05 19 13-0036 CLF #6 (For 6" Walls), Mill Galvanized, Three-Wire, 9 Gauge Side Rods, 9 Gauge Cross Rods, Ladder-Type, Masonry Wall Reinforcement	84.72	
<i>For Hot-Dipped Galvanized, Add</i>	23.53	
<i>For Stainless Steel, Add</i>	94.12	
04 05 19 13-0037 CLF #8 (For 8" Walls), Mill Galvanized, Three-Wire, 9 Gauge Side Rods, 9 Gauge Cross Rods, Ladder-Type, Masonry Wall Reinforcement	89.29	
<i>For Hot-Dipped Galvanized, Add</i>	24.11	
<i>For Stainless Steel, Add</i>	96.42	
04 05 19 13-0038 CLF #10 (For 10" Walls), Mill Galvanized, Three-Wire, 9 Gauge Side Rods, 9 Gauge Cross Rods, Ladder-Type, Masonry Wall Reinforcement	94.70	
<i>For Hot-Dipped Galvanized, Add</i>	24.76	
<i>For Stainless Steel, Add</i>	99.02	
04 05 19 13-0039 CLF #12 (For 12" Walls), Mill Galvanized, Three-Wire, 9 Gauge Side Rods, 9 Gauge Cross Rods, Ladder-Type, Masonry Wall Reinforcement	100.99	
<i>For Hot-Dipped Galvanized, Add</i>	25.39	
<i>For Stainless Steel, Add</i>	101.54	
04 05 19 13-0040 CLF #13 (For 13" Walls), Mill Galvanized, Three-Wire, 9 Gauge Side Rods, 9 Gauge Cross Rods, Ladder-Type, Masonry Wall Reinforcement	105.62	
<i>For Hot-Dipped Galvanized, Add</i>	25.70	
<i>For Stainless Steel, Add</i>	102.78	
04 05 19 13-0041 CLF #14 (For 14" Walls), Mill Galvanized, Three-Wire, 9 Gauge Side Rods, 9 Gauge Cross Rods, Ladder-Type, Masonry Wall Reinforcement	109.03	
<i>For Hot-Dipped Galvanized, Add</i>	26.05	
<i>For Stainless Steel, Add</i>	104.20	
04 05 19 13-0042 CLF #16 (For 16" Walls), Mill Galvanized, Three-Wire, 9 Gauge Side Rods, 9 Gauge Cross Rods, Ladder-Type, Masonry Wall Reinforcement	122.51	
<i>For Hot-Dipped Galvanized, Add</i>	30.98	
<i>For Stainless Steel, Add</i>	123.92	
04 05 19 13-0043 Three-Wire, 3/16" Side Rods, 9 Gauge Cross Rods, Ladder-Type, Masonry Wall Reinforcement <small>(04 05 19 13-0003)</small>		
04 05 19 13-0044 CLF #4 (For 4" Walls), Mill Galvanized, Three-Wire, 3/16" Side Rods, 9 Gauge Cross Rods, Ladder-Type, Masonry Wall Reinforcement	92.52	
<i>For Hot-Dipped Galvanized, Add</i>	28.64	
<i>For Stainless Steel, Add</i>	114.54	
04 05 19 13-0045 CLF #6 (For 6" Walls), Mill Galvanized, Three-Wire, 3/16" Side Rods, 9 Gauge Cross Rods, Ladder-Type, Masonry Wall Reinforcement	96.08	
<i>For Hot-Dipped Galvanized, Add</i>	29.21	
<i>For Stainless Steel, Add</i>	116.84	
04 05 19 13-0046 CLF #8 (For 8" Walls), Mill Galvanized, Three-Wire, 3/16" Side Rods, 9 Gauge Cross Rods, Ladder-Type, Masonry Wall Reinforcement	100.76	
<i>For Hot-Dipped Galvanized, Add</i>	29.84	
<i>For Stainless Steel, Add</i>	119.36	

04 Masonry**04 05 Common Work Results for Masonry****04 05 19 Masonry Anchorage and Reinforcing**

MINOR CSI UOM DESCRIPTION	TOTAL DIRECT UNIT COST	DEMOLITION UNIT COST
04 05 19 13-0047 CLF #10 (For 10" Walls), Mill Galvanized, Three-Wire, 3/16" Side Rods, 9 Gauge Cross Rods, Ladder-Type, Masonry Wall Reinforcement	106.05	
For Hot-Dipped Galvanized, Add	30.43	
For Stainless Steel, Add	121.72	
04 05 19 13-0048 CLF #12 (For 12" Walls), Mill Galvanized, Three-Wire, 3/16" Side Rods, 9 Gauge Cross Rods, Ladder-Type, Masonry Wall Reinforcement	112.32	
For Hot-Dipped Galvanized, Add	31.05	
For Stainless Steel, Add	124.20	
04 05 19 13-0049 CLF #13 (For 13" Walls), Mill Galvanized, Three-Wire, 3/16" Side Rods, 9 Gauge Cross Rods, Ladder-Type, Masonry Wall Reinforcement	116.99	
For Hot-Dipped Galvanized, Add	31.39	
For Stainless Steel, Add	125.56	
04 05 19 13-0050 CLF #14 (For 14" Walls), Mill Galvanized, Three-Wire, 3/16" Side Rods, 9 Gauge Cross Rods, Ladder-Type, Masonry Wall Reinforcement	120.34	
For Hot-Dipped Galvanized, Add	31.70	
For Stainless Steel, Add	126.80	
04 05 19 13-0051 CLF #16 (For 16" Walls), Mill Galvanized, Three-Wire, 3/16" Side Rods, 9 Gauge Cross Rods, Ladder-Type, Masonry Wall Reinforcement	137.42	
For Hot-Dipped Galvanized, Add	38.44	
For Stainless Steel, Add	153.76	
04 05 19 13-0052 CLF #18 (For 18" Walls), Mill Galvanized, Three-Wire, 3/16" Side Rods, 9 Gauge Cross Rods, Ladder-Type, Masonry Wall Reinforcement	171.45	
For Hot-Dipped Galvanized, Add	53.65	
For Stainless Steel, Add	214.60	
04 05 19 13-0053 Three-Wire, 3/16" Side Rods, 3/16" Cross Rods, Ladder-Type, Masonry Wall Reinforcement <small>(04 05 19 13-0003)</small>		
04 05 19 13-0054 CLF #4 (For 4" Walls), Mill Galvanized, Three-Wire, 3/16" Side Rods, 3/16" Cross Rods, Ladder-Type, Masonry Wall Reinforcement	103.37	
For Hot-Dipped Galvanized, Add	34.06	
For Stainless Steel, Add	136.24	
04 05 19 13-0055 CLF #6 (For 6" Walls), Mill Galvanized, Three-Wire, 3/16" Side Rods, 3/16" Cross Rods, Ladder-Type, Masonry Wall Reinforcement	108.41	
For Hot-Dipped Galvanized, Add	35.23	
For Stainless Steel, Add	140.90	
04 05 19 13-0056 CLF #8 (For 8" Walls), Mill Galvanized, Three-Wire, 3/16" Side Rods, 3/16" Cross Rods, Ladder-Type, Masonry Wall Reinforcement	113.45	
For Hot-Dipped Galvanized, Add	36.39	
For Stainless Steel, Add	145.56	
04 05 19 13-0057 CLF #10 (For 10" Walls), Mill Galvanized, Three-Wire, 3/16" Side Rods, 3/16" Cross Rods, Ladder-Type, Masonry Wall Reinforcement	120.75	
For Hot-Dipped Galvanized, Add	37.78	
For Stainless Steel, Add	151.12	
04 05 19 13-0058 CLF #12 (For 12" Walls), Mill Galvanized, Three-Wire, 3/16" Side Rods, 3/16" Cross Rods, Ladder-Type, Masonry Wall Reinforcement	128.04	
For Hot-Dipped Galvanized, Add	39.17	
For Stainless Steel, Add	156.66	
04 05 19 13-0059 CLF #13 (For 13" Walls), Mill Galvanized, Three-Wire, 3/16" Side Rods, 3/16" Cross Rods, Ladder-Type, Masonry Wall Reinforcement	134.04	
For Hot-Dipped Galvanized, Add	39.91	
For Stainless Steel, Add	159.62	
04 05 19 13-0060 CLF #14 (For 14" Walls), Mill Galvanized, Three-Wire, 3/16" Side Rods, 3/16" Cross Rods, Ladder-Type, Masonry Wall Reinforcement	137.56	
For Hot-Dipped Galvanized, Add	40.54	
For Stainless Steel, Add	162.14	
04 05 19 13-0061 CLF #16 (For 16" Walls), Mill Galvanized, Three-Wire, 3/16" Side Rods, 3/16" Cross Rods, Ladder-Type, Masonry Wall Reinforcement	144.16	
For Hot-Dipped Galvanized, Add	41.81	
For Stainless Steel, Add	167.22	
04 05 19 13-0062 CLF #18 (For 18" Walls), Mill Galvanized, Three-Wire, 3/16" Side Rods, 3/16" Cross Rods, Ladder-Type, Masonry Wall Reinforcement	186.02	
For Hot-Dipped Galvanized, Add	60.93	
For Stainless Steel, Add	243.70	
04 05 19 13-0063 Four-Wire, 9 Gauge Side Rods, 9 Gauge Cross Rods, Ladder-Type, Masonry Wall Reinforcement <small>(04 05 19 13-0003)</small>		
04 05 19 13-0064 CLF #4 (For 4" Walls), Mill Galvanized, Four-Wire, 9 Gauge Side Rods, 9 Gauge Cross Rods, Ladder-Type, Masonry Wall Reinforcement	107.12	
For Hot-Dipped Galvanized, Add	35.94	
For Stainless Steel, Add	143.74	
04 05 19 13-0065 CLF #6 (For 6" Walls), Mill Galvanized, Four-Wire, 9 Gauge Side Rods, 9 Gauge Cross Rods, Ladder-Type, Masonry Wall Reinforcement	110.53	
For Hot-Dipped Galvanized, Add	36.44	
For Stainless Steel, Add	145.74	
04 05 19 13-0066 CLF #8 (For 8" Walls), Mill Galvanized, Four-Wire, 9 Gauge Side Rods, 9 Gauge Cross Rods, Ladder-Type, Masonry Wall Reinforcement	115.10	
For Hot-Dipped Galvanized, Add	37.01	
For Stainless Steel, Add	148.04	
04 05 19 13-0067 CLF #10 (For 10" Walls), Mill Galvanized, Four-Wire, 9 Gauge Side Rods, 9 Gauge Cross Rods, Ladder-Type, Masonry Wall Reinforcement	120.51	
For Hot-Dipped Galvanized, Add	37.66	
For Stainless Steel, Add	150.64	



MINOR CSI UOM DESCRIPTION	TOTAL DIRECT UNIT COST	DEMOLITION UNIT COST
04 05 19 13-0068 CLF #12 (For 12" Walls), Mill Galvanized, Four-Wire, 9 Gauge Side Rods, 9 Gauge Cross Rods, Ladder-Type, Masonry Wall Reinforcement.....	126.81	
<i>For Hot-Dipped Galvanized, Add</i>	38.30	
<i>For Stainless Steel, Add</i>	153.18	
04 05 19 13-0069 CLF #13 (For 13" Walls), Mill Galvanized, Four-Wire, 9 Gauge Side Rods, 9 Gauge Cross Rods, Ladder-Type, Masonry Wall Reinforcement.....	131.44	
<i>For Hot-Dipped Galvanized, Add</i>	38.61	
<i>For Stainless Steel, Add</i>	154.42	
04 05 19 13-0070 CLF #14 (For 14" Walls), Mill Galvanized, Four-Wire, 9 Gauge Side Rods, 9 Gauge Cross Rods, Ladder-Type, Masonry Wall Reinforcement.....	134.85	
<i>For Hot-Dipped Galvanized, Add</i>	38.96	
<i>For Stainless Steel, Add</i>	155.84	
04 05 19 13-0071 CLF #16 (For 16" Walls), Mill Galvanized, Four-Wire, 9 Gauge Side Rods, 9 Gauge Cross Rods, Ladder-Type, Masonry Wall Reinforcement.....	148.32	
<i>For Hot-Dipped Galvanized, Add</i>	43.89	
<i>For Stainless Steel, Add</i>	175.54	
04 05 19 13-0072 CLF #18 (For 18" Walls), Mill Galvanized, Four-Wire, 9 Gauge Side Rods, 9 Gauge Cross Rods, Ladder-Type, Masonry Wall Reinforcement.....	171.67	
<i>For Hot-Dipped Galvanized, Add</i>	53.76	
<i>For Stainless Steel, Add</i>	215.02	
04 05 19 13-0073 Four-Wire, 3/16" Side Rods, 9 Gauge Cross Rods, Ladder-Type, Masonry Wall Reinforcement <small>(04 05 19 13-0003)</small>		
04 05 19 13-0074 CLF #4 (For 4" Walls), Mill Galvanized, Four-Wire, 3/16" Side Rods, 9 Gauge Cross Rods, Ladder-Type, Masonry Wall Reinforcement.....	118.33	
<i>For Hot-Dipped Galvanized, Add</i>	41.54	
<i>For Stainless Steel, Add</i>	166.16	
04 05 19 13-0075 CLF #6 (For 6" Walls), Mill Galvanized, Four-Wire, 3/16" Side Rods, 9 Gauge Cross Rods, Ladder-Type, Masonry Wall Reinforcement.....	121.89	
<i>For Hot-Dipped Galvanized, Add</i>	42.12	
<i>For Stainless Steel, Add</i>	168.46	
04 05 19 13-0076 CLF #8 (For 8" Walls), Mill Galvanized, Four-Wire, 3/16" Side Rods, 9 Gauge Cross Rods, Ladder-Type, Masonry Wall Reinforcement.....	126.58	
<i>For Hot-Dipped Galvanized, Add</i>	42.75	
<i>For Stainless Steel, Add</i>	171.00	
04 05 19 13-0077 CLF #10 (For 10" Walls), Mill Galvanized, Four-Wire, 3/16" Side Rods, Four-Wire, 9 Gauge Cross Rods, Ladder-Type, Masonry Wall Reinforcement.....	131.87	
<i>For Hot-Dipped Galvanized, Add</i>	43.34	
<i>For Stainless Steel, Add</i>	173.36	
04 05 19 13-0078 CLF #12 (For 12" Walls), Mill Galvanized, Four-Wire, 3/16" Side Rods, 9 Gauge Cross Rods, Ladder-Type, Masonry Wall Reinforcement.....	138.14	
<i>For Hot-Dipped Galvanized, Add</i>	43.96	
<i>For Stainless Steel, Add</i>	175.84	
04 05 19 13-0079 CLF #13 (For 13" Walls), Mill Galvanized, Four-Wire, 3/16" Side Rods, 9 Gauge Cross Rods, Ladder-Type, Masonry Wall Reinforcement.....	142.81	
<i>For Hot-Dipped Galvanized, Add</i>	44.30	
<i>For Stainless Steel, Add</i>	177.20	
04 05 19 13-0080 CLF #14 (For 14" Walls), Mill Galvanized, Four-Wire, 3/16" Side Rods, 9 Gauge Cross Rods, Ladder-Type, Masonry Wall Reinforcement.....	146.16	
<i>For Hot-Dipped Galvanized, Add</i>	44.61	
<i>For Stainless Steel, Add</i>	178.44	
04 05 19 13-0081 CLF #16 (For 16" Walls), Mill Galvanized, Four-Wire, 3/16" Side Rods, 9 Gauge Cross Rods, Ladder-Type, Masonry Wall Reinforcement.....	163.24	
<i>For Hot-Dipped Galvanized, Add</i>	51.35	
<i>For Stainless Steel, Add</i>	205.40	
04 05 19 13-0082 CLF #18 (For 18" Walls), Mill Galvanized, Four-Wire, 3/16" Side Rods, 9 Gauge Cross Rods, Ladder-Type, Masonry Wall Reinforcement.....	197.27	
<i>For Hot-Dipped Galvanized, Add</i>	66.56	
<i>For Stainless Steel, Add</i>	266.24	
04 05 19 13-0083 Four-Wire, 3/16" Side Rods, 3/16" Cross Rods, Ladder-Type, Masonry Wall Reinforcement <small>(04 05 19 13-0003)</small>		
04 05 19 13-0084 CLF #4 (For 4" Walls), Mill Galvanized, Four-Wire, 3/16" Side Rods, 3/16" Cross Rods, Ladder-Type, Masonry Wall Reinforcement.....	129.19	
<i>For Hot-Dipped Galvanized, Add</i>	46.97	
<i>For Stainless Steel, Add</i>	187.88	
04 05 19 13-0085 CLF #6 (For 6" Walls), Mill Galvanized, Four-Wire, 3/16" Side Rods, 3/16" Cross Rods, Ladder-Type, Masonry Wall Reinforcement.....	134.23	
<i>For Hot-Dipped Galvanized, Add</i>	48.14	
<i>For Stainless Steel, Add</i>	192.54	
04 05 19 13-0086 CLF #8 (For 8" Walls), Mill Galvanized, Four-Wire, 3/16" Side Rods, 3/16" Cross Rods, Ladder-Type, Masonry Wall Reinforcement.....	139.27	
<i>For Hot-Dipped Galvanized, Add</i>	49.30	
<i>For Stainless Steel, Add</i>	197.20	
04 05 19 13-0087 CLF #10 (For 10" Walls), Mill Galvanized, Four-Wire, 3/16" Side Rods, 3/16" Cross Rods, Ladder-Type, Masonry Wall Reinforcement.....	146.56	
<i>For Hot-Dipped Galvanized, Add</i>	50.69	
<i>For Stainless Steel, Add</i>	202.74	
04 05 19 13-0088 CLF #12 (For 12" Walls), Mill Galvanized, Four-Wire, 3/16" Side Rods, 3/16" Cross Rods, Ladder-Type, Masonry Wall Reinforcement.....	153.86	
<i>For Hot-Dipped Galvanized, Add</i>	52.08	
<i>For Stainless Steel, Add</i>	208.30	

04 Masonry**04 05 Common Work Results for Masonry****04 05 19 Masonry Anchorage and Reinforcing**
 MINOR
 CSI UOM DESCRIPTION

 TOTAL DIRECT DEMOLITION
 UNIT COST UNIT COST

04 05 19 13-0089	CLF #13 (For 13" Walls), Mill Galvanized, Four-Wire, 3/16" Side Rods, 3/16" Cross Rods, Ladder-Type, Masonry Wall Reinforcement	159.85	
	<i>For Hot-Dipped Galvanized, Add</i>	52.81	
	<i>For Stainless Steel, Add</i>	211.24	
04 05 19 13-0090	CLF #14 (For 14" Walls), Mill Galvanized, Four-Wire, 3/16" Side Rods, 3/16" Cross Rods, Ladder-Type, Masonry Wall Reinforcement	163.38	
	<i>For Hot-Dipped Galvanized, Add</i>	53.45	
	<i>For Stainless Steel, Add</i>	213.78	
04 05 19 13-0091	CLF #16 (For 16" Walls), Mill Galvanized, Four-Wire, 3/16" Side Rods, 3/16" Cross Rods, Ladder-Type, Masonry Wall Reinforcement	169.98	
	<i>For Hot-Dipped Galvanized, Add</i>	54.72	
	<i>For Stainless Steel, Add</i>	218.86	
04 05 19 13-0092	CLF #18 (For 18" Walls), Mill Galvanized, Four-Wire, 3/16" Side Rods, 3/16" Cross Rods, Ladder-Type, Masonry Wall Reinforcement	211.83	
	<i>For Hot-Dipped Galvanized, Add</i>	73.83	
	<i>For Stainless Steel, Add</i>	295.32	
04 05 19 13-0093	Ladder-Type With Tabs, Masonry Wall Reinforcement <small>(04 05 19 13-0002)</small>		
04 05 19 13-0094	9 Gauge Side Rods, 9 Gauge Cross Rods, Ladder-Type With Tabs, Masonry Wall Reinforcement <small>(04 05 19 13-0093)</small>		
04 05 19 13-0095	CLF #8 (For 8" Walls), Mill Galvanized, 9 Gauge Side Rods, 9 Gauge Cross Rods, Ladder-Type With Tabs, Masonry Wall Reinforcement	80.15	
	<i>For Hot-Dipped Galvanized, Add</i>	17.20	
	<i>For Stainless Steel, Add</i>	68.78	
04 05 19 13-0096	CLF #10 (For 10" Walls), Mill Galvanized, 9 Gauge Side Rods, 9 Gauge Cross Rods, Ladder-Type With Tabs, Masonry Wall Reinforcement	88.39	
	<i>For Hot-Dipped Galvanized, Add</i>	18.78	
	<i>For Stainless Steel, Add</i>	75.10	
04 05 19 13-0097	CLF #12 (For 12" Walls), Mill Galvanized, 9 Gauge Side Rods, 9 Gauge Cross Rods, Ladder-Type With Tabs, Masonry Wall Reinforcement	96.25	
	<i>For Hot-Dipped Galvanized, Add</i>	20.17	
	<i>For Stainless Steel, Add</i>	80.66	
04 05 19 13-0098	CLF #13 (For 13" Walls), Mill Galvanized, 9 Gauge Side Rods, 9 Gauge Cross Rods, Ladder-Type With Tabs, Masonry Wall Reinforcement	102.94	
	<i>For Hot-Dipped Galvanized, Add</i>	20.97	
	<i>For Stainless Steel, Add</i>	83.88	
04 05 19 13-0099	CLF #14 (For 14" Walls), Mill Galvanized, 9 Gauge Side Rods, 9 Gauge Cross Rods, Ladder-Type With Tabs, Masonry Wall Reinforcement	106.98	
	<i>For Hot-Dipped Galvanized, Add</i>	21.72	
	<i>For Stainless Steel, Add</i>	86.86	
04 05 19 13-0100	CLF #16 (For 16" Walls), Mill Galvanized, 9 Gauge Side Rods, 9 Gauge Cross Rods, Ladder-Type With Tabs, Masonry Wall Reinforcement	114.87	
	<i>For Hot-Dipped Galvanized, Add</i>	23.38	
	<i>For Stainless Steel, Add</i>	93.50	
04 05 19 13-0101	CLF #18 (For 18" Walls), Mill Galvanized, 9 Gauge Side Rods, 9 Gauge Cross Rods, Ladder-Type With Tabs, Masonry Wall Reinforcement	121.66	
	<i>For Hot-Dipped Galvanized, Add</i>	24.74	
	<i>For Stainless Steel, Add</i>	98.94	
04 05 19 13-0102	3/16" Side Rods, 9 Gauge Cross Rods, Ladder-Type With Tabs, Masonry Wall Reinforcement <small>(04 05 19 13-0093)</small>		
04 05 19 13-0103	CLF #8 (For 8" Walls), Mill Galvanized, 3/16" Side Rods, 9 Gauge Cross Rods, Ladder-Type With Tabs, Masonry Wall Reinforcement	94.12	
	<i>For Hot-Dipped Galvanized, Add</i>	24.18	
	<i>For Stainless Steel, Add</i>	96.72	
04 05 19 13-0104	CLF #10 (For 10" Walls), Mill Galvanized, 3/16" Side Rods, 9 Gauge Cross Rods, Ladder-Type With Tabs, Masonry Wall Reinforcement	102.39	
	<i>For Hot-Dipped Galvanized, Add</i>	25.78	
	<i>For Stainless Steel, Add</i>	103.10	
04 05 19 13-0105	CLF #12 (For 12" Walls), Mill Galvanized, 3/16" Side Rods, 9 Gauge Cross Rods, Ladder-Type With Tabs, Masonry Wall Reinforcement	110.10	
	<i>For Hot-Dipped Galvanized, Add</i>	27.09	
	<i>For Stainless Steel, Add</i>	108.36	
04 05 19 13-0106	CLF #13 (For 13" Walls), Mill Galvanized, 3/16" Side Rods, 9 Gauge Cross Rods, Ladder-Type With Tabs, Masonry Wall Reinforcement	116.95	
	<i>For Hot-Dipped Galvanized, Add</i>	27.98	
	<i>For Stainless Steel, Add</i>	111.90	
04 05 19 13-0107	CLF #14 (For 14" Walls), Mill Galvanized, 3/16" Side Rods, 9 Gauge Cross Rods, Ladder-Type With Tabs, Masonry Wall Reinforcement	120.95	
	<i>For Hot-Dipped Galvanized, Add</i>	28.70	
	<i>For Stainless Steel, Add</i>	114.80	
04 05 19 13-0108	CLF #16 (For 16" Walls), Mill Galvanized, 3/16" Side Rods, 9 Gauge Cross Rods, Ladder-Type With Tabs, Masonry Wall Reinforcement	128.84	
	<i>For Hot-Dipped Galvanized, Add</i>	30.36	
	<i>For Stainless Steel, Add</i>	121.44	
04 05 19 13-0109	CLF #18 (For 18" Walls), Mill Galvanized, 3/16" Side Rods, 9 Gauge Cross Rods, Ladder-Type With Tabs, Masonry Wall Reinforcement	135.82	
	<i>For Hot-Dipped Galvanized, Add</i>	31.82	
	<i>For Stainless Steel, Add</i>	127.26	



MINOR	CSI	UOM	DESCRIPTION	TOTAL DIRECT UNIT COST	DEMOLITION UNIT COST
04 05 19 13-0110			3/16" Side Rods, 3/16" Cross Rods, Ladder-Type With Tabs, Masonry Wall Reinforcement <small>(04 05 19 13-0093)</small>		
04 05 19 13-0111	CLF	#8	(For 8" Walls), Mill Galvanized, 3/16" Side Rods, 3/16" Cross Rods, Ladder-Type With Tabs, Masonry Wall Reinforcement	100.90	
			For Hot-Dipped Galvanized, Add	27.57	
			For Stainless Steel, Add	110.28	
04 05 19 13-0112	CLF	#10	(For 10" Walls), Mill Galvanized, 3/16" Side Rods, 3/16" Cross Rods, Ladder-Type With Tabs, Masonry Wall Reinforcement	110.78	
			For Hot-Dipped Galvanized, Add	29.97	
			For Stainless Steel, Add	119.88	
04 05 19 13-0113	CLF	#12	(For 12" Walls), Mill Galvanized, 3/16" Side Rods, 3/16" Cross Rods, Ladder-Type With Tabs, Masonry Wall Reinforcement	120.57	
			For Hot-Dipped Galvanized, Add	32.33	
			For Stainless Steel, Add	129.30	
04 05 19 13-0114	CLF	#13	(For 13" Walls), Mill Galvanized, 3/16" Side Rods, 3/16" Cross Rods, Ladder-Type With Tabs, Masonry Wall Reinforcement	128.16	
			For Hot-Dipped Galvanized, Add	33.58	
			For Stainless Steel, Add	134.32	
04 05 19 13-0115	CLF	#14	(For 14" Walls), Mill Galvanized, 3/16" Side Rods, 3/16" Cross Rods, Ladder-Type With Tabs, Masonry Wall Reinforcement	133.00	
			For Hot-Dipped Galvanized, Add	34.73	
			For Stainless Steel, Add	138.90	
04 05 19 13-0116	CLF	#16	(For 16" Walls), Mill Galvanized, 3/16" Side Rods, 3/16" Cross Rods, Ladder-Type With Tabs, Masonry Wall Reinforcement	142.47	
			For Hot-Dipped Galvanized, Add	37.18	
			For Stainless Steel, Add	148.70	
04 05 19 13-0117	CLF	#18	(For 18" Walls), Mill Galvanized, 3/16" Side Rods, 3/16" Cross Rods, Ladder-Type With Tabs, Masonry Wall Reinforcement	151.34	
			For Hot-Dipped Galvanized, Add	39.58	
			For Stainless Steel, Add	158.30	
04 05 19 13-0118			Ladder-Type With Adjustable Tabs For Composite Walls, Masonry Wall Reinforcement <small>(04 05 19 13-0002)</small>		
04 05 19 13-0119			9 Gauge Side Rods, 9 Gauge Cross Rods, Ladder-Type With Adjustable Tabs For Composite Walls, Masonry Wall Reinforcement <small>(04 05 19 13-0118)</small>		
04 05 19 13-0120	CLF	#8	(For 4" + 4" Walls), Mill Galvanized, 9 Gauge Side Rods, 9 Gauge Cross Rods, Ladder-Type With Adjustable Tabs For Composite Walls, Masonry Wall Reinforcement	117.75	
			For Hot-Dipped Galvanized, Add	36.00	
			For Stainless Steel, Add	143.98	
04 05 19 13-0121	CLF	#10	(For 6" + 4" Walls), Mill Galvanized, 9 Gauge Side Rods, 9 Gauge Cross Rods, Ladder-Type With Adjustable Tabs For Composite Walls, Masonry Wall Reinforcement	125.03	
			For Hot-Dipped Galvanized, Add	37.10	
			For Stainless Steel, Add	148.38	
04 05 19 13-0122	CLF	#12	(For 8" + 4" Walls), Mill Galvanized, 9 Gauge Side Rods, 9 Gauge Cross Rods, Ladder-Type With Adjustable Tabs For Composite Walls, Masonry Wall Reinforcement	132.34	
			For Hot-Dipped Galvanized, Add	38.21	
			For Stainless Steel, Add	152.84	
04 05 19 13-0123	CLF	#14	(For 10" + 4" Walls), Mill Galvanized, 9 Gauge Side Rods, 9 Gauge Cross Rods, Ladder-Type With Adjustable Tabs For Composite Walls, Masonry Wall Reinforcement	142.45	
			For Hot-Dipped Galvanized, Add	39.45	
			For Stainless Steel, Add	157.80	
04 05 19 13-0124	CLF	#16	(For 12" + 4" Walls), Mill Galvanized, 9 Gauge Side Rods, 9 Gauge Cross Rods, Ladder-Type With Adjustable Tabs For Composite Walls, Masonry Wall Reinforcement	149.50	
			For Hot-Dipped Galvanized, Add	40.69	
			For Stainless Steel, Add	162.76	
04 05 19 13-0125	CLF	#18	(For 14" + 4" Walls), Mill Galvanized, 9 Gauge Side Rods, 9 Gauge Cross Rods, Ladder-Type With Adjustable Tabs For Composite Walls, Masonry Wall Reinforcement	157.35	
			For Hot-Dipped Galvanized, Add	42.58	
			For Stainless Steel, Add	170.32	
04 05 19 13-0126			3/16" Side Rods, 9 Gauge Cross Rods, Ladder-Type With Adjustable Tabs For Composite Walls, Masonry Wall Reinforcement <small>(04 05 19 13-0118)</small>		
04 05 19 13-0127	CLF	#8	(For 4" + 4" Walls), Mill Galvanized, 3/16" Side Rods, 9 Gauge Cross Rods, Ladder-Type With Adjustable Tabs For Composite Walls, Masonry Wall Reinforcement	139.65	
			For Hot-Dipped Galvanized, Add	46.95	
			For Stainless Steel, Add	187.78	
04 05 19 13-0128	CLF	#10	(For 6" + 4" Walls), Mill Galvanized, 3/16" Side Rods, 9 Gauge Cross Rods, Ladder-Type With Adjustable Tabs For Composite Walls, Masonry Wall Reinforcement	146.97	
			For Hot-Dipped Galvanized, Add	48.07	
			For Stainless Steel, Add	192.26	
04 05 19 13-0129	CLF	#12	(For 8" + 4" Walls), Mill Galvanized, 3/16" Side Rods, 9 Gauge Cross Rods, Ladder-Type With Adjustable Tabs For Composite Walls, Masonry Wall Reinforcement	154.55	
			For Hot-Dipped Galvanized, Add	49.32	
			For Stainless Steel, Add	197.26	
04 05 19 13-0130	CLF	#14	(For 10" + 4" Walls), Mill Galvanized, 3/16" Side Rods, 9 Gauge Cross Rods, Ladder-Type With Adjustable Tabs For Composite Walls, Masonry Wall Reinforcement	164.38	
			For Hot-Dipped Galvanized, Add	50.42	
			For Stainless Steel, Add	201.66	

04 Masonry**04 05 Common Work Results for Masonry****04 05 19 Masonry Anchorage and Reinforcing**

MINOR CSI	UOM	DESCRIPTION	TOTAL DIRECT UNIT COST	DEMOLITION UNIT COST
04 05 19 13-0131	CLF	#16 (For 12" + 4" Walls), Mill Galvanized, 3/16" Side Rods, 9 Gauge Cross Rods, Ladder-Type With Adjustable Tabs For Composite Walls, Masonry Wall Reinforcement.....	171.46	
		<i>For Hot-Dipped Galvanized, Add</i>	51.67	
		<i>For Stainless Steel, Add</i>	206.68	
04 05 19 13-0132	CLF	#18 (For 14" + 4" Walls), Mill Galvanized, 3/16" Side Rods, 9 Gauge Cross Rods, Ladder-Type With Adjustable Tabs For Composite Walls, Masonry Wall Reinforcement.....	178.04	
		<i>For Hot-Dipped Galvanized, Add</i>	52.93	
		<i>For Stainless Steel, Add</i>	211.70	
04 05 19 13-0133		3/16" Side Rods, 3/16" Cross Rods, Ladder-Type With Adjustable Tabs For Composite Walls, Masonry Wall Reinforcement (04 05 19 13-0118)		
04 05 19 13-0134	CLF	#8 (For 4" + 4" Walls), Mill Galvanized, 3/16" Side Rods, 3/16" Cross Rods, Ladder-Type With Adjustable Tabs For Composite Walls, Masonry Wall Reinforcement	141.27	
		<i>For Hot-Dipped Galvanized, Add</i>	47.76	
		<i>For Stainless Steel, Add</i>	191.02	
04 05 19 13-0135	CLF	#10 (For 6" + 4" Walls), Mill Galvanized, 3/16" Side Rods, 3/16" Cross Rods, Ladder-Type With Adjustable Tabs For Composite Walls, Masonry Wall Reinforcement	149.78	
		<i>For Hot-Dipped Galvanized, Add</i>	49.47	
		<i>For Stainless Steel, Add</i>	197.88	
04 05 19 13-0136	CLF	#12 (For 8" + 4" Walls), Mill Galvanized, 3/16" Side Rods, 3/16" Cross Rods, Ladder-Type With Adjustable Tabs For Composite Walls, Masonry Wall Reinforcement	158.27	
		<i>For Hot-Dipped Galvanized, Add</i>	51.18	
		<i>For Stainless Steel, Add</i>	204.70	
04 05 19 13-0137	CLF	#14 (For 10" + 4" Walls), Mill Galvanized, 3/16" Side Rods, 3/16" Cross Rods, Ladder-Type With Adjustable Tabs For Composite Walls, Masonry Wall Reinforcement	170.02	
		<i>For Hot-Dipped Galvanized, Add</i>	53.24	
		<i>For Stainless Steel, Add</i>	212.94	
04 05 19 13-0138	CLF	#16 (For 12" + 4" Walls), Mill Galvanized, 3/16" Side Rods, 3/16" Cross Rods, Ladder-Type With Adjustable Tabs For Composite Walls, Masonry Wall Reinforcement	178.68	
		<i>For Hot-Dipped Galvanized, Add</i>	55.28	
		<i>For Stainless Steel, Add</i>	221.12	
04 05 19 13-0139	CLF	#18 (For 14" + 4" Walls), Mill Galvanized, 3/16" Side Rods, 3/16" Cross Rods, Ladder-Type With Adjustable Tabs For Composite Walls, Masonry Wall Reinforcement	186.81	
		<i>For Hot-Dipped Galvanized, Add</i>	57.31	
		<i>For Stainless Steel, Add</i>	229.24	
04 05 19 13-0140		Ladder-Type With Adjustable Tabs For Cavity Walls, Masonry Wall Reinforcement (04 05 19 13-0002)		
04 05 19 13-0141		9 Gauge Side Rods, 9 Gauge Cross Rods, Ladder-Type With Adjustable Tabs For Cavity Walls, Masonry Wall Reinforcement (04 05 19 13-0140)		
04 05 19 13-0142	CLF	#10 (For 4" + 2" + 4" Walls), Mill Galvanized, 9 Gauge Side Rods, 9 Gauge Cross Rods, Ladder-Type With Adjustable Tabs For Cavity Walls, Masonry Wall Reinforcement	126.92	
		<i>For Hot-Dipped Galvanized, Add</i>	38.04	
		<i>For Stainless Steel, Add</i>	152.16	
04 05 19 13-0143	CLF	#12 (For 6" + 2" + 4" Walls), Mill Galvanized, 9 Gauge Side Rods, 9 Gauge Cross Rods, Ladder-Type With Adjustable Tabs For Cavity Walls, Masonry Wall Reinforcement	134.17	
		<i>For Hot-Dipped Galvanized, Add</i>	39.13	
		<i>For Stainless Steel, Add</i>	156.50	
04 05 19 13-0144	CLF	#14 (For 8" + 2" + 4" Walls), Mill Galvanized, 9 Gauge Side Rods, 9 Gauge Cross Rods, Ladder-Type With Adjustable Tabs For Cavity Walls, Masonry Wall Reinforcement	143.97	
		<i>For Hot-Dipped Galvanized, Add</i>	40.21	
		<i>For Stainless Steel, Add</i>	160.84	
04 05 19 13-0145	CLF	#16 (For 10" + 2" + 4" Walls), Mill Galvanized, 9 Gauge Side Rods, 9 Gauge Cross Rods, Ladder-Type With Adjustable Tabs For Cavity Walls, Masonry Wall Reinforcement	151.11	
		<i>For Hot-Dipped Galvanized, Add</i>	41.50	
		<i>For Stainless Steel, Add</i>	165.98	
04 05 19 13-0146	CLF	#18 (For 12" + 2" + 4" Walls), Mill Galvanized, 9 Gauge Side Rods, 9 Gauge Cross Rods, Ladder-Type With Adjustable Tabs For Cavity Walls, Masonry Wall Reinforcement	157.66	
		<i>For Hot-Dipped Galvanized, Add</i>	42.74	
		<i>For Stainless Steel, Add</i>	170.94	
04 05 19 13-0147	CLF	#20 (For 14" + 2" + 4" Walls), Mill Galvanized, 9 Gauge Side Rods, 9 Gauge Cross Rods, Ladder-Type With Adjustable Tabs For Cavity Walls, Masonry Wall Reinforcement	165.48	
		<i>For Hot-Dipped Galvanized, Add</i>	45.23	
		<i>For Stainless Steel, Add</i>	180.92	
04 05 19 13-0148		3/16" Side Rods, 9 Gauge Cross Rods, Ladder-Type With Adjustable Tabs For Cavity Walls, Masonry Wall Reinforcement (04 05 19 13-0140)		
04 05 19 13-0149	CLF	#10 (For 4" + 2" + 4" Walls), Mill Galvanized, 3/16" Side Rods, 9 Gauge Cross Rods, Ladder-Type With Adjustable Tabs For Cavity Walls, Masonry Wall Reinforcement	148.85	
		<i>For Hot-Dipped Galvanized, Add</i>	49.01	
		<i>For Stainless Steel, Add</i>	196.02	
04 05 19 13-0150	CLF	#12 (For 6" + 2" + 4" Walls), Mill Galvanized, 3/16" Side Rods, 9 Gauge Cross Rods, Ladder-Type With Adjustable Tabs For Cavity Walls, Masonry Wall Reinforcement	156.13	
		<i>For Hot-Dipped Galvanized, Add</i>	50.11	
		<i>For Stainless Steel, Add</i>	200.42	
04 05 19 13-0151	CLF	#14 (For 8" + 2" + 4" Walls), Mill Galvanized, 3/16" Side Rods, 9 Gauge Cross Rods, Ladder-Type With Adjustable Tabs For Cavity Walls, Masonry Wall Reinforcement	166.24	
		<i>For Hot-Dipped Galvanized, Add</i>	51.35	
		<i>For Stainless Steel, Add</i>	205.38	



MINOR CSI UOM DESCRIPTION	TOTAL DIRECT UNIT COST	DEMOLITION UNIT COST
04 05 19 13-0152 CLF #16 (For 10" + 2" + 4" Walls), Mill Galvanized, 3/16" Side Rods, 9 Gauge Cross Rods, Ladder-Type With Adjustable Tabs For Cavity Walls, Masonry Wall Reinforcement.....	173.01	
<i>For Hot-Dipped Galvanized, Add</i>	52.45	
<i>For Stainless Steel, Add</i>	209.78	
04 05 19 13-0153 CLF #18 (For 12" + 2" + 4" Walls), Mill Galvanized, 3/16" Side Rods, 9 Gauge Cross Rods, Ladder-Type With Adjustable Tabs For Cavity Walls, Masonry Wall Reinforcement.....	179.59	
<i>For Hot-Dipped Galvanized, Add</i>	53.70	
<i>For Stainless Steel, Add</i>	214.80	
04 05 19 13-0154 CLF #20 (For 14" + 2" + 4" Walls), Mill Galvanized, 3/16" Side Rods, 9 Gauge Cross Rods, Ladder-Type With Adjustable Tabs For Cavity Walls, Masonry Wall Reinforcement.....	187.69	
<i>For Hot-Dipped Galvanized, Add</i>	56.34	
<i>For Stainless Steel, Add</i>	225.34	
04 05 19 13-0155 3/16" Side Rods, 3/16" Cross Rods, Ladder-Type With Adjustable Tabs For Cavity Walls, Masonry Wall Reinforcement <small>(04 05 19 13-0140)</small>		
04 05 19 13-0156 CLF #10 (For 4" + 2" + 4" Walls), Mill Galvanized, 3/16" Side Rods, 3/16" Cross Rods, Ladder-Type With Adjustable Tabs For Cavity Walls, Masonry Wall Reinforcement.....	150.40	
<i>For Hot-Dipped Galvanized, Add</i>	49.78	
<i>For Stainless Steel, Add</i>	199.12	
04 05 19 13-0157 CLF #12 (For 6" + 2" + 4" Walls), Mill Galvanized, 3/16" Side Rods, 3/16" Cross Rods, Ladder-Type With Adjustable Tabs For Cavity Walls, Masonry Wall Reinforcement.....	158.92	
<i>For Hot-Dipped Galvanized, Add</i>	51.50	
<i>For Stainless Steel, Add</i>	206.00	
04 05 19 13-0158 CLF #14 (For 8" + 2" + 4" Walls), Mill Galvanized, 3/16" Side Rods, 3/16" Cross Rods, Ladder-Type With Adjustable Tabs For Cavity Walls, Masonry Wall Reinforcement.....	170.02	
<i>For Hot-Dipped Galvanized, Add</i>	53.24	
<i>For Stainless Steel, Add</i>	212.94	
04 05 19 13-0159 CLF #16 (For 10" + 2" + 4" Walls), Mill Galvanized, 3/16" Side Rods, 3/16" Cross Rods, Ladder-Type With Adjustable Tabs For Cavity Walls, Masonry Wall Reinforcement.....	178.68	
<i>For Hot-Dipped Galvanized, Add</i>	55.28	
<i>For Stainless Steel, Add</i>	221.12	
04 05 19 13-0160 CLF #18 (For 12" + 2" + 4" Walls), Mill Galvanized, 3/16" Side Rods, 3/16" Cross Rods, Ladder-Type With Adjustable Tabs For Cavity Walls, Masonry Wall Reinforcement.....	186.81	
<i>For Hot-Dipped Galvanized, Add</i>	57.31	
<i>For Stainless Steel, Add</i>	229.24	
04 05 19 13-0161 CLF #20 (For 14" + 2" + 4" Walls), Mill Galvanized, 3/16" Side Rods, 3/16" Cross Rods, Ladder-Type With Adjustable Tabs For Cavity Walls, Masonry Wall Reinforcement.....	195.46	
<i>For Hot-Dipped Galvanized, Add</i>	60.22	
<i>For Stainless Steel, Add</i>	240.88	
04 05 19 13-0162 Ladder-Type With Hook And Eye Ties For Composite Walls, Masonry Wall Reinforcement <small>(04 05 19 13-0002)</small>		
04 05 19 13-0163 9 Gauge Side Rods, 9 Gauge Cross Rods, Ladder-Type With Hook And Eye Ties For Composite Walls, Masonry Wall Reinforcement <small>(04 05 19 13-0162)</small>		
04 05 19 13-0164 CLF #8 (For 4" + 4" Walls), Mill Galvanized, 9 Gauge Side Rods, 9 Gauge Cross Rods, Ladder-Type With Hook And Eye Ties For Composite Walls, Masonry Wall Reinforcement.....	119.70	
<i>For Hot-Dipped Galvanized, Add</i>	34.43	
<i>For Stainless Steel, Add</i>	137.72	
<i>For Seismic Hook And Eye, Add</i>	14.80	
04 05 19 13-0165 CLF #10 (For 6" + 4" Walls), Mill Galvanized, 9 Gauge Side Rods, 9 Gauge Cross Rods, Ladder-Type With Hook And Eye Ties For Composite Walls, Masonry Wall Reinforcement.....	126.58	
<i>For Hot-Dipped Galvanized, Add</i>	35.33	
<i>For Stainless Steel, Add</i>	141.32	
<i>For Seismic Hook And Eye, Add</i>	15.19	
04 05 19 13-0166 CLF #12 (For 8" + 4" Walls), Mill Galvanized, 9 Gauge Side Rods, 9 Gauge Cross Rods, Ladder-Type With Hook And Eye Ties For Composite Walls, Masonry Wall Reinforcement.....	136.13	
<i>For Hot-Dipped Galvanized, Add</i>	36.29	
<i>For Stainless Steel, Add</i>	145.16	
<i>For Seismic Hook And Eye, Add</i>	15.60	
04 05 19 13-0167 CLF #14 (For 10" + 4" Walls), Mill Galvanized, 9 Gauge Side Rods, 9 Gauge Cross Rods, Ladder-Type With Hook And Eye Ties For Composite Walls, Masonry Wall Reinforcement.....	142.75	
<i>For Hot-Dipped Galvanized, Add</i>	37.32	
<i>For Stainless Steel, Add</i>	149.26	
<i>For Seismic Hook And Eye, Add</i>	16.05	
04 05 19 13-0168 CLF #16 (For 12" + 4" Walls), Mill Galvanized, 9 Gauge Side Rods, 9 Gauge Cross Rods, Ladder-Type With Hook And Eye Ties For Composite Walls, Masonry Wall Reinforcement.....	148.95	
<i>For Hot-Dipped Galvanized, Add</i>	38.38	
<i>For Stainless Steel, Add</i>	153.52	
<i>For Seismic Hook And Eye, Add</i>	16.50	
04 05 19 13-0169 CLF #18 (For 14" + 4" Walls), Mill Galvanized, 9 Gauge Side Rods, 9 Gauge Cross Rods, Ladder-Type With Hook And Eye Ties For Composite Walls, Masonry Wall Reinforcement.....	153.70	
<i>For Hot-Dipped Galvanized, Add</i>	39.34	
<i>For Stainless Steel, Add</i>	157.36	
<i>For Seismic Hook And Eye, Add</i>	16.92	
04 05 19 13-0170 3/16" Side Rods, 9 Gauge Cross Rods, Ladder-Type With Hook And Eye Ties For Composite Walls, Masonry Wall Reinforcement <small>(04 05 19 13-0162)</small>		

04 Masonry**04 05 Common Work Results for Masonry****04 05 19 Masonry Anchorage and Reinforcing**
 MINOR
 CSI UOM DESCRIPTION

 TOTAL DIRECT DEMOLITION
 UNIT COST UNIT COST

04 05 19 13-0171	CLF #8 (For 4" + 4" Walls), Mill Galvanized, 3/16" Side Rods, 9 Gauge Cross Rods, Ladder-Type With Hook And Eye Ties For Composite Walls, Masonry Wall Reinforcement.....	140.27
	<i>For Hot-Dipped Galvanized, Add</i>	44.72
	<i>For Stainless Steel, Add</i>	178.86
	<i>For Seismic Hook And Eye, Add</i>	19.23
04 05 19 13-0172	CLF #10 (For 6" + 4" Walls), Mill Galvanized, 3/16" Side Rods, 9 Gauge Cross Rods, Ladder-Type With Hook And Eye Ties For Composite Walls, Masonry Wall Reinforcement.....	146.75
	<i>For Hot-Dipped Galvanized, Add</i>	45.42
	<i>For Stainless Steel, Add</i>	181.66
	<i>For Seismic Hook And Eye, Add</i>	19.53
04 05 19 13-0173	CLF #12 (For 8" + 4" Walls), Mill Galvanized, 3/16" Side Rods, 9 Gauge Cross Rods, Ladder-Type With Hook And Eye Ties For Composite Walls, Masonry Wall Reinforcement.....	156.36
	<i>For Hot-Dipped Galvanized, Add</i>	46.41
	<i>For Stainless Steel, Add</i>	185.62
	<i>For Seismic Hook And Eye, Add</i>	19.95
04 05 19 13-0174	CLF #14 (For 10" + 4" Walls), Mill Galvanized, 3/16" Side Rods, 9 Gauge Cross Rods, Ladder-Type With Hook And Eye Ties For Composite Walls, Masonry Wall Reinforcement.....	162.85
	<i>For Hot-Dipped Galvanized, Add</i>	47.37
	<i>For Stainless Steel, Add</i>	189.46
	<i>For Seismic Hook And Eye, Add</i>	20.37
04 05 19 13-0175	CLF #16 (For 12" + 4" Walls), Mill Galvanized, 3/16" Side Rods, 9 Gauge Cross Rods, Ladder-Type With Hook And Eye Ties For Composite Walls, Masonry Wall Reinforcement.....	168.84
	<i>For Hot-Dipped Galvanized, Add</i>	48.33
	<i>For Stainless Steel, Add</i>	193.30
	<i>For Seismic Hook And Eye, Add</i>	20.78
04 05 19 13-0176	CLF #18 (For 14" + 4" Walls), Mill Galvanized, 3/16" Side Rods, 9 Gauge Cross Rods, Ladder-Type With Hook And Eye Ties For Composite Walls, Masonry Wall Reinforcement.....	175.82
	<i>For Hot-Dipped Galvanized, Add</i>	50.40
	<i>For Stainless Steel, Add</i>	201.60
	<i>For Seismic Hook And Eye, Add</i>	21.67

04 05 19 13-0177 3/16" Side Rods, 3/16" Cross Rods, Ladder-Type With Hook And Eye Ties For Composite Walls, Masonry Wall Reinforcement

04 05 19 13-0178	CLF #8 (For 4" + 4" Walls), Mill Galvanized, 3/16" Side Rods, 3/16" Cross Rods, Ladder-Type With Hook And Eye Ties For Composite Walls, Masonry Wall Reinforcement.....	141.79
	<i>For Hot-Dipped Galvanized, Add</i>	45.48
	<i>For Stainless Steel, Add</i>	181.90
	<i>For Seismic Hook And Eye, Add</i>	19.55
04 05 19 13-0179	CLF #10 (For 6" + 4" Walls), Mill Galvanized, 3/16" Side Rods, 3/16" Cross Rods, Ladder-Type With Hook And Eye Ties For Composite Walls, Masonry Wall Reinforcement.....	150.16
	<i>For Hot-Dipped Galvanized, Add</i>	47.12
	<i>For Stainless Steel, Add</i>	188.48
	<i>For Seismic Hook And Eye, Add</i>	20.26
04 05 19 13-0180	CLF #12 (For 8" + 4" Walls), Mill Galvanized, 3/16" Side Rods, 3/16" Cross Rods, Ladder-Type With Hook And Eye Ties For Composite Walls, Masonry Wall Reinforcement.....	161.04
	<i>For Hot-Dipped Galvanized, Add</i>	48.75
	<i>For Stainless Steel, Add</i>	194.98
	<i>For Seismic Hook And Eye, Add</i>	20.96
04 05 19 13-0181	CLF #14 (For 10" + 4" Walls), Mill Galvanized, 3/16" Side Rods, 3/16" Cross Rods, Ladder-Type With Hook And Eye Ties For Composite Walls, Masonry Wall Reinforcement.....	169.51
	<i>For Hot-Dipped Galvanized, Add</i>	50.70
	<i>For Stainless Steel, Add</i>	202.78
	<i>For Seismic Hook And Eye, Add</i>	21.80
04 05 19 13-0182	CLF #16 (For 12" + 4" Walls), Mill Galvanized, 3/16" Side Rods, 3/16" Cross Rods, Ladder-Type With Hook And Eye Ties For Composite Walls, Masonry Wall Reinforcement.....	177.48
	<i>For Hot-Dipped Galvanized, Add</i>	52.65
	<i>For Stainless Steel, Add</i>	210.58
	<i>For Seismic Hook And Eye, Add</i>	22.64
04 05 19 13-0183	CLF #18 (For 14" + 4" Walls), Mill Galvanized, 3/16" Side Rods, 3/16" Cross Rods, Ladder-Type With Hook And Eye Ties For Composite Walls, Masonry Wall Reinforcement.....	184.19
	<i>For Hot-Dipped Galvanized, Add</i>	54.59
	<i>For Stainless Steel, Add</i>	218.34
	<i>For Seismic Hook And Eye, Add</i>	23.47

04 05 19 13-0184 Ladder-Type With Hook And Eye Ties For Cavity Walls, Masonry Wall Reinforcement
04 05 19 13-0185 9 Gauge Side Rods, 9 Gauge Cross Rods, Ladder-Type With Hook And Eye Ties For Cavity Walls, Masonry Wall Reinforcement

04 05 19 13-0186	CLF #10 (For 4" + 2" + 4" Walls), Mill Galvanized, 9 Gauge Side Rods, 9 Gauge Cross Rods, Ladder-Type With Hook And Eye Ties For Cavity Walls, Masonry Wall Reinforcement.....	128.87
	<i>For Hot-Dipped Galvanized, Add</i>	36.48
	<i>For Stainless Steel, Add</i>	145.90
	<i>For Seismic Hook And Eye, Add</i>	15.68
04 05 19 13-0187	CLF #12 (For 6" + 2" + 4" Walls), Mill Galvanized, 9 Gauge Side Rods, 9 Gauge Cross Rods, Ladder-Type With Hook And Eye Ties For Cavity Walls, Masonry Wall Reinforcement.....	138.27
	<i>For Hot-Dipped Galvanized, Add</i>	37.36
	<i>For Stainless Steel, Add</i>	149.44
	<i>For Seismic Hook And Eye, Add</i>	16.06



MINOR CSI UOM DESCRIPTION	TOTAL DIRECT UNIT COST	DEMOLITION UNIT COST
04 05 19 13-0188 CLF #14 (For 8" + 2" + 4" Walls), Mill Galvanized, 9 Gauge Side Rods, 9 Gauge Cross Rods, Ladder-Type With Hook And Eye Ties For Cavity Walls, Masonry Wall Reinforcement	144.61	
<i>For Hot-Dipped Galvanized, Add</i>	38.25	
<i>For Stainless Steel, Add</i>	152.98	
<i>For Seismic Hook And Eye, Add</i>	16.45	
04 05 19 13-0189 CLF #16 (For 10" + 2" + 4" Walls), Mill Galvanized, 9 Gauge Side Rods, 9 Gauge Cross Rods, Ladder-Type With Hook And Eye Ties For Cavity Walls, Masonry Wall Reinforcement	150.94	
<i>For Hot-Dipped Galvanized, Add</i>	39.38	
<i>For Stainless Steel, Add</i>	157.50	
<i>For Seismic Hook And Eye, Add</i>	16.93	
04 05 19 13-0190 CLF #18 (For 12" + 2" + 4" Walls), Mill Galvanized, 9 Gauge Side Rods, 9 Gauge Cross Rods, Ladder-Type With Hook And Eye Ties For Cavity Walls, Masonry Wall Reinforcement	155.81	
<i>For Hot-Dipped Galvanized, Add</i>	40.40	
<i>For Stainless Steel, Add</i>	161.58	
<i>For Seismic Hook And Eye, Add</i>	17.37	
04 05 19 13-0191 3/16" Side Rods, 9 Gauge Cross Rods, Ladder-Type With Hook And Eye Ties For Cavity Walls, Masonry Wall Reinforcement <small>(04 05 19 13-0184)</small>		
04 05 19 13-0192 CLF #10 (For 4" + 2" + 4" Walls), Mill Galvanized, 3/16" Side Rods, 9 Gauge Cross Rods, Ladder-Type With Hook And Eye Ties For Cavity Walls, Masonry Wall Reinforcement	148.70	
<i>For Hot-Dipped Galvanized, Add</i>	46.39	
<i>For Stainless Steel, Add</i>	185.56	
<i>For Seismic Hook And Eye, Add</i>	19.95	
04 05 19 13-0193 CLF #12 (For 6" + 2" + 4" Walls), Mill Galvanized, 3/16" Side Rods, 9 Gauge Cross Rods, Ladder-Type With Hook And Eye Ties For Cavity Walls, Masonry Wall Reinforcement	158.25	
<i>For Hot-Dipped Galvanized, Add</i>	47.35	
<i>For Stainless Steel, Add</i>	189.40	
<i>For Seismic Hook And Eye, Add</i>	20.36	
04 05 19 13-0194 CLF #14 (For 8" + 2" + 4" Walls), Mill Galvanized, 3/16" Side Rods, 9 Gauge Cross Rods, Ladder-Type With Hook And Eye Ties For Cavity Walls, Masonry Wall Reinforcement	164.86	
<i>For Hot-Dipped Galvanized, Add</i>	48.37	
<i>For Stainless Steel, Add</i>	193.48	
<i>For Seismic Hook And Eye, Add</i>	20.80	
04 05 19 13-0195 CLF #16 (For 10" + 2" + 4" Walls), Mill Galvanized, 3/16" Side Rods, 9 Gauge Cross Rods, Ladder-Type With Hook And Eye Ties For Cavity Walls, Masonry Wall Reinforcement	170.58	
<i>For Hot-Dipped Galvanized, Add</i>	49.20	
<i>For Stainless Steel, Add</i>	196.78	
<i>For Seismic Hook And Eye, Add</i>	21.15	
04 05 19 13-0196 CLF #18 (For 12" + 2" + 4" Walls), Mill Galvanized, 3/16" Side Rods, 9 Gauge Cross Rods, Ladder-Type With Hook And Eye Ties For Cavity Walls, Masonry Wall Reinforcement	175.64	
<i>For Hot-Dipped Galvanized, Add</i>	50.31	
<i>For Stainless Steel, Add</i>	201.24	
<i>For Seismic Hook And Eye, Add</i>	21.63	
04 05 19 13-0197 3/16" Side Rods, 3/16" Cross Rods, Ladder-Type With Hook And Eye Ties For Cavity Walls, Masonry Wall Reinforcement <small>(04 05 19 13-0184)</small>		
04 05 19 13-0198 CLF #10 (For 4" + 2" + 4" Walls), Mill Galvanized, 3/16" Side Rods, 3/16" Cross Rods, Ladder-Type With Hook And Eye Ties For Cavity Walls, Masonry Wall Reinforcement	150.74	
<i>For Hot-Dipped Galvanized, Add</i>	47.41	
<i>For Stainless Steel, Add</i>	189.64	
<i>For Seismic Hook And Eye, Add</i>	20.39	
04 05 19 13-0199 CLF #12 (For 6" + 2" + 4" Walls), Mill Galvanized, 3/16" Side Rods, 3/16" Cross Rods, Ladder-Type With Hook And Eye Ties For Cavity Walls, Masonry Wall Reinforcement	161.66	
<i>For Hot-Dipped Galvanized, Add</i>	49.06	
<i>For Stainless Steel, Add</i>	196.22	
<i>For Seismic Hook And Eye, Add</i>	21.09	
04 05 19 13-0200 CLF #14 (For 8" + 2" + 4" Walls), Mill Galvanized, 3/16" Side Rods, 3/16" Cross Rods, Ladder-Type With Hook And Eye Ties For Cavity Walls, Masonry Wall Reinforcement	169.51	
<i>For Hot-Dipped Galvanized, Add</i>	50.70	
<i>For Stainless Steel, Add</i>	202.78	
<i>For Seismic Hook And Eye, Add</i>	21.80	
04 05 19 13-0201 CLF #16 (For 10" + 2" + 4" Walls), Mill Galvanized, 3/16" Side Rods, 3/16" Cross Rods, Ladder-Type With Hook And Eye Ties For Cavity Walls, Masonry Wall Reinforcement	177.48	
<i>For Hot-Dipped Galvanized, Add</i>	52.65	
<i>For Stainless Steel, Add</i>	210.58	
<i>For Seismic Hook And Eye, Add</i>	22.64	
04 05 19 13-0202 CLF #18 (For 12" + 2" + 4" Walls), Mill Galvanized, 3/16" Side Rods, 3/16" Cross Rods, Ladder-Type With Hook And Eye Ties For Cavity Walls, Masonry Wall Reinforcement	184.19	
<i>For Hot-Dipped Galvanized, Add</i>	54.59	
<i>For Stainless Steel, Add</i>	218.34	
<i>For Seismic Hook And Eye, Add</i>	23.47	
04 05 19 13-0203 Truss-Type, Masonry Wall Reinforcement <small>(04 05 19 13-0001)</small>		
04 05 19 13-0204 Truss-Type, Masonry Wall Reinforcement <small>(04 05 19 13-0203)</small>		
04 05 19 13-0205 Two-Wire, 9 Gauge Side Rods, 9 Gauge Cross Rods, Truss-Type, Masonry Wall Reinforcement <small>(04 05 19 13-0204)</small>		
04 05 19 13-0206 CLF #4 (For 4" Walls), Mill Galvanized, 9 Gauge Side Rods, 9 Gauge Cross Rods, Truss-Type, Masonry Wall Reinforcement	63.93	
<i>For Hot-Dipped Galvanized, Add</i>	14.35	
<i>For Stainless Steel, Add</i>	57.38	

04 Masonry**04 05 Common Work Results for Masonry****04 05 19 Masonry Anchorage and Reinforcing**

MINOR CSI UOM DESCRIPTION	TOTAL DIRECT UNIT COST	DEMOLITION UNIT COST
04 05 19 13-0207 CLF #6 (For 6" Walls), Mill Galvanized, 9 Gauge Side Rods, 9 Gauge Cross Rods, Truss-Type, Masonry Wall Reinforcement	66.65	
<i>For Hot-Dipped Galvanized, Add</i>	14.50	
<i>For Stainless Steel, Add</i>	58.00	
04 05 19 13-0208 CLF #8 (For 8" Walls), Mill Galvanized, 9 Gauge Side Rods, 9 Gauge Cross Rods, Truss-Type, Masonry Wall Reinforcement	71.22	
<i>For Hot-Dipped Galvanized, Add</i>	15.07	
<i>For Stainless Steel, Add</i>	60.28	
04 05 19 13-0209 CLF #10 (For 10" Walls), Mill Galvanized, 9 Gauge Side Rods, 9 Gauge Cross Rods, Truss-Type, Masonry Wall Reinforcement	76.82	
<i>For Hot-Dipped Galvanized, Add</i>	15.82	
<i>For Stainless Steel, Add</i>	63.26	
04 05 19 13-0210 CLF #12 (For 12" Walls), Mill Galvanized, 9 Gauge Side Rods, 9 Gauge Cross Rods, Truss-Type, Masonry Wall Reinforcement	83.51	
<i>For Hot-Dipped Galvanized, Add</i>	16.65	
<i>For Stainless Steel, Add</i>	66.60	
04 05 19 13-0211 CLF #13 (For 13" Walls), Mill Galvanized, 9 Gauge Side Rods, 9 Gauge Cross Rods, Truss-Type, Masonry Wall Reinforcement	88.42	
<i>For Hot-Dipped Galvanized, Add</i>	17.10	
<i>For Stainless Steel, Add</i>	68.40	
04 05 19 13-0212 CLF #14 (For 14" Walls), Mill Galvanized, 9 Gauge Side Rods, 9 Gauge Cross Rods, Truss-Type, Masonry Wall Reinforcement	91.99	
<i>For Hot-Dipped Galvanized, Add</i>	17.75	
<i>For Stainless Steel, Add</i>	71.00	
04 05 19 13-0213 CLF #16 (For 16" Walls), Mill Galvanized, 9 Gauge Side Rods, 9 Gauge Cross Rods, Truss-Type, Masonry Wall Reinforcement	110.41	
<i>For Hot-Dipped Galvanized, Add</i>	24.94	
<i>For Stainless Steel, Add</i>	99.74	
04 05 19 13-0214 CLF #18 (For 18" Walls), Mill Galvanized, 9 Gauge Side Rods, 9 Gauge Cross Rods, Truss-Type, Masonry Wall Reinforcement	116.87	
<i>For Hot-Dipped Galvanized, Add</i>	26.36	
<i>For Stainless Steel, Add</i>	105.44	
04 05 19 13-0215 CLF #20 (For 20" Walls), Mill Galvanized, 9 Gauge Side Rods, 9 Gauge Cross Rods, Truss-Type, Masonry Wall Reinforcement	159.88	
<i>For Hot-Dipped Galvanized, Add</i>	45.60	
<i>For Stainless Steel, Add</i>	182.40	
04 05 19 13-0216 Two-Wire, 3/16" Side Rods, 9 Gauge Cross Rods, Truss-Type, Masonry Wall Reinforcement <small>(04 05 19 13-0204)</small>		
04 05 19 13-0217 CLF #4 (For 4" Walls), Mill Galvanized, 3/16" Side Rods, 9 Gauge Cross Rods, Truss-Type, Masonry Wall Reinforcement	75.03	
<i>For Hot-Dipped Galvanized, Add</i>	19.89	
<i>For Stainless Steel, Add</i>	79.56	
04 05 19 13-0218 CLF #6 (For 6" Walls), Mill Galvanized, 3/16" Side Rods, 9 Gauge Cross Rods, Truss-Type, Masonry Wall Reinforcement	77.98	
<i>For Hot-Dipped Galvanized, Add</i>	20.17	
<i>For Stainless Steel, Add</i>	80.66	
04 05 19 13-0219 CLF #8 (For 8" Walls), Mill Galvanized, 3/16" Side Rods, 9 Gauge Cross Rods, Truss-Type, Masonry Wall Reinforcement	82.56	
<i>For Hot-Dipped Galvanized, Add</i>	20.74	
<i>For Stainless Steel, Add</i>	82.96	
04 05 19 13-0220 CLF #10 (For 10" Walls), Mill Galvanized, 3/16" Side Rods, 9 Gauge Cross Rods, Truss-Type, Masonry Wall Reinforcement	88.13	
<i>For Hot-Dipped Galvanized, Add</i>	21.47	
<i>For Stainless Steel, Add</i>	85.88	
04 05 19 13-0221 CLF #12 (For 12" Walls), Mill Galvanized, 3/16" Side Rods, 9 Gauge Cross Rods, Truss-Type, Masonry Wall Reinforcement	94.66	
<i>For Hot-Dipped Galvanized, Add</i>	22.23	
<i>For Stainless Steel, Add</i>	88.90	
04 05 19 13-0222 CLF #13 (For 13" Walls), Mill Galvanized, 3/16" Side Rods, 9 Gauge Cross Rods, Truss-Type, Masonry Wall Reinforcement	99.72	
<i>For Hot-Dipped Galvanized, Add</i>	22.76	
<i>For Stainless Steel, Add</i>	91.02	
04 05 19 13-0223 CLF #14 (For 14" Walls), Mill Galvanized, 3/16" Side Rods, 9 Gauge Cross Rods, Truss-Type, Masonry Wall Reinforcement	103.11	
<i>For Hot-Dipped Galvanized, Add</i>	23.31	
<i>For Stainless Steel, Add</i>	93.24	
04 05 19 13-0224 CLF #16 (For 16" Walls), Mill Galvanized, 3/16" Side Rods, 9 Gauge Cross Rods, Truss-Type, Masonry Wall Reinforcement	125.35	
<i>For Hot-Dipped Galvanized, Add</i>	32.41	
<i>For Stainless Steel, Add</i>	129.62	
04 05 19 13-0225 CLF #18 (For 18" Walls), Mill Galvanized, 3/16" Side Rods, 9 Gauge Cross Rods, Truss-Type, Masonry Wall Reinforcement	131.81	
<i>For Hot-Dipped Galvanized, Add</i>	33.83	
<i>For Stainless Steel, Add</i>	135.32	
04 05 19 13-0226 CLF #20 (For 20" Walls), Mill Galvanized, 3/16" Side Rods, 9 Gauge Cross Rods, Truss-Type, Masonry Wall Reinforcement	191.97	
<i>For Hot-Dipped Galvanized, Add</i>	63.91	
<i>For Stainless Steel, Add</i>	255.64	
04 05 19 13-0227 Two-Wire, 3/16" Side Rods, 3/16" Cross Rods, Truss-Type, Masonry Wall Reinforcement <small>(04 05 19 13-0204)</small>		



MINOR CSI UOM DESCRIPTION	TOTAL DIRECT UNIT COST	DEMOLITION UNIT COST
04 05 19 13-0228 CLF #4 (For 4" Walls), Mill Galvanized, 3/16" Side Rods, 3/16" Cross Rods, Truss-Type, Masonry Wall Reinforcement <i>For Hot-Dipped Galvanized, Add</i> <i>For Stainless Steel, Add</i>	92.00 28.86 113.90	
04 05 19 13-0229 CLF #6 (For 6" Walls), Mill Galvanized, 3/16" Side Rods, 3/16" Cross Rods, Truss-Type, Masonry Wall Reinforcement <i>For Hot-Dipped Galvanized, Add</i> <i>For Stainless Steel, Add</i>	95.42 28.73 114.92	
04 05 19 13-0230 CLF #8 (For 8" Walls), Mill Galvanized, 3/16" Side Rods, 3/16" Cross Rods, Truss-Type, Masonry Wall Reinforcement <i>For Hot-Dipped Galvanized, Add</i> <i>For Stainless Steel, Add</i>	100.24 29.79 119.14	
04 05 19 13-0231 CLF #10 (For 10" Walls), Mill Galvanized, 3/16" Side Rods, 3/16" Cross Rods, Truss-Type, Masonry Wall Reinforcement <i>For Hot-Dipped Galvanized, Add</i> <i>For Stainless Steel, Add</i>	107.64 31.23 124.90	
04 05 19 13-0232 CLF #12 (For 12" Walls), Mill Galvanized, 3/16" Side Rods, 3/16" Cross Rods, Truss-Type, Masonry Wall Reinforcement <i>For Hot-Dipped Galvanized, Add</i> <i>For Stainless Steel, Add</i>	115.76 33.03 132.10	
04 05 19 13-0233 CLF #13 (For 13" Walls), Mill Galvanized, 3/16" Side Rods, 3/16" Cross Rods, Truss-Type, Masonry Wall Reinforcement <i>For Hot-Dipped Galvanized, Add</i> <i>For Stainless Steel, Add</i>	121.92 33.85 135.38	
04 05 19 13-0234 CLF #14 (For 14" Walls), Mill Galvanized, 3/16" Side Rods, 3/16" Cross Rods, Truss-Type, Masonry Wall Reinforcement <i>For Hot-Dipped Galvanized, Add</i> <i>For Stainless Steel, Add</i>	126.62 35.07 140.26	
04 05 19 13-0235 CLF #16 (For 16" Walls), Mill Galvanized, 3/16" Side Rods, 3/16" Cross Rods, Truss-Type, Masonry Wall Reinforcement <i>For Hot-Dipped Galvanized, Add</i> <i>For Stainless Steel, Add</i>	159.00 49.23 196.90	
04 05 19 13-0236 CLF #18 (For 18" Walls), Mill Galvanized, 3/16" Side Rods, 3/16" Cross Rods, Truss-Type, Masonry Wall Reinforcement <i>For Hot-Dipped Galvanized, Add</i> <i>For Stainless Steel, Add</i>	168.19 52.01 208.04	
04 05 19 13-0237 CLF #20 (For 20" Walls), Mill Galvanized, 3/16" Side Rods, 3/16" Cross Rods, Truss-Type, Masonry Wall Reinforcement <i>For Hot-Dipped Galvanized, Add</i> <i>For Stainless Steel, Add</i>	248.54 89.93 359.72	
04 05 19 13-0238 Three-Wire, 9 Gauge Side Rods, 9 Gauge Cross Rods, Truss-Type, Masonry Wall Reinforcement <small>(04 05 19 13-0204)</small>		
04 05 19 13-0239 CLF #4 (For 4" Walls), Mill Galvanized, Three-Wire, 9 Gauge Side Rods, 9 Gauge Cross Rods, Truss-Type, Masonry Wall Reinforcement <i>For Hot-Dipped Galvanized, Add</i> <i>For Stainless Steel, Add</i>	81.30 23.03 92.10	
04 05 19 13-0240 CLF #6 (For 6" Walls), Mill Galvanized, Three-Wire, 9 Gauge Side Rods, 9 Gauge Cross Rods, Truss-Type, Masonry Wall Reinforcement <i>For Hot-Dipped Galvanized, Add</i> <i>For Stainless Steel, Add</i>	84.72 23.53 94.12	
04 05 19 13-0241 CLF #8 (For 8" Walls), Mill Galvanized, Three-Wire, 9 Gauge Side Rods, 9 Gauge Cross Rods, Truss-Type, Masonry Wall Reinforcement <i>For Hot-Dipped Galvanized, Add</i> <i>For Stainless Steel, Add</i>	89.29 24.11 96.42	
04 05 19 13-0242 CLF #10 (For 10" Walls), Mill Galvanized, Three-Wire, 9 Gauge Side Rods, 9 Gauge Cross Rods, Truss-Type, Masonry Wall Reinforcement <i>For Hot-Dipped Galvanized, Add</i> <i>For Stainless Steel, Add</i>	94.70 24.76 99.02	
04 05 19 13-0243 CLF #12 (For 12" Walls), Mill Galvanized, Three-Wire, 9 Gauge Side Rods, 9 Gauge Cross Rods, Truss-Type, Masonry Wall Reinforcement <i>For Hot-Dipped Galvanized, Add</i> <i>For Stainless Steel, Add</i>	100.99 25.39 101.54	
04 05 19 13-0244 CLF #13 (For 13" Walls), Mill Galvanized, Three-Wire, 9 Gauge Side Rods, 9 Gauge Cross Rods, Truss-Type, Masonry Wall Reinforcement <i>For Hot-Dipped Galvanized, Add</i> <i>For Stainless Steel, Add</i>	105.62 25.70 102.78	
04 05 19 13-0245 CLF #14 (For 14" Walls), Mill Galvanized, Three-Wire, 9 Gauge Side Rods, 9 Gauge Cross Rods, Truss-Type, Masonry Wall Reinforcement <i>For Hot-Dipped Galvanized, Add</i> <i>For Stainless Steel, Add</i>	109.03 26.05 104.20	
04 05 19 13-0246 CLF #16 (For 16" Walls), Mill Galvanized, Three-Wire, 9 Gauge Side Rods, 9 Gauge Cross Rods, Truss-Type, Masonry Wall Reinforcement <i>For Hot-Dipped Galvanized, Add</i> <i>For Stainless Steel, Add</i>	122.51 30.98 123.92	
04 05 19 13-0247 Three-Wire, 3/16" Side Rods, 9 Gauge Cross Rods, Truss-Type, Masonry Wall Reinforcement <small>(04 05 19 13-0204)</small>		
04 05 19 13-0248 CLF #4 (For 4" Walls), Mill Galvanized, Three-Wire, 3/16" Side Rods, 9 Gauge Cross Rods, Truss-Type, Masonry Wall Reinforcement <i>For Hot-Dipped Galvanized, Add</i> <i>For Stainless Steel, Add</i>	92.52 28.64 114.54	
04 05 19 13-0249 CLF #6 (For 6" Walls), Mill Galvanized, Three-Wire, 3/16" Side Rods, 9 Gauge Cross Rods, Truss-Type, Masonry Wall Reinforcement <i>For Hot-Dipped Galvanized, Add</i> <i>For Stainless Steel, Add</i>	96.08 29.21 116.84	

04 Masonry**04 05 Common Work Results for Masonry****04 05 19 Masonry Anchorage and Reinforcing**

SAN BERNARDINO
COUNTY

MINOR CSI	UOM	DESCRIPTION	TOTAL DIRECT UNIT COST	DEMOLITION UNIT COST
04 05 19 13-0250	CLF	#8 (For 8" Walls), Mill Galvanized, Three-Wire, 3/16" Side Rods, 9 Gauge Cross Rods, Truss-Type, Masonry Wall Reinforcement	100.76	
		<i>For Hot-Dipped Galvanized, Add</i>	29.84	
		<i>For Stainless Steel, Add</i>	119.36	
04 05 19 13-0251	CLF	#10 (For 10" Walls), Mill Galvanized, Three-Wire, 3/16" Side Rods, 9 Gauge Cross Rods, Truss-Type, Masonry Wall Reinforcement	106.05	
		<i>For Hot-Dipped Galvanized, Add</i>	30.43	
		<i>For Stainless Steel, Add</i>	121.72	
04 05 19 13-0252	CLF	#12 (For 12" Walls), Mill Galvanized, Three-Wire, 3/16" Side Rods, 9 Gauge Cross Rods, Truss-Type, Masonry Wall Reinforcement	112.32	
		<i>For Hot-Dipped Galvanized, Add</i>	31.05	
		<i>For Stainless Steel, Add</i>	124.20	
04 05 19 13-0253	CLF	#13 (For 13" Walls), Mill Galvanized, Three-Wire, 3/16" Side Rods, 9 Gauge Cross Rods, Truss-Type, Masonry Wall Reinforcement	116.99	
		<i>For Hot-Dipped Galvanized, Add</i>	31.39	
		<i>For Stainless Steel, Add</i>	125.56	
04 05 19 13-0254	CLF	#14 (For 14" Walls), Mill Galvanized, Three-Wire, 3/16" Side Rods, 9 Gauge Cross Rods, Truss-Type, Masonry Wall Reinforcement	120.34	
		<i>For Hot-Dipped Galvanized, Add</i>	31.70	
		<i>For Stainless Steel, Add</i>	126.80	
04 05 19 13-0255	CLF	#16 (For 16" Walls), Mill Galvanized, Three-Wire, 3/16" Side Rods, 9 Gauge Cross Rods, Truss-Type, Masonry Wall Reinforcement	137.42	
		<i>For Hot-Dipped Galvanized, Add</i>	38.44	
		<i>For Stainless Steel, Add</i>	153.76	
04 05 19 13-0256	CLF	#18 (For 18" Walls), Mill Galvanized, Three-Wire, 3/16" Side Rods, 9 Gauge Cross Rods, Truss-Type, Masonry Wall Reinforcement	171.45	
		<i>For Hot-Dipped Galvanized, Add</i>	53.65	
		<i>For Stainless Steel, Add</i>	214.60	
04 05 19 13-0257		Three-Wire, 3/16" Side Rods, 3/16" Cross Rods, Truss-Type, Masonry Wall Reinforcement <small>(04 05 19 13-0204)</small>		
04 05 19 13-0258	CLF	#4 (For 4" Walls), Mill Galvanized, Three-Wire, 3/16" Side Rods, 3/16" Cross Rods, Truss-Type, Masonry Wall Reinforcement	103.37	
		<i>For Hot-Dipped Galvanized, Add</i>	34.06	
		<i>For Stainless Steel, Add</i>	136.24	
04 05 19 13-0259	CLF	#6 (For 6" Walls), Mill Galvanized, Three-Wire, 3/16" Side Rods, 3/16" Cross Rods, Truss-Type, Masonry Wall Reinforcement	108.41	
		<i>For Hot-Dipped Galvanized, Add</i>	35.23	
		<i>For Stainless Steel, Add</i>	140.90	
04 05 19 13-0260	CLF	#8 (For 8" Walls), Mill Galvanized, Three-Wire, 3/16" Side Rods, 3/16" Cross Rods, Truss-Type, Masonry Wall Reinforcement	113.45	
		<i>For Hot-Dipped Galvanized, Add</i>	36.39	
		<i>For Stainless Steel, Add</i>	145.56	
04 05 19 13-0261	CLF	#10 (For 10" Walls), Mill Galvanized, Three-Wire, 3/16" Side Rods, 3/16" Cross Rods, Truss-Type, Masonry Wall Reinforcement	120.75	
		<i>For Hot-Dipped Galvanized, Add</i>	37.78	
		<i>For Stainless Steel, Add</i>	151.12	
04 05 19 13-0262	CLF	#12 (For 12" Walls), Mill Galvanized, Three-Wire, 3/16" Side Rods, 3/16" Cross Rods, Truss-Type, Masonry Wall Reinforcement	128.04	
		<i>For Hot-Dipped Galvanized, Add</i>	39.17	
		<i>For Stainless Steel, Add</i>	156.66	
04 05 19 13-0263	CLF	#13 (For 13" Walls), Mill Galvanized, Three-Wire, 3/16" Side Rods, 3/16" Cross Rods, Truss-Type, Masonry Wall Reinforcement	134.04	
		<i>For Hot-Dipped Galvanized, Add</i>	39.91	
		<i>For Stainless Steel, Add</i>	159.62	
04 05 19 13-0264	CLF	#14 (For 14" Walls), Mill Galvanized, Three-Wire, 3/16" Side Rods, 3/16" Cross Rods, Truss-Type, Masonry Wall Reinforcement	137.56	
		<i>For Hot-Dipped Galvanized, Add</i>	40.54	
		<i>For Stainless Steel, Add</i>	162.14	
04 05 19 13-0265	CLF	#16 (For 16" Walls), Mill Galvanized, Three-Wire, 3/16" Side Rods, 3/16" Cross Rods, Truss-Type, Masonry Wall Reinforcement	144.16	
		<i>For Hot-Dipped Galvanized, Add</i>	41.81	
		<i>For Stainless Steel, Add</i>	167.22	
04 05 19 13-0266	CLF	#18 (For 18" Walls), Mill Galvanized, Three-Wire, 3/16" Side Rods, 3/16" Cross Rods, Truss-Type, Masonry Wall Reinforcement	186.02	
		<i>For Hot-Dipped Galvanized, Add</i>	60.93	
		<i>For Stainless Steel, Add</i>	243.70	
04 05 19 13-0267		Four-Wire, 9 Gauge Side Rods, 9 Gauge Cross Rods, Truss-Type, Masonry Wall Reinforcement <small>(04 05 19 13-0204)</small>		
04 05 19 13-0268	CLF	#4 (For 4" Walls), Mill Galvanized, Four-Wire, 9 Gauge Side Rods, 9 Gauge Cross Rods, Truss-Type, Masonry Wall Reinforcement	107.12	
		<i>For Hot-Dipped Galvanized, Add</i>	35.94	
		<i>For Stainless Steel, Add</i>	143.74	
04 05 19 13-0269	CLF	#6 (For 6" Walls), Mill Galvanized, Four-Wire, 9 Gauge Side Rods, 9 Gauge Cross Rods, Truss-Type, Masonry Wall Reinforcement	110.53	
		<i>For Hot-Dipped Galvanized, Add</i>	36.44	
		<i>For Stainless Steel, Add</i>	145.74	
04 05 19 13-0270	CLF	#8 (For 8" Walls), Mill Galvanized, Four-Wire, 9 Gauge Side Rods, 9 Gauge Cross Rods, Truss-Type, Masonry Wall Reinforcement	115.10	
		<i>For Hot-Dipped Galvanized, Add</i>	37.01	
		<i>For Stainless Steel, Add</i>	148.04	



MINOR CSI UOM DESCRIPTION	TOTAL DIRECT UNIT COST	DEMOLITION UNIT COST
04 05 19 13-0271 CLF #10 (For 10" Walls), Mill Galvanized, Four-Wire, 9 Gauge Side Rods, 9 Gauge Cross Rods, Truss-Type, Masonry Wall Reinforcement	120.51	
<i>For Hot-Dipped Galvanized, Add</i>	37.66	
<i>For Stainless Steel, Add</i>	150.64	
04 05 19 13-0272 CLF #12 (For 12" Walls), Mill Galvanized, Four-Wire, 9 Gauge Side Rods, 9 Gauge Cross Rods, Truss-Type, Masonry Wall Reinforcement	126.81	
<i>For Hot-Dipped Galvanized, Add</i>	38.30	
<i>For Stainless Steel, Add</i>	153.18	
04 05 19 13-0273 CLF #13 (For 13" Walls), Mill Galvanized, Four-Wire, 9 Gauge Side Rods, 9 Gauge Cross Rods, Truss-Type, Masonry Wall Reinforcement	131.44	
<i>For Hot-Dipped Galvanized, Add</i>	38.61	
<i>For Stainless Steel, Add</i>	154.42	
04 05 19 13-0274 CLF #14 (For 14" Walls), Mill Galvanized, Four-Wire, 9 Gauge Side Rods, 9 Gauge Cross Rods, Truss-Type, Masonry Wall Reinforcement	134.85	
<i>For Hot-Dipped Galvanized, Add</i>	38.96	
<i>For Stainless Steel, Add</i>	155.84	
04 05 19 13-0275 CLF #16 (For 16" Walls), Mill Galvanized, Four-Wire, 9 Gauge Side Rods, 9 Gauge Cross Rods, Truss-Type, Masonry Wall Reinforcement	148.32	
<i>For Hot-Dipped Galvanized, Add</i>	43.89	
<i>For Stainless Steel, Add</i>	175.54	
04 05 19 13-0276 CLF #18 (For 18" Walls), Mill Galvanized, Four-Wire, 9 Gauge Side Rods, 9 Gauge Cross Rods, Truss-Type, Masonry Wall Reinforcement	171.67	
<i>For Hot-Dipped Galvanized, Add</i>	53.76	
<i>For Stainless Steel, Add</i>	215.02	
04 05 19 13-0277 Four-Wire, 3/16" Side Rods, 9 Gauge Cross Rods, Truss-Type, Masonry Wall Reinforcement <small>(04 05 19 13-0204)</small>		
04 05 19 13-0278 CLF #4 (For 4" Walls), Mill Galvanized, Four-Wire, 3/16" Side Rods, 9 Gauge Cross Rods, Truss-Type, Masonry Wall Reinforcement	118.33	
<i>For Hot-Dipped Galvanized, Add</i>	41.54	
<i>For Stainless Steel, Add</i>	166.16	
04 05 19 13-0279 CLF #6 (For 6" Walls), Mill Galvanized, Four-Wire, 3/16" Side Rods, 9 Gauge Cross Rods, Truss-Type, Masonry Wall Reinforcement	121.89	
<i>For Hot-Dipped Galvanized, Add</i>	42.12	
<i>For Stainless Steel, Add</i>	168.46	
04 05 19 13-0280 CLF #8 (For 8" Walls), Mill Galvanized, Four-Wire, 3/16" Side Rods, 9 Gauge Cross Rods, Truss-Type, Masonry Wall Reinforcement	126.58	
<i>For Hot-Dipped Galvanized, Add</i>	42.75	
<i>For Stainless Steel, Add</i>	171.00	
04 05 19 13-0281 CLF #10 (For 10" Walls), Mill Galvanized, Four-Wire, 3/16" Side Rods, 9 Gauge Cross Rods, Truss-Type, Masonry Wall Reinforcement	131.87	
<i>For Hot-Dipped Galvanized, Add</i>	43.34	
<i>For Stainless Steel, Add</i>	173.36	
04 05 19 13-0282 CLF #12 (For 12" Walls), Mill Galvanized, Four-Wire, 3/16" Side Rods, 9 Gauge Cross Rods, Truss-Type, Masonry Wall Reinforcement	138.14	
<i>For Hot-Dipped Galvanized, Add</i>	43.96	
<i>For Stainless Steel, Add</i>	175.84	
04 05 19 13-0283 CLF #13 (For 13" Walls), Mill Galvanized, Four-Wire, 3/16" Side Rods, 9 Gauge Cross Rods, Truss-Type, Masonry Wall Reinforcement	142.81	
<i>For Hot-Dipped Galvanized, Add</i>	44.30	
<i>For Stainless Steel, Add</i>	177.20	
04 05 19 13-0284 CLF #14 (For 14" Walls), Mill Galvanized, Four-Wire, 3/16" Side Rods, 9 Gauge Cross Rods, Truss-Type, Masonry Wall Reinforcement	146.16	
<i>For Hot-Dipped Galvanized, Add</i>	44.61	
<i>For Stainless Steel, Add</i>	178.44	
04 05 19 13-0285 CLF #16 (For 16" Walls), Mill Galvanized, Four-Wire, 3/16" Side Rods, 9 Gauge Cross Rods, Truss-Type, Masonry Wall Reinforcement	163.24	
<i>For Hot-Dipped Galvanized, Add</i>	51.35	
<i>For Stainless Steel, Add</i>	205.40	
04 05 19 13-0286 CLF #18 (For 18" Walls), Mill Galvanized, Four-Wire, 3/16" Side Rods, 9 Gauge Cross Rods, Truss-Type, Masonry Wall Reinforcement	197.27	
<i>For Hot-Dipped Galvanized, Add</i>	66.56	
<i>For Stainless Steel, Add</i>	266.24	
04 05 19 13-0287 Four-Wire, 3/16" Side Rods, 3/16" Cross Rods, Truss-Type, Masonry Wall Reinforcement <small>(04 05 19 13-0204)</small>		
04 05 19 13-0288 CLF #4 (For 4" Walls), Mill Galvanized, Four-Wire, 3/16" Side Rods, 3/16" Cross Rods, Truss-Type, Masonry Wall Reinforcement	129.19	
<i>For Hot-Dipped Galvanized, Add</i>	46.97	
<i>For Stainless Steel, Add</i>	187.88	
04 05 19 13-0289 CLF #6 (For 6" Walls), Mill Galvanized, Four-Wire, 3/16" Side Rods, 3/16" Cross Rods, Truss-Type, Masonry Wall Reinforcement	134.23	
<i>For Hot-Dipped Galvanized, Add</i>	48.14	
<i>For Stainless Steel, Add</i>	192.54	
04 05 19 13-0290 CLF #8 (For 8" Walls), Mill Galvanized, Four-Wire, 3/16" Side Rods, 3/16" Cross Rods, Truss-Type, Masonry Wall Reinforcement	139.27	
<i>For Hot-Dipped Galvanized, Add</i>	49.30	
<i>For Stainless Steel, Add</i>	197.20	
04 05 19 13-0291 CLF #10 (For 10" Walls), Mill Galvanized, Four-Wire, 3/16" Side Rods, 3/16" Cross Rods, Truss-Type, Masonry Wall Reinforcement	146.56	
<i>For Hot-Dipped Galvanized, Add</i>	50.69	
<i>For Stainless Steel, Add</i>	202.74	

04 Masonry**04 05 Common Work Results for Masonry****04 05 19 Masonry Anchorage and Reinforcing**
 MINOR
 CSI UOM DESCRIPTION

 TOTAL DIRECT DEMOLITION
 UNIT COST UNIT COST

04 05 19 13-0292	CLF #12 (For 12" Walls), Mill Galvanized, Four-Wire, 3/16" Side Rods, 3/16" Cross Rods, Truss-Type, Masonry Wall Reinforcement	153.86	
	<i>For Hot-Dipped Galvanized, Add</i>	52.08	
	<i>For Stainless Steel, Add</i>	208.30	
04 05 19 13-0293	CLF #13 (For 13" Walls), Mill Galvanized, Four-Wire, 3/16" Side Rods, 3/16" Cross Rods, Truss-Type, Masonry Wall Reinforcement	159.85	
	<i>For Hot-Dipped Galvanized, Add</i>	52.81	
	<i>For Stainless Steel, Add</i>	211.24	
04 05 19 13-0294	CLF #14 (For 14" Walls), Mill Galvanized, Four-Wire, 3/16" Side Rods, 3/16" Cross Rods, Truss-Type, Masonry Wall Reinforcement	163.38	
	<i>For Hot-Dipped Galvanized, Add</i>	53.45	
	<i>For Stainless Steel, Add</i>	213.78	
04 05 19 13-0295	CLF #16 (For 16" Walls), Mill Galvanized, Four-Wire, 3/16" Side Rods, 3/16" Cross Rods, Truss-Type, Masonry Wall Reinforcement	169.98	
	<i>For Hot-Dipped Galvanized, Add</i>	54.72	
	<i>For Stainless Steel, Add</i>	218.86	
04 05 19 13-0296	CLF #18 (For 18" Walls), Mill Galvanized, Four-Wire, 3/16" Side Rods, 3/16" Cross Rods, Truss-Type, Masonry Wall Reinforcement	211.83	
	<i>For Hot-Dipped Galvanized, Add</i>	73.83	
	<i>For Stainless Steel, Add</i>	295.32	
04 05 19 13-0297	Truss-Type With Tabs, Masonry Wall Reinforcement <small>(04 05 19 13-0293)</small>		
04 05 19 13-0298	9 Gauge Side Rods, 9 Gauge Cross Rods, Truss-Type With Tabs, Masonry Wall Reinforcement <small>(04 05 19 13-0297)</small>		
04 05 19 13-0299	CLF #8 (For 8" Walls), Mill Galvanized, 9 Gauge Side Rods, 9 Gauge Cross Rods, Truss-Type With Tabs, Masonry Wall Reinforcement	90.71	
	<i>For Hot-Dipped Galvanized, Add</i>	22.48	
	<i>For Stainless Steel, Add</i>	89.90	
04 05 19 13-0300	CLF #10 (For 10" Walls), Mill Galvanized, 9 Gauge Side Rods, 9 Gauge Cross Rods, Truss-Type With Tabs, Masonry Wall Reinforcement	97.96	
	<i>For Hot-Dipped Galvanized, Add</i>	23.56	
	<i>For Stainless Steel, Add</i>	94.24	
04 05 19 13-0301	CLF #12 (For 12" Walls), Mill Galvanized, 9 Gauge Side Rods, 9 Gauge Cross Rods, Truss-Type With Tabs, Masonry Wall Reinforcement	105.79	
	<i>For Hot-Dipped Galvanized, Add</i>	24.94	
	<i>For Stainless Steel, Add</i>	99.74	
04 05 19 13-0302	CLF #13 (For 13" Walls), Mill Galvanized, 9 Gauge Side Rods, 9 Gauge Cross Rods, Truss-Type With Tabs, Masonry Wall Reinforcement	112.76	
	<i>For Hot-Dipped Galvanized, Add</i>	25.88	
	<i>For Stainless Steel, Add</i>	103.52	
04 05 19 13-0303	CLF #14 (For 14" Walls), Mill Galvanized, 9 Gauge Side Rods, 9 Gauge Cross Rods, Truss-Type With Tabs, Masonry Wall Reinforcement	116.89	
	<i>For Hot-Dipped Galvanized, Add</i>	26.67	
	<i>For Stainless Steel, Add</i>	106.68	
04 05 19 13-0304	CLF #16 (For 16" Walls), Mill Galvanized, 9 Gauge Side Rods, 9 Gauge Cross Rods, Truss-Type With Tabs, Masonry Wall Reinforcement	125.27	
	<i>For Hot-Dipped Galvanized, Add</i>	28.58	
	<i>For Stainless Steel, Add</i>	114.30	
04 05 19 13-0305	CLF #18 (For 18" Walls), Mill Galvanized, 9 Gauge Side Rods, 9 Gauge Cross Rods, Truss-Type With Tabs, Masonry Wall Reinforcement	133.15	
	<i>For Hot-Dipped Galvanized, Add</i>	30.48	
	<i>For Stainless Steel, Add</i>	121.92	
04 05 19 13-0306	3/16" Side Rods, 9 Gauge Cross Rods, Truss-Type With Tabs, Masonry Wall Reinforcement <small>(04 05 19 13-0297)</small>		
04 05 19 13-0307	CLF #8 (For 8" Walls), Mill Galvanized, 3/16" Side Rods, 9 Gauge Cross Rods, Truss-Type With Tabs, Masonry Wall Reinforcement	104.71	
	<i>For Hot-Dipped Galvanized, Add</i>	29.48	
	<i>For Stainless Steel, Add</i>	117.90	
04 05 19 13-0308	CLF #10 (For 10" Walls), Mill Galvanized, 3/16" Side Rods, 9 Gauge Cross Rods, Truss-Type With Tabs, Masonry Wall Reinforcement	111.99	
	<i>For Hot-Dipped Galvanized, Add</i>	30.58	
	<i>For Stainless Steel, Add</i>	122.30	
04 05 19 13-0309	CLF #12 (For 12" Walls), Mill Galvanized, 3/16" Side Rods, 9 Gauge Cross Rods, Truss-Type With Tabs, Masonry Wall Reinforcement	119.77	
	<i>For Hot-Dipped Galvanized, Add</i>	31.93	
	<i>For Stainless Steel, Add</i>	127.70	
04 05 19 13-0310	CLF #13 (For 13" Walls), Mill Galvanized, 3/16" Side Rods, 9 Gauge Cross Rods, Truss-Type With Tabs, Masonry Wall Reinforcement	126.77	
	<i>For Hot-Dipped Galvanized, Add</i>	32.89	
	<i>For Stainless Steel, Add</i>	131.54	
04 05 19 13-0311	CLF #14 (For 14" Walls), Mill Galvanized, 3/16" Side Rods, 9 Gauge Cross Rods, Truss-Type With Tabs, Masonry Wall Reinforcement	130.80	
	<i>For Hot-Dipped Galvanized, Add</i>	33.63	
	<i>For Stainless Steel, Add</i>	134.50	
04 05 19 13-0312	CLF #16 (For 16" Walls), Mill Galvanized, 3/16" Side Rods, 9 Gauge Cross Rods, Truss-Type With Tabs, Masonry Wall Reinforcement	139.21	
	<i>For Hot-Dipped Galvanized, Add</i>	35.55	
	<i>For Stainless Steel, Add</i>	142.18	



MINOR CSI UOM DESCRIPTION	TOTAL DIRECT UNIT COST	DEMOLITION UNIT COST
04 05 19 13-0313 CLF #18 (For 18" Walls), Mill Galvanized, 3/16" Side Rods, 9 Gauge Cross Rods, Truss-Type With Tabs, Masonry Wall Reinforcement	147.16	
<i>For Hot-Dipped Galvanized, Add</i>	37.49	
<i>For Stainless Steel, Add</i>	149.94	
04 05 19 13-0314 3/16" Side Rods, 3/16" Cross Rods, Truss-Type With Tabs, Masonry Wall Reinforcement		
(04 05 19 13-0297)		
04 05 19 13-0315 CLF #8 (For 8" Walls), Mill Galvanized, 3/16" Side Rods, 3/16" Cross Rods, Truss-Type With Tabs, Masonry Wall Reinforcement	117.69	
<i>For Hot-Dipped Galvanized, Add</i>	35.97	
<i>For Stainless Steel, Add</i>	143.86	
04 05 19 13-0316 CLF #10 (For 10" Walls), Mill Galvanized, 3/16" Side Rods, 3/16" Cross Rods, Truss-Type With Tabs, Masonry Wall Reinforcement	126.18	
<i>For Hot-Dipped Galvanized, Add</i>	37.67	
<i>For Stainless Steel, Add</i>	150.68	
04 05 19 13-0317 CLF #12 (For 12" Walls), Mill Galvanized, 3/16" Side Rods, 3/16" Cross Rods, Truss-Type With Tabs, Masonry Wall Reinforcement	135.94	
<i>For Hot-Dipped Galvanized, Add</i>	40.01	
<i>For Stainless Steel, Add</i>	160.04	
04 05 19 13-0318 CLF #13 (For 13" Walls), Mill Galvanized, 3/16" Side Rods, 3/16" Cross Rods, Truss-Type With Tabs, Masonry Wall Reinforcement	143.56	
<i>For Hot-Dipped Galvanized, Add</i>	41.28	
<i>For Stainless Steel, Add</i>	165.12	
04 05 19 13-0319 CLF #14 (For 14" Walls), Mill Galvanized, 3/16" Side Rods, 3/16" Cross Rods, Truss-Type With Tabs, Masonry Wall Reinforcement	148.65	
<i>For Hot-Dipped Galvanized, Add</i>	42.55	
<i>For Stainless Steel, Add</i>	170.20	
04 05 19 13-0320 CLF #16 (For 16" Walls), Mill Galvanized, 3/16" Side Rods, 3/16" Cross Rods, Truss-Type With Tabs, Masonry Wall Reinforcement	158.95	
<i>For Hot-Dipped Galvanized, Add</i>	45.42	
<i>For Stainless Steel, Add</i>	181.66	
04 05 19 13-0321 CLF #18 (For 18" Walls), Mill Galvanized, 3/16" Side Rods, 3/16" Cross Rods, Truss-Type With Tabs, Masonry Wall Reinforcement	167.76	
<i>For Hot-Dipped Galvanized, Add</i>	47.79	
<i>For Stainless Steel, Add</i>	191.14	
04 05 19 13-0322 Truss-Type With Adjustable Tabs For Composite Walls, Masonry Wall Reinforcement		
(04 05 19 13-0203)		
04 05 19 13-0323 9 Gauge Side Rods, 9 Gauge Cross Rods, Truss-Type With Adjustable Tabs For Composite Walls, Masonry Wall Reinforcement		
(04 05 19 13-0322)		
04 05 19 13-0324 CLF #8 (For 4" + 4" Walls), Mill Galvanized, 9 Gauge Side Rods, 9 Gauge Cross Rods, Truss-Type With Adjustable Tabs For Composite Walls, Masonry Wall Reinforcement	134.36	
<i>For Hot-Dipped Galvanized, Add</i>	44.30	
<i>For Stainless Steel, Add</i>	177.20	
04 05 19 13-0325 CLF #10 (For 6" + 4" Walls), Mill Galvanized, 9 Gauge Side Rods, 9 Gauge Cross Rods, Truss-Type With Adjustable Tabs For Composite Walls, Masonry Wall Reinforcement	140.06	
<i>For Hot-Dipped Galvanized, Add</i>	44.61	
<i>For Stainless Steel, Add</i>	178.44	
04 05 19 13-0326 CLF #12 (For 8" + 4" Walls), Mill Galvanized, 9 Gauge Side Rods, 9 Gauge Cross Rods, Truss-Type With Adjustable Tabs For Composite Walls, Masonry Wall Reinforcement	147.31	
<i>For Hot-Dipped Galvanized, Add</i>	45.70	
<i>For Stainless Steel, Add</i>	182.78	
04 05 19 13-0327 CLF #14 (For 10" + 4" Walls), Mill Galvanized, 9 Gauge Side Rods, 9 Gauge Cross Rods, Truss-Type With Adjustable Tabs For Composite Walls, Masonry Wall Reinforcement	157.82	
<i>For Hot-Dipped Galvanized, Add</i>	47.14	
<i>For Stainless Steel, Add</i>	188.54	
04 05 19 13-0328 CLF #16 (For 12" + 4" Walls), Mill Galvanized, 9 Gauge Side Rods, 9 Gauge Cross Rods, Truss-Type With Adjustable Tabs For Composite Walls, Masonry Wall Reinforcement	165.79	
<i>For Hot-Dipped Galvanized, Add</i>	48.84	
<i>For Stainless Steel, Add</i>	195.34	
04 05 19 13-0329 CLF #18 (For 14" + 4" Walls), Mill Galvanized, 9 Gauge Side Rods, 9 Gauge Cross Rods, Truss-Type With Adjustable Tabs For Composite Walls, Masonry Wall Reinforcement	174.02	
<i>For Hot-Dipped Galvanized, Add</i>	50.92	
<i>For Stainless Steel, Add</i>	203.66	
04 05 19 13-0330 3/16" Side Rods, 9 Gauge Cross Rods, Truss-Type With Adjustable Tabs For Composite Walls, Masonry Wall Reinforcement		
(04 05 19 13-0322)		
04 05 19 13-0331 CLF #8 (For 4" + 4" Walls), Mill Galvanized, 3/16" Side Rods, 9 Gauge Cross Rods, Truss-Type With Adjustable Tabs For Composite Walls, Masonry Wall Reinforcement	156.01	
<i>For Hot-Dipped Galvanized, Add</i>	55.13	
<i>For Stainless Steel, Add</i>	220.50	
04 05 19 13-0332 CLF #10 (For 6" + 4" Walls), Mill Galvanized, 3/16" Side Rods, 9 Gauge Cross Rods, Truss-Type With Adjustable Tabs For Composite Walls, Masonry Wall Reinforcement	162.02	
<i>For Hot-Dipped Galvanized, Add</i>	55.59	
<i>For Stainless Steel, Add</i>	222.36	
04 05 19 13-0333 CLF #12 (For 8" + 4" Walls), Mill Galvanized, 3/16" Side Rods, 9 Gauge Cross Rods, Truss-Type With Adjustable Tabs For Composite Walls, Masonry Wall Reinforcement	169.27	
<i>For Hot-Dipped Galvanized, Add</i>	56.68	
<i>For Stainless Steel, Add</i>	226.70	

04 Masonry**04 05 Common Work Results for Masonry****04 05 19 Masonry Anchorage and Reinforcing**

MINOR CSI UOM DESCRIPTION	TOTAL DIRECT UNIT COST	DEMOLITION UNIT COST
04 05 19 13-0334 CLF #14 (For 10" + 4" Walls), Mill Galvanized, 3/16" Side Rods, 9 Gauge Cross Rods, Truss-Type With Adjustable Tabs For Composite Walls, Masonry Wall Reinforcement.....	179.72	
For Hot-Dipped Galvanized, Add	58.09	
For Stainless Steel, Add	232.34	
04 05 19 13-0335 CLF #16 (For 12" + 4" Walls), Mill Galvanized, 3/16" Side Rods, 9 Gauge Cross Rods, Truss-Type With Adjustable Tabs For Composite Walls, Masonry Wall Reinforcement.....	187.42	
For Hot-Dipped Galvanized, Add	59.65	
For Stainless Steel, Add	238.60	
04 05 19 13-0336 CLF #18 (For 14" + 4" Walls), Mill Galvanized, 3/16" Side Rods, 9 Gauge Cross Rods, Truss-Type With Adjustable Tabs For Composite Walls, Masonry Wall Reinforcement.....	194.65	
For Hot-Dipped Galvanized, Add	61.23	
For Stainless Steel, Add	244.92	
04 05 19 13-0337 3/16" Side Rods, 3/16" Cross Rods, Truss-Type With Adjustable Tabs For Composite Walls, Masonry Wall Reinforcement (04 05 19 13-0322)		
04 05 19 13-0338 CLF #8 (For 4" + 4" Walls), Mill Galvanized, 3/16" Side Rods, 3/16" Cross Rods, Truss-Type With Adjustable Tabs For Composite Walls, Masonry Wall Reinforcement.....	167.88	
For Hot-Dipped Galvanized, Add	61.06	
For Stainless Steel, Add	244.24	
04 05 19 13-0339 CLF #10 (For 6" + 4" Walls), Mill Galvanized, 3/16" Side Rods, 3/16" Cross Rods, Truss-Type With Adjustable Tabs For Composite Walls, Masonry Wall Reinforcement.....	173.89	
For Hot-Dipped Galvanized, Add	61.53	
For Stainless Steel, Add	246.10	
04 05 19 13-0340 CLF #12 (For 8" + 4" Walls), Mill Galvanized, 3/16" Side Rods, 3/16" Cross Rods, Truss-Type With Adjustable Tabs For Composite Walls, Masonry Wall Reinforcement.....	182.37	
For Hot-Dipped Galvanized, Add	63.23	
For Stainless Steel, Add	252.90	
04 05 19 13-0341 CLF #14 (For 10" + 4" Walls), Mill Galvanized, 3/16" Side Rods, 3/16" Cross Rods, Truss-Type With Adjustable Tabs For Composite Walls, Masonry Wall Reinforcement.....	194.46	
For Hot-Dipped Galvanized, Add	65.46	
For Stainless Steel, Add	261.82	
04 05 19 13-0342 CLF #16 (For 12" + 4" Walls), Mill Galvanized, 3/16" Side Rods, 3/16" Cross Rods, Truss-Type With Adjustable Tabs For Composite Walls, Masonry Wall Reinforcement.....	204.67	
For Hot-Dipped Galvanized, Add	68.28	
For Stainless Steel, Add	273.10	
04 05 19 13-0343 CLF #18 (For 14" + 4" Walls), Mill Galvanized, 3/16" Side Rods, 3/16" Cross Rods, Truss-Type With Adjustable Tabs For Composite Walls, Masonry Wall Reinforcement.....	215.00	
For Hot-Dipped Galvanized, Add	71.41	
For Stainless Steel, Add	285.62	
04 05 19 13-0344 Truss-Type With Adjustable Tabs For Cavity Walls, Masonry Wall Reinforcement (04 05 19 13-0203)		
04 05 19 13-0345 9 Gauge Side Rods, 9 Gauge Cross Rods, Truss-Type With Adjustable Tabs For Cavity Walls, Masonry Wall Reinforcement (04 05 19 13-0344)		
04 05 19 13-0346 CLF #10 (For 4" + 2" + 4" Walls), Mill Galvanized, 9 Gauge Side Rods, 9 Gauge Cross Rods, Truss-Type With Adjustable Tabs For Cavity Walls, Masonry Wall Reinforcement.....	143.56	
For Hot-Dipped Galvanized, Add	46.36	
For Stainless Steel, Add	185.44	
04 05 19 13-0347 CLF #12 (For 6" + 2" + 4" Walls), Mill Galvanized, 9 Gauge Side Rods, 9 Gauge Cross Rods, Truss-Type With Adjustable Tabs For Cavity Walls, Masonry Wall Reinforcement.....	149.29	
For Hot-Dipped Galvanized, Add	46.69	
For Stainless Steel, Add	186.74	
04 05 19 13-0348 CLF #14 (For 8" + 2" + 4" Walls), Mill Galvanized, 9 Gauge Side Rods, 9 Gauge Cross Rods, Truss-Type With Adjustable Tabs For Cavity Walls, Masonry Wall Reinforcement.....	159.02	
For Hot-Dipped Galvanized, Add	47.74	
For Stainless Steel, Add	190.94	
04 05 19 13-0349 CLF #16 (For 10" + 2" + 4" Walls), Mill Galvanized, 9 Gauge Side Rods, 9 Gauge Cross Rods, Truss-Type With Adjustable Tabs For Cavity Walls, Masonry Wall Reinforcement.....	166.44	
For Hot-Dipped Galvanized, Add	49.16	
For Stainless Steel, Add	196.64	
04 05 19 13-0350 CLF #18 (For 12" + 2" + 4" Walls), Mill Galvanized, 9 Gauge Side Rods, 9 Gauge Cross Rods, Truss-Type With Adjustable Tabs For Cavity Walls, Masonry Wall Reinforcement.....	173.98	
For Hot-Dipped Galvanized, Add	50.90	
For Stainless Steel, Add	203.58	
04 05 19 13-0351 CLF #20 (For 14" + 2" + 4" Walls), Mill Galvanized, 9 Gauge Side Rods, 9 Gauge Cross Rods, Truss-Type With Adjustable Tabs For Cavity Walls, Masonry Wall Reinforcement.....	180.35	
For Hot-Dipped Galvanized, Add	52.67	
For Stainless Steel, Add	210.66	
04 05 19 13-0352 3/16" Side Rods, 9 Gauge Cross Rods, Truss-Type With Adjustable Tabs For Cavity Walls, Masonry Wall Reinforcement (04 05 19 13-0344)		
04 05 19 13-0353 CLF #10 (For 4" + 2" + 4" Walls), Mill Galvanized, 3/16" Side Rods, 9 Gauge Cross Rods, Truss-Type With Adjustable Tabs For Cavity Walls, Masonry Wall Reinforcement.....	165.15	
For Hot-Dipped Galvanized, Add	57.16	
For Stainless Steel, Add	228.62	
04 05 19 13-0354 CLF #12 (For 6" + 2" + 4" Walls), Mill Galvanized, 3/16" Side Rods, 9 Gauge Cross Rods, Truss-Type With Adjustable Tabs For Cavity Walls, Masonry Wall Reinforcement.....	171.16	
For Hot-Dipped Galvanized, Add	57.62	
For Stainless Steel, Add	230.48	



MINOR CSI UOM DESCRIPTION	TOTAL DIRECT UNIT COST	DEMOLITION UNIT COST
04 05 19 13-0355 CLF #14 (For 8" + 2" + 4" Walls), Mill Galvanized, 3/16" Side Rods, 9 Gauge Cross Rods, Truss-Type With Adjustable Tabs For Cavity Walls, Masonry Wall Reinforcement.....	180.96	
<i>For Hot-Dipped Galvanized, Add</i>	58.71	
<i>For Stainless Steel, Add</i>	234.82	
04 05 19 13-0356 CLF #16 (For 10" + 2" + 4" Walls), Mill Galvanized, 3/16" Side Rods, 9 Gauge Cross Rods, Truss-Type With Adjustable Tabs For Cavity Walls, Masonry Wall Reinforcement.....	188.38	
<i>For Hot-Dipped Galvanized, Add</i>	60.13	
<i>For Stainless Steel, Add</i>	240.52	
04 05 19 13-0357 CLF #18 (For 12" + 2" + 4" Walls), Mill Galvanized, 3/16" Side Rods, 9 Gauge Cross Rods, Truss-Type With Adjustable Tabs For Cavity Walls, Masonry Wall Reinforcement.....	195.58	
<i>For Hot-Dipped Galvanized, Add</i>	61.70	
<i>For Stainless Steel, Add</i>	246.78	
04 05 19 13-0358 CLF #20 (For 14" + 2" + 4" Walls), Mill Galvanized, 3/16" Side Rods, 9 Gauge Cross Rods, Truss-Type With Adjustable Tabs For Cavity Walls, Masonry Wall Reinforcement.....	202.12	
<i>For Hot-Dipped Galvanized, Add</i>	63.55	
<i>For Stainless Steel, Add</i>	264.20	
04 05 19 13-0359 3/16" Side Rods, 3/16" Cross Rods, Truss-Type With Adjustable Tabs For Cavity Walls, Masonry Wall Reinforcement <small>(04 05 19 13-0344)</small>		
04 05 19 13-0360 CLF #10 (For 4" + 2" + 4" Walls), Mill Galvanized, 3/16" Side Rods, 3/16" Cross Rods, Truss-Type With Adjustable Tabs For Cavity Walls, Masonry Wall Reinforcement.....	177.04	
<i>For Hot-Dipped Galvanized, Add</i>	63.10	
<i>For Stainless Steel, Add</i>	252.40	
04 05 19 13-0361 CLF #12 (For 6" + 2" + 4" Walls), Mill Galvanized, 3/16" Side Rods, 3/16" Cross Rods, Truss-Type With Adjustable Tabs For Cavity Walls, Masonry Wall Reinforcement.....	183.02	
<i>For Hot-Dipped Galvanized, Add</i>	63.55	
<i>For Stainless Steel, Add</i>	254.20	
04 05 19 13-0362 CLF #14 (For 8" + 2" + 4" Walls), Mill Galvanized, 3/16" Side Rods, 3/16" Cross Rods, Truss-Type With Adjustable Tabs For Cavity Walls, Masonry Wall Reinforcement.....	194.12	
<i>For Hot-Dipped Galvanized, Add</i>	65.29	
<i>For Stainless Steel, Add</i>	261.14	
04 05 19 13-0363 CLF #16 (For 10" + 2" + 4" Walls), Mill Galvanized, 3/16" Side Rods, 3/16" Cross Rods, Truss-Type With Adjustable Tabs For Cavity Walls, Masonry Wall Reinforcement.....	203.12	
<i>For Hot-Dipped Galvanized, Add</i>	67.50	
<i>For Stainless Steel, Add</i>	270.00	
04 05 19 13-0364 CLF #18 (For 12" + 2" + 4" Walls), Mill Galvanized, 3/16" Side Rods, 3/16" Cross Rods, Truss-Type With Adjustable Tabs For Cavity Walls, Masonry Wall Reinforcement.....	212.80	
<i>For Hot-Dipped Galvanized, Add</i>	70.31	
<i>For Stainless Steel, Add</i>	281.22	
04 05 19 13-0365 CLF #20 (For 14" + 2" + 4" Walls), Mill Galvanized, 3/16" Side Rods, 3/16" Cross Rods, Truss-Type With Adjustable Tabs For Cavity Walls, Masonry Wall Reinforcement.....	219.90	
<i>For Hot-Dipped Galvanized, Add</i>	72.44	
<i>For Stainless Steel, Add</i>	289.76	
04 05 19 13-0366 Truss-Type With Hook And Eye Ties For Composite Walls, Masonry Wall Reinforcement <small>(04 05 19 13-0203)</small>		
04 05 19 13-0367 9 Gauge Side Rods, 9 Gauge Cross Rods, Truss-Type With Hook And Eye Ties For Composite Walls, Masonry Wall Reinforcement <small>(04 05 19 13-0366)</small>		
04 05 19 13-0368 CLF #8 (For 4" + 4" Walls), Mill Galvanized, 9 Gauge Side Rods, 9 Gauge Cross Rods, Truss-Type With Hook And Eye Ties For Composite Walls, Masonry Wall Reinforcement.....	135.22	
<i>For Hot-Dipped Galvanized, Add</i>	42.19	
<i>For Stainless Steel, Add</i>	168.76	
<i>For Seismic Hook And Eye, Add</i>	18.14	
04 05 19 13-0369 CLF #10 (For 6" + 4" Walls), Mill Galvanized, 9 Gauge Side Rods, 9 Gauge Cross Rods, Truss-Type With Hook And Eye Ties For Composite Walls, Masonry Wall Reinforcement.....	140.89	
<i>For Hot-Dipped Galvanized, Add</i>	42.49	
<i>For Stainless Steel, Add</i>	169.94	
<i>For Seismic Hook And Eye, Add</i>	18.27	
04 05 19 13-0370 CLF #12 (For 8" + 4" Walls), Mill Galvanized, 9 Gauge Side Rods, 9 Gauge Cross Rods, Truss-Type With Hook And Eye Ties For Composite Walls, Masonry Wall Reinforcement.....	150.35	
<i>For Hot-Dipped Galvanized, Add</i>	43.40	
<i>For Stainless Steel, Add</i>	173.60	
<i>For Seismic Hook And Eye, Add</i>	18.66	
04 05 19 13-0371 CLF #14 (For 10" + 4" Walls), Mill Galvanized, 9 Gauge Side Rods, 9 Gauge Cross Rods, Truss-Type With Hook And Eye Ties For Composite Walls, Masonry Wall Reinforcement.....	157.55	
<i>For Hot-Dipped Galvanized, Add</i>	44.72	
<i>For Stainless Steel, Add</i>	178.86	
<i>For Seismic Hook And Eye, Add</i>	19.23	
04 05 19 13-0372 CLF #16 (For 12" + 4" Walls), Mill Galvanized, 9 Gauge Side Rods, 9 Gauge Cross Rods, Truss-Type With Hook And Eye Ties For Composite Walls, Masonry Wall Reinforcement.....	164.35	
<i>For Hot-Dipped Galvanized, Add</i>	46.08	
<i>For Stainless Steel, Add</i>	184.32	
<i>For Seismic Hook And Eye, Add</i>	19.81	
04 05 19 13-0373 CLF #18 (For 14" + 4" Walls), Mill Galvanized, 9 Gauge Side Rods, 9 Gauge Cross Rods, Truss-Type With Hook And Eye Ties For Composite Walls, Masonry Wall Reinforcement.....	170.53	
<i>For Hot-Dipped Galvanized, Add</i>	47.76	
<i>For Stainless Steel, Add</i>	191.02	
<i>For Seismic Hook And Eye, Add</i>	20.53	



MINOR
 CSI UOM DESCRIPTION

TOTAL DIRECT DEMOLITION
 UNIT COST UNIT COST

04 05 19 13-0374	3/16" Side Rods, 9 Gauge Cross Rods, Truss-Type With Hook And Eye Ties For Composite Walls, Masonry Wall Reinforcement <small>(04 05 19 13-0366)</small>	
04 05 19 13-0375	CLF #8 (For 4" + 4" Walls), Mill Galvanized, 3/16" Side Rods, 9 Gauge Cross Rods, Truss-Type With Hook And Eye Ties For Composite Walls, Masonry Wall Reinforcement.....	155.11
	<i>For Hot-Dipped Galvanized, Add</i>	52.14
	<i>For Stainless Steel, Add</i>	208.54
	<i>For Seismic Hook And Eye, Add</i>	22.42
04 05 19 13-0376	CLF #10 (For 6" + 4" Walls), Mill Galvanized, 3/16" Side Rods, 9 Gauge Cross Rods, Truss-Type With Hook And Eye Ties For Composite Walls, Masonry Wall Reinforcement.....	161.00
	<i>For Hot-Dipped Galvanized, Add</i>	52.54
	<i>For Stainless Steel, Add</i>	210.16
	<i>For Seismic Hook And Eye, Add</i>	22.59
04 05 19 13-0377	CLF #12 (For 8" + 4" Walls), Mill Galvanized, 3/16" Side Rods, 9 Gauge Cross Rods, Truss-Type With Hook And Eye Ties For Composite Walls, Masonry Wall Reinforcement.....	170.30
	<i>For Hot-Dipped Galvanized, Add</i>	53.38
	<i>For Stainless Steel, Add</i>	213.50
	<i>For Seismic Hook And Eye, Add</i>	22.95
04 05 19 13-0378	CLF #14 (For 10" + 4" Walls), Mill Galvanized, 3/16" Side Rods, 9 Gauge Cross Rods, Truss-Type With Hook And Eye Ties For Composite Walls, Masonry Wall Reinforcement.....	177.38
	<i>For Hot-Dipped Galvanized, Add</i>	54.63
	<i>For Stainless Steel, Add</i>	218.52
	<i>For Seismic Hook And Eye, Add</i>	23.49
04 05 19 13-0379	CLF #16 (For 12" + 4" Walls), Mill Galvanized, 3/16" Side Rods, 9 Gauge Cross Rods, Truss-Type With Hook And Eye Ties For Composite Walls, Masonry Wall Reinforcement.....	184.15
	<i>For Hot-Dipped Galvanized, Add</i>	55.98
	<i>For Stainless Steel, Add</i>	223.92
	<i>For Seismic Hook And Eye, Add</i>	24.07
04 05 19 13-0380	CLF #18 (For 14" + 4" Walls), Mill Galvanized, 3/16" Side Rods, 9 Gauge Cross Rods, Truss-Type With Hook And Eye Ties For Composite Walls, Masonry Wall Reinforcement.....	189.95
	<i>For Hot-Dipped Galvanized, Add</i>	57.47
	<i>For Stainless Steel, Add</i>	229.86
	<i>For Seismic Hook And Eye, Add</i>	24.71
04 05 19 13-0381	3/16" Side Rods, 3/16" Cross Rods, Truss-Type With Hook And Eye Ties For Composite Walls, Masonry Wall Reinforcement <small>(04 05 19 13-0366)</small>	
04 05 19 13-0382	CLF #8 (For 4" + 4" Walls), Mill Galvanized, 3/16" Side Rods, 3/16" Cross Rods, Truss-Type With Hook And Eye Ties For Composite Walls, Masonry Wall Reinforcement.....	167.13
	<i>For Hot-Dipped Galvanized, Add</i>	58.15
	<i>For Stainless Steel, Add</i>	232.58
	<i>For Seismic Hook And Eye, Add</i>	25.00
04 05 19 13-0383	CLF #10 (For 6" + 4" Walls), Mill Galvanized, 3/16" Side Rods, 3/16" Cross Rods, Truss-Type With Hook And Eye Ties For Composite Walls, Masonry Wall Reinforcement.....	173.11
	<i>For Hot-Dipped Galvanized, Add</i>	58.60
	<i>For Stainless Steel, Add</i>	234.38
	<i>For Seismic Hook And Eye, Add</i>	25.20
04 05 19 13-0384	CLF #12 (For 8" + 4" Walls), Mill Galvanized, 3/16" Side Rods, 3/16" Cross Rods, Truss-Type With Hook And Eye Ties For Composite Walls, Masonry Wall Reinforcement.....	183.99
	<i>For Hot-Dipped Galvanized, Add</i>	60.22
	<i>For Stainless Steel, Add</i>	240.88
	<i>For Seismic Hook And Eye, Add</i>	25.89
04 05 19 13-0385	CLF #14 (For 10" + 4" Walls), Mill Galvanized, 3/16" Side Rods, 3/16" Cross Rods, Truss-Type With Hook And Eye Ties For Composite Walls, Masonry Wall Reinforcement.....	192.81
	<i>For Hot-Dipped Galvanized, Add</i>	62.35
	<i>For Stainless Steel, Add</i>	249.38
	<i>For Seismic Hook And Eye, Add</i>	26.81
04 05 19 13-0386	CLF #16 (For 12" + 4" Walls), Mill Galvanized, 3/16" Side Rods, 3/16" Cross Rods, Truss-Type With Hook And Eye Ties For Composite Walls, Masonry Wall Reinforcement.....	202.24
	<i>For Hot-Dipped Galvanized, Add</i>	65.03
	<i>For Stainless Steel, Add</i>	260.10
	<i>For Seismic Hook And Eye, Add</i>	27.96
04 05 19 13-0387	CLF #18 (For 14" + 4" Walls), Mill Galvanized, 3/16" Side Rods, 3/16" Cross Rods, Truss-Type With Hook And Eye Ties For Composite Walls, Masonry Wall Reinforcement.....	211.01
	<i>For Hot-Dipped Galvanized, Add</i>	68.00
	<i>For Stainless Steel, Add</i>	271.98
	<i>For Seismic Hook And Eye, Add</i>	29.24
04 05 19 13-0388	Truss-Type With Hook And Eye Ties For Cavity Walls, Masonry Wall Reinforcement <small>(04 05 19 13-0203)</small>	
04 05 19 13-0389	9 Gauge Side Rods, 9 Gauge Cross Rods, Truss-Type With Hook And Eye Ties For Cavity Walls, Masonry Wall Reinforcement <small>(04 05 19 13-0388)</small>	
04 05 19 13-0390	CLF #10 (For 4" + 2" + 4" Walls), Mill Galvanized, 9 Gauge Side Rods, 9 Gauge Cross Rods, Truss-Type With Hook And Eye Ties For Cavity Walls, Masonry Wall Reinforcement.....	144.27
	<i>For Hot-Dipped Galvanized, Add</i>	44.18
	<i>For Stainless Steel, Add</i>	176.70
	<i>For Seismic Hook And Eye, Add</i>	19.00
04 05 19 13-0391	CLF #12 (For 6" + 2" + 4" Walls), Mill Galvanized, 9 Gauge Side Rods, 9 Gauge Cross Rods, Truss-Type With Hook And Eye Ties For Cavity Walls, Masonry Wall Reinforcement.....	152.52
	<i>For Hot-Dipped Galvanized, Add</i>	44.49
	<i>For Stainless Steel, Add</i>	177.94
	<i>For Seismic Hook And Eye, Add</i>	19.13



MINOR CSI UOM DESCRIPTION	TOTAL DIRECT UNIT COST	DEMOLITION UNIT COST
04 05 19 13-0392 CLF #14 (For 8" + 2" + 4" Walls), Mill Galvanized, 9 Gauge Side Rods, 9 Gauge Cross Rods, Truss-Type With Hook And Eye Ties For Cavity Walls, Masonry Wall Reinforcement	159.04	
<i>For Hot-Dipped Galvanized, Add</i>	45.46	
<i>For Stainless Steel, Add</i>	181.84	
<i>For Seismic Hook And Eye, Add</i>	19.55	
04 05 19 13-0393 CLF #16 (For 10" + 2" + 4" Walls), Mill Galvanized, 9 Gauge Side Rods, 9 Gauge Cross Rods, Truss-Type With Hook And Eye Ties For Cavity Walls, Masonry Wall Reinforcement	165.90	
<i>For Hot-Dipped Galvanized, Add</i>	46.86	
<i>For Stainless Steel, Add</i>	187.42	
<i>For Seismic Hook And Eye, Add</i>	20.15	
04 05 19 13-0394 CLF #18 (For 12" + 2" + 4" Walls), Mill Galvanized, 9 Gauge Side Rods, 9 Gauge Cross Rods, Truss-Type With Hook And Eye Ties For Cavity Walls, Masonry Wall Reinforcement	171.95	
<i>For Hot-Dipped Galvanized, Add</i>	48.47	
<i>For Stainless Steel, Add</i>	193.86	
<i>For Seismic Hook And Eye, Add</i>	20.84	
04 05 19 13-0395 3/16" Side Rods, 9 Gauge Cross Rods, Truss-Type With Hook And Eye Ties For Cavity Walls, Masonry Wall Reinforcement <small>(04 05 19 13-0388)</small>		
04 05 19 13-0396 CLF #10 (For 4" + 2" + 4" Walls), Mill Galvanized, 3/16" Side Rods, 9 Gauge Cross Rods, Truss-Type With Hook And Eye Ties For Cavity Walls, Masonry Wall Reinforcement	165.71	
<i>For Hot-Dipped Galvanized, Add</i>	54.90	
<i>For Stainless Steel, Add</i>	219.58	
<i>For Seismic Hook And Eye, Add</i>	23.60	
04 05 19 13-0397 CLF #12 (For 6" + 2" + 4" Walls), Mill Galvanized, 3/16" Side Rods, 9 Gauge Cross Rods, Truss-Type With Hook And Eye Ties For Cavity Walls, Masonry Wall Reinforcement	174.02	
<i>For Hot-Dipped Galvanized, Add</i>	55.24	
<i>For Stainless Steel, Add</i>	220.94	
<i>For Seismic Hook And Eye, Add</i>	23.75	
04 05 19 13-0398 CLF #14 (For 8" + 2" + 4" Walls), Mill Galvanized, 3/16" Side Rods, 9 Gauge Cross Rods, Truss-Type With Hook And Eye Ties For Cavity Walls, Masonry Wall Reinforcement	180.48	
<i>For Hot-Dipped Galvanized, Add</i>	56.18	
<i>For Stainless Steel, Add</i>	224.72	
<i>For Seismic Hook And Eye, Add</i>	24.16	
04 05 19 13-0399 CLF #16 (For 10" + 2" + 4" Walls), Mill Galvanized, 3/16" Side Rods, 9 Gauge Cross Rods, Truss-Type With Hook And Eye Ties For Cavity Walls, Masonry Wall Reinforcement	187.09	
<i>For Hot-Dipped Galvanized, Add</i>	57.45	
<i>For Stainless Steel, Add</i>	229.80	
<i>For Seismic Hook And Eye, Add</i>	24.70	
04 05 19 13-0400 CLF #18 (For 12" + 2" + 4" Walls), Mill Galvanized, 3/16" Side Rods, 9 Gauge Cross Rods, Truss-Type With Hook And Eye Ties For Cavity Walls, Masonry Wall Reinforcement	192.52	
<i>For Hot-Dipped Galvanized, Add</i>	58.75	
<i>For Stainless Steel, Add</i>	235.00	
<i>For Seismic Hook And Eye, Add</i>	25.26	
04 05 19 13-0401 3/16" Side Rods, 3/16" Cross Rods, Truss-Type With Hook And Eye Ties For Cavity Walls, Masonry Wall Reinforcement <small>(04 05 19 13-0388)</small>		
04 05 19 13-0402 CLF #10 (For 4" + 2" + 4" Walls), Mill Galvanized, 3/16" Side Rods, 3/16" Cross Rods, Truss-Type With Hook And Eye Ties For Cavity Walls, Masonry Wall Reinforcement	176.12	
<i>For Hot-Dipped Galvanized, Add</i>	60.10	
<i>For Stainless Steel, Add</i>	240.40	
<i>For Seismic Hook And Eye, Add</i>	25.84	
04 05 19 13-0403 CLF #12 (For 6" + 2" + 4" Walls), Mill Galvanized, 3/16" Side Rods, 3/16" Cross Rods, Truss-Type With Hook And Eye Ties For Cavity Walls, Masonry Wall Reinforcement	184.61	
<i>For Hot-Dipped Galvanized, Add</i>	60.53	
<i>For Stainless Steel, Add</i>	242.12	
<i>For Seismic Hook And Eye, Add</i>	26.03	
04 05 19 13-0404 CLF #14 (For 8" + 2" + 4" Walls), Mill Galvanized, 3/16" Side Rods, 3/16" Cross Rods, Truss-Type With Hook And Eye Ties For Cavity Walls, Masonry Wall Reinforcement	192.47	
<i>For Hot-Dipped Galvanized, Add</i>	62.18	
<i>For Stainless Steel, Add</i>	248.70	
<i>For Seismic Hook And Eye, Add</i>	26.74	
04 05 19 13-0405 CLF #16 (For 10" + 2" + 4" Walls), Mill Galvanized, 3/16" Side Rods, 3/16" Cross Rods, Truss-Type With Hook And Eye Ties For Cavity Walls, Masonry Wall Reinforcement	200.75	
<i>For Hot-Dipped Galvanized, Add</i>	64.28	
<i>For Stainless Steel, Add</i>	257.12	
<i>For Seismic Hook And Eye, Add</i>	27.64	
04 05 19 13-0406 CLF #18 (For 12" + 2" + 4" Walls), Mill Galvanized, 3/16" Side Rods, 3/16" Cross Rods, Truss-Type With Hook And Eye Ties For Cavity Walls, Masonry Wall Reinforcement	208.94	
<i>For Hot-Dipped Galvanized, Add</i>	66.96	
<i>For Stainless Steel, Add</i>	267.84	
<i>For Seismic Hook And Eye, Add</i>	28.79	
04 05 19 16 Masonry Anchors <small>(04 05 19)</small>		
04 05 19 16-0001 Rectangular, Wire Masonry Wall Ties <small>(04 05 19 16)</small>		
04 05 19 16-0002 Hot-Dipped Galvanized, Rectangular, Wire Masonry Wall Ties <small>(04 05 19 16-0001)</small>		
04 05 19 16-0003 EA 2" Width x 4" Length, 3/16" Diameter, Hot-Dipped Galvanized, Rectangular, Wire Masonry Wall Tie	1.35	
04 05 19 16-0004 EA 2" Width x 6" Length, 3/16" Diameter, Hot-Dipped Galvanized, Rectangular, Wire Masonry Wall Tie	1.46	
04 05 19 16-0005 EA 2" Width x 8" Length, 3/16" Diameter, Hot-Dipped Galvanized, Rectangular, Wire Masonry Wall Tie	1.57	
04 05 19 16-0006 EA 2" Width x 10" Length, 3/16" Diameter, Hot-Dipped Galvanized, Rectangular, Wire Masonry Wall Tie	1.70	
04 05 19 16-0007 EA 2" Width x 12" Length, 3/16" Diameter, Hot-Dipped Galvanized, Rectangular, Wire Masonry Wall Tie	1.83	



MINOR
CSI UOM DESCRIPTION

TOTAL DIRECT DEMOLITION
UNIT COST UNIT COST

04 05 19 16-0008	EA	4" Width x 6" Length, 3/16" Diameter, Hot-Dipped Galvanized, Rectangular, Wire Masonry Wall Tie.....	1.57
04 05 19 16-0009	EA	4" Width x 8" Length, 3/16" Diameter, Hot-Dipped Galvanized, Rectangular, Wire Masonry Wall Tie.....	1.70
04 05 19 16-0010	EA	4" Width x 10" Length, 3/16" Diameter, Hot-Dipped Galvanized, Rectangular, Wire Masonry Wall Tie.....	1.83
04 05 19 16-0011	EA	4" Width x 12" Length, 3/16" Diameter, Hot-Dipped Galvanized, Rectangular, Wire Masonry Wall Tie.....	1.96
04 05 19 16-0012		Mill Galvanized, Rectangular, Wire Masonry Wall Ties (04 05 19 16-0001)	
04 05 19 16-0013	EA	2" Width x 4" Length, 3/16" Diameter, Mill Galvanized, Rectangular, Wire Masonry Wall Tie	1.16
04 05 19 16-0014	EA	2" Width x 6" Length, 3/16" Diameter, Mill Galvanized, Rectangular, Wire Masonry Wall Tie	1.20
04 05 19 16-0015	EA	2" Width x 8" Length, 3/16" Diameter, Mill Galvanized, Rectangular, Wire Masonry Wall Tie	1.25
04 05 19 16-0016	EA	2" Width x 10" Length, 3/16" Diameter, Mill Galvanized, Rectangular, Wire Masonry Wall Tie	1.32
04 05 19 16-0017	EA	2" Width x 12" Length, 3/16" Diameter, Mill Galvanized, Rectangular, Wire Masonry Wall Tie	1.39
04 05 19 16-0018	EA	4" Width x 6" Length, 3/16" Diameter, Mill Galvanized, Rectangular, Wire Masonry Wall Tie	1.25
04 05 19 16-0019	EA	4" Width x 8" Length, 3/16" Diameter, Mill Galvanized, Rectangular, Wire Masonry Wall Tie	1.32
04 05 19 16-0020	EA	4" Width x 10" Length, 3/16" Diameter, Mill Galvanized, Rectangular, Wire Masonry Wall Tie	1.39
04 05 19 16-0021	EA	4" Width x 12" Length, 3/16" Diameter, Mill Galvanized, Rectangular, Wire Masonry Wall Tie	1.47
04 05 19 16-0022		Z-Type, Wire Masonry Wall Ties (04 05 19 16)	
04 05 19 16-0023		Hot-Dipped Galvanized, Z-Type, Wire Masonry Wall Ties (04 05 19 16-0022)	
04 05 19 16-0024	EA	6" Length, 2" Bends, 3/16" Diameter, Hot-Dipped Galvanized, Z-Type, Wire Masonry Wall Tie	1.16
04 05 19 16-0025	EA	8" Length, 2" Bends, 3/16" Diameter, Hot-Dipped Galvanized, Z-Type, Wire Masonry Wall Tie	1.23
04 05 19 16-0026	EA	10" Length, 2" Bends, 3/16" Diameter, Hot-Dipped Galvanized, Z-Type, Wire Masonry Wall Tie	1.42
04 05 19 16-0027	EA	12" Length, 2" Bends, 3/16" Diameter, Hot-Dipped Galvanized, Z-Type, Wire Masonry Wall Tie	1.51
04 05 19 16-0028	EA	6" Length, 2" Bends, 1/4" Diameter, Hot-Dipped Galvanized, Z-Type, Wire Masonry Wall Tie	1.53
04 05 19 16-0029	EA	8" Length, 2" Bends, 1/4" Diameter, Hot-Dipped Galvanized, Z-Type, Wire Masonry Wall Tie	1.65
04 05 19 16-0030	EA	10" Length, 2" Bends, 1/4" Diameter, Hot-Dipped Galvanized, Z-Type, Wire Masonry Wall Tie	1.80
04 05 19 16-0031	EA	12" Length, 2" Bends, 1/4" Diameter, Hot-Dipped Galvanized, Z-Type, Wire Masonry Wall Tie	1.89
04 05 19 16-0032		Mill Galvanized, Z-Type, Wire Masonry Wall Ties (04 05 19 16-0022)	
04 05 19 16-0033	EA	6" Length, 2" Bends, 3/16" Diameter, Mill Galvanized, Z-Type, Wire Masonry Wall Tie	1.02
04 05 19 16-0034	EA	8" Length, 2" Bends, 3/16" Diameter, Mill Galvanized, Z-Type, Wire Masonry Wall Tie	1.04
04 05 19 16-0035	EA	10" Length, 2" Bends, 3/16" Diameter, Mill Galvanized, Z-Type, Wire Masonry Wall Tie	1.19
04 05 19 16-0036	EA	12" Length, 2" Bends, 3/16" Diameter, Mill Galvanized, Z-Type, Wire Masonry Wall Tie	1.23
04 05 19 16-0037	EA	6" Length, 2" Bends, 1/4" Diameter, Mill Galvanized, Z-Type, Wire Masonry Wall Tie	1.24
04 05 19 16-0038	EA	8" Length, 2" Bends, 1/4" Diameter, Mill Galvanized, Z-Type, Wire Masonry Wall Tie	1.32
04 05 19 16-0039	EA	10" Length, 2" Bends, 1/4" Diameter, Mill Galvanized, Z-Type, Wire Masonry Wall Tie	1.39
04 05 19 16-0040	EA	12" Length, 2" Bends, 1/4" Diameter, Mill Galvanized, Z-Type, Wire Masonry Wall Tie	1.49
04 05 19 16-0041		Wire Beam Ties (04 05 19 16)	
04 05 19 16-0042		Hot-Dipped Galvanized, Wire Beam Ties (04 05 19 16-0041)	
04 05 19 16-0043	EA	2" Width x 12" Length, 3/16" Diameter, Hot-Dipped Galvanized, Wire Beam Tie	1.69
04 05 19 16-0044	EA	4" Width x 12" Length, 3/16" Diameter, Hot-Dipped Galvanized, Wire Beam Tie	1.74
04 05 19 16-0045	EA	6" Width x 12" Length, 3/16" Diameter, Hot-Dipped Galvanized, Wire Beam Tie	1.78
04 05 19 16-0046	EA	8" Width x 12" Length, 3/16" Diameter, Hot-Dipped Galvanized, Wire Beam Tie	1.83
04 05 19 16-0047	EA	10" Width x 12" Length, 3/16" Diameter, Hot-Dipped Galvanized, Wire Beam Tie	1.92
04 05 19 16-0048		Mill Galvanized, Wire Beam Ties (04 05 19 16-0041)	
04 05 19 16-0049	EA	2" Width x 12" Length, 3/16" Diameter, Mill Galvanized, Wire Beam Tie	2.08
04 05 19 16-0050	EA	4" Width x 12" Length, 3/16" Diameter, Mill Galvanized, Wire Beam Tie	2.19
04 05 19 16-0051	EA	6" Width x 12" Length, 3/16" Diameter, Mill Galvanized, Wire Beam Tie	2.31
04 05 19 16-0052	EA	8" Width x 12" Length, 3/16" Diameter, Mill Galvanized, Wire Beam Tie	2.36
04 05 19 16-0053	EA	10" Width x 12" Length, 3/16" Diameter, Mill Galvanized, Wire Beam Tie	2.45
04 05 19 16-0054		Adjustable Double Pintle, Wire Masonry Wall Ties (04 05 19 16)	
04 05 19 16-0055		Hot-Dipped Galvanized, Adjustable Double Pintle, Wire Masonry Wall Ties (04 05 19 16-0054)	
04 05 19 16-0056	EA	6" Total Length, 3/16" Diameter, Hot-Dipped Galvanized, Adjustable Double Pintle, Wire Masonry Wall Tie	1.92
04 05 19 16-0057	EA	7" Total Length, 3/16" Diameter, Hot-Dipped Galvanized, Adjustable Double Pintle, Wire Masonry Wall Tie	2.02
04 05 19 16-0058	EA	8" Total Length, 3/16" Diameter, Hot-Dipped Galvanized, Adjustable Double Pintle, Wire Masonry Wall Tie	2.05
04 05 19 16-0059	EA	9" Total Length, 3/16" Diameter, Hot-Dipped Galvanized, Adjustable Double Pintle, Wire Masonry Wall Tie	2.14
04 05 19 16-0060	EA	10" Total Length, 3/16" Diameter, Hot-Dipped Galvanized, Adjustable Double Pintle, Wire Masonry Wall Tie	2.17
04 05 19 16-0061		Mill Galvanized, Adjustable Double Pintle, Wire Masonry Wall Ties (04 05 19 16-0054)	
04 05 19 16-0062	EA	6" Total Length, 3/16" Diameter, Mill Galvanized, Adjustable Double Pintle, Wire Masonry Wall Tie	1.57
04 05 19 16-0063	EA	7" Total Length, 3/16" Diameter, Mill Galvanized, Adjustable Double Pintle, Wire Masonry Wall Tie	1.63
04 05 19 16-0064	EA	8" Total Length, 3/16" Diameter, Mill Galvanized, Adjustable Double Pintle, Wire Masonry Wall Tie	1.66
04 05 19 16-0065	EA	9" Total Length, 3/16" Diameter, Mill Galvanized, Adjustable Double Pintle, Wire Masonry Wall Tie	1.71
04 05 19 16-0066	EA	10" Total Length, 3/16" Diameter, Mill Galvanized, Adjustable Double Pintle, Wire Masonry Wall Tie	1.73
04 05 19 16-0067		Corrugated Buck (Brick) Anchors (04 05 19 16)	



MINOR CSI UOM DESCRIPTION	TOTAL DIRECT UNIT COST	DEMOLITION UNIT COST
04 05 19 16-0068	Hot-Dipped Galvanized, Corrugated Buck (Brick) Anchors <small>(04 05 19 16-0067)</small>	
04 05 19 16-0069 EA 3-1/2" Length, 1-1/4" Width, 16 Gauge, Hot-Dipped Galvanized, Corrugated Buck (Brick) Anchor	2.41	
04 05 19 16-0070 EA 4-1/2" Length, 1-1/4" Width, 16 Gauge, Hot-Dipped Galvanized, Corrugated Buck (Brick) Anchor	2.52	
04 05 19 16-0071 EA 5-1/2" Length, 1-1/4" Width, 16 Gauge, Hot-Dipped Galvanized, Corrugated Buck (Brick) Anchor	2.62	
04 05 19 16-0072 EA 6-1/2" Length, 1-1/4" Width, 16 Gauge, Hot-Dipped Galvanized, Corrugated Buck (Brick) Anchor	2.73	
04 05 19 16-0073 EA 7-1/2" Length, 1-1/4" Width, 16 Gauge, Hot-Dipped Galvanized, Corrugated Buck (Brick) Anchor	2.84	
04 05 19 16-0074 EA 3-1/2" Length, 1-1/4" Width, 14 Gauge, Hot-Dipped Galvanized, Corrugated Buck (Brick) Anchor	2.50	
04 05 19 16-0075 EA 4-1/2" Length, 1-1/4" Width, 14 Gauge, Hot-Dipped Galvanized, Corrugated Buck (Brick) Anchor	2.62	
04 05 19 16-0076 EA 5-1/2" Length, 1-1/4" Width, 14 Gauge, Hot-Dipped Galvanized, Corrugated Buck (Brick) Anchor	2.73	
04 05 19 16-0077 EA 6-1/2" Length, 1-1/4" Width, 14 Gauge, Hot-Dipped Galvanized, Corrugated Buck (Brick) Anchor	2.85	
04 05 19 16-0078 EA 7-1/2" Length, 1-1/4" Width, 14 Gauge, Hot-Dipped Galvanized, Corrugated Buck (Brick) Anchor	2.97	
04 05 19 16-0079	Mill Galvanized, Corrugated Buck (Brick) Anchors <small>(04 05 19 16-0067)</small>	
04 05 19 16-0080 EA 3-1/2" Length, 1-1/4" Width, 16 Gauge, Mill Galvanized, Corrugated Buck (Brick) Anchor	2.03	
04 05 19 16-0081 EA 4-1/2" Length, 1-1/4" Width, 16 Gauge, Mill Galvanized, Corrugated Buck (Brick) Anchor	2.11	
04 05 19 16-0082 EA 5-1/2" Length, 1-1/4" Width, 16 Gauge, Mill Galvanized, Corrugated Buck (Brick) Anchor	2.18	
04 05 19 16-0083 EA 6-1/2" Length, 1-1/4" Width, 16 Gauge, Mill Galvanized, Corrugated Buck (Brick) Anchor	2.26	
04 05 19 16-0084 EA 7-1/2" Length, 1-1/4" Width, 16 Gauge, Mill Galvanized, Corrugated Buck (Brick) Anchor	2.34	
04 05 19 16-0085 EA 3-1/2" Length, 1-1/4" Width, 14 Gauge, Mill Galvanized, Corrugated Buck (Brick) Anchor	2.10	
04 05 19 16-0086 EA 4-1/2" Length, 1-1/4" Width, 14 Gauge, Mill Galvanized, Corrugated Buck (Brick) Anchor	2.18	
04 05 19 16-0087 EA 5-1/2" Length, 1-1/4" Width, 14 Gauge, Mill Galvanized, Corrugated Buck (Brick) Anchor	2.27	
04 05 19 16-0088 EA 6-1/2" Length, 1-1/4" Width, 14 Gauge, Mill Galvanized, Corrugated Buck (Brick) Anchor	2.35	
04 05 19 16-0089 EA 7-1/2" Length, 1-1/4" Width, 14 Gauge, Mill Galvanized, Corrugated Buck (Brick) Anchor	2.44	
04 05 19 16-0090	Corrugated Wall Ties <small>(04 05 19 16)</small>	
04 05 19 16-0091	Hot-Dipped Galvanized, Corrugated Wall Ties <small>(04 05 19 16-0090)</small>	
04 05 19 16-0092 EA 7/8" Width, 7" Length, 28 Gauge, Hot-Dipped Galvanized, Corrugated Wall Tie	1.01	
04 05 19 16-0093 EA 7/8" Width, 7" Length, 26 Gauge, Hot-Dipped Galvanized, Corrugated Wall Tie	1.10	
04 05 19 16-0094 EA 7/8" Width, 7" Length, 24 Gauge, Hot-Dipped Galvanized, Corrugated Wall Tie	1.14	
04 05 19 16-0095 EA 7/8" Width, 7" Length, 22 Gauge, Hot-Dipped Galvanized, Corrugated Wall Tie	1.17	
04 05 19 16-0096 EA 7/8" Width, 7" Length, 16 Gauge, Hot-Dipped Galvanized, Corrugated Wall Tie	1.47	
04 05 19 16-0097	Mill Galvanized, Corrugated Wall Ties <small>(04 05 19 16-0090)</small>	
04 05 19 16-0098 EA 7/8" Width, 7" Length, 26 Gauge, Mill Galvanized, Corrugated Wall Tie	1.05	
04 05 19 16-0099 EA 7/8" Width, 7" Length, 24 Gauge, Mill Galvanized, Corrugated Wall Tie	1.07	
04 05 19 16-0100 EA 7/8" Width, 7" Length, 22 Gauge, Mill Galvanized, Corrugated Wall Tie	1.10	
04 05 19 16-0101 EA 7/8" Width, 7" Length, 16 Gauge, Mill Galvanized, Corrugated Wall Tie	1.33	
04 05 19 16-0102	Stainless Steel, Corrugated Wall Ties <small>(04 05 19 16-0090)</small>	
04 05 19 16-0103 EA 7/8" Width, 7" Length, 28 Gauge, Stainless Steel, Corrugated Wall Tie	1.32	
04 05 19 16-0104 EA 7/8" Width, 7" Length, 26 Gauge, Stainless Steel, Corrugated Wall Tie	1.38	
04 05 19 16-0105 EA 7/8" Width, 7" Length, 24 Gauge, Stainless Steel, Corrugated Wall Tie	1.45	
04 05 19 16-0106 EA 7/8" Width, 7" Length, 22 Gauge, Stainless Steel, Corrugated Wall Tie	1.51	
04 05 19 16-0107 EA 7/8" Width, 7" Length, 16 Gauge, Stainless Steel, Corrugated Wall Tie	1.84	
04 05 19 16-0108	Wire Mesh Wall Ties <small>(04 05 19 16)</small>	
Note: 1/2" square mesh.		
04 05 19 16-0109 EA 3" Width, 8" Length, 16 Gauge, Hot-Dipped Galvanized, Wire Mesh Wall Tie	2.24	
04 05 19 16-0110 EA 3" Width, 12" Length, 16 Gauge, Hot-Dipped Galvanized, Wire Mesh Wall Tie	2.81	
04 05 19 16-0111 EA 6" Width, 8" Length, 16 Gauge, Hot-Dipped Galvanized, Wire Mesh Wall Tie	3.40	
04 05 19 16-0112 EA 6" Width, 12" Length, 16 Gauge, Hot-Dipped Galvanized, Wire Mesh Wall Tie	4.48	
04 05 19 16-0113 EA 10" Width, 8" Length, 16 Gauge, Hot-Dipped Galvanized, Wire Mesh Wall Tie	4.09	
04 05 19 16-0114 EA 10" Width, 12" Length, 16 Gauge, Hot-Dipped Galvanized, Wire Mesh Wall Tie	5.23	
04 05 19 16-0115	Triangle Brick Ties <small>(04 05 19 16)</small>	
04 05 19 16-0116	Hot-Dipped Galvanized, Triangle Brick Ties <small>(04 05 19 16-0115)</small>	
04 05 19 16-0117 EA 3" Length, 3/16" Diameter, Hot-Dipped Galvanized, Triangle Brick Tie	1.96	
04 05 19 16-0118 EA 3-1/2" Length, 3/16" Diameter, Hot-Dipped Galvanized, Triangle Brick Tie	2.01	
04 05 19 16-0119 EA 4" Length, 3/16" Diameter, Hot-Dipped Galvanized, Triangle Brick Tie	2.06	
04 05 19 16-0120 EA 4-1/2" Length, 3/16" Diameter, Hot-Dipped Galvanized, Triangle Brick Tie	2.14	
04 05 19 16-0121 EA 5" Length, 3/16" Diameter, Hot-Dipped Galvanized, Triangle Brick Tie	2.19	
04 05 19 16-0122 EA 6" Length, 3/16" Diameter, Hot-Dipped Galvanized, Triangle Brick Tie	2.32	
04 05 19 16-0123 EA 7" Length, 3/16" Diameter, Hot-Dipped Galvanized, Triangle Brick Tie	2.42	
04 05 19 16-0124 EA 9" Length, 3/16" Diameter, Hot-Dipped Galvanized, Triangle Brick Tie	2.65	
04 05 19 16-0125 EA 3" Length, 1/4" Diameter, Hot-Dipped Galvanized, Triangle Brick Tie	2.45	
04 05 19 16-0126 EA 3-1/2" Length, 1/4" Diameter, Hot-Dipped Galvanized, Triangle Brick Tie	2.48	
04 05 19 16-0127 EA 4" Length, 1/4" Diameter, Hot-Dipped Galvanized, Triangle Brick Tie	2.52	
04 05 19 16-0128 EA 4-1/2" Length, 1/4" Diameter, Hot-Dipped Galvanized, Triangle Brick Tie	2.59	
04 05 19 16-0129 EA 5" Length, 1/4" Diameter, Hot-Dipped Galvanized, Triangle Brick Tie	2.63	
04 05 19 16-0130 EA 6" Length, 1/4" Diameter, Hot-Dipped Galvanized, Triangle Brick Tie	2.75	
04 05 19 16-0131 EA 7" Length, 1/4" Diameter, Hot-Dipped Galvanized, Triangle Brick Tie	2.83	
04 05 19 16-0132 EA 9" Length, 1/4" Diameter, Hot-Dipped Galvanized, Triangle Brick Tie	3.07	

04 Masonry**04 05 Common Work Results for Masonry****04 05 19 Masonry Anchorage and Reinforcing**
 MINOR
 CSI UOM DESCRIPTION

 TOTAL DIRECT DEMOLITION
 UNIT COST UNIT COST

MINOR	CSI	UOM	DESCRIPTION	TOTAL DIRECT UNIT COST	DEMOLITION UNIT COST
04 05 19 16-0133			Mill Galvanized, Triangle Brick Ties <small>(04 05 19 16-0115)</small>		
04 05 19 16-0134	EA		3" Length, 3/16" Diameter, Mill Galvanized, Triangle Brick Tie.....	1.73	
04 05 19 16-0135	EA		3-1/2" Length, 3/16" Diameter, Mill Galvanized, Triangle Brick Tie.....	1.74	
04 05 19 16-0136	EA		4" Length, 3/16" Diameter, Mill Galvanized, Triangle Brick Tie.....	1.76	
04 05 19 16-0137	EA		4-1/2" Length, 3/16" Diameter, Mill Galvanized, Triangle Brick Tie.....	1.82	
04 05 19 16-0138	EA		5" Length, 3/16" Diameter, Mill Galvanized, Triangle Brick Tie.....	1.83	
04 05 19 16-0139	EA		6" Length, 3/16" Diameter, Mill Galvanized, Triangle Brick Tie.....	1.91	
04 05 19 16-0140	EA		7" Length, 3/16" Diameter, Mill Galvanized, Triangle Brick Tie.....	1.94	
04 05 19 16-0141	EA		9" Length, 3/16" Diameter, Mill Galvanized, Triangle Brick Tie.....	2.02	
04 05 19 16-0142	EA		3" Length, 1/4" Diameter, Mill Galvanized, Triangle Brick Tie.....	2.01	
04 05 19 16-0143	EA		3-1/2" Length, 1/4" Diameter, Mill Galvanized, Triangle Brick Tie.....	2.04	
04 05 19 16-0144	EA		4" Length, 1/4" Diameter, Mill Galvanized, Triangle Brick Tie.....	2.07	
04 05 19 16-0145	EA		4-1/2" Length, 1/4" Diameter, Mill Galvanized, Triangle Brick Tie.....	2.14	
04 05 19 16-0146	EA		5" Length, 1/4" Diameter, Mill Galvanized, Triangle Brick Tie.....	2.16	
04 05 19 16-0147	EA		6" Length, 1/4" Diameter, Mill Galvanized, Triangle Brick Tie.....	2.25	
04 05 19 16-0148	EA		7" Length, 1/4" Diameter, Mill Galvanized, Triangle Brick Tie.....	2.30	
04 05 19 16-0149	EA		9" Length, 1/4" Diameter, Mill Galvanized, Triangle Brick Tie.....	2.44	
04 05 19 16-0150			Seismic Veneer Anchors <small>(04 05 19 16)</small>		
04 05 19 16-0151	EA		3-1/2" Length, 1-1/4" Width, Stainless Steel, Seismic Notch Veneer Anchor..... Note: For horizontal wire attachment. Excludes wire.	6.07	
04 05 19 16-0152			Slip-Set, Joint Stabilization Anchors <small>(04 05 19 16)</small>		
			Note: For restraining lateral movement at control joints. Field bendable.		
04 05 19 16-0153	EA		9-5/8" Length, 1-5/8" Width, Mill Galvanized, Slip-Set, Joint Stabilization Anchor.....	7.92	
04 05 19 16-0154	EA		9-5/8" Length, 1-5/8" Width, Hot-Dipped Galvanized, Slip-Set, Joint Stabilization Anchor.....	8.62	
04 05 19 16-0155	EA		9-5/8" Length, 1-5/8" Width, Stainless Steel, Slip-Set, Joint Stabilization Anchor.....	6.07	
04 05 19 16-0156			Strap Partition Top Anchors <small>(04 05 19 16)</small>		
04 05 19 16-0157	EA		12 Gauge Strap, 3/8" Rod, Hot-Dipped Galvanized, Partition Top Anchor.....	4.39	
04 05 19 16-0158	EA		12 Gauge Strap, 3/8" Rod, Stainless Steel, Partition Top Anchor.....	6.39	
04 05 19 16-0159			Rigid Partition Anchors <small>(04 05 19 16)</small>		
04 05 19 16-0160			Hot-Dipped Galvanized, Rigid Partition Anchors <small>(04 05 19 16-0159)</small>		
04 05 19 16-0161	EA		1" Width, 8" Length, 1/8" Thick, Hot-Dipped Galvanized, U Or Z Style, Rigid Partition Anchor.....	3.01	
04 05 19 16-0162	EA		1-1/4" Width, 8" Length, 1/8" Thick, Hot-Dipped Galvanized, U Or Z Style, Rigid Partition Anchor.....	3.31	
04 05 19 16-0163	EA		1-1/2" Width, 8" Length, 1/8" Thick, Hot-Dipped Galvanized, U Or Z Style, Rigid Partition Anchor.....	3.68	
04 05 19 16-0164	EA		1-3/4" Width, 8" Length, 1/8" Thick, Hot-Dipped Galvanized, U Or Z Style, Rigid Partition Anchor.....	4.02	
04 05 19 16-0165	EA		2" Width, 8" Length, 1/8" Thick, Hot-Dipped Galvanized, U Or Z Style, Rigid Partition Anchor.....	4.35	
04 05 19 16-0166	EA		2-1/4" Width, 8" Length, 1/8" Thick, Hot-Dipped Galvanized, U Or Z Style, Rigid Partition Anchor.....	4.69	
04 05 19 16-0167	EA		1" Width, 8" Length, 1/4" Thick, Hot-Dipped Galvanized, U Or Z Style, Rigid Partition Anchor.....	4.36	
04 05 19 16-0168	EA		1-1/4" Width, 8" Length, 1/4" Thick, Hot-Dipped Galvanized, U Or Z Style, Rigid Partition Anchor.....	5.43	
04 05 19 16-0169	EA		1-1/2" Width, 8" Length, 1/4" Thick, Hot-Dipped Galvanized, U Or Z Style, Rigid Partition Anchor.....	6.51	
04 05 19 16-0170	EA		1-3/4" Width, 8" Length, 1/4" Thick, Hot-Dipped Galvanized, U Or Z Style, Rigid Partition Anchor.....	7.59	
04 05 19 16-0171	EA		2" Width, 8" Length, 1/4" Thick, Hot-Dipped Galvanized, U Or Z Style, Rigid Partition Anchor.....	8.66	
04 05 19 16-0172	EA		2-1/4" Width, 8" Length, 1/4" Thick, Hot-Dipped Galvanized, U Or Z Style, Rigid Partition Anchor.....	9.74	
04 05 19 16-0173			Mill Galvanized, Rigid Partition Anchors <small>(04 05 19 16-0159)</small>		
04 05 19 16-0174	EA		1" Width, 8" Length, 1/8" Thick, Mill Galvanized, U Or Z Style, Rigid Partition Anchor.....	2.71	
04 05 19 16-0175	EA		1-1/4" Width, 8" Length, 1/8" Thick, Mill Galvanized, U Or Z Style, Rigid Partition Anchor.....	2.97	
04 05 19 16-0176	EA		1-1/2" Width, 8" Length, 1/8" Thick, Mill Galvanized, U Or Z Style, Rigid Partition Anchor.....	3.24	
04 05 19 16-0177	EA		1-3/4" Width, 8" Length, 1/8" Thick, Mill Galvanized, U Or Z Style, Rigid Partition Anchor.....	3.50	
04 05 19 16-0178	EA		2" Width, 8" Length, 1/8" Thick, Mill Galvanized, U Or Z Style, Rigid Partition Anchor.....	3.76	
04 05 19 16-0179	EA		2-1/4" Width, 8" Length, 1/8" Thick, Mill Galvanized, U Or Z Style, Rigid Partition Anchor.....	4.02	
04 05 19 16-0180			Screw-On Masonry Veneer Anchor Plates <small>(04 05 19 16)</small>		
04 05 19 16-0181	EA		12 Gauge, Hot-Dipped Galvanized, Screw-On Masonry Veneer Anchor Plate.....	1.92	
04 05 19 16-0182	EA		14 Gauge, Hot-Dipped Galvanized, Screw-On Masonry Veneer Anchor Plate.....	2.04	
04 05 19 16-0183			Wire Column Ties <small>(04 05 19 16)</small>		
04 05 19 16-0184			Hot-Dipped Galvanized, Wire Column Ties <small>(04 05 19 16-0183)</small>		
04 05 19 16-0185	EA		3" Length, 3/16" Diameter, Hot-Dipped Galvanized, Wire Column Tie.....	2.39	
04 05 19 16-0186	EA		5" Length, 3/16" Diameter, Hot-Dipped Galvanized, Wire Column Tie.....	2.57	
04 05 19 16-0187	EA		7" Length, 3/16" Diameter, Hot-Dipped Galvanized, Wire Column Tie.....	2.70	
04 05 19 16-0188	EA		9" Length, 3/16" Diameter, Hot-Dipped Galvanized, Wire Column Tie.....	2.88	
04 05 19 16-0189	EA		10" Length, 3/16" Diameter, Hot-Dipped Galvanized, Wire Column Tie.....	2.54	
04 05 19 16-0190	EA		12" Length, 3/16" Diameter, Hot-Dipped Galvanized, Wire Column Tie.....	2.70	
04 05 19 16-0191	EA		14" Length, 3/16" Diameter, Hot-Dipped Galvanized, Wire Column Tie.....	2.81	
04 05 19 16-0192	EA		16" Length, 3/16" Diameter, Hot-Dipped Galvanized, Wire Column Tie.....	2.93	



MINOR CSI UOM DESCRIPTION	TOTAL DIRECT UNIT COST	DEMOLITION UNIT COST
04 05 19 16-0193 EA 3" Length, 1/4" Diameter, Hot-Dipped Galvanized, Wire Column Tie	3.33	
04 05 19 16-0194 EA 5" Length, 1/4" Diameter, Hot-Dipped Galvanized, Wire Column Tie	3.64	
04 05 19 16-0195 EA 7" Length, 1/4" Diameter, Hot-Dipped Galvanized, Wire Column Tie	3.85	
04 05 19 16-0196 EA 9" Length, 1/4" Diameter, Hot-Dipped Galvanized, Wire Column Tie	4.14	
04 05 19 16-0197 EA 10" Length, 1/4" Diameter, Hot-Dipped Galvanized, Wire Column Tie	3.64	
04 05 19 16-0198 EA 12" Length, 1/4" Diameter, Hot-Dipped Galvanized, Wire Column Tie	3.85	
04 05 19 16-0199 EA 14" Length, 1/4" Diameter, Hot-Dipped Galvanized, Wire Column Tie	4.03	
04 05 19 16-0200 EA 16" Length, 1/4" Diameter, Hot-Dipped Galvanized, Wire Column Tie	4.23	
04 05 19 16-0201 Mill Galvanized, Wire Column Ties (04 05 19 16-0183)		
04 05 19 16-0202 EA 3" Length, 3/16" Diameter, Mill Galvanized, Wire Column Tie	2.07	
04 05 19 16-0203 EA 5" Length, 3/16" Diameter, Mill Galvanized, Wire Column Tie	2.18	
04 05 19 16-0204 EA 7" Length, 3/16" Diameter, Mill Galvanized, Wire Column Tie	2.25	
04 05 19 16-0205 EA 9" Length, 3/16" Diameter, Mill Galvanized, Wire Column Tie	2.36	
04 05 19 16-0206 EA 10" Length, 3/16" Diameter, Mill Galvanized, Wire Column Tie	2.12	
04 05 19 16-0207 EA 12" Length, 3/16" Diameter, Mill Galvanized, Wire Column Tie	2.23	
04 05 19 16-0208 EA 14" Length, 3/16" Diameter, Mill Galvanized, Wire Column Tie	2.30	
04 05 19 16-0209 EA 16" Length, 3/16" Diameter, Mill Galvanized, Wire Column Tie	2.39	
04 05 19 16-0210 EA 3" Length, 1/4" Diameter, Mill Galvanized, Wire Column Tie	2.77	
04 05 19 16-0211 EA 5" Length, 1/4" Diameter, Mill Galvanized, Wire Column Tie	2.97	
04 05 19 16-0212 EA 7" Length, 1/4" Diameter, Mill Galvanized, Wire Column Tie	3.06	
04 05 19 16-0213 EA 9" Length, 1/4" Diameter, Mill Galvanized, Wire Column Tie	3.26	
04 05 19 16-0214 EA 10" Length, 1/4" Diameter, Mill Galvanized, Wire Column Tie	2.68	
04 05 19 16-0215 EA 12" Length, 1/4" Diameter, Mill Galvanized, Wire Column Tie	3.02	
04 05 19 16-0216 EA 14" Length, 1/4" Diameter, Mill Galvanized, Wire Column Tie	3.15	
04 05 19 16-0217 EA 16" Length, 1/4" Diameter, Mill Galvanized, Wire Column Tie	3.26	
04 05 19 16-0218 Dovetail Anchors, Slots And Ties (04 05 19 16-0218)		
04 05 19 16-0219 Dovetail Anchor Slots (04 05 19 16-0218)		
04 05 19 16-0220 Hot-Dipped Galvanized, Dovetail Anchor Slot (04 05 19 16-0219)		
04 05 19 16-0221 LF 24 Gauge, Hot-Dipped Galvanized, Dovetail Anchor Slot	4.27	
04 05 19 16-0222 LF 22 Gauge, Hot-Dipped Galvanized, Dovetail Anchor Slot	4.80	
04 05 19 16-0223 LF 20 Gauge, Hot-Dipped Galvanized, Dovetail Anchor Slot	5.11	
04 05 19 16-0224 LF 18 Gauge, Hot-Dipped Galvanized, Dovetail Anchor Slot	5.26	
04 05 19 16-0225 LF 16 Gauge, Hot-Dipped Galvanized, Dovetail Anchor Slot	5.62	
04 05 19 16-0226 Mill Galvanized, Dovetail Anchor Slot (04 05 19 16-0219)		
04 05 19 16-0227 LF 24 Gauge, Mill Galvanized, Dovetail Anchor Slot	3.22	
04 05 19 16-0228 LF 22 Gauge, Mill Galvanized, Dovetail Anchor Slot	3.89	
04 05 19 16-0229 LF 20 Gauge, Mill Galvanized, Dovetail Anchor Slot	4.04	
04 05 19 16-0230 LF 18 Gauge, Mill Galvanized, Dovetail Anchor Slot	4.27	
04 05 19 16-0231 LF 16 Gauge, Mill Galvanized, Dovetail Anchor Slot	4.42	
04 05 19 16-0232 304 Stainless Steel, Dovetail Anchor Slot (04 05 19 16-0219)		
04 05 19 16-0233 LF 24 Gauge, 304 Stainless Steel, Dovetail Anchor Slot	3.78	
04 05 19 16-0234 LF 22 Gauge, 304 Stainless Steel, Dovetail Anchor Slot	4.22	
04 05 19 16-0235 LF 20 Gauge, 304 Stainless Steel, Dovetail Anchor Slot	4.37	
04 05 19 16-0236 LF 18 Gauge, 304 Stainless Steel, Dovetail Anchor Slot	4.87	
04 05 19 16-0237 LF 16 Gauge, 304 Stainless Steel, Dovetail Anchor Slot	5.35	
04 05 19 16-0238 316 Stainless Steel, Dovetail Anchor Slot (04 05 19 16-0219)		
04 05 19 16-0239 LF 24 Gauge, 316 Stainless Steel, Dovetail Anchor Slot	4.12	
04 05 19 16-0240 LF 22 Gauge, 316 Stainless Steel, Dovetail Anchor Slot	4.46	
04 05 19 16-0241 LF 20 Gauge, 316 Stainless Steel, Dovetail Anchor Slot	4.79	
04 05 19 16-0242 LF 18 Gauge, 316 Stainless Steel, Dovetail Anchor Slot	5.22	
04 05 19 16-0243 LF 16 Gauge, 316 Stainless Steel, Dovetail Anchor Slot	5.47	
04 05 19 16-0244 Dovetail Corrugated Brick Ties (04 05 19 16-0218)		
04 05 19 16-0245 Hot-Dipped Galvanized, Dovetail Corrugated Brick Tie (04 05 19 16-0244)		
04 05 19 16-0246 EA 3-1/2" Length, 1" Width, 16 Gauge, Hot-Dipped Galvanized, Dovetail Corrugated Brick Tie	1.37	
04 05 19 16-0247 EA 5-1/2" Length, 1" Width, 16 Gauge, Hot-Dipped Galvanized, Dovetail Corrugated Brick Tie	1.54	
04 05 19 16-0248 EA 7-1/2" Length, 1" Width, 16 Gauge, Hot-Dipped Galvanized, Dovetail Corrugated Brick Tie	1.71	
04 05 19 16-0249 EA 3-1/2" Length, 1" Width, 14 Gauge, Hot-Dipped Galvanized, Dovetail Corrugated Brick Tie	1.41	
04 05 19 16-0250 EA 5-1/2" Length, 1" Width, 14 Gauge, Hot-Dipped Galvanized, Dovetail Corrugated Brick Tie	1.73	
04 05 19 16-0251 EA 7-1/2" Length, 1" Width, 14 Gauge, Hot-Dipped Galvanized, Dovetail Corrugated Brick Tie	1.97	
04 05 19 16-0252 EA 3-1/2" Length, 1" Width, 12 Gauge, Hot-Dipped Galvanized, Dovetail Corrugated Brick Tie	1.50	
04 05 19 16-0253 EA 5-1/2" Length, 1" Width, 12 Gauge, Hot-Dipped Galvanized, Dovetail Corrugated Brick Tie	1.72	
04 05 19 16-0254 EA 7-1/2" Length, 1" Width, 12 Gauge, Hot-Dipped Galvanized, Dovetail Corrugated Brick Tie	1.94	
04 05 19 16-0255 Mill Galvanized, Dovetail Corrugated Brick Tie (04 05 19 16-0244)		
04 05 19 16-0256 EA 3-1/2" Length, 1" Width, 16 Gauge, Mill Galvanized, Dovetail Corrugated Brick Tie	1.22	

04 Masonry**04 05 Common Work Results for Masonry****04 05 19 Masonry Anchorage and Reinforcing**

SAN BERNARDINO
COUNTY

MINOR CSI UOM DESCRIPTION	TOTAL DIRECT UNIT COST	DEMOLITION UNIT COST
04 05 19 16-0257 EA 5-1/2" Length, 1" Width, 16 Gauge, Mill Galvanized, Dovetail Corrugated Brick Tie.....	1.32	
04 05 19 16-0258 EA 7-1/2" Length, 1" Width, 16 Gauge, Mill Galvanized, Dovetail Corrugated Brick Tie.....	1.43	
04 05 19 16-0259 EA 3-1/2" Length, 1" Width, 14 Gauge, Mill Galvanized, Dovetail Corrugated Brick Tie.....	1.30	
04 05 19 16-0260 EA 5-1/2" Length, 1" Width, 14 Gauge, Mill Galvanized, Dovetail Corrugated Brick Tie.....	1.51	
04 05 19 16-0261 EA 7-1/2" Length, 1" Width, 14 Gauge, Mill Galvanized, Dovetail Corrugated Brick Tie.....	1.68	
04 05 19 16-0262 EA 3-1/2" Length, 1" Width, 12 Gauge, Mill Galvanized, Dovetail Corrugated Brick Tie.....	1.34	
04 05 19 16-0263 EA 5-1/2" Length, 1" Width, 12 Gauge, Mill Galvanized, Dovetail Corrugated Brick Tie.....	1.59	
04 05 19 16-0264 EA 7-1/2" Length, 1" Width, 12 Gauge, Mill Galvanized, Dovetail Corrugated Brick Tie.....	1.76	
04 05 19 16-0265 Dovetail Stone Anchors <small>(04 05 19 16-0218)</small>		
04 05 19 16-0266 Hot-Dipped Galvanized, Dovetail Stone Anchors <small>(04 05 19 16-0265)</small>		
04 05 19 16-0267 EA 3-1/2" Length, 1" Width, 16 Gauge, Hot-Dipped Galvanized, Dovetail Stone Anchor.....	1.73	
04 05 19 16-0268 EA 5-1/2" Length, 1" Width, 16 Gauge, Hot-Dipped Galvanized, Dovetail Stone Anchor.....	1.90	
04 05 19 16-0269 EA 7-1/2" Length, 1" Width, 16 Gauge, Hot-Dipped Galvanized, Dovetail Stone Anchor.....	2.08	
04 05 19 16-0270 Dovetail Partition Top Anchors <small>(04 05 19 16-0218)</small>		
04 05 19 16-0271 EA 3/8" Rod, Hot-Dipped Galvanized, Dovetail Partition Top Anchor.....	4.54	
04 05 19 16-0272 EA 3/8" Rod, Stainless Steel, Dovetail Partition Top Anchor.....	6.87	
04 05 19 16-0273 Dovetail Flexible Triangle Brick Ties <small>(04 05 19 16-0218)</small>		
04 05 19 16-0274 Hot-Dipped Galvanized, Dovetail Flexible Triangle Brick Ties <small>(04 05 19 16-0273)</small>		
04 05 19 16-0275 EA 3" Length, 3/16" Diameter, Hot-Dipped Galvanized, Dovetail Flexible Triangle Brick Tie.....	2.66	
04 05 19 16-0276 EA 5" Length, 3/16" Diameter, Hot-Dipped Galvanized, Dovetail Flexible Triangle Brick Tie.....	2.88	
04 05 19 16-0277 EA 7" Length, 3/16" Diameter, Hot-Dipped Galvanized, Dovetail Flexible Triangle Brick Tie.....	3.03	
04 05 19 16-0278 EA 9" Length, 3/16" Diameter, Hot-Dipped Galvanized, Dovetail Flexible Triangle Brick Tie.....	3.19	
04 05 19 16-0279 Mill Galvanized, Dovetail Flexible Triangle Brick Ties <small>(04 05 19 16-0273)</small>		
04 05 19 16-0280 EA 3" Length, 3/16" Diameter, Mill Galvanized, Dovetail Flexible Triangle Brick Tie.....	2.34	
04 05 19 16-0281 EA 5" Length, 3/16" Diameter, Mill Galvanized, Dovetail Flexible Triangle Brick Tie.....	2.36	
04 05 19 16-0282 EA 7" Length, 3/16" Diameter, Mill Galvanized, Dovetail Flexible Triangle Brick Tie.....	2.46	
04 05 19 16-0283 EA 9" Length, 3/16" Diameter, Mill Galvanized, Dovetail Flexible Triangle Brick Tie.....	2.71	
04 05 19 26 Masonry Reinforcing Bars <small>(04 05 19)</small>		
Note: Includes cutting and bending.		
04 05 19 26-0001 Plain Steel Masonry Reinforcement Bar <small>(04 05 19 26)</small>		
04 05 19 26-0002 LF #3, Grade 40, Horizontal Placed, Steel Masonry Reinforcement Bar.....	0.94	
04 05 19 26-0003 LF #4, Grade 40, Horizontal Placed, Steel Masonry Reinforcement Bar.....	1.55	
04 05 19 26-0004 LF #5, Grade 40, Horizontal Placed, Steel Masonry Reinforcement Bar.....	2.19	
04 05 19 26-0005 LF #6, Grade 40, Horizontal Placed, Steel Masonry Reinforcement Bar.....	2.86	
04 05 19 26-0006 LF #3, Grade 50, Horizontal Placed, Steel Masonry Reinforcement Bar.....	0.96	
04 05 19 26-0007 LF #4, Grade 50, Horizontal Placed, Steel Masonry Reinforcement Bar.....	1.57	
04 05 19 26-0008 LF #5, Grade 50, Horizontal Placed, Steel Masonry Reinforcement Bar.....	2.23	
04 05 19 26-0009 LF #6, Grade 50, Horizontal Placed, Steel Masonry Reinforcement Bar.....	2.91	
04 05 19 26-0010 LF #3, Grade 60, Horizontal Placed, Steel Masonry Reinforcement Bar.....	0.98	
04 05 19 26-0011 LF #4, Grade 60, Horizontal Placed, Steel Masonry Reinforcement Bar.....	1.61	
04 05 19 26-0012 LF #5, Grade 60, Horizontal Placed, Steel Masonry Reinforcement Bar.....	2.29	
04 05 19 26-0013 LF #6, Grade 60, Horizontal Placed, Steel Masonry Reinforcement Bar.....	3.00	
04 05 19 26-0014 LF #3, Grade 40, Vertical Placed, Steel Masonry Reinforcement Bar.....	1.11	
04 05 19 26-0015 LF #4, Grade 40, Vertical Placed, Steel Masonry Reinforcement Bar.....	1.82	
04 05 19 26-0016 LF #5, Grade 40, Vertical Placed, Steel Masonry Reinforcement Bar.....	2.55	
04 05 19 26-0017 LF #6, Grade 40, Vertical Placed, Steel Masonry Reinforcement Bar.....	3.30	
04 05 19 26-0018 LF #3, Grade 50, Vertical Placed, Steel Masonry Reinforcement Bar.....	1.13	
04 05 19 26-0019 LF #4, Grade 50, Vertical Placed, Steel Masonry Reinforcement Bar.....	1.84	
04 05 19 26-0020 LF #5, Grade 50, Vertical Placed, Steel Masonry Reinforcement Bar.....	2.59	
04 05 19 26-0021 LF #6, Grade 50, Vertical Placed, Steel Masonry Reinforcement Bar.....	3.35	
04 05 19 26-0022 LF #3, Grade 60, Vertical Placed, Steel Masonry Reinforcement Bar.....	1.15	
04 05 19 26-0023 LF #4, Grade 60, Vertical Placed, Steel Masonry Reinforcement Bar.....	1.88	
04 05 19 26-0024 LF #5, Grade 60, Vertical Placed, Steel Masonry Reinforcement Bar.....	2.65	
04 05 19 26-0025 LF #6, Grade 60, Vertical Placed, Steel Masonry Reinforcement Bar.....	3.44	
04 05 19 26-0026 Galvanized Steel Masonry Reinforcement Bar <small>(04 05 19 26)</small>		
04 05 19 26-0027 LF #3, Grade 40, Horizontal Placed, Galvanized Steel Masonry Reinforcement Bar.....	1.09	
04 05 19 26-0028 LF #4, Grade 40, Horizontal Placed, Galvanized Steel Masonry Reinforcement Bar.....	1.80	
04 05 19 26-0029 LF #5, Grade 40, Horizontal Placed, Galvanized Steel Masonry Reinforcement Bar.....	2.58	
04 05 19 26-0030 LF #6, Grade 40, Horizontal Placed, Galvanized Steel Masonry Reinforcement Bar.....	3.42	
04 05 19 26-0031 LF #3, Grade 50, Horizontal Placed, Galvanized Steel Masonry Reinforcement Bar.....	1.10	
04 05 19 26-0032 LF #4, Grade 50, Horizontal Placed, Galvanized Steel Masonry Reinforcement Bar.....	1.82	
04 05 19 26-0033 LF #5, Grade 50, Horizontal Placed, Galvanized Steel Masonry Reinforcement Bar.....	2.62	
04 05 19 26-0034 LF #6, Grade 50, Horizontal Placed, Galvanized Steel Masonry Reinforcement Bar.....	3.47	
04 05 19 26-0035 LF #3, Grade 60, Horizontal Placed, Galvanized Steel Masonry Reinforcement Bar.....	1.12	
04 05 19 26-0036 LF #4, Grade 60, Horizontal Placed, Galvanized Steel Masonry Reinforcement Bar.....	1.86	
04 05 19 26-0037 LF #5, Grade 60, Horizontal Placed, Galvanized Steel Masonry Reinforcement Bar.....	2.68	



MINOR	CSI	UOM	DESCRIPTION	TOTAL DIRECT UNIT COST	DEMOLITION UNIT COST
04 05 19 26-0038	LF		#6, Grade 60, Horizontal Placed, Galvanized Steel Masonry Reinforcement Bar	3.56	
04 05 19 26-0039	LF		#3, Grade 40, Vertical Placed, Galvanized Steel Masonry Reinforcement Bar	1.26	
04 05 19 26-0040	LF		#4, Grade 40, Vertical Placed, Galvanized Steel Masonry Reinforcement Bar	2.07	
04 05 19 26-0041	LF		#5, Grade 40, Vertical Placed, Galvanized Steel Masonry Reinforcement Bar	2.94	
04 05 19 26-0042	LF		#6, Grade 40, Vertical Placed, Galvanized Steel Masonry Reinforcement Bar	3.86	
04 05 19 26-0043	LF		#3, Grade 50, Vertical Placed, Galvanized Steel Masonry Reinforcement Bar	1.27	
04 05 19 26-0044	LF		#4, Grade 50, Vertical Placed, Galvanized Steel Masonry Reinforcement Bar	2.09	
04 05 19 26-0045	LF		#5, Grade 50, Vertical Placed, Galvanized Steel Masonry Reinforcement Bar	2.98	
04 05 19 26-0046	LF		#6, Grade 50, Vertical Placed, Galvanized Steel Masonry Reinforcement Bar	3.91	
04 05 19 26-0047	LF		#3, Grade 60, Vertical Placed, Galvanized Steel Masonry Reinforcement Bar	1.29	
04 05 19 26-0048	LF		#4, Grade 60, Vertical Placed, Galvanized Steel Masonry Reinforcement Bar	2.13	
04 05 19 26-0049	LF		#5, Grade 60, Vertical Placed, Galvanized Steel Masonry Reinforcement Bar	3.04	
04 05 19 26-0050	LF		#6, Grade 60, Vertical Placed, Galvanized Steel Masonry Reinforcement Bar	4.00	
04 05 19 26-0051			Epoxy-Coated Masonry Reinforcement Bar (04 05 19 26)		
04 05 19 26-0052	LF		#3, Grade 40, Horizontal Placed, Epoxy-Coated Masonry Reinforcement Bar	1.07	
04 05 19 26-0053	LF		#4, Grade 40, Horizontal Placed, Epoxy-Coated Masonry Reinforcement Bar	1.77	
04 05 19 26-0054	LF		#5, Grade 40, Horizontal Placed, Epoxy-Coated Masonry Reinforcement Bar	2.54	
04 05 19 26-0055	LF		#6, Grade 40, Horizontal Placed, Epoxy-Coated Masonry Reinforcement Bar	3.36	
04 05 19 26-0056	LF		#3, Grade 50, Horizontal Placed, Epoxy-Coated Masonry Reinforcement Bar	1.08	
04 05 19 26-0057	LF		#4, Grade 50, Horizontal Placed, Epoxy-Coated Masonry Reinforcement Bar	1.80	
04 05 19 26-0058	LF		#5, Grade 50, Horizontal Placed, Epoxy-Coated Masonry Reinforcement Bar	2.58	
04 05 19 26-0059	LF		#6, Grade 50, Horizontal Placed, Epoxy-Coated Masonry Reinforcement Bar	3.41	
04 05 19 26-0060	LF		#3, Grade 60, Horizontal Placed, Epoxy-Coated Masonry Reinforcement Bar	1.10	
04 05 19 26-0061	LF		#4, Grade 60, Horizontal Placed, Epoxy-Coated Masonry Reinforcement Bar	1.83	
04 05 19 26-0062	LF		#5, Grade 60, Horizontal Placed, Epoxy-Coated Masonry Reinforcement Bar	2.64	
04 05 19 26-0063	LF		#6, Grade 60, Horizontal Placed, Epoxy-Coated Masonry Reinforcement Bar	3.50	
04 05 19 26-0064	LF		#3, Grade 40, Vertical Placed, Epoxy-Coated Masonry Reinforcement Bar	1.24	
04 05 19 26-0065	LF		#4, Grade 40, Vertical Placed, Epoxy-Coated Masonry Reinforcement Bar	2.04	
04 05 19 26-0066	LF		#5, Grade 40, Vertical Placed, Epoxy-Coated Masonry Reinforcement Bar	2.90	
04 05 19 26-0067	LF		#6, Grade 40, Vertical Placed, Epoxy-Coated Masonry Reinforcement Bar	3.80	
04 05 19 26-0068	LF		#3, Grade 50, Vertical Placed, Epoxy-Coated Masonry Reinforcement Bar	1.25	
04 05 19 26-0069	LF		#4, Grade 50, Vertical Placed, Epoxy-Coated Masonry Reinforcement Bar	2.07	
04 05 19 26-0070	LF		#5, Grade 50, Vertical Placed, Epoxy-Coated Masonry Reinforcement Bar	2.94	
04 05 19 26-0071	LF		#6, Grade 50, Vertical Placed, Epoxy-Coated Masonry Reinforcement Bar	3.85	
04 05 19 26-0072	LF		#3, Grade 60, Vertical Placed, Epoxy-Coated Masonry Reinforcement Bar	1.27	
04 05 19 26-0073	LF		#4, Grade 60, Vertical Placed, Epoxy-Coated Masonry Reinforcement Bar	2.10	
04 05 19 26-0074	LF		#5, Grade 60, Vertical Placed, Epoxy-Coated Masonry Reinforcement Bar	3.00	
04 05 19 26-0075	LF		#6, Grade 60, Vertical Placed, Epoxy-Coated Masonry Reinforcement Bar	3.94	
04 05 23			Masonry Accessories (04 05)		
04 05 23 13			Masonry Control and Expansion Joints (04 05 23)		
04 05 23 13-0001			Masonry Control Joints (04 05 23 13)		
04 05 23 13-0002			Rubber, Masonry Control Joints (04 05 23 13-0001)		
04 05 23 13-0003	LF		1-5/8" Width, T-Style, Rubber, Masonry Control Joint	6.98	0.90
04 05 23 13-0004	LF		2-5/8" Width, Rubber, Masonry Control Joint	6.76	0.90
04 05 23 13-0005	LF		6-7/8" Width, Rubber, Masonry Control Joint	14.88	0.90
04 05 23 13-0006			Polyvinyl Chloride (PVC), Masonry Control Joints (04 05 23 13-0001)		
04 05 23 13-0007	LF		1-5/8" Width, T-Style, Polyvinyl Chloride (PVC), Masonry Control Joint	3.91	0.90
04 05 23 13-0008	LF		2-5/8" Width, Polyvinyl Chloride (PVC), Masonry Control Joint	4.09	0.90
04 05 23 13-0009	LF		4-7/8" Width, Polyvinyl Chloride (PVC), Masonry Control Joint	5.18	0.90
04 05 23 13-0010	LF		6-7/8" Width, Polyvinyl Chloride (PVC), Masonry Control Joint	5.70	0.90
04 05 23 13-0011	LF		11-1/8" Width, Polyvinyl Chloride (PVC), Masonry Control Joint	5.31	0.90
04 05 23 16			Masonry Embedded Flashing (04 05 23)		
04 05 23 16-0001			Lead Coated Copper Through Wall Flashing (04 05 23 16)		
04 05 23 16-0002			Mastic Backed 2 Sides, Lead Coated Copper Through Wall Flashing (04 05 23 16-0001)		
04 05 23 16-0003	SF		2 Ounce, Mastic Backed 2 Sides, Lead Coated Copper Through Wall Flashing	8.95	1.62
04 05 23 16-0004	SF		3 Ounce, Mastic Backed 2 Sides, Lead Coated Copper Through Wall Flashing	9.97	1.62
04 05 23 16-0005	SF		5 Ounce, Mastic Backed 2 Sides, Lead Coated Copper Through Wall Flashing	12.78	1.62
04 05 23 16-0006	SF		7 Ounce, Mastic Backed 2 Sides, Lead Coated Copper Through Wall Flashing	15.26	1.62
04 05 23 16-0007			Fabric Backed 2 Sides, Lead Coated Copper Through Wall Flashing (04 05 23 16-0001)		
04 05 23 16-0008	SF		2 Ounce, Fabric Backed 2 Sides, Lead Coated Copper Through Wall Flashing	9.94	1.62
04 05 23 16-0009	SF		3 Ounce, Fabric Backed 2 Sides, Lead Coated Copper Through Wall Flashing	10.85	1.62
04 05 23 16-0010	SF		5 Ounce, Fabric Backed 2 Sides, Lead Coated Copper Through Wall Flashing	14.10	1.62
04 05 23 16-0011	SF		7 Ounce, Fabric Backed 2 Sides, Lead Coated Copper Through Wall Flashing	17.08	1.62



MINOR
CSI UOM DESCRIPTION

TOTAL DIRECT DEMOLITION
UNIT COST UNIT COST

04 05 23 16-0012		Paper Backed 2 Sides, Lead Coated Copper Through Wall Flashing (04 05 23 16-0001)		
04 05 23 16-0013	SF	2 Ounce, Paper Backed 2 Sides, Lead Coated Copper Through Wall Flashing	9.18	1.62
04 05 23 16-0014	SF	3 Ounce, Paper Backed 2 Sides, Lead Coated Copper Through Wall Flashing	10.45	1.62
04 05 23 16-0015	SF	5 Ounce, Paper Backed 2 Sides, Lead Coated Copper Through Wall Flashing	12.27	1.62
04 05 23 16-0016	SF	7 Ounce, Paper Backed 2 Sides, Lead Coated Copper Through Wall Flashing	16.07	1.62
04 05 23 16-0017		Stainless Steel Through Wall Flashing (04 05 23 16)		
04 05 23 16-0018		Paper Backed 2 Sides, Stainless Steel Through Wall Flashing (04 05 23 16-0017)		
04 05 23 16-0019	SF	0.005" Thick Paper Backed 2 Sides, Stainless Steel Through Wall Flashing	7.31	1.51
04 05 23 16-0020		Polyvinyl Chloride (PVC) Through Wall Flashing (04 05 23 16)		
04 05 23 16-0021	SF	0.010" Thick Black Polyvinyl Chloride (PVC) Through Wall Flashing	4.11	1.65
04 05 23 16-0022	SF	0.020" Thick Black Polyvinyl Chloride (PVC) Through Wall Flashing	4.45	1.65
04 05 23 16-0023	SF	0.030" Thick Black Polyvinyl Chloride (PVC) Through Wall Flashing	4.83	1.65
04 05 23 16-0024	SF	0.056" Thick Black Polyvinyl Chloride (PVC) Through Wall Flashing	6.11	1.65
04 05 23 16-0025		Copper Through Wall Flashing (04 05 23 16)		
04 05 23 16-0026		2 Sides Coated With Asphalt, Thru-Wall Copper Flashing (04 05 23 16-0025)		
04 05 23 16-0027	SF	2 Ounce, 2 Sides Coated With Asphalt, Thru-Wall Copper Flashing	7.43	1.51
04 05 23 16-0028	SF	3 Ounce, 2 Sides Coated With Asphalt, Thru-Wall Copper Flashing	8.18	1.51
04 05 23 16-0029	SF	5 Ounce, 2 Sides Coated With Asphalt, Thru-Wall Copper Flashing	10.24	1.51
04 05 23 16-0030	SF	7 Ounce, 2 Sides Coated With Asphalt, Thru-Wall Copper Flashing	12.06	1.51
04 05 23 16-0031	SF	10 Ounce, 2 Sides Coated With Asphalt, Thru-Wall Copper Flashing	12.83	1.51
04 05 23 16-0032		2 Sides Glass Fabric And Asphalt, Thru-Wall Copper Flashing (04 05 23 16-0025)		
04 05 23 16-0033	SF	2 Ounce, 2 Sides Glass Fabric And Asphalt, Thru-Wall Copper Flashing	8.17	1.51
04 05 23 16-0034	SF	3 Ounce, 2 Sides Glass Fabric And Asphalt, Thru-Wall Copper Flashing	8.83	1.51
04 05 23 16-0035	SF	5 Ounce, 2 Sides Glass Fabric And Asphalt, Thru-Wall Copper Flashing	11.21	1.51
04 05 23 16-0036	SF	7 Ounce, 2 Sides Glass Fabric And Asphalt, Thru-Wall Copper Flashing	13.39	1.51
04 05 23 16-0037	SF	10 Ounce, 2 Sides Glass Fabric And Asphalt, Thru-Wall Copper Flashing	14.68	1.51
04 05 23 16-0038		1 Side Kraft Paper And Asphalt, Thru-Wall Copper Flashing (04 05 23 16-0025)		
04 05 23 16-0039	SF	2 Ounce, 1 Side Kraft Paper And Asphalt, Thru-Wall Copper Flashing	7.51	1.51
04 05 23 16-0040	SF	3 Ounce, 1 Side Kraft Paper And Asphalt, Thru-Wall Copper Flashing	8.27	1.51
04 05 23 16-0041	SF	5 Ounce, 1 Side Kraft Paper And Asphalt, Thru-Wall Copper Flashing	10.32	1.51
04 05 23 16-0042	SF	7 Ounce, 1 Side Kraft Paper And Asphalt, Thru-Wall Copper Flashing	12.13	1.51
04 05 23 16-0043	SF	10 Ounce, 1 Side Kraft Paper And Asphalt, Thru-Wall Copper Flashing	12.91	1.51
04 05 23 16-0044		2 Sides Kraft Paper And Asphalt, Thru-Wall Copper Flashing (04 05 23 16-0025)		
04 05 23 16-0045	SF	2 Ounce, 2 Sides Kraft Paper And Asphalt, Thru-Wall Copper Flashing	7.61	1.51
04 05 23 16-0046	SF	3 Ounce, 2 Sides Kraft Paper And Asphalt, Thru-Wall Copper Flashing	8.52	1.51
04 05 23 16-0047	SF	5 Ounce, 2 Sides Kraft Paper And Asphalt, Thru-Wall Copper Flashing	9.87	1.51
04 05 23 16-0048	SF	7 Ounce, 2 Sides Kraft Paper And Asphalt, Thru-Wall Copper Flashing	12.65	1.51
04 05 23 16-0049	SF	10 Ounce, 2 Sides Kraft Paper And Asphalt, Thru-Wall Copper Flashing	9.07	1.51
04 05 23 16-0050		2 Sides Kraft Paper Reinforced With Glass Fabric And Asphalt, Thru-Wall Copper Flashing (04 05 23 16-0025)		
04 05 23 16-0051	SF	3 Ounce, 2 Sides Kraft Paper Reinforced With Glass Fabric And Asphalt, Thru-Wall Copper Flashing	10.66	1.51
04 05 23 16-0052	SF	5 Ounce, 2 Sides Kraft Paper Reinforced With Glass Fabric And Asphalt, Thru-Wall Copper Flashing	13.41	1.51
04 05 23 16-0053		2 Sides Glass Fabric, Thru-Wall Copper Flashing (04 05 23 16-0025)		
		Note: Glass fabric is bonded to both sides with a non-asphaltic adhesive.		
04 05 23 16-0054	SF	3 Ounce, 2 Sides Glass Fabric, Thru-Wall Copper Flashing	9.07	1.51
04 05 23 16-0055	SF	5 Ounce, 2 Sides Glass Fabric, Thru-Wall Copper Flashing	11.53	1.51
04 05 23 19		Masonry Cavity Drainage, Weepholes, and Vents (04 05 23)		
04 05 23 19-0001		Brick Vents, 4" Deep, With Insect Screen (04 05 23 19)		
		Note: 0.100" nominal wall thickness, three mortar ribs on top and bottom of frame.		
04 05 23 19-0002	EA	8-1/8" x 2-3/8" Aluminum Brick Vent	74.65	
04 05 23 19-0003	EA	8-1/8" x 4-3/4" Aluminum Brick Vent	92.92	
04 05 23 19-0004	EA	8-1/8" x 7-3/4" Aluminum Brick Vent	117.88	
04 05 23 19-0005	EA	12" x 2-3/8" Aluminum Brick Vent	92.67	
04 05 23 19-0006	EA	12" x 4-3/4" Aluminum Brick Vent	114.92	
04 05 23 19-0007	EA	12" x 7-3/4" Aluminum Brick Vent	146.18	
04 05 23 19-0008	EA	16-1/2" x 2-3/8" Aluminum Brick Vent	110.42	
04 05 23 19-0009	EA	16-1/2" x 4-3/4" Aluminum Brick Vent	150.79	
04 05 23 19-0010	EA	16-1/2" x 7-3/4" Aluminum Brick Vent	185.49	



MINOR CSI UOM DESCRIPTION	TOTAL DIRECT UNIT COST	DEMOLITION UNIT COST
------------------------------	---------------------------	-------------------------

04 05 23 19-0011	EA	24" x 2-3/8" Aluminum Brick Vent.....	152.42
04 05 23 19-0012	EA	24" x 4-3/4" Aluminum Brick Vent.....	198.96
04 05 23 19-0013	EA	24" x 7-3/4" Aluminum Brick Vent.....	246.12

04 20 Unit Masonry ⁽⁰⁴⁾

Note: Includes finishing joints (pointing) and cleaning of new brick and mortar. Cutting of new bricks/blocks to size. Weep holes and wicking material.

04 21 Clay Unit Masonry ^(04 20)

04 21 13 Brick Masonry ^(04 21)

Note: Includes brick and mortar. See CSI section 04 05 19 13-0000 for reinforcing, 04 05 19 16-0000 for masonry anchors.

04 21 13 00-0001 Brick Masonry ^(04 21 13)

04 21 13 00-0002	SF	Standard Size Red Brick, Running Bond.....	24.18
		Note: Standard size brick, 3-5/8" x 2-1/4" x 8". (6.55 Bricks/SF)	
		For Buff Or Gray, Add	1.01
		For Common Or American Bond, Add	0.73
		For English Bond, Add	1.45
		For Flemish Bond, Add	3.02
		For Stacked Bond, Add	2.12
		For <10, Small Area Replacements (Individual Areas), Add	27.50
		For Curved Wall, Add	3.63
		For Corbels, Add	13.60
		For Severe Weather (SW) Brick, Add	0.91
		For Glazed Brick, Add	21.18
04 21 13 00-0003	SF	Engineer Standard Size Red Brick, Running Bond.....	25.22
		Note: Engineer standard size brick, 3-5/8" x 2-3/4" x 8". (5.39 Bricks/SF)	
		For Buff Or Gray, Add	1.25
		For Common Or American Bond, Add	0.71
		For English Bond, Add	1.42
		For Flemish Bond, Add	3.03
		For Stacked Bond, Add	2.15
		For <10, Small Area Replacements (Individual Areas), Add	26.96
		For Curved Wall, Add	3.54
		For Corbels, Add	13.29
		For Severe Weather (SW) Brick, Add	1.13
		For Glazed Brick, Add	26.25
04 21 13 00-0004	SF	Modular Size Red Brick, Running Bond.....	24.18
		Note: Modular size brick, 3-5/8" x 2-1/4" x 7-5/8". (6.75 Bricks/SF)	
		For Buff Or Gray, Add	1.01
		For Common Or American Bond, Add	0.73
		For English Bond, Add	1.45
		For Flemish Bond, Add	3.02
		For Stacked Bond, Add	2.12
		For <10, Small Area Replacements (Individual Areas), Add	27.50
		For Curved Wall, Add	3.63
		For Corbels, Add	13.60
		For Severe Weather (SW) Brick, Add	0.91
		For Glazed Brick, Add	21.18
04 21 13 00-0005	SF	Engineer Modular Size Red Brick, Running Bond.....	25.22
		Note: Engineer modular size brick, 3-5/8" x 2-3/4" x 7-5/8". (5.63 Bricks/SF)	
		For Buff Or Gray, Add	1.25
		For Common Or American Bond, Add	0.71
		For English Bond, Add	1.42
		For Flemish Bond, Add	3.03
		For Stacked Bond, Add	2.15
		For <10, Small Area Replacements (Individual Areas), Add	26.96
		For Curved Wall, Add	3.54
		For Corbels, Add	13.29
		For Severe Weather (SW) Brick, Add	1.13
		For Glazed Brick, Add	26.25
04 21 13 00-0006	SF	Economy Size Red Brick, Running Bond.....	25.02
		Note: Economy size brick, 3-5/8" x 3-5/8" x 7-5/8". (4.5 Bricks/SF)	
		For Buff Or Gray, Add	1.22
		For Common Or American Bond, Add	0.71
		For English Bond, Add	1.42
		For Flemish Bond, Add	3.02
		For Stacked Bond, Add	2.14
		For <10, Small Area Replacements (Individual Areas), Add	26.95
		For Curved Wall, Add	3.54
		For Corbels, Add	13.29
		For Severe Weather (SW) Brick, Add	1.10
		For Glazed Brick, Add	25.55
04 21 13 00-0007	SF	Utility Size Red Brick, Running Bond.....	18.63
		Note: Utility size brick, 3-5/8" x 3-5/8" x 11-5/8". (3.0 Bricks/SF)	
		For Buff Or Gray, Add	1.04
		For Common Or American Bond, Add	0.50
		For English Bond, Add	0.99
		For Flemish Bond, Add	2.17
		For Stacked Bond, Add	1.55
		For <10, Small Area Replacements (Individual Areas), Add	18.88
		For Curved Wall, Add	2.48
		For Corbels, Add	9.29
		For Severe Weather (SW) Brick, Add	0.94
		For Glazed Brick, Add	21.88



MINOR
CSI UOM DESCRIPTION

TOTAL DIRECT DEMOLITION
UNIT COST UNIT COST

04 21 13 00-0008	SF	Double Utility Size Red Brick, Running Bond.....	16.76
		Note: Double utility size brick, 3-5/8" x 7-5/8" x 11-5/8". (1.5 Bricks/SF)	
		For Buff Or Gray, Add	0.73
		For Common Or American Bond, Add	0.50
		For English Bond, Add	0.99
		For Flemish Bond, Add	2.08
		For Stacked Bond, Add	1.46
		For <10, Small Area Replacements (Individual Areas), Add	18.79
		For Curved Wall, Add	2.48
		For Corbels, Add	9.29
		For Severe Weather (SW) Brick, Add	0.66
		For Glazed Brick, Add	15.33
04 21 13 00-0009	SF	Norman Size Red Brick, Running Bond.....	25.59
		Note: Norman size brick, 3-5/8" x 2-1/4" x 11-5/8". (4.5 Bricks/SF)	
		For Buff Or Gray, Add	1.31
		For Common Or American Bond, Add	0.71
		For English Bond, Add	1.42
		For Flemish Bond, Add	3.05
		For Stacked Bond, Add	2.17
		For <10, Small Area Replacements (Individual Areas), Add	26.97
		For Curved Wall, Add	3.54
		For Corbels, Add	13.29
		For Severe Weather (SW) Brick, Add	1.18
		For Glazed Brick, Add	27.55
04 21 13 00-0010	SF	Roman Size Red Brick, Running Bond.....	27.25
		Note: Roman size brick, 3-5/8" x 1-5/8" x 11-5/8". (6.0 Bricks/SF)	
		For Buff Or Gray, Add	1.59
		For Common Or American Bond, Add	0.71
		For English Bond, Add	1.42
		For Flemish Bond, Add	3.13
		For Stacked Bond, Add	2.25
		For <10, Small Area Replacements (Individual Areas), Add	27.06
		For Curved Wall, Add	3.54
		For Corbels, Add	13.29
		For Severe Weather (SW) Brick, Add	1.43
		For Glazed Brick, Add	33.36
04 21 13 00-0011		Fire Brick <small>(04 21 13)</small>	
04 21 13 00-0012	SF	Running Bond, Red Fire Brick.....	28.90
		For Buff Or Gray, Add	1.86
		For Common Or American Bond, Add	0.71
		For English Bond, Add	1.42
		For Flemish Bond, Add	3.22
		For Stacked Bond, Add	2.33
		For <10, Small Area Replacements (Individual Areas), Add	27.14
04 21 13 00-0013		Window Sill <small>(04 21 13)</small>	
04 21 13 00-0014	LF	Standard Size Red Brick, Window Sill.....	21.18
		Note: Standard size brick, 3-5/8" x 2-1/4" x 8", placed on edge.	
		For Buff Or Gray, Add	0.27
04 21 13 00-0015	LF	Engineer Standard Size Red Brick, Window Sill.....	21.37
		Note: Engineer standard size brick, 3-5/8" x 2-3/4" x 8", placed on edge.	
		For Buff Or Gray, Add	0.30
04 21 13 00-0016	LF	Modular Size Red Brick, Window Sill.....	21.18
		Note: Modular size brick, 3-5/8" x 2-1/4" x 7-5/8", placed on edge.	
		For Buff Or Gray, Add	0.27
04 21 13 00-0017	LF	Engineer Modular Size Red Brick, Window Sill.....	21.49
		Note: Engineer modular size brick, 3-5/8" x 2-3/4" x 7-5/8", placed on edge.	
		For Buff Or Gray, Add	0.32
04 21 13 00-0018	LF	Economy Size Red Brick, Window Sill.....	22.32
		Note: Economy size brick, 3-5/8" x 3-5/8" x 7-5/8", placed on edge.	
		For Buff Or Gray, Add	0.46
04 21 13 00-0019	LF	Utility Size Red Brick, Window Sill.....	22.49
		Note: Utility size brick, 3-5/8" x 3-5/8" x 11-5/8", placed on edge.	
		For Buff Or Gray, Add	0.49
04 21 13 00-0020	LF	Double Utility Size Red Brick, Window Sill.....	22.49
		Note: Double utility size brick, 3-5/8" x 7-5/8" x 11-5/8", placed on edge.	
		For Buff Or Gray, Add	0.49
04 21 13 00-0021	LF	Norman Size Red Brick, Window Sill.....	21.60
		Note: Norman size brick, 3-5/8" x 2-1/4" x 11-5/8", placed on edge.	
		For Buff Or Gray, Add	0.34
04 21 13 00-0022	LF	Roman Size Red Brick, Window Sill.....	21.69
		Note: Roman size brick, 3-5/8" x 1-5/8" x 11-5/8", placed on edge.	
		For Buff Or Gray, Add	0.35

04 21 26 Glazed Structural Clay Tile Masonry (04 21)

Note: Includes tile and mortar in all colors.

04 21 26 00-0001		6T Series Structural Glazed Clay Tile <small>(04 21 26)</small>	
04 21 26 00-0002		Glazed On One Side 6T Series Structural Glazed Clay Tile <small>(04 21 26 00-0001)</small>	
04 21 26 00-0003	SF	2" Thick 1 Sided 6T Series Structural Glazed Clay Tile, 5-1/3" x 12".....	30.10
		For Stacked Bond, Add	1.94



MINOR	CSI	UOM	DESCRIPTION	TOTAL DIRECT UNIT COST	DEMOLITION UNIT COST
04 21 26 00-0004	SF		4" Thick 1 Sided 6T Series Structural Glazed Clay Tile, 5-1/3" x 12".....	33.83	
			<i>For Stacked Bond, Add</i>	1.94	
04 21 26 00-0005	SF		6" Thick 1 Sided 6T Series Structural Glazed Clay Tile, 5-1/3" x 12".....	41.47	
			<i>For Stacked Bond, Add</i>	2.03	
04 21 26 00-0006			Special Shapes 6T Series Structural Glazed Clay Tile (04 21 26 00-0001)		
04 21 26 00-0007	LF		Bullnose, Jamb Or Sill Shapes 6T Series Structural Glazed Clay Tile.....	31.40	
			<i>For Stacked Bond, Add</i>	2.29	
04 21 26 00-0008	LF		2" Or 4" Cove Base 6T Series Structural Glazed Clay Tile.....	37.62	
			<i>For Stacked Bond, Add</i>	2.29	
04 21 26 00-0009			8W Series Structural Glazed Clay Tile (04 21 26)		
04 21 26 00-0010			Glazed On One Side 8W Series Structural Glazed Clay Tile (04 21 26 00-0009)		
04 21 26 00-0011	SF		2" Thick 1 Sided 8W Series Structural Glazed Clay Tile, 8" x 16".....	23.75	
			<i>For Stacked Bond, Add</i>	1.23	
04 21 26 00-0012	SF		4" Thick 1 Sided 8W Series Structural Glazed Clay Tile, 8" x 16".....	29.65	
			<i>For Stacked Bond, Add</i>	1.32	
04 21 26 00-0013	SF		6" Thick 1 Sided 8W Series Structural Glazed Clay Tile, 8" x 16".....	41.13	
			<i>For Stacked Bond, Add</i>	1.41	
04 21 26 00-0014			Special Shapes 8W Series Structural Glazed Clay Tile (04 21 26 00-0009)		
04 21 26 00-0015	LF		Bullnose, Jamb Or Sill Shapes 8W Series Structural Glazed Clay Tile.....	32.54	
			<i>For Stacked Bond, Add</i>	1.59	
04 21 26 00-0016	LF		2" Or 4" Cove Base 8W Series Structural Glazed Clay Tile.....	32.48	
			<i>For Stacked Bond, Add</i>	1.59	
04 21 26 00-0017			4W Series Structural Glazed Clay Tile (04 21 26)		
04 21 26 00-0018			Glazed On One Side 4W Series Structural Glazed Clay Tile (04 21 26 00-0017)		
04 21 26 00-0019	SF		2" Thick 1 Sided 4W Series Structural Glazed Tile, 8" x 8".....	31.50	
			<i>For Stacked Bond, Add</i>	1.94	
04 21 26 00-0020	SF		4" Thick 1 Sided 4W Series Structural Glazed Tile, 8" x 8".....	33.36	
			<i>For Stacked Bond, Add</i>	1.94	
04 21 26 00-0021	SF		6" Thick 1 Sided 4W Series Structural Glazed Tile, 8" x 8".....	41.70	
			<i>For Stacked Bond, Add</i>	2.03	
04 21 26 00-0022			Special Shapes 4W Series Structural Glazed Clay Tile (04 21 26 00-0017)		
04 21 26 00-0023	LF		Bullnose, Jamb Or Sill Shapes 4W Series Structural Glazed Clay Tile.....	32.54	
			<i>For Stacked Bond, Add</i>	2.29	
04 21 26 00-0024	LF		2" Or 4" Cove Base 4W Series Structural Glazed Clay Tile.....	37.52	
			<i>For Stacked Bond, Add</i>	2.29	
04 21 26 00-0025			6T Series Sound Absorbing Structural Glazed Tile (04 21 26)		
04 21 26 00-0026	SF		4" Thick, 6T Sound Absorbing Structural Glazed Tile.....	32.57	
04 21 26 00-0027	SF		6" Thick, 6T Sound Absorbing Structural Glazed Tile.....	35.19	
04 21 26 00-0028	SF		8" Thick, 6T Sound Absorbing Structural Glazed Tile.....	41.08	
04 21 26 00-0029			8T Series Sound Absorbing Structural Glazed Tile (04 21 26)		
04 21 26 00-0030	SF		4" Thick, 8T Sound Absorbing Structural Glazed Tile.....	36.51	
04 21 26 00-0031	SF		6" Thick, 8T Sound Absorbing Structural Glazed Tile.....	41.28	
04 21 26 00-0032	SF		8" Thick, 8T Acoustical Glazed Tile.....	48.95	

04 22 Concrete Unit Masonry (04 20)

Note: Includes block and mortar. Excludes horizontal and vertical reinforcing. See CSI section 04 05 19 13-0000 for joint reinforcing.

04 22 23 Architectural Concrete Unit Masonry (04 22)

04 22 23 13 Exposed Aggregate Concrete Unit Masonry (04 22 23)

04 22 23 13-0001 Concrete Blocks (04 22 23 13)

04 22 23 13-0002 Lightweight Concrete Blocks (04 22 23 13-0001)

04 22 23 13-0003 Cored, Lightweight, Concrete Blocks (04 22 23 13-0002)

04 22 23 13-0004	SF	4" x 8" x 16", Cored, Lightweight, Concrete Block	10.61
		<i>For Stacked Bond, Add</i>	2.44
		<i>For Scored Block, Add</i>	0.25
		<i>For Curved Wall Application, Add</i>	1.87
		<i>For <10, Small Area Replacements (Individual Areas), Add</i>	14.15
04 22 23 13-0005	SF	6" x 8" x 16", Cored, Lightweight, Concrete Block	11.71
		<i>For Stacked Bond, Add</i>	2.64
		<i>For Scored Block, Add</i>	0.31
		<i>For Curved Wall Application, Add</i>	2.03
		<i>For <10, Small Area Replacements (Individual Areas), Add</i>	15.33

04	04	Masonry
	04 20	Unit Masonry
	04 22	Concrete Unit Masonry



MINOR CSI UOM DESCRIPTION	TOTAL DIRECT UNIT COST	DEMOLITION UNIT COST
04 22 23 13-0006 SF 8" x 8" x 16", Cored, Lightweight, Concrete Block	12.66	
For Stacked Bond, Add	2.83	
For Scored Block, Add	0.35	
For Curved Wall Application, Add	2.18	
For <10, Small Area Replacements (Individual Areas), Add	16.47	
04 22 23 13-0007 SF 10" x 8" x 16", Cored, Lightweight, Concrete Block	13.75	
For Stacked Bond, Add	2.96	
For Scored Block, Add	0.47	
For Curved Wall Application, Add	2.28	
For <10, Small Area Replacements (Individual Areas), Add	17.26	
04 22 23 13-0008 SF 12" x 8" x 16", Cored, Lightweight, Concrete Block	16.60	
For Stacked Bond, Add	3.66	
For Scored Block, Add	0.51	
For Curved Wall Application, Add	2.81	
For <10, Small Area Replacements (Individual Areas), Add	21.29	
04 22 23 13-0009 Solid, Lightweight, Concrete Blocks (04 22 23 13-0002)		
04 22 23 13-0010 SF 4" x 8" x 16", Solid, Lightweight, Concrete Block	11.26	
For Stacked Bond, Add	2.50	
For Scored Block, Add	0.33	
For Curved Wall Application, Add	1.92	
For <10, Small Area Replacements (Individual Areas), Add	14.54	
04 22 23 13-0011 SF 6" x 8" x 16", Solid, Lightweight, Concrete Block	12.36	
For Stacked Bond, Add	2.75	
For Scored Block, Add	0.36	
For Curved Wall Application, Add	2.11	
For <10, Small Area Replacements (Individual Areas), Add	15.99	
04 22 23 13-0012 SF 8" x 8" x 16", Solid, Lightweight, Concrete Block	13.07	
For Stacked Bond, Add	2.92	
For Scored Block, Add	0.37	
For Curved Wall Application, Add	2.24	
For <10, Small Area Replacements (Individual Areas), Add	16.97	
04 22 23 13-0013 SF 10" x 8" x 16", Solid, Lightweight, Concrete Block	14.30	
For Stacked Bond, Add	3.06	
For Scored Block, Add	0.51	
For Curved Wall Application, Add	2.35	
For <10, Small Area Replacements (Individual Areas), Add	17.82	
04 22 23 13-0014 SF 12" x 8" x 16", Solid, Lightweight, Concrete Block	17.27	
For Stacked Bond, Add	3.78	
For Scored Block, Add	0.55	
For Curved Wall Application, Add	2.91	
For <10, Small Area Replacements (Individual Areas), Add	22.01	
04 22 23 13-0015 Normal Weight Concrete Blocks (04 22 23 13-0001)		
04 22 23 13-0016 Cored, Normal Weight, Concrete Blocks (04 22 23 13-0015)		
04 22 23 13-0017 SF 4" x 8" x 16", Cored, Normal Weight, Concrete Block	10.85	
For Stacked Bond, Add	2.50	
For Scored Block, Add	0.25	
For Curved Wall Application, Add	1.92	
For <10, Small Area Replacements (Individual Areas), Add	14.51	
For 3,500 PSI, Add	0.26	
For 5,000 PSI, Add	0.45	
04 22 23 13-0018 SF 6" x 8" x 16", Cored, Normal Weight, Concrete Block	11.98	
For Stacked Bond, Add	2.75	
For Scored Block, Add	0.28	
For Curved Wall Application, Add	2.11	
For <10, Small Area Replacements (Individual Areas), Add	15.96	
For 3,500 PSI, Add	0.30	
For 5,000 PSI, Add	0.51	
04 22 23 13-0019 SF 8" x 8" x 16", Cored, Normal Weight, Concrete Block	12.85	
For Stacked Bond, Add	2.92	
For Scored Block, Add	0.33	
For Curved Wall Application, Add	2.24	
For <10, Small Area Replacements (Individual Areas), Add	16.95	
For 3,500 PSI, Add	0.34	
For 5,000 PSI, Add	0.59	
04 22 23 13-0020 SF 10" x 8" x 16", Cored, Normal Weight, Concrete Block	14.89	
For Stacked Bond, Add	3.06	
For Scored Block, Add	0.63	
For Curved Wall Application, Add	2.35	
For <10, Small Area Replacements (Individual Areas), Add	17.86	
For 3,500 PSI, Add	0.66	
For 5,000 PSI, Add	1.13	
04 22 23 13-0021 SF 12" x 8" x 16", Cored, Normal Weight, Concrete Block	17.78	
For Stacked Bond, Add	3.78	
For Scored Block, Add	0.65	
For Curved Wall Application, Add	2.91	
For <10, Small Area Replacements (Individual Areas), Add	22.05	
For 3,500 PSI, Add	0.68	
For 5,000 PSI, Add	1.17	
04 22 23 13-0022 Solid, Normal Weight, Concrete Blocks (04 22 23 13-0015)		



	MINOR	CSI	UOM	DESCRIPTION	TOTAL DIRECT UNIT COST	DEMOLITION UNIT COST
	04 22 23	13-0023	SF	4" x 8" x 16", Solid, Normal Weight, Concrete Block.....	11.44	
				<i>For Stacked Bond, Add</i>	2.67	
				<i>For Scored Block, Add</i>	0.31	
				<i>For Curved Wall Application, Add</i>	1.97	
				<i>For <10, Small Area Replacements (Individual Areas), Add</i>	14.92	
				<i>For 3,500 PSI, Add</i>	0.33	
				<i>For 5,000 PSI, Add</i>	0.57	
	04 22 23	13-0024	SF	6" x 8" x 16", Solid, Normal Weight, Concrete Block.....	12.34	
				<i>For Stacked Bond, Add</i>	2.83	
				<i>For Scored Block, Add</i>	0.29	
				<i>For Curved Wall Application, Add</i>	2.18	
				<i>For <10, Small Area Replacements (Individual Areas), Add</i>	16.44	
				<i>For 3,500 PSI, Add</i>	0.30	
				<i>For 5,000 PSI, Add</i>	0.52	
	04 22 23	13-0025	SF	8" x 8" x 16", Solid, Normal Weight, Concrete Block.....	13.25	
				<i>For Stacked Bond, Add</i>	3.01	
				<i>For Scored Block, Add</i>	0.34	
				<i>For Curved Wall Application, Add</i>	2.31	
				<i>For <10, Small Area Replacements (Individual Areas), Add</i>	17.47	
				<i>For 3,500 PSI, Add</i>	0.35	
				<i>For 5,000 PSI, Add</i>	0.61	
	04 22 23	13-0026	SF	10" x 8" x 16", Solid, Normal Weight, Concrete Block.....	14.39	
				<i>For Stacked Bond, Add</i>	3.15	
				<i>For Scored Block, Add</i>	0.45	
				<i>For Curved Wall Application, Add</i>	2.43	
				<i>For <10, Small Area Replacements (Individual Areas), Add</i>	18.36	
				<i>For 3,500 PSI, Add</i>	0.47	
				<i>For 5,000 PSI, Add</i>	0.81	
	04 22 23	13-0027	SF	12" x 8" x 16", Solid, Normal Weight, Concrete Block.....	17.41	
				<i>For Stacked Bond, Add</i>	3.91	
				<i>For Scored Block, Add</i>	0.47	
				<i>For Curved Wall Application, Add</i>	3.01	
				<i>For <10, Small Area Replacements (Individual Areas), Add</i>	22.75	
				<i>For 3,500 PSI, Add</i>	0.50	
				<i>For 5,000 PSI, Add</i>	0.85	
	04 22 23	13-0028		Bond Beam Or Lintel Concrete Blocks (04 22 23 13)		
	04 22 23	13-0029		Lightweight, Bond Beam Or Lintel Concrete Blocks (04 22 23 13-0028)		
				Note: Excludes concrete fill and reinforcing.		
	04 22 23	13-0030	LF	6" x 8" x 16", Lightweight, Bond Beam Or Lintel Concrete Block.....	12.08	
				<i>For Stacked Bond, Add</i>	2.64	
				<i>For Grout And Fill With 2 #5 Rebar, Add</i>	7.01	
				<i>For Scored Block, Add</i>	0.39	
				<i>For Curved Wall Application, Add</i>	2.03	
	04 22 23	13-0031	LF	8" x 8" x 16", Lightweight, Bond Beam Or Lintel Concrete Block.....	13.23	
				<i>For Stacked Bond, Add</i>	2.83	
				<i>For Grout And Fill With 2 #5 Rebar, Add</i>	7.79	
				<i>For Scored Block, Add</i>	0.47	
				<i>For Curved Wall Application, Add</i>	2.18	
	04 22 23	13-0032	LF	12" x 8" x 16", Lightweight, Bond Beam Or Lintel Concrete Block.....	16.56	
				<i>For Stacked Bond, Add</i>	3.66	
				<i>For Grout And Fill With 2 #5 Rebar, Add</i>	9.53	
				<i>For Scored Block, Add</i>	0.50	
				<i>For Curved Wall Application, Add</i>	2.81	
	04 22 23	13-0033		Normal Weight, Bond Beam Or Lintel Concrete Blocks (04 22 23 13-0028)		
				Note: Excludes concrete fill and reinforcing.		
	04 22 23	13-0034	LF	6" x 8" x 16", Normal Weight, Bond Beam Or Lintel Concrete Block.....	12.23	
				<i>For Stacked Bond, Add</i>	2.75	
				<i>For Grout And Fill With 2 #5 Rebar, Add</i>	6.95	
				<i>For Scored Block, Add</i>	0.33	
				<i>For Curved Wall Application, Add</i>	2.11	
				<i>For 3,500 PSI, Add</i>	0.35	
				<i>For 5,000 PSI, Add</i>	0.60	
	04 22 23	13-0035	LF	8" x 8" x 16", Normal Weight, Bond Beam Or Lintel Concrete Block.....	13.28	
				<i>For Stacked Bond, Add</i>	2.92	
				<i>For Grout And Fill With 2 #5 Rebar, Add</i>	7.67	
				<i>For Scored Block, Add</i>	0.41	
				<i>For Curved Wall Application, Add</i>	2.24	
				<i>For 3,500 PSI, Add</i>	0.43	
				<i>For 5,000 PSI, Add</i>	0.74	
	04 22 23	13-0036	LF	12" x 8" x 16", Normal Weight, Bond Beam Or Lintel Concrete Block.....	16.75	
				<i>For Stacked Bond, Add</i>	3.78	
				<i>For Grout And Fill With 2 #5 Rebar, Add</i>	9.48	
				<i>For Scored Block, Add</i>	0.44	
				<i>For Curved Wall Application, Add</i>	2.91	
				<i>For 3,500 PSI, Add</i>	0.46	
				<i>For 5,000 PSI, Add</i>	0.80	
	04 22 23 23			Prefaced Concrete Unit Masonry (04 22 23)		
	04 22 23 23-001			Ground Face Concrete Blocks (04 22 23 23)		

04	04	Masonry
	04 20	Unit Masonry
	04 22	Concrete Unit Masonry



MINOR	CSI	UOM	DESCRIPTION	TOTAL DIRECT UNIT COST	DEMOLITION UNIT COST
-------	-----	-----	-------------	------------------------	----------------------

04 22 23	23-0002	SF	4" x 8" x 16", Ground Face, Concrete Block	13.73	
			<i>For Stacked Bond, Add</i>	3.06	
			<i>For Scored Block, Add</i>	0.40	
			<i>For Curved Wall Application, Add</i>	2.35	
			<i>For <10, Small Area Replacements (Individual Areas), Add</i>	17.77	
04 22 23	23-0003	SF	6" x 8" x 16", Ground Face, Concrete Block	15.48	
			<i>For Stacked Bond, Add</i>	3.44	
			<i>For Scored Block, Add</i>	0.45	
			<i>For Curved Wall Application, Add</i>	2.64	
			<i>For <10, Small Area Replacements (Individual Areas), Add</i>	20.00	
04 22 23	23-0004	SF	8" x 8" x 16", Ground Face, Concrete Block	16.63	
			<i>For Stacked Bond, Add</i>	3.63	
			<i>For Scored Block, Add</i>	0.53	
			<i>For Curved Wall Application, Add</i>	2.79	
			<i>For <10, Small Area Replacements (Individual Areas), Add</i>	21.14	
04 22 23	23-0005	SF	10" x 8" x 16", Ground Face, Concrete Block	17.75	
			<i>For Stacked Bond, Add</i>	3.85	
			<i>For Scored Block, Add</i>	0.59	
			<i>For Curved Wall Application, Add</i>	2.96	
			<i>For <10, Small Area Replacements (Individual Areas), Add</i>	22.42	
04 22 23	23-0006	SF	12" x 8" x 16", Ground Face, Concrete Block	21.39	
			<i>For Stacked Bond, Add</i>	4.72	
			<i>For Scored Block, Add</i>	0.64	
			<i>For Curved Wall Application, Add</i>	3.63	
			<i>For <10, Small Area Replacements (Individual Areas), Add</i>	27.50	

04 22 23 26 Sound-Absorbing Concrete Unit Masonry (04 22 23)

04 22 23	26-0001		Slotted, Acoustical Concrete Block (04 22 23 26)		
04 22 23	26-0002	SF	4" x 8" x 16", .45 - .55 NRC, Slotted, Acoustical Concrete Block	17.23	
			<i>For Stacked Bond, Add</i>	3.06	
			<i>For Curved Wall Application, Add</i>	2.35	
			<i>For <10, Small Area Replacements (Individual Areas), Add</i>	18.04	
04 22 23	26-0003	SF	6" x 8" x 16", .45 - .55 NRC, Slotted, Acoustical Concrete Block	19.18	
			<i>For Stacked Bond, Add</i>	3.32	
			<i>For Curved Wall Application, Add</i>	2.55	
			<i>For <10, Small Area Replacements (Individual Areas), Add</i>	19.62	
04 22 23	26-0004	SF	8" x 8" x 16", .45 - .55 NRC, Slotted, Acoustical Concrete Block	21.88	
			<i>For Stacked Bond, Add</i>	3.63	
			<i>For Curved Wall Application, Add</i>	2.79	
			<i>For <10, Small Area Replacements (Individual Areas), Add</i>	21.53	

04 22 23 29 Split-Face Concrete Unit Masonry (04 22 23)

04 22 23	29-0001		Split Face, Concrete Blocks (04 22 23 29)		
04 22 23	29-0002		Plain Or Scored, Split Face, Concrete Blocks (04 22 23 29-0001)		
04 22 23	29-0003	SF	4" x 8" x 16", Plain Or Scored, Split Face, Concrete Block	13.97	
			<i>For Stacked Bond, Add</i>	3.06	
			<i>For Curved Wall Application, Add</i>	2.35	
			<i>For <10, Small Area Replacements (Individual Areas), Add</i>	17.79	
04 22 23	29-0004	SF	6" x 8" x 16", Plain Or Scored, Split Face, Concrete Block	15.75	
			<i>For Stacked Bond, Add</i>	3.44	
			<i>For Curved Wall Application, Add</i>	2.64	
			<i>For <10, Small Area Replacements (Individual Areas), Add</i>	20.02	
04 22 23	29-0005	SF	8" x 8" x 16", Plain Or Scored, Split Face, Concrete Block	16.95	
			<i>For Stacked Bond, Add</i>	3.63	
			<i>For Curved Wall Application, Add</i>	2.79	
			<i>For <10, Small Area Replacements (Individual Areas), Add</i>	21.16	
04 22 23	29-0006	SF	10" x 8" x 16", Plain Or Scored, Split Face, Concrete Block	18.12	
			<i>For Stacked Bond, Add</i>	3.85	
			<i>For Curved Wall Application, Add</i>	2.96	
			<i>For <10, Small Area Replacements (Individual Areas), Add</i>	22.45	
04 22 23	29-0007	SF	12" x 8" x 16", Plain Or Scored, Split Face, Concrete Block	21.61	
			<i>For Stacked Bond, Add</i>	4.72	
			<i>For Curved Wall Application, Add</i>	3.63	
			<i>For <10, Small Area Replacements (Individual Areas), Add</i>	27.51	

04 22 23 29-0008 Plain Or Scored, Split Face, Bond Beam Or Lintel Concrete Blocks (04 22 23 29-0001)

04 22 23	29-0009	SF	4" x 8" x 16", Plain Or Scored, Split Face, Bond Beam Or Lintel Concrete Block	14.52	
			<i>For Stacked Bond, Add</i>	3.06	
			<i>For Grout And Fill With 2 #5 Rebar, Add</i>	8.65	
			<i>For Curved Wall Application, Add</i>	2.35	
			<i>For <10, Small Area Replacements (Individual Areas), Add</i>	17.83	
04 22 23	29-0010	SF	6" x 8" x 16", Plain Or Scored, Split Face, Bond Beam Or Lintel Concrete Block	16.39	
			<i>For Stacked Bond, Add</i>	3.44	
			<i>For Grout And Fill With 2 #5 Rebar, Add</i>	9.78	
			<i>For Curved Wall Application, Add</i>	2.64	
			<i>For <10, Small Area Replacements (Individual Areas), Add</i>	20.07	



	MINOR	CSI	UOM	DESCRIPTION	TOTAL DIRECT UNIT COST	DEMOLITION UNIT COST
	04 22 23 29-0011	SF		8" x 8" x 16", Plain Or Scored, Split Face, Bond Beam Or Lintel Concrete Block.....	17.69	
				<i>For Stacked Bond, Add</i>	3.63	
				<i>For Grout And Fill With 2 #5 Rebar, Add</i>	10.71	
				<i>For Curved Wall Application, Add</i>	2.79	
				<i>For <10, Small Area Replacements (Individual Areas), Add</i>	21.22	
	04 22 23 29-0012	SF		10" x 8" x 16", Plain Or Scored, Split Face, Bond Beam Or Lintel Concrete Block.....	18.95	
				<i>For Stacked Bond, Add</i>	3.85	
				<i>For Grout And Fill With 2 #5 Rebar, Add</i>	11.55	
				<i>For Curved Wall Application, Add</i>	2.96	
				<i>For <10, Small Area Replacements (Individual Areas), Add</i>	22.51	
	04 22 23 29-0013	SF		12" x 8" x 16", Plain Or Scored, Split Face, Bond Beam Or Lintel Concrete Block.....	22.47	
				<i>For Stacked Bond, Add</i>	4.72	
				<i>For Grout And Fill With 2 #5 Rebar, Add</i>	13.39	
				<i>For Curved Wall Application, Add</i>	3.63	
				<i>For <10, Small Area Replacements (Individual Areas), Add</i>	27.58	
	04 22 23 29-0014			Split Rib, Concrete Block <small>(04 22 23 29)</small>		
	04 22 23 29-0015			Split Rib, Concrete Block <small>(04 22 23 29-0014)</small>		
	04 22 23 29-0016	SF		4" x 8" x 16", Split Rib, Concrete Block.....	13.79	
				<i>For Stacked Bond, Add</i>	3.06	
				<i>For Curved Wall Application, Add</i>	2.35	
				<i>For <10, Small Area Replacements (Individual Areas), Add</i>	17.78	
	04 22 23 29-0017	SF		6" x 8" x 16", Split Rib, Concrete Block.....	16.17	
				<i>For Stacked Bond, Add</i>	3.44	
				<i>For Curved Wall Application, Add</i>	2.64	
				<i>For <10, Small Area Replacements (Individual Areas), Add</i>	20.05	
	04 22 23 29-0018	SF		8" x 8" x 16", Split Rib, Concrete Block.....	17.16	
				<i>For Stacked Bond, Add</i>	3.63	
				<i>For Curved Wall Application, Add</i>	2.79	
				<i>For <10, Small Area Replacements (Individual Areas), Add</i>	21.18	
	04 22 23 29-0019	SF		10" x 8" x 16", Split Rib, Concrete Block.....	18.30	
				<i>For Stacked Bond, Add</i>	3.85	
				<i>For Curved Wall Application, Add</i>	2.96	
				<i>For <10, Small Area Replacements (Individual Areas), Add</i>	22.46	
	04 22 23 29-0020	SF		12" x 8" x 16", Split Rib, Concrete Block.....	22.00	
				<i>For Stacked Bond, Add</i>	4.72	
				<i>For Curved Wall Application, Add</i>	3.63	
				<i>For <10, Small Area Replacements (Individual Areas), Add</i>	27.54	
	04 22 23 31			Glazed Concrete Masonry Unit <small>(04 22 23)</small>		
	04 22 23 31-0001			One Glazed Face, Concrete Blocks <small>(04 22 23 31)</small>		
	04 22 23 31-0002			One Glazed Face, Concrete Blocks <small>(04 22 23 31-0001)</small>		
	04 22 23 31-0003	SF		4" x 8" x 16", One Glazed Face, Concrete Block.....	21.21	
				<i>For Stacked Bond, Add</i>	2.96	
				<i>For Curved Wall Application, Add</i>	2.28	
				<i>For <10, Small Area Replacements (Individual Areas), Add</i>	17.82	
	04 22 23 31-0004	SF		6" x 8" x 16", One Glazed Face, Concrete Block.....	22.82	
				<i>For Stacked Bond, Add</i>	3.26	
				<i>For Curved Wall Application, Add</i>	2.51	
				<i>For <10, Small Area Replacements (Individual Areas), Add</i>	19.58	
	04 22 23 31-0005	SF		8" x 8" x 16", One Glazed Face, Concrete Block.....	24.15	
				<i>For Stacked Bond, Add</i>	3.44	
				<i>For Curved Wall Application, Add</i>	2.64	
				<i>For <10, Small Area Replacements (Individual Areas), Add</i>	20.65	
	04 22 23 31-0006	SF		10" x 8" x 16", One Glazed Face, Concrete Block.....	25.56	
				<i>For Stacked Bond, Add</i>	3.63	
				<i>For Curved Wall Application, Add</i>	2.79	
				<i>For <10, Small Area Replacements (Individual Areas), Add</i>	21.81	
	04 22 23 31-0007	SF		12" x 8" x 16", One Glazed Face, Concrete Block.....	29.28	
				<i>For Stacked Bond, Add</i>	4.45	
				<i>For Curved Wall Application, Add</i>	3.42	
				<i>For <10, Small Area Replacements (Individual Areas), Add</i>	26.58	
	04 22 23 31-0008			Two Glazed Faces, Concrete Blocks <small>(04 22 23 31)</small>		
	04 22 23 31-0009			Two Glazed Faces, Concrete Blocks <small>(04 22 23 31-0008)</small>		
	04 22 23 31-0010	SF		4" x 8" x 16", Two Glazed Faces, Concrete Block.....	27.57	
				<i>For Stacked Bond, Add</i>	3.38	
				<i>For Curved Wall Application, Add</i>	2.60	
				<i>For <10, Small Area Replacements (Individual Areas), Add</i>	20.58	
	04 22 23 31-0011	SF		6" x 8" x 16", Two Glazed Faces, Concrete Block.....	29.02	
				<i>For Stacked Bond, Add</i>	3.63	
				<i>For Curved Wall Application, Add</i>	2.79	
				<i>For <10, Small Area Replacements (Individual Areas), Add</i>	22.07	
	04 22 23 31-0012	SF		8" x 8" x 16", Two Glazed Faces, Concrete Block.....	31.13	
				<i>For Stacked Bond, Add</i>	4.01	
				<i>For Curved Wall Application, Add</i>	3.08	
				<i>For <10, Small Area Replacements (Individual Areas), Add</i>	24.31	

04	04	Masonry
	04 20	Unit Masonry
	04 23	Glass Unit Masonry



MINOR	CSI	UOM	DESCRIPTION	TOTAL DIRECT UNIT COST	DEMOLITION UNIT COST
-------	-----	-----	-------------	------------------------	----------------------

04 23 Glass Unit Masonry (04 23)

04 23 13 Vertical Glass Unit Masonry (04 23)

Note: Includes 1/4" mortar joints and caulking. Excludes joint reinforcement and anchors.

04 23 13 00-0001 Glass Block Unit Masonry (04 23 13)

04 23 13 00-0002	SF	6" x 6" x 4" Plain Glass Block.....	68.76	
		For Solar Reflective (Suntrol) Blocks, Add	13.58	
		For Essex (Horizontal Striated) Blocks, Add	7.76	
		For Sculptured Or Patterned Blocks, Add	13.58	
		For Colored Glass, Add	38.81	
		For Thinline Block, Deduct	-9.70	
		For >1,000 To 5,000, Deduct	-4.92	
		For >5,000, Deduct	-8.35	
04 23 13 00-0003	SF	8" x 8" x 4" Plain Glass Block.....	49.49	
		For Solar Reflective (Suntrol) Blocks, Add	9.61	
		For Essex (Horizontal Striated) Blocks, Add	5.49	
		For Sculptured Or Patterned Blocks, Add	9.61	
		For Colored Glass, Add	27.47	
		For Thinline Block, Deduct	-6.87	
		For >1,000 To 5,000, Deduct	-3.56	
		For >5,000, Deduct	-6.03	
04 23 13 00-0004	SF	12" x 12" x 4" Plain Glass Block.....	55.36	
		For Solar Reflective (Suntrol) Blocks, Add	12.29	
		For Essex (Horizontal Striated) Blocks, Add	7.02	
		For Sculptured Or Patterned Blocks, Add	12.29	
		For Colored Glass, Add	35.10	
		For Thinline Block, Deduct	-8.78	
		For >1,000 To 5,000, Deduct	-3.77	
		For >5,000, Deduct	-6.53	

04 23 13 00-0005 Solid Glass Block (Vistabrik®) (04 23 13)

04 23 13 00-0006	SF	3" x 8" x 3" Solid Glass Block (Vistabrik®).....	679.40	
04 23 13 00-0007	SF	4" x 8" x 3" Solid Glass Block (Vistabrik®).....	514.89	
04 23 13 00-0008	SF	6" x 8" x 3" Solid Glass Block (Vistabrik®).....	352.36	
04 23 13 00-0009	SF	8" x 8" x 3" Solid Glass Block (Vistabrik®).....	246.68	

04 40 Stone Assemblies (04)

Note: Includes pointing and cleaning of new stone and mortar. All stone prices include material and mortar.

04 41 Dry-Placed Stone (04 40)

04 41 00 00-0001 Ashlar Veneer, Random Size, Square Cut Rough Stone (04 41)

04 41 00 00-0002	SF	4" Thick Ashlar Veneer, Random Size, Square Cut Rough Stone.....	23.85	6.95
04 41 00 00-0003	SF	6" Thick Ashlar Veneer, Random Size, Square Cut Rough Stone.....	24.28	6.95

04 42 Exterior Stone Cladding (04 40)

04 42 43 Stone Panels for Curtain Walls (04 42)

04 42 43 00-0001 Marble Facing Panels (04 42 43)

Note: 3' x 1.5'

04 42 43 00-0002	SF	3/4" Thick Marble Facing Panels.....	75.53	16.11
04 42 43 00-0003	SF	7/8" Thick Marble Facing Panels.....	80.13	16.33
04 42 43 00-0004	SF	1-1/2" Thick Marble Facing Panels.....	93.56	16.63
04 42 43 00-0005	SF	2" Thick Marble Facing Panels.....	103.35	17.15
04 42 43 00-0006	SF	2-1/4" Thick Marble Facing Panels.....	110.18	18.19
04 42 43 00-0007	CF	Marble Face Panel.....	472.78	59.26

04 42 43 00-0008 Smooth Limestone Panels (04 42 43)

Note: Up to 12" x 5' panels.

04 42 43 00-0009	SF	1-1/2" Thick Smooth Limestone Panels.....	55.32	32.33
04 42 43 00-0010	SF	2" Thick Smooth Limestone Panels.....	58.64	33.89
04 42 43 00-0011	SF	3" Thick Smooth Limestone Panels.....	62.11	35.45
04 42 43 00-0012	SF	4" Thick Smooth Limestone Panels.....	71.80	38.99

04 42 43 00-0013 Sandstone Panels (04 42 43)

04 42 43 00-0014	SF	2-1/2" Thick Sandstone Panels.....	63.17	33.89
04 42 43 00-0015	SF	4" Thick Sandstone Panels.....	69.51	38.99
04 42 43 00-0016	SF	Split Face Sandstone Panels, Random Sizes.....	64.13	38.99

04 43 Stone Masonry (04 40)

04 43 16 Stone Fabrications (04 43)

04 43 16 00-0001 Marble (04 43 16)



MINOR		TOTAL DIRECT		DEMOLITION	
CSI	UOM	DESCRIPTION	UNIT COST	UNIT COST	UNIT COST
04 43 16 00-0002		Marble Base (04 43 16 00-0001)			
		Note: 1" thick.			
04 43 16 00-0003	LF	4" High Marble Base.....	104.85		64.21
04 43 16 00-0004	LF	6" High Marble Base.....	119.84		69.94
04 43 16 00-0005		Marble Columns (04 43 16 00-0001)			
04 43 16 00-0006	CF	Plain Faced Solid Marble Columns.....	317.36		59.26
04 43 16 00-0007	CF	Fluted, Carved Solid Marble Columns.....	545.70		59.26
04 43 16 00-0008		Marble Flooring (04 43 16 00-0001)			
04 43 16 00-0009	SF	3/8" Uniform Color Marble Flooring.....	30.43		14.70
04 43 16 00-0010	SF	1/2" Uniform Color Marble Flooring.....	32.96		14.70
04 43 16 00-0011	SF	1/2" Travertine Marble Flooring.....	39.77		16.79
04 43 16 00-0012		Marble Items (04 43 16 00-0001)			
04 43 16 00-0013	LF	12" Wide Marble Stair Treads.....	85.48		23.08
04 43 16 00-0014	LF	6" Wide Marble Stair Risers.....	64.81		18.51
04 43 16 00-0015	LF	6" Wide x 2" Thick Marble Window Sills.....	38.07		13.75
04 43 16 00-0016	LF	5" Wide x 7/8" Thick Marble Window Stool, Polished.....	77.04		16.87
04 43 16 00-0017	SF	7/8" Thick, Non Skid, Marble Patio Blocks.....	40.10		21.31
04 43 16 00-0018		Limestone (04 43 16)			
04 43 16 00-0019		Ashlar Veneer Limestone (04 43 16 00-0018)			
04 43 16 00-0020	SF	4" Ashlar Veneer Limestone, Random Sizes.....	54.94		23.08
04 43 16 00-0021	SF	6" To 8" Thick, Pitched Face Ashlar Veneer Limestone, Random Sizes.....	83.20		31.71
04 43 16 00-0022		Limestone Coping (04 43 16 00-0018)			
		Note: Measured from the highest point. Includes drilling into existing materials, caulk and ties.			
04 43 16 00-0023	SF	2-1/2" Thick Limestone Coping.....	26.99		8.32
04 43 16 00-0024	SF	3" Thick Limestone Coping.....	30.11		8.84
04 43 16 00-0025	SF	3-1/2" Thick Limestone Coping.....	33.22		9.36
04 43 16 00-0026	SF	4" Thick Limestone Coping.....	35.29		9.67
04 43 16 00-0027	SF	5" Thick Limestone Coping.....	40.48		9.87
04 43 16 00-0028	SF	6" Thick Limestone Coping.....	57.86		10.39
04 43 16 00-0029	CF	>6" Thick Limestone Coping.....	94.82		20.88
04 43 16 00-0030		Limestone Stair Treads (04 43 16 00-0018)			
04 43 16 00-0031	SF	2" Thick Limestone Treads.....	32.77		7.80
04 43 16 00-0032	SF	2-1/2" Thick Limestone Treads.....	34.80		8.32
04 43 16 00-0033	SF	3" Thick Limestone Treads.....	38.85		8.84
04 43 16 00-0034	SF	3-1/2" Thick Limestone Treads.....	41.86		9.36
04 43 16 00-0035	SF	4" Thick Limestone Treads.....	44.85		9.36
04 43 16 00-0036	SF	5" Thick Limestone Treads.....	48.79		9.87
04 43 16 00-0037	SF	6" Thick Limestone Tread, Smooth Finish.....	66.40		10.39
04 43 16 00-0038		Limestone Items (04 43 16 00-0018)			
04 43 16 00-0039	CF	Sawn Edge Limestone Block, Sill, Lintel, Jamb And Other Trim.....	168.54		78.29
04 43 16 00-0040		Granite (04 43 16)			
04 43 16 00-0041		Polished Granite Veneer Facing Panels (04 43 16 00-0040)			
		Note: Excludes structural support steel.			
04 43 16 00-0042	SF	7/8" Thick Black Polished Granite Veneer Facing Panels.....	93.71		32.54
04 43 16 00-0043	SF	7/8" Thick Gray Polished Granite Veneer Facing Panels.....	85.74		32.54
04 43 16 00-0044		Granite Stair Treads (04 43 16 00-0040)			
04 43 16 00-0045	SF	2" Thick Granite Stair Tread.....	54.66		7.80
04 43 16 00-0046		Slate (04 43 16)			
04 43 16 00-0047		Slate Panels Or Sills (04 43 16 00-0046)			
04 43 16 00-0048	SF	1" Thick Slate Panels.....	57.00		32.54
04 43 16 00-0049	SF	2" Thick Slate Panels.....	65.83		32.54
04 43 16 00-0050		Slate Sills Or Stools (04 43 16 00-0046)			
04 43 16 00-0051	LF	6" Wide, 1" Thick Slate Sills Or Stools With Sand Finish.....	25.66		13.83
04 43 16 00-0052	LF	10" Wide, 1" Thick Slate Sills Or Stools With Sand Finish.....	31.28		13.83
04 43 16 00-0053	LF	6" Wide, 2" Thick Slate Sills Or Stools With Sand Finish.....	30.49		13.83

04	04	Masonry
	04 40	Stone Assemblies
	04 43	Stone Masonry



MINOR CSI UOM DESCRIPTION	TOTAL DIRECT UNIT COST	DEMOLITION UNIT COST
------------------------------	---------------------------	-------------------------

04 43 16 00-0054	LF	10" Wide, 2" Thick Slate Sills Or Stools With Sand Finish	42.54	13.83
------------------	----	---	-------	-------

04 43 16 00-0055 Slate Stair Treads (04 43 16 00-0046)

04 43 16 00-0056	SF	2" Thick Slate Stair Tread	38.24	7.80
------------------	----	----------------------------------	-------	------

04 50 Refractory Masonry (04)

04 51 Flue Liner Masonry (04 50)

Note: Includes mortar joints.

04 51 00 00-0001 Rectangular Flue Liners (04 51)

04 51 00 00-0002	VLF	4" x 8" Clay Flue Liners	18.60	
04 51 00 00-0003	VLF	8" x 8" Clay Flue Liners	25.89	
04 51 00 00-0004	VLF	8" x 12" Clay Flue Liners	29.45	
04 51 00 00-0005	VLF	12" x 12" Clay Flue Liners	36.70	
04 51 00 00-0006	VLF	12" x 16" Clay Flue Liners	45.07	
04 51 00 00-0007	VLF	12" x 18" Clay Flue Liners	51.34	
04 51 00 00-0008	VLF	16" x 16" Clay Flue Liners	55.91	
04 51 00 00-0009	VLF	16" x 20" Clay Flue Liners	69.32	
04 51 00 00-0010	VLF	18" x 18" Clay Flue Liners	74.09	
04 51 00 00-0011	VLF	20" x 20" Clay Flue Liners	95.73	
04 51 00 00-0012	VLF	20" x 24" Clay Flue Liners	104.32	
04 51 00 00-0013	VLF	24" x 24" Clay Flue Liners	123.93	

04 51 00 00-0014 Round Flue Liners (04 51)

04 51 00 00-0015	VLF	6" Diameter Clay Flue Liners	46.05	
04 51 00 00-0016	VLF	8" Diameter Clay Flue Liners	67.59	
04 51 00 00-0017	VLF	10" Diameter Clay Flue Liners	89.23	
04 51 00 00-0018	VLF	12" Diameter Clay Flue Liners	108.88	
04 51 00 00-0019	VLF	15" Diameter Clay Flue Liners	133.84	
04 51 00 00-0020	VLF	18" Diameter Clay Flue Liners	144.70	
04 51 00 00-0021	VLF	21" Diameter Clay Flue Liners	184.78	
04 51 00 00-0022	VLF	24" Diameter Clay Flue Liners	227.05	
04 51 00 00-0023	VLF	27" Diameter Clay Flue Liners	262.07	
04 51 00 00-0024	VLF	30" Diameter Clay Flue Liners	298.14	
04 51 00 00-0025	VLF	33" Diameter Clay Flue Liners	312.45	
04 51 00 00-0026	VLF	36" Diameter Clay Flue Liners	318.79	

04 51 00 00-0027 Standard Chimney Block (04 51)

Note: Includes refractory mortar. Excludes flue liners.

04 51 00 00-0028	EA	14" x 14" x 8" Concrete Block Chimney Unit	29.96	
04 51 00 00-0029	EA	14" x 18" x 8" Concrete Block Chimney Unit	32.93	
04 51 00 00-0030	EA	16" x 16" x 8" Concrete Block Chimney Unit	33.14	
04 51 00 00-0031	EA	17" x 17" x 8" Concrete Block Chimney Unit	34.81	
04 51 00 00-0032	EA	16" x 20" x 8" Concrete Block Chimney Unit	36.67	
04 51 00 00-0033	EA	17" x 21" x 8" Concrete Block Chimney Unit	38.68	
04 51 00 00-0034	EA	21" x 21" x 8" Concrete Block Chimney Unit	43.74	

04 70 Manufactured Masonry (04)

04 72 Cast Stone Masonry (04 70)

04 72 00 00-0001 Precast Concrete Lintels (04 72)

04 72 00 00-0002 Solid Precast Concrete Lintels (04 72 00 00-0001)

04 72 00 00-0003	LF	4" x 8", Solid Precast Concrete Lintel	16.50	
04 72 00 00-0004	LF	6" x 8", Solid Precast Concrete Lintel	21.22	
04 72 00 00-0005	LF	8" x 8", Solid Precast Concrete Lintel	26.34	

04 72 00 00-0006 U Shaped Precast Concrete Lintels (04 72 00 00-0001)

Note: Excludes concrete fill and field added reinforcing. See CSI section 04 05 16 26-0001 for concrete fill.

04 72 00 00-0007	LF	6" x 8", U Shaped Precast Concrete Lintel	17.70	
04 72 00 00-0008	LF	8" x 8", U Shaped Precast Concrete Lintel	21.57	
04 72 00 00-0009	LF	12" x 8", U Shaped Precast Concrete Lintel	35.99	

04 72 00 00-0010 Precast Concrete Coping (04 72)

Note: Includes caulk and ties. Excludes drilling into existing materials or other anchoring bolts.

04 72 00 00-0011 Precast Concrete Coping (04 72 00 00-0010)

Note: Measured at highest point.

04 72 00 00-0012	SF	2" Thick Precast Concrete Coping	40.72	11.31
04 72 00 00-0013	SF	2-1/2" Thick Precast Concrete Coping	44.66	12.18
04 72 00 00-0014	SF	3" Thick Precast Concrete Coping	50.95	13.05
04 72 00 00-0015	SF	3-1/2" Thick Precast Concrete Coping	54.02	13.92



Masonry	04	04
Manufactured Masonry	04 70	
Cast Stone Masonry	04 72	

MINOR CSI UOM DESCRIPTION	TOTAL DIRECT UNIT COST	DEMOLITION UNIT COST
04 72 00 00-0016 SF 4" Thick Precast Concrete Coping.....	57.11	14.79
04 72 00 00-0017 SF 5" Thick Precast Concrete Coping.....	66.64	15.66
04 72 00 00-0018 SF 6" Thick Precast Concrete Coping.....	74.74	16.53
04 72 00 00-0019 Precast Concrete Window Sills <small>(04 72)</small> Note: Includes caulk and ties.		
04 72 00 00-0020 Precast Concrete Window Sills <small>(04 72 00 00-0019)</small>		
04 72 00 00-0021 LF 6" Wide Precast Concrete Window Sill.....	29.19	8.70
04 72 00 00-0022 LF 10" Wide Precast Concrete Window Sill.....	40.90	8.70
04 72 00 00-0023 LF 14" Wide Precast Concrete Window Sill.....	47.06	8.70

END OF SECTION 04

NOT FOR BID

04	04	Masonry
	04 70	Manufactured Masonry
	04 72	Cast Stone Masonry



MINOR CSI UOM DESCRIPTION	TOTAL DIRECT UNIT COST	DEMOLITION UNIT COST
------------------------------	---------------------------	-------------------------

THIS PAGE INTENTIONALLY LEFT BLANK

NOT FOR BID



MINOR CSI UOM DESCRIPTION	TOTAL DIRECT UNIT COST	DEMOLITION UNIT COST
------------------------------	---------------------------	-------------------------

05 Metals

05 05 Common Work Results for Metals (05)

05 05 19 Post-Installed Concrete Anchors (05 05)

See CSI section 03 15 19 00-0000 for cast-in concrete anchors.

05 05 19 00-0001	Concrete And Masonry Anchors <small>(05 05 19)</small>		
05 05 19 00-0002	Expansion Anchors <small>(05 05 19 00-0001)</small> Note: Includes drilling.		
05 05 19 00-0003	Wedge Expansion Bolt Anchors <small>(05 05 19 00-0002)</small>		
05 05 19 00-0004	Zinc Plated Steel, Wedge Anchor Expansion Bolt <small>(05 05 19 00-0003)</small> Note: Includes nut and washer.		
05 05 19 00-0005	EA 1/4" Diameter x 1-3/4" Length, Zinc Plated Steel, Wedge Anchor Expansion Bolt For >10 To 50, Deduct For >50 To 100, Deduct For >100, Deduct	10.53 -0.50 -1.01 -2.02	
05 05 19 00-0006	EA 1/4" Diameter x 2-1/4" Length, Zinc Plated Steel, Wedge Anchor Expansion Bolt For >10 To 50, Deduct For >50 To 100, Deduct For >100, Deduct	10.63 -0.50 -1.01 -2.02	
05 05 19 00-0007	EA 1/4" Diameter x 3-1/4" Length, Zinc Plated Steel, Wedge Anchor Expansion Bolt For >10 To 50, Deduct For >50 To 100, Deduct For >100, Deduct	10.95 -0.51 -1.04 -2.08	
05 05 19 00-0008	EA 3/8" Diameter x 2-1/4" Length, Zinc Plated Steel, Wedge Anchor Expansion Bolt For >10 To 50, Deduct For >50 To 100, Deduct For >100, Deduct	12.93 -0.60 -1.23 -2.46	
05 05 19 00-0009	EA 3/8" Diameter x 2-3/4" Length, Zinc Plated Steel, Wedge Anchor Expansion Bolt For >10 To 50, Deduct For >50 To 100, Deduct For >100, Deduct	12.99 -0.60 -1.23 -2.46	
05 05 19 00-0010	EA 3/8" Diameter x 3" Length, Zinc Plated Steel, Wedge Anchor Expansion Bolt For >10 To 50, Deduct For >50 To 100, Deduct For >100, Deduct	13.02 -0.60 -1.23 -2.46	
05 05 19 00-0011	EA 3/8" Diameter x 5" Length, Zinc Plated Steel, Wedge Anchor Expansion Bolt For >10 To 50, Deduct For >50 To 100, Deduct For >100, Deduct	13.30 -0.60 -1.24 -2.48	
05 05 19 00-0012	EA 1/2" Diameter x 2-3/4" Length, Zinc Plated Steel, Wedge Anchor Expansion Bolt For >10 To 50, Deduct For >50 To 100, Deduct For >100, Deduct	18.72 -0.86 -1.76 -3.51	
05 05 19 00-0013	EA 1/2" Diameter x 3-3/4" Length, Zinc Plated Steel, Wedge Anchor Expansion Bolt For >10 To 50, Deduct For >50 To 100, Deduct For >100, Deduct	18.77 -0.86 -1.76 -3.51	
05 05 19 00-0014	EA 1/2" Diameter x 4-1/4" Length, Zinc Plated Steel, Wedge Anchor Expansion Bolt For >10 To 50, Deduct For >50 To 100, Deduct For >100, Deduct	18.89 -0.86 -1.76 -3.52	
05 05 19 00-0015	EA 1/2" Diameter x 5-1/2" Length, Zinc Plated Steel, Wedge Anchor Expansion Bolt For >10 To 50, Deduct For >50 To 100, Deduct For >100, Deduct	19.19 -0.86 -1.77 -3.54	
05 05 19 00-0016	EA 1/2" Diameter x 7" Length, Zinc Plated Steel, Wedge Anchor Expansion Bolt For >10 To 50, Deduct For >50 To 100, Deduct For >100, Deduct	19.61 -0.86 -1.78 -3.56	
05 05 19 00-0017	EA 5/8" Diameter x 3-1/2" Length, Zinc Plated Steel, Wedge Anchor Expansion Bolt For >10 To 50, Deduct For >50 To 100, Deduct For >100, Deduct	24.32 -1.06 -2.20 -4.40	
05 05 19 00-0018	EA 5/8" Diameter x 4-1/4" Length, Zinc Plated Steel, Wedge Anchor Expansion Bolt For >10 To 50, Deduct For >50 To 100, Deduct For >100, Deduct	24.41 -1.06 -2.20 -4.40	
05 05 19 00-0019	EA 5/8" Diameter x 5" Length, Zinc Plated Steel, Wedge Anchor Expansion Bolt For >10 To 50, Deduct For >50 To 100, Deduct For >100, Deduct	24.60 -1.06 -2.21 -4.41	
05 05 19 00-0020	EA 5/8" Diameter x 6" Length, Zinc Plated Steel, Wedge Anchor Expansion Bolt For >10 To 50, Deduct For >50 To 100, Deduct For >100, Deduct	24.98 -1.06 -2.21 -4.43	
05 05 19 00-0021	EA 5/8" Diameter x 7" Length, Zinc Plated Steel, Wedge Anchor Expansion Bolt For >10 To 50, Deduct For >50 To 100, Deduct For >100, Deduct	25.35 -1.06 -2.22 -4.45	

05 Metals**05 05 Common Work Results for Metals****05 05 19 Post-Installed Concrete Anchors**
 MINOR
 CSI UOM DESCRIPTION

 TOTAL DIRECT DEMOLITION
 UNIT COST UNIT COST

05 05 19 00-0022	EA	5/8" Diameter x 8-1/2" Length, Zinc Plated Steel, Wedge Anchor Expansion Bolt	28.32	
		<i>For >10 To 50, Deduct</i>	-1.06	
		<i>For >50 To 100, Deduct</i>	-2.30	
		<i>For >100, Deduct</i>	-4.60	
05 05 19 00-0023	EA	5/8" Diameter x 10" Length, Zinc Plated Steel, Wedge Anchor Expansion Bolt	30.87	
		<i>For >10 To 50, Deduct</i>	-1.06	
		<i>For >50 To 100, Deduct</i>	-2.36	
		<i>For >100, Deduct</i>	-4.72	
05 05 19 00-0024	EA	3/4" Diameter x 4-1/4" Length, Zinc Plated Steel, Wedge Anchor Expansion Bolt	29.34	
		<i>For >10 To 50, Deduct</i>	-1.26	
		<i>For >50 To 100, Deduct</i>	-2.63	
		<i>For >100, Deduct</i>	-5.25	
05 05 19 00-0025	EA	3/4" Diameter x 4-3/4" Length, Zinc Plated Steel, Wedge Anchor Expansion Bolt	29.42	
		<i>For >10 To 50, Deduct</i>	-1.26	
		<i>For >50 To 100, Deduct</i>	-2.63	
		<i>For >100, Deduct</i>	-5.25	
05 05 19 00-0026	EA	3/4" Diameter x 5-1/2" Length, Zinc Plated Steel, Wedge Anchor Expansion Bolt	29.87	
		<i>For >10 To 50, Deduct</i>	-1.26	
		<i>For >50 To 100, Deduct</i>	-2.64	
		<i>For >100, Deduct</i>	-5.28	
05 05 19 00-0027	EA	3/4" Diameter x 6-1/4" Length, Zinc Plated Steel, Wedge Anchor Expansion Bolt	30.42	
		<i>For >10 To 50, Deduct</i>	-1.26	
		<i>For >50 To 100, Deduct</i>	-2.65	
		<i>For >100, Deduct</i>	-5.30	
05 05 19 00-0028	EA	3/4" Diameter x 7" Length, Zinc Plated Steel, Wedge Anchor Expansion Bolt	31.04	
		<i>For >10 To 50, Deduct</i>	-1.26	
		<i>For >50 To 100, Deduct</i>	-2.67	
		<i>For >100, Deduct</i>	-5.34	
05 05 19 00-0029	EA	3/4" Diameter x 8-1/2" Length, Zinc Plated Steel, Wedge Anchor Expansion Bolt	33.43	
		<i>For >10 To 50, Deduct</i>	-1.26	
		<i>For >50 To 100, Deduct</i>	-2.73	
		<i>For >100, Deduct</i>	-5.46	
05 05 19 00-0030	EA	3/4" Diameter x 10" Length, Zinc Plated Steel, Wedge Anchor Expansion Bolt	36.59	
		<i>For >10 To 50, Deduct</i>	-1.26	
		<i>For >50 To 100, Deduct</i>	-2.81	
		<i>For >100, Deduct</i>	-5.61	
05 05 19 00-0031	EA	3/4" Diameter x 12" Length, Zinc Plated Steel, Wedge Anchor Expansion Bolt	40.16	
		<i>For >10 To 50, Deduct</i>	-1.26	
		<i>For >50 To 100, Deduct</i>	-2.90	
		<i>For >100, Deduct</i>	-5.79	
05 05 19 00-0032	EA	7/8" Diameter x 6" Length, Zinc Plated Steel, Wedge Anchor Expansion Bolt	39.14	
		<i>For >10 To 50, Deduct</i>	-1.37	
		<i>For >50 To 100, Deduct</i>	-3.03	
		<i>For >100, Deduct</i>	-6.06	
05 05 19 00-0033	EA	7/8" Diameter x 8" Length, Zinc Plated Steel, Wedge Anchor Expansion Bolt	41.01	
		<i>For >10 To 50, Deduct</i>	-1.37	
		<i>For >50 To 100, Deduct</i>	-3.08	
		<i>For >100, Deduct</i>	-6.15	
05 05 19 00-0034	EA	7/8" Diameter x 10" Length, Zinc Plated Steel, Wedge Anchor Expansion Bolt	43.50	
		<i>For >10 To 50, Deduct</i>	-1.37	
		<i>For >50 To 100, Deduct</i>	-3.14	
		<i>For >100, Deduct</i>	-6.28	
05 05 19 00-0035	EA	1" Diameter x 6" Length, Zinc Plated Steel, Wedge Anchor Expansion Bolt	48.51	
		<i>For >10 To 50, Deduct</i>	-1.77	
		<i>For >50 To 100, Deduct</i>	-3.87	
		<i>For >100, Deduct</i>	-7.74	
05 05 19 00-0036	EA	1" Diameter x 9" Length, Zinc Plated Steel, Wedge Anchor Expansion Bolt	52.05	
		<i>For >10 To 50, Deduct</i>	-1.77	
		<i>For >50 To 100, Deduct</i>	-3.96	
		<i>For >100, Deduct</i>	-7.92	
05 05 19 00-0037	EA	1" Diameter x 12" Length, Zinc Plated Steel, Wedge Anchor Expansion Bolt	55.55	
		<i>For >10 To 50, Deduct</i>	-1.77	
		<i>For >50 To 100, Deduct</i>	-4.05	
		<i>For >100, Deduct</i>	-8.09	
05 05 19 00-0038	EA	1-1/4" Diameter x 9" Length, Zinc Plated Steel, Wedge Anchor Expansion Bolt	63.17	
		<i>For >10 To 50, Deduct</i>	-2.27	
		<i>For >50 To 100, Deduct</i>	-4.98	
		<i>For >100, Deduct</i>	-9.96	
05 05 19 00-0039	EA	1-1/4" Diameter x 12" Length, Zinc Plated Steel, Wedge Anchor Expansion Bolt	65.69	
		<i>For >10 To 50, Deduct</i>	-2.27	
		<i>For >50 To 100, Deduct</i>	-5.04	
		<i>For >100, Deduct</i>	-10.09	
05 05 19 00-0040		304/18-8 Stainless Steel, Wedge Anchor Expansion Bolt <small>(05 05 19 00-0003)</small>		
		Note: Includes nut and washer.		
05 05 19 00-0041	EA	1/4" Diameter x 1-3/4" Length, 304/18-8 Stainless Steel, Wedge Anchor Expansion Bolt	12.33	
		<i>For >10 To 50, Deduct</i>	-0.50	
		<i>For >50 To 100, Deduct</i>	-1.05	
		<i>For >100, Deduct</i>	-2.11	
05 05 19 00-0042	EA	1/4" Diameter x 2-1/4" Length, 304/18-8 Stainless Steel, Wedge Anchor Expansion Bolt	12.89	
		<i>For >10 To 50, Deduct</i>	-0.50	
		<i>For >50 To 100, Deduct</i>	-1.07	
		<i>For >100, Deduct</i>	-2.13	



	MINOR	CSI	UOM	DESCRIPTION	TOTAL DIRECT UNIT COST	DEMOLITION UNIT COST
05 05 19 00-0043	EA			1/4" Diameter x 3-1/4" Length, 304/18-8 Stainless Steel, Wedge Anchor Expansion Bolt.....	13.49	
				<i>For >10 To 50, Deduct</i>	-0.51	
				<i>For >50 To 100, Deduct</i>	-1.10	
				<i>For >100, Deduct</i>	-2.20	
05 05 19 00-0044	EA			3/8" Diameter x 2-1/4" Length, 304/18-8 Stainless Steel, Wedge Anchor Expansion Bolt.....	16.10	
				<i>For >10 To 50, Deduct</i>	-0.60	
				<i>For >50 To 100, Deduct</i>	-1.31	
				<i>For >100, Deduct</i>	-2.62	
05 05 19 00-0045	EA			3/8" Diameter x 2-3/4" Length, 304/18-8 Stainless Steel, Wedge Anchor Expansion Bolt.....	16.58	
				<i>For >10 To 50, Deduct</i>	-0.60	
				<i>For >50 To 100, Deduct</i>	-1.32	
				<i>For >100, Deduct</i>	-2.64	
05 05 19 00-0046	EA			3/8" Diameter x 3" Length, 304/18-8 Stainless Steel, Wedge Anchor Expansion Bolt.....	16.93	
				<i>For >10 To 50, Deduct</i>	-0.60	
				<i>For >50 To 100, Deduct</i>	-1.33	
				<i>For >100, Deduct</i>	-2.66	
05 05 19 00-0047	EA			3/8" Diameter x 5" Length, 304/18-8 Stainless Steel, Wedge Anchor Expansion Bolt.....	19.54	
				<i>For >10 To 50, Deduct</i>	-0.60	
				<i>For >50 To 100, Deduct</i>	-1.39	
				<i>For >100, Deduct</i>	-2.79	
05 05 19 00-0048	EA			1/2" Diameter x 2-3/4" Length, 304/18-8 Stainless Steel, Wedge Anchor Expansion Bolt.....	25.62	
				<i>For >10 To 50, Deduct</i>	-0.86	
				<i>For >50 To 100, Deduct</i>	-1.93	
				<i>For >100, Deduct</i>	-3.86	
05 05 19 00-0049	EA			1/2" Diameter x 3-3/4" Length, 304/18-8 Stainless Steel, Wedge Anchor Expansion Bolt.....	26.52	
				<i>For >10 To 50, Deduct</i>	-0.86	
				<i>For >50 To 100, Deduct</i>	-1.95	
				<i>For >100, Deduct</i>	-3.90	
05 05 19 00-0050	EA			1/2" Diameter x 4-1/4" Length, 304/18-8 Stainless Steel, Wedge Anchor Expansion Bolt.....	27.04	
				<i>For >10 To 50, Deduct</i>	-0.86	
				<i>For >50 To 100, Deduct</i>	-1.96	
				<i>For >100, Deduct</i>	-3.93	
05 05 19 00-0051	EA			1/2" Diameter x 5-1/2" Length, 304/18-8 Stainless Steel, Wedge Anchor Expansion Bolt.....	29.42	
				<i>For >10 To 50, Deduct</i>	-0.86	
				<i>For >50 To 100, Deduct</i>	-2.02	
				<i>For >100, Deduct</i>	-4.05	
05 05 19 00-0052	EA			1/2" Diameter x 7" Length, 304/18-8 Stainless Steel, Wedge Anchor Expansion Bolt.....	32.99	
				<i>For >10 To 50, Deduct</i>	-0.86	
				<i>For >50 To 100, Deduct</i>	-2.11	
				<i>For >100, Deduct</i>	-4.23	
05 05 19 00-0053	EA			5/8" Diameter x 3-1/2" Length, 304/18-8 Stainless Steel, Wedge Anchor Expansion Bolt.....	38.33	
				<i>For >10 To 50, Deduct</i>	-1.06	
				<i>For >50 To 100, Deduct</i>	-2.55	
				<i>For >100, Deduct</i>	-5.10	
05 05 19 00-0054	EA			5/8" Diameter x 5" Length, 304/18-8 Stainless Steel, Wedge Anchor Expansion Bolt.....	40.65	
				<i>For >10 To 50, Deduct</i>	-1.06	
				<i>For >50 To 100, Deduct</i>	-2.61	
				<i>For >100, Deduct</i>	-5.21	
05 05 19 00-0055	EA			5/8" Diameter x 6" Length, 304/18-8 Stainless Steel, Wedge Anchor Expansion Bolt.....	43.16	
				<i>For >10 To 50, Deduct</i>	-1.06	
				<i>For >50 To 100, Deduct</i>	-2.67	
				<i>For >100, Deduct</i>	-5.34	
05 05 19 00-0056	EA			5/8" Diameter x 7" Length, 304/18-8 Stainless Steel, Wedge Anchor Expansion Bolt.....	46.51	
				<i>For >10 To 50, Deduct</i>	-1.06	
				<i>For >50 To 100, Deduct</i>	-2.75	
				<i>For >100, Deduct</i>	-5.51	
05 05 19 00-0057	EA			5/8" Diameter x 8-1/2" Length, 304/18-8 Stainless Steel, Wedge Anchor Expansion Bolt.....	61.17	
				<i>For >10 To 50, Deduct</i>	-1.06	
				<i>For >50 To 100, Deduct</i>	-3.12	
				<i>For >100, Deduct</i>	-6.24	
05 05 19 00-0058	EA			3/4" Diameter x 4-1/4" Length, 304/18-8 Stainless Steel, Wedge Anchor Expansion Bolt.....	45.78	
				<i>For >10 To 50, Deduct</i>	-1.26	
				<i>For >50 To 100, Deduct</i>	-3.04	
				<i>For >100, Deduct</i>	-6.07	
05 05 19 00-0059	EA			3/4" Diameter x 4-3/4" Length, 304/18-8 Stainless Steel, Wedge Anchor Expansion Bolt.....	50.51	
				<i>For >10 To 50, Deduct</i>	-1.26	
				<i>For >50 To 100, Deduct</i>	-3.15	
				<i>For >100, Deduct</i>	-6.31	
05 05 19 00-0060	EA			3/4" Diameter x 5-1/2" Length, 304/18-8 Stainless Steel, Wedge Anchor Expansion Bolt.....	54.54	
				<i>For >10 To 50, Deduct</i>	-1.26	
				<i>For >50 To 100, Deduct</i>	-3.26	
				<i>For >100, Deduct</i>	-6.51	
05 05 19 00-0061	EA			3/4" Diameter x 6-1/4" Length, 304/18-8 Stainless Steel, Wedge Anchor Expansion Bolt.....	55.04	
				<i>For >10 To 50, Deduct</i>	-1.26	
				<i>For >50 To 100, Deduct</i>	-3.27	
				<i>For >100, Deduct</i>	-6.54	
05 05 19 00-0062	EA			3/4" Diameter x 7" Length, 304/18-8 Stainless Steel, Wedge Anchor Expansion Bolt.....	58.82	
				<i>For >10 To 50, Deduct</i>	-1.26	
				<i>For >50 To 100, Deduct</i>	-3.36	
				<i>For >100, Deduct</i>	-6.72	
05 05 19 00-0063	EA			3/4" Diameter x 8-1/2" Length, 304/18-8 Stainless Steel, Wedge Anchor Expansion Bolt.....	68.66	
				<i>For >10 To 50, Deduct</i>	-1.26	
				<i>For >50 To 100, Deduct</i>	-3.61	
				<i>For >100, Deduct</i>	-7.22	

05 Metals**05 05 Common Work Results for Metals****05 05 19 Post-Installed Concrete Anchors**

MINOR	CSI	UOM	DESCRIPTION	TOTAL DIRECT UNIT COST	DEMOLITION UNIT COST
05 05 19 00-0064	EA		3/4" Diameter x 10" Length, 304/18-8 Stainless Steel, Wedge Anchor Expansion Bolt.....	82.52	
			<i>For >10 To 50, Deduct</i>	-1.26	
			<i>For >50 To 100, Deduct</i>	-3.96	
			<i>For >100, Deduct</i>	-7.91	
05 05 19 00-0065	EA		7/8" Diameter x 8" Length, 304/18-8 Stainless Steel, Wedge Anchor Expansion Bolt.....	82.08	
			<i>For >10 To 50, Deduct</i>	-1.37	
			<i>For >50 To 100, Deduct</i>	-4.10	
			<i>For >100, Deduct</i>	-8.21	
05 05 19 00-0066	EA		1" Diameter x 6" Length, 304/18-8 Stainless Steel, Wedge Anchor Expansion Bolt.....	121.24	
			<i>For >10 To 50, Deduct</i>	-1.77	
			<i>For >50 To 100, Deduct</i>	-5.69	
			<i>For >100, Deduct</i>	-11.38	
05 05 19 00-0067	EA		1" Diameter x 9" Length, 304/18-8 Stainless Steel, Wedge Anchor Expansion Bolt.....	141.75	
			<i>For >10 To 50, Deduct</i>	-1.77	
			<i>For >50 To 100, Deduct</i>	-6.20	
			<i>For >100, Deduct</i>	-12.40	
05 05 19 00-0068			316 Stainless Steel, Wedge Anchor Expansion Bolt <small>(05 05 19 00-0003)</small>		
			Note: Includes nut and washer.		
05 05 19 00-0069	EA		1/4" Diameter x 2-1/4" Length, 316 Stainless Steel, Wedge Anchor Expansion Bolt.....	12.81	
			<i>For >10 To 50, Deduct</i>	-0.50	
			<i>For >50 To 100, Deduct</i>	-1.07	
			<i>For >100, Deduct</i>	-2.13	
05 05 19 00-0070	EA		1/4" Diameter x 3-1/4" Length, 316 Stainless Steel, Wedge Anchor Expansion Bolt.....	13.70	
			<i>For >10 To 50, Deduct</i>	-0.51	
			<i>For >50 To 100, Deduct</i>	-1.11	
			<i>For >100, Deduct</i>	-2.21	
05 05 19 00-0071	EA		3/8" Diameter x 2-1/4" Length, 316 Stainless Steel, Wedge Anchor Expansion Bolt.....	17.66	
			<i>For >10 To 50, Deduct</i>	-0.60	
			<i>For >50 To 100, Deduct</i>	-1.35	
			<i>For >100, Deduct</i>	-2.69	
05 05 19 00-0072	EA		3/8" Diameter x 2-3/4" Length, 316 Stainless Steel, Wedge Anchor Expansion Bolt.....	18.48	
			<i>For >10 To 50, Deduct</i>	-0.60	
			<i>For >50 To 100, Deduct</i>	-1.37	
			<i>For >100, Deduct</i>	-2.73	
05 05 19 00-0073	EA		3/8" Diameter x 3" Length, 316 Stainless Steel, Wedge Anchor Expansion Bolt.....	18.69	
			<i>For >10 To 50, Deduct</i>	-0.60	
			<i>For >50 To 100, Deduct</i>	-1.37	
			<i>For >100, Deduct</i>	-2.75	
05 05 19 00-0074	EA		3/8" Diameter x 5" Length, 316 Stainless Steel, Wedge Anchor Expansion Bolt.....	22.63	
			<i>For >10 To 50, Deduct</i>	-0.60	
			<i>For >50 To 100, Deduct</i>	-1.47	
			<i>For >100, Deduct</i>	-2.94	
05 05 19 00-0075	EA		1/2" Diameter x 2-3/4" Length, 316 Stainless Steel, Wedge Anchor Expansion Bolt.....	29.38	
			<i>For >10 To 50, Deduct</i>	-0.86	
			<i>For >50 To 100, Deduct</i>	-2.02	
			<i>For >100, Deduct</i>	-4.04	
05 05 19 00-0076	EA		1/2" Diameter x 3-3/4" Length, 316 Stainless Steel, Wedge Anchor Expansion Bolt.....	31.67	
			<i>For >10 To 50, Deduct</i>	-0.86	
			<i>For >50 To 100, Deduct</i>	-2.08	
			<i>For >100, Deduct</i>	-4.16	
05 05 19 00-0077	EA		1/2" Diameter x 4-1/4" Length, 316 Stainless Steel, Wedge Anchor Expansion Bolt.....	35.81	
			<i>For >10 To 50, Deduct</i>	-0.86	
			<i>For >50 To 100, Deduct</i>	-2.18	
			<i>For >100, Deduct</i>	-4.37	
05 05 19 00-0078	EA		1/2" Diameter x 5-1/2" Length, 316 Stainless Steel, Wedge Anchor Expansion Bolt.....	36.85	
			<i>For >10 To 50, Deduct</i>	-0.86	
			<i>For >50 To 100, Deduct</i>	-2.21	
			<i>For >100, Deduct</i>	-4.42	
05 05 19 00-0079	EA		5/8" Diameter x 5" Length, 316 Stainless Steel, Wedge Anchor Expansion Bolt.....	51.04	
			<i>For >10 To 50, Deduct</i>	-1.06	
			<i>For >50 To 100, Deduct</i>	-2.87	
			<i>For >100, Deduct</i>	-5.73	
05 05 19 00-0080	EA		5/8" Diameter x 7" Length, 316 Stainless Steel, Wedge Anchor Expansion Bolt.....	52.28	
			<i>For >10 To 50, Deduct</i>	-1.06	
			<i>For >50 To 100, Deduct</i>	-2.90	
			<i>For >100, Deduct</i>	-5.79	
05 05 19 00-0081	EA		3/4" Diameter x 4-3/4" Length, 316 Stainless Steel, Wedge Anchor Expansion Bolt.....	63.56	
			<i>For >10 To 50, Deduct</i>	-1.26	
			<i>For >50 To 100, Deduct</i>	-3.48	
			<i>For >100, Deduct</i>	-6.96	
05 05 19 00-0082	EA		3/4" Diameter x 5-1/2" Length, 316 Stainless Steel, Wedge Anchor Expansion Bolt.....	68.75	
			<i>For >10 To 50, Deduct</i>	-1.26	
			<i>For >50 To 100, Deduct</i>	-3.61	
			<i>For >100, Deduct</i>	-7.22	
05 05 19 00-0083			Hot Dipped Galvanized Steel, Wedge Anchor Expansion Bolt <small>(05 05 19 00-0003)</small>		
			Note: Includes nut and washer.		
05 05 19 00-0084	EA		1/2" Diameter x 2-3/4" Length, Hot Dipped Galvanized Steel, Wedge Anchor Expansion Bolt.....	21.19	
			<i>For >10 To 50, Deduct</i>	-0.86	
			<i>For >50 To 100, Deduct</i>	-1.82	
			<i>For >100, Deduct</i>	-3.64	



	MINOR	CSI	UOM	DESCRIPTION	TOTAL DIRECT UNIT COST	DEMOLITION UNIT COST
05 05 19 00-0085	EA			1/2" Diameter x 4-1/4" Length, Hot Dipped Galvanized Steel, Wedge Anchor Expansion Bolt 22.26 <i>For >10 To 50, Deduct</i> -0.66 <i>For >50 To 100, Deduct</i> -1.84 <i>For >100, Deduct</i> -3.69		
05 05 19 00-0086	EA			1/2" Diameter x 5-1/2" Length, Hot Dipped Galvanized Steel, Wedge Anchor Expansion Bolt 23.32 <i>For >10 To 50, Deduct</i> -0.86 <i>For >50 To 100, Deduct</i> -1.87 <i>For >100, Deduct</i> -3.74		
05 05 19 00-0087	EA			1/2" Diameter x 7" Length, Hot Dipped Galvanized Steel, Wedge Anchor Expansion Bolt 23.85 <i>For >10 To 50, Deduct</i> -0.86 <i>For >50 To 100, Deduct</i> -1.88 <i>For >100, Deduct</i> -3.77		
05 05 19 00-0088	EA			5/8" Diameter x 3-1/2" Length, Hot Dipped Galvanized Steel, Wedge Anchor Expansion Bolt 28.83 <i>For >10 To 50, Deduct</i> -1.06 <i>For >50 To 100, Deduct</i> -2.31 <i>For >100, Deduct</i> -4.62		
05 05 19 00-0089	EA			5/8" Diameter x 6" Length, Hot Dipped Galvanized Steel, Wedge Anchor Expansion Bolt 27.56 <i>For >10 To 50, Deduct</i> -1.06 <i>For >50 To 100, Deduct</i> -2.28 <i>For >100, Deduct</i> -4.56		
05 05 19 00-0090	EA			3/4" Diameter x 4-3/4" Length, Hot Dipped Galvanized Steel, Wedge Anchor Expansion Bolt 37.10 <i>For >10 To 50, Deduct</i> -1.26 <i>For >50 To 100, Deduct</i> -2.82 <i>For >100, Deduct</i> -5.64		
05 05 19 00-0091	EA			3/4" Diameter x 5-1/2" Length, Hot Dipped Galvanized Steel, Wedge Anchor Expansion Bolt 38.27 <i>For >10 To 50, Deduct</i> -1.26 <i>For >50 To 100, Deduct</i> -2.85 <i>For >100, Deduct</i> -5.70		
05 05 19 00-0092	EA			3/4" Diameter x 8-1/2" Length, Hot Dipped Galvanized Steel, Wedge Anchor Expansion Bolt 44.01 <i>For >10 To 50, Deduct</i> -1.26 <i>For >50 To 100, Deduct</i> -2.99 <i>For >100, Deduct</i> -5.99		
05 05 19 00-0093	EA			1" Diameter x 6" Length, Hot Dipped Galvanized Steel, Wedge Anchor Expansion Bolt 47.64 <i>For >10 To 50, Deduct</i> -1.77 <i>For >50 To 100, Deduct</i> -3.85 <i>For >100, Deduct</i> -7.70		
05 05 19 00-0094	EA			1" Diameter x 9" Length, Hot Dipped Galvanized Steel, Wedge Anchor Expansion Bolt 50.94 <i>For >10 To 50, Deduct</i> -1.77 <i>For >50 To 100, Deduct</i> -3.93 <i>For >100, Deduct</i> -7.86		
05 05 19 00-0095	EA			1" Diameter x 12" Length, Hot Dipped Galvanized Steel, Wedge Anchor Expansion Bolt 54.21 <i>For >10 To 50, Deduct</i> -1.77 <i>For >50 To 100, Deduct</i> -4.01 <i>For >100, Deduct</i> -8.02		
05 05 19 00-0096				Concrete Sleeve Anchors (05 05 19 00-0002)		
05 05 19 00-0097				Zinc Plated Steel, Concrete Sleeve Anchors (05 05 19 00-0096) Note: Includes nut and washer.		
05 05 19 00-0098	EA			1/4" Diameter x 5/8" Length, Zinc Plated Steel, Concrete Sleeve Anchor 10.59 <i>For >10 To 50, Deduct</i> -0.51 <i>For >50 To 100, Deduct</i> -1.03 <i>For >100, Deduct</i> -2.05		
05 05 19 00-0099	EA			1/4" Diameter x 1-3/8" Length, Zinc Plated Steel, Concrete Sleeve Anchor 10.73 <i>For >10 To 50, Deduct</i> -0.51 <i>For >50 To 100, Deduct</i> -1.03 <i>For >100, Deduct</i> -2.06		
05 05 19 00-0100	EA			1/4" Diameter x 2-1/4" Length, Zinc Plated Steel, Concrete Sleeve Anchor 10.89 <i>For >10 To 50, Deduct</i> -0.51 <i>For >50 To 100, Deduct</i> -1.03 <i>For >100, Deduct</i> -2.07		
05 05 19 00-0101	EA			5/16" Diameter x 1-1/2" Length, Zinc Plated Steel, Concrete Sleeve Anchor 11.17 <i>For >10 To 50, Deduct</i> -0.53 <i>For >50 To 100, Deduct</i> -1.08 <i>For >100, Deduct</i> -2.16		
05 05 19 00-0102	EA			5/16" Diameter x 2-1/2" Length, Zinc Plated Steel, Concrete Sleeve Anchor 11.29 <i>For >10 To 50, Deduct</i> -0.53 <i>For >50 To 100, Deduct</i> -1.08 <i>For >100, Deduct</i> -2.16		
05 05 19 00-0103	EA			3/8" Diameter x 1-7/8" Length, Zinc Plated Steel, Concrete Sleeve Anchor 12.64 <i>For >10 To 50, Deduct</i> -0.60 <i>For >50 To 100, Deduct</i> -1.22 <i>For >100, Deduct</i> -2.44		
05 05 19 00-0104	EA			3/8" Diameter x 3" Length, Zinc Plated Steel, Concrete Sleeve Anchor 12.87 <i>For >10 To 50, Deduct</i> -0.60 <i>For >50 To 100, Deduct</i> -1.23 <i>For >100, Deduct</i> -2.45		
05 05 19 00-0105	EA			3/8" Diameter x 4" Length, Zinc Plated Steel, Concrete Sleeve Anchor 13.08 <i>For >10 To 50, Deduct</i> -0.60 <i>For >50 To 100, Deduct</i> -1.23 <i>For >100, Deduct</i> -2.46		
05 05 19 00-0106	EA			1/2" Diameter x 2-1/4" Length, Zinc Plated Steel, Concrete Sleeve Anchor 18.21 <i>For >10 To 50, Deduct</i> -0.86 <i>For >50 To 100, Deduct</i> -1.74 <i>For >100, Deduct</i> -3.48		

05 Metals**05 05 Common Work Results for Metals****05 05 19 Post-Installed Concrete Anchors**

MINOR	CSI	UOM	DESCRIPTION	TOTAL DIRECT UNIT COST	DEMOLITION UNIT COST
05 05 19 00-0107	EA		1/2" Diameter x 3" Length, Zinc Plated Steel, Concrete Sleeve Anchor	18.49	
			<i>For >10 To 50, Deduct</i>	-0.86	
			<i>For >50 To 100, Deduct</i>	-1.75	
			<i>For >100, Deduct</i>	-3.50	
05 05 19 00-0108	EA		1/2" Diameter x 4" Length, Zinc Plated Steel, Concrete Sleeve Anchor	18.74	
			<i>For >10 To 50, Deduct</i>	-0.86	
			<i>For >50 To 100, Deduct</i>	-1.75	
			<i>For >100, Deduct</i>	-3.51	
05 05 19 00-0109	EA		1/2" Diameter x 6" Length, Zinc Plated Steel, Concrete Sleeve Anchor	19.04	
			<i>For >10 To 50, Deduct</i>	-0.86	
			<i>For >50 To 100, Deduct</i>	-1.76	
			<i>For >100, Deduct</i>	-3.52	
05 05 19 00-0110	EA		5/8" Diameter x 2-1/4" Length, Zinc Plated Steel, Concrete Sleeve Anchor	22.83	
			<i>For >10 To 50, Deduct</i>	-1.06	
			<i>For >50 To 100, Deduct</i>	-2.16	
			<i>For >100, Deduct</i>	-4.32	
05 05 19 00-0111	EA		5/8" Diameter x 3" Length, Zinc Plated Steel, Concrete Sleeve Anchor	23.26	
			<i>For >10 To 50, Deduct</i>	-1.06	
			<i>For >50 To 100, Deduct</i>	-2.17	
			<i>For >100, Deduct</i>	-4.34	
05 05 19 00-0112	EA		5/8" Diameter x 4-1/4" Length, Zinc Plated Steel, Concrete Sleeve Anchor	23.59	
			<i>For >10 To 50, Deduct</i>	-1.06	
			<i>For >50 To 100, Deduct</i>	-2.18	
			<i>For >100, Deduct</i>	-4.36	
05 05 19 00-0113	EA		5/8" Diameter x 6" Length, Zinc Plated Steel, Concrete Sleeve Anchor	24.52	
			<i>For >10 To 50, Deduct</i>	-1.06	
			<i>For >50 To 100, Deduct</i>	-2.20	
			<i>For >100, Deduct</i>	-4.40	
05 05 19 00-0114	EA		3/4" Diameter x 2-1/2" Length, Zinc Plated Steel, Concrete Sleeve Anchor	27.95	
			<i>For >10 To 50, Deduct</i>	-1.26	
			<i>For >50 To 100, Deduct</i>	-2.59	
			<i>For >100, Deduct</i>	-5.18	
05 05 19 00-0115	EA		3/4" Diameter x 4-1/4" Length, Zinc Plated Steel, Concrete Sleeve Anchor	28.76	
			<i>For >10 To 50, Deduct</i>	-1.26	
			<i>For >50 To 100, Deduct</i>	-2.61	
			<i>For >100, Deduct</i>	-5.22	
05 05 19 00-0116	EA		3/4" Diameter x 5-1/2" Length, Zinc Plated Steel, Concrete Sleeve Anchor	29.48	
			<i>For >10 To 50, Deduct</i>	-1.26	
			<i>For >50 To 100, Deduct</i>	-2.63	
			<i>For >100, Deduct</i>	-5.26	
05 05 19 00-0117	EA		3/4" Diameter x 6-1/4" Length, Zinc Plated Steel, Concrete Sleeve Anchor	30.64	
			<i>For >10 To 50, Deduct</i>	-1.26	
			<i>For >50 To 100, Deduct</i>	-2.66	
			<i>For >100, Deduct</i>	-5.32	
05 05 19 00-0118			304/18-8 Stainless Steel, Concrete Sleeve Anchors <small>(05 05 19 00-0096)</small>		
			Note: Includes nut and washer.		
05 05 19 00-0119	EA		1/4" Diameter x 1-3/8" Length, 304/18-8 Stainless Steel, Concrete Sleeve Anchor	13.13	
			<i>For >10 To 50, Deduct</i>	-0.51	
			<i>For >50 To 100, Deduct</i>	-1.09	
			<i>For >100, Deduct</i>	-2.18	
05 05 19 00-0120	EA		3/8" Diameter x 1-7/8" Length, 304/18-8 Stainless Steel, Concrete Sleeve Anchor	17.63	
			<i>For >10 To 50, Deduct</i>	-0.60	
			<i>For >50 To 100, Deduct</i>	-1.35	
			<i>For >100, Deduct</i>	-2.69	
05 05 19 00-0121	EA		3/8" Diameter x 3" Length, 304/18-8 Stainless Steel, Concrete Sleeve Anchor	19.84	
			<i>For >10 To 50, Deduct</i>	-0.60	
			<i>For >50 To 100, Deduct</i>	-1.40	
			<i>For >100, Deduct</i>	-2.80	
05 05 19 00-0122	EA		1/2" Diameter x 2-1/4" Length, 304/18-8 Stainless Steel, Concrete Sleeve Anchor	26.60	
			<i>For >10 To 50, Deduct</i>	-0.86	
			<i>For >50 To 100, Deduct</i>	-1.95	
			<i>For >100, Deduct</i>	-3.90	
05 05 19 00-0123	EA		1/2" Diameter x 4" Length, 304/18-8 Stainless Steel, Concrete Sleeve Anchor	30.57	
			<i>For >10 To 50, Deduct</i>	-0.86	
			<i>For >50 To 100, Deduct</i>	-2.05	
			<i>For >100, Deduct</i>	-4.10	
05 05 19 00-0124	EA		5/8" Diameter x 4-1/4" Length, 304/18-8 Stainless Steel, Concrete Sleeve Anchor	42.79	
			<i>For >10 To 50, Deduct</i>	-1.06	
			<i>For >50 To 100, Deduct</i>	-2.66	
			<i>For >100, Deduct</i>	-5.32	
05 05 19 00-0125			Concrete Strike Anchors <small>(05 05 19 00-0002)</small>		
			Note: Includes nut and washer.		
05 05 19 00-0126	EA		1/4" Diameter x 1-3/4" Length, Zinc Plated Steel, Concrete Strike Anchor	11.25	
			<i>For >10 To 50, Deduct</i>	-0.51	
			<i>For >50 To 100, Deduct</i>	-1.04	
			<i>For >100, Deduct</i>	-2.09	
05 05 19 00-0127	EA		1/4" Diameter x 2-3/8" Length, Zinc Plated Steel, Concrete Strike Anchor	11.48	
			<i>For >10 To 50, Deduct</i>	-0.51	
			<i>For >50 To 100, Deduct</i>	-1.05	
			<i>For >100, Deduct</i>	-2.10	



MINOR	CSI	UOM	DESCRIPTION	TOTAL DIRECT UNIT COST	DEMOLITION UNIT COST
05 05 19 00-0128	EA		5/16" Diameter x 2-3/4" Length, Zinc Plated Steel, Concrete Strike Anchor.....	11.98	
			<i>For >10 To 50, Deduct</i>	-0.53	
			<i>For >50 To 100, Deduct</i>	-1.10	
			<i>For >100, Deduct</i>	-2.20	
05 05 19 00-0129	EA		5/16" Diameter x 4" Length, Zinc Plated Steel, Concrete Strike Anchor.....	12.92	
			<i>For >10 To 50, Deduct</i>	-0.53	
			<i>For >50 To 100, Deduct</i>	-1.12	
			<i>For >100, Deduct</i>	-2.25	
05 05 19 00-0130	EA		3/8" Diameter x 2-3/8" Length, Zinc Plated Steel, Concrete Strike Anchor.....	13.66	
			<i>For >10 To 50, Deduct</i>	-0.60	
			<i>For >50 To 100, Deduct</i>	-1.25	
			<i>For >100, Deduct</i>	-2.49	
05 05 19 00-0131	EA		3/8" Diameter x 3-1/2" Length, Zinc Plated Steel, Concrete Strike Anchor.....	14.37	
			<i>For >10 To 50, Deduct</i>	-0.60	
			<i>For >50 To 100, Deduct</i>	-1.26	
			<i>For >100, Deduct</i>	-2.53	
05 05 19 00-0132	EA		3/8" Diameter x 5" Length, Zinc Plated Steel, Concrete Strike Anchor.....	14.91	
			<i>For >10 To 50, Deduct</i>	-0.60	
			<i>For >50 To 100, Deduct</i>	-1.28	
			<i>For >100, Deduct</i>	-2.55	
05 05 19 00-0133	EA		1/2" Diameter x 2-3/4" Length, Zinc Plated Steel, Concrete Strike Anchor.....	19.96	
			<i>For >10 To 50, Deduct</i>	-0.86	
			<i>For >50 To 100, Deduct</i>	-1.79	
			<i>For >100, Deduct</i>	-3.57	
05 05 19 00-0134	EA		1/2" Diameter x 3-1/2" Length, Zinc Plated Steel, Concrete Strike Anchor.....	20.38	
			<i>For >10 To 50, Deduct</i>	-0.86	
			<i>For >50 To 100, Deduct</i>	-1.80	
			<i>For >100, Deduct</i>	-3.59	
05 05 19 00-0135	EA		1/2" Diameter x 4-3/4" Length, Zinc Plated Steel, Concrete Strike Anchor.....	21.62	
			<i>For >10 To 50, Deduct</i>	-0.86	
			<i>For >50 To 100, Deduct</i>	-1.83	
			<i>For >100, Deduct</i>	-3.65	
05 05 19 00-0136	EA		1/2" Diameter x 6" Length, Zinc Plated Steel, Concrete Strike Anchor.....	23.22	
			<i>For >10 To 50, Deduct</i>	-0.86	
			<i>For >50 To 100, Deduct</i>	-1.87	
			<i>For >100, Deduct</i>	-3.73	
05 05 19 00-0137	EA		5/8" Diameter x 4" Length, Zinc Plated Steel, Concrete Strike Anchor.....	26.55	
			<i>For >10 To 50, Deduct</i>	-1.06	
			<i>For >50 To 100, Deduct</i>	-2.25	
			<i>For >100, Deduct</i>	-4.51	
05 05 19 00-0138	EA		5/8" Diameter x 4-3/4" Length, Zinc Plated Steel, Concrete Strike Anchor.....	28.02	
			<i>For >10 To 50, Deduct</i>	-1.06	
			<i>For >50 To 100, Deduct</i>	-2.29	
			<i>For >100, Deduct</i>	-4.58	
05 05 19 00-0139	EA		5/8" Diameter x 6" Length, Zinc Plated Steel, Concrete Strike Anchor.....	29.33	
			<i>For >10 To 50, Deduct</i>	-1.06	
			<i>For >50 To 100, Deduct</i>	-2.32	
			<i>For >100, Deduct</i>	-4.65	
05 05 19 00-0140	EA		3/4" Diameter x 5" Length, Zinc Plated Steel, Concrete Strike Anchor.....	34.12	
			<i>For >10 To 50, Deduct</i>	-1.26	
			<i>For >50 To 100, Deduct</i>	-2.74	
			<i>For >100, Deduct</i>	-5.49	
05 05 19 00-0141	EA		3/4" Diameter x 6" Length, Zinc Plated Steel, Concrete Strike Anchor.....	35.51	
			<i>For >10 To 50, Deduct</i>	-1.26	
			<i>For >50 To 100, Deduct</i>	-2.78	
			<i>For >100, Deduct</i>	-5.56	
05 05 19 00-0142			Multi-Set Drop-In Anchors <small>(05 05 19 00-0002)</small>		
05 05 19 00-0143			Zinc Plated Steel, Multi-Set Drop-In Anchors <small>(05 05 19 00-0142)</small>		
			Note: Excludes bolt, nut and washer.		
05 05 19 00-0144	EA		1/4" Bolt Diameter, Zinc Plated Steel, Multi-Set Drop-In Anchor.....	14.72	
			<i>For >10 To 50, Deduct</i>	-0.71	
			<i>For >50 To 100, Deduct</i>	-1.43	
			<i>For >100, Deduct</i>	-2.86	
05 05 19 00-0145	EA		3/8" Bolt Diameter, Zinc Plated Steel, Multi-Set Drop-In Anchor.....	17.99	
			<i>For >10 To 50, Deduct</i>	-0.86	
			<i>For >50 To 100, Deduct</i>	-1.74	
			<i>For >100, Deduct</i>	-3.48	
05 05 19 00-0146	EA		1/2" Bolt Diameter, Zinc Plated Steel, Multi-Set Drop-In Anchor.....	21.95	
			<i>For >10 To 50, Deduct</i>	-1.02	
			<i>For >50 To 100, Deduct</i>	-2.07	
			<i>For >100, Deduct</i>	-4.14	
05 05 19 00-0147	EA		5/8" Bolt Diameter, Zinc Plated Steel, Multi-Set Drop-In Anchor.....	24.90	
			<i>For >10 To 50, Deduct</i>	-1.12	
			<i>For >50 To 100, Deduct</i>	-2.30	
			<i>For >100, Deduct</i>	-4.59	
05 05 19 00-0148	EA		3/4" Bolt Diameter, Zinc Plated Steel, Multi-Set Drop-In Anchor.....	29.85	
			<i>For >10 To 50, Deduct</i>	-1.27	
			<i>For >50 To 100, Deduct</i>	-2.65	
			<i>For >100, Deduct</i>	-5.30	
05 05 19 00-0149			304/18-8 Stainless Steel, Multi-Set Drop-In Anchors <small>(05 05 19 00-0142)</small>		
			Note: Excludes bolt, nut and washer.		

05 Metals**05 05 Common Work Results for Metals****05 05 19 Post-Installed Concrete Anchors**

MINOR	CSI	UOM	DESCRIPTION	TOTAL DIRECT UNIT COST	DEMOLITION UNIT COST
05 05 19 00-0150	EA		1/4" Bolt Diameter, 304/18-8 Stainless Steel, Multi-Set Drop-In Anchor.....	19.72	
			<i>For >10 To 50, Deduct</i>	-0.71	
			<i>For >50 To 100, Deduct</i>	-1.55	
			<i>For >100, Deduct</i>	-3.11	
05 05 19 00-0151	EA		3/8" Bolt Diameter, 304/18-8 Stainless Steel, Multi-Set Drop-In Anchor.....	27.22	
			<i>For >10 To 50, Deduct</i>	-0.86	
			<i>For >50 To 100, Deduct</i>	-1.97	
			<i>For >100, Deduct</i>	-3.94	
05 05 19 00-0152	EA		1/2" Bolt Diameter, 304/18-8 Stainless Steel, Multi-Set Drop-In Anchor.....	34.51	
			<i>For >10 To 50, Deduct</i>	-1.02	
			<i>For >50 To 100, Deduct</i>	-2.39	
			<i>For >100, Deduct</i>	-4.77	
05 05 19 00-0153	EA		5/8" Bolt Diameter, 304/18-8 Stainless Steel, Multi-Set Drop-In Anchor.....	45.09	
			<i>For >10 To 50, Deduct</i>	-1.12	
			<i>For >50 To 100, Deduct</i>	-2.80	
			<i>For >100, Deduct</i>	-5.60	
05 05 19 00-0154	EA		3/4" Bolt Diameter, 304/18-8 Stainless Steel, Multi-Set Drop-In Anchor.....	64.55	
			<i>For >10 To 50, Deduct</i>	-1.27	
			<i>For >50 To 100, Deduct</i>	-3.52	
			<i>For >100, Deduct</i>	-7.03	
05 05 19 00-0155			Single Bolt Expansion Anchors (05 05 19 00-0002)		
			Note: Excludes bolt, nut and washer.		
05 05 19 00-0156	EA		1/4" Bolt Diameter, Zinc Plated Steel, Single Bolt Expansion Anchor.....	10.79	
			<i>For >10 To 50, Deduct</i>	-0.51	
			<i>For >50 To 100, Deduct</i>	-1.03	
			<i>For >100, Deduct</i>	-2.06	
05 05 19 00-0157	EA		5/16" Bolt Diameter, Zinc Plated Steel, Single Bolt Expansion Anchor.....	11.54	
			<i>For >10 To 50, Deduct</i>	-0.53	
			<i>For >50 To 100, Deduct</i>	-1.09	
			<i>For >100, Deduct</i>	-2.18	
05 05 19 00-0158	EA		3/8" Bolt Diameter, Zinc Plated Steel, Single Bolt Expansion Anchor.....	13.04	
			<i>For >10 To 50, Deduct</i>	-0.60	
			<i>For >50 To 100, Deduct</i>	-1.23	
			<i>For >100, Deduct</i>	-2.46	
05 05 19 00-0159	EA		1/2" Bolt Diameter, Zinc Plated Steel, Single Bolt Expansion Anchor.....	19.04	
			<i>For >10 To 50, Deduct</i>	-0.86	
			<i>For >50 To 100, Deduct</i>	-1.76	
			<i>For >100, Deduct</i>	-3.52	
05 05 19 00-0160	EA		5/8" Bolt Diameter, Zinc Plated Steel, Single Bolt Expansion Anchor.....	26.36	
			<i>For >10 To 50, Deduct</i>	-1.06	
			<i>For >50 To 100, Deduct</i>	-2.25	
			<i>For >100, Deduct</i>	-4.50	
05 05 19 00-0161	EA		3/4" Bolt Diameter, Zinc Plated Steel, Single Bolt Expansion Anchor.....	31.80	
			<i>For >10 To 50, Deduct</i>	-1.26	
			<i>For >50 To 100, Deduct</i>	-2.69	
			<i>For >100, Deduct</i>	-5.37	
05 05 19 00-0162			Concrete Lag Shield Anchors (05 05 19 00-0002)		
			Note: Excludes lag bolt and washer.		
05 05 19 00-0163	EA		1/4" Bolt Diameter, Zinc Plated Steel, Concrete Lag Shield Anchor.....	10.86	
			<i>For >10 To 50, Deduct</i>	-0.51	
			<i>For >50 To 100, Deduct</i>	-1.03	
			<i>For >100, Deduct</i>	-2.07	
05 05 19 00-0164	EA		5/16" Bolt Diameter, Zinc Plated Steel, Concrete Lag Shield Anchor.....	12.92	
			<i>For >10 To 50, Deduct</i>	-0.60	
			<i>For >50 To 100, Deduct</i>	-1.23	
			<i>For >100, Deduct</i>	-2.46	
05 05 19 00-0165	EA		3/8" Bolt Diameter, Zinc Plated Steel, Concrete Lag Shield Anchor.....	13.49	
			<i>For >10 To 50, Deduct</i>	-0.60	
			<i>For >50 To 100, Deduct</i>	-1.24	
			<i>For >100, Deduct</i>	-2.48	
05 05 19 00-0166	EA		1/2" Bolt Diameter, Zinc Plated Steel, Concrete Lag Shield Anchor.....	19.03	
			<i>For >10 To 50, Deduct</i>	-0.86	
			<i>For >50 To 100, Deduct</i>	-1.76	
			<i>For >100, Deduct</i>	-3.52	
05 05 19 00-0167	EA		5/8" Bolt Diameter, Zinc Plated Steel, Concrete Lag Shield Anchor.....	25.48	
			<i>For >10 To 50, Deduct</i>	-1.06	
			<i>For >50 To 100, Deduct</i>	-2.23	
			<i>For >100, Deduct</i>	-4.45	
05 05 19 00-0168	EA		3/4" Bolt Diameter, Zinc Plated Steel, Concrete Lag Shield Anchor.....	28.61	
			<i>For >10 To 50, Deduct</i>	-1.26	
			<i>For >50 To 100, Deduct</i>	-2.61	
			<i>For >100, Deduct</i>	-5.21	
05 05 19 00-0169			Chemical And Adhesive Anchors (05 05 19 00-0001)		
05 05 19 00-0170			Chemically Adhered Anchor Rods (05 05 19 00-0169)		
			Note: Includes drilling hole, injected adhesive or pre-placed adhesive cartridge, nut and washer. Zinc coated carbon steel.		



MINOR	CSI	UOM	DESCRIPTION	TOTAL DIRECT UNIT COST	DEMOLITION UNIT COST
05 05 19 00-0171	EA		1/4" x 1-9/16" Long Chemically Adhered Anchor Rod	13.78	
			<i>For >10 To 50, Deduct</i>	-0.66	
			<i>For >50 To 100, Deduct</i>	-1.18	
			<i>For >100, Deduct</i>	-2.36	
05 05 19 00-0172	EA		5/16" x 2-3/8" Long Chemically Adhered Anchor Rod	16.00	
			<i>For >10 To 50, Deduct</i>	-0.61	
			<i>For >50 To 100, Deduct</i>	-1.31	
			<i>For >100, Deduct</i>	-2.63	
05 05 19 00-0173	EA		3/8" x 2-3/4" Long Chemically Adhered Anchor Rod	19.85	
			<i>For >10 To 50, Deduct</i>	-0.76	
			<i>For >50 To 100, Deduct</i>	-1.64	
			<i>For >100, Deduct</i>	-3.28	
05 05 19 00-0174	EA		1/2" x 3-11/16" Long Chemically Adhered Anchor Rod	23.27	
			<i>For >10 To 50, Deduct</i>	-0.86	
			<i>For >50 To 100, Deduct</i>	-1.87	
			<i>For >100, Deduct</i>	-3.74	
05 05 19 00-0175	EA		1/2" x 5-1/2" Long Chemically Adhered Anchor Rod	24.66	
			<i>For >10 To 50, Deduct</i>	-0.86	
			<i>For >50 To 100, Deduct</i>	-1.90	
			<i>For >100, Deduct</i>	-3.81	
05 05 19 00-0176	EA		5/8" x 7" Long Chemically Adhered Anchor Rod.....	30.52	
			<i>For >10 To 50, Deduct</i>	-1.06	
			<i>For >50 To 100, Deduct</i>	-2.35	
			<i>For >100, Deduct</i>	-4.70	
05 05 19 00-0177	EA		3/4" x 9-1/2" Long Chemically Adhered Anchor Rod	39.67	
			<i>For >10 To 50, Deduct</i>	-1.26	
			<i>For >50 To 100, Deduct</i>	-2.88	
			<i>For >100, Deduct</i>	-5.77	
05 05 19 00-0178	EA		7/8" x 10" Long Chemically Adhered Anchor Rod.....	47.04	
			<i>For >10 To 50, Deduct</i>	-1.37	
			<i>For >50 To 100, Deduct</i>	-3.22	
			<i>For >100, Deduct</i>	-6.45	
05 05 19 00-0179	EA		1" x 11-3/4" Long Chemically Adhered Anchor Rod	64.32	
			<i>For >10 To 50, Deduct</i>	-1.77	
			<i>For >50 To 100, Deduct</i>	-4.26	
			<i>For >100, Deduct</i>	-8.53	
05 05 19 00-0180	EA		1-1/4" x 14" Long Chemically Adhered Anchor Rod	92.40	
			<i>For >10 To 50, Deduct</i>	-2.23	
			<i>For >50 To 100, Deduct</i>	-5.66	
			<i>For >100, Deduct</i>	-11.32	
05 05 19 00-0181			Chemical Adhesives For Bolts, Dowels Or Threaded Rod (05 05 19 00-0169)		
			Note: Injected or drop in cartridge. Sizes listed are for the diameter of the bolt, dowel or rod to be anchored.		
			Includes drilling. Excludes bolt, dowel or rod.		
05 05 19 00-0182	EA		1/4" Chemical Adhesive For Bolt Or Threaded Rod	11.48	
			<i>For >10 To 50, Deduct</i>	-0.56	
			<i>For >50 To 100, Deduct</i>	-1.12	
			<i>For >100, Deduct</i>	-2.25	
05 05 19 00-0183	EA		5/16" Chemical Adhesive For Bolt, Dowel Or Threaded Rod.....	12.59	
			<i>For >10 To 50, Deduct</i>	-0.61	
			<i>For >50 To 100, Deduct</i>	-1.23	
			<i>For >100, Deduct</i>	-2.46	
05 05 19 00-0184	EA		3/8" Chemical Adhesive For Bolt, Dowel Or Threaded Rod.....	15.76	
			<i>For >10 To 50, Deduct</i>	-0.76	
			<i>For >50 To 100, Deduct</i>	-1.54	
			<i>For >100, Deduct</i>	-3.07	
05 05 19 00-0185	EA		1/2" Chemical Adhesive For Bolt, Dowel Or Threaded Rod.....	17.91	
			<i>For >10 To 50, Deduct</i>	-0.86	
			<i>For >50 To 100, Deduct</i>	-1.73	
			<i>For >100, Deduct</i>	-3.47	
05 05 19 00-0186	EA		5/8" Chemical Adhesive For Bolt, Dowel Or Threaded Rod.....	23.04	
			<i>For >10 To 50, Deduct</i>	-1.06	
			<i>For >50 To 100, Deduct</i>	-2.17	
			<i>For >100, Deduct</i>	-4.33	
05 05 19 00-0187	EA		3/4" Chemical Adhesive For Bolt, Dowel Or Threaded Rod.....	28.46	
			<i>For >10 To 50, Deduct</i>	-1.26	
			<i>For >50 To 100, Deduct</i>	-2.60	
			<i>For >100, Deduct</i>	-5.21	
05 05 19 00-0188	EA		7/8" Chemical Adhesive For Bolt, Dowel Or Threaded Rod.....	31.62	
			<i>For >10 To 50, Deduct</i>	-1.37	
			<i>For >50 To 100, Deduct</i>	-2.84	
			<i>For >100, Deduct</i>	-5.68	
05 05 19 00-0189	EA		1" Chemical Adhesive For Bolt, Dowel Or Threaded Rod.....	41.91	
			<i>For >10 To 50, Deduct</i>	-1.77	
			<i>For >50 To 100, Deduct</i>	-3.70	
			<i>For >100, Deduct</i>	-7.41	
05 05 19 00-0190	EA		1-1/8" Chemical Adhesive For Bolt, Dowel Or Threaded Rod	48.02	
			<i>For >10 To 50, Deduct</i>	-2.00	
			<i>For >50 To 100, Deduct</i>	-4.20	
			<i>For >100, Deduct</i>	-8.41	
05 05 19 00-0191	EA		1-1/4" Chemical Adhesive For Bolt, Dowel Or Threaded Rod	55.04	
			<i>For >10 To 50, Deduct</i>	-2.23	
			<i>For >50 To 100, Deduct</i>	-4.73	
			<i>For >100, Deduct</i>	-9.45	

05 Metals**05 05 Common Work Results for Metals****05 05 19 Post-Installed Concrete Anchors**

SAN BERNARDINO
COUNTY

MINOR	CSI	UOM	DESCRIPTION	TOTAL DIRECT UNIT COST	DEMOLITION UNIT COST
05 05 19 00-0192	EA		1-3/8" Chemical Adhesive For Bolt, Dowel Or Threaded Rod.....	59.65	
			<i>For >10 To 50, Deduct</i>	-2.33	
			<i>For >50 To 100, Deduct</i>	-4.99	
			<i>For >100, Deduct</i>	-9.98	
05 05 19 00-0193	EA		1-1/2" Chemical Adhesive For Bolt, Dowel Or Threaded Rod.....	66.02	
			<i>For >10 To 50, Deduct</i>	-2.44	
			<i>For >50 To 100, Deduct</i>	-5.30	
			<i>For >100, Deduct</i>	-10.61	
05 05 19 00-0194	EA		1-3/4" Chemical Adhesive For Bolt, Dowel Or Threaded Rod.....	78.71	
			<i>For >10 To 50, Deduct</i>	-2.64	
			<i>For >50 To 100, Deduct</i>	-5.93	
			<i>For >100, Deduct</i>	-11.85	
05 05 19 00-0195	EA		2" Chemical Adhesive For Bolt, Dowel Or Threaded Rod.....	106.69	
			<i>For >10 To 50, Deduct</i>	-2.74	
			<i>For >50 To 100, Deduct</i>	-6.78	
			<i>For >100, Deduct</i>	-13.55	
05 05 19 00-0196			Grout Concrete Anchor Bolt Or Threaded Rod (05 05 19 00-0169)		
05 05 19 00-0197	EA		Grout Concrete Anchor Bolt or Threaded Rod.....	4.52	
			<i>For >10 To 50, Deduct</i>	-0.22	
			<i>For >50 To 100, Deduct</i>	-0.44	
			<i>For >100, Deduct</i>	-0.88	
05 05 19 00-0198			Other Concrete And Masonry Anchors (05 05 19 00-0001)		
05 05 19 00-0199			Tapcon Masonry Screws (05 05 19 00-0198)		
			Note: Includes drilling. Countersunk or hex head.		
05 05 19 00-0200	EA		3/16" x 1-1/4" Tapcon Masonry Screw.....	10.41	
			<i>For >10 To 50, Deduct</i>	-0.51	
			<i>For >50 To 100, Deduct</i>	-1.02	
			<i>For >100, Deduct</i>	-2.04	
05 05 19 00-0201	EA		3/16" x 2-1/4" Tapcon Masonry Screw.....	10.48	
			<i>For >10 To 50, Deduct</i>	-0.51	
			<i>For >50 To 100, Deduct</i>	-1.02	
			<i>For >100, Deduct</i>	-2.05	
05 05 19 00-0202	EA		3/16" x 3-1/4" Tapcon Masonry Screw.....	10.63	
			<i>For >10 To 50, Deduct</i>	-0.51	
			<i>For >50 To 100, Deduct</i>	-1.03	
			<i>For >100, Deduct</i>	-2.05	
05 05 19 00-0203	EA		1/4" x 1-1/4" Tapcon Masonry Screw.....	10.49	
			<i>For >10 To 50, Deduct</i>	-0.51	
			<i>For >50 To 100, Deduct</i>	-1.02	
			<i>For >100, Deduct</i>	-2.05	
05 05 19 00-0204	EA		1/4" x 2-1/4" Tapcon Masonry Screw.....	10.57	
			<i>For >10 To 50, Deduct</i>	-0.51	
			<i>For >50 To 100, Deduct</i>	-1.03	
			<i>For >100, Deduct</i>	-2.05	
05 05 19 00-0205	EA		1/4" x 3-1/4" Tapcon Masonry Screw.....	10.75	
			<i>For >10 To 50, Deduct</i>	-0.51	
			<i>For >50 To 100, Deduct</i>	-1.03	
			<i>For >100, Deduct</i>	-2.06	
05 05 19 00-0206			Large Diameter, Self-Threading Concrete Fasteners (05 05 19 00-0199)		
			Note: Includes drilling. Zinc plated.		
05 05 19 00-0207	EA		3/8" x 1-3/4", Large Diameter, Self-Threading Concrete Fastener.....	11.44	
			<i>For >10 To 50, Deduct</i>	-0.51	
			<i>For >50 To 100, Deduct</i>	-1.05	
			<i>For >100, Deduct</i>	-2.09	
05 05 19 00-0208	EA		3/8" x 2-1/2", Large Diameter, Self-Threading Concrete Fastener.....	11.90	
			<i>For >10 To 50, Deduct</i>	-0.51	
			<i>For >50 To 100, Deduct</i>	-1.06	
			<i>For >100, Deduct</i>	-2.12	
05 05 19 00-0209	EA		3/8" x 3", Large Diameter, Self-Threading Concrete Fastener.....	12.02	
			<i>For >10 To 50, Deduct</i>	-0.51	
			<i>For >50 To 100, Deduct</i>	-1.06	
			<i>For >100, Deduct</i>	-2.12	
05 05 19 00-0210	EA		3/8" x 4", Large Diameter, Self-Threading Concrete Fastener.....	12.25	
			<i>For >10 To 50, Deduct</i>	-0.51	
			<i>For >50 To 100, Deduct</i>	-1.07	
			<i>For >100, Deduct</i>	-2.14	
05 05 19 00-0211	EA		3/8" x 5", Large Diameter, Self-Threading Concrete Fastener.....	12.44	
			<i>For >10 To 50, Deduct</i>	-0.51	
			<i>For >50 To 100, Deduct</i>	-1.07	
			<i>For >100, Deduct</i>	-2.14	
05 05 19 00-0212	EA		1/2" x 3", Large Diameter, Self-Threading Concrete Fastener.....	12.84	
			<i>For >10 To 50, Deduct</i>	-0.51	
			<i>For >50 To 100, Deduct</i>	-1.08	
			<i>For >100, Deduct</i>	-2.16	
05 05 19 00-0213	EA		1/2" x 4", Large Diameter, Self-Threading Concrete Fastener.....	13.34	
			<i>For >10 To 50, Deduct</i>	-0.51	
			<i>For >50 To 100, Deduct</i>	-1.09	
			<i>For >100, Deduct</i>	-2.19	



MINOR	CSI	UOM	DESCRIPTION	TOTAL DIRECT UNIT COST	DEMOLITION UNIT COST
05 05 19 00-0214	EA		1/2" x 5", Large Diameter, Self-Threading Concrete Fastener.....	13.79	
			<i>For >10 To 50, Deduct</i>	-0.51	
			<i>For >50 To 100, Deduct</i>	-1.11	
			<i>For >100, Deduct</i>	-2.21	
05 05 19 00-0215	EA		1/2" x 6", Large Diameter, Self-Threading Concrete Fastener.....	15.07	
			<i>For >10 To 50, Deduct</i>	-0.51	
			<i>For >50 To 100, Deduct</i>	-1.14	
			<i>For >100, Deduct</i>	-2.28	
05 05 19 00-0216	EA		5/8" x 3", Large Diameter, Self-Threading Concrete Fastener.....	15.23	
			<i>For >10 To 50, Deduct</i>	-0.51	
			<i>For >50 To 100, Deduct</i>	-1.14	
			<i>For >100, Deduct</i>	-2.28	
05 05 19 00-0217	EA		5/8" x 4", Large Diameter, Self-Threading Concrete Fastener.....	16.01	
			<i>For >10 To 50, Deduct</i>	-0.51	
			<i>For >50 To 100, Deduct</i>	-1.16	
			<i>For >100, Deduct</i>	-2.32	
05 05 19 00-0218	EA		5/8" x 5", Large Diameter, Self-Threading Concrete Fastener.....	16.81	
			<i>For >10 To 50, Deduct</i>	-0.51	
			<i>For >50 To 100, Deduct</i>	-1.18	
			<i>For >100, Deduct</i>	-2.36	
05 05 19 00-0219	EA		5/8" x 6", Large Diameter, Self-Threading Concrete Fastener.....	17.32	
			<i>For >10 To 50, Deduct</i>	-0.51	
			<i>For >50 To 100, Deduct</i>	-1.19	
			<i>For >100, Deduct</i>	-2.39	
05 05 19 00-0220	EA		3/4" x 4-1/2", Large Diameter, Self-Threading Concrete Fastener.....	17.09	
			<i>For >10 To 50, Deduct</i>	-0.51	
			<i>For >50 To 100, Deduct</i>	-1.19	
			<i>For >100, Deduct</i>	-2.38	
05 05 19 00-0221	EA		3/4" x 5-1/2", Large Diameter, Self-Threading Concrete Fastener.....	17.84	
			<i>For >10 To 50, Deduct</i>	-0.51	
			<i>For >50 To 100, Deduct</i>	-1.21	
			<i>For >100, Deduct</i>	-2.41	
05 05 19 00-0222	EA		3/4" x 6-1/4", Large Diameter, Self-Threading Concrete Fastener.....	19.58	
			<i>For >10 To 50, Deduct</i>	-0.51	
			<i>For >50 To 100, Deduct</i>	-1.25	
			<i>For >100, Deduct</i>	-2.50	
05 05 19 00-0223			Pin Bolt Drives <small>(05 05 19 00-0198)</small>		
			Note: Includes drilling, Zinc plated.		
05 05 19 00-0224	EA		1/4" x 1" Pin Bolt Drive.....	6.49	
			<i>For >10 To 50, Deduct</i>	-0.30	
			<i>For >50 To 100, Deduct</i>	-0.62	
			<i>For >100, Deduct</i>	-1.24	
05 05 19 00-0225	EA		1/4" x 1-1/4" Pin Bolt Drive.....	6.49	
			<i>For >10 To 50, Deduct</i>	-0.30	
			<i>For >50 To 100, Deduct</i>	-0.62	
			<i>For >100, Deduct</i>	-1.24	
05 05 19 00-0226	EA		1/4" x 1-1/2" Pin Bolt Drive.....	6.54	
			<i>For >10 To 50, Deduct</i>	-0.30	
			<i>For >50 To 100, Deduct</i>	-0.62	
			<i>For >100, Deduct</i>	-1.24	
05 05 19 00-0227	EA		1/4" x 2" Pin Bolt Drive.....	6.55	
			<i>For >10 To 50, Deduct</i>	-0.30	
			<i>For >50 To 100, Deduct</i>	-0.62	
			<i>For >100, Deduct</i>	-1.24	
05 05 19 00-0228			Powder Actuated, Shot-In Place Anchors <small>(05 05 19 00-0198)</small>		
05 05 19 00-0229	EA		0.15" Diameter x 1/2" Length, Stud Powder Actuated Anchor.....	1.62	
			<i>For >10 To 50, Deduct</i>	-0.07	
			<i>For >50 To 100, Deduct</i>	-0.14	
			<i>For >100, Deduct</i>	-0.29	
05 05 19 00-0230	EA		0.15" Diameter x 3/4" Length, Stud Powder Actuated Anchor.....	1.71	
			<i>For >10 To 50, Deduct</i>	-0.07	
			<i>For >50 To 100, Deduct</i>	-0.15	
			<i>For >100, Deduct</i>	-0.30	
05 05 19 00-0231	EA		0.15"/0.18" Diameter x 1" Length, Stud Powder Actuated Anchor.....	1.86	
			<i>For >10 To 50, Deduct</i>	-0.08	
			<i>For >50 To 100, Deduct</i>	-0.16	
			<i>For >100, Deduct</i>	-0.32	
05 05 19 00-0232	EA		0.15"/0.18" Diameter x 1-1/4" Length, Stud Powder Actuated Anchor.....	2.05	
			<i>For >10 To 50, Deduct</i>	-0.08	
			<i>For >50 To 100, Deduct</i>	-0.17	
			<i>For >100, Deduct</i>	-0.35	
05 05 19 00-0233	EA		0.15"/0.18" Diameter x 1-7/8" Length, Stud Powder Actuated Anchor.....	2.16	
			<i>For >10 To 50, Deduct</i>	-0.08	
			<i>For >50 To 100, Deduct</i>	-0.18	
			<i>For >100, Deduct</i>	-0.35	
05 05 19 00-0234			Powder Actuated, Shot-In Place Anchors With Exposed Thread <small>(05 05 19 00-0198)</small>		

05 Metals**05 05 Common Work Results for Metals**

05 05 19 Post-Installed Concrete Anchors


**SAN BERNARDINO
COUNTY**

MINOR CSI	UOM	DESCRIPTION	TOTAL DIRECT UNIT COST	DEMOLITION UNIT COST
05 05 19 00-0235	EA	0.145" Diameter x 1" Long Shank, 3/4" Thread Length, 1/4" - 20 Treaded Stud Powder Actuated Anchor.....	1.91	
		<i>For >10 To 50, Deduct</i>	-0.07	
		<i>For >50 To 100, Deduct</i>	-0.15	
		<i>For >100, Deduct</i>	-0.31	
05 05 19 00-0236	EA	0.205" Diameter x 1-1/6" Long Shank, 1" Thread Length, 3/8" - 16 Treaded Stud Powder Actuated Anchor.....	2.58	
		<i>For >10 To 50, Deduct</i>	-0.09	
		<i>For >50 To 100, Deduct</i>	-0.19	
		<i>For >100, Deduct</i>	-0.39	
05 05 19 00-0237		TITEN HD Screw Anchor <small>(05 05 19)</small>		
05 05 19 00-0238	EA	1/2" x 6" TITEN HD Screw Anchor With Stainless Steel Washer.....	35.46	
		Note: Includes drilling 1/2" diameter holes to proper depth in the edge of the concrete, removal of dust from hole, and installing self-threading screw.		
05 05 21 Fastening Methods for Metal				
05 05 21 00-0001		Welding <small>(05 05 21)</small>		
05 05 21 00-0002		Minimum Charge For Welding <small>(05 05 21 00-0001)</small>		
05 05 21 00-0003	EA	Welding Minimum Charge.....	468.49	
		Note: For projects where the total welding charge is less than the minimum charge, use this task exclusively. This task should not be used in conjunction with any other tasks in this section.		
05 05 21 00-0004		Spot Welding <small>(05 05 21 00-0001)</small>		
05 05 21 00-0005	EA	Up To 15 Spot Weldings, Welds Up To 1" Length Each.....	11.75	
		<i>For Aluminum Welding, Add</i>	1.84	
		<i>For Stainless Steel Welding, Add</i>	3.04	
05 05 21 00-0006	EA	>15 Spot Weldings, Welds Up To 1" Length Each.....	9.16	
		<i>For Aluminum Welding, Add</i>	1.45	
		<i>For Stainless Steel Welding, Add</i>	2.39	
05 05 21 00-0007		Field Welding (Seam And Stitch Welding) <small>(05 05 21 00-0001)</small>		
05 05 21 00-0008		Vertical Fillet Welds <small>(05 05 21 00-0007)</small>		
		Note: For existing steel and moment connections. Includes tack welds for proper alignment until the final welds are made.		
05 05 21 00-0009	LF	1/8" Vertical Fillet Weld.....	7.52	
		<i>For Aluminum Welding, Add</i>	1.52	
		<i>For Stainless Steel Welding, Add</i>	2.38	
		<i>For Up To 25, Add</i>	2.47	
		<i>For >25 To 50, Add</i>	1.75	
05 05 21 00-0010	LF	3/16" Vertical Fillet Weld.....	14.54	
		<i>For Aluminum Welding, Add</i>	2.67	
		<i>For Stainless Steel Welding, Add</i>	4.25	
		<i>For Up To 25, Add</i>	4.88	
		<i>For >25 To 50, Add</i>	3.47	
05 05 21 00-0011	LF	1/4" Vertical Fillet Weld.....	21.83	
		<i>For Aluminum Welding, Add</i>	4.02	
		<i>For Stainless Steel Welding, Add</i>	6.40	
		<i>For Up To 25, Add</i>	7.33	
		<i>For >25 To 50, Add</i>	5.21	
05 05 21 00-0012	LF	5/16" Vertical Fillet Weld.....	28.80	
		<i>For Aluminum Welding, Add</i>	5.33	
		<i>For Stainless Steel Welding, Add</i>	8.46	
		<i>For Up To 25, Add</i>	9.66	
		<i>For >25 To 50, Add</i>	6.86	
05 05 21 00-0013	LF	3/8" Vertical Fillet Weld.....	36.37	
		<i>For Aluminum Welding, Add</i>	6.70	
		<i>For Stainless Steel Welding, Add</i>	10.65	
		<i>For Up To 25, Add</i>	12.21	
		<i>For >25 To 50, Add</i>	8.68	
05 05 21 00-0014	LF	7/16" Vertical Fillet Weld.....	42.27	
		<i>For Aluminum Welding, Add</i>	7.32	
		<i>For Stainless Steel Welding, Add</i>	11.80	
		<i>For Up To 25, Add</i>	14.38	
		<i>For >25 To 50, Add</i>	10.24	
05 05 21 00-0015	LF	1/2" Vertical Fillet Weld.....	49.75	
		<i>For Aluminum Welding, Add</i>	9.20	
		<i>For Stainless Steel Welding, Add</i>	14.61	
		<i>For Up To 25, Add</i>	16.69	
		<i>For >25 To 50, Add</i>	11.86	
05 05 21 00-0016	LF	9/16" Vertical Fillet Weld.....	58.11	
		<i>For Aluminum Welding, Add</i>	10.27	
		<i>For Stainless Steel Welding, Add</i>	16.47	
		<i>For Up To 25, Add</i>	19.69	
		<i>For >25 To 50, Add</i>	14.01	
05 05 21 00-0017	LF	5/8" Vertical Fillet Weld.....	67.39	
		<i>For Aluminum Welding, Add</i>	11.95	
		<i>For Stainless Steel Welding, Add</i>	19.15	
		<i>For Up To 25, Add</i>	22.82	
		<i>For >25 To 50, Add</i>	16.23	



MINOR	CSI	UOM	DESCRIPTION	TOTAL DIRECT UNIT COST	DEMOLITION UNIT COST
05 05 21 00-0018	LF		3/4" Vertical Fillet Weld.....	91.02	
			<i>For Aluminum Welding, Add</i>	16.62	
			<i>For Stainless Steel Welding, Add</i>	26.71	
			<i>For Up To 25, Add</i>	30.54	
			<i>For >25 To 50, Add</i>	21.70	
05 05 21 00-0019	LF		7/8" Vertical Fillet Weld.....	134.50	
			<i>For Aluminum Welding, Add</i>	23.70	
			<i>For Stainless Steel Welding, Add</i>	38.04	
			<i>For Up To 25, Add</i>	45.61	
			<i>For >25 To 50, Add</i>	32.45	
05 05 21 00-0020	LF		1" Vertical Fillet Weld.....	181.35	
			<i>For Aluminum Welding, Add</i>	33.11	
			<i>For Stainless Steel Welding, Add</i>	52.73	
			<i>For Up To 25, Add</i>	61.01	
			<i>For >25 To 50, Add</i>	43.37	
05 05 21 00-0021			Horizontal Or Flat Fillet Welds <small>(05 05 21 00-0007)</small>		
			Note: For existing steel and moment connections. Includes tack welds for proper alignment until the final welds are made.		
05 05 21 00-0022	LF		1/8" Horizontal Or Flat Fillet Weld.....	6.34	
			<i>For Aluminum Welding, Add</i>	1.35	
			<i>For Stainless Steel Welding, Add</i>	2.08	
			<i>For Up To 25, Add</i>	2.05	
			<i>For >25 To 50, Add</i>	1.45	
05 05 21 00-0023	LF		3/16" Horizontal Or Flat Fillet Weld.....	12.33	
			<i>For Aluminum Welding, Add</i>	2.37	
			<i>For Stainless Steel Welding, Add</i>	3.73	
			<i>For Up To 25, Add</i>	4.10	
			<i>For >25 To 50, Add</i>	2.91	
05 05 21 00-0024	LF		1/4" Horizontal Or Flat Fillet Weld.....	18.45	
			<i>For Aluminum Welding, Add</i>	3.55	
			<i>For Stainless Steel Welding, Add</i>	5.59	
			<i>For Up To 25, Add</i>	6.13	
			<i>For >25 To 50, Add</i>	4.35	
05 05 21 00-0025	LF		5/16" Horizontal Or Flat Fillet Weld.....	24.39	
			<i>For Aluminum Welding, Add</i>	4.72	
			<i>For Stainless Steel Welding, Add</i>	7.43	
			<i>For Up To 25, Add</i>	8.09	
			<i>For >25 To 50, Add</i>	5.74	
05 05 21 00-0026	LF		3/8" Horizontal Or Flat Fillet Weld.....	30.78	
			<i>For Aluminum Welding, Add</i>	5.91	
			<i>For Stainless Steel Welding, Add</i>	9.32	
			<i>For Up To 25, Add</i>	10.23	
			<i>For >25 To 50, Add</i>	7.26	
05 05 21 00-0027	LF		7/16" Horizontal Or Flat Fillet Weld.....	35.60	
			<i>For Aluminum Welding, Add</i>	6.38	
			<i>For Stainless Steel Welding, Add</i>	10.20	
			<i>For Up To 25, Add</i>	12.03	
			<i>For >25 To 50, Add</i>	8.55	
05 05 21 00-0028	LF		1/2" Horizontal Or Flat Fillet Weld.....	42.04	
			<i>For Aluminum Welding, Add</i>	8.12	
			<i>For Stainless Steel Welding, Add</i>	12.78	
			<i>For Up To 25, Add</i>	13.96	
			<i>For >25 To 50, Add</i>	9.90	
05 05 21 00-0029	LF		9/16" Horizontal Or Flat Fillet Weld.....	49.08	
			<i>For Aluminum Welding, Add</i>	9.02	
			<i>For Stainless Steel Welding, Add</i>	14.35	
			<i>For Up To 25, Add</i>	16.49	
			<i>For >25 To 50, Add</i>	11.72	
05 05 21 00-0030	LF		5/8" Horizontal Or Flat Fillet Weld.....	57.18	
			<i>For Aluminum Welding, Add</i>	10.73	
			<i>For Stainless Steel Welding, Add</i>	16.99	
			<i>For Up To 25, Add</i>	19.12	
			<i>For >25 To 50, Add</i>	13.58	
05 05 21 00-0031	LF		3/4" Horizontal Or Flat Fillet Weld.....	77.03	
			<i>For Aluminum Welding, Add</i>	14.87	
			<i>For Stainless Steel Welding, Add</i>	23.41	
			<i>For Up To 25, Add</i>	25.58	
			<i>For >25 To 50, Add</i>	18.15	
05 05 21 00-0032	LF		7/8" Horizontal Or Flat Fillet Weld.....	112.67	
			<i>For Aluminum Welding, Add</i>	20.19	
			<i>For Stainless Steel Welding, Add</i>	32.29	
			<i>For Up To 25, Add</i>	38.06	
			<i>For >25 To 50, Add</i>	27.07	
05 05 21 00-0033	LF		1" Horizontal Or Flat Fillet Weld.....	152.89	
			<i>For Aluminum Welding, Add</i>	29.13	
			<i>For Stainless Steel Welding, Add</i>	45.97	
			<i>For Up To 25, Add</i>	50.93	
			<i>For >25 To 50, Add</i>	36.16	

05 05 23 Metal Fastenings (05 05)

05 05 23 00-0001

Hex Bolts (05 05 23)

Note: For owner furnished materials or where requested by the owner. Excludes drilling through wood, steel,

MINOR
CSI UOM DESCRIPTIONTOTAL DIRECT DEMOLITION
UNIT COST UNIT COST

MINOR	CSI	UOM	DESCRIPTION	TOTAL DIRECT UNIT COST	DEMOLITION UNIT COST
			concrete, brick or block. See CSI section 02 41 19 13-0279 for drilling into concrete, 02 41 19 13-0289 for drilling into brick or block, 02 41 19 13-0299 for drilling into wood or plastic, 05 05 23 00-1567 for drilling through steel.		
05 05 23 00-0002			A307B Heavy Hex Bolts (05 05 23 00-0001) Note: Includes A307B heavy hex nut and two structural washers.		
05 05 23 00-0003			Plain Finish A307B Heavy Hex Bolts (05 05 23 00-0002)		
05 05 23 00-0004	EA		1/2" Diameter x 1-1/2" Long, Plain Finish A307B Heavy Hex Bolt	12.95	1.31
			For >10 To 50, Deduct	-0.55	
			For >50 To 100, Deduct	-1.15	
			For >100, Deduct	-2.29	
05 05 23 00-0005	EA		1/2" Diameter x 3" Long, Plain Finish A307B Heavy Hex Bolt	14.11	1.31
			For >10 To 50, Deduct	-0.55	
			For >50 To 100, Deduct	-1.17	
			For >100, Deduct	-2.35	
05 05 23 00-0006	EA		5/8" Diameter x 2" Long, Plain Finish A307B Heavy Hex Bolt	14.14	1.31
			For >10 To 50, Deduct	-0.55	
			For >50 To 100, Deduct	-1.17	
			For >100, Deduct	-2.35	
05 05 23 00-0007	EA		5/8" Diameter x 4" Long, Plain Finish A307B Heavy Hex Bolt	16.76	1.50
			For >10 To 50, Deduct	-0.63	
			For >50 To 100, Deduct	-1.36	
			For >100, Deduct	-2.71	
05 05 23 00-0008	EA		3/4" Diameter x 2" Long, Plain Finish A307B Heavy Hex Bolt	16.08	1.31
			For >10 To 50, Deduct	-0.55	
			For >50 To 100, Deduct	-1.22	
			For >100, Deduct	-2.45	
05 05 23 00-0009	EA		3/4" Diameter x 4" Long, Plain Finish A307B Heavy Hex Bolt	19.17	1.50
			For >10 To 50, Deduct	-0.63	
			For >50 To 100, Deduct	-1.42	
			For >100, Deduct	-2.83	
05 05 23 00-0010	EA		3/4" Diameter x 6" Long, Plain Finish A307B Heavy Hex Bolt	23.80	1.57
			For >10 To 50, Deduct	-0.65	
			For >50 To 100, Deduct	-1.58	
			For >100, Deduct	-3.15	
05 05 23 00-0011	EA		3/4" Diameter x 8" Long, Plain Finish A307B Heavy Hex Bolt	25.53	1.65
			For >10 To 50, Deduct	-0.69	
			For >50 To 100, Deduct	-1.67	
			For >100, Deduct	-3.34	
05 05 23 00-0012	EA		7/8" Diameter x 2" Long, Plain Finish A307B Heavy Hex Bolt	19.07	1.42
			For >10 To 50, Deduct	-0.59	
			For >50 To 100, Deduct	-1.37	
			For >100, Deduct	-2.74	
05 05 23 00-0013	EA		7/8" Diameter x 4" Long, Plain Finish A307B Heavy Hex Bolt	22.78	1.57
			For >10 To 50, Deduct	-0.65	
			For >50 To 100, Deduct	-1.55	
			For >100, Deduct	-3.10	
05 05 23 00-0014	EA		1" Diameter x 4" Long, Plain Finish A307B Heavy Hex Bolt	26.56	1.65
			For >10 To 50, Deduct	-0.69	
			For >50 To 100, Deduct	-1.70	
			For >100, Deduct	-3.39	
05 05 23 00-0015	EA		1" Diameter x 6" Long, Plain Finish A307B Heavy Hex Bolt	37.08	1.73
			For >10 To 50, Deduct	-0.72	
			For >50 To 100, Deduct	-2.01	
			For >100, Deduct	-4.02	
05 05 23 00-0016	EA		1-1/4" Diameter x 4" Long, Plain Finish A307B Heavy Hex Bolt	43.32	1.96
			For >10 To 50, Deduct	-0.82	
			For >50 To 100, Deduct	-2.31	
			For >100, Deduct	-4.61	
05 05 23 00-0017	EA		1-1/4" Diameter x 6" Long, Plain Finish A307B Heavy Hex Bolt	48.62	2.10
			For >10 To 50, Deduct	-0.87	
			For >50 To 100, Deduct	-2.53	
			For >100, Deduct	-5.05	
05 05 23 00-0018			Galvanized A307B Heavy Hex Bolts (05 05 23 00-0002)		
05 05 23 00-0019	EA		1/2" Diameter x 1-1/2" Long, Galvanized A307B Heavy Hex Bolt	13.52	1.31
			For >10 To 50, Deduct	-0.55	
			For >50 To 100, Deduct	-1.16	
			For >100, Deduct	-2.32	
05 05 23 00-0020	EA		1/2" Diameter x 3" Long, Galvanized A307B Heavy Hex Bolt	14.49	1.31
			For >10 To 50, Deduct	-0.55	
			For >50 To 100, Deduct	-1.18	
			For >100, Deduct	-2.37	
05 05 23 00-0021	EA		5/8" Diameter x 2" Long, Galvanized A307B Heavy Hex Bolt	15.54	1.31
			For >10 To 50, Deduct	-0.55	
			For >50 To 100, Deduct	-1.21	
			For >100, Deduct	-2.42	
05 05 23 00-0022	EA		5/8" Diameter x 4" Long, Galvanized A307B Heavy Hex Bolt	18.16	1.50
			For >10 To 50, Deduct	-0.63	
			For >50 To 100, Deduct	-1.39	
			For >100, Deduct	-2.78	
05 05 23 00-0023	EA		3/4" Diameter x 2" Long, Galvanized A307B Heavy Hex Bolt	17.67	1.31
			For >10 To 50, Deduct	-0.55	
			For >50 To 100, Deduct	-1.26	
			For >100, Deduct	-2.53	



MINOR	CSI	UOM	DESCRIPTION	TOTAL DIRECT UNIT COST	DEMOLITION UNIT COST
05 05 23 00-0024	EA		3/4" Diameter x 4" Long, Galvanized A307B Heavy Hex Bolt.....	22.10	1.50
			For >10 To 50, Deduct	-0.63	
			For >50 To 100, Deduct	-1.49	
			For >100, Deduct	-2.98	
05 05 23 00-0025	EA		3/4" Diameter x 6" Long, Galvanized A307B Heavy Hex Bolt.....	28.86	1.57
			For >10 To 50, Deduct	-0.65	
			For >50 To 100, Deduct	-1.70	
			For >100, Deduct	-3.40	
05 05 23 00-0026	EA		3/4" Diameter x 8" Long, Galvanized A307B Heavy Hex Bolt.....	33.72	1.65
			For >10 To 50, Deduct	-0.69	
			For >50 To 100, Deduct	-1.87	
			For >100, Deduct	-3.75	
05 05 23 00-0027	EA		7/8" Diameter x 2" Long, Galvanized A307B Heavy Hex Bolt.....	23.23	1.42
			For >10 To 50, Deduct	-0.59	
			For >50 To 100, Deduct	-1.47	
			For >100, Deduct	-2.94	
05 05 23 00-0028	EA		7/8" Diameter x 4" Long, Galvanized A307B Heavy Hex Bolt.....	27.47	1.57
			For >10 To 50, Deduct	-0.65	
			For >50 To 100, Deduct	-1.66	
			For >100, Deduct	-3.33	
05 05 23 00-0029	EA		1" Diameter x 4" Long, Galvanized A307B Heavy Hex Bolt.....	32.61	1.65
			For >10 To 50, Deduct	-0.69	
			For >50 To 100, Deduct	-1.85	
			For >100, Deduct	-3.69	
05 05 23 00-0030	EA		1" Diameter x 6" Long, Galvanized A307B Heavy Hex Bolt.....	48.05	1.73
			For >10 To 50, Deduct	-0.72	
			For >50 To 100, Deduct	-2.28	
			For >100, Deduct	-4.57	
05 05 23 00-0031	EA		1-1/4" Diameter x 4" Long, Galvanized A307B Heavy Hex Bolt.....	48.23	1.96
			For >10 To 50, Deduct	-0.82	
			For >50 To 100, Deduct	-2.43	
			For >100, Deduct	-4.86	
05 05 23 00-0032	EA		1-1/4" Diameter x 6" Long, Galvanized A307B Heavy Hex Bolt.....	59.98	2.10
			For >10 To 50, Deduct	-0.87	
			For >50 To 100, Deduct	-2.81	
			For >100, Deduct	-5.62	
05 05 23 00-0033			A325 High Strength Structural Bolts (05 05 23 00-0001)		
05 05 23 00-0034			Plain Finish A325 High Strength Structural Bolts (05 05 23 00-0033)		
			Note: Includes A325 heavy hex nut and structural washer.		
05 05 23 00-0035	EA		1/2" Diameter x 1-1/2" Long, Plain Finish A325 High Strength Structural Bolt.....	12.68	1.31
			For >10 To 50, Deduct	-0.55	
			For >50 To 100, Deduct	-1.14	
			For >100, Deduct	-2.28	
05 05 23 00-0036	EA		1/2" Diameter x 3" Long, Plain Finish A325 High Strength Structural Bolt.....	12.94	1.31
			For >10 To 50, Deduct	-0.55	
			For >50 To 100, Deduct	-1.14	
			For >100, Deduct	-2.29	
05 05 23 00-0037	EA		5/8" Diameter x 2" Long, Plain Finish A325 High Strength Structural Bolt.....	13.76	1.31
			For >10 To 50, Deduct	-0.55	
			For >50 To 100, Deduct	-1.17	
			For >100, Deduct	-2.33	
05 05 23 00-0038	EA		5/8" Diameter x 4" Long, Plain Finish A325 High Strength Structural Bolt.....	16.78	1.50
			For >10 To 50, Deduct	-0.63	
			For >50 To 100, Deduct	-1.36	
			For >100, Deduct	-2.72	
05 05 23 00-0039	EA		5/8" Diameter x 6" Long, Plain Finish A325 High Strength Structural Bolt.....	19.28	1.57
			For >10 To 50, Deduct	-0.65	
			For >50 To 100, Deduct	-1.46	
			For >100, Deduct	-2.92	
05 05 23 00-0040	EA		3/4" Diameter x 2" Long, Plain Finish A325 High Strength Structural Bolt.....	14.89	1.31
			For >10 To 50, Deduct	-0.55	
			For >50 To 100, Deduct	-1.19	
			For >100, Deduct	-2.39	
05 05 23 00-0041	EA		3/4" Diameter x 4" Long, Plain Finish A325 High Strength Structural Bolt.....	17.99	1.50
			For >10 To 50, Deduct	-0.63	
			For >50 To 100, Deduct	-1.39	
			For >100, Deduct	-2.77	
05 05 23 00-0042	EA		3/4" Diameter x 6" Long, Plain Finish A325 High Strength Structural Bolt.....	20.35	1.57
			For >10 To 50, Deduct	-0.65	
			For >50 To 100, Deduct	-1.49	
			For >100, Deduct	-2.98	
05 05 23 00-0043	EA		3/4" Diameter x 8" Long, Plain Finish A325 High Strength Structural Bolt.....	24.80	1.65
			For >10 To 50, Deduct	-0.69	
			For >50 To 100, Deduct	-1.65	
			For >100, Deduct	-3.30	
05 05 23 00-0044	EA		7/8" Diameter x 2" Long, Plain Finish A325 High Strength Structural Bolt.....	17.20	1.42
			For >10 To 50, Deduct	-0.59	
			For >50 To 100, Deduct	-1.32	
			For >100, Deduct	-2.64	
05 05 23 00-0045	EA		7/8" Diameter x 4" Long, Plain Finish A325 High Strength Structural Bolt.....	20.79	1.57
			For >10 To 50, Deduct	-0.65	
			For >50 To 100, Deduct	-1.50	
			For >100, Deduct	-3.00	

05 Metals**05 05 Common Work Results for Metals****05 05 23 Metal Fastenings**
 MINOR
 CSI UOM DESCRIPTION

 TOTAL DIRECT DEMOLITION
 UNIT COST UNIT COST

05 05 23 00-0046	EA	7/8" Diameter x 6" Long, Plain Finish A325 High Strength Structural Bolt.....	23.62	1.65
		<i>For >10 To 50, Deduct</i>	-0.69	
		<i>For >50 To 100, Deduct</i>	-1.62	
		<i>For >100, Deduct</i>	-3.24	
05 05 23 00-0047	EA	7/8" Diameter x 8" Long, Plain Finish A325 High Strength Structural Bolt.....	25.55	1.73
		<i>For >10 To 50, Deduct</i>	-0.72	
		<i>For >50 To 100, Deduct</i>	-1.72	
		<i>For >100, Deduct</i>	-3.44	
05 05 23 00-0048	EA	1" Diameter x 2" Long, Plain Finish A325 High Strength Structural Bolt.....	18.93	1.48
		<i>For >10 To 50, Deduct</i>	-0.62	
		<i>For >50 To 100, Deduct</i>	-1.40	
		<i>For >100, Deduct</i>	-2.80	
05 05 23 00-0049	EA	1" Diameter x 4" Long, Plain Finish A325 High Strength Structural Bolt.....	22.66	1.65
		<i>For >10 To 50, Deduct</i>	-0.69	
		<i>For >50 To 100, Deduct</i>	-1.60	
		<i>For >100, Deduct</i>	-3.20	
05 05 23 00-0050	EA	1" Diameter x 6" Long, Plain Finish A325 High Strength Structural Bolt.....	26.09	1.73
		<i>For >10 To 50, Deduct</i>	-0.72	
		<i>For >50 To 100, Deduct</i>	-1.74	
		<i>For >100, Deduct</i>	-3.47	
05 05 23 00-0051	EA	1" Diameter x 8" Long, Plain Finish A325 High Strength Structural Bolt.....	33.10	1.84
		<i>For >10 To 50, Deduct</i>	-0.77	
		<i>For >50 To 100, Deduct</i>	-1.98	
		<i>For >100, Deduct</i>	-3.96	
05 05 23 00-0052	EA	1-1/4" Diameter x 3" Long, Plain Finish A325 High Strength Structural Bolt.....	31.68	1.84
		<i>For >10 To 50, Deduct</i>	-0.77	
		<i>For >50 To 100, Deduct</i>	-1.95	
		<i>For >100, Deduct</i>	-3.89	
05 05 23 00-0053	EA	1-1/4" Diameter x 4" Long, Plain Finish A325 High Strength Structural Bolt.....	35.78	1.96
		<i>For >10 To 50, Deduct</i>	-0.82	
		<i>For >50 To 100, Deduct</i>	-2.12	
		<i>For >100, Deduct</i>	-4.24	
05 05 23 00-0054	EA	1-1/4" Diameter x 6" Long, Plain Finish A325 High Strength Structural Bolt.....	41.84	2.10
		<i>For >10 To 50, Deduct</i>	-0.87	
		<i>For >50 To 100, Deduct</i>	-2.36	
		<i>For >100, Deduct</i>	-4.71	
05 05 23 00-0055	EA	1-1/4" Diameter x 8" Long, Plain Finish A325 High Strength Structural Bolt.....	48.92	2.24
		<i>For >10 To 50, Deduct</i>	-0.93	
		<i>For >50 To 100, Deduct</i>	-2.62	
		<i>For >100, Deduct</i>	-5.24	

05 05 23 00-0056 Galvanized A325 High Strength Structural Bolts (05 05 23 00-0033)

Note: Includes A325 heavy hex nut and structural washer.

05 05 23 00-0057	EA	1/2" Diameter x 1-1/2" Long, Galvanized A325 High Strength Structural Bolt.....	13.19	1.31
		<i>For >10 To 50, Deduct</i>	-0.55	
		<i>For >50 To 100, Deduct</i>	-1.15	
		<i>For >100, Deduct</i>	-2.30	
05 05 23 00-0058	EA	1/2" Diameter x 3" Long, Galvanized A325 High Strength Structural Bolt.....	13.37	1.31
		<i>For >10 To 50, Deduct</i>	-0.55	
		<i>For >50 To 100, Deduct</i>	-1.16	
		<i>For >100, Deduct</i>	-2.31	
05 05 23 00-0059	EA	5/8" Diameter x 2" Long, Galvanized A325 High Strength Structural Bolt.....	14.83	1.31
		<i>For >10 To 50, Deduct</i>	-0.55	
		<i>For >50 To 100, Deduct</i>	-1.19	
		<i>For >100, Deduct</i>	-2.38	
05 05 23 00-0060	EA	5/8" Diameter x 4" Long, Galvanized A325 High Strength Structural Bolt.....	17.55	1.50
		<i>For >10 To 50, Deduct</i>	-0.63	
		<i>For >50 To 100, Deduct</i>	-1.38	
		<i>For >100, Deduct</i>	-2.75	
05 05 23 00-0061	EA	5/8" Diameter x 6" Long, Galvanized A325 High Strength Structural Bolt.....	18.55	1.57
		<i>For >10 To 50, Deduct</i>	-0.65	
		<i>For >50 To 100, Deduct</i>	-1.44	
		<i>For >100, Deduct</i>	-2.89	
05 05 23 00-0062	EA	3/4" Diameter x 2" Long, Galvanized A325 High Strength Structural Bolt.....	15.38	1.31
		<i>For >10 To 50, Deduct</i>	-0.55	
		<i>For >50 To 100, Deduct</i>	-1.21	
		<i>For >100, Deduct</i>	-2.41	
05 05 23 00-0063	EA	3/4" Diameter x 4" Long, Galvanized A325 High Strength Structural Bolt.....	18.61	1.50
		<i>For >10 To 50, Deduct</i>	-0.63	
		<i>For >50 To 100, Deduct</i>	-1.40	
		<i>For >100, Deduct</i>	-2.81	
05 05 23 00-0064	EA	3/4" Diameter x 6" Long, Galvanized A325 High Strength Structural Bolt.....	21.33	1.57
		<i>For >10 To 50, Deduct</i>	-0.65	
		<i>For >50 To 100, Deduct</i>	-1.51	
		<i>For >100, Deduct</i>	-3.03	
05 05 23 00-0065	EA	3/4" Diameter x 8" Long, Galvanized A325 High Strength Structural Bolt.....	27.10	1.65
		<i>For >10 To 50, Deduct</i>	-0.69	
		<i>For >50 To 100, Deduct</i>	-1.71	
		<i>For >100, Deduct</i>	-3.42	
05 05 23 00-0066	EA	7/8" Diameter x 2" Long, Galvanized A325 High Strength Structural Bolt.....	20.17	1.42
		<i>For >10 To 50, Deduct</i>	-0.59	
		<i>For >50 To 100, Deduct</i>	-1.40	
		<i>For >100, Deduct</i>	-2.79	



MINOR CSI UOM DESCRIPTION	TOTAL DIRECT UNIT COST	DEMOLITION UNIT COST
05 05 23 00-0067 EA 7/8" Diameter x 4" Long, Galvanized A325 High Strength Structural Bolt <i>For >10 To 50, Deduct</i> <i>For >50 To 100, Deduct</i> <i>For >100, Deduct</i>	22.55 -0.65 -1.54 -3.08	1.57
05 05 23 00-0068 EA 7/8" Diameter x 6" Long, Galvanized A325 High Strength Structural Bolt <i>For >10 To 50, Deduct</i> <i>For >50 To 100, Deduct</i> <i>For >100, Deduct</i>	25.75 -0.69 -1.68 -3.35	1.65
05 05 23 00-0069 EA 7/8" Diameter x 8" Long, Galvanized A325 High Strength Structural Bolt <i>For >10 To 50, Deduct</i> <i>For >50 To 100, Deduct</i> <i>For >100, Deduct</i>	31.93 -0.72 -1.88 -3.76	1.73
05 05 23 00-0070 EA 1" Diameter x 2" Long, Galvanized A325 High Strength Structural Bolt <i>For >10 To 50, Deduct</i> <i>For >50 To 100, Deduct</i> <i>For >100, Deduct</i>	21.24 -0.62 -1.46 -2.91	1.48
05 05 23 00-0071 EA 1" Diameter x 4" Long, Galvanized A325 High Strength Structural Bolt <i>For >10 To 50, Deduct</i> <i>For >50 To 100, Deduct</i> <i>For >100, Deduct</i>	27.96 -0.69 -1.73 -3.46	1.65
05 05 23 00-0072 EA 1" Diameter x 6" Long, Galvanized A325 High Strength Structural Bolt <i>For >10 To 50, Deduct</i> <i>For >50 To 100, Deduct</i> <i>For >100, Deduct</i>	30.52 -0.72 -1.85 -3.69	1.73
05 05 23 00-0073 EA 1" Diameter x 8" Long, Galvanized A325 High Strength Structural Bolt <i>For >10 To 50, Deduct</i> <i>For >50 To 100, Deduct</i> <i>For >100, Deduct</i>	38.57 -0.77 -2.12 -4.24	1.84
05 05 23 00-0074 EA 1-1/4" Diameter x 3" Long, Galvanized A325 High Strength Structural Bolt <i>For >10 To 50, Deduct</i> <i>For >50 To 100, Deduct</i> <i>For >100, Deduct</i>	38.34 -0.77 -2.11 -4.22	1.84
05 05 23 00-0075 EA 1-1/4" Diameter x 4" Long, Galvanized A325 High Strength Structural Bolt <i>For >10 To 50, Deduct</i> <i>For >50 To 100, Deduct</i> <i>For >100, Deduct</i>	40.88 -0.82 -2.25 -4.49	1.96
05 05 23 00-0076 EA 1-1/4" Diameter x 6" Long, Galvanized A325 High Strength Structural Bolt <i>For >10 To 50, Deduct</i> <i>For >50 To 100, Deduct</i> <i>For >100, Deduct</i>	47.67 -0.87 -2.50 -5.01	2.10
05 05 23 00-0077 EA 1-1/4" Diameter x 8" Long, Galvanized A325 High Strength Structural Bolt <i>For >10 To 50, Deduct</i> <i>For >50 To 100, Deduct</i> <i>For >100, Deduct</i>	55.01 -0.93 -2.77 -5.55	2.24
05 05 23 00-0078 A490 High Strength Structural Bolts (05 05 23 00-0001) Note: Includes A490 heavy hex nut and two structural washers.		
05 05 23 00-0079 Plain Finish A490 High Strength Structural Bolts (05 05 23 00-0078)		
05 05 23 00-0080 EA 5/8" Diameter x 2" Long, Plain Finish A490 High Strength Structural Bolt <i>For >10 To 50, Deduct</i> <i>For >50 To 100, Deduct</i> <i>For >100, Deduct</i>	14.16 -0.55 -1.18 -2.35	1.31
05 05 23 00-0081 EA 5/8" Diameter x 4" Long, Plain Finish A490 High Strength Structural Bolt <i>For >10 To 50, Deduct</i> <i>For >50 To 100, Deduct</i> <i>For >100, Deduct</i>	19.55 -0.63 -1.43 -2.85	1.50
05 05 23 00-0082 EA 5/8" Diameter x 6" Long, Plain Finish A490 High Strength Structural Bolt <i>For >10 To 50, Deduct</i> <i>For >50 To 100, Deduct</i> <i>For >100, Deduct</i>	20.88 -0.65 -1.50 -3.00	1.57
05 05 23 00-0083 EA 3/4" Diameter x 2" Long, Plain Finish A490 High Strength Structural Bolt <i>For >10 To 50, Deduct</i> <i>For >50 To 100, Deduct</i> <i>For >100, Deduct</i>	15.73 -0.55 -1.21 -2.43	1.31
05 05 23 00-0084 EA 3/4" Diameter x 4" Long, Plain Finish A490 High Strength Structural Bolt <i>For >10 To 50, Deduct</i> <i>For >50 To 100, Deduct</i> <i>For >100, Deduct</i>	18.95 -0.63 -1.41 -2.82	1.50
05 05 23 00-0085 EA 3/4" Diameter x 6" Long, Plain Finish A490 High Strength Structural Bolt <i>For >10 To 50, Deduct</i> <i>For >50 To 100, Deduct</i> <i>For >100, Deduct</i>	21.89 -0.65 -1.53 -3.06	1.57
05 05 23 00-0086 EA 3/4" Diameter x 8" Long, Plain Finish A490 High Strength Structural Bolt <i>For >10 To 50, Deduct</i> <i>For >50 To 100, Deduct</i> <i>For >100, Deduct</i>	27.80 -0.69 -1.73 -3.45	1.65
05 05 23 00-0087 EA 7/8" Diameter x 2" Long, Plain Finish A490 High Strength Structural Bolt <i>For >10 To 50, Deduct</i> <i>For >50 To 100, Deduct</i> <i>For >100, Deduct</i>	18.17 -0.59 -1.35 -2.69	1.42
05 05 23 00-0088 EA 7/8" Diameter x 4" Long, Plain Finish A490 High Strength Structural Bolt <i>For >10 To 50, Deduct</i> <i>For >50 To 100, Deduct</i> <i>For >100, Deduct</i>	21.10 -0.65 -1.51 -3.01	1.57

05 Metals

05 05 Common Work Results for Metals

05 05 23 Metal Fastenings



MINOR	CSI	UOM	DESCRIPTION	TOTAL DIRECT UNIT COST	DEMOLITION UNIT COST
05 05 23 00-0089	EA		7/8" Diameter x 6" Long, Plain Finish A490 High Strength Structural Bolt.....	29.88	1.65
			<i>For >10 To 50, Deduct</i>	-0.69	
			<i>For >50 To 100, Deduct</i>	-1.78	
			<i>For >100, Deduct</i>	-3.56	
05 05 23 00-0090	EA		1" Diameter x 2" Long, Plain Finish A490 High Strength Structural Bolt.....	21.19	1.48
			<i>For >10 To 50, Deduct</i>	-0.62	
			<i>For >50 To 100, Deduct</i>	-1.46	
			<i>For >100, Deduct</i>	-2.91	
05 05 23 00-0091	EA		1" Diameter x 4" Long, Plain Finish A490 High Strength Structural Bolt.....	25.20	1.65
			<i>For >10 To 50, Deduct</i>	-0.69	
			<i>For >50 To 100, Deduct</i>	-1.66	
			<i>For >100, Deduct</i>	-3.32	
05 05 23 00-0092	EA		1" Diameter x 6" Long, Plain Finish A490 High Strength Structural Bolt.....	28.82	1.73
			<i>For >10 To 50, Deduct</i>	-0.72	
			<i>For >50 To 100, Deduct</i>	-1.80	
			<i>For >100, Deduct</i>	-3.61	
05 05 23 00-0093	EA		1-1/4" Diameter x 3" Long, Plain Finish A490 High Strength Structural Bolt.....	35.71	1.84
			<i>For >10 To 50, Deduct</i>	-0.77	
			<i>For >50 To 100, Deduct</i>	-2.05	
			<i>For >100, Deduct</i>	-4.09	
05 05 23 00-0094	EA		1-1/4" Diameter x 4" Long, Plain Finish A490 High Strength Structural Bolt.....	45.41	1.96
			<i>For >10 To 50, Deduct</i>	-0.82	
			<i>For >50 To 100, Deduct</i>	-2.36	
			<i>For >100, Deduct</i>	-4.72	
05 05 23 00-0095	EA		1-1/4" Diameter x 6" Long, Plain Finish A490 High Strength Structural Bolt.....	47.83	2.10
			<i>For >10 To 50, Deduct</i>	-0.87	
			<i>For >50 To 100, Deduct</i>	-2.51	
			<i>For >100, Deduct</i>	-5.01	
05 05 23 00-0096	EA		1-1/4" Diameter x 8" Long, Plain Finish A490 High Strength Structural Bolt.....	49.95	2.24
			<i>For >10 To 50, Deduct</i>	-0.93	
			<i>For >50 To 100, Deduct</i>	-2.65	
			<i>For >100, Deduct</i>	-5.29	
05 05 23 00-0097			Hex Head Bolts <small>(05 05 23 00-0001)</small>		
05 05 23 00-0098			Zinc Plated Steel, Low Carbon/Grade 2, Hex Head Bolts <small>(05 05 23 00-0097)</small>		
05 05 23 00-0099			1/4" Diameter, Zinc Plated Steel, Low Carbon/Grade 2, Hex Head Bolts <small>(05 05 23 00-0099)</small>		
05 05 23 00-0100	EA		1/4" Diameter x 1/2" Length, Zinc Plated Steel, Low Carbon/Grade 2, Hex Head Bolt.....	6.42	
			<i>For >100 To 250, Deduct</i>	-1.27	
			<i>For >250 To 500, Deduct</i>	-1.58	
			<i>For >500, Deduct</i>	-1.90	
05 05 23 00-0101	EA		1/4" Diameter x 1" Length, Zinc Plated Steel, Low Carbon/Grade 2, Hex Head Bolt.....	6.44	
			<i>For >100 To 250, Deduct</i>	-1.27	
			<i>For >250 To 500, Deduct</i>	-1.58	
			<i>For >500, Deduct</i>	-1.90	
05 05 23 00-0102	EA		1/4" Diameter x 1-1/2" Length, Zinc Plated Steel, Low Carbon/Grade 2, Hex Head Bolt.....	6.51	
			<i>For >100 To 250, Deduct</i>	-1.27	
			<i>For >250 To 500, Deduct</i>	-1.58	
			<i>For >500, Deduct</i>	-1.90	
05 05 23 00-0103	EA		1/4" Diameter x 2" Length, Zinc Plated Steel, Low Carbon/Grade 2, Hex Head Bolt.....	6.54	
			<i>For >100 To 250, Deduct</i>	-1.27	
			<i>For >250 To 500, Deduct</i>	-1.58	
			<i>For >500, Deduct</i>	-1.90	
05 05 23 00-0104	EA		1/4" Diameter x 2-1/2" Length, Zinc Plated Steel, Low Carbon/Grade 2, Hex Head Bolt.....	6.76	
			<i>For >100 To 250, Deduct</i>	-1.30	
			<i>For >250 To 500, Deduct</i>	-1.63	
			<i>For >500, Deduct</i>	-1.95	
05 05 23 00-0105	EA		1/4" Diameter x 3" Length, Zinc Plated Steel, Low Carbon/Grade 2, Hex Head Bolt.....	6.79	
			<i>For >100 To 250, Deduct</i>	-1.30	
			<i>For >250 To 500, Deduct</i>	-1.63	
			<i>For >500, Deduct</i>	-1.95	
05 05 23 00-0106	EA		1/4" Diameter x 3-1/2" Length, Zinc Plated Steel, Low Carbon/Grade 2, Hex Head Bolt.....	6.88	
			<i>For >100 To 250, Deduct</i>	-1.30	
			<i>For >250 To 500, Deduct</i>	-1.63	
			<i>For >500, Deduct</i>	-1.95	
05 05 23 00-0107	EA		1/4" Diameter x 4" Length, Zinc Plated Steel, Low Carbon/Grade 2, Hex Head Bolt.....	7.07	
			<i>For >100 To 250, Deduct</i>	-1.34	
			<i>For >250 To 500, Deduct</i>	-1.67	
			<i>For >500, Deduct</i>	-2.01	
05 05 23 00-0108	EA		1/4" Diameter x 4-1/2" Length, Zinc Plated Steel, Low Carbon/Grade 2, Hex Head Bolt.....	7.11	
			<i>For >100 To 250, Deduct</i>	-1.34	
			<i>For >250 To 500, Deduct</i>	-1.67	
			<i>For >500, Deduct</i>	-2.01	
05 05 23 00-0109	EA		1/4" Diameter x 5" Length, Zinc Plated Steel, Low Carbon/Grade 2, Hex Head Bolt.....	7.26	
			<i>For >100 To 250, Deduct</i>	-1.34	
			<i>For >250 To 500, Deduct</i>	-1.67	
			<i>For >500, Deduct</i>	-2.01	
05 05 23 00-0110	EA		1/4" Diameter x 5-1/2" Length, Zinc Plated Steel, Low Carbon/Grade 2, Hex Head Bolt.....	7.55	
			<i>For >100 To 250, Deduct</i>	-1.37	
			<i>For >250 To 500, Deduct</i>	-1.72	
			<i>For >500, Deduct</i>	-2.06	



	MINOR	CSI	UOM	DESCRIPTION	TOTAL DIRECT UNIT COST	DEMOLITION UNIT COST
05 05 23 00-0111	EA			1/4" Diameter x 6" Length, Zinc Plated Steel, Low Carbon/Grade 2, Hex Head Bolt.....	7.67	
				<i>For >100 To 250, Deduct</i>	-1.37	
				<i>For >250 To 500, Deduct</i>	-1.72	
				<i>For >500, Deduct</i>	-2.06	
05 05 23 00-0112	EA			1/4" Diameter x 6-1/2" Length, Zinc Plated Steel, Low Carbon/Grade 2, Hex Head Bolt.....	7.83	
				<i>For >100 To 250, Deduct</i>	-1.37	
				<i>For >250 To 500, Deduct</i>	-1.72	
				<i>For >500, Deduct</i>	-2.06	
05 05 23 00-0113	EA			1/4" Diameter x 7" Length, Zinc Plated Steel, Low Carbon/Grade 2, Hex Head Bolt.....	8.35	
				<i>For >100 To 250, Deduct</i>	-1.41	
				<i>For >250 To 500, Deduct</i>	-1.76	
				<i>For >500, Deduct</i>	-2.12	
05 05 23 00-0114	EA			1/4" Diameter x 7-1/2" Length, Zinc Plated Steel, Low Carbon/Grade 2, Hex Head Bolt.....	8.59	
				<i>For >100 To 250, Deduct</i>	-1.41	
				<i>For >250 To 500, Deduct</i>	-1.76	
				<i>For >500, Deduct</i>	-2.12	
05 05 23 00-0115	EA			1/4" Diameter x 8" Length, Zinc Plated Steel, Low Carbon/Grade 2, Hex Head Bolt.....	8.65	
				<i>For >100 To 250, Deduct</i>	-1.41	
				<i>For >250 To 500, Deduct</i>	-1.76	
				<i>For >500, Deduct</i>	-2.12	
05 05 23 00-0116				5/16" Diameter, Zinc Plated Steel, Low Carbon/Grade 2, Hex Head Bolts (05 05		
				<small>23 00-0098)</small>		
05 05 23 00-0117	EA			5/16" Diameter x 1/2" Length, Zinc Plated Steel, Low Carbon/Grade 2, Hex Head Bolt.....	6.48	
				<i>For >100 To 250, Deduct</i>	-1.27	
				<i>For >250 To 500, Deduct</i>	-1.58	
				<i>For >500, Deduct</i>	-1.90	
05 05 23 00-0118	EA			5/16" Diameter x 1" Length, Zinc Plated Steel, Low Carbon/Grade 2, Hex Head Bolt.....	6.50	
				<i>For >100 To 250, Deduct</i>	-1.27	
				<i>For >250 To 500, Deduct</i>	-1.58	
				<i>For >500, Deduct</i>	-1.90	
05 05 23 00-0119	EA			5/16" Diameter x 1-1/2" Length, Zinc Plated Steel, Low Carbon/Grade 2, Hex Head Bolt.....	6.55	
				<i>For >100 To 250, Deduct</i>	-1.27	
				<i>For >250 To 500, Deduct</i>	-1.58	
				<i>For >500, Deduct</i>	-1.90	
05 05 23 00-0120	EA			5/16" Diameter x 2" Length, Zinc Plated Steel, Low Carbon/Grade 2, Hex Head Bolt.....	6.60	
				<i>For >100 To 250, Deduct</i>	-1.27	
				<i>For >250 To 500, Deduct</i>	-1.58	
				<i>For >500, Deduct</i>	-1.90	
05 05 23 00-0121	EA			5/16" Diameter x 2-1/2" Length, Zinc Plated Steel, Low Carbon/Grade 2, Hex Head Bolt.....	6.83	
				<i>For >100 To 250, Deduct</i>	-1.30	
				<i>For >250 To 500, Deduct</i>	-1.63	
				<i>For >500, Deduct</i>	-1.95	
05 05 23 00-0122	EA			5/16" Diameter x 3" Length, Zinc Plated Steel, Low Carbon/Grade 2, Hex Head Bolt.....	6.93	
				<i>For >100 To 250, Deduct</i>	-1.30	
				<i>For >250 To 500, Deduct</i>	-1.63	
				<i>For >500, Deduct</i>	-1.95	
05 05 23 00-0123	EA			5/16" Diameter x 3-1/2" Length, Zinc Plated Steel, Low Carbon/Grade 2, Hex Head Bolt.....	6.97	
				<i>For >100 To 250, Deduct</i>	-1.30	
				<i>For >250 To 500, Deduct</i>	-1.63	
				<i>For >500, Deduct</i>	-1.95	
05 05 23 00-0124	EA			5/16" Diameter x 4" Length, Zinc Plated Steel, Low Carbon/Grade 2, Hex Head Bolt.....	7.25	
				<i>For >100 To 250, Deduct</i>	-1.34	
				<i>For >250 To 500, Deduct</i>	-1.67	
				<i>For >500, Deduct</i>	-2.01	
05 05 23 00-0125	EA			5/16" Diameter x 4-1/2" Length, Zinc Plated Steel, Low Carbon/Grade 2, Hex Head Bolt.....	7.40	
				<i>For >100 To 250, Deduct</i>	-1.34	
				<i>For >250 To 500, Deduct</i>	-1.67	
				<i>For >500, Deduct</i>	-2.01	
05 05 23 00-0126	EA			5/16" Diameter x 5" Length, Zinc Plated Steel, Low Carbon/Grade 2, Hex Head Bolt.....	7.45	
				<i>For >100 To 250, Deduct</i>	-1.34	
				<i>For >250 To 500, Deduct</i>	-1.67	
				<i>For >500, Deduct</i>	-2.01	
05 05 23 00-0127	EA			5/16" Diameter x 5-1/2" Length, Zinc Plated Steel, Low Carbon/Grade 2, Hex Head Bolt.....	7.68	
				<i>For >100 To 250, Deduct</i>	-1.37	
				<i>For >250 To 500, Deduct</i>	-1.72	
				<i>For >500, Deduct</i>	-2.06	
05 05 23 00-0128	EA			5/16" Diameter x 6" Length, Zinc Plated Steel, Low Carbon/Grade 2, Hex Head Bolt.....	7.74	
				<i>For >100 To 250, Deduct</i>	-1.37	
				<i>For >250 To 500, Deduct</i>	-1.72	
				<i>For >500, Deduct</i>	-2.06	
05 05 23 00-0129	EA			5/16" Diameter x 6-1/2" Length, Zinc Plated Steel, Low Carbon/Grade 2, Hex Head Bolt.....	8.29	
				<i>For >100 To 250, Deduct</i>	-1.37	
				<i>For >250 To 500, Deduct</i>	-1.72	
				<i>For >500, Deduct</i>	-2.06	
05 05 23 00-0130	EA			5/16" Diameter x 7" Length, Zinc Plated Steel, Low Carbon/Grade 2, Hex Head Bolt.....	8.75	
				<i>For >100 To 250, Deduct</i>	-1.41	
				<i>For >250 To 500, Deduct</i>	-1.76	
				<i>For >500, Deduct</i>	-2.12	
05 05 23 00-0131	EA			5/16" Diameter x 7-1/2" Length, Zinc Plated Steel, Low Carbon/Grade 2, Hex Head Bolt.....	8.99	
				<i>For >100 To 250, Deduct</i>	-1.41	
				<i>For >250 To 500, Deduct</i>	-1.76	
				<i>For >500, Deduct</i>	-2.12	

05 Metals

05 05 Common Work Results for Metals

05 05 23 Metal Fastenings



SAN BERNARDINO
COUNTY

MINOR CSI	UOM	DESCRIPTION	TOTAL DIRECT UNIT COST	DEMOLITION UNIT COST
05 05 23 00-0132	EA	5/16" Diameter x 8" Length, Zinc Plated Steel, Low Carbon/Grade 2, Hex Head Bolt.....	9.22	
		<i>For >100 To 250, Deduct</i>	-1.41	
		<i>For >250 To 500, Deduct</i>	-1.76	
		<i>For >500, Deduct</i>	-2.12	
05 05 23 00-0133		3/8" Diameter, Zinc Plated Steel, Low Carbon/Grade 2, Hex Head Bolts <small>(05 05 23 00-0098)</small>		
05 05 23 00-0134	EA	3/8" Diameter x 1/2" Length, Zinc Plated Steel, Low Carbon/Grade 2, Hex Head Bolt.....	6.54	
		<i>For >100 To 250, Deduct</i>	-1.27	
		<i>For >250 To 500, Deduct</i>	-1.58	
		<i>For >500, Deduct</i>	-1.90	
05 05 23 00-0135	EA	3/8" Diameter x 1" Length, Zinc Plated Steel, Low Carbon/Grade 2, Hex Head Bolt.....	6.57	
		<i>For >100 To 250, Deduct</i>	-1.27	
		<i>For >250 To 500, Deduct</i>	-1.58	
		<i>For >500, Deduct</i>	-1.90	
05 05 23 00-0136	EA	3/8" Diameter x 1-1/2" Length, Zinc Plated Steel, Low Carbon/Grade 2, Hex Head Bolt.....	6.64	
		<i>For >100 To 250, Deduct</i>	-1.27	
		<i>For >250 To 500, Deduct</i>	-1.58	
		<i>For >500, Deduct</i>	-1.90	
05 05 23 00-0137	EA	3/8" Diameter x 2" Length, Zinc Plated Steel, Low Carbon/Grade 2, Hex Head Bolt.....	6.71	
		<i>For >100 To 250, Deduct</i>	-1.27	
		<i>For >250 To 500, Deduct</i>	-1.58	
		<i>For >500, Deduct</i>	-1.90	
05 05 23 00-0138	EA	3/8" Diameter x 2-1/2" Length, Zinc Plated Steel, Low Carbon/Grade 2, Hex Head Bolt.....	6.96	
		<i>For >100 To 250, Deduct</i>	-1.30	
		<i>For >250 To 500, Deduct</i>	-1.63	
		<i>For >500, Deduct</i>	-1.95	
05 05 23 00-0139	EA	3/8" Diameter x 3" Length, Zinc Plated Steel, Low Carbon/Grade 2, Hex Head Bolt.....	7.09	
		<i>For >100 To 250, Deduct</i>	-1.30	
		<i>For >250 To 500, Deduct</i>	-1.63	
		<i>For >500, Deduct</i>	-1.95	
05 05 23 00-0140	EA	3/8" Diameter x 3-1/2" Length, Zinc Plated Steel, Low Carbon/Grade 2, Hex Head Bolt.....	7.21	
		<i>For >100 To 250, Deduct</i>	-1.30	
		<i>For >250 To 500, Deduct</i>	-1.63	
		<i>For >500, Deduct</i>	-1.95	
05 05 23 00-0141	EA	3/8" Diameter x 4" Length, Zinc Plated Steel, Low Carbon/Grade 2, Hex Head Bolt.....	7.52	
		<i>For >100 To 250, Deduct</i>	-1.34	
		<i>For >250 To 500, Deduct</i>	-1.67	
		<i>For >500, Deduct</i>	-2.01	
05 05 23 00-0142	EA	3/8" Diameter x 4-1/2" Length, Zinc Plated Steel, Low Carbon/Grade 2, Hex Head Bolt.....	7.69	
		<i>For >100 To 250, Deduct</i>	-1.34	
		<i>For >250 To 500, Deduct</i>	-1.67	
		<i>For >500, Deduct</i>	-2.01	
05 05 23 00-0143	EA	3/8" Diameter x 5" Length, Zinc Plated Steel, Low Carbon/Grade 2, Hex Head Bolt.....	7.78	
		<i>For >100 To 250, Deduct</i>	-1.34	
		<i>For >250 To 500, Deduct</i>	-1.67	
		<i>For >500, Deduct</i>	-2.01	
05 05 23 00-0144	EA	3/8" Diameter x 5-1/2" Length, Zinc Plated Steel, Low Carbon/Grade 2, Hex Head Bolt.....	8.13	
		<i>For >100 To 250, Deduct</i>	-1.37	
		<i>For >250 To 500, Deduct</i>	-1.72	
		<i>For >500, Deduct</i>	-2.06	
05 05 23 00-0145	EA	3/8" Diameter x 6" Length, Zinc Plated Steel, Low Carbon/Grade 2, Hex Head Bolt.....	8.23	
		<i>For >100 To 250, Deduct</i>	-1.37	
		<i>For >250 To 500, Deduct</i>	-1.72	
		<i>For >500, Deduct</i>	-2.06	
05 05 23 00-0146	EA	3/8" Diameter x 6-1/2" Length, Zinc Plated Steel, Low Carbon/Grade 2, Hex Head Bolt.....	8.29	
		<i>For >100 To 250, Deduct</i>	-1.37	
		<i>For >250 To 500, Deduct</i>	-1.72	
		<i>For >500, Deduct</i>	-2.06	
05 05 23 00-0147	EA	3/8" Diameter x 7" Length, Zinc Plated Steel, Low Carbon/Grade 2, Hex Head Bolt.....	8.52	
		<i>For >100 To 250, Deduct</i>	-1.41	
		<i>For >250 To 500, Deduct</i>	-1.76	
		<i>For >500, Deduct</i>	-2.12	
05 05 23 00-0148	EA	3/8" Diameter x 7-1/2" Length, Zinc Plated Steel, Low Carbon/Grade 2, Hex Head Bolt.....	8.62	
		<i>For >100 To 250, Deduct</i>	-1.41	
		<i>For >250 To 500, Deduct</i>	-1.76	
		<i>For >500, Deduct</i>	-2.12	
05 05 23 00-0149	EA	3/8" Diameter x 8" Length, Zinc Plated Steel, Low Carbon/Grade 2, Hex Head Bolt.....	8.77	
		<i>For >100 To 250, Deduct</i>	-1.41	
		<i>For >250 To 500, Deduct</i>	-1.76	
		<i>For >500, Deduct</i>	-2.12	
05 05 23 00-0150		7/16" Diameter, Zinc Plated Steel, Low Carbon/Grade 2, Hex Head Bolts <small>(05 05 23 00-0098)</small>		
05 05 23 00-0151	EA	7/16" Diameter x 1" Length, Zinc Plated Steel, Low Carbon/Grade 2, Hex Head Bolt.....	7.76	
		<i>For >100 To 250, Deduct</i>	-1.45	
		<i>For >250 To 500, Deduct</i>	-1.81	
		<i>For >500, Deduct</i>	-2.17	
05 05 23 00-0152	EA	7/16" Diameter x 1-1/2" Length, Zinc Plated Steel, Low Carbon/Grade 2, Hex Head Bolt.....	7.86	
		<i>For >100 To 250, Deduct</i>	-1.45	
		<i>For >250 To 500, Deduct</i>	-1.81	
		<i>For >500, Deduct</i>	-2.17	



MINOR CSI UOM DESCRIPTION	TOTAL DIRECT UNIT COST	DEMOLITION UNIT COST
05 05 23 00-0153 EA 7/16" Diameter x 2" Length, Zinc Plated Steel, Low Carbon/Grade 2, Hex Head Bolt.....	7.87	
<i>For >100 To 250, Deduct</i>	-1.45	
<i>For >250 To 500, Deduct</i>	-1.81	
<i>For >500, Deduct</i>	-2.17	
05 05 23 00-0154 EA 7/16" Diameter x 2-1/2" Length, Zinc Plated Steel, Low Carbon/Grade 2, Hex Head Bolt.....	8.20	
<i>For >100 To 250, Deduct</i>	-1.48	
<i>For >250 To 500, Deduct</i>	-1.85	
<i>For >500, Deduct</i>	-2.22	
05 05 23 00-0155 EA 7/16" Diameter x 3" Length, Zinc Plated Steel, Low Carbon/Grade 2, Hex Head Bolt.....	8.35	
<i>For >100 To 250, Deduct</i>	-1.48	
<i>For >250 To 500, Deduct</i>	-1.85	
<i>For >500, Deduct</i>	-2.22	
05 05 23 00-0156 EA 7/16" Diameter x 3-1/2" Length, Zinc Plated Steel, Low Carbon/Grade 2, Hex Head Bolt.....	8.48	
<i>For >100 To 250, Deduct</i>	-1.48	
<i>For >250 To 500, Deduct</i>	-1.85	
<i>For >500, Deduct</i>	-2.22	
05 05 23 00-0157 EA 7/16" Diameter x 4" Length, Zinc Plated Steel, Low Carbon/Grade 2, Hex Head Bolt.....	9.00	
<i>For >100 To 250, Deduct</i>	-1.52	
<i>For >250 To 500, Deduct</i>	-1.90	
<i>For >500, Deduct</i>	-2.28	
05 05 23 00-0158 EA 7/16" Diameter x 4-1/2" Length, Zinc Plated Steel, Low Carbon/Grade 2, Hex Head Bolt.....	9.10	
<i>For >100 To 250, Deduct</i>	-1.52	
<i>For >250 To 500, Deduct</i>	-1.90	
<i>For >500, Deduct</i>	-2.28	
05 05 23 00-0159 EA 7/16" Diameter x 5" Length, Zinc Plated Steel, Low Carbon/Grade 2, Hex Head Bolt.....	9.29	
<i>For >100 To 250, Deduct</i>	-1.52	
<i>For >250 To 500, Deduct</i>	-1.90	
<i>For >500, Deduct</i>	-2.28	
05 05 23 00-0160 EA 7/16" Diameter x 5-1/2" Length, Zinc Plated Steel, Low Carbon/Grade 2, Hex Head Bolt.....	9.79	
<i>For >100 To 250, Deduct</i>	-1.56	
<i>For >250 To 500, Deduct</i>	-1.95	
<i>For >500, Deduct</i>	-2.33	
05 05 23 00-0161 EA 7/16" Diameter x 6" Length, Zinc Plated Steel, Low Carbon/Grade 2, Hex Head Bolt.....	9.88	
<i>For >100 To 250, Deduct</i>	-1.56	
<i>For >250 To 500, Deduct</i>	-1.95	
<i>For >500, Deduct</i>	-2.33	
05 05 23 00-0162 EA 7/16" Diameter x 6-1/2" Length, Zinc Plated Steel, Low Carbon/Grade 2, Hex Head Bolt.....	10.12	
<i>For >100 To 250, Deduct</i>	-1.56	
<i>For >250 To 500, Deduct</i>	-1.95	
<i>For >500, Deduct</i>	-2.33	
05 05 23 00-0163 EA 7/16" Diameter x 7" Length, Zinc Plated Steel, Low Carbon/Grade 2, Hex Head Bolt.....	10.40	
<i>For >100 To 250, Deduct</i>	-1.59	
<i>For >250 To 500, Deduct</i>	-1.99	
<i>For >500, Deduct</i>	-2.39	
05 05 23 00-0164 EA 7/16" Diameter x 7-1/2" Length, Zinc Plated Steel, Low Carbon/Grade 2, Hex Head Bolt.....	10.61	
<i>For >100 To 250, Deduct</i>	-1.59	
<i>For >250 To 500, Deduct</i>	-1.99	
<i>For >500, Deduct</i>	-2.39	
05 05 23 00-0165 EA 7/16" Diameter x 8" Length, Zinc Plated Steel, Low Carbon/Grade 2, Hex Head Bolt.....	11.04	
<i>For >100 To 250, Deduct</i>	-1.59	
<i>For >250 To 500, Deduct</i>	-1.99	
<i>For >500, Deduct</i>	-2.39	
05 05 23 00-0166 1/2" Diameter, Zinc Plated Steel, Low Carbon/Grade 2, Hex Head Bolts <small>(05 05 23 00-0096)</small>		
05 05 23 00-0167 EA 1/2" Diameter x 1" Length, Zinc Plated Steel, Low Carbon/Grade 2, Hex Head Bolt.....	7.67	
<i>For >100 To 250, Deduct</i>	-1.45	
<i>For >250 To 500, Deduct</i>	-1.81	
<i>For >500, Deduct</i>	-2.17	
05 05 23 00-0168 EA 1/2" Diameter x 1-1/2" Length, Zinc Plated Steel, Low Carbon/Grade 2, Hex Head Bolt.....	7.80	
<i>For >100 To 250, Deduct</i>	-1.45	
<i>For >250 To 500, Deduct</i>	-1.81	
<i>For >500, Deduct</i>	-2.17	
05 05 23 00-0169 EA 1/2" Diameter x 2" Length, Zinc Plated Steel, Low Carbon/Grade 2, Hex Head Bolt.....	7.92	
<i>For >100 To 250, Deduct</i>	-1.45	
<i>For >250 To 500, Deduct</i>	-1.81	
<i>For >500, Deduct</i>	-2.17	
05 05 23 00-0170 EA 1/2" Diameter x 2-1/2" Length, Zinc Plated Steel, Low Carbon/Grade 2, Hex Head Bolt.....	8.24	
<i>For >100 To 250, Deduct</i>	-1.48	
<i>For >250 To 500, Deduct</i>	-1.85	
<i>For >500, Deduct</i>	-2.22	
05 05 23 00-0171 EA 1/2" Diameter x 3" Length, Zinc Plated Steel, Low Carbon/Grade 2, Hex Head Bolt.....	8.37	
<i>For >100 To 250, Deduct</i>	-1.48	
<i>For >250 To 500, Deduct</i>	-1.85	
<i>For >500, Deduct</i>	-2.22	
05 05 23 00-0172 EA 1/2" Diameter x 3-1/2" Length, Zinc Plated Steel, Low Carbon/Grade 2, Hex Head Bolt.....	8.50	
<i>For >100 To 250, Deduct</i>	-1.48	
<i>For >250 To 500, Deduct</i>	-1.85	
<i>For >500, Deduct</i>	-2.22	
05 05 23 00-0173 EA 1/2" Diameter x 4" Length, Zinc Plated Steel, Low Carbon/Grade 2, Hex Head Bolt.....	8.85	
<i>For >100 To 250, Deduct</i>	-1.52	
<i>For >250 To 500, Deduct</i>	-1.90	
<i>For >500, Deduct</i>	-2.28	

05 Metals**05 05 Common Work Results for Metals****05 05 23 Metal Fastenings**
 MINOR
 CSI UOM DESCRIPTION

 TOTAL DIRECT DEMOLITION
 UNIT COST UNIT COST

05 05 23 00-0174	EA	1/2" Diameter x 4-1/2" Length, Zinc Plated Steel, Low Carbon/Grade 2, Hex Head Bolt.....	9.00	
		<i>For >100 To 250, Deduct</i>	-1.52	
		<i>For >250 To 500, Deduct</i>	-1.90	
		<i>For >500, Deduct</i>	-2.28	
05 05 23 00-0175	EA	1/2" Diameter x 5" Length, Zinc Plated Steel, Low Carbon/Grade 2, Hex Head Bolt.....	9.27	
		<i>For >100 To 250, Deduct</i>	-1.52	
		<i>For >250 To 500, Deduct</i>	-1.90	
		<i>For >500, Deduct</i>	-2.28	
05 05 23 00-0176	EA	1/2" Diameter x 5-1/2" Length, Zinc Plated Steel, Low Carbon/Grade 2, Hex Head Bolt.....	9.49	
		<i>For >100 To 250, Deduct</i>	-1.56	
		<i>For >250 To 500, Deduct</i>	-1.95	
		<i>For >500, Deduct</i>	-2.33	
05 05 23 00-0177	EA	1/2" Diameter x 6" Length, Zinc Plated Steel, Low Carbon/Grade 2, Hex Head Bolt.....	9.52	
		<i>For >100 To 250, Deduct</i>	-1.56	
		<i>For >250 To 500, Deduct</i>	-1.95	
		<i>For >500, Deduct</i>	-2.33	
05 05 23 00-0178	EA	1/2" Diameter x 6-1/2" Length, Zinc Plated Steel, Low Carbon/Grade 2, Hex Head Bolt.....	9.74	
		<i>For >100 To 250, Deduct</i>	-1.56	
		<i>For >250 To 500, Deduct</i>	-1.95	
		<i>For >500, Deduct</i>	-2.33	
05 05 23 00-0179	EA	1/2" Diameter x 7" Length, Zinc Plated Steel, Low Carbon/Grade 2, Hex Head Bolt.....	10.13	
		<i>For >100 To 250, Deduct</i>	-1.59	
		<i>For >250 To 500, Deduct</i>	-1.99	
		<i>For >500, Deduct</i>	-2.39	
05 05 23 00-0180	EA	1/2" Diameter x 7-1/2" Length, Zinc Plated Steel, Low Carbon/Grade 2, Hex Head Bolt.....	10.26	
		<i>For >100 To 250, Deduct</i>	-1.59	
		<i>For >250 To 500, Deduct</i>	-1.99	
		<i>For >500, Deduct</i>	-2.39	
05 05 23 00-0181	EA	1/2" Diameter x 8" Length, Zinc Plated Steel, Low Carbon/Grade 2, Hex Head Bolt.....	10.65	
		<i>For >100 To 250, Deduct</i>	-1.59	
		<i>For >250 To 500, Deduct</i>	-1.99	
		<i>For >500, Deduct</i>	-2.39	
05 05 23 00-0182	EA	1/2" Diameter x 8-1/2" Length, Zinc Plated Steel, Low Carbon/Grade 2, Hex Head Bolt.....	11.02	
		<i>For >100 To 250, Deduct</i>	-1.63	
		<i>For >250 To 500, Deduct</i>	-2.04	
		<i>For >500, Deduct</i>	-2.44	
05 05 23 00-0183	EA	1/2" Diameter x 9" Length, Zinc Plated Steel, Low Carbon/Grade 2, Hex Head Bolt.....	11.16	
		<i>For >100 To 250, Deduct</i>	-1.63	
		<i>For >250 To 500, Deduct</i>	-2.04	
		<i>For >500, Deduct</i>	-2.44	
05 05 23 00-0184	EA	1/2" Diameter x 9-1/2" Length, Zinc Plated Steel, Low Carbon/Grade 2, Hex Head Bolt.....	11.70	
		<i>For >100 To 250, Deduct</i>	-1.63	
		<i>For >250 To 500, Deduct</i>	-2.04	
		<i>For >500, Deduct</i>	-2.44	
05 05 23 00-0185	EA	1/2" Diameter x 10" Length, Zinc Plated Steel, Low Carbon/Grade 2, Hex Head Bolt.....	11.85	
		<i>For >100 To 250, Deduct</i>	-1.63	
		<i>For >250 To 500, Deduct</i>	-2.04	
		<i>For >500, Deduct</i>	-2.44	
05 05 23 00-0186	EA	9/16" Diameter, Zinc Plated Steel, Low Carbon/Grade 2, Hex Head Bolts <small>(05 05 23 00-0096)</small>	7.80	
		<i>For >100 To 250, Deduct</i>	-1.45	
		<i>For >250 To 500, Deduct</i>	-1.81	
		<i>For >500, Deduct</i>	-2.17	
05 05 23 00-0187	EA	9/16" Diameter x 1" Length, Zinc Plated Steel, Low Carbon/Grade 2, Hex Head Bolt.....	7.80	
		<i>For >100 To 250, Deduct</i>	-1.45	
		<i>For >250 To 500, Deduct</i>	-1.81	
		<i>For >500, Deduct</i>	-2.17	
05 05 23 00-0188	EA	9/16" Diameter x 1-1/2" Length, Zinc Plated Steel, Low Carbon/Grade 2, Hex Head Bolt.....	7.97	
		<i>For >100 To 250, Deduct</i>	-1.45	
		<i>For >250 To 500, Deduct</i>	-1.81	
		<i>For >500, Deduct</i>	-2.17	
05 05 23 00-0189	EA	9/16" Diameter x 2" Length, Zinc Plated Steel, Low Carbon/Grade 2, Hex Head Bolt.....	8.01	
		<i>For >100 To 250, Deduct</i>	-1.45	
		<i>For >250 To 500, Deduct</i>	-1.81	
		<i>For >500, Deduct</i>	-2.17	
05 05 23 00-0190	EA	9/16" Diameter x 2-1/2" Length, Zinc Plated Steel, Low Carbon/Grade 2, Hex Head Bolt.....	8.76	
		<i>For >100 To 250, Deduct</i>	-1.48	
		<i>For >250 To 500, Deduct</i>	-1.85	
		<i>For >500, Deduct</i>	-2.22	
05 05 23 00-0191	EA	9/16" Diameter x 3" Length, Zinc Plated Steel, Low Carbon/Grade 2, Hex Head Bolt.....	8.98	
		<i>For >100 To 250, Deduct</i>	-1.48	
		<i>For >250 To 500, Deduct</i>	-1.85	
		<i>For >500, Deduct</i>	-2.22	
05 05 23 00-0192	EA	9/16" Diameter x 3-1/2" Length, Zinc Plated Steel, Low Carbon/Grade 2, Hex Head Bolt.....	9.06	
		<i>For >100 To 250, Deduct</i>	-1.48	
		<i>For >250 To 500, Deduct</i>	-1.85	
		<i>For >500, Deduct</i>	-2.22	
05 05 23 00-0193	EA	9/16" Diameter x 4" Length, Zinc Plated Steel, Low Carbon/Grade 2, Hex Head Bolt.....	9.27	
		<i>For >100 To 250, Deduct</i>	-1.52	
		<i>For >250 To 500, Deduct</i>	-1.90	
		<i>For >500, Deduct</i>	-2.28	
05 05 23 00-0194	EA	9/16" Diameter x 4-1/2" Length, Zinc Plated Steel, Low Carbon/Grade 2, Hex Head Bolt.....	9.32	
		<i>For >100 To 250, Deduct</i>	-1.52	
		<i>For >250 To 500, Deduct</i>	-1.90	
		<i>For >500, Deduct</i>	-2.28	



	MINOR	CSI	UOM	DESCRIPTION	TOTAL DIRECT UNIT COST	DEMOLITION UNIT COST
05 05 23 00-0195	EA			9/16" Diameter x 5" Length, Zinc Plated Steel, Low Carbon/Grade 2, Hex Head Bolt.....	9.51	
				<i>For >100 To 250, Deduct</i>	-1.52	
				<i>For >250 To 500, Deduct</i>	-1.90	
				<i>For >500, Deduct</i>	-2.28	
05 05 23 00-0196	EA			9/16" Diameter x 5-1/2" Length, Zinc Plated Steel, Low Carbon/Grade 2, Hex Head Bolt.....	9.74	
				<i>For >100 To 250, Deduct</i>	-1.56	
				<i>For >250 To 500, Deduct</i>	-1.95	
				<i>For >500, Deduct</i>	-2.33	
05 05 23 00-0197	EA			9/16" Diameter x 6" Length, Zinc Plated Steel, Low Carbon/Grade 2, Hex Head Bolt.....	9.80	
				<i>For >100 To 250, Deduct</i>	-1.56	
				<i>For >250 To 500, Deduct</i>	-1.95	
				<i>For >500, Deduct</i>	-2.33	
05 05 23 00-0198	EA			9/16" Diameter x 6-1/2" Length, Zinc Plated Steel, Low Carbon/Grade 2, Hex Head Bolt.....	9.97	
				<i>For >100 To 250, Deduct</i>	-1.56	
				<i>For >250 To 500, Deduct</i>	-1.95	
				<i>For >500, Deduct</i>	-2.33	
05 05 23 00-0199	EA			9/16" Diameter x 7" Length, Zinc Plated Steel, Low Carbon/Grade 2, Hex Head Bolt.....	10.33	
				<i>For >100 To 250, Deduct</i>	-1.59	
				<i>For >250 To 500, Deduct</i>	-1.99	
				<i>For >500, Deduct</i>	-2.39	
05 05 23 00-0200	EA			9/16" Diameter x 7-1/2" Length, Zinc Plated Steel, Low Carbon/Grade 2, Hex Head Bolt.....	10.53	
				<i>For >100 To 250, Deduct</i>	-1.59	
				<i>For >250 To 500, Deduct</i>	-1.99	
				<i>For >500, Deduct</i>	-2.39	
05 05 23 00-0201	EA			9/16" Diameter x 8" Length, Zinc Plated Steel, Low Carbon/Grade 2, Hex Head Bolt.....	10.73	
				<i>For >100 To 250, Deduct</i>	-1.59	
				<i>For >250 To 500, Deduct</i>	-1.99	
				<i>For >500, Deduct</i>	-2.39	
05 05 23 00-0202	EA			9/16" Diameter x 8-1/2" Length, Zinc Plated Steel, Low Carbon/Grade 2, Hex Head Bolt.....	11.09	
				<i>For >100 To 250, Deduct</i>	-1.63	
				<i>For >250 To 500, Deduct</i>	-2.04	
				<i>For >500, Deduct</i>	-2.44	
05 05 23 00-0203	EA			9/16" Diameter x 9" Length, Zinc Plated Steel, Low Carbon/Grade 2, Hex Head Bolt.....	11.33	
				<i>For >100 To 250, Deduct</i>	-1.63	
				<i>For >250 To 500, Deduct</i>	-2.04	
				<i>For >500, Deduct</i>	-2.44	
05 05 23 00-0204	EA			9/16" Diameter x 9-1/2" Length, Zinc Plated Steel, Low Carbon/Grade 2, Hex Head Bolt.....	11.48	
				<i>For >100 To 250, Deduct</i>	-1.63	
				<i>For >250 To 500, Deduct</i>	-2.04	
				<i>For >500, Deduct</i>	-2.44	
05 05 23 00-0205	EA			9/16" Diameter x 10" Length, Zinc Plated Steel, Low Carbon/Grade 2, Hex Head Bolt.....	11.73	
				<i>For >100 To 250, Deduct</i>	-1.63	
				<i>For >250 To 500, Deduct</i>	-2.04	
				<i>For >500, Deduct</i>	-2.44	
05 05 23 00-0206				5/8" Diameter, Zinc Plated Steel, Low Carbon/Grade 2, Hex Head Bolts <small>(05 05 23 00-0098)</small>		
05 05 23 00-0207	EA			5/8" Diameter x 1" Length, Zinc Plated Steel, Low Carbon/Grade 2, Hex Head Bolt.....	9.09	
				<i>For >100 To 250, Deduct</i>	-1.63	
				<i>For >250 To 500, Deduct</i>	-2.04	
				<i>For >500, Deduct</i>	-2.44	
05 05 23 00-0208	EA			5/8" Diameter x 1-1/2" Length, Zinc Plated Steel, Low Carbon/Grade 2, Hex Head Bolt.....	9.20	
				<i>For >100 To 250, Deduct</i>	-1.63	
				<i>For >250 To 500, Deduct</i>	-2.04	
				<i>For >500, Deduct</i>	-2.44	
05 05 23 00-0209	EA			5/8" Diameter x 2" Length, Zinc Plated Steel, Low Carbon/Grade 2, Hex Head Bolt.....	9.35	
				<i>For >100 To 250, Deduct</i>	-1.63	
				<i>For >250 To 500, Deduct</i>	-2.04	
				<i>For >500, Deduct</i>	-2.44	
05 05 23 00-0210	EA			5/8" Diameter x 2-1/2" Length, Zinc Plated Steel, Low Carbon/Grade 2, Hex Head Bolt.....	9.73	
				<i>For >100 To 250, Deduct</i>	-1.66	
				<i>For >250 To 500, Deduct</i>	-2.08	
				<i>For >500, Deduct</i>	-2.50	
05 05 23 00-0211	EA			5/8" Diameter x 3" Length, Zinc Plated Steel, Low Carbon/Grade 2, Hex Head Bolt.....	9.96	
				<i>For >100 To 250, Deduct</i>	-1.66	
				<i>For >250 To 500, Deduct</i>	-2.08	
				<i>For >500, Deduct</i>	-2.50	
05 05 23 00-0212	EA			5/8" Diameter x 3-1/2" Length, Zinc Plated Steel, Low Carbon/Grade 2, Hex Head Bolt.....	10.23	
				<i>For >100 To 250, Deduct</i>	-1.66	
				<i>For >250 To 500, Deduct</i>	-2.08	
				<i>For >500, Deduct</i>	-2.50	
05 05 23 00-0213	EA			5/8" Diameter x 4" Length, Zinc Plated Steel, Low Carbon/Grade 2, Hex Head Bolt.....	10.76	
				<i>For >100 To 250, Deduct</i>	-1.70	
				<i>For >250 To 500, Deduct</i>	-2.13	
				<i>For >500, Deduct</i>	-2.55	
05 05 23 00-0214	EA			5/8" Diameter x 4-1/2" Length, Zinc Plated Steel, Low Carbon/Grade 2, Hex Head Bolt.....	11.19	
				<i>For >100 To 250, Deduct</i>	-1.70	
				<i>For >250 To 500, Deduct</i>	-2.13	
				<i>For >500, Deduct</i>	-2.55	
05 05 23 00-0215	EA			5/8" Diameter x 5" Length, Zinc Plated Steel, Low Carbon/Grade 2, Hex Head Bolt.....	11.52	
				<i>For >100 To 250, Deduct</i>	-1.70	
				<i>For >250 To 500, Deduct</i>	-2.13	
				<i>For >500, Deduct</i>	-2.55	

05 Metals

05 05 Common Work Results for Metals

05 05 23 Metal Fastenings



SAN BERNARDINO
COUNTY

MINOR CSI	UOM	DESCRIPTION	TOTAL DIRECT UNIT COST	DEMOLITION UNIT COST
05 05 23 00-0216	EA	5/8" Diameter x 5-1/2" Length, Zinc Plated Steel, Low Carbon/Grade 2, Hex Head Bolt.....	11.83	
		<i>For >100 To 250, Deduct</i>	-1.74	
		<i>For >250 To 500, Deduct</i>	-2.17	
		<i>For >500, Deduct</i>	-2.60	
05 05 23 00-0217	EA	5/8" Diameter x 6" Length, Zinc Plated Steel, Low Carbon/Grade 2, Hex Head Bolt.....	11.88	
		<i>For >100 To 250, Deduct</i>	-1.74	
		<i>For >250 To 500, Deduct</i>	-2.17	
		<i>For >500, Deduct</i>	-2.60	
05 05 23 00-0218	EA	5/8" Diameter x 6-1/2" Length, Zinc Plated Steel, Low Carbon/Grade 2, Hex Head Bolt.....	12.44	
		<i>For >100 To 250, Deduct</i>	-1.74	
		<i>For >250 To 500, Deduct</i>	-2.17	
		<i>For >500, Deduct</i>	-2.60	
05 05 23 00-0219	EA	5/8" Diameter x 7" Length, Zinc Plated Steel, Low Carbon/Grade 2, Hex Head Bolt.....	12.94	
		<i>For >100 To 250, Deduct</i>	-1.77	
		<i>For >250 To 500, Deduct</i>	-2.22	
		<i>For >500, Deduct</i>	-2.66	
05 05 23 00-0220	EA	5/8" Diameter x 7-1/2" Length, Zinc Plated Steel, Low Carbon/Grade 2, Hex Head Bolt.....	13.38	
		<i>For >100 To 250, Deduct</i>	-1.77	
		<i>For >250 To 500, Deduct</i>	-2.22	
		<i>For >500, Deduct</i>	-2.66	
05 05 23 00-0221	EA	5/8" Diameter x 8" Length, Zinc Plated Steel, Low Carbon/Grade 2, Hex Head Bolt.....	13.90	
		<i>For >100 To 250, Deduct</i>	-1.77	
		<i>For >250 To 500, Deduct</i>	-2.22	
		<i>For >500, Deduct</i>	-2.66	
05 05 23 00-0222	EA	5/8" Diameter x 8-1/2" Length, Zinc Plated Steel, Low Carbon/Grade 2, Hex Head Bolt.....	14.65	
		<i>For >100 To 250, Deduct</i>	-1.81	
		<i>For >250 To 500, Deduct</i>	-2.26	
		<i>For >500, Deduct</i>	-2.71	
05 05 23 00-0223	EA	5/8" Diameter x 9" Length, Zinc Plated Steel, Low Carbon/Grade 2, Hex Head Bolt.....	15.16	
		<i>For >100 To 250, Deduct</i>	-1.81	
		<i>For >250 To 500, Deduct</i>	-2.26	
		<i>For >500, Deduct</i>	-2.71	
05 05 23 00-0224	EA	5/8" Diameter x 9-1/2" Length, Zinc Plated Steel, Low Carbon/Grade 2, Hex Head Bolt.....	15.68	
		<i>For >100 To 250, Deduct</i>	-1.81	
		<i>For >250 To 500, Deduct</i>	-2.26	
		<i>For >500, Deduct</i>	-2.71	
05 05 23 00-0225	EA	5/8" Diameter x 10" Length, Zinc Plated Steel, Low Carbon/Grade 2, Hex Head Bolt.....	16.08	
		<i>For >100 To 250, Deduct</i>	-1.81	
		<i>For >250 To 500, Deduct</i>	-2.26	
		<i>For >500, Deduct</i>	-2.71	
05 05 23 00-0226		3/4" Diameter, Zinc Plated Steel, Low Carbon/Grade 2, Hex Head Bolts <small>(05 05 23 00-0098)</small>		
05 05 23 00-0227	EA	3/4" Diameter x 1" Length, Zinc Plated Steel, Low Carbon/Grade 2, Hex Head Bolt.....	9.47	
		<i>For >100 To 250, Deduct</i>	-1.63	
		<i>For >250 To 500, Deduct</i>	-2.04	
		<i>For >500, Deduct</i>	-2.44	
05 05 23 00-0228	EA	3/4" Diameter x 1-1/2" Length, Zinc Plated Steel, Low Carbon/Grade 2, Hex Head Bolt.....	9.70	
		<i>For >100 To 250, Deduct</i>	-1.63	
		<i>For >250 To 500, Deduct</i>	-2.04	
		<i>For >500, Deduct</i>	-2.44	
05 05 23 00-0229	EA	3/4" Diameter x 2" Length, Zinc Plated Steel, Low Carbon/Grade 2, Hex Head Bolt.....	9.91	
		<i>For >100 To 250, Deduct</i>	-1.63	
		<i>For >250 To 500, Deduct</i>	-2.04	
		<i>For >500, Deduct</i>	-2.44	
05 05 23 00-0230	EA	3/4" Diameter x 2-1/2" Length, Zinc Plated Steel, Low Carbon/Grade 2, Hex Head Bolt.....	10.36	
		<i>For >100 To 250, Deduct</i>	-1.66	
		<i>For >250 To 500, Deduct</i>	-2.08	
		<i>For >500, Deduct</i>	-2.50	
05 05 23 00-0231	EA	3/4" Diameter x 3" Length, Zinc Plated Steel, Low Carbon/Grade 2, Hex Head Bolt.....	10.69	
		<i>For >100 To 250, Deduct</i>	-1.66	
		<i>For >250 To 500, Deduct</i>	-2.08	
		<i>For >500, Deduct</i>	-2.50	
05 05 23 00-0232	EA	3/4" Diameter x 3-1/2" Length, Zinc Plated Steel, Low Carbon/Grade 2, Hex Head Bolt.....	10.97	
		<i>For >100 To 250, Deduct</i>	-1.66	
		<i>For >250 To 500, Deduct</i>	-2.08	
		<i>For >500, Deduct</i>	-2.50	
05 05 23 00-0233	EA	3/4" Diameter x 4" Length, Zinc Plated Steel, Low Carbon/Grade 2, Hex Head Bolt.....	11.47	
		<i>For >100 To 250, Deduct</i>	-1.70	
		<i>For >250 To 500, Deduct</i>	-2.13	
		<i>For >500, Deduct</i>	-2.55	
05 05 23 00-0234	EA	3/4" Diameter x 4-1/2" Length, Zinc Plated Steel, Low Carbon/Grade 2, Hex Head Bolt.....	11.88	
		<i>For >100 To 250, Deduct</i>	-1.70	
		<i>For >250 To 500, Deduct</i>	-2.13	
		<i>For >500, Deduct</i>	-2.55	
05 05 23 00-0235	EA	3/4" Diameter x 5" Length, Zinc Plated Steel, Low Carbon/Grade 2, Hex Head Bolt.....	12.19	
		<i>For >100 To 250, Deduct</i>	-1.70	
		<i>For >250 To 500, Deduct</i>	-2.13	
		<i>For >500, Deduct</i>	-2.55	
05 05 23 00-0236	EA	3/4" Diameter x 5-1/2" Length, Zinc Plated Steel, Low Carbon/Grade 2, Hex Head Bolt.....	13.03	
		<i>For >100 To 250, Deduct</i>	-1.74	
		<i>For >250 To 500, Deduct</i>	-2.17	
		<i>For >500, Deduct</i>	-2.60	



	MINOR	CSI	UOM	DESCRIPTION	TOTAL DIRECT UNIT COST	DEMOLITION UNIT COST
05 05 23 00-0237	EA			3/4" Diameter x 6" Length, Zinc Plated Steel, Low Carbon/Grade 2, Hex Head Bolt.....	13.30	
				<i>For >100 To 250, Deduct</i>	-1.74	
				<i>For >250 To 500, Deduct</i>	-2.17	
				<i>For >500, Deduct</i>	-2.60	
05 05 23 00-0238	EA			3/4" Diameter x 6-1/2" Length, Zinc Plated Steel, Low Carbon/Grade 2, Hex Head Bolt.....	13.80	
				<i>For >100 To 250, Deduct</i>	-1.74	
				<i>For >250 To 500, Deduct</i>	-2.17	
				<i>For >500, Deduct</i>	-2.60	
05 05 23 00-0239	EA			3/4" Diameter x 7" Length, Zinc Plated Steel, Low Carbon/Grade 2, Hex Head Bolt.....	14.01	
				<i>For >100 To 250, Deduct</i>	-1.77	
				<i>For >250 To 500, Deduct</i>	-2.22	
				<i>For >500, Deduct</i>	-2.66	
05 05 23 00-0240	EA			3/4" Diameter x 7-1/2" Length, Zinc Plated Steel, Low Carbon/Grade 2, Hex Head Bolt.....	15.18	
				<i>For >100 To 250, Deduct</i>	-1.77	
				<i>For >250 To 500, Deduct</i>	-2.22	
				<i>For >500, Deduct</i>	-2.66	
05 05 23 00-0241	EA			3/4" Diameter x 8" Length, Zinc Plated Steel, Low Carbon/Grade 2, Hex Head Bolt.....	15.72	
				<i>For >100 To 250, Deduct</i>	-1.77	
				<i>For >250 To 500, Deduct</i>	-2.22	
				<i>For >500, Deduct</i>	-2.66	
05 05 23 00-0242	EA			3/4" Diameter x 8-1/2" Length, Zinc Plated Steel, Low Carbon/Grade 2, Hex Head Bolt.....	16.61	
				<i>For >100 To 250, Deduct</i>	-1.81	
				<i>For >250 To 500, Deduct</i>	-2.26	
				<i>For >500, Deduct</i>	-2.71	
05 05 23 00-0243	EA			3/4" Diameter x 9" Length, Zinc Plated Steel, Low Carbon/Grade 2, Hex Head Bolt.....	17.15	
				<i>For >100 To 250, Deduct</i>	-1.81	
				<i>For >250 To 500, Deduct</i>	-2.26	
				<i>For >500, Deduct</i>	-2.71	
05 05 23 00-0244	EA			3/4" Diameter x 9-1/2" Length, Zinc Plated Steel, Low Carbon/Grade 2, Hex Head Bolt.....	17.87	
				<i>For >100 To 250, Deduct</i>	-1.81	
				<i>For >250 To 500, Deduct</i>	-2.26	
				<i>For >500, Deduct</i>	-2.71	
05 05 23 00-0245	EA			3/4" Diameter x 10" Length, Zinc Plated Steel, Low Carbon/Grade 2, Hex Head Bolt.....	18.57	
				<i>For >100 To 250, Deduct</i>	-1.81	
				<i>For >250 To 500, Deduct</i>	-2.26	
				<i>For >500, Deduct</i>	-2.71	
05 05 23 00-0246				7/8" Diameter, Zinc Plated Steel, Low Carbon/Grade 2, Hex Head Bolts <small>(05 05)</small>		
				<small>23 00-0098)</small>		
05 05 23 00-0247	EA			7/8" Diameter x 1" Length, Zinc Plated Steel, Low Carbon/Grade 2, Hex Head Bolt.....	11.59	
				<i>For >100 To 250, Deduct</i>	-1.81	
				<i>For >250 To 500, Deduct</i>	-2.26	
				<i>For >500, Deduct</i>	-2.71	
05 05 23 00-0248	EA			7/8" Diameter x 1-1/2" Length, Zinc Plated Steel, Low Carbon/Grade 2, Hex Head Bolt.....	11.78	
				<i>For >100 To 250, Deduct</i>	-1.81	
				<i>For >250 To 500, Deduct</i>	-2.26	
				<i>For >500, Deduct</i>	-2.71	
05 05 23 00-0249	EA			7/8" Diameter x 2" Length, Zinc Plated Steel, Low Carbon/Grade 2, Hex Head Bolt.....	11.87	
				<i>For >100 To 250, Deduct</i>	-1.81	
				<i>For >250 To 500, Deduct</i>	-2.26	
				<i>For >500, Deduct</i>	-2.71	
05 05 23 00-0250	EA			7/8" Diameter x 2-1/2" Length, Zinc Plated Steel, Low Carbon/Grade 2, Hex Head Bolt.....	12.33	
				<i>For >100 To 250, Deduct</i>	-1.85	
				<i>For >250 To 500, Deduct</i>	-2.31	
				<i>For >500, Deduct</i>	-2.77	
05 05 23 00-0251	EA			7/8" Diameter x 3" Length, Zinc Plated Steel, Low Carbon/Grade 2, Hex Head Bolt.....	12.86	
				<i>For >100 To 250, Deduct</i>	-1.85	
				<i>For >250 To 500, Deduct</i>	-2.31	
				<i>For >500, Deduct</i>	-2.77	
05 05 23 00-0252	EA			7/8" Diameter x 3-1/2" Length, Zinc Plated Steel, Low Carbon/Grade 2, Hex Head Bolt.....	13.48	
				<i>For >100 To 250, Deduct</i>	-1.85	
				<i>For >250 To 500, Deduct</i>	-2.31	
				<i>For >500, Deduct</i>	-2.77	
05 05 23 00-0253	EA			7/8" Diameter x 4" Length, Zinc Plated Steel, Low Carbon/Grade 2, Hex Head Bolt.....	14.18	
				<i>For >100 To 250, Deduct</i>	-1.88	
				<i>For >250 To 500, Deduct</i>	-2.35	
				<i>For >500, Deduct</i>	-2.82	
05 05 23 00-0254	EA			7/8" Diameter x 4-1/2" Length, Zinc Plated Steel, Low Carbon/Grade 2, Hex Head Bolt.....	15.08	
				<i>For >100 To 250, Deduct</i>	-1.88	
				<i>For >250 To 500, Deduct</i>	-2.35	
				<i>For >500, Deduct</i>	-2.82	
05 05 23 00-0255	EA			7/8" Diameter x 5" Length, Zinc Plated Steel, Low Carbon/Grade 2, Hex Head Bolt.....	15.58	
				<i>For >100 To 250, Deduct</i>	-1.88	
				<i>For >250 To 500, Deduct</i>	-2.35	
				<i>For >500, Deduct</i>	-2.82	
05 05 23 00-0256	EA			7/8" Diameter x 5-1/2" Length, Zinc Plated Steel, Low Carbon/Grade 2, Hex Head Bolt.....	16.15	
				<i>For >100 To 250, Deduct</i>	-1.92	
				<i>For >250 To 500, Deduct</i>	-2.40	
				<i>For >500, Deduct</i>	-2.88	
05 05 23 00-0257	EA			7/8" Diameter x 6" Length, Zinc Plated Steel, Low Carbon/Grade 2, Hex Head Bolt.....	16.45	
				<i>For >100 To 250, Deduct</i>	-1.92	
				<i>For >250 To 500, Deduct</i>	-2.40	
				<i>For >500, Deduct</i>	-2.88	

05 Metals

05 05 Common Work Results for Metals

05 05 23 Metal Fastenings



MINOR		TOTAL DIRECT	DEMOLITION
CSI	UOM DESCRIPTION	UNIT COST	UNIT COST
05 05 23 00-0258	EA 7/8" Diameter x 6-1/2" Length, Zinc Plated Steel, Low Carbon/Grade 2, Hex Head Bolt.....	17.16	
	<i>For >100 To 250, Deduct</i>	-1.92	
	<i>For >250 To 500, Deduct</i>	-2.40	
	<i>For >500, Deduct</i>	-2.88	
05 05 23 00-0259	EA 7/8" Diameter x 7" Length, Zinc Plated Steel, Low Carbon/Grade 2, Hex Head Bolt.....	18.05	
	<i>For >100 To 250, Deduct</i>	-1.95	
	<i>For >250 To 500, Deduct</i>	-2.44	
	<i>For >500, Deduct</i>	-2.93	
05 05 23 00-0260	EA 7/8" Diameter x 7-1/2" Length, Zinc Plated Steel, Low Carbon/Grade 2, Hex Head Bolt.....	18.77	
	<i>For >100 To 250, Deduct</i>	-1.95	
	<i>For >250 To 500, Deduct</i>	-2.44	
	<i>For >500, Deduct</i>	-2.93	
05 05 23 00-0261	EA 7/8" Diameter x 8" Length, Zinc Plated Steel, Low Carbon/Grade 2, Hex Head Bolt.....	19.48	
	<i>For >100 To 250, Deduct</i>	-1.95	
	<i>For >250 To 500, Deduct</i>	-2.44	
	<i>For >500, Deduct</i>	-2.93	
05 05 23 00-0262	EA 7/8" Diameter x 8-1/2" Length, Zinc Plated Steel, Low Carbon/Grade 2, Hex Head Bolt.....	20.33	
	<i>For >100 To 250, Deduct</i>	-1.99	
	<i>For >250 To 500, Deduct</i>	-2.49	
	<i>For >500, Deduct</i>	-2.99	
05 05 23 00-0263	EA 7/8" Diameter x 9" Length, Zinc Plated Steel, Low Carbon/Grade 2, Hex Head Bolt.....	21.09	
	<i>For >100 To 250, Deduct</i>	-1.99	
	<i>For >250 To 500, Deduct</i>	-2.49	
	<i>For >500, Deduct</i>	-2.99	
05 05 23 00-0264	EA 7/8" Diameter x 9-1/2" Length, Zinc Plated Steel, Low Carbon/Grade 2, Hex Head Bolt.....	21.78	
	<i>For >100 To 250, Deduct</i>	-1.99	
	<i>For >250 To 500, Deduct</i>	-2.49	
	<i>For >500, Deduct</i>	-2.99	
05 05 23 00-0265	EA 7/8" Diameter x 10" Length, Zinc Plated Steel, Low Carbon/Grade 2, Hex Head Bolt.....	22.52	
	<i>For >100 To 250, Deduct</i>	-1.99	
	<i>For >250 To 500, Deduct</i>	-2.49	
	<i>For >500, Deduct</i>	-2.99	
05 05 23 00-0266	1" Diameter, Zinc Plated Steel, Low Carbon/Grade 2, Hex Head Bolts <small>(05 05 23 00-0098)</small>		
05 05 23 00-0267	EA 1" Diameter x 1-1/2" Length, Zinc Plated Steel, Low Carbon/Grade 2, Hex Head Bolt.....	12.46	
	<i>For >100 To 250, Deduct</i>	-1.81	
	<i>For >250 To 500, Deduct</i>	-2.26	
	<i>For >500, Deduct</i>	-2.71	
05 05 23 00-0268	EA 1" Diameter x 2" Length, Zinc Plated Steel, Low Carbon/Grade 2, Hex Head Bolt.....	13.76	
	<i>For >100 To 250, Deduct</i>	-1.81	
	<i>For >250 To 500, Deduct</i>	-2.26	
	<i>For >500, Deduct</i>	-2.71	
05 05 23 00-0269	EA 1" Diameter x 2-1/2" Length, Zinc Plated Steel, Low Carbon/Grade 2, Hex Head Bolt.....	14.77	
	<i>For >100 To 250, Deduct</i>	-1.85	
	<i>For >250 To 500, Deduct</i>	-2.31	
	<i>For >500, Deduct</i>	-2.77	
05 05 23 00-0270	EA 1" Diameter x 3" Length, Zinc Plated Steel, Low Carbon/Grade 2, Hex Head Bolt.....	15.80	
	<i>For >100 To 250, Deduct</i>	-1.85	
	<i>For >250 To 500, Deduct</i>	-2.31	
	<i>For >500, Deduct</i>	-2.77	
05 05 23 00-0271	EA 1" Diameter x 3-1/2" Length, Zinc Plated Steel, Low Carbon/Grade 2, Hex Head Bolt.....	16.74	
	<i>For >100 To 250, Deduct</i>	-1.85	
	<i>For >250 To 500, Deduct</i>	-2.31	
	<i>For >500, Deduct</i>	-2.77	
05 05 23 00-0272	EA 1" Diameter x 4" Length, Zinc Plated Steel, Low Carbon/Grade 2, Hex Head Bolt.....	17.88	
	<i>For >100 To 250, Deduct</i>	-1.88	
	<i>For >250 To 500, Deduct</i>	-2.35	
	<i>For >500, Deduct</i>	-2.82	
05 05 23 00-0273	EA 1" Diameter x 4-1/2" Length, Zinc Plated Steel, Low Carbon/Grade 2, Hex Head Bolt.....	18.78	
	<i>For >100 To 250, Deduct</i>	-1.88	
	<i>For >250 To 500, Deduct</i>	-2.35	
	<i>For >500, Deduct</i>	-2.82	
05 05 23 00-0274	EA 1" Diameter x 5" Length, Zinc Plated Steel, Low Carbon/Grade 2, Hex Head Bolt.....	19.72	
	<i>For >100 To 250, Deduct</i>	-1.88	
	<i>For >250 To 500, Deduct</i>	-2.35	
	<i>For >500, Deduct</i>	-2.82	
05 05 23 00-0275	EA 1" Diameter x 5-1/2" Length, Zinc Plated Steel, Low Carbon/Grade 2, Hex Head Bolt.....	20.37	
	<i>For >100 To 250, Deduct</i>	-1.92	
	<i>For >250 To 500, Deduct</i>	-2.40	
	<i>For >500, Deduct</i>	-2.88	
05 05 23 00-0276	EA 1" Diameter x 6" Length, Zinc Plated Steel, Low Carbon/Grade 2, Hex Head Bolt.....	20.81	
	<i>For >100 To 250, Deduct</i>	-1.92	
	<i>For >250 To 500, Deduct</i>	-2.40	
	<i>For >500, Deduct</i>	-2.88	
05 05 23 00-0277	EA 1" Diameter x 6-1/2" Length, Zinc Plated Steel, Low Carbon/Grade 2, Hex Head Bolt.....	21.60	
	<i>For >100 To 250, Deduct</i>	-1.92	
	<i>For >250 To 500, Deduct</i>	-2.40	
	<i>For >500, Deduct</i>	-2.88	
05 05 23 00-0278	EA 1" Diameter x 7" Length, Zinc Plated Steel, Low Carbon/Grade 2, Hex Head Bolt.....	22.56	
	<i>For >100 To 250, Deduct</i>	-1.95	
	<i>For >250 To 500, Deduct</i>	-2.44	
	<i>For >500, Deduct</i>	-2.93	



MINOR CSI UOM DESCRIPTION	TOTAL DIRECT UNIT COST	DEMOLITION UNIT COST
05 05 23 00-0279 EA 1" Diameter x 7-1/2" Length, Zinc Plated Steel, Low Carbon/Grade 2, Hex Head Bolt.....	23.34	
<i>For >100 To 250, Deduct</i>	-1.95	
<i>For >250 To 500, Deduct</i>	-2.44	
<i>For >500, Deduct</i>	-2.93	
05 05 23 00-0280 EA 1" Diameter x 8" Length, Zinc Plated Steel, Low Carbon/Grade 2, Hex Head Bolt.....	24.15	
<i>For >100 To 250, Deduct</i>	-1.95	
<i>For >250 To 500, Deduct</i>	-2.44	
<i>For >500, Deduct</i>	-2.93	
05 05 23 00-0281 EA 1" Diameter x 8-1/2" Length, Zinc Plated Steel, Low Carbon/Grade 2, Hex Head Bolt.....	24.97	
<i>For >100 To 250, Deduct</i>	-1.99	
<i>For >250 To 500, Deduct</i>	-2.49	
<i>For >500, Deduct</i>	-2.99	
05 05 23 00-0282 EA 1" Diameter x 9" Length, Zinc Plated Steel, Low Carbon/Grade 2, Hex Head Bolt.....	25.89	
<i>For >100 To 250, Deduct</i>	-1.99	
<i>For >250 To 500, Deduct</i>	-2.49	
<i>For >500, Deduct</i>	-2.99	
05 05 23 00-0283 EA 1" Diameter x 9-1/2" Length, Zinc Plated Steel, Low Carbon/Grade 2, Hex Head Bolt.....	26.69	
<i>For >100 To 250, Deduct</i>	-1.99	
<i>For >250 To 500, Deduct</i>	-2.49	
<i>For >500, Deduct</i>	-2.99	
05 05 23 00-0284 EA 1" Diameter x 10" Length, Zinc Plated Steel, Low Carbon/Grade 2, Hex Head Bolt.....	27.51	
<i>For >100 To 250, Deduct</i>	-1.99	
<i>For >250 To 500, Deduct</i>	-2.49	
<i>For >500, Deduct</i>	-2.99	
05 05 23 00-0285 Zinc Plated Steel, Grade 5, Hex Head Bolts <small>(05 05 23 00-0097)</small>		
05 05 23 00-0286 1/4" Diameter, Zinc Plated Steel, Grade 5, Hex Head Bolts <small>(05 05 23 00-0285)</small>		
05 05 23 00-0287 EA 1/4" Diameter x 1/2" Length, Zinc Plated Steel, Grade 5, Hex Head Bolt.....	6.46	
<i>For >100 To 250, Deduct</i>	-1.27	
<i>For >250 To 500, Deduct</i>	-1.58	
<i>For >500, Deduct</i>	-1.90	
05 05 23 00-0288 EA 1/4" Diameter x 1" Length, Zinc Plated Steel, Grade 5, Hex Head Bolt.....	6.51	
<i>For >100 To 250, Deduct</i>	-1.27	
<i>For >250 To 500, Deduct</i>	-1.58	
<i>For >500, Deduct</i>	-1.90	
05 05 23 00-0289 EA 1/4" Diameter x 1-1/2" Length, Zinc Plated Steel, Grade 5, Hex Head Bolt.....	6.54	
<i>For >100 To 250, Deduct</i>	-1.27	
<i>For >250 To 500, Deduct</i>	-1.58	
<i>For >500, Deduct</i>	-1.90	
05 05 23 00-0290 EA 1/4" Diameter x 2" Length, Zinc Plated Steel, Grade 5, Hex Head Bolt.....	6.61	
<i>For >100 To 250, Deduct</i>	-1.27	
<i>For >250 To 500, Deduct</i>	-1.58	
<i>For >500, Deduct</i>	-1.90	
05 05 23 00-0291 EA 1/4" Diameter x 2-1/2" Length, Zinc Plated Steel, Grade 5, Hex Head Bolt.....	6.86	
<i>For >100 To 250, Deduct</i>	-1.30	
<i>For >250 To 500, Deduct</i>	-1.63	
<i>For >500, Deduct</i>	-1.95	
05 05 23 00-0292 EA 1/4" Diameter x 3" Length, Zinc Plated Steel, Grade 5, Hex Head Bolt.....	6.98	
<i>For >100 To 250, Deduct</i>	-1.30	
<i>For >250 To 500, Deduct</i>	-1.63	
<i>For >500, Deduct</i>	-1.95	
05 05 23 00-0293 EA 1/4" Diameter x 3-1/2" Length, Zinc Plated Steel, Grade 5, Hex Head Bolt.....	7.11	
<i>For >100 To 250, Deduct</i>	-1.30	
<i>For >250 To 500, Deduct</i>	-1.63	
<i>For >500, Deduct</i>	-1.95	
05 05 23 00-0294 EA 1/4" Diameter x 4" Length, Zinc Plated Steel, Grade 5, Hex Head Bolt.....	7.40	
<i>For >100 To 250, Deduct</i>	-1.34	
<i>For >250 To 500, Deduct</i>	-1.67	
<i>For >500, Deduct</i>	-2.01	
05 05 23 00-0295 EA 1/4" Diameter x 4-1/2" Length, Zinc Plated Steel, Grade 5, Hex Head Bolt.....	7.56	
<i>For >100 To 250, Deduct</i>	-1.34	
<i>For >250 To 500, Deduct</i>	-1.67	
<i>For >500, Deduct</i>	-2.01	
05 05 23 00-0296 EA 1/4" Diameter x 5" Length, Zinc Plated Steel, Grade 5, Hex Head Bolt.....	7.68	
<i>For >100 To 250, Deduct</i>	-1.34	
<i>For >250 To 500, Deduct</i>	-1.67	
<i>For >500, Deduct</i>	-2.01	
05 05 23 00-0297 EA 1/4" Diameter x 5-1/2" Length, Zinc Plated Steel, Grade 5, Hex Head Bolt.....	7.97	
<i>For >100 To 250, Deduct</i>	-1.37	
<i>For >250 To 500, Deduct</i>	-1.72	
<i>For >500, Deduct</i>	-2.06	
05 05 23 00-0298 EA 1/4" Diameter x 6" Length, Zinc Plated Steel, Grade 5, Hex Head Bolt.....	8.08	
<i>For >100 To 250, Deduct</i>	-1.37	
<i>For >250 To 500, Deduct</i>	-1.72	
<i>For >500, Deduct</i>	-2.06	
05 05 23 00-0299 EA 1/4" Diameter x 6-1/2" Length, Zinc Plated Steel, Grade 5, Hex Head Bolt.....	8.19	
<i>For >100 To 250, Deduct</i>	-1.37	
<i>For >250 To 500, Deduct</i>	-1.72	
<i>For >500, Deduct</i>	-2.06	
05 05 23 00-0300 EA 1/4" Diameter x 7" Length, Zinc Plated Steel, Grade 5, Hex Head Bolt.....	8.50	
<i>For >100 To 250, Deduct</i>	-1.41	
<i>For >250 To 500, Deduct</i>	-1.76	
<i>For >500, Deduct</i>	-2.12	

05 Metals**05 05 Common Work Results for Metals****05 05 23 Metal Fastenings**

MINOR		TOTAL DIRECT	DEMOLITION
CSI	UOM DESCRIPTION	UNIT COST	UNIT COST
05 05 23 00-0301	EA 1/4" Diameter x 7-1/2" Length, Zinc Plated Steel, Grade 5, Hex Head Bolt.....	8.65	
	<i>For >100 To 250, Deduct</i>	-1.41	
	<i>For >250 To 500, Deduct</i>	-1.76	
	<i>For >500, Deduct</i>	-2.12	
05 05 23 00-0302	EA 1/4" Diameter x 8" Length, Zinc Plated Steel, Grade 5, Hex Head Bolt.....	8.80	
	<i>For >100 To 250, Deduct</i>	-1.41	
	<i>For >250 To 500, Deduct</i>	-1.76	
	<i>For >500, Deduct</i>	-2.12	
05 05 23 00-0303	5/16" Diameter, Zinc Plated Steel, Grade 5, Hex Head Bolts (05 05 23 00-0285)		
05 05 23 00-0304	EA 5/16" Diameter x 1/2" Length, Zinc Plated Steel, Grade 5, Hex Head Bolt.....	6.54	
	<i>For >100 To 250, Deduct</i>	-1.27	
	<i>For >250 To 500, Deduct</i>	-1.58	
	<i>For >500, Deduct</i>	-1.90	
05 05 23 00-0305	EA 5/16" Diameter x 1" Length, Zinc Plated Steel, Grade 5, Hex Head Bolt.....	6.57	
	<i>For >100 To 250, Deduct</i>	-1.27	
	<i>For >250 To 500, Deduct</i>	-1.58	
	<i>For >500, Deduct</i>	-1.90	
05 05 23 00-0306	EA 5/16" Diameter x 1-1/2" Length, Zinc Plated Steel, Grade 5, Hex Head Bolt.....	6.62	
	<i>For >100 To 250, Deduct</i>	-1.27	
	<i>For >250 To 500, Deduct</i>	-1.58	
	<i>For >500, Deduct</i>	-1.90	
05 05 23 00-0307	EA 5/16" Diameter x 2" Length, Zinc Plated Steel, Grade 5, Hex Head Bolt.....	6.72	
	<i>For >100 To 250, Deduct</i>	-1.27	
	<i>For >250 To 500, Deduct</i>	-1.58	
	<i>For >500, Deduct</i>	-1.90	
05 05 23 00-0308	EA 5/16" Diameter x 2-1/2" Length, Zinc Plated Steel, Grade 5, Hex Head Bolt.....	6.97	
	<i>For >100 To 250, Deduct</i>	-1.30	
	<i>For >250 To 500, Deduct</i>	-1.63	
	<i>For >500, Deduct</i>	-1.95	
05 05 23 00-0309	EA 5/16" Diameter x 3" Length, Zinc Plated Steel, Grade 5, Hex Head Bolt.....	7.08	
	<i>For >100 To 250, Deduct</i>	-1.30	
	<i>For >250 To 500, Deduct</i>	-1.63	
	<i>For >500, Deduct</i>	-1.95	
05 05 23 00-0310	EA 5/16" Diameter x 3-1/2" Length, Zinc Plated Steel, Grade 5, Hex Head Bolt.....	7.29	
	<i>For >100 To 250, Deduct</i>	-1.30	
	<i>For >250 To 500, Deduct</i>	-1.63	
	<i>For >500, Deduct</i>	-1.95	
05 05 23 00-0311	EA 5/16" Diameter x 4" Length, Zinc Plated Steel, Grade 5, Hex Head Bolt.....	7.57	
	<i>For >100 To 250, Deduct</i>	-1.34	
	<i>For >250 To 500, Deduct</i>	-1.67	
	<i>For >500, Deduct</i>	-2.01	
05 05 23 00-0312	EA 5/16" Diameter x 4-1/2" Length, Zinc Plated Steel, Grade 5, Hex Head Bolt.....	7.74	
	<i>For >100 To 250, Deduct</i>	-1.34	
	<i>For >250 To 500, Deduct</i>	-1.67	
	<i>For >500, Deduct</i>	-2.01	
05 05 23 00-0313	EA 5/16" Diameter x 5" Length, Zinc Plated Steel, Grade 5, Hex Head Bolt.....	7.89	
	<i>For >100 To 250, Deduct</i>	-1.34	
	<i>For >250 To 500, Deduct</i>	-1.67	
	<i>For >500, Deduct</i>	-2.01	
05 05 23 00-0314	EA 5/16" Diameter x 5-1/2" Length, Zinc Plated Steel, Grade 5, Hex Head Bolt.....	8.37	
	<i>For >100 To 250, Deduct</i>	-1.37	
	<i>For >250 To 500, Deduct</i>	-1.72	
	<i>For >500, Deduct</i>	-2.06	
05 05 23 00-0315	EA 5/16" Diameter x 6" Length, Zinc Plated Steel, Grade 5, Hex Head Bolt.....	8.42	
	<i>For >100 To 250, Deduct</i>	-1.37	
	<i>For >250 To 500, Deduct</i>	-1.72	
	<i>For >500, Deduct</i>	-2.06	
05 05 23 00-0316	EA 5/16" Diameter x 6-1/2" Length, Zinc Plated Steel, Grade 5, Hex Head Bolt.....	8.62	
	<i>For >100 To 250, Deduct</i>	-1.37	
	<i>For >250 To 500, Deduct</i>	-1.72	
	<i>For >500, Deduct</i>	-2.06	
05 05 23 00-0317	EA 5/16" Diameter x 7" Length, Zinc Plated Steel, Grade 5, Hex Head Bolt.....	9.07	
	<i>For >100 To 250, Deduct</i>	-1.41	
	<i>For >250 To 500, Deduct</i>	-1.76	
	<i>For >500, Deduct</i>	-2.12	
05 05 23 00-0318	EA 5/16" Diameter x 7-1/2" Length, Zinc Plated Steel, Grade 5, Hex Head Bolt.....	9.34	
	<i>For >100 To 250, Deduct</i>	-1.41	
	<i>For >250 To 500, Deduct</i>	-1.76	
	<i>For >500, Deduct</i>	-2.12	
05 05 23 00-0319	EA 5/16" Diameter x 8" Length, Zinc Plated Steel, Grade 5, Hex Head Bolt.....	9.61	
	<i>For >100 To 250, Deduct</i>	-1.41	
	<i>For >250 To 500, Deduct</i>	-1.76	
	<i>For >500, Deduct</i>	-2.12	
05 05 23 00-0320	3/8" Diameter, Zinc Plated Steel, Grade 5, Hex Head Bolts (05 05 23 00-0285)		
05 05 23 00-0321	EA 3/8" Diameter x 1/2" Length, Zinc Plated Steel, Grade 5, Hex Head Bolt.....	6.59	
	<i>For >100 To 250, Deduct</i>	-1.27	
	<i>For >250 To 500, Deduct</i>	-1.58	
	<i>For >500, Deduct</i>	-1.90	



	MINOR	CSI	UOM	DESCRIPTION	TOTAL DIRECT UNIT COST	DEMOLITION UNIT COST
05 05 23 00-0322	EA			3/8" Diameter x 1" Length, Zinc Plated Steel, Grade 5, Hex Head Bolt.....	6.61	
				<i>For >100 To 250, Deduct</i>	-1.27	
				<i>For >250 To 500, Deduct</i>	-1.58	
				<i>For >500, Deduct</i>	-1.90	
05 05 23 00-0323	EA			3/8" Diameter x 1-1/2" Length, Zinc Plated Steel, Grade 5, Hex Head Bolt.....	6.71	
				<i>For >100 To 250, Deduct</i>	-1.27	
				<i>For >250 To 500, Deduct</i>	-1.58	
				<i>For >500, Deduct</i>	-1.90	
05 05 23 00-0324	EA			3/8" Diameter x 2" Length, Zinc Plated Steel, Grade 5, Hex Head Bolt.....	6.80	
				<i>For >100 To 250, Deduct</i>	-1.27	
				<i>For >250 To 500, Deduct</i>	-1.58	
				<i>For >500, Deduct</i>	-1.90	
05 05 23 00-0325	EA			3/8" Diameter x 2-1/2" Length, Zinc Plated Steel, Grade 5, Hex Head Bolt.....	7.09	
				<i>For >100 To 250, Deduct</i>	-1.30	
				<i>For >250 To 500, Deduct</i>	-1.63	
				<i>For >500, Deduct</i>	-1.95	
05 05 23 00-0326	EA			3/8" Diameter x 3" Length, Zinc Plated Steel, Grade 5, Hex Head Bolt.....	7.21	
				<i>For >100 To 250, Deduct</i>	-1.30	
				<i>For >250 To 500, Deduct</i>	-1.63	
				<i>For >500, Deduct</i>	-1.95	
05 05 23 00-0327	EA			3/8" Diameter x 3-1/2" Length, Zinc Plated Steel, Grade 5, Hex Head Bolt.....	7.39	
				<i>For >100 To 250, Deduct</i>	-1.30	
				<i>For >250 To 500, Deduct</i>	-1.63	
				<i>For >500, Deduct</i>	-1.95	
05 05 23 00-0328	EA			3/8" Diameter x 4" Length, Zinc Plated Steel, Grade 5, Hex Head Bolt.....	7.76	
				<i>For >100 To 250, Deduct</i>	-1.34	
				<i>For >250 To 500, Deduct</i>	-1.67	
				<i>For >500, Deduct</i>	-2.01	
05 05 23 00-0329	EA			3/8" Diameter x 4-1/2" Length, Zinc Plated Steel, Grade 5, Hex Head Bolt.....	8.19	
				<i>For >100 To 250, Deduct</i>	-1.34	
				<i>For >250 To 500, Deduct</i>	-1.67	
				<i>For >500, Deduct</i>	-2.01	
05 05 23 00-0330	EA			3/8" Diameter x 5" Length, Zinc Plated Steel, Grade 5, Hex Head Bolt.....	8.38	
				<i>For >100 To 250, Deduct</i>	-1.34	
				<i>For >250 To 500, Deduct</i>	-1.67	
				<i>For >500, Deduct</i>	-2.01	
05 05 23 00-0331	EA			3/8" Diameter x 5-1/2" Length, Zinc Plated Steel, Grade 5, Hex Head Bolt.....	8.81	
				<i>For >100 To 250, Deduct</i>	-1.37	
				<i>For >250 To 500, Deduct</i>	-1.72	
				<i>For >500, Deduct</i>	-2.06	
05 05 23 00-0332	EA			3/8" Diameter x 6" Length, Zinc Plated Steel, Grade 5, Hex Head Bolt.....	8.99	
				<i>For >100 To 250, Deduct</i>	-1.37	
				<i>For >250 To 500, Deduct</i>	-1.72	
				<i>For >500, Deduct</i>	-2.06	
05 05 23 00-0333	EA			3/8" Diameter x 6-1/2" Length, Zinc Plated Steel, Grade 5, Hex Head Bolt.....	9.31	
				<i>For >100 To 250, Deduct</i>	-1.37	
				<i>For >250 To 500, Deduct</i>	-1.72	
				<i>For >500, Deduct</i>	-2.06	
05 05 23 00-0334	EA			3/8" Diameter x 7" Length, Zinc Plated Steel, Grade 5, Hex Head Bolt.....	9.73	
				<i>For >100 To 250, Deduct</i>	-1.41	
				<i>For >250 To 500, Deduct</i>	-1.76	
				<i>For >500, Deduct</i>	-2.12	
05 05 23 00-0335	EA			3/8" Diameter x 7-1/2" Length, Zinc Plated Steel, Grade 5, Hex Head Bolt.....	10.15	
				<i>For >100 To 250, Deduct</i>	-1.41	
				<i>For >250 To 500, Deduct</i>	-1.76	
				<i>For >500, Deduct</i>	-2.12	
05 05 23 00-0336	EA			3/8" Diameter x 8" Length, Zinc Plated Steel, Grade 5, Hex Head Bolt.....	10.49	
				<i>For >100 To 250, Deduct</i>	-1.41	
				<i>For >250 To 500, Deduct</i>	-1.76	
				<i>For >500, Deduct</i>	-2.12	
05 05 23 00-0337				7/16" Diameter, Zinc Plated Steel, Grade 5, Hex Head Bolts (05 05 23 00-0285).....	7.68	
05 05 23 00-0338	EA			7/16" Diameter x 1" Length, Zinc Plated Steel, Grade 5, Hex Head Bolt.....	8.68	
				<i>For >100 To 250, Deduct</i>	-1.45	
				<i>For >250 To 500, Deduct</i>	-1.81	
				<i>For >500, Deduct</i>	-2.17	
05 05 23 00-0339	EA			7/16" Diameter x 1-1/2" Length, Zinc Plated Steel, Grade 5, Hex Head Bolt.....	7.77	
				<i>For >100 To 250, Deduct</i>	-1.45	
				<i>For >250 To 500, Deduct</i>	-1.81	
				<i>For >500, Deduct</i>	-2.17	
05 05 23 00-0340	EA			7/16" Diameter x 2" Length, Zinc Plated Steel, Grade 5, Hex Head Bolt.....	7.99	
				<i>For >100 To 250, Deduct</i>	-1.45	
				<i>For >250 To 500, Deduct</i>	-1.81	
				<i>For >500, Deduct</i>	-2.17	
05 05 23 00-0341	EA			7/16" Diameter x 2-1/2" Length, Zinc Plated Steel, Grade 5, Hex Head Bolt.....	8.34	
				<i>For >100 To 250, Deduct</i>	-1.48	
				<i>For >250 To 500, Deduct</i>	-1.85	
				<i>For >500, Deduct</i>	-2.22	
05 05 23 00-0342	EA			7/16" Diameter x 3" Length, Zinc Plated Steel, Grade 5, Hex Head Bolt.....	8.49	
				<i>For >100 To 250, Deduct</i>	-1.48	
				<i>For >250 To 500, Deduct</i>	-1.85	
				<i>For >500, Deduct</i>	-2.22	

05 Metals

05 05 Common Work Results for Metals

05 05 23 Metal Fastenings



SAN BERNARDINO
COUNTY

MINOR
CSI UOM DESCRIPTION

TOTAL DIRECT DEMOLITION
UNIT COST UNIT COST

05 05 23 00-0343	EA	7/16" Diameter x 3-1/2" Length, Zinc Plated Steel, Grade 5, Hex Head Bolt	8.64	
		<i>For >100 To 250, Deduct</i>	-1.48	
		<i>For >250 To 500, Deduct</i>	-1.85	
		<i>For >500, Deduct</i>	-2.22	
05 05 23 00-0344	EA	7/16" Diameter x 4" Length, Zinc Plated Steel, Grade 5, Hex Head Bolt	9.01	
		<i>For >100 To 250, Deduct</i>	-1.52	
		<i>For >250 To 500, Deduct</i>	-1.90	
		<i>For >500, Deduct</i>	-2.28	
05 05 23 00-0345	EA	7/16" Diameter x 4-1/2" Length, Zinc Plated Steel, Grade 5, Hex Head Bolt	9.85	
		<i>For >100 To 250, Deduct</i>	-1.52	
		<i>For >250 To 500, Deduct</i>	-1.90	
		<i>For >500, Deduct</i>	-2.28	
05 05 23 00-0346	EA	7/16" Diameter x 5" Length, Zinc Plated Steel, Grade 5, Hex Head Bolt	10.22	
		<i>For >100 To 250, Deduct</i>	-1.52	
		<i>For >250 To 500, Deduct</i>	-1.90	
		<i>For >500, Deduct</i>	-2.28	
05 05 23 00-0347	EA	7/16" Diameter x 5-1/2" Length, Zinc Plated Steel, Grade 5, Hex Head Bolt	10.53	
		<i>For >100 To 250, Deduct</i>	-1.56	
		<i>For >250 To 500, Deduct</i>	-1.95	
		<i>For >500, Deduct</i>	-2.33	
05 05 23 00-0348	EA	7/16" Diameter x 6" Length, Zinc Plated Steel, Grade 5, Hex Head Bolt	10.70	
		<i>For >100 To 250, Deduct</i>	-1.56	
		<i>For >250 To 500, Deduct</i>	-1.95	
		<i>For >500, Deduct</i>	-2.33	
05 05 23 00-0349	EA	7/16" Diameter x 6-1/2" Length, Zinc Plated Steel, Grade 5, Hex Head Bolt	10.88	
		<i>For >100 To 250, Deduct</i>	-1.56	
		<i>For >250 To 500, Deduct</i>	-1.95	
		<i>For >500, Deduct</i>	-2.33	
05 05 23 00-0350	EA	7/16" Diameter x 7" Length, Zinc Plated Steel, Grade 5, Hex Head Bolt	11.30	
		<i>For >100 To 250, Deduct</i>	-1.59	
		<i>For >250 To 500, Deduct</i>	-1.99	
		<i>For >500, Deduct</i>	-2.39	
05 05 23 00-0351	EA	7/16" Diameter x 7-1/2" Length, Zinc Plated Steel, Grade 5, Hex Head Bolt	11.55	
		<i>For >100 To 250, Deduct</i>	-1.59	
		<i>For >250 To 500, Deduct</i>	-1.99	
		<i>For >500, Deduct</i>	-2.39	
05 05 23 00-0352	EA	7/16" Diameter x 8" Length, Zinc Plated Steel, Grade 5, Hex Head Bolt	11.79	
		<i>For >100 To 250, Deduct</i>	-1.59	
		<i>For >250 To 500, Deduct</i>	-1.99	
		<i>For >500, Deduct</i>	-2.39	

05 05 23 00-0353 1/2" Diameter, Zinc Plated Steel, Grade 5, Hex Head Bolts (05 05 23 00-0285)

05 05 23 00-0354	EA	1/2" Diameter x 1" Length, Zinc Plated Steel, Grade 5, Hex Head Bolt	7.80	
		<i>For >100 To 250, Deduct</i>	-1.45	
		<i>For >250 To 500, Deduct</i>	-1.81	
		<i>For >500, Deduct</i>	-2.17	
05 05 23 00-0355	EA	1/2" Diameter x 1-1/2" Length, Zinc Plated Steel, Grade 5, Hex Head Bolt	7.91	
		<i>For >100 To 250, Deduct</i>	-1.45	
		<i>For >250 To 500, Deduct</i>	-1.81	
		<i>For >500, Deduct</i>	-2.17	
05 05 23 00-0356	EA	1/2" Diameter x 2" Length, Zinc Plated Steel, Grade 5, Hex Head Bolt	8.03	
		<i>For >100 To 250, Deduct</i>	-1.45	
		<i>For >250 To 500, Deduct</i>	-1.81	
		<i>For >500, Deduct</i>	-2.17	
05 05 23 00-0357	EA	1/2" Diameter x 2-1/2" Length, Zinc Plated Steel, Grade 5, Hex Head Bolt	8.42	
		<i>For >100 To 250, Deduct</i>	-1.48	
		<i>For >250 To 500, Deduct</i>	-1.85	
		<i>For >500, Deduct</i>	-2.22	
05 05 23 00-0358	EA	1/2" Diameter x 3" Length, Zinc Plated Steel, Grade 5, Hex Head Bolt	8.61	
		<i>For >100 To 250, Deduct</i>	-1.48	
		<i>For >250 To 500, Deduct</i>	-1.85	
		<i>For >500, Deduct</i>	-2.22	
05 05 23 00-0359	EA	1/2" Diameter x 3-1/2" Length, Zinc Plated Steel, Grade 5, Hex Head Bolt	8.81	
		<i>For >100 To 250, Deduct</i>	-1.48	
		<i>For >250 To 500, Deduct</i>	-1.85	
		<i>For >500, Deduct</i>	-2.22	
05 05 23 00-0360	EA	1/2" Diameter x 4" Length, Zinc Plated Steel, Grade 5, Hex Head Bolt	9.17	
		<i>For >100 To 250, Deduct</i>	-1.52	
		<i>For >250 To 500, Deduct</i>	-1.90	
		<i>For >500, Deduct</i>	-2.28	
05 05 23 00-0361	EA	1/2" Diameter x 4-1/2" Length, Zinc Plated Steel, Grade 5, Hex Head Bolt	9.83	
		<i>For >100 To 250, Deduct</i>	-1.52	
		<i>For >250 To 500, Deduct</i>	-1.90	
		<i>For >500, Deduct</i>	-2.28	
05 05 23 00-0362	EA	1/2" Diameter x 5" Length, Zinc Plated Steel, Grade 5, Hex Head Bolt	9.87	
		<i>For >100 To 250, Deduct</i>	-1.52	
		<i>For >250 To 500, Deduct</i>	-1.90	
		<i>For >500, Deduct</i>	-2.28	
05 05 23 00-0363	EA	1/2" Diameter x 5-1/2" Length, Zinc Plated Steel, Grade 5, Hex Head Bolt	10.51	
		<i>For >100 To 250, Deduct</i>	-1.56	
		<i>For >250 To 500, Deduct</i>	-1.95	
		<i>For >500, Deduct</i>	-2.33	



MINOR				TOTAL DIRECT	DEMOLITION
CSI	UOM	DESCRIPTION		UNIT COST	UNIT COST
05 05 23 00-0364	EA	1/2" Diameter x 6" Length, Zinc Plated Steel, Grade 5, Hex Head Bolt	10.76	
		<i>For >100 To 250, Deduct</i>		-1.56	
		<i>For >250 To 500, Deduct</i>		-1.95	
		<i>For >500, Deduct</i>		-2.33	
05 05 23 00-0365	EA	1/2" Diameter x 6-1/2" Length, Zinc Plated Steel, Grade 5, Hex Head Bolt	11.42	
		<i>For >100 To 250, Deduct</i>		-1.56	
		<i>For >250 To 500, Deduct</i>		-1.95	
		<i>For >500, Deduct</i>		-2.33	
05 05 23 00-0366	EA	1/2" Diameter x 7" Length, Zinc Plated Steel, Grade 5, Hex Head Bolt	12.20	
		<i>For >100 To 250, Deduct</i>		-1.59	
		<i>For >250 To 500, Deduct</i>		-1.99	
		<i>For >500, Deduct</i>		-2.39	
05 05 23 00-0367	EA	1/2" Diameter x 7-1/2" Length, Zinc Plated Steel, Grade 5, Hex Head Bolt	12.57	
		<i>For >100 To 250, Deduct</i>		-1.59	
		<i>For >250 To 500, Deduct</i>		-1.99	
		<i>For >500, Deduct</i>		-2.39	
05 05 23 00-0368	EA	1/2" Diameter x 8" Length, Zinc Plated Steel, Grade 5, Hex Head Bolt	12.71	
		<i>For >100 To 250, Deduct</i>		-1.59	
		<i>For >250 To 500, Deduct</i>		-1.99	
		<i>For >500, Deduct</i>		-2.39	
05 05 23 00-0369	EA	1/2" Diameter x 8-1/2" Length, Zinc Plated Steel, Grade 5, Hex Head Bolt	13.57	
		<i>For >100 To 250, Deduct</i>		-1.63	
		<i>For >250 To 500, Deduct</i>		-2.04	
		<i>For >500, Deduct</i>		-2.44	
05 05 23 00-0370	EA	1/2" Diameter x 9" Length, Zinc Plated Steel, Grade 5, Hex Head Bolt	14.21	
		<i>For >100 To 250, Deduct</i>		-1.63	
		<i>For >250 To 500, Deduct</i>		-2.04	
		<i>For >500, Deduct</i>		-2.44	
05 05 23 00-0371	EA	1/2" Diameter x 9-1/2" Length, Zinc Plated Steel, Grade 5, Hex Head Bolt	15.13	
		<i>For >100 To 250, Deduct</i>		-1.63	
		<i>For >250 To 500, Deduct</i>		-2.04	
		<i>For >500, Deduct</i>		-2.44	
05 05 23 00-0372	EA	1/2" Diameter x 10" Length, Zinc Plated Steel, Grade 5, Hex Head Bolt	15.48	
		<i>For >100 To 250, Deduct</i>		-1.63	
		<i>For >250 To 500, Deduct</i>		-2.04	
		<i>For >500, Deduct</i>		-2.44	
05 05 23 00-0373		9/16" Diameter, Zinc Plated Steel, Grade 5, Hex Head Bolts <small>(05 05 23 00-0285)</small>			
05 05 23 00-0374	EA	9/16" Diameter x 1" Length, Zinc Plated Steel, Grade 5, Hex Head Bolt	8.15	
		<i>For >100 To 250, Deduct</i>		-1.45	
		<i>For >250 To 500, Deduct</i>		-1.81	
		<i>For >500, Deduct</i>		-2.17	
05 05 23 00-0375	EA	9/16" Diameter x 1-1/2" Length, Zinc Plated Steel, Grade 5, Hex Head Bolt	8.37	
		<i>For >100 To 250, Deduct</i>		-1.45	
		<i>For >250 To 500, Deduct</i>		-1.81	
		<i>For >500, Deduct</i>		-2.17	
05 05 23 00-0376	EA	9/16" Diameter x 2" Length, Zinc Plated Steel, Grade 5, Hex Head Bolt	8.56	
		<i>For >100 To 250, Deduct</i>		-1.45	
		<i>For >250 To 500, Deduct</i>		-1.81	
		<i>For >500, Deduct</i>		-2.17	
05 05 23 00-0377	EA	9/16" Diameter x 2-1/2" Length, Zinc Plated Steel, Grade 5, Hex Head Bolt	8.95	
		<i>For >100 To 250, Deduct</i>		-1.48	
		<i>For >250 To 500, Deduct</i>		-1.85	
		<i>For >500, Deduct</i>		-2.22	
05 05 23 00-0378	EA	9/16" Diameter x 3" Length, Zinc Plated Steel, Grade 5, Hex Head Bolt	9.21	
		<i>For >100 To 250, Deduct</i>		-1.48	
		<i>For >250 To 500, Deduct</i>		-1.85	
		<i>For >500, Deduct</i>		-2.22	
05 05 23 00-0379	EA	9/16" Diameter x 3-1/2" Length, Zinc Plated Steel, Grade 5, Hex Head Bolt	9.51	
		<i>For >100 To 250, Deduct</i>		-1.48	
		<i>For >250 To 500, Deduct</i>		-1.85	
		<i>For >500, Deduct</i>		-2.22	
05 05 23 00-0380	EA	9/16" Diameter x 4" Length, Zinc Plated Steel, Grade 5, Hex Head Bolt	10.03	
		<i>For >100 To 250, Deduct</i>		-1.52	
		<i>For >250 To 500, Deduct</i>		-1.90	
		<i>For >500, Deduct</i>		-2.28	
05 05 23 00-0381	EA	9/16" Diameter x 4-1/2" Length, Zinc Plated Steel, Grade 5, Hex Head Bolt	11.18	
		<i>For >100 To 250, Deduct</i>		-1.52	
		<i>For >250 To 500, Deduct</i>		-1.90	
		<i>For >500, Deduct</i>		-2.28	
05 05 23 00-0382	EA	9/16" Diameter x 5" Length, Zinc Plated Steel, Grade 5, Hex Head Bolt	11.48	
		<i>For >100 To 250, Deduct</i>		-1.52	
		<i>For >250 To 500, Deduct</i>		-1.90	
		<i>For >500, Deduct</i>		-2.28	
05 05 23 00-0383	EA	9/16" Diameter x 5-1/2" Length, Zinc Plated Steel, Grade 5, Hex Head Bolt	11.99	
		<i>For >100 To 250, Deduct</i>		-1.56	
		<i>For >250 To 500, Deduct</i>		-1.95	
		<i>For >500, Deduct</i>		-2.33	
05 05 23 00-0384	EA	9/16" Diameter x 6" Length, Zinc Plated Steel, Grade 5, Hex Head Bolt	12.31	
		<i>For >100 To 250, Deduct</i>		-1.56	
		<i>For >250 To 500, Deduct</i>		-1.95	
		<i>For >500, Deduct</i>		-2.33	

05 Metals

05 05 Common Work Results for Metals

05 05 23 Metal Fastenings



MINOR	CSI	UOM	DESCRIPTION	TOTAL DIRECT UNIT COST	DEMOLITION UNIT COST
05 05 23 00-0385	EA		9/16" Diameter x 6-1/2" Length, Zinc Plated Steel, Grade 5, Hex Head Bolt	13.38	
			<i>For >100 To 250, Deduct</i>	-1.56	
			<i>For >250 To 500, Deduct</i>	-1.95	
			<i>For >500, Deduct</i>	-2.33	
05 05 23 00-0386	EA		9/16" Diameter x 7" Length, Zinc Plated Steel, Grade 5, Hex Head Bolt	14.86	
			<i>For >100 To 250, Deduct</i>	-1.59	
			<i>For >250 To 500, Deduct</i>	-1.99	
			<i>For >500, Deduct</i>	-2.39	
05 05 23 00-0387	EA		9/16" Diameter x 7-1/2" Length, Zinc Plated Steel, Grade 5, Hex Head Bolt	15.30	
			<i>For >100 To 250, Deduct</i>	-1.59	
			<i>For >250 To 500, Deduct</i>	-1.99	
			<i>For >500, Deduct</i>	-2.39	
05 05 23 00-0388	EA		9/16" Diameter x 8" Length, Zinc Plated Steel, Grade 5, Hex Head Bolt	16.03	
			<i>For >100 To 250, Deduct</i>	-1.59	
			<i>For >250 To 500, Deduct</i>	-1.99	
			<i>For >500, Deduct</i>	-2.39	
05 05 23 00-0389	EA		9/16" Diameter x 8-1/2" Length, Zinc Plated Steel, Grade 5, Hex Head Bolt	16.90	
			<i>For >100 To 250, Deduct</i>	-1.63	
			<i>For >250 To 500, Deduct</i>	-2.04	
			<i>For >500, Deduct</i>	-2.44	
05 05 23 00-0390	EA		9/16" Diameter x 9" Length, Zinc Plated Steel, Grade 5, Hex Head Bolt	17.16	
			<i>For >100 To 250, Deduct</i>	-1.63	
			<i>For >250 To 500, Deduct</i>	-2.04	
			<i>For >500, Deduct</i>	-2.44	
05 05 23 00-0391	EA		9/16" Diameter x 9-1/2" Length, Zinc Plated Steel, Grade 5, Hex Head Bolt	17.43	
			<i>For >100 To 250, Deduct</i>	-1.63	
			<i>For >250 To 500, Deduct</i>	-2.04	
			<i>For >500, Deduct</i>	-2.44	
05 05 23 00-0392	EA		9/16" Diameter x 10" Length, Zinc Plated Steel, Grade 5, Hex Head Bolt	18.09	
			<i>For >100 To 250, Deduct</i>	-1.63	
			<i>For >250 To 500, Deduct</i>	-2.04	
			<i>For >500, Deduct</i>	-2.44	
05 05 23 00-0393			5/8" Diameter, Zinc Plated Steel, Grade 5, Hex Head Bolts <small>(05 05 23 00-0285)</small>		
05 05 23 00-0394	EA		5/8" Diameter x 1" Length, Zinc Plated Steel, Grade 5, Hex Head Bolt	9.29	
			<i>For >100 To 250, Deduct</i>	-1.63	
			<i>For >250 To 500, Deduct</i>	-2.04	
			<i>For >500, Deduct</i>	-2.44	
05 05 23 00-0395	EA		5/8" Diameter x 1-1/2" Length, Zinc Plated Steel, Grade 5, Hex Head Bolt	9.36	
			<i>For >100 To 250, Deduct</i>	-1.63	
			<i>For >250 To 500, Deduct</i>	-2.04	
			<i>For >500, Deduct</i>	-2.44	
05 05 23 00-0396	EA		5/8" Diameter x 2" Length, Zinc Plated Steel, Grade 5, Hex Head Bolt	9.42	
			<i>For >100 To 250, Deduct</i>	-1.63	
			<i>For >250 To 500, Deduct</i>	-2.04	
			<i>For >500, Deduct</i>	-2.44	
05 05 23 00-0397	EA		5/8" Diameter x 2-1/2" Length, Zinc Plated Steel, Grade 5, Hex Head Bolt	9.81	
			<i>For >100 To 250, Deduct</i>	-1.66	
			<i>For >250 To 500, Deduct</i>	-2.08	
			<i>For >500, Deduct</i>	-2.50	
05 05 23 00-0398	EA		5/8" Diameter x 3" Length, Zinc Plated Steel, Grade 5, Hex Head Bolt	10.16	
			<i>For >100 To 250, Deduct</i>	-1.66	
			<i>For >250 To 500, Deduct</i>	-2.08	
			<i>For >500, Deduct</i>	-2.50	
05 05 23 00-0399	EA		5/8" Diameter x 3-1/2" Length, Zinc Plated Steel, Grade 5, Hex Head Bolt	10.48	
			<i>For >100 To 250, Deduct</i>	-1.66	
			<i>For >250 To 500, Deduct</i>	-2.08	
			<i>For >500, Deduct</i>	-2.50	
05 05 23 00-0400	EA		5/8" Diameter x 4" Length, Zinc Plated Steel, Grade 5, Hex Head Bolt	10.98	
			<i>For >100 To 250, Deduct</i>	-1.70	
			<i>For >250 To 500, Deduct</i>	-2.13	
			<i>For >500, Deduct</i>	-2.55	
05 05 23 00-0401	EA		5/8" Diameter x 4-1/2" Length, Zinc Plated Steel, Grade 5, Hex Head Bolt	11.60	
			<i>For >100 To 250, Deduct</i>	-1.70	
			<i>For >250 To 500, Deduct</i>	-2.13	
			<i>For >500, Deduct</i>	-2.55	
05 05 23 00-0402	EA		5/8" Diameter x 5" Length, Zinc Plated Steel, Grade 5, Hex Head Bolt	11.93	
			<i>For >100 To 250, Deduct</i>	-1.70	
			<i>For >250 To 500, Deduct</i>	-2.13	
			<i>For >500, Deduct</i>	-2.55	
05 05 23 00-0403	EA		5/8" Diameter x 5-1/2" Length, Zinc Plated Steel, Grade 5, Hex Head Bolt	12.28	
			<i>For >100 To 250, Deduct</i>	-1.74	
			<i>For >250 To 500, Deduct</i>	-2.17	
			<i>For >500, Deduct</i>	-2.60	
05 05 23 00-0404	EA		5/8" Diameter x 6" Length, Zinc Plated Steel, Grade 5, Hex Head Bolt	12.81	
			<i>For >100 To 250, Deduct</i>	-1.74	
			<i>For >250 To 500, Deduct</i>	-2.17	
			<i>For >500, Deduct</i>	-2.60	
05 05 23 00-0405	EA		5/8" Diameter x 6-1/2" Length, Zinc Plated Steel, Grade 5, Hex Head Bolt	13.65	
			<i>For >100 To 250, Deduct</i>	-1.74	
			<i>For >250 To 500, Deduct</i>	-2.17	
			<i>For >500, Deduct</i>	-2.60	



MINOR	CSI	UOM	DESCRIPTION	TOTAL DIRECT UNIT COST	DEMOLITION UNIT COST
05 05 23 00-0406	EA		5/8" Diameter x 7" Length, Zinc Plated Steel, Grade 5, Hex Head Bolt.....	14.59	
			<i>For >100 To 250, Deduct</i>	-1.77	
			<i>For >250 To 500, Deduct</i>	-2.22	
			<i>For >500, Deduct</i>	-2.66	
05 05 23 00-0407	EA		5/8" Diameter x 7-1/2" Length, Zinc Plated Steel, Grade 5, Hex Head Bolt.....	15.28	
			<i>For >100 To 250, Deduct</i>	-1.77	
			<i>For >250 To 500, Deduct</i>	-2.22	
			<i>For >500, Deduct</i>	-2.66	
05 05 23 00-0408	EA		5/8" Diameter x 8" Length, Zinc Plated Steel, Grade 5, Hex Head Bolt.....	15.39	
			<i>For >100 To 250, Deduct</i>	-1.77	
			<i>For >250 To 500, Deduct</i>	-2.22	
			<i>For >500, Deduct</i>	-2.66	
05 05 23 00-0409	EA		5/8" Diameter x 8-1/2" Length, Zinc Plated Steel, Grade 5, Hex Head Bolt.....	16.82	
			<i>For >100 To 250, Deduct</i>	-1.81	
			<i>For >250 To 500, Deduct</i>	-2.26	
			<i>For >500, Deduct</i>	-2.71	
05 05 23 00-0410	EA		5/8" Diameter x 9" Length, Zinc Plated Steel, Grade 5, Hex Head Bolt.....	17.76	
			<i>For >100 To 250, Deduct</i>	-1.81	
			<i>For >250 To 500, Deduct</i>	-2.26	
			<i>For >500, Deduct</i>	-2.71	
05 05 23 00-0411	EA		5/8" Diameter x 9-1/2" Length, Zinc Plated Steel, Grade 5, Hex Head Bolt.....	19.13	
			<i>For >100 To 250, Deduct</i>	-1.81	
			<i>For >250 To 500, Deduct</i>	-2.26	
			<i>For >500, Deduct</i>	-2.71	
05 05 23 00-0412	EA		5/8" Diameter x 10" Length, Zinc Plated Steel, Grade 5, Hex Head Bolt.....	19.60	
			<i>For >100 To 250, Deduct</i>	-1.81	
			<i>For >250 To 500, Deduct</i>	-2.26	
			<i>For >500, Deduct</i>	-2.71	
05 05 23 00-0413			3/4" Diameter, Zinc Plated Steel, Grade 5, Hex Head Bolts (05 05 23 00-0285)		
05 05 23 00-0414	EA		3/4" Diameter x 1" Length, Zinc Plated Steel, Grade 5, Hex Head Bolt.....	10.07	
			<i>For >100 To 250, Deduct</i>	-1.63	
			<i>For >250 To 500, Deduct</i>	-2.04	
			<i>For >500, Deduct</i>	-2.44	
05 05 23 00-0415	EA		3/4" Diameter x 1-1/2" Length, Zinc Plated Steel, Grade 5, Hex Head Bolt.....	10.21	
			<i>For >100 To 250, Deduct</i>	-1.63	
			<i>For >250 To 500, Deduct</i>	-2.04	
			<i>For >500, Deduct</i>	-2.44	
05 05 23 00-0416	EA		3/4" Diameter x 2" Length, Zinc Plated Steel, Grade 5, Hex Head Bolt.....	10.28	
			<i>For >100 To 250, Deduct</i>	-1.63	
			<i>For >250 To 500, Deduct</i>	-2.04	
			<i>For >500, Deduct</i>	-2.44	
05 05 23 00-0417	EA		3/4" Diameter x 2-1/2" Length, Zinc Plated Steel, Grade 5, Hex Head Bolt.....	10.76	
			<i>For >100 To 250, Deduct</i>	-1.66	
			<i>For >250 To 500, Deduct</i>	-2.08	
			<i>For >500, Deduct</i>	-2.50	
05 05 23 00-0418	EA		3/4" Diameter x 3" Length, Zinc Plated Steel, Grade 5, Hex Head Bolt.....	11.11	
			<i>For >100 To 250, Deduct</i>	-1.66	
			<i>For >250 To 500, Deduct</i>	-2.08	
			<i>For >500, Deduct</i>	-2.50	
05 05 23 00-0419	EA		3/4" Diameter x 3-1/2" Length, Zinc Plated Steel, Grade 5, Hex Head Bolt.....	11.64	
			<i>For >100 To 250, Deduct</i>	-1.66	
			<i>For >250 To 500, Deduct</i>	-2.08	
			<i>For >500, Deduct</i>	-2.50	
05 05 23 00-0420	EA		3/4" Diameter x 4" Length, Zinc Plated Steel, Grade 5, Hex Head Bolt.....	12.18	
			<i>For >100 To 250, Deduct</i>	-1.70	
			<i>For >250 To 500, Deduct</i>	-2.13	
			<i>For >500, Deduct</i>	-2.55	
05 05 23 00-0421	EA		3/4" Diameter x 4-1/2" Length, Zinc Plated Steel, Grade 5, Hex Head Bolt.....	12.52	
			<i>For >100 To 250, Deduct</i>	-1.70	
			<i>For >250 To 500, Deduct</i>	-2.13	
			<i>For >500, Deduct</i>	-2.55	
05 05 23 00-0422	EA		3/4" Diameter x 5" Length, Zinc Plated Steel, Grade 5, Hex Head Bolt.....	13.25	
			<i>For >100 To 250, Deduct</i>	-1.70	
			<i>For >250 To 500, Deduct</i>	-2.13	
			<i>For >500, Deduct</i>	-2.55	
05 05 23 00-0423	EA		3/4" Diameter x 5-1/2" Length, Zinc Plated Steel, Grade 5, Hex Head Bolt.....	13.75	
			<i>For >100 To 250, Deduct</i>	-1.74	
			<i>For >250 To 500, Deduct</i>	-2.17	
			<i>For >500, Deduct</i>	-2.60	
05 05 23 00-0424	EA		3/4" Diameter x 6" Length, Zinc Plated Steel, Grade 5, Hex Head Bolt.....	14.35	
			<i>For >100 To 250, Deduct</i>	-1.74	
			<i>For >250 To 500, Deduct</i>	-2.17	
			<i>For >500, Deduct</i>	-2.60	
05 05 23 00-0425	EA		3/4" Diameter x 6-1/2" Length, Zinc Plated Steel, Grade 5, Hex Head Bolt.....	15.07	
			<i>For >100 To 250, Deduct</i>	-1.74	
			<i>For >250 To 500, Deduct</i>	-2.17	
			<i>For >500, Deduct</i>	-2.60	
05 05 23 00-0426	EA		3/4" Diameter x 7" Length, Zinc Plated Steel, Grade 5, Hex Head Bolt.....	16.28	
			<i>For >100 To 250, Deduct</i>	-1.77	
			<i>For >250 To 500, Deduct</i>	-2.22	
			<i>For >500, Deduct</i>	-2.66	

05 Metals

05 05 Common Work Results for Metals

05 05 23 Metal Fastenings


 MINOR
 CSI UOM DESCRIPTION

 TOTAL DIRECT DEMOLITION
 UNIT COST UNIT COST

05 05 23 00-0427	EA	3/4" Diameter x 7-1/2" Length, Zinc Plated Steel, Grade 5, Hex Head Bolt	17.04	
		<i>For >100 To 250, Deduct</i>	-1.77	
		<i>For >250 To 500, Deduct</i>	-2.22	
		<i>For >500, Deduct</i>	-2.66	
05 05 23 00-0428	EA	3/4" Diameter x 8" Length, Zinc Plated Steel, Grade 5, Hex Head Bolt	17.46	
		<i>For >100 To 250, Deduct</i>	-1.77	
		<i>For >250 To 500, Deduct</i>	-2.22	
		<i>For >500, Deduct</i>	-2.66	
05 05 23 00-0429	EA	3/4" Diameter x 8-1/2" Length, Zinc Plated Steel, Grade 5, Hex Head Bolt	18.77	
		<i>For >100 To 250, Deduct</i>	-1.81	
		<i>For >250 To 500, Deduct</i>	-2.26	
		<i>For >500, Deduct</i>	-2.71	
05 05 23 00-0430	EA	3/4" Diameter x 9" Length, Zinc Plated Steel, Grade 5, Hex Head Bolt	19.15	
		<i>For >100 To 250, Deduct</i>	-1.81	
		<i>For >250 To 500, Deduct</i>	-2.26	
		<i>For >500, Deduct</i>	-2.71	
05 05 23 00-0431	EA	3/4" Diameter x 9-1/2" Length, Zinc Plated Steel, Grade 5, Hex Head Bolt	20.39	
		<i>For >100 To 250, Deduct</i>	-1.81	
		<i>For >250 To 500, Deduct</i>	-2.26	
		<i>For >500, Deduct</i>	-2.71	
05 05 23 00-0432	EA	3/4" Diameter x 10" Length, Zinc Plated Steel, Grade 5, Hex Head Bolt	20.70	
		<i>For >100 To 250, Deduct</i>	-1.81	
		<i>For >250 To 500, Deduct</i>	-2.26	
		<i>For >500, Deduct</i>	-2.71	
05 05 23 00-0433		7/8" Diameter, Zinc Plated Steel, Grade 5, Hex Head Bolts <small>(05 05 23 00-0285)</small>		
05 05 23 00-0434	EA	7/8" Diameter x 1" Length, Zinc Plated Steel, Grade 5, Hex Head Bolt	11.96	
		<i>For >100 To 250, Deduct</i>	-1.81	
		<i>For >250 To 500, Deduct</i>	-2.26	
		<i>For >500, Deduct</i>	-2.71	
05 05 23 00-0435	EA	7/8" Diameter x 1-1/2" Length, Zinc Plated Steel, Grade 5, Hex Head Bolt	12.13	
		<i>For >100 To 250, Deduct</i>	-1.81	
		<i>For >250 To 500, Deduct</i>	-2.26	
		<i>For >500, Deduct</i>	-2.71	
05 05 23 00-0436	EA	7/8" Diameter x 2" Length, Zinc Plated Steel, Grade 5, Hex Head Bolt	12.36	
		<i>For >100 To 250, Deduct</i>	-1.81	
		<i>For >250 To 500, Deduct</i>	-2.26	
		<i>For >500, Deduct</i>	-2.71	
05 05 23 00-0437	EA	7/8" Diameter x 2-1/2" Length, Zinc Plated Steel, Grade 5, Hex Head Bolt	12.79	
		<i>For >100 To 250, Deduct</i>	-1.85	
		<i>For >250 To 500, Deduct</i>	-2.31	
		<i>For >500, Deduct</i>	-2.77	
05 05 23 00-0438	EA	7/8" Diameter x 3" Length, Zinc Plated Steel, Grade 5, Hex Head Bolt	13.49	
		<i>For >100 To 250, Deduct</i>	-1.85	
		<i>For >250 To 500, Deduct</i>	-2.31	
		<i>For >500, Deduct</i>	-2.77	
05 05 23 00-0439	EA	7/8" Diameter x 3-1/2" Length, Zinc Plated Steel, Grade 5, Hex Head Bolt	13.95	
		<i>For >100 To 250, Deduct</i>	-1.85	
		<i>For >250 To 500, Deduct</i>	-2.31	
		<i>For >500, Deduct</i>	-2.77	
05 05 23 00-0440	EA	7/8" Diameter x 4" Length, Zinc Plated Steel, Grade 5, Hex Head Bolt	14.48	
		<i>For >100 To 250, Deduct</i>	-1.88	
		<i>For >250 To 500, Deduct</i>	-2.35	
		<i>For >500, Deduct</i>	-2.82	
05 05 23 00-0441	EA	7/8" Diameter x 4-1/2" Length, Zinc Plated Steel, Grade 5, Hex Head Bolt	15.31	
		<i>For >100 To 250, Deduct</i>	-1.88	
		<i>For >250 To 500, Deduct</i>	-2.35	
		<i>For >500, Deduct</i>	-2.82	
05 05 23 00-0442	EA	7/8" Diameter x 5" Length, Zinc Plated Steel, Grade 5, Hex Head Bolt	15.94	
		<i>For >100 To 250, Deduct</i>	-1.88	
		<i>For >250 To 500, Deduct</i>	-2.35	
		<i>For >500, Deduct</i>	-2.82	
05 05 23 00-0443	EA	7/8" Diameter x 5-1/2" Length, Zinc Plated Steel, Grade 5, Hex Head Bolt	16.42	
		<i>For >100 To 250, Deduct</i>	-1.92	
		<i>For >250 To 500, Deduct</i>	-2.40	
		<i>For >500, Deduct</i>	-2.88	
05 05 23 00-0444	EA	7/8" Diameter x 6" Length, Zinc Plated Steel, Grade 5, Hex Head Bolt	16.94	
		<i>For >100 To 250, Deduct</i>	-1.92	
		<i>For >250 To 500, Deduct</i>	-2.40	
		<i>For >500, Deduct</i>	-2.88	
05 05 23 00-0445	EA	7/8" Diameter x 6-1/2" Length, Zinc Plated Steel, Grade 5, Hex Head Bolt	19.17	
		<i>For >100 To 250, Deduct</i>	-1.92	
		<i>For >250 To 500, Deduct</i>	-2.40	
		<i>For >500, Deduct</i>	-2.88	
05 05 23 00-0446	EA	7/8" Diameter x 7" Length, Zinc Plated Steel, Grade 5, Hex Head Bolt	20.14	
		<i>For >100 To 250, Deduct</i>	-1.95	
		<i>For >250 To 500, Deduct</i>	-2.44	
		<i>For >500, Deduct</i>	-2.93	
05 05 23 00-0447	EA	7/8" Diameter x 7-1/2" Length, Zinc Plated Steel, Grade 5, Hex Head Bolt	21.12	
		<i>For >100 To 250, Deduct</i>	-1.95	
		<i>For >250 To 500, Deduct</i>	-2.44	
		<i>For >500, Deduct</i>	-2.93	



MINOR	CSI	UOM	DESCRIPTION	TOTAL DIRECT UNIT COST	DEMOLITION UNIT COST
05 05 23 00-0448	EA		7/8" Diameter x 8" Length, Zinc Plated Steel, Grade 5, Hex Head Bolt.....	21.18	
			<i>For >100 To 250, Deduct</i>	-1.95	
			<i>For >250 To 500, Deduct</i>	-2.44	
			<i>For >500, Deduct</i>	-2.93	
05 05 23 00-0449	EA		7/8" Diameter x 8-1/2" Length, Zinc Plated Steel, Grade 5, Hex Head Bolt.....	22.78	
			<i>For >100 To 250, Deduct</i>	-1.99	
			<i>For >250 To 500, Deduct</i>	-2.49	
			<i>For >500, Deduct</i>	-2.99	
05 05 23 00-0450	EA		7/8" Diameter x 9" Length, Zinc Plated Steel, Grade 5, Hex Head Bolt.....	23.73	
			<i>For >100 To 250, Deduct</i>	-1.99	
			<i>For >250 To 500, Deduct</i>	-2.49	
			<i>For >500, Deduct</i>	-2.99	
05 05 23 00-0451	EA		7/8" Diameter x 9-1/2" Length, Zinc Plated Steel, Grade 5, Hex Head Bolt.....	24.55	
			<i>For >100 To 250, Deduct</i>	-1.99	
			<i>For >250 To 500, Deduct</i>	-2.49	
			<i>For >500, Deduct</i>	-2.99	
05 05 23 00-0452	EA		7/8" Diameter x 10" Length, Zinc Plated Steel, Grade 5, Hex Head Bolt.....	25.37	
			<i>For >100 To 250, Deduct</i>	-1.99	
			<i>For >250 To 500, Deduct</i>	-2.49	
			<i>For >500, Deduct</i>	-2.99	
05 05 23 00-0453			1" Diameter, Zinc Plated Steel, Grade 5, Hex Head Bolts <small>(05 05 23 00-0265)</small>		
05 05 23 00-0454	EA		1" Diameter x 1-1/2" Length, Zinc Plated Steel, Grade 5, Hex Head Bolt.....	13.52	
			<i>For >100 To 250, Deduct</i>	-1.81	
			<i>For >250 To 500, Deduct</i>	-2.26	
			<i>For >500, Deduct</i>	-2.71	
05 05 23 00-0455	EA		1" Diameter x 2" Length, Zinc Plated Steel, Grade 5, Hex Head Bolt.....	13.57	
			<i>For >100 To 250, Deduct</i>	-1.81	
			<i>For >250 To 500, Deduct</i>	-2.26	
			<i>For >500, Deduct</i>	-2.71	
05 05 23 00-0456	EA		1" Diameter x 2-1/2" Length, Zinc Plated Steel, Grade 5, Hex Head Bolt.....	14.28	
			<i>For >100 To 250, Deduct</i>	-1.85	
			<i>For >250 To 500, Deduct</i>	-2.31	
			<i>For >500, Deduct</i>	-2.77	
05 05 23 00-0457	EA		1" Diameter x 3" Length, Zinc Plated Steel, Grade 5, Hex Head Bolt.....	14.96	
			<i>For >100 To 250, Deduct</i>	-1.85	
			<i>For >250 To 500, Deduct</i>	-2.31	
			<i>For >500, Deduct</i>	-2.77	
05 05 23 00-0458	EA		1" Diameter x 3-1/2" Length, Zinc Plated Steel, Grade 5, Hex Head Bolt.....	15.46	
			<i>For >100 To 250, Deduct</i>	-1.85	
			<i>For >250 To 500, Deduct</i>	-2.31	
			<i>For >500, Deduct</i>	-2.77	
05 05 23 00-0459	EA		1" Diameter x 4" Length, Zinc Plated Steel, Grade 5, Hex Head Bolt.....	16.28	
			<i>For >100 To 250, Deduct</i>	-1.88	
			<i>For >250 To 500, Deduct</i>	-2.35	
			<i>For >500, Deduct</i>	-2.82	
05 05 23 00-0460	EA		1" Diameter x 4-1/2" Length, Zinc Plated Steel, Grade 5, Hex Head Bolt.....	17.08	
			<i>For >100 To 250, Deduct</i>	-1.88	
			<i>For >250 To 500, Deduct</i>	-2.35	
			<i>For >500, Deduct</i>	-2.82	
05 05 23 00-0461	EA		1" Diameter x 5" Length, Zinc Plated Steel, Grade 5, Hex Head Bolt.....	18.23	
			<i>For >100 To 250, Deduct</i>	-1.88	
			<i>For >250 To 500, Deduct</i>	-2.35	
			<i>For >500, Deduct</i>	-2.82	
05 05 23 00-0462	EA		1" Diameter x 5-1/2" Length, Zinc Plated Steel, Grade 5, Hex Head Bolt.....	19.24	
			<i>For >100 To 250, Deduct</i>	-1.92	
			<i>For >250 To 500, Deduct</i>	-2.40	
			<i>For >500, Deduct</i>	-2.88	
05 05 23 00-0463	EA		1" Diameter x 6" Length, Zinc Plated Steel, Grade 5, Hex Head Bolt.....	19.49	
			<i>For >100 To 250, Deduct</i>	-1.92	
			<i>For >250 To 500, Deduct</i>	-2.40	
			<i>For >500, Deduct</i>	-2.88	
05 05 23 00-0464	EA		1" Diameter x 6-1/2" Length, Zinc Plated Steel, Grade 5, Hex Head Bolt.....	21.10	
			<i>For >100 To 250, Deduct</i>	-1.92	
			<i>For >250 To 500, Deduct</i>	-2.40	
			<i>For >500, Deduct</i>	-2.88	
05 05 23 00-0465	EA		1" Diameter x 7" Length, Zinc Plated Steel, Grade 5, Hex Head Bolt.....	22.32	
			<i>For >100 To 250, Deduct</i>	-1.95	
			<i>For >250 To 500, Deduct</i>	-2.44	
			<i>For >500, Deduct</i>	-2.93	
05 05 23 00-0466	EA		1" Diameter x 7-1/2" Length, Zinc Plated Steel, Grade 5, Hex Head Bolt.....	24.04	
			<i>For >100 To 250, Deduct</i>	-1.95	
			<i>For >250 To 500, Deduct</i>	-2.44	
			<i>For >500, Deduct</i>	-2.93	
05 05 23 00-0467	EA		1" Diameter x 8" Length, Zinc Plated Steel, Grade 5, Hex Head Bolt.....	24.53	
			<i>For >100 To 250, Deduct</i>	-1.95	
			<i>For >250 To 500, Deduct</i>	-2.44	
			<i>For >500, Deduct</i>	-2.93	
05 05 23 00-0468	EA		1" Diameter x 8-1/2" Length, Zinc Plated Steel, Grade 5, Hex Head Bolt.....	30.22	
			<i>For >100 To 250, Deduct</i>	-1.99	
			<i>For >250 To 500, Deduct</i>	-2.49	
			<i>For >500, Deduct</i>	-2.99	

05 Metals

05 05 Common Work Results for Metals

05 05 23 Metal Fastenings



SAN BERNARDINO
COUNTY

MINOR CSI	UOM	DESCRIPTION	TOTAL DIRECT UNIT COST	DEMOLITION UNIT COST
05 05 23 00-0469	EA	1" Diameter x 9" Length, Zinc Plated Steel, Grade 5, Hex Head Bolt	30.65	
		<i>For >100 To 250, Deduct</i>	-1.99	
		<i>For >250 To 500, Deduct</i>	-2.49	
		<i>For >500, Deduct</i>	-2.99	
05 05 23 00-0470	EA	1" Diameter x 9-1/2" Length, Zinc Plated Steel, Grade 5, Hex Head Bolt	31.83	
		<i>For >100 To 250, Deduct</i>	-1.99	
		<i>For >250 To 500, Deduct</i>	-2.49	
		<i>For >500, Deduct</i>	-2.99	
05 05 23 00-0471	EA	1" Diameter x 10" Length, Zinc Plated Steel, Grade 5, Hex Head Bolt	32.64	
		<i>For >100 To 250, Deduct</i>	-1.99	
		<i>For >250 To 500, Deduct</i>	-2.49	
		<i>For >500, Deduct</i>	-2.99	
05 05 23 00-0472		Zinc Plated Steel, Grade 8, Hex Head Bolts <small>(05 05 23 00-0097)</small>		
05 05 23 00-0473		1/4" Diameter, Zinc Plated Steel, Grade 8, Hex Head Bolts <small>(05 05 23 00-0472)</small>		
05 05 23 00-0474	EA	1/4" Diameter x 1/2" Length, Yellow Zinc Plated Steel, Grade 8, Hex Head Bolt	6.49	
		<i>For >100 To 250, Deduct</i>	-1.27	
		<i>For >250 To 500, Deduct</i>	-1.58	
		<i>For >500, Deduct</i>	-1.90	
05 05 23 00-0475	EA	1/4" Diameter x 1" Length, Yellow Zinc Plated Steel, Grade 8, Hex Head Bolt	6.57	
		<i>For >100 To 250, Deduct</i>	-1.27	
		<i>For >250 To 500, Deduct</i>	-1.58	
		<i>For >500, Deduct</i>	-1.90	
05 05 23 00-0476	EA	1/4" Diameter x 1-1/2" Length, Yellow Zinc Plated Steel, Grade 8, Hex Head Bolt	6.61	
		<i>For >100 To 250, Deduct</i>	-1.27	
		<i>For >250 To 500, Deduct</i>	-1.58	
		<i>For >500, Deduct</i>	-1.90	
05 05 23 00-0477	EA	1/4" Diameter x 2" Length, Yellow Zinc Plated Steel, Grade 8, Hex Head Bolt	6.70	
		<i>For >100 To 250, Deduct</i>	-1.27	
		<i>For >250 To 500, Deduct</i>	-1.58	
		<i>For >500, Deduct</i>	-1.90	
05 05 23 00-0478	EA	1/4" Diameter x 2-1/2" Length, Yellow Zinc Plated Steel, Grade 8, Hex Head Bolt	6.93	
		<i>For >100 To 250, Deduct</i>	-1.30	
		<i>For >250 To 500, Deduct</i>	-1.63	
		<i>For >500, Deduct</i>	-1.95	
05 05 23 00-0479	EA	1/4" Diameter x 3" Length, Yellow Zinc Plated Steel, Grade 8, Hex Head Bolt	7.03	
		<i>For >100 To 250, Deduct</i>	-1.30	
		<i>For >250 To 500, Deduct</i>	-1.63	
		<i>For >500, Deduct</i>	-1.95	
05 05 23 00-0480	EA	1/4" Diameter x 3-1/2" Length, Yellow Zinc Plated Steel, Grade 8, Hex Head Bolt	7.12	
		<i>For >100 To 250, Deduct</i>	-1.30	
		<i>For >250 To 500, Deduct</i>	-1.63	
		<i>For >500, Deduct</i>	-1.95	
05 05 23 00-0481	EA	1/4" Diameter x 4" Length, Yellow Zinc Plated Steel, Grade 8, Hex Head Bolt	7.31	
		<i>For >100 To 250, Deduct</i>	-1.34	
		<i>For >250 To 500, Deduct</i>	-1.67	
		<i>For >500, Deduct</i>	-2.01	
05 05 23 00-0482	EA	1/4" Diameter x 4-1/2" Length, Yellow Zinc Plated Steel, Grade 8, Hex Head Bolt	7.58	
		<i>For >100 To 250, Deduct</i>	-1.34	
		<i>For >250 To 500, Deduct</i>	-1.67	
		<i>For >500, Deduct</i>	-2.01	
05 05 23 00-0483	EA	1/4" Diameter x 5" Length, Yellow Zinc Plated Steel, Grade 8, Hex Head Bolt	7.83	
		<i>For >100 To 250, Deduct</i>	-1.34	
		<i>For >250 To 500, Deduct</i>	-1.67	
		<i>For >500, Deduct</i>	-2.01	
05 05 23 00-0484	EA	1/4" Diameter x 5-1/2" Length, Yellow Zinc Plated Steel, Grade 8, Hex Head Bolt	8.13	
		<i>For >100 To 250, Deduct</i>	-1.37	
		<i>For >250 To 500, Deduct</i>	-1.72	
		<i>For >500, Deduct</i>	-2.06	
05 05 23 00-0485	EA	1/4" Diameter x 6" Length, Yellow Zinc Plated Steel, Grade 8, Hex Head Bolt	8.27	
		<i>For >100 To 250, Deduct</i>	-1.37	
		<i>For >250 To 500, Deduct</i>	-1.72	
		<i>For >500, Deduct</i>	-2.06	
05 05 23 00-0486	EA	1/4" Diameter x 6-1/2" Length, Yellow Zinc Plated Steel, Grade 8, Hex Head Bolt	8.44	
		<i>For >100 To 250, Deduct</i>	-1.37	
		<i>For >250 To 500, Deduct</i>	-1.72	
		<i>For >500, Deduct</i>	-2.06	
05 05 23 00-0487	EA	1/4" Diameter x 7" Length, Yellow Zinc Plated Steel, Grade 8, Hex Head Bolt	8.74	
		<i>For >100 To 250, Deduct</i>	-1.41	
		<i>For >250 To 500, Deduct</i>	-1.76	
		<i>For >500, Deduct</i>	-2.12	
05 05 23 00-0488	EA	1/4" Diameter x 7-1/2" Length, Yellow Zinc Plated Steel, Grade 8, Hex Head Bolt	9.07	
		<i>For >100 To 250, Deduct</i>	-1.41	
		<i>For >250 To 500, Deduct</i>	-1.76	
		<i>For >500, Deduct</i>	-2.12	
05 05 23 00-0489	EA	1/4" Diameter x 8" Length, Yellow Zinc Plated Steel, Grade 8, Hex Head Bolt	9.22	
		<i>For >100 To 250, Deduct</i>	-1.41	
		<i>For >250 To 500, Deduct</i>	-1.76	
		<i>For >500, Deduct</i>	-2.12	
05 05 23 00-0490		5/16" Diameter, Zinc Plated Steel, Grade 8, Hex Head Bolts <small>(05 05 23 00-0472)</small>		



MINOR CSI UOM DESCRIPTION	TOTAL DIRECT UNIT COST	DEMOLITION UNIT COST
05 05 23 00-0491 EA 5/16" Diameter x 1/2" Length, Yellow Zinc Plated Steel, Grade 8, Hex Head Bolt.....	6.56	
<i>For >100 To 250, Deduct</i>	-1.27	
<i>For >250 To 500, Deduct</i>	-1.58	
<i>For >500, Deduct</i>	-1.90	
05 05 23 00-0492 EA 5/16" Diameter x 1" Length, Yellow Zinc Plated Steel, Grade 8, Hex Head Bolt.....	6.61	
<i>For >100 To 250, Deduct</i>	-1.27	
<i>For >250 To 500, Deduct</i>	-1.58	
<i>For >500, Deduct</i>	-1.90	
05 05 23 00-0493 EA 5/16" Diameter x 1-1/2" Length, Yellow Zinc Plated Steel, Grade 8, Hex Head Bolt.....	6.77	
<i>For >100 To 250, Deduct</i>	-1.27	
<i>For >250 To 500, Deduct</i>	-1.58	
<i>For >500, Deduct</i>	-1.90	
05 05 23 00-0494 EA 5/16" Diameter x 2" Length, Yellow Zinc Plated Steel, Grade 8, Hex Head Bolt.....	6.80	
<i>For >100 To 250, Deduct</i>	-1.27	
<i>For >250 To 500, Deduct</i>	-1.58	
<i>For >500, Deduct</i>	-1.90	
05 05 23 00-0495 EA 5/16" Diameter x 2-1/2" Length, Yellow Zinc Plated Steel, Grade 8, Hex Head Bolt.....	7.07	
<i>For >100 To 250, Deduct</i>	-1.30	
<i>For >250 To 500, Deduct</i>	-1.63	
<i>For >500, Deduct</i>	-1.95	
05 05 23 00-0496 EA 5/16" Diameter x 3" Length, Yellow Zinc Plated Steel, Grade 8, Hex Head Bolt.....	7.30	
<i>For >100 To 250, Deduct</i>	-1.30	
<i>For >250 To 500, Deduct</i>	-1.63	
<i>For >500, Deduct</i>	-1.95	
05 05 23 00-0497 EA 5/16" Diameter x 3-1/2" Length, Yellow Zinc Plated Steel, Grade 8, Hex Head Bolt.....	7.37	
<i>For >100 To 250, Deduct</i>	-1.30	
<i>For >250 To 500, Deduct</i>	-1.63	
<i>For >500, Deduct</i>	-1.95	
05 05 23 00-0498 EA 5/16" Diameter x 4" Length, Yellow Zinc Plated Steel, Grade 8, Hex Head Bolt.....	7.69	
<i>For >100 To 250, Deduct</i>	-1.34	
<i>For >250 To 500, Deduct</i>	-1.67	
<i>For >500, Deduct</i>	-2.01	
05 05 23 00-0499 EA 5/16" Diameter x 4-1/2" Length, Yellow Zinc Plated Steel, Grade 8, Hex Head Bolt.....	7.84	
<i>For >100 To 250, Deduct</i>	-1.34	
<i>For >250 To 500, Deduct</i>	-1.67	
<i>For >500, Deduct</i>	-2.01	
05 05 23 00-0500 EA 5/16" Diameter x 5" Length, Yellow Zinc Plated Steel, Grade 8, Hex Head Bolt.....	8.18	
<i>For >100 To 250, Deduct</i>	-1.34	
<i>For >250 To 500, Deduct</i>	-1.67	
<i>For >500, Deduct</i>	-2.01	
05 05 23 00-0501 EA 5/16" Diameter x 5-1/2" Length, Yellow Zinc Plated Steel, Grade 8, Hex Head Bolt.....	8.56	
<i>For >100 To 250, Deduct</i>	-1.37	
<i>For >250 To 500, Deduct</i>	-1.72	
<i>For >500, Deduct</i>	-2.06	
05 05 23 00-0502 EA 5/16" Diameter x 6" Length, Yellow Zinc Plated Steel, Grade 8, Hex Head Bolt.....	8.69	
<i>For >100 To 250, Deduct</i>	-1.37	
<i>For >250 To 500, Deduct</i>	-1.72	
<i>For >500, Deduct</i>	-2.06	
05 05 23 00-0503 EA 5/16" Diameter x 6-1/2" Length, Yellow Zinc Plated Steel, Grade 8, Hex Head Bolt.....	8.89	
<i>For >100 To 250, Deduct</i>	-1.37	
<i>For >250 To 500, Deduct</i>	-1.72	
<i>For >500, Deduct</i>	-2.06	
05 05 23 00-0504 EA 5/16" Diameter x 7" Length, Yellow Zinc Plated Steel, Grade 8, Hex Head Bolt.....	9.21	
<i>For >100 To 250, Deduct</i>	-1.41	
<i>For >250 To 500, Deduct</i>	-1.76	
<i>For >500, Deduct</i>	-2.12	
05 05 23 00-0505 EA 5/16" Diameter x 7-1/2" Length, Yellow Zinc Plated Steel, Grade 8, Hex Head Bolt.....	9.35	
<i>For >100 To 250, Deduct</i>	-1.41	
<i>For >250 To 500, Deduct</i>	-1.76	
<i>For >500, Deduct</i>	-2.12	
05 05 23 00-0506 EA 5/16" Diameter x 8" Length, Yellow Zinc Plated Steel, Grade 8, Hex Head Bolt.....	9.64	
<i>For >100 To 250, Deduct</i>	-1.41	
<i>For >250 To 500, Deduct</i>	-1.76	
<i>For >500, Deduct</i>	-2.12	
05 05 23 00-0507 3/8" Diameter, Zinc Plated Steel, Grade 8, Hex Head Bolts (05 05 23 00-0472)		
05 05 23 00-0508 EA 3/8" Diameter x 1/2" Length, Yellow Zinc Plated Steel, Grade 8, Hex Head Bolt.....	6.73	
<i>For >100 To 250, Deduct</i>	-1.27	
<i>For >250 To 500, Deduct</i>	-1.58	
<i>For >500, Deduct</i>	-1.90	
05 05 23 00-0509 EA 3/8" Diameter x 1" Length, Yellow Zinc Plated Steel, Grade 8, Hex Head Bolt.....	6.74	
<i>For >100 To 250, Deduct</i>	-1.27	
<i>For >250 To 500, Deduct</i>	-1.58	
<i>For >500, Deduct</i>	-1.90	
05 05 23 00-0510 EA 3/8" Diameter x 1-1/2" Length, Yellow Zinc Plated Steel, Grade 8, Hex Head Bolt.....	6.76	
<i>For >100 To 250, Deduct</i>	-1.27	
<i>For >250 To 500, Deduct</i>	-1.58	
<i>For >500, Deduct</i>	-1.90	
05 05 23 00-0511 EA 3/8" Diameter x 2" Length, Yellow Zinc Plated Steel, Grade 8, Hex Head Bolt.....	6.94	
<i>For >100 To 250, Deduct</i>	-1.27	
<i>For >250 To 500, Deduct</i>	-1.58	
<i>For >500, Deduct</i>	-1.90	

05 Metals

05 05 Common Work Results for Metals

05 05 23 Metal Fastenings



SAN BERNARDINO
COUNTY

MINOR CSI	UOM	DESCRIPTION	TOTAL DIRECT UNIT COST	DEMOLITION UNIT COST
05 05 23 00-0512	EA	3/8" Diameter x 2-1/2" Length, Yellow Zinc Plated Steel, Grade 8, Hex Head Bolt	7.23	
		<i>For >100 To 250, Deduct</i>	-1.30	
		<i>For >250 To 500, Deduct</i>	-1.63	
		<i>For >500, Deduct</i>	-1.95	
05 05 23 00-0513	EA	3/8" Diameter x 3" Length, Yellow Zinc Plated Steel, Grade 8, Hex Head Bolt.....	7.42	
		<i>For >100 To 250, Deduct</i>	-1.30	
		<i>For >250 To 500, Deduct</i>	-1.63	
		<i>For >500, Deduct</i>	-1.95	
05 05 23 00-0514	EA	3/8" Diameter x 3-1/2" Length, Yellow Zinc Plated Steel, Grade 8, Hex Head Bolt	7.58	
		<i>For >100 To 250, Deduct</i>	-1.30	
		<i>For >250 To 500, Deduct</i>	-1.63	
		<i>For >500, Deduct</i>	-1.95	
05 05 23 00-0515	EA	3/8" Diameter x 4" Length, Yellow Zinc Plated Steel, Grade 8, Hex Head Bolt.....	8.29	
		<i>For >100 To 250, Deduct</i>	-1.34	
		<i>For >250 To 500, Deduct</i>	-1.67	
		<i>For >500, Deduct</i>	-2.01	
05 05 23 00-0516	EA	3/8" Diameter x 4-1/2" Length, Yellow Zinc Plated Steel, Grade 8, Hex Head Bolt	8.51	
		<i>For >100 To 250, Deduct</i>	-1.34	
		<i>For >250 To 500, Deduct</i>	-1.67	
		<i>For >500, Deduct</i>	-2.01	
05 05 23 00-0517	EA	3/8" Diameter x 5" Length, Yellow Zinc Plated Steel, Grade 8, Hex Head Bolt.....	8.55	
		<i>For >100 To 250, Deduct</i>	-1.34	
		<i>For >250 To 500, Deduct</i>	-1.67	
		<i>For >500, Deduct</i>	-2.01	
05 05 23 00-0518	EA	3/8" Diameter x 5-1/2" Length, Yellow Zinc Plated Steel, Grade 8, Hex Head Bolt	8.81	
		<i>For >100 To 250, Deduct</i>	-1.37	
		<i>For >250 To 500, Deduct</i>	-1.72	
		<i>For >500, Deduct</i>	-2.06	
05 05 23 00-0519	EA	3/8" Diameter x 6" Length, Yellow Zinc Plated Steel, Grade 8, Hex Head Bolt.....	9.05	
		<i>For >100 To 250, Deduct</i>	-1.37	
		<i>For >250 To 500, Deduct</i>	-1.72	
		<i>For >500, Deduct</i>	-2.06	
05 05 23 00-0520	EA	3/8" Diameter x 6-1/2" Length, Yellow Zinc Plated Steel, Grade 8, Hex Head Bolt	10.09	
		<i>For >100 To 250, Deduct</i>	-1.37	
		<i>For >250 To 500, Deduct</i>	-1.72	
		<i>For >500, Deduct</i>	-2.06	
05 05 23 00-0521	EA	3/8" Diameter x 7" Length, Yellow Zinc Plated Steel, Grade 8, Hex Head Bolt.....	10.51	
		<i>For >100 To 250, Deduct</i>	-1.41	
		<i>For >250 To 500, Deduct</i>	-1.76	
		<i>For >500, Deduct</i>	-2.12	
05 05 23 00-0522	EA	3/8" Diameter x 7-1/2" Length, Yellow Zinc Plated Steel, Grade 8, Hex Head Bolt	10.98	
		<i>For >100 To 250, Deduct</i>	-1.41	
		<i>For >250 To 500, Deduct</i>	-1.76	
		<i>For >500, Deduct</i>	-2.12	
05 05 23 00-0523	EA	3/8" Diameter x 8" Length, Yellow Zinc Plated Steel, Grade 8, Hex Head Bolt.....	12.07	
		<i>For >100 To 250, Deduct</i>	-1.41	
		<i>For >250 To 500, Deduct</i>	-1.76	
		<i>For >500, Deduct</i>	-2.12	
05 05 23 00-0524	EA	7/16" Diameter, Zinc Plated Steel, Grade 8, Hex Head Bolts (05 05 23 00-0472).....	7.80	
05 05 23 00-0525	EA	7/16" Diameter x 1" Length, Yellow Zinc Plated Steel, Grade 8, Hex Head Bolt.....	7.80	
		<i>For >100 To 250, Deduct</i>	-1.45	
		<i>For >250 To 500, Deduct</i>	-1.81	
		<i>For >500, Deduct</i>	-2.17	
05 05 23 00-0526	EA	7/16" Diameter x 1-1/2" Length, Yellow Zinc Plated Steel, Grade 8, Hex Head Bolt	7.83	
		<i>For >100 To 250, Deduct</i>	-1.45	
		<i>For >250 To 500, Deduct</i>	-1.81	
		<i>For >500, Deduct</i>	-2.17	
05 05 23 00-0527	EA	7/16" Diameter x 2" Length, Yellow Zinc Plated Steel, Grade 8, Hex Head Bolt.....	8.13	
		<i>For >100 To 250, Deduct</i>	-1.45	
		<i>For >250 To 500, Deduct</i>	-1.81	
		<i>For >500, Deduct</i>	-2.17	
05 05 23 00-0528	EA	7/16" Diameter x 2-1/2" Length, Yellow Zinc Plated Steel, Grade 8, Hex Head Bolt	8.33	
		<i>For >100 To 250, Deduct</i>	-1.48	
		<i>For >250 To 500, Deduct</i>	-1.85	
		<i>For >500, Deduct</i>	-2.22	
05 05 23 00-0529	EA	7/16" Diameter x 3" Length, Yellow Zinc Plated Steel, Grade 8, Hex Head Bolt.....	8.66	
		<i>For >100 To 250, Deduct</i>	-1.48	
		<i>For >250 To 500, Deduct</i>	-1.85	
		<i>For >500, Deduct</i>	-2.22	
05 05 23 00-0530	EA	7/16" Diameter x 3-1/2" Length, Yellow Zinc Plated Steel, Grade 8, Hex Head Bolt	8.84	
		<i>For >100 To 250, Deduct</i>	-1.48	
		<i>For >250 To 500, Deduct</i>	-1.85	
		<i>For >500, Deduct</i>	-2.22	
05 05 23 00-0531	EA	7/16" Diameter x 4" Length, Yellow Zinc Plated Steel, Grade 8, Hex Head Bolt.....	9.06	
		<i>For >100 To 250, Deduct</i>	-1.52	
		<i>For >250 To 500, Deduct</i>	-1.90	
		<i>For >500, Deduct</i>	-2.28	
05 05 23 00-0532	EA	7/16" Diameter x 4-1/2" Length, Yellow Zinc Plated Steel, Grade 8, Hex Head Bolt	9.79	
		<i>For >100 To 250, Deduct</i>	-1.52	
		<i>For >250 To 500, Deduct</i>	-1.90	
		<i>For >500, Deduct</i>	-2.28	



MINOR	CSI	UOM	DESCRIPTION	TOTAL DIRECT UNIT COST	DEMOLITION UNIT COST
05 05 23 00-0533	EA		7/16" Diameter x 5" Length, Yellow Zinc Plated Steel, Grade 8, Hex Head Bolt.....	10.36	
			<i>For >100 To 250, Deduct</i>	-1.52	
			<i>For >250 To 500, Deduct</i>	-1.90	
			<i>For >500, Deduct</i>	-2.28	
05 05 23 00-0534	EA		7/16" Diameter x 5-1/2" Length, Yellow Zinc Plated Steel, Grade 8, Hex Head Bolt.....	10.93	
			<i>For >100 To 250, Deduct</i>	-1.56	
			<i>For >250 To 500, Deduct</i>	-1.95	
			<i>For >500, Deduct</i>	-2.33	
05 05 23 00-0535	EA		7/16" Diameter x 6" Length, Yellow Zinc Plated Steel, Grade 8, Hex Head Bolt.....	11.14	
			<i>For >100 To 250, Deduct</i>	-1.56	
			<i>For >250 To 500, Deduct</i>	-1.95	
			<i>For >500, Deduct</i>	-2.33	
05 05 23 00-0536	EA		7/16" Diameter x 6-1/2" Length, Yellow Zinc Plated Steel, Grade 8, Hex Head Bolt.....	11.43	
			<i>For >100 To 250, Deduct</i>	-1.56	
			<i>For >250 To 500, Deduct</i>	-1.95	
			<i>For >500, Deduct</i>	-2.33	
05 05 23 00-0537	EA		7/16" Diameter x 7" Length, Yellow Zinc Plated Steel, Grade 8, Hex Head Bolt.....	12.06	
			<i>For >100 To 250, Deduct</i>	-1.59	
			<i>For >250 To 500, Deduct</i>	-1.99	
			<i>For >500, Deduct</i>	-2.39	
05 05 23 00-0538	EA		7/16" Diameter x 7-1/2" Length, Yellow Zinc Plated Steel, Grade 8, Hex Head Bolt.....	13.02	
			<i>For >100 To 250, Deduct</i>	-1.59	
			<i>For >250 To 500, Deduct</i>	-1.99	
			<i>For >500, Deduct</i>	-2.39	
05 05 23 00-0539	EA		7/16" Diameter x 8" Length, Yellow Zinc Plated Steel, Grade 8, Hex Head Bolt.....	13.10	
			<i>For >100 To 250, Deduct</i>	-1.59	
			<i>For >250 To 500, Deduct</i>	-1.99	
			<i>For >500, Deduct</i>	-2.39	
05 05 23 00-0540			1/2" Diameter, Zinc Plated Steel, Grade 8, Hex Head Bolts (05 05 23 00-0472)		
05 05 23 00-0541	EA		1/2" Diameter x 1" Length, Yellow Zinc Plated Steel, Grade 8, Hex Head Bolt.....	8.00	
			<i>For >100 To 250, Deduct</i>	-1.45	
			<i>For >250 To 500, Deduct</i>	-1.81	
			<i>For >500, Deduct</i>	-2.17	
05 05 23 00-0542	EA		1/2" Diameter x 1-1/2" Length, Yellow Zinc Plated Steel, Grade 8, Hex Head Bolt.....	8.21	
			<i>For >100 To 250, Deduct</i>	-1.45	
			<i>For >250 To 500, Deduct</i>	-1.81	
			<i>For >500, Deduct</i>	-2.17	
05 05 23 00-0543	EA		1/2" Diameter x 2" Length, Yellow Zinc Plated Steel, Grade 8, Hex Head Bolt.....	8.34	
			<i>For >100 To 250, Deduct</i>	-1.45	
			<i>For >250 To 500, Deduct</i>	-1.81	
			<i>For >500, Deduct</i>	-2.17	
05 05 23 00-0544	EA		1/2" Diameter x 2-1/2" Length, Yellow Zinc Plated Steel, Grade 8, Hex Head Bolt.....	8.66	
			<i>For >100 To 250, Deduct</i>	-1.48	
			<i>For >250 To 500, Deduct</i>	-1.85	
			<i>For >500, Deduct</i>	-2.22	
05 05 23 00-0545	EA		1/2" Diameter x 3" Length, Yellow Zinc Plated Steel, Grade 8, Hex Head Bolt.....	8.90	
			<i>For >100 To 250, Deduct</i>	-1.48	
			<i>For >250 To 500, Deduct</i>	-1.85	
			<i>For >500, Deduct</i>	-2.22	
05 05 23 00-0546	EA		1/2" Diameter x 3-1/2" Length, Yellow Zinc Plated Steel, Grade 8, Hex Head Bolt.....	9.43	
			<i>For >100 To 250, Deduct</i>	-1.48	
			<i>For >250 To 500, Deduct</i>	-1.85	
			<i>For >500, Deduct</i>	-2.22	
05 05 23 00-0547	EA		1/2" Diameter x 4" Length, Yellow Zinc Plated Steel, Grade 8, Hex Head Bolt.....	9.98	
			<i>For >100 To 250, Deduct</i>	-1.52	
			<i>For >250 To 500, Deduct</i>	-1.90	
			<i>For >500, Deduct</i>	-2.28	
05 05 23 00-0548	EA		1/2" Diameter x 4-1/2" Length, Yellow Zinc Plated Steel, Grade 8, Hex Head Bolt.....	10.29	
			<i>For >100 To 250, Deduct</i>	-1.52	
			<i>For >250 To 500, Deduct</i>	-1.90	
			<i>For >500, Deduct</i>	-2.28	
05 05 23 00-0549	EA		1/2" Diameter x 5" Length, Yellow Zinc Plated Steel, Grade 8, Hex Head Bolt.....	10.51	
			<i>For >100 To 250, Deduct</i>	-1.52	
			<i>For >250 To 500, Deduct</i>	-1.90	
			<i>For >500, Deduct</i>	-2.28	
05 05 23 00-0550	EA		1/2" Diameter x 5-1/2" Length, Yellow Zinc Plated Steel, Grade 8, Hex Head Bolt.....	11.08	
			<i>For >100 To 250, Deduct</i>	-1.56	
			<i>For >250 To 500, Deduct</i>	-1.95	
			<i>For >500, Deduct</i>	-2.33	
05 05 23 00-0551	EA		1/2" Diameter x 6" Length, Yellow Zinc Plated Steel, Grade 8, Hex Head Bolt.....	11.75	
			<i>For >100 To 250, Deduct</i>	-1.56	
			<i>For >250 To 500, Deduct</i>	-1.95	
			<i>For >500, Deduct</i>	-2.33	
05 05 23 00-0552	EA		1/2" Diameter x 6-1/2" Length, Yellow Zinc Plated Steel, Grade 8, Hex Head Bolt.....	12.37	
			<i>For >100 To 250, Deduct</i>	-1.56	
			<i>For >250 To 500, Deduct</i>	-1.95	
			<i>For >500, Deduct</i>	-2.33	
05 05 23 00-0553	EA		1/2" Diameter x 7" Length, Yellow Zinc Plated Steel, Grade 8, Hex Head Bolt.....	13.08	
			<i>For >100 To 250, Deduct</i>	-1.59	
			<i>For >250 To 500, Deduct</i>	-1.99	
			<i>For >500, Deduct</i>	-2.39	

05 Metals**05 05 Common Work Results for Metals****05 05 23 Metal Fastenings**
 MINOR
 CSI UOM DESCRIPTION

 TOTAL DIRECT DEMOLITION
 UNIT COST UNIT COST

05 05 23 00-0554	EA	1/2" Diameter x 7-1/2" Length, Yellow Zinc Plated Steel, Grade 8, Hex Head Bolt	13.35	
		<i>For >100 To 250, Deduct</i>	-1.59	
		<i>For >250 To 500, Deduct</i>	-1.99	
		<i>For >500, Deduct</i>	-2.39	
05 05 23 00-0555	EA	1/2" Diameter x 8" Length, Yellow Zinc Plated Steel, Grade 8, Hex Head Bolt	14.12	
		<i>For >100 To 250, Deduct</i>	-1.59	
		<i>For >250 To 500, Deduct</i>	-1.99	
		<i>For >500, Deduct</i>	-2.39	
05 05 23 00-0556	EA	1/2" Diameter x 8-1/2" Length, Yellow Zinc Plated Steel, Grade 8, Hex Head Bolt	15.57	
		<i>For >100 To 250, Deduct</i>	-1.63	
		<i>For >250 To 500, Deduct</i>	-2.04	
		<i>For >500, Deduct</i>	-2.44	
05 05 23 00-0557	EA	1/2" Diameter x 9" Length, Yellow Zinc Plated Steel, Grade 8, Hex Head Bolt	16.12	
		<i>For >100 To 250, Deduct</i>	-1.63	
		<i>For >250 To 500, Deduct</i>	-2.04	
		<i>For >500, Deduct</i>	-2.44	
05 05 23 00-0558	EA	1/2" Diameter x 9-1/2" Length, Yellow Zinc Plated Steel, Grade 8, Hex Head Bolt	16.41	
		<i>For >100 To 250, Deduct</i>	-1.63	
		<i>For >250 To 500, Deduct</i>	-2.04	
		<i>For >500, Deduct</i>	-2.44	
05 05 23 00-0559	EA	1/2" Diameter x 10" Length, Yellow Zinc Plated Steel, Grade 8, Hex Head Bolt	17.78	
		<i>For >100 To 250, Deduct</i>	-1.63	
		<i>For >250 To 500, Deduct</i>	-2.04	
		<i>For >500, Deduct</i>	-2.44	
05 05 23 00-0560	EA	9/16" Diameter, Zinc Plated Steel, Grade 8, Hex Head Bolts <small>(05 05 23 00-0472)</small>		
05 05 23 00-0561	EA	9/16" Diameter x 1" Length, Yellow Zinc Plated Steel, Grade 8, Hex Head Bolt	8.19	
		<i>For >100 To 250, Deduct</i>	-1.45	
		<i>For >250 To 500, Deduct</i>	-1.81	
		<i>For >500, Deduct</i>	-2.17	
05 05 23 00-0562	EA	9/16" Diameter x 1-1/2" Length, Yellow Zinc Plated Steel, Grade 8, Hex Head Bolt	8.32	
		<i>For >100 To 250, Deduct</i>	-1.45	
		<i>For >250 To 500, Deduct</i>	-1.81	
		<i>For >500, Deduct</i>	-2.17	
05 05 23 00-0563	EA	9/16" Diameter x 2" Length, Yellow Zinc Plated Steel, Grade 8, Hex Head Bolt	8.62	
		<i>For >100 To 250, Deduct</i>	-1.45	
		<i>For >250 To 500, Deduct</i>	-1.81	
		<i>For >500, Deduct</i>	-2.17	
05 05 23 00-0564	EA	9/16" Diameter x 2-1/2" Length, Yellow Zinc Plated Steel, Grade 8, Hex Head Bolt	9.24	
		<i>For >100 To 250, Deduct</i>	-1.48	
		<i>For >250 To 500, Deduct</i>	-1.85	
		<i>For >500, Deduct</i>	-2.22	
05 05 23 00-0565	EA	9/16" Diameter x 3" Length, Yellow Zinc Plated Steel, Grade 8, Hex Head Bolt	9.34	
		<i>For >100 To 250, Deduct</i>	-1.48	
		<i>For >250 To 500, Deduct</i>	-1.85	
		<i>For >500, Deduct</i>	-2.22	
05 05 23 00-0566	EA	9/16" Diameter x 3-1/2" Length, Yellow Zinc Plated Steel, Grade 8, Hex Head Bolt	9.78	
		<i>For >100 To 250, Deduct</i>	-1.48	
		<i>For >250 To 500, Deduct</i>	-1.85	
		<i>For >500, Deduct</i>	-2.22	
05 05 23 00-0567	EA	9/16" Diameter x 4" Length, Yellow Zinc Plated Steel, Grade 8, Hex Head Bolt	10.24	
		<i>For >100 To 250, Deduct</i>	-1.52	
		<i>For >250 To 500, Deduct</i>	-1.90	
		<i>For >500, Deduct</i>	-2.28	
05 05 23 00-0568	EA	9/16" Diameter x 4-1/2" Length, Yellow Zinc Plated Steel, Grade 8, Hex Head Bolt	11.67	
		<i>For >100 To 250, Deduct</i>	-1.52	
		<i>For >250 To 500, Deduct</i>	-1.90	
		<i>For >500, Deduct</i>	-2.28	
05 05 23 00-0569	EA	9/16" Diameter x 5" Length, Yellow Zinc Plated Steel, Grade 8, Hex Head Bolt	11.94	
		<i>For >100 To 250, Deduct</i>	-1.52	
		<i>For >250 To 500, Deduct</i>	-1.90	
		<i>For >500, Deduct</i>	-2.28	
05 05 23 00-0570	EA	9/16" Diameter x 5-1/2" Length, Yellow Zinc Plated Steel, Grade 8, Hex Head Bolt	12.36	
		<i>For >100 To 250, Deduct</i>	-1.56	
		<i>For >250 To 500, Deduct</i>	-1.95	
		<i>For >500, Deduct</i>	-2.33	
05 05 23 00-0571	EA	9/16" Diameter x 6" Length, Yellow Zinc Plated Steel, Grade 8, Hex Head Bolt	12.97	
		<i>For >100 To 250, Deduct</i>	-1.56	
		<i>For >250 To 500, Deduct</i>	-1.95	
		<i>For >500, Deduct</i>	-2.33	
05 05 23 00-0572	EA	9/16" Diameter x 6-1/2" Length, Yellow Zinc Plated Steel, Grade 8, Hex Head Bolt	15.30	
		<i>For >100 To 250, Deduct</i>	-1.56	
		<i>For >250 To 500, Deduct</i>	-1.95	
		<i>For >500, Deduct</i>	-2.33	
05 05 23 00-0573	EA	9/16" Diameter x 7" Length, Yellow Zinc Plated Steel, Grade 8, Hex Head Bolt	18.21	
		<i>For >100 To 250, Deduct</i>	-1.59	
		<i>For >250 To 500, Deduct</i>	-1.99	
		<i>For >500, Deduct</i>	-2.39	
05 05 23 00-0574	EA	9/16" Diameter x 7-1/2" Length, Yellow Zinc Plated Steel, Grade 8, Hex Head Bolt	21.57	
		<i>For >100 To 250, Deduct</i>	-1.59	
		<i>For >250 To 500, Deduct</i>	-1.99	
		<i>For >500, Deduct</i>	-2.39	



MINOR CSI UOM DESCRIPTION	TOTAL DIRECT UNIT COST	DEMOLITION UNIT COST
05 05 23 00-0575 EA 9/16" Diameter x 8" Length, Yellow Zinc Plated Steel, Grade 8, Hex Head Bolt.....	25.23	
<i>For >100 To 250, Deduct</i>	-1.59	
<i>For >250 To 500, Deduct</i>	-1.99	
<i>For >500, Deduct</i>	-2.39	
05 05 23 00-0576 5/8" Diameter, Zinc Plated Steel, Grade 8, Hex Head Bolts <small>(05 05 23 00-0472)</small>		
05 05 23 00-0577 EA 5/8" Diameter x 1" Length, Yellow Zinc Plated Steel, Grade 8, Hex Head Bolt.....	9.56	
<i>For >100 To 250, Deduct</i>	-1.63	
<i>For >250 To 500, Deduct</i>	-2.04	
<i>For >500, Deduct</i>	-2.44	
05 05 23 00-0578 EA 5/8" Diameter x 1-1/2" Length, Yellow Zinc Plated Steel, Grade 8, Hex Head Bolt	9.69	
<i>For >100 To 250, Deduct</i>	-1.63	
<i>For >250 To 500, Deduct</i>	-2.04	
<i>For >500, Deduct</i>	-2.44	
05 05 23 00-0579 EA 5/8" Diameter x 2" Length, Yellow Zinc Plated Steel, Grade 8, Hex Head Bolt.....	10.02	
<i>For >100 To 250, Deduct</i>	-1.63	
<i>For >250 To 500, Deduct</i>	-2.04	
<i>For >500, Deduct</i>	-2.44	
05 05 23 00-0580 EA 5/8" Diameter x 2-1/2" Length, Yellow Zinc Plated Steel, Grade 8, Hex Head Bolt	10.68	
<i>For >100 To 250, Deduct</i>	-1.66	
<i>For >250 To 500, Deduct</i>	-2.08	
<i>For >500, Deduct</i>	-2.50	
05 05 23 00-0581 EA 5/8" Diameter x 3" Length, Yellow Zinc Plated Steel, Grade 8, Hex Head Bolt.....	11.07	
<i>For >100 To 250, Deduct</i>	-1.66	
<i>For >250 To 500, Deduct</i>	-2.08	
<i>For >500, Deduct</i>	-2.50	
05 05 23 00-0582 EA 5/8" Diameter x 3-1/2" Length, Yellow Zinc Plated Steel, Grade 8, Hex Head Bolt	11.28	
<i>For >100 To 250, Deduct</i>	-1.66	
<i>For >250 To 500, Deduct</i>	-2.08	
<i>For >500, Deduct</i>	-2.50	
05 05 23 00-0583 EA 5/8" Diameter x 4" Length, Yellow Zinc Plated Steel, Grade 8, Hex Head Bolt.....	11.61	
<i>For >100 To 250, Deduct</i>	-1.70	
<i>For >250 To 500, Deduct</i>	-2.13	
<i>For >500, Deduct</i>	-2.55	
05 05 23 00-0584 EA 5/8" Diameter x 4-1/2" Length, Yellow Zinc Plated Steel, Grade 8, Hex Head Bolt	12.31	
<i>For >100 To 250, Deduct</i>	-1.70	
<i>For >250 To 500, Deduct</i>	-2.13	
<i>For >500, Deduct</i>	-2.55	
05 05 23 00-0585 EA 5/8" Diameter x 5" Length, Yellow Zinc Plated Steel, Grade 8, Hex Head Bolt.....	12.62	
<i>For >100 To 250, Deduct</i>	-1.70	
<i>For >250 To 500, Deduct</i>	-2.13	
<i>For >500, Deduct</i>	-2.55	
05 05 23 00-0586 EA 5/8" Diameter x 5-1/2" Length, Yellow Zinc Plated Steel, Grade 8, Hex Head Bolt	13.13	
<i>For >100 To 250, Deduct</i>	-1.74	
<i>For >250 To 500, Deduct</i>	-2.17	
<i>For >500, Deduct</i>	-2.60	
05 05 23 00-0587 EA 5/8" Diameter x 6" Length, Yellow Zinc Plated Steel, Grade 8, Hex Head Bolt.....	13.46	
<i>For >100 To 250, Deduct</i>	-1.74	
<i>For >250 To 500, Deduct</i>	-2.17	
<i>For >500, Deduct</i>	-2.60	
05 05 23 00-0588 EA 5/8" Diameter x 6-1/2" Length, Yellow Zinc Plated Steel, Grade 8, Hex Head Bolt	14.15	
<i>For >100 To 250, Deduct</i>	-1.74	
<i>For >250 To 500, Deduct</i>	-2.17	
<i>For >500, Deduct</i>	-2.60	
05 05 23 00-0589 EA 5/8" Diameter x 7" Length, Yellow Zinc Plated Steel, Grade 8, Hex Head Bolt.....	15.96	
<i>For >100 To 250, Deduct</i>	-1.77	
<i>For >250 To 500, Deduct</i>	-2.22	
<i>For >500, Deduct</i>	-2.66	
05 05 23 00-0590 EA 5/8" Diameter x 7-1/2" Length, Yellow Zinc Plated Steel, Grade 8, Hex Head Bolt	16.75	
<i>For >100 To 250, Deduct</i>	-1.77	
<i>For >250 To 500, Deduct</i>	-2.22	
<i>For >500, Deduct</i>	-2.66	
05 05 23 00-0591 EA 5/8" Diameter x 8" Length, Yellow Zinc Plated Steel, Grade 8, Hex Head Bolt.....	17.08	
<i>For >100 To 250, Deduct</i>	-1.77	
<i>For >250 To 500, Deduct</i>	-2.22	
<i>For >500, Deduct</i>	-2.66	
05 05 23 00-0592 EA 5/8" Diameter x 8-1/2" Length, Yellow Zinc Plated Steel, Grade 8, Hex Head Bolt	18.65	
<i>For >100 To 250, Deduct</i>	-1.81	
<i>For >250 To 500, Deduct</i>	-2.26	
<i>For >500, Deduct</i>	-2.71	
05 05 23 00-0593 EA 5/8" Diameter x 9" Length, Yellow Zinc Plated Steel, Grade 8, Hex Head Bolt.....	20.19	
<i>For >100 To 250, Deduct</i>	-1.81	
<i>For >250 To 500, Deduct</i>	-2.26	
<i>For >500, Deduct</i>	-2.71	
05 05 23 00-0594 EA 5/8" Diameter x 9-1/2" Length, Yellow Zinc Plated Steel, Grade 8, Hex Head Bolt	20.30	
<i>For >100 To 250, Deduct</i>	-1.81	
<i>For >250 To 500, Deduct</i>	-2.26	
<i>For >500, Deduct</i>	-2.71	
05 05 23 00-0595 EA 5/8" Diameter x 10" Length, Yellow Zinc Plated Steel, Grade 8, Hex Head Bolt.....	21.74	
<i>For >100 To 250, Deduct</i>	-1.81	
<i>For >250 To 500, Deduct</i>	-2.26	
<i>For >500, Deduct</i>	-2.71	

05 Metals**05 05 Common Work Results for Metals****05 05 23 Metal Fastenings**
 MINOR
 CSI UOM DESCRIPTION

 TOTAL DIRECT DEMOLITION
 UNIT COST UNIT COST

MINOR	CSI	UOM	DESCRIPTION	TOTAL DIRECT UNIT COST	DEMOLITION UNIT COST
05 05 23 00-0596			3/4" Diameter, Zinc Plated Steel, Grade 8, Hex Head Bolts (05 05 23 00-0472)		
05 05 23 00-0597	EA		3/4" Diameter x 1" Length, Yellow Zinc Plated Steel, Grade 8, Hex Head Bolt.....	10.30	
			<i>For >100 To 250, Deduct</i>	-1.63	
			<i>For >250 To 500, Deduct</i>	-2.04	
			<i>For >500, Deduct</i>	-2.44	
05 05 23 00-0598	EA		3/4" Diameter x 1-1/2" Length, Yellow Zinc Plated Steel, Grade 8, Hex Head Bolt	10.43	
			<i>For >100 To 250, Deduct</i>	-1.63	
			<i>For >250 To 500, Deduct</i>	-2.04	
			<i>For >500, Deduct</i>	-2.44	
05 05 23 00-0599	EA		3/4" Diameter x 2" Length, Yellow Zinc Plated Steel, Grade 8, Hex Head Bolt.....	10.53	
			<i>For >100 To 250, Deduct</i>	-1.63	
			<i>For >250 To 500, Deduct</i>	-2.04	
			<i>For >500, Deduct</i>	-2.44	
05 05 23 00-0600	EA		3/4" Diameter x 2-1/2" Length, Yellow Zinc Plated Steel, Grade 8, Hex Head Bolt	10.91	
			<i>For >100 To 250, Deduct</i>	-1.66	
			<i>For >250 To 500, Deduct</i>	-2.08	
			<i>For >500, Deduct</i>	-2.50	
05 05 23 00-0601	EA		3/4" Diameter x 3" Length, Yellow Zinc Plated Steel, Grade 8, Hex Head Bolt.....	11.20	
			<i>For >100 To 250, Deduct</i>	-1.66	
			<i>For >250 To 500, Deduct</i>	-2.08	
			<i>For >500, Deduct</i>	-2.50	
05 05 23 00-0602	EA		3/4" Diameter x 3-1/2" Length, Yellow Zinc Plated Steel, Grade 8, Hex Head Bolt	12.04	
			<i>For >100 To 250, Deduct</i>	-1.66	
			<i>For >250 To 500, Deduct</i>	-2.08	
			<i>For >500, Deduct</i>	-2.50	
05 05 23 00-0603	EA		3/4" Diameter x 4" Length, Yellow Zinc Plated Steel, Grade 8, Hex Head Bolt.....	12.57	
			<i>For >100 To 250, Deduct</i>	-1.70	
			<i>For >250 To 500, Deduct</i>	-2.13	
			<i>For >500, Deduct</i>	-2.55	
05 05 23 00-0604	EA		3/4" Diameter x 4-1/2" Length, Yellow Zinc Plated Steel, Grade 8, Hex Head Bolt	12.64	
			<i>For >100 To 250, Deduct</i>	-1.70	
			<i>For >250 To 500, Deduct</i>	-2.13	
			<i>For >500, Deduct</i>	-2.55	
05 05 23 00-0605	EA		3/4" Diameter x 5" Length, Yellow Zinc Plated Steel, Grade 8, Hex Head Bolt.....	13.78	
			<i>For >100 To 250, Deduct</i>	-1.70	
			<i>For >250 To 500, Deduct</i>	-2.13	
			<i>For >500, Deduct</i>	-2.55	
05 05 23 00-0606	EA		3/4" Diameter x 5-1/2" Length, Yellow Zinc Plated Steel, Grade 8, Hex Head Bolt	14.37	
			<i>For >100 To 250, Deduct</i>	-1.74	
			<i>For >250 To 500, Deduct</i>	-2.17	
			<i>For >500, Deduct</i>	-2.60	
05 05 23 00-0607	EA		3/4" Diameter x 6" Length, Yellow Zinc Plated Steel, Grade 8, Hex Head Bolt.....	14.97	
			<i>For >100 To 250, Deduct</i>	-1.74	
			<i>For >250 To 500, Deduct</i>	-2.17	
			<i>For >500, Deduct</i>	-2.60	
05 05 23 00-0608	EA		3/4" Diameter x 6-1/2" Length, Yellow Zinc Plated Steel, Grade 8, Hex Head Bolt	16.08	
			<i>For >100 To 250, Deduct</i>	-1.74	
			<i>For >250 To 500, Deduct</i>	-2.17	
			<i>For >500, Deduct</i>	-2.60	
05 05 23 00-0609	EA		3/4" Diameter x 7" Length, Yellow Zinc Plated Steel, Grade 8, Hex Head Bolt.....	17.62	
			<i>For >100 To 250, Deduct</i>	-1.77	
			<i>For >250 To 500, Deduct</i>	-2.22	
			<i>For >500, Deduct</i>	-2.66	
05 05 23 00-0610	EA		3/4" Diameter x 7-1/2" Length, Yellow Zinc Plated Steel, Grade 8, Hex Head Bolt	18.21	
			<i>For >100 To 250, Deduct</i>	-1.77	
			<i>For >250 To 500, Deduct</i>	-2.22	
			<i>For >500, Deduct</i>	-2.66	
05 05 23 00-0611	EA		3/4" Diameter x 8" Length, Yellow Zinc Plated Steel, Grade 8, Hex Head Bolt.....	18.52	
			<i>For >100 To 250, Deduct</i>	-1.77	
			<i>For >250 To 500, Deduct</i>	-2.22	
			<i>For >500, Deduct</i>	-2.66	
05 05 23 00-0612	EA		3/4" Diameter x 8-1/2" Length, Yellow Zinc Plated Steel, Grade 8, Hex Head Bolt	20.17	
			<i>For >100 To 250, Deduct</i>	-1.81	
			<i>For >250 To 500, Deduct</i>	-2.26	
			<i>For >500, Deduct</i>	-2.71	
05 05 23 00-0613	EA		3/4" Diameter x 9" Length, Yellow Zinc Plated Steel, Grade 8, Hex Head Bolt.....	21.25	
			<i>For >100 To 250, Deduct</i>	-1.81	
			<i>For >250 To 500, Deduct</i>	-2.26	
			<i>For >500, Deduct</i>	-2.71	
05 05 23 00-0614	EA		3/4" Diameter x 9-1/2" Length, Yellow Zinc Plated Steel, Grade 8, Hex Head Bolt	22.02	
			<i>For >100 To 250, Deduct</i>	-1.81	
			<i>For >250 To 500, Deduct</i>	-2.26	
			<i>For >500, Deduct</i>	-2.71	
05 05 23 00-0615	EA		3/4" Diameter x 10" Length, Yellow Zinc Plated Steel, Grade 8, Hex Head Bolt.....	22.31	
			<i>For >100 To 250, Deduct</i>	-1.81	
			<i>For >250 To 500, Deduct</i>	-2.26	
			<i>For >500, Deduct</i>	-2.71	
05 05 23 00-0616			7/8" Diameter, Zinc Plated Steel, Grade 8, Hex Head Bolts (05 05 23 00-0472)		
05 05 23 00-0617	EA		7/8" Diameter x 1-1/2" Length, Yellow Zinc Plated Steel, Grade 8, Hex Head Bolt	13.21	
			<i>For >100 To 250, Deduct</i>	-1.81	
			<i>For >250 To 500, Deduct</i>	-2.26	
			<i>For >500, Deduct</i>	-2.71	



MINOR CSI UOM DESCRIPTION	TOTAL DIRECT UNIT COST	DEMOLITION UNIT COST
05 05 23 00-0618 EA 7/8" Diameter x 2" Length, Yellow Zinc Plated Steel, Grade 8, Hex Head Bolt.....	13.58	
<i>For >100 To 250, Deduct</i>	-1.81	
<i>For >250 To 500, Deduct</i>	-2.26	
<i>For >500, Deduct</i>	-2.71	
05 05 23 00-0619 EA 7/8" Diameter x 2-1/2" Length, Yellow Zinc Plated Steel, Grade 8, Hex Head Bolt	14.32	
<i>For >100 To 250, Deduct</i>	-1.85	
<i>For >250 To 500, Deduct</i>	-2.31	
<i>For >500, Deduct</i>	-2.77	
05 05 23 00-0620 EA 7/8" Diameter x 3" Length, Yellow Zinc Plated Steel, Grade 8, Hex Head Bolt.....	15.42	
<i>For >100 To 250, Deduct</i>	-1.85	
<i>For >250 To 500, Deduct</i>	-2.31	
<i>For >500, Deduct</i>	-2.77	
05 05 23 00-0621 EA 7/8" Diameter x 3-1/2" Length, Yellow Zinc Plated Steel, Grade 8, Hex Head Bolt	15.55	
<i>For >100 To 250, Deduct</i>	-1.85	
<i>For >250 To 500, Deduct</i>	-2.31	
<i>For >500, Deduct</i>	-2.77	
05 05 23 00-0622 EA 7/8" Diameter x 4" Length, Yellow Zinc Plated Steel, Grade 8, Hex Head Bolt.....	15.96	
<i>For >100 To 250, Deduct</i>	-1.88	
<i>For >250 To 500, Deduct</i>	-2.35	
<i>For >500, Deduct</i>	-2.82	
05 05 23 00-0623 EA 7/8" Diameter x 4-1/2" Length, Yellow Zinc Plated Steel, Grade 8, Hex Head Bolt	18.63	
<i>For >100 To 250, Deduct</i>	-1.88	
<i>For >250 To 500, Deduct</i>	-2.35	
<i>For >500, Deduct</i>	-2.82	
05 05 23 00-0624 EA 7/8" Diameter x 5" Length, Yellow Zinc Plated Steel, Grade 8, Hex Head Bolt.....	19.31	
<i>For >100 To 250, Deduct</i>	-1.88	
<i>For >250 To 500, Deduct</i>	-2.35	
<i>For >500, Deduct</i>	-2.82	
05 05 23 00-0625 EA 7/8" Diameter x 5-1/2" Length, Yellow Zinc Plated Steel, Grade 8, Hex Head Bolt	21.07	
<i>For >100 To 250, Deduct</i>	-1.92	
<i>For >250 To 500, Deduct</i>	-2.40	
<i>For >500, Deduct</i>	-2.88	
05 05 23 00-0626 EA 7/8" Diameter x 6" Length, Yellow Zinc Plated Steel, Grade 8, Hex Head Bolt.....	22.07	
<i>For >100 To 250, Deduct</i>	-1.92	
<i>For >250 To 500, Deduct</i>	-2.40	
<i>For >500, Deduct</i>	-2.88	
05 05 23 00-0627 EA 7/8" Diameter x 6-1/2" Length, Yellow Zinc Plated Steel, Grade 8, Hex Head Bolt	24.64	
<i>For >100 To 250, Deduct</i>	-1.92	
<i>For >250 To 500, Deduct</i>	-2.40	
<i>For >500, Deduct</i>	-2.88	
05 05 23 00-0628 EA 7/8" Diameter x 7" Length, Yellow Zinc Plated Steel, Grade 8, Hex Head Bolt.....	25.68	
<i>For >100 To 250, Deduct</i>	-1.95	
<i>For >250 To 500, Deduct</i>	-2.44	
<i>For >500, Deduct</i>	-2.93	
05 05 23 00-0629 EA 7/8" Diameter x 7-1/2" Length, Yellow Zinc Plated Steel, Grade 8, Hex Head Bolt	28.34	
<i>For >100 To 250, Deduct</i>	-1.95	
<i>For >250 To 500, Deduct</i>	-2.44	
<i>For >500, Deduct</i>	-2.93	
05 05 23 00-0630 EA 7/8" Diameter x 8" Length, Yellow Zinc Plated Steel, Grade 8, Hex Head Bolt.....	29.41	
<i>For >100 To 250, Deduct</i>	-1.95	
<i>For >250 To 500, Deduct</i>	-2.44	
<i>For >500, Deduct</i>	-2.93	
05 05 23 00-0631 EA 7/8" Diameter x 8-1/2" Length, Yellow Zinc Plated Steel, Grade 8, Hex Head Bolt	30.45	
<i>For >100 To 250, Deduct</i>	-1.99	
<i>For >250 To 500, Deduct</i>	-2.49	
<i>For >500, Deduct</i>	-2.99	
05 05 23 00-0632 EA 7/8" Diameter x 9" Length, Yellow Zinc Plated Steel, Grade 8, Hex Head Bolt.....	30.76	
<i>For >100 To 250, Deduct</i>	-1.99	
<i>For >250 To 500, Deduct</i>	-2.49	
<i>For >500, Deduct</i>	-2.99	
05 05 23 00-0633 EA 7/8" Diameter x 9-1/2" Length, Yellow Zinc Plated Steel, Grade 8, Hex Head Bolt	31.02	
<i>For >100 To 250, Deduct</i>	-1.99	
<i>For >250 To 500, Deduct</i>	-2.49	
<i>For >500, Deduct</i>	-2.99	
05 05 23 00-0634 EA 7/8" Diameter x 10" Length, Yellow Zinc Plated Steel, Grade 8, Hex Head Bolt.....	31.66	
<i>For >100 To 250, Deduct</i>	-1.99	
<i>For >250 To 500, Deduct</i>	-2.49	
<i>For >500, Deduct</i>	-2.99	
05 05 23 00-0635 1" Diameter, Zinc Plated Steel, Grade 8, Hex Head Bolts <small>(05 05 23 00-0472)</small>		
05 05 23 00-0636 EA 1" Diameter x 1-1/2" Length, Yellow Zinc Plated Steel, Grade 8, Hex Head Bolt	14.26	
<i>For >100 To 250, Deduct</i>	-1.81	
<i>For >250 To 500, Deduct</i>	-2.26	
<i>For >500, Deduct</i>	-2.71	
05 05 23 00-0637 EA 1" Diameter x 2" Length, Yellow Zinc Plated Steel, Grade 8, Hex Head Bolt	15.19	
<i>For >100 To 250, Deduct</i>	-1.81	
<i>For >250 To 500, Deduct</i>	-2.26	
<i>For >500, Deduct</i>	-2.71	
05 05 23 00-0638 EA 1" Diameter x 2-1/2" Length, Yellow Zinc Plated Steel, Grade 8, Hex Head Bolt	15.78	
<i>For >100 To 250, Deduct</i>	-1.85	
<i>For >250 To 500, Deduct</i>	-2.31	
<i>For >500, Deduct</i>	-2.77	

05 Metals**05 05 Common Work Results for Metals****05 05 23 Metal Fastenings**
 MINOR
 CSI UOM DESCRIPTION

 TOTAL DIRECT DEMOLITION
 UNIT COST UNIT COST

05 05 23 00-0639	EA	1" Diameter x 3" Length, Yellow Zinc Plated Steel, Grade 8, Hex Head Bolt.....	16.47
		<i>For >100 To 250, Deduct</i>	-1.85
		<i>For >250 To 500, Deduct</i>	-2.31
		<i>For >500, Deduct</i>	-2.77
05 05 23 00-0640	EA	1" Diameter x 3-1/2" Length, Yellow Zinc Plated Steel, Grade 8, Hex Head Bolt.....	17.77
		<i>For >100 To 250, Deduct</i>	-1.85
		<i>For >250 To 500, Deduct</i>	-2.31
		<i>For >500, Deduct</i>	-2.77
05 05 23 00-0641	EA	1" Diameter x 4" Length, Yellow Zinc Plated Steel, Grade 8, Hex Head Bolt.....	18.29
		<i>For >100 To 250, Deduct</i>	-1.88
		<i>For >250 To 500, Deduct</i>	-2.35
		<i>For >500, Deduct</i>	-2.82
05 05 23 00-0642	EA	1" Diameter x 4-1/2" Length, Yellow Zinc Plated Steel, Grade 8, Hex Head Bolt.....	19.40
		<i>For >100 To 250, Deduct</i>	-1.88
		<i>For >250 To 500, Deduct</i>	-2.35
		<i>For >500, Deduct</i>	-2.82
05 05 23 00-0643	EA	1" Diameter x 5" Length, Yellow Zinc Plated Steel, Grade 8, Hex Head Bolt.....	20.89
		<i>For >100 To 250, Deduct</i>	-1.88
		<i>For >250 To 500, Deduct</i>	-2.35
		<i>For >500, Deduct</i>	-2.82
05 05 23 00-0644	EA	1" Diameter x 5-1/2" Length, Yellow Zinc Plated Steel, Grade 8, Hex Head Bolt.....	21.77
		<i>For >100 To 250, Deduct</i>	-1.92
		<i>For >250 To 500, Deduct</i>	-2.40
		<i>For >500, Deduct</i>	-2.88
05 05 23 00-0645	EA	1" Diameter x 6" Length, Yellow Zinc Plated Steel, Grade 8, Hex Head Bolt.....	22.39
		<i>For >100 To 250, Deduct</i>	-1.92
		<i>For >250 To 500, Deduct</i>	-2.40
		<i>For >500, Deduct</i>	-2.88
05 05 23 00-0646	EA	1" Diameter x 6-1/2" Length, Yellow Zinc Plated Steel, Grade 8, Hex Head Bolt.....	25.50
		<i>For >100 To 250, Deduct</i>	-1.92
		<i>For >250 To 500, Deduct</i>	-2.40
		<i>For >500, Deduct</i>	-2.88
05 05 23 00-0647	EA	1" Diameter x 7" Length, Yellow Zinc Plated Steel, Grade 8, Hex Head Bolt.....	26.16
		<i>For >100 To 250, Deduct</i>	-1.95
		<i>For >250 To 500, Deduct</i>	-2.44
		<i>For >500, Deduct</i>	-2.93
05 05 23 00-0648	EA	1" Diameter x 7-1/2" Length, Yellow Zinc Plated Steel, Grade 8, Hex Head Bolt.....	29.68
		<i>For >100 To 250, Deduct</i>	-1.95
		<i>For >250 To 500, Deduct</i>	-2.44
		<i>For >500, Deduct</i>	-2.93
05 05 23 00-0649	EA	1" Diameter x 8" Length, Yellow Zinc Plated Steel, Grade 8, Hex Head Bolt.....	30.28
		<i>For >100 To 250, Deduct</i>	-1.95
		<i>For >250 To 500, Deduct</i>	-2.44
		<i>For >500, Deduct</i>	-2.93
05 05 23 00-0650	EA	1" Diameter x 8-1/2" Length, Yellow Zinc Plated Steel, Grade 8, Hex Head Bolt.....	32.33
		<i>For >100 To 250, Deduct</i>	-1.99
		<i>For >250 To 500, Deduct</i>	-2.49
		<i>For >500, Deduct</i>	-2.99
05 05 23 00-0651	EA	1" Diameter x 9" Length, Yellow Zinc Plated Steel, Grade 8, Hex Head Bolt.....	33.35
		<i>For >100 To 250, Deduct</i>	-1.99
		<i>For >250 To 500, Deduct</i>	-2.49
		<i>For >500, Deduct</i>	-2.99
05 05 23 00-0652	EA	1" Diameter x 9-1/2" Length, Yellow Zinc Plated Steel, Grade 8, Hex Head Bolt.....	36.03
		<i>For >100 To 250, Deduct</i>	-1.99
		<i>For >250 To 500, Deduct</i>	-2.49
		<i>For >500, Deduct</i>	-2.99
05 05 23 00-0653	EA	1" Diameter x 10" Length, Yellow Zinc Plated Steel, Grade 8, Hex Head Bolt.....	37.66
		<i>For >100 To 250, Deduct</i>	-1.99
		<i>For >250 To 500, Deduct</i>	-2.49
		<i>For >500, Deduct</i>	-2.99
05 05 23 00-0654		Hot Dipped Galvanized Steel, Low Carbon/Grade 2, Hex Head Bolts (05 05 23 00-0097)	
05 05 23 00-0655		1/4" Diameter, Hot Dipped Galvanized Steel, Low Carbon/Grade 2, Hex Head Bolts (05 05 23 00-0654)	
05 05 23 00-0656	EA	1/4" Diameter x 1/2" Length, Hot Dipped Galvanized Steel, Low Carbon/Grade 2, Hex Head Bolt.....	6.60
		<i>For >100 To 250, Deduct</i>	-1.27
		<i>For >250 To 500, Deduct</i>	-1.58
		<i>For >500, Deduct</i>	-1.90
05 05 23 00-0657	EA	1/4" Diameter x 1" Length, Hot Dipped Galvanized Steel, Low Carbon/Grade 2, Hex Head Bolt.....	6.61
		<i>For >100 To 250, Deduct</i>	-1.27
		<i>For >250 To 500, Deduct</i>	-1.58
		<i>For >500, Deduct</i>	-1.90
05 05 23 00-0658	EA	1/4" Diameter x 1-1/2" Length, Hot Dipped Galvanized Steel, Low Carbon/Grade 2, Hex Head Bolt.....	6.63
		<i>For >100 To 250, Deduct</i>	-1.27
		<i>For >250 To 500, Deduct</i>	-1.58
		<i>For >500, Deduct</i>	-1.90
05 05 23 00-0659	EA	1/4" Diameter x 2" Length, Hot Dipped Galvanized Steel, Low Carbon/Grade 2, Hex Head Bolt.....	6.81
		<i>For >100 To 250, Deduct</i>	-1.27
		<i>For >250 To 500, Deduct</i>	-1.58
		<i>For >500, Deduct</i>	-1.90



MINOR CSI	UOM	DESCRIPTION	TOTAL DIRECT UNIT COST	DEMOLITION UNIT COST
05 05 23 00-0660	EA	1/4" Diameter x 2-1/2" Length, Hot Dipped Galvanized Steel, Low Carbon/Grade 2, Hex Head Bolt.....	7.09	
		<i>For >100 To 250, Deduct</i>	-1.30	
		<i>For >250 To 500, Deduct</i>	-1.63	
		<i>For >500, Deduct</i>	-1.95	
05 05 23 00-0661	EA	1/4" Diameter x 3" Length, Hot Dipped Galvanized Steel, Low Carbon/Grade 2, Hex Head Bolt.....	7.20	
		<i>For >100 To 250, Deduct</i>	-1.30	
		<i>For >250 To 500, Deduct</i>	-1.63	
		<i>For >500, Deduct</i>	-1.95	
05 05 23 00-0662	EA	1/4" Diameter x 3-1/2" Length, Hot Dipped Galvanized Steel, Low Carbon/Grade 2, Hex Head Bolt.....	7.25	
		<i>For >100 To 250, Deduct</i>	-1.30	
		<i>For >250 To 500, Deduct</i>	-1.63	
		<i>For >500, Deduct</i>	-1.95	
05 05 23 00-0663	EA	1/4" Diameter x 4" Length, Hot Dipped Galvanized Steel, Low Carbon/Grade 2, Hex Head Bolt.....	7.44	
		<i>For >100 To 250, Deduct</i>	-1.34	
		<i>For >250 To 500, Deduct</i>	-1.67	
		<i>For >500, Deduct</i>	-2.01	
05 05 23 00-0664	EA	1/4" Diameter x 4-1/2" Length, Hot Dipped Galvanized Steel, Low Carbon/Grade 2, Hex Head Bolt.....	7.57	
		<i>For >100 To 250, Deduct</i>	-1.34	
		<i>For >250 To 500, Deduct</i>	-1.67	
		<i>For >500, Deduct</i>	-2.01	
05 05 23 00-0665	EA	1/4" Diameter x 5" Length, Hot Dipped Galvanized Steel, Low Carbon/Grade 2, Hex Head Bolt.....	7.61	
		<i>For >100 To 250, Deduct</i>	-1.34	
		<i>For >250 To 500, Deduct</i>	-1.67	
		<i>For >500, Deduct</i>	-2.01	
05 05 23 00-0666	EA	1/4" Diameter x 5-1/2" Length, Hot Dipped Galvanized Steel, Low Carbon/Grade 2, Hex Head Bolt.....	7.88	
		<i>For >100 To 250, Deduct</i>	-1.37	
		<i>For >250 To 500, Deduct</i>	-1.72	
		<i>For >500, Deduct</i>	-2.06	
05 05 23 00-0667	EA	1/4" Diameter x 6" Length, Hot Dipped Galvanized Steel, Low Carbon/Grade 2, Hex Head Bolt.....	8.00	
		<i>For >100 To 250, Deduct</i>	-1.37	
		<i>For >250 To 500, Deduct</i>	-1.72	
		<i>For >500, Deduct</i>	-2.06	
05 05 23 00-0668	EA	1/4" Diameter x 6-1/2" Length, Hot Dipped Galvanized Steel, Low Carbon/Grade 2, Hex Head Bolt.....	8.04	
		<i>For >100 To 250, Deduct</i>	-1.37	
		<i>For >250 To 500, Deduct</i>	-1.72	
		<i>For >500, Deduct</i>	-2.06	
05 05 23 00-0669	EA	1/4" Diameter x 7" Length, Hot Dipped Galvanized Steel, Low Carbon/Grade 2, Hex Head Bolt.....	8.32	
		<i>For >100 To 250, Deduct</i>	-1.41	
		<i>For >250 To 500, Deduct</i>	-1.76	
		<i>For >500, Deduct</i>	-2.12	
05 05 23 00-0670	EA	1/4" Diameter x 7-1/2" Length, Hot Dipped Galvanized Steel, Low Carbon/Grade 2, Hex Head Bolt.....	8.64	
		<i>For >100 To 250, Deduct</i>	-1.41	
		<i>For >250 To 500, Deduct</i>	-1.76	
		<i>For >500, Deduct</i>	-2.12	
05 05 23 00-0671	EA	1/4" Diameter x 8" Length, Hot Dipped Galvanized Steel, Low Carbon/Grade 2, Hex Head Bolt.....	9.05	
		<i>For >100 To 250, Deduct</i>	-1.41	
		<i>For >250 To 500, Deduct</i>	-1.76	
		<i>For >500, Deduct</i>	-2.12	
05 05 23 00-0672		5/16" Diameter, Hot Dipped Galvanized Steel, Low Carbon/Grade 2, Hex Head Bolts <small>(05 05 23 00-0654)</small>		
05 05 23 00-0673	EA	5/16" Diameter x 1/2" Length, Hot Dipped Galvanized Steel, Low Carbon/Grade 2, Hex Head Bolt.....	6.51	
		<i>For >100 To 250, Deduct</i>	-1.27	
		<i>For >250 To 500, Deduct</i>	-1.58	
		<i>For >500, Deduct</i>	-1.90	
05 05 23 00-0674	EA	5/16" Diameter x 1" Length, Hot Dipped Galvanized Steel, Low Carbon/Grade 2, Hex Head Bolt.....	6.88	
		<i>For >100 To 250, Deduct</i>	-1.27	
		<i>For >250 To 500, Deduct</i>	-1.58	
		<i>For >500, Deduct</i>	-1.90	
05 05 23 00-0675	EA	5/16" Diameter x 1-1/2" Length, Hot Dipped Galvanized Steel, Low Carbon/Grade 2, Hex Head Bolt.....	6.91	
		<i>For >100 To 250, Deduct</i>	-1.27	
		<i>For >250 To 500, Deduct</i>	-1.58	
		<i>For >500, Deduct</i>	-1.90	
05 05 23 00-0676	EA	5/16" Diameter x 2" Length, Hot Dipped Galvanized Steel, Low Carbon/Grade 2, Hex Head Bolt.....	6.92	
		<i>For >100 To 250, Deduct</i>	-1.27	
		<i>For >250 To 500, Deduct</i>	-1.58	
		<i>For >500, Deduct</i>	-1.90	
05 05 23 00-0677	EA	5/16" Diameter x 2-1/2" Length, Hot Dipped Galvanized Steel, Low Carbon/Grade 2, Hex Head Bolt.....	7.27	
		<i>For >100 To 250, Deduct</i>	-1.30	
		<i>For >250 To 500, Deduct</i>	-1.63	
		<i>For >500, Deduct</i>	-1.95	
05 05 23 00-0678	EA	5/16" Diameter x 3" Length, Hot Dipped Galvanized Steel, Low Carbon/Grade 2, Hex Head Bolt.....	7.61	
		<i>For >100 To 250, Deduct</i>	-1.30	
		<i>For >250 To 500, Deduct</i>	-1.63	
		<i>For >500, Deduct</i>	-1.95	
05 05 23 00-0679	EA	5/16" Diameter x 3-1/2" Length, Hot Dipped Galvanized Steel, Low Carbon/Grade 2, Hex Head Bolt.....	7.68	
		<i>For >100 To 250, Deduct</i>	-1.30	
		<i>For >250 To 500, Deduct</i>	-1.63	
		<i>For >500, Deduct</i>	-1.95	
05 05 23 00-0680	EA	5/16" Diameter x 4" Length, Hot Dipped Galvanized Steel, Low Carbon/Grade 2, Hex Head Bolt.....	7.95	
		<i>For >100 To 250, Deduct</i>	-1.34	
		<i>For >250 To 500, Deduct</i>	-1.67	
		<i>For >500, Deduct</i>	-2.01	

MINOR
CSI UOM DESCRIPTIONTOTAL DIRECT DEMOLITION
UNIT COST UNIT COST

05 05 23 00-0681	EA	5/16" Diameter x 4-1/2" Length, Hot Dipped Galvanized Steel, Low Carbon/Grade 2, Hex Head Bolt.....	7.99	
		<i>For >100 To 250, Deduct</i>	-1.34	
		<i>For >250 To 500, Deduct</i>	-1.67	
		<i>For >500, Deduct</i>	-2.01	
05 05 23 00-0682	EA	5/16" Diameter x 5" Length, Hot Dipped Galvanized Steel, Low Carbon/Grade 2, Hex Head Bolt.....	8.26	
		<i>For >100 To 250, Deduct</i>	-1.34	
		<i>For >250 To 500, Deduct</i>	-1.67	
		<i>For >500, Deduct</i>	-2.01	
05 05 23 00-0683	EA	5/16" Diameter x 5-1/2" Length, Hot Dipped Galvanized Steel, Low Carbon/Grade 2, Hex Head Bolt.....	8.52	
		<i>For >100 To 250, Deduct</i>	-1.37	
		<i>For >250 To 500, Deduct</i>	-1.72	
		<i>For >500, Deduct</i>	-2.06	
05 05 23 00-0684	EA	5/16" Diameter x 6" Length, Hot Dipped Galvanized Steel, Low Carbon/Grade 2, Hex Head Bolt.....	8.62	
		<i>For >100 To 250, Deduct</i>	-1.37	
		<i>For >250 To 500, Deduct</i>	-1.72	
		<i>For >500, Deduct</i>	-2.06	
05 05 23 00-0685	EA	5/16" Diameter x 6-1/2" Length, Hot Dipped Galvanized Steel, Low Carbon/Grade 2, Hex Head Bolt.....	8.89	
		<i>For >100 To 250, Deduct</i>	-1.37	
		<i>For >250 To 500, Deduct</i>	-1.72	
		<i>For >500, Deduct</i>	-2.06	
05 05 23 00-0686	EA	5/16" Diameter x 7" Length, Hot Dipped Galvanized Steel, Low Carbon/Grade 2, Hex Head Bolt.....	9.60	
		<i>For >100 To 250, Deduct</i>	-1.44	
		<i>For >250 To 500, Deduct</i>	-1.76	
		<i>For >500, Deduct</i>	-2.12	
05 05 23 00-0687	EA	5/16" Diameter x 7-1/2" Length, Hot Dipped Galvanized Steel, Low Carbon/Grade 2, Hex Head Bolt.....	10.02	
		<i>For >100 To 250, Deduct</i>	-1.41	
		<i>For >250 To 500, Deduct</i>	-1.76	
		<i>For >500, Deduct</i>	-2.12	
05 05 23 00-0688	EA	5/16" Diameter x 8" Length, Hot Dipped Galvanized Steel, Low Carbon/Grade 2, Hex Head Bolt.....	10.42	
		<i>For >100 To 250, Deduct</i>	-1.41	
		<i>For >250 To 500, Deduct</i>	-1.76	
		<i>For >500, Deduct</i>	-2.12	

05 05 23 00-0689 3/8" Diameter, Hot Dipped Galvanized Steel, Low Carbon/Grade 2, Hex Head Bolts (05 05 23 00-0654)

05 05 23 00-0690	EA	3/8" Diameter x 1/2" Length, Hot Dipped Galvanized Steel, Low Carbon/Grade 2, Hex Head Bolt.....	6.62	
		<i>For >100 To 250, Deduct</i>	-1.27	
		<i>For >250 To 500, Deduct</i>	-1.58	
		<i>For >500, Deduct</i>	-1.90	
05 05 23 00-0691	EA	3/8" Diameter x 1" Length, Hot Dipped Galvanized Steel, Low Carbon/Grade 2, Hex Head Bolt.....	6.71	
		<i>For >100 To 250, Deduct</i>	-1.27	
		<i>For >250 To 500, Deduct</i>	-1.58	
		<i>For >500, Deduct</i>	-1.90	
05 05 23 00-0692	EA	3/8" Diameter x 1-1/2" Length, Hot Dipped Galvanized Steel, Low Carbon/Grade 2, Hex Head Bolt.....	6.80	
		<i>For >100 To 250, Deduct</i>	-1.27	
		<i>For >250 To 500, Deduct</i>	-1.58	
		<i>For >500, Deduct</i>	-1.90	
05 05 23 00-0693	EA	3/8" Diameter x 2" Length, Hot Dipped Galvanized Steel, Low Carbon/Grade 2, Hex Head Bolt.....	7.02	
		<i>For >100 To 250, Deduct</i>	-1.27	
		<i>For >250 To 500, Deduct</i>	-1.58	
		<i>For >500, Deduct</i>	-1.90	
05 05 23 00-0694	EA	3/8" Diameter x 2-1/2" Length, Hot Dipped Galvanized Steel, Low Carbon/Grade 2, Hex Head Bolt.....	7.30	
		<i>For >100 To 250, Deduct</i>	-1.30	
		<i>For >250 To 500, Deduct</i>	-1.63	
		<i>For >500, Deduct</i>	-1.95	
05 05 23 00-0695	EA	3/8" Diameter x 3" Length, Hot Dipped Galvanized Steel, Low Carbon/Grade 2, Hex Head Bolt.....	7.48	
		<i>For >100 To 250, Deduct</i>	-1.30	
		<i>For >250 To 500, Deduct</i>	-1.63	
		<i>For >500, Deduct</i>	-1.95	
05 05 23 00-0696	EA	3/8" Diameter x 3-1/2" Length, Hot Dipped Galvanized Steel, Low Carbon/Grade 2, Hex Head Bolt.....	7.61	
		<i>For >100 To 250, Deduct</i>	-1.30	
		<i>For >250 To 500, Deduct</i>	-1.63	
		<i>For >500, Deduct</i>	-1.95	
05 05 23 00-0697	EA	3/8" Diameter x 4" Length, Hot Dipped Galvanized Steel, Low Carbon/Grade 2, Hex Head Bolt.....	7.97	
		<i>For >100 To 250, Deduct</i>	-1.34	
		<i>For >250 To 500, Deduct</i>	-1.67	
		<i>For >500, Deduct</i>	-2.01	
05 05 23 00-0698	EA	3/8" Diameter x 4-1/2" Length, Hot Dipped Galvanized Steel, Low Carbon/Grade 2, Hex Head Bolt.....	8.07	
		<i>For >100 To 250, Deduct</i>	-1.34	
		<i>For >250 To 500, Deduct</i>	-1.67	
		<i>For >500, Deduct</i>	-2.01	
05 05 23 00-0699	EA	3/8" Diameter x 5" Length, Hot Dipped Galvanized Steel, Low Carbon/Grade 2, Hex Head Bolt.....	8.29	
		<i>For >100 To 250, Deduct</i>	-1.34	
		<i>For >250 To 500, Deduct</i>	-1.67	
		<i>For >500, Deduct</i>	-2.01	
05 05 23 00-0700	EA	3/8" Diameter x 5-1/2" Length, Hot Dipped Galvanized Steel, Low Carbon/Grade 2, Hex Head Bolt.....	8.57	
		<i>For >100 To 250, Deduct</i>	-1.37	
		<i>For >250 To 500, Deduct</i>	-1.72	
		<i>For >500, Deduct</i>	-2.06	
05 05 23 00-0701	EA	3/8" Diameter x 6" Length, Hot Dipped Galvanized Steel, Low Carbon/Grade 2, Hex Head Bolt.....	8.88	
		<i>For >100 To 250, Deduct</i>	-1.37	
		<i>For >250 To 500, Deduct</i>	-1.72	
		<i>For >500, Deduct</i>	-2.06	



	MINOR	CSI	UOM	DESCRIPTION	TOTAL DIRECT UNIT COST	DEMOLITION UNIT COST
05 05 23	00-0702	EA		3/8" Diameter x 6-1/2" Length, Hot Dipped Galvanized Steel, Low Carbon/Grade 2, Hex Head Bolt.....	8.93	
				<i>For >100 To 250, Deduct</i>	-1.37	
				<i>For >250 To 500, Deduct</i>	-1.72	
				<i>For >500, Deduct</i>	-2.06	
05 05 23	00-0703	EA		3/8" Diameter x 7" Length, Hot Dipped Galvanized Steel, Low Carbon/Grade 2, Hex Head Bolt.....	9.13	
				<i>For >100 To 250, Deduct</i>	-1.41	
				<i>For >250 To 500, Deduct</i>	-1.76	
				<i>For >500, Deduct</i>	-2.12	
05 05 23	00-0704	EA		3/8" Diameter x 7-1/2" Length, Hot Dipped Galvanized Steel, Low Carbon/Grade 2, Hex Head Bolt.....	9.16	
				<i>For >100 To 250, Deduct</i>	-1.41	
				<i>For >250 To 500, Deduct</i>	-1.76	
				<i>For >500, Deduct</i>	-2.12	
05 05 23	00-0705	EA		3/8" Diameter x 8" Length, Hot Dipped Galvanized Steel, Low Carbon/Grade 2, Hex Head Bolt.....	9.52	
				<i>For >100 To 250, Deduct</i>	-1.41	
				<i>For >250 To 500, Deduct</i>	-1.76	
				<i>For >500, Deduct</i>	-2.12	
05 05 23	00-0706			7/16" Diameter, Hot Dipped Galvanized Steel, Low Carbon/Grade 2, Hex Head Bolts <small>(05 05 23 00-0654)</small>		
05 05 23	00-0707	EA		7/16" Diameter x 1" Length, Hot Dipped Galvanized Steel, Low Carbon/Grade 2, Hex Head Bolt.....	8.07	
				<i>For >100 To 250, Deduct</i>	-1.45	
				<i>For >250 To 500, Deduct</i>	-1.81	
				<i>For >500, Deduct</i>	-2.17	
05 05 23	00-0708	EA		7/16" Diameter x 1-1/2" Length, Hot Dipped Galvanized Steel, Low Carbon/Grade 2, Hex Head Bolt.....	8.47	
				<i>For >100 To 250, Deduct</i>	-1.45	
				<i>For >250 To 500, Deduct</i>	-1.81	
				<i>For >500, Deduct</i>	-2.17	
05 05 23	00-0709	EA		7/16" Diameter x 2" Length, Hot Dipped Galvanized Steel, Low Carbon/Grade 2, Hex Head Bolt.....	8.78	
				<i>For >100 To 250, Deduct</i>	-1.45	
				<i>For >250 To 500, Deduct</i>	-1.81	
				<i>For >500, Deduct</i>	-2.17	
05 05 23	00-0710	EA		7/16" Diameter x 2-1/2" Length, Hot Dipped Galvanized Steel, Low Carbon/Grade 2, Hex Head Bolt.....	9.48	
				<i>For >100 To 250, Deduct</i>	-1.48	
				<i>For >250 To 500, Deduct</i>	-1.85	
				<i>For >500, Deduct</i>	-2.22	
05 05 23	00-0711	EA		7/16" Diameter x 3" Length, Hot Dipped Galvanized Steel, Low Carbon/Grade 2, Hex Head Bolt.....	9.50	
				<i>For >100 To 250, Deduct</i>	-1.48	
				<i>For >250 To 500, Deduct</i>	-1.85	
				<i>For >500, Deduct</i>	-2.22	
05 05 23	00-0712	EA		7/16" Diameter x 3-1/2" Length, Hot Dipped Galvanized Steel, Low Carbon/Grade 2, Hex Head Bolt.....	9.53	
				<i>For >100 To 250, Deduct</i>	-1.48	
				<i>For >250 To 500, Deduct</i>	-1.85	
				<i>For >500, Deduct</i>	-2.22	
05 05 23	00-0713	EA		7/16" Diameter x 4" Length, Hot Dipped Galvanized Steel, Low Carbon/Grade 2, Hex Head Bolt.....	9.97	
				<i>For >100 To 250, Deduct</i>	-1.52	
				<i>For >250 To 500, Deduct</i>	-1.90	
				<i>For >500, Deduct</i>	-2.28	
05 05 23	00-0714	EA		7/16" Diameter x 4-1/2" Length, Hot Dipped Galvanized Steel, Low Carbon/Grade 2, Hex Head Bolt.....	10.25	
				<i>For >100 To 250, Deduct</i>	-1.52	
				<i>For >250 To 500, Deduct</i>	-1.90	
				<i>For >500, Deduct</i>	-2.28	
05 05 23	00-0715	EA		7/16" Diameter x 5" Length, Hot Dipped Galvanized Steel, Low Carbon/Grade 2, Hex Head Bolt.....	10.51	
				<i>For >100 To 250, Deduct</i>	-1.52	
				<i>For >250 To 500, Deduct</i>	-1.90	
				<i>For >500, Deduct</i>	-2.28	
05 05 23	00-0716	EA		7/16" Diameter x 5-1/2" Length, Hot Dipped Galvanized Steel, Low Carbon/Grade 2, Hex Head Bolt.....	10.99	
				<i>For >100 To 250, Deduct</i>	-1.56	
				<i>For >250 To 500, Deduct</i>	-1.95	
				<i>For >500, Deduct</i>	-2.33	
05 05 23	00-0717	EA		7/16" Diameter x 6" Length, Hot Dipped Galvanized Steel, Low Carbon/Grade 2, Hex Head Bolt.....	11.28	
				<i>For >100 To 250, Deduct</i>	-1.56	
				<i>For >250 To 500, Deduct</i>	-1.95	
				<i>For >500, Deduct</i>	-2.33	
05 05 23	00-0718			1/2" Diameter, Hot Dipped Galvanized Steel, Low Carbon/Grade 2, Hex Head Bolts <small>(05 05 23 00-0654)</small>		
05 05 23	00-0719	EA		1/2" Diameter x 1" Length, Hot Dipped Galvanized Steel, Low Carbon/Grade 2, Hex Head Bolt.....	7.90	
				<i>For >100 To 250, Deduct</i>	-1.45	
				<i>For >250 To 500, Deduct</i>	-1.81	
				<i>For >500, Deduct</i>	-2.17	
05 05 23	00-0720	EA		1/2" Diameter x 1-1/2" Length, Hot Dipped Galvanized Steel, Low Carbon/Grade 2, Hex Head Bolt.....	8.03	
				<i>For >100 To 250, Deduct</i>	-1.45	
				<i>For >250 To 500, Deduct</i>	-1.81	
				<i>For >500, Deduct</i>	-2.17	
05 05 23	00-0721	EA		1/2" Diameter x 2" Length, Hot Dipped Galvanized Steel, Low Carbon/Grade 2, Hex Head Bolt.....	8.29	
				<i>For >100 To 250, Deduct</i>	-1.45	
				<i>For >250 To 500, Deduct</i>	-1.81	
				<i>For >500, Deduct</i>	-2.17	
05 05 23	00-0722	EA		1/2" Diameter x 2-1/2" Length, Hot Dipped Galvanized Steel, Low Carbon/Grade 2, Hex Head Bolt.....	8.77	
				<i>For >100 To 250, Deduct</i>	-1.48	
				<i>For >250 To 500, Deduct</i>	-1.85	
				<i>For >500, Deduct</i>	-2.22	

05 Metals**05 05 Common Work Results for Metals****05 05 23 Metal Fastenings**
 MINOR
 CSI UOM DESCRIPTION

 TOTAL DIRECT DEMOLITION
 UNIT COST UNIT COST

05 05 23 00-0723	EA	1/2" Diameter x 3" Length, Hot Dipped Galvanized Steel, Low Carbon/Grade 2, Hex Head Bolt	8.97	
		<i>For >100 To 250, Deduct</i>	-1.48	
		<i>For >250 To 500, Deduct</i>	-1.85	
		<i>For >500, Deduct</i>	-2.22	
05 05 23 00-0724	EA	1/2" Diameter x 3-1/2" Length, Hot Dipped Galvanized Steel, Low Carbon/Grade 2, Hex Head Bolt	9.34	
		<i>For >100 To 250, Deduct</i>	-1.48	
		<i>For >250 To 500, Deduct</i>	-1.85	
		<i>For >500, Deduct</i>	-2.22	
05 05 23 00-0725	EA	1/2" Diameter x 4" Length, Hot Dipped Galvanized Steel, Low Carbon/Grade 2, Hex Head Bolt	9.59	
		<i>For >100 To 250, Deduct</i>	-1.52	
		<i>For >250 To 500, Deduct</i>	-1.90	
		<i>For >500, Deduct</i>	-2.28	
05 05 23 00-0726	EA	1/2" Diameter x 4-1/2" Length, Hot Dipped Galvanized Steel, Low Carbon/Grade 2, Hex Head Bolt	9.72	
		<i>For >100 To 250, Deduct</i>	-1.52	
		<i>For >250 To 500, Deduct</i>	-1.90	
		<i>For >500, Deduct</i>	-2.28	
05 05 23 00-0727	EA	1/2" Diameter x 5" Length, Hot Dipped Galvanized Steel, Low Carbon/Grade 2, Hex Head Bolt	10.02	
		<i>For >100 To 250, Deduct</i>	-1.52	
		<i>For >250 To 500, Deduct</i>	-1.90	
		<i>For >500, Deduct</i>	-2.28	
05 05 23 00-0728	EA	1/2" Diameter x 5-1/2" Length, Hot Dipped Galvanized Steel, Low Carbon/Grade 2, Hex Head Bolt	10.35	
		<i>For >100 To 250, Deduct</i>	-1.56	
		<i>For >250 To 500, Deduct</i>	-1.95	
		<i>For >500, Deduct</i>	-2.33	
05 05 23 00-0729	EA	1/2" Diameter x 6" Length, Hot Dipped Galvanized Steel, Low Carbon/Grade 2, Hex Head Bolt	10.68	
		<i>For >100 To 250, Deduct</i>	-1.56	
		<i>For >250 To 500, Deduct</i>	-1.95	
		<i>For >500, Deduct</i>	-2.33	
05 05 23 00-0730	EA	1/2" Diameter x 6-1/2" Length, Hot Dipped Galvanized Steel, Low Carbon/Grade 2, Hex Head Bolt	10.71	
		<i>For >100 To 250, Deduct</i>	-1.56	
		<i>For >250 To 500, Deduct</i>	-1.95	
		<i>For >500, Deduct</i>	-2.33	
05 05 23 00-0731	EA	1/2" Diameter x 7" Length, Hot Dipped Galvanized Steel, Low Carbon/Grade 2, Hex Head Bolt	10.95	
		<i>For >100 To 250, Deduct</i>	-1.59	
		<i>For >250 To 500, Deduct</i>	-1.99	
		<i>For >500, Deduct</i>	-2.39	
05 05 23 00-0732	EA	1/2" Diameter x 7-1/2" Length, Hot Dipped Galvanized Steel, Low Carbon/Grade 2, Hex Head Bolt	11.04	
		<i>For >100 To 250, Deduct</i>	-1.59	
		<i>For >250 To 500, Deduct</i>	-1.99	
		<i>For >500, Deduct</i>	-2.39	
05 05 23 00-0733	EA	1/2" Diameter x 8" Length, Hot Dipped Galvanized Steel, Low Carbon/Grade 2, Hex Head Bolt	11.29	
		<i>For >100 To 250, Deduct</i>	-1.59	
		<i>For >250 To 500, Deduct</i>	-1.99	
		<i>For >500, Deduct</i>	-2.39	
05 05 23 00-0734	EA	1/2" Diameter x 8-1/2" Length, Hot Dipped Galvanized Steel, Low Carbon/Grade 2, Hex Head Bolt	12.66	
		<i>For >100 To 250, Deduct</i>	-1.63	
		<i>For >250 To 500, Deduct</i>	-2.04	
		<i>For >500, Deduct</i>	-2.44	
05 05 23 00-0735	EA	1/2" Diameter x 9" Length, Hot Dipped Galvanized Steel, Low Carbon/Grade 2, Hex Head Bolt	12.86	
		<i>For >100 To 250, Deduct</i>	-1.63	
		<i>For >250 To 500, Deduct</i>	-2.04	
		<i>For >500, Deduct</i>	-2.44	
05 05 23 00-0736	EA	1/2" Diameter x 9-1/2" Length, Hot Dipped Galvanized Steel, Low Carbon/Grade 2, Hex Head Bolt	12.91	
		<i>For >100 To 250, Deduct</i>	-1.63	
		<i>For >250 To 500, Deduct</i>	-2.04	
		<i>For >500, Deduct</i>	-2.44	
05 05 23 00-0737	EA	1/2" Diameter x 10" Length, Hot Dipped Galvanized Steel, Low Carbon/Grade 2, Hex Head Bolt	13.02	
		<i>For >100 To 250, Deduct</i>	-1.63	
		<i>For >250 To 500, Deduct</i>	-2.04	
		<i>For >500, Deduct</i>	-2.44	
05 05 23 00-0738		5/8" Diameter, Hot Dipped Galvanized Steel, Low Carbon/Grade 2, Hex Head Bolts <small>(05 05 23 00-0654)</small>		
05 05 23 00-0739	EA	5/8" Diameter x 1" Length, Hot Dipped Galvanized Steel, Low Carbon/Grade 2, Hex Head Bolt	9.28	
		<i>For >100 To 250, Deduct</i>	-1.63	
		<i>For >250 To 500, Deduct</i>	-2.04	
		<i>For >500, Deduct</i>	-2.44	
05 05 23 00-0740	EA	5/8" Diameter x 1-1/2" Length, Hot Dipped Galvanized Steel, Low Carbon/Grade 2, Hex Head Bolt	9.48	
		<i>For >100 To 250, Deduct</i>	-1.63	
		<i>For >250 To 500, Deduct</i>	-2.04	
		<i>For >500, Deduct</i>	-2.44	
05 05 23 00-0741	EA	5/8" Diameter x 2" Length, Hot Dipped Galvanized Steel, Low Carbon/Grade 2, Hex Head Bolt	9.62	
		<i>For >100 To 250, Deduct</i>	-1.63	
		<i>For >250 To 500, Deduct</i>	-2.04	
		<i>For >500, Deduct</i>	-2.44	
05 05 23 00-0742	EA	5/8" Diameter x 2-1/2" Length, Hot Dipped Galvanized Steel, Low Carbon/Grade 2, Hex Head Bolt	10.02	
		<i>For >100 To 250, Deduct</i>	-1.66	
		<i>For >250 To 500, Deduct</i>	-2.08	
		<i>For >500, Deduct</i>	-2.50	
05 05 23 00-0743	EA	5/8" Diameter x 3" Length, Hot Dipped Galvanized Steel, Low Carbon/Grade 2, Hex Head Bolt	10.32	
		<i>For >100 To 250, Deduct</i>	-1.66	
		<i>For >250 To 500, Deduct</i>	-2.08	
		<i>For >500, Deduct</i>	-2.50	



	MINOR	CSI	UOM	DESCRIPTION	TOTAL DIRECT UNIT COST	DEMOLITION UNIT COST
05 05 23 00-0744	EA			5/8" Diameter x 3-1/2" Length, Hot Dipped Galvanized Steel, Low Carbon/Grade 2, Hex Head Bolt.....	10.97	
				<i>For >100 To 250, Deduct</i>	-1.66	
				<i>For >250 To 500, Deduct</i>	-2.08	
				<i>For >500, Deduct</i>	-2.50	
05 05 23 00-0745	EA			5/8" Diameter x 4" Length, Hot Dipped Galvanized Steel, Low Carbon/Grade 2, Hex Head Bolt.....	11.26	
				<i>For >100 To 250, Deduct</i>	-1.70	
				<i>For >250 To 500, Deduct</i>	-2.13	
				<i>For >500, Deduct</i>	-2.55	
05 05 23 00-0746	EA			5/8" Diameter x 4-1/2" Length, Hot Dipped Galvanized Steel, Low Carbon/Grade 2, Hex Head Bolt.....	11.38	
				<i>For >100 To 250, Deduct</i>	-1.70	
				<i>For >250 To 500, Deduct</i>	-2.13	
				<i>For >500, Deduct</i>	-2.55	
05 05 23 00-0747	EA			5/8" Diameter x 5" Length, Hot Dipped Galvanized Steel, Low Carbon/Grade 2, Hex Head Bolt.....	11.58	
				<i>For >100 To 250, Deduct</i>	-1.70	
				<i>For >250 To 500, Deduct</i>	-2.13	
				<i>For >500, Deduct</i>	-2.55	
05 05 23 00-0748	EA			5/8" Diameter x 5-1/2" Length, Hot Dipped Galvanized Steel, Low Carbon/Grade 2, Hex Head Bolt.....	12.02	
				<i>For >100 To 250, Deduct</i>	-1.74	
				<i>For >250 To 500, Deduct</i>	-2.17	
				<i>For >500, Deduct</i>	-2.60	
05 05 23 00-0749	EA			5/8" Diameter x 6" Length, Hot Dipped Galvanized Steel, Low Carbon/Grade 2, Hex Head Bolt.....	12.26	
				<i>For >100 To 250, Deduct</i>	-1.74	
				<i>For >250 To 500, Deduct</i>	-2.17	
				<i>For >500, Deduct</i>	-2.60	
05 05 23 00-0750	EA			5/8" Diameter x 6-1/2" Length, Hot Dipped Galvanized Steel, Low Carbon/Grade 2, Hex Head Bolt.....	12.94	
				<i>For >100 To 250, Deduct</i>	-1.74	
				<i>For >250 To 500, Deduct</i>	-2.17	
				<i>For >500, Deduct</i>	-2.60	
05 05 23 00-0751	EA			5/8" Diameter x 7" Length, Hot Dipped Galvanized Steel, Low Carbon/Grade 2, Hex Head Bolt.....	13.16	
				<i>For >100 To 250, Deduct</i>	-1.77	
				<i>For >250 To 500, Deduct</i>	-2.22	
				<i>For >500, Deduct</i>	-2.66	
05 05 23 00-0752	EA			5/8" Diameter x 7-1/2" Length, Hot Dipped Galvanized Steel, Low Carbon/Grade 2, Hex Head Bolt.....	14.35	
				<i>For >100 To 250, Deduct</i>	-1.77	
				<i>For >250 To 500, Deduct</i>	-2.22	
				<i>For >500, Deduct</i>	-2.66	
05 05 23 00-0753	EA			5/8" Diameter x 8" Length, Hot Dipped Galvanized Steel, Low Carbon/Grade 2, Hex Head Bolt.....	14.70	
				<i>For >100 To 250, Deduct</i>	-1.77	
				<i>For >250 To 500, Deduct</i>	-2.22	
				<i>For >500, Deduct</i>	-2.66	
05 05 23 00-0754	EA			5/8" Diameter x 8-1/2" Length, Hot Dipped Galvanized Steel, Low Carbon/Grade 2, Hex Head Bolt.....	15.38	
				<i>For >100 To 250, Deduct</i>	-1.81	
				<i>For >250 To 500, Deduct</i>	-2.26	
				<i>For >500, Deduct</i>	-2.71	
05 05 23 00-0755	EA			5/8" Diameter x 9" Length, Hot Dipped Galvanized Steel, Low Carbon/Grade 2, Hex Head Bolt.....	15.94	
				<i>For >100 To 250, Deduct</i>	-1.81	
				<i>For >250 To 500, Deduct</i>	-2.26	
				<i>For >500, Deduct</i>	-2.71	
05 05 23 00-0756	EA			5/8" Diameter x 9-1/2" Length, Hot Dipped Galvanized Steel, Low Carbon/Grade 2, Hex Head Bolt.....	17.23	
				<i>For >100 To 250, Deduct</i>	-1.81	
				<i>For >250 To 500, Deduct</i>	-2.26	
				<i>For >500, Deduct</i>	-2.71	
05 05 23 00-0757	EA			5/8" Diameter x 10" Length, Hot Dipped Galvanized Steel, Low Carbon/Grade 2, Hex Head Bolt.....	17.32	
				<i>For >100 To 250, Deduct</i>	-1.81	
				<i>For >250 To 500, Deduct</i>	-2.26	
				<i>For >500, Deduct</i>	-2.71	
05 05 23 00-0758				3/4" Diameter, Hot Dipped Galvanized Steel, Low Carbon/Grade 2, Hex Head Bolts (05 05 23 00-0654)		
05 05 23 00-0759	EA			3/4" Diameter x 1" Length, Hot Dipped Galvanized Steel, Low Carbon/Grade 2, Hex Head Bolt.....	10.24	
				<i>For >100 To 250, Deduct</i>	-1.63	
				<i>For >250 To 500, Deduct</i>	-2.04	
				<i>For >500, Deduct</i>	-2.44	
05 05 23 00-0760	EA			3/4" Diameter x 1-1/2" Length, Hot Dipped Galvanized Steel, Low Carbon/Grade 2, Hex Head Bolt.....	10.28	
				<i>For >100 To 250, Deduct</i>	-1.63	
				<i>For >250 To 500, Deduct</i>	-2.04	
				<i>For >500, Deduct</i>	-2.44	
05 05 23 00-0761	EA			3/4" Diameter x 2" Length, Hot Dipped Galvanized Steel, Low Carbon/Grade 2, Hex Head Bolt.....	10.53	
				<i>For >100 To 250, Deduct</i>	-1.63	
				<i>For >250 To 500, Deduct</i>	-2.04	
				<i>For >500, Deduct</i>	-2.44	
05 05 23 00-0762	EA			3/4" Diameter x 2-1/2" Length, Hot Dipped Galvanized Steel, Low Carbon/Grade 2, Hex Head Bolt.....	11.26	
				<i>For >100 To 250, Deduct</i>	-1.66	
				<i>For >250 To 500, Deduct</i>	-2.08	
				<i>For >500, Deduct</i>	-2.50	
05 05 23 00-0763	EA			3/4" Diameter x 3" Length, Hot Dipped Galvanized Steel, Low Carbon/Grade 2, Hex Head Bolt.....	12.18	
				<i>For >100 To 250, Deduct</i>	-1.66	
				<i>For >250 To 500, Deduct</i>	-2.08	
				<i>For >500, Deduct</i>	-2.50	
05 05 23 00-0764	EA			3/4" Diameter x 3-1/2" Length, Hot Dipped Galvanized Steel, Low Carbon/Grade 2, Hex Head Bolt.....	12.78	
				<i>For >100 To 250, Deduct</i>	-1.66	
				<i>For >250 To 500, Deduct</i>	-2.08	
				<i>For >500, Deduct</i>	-2.50	

05 Metals**05 05 Common Work Results for Metals****05 05 23 Metal Fastenings**
 MINOR
 CSI UOM DESCRIPTION

 TOTAL DIRECT DEMOLITION
 UNIT COST UNIT COST

05 05 23 00-0765	EA	3/4" Diameter x 4" Length, Hot Dipped Galvanized Steel, Low Carbon/Grade 2, Hex Head Bolt	13.28	
		<i>For >100 To 250, Deduct</i>	-1.70	
		<i>For >250 To 500, Deduct</i>	-2.13	
		<i>For >500, Deduct</i>	-2.55	
05 05 23 00-0766	EA	3/4" Diameter x 4-1/2" Length, Hot Dipped Galvanized Steel, Low Carbon/Grade 2, Hex Head Bolt	13.33	
		<i>For >100 To 250, Deduct</i>	-1.70	
		<i>For >250 To 500, Deduct</i>	-2.13	
		<i>For >500, Deduct</i>	-2.55	
05 05 23 00-0767	EA	3/4" Diameter x 5" Length, Hot Dipped Galvanized Steel, Low Carbon/Grade 2, Hex Head Bolt	13.46	
		<i>For >100 To 250, Deduct</i>	-1.70	
		<i>For >250 To 500, Deduct</i>	-2.13	
		<i>For >500, Deduct</i>	-2.55	
05 05 23 00-0768	EA	3/4" Diameter x 5-1/2" Length, Hot Dipped Galvanized Steel, Low Carbon/Grade 2, Hex Head Bolt	13.72	
		<i>For >100 To 250, Deduct</i>	-1.74	
		<i>For >250 To 500, Deduct</i>	-2.17	
		<i>For >500, Deduct</i>	-2.60	
05 05 23 00-0769	EA	3/4" Diameter x 6" Length, Hot Dipped Galvanized Steel, Low Carbon/Grade 2, Hex Head Bolt	14.51	
		<i>For >100 To 250, Deduct</i>	-1.74	
		<i>For >250 To 500, Deduct</i>	-2.17	
		<i>For >500, Deduct</i>	-2.60	
05 05 23 00-0770	EA	3/4" Diameter x 6-1/2" Length, Hot Dipped Galvanized Steel, Low Carbon/Grade 2, Hex Head Bolt	14.84	
		<i>For >100 To 250, Deduct</i>	-1.74	
		<i>For >250 To 500, Deduct</i>	-2.17	
		<i>For >500, Deduct</i>	-2.60	
05 05 23 00-0771	EA	3/4" Diameter x 7" Length, Hot Dipped Galvanized Steel, Low Carbon/Grade 2, Hex Head Bolt	15.65	
		<i>For >100 To 250, Deduct</i>	-1.77	
		<i>For >250 To 500, Deduct</i>	-2.22	
		<i>For >500, Deduct</i>	-2.66	
05 05 23 00-0772	EA	3/4" Diameter x 7-1/2" Length, Hot Dipped Galvanized Steel, Low Carbon/Grade 2, Hex Head Bolt	15.76	
		<i>For >100 To 250, Deduct</i>	-1.77	
		<i>For >250 To 500, Deduct</i>	-2.22	
		<i>For >500, Deduct</i>	-2.66	
05 05 23 00-0773	EA	3/4" Diameter x 8" Length, Hot Dipped Galvanized Steel, Low Carbon/Grade 2, Hex Head Bolt	16.08	
		<i>For >100 To 250, Deduct</i>	-1.77	
		<i>For >250 To 500, Deduct</i>	-2.22	
		<i>For >500, Deduct</i>	-2.66	
05 05 23 00-0774	EA	3/4" Diameter x 8-1/2" Length, Hot Dipped Galvanized Steel, Low Carbon/Grade 2, Hex Head Bolt	16.74	
		<i>For >100 To 250, Deduct</i>	-1.81	
		<i>For >250 To 500, Deduct</i>	-2.26	
		<i>For >500, Deduct</i>	-2.71	
05 05 23 00-0775	EA	3/4" Diameter x 9" Length, Hot Dipped Galvanized Steel, Low Carbon/Grade 2, Hex Head Bolt	17.08	
		<i>For >100 To 250, Deduct</i>	-1.81	
		<i>For >250 To 500, Deduct</i>	-2.26	
		<i>For >500, Deduct</i>	-2.71	
05 05 23 00-0776	EA	3/4" Diameter x 9-1/2" Length, Hot Dipped Galvanized Steel, Low Carbon/Grade 2, Hex Head Bolt	17.27	
		<i>For >100 To 250, Deduct</i>	-1.81	
		<i>For >250 To 500, Deduct</i>	-2.26	
		<i>For >500, Deduct</i>	-2.71	
05 05 23 00-0777	EA	3/4" Diameter x 10" Length, Hot Dipped Galvanized Steel, Low Carbon/Grade 2, Hex Head Bolt	17.36	
		<i>For >100 To 250, Deduct</i>	-1.81	
		<i>For >250 To 500, Deduct</i>	-2.26	
		<i>For >500, Deduct</i>	-2.71	

05 05 23 00-0778 7/8" Diameter, Hot Dipped Galvanized Steel, Low Carbon/Grade 2, Hex Head Bolts

05 05 23 00-0779	EA	7/8" Diameter x 1-1/2" Length, Hot Dipped Galvanized Steel, Low Carbon/Grade 2, Hex Head Bolt	13.06	
		<i>For >100 To 250, Deduct</i>	-1.81	
		<i>For >250 To 500, Deduct</i>	-2.26	
		<i>For >500, Deduct</i>	-2.71	
05 05 23 00-0780	EA	7/8" Diameter x 2" Length, Hot Dipped Galvanized Steel, Low Carbon/Grade 2, Hex Head Bolt	13.45	
		<i>For >100 To 250, Deduct</i>	-1.81	
		<i>For >250 To 500, Deduct</i>	-2.26	
		<i>For >500, Deduct</i>	-2.71	
05 05 23 00-0781	EA	7/8" Diameter x 2-1/2" Length, Hot Dipped Galvanized Steel, Low Carbon/Grade 2, Hex Head Bolt	13.85	
		<i>For >100 To 250, Deduct</i>	-1.85	
		<i>For >250 To 500, Deduct</i>	-2.31	
		<i>For >500, Deduct</i>	-2.77	
05 05 23 00-0782	EA	7/8" Diameter x 3" Length, Hot Dipped Galvanized Steel, Low Carbon/Grade 2, Hex Head Bolt	15.83	
		<i>For >100 To 250, Deduct</i>	-1.85	
		<i>For >250 To 500, Deduct</i>	-2.31	
		<i>For >500, Deduct</i>	-2.77	
05 05 23 00-0783	EA	7/8" Diameter x 3-1/2" Length, Hot Dipped Galvanized Steel, Low Carbon/Grade 2, Hex Head Bolt	16.13	
		<i>For >100 To 250, Deduct</i>	-1.85	
		<i>For >250 To 500, Deduct</i>	-2.31	
		<i>For >500, Deduct</i>	-2.77	
05 05 23 00-0784	EA	7/8" Diameter x 4" Length, Hot Dipped Galvanized Steel, Low Carbon/Grade 2, Hex Head Bolt	16.69	
		<i>For >100 To 250, Deduct</i>	-1.88	
		<i>For >250 To 500, Deduct</i>	-2.35	
		<i>For >500, Deduct</i>	-2.82	
05 05 23 00-0785	EA	7/8" Diameter x 4-1/2" Length, Hot Dipped Galvanized Steel, Low Carbon/Grade 2, Hex Head Bolt	17.11	
		<i>For >100 To 250, Deduct</i>	-1.88	
		<i>For >250 To 500, Deduct</i>	-2.35	
		<i>For >500, Deduct</i>	-2.82	



MINOR CSI UOM DESCRIPTION	TOTAL DIRECT UNIT COST	DEMOLITION UNIT COST
05 05 23 00-0786 EA 7/8" Diameter x 5" Length, Hot Dipped Galvanized Steel, Low Carbon/Grade 2, Hex Head Bolt.....	17.64	
<i>For >100 To 250, Deduct</i>	-1.88	
<i>For >250 To 500, Deduct</i>	-2.35	
<i>For >500, Deduct</i>	-2.82	
05 05 23 00-0787 EA 7/8" Diameter x 5-1/2" Length, Hot Dipped Galvanized Steel, Low Carbon/Grade 2, Hex Head Bolt.....	18.19	
<i>For >100 To 250, Deduct</i>	-1.92	
<i>For >250 To 500, Deduct</i>	-2.40	
<i>For >500, Deduct</i>	-2.88	
05 05 23 00-0788 EA 7/8" Diameter x 6" Length, Hot Dipped Galvanized Steel, Low Carbon/Grade 2, Hex Head Bolt.....	18.60	
<i>For >100 To 250, Deduct</i>	-1.92	
<i>For >250 To 500, Deduct</i>	-2.40	
<i>For >500, Deduct</i>	-2.88	
05 05 23 00-0789 EA 7/8" Diameter x 6-1/2" Length, Hot Dipped Galvanized Steel, Low Carbon/Grade 2, Hex Head Bolt.....	21.88	
<i>For >100 To 250, Deduct</i>	-1.92	
<i>For >250 To 500, Deduct</i>	-2.40	
<i>For >500, Deduct</i>	-2.88	
05 05 23 00-0790 EA 7/8" Diameter x 7" Length, Hot Dipped Galvanized Steel, Low Carbon/Grade 2, Hex Head Bolt.....	22.52	
<i>For >100 To 250, Deduct</i>	-1.95	
<i>For >250 To 500, Deduct</i>	-2.44	
<i>For >500, Deduct</i>	-2.93	
05 05 23 00-0791 EA 7/8" Diameter x 7-1/2" Length, Hot Dipped Galvanized Steel, Low Carbon/Grade 2, Hex Head Bolt.....	23.29	
<i>For >100 To 250, Deduct</i>	-1.95	
<i>For >250 To 500, Deduct</i>	-2.44	
<i>For >500, Deduct</i>	-2.93	
05 05 23 00-0792 EA 7/8" Diameter x 8" Length, Hot Dipped Galvanized Steel, Low Carbon/Grade 2, Hex Head Bolt.....	23.47	
<i>For >100 To 250, Deduct</i>	-1.95	
<i>For >250 To 500, Deduct</i>	-2.44	
<i>For >500, Deduct</i>	-2.93	
05 05 23 00-0793 EA 7/8" Diameter x 8-1/2" Length, Hot Dipped Galvanized Steel, Low Carbon/Grade 2, Hex Head Bolt.....	23.86	
<i>For >100 To 250, Deduct</i>	-1.99	
<i>For >250 To 500, Deduct</i>	-2.49	
<i>For >500, Deduct</i>	-2.99	
05 05 23 00-0794 EA 7/8" Diameter x 9" Length, Hot Dipped Galvanized Steel, Low Carbon/Grade 2, Hex Head Bolt.....	24.28	
<i>For >100 To 250, Deduct</i>	-1.99	
<i>For >250 To 500, Deduct</i>	-2.49	
<i>For >500, Deduct</i>	-2.99	
05 05 23 00-0795 EA 7/8" Diameter x 9-1/2" Length, Hot Dipped Galvanized Steel, Low Carbon/Grade 2, Hex Head Bolt.....	24.81	
<i>For >100 To 250, Deduct</i>	-1.99	
<i>For >250 To 500, Deduct</i>	-2.49	
<i>For >500, Deduct</i>	-2.99	
05 05 23 00-0796 EA 7/8" Diameter x 10" Length, Hot Dipped Galvanized Steel, Low Carbon/Grade 2, Hex Head Bolt.....	25.31	
<i>For >100 To 250, Deduct</i>	-1.99	
<i>For >250 To 500, Deduct</i>	-2.49	
<i>For >500, Deduct</i>	-2.99	
05 05 23 00-0797 1" Diameter, Hot Dipped Galvanized Steel, Low Carbon/Grade 2, Hex Head Bolts <small>(05 05 23 00-0654)</small>		
05 05 23 00-0798 EA 1" Diameter x 2" Length, Hot Dipped Galvanized Steel, Low Carbon/Grade 2, Hex Head Bolt.....	15.73	
<i>For >100 To 250, Deduct</i>	-1.81	
<i>For >250 To 500, Deduct</i>	-2.26	
<i>For >500, Deduct</i>	-2.71	
05 05 23 00-0799 EA 1" Diameter x 2-1/2" Length, Hot Dipped Galvanized Steel, Low Carbon/Grade 2, Hex Head Bolt.....	16.04	
<i>For >100 To 250, Deduct</i>	-1.85	
<i>For >250 To 500, Deduct</i>	-2.31	
<i>For >500, Deduct</i>	-2.77	
05 05 23 00-0800 EA 1" Diameter x 3" Length, Hot Dipped Galvanized Steel, Low Carbon/Grade 2, Hex Head Bolt.....	16.75	
<i>For >100 To 250, Deduct</i>	-1.85	
<i>For >250 To 500, Deduct</i>	-2.31	
<i>For >500, Deduct</i>	-2.77	
05 05 23 00-0801 EA 1" Diameter x 3-1/2" Length, Hot Dipped Galvanized Steel, Low Carbon/Grade 2, Hex Head Bolt.....	17.31	
<i>For >100 To 250, Deduct</i>	-1.85	
<i>For >250 To 500, Deduct</i>	-2.31	
<i>For >500, Deduct</i>	-2.77	
05 05 23 00-0802 EA 1" Diameter x 4" Length, Hot Dipped Galvanized Steel, Low Carbon/Grade 2, Hex Head Bolt.....	18.77	
<i>For >100 To 250, Deduct</i>	-1.88	
<i>For >250 To 500, Deduct</i>	-2.35	
<i>For >500, Deduct</i>	-2.82	
05 05 23 00-0803 EA 1" Diameter x 4-1/2" Length, Hot Dipped Galvanized Steel, Low Carbon/Grade 2, Hex Head Bolt.....	19.06	
<i>For >100 To 250, Deduct</i>	-1.88	
<i>For >250 To 500, Deduct</i>	-2.35	
<i>For >500, Deduct</i>	-2.82	
05 05 23 00-0804 EA 1" Diameter x 5" Length, Hot Dipped Galvanized Steel, Low Carbon/Grade 2, Hex Head Bolt.....	19.89	
<i>For >100 To 250, Deduct</i>	-1.88	
<i>For >250 To 500, Deduct</i>	-2.35	
<i>For >500, Deduct</i>	-2.82	
05 05 23 00-0805 EA 1" Diameter x 5-1/2" Length, Hot Dipped Galvanized Steel, Low Carbon/Grade 2, Hex Head Bolt.....	20.15	
<i>For >100 To 250, Deduct</i>	-1.92	
<i>For >250 To 500, Deduct</i>	-2.40	
<i>For >500, Deduct</i>	-2.88	
05 05 23 00-0806 EA 1" Diameter x 6" Length, Hot Dipped Galvanized Steel, Low Carbon/Grade 2, Hex Head Bolt.....	20.46	
<i>For >100 To 250, Deduct</i>	-1.92	
<i>For >250 To 500, Deduct</i>	-2.40	
<i>For >500, Deduct</i>	-2.88	

05 Metals

05 05 Common Work Results for Metals

05 05 23 Metal Fastenings



SAN BERNARDINO
COUNTY

MINOR CSI UOM DESCRIPTION	TOTAL DIRECT UNIT COST	DEMOLITION UNIT COST
05 05 23 00-0807 EA 1" Diameter x 6-1/2" Length, Hot Dipped Galvanized Steel, Low Carbon/Grade 2, Hex Head Bolt.....	23.28	
For >100 To 250, Deduct	-1.92	
For >250 To 500, Deduct	-2.40	
For >500, Deduct	-2.88	
05 05 23 00-0808 EA 1" Diameter x 7" Length, Hot Dipped Galvanized Steel, Low Carbon/Grade 2, Hex Head Bolt.....	23.99	
For >100 To 250, Deduct	-1.95	
For >250 To 500, Deduct	-2.44	
For >500, Deduct	-2.93	
05 05 23 00-0809 EA 1" Diameter x 7-1/2" Length, Hot Dipped Galvanized Steel, Low Carbon/Grade 2, Hex Head Bolt.....	25.16	
For >100 To 250, Deduct	-1.95	
For >250 To 500, Deduct	-2.44	
For >500, Deduct	-2.93	
05 05 23 00-0810 EA 1" Diameter x 8" Length, Hot Dipped Galvanized Steel, Low Carbon/Grade 2, Hex Head Bolt.....	26.33	
For >100 To 250, Deduct	-1.95	
For >250 To 500, Deduct	-2.44	
For >500, Deduct	-2.93	
05 05 23 00-0811 EA 1" Diameter x 8-1/2" Length, Hot Dipped Galvanized Steel, Low Carbon/Grade 2, Hex Head Bolt.....	26.86	
For >100 To 250, Deduct	-1.99	
For >250 To 500, Deduct	-2.49	
For >500, Deduct	-2.99	
05 05 23 00-0812 EA 1" Diameter x 9" Length, Hot Dipped Galvanized Steel, Low Carbon/Grade 2, Hex Head Bolt.....	27.81	
For >100 To 250, Deduct	-1.99	
For >250 To 500, Deduct	-2.49	
For >500, Deduct	-2.99	
05 05 23 00-0813 EA 1" Diameter x 9-1/2" Length, Hot Dipped Galvanized Steel, Low Carbon/Grade 2, Hex Head Bolt.....	28.53	
For >100 To 250, Deduct	-1.99	
For >250 To 500, Deduct	-2.49	
For >500, Deduct	-2.99	
05 05 23 00-0814 EA 1" Diameter x 10" Length, Hot Dipped Galvanized Steel, Low Carbon/Grade 2, Hex Head Bolt.....	29.59	
For >100 To 250, Deduct	-1.99	
For >250 To 500, Deduct	-2.49	
For >500, Deduct	-2.99	
05 05 23 00-0815 304/18-8 Stainless Steel, Hex Head Bolts (05 05 23 00-0097)		
05 05 23 00-0816 1/4" Diameter, 304/18-8 Stainless Steel, Hex Head Bolts (05 05 23 00-0815)		
05 05 23 00-0817 EA 1/4" Diameter x 1/2" Length, 304/18-8 Stainless Steel, Hex Head Bolt.....	6.68	
For >100 To 250, Deduct	-1.27	
For >250 To 500, Deduct	-1.58	
For >500, Deduct	-1.90	
05 05 23 00-0818 EA 1/4" Diameter x 1" Length, 304/18-8 Stainless Steel, Hex Head Bolt.....	6.82	
For >100 To 250, Deduct	-1.27	
For >250 To 500, Deduct	-1.58	
For >500, Deduct	-1.90	
05 05 23 00-0819 EA 1/4" Diameter x 1-1/2" Length, 304/18-8 Stainless Steel, Hex Head Bolt.....	7.00	
For >100 To 250, Deduct	-1.27	
For >250 To 500, Deduct	-1.58	
For >500, Deduct	-1.90	
05 05 23 00-0820 EA 1/4" Diameter x 2" Length, 304/18-8 Stainless Steel, Hex Head Bolt.....	7.18	
For >100 To 250, Deduct	-1.27	
For >250 To 500, Deduct	-1.58	
For >500, Deduct	-1.90	
05 05 23 00-0821 EA 1/4" Diameter x 2-1/2" Length, 304/18-8 Stainless Steel, Hex Head Bolt.....	7.55	
For >100 To 250, Deduct	-1.30	
For >250 To 500, Deduct	-1.63	
For >500, Deduct	-1.95	
05 05 23 00-0822 EA 1/4" Diameter x 3" Length, 304/18-8 Stainless Steel, Hex Head Bolt.....	7.83	
For >100 To 250, Deduct	-1.30	
For >250 To 500, Deduct	-1.63	
For >500, Deduct	-1.95	
05 05 23 00-0823 EA 1/4" Diameter x 3-1/2" Length, 304/18-8 Stainless Steel, Hex Head Bolt.....	8.16	
For >100 To 250, Deduct	-1.30	
For >250 To 500, Deduct	-1.63	
For >500, Deduct	-1.95	
05 05 23 00-0824 EA 1/4" Diameter x 4" Length, 304/18-8 Stainless Steel, Hex Head Bolt.....	8.58	
For >100 To 250, Deduct	-1.34	
For >250 To 500, Deduct	-1.67	
For >500, Deduct	-2.01	
05 05 23 00-0825 EA 1/4" Diameter x 4-1/2" Length, 304/18-8 Stainless Steel, Hex Head Bolt.....	8.99	
For >100 To 250, Deduct	-1.34	
For >250 To 500, Deduct	-1.67	
For >500, Deduct	-2.01	
05 05 23 00-0826 EA 1/4" Diameter x 5" Length, 304/18-8 Stainless Steel, Hex Head Bolt.....	9.36	
For >100 To 250, Deduct	-1.34	
For >250 To 500, Deduct	-1.67	
For >500, Deduct	-2.01	
05 05 23 00-0827 EA 1/4" Diameter x 5-1/2" Length, 304/18-8 Stainless Steel, Hex Head Bolt.....	9.85	
For >100 To 250, Deduct	-1.37	
For >250 To 500, Deduct	-1.72	
For >500, Deduct	-2.06	
05 05 23 00-0828 EA 1/4" Diameter x 6" Length, 304/18-8 Stainless Steel, Hex Head Bolt.....	10.46	
For >100 To 250, Deduct	-1.37	
For >250 To 500, Deduct	-1.72	
For >500, Deduct	-2.06	



MINOR CSI UOM DESCRIPTION	TOTAL DIRECT UNIT COST	DEMOLITION UNIT COST
05 05 23 00-0829 EA 1/4" Diameter x 6-1/2" Length, 304/18-8 Stainless Steel, Hex Head Bolt	17.81	
For >100 To 250, Deduct	-1.37	
For >250 To 500, Deduct	-1.72	
For >500, Deduct	-2.06	
05 05 23 00-0830 EA 1/4" Diameter x 7" Length, 304/18-8 Stainless Steel, Hex Head Bolt	21.58	
For >100 To 250, Deduct	-1.41	
For >250 To 500, Deduct	-1.76	
For >500, Deduct	-2.12	
05 05 23 00-0831 EA 1/4" Diameter x 7-1/2" Length, 304/18-8 Stainless Steel, Hex Head Bolt	21.93	
For >100 To 250, Deduct	-1.41	
For >250 To 500, Deduct	-1.76	
For >500, Deduct	-2.12	
05 05 23 00-0832 EA 1/4" Diameter x 8" Length, 304/18-8 Stainless Steel, Hex Head Bolt	22.76	
For >100 To 250, Deduct	-1.41	
For >250 To 500, Deduct	-1.76	
For >500, Deduct	-2.12	
05 05 23 00-0833 5/16" Diameter, 304/18-8 Stainless Steel, Hex Head Bolts (05 05 23 00-0815)		
05 05 23 00-0834 EA 5/16" Diameter x 1/2" Length, 304/18-8 Stainless Steel, Hex Head Bolt	6.94	
For >100 To 250, Deduct	-1.27	
For >250 To 500, Deduct	-1.58	
For >500, Deduct	-1.90	
05 05 23 00-0835 EA 5/16" Diameter x 1" Length, 304/18-8 Stainless Steel, Hex Head Bolt	7.06	
For >100 To 250, Deduct	-1.27	
For >250 To 500, Deduct	-1.58	
For >500, Deduct	-1.90	
05 05 23 00-0836 EA 5/16" Diameter x 1-1/2" Length, 304/18-8 Stainless Steel, Hex Head Bolt	7.33	
For >100 To 250, Deduct	-1.27	
For >250 To 500, Deduct	-1.58	
For >500, Deduct	-1.90	
05 05 23 00-0837 EA 5/16" Diameter x 2" Length, 304/18-8 Stainless Steel, Hex Head Bolt	7.54	
For >100 To 250, Deduct	-1.27	
For >250 To 500, Deduct	-1.58	
For >500, Deduct	-1.90	
05 05 23 00-0838 EA 5/16" Diameter x 2-1/2" Length, 304/18-8 Stainless Steel, Hex Head Bolt	8.11	
For >100 To 250, Deduct	-1.30	
For >250 To 500, Deduct	-1.63	
For >500, Deduct	-1.95	
05 05 23 00-0839 EA 5/16" Diameter x 3" Length, 304/18-8 Stainless Steel, Hex Head Bolt	8.24	
For >100 To 250, Deduct	-1.30	
For >250 To 500, Deduct	-1.63	
For >500, Deduct	-1.95	
05 05 23 00-0840 EA 5/16" Diameter x 3-1/2" Length, 304/18-8 Stainless Steel, Hex Head Bolt	8.93	
For >100 To 250, Deduct	-1.30	
For >250 To 500, Deduct	-1.63	
For >500, Deduct	-1.95	
05 05 23 00-0841 EA 5/16" Diameter x 4" Length, 304/18-8 Stainless Steel, Hex Head Bolt	9.59	
For >100 To 250, Deduct	-1.34	
For >250 To 500, Deduct	-1.67	
For >500, Deduct	-2.01	
05 05 23 00-0842 EA 5/16" Diameter x 4-1/2" Length, 304/18-8 Stainless Steel, Hex Head Bolt	10.36	
For >100 To 250, Deduct	-1.34	
For >250 To 500, Deduct	-1.67	
For >500, Deduct	-2.01	
05 05 23 00-0843 EA 5/16" Diameter x 5" Length, 304/18-8 Stainless Steel, Hex Head Bolt	10.74	
For >100 To 250, Deduct	-1.34	
For >250 To 500, Deduct	-1.67	
For >500, Deduct	-2.01	
05 05 23 00-0844 EA 5/16" Diameter x 5-1/2" Length, 304/18-8 Stainless Steel, Hex Head Bolt	12.09	
For >100 To 250, Deduct	-1.37	
For >250 To 500, Deduct	-1.72	
For >500, Deduct	-2.06	
05 05 23 00-0845 EA 5/16" Diameter x 6" Length, 304/18-8 Stainless Steel, Hex Head Bolt	14.01	
For >100 To 250, Deduct	-1.37	
For >250 To 500, Deduct	-1.72	
For >500, Deduct	-2.06	
05 05 23 00-0846 EA 5/16" Diameter x 6-1/2" Length, 304/18-8 Stainless Steel, Hex Head Bolt	18.39	
For >100 To 250, Deduct	-1.37	
For >250 To 500, Deduct	-1.72	
For >500, Deduct	-2.06	
05 05 23 00-0847 EA 5/16" Diameter x 7" Length, 304/18-8 Stainless Steel, Hex Head Bolt	25.65	
For >100 To 250, Deduct	-1.41	
For >250 To 500, Deduct	-1.76	
For >500, Deduct	-2.12	
05 05 23 00-0848 3/8" Diameter, 304/18-8 Stainless Steel, Hex Head Bolts (05 05 23 00-0815)		
05 05 23 00-0849 EA 3/8" Diameter x 1/2" Length, 304/18-8 Stainless Steel, Hex Head Bolt	7.27	
For >100 To 250, Deduct	-1.27	
For >250 To 500, Deduct	-1.58	
For >500, Deduct	-1.90	

05 Metals**05 05 Common Work Results for Metals****05 05 23 Metal Fastenings**
 MINOR
 CSI UOM DESCRIPTION

 TOTAL DIRECT DEMOLITION
 UNIT COST UNIT COST

05 05 23 00-0850	EA	3/8" Diameter x 1" Length, 304/18-8 Stainless Steel, Hex Head Bolt	7.43	
		<i>For >100 To 250, Deduct</i>	-1.27	
		<i>For >250 To 500, Deduct</i>	-1.58	
		<i>For >500, Deduct</i>	-1.90	
05 05 23 00-0851	EA	3/8" Diameter x 1-1/2" Length, 304/18-8 Stainless Steel, Hex Head Bolt	7.84	
		<i>For >100 To 250, Deduct</i>	-1.27	
		<i>For >250 To 500, Deduct</i>	-1.58	
		<i>For >500, Deduct</i>	-1.90	
05 05 23 00-0852	EA	3/8" Diameter x 2" Length, 304/18-8 Stainless Steel, Hex Head Bolt	8.37	
		<i>For >100 To 250, Deduct</i>	-1.27	
		<i>For >250 To 500, Deduct</i>	-1.58	
		<i>For >500, Deduct</i>	-1.90	
05 05 23 00-0853	EA	3/8" Diameter x 2-1/2" Length, 304/18-8 Stainless Steel, Hex Head Bolt	8.81	
		<i>For >100 To 250, Deduct</i>	-1.30	
		<i>For >250 To 500, Deduct</i>	-1.63	
		<i>For >500, Deduct</i>	-1.95	
05 05 23 00-0854	EA	3/8" Diameter x 3" Length, 304/18-8 Stainless Steel, Hex Head Bolt	9.24	
		<i>For >100 To 250, Deduct</i>	-1.30	
		<i>For >250 To 500, Deduct</i>	-1.63	
		<i>For >500, Deduct</i>	-1.95	
05 05 23 00-0855	EA	3/8" Diameter x 3-1/2" Length, 304/18-8 Stainless Steel, Hex Head Bolt	9.79	
		<i>For >100 To 250, Deduct</i>	-1.30	
		<i>For >250 To 500, Deduct</i>	-1.63	
		<i>For >500, Deduct</i>	-1.95	
05 05 23 00-0856	EA	3/8" Diameter x 4" Length, 304/18-8 Stainless Steel, Hex Head Bolt	10.47	
		<i>For >100 To 250, Deduct</i>	-1.34	
		<i>For >250 To 500, Deduct</i>	-1.67	
		<i>For >500, Deduct</i>	-2.01	
05 05 23 00-0857	EA	3/8" Diameter x 4-1/2" Length, 304/18-8 Stainless Steel, Hex Head Bolt	11.13	
		<i>For >100 To 250, Deduct</i>	-1.34	
		<i>For >250 To 500, Deduct</i>	-1.67	
		<i>For >500, Deduct</i>	-2.01	
05 05 23 00-0858	EA	3/8" Diameter x 5" Length, 304/18-8 Stainless Steel, Hex Head Bolt	12.57	
		<i>For >100 To 250, Deduct</i>	-1.34	
		<i>For >250 To 500, Deduct</i>	-1.67	
		<i>For >500, Deduct</i>	-2.01	
05 05 23 00-0859	EA	3/8" Diameter x 5-1/2" Length, 304/18-8 Stainless Steel, Hex Head Bolt	12.92	
		<i>For >100 To 250, Deduct</i>	-1.37	
		<i>For >250 To 500, Deduct</i>	-1.72	
		<i>For >500, Deduct</i>	-2.06	
05 05 23 00-0860	EA	3/8" Diameter x 6" Length, 304/18-8 Stainless Steel, Hex Head Bolt	14.11	
		<i>For >100 To 250, Deduct</i>	-1.37	
		<i>For >250 To 500, Deduct</i>	-1.72	
		<i>For >500, Deduct</i>	-2.06	
05 05 23 00-0861	EA	3/8" Diameter x 6-1/2" Length, 304/18-8 Stainless Steel, Hex Head Bolt	16.64	
		<i>For >100 To 250, Deduct</i>	-1.37	
		<i>For >250 To 500, Deduct</i>	-1.72	
		<i>For >500, Deduct</i>	-2.06	
05 05 23 00-0862	EA	3/8" Diameter x 7" Length, 304/18-8 Stainless Steel, Hex Head Bolt	17.42	
		<i>For >100 To 250, Deduct</i>	-1.41	
		<i>For >250 To 500, Deduct</i>	-1.76	
		<i>For >500, Deduct</i>	-2.12	
05 05 23 00-0863	EA	3/8" Diameter x 7-1/2" Length, 304/18-8 Stainless Steel, Hex Head Bolt	17.78	
		<i>For >100 To 250, Deduct</i>	-1.41	
		<i>For >250 To 500, Deduct</i>	-1.76	
		<i>For >500, Deduct</i>	-2.12	
05 05 23 00-0864	EA	3/8" Diameter x 8" Length, 304/18-8 Stainless Steel, Hex Head Bolt	20.32	
		<i>For >100 To 250, Deduct</i>	-1.41	
		<i>For >250 To 500, Deduct</i>	-1.76	
		<i>For >500, Deduct</i>	-2.12	
05 05 23 00-0865		7/16" Diameter, 304/18-8 Stainless Steel, Hex Head Bolts <small>(05 05 23 00-0815)</small>	9.51	
05 05 23 00-0866	EA	7/16" Diameter x 1" Length, 304/18-8 Stainless Steel, Hex Head Bolt	9.51	
		<i>For >100 To 250, Deduct</i>	-1.45	
		<i>For >250 To 500, Deduct</i>	-1.81	
		<i>For >500, Deduct</i>	-2.17	
05 05 23 00-0867	EA	7/16" Diameter x 1-1/2" Length, 304/18-8 Stainless Steel, Hex Head Bolt	9.69	
		<i>For >100 To 250, Deduct</i>	-1.45	
		<i>For >250 To 500, Deduct</i>	-1.81	
		<i>For >500, Deduct</i>	-2.17	
05 05 23 00-0868	EA	7/16" Diameter x 2" Length, 304/18-8 Stainless Steel, Hex Head Bolt	10.36	
		<i>For >100 To 250, Deduct</i>	-1.45	
		<i>For >250 To 500, Deduct</i>	-1.81	
		<i>For >500, Deduct</i>	-2.17	
05 05 23 00-0869	EA	7/16" Diameter x 2-1/2" Length, 304/18-8 Stainless Steel, Hex Head Bolt	10.94	
		<i>For >100 To 250, Deduct</i>	-1.48	
		<i>For >250 To 500, Deduct</i>	-1.85	
		<i>For >500, Deduct</i>	-2.22	
05 05 23 00-0870	EA	7/16" Diameter x 3" Length, 304/18-8 Stainless Steel, Hex Head Bolt	11.75	
		<i>For >100 To 250, Deduct</i>	-1.48	
		<i>For >250 To 500, Deduct</i>	-1.85	
		<i>For >500, Deduct</i>	-2.22	



MINOR	CSI	UOM	DESCRIPTION	TOTAL DIRECT UNIT COST	DEMOLITION UNIT COST
05 05 23 00-0871	EA		7/16" Diameter x 3-1/2" Length, 304/18-8 Stainless Steel, Hex Head Bolt	13.09	
			<i>For >100 To 250, Deduct</i>	-1.48	
			<i>For >250 To 500, Deduct</i>	-1.85	
			<i>For >500, Deduct</i>	-2.22	
05 05 23 00-0872	EA		7/16" Diameter x 4" Length, 304/18-8 Stainless Steel, Hex Head Bolt	13.89	
			<i>For >100 To 250, Deduct</i>	-1.52	
			<i>For >250 To 500, Deduct</i>	-1.90	
			<i>For >500, Deduct</i>	-2.28	
05 05 23 00-0873	EA		7/16" Diameter x 4-1/2" Length, 304/18-8 Stainless Steel, Hex Head Bolt	15.46	
			<i>For >100 To 250, Deduct</i>	-1.52	
			<i>For >250 To 500, Deduct</i>	-1.90	
			<i>For >500, Deduct</i>	-2.28	
05 05 23 00-0874	EA		7/16" Diameter x 5" Length, 304/18-8 Stainless Steel, Hex Head Bolt	16.15	
			<i>For >100 To 250, Deduct</i>	-1.52	
			<i>For >250 To 500, Deduct</i>	-1.90	
			<i>For >500, Deduct</i>	-2.28	
05 05 23 00-0875	EA		7/16" Diameter x 5-1/2" Length, 304/18-8 Stainless Steel, Hex Head Bolt	18.49	
			<i>For >100 To 250, Deduct</i>	-1.56	
			<i>For >250 To 500, Deduct</i>	-1.95	
			<i>For >500, Deduct</i>	-2.33	
05 05 23 00-0876	EA		7/16" Diameter x 6" Length, 304/18-8 Stainless Steel, Hex Head Bolt	20.89	
			<i>For >100 To 250, Deduct</i>	-1.56	
			<i>For >250 To 500, Deduct</i>	-1.95	
			<i>For >500, Deduct</i>	-2.33	
05 05 23 00-0877	EA		7/16" Diameter x 6-1/2" Length, 304/18-8 Stainless Steel, Hex Head Bolt	21.22	
			<i>For >100 To 250, Deduct</i>	-1.56	
			<i>For >250 To 500, Deduct</i>	-1.95	
			<i>For >500, Deduct</i>	-2.33	
05 05 23 00-0878	EA		7/16" Diameter x 7" Length, 304/18-8 Stainless Steel, Hex Head Bolt	21.69	
			<i>For >100 To 250, Deduct</i>	-1.59	
			<i>For >250 To 500, Deduct</i>	-1.99	
			<i>For >500, Deduct</i>	-2.39	
05 05 23 00-0879			1/2" Diameter, 304/18-8 Stainless Steel, Hex Head Bolts <small>(05 05 23 00-0875)</small>		
05 05 23 00-0880	EA		1/2" Diameter x 1" Length, 304/18-8 Stainless Steel, Hex Head Bolt	9.50	
			<i>For >100 To 250, Deduct</i>	-1.45	
			<i>For >250 To 500, Deduct</i>	-1.81	
			<i>For >500, Deduct</i>	-2.17	
05 05 23 00-0881	EA		1/2" Diameter x 1-1/2" Length, 304/18-8 Stainless Steel, Hex Head Bolt	9.69	
			<i>For >100 To 250, Deduct</i>	-1.45	
			<i>For >250 To 500, Deduct</i>	-1.81	
			<i>For >500, Deduct</i>	-2.17	
05 05 23 00-0882	EA		1/2" Diameter x 2" Length, 304/18-8 Stainless Steel, Hex Head Bolt	10.74	
			<i>For >100 To 250, Deduct</i>	-1.45	
			<i>For >250 To 500, Deduct</i>	-1.81	
			<i>For >500, Deduct</i>	-2.17	
05 05 23 00-0883	EA		1/2" Diameter x 2-1/2" Length, 304/18-8 Stainless Steel, Hex Head Bolt	11.35	
			<i>For >100 To 250, Deduct</i>	-1.48	
			<i>For >250 To 500, Deduct</i>	-1.85	
			<i>For >500, Deduct</i>	-2.22	
05 05 23 00-0884	EA		1/2" Diameter x 3" Length, 304/18-8 Stainless Steel, Hex Head Bolt	12.31	
			<i>For >100 To 250, Deduct</i>	-1.48	
			<i>For >250 To 500, Deduct</i>	-1.85	
			<i>For >500, Deduct</i>	-2.22	
05 05 23 00-0885	EA		1/2" Diameter x 3-1/2" Length, 304/18-8 Stainless Steel, Hex Head Bolt	12.82	
			<i>For >100 To 250, Deduct</i>	-1.48	
			<i>For >250 To 500, Deduct</i>	-1.85	
			<i>For >500, Deduct</i>	-2.22	
05 05 23 00-0886	EA		1/2" Diameter x 4" Length, 304/18-8 Stainless Steel, Hex Head Bolt	13.64	
			<i>For >100 To 250, Deduct</i>	-1.52	
			<i>For >250 To 500, Deduct</i>	-1.90	
			<i>For >500, Deduct</i>	-2.28	
05 05 23 00-0887	EA		1/2" Diameter x 4-1/2" Length, 304/18-8 Stainless Steel, Hex Head Bolt	14.10	
			<i>For >100 To 250, Deduct</i>	-1.52	
			<i>For >250 To 500, Deduct</i>	-1.90	
			<i>For >500, Deduct</i>	-2.28	
05 05 23 00-0888	EA		1/2" Diameter x 5" Length, 304/18-8 Stainless Steel, Hex Head Bolt	16.61	
			<i>For >100 To 250, Deduct</i>	-1.52	
			<i>For >250 To 500, Deduct</i>	-1.90	
			<i>For >500, Deduct</i>	-2.28	
05 05 23 00-0889	EA		1/2" Diameter x 5-1/2" Length, 304/18-8 Stainless Steel, Hex Head Bolt	17.50	
			<i>For >100 To 250, Deduct</i>	-1.56	
			<i>For >250 To 500, Deduct</i>	-1.95	
			<i>For >500, Deduct</i>	-2.33	
05 05 23 00-0890	EA		1/2" Diameter x 6" Length, 304/18-8 Stainless Steel, Hex Head Bolt	18.63	
			<i>For >100 To 250, Deduct</i>	-1.56	
			<i>For >250 To 500, Deduct</i>	-1.95	
			<i>For >500, Deduct</i>	-2.33	
05 05 23 00-0891	EA		1/2" Diameter x 6-1/2" Length, 304/18-8 Stainless Steel, Hex Head Bolt	19.91	
			<i>For >100 To 250, Deduct</i>	-1.56	
			<i>For >250 To 500, Deduct</i>	-1.95	
			<i>For >500, Deduct</i>	-2.33	

05 Metals**05 05 Common Work Results for Metals****05 05 23 Metal Fastenings**

MINOR	CSI	UOM	DESCRIPTION	TOTAL DIRECT UNIT COST	DEMOLITION UNIT COST
05 05 23 00-0892	EA		1/2" Diameter x 7" Length, 304/18-8 Stainless Steel, Hex Head Bolt	22.00	
			<i>For >100 To 250, Deduct</i>	-1.59	
			<i>For >250 To 500, Deduct</i>	-1.99	
			<i>For >500, Deduct</i>	-2.39	
05 05 23 00-0893	EA		1/2" Diameter x 7-1/2" Length, 304/18-8 Stainless Steel, Hex Head Bolt	22.76	
			<i>For >100 To 250, Deduct</i>	-1.59	
			<i>For >250 To 500, Deduct</i>	-1.99	
			<i>For >500, Deduct</i>	-2.39	
05 05 23 00-0894	EA		1/2" Diameter x 8" Length, 304/18-8 Stainless Steel, Hex Head Bolt	23.97	
			<i>For >100 To 250, Deduct</i>	-1.59	
			<i>For >250 To 500, Deduct</i>	-1.99	
			<i>For >500, Deduct</i>	-2.39	
05 05 23 00-0895	EA		1/2" Diameter x 8-1/2" Length, 304/18-8 Stainless Steel, Hex Head Bolt	30.07	
			<i>For >100 To 250, Deduct</i>	-1.63	
			<i>For >250 To 500, Deduct</i>	-2.04	
			<i>For >500, Deduct</i>	-2.44	
05 05 23 00-0896	EA		1/2" Diameter x 9" Length, 304/18-8 Stainless Steel, Hex Head Bolt	30.55	
			<i>For >100 To 250, Deduct</i>	-1.63	
			<i>For >250 To 500, Deduct</i>	-2.04	
			<i>For >500, Deduct</i>	-2.44	
05 05 23 00-0897	EA		1/2" Diameter x 9-1/2" Length, 304/18-8 Stainless Steel, Hex Head Bolt	33.89	
			<i>For >100 To 250, Deduct</i>	-1.63	
			<i>For >250 To 500, Deduct</i>	-2.04	
			<i>For >500, Deduct</i>	-2.44	
05 05 23 00-0898	EA		1/2" Diameter x 10" Length, 304/18-8 Stainless Steel, Hex Head Bolt	37.21	
			<i>For >100 To 250, Deduct</i>	-1.63	
			<i>For >250 To 500, Deduct</i>	-2.04	
			<i>For >500, Deduct</i>	-2.44	
05 05 23 00-0899			9/16" Diameter, 304/18-8 Stainless Steel, Hex Head Bolts <small>(05 05 23 00-0815)</small>		
05 05 23 00-0900	EA		9/16" Diameter x 1" Length, 304/18-8 Stainless Steel, Hex Head Bolt	15.03	
			<i>For >100 To 250, Deduct</i>	-1.45	
			<i>For >250 To 500, Deduct</i>	-1.81	
			<i>For >500, Deduct</i>	-2.17	
05 05 23 00-0901	EA		9/16" Diameter x 1-1/2" Length, 304/18-8 Stainless Steel, Hex Head Bolt	17.21	
			<i>For >100 To 250, Deduct</i>	-1.45	
			<i>For >250 To 500, Deduct</i>	-1.81	
			<i>For >500, Deduct</i>	-2.17	
05 05 23 00-0902	EA		9/16" Diameter x 2" Length, 304/18-8 Stainless Steel, Hex Head Bolt	21.05	
			<i>For >100 To 250, Deduct</i>	-1.45	
			<i>For >250 To 500, Deduct</i>	-1.81	
			<i>For >500, Deduct</i>	-2.17	
05 05 23 00-0903	EA		9/16" Diameter x 2-1/2" Length, 304/18-8 Stainless Steel, Hex Head Bolt	22.00	
			<i>For >100 To 250, Deduct</i>	-1.48	
			<i>For >250 To 500, Deduct</i>	-1.85	
			<i>For >500, Deduct</i>	-2.22	
05 05 23 00-0904	EA		9/16" Diameter x 3" Length, 304/18-8 Stainless Steel, Hex Head Bolt	23.37	
			<i>For >100 To 250, Deduct</i>	-1.48	
			<i>For >250 To 500, Deduct</i>	-1.85	
			<i>For >500, Deduct</i>	-2.22	
05 05 23 00-0905	EA		9/16" Diameter x 3-1/2" Length, 304/18-8 Stainless Steel, Hex Head Bolt	25.75	
			<i>For >100 To 250, Deduct</i>	-1.48	
			<i>For >250 To 500, Deduct</i>	-1.85	
			<i>For >500, Deduct</i>	-2.22	
05 05 23 00-0906	EA		9/16" Diameter x 4" Length, 304/18-8 Stainless Steel, Hex Head Bolt	29.42	
			<i>For >100 To 250, Deduct</i>	-1.52	
			<i>For >250 To 500, Deduct</i>	-1.90	
			<i>For >500, Deduct</i>	-2.28	
05 05 23 00-0907	EA		9/16" Diameter x 4-1/2" Length, 304/18-8 Stainless Steel, Hex Head Bolt	29.96	
			<i>For >100 To 250, Deduct</i>	-1.52	
			<i>For >250 To 500, Deduct</i>	-1.90	
			<i>For >500, Deduct</i>	-2.28	
05 05 23 00-0908	EA		9/16" Diameter x 5" Length, 304/18-8 Stainless Steel, Hex Head Bolt	34.99	
			<i>For >100 To 250, Deduct</i>	-1.52	
			<i>For >250 To 500, Deduct</i>	-1.90	
			<i>For >500, Deduct</i>	-2.28	
05 05 23 00-0909	EA		9/16" Diameter x 5-1/2" Length, 304/18-8 Stainless Steel, Hex Head Bolt	37.54	
			<i>For >100 To 250, Deduct</i>	-1.56	
			<i>For >250 To 500, Deduct</i>	-1.95	
			<i>For >500, Deduct</i>	-2.33	
05 05 23 00-0910	EA		9/16" Diameter x 6" Length, 304/18-8 Stainless Steel, Hex Head Bolt	40.23	
			<i>For >100 To 250, Deduct</i>	-1.56	
			<i>For >250 To 500, Deduct</i>	-1.95	
			<i>For >500, Deduct</i>	-2.33	
05 05 23 00-0911			5/8" Diameter, 304/18-8 Stainless Steel, Hex Head Bolts <small>(05 05 23 00-0815)</small>		
05 05 23 00-0912	EA		5/8" Diameter x 1" Length, 304/18-8 Stainless Steel, Hex Head Bolt	12.27	
			<i>For >100 To 250, Deduct</i>	-1.63	
			<i>For >250 To 500, Deduct</i>	-2.04	
			<i>For >500, Deduct</i>	-2.44	



MINOR	CSI	UOM	DESCRIPTION	TOTAL DIRECT UNIT COST	DEMOLITION UNIT COST
05 05 23 00-0913	EA		5/8" Diameter x 1-1/2" Length, 304/18-8 Stainless Steel, Hex Head Bolt	12.77	
			<i>For >100 To 250, Deduct</i>	-1.63	
			<i>For >250 To 500, Deduct</i>	-2.04	
			<i>For >500, Deduct</i>	-2.44	
05 05 23 00-0914	EA		5/8" Diameter x 2" Length, 304/18-8 Stainless Steel, Hex Head Bolt	14.86	
			<i>For >100 To 250, Deduct</i>	-1.63	
			<i>For >250 To 500, Deduct</i>	-2.04	
			<i>For >500, Deduct</i>	-2.44	
05 05 23 00-0915	EA		5/8" Diameter x 2-1/2" Length, 304/18-8 Stainless Steel, Hex Head Bolt	15.39	
			<i>For >100 To 250, Deduct</i>	-1.66	
			<i>For >250 To 500, Deduct</i>	-2.08	
			<i>For >500, Deduct</i>	-2.50	
05 05 23 00-0916	EA		5/8" Diameter x 3" Length, 304/18-8 Stainless Steel, Hex Head Bolt	16.38	
			<i>For >100 To 250, Deduct</i>	-1.66	
			<i>For >250 To 500, Deduct</i>	-2.08	
			<i>For >500, Deduct</i>	-2.50	
05 05 23 00-0917	EA		5/8" Diameter x 3-1/2" Length, 304/18-8 Stainless Steel, Hex Head Bolt	17.80	
			<i>For >100 To 250, Deduct</i>	-1.66	
			<i>For >250 To 500, Deduct</i>	-2.08	
			<i>For >500, Deduct</i>	-2.50	
05 05 23 00-0918	EA		5/8" Diameter x 4" Length, 304/18-8 Stainless Steel, Hex Head Bolt	19.77	
			<i>For >100 To 250, Deduct</i>	-1.70	
			<i>For >250 To 500, Deduct</i>	-2.13	
			<i>For >500, Deduct</i>	-2.55	
05 05 23 00-0919	EA		5/8" Diameter x 4-1/2" Length, 304/18-8 Stainless Steel, Hex Head Bolt	19.79	
			<i>For >100 To 250, Deduct</i>	-1.70	
			<i>For >250 To 500, Deduct</i>	-2.13	
			<i>For >500, Deduct</i>	-2.55	
05 05 23 00-0920	EA		5/8" Diameter x 5" Length, 304/18-8 Stainless Steel, Hex Head Bolt	21.38	
			<i>For >100 To 250, Deduct</i>	-1.70	
			<i>For >250 To 500, Deduct</i>	-2.13	
			<i>For >500, Deduct</i>	-2.55	
05 05 23 00-0921	EA		5/8" Diameter x 5-1/2" Length, 304/18-8 Stainless Steel, Hex Head Bolt	22.47	
			<i>For >100 To 250, Deduct</i>	-1.74	
			<i>For >250 To 500, Deduct</i>	-2.17	
			<i>For >500, Deduct</i>	-2.60	
05 05 23 00-0922	EA		5/8" Diameter x 6" Length, 304/18-8 Stainless Steel, Hex Head Bolt	23.91	
			<i>For >100 To 250, Deduct</i>	-1.74	
			<i>For >250 To 500, Deduct</i>	-2.17	
			<i>For >500, Deduct</i>	-2.60	
05 05 23 00-0923	EA		5/8" Diameter x 6-1/2" Length, 304/18-8 Stainless Steel, Hex Head Bolt	29.17	
			<i>For >100 To 250, Deduct</i>	-1.74	
			<i>For >250 To 500, Deduct</i>	-2.17	
			<i>For >500, Deduct</i>	-2.60	
05 05 23 00-0924	EA		5/8" Diameter x 7" Length, 304/18-8 Stainless Steel, Hex Head Bolt	32.23	
			<i>For >100 To 250, Deduct</i>	-1.77	
			<i>For >250 To 500, Deduct</i>	-2.22	
			<i>For >500, Deduct</i>	-2.66	
05 05 23 00-0925	EA		5/8" Diameter x 7-1/2" Length, 304/18-8 Stainless Steel, Hex Head Bolt	34.61	
			<i>For >100 To 250, Deduct</i>	-1.77	
			<i>For >250 To 500, Deduct</i>	-2.22	
			<i>For >500, Deduct</i>	-2.66	
05 05 23 00-0926	EA		5/8" Diameter x 8" Length, 304/18-8 Stainless Steel, Hex Head Bolt	35.68	
			<i>For >100 To 250, Deduct</i>	-1.77	
			<i>For >250 To 500, Deduct</i>	-2.22	
			<i>For >500, Deduct</i>	-2.66	
05 05 23 00-0927	EA		5/8" Diameter x 8-1/2" Length, 304/18-8 Stainless Steel, Hex Head Bolt	40.26	
			<i>For >100 To 250, Deduct</i>	-1.81	
			<i>For >250 To 500, Deduct</i>	-2.26	
			<i>For >500, Deduct</i>	-2.71	
05 05 23 00-0928	EA		5/8" Diameter x 9" Length, 304/18-8 Stainless Steel, Hex Head Bolt	41.66	
			<i>For >100 To 250, Deduct</i>	-1.81	
			<i>For >250 To 500, Deduct</i>	-2.26	
			<i>For >500, Deduct</i>	-2.71	
05 05 23 00-0929	EA		5/8" Diameter x 9-1/2" Length, 304/18-8 Stainless Steel, Hex Head Bolt	47.92	
			<i>For >100 To 250, Deduct</i>	-1.81	
			<i>For >250 To 500, Deduct</i>	-2.26	
			<i>For >500, Deduct</i>	-2.71	
05 05 23 00-0930	EA		5/8" Diameter x 10" Length, 304/18-8 Stainless Steel, Hex Head Bolt	50.49	
			<i>For >100 To 250, Deduct</i>	-1.81	
			<i>For >250 To 500, Deduct</i>	-2.26	
			<i>For >500, Deduct</i>	-2.71	
05 05 23 00-0931			3/4" Diameter, 304/18-8 Stainless Steel, Hex Head Bolts <small>(05 05 23 00-0915)</small>		
05 05 23 00-0932	EA		3/4" Diameter x 1" Length, 304/18-8 Stainless Steel, Hex Head Bolt	14.55	
			<i>For >100 To 250, Deduct</i>	-1.63	
			<i>For >250 To 500, Deduct</i>	-2.04	
			<i>For >500, Deduct</i>	-2.44	
05 05 23 00-0933	EA		3/4" Diameter x 1-1/2" Length, 304/18-8 Stainless Steel, Hex Head Bolt	15.53	
			<i>For >100 To 250, Deduct</i>	-1.63	
			<i>For >250 To 500, Deduct</i>	-2.04	
			<i>For >500, Deduct</i>	-2.44	

05 Metals**05 05 Common Work Results for Metals****05 05 23 Metal Fastenings**

MINOR CSI UOM DESCRIPTION	TOTAL DIRECT UNIT COST	DEMOLITION UNIT COST
05 05 23 00-0934 EA 3/4" Diameter x 2" Length, 304/18-8 Stainless Steel, Hex Head Bolt	16.82	
For>100 To 250, Deduct	-1.63	
For>250 To 500, Deduct	-2.04	
For>500, Deduct	-2.44	
05 05 23 00-0935 EA 3/4" Diameter x 2-1/2" Length, 304/18-8 Stainless Steel, Hex Head Bolt	18.40	
For>100 To 250, Deduct	-1.66	
For>250 To 500, Deduct	-2.08	
For>500, Deduct	-2.50	
05 05 23 00-0936 EA 3/4" Diameter x 3" Length, 304/18-8 Stainless Steel, Hex Head Bolt	19.82	
For>100 To 250, Deduct	-1.66	
For>250 To 500, Deduct	-2.08	
For>500, Deduct	-2.50	
05 05 23 00-0937 EA 3/4" Diameter x 3-1/2" Length, 304/18-8 Stainless Steel, Hex Head Bolt	22.22	
For>100 To 250, Deduct	-1.66	
For>250 To 500, Deduct	-2.08	
For>500, Deduct	-2.50	
05 05 23 00-0938 EA 3/4" Diameter x 4" Length, 304/18-8 Stainless Steel, Hex Head Bolt	23.82	
For>100 To 250, Deduct	-1.70	
For>250 To 500, Deduct	-2.13	
For>500, Deduct	-2.55	
05 05 23 00-0939 EA 3/4" Diameter x 4-1/2" Length, 304/18-8 Stainless Steel, Hex Head Bolt	26.05	
For>100 To 250, Deduct	-1.70	
For>250 To 500, Deduct	-2.13	
For>500, Deduct	-2.55	
05 05 23 00-0940 EA 3/4" Diameter x 5" Length, 304/18-8 Stainless Steel, Hex Head Bolt	27.83	
For>100 To 250, Deduct	-1.70	
For>250 To 500, Deduct	-2.13	
For>500, Deduct	-2.55	
05 05 23 00-0941 EA 3/4" Diameter x 5-1/2" Length, 304/18-8 Stainless Steel, Hex Head Bolt	29.86	
For>100 To 250, Deduct	-1.74	
For>250 To 500, Deduct	-2.17	
For>500, Deduct	-2.60	
05 05 23 00-0942 EA 3/4" Diameter x 6" Length, 304/18-8 Stainless Steel, Hex Head Bolt	31.93	
For>100 To 250, Deduct	-1.74	
For>250 To 500, Deduct	-2.17	
For>500, Deduct	-2.60	
05 05 23 00-0943 EA 3/4" Diameter x 6-1/2" Length, 304/18-8 Stainless Steel, Hex Head Bolt	35.83	
For>100 To 250, Deduct	-1.74	
For>250 To 500, Deduct	-2.17	
For>500, Deduct	-2.60	
05 05 23 00-0944 EA 3/4" Diameter x 7" Length, 304/18-8 Stainless Steel, Hex Head Bolt	46.36	
For>100 To 250, Deduct	-1.77	
For>250 To 500, Deduct	-2.22	
For>500, Deduct	-2.66	
05 05 23 00-0945 EA 3/4" Diameter x 7-1/2" Length, 304/18-8 Stainless Steel, Hex Head Bolt	49.66	
For>100 To 250, Deduct	-1.77	
For>250 To 500, Deduct	-2.22	
For>500, Deduct	-2.66	
05 05 23 00-0946 EA 3/4" Diameter x 8" Length, 304/18-8 Stainless Steel, Hex Head Bolt	56.73	
For>100 To 250, Deduct	-1.77	
For>250 To 500, Deduct	-2.22	
For>500, Deduct	-2.66	
05 05 23 00-0947 EA 3/4" Diameter x 8-1/2" Length, 304/18-8 Stainless Steel, Hex Head Bolt	57.23	
For>100 To 250, Deduct	-1.81	
For>250 To 500, Deduct	-2.26	
For>500, Deduct	-2.71	
05 05 23 00-0948 EA 3/4" Diameter x 9" Length, 304/18-8 Stainless Steel, Hex Head Bolt	58.35	
For>100 To 250, Deduct	-1.81	
For>250 To 500, Deduct	-2.26	
For>500, Deduct	-2.71	
05 05 23 00-0949 EA 3/4" Diameter x 9-1/2" Length, 304/18-8 Stainless Steel, Hex Head Bolt	61.36	
For>100 To 250, Deduct	-1.81	
For>250 To 500, Deduct	-2.26	
For>500, Deduct	-2.71	
05 05 23 00-0950 EA 3/4" Diameter x 10" Length, 304/18-8 Stainless Steel, Hex Head Bolt	63.68	
For>100 To 250, Deduct	-1.81	
For>250 To 500, Deduct	-2.26	
For>500, Deduct	-2.71	
05 05 23 00-0951 7/8" Diameter, 304/18-8 Stainless Steel, Hex Head Bolts (05 05 23 00-0815)		
05 05 23 00-0952 EA 7/8" Diameter x 1-1/2" Length, 304/18-8 Stainless Steel, Hex Head Bolt	21.60	
For>100 To 250, Deduct	-1.81	
For>250 To 500, Deduct	-2.26	
For>500, Deduct	-2.71	
05 05 23 00-0953 EA 7/8" Diameter x 2" Length, 304/18-8 Stainless Steel, Hex Head Bolt	24.04	
For>100 To 250, Deduct	-1.81	
For>250 To 500, Deduct	-2.26	
For>500, Deduct	-2.71	
05 05 23 00-0954 EA 7/8" Diameter x 2-1/2" Length, 304/18-8 Stainless Steel, Hex Head Bolt	26.09	
For>100 To 250, Deduct	-1.85	
For>250 To 500, Deduct	-2.31	
For>500, Deduct	-2.77	



MINOR CSI UOM DESCRIPTION	TOTAL DIRECT UNIT COST	DEMOLITION UNIT COST
05 05 23 00-0955 EA 7/8" Diameter x 3" Length, 304/18-8 Stainless Steel, Hex Head Bolt	28.56	
For >100 To 250, Deduct	-1.85	
For >250 To 500, Deduct	-2.31	
For >500, Deduct	-2.77	
05 05 23 00-0956 EA 7/8" Diameter x 3-1/2" Length, 304/18-8 Stainless Steel, Hex Head Bolt	29.37	
For >100 To 250, Deduct	-1.85	
For >250 To 500, Deduct	-2.31	
For >500, Deduct	-2.77	
05 05 23 00-0957 EA 7/8" Diameter x 4" Length, 304/18-8 Stainless Steel, Hex Head Bolt	31.59	
For >100 To 250, Deduct	-1.88	
For >250 To 500, Deduct	-2.35	
For >500, Deduct	-2.82	
05 05 23 00-0958 EA 7/8" Diameter x 4-1/2" Length, 304/18-8 Stainless Steel, Hex Head Bolt	32.37	
For >100 To 250, Deduct	-1.68	
For >250 To 500, Deduct	-2.35	
For >500, Deduct	-2.82	
05 05 23 00-0959 EA 7/8" Diameter x 5" Length, 304/18-8 Stainless Steel, Hex Head Bolt	37.77	
For >100 To 250, Deduct	-1.88	
For >250 To 500, Deduct	-2.35	
For >500, Deduct	-2.82	
05 05 23 00-0960 EA 7/8" Diameter x 5-1/2" Length, 304/18-8 Stainless Steel, Hex Head Bolt	38.75	
For >100 To 250, Deduct	-1.92	
For >250 To 500, Deduct	-2.40	
For >500, Deduct	-2.88	
05 05 23 00-0961 EA 7/8" Diameter x 6" Length, 304/18-8 Stainless Steel, Hex Head Bolt	40.83	
For >100 To 250, Deduct	-1.92	
For >250 To 500, Deduct	-2.40	
For >500, Deduct	-2.88	
05 05 23 00-0962 EA 7/8" Diameter x 6-1/2" Length, 304/18-8 Stainless Steel, Hex Head Bolt	52.25	
For >100 To 250, Deduct	-1.92	
For >250 To 500, Deduct	-2.40	
For >500, Deduct	-2.88	
05 05 23 00-0963 EA 7/8" Diameter x 7" Length, 304/18-8 Stainless Steel, Hex Head Bolt	56.81	
For >100 To 250, Deduct	-1.95	
For >250 To 500, Deduct	-2.44	
For >500, Deduct	-2.93	
05 05 23 00-0964 EA 7/8" Diameter x 7-1/2" Length, 304/18-8 Stainless Steel, Hex Head Bolt	61.94	
For >100 To 250, Deduct	-1.95	
For >250 To 500, Deduct	-2.44	
For >500, Deduct	-2.93	
05 05 23 00-0965 EA 7/8" Diameter x 8" Length, 304/18-8 Stainless Steel, Hex Head Bolt	66.06	
For >100 To 250, Deduct	-1.95	
For >250 To 500, Deduct	-2.44	
For >500, Deduct	-2.93	
05 05 23 00-0966 EA 7/8" Diameter x 8-1/2" Length, 304/18-8 Stainless Steel, Hex Head Bolt	78.78	
For >100 To 250, Deduct	-1.99	
For >250 To 500, Deduct	-2.49	
For >500, Deduct	-2.99	
05 05 23 00-0967 EA 7/8" Diameter x 9" Length, 304/18-8 Stainless Steel, Hex Head Bolt	88.82	
For >100 To 250, Deduct	-1.99	
For >250 To 500, Deduct	-2.49	
For >500, Deduct	-2.99	
05 05 23 00-0968 EA 7/8" Diameter x 9-1/2" Length, 304/18-8 Stainless Steel, Hex Head Bolt	93.47	
For >100 To 250, Deduct	-1.99	
For >250 To 500, Deduct	-2.49	
For >500, Deduct	-2.99	
05 05 23 00-0969 EA 7/8" Diameter x 10" Length, 304/18-8 Stainless Steel, Hex Head Bolt	98.10	
For >100 To 250, Deduct	-1.99	
For >250 To 500, Deduct	-2.49	
For >500, Deduct	-2.99	
05 05 23 00-0970 1" Diameter, 304/18-8 Stainless Steel, Hex Head Bolts (05 05 23 00-0815)	27.51	
05 05 23 00-0971 EA 1" Diameter x 1-1/2" Length, 304/18-8 Stainless Steel, Hex Head Bolt	27.51	
For >100 To 250, Deduct	-1.81	
For >250 To 500, Deduct	-2.26	
For >500, Deduct	-2.71	
05 05 23 00-0972 EA 1" Diameter x 2" Length, 304/18-8 Stainless Steel, Hex Head Bolt	29.30	
For >100 To 250, Deduct	-1.81	
For >250 To 500, Deduct	-2.26	
For >500, Deduct	-2.71	
05 05 23 00-0973 EA 1" Diameter x 2-1/2" Length, 304/18-8 Stainless Steel, Hex Head Bolt	32.14	
For >100 To 250, Deduct	-1.85	
For >250 To 500, Deduct	-2.31	
For >500, Deduct	-2.77	
05 05 23 00-0974 EA 1" Diameter x 3" Length, 304/18-8 Stainless Steel, Hex Head Bolt	34.38	
For >100 To 250, Deduct	-1.85	
For >250 To 500, Deduct	-2.31	
For >500, Deduct	-2.77	
05 05 23 00-0975 EA 1" Diameter x 3-1/2" Length, 304/18-8 Stainless Steel, Hex Head Bolt	38.07	
For >100 To 250, Deduct	-1.85	
For >250 To 500, Deduct	-2.31	
For >500, Deduct	-2.77	

05 Metals**05 05 Common Work Results for Metals****05 05 23 Metal Fastenings**
 MINOR
 CSI UOM DESCRIPTION

 TOTAL DIRECT DEMOLITION
 UNIT COST UNIT COST

05 05 23 00-0976	EA	1" Diameter x 4" Length, 304/18-8 Stainless Steel, Hex Head Bolt	42.40	
		<i>For >100 To 250, Deduct</i>	-1.88	
		<i>For >250 To 500, Deduct</i>	-2.35	
		<i>For >500, Deduct</i>	-2.82	
05 05 23 00-0977	EA	1" Diameter x 4-1/2" Length, 304/18-8 Stainless Steel, Hex Head Bolt	44.97	
		<i>For >100 To 250, Deduct</i>	-1.88	
		<i>For >250 To 500, Deduct</i>	-2.35	
		<i>For >500, Deduct</i>	-2.82	
05 05 23 00-0978	EA	1" Diameter x 5" Length, 304/18-8 Stainless Steel, Hex Head Bolt	48.77	
		<i>For >100 To 250, Deduct</i>	-1.88	
		<i>For >250 To 500, Deduct</i>	-2.35	
		<i>For >500, Deduct</i>	-2.82	
05 05 23 00-0979	EA	1" Diameter x 5-1/2" Length, 304/18-8 Stainless Steel, Hex Head Bolt	52.52	
		<i>For >100 To 250, Deduct</i>	-1.92	
		<i>For >250 To 500, Deduct</i>	-2.40	
		<i>For >500, Deduct</i>	-2.88	
05 05 23 00-0980	EA	1" Diameter x 6" Length, 304/18-8 Stainless Steel, Hex Head Bolt	52.73	
		<i>For >100 To 250, Deduct</i>	-1.92	
		<i>For >250 To 500, Deduct</i>	-2.40	
		<i>For >500, Deduct</i>	-2.88	
05 05 23 00-0981	EA	1" Diameter x 6-1/2" Length, 304/18-8 Stainless Steel, Hex Head Bolt	62.93	
		<i>For >100 To 250, Deduct</i>	-1.92	
		<i>For >250 To 500, Deduct</i>	-2.40	
		<i>For >500, Deduct</i>	-2.88	
05 05 23 00-0982	EA	1" Diameter x 7" Length, 304/18-8 Stainless Steel, Hex Head Bolt	76.01	
		<i>For >100 To 250, Deduct</i>	-1.95	
		<i>For >250 To 500, Deduct</i>	-2.44	
		<i>For >500, Deduct</i>	-2.93	
05 05 23 00-0983	EA	1" Diameter x 7-1/2" Length, 304/18-8 Stainless Steel, Hex Head Bolt	77.93	
		<i>For >100 To 250, Deduct</i>	-1.95	
		<i>For >250 To 500, Deduct</i>	-2.44	
		<i>For >500, Deduct</i>	-2.93	
05 05 23 00-0984	EA	1" Diameter x 8" Length, 304/18-8 Stainless Steel, Hex Head Bolt	79.85	
		<i>For >100 To 250, Deduct</i>	-1.95	
		<i>For >250 To 500, Deduct</i>	-2.44	
		<i>For >500, Deduct</i>	-2.93	
05 05 23 00-0985	EA	1" Diameter x 8-1/2" Length, 304/18-8 Stainless Steel, Hex Head Bolt	83.87	
		<i>For >100 To 250, Deduct</i>	-1.99	
		<i>For >250 To 500, Deduct</i>	-2.49	
		<i>For >500, Deduct</i>	-2.99	
05 05 23 00-0986	EA	1" Diameter x 9" Length, 304/18-8 Stainless Steel, Hex Head Bolt	89.76	
		<i>For >100 To 250, Deduct</i>	-1.99	
		<i>For >250 To 500, Deduct</i>	-2.49	
		<i>For >500, Deduct</i>	-2.99	
05 05 23 00-0987	EA	1" Diameter x 9-1/2" Length, 304/18-8 Stainless Steel, Hex Head Bolt	116.51	
		<i>For >100 To 250, Deduct</i>	-1.99	
		<i>For >250 To 500, Deduct</i>	-2.49	
		<i>For >500, Deduct</i>	-2.99	
05 05 23 00-0988	EA	1" Diameter x 10" Length, 304/18-8 Stainless Steel, Hex Head Bolt	147.67	
		<i>For >100 To 250, Deduct</i>	-1.99	
		<i>For >250 To 500, Deduct</i>	-2.49	
		<i>For >500, Deduct</i>	-2.99	

05 05 23 00-0989 316 Stainless Steel, Hex Head Bolts (05 05 23 00-0997)

05 05 23 00-0990 1/4" Diameter, 316 Stainless Steel, Hex Head Bolts (05 05 23 00-0989)

05 05 23 00-0991	EA	1/2" Length x 1/4" Diameter, 316 Stainless Steel, Hex Head Bolt	6.95	
		<i>For >100 To 250, Deduct</i>	-1.27	
		<i>For >250 To 500, Deduct</i>	-1.58	
		<i>For >500, Deduct</i>	-1.90	
05 05 23 00-0992	EA	1" Length x 1/4" Diameter, 316 Stainless Steel, Hex Head Bolt	7.23	
		<i>For >100 To 250, Deduct</i>	-1.27	
		<i>For >250 To 500, Deduct</i>	-1.58	
		<i>For >500, Deduct</i>	-1.90	
05 05 23 00-0993	EA	1-1/2" Length x 1/4" Diameter, 316 Stainless Steel, Hex Head Bolt	7.44	
		<i>For >100 To 250, Deduct</i>	-1.27	
		<i>For >250 To 500, Deduct</i>	-1.58	
		<i>For >500, Deduct</i>	-1.90	
05 05 23 00-0994	EA	2" Length x 1/4" Diameter, 316 Stainless Steel, Hex Head Bolt	7.58	
		<i>For >100 To 250, Deduct</i>	-1.27	
		<i>For >250 To 500, Deduct</i>	-1.58	
		<i>For >500, Deduct</i>	-1.90	
05 05 23 00-0995	EA	2-1/2" Length x 1/4" Diameter, 316 Stainless Steel, Hex Head Bolt	8.16	
		<i>For >100 To 250, Deduct</i>	-1.30	
		<i>For >250 To 500, Deduct</i>	-1.63	
		<i>For >500, Deduct</i>	-1.95	
05 05 23 00-0996	EA	3" Length x 1/4" Diameter, 316 Stainless Steel, Hex Head Bolt	8.53	
		<i>For >100 To 250, Deduct</i>	-1.30	
		<i>For >250 To 500, Deduct</i>	-1.63	
		<i>For >500, Deduct</i>	-1.95	
05 05 23 00-0997	EA	3-1/2" Length x 1/4" Diameter, 316 Stainless Steel, Hex Head Bolt	8.89	
		<i>For >100 To 250, Deduct</i>	-1.30	
		<i>For >250 To 500, Deduct</i>	-1.63	
		<i>For >500, Deduct</i>	-1.95	



MINOR	CSI	UOM	DESCRIPTION	TOTAL DIRECT UNIT COST	DEMOLITION UNIT COST
05 05 23 00-0998	EA		4" Length x 1/4" Diameter, 316 Stainless Steel, Hex Head Bolt <i>For >100 To 250, Deduct</i> <i>For >250 To 500, Deduct</i> <i>For >500, Deduct</i>	9.36 -1.34 -1.67 -2.01	
05 05 23 00-0999	EA		4-1/2" Length x 1/4" Diameter, 316 Stainless Steel, Hex Head Bolt <i>For >100 To 250, Deduct</i> <i>For >250 To 500, Deduct</i> <i>For >500, Deduct</i>	9.67 -1.34 -1.67 -2.01	
05 05 23 00-1000	EA		5" Length x 1/4" Diameter, 316 Stainless Steel, Hex Head Bolt <i>For >100 To 250, Deduct</i> <i>For >250 To 500, Deduct</i> <i>For >500, Deduct</i>	9.80 -1.34 -1.67 -2.01	
05 05 23 00-1001	EA		5-1/2" Length x 1/4" Diameter, 316 Stainless Steel, Hex Head Bolt <i>For >100 To 250, Deduct</i> <i>For >250 To 500, Deduct</i> <i>For >500, Deduct</i>	10.92 -1.37 -1.72 -2.06	
05 05 23 00-1002	EA		6" Length x 1/4" Diameter, 316 Stainless Steel, Hex Head Bolt <i>For >100 To 250, Deduct</i> <i>For >250 To 500, Deduct</i> <i>For >500, Deduct</i>	11.17 -1.37 -1.72 -2.06	
05 05 23 00-1003	EA		6-1/2" Length x 1/4" Diameter, 316 Stainless Steel, Hex Head Bolt <i>For >100 To 250, Deduct</i> <i>For >250 To 500, Deduct</i> <i>For >500, Deduct</i>	20.54 -1.37 -1.72 -2.06	
05 05 23 00-1004	EA		7" Length x 1/4" Diameter, 316 Stainless Steel, Hex Head Bolt <i>For >100 To 250, Deduct</i> <i>For >250 To 500, Deduct</i> <i>For >500, Deduct</i>	32.07 -1.41 -1.76 -2.12	
05 05 23 00-1005	EA		7-1/2" Length x 1/4" Diameter, 316 Stainless Steel, Hex Head Bolt <i>For >100 To 250, Deduct</i> <i>For >250 To 500, Deduct</i> <i>For >500, Deduct</i>	57.07 -1.41 -1.76 -2.12	
05 05 23 00-1006	EA		8" Length x 1/4" Diameter, 316 Stainless Steel, Hex Head Bolt <i>For >100 To 250, Deduct</i> <i>For >250 To 500, Deduct</i> <i>For >500, Deduct</i>	62.77 -1.41 -1.76 -2.12	
05 05 23 00-1007			5/16" Diameter, 316 Stainless Steel, Hex Head Bolts <small>(05 05 23 00-0999)</small>		
05 05 23 00-1008	EA		5/16" Diameter x 1/2" Length, 316 Stainless Steel, Hex Head Bolt <i>For >100 To 250, Deduct</i> <i>For >250 To 500, Deduct</i> <i>For >500, Deduct</i>	7.34 -1.27 -1.58 -1.90	
05 05 23 00-1009	EA		5/16" Diameter x 1" Length, 316 Stainless Steel, Hex Head Bolt <i>For >100 To 250, Deduct</i> <i>For >250 To 500, Deduct</i> <i>For >500, Deduct</i>	7.65 -1.27 -1.58 -1.90	
05 05 23 00-1010	EA		5/16" Diameter x 1-1/2" Length, 316 Stainless Steel, Hex Head Bolt <i>For >100 To 250, Deduct</i> <i>For >250 To 500, Deduct</i> <i>For >500, Deduct</i>	8.19 -1.27 -1.58 -1.90	
05 05 23 00-1011	EA		5/16" Diameter x 2" Length, 316 Stainless Steel, Hex Head Bolt <i>For >100 To 250, Deduct</i> <i>For >250 To 500, Deduct</i> <i>For >500, Deduct</i>	8.60 -1.27 -1.58 -1.90	
05 05 23 00-1012	EA		5/16" Diameter x 2-1/2" Length, 316 Stainless Steel, Hex Head Bolt <i>For >100 To 250, Deduct</i> <i>For >250 To 500, Deduct</i> <i>For >500, Deduct</i>	8.95 -1.30 -1.63 -1.95	
05 05 23 00-1013	EA		5/16" Diameter x 3" Length, 316 Stainless Steel, Hex Head Bolt <i>For >100 To 250, Deduct</i> <i>For >250 To 500, Deduct</i> <i>For >500, Deduct</i>	9.77 -1.30 -1.63 -1.95	
05 05 23 00-1014	EA		5/16" Diameter x 3-1/2" Length, 316 Stainless Steel, Hex Head Bolt <i>For >100 To 250, Deduct</i> <i>For >250 To 500, Deduct</i> <i>For >500, Deduct</i>	10.35 -1.30 -1.63 -1.95	
05 05 23 00-1015	EA		5/16" Diameter x 4" Length, 316 Stainless Steel, Hex Head Bolt <i>For >100 To 250, Deduct</i> <i>For >250 To 500, Deduct</i> <i>For >500, Deduct</i>	10.78 -1.34 -1.67 -2.01	
05 05 23 00-1016	EA		5/16" Diameter x 4-1/2" Length, 316 Stainless Steel, Hex Head Bolt <i>For >100 To 250, Deduct</i> <i>For >250 To 500, Deduct</i> <i>For >500, Deduct</i>	12.01 -1.34 -1.67 -2.01	
05 05 23 00-1017	EA		5/16" Diameter x 5" Length, 316 Stainless Steel, Hex Head Bolt <i>For >100 To 250, Deduct</i> <i>For >250 To 500, Deduct</i> <i>For >500, Deduct</i>	12.26 -1.34 -1.67 -2.01	
05 05 23 00-1018	EA		5/16" Diameter x 5-1/2" Length, 316 Stainless Steel, Hex Head Bolt <i>For >100 To 250, Deduct</i> <i>For >250 To 500, Deduct</i> <i>For >500, Deduct</i>	13.30 -1.37 -1.72 -2.06	

05 Metals**05 05 Common Work Results for Metals****05 05 23 Metal Fastenings**

MINOR CSI	UOM	DESCRIPTION	TOTAL DIRECT UNIT COST	DEMOLITION UNIT COST
05 05 23 00-1019	EA	5/16" Diameter x 6" Length, 316 Stainless Steel, Hex Head Bolt	14.26	
		<i>For >100 To 250, Deduct</i>	-1.37	
		<i>For >250 To 500, Deduct</i>	-1.72	
		<i>For >500, Deduct</i>	-2.06	
05 05 23 00-1020	EA	5/16" Diameter x 6-1/2" Length, 316 Stainless Steel, Hex Head Bolt	22.23	
		<i>For >100 To 250, Deduct</i>	-1.37	
		<i>For >250 To 500, Deduct</i>	-1.72	
		<i>For >500, Deduct</i>	-2.06	
05 05 23 00-1021	EA	5/16" Diameter x 7" Length, 316 Stainless Steel, Hex Head Bolt	33.74	
		<i>For >100 To 250, Deduct</i>	-1.41	
		<i>For >250 To 500, Deduct</i>	-1.76	
		<i>For >500, Deduct</i>	-2.12	
05 05 23 00-1022		3/8" Diameter, 316 Stainless Steel, Hex Head Bolts <small>(05 05 23 00-0989)</small>		
05 05 23 00-1023	EA	3/8" Diameter x 1/2" Length, 316 Stainless Steel, Hex Head Bolt	8.18	
		<i>For >100 To 250, Deduct</i>	-1.27	
		<i>For >250 To 500, Deduct</i>	-1.58	
		<i>For >500, Deduct</i>	-1.90	
05 05 23 00-1024	EA	3/8" Diameter x 1" Length, 316 Stainless Steel, Hex Head Bolt	8.31	
		<i>For >100 To 250, Deduct</i>	-1.27	
		<i>For >250 To 500, Deduct</i>	-1.58	
		<i>For >500, Deduct</i>	-1.90	
05 05 23 00-1025	EA	3/8" Diameter x 1-1/2" Length, 316 Stainless Steel, Hex Head Bolt	8.81	
		<i>For >100 To 250, Deduct</i>	-1.27	
		<i>For >250 To 500, Deduct</i>	-1.58	
		<i>For >500, Deduct</i>	-1.90	
05 05 23 00-1026	EA	3/8" Diameter x 2" Length, 316 Stainless Steel, Hex Head Bolt	10.00	
		<i>For >100 To 250, Deduct</i>	-1.27	
		<i>For >250 To 500, Deduct</i>	-1.58	
		<i>For >500, Deduct</i>	-1.90	
05 05 23 00-1027	EA	3/8" Diameter x 2-1/2" Length, 316 Stainless Steel, Hex Head Bolt	10.60	
		<i>For >100 To 250, Deduct</i>	-1.30	
		<i>For >250 To 500, Deduct</i>	-1.63	
		<i>For >500, Deduct</i>	-1.95	
05 05 23 00-1028	EA	3/8" Diameter x 3" Length, 316 Stainless Steel, Hex Head Bolt	10.81	
		<i>For >100 To 250, Deduct</i>	-1.30	
		<i>For >250 To 500, Deduct</i>	-1.63	
		<i>For >500, Deduct</i>	-1.95	
05 05 23 00-1029	EA	3/8" Diameter x 3-1/2" Length, 316 Stainless Steel, Hex Head Bolt	11.85	
		<i>For >100 To 250, Deduct</i>	-1.30	
		<i>For >250 To 500, Deduct</i>	-1.63	
		<i>For >500, Deduct</i>	-1.95	
05 05 23 00-1030	EA	3/8" Diameter x 4" Length, 316 Stainless Steel, Hex Head Bolt	12.18	
		<i>For >100 To 250, Deduct</i>	-1.34	
		<i>For >250 To 500, Deduct</i>	-1.67	
		<i>For >500, Deduct</i>	-2.01	
05 05 23 00-1031	EA	3/8" Diameter x 4-1/2" Length, 316 Stainless Steel, Hex Head Bolt	12.83	
		<i>For >100 To 250, Deduct</i>	-1.34	
		<i>For >250 To 500, Deduct</i>	-1.67	
		<i>For >500, Deduct</i>	-2.01	
05 05 23 00-1032	EA	3/8" Diameter x 5" Length, 316 Stainless Steel, Hex Head Bolt	13.28	
		<i>For >100 To 250, Deduct</i>	-1.34	
		<i>For >250 To 500, Deduct</i>	-1.67	
		<i>For >500, Deduct</i>	-2.01	
05 05 23 00-1033	EA	3/8" Diameter x 5-1/2" Length, 316 Stainless Steel, Hex Head Bolt	14.90	
		<i>For >100 To 250, Deduct</i>	-1.37	
		<i>For >250 To 500, Deduct</i>	-1.72	
		<i>For >500, Deduct</i>	-2.06	
05 05 23 00-1034	EA	3/8" Diameter x 6" Length, 316 Stainless Steel, Hex Head Bolt	16.64	
		<i>For >100 To 250, Deduct</i>	-1.37	
		<i>For >250 To 500, Deduct</i>	-1.72	
		<i>For >500, Deduct</i>	-2.06	
05 05 23 00-1035	EA	3/8" Diameter x 6-1/2" Length, 316 Stainless Steel, Hex Head Bolt	16.72	
		<i>For >100 To 250, Deduct</i>	-1.37	
		<i>For >250 To 500, Deduct</i>	-1.72	
		<i>For >500, Deduct</i>	-2.06	
05 05 23 00-1036	EA	3/8" Diameter x 7" Length, 316 Stainless Steel, Hex Head Bolt	21.33	
		<i>For >100 To 250, Deduct</i>	-1.41	
		<i>For >250 To 500, Deduct</i>	-1.76	
		<i>For >500, Deduct</i>	-2.12	
05 05 23 00-1037	EA	3/8" Diameter x 7-1/2" Length, 316 Stainless Steel, Hex Head Bolt	28.55	
		<i>For >100 To 250, Deduct</i>	-1.41	
		<i>For >250 To 500, Deduct</i>	-1.76	
		<i>For >500, Deduct</i>	-2.12	
05 05 23 00-1038	EA	3/8" Diameter x 8" Length, 316 Stainless Steel, Hex Head Bolt	36.35	
		<i>For >100 To 250, Deduct</i>	-1.41	
		<i>For >250 To 500, Deduct</i>	-1.76	
		<i>For >500, Deduct</i>	-2.12	
05 05 23 00-1039		7/16" Diameter, 316 Stainless Steel, Hex Head Bolts <small>(05 05 23 00-0989)</small>		



MINOR CSI UOM DESCRIPTION	TOTAL DIRECT UNIT COST	DEMOLITION UNIT COST
05 05 23 00-1040 EA 7/16" Diameter x 1" Length, 316 Stainless Steel, Hex Head Bolt <i>For >100 To 250, Deduct</i> <i>For >250 To 500, Deduct</i> <i>For >500, Deduct</i>	11.07 -1.45 -1.81 -2.17	
05 05 23 00-1041 EA 7/16" Diameter x 1-1/2" Length, 316 Stainless Steel, Hex Head Bolt <i>For >100 To 250, Deduct</i> <i>For >250 To 500, Deduct</i> <i>For >500, Deduct</i>	11.82 -1.45 -1.81 -2.17	
05 05 23 00-1042 EA 7/16" Diameter x 2" Length, 316 Stainless Steel, Hex Head Bolt <i>For >100 To 250, Deduct</i> <i>For >250 To 500, Deduct</i> <i>For >500, Deduct</i>	13.22 -1.45 -1.81 -2.17	
05 05 23 00-1043 EA 7/16" Diameter x 2-1/2" Length, 316 Stainless Steel, Hex Head Bolt <i>For >100 To 250, Deduct</i> <i>For >250 To 500, Deduct</i> <i>For >500, Deduct</i>	14.61 -1.48 -1.85 -2.22	
05 05 23 00-1044 EA 7/16" Diameter x 3" Length, 316 Stainless Steel, Hex Head Bolt <i>For >100 To 250, Deduct</i> <i>For >250 To 500, Deduct</i> <i>For >500, Deduct</i>	15.95 -1.48 -1.85 -2.22	
05 05 23 00-1045 EA 7/16" Diameter x 3-1/2" Length, 316 Stainless Steel, Hex Head Bolt <i>For >100 To 250, Deduct</i> <i>For >250 To 500, Deduct</i> <i>For >500, Deduct</i>	18.16 -1.48 -1.85 -2.22	
05 05 23 00-1046 EA 7/16" Diameter x 4" Length, 316 Stainless Steel, Hex Head Bolt <i>For >100 To 250, Deduct</i> <i>For >250 To 500, Deduct</i> <i>For >500, Deduct</i>	20.45 -1.52 -1.90 -2.28	
05 05 23 00-1047 EA 7/16" Diameter x 4-1/2" Length, 316 Stainless Steel, Hex Head Bolt <i>For >100 To 250, Deduct</i> <i>For >250 To 500, Deduct</i> <i>For >500, Deduct</i>	20.84 -1.52 -1.90 -2.28	
05 05 23 00-1048 EA 7/16" Diameter x 5" Length, 316 Stainless Steel, Hex Head Bolt <i>For >100 To 250, Deduct</i> <i>For >250 To 500, Deduct</i> <i>For >500, Deduct</i>	21.64 -1.52 -1.90 -2.28	
05 05 23 00-1049 EA 7/16" Diameter x 5-1/2" Length, 316 Stainless Steel, Hex Head Bolt <i>For >100 To 250, Deduct</i> <i>For >250 To 500, Deduct</i> <i>For >500, Deduct</i>	22.37 -1.56 -1.95 -2.33	
05 05 23 00-1050 EA 7/16" Diameter x 6" Length, 316 Stainless Steel, Hex Head Bolt <i>For >100 To 250, Deduct</i> <i>For >250 To 500, Deduct</i> <i>For >500, Deduct</i>	22.95 -1.56 -1.95 -2.33	
05 05 23 00-1051 EA 7/16" Diameter x 6-1/2" Length, 316 Stainless Steel, Hex Head Bolt <i>For >100 To 250, Deduct</i> <i>For >250 To 500, Deduct</i> <i>For >500, Deduct</i>	23.52 -1.56 -1.95 -2.33	
05 05 23 00-1052 EA 7/16" Diameter x 7" Length, 316 Stainless Steel, Hex Head Bolt <i>For >100 To 250, Deduct</i> <i>For >250 To 500, Deduct</i> <i>For >500, Deduct</i>	24.16 -1.59 -1.99 -2.39	
05 05 23 00-1053 1/2" Diameter, 316 Stainless Steel, Hex Head Bolts (05 05 23 00-0989)		
05 05 23 00-1054 EA 1/2" Diameter x 1" Length, 316 Stainless Steel, Hex Head Bolt <i>For >100 To 250, Deduct</i> <i>For >250 To 500, Deduct</i> <i>For >500, Deduct</i>	11.03 -1.45 -1.81 -2.17	
05 05 23 00-1055 EA 1/2" Diameter x 1-1/2" Length, 316 Stainless Steel, Hex Head Bolt <i>For >100 To 250, Deduct</i> <i>For >250 To 500, Deduct</i> <i>For >500, Deduct</i>	11.84 -1.45 -1.81 -2.17	
05 05 23 00-1056 EA 1/2" Diameter x 2" Length, 316 Stainless Steel, Hex Head Bolt <i>For >100 To 250, Deduct</i> <i>For >250 To 500, Deduct</i> <i>For >500, Deduct</i>	12.97 -1.45 -1.81 -2.17	
05 05 23 00-1057 EA 1/2" Diameter x 2-1/2" Length, 316 Stainless Steel, Hex Head Bolt <i>For >100 To 250, Deduct</i> <i>For >250 To 500, Deduct</i> <i>For >500, Deduct</i>	14.49 -1.48 -1.85 -2.22	
05 05 23 00-1058 EA 1/2" Diameter x 3" Length, 316 Stainless Steel, Hex Head Bolt <i>For >100 To 250, Deduct</i> <i>For >250 To 500, Deduct</i> <i>For >500, Deduct</i>	15.74 -1.48 -1.85 -2.22	
05 05 23 00-1059 EA 1/2" Diameter x 3-1/2" Length, 316 Stainless Steel, Hex Head Bolt <i>For >100 To 250, Deduct</i> <i>For >250 To 500, Deduct</i> <i>For >500, Deduct</i>	16.05 -1.48 -1.85 -2.22	
05 05 23 00-1060 EA 1/2" Diameter x 4" Length, 316 Stainless Steel, Hex Head Bolt <i>For >100 To 250, Deduct</i> <i>For >250 To 500, Deduct</i> <i>For >500, Deduct</i>	16.75 -1.52 -1.90 -2.28	

05 Metals**05 05 Common Work Results for Metals****05 05 23 Metal Fastenings**

MINOR CSI	UOM	DESCRIPTION	TOTAL DIRECT UNIT COST	DEMOLITION UNIT COST
05 05 23 00-1061	EA	1/2" Diameter x 4-1/2" Length, 316 Stainless Steel, Hex Head Bolt	19.15	
		<i>For >100 To 250, Deduct</i>	-1.52	
		<i>For >250 To 500, Deduct</i>	-1.90	
		<i>For >500, Deduct</i>	-2.28	
05 05 23 00-1062	EA	1/2" Diameter x 5" Length, 316 Stainless Steel, Hex Head Bolt	24.03	
		<i>For >100 To 250, Deduct</i>	-1.52	
		<i>For >250 To 500, Deduct</i>	-1.90	
		<i>For >500, Deduct</i>	-2.28	
05 05 23 00-1063	EA	1/2" Diameter x 5-1/2" Length, 316 Stainless Steel, Hex Head Bolt	24.58	
		<i>For >100 To 250, Deduct</i>	-1.56	
		<i>For >250 To 500, Deduct</i>	-1.95	
		<i>For >500, Deduct</i>	-2.33	
05 05 23 00-1064	EA	1/2" Diameter x 6" Length, 316 Stainless Steel, Hex Head Bolt	25.35	
		<i>For >100 To 250, Deduct</i>	-1.56	
		<i>For >250 To 500, Deduct</i>	-1.95	
		<i>For >500, Deduct</i>	-2.33	
05 05 23 00-1065	EA	1/2" Diameter x 6-1/2" Length, 316 Stainless Steel, Hex Head Bolt	31.38	
		<i>For >100 To 250, Deduct</i>	-1.56	
		<i>For >250 To 500, Deduct</i>	-1.95	
		<i>For >500, Deduct</i>	-2.33	
05 05 23 00-1066	EA	1/2" Diameter x 7" Length, 316 Stainless Steel, Hex Head Bolt	35.59	
		<i>For >100 To 250, Deduct</i>	-1.59	
		<i>For >250 To 500, Deduct</i>	-1.99	
		<i>For >500, Deduct</i>	-2.39	
05 05 23 00-1067	EA	1/2" Diameter x 7-1/2" Length, 316 Stainless Steel, Hex Head Bolt	38.20	
		<i>For >100 To 250, Deduct</i>	-1.59	
		<i>For >250 To 500, Deduct</i>	-1.99	
		<i>For >500, Deduct</i>	-2.39	
05 05 23 00-1068	EA	1/2" Diameter x 8" Length, 316 Stainless Steel, Hex Head Bolt	42.52	
		<i>For >100 To 250, Deduct</i>	-1.59	
		<i>For >250 To 500, Deduct</i>	-1.99	
		<i>For >500, Deduct</i>	-2.39	
05 05 23 00-1069	EA	1/2" Diameter x 8-1/2" Length, 316 Stainless Steel, Hex Head Bolt	54.12	
		<i>For >100 To 250, Deduct</i>	-1.63	
		<i>For >250 To 500, Deduct</i>	-2.04	
		<i>For >500, Deduct</i>	-2.44	
05 05 23 00-1070	EA	1/2" Diameter x 9" Length, 316 Stainless Steel, Hex Head Bolt	61.50	
		<i>For >100 To 250, Deduct</i>	-1.63	
		<i>For >250 To 500, Deduct</i>	-2.04	
		<i>For >500, Deduct</i>	-2.44	
05 05 23 00-1071	EA	1/2" Diameter x 9-1/2" Length, 316 Stainless Steel, Hex Head Bolt	62.71	
		<i>For >100 To 250, Deduct</i>	-1.63	
		<i>For >250 To 500, Deduct</i>	-2.04	
		<i>For >500, Deduct</i>	-2.44	
05 05 23 00-1072	EA	1/2" Diameter x 10" Length, 316 Stainless Steel, Hex Head Bolt	64.59	
		<i>For >100 To 250, Deduct</i>	-1.63	
		<i>For >250 To 500, Deduct</i>	-2.04	
		<i>For >500, Deduct</i>	-2.44	
05 05 23 00-1073		9/16" Diameter, 316 Stainless Steel, Hex Head Bolts (05 05 23 00-0989)	31.23	
05 05 23 00-1074	EA	9/16" Diameter x 1" Length, 316 Stainless Steel, Hex Head Bolt		
		<i>For >100 To 250, Deduct</i>	-1.45	
		<i>For >250 To 500, Deduct</i>	-1.81	
		<i>For >500, Deduct</i>	-2.17	
05 05 23 00-1075	EA	9/16" Diameter x 1-1/2" Length, 316 Stainless Steel, Hex Head Bolt	33.88	
		<i>For >100 To 250, Deduct</i>	-1.45	
		<i>For >250 To 500, Deduct</i>	-1.81	
		<i>For >500, Deduct</i>	-2.17	
05 05 23 00-1076	EA	9/16" Diameter x 2" Length, 316 Stainless Steel, Hex Head Bolt	42.75	
		<i>For >100 To 250, Deduct</i>	-1.45	
		<i>For >250 To 500, Deduct</i>	-1.81	
		<i>For >500, Deduct</i>	-2.17	
05 05 23 00-1077	EA	9/16" Diameter x 2-1/2" Length, 316 Stainless Steel, Hex Head Bolt	47.90	
		<i>For >100 To 250, Deduct</i>	-1.48	
		<i>For >250 To 500, Deduct</i>	-1.85	
		<i>For >500, Deduct</i>	-2.22	
05 05 23 00-1078	EA	9/16" Diameter x 3" Length, 316 Stainless Steel, Hex Head Bolt	53.14	
		<i>For >100 To 250, Deduct</i>	-1.48	
		<i>For >250 To 500, Deduct</i>	-1.85	
		<i>For >500, Deduct</i>	-2.22	
05 05 23 00-1079	EA	9/16" Diameter x 3-1/2" Length, 316 Stainless Steel, Hex Head Bolt	58.39	
		<i>For >100 To 250, Deduct</i>	-1.48	
		<i>For >250 To 500, Deduct</i>	-1.85	
		<i>For >500, Deduct</i>	-2.22	
05 05 23 00-1080	EA	9/16" Diameter x 4" Length, 316 Stainless Steel, Hex Head Bolt	61.83	
		<i>For >100 To 250, Deduct</i>	-1.52	
		<i>For >250 To 500, Deduct</i>	-1.90	
		<i>For >500, Deduct</i>	-2.28	
05 05 23 00-1081	EA	9/16" Diameter x 4-1/2" Length, 316 Stainless Steel, Hex Head Bolt	66.15	
		<i>For >100 To 250, Deduct</i>	-1.52	
		<i>For >250 To 500, Deduct</i>	-1.90	
		<i>For >500, Deduct</i>	-2.28	



MINOR CSI UOM DESCRIPTION	TOTAL DIRECT UNIT COST	DEMOLITION UNIT COST
05 05 23 00-1082 EA 9/16" Diameter x 5" Length, 316 Stainless Steel, Hex Head Bolt	69.99	
<i>For >100 To 250, Deduct</i>	-1.52	
<i>For >250 To 500, Deduct</i>	-1.90	
<i>For >500, Deduct</i>	-2.28	
05 05 23 00-1083 EA 9/16" Diameter x 5-1/2" Length, 316 Stainless Steel, Hex Head Bolt	71.33	
<i>For >100 To 250, Deduct</i>	-1.56	
<i>For >250 To 500, Deduct</i>	-1.95	
<i>For >500, Deduct</i>	-2.33	
05 05 23 00-1084 EA 9/16" Diameter x 6" Length, 316 Stainless Steel, Hex Head Bolt	74.71	
<i>For >100 To 250, Deduct</i>	-1.56	
<i>For >250 To 500, Deduct</i>	-1.95	
<i>For >500, Deduct</i>	-2.33	
05 05 23 00-1085 5/8" Diameter, 316 Stainless Steel, Hex Head Bolts <small>(05 05 23 00-0985)</small>		
05 05 23 00-1086 EA 5/8" Diameter x 1" Length, 316 Stainless Steel, Hex Head Bolt	16.05	
<i>For >100 To 250, Deduct</i>	-1.63	
<i>For >250 To 500, Deduct</i>	-2.04	
<i>For >500, Deduct</i>	-2.44	
05 05 23 00-1087 EA 5/8" Diameter x 1-1/2" Length, 316 Stainless Steel, Hex Head Bolt	16.28	
<i>For >100 To 250, Deduct</i>	-1.63	
<i>For >250 To 500, Deduct</i>	-2.04	
<i>For >500, Deduct</i>	-2.44	
05 05 23 00-1088 EA 5/8" Diameter x 2" Length, 316 Stainless Steel, Hex Head Bolt	16.36	
<i>For >100 To 250, Deduct</i>	-1.63	
<i>For >250 To 500, Deduct</i>	-2.04	
<i>For >500, Deduct</i>	-2.44	
05 05 23 00-1089 EA 5/8" Diameter x 2-1/2" Length, 316 Stainless Steel, Hex Head Bolt	18.05	
<i>For >100 To 250, Deduct</i>	-1.66	
<i>For >250 To 500, Deduct</i>	-2.08	
<i>For >500, Deduct</i>	-2.50	
05 05 23 00-1090 EA 5/8" Diameter x 3" Length, 316 Stainless Steel, Hex Head Bolt	19.61	
<i>For >100 To 250, Deduct</i>	-1.66	
<i>For >250 To 500, Deduct</i>	-2.08	
<i>For >500, Deduct</i>	-2.50	
05 05 23 00-1091 EA 5/8" Diameter x 3-1/2" Length, 316 Stainless Steel, Hex Head Bolt	24.54	
<i>For >100 To 250, Deduct</i>	-1.66	
<i>For >250 To 500, Deduct</i>	-2.08	
<i>For >500, Deduct</i>	-2.50	
05 05 23 00-1092 EA 5/8" Diameter x 4" Length, 316 Stainless Steel, Hex Head Bolt	25.76	
<i>For >100 To 250, Deduct</i>	-1.70	
<i>For >250 To 500, Deduct</i>	-2.13	
<i>For >500, Deduct</i>	-2.55	
05 05 23 00-1093 EA 5/8" Diameter x 4-1/2" Length, 316 Stainless Steel, Hex Head Bolt	30.08	
<i>For >100 To 250, Deduct</i>	-1.70	
<i>For >250 To 500, Deduct</i>	-2.13	
<i>For >500, Deduct</i>	-2.55	
05 05 23 00-1094 EA 5/8" Diameter x 5" Length, 316 Stainless Steel, Hex Head Bolt	31.58	
<i>For >100 To 250, Deduct</i>	-1.70	
<i>For >250 To 500, Deduct</i>	-2.13	
<i>For >500, Deduct</i>	-2.55	
05 05 23 00-1095 EA 5/8" Diameter x 5-1/2" Length, 316 Stainless Steel, Hex Head Bolt	34.60	
<i>For >100 To 250, Deduct</i>	-1.74	
<i>For >250 To 500, Deduct</i>	-2.17	
<i>For >500, Deduct</i>	-2.60	
05 05 23 00-1096 EA 5/8" Diameter x 6" Length, 316 Stainless Steel, Hex Head Bolt	35.83	
<i>For >100 To 250, Deduct</i>	-1.74	
<i>For >250 To 500, Deduct</i>	-2.17	
<i>For >500, Deduct</i>	-2.60	
05 05 23 00-1097 EA 5/8" Diameter x 6-1/2" Length, 316 Stainless Steel, Hex Head Bolt	43.39	
<i>For >100 To 250, Deduct</i>	-1.74	
<i>For >250 To 500, Deduct</i>	-2.17	
<i>For >500, Deduct</i>	-2.60	
05 05 23 00-1098 EA 5/8" Diameter x 7" Length, 316 Stainless Steel, Hex Head Bolt	46.30	
<i>For >100 To 250, Deduct</i>	-1.77	
<i>For >250 To 500, Deduct</i>	-2.22	
<i>For >500, Deduct</i>	-2.66	
05 05 23 00-1099 EA 5/8" Diameter x 7-1/2" Length, 316 Stainless Steel, Hex Head Bolt	47.26	
<i>For >100 To 250, Deduct</i>	-1.77	
<i>For >250 To 500, Deduct</i>	-2.22	
<i>For >500, Deduct</i>	-2.66	
05 05 23 00-1100 EA 5/8" Diameter x 8" Length, 316 Stainless Steel, Hex Head Bolt	50.79	
<i>For >100 To 250, Deduct</i>	-1.77	
<i>For >250 To 500, Deduct</i>	-2.22	
<i>For >500, Deduct</i>	-2.66	
05 05 23 00-1101 EA 5/8" Diameter x 8-1/2" Length, 316 Stainless Steel, Hex Head Bolt	54.16	
<i>For >100 To 250, Deduct</i>	-1.81	
<i>For >250 To 500, Deduct</i>	-2.26	
<i>For >500, Deduct</i>	-2.71	
05 05 23 00-1102 EA 5/8" Diameter x 9" Length, 316 Stainless Steel, Hex Head Bolt	57.16	
<i>For >100 To 250, Deduct</i>	-1.81	
<i>For >250 To 500, Deduct</i>	-2.26	
<i>For >500, Deduct</i>	-2.71	

05 Metals

05 05 Common Work Results for Metals

05 05 23 Metal Fastenings



MINOR		TOTAL DIRECT	DEMOLITION
CSI	UOM DESCRIPTION	UNIT COST	UNIT COST
05 05 23 00-1103	EA 5/8" Diameter x 9-1/2" Length, 316 Stainless Steel, Hex Head Bolt <i>For >100 To 250, Deduct</i> <i>For >250 To 500, Deduct</i> <i>For >500, Deduct</i>	71.44 -1.81 -2.26 -2.71	
05 05 23 00-1104	EA 5/8" Diameter x 10" Length, 316 Stainless Steel, Hex Head Bolt <i>For >100 To 250, Deduct</i> <i>For >250 To 500, Deduct</i> <i>For >500, Deduct</i>	86.70 -1.81 -2.26 -2.71	
05 05 23 00-1105	3/4" Diameter, 316 Stainless Steel, Hex Head Bolts (05 05 23 00-0989)		
05 05 23 00-1106	EA 3/4" Diameter x 1" Length, 316 Stainless Steel, Hex Head Bolt <i>For >100 To 250, Deduct</i> <i>For >250 To 500, Deduct</i> <i>For >500, Deduct</i>	22.06 -1.63 -2.04 -2.44	
05 05 23 00-1107	EA 3/4" Diameter x 1-1/2" Length, 316 Stainless Steel, Hex Head Bolt <i>For >100 To 250, Deduct</i> <i>For >250 To 500, Deduct</i> <i>For >500, Deduct</i>	22.60 -1.63 -2.04 -2.44	
05 05 23 00-1108	EA 3/4" Diameter x 2" Length, 316 Stainless Steel, Hex Head Bolt <i>For >100 To 250, Deduct</i> <i>For >250 To 500, Deduct</i> <i>For >500, Deduct</i>	24.65 -1.63 -2.04 -2.44	
05 05 23 00-1109	EA 3/4" Diameter x 2-1/2" Length, 316 Stainless Steel, Hex Head Bolt <i>For >100 To 250, Deduct</i> <i>For >250 To 500, Deduct</i> <i>For >500, Deduct</i>	26.64 -1.66 -2.08 -2.50	
05 05 23 00-1110	EA 3/4" Diameter x 3" Length, 316 Stainless Steel, Hex Head Bolt <i>For >100 To 250, Deduct</i> <i>For >250 To 500, Deduct</i> <i>For >500, Deduct</i>	30.48 -1.66 -2.08 -2.50	
05 05 23 00-1111	EA 3/4" Diameter x 3-1/2" Length, 316 Stainless Steel, Hex Head Bolt <i>For >100 To 250, Deduct</i> <i>For >250 To 500, Deduct</i> <i>For >500, Deduct</i>	32.70 -1.66 -2.08 -2.50	
05 05 23 00-1112	EA 3/4" Diameter x 4" Length, 316 Stainless Steel, Hex Head Bolt <i>For >100 To 250, Deduct</i> <i>For >250 To 500, Deduct</i> <i>For >500, Deduct</i>	37.63 -1.70 -2.13 -2.55	
05 05 23 00-1113	EA 3/4" Diameter x 4-1/2" Length, 316 Stainless Steel, Hex Head Bolt <i>For >100 To 250, Deduct</i> <i>For >250 To 500, Deduct</i> <i>For >500, Deduct</i>	39.58 -1.70 -2.13 -2.55	
05 05 23 00-1114	EA 3/4" Diameter x 5" Length, 316 Stainless Steel, Hex Head Bolt <i>For >100 To 250, Deduct</i> <i>For >250 To 500, Deduct</i> <i>For >500, Deduct</i>	40.66 -1.70 -2.13 -2.55	
05 05 23 00-1115	EA 3/4" Diameter x 5-1/2" Length, 316 Stainless Steel, Hex Head Bolt <i>For >100 To 250, Deduct</i> <i>For >250 To 500, Deduct</i> <i>For >500, Deduct</i>	42.28 -1.74 -2.17 -2.60	
05 05 23 00-1116	EA 3/4" Diameter x 6" Length, 316 Stainless Steel, Hex Head Bolt <i>For >100 To 250, Deduct</i> <i>For >250 To 500, Deduct</i> <i>For >500, Deduct</i>	44.74 -1.74 -2.17 -2.60	
05 05 23 00-1117	EA 3/4" Diameter x 6-1/2" Length, 316 Stainless Steel, Hex Head Bolt <i>For >100 To 250, Deduct</i> <i>For >250 To 500, Deduct</i> <i>For >500, Deduct</i>	52.30 -1.74 -2.17 -2.60	
05 05 23 00-1118	EA 3/4" Diameter x 7" Length, 316 Stainless Steel, Hex Head Bolt <i>For >100 To 250, Deduct</i> <i>For >250 To 500, Deduct</i> <i>For >500, Deduct</i>	63.43 -1.77 -2.22 -2.66	
05 05 23 00-1119	EA 3/4" Diameter x 7-1/2" Length, 316 Stainless Steel, Hex Head Bolt <i>For >100 To 250, Deduct</i> <i>For >250 To 500, Deduct</i> <i>For >500, Deduct</i>	71.95 -1.77 -2.22 -2.66	
05 05 23 00-1120	EA 3/4" Diameter x 8" Length, 316 Stainless Steel, Hex Head Bolt <i>For >100 To 250, Deduct</i> <i>For >250 To 500, Deduct</i> <i>For >500, Deduct</i>	73.24 -1.77 -2.22 -2.66	
05 05 23 00-1121	EA 3/4" Diameter x 8-1/2" Length, 316 Stainless Steel, Hex Head Bolt <i>For >100 To 250, Deduct</i> <i>For >250 To 500, Deduct</i> <i>For >500, Deduct</i>	78.54 -1.81 -2.26 -2.71	
05 05 23 00-1122	EA 3/4" Diameter x 9" Length, 316 Stainless Steel, Hex Head Bolt <i>For >100 To 250, Deduct</i> <i>For >250 To 500, Deduct</i> <i>For >500, Deduct</i>	91.47 -1.81 -2.26 -2.71	
05 05 23 00-1123	EA 3/4" Diameter x 9-1/2" Length, 316 Stainless Steel, Hex Head Bolt <i>For >100 To 250, Deduct</i> <i>For >250 To 500, Deduct</i> <i>For >500, Deduct</i>	92.56 -1.81 -2.26 -2.71	



	MINOR	CSI	UOM	DESCRIPTION	TOTAL DIRECT UNIT COST	DEMOLITION UNIT COST
05 05 23 00-1124	EA			3/4" Diameter x 10" Length, 316 Stainless Steel, Hex Head Bolt <i>For >100 To 250, Deduct</i> <i>For >250 To 500, Deduct</i> <i>For >500, Deduct</i>	95.29 -1.81 -2.26 -2.71	
05 05 23 00-1125 7/8" Diameter, 316 Stainless Steel, Hex Head Bolts (05 05 23 00-0989)						
05 05 23 00-1126	EA			7/8" Diameter x 1-1/2" Length, 316 Stainless Steel, Hex Head Bolt <i>For >100 To 250, Deduct</i> <i>For >250 To 500, Deduct</i> <i>For >500, Deduct</i>	24.92 -1.81 -2.26 -2.71	
05 05 23 00-1127	EA			7/8" Diameter x 2" Length, 316 Stainless Steel, Hex Head Bolt <i>For >100 To 250, Deduct</i> <i>For >250 To 500, Deduct</i> <i>For >500, Deduct</i>	28.47 -1.81 -2.26 -2.71	
05 05 23 00-1128	EA			7/8" Diameter x 2-1/2" Length, 316 Stainless Steel, Hex Head Bolt <i>For >100 To 250, Deduct</i> <i>For >250 To 500, Deduct</i> <i>For >500, Deduct</i>	30.60 -1.85 -2.31 -2.77	
05 05 23 00-1129	EA			7/8" Diameter x 3" Length, 316 Stainless Steel, Hex Head Bolt <i>For >100 To 250, Deduct</i> <i>For >250 To 500, Deduct</i> <i>For >500, Deduct</i>	35.57 -1.85 -2.31 -2.77	
05 05 23 00-1130	EA			7/8" Diameter x 3-1/2" Length, 316 Stainless Steel, Hex Head Bolt <i>For >100 To 250, Deduct</i> <i>For >250 To 500, Deduct</i> <i>For >500, Deduct</i>	37.80 -1.85 -2.31 -2.77	
05 05 23 00-1131	EA			7/8" Diameter x 4" Length, 316 Stainless Steel, Hex Head Bolt <i>For >100 To 250, Deduct</i> <i>For >250 To 500, Deduct</i> <i>For >500, Deduct</i>	39.94 -1.88 -2.35 -2.82	
05 05 23 00-1132	EA			7/8" Diameter x 4-1/2" Length, 316 Stainless Steel, Hex Head Bolt <i>For >100 To 250, Deduct</i> <i>For >250 To 500, Deduct</i> <i>For >500, Deduct</i>	42.95 -1.88 -2.35 -2.82	
05 05 23 00-1133	EA			7/8" Diameter x 5" Length, 316 Stainless Steel, Hex Head Bolt <i>For >100 To 250, Deduct</i> <i>For >250 To 500, Deduct</i> <i>For >500, Deduct</i>	49.73 -1.88 -2.35 -2.82	
05 05 23 00-1134	EA			7/8" Diameter x 5-1/2" Length, 316 Stainless Steel, Hex Head Bolt <i>For >100 To 250, Deduct</i> <i>For >250 To 500, Deduct</i> <i>For >500, Deduct</i>	50.08 -1.92 -2.40 -2.88	
05 05 23 00-1135	EA			7/8" Diameter x 6" Length, 316 Stainless Steel, Hex Head Bolt <i>For >100 To 250, Deduct</i> <i>For >250 To 500, Deduct</i> <i>For >500, Deduct</i>	52.33 -1.92 -2.40 -2.88	
05 05 23 00-1136	EA			7/8" Diameter x 6-1/2" Length, 316 Stainless Steel, Hex Head Bolt <i>For >100 To 250, Deduct</i> <i>For >250 To 500, Deduct</i> <i>For >500, Deduct</i>	71.30 -1.92 -2.40 -2.88	
05 05 23 00-1137	EA			7/8" Diameter x 7" Length, 316 Stainless Steel, Hex Head Bolt <i>For >100 To 250, Deduct</i> <i>For >250 To 500, Deduct</i> <i>For >500, Deduct</i>	79.85 -1.95 -2.44 -2.93	
05 05 23 00-1138	EA			7/8" Diameter x 7-1/2" Length, 316 Stainless Steel, Hex Head Bolt <i>For >100 To 250, Deduct</i> <i>For >250 To 500, Deduct</i> <i>For >500, Deduct</i>	88.85 -1.95 -2.44 -2.93	
05 05 23 00-1139	EA			7/8" Diameter x 8" Length, 316 Stainless Steel, Hex Head Bolt <i>For >100 To 250, Deduct</i> <i>For >250 To 500, Deduct</i> <i>For >500, Deduct</i>	93.29 -1.95 -2.44 -2.93	
05 05 23 00-1140	EA			7/8" Diameter x 8-1/2" Length, 316 Stainless Steel, Hex Head Bolt <i>For >100 To 250, Deduct</i> <i>For >250 To 500, Deduct</i> <i>For >500, Deduct</i>	99.23 -1.99 -2.49 -2.99	
05 05 23 00-1141	EA			7/8" Diameter x 9" Length, 316 Stainless Steel, Hex Head Bolt <i>For >100 To 250, Deduct</i> <i>For >250 To 500, Deduct</i> <i>For >500, Deduct</i>	103.09 -1.99 -2.49 -2.99	
05 05 23 00-1142	EA			7/8" Diameter x 9-1/2" Length, 316 Stainless Steel, Hex Head Bolt <i>For >100 To 250, Deduct</i> <i>For >250 To 500, Deduct</i> <i>For >500, Deduct</i>	106.91 -1.99 -2.49 -2.99	
05 05 23 00-1143	EA			7/8" Diameter x 10" Length, 316 Stainless Steel, Hex Head Bolt <i>For >100 To 250, Deduct</i> <i>For >250 To 500, Deduct</i> <i>For >500, Deduct</i>	111.21 -1.99 -2.49 -2.99	
05 05 23 00-1144				1" Diameter, 316 Stainless Steel, Hex Head Bolts (05 05 23 00-0989)		

05 Metals**05 05 Common Work Results for Metals****05 05 23 Metal Fastenings**

SAN BERNARDINO
COUNTY

MINOR CSI UOM DESCRIPTION	TOTAL DIRECT UNIT COST	DEMOLITION UNIT COST
05 05 23 00-1145 EA 1" Diameter x 2" Length, 316 Stainless Steel, Hex Head Bolt	32.73	
For>100 To 250, Deduct	-1.81	
For>250 To 500, Deduct	-2.26	
For>500, Deduct	-2.71	
05 05 23 00-1146 EA 1" Diameter x 2-1/2" Length, 316 Stainless Steel, Hex Head Bolt	38.39	
For>100 To 250, Deduct	-1.85	
For>250 To 500, Deduct	-2.31	
For>500, Deduct	-2.77	
05 05 23 00-1147 EA 1" Diameter x 3" Length, 316 Stainless Steel, Hex Head Bolt	42.06	
For>100 To 250, Deduct	-1.85	
For>250 To 500, Deduct	-2.31	
For>500, Deduct	-2.77	
05 05 23 00-1148 EA 1" Diameter x 3-1/2" Length, 316 Stainless Steel, Hex Head Bolt	47.92	
For>100 To 250, Deduct	-1.85	
For>250 To 500, Deduct	-2.31	
For>500, Deduct	-2.77	
05 05 23 00-1149 EA 1" Diameter x 4" Length, 316 Stainless Steel, Hex Head Bolt	50.19	
For>100 To 250, Deduct	-1.88	
For>250 To 500, Deduct	-2.35	
For>500, Deduct	-2.82	
05 05 23 00-1150 EA 1" Diameter x 4-1/2" Length, 316 Stainless Steel, Hex Head Bolt	54.17	
For>100 To 250, Deduct	-1.88	
For>250 To 500, Deduct	-2.35	
For>500, Deduct	-2.82	
05 05 23 00-1151 EA 1" Diameter x 5" Length, 316 Stainless Steel, Hex Head Bolt	58.18	
For>100 To 250, Deduct	-1.88	
For>250 To 500, Deduct	-2.35	
For>500, Deduct	-2.82	
05 05 23 00-1152 EA 1" Diameter x 5-1/2" Length, 316 Stainless Steel, Hex Head Bolt	62.39	
For>100 To 250, Deduct	-1.92	
For>250 To 500, Deduct	-2.40	
For>500, Deduct	-2.88	
05 05 23 00-1153 EA 1" Diameter x 6" Length, 316 Stainless Steel, Hex Head Bolt	72.76	
For>100 To 250, Deduct	-1.92	
For>250 To 500, Deduct	-2.40	
For>500, Deduct	-2.88	
05 05 23 00-1154 EA 1" Diameter x 6-1/2" Length, 316 Stainless Steel, Hex Head Bolt	82.97	
For>100 To 250, Deduct	-1.92	
For>250 To 500, Deduct	-2.40	
For>500, Deduct	-2.88	
05 05 23 00-1155 EA 1" Diameter x 7" Length, 316 Stainless Steel, Hex Head Bolt	97.13	
For>100 To 250, Deduct	-1.95	
For>250 To 500, Deduct	-2.44	
For>500, Deduct	-2.93	
05 05 23 00-1156 EA 1" Diameter x 7-1/2" Length, 316 Stainless Steel, Hex Head Bolt	108.88	
For>100 To 250, Deduct	-1.95	
For>250 To 500, Deduct	-2.44	
For>500, Deduct	-2.93	
05 05 23 00-1157 EA 1" Diameter x 8" Length, 316 Stainless Steel, Hex Head Bolt	110.57	
For>100 To 250, Deduct	-1.95	
For>250 To 500, Deduct	-2.44	
For>500, Deduct	-2.93	
05 05 23 00-1158 EA 1" Diameter x 8-1/2" Length, 316 Stainless Steel, Hex Head Bolt	114.59	
For>100 To 250, Deduct	-1.99	
For>250 To 500, Deduct	-2.49	
For>500, Deduct	-2.99	
05 05 23 00-1159 EA 1" Diameter x 9" Length, 316 Stainless Steel, Hex Head Bolt	116.20	
For>100 To 250, Deduct	-1.99	
For>250 To 500, Deduct	-2.49	
For>500, Deduct	-2.99	
05 05 23 00-1160 EA 1" Diameter x 9-1/2" Length, 316 Stainless Steel, Hex Head Bolt	135.71	
For>100 To 250, Deduct	-1.99	
For>250 To 500, Deduct	-2.49	
For>500, Deduct	-2.99	
05 05 23 00-1161 EA 1" Diameter x 10" Length, 316 Stainless Steel, Hex Head Bolt	154.55	
For>100 To 250, Deduct	-1.99	
For>250 To 500, Deduct	-2.49	
For>500, Deduct	-2.99	
05 05 23 00-1162 Screws (05 05 23)		
05 05 23 00-1163 Teks® 5 Self Drilling Screws (05 05 23 00-1162)		
Note: Includes Climaseal® finish, self-drill point and tapping threads.		
05 05 23 00-1164 EA 12-24 x 1-1/4", Hex Washer Head, Teks® 5 Self Drilling Screw	3.51	
For>10 To 50, Deduct	-0.15	
For>50 To 100, Deduct	-0.31	
For>100, Deduct	-0.63	
05 05 23 00-1165 EA 12-24 x 1-1/2", Hex Washer Head, Teks® 5 Self Drilling Screw	3.69	
For>10 To 50, Deduct	-0.15	
For>50 To 100, Deduct	-0.32	
For>100, Deduct	-0.64	
05 05 23 00-1166 EA 12-24 x 2", Hex Washer Head, Teks® 5 Self Drilling Screw	4.15	
For>10 To 50, Deduct	-0.16	
For>50 To 100, Deduct	-0.34	
For>100, Deduct	-0.69	



MINOR	CSI	UOM	DESCRIPTION	TOTAL DIRECT UNIT COST	DEMOLITION UNIT COST
05 05 23 00-1167	EA		1/4"-28 x 3", Hex Washer Head, Teks® 5 Self Drilling Screw.....	5.80	
			<i>For >10 To 50, Deduct</i>	-0.20	
			<i>For >50 To 100, Deduct</i>	-0.45	
			<i>For >100, Deduct</i>	-0.89	
05 05 23 00-1168	EA		1/4"-28 x 4", Hex Washer Head, Teks® 5 Self Drilling Screw.....	6.21	
			<i>For >10 To 50, Deduct</i>	-0.21	
			<i>For >50 To 100, Deduct</i>	-0.47	
			<i>For >100, Deduct</i>	-0.94	
05 05 23 00-1169	EA		1/4"-28 x 6", Hex Washer Head, Teks® 5 Self Drilling Screw.....	7.84	
			<i>For >10 To 50, Deduct</i>	-0.22	
			<i>For >50 To 100, Deduct</i>	-0.53	
			<i>For >100, Deduct</i>	-1.06	
05 05 23 00-1170	EA		1/4"-28 x 8", Hex Washer Head, Teks® 5 Self Drilling Screw.....	8.84	
			<i>For >10 To 50, Deduct</i>	-0.23	
			<i>For >50 To 100, Deduct</i>	-0.57	
			<i>For >100, Deduct</i>	-1.14	
05 05 23 00-1171			Security Screws <small>(05 05 23 00-1162)</small>		
05 05 23 00-1172			304/18-8 Stainless Steel, Security Screws <small>(05 05 23 00-1171)</small>		
			<small>Note: Includes "security" style drive in machine or sheet metal screw threads.</small>		
05 05 23 00-1173	EA		#4 Diameter x 1/2" Length, 304/18-8 Stainless Steel, Security Screws.....	2.73	
			<i>For >10 To 50, Deduct</i>	-0.13	
			<i>For >50 To 100, Deduct</i>	-0.26	
			<i>For >100, Deduct</i>	-0.52	
05 05 23 00-1174	EA		#6 Diameter x 1/2" Length, 304/18-8 Stainless Steel, Security Screw.....	3.29	
			<i>For >10 To 50, Deduct</i>	-0.13	
			<i>For >50 To 100, Deduct</i>	-0.27	
			<i>For >100, Deduct</i>	-0.54	
05 05 23 00-1175	EA		#6 Diameter x 1" Length, 304/18-8 Stainless Steel, Security Screw.....	3.76	
			<i>For >10 To 50, Deduct</i>	-0.13	
			<i>For >50 To 100, Deduct</i>	-0.28	
			<i>For >100, Deduct</i>	-0.57	
05 05 23 00-1176	EA		#6 Diameter x 1-1/2" Length, 304/18-8 Stainless Steel, Security Screw.....	3.92	
			<i>For >10 To 50, Deduct</i>	-0.13	
			<i>For >50 To 100, Deduct</i>	-0.29	
			<i>For >100, Deduct</i>	-0.58	
05 05 23 00-1177	EA		#6 Diameter x 2" Length, 304/18-8 Stainless Steel, Security Screw.....	4.23	
			<i>For >10 To 50, Deduct</i>	-0.13	
			<i>For >50 To 100, Deduct</i>	-0.30	
			<i>For >100, Deduct</i>	-0.59	
05 05 23 00-1178	EA		#8 Diameter x 1/2" Length, 304/18-8 Stainless Steel, Security Screw.....	3.41	
			<i>For >10 To 50, Deduct</i>	-0.13	
			<i>For >50 To 100, Deduct</i>	-0.28	
			<i>For >100, Deduct</i>	-0.55	
05 05 23 00-1179	EA		#8 Diameter x 1" Length, 304/18-8 Stainless Steel, Security Screw.....	3.64	
			<i>For >10 To 50, Deduct</i>	-0.13	
			<i>For >50 To 100, Deduct</i>	-0.28	
			<i>For >100, Deduct</i>	-0.56	
05 05 23 00-1180	EA		#8 Diameter x 1-1/2" Length, 304/18-8 Stainless Steel, Security Screw.....	4.11	
			<i>For >10 To 50, Deduct</i>	-0.13	
			<i>For >50 To 100, Deduct</i>	-0.29	
			<i>For >100, Deduct</i>	-0.59	
05 05 23 00-1181	EA		#8 Diameter x 2" Length, 304/18-8 Stainless Steel, Security Screw.....	4.25	
			<i>For >10 To 50, Deduct</i>	-0.13	
			<i>For >50 To 100, Deduct</i>	-0.30	
			<i>For >100, Deduct</i>	-0.59	
05 05 23 00-1182	EA		#10 Diameter x 1/2" Length, 304/18-8 Stainless Steel, Security Screw.....	3.55	
			<i>For >10 To 50, Deduct</i>	-0.13	
			<i>For >50 To 100, Deduct</i>	-0.28	
			<i>For >100, Deduct</i>	-0.56	
05 05 23 00-1183	EA		#10 Diameter x 1" Length, 304/18-8 Stainless Steel, Security Screw.....	3.62	
			<i>For >10 To 50, Deduct</i>	-0.13	
			<i>For >50 To 100, Deduct</i>	-0.28	
			<i>For >100, Deduct</i>	-0.56	
05 05 23 00-1184	EA		#10 Diameter x 1-1/2" Length, 304/18-8 Stainless Steel, Security Screw.....	3.82	
			<i>For >10 To 50, Deduct</i>	-0.13	
			<i>For >50 To 100, Deduct</i>	-0.29	
			<i>For >100, Deduct</i>	-0.57	
05 05 23 00-1185	EA		#10 Diameter x 2" Length, 304/18-8 Stainless Steel, Security Screw.....	4.46	
			<i>For >10 To 50, Deduct</i>	-0.13	
			<i>For >50 To 100, Deduct</i>	-0.30	
			<i>For >100, Deduct</i>	-0.60	
05 05 23 00-1186	EA		1/4" Diameter x 1/2" Length, 304/18-8 Stainless Steel, Security Screw.....	3.92	
			<i>For >10 To 50, Deduct</i>	-0.13	
			<i>For >50 To 100, Deduct</i>	-0.29	
			<i>For >100, Deduct</i>	-0.58	
05 05 23 00-1187	EA		1/4" Diameter x 1" Length, 304/18-8 Stainless Steel, Security Screw.....	4.07	
			<i>For >10 To 50, Deduct</i>	-0.13	
			<i>For >50 To 100, Deduct</i>	-0.29	
			<i>For >100, Deduct</i>	-0.58	
05 05 23 00-1188	EA		1/4" Diameter x 1-1/2" Length, 304/18-8 Stainless Steel, Security Screw.....	4.68	
			<i>For >10 To 50, Deduct</i>	-0.13	
			<i>For >50 To 100, Deduct</i>	-0.31	
			<i>For >100, Deduct</i>	-0.61	

05 Metals**05 05 Common Work Results for Metals****05 05 23 Metal Fastenings**
 MINOR
 CSI UOM DESCRIPTION

 TOTAL DIRECT DEMOLITION
 UNIT COST UNIT COST

05 05 23 00-1189	EA	1/4" Diameter x 2" Length, 304/18-8 Stainless Steel, Security Screw.....	5.64	
		<i>For >10 To 50, Deduct</i>	-0.13	
		<i>For >50 To 100, Deduct</i>	-0.33	
		<i>For >100, Deduct</i>	-0.66	
05 05 23 00-1190		Threaded Rod <small>(05 05 23)</small>		
		Note: Fully threaded. See CSI section 05 05 19 00-0169 for anchoring adhesive, 05 05 23 00-1283 for nuts and washers.		
05 05 23 00-1191		Plain Finish Steel, Low Carbon Threaded Rod <small>(05 05 23 00-1190)</small>		
05 05 23 00-1192	LF	1/4" Diameter, Plain Finish Steel, Low Carbon Threaded Rod	2.06	0.52
		<i>For Left Hand Threaded Rod, Add</i>	0.10	
05 05 23 00-1193	LF	5/16" Diameter, Plain Finish Steel, Low Carbon Threaded Rod	2.68	0.57
		<i>For Left Hand Threaded Rod, Add</i>	0.15	
05 05 23 00-1194	LF	3/8" Diameter, Plain Finish Steel, Low Carbon Threaded Rod	3.11	0.66
		<i>For Left Hand Threaded Rod, Add</i>	0.18	
05 05 23 00-1195	LF	7/16" Diameter, Plain Finish Steel, Low Carbon Threaded Rod	4.15	0.68
		<i>For Left Hand Threaded Rod, Add</i>	0.28	
05 05 23 00-1196	LF	1/2" Diameter, Plain Finish Steel, Low Carbon Threaded Rod	4.25	0.71
		<i>For Left Hand Threaded Rod, Add</i>	0.29	
05 05 23 00-1197	LF	9/16" Diameter, Plain Finish Steel, Low Carbon Threaded Rod	5.23	0.71
		<i>For Left Hand Threaded Rod, Add</i>	0.38	
05 05 23 00-1198	LF	5/8" Diameter, Plain Finish Steel, Low Carbon Threaded Rod	5.87	0.73
		<i>For Left Hand Threaded Rod, Add</i>	0.44	
05 05 23 00-1199	LF	3/4" Diameter, Plain Finish Steel, Low Carbon Threaded Rod	9.53	0.75
		<i>For Left Hand Threaded Rod, Add</i>	0.81	
05 05 23 00-1200	LF	7/8" Diameter, Plain Finish Steel, Low Carbon Threaded Rod	10.39	0.77
		<i>For Left Hand Threaded Rod, Add</i>	0.89	
05 05 23 00-1201	LF	1" Diameter, Plain Finish Steel, Low Carbon Threaded Rod	14.17	0.87
		<i>For Left Hand Threaded Rod, Add</i>	1.24	
05 05 23 00-1202	LF	1-1/8" Diameter, Plain Finish Steel, Low Carbon Threaded Rod	17.61	0.97
		<i>For Left Hand Threaded Rod, Add</i>	1.57	
05 05 23 00-1203	LF	1-1/4" Diameter, Plain Finish Steel, Low Carbon Threaded Rod	23.32	1.05
		<i>For Left Hand Threaded Rod, Add</i>	2.11	
05 05 23 00-1204	LF	1-3/8" Diameter, Plain Finish Steel, Low Carbon Threaded Rod	28.97	1.14
		<i>For Left Hand Threaded Rod, Add</i>	2.67	
05 05 23 00-1205	LF	1-1/2" Diameter, Plain Finish Steel, Low Carbon Threaded Rod	34.61	1.19
		<i>For Left Hand Threaded Rod, Add</i>	3.22	
05 05 23 00-1206	LF	1-3/4" Diameter, Plain Finish Steel, Low Carbon Threaded Rod	42.39	1.24
		<i>For Left Hand Threaded Rod, Add</i>	3.99	
05 05 23 00-1207	LF	2" Diameter, Plain Finish Steel, Low Carbon Threaded Rod	54.08	1.31
		<i>For Left Hand Threaded Rod, Add</i>	5.15	
05 05 23 00-1208		Zinc Plated Steel, Low Carbon Threaded Rod <small>(05 05 23 00-1190)</small>		
05 05 23 00-1209	LF	1/4" Diameter, Zinc Plated Steel, Low Carbon Threaded Rod	2.08	0.52
		<i>For Left Hand Threaded Rod, Add</i>	0.10	
05 05 23 00-1210	LF	5/16" Diameter, Zinc Plated Steel, Low Carbon Threaded Rod	3.01	0.57
		<i>For Left Hand Threaded Rod, Add</i>	0.19	
05 05 23 00-1211	LF	3/8" Diameter, Zinc Plated Steel, Low Carbon Threaded Rod	3.36	0.66
		<i>For Left Hand Threaded Rod, Add</i>	0.21	
05 05 23 00-1212	LF	7/16" Diameter, Zinc Plated Steel, Low Carbon Threaded Rod	4.78	0.68
		<i>For Left Hand Threaded Rod, Add</i>	0.34	
05 05 23 00-1213	LF	1/2" Diameter, Zinc Plated Steel, Low Carbon Threaded Rod	5.14	0.71
		<i>For Left Hand Threaded Rod, Add</i>	0.38	
05 05 23 00-1214	LF	9/16" Diameter, Zinc Plated Steel, Low Carbon Threaded Rod	6.68	0.71
		<i>For Left Hand Threaded Rod, Add</i>	0.53	
05 05 23 00-1215	LF	5/8" Diameter, Zinc Plated Steel, Low Carbon Threaded Rod	7.08	0.73
		<i>For Left Hand Threaded Rod, Add</i>	0.56	
05 05 23 00-1216	LF	3/4" Diameter, Zinc Plated Steel, Low Carbon Threaded Rod	10.57	0.75
		<i>For Left Hand Threaded Rod, Add</i>	0.91	
05 05 23 00-1217	LF	7/8" Diameter, Zinc Plated Steel, Low Carbon Threaded Rod	13.66	0.77
		<i>For Left Hand Threaded Rod, Add</i>	1.21	
05 05 23 00-1218	LF	1" Diameter, Zinc Plated Steel, Low Carbon Threaded Rod	18.29	0.87
		<i>For Left Hand Threaded Rod, Add</i>	1.66	
05 05 23 00-1219	LF	1-1/8" Diameter, Zinc Plated Steel, Low Carbon Threaded Rod	23.57	0.97
		<i>For Left Hand Threaded Rod, Add</i>	2.16	
05 05 23 00-1220	LF	1-1/4" Diameter, Zinc Plated Steel, Low Carbon Threaded Rod	28.11	1.05
		<i>For Left Hand Threaded Rod, Add</i>	2.59	
05 05 23 00-1221	LF	1-3/8" Diameter, Zinc Plated Steel, Low Carbon Threaded Rod	31.94	1.14
		<i>For Left Hand Threaded Rod, Add</i>	2.97	
05 05 23 00-1222	LF	1-1/2" Diameter, Zinc Plated Steel, Low Carbon Threaded Rod	40.16	1.19
		<i>For Left Hand Threaded Rod, Add</i>	3.78	
05 05 23 00-1223	LF	1-3/4" Diameter, Zinc Plated Steel, Low Carbon Threaded Rod	49.71	1.24
		<i>For Left Hand Threaded Rod, Add</i>	4.72	
05 05 23 00-1224	LF	2" Diameter, Zinc Plated Steel, Low Carbon Threaded Rod	72.41	1.31
		<i>For Left Hand Threaded Rod, Add</i>	6.98	
05 05 23 00-1225		Hot Dipped Galvanized Steel, Low Carbon Threaded Rod <small>(05 05 23 00-1190)</small>		
05 05 23 00-1226	LF	3/8" Diameter, Hot Dipped Galvanized Steel, Low Carbon Threaded Rod	5.44	0.66
		<i>For Left Hand Threaded Rod, Add</i>	0.41	



MINOR CSI UOM DESCRIPTION	TOTAL DIRECT UNIT COST	DEMOLITION UNIT COST
05 05 23 00-1227 LF 1/2" Diameter, Hot Dipped Galvanized Steel, Low Carbon Threaded Rod..... <i>For Left Hand Threaded Rod, Add</i>	7.56 0.62	0.71
05 05 23 00-1228 LF 5/8" Diameter, Hot Dipped Galvanized Steel, Low Carbon Threaded Rod..... <i>For Left Hand Threaded Rod, Add</i>	10.15 0.87	0.73
05 05 23 00-1229 LF 3/4" Diameter, Hot Dipped Galvanized Steel, Low Carbon Threaded Rod..... <i>For Left Hand Threaded Rod, Add</i>	13.88 1.24	0.75
05 05 23 00-1230 LF 7/8" Diameter, Hot Dipped Galvanized Steel, Low Carbon Threaded Rod..... <i>For Left Hand Threaded Rod, Add</i>	19.16 1.76	0.77
05 05 23 00-1231 LF 1" Diameter, Hot Dipped Galvanized Steel, Low Carbon Threaded Rod..... <i>For Left Hand Threaded Rod, Add</i>	24.69 2.30	0.87
05 05 23 00-1232 LF 1-1/8" Diameter, Hot Dipped Galvanized Steel, Low Carbon Threaded Rod..... <i>For Left Hand Threaded Rod, Add</i>	32.45 3.05	0.97
05 05 23 00-1233 LF 1-1/4" Diameter, Hot Dipped Galvanized Steel, Low Carbon Threaded Rod..... <i>For Left Hand Threaded Rod, Add</i>	42.63 4.05	1.05
05 05 23 00-1234 LF 1-3/8" Diameter, Hot Dipped Galvanized Steel, Low Carbon Threaded Rod..... <i>For Left Hand Threaded Rod, Add</i>	47.63 4.54	1.14
05 05 23 00-1235 LF 1-1/2" Diameter, Hot Dipped Galvanized Steel, Low Carbon Threaded Rod..... <i>For Left Hand Threaded Rod, Add</i>	56.65 5.43	1.19
05 05 23 00-1236 LF 1-3/4" Diameter, Hot Dipped Galvanized Steel, Low Carbon Threaded Rod..... <i>For Left Hand Threaded Rod, Add</i>	68.78 6.63	1.24
05 05 23 00-1237 LF 2" Diameter, Hot Dipped Galvanized Steel, Low Carbon Threaded Rod..... <i>For Left Hand Threaded Rod, Add</i>	119.86 11.73	1.31
05 05 23 00-1238 304/18-8 Stainless Steel Threaded Rod <small>(05 05 23 00-1190)</small>		
05 05 23 00-1239 LF 1/4" Diameter, 304/18-8 Stainless Steel Threaded Rod..... <i>For Left Hand Threaded Rod, Add</i>	3.95 0.29	0.52
05 05 23 00-1240 LF 5/16" Diameter, 304/18-8 Stainless Steel Threaded Rod..... <i>For Left Hand Threaded Rod, Add</i>	6.11 0.50	0.57
05 05 23 00-1241 LF 3/8" Diameter, 304/18-8 Stainless Steel Threaded Rod..... <i>For Left Hand Threaded Rod, Add</i>	7.93 0.66	0.66
05 05 23 00-1242 LF 7/16" Diameter, 304/18-8 Stainless Steel Threaded Rod..... <i>For Left Hand Threaded Rod, Add</i>	11.19 0.98	0.68
05 05 23 00-1243 LF 1/2" Diameter, 304/18-8 Stainless Steel Threaded Rod..... <i>For Left Hand Threaded Rod, Add</i>	13.51 1.21	0.71
05 05 23 00-1244 LF 9/16" Diameter, 304/18-8 Stainless Steel Threaded Rod..... <i>For Left Hand Threaded Rod, Add</i>	19.66 1.82	0.71
05 05 23 00-1245 LF 5/8" Diameter, 304/18-8 Stainless Steel Threaded Rod..... <i>For Left Hand Threaded Rod, Add</i>	20.54 1.91	0.73
05 05 23 00-1246 LF 3/4" Diameter, 304/18-8 Stainless Steel Threaded Rod..... <i>For Left Hand Threaded Rod, Add</i>	28.97 2.75	0.75
05 05 23 00-1247 LF 7/8" Diameter, 304/18-8 Stainless Steel Threaded Rod..... <i>For Left Hand Threaded Rod, Add</i>	40.07 3.85	0.77
05 05 23 00-1248 LF 1" Diameter, 304/18-8 Stainless Steel Threaded Rod..... <i>For Left Hand Threaded Rod, Add</i>	51.48 4.97	0.87
05 05 23 00-1249 LF 1-1/4" Diameter, 304/18-8 Stainless Steel Threaded Rod..... <i>For Left Hand Threaded Rod, Add</i>	109.57 10.74	1.05
05 05 23 00-1250 LF 1-1/2" Diameter, 304/18-8 Stainless Steel Threaded Rod..... <i>For Left Hand Threaded Rod, Add</i>	167.21 16.48	1.19
05 05 23 00-1251 LF 1-3/4" Diameter, 304/18-8 Stainless Steel Threaded Rod..... <i>For Left Hand Threaded Rod, Add</i>	171.98 16.95	1.24
05 05 23 00-1252 LF 2" Diameter, 304/18-8 Stainless Steel Threaded Rod..... <i>For Left Hand Threaded Rod, Add</i>	238.30 23.57	1.31
05 05 23 00-1253 316 Stainless Steel Threaded Rod <small>(05 05 23 00-1190)</small>		
05 05 23 00-1254 LF 1/4" Diameter, 316 Stainless Steel Threaded Rod..... <i>For Left Hand Threaded Rod, Add</i>	5.90 0.49	0.52
05 05 23 00-1255 LF 5/16" Diameter, 316 Stainless Steel Threaded Rod..... <i>For Left Hand Threaded Rod, Add</i>	9.72 0.86	0.57
05 05 23 00-1256 LF 3/8" Diameter, 316 Stainless Steel Threaded Rod..... <i>For Left Hand Threaded Rod, Add</i>	12.99 1.17	0.66
05 05 23 00-1257 LF 7/16" Diameter, 316 Stainless Steel Threaded Rod..... <i>For Left Hand Threaded Rod, Add</i>	20.55 1.92	0.68
05 05 23 00-1258 LF 1/2" Diameter, 316 Stainless Steel Threaded Rod..... <i>For Left Hand Threaded Rod, Add</i>	21.81 2.04	0.71
05 05 23 00-1259 LF 9/16" Diameter, 316 Stainless Steel Threaded Rod..... <i>For Left Hand Threaded Rod, Add</i>	28.78 2.74	0.71
05 05 23 00-1260 LF 5/8" Diameter, 316 Stainless Steel Threaded Rod..... <i>For Left Hand Threaded Rod, Add</i>	31.00 2.96	0.73
05 05 23 00-1261 LF 3/4" Diameter, 316 Stainless Steel Threaded Rod..... <i>For Left Hand Threaded Rod, Add</i>	45.44 4.40	0.75
05 05 23 00-1262 LF 7/8" Diameter, 316 Stainless Steel Threaded Rod..... <i>For Left Hand Threaded Rod, Add</i>	62.42 6.09	0.77
05 05 23 00-1263 LF 1" Diameter, 316 Stainless Steel Threaded Rod..... <i>For Left Hand Threaded Rod, Add</i>	79.06 7.73	0.87
05 05 23 00-1264 LF 1-1/4" Diameter, 316 Stainless Steel Threaded Rod..... <i>For Left Hand Threaded Rod, Add</i>	167.50 16.53	1.05
05 05 23 00-1265 LF 1-1/2" Diameter, 316 Stainless Steel Threaded Rod..... <i>For Left Hand Threaded Rod, Add</i>	219.75 21.74	1.19
05 05 23 00-1266 Plain Finish Steel, B-7 Alloy Threaded Rod <small>(05 05 23 00-1190)</small>		

05 Metals**05 05 Common Work Results for Metals****05 05 23 Metal Fastenings**

SAN BERNARDINO
COUNTY

MINOR	CSI	UOM	DESCRIPTION	TOTAL DIRECT UNIT COST	DEMOLITION UNIT COST
05 05 23 00-1267	LF		1/4" Diameter, Plain Finish Steel, B-7 Alloy Threaded Rod	3.49	0.52
			<i>For Zinc Plating, Add</i>	1.22	
05 05 23 00-1268	LF		5/16" Diameter, Plain Finish Steel, B-7 Alloy Threaded Rod	5.32	0.57
			<i>For Zinc Plating, Add</i>	2.09	
05 05 23 00-1269	LF		3/8" Diameter, Plain Finish Steel, B-7 Alloy Threaded Rod	5.58	0.66
			<i>For Zinc Plating, Add</i>	2.14	
05 05 23 00-1270	LF		7/16" Diameter, Plain Finish Steel, B-7 Alloy Threaded Rod	6.09	0.68
			<i>For Zinc Plating, Add</i>	2.37	
05 05 23 00-1271	LF		1/2" Diameter, Plain Finish Steel, B-7 Alloy Threaded Rod	6.70	0.71
			<i>For Zinc Plating, Add</i>	2.66	
05 05 23 00-1272	LF		9/16" Diameter, Plain Finish Steel, B-7 Alloy Threaded Rod	8.34	0.71
			<i>For Zinc Plating, Add</i>	3.46	
05 05 23 00-1273	LF		5/8" Diameter, Plain Finish Steel, B-7 Alloy Threaded Rod	8.60	0.73
			<i>For Zinc Plating, Add</i>	3.58	
05 05 23 00-1274	LF		3/4" Diameter, Plain Finish Steel, B-7 Alloy Threaded Rod	11.38	0.75
			<i>For Zinc Plating, Add</i>	4.95	
05 05 23 00-1275	LF		7/8" Diameter, Plain Finish Steel, B-7 Alloy Threaded Rod	13.62	0.77
			<i>For Zinc Plating, Add</i>	6.04	
05 05 23 00-1276	LF		1" Diameter, Plain Finish Steel, B-7 Alloy Threaded Rod	17.65	0.87
			<i>For Zinc Plating, Add</i>	7.96	
05 05 23 00-1277	LF		1-1/8" Diameter, Plain Finish Steel, B-7 Alloy Threaded Rod	22.94	0.97
			<i>For Zinc Plating, Add</i>	10.50	
05 05 23 00-1278	LF		1-1/4" Diameter, Plain Finish Steel, B-7 Alloy Threaded Rod	25.53	1.05
			<i>For Zinc Plating, Add</i>	11.68	
05 05 23 00-1279	LF		1-3/8" Diameter, Plain Finish Steel, B-7 Alloy Threaded Rod	29.45	1.14
			<i>For Zinc Plating, Add</i>	13.59	
05 05 23 00-1280	LF		1-1/2" Diameter, Plain Finish Steel, B-7 Alloy Threaded Rod	35.78	1.19
			<i>For Zinc Plating, Add</i>	16.70	
05 05 23 00-1281	LF		1-3/4" Diameter, Plain Finish Steel, B-7 Alloy Threaded Rod	36.99	1.24
			<i>For Zinc Plating, Add</i>	17.25	
05 05 23 00-1282	LF		2" Diameter, Plain Finish Steel, B-7 Alloy Threaded Rod	49.58	1.31
			<i>For Zinc Plating, Add</i>	23.49	
05 05 23 00-1283			Nuts And Washers <small>(05 05 23)</small>		
05 05 23 00-1284			Hex Nuts <small>(05 05 23 00-1283)</small>		
05 05 23 00-1285			Zinc Plated Steel, Low Carbon/Grade 2 Hex Nuts <small>(05 05 23 00-1284)</small>		
05 05 23 00-1286	EA		1/4" Diameter, Zinc Plated Steel, Low Carbon/Grade 2 Hex Nut	0.56	0.25
05 05 23 00-1287	EA		5/16" Diameter, Zinc Plated Steel, Low Carbon/Grade 2 Hex Nut	0.61	0.25
05 05 23 00-1288	EA		3/8" Diameter, Zinc Plated Steel, Low Carbon/Grade 2 Hex Nut	0.66	0.25
05 05 23 00-1289	EA		7/16" Diameter, Zinc Plated Steel, Low Carbon/Grade 2 Hex Nut	0.76	0.25
05 05 23 00-1290	EA		1/2" Diameter, Zinc Plated Steel, Low Carbon/Grade 2 Hex Nut	0.82	0.25
05 05 23 00-1291	EA		9/16" Diameter, Zinc Plated Steel, Low Carbon/Grade 2 Hex Nut	1.08	0.25
05 05 23 00-1292	EA		5/8" Diameter, Zinc Plated Steel, Low Carbon/Grade 2 Hex Nut	1.12	0.25
05 05 23 00-1293	EA		3/4" Diameter, Zinc Plated Steel, Low Carbon/Grade 2 Hex Nut	1.31	0.50
05 05 23 00-1294	EA		7/8" Diameter, Zinc Plated Steel, Low Carbon/Grade 2 Hex Nut	1.91	0.50
05 05 23 00-1295	EA		1" Diameter, Zinc Plated Steel, Low Carbon/Grade 2 Hex Nut	2.42	0.50
05 05 23 00-1296	EA		1-1/8" Diameter, Zinc Plated Steel, Low Carbon/Grade 2 Hex Nut	3.92	0.50
05 05 23 00-1297	EA		1-1/4" Diameter, Zinc Plated Steel, Low Carbon/Grade 2 Hex Nut	4.80	0.50
05 05 23 00-1298	EA		1-3/8" Diameter, Zinc Plated Steel, Low Carbon/Grade 2 Hex Nut	7.02	0.50
05 05 23 00-1299	EA		1-1/2" Diameter, Zinc Plated Steel, Low Carbon/Grade 2 Hex Nut	8.13	0.76
05 05 23 00-1300	EA		1-3/4" Diameter, Zinc Plated Steel, Low Carbon/Grade 2 Hex Nut	11.90	0.76
05 05 23 00-1301	EA		2" Diameter, Zinc Plated Steel, Low Carbon/Grade 2 Hex Nut	17.16	0.76
05 05 23 00-1302			Zinc Plated Steel, Grade 5 Hex Nuts <small>(05 05 23 00-1284)</small>		
05 05 23 00-1303	EA		1/4" Diameter, Zinc Plated Steel, Grade 5 Hex Nut	0.57	0.25
05 05 23 00-1304	EA		5/16" Diameter, Zinc Plated Steel, Grade 5 Hex Nut	0.62	0.25
05 05 23 00-1305	EA		3/8" Diameter, Zinc Plated Steel, Grade 5 Hex Nut	0.68	0.25
05 05 23 00-1306	EA		7/16" Diameter, Zinc Plated Steel, Grade 5 Hex Nut	0.79	0.25
05 05 23 00-1307	EA		1/2" Diameter, Zinc Plated Steel, Grade 5 Hex Nut	0.92	0.25
05 05 23 00-1308	EA		9/16" Diameter, Zinc Plated Steel, Grade 5 Hex Nut	1.11	0.25
05 05 23 00-1309	EA		5/8" Diameter, Zinc Plated Steel, Grade 5 Hex Nut	1.14	0.25
05 05 23 00-1310	EA		3/4" Diameter, Zinc Plated Steel, Grade 5 Hex Nut	1.48	0.50
05 05 23 00-1311	EA		7/8" Diameter, Zinc Plated Steel, Grade 5 Hex Nut	2.08	0.50
05 05 23 00-1312	EA		1" Diameter, Zinc Plated Steel, Grade 5 Hex Nut	2.92	0.50
05 05 23 00-1313	EA		1-1/8" Diameter, Zinc Plated Steel, Grade 5 Hex Nut	4.42	0.50
05 05 23 00-1314	EA		1-1/4" Diameter, Zinc Plated Steel, Grade 5 Hex Nut	6.24	0.50
05 05 23 00-1315	EA		1-3/8" Diameter, Zinc Plated Steel, Grade 5 Hex Nut	9.13	0.50
05 05 23 00-1316	EA		1-1/2" Diameter, Zinc Plated Steel, Grade 5 Hex Nut	10.08	0.76
05 05 23 00-1317	EA		1-3/4" Diameter, Zinc Plated Steel, Grade 5 Hex Nut	18.13	0.76
05 05 23 00-1318	EA		2" Diameter, Zinc Plated Steel, Grade 5 Hex Nut	25.97	0.76
05 05 23 00-1319			Zinc Plated Steel, Grade 8 Hex Nuts <small>(05 05 23 00-1284)</small>		
05 05 23 00-1320	EA		1/4" Diameter, Zinc Plated Steel, Grade 8 Hex Nut	0.58	0.25
05 05 23 00-1321	EA		5/16" Diameter, Zinc Plated Steel, Grade 8 Hex Nut	0.67	0.25
05 05 23 00-1322	EA		3/8" Diameter, Zinc Plated Steel, Grade 8 Hex Nut	0.73	0.25
05 05 23 00-1323	EA		7/16" Diameter, Zinc Plated Steel, Grade 8 Hex Nut	0.89	0.25
05 05 23 00-1324	EA		1/2" Diameter, Zinc Plated Steel, Grade 8 Hex Nut	1.06	0.25



MINOR CSI UOM DESCRIPTION	TOTAL DIRECT UNIT COST	DEMOLITION UNIT COST
05 05 23 00-1325 EA 9/16" Diameter, Zinc Plated Steel, Grade 8 Hex Nut	1.28	0.25
05 05 23 00-1326 EA 5/8" Diameter, Zinc Plated Steel, Grade 8 Hex Nut	1.45	0.25
05 05 23 00-1327 EA 3/4" Diameter, Zinc Plated Steel, Grade 8 Hex Nut	1.78	0.50
05 05 23 00-1328 EA 7/8" Diameter, Zinc Plated Steel, Grade 8 Hex Nut	2.66	0.50
05 05 23 00-1329 EA 1" Diameter, Zinc Plated Steel, Grade 8 Hex Nut	3.54	0.50
05 05 23 00-1330 EA 1-1/8" Diameter, Zinc Plated Steel, Grade 8 Hex Nut	5.51	0.50
05 05 23 00-1331 EA 1-1/4" Diameter, Zinc Plated Steel, Grade 8 Hex Nut	6.87	0.50
05 05 23 00-1332 EA 1-3/8" Diameter, Zinc Plated Steel, Grade 8 Hex Nut	11.26	0.50
05 05 23 00-1333 EA 1-1/2" Diameter, Zinc Plated Steel, Grade 8 Hex Nut	11.95	0.76
05 05 23 00-1334 EA 1-3/4" Diameter, Zinc Plated Steel, Grade 8 Hex Nut	18.19	0.76
05 05 23 00-1335 EA 2" Diameter, Zinc Plated Steel, Grade 8 Hex Nut	25.68	0.76
05 05 23 00-1336 Hot Dipped Galvanized Steel, Low Carbon/Grade 2 Hex Nuts <small>(05 05 23 00-1284)</small>		
05 05 23 00-1337 EA 1/4" Diameter, Hot Dipped Galvanized Steel, Low Carbon/Grade 2 Hex Nut	0.58	0.25
05 05 23 00-1338 EA 5/16" Diameter, Hot Dipped Galvanized Steel, Low Carbon/Grade 2 Hex Nut	0.65	0.25
05 05 23 00-1339 EA 3/8" Diameter, Hot Dipped Galvanized Steel, Low Carbon/Grade 2 Hex Nut	0.71	0.25
05 05 23 00-1340 EA 7/16" Diameter, Hot Dipped Galvanized Steel, Low Carbon/Grade 2 Hex Nut	0.87	0.25
05 05 23 00-1341 EA 1/2" Diameter, Hot Dipped Galvanized Steel, Low Carbon/Grade 2 Hex Nut	1.00	0.25
05 05 23 00-1342 EA 9/16" Diameter, Hot Dipped Galvanized Steel, Low Carbon/Grade 2 Hex Nut	1.12	0.25
05 05 23 00-1343 EA 5/8" Diameter, Hot Dipped Galvanized Steel, Low Carbon/Grade 2 Hex Nut	1.24	0.25
05 05 23 00-1344 EA 3/4" Diameter, Hot Dipped Galvanized Steel, Low Carbon/Grade 2 Hex Nut	1.63	0.50
05 05 23 00-1345 EA 7/8" Diameter, Hot Dipped Galvanized Steel, Low Carbon/Grade 2 Hex Nut	2.35	0.50
05 05 23 00-1346 EA 1" Diameter, Hot Dipped Galvanized Steel, Low Carbon/Grade 2 Hex Nut	3.24	0.50
05 05 23 00-1347 EA 1-1/8" Diameter, Hot Dipped Galvanized Steel, Low Carbon/Grade 2 Hex Nut	5.33	0.50
05 05 23 00-1348 EA 1-1/4" Diameter, Hot Dipped Galvanized Steel, Low Carbon/Grade 2 Hex Nut	6.83	0.50
05 05 23 00-1349 EA 1-3/8" Diameter, Hot Dipped Galvanized Steel, Low Carbon/Grade 2 Hex Nut	10.09	0.50
05 05 23 00-1350 EA 1-1/2" Diameter, Hot Dipped Galvanized Steel, Low Carbon/Grade 2 Hex Nut	11.77	0.76
05 05 23 00-1351 EA 1-3/4" Diameter, Hot Dipped Galvanized Steel, Low Carbon/Grade 2 Hex Nut	20.47	0.76
05 05 23 00-1352 EA 2" Diameter, Hot Dipped Galvanized Steel, Low Carbon/Grade 2 Hex Nut	35.35	0.76
05 05 23 00-1353 304 Stainless Steel Hex Nuts <small>(05 05 23 00-1284)</small>		
05 05 23 00-1354 EA 1/4" Diameter, 304 Stainless Steel Hex Nut	0.73	0.25
05 05 23 00-1355 EA 5/16" Diameter, 304 Stainless Steel Hex Nut	0.89	0.25
05 05 23 00-1356 EA 3/8" Diameter, 304 Stainless Steel Hex Nut	1.03	0.25
05 05 23 00-1357 EA 7/16" Diameter, 304 Stainless Steel Hex Nut	1.65	0.25
05 05 23 00-1358 EA 1/2" Diameter, 304 Stainless Steel Hex Nut	1.79	0.25
05 05 23 00-1359 EA 9/16" Diameter, 304 Stainless Steel Hex Nut	2.89	0.25
05 05 23 00-1360 EA 5/8" Diameter, 304 Stainless Steel Hex Nut	3.25	0.25
05 05 23 00-1361 EA 3/4" Diameter, 304 Stainless Steel Hex Nut	3.76	0.50
05 05 23 00-1362 EA 7/8" Diameter, 304 Stainless Steel Hex Nut	6.39	0.50
05 05 23 00-1363 EA 1" Diameter, 304 Stainless Steel Hex Nut	9.92	0.50
05 05 23 00-1364 EA 1-1/4" Diameter, 304 Stainless Steel Hex Nut	24.32	0.50
05 05 23 00-1365 EA 1-1/2" Diameter, 304 Stainless Steel Hex Nut	47.16	0.76
05 05 23 00-1366 EA 1-3/4" Diameter, 304 Stainless Steel Hex Nut	83.36	0.76
05 05 23 00-1367 EA 2" Diameter, 304 Stainless Steel Hex Nut	119.03	0.76
05 05 23 00-1368 316 Stainless Steel Hex Nuts <small>(05 05 23 00-1284)</small>		
05 05 23 00-1369 EA 1/4" Diameter, 316 Stainless Steel Hex Nut	0.90	0.25
05 05 23 00-1370 EA 5/16" Diameter, 316 Stainless Steel Hex Nut	1.04	0.25
05 05 23 00-1371 EA 3/8" Diameter, 316 Stainless Steel Hex Nut	1.28	0.25
05 05 23 00-1372 EA 7/16" Diameter, 316 Stainless Steel Hex Nut	2.26	0.25
05 05 23 00-1373 EA 1/2" Diameter, 316 Stainless Steel Hex Nut	2.43	0.25
05 05 23 00-1374 EA 9/16" Diameter, 316 Stainless Steel Hex Nut	3.42	0.25
05 05 23 00-1375 EA 5/8" Diameter, 316 Stainless Steel Hex Nut	3.90	0.25
05 05 23 00-1376 EA 3/4" Diameter, 316 Stainless Steel Hex Nut	5.55	0.50
05 05 23 00-1377 EA 7/8" Diameter, 316 Stainless Steel Hex Nut	7.85	0.50
05 05 23 00-1378 EA 1" Diameter, 316 Stainless Steel Hex Nut	12.24	0.50
05 05 23 00-1379 EA 1-1/4" Diameter, 316 Stainless Steel Hex Nut	38.01	0.50
05 05 23 00-1380 EA 1-1/2" Diameter, 316 Stainless Steel Hex Nut	61.75	0.76
05 05 23 00-1381 EA 1-3/4" Diameter, 316 Stainless Steel Hex Nut	104.61	0.76
05 05 23 00-1382 EA 2" Diameter, 316 Stainless Steel Hex Nut	194.97	0.76
05 05 23 00-1383 Flat Washers <small>(05 05 23 00-1283)</small>		
05 05 23 00-1384 Zinc Plated Steel, Low Carbon Flat Washers <small>(05 05 23 00-1383)</small>		
05 05 23 00-1385 EA 1/4" Inside Diameter, Zinc Plated Steel, Low Carbon Flat Washer	0.04	
05 05 23 00-1386 EA 5/16" Inside Diameter, Zinc Plated Steel, Low Carbon Flat Washer	0.06	
05 05 23 00-1387 EA 3/8" Inside Diameter, Zinc Plated Steel, Low Carbon Flat Washer	0.11	
05 05 23 00-1388 EA 7/16" Inside Diameter, Zinc Plated Steel, Low Carbon Flat Washer	0.17	
05 05 23 00-1389 EA 1/2" Inside Diameter, Zinc Plated Steel, Low Carbon Flat Washer	0.24	
05 05 23 00-1390 EA 9/16" Inside Diameter, Zinc Plated Steel, Low Carbon Flat Washer	0.27	
05 05 23 00-1391 EA 5/8" Inside Diameter, Zinc Plated Steel, Low Carbon Flat Washer	0.46	
05 05 23 00-1392 EA 3/4" Inside Diameter, Zinc Plated Steel, Low Carbon Flat Washer	0.66	
05 05 23 00-1393 EA 7/8" Inside Diameter, Zinc Plated Steel, Low Carbon Flat Washer	0.79	
05 05 23 00-1394 EA 1" Inside Diameter, Zinc Plated Steel, Low Carbon Flat Washer	0.97	
05 05 23 00-1395 EA 1-1/8" Inside Diameter, Zinc Plated Steel, Low Carbon Flat Washer	1.09	
05 05 23 00-1396 EA 1-1/4" Inside Diameter, Zinc Plated Steel, Low Carbon Flat Washer	1.31	

05 Metals**05 05 Common Work Results for Metals****05 05 23 Metal Fastenings**
 MINOR
 CSI UOM DESCRIPTION

 TOTAL DIRECT DEMOLITION
 UNIT COST UNIT COST

05 05 23 00-1397	EA	1-3/8" Inside Diameter, Zinc Plated Steel, Low Carbon Flat Washer.....	2.05
05 05 23 00-1398	EA	1-1/2" Inside Diameter, Zinc Plated Steel, Low Carbon Flat Washer.....	2.10
05 05 23 00-1399	EA	1-3/4" Inside Diameter, Zinc Plated Steel, Low Carbon Flat Washer.....	3.11
05 05 23 00-1400	EA	2" Inside Diameter, Zinc Plated Steel, Low Carbon Flat Washer.....	3.86

05 05 23 00-1401 Zinc Plated Steel, Hardened Flat Washers (05 05 23 00-1383)

05 05 23 00-1402	EA	1/4" Inside Diameter, Zinc Plated Steel, Hardened Flat Washer.....	0.14
05 05 23 00-1403	EA	5/16" Inside Diameter, Zinc Plated Steel, Hardened Flat Washer.....	0.20
05 05 23 00-1404	EA	3/8" Inside Diameter, Zinc Plated Steel, Hardened Flat Washer.....	0.22
05 05 23 00-1405	EA	7/16" Inside Diameter, Zinc Plated Steel, Hardened Flat Washer.....	0.30
05 05 23 00-1406	EA	1/2" Inside Diameter, Zinc Plated Steel, Hardened Flat Washer.....	0.41
05 05 23 00-1407	EA	9/16" Inside Diameter, Zinc Plated Steel, Hardened Flat Washer.....	0.66
05 05 23 00-1408	EA	5/8" Inside Diameter, Zinc Plated Steel, Hardened Flat Washer.....	0.95
05 05 23 00-1409	EA	3/4" Inside Diameter, Zinc Plated Steel, Hardened Flat Washer.....	1.34
05 05 23 00-1410	EA	7/8" Inside Diameter, Zinc Plated Steel, Hardened Flat Washer.....	2.23
05 05 23 00-1411	EA	1" Inside Diameter, Zinc Plated Steel, Hardened Flat Washer.....	2.47
05 05 23 00-1412	EA	1-1/8" Inside Diameter, Zinc Plated Steel, Hardened Flat Washer.....	3.60
05 05 23 00-1413	EA	1-1/4" Inside Diameter, Zinc Plated Steel, Hardened Flat Washer.....	3.93
05 05 23 00-1414	EA	1-3/8" Inside Diameter, Zinc Plated Steel, Hardened Flat Washer.....	5.18
05 05 23 00-1415	EA	1-1/2" Inside Diameter, Zinc Plated Steel, Hardened Flat Washer.....	5.92
05 05 23 00-1416	EA	1-3/4" Inside Diameter, Zinc Plated Steel, Hardened Flat Washer.....	7.96
05 05 23 00-1417	EA	2" Inside Diameter, Zinc Plated Steel, Hardened Flat Washer.....	9.56

05 05 23 00-1418 Hot Dipped Galvanized Steel Flat Washers (05 05 23 00-1383)

05 05 23 00-1419	EA	1/4" Inside Diameter, Hot Dipped Galvanized Steel Flat Washer.....	0.09
05 05 23 00-1420	EA	5/16" Inside Diameter, Hot Dipped Galvanized Steel Flat Washer.....	0.13
05 05 23 00-1421	EA	3/8" Inside Diameter, Hot Dipped Galvanized Steel Flat Washer.....	0.15
05 05 23 00-1422	EA	7/16" Inside Diameter, Hot Dipped Galvanized Steel Flat Washer.....	0.28
05 05 23 00-1423	EA	1/2" Inside Diameter, Hot Dipped Galvanized Steel Flat Washer.....	0.36
05 05 23 00-1424	EA	9/16" Inside Diameter, Hot Dipped Galvanized Steel Flat Washer.....	0.58
05 05 23 00-1425	EA	5/8" Inside Diameter, Hot Dipped Galvanized Steel Flat Washer.....	0.65
05 05 23 00-1426	EA	3/4" Inside Diameter, Hot Dipped Galvanized Steel Flat Washer.....	0.99
05 05 23 00-1427	EA	7/8" Inside Diameter, Hot Dipped Galvanized Steel Flat Washer.....	1.39
05 05 23 00-1428	EA	1" Inside Diameter, Hot Dipped Galvanized Steel Flat Washer.....	1.53
05 05 23 00-1429	EA	1-1/8" Inside Diameter, Hot Dipped Galvanized Steel Flat Washer.....	2.34
05 05 23 00-1430	EA	1-1/4" Inside Diameter, Hot Dipped Galvanized Steel Flat Washer.....	2.60
05 05 23 00-1431	EA	1-3/8" Inside Diameter, Hot Dipped Galvanized Steel Flat Washer.....	3.72
05 05 23 00-1432	EA	1-1/2" Inside Diameter, Hot Dipped Galvanized Steel Flat Washer.....	4.02
05 05 23 00-1433	EA	1-3/4" Inside Diameter, Hot Dipped Galvanized Steel Flat Washer.....	5.84

05 05 23 00-1434 304/18-8 Stainless Steel Flat Washers (05 05 23 00-1383)

05 05 23 00-1435	EA	1/4" Inside Diameter, 304/18-8 Stainless Steel Flat Washer.....	0.18
05 05 23 00-1436	EA	5/16" Inside Diameter, 304/18-8 Stainless Steel Flat Washer.....	0.24
05 05 23 00-1437	EA	3/8" Inside Diameter, 304/18-8 Stainless Steel Flat Washer.....	0.34
05 05 23 00-1438	EA	7/16" Inside Diameter, 304/18-8 Stainless Steel Flat Washer.....	0.63
05 05 23 00-1439	EA	1/2" Inside Diameter, 304/18-8 Stainless Steel Flat Washer.....	1.15
05 05 23 00-1440	EA	9/16" Inside Diameter, 304/18-8 Stainless Steel Flat Washer.....	1.44
05 05 23 00-1441	EA	5/8" Inside Diameter, 304/18-8 Stainless Steel Flat Washer.....	2.11
05 05 23 00-1442	EA	3/4" Inside Diameter, 304/18-8 Stainless Steel Flat Washer.....	2.15
05 05 23 00-1443	EA	7/8" Inside Diameter, 304/18-8 Stainless Steel Flat Washer.....	4.53
05 05 23 00-1444	EA	1" Inside Diameter, 304/18-8 Stainless Steel Flat Washer.....	5.74
05 05 23 00-1445	EA	1-1/8" Inside Diameter, 304/18-8 Stainless Steel Flat Washer.....	6.68
05 05 23 00-1446	EA	1-1/4" Inside Diameter, 304/18-8 Stainless Steel Flat Washer.....	7.20
05 05 23 00-1447	EA	1-3/8" Inside Diameter, 304/18-8 Stainless Steel Flat Washer.....	7.60
05 05 23 00-1448	EA	1-1/2" Inside Diameter, 304/18-8 Stainless Steel Flat Washer.....	9.27
05 05 23 00-1449	EA	1-3/4" Inside Diameter, 304/18-8 Stainless Steel Flat Washer.....	11.52
05 05 23 00-1450	EA	2" Inside Diameter, 304/18-8 Stainless Steel Flat Washer.....	22.64

05 05 23 00-1451 316 Stainless Steel Flat Washers (05 05 23 00-1383)

05 05 23 00-1452	EA	1/4" Inside Diameter, 316 Stainless Steel Flat Washer.....	0.35
05 05 23 00-1453	EA	5/16" Inside Diameter, 316 Stainless Steel Flat Washer.....	0.38
05 05 23 00-1454	EA	3/8" Inside Diameter, 316 Stainless Steel Flat Washer.....	0.68
05 05 23 00-1455	EA	7/16" Inside Diameter, 316 Stainless Steel Flat Washer.....	0.81
05 05 23 00-1456	EA	1/2" Inside Diameter, 316 Stainless Steel Flat Washer.....	1.50
05 05 23 00-1457	EA	9/16" Inside Diameter, 316 Stainless Steel Flat Washer.....	2.69
05 05 23 00-1458	EA	5/8" Inside Diameter, 316 Stainless Steel Flat Washer.....	3.17
05 05 23 00-1459	EA	3/4" Inside Diameter, 316 Stainless Steel Flat Washer.....	3.99
05 05 23 00-1460	EA	7/8" Inside Diameter, 316 Stainless Steel Flat Washer.....	6.18
05 05 23 00-1461	EA	1" Inside Diameter, 316 Stainless Steel Flat Washer.....	6.91
05 05 23 00-1462	EA	1-1/8" Inside Diameter, 316 Stainless Steel Flat Washer.....	7.87
05 05 23 00-1463	EA	1-1/4" Inside Diameter, 316 Stainless Steel Flat Washer.....	9.70
05 05 23 00-1464	EA	1-3/8" Inside Diameter, 316 Stainless Steel Flat Washer.....	10.25
05 05 23 00-1465	EA	1-1/2" Inside Diameter, 316 Stainless Steel Flat Washer.....	10.48
05 05 23 00-1466	EA	1-3/4" Inside Diameter, 316 Stainless Steel Flat Washer.....	15.36



MINOR	CSI	UOM	DESCRIPTION	TOTAL DIRECT UNIT COST	DEMOLITION UNIT COST
-------	-----	-----	-------------	------------------------	----------------------

05 05 23 00-1467			Lock Washers (05 05 23 00-1283)		
05 05 23 00-1468			Zinc Plated Steel, Low Carbon Lock Washers (05 05 23 00-1467)		
05 05 23 00-1469	EA		1/4" Inside Diameter, Zinc Plated Steel, Low Carbon Lock Washer	0.02	
05 05 23 00-1470	EA		5/16" Inside Diameter, Zinc Plated Steel, Low Carbon Lock Washer	0.03	
05 05 23 00-1471	EA		3/8" Inside Diameter, Zinc Plated Steel, Low Carbon Lock Washer	0.04	
05 05 23 00-1472	EA		7/16" Inside Diameter, Zinc Plated Steel, Low Carbon Lock Washer	0.07	
05 05 23 00-1473	EA		1/2" Inside Diameter, Zinc Plated Steel, Low Carbon Lock Washer	0.09	
05 05 23 00-1474	EA		9/16" Inside Diameter, Zinc Plated Steel, Low Carbon Lock Washer	0.15	
05 05 23 00-1475	EA		5/8" Inside Diameter, Zinc Plated Steel, Low Carbon Lock Washer	0.17	
05 05 23 00-1476	EA		3/4" Inside Diameter, Zinc Plated Steel, Low Carbon Lock Washer	0.26	
05 05 23 00-1477	EA		7/8" Inside Diameter, Zinc Plated Steel, Low Carbon Lock Washer	0.44	
05 05 23 00-1478	EA		1" Inside Diameter, Zinc Plated Steel, Low Carbon Lock Washer	0.79	
05 05 23 00-1479	EA		1-1/8" Inside Diameter, Zinc Plated Steel, Low Carbon Lock Washer	1.16	
05 05 23 00-1480	EA		1-1/4" Inside Diameter, Zinc Plated Steel, Low Carbon Lock Washer	1.77	
05 05 23 00-1481	EA		1-3/8" Inside Diameter, Zinc Plated Steel, Low Carbon Lock Washer	2.80	
05 05 23 00-1482	EA		1-1/2" Inside Diameter, Zinc Plated Steel, Low Carbon Lock Washer	3.30	
05 05 23 00-1483	EA		1-3/4" Inside Diameter, Zinc Plated Steel, Low Carbon Lock Washer	5.89	
05 05 23 00-1484	EA		2" Inside Diameter, Zinc Plated Steel, Low Carbon Lock Washer	6.64	

05 05 23 00-1485			Hot Dipped Galvanized Steel Lock Washers (05 05 23 00-1467)		
05 05 23 00-1486	EA		1/4" Inside Diameter, Hot Dipped Galvanized Steel Lock Washer	0.07	
05 05 23 00-1487	EA		5/16" Inside Diameter, Hot Dipped Galvanized Steel Lock Washer	0.09	
05 05 23 00-1488	EA		3/8" Inside Diameter, Hot Dipped Galvanized Steel Lock Washer	0.11	
05 05 23 00-1489	EA		7/16" Inside Diameter, Hot Dipped Galvanized Steel Lock Washer	0.12	
05 05 23 00-1490	EA		1/2" Inside Diameter, Hot Dipped Galvanized Steel Lock Washer	0.20	
05 05 23 00-1491	EA		9/16" Inside Diameter, Hot Dipped Galvanized Steel Lock Washer	0.25	
05 05 23 00-1492	EA		5/8" Inside Diameter, Hot Dipped Galvanized Steel Lock Washer	0.30	
05 05 23 00-1493	EA		3/4" Inside Diameter, Hot Dipped Galvanized Steel Lock Washer	0.51	
05 05 23 00-1494	EA		7/8" Inside Diameter, Hot Dipped Galvanized Steel Lock Washer	0.73	
05 05 23 00-1495	EA		1" Inside Diameter, Hot Dipped Galvanized Steel Lock Washer	1.16	
05 05 23 00-1496	EA		1-1/8" Inside Diameter, Hot Dipped Galvanized Steel Lock Washer	2.09	
05 05 23 00-1497	EA		1-1/4" Inside Diameter, Hot Dipped Galvanized Steel Lock Washer	2.50	
05 05 23 00-1498	EA		1-3/8" Inside Diameter, Hot Dipped Galvanized Steel Lock Washer	3.60	
05 05 23 00-1499	EA		1-1/2" Inside Diameter, Hot Dipped Galvanized Steel Lock Washer	4.12	
05 05 23 00-1500	EA		1-3/4" Inside Diameter, Hot Dipped Galvanized Steel Lock Washer	5.57	
05 05 23 00-1501	EA		2" Inside Diameter, Hot Dipped Galvanized Steel Lock Washer	7.59	

05 05 23 00-1502			304/18-8 Stainless Steel Lock Washers (05 05 23 00-1467)		
05 05 23 00-1503	EA		1/4" Inside Diameter, 304/18-8 Stainless Steel Lock Washer	0.15	
05 05 23 00-1504	EA		5/16" Inside Diameter, 304/18-8 Stainless Steel Lock Washer	0.21	
05 05 23 00-1505	EA		3/8" Inside Diameter, 304/18-8 Stainless Steel Lock Washer	0.30	
05 05 23 00-1506	EA		7/16" Inside Diameter, 304/18-8 Stainless Steel Lock Washer	0.55	
05 05 23 00-1507	EA		1/2" Inside Diameter, 304/18-8 Stainless Steel Lock Washer	0.61	
05 05 23 00-1508	EA		9/16" Inside Diameter, 304/18-8 Stainless Steel Lock Washer	1.48	
05 05 23 00-1509	EA		5/8" Inside Diameter, 304/18-8 Stainless Steel Lock Washer	1.75	
05 05 23 00-1510	EA		3/4" Inside Diameter, 304/18-8 Stainless Steel Lock Washer	2.04	
05 05 23 00-1511	EA		7/8" Inside Diameter, 304/18-8 Stainless Steel Lock Washer	3.69	
05 05 23 00-1512	EA		1" Inside Diameter, 304/18-8 Stainless Steel Lock Washer	5.20	
05 05 23 00-1513	EA		1-1/8" Inside Diameter, 304/18-8 Stainless Steel Lock Washer	9.08	
05 05 23 00-1514	EA		1-1/4" Inside Diameter, 304/18-8 Stainless Steel Lock Washer	12.08	
05 05 23 00-1515	EA		1-3/8" Inside Diameter, 304/18-8 Stainless Steel Lock Washer	15.36	
05 05 23 00-1516	EA		1-1/2" Inside Diameter, 304/18-8 Stainless Steel Lock Washer	18.43	

05 05 23 00-1517			316 Stainless Steel Lock Washers (05 05 23 00-1467)		
05 05 23 00-1518	EA		1/4" Inside Diameter, 316 Stainless Steel Lock Washer	0.18	
05 05 23 00-1519	EA		5/16" Inside Diameter, 316 Stainless Steel Lock Washer	0.40	
05 05 23 00-1520	EA		3/8" Inside Diameter, 316 Stainless Steel Lock Washer	0.46	
05 05 23 00-1521	EA		7/16" Inside Diameter, 316 Stainless Steel Lock Washer	0.80	
05 05 23 00-1522	EA		1/2" Inside Diameter, 316 Stainless Steel Lock Washer	0.88	
05 05 23 00-1523	EA		9/16" Inside Diameter, 316 Stainless Steel Lock Washer	1.58	
05 05 23 00-1524	EA		5/8" Inside Diameter, 316 Stainless Steel Lock Washer	1.73	
05 05 23 00-1525	EA		3/4" Inside Diameter, 316 Stainless Steel Lock Washer	3.00	
05 05 23 00-1526	EA		7/8" Inside Diameter, 316 Stainless Steel Lock Washer	4.95	
05 05 23 00-1527	EA		1" Inside Diameter, 316 Stainless Steel Lock Washer	6.74	
05 05 23 00-1528	EA		1-1/8" Inside Diameter, 316 Stainless Steel Lock Washer	9.41	
05 05 23 00-1529	EA		1-1/4" Inside Diameter, 316 Stainless Steel Lock Washer	14.48	
05 05 23 00-1530	EA		1-3/8" Inside Diameter, 316 Stainless Steel Lock Washer	25.92	
05 05 23 00-1531	EA		1-1/2" Inside Diameter, 316 Stainless Steel Lock Washer	28.78	

05 05 23 00-1532			Load Indicating Washers (05 05 23 00-1283)		
05 05 23 00-1533			A325, Direct Tension Indicator, Load Indicating Washers (ASTM F959) (05 05 23 00-1532)		
05 05 23 00-1534			Plain Finish, A325, Direct Tension Indicator, Load Indicating Washers (ASTM F959) (05 05 23 00-1533)		

MINOR
CSI UOM DESCRIPTIONTOTAL DIRECT DEMOLITION
UNIT COST UNIT COST

05 05 23 00-1535	EA	1/2", Plain Finish, A325, Direct Tension Indicator, Load Indicating Washer (ASTM F959)	1.92
05 05 23 00-1536	EA	5/8", Plain Finish, A325, Direct Tension Indicator, Load Indicating Washer (ASTM F959)	2.18
05 05 23 00-1537	EA	3/4", Plain Finish, A325, Direct Tension Indicator, Load Indicating Washer (ASTM F959)	2.35
05 05 23 00-1538	EA	7/8", Plain Finish, A325, Direct Tension Indicator, Load Indicating Washer (ASTM F959)	2.66
05 05 23 00-1539	EA	1", Plain Finish, A325, Direct Tension Indicator, Load Indicating Washer (ASTM F959)	3.22
05 05 23 00-1540	EA	1-1/8", Plain Finish, A325, Direct Tension Indicator, Load Indicating Washer (ASTM F959)	5.35
05 05 23 00-1541	EA	1-1/4", Plain Finish, A325, Direct Tension Indicator, Load Indicating Washer (ASTM F959)	6.91
05 05 23 00-1542	EA	1-3/8", Plain Finish, A325, Direct Tension Indicator, Load Indicating Washer (ASTM F959)	8.82
05 05 23 00-1543	EA	1-1/2", Plain Finish, A325, Direct Tension Indicator, Load Indicating Washer (ASTM F959)	9.70
05 05 23 00-1544 Galvanized, A325, Direct Tension Indicator, Load Indicating Washers (ASTM F959) <small>(05 05 23 00-1533)</small>			
05 05 23 00-1545	EA	1/2", Galvanized, A325, Direct Tension Indicator, Load Indicating Washer (ASTM F959)	2.43
05 05 23 00-1546	EA	5/8", Galvanized, A325, Direct Tension Indicator, Load Indicating Washer (ASTM F959)	2.71
05 05 23 00-1547	EA	3/4", Galvanized, A325, Direct Tension Indicator, Load Indicating Washer (ASTM F959)	2.63
05 05 23 00-1548	EA	7/8", Galvanized, A325, Direct Tension Indicator, Load Indicating Washer (ASTM F959)	3.22
05 05 23 00-1549	EA	1", Galvanized, A325, Direct Tension Indicator, Load Indicating Washer (ASTM F959)	3.81
05 05 23 00-1550	EA	1-1/8", Galvanized, A325, Direct Tension Indicator, Load Indicating Washer (ASTM F959)	5.74
05 05 23 00-1551	EA	1-1/4", Galvanized, A325, Direct Tension Indicator, Load Indicating Washer (ASTM F959)	7.23
05 05 23 00-1552	EA	1-3/8", Galvanized, A325, Direct Tension Indicator, Load Indicating Washer (ASTM F959)	10.29
05 05 23 00-1553	EA	1-1/2", Galvanized, A325, Direct Tension Indicator, Load Indicating Washer (ASTM F959)	11.32
05 05 23 00-1554 Beveled Washers <small>(05 05 23 00-1283)</small>			
05 05 23 00-1555 Plain Finish, Square Beveled Structural Washers (ASTM F436) <small>(05 05 23 00-1554)</small>			
05 05 23 00-1556	EA	1/2", Plain Finish, Square Beveled Structural Washer (ASTM F436)	3.17
05 05 23 00-1557	EA	5/8", Plain Finish, Square Beveled Structural Washer (ASTM F436)	3.24
05 05 23 00-1558	EA	3/4", Plain Finish, Square Beveled Structural Washer (ASTM F436)	3.31
05 05 23 00-1559	EA	7/8", Plain Finish, Square Beveled Structural Washer (ASTM F436)	4.02
05 05 23 00-1560	EA	1", Plain Finish, Square Beveled Structural Washer (ASTM F436)	4.24
05 05 23 00-1561 Galvanized, Square Beveled Structural Washers (ASTM F436) <small>(05 05 23 00-1554)</small>			
05 05 23 00-1562	EA	1/2", Galvanized, Square Beveled Structural Washer (ASTM F436)	4.57
05 05 23 00-1563	EA	5/8", Galvanized, Square Beveled Structural Washer (ASTM F436)	4.77
05 05 23 00-1564	EA	3/4", Galvanized, Square Beveled Structural Washer (ASTM F436)	4.77
05 05 23 00-1565	EA	7/8", Galvanized, Square Beveled Structural Washer (ASTM F436)	5.04
05 05 23 00-1566	EA	1", Galvanized, Square Beveled Structural Washer (ASTM F436)	5.36
05 05 23 00-1567 Drilling In Steel Plates <small>(05 05 23)</small>			
05 05 23 00-1568	EA	Up To 1/2" Diameter Drill Through Up To 1/4" Steel Plate	21.91
		<i>For Aluminum, Deduct</i>	-2.19
		<i>For Stainless Steel, Add</i>	2.74
		<i>For >5 To 10, Deduct</i>	-2.19
		<i>For >10 To 25, Deduct</i>	-5.48
		<i>For >25 To 50, Deduct</i>	-7.67
		<i>For >50, Deduct</i>	-10.96
05 05 23 00-1569	EA	>1/2" To 7/8" Diameter Drill Through Up To 1/4" Steel Plate	25.77
		<i>For Aluminum, Deduct</i>	-2.58
		<i>For Stainless Steel, Add</i>	3.22
		<i>For >5 To 10, Deduct</i>	-2.58
		<i>For >10 To 25, Deduct</i>	-6.44
		<i>For >25 To 50, Deduct</i>	-9.02
		<i>For >50, Deduct</i>	-12.89
05 05 23 00-1570	EA	>7/8" To 1-1/2" Diameter Drill Through Up To 1/4" Steel Plate	30.93
		<i>For Aluminum, Deduct</i>	-3.09
		<i>For Stainless Steel, Add</i>	3.87
		<i>For >5 To 10, Deduct</i>	-3.09
		<i>For >10 To 25, Deduct</i>	-7.73
		<i>For >25 To 50, Deduct</i>	-10.83
		<i>For >50, Deduct</i>	-15.47
05 05 23 00-1571	EA	>1-1/2" To 4" Diameter Drill Through Up To 1/4" Steel Plate	36.09
		<i>For Aluminum, Deduct</i>	-3.61
		<i>For Stainless Steel, Add</i>	4.51
		<i>For >5 To 10, Deduct</i>	-3.61
		<i>For >10 To 25, Deduct</i>	-9.02
		<i>For >25 To 50, Deduct</i>	-12.63
		<i>For >50, Deduct</i>	-18.05
05 05 23 00-1572	EA	>4" To 10" Diameter Drill Through Up To 1/4" Steel Plate	48.33
		<i>For Aluminum, Deduct</i>	-4.83
		<i>For Stainless Steel, Add</i>	6.04
		<i>For >5 To 10, Deduct</i>	-4.83
		<i>For >10 To 25, Deduct</i>	-12.08
		<i>For >25 To 50, Deduct</i>	-16.92
		<i>For >50, Deduct</i>	-24.17



MINOR	CSI	UOM	DESCRIPTION	TOTAL DIRECT UNIT COST	DEMOLITION UNIT COST
05 05 23 00-1573	EA		Up To 1/2" Diameter Drill Through >1/4" To 1/2" Steel Plate.....	25.77	
			<i>For Aluminum, Deduct</i>	-2.58	
			<i>For Stainless Steel, Add</i>	3.22	
			<i>For >5 To 10, Deduct</i>	-2.58	
			<i>For >10 To 25, Deduct</i>	-6.44	
			<i>For >25 To 50, Deduct</i>	-9.02	
			<i>For >50, Deduct</i>	-12.89	
05 05 23 00-1574	EA		>1/2" To 7/8" Diameter Drill Through >1/4" To 1/2" Steel Plate.....	32.22	
			<i>For Aluminum, Deduct</i>	-3.22	
			<i>For Stainless Steel, Add</i>	4.03	
			<i>For >5 To 10, Deduct</i>	-3.22	
			<i>For >10 To 25, Deduct</i>	-8.06	
			<i>For >25 To 50, Deduct</i>	-11.28	
			<i>For >50, Deduct</i>	-16.11	
05 05 23 00-1575	EA		>7/8" To 1-1/2" Diameter Drill Through >1/4" To 1/2" Steel Plate.....	38.66	
			<i>For Aluminum, Deduct</i>	-3.87	
			<i>For Stainless Steel, Add</i>	4.83	
			<i>For >5 To 10, Deduct</i>	-3.87	
			<i>For >10 To 25, Deduct</i>	-9.67	
			<i>For >25 To 50, Deduct</i>	-13.53	
			<i>For >50, Deduct</i>	-19.33	
05 05 23 00-1576	EA		>1-1/2" To 4" Diameter Drill Through >1/4" To 1/2" Steel Plate.....	48.33	
			<i>For Aluminum, Deduct</i>	-4.83	
			<i>For Stainless Steel, Add</i>	6.04	
			<i>For >5 To 10, Deduct</i>	-4.83	
			<i>For >10 To 25, Deduct</i>	-12.08	
			<i>For >25 To 50, Deduct</i>	-16.92	
			<i>For >50, Deduct</i>	-24.17	
05 05 23 00-1577	EA		Up To 1/2" Diameter Drill Through >1/2" To 1" Steel Plate.....	32.22	
			<i>For Aluminum, Deduct</i>	-3.22	
			<i>For Stainless Steel, Add</i>	4.03	
			<i>For >5 To 10, Deduct</i>	-3.22	
			<i>For >10 To 25, Deduct</i>	-8.06	
			<i>For >25 To 50, Deduct</i>	-11.28	
			<i>For >50, Deduct</i>	-16.11	
05 05 23 00-1578	EA		>1/2" To 7/8" Diameter Drill Through >1/2" To 1" Steel Plate.....	42.53	
			<i>For Aluminum, Deduct</i>	-4.25	
			<i>For Stainless Steel, Add</i>	5.32	
			<i>For >5 To 10, Deduct</i>	-4.25	
			<i>For >10 To 25, Deduct</i>	-10.63	
			<i>For >25 To 50, Deduct</i>	-14.89	
			<i>For >50, Deduct</i>	-21.27	
05 05 23 00-1579	EA		>7/8" To 1-1/2" Diameter Drill Through >1/2" To 1" Steel Plate.....	51.56	
			<i>For Aluminum, Deduct</i>	-5.16	
			<i>For Stainless Steel, Add</i>	6.45	
			<i>For >5 To 10, Deduct</i>	-5.16	
			<i>For >10 To 25, Deduct</i>	-12.89	
			<i>For >25 To 50, Deduct</i>	-18.05	
			<i>For >50, Deduct</i>	-25.78	
05 05 23 00-1580			Welded Stud Anchors (05 05 23)		
05 05 23 00-1581	EA		1-1/8" Long x 1/4" Diameter, Welded Stud Concrete Anchors.....	4.23	
05 05 23 00-1582	EA		2-11/16" Long x 1/4" Diameter, Welded Stud Concrete Anchors.....	4.32	
05 05 23 00-1583	EA		3-1/8" Long x 1/4" Diameter, Welded Stud Concrete Anchors.....	4.36	
05 05 23 00-1584	EA		4-1/8" Long x 1/4" Diameter, Welded Stud Concrete Anchors.....	4.40	
05 05 23 00-1585	EA		1-3/8" Long x 3/8" Diameter, Welded Stud Concrete Anchors.....	4.15	
05 05 23 00-1586	EA		1-5/8" Long x 3/8" Diameter, Welded Stud Concrete Anchors.....	4.37	
05 05 23 00-1587	EA		2-1/8" Long x 3/8" Diameter, Welded Stud Concrete Anchors.....	4.60	
05 05 23 00-1588	EA		2-5/8" Long x 3/8" Diameter, Welded Stud Concrete Anchors.....	4.72	
05 05 23 00-1589	EA		3-1/8" Long x 3/8" Diameter, Welded Stud Concrete Anchors.....	4.84	
05 05 23 00-1590	EA		4-1/8" Long x 3/8" Diameter, Welded Stud Concrete Anchors.....	5.32	
05 05 23 00-1591	EA		5-1/8" Long x 3/8" Diameter, Welded Stud Concrete Anchors.....	5.70	
05 05 23 00-1592	EA		6-1/8" Long x 3/8" Diameter, Welded Stud Concrete Anchors.....	6.01	
05 05 23 00-1593	EA		1-1/2" Long x 1/2" Diameter, Welded Stud Concrete Anchors.....	5.09	
05 05 23 00-1594	EA		1-5/8" Long x 1/2" Diameter, Welded Stud Concrete Anchors.....	5.12	
05 05 23 00-1595	EA		2-1/8" Long x 1/2" Diameter, Welded Stud Concrete Anchors.....	5.48	
05 05 23 00-1596	EA		2-5/8" Long x 1/2" Diameter, Welded Stud Concrete Anchors.....	5.81	
05 05 23 00-1597	EA		3-1/8" Long x 1/2" Diameter, Welded Stud Concrete Anchors.....	6.23	
05 05 23 00-1598	EA		4-1/8" Long x 1/2" Diameter, Welded Stud Concrete Anchors.....	6.87	
05 05 23 00-1599	EA		5-5/16" Long x 1/2" Diameter, Welded Stud Concrete Anchors.....	7.29	
05 05 23 00-1600	EA		6-1/8" Long x 1/2" Diameter, Welded Stud Concrete Anchors.....	8.42	
05 05 23 00-1601	EA		8-1/8" Long x 1/2" Diameter, Welded Stud Concrete Anchors.....	10.57	
05 05 23 00-1602	EA		2-11/16" Long x 5/8" Diameter, Welded Stud Concrete Anchors.....	7.29	
05 05 23 00-1603	EA		3-3/16" Long x 5/8" Diameter, Welded Stud Concrete Anchors.....	7.84	
05 05 23 00-1604	EA		3-11/16" Long x 5/8" Diameter, Welded Stud Concrete Anchors.....	8.28	
05 05 23 00-1605	EA		4-3/16" Long x 5/8" Diameter, Welded Stud Concrete Anchors.....	8.71	
05 05 23 00-1606	EA		4-11/16" Long x 5/8" Diameter, Welded Stud Concrete Anchors.....	9.08	
05 05 23 00-1607	EA		5-3/16" Long x 5/8" Diameter, Welded Stud Concrete Anchors.....	9.41	
05 05 23 00-1608	EA		6-3/16" Long x 5/8" Diameter, Welded Stud Concrete Anchors.....	9.85	
05 05 23 00-1609	EA		6-9/16" Long x 5/8" Diameter, Welded Stud Concrete Anchors.....	11.68	
05 05 23 00-1610	EA		8-3/16" Long x 5/8" Diameter, Welded Stud Concrete Anchors.....	14.22	



MINOR CSI UOM DESCRIPTION	TOTAL DIRECT UNIT COST	DEMOLITION UNIT COST
------------------------------	---------------------------	-------------------------

05 05 23 00-1611	Welded Shear Stud Connector <small>(05 05 23)</small>		
05 05 23 00-1612	3/4" Diameter Welded Shear Stud Connector <small>(05 05 23 00-1611)</small>		
05 05 23 00-1613	EA 3/4" Diameter x 3-3/16" Long, Welded Shear Stud Connector	9.37	
05 05 23 00-1614	EA 3/4" Diameter x 3-3/8" Long, Welded Shear Stud Connector	9.75	
05 05 23 00-1615	EA 3/4" Diameter x 3-7/8" Long, Welded Shear Stud Connector	9.86	
05 05 23 00-1616	EA 3/4" Diameter x 4-3/16" Long, Welded Shear Stud Connector	9.91	
05 05 23 00-1617	EA 3/4" Diameter x 4-3/8" Long, Welded Shear Stud Connector	10.35	
05 05 23 00-1618	EA 3/4" Diameter x 4-11/16" Long, Welded Shear Stud Connector	11.15	
05 05 23 00-1619	EA 3/4" Diameter x 4-7/8" Long, Welded Shear Stud Connector	18.92	
05 05 23 00-1620	EA 3/4" Diameter x 5-3/16" Long, Welded Shear Stud Connector	12.08	
05 05 23 00-1621	EA 3/4" Diameter x 5-3/8" Long, Welded Shear Stud Connector	13.50	
05 05 23 00-1622	EA 3/4" Diameter x 6-3/16" Long, Welded Shear Stud Connector	17.55	
05 05 23 00-1623	EA 3/4" Diameter x 7-3/16" Long, Welded Shear Stud Connector	17.99	
05 05 23 00-1624	EA 3/4" Diameter x 8-3/16" Long, Welded Shear Stud Connector	19.54	
05 05 23 00-1625	EA 3/4" Diameter x 10-3/16" Long, Welded Shear Stud Connector	26.05	
05 05 23 00-1626	7/8" Diameter Welded Shear Stud Connector <small>(05 05 23 00-1611)</small>		
05 05 23 00-1627	EA 7/8" Diameter x 3-3/16" Long, Welded Shear Stud Connector	11.30	
05 05 23 00-1628	EA 7/8" Diameter x 3-11/16" Long, Welded Shear Stud Connector	11.92	
05 05 23 00-1629	EA 7/8" Diameter x 4-3/16" Long, Welded Shear Stud Connector	12.54	
05 05 23 00-1630	EA 7/8" Diameter x 5-3/16" Long, Welded Shear Stud Connector	14.33	
05 05 23 00-1631	EA 7/8" Diameter x 6-3/16" Long, Welded Shear Stud Connector	18.50	
05 05 23 00-1632	EA 7/8" Diameter x 7-3/16" Long, Welded Shear Stud Connector	20.39	
05 05 23 00-1633	EA 7/8" Diameter x 8-3/16" Long, Welded Shear Stud Connector	22.25	
05 05 23 00-1634	EA 7/8" Diameter x 10-3/16" Long, Welded Shear Stud Connector	27.47	
05 05 23 00-1635	1" Diameter Welded Shear Stud Connector <small>(05 05 23 00-1611)</small>		
05 05 23 00-1636	EA 1" Diameter x 3-1/4" Long, Welded Shear Stud Connector	15.36	
05 05 23 00-1637	EA 1" Diameter x 4-1/4" Long, Welded Shear Stud Connector	17.27	
05 05 23 00-1638	EA 1" Diameter x 5-1/4" Long, Welded Shear Stud Connector	20.08	
05 05 23 00-1639	EA 1" Diameter x 6-1/4" Long, Welded Shear Stud Connector	25.55	
05 05 23 00-1640	EA 1" Diameter x 7-1/4" Long, Welded Shear Stud Connector	28.50	
05 05 23 00-1641	EA 1" Diameter x 8-1/4" Long, Welded Shear Stud Connector	31.44	

05 10 Structural Metal Framing (05)

05 12 Structural Steel Framing (05 10)

05 12 23 Structural Steel for Buildings (05 12)

See CSI section 05 05 21 00-0007 for moment connection welding, 05 12 23 00-0131 for field fabrication of additional structural metal connections.

05 12 23 00-0001 Rolled Steel Members (05 12 23)

Note: Prices by Ton (or LB) are based on ASTM A992/A36 steel with bolted standard beam connections and shop primed with red primer paint. Stock cross-sections only. Includes shop fabrication into sub-assemblies and delivery to site, all connecting bolts, connecting welds, and crane for erection (or demolition). Excludes moment connection welding. See CSI section 05 05 21 00-0007 for moment connection welding, 05 12 23 00-0131 for field fabrication of additional structural metal connections.

05 12 23 00-0002 Beams, Girders And Columns (05 12 23 00-0001)

Note: For one and two story I beams and W shapes and HP shapes.

05 12 23 00-0003	TON Up To 30 LB/LF Beams, Girders And Columns	11,067.51	1,258.29
	For ASTM A242 Type 2 High Strength Steel, Add	677.15	
	For Hot Dip Galvanizing, Add	2,370.02	
	For >10 To 25 Tons, Deduct	-719.47	
	For >25 To 50 Tons, Deduct	-1,481.26	
	For >50 Tons, Deduct	-2,116.09	
05 12 23 00-0004	TON >30-65 LB/LF Beams, Girders And Columns	7,814.51	813.40
	For ASTM A242 Type 2 High Strength Steel, Add	555.74	
	For Hot Dip Galvanizing, Add	1,945.10	
	For >10 To 25 Tons, Deduct	-590.48	
	For >25 To 50 Tons, Deduct	-1,215.69	
	For >50 Tons, Deduct	-1,736.70	
05 12 23 00-0005	TON >65-100 LB/LF Beams, Girders And Columns	6,655.33	457.59
	For ASTM A242 Type 2 High Strength Steel, Add	493.38	
	For Hot Dip Galvanizing, Add	1,726.83	
	For >10 To 25 Tons, Deduct	-524.22	
	For >25 To 50 Tons, Deduct	-1,079.27	
	For >50 Tons, Deduct	-1,541.81	
05 12 23 00-0006	TON >100-300 LB/LF Beams, Girders And Columns	4,476.36	243.56
	For ASTM A242 Type 2 High Strength Steel, Add	337.28	
	For Hot Dip Galvanizing, Add	1,180.49	
	For >10 To 25 Tons, Deduct	-358.36	
	For >25 To 50 Tons, Deduct	-737.81	
	For >50 Tons, Deduct	-1,054.01	

05 12 23 00-0007 Trusses, Built-Up (05 12 23 00-0001)



MINOR	CSI	UOM	DESCRIPTION	TOTAL DIRECT UNIT COST	DEMOLITION UNIT COST
05 12 23 00-0008	TON		Built-Up Trusses, Rolled Structural Steel Members <i>For ASTM A242 Type 2 High Strength Steel, Add</i> <i>For Hot Dip Galvanizing, Add</i> <i>For >10 To 25 Tons, Deduct</i> <i>For >25 To 50 Tons, Deduct</i> <i>For >50 Tons, Deduct</i>	8,292.68 590.43 2,066.50 -627.33 -1,291.56 -1,845.09	855.74
05 12 23 00-0009			Shapes <small>(05 12 23 00-0001)</small>		
05 12 23 00-0010			Rolled Shape Steel Angles <small>(05 12 23 00-0009)</small>		
05 12 23 00-0011	TON		Up To 10 LB/LF Rolled Shape Steel Angles <i>For ASTM A242 Type 2 High Strength Steel, Add</i> <i>For Hot Dip Galvanizing, Add</i> <i>For >10 To 25 Tons, Deduct</i> <i>For >25 To 50 Tons, Deduct</i> <i>For >50 Tons, Deduct</i>	16,122.36 977.90 3,422.65 -1,039.02 -2,139.15 -3,055.94	2,339.17
05 12 23 00-0012	TON		>10 To 20 LB/LF Rolled Shape Steel Angles <i>For ASTM A242 Type 2 High Strength Steel, Add</i> <i>For Hot Dip Galvanizing, Add</i> <i>For >10 To 25 Tons, Deduct</i> <i>For >25 To 50 Tons, Deduct</i> <i>For >50 Tons, Deduct</i>	14,296.42 935.46 3,274.12 -993.93 -2,046.32 -2,923.32	1,372.75
05 12 23 00-0013	TON		>20 To 58 LB/LF Rolled Shape Steel Angles <i>For ASTM A242 Type 2 High Strength Steel, Add</i> <i>For Hot Dip Galvanizing, Add</i> <i>For >10 To 25 Tons, Deduct</i> <i>For >25 To 50 Tons, Deduct</i> <i>For >50 Tons, Deduct</i>	11,153.96 822.91 2,880.19 -874.34 -1,800.12 -2,571.60	813.40
05 12 23 00-0014			Rolled C, MC Steel Channels <small>(05 12 23 00-0009)</small>		
05 12 23 00-0015	TON		Up To 10 LB/LF Rolled C, MC Steel Channels <i>For ASTM A242 Type 2 High Strength Steel, Add</i> <i>For Hot Dip Galvanizing, Add</i> <i>For >10 To 25 Tons, Deduct</i> <i>For >25 To 50 Tons, Deduct</i> <i>For >50 Tons, Deduct</i>	17,402.85 963.14 3,370.98 -1,023.33 -2,106.87 -3,009.81	3,203.08
05 12 23 00-0016	TON		>10 To 20 Rolled C, MC Steel Channels <i>For ASTM A242 Type 2 High Strength Steel, Add</i> <i>For Hot Dip Galvanizing, Add</i> <i>For >10 To 25 Tons, Deduct</i> <i>For >25 To 50 Tons, Deduct</i> <i>For >50 Tons, Deduct</i>	14,134.97 922.55 3,228.91 -980.21 -2,018.07 -2,882.96	2,440.45
05 12 23 00-0017	TON		>20 To 58 LB/LF Rolled C, MC Steel Channels <i>For ASTM A242 Type 2 High Strength Steel, Add</i> <i>For Hot Dip Galvanizing, Add</i> <i>For >10 To 25 Tons, Deduct</i> <i>For >25 To 50 Tons, Deduct</i> <i>For >50 Tons, Deduct</i>	10,969.45 808.15 2,828.53 -858.66 -1,767.83 -2,525.47	813.40
05 12 23 00-0018			Double L Shape Steel Angles <small>(05 12 23 00-0009)</small>		
05 12 23 00-0019	TON		Up To 20 LB/LF Double L Shape Steel Angles <i>For ASTM A242 Type 2 High Strength Steel, Add</i> <i>For Hot Dip Galvanizing, Add</i> <i>For >10 To 25 Tons, Deduct</i> <i>For >25 To 50 Tons, Deduct</i> <i>For >50 Tons, Deduct</i>	15,011.32 941.00 3,293.49 -999.81 -2,058.43 -2,940.62	1,855.96
05 12 23 00-0020	TON		>20 To 50 LB/LF Double L Shape Steel Angles <i>For ASTM A242 Type 2 High Strength Steel, Add</i> <i>For Hot Dip Galvanizing, Add</i> <i>For >10 To 25 Tons, Deduct</i> <i>For >25 To 50 Tons, Deduct</i> <i>For >50 Tons, Deduct</i>	11,938.13 885.64 3,099.76 -941.00 -1,937.35 -2,767.64	813.40
05 12 23 00-0021	TON		>50 To 80 LB/LF Double L Shape Steel Angles <i>For ASTM A242 Type 2 High Strength Steel, Add</i> <i>For Hot Dip Galvanizing, Add</i> <i>For >10 To 25 Tons, Deduct</i> <i>For >25 To 50 Tons, Deduct</i> <i>For >50 Tons, Deduct</i>	9,021.65 682.68 2,389.40 -725.35 -1,493.37 -2,133.39	457.59
05 12 23 00-0022	TON		>80 To 115 LB/LF Double L Shape Steel Angles <i>For ASTM A242 Type 2 High Strength Steel, Add</i> <i>For Hot Dip Galvanizing, Add</i> <i>For >10 To 25 Tons, Deduct</i> <i>For >25 To 50 Tons, Deduct</i> <i>For >50 Tons, Deduct</i>	5,795.19 442.82 1,549.88 -470.50 -968.67 -1,383.82	243.92
05 12 23 00-0023			Structural WT, MT, ST Tee Shapes <small>(05 12 23 00-0001)</small>		

05	05 Metals
	05 10 Structural Metal Framing
	05 12 Structural Steel Framing



MINOR CSI UOM DESCRIPTION	TOTAL DIRECT UNIT COST	DEMOLITION UNIT COST
05 12 23 00-0024 TON Up To 30 LB/LF Structural WT, MT, ST Tee Shapes..... <i>For ASTM A242 Type 2 High Strength Steel, Add</i> <i>For Hot Dip Galvanizing, Add</i> <i>For >10 To 25 Tons, Deduct</i> <i>For >25 To 50 Tons, Deduct</i> <i>For >50 Tons, Deduct</i>	13,673.70 885.64 3,099.76 -941.00 -1,937.35 -2,767.64	1,372.75
05 12 23 00-0025 TON >30 To 65 LB/LF Structural WT, MT, ST Tee Shapes <i>For ASTM A242 Type 2 High Strength Steel, Add</i> <i>For Hot Dip Galvanizing, Add</i> <i>For >10 To 25 Tons, Deduct</i> <i>For >25 To 50 Tons, Deduct</i> <i>For >50 Tons, Deduct</i>	9,332.08 677.15 2,370.02 -719.47 -1,481.26 -2,116.09	813.40
05 12 23 00-0026 TON >65 To 100 LB/LF Structural WT, MT, ST Tee Shapes <i>For ASTM A242 Type 2 High Strength Steel, Add</i> <i>For Hot Dip Galvanizing, Add</i> <i>For >10 To 25 Tons, Deduct</i> <i>For >25 To 50 Tons, Deduct</i> <i>For >50 Tons, Deduct</i>	7,407.19 553.53 1,937.35 -588.12 -1,210.84 -1,729.78	457.59
05 12 23 00-0027 TON >100 To 365 LB/LF Structural WT, MT, ST Tee Shapes <i>For ASTM A242 Type 2 High Strength Steel, Add</i> <i>For Hot Dip Galvanizing, Add</i> <i>For >10 To 25 Tons, Deduct</i> <i>For >25 To 50 Tons, Deduct</i> <i>For >50 Tons, Deduct</i>	5,472.71 416.99 1,459.47 -443.05 -912.17 -1,303.10	243.56
05 12 23 00-0028 Combination Section Shapes (05 12 23 00-0001)		
05 12 23 00-0029 Combination Section, W Shapes And Angles (05 12 23 00-0028)		
05 12 23 00-0030 TON Up To 30 LB/LF Combination Section - W Shapes And Angles..... <i>For ASTM A242 Type 2 High Strength Steel, Add</i> <i>For Hot Dip Galvanizing, Add</i> <i>For >10 To 25 Tons, Deduct</i> <i>For >25 To 50 Tons, Deduct</i> <i>For >50 Tons, Deduct</i>	12,958.72 828.45 2,899.56 -880.22 -1,812.23 -2,588.90	1,372.75
05 12 23 00-0031 TON >30-65 LB/LF Combination Section - W Shapes And Angles <i>For ASTM A242 Type 2 High Strength Steel, Add</i> <i>For Hot Dip Galvanizing, Add</i> <i>For >10 To 25 Tons, Deduct</i> <i>For >25 To 50 Tons, Deduct</i> <i>For >50 Tons, Deduct</i>	9,401.29 682.69 2,389.40 -725.35 -1,493.37 -2,133.39	813.40
05 12 23 00-0032 TON >65-100 LB/LF Combination Section - W Shapes And Angles <i>For ASTM A242 Type 2 High Strength Steel, Add</i> <i>For Hot Dip Galvanizing, Add</i> <i>For >10 To 25 Tons, Deduct</i> <i>For >25 To 50 Tons, Deduct</i> <i>For >50 Tons, Deduct</i>	6,830.59 507.40 1,775.90 -539.11 -1,109.94 -1,585.63	457.59
05 12 23 00-0033 TON >100-300 LB/LF Combination Section - W Shapes And Angles <i>For ASTM A242 Type 2 High Strength Steel, Add</i> <i>For Hot Dip Galvanizing, Add</i> <i>For >10 To 25 Tons, Deduct</i> <i>For >25 To 50 Tons, Deduct</i> <i>For >50 Tons, Deduct</i>	5,933.58 453.89 1,588.63 -482.26 -992.89 -1,418.42	243.56
05 12 23 00-0034 TON >300-500 LB/LF Combination Section - W Shapes And Angles <i>For ASTM A242 Type 2 High Strength Steel, Add</i> <i>For Hot Dip Galvanizing, Add</i> <i>For >10 To 25 Tons, Deduct</i> <i>For >25 To 50 Tons, Deduct</i> <i>For >50 Tons, Deduct</i>	5,134.99 400.39 1,401.35 -425.41 -875.85 -1,251.21	122.27
05 12 23 00-0035 Combination Section, S Shapes And Angles (05 12 23 00-0028)		
05 12 23 00-0036 TON >30-65 LB/LF Combination Section - S Shapes And Angles <i>For ASTM A242 Type 2 High Strength Steel, Add</i> <i>For Hot Dip Galvanizing, Add</i> <i>For >10 To 25 Tons, Deduct</i> <i>For >25 To 50 Tons, Deduct</i> <i>For >50 Tons, Deduct</i>	9,032.26 653.16 2,286.07 -693.99 -1,428.79 -2,041.14	813.40
05 12 23 00-0037 TON >65-100 LB/LF Combination Section - S Shapes And Angles <i>For ASTM A242 Type 2 High Strength Steel, Add</i> <i>For Hot Dip Galvanizing, Add</i> <i>For >10 To 25 Tons, Deduct</i> <i>For >25 To 50 Tons, Deduct</i> <i>For >50 Tons, Deduct</i>	6,853.66 509.25 1,782.36 -541.07 -1,113.97 -1,591.39	457.59
05 12 23 00-0038 Combination Section, Channels And Angles (05 12 23 00-0028)		
05 12 23 00-0039 TON Up To 30 LB/LF Combination Section - Channels And Angles <i>For ASTM A242 Type 2 High Strength Steel, Add</i> <i>For Hot Dip Galvanizing, Add</i> <i>For >10 To 25 Tons, Deduct</i> <i>For >25 To 50 Tons, Deduct</i> <i>For >50 Tons, Deduct</i>	13,673.70 885.64 3,099.76 -941.00 -1,937.35 -2,767.64	1,372.75



Metals	05	05
Structural Metal Framing	05 10	
Structural Steel Framing	05 12	

MINOR CSI UOM DESCRIPTION	TOTAL DIRECT UNIT COST	DEMOLITION UNIT COST
05 12 23 00-0040 TON >30-65 LB/LF Combination Section - Channels And Angles <i>For ASTM A242 Type 2 High Strength Steel, Add</i> <i>For Hot Dip Galvanizing, Add</i> <i>For >10 To 25 Tons, Deduct</i> <i>For >25 To 50 Tons, Deduct</i> <i>For >50 Tons, Deduct</i>	9,862.55 719.59 2,518.55 -764.56 -1,574.10 -2,248.71	813.40
05 12 23 00-0041 TON >65-100 LB/LF Combination Section - Channels And Angles <i>For ASTM A242 Type 2 High Strength Steel, Add</i> <i>For Hot Dip Galvanizing, Add</i> <i>For >10 To 25 Tons, Deduct</i> <i>For >25 To 50 Tons, Deduct</i> <i>For >50 Tons, Deduct</i>	7,015.11 522.16 1,827.57 -554.80 -1,142.23 -1,631.76	457.59
05 12 23 00-0042 Standard Weight Pipe <small>(05 12 23 00-0001)</small>		
05 12 23 00-0043 TON 1/2" To 5" Diameter Standard Weight Pipe <i>For ASTM A242 Type 2 High Strength Steel, Add</i> <i>For Hot Dip Galvanizing, Add</i> <i>For >10 To 25 Tons, Deduct</i> <i>For >25 To 50 Tons, Deduct</i> <i>For >50 Tons, Deduct</i>	7,976.80 575.67 2,014.84 -611.65 -1,259.28 -1,798.97	732.13
05 12 23 00-0044 TON >5" To 12" Diameter Standard Weight Pipe <i>For ASTM A242 Type 2 High Strength Steel, Add</i> <i>For Hot Dip Galvanizing, Add</i> <i>For >10 To 25 Tons, Deduct</i> <i>For >25 To 50 Tons, Deduct</i> <i>For >50 Tons, Deduct</i>	8,494.93 601.50 2,105.25 -639.09 -1,315.78 -1,879.69	915.16
05 12 23 00-0045 Temporary Steel Support For Structures <small>(05 12 23 00-0001)</small> Note: Includes removal after use.		
05 12 23 00-0046 TON Up To 30 LB/LF Temporary Steel Support For Structures Note: For all stock sections.	11,067.51	
05 12 23 00-0047 TON >30 LB/LF Temporary Steel Support For Structures Note: For all stock sections.	7,814.51	
05 12 23 00-0048 Structural Steel Shapes <small>(05 12 23)</small> Note: Prices by Ton (or LB) are based on ASTM A992/A36 steel with bolted standard beam connections and shop primed with red primer paint. Stock cross-sections only. Includes shop fabrication into sub-assemblies and delivery to site, all connecting bolts, connecting welds, and crane for erection (or demolition). Excludes moment connection welding. See CSI section 05 05 21 00-0007 for moment connection welding, 05 12 23 00-0131 for field fabrication of additional structural metal connections.		
05 12 23 00-0049 Steel Rods <small>(05 12 23 00-0048)</small>		
05 12 23 00-0050 TON 1/2" To 5" Diameter Extra Strong Steel, Solid <i>For ASTM A242 Type 2 High Strength Steel, Add</i> <i>For Hot Dip Galvanizing, Add</i> <i>For >10 To 25 Tons, Deduct</i> <i>For >25 To 50 Tons, Deduct</i> <i>For >50 Tons, Deduct</i>	8,636.26 642.09 2,247.32 -682.22 -1,404.58 -2,006.54	572.04
05 12 23 00-0051 TON >5" To 12" Diameter Extra Strong Steel, Solid <i>For ASTM A242 Type 2 High Strength Steel, Add</i> <i>For Hot Dip Galvanizing, Add</i> <i>For >10 To 25 Tons, Deduct</i> <i>For >25 To 50 Tons, Deduct</i> <i>For >50 Tons, Deduct</i>	9,862.55 719.59 2,518.55 -764.56 -1,574.10 -2,248.71	813.40
05 12 23 00-0052 Column Base Plates <small>(05 12 23 00-0048)</small>		
05 12 23 00-0053 LB Column Base Plates, Up To 150 LB / Each, A36 Miscellaneous Steel Items <i>For ASTM A242 Type 2 High Strength Steel, Add</i> <i>For Hot Dip Galvanizing, Add</i>	4.24 0.28 0.97	0.74
05 12 23 00-0054 LB Column Base Plates, >150 LB / Each, A36 Miscellaneous Steel Items <i>For ASTM A242 Type 2 High Strength Steel, Add</i> <i>For Hot Dip Galvanizing, Add</i>	3.99 0.26 0.92	0.62
05 12 23 00-0055 TON Column Base Plates, Up To 150 LB Each, A36 Miscellaneous Steel Items <i>For ASTM A242 Type 2 High Strength Steel, Add</i> <i>For Hot Dip Galvanizing, Add</i> <i>For >10 To 25 Tons, Deduct</i> <i>For >25 To 50 Tons, Deduct</i> <i>For >50 Tons, Deduct</i>	7,831.44 570.76 1,997.65 -606.43 -1,248.53 -1,783.62	653.41
05 12 23 00-0056 TON Column Base Plates, >150 LB Each, A36 Miscellaneous Steel Items <i>For ASTM A242 Type 2 High Strength Steel, Add</i> <i>For Hot Dip Galvanizing, Add</i> <i>For >10 To 25 Tons, Deduct</i> <i>For >25 To 50 Tons, Deduct</i> <i>For >50 Tons, Deduct</i>	5,578.45 412.82 1,444.87 -438.62 -903.05 -1,290.07	392.05
05 12 23 00-0057 Double Extra Strong Pipes <small>(05 12 23 00-0048)</small>		

05 Metals**05 10 Structural Metal Framing****05 12 Structural Steel Framing**

MINOR CSI	UOM	DESCRIPTION	TOTAL DIRECT UNIT COST	DEMOLITION UNIT COST
05 12 23 00-0058	TON	2" To 5" Diameter Double Extra Strong Pipe <i>For ASTM A242 Type 2 High Strength Steel, Add</i> <i>For Hot Dip Galvanizing, Add</i> <i>For >10 To 25 Tons, Deduct</i> <i>For >25 To 50 Tons, Deduct</i> <i>For >50 Tons, Deduct</i>	10,294.98 734.35 2,570.22 -780.24 -1,606.38 -2,294.84	1,045.85
05 12 23 00-0059	TON	>5" To 8" Diameter Double Extra Strong Pipe <i>For ASTM A242 Type 2 High Strength Steel, Add</i> <i>For Hot Dip Galvanizing, Add</i> <i>For >10 To 25 Tons, Deduct</i> <i>For >25 To 50 Tons, Deduct</i> <i>For >50 Tons, Deduct</i>	9,780.07 734.35 2,570.22 -780.24 -1,606.38 -2,294.84	563.13
05 12 23 00-0060		Structural Pipes (05 12 23 00-0048)		
05 12 23 00-0061	TON	3" To 5" Outside Diameter Structural Pipe, Extra Heavy A36 Miscellaneous Steel Items <i>For ASTM A242 Type 2 High Strength Steel, Add</i> <i>For Hot Dip Galvanizing, Add</i> <i>For >10 To 25 Tons, Deduct</i> <i>For >25 To 50 Tons, Deduct</i> <i>For >50 Tons, Deduct</i>	7,201.30 516.63 1,808.19 -548.92 -1,130.12 -1,614.46	483.21
05 12 23 00-0062	TON	>5" To 12" Outside Diameter Structural Pipe, Extra Heavy A36 Miscellaneous Steel Items <i>For ASTM A242 Type 2 High Strength Steel, Add</i> <i>For Hot Dip Galvanizing, Add</i> <i>For >10 To 25 Tons, Deduct</i> <i>For >25 To 50 Tons, Deduct</i> <i>For >50 Tons, Deduct</i>	7,687.27 516.63 1,808.19 -548.92 -1,130.12 -1,614.46	557.28
05 12 23 00-0063		Structural Tubing (05 12 23 00-0048)		
05 12 23 00-0064		Rectangle Structural Tubing (05 12 23 00-0063)		
05 12 23 00-0065	TON	3" x 2" Weight Range 5-7 LB/LF Structural Tubing - Rectangle <i>For ASTM A242 Type 2 High Strength Steel, Add</i> <i>For Hot Dip Galvanizing, Add</i> <i>For >10 To 25 Tons, Deduct</i> <i>For >25 To 50 Tons, Deduct</i> <i>For >50 Tons, Deduct</i>	12,052.46 922.55 3,228.91 -980.21 -2,018.07 -2,882.96	488.09
05 12 23 00-0066	TON	4" x 3", 2" Weight Range 6-13 LB/LF Structural Tubing - Rectangle <i>For ASTM A242 Type 2 High Strength Steel, Add</i> <i>For Hot Dip Galvanizing, Add</i> <i>For >10 To 25 Tons, Deduct</i> <i>For >25 To 50 Tons, Deduct</i> <i>For >50 Tons, Deduct</i>	12,132.56 922.55 3,228.91 -980.21 -2,018.07 -2,882.96	563.13
05 12 23 00-0067	TON	5" x 4", 3", 2" Weight Range 8-20 LB/LF Structural Tubing - Rectangle <i>For ASTM A242 Type 2 High Strength Steel, Add</i> <i>For Hot Dip Galvanizing, Add</i> <i>For >10 To 25 Tons, Deduct</i> <i>For >25 To 50 Tons, Deduct</i> <i>For >50 Tons, Deduct</i>	10,568.15 793.39 2,776.86 -842.98 -1,735.54 -2,479.34	610.11
05 12 23 00-0068	TON	6" x 4", 3", 2" Weight Range 9-29 LB/LF Structural Tubing - Rectangle <i>For ASTM A242 Type 2 High Strength Steel, Add</i> <i>For Hot Dip Galvanizing, Add</i> <i>For >10 To 25 Tons, Deduct</i> <i>For >25 To 50 Tons, Deduct</i> <i>For >50 Tons, Deduct</i>	10,006.40 738.04 2,583.13 -784.16 -1,614.46 -2,306.37	732.13
05 12 23 00-0069	TON	7" x 5", 4", 3" Weight Range 12-35 LB/LF Structural Tubing - Rectangle <i>For ASTM A242 Type 2 High Strength Steel, Add</i> <i>For Hot Dip Galvanizing, Add</i> <i>For >10 To 25 Tons, Deduct</i> <i>For >25 To 50 Tons, Deduct</i> <i>For >50 Tons, Deduct</i>	9,823.50 716.46 2,507.62 -761.24 -1,567.26 -2,238.95	813.40
05 12 23 00-0070	TON	8" x 6", 4", 3", 2" Weight Range 11-42 LB/LF Structural Tubing - Rectangle <i>For ASTM A242 Type 2 High Strength Steel, Add</i> <i>For Hot Dip Galvanizing, Add</i> <i>For >10 To 25 Tons, Deduct</i> <i>For >25 To 50 Tons, Deduct</i> <i>For >50 Tons, Deduct</i>	9,945.38 699.57 2,448.51 -743.30 -1,530.32 -2,186.17	1,125.65
05 12 23 00-0071	TON	10" x 6", 4", 2" Weight Range 15-50 LB/LF Structural Tubing - Rectangle <i>For ASTM A242 Type 2 High Strength Steel, Add</i> <i>For Hot Dip Galvanizing, Add</i> <i>For >10 To 25 Tons, Deduct</i> <i>For >25 To 50 Tons, Deduct</i> <i>For >50 Tons, Deduct</i>	10,305.34 697.44 2,441.06 -741.04 -1,525.66 -2,179.52	1,488.06
05 12 23 00-0072	TON	12" x 6", 4", 2" Weight Range 17-76 LB/LF Structural Tubing - Rectangle <i>For ASTM A242 Type 2 High Strength Steel, Add</i> <i>For Hot Dip Galvanizing, Add</i> <i>For >10 To 25 Tons, Deduct</i> <i>For >25 To 50 Tons, Deduct</i> <i>For >50 Tons, Deduct</i>	10,544.21 704.83 2,466.89 -748.88 -1,541.81 -2,202.58	1,625.46
05 12 23 00-0073	TON	14" x 10", 6", 4" Weight Range 29-76 LB/LF Structural Tubing - Rectangle <i>For ASTM A242 Type 2 High Strength Steel, Add</i> <i>For Hot Dip Galvanizing, Add</i> <i>For >10 To 25 Tons, Deduct</i> <i>For >25 To 50 Tons, Deduct</i> <i>For >50 Tons, Deduct</i>	10,762.67 704.83 2,466.89 -748.88 -1,541.81 -2,202.58	1,830.33



	MINOR	CSI	UOM	DESCRIPTION	TOTAL DIRECT UNIT COST	DEMOLITION UNIT COST
05 12 23 00-0074	TON			16" x 12", 8", 4" Weight Range 40-90 LB/LF Structural Tubing - Rectangle <i>For ASTM A242 Type 2 High Strength Steel, Add</i> <i>For Hot Dip Galvanizing, Add</i> <i>For >10 To 25 Tons, Deduct</i> <i>For >25 To 50 Tons, Deduct</i> <i>For >50 Tons, Deduct</i>	11,321.20 697.44 2,441.06 -741.04 -1,525.66 -2,179.52	2,440.45
05 12 23 00-0075	TON			18" x 6", 4" Weight Range 48-76 LB/LF Structural Tubing - Rectangle <i>For ASTM A242 Type 2 High Strength Steel, Add</i> <i>For Hot Dip Galvanizing, Add</i> <i>For >10 To 25 Tons, Deduct</i> <i>For >25 To 50 Tons, Deduct</i> <i>For >50 Tons, Deduct</i>	12,589.02 678.99 2,376.48 -721.43 -1,485.30 -2,121.86	3,845.28
05 12 23 00-0076	TON			20" x 12", 8", 4" Weight Range 48-105 LB/LF Structural Tubing - Rectangle <i>For ASTM A242 Type 2 High Strength Steel, Add</i> <i>For Hot Dip Galvanizing, Add</i> <i>For >10 To 25 Tons, Deduct</i> <i>For >25 To 50 Tons, Deduct</i> <i>For >50 Tons, Deduct</i>	14,093.08 648.34 2,269.19 -688.86 -1,418.25 -2,026.07	5,614.61
05 12 23 00-0077				Square Structural Tubing <small>(05 12 23 00-0063)</small>		
05 12 23 00-0078	TON			2" x 2" Weight Range 4-6 LB/LF Structural Tubing - Square <i>For ASTM A242 Type 2 High Strength Steel, Add</i> <i>For Hot Dip Galvanizing, Add</i> <i>For >10 To 25 Tons, Deduct</i> <i>For >25 To 50 Tons, Deduct</i> <i>For >50 Tons, Deduct</i>	12,019.92 922.55 3,228.91 -980.21 -2,018.07 -2,882.96	457.59
05 12 23 00-0079	TON			2.5" x 2.5" Weight Range 5-8 LB/LF Structural Tubing - Square <i>For ASTM A242 Type 2 High Strength Steel, Add</i> <i>For Hot Dip Galvanizing, Add</i> <i>For >10 To 25 Tons, Deduct</i> <i>For >25 To 50 Tons, Deduct</i> <i>For >50 Tons, Deduct</i>	12,052.46 922.55 3,228.91 -980.21 -2,018.07 -2,882.96	488.09
05 12 23 00-0080	TON			3" x 3" Weight Range 6-11 LB/LF Structural Tubing - Square <i>For ASTM A242 Type 2 High Strength Steel, Add</i> <i>For Hot Dip Galvanizing, Add</i> <i>For >10 To 25 Tons, Deduct</i> <i>For >25 To 50 Tons, Deduct</i> <i>For >50 Tons, Deduct</i>	10,798.79 811.84 2,841.44 -862.58 -1,775.90 -2,537.00	610.11
05 12 23 00-0081	TON			3.5" x 3.5" Weight Range 8-13 LB/LF Structural Tubing - Square <i>For ASTM A242 Type 2 High Strength Steel, Add</i> <i>For Hot Dip Galvanizing, Add</i> <i>For >10 To 25 Tons, Deduct</i> <i>For >25 To 50 Tons, Deduct</i> <i>For >50 Tons, Deduct</i>	10,698.31 793.39 2,776.86 -842.98 -1,735.54 -2,479.34	732.13
05 12 23 00-0082	TON			4" x 4" Weight Range 10-22 LB/LF Structural Tubing - Square <i>For ASTM A242 Type 2 High Strength Steel, Add</i> <i>For Hot Dip Galvanizing, Add</i> <i>For >10 To 25 Tons, Deduct</i> <i>For >25 To 50 Tons, Deduct</i> <i>For >50 Tons, Deduct</i>	8,541.06 605.19 2,118.17 -643.01 -1,323.85 -1,891.22	915.16
05 12 23 00-0083	TON			5" x 5" Weight Range 12-30 LB/LF Structural Tubing - Square <i>For ASTM A242 Type 2 High Strength Steel, Add</i> <i>For Hot Dip Galvanizing, Add</i> <i>For >10 To 25 Tons, Deduct</i> <i>For >25 To 50 Tons, Deduct</i> <i>For >50 Tons, Deduct</i>	8,680.52 605.19 2,118.17 -643.01 -1,323.85 -1,891.22	1,045.85
05 12 23 00-0084	TON			6" x 6" Weight Range 15-35 LB/LF Structural Tubing - Square <i>For ASTM A242 Type 2 High Strength Steel, Add</i> <i>For Hot Dip Galvanizing, Add</i> <i>For >10 To 25 Tons, Deduct</i> <i>For >25 To 50 Tons, Deduct</i> <i>For >50 Tons, Deduct</i>	9,126.77 605.19 2,118.17 -643.01 -1,323.85 -1,891.22	1,464.26
05 12 23 00-0085	TON			7" x 7" Weight Range 17-42 LB/LF Structural Tubing - Square <i>For ASTM A242 Type 2 High Strength Steel, Add</i> <i>For Hot Dip Galvanizing, Add</i> <i>For >10 To 25 Tons, Deduct</i> <i>For >25 To 50 Tons, Deduct</i> <i>For >50 Tons, Deduct</i>	9,655.61 616.26 2,156.91 -654.78 -1,348.07 -1,925.82	1,830.33
05 12 23 00-0086	TON			8" x 8" Weight Range 20-60 LB/LF Structural Tubing - Square <i>For ASTM A242 Type 2 High Strength Steel, Add</i> <i>For Hot Dip Galvanizing, Add</i> <i>For >10 To 25 Tons, Deduct</i> <i>For >25 To 50 Tons, Deduct</i> <i>For >50 Tons, Deduct</i>	11,551.84 715.90 2,505.64 -760.64 -1,566.02 -2,237.18	2,440.45
05 12 23 00-0087	TON			10" x 10" Weight Range 33-77 LB/LF Structural Tubing - Square <i>For ASTM A242 Type 2 High Strength Steel, Add</i> <i>For Hot Dip Galvanizing, Add</i> <i>For >10 To 25 Tons, Deduct</i> <i>For >25 To 50 Tons, Deduct</i> <i>For >50 Tons, Deduct</i>	12,853.41 715.90 2,505.64 -760.64 -1,566.02 -2,237.18	3,660.67

05	05 Metals
	05 10 Structural Metal Framing
	05 12 Structural Steel Framing



MINOR CSI UOM DESCRIPTION	TOTAL DIRECT UNIT COST	DEMOLITION UNIT COST
05 12 23 00-0088 TON 12" x 12" Weight Range 40-80 LB/LF Structural Tubing - Square <i>For ASTM A242 Type 2 High Strength Steel, Add</i> <i>For Hot Dip Galvanizing, Add</i> <i>For >10 To 25 Tons, Deduct</i> <i>For >25 To 50 Tons, Deduct</i> <i>For >50 Tons, Deduct</i>	12,286.25 616.26 2,156.91 -654.78 -1,348.07 -1,925.82	4,296.53
05 12 23 00-0089 TON 14" x 14" Weight Range 57-90 LB/LF Structural Tubing - Square <i>For ASTM A242 Type 2 High Strength Steel, Add</i> <i>For Hot Dip Galvanizing, Add</i> <i>For >10 To 25 Tons, Deduct</i> <i>For >25 To 50 Tons, Deduct</i> <i>For >50 Tons, Deduct</i>	14,753.01 701.14 2,453.97 -744.96 -1,533.73 -2,191.05	5,614.61
05 12 23 00-0090 TON 16" x 16" Weight Range 65-105 LB/LF Structural Tubing - Square <i>For ASTM A242 Type 2 High Strength Steel, Add</i> <i>For Hot Dip Galvanizing, Add</i> <i>For >10 To 25 Tons, Deduct</i> <i>For >25 To 50 Tons, Deduct</i> <i>For >50 Tons, Deduct</i>	16,758.12 715.90 2,505.64 -760.64 -1,566.02 -2,237.18	7,321.34
05 12 23 00-0091 Galvanized Steel Pipe Tubing (05 12 23 00-0063) Note: ASTM A53 Grade B		
05 12 23 00-0092 LF 2" Diameter Galvanized Steel Pipe Tubing, Standard Weight	44.11	5.34
05 12 23 00-0093 LF 2-1/2" Diameter Galvanized Steel Pipe Tubing, Standard Weight	48.45	6.36
05 12 23 00-0094 LF 3" Diameter Galvanized Steel Pipe Tubing, Standard Weight	53.77	8.44
05 12 23 00-0095 LF 3-1/2" Diameter Galvanized Steel Pipe Tubing, Standard Weight	58.02	9.40
05 12 23 00-0096 LF 4" Diameter Galvanized Steel Pipe Tubing, Standard Weight	60.69	10.17
05 12 23 00-0097 LF 5" Diameter Galvanized Steel Pipe Tubing, Standard Weight	68.08	12.70
05 12 23 00-0098 LF 6" Diameter Galvanized Steel Pipe Tubing, Standard Weight	75.46	15.24
05 12 23 00-0099 LF 8" Diameter Galvanized Steel Pipe Tubing, Standard Weight	82.72	18.29
05 12 23 00-0100 LF 10" Diameter Galvanized Steel Pipe Tubing, Standard Weight	93.16	22.36
05 12 23 00-0101 LF 12" Diameter Galvanized Steel Pipe Tubing, Standard Weight	109.69	28.46
05 12 23 00-0102 Structural Shapes (05 12 23 00-0048)		
05 12 23 00-0103 TON Structural Shapes, Steel Angle A36 Structural Steel, Purins And Girts (Up To 20 LB/LF) <i>For ASTM A242 Type 2 High Strength Steel, Add</i> <i>For Hot Dip Galvanizing, Add</i> <i>For >20 To 50 LB/LF, Deduct</i> <i>For >50 To 75 LB/LF, Deduct</i> <i>For >75 To 100 LB/LF, Deduct</i> <i>For >10 To 25 Tons, Deduct</i> <i>For >25 To 50 Tons, Deduct</i> <i>For >50 Tons, Deduct</i>	8,318.22 333.56 1,167.47 -1,039.26 -1,662.60 -2,285.94 -354.41 -729.67 -1,042.39	2,613.67
05 12 23 00-0104 TON Structural Shapes, Steel Plate A36 Structural Steel Note: Up to 21.5 LB per SF <i>For ASTM A242 Type 2 High Strength Steel, Add</i> <i>For Hot Dip Galvanizing, Add</i> <i>For >21.5 To 50 LB/LF, Deduct</i> <i>For >10 To 25 Tons, Deduct</i> <i>For >25 To 50 Tons, Deduct</i> <i>For >50 Tons, Deduct</i>	8,770.78 590.44 2,066.55 -946.59 -627.35 -1,291.59 -1,845.13	1,045.47
05 12 23 00-0105 LB Structural Shapes, Primed Pipe Supports (Up To 20 LB/LF)	5.13	0.23
05 12 23 00-0106 LB Structural Shapes, Galvanized Pipe Supports	6.28	0.23
05 12 23 00-0107 Built-Up Trusses (05 12 23 00-0048)		
05 12 23 00-0108 TON Up To 50 LF Span Average Weight 100 LB/LF Trusses, Built-up <i>For >10 To 25 Tons, Deduct</i> <i>For >25 To 50 Tons, Deduct</i> <i>For >50 Tons, Deduct</i>	9,777.38 -797.89 -1,642.71 -2,346.73	366.07
05 12 23 00-0109 TON >50-100 LF Span Average Weight 120 LB/LF Trusses, Built-up <i>For >10 To 25 Tons, Deduct</i> <i>For >25 To 50 Tons, Deduct</i> <i>For >50 Tons, Deduct</i>	9,696.09 -805.73 -1,658.85 -2,369.79	203.29
05 12 23 00-0110 TON >100-200 LF Span Average Weight 150 LB/LF Trusses, Built-up <i>For >10 To 25 Tons, Deduct</i> <i>For >25 To 50 Tons, Deduct</i> <i>For >50 Tons, Deduct</i>	8,648.41 -725.35 -1,493.37 -2,133.39	107.62
05 12 23 00-0111 TON >200 LF Span Average Weight 180 LB/LF Trusses, Built-up <i>For >10 To 25 Tons, Deduct</i> <i>For >25 To 50 Tons, Deduct</i> <i>For >50 Tons, Deduct</i>	8,411.39 -705.75 -1,453.01 -2,075.73	101.77
05 12 23 00-0112 Masonry Plates, Filler Plates, Sole Plates And Anchor Straps (05 12 23 00-0048) Note: Includes shop fabrication, welds, drilling and shop primer.		
05 12 23 00-0113 SF 1/4" Masonry Plates, Filler Plates, Sole Plates And Anchor Straps	31.42	7.53
05 12 23 00-0114 SF 3/8" Masonry Plates, Filler Plates, Sole Plates And Anchor Straps	47.13	11.26
05 12 23 00-0115 SF 1/2" Masonry Plates, Filler Plates, Sole Plates And Anchor Straps	62.85	15.01
05 12 23 00-0116 SF 5/8" Masonry Plates, Filler Plates, Sole Plates And Anchor Straps	78.56	18.76
05 12 23 00-0117 SF 3/4" Masonry Plates, Filler Plates, Sole Plates And Anchor Straps	94.26	22.40
05 12 23 00-0118 SF 7/8" Masonry Plates, Filler Plates, Sole Plates And Anchor Straps	109.97	26.26
05 12 23 00-0119 SF 1" Masonry Plates, Filler Plates, Sole Plates And Anchor Straps	125.68	30.01



MINOR	CSI	UOM	DESCRIPTION	TOTAL DIRECT UNIT COST	DEMOLITION UNIT COST
05 12 23 00-0120	SF		1-1/8" Masonry Plates, Filler Plates, Sole Plates And Anchor Straps.....	141.39	33.77
05 12 23 00-0121	SF		1-1/4" Masonry Plates, Filler Plates, Sole Plates And Anchor Straps.....	157.10	37.52
05 12 23 00-0122	SF		1-3/8" Masonry Plates, Filler Plates, Sole Plates And Anchor Straps.....	172.82	41.27
05 12 23 00-0123	SF		1-1/2" Masonry Plates, Filler Plates, Sole Plates And Anchor Straps.....	188.53	45.03
05 12 23 00-0124	SF		1-5/8" Masonry Plates, Filler Plates, Sole Plates And Anchor Straps.....	204.24	48.78
05 12 23 00-0125	SF		1-3/4" Masonry Plates, Filler Plates, Sole Plates And Anchor Straps.....	219.96	52.52
05 12 23 00-0126	SF		1-7/8" Masonry Plates, Filler Plates, Sole Plates And Anchor Straps.....	235.67	56.28
05 12 23 00-0127	SF		2" Masonry Plates, Filler Plates, Sole Plates And Anchor Straps.....	251.37	60.03
05 12 23 00-0128			Accessories For Steel <small>(05 12 23)</small>		
05 12 23 00-0129			Field Painting For Touch-Up Of Shop Prime Coat <small>(05 12 23 00-0128)</small>		
05 12 23 00-0130	SF		Touch Up Paint - Type 1 Red Oxide Field Painting Prime Coat.....	1.23	
05 12 23 00-0131			Connection And Stiffener Plates <small>(05 12 23 00-0128)</small>		
			Note: For field fabrication of additional structural metal connections.		
05 12 23 00-0132	TON		1/8" Plate Weight 6.16 LB/SF Connection And Stiffener Plates.....	21,306.86	
			For >10 To 25 Tons, Deduct	-1,811.08	
			For >25 To 50 Tons, Deduct	-3,728.70	
			For >50 Tons, Deduct	-5,326.72	
05 12 23 00-0133	TON		3/16" Plate Weight 8.71 LB/SF Connection And Stiffener Plates.....	18,178.92	
			For >10 To 25 Tons, Deduct	-1,545.21	
			For >25 To 50 Tons, Deduct	-3,181.31	
			For >50 Tons, Deduct	-4,544.73	
05 12 23 00-0134	TON		1/4" Plate Weight 11.26 LB/SF Connection And Stiffener Plates.....	14,058.13	
			For >10 To 25 Tons, Deduct	-1,194.94	
			For >25 To 50 Tons, Deduct	-2,460.17	
			For >50 Tons, Deduct	-3,514.53	
05 12 23 00-0135	TON		5/16" Plate Weight 13.81 LB/SF Connection And Stiffener Plates.....	14,058.13	
			For >10 To 25 Tons, Deduct	-1,194.94	
			For >25 To 50 Tons, Deduct	-2,460.17	
			For >50 Tons, Deduct	-3,514.53	
05 12 23 00-0136	TON		3/8" Plate Weight 16.37 LB/SF Connection And Stiffener Plates.....	14,058.13	
			For >10 To 25 Tons, Deduct	-1,194.94	
			For >25 To 50 Tons, Deduct	-2,460.17	
			For >50 Tons, Deduct	-3,514.53	
05 12 23 00-0137	TON		1/2" Plate Weight 21.47 LB/SF Connection And Stiffener Plates.....	14,058.13	
			For >10 To 25 Tons, Deduct	-1,194.94	
			For >25 To 50 Tons, Deduct	-2,460.17	
			For >50 Tons, Deduct	-3,514.53	
05 12 23 00-0138	TON		9/16" Plate Weight 24.02 LB/SF Connection And Stiffener Plates.....	14,058.13	
			For >10 To 25 Tons, Deduct	-1,194.94	
			For >25 To 50 Tons, Deduct	-2,460.17	
			For >50 Tons, Deduct	-3,514.53	
05 12 23 00-0139	TON		5/8" Plate Weight 26.58 LB/SF Connection And Stiffener Plates.....	14,058.13	
			For >10 To 25 Tons, Deduct	-1,194.94	
			For >25 To 50 Tons, Deduct	-2,460.17	
			For >50 Tons, Deduct	-3,514.53	
05 12 23 00-0140	TON		3/4" Plate Weight 31.68 LB/SF Connection And Stiffener Plates.....	13,179.50	
			For >10 To 25 Tons, Deduct	-1,120.26	
			For >25 To 50 Tons, Deduct	-2,306.41	
			For >50 Tons, Deduct	-3,294.88	
05 12 23 00-0141	TON		7/8" Plate Weight 36.78 LB/SF Connection And Stiffener Plates.....	13,179.50	
			For >10 To 25 Tons, Deduct	-1,120.26	
			For >25 To 50 Tons, Deduct	-2,306.41	
			For >50 Tons, Deduct	-3,294.88	
05 12 23 00-0142	TON		1" Plate Weight 41.89 LB/SF Connection And Stiffener Plates.....	13,179.50	
			For >10 To 25 Tons, Deduct	-1,120.26	
			For >25 To 50 Tons, Deduct	-2,306.41	
			For >50 Tons, Deduct	-3,294.88	
05 12 23 00-0143			Field Applied Cold Galvanizing <small>(05 12 23 00-0128)</small>		
05 12 23 00-0144	SF		Brush Applied Cold Galvanizing.....	1.69	
05 12 23 00-0145			Metal Grinding <small>(05 12 23 00-0128)</small>		
			Note: For use to prepare existing metal for welding by removing of rust or scale and smoothing surface after torch cutting.		
05 12 23 00-0146	SI		Metal Grinding Up To 1/32" Thickness To Be Removed.....	0.95	
			Note: Includes rust or scale removal on metal and smoothing surface.		
05 12 23 00-0147			Structural Steel For Buildings And Structures <small>(05 12 23)</small>		
			Note: Prices by Ton (or LB) are based on ASTM A992/A36 steel with bolted standard beam connections and shop primed with red primer paint. Stock cross-sections only. Includes shop fabrication into sub-assemblies and delivery to site, all connecting bolts, connecting welds, and crane for erection (or demolition). Excludes moment connection welding.		
05 12 23 00-0148			First Tier A992/A36 Structural Steel Columns, W Shapes <small>(05 12 23 00-0147)</small>		
			Note: With base plate. Includes material delivery and erection.		

05 Metals

05 10 Structural Metal Framing

05 12 Structural Steel Framing



SAN BERNARDINO
COUNTY

MINOR CSI UOM DESCRIPTION	TOTAL DIRECT UNIT COST	DEMOLITION UNIT COST
05 12 23 00-0149 LF W14 x 730 A992/A36 Structural Column	1,644.84	72.50
For Hot Dip Galvanizing, Add	435.00	
For High Strength Low Alloy A572-50 Steel, Add	148.04	
For High Strength Low Alloy A588 Grade B Steel, Add	328.97	
05 12 23 00-0150 LF W14 x 665 A992/A36 Structural Column	1,500.02	67.57
For Hot Dip Galvanizing, Add	396.27	
For High Strength Low Alloy A572-50 Steel, Add	135.00	
For High Strength Low Alloy A588 Grade B Steel, Add	300.00	
05 12 23 00-0151 LF W14 x 605 A992/A36 Structural Column	1,366.21	62.89
For Hot Dip Galvanizing, Add	360.51	
For High Strength Low Alloy A572-50 Steel, Add	122.96	
For High Strength Low Alloy A588 Grade B Steel, Add	273.24	
05 12 23 00-0152 LF W14 x 550 A992/A36 Structural Column	1,243.41	58.50
For Hot Dip Galvanizing, Add	327.74	
For High Strength Low Alloy A572-50 Steel, Add	111.91	
For High Strength Low Alloy A588 Grade B Steel, Add	248.68	
05 12 23 00-0153 LF W14 x 500 A992/A36 Structural Column	1,141.38	63.45
For Hot Dip Galvanizing, Add	297.94	
For High Strength Low Alloy A572-50 Steel, Add	102.72	
For High Strength Low Alloy A588 Grade B Steel, Add	228.28	
05 12 23 00-0154 LF W14 x 426 A992/A36 Structural Column	973.81	55.40
For Hot Dip Galvanizing, Add	253.85	
For High Strength Low Alloy A572-50 Steel, Add	87.64	
For High Strength Low Alloy A588 Grade B Steel, Add	194.76	
05 12 23 00-0155 LF W14 x 342 A992/A36 Structural Column	787.31	47.95
For Hot Dip Galvanizing, Add	204.30	
For High Strength Low Alloy A572-50 Steel, Add	70.86	
For High Strength Low Alloy A588 Grade B Steel, Add	157.46	
05 12 23 00-0156 LF W14 x 311 A992/A36 Structural Column	709.05	44.78
For Hot Dip Galvanizing, Add	183.50	
For High Strength Low Alloy A572-50 Steel, Add	63.81	
For High Strength Low Alloy A588 Grade B Steel, Add	141.81	
05 12 23 00-0157 LF W14 x 283 A992/A36 Structural Column	643.51	42.22
For Hot Dip Galvanizing, Add	166.09	
For High Strength Low Alloy A572-50 Steel, Add	57.92	
For High Strength Low Alloy A588 Grade B Steel, Add	128.70	
05 12 23 00-0158 LF W14 x 257 A992/A36 Structural Column	565.51	40.03
For Hot Dip Galvanizing, Add	145.09	
For High Strength Low Alloy A572-50 Steel, Add	50.90	
For High Strength Low Alloy A588 Grade B Steel, Add	113.10	
05 12 23 00-0159 LF W14 x 233 A992/A36 Structural Column	520.40	37.21
For Hot Dip Galvanizing, Add	133.41	
For High Strength Low Alloy A572-50 Steel, Add	46.84	
For High Strength Low Alloy A588 Grade B Steel, Add	104.08	
05 12 23 00-0160 LF W14 x 211 A992/A36 Structural Column	462.82	34.65
For Hot Dip Galvanizing, Add	118.17	
For High Strength Low Alloy A572-50 Steel, Add	41.65	
For High Strength Low Alloy A588 Grade B Steel, Add	92.56	
05 12 23 00-0161 LF W14 x 193 A992/A36 Structural Column	418.53	32.94
For Hot Dip Galvanizing, Add	106.39	
For High Strength Low Alloy A572-50 Steel, Add	37.67	
For High Strength Low Alloy A588 Grade B Steel, Add	83.71	
05 12 23 00-0162 LF W14 x 176 A992/A36 Structural Column	377.16	31.48
For Hot Dip Galvanizing, Add	95.35	
For High Strength Low Alloy A572-50 Steel, Add	33.94	
For High Strength Low Alloy A588 Grade B Steel, Add	75.43	
05 12 23 00-0163 LF W14 x 159 A992/A36 Structural Column	340.94	30.38
For Hot Dip Galvanizing, Add	85.64	
For High Strength Low Alloy A572-50 Steel, Add	30.68	
For High Strength Low Alloy A588 Grade B Steel, Add	68.19	
05 12 23 00-0164 LF W14 x 145 A992/A36 Structural Column	329.48	29.40
For Hot Dip Galvanizing, Add	82.73	
For High Strength Low Alloy A572-50 Steel, Add	29.65	
For High Strength Low Alloy A588 Grade B Steel, Add	65.90	
05 12 23 00-0165 LF W14 x 132 A992/A36 Structural Column	281.65	28.06
For Hot Dip Galvanizing, Add	69.86	
For High Strength Low Alloy A572-50 Steel, Add	25.35	
For High Strength Low Alloy A588 Grade B Steel, Add	56.33	
05 12 23 00-0166 LF W14 x 120 A992/A36 Structural Column	264.03	27.34
For Hot Dip Galvanizing, Add	65.18	
For High Strength Low Alloy A572-50 Steel, Add	23.76	
For High Strength Low Alloy A588 Grade B Steel, Add	52.81	
05 12 23 00-0167 LF W14 x 109 A992/A36 Structural Column	236.34	26.24
For Hot Dip Galvanizing, Add	57.83	
For High Strength Low Alloy A572-50 Steel, Add	21.27	
For High Strength Low Alloy A588 Grade B Steel, Add	47.27	
05 12 23 00-0168 LF W14 x 99 A992/A36 Structural Column	215.59	25.50
For Hot Dip Galvanizing, Add	52.31	
For High Strength Low Alloy A572-50 Steel, Add	19.40	
For High Strength Low Alloy A588 Grade B Steel, Add	43.12	
05 12 23 00-0169 LF W14 x 90 A992/A36 Structural Column	200.23	24.90
For Hot Dip Galvanizing, Add	48.22	
For High Strength Low Alloy A572-50 Steel, Add	18.02	
For High Strength Low Alloy A588 Grade B Steel, Add	40.05	



MINOR	CSI	UOM	DESCRIPTION	TOTAL DIRECT UNIT COST	DEMOLITION UNIT COST
05 12 23 00-0170	LF		W14 x 82 A992/A36 Structural Column <i>For Hot Dip Galvanizing, Add</i> <i>For High Strength Low Alloy A572-50 Steel, Add</i> <i>For High Strength Low Alloy A588 Grade B Steel, Add</i>	184.39 44.03 16.60 36.88	24.16
05 12 23 00-0171	LF		W14 x 74 A992/A36 Structural Column <i>For Hot Dip Galvanizing, Add</i> <i>For High Strength Low Alloy A572-50 Steel, Add</i> <i>For High Strength Low Alloy A588 Grade B Steel, Add</i>	166.44 39.24 14.98 33.29	23.55
05 12 23 00-0172	LF		W14 x 68 A992/A36 Structural Column <i>For Hot Dip Galvanizing, Add</i> <i>For High Strength Low Alloy A572-50 Steel, Add</i> <i>For High Strength Low Alloy A588 Grade B Steel, Add</i>	155.41 36.29 13.99 31.08	23.18
05 12 23 00-0173	LF		W14 x 61 A992/A36 Structural Column <i>For Hot Dip Galvanizing, Add</i> <i>For High Strength Low Alloy A572-50 Steel, Add</i> <i>For High Strength Low Alloy A588 Grade B Steel, Add</i>	141.65 32.64 12.75 28.33	22.58
05 12 23 00-0174	LF		W14 x 53 A992/A36 Structural Column <i>For Hot Dip Galvanizing, Add</i> <i>For High Strength Low Alloy A572-50 Steel, Add</i> <i>For High Strength Low Alloy A588 Grade B Steel, Add</i>	128.96 29.28 11.61 25.79	21.96
05 12 23 00-0175	LF		W14 x 48 A992/A36 Structural Column <i>For Hot Dip Galvanizing, Add</i> <i>For High Strength Low Alloy A572-50 Steel, Add</i> <i>For High Strength Low Alloy A588 Grade B Steel, Add</i>	120.77 27.11 10.87 24.15	21.60
05 12 23 00-0176	LF		W14 x 43 A992/A36 Structural Column <i>For Hot Dip Galvanizing, Add</i> <i>For High Strength Low Alloy A572-50 Steel, Add</i> <i>For High Strength Low Alloy A588 Grade B Steel, Add</i>	108.92 23.96 9.80 21.78	21.23
05 12 23 00-0177	LF		W12 x 336 A992/A36 Structural Column <i>For Hot Dip Galvanizing, Add</i> <i>For High Strength Low Alloy A572-50 Steel, Add</i> <i>For High Strength Low Alloy A588 Grade B Steel, Add</i>	750.11 198.61 67.51 150.02	32.29
05 12 23 00-0178	LF		W12 x 305 A992/A36 Structural Column <i>For Hot Dip Galvanizing, Add</i> <i>For High Strength Low Alloy A572-50 Steel, Add</i> <i>For High Strength Low Alloy A588 Grade B Steel, Add</i>	683.41 180.28 61.51 136.68	31.64
05 12 23 00-0179	LF		W12 x 279 A992/A36 Structural Column <i>For Hot Dip Galvanizing, Add</i> <i>For High Strength Low Alloy A572-50 Steel, Add</i> <i>For High Strength Low Alloy A588 Grade B Steel, Add</i>	627.61 164.92 56.48 125.52	31.26
05 12 23 00-0180	LF		W12 x 252 A992/A36 Structural Column <i>For Hot Dip Galvanizing, Add</i> <i>For High Strength Low Alloy A572-50 Steel, Add</i> <i>For High Strength Low Alloy A588 Grade B Steel, Add</i>	569.27 148.96 51.23 113.85	30.48
05 12 23 00-0181	LF		W12 x 230 A992/A36 Structural Column <i>For Hot Dip Galvanizing, Add</i> <i>For High Strength Low Alloy A572-50 Steel, Add</i> <i>For High Strength Low Alloy A588 Grade B Steel, Add</i>	521.95 135.95 46.98 104.39	30.04
05 12 23 00-0182	LF		W12 x 210 A992/A36 Structural Column <i>For Hot Dip Galvanizing, Add</i> <i>For High Strength Low Alloy A572-50 Steel, Add</i> <i>For High Strength Low Alloy A588 Grade B Steel, Add</i>	478.88 124.13 43.10 95.78	29.62
05 12 23 00-0183	LF		W12 x 190 A992/A36 Structural Column <i>For Hot Dip Galvanizing, Add</i> <i>For High Strength Low Alloy A572-50 Steel, Add</i> <i>For High Strength Low Alloy A588 Grade B Steel, Add</i>	440.71 112.31 39.66 88.14	33.68
05 12 23 00-0184	LF		W12 x 170 A992/A36 Structural Column <i>For Hot Dip Galvanizing, Add</i> <i>For High Strength Low Alloy A572-50 Steel, Add</i> <i>For High Strength Low Alloy A588 Grade B Steel, Add</i>	398.16 100.84 35.83 79.63	32.70
05 12 23 00-0185	LF		W12 x 152 A992/A36 Structural Column <i>For Hot Dip Galvanizing, Add</i> <i>For High Strength Low Alloy A572-50 Steel, Add</i> <i>For High Strength Low Alloy A588 Grade B Steel, Add</i>	358.88 90.61 32.30 71.78	30.38
05 12 23 00-0186	LF		W12 x 136 A992/A36 Structural Column <i>For Hot Dip Galvanizing, Add</i> <i>For High Strength Low Alloy A572-50 Steel, Add</i> <i>For High Strength Low Alloy A588 Grade B Steel, Add</i>	341.14 85.93 30.70 68.23	29.53
05 12 23 00-0187	LF		W12 x 120 A992/A36 Structural Column <i>For Hot Dip Galvanizing, Add</i> <i>For High Strength Low Alloy A572-50 Steel, Add</i> <i>For High Strength Low Alloy A588 Grade B Steel, Add</i>	258.05 63.55 23.22 51.61	27.08
05 12 23 00-0188	LF		W12 x 106 A992/A36 Structural Column <i>For Hot Dip Galvanizing, Add</i> <i>For High Strength Low Alloy A572-50 Steel, Add</i> <i>For High Strength Low Alloy A588 Grade B Steel, Add</i>	237.76 58.23 21.40 47.55	26.24
05 12 23 00-0189	LF		W12 x 96 A992/A36 Structural Column <i>For Hot Dip Galvanizing, Add</i> <i>For High Strength Low Alloy A572-50 Steel, Add</i> <i>For High Strength Low Alloy A588 Grade B Steel, Add</i>	212.63 51.52 19.14 42.53	25.38
05 12 23 00-0190	LF		W12 x 87 A992/A36 Structural Column <i>For Hot Dip Galvanizing, Add</i> <i>For High Strength Low Alloy A572-50 Steel, Add</i> <i>For High Strength Low Alloy A588 Grade B Steel, Add</i>	196.08 47.13 17.65 39.22	24.52

05	05 Metals
	05 10 Structural Metal Framing
	05 12 Structural Steel Framing



MINOR	CSI	UOM	DESCRIPTION	TOTAL DIRECT UNIT COST	DEMOLITION UNIT COST
05 12 23 00-0191	LF		W12 x 79 A992/A36 Structural Column	171.95	23.80
			<i>For Hot Dip Galvanizing, Add</i>	40.67	
			<i>For High Strength Low Alloy A572-50 Steel, Add</i>	15.48	
			<i>For High Strength Low Alloy A588 Grade B Steel, Add</i>	34.39	
05 12 23 00-0192	LF		W12 x 72 A992/A36 Structural Column	157.31	23.18
			<i>For Hot Dip Galvanizing, Add</i>	36.78	
			<i>For High Strength Low Alloy A572-50 Steel, Add</i>	14.16	
			<i>For High Strength Low Alloy A588 Grade B Steel, Add</i>	31.46	
05 12 23 00-0193	LF		W12 x 65 A992/A36 Structural Column	143.73	22.70
			<i>For Hot Dip Galvanizing, Add</i>	33.18	
			<i>For High Strength Low Alloy A572-50 Steel, Add</i>	12.94	
			<i>For High Strength Low Alloy A588 Grade B Steel, Add</i>	28.75	
05 12 23 00-0194	LF		W12 x 58 A992/A36 Structural Column	139.04	22.45
			<i>For Hot Dip Galvanizing, Add</i>	31.95	
			<i>For High Strength Low Alloy A572-50 Steel, Add</i>	12.57	
			<i>For High Strength Low Alloy A588 Grade B Steel, Add</i>	27.81	
05 12 23 00-0195	LF		W12 x 53 A992/A36 Structural Column	128.96	21.96
			<i>For Hot Dip Galvanizing, Add</i>	29.28	
			<i>For High Strength Low Alloy A572-50 Steel, Add</i>	11.61	
			<i>For High Strength Low Alloy A588 Grade B Steel, Add</i>	25.79	
05 12 23 00-0196	LF		W12 x 50 A992/A36 Structural Column	124.93	21.84
			<i>For Hot Dip Galvanizing, Add</i>	28.20	
			<i>For High Strength Low Alloy A572-50 Steel, Add</i>	11.24	
			<i>For High Strength Low Alloy A588 Grade B Steel, Add</i>	24.99	
05 12 23 00-0197	LF		W12 x 45 A992/A36 Structural Column	113.43	21.35
			<i>For Hot Dip Galvanizing, Add</i>	25.14	
			<i>For High Strength Low Alloy A572-50 Steel, Add</i>	10.21	
			<i>For High Strength Low Alloy A588 Grade B Steel, Add</i>	22.69	
05 12 23 00-0198	LF		W12 x 40 A992/A36 Structural Column	101.57	20.87
			<i>For Hot Dip Galvanizing, Add</i>	21.99	
			<i>For High Strength Low Alloy A572-50 Steel, Add</i>	9.14	
			<i>For High Strength Low Alloy A588 Grade B Steel, Add</i>	20.31	
05 12 23 00-0199	LF		W10 x 112 A992/A36 Structural Column	248.74	26.72
			<i>For Hot Dip Galvanizing, Add</i>	61.13	
			<i>For High Strength Low Alloy A572-50 Steel, Add</i>	22.39	
			<i>For High Strength Low Alloy A588 Grade B Steel, Add</i>	49.75	
05 12 23 00-0200	LF		W10 x 110 A992/A36 Structural Column	224.90	25.62
			<i>For Hot Dip Galvanizing, Add</i>	54.82	
			<i>For High Strength Low Alloy A572-50 Steel, Add</i>	20.24	
			<i>For High Strength Low Alloy A588 Grade B Steel, Add</i>	44.98	
05 12 23 00-0201	LF		W10 x 88 A992/A36 Structural Column	202.07	24.77
			<i>For Hot Dip Galvanizing, Add</i>	48.76	
			<i>For High Strength Low Alloy A572-50 Steel, Add</i>	18.19	
			<i>For High Strength Low Alloy A588 Grade B Steel, Add</i>	40.41	
05 12 23 00-0202	LF		W10 x 77 A992/A36 Structural Column	179.59	23.80
			<i>For Hot Dip Galvanizing, Add</i>	42.79	
			<i>For High Strength Low Alloy A572-50 Steel, Add</i>	16.16	
			<i>For High Strength Low Alloy A588 Grade B Steel, Add</i>	35.92	
05 12 23 00-0203	LF		W10 x 68 A992/A36 Structural Column	161.63	23.18
			<i>For Hot Dip Galvanizing, Add</i>	38.01	
			<i>For High Strength Low Alloy A572-50 Steel, Add</i>	14.55	
			<i>For High Strength Low Alloy A588 Grade B Steel, Add</i>	32.33	
05 12 23 00-0204	LF		W10 x 60 A992/A36 Structural Column	141.65	22.58
			<i>For Hot Dip Galvanizing, Add</i>	32.64	
			<i>For High Strength Low Alloy A572-50 Steel, Add</i>	12.75	
			<i>For High Strength Low Alloy A588 Grade B Steel, Add</i>	28.33	
05 12 23 00-0205	LF		W10 x 54 A992/A36 Structural Column	140.70	22.21
			<i>For Hot Dip Galvanizing, Add</i>	32.44	
			<i>For High Strength Low Alloy A572-50 Steel, Add</i>	12.66	
			<i>For High Strength Low Alloy A588 Grade B Steel, Add</i>	28.14	
05 12 23 00-0206	LF		W10 x 49 A992/A36 Structural Column	123.38	21.84
			<i>For Hot Dip Galvanizing, Add</i>	27.81	
			<i>For High Strength Low Alloy A572-50 Steel, Add</i>	11.10	
			<i>For High Strength Low Alloy A588 Grade B Steel, Add</i>	24.68	
05 12 23 00-0207	LF		W10 x 45 A992/A36 Structural Column	119.05	21.48
			<i>For Hot Dip Galvanizing, Add</i>	26.67	
			<i>For High Strength Low Alloy A572-50 Steel, Add</i>	10.71	
			<i>For High Strength Low Alloy A588 Grade B Steel, Add</i>	23.81	
05 12 23 00-0208	LF		W10 x 39 A992/A36 Structural Column	103.46	21.11
			<i>For Hot Dip Galvanizing, Add</i>	22.48	
			<i>For High Strength Low Alloy A572-50 Steel, Add</i>	9.31	
			<i>For High Strength Low Alloy A588 Grade B Steel, Add</i>	20.69	
05 12 23 00-0209	LF		W10 x 33 A992/A36 Structural Column	90.06	20.50
			<i>For Hot Dip Galvanizing, Add</i>	18.93	
			<i>For High Strength Low Alloy A572-50 Steel, Add</i>	8.11	
			<i>For High Strength Low Alloy A588 Grade B Steel, Add</i>	18.01	
05 12 23 00-0210	LF		W8 x 67 A992/A36 Structural Column	155.59	23.18
			<i>For Hot Dip Galvanizing, Add</i>	36.34	
			<i>For High Strength Low Alloy A572-50 Steel, Add</i>	14.00	
			<i>For High Strength Low Alloy A588 Grade B Steel, Add</i>	31.12	
05 12 23 00-0211	LF		W8 x 58 A992/A36 Structural Column	139.58	22.45
			<i>For Hot Dip Galvanizing, Add</i>	32.10	
			<i>For High Strength Low Alloy A572-50 Steel, Add</i>	12.56	
			<i>For High Strength Low Alloy A588 Grade B Steel, Add</i>	27.92	



MINOR	CSI	UOM	DESCRIPTION	TOTAL DIRECT UNIT COST	DEMOLITION UNIT COST
05 12 23 00-0212	LF		W8 x 48 A992/A36 Structural Column <i>For Hot Dip Galvanizing, Add</i> <i>For High Strength Low Alloy A572-50 Steel, Add</i> <i>For High Strength Low Alloy A588 Grade B Steel, Add</i>	124.80 28.20 11.23 24.96	21.84
05 12 23 00-0213	LF		W8 x 40 A992/A36 Structural Column <i>For Hot Dip Galvanizing, Add</i> <i>For High Strength Low Alloy A572-50 Steel, Add</i> <i>For High Strength Low Alloy A588 Grade B Steel, Add</i>	106.97 23.42 9.63 21.39	21.23
05 12 23 00-0214	LF		W8 x 35 A992/A36 Structural Column <i>For Hot Dip Galvanizing, Add</i> <i>For High Strength Low Alloy A572-50 Steel, Add</i> <i>For High Strength Low Alloy A588 Grade B Steel, Add</i>	96.53 20.66 8.69 19.31	20.74
05 12 23 00-0215	LF		W8 x 31 A992/A36 Structural Column <i>For Hot Dip Galvanizing, Add</i> <i>For High Strength Low Alloy A572-50 Steel, Add</i> <i>For High Strength Low Alloy A588 Grade B Steel, Add</i>	88.11 18.39 7.93 17.62	20.50
05 12 23 00-0216	LF		W8 x 28 A992/A36 Structural Column <i>For Hot Dip Galvanizing, Add</i> <i>For High Strength Low Alloy A572-50 Steel, Add</i> <i>For High Strength Low Alloy A588 Grade B Steel, Add</i>	82.89 17.01 7.46 16.58	20.26
05 12 23 00-0217	LF		W8 x 24 A992/A36 Structural Column <i>For Hot Dip Galvanizing, Add</i> <i>For High Strength Low Alloy A572-50 Steel, Add</i> <i>For High Strength Low Alloy A588 Grade B Steel, Add</i>	76.60 15.33 6.89 15.32	20.01
05 12 23 00-0218	LF		W8 x 21 A992/A36 Structural Column <i>For Hot Dip Galvanizing, Add</i> <i>For High Strength Low Alloy A572-50 Steel, Add</i> <i>For High Strength Low Alloy A588 Grade B Steel, Add</i>	72.45 14.25 6.52 14.49	19.89
05 12 23 00-0219	LF		W8 x 18 A992/A36 Structural Column <i>For Hot Dip Galvanizing, Add</i> <i>For High Strength Low Alloy A572-50 Steel, Add</i> <i>For High Strength Low Alloy A588 Grade B Steel, Add</i>	64.57 12.13 5.81 12.91	19.52
05 12 23 00-0220	LF		W6 x 25 A992/A36 Structural Column <i>For Hot Dip Galvanizing, Add</i> <i>For High Strength Low Alloy A572-50 Steel, Add</i> <i>For High Strength Low Alloy A588 Grade B Steel, Add</i>	80.51 16.42 7.25 16.10	20.01
05 12 23 00-0221	LF		W6 x 20 A992/A36 Structural Column <i>For Hot Dip Galvanizing, Add</i> <i>For High Strength Low Alloy A572-50 Steel, Add</i> <i>For High Strength Low Alloy A588 Grade B Steel, Add</i>	67.89 13.01 6.11 13.58	19.65
05 12 23 00-0222	LF		W6 x 15 A992/A36 Structural Column <i>For Hot Dip Galvanizing, Add</i> <i>For High Strength Low Alloy A572-50 Steel, Add</i> <i>For High Strength Low Alloy A588 Grade B Steel, Add</i>	58.04 10.45 5.22 11.61	19.03
05 12 23 00-0223	LF		W6 x 12 A992/A36 Structural Column <i>For Hot Dip Galvanizing, Add</i> <i>For High Strength Low Alloy A572-50 Steel, Add</i> <i>For High Strength Low Alloy A588 Grade B Steel, Add</i>	54.31 9.42 4.89 10.86	19.03
05 12 23 00-0224	LF		W6 x 9 A992/A36 Structural Column <i>For Hot Dip Galvanizing, Add</i> <i>For High Strength Low Alloy A572-50 Steel, Add</i> <i>For High Strength Low Alloy A588 Grade B Steel, Add</i>	49.57 8.13 4.46 9.91	18.91
05 12 23 00-0225	LF		W5 x 19 A992/A36 Structural Column <i>For Hot Dip Galvanizing, Add</i> <i>For High Strength Low Alloy A572-50 Steel, Add</i> <i>For High Strength Low Alloy A588 Grade B Steel, Add</i>	66.83 12.72 6.01 13.37	19.65
05 12 23 00-0226	LF		W5 x 16 A992/A36 Structural Column <i>For Hot Dip Galvanizing, Add</i> <i>For High Strength Low Alloy A572-50 Steel, Add</i> <i>For High Strength Low Alloy A588 Grade B Steel, Add</i>	61.42 11.29 5.53 12.28	19.52
05 12 23 00-0227	LF		W4 x 13 A992/A36 Structural Column <i>For Hot Dip Galvanizing, Add</i> <i>For High Strength Low Alloy A572-50 Steel, Add</i> <i>For High Strength Low Alloy A588 Grade B Steel, Add</i>	57.45 10.25 5.17 11.49	19.28
05 12 23 00-0228			A992/A36 Structural Steel Beams And Girders, W Shapes <small>(05 12 23 00-0147)</small> Note: Includes material delivery and erection.		
05 12 23 00-0229	LF		W36 x 300 A992/A36 Structural Beam Or Girder <i>For Hot Dip Galvanizing, Add</i> <i>For High Strength Low Alloy A572-50 Steel, Add</i> <i>For High Strength Low Alloy A588 Steel, Add</i> <i>For Each Additional Top Copes >2, Add</i> <i>For Structural Tees, WT, MT Or ST, Deduct</i> <i>For Skewed Or Sloped Connections, Add</i>	589.12 139.98 53.02 117.82 5.04 -193.49 70.69	79.39
05 12 23 00-0230	LF		W36 x 280 A992/A36 Structural Beam Or Girder <i>For Hot Dip Galvanizing, Add</i> <i>For High Strength Low Alloy A572-50 Steel, Add</i> <i>For High Strength Low Alloy A588 Steel, Add</i> <i>For Each Additional Top Copes >2, Add</i> <i>For Structural Tees, WT, MT Or ST, Deduct</i> <i>For Skewed Or Sloped Connections, Add</i>	568.42 130.65 51.16 113.68 4.71 -184.31 68.21	91.52

05	05	Metals
	05 10	Structural Metal Framing
	05 12	Structural Steel Framing



MINOR	CSI	UOM	DESCRIPTION	TOTAL DIRECT UNIT COST	DEMOLITION UNIT COST
05 12 23 00-0231	LF		W36 x 260 A992/A36 Structural Beam Or Girder	537.93	90.42
			For Hot Dip Galvanizing, Add	122.53	
			For High Strength Low Alloy A572-50 Steel, Add	48.41	
			For High Strength Low Alloy A588 Steel, Add	107.59	
			For Each Additional Top Copes >2, Add	4.42	
			For Structural Tees, WT, MT Or ST, Deduct	-173.82	
			For Skewed Or Sloped Connections, Add	64.55	
05 12 23 00-0232	LF		W36 x 240 A992/A36 Structural Beam Or Girder	500.94	76.52
			For Hot Dip Galvanizing, Add	116.36	
			For High Strength Low Alloy A572-50 Steel, Add	45.08	
			For High Strength Low Alloy A588 Steel, Add	100.19	
			For Each Additional Top Copes >2, Add	4.19	
			For Structural Tees, WT, MT Or ST, Deduct	-163.09	
			For Skewed Or Sloped Connections, Add	60.11	
05 12 23 00-0233	LF		W36 x 230 A992/A36 Structural Beam Or Girder	484.62	77.61
			For Hot Dip Galvanizing, Add	111.51	
			For High Strength Low Alloy A572-50 Steel, Add	43.62	
			For High Strength Low Alloy A588 Steel, Add	96.92	
			For Each Additional Top Copes >2, Add	4.02	
			For Structural Tees, WT, MT Or ST, Deduct	-157.20	
			For Skewed Or Sloped Connections, Add	58.15	
05 12 23 00-0234	LF		W36 x 210 A992/A36 Structural Beam Or Girder	460.25	87.49
			For Hot Dip Galvanizing, Add	101.81	
			For High Strength Low Alloy A572-50 Steel, Add	41.42	
			For High Strength Low Alloy A588 Steel, Add	92.05	
			For Each Additional Top Copes >2, Add	3.67	
			For Structural Tees, WT, MT Or ST, Deduct	-147.09	
			For Skewed Or Sloped Connections, Add	55.23	
05 12 23 00-0235	LF		W36 x 194 A992/A36 Structural Beam Or Girder	433.53	74.22
			For Hot Dip Galvanizing, Add	98.34	
			For High Strength Low Alloy A572-50 Steel, Add	39.02	
			For High Strength Low Alloy A588 Steel, Add	86.71	
			For Each Additional Top Copes >2, Add	3.54	
			For Structural Tees, WT, MT Or ST, Deduct	-139.86	
			For Skewed Or Sloped Connections, Add	52.02	
05 12 23 00-0236	LF		W36 x 182 A992/A36 Structural Beam Or Girder	411.03	73.68
			For Hot Dip Galvanizing, Add	92.25	
			For High Strength Low Alloy A572-50 Steel, Add	36.99	
			For High Strength Low Alloy A588 Steel, Add	82.21	
			For Each Additional Top Copes >2, Add	3.32	
			For Structural Tees, WT, MT Or ST, Deduct	-132.07	
			For Skewed Or Sloped Connections, Add	49.32	
05 12 23 00-0237	LF		W36 x 170 A992/A36 Structural Beam Or Girder	388.21	72.83
			For Hot Dip Galvanizing, Add	86.17	
			For High Strength Low Alloy A572-50 Steel, Add	34.94	
			For High Strength Low Alloy A588 Steel, Add	77.64	
			For Each Additional Top Copes >2, Add	3.11	
			For Structural Tees, WT, MT Or ST, Deduct	-124.22	
			For Skewed Or Sloped Connections, Add	46.59	
05 12 23 00-0238	LF		W36 x 160 A992/A36 Structural Beam Or Girder	382.56	84.68
			For Hot Dip Galvanizing, Add	81.10	
			For High Strength Low Alloy A572-50 Steel, Add	34.43	
			For High Strength Low Alloy A588 Steel, Add	76.51	
			For Each Additional Top Copes >2, Add	2.92	
			For Structural Tees, WT, MT Or ST, Deduct	-120.35	
			For Skewed Or Sloped Connections, Add	45.91	
05 12 23 00-0239	LF		W36 x 150 A992/A36 Structural Beam Or Girder	366.64	84.08
			For Hot Dip Galvanizing, Add	76.85	
			For High Strength Low Alloy A572-50 Steel, Add	33.00	
			For High Strength Low Alloy A588 Steel, Add	73.33	
			For Each Additional Top Copes >2, Add	2.77	
			For Structural Tees, WT, MT Or ST, Deduct	-114.87	
			For Skewed Or Sloped Connections, Add	44.00	
05 12 23 00-0240	LF		W36 x 135 A992/A36 Structural Beam Or Girder	344.37	83.34
			For Hot Dip Galvanizing, Add	70.91	
			For High Strength Low Alloy A572-50 Steel, Add	30.99	
			For High Strength Low Alloy A588 Steel, Add	68.87	
			For Each Additional Top Copes >2, Add	2.56	
			For Structural Tees, WT, MT Or ST, Deduct	-107.21	
			For Skewed Or Sloped Connections, Add	41.32	
05 12 23 00-0241	LF		W33 x 241 A992/A36 Structural Beam Or Girder	507.14	78.93
			For Hot Dip Galvanizing, Add	117.37	
			For High Strength Low Alloy A572-50 Steel, Add	45.64	
			For High Strength Low Alloy A588 Steel, Add	101.43	
			For Each Additional Top Copes >2, Add	4.23	
			For Structural Tees, WT, MT Or ST, Deduct	-164.87	
			For Skewed Or Sloped Connections, Add	60.86	
05 12 23 00-0242	LF		W33 x 221 A992/A36 Structural Beam Or Girder	469.98	76.99
			For Hot Dip Galvanizing, Add	107.63	
			For High Strength Low Alloy A572-50 Steel, Add	42.30	
			For High Strength Low Alloy A588 Steel, Add	94.00	
			For Each Additional Top Copes >2, Add	3.88	
			For Structural Tees, WT, MT Or ST, Deduct	-152.18	
			For Skewed Or Sloped Connections, Add	56.40	



MINOR	CSI	UOM	DESCRIPTION	TOTAL DIRECT UNIT COST	DEMOLITION UNIT COST
05 12 23 00-0243	LF		W33 x 201 A992/A36 Structural Beam Or Girder	445.50	86.88
			<i>For Hot Dip Galvanizing, Add</i>	97.89	
			<i>For High Strength Low Alloy A572-50 Steel, Add</i>	40.10	
			<i>For High Strength Low Alloy A588 Steel, Add</i>	89.10	
			<i>For Each Additional Top Copes >2, Add</i>	3.53	
			<i>For Structural Tees, WT, MT Or ST, Deduct</i>	-142.01	
			<i>For Skewed Or Sloped Connections, Add</i>	53.46	
05 12 23 00-0244	LF		W33 x 170 A992/A36 Structural Beam Or Girder	399.68	85.30
			<i>For Hot Dip Galvanizing, Add</i>	85.68	
			<i>For High Strength Low Alloy A572-50 Steel, Add</i>	35.97	
			<i>For High Strength Low Alloy A588 Steel, Add</i>	79.94	
			<i>For Each Additional Top Copes >2, Add</i>	3.09	
			<i>For Structural Tees, WT, MT Or ST, Deduct</i>	-126.25	
			<i>For Skewed Or Sloped Connections, Add</i>	47.96	
05 12 23 00-0245	LF		W33 x 152 A992/A36 Structural Beam Or Girder	362.86	72.60
			<i>For Hot Dip Galvanizing, Add</i>	79.20	
			<i>For High Strength Low Alloy A572-50 Steel, Add</i>	32.66	
			<i>For High Strength Low Alloy A588 Steel, Add</i>	72.57	
			<i>For Each Additional Top Copes >2, Add</i>	2.85	
			<i>For Structural Tees, WT, MT Or ST, Deduct</i>	-115.39	
			<i>For Skewed Or Sloped Connections, Add</i>	43.54	
05 12 23 00-0246	LF		W33 x 141 A992/A36 Structural Beam Or Girder	353.97	83.58
			<i>For Hot Dip Galvanizing, Add</i>	73.47	
			<i>For High Strength Low Alloy A572-50 Steel, Add</i>	31.86	
			<i>For High Strength Low Alloy A588 Steel, Add</i>	70.79	
			<i>For Each Additional Top Copes >2, Add</i>	2.65	
			<i>For Structural Tees, WT, MT Or ST, Deduct</i>	-110.51	
			<i>For Skewed Or Sloped Connections, Add</i>	42.48	
05 12 23 00-0247	LF		W33 x 130 A992/A36 Structural Beam Or Girder	335.95	82.98
			<i>For Hot Dip Galvanizing, Add</i>	68.68	
			<i>For High Strength Low Alloy A572-50 Steel, Add</i>	30.24	
			<i>For High Strength Low Alloy A588 Steel, Add</i>	67.19	
			<i>For Each Additional Top Copes >2, Add</i>	2.47	
			<i>For Structural Tees, WT, MT Or ST, Deduct</i>	-104.31	
			<i>For Skewed Or Sloped Connections, Add</i>	40.31	
05 12 23 00-0248	LF		W33 x 118 A992/A36 Structural Beam Or Girder	314.98	82.24
			<i>For Hot Dip Galvanizing, Add</i>	63.06	
			<i>For High Strength Low Alloy A572-50 Steel, Add</i>	28.35	
			<i>For High Strength Low Alloy A588 Steel, Add</i>	63.00	
			<i>For Each Additional Top Copes >2, Add</i>	2.27	
			<i>For Structural Tees, WT, MT Or ST, Deduct</i>	-97.08	
			<i>For Skewed Or Sloped Connections, Add</i>	37.80	
05 12 23 00-0249	LF		W30 x 211 A992/A36 Structural Beam Or Girder	450.40	76.84
			<i>For Hot Dip Galvanizing, Add</i>	102.24	
			<i>For High Strength Low Alloy A572-50 Steel, Add</i>	40.54	
			<i>For High Strength Low Alloy A588 Steel, Add</i>	90.08	
			<i>For Each Additional Top Copes >2, Add</i>	3.68	
			<i>For Structural Tees, WT, MT Or ST, Deduct</i>	-145.35	
			<i>For Skewed Or Sloped Connections, Add</i>	54.05	
05 12 23 00-0250	LF		W30 x 191 A992/A36 Structural Beam Or Girder	425.64	86.27
			<i>For Hot Dip Galvanizing, Add</i>	92.55	
			<i>For High Strength Low Alloy A572-50 Steel, Add</i>	38.31	
			<i>For High Strength Low Alloy A588 Steel, Add</i>	85.13	
			<i>For Each Additional Top Copes >2, Add</i>	3.34	
			<i>For Structural Tees, WT, MT Or ST, Deduct</i>	-135.15	
			<i>For Skewed Or Sloped Connections, Add</i>	51.08	
05 12 23 00-0251	LF		W30 x 173 A992/A36 Structural Beam Or Girder	389.56	73.34
			<i>For Hot Dip Galvanizing, Add</i>	86.40	
			<i>For High Strength Low Alloy A572-50 Steel, Add</i>	35.06	
			<i>For High Strength Low Alloy A588 Steel, Add</i>	77.91	
			<i>For Each Additional Top Copes >2, Add</i>	3.11	
			<i>For Structural Tees, WT, MT Or ST, Deduct</i>	-124.61	
			<i>For Skewed Or Sloped Connections, Add</i>	46.75	
05 12 23 00-0252	LF		W30 x 154 A992/A36 Structural Beam Or Girder	366.95	84.20
			<i>For Hot Dip Galvanizing, Add</i>	76.91	
			<i>For High Strength Low Alloy A572-50 Steel, Add</i>	33.03	
			<i>For High Strength Low Alloy A588 Steel, Add</i>	73.39	
			<i>For Each Additional Top Copes >2, Add</i>	2.77	
			<i>For Structural Tees, WT, MT Or ST, Deduct</i>	-114.96	
			<i>For Skewed Or Sloped Connections, Add</i>	44.03	
05 12 23 00-0253	LF		W30 x 132 A992/A36 Structural Beam Or Girder	326.69	70.75
			<i>For Hot Dip Galvanizing, Add</i>	69.71	
			<i>For High Strength Low Alloy A572-50 Steel, Add</i>	29.40	
			<i>For High Strength Low Alloy A588 Steel, Add</i>	65.34	
			<i>For Each Additional Top Copes >2, Add</i>	2.51	
			<i>For Structural Tees, WT, MT Or ST, Deduct</i>	-103.02	
			<i>For Skewed Or Sloped Connections, Add</i>	39.20	
05 12 23 00-0254	LF		W30 x 124 A992/A36 Structural Beam Or Girder	311.43	70.71
			<i>For Hot Dip Galvanizing, Add</i>	65.49	
			<i>For High Strength Low Alloy A572-50 Steel, Add</i>	28.03	
			<i>For High Strength Low Alloy A588 Steel, Add</i>	62.29	
			<i>For Each Additional Top Copes >2, Add</i>	2.36	
			<i>For Structural Tees, WT, MT Or ST, Deduct</i>	-97.69	
			<i>For Skewed Or Sloped Connections, Add</i>	37.37	

05	05	Metals
	05 10	Structural Metal Framing
	05 12	Structural Steel Framing



MINOR	CSI	UOM	DESCRIPTION	TOTAL DIRECT UNIT COST	DEMOLITION UNIT COST
05 12 23	00-0255	LF	W30 x 116 A992/A36 Structural Beam Or Girder	308.38	82.12
			<i>For Hot Dip Galvanizing, Add</i>	61.26	
			<i>For High Strength Low Alloy A572-50 Steel, Add</i>	27.75	
			<i>For High Strength Low Alloy A588 Steel, Add</i>	61.68	
			<i>For Each Additional Top Copes >2, Add</i>	2.21	
			<i>For Structural Tees, WT, MT Or ST, Deduct</i>	-94.79	
			<i>For Skewed Or Sloped Connections, Add</i>	37.01	
05 12 23	00-0256	LF	W30 x 108 A992/A36 Structural Beam Or Girder	285.45	73.95
			<i>For Hot Dip Galvanizing, Add</i>	57.34	
			<i>For High Strength Low Alloy A572-50 Steel, Add</i>	25.69	
			<i>For High Strength Low Alloy A588 Steel, Add</i>	57.09	
			<i>For Each Additional Top Copes >2, Add</i>	2.07	
			<i>For Structural Tees, WT, MT Or ST, Deduct</i>	-88.08	
			<i>For Skewed Or Sloped Connections, Add</i>	34.25	
05 12 23	00-0257	LF	W30 x 99 A992/A36 Structural Beam Or Girder	272.60	73.58
			<i>For Hot Dip Galvanizing, Add</i>	53.91	
			<i>For High Strength Low Alloy A572-50 Steel, Add</i>	24.53	
			<i>For High Strength Low Alloy A588 Steel, Add</i>	54.52	
			<i>For Each Additional Top Copes >2, Add</i>	1.94	
			<i>For Structural Tees, WT, MT Or ST, Deduct</i>	-83.66	
			<i>For Skewed Or Sloped Connections, Add</i>	32.71	
05 12 23	00-0258	LF	W27 x 178 A992/A36 Structural Beam Or Girder	432.64	85.86
			<i>For Hot Dip Galvanizing, Add</i>	94.64	
			<i>For High Strength Low Alloy A572-50 Steel, Add</i>	38.94	
			<i>For High Strength Low Alloy A588 Steel, Add</i>	86.53	
			<i>For Each Additional Top Copes >2, Add</i>	3.41	
			<i>For Structural Tees, WT, MT Or ST, Deduct</i>	-137.69	
			<i>For Skewed Or Sloped Connections, Add</i>	51.92	
05 12 23	00-0259	LF	W27 x 161 A992/A36 Structural Beam Or Girder	396.62	82.63
			<i>For Hot Dip Galvanizing, Add</i>	85.60	
			<i>For High Strength Low Alloy A572-50 Steel, Add</i>	35.70	
			<i>For High Strength Low Alloy A588 Steel, Add</i>	79.32	
			<i>For Each Additional Top Copes >2, Add</i>	3.08	
			<i>For Structural Tees, WT, MT Or ST, Deduct</i>	-125.60	
			<i>For Skewed Or Sloped Connections, Add</i>	47.59	
05 12 23	00-0260	LF	W27 x 146 A992/A36 Structural Beam Or Girder	364.75	79.70
			<i>For Hot Dip Galvanizing, Add</i>	77.63	
			<i>For High Strength Low Alloy A572-50 Steel, Add</i>	32.83	
			<i>For High Strength Low Alloy A588 Steel, Add</i>	72.95	
			<i>For Each Additional Top Copes >2, Add</i>	2.80	
			<i>For Structural Tees, WT, MT Or ST, Deduct</i>	-114.91	
			<i>For Skewed Or Sloped Connections, Add</i>	43.77	
05 12 23	00-0261	LF	W27 x 114 A992/A36 Structural Beam Or Girder	289.05	66.21
			<i>For Hot Dip Galvanizing, Add</i>	60.61	
			<i>For High Strength Low Alloy A572-50 Steel, Add</i>	26.01	
			<i>For High Strength Low Alloy A588 Steel, Add</i>	57.81	
			<i>For Each Additional Top Copes >2, Add</i>	2.18	
			<i>For Structural Tees, WT, MT Or ST, Deduct</i>	-90.57	
			<i>For Skewed Or Sloped Connections, Add</i>	34.69	
05 12 23	00-0262	LF	W27 x 102 A992/A36 Structural Beam Or Girder	273.89	73.58
			<i>For Hot Dip Galvanizing, Add</i>	54.23	
			<i>For High Strength Low Alloy A572-50 Steel, Add</i>	24.65	
			<i>For High Strength Low Alloy A588 Steel, Add</i>	54.78	
			<i>For Each Additional Top Copes >2, Add</i>	1.95	
			<i>For Structural Tees, WT, MT Or ST, Deduct</i>	-84.09	
			<i>For Skewed Or Sloped Connections, Add</i>	32.87	
05 12 23	00-0263	LF	W27 x 94 A992/A36 Structural Beam Or Girder	261.81	73.09
			<i>For Hot Dip Galvanizing, Add</i>	51.02	
			<i>For High Strength Low Alloy A572-50 Steel, Add</i>	23.56	
			<i>For High Strength Low Alloy A588 Steel, Add</i>	52.36	
			<i>For Each Additional Top Copes >2, Add</i>	1.84	
			<i>For Structural Tees, WT, MT Or ST, Deduct</i>	-79.94	
			<i>For Skewed Or Sloped Connections, Add</i>	31.42	
05 12 23	00-0264	LF	W27 x 84 A992/A36 Structural Beam Or Girder	247.06	72.61
			<i>For Hot Dip Galvanizing, Add</i>	47.09	
			<i>For High Strength Low Alloy A572-50 Steel, Add</i>	22.24	
			<i>For High Strength Low Alloy A588 Steel, Add</i>	49.41	
			<i>For Each Additional Top Copes >2, Add</i>	1.70	
			<i>For Structural Tees, WT, MT Or ST, Deduct</i>	-74.87	
			<i>For Skewed Or Sloped Connections, Add</i>	29.65	
05 12 23	00-0265	LF	W24 x 162 A992/A36 Structural Beam Or Girder	382.04	79.22
			<i>For Hot Dip Galvanizing, Add</i>	82.57	
			<i>For High Strength Low Alloy A572-50 Steel, Add</i>	34.38	
			<i>For High Strength Low Alloy A588 Steel, Add</i>	76.41	
			<i>For Each Additional Top Copes >2, Add</i>	2.98	
			<i>For Structural Tees, WT, MT Or ST, Deduct</i>	-121.04	
			<i>For Skewed Or Sloped Connections, Add</i>	45.84	
05 12 23	00-0266	LF	W24 x 146 A992/A36 Structural Beam Or Girder	349.17	75.94
			<i>For Hot Dip Galvanizing, Add</i>	74.41	
			<i>For High Strength Low Alloy A572-50 Steel, Add</i>	31.43	
			<i>For High Strength Low Alloy A588 Steel, Add</i>	69.83	
			<i>For Each Additional Top Copes >2, Add</i>	2.68	
			<i>For Structural Tees, WT, MT Or ST, Deduct</i>	-110.06	
			<i>For Skewed Or Sloped Connections, Add</i>	41.90	



MINOR	CSI	UOM	DESCRIPTION	TOTAL DIRECT UNIT COST	DEMOLITION UNIT COST
05 12 23	00-0267	LF	W24 x 131 A992/A36 Structural Beam Or Girder	317.93	72.50
			For Hot Dip Galvanizing, Add	66.77	
			For High Strength Low Alloy A572-50 Steel, Add	28.61	
			For High Strength Low Alloy A588 Steel, Add	63.59	
			For Each Additional Top Copes >2, Add	2.41	
			For Structural Tees, WT, MT Or ST, Deduct	-99.68	
			For Skewed Or Sloped Connections, Add	38.15	
05 12 23	00-0268	LF	W24 x 117 A992/A36 Structural Beam Or Girder	288.35	68.88
			For Hot Dip Galvanizing, Add	59.63	
			For High Strength Low Alloy A572-50 Steel, Add	25.95	
			For High Strength Low Alloy A588 Steel, Add	57.67	
			For Each Additional Top Copes >2, Add	2.15	
			For Structural Tees, WT, MT Or ST, Deduct	-89.90	
			For Skewed Or Sloped Connections, Add	34.60	
05 12 23	00-0269	LF	W24 x 104 A992/A36 Structural Beam Or Girder	260.49	65.13
			For Hot Dip Galvanizing, Add	53.01	
			For High Strength Low Alloy A572-50 Steel, Add	23.44	
			For High Strength Low Alloy A588 Steel, Add	52.10	
			For Each Additional Top Copes >2, Add	1.91	
			For Structural Tees, WT, MT Or ST, Deduct	-80.75	
			For Skewed Or Sloped Connections, Add	31.26	
05 12 23	00-0270	LF	W24 x 94 A992/A36 Structural Beam Or Girder	250.62	73.09
			For Hot Dip Galvanizing, Add	47.91	
			For High Strength Low Alloy A572-50 Steel, Add	22.56	
			For High Strength Low Alloy A588 Steel, Add	50.12	
			For Each Additional Top Copes >2, Add	1.73	
			For Structural Tees, WT, MT Or ST, Deduct	-76.02	
			For Skewed Or Sloped Connections, Add	30.07	
05 12 23	00-0271	LF	W24 x 84 A992/A36 Structural Beam Or Girder	228.68	64.79
			For Hot Dip Galvanizing, Add	44.26	
			For High Strength Low Alloy A572-50 Steel, Add	20.58	
			For High Strength Low Alloy A588 Steel, Add	45.74	
			For Each Additional Top Copes >2, Add	1.59	
			For Structural Tees, WT, MT Or ST, Deduct	-69.66	
			For Skewed Or Sloped Connections, Add	27.44	
05 12 23	00-0272	LF	W24 x 76 A992/A36 Structural Beam Or Girder	217.38	64.31
			For Hot Dip Galvanizing, Add	41.26	
			For High Strength Low Alloy A572-50 Steel, Add	19.56	
			For High Strength Low Alloy A588 Steel, Add	43.48	
			For Each Additional Top Copes >2, Add	1.49	
			For Structural Tees, WT, MT Or ST, Deduct	-65.78	
			For Skewed Or Sloped Connections, Add	26.09	
05 12 23	00-0273	LF	W24 x 68 A992/A36 Structural Beam Or Girder	203.15	63.94
			For Hot Dip Galvanizing, Add	37.45	
			For High Strength Low Alloy A572-50 Steel, Add	18.28	
			For High Strength Low Alloy A588 Steel, Add	40.63	
			For Each Additional Top Copes >2, Add	1.35	
			For Structural Tees, WT, MT Or ST, Deduct	-60.87	
			For Skewed Or Sloped Connections, Add	24.38	
05 12 23	00-0274	LF	W24 x 62 A992/A36 Structural Beam Or Girder	195.72	63.57
			For Hot Dip Galvanizing, Add	35.48	
			For High Strength Low Alloy A572-50 Steel, Add	17.61	
			For High Strength Low Alloy A588 Steel, Add	39.14	
			For Each Additional Top Copes >2, Add	1.28	
			For Structural Tees, WT, MT Or ST, Deduct	-58.32	
			For Skewed Or Sloped Connections, Add	23.49	
05 12 23	00-0275	LF	W24 x 55 A992/A36 Structural Beam Or Girder	185.52	63.33
			For Hot Dip Galvanizing, Add	32.76	
			For High Strength Low Alloy A572-50 Steel, Add	16.70	
			For High Strength Low Alloy A588 Steel, Add	37.10	
			For Each Additional Top Copes >2, Add	1.18	
			For Structural Tees, WT, MT Or ST, Deduct	-54.81	
			For Skewed Or Sloped Connections, Add	22.26	
05 12 23	00-0276	LF	W21 x 147 A992/A36 Structural Beam Or Girder	334.63	65.14
			For Hot Dip Galvanizing, Add	73.58	
			For High Strength Low Alloy A572-50 Steel, Add	30.12	
			For High Strength Low Alloy A588 Steel, Add	66.93	
			For Each Additional Top Copes >2, Add	2.65	
			For Structural Tees, WT, MT Or ST, Deduct	-106.70	
			For Skewed Or Sloped Connections, Add	40.16	
05 12 23	00-0277	LF	W21 x 132 A992/A36 Structural Beam Or Girder	304.47	62.24
			For Hot Dip Galvanizing, Add	66.07	
			For High Strength Low Alloy A572-50 Steel, Add	27.40	
			For High Strength Low Alloy A588 Steel, Add	60.89	
			For Each Additional Top Copes >2, Add	2.38	
			For Structural Tees, WT, MT Or ST, Deduct	-96.61	
			For Skewed Or Sloped Connections, Add	36.54	
05 12 23	00-0278	LF	W21 x 122 A992/A36 Structural Beam Or Girder	285.31	61.19
			For Hot Dip Galvanizing, Add	61.06	
			For High Strength Low Alloy A572-50 Steel, Add	25.68	
			For High Strength Low Alloy A588 Steel, Add	57.06	
			For Each Additional Top Copes >2, Add	2.20	
			For Structural Tees, WT, MT Or ST, Deduct	-90.07	
			For Skewed Or Sloped Connections, Add	34.24	

05	05	Metals
	05 10	Structural Metal Framing
	05 12	Structural Steel Framing



MINOR	CSI	UOM	DESCRIPTION	TOTAL DIRECT UNIT COST	DEMOLITION UNIT COST
05 12 23 00-0279	LF	W21 x 111 A992/A36	Structural Beam Or Girder	263.38	59.23
			<i>For Hot Dip Galvanizing, Add</i>	55.56	
			<i>For High Strength Low Alloy A572-50 Steel, Add</i>	23.70	
			<i>For High Strength Low Alloy A588 Steel, Add</i>	52.68	
			<i>For Each Additional Top Copes >2, Add</i>	2.00	
			<i>For Structural Tees, WT, MT Or ST, Deduct</i>	-82.71	
			<i>For Skewed Or Sloped Connections, Add</i>	31.61	
05 12 23 00-0280	LF	W21 x 101 A992/A36	Structural Beam Or Girder	243.32	57.33
			<i>For Hot Dip Galvanizing, Add</i>	50.55	
			<i>For High Strength Low Alloy A572-50 Steel, Add</i>	21.90	
			<i>For High Strength Low Alloy A588 Steel, Add</i>	48.66	
			<i>For Each Additional Top Copes >2, Add</i>	1.82	
			<i>For Structural Tees, WT, MT Or ST, Deduct</i>	-75.99	
			<i>For Skewed Or Sloped Connections, Add</i>	29.20	
05 12 23 00-0281	LF	W21 x 93 A992/A36	Structural Beam Or Girder	237.65	65.58
			<i>For Hot Dip Galvanizing, Add</i>	46.55	
			<i>For High Strength Low Alloy A572-50 Steel, Add</i>	21.39	
			<i>For High Strength Low Alloy A588 Steel, Add</i>	47.53	
			<i>For Each Additional Top Copes >2, Add</i>	1.68	
			<i>For Structural Tees, WT, MT Or ST, Deduct</i>	-72.69	
			<i>For Skewed Or Sloped Connections, Add</i>	28.52	
05 12 23 00-0282	LF	W21 x 83 A992/A36	Structural Beam Or Girder	224.36	64.79
			<i>For Hot Dip Galvanizing, Add</i>	43.06	
			<i>For High Strength Low Alloy A572-50 Steel, Add</i>	20.19	
			<i>For High Strength Low Alloy A588 Steel, Add</i>	44.87	
			<i>For Each Additional Top Copes >2, Add</i>	1.55	
			<i>For Structural Tees, WT, MT Or ST, Deduct</i>	-68.15	
			<i>For Skewed Or Sloped Connections, Add</i>	26.92	
05 12 23 00-0283	LF	W21 x 73 A992/A36	Structural Beam Or Girder	208.03	64.31
			<i>For Hot Dip Galvanizing, Add</i>	38.70	
			<i>For High Strength Low Alloy A572-50 Steel, Add</i>	18.72	
			<i>For High Strength Low Alloy A588 Steel, Add</i>	41.61	
			<i>For Each Additional Top Copes >2, Add</i>	1.39	
			<i>For Structural Tees, WT, MT Or ST, Deduct</i>	-62.53	
			<i>For Skewed Or Sloped Connections, Add</i>	24.96	
05 12 23 00-0284	LF	W21 x 68 A992/A36	Structural Beam Or Girder	199.81	63.94
			<i>For Hot Dip Galvanizing, Add</i>	36.52	
			<i>For High Strength Low Alloy A572-50 Steel, Add</i>	17.98	
			<i>For High Strength Low Alloy A588 Steel, Add</i>	39.96	
			<i>For Each Additional Top Copes >2, Add</i>	1.32	
			<i>For Structural Tees, WT, MT Or ST, Deduct</i>	-59.70	
			<i>For Skewed Or Sloped Connections, Add</i>	23.98	
05 12 23 00-0285	LF	W21 x 62 A992/A36	Structural Beam Or Girder	192.38	63.57
			<i>For Hot Dip Galvanizing, Add</i>	34.56	
			<i>For High Strength Low Alloy A572-50 Steel, Add</i>	17.31	
			<i>For High Strength Low Alloy A588 Steel, Add</i>	38.48	
			<i>For Each Additional Top Copes >2, Add</i>	1.25	
			<i>For Structural Tees, WT, MT Or ST, Deduct</i>	-57.16	
			<i>For Skewed Or Sloped Connections, Add</i>	23.09	
05 12 23 00-0286	LF	W21 x 57 A992/A36	Structural Beam Or Girder	185.65	63.45
			<i>For Hot Dip Galvanizing, Add</i>	32.76	
			<i>For High Strength Low Alloy A572-50 Steel, Add</i>	16.71	
			<i>For High Strength Low Alloy A588 Steel, Add</i>	37.13	
			<i>For Each Additional Top Copes >2, Add</i>	1.18	
			<i>For Structural Tees, WT, MT Or ST, Deduct</i>	-54.84	
			<i>For Skewed Or Sloped Connections, Add</i>	22.28	
05 12 23 00-0287	LF	W21 x 50 A992/A36	Structural Beam Or Girder	164.68	55.04
			<i>For Hot Dip Galvanizing, Add</i>	29.38	
			<i>For High Strength Low Alloy A572-50 Steel, Add</i>	14.82	
			<i>For High Strength Low Alloy A588 Steel, Add</i>	32.94	
			<i>For Each Additional Top Copes >2, Add</i>	1.06	
			<i>For Structural Tees, WT, MT Or ST, Deduct</i>	-48.82	
			<i>For Skewed Or Sloped Connections, Add</i>	19.76	
05 12 23 00-0288	LF	W21 x 44 A992/A36	Structural Beam Or Girder	156.85	54.78
			<i>For Hot Dip Galvanizing, Add</i>	27.31	
			<i>For High Strength Low Alloy A572-50 Steel, Add</i>	14.12	
			<i>For High Strength Low Alloy A588 Steel, Add</i>	31.37	
			<i>For Each Additional Top Copes >2, Add</i>	0.98	
			<i>For Structural Tees, WT, MT Or ST, Deduct</i>	-46.13	
			<i>For Skewed Or Sloped Connections, Add</i>	18.82	
05 12 23 00-0289	LF	W18 x 119 A992/A36	Structural Beam Or Girder	277.34	60.98
			<i>For Hot Dip Galvanizing, Add</i>	58.91	
			<i>For High Strength Low Alloy A572-50 Steel, Add</i>	24.96	
			<i>For High Strength Low Alloy A588 Steel, Add</i>	55.47	
			<i>For Each Additional Top Copes >2, Add</i>	2.12	
			<i>For Structural Tees, WT, MT Or ST, Deduct</i>	-87.31	
			<i>For Skewed Or Sloped Connections, Add</i>	33.28	
05 12 23 00-0290	LF	W18 x 106 A992/A36	Structural Beam Or Girder	250.74	57.79
			<i>For Hot Dip Galvanizing, Add</i>	52.48	
			<i>For High Strength Low Alloy A572-50 Steel, Add</i>	22.57	
			<i>For High Strength Low Alloy A588 Steel, Add</i>	50.15	
			<i>For Each Additional Top Copes >2, Add</i>	1.89	
			<i>For Structural Tees, WT, MT Or ST, Deduct</i>	-78.51	
			<i>For Skewed Or Sloped Connections, Add</i>	30.09	



MINOR	CSI	UOM	DESCRIPTION	TOTAL DIRECT UNIT COST	DEMOLITION UNIT COST
05 12 23	00-0291	LF	W18 x 97 A992/A36 Structural Beam Or Girder <i>For Hot Dip Galvanizing, Add</i> <i>For High Strength Low Alloy A572-50 Steel, Add</i> <i>For High Strength Low Alloy A588 Steel, Add</i> <i>For Each Additional Top Copes >2, Add</i> <i>For Structural Tees, WT, MT Or ST, Deduct</i> <i>For Skewed Or Sloped Connections, Add</i>	243.09 48.02 21.88 48.62 1.73 -74.57 29.17	65.53
05 12 23	00-0292	LF	W18 x 86 A992/A36 Structural Beam Or Girder <i>For Hot Dip Galvanizing, Add</i> <i>For High Strength Low Alloy A572-50 Steel, Add</i> <i>For High Strength Low Alloy A588 Steel, Add</i> <i>For Each Additional Top Copes >2, Add</i> <i>For Structural Tees, WT, MT Or ST, Deduct</i> <i>For Skewed Or Sloped Connections, Add</i>	227.82 43.99 20.50 45.56 1.99 -69.34 27.34	64.91
05 12 23	00-0293	LF	W18 x 76 A992/A36 Structural Beam Or Girder <i>For Hot Dip Galvanizing, Add</i> <i>For High Strength Low Alloy A572-50 Steel, Add</i> <i>For High Strength Low Alloy A588 Steel, Add</i> <i>For Each Additional Top Copes >2, Add</i> <i>For Structural Tees, WT, MT Or ST, Deduct</i> <i>For Skewed Or Sloped Connections, Add</i>	214.04 40.33 19.26 42.81 1.45 -64.61 25.68	64.31
05 12 23	00-0294	LF	W18 x 71 A992/A36 Structural Beam Or Girder <i>For Hot Dip Galvanizing, Add</i> <i>For High Strength Low Alloy A572-50 Steel, Add</i> <i>For High Strength Low Alloy A588 Steel, Add</i> <i>For Each Additional Top Copes >2, Add</i> <i>For Structural Tees, WT, MT Or ST, Deduct</i> <i>For Skewed Or Sloped Connections, Add</i>	203.98 37.61 18.36 40.80 1.36 -61.13 24.48	64.19
05 12 23	00-0295	LF	W18 x 65 A992/A36 Structural Beam Or Girder <i>For Hot Dip Galvanizing, Add</i> <i>For High Strength Low Alloy A572-50 Steel, Add</i> <i>For High Strength Low Alloy A588 Steel, Add</i> <i>For Each Additional Top Copes >2, Add</i> <i>For Structural Tees, WT, MT Or ST, Deduct</i> <i>For Skewed Or Sloped Connections, Add</i>	194.19 34.99 17.48 38.84 1.26 -57.75 23.30	63.94
05 12 23	00-0296	LF	W18 x 60 A992/A36 Structural Beam Or Girder <i>For Hot Dip Galvanizing, Add</i> <i>For High Strength Low Alloy A572-50 Steel, Add</i> <i>For High Strength Low Alloy A588 Steel, Add</i> <i>For Each Additional Top Copes >2, Add</i> <i>For Structural Tees, WT, MT Or ST, Deduct</i> <i>For Skewed Or Sloped Connections, Add</i>	185.37 32.65 16.68 37.07 1.18 -54.72 22.24	63.45
05 12 23	00-0297	LF	W18 x 55 A992/A36 Structural Beam Or Girder <i>For Hot Dip Galvanizing, Add</i> <i>For High Strength Low Alloy A572-50 Steel, Add</i> <i>For High Strength Low Alloy A588 Steel, Add</i> <i>For Each Additional Top Copes >2, Add</i> <i>For Structural Tees, WT, MT Or ST, Deduct</i> <i>For Skewed Or Sloped Connections, Add</i>	176.48 30.25 15.88 35.30 1.09 -51.65 21.18	63.33
05 12 23	00-0298	LF	W18 x 50 A992/A36 Structural Beam Or Girder <i>For Hot Dip Galvanizing, Add</i> <i>For High Strength Low Alloy A572-50 Steel, Add</i> <i>For High Strength Low Alloy A588 Steel, Add</i> <i>For Each Additional Top Copes >2, Add</i> <i>For Structural Tees, WT, MT Or ST, Deduct</i> <i>For Skewed Or Sloped Connections, Add</i>	159.18 27.85 14.33 31.84 1.00 -46.89 19.10	55.04
05 12 23	00-0299	LF	W18 x 46 A992/A36 Structural Beam Or Girder <i>For Hot Dip Galvanizing, Add</i> <i>For High Strength Low Alloy A572-50 Steel, Add</i> <i>For High Strength Low Alloy A588 Steel, Add</i> <i>For Each Additional Top Copes >2, Add</i> <i>For Structural Tees, WT, MT Or ST, Deduct</i> <i>For Skewed Or Sloped Connections, Add</i>	152.26 26.00 13.70 30.45 0.94 -44.51 18.27	54.91
05 12 23	00-0300	LF	W18 x 40 A992/A36 Structural Beam Or Girder <i>For Hot Dip Galvanizing, Add</i> <i>For High Strength Low Alloy A572-50 Steel, Add</i> <i>For High Strength Low Alloy A588 Steel, Add</i> <i>For Each Additional Top Copes >2, Add</i> <i>For Structural Tees, WT, MT Or ST, Deduct</i> <i>For Skewed Or Sloped Connections, Add</i>	133.31 23.11 12.00 26.66 0.83 -39.15 16.00	46.86
05 12 23	00-0301	LF	W18 x 35 A992/A36 Structural Beam Or Girder <i>For Hot Dip Galvanizing, Add</i> <i>For High Strength Low Alloy A572-50 Steel, Add</i> <i>For High Strength Low Alloy A588 Steel, Add</i> <i>For Each Additional Top Copes >2, Add</i> <i>For Structural Tees, WT, MT Or ST, Deduct</i> <i>For Skewed Or Sloped Connections, Add</i>	124.61 20.77 11.21 24.92 0.75 -36.15 14.95	46.73
05 12 23	00-0302	LF	W16 x 100 A992/A36 Structural Beam Or Girder <i>For Hot Dip Galvanizing, Add</i> <i>For High Strength Low Alloy A572-50 Steel, Add</i> <i>For High Strength Low Alloy A588 Steel, Add</i> <i>For Each Additional Top Copes >2, Add</i> <i>For Structural Tees, WT, MT Or ST, Deduct</i> <i>For Skewed Or Sloped Connections, Add</i>	231.40 51.62 20.83 46.28 1.86 -74.18 27.77	42.59

05	05 Metals
	05 10 Structural Metal Framing
	05 12 Structural Steel Framing



MINOR	CSI	UOM	DESCRIPTION	TOTAL DIRECT UNIT COST	DEMOLITION UNIT COST
05 12 23	00-0303	LF	W16 x 89 A992/A36 Structural Beam Or Girder	211.81	41.85
			<i>For Hot Dip Galvanizing, Add</i>	46.38	
			<i>For High Strength Low Alloy A572-50 Steel, Add</i>	19.06	
			<i>For High Strength Low Alloy A588 Steel, Add</i>	42.36	
			<i>For Each Additional Top Copes >2, Add</i>	1.67	
			<i>For Structural Tees, WT, MT Or ST, Deduct</i>	-67.43	
			<i>For Skewed Or Sloped Connections, Add</i>	25.42	
05 12 23	00-0304	LF	W16 x 77 A992/A36 Structural Beam Or Girder	190.77	41.37
			<i>For Hot Dip Galvanizing, Add</i>	40.71	
			<i>For High Strength Low Alloy A572-50 Steel, Add</i>	17.17	
			<i>For High Strength Low Alloy A588 Steel, Add</i>	38.15	
			<i>For Each Additional Top Copes >2, Add</i>	1.47	
			<i>For Structural Tees, WT, MT Or ST, Deduct</i>	-60.16	
			<i>For Skewed Or Sloped Connections, Add</i>	22.89	
05 12 23	00-0305	LF	W16 x 67 A992/A36 Structural Beam Or Girder	172.88	40.75
			<i>For Hot Dip Galvanizing, Add</i>	35.92	
			<i>For High Strength Low Alloy A572-50 Steel, Add</i>	15.56	
			<i>For High Strength Low Alloy A588 Steel, Add</i>	34.58	
			<i>For Each Additional Top Copes >2, Add</i>	1.29	
			<i>For Structural Tees, WT, MT Or ST, Deduct</i>	-53.99	
			<i>For Skewed Or Sloped Connections, Add</i>	20.75	
05 12 23	00-0306	LF	W16 x 57 A992/A36 Structural Beam Or Girder	155.18	40.15
			<i>For Hot Dip Galvanizing, Add</i>	31.18	
			<i>For High Strength Low Alloy A572-50 Steel, Add</i>	13.97	
			<i>For High Strength Low Alloy A588 Steel, Add</i>	31.04	
			<i>For Each Additional Top Copes >2, Add</i>	1.12	
			<i>For Structural Tees, WT, MT Or ST, Deduct</i>	-47.89	
			<i>For Skewed Or Sloped Connections, Add</i>	18.62	
05 12 23	00-0307	LF	W16 x 50 A992/A36 Structural Beam Or Girder	142.84	39.78
			<i>For Hot Dip Galvanizing, Add</i>	27.85	
			<i>For High Strength Low Alloy A572-50 Steel, Add</i>	12.86	
			<i>For High Strength Low Alloy A588 Steel, Add</i>	28.57	
			<i>For Each Additional Top Copes >2, Add</i>	1.00	
			<i>For Structural Tees, WT, MT Or ST, Deduct</i>	-43.62	
			<i>For Skewed Or Sloped Connections, Add</i>	17.14	
05 12 23	00-0308	LF	W16 x 45 A992/A36 Structural Beam Or Girder	134.13	39.53
			<i>For Hot Dip Galvanizing, Add</i>	25.51	
			<i>For High Strength Low Alloy A572-50 Steel, Add</i>	12.07	
			<i>For High Strength Low Alloy A588 Steel, Add</i>	26.83	
			<i>For Each Additional Top Copes >2, Add</i>	0.92	
			<i>For Structural Tees, WT, MT Or ST, Deduct</i>	-40.61	
			<i>For Skewed Or Sloped Connections, Add</i>	16.10	
05 12 23	00-0309	LF	W16 x 40 A992/A36 Structural Beam Or Girder	125.13	39.17
			<i>For Hot Dip Galvanizing, Add</i>	23.11	
			<i>For High Strength Low Alloy A572-50 Steel, Add</i>	11.26	
			<i>For High Strength Low Alloy A588 Steel, Add</i>	25.03	
			<i>For Each Additional Top Copes >2, Add</i>	0.83	
			<i>For Structural Tees, WT, MT Or ST, Deduct</i>	-37.52	
			<i>For Skewed Or Sloped Connections, Add</i>	15.02	
05 12 23	00-0310	LF	W16 x 36 A992/A36 Structural Beam Or Girder	118.09	38.93
			<i>For Hot Dip Galvanizing, Add</i>	21.26	
			<i>For High Strength Low Alloy A572-50 Steel, Add</i>	10.63	
			<i>For High Strength Low Alloy A588 Steel, Add</i>	23.62	
			<i>For Each Additional Top Copes >2, Add</i>	0.77	
			<i>For Structural Tees, WT, MT Or ST, Deduct</i>	-35.11	
			<i>For Skewed Or Sloped Connections, Add</i>	14.17	
05 12 23	00-0311	LF	W16 x 31 A992/A36 Structural Beam Or Girder	101.03	31.00
			<i>For Hot Dip Galvanizing, Add</i>	18.86	
			<i>For High Strength Low Alloy A572-50 Steel, Add</i>	9.09	
			<i>For High Strength Low Alloy A588 Steel, Add</i>	20.21	
			<i>For Each Additional Top Copes >2, Add</i>	0.68	
			<i>For Structural Tees, WT, MT Or ST, Deduct</i>	-30.40	
			<i>For Skewed Or Sloped Connections, Add</i>	12.12	
05 12 23	00-0312	LF	W16 x 26 A992/A36 Structural Beam Or Girder	89.68	30.62
			<i>For Hot Dip Galvanizing, Add</i>	15.81	
			<i>For High Strength Low Alloy A572-50 Steel, Add</i>	8.07	
			<i>For High Strength Low Alloy A588 Steel, Add</i>	17.94	
			<i>For Each Additional Top Copes >2, Add</i>	0.57	
			<i>For Structural Tees, WT, MT Or ST, Deduct</i>	-26.48	
			<i>For Skewed Or Sloped Connections, Add</i>	10.76	
05 12 23	00-0313	LF	W14 x 99 A992/A36 Structural Beam Or Girder	221.45	34.90
			<i>For Hot Dip Galvanizing, Add</i>	51.13	
			<i>For High Strength Low Alloy A572-50 Steel, Add</i>	19.93	
			<i>For High Strength Low Alloy A588 Steel, Add</i>	44.29	
			<i>For Each Additional Top Copes >2, Add</i>	1.84	
			<i>For Structural Tees, WT, MT Or ST, Deduct</i>	-71.93	
			<i>For Skewed Or Sloped Connections, Add</i>	26.57	
05 12 23	00-0314	LF	W14 x 90 A992/A36 Structural Beam Or Girder	205.53	34.29
			<i>For Hot Dip Galvanizing, Add</i>	46.88	
			<i>For High Strength Low Alloy A572-50 Steel, Add</i>	18.50	
			<i>For High Strength Low Alloy A588 Steel, Add</i>	41.11	
			<i>For Each Additional Top Copes >2, Add</i>	1.69	
			<i>For Structural Tees, WT, MT Or ST, Deduct</i>	-66.44	
			<i>For Skewed Or Sloped Connections, Add</i>	24.66	



MINOR	CSI	UOM	DESCRIPTION	TOTAL DIRECT UNIT COST	DEMOLITION UNIT COST
05 12 23 00-0315	LF		W14 x 82 A992/A36 Structural Beam Or Girder	191.29	33.92
			For Hot Dip Galvanizing, Add	43.06	
			For High Strength Low Alloy A572-50 Steel, Add	17.22	
			For High Strength Low Alloy A588 Steel, Add	38.26	
			For Each Additional Top Copes >2, Add	1.55	
			For Structural Tees, WT, MT Or ST, Deduct	-61.53	
			For Skewed Or Sloped Connections, Add	22.95	
05 12 23 00-0316	LF		W14 x 74 A992/A36 Structural Beam Or Girder	177.06	33.43
			For Hot Dip Galvanizing, Add	39.24	
			For High Strength Low Alloy A572-50 Steel, Add	15.94	
			For High Strength Low Alloy A588 Steel, Add	35.41	
			For Each Additional Top Copes >2, Add	1.41	
			For Structural Tees, WT, MT Or ST, Deduct	-56.63	
			For Skewed Or Sloped Connections, Add	21.25	
05 12 23 00-0317	LF		W14 x 68 A992/A36 Structural Beam Or Girder	166.47	33.07
			For Hot Dip Galvanizing, Add	36.41	
			For High Strength Low Alloy A572-50 Steel, Add	14.98	
			For High Strength Low Alloy A588 Steel, Add	38.29	
			For Each Additional Top Copes >2, Add	1.31	
			For Structural Tees, WT, MT Or ST, Deduct	-52.98	
			For Skewed Or Sloped Connections, Add	19.98	
05 12 23 00-0318	LF		W14 x 61 A992/A36 Structural Beam Or Girder	154.12	32.70
			For Hot Dip Galvanizing, Add	33.08	
			For High Strength Low Alloy A572-50 Steel, Add	13.87	
			For High Strength Low Alloy A588 Steel, Add	30.82	
			For Each Additional Top Copes >2, Add	1.19	
			For Structural Tees, WT, MT Or ST, Deduct	-48.71	
			For Skewed Or Sloped Connections, Add	18.49	
05 12 23 00-0319	LF		W14 x 53 A992/A36 Structural Beam Or Girder	140.08	32.22
			For Hot Dip Galvanizing, Add	29.32	
			For High Strength Low Alloy A572-50 Steel, Add	12.61	
			For High Strength Low Alloy A588 Steel, Add	28.02	
			For Each Additional Top Copes >2, Add	1.06	
			For Structural Tees, WT, MT Or ST, Deduct	-43.87	
			For Skewed Or Sloped Connections, Add	16.81	
05 12 23 00-0320	LF		W14 x 48 A992/A36 Structural Beam Or Girder	131.07	31.85
			For Hot Dip Galvanizing, Add	26.93	
			For High Strength Low Alloy A572-50 Steel, Add	11.80	
			For High Strength Low Alloy A588 Steel, Add	26.21	
			For Each Additional Top Copes >2, Add	0.97	
			For Structural Tees, WT, MT Or ST, Deduct	-40.77	
			For Skewed Or Sloped Connections, Add	15.73	
05 12 23 00-0321	LF		W14 x 43 A992/A36 Structural Beam Or Girder	122.19	31.72
			For Hot Dip Galvanizing, Add	24.53	
			For High Strength Low Alloy A572-50 Steel, Add	11.00	
			For High Strength Low Alloy A588 Steel, Add	24.44	
			For Each Additional Top Copes >2, Add	0.88	
			For Structural Tees, WT, MT Or ST, Deduct	-37.70	
			For Skewed Or Sloped Connections, Add	14.66	
05 12 23 00-0322	LF		W14 x 38 A992/A36 Structural Beam Or Girder	113.37	31.48
			For Hot Dip Galvanizing, Add	22.18	
			For High Strength Low Alloy A572-50 Steel, Add	10.20	
			For High Strength Low Alloy A588 Steel, Add	22.67	
			For Each Additional Top Copes >2, Add	0.80	
			For Structural Tees, WT, MT Or ST, Deduct	-34.67	
			For Skewed Or Sloped Connections, Add	13.60	
05 12 23 00-0323	LF		W14 x 34 A992/A36 Structural Beam Or Girder	106.26	31.12
			For Hot Dip Galvanizing, Add	20.28	
			For High Strength Low Alloy A572-50 Steel, Add	9.56	
			For High Strength Low Alloy A588 Steel, Add	21.25	
			For Each Additional Top Copes >2, Add	0.73	
			For Structural Tees, WT, MT Or ST, Deduct	-32.21	
			For Skewed Or Sloped Connections, Add	12.75	
05 12 23 00-0324	LF		W14 x 30 A992/A36 Structural Beam Or Girder	99.13	31.00
			For Hot Dip Galvanizing, Add	18.37	
			For High Strength Low Alloy A572-50 Steel, Add	8.92	
			For High Strength Low Alloy A588 Steel, Add	19.83	
			For Each Additional Top Copes >2, Add	0.66	
			For Structural Tees, WT, MT Or ST, Deduct	-29.75	
			For Skewed Or Sloped Connections, Add	11.90	
05 12 23 00-0325	LF		W14 x 26 A992/A36 Structural Beam Or Girder	92.02	30.62
			For Hot Dip Galvanizing, Add	16.46	
			For High Strength Low Alloy A572-50 Steel, Add	8.28	
			For High Strength Low Alloy A588 Steel, Add	18.40	
			For Each Additional Top Copes >2, Add	0.59	
			For Structural Tees, WT, MT Or ST, Deduct	-27.30	
			For Skewed Or Sloped Connections, Add	11.04	
05 12 23 00-0326	LF		W14 x 22 A992/A36 Structural Beam Or Girder	85.10	30.50
			For Hot Dip Galvanizing, Add	14.61	
			For High Strength Low Alloy A572-50 Steel, Add	7.66	
			For High Strength Low Alloy A588 Steel, Add	17.02	
			For Each Additional Top Copes >2, Add	0.53	
			For Structural Tees, WT, MT Or ST, Deduct	-24.92	
			For Skewed Or Sloped Connections, Add	10.21	

05	05	Metals
	05 10	Structural Metal Framing
	05 12	Structural Steel Framing



MINOR	CSI	UOM	DESCRIPTION	TOTAL DIRECT UNIT COST	DEMOLITION UNIT COST
05 12 23	00-0327	LF	W12 x 87 A992/A36 Structural Beam Or Girder	200.30	34.17
			For Hot Dip Galvanizing, Add	45.46	
			For High Strength Low Alloy A572-50 Steel, Add	18.03	
			For High Strength Low Alloy A588 Steel, Add	40.06	
			For Each Additional Top Copes >2, Add	1.64	
			For Structural Tees, WT, MT Or ST, Deduct	-64.63	
			For Skewed Or Sloped Connections, Add	24.04	
05 12 23	00-0328	LF	W12 x 79 A992/A36 Structural Beam Or Girder	186.05	33.68
			For Hot Dip Galvanizing, Add	41.64	
			For High Strength Low Alloy A572-50 Steel, Add	16.74	
			For High Strength Low Alloy A588 Steel, Add	37.21	
			For Each Additional Top Copes >2, Add	1.50	
			For Structural Tees, WT, MT Or ST, Deduct	-59.72	
			For Skewed Or Sloped Connections, Add	22.33	
05 12 23	00-0329	LF	W12 x 72 A992/A36 Structural Beam Or Girder	173.59	33.31
			For Hot Dip Galvanizing, Add	38.32	
			For High Strength Low Alloy A572-50 Steel, Add	15.62	
			For High Strength Low Alloy A588 Steel, Add	34.72	
			For Each Additional Top Copes >2, Add	1.38	
			For Structural Tees, WT, MT Or ST, Deduct	-55.43	
			For Skewed Or Sloped Connections, Add	20.83	
05 12 23	00-0330	LF	W12 x 65 A992/A36 Structural Beam Or Girder	161.24	32.94
			For Hot Dip Galvanizing, Add	34.99	
			For High Strength Low Alloy A572-50 Steel, Add	14.51	
			For High Strength Low Alloy A588 Steel, Add	32.25	
			For Each Additional Top Copes >2, Add	1.26	
			For Structural Tees, WT, MT Or ST, Deduct	-51.16	
			For Skewed Or Sloped Connections, Add	19.35	
05 12 23	00-0331	LF	W12 x 58 A992/A36 Structural Beam Or Girder	148.77	32.46
			For Hot Dip Galvanizing, Add	31.67	
			For High Strength Low Alloy A572-50 Steel, Add	13.39	
			For High Strength Low Alloy A588 Steel, Add	29.75	
			For Each Additional Top Copes >2, Add	1.14	
			For Structural Tees, WT, MT Or ST, Deduct	-46.87	
			For Skewed Or Sloped Connections, Add	17.85	
05 12 23	00-0332	LF	W12 x 53 A992/A36 Structural Beam Or Girder	140.08	32.22
			For Hot Dip Galvanizing, Add	29.32	
			For High Strength Low Alloy A572-50 Steel, Add	12.61	
			For High Strength Low Alloy A588 Steel, Add	28.02	
			For Each Additional Top Copes >2, Add	1.06	
			For Structural Tees, WT, MT Or ST, Deduct	-43.87	
			For Skewed Or Sloped Connections, Add	16.81	
05 12 23	00-0333	LF	W12 x 50 A992/A36 Structural Beam Or Girder	134.54	32.09
			For Hot Dip Galvanizing, Add	27.85	
			For High Strength Low Alloy A572-50 Steel, Add	12.11	
			For High Strength Low Alloy A588 Steel, Add	26.91	
			For Each Additional Top Copes >2, Add	1.00	
			For Structural Tees, WT, MT Or ST, Deduct	-41.96	
			For Skewed Or Sloped Connections, Add	16.14	
05 12 23	00-0334	LF	W12 x 45 A992/A36 Structural Beam Or Girder	125.84	31.85
			For Hot Dip Galvanizing, Add	25.51	
			For High Strength Low Alloy A572-50 Steel, Add	11.33	
			For High Strength Low Alloy A588 Steel, Add	25.17	
			For Each Additional Top Copes >2, Add	0.92	
			For Structural Tees, WT, MT Or ST, Deduct	-38.96	
			For Skewed Or Sloped Connections, Add	15.10	
05 12 23	00-0335	LF	W12 x 40 A992/A36 Structural Beam Or Girder	108.54	23.67
			For Hot Dip Galvanizing, Add	23.11	
			For High Strength Low Alloy A572-50 Steel, Add	9.77	
			For High Strength Low Alloy A588 Steel, Add	21.71	
			For Each Additional Top Copes >2, Add	0.83	
			For Structural Tees, WT, MT Or ST, Deduct	-34.20	
			For Skewed Or Sloped Connections, Add	13.02	
05 12 23	00-0336	LF	W12 x 35 A992/A36 Structural Beam Or Girder	99.85	23.55
			For Hot Dip Galvanizing, Add	20.77	
			For High Strength Low Alloy A572-50 Steel, Add	8.99	
			For High Strength Low Alloy A588 Steel, Add	19.97	
			For Each Additional Top Copes >2, Add	0.75	
			For Structural Tees, WT, MT Or ST, Deduct	-31.19	
			For Skewed Or Sloped Connections, Add	11.98	
05 12 23	00-0337	LF	W12 x 30 A992/A36 Structural Beam Or Girder	90.84	23.18
			For Hot Dip Galvanizing, Add	18.37	
			For High Strength Low Alloy A572-50 Steel, Add	8.18	
			For High Strength Low Alloy A588 Steel, Add	18.17	
			For Each Additional Top Copes >2, Add	0.66	
			For Structural Tees, WT, MT Or ST, Deduct	-28.10	
			For Skewed Or Sloped Connections, Add	10.90	
05 12 23	00-0338	LF	W12 x 26 A992/A36 Structural Beam Or Girder	83.72	22.94
			For Hot Dip Galvanizing, Add	16.46	
			For High Strength Low Alloy A572-50 Steel, Add	7.53	
			For High Strength Low Alloy A588 Steel, Add	16.74	
			For Each Additional Top Copes >2, Add	0.59	
			For Structural Tees, WT, MT Or ST, Deduct	-25.64	
			For Skewed Or Sloped Connections, Add	10.05	



MINOR	CSI	UOM	DESCRIPTION	TOTAL DIRECT UNIT COST	DEMOLITION UNIT COST
05 12 23	00-0339	LF	W12 x 22 A992/A36 Structural Beam Or Girder <i>For Hot Dip Galvanizing, Add</i> <i>For High Strength Low Alloy A572-50 Steel, Add</i> <i>For High Strength Low Alloy A588 Steel, Add</i> <i>For Each Additional Top Copes >2, Add</i> <i>For Structural Tees, WT, MT Or ST, Deduct</i> <i>For Skewed Or Sloped Connections, Add</i>	76.80 14.61 6.91 15.36 0.53 -23.26 9.22	22.70
05 12 23	00-0340	LF	W12 x 19 A992/A36 Structural Beam Or Girder <i>For Hot Dip Galvanizing, Add</i> <i>For High Strength Low Alloy A572-50 Steel, Add</i> <i>For High Strength Low Alloy A588 Steel, Add</i> <i>For Each Additional Top Copes >2, Add</i> <i>For Structural Tees, WT, MT Or ST, Deduct</i> <i>For Skewed Or Sloped Connections, Add</i>	71.38 13.14 6.42 14.28 0.47 -21.38 8.57	22.58
05 12 23	00-0341	LF	W12 x 16 A992/A36 Structural Beam Or Girder <i>For Hot Dip Galvanizing, Add</i> <i>For High Strength Low Alloy A572-50 Steel, Add</i> <i>For High Strength Low Alloy A588 Steel, Add</i> <i>For Each Additional Top Copes >2, Add</i> <i>For Structural Tees, WT, MT Or ST, Deduct</i> <i>For Skewed Or Sloped Connections, Add</i>	66.03 11.72 5.94 18.21 0.42 -19.54 7.92	22.21
05 12 23	00-0342	LF	W12 x 14 A992/A36 Structural Beam Or Girder <i>For Hot Dip Galvanizing, Add</i> <i>For High Strength Low Alloy A572-50 Steel, Add</i> <i>For High Strength Low Alloy A588 Steel, Add</i> <i>For Each Additional Top Copes >2, Add</i> <i>For Structural Tees, WT, MT Or ST, Deduct</i> <i>For Skewed Or Sloped Connections, Add</i>	62.56 10.79 5.63 12.51 0.39 -18.35 7.51	22.21
05 12 23	00-0343	LF	W10 x 68 A992/A36 Structural Beam Or Girder <i>For Hot Dip Galvanizing, Add</i> <i>For High Strength Low Alloy A572-50 Steel, Add</i> <i>For High Strength Low Alloy A588 Steel, Add</i> <i>For Each Additional Top Copes >2, Add</i> <i>For Structural Tees, WT, MT Or ST, Deduct</i> <i>For Skewed Or Sloped Connections, Add</i>	158.68 36.52 14.28 31.74 1.32 -51.48 19.04	25.50
05 12 23	00-0344	LF	W10 x 60 A992/A36 Structural Beam Or Girder <i>For Hot Dip Galvanizing, Add</i> <i>For High Strength Low Alloy A572-50 Steel, Add</i> <i>For High Strength Low Alloy A588 Steel, Add</i> <i>For Each Additional Top Copes >2, Add</i> <i>For Structural Tees, WT, MT Or ST, Deduct</i> <i>For Skewed Or Sloped Connections, Add</i>	144.65 32.76 13.02 28.93 1.18 -46.64 17.36	25.02
05 12 23	00-0345	LF	W10 x 54 A992/A36 Structural Beam Or Girder <i>For Hot Dip Galvanizing, Add</i> <i>For High Strength Low Alloy A572-50 Steel, Add</i> <i>For High Strength Low Alloy A588 Steel, Add</i> <i>For Each Additional Top Copes >2, Add</i> <i>For Structural Tees, WT, MT Or ST, Deduct</i> <i>For Skewed Or Sloped Connections, Add</i>	133.88 29.87 12.05 26.78 1.08 -42.92 16.07	24.52
05 12 23	00-0346	LF	W10 x 49 A992/A36 Structural Beam Or Girder <i>For Hot Dip Galvanizing, Add</i> <i>For High Strength Low Alloy A572-50 Steel, Add</i> <i>For High Strength Low Alloy A588 Steel, Add</i> <i>For Each Additional Top Copes >2, Add</i> <i>For Structural Tees, WT, MT Or ST, Deduct</i> <i>For Skewed Or Sloped Connections, Add</i>	125.05 27.53 11.25 25.01 0.99 -39.89 15.01	24.28
05 12 23	00-0347	LF	W10 x 45 A992/A36 Structural Beam Or Girder <i>For Hot Dip Galvanizing, Add</i> <i>For High Strength Low Alloy A572-50 Steel, Add</i> <i>For High Strength Low Alloy A588 Steel, Add</i> <i>For Each Additional Top Copes >2, Add</i> <i>For Structural Tees, WT, MT Or ST, Deduct</i> <i>For Skewed Or Sloped Connections, Add</i>	117.94 25.62 10.61 23.59 0.92 -37.44 14.15	24.16
05 12 23	00-0348	LF	W10 x 39 A992/A36 Structural Beam Or Girder <i>For Hot Dip Galvanizing, Add</i> <i>For High Strength Low Alloy A572-50 Steel, Add</i> <i>For High Strength Low Alloy A588 Steel, Add</i> <i>For Each Additional Top Copes >2, Add</i> <i>For Structural Tees, WT, MT Or ST, Deduct</i> <i>For Skewed Or Sloped Connections, Add</i>	107.36 22.78 9.66 21.47 0.82 -33.79 12.88	23.67
05 12 23	00-0349	LF	W10 x 33 A992/A36 Structural Beam Or Girder <i>For Hot Dip Galvanizing, Add</i> <i>For High Strength Low Alloy A572-50 Steel, Add</i> <i>For High Strength Low Alloy A588 Steel, Add</i> <i>For Each Additional Top Copes >2, Add</i> <i>For Structural Tees, WT, MT Or ST, Deduct</i> <i>For Skewed Or Sloped Connections, Add</i>	96.79 19.95 8.71 19.36 0.72 -30.14 11.61	23.30
05 12 23	00-0350	LF	W10 x 30 A992/A36 Structural Beam Or Girder <i>For Hot Dip Galvanizing, Add</i> <i>For High Strength Low Alloy A572-50 Steel, Add</i> <i>For High Strength Low Alloy A588 Steel, Add</i> <i>For Each Additional Top Copes >2, Add</i> <i>For Structural Tees, WT, MT Or ST, Deduct</i> <i>For Skewed Or Sloped Connections, Add</i>	91.35 18.48 8.22 18.27 0.67 -28.26 10.96	23.18

05	05 Metals
	05 10 Structural Metal Framing
	05 12 Structural Steel Framing



MINOR	CSI	UOM	DESCRIPTION	TOTAL DIRECT UNIT COST	DEMOLITION UNIT COST
05 12 23 00-0351	LF		W10 x 26 A992/A36 Structural Beam Or Girder	84.43	23.06
			<i>For Hot Dip Galvanizing, Add</i>	16.63	
			<i>For High Strength Low Alloy A572-50 Steel, Add</i>	7.60	
			<i>For High Strength Low Alloy A588 Steel, Add</i>	16.89	
			<i>For Each Additional Top Copes >2, Add</i>	0.60	
			<i>For Structural Tees, WT, MT Or ST, Deduct</i>	-25.87	
			<i>For Skewed Or Sloped Connections, Add</i>	10.13	
05 12 23 00-0352	LF		W10 x 22 A992/A36 Structural Beam Or Girder	77.49	22.70
			<i>For Hot Dip Galvanizing, Add</i>	14.72	
			<i>For High Strength Low Alloy A572-50 Steel, Add</i>	6.95	
			<i>For High Strength Low Alloy A588 Steel, Add</i>	15.44	
			<i>For Each Additional Top Copes >2, Add</i>	0.53	
			<i>For Structural Tees, WT, MT Or ST, Deduct</i>	-23.39	
			<i>For Skewed Or Sloped Connections, Add</i>	9.26	
05 12 23 00-0353	LF		W10 x 19 A992/A36 Structural Beam Or Girder	71.97	22.58
			<i>For Hot Dip Galvanizing, Add</i>	13.30	
			<i>For High Strength Low Alloy A572-50 Steel, Add</i>	6.48	
			<i>For High Strength Low Alloy A588 Steel, Add</i>	14.39	
			<i>For Each Additional Top Copes >2, Add</i>	0.48	
			<i>For Structural Tees, WT, MT Or ST, Deduct</i>	-21.58	
			<i>For Skewed Or Sloped Connections, Add</i>	8.64	
05 12 23 00-0354	LF		W10 x 17 A992/A36 Structural Beam Or Girder	68.31	22.45
			<i>For Hot Dip Galvanizing, Add</i>	12.32	
			<i>For High Strength Low Alloy A572-50 Steel, Add</i>	6.15	
			<i>For High Strength Low Alloy A588 Steel, Add</i>	13.66	
			<i>For Each Additional Top Copes >2, Add</i>	0.44	
			<i>For Structural Tees, WT, MT Or ST, Deduct</i>	-20.32	
			<i>For Skewed Or Sloped Connections, Add</i>	8.20	
05 12 23 00-0355	LF		W10 x 15 A992/A36 Structural Beam Or Girder	64.85	22.21
			<i>For Hot Dip Galvanizing, Add</i>	11.39	
			<i>For High Strength Low Alloy A572-50 Steel, Add</i>	5.84	
			<i>For High Strength Low Alloy A588 Steel, Add</i>	12.97	
			<i>For Each Additional Top Copes >2, Add</i>	0.41	
			<i>For Structural Tees, WT, MT Or ST, Deduct</i>	-19.13	
			<i>For Skewed Or Sloped Connections, Add</i>	7.78	
05 12 23 00-0356	LF		W10 x 12 A992/A36 Structural Beam Or Girder	59.61	22.21
			<i>For Hot Dip Galvanizing, Add</i>	9.97	
			<i>For High Strength Low Alloy A572-50 Steel, Add</i>	5.36	
			<i>For High Strength Low Alloy A588 Steel, Add</i>	11.92	
			<i>For Each Additional Top Copes >2, Add</i>	0.36	
			<i>For Structural Tees, WT, MT Or ST, Deduct</i>	-17.31	
			<i>For Skewed Or Sloped Connections, Add</i>	7.15	
05 12 23 00-0357	LF		W8 x 35 A992/A36 Structural Beam Or Girder	100.25	23.55
			<i>For Hot Dip Galvanizing, Add</i>	20.88	
			<i>For High Strength Low Alloy A572-50 Steel, Add</i>	9.02	
			<i>For High Strength Low Alloy A588 Steel, Add</i>	20.05	
			<i>For Each Additional Top Copes >2, Add</i>	0.75	
			<i>For Structural Tees, WT, MT Or ST, Deduct</i>	-31.33	
			<i>For Skewed Or Sloped Connections, Add</i>	12.03	
05 12 23 00-0358	LF		W8 x 31 A992/A36 Structural Beam Or Girder	93.12	23.18
			<i>For Hot Dip Galvanizing, Add</i>	18.97	
			<i>For High Strength Low Alloy A572-50 Steel, Add</i>	8.38	
			<i>For High Strength Low Alloy A588 Steel, Add</i>	18.62	
			<i>For Each Additional Top Copes >2, Add</i>	0.68	
			<i>For Structural Tees, WT, MT Or ST, Deduct</i>	-28.88	
			<i>For Skewed Or Sloped Connections, Add</i>	11.17	
05 12 23 00-0359	LF		W8 x 28 A992/A36 Structural Beam Or Girder	92.73	21.84
			<i>For Hot Dip Galvanizing, Add</i>	19.27	
			<i>For High Strength Low Alloy A572-50 Steel, Add</i>	8.35	
			<i>For High Strength Low Alloy A588 Steel, Add</i>	18.55	
			<i>For Each Additional Top Copes >2, Add</i>	0.69	
			<i>For Structural Tees, WT, MT Or ST, Deduct</i>	-28.96	
			<i>For Skewed Or Sloped Connections, Add</i>	11.13	
05 12 23 00-0360	LF		W8 x 24 A992/A36 Structural Beam Or Girder	84.40	20.50
			<i>For Hot Dip Galvanizing, Add</i>	17.36	
			<i>For High Strength Low Alloy A572-50 Steel, Add</i>	7.60	
			<i>For High Strength Low Alloy A588 Steel, Add</i>	16.88	
			<i>For Each Additional Top Copes >2, Add</i>	0.63	
			<i>For Structural Tees, WT, MT Or ST, Deduct</i>	-26.26	
			<i>For Skewed Or Sloped Connections, Add</i>	10.13	
05 12 23 00-0361	LF		W8 x 21 A992/A36 Structural Beam Or Girder	78.53	19.03
			<i>For Hot Dip Galvanizing, Add</i>	16.14	
			<i>For High Strength Low Alloy A572-50 Steel, Add</i>	7.07	
			<i>For High Strength Low Alloy A588 Steel, Add</i>	15.71	
			<i>For Each Additional Top Copes >2, Add</i>	0.58	
			<i>For Structural Tees, WT, MT Or ST, Deduct</i>	-24.43	
			<i>For Skewed Or Sloped Connections, Add</i>	9.42	
05 12 23 00-0362	LF		W8 x 18 A992/A36 Structural Beam Or Girder	68.42	17.69
			<i>For Hot Dip Galvanizing, Add</i>	13.74	
			<i>For High Strength Low Alloy A572-50 Steel, Add</i>	6.16	
			<i>For High Strength Low Alloy A588 Steel, Add</i>	13.68	
			<i>For Each Additional Top Copes >2, Add</i>	0.50	
			<i>For Structural Tees, WT, MT Or ST, Deduct</i>	-21.11	
			<i>For Skewed Or Sloped Connections, Add</i>	8.21	



MINOR	CSI	UOM	DESCRIPTION	TOTAL DIRECT UNIT COST	DEMOLITION UNIT COST
05 12 23 00-0363	LF		W8 x 10 A992/A36 Structural Beam Or Girder <i>For Hot Dip Galvanizing, Add</i> <i>For High Strength Low Alloy A572-50 Steel, Add</i> <i>For High Strength Low Alloy A588 Steel, Add</i> <i>For Each Additional Top Copes >2, Add</i> <i>For Structural Tees, WT, MT Or ST, Deduct</i> <i>For Skewed Or Sloped Connections, Add</i>	37.51 6.68 3.38 7.50 0.24 -11.11 4.50	12.69
05 12 23 00-0364	LF		W6 x 9 A992/A36 Structural Beam Or Girder <i>For Hot Dip Galvanizing, Add</i> <i>For High Strength Low Alloy A572-50 Steel, Add</i> <i>For High Strength Low Alloy A588 Steel, Add</i> <i>For Each Additional Top Copes >2, Add</i> <i>For Structural Tees, WT, MT Or ST, Deduct</i> <i>For Skewed Or Sloped Connections, Add</i>	34.76 6.60 3.13 6.95 0.24 -10.52 4.17	10.37
05 12 23 00-0365			A992/A36 Structural Steel, M Shapes (05 12 23 00-0147) Note: Includes material delivery and erection.		
05 12 23 00-0366	LF		M14 x 18 A992/A36 Structural Steel <i>For Hot Dip Galvanizing, Add</i> <i>For High Strength Low Alloy A572-50 Steel, Add</i> <i>For High Strength Low Alloy A588 Grade B Steel, Add</i>	66.58 13.73 5.99 13.32	16.07
05 12 23 00-0367	LF		M12 x 11.8 A992/A36 Structural Steel <i>For Hot Dip Galvanizing, Add</i> <i>For High Strength Low Alloy A572-50 Steel, Add</i> <i>For High Strength Low Alloy A588 Grade B Steel, Add</i>	47.58 9.00 4.28 9.52	14.21
05 12 23 00-0368	LF		M10 x 9 A992/A36 Structural Steel <i>For Hot Dip Galvanizing, Add</i> <i>For High Strength Low Alloy A572-50 Steel, Add</i> <i>For High Strength Low Alloy A588 Grade B Steel, Add</i>	36.89 6.86 3.32 7.38	11.41
05 12 23 00-0369	LF		M8 x 6.5 A992/A36 Structural Steel <i>For Hot Dip Galvanizing, Add</i> <i>For High Strength Low Alloy A572-50 Steel, Add</i> <i>For High Strength Low Alloy A588 Grade B Steel, Add</i>	26.64 4.96 2.40 5.33	8.23
05 12 23 00-0370	LF		M6 x 20 A992/A36 Structural Steel <i>For Hot Dip Galvanizing, Add</i> <i>For High Strength Low Alloy A572-50 Steel, Add</i> <i>For High Strength Low Alloy A588 Grade B Steel, Add</i>	75.70 15.25 6.81 15.14	19.65
05 12 23 00-0371	LF		M6 x 4.4 A992/A36 Structural Steel <i>For Hot Dip Galvanizing, Add</i> <i>For High Strength Low Alloy A572-50 Steel, Add</i> <i>For High Strength Low Alloy A588 Grade B Steel, Add</i>	18.02 3.35 1.62 3.60	5.57
05 12 23 00-0372	LF		M5 x 18.9 A992/A36 Structural Steel <i>For Hot Dip Galvanizing, Add</i> <i>For High Strength Low Alloy A572-50 Steel, Add</i> <i>For High Strength Low Alloy A588 Grade B Steel, Add</i>	72.83 14.39 6.55 14.57	19.65
05 12 23 00-0373	LF		M4 x 13 A992/A36 Structural Steel <i>For Hot Dip Galvanizing, Add</i> <i>For High Strength Low Alloy A572-50 Steel, Add</i> <i>For High Strength Low Alloy A588 Grade B Steel, Add</i>	59.59 10.85 5.36 11.92	19.28
05 12 23 00-0374			A992/A36 Structural Steel, S Shapes (05 12 23 00-0147) Note: Includes material delivery and erection.		
05 12 23 00-0375	LF		S24 x 121 A992/A36 Structural Steel <i>For Hot Dip Galvanizing, Add</i> <i>For High Strength Low Alloy A572-50 Steel, Add</i> <i>For High Strength Low Alloy A588 Grade B Steel, Add</i>	401.72 87.40 36.15 80.34	81.38
05 12 23 00-0376	LF		S24 x 106 A992/A36 Structural Steel <i>For Hot Dip Galvanizing, Add</i> <i>For High Strength Low Alloy A572-50 Steel, Add</i> <i>For High Strength Low Alloy A588 Grade B Steel, Add</i>	355.92 76.57 32.03 71.18	75.05
05 12 23 00-0377	LF		S24 x 100 A992/A36 Structural Steel <i>For Hot Dip Galvanizing, Add</i> <i>For High Strength Low Alloy A572-50 Steel, Add</i> <i>For High Strength Low Alloy A588 Grade B Steel, Add</i>	339.74 72.23 30.58 67.95	74.52
05 12 23 00-0378	LF		S24 x 90 A992/A36 Structural Steel <i>For Hot Dip Galvanizing, Add</i> <i>For High Strength Low Alloy A572-50 Steel, Add</i> <i>For High Strength Low Alloy A588 Grade B Steel, Add</i>	309.53 65.01 27.86 61.91	70.60
05 12 23 00-0379	LF		S24 x 80 A992/A36 Structural Steel <i>For Hot Dip Galvanizing, Add</i> <i>For High Strength Low Alloy A572-50 Steel, Add</i> <i>For High Strength Low Alloy A588 Grade B Steel, Add</i>	278.65 57.78 25.08 55.73	66.07
05 12 23 00-0380	LF		S20 x 96 A992/A36 Structural Steel <i>For Hot Dip Galvanizing, Add</i> <i>For High Strength Low Alloy A572-50 Steel, Add</i> <i>For High Strength Low Alloy A588 Grade B Steel, Add</i>	326.16 69.34 29.35 65.23	71.54
05 12 23 00-0381	LF		S20 x 86 A992/A36 Structural Steel <i>For Hot Dip Galvanizing, Add</i> <i>For High Strength Low Alloy A572-50 Steel, Add</i> <i>For High Strength Low Alloy A588 Grade B Steel, Add</i>	295.78 62.12 26.62 59.16	67.47
05 12 23 00-0382	LF		S20 x 75 A992/A36 Structural Steel <i>For Hot Dip Galvanizing, Add</i> <i>For High Strength Low Alloy A572-50 Steel, Add</i> <i>For High Strength Low Alloy A588 Grade B Steel, Add</i>	261.24 54.17 23.51 52.25	61.94

05	05 Metals
	05 10 Structural Metal Framing
	05 12 Structural Steel Framing



MINOR	CSI	UOM	DESCRIPTION	TOTAL DIRECT UNIT COST	DEMOLITION UNIT COST
05 12 23 00-0383	LF	S20 x 66 A992/A36 Structural Steel	232.95	57.36
		<i>For Hot Dip Galvanizing, Add</i>		47.67	
		<i>For High Strength Low Alloy A572-50 Steel, Add</i>		20.97	
		<i>For High Strength Low Alloy A588 Grade B Steel, Add</i>		46.59	
05 12 23 00-0384	LF	S18 x 70 A992/A36 Structural Steel	247.07	60.85
		<i>For Hot Dip Galvanizing, Add</i>		50.56	
		<i>For High Strength Low Alloy A572-50 Steel, Add</i>		22.24	
		<i>For High Strength Low Alloy A588 Grade B Steel, Add</i>		49.41	
05 12 23 00-0385	LF	S18 x 54.7 A992/A36 Structural Steel	195.74	50.04
		<i>For Hot Dip Galvanizing, Add</i>		39.51	
		<i>For High Strength Low Alloy A572-50 Steel, Add</i>		17.62	
		<i>For High Strength Low Alloy A588 Grade B Steel, Add</i>		39.15	
05 12 23 00-0386	LF	S15 x 50 A992/A36 Structural Steel	181.49	48.15
		<i>For Hot Dip Galvanizing, Add</i>		36.12	
		<i>For High Strength Low Alloy A572-50 Steel, Add</i>		16.33	
		<i>For High Strength Low Alloy A588 Grade B Steel, Add</i>		36.30	
05 12 23 00-0387	LF	S15 x 42.9 A992/A36 Structural Steel	158.03	43.49
		<i>For Hot Dip Galvanizing, Add</i>		30.99	
		<i>For High Strength Low Alloy A572-50 Steel, Add</i>		14.22	
		<i>For High Strength Low Alloy A588 Grade B Steel, Add</i>		31.61	
05 12 23 00-0388	LF	S12 x 50 A992/A36 Structural Steel	178.93	45.75
		<i>For Hot Dip Galvanizing, Add</i>		36.12	
		<i>For High Strength Low Alloy A572-50 Steel, Add</i>		16.10	
		<i>For High Strength Low Alloy A588 Grade B Steel, Add</i>		35.79	
05 12 23 00-0389	LF	S12 x 40.8 A992/A36 Structural Steel	148.09	39.30
		<i>For Hot Dip Galvanizing, Add</i>		29.47	
		<i>For High Strength Low Alloy A572-50 Steel, Add</i>		13.33	
		<i>For High Strength Low Alloy A588 Grade B Steel, Add</i>		29.62	
05 12 23 00-0390	LF	S12 x 35 A992/A36 Structural Steel	128.92	35.48
		<i>For Hot Dip Galvanizing, Add</i>		25.28	
		<i>For High Strength Low Alloy A572-50 Steel, Add</i>		11.60	
		<i>For High Strength Low Alloy A588 Grade B Steel, Add</i>		25.78	
05 12 23 00-0391	LF	S12 x 31.8 A992/A36 Structural Steel	118.96	33.93
		<i>For Hot Dip Galvanizing, Add</i>		22.97	
		<i>For High Strength Low Alloy A572-50 Steel, Add</i>		10.71	
		<i>For High Strength Low Alloy A588 Grade B Steel, Add</i>		23.79	
05 12 23 00-0392	LF	S10 x 35 A992/A36 Structural Steel	130.93	37.36
		<i>For Hot Dip Galvanizing, Add</i>		25.28	
		<i>For High Strength Low Alloy A572-50 Steel, Add</i>		11.78	
		<i>For High Strength Low Alloy A588 Grade B Steel, Add</i>		26.19	
05 12 23 00-0393	LF	S10 x 25.4 A992/A36 Structural Steel	96.53	28.53
		<i>For Hot Dip Galvanizing, Add</i>		18.35	
		<i>For High Strength Low Alloy A572-50 Steel, Add</i>		8.69	
		<i>For High Strength Low Alloy A588 Grade B Steel, Add</i>		19.31	
05 12 23 00-0394	LF	S8 x 23 A992/A36 Structural Steel	87.42	25.83
		<i>For Hot Dip Galvanizing, Add</i>		16.61	
		<i>For High Strength Low Alloy A572-50 Steel, Add</i>		7.87	
		<i>For High Strength Low Alloy A588 Grade B Steel, Add</i>		17.48	
05 12 23 00-0395	LF	S8 x 18.4 A992/A36 Structural Steel	71.09	21.76
		<i>For Hot Dip Galvanizing, Add</i>		13.29	
		<i>For High Strength Low Alloy A572-50 Steel, Add</i>		6.40	
		<i>For High Strength Low Alloy A588 Grade B Steel, Add</i>		14.22	
05 12 23 00-0396	LF	S7 x 20 A992/A36 Structural Steel	77.27	23.65
		<i>For Hot Dip Galvanizing, Add</i>		14.45	
		<i>For High Strength Low Alloy A572-50 Steel, Add</i>		6.95	
		<i>For High Strength Low Alloy A588 Grade B Steel, Add</i>		15.45	
05 12 23 00-0397	LF	S7 x 15.3 A992/A36 Structural Steel	60.13	19.05
		<i>For Hot Dip Galvanizing, Add</i>		11.05	
		<i>For High Strength Low Alloy A572-50 Steel, Add</i>		5.41	
		<i>For High Strength Low Alloy A588 Grade B Steel, Add</i>		12.03	
05 12 23 00-0398	LF	S6 x 17.25 A992/A36 Structural Steel	66.87	20.61
		<i>For Hot Dip Galvanizing, Add</i>		12.46	
		<i>For High Strength Low Alloy A572-50 Steel, Add</i>		6.02	
		<i>For High Strength Low Alloy A588 Grade B Steel, Add</i>		13.37	
05 12 23 00-0399	LF	S6 x 12.5 A992/A36 Structural Steel	57.20	19.03
		<i>For Hot Dip Galvanizing, Add</i>		10.22	
		<i>For High Strength Low Alloy A572-50 Steel, Add</i>		5.15	
		<i>For High Strength Low Alloy A588 Grade B Steel, Add</i>		11.44	
05 12 23 00-0400	LF	S5 x 14.75 A992/A36 Structural Steel	61.00	19.40
		<i>For Hot Dip Galvanizing, Add</i>		11.21	
		<i>For High Strength Low Alloy A572-50 Steel, Add</i>		5.49	
		<i>For High Strength Low Alloy A588 Grade B Steel, Add</i>		12.20	
05 12 23 00-0401	LF	S5 x 10 A992/A36 Structural Steel	51.59	18.91
		<i>For Hot Dip Galvanizing, Add</i>		8.69	
		<i>For High Strength Low Alloy A572-50 Steel, Add</i>		4.64	
		<i>For High Strength Low Alloy A588 Grade B Steel, Add</i>		10.32	
05 12 23 00-0402	LF	S4 x 9.5 A992/A36 Structural Steel	50.14	18.91
		<i>For Hot Dip Galvanizing, Add</i>		8.29	
		<i>For High Strength Low Alloy A572-50 Steel, Add</i>		4.51	
		<i>For High Strength Low Alloy A588 Grade B Steel, Add</i>		10.03	
05 12 23 00-0403	LF	S4 x 7.7 A992/A36 Structural Steel	46.78	18.91
		<i>For Hot Dip Galvanizing, Add</i>		7.40	
		<i>For High Strength Low Alloy A572-50 Steel, Add</i>		4.21	
		<i>For High Strength Low Alloy A588 Grade B Steel, Add</i>		9.36	



MINOR	CSI	UOM	DESCRIPTION	TOTAL DIRECT UNIT COST	DEMOLITION UNIT COST
05 12 23 00-0404	LF	S3 x 7.5	A992/A36 Structural Steel <i>For Hot Dip Galvanizing, Add</i> <i>For High Strength Low Alloy A572-50 Steel, Add</i> <i>For High Strength Low Alloy A588 Grade B Steel, Add</i>	46.46 7.31 4.18 9.29	18.91
05 12 23 00-0405	LF	S3 x 5.7	A992/A36 Structural Steel <i>For Hot Dip Galvanizing, Add</i> <i>For High Strength Low Alloy A572-50 Steel, Add</i> <i>For High Strength Low Alloy A588 Grade B Steel, Add</i>	42.46 6.23 3.82 8.49	18.79
05 12 23 00-0406			A992/A36 Structural Steel, HP Shapes (05 12 23 00-0147) Note: Includes material delivery and erection.		
05 12 23 00-0407	LF	HP14 x 117	A992/A36 Structural Steel <i>For Hot Dip Galvanizing, Add</i> <i>For High Strength Low Alloy A572-50 Steel, Add</i> <i>For High Strength Low Alloy A588 Grade B Steel, Add</i>	249.39 62.07 22.45 49.88	24.11
05 12 23 00-0408	LF	HP14 x 102	A992/A36 Structural Steel <i>For Hot Dip Galvanizing, Add</i> <i>For High Strength Low Alloy A572-50 Steel, Add</i> <i>For High Strength Low Alloy A588 Grade B Steel, Add</i>	218.12 53.89 19.63 43.62	22.43
05 12 23 00-0409	LF	HP14 x 89	A992/A36 Structural Steel <i>For Hot Dip Galvanizing, Add</i> <i>For High Strength Low Alloy A572-50 Steel, Add</i> <i>For High Strength Low Alloy A588 Grade B Steel, Add</i>	194.25 47.68 17.48 38.85	21.04
05 12 23 00-0410	LF	HP14 x 73	A992/A36 Structural Steel <i>For Hot Dip Galvanizing, Add</i> <i>For High Strength Low Alloy A572-50 Steel, Add</i> <i>For High Strength Low Alloy A588 Grade B Steel, Add</i>	160.65 38.71 14.46 32.13	19.83
05 12 23 00-0411	LF	HP13 x 100	A992/A36 Structural Steel <i>For Hot Dip Galvanizing, Add</i> <i>For High Strength Low Alloy A572-50 Steel, Add</i> <i>For High Strength Low Alloy A588 Grade B Steel, Add</i>	213.85 52.84 19.25 42.77	22.00
05 12 23 00-0412	LF	HP13 x 87	A992/A36 Structural Steel <i>For Hot Dip Galvanizing, Add</i> <i>For High Strength Low Alloy A572-50 Steel, Add</i> <i>For High Strength Low Alloy A588 Grade B Steel, Add</i>	189.90 46.61 17.09 37.98	20.58
05 12 23 00-0413	LF	HP13 x 73	A992/A36 Structural Steel <i>For Hot Dip Galvanizing, Add</i> <i>For High Strength Low Alloy A572-50 Steel, Add</i> <i>For High Strength Low Alloy A588 Grade B Steel, Add</i>	160.65 38.71 14.46 32.13	19.83
05 12 23 00-0414	LF	HP13 x 60	A992/A36 Structural Steel <i>For Hot Dip Galvanizing, Add</i> <i>For High Strength Low Alloy A572-50 Steel, Add</i> <i>For High Strength Low Alloy A588 Grade B Steel, Add</i>	135.95 32.10 12.24 27.19	19.01
05 12 23 00-0415	LF	HP12 x 84	A992/A36 Structural Steel <i>For Hot Dip Galvanizing, Add</i> <i>For High Strength Low Alloy A572-50 Steel, Add</i> <i>For High Strength Low Alloy A588 Grade B Steel, Add</i>	178.98 43.25 16.11 35.80	21.70
05 12 23 00-0416	LF	HP12 x 74	A992/A36 Structural Steel <i>For Hot Dip Galvanizing, Add</i> <i>For High Strength Low Alloy A572-50 Steel, Add</i> <i>For High Strength Low Alloy A588 Grade B Steel, Add</i>	158.03 37.80 14.22 31.61	20.46
05 12 23 00-0417	LF	HP12 x 63	A992/A36 Structural Steel <i>For Hot Dip Galvanizing, Add</i> <i>For High Strength Low Alloy A572-50 Steel, Add</i> <i>For High Strength Low Alloy A588 Grade B Steel, Add</i>	135.95 32.16 12.24 27.19	18.81
05 12 23 00-0418	LF	HP12 x 53	A992/A36 Structural Steel <i>For Hot Dip Galvanizing, Add</i> <i>For High Strength Low Alloy A572-50 Steel, Add</i> <i>For High Strength Low Alloy A588 Grade B Steel, Add</i>	124.60 29.28 11.21 24.92	17.89
05 12 23 00-0419	LF	HP10 x 57	A992/A36 Structural Steel <i>For Hot Dip Galvanizing, Add</i> <i>For High Strength Low Alloy A572-50 Steel, Add</i> <i>For High Strength Low Alloy A588 Grade B Steel, Add</i>	131.30 31.01 11.82 26.26	18.36
05 12 23 00-0420	LF	HP10 x 42	A992/A36 Structural Steel <i>For Hot Dip Galvanizing, Add</i> <i>For High Strength Low Alloy A572-50 Steel, Add</i> <i>For High Strength Low Alloy A588 Grade B Steel, Add</i>	108.06 24.89 9.73 21.61	17.21
05 12 23 00-0421	LF	HP8 x 36	A992/A36 Structural Steel <i>For Hot Dip Galvanizing, Add</i> <i>For High Strength Low Alloy A572-50 Steel, Add</i> <i>For High Strength Low Alloy A588 Grade B Steel, Add</i>	93.86 21.25 8.45 18.77	16.22

- 05 12 23 00-0422 **Lightweight Framing Steel Shapes** (05 12 23)
Note: Includes cutting to length. Excludes fasteners or welds. When used with structural steel shapes by TON, connecting bolts or welds are considered included with structural steel tasks by TON.
- 05 12 23 00-0423 **Angle Iron - L** (05 12 23 00-0422)
- 05 12 23 00-0424 **1/8" Thick** (05 12 23 00-0423)

05 Metals
05 10 Structural Metal Framing
05 12 Structural Steel Framing



MINOR	CSI	UOM	DESCRIPTION	TOTAL DIRECT UNIT COST	DEMOLITION UNIT COST
05 12 23 00-0425	LF		1/2" x 1/2" x 1/8" Thick, Plain Steel Angle Iron.....	2.77	1.64
			<i>For >100 To 250, Deduct</i>	-0.17	
			<i>For >250 To 500, Deduct</i>	-0.23	
			<i>For >500 To 1,000, Deduct</i>	-0.36	
			<i>For >1,000, Deduct</i>	-0.48	
			<i>For 316 Stainless Steel, Add</i>	1.82	
			<i>For Aluminum, Add</i>	0.10	
			<i>For Galvanized Steel, Add</i>	0.35	
			<i>For 304 Stainless Steel, Add</i>	1.62	
			<i>For High Strength Steel (HSS), Add</i>	0.55	
05 12 23 00-0426	LF		3/4" x 1/2" x 1/8" Thick, Plain Steel Angle Iron.....	3.22	1.86
			<i>For >100 To 250, Deduct</i>	-0.19	
			<i>For >250 To 500, Deduct</i>	-0.27	
			<i>For >500 To 1,000, Deduct</i>	-0.41	
			<i>For >1,000, Deduct</i>	-0.55	
			<i>For 316 Stainless Steel, Add</i>	2.34	
			<i>For Aluminum, Add</i>	0.13	
			<i>For Galvanized Steel, Add</i>	0.45	
			<i>For 304 Stainless Steel, Add</i>	2.08	
			<i>For High Strength Steel (HSS), Add</i>	0.64	
05 12 23 00-0427	LF		3/4" x 3/4" x 1/8" Thick, Plain Steel Angle Iron.....	3.63	2.06
			<i>For >100 To 250, Deduct</i>	-0.21	
			<i>For >250 To 500, Deduct</i>	-0.30	
			<i>For >500 To 1,000, Deduct</i>	-0.46	
			<i>For >1,000, Deduct</i>	-0.61	
			<i>For 316 Stainless Steel, Add</i>	2.85	
			<i>For Aluminum, Add</i>	0.16	
			<i>For Galvanized Steel, Add</i>	0.55	
			<i>For 304 Stainless Steel, Add</i>	2.54	
			<i>For High Strength Steel (HSS), Add</i>	0.73	
05 12 23 00-0428	LF		1" x 3/4" x 1/8" Thick, Plain Steel Angle Iron.....	4.09	2.29
			<i>For >100 To 250, Deduct</i>	-0.23	
			<i>For >250 To 500, Deduct</i>	-0.33	
			<i>For >500 To 1,000, Deduct</i>	-0.51	
			<i>For >1,000, Deduct</i>	-0.69	
			<i>For 316 Stainless Steel, Add</i>	3.33	
			<i>For Aluminum, Add</i>	0.19	
			<i>For Galvanized Steel, Add</i>	0.64	
			<i>For 304 Stainless Steel, Add</i>	2.96	
			<i>For High Strength Steel (HSS), Add</i>	0.82	
05 12 23 00-0429	LF		1" x 1" x 1/8" Thick, Plain Steel Angle Iron.....	4.51	2.47
			<i>For >100 To 250, Deduct</i>	-0.25	
			<i>For >250 To 500, Deduct</i>	-0.36	
			<i>For >500 To 1,000, Deduct</i>	-0.56	
			<i>For >1,000, Deduct</i>	-0.75	
			<i>For 316 Stainless Steel, Add</i>	3.87	
			<i>For Aluminum, Add</i>	0.22	
			<i>For Galvanized Steel, Add</i>	0.75	
			<i>For 304 Stainless Steel, Add</i>	3.45	
			<i>For High Strength Steel (HSS), Add</i>	0.90	
05 12 23 00-0430	LF		1-1/4" x 1-1/4" x 1/8" Thick, Plain Steel Angle Iron.....	5.41	2.91
			<i>For >100 To 250, Deduct</i>	-0.29	
			<i>For >250 To 500, Deduct</i>	-0.43	
			<i>For >500 To 1,000, Deduct</i>	-0.66	
			<i>For >1,000, Deduct</i>	-0.89	
			<i>For 316 Stainless Steel, Add</i>	4.90	
			<i>For Aluminum, Add</i>	0.28	
			<i>For Galvanized Steel, Add</i>	0.95	
			<i>For 304 Stainless Steel, Add</i>	4.36	
			<i>For High Strength Steel (HSS), Add</i>	1.08	
05 12 23 00-0431	LF		1-1/2" x 1" x 1/8" Thick, Plain Steel Angle Iron.....	5.41	2.91
			<i>For >100 To 250, Deduct</i>	-0.29	
			<i>For >250 To 500, Deduct</i>	-0.43	
			<i>For >500 To 1,000, Deduct</i>	-0.66	
			<i>For >1,000, Deduct</i>	-0.89	
			<i>For 316 Stainless Steel, Add</i>	4.90	
			<i>For Aluminum, Add</i>	0.28	
			<i>For Galvanized Steel, Add</i>	0.95	
			<i>For 304 Stainless Steel, Add</i>	4.36	
			<i>For High Strength Steel (HSS), Add</i>	1.08	
05 12 23 00-0432	LF		1-1/2" x 1-1/2" x 1/8" Thick, Plain Steel Angle Iron.....	6.48	3.48
			<i>For >100 To 250, Deduct</i>	-0.35	
			<i>For >250 To 500, Deduct</i>	-0.51	
			<i>For >500 To 1,000, Deduct</i>	-0.79	
			<i>For >1,000, Deduct</i>	-1.07	
			<i>For 316 Stainless Steel, Add</i>	5.89	
			<i>For Aluminum, Add</i>	0.33	
			<i>For Galvanized Steel, Add</i>	1.14	
			<i>For 304 Stainless Steel, Add</i>	5.24	
			<i>For High Strength Steel (HSS), Add</i>	1.30	



MINOR	CSI	UOM	DESCRIPTION	TOTAL DIRECT UNIT COST	DEMOLITION UNIT COST
05 12 23 00-0433	LF	2"	2" x 2" x 1/8" Thick, Plain Steel Angle Iron	8.81	4.73
			<i>For >100 To 250, Deduct</i>	-0.47	
			<i>For >250 To 500, Deduct</i>	-0.69	
			<i>For >500 To 1,000, Deduct</i>	-1.07	
			<i>For >1,000, Deduct</i>	-1.45	
			<i>For 316 Stainless Steel, Add</i>	8.00	
			<i>For Aluminum, Add</i>	0.45	
			<i>For Galvanized Steel, Add</i>	1.55	
			<i>For 304 Stainless Steel, Add</i>	7.13	
			<i>For High Strength Steel (HSS), Add</i>	1.76	
05 12 23 00-0434			3/16" Thick <small>(05 12 23 00-0423)</small>		
05 12 23 00-0435	LF	1-1/4"	1-1/4" x 1-1/4" x 3/16" Thick, Plain Steel Angle Iron	6.34	3.07
			<i>For >100 To 250, Deduct</i>	-0.31	
			<i>For >250 To 500, Deduct</i>	-0.47	
			<i>For >500 To 1,000, Deduct</i>	-0.73	
			<i>For >1,000, Deduct</i>	-0.99	
			<i>For 316 Stainless Steel, Add</i>	7.17	
			<i>For Aluminum, Add</i>	0.40	
			<i>For Galvanized Steel, Add</i>	1.39	
			<i>For 304 Stainless Steel, Add</i>	6.38	
			<i>For High Strength Steel (HSS), Add</i>	1.27	
05 12 23 00-0436	LF	1-1/2"	1" x 3/16" Thick, Plain Steel Angle Iron	6.34	3.07
			<i>For >100 To 250, Deduct</i>	-0.31	
			<i>For >250 To 500, Deduct</i>	-0.47	
			<i>For >500 To 1,000, Deduct</i>	-0.73	
			<i>For >1,000, Deduct</i>	-0.99	
			<i>For 316 Stainless Steel, Add</i>	7.17	
			<i>For Aluminum, Add</i>	0.40	
			<i>For Galvanized Steel, Add</i>	1.39	
			<i>For 304 Stainless Steel, Add</i>	6.38	
			<i>For High Strength Steel (HSS), Add</i>	1.27	
05 12 23 00-0437	LF	1-1/2"	1-1/2" x 3/16" Thick, Plain Steel Angle Iron	7.11	3.30
			<i>For >100 To 250, Deduct</i>	-0.33	
			<i>For >250 To 500, Deduct</i>	-0.51	
			<i>For >500 To 1,000, Deduct</i>	-0.79	
			<i>For >1,000, Deduct</i>	-1.08	
			<i>For 316 Stainless Steel, Add</i>	8.70	
			<i>For Aluminum, Add</i>	0.49	
			<i>For Galvanized Steel, Add</i>	1.69	
			<i>For 304 Stainless Steel, Add</i>	7.75	
			<i>For High Strength Steel (HSS), Add</i>	1.42	
05 12 23 00-0438	LF	2"	2" x 3/16" Thick, Plain Steel Angle Iron	8.41	3.53
			<i>For >100 To 250, Deduct</i>	-0.35	
			<i>For >250 To 500, Deduct</i>	-0.56	
			<i>For >500 To 1,000, Deduct</i>	-0.89	
			<i>For >1,000, Deduct</i>	-1.22	
			<i>For 316 Stainless Steel, Add</i>	11.84	
			<i>For Aluminum, Add</i>	0.67	
			<i>For Galvanized Steel, Add</i>	2.29	
			<i>For 304 Stainless Steel, Add</i>	10.55	
			<i>For High Strength Steel (HSS), Add</i>	1.68	
05 12 23 00-0439	LF	2-1/2"	2" x 3/16" Thick, Plain Steel Angle Iron	9.21	3.78
			<i>For >100 To 250, Deduct</i>	-0.38	
			<i>For >250 To 500, Deduct</i>	-0.61	
			<i>For >500 To 1,000, Deduct</i>	-0.96	
			<i>For >1,000, Deduct</i>	-1.32	
			<i>For 316 Stainless Steel, Add</i>	13.34	
			<i>For Aluminum, Add</i>	0.75	
			<i>For Galvanized Steel, Add</i>	2.59	
			<i>For 304 Stainless Steel, Add</i>	11.88	
			<i>For High Strength Steel (HSS), Add</i>	1.84	
05 12 23 00-0440	LF	2-1/2"	2-1/2" x 3/16" Thick, Plain Steel Angle Iron	10.06	4.05
			<i>For >100 To 250, Deduct</i>	-0.41	
			<i>For >250 To 500, Deduct</i>	-0.66	
			<i>For >500 To 1,000, Deduct</i>	-1.04	
			<i>For >1,000, Deduct</i>	-1.43	
			<i>For 316 Stainless Steel, Add</i>	14.91	
			<i>For Aluminum, Add</i>	0.84	
			<i>For Galvanized Steel, Add</i>	2.89	
			<i>For 304 Stainless Steel, Add</i>	13.28	
			<i>For High Strength Steel (HSS), Add</i>	2.01	
05 12 23 00-0441	LF	3"	2" x 3/16" Thick, Plain Steel Angle Iron	10.05	4.05
			<i>For >100 To 250, Deduct</i>	-0.41	
			<i>For >250 To 500, Deduct</i>	-0.66	
			<i>For >500 To 1,000, Deduct</i>	-1.04	
			<i>For >1,000, Deduct</i>	-1.43	
			<i>For 316 Stainless Steel, Add</i>	14.88	
			<i>For Aluminum, Add</i>	0.84	
			<i>For Galvanized Steel, Add</i>	2.88	
			<i>For 304 Stainless Steel, Add</i>	13.25	
			<i>For High Strength Steel (HSS), Add</i>	2.01	

05	05	Metals
	05 10	Structural Metal Framing
	05 12	Structural Steel Framing



MINOR	CSI	UOM	DESCRIPTION	TOTAL DIRECT UNIT COST	DEMOLITION UNIT COST
05 12 23 00-0442	LF		3" x 2-1/2" x 3/16" Thick, Plain Steel Angle Iron	11.11	4.47
			<i>For >100 To 250, Deduct</i>	-0.45	
			<i>For >250 To 500, Deduct</i>	-0.73	
			<i>For >500 To 1,000, Deduct</i>	-1.15	
			<i>For >1,000, Deduct</i>	-1.58	
			<i>For 316 Stainless Steel, Add</i>	16.45	
			<i>For Aluminum, Add</i>	0.93	
			<i>For Galvanized Steel, Add</i>	3.19	
			<i>For 304 Stainless Steel, Add</i>	14.65	
			<i>For High Strength Steel (HSS), Add</i>	2.22	
05 12 23 00-0443	LF		3" x 3" x 3/16" Thick, Plain Steel Angle Iron	12.15	4.90
			<i>For >100 To 250, Deduct</i>	-0.49	
			<i>For >250 To 500, Deduct</i>	-0.79	
			<i>For >500 To 1,000, Deduct</i>	-1.26	
			<i>For >1,000, Deduct</i>	-1.73	
			<i>For 316 Stainless Steel, Add</i>	17.98	
			<i>For Aluminum, Add</i>	1.01	
			<i>For Galvanized Steel, Add</i>	3.48	
			<i>For 304 Stainless Steel, Add</i>	16.02	
			<i>For High Strength Steel (HSS), Add</i>	2.43	
05 12 23 00-0444			1/4" Thick <small>(05 12 23 00-0423)</small>		
05 12 23 00-0445	LF		1-1/2" x 1" x 1/4" Thick, Plain Steel Angle Iron	7.20	3.24
			<i>For >100 To 250, Deduct</i>	-0.32	
			<i>For >250 To 500, Deduct</i>	-0.50	
			<i>For >500 To 1,000, Deduct</i>	-0.79	
			<i>For >1,000, Deduct</i>	-1.08	
			<i>For 316 Stainless Steel, Add</i>	9.18	
			<i>For Aluminum, Add</i>	0.52	
			<i>For Galvanized Steel, Add</i>	1.78	
			<i>For 304 Stainless Steel, Add</i>	8.18	
			<i>For High Strength Steel (HSS), Add</i>	1.44	
05 12 23 00-0446	LF		1-1/2" x 1-1/2" x 1/4" Thick, Plain Steel Angle Iron	8.15	3.48
			<i>For >100 To 250, Deduct</i>	-0.35	
			<i>For >250 To 500, Deduct</i>	-0.55	
			<i>For >500 To 1,000, Deduct</i>	-0.87	
			<i>For >1,000, Deduct</i>	-1.19	
			<i>For 316 Stainless Steel, Add</i>	11.23	
			<i>For Aluminum, Add</i>	0.63	
			<i>For Galvanized Steel, Add</i>	2.18	
			<i>For 304 Stainless Steel, Add</i>	10.00	
			<i>For High Strength Steel (HSS), Add</i>	1.63	
05 12 23 00-0447	LF		2" x 2" x 1/4" Thick, Plain Steel Angle Iron	9.76	3.71
			<i>For >100 To 250, Deduct</i>	-0.37	
			<i>For >250 To 500, Deduct</i>	-0.61	
			<i>For >500 To 1,000, Deduct</i>	-0.98	
			<i>For >1,000, Deduct</i>	-1.35	
			<i>For 316 Stainless Steel, Add</i>	15.42	
			<i>For Aluminum, Add</i>	0.87	
			<i>For Galvanized Steel, Add</i>	2.99	
			<i>For 304 Stainless Steel, Add</i>	13.74	
			<i>For High Strength Steel (HSS), Add</i>	1.95	
05 12 23 00-0448	LF		2-1/2" x 2" x 1/4" Thick, Plain Steel Angle Iron	10.96	4.10
			<i>For >100 To 250, Deduct</i>	-0.41	
			<i>For >250 To 500, Deduct</i>	-0.68	
			<i>For >500 To 1,000, Deduct</i>	-1.10	
			<i>For >1,000, Deduct</i>	-1.51	
			<i>For 316 Stainless Steel, Add</i>	17.57	
			<i>For Aluminum, Add</i>	0.99	
			<i>For Galvanized Steel, Add</i>	3.40	
			<i>For 304 Stainless Steel, Add</i>	15.65	
			<i>For High Strength Steel (HSS), Add</i>	2.19	
05 12 23 00-0449	LF		2-1/2" x 2-1/2" x 1/4" Thick, Plain Steel Angle Iron	12.20	4.50
			<i>For >100 To 250, Deduct</i>	-0.45	
			<i>For >250 To 500, Deduct</i>	-0.76	
			<i>For >500 To 1,000, Deduct</i>	-1.21	
			<i>For >1,000, Deduct</i>	-1.67	
			<i>For 316 Stainless Steel, Add</i>	19.84	
			<i>For Aluminum, Add</i>	1.12	
			<i>For Galvanized Steel, Add</i>	3.84	
			<i>For 304 Stainless Steel, Add</i>	17.67	
			<i>For High Strength Steel (HSS), Add</i>	2.44	
05 12 23 00-0450	LF		3" x 2" x 1/4" Thick, Plain Steel Angle Iron	12.20	4.50
			<i>For >100 To 250, Deduct</i>	-0.45	
			<i>For >250 To 500, Deduct</i>	-0.76	
			<i>For >500 To 1,000, Deduct</i>	-1.21	
			<i>For >1,000, Deduct</i>	-1.67	
			<i>For 316 Stainless Steel, Add</i>	19.84	
			<i>For Aluminum, Add</i>	1.12	
			<i>For Galvanized Steel, Add</i>	3.84	
			<i>For 304 Stainless Steel, Add</i>	17.67	
			<i>For High Strength Steel (HSS), Add</i>	2.44	



MINOR	CSI	UOM	DESCRIPTION	TOTAL DIRECT UNIT COST	DEMOLITION UNIT COST
05 12 23 00-0451	LF		3" x 2-1/2" x 1/4" Thick, Plain Steel Angle Iron	13.48	5.00
			<i>For >100 To 250, Deduct</i>	-0.50	
			<i>For >250 To 500, Deduct</i>	-0.84	
			<i>For >500 To 1,000, Deduct</i>	-1.34	
			<i>For >1,000, Deduct</i>	-1.84	
			<i>For 316 Stainless Steel, Add</i>	21.82	
			<i>For Aluminum, Add</i>	1.23	
			<i>For Galvanized Steel, Add</i>	4.23	
			<i>For 304 Stainless Steel, Add</i>	19.44	
			<i>For High Strength Steel (HSS), Add</i>	2.70	
05 12 23 00-0452	LF		3" x 3" x 1/4" Thick, Plain Steel Angle Iron	14.73	5.49
			<i>For >100 To 250, Deduct</i>	-0.55	
			<i>For >250 To 500, Deduct</i>	-0.92	
			<i>For >500 To 1,000, Deduct</i>	-1.47	
			<i>For >1,000, Deduct</i>	-2.02	
			<i>For 316 Stainless Steel, Add</i>	23.71	
			<i>For Aluminum, Add</i>	1.33	
			<i>For Galvanized Steel, Add</i>	4.59	
			<i>For 304 Stainless Steel, Add</i>	21.12	
			<i>For High Strength Steel (HSS), Add</i>	2.95	
05 12 23 00-0453	LF		3-1/2" x 3" x 1/4" Thick, Plain Steel Angle Iron	16.03	5.91
			<i>For >100 To 250, Deduct</i>	-0.59	
			<i>For >250 To 500, Deduct</i>	-0.99	
			<i>For >500 To 1,000, Deduct</i>	-1.59	
			<i>For >1,000, Deduct</i>	-2.19	
			<i>For 316 Stainless Steel, Add</i>	26.11	
			<i>For Aluminum, Add</i>	1.47	
			<i>For Galvanized Steel, Add</i>	5.06	
			<i>For 304 Stainless Steel, Add</i>	23.26	
			<i>For High Strength Steel (HSS), Add</i>	3.21	
05 12 23 00-0454	LF		3-1/2" x 3-1/2" x 1/4" Thick, Plain Steel Angle Iron	17.01	0.61
			<i>For >100 To 250, Deduct</i>	-0.62	
			<i>For >250 To 500, Deduct</i>	-1.04	
			<i>For >500 To 1,000, Deduct</i>	-1.67	
			<i>For >1,000, Deduct</i>	-2.30	
			<i>For 316 Stainless Steel, Add</i>	28.13	
			<i>For Aluminum, Add</i>	1.58	
			<i>For Galvanized Steel, Add</i>	5.45	
			<i>For 304 Stainless Steel, Add</i>	25.05	
			<i>For High Strength Steel (HSS), Add</i>	3.40	
05 12 23 00-0455	LF		4" x 3" x 1/4" Thick, Plain Steel Angle Iron	17.01	6.17
			<i>For >100 To 250, Deduct</i>	-0.62	
			<i>For >250 To 500, Deduct</i>	-1.04	
			<i>For >500 To 1,000, Deduct</i>	-1.67	
			<i>For >1,000, Deduct</i>	-2.30	
			<i>For 316 Stainless Steel, Add</i>	28.13	
			<i>For Aluminum, Add</i>	1.58	
			<i>For Galvanized Steel, Add</i>	5.45	
			<i>For 304 Stainless Steel, Add</i>	25.05	
			<i>For High Strength Steel (HSS), Add</i>	3.40	
05 12 23 00-0456	LF		4" x 3-1/2" x 1/4" Thick, Plain Steel Angle Iron	17.94	6.42
			<i>For >100 To 250, Deduct</i>	-0.64	
			<i>For >250 To 500, Deduct</i>	-1.09	
			<i>For >500 To 1,000, Deduct</i>	-1.75	
			<i>For >1,000, Deduct</i>	-2.42	
			<i>For 316 Stainless Steel, Add</i>	29.98	
			<i>For Aluminum, Add</i>	1.69	
			<i>For Galvanized Steel, Add</i>	5.81	
			<i>For 304 Stainless Steel, Add</i>	26.70	
			<i>For High Strength Steel (HSS), Add</i>	3.59	
05 12 23 00-0457	LF		4" x 4" x 1/4" Thick, Plain Steel Angle Iron	18.93	6.69
			<i>For >100 To 250, Deduct</i>	-0.67	
			<i>For >250 To 500, Deduct</i>	-1.14	
			<i>For >500 To 1,000, Deduct</i>	-1.84	
			<i>For >1,000, Deduct</i>	-2.54	
			<i>For 316 Stainless Steel, Add</i>	32.00	
			<i>For Aluminum, Add</i>	1.80	
			<i>For Galvanized Steel, Add</i>	6.20	
			<i>For 304 Stainless Steel, Add</i>	28.50	
			<i>For High Strength Steel (HSS), Add</i>	3.79	
05 12 23 00-0458	LF		5" x 3" x 1/4" Thick, Plain Steel Angle Iron	18.93	6.69
			<i>For >100 To 250, Deduct</i>	-0.67	
			<i>For >250 To 500, Deduct</i>	-1.14	
			<i>For >500 To 1,000, Deduct</i>	-1.84	
			<i>For >1,000, Deduct</i>	-2.54	
			<i>For 316 Stainless Steel, Add</i>	32.00	
			<i>For Aluminum, Add</i>	1.80	
			<i>For Galvanized Steel, Add</i>	6.20	
			<i>For 304 Stainless Steel, Add</i>	28.50	
			<i>For High Strength Steel (HSS), Add</i>	3.79	

05 Metals**05 10 Structural Metal Framing****05 12 Structural Steel Framing**

MINOR	CSI	UOM	DESCRIPTION	TOTAL DIRECT UNIT COST	DEMOLITION UNIT COST
05 12 23 00-0459	LF		5" x 3-1/2" x 1/4" Thick, Plain Steel Angle Iron	19.99	7.05
			<i>For >100 To 250, Deduct</i>	-0.71	
			<i>For >250 To 500, Deduct</i>	-1.21	
			<i>For >500 To 1,000, Deduct</i>	-1.94	
			<i>For >1,000, Deduct</i>	-2.68	
			<i>For 316 Stainless Steel, Add</i>	33.86	
			<i>For Aluminum, Add</i>	1.90	
			<i>For Galvanized Steel, Add</i>	6.56	
			<i>For 304 Stainless Steel, Add</i>	30.15	
			<i>For High Strength Steel (HSS), Add</i>	4.00	
05 12 23 00-0460			5/16" Thick <small>(05 12 23 00-0423)</small>		
05 12 23 00-0461	LF		2-1/2" x 2" x 5/16" Thick, Plain Steel Angle Iron	13.18	4.77
			<i>For >100 To 250, Deduct</i>	-0.48	
			<i>For >250 To 500, Deduct</i>	-0.81	
			<i>For >500 To 1,000, Deduct</i>	-1.30	
			<i>For >1,000, Deduct</i>	-1.78	
			<i>For 316 Stainless Steel, Add</i>	21.82	
			<i>For Aluminum, Add</i>	1.23	
			<i>For Galvanized Steel, Add</i>	4.23	
			<i>For 304 Stainless Steel, Add</i>	19.44	
			<i>For High Strength Steel (HSS), Add</i>	2.64	
05 12 23 00-0462	LF		2-1/2" x 2-1/2" x 5/16" Thick, Plain Steel Angle Iron	14.32	5.06
			<i>For >100 To 250, Deduct</i>	-0.51	
			<i>For >250 To 500, Deduct</i>	-0.86	
			<i>For >500 To 1,000, Deduct</i>	-1.39	
			<i>For >1,000, Deduct</i>	-1.92	
			<i>For 316 Stainless Steel, Add</i>	24.26	
			<i>For Aluminum, Add</i>	1.36	
			<i>For Galvanized Steel, Add</i>	4.70	
			<i>For 304 Stainless Steel, Add</i>	21.60	
			<i>For High Strength Steel (HSS), Add</i>	2.86	
05 12 23 00-0463	LF		3" x 2" x 5/16" Thick, Plain Steel Angle Iron	14.32	5.06
			<i>For >100 To 250, Deduct</i>	-0.51	
			<i>For >250 To 500, Deduct</i>	-0.86	
			<i>For >500 To 1,000, Deduct</i>	-1.39	
			<i>For >1,000, Deduct</i>	-1.92	
			<i>For 316 Stainless Steel, Add</i>	24.26	
			<i>For Aluminum, Add</i>	1.36	
			<i>For Galvanized Steel, Add</i>	4.70	
			<i>For 304 Stainless Steel, Add</i>	21.60	
			<i>For High Strength Steel (HSS), Add</i>	2.86	
05 12 23 00-0464	LF		3" x 2-1/2" x 5/16" Thick, Plain Steel Angle Iron	15.89	5.54
			<i>For >100 To 250, Deduct</i>	-0.56	
			<i>For >250 To 500, Deduct</i>	-0.95	
			<i>For >500 To 1,000, Deduct</i>	-1.53	
			<i>For >1,000, Deduct</i>	-2.12	
			<i>For 316 Stainless Steel, Add</i>	27.17	
			<i>For Aluminum, Add</i>	1.53	
			<i>For Galvanized Steel, Add</i>	5.26	
			<i>For 304 Stainless Steel, Add</i>	24.20	
			<i>For High Strength Steel (HSS), Add</i>	3.18	
05 12 23 00-0465	LF		3" x 3" x 5/16" Thick, Plain Steel Angle Iron	17.28	6.03
			<i>For >100 To 250, Deduct</i>	-0.60	
			<i>For >250 To 500, Deduct</i>	-1.04	
			<i>For >500 To 1,000, Deduct</i>	-1.67	
			<i>For >1,000, Deduct</i>	-2.30	
			<i>For 316 Stainless Steel, Add</i>	29.57	
			<i>For Aluminum, Add</i>	1.66	
			<i>For Galvanized Steel, Add</i>	5.73	
			<i>For 304 Stainless Steel, Add</i>	26.33	
			<i>For High Strength Steel (HSS), Add</i>	3.46	
05 12 23 00-0466	LF		3-1/2" x 3" x 5/16" Thick, Plain Steel Angle Iron	18.44	6.33
			<i>For >100 To 250, Deduct</i>	-0.63	
			<i>For >250 To 500, Deduct</i>	-1.09	
			<i>For >500 To 1,000, Deduct</i>	-1.77	
			<i>For >1,000, Deduct</i>	-2.44	
			<i>For 316 Stainless Steel, Add</i>	32.00	
			<i>For Aluminum, Add</i>	1.80	
			<i>For Galvanized Steel, Add</i>	6.20	
			<i>For 304 Stainless Steel, Add</i>	28.50	
			<i>For High Strength Steel (HSS), Add</i>	3.69	
05 12 23 00-0467	LF		3-1/2" x 3-1/2" x 5/16" Thick, Plain Steel Angle Iron	19.74	6.64
			<i>For >100 To 250, Deduct</i>	-0.66	
			<i>For >250 To 500, Deduct</i>	-1.16	
			<i>For >500 To 1,000, Deduct</i>	-1.87	
			<i>For >1,000, Deduct</i>	-2.59	
			<i>For 316 Stainless Steel, Add</i>	34.82	
			<i>For Aluminum, Add</i>	1.96	
			<i>For Galvanized Steel, Add</i>	6.75	
			<i>For 304 Stainless Steel, Add</i>	31.01	
			<i>For High Strength Steel (HSS), Add</i>	3.95	



MINOR	CSI	UOM	DESCRIPTION	TOTAL DIRECT UNIT COST	DEMOLITION UNIT COST
05 12 23 00-0468	LF		4" x 3" x 5/16" Thick, Plain Steel Angle Iron	19.74	6.64
			For >100 To 250, Deduct	-0.66	
			For >250 To 500, Deduct	-1.16	
			For >500 To 1,000, Deduct	-1.87	
			For >1,000, Deduct	-2.59	
			For 316 Stainless Steel, Add	34.82	
			For Aluminum, Add	1.96	
			For Galvanized Steel, Add	6.75	
			For 304 Stainless Steel, Add	31.01	
			For High Strength Steel (HSS), Add	3.95	
05 12 23 00-0469	LF		4" x 3-1/2" x 5/16" Thick, Plain Steel Angle Iron	21.01	7.02
			For >100 To 250, Deduct	-0.70	
			For >250 To 500, Deduct	-1.23	
			For >500 To 1,000, Deduct	-1.99	
			For >1,000, Deduct	-2.75	
			For 316 Stainless Steel, Add	37.25	
			For Aluminum, Add	2.10	
			For Galvanized Steel, Add	7.22	
			For 304 Stainless Steel, Add	33.17	
			For High Strength Steel (HSS), Add	4.20	
05 12 23 00-0470	LF		4" x 4" x 5/16" Thick, Plain Steel Angle Iron	22.22	7.34
			For >100 To 250, Deduct	-0.73	
			For >250 To 500, Deduct	-1.29	
			For >500 To 1,000, Deduct	-2.09	
			For >1,000, Deduct	-2.89	
			For 316 Stainless Steel, Add	39.78	
			For Aluminum, Add	2.24	
			For Galvanized Steel, Add	7.71	
			For 304 Stainless Steel, Add	35.43	
			For High Strength Steel (HSS), Add	4.44	
05 12 23 00-0471	LF		5" x 3" x 5/16" Thick, Plain Steel Angle Iron	22.22	7.34
			For >100 To 250, Deduct	-0.73	
			For >250 To 500, Deduct	-1.29	
			For >500 To 1,000, Deduct	-2.09	
			For >1,000, Deduct	-2.89	
			For 316 Stainless Steel, Add	39.78	
			For Aluminum, Add	2.24	
			For Galvanized Steel, Add	7.71	
			For 304 Stainless Steel, Add	35.43	
			For High Strength Steel (HSS), Add	4.44	
05 12 23 00-0472	LF		5" x 3-1/2" x 5/16" Thick, Plain Steel Angle Iron	23.34	7.65
			For >100 To 250, Deduct	-0.76	
			For >250 To 500, Deduct	-1.35	
			For >500 To 1,000, Deduct	-2.19	
			For >1,000, Deduct	-3.02	
			For 316 Stainless Steel, Add	42.08	
			For Aluminum, Add	2.37	
			For Galvanized Steel, Add	8.15	
			For 304 Stainless Steel, Add	37.48	
			For High Strength Steel (HSS), Add	4.67	
05 12 23 00-0473	LF		5" x 5" x 5/16" Thick, Plain Steel Angle Iron	26.23	7.97
			For >100 To 250, Deduct	-0.80	
			For >250 To 500, Deduct	-1.45	
			For >500 To 1,000, Deduct	-2.37	
			For >1,000, Deduct	-3.29	
			For 316 Stainless Steel, Add	49.95	
			For Aluminum, Add	2.81	
			For Galvanized Steel, Add	9.68	
			For 304 Stainless Steel, Add	44.49	
			For High Strength Steel (HSS), Add	5.25	
05 12 23 00-0474	LF		6" x 3-1/2" x 5/16" Thick, Plain Steel Angle Iron	25.88	8.30
			For >100 To 250, Deduct	-0.83	
			For >250 To 500, Deduct	-1.48	
			For >500 To 1,000, Deduct	-2.40	
			For >1,000, Deduct	-3.32	
			For 316 Stainless Steel, Add	47.39	
			For Aluminum, Add	2.67	
			For Galvanized Steel, Add	9.18	
			For 304 Stainless Steel, Add	42.21	
			For High Strength Steel (HSS), Add	5.18	
05 12 23 00-0475			3/8" Thick (05 12 23 00-0423)		
05 12 23 00-0476	LF		3" x 2" x 3/8" Thick, Plain Steel Angle Iron	15.97	5.29
			For >100 To 250, Deduct	-0.53	
			For >250 To 500, Deduct	-0.93	
			For >500 To 1,000, Deduct	-1.50	
			For >1,000, Deduct	-2.08	
			For 316 Stainless Steel, Add	28.54	
			For Aluminum, Add	1.61	
			For Galvanized Steel, Add	5.53	
			For 304 Stainless Steel, Add	25.42	
			For High Strength Steel (HSS), Add	3.19	



MINOR	CSI	UOM	DESCRIPTION	TOTAL DIRECT UNIT COST	DEMOLITION UNIT COST
05 12 23 00-0477	LF		3" x 2-1/2" x 3/8" Thick, Plain Steel Angle Iron	17.65	5.73
			<i>For >100 To 250, Deduct</i>	-0.57	
			<i>For >250 To 500, Deduct</i>	-1.02	
			<i>For >500 To 1,000, Deduct</i>	-1.65	
			<i>For >1,000, Deduct</i>	-2.28	
			<i>For 316 Stainless Steel, Add</i>	32.00	
			<i>For Aluminum, Add</i>	1.80	
			<i>For Galvanized Steel, Add</i>	6.20	
			<i>For 304 Stainless Steel, Add</i>	28.50	
			<i>For High Strength Steel (HSS), Add</i>	3.53	
05 12 23 00-0478	LF		3" x 3" x 3/8" Thick, Plain Steel Angle Iron.....	19.11	6.18
			<i>For >100 To 250, Deduct</i>	-0.62	
			<i>For >250 To 500, Deduct</i>	-1.10	
			<i>For >500 To 1,000, Deduct</i>	-1.78	
			<i>For >1,000, Deduct</i>	-2.46	
			<i>For 316 Stainless Steel, Add</i>	34.82	
			<i>For Aluminum, Add</i>	1.96	
			<i>For Galvanized Steel, Add</i>	6.75	
			<i>For 304 Stainless Steel, Add</i>	31.01	
			<i>For High Strength Steel (HSS), Add</i>	3.82	
05 12 23 00-0479	LF		3-1/2" x 3" x 3/8" Thick, Plain Steel Angle Iron	20.43	6.35
			<i>For >100 To 250, Deduct</i>	-0.63	
			<i>For >250 To 500, Deduct</i>	-1.15	
			<i>For >500 To 1,000, Deduct</i>	-1.87	
			<i>For >1,000, Deduct</i>	-2.59	
			<i>For 316 Stainless Steel, Add</i>	38.30	
			<i>For Aluminum, Add</i>	2.15	
			<i>For Galvanized Steel, Add</i>	7.42	
			<i>For 304 Stainless Steel, Add</i>	34.11	
			<i>For High Strength Steel (HSS), Add</i>	4.09	
05 12 23 00-0480	LF		3-1/2" x 3-1/2" x 3/8" Thick, Plain Steel Angle Iron	21.77	6.69
			<i>For >100 To 250, Deduct</i>	-0.67	
			<i>For >250 To 500, Deduct</i>	-1.21	
			<i>For >500 To 1,000, Deduct</i>	-1.98	
			<i>For >1,000, Deduct</i>	-2.75	
			<i>For 316 Stainless Steel, Add</i>	41.12	
			<i>For Aluminum, Add</i>	2.31	
			<i>For Galvanized Steel, Add</i>	7.97	
			<i>For 304 Stainless Steel, Add</i>	36.62	
			<i>For High Strength Steel (HSS), Add</i>	4.35	
05 12 23 00-0481	LF		4" x 3" x 3/8" Thick, Plain Steel Angle Iron.....	21.77	6.69
			<i>For >100 To 250, Deduct</i>	-0.67	
			<i>For >250 To 500, Deduct</i>	-1.21	
			<i>For >500 To 1,000, Deduct</i>	-1.98	
			<i>For >1,000, Deduct</i>	-2.75	
			<i>For 316 Stainless Steel, Add</i>	41.12	
			<i>For Aluminum, Add</i>	2.31	
			<i>For Galvanized Steel, Add</i>	7.97	
			<i>For 304 Stainless Steel, Add</i>	36.62	
			<i>For High Strength Steel (HSS), Add</i>	4.35	
05 12 23 00-0482	LF		4" x 3-1/2" x 3/8" Thick, Plain Steel Angle Iron	23.47	7.30
			<i>For >100 To 250, Deduct</i>	-0.73	
			<i>For >250 To 500, Deduct</i>	-1.32	
			<i>For >500 To 1,000, Deduct</i>	-2.15	
			<i>For >1,000, Deduct</i>	-2.98	
			<i>For 316 Stainless Steel, Add</i>	44.00	
			<i>For Aluminum, Add</i>	2.48	
			<i>For Galvanized Steel, Add</i>	8.53	
			<i>For 304 Stainless Steel, Add</i>	39.19	
			<i>For High Strength Steel (HSS), Add</i>	4.69	
05 12 23 00-0483	LF		4" x 4" x 3/8" Thick, Plain Steel Angle Iron.....	24.82	7.51
			<i>For >100 To 250, Deduct</i>	-0.75	
			<i>For >250 To 500, Deduct</i>	-1.37	
			<i>For >500 To 1,000, Deduct</i>	-2.24	
			<i>For >1,000, Deduct</i>	-3.11	
			<i>For 316 Stainless Steel, Add</i>	47.39	
			<i>For Aluminum, Add</i>	2.67	
			<i>For Galvanized Steel, Add</i>	9.18	
			<i>For 304 Stainless Steel, Add</i>	42.21	
			<i>For High Strength Steel (HSS), Add</i>	4.96	
05 12 23 00-0484	LF		5" x 3" x 3/8" Thick, Plain Steel Angle Iron.....	25.21	7.80
			<i>For >100 To 250, Deduct</i>	-0.78	
			<i>For >250 To 500, Deduct</i>	-1.41	
			<i>For >500 To 1,000, Deduct</i>	-2.30	
			<i>For >1,000, Deduct</i>	-3.19	
			<i>For 316 Stainless Steel, Add</i>	47.39	
			<i>For Aluminum, Add</i>	2.67	
			<i>For Galvanized Steel, Add</i>	9.18	
			<i>For 304 Stainless Steel, Add</i>	42.21	
			<i>For High Strength Steel (HSS), Add</i>	5.04	



MINOR	CSI	UOM	DESCRIPTION	TOTAL DIRECT UNIT COST	DEMOLITION UNIT COST
05 12 23 00-0485	LF		5" x 3-1/2" x 3/8" Thick, Plain Steel Angle Iron	26.94	8.40
			<i>For >100 To 250, Deduct</i>	-0.84	
			<i>For >250 To 500, Deduct</i>	-1.92	
			<i>For >500 To 1,000, Deduct</i>	-2.47	
			<i>For >1,000, Deduct</i>	-3.42	
			<i>For 316 Stainless Steel, Add</i>	50.30	
			<i>For Aluminum, Add</i>	2.83	
			<i>For Galvanized Steel, Add</i>	9.75	
			<i>For 304 Stainless Steel, Add</i>	44.80	
			<i>For High Strength Steel (HSS), Add</i>	5.39	
05 12 23 00-0486	LF		5" x 5" x 3/8" Thick, Plain Steel Angle Iron	31.70	9.80
			<i>For >100 To 250, Deduct</i>	-0.98	
			<i>For >250 To 500, Deduct</i>	-1.77	
			<i>For >500 To 1,000, Deduct</i>	-2.89	
			<i>For >1,000, Deduct</i>	-4.01	
			<i>For 316 Stainless Steel, Add</i>	59.65	
			<i>For Aluminum, Add</i>	3.36	
			<i>For Galvanized Steel, Add</i>	11.56	
			<i>For 304 Stainless Steel, Add</i>	53.12	
			<i>For High Strength Steel (HSS), Add</i>	6.34	
05 12 23 00-0487	LF		6" x 3-1/2" x 3/8" Thick, Plain Steel Angle Iron	29.82	9.11
			<i>For >100 To 250, Deduct</i>	-0.91	
			<i>For >250 To 500, Deduct</i>	-1.66	
			<i>For >500 To 1,000, Deduct</i>	-2.71	
			<i>For >1,000, Deduct</i>	-3.75	
			<i>For 316 Stainless Steel, Add</i>	56.58	
			<i>For Aluminum, Add</i>	3.18	
			<i>For Galvanized Steel, Add</i>	10.96	
			<i>For 304 Stainless Steel, Add</i>	50.39	
			<i>For High Strength Steel (HSS), Add</i>	5.96	
05 12 23 00-0488	LF		6" x 4" x 3/8" Thick, Plain Steel Angle Iron	31.70	9.80
			<i>For >100 To 250, Deduct</i>	-0.98	
			<i>For >250 To 500, Deduct</i>	-1.77	
			<i>For >500 To 1,000, Deduct</i>	-2.89	
			<i>For >1,000, Deduct</i>	-4.01	
			<i>For 316 Stainless Steel, Add</i>	59.65	
			<i>For Aluminum, Add</i>	3.36	
			<i>For Galvanized Steel, Add</i>	11.56	
			<i>For 304 Stainless Steel, Add</i>	53.12	
			<i>For High Strength Steel (HSS), Add</i>	6.34	
05 12 23 00-0489	LF		6" x 6" x 3/8" Thick, Plain Steel Angle Iron	38.25	11.76
			<i>For >100 To 250, Deduct</i>	-1.18	
			<i>For >250 To 500, Deduct</i>	-2.13	
			<i>For >500 To 1,000, Deduct</i>	-3.48	
			<i>For >1,000, Deduct</i>	-4.83	
			<i>For 316 Stainless Steel, Add</i>	72.26	
			<i>For Aluminum, Add</i>	4.06	
			<i>For Galvanized Steel, Add</i>	14.00	
			<i>For 304 Stainless Steel, Add</i>	64.35	
			<i>For High Strength Steel (HSS), Add</i>	7.65	
05 12 23 00-0490	LF		7" x 4" x 3/8" Thick, Plain Steel Angle Iron	34.97	10.78
			<i>For >100 To 250, Deduct</i>	-1.08	
			<i>For >250 To 500, Deduct</i>	-1.95	
			<i>For >500 To 1,000, Deduct</i>	-3.19	
			<i>For >1,000, Deduct</i>	-4.42	
			<i>For 316 Stainless Steel, Add</i>	65.92	
			<i>For Aluminum, Add</i>	3.71	
			<i>For Galvanized Steel, Add</i>	12.77	
			<i>For 304 Stainless Steel, Add</i>	58.71	
			<i>For High Strength Steel (HSS), Add</i>	6.99	
05 12 23 00-0491			1/2" Thick <small>(05 12 23 00-0423)</small>		
05 12 23 00-0492	LF		3" x 3" x 1/2" Thick, Plain Steel Angle Iron	22.65	6.31
			<i>For >100 To 250, Deduct</i>	-0.63	
			<i>For >250 To 500, Deduct</i>	-1.20	
			<i>For >500 To 1,000, Deduct</i>	-1.97	
			<i>For >1,000, Deduct</i>	-2.75	
			<i>For 316 Stainless Steel, Add</i>	45.57	
			<i>For Aluminum, Add</i>	2.56	
			<i>For Galvanized Steel, Add</i>	8.83	
			<i>For 304 Stainless Steel, Add</i>	40.58	
			<i>For High Strength Steel (HSS), Add</i>	4.53	
05 12 23 00-0493	LF		4" x 3" x 1/2" Thick, Plain Steel Angle Iron	26.76	7.45
			<i>For >100 To 250, Deduct</i>	-0.75	
			<i>For >250 To 500, Deduct</i>	-1.41	
			<i>For >500 To 1,000, Deduct</i>	-2.33	
			<i>For >1,000, Deduct</i>	-3.25	
			<i>For 316 Stainless Steel, Add</i>	53.82	
			<i>For Aluminum, Add</i>	3.03	
			<i>For Galvanized Steel, Add</i>	10.43	
			<i>For 304 Stainless Steel, Add</i>	47.94	
			<i>For High Strength Steel (HSS), Add</i>	5.35	

05 Metals

05 10 Structural Metal Framing

05 12 Structural Steel Framing



SAN BERNARDINO
COUNTY

MINOR CSI	UOM	DESCRIPTION	TOTAL DIRECT UNIT COST	DEMOLITION UNIT COST
05 12 23 00-0494	LF	4" x 3-1/2" x 1/2" Thick, Plain Steel Angle Iron	28.68	7.98
		<i>For >100 To 250, Deduct</i>	-0.80	
		<i>For >250 To 500, Deduct</i>	-1.52	
		<i>For >500 To 1,000, Deduct</i>	-2.50	
		<i>For >1,000, Deduct</i>	-3.48	
		<i>For 316 Stainless Steel, Add</i>	57.70	
		<i>For Aluminum, Add</i>	3.25	
		<i>For Galvanized Steel, Add</i>	11.18	
		<i>For 304 Stainless Steel, Add</i>	51.39	
		<i>For High Strength Steel (HSS), Add</i>	5.74	
05 12 23 00-0495	LF	4" x 4" x 1/2" Thick, Plain Steel Angle Iron.....	30.86	8.60
		<i>For >100 To 250, Deduct</i>	-0.86	
		<i>For >250 To 500, Deduct</i>	-1.63	
		<i>For >500 To 1,000, Deduct</i>	-2.69	
		<i>For >1,000, Deduct</i>	-3.75	
		<i>For 316 Stainless Steel, Add</i>	62.08	
		<i>For Aluminum, Add</i>	3.49	
		<i>For Galvanized Steel, Add</i>	12.03	
		<i>For 304 Stainless Steel, Add</i>	55.29	
		<i>For High Strength Steel (HSS), Add</i>	6.17	
05 12 23 00-0496	LF	5" x 3" x 1/2" Thick, Plain Steel Angle Iron.....	30.86	8.60
		<i>For >100 To 250, Deduct</i>	-0.86	
		<i>For >250 To 500, Deduct</i>	-1.63	
		<i>For >500 To 1,000, Deduct</i>	-2.69	
		<i>For >1,000, Deduct</i>	-3.75	
		<i>For 316 Stainless Steel, Add</i>	62.08	
		<i>For Aluminum, Add</i>	3.49	
		<i>For Galvanized Steel, Add</i>	12.03	
		<i>For 304 Stainless Steel, Add</i>	55.29	
		<i>For High Strength Steel (HSS), Add</i>	6.17	
05 12 23 00-0497	LF	5" x 3-1/2" x 1/2" Thick, Plain Steel Angle Iron	32.78	9.13
		<i>For >100 To 250, Deduct</i>	-0.91	
		<i>For >250 To 500, Deduct</i>	-1.73	
		<i>For >500 To 1,000, Deduct</i>	-2.86	
		<i>For >1,000, Deduct</i>	-3.98	
		<i>For 316 Stainless Steel, Add</i>	65.95	
		<i>For Aluminum, Add</i>	3.71	
		<i>For Galvanized Steel, Add</i>	12.78	
		<i>For 304 Stainless Steel, Add</i>	58.74	
		<i>For High Strength Steel (HSS), Add</i>	6.56	
05 12 23 00-0498	LF	5" x 5" x 1/2" Thick, Plain Steel Angle Iron.....	39.05	10.87
		<i>For >100 To 250, Deduct</i>	-1.09	
		<i>For >250 To 500, Deduct</i>	-2.06	
		<i>For >500 To 1,000, Deduct</i>	-3.40	
		<i>For >1,000, Deduct</i>	-4.74	
		<i>For 316 Stainless Steel, Add</i>	78.56	
		<i>For Aluminum, Add</i>	4.42	
		<i>For Galvanized Steel, Add</i>	15.22	
		<i>For 304 Stainless Steel, Add</i>	69.97	
		<i>For High Strength Steel (HSS), Add</i>	7.81	
05 12 23 00-0499	LF	6" x 4" x 1/2" Thick, Plain Steel Angle Iron.....	39.05	10.87
		<i>For >100 To 250, Deduct</i>	-1.09	
		<i>For >250 To 500, Deduct</i>	-2.06	
		<i>For >500 To 1,000, Deduct</i>	-3.40	
		<i>For >1,000, Deduct</i>	-4.74	
		<i>For 316 Stainless Steel, Add</i>	78.56	
		<i>For Aluminum, Add</i>	4.42	
		<i>For Galvanized Steel, Add</i>	15.22	
		<i>For 304 Stainless Steel, Add</i>	69.97	
		<i>For High Strength Steel (HSS), Add</i>	7.81	
05 12 23 00-0500	LF	6" x 6" x 1/2" Thick, Plain Steel Angle Iron.....	47.23	13.15
		<i>For >100 To 250, Deduct</i>	-1.32	
		<i>For >250 To 500, Deduct</i>	-2.50	
		<i>For >500 To 1,000, Deduct</i>	-4.12	
		<i>For >1,000, Deduct</i>	-5.73	
		<i>For 316 Stainless Steel, Add</i>	95.01	
		<i>For Aluminum, Add</i>	5.34	
		<i>For Galvanized Steel, Add</i>	18.41	
		<i>For 304 Stainless Steel, Add</i>	84.62	
		<i>For High Strength Steel (HSS), Add</i>	9.45	
05 12 23 00-0501	LF	7" x 4" x 1/2" Thick, Plain Steel Angle Iron.....	43.12	12.01
		<i>For >100 To 250, Deduct</i>	-1.20	
		<i>For >250 To 500, Deduct</i>	-2.28	
		<i>For >500 To 1,000, Deduct</i>	-3.76	
		<i>For >1,000, Deduct</i>	-5.24	
		<i>For 316 Stainless Steel, Add</i>	86.75	
		<i>For Aluminum, Add</i>	4.88	
		<i>For Galvanized Steel, Add</i>	16.81	
		<i>For 304 Stainless Steel, Add</i>	77.26	
		<i>For High Strength Steel (HSS), Add</i>	8.62	



MINOR	CSI	UOM	DESCRIPTION	TOTAL DIRECT UNIT COST	DEMOLITION UNIT COST
05 12 23 00-0502	LF		8" x 4" x 1/2" Thick, Plain Steel Angle Iron	47.23	13.15
			<i>For >100 To 250, Deduct</i>	-1.32	
			<i>For >250 To 500, Deduct</i>	-2.50	
			<i>For >500 To 1,000, Deduct</i>	-4.12	
			<i>For >1,000, Deduct</i>	-5.73	
			<i>For 316 Stainless Steel, Add</i>	95.01	
			<i>For Aluminum, Add</i>	5.34	
			<i>For Galvanized Steel, Add</i>	18.41	
			<i>For 304 Stainless Steel, Add</i>	84.62	
			<i>For High Strength Steel (HSS), Add</i>	9.45	
05 12 23 00-0503	LF		8" x 6" x 1/2" Thick, Plain Steel Angle Iron	55.45	15.44
			<i>For >100 To 250, Deduct</i>	-1.54	
			<i>For >250 To 500, Deduct</i>	-2.93	
			<i>For >500 To 1,000, Deduct</i>	-4.83	
			<i>For >1,000, Deduct</i>	-6.73	
			<i>For 316 Stainless Steel, Add</i>	111.55	
			<i>For Aluminum, Add</i>	6.27	
			<i>For Galvanized Steel, Add</i>	21.61	
			<i>For 304 Stainless Steel, Add</i>	99.35	
			<i>For High Strength Steel (HSS), Add</i>	11.09	
05 12 23 00-0504	LF		8" x 8" x 1/2" Thick, Plain Steel Angle Iron	63.63	17.72
			<i>For >100 To 250, Deduct</i>	-1.77	
			<i>For >250 To 500, Deduct</i>	-3.36	
			<i>For >500 To 1,000, Deduct</i>	-5.54	
			<i>For >1,000, Deduct</i>	-7.73	
			<i>For 316 Stainless Steel, Add</i>	128.00	
			<i>For Aluminum, Add</i>	7.20	
			<i>For Galvanized Steel, Add</i>	24.80	
			<i>For 304 Stainless Steel, Add</i>	114.00	
			<i>For High Strength Steel (HSS), Add</i>	12.73	
05 12 23 00-0505			5/8" Thick <small>(05 12 23 00-0423)</small>		
05 12 23 00-0506	LF		4" x 4" x 5/8" Thick, Plain Steel Angle Iron	36.92	9.85
			<i>For >100 To 250, Deduct</i>	-0.98	
			<i>For >250 To 500, Deduct</i>	-1.91	
			<i>For >500 To 1,000, Deduct</i>	-3.16	
			<i>For >1,000, Deduct</i>	-4.41	
			<i>For 316 Stainless Steel, Add</i>	76.13	
			<i>For Aluminum, Add</i>	4.28	
			<i>For Galvanized Steel, Add</i>	14.75	
			<i>For High Strength Steel (HSS), Add</i>	7.38	
05 12 23 00-0507	LF		5" x 3-1/2" x 5/8" Thick, Plain Steel Angle Iron	39.51	10.54
			<i>For >100 To 250, Deduct</i>	-1.05	
			<i>For >250 To 500, Deduct</i>	-2.04	
			<i>For >500 To 1,000, Deduct</i>	-3.38	
			<i>For >1,000, Deduct</i>	-4.72	
			<i>For 316 Stainless Steel, Add</i>	81.47	
			<i>For Aluminum, Add</i>	4.58	
			<i>For Galvanized Steel, Add</i>	15.79	
			<i>For High Strength Steel (HSS), Add</i>	7.90	
05 12 23 00-0508	LF		5" x 5" x 5/8" Thick, Plain Steel Angle Iron	47.03	12.55
			<i>For >100 To 250, Deduct</i>	-1.25	
			<i>For >250 To 500, Deduct</i>	-2.43	
			<i>For >500 To 1,000, Deduct</i>	-4.02	
			<i>For >1,000, Deduct</i>	-5.62	
			<i>For 316 Stainless Steel, Add</i>	96.96	
			<i>For Aluminum, Add</i>	5.45	
			<i>For Galvanized Steel, Add</i>	18.79	
			<i>For High Strength Steel (HSS), Add</i>	9.41	
05 12 23 00-0509	LF		6" x 4" x 5/8" Thick, Plain Steel Angle Iron	47.03	12.55
			<i>For >100 To 250, Deduct</i>	-1.25	
			<i>For >250 To 500, Deduct</i>	-2.43	
			<i>For >500 To 1,000, Deduct</i>	-4.02	
			<i>For >1,000, Deduct</i>	-5.62	
			<i>For 316 Stainless Steel, Add</i>	96.96	
			<i>For Aluminum, Add</i>	5.45	
			<i>For Galvanized Steel, Add</i>	18.79	
			<i>For High Strength Steel (HSS), Add</i>	9.41	
05 12 23 00-0510	LF		6" x 6" x 5/8" Thick, Plain Steel Angle Iron	56.91	15.18
			<i>For >100 To 250, Deduct</i>	-1.52	
			<i>For >250 To 500, Deduct</i>	-2.94	
			<i>For >500 To 1,000, Deduct</i>	-4.87	
			<i>For >1,000, Deduct</i>	-6.80	
			<i>For 316 Stainless Steel, Add</i>	117.34	
			<i>For Aluminum, Add</i>	6.60	
			<i>For Galvanized Steel, Add</i>	22.74	
			<i>For High Strength Steel (HSS), Add</i>	11.38	
05 12 23 00-0511	LF		7" x 4" x 5/8" Thick, Plain Steel Angle Iron	51.96	13.87
			<i>For >100 To 250, Deduct</i>	-1.39	
			<i>For >250 To 500, Deduct</i>	-2.69	
			<i>For >500 To 1,000, Deduct</i>	-4.45	
			<i>For >1,000, Deduct</i>	-6.21	
			<i>For 316 Stainless Steel, Add</i>	107.14	
			<i>For Aluminum, Add</i>	6.03	
			<i>For Galvanized Steel, Add</i>	20.76	
			<i>For High Strength Steel (HSS), Add</i>	10.39	

05	05 Metals
	05 10 Structural Metal Framing
	05 12 Structural Steel Framing



MINOR	CSI	UOM	DESCRIPTION	TOTAL DIRECT UNIT COST	DEMOLITION UNIT COST
05 12 23 00-0512	LF		8" x 6" x 5/8" Thick, Plain Steel Angle Iron.....	67.01	17.88
			<i>For >100 To 250, Deduct</i>	-1.79	
			<i>For >250 To 500, Deduct</i>	-3.46	
			<i>For >500 To 1,000, Deduct</i>	-5.73	
			<i>For >1,000, Deduct</i>	-8.00	
			<i>For 316 Stainless Steel, Add</i>	138.18	
			<i>For Aluminum, Add</i>	7.77	
			<i>For Galvanized Steel, Add</i>	26.77	
			<i>For High Strength Steel (HSS), Add</i>	13.40	
05 12 23 00-0513	LF		8" x 8" x 5/8" Thick, Plain Steel Angle Iron.....	76.90	20.51
			<i>For >100 To 250, Deduct</i>	-2.05	
			<i>For >250 To 500, Deduct</i>	-3.97	
			<i>For >500 To 1,000, Deduct</i>	-6.58	
			<i>For >1,000, Deduct</i>	-9.19	
			<i>For 316 Stainless Steel, Add</i>	158.56	
			<i>For Aluminum, Add</i>	8.92	
			<i>For Galvanized Steel, Add</i>	30.72	
			<i>For High Strength Steel (HSS), Add</i>	15.38	
05 12 23 00-0514			3/4" Thick <small>(05 12 23 00-0423)</small>		
05 12 23 00-0515	LF		4" x 4" x 3/4" Thick, Plain Steel Angle Iron.....	42.55	10.88
			<i>For >100 To 250, Deduct</i>	-1.09	
			<i>For >250 To 500, Deduct</i>	-2.15	
			<i>For >500 To 1,000, Deduct</i>	-3.58	
			<i>For >1,000, Deduct</i>	-5.01	
			<i>For 316 Stainless Steel, Add</i>	89.73	
			<i>For Aluminum, Add</i>	5.05	
			<i>For Galvanized Steel, Add</i>	17.38	
			<i>For High Strength Steel (HSS), Add</i>	8.51	
05 12 23 00-0516	LF		5" x 3-1/2" x 3/4" Thick, Plain Steel Angle Iron.....	45.53	11.65
			<i>For >100 To 250, Deduct</i>	-1.16	
			<i>For >250 To 500, Deduct</i>	-2.30	
			<i>For >500 To 1,000, Deduct</i>	-3.83	
			<i>For >1,000, Deduct</i>	-5.36	
			<i>For 316 Stainless Steel, Add</i>	96.00	
			<i>For Aluminum, Add</i>	5.40	
			<i>For Galvanized Steel, Add</i>	18.60	
			<i>For High Strength Steel (HSS), Add</i>	9.11	
05 12 23 00-0517	LF		5" x 5" x 3/4" Thick, Plain Steel Angle Iron.....	54.26	13.89
			<i>For >100 To 250, Deduct</i>	-1.39	
			<i>For >250 To 500, Deduct</i>	-2.74	
			<i>For >500 To 1,000, Deduct</i>	-4.56	
			<i>For >1,000, Deduct</i>	-6.38	
			<i>For 316 Stainless Steel, Add</i>	114.43	
			<i>For Aluminum, Add</i>	6.44	
			<i>For Galvanized Steel, Add</i>	22.17	
			<i>For High Strength Steel (HSS), Add</i>	10.85	
05 12 23 00-0518	LF		6" x 4" x 3/4" Thick, Plain Steel Angle Iron.....	54.26	13.89
			<i>For >100 To 250, Deduct</i>	-1.39	
			<i>For >250 To 500, Deduct</i>	-2.74	
			<i>For >500 To 1,000, Deduct</i>	-4.56	
			<i>For >1,000, Deduct</i>	-6.38	
			<i>For 316 Stainless Steel, Add</i>	114.43	
			<i>For Aluminum, Add</i>	6.44	
			<i>For Galvanized Steel, Add</i>	22.17	
			<i>For High Strength Steel (HSS), Add</i>	10.85	
05 12 23 00-0519	LF		6" x 6" x 3/4" Thick, Plain Steel Angle Iron.....	65.99	16.87
			<i>For >100 To 250, Deduct</i>	-1.69	
			<i>For >250 To 500, Deduct</i>	-3.34	
			<i>For >500 To 1,000, Deduct</i>	-5.55	
			<i>For >1,000, Deduct</i>	-7.76	
			<i>For 316 Stainless Steel, Add</i>	139.14	
			<i>For Aluminum, Add</i>	7.83	
			<i>For Galvanized Steel, Add</i>	26.96	
			<i>For High Strength Steel (HSS), Add</i>	13.20	
05 12 23 00-0520	LF		7" x 4" x 3/4" Thick, Plain Steel Angle Iron.....	60.24	15.41
			<i>For >100 To 250, Deduct</i>	-1.54	
			<i>For >250 To 500, Deduct</i>	-3.05	
			<i>For >500 To 1,000, Deduct</i>	-5.07	
			<i>For >1,000, Deduct</i>	-7.09	
			<i>For 316 Stainless Steel, Add</i>	127.01	
			<i>For Aluminum, Add</i>	7.14	
			<i>For Galvanized Steel, Add</i>	24.61	
			<i>For High Strength Steel (HSS), Add</i>	12.05	
05 12 23 00-0521	LF		8" x 4" x 3/4" Thick, Plain Steel Angle Iron.....	65.99	16.87
			<i>For >100 To 250, Deduct</i>	-1.69	
			<i>For >250 To 500, Deduct</i>	-3.34	
			<i>For >500 To 1,000, Deduct</i>	-5.55	
			<i>For >1,000, Deduct</i>	-7.76	
			<i>For 316 Stainless Steel, Add</i>	139.14	
			<i>For Aluminum, Add</i>	7.83	
			<i>For Galvanized Steel, Add</i>	26.96	
			<i>For High Strength Steel (HSS), Add</i>	13.20	



MINOR	CSI	UOM	DESCRIPTION	TOTAL DIRECT UNIT COST	DEMOLITION UNIT COST
05 12 23 00-0522	LF		8" x 6" x 3/4" Thick, Plain Steel Angle Iron	77.73	19.87
			<i>For >100 To 250, Deduct</i>	-1.99	
			<i>For >250 To 500, Deduct</i>	-3.93	
			<i>For >500 To 1,000, Deduct</i>	-6.54	
			<i>For >1,000, Deduct</i>	-9.14	
			<i>For 316 Stainless Steel, Add</i>	163.94	
			<i>For Aluminum, Add</i>	9.22	
			<i>For Galvanized Steel, Add</i>	31.76	
			<i>For High Strength Steel (HSS), Add</i>	15.55	
05 12 23 00-0523	LF		8" x 8" x 3/4" Thick, Plain Steel Angle Iron	89.45	22.88
			<i>For >100 To 250, Deduct</i>	-2.29	
			<i>For >250 To 500, Deduct</i>	-4.52	
			<i>For >500 To 1,000, Deduct</i>	-7.52	
			<i>For >1,000, Deduct</i>	-10.52	
			<i>For 316 Stainless Steel, Add</i>	188.64	
			<i>For Aluminum, Add</i>	10.61	
			<i>For Galvanized Steel, Add</i>	36.55	
			<i>For High Strength Steel (HSS), Add</i>	17.89	
05 12 23 00-0524			7/8" Thick <small>(05 12 23 00-0423)</small>		
05 12 23 00-0525	LF		5" x 5" x 7/8" Thick, Plain Steel Angle Iron	61.10	14.92
			<i>For >100 To 250, Deduct</i>	-1.49	
			<i>For >250 To 500, Deduct</i>	-3.02	
			<i>For >500 To 1,000, Deduct</i>	-5.05	
			<i>For >1,000, Deduct</i>	-7.07	
			<i>For 316 Stainless Steel, Add</i>	131.84	
			<i>For Aluminum, Add</i>	7.42	
			<i>For Galvanized Steel, Add</i>	25.54	
			<i>For High Strength Steel (HSS), Add</i>	12.22	
05 12 23 00-0526	LF		6" x 4" x 7/8" Thick, Plain Steel Angle Iron	61.10	14.92
			<i>For >100 To 250, Deduct</i>	-1.49	
			<i>For >250 To 500, Deduct</i>	-3.02	
			<i>For >500 To 1,000, Deduct</i>	-5.05	
			<i>For >1,000, Deduct</i>	-7.07	
			<i>For 316 Stainless Steel, Add</i>	131.84	
			<i>For Aluminum, Add</i>	7.42	
			<i>For Galvanized Steel, Add</i>	25.54	
			<i>For High Strength Steel (HSS), Add</i>	12.22	
05 12 23 00-0527	LF		6" x 6" x 7/8" Thick, Plain Steel Angle Iron	74.39	18.17
			<i>For >100 To 250, Deduct</i>	-1.82	
			<i>For >250 To 500, Deduct</i>	-3.68	
			<i>For >500 To 1,000, Deduct</i>	-6.14	
			<i>For >1,000, Deduct</i>	-8.61	
			<i>For 316 Stainless Steel, Add</i>	160.51	
			<i>For Aluminum, Add</i>	9.03	
			<i>For Galvanized Steel, Add</i>	31.10	
			<i>For High Strength Steel (HSS), Add</i>	14.88	
05 12 23 00-0528	LF		8" x 6" x 7/8" Thick, Plain Steel Angle Iron	87.86	21.46
			<i>For >100 To 250, Deduct</i>	-2.15	
			<i>For >250 To 500, Deduct</i>	-4.34	
			<i>For >500 To 1,000, Deduct</i>	-7.25	
			<i>For >1,000, Deduct</i>	-10.17	
			<i>For 316 Stainless Steel, Add</i>	189.60	
			<i>For Aluminum, Add</i>	10.67	
			<i>For Galvanized Steel, Add</i>	36.74	
			<i>For High Strength Steel (HSS), Add</i>	17.57	
05 12 23 00-0529	LF		8" x 8" x 7/8" Thick, Plain Steel Angle Iron	101.11	24.70
			<i>For >100 To 250, Deduct</i>	-2.47	
			<i>For >250 To 500, Deduct</i>	-5.00	
			<i>For >500 To 1,000, Deduct</i>	-8.35	
			<i>For >1,000, Deduct</i>	-11.70	
			<i>For 316 Stainless Steel, Add</i>	218.18	
			<i>For Aluminum, Add</i>	12.27	
			<i>For Galvanized Steel, Add</i>	42.27	
			<i>For High Strength Steel (HSS), Add</i>	20.22	
05 12 23 00-0530			Bar Channel <small>(05 12 23 00-0422)</small>		
05 12 23 00-0531	LF		1" x 1/2" x 1/8" Thick Bar Channel	4.95	
			<i>For 316 Stainless Steel, Add</i>	5.28	
			<i>For Aluminum, Add</i>	0.30	
			<i>For Galvanized Steel, Add</i>	1.02	
			<i>For 304 Stainless Steel, Add</i>	4.70	
			<i>For High Strength Steel (HSS), Add</i>	0.99	
05 12 23 00-0532	LF		1-1/4" x 1/2" x 1/8" Thick Bar Channel	5.57	
			<i>For 316 Stainless Steel, Add</i>	6.34	
			<i>For Aluminum, Add</i>	0.36	
			<i>For Galvanized Steel, Add</i>	1.23	
			<i>For 304 Stainless Steel, Add</i>	5.64	
			<i>For High Strength Steel (HSS), Add</i>	1.11	

05	05 Metals
	05 10 Structural Metal Framing
	05 12 Structural Steel Framing



MINOR		TOTAL DIRECT	DEMOLITION
CSI	UOM DESCRIPTION	UNIT COST	UNIT COST
05 12 23 00-0533	LF 1-1/2" x 1/2" x 1/8" Thick Bar Channel.....	6.07	
	For 316 Stainless Steel, Add	7.01	
	For Aluminum, Add	0.39	
	For Galvanized Steel, Add	1.36	
	For 304 Stainless Steel, Add	6.24	
	For High Strength Steel (HSS), Add	1.21	
05 12 23 00-0534	LF 1-1/2" x 3/4" x 1/8" Thick Bar Channel.....	6.92	
	For 316 Stainless Steel, Add	7.30	
	For Aluminum, Add	0.41	
	For Galvanized Steel, Add	1.41	
	For 304 Stainless Steel, Add	6.50	
	For High Strength Steel (HSS), Add	1.38	
05 12 23 00-0535	LF 2" x 1/2" x 1/8" Thick Bar Channel.....	7.43	
	For 316 Stainless Steel, Add	8.93	
	For Aluminum, Add	0.50	
	For Galvanized Steel, Add	1.73	
	For 304 Stainless Steel, Add	7.95	
05 12 23 00-0536	LF 2" x 1" x 1/8" Thick Bar Channel.....	9.75	
	For 316 Stainless Steel, Add	9.98	
	For Aluminum, Add	0.56	
	For Galvanized Steel, Add	1.93	
	For 304 Stainless Steel, Add	8.89	
05 12 23 00-0537	Channels - C <small>(05 12 23 00-0422)</small>		
05 12 23 00-0538	LF C2 x 1.78 - 2" Wide Channel.....	8.10	4.09
	For >100 To 250, Deduct	-0.41	
	For >250 To 500, Deduct	-0.61	
	For >500 To 1,000, Deduct	-0.95	
	For >1,000, Deduct	-1.29	
	For 316 Stainless Steel, Add	8.48	
	For Aluminum, Add	0.48	
	For Galvanized Steel, Add	1.64	
	For 304 Stainless Steel, Add	7.55	
05 12 23 00-0539	LF C3 x 4.1 - 3" Wide Channel.....	14.05	5.88
	For >100 To 250, Deduct	-0.59	
	For >250 To 500, Deduct	-0.94	
	For >500 To 1,000, Deduct	-1.49	
	For >1,000, Deduct	-2.03	
	For 316 Stainless Steel, Add	19.87	
	For Aluminum, Add	1.12	
	For Galvanized Steel, Add	3.85	
	For 304 Stainless Steel, Add	17.70	
05 12 23 00-0540	LF C3 x 5 - 3" Wide Channel.....	17.13	7.18
	For >100 To 250, Deduct	-0.72	
	For >250 To 500, Deduct	-1.15	
	For >500 To 1,000, Deduct	-1.81	
	For >1,000, Deduct	-2.48	
	For 316 Stainless Steel, Add	24.22	
	For Aluminum, Add	1.36	
	For Galvanized Steel, Add	4.69	
	For 304 Stainless Steel, Add	21.57	
05 12 23 00-0541	LF C3 x 6 - 3" Wide Channel.....	20.57	8.61
	For >100 To 250, Deduct	-0.86	
	For >250 To 500, Deduct	-1.38	
	For >500 To 1,000, Deduct	-2.18	
	For >1,000, Deduct	-2.98	
	For 316 Stainless Steel, Add	29.09	
	For Aluminum, Add	1.64	
	For Galvanized Steel, Add	5.64	
	For 304 Stainless Steel, Add	25.91	
05 12 23 00-0542	LF C4 x 5.4 - 4" Wide Channel.....	17.59	7.05
	For >100 To 250, Deduct	-0.71	
	For >250 To 500, Deduct	-1.15	
	For >500 To 1,000, Deduct	-1.82	
	For >1,000, Deduct	-2.50	
	For 316 Stainless Steel, Add	26.18	
	For Aluminum, Add	1.47	
	For Galvanized Steel, Add	5.07	
	For 304 Stainless Steel, Add	23.31	
05 12 23 00-0543	LF C4 x 7.25 - 4" Wide Channel.....	23.61	9.47
	For >100 To 250, Deduct	-0.95	
	For >250 To 500, Deduct	-1.54	
	For >500 To 1,000, Deduct	-2.44	
	For >1,000, Deduct	-3.35	
	For 316 Stainless Steel, Add	35.14	
	For Aluminum, Add	1.98	
	For Galvanized Steel, Add	6.81	
	For 304 Stainless Steel, Add	31.29	



MINOR CSI UOM DESCRIPTION	TOTAL DIRECT UNIT COST	DEMOLITION UNIT COST
05 12 23 00-0544 LF C5 x 6.7 - 5" Wide Channel	21.12	8.22
For >100 To 250, Deduct	-0.62	
For >250 To 500, Deduct	-1.35	
For >500 To 1,000, Deduct	-2.15	
For >1,000, Deduct	-2.96	
For 316 Stainless Steel, Add	32.48	
For Aluminum, Add	1.83	
For Galvanized Steel, Add	6.29	
For 304 Stainless Steel, Add	28.93	
05 12 23 00-0545 LF C5 x 9 - 5" Wide Channel	28.37	11.06
For >100 To 250, Deduct	-1.11	
For >250 To 500, Deduct	-1.81	
For >500 To 1,000, Deduct	-2.89	
For >1,000, Deduct	-3.97	
For 316 Stainless Steel, Add	43.62	
For Aluminum, Add	2.45	
For Galvanized Steel, Add	8.45	
For 304 Stainless Steel, Add	38.85	
05 12 23 00-0546 LF C6 x 8.2 - 6" Wide Channel	25.59	9.88
For >100 To 250, Deduct	-0.99	
For >250 To 500, Deduct	-1.63	
For >500 To 1,000, Deduct	-2.60	
For >1,000, Deduct	-3.57	
For 316 Stainless Steel, Add	39.74	
For Aluminum, Add	2.24	
For Galvanized Steel, Add	7.70	
For 304 Stainless Steel, Add	35.40	
05 12 23 00-0547 LF C6 x 10.5 - 6" Wide Channel	32.77	12.65
For >100 To 250, Deduct	-1.26	
For >250 To 500, Deduct	-2.08	
For >500 To 1,000, Deduct	-3.32	
For >1,000, Deduct	-4.57	
For 316 Stainless Steel, Add	50.91	
For Aluminum, Add	2.86	
For Galvanized Steel, Add	9.86	
For 304 Stainless Steel, Add	45.34	
05 12 23 00-0548 LF C6 x 13 - 6" Wide Channel	40.58	15.66
For >100 To 250, Deduct	-1.57	
For >250 To 500, Deduct	-2.58	
For >500 To 1,000, Deduct	-4.12	
For >1,000, Deduct	-5.65	
For 316 Stainless Steel, Add	63.01	
For Aluminum, Add	3.54	
For Galvanized Steel, Add	12.21	
For 304 Stainless Steel, Add	56.12	
05 12 23 00-0549 LF C7 x 9.8 - 7" Wide Channel	30.53	11.76
For >100 To 250, Deduct	-1.18	
For >250 To 500, Deduct	-1.94	
For >500 To 1,000, Deduct	-3.09	
For >1,000, Deduct	-4.25	
For 316 Stainless Steel, Add	47.52	
For Aluminum, Add	2.67	
For Galvanized Steel, Add	9.21	
For 304 Stainless Steel, Add	42.32	
05 12 23 00-0550 LF C7 x 12.25 - 7" Wide Channel	38.16	14.70
For >100 To 250, Deduct	-1.47	
For >250 To 500, Deduct	-2.42	
For >500 To 1,000, Deduct	-3.87	
For >1,000, Deduct	-5.31	
For 316 Stainless Steel, Add	59.39	
For Aluminum, Add	3.34	
For Galvanized Steel, Add	11.51	
For 304 Stainless Steel, Add	52.90	
05 12 23 00-0551 LF C7 x 14.75 - 7" Wide Channel	45.96	17.70
For >100 To 250, Deduct	-1.77	
For >250 To 500, Deduct	-2.92	
For >500 To 1,000, Deduct	-4.66	
For >1,000, Deduct	-6.40	
For 316 Stainless Steel, Add	71.52	
For Aluminum, Add	4.02	
For Galvanized Steel, Add	13.86	
For 304 Stainless Steel, Add	63.70	
05 12 23 00-0552 LF C8 x 11.5 - 8" Wide Channel	34.67	12.94
For >100 To 250, Deduct	-1.29	
For >250 To 500, Deduct	-2.16	
For >500 To 1,000, Deduct	-3.46	
For >1,000, Deduct	-4.76	
For 316 Stainless Steel, Add	55.74	
For Aluminum, Add	3.14	
For Galvanized Steel, Add	10.80	
For 304 Stainless Steel, Add	49.65	

05 Metals**05 10 Structural Metal Framing****05 12 Structural Steel Framing**

MINOR	CSI	UOM	DESCRIPTION	TOTAL DIRECT UNIT COST	DEMOLITION UNIT COST
05 12 23 00-0553	LF		C8 x 13.75 - 8" Wide Channel.....	41.46	15.47
			<i>For >100 To 250, Deduct</i>	-1.55	
			<i>For >250 To 500, Deduct</i>	-2.58	
			<i>For >500 To 1,000, Deduct</i>	-4.14	
			<i>For >1,000, Deduct</i>	-5.69	
			<i>For 316 Stainless Steel, Add</i>	66.66	
			<i>For Aluminum, Add</i>	3.75	
			<i>For Galvanized Steel, Add</i>	12.91	
			<i>For 304 Stainless Steel, Add</i>	59.37	
05 12 23 00-0554	LF		C8 x 18.75 - 8" Wide Channel.....	56.54	21.10
			<i>For >100 To 250, Deduct</i>	-2.11	
			<i>For >250 To 500, Deduct</i>	-3.52	
			<i>For >500 To 1,000, Deduct</i>	-5.64	
			<i>For >1,000, Deduct</i>	-7.76	
			<i>For 316 Stainless Steel, Add</i>	90.91	
			<i>For Aluminum, Add</i>	5.11	
			<i>For Galvanized Steel, Add</i>	17.61	
			<i>For 304 Stainless Steel, Add</i>	80.97	
05 12 23 00-0555	LF		C9 x 13.4 - 9" Wide Channel.....	40.40	15.08
			<i>For >100 To 250, Deduct</i>	-1.51	
			<i>For >250 To 500, Deduct</i>	-2.52	
			<i>For >500 To 1,000, Deduct</i>	-4.03	
			<i>For >1,000, Deduct</i>	-5.54	
			<i>For 316 Stainless Steel, Add</i>	64.96	
			<i>For Aluminum, Add</i>	3.65	
			<i>For Galvanized Steel, Add</i>	12.59	
			<i>For 304 Stainless Steel, Add</i>	57.86	
05 12 23 00-0556	LF		C9 x 15 - 9" Wide Channel.....	45.22	16.87
			<i>For >100 To 250, Deduct</i>	-1.69	
			<i>For >250 To 500, Deduct</i>	-2.82	
			<i>For >500 To 1,000, Deduct</i>	-4.51	
			<i>For >1,000, Deduct</i>	-6.20	
			<i>For 316 Stainless Steel, Add</i>	72.70	
			<i>For Aluminum, Add</i>	4.09	
			<i>For Galvanized Steel, Add</i>	14.09	
			<i>For 304 Stainless Steel, Add</i>	64.75	
05 12 23 00-0557	LF		C9 x 20 - 9" Wide Channel.....	60.30	22.50
			<i>For >100 To 250, Deduct</i>	-2.25	
			<i>For >250 To 500, Deduct</i>	-3.76	
			<i>For >500 To 1,000, Deduct</i>	-6.02	
			<i>For >1,000, Deduct</i>	-8.27	
			<i>For 316 Stainless Steel, Add</i>	96.96	
			<i>For Aluminum, Add</i>	5.45	
			<i>For Galvanized Steel, Add</i>	18.79	
			<i>For 304 Stainless Steel, Add</i>	86.36	
05 12 23 00-0558	LF		C10 x 15.3 - 10" Wide Channel.....	46.13	17.21
			<i>For >100 To 250, Deduct</i>	-1.72	
			<i>For >250 To 500, Deduct</i>	-2.87	
			<i>For >500 To 1,000, Deduct</i>	-4.60	
			<i>For >1,000, Deduct</i>	-6.33	
			<i>For 316 Stainless Steel, Add</i>	74.18	
			<i>For Aluminum, Add</i>	4.17	
			<i>For Galvanized Steel, Add</i>	14.37	
			<i>For 304 Stainless Steel, Add</i>	66.06	
05 12 23 00-0559	LF		C10 x 20 - 10" Wide Channel.....	60.30	22.50
			<i>For >100 To 250, Deduct</i>	-2.25	
			<i>For >250 To 500, Deduct</i>	-3.76	
			<i>For >500 To 1,000, Deduct</i>	-6.02	
			<i>For >1,000, Deduct</i>	-8.27	
			<i>For 316 Stainless Steel, Add</i>	96.96	
			<i>For Aluminum, Add</i>	5.45	
			<i>For Galvanized Steel, Add</i>	18.79	
			<i>For 304 Stainless Steel, Add</i>	86.36	
05 12 23 00-0560	LF		C10 x 25 - 10" Wide Channel.....	75.37	28.13
			<i>For >100 To 250, Deduct</i>	-2.81	
			<i>For >250 To 500, Deduct</i>	-4.70	
			<i>For >500 To 1,000, Deduct</i>	-7.52	
			<i>For >1,000, Deduct</i>	-10.34	
			<i>For 316 Stainless Steel, Add</i>	121.18	
			<i>For Aluminum, Add</i>	6.82	
			<i>For Galvanized Steel, Add</i>	23.48	
			<i>For 304 Stainless Steel, Add</i>	107.93	
05 12 23 00-0561	LF		C10 x 30 - 10" Wide Channel.....	90.45	33.75
			<i>For >100 To 250, Deduct</i>	-3.38	
			<i>For >250 To 500, Deduct</i>	-5.64	
			<i>For >500 To 1,000, Deduct</i>	-9.02	
			<i>For >1,000, Deduct</i>	-12.41	
			<i>For 316 Stainless Steel, Add</i>	145.44	
			<i>For Aluminum, Add</i>	8.18	
			<i>For Galvanized Steel, Add</i>	28.18	
			<i>For 304 Stainless Steel, Add</i>	129.53	



MINOR CSI UOM DESCRIPTION	TOTAL DIRECT UNIT COST	DEMOLITION UNIT COST
05 12 23 00-0562 LF C12 x 20.7 - 12" Wide Channel	62.41	23.29
For >100 To 250, Deduct	-2.33	
For >250 To 500, Deduct	-3.89	
For >500 To 1,000, Deduct	-6.23	
For >1,000, Deduct	-8.56	
For 316 Stainless Steel, Add	100.35	
For Aluminum, Add	5.64	
For Galvanized Steel, Add	19.44	
For 304 Stainless Steel, Add	89.38	
05 12 23 00-0563 LF C12 x 25 - 12" Wide Channel	75.37	28.13
For >100 To 250, Deduct	-2.81	
For >250 To 500, Deduct	-4.70	
For >500 To 1,000, Deduct	-7.52	
For >1,000, Deduct	-10.34	
For 316 Stainless Steel, Add	121.18	
For Aluminum, Add	6.82	
For Galvanized Steel, Add	23.48	
For 304 Stainless Steel, Add	107.93	
05 12 23 00-0564 LF C12 x 30 - 12" Wide Channel	90.45	33.75
For >100 To 250, Deduct	-3.38	
For >250 To 500, Deduct	-5.64	
For >500 To 1,000, Deduct	-9.02	
For >1,000, Deduct	-12.41	
For 316 Stainless Steel, Add	145.44	
For Aluminum, Add	8.18	
For Galvanized Steel, Add	28.18	
For 304 Stainless Steel, Add	129.53	
05 12 23 00-0565 LF C15 x 33.9 - 15" Wide Channel	102.21	38.14
For >100 To 250, Deduct	-3.81	
For >250 To 500, Deduct	-6.37	
For >500 To 1,000, Deduct	-10.20	
For >1,000, Deduct	-14.02	
For 316 Stainless Steel, Add	164.35	
For Aluminum, Add	9.24	
For Galvanized Steel, Add	31.84	
For 304 Stainless Steel, Add	146.38	
05 12 23 00-0566 LF C15 x 40 - 15" Wide Channel	120.60	45.00
For >100 To 250, Deduct	-4.50	
For >250 To 500, Deduct	-7.52	
For >500 To 1,000, Deduct	-12.03	
For >1,000, Deduct	-16.55	
For 316 Stainless Steel, Add	193.92	
For Aluminum, Add	10.91	
For Galvanized Steel, Add	37.57	
For 304 Stainless Steel, Add	172.71	
05 12 23 00-0567 LF C15 x 50 - 15" Wide Channel	150.75	56.24
For >100 To 250, Deduct	-5.63	
For >250 To 500, Deduct	-9.39	
For >500 To 1,000, Deduct	-15.04	
For >1,000, Deduct	-20.68	
For 316 Stainless Steel, Add	242.40	
For Aluminum, Add	13.64	
For Galvanized Steel, Add	46.97	
For 304 Stainless Steel, Add	215.89	
05 12 23 00-0568 Miscellaneous Channels - MC (05 12 23 00-0422)		
05 12 23 00-0569 LF MC6 x 12 - 6" Wide Channel	37.46	14.46
For >100 To 250, Deduct	-1.45	
For >250 To 500, Deduct	-2.38	
For >500 To 1,000, Deduct	-3.80	
For >1,000, Deduct	-5.22	
For 316 Stainless Steel, Add	58.18	
For Aluminum, Add	3.27	
For Galvanized Steel, Add	11.27	
For 304 Stainless Steel, Add	51.81	
05 12 23 00-0570 LF MC6 x 15.1 - 6" Wide Channel	47.14	18.19
For >100 To 250, Deduct	-1.82	
For >250 To 500, Deduct	-3.00	
For >500 To 1,000, Deduct	-4.78	
For >1,000, Deduct	-6.57	
For 316 Stainless Steel, Add	73.22	
For Aluminum, Add	4.12	
For Galvanized Steel, Add	14.19	
For 304 Stainless Steel, Add	65.21	
05 12 23 00-0571 LF MC6 x 15.3 - 6" Wide Channel	47.76	18.43
For >100 To 250, Deduct	-1.84	
For >250 To 500, Deduct	-3.04	
For >500 To 1,000, Deduct	-4.85	
For >1,000, Deduct	-6.65	
For 316 Stainless Steel, Add	74.18	
For Aluminum, Add	4.17	
For Galvanized Steel, Add	14.37	
For 304 Stainless Steel, Add	66.06	

05 Metals**05 10 Structural Metal Framing**

05 12 Structural Steel Framing



MINOR	CSI	UOM	DESCRIPTION	TOTAL DIRECT UNIT COST	DEMOLITION UNIT COST
05 12 23 00-0572	LF		MC6 x 16.3 - 6" Wide Channel.....	50.88	19.63
			<i>For >100 To 250, Deduct</i>	-1.96	
			<i>For >250 To 500, Deduct</i>	-3.24	
			<i>For >500 To 1,000, Deduct</i>	-5.16	
			<i>For >1,000, Deduct</i>	-7.09	
			<i>For 316 Stainless Steel, Add</i>	79.01	
			<i>For Aluminum, Add</i>	4.44	
			<i>For Galvanized Steel, Add</i>	15.31	
			<i>For 304 Stainless Steel, Add</i>	70.37	
05 12 23 00-0573	LF		MC6 x 18 - 6" Wide Channel.....	56.19	21.69
			<i>For >100 To 250, Deduct</i>	-2.17	
			<i>For >250 To 500, Deduct</i>	-3.57	
			<i>For >500 To 1,000, Deduct</i>	-5.70	
			<i>For >1,000, Deduct</i>	-7.83	
			<i>For 316 Stainless Steel, Add</i>	87.26	
			<i>For Aluminum, Add</i>	4.91	
			<i>For Galvanized Steel, Add</i>	16.91	
			<i>For 304 Stainless Steel, Add</i>	77.72	
05 12 23 00-0574	LF		MC7 x 17.6 - 7" Wide Channel.....	54.83	21.13
			<i>For >100 To 250, Deduct</i>	-2.11	
			<i>For >250 To 500, Deduct</i>	-3.48	
			<i>For >500 To 1,000, Deduct</i>	-5.56	
			<i>For >1,000, Deduct</i>	-7.63	
			<i>For 316 Stainless Steel, Add</i>	85.31	
			<i>For Aluminum, Add</i>	4.80	
			<i>For Galvanized Steel, Add</i>	16.53	
			<i>For 304 Stainless Steel, Add</i>	75.98	
05 12 23 00-0575	LF		MC7 x 19.1 - 7" Wide Channel.....	59.51	22.93
			<i>For >100 To 250, Deduct</i>	-2.29	
			<i>For >250 To 500, Deduct</i>	-3.78	
			<i>For >500 To 1,000, Deduct</i>	-6.03	
			<i>For >1,000, Deduct</i>	-8.28	
			<i>For 316 Stainless Steel, Add</i>	92.61	
			<i>For Aluminum, Add</i>	5.21	
			<i>For Galvanized Steel, Add</i>	17.94	
			<i>For 304 Stainless Steel, Add</i>	82.48	
05 12 23 00-0576	LF		MC7 x 22.7 - 7" Wide Channel.....	70.72	27.25
			<i>For >100 To 250, Deduct</i>	-2.72	
			<i>For >250 To 500, Deduct</i>	-4.49	
			<i>For >500 To 1,000, Deduct</i>	-7.17	
			<i>For >1,000, Deduct</i>	-9.85	
			<i>For 316 Stainless Steel, Add</i>	110.05	
			<i>For Aluminum, Add</i>	6.19	
			<i>For Galvanized Steel, Add</i>	21.32	
			<i>For 304 Stainless Steel, Add</i>	98.01	
05 12 23 00-0577	LF		MC8 x 8.5 - 8" Wide Channel.....	25.64	9.56
			<i>For >100 To 250, Deduct</i>	-0.96	
			<i>For >250 To 500, Deduct</i>	-1.60	
			<i>For >500 To 1,000, Deduct</i>	-2.56	
			<i>For >1,000, Deduct</i>	-3.52	
			<i>For 316 Stainless Steel, Add</i>	41.22	
			<i>For Aluminum, Add</i>	2.32	
			<i>For Galvanized Steel, Add</i>	7.99	
			<i>For 304 Stainless Steel, Add</i>	36.71	
05 12 23 00-0578	LF		MC8 x 18.7 - 8" Wide Channel.....	56.38	21.03
			<i>For >100 To 250, Deduct</i>	-2.10	
			<i>For >250 To 500, Deduct</i>	-3.51	
			<i>For >500 To 1,000, Deduct</i>	-5.62	
			<i>For >1,000, Deduct</i>	-7.73	
			<i>For 316 Stainless Steel, Add</i>	90.66	
			<i>For Aluminum, Add</i>	5.10	
			<i>For Galvanized Steel, Add</i>	17.56	
			<i>For 304 Stainless Steel, Add</i>	80.74	
05 12 23 00-0579	LF		MC8 x 20 - 8" Wide Channel.....	60.30	22.50
			<i>For >100 To 250, Deduct</i>	-2.25	
			<i>For >250 To 500, Deduct</i>	-3.76	
			<i>For >500 To 1,000, Deduct</i>	-6.02	
			<i>For >1,000, Deduct</i>	-8.27	
			<i>For 316 Stainless Steel, Add</i>	96.96	
			<i>For Aluminum, Add</i>	5.45	
			<i>For Galvanized Steel, Add</i>	18.79	
			<i>For 304 Stainless Steel, Add</i>	86.36	
05 12 23 00-0580	LF		MC8 x 21.4 - 8" Wide Channel.....	64.53	24.08
			<i>For >100 To 250, Deduct</i>	-2.41	
			<i>For >250 To 500, Deduct</i>	-4.02	
			<i>For >500 To 1,000, Deduct</i>	-6.44	
			<i>For >1,000, Deduct</i>	-8.85	
			<i>For 316 Stainless Steel, Add</i>	103.74	
			<i>For Aluminum, Add</i>	5.84	
			<i>For Galvanized Steel, Add</i>	20.10	
			<i>For 304 Stainless Steel, Add</i>	92.40	



MINOR	CSI	UOM	DESCRIPTION	TOTAL DIRECT UNIT COST	DEMOLITION UNIT COST
05 12 23 00-0581	LF		MC8 x 22.8 - 8" Wide Channel	68.73	25.66
			For >100 To 250, Deduct	-2.66	
			For >250 To 500, Deduct	-4.28	
			For >500 To 1,000, Deduct	-6.86	
			For >1,000, Deduct	-9.43	
			For 316 Stainless Steel, Add	110.53	
			For Aluminum, Add	6.22	
			For Galvanized Steel, Add	21.41	
			For 304 Stainless Steel, Add	98.44	
05 12 23 00-0582	LF		MC9 x 23.9 - 9" Wide Channel	72.06	26.89
			For >100 To 250, Deduct	-2.69	
			For >250 To 500, Deduct	-4.49	
			For >500 To 1,000, Deduct	-7.19	
			For >1,000, Deduct	-9.89	
			For 316 Stainless Steel, Add	115.87	
			For Aluminum, Add	6.52	
			For Galvanized Steel, Add	22.45	
			For 304 Stainless Steel, Add	108.20	
05 12 23 00-0583	LF		MC9 x 25.4 - 9" Wide Channel	76.57	28.57
			For >100 To 250, Deduct	-2.86	
			For >250 To 500, Deduct	-4.77	
			For >500 To 1,000, Deduct	-7.64	
			For >1,000, Deduct	-10.50	
			For 316 Stainless Steel, Add	123.14	
			For Aluminum, Add	6.93	
			For Galvanized Steel, Add	23.86	
			For 304 Stainless Steel, Add	109.67	
05 12 23 00-0584	LF		MC10 x 6.5 - 10" Wide Channel	19.61	7.31
			For >100 To 250, Deduct	-0.73	
			For >250 To 500, Deduct	-1.22	
			For >500 To 1,000, Deduct	-1.96	
			For >1,000, Deduct	-2.69	
			For 316 Stainless Steel, Add	31.52	
			For Aluminum, Add	1.77	
			For Galvanized Steel, Add	6.11	
			For 304 Stainless Steel, Add	28.07	
05 12 23 00-0585	LF		MC10 x 8.4 - 10" Wide Channel	25.33	9.45
			For >100 To 250, Deduct	-0.95	
			For >250 To 500, Deduct	-1.58	
			For >500 To 1,000, Deduct	-2.53	
			For >1,000, Deduct	-3.47	
			For 316 Stainless Steel, Add	40.74	
			For Aluminum, Add	2.29	
			For Galvanized Steel, Add	7.89	
			For 304 Stainless Steel, Add	36.28	
05 12 23 00-0586	LF		MC10 x 21.9 - 10" Wide Channel	66.03	24.64
			For >100 To 250, Deduct	-2.46	
			For >250 To 500, Deduct	-4.11	
			For >500 To 1,000, Deduct	-6.59	
			For >1,000, Deduct	-9.06	
			For 316 Stainless Steel, Add	106.18	
			For Aluminum, Add	5.97	
			For Galvanized Steel, Add	20.57	
			For 304 Stainless Steel, Add	94.56	
05 12 23 00-0587	LF		MC10 x 24.9 - 10" Wide Channel	75.08	28.02
			For >100 To 250, Deduct	-2.80	
			For >250 To 500, Deduct	-4.68	
			For >500 To 1,000, Deduct	-7.49	
			For >1,000, Deduct	-10.30	
			For 316 Stainless Steel, Add	120.70	
			For Aluminum, Add	6.79	
			For Galvanized Steel, Add	23.39	
			For 304 Stainless Steel, Add	107.50	
05 12 23 00-0588	LF		MC10 x 25.3 - 10" Wide Channel	76.28	28.47
			For >100 To 250, Deduct	-2.85	
			For >250 To 500, Deduct	-4.75	
			For >500 To 1,000, Deduct	-7.61	
			For >1,000, Deduct	-10.46	
			For 316 Stainless Steel, Add	122.66	
			For Aluminum, Add	6.90	
			For Galvanized Steel, Add	23.76	
			For 304 Stainless Steel, Add	109.24	
05 12 23 00-0589	LF		MC10 x 28.3 - 10" Wide Channel	85.33	31.83
			For >100 To 250, Deduct	-3.18	
			For >250 To 500, Deduct	-5.32	
			For >500 To 1,000, Deduct	-8.51	
			For >1,000, Deduct	-11.71	
			For 316 Stainless Steel, Add	137.18	
			For Aluminum, Add	7.72	
			For Galvanized Steel, Add	26.58	
			For 304 Stainless Steel, Add	122.18	

05	05 Metals
	05 10 Structural Metal Framing
	05 12 Structural Steel Framing



MINOR CSI UOM DESCRIPTION	TOTAL DIRECT UNIT COST	DEMOLITION UNIT COST
05 12 23 00-0590 LF MC10 x 28.5 - 10" Wide Channel.....	85.93	32.07
For >100 To 250, Deduct	-3.21	
For >250 To 500, Deduct	-5.35	
For >500 To 1,000, Deduct	-8.57	
For >1,000, Deduct	-11.79	
For 316 Stainless Steel, Add	138.18	
For Aluminum, Add	7.77	
For Galvanized Steel, Add	26.77	
For 304 Stainless Steel, Add	123.06	
05 12 23 00-0591 LF MC10 x 33.6 - 10" Wide Channel.....	101.30	37.80
For >100 To 250, Deduct	-3.78	
For >250 To 500, Deduct	-6.31	
For >500 To 1,000, Deduct	-10.11	
For >1,000, Deduct	-13.90	
For 316 Stainless Steel, Add	162.88	
For Aluminum, Add	9.16	
For Galvanized Steel, Add	31.56	
For 304 Stainless Steel, Add	145.07	
05 12 23 00-0592 LF MC10 x 41.1 - 10" Wide Channel.....	123.92	46.25
For >100 To 250, Deduct	-4.62	
For >250 To 500, Deduct	-7.72	
For >500 To 1,000, Deduct	-12.36	
For >1,000, Deduct	-17.00	
For 316 Stainless Steel, Add	199.26	
For Aluminum, Add	11.21	
For Galvanized Steel, Add	38.61	
For 304 Stainless Steel, Add	177.47	
05 12 23 00-0593 LF MC12 x 30.9 - 12" Wide Channel.....	93.17	34.76
For >100 To 250, Deduct	-3.48	
For >250 To 500, Deduct	-5.81	
For >500 To 1,000, Deduct	-9.29	
For >1,000, Deduct	-12.78	
For 316 Stainless Steel, Add	149.79	
For Aluminum, Add	8.43	
For Galvanized Steel, Add	29.02	
For 304 Stainless Steel, Add	133.41	
05 12 23 00-0594 LF MC12 x 32.9 - 12" Wide Channel.....	99.20	37.00
For >100 To 250, Deduct	-3.70	
For >250 To 500, Deduct	-6.18	
For >500 To 1,000, Deduct	-9.90	
For >1,000, Deduct	-13.61	
For 316 Stainless Steel, Add	159.49	
For Aluminum, Add	8.97	
For Galvanized Steel, Add	30.90	
For 304 Stainless Steel, Add	142.04	
05 12 23 00-0595 LF MC12 x 35 - 12" Wide Channel.....	105.52	39.37
For >100 To 250, Deduct	-3.94	
For >250 To 500, Deduct	-6.58	
For >500 To 1,000, Deduct	-10.53	
For >1,000, Deduct	-14.48	
For 316 Stainless Steel, Add	169.66	
For Aluminum, Add	9.54	
For Galvanized Steel, Add	32.87	
For 304 Stainless Steel, Add	151.11	
05 12 23 00-0596 LF MC12 x 37 - 12" Wide Channel.....	111.56	41.63
For >100 To 250, Deduct	-4.16	
For >250 To 500, Deduct	-6.95	
For >500 To 1,000, Deduct	-11.13	
For >1,000, Deduct	-15.31	
For 316 Stainless Steel, Add	179.36	
For Aluminum, Add	10.09	
For Galvanized Steel, Add	34.75	
For 304 Stainless Steel, Add	159.74	
05 12 23 00-0597 LF MC12 x 40 - 12" Wide Channel.....	120.60	45.00
For >100 To 250, Deduct	-4.50	
For >250 To 500, Deduct	-7.52	
For >500 To 1,000, Deduct	-12.03	
For >1,000, Deduct	-16.55	
For 316 Stainless Steel, Add	193.92	
For Aluminum, Add	10.91	
For Galvanized Steel, Add	37.57	
For 304 Stainless Steel, Add	172.71	
05 12 23 00-0598 LF MC12 x 45 - 12" Wide Channel.....	135.68	50.63
For >100 To 250, Deduct	-5.06	
For >250 To 500, Deduct	-8.46	
For >500 To 1,000, Deduct	-13.54	
For >1,000, Deduct	-18.61	
For 316 Stainless Steel, Add	218.14	
For Aluminum, Add	12.27	
For Galvanized Steel, Add	42.27	
For 304 Stainless Steel, Add	194.28	



MINOR	CSI	UOM	DESCRIPTION	TOTAL DIRECT UNIT COST	DEMOLITION UNIT COST
05 12 23 00-0599	LF		MC12 x 50 - 12" Wide Channel	160.75	56.25
			<i>For >100 To 250, Deduct</i>	-5.63	
			<i>For >250 To 500, Deduct</i>	-9.39	
			<i>For >500 To 1,000, Deduct</i>	-15.04	
			<i>For >1,000, Deduct</i>	-20.68	
			<i>For 316 Stainless Steel, Add</i>	242.40	
			<i>For Aluminum, Add</i>	13.64	
			<i>For Galvanized Steel, Add</i>	46.97	
			<i>For 304 Stainless Steel, Add</i>	215.89	
05 12 23 00-0600	LF		MC13 x 31.8 - 13" Wide Channel	95.89	35.78
			<i>For >100 To 250, Deduct</i>	-3.58	
			<i>For >250 To 500, Deduct</i>	-5.98	
			<i>For >500 To 1,000, Deduct</i>	-9.57	
			<i>For >1,000, Deduct</i>	-13.16	
			<i>For 316 Stainless Steel, Add</i>	154.18	
			<i>For Aluminum, Add</i>	8.67	
			<i>For Galvanized Steel, Add</i>	29.87	
			<i>For 304 Stainless Steel, Add</i>	137.31	
05 12 23 00-0601	LF		MC13 x 35 - 13" Wide Channel	105.52	39.37
			<i>For >100 To 250, Deduct</i>	-3.94	
			<i>For >250 To 500, Deduct</i>	-6.58	
			<i>For >500 To 1,000, Deduct</i>	-10.53	
			<i>For >1,000, Deduct</i>	-14.48	
			<i>For 316 Stainless Steel, Add</i>	169.66	
			<i>For Aluminum, Add</i>	9.54	
			<i>For Galvanized Steel, Add</i>	32.87	
			<i>For 304 Stainless Steel, Add</i>	151.11	
05 12 23 00-0602	LF		MC13 x 40 - 13" Wide Channel	120.60	45.00
			<i>For >100 To 250, Deduct</i>	-4.50	
			<i>For >250 To 500, Deduct</i>	-7.52	
			<i>For >500 To 1,000, Deduct</i>	-12.03	
			<i>For >1,000, Deduct</i>	-16.55	
			<i>For 316 Stainless Steel, Add</i>	193.92	
			<i>For Aluminum, Add</i>	10.91	
			<i>For Galvanized Steel, Add</i>	37.57	
			<i>For 304 Stainless Steel, Add</i>	172.71	
05 12 23 00-0603	LF		MC13 x 50 - 13" Wide Channel	150.75	56.25
			<i>For >100 To 250, Deduct</i>	-5.63	
			<i>For >250 To 500, Deduct</i>	-9.39	
			<i>For >500 To 1,000, Deduct</i>	-15.04	
			<i>For >1,000, Deduct</i>	-20.68	
			<i>For 316 Stainless Steel, Add</i>	242.40	
			<i>For Aluminum, Add</i>	13.64	
			<i>For Galvanized Steel, Add</i>	46.97	
			<i>For 304 Stainless Steel, Add</i>	215.89	
05 12 23 00-0604	LF		MC18 x 42.7 - 18" Wide Channel	128.74	48.04
			<i>For >100 To 250, Deduct</i>	-4.80	
			<i>For >250 To 500, Deduct</i>	-8.02	
			<i>For >500 To 1,000, Deduct</i>	-12.84	
			<i>For >1,000, Deduct</i>	-17.66	
			<i>For 316 Stainless Steel, Add</i>	207.01	
			<i>For Aluminum, Add</i>	11.64	
			<i>For Galvanized Steel, Add</i>	40.11	
			<i>For 304 Stainless Steel, Add</i>	184.37	
05 12 23 00-0605	LF		MC18 x 45.8 - 18" Wide Channel	138.09	51.53
			<i>For >100 To 250, Deduct</i>	-5.15	
			<i>For >250 To 500, Deduct</i>	-8.60	
			<i>For >500 To 1,000, Deduct</i>	-13.77	
			<i>For >1,000, Deduct</i>	-18.94	
			<i>For 316 Stainless Steel, Add</i>	222.05	
			<i>For Aluminum, Add</i>	12.49	
			<i>For Galvanized Steel, Add</i>	43.02	
			<i>For 304 Stainless Steel, Add</i>	197.76	
05 12 23 00-0606	LF		MC18 x 51.9 - 18" Wide Channel	156.49	58.39
			<i>For >100 To 250, Deduct</i>	-5.84	
			<i>For >250 To 500, Deduct</i>	-9.75	
			<i>For >500 To 1,000, Deduct</i>	-15.61	
			<i>For >1,000, Deduct</i>	-21.47	
			<i>For 316 Stainless Steel, Add</i>	251.62	
			<i>For Aluminum, Add</i>	14.15	
			<i>For Galvanized Steel, Add</i>	48.75	
			<i>For 304 Stainless Steel, Add</i>	224.10	
05 12 23 00-0607	LF		MC18 x 58 - 18" Wide Channel	174.87	65.25
			<i>For >100 To 250, Deduct</i>	-6.53	
			<i>For >250 To 500, Deduct</i>	-10.90	
			<i>For >500 To 1,000, Deduct</i>	-17.44	
			<i>For >1,000, Deduct</i>	-23.99	
			<i>For 316 Stainless Steel, Add</i>	281.18	
			<i>For Aluminum, Add</i>	15.82	
			<i>For Galvanized Steel, Add</i>	54.48	
			<i>For 304 Stainless Steel, Add</i>	250.43	

05 12 23 00-0608 Structural Bar Tees (05 12 23 00-0422)

05 Metals
05 10 Structural Metal Framing
05 12 Structural Steel Framing



MINOR	CSI	UOM	DESCRIPTION	TOTAL DIRECT UNIT COST	DEMOLITION UNIT COST
05 12 23 00-0609	LF		3/4" x 3/4" x 1/8" Structural Bar Tee	5.22	2.99
			<i>For >100 To 250, Deduct</i>	-0.30	
			<i>For >250 To 500, Deduct</i>	-0.43	
			<i>For >500 To 1,000, Deduct</i>	-0.66	
			<i>For >1,000, Deduct</i>	-0.89	
			<i>For 316 Stainless Steel, Add</i>	3.94	
			<i>For Aluminum, Add</i>	0.22	
			<i>For Galvanized Steel, Add</i>	0.76	
			<i>For 304 Stainless Steel, Add</i>	3.51	
05 12 23 00-0610	LF		1" x 1" x 1/8" Structural Bar Tee	6.39	3.53
			<i>For >100 To 250, Deduct</i>	-0.35	
			<i>For >250 To 500, Deduct</i>	-0.51	
			<i>For >500 To 1,000, Deduct</i>	-0.79	
			<i>For >1,000, Deduct</i>	-1.07	
			<i>For 316 Stainless Steel, Add</i>	5.38	
			<i>For Aluminum, Add</i>	0.30	
			<i>For Galvanized Steel, Add</i>	1.04	
			<i>For 304 Stainless Steel, Add</i>	4.79	
05 12 23 00-0611	LF		1-1/2" x 1-1/2" x 1/4" Structural Bar Tee	10.23	4.07
			<i>For >100 To 250, Deduct</i>	-0.41	
			<i>For >250 To 500, Deduct</i>	-0.66	
			<i>For >500 To 1,000, Deduct</i>	-1.05	
			<i>For >1,000, Deduct</i>	-1.45	
			<i>For 316 Stainless Steel, Add</i>	15.36	
			<i>For Aluminum, Add</i>	0.86	
			<i>For Galvanized Steel, Add</i>	2.98	
			<i>For 304 Stainless Steel, Add</i>	13.68	
05 12 23 00-0612	LF		2" x 2" x 1/4" Structural Bar Tee	14.25	5.33
			<i>For >100 To 250, Deduct</i>	-0.53	
			<i>For >250 To 500, Deduct</i>	-0.89	
			<i>For >500 To 1,000, Deduct</i>	-1.42	
			<i>For >1,000, Deduct</i>	-1.96	
			<i>For 316 Stainless Steel, Add</i>	22.88	
			<i>For Aluminum, Add</i>	1.29	
			<i>For Galvanized Steel, Add</i>	4.43	
			<i>For 304 Stainless Steel, Add</i>	20.38	
05 12 23 00-0613	LF		2-1/2" x 2-1/2" x 3/8" Structural Bar Tee	21.43	6.43
			<i>For >100 To 250, Deduct</i>	-0.64	
			<i>For >250 To 500, Deduct</i>	-1.18	
			<i>For >500 To 1,000, Deduct</i>	-1.93	
			<i>For >1,000, Deduct</i>	-2.68	
			<i>For 316 Stainless Steel, Add</i>	41.12	
			<i>For Aluminum, Add</i>	2.31	
			<i>For Galvanized Steel, Add</i>	7.97	
			<i>For 304 Stainless Steel, Add</i>	36.62	
05 12 23 00-0614	LF		3" x 3" x 3/8" Structural Bar Tee	26.39	8.23
			<i>For >100 To 250, Deduct</i>	-0.82	
			<i>For >250 To 500, Deduct</i>	-1.48	
			<i>For >500 To 1,000, Deduct</i>	-2.42	
			<i>For >1,000, Deduct</i>	-3.35	
			<i>For 316 Stainless Steel, Add</i>	49.34	
			<i>For Aluminum, Add</i>	2.78	
			<i>For Galvanized Steel, Add</i>	9.56	
			<i>For 304 Stainless Steel, Add</i>	43.95	
05 12 23 00-0615			Structural Zees <small>(05 12 23 00-0422)</small>		
05 12 23 00-0616	LF		1-1/4" x 1-3/4" x 1-3/4" x 3/16" Structural Zee.....	12.59	4.07
			<i>For >100 To 250, Deduct</i>	-0.41	
			<i>For >250 To 500, Deduct</i>	-0.72	
			<i>For >500 To 1,000, Deduct</i>	-1.17	
			<i>For >1,000, Deduct</i>	-1.62	
			<i>For 316 Stainless Steel, Add</i>	22.91	
			<i>For Aluminum, Add</i>	1.29	
			<i>For Galvanized Steel, Add</i>	4.44	
			<i>For 304 Stainless Steel, Add</i>	20.41	
05 12 23 00-0617	LF		2-11/16" x 3" x 2-11/16" x 1/4" Structural Zee.....	23.62	4.86
			<i>For >100 To 250, Deduct</i>	-0.49	
			<i>For >250 To 500, Deduct</i>	-1.08	
			<i>For >500 To 1,000, Deduct</i>	-1.83	
			<i>For >1,000, Deduct</i>	-2.58	
			<i>For 316 Stainless Steel, Add</i>	54.85	
			<i>For Aluminum, Add</i>	3.09	
			<i>For Galvanized Steel, Add</i>	10.63	
			<i>For 304 Stainless Steel, Add</i>	48.85	
05 12 23 00-0618	LF		3-1/16" x 4" x 3-1/16" x 1/4" Structural Zee.....	28.29	5.49
			<i>For >100 To 250, Deduct</i>	-0.55	
			<i>For >250 To 500, Deduct</i>	-1.26	
			<i>For >500 To 1,000, Deduct</i>	-2.15	
			<i>For >1,000, Deduct</i>	-3.04	
			<i>For 316 Stainless Steel, Add</i>	67.10	
			<i>For Aluminum, Add</i>	3.77	
			<i>For Galvanized Steel, Add</i>	13.00	
			<i>For 304 Stainless Steel, Add</i>	59.76	



MINOR CSI UOM DESCRIPTION	TOTAL DIRECT UNIT COST	DEMOLITION UNIT COST
05 12 23 00-0619 LF 3-1/4" x 5" x 3-1/4" x 5/16" Structural Zee.....	38.03	6.27
For >100 To 250, Deduct	-0.63	
For >250 To 500, Deduct	-1.98	
For >500 To 1,000, Deduct	-2.74	
For >1,000, Deduct	-3.90	
For 316 Stainless Steel, Add	94.94	
For Aluminum, Add	5.34	
For Galvanized Steel, Add	18.40	
For 304 Stainless Steel, Add	84.56	
05 12 23 00-0620 LF 3-1/2" x 6" x 3-1/2" x 3/8" Structural Zee.....	49.26	6.82
For >100 To 250, Deduct	-0.68	
For >250 To 500, Deduct	-1.91	
For >500 To 1,000, Deduct	-3.37	
For >1,000, Deduct	-4.83	
For 316 Stainless Steel, Add	128.51	
For Aluminum, Add	7.23	
For Galvanized Steel, Add	24.90	
For 304 Stainless Steel, Add	114.46	
05 12 23 00-0621 Junior I-Beams (05 12 23 00-0422)		
05 12 23 00-0622 LF 3" Junior I-Beam, 2.9 LB/LF.....	17.28	5.88
For >100 To 250, Deduct	-0.59	
For >250 To 500, Deduct	-1.02	
For >500 To 1,000, Deduct	-1.65	
For >1,000, Deduct	-2.28	
For 316 Stainless Steel, Add	30.21	
For Aluminum, Add	1.70	
For Galvanized Steel, Add	5.85	
For 304 Stainless Steel, Add	26.90	
05 12 23 00-0623 LF 4" Junior I-Beam, 3.2 LB/LF.....	19.00	6.43
For >100 To 250, Deduct	-0.64	
For >250 To 500, Deduct	-1.12	
For >500 To 1,000, Deduct	-1.81	
For >1,000, Deduct	-2.50	
For 316 Stainless Steel, Add	33.34	
For Aluminum, Add	1.88	
For Galvanized Steel, Add	6.46	
For 304 Stainless Steel, Add	29.70	
05 12 23 00-0624 LF 5" Junior I-Beam, 3.8 LB/LF.....	21.78	7.05
For >100 To 250, Deduct	-0.71	
For >250 To 500, Deduct	-1.25	
For >500 To 1,000, Deduct	-2.03	
For >1,000, Deduct	-2.81	
For 316 Stainless Steel, Add	39.58	
For Aluminum, Add	2.23	
For Galvanized Steel, Add	7.67	
For 304 Stainless Steel, Add	35.25	
05 12 23 00-0625 LF 6" Junior I-Beam, 4.4 LB/LF.....	24.57	7.69
For >100 To 250, Deduct	-0.77	
For >250 To 500, Deduct	-1.38	
For >500 To 1,000, Deduct	-2.25	
For >1,000, Deduct	-3.12	
For 316 Stainless Steel, Add	45.82	
For Aluminum, Add	2.58	
For Galvanized Steel, Add	8.88	
For 304 Stainless Steel, Add	40.81	
05 12 23 00-0626 LF 7" Junior I-Beam, 5.5 LB/LF.....	28.87	8.23
For >100 To 250, Deduct	-0.82	
For >250 To 500, Deduct	-1.54	
For >500 To 1,000, Deduct	-2.54	
For >1,000, Deduct	-3.54	
For 316 Stainless Steel, Add	57.28	
For Aluminum, Add	3.22	
For Galvanized Steel, Add	11.10	
For 304 Stainless Steel, Add	51.02	
05 12 23 00-0627 LF 8" Junior I-Beam, 6.5 LB/LF.....	32.87	8.78
For >100 To 250, Deduct	-0.88	
For >250 To 500, Deduct	-1.70	
For >500 To 1,000, Deduct	-2.81	
For >1,000, Deduct	-3.93	
For 316 Stainless Steel, Add	67.71	
For Aluminum, Add	3.81	
For Galvanized Steel, Add	13.12	
For 304 Stainless Steel, Add	60.31	
05 12 23 00-0628 LF 10" Junior I-Beam, 9 LB/LF.....	42.68	10.04
For >100 To 250, Deduct	-1.00	
For >250 To 500, Deduct	-2.07	
For >500 To 1,000, Deduct	-3.47	
For >1,000, Deduct	-4.87	
For 316 Stainless Steel, Add	93.76	
For Aluminum, Add	5.27	
For Galvanized Steel, Add	18.17	
For 304 Stainless Steel, Add	83.51	

05 Metals
05 10 Structural Metal Framing
05 12 Structural Steel Framing



MINOR		TOTAL DIRECT	DEMOLITION
CSI	UOM DESCRIPTION	UNIT COST	UNIT COST
05 12 23 00-0629	LF 12" Junior I-Beam, 11.8 LB/LF.....	54.30	11.92
	<i>For >100 To 250, Deduct</i>	-1.19	
	<i>For >250 To 500, Deduct</i>	-2.55	
	<i>For >500 To 1,000, Deduct</i>	-4.30	
	<i>For >1,000, Deduct</i>	-6.06	
	<i>For 316 Stainless Steel, Add</i>	122.91	
	<i>For Aluminum, Add</i>	6.91	
	<i>For Galvanized Steel, Add</i>	23.81	
	<i>For 304 Stainless Steel, Add</i>	109.47	
05 12 23 00-0630	Round Stock <small>(05 12 23 00-0422)</small>		
05 12 23 00-0631	LF 1/4" Carbon Steel Rounds, ASTM A108.....	2.44	
	<i>For 316 Stainless Steel, Add</i>	4.45	
	<i>For Aluminum, Add</i>	0.25	
	<i>For Galvanized Steel, Add</i>	0.86	
	<i>For 304 Stainless Steel, Add</i>	3.96	
05 12 23 00-0632	LF 3/8" Carbon Steel Rounds, ASTM A108.....	3.93	
	<i>For 316 Stainless Steel, Add</i>	8.77	
	<i>For Aluminum, Add</i>	0.49	
	<i>For Galvanized Steel, Add</i>	1.70	
	<i>For 304 Stainless Steel, Add</i>	7.81	
05 12 23 00-0633	LF 1/2" Carbon Steel Rounds, ASTM A108.....	5.49	
	<i>For 316 Stainless Steel, Add</i>	13.38	
	<i>For Aluminum, Add</i>	0.75	
	<i>For Galvanized Steel, Add</i>	2.59	
	<i>For 304 Stainless Steel, Add</i>	11.91	
05 12 23 00-0634	LF 5/8" Carbon Steel Rounds, ASTM A108.....	8.42	
	<i>For 316 Stainless Steel, Add</i>	22.30	
	<i>For Aluminum, Add</i>	1.25	
	<i>For Galvanized Steel, Add</i>	4.32	
	<i>For 304 Stainless Steel, Add</i>	19.86	
05 12 23 00-0635	LF 3/4" Carbon Steel Rounds, ASTM A108.....	10.02	
	<i>For 316 Stainless Steel, Add</i>	26.50	
	<i>For Aluminum, Add</i>	1.49	
	<i>For Galvanized Steel, Add</i>	5.13	
	<i>For 304 Stainless Steel, Add</i>	23.60	
05 12 23 00-0636	LF 7/8" Carbon Steel Rounds, ASTM A108.....	11.69	
	<i>For 316 Stainless Steel, Add</i>	30.94	
	<i>For Aluminum, Add</i>	1.74	
	<i>For Galvanized Steel, Add</i>	6.00	
	<i>For 304 Stainless Steel, Add</i>	27.56	
05 12 23 00-0637	LF 1" Carbon Steel Rounds, ASTM A108.....	17.12	
	<i>For 316 Stainless Steel, Add</i>	47.17	
	<i>For Aluminum, Add</i>	2.65	
	<i>For Galvanized Steel, Add</i>	9.14	
	<i>For 304 Stainless Steel, Add</i>	42.01	
05 12 23 00-0638	LF 1-1/8" Carbon Steel Rounds, ASTM A108.....	20.80	
	<i>For 316 Stainless Steel, Add</i>	57.28	
	<i>For Aluminum, Add</i>	3.22	
	<i>For Galvanized Steel, Add</i>	11.10	
	<i>For 304 Stainless Steel, Add</i>	51.02	
05 12 23 00-0639	LF 1-1/4" Carbon Steel Rounds, ASTM A108.....	24.81	
	<i>For 316 Stainless Steel, Add</i>	67.42	
	<i>For Aluminum, Add</i>	3.79	
	<i>For Galvanized Steel, Add</i>	13.06	
	<i>For 304 Stainless Steel, Add</i>	60.05	
05 12 23 00-0640	LF 1-3/8" Carbon Steel Rounds, ASTM A108.....	30.06	
	<i>For 316 Stainless Steel, Add</i>	82.27	
	<i>For Aluminum, Add</i>	4.63	
	<i>For Galvanized Steel, Add</i>	15.94	
	<i>For 304 Stainless Steel, Add</i>	73.27	
05 12 23 00-0641	LF 1-1/2" Carbon Steel Rounds, ASTM A108.....	33.43	
	<i>For 316 Stainless Steel, Add</i>	90.24	
	<i>For Aluminum, Add</i>	5.08	
	<i>For Galvanized Steel, Add</i>	17.48	
	<i>For 304 Stainless Steel, Add</i>	80.37	
05 12 23 00-0642	LF 1-5/8" Carbon Steel Rounds, ASTM A108.....	38.49	
	<i>For 316 Stainless Steel, Add</i>	102.27	
	<i>For Aluminum, Add</i>	5.75	
	<i>For Galvanized Steel, Add</i>	19.82	
	<i>For 304 Stainless Steel, Add</i>	91.09	
05 12 23 00-0643	LF 1-3/4" Carbon Steel Rounds, ASTM A108.....	45.92	
	<i>For 316 Stainless Steel, Add</i>	119.04	
	<i>For Aluminum, Add</i>	6.70	
	<i>For Galvanized Steel, Add</i>	23.06	
	<i>For 304 Stainless Steel, Add</i>	106.02	
05 12 23 00-0644	LF 1-7/8" Carbon Steel Rounds, ASTM A108.....	55.07	
	<i>For 316 Stainless Steel, Add</i>	139.42	
	<i>For Aluminum, Add</i>	7.84	
	<i>For Galvanized Steel, Add</i>	27.01	
	<i>For 304 Stainless Steel, Add</i>	124.17	



MINOR	CSI	UOM	DESCRIPTION	TOTAL DIRECT UNIT COST	DEMOLITION UNIT COST
05 12 23 00-0645	LF		2" Carbon Steel Rounds, ASTM A108.....	62.70	
			<i>For 316 Stainless Steel, Add</i>	155.10	
			<i>For Aluminum, Add</i>	8.72	
			<i>For Galvanized Steel, Add</i>	30.05	
			<i>For 304 Stainless Steel, Add</i>	138.14	
05 12 23 00-0646	LF		2-1/8" Carbon Steel Rounds, ASTM A108.....	73.03	
			<i>For 316 Stainless Steel, Add</i>	177.12	
			<i>For Aluminum, Add</i>	9.96	
			<i>For Galvanized Steel, Add</i>	34.32	
			<i>For 304 Stainless Steel, Add</i>	157.75	
05 12 23 00-0647	LF		2-1/4" Carbon Steel Rounds, ASTM A108.....	82.56	
			<i>For 316 Stainless Steel, Add</i>	199.17	
			<i>For Aluminum, Add</i>	11.20	
			<i>For Galvanized Steel, Add</i>	38.59	
			<i>For 304 Stainless Steel, Add</i>	177.38	
05 12 23 00-0648	LF		2-3/8" Carbon Steel Rounds, ASTM A108.....	94.56	
			<i>For 316 Stainless Steel, Add</i>	227.81	
			<i>For Aluminum, Add</i>	12.81	
			<i>For Galvanized Steel, Add</i>	44.14	
			<i>For 304 Stainless Steel, Add</i>	202.89	
05 12 23 00-0649	LF		2-1/2" Carbon Steel Rounds, ASTM A108.....	104.16	
			<i>For 316 Stainless Steel, Add</i>	245.50	
			<i>For Aluminum, Add</i>	13.81	
			<i>For Galvanized Steel, Add</i>	47.57	
			<i>For 304 Stainless Steel, Add</i>	218.65	
05 12 23 00-0650	LF		2-5/8" Carbon Steel Rounds, ASTM A108.....	127.94	
			<i>For 316 Stainless Steel, Add</i>	311.84	
			<i>For Aluminum, Add</i>	17.54	
			<i>For Galvanized Steel, Add</i>	60.42	
			<i>For 304 Stainless Steel, Add</i>	277.73	
05 12 23 00-0651	LF		2-3/4" Carbon Steel Rounds, ASTM A108.....	145.69	
			<i>For 316 Stainless Steel, Add</i>	355.62	
			<i>For Aluminum, Add</i>	20.00	
			<i>For Galvanized Steel, Add</i>	68.90	
			<i>For 304 Stainless Steel, Add</i>	316.72	
05 12 23 00-0652	LF		2-7/8" Carbon Steel Rounds, ASTM A108.....	162.47	
			<i>For 316 Stainless Steel, Add</i>	396.29	
			<i>For Aluminum, Add</i>	22.29	
			<i>For Galvanized Steel, Add</i>	76.78	
			<i>For 304 Stainless Steel, Add</i>	352.94	
05 12 23 00-0653	LF		3" Carbon Steel Rounds, ASTM A108.....	170.24	
			<i>For 316 Stainless Steel, Add</i>	408.16	
			<i>For Aluminum, Add</i>	22.96	
			<i>For Galvanized Steel, Add</i>	79.08	
			<i>For 304 Stainless Steel, Add</i>	363.52	
05 12 23 00-0654	LF		3-1/8" Carbon Steel Rounds, ASTM A108.....	177.13	
			<i>For 316 Stainless Steel, Add</i>	417.22	
			<i>For Aluminum, Add</i>	23.47	
			<i>For Galvanized Steel, Add</i>	80.84	
			<i>For 304 Stainless Steel, Add</i>	371.58	
05 12 23 00-0655	LF		3-1/4" Carbon Steel Rounds, ASTM A108.....	186.52	
			<i>For 316 Stainless Steel, Add</i>	434.24	
			<i>For Aluminum, Add</i>	24.43	
			<i>For Galvanized Steel, Add</i>	84.13	
			<i>For 304 Stainless Steel, Add</i>	386.75	
05 12 23 00-0656	LF		3-1/2" Carbon Steel Rounds, ASTM A108.....	228.08	
			<i>For 316 Stainless Steel, Add</i>	550.98	
			<i>For Aluminum, Add</i>	30.99	
			<i>For Galvanized Steel, Add</i>	106.75	
			<i>For 304 Stainless Steel, Add</i>	490.71	
05 12 23 00-0657	LF		3-5/8" Carbon Steel Rounds, ASTM A108.....	253.61	
			<i>For 316 Stainless Steel, Add</i>	616.38	
			<i>For Aluminum, Add</i>	34.67	
			<i>For Galvanized Steel, Add</i>	119.42	
			<i>For 304 Stainless Steel, Add</i>	548.97	
05 12 23 00-0658	LF		3-3/4" Carbon Steel Rounds, ASTM A108.....	272.11	
			<i>For 316 Stainless Steel, Add</i>	659.33	
			<i>For Aluminum, Add</i>	37.09	
			<i>For Galvanized Steel, Add</i>	127.74	
			<i>For 304 Stainless Steel, Add</i>	587.21	
05 12 23 00-0659	LF		4" Carbon Steel Rounds, ASTM A108.....	305.74	
			<i>For 316 Stainless Steel, Add</i>	750.69	
			<i>For Aluminum, Add</i>	42.23	
			<i>For Galvanized Steel, Add</i>	145.45	
			<i>For 304 Stainless Steel, Add</i>	668.58	
05 12 23 00-0660			Square Stock (05 12 23 00-0422)		
05 12 23 00-0661	LF		3/8" Square Bar Stock.....	1.91	
			<i>For 316 Stainless Steel, Add</i>	2.30	
			<i>For Aluminum, Add</i>	0.13	
			<i>For Galvanized Steel, Add</i>	0.45	
			<i>For 304 Stainless Steel, Add</i>	2.05	

05	05 Metals
	05 10 Structural Metal Framing
	05 12 Structural Steel Framing



MINOR CSI	UOM	DESCRIPTION	TOTAL DIRECT UNIT COST	DEMOLITION UNIT COST
05 12 23 00-0662	LF	1/2" Square Bar Stock	2.59	
		For 316 Stainless Steel, Add	4.10	
		For Aluminum, Add	0.23	
		For Galvanized Steel, Add	0.79	
		For 304 Stainless Steel, Add	3.65	
05 12 23 00-0663	LF	5/8" Square Bar Stock	3.45	
		For 316 Stainless Steel, Add	6.40	
		For Aluminum, Add	0.36	
		For Galvanized Steel, Add	1.24	
		For 304 Stainless Steel, Add	5.70	
05 12 23 00-0664	LF	3/4" Square Bar Stock	4.62	
		For 316 Stainless Steel, Add	9.22	
		For Aluminum, Add	0.52	
		For Galvanized Steel, Add	1.79	
		For 304 Stainless Steel, Add	8.21	
05 12 23 00-0665	LF	7/8" Square Bar Stock	6.04	
		For 316 Stainless Steel, Add	12.86	
		For Aluminum, Add	0.72	
		For Galvanized Steel, Add	2.49	
		For 304 Stainless Steel, Add	11.46	
05 12 23 00-0666	LF	1" Square Bar Stock	7.52	
		For 316 Stainless Steel, Add	16.45	
		For Aluminum, Add	0.93	
		For Galvanized Steel, Add	3.19	
		For 304 Stainless Steel, Add	14.65	
05 12 23 00-0667	LF	1-1/4" Square Bar Stock	11.76	
		For 316 Stainless Steel, Add	25.66	
		For Aluminum, Add	1.44	
		For Galvanized Steel, Add	4.97	
		For 304 Stainless Steel, Add	22.86	
05 12 23 00-0668	LF	1-1/2" Square Bar Stock	16.79	
		For 316 Stainless Steel, Add	36.99	
		For Aluminum, Add	2.08	
		For Galvanized Steel, Add	7.17	
		For 304 Stainless Steel, Add	32.95	
05 12 23 00-0669	LF	1-3/4" Square Bar Stock	24.79	
		For 316 Stainless Steel, Add	51.42	
		For Aluminum, Add	2.89	
		For Galvanized Steel, Add	9.96	
		For 304 Stainless Steel, Add	45.80	
05 12 23 00-0670	LF	2" Square Bar Stock	35.19	
		For 316 Stainless Steel, Add	65.79	
		For Aluminum, Add	3.70	
		For Galvanized Steel, Add	12.75	
		For 304 Stainless Steel, Add	58.60	
05 12 23 00-0671		Steel Tubing <small>(05 12 23 00-0422)</small>		
		Note: General purpose low-carbon steel.		
05 12 23 00-0672		Square Steel Tubing <small>(05 12 23 00-0671)</small>		
05 12 23 00-0673		0.06" Wall Thickness <small>(05 12 23 00-0672)</small>		
05 12 23 00-0674	LF	1/2" x 1/2" x 0.06" Square Steel Tubing	2.64	0.56
		For >100 To 250, Deduct	-0.06	
		For >250 To 500, Deduct	-0.12	
		For >500 To 1,000, Deduct	-0.21	
		For >1,000, Deduct	-0.29	
		For 316 Stainless Steel, Add	6.05	
		For Aluminum, Add	0.34	
		For Galvanized Steel, Add	1.17	
		For 304 Stainless Steel, Add	5.39	
05 12 23 00-0675	LF	3/4" x 3/4" x 0.06" Square Steel Tubing	4.06	0.89
		For >100 To 250, Deduct	-0.09	
		For >250 To 500, Deduct	-0.19	
		For >500 To 1,000, Deduct	-0.32	
		For >1,000, Deduct	-0.45	
		For 316 Stainless Steel, Add	9.22	
		For Aluminum, Add	0.52	
		For Galvanized Steel, Add	1.79	
		For 304 Stainless Steel, Add	8.21	
05 12 23 00-0676	LF	1" x 1" x 0.06" Square Steel Tubing	5.45	1.60
		For >100 To 250, Deduct	-0.12	
		For >250 To 500, Deduct	-0.26	
		For >500 To 1,000, Deduct	-0.43	
		For >1,000, Deduct	-0.61	
		For 316 Stainless Steel, Add	12.32	
		For Aluminum, Add	0.69	
		For Galvanized Steel, Add	2.39	
		For 304 Stainless Steel, Add	10.97	



MINOR	CSI	UOM	DESCRIPTION	TOTAL DIRECT UNIT COST	DEMOLITION UNIT COST
05 12 23 00-0677	LF		1-1/4" x 1-1/4" x 0.06" Square Steel Tubing	7.22	1.52
			<i>For >100 To 250, Deduct</i>	-0.15	
			<i>For >250 To 500, Deduct</i>	-0.33	
			<i>For >500 To 1,000, Deduct</i>	-0.57	
			<i>For >1,000, Deduct</i>	-0.80	
			<i>For 316 Stainless Steel, Add</i>	16.88	
			<i>For Aluminum, Add</i>	0.93	
			<i>For Galvanized Steel, Add</i>	3.21	
			<i>For 304 Stainless Steel, Add</i>	14.76	
05 12 23 00-0678	LF		1-1/2" x 1-1/2" x 0.06" Square Steel Tubing	8.55	1.84
			<i>For >100 To 250, Deduct</i>	-0.18	
			<i>For >250 To 500, Deduct</i>	-0.40	
			<i>For >500 To 1,000, Deduct</i>	-0.67	
			<i>For >1,000, Deduct</i>	-0.95	
			<i>For 316 Stainless Steel, Add</i>	19.49	
			<i>For Aluminum, Add</i>	1.10	
			<i>For Galvanized Steel, Add</i>	3.78	
			<i>For 304 Stainless Steel, Add</i>	17.36	
05 12 23 00-0679			0.083" Wall Thickness <small>(05 12 23 00-0672)</small>		
05 12 23 00-0680	LF		3/4" x 3/4" x 0.083" Square Steel Tubing	4.72	1.04
			<i>For >100 To 250, Deduct</i>	-0.10	
			<i>For >250 To 500, Deduct</i>	-0.22	
			<i>For >500 To 1,000, Deduct</i>	-0.37	
			<i>For >1,000, Deduct</i>	-0.53	
			<i>For 316 Stainless Steel, Add</i>	10.69	
			<i>For Aluminum, Add</i>	0.60	
			<i>For Galvanized Steel, Add</i>	2.07	
			<i>For 304 Stainless Steel, Add</i>	9.52	
05 12 23 00-0681	LF		1" x 1" x 0.083" Square Steel Tubing	6.88	1.42
			<i>For >100 To 250, Deduct</i>	-0.14	
			<i>For >250 To 500, Deduct</i>	-0.31	
			<i>For >500 To 1,000, Deduct</i>	-0.53	
			<i>For >1,000, Deduct</i>	-0.75	
			<i>For 316 Stainless Steel, Add</i>	15.97	
			<i>For Aluminum, Add</i>	0.90	
			<i>For Galvanized Steel, Add</i>	3.09	
			<i>For 304 Stainless Steel, Add</i>	14.22	
05 12 23 00-0682	LF		1-1/4" x 1-1/4" x 0.083" Square Steel Tubing	8.30	1.80
			<i>For >100 To 250, Deduct</i>	-0.18	
			<i>For >250 To 500, Deduct</i>	-0.39	
			<i>For >500 To 1,000, Deduct</i>	-0.66	
			<i>For >1,000, Deduct</i>	-0.92	
			<i>For 316 Stainless Steel, Add</i>	18.85	
			<i>For Aluminum, Add</i>	1.06	
			<i>For Galvanized Steel, Add</i>	3.65	
			<i>For 304 Stainless Steel, Add</i>	16.79	
05 12 23 00-0683	LF		1-1/2" x 1-1/2" x 0.083" Square Steel Tubing	10.04	2.20
			<i>For >100 To 250, Deduct</i>	-0.22	
			<i>For >250 To 500, Deduct</i>	-0.47	
			<i>For >500 To 1,000, Deduct</i>	-0.80	
			<i>For >1,000, Deduct</i>	-1.12	
			<i>For 316 Stainless Steel, Add</i>	22.75	
			<i>For Aluminum, Add</i>	1.28	
			<i>For Galvanized Steel, Add</i>	4.41	
			<i>For 304 Stainless Steel, Add</i>	20.26	
05 12 23 00-0684	LF		2" x 2" x 0.083" Square Steel Tubing	12.85	2.93
			<i>For >100 To 250, Deduct</i>	-0.29	
			<i>For >250 To 500, Deduct</i>	-0.61	
			<i>For >500 To 1,000, Deduct</i>	-1.03	
			<i>For >1,000, Deduct</i>	-1.45	
			<i>For 316 Stainless Steel, Add</i>	28.64	
			<i>For Aluminum, Add</i>	1.61	
			<i>For Galvanized Steel, Add</i>	5.55	
			<i>For 304 Stainless Steel, Add</i>	25.51	
05 12 23 00-0685			0.12" Wall Thickness <small>(05 12 23 00-0672)</small>		
05 12 23 00-0686	LF		1" x 1" x 0.12" Square Steel Tubing	7.58	1.69
			<i>For >100 To 250, Deduct</i>	-0.17	
			<i>For >250 To 500, Deduct</i>	-0.36	
			<i>For >500 To 1,000, Deduct</i>	-0.61	
			<i>For >1,000, Deduct</i>	-0.85	
			<i>For 316 Stainless Steel, Add</i>	17.02	
			<i>For Aluminum, Add</i>	0.96	
			<i>For Galvanized Steel, Add</i>	3.30	
			<i>For 304 Stainless Steel, Add</i>	15.16	

05	05 Metals
	05 10 Structural Metal Framing
	05 12 Structural Steel Framing



MINOR	CSI	UOM	DESCRIPTION	TOTAL DIRECT UNIT COST	DEMOLITION UNIT COST
05 12 23 00-0687	LF		1-1/4" x 1-1/4" x 0.12" Square Steel Tubing.....	9.76	2.17
			<i>For >100 To 250, Deduct</i>	-0.22	
			<i>For >250 To 500, Deduct</i>	-0.46	
			<i>For >500 To 1,000, Deduct</i>	-0.78	
			<i>For >1,000, Deduct</i>	-1.09	
			<i>For 316 Stainless Steel, Add</i>	21.98	
			<i>For Aluminum, Add</i>	1.24	
			<i>For Galvanized Steel, Add</i>	4.26	
			<i>For 304 Stainless Steel, Add</i>	19.58	
05 12 23 00-0688	LF		1-1/2" x 1-1/2" x 0.12" Square Steel Tubing.....	11.99	2.65
			<i>For >100 To 250, Deduct</i>	-0.27	
			<i>For >250 To 500, Deduct</i>	-0.57	
			<i>For >500 To 1,000, Deduct</i>	-0.95	
			<i>For >1,000, Deduct</i>	-1.34	
			<i>For 316 Stainless Steel, Add</i>	27.04	
			<i>For Aluminum, Add</i>	1.52	
			<i>For Galvanized Steel, Add</i>	5.24	
			<i>For 304 Stainless Steel, Add</i>	24.08	
05 12 23 00-0689	LF		2" x 2" x 0.12" Square Steel Tubing.....	16.22	3.61
			<i>For >100 To 250, Deduct</i>	-0.36	
			<i>For >250 To 500, Deduct</i>	-0.77	
			<i>For >500 To 1,000, Deduct</i>	-1.29	
			<i>For >1,000, Deduct</i>	-1.82	
			<i>For 316 Stainless Steel, Add</i>	36.48	
			<i>For Aluminum, Add</i>	2.05	
			<i>For Galvanized Steel, Add</i>	7.07	
			<i>For 304 Stainless Steel, Add</i>	32.49	
05 12 23 00-0690			1/8" Wall Thickness <small>(05 12 23 00-0672)</small>		
05 12 23 00-0691	LF		2" x 2" x 1/8" Square Steel Tubing.....	14.51	3.75
			<i>For >100 To 250, Deduct</i>	-0.38	
			<i>For >250 To 500, Deduct</i>	-0.74	
			<i>For >500 To 1,000, Deduct</i>	-1.23	
			<i>For >1,000, Deduct</i>	-1.71	
			<i>For 316 Stainless Steel, Add</i>	30.40	
			<i>For Aluminum, Add</i>	1.71	
			<i>For Galvanized Steel, Add</i>	5.89	
			<i>For 304 Stainless Steel, Add</i>	27.08	
05 12 23 00-0692	LF		2-1/2" x 2-1/2" x 1/8" Square Steel Tubing.....	19.18	4.76
			<i>For >100 To 250, Deduct</i>	-0.48	
			<i>For >250 To 500, Deduct</i>	-0.96	
			<i>For >500 To 1,000, Deduct</i>	-1.59	
			<i>For >1,000, Deduct</i>	-2.23	
			<i>For 316 Stainless Steel, Add</i>	41.09	
			<i>For Aluminum, Add</i>	2.31	
			<i>For Galvanized Steel, Add</i>	7.96	
			<i>For 304 Stainless Steel, Add</i>	36.59	
05 12 23 00-0693	LF		3" x 3" x 1/8" Square Steel Tubing.....	22.43	5.75
			<i>For >100 To 250, Deduct</i>	-0.58	
			<i>For >250 To 500, Deduct</i>	-1.14	
			<i>For >500 To 1,000, Deduct</i>	-1.89	
			<i>For >1,000, Deduct</i>	-2.64	
			<i>For 316 Stainless Steel, Add</i>	47.23	
			<i>For Aluminum, Add</i>	2.66	
			<i>For Galvanized Steel, Add</i>	9.15	
			<i>For 304 Stainless Steel, Add</i>	42.07	
05 12 23 00-0694	LF		3-1/2" x 3-1/2" x 1/8" Square Steel Tubing.....	25.98	6.75
			<i>For >100 To 250, Deduct</i>	-0.68	
			<i>For >250 To 500, Deduct</i>	-1.33	
			<i>For >500 To 1,000, Deduct</i>	-2.20	
			<i>For >1,000, Deduct</i>	-3.07	
			<i>For 316 Stainless Steel, Add</i>	54.30	
			<i>For Aluminum, Add</i>	3.05	
			<i>For Galvanized Steel, Add</i>	10.52	
			<i>For 304 Stainless Steel, Add</i>	48.36	
05 12 23 00-0695	LF		4" x 4" x 1/8" Square Steel Tubing.....	28.56	7.76
			<i>For >100 To 250, Deduct</i>	-0.78	
			<i>For >250 To 500, Deduct</i>	-1.49	
			<i>For >500 To 1,000, Deduct</i>	-2.46	
			<i>For >1,000, Deduct</i>	-3.43	
			<i>For 316 Stainless Steel, Add</i>	58.30	
			<i>For Aluminum, Add</i>	3.28	
			<i>For Galvanized Steel, Add</i>	11.30	
			<i>For 304 Stainless Steel, Add</i>	51.93	
05 12 23 00-0696			3/16" Wall Thickness <small>(05 12 23 00-0672)</small>		



MINOR	CSI	UOM	DESCRIPTION	TOTAL DIRECT UNIT COST	DEMOLITION UNIT COST
05 12 23 00-0697	LF	2" x 2" x 3/16"	Square Steel Tubing	16.45	4.23
			<i>For >100 To 250, Deduct</i>	-0.42	
			<i>For >250 To 500, Deduct</i>	-0.83	
			<i>For >500 To 1,000, Deduct</i>	-1.39	
			<i>For >1,000, Deduct</i>	-1.94	
			<i>For 316 Stainless Steel, Add</i>	34.59	
			<i>For Aluminum, Add</i>	1.95	
			<i>For Galvanized Steel, Add</i>	6.70	
			<i>For 304 Stainless Steel, Add</i>	30.81	
05 12 23 00-0698	LF	2-1/2" x 2-1/2" x 3/16"	Square Steel Tubing	21.30	5.48
			<i>For >100 To 250, Deduct</i>	-0.55	
			<i>For >250 To 500, Deduct</i>	-1.08	
			<i>For >500 To 1,000, Deduct</i>	-1.80	
			<i>For >1,000, Deduct</i>	-2.51	
			<i>For 316 Stainless Steel, Add</i>	44.77	
			<i>For Aluminum, Add</i>	2.52	
			<i>For Galvanized Steel, Add</i>	8.67	
			<i>For 304 Stainless Steel, Add</i>	39.87	
05 12 23 00-0699	LF	3" x 3" x 3/16"	Square Steel Tubing	26.18	6.73
			<i>For >100 To 250, Deduct</i>	-0.67	
			<i>For >250 To 500, Deduct</i>	-1.33	
			<i>For >500 To 1,000, Deduct</i>	-2.21	
			<i>For >1,000, Deduct</i>	-3.09	
			<i>For 316 Stainless Steel, Add</i>	55.04	
			<i>For Aluminum, Add</i>	3.10	
			<i>For Galvanized Steel, Add</i>	10.66	
			<i>For 304 Stainless Steel, Add</i>	49.02	
05 12 23 00-0700	LF	3-1/2" x 3-1/2" x 3/16"	Square Steel Tubing	31.05	7.99
			<i>For >100 To 250, Deduct</i>	-0.80	
			<i>For >250 To 500, Deduct</i>	-1.58	
			<i>For >500 To 1,000, Deduct</i>	-2.62	
			<i>For >1,000, Deduct</i>	-3.66	
			<i>For 316 Stainless Steel, Add</i>	65.28	
			<i>For Aluminum, Add</i>	3.67	
			<i>For Galvanized Steel, Add</i>	12.65	
			<i>For 304 Stainless Steel, Add</i>	58.14	
05 12 23 00-0701	LF	4" x 4" x 3/16"	Square Steel Tubing	35.89	9.23
			<i>For >100 To 250, Deduct</i>	-0.92	
			<i>For >250 To 500, Deduct</i>	-1.82	
			<i>For >500 To 1,000, Deduct</i>	-3.03	
			<i>For >1,000, Deduct</i>	-4.23	
			<i>For 316 Stainless Steel, Add</i>	75.46	
			<i>For Aluminum, Add</i>	4.24	
			<i>For Galvanized Steel, Add</i>	14.62	
			<i>For 304 Stainless Steel, Add</i>	67.20	
05 12 23 00-0702	LF	4-1/2" x 4-1/2" x 3/16"	Square Steel Tubing	40.77	10.49
			<i>For >100 To 250, Deduct</i>	-1.05	
			<i>For >250 To 500, Deduct</i>	-2.07	
			<i>For >500 To 1,000, Deduct</i>	-3.44	
			<i>For >1,000, Deduct</i>	-4.81	
			<i>For 316 Stainless Steel, Add</i>	85.70	
			<i>For Aluminum, Add</i>	4.82	
			<i>For Galvanized Steel, Add</i>	16.60	
			<i>For 304 Stainless Steel, Add</i>	76.32	
05 12 23 00-0703	LF	5" x 5" x 3/16"	Square Steel Tubing	45.60	11.73
			<i>For >100 To 250, Deduct</i>	-1.17	
			<i>For >250 To 500, Deduct</i>	-2.31	
			<i>For >500 To 1,000, Deduct</i>	-3.84	
			<i>For >1,000, Deduct</i>	-5.38	
			<i>For 316 Stainless Steel, Add</i>	95.87	
			<i>For Aluminum, Add</i>	5.39	
			<i>For Galvanized Steel, Add</i>	18.58	
			<i>For 304 Stainless Steel, Add</i>	85.39	
05 12 23 00-0704	LF	6" x 6" x 3/16"	Square Steel Tubing	55.36	14.24
			<i>For >100 To 250, Deduct</i>	-1.42	
			<i>For >250 To 500, Deduct</i>	-2.81	
			<i>For >500 To 1,000, Deduct</i>	-4.67	
			<i>For >1,000, Deduct</i>	-6.53	
			<i>For 316 Stainless Steel, Add</i>	116.38	
			<i>For Aluminum, Add</i>	6.55	
			<i>For Galvanized Steel, Add</i>	22.55	
			<i>For 304 Stainless Steel, Add</i>	103.65	
05 12 23 00-0705			1/4" Wall Thickness (05 12 23 00-0672)		
05 12 23 00-0706	LF	2" x 2" x 1/4"	Square Steel Tubing	17.60	4.24
			<i>For >100 To 250, Deduct</i>	-0.42	
			<i>For >250 To 500, Deduct</i>	-0.86	
			<i>For >500 To 1,000, Deduct</i>	-1.45	
			<i>For >1,000, Deduct</i>	-2.03	
			<i>For 316 Stainless Steel, Add</i>	38.24	
			<i>For Aluminum, Add</i>	2.15	
			<i>For Galvanized Steel, Add</i>	7.41	
			<i>For 304 Stainless Steel, Add</i>	34.06	

05 Metals**05 10 Structural Metal Framing****05 12 Structural Steel Framing**

MINOR	CSI	UOM	DESCRIPTION	TOTAL DIRECT UNIT COST	DEMOLITION UNIT COST
05 12 23 00-0707	LF		2-1/2" x 2-1/2" x 1/4" Square Steel Tubing.....	23.15	5.57
			<i>For >100 To 250, Deduct</i>	-0.56	
			<i>For >250 To 500, Deduct</i>	-1.14	
			<i>For >500 To 1,000, Deduct</i>	-1.90	
			<i>For >1,000, Deduct</i>	-2.67	
			<i>For 316 Stainless Steel, Add</i>	50.27	
			<i>For Aluminum, Add</i>	2.83	
			<i>For Galvanized Steel, Add</i>	9.74	
			<i>For 304 Stainless Steel, Add</i>	44.77	
05 12 23 00-0708	LF		3" x 3" x 1/4" Square Steel Tubing.....	28.67	6.90
			<i>For >100 To 250, Deduct</i>	-0.69	
			<i>For >250 To 500, Deduct</i>	-1.41	
			<i>For >500 To 1,000, Deduct</i>	-2.35	
			<i>For >1,000, Deduct</i>	-3.30	
			<i>For 316 Stainless Steel, Add</i>	62.27	
			<i>For Aluminum, Add</i>	3.50	
			<i>For Galvanized Steel, Add</i>	12.07	
			<i>For 304 Stainless Steel, Add</i>	55.46	
05 12 23 00-0709	LF		3-1/2" x 3-1/2" x 1/4" Square Steel Tubing.....	34.20	8.24
			<i>For >100 To 250, Deduct</i>	-0.82	
			<i>For >250 To 500, Deduct</i>	-1.68	
			<i>For >500 To 1,000, Deduct</i>	-2.81	
			<i>For >1,000, Deduct</i>	-3.94	
			<i>For 316 Stainless Steel, Add</i>	74.30	
			<i>For Aluminum, Add</i>	4.18	
			<i>For Galvanized Steel, Add</i>	14.40	
			<i>For 304 Stainless Steel, Add</i>	66.18	
05 12 23 00-0710	LF		4" x 4" x 1/4" Square Steel Tubing.....	39.74	9.57
			<i>For >100 To 250, Deduct</i>	-0.96	
			<i>For >250 To 500, Deduct</i>	-1.95	
			<i>For >500 To 1,000, Deduct</i>	-3.26	
			<i>For >1,000, Deduct</i>	-4.58	
			<i>For 316 Stainless Steel, Add</i>	86.30	
			<i>For Aluminum, Add</i>	4.85	
			<i>For Galvanized Steel, Add</i>	16.72	
			<i>For 304 Stainless Steel, Add</i>	76.86	
05 12 23 00-0711	LF		4-1/2" x 4-1/2" x 1/4" Square Steel Tubing.....	45.27	10.90
			<i>For >100 To 250, Deduct</i>	-1.09	
			<i>For >250 To 500, Deduct</i>	-2.22	
			<i>For >500 To 1,000, Deduct</i>	-3.72	
			<i>For >1,000, Deduct</i>	-5.21	
			<i>For 316 Stainless Steel, Add</i>	98.34	
			<i>For Aluminum, Add</i>	5.53	
			<i>For Galvanized Steel, Add</i>	19.05	
			<i>For 304 Stainless Steel, Add</i>	87.58	
05 12 23 00-0712	LF		5" x 5" x 1/4" Square Steel Tubing.....	50.84	12.24
			<i>For >100 To 250, Deduct</i>	-1.22	
			<i>For >250 To 500, Deduct</i>	-2.50	
			<i>For >500 To 1,000, Deduct</i>	-4.18	
			<i>For >1,000, Deduct</i>	-5.85	
			<i>For 316 Stainless Steel, Add</i>	110.43	
			<i>For Aluminum, Add</i>	6.21	
			<i>For Galvanized Steel, Add</i>	21.40	
			<i>For 304 Stainless Steel, Add</i>	98.35	
05 12 23 00-0713	LF		6" x 6" x 1/4" Square Steel Tubing.....	61.90	14.91
			<i>For >100 To 250, Deduct</i>	-1.49	
			<i>For >250 To 500, Deduct</i>	-3.04	
			<i>For >500 To 1,000, Deduct</i>	-5.08	
			<i>For >1,000, Deduct</i>	-7.13	
			<i>For 316 Stainless Steel, Add</i>	134.46	
			<i>For Aluminum, Add</i>	7.56	
			<i>For Galvanized Steel, Add</i>	26.05	
			<i>For 304 Stainless Steel, Add</i>	119.76	
05 12 23 00-0714			Rectangular Steel Tubing (05 12 23 00-0671)		
05 12 23 00-0715			3/16" Wall Thickness (05 12 23 00-0714)		
05 12 23 00-0716	LF		3" x 2" x 3/16" Square Steel Tubing.....	21.30	5.48
			<i>For >100 To 250, Deduct</i>	-0.55	
			<i>For >250 To 500, Deduct</i>	-1.08	
			<i>For >500 To 1,000, Deduct</i>	-1.80	
			<i>For >1,000, Deduct</i>	-2.51	
			<i>For 316 Stainless Steel, Add</i>	44.77	
			<i>For Aluminum, Add</i>	2.52	
			<i>For Galvanized Steel, Add</i>	8.67	
			<i>For 304 Stainless Steel, Add</i>	39.87	
05 12 23 00-0717	LF		4" x 2" x 3/16" Square Steel Tubing.....	26.18	6.73
			<i>For >100 To 250, Deduct</i>	-0.67	
			<i>For >250 To 500, Deduct</i>	-1.33	
			<i>For >500 To 1,000, Deduct</i>	-2.21	
			<i>For >1,000, Deduct</i>	-3.09	
			<i>For 316 Stainless Steel, Add</i>	55.04	
			<i>For Aluminum, Add</i>	3.10	
			<i>For Galvanized Steel, Add</i>	10.66	
			<i>For 304 Stainless Steel, Add</i>	49.02	



MINOR	CSI	UOM	DESCRIPTION	TOTAL DIRECT UNIT COST	DEMOLITION UNIT COST
05 12 23 00-0718	LF		4" x 3" x 3/16" Square Steel Tubing.....	31.05	7.99
			For >100 To 250, Deduct	-0.80	
			For >250 To 500, Deduct	-1.58	
			For >500 To 1,000, Deduct	-2.62	
			For >1,000, Deduct	-3.66	
			For 316 Stainless Steel, Add	65.28	
			For Aluminum, Add	3.67	
			For Galvanized Steel, Add	12.65	
			For 304 Stainless Steel, Add	58.14	
05 12 23 00-0719	LF		5" x 2" x 3/16" Square Steel Tubing.....	31.05	7.99
			For >100 To 250, Deduct	-0.80	
			For >250 To 500, Deduct	-1.58	
			For >500 To 1,000, Deduct	-2.62	
			For >1,000, Deduct	-3.66	
			For 316 Stainless Steel, Add	65.28	
			For Aluminum, Add	3.67	
			For Galvanized Steel, Add	12.65	
			For 304 Stainless Steel, Add	58.14	
05 12 23 00-0720	LF		5" x 3" x 3/16" Square Steel Tubing.....	35.89	9.23
			For >100 To 250, Deduct	-0.92	
			For >250 To 500, Deduct	-1.82	
			For >500 To 1,000, Deduct	-3.03	
			For >1,000, Deduct	-4.23	
			For 316 Stainless Steel, Add	75.46	
			For Aluminum, Add	4.24	
			For Galvanized Steel, Add	14.62	
			For 304 Stainless Steel, Add	67.20	
05 12 23 00-0721	LF		5" x 4" x 3/16" Square Steel Tubing.....	40.77	10.49
			For >100 To 250, Deduct	-1.05	
			For >250 To 500, Deduct	-2.07	
			For >500 To 1,000, Deduct	-3.44	
			For >1,000, Deduct	-4.81	
			For 316 Stainless Steel, Add	85.70	
			For Aluminum, Add	4.82	
			For Galvanized Steel, Add	16.60	
			For 304 Stainless Steel, Add	76.32	
05 12 23 00-0722	LF		6" x 2" x 3/16" Square Steel Tubing.....	35.89	9.23
			For >100 To 250, Deduct	-0.92	
			For >250 To 500, Deduct	-1.82	
			For >500 To 1,000, Deduct	-3.03	
			For >1,000, Deduct	-4.23	
			For 316 Stainless Steel, Add	75.46	
			For Aluminum, Add	4.24	
			For Galvanized Steel, Add	14.62	
			For 304 Stainless Steel, Add	67.20	
05 12 23 00-0723	LF		6" x 3" x 3/16" Square Steel Tubing.....	40.77	10.49
			For >100 To 250, Deduct	-1.05	
			For >250 To 500, Deduct	-2.07	
			For >500 To 1,000, Deduct	-3.44	
			For >1,000, Deduct	-4.81	
			For 316 Stainless Steel, Add	85.70	
			For Aluminum, Add	4.82	
			For Galvanized Steel, Add	16.60	
			For 304 Stainless Steel, Add	76.32	
05 12 23 00-0724	LF		6" x 4" x 3/16" Square Steel Tubing.....	45.60	11.73
			For >100 To 250, Deduct	-1.17	
			For >250 To 500, Deduct	-2.31	
			For >500 To 1,000, Deduct	-3.84	
			For >1,000, Deduct	-5.38	
			For 316 Stainless Steel, Add	95.87	
			For Aluminum, Add	5.39	
			For Galvanized Steel, Add	18.58	
			For 304 Stainless Steel, Add	85.39	
05 12 23 00-0725			1/4" Wall Thickness (05 12 23 00-0714)		
05 12 23 00-0726	LF		3" x 2" x 1/4" Square Steel Tubing.....	23.15	5.57
			For >100 To 250, Deduct	-0.56	
			For >250 To 500, Deduct	-1.14	
			For >500 To 1,000, Deduct	-1.90	
			For >1,000, Deduct	-2.67	
			For 316 Stainless Steel, Add	50.27	
			For Aluminum, Add	2.83	
			For Galvanized Steel, Add	9.74	
			For 304 Stainless Steel, Add	44.77	
05 12 23 00-0727	LF		4" x 2" x 1/4" Square Steel Tubing.....	28.67	6.90
			For >100 To 250, Deduct	-0.69	
			For >250 To 500, Deduct	-1.41	
			For >500 To 1,000, Deduct	-2.35	
			For >1,000, Deduct	-3.30	
			For 316 Stainless Steel, Add	62.27	
			For Aluminum, Add	3.50	
			For Galvanized Steel, Add	12.07	
			For 304 Stainless Steel, Add	55.46	

05 Metals**05 10 Structural Metal Framing****05 12 Structural Steel Framing**

MINOR	CSI	UOM	DESCRIPTION	TOTAL DIRECT UNIT COST	DEMOLITION UNIT COST
05 12 23 00-0728	LF		4" x 3" x 1/4" Square Steel Tubing.....	34.20	8.24
			<i>For >100 To 250, Deduct</i>	-0.82	
			<i>For >250 To 500, Deduct</i>	-1.68	
			<i>For >500 To 1,000, Deduct</i>	-2.81	
			<i>For >1,000, Deduct</i>	-3.94	
			<i>For 316 Stainless Steel, Add</i>	74.30	
			<i>For Aluminum, Add</i>	4.18	
			<i>For Galvanized Steel, Add</i>	14.40	
			<i>For 304 Stainless Steel, Add</i>	66.18	
05 12 23 00-0729	LF		5" x 2" x 1/4" Square Steel Tubing.....	34.20	8.24
			<i>For >100 To 250, Deduct</i>	-0.82	
			<i>For >250 To 500, Deduct</i>	-1.68	
			<i>For >500 To 1,000, Deduct</i>	-2.81	
			<i>For >1,000, Deduct</i>	-3.94	
			<i>For 316 Stainless Steel, Add</i>	74.30	
			<i>For Aluminum, Add</i>	4.18	
			<i>For Galvanized Steel, Add</i>	14.40	
			<i>For 304 Stainless Steel, Add</i>	66.18	
05 12 23 00-0730	LF		5" x 3" x 1/4" Square Steel Tubing.....	39.74	9.57
			<i>For >100 To 250, Deduct</i>	-0.96	
			<i>For >250 To 500, Deduct</i>	-1.95	
			<i>For >500 To 1,000, Deduct</i>	-3.26	
			<i>For >1,000, Deduct</i>	-4.58	
			<i>For 316 Stainless Steel, Add</i>	86.30	
			<i>For Aluminum, Add</i>	4.85	
			<i>For Galvanized Steel, Add</i>	16.72	
			<i>For 304 Stainless Steel, Add</i>	76.86	
05 12 23 00-0731	LF		5" x 4" x 1/4" Square Steel Tubing.....	45.27	10.90
			<i>For >100 To 250, Deduct</i>	-1.09	
			<i>For >250 To 500, Deduct</i>	-2.22	
			<i>For >500 To 1,000, Deduct</i>	-3.72	
			<i>For >1,000, Deduct</i>	-5.21	
			<i>For 316 Stainless Steel, Add</i>	98.34	
			<i>For Aluminum, Add</i>	5.53	
			<i>For Galvanized Steel, Add</i>	19.05	
			<i>For 304 Stainless Steel, Add</i>	87.58	
05 12 23 00-0732	LF		6" x 2" x 1/4" Square Steel Tubing.....	39.74	9.57
			<i>For >100 To 250, Deduct</i>	-0.96	
			<i>For >250 To 500, Deduct</i>	-1.95	
			<i>For >500 To 1,000, Deduct</i>	-3.26	
			<i>For >1,000, Deduct</i>	-4.58	
			<i>For 316 Stainless Steel, Add</i>	86.30	
			<i>For Aluminum, Add</i>	4.85	
			<i>For Galvanized Steel, Add</i>	16.72	
			<i>For 304 Stainless Steel, Add</i>	76.86	
05 12 23 00-0733	LF		6" x 3" x 1/4" Square Steel Tubing.....	45.27	10.90
			<i>For >100 To 250, Deduct</i>	-1.09	
			<i>For >250 To 500, Deduct</i>	-2.22	
			<i>For >500 To 1,000, Deduct</i>	-3.72	
			<i>For >1,000, Deduct</i>	-5.21	
			<i>For 316 Stainless Steel, Add</i>	98.34	
			<i>For Aluminum, Add</i>	5.53	
			<i>For Galvanized Steel, Add</i>	19.05	
			<i>For 304 Stainless Steel, Add</i>	87.58	
05 12 23 00-0734	LF		6" x 4" x 1/4" Square Steel Tubing.....	50.84	12.24
			<i>For >100 To 250, Deduct</i>	-1.22	
			<i>For >250 To 500, Deduct</i>	-2.50	
			<i>For >500 To 1,000, Deduct</i>	-4.18	
			<i>For >1,000, Deduct</i>	-5.85	
			<i>For 316 Stainless Steel, Add</i>	110.43	
			<i>For Aluminum, Add</i>	6.21	
			<i>For Galvanized Steel, Add</i>	21.40	
			<i>For 304 Stainless Steel, Add</i>	98.35	
05 12 23 00-0735			Round Steel Tubing (05 12 23 00-0671)		
05 12 23 00-0736			0.065" Wall Thickness (05 12 23 00-0735)		
05 12 23 00-0737	LF		4" Diameter x 0.065" Round Steel Tubing	4.72	1.02
			<i>For >100 To 250, Deduct</i>	-0.10	
			<i>For >250 To 500, Deduct</i>	-0.22	
			<i>For >500 To 1,000, Deduct</i>	-0.37	
			<i>For >1,000, Deduct</i>	-0.52	
			<i>For 316 Stainless Steel, Add</i>	10.75	
			<i>For Aluminum, Add</i>	0.60	
			<i>For Galvanized Steel, Add</i>	2.08	
			<i>For 304 Stainless Steel, Add</i>	9.58	
05 12 23 00-0738	LF		1-1/4" Diameter x 0.065" Round Steel Tubing	5.98	1.29
			<i>For >100 To 250, Deduct</i>	-0.13	
			<i>For >250 To 500, Deduct</i>	-0.28	
			<i>For >500 To 1,000, Deduct</i>	-0.47	
			<i>For >1,000, Deduct</i>	-0.66	
			<i>For 316 Stainless Steel, Add</i>	13.63	
			<i>For Aluminum, Add</i>	0.77	
			<i>For Galvanized Steel, Add</i>	2.64	
			<i>For 304 Stainless Steel, Add</i>	12.14	



MINOR	CSI	UOM	DESCRIPTION	TOTAL DIRECT UNIT COST	DEMOLITION UNIT COST
05 12 23 00-0739	LF		1-1/2" Diameter x 0.065" Round Steel Tubing	7.24	1.56
			<i>For >100 To 250, Deduct</i>	-0.16	
			<i>For >250 To 500, Deduct</i>	-0.34	
			<i>For >500 To 1,000, Deduct</i>	-0.57	
			<i>For >1,000, Deduct</i>	-0.80	
			<i>For 316 Stainless Steel, Add</i>	16.48	
			<i>For Aluminum, Add</i>	0.93	
			<i>For Galvanized Steel, Add</i>	3.19	
			<i>For 304 Stainless Steel, Add</i>	14.68	
05 12 23 00-0740	LF		2" Diameter x 0.065" Round Steel Tubing	9.76	2.11
			<i>For >100 To 250, Deduct</i>	-0.21	
			<i>For >250 To 500, Deduct</i>	-0.45	
			<i>For >500 To 1,000, Deduct</i>	-0.77	
			<i>For >1,000, Deduct</i>	-1.08	
			<i>For 316 Stainless Steel, Add</i>	22.24	
			<i>For Aluminum, Add</i>	1.25	
			<i>For Galvanized Steel, Add</i>	4.31	
			<i>For 304 Stainless Steel, Add</i>	19.81	
05 12 23 00-0741	LF		2-1/2" Diameter x 0.065" Round Steel Tubing	12.29	2.65
			<i>For >100 To 250, Deduct</i>	-0.27	
			<i>For >250 To 500, Deduct</i>	-0.57	
			<i>For >500 To 1,000, Deduct</i>	-0.97	
			<i>For >1,000, Deduct</i>	-1.36	
			<i>For 316 Stainless Steel, Add</i>	28.00	
			<i>For Aluminum, Add</i>	1.58	
			<i>For Galvanized Steel, Add</i>	5.43	
			<i>For 304 Stainless Steel, Add</i>	24.94	
05 12 23 00-0742	LF		3" Diameter x 0.065" Round Steel Tubing	14.80	3.19
			<i>For >100 To 250, Deduct</i>	-0.32	
			<i>For >250 To 500, Deduct</i>	-0.69	
			<i>For >500 To 1,000, Deduct</i>	-1.17	
			<i>For >1,000, Deduct</i>	-1.64	
			<i>For 316 Stainless Steel, Add</i>	33.73	
			<i>For Aluminum, Add</i>	1.90	
			<i>For Galvanized Steel, Add</i>	6.53	
			<i>For 304 Stainless Steel, Add</i>	30.04	
05 12 23 00-0743	LF		3-1/2" Diameter x 0.065" Round Steel Tubing	17.33	3.74
			<i>For >100 To 250, Deduct</i>	-0.37	
			<i>For >250 To 500, Deduct</i>	-0.81	
			<i>For >500 To 1,000, Deduct</i>	-1.37	
			<i>For >1,000, Deduct</i>	-1.92	
			<i>For 316 Stainless Steel, Add</i>	39.49	
			<i>For Aluminum, Add</i>	2.22	
			<i>For Galvanized Steel, Add</i>	7.65	
			<i>For 304 Stainless Steel, Add</i>	35.17	
05 12 23 00-0744	LF		4" Diameter x 0.065" Round Steel Tubing	19.85	4.28
			<i>For >100 To 250, Deduct</i>	-0.43	
			<i>For >250 To 500, Deduct</i>	-0.92	
			<i>For >500 To 1,000, Deduct</i>	-1.56	
			<i>For >1,000, Deduct</i>	-2.20	
			<i>For 316 Stainless Steel, Add</i>	45.25	
			<i>For Aluminum, Add</i>	2.55	
			<i>For Galvanized Steel, Add</i>	8.77	
			<i>For 304 Stainless Steel, Add</i>	40.30	
05 12 23 00-0745			0.083" Wall Thickness (05 12 23 00-0735)		
05 12 23 00-0746	LF		1" Diameter x 0.083" Round Steel Tubing	5.12	1.12
			<i>For >100 To 250, Deduct</i>	-0.11	
			<i>For >250 To 500, Deduct</i>	-0.24	
			<i>For >500 To 1,000, Deduct</i>	-0.41	
			<i>For >1,000, Deduct</i>	-0.57	
			<i>For 316 Stainless Steel, Add</i>	11.62	
			<i>For Aluminum, Add</i>	0.65	
			<i>For Galvanized Steel, Add</i>	2.25	
			<i>For 304 Stainless Steel, Add</i>	10.35	
05 12 23 00-0747	LF		1-1/4" Diameter x 0.083" Round Steel Tubing	6.51	1.42
			<i>For >100 To 250, Deduct</i>	-0.14	
			<i>For >250 To 500, Deduct</i>	-0.30	
			<i>For >500 To 1,000, Deduct</i>	-0.51	
			<i>For >1,000, Deduct</i>	-0.72	
			<i>For 316 Stainless Steel, Add</i>	14.78	
			<i>For Aluminum, Add</i>	0.83	
			<i>For Galvanized Steel, Add</i>	2.86	
			<i>For 304 Stainless Steel, Add</i>	13.17	
05 12 23 00-0748	LF		1-1/2" Diameter x 0.083" Round Steel Tubing	7.91	1.72
			<i>For >100 To 250, Deduct</i>	-0.17	
			<i>For >250 To 500, Deduct</i>	-0.37	
			<i>For >500 To 1,000, Deduct</i>	-0.63	
			<i>For >1,000, Deduct</i>	-0.88	
			<i>For 316 Stainless Steel, Add</i>	17.95	
			<i>For Aluminum, Add</i>	1.01	
			<i>For Galvanized Steel, Add</i>	3.48	
			<i>For 304 Stainless Steel, Add</i>	15.99	

05 Metals**05 10 Structural Metal Framing****05 12 Structural Steel Framing**

MINOR CSI	UOM	DESCRIPTION	TOTAL DIRECT UNIT COST	DEMOLITION UNIT COST
05 12 23 00-0749	LF	2" Diameter x 0.083" Round Steel Tubing	10.69	2.33
		<i>For >100 To 250, Deduct</i>	-0.23	
		<i>For >250 To 500, Deduct</i>	-0.50	
		<i>For >500 To 1,000, Deduct</i>	-0.84	
		<i>For >1,000, Deduct</i>	-1.19	
		<i>For 316 Stainless Steel, Add</i>	24.29	
		<i>For Aluminum, Add</i>	1.37	
		<i>For Galvanized Steel, Add</i>	4.71	
		<i>For 304 Stainless Steel, Add</i>	21.63	
05 12 23 00-0750	LF	2-1/2" Diameter x 0.083" Round Steel Tubing	13.50	2.94
		<i>For >100 To 250, Deduct</i>	-0.29	
		<i>For >250 To 500, Deduct</i>	-0.63	
		<i>For >500 To 1,000, Deduct</i>	-1.07	
		<i>For >1,000, Deduct</i>	-1.50	
		<i>For 316 Stainless Steel, Add</i>	30.66	
		<i>For Aluminum, Add</i>	1.72	
		<i>For Galvanized Steel, Add</i>	5.94	
		<i>For 304 Stainless Steel, Add</i>	27.30	
05 12 23 00-0751	LF	3" Diameter x 0.083" Round Steel Tubing	16.29	3.55
		<i>For >100 To 250, Deduct</i>	-0.35	
		<i>For >250 To 500, Deduct</i>	-0.76	
		<i>For >500 To 1,000, Deduct</i>	-1.29	
		<i>For >1,000, Deduct</i>	-1.81	
		<i>For 316 Stainless Steel, Add</i>	36.99	
		<i>For Aluminum, Add</i>	2.08	
		<i>For Galvanized Steel, Add</i>	7.17	
		<i>For 304 Stainless Steel, Add</i>	32.95	
05 12 23 00-0752	LF	3-1/2" Diameter x 0.083" Round Steel Tubing	19.08	4.15
		<i>For >100 To 250, Deduct</i>	-0.42	
		<i>For >250 To 500, Deduct</i>	-0.89	
		<i>For >500 To 1,000, Deduct</i>	-1.51	
		<i>For >1,000, Deduct</i>	-2.12	
		<i>For 316 Stainless Steel, Add</i>	43.33	
		<i>For Aluminum, Add</i>	2.44	
		<i>For Galvanized Steel, Add</i>	8.39	
		<i>For 304 Stainless Steel, Add</i>	38.59	
05 12 23 00-0753	LF	4" Diameter x 0.083" Round Steel Tubing	21.87	4.77
		<i>For >100 To 250, Deduct</i>	-0.48	
		<i>For >250 To 500, Deduct</i>	-1.02	
		<i>For >500 To 1,000, Deduct</i>	-1.73	
		<i>For >1,000, Deduct</i>	-2.43	
		<i>For 316 Stainless Steel, Add</i>	49.66	
		<i>For Aluminum, Add</i>	2.79	
		<i>For Galvanized Steel, Add</i>	9.62	
		<i>For 304 Stainless Steel, Add</i>	44.23	
05 12 23 00-0754		0.125" Wall Thickness (05 12 23 00-0735)		
05 12 23 00-0755	LF	2" Diameter x 0.125" Round Steel Tubing	11.38	2.94
		<i>For >100 To 250, Deduct</i>	-0.29	
		<i>For >250 To 500, Deduct</i>	-0.58	
		<i>For >500 To 1,000, Deduct</i>	-0.96	
		<i>For >1,000, Deduct</i>	-1.34	
		<i>For 316 Stainless Steel, Add</i>	23.84	
		<i>For Aluminum, Add</i>	1.34	
		<i>For Galvanized Steel, Add</i>	4.62	
		<i>For 304 Stainless Steel, Add</i>	21.23	
05 12 23 00-0756	LF	2-1/2" Diameter x 0.125" Round Steel Tubing	14.41	3.73
		<i>For >100 To 250, Deduct</i>	-0.37	
		<i>For >250 To 500, Deduct</i>	-0.73	
		<i>For >500 To 1,000, Deduct</i>	-1.22	
		<i>For >1,000, Deduct</i>	-1.70	
		<i>For 316 Stainless Steel, Add</i>	30.21	
		<i>For Aluminum, Add</i>	1.70	
		<i>For Galvanized Steel, Add</i>	5.85	
		<i>For 304 Stainless Steel, Add</i>	26.90	
05 12 23 00-0757	LF	3" Diameter x 0.125" Round Steel Tubing	17.45	4.51
		<i>For >100 To 250, Deduct</i>	-0.45	
		<i>For >250 To 500, Deduct</i>	-0.89	
		<i>For >500 To 1,000, Deduct</i>	-1.47	
		<i>For >1,000, Deduct</i>	-2.06	
		<i>For 316 Stainless Steel, Add</i>	36.58	
		<i>For Aluminum, Add</i>	2.06	
		<i>For Galvanized Steel, Add</i>	7.09	
		<i>For 304 Stainless Steel, Add</i>	32.58	
05 12 23 00-0758	LF	3-1/2" Diameter x 0.125" Round Steel Tubing	20.48	5.30
		<i>For >100 To 250, Deduct</i>	-0.53	
		<i>For >250 To 500, Deduct</i>	-1.04	
		<i>For >500 To 1,000, Deduct</i>	-1.73	
		<i>For >1,000, Deduct</i>	-2.42	
		<i>For 316 Stainless Steel, Add</i>	42.94	
		<i>For Aluminum, Add</i>	2.42	
		<i>For Galvanized Steel, Add</i>	8.32	
		<i>For 304 Stainless Steel, Add</i>	38.25	



MINOR	CSI	UOM	DESCRIPTION	TOTAL DIRECT UNIT COST	DEMOLITION UNIT COST
05 12 23 00-0759	LF		4" Diameter x 0.125" Round Steel Tubing	23.51	6.09
			<i>For >100 To 250, Deduct</i>	-0.61	
			<i>For >250 To 500, Deduct</i>	-1.20	
			<i>For >500 To 1,000, Deduct</i>	-1.99	
			<i>For >1,000, Deduct</i>	-2.78	
			<i>For 316 Stainless Steel, Add</i>	49.28	
			<i>For Aluminum, Add</i>	2.77	
			<i>For Galvanized Steel, Add</i>	9.55	
			<i>For 304 Stainless Steel, Add</i>	43.89	
05 12 23 00-0760			Flat Steel Bar <small>(05 12 23 00-0762)</small>		
05 12 23 00-0761			1/8" Thick <small>(05 12 23 00-0760)</small>		
05 12 23 00-0762	LF		1/8" Thick x 1" Wide Flat Steel Bar	3.24	1.46
			<i>For 316 Stainless Steel, Add</i>	3.33	
			<i>For Aluminum, Add</i>	0.19	
			<i>For Galvanized Steel, Add</i>	0.64	
			<i>For 304 Stainless Steel, Add</i>	2.96	
05 12 23 00-0763	LF		1/8" Thick x 2" Wide Flat Steel Bar	5.03	2.20
			<i>For 316 Stainless Steel, Add</i>	5.54	
			<i>For Aluminum, Add</i>	0.31	
			<i>For Galvanized Steel, Add</i>	1.07	
			<i>For 304 Stainless Steel, Add</i>	4.93	
05 12 23 00-0764	LF		1/8" Thick x 4" Wide Flat Steel Bar	7.79	3.09
			<i>For 316 Stainless Steel, Add</i>	10.05	
			<i>For Aluminum, Add</i>	0.57	
			<i>For Galvanized Steel, Add</i>	1.95	
			<i>For 304 Stainless Steel, Add</i>	8.95	
05 12 23 00-0765	LF		1/8" Thick x 6" Wide Flat Steel Bar	10.56	4.20
			<i>For 316 Stainless Steel, Add</i>	13.60	
			<i>For Aluminum, Add</i>	0.77	
			<i>For Galvanized Steel, Add</i>	2.64	
			<i>For 304 Stainless Steel, Add</i>	12.11	
05 12 23 00-0766			3/16" Thick <small>(05 12 23 00-0760)</small>		
05 12 23 00-0767	LF		3/16" Thick x 1" Wide Flat Steel Bar	4.31	1.82
			<i>For 316 Stainless Steel, Add</i>	5.06	
			<i>For Aluminum, Add</i>	0.28	
			<i>For Galvanized Steel, Add</i>	0.98	
			<i>For 304 Stainless Steel, Add</i>	4.50	
05 12 23 00-0768	LF		3/16" Thick x 2" Wide Flat Steel Bar	6.83	2.73
			<i>For 316 Stainless Steel, Add</i>	8.74	
			<i>For Aluminum, Add</i>	0.49	
			<i>For Galvanized Steel, Add</i>	1.69	
			<i>For 304 Stainless Steel, Add</i>	7.78	
05 12 23 00-0769	LF		3/16" Thick x 4" Wide Flat Steel Bar	9.32	3.13
			<i>For 316 Stainless Steel, Add</i>	14.75	
			<i>For Aluminum, Add</i>	0.83	
			<i>For Galvanized Steel, Add</i>	2.86	
			<i>For 304 Stainless Steel, Add</i>	13.14	
05 12 23 00-0770	LF		3/16" Thick x 6" Wide Flat Steel Bar	12.89	4.35
			<i>For 316 Stainless Steel, Add</i>	20.38	
			<i>For Aluminum, Add</i>	1.15	
			<i>For Galvanized Steel, Add</i>	3.95	
			<i>For 304 Stainless Steel, Add</i>	18.15	
05 12 23 00-0771			1/4" Thick <small>(05 12 23 00-0760)</small>		
05 12 23 00-0772	LF		1/4" Thick x 1" Wide Flat Steel Bar	4.44	1.92
			<i>For 316 Stainless Steel, Add</i>	4.99	
			<i>For Aluminum, Add</i>	0.28	
			<i>For Galvanized Steel, Add</i>	0.97	
			<i>For 304 Stainless Steel, Add</i>	4.45	
05 12 23 00-0773	LF		1/4" Thick x 2" Wide Flat Steel Bar	7.48	2.88
			<i>For 316 Stainless Steel, Add</i>	10.11	
			<i>For Aluminum, Add</i>	0.57	
			<i>For Galvanized Steel, Add</i>	1.96	
			<i>For 304 Stainless Steel, Add</i>	9.01	
05 12 23 00-0774	LF		1/4" Thick x 4" Wide Flat Steel Bar	11.07	3.30
			<i>For 316 Stainless Steel, Add</i>	19.58	
			<i>For Aluminum, Add</i>	1.10	
			<i>For Galvanized Steel, Add</i>	3.79	
			<i>For 304 Stainless Steel, Add</i>	17.44	
05 12 23 00-0775	LF		1/4" Thick x 6" Wide Flat Steel Bar	15.99	4.87
			<i>For 316 Stainless Steel, Add</i>	27.74	
			<i>For Aluminum, Add</i>	1.56	
			<i>For Galvanized Steel, Add</i>	5.38	
			<i>For 304 Stainless Steel, Add</i>	24.71	
05 12 23 00-0776			3/8" Thick <small>(05 12 23 00-0760)</small>		

05 Metals
05 10 Structural Metal Framing
05 12 Structural Steel Framing



MINOR	CSI	UOM	DESCRIPTION	TOTAL DIRECT UNIT COST	DEMOLITION UNIT COST
05 12 23 00-0777	LF		3/8" Thick x 1" Wide Flat Steel Bar	5.70	2.17
			<i>For 316 Stainless Steel, Add</i>	7.84	
			<i>For Aluminum, Add</i>	0.44	
			<i>For Galvanized Steel, Add</i>	1.52	
			<i>For 304 Stainless Steel, Add</i>	6.98	
05 12 23 00-0778	LF		3/8" Thick x 2" Wide Flat Steel Bar	9.40	3.24
			<i>For 316 Stainless Steel, Add</i>	14.50	
			<i>For Aluminum, Add</i>	0.82	
			<i>For Galvanized Steel, Add</i>	2.81	
			<i>For 304 Stainless Steel, Add</i>	12.91	
05 12 23 00-0779	LF		3/8" Thick x 4" Wide Flat Steel Bar	14.61	3.70
			<i>For 316 Stainless Steel, Add</i>	28.96	
			<i>For Aluminum, Add</i>	1.63	
			<i>For Galvanized Steel, Add</i>	5.61	
			<i>For 304 Stainless Steel, Add</i>	25.79	
05 12 23 00-0780	LF		3/8" Thick x 6" Wide Flat Steel Bar	20.97	5.48
			<i>For 316 Stainless Steel, Add</i>	40.77	
			<i>For Aluminum, Add</i>	2.29	
			<i>For Galvanized Steel, Add</i>	7.90	
			<i>For 304 Stainless Steel, Add</i>	36.31	
05 12 23 00-0781			1/2" Thick (05 12 23 00-0760)		
05 12 23 00-0782	LF		1/2" Thick x 1" Wide Flat Steel Bar	6.72	2.38
			<i>For 316 Stainless Steel, Add</i>	10.05	
			<i>For Aluminum, Add</i>	0.57	
			<i>For Galvanized Steel, Add</i>	1.95	
			<i>For 304 Stainless Steel, Add</i>	8.95	
05 12 23 00-0783	LF		1/2" Thick x 2" Wide Flat Steel Bar	11.14	3.58
			<i>For 316 Stainless Steel, Add</i>	18.50	
			<i>For Aluminum, Add</i>	1.04	
			<i>For Galvanized Steel, Add</i>	3.58	
			<i>For 304 Stainless Steel, Add</i>	16.47	
05 12 23 00-0784	LF		1/2" Thick x 4" Wide Flat Steel Bar	15.96	4.07
			<i>For 316 Stainless Steel, Add</i>	31.49	
			<i>For Aluminum, Add</i>	1.77	
			<i>For Galvanized Steel, Add</i>	6.10	
			<i>For 304 Stainless Steel, Add</i>	28.04	
05 12 23 00-0785	LF		1/2" Thick x 6" Wide Flat Steel Bar	28.68	6.04
			<i>For 316 Stainless Steel, Add</i>	62.82	
			<i>For Aluminum, Add</i>	3.53	
			<i>For Galvanized Steel, Add</i>	12.17	
			<i>For 304 Stainless Steel, Add</i>	55.95	
05 12 23 00-0786			Flat Steel Plate (05 12 23 00-0422)		
05 12 23 00-0787	SF		1/8" Thick Flat Steel Plate	16.87	6.31
			<i>For 316 Stainless Steel, Add</i>	23.71	
			<i>For Aluminum, Add</i>	1.33	
			<i>For Galvanized Steel, Add</i>	4.59	
			<i>For 304 Stainless Steel, Add</i>	21.12	
05 12 23 00-0788	SF		3/16" Thick Flat Steel Plate	19.07	6.52
			<i>For 316 Stainless Steel, Add</i>	29.66	
			<i>For Aluminum, Add</i>	1.67	
			<i>For Galvanized Steel, Add</i>	5.75	
			<i>For 304 Stainless Steel, Add</i>	26.42	
05 12 23 00-0789	SF		1/4" Thick Flat Steel Plate	22.79	7.31
			<i>For 316 Stainless Steel, Add</i>	37.82	
			<i>For Aluminum, Add</i>	2.13	
			<i>For Galvanized Steel, Add</i>	7.33	
			<i>For 304 Stainless Steel, Add</i>	33.69	
05 12 23 00-0790	SF		3/8" Thick Flat Steel Plate	30.89	8.22
			<i>For 316 Stainless Steel, Add</i>	59.36	
			<i>For Aluminum, Add</i>	3.34	
			<i>For Galvanized Steel, Add</i>	11.50	
			<i>For 304 Stainless Steel, Add</i>	52.87	
05 12 23 00-0791	SF		1/2" Thick Flat Steel Plate	36.69	9.04
			<i>For 316 Stainless Steel, Add</i>	73.95	
			<i>For Aluminum, Add</i>	4.16	
			<i>For Galvanized Steel, Add</i>	14.33	
			<i>For 304 Stainless Steel, Add</i>	65.86	
05 12 23 00-0792	SF		3/4" Thick Flat Steel Plate	60.31	11.21
			<i>For 316 Stainless Steel, Add</i>	138.66	
			<i>For Aluminum, Add</i>	7.80	
			<i>For Galvanized Steel, Add</i>	26.86	
			<i>For 304 Stainless Steel, Add</i>	123.49	
05 12 23 00-0793	SF		1" Thick Flat Steel Plate	80.55	14.01
			<i>For 316 Stainless Steel, Add</i>	189.86	
			<i>For Aluminum, Add</i>	10.68	
			<i>For Galvanized Steel, Add</i>	36.78	
			<i>For 304 Stainless Steel, Add</i>	169.09	

05 13 Structural Stainless-Steel Framing (05 10)



MINOR	CSI	UOM	DESCRIPTION	TOTAL DIRECT UNIT COST	DEMOLITION UNIT COST
05 13 00 00-0001			Stainless Steel Tube <small>(05 13)</small>		
	05 13 00 00-0002	LF	1" x 1" Stainless Steel Tube.....	35.11	
	05 13 00 00-0003	LF	1-1/2" x 1-1/2" Stainless Steel Tube.....	45.59	
	05 13 00 00-0004	LF	2" x 2" Stainless Steel Tube.....	62.29	
05 14			Structural Aluminum Framing <small>(05 10)</small>		
	05 14 13		Architecturally-Exposed Structural Aluminum Framing <small>(05 14)</small>		
	05 14 13 00-0001		Rolled Or Plate Shapes <small>(05 14 13)</small>		
			Note: 1" through 10" member.		
	05 14 13 00-0002	LB	Structural Aluminum, Up To 2,000 LB / Order 1" To 10" Rolled / Plate Structural Members.....	8.88	0.86
	05 14 13 00-0003	LB	Structural Aluminum, >2,000 - 9,999 LB / Order 1" To 10" Rolled / Plate Structural Members.....	7.83	0.80
	05 14 13 00-0004		Aluminum Extrusions <small>(05 14 13)</small>		
	05 14 13 00-0005	LB	Aluminum Extrusions, Stock Shapes 1" To 10" Rolled / Plate Structural Members.....	14.49	3.54
	05 14 13 00-0006	LB	Aluminum Extrusions, Custom Shapes 1" To 10" Rolled / Plate Structural Members.....	15.35	3.54
	05 14 13 00-0007		Aluminum Tubing <small>(05 14 13)</small>		
	05 14 13 00-0008	LB	Aluminum Extrusions, Tubular Shapes 1" To 10" Rolled / Plate Structural Members.....	12.94	2.15
	05 14 13 00-0009	LF	1" x 1" Aluminum Tubing, 1/8" Wall Thickness.....	11.53	3.49
	05 14 13 00-0010	LF	1-1/4" x 1-1/4" Aluminum Tubing, 1/8" Wall Thickness.....	13.95	3.80
	05 14 13 00-0011	LF	1-1/2" x 1-1/2" Aluminum Tubing, 1/8" Wall Thickness.....	16.02	4.43
	05 14 13 00-0012	LF	2" x 2" Aluminum Tubing, 1/8" Wall Thickness.....	19.08	4.76
	05 14 13 00-0013	LF	4" x 4" Aluminum Tubing, 1/4" Wall Thickness.....	56.08	6.03
	05 14 13 00-0014	LF	2" x 5" Aluminum Tubing, 1/4" Wall Thickness.....	45.90	5.39
	05 14 13 00-0015		Columns <small>(05 14 13)</small>		
			Note: Baked on paint finish, load bearing.		
	05 14 13 00-0016		Round Columns <small>(05 14 13 00-0015)</small>		
	05 14 13 00-0017	LF	6" Diameter Aluminum Column.....	51.52	6.81
	05 14 13 00-0018	LF	8" Diameter Aluminum Column.....	68.51	9.75
	05 14 13 00-0019	LF	10" Diameter Aluminum Column.....	83.77	10.98
	05 14 13 00-0020	LF	12" Diameter Aluminum Column.....	126.67	11.49
	05 14 13 00-0021	LF	15" Diameter Aluminum Column.....	161.91	13.32
	05 14 13 00-0022	EA	6" Diameter Aluminum Base And Cap.....	100.32	12.70
	05 14 13 00-0023	EA	8" Diameter Aluminum Base And Cap.....	114.98	13.72
	05 14 13 00-0024	EA	10" Diameter Aluminum Base And Cap.....	145.56	15.24
	05 14 13 00-0025	EA	12" Diameter Aluminum Base And Cap.....	253.64	16.26
	05 14 13 00-0026	EA	15" Diameter Aluminum Base And Cap.....	389.81	17.79
	05 14 13 00-0027		Octagonal Columns <small>(05 14 13 00-0015)</small>		
	05 14 13 00-0028	LF	6" Diameter Aluminum Column.....	57.63	6.81
	05 14 13 00-0029	LF	8" Diameter Aluminum Column.....	78.30	9.75
	05 14 13 00-0030	LF	10" Diameter Aluminum Column.....	96.14	10.98
	05 14 13 00-0031	LF	12" Diameter Aluminum Column.....	147.43	11.49
	05 14 13 00-0032	LF	15" Diameter Aluminum Column.....	188.98	13.32
	05 14 13 00-0033	EA	6" Diameter Aluminum Base And Cap.....	115.30	12.70
	05 14 13 00-0034	EA	8" Diameter Aluminum Base And Cap.....	132.49	13.72
	05 14 13 00-0035	EA	10" Diameter Aluminum Base And Cap.....	168.57	15.24
	05 14 13 00-0036	EA	12" Diameter Aluminum Base And Cap.....	297.87	16.26
	05 14 13 00-0037	EA	15" Diameter Aluminum Base And Cap.....	460.66	17.79
	05 14 13 00-0038		Fluted Columns <small>(05 14 13 00-0015)</small>		
	05 14 13 00-0039	LF	6" Diameter Aluminum Column.....	64.25	6.81
	05 14 13 00-0040	LF	8" Diameter Aluminum Column.....	87.12	9.75
	05 14 13 00-0041	LF	10" Diameter Aluminum Column.....	107.26	10.98
	05 14 13 00-0042	LF	12" Diameter Aluminum Column.....	166.11	11.49
	05 14 13 00-0043	LF	15" Diameter Aluminum Column.....	213.35	13.32
	05 14 13 00-0044	EA	6" Diameter Aluminum Base And Cap.....	128.78	12.70
	05 14 13 00-0045	EA	8" Diameter Aluminum Base And Cap.....	148.25	13.72
	05 14 13 00-0046	EA	10" Diameter Aluminum Base And Cap.....	189.29	15.24
	05 14 13 00-0047	EA	12" Diameter Aluminum Base And Cap.....	337.67	16.26
	05 14 13 00-0048	EA	15" Diameter Aluminum Base And Cap.....	524.42	17.79
	05 14 13 00-0049		Square Columns <small>(05 14 13 00-0015)</small>		
	05 14 13 00-0050	LF	6" Aluminum Column.....	68.78	6.81
	05 14 13 00-0051	LF	8" Aluminum Column.....	93.14	9.75
	05 14 13 00-0052	LF	10" Aluminum Column.....	114.87	10.98
	05 14 13 00-0053	LF	12" Aluminum Column.....	178.88	11.49
	05 14 13 00-0054	LF	15" Aluminum Column.....	230.01	13.32
	05 14 13 00-0055	EA	6" Aluminum Base And Cap.....	138.00	12.70

05 Metals**05 10 Structural Metal Framing****05 14 Structural Aluminum Framing**

MINOR CSI UOM DESCRIPTION	TOTAL DIRECT UNIT COST	DEMOLITION UNIT COST
05 14 13 00-0056 EA 8" Aluminum Base And Cap.....	159.03	13.72
05 14 13 00-0057 EA 10" Aluminum Base And Cap.....	203.45	15.24
05 14 13 00-0058 EA 12" Aluminum Base And Cap.....	364.88	16.26
05 14 13 00-0059 EA 15" Aluminum Base And Cap.....	568.02	17.79
05 14 13 00-0060 Ornamental Or Decorative Cap And Bases <small>(05 14 13 00-0015)</small>		
05 14 13 00-0061 EA 8" Corinthian Capital And Base.....	793.10	15.24
05 14 13 00-0062 EA 10" Corinthian Capital And Base.....	1,168.09	17.79
05 14 13 00-0063 EA 12" Corinthian Capital And Base.....	1,849.42	20.33
05 14 13 00-0064 EA 8" Scamozzi Capital And Base.....	392.24	15.24
05 14 13 00-0065 EA 10" Scamozzi Capital And Base.....	526.06	17.79
05 14 13 00-0066 EA 12" Scamozzi Capital And Base.....	1,061.39	20.33
05 15 Wire Rope Assemblies <small>(05 10)</small>		
05 15 16 Steel Wire Rope Assemblies <small>(05 15)</small>		
05 15 16 00-0001 6x19, Independent Wire Rope Core (IWRC), Extra Improved Plow Steel (EIPS), Bright Finish, Wire Rope <small>(05 15 16)</small>		
05 15 16 00-0002 LF 1/4" Diameter, 6x19, Independent Wire Rope Core (IWRC), Extra Improved Plow Steel (EIPS), Bright Finish, Wire Rope.....	1.55	0.10
<i>For >500, Deduct</i>	-0.27	
05 15 16 00-0003 LF 5/16" Diameter, 6x19, Independent Wire Rope Core (IWRC), Extra Improved Plow Steel (EIPS), Bright Finish, Wire Rope.....	2.08	0.10
<i>For >500, Deduct</i>	-0.36	
05 15 16 00-0004 LF 3/8" Diameter, 6x19, Independent Wire Rope Core (IWRC), Extra Improved Plow Steel (EIPS), Bright Finish, Wire Rope.....	2.47	0.21
<i>For >500, Deduct</i>	-0.41	
05 15 16 00-0005 LF 7/16" Diameter, 6x19, Independent Wire Rope Core (IWRC), Extra Improved Plow Steel (EIPS), Bright Finish, Wire Rope.....	2.98	0.21
<i>For >500, Deduct</i>	-0.49	
05 15 16 00-0006 LF 1/2" Diameter, 6x19, Independent Wire Rope Core (IWRC), Extra Improved Plow Steel (EIPS), Bright Finish, Wire Rope.....	3.43	0.31
<i>For >500, Deduct</i>	-0.54	
05 15 16 00-0007 LF 9/16" Diameter, 6x19, Independent Wire Rope Core (IWRC), Extra Improved Plow Steel (EIPS), Bright Finish, Wire Rope.....	4.21	0.42
<i>For >500, Deduct</i>	-0.66	
05 15 16 00-0008 LF 5/8" Diameter, 6x19, Independent Wire Rope Core (IWRC), Extra Improved Plow Steel (EIPS), Bright Finish, Wire Rope.....	5.03	0.42
<i>For >500, Deduct</i>	-0.78	
05 15 16 00-0009 LF 3/4" Diameter, 6x19, Independent Wire Rope Core (IWRC), Extra Improved Plow Steel (EIPS), Bright Finish, Wire Rope.....	6.97	0.74
<i>For >500, Deduct</i>	-1.06	
05 15 16 00-0010 LF 7/8" Diameter, 6x19, Independent Wire Rope Core (IWRC), Extra Improved Plow Steel (EIPS), Bright Finish, Wire Rope.....	9.36	0.84
<i>For >500, Deduct</i>	-1.43	
05 15 16 00-0011 LF 1" Diameter, 6x19, Independent Wire Rope Core (IWRC), Extra Improved Plow Steel (EIPS), Bright Finish, Wire Rope.....	11.65	1.15
<i>For >500, Deduct</i>	-1.74	
05 15 16 00-0012 LF 1-1/8" Diameter, 6x19, Independent Wire Rope Core (IWRC), Extra Improved Plow Steel (EIPS), Bright Finish, Wire Rope.....	14.41	1.46
<i>For >500, Deduct</i>	-2.15	
05 15 16 00-0013 LF 1-1/4" Diameter, 6x19, Independent Wire Rope Core (IWRC), Extra Improved Plow Steel (EIPS), Bright Finish, Wire Rope.....	17.57	1.77
<i>For >500, Deduct</i>	-2.62	
05 15 16 00-0014 6x37, Independent Wire Rope Core (IWRC), Extra Improved Plow Steel (EIPS), Bright Finish, Wire Rope <small>(05 15 16)</small>		
05 15 16 00-0015 LF 1/4" Diameter, 6x37, Independent Wire Rope Core (IWRC), Extra Improved Plow Steel (EIPS), Bright Finish, Wire Rope.....	1.82	0.10
<i>For >500, Deduct</i>	-0.33	
05 15 16 00-0016 LF 5/16" Diameter, 6x37, Independent Wire Rope Core (IWRC), Extra Improved Plow Steel (EIPS), Bright Finish, Wire Rope.....	2.35	0.10
<i>For >500, Deduct</i>	-0.41	
05 15 16 00-0017 LF 3/8" Diameter, 6x37, Independent Wire Rope Core (IWRC), Extra Improved Plow Steel (EIPS), Bright Finish, Wire Rope.....	2.92	0.21
<i>For >500, Deduct</i>	-0.50	
05 15 16 00-0018 LF 7/16" Diameter, 6x37, Independent Wire Rope Core (IWRC), Extra Improved Plow Steel (EIPS), Bright Finish, Wire Rope.....	3.32	0.21
<i>For >500, Deduct</i>	-0.55	
05 15 16 00-0019 LF 1/2" Diameter, 6x37, Independent Wire Rope Core (IWRC), Extra Improved Plow Steel (EIPS), Bright Finish, Wire Rope.....	3.94	0.31
<i>For >500, Deduct</i>	-0.64	
05 15 16 00-0020 LF 9/16" Diameter, 6x37, Independent Wire Rope Core (IWRC), Extra Improved Plow Steel (EIPS), Bright Finish, Wire Rope.....	4.54	0.42
<i>For >500, Deduct</i>	-0.72	
05 15 16 00-0021 LF 5/8" Diameter, 6x37, Independent Wire Rope Core (IWRC), Extra Improved Plow Steel (EIPS), Bright Finish, Wire Rope.....	5.30	0.42
<i>For >500, Deduct</i>	-0.83	



MINOR	CSI	UOM	DESCRIPTION	TOTAL DIRECT UNIT COST	DEMOLITION UNIT COST
05 15 16 00-0022	LF		3/4" Diameter, 6x37, Independent Wire Rope Core (IWRC), Extra Improved Plow Steel (EIPS), Bright Finish, Wire Rope.....	7.78	0.74
			<i>For >500, Deduct</i>	-1.23	
05 15 16 00-0023	LF		7/8" Diameter, 6x37, Independent Wire Rope Core (IWRC), Extra Improved Plow Steel (EIPS), Bright Finish, Wire Rope.....	9.97	0.84
			<i>For >500, Deduct</i>	-1.55	
05 15 16 00-0024	LF		1" Diameter, 6x37, Independent Wire Rope Core (IWRC), Extra Improved Plow Steel (EIPS), Bright Finish, Wire Rope.....	12.26	1.15
			<i>For >500, Deduct</i>	-1.87	
05 15 16 00-0025	LF		1-1/8" Diameter, 6x37, Independent Wire Rope Core (IWRC), Extra Improved Plow Steel (EIPS), Bright Finish, Wire Rope.....	15.69	1.46
			<i>For >500, Deduct</i>	-2.39	
05 15 16 00-0026	LF		1-1/4" Diameter, 6x37, Independent Wire Rope Core (IWRC), Extra Improved Plow Steel (EIPS), Bright Finish, Wire Rope.....	19.10	1.77
			<i>For >500, Deduct</i>	-2.92	
05 15 16 00-0027			6x19, Fiber Core (FC), Improved Plow Steel (IPS), Bright Finish, Wire Rope <small>(05 15 16)</small>		
05 15 16 00-0028	LF		1/4" Diameter, 6x19, Fiber Core (FC), Improved Plow Steel (IPS), Bright Finish, Wire Rope.....	1.44	0.10
			<i>For >500, Deduct</i>	-0.25	
05 15 16 00-0029	LF		5/16" Diameter, 6x19, Fiber Core (FC), Improved Plow Steel (IPS), Bright Finish, Wire Rope.....	1.95	0.10
			<i>For >500, Deduct</i>	-0.33	
05 15 16 00-0030	LF		3/8" Diameter, 6x19, Fiber Core (FC), Improved Plow Steel (IPS), Bright Finish, Wire Rope.....	2.32	0.21
			<i>For >500, Deduct</i>	-0.38	
05 15 16 00-0031	LF		7/16" Diameter, 6x19, Fiber Core (FC), Improved Plow Steel (IPS), Bright Finish, Wire Rope.....	2.72	0.21
			<i>For >500, Deduct</i>	-0.43	
05 15 16 00-0032	LF		1/2" Diameter, 6x19, Fiber Core (FC), Improved Plow Steel (IPS), Bright Finish, Wire Rope.....	3.27	0.31
			<i>For >500, Deduct</i>	-0.51	
05 15 16 00-0033	LF		9/16" Diameter, 6x19, Fiber Core (FC), Improved Plow Steel (IPS), Bright Finish, Wire Rope.....	4.14	0.42
			<i>For >500, Deduct</i>	-0.64	
05 15 16 00-0034	LF		5/8" Diameter, 6x19, Fiber Core (FC), Improved Plow Steel (IPS), Bright Finish, Wire Rope.....	4.83	0.42
			<i>For >500, Deduct</i>	-0.74	
05 15 16 00-0035	LF		3/4" Diameter, 6x19, Fiber Core (FC), Improved Plow Steel (IPS), Bright Finish, Wire Rope.....	6.78	0.74
			<i>For >500, Deduct</i>	-1.03	
05 15 16 00-0036	LF		7/8" Diameter, 6x19, Fiber Core (FC), Improved Plow Steel (IPS), Bright Finish, Wire Rope.....	8.29	0.84
			<i>For >500, Deduct</i>	-1.21	
05 15 16 00-0037	LF		1" Diameter, 6x19, Fiber Core (FC), Improved Plow Steel (IPS), Bright Finish, Wire Rope.....	10.52	1.15
			<i>For >500, Deduct</i>	-1.51	
05 15 16 00-0038			6x37, Fiber Core (FC), Extra Improved Plow Steel (EIPS), Bright Finish, Wire Rope <small>(05 15 16)</small>		
05 15 16 00-0039	LF		1/4" Diameter, 6x37, Fiber Core (FC), Extra Improved Plow Steel (EIPS), Bright Finish, Wire Rope.....	1.42	0.10
			<i>For >500, Deduct</i>	-0.25	
05 15 16 00-0040	LF		5/16" Diameter, 6x37, Fiber Core (FC), Extra Improved Plow Steel (EIPS), Bright Finish, Wire Rope.....	1.88	0.10
			<i>For >500, Deduct</i>	-0.32	
05 15 16 00-0041	LF		3/8" Diameter, 6x37, Fiber Core (FC), Extra Improved Plow Steel (EIPS), Bright Finish, Wire Rope.....	2.32	0.21
			<i>For >500, Deduct</i>	-0.38	
05 15 16 00-0042	LF		7/16" Diameter, 6x37, Fiber Core (FC), Extra Improved Plow Steel (EIPS), Bright Finish, Wire Rope.....	2.72	0.21
			<i>For >500, Deduct</i>	-0.43	
05 15 16 00-0043	LF		1/2" Diameter, 6x37, Fiber Core (FC), Extra Improved Plow Steel (EIPS), Bright Finish, Wire Rope.....	3.42	0.31
			<i>For >500, Deduct</i>	-0.54	
05 15 16 00-0044	LF		9/16" Diameter, 6x37, Fiber Core (FC), Extra Improved Plow Steel (EIPS), Bright Finish, Wire Rope.....	4.07	0.42
			<i>For >500, Deduct</i>	-0.63	
05 15 16 00-0045	LF		5/8" Diameter, 6x37, Fiber Core (FC), Extra Improved Plow Steel (EIPS), Bright Finish, Wire Rope.....	5.10	0.42
			<i>For >500, Deduct</i>	-0.79	
05 15 16 00-0046	LF		3/4" Diameter, 6x37, Fiber Core (FC), Extra Improved Plow Steel (EIPS), Bright Finish, Wire Rope.....	7.11	0.74
			<i>For >500, Deduct</i>	-1.09	
05 15 16 00-0047	LF		7/8" Diameter, 6x37, Fiber Core (FC), Extra Improved Plow Steel (EIPS), Bright Finish, Wire Rope.....	9.29	0.84
			<i>For >500, Deduct</i>	-1.41	
05 15 16 00-0048	LF		1" Diameter, 6x37, Fiber Core (FC), Extra Improved Plow Steel (EIPS), Bright Finish, Wire Rope.....	11.46	1.15
			<i>For >500, Deduct</i>	-1.71	
05 15 16 00-0049			6x19, Independent Wire Rope Core (IWRC), Extra Improved Plow Steel (EIPS), Galvanized Finish, Wire Rope <small>(05 15 16)</small>		
05 15 16 00-0050	LF		3/8" Diameter, 6x19, Independent Wire Rope Core (IWRC), Extra Improved Plow Steel (EIPS), Galvanized Finish, Wire Rope.....	2.63	0.21
			<i>For >500, Deduct</i>	-0.45	
05 15 16 00-0051	LF		7/16" Diameter, 6x19, Independent Wire Rope Core (IWRC), Extra Improved Plow Steel (EIPS), Galvanized Finish, Wire Rope.....	3.09	0.21
			<i>For >500, Deduct</i>	-0.51	
05 15 16 00-0052	LF		1/2" Diameter, 6x19, Independent Wire Rope Core (IWRC), Extra Improved Plow Steel (EIPS), Galvanized Finish, Wire Rope.....	3.60	0.31
			<i>For >500, Deduct</i>	-0.58	
05 15 16 00-0053	LF		9/16" Diameter, 6x19, Independent Wire Rope Core (IWRC), Extra Improved Plow Steel (EIPS), Galvanized Finish, Wire Rope.....	4.85	0.42
			<i>For >500, Deduct</i>	-0.79	
05 15 16 00-0054	LF		5/8" Diameter, 6x19, Independent Wire Rope Core (IWRC), Extra Improved Plow Steel (EIPS), Galvanized Finish, Wire Rope.....	5.34	0.42
			<i>For >500, Deduct</i>	-0.84	



MINOR CSI	UOM	DESCRIPTION	TOTAL DIRECT UNIT COST	DEMOLITION UNIT COST
05 15 16 00-0055	LF	3/4" Diameter, 6x19, Independent Wire Rope Core (IWRC), Extra Improved Plow Steel (EIPS), Galvanized Finish, Wire Rope	7.28	0.74
		<i>For >500, Deduct</i>	-1.13	
05 15 16 00-0056	LF	7/8" Diameter, 6x19, Independent Wire Rope Core (IWRC), Extra Improved Plow Steel (EIPS), Galvanized Finish, Wire Rope	9.33	0.84
		<i>For >500, Deduct</i>	-1.42	
05 15 16 00-0057	LF	1" Diameter, 6x19, Independent Wire Rope Core (IWRC), Extra Improved Plow Steel (EIPS), Galvanized Finish, Wire Rope	12.29	1.15
		<i>For >500, Deduct</i>	-1.87	
05 15 16 00-0058	LF	1-1/8" Diameter, 6x19, Independent Wire Rope Core (IWRC), Extra Improved Plow Steel (EIPS), Galvanized Finish, Wire Rope	14.89	1.46
		<i>For >500, Deduct</i>	-2.24	
05 15 16 00-0059	LF	1-1/4" Diameter, 6x19, Independent Wire Rope Core (IWRC), Extra Improved Plow Steel (EIPS), Galvanized Finish, Wire Rope	17.97	1.77
		<i>For >500, Deduct</i>	-2.70	
05 15 16 00-0060		6x37, Independent Wire Rope Core (IWRC), Extra Improved Plow Steel (EIPS), Galvanized Finish, Wire Rope <small>(05 15 16)</small>		
05 15 16 00-0061	LF	3/8" Diameter, 6x37, Independent Wire Rope Core (IWRC), Extra Improved Plow Steel (EIPS), Galvanized Finish, Wire Rope	2.70	0.21
		<i>For >500, Deduct</i>	-0.46	
05 15 16 00-0062	LF	7/16" Diameter, 6x37, Independent Wire Rope Core (IWRC), Extra Improved Plow Steel (EIPS), Galvanized Finish, Wire Rope	3.27	0.21
		<i>For >500, Deduct</i>	-0.54	
05 15 16 00-0063	LF	1/2" Diameter, 6x37, Independent Wire Rope Core (IWRC), Extra Improved Plow Steel (EIPS), Galvanized Finish, Wire Rope	3.85	0.31
		<i>For >500, Deduct</i>	-0.63	
05 15 16 00-0064	LF	9/16" Diameter, 6x37, Independent Wire Rope Core (IWRC), Extra Improved Plow Steel (EIPS), Galvanized Finish, Wire Rope	5.40	0.42
		<i>For >500, Deduct</i>	-0.90	
05 15 16 00-0065	LF	5/8" Diameter, 6x37, Independent Wire Rope Core (IWRC), Extra Improved Plow Steel (EIPS), Galvanized Finish, Wire Rope	5.43	0.42
		<i>For >500, Deduct</i>	-0.86	
05 15 16 00-0066	LF	3/4" Diameter, 6x37, Independent Wire Rope Core (IWRC), Extra Improved Plow Steel (EIPS), Galvanized Finish, Wire Rope	7.46	0.74
		<i>For >500, Deduct</i>	-1.16	
05 15 16 00-0067	LF	7/8" Diameter, 6x37, Independent Wire Rope Core (IWRC), Extra Improved Plow Steel (EIPS), Galvanized Finish, Wire Rope	9.87	0.84
		<i>For >500, Deduct</i>	-1.53	
05 15 16 00-0068	LF	1" Diameter, 6x37, Independent Wire Rope Core (IWRC), Extra Improved Plow Steel (EIPS), Galvanized Finish, Wire Rope	12.47	1.15
		<i>For >500, Deduct</i>	-1.90	
05 15 16 00-0069		19x7, Independent Wire Rope Core (IWRC), Extra Improved Plow Steel (EIPS), Bright Finish, Rotation Resistant Wire Rope <small>(05 15 16)</small>		
05 15 16 00-0070	LF	1/4" Diameter, 19x7, Independent Wire Rope Core (IWRC), Extra Improved Plow Steel (EIPS), Bright Finish, Rotation Resistant Wire Rope	2.81	0.10
		<i>For >500, Deduct</i>	-0.52	
05 15 16 00-0071	LF	5/16" Diameter, 19x7, Independent Wire Rope Core (IWRC), Extra Improved Plow Steel (EIPS), Bright Finish, Rotation Resistant Wire Rope	3.03	0.10
		<i>For >500, Deduct</i>	-0.55	
05 15 16 00-0072	LF	3/8" Diameter, 19x7, Independent Wire Rope Core (IWRC), Extra Improved Plow Steel (EIPS), Bright Finish, Rotation Resistant Wire Rope	3.56	0.21
		<i>For >500, Deduct</i>	-0.63	
05 15 16 00-0073	LF	7/16" Diameter, 19x7, Independent Wire Rope Core (IWRC), Extra Improved Plow Steel (EIPS), Bright Finish, Rotation Resistant Wire Rope	4.78	0.21
		<i>For >500, Deduct</i>	-0.85	
05 15 16 00-0074	LF	1/2" Diameter, 19x7, Independent Wire Rope Core (IWRC), Extra Improved Plow Steel (EIPS), Bright Finish, Rotation Resistant Wire Rope	5.45	0.21
		<i>For >500, Deduct</i>	-0.98	
05 15 16 00-0075	LF	9/16" Diameter, 19x7, Independent Wire Rope Core (IWRC), Extra Improved Plow Steel (EIPS), Bright Finish, Rotation Resistant Wire Rope	6.28	0.42
		<i>For >500, Deduct</i>	-1.07	
05 15 16 00-0076	LF	5/8" Diameter, 19x7, Independent Wire Rope Core (IWRC), Extra Improved Plow Steel (EIPS), Bright Finish, Rotation Resistant Wire Rope	7.46	0.42
		<i>For >500, Deduct</i>	-1.27	
05 15 16 00-0077	LF	3/4" Diameter, 19x7, Independent Wire Rope Core (IWRC), Extra Improved Plow Steel (EIPS), Bright Finish, Rotation Resistant Wire Rope	10.27	0.62
		<i>For >500, Deduct</i>	-1.73	
05 15 16 00-0078		7x7, Galvanized Finish, Aircraft Cable <small>(05 15 16)</small>		
05 15 16 00-0079	LF	1/16" Diameter, 7x7, Galvanized Finish, Aircraft Cable	0.31	0.07
		<i>For >500, Deduct</i>	-0.04	
05 15 16 00-0080	LF	3/32" Diameter, 7x7, Galvanized Finish, Aircraft Cable	0.35	0.08
		<i>For >500, Deduct</i>	-0.04	
05 15 16 00-0081	LF	1/8" Diameter, 7x7, Galvanized Finish, Aircraft Cable	0.40	0.09
		<i>For >500, Deduct</i>	-0.05	
05 15 16 00-0082	LF	5/32" Diameter, 7x7, Galvanized Finish, Aircraft Cable	0.47	0.10
		<i>For >500, Deduct</i>	-0.06	
05 15 16 00-0083	LF	3/16" Diameter, 7x7, Galvanized Finish, Aircraft Cable	0.57	0.10
		<i>For >500, Deduct</i>	-0.08	



MINOR CSI UOM DESCRIPTION	TOTAL DIRECT UNIT COST	DEMOLITION UNIT COST
------------------------------	---------------------------	-------------------------

05 15 16 00-0084 7x19, Galvanized Finish, Aircraft Cable (05 15 16)

05 15 16 00-0085 LF 1/8" Diameter, 7x19, Galvanized Finish, Aircraft Cable	0.56	0.09
For >500, Deduct	-0.08	
05 15 16 00-0086 LF 5/32" Diameter, 7x19, Galvanized Finish, Aircraft Cable	0.61	0.10
For >500, Deduct	-0.09	
05 15 16 00-0087 LF 3/16" Diameter, 7x19, Galvanized Finish, Aircraft Cable	0.70	0.10
For >500, Deduct	-0.10	
05 15 16 00-0088 LF 1/4" Diameter, 7x19, Galvanized Finish, Aircraft Cable	0.82	0.10
For >500, Deduct	-0.13	
05 15 16 00-0089 LF 5/16" Diameter, 7x19, Galvanized Finish, Aircraft Cable	1.24	0.10
For >500, Deduct	-0.19	
05 15 16 00-0090 LF 3/8" Diameter, 7x19, Galvanized Finish, Aircraft Cable	1.67	0.10
For >500, Deduct	-0.25	

05 15 16 00-0091 Heavy Duty, Galvanized Steel, Wire Rope Thimbles (05 15 16)

05 15 16 00-0092 EA 1/4" Diameter, Heavy Duty, Galvanized Steel, Wire Rope Thimble	13.03	3.13
05 15 16 00-0093 EA 5/16" Diameter, Heavy Duty, Galvanized Steel, Wire Rope Thimble	14.62	3.13
05 15 16 00-0094 EA 3/8" Diameter, Heavy Duty, Galvanized Steel, Wire Rope Thimble	16.39	3.13
05 15 16 00-0095 EA 7/16" Diameter, Heavy Duty, Galvanized Steel, Wire Rope Thimble	21.24	3.13
05 15 16 00-0096 EA 1/2" Diameter, Heavy Duty, Galvanized Steel, Wire Rope Thimble	21.26	3.13
05 15 16 00-0097 EA 9/16" Diameter, Heavy Duty, Galvanized Steel, Wire Rope Thimble	21.26	3.13
05 15 16 00-0098 EA 5/8" Diameter, Heavy Duty, Galvanized Steel, Wire Rope Thimble	22.91	3.13
05 15 16 00-0099 EA 3/4" Diameter, Heavy Duty, Galvanized Steel, Wire Rope Thimble	41.52	4.81
05 15 16 00-1000 EA 7/8" Diameter, Heavy Duty, Galvanized Steel, Wire Rope Thimble	49.08	5.85
05 15 16 00-0101 EA 1" Diameter, Heavy Duty, Galvanized Steel, Wire Rope Thimble	87.04	9.61
05 15 16 00-0102 EA 1-1/8" Diameter, Heavy Duty, Galvanized Steel, Wire Rope Thimble	124.66	13.07
05 15 16 00-0103 EA 1-1/4" Diameter, Heavy Duty, Galvanized Steel, Wire Rope Thimble	124.66	13.07

05 15 16 00-0104 Galvanized Steel, Wire Rope Clips (05 15 16)

05 15 16 00-0105 EA 1/8" Diameter, Galvanized Steel, Wire Rope Clip	15.31	3.13
05 15 16 00-0106 EA 3/16" Diameter, Galvanized Steel, Wire Rope Clip	15.61	3.13
05 15 16 00-0107 EA 1/4" Diameter, Galvanized Steel, Wire Rope Clip	17.67	3.13
05 15 16 00-0108 EA 5/16" Diameter, Galvanized Steel, Wire Rope Clip	17.98	3.13
05 15 16 00-0109 EA 3/8" Diameter, Galvanized Steel, Wire Rope Clip	18.44	3.13
05 15 16 00-0110 EA 7/16" Diameter, Galvanized Steel, Wire Rope Clip	22.86	3.13
05 15 16 00-0111 EA 1/2" Diameter, Galvanized Steel, Wire Rope Clip	23.20	3.13
05 15 16 00-0112 EA 9/16" Diameter, Galvanized Steel, Wire Rope Clip	26.43	3.13
05 15 16 00-0113 EA 5/8" Diameter, Galvanized Steel, Wire Rope Clip	26.89	3.13
05 15 16 00-0114 EA 3/4" Diameter, Galvanized Steel, Wire Rope Clip	37.00	4.18
05 15 16 00-0115 EA 7/8" Diameter, Galvanized Steel, Wire Rope Clip	55.52	6.27
05 15 16 00-0116 EA 1" Diameter, Galvanized Steel, Wire Rope Clip	60.83	6.27
05 15 16 00-0117 EA 1-1/8" Diameter, Galvanized Steel, Wire Rope Clip	71.76	8.36
05 15 16 00-0118 EA 1-1/4" Diameter, Galvanized Steel, Wire Rope Clip	104.27	12.55

05 15 16 00-0119 Steel, Open Swage Sockets (05 15 16)

05 15 16 00-0120 EA 1/4" Diameter, Steel, Open Swage Socket	80.63	3.13
05 15 16 00-0121 EA 5/16" Diameter, Steel, Open Swage Socket	128.24	3.13
05 15 16 00-0122 EA 3/8" Diameter, Steel, Open Swage Socket	132.37	4.18
05 15 16 00-0123 EA 7/16" Diameter, Steel, Open Swage Socket	157.63	5.23
05 15 16 00-0124 EA 1/2" Diameter, Steel, Open Swage Socket	157.63	5.23
05 15 16 00-0125 EA 9/16" Diameter, Steel, Open Swage Socket	231.83	11.50
05 15 16 00-0126 EA 5/8" Diameter, Steel, Open Swage Socket	231.83	11.50
05 15 16 00-0127 EA 3/4" Diameter, Steel, Open Swage Socket	298.30	21.96
05 15 16 00-0128 EA 7/8" Diameter, Steel, Open Swage Socket	401.99	31.36
05 15 16 00-0129 EA 1" Diameter, Steel, Open Swage Socket	567.22	48.09
05 15 16 00-0130 EA 1-1/8" Diameter, Steel, Open Swage Socket	748.76	75.27
05 15 16 00-0131 EA 1-1/4" Diameter, Steel, Open Swage Socket	871.83	86.78

05 15 16 00-0132 Steel, Closed Swage Sockets (05 15 16)

05 15 16 00-0133 EA 1/4" Diameter, Steel, Closed Swage Socket	65.02	3.13
05 15 16 00-0134 EA 5/16" Diameter, Steel, Closed Swage Socket	87.73	3.13
05 15 16 00-0135 EA 3/8" Diameter, Steel, Closed Swage Socket	87.73	3.13
05 15 16 00-0136 EA 7/16" Diameter, Steel, Closed Swage Socket	109.52	4.18
05 15 16 00-0137 EA 1/2" Diameter, Steel, Closed Swage Socket	110.67	4.18
05 15 16 00-0138 EA 9/16" Diameter, Steel, Closed Swage Socket	152.45	7.32
05 15 16 00-0139 EA 5/8" Diameter, Steel, Closed Swage Socket	157.43	8.36
05 15 16 00-0140 EA 3/4" Diameter, Steel, Closed Swage Socket	195.41	13.59
05 15 16 00-0141 EA 7/8" Diameter, Steel, Closed Swage Socket	253.39	19.86
05 15 16 00-0142 EA 1" Diameter, Steel, Closed Swage Socket	362.36	27.18
05 15 16 00-0143 EA 1-1/8" Diameter, Steel, Closed Swage Socket	450.11	37.64
05 15 16 00-0144 EA 1-1/4" Diameter, Steel, Closed Swage Socket	612.52	58.55

05 15 16 00-0145 Galvanized Steel, Open Spelter Sockets (05 15 16)

05 Metals

05 10 Structural Metal Framing

05 15 Wire Rope Assemblies



SAN BERNARDINO
COUNTY

MINOR
CSI UOM DESCRIPTION

TOTAL DIRECT DEMOLITION
UNIT COST UNIT COST

05 15 16 00-0146	EA	1/4" Galvanized Steel, Open Spelter Socket	134.47	3.13
05 15 16 00-0147	EA	5/16" Galvanized Steel, Open Spelter Socket.....	138.18	3.13
05 15 16 00-0148	EA	3/8" Galvanized Steel, Open Spelter Socket	138.18	3.13
05 15 16 00-0149	EA	7/16" Galvanized Steel, Open Spelter Socket.....	155.06	6.27
05 15 16 00-0150	EA	1/2" Galvanized Steel, Open Spelter Socket	155.06	6.27
05 15 16 00-0151	EA	9/16" Galvanized Steel, Open Spelter Socket.....	204.11	10.45
05 15 16 00-0152	EA	5/8" Galvanized Steel, Open Spelter Socket	204.11	10.45
05 15 16 00-0153	EA	3/4" Galvanized Steel, Open Spelter Socket	259.25	15.68
05 15 16 00-0154	EA	7/8" Galvanized Steel, Open Spelter Socket	388.60	26.14
05 15 16 00-0155	EA	1" Galvanized Steel, Open Spelter Socket	704.54	40.77
05 15 16 00-0156	EA	1-1/8" Galvanized Steel, Open Spelter Socket	833.59	65.87
05 15 16 00-0157	EA	1-1/4" Galvanized Steel, Open Spelter Socket	1,126.38	86.78

05 15 16 00-0158 Galvanized Steel, Closed Spelter Sockets (05 15 16)

05 15 16 00-0159	EA	1/4" Galvanized Steel, Closed Spelter Socket.....	112.87	3.13
05 15 16 00-0160	EA	5/16" Galvanized Steel, Closed Spelter Socket.....	113.34	3.13
05 15 16 00-0161	EA	3/8" Galvanized Steel, Closed Spelter Socket	113.34	3.13
05 15 16 00-0162	EA	7/16" Galvanized Steel, Closed Spelter Socket.....	127.54	5.23
05 15 16 00-0163	EA	1/2" Galvanized Steel, Closed Spelter Socket	127.54	5.23
05 15 16 00-0164	EA	9/16" Galvanized Steel, Closed Spelter Socket.....	179.19	9.41
05 15 16 00-0165	EA	5/8" Galvanized Steel, Closed Spelter Socket	179.19	9.41
05 15 16 00-0166	EA	3/4" Galvanized Steel, Closed Spelter Socket	220.57	13.59
05 15 16 00-0167	EA	7/8" Galvanized Steel, Closed Spelter Socket.....	322.30	20.91
05 15 16 00-0168	EA	1" Galvanized Steel, Closed Spelter Socket	487.05	32.41
05 15 16 00-0169	EA	1-1/8" Galvanized Steel, Closed Spelter Socket.....	637.83	43.91
05 15 16 00-0170	EA	1-1/4" Galvanized Steel, Closed Spelter Socket.....	804.55	58.55

05 15 16 00-0171 Forged Steel, Jaw And Jaw Turnbuckles (05 15 16)

05 15 16 00-0172	EA	1/4" x 4", Forged Steel, Jaw And Jaw Turnbuckle	77.85	3.13
		For "Eye And Eye" Or "Hook and Hook" Turnbuckle, Deduct	-10.11	
05 15 16 00-0173	EA	5/16" x 4-1/2", Forged Steel, Jaw And Jaw Turnbuckle	83.46	3.13
		For "Eye And Eye" Or "Hook and Hook" Turnbuckle, Deduct	-10.95	
05 15 16 00-0174	EA	3/8" x 6", Forged Steel, Jaw And Jaw Turnbuckle	93.85	3.13
		For "Eye And Eye" Or "Hook and Hook" Turnbuckle, Deduct	-12.51	
05 15 16 00-0175	EA	1/2" x 6", Forged Steel, Jaw And Jaw Turnbuckle	104.34	4.18
		For "Eye And Eye" Or "Hook and Hook" Turnbuckle, Deduct	-13.01	
05 15 16 00-0176	EA	1/2" x 9", Forged Steel, Jaw And Jaw Turnbuckle	137.24	5.23
		For "Eye And Eye" Or "Hook and Hook" Turnbuckle, Deduct	-17.32	
05 15 16 00-0177	EA	1/2" x 12", Forged Steel, Jaw And Jaw Turnbuckle	155.93	6.27
		For "Eye And Eye" Or "Hook and Hook" Turnbuckle, Deduct	-19.61	
05 15 16 00-0178	EA	5/8" x 6", Forged Steel, Jaw And Jaw Turnbuckle	159.04	8.36
		For "Eye And Eye" Or "Hook and Hook" Turnbuckle, Deduct	-19.03	
05 15 16 00-0179	EA	5/8" x 9", Forged Steel, Jaw And Jaw Turnbuckle	196.54	8.36
		For "Eye And Eye" Or "Hook and Hook" Turnbuckle, Deduct	-24.25	
05 15 16 00-0180	EA	5/8" x 12", Forged Steel, Jaw And Jaw Turnbuckle	223.05	9.41
		For "Eye And Eye" Or "Hook and Hook" Turnbuckle, Deduct	-27.86	
05 15 16 00-0181	EA	3/4" x 6", Forged Steel, Jaw And Jaw Turnbuckle	214.51	11.50
		For "Eye And Eye" Or "Hook and Hook" Turnbuckle, Deduct	-25.50	
05 15 16 00-0182	EA	3/4" x 9", Forged Steel, Jaw And Jaw Turnbuckle	244.40	13.59
		For "Eye And Eye" Or "Hook and Hook" Turnbuckle, Deduct	-28.41	
05 15 16 00-0183	EA	3/4" x 12", Forged Steel, Jaw And Jaw Turnbuckle	301.46	14.63
		For "Eye And Eye" Or "Hook and Hook" Turnbuckle, Deduct	-36.26	
05 15 16 00-0184	EA	3/4" x 18", Forged Steel, Jaw And Jaw Turnbuckle	362.68	17.78
		For "Eye And Eye" Or "Hook and Hook" Turnbuckle, Deduct	-43.59	
05 15 16 00-0185	EA	7/8" x 12", Forged Steel, Jaw And Jaw Turnbuckle	413.57	25.09
		For "Eye And Eye" Or "Hook and Hook" Turnbuckle, Deduct	-47.10	
05 15 16 00-0186	EA	7/8" x 18", Forged Steel, Jaw And Jaw Turnbuckle	501.43	29.28
		For "Eye And Eye" Or "Hook and Hook" Turnbuckle, Deduct	-57.79	
05 15 16 00-0187	EA	1" x 6", Forged Steel, Jaw And Jaw Turnbuckle	429.46	25.09
		For "Eye And Eye" Or "Hook and Hook" Turnbuckle, Deduct	-49.48	
05 15 16 00-0188	EA	1" x 12", Forged Steel, Jaw And Jaw Turnbuckle	492.13	32.41
		For "Eye And Eye" Or "Hook and Hook" Turnbuckle, Deduct	-54.22	
05 15 16 00-0189	EA	1" x 18", Forged Steel, Jaw And Jaw Turnbuckle	674.00	40.77
		For "Eye And Eye" Or "Hook and Hook" Turnbuckle, Deduct	-76.97	
05 15 16 00-0190	EA	1" x 24", Forged Steel, Jaw And Jaw Turnbuckle	754.14	48.09
		For "Eye And Eye" Or "Hook and Hook" Turnbuckle, Deduct	-84.61	
05 15 16 00-0191	EA	1-1/4" x 12", Forged Steel, Jaw And Jaw Turnbuckle	841.21	58.55
		For "Eye And Eye" Or "Hook and Hook" Turnbuckle, Deduct	-91.33	
05 15 16 00-0192	EA	1-1/4" x 18", Forged Steel, Jaw And Jaw Turnbuckle	1,014.83	65.87
		For "Eye And Eye" Or "Hook and Hook" Turnbuckle, Deduct	-113.02	
05 15 16 00-0193	EA	1-1/4" x 24", Forged Steel, Jaw And Jaw Turnbuckle	1,312.82	75.27
		For "Eye And Eye" Or "Hook and Hook" Turnbuckle, Deduct	-152.12	
05 15 16 00-0194	EA	1-1/2" x 12", Forged Steel, Jaw And Jaw Turnbuckle	1,299.13	80.50
		For "Eye And Eye" Or "Hook and Hook" Turnbuckle, Deduct	-146.62	
05 15 16 00-0195	EA	1-1/2" x 18", Forged Steel, Jaw And Jaw Turnbuckle	1,432.30	104.54
		For "Eye And Eye" Or "Hook and Hook" Turnbuckle, Deduct	-152.12	
05 15 16 00-0196	EA	1-1/2" x 24", Forged Steel, Jaw And Jaw Turnbuckle	2,569.29	135.91
		For "Eye And Eye" Or "Hook and Hook" Turnbuckle, Deduct	-306.98	
05 15 16 00-0197	EA	2" x 24", Forged Steel, Jaw And Jaw Turnbuckle	4,222.20	261.37
		For "Eye And Eye" Or "Hook and Hook" Turnbuckle, Deduct	-476.51	



MINOR CSI UOM DESCRIPTION	TOTAL DIRECT UNIT COST	DEMOLITION UNIT COST
------------------------------	---------------------------	-------------------------

05 15 16 00-0198

Galvanized Steel, Drop Forged, Shoulder Eye Bolts (05 15 16)

05 15 16 00-0199	EA	1/4" Diameter Thread, 3/4" Inside Eye Diameter, Galvanized Steel, Drop Forged, Shoulder Eye Bolt.....	15.93	
05 15 16 00-0200	EA	5/16" Diameter Thread, 7/8" Inside Eye Diameter, Galvanized Steel, Drop Forged, Shoulder Eye Bolt.....	16.01	
05 15 16 00-0201	EA	3/8" Diameter Thread, 1" Inside Eye Diameter, Galvanized Steel, Drop Forged, Shoulder Eye Bolt.....	18.12	
05 15 16 00-0202	EA	7/16" Diameter Thread, 1-3/32" Inside Eye Diameter, Galvanized Steel, Drop Forged, Shoulder Eye Bolt.....	21.68	
05 15 16 00-0203	EA	1/2" Diameter Thread, 1-3/16" Inside Eye Diameter, Galvanized Steel, Drop Forged, Shoulder Eye Bolt.....	21.58	
05 15 16 00-0204	EA	5/8" Diameter Thread, 1-3/8" Inside Eye Diameter, Galvanized Steel, Drop Forged, Shoulder Eye Bolt.....	29.67	
05 15 16 00-0205	EA	3/4" Diameter Thread, 1-1/2" Inside Eye Diameter, Galvanized Steel, Drop Forged, Shoulder Eye Bolt.....	35.80	
05 15 16 00-0206	EA	7/8" Diameter Thread, 1-11/16" Inside Eye Diameter, Galvanized Steel, Drop Forged, Shoulder Eye Bolt.....	48.57	
05 15 16 00-0207	EA	1" Diameter Thread, 1-13/16" Inside Eye Diameter, Galvanized Steel, Drop Forged, Shoulder Eye Bolt.....	65.46	
05 15 16 00-0208	EA	1-1/8" Diameter Thread, 2" Inside Eye Diameter, Galvanized Steel, Drop Forged, Shoulder Eye Bolt.....	95.58	
05 15 16 00-0209	EA	1-1/4" Diameter Thread, 2-3/16" Inside Eye Diameter, Galvanized Steel, Drop Forged, Shoulder Eye Bolt.....	113.79	
05 15 16 00-0210	EA	1-1/2" Diameter Thread, 2-1/2" Inside Eye Diameter, Galvanized Steel, Drop Forged, Shoulder Eye Bolt.....	207.65	
05 15 16 00-0211	EA	1-3/4" Diameter Thread, 2-7/8" Inside Eye Diameter, Galvanized Steel, Drop Forged, Shoulder Eye Bolt.....	238.24	
05 15 16 00-0212	EA	2" Diameter Thread, 3-1/4" Inside Eye Diameter, Galvanized Steel, Drop Forged, Shoulder Eye Bolt.....	294.85	

05 15 16 00-0213

Galvanized Steel, Drop Forged, Eye Bolts (05 15 16)

05 15 16 00-0214	EA	1/4" Diameter Thread, 3" Shank Length, 1/2" Inside Eye Diameter, Galvanized Steel, Drop Forged, Eye Bolt.....	21.13	
05 15 16 00-0215	EA	1/4" Diameter Thread, 4" Shank Length, 1/2" Inside Eye Diameter, Galvanized Steel, Drop Forged, Eye Bolt.....	18.99	
05 15 16 00-0216	EA	5/16" Diameter Thread, 2-1/4" Shank Length, 5/8" Inside Eye Diameter, Galvanized Steel, Drop Forged, Eye Bolt.....	26.01	
05 15 16 00-0217	EA	5/16" Diameter Thread, 4-1/4" Shank Length, 5/8" Inside Eye Diameter, Galvanized Steel, Drop Forged, Eye Bolt.....	17.23	
05 15 16 00-0218	EA	3/8" Diameter Thread, 2-1/2" Shank Length, 3/4" Inside Eye Diameter, Galvanized Steel, Drop Forged, Eye Bolt.....	23.51	
05 15 16 00-0219	EA	3/8" Diameter Thread, 3" Shank Length, 3/4" Inside Eye Diameter, Galvanized Steel, Drop Forged, Eye Bolt.....	35.77	
05 15 16 00-0220	EA	3/8" Diameter Thread, 4" Shank Length, 3/4" Inside Eye Diameter, Galvanized Steel, Drop Forged, Eye Bolt.....	34.65	
05 15 16 00-0221	EA	3/8" Diameter Thread, 4-1/2" Shank Length, 3/4" Inside Eye Diameter, Galvanized Steel, Drop Forged, Eye Bolt.....	32.89	
05 15 16 00-0222	EA	3/8" Diameter Thread, 5" Shank Length, 3/4" Inside Eye Diameter, Galvanized Steel, Drop Forged, Eye Bolt.....	29.41	
05 15 16 00-0223	EA	3/8" Diameter Thread, 6" Shank Length, 3/4" Inside Eye Diameter, Galvanized Steel, Drop Forged, Eye Bolt.....	30.37	
05 15 16 00-0224	EA	1/2" Diameter Thread, 2" Shank Length, 1" Inside Eye Diameter, Galvanized Steel, Drop Forged, Eye Bolt.....	26.73	
05 15 16 00-0225	EA	1/2" Diameter Thread, 3" Shank Length, 1" Inside Eye Diameter, Galvanized Steel, Drop Forged, Eye Bolt.....	21.15	
05 15 16 00-0226	EA	1/2" Diameter Thread, 3-1/4" Shank Length, 1" Inside Eye Diameter, Galvanized Steel, Drop Forged, Eye Bolt.....	27.77	
05 15 16 00-0227	EA	1/2" Diameter Thread, 4" Shank Length, 1" Inside Eye Diameter, Galvanized Steel, Drop Forged, Eye Bolt.....	38.18	
05 15 16 00-0228	EA	1/2" Diameter Thread, 4-1/2" Shank Length, 1" Inside Eye Diameter, Galvanized Steel, Drop Forged, Eye Bolt.....	28.81	
05 15 16 00-0229	EA	1/2" Diameter Thread, 6" Shank Length, 1" Inside Eye Diameter, Galvanized Steel, Drop Forged, Eye Bolt.....	46.80	
05 15 16 00-0230	EA	1/2" Diameter Thread, 8" Shank Length, 1" Inside Eye Diameter, Galvanized Steel, Drop Forged, Eye Bolt.....	41.09	
05 15 16 00-0231	EA	1/2" Diameter Thread, 10" Shank Length, 1" Inside Eye Diameter, Galvanized Steel, Drop Forged, Eye Bolt.....	37.40	
05 15 16 00-0232	EA	1/2" Diameter Thread, 12" Shank Length, 1" Inside Eye Diameter, Galvanized Steel, Drop Forged, Eye Bolt.....	44.14	
05 15 16 00-0233	EA	5/8" Diameter Thread, 4" Shank Length, 1-1/4" Inside Eye Diameter, Galvanized Steel, Drop Forged, Eye Bolt.....	44.77	
05 15 16 00-0234	EA	5/8" Diameter Thread, 4-1/2" Shank Length, 1-1/4" Inside Eye Diameter, Galvanized Steel, Drop Forged, Eye Bolt.....	39.77	
05 15 16 00-0235	EA	5/8" Diameter Thread, 6" Shank Length, 1-1/4" Inside Eye Diameter, Galvanized Steel, Drop Forged, Eye Bolt.....	50.24	
05 15 16 00-0236	EA	5/8" Diameter Thread, 8" Shank Length, 1-1/4" Inside Eye Diameter, Galvanized Steel, Drop Forged, Eye Bolt.....	57.70	
05 15 16 00-0237	EA	5/8" Diameter Thread, 10" Shank Length, 1-1/4" Inside Eye Diameter, Galvanized Steel, Drop Forged, Eye Bolt.....	66.67	
05 15 16 00-0238	EA	5/8" Diameter Thread, 12" Shank Length, 1-1/4" Inside Eye Diameter, Galvanized Steel, Drop Forged, Eye Bolt.....	54.92	
05 15 16 00-0239	EA	3/4" Diameter Thread, 4-1/2" Shank Length, 1-1/2" Inside Eye Diameter, Galvanized Steel, Drop Forged, Eye Bolt.....	54.94	
05 15 16 00-0240	EA	3/4" Diameter Thread, 6" Shank Length, 1-1/2" Inside Eye Diameter, Galvanized Steel, Drop Forged, Eye Bolt.....	56.04	
05 15 16 00-0241	EA	3/4" Diameter Thread, 8" Shank Length, 1-1/2" Inside Eye Diameter, Galvanized Steel, Drop Forged, Eye Bolt.....	62.02	
05 15 16 00-0242	EA	3/4" Diameter Thread, 10" Shank Length, 1-1/2" Inside Eye Diameter, Galvanized Steel, Drop Forged, Eye Bolt.....	66.94	
05 15 16 00-0243	EA	3/4" Diameter Thread, 12" Shank Length, 1-1/2" Inside Eye Diameter, Galvanized Steel, Drop Forged, Eye Bolt.....	78.38	
05 15 16 00-0244	EA	1" Diameter Thread, 8" Shank Length, 2" Inside Eye Diameter, Galvanized Steel, Drop Forged, Eye Bolt.....	104.02	

05 15 19

Stainless Steel Wire Rope Assemblies (05 15)

05 15 19 00-0001

7x7, 304 Stainless Steel, Aircraft Cable (05 15 19)

05 15 19 00-0002	LF	1/16" Diameter, 7x7, 304 Stainless Steel, Aircraft Cable.....	0.26	0.07
		<i>For >500, Deduct</i>	-0.03	
05 15 19 00-0003	LF	3/32" Diameter, 7x7, 304 Stainless Steel, Aircraft Cable.....	0.33	0.08
		<i>For >500, Deduct</i>	-0.04	
05 15 19 00-0004	LF	1/8" Diameter, 7x7, 304 Stainless Steel, Aircraft Cable.....	0.43	0.09
		<i>For >500, Deduct</i>	-0.06	
05 15 19 00-0005	LF	5/32" Diameter, 7x7, 304 Stainless Steel, Aircraft Cable.....	0.56	0.10
		<i>For >500, Deduct</i>	-0.08	
05 15 19 00-0006	LF	3/16" Diameter, 7x7, 304 Stainless Steel, Aircraft Cable.....	0.70	0.10
		<i>For >500, Deduct</i>	-0.10	

05 15 19 00-0007

7x19, 304 Stainless Steel, Aircraft Cable (05 15 19)

05 15 19 00-0008	LF	1/8" Diameter, 7x19, 304 Stainless Steel, Aircraft Cable.....	0.49	0.09
		<i>For >500, Deduct</i>	-0.07	
05 15 19 00-0009	LF	5/32" Diameter, 7x19, 304 Stainless Steel, Aircraft Cable.....	0.57	0.10
		<i>For >500, Deduct</i>	-0.08	
05 15 19 00-0010	LF	3/16" Diameter, 7x19, 304 Stainless Steel, Aircraft Cable.....	0.66	0.10
		<i>For >500, Deduct</i>	-0.09	
05 15 19 00-0011	LF	1/4" Diameter, 7x19, 304 Stainless Steel, Aircraft Cable.....	0.83	0.10
		<i>For >500, Deduct</i>	-0.13	
05 15 19 00-0012	LF	5/16" Diameter, 7x19, 304 Stainless Steel, Aircraft Cable.....	1.26	0.10
		<i>For >500, Deduct</i>	-0.20	
05 15 19 00-0013	LF	3/8" Diameter, 7x19, 304 Stainless Steel, Aircraft Cable.....	1.89	0.21
		<i>For >500, Deduct</i>	-0.30	

05	05 Metals
	05 10 Structural Metal Framing
	05 15 Wire Rope Assemblies



MINOR CSI UOM DESCRIPTION	TOTAL DIRECT UNIT COST	DEMOLITION UNIT COST
------------------------------	---------------------------	-------------------------

05 15 19 00-0014	7x7, 316 Stainless Steel, Aircraft Cable <small>(05 15 19)</small>		
05 15 19 00-0015	LF 1/16" Diameter, 7x7, 316 Stainless Steel, Aircraft Cable	0.26	0.07
	<i>For >500, Deduct</i>	-0.03	
05 15 19 00-0016	LF 3/32" Diameter, 7x7, 316 Stainless Steel, Aircraft Cable	0.33	0.08
	<i>For >500, Deduct</i>	-0.04	
05 15 19 00-0017	LF 1/8" Diameter, 7x7, 316 Stainless Steel, Aircraft Cable	0.43	0.09
	<i>For >500, Deduct</i>	-0.06	
05 15 19 00-0018	LF 5/32" Diameter, 7x7, 316 Stainless Steel, Aircraft Cable	0.56	0.10
	<i>For >500, Deduct</i>	-0.08	
05 15 19 00-0019	LF 3/16" Diameter, 7x7, 316 Stainless Steel, Aircraft Cable	0.70	0.10
	<i>For >500, Deduct</i>	-0.10	

05 15 19 00-0020	7x19, 316 Stainless Steel, Aircraft Cable <small>(05 15 19)</small>		
05 15 19 00-0021	LF 1/8" Diameter, 7x19, 316 Stainless Steel, Aircraft Cable	0.49	0.09
	<i>For >500, Deduct</i>	-0.07	
05 15 19 00-0022	LF 5/32" Diameter, 7x19, 316 Stainless Steel, Aircraft Cable	0.57	0.10
	<i>For >500, Deduct</i>	-0.08	
05 15 19 00-0023	LF 3/16" Diameter, 7x19, 316 Stainless Steel, Aircraft Cable	0.66	0.10
	<i>For >500, Deduct</i>	-0.09	
05 15 19 00-0024	LF 1/4" Diameter, 7x19, 316 Stainless Steel, Aircraft Cable	0.83	0.10
	<i>For >500, Deduct</i>	-0.13	
05 15 19 00-0025	LF 5/16" Diameter, 7x19, 316 Stainless Steel, Aircraft Cable	1.26	0.10
	<i>For >500, Deduct</i>	-0.20	
05 15 19 00-0026	LF 3/8" Diameter, 7x19, 316 Stainless Steel, Aircraft Cable	1.89	0.10
	<i>For >500, Deduct</i>	-0.30	

05 20 Metal Joists (05)

Note: Includes all connecting bolts and welds.

05 21 Steel Joist Framing (05 20)

05 21 19 Open Web Steel Joist Framing (05 21)

05 21 19 00-0001	Open Web Joists <small>(05 21 19)</small>		
05 21 19 00-0002	TON H, J Or K Open Web Joist, Up To 30' Span, Steel, Horizontal Bridging	2,639.10	187.08
	<i>For Welded Cross Bridging, Add</i>	233.85	
	<i>For Shop Prime Paint Other Than Manufacturer's Standard, Add</i>	223.15	
05 21 19 00-0003	TON H, J Or K Open Web Joist, >30' To 50' Span, Steel, Horizontal Bridging	2,419.66	175.39
	<i>For Welded Cross Bridging, Add</i>	207.86	
	<i>For Shop Prime Paint Other Than Manufacturer's Standard, Add</i>	207.21	
05 21 19 00-0004	TON LJ Or LH Open Web Joist, Up To 96' Span, Steel, Bolted Cross Bridging	2,907.97	175.39
	<i>For Welded Cross Bridging, Add</i>	215.86	
	<i>For Shop Prime Paint Other Than Manufacturer's Standard, Add</i>	262.61	
05 21 19 00-0005	TON DLJ Or DLH Open Web Joist, Up To 144' Span, Steel, Bolted Cross Bridging	3,297.03	175.39
	<i>For Welded Cross Bridging, Add</i>	215.86	
	<i>For Shop Prime Paint Other Than Manufacturer's Standard, Add</i>	309.30	
05 21 19 00-0006	TON CS Open Web Joist, Up To 30' Span, Steel, Horizontal Bridging	2,919.30	175.39
	<i>For Welded Cross Bridging, Add</i>	233.85	
	<i>For Shop Prime Paint Other Than Manufacturer's Standard, Add</i>	256.78	
05 21 19 00-0007	TON SLH Open Web Joist, Up To 200' Span, Steel, Bolted Cross Bridging	3,637.45	175.39
	<i>For Welded Cross Bridging, Add</i>	215.86	
	<i>For Shop Prime Paint Other Than Manufacturer's Standard, Add</i>	350.15	

05 30 Metal Decking (05)

Note: Includes all connecting bolts and welds.

05 31 Steel Decking (05 30)

See CSI section 03 30 00 00-0000 for concrete where required.

05 31 13 Steel Floor Decking (05 31)

Note: Floor or roof decking

05 31 13 00-0001	Open Ribbed Galvanized Steel Deck <small>(05 31 13)</small>		
05 31 13 00-0002	SF 1" Deep, 22 Gauge Open Ribbed Galvanized Steel Deck	3.57	0.47
	<i>For Site Installed Insulation Between Ribs, Add</i>	0.94	
	<i>For Painted, Deduct</i>	-0.15	
	<i>For Perforated Or Slotted, Add</i>	0.15	
	<i>For Up To 100, Add</i>	0.89	
	<i>For >100 To 500, Add</i>	0.53	
	<i>For >500 To 1,500, Add</i>	0.15	
05 31 13 00-0003	SF 1" Deep, 20 Gauge Open Ribbed Galvanized Steel Deck	4.06	0.55
	<i>For Site Installed Insulation Between Ribs, Add</i>	1.07	
	<i>For Painted, Deduct</i>	-0.17	
	<i>For Perforated Or Slotted, Add</i>	0.17	
	<i>For Up To 100, Add</i>	1.03	
	<i>For >100 To 500, Add</i>	0.61	
	<i>For >500 To 1,500, Add</i>	0.17	



	Metals	05
	Metal Decking	05 30
	Steel Decking	05 31

05

MINOR	CSI	UOM	DESCRIPTION	TOTAL DIRECT UNIT COST	DEMOLITION UNIT COST
05 31 13 00-0004	SF		1" Deep, 18 Gauge Open Ribbed Galvanized Steel Deck.....	5.10	0.67
			<i>For Site Installed Insulation Between Ribs, Add</i>	1.34	
			<i>For Painted, Deduct</i>	-0.21	
			<i>For Perforated Or Slotted, Add</i>	0.21	
			<i>For Up To 100, Add</i>	1.26	
			<i>For >100 To 500, Add</i>	0.76	
			<i>For >500 To 1,500, Add</i>	0.21	
05 31 13 00-0005	SF		1-1/2" Deep, 22 Gauge Open Ribbed Galvanized Steel Deck.....	3.91	0.53
			<i>For Site Installed Insulation Between Ribs, Add</i>	1.03	
			<i>For Painted, Deduct</i>	-0.16	
			<i>For Perforated Or Slotted, Add</i>	0.16	
			<i>For Up To 100, Add</i>	0.99	
			<i>For >100 To 500, Add</i>	0.59	
			<i>For >500 To 1,500, Add</i>	0.17	
05 31 13 00-0006	SF		1-1/2" Deep, 20 Gauge Open Ribbed Galvanized Steel Deck.....	4.50	0.61
			<i>For Site Installed Insulation Between Ribs, Add</i>	1.18	
			<i>For Painted, Deduct</i>	-0.19	
			<i>For Perforated Or Slotted, Add</i>	0.19	
			<i>For Up To 100, Add</i>	1.13	
			<i>For >100 To 500, Add</i>	0.68	
			<i>For >500 To 1,500, Add</i>	0.19	
05 31 13 00-0007	SF		1-1/2" Deep, 18 Gauge Open Ribbed Galvanized Steel Deck.....	5.67	0.74
			<i>For Site Installed Insulation Between Ribs, Add</i>	1.49	
			<i>For Painted, Deduct</i>	-0.24	
			<i>For Perforated Or Slotted, Add</i>	0.24	
			<i>For Up To 100, Add</i>	1.41	
			<i>For >100 To 500, Add</i>	0.85	
			<i>For >500 To 1,500, Add</i>	0.24	
05 31 13 00-0008	SF		2" Deep, 22 Gauge Open Ribbed Galvanized Steel Deck.....	4.44	0.56
			<i>For Site Installed Insulation Between Ribs, Add</i>	1.16	
			<i>For Painted, Deduct</i>	-0.19	
			<i>For Perforated Or Slotted, Add</i>	0.19	
			<i>For Up To 100, Add</i>	1.07	
			<i>For >100 To 500, Add</i>	0.65	
			<i>For >500 To 1,500, Add</i>	0.18	
05 31 13 00-0009	SF		2" Deep, 20 Gauge Open Ribbed Galvanized Steel Deck.....	5.16	0.65
			<i>For Site Installed Insulation Between Ribs, Add</i>	1.35	
			<i>For Painted, Deduct</i>	-0.22	
			<i>For Perforated Or Slotted, Add</i>	0.22	
			<i>For Up To 100, Add</i>	1.24	
			<i>For >100 To 500, Add</i>	0.76	
			<i>For >500 To 1,500, Add</i>	0.20	
05 31 13 00-0010	SF		2" Deep, 18 Gauge Open Ribbed Galvanized Steel Deck.....	6.37	0.73
			<i>For Site Installed Insulation Between Ribs, Add</i>	1.66	
			<i>For Painted, Deduct</i>	-0.27	
			<i>For Perforated Or Slotted, Add</i>	0.27	
			<i>For Up To 100, Add</i>	1.45	
			<i>For >100 To 500, Add</i>	0.91	
			<i>For >500 To 1,500, Add</i>	0.23	
05 31 13 00-0011	SF		2" Deep, 16 Gauge Open Ribbed Galvanized Steel Deck.....	8.05	0.78
			<i>For Site Installed Insulation Between Ribs, Add</i>	2.09	
			<i>For Painted, Deduct</i>	-0.35	
			<i>For Perforated Or Slotted, Add</i>	0.35	
			<i>For Up To 100, Add</i>	1.70	
			<i>For >100 To 500, Add</i>	1.10	
			<i>For >500 To 1,500, Add</i>	0.25	
05 31 13 00-0012	SF		3" Deep, 22 Gauge Open Ribbed Galvanized Steel Deck.....	4.98	0.59
			<i>For Site Installed Insulation Between Ribs, Add</i>	1.30	
			<i>For Painted, Deduct</i>	-0.21	
			<i>For Perforated Or Slotted, Add</i>	0.21	
			<i>For Up To 100, Add</i>	1.16	
			<i>For >100 To 500, Add</i>	0.72	
			<i>For >500 To 1,500, Add</i>	0.19	
05 31 13 00-0013	SF		3" Deep, 20 Gauge Open Ribbed Galvanized Steel Deck.....	5.81	0.67
			<i>For Site Installed Insulation Between Ribs, Add</i>	1.52	
			<i>For Painted, Deduct</i>	-0.25	
			<i>For Perforated Or Slotted, Add</i>	0.25	
			<i>For Up To 100, Add</i>	1.33	
			<i>For >100 To 500, Add</i>	0.83	
			<i>For >500 To 1,500, Add</i>	0.21	
05 31 13 00-0014	SF		3" Deep, 18 Gauge Open Ribbed Galvanized Steel Deck.....	7.25	0.82
			<i>For Site Installed Insulation Between Ribs, Add</i>	1.89	
			<i>For Painted, Deduct</i>	-0.31	
			<i>For Perforated Or Slotted, Add</i>	0.31	
			<i>For Up To 100, Add</i>	1.66	
			<i>For >100 To 500, Add</i>	1.04	
			<i>For >500 To 1,500, Add</i>	0.26	
05 31 13 00-0015	SF		3" Deep, 16 Gauge Open Ribbed Galvanized Steel Deck.....	9.13	1.01
			<i>For Site Installed Insulation Between Ribs, Add</i>	2.38	
			<i>For Painted, Deduct</i>	-0.39	
			<i>For Perforated Or Slotted, Add</i>	0.39	
			<i>For Up To 100, Add</i>	2.04	
			<i>For >100 To 500, Add</i>	1.29	
			<i>For >500 To 1,500, Add</i>	0.31	



MINOR
CSI UOM DESCRIPTION

TOTAL DIRECT DEMOLITION
UNIT COST UNIT COST

05 31 13 00-0016	SF 4-1/2" Deep, 18 Gauge Open Ribbed Galvanized Steel Deck.....	13.41	
	<i>For Site Installed Insulation Between Ribs, Add</i>	3.42	
	<i>For Painted, Deduct</i>	-0.63	
	<i>For Perforated Or Slotted, Add</i>	0.63	
	<i>For Up To 100, Add</i>	2.15	
	<i>For >100 To 500, Add</i>	1.61	
	<i>For >500 To 1,500, Add</i>	0.23	
05 31 13 00-0017	SF 4-1/2" Deep, 16 Gauge Open Ribbed Galvanized Steel Deck.....	16.95	0.82
	<i>For Site Installed Insulation Between Ribs, Add</i>	4.31	
	<i>For Painted, Deduct</i>	-0.80	
	<i>For Perforated Or Slotted, Add</i>	0.80	
	<i>For Up To 100, Add</i>	2.63	
	<i>For >100 To 500, Add</i>	2.01	
	<i>For >500 To 1,500, Add</i>	0.26	
05 31 13 00-0018	SF 6" Deep, 20 Gauge Open Ribbed Galvanized Steel Deck.....	15.73	0.82
	<i>For Site Installed Insulation Between Ribs, Add</i>	4.01	
	<i>For Painted, Deduct</i>	-0.73	
	<i>For Perforated Or Slotted, Add</i>	0.73	
	<i>For Up To 100, Add</i>	2.51	
	<i>For >100 To 500, Add</i>	1.89	
	<i>For >500 To 1,500, Add</i>	0.26	
05 31 13 00-0019	SF 6" Deep, 18 Gauge Open Ribbed Galvanized Steel Deck.....	16.44	1.01
	<i>For Site Installed Insulation Between Ribs, Add</i>	4.20	
	<i>For Painted, Deduct</i>	-0.76	
	<i>For Perforated Or Slotted, Add</i>	0.76	
	<i>For Up To 100, Add</i>	2.77	
	<i>For >100 To 500, Add</i>	2.02	
	<i>For >500 To 1,500, Add</i>	0.31	
05 31 13 00-0020	SF 6" Deep, 16 Gauge Open Ribbed Galvanized Steel Deck.....	20.54	1.22
	<i>For Site Installed Insulation Between Ribs, Add</i>	5.25	
	<i>For Painted, Deduct</i>	-0.95	
	<i>For Perforated Or Slotted, Add</i>	0.95	
	<i>For Up To 100, Add</i>	3.42	
	<i>For >100 To 500, Add</i>	2.51	
	<i>For >500 To 1,500, Add</i>	0.38	
05 31 13 00-0021	SF 7-1/2" Deep, 18 Gauge Open Ribbed Galvanized Steel Deck.....	18.17	1.10
	<i>For Site Installed Insulation Between Ribs, Add</i>	4.65	
	<i>For Painted, Deduct</i>	-0.84	
	<i>For Perforated Or Slotted, Add</i>	0.84	
	<i>For Up To 100, Add</i>	3.05	
	<i>For >100 To 500, Add</i>	2.23	
	<i>For >500 To 1,500, Add</i>	0.34	
05 31 13 00-0022	SF 7-1/2" Deep, 16 Gauge Open Ribbed Galvanized Steel Deck.....	22.66	1.33
	<i>For Site Installed Insulation Between Ribs, Add</i>	5.79	
	<i>For Painted, Deduct</i>	-1.05	
	<i>For Perforated Or Slotted, Add</i>	1.05	
	<i>For Up To 100, Add</i>	3.77	
	<i>For >100 To 500, Add</i>	2.77	
	<i>For >500 To 1,500, Add</i>	0.42	
05 31 13 00-0023	Cellular Galvanized Steel Deck <small>(05 31 13)</small>		
	Note: Cellular decking is made of a top ribbed sheet and a flat bottom sheet welded together to create hollow longitudinal cells within the panels.		
05 31 13 00-0024	SF 1" Deep, 22/18 Gauge Cellular Galvanized Steel Deck.....	11.98	0.84
	<i>For Site Installed Insulation Between Ribs, Add</i>	3.07	
	<i>For Painted, Deduct</i>	-0.55	
	<i>For Perforated Or Slotted, Add</i>	0.55	
	<i>For Insulated Cells, Add</i>	2.46	
	<i>For Up To 100, Add</i>	2.15	
	<i>For >100 To 500, Add</i>	1.52	
	<i>For >500 To 1,500, Add</i>	0.27	
05 31 13 00-0025	SF 1" Deep, 18/18 Gauge Cellular Galvanized Steel Deck.....	12.96	1.12
	<i>For Site Installed Insulation Between Ribs, Add</i>	3.35	
	<i>For Painted, Deduct</i>	-0.58	
	<i>For Perforated Or Slotted, Add</i>	0.58	
	<i>For Insulated Cells, Add</i>	2.60	
	<i>For Up To 100, Add</i>	2.56	
	<i>For >100 To 500, Add</i>	1.72	
	<i>For >500 To 1,500, Add</i>	0.35	
05 31 13 00-0026	SF 1-1/2" Deep, 22/18 Gauge Cellular Galvanized Steel Deck.....	14.75	0.88
	<i>For Site Installed Insulation Between Ribs, Add</i>	3.77	
	<i>For Painted, Deduct</i>	-0.68	
	<i>For Perforated Or Slotted, Add</i>	0.68	
	<i>For Insulated Cells, Add</i>	3.07	
	<i>For Up To 100, Add</i>	2.47	
	<i>For >100 To 500, Add</i>	1.81	
	<i>For >500 To 1,500, Add</i>	0.28	
05 31 13 00-0027	SF 1-1/2" Deep, 18/18 Gauge Cellular Galvanized Steel Deck.....	15.89	1.18
	<i>For Site Installed Insulation Between Ribs, Add</i>	4.08	
	<i>For Painted, Deduct</i>	-0.72	
	<i>For Perforated Or Slotted, Add</i>	0.72	
	<i>For Insulated Cells, Add</i>	3.24	
	<i>For Up To 100, Add</i>	2.91	
	<i>For >100 To 500, Add</i>	2.03	
	<i>For >500 To 1,500, Add</i>	0.37	



Metals	05	05
Metal Decking	05 30	
Steel Decking	05 31	

MINOR	CSI	UOM	DESCRIPTION	TOTAL DIRECT UNIT COST	DEMOLITION UNIT COST
05 31 13 00-0028	SF		3" Deep, 20/18 Gauge Cellular Galvanized Steel Deck.....	16.88	1.08
			For Site Installed Insulation Between Ribs, Add	4.32	
			For Painted, Deduct	-0.78	
			For Perforated Or Slotted, Add	0.78	
			For Insulated Cells, Add	3.50	
			For Up To 100, Add	2.89	
			For >100 To 500, Add	2.09	
			For >500 To 1,500, Add	0.33	
05 31 13 00-0029	SF		3" Deep, 18/18 Gauge Cellular Galvanized Steel Deck.....	20.18	1.24
			For Site Installed Insulation Between Ribs, Add	5.16	
			For Painted, Deduct	-0.93	
			For Perforated Or Slotted, Add	0.93	
			For Insulated Cells, Add	4.19	
			For Up To 100, Add	3.41	
			For >100 To 500, Add	2.48	
			For >500 To 1,500, Add	0.39	
05 31 13 00-0030	SF		3" Deep, 18/16 Gauge Cellular Galvanized Steel Deck.....	22.64	1.33
			For Site Installed Insulation Between Ribs, Add	5.78	
			For Painted, Deduct	-1.05	
			For Perforated Or Slotted, Add	1.05	
			For Insulated Cells, Add	4.72	
			For Up To 100, Add	3.77	
			For >100 To 500, Add	2.77	
			For >500 To 1,500, Add	0.42	
05 31 13 00-0031	SF		3" Deep, 16/16 Gauge Cellular Galvanized Steel Deck.....	24.47	1.43
			For Site Installed Insulation Between Ribs, Add	6.25	
			For Painted, Deduct	-1.13	
			For Perforated Or Slotted, Add	1.13	
			For Insulated Cells, Add	5.10	
			For Up To 100, Add	4.06	
			For >100 To 500, Add	2.98	
			For >500 To 1,500, Add	0.45	
05 31 13 00-0032	SF		4-1/2" Deep, 20/18 Gauge Cellular Galvanized Steel Deck.....	26.34	1.08
			For Site Installed Insulation Between Ribs, Add	6.69	
			For Painted, Deduct	-1.25	
			For Perforated Or Slotted, Add	1.25	
			For Insulated Cells, Add	5.62	
			For Up To 100, Add	3.85	
			For >100 To 500, Add	3.04	
			For >500 To 1,500, Add	0.34	
05 31 13 00-0033	SF		4-1/2" Deep, 18/18 Gauge Cellular Galvanized Steel Deck.....	27.99	1.26
			For Site Installed Insulation Between Ribs, Add	7.11	
			For Painted, Deduct	-1.32	
			For Perforated Or Slotted, Add	1.32	
			For Insulated Cells, Add	5.94	
			For Up To 100, Add	4.22	
			For >100 To 500, Add	3.27	
			For >500 To 1,500, Add	0.40	
05 31 13 00-0034	SF		4-1/2" Deep, 18/16 Gauge Cellular Galvanized Steel Deck.....	29.57	1.35
			For Site Installed Insulation Between Ribs, Add	7.52	
			For Painted, Deduct	-1.39	
			For Perforated Or Slotted, Add	1.39	
			For Insulated Cells, Add	6.27	
			For Up To 100, Add	4.49	
			For >100 To 500, Add	3.47	
			For >500 To 1,500, Add	0.43	
05 31 13 00-0035	SF		4-1/2" Deep, 16/16 Gauge Cellular Galvanized Steel Deck.....	31.53	1.45
			For Site Installed Insulation Between Ribs, Add	8.02	
			For Painted, Deduct	-1.49	
			For Perforated Or Slotted, Add	1.49	
			For Insulated Cells, Add	6.68	
			For Up To 100, Add	4.79	
			For >100 To 500, Add	3.70	
			For >500 To 1,500, Add	0.46	
05 31 23			Steel Roof Decking (05 31)		
			See CSI section 05 31 13 00-0000 for Steel floor or roof decking.		
05 31 33			Steel Form Decking (05 31)		
05 31 33 00-0001			Open Ribbed Galvanized Steel Form Deck (05 31 33)		
05 31 33 00-0002	SF		9/16" Deep, 28 Gauge Open Ribbed Galvanized Steel Form Deck.....	3.14	
			For Painted, Deduct	-0.11	
			For Perforated Or Slotted, Add	0.11	
			For Up To 100, Add	1.11	
			For >100 To 500, Add	0.58	
			For >500 To 1,500, Add	0.22	
05 31 33 00-0003	SF		9/16" Deep, 26 Gauge Open Ribbed Galvanized Steel Form Deck.....	3.34	
			For Painted, Deduct	-0.12	
			For Perforated Or Slotted, Add	0.12	
			For Up To 100, Add	1.18	
			For >100 To 500, Add	0.62	
			For >500 To 1,500, Add	0.24	

05	05 Metals
	05 30 Metal Decking
	05 31 Steel Decking



MINOR CSI UOM DESCRIPTION	TOTAL DIRECT UNIT COST	DEMOLITION UNIT COST
05 31 33 00-0004 SF 9/16" Deep, 24 Gauge Open Ribbed Galvanized Steel Form Deck.....	3.68	
For Painted, Deduct	-0.13	
For Perforated Or Slotted, Add	0.13	
For Up To 100, Add	1.34	
For >100 To 500, Add	0.69	
For >500 To 1,500, Add	0.27	
05 31 33 00-0005 SF 9/16" Deep, 22 Gauge Open Ribbed Galvanized Steel Form Deck.....	3.97	
For Painted, Deduct	-0.14	
For Perforated Or Slotted, Add	0.14	
For Up To 100, Add	1.50	
For >100 To 500, Add	0.77	
For >500 To 1,500, Add	0.31	
05 31 33 00-0006 SF 15/16" Deep, 26 Gauge Open Ribbed Galvanized Steel Form Deck.....	3.82	
For Painted, Deduct	-0.14	
For Perforated Or Slotted, Add	0.14	
For Up To 100, Add	1.23	
For >100 To 500, Add	0.66	
For >500 To 1,500, Add	0.24	
05 31 33 00-0007 SF 15/16" Deep, 25 Gauge Open Ribbed Galvanized Steel Form Deck.....	4.01	
For Painted, Deduct	-0.15	
For Perforated Or Slotted, Add	0.15	
For Up To 100, Add	1.29	
For >100 To 500, Add	0.70	
For >500 To 1,500, Add	0.25	
05 31 33 00-0008 SF 15/16" Deep, 24 Gauge Open Ribbed Galvanized Steel Form Deck.....	4.20	
For Painted, Deduct	-0.16	
For Perforated Or Slotted, Add	0.16	
For Up To 100, Add	1.39	
For >100 To 500, Add	0.74	
For >500 To 1,500, Add	0.27	
05 31 33 00-0009 SF 15/16" Deep, 22 Gauge Open Ribbed Galvanized Steel Form Deck.....	4.47	
For Painted, Deduct	-0.16	
For Perforated Or Slotted, Add	0.16	
For Up To 100, Add	1.55	
For >100 To 500, Add	0.82	
For >500 To 1,500, Add	0.31	
05 31 33 00-0010 SF 1-15/16" Deep, 26 Gauge Open Ribbed Galvanized Steel Form Deck.....	4.72	
For Painted, Deduct	-0.17	
For Perforated Or Slotted, Add	0.17	
For Up To 100, Add	1.62	
For >100 To 500, Add	0.86	
For >500 To 1,500, Add	0.32	
05 31 33 00-0011 SF 1-15/16" Deep, 24 Gauge Open Ribbed Galvanized Steel Form Deck.....	5.16	
For Painted, Deduct	-0.19	
For Perforated Or Slotted, Add	0.19	
For Up To 100, Add	1.71	
For >100 To 500, Add	0.92	
For >500 To 1,500, Add	0.33	
05 31 33 00-0012 SF 1-15/16" Deep, 22 Gauge Open Ribbed Galvanized Steel Form Deck.....	5.94	
For Painted, Deduct	-0.23	
For Perforated Or Slotted, Add	0.23	
For Up To 100, Add	1.87	
For >100 To 500, Add	1.02	
For >500 To 1,500, Add	0.36	
05 31 33 00-0013 SF 1-15/16" Deep, 20 Gauge Open Ribbed Galvanized Steel Form Deck.....	6.58	
For Painted, Deduct	-0.25	
For Perforated Or Slotted, Add	0.25	
For Up To 100, Add	2.13	
For >100 To 500, Add	1.15	
For >500 To 1,500, Add	0.41	

05 36 Composite Metal Decking (05 30)

See CSI section 03 30 00 00-0000 for concrete.

05 36 00 00-0001 Composite Open Ribbed Galvanized Steel Deck (05 36)

Note: Composite decking has rolled-in embossments or ridges designed to interlock with the concrete slab.

05 36 00 00-0002 SF 1-1/2" Deep, 22 Gauge Composite Open Ribbed Galvanized Steel Deck.....	4.77	
For Painted, Deduct	-0.17	
For Perforated Or Slotted, Add	0.17	
For Up To 100, Add	1.63	
For >100 To 500, Add	0.86	
For >500 To 1,500, Add	0.32	
05 36 00 00-0003 SF 1-1/2" Deep, 20 Gauge Composite Open Ribbed Galvanized Steel Deck.....	5.07	
For Painted, Deduct	-0.18	
For Perforated Or Slotted, Add	0.18	
For Up To 100, Add	1.79	
For >100 To 500, Add	0.93	
For >500 To 1,500, Add	0.36	
05 36 00 00-0004 SF 1-1/2" Deep, 18 Gauge Composite Open Ribbed Galvanized Steel Deck.....	5.63	
For Painted, Deduct	-0.19	
For Perforated Or Slotted, Add	0.19	
For Up To 100, Add	2.16	
For >100 To 500, Add	1.09	
For >500 To 1,500, Add	0.44	



MINOR CSI UOM DESCRIPTION	TOTAL DIRECT UNIT COST	DEMOLITION UNIT COST
05 36 00 00-0005 SF 1-1/2" Deep, 16 Gauge Composite Open Ribbed Galvanized Steel Deck.....	6.10	
For Painted, Deduct	-0.20	
For Perforated Or Slotted, Add	0.20	
For Up To 100, Add	2.51	
For >100 To 500, Add	1.24	
For >500 To 1,500, Add	0.33	
05 36 00 00-0006 SF 2" Deep, 22 Gauge Composite Open Ribbed Galvanized Steel Deck.....	5.07	
For Painted, Deduct	-0.18	
For Perforated Or Slotted, Add	0.18	
For Up To 100, Add	1.79	
For >100 To 500, Add	0.93	
For >500 To 1,500, Add	0.36	
05 36 00 00-0007 SF 2" Deep, 20 Gauge Composite Open Ribbed Galvanized Steel Deck.....	5.49	
For Painted, Deduct	-0.20	
For Perforated Or Slotted, Add	0.20	
For Up To 100, Add	1.97	
For >100 To 500, Add	1.02	
For >500 To 1,500, Add	0.40	
05 36 00 00-0008 SF 2" Deep, 18 Gauge Composite Open Ribbed Galvanized Steel Deck.....	6.04	
For Painted, Deduct	-0.21	
For Perforated Or Slotted, Add	0.21	
For Up To 100, Add	2.33	
For >100 To 500, Add	1.18	
For >500 To 1,500, Add	0.48	
05 36 00 00-0009 SF 2" Deep, 16 Gauge Composite Open Ribbed Galvanized Steel Deck.....	6.54	
For Painted, Deduct	-0.21	
For Perforated Or Slotted, Add	0.21	
For Up To 100, Add	2.69	
For >100 To 500, Add	1.33	
For >500 To 1,500, Add	0.57	
05 36 00 00-0010 SF 3" Deep, 22 Gauge Composite Open Ribbed Galvanized Steel Deck.....	5.33	
For Painted, Deduct	-0.19	
For Perforated Or Slotted, Add	0.19	
For Up To 100, Add	1.86	
For >100 To 500, Add	0.97	
For >500 To 1,500, Add	0.37	
05 36 00 00-0011 SF 3" Deep, 20 Gauge Composite Open Ribbed Galvanized Steel Deck.....	5.70	
For Painted, Deduct	-0.20	
For Perforated Or Slotted, Add	0.20	
For Up To 100, Add	2.07	
For >100 To 500, Add	1.07	
For >500 To 1,500, Add	0.42	
05 36 00 00-0012 SF 3" Deep, 18 Gauge Composite Open Ribbed Galvanized Steel Deck.....	6.34	
For Painted, Deduct	-0.21	
For Perforated Or Slotted, Add	0.21	
For Up To 100, Add	2.49	
For >100 To 500, Add	1.25	
For >500 To 1,500, Add	0.52	
05 36 00 00-0013 SF 3" Deep, 16 Gauge Composite Open Ribbed Galvanized Steel Deck.....	7.04	
For Painted, Deduct	-0.23	
For Perforated Or Slotted, Add	0.23	
For Up To 100, Add	2.92	
For >100 To 500, Add	1.44	
For >500 To 1,500, Add	0.62	
05 36 00 00-0014 Composite Cellular Galvanized Steel Deck <small>(05 36)</small>		
Note: Composite decking has rolled-in embossments or ridges designed to interlock with the concrete slab. Cellular decking is made of a top ribbed sheet and a bottom flat sheet welded together to create hollow longitudinal cells within the panels.		
05 36 00 00-0015 SF 1-1/2" Deep, 20/20 Gauge Composite Cellular Galvanized Steel Deck.....	8.74	
For Site Installed Insulation Between Ribs, Add	2.36	
For Painted, Deduct	-0.32	
For Perforated Or Slotted, Add	0.32	
For Insulated Cells, Add	1.45	
For Up To 100, Add	2.95	
For >100 To 500, Add	1.57	
For >500 To 1,500, Add	0.58	
05 36 00 00-0016 SF 1-1/2" Deep, 20/18 Gauge Composite Cellular Galvanized Steel Deck.....	9.31	
For Site Installed Insulation Between Ribs, Add	2.52	
For Painted, Deduct	-0.34	
For Perforated Or Slotted, Add	0.34	
For Insulated Cells, Add	1.52	
For Up To 100, Add	3.23	
For >100 To 500, Add	1.70	
For >500 To 1,500, Add	0.64	
05 36 00 00-0017 SF 1-1/2" Deep, 18/20 Gauge Composite Cellular Galvanized Steel Deck.....	9.41	
For Site Installed Insulation Between Ribs, Add	2.55	
For Painted, Deduct	-0.34	
For Perforated Or Slotted, Add	0.34	
For Insulated Cells, Add	1.52	
For Up To 100, Add	3.33	
For >100 To 500, Add	1.74	
For >500 To 1,500, Add	0.66	

05	05 Metals
	05 30 Metal Decking
	05 36 Composite Metal Decking



MINOR	CSI	UOM	DESCRIPTION	TOTAL DIRECT UNIT COST	DEMOLITION UNIT COST
05 36 00 00-0018	SF	1-1/2"	Deep, 18/18 Gauge Composite Cellular Galvanized Steel Deck.....	9.96	
			<i>For Site Installed Insulation Between Ribs, Add</i>	2.71	
			<i>For Painted, Deduct</i>	-0.35	
			<i>For Perforated Or Slotted, Add</i>	0.35	
			<i>For Insulated Cells, Add</i>	1.58	
			<i>For Up To 100, Add</i>	3.65	
			<i>For >100 To 500, Add</i>	1.88	
			<i>For >500 To 1,500, Add</i>	0.74	
05 36 00 00-0019	SF	1-1/2"	Deep, 18/16 Gauge Composite Cellular Galvanized Steel Deck.....	10.67	
			<i>For Site Installed Insulation Between Ribs, Add</i>	2.91	
			<i>For Painted, Deduct</i>	-0.37	
			<i>For Perforated Or Slotted, Add</i>	0.37	
			<i>For Insulated Cells, Add</i>	1.68	
			<i>For Up To 100, Add</i>	3.94	
			<i>For >100 To 500, Add</i>	2.02	
			<i>For >500 To 1,500, Add</i>	0.80	
05 36 00 00-0020	SF	1-1/2"	Deep, 16/18 Gauge Composite Cellular Galvanized Steel Deck.....	10.77	
			<i>For Site Installed Insulation Between Ribs, Add</i>	2.94	
			<i>For Painted, Deduct</i>	-0.37	
			<i>For Perforated Or Slotted, Add</i>	0.37	
			<i>For Insulated Cells, Add</i>	1.68	
			<i>For Up To 100, Add</i>	4.04	
			<i>For >100 To 500, Add</i>	2.06	
			<i>For >500 To 1,500, Add</i>	0.82	
05 36 00 00-0021	SF	1-1/2"	Deep, 16/16 Gauge Composite Cellular Galvanized Steel Deck.....	11.32	
			<i>For Site Installed Insulation Between Ribs, Add</i>	3.10	
			<i>For Painted, Deduct</i>	-0.39	
			<i>For Perforated Or Slotted, Add</i>	0.39	
			<i>For Insulated Cells, Add</i>	1.74	
			<i>For Up To 100, Add</i>	4.36	
			<i>For >100 To 500, Add</i>	2.21	
			<i>For >500 To 1,500, Add</i>	0.90	
05 36 00 00-0022	SF	2"	Deep, 20/20 Gauge Composite Cellular Galvanized Steel Deck.....	9.01	
			<i>For Site Installed Insulation Between Ribs, Add</i>	2.44	
			<i>For Painted, Deduct</i>	-0.33	
			<i>For Perforated Or Slotted, Add</i>	0.33	
			<i>For Insulated Cells, Add</i>	1.47	
			<i>For Up To 100, Add</i>	3.12	
			<i>For >100 To 500, Add</i>	1.64	
			<i>For >500 To 1,500, Add</i>	0.62	
05 36 00 00-0023	SF	2"	Deep, 20/18 Gauge Composite Cellular Galvanized Steel Deck.....	9.50	
			<i>For Site Installed Insulation Between Ribs, Add</i>	2.57	
			<i>For Painted, Deduct</i>	-0.34	
			<i>For Perforated Or Slotted, Add</i>	0.34	
			<i>For Insulated Cells, Add</i>	1.54	
			<i>For Up To 100, Add</i>	3.34	
			<i>For >100 To 500, Add</i>	1.75	
			<i>For >500 To 1,500, Add</i>	0.66	
05 36 00 00-0024	SF	2"	Deep, 18/20 Gauge Composite Cellular Galvanized Steel Deck.....	9.60	
			<i>For Site Installed Insulation Between Ribs, Add</i>	2.61	
			<i>For Painted, Deduct</i>	-0.34	
			<i>For Perforated Or Slotted, Add</i>	0.34	
			<i>For Insulated Cells, Add</i>	1.54	
			<i>For Up To 100, Add</i>	3.44	
			<i>For >100 To 500, Add</i>	1.79	
			<i>For >500 To 1,500, Add</i>	0.69	
05 36 00 00-0025	SF	2"	Deep, 18/18 Gauge Composite Cellular Galvanized Steel Deck.....	10.27	
			<i>For Site Installed Insulation Between Ribs, Add</i>	2.80	
			<i>For Painted, Deduct</i>	-0.36	
			<i>For Perforated Or Slotted, Add</i>	0.36	
			<i>For Insulated Cells, Add</i>	1.62	
			<i>For Up To 100, Add</i>	3.77	
			<i>For >100 To 500, Add</i>	1.94	
			<i>For >500 To 1,500, Add</i>	0.76	
05 36 00 00-0026	SF	2"	Deep, 18/16 Gauge Composite Cellular Galvanized Steel Deck.....	10.85	
			<i>For Site Installed Insulation Between Ribs, Add</i>	2.96	
			<i>For Painted, Deduct</i>	-0.38	
			<i>For Perforated Or Slotted, Add</i>	0.38	
			<i>For Insulated Cells, Add</i>	1.70	
			<i>For Up To 100, Add</i>	4.05	
			<i>For >100 To 500, Add</i>	2.07	
			<i>For >500 To 1,500, Add</i>	0.82	
05 36 00 00-0027	SF	2"	Deep, 16/18 Gauge Composite Cellular Galvanized Steel Deck.....	11.00	
			<i>For Site Installed Insulation Between Ribs, Add</i>	3.01	
			<i>For Painted, Deduct</i>	-0.38	
			<i>For Perforated Or Slotted, Add</i>	0.38	
			<i>For Insulated Cells, Add</i>	1.70	
			<i>For Up To 100, Add</i>	4.20	
			<i>For >100 To 500, Add</i>	2.13	
			<i>For >500 To 1,500, Add</i>	0.86	



MINOR	CSI	UOM	DESCRIPTION	TOTAL DIRECT UNIT COST	DEMOLITION UNIT COST
05 36 00 00-0028	SF		2" Deep, 16/16 Gauge Composite Cellular Galvanized Steel Deck.....	11.59	
			For Site Installed Insulation Between Ribs, Add	3.17	
			For Painted, Deduct	-0.40	
			For Perforated Or Slotted, Add	0.40	
			For Insulated Cells, Add	1.78	
			For Up To 100, Add	4.48	
			For >100 To 500, Add	2.27	
			For >500 To 1,500, Add	0.92	
05 36 00 00-0029	SF		3" Deep, 20/20 Gauge Composite Cellular Galvanized Steel Deck.....	9.05	
			For Site Installed Insulation Between Ribs, Add	2.45	
			For Painted, Deduct	-0.33	
			For Perforated Or Slotted, Add	0.33	
			For Insulated Cells, Add	1.48	
			For Up To 100, Add	3.12	
			For >100 To 500, Add	1.64	
			For >500 To 1,500, Add	0.62	
05 36 00 00-0030	SF		3" Deep, 20/18 Gauge Composite Cellular Galvanized Steel Deck.....	9.55	
			For Site Installed Insulation Between Ribs, Add	2.59	
			For Painted, Deduct	-0.34	
			For Perforated Or Slotted, Add	0.34	
			For Insulated Cells, Add	1.54	
			For Up To 100, Add	3.39	
			For >100 To 500, Add	1.77	
			For >500 To 1,500, Add	0.68	
05 36 00 00-0031	SF		3" Deep, 18/20 Gauge Composite Cellular Galvanized Steel Deck.....	9.70	
			For Site Installed Insulation Between Ribs, Add	2.64	
			For Painted, Deduct	-0.34	
			For Perforated Or Slotted, Add	0.34	
			For Insulated Cells, Add	1.54	
			For Up To 100, Add	3.54	
			For >100 To 500, Add	1.83	
			For >500 To 1,500, Add	0.71	
05 36 00 00-0032	SF		3" Deep, 18/18 Gauge Composite Cellular Galvanized Steel Deck.....	10.37	
			For Site Installed Insulation Between Ribs, Add	2.82	
			For Painted, Deduct	-0.36	
			For Perforated Or Slotted, Add	0.36	
			For Insulated Cells, Add	1.64	
			For Up To 100, Add	3.83	
			For >100 To 500, Add	1.97	
			For >500 To 1,500, Add	0.78	
05 36 00 00-0033	SF		3" Deep, 18/16 Gauge Composite Cellular Galvanized Steel Deck.....	11.03	
			For Site Installed Insulation Between Ribs, Add	3.01	
			For Painted, Deduct	-0.38	
			For Perforated Or Slotted, Add	0.38	
			For Insulated Cells, Add	1.73	
			For Up To 100, Add	4.11	
			For >100 To 500, Add	2.11	
			For >500 To 1,500, Add	0.84	
05 36 00 00-0034	SF		3" Deep, 16/18 Gauge Composite Cellular Galvanized Steel Deck.....	11.23	
			For Site Installed Insulation Between Ribs, Add	3.07	
			For Painted, Deduct	-0.38	
			For Perforated Or Slotted, Add	0.38	
			For Insulated Cells, Add	1.73	
			For Up To 100, Add	4.31	
			For >100 To 500, Add	2.19	
			For >500 To 1,500, Add	0.89	
05 36 00 00-0035	SF		3" Deep, 16/16 Gauge Composite Cellular Galvanized Steel Deck.....	11.68	
			For Site Installed Insulation Between Ribs, Add	3.20	
			For Painted, Deduct	-0.40	
			For Perforated Or Slotted, Add	0.40	
			For Insulated Cells, Add	1.78	
			For Up To 100, Add	4.57	
			For >100 To 500, Add	2.30	
			For >500 To 1,500, Add	0.95	
05 36 00 00-0036			Non-Cellular, Composite Deck, Galvanized <small>(05 36)</small>		
05 36 00 00-0037	SF		1" Deep x 16 Gauge Composite Metal Deck Galvanized, Non Cellular.....	6.93	
05 36 00 00-0038	SF		1" Deep x 18 Gauge Composite Metal Deck Galvanized, Non Cellular.....	5.65	
05 36 00 00-0039	SF		1" Deep x 20 Gauge Composite Metal Deck Galvanized, Non Cellular.....	4.65	
05 36 00 00-0040	SF		1" Deep x 22 Gauge Composite Metal Deck Galvanized, Non Cellular.....	3.99	
05 36 00 00-0041	SF		1-1/2" Deep x 16 Gauge Composite Metal Deck Galvanized, Non Cellular.....	7.63	
05 36 00 00-0042	SF		1-1/2" Deep x 18 Gauge Composite Metal Deck Galvanized, Non Cellular.....	6.17	
05 36 00 00-0043	SF		1-1/2" Deep x 20 Gauge Composite Metal Deck Galvanized, Non Cellular.....	5.09	
05 36 00 00-0044	SF		1-1/2" Deep x 22 Gauge Composite Metal Deck Galvanized, Non Cellular.....	4.36	
05 36 00 00-0045	SF		3" Deep x 16 Gauge Composite Metal Deck Galvanized, Non Cellular.....	8.77	
05 36 00 00-0046	SF		3" Deep x 18 Gauge Composite Metal Deck Galvanized, Non Cellular.....	6.98	
05 36 00 00-0047	SF		3" Deep x 20 Gauge Composite Metal Deck Galvanized, Non Cellular.....	5.81	
05 36 00 00-0048	SF		3" Deep x 22 Gauge Composite Metal Deck Galvanized, Non Cellular.....	5.24	

05 40 Cold-Formed Metal Framing (05)

Note: Includes all connecting bolts and welds.

05 41 Structural Metal Stud Framing (05 40)

05	05 Metals
	05 40 Cold-Formed Metal Framing
	05 41 Structural Metal Stud Framing



MINOR CSI UOM DESCRIPTION	TOTAL DIRECT UNIT COST	DEMOLITION UNIT COST
------------------------------	---------------------------	-------------------------

Note: Includes studs, bridging, fasteners, and metal stiffener at half height. Do not deduct for openings of less than 25 SF.

05 41 00 00-0001	18 Gauge, Load Bearing, Structural Metal Stud Framing With Tracks And Runners <small>(05 41)</small>		
05 41 00 00-0002	SF 2-1/2" Width, 16" On Center, 18 Gauge, Load Bearing, Structural Metal Stud Framing With Tracks And Runners	6.38	0.85
	<i>For Walls >10' High, Add</i>	1.28	
	<i>For Curved Wall, Add</i>	0.59	
	<i>For Up To 200, Add</i>	1.67	
	<i>For >200 To 500, Add</i>	0.83	
	<i>For 12" On Center, Add</i>	1.18	
	<i>For 24" On Center, Deduct</i>	-1.18	
05 41 00 00-0003	SF 3-5/8" Width, 16" On Center, 18 Gauge, Load Bearing, Structural Metal Stud Framing With Tracks And Runners	7.26	0.85
	<i>For Walls >10' High, Add</i>	1.45	
	<i>For Curved Wall, Add</i>	0.62	
	<i>For Up To 200, Add</i>	1.87	
	<i>For >200 To 500, Add</i>	0.93	
	<i>For 12" On Center, Add</i>	1.35	
	<i>For 24" On Center, Deduct</i>	-1.35	
05 41 00 00-0004	SF 4" Width, 16" On Center, 18 Gauge, Load Bearing, Structural Metal Stud Framing With Tracks And Runners.....	7.58	0.85
	<i>For Walls >10' High, Add</i>	1.52	
	<i>For Curved Wall, Add</i>	0.65	
	<i>For Up To 200, Add</i>	1.95	
	<i>For >200 To 500, Add</i>	0.97	
	<i>For 12" On Center, Add</i>	1.41	
	<i>For 24" On Center, Deduct</i>	-1.41	
05 41 00 00-0005	SF 6" Width, 16" On Center, 18 Gauge, Load Bearing, Structural Metal Stud Framing With Tracks And Runners.....	10.09	0.94
	<i>For Walls >10' High, Add</i>	2.02	
	<i>For Curved Wall, Add</i>	0.67	
	<i>For Up To 200, Add</i>	2.47	
	<i>For >200 To 500, Add</i>	1.23	
	<i>For 12" On Center, Add</i>	1.91	
	<i>For 24" On Center, Deduct</i>	-1.91	
05 41 00 00-0006	SF 8" Width, 16" On Center, 18 Gauge, Load Bearing, Structural Metal Stud Framing With Tracks And Runners.....	11.43	1.03
	<i>For Walls >10' High, Add</i>	2.29	
	<i>For Curved Wall, Add</i>	0.70	
	<i>For Up To 200, Add</i>	2.75	
	<i>For >200 To 500, Add</i>	1.38	
	<i>For 12" On Center, Add</i>	2.17	
	<i>For 24" On Center, Deduct</i>	-2.17	
05 41 00 00-0007	16 Gauge, Load Bearing, Structural Metal Stud Framing With Tracks And Runners <small>(05 41)</small>		
05 41 00 00-0008	SF 2-1/2" Width, 16" On Center, 16 Gauge, Load Bearing, Structural Metal Stud Framing With Tracks And Runners	6.91	0.85
	<i>For Walls >10' High, Add</i>	1.38	
	<i>For Curved Wall, Add</i>	0.62	
	<i>For Up To 200, Add</i>	1.80	
	<i>For >200 To 500, Add</i>	0.90	
	<i>For 12" On Center, Add</i>	1.28	
	<i>For 24" On Center, Deduct</i>	-1.28	
05 41 00 00-0009	SF 3-5/8" Width, 16" On Center, 16 Gauge, Load Bearing, Structural Metal Stud Framing With Tracks And Runners	8.20	0.86
	<i>For Walls >10' High, Add</i>	1.64	
	<i>For Curved Wall, Add</i>	0.65	
	<i>For Up To 200, Add</i>	2.07	
	<i>For >200 To 500, Add</i>	1.04	
	<i>For 12" On Center, Add</i>	1.53	
	<i>For 24" On Center, Deduct</i>	-1.53	
05 41 00 00-0010	SF 4" Width, 16" On Center, 16 Gauge, Load Bearing, Structural Metal Stud Framing With Tracks And Runners.....	8.68	0.86
	<i>For Walls >10' High, Add</i>	1.74	
	<i>For Curved Wall, Add</i>	0.68	
	<i>For Up To 200, Add</i>	2.19	
	<i>For >200 To 500, Add</i>	1.09	
	<i>For 12" On Center, Add</i>	1.62	
	<i>For 24" On Center, Deduct</i>	-1.62	
05 41 00 00-0011	SF 6" Width, 16" On Center, 16 Gauge, Load Bearing, Structural Metal Stud Framing With Tracks And Runners.....	11.44	1.03
	<i>For Walls >10' High, Add</i>	2.29	
	<i>For Curved Wall, Add</i>	0.71	
	<i>For Up To 200, Add</i>	2.76	
	<i>For >200 To 500, Add</i>	1.38	
	<i>For 12" On Center, Add</i>	2.17	
	<i>For 24" On Center, Deduct</i>	-2.17	
05 41 00 00-0012	SF 8" Width, 16" On Center, 16 Gauge, Load Bearing, Structural Metal Stud Framing With Tracks And Runners.....	12.73	1.13
	<i>For Walls >10' High, Add</i>	2.55	
	<i>For Curved Wall, Add</i>	0.75	
	<i>For Up To 200, Add</i>	3.04	
	<i>For >200 To 500, Add</i>	1.52	
	<i>For 12" On Center, Add</i>	2.42	
	<i>For 24" On Center, Deduct</i>	-2.42	
05 41 00 00-0013	14 Gauge, Load Bearing, Structural Metal Stud Framing With Tracks And Runners <small>(05 41)</small>		



MINOR	CSI	UOM	DESCRIPTION	TOTAL DIRECT UNIT COST	DEMOLITION UNIT COST
05 41 00 00-0014	SF		3-5/8" Width, 16" On Center, 14 Gauge, Load Bearing, Structural Metal Stud Framing With Tracks And Runners 9.74		1.17
			For Walls >10' High, Add	1.95	
			For Curved Wall, Add	0.78	
			For Up To 200, Add	2.47	
			For >200 To 500, Add	1.24	
			For 12" On Center, Add	1.82	
			For 24" On Center, Deduct	-1.82	
05 41 00 00-0015	SF		4" Width, 16" On Center, 14 Gauge, Load Bearing, Structural Metal Stud Framing With Tracks And Runners 10.03		1.19
			For Walls >10' High, Add	2.01	
			For Curved Wall, Add	0.80	
			For Up To 200, Add	2.54	
			For >200 To 500, Add	1.27	
			For 12" On Center, Add	1.87	
			For 24" On Center, Deduct	-1.87	
05 41 00 00-0016	SF		6" Width, 16" On Center, 14 Gauge, Load Bearing, Structural Metal Stud Framing With Tracks And Runners 13.08		1.26
			For Walls >10' High, Add	2.62	
			For Curved Wall, Add	0.83	
			For Up To 200, Add	3.17	
			For >200 To 500, Add	1.59	
			For 12" On Center, Add	2.48	
			For 24" On Center, Deduct	-2.48	
05 41 00 00-0017	SF		8" Width, 16" On Center, 14 Gauge, Load Bearing, Structural Metal Stud Framing With Tracks And Runners 14.50		1.31
			For Walls >10' High, Add	2.90	
			For Curved Wall, Add	0.87	
			For Up To 200, Add	3.48	
			For >200 To 500, Add	1.74	
			For 12" On Center, Add	2.75	
			For 24" On Center, Deduct	-2.75	

05 42 Cold-Formed Metal Joist Framing (05 40)

05 42 13 Cold-Formed Metal Floor Joist Framing (05 42)

Note: Floor or roof joist framing

05 42 13 00-0001			Steel Joists, 20 Gauge (05 42 13)		
05 42 13 00-0002	LF		5-1/2" - 20 Gauge Steel Joists 14.56		2.01
05 42 13 00-0003	LF		6" - 20 Gauge Steel Joists 15.46		2.53
05 42 13 00-0004	LF		7-1/4" - 20 Gauge Steel Joists 16.74		2.78
05 42 13 00-0005	LF		8" - 20 Gauge Steel Joists 19.01		2.95
05 42 13 00-0006			Steel Joists, 18 Gauge (05 42 13)		
05 42 13 00-0007	LF		5-1/2" - 18 Gauge Steel Joists 16.25		2.23
05 42 13 00-0008	LF		6" - 18 Gauge Steel Joists 17.29		2.81
05 42 13 00-0009	LF		7-1/4" - 18 Gauge Steel Joists 18.78		3.08
05 42 13 00-0010	LF		8" - 18 Gauge Steel Joists 19.19		3.28
05 42 13 00-0011			Steel Joists, 16 Gauge (05 42 13)		
05 42 13 00-0012	LF		7-1/4" - 16 Gauge Steel Joists 20.62		3.11
05 42 13 00-0013	LF		8" - 16 Gauge Steel Joists 21.79		3.28
05 42 13 00-0014			Steel Joists, 14 Gauge (05 42 13)		
05 42 13 00-0015	LF		9-1/4" - 14 Gauge Steel Joists 25.14		3.28
05 42 13 00-0016	LF		11-1/2" - 14 Gauge Steel Joists 27.48		3.45
05 42 13 00-0017			Steel Joists, 12 Gauge (05 42 13)		
05 42 13 00-0018	LF		9-1/4" - 12 Gauge Steel Joists 30.36		3.60
05 42 13 00-0019	LF		11-1/2" - 12 Gauge Steel Joists 33.41		3.80
05 42 13 00-0020			Steel Joists, 10 Gauge (05 42 13)		
05 42 13 00-0021	LF		9-1/4" - 10 Gauge Steel Joists 35.63		3.97
05 42 13 00-0022	LF		11-1/2" - 10 Gauge Steel Joists 39.41		4.18
05 42 13 00-0023			Steel Joists, 8 Gauge (05 42 13)		
05 42 13 00-0024	LF		9-1/4" - 8 Gauge Steel Joists 40.95		4.37
05 42 13 00-0025	LF		11-1/2" - 8 Gauge Steel Joists 45.43		4.60

05 42 23 Cold-Formed Metal Roof Joist Framing (05 42)

See CSI section 05 42 13 00-0000 for metal joist framing.

05 43 Slotted Channel Framing (05 40)

05 43 00 00-0001			Unistrut Channel (05 43)		
			Note: Excludes fasteners and accessories.		
05 43 00 00-0002			Steel Unistrut Channel (05 43 00 00-0001)		

05	05 Metals
	05 40 Cold-Formed Metal Framing
	05 43 Slotted Channel Framing



MINOR CSI UOM DESCRIPTION	TOTAL DIRECT UNIT COST	DEMOLITION UNIT COST
05 43 00 00-0003 LF 1-5/8" Wide x 1-5/8" High, 12 Gauge, Steel Unistrut Channel <i>For Powder Coating, Add</i> <i>For Galvanizing, Add</i>	12.40 1.15 1.31	2.36
05 43 00 00-0004 LF 1-5/8" Wide x 1-3/8" High, 12 Gauge, Steel Unistrut Channel <i>For Powder Coating, Add</i> <i>For Galvanizing, Add</i>	12.77 1.21 1.37	2.36
05 43 00 00-0005 LF 1-5/8" Wide x 13/16" High, 12 Gauge, Steel Unistrut Channel <i>For Powder Coating, Add</i> <i>For Galvanizing, Add</i>	13.35 1.29 1.47	2.36
05 43 00 00-0006 LF 1-5/8" Wide x 1-5/8" High, 14 Gauge, Steel Unistrut Channel <i>For Powder Coating, Add</i> <i>For Galvanizing, Add</i>	11.66 1.04 1.18	2.36
05 43 00 00-0007 LF 1-5/8" Wide x 13/16" High, 14 Gauge, Steel Unistrut Channel <i>For Powder Coating, Add</i> <i>For Galvanizing, Add</i>	10.03 0.80 0.90	2.36
05 43 00 00-0008 Stainless Steel Unistrut Channel (05 43 00 00-0001)		
05 43 00 00-0009 304 Stainless Steel Unistrut Channel (05 43 00 00-0008)		
05 43 00 00-0010 LF 1-5/8" Wide x 13/16" High, 14 Gauge, 304 Stainless Steel Unistrut Channel	33.16	2.36
05 43 00 00-0011 LF 1-5/8" Wide x 13/16" High, 12 Gauge, 304 Stainless Steel Unistrut Channel	40.11	2.36
05 43 00 00-0012 LF 1-5/8" Wide x 1-5/8" High, 14 Gauge, 304 Stainless Steel Unistrut Channel	38.38	2.36
05 43 00 00-0013 LF 1-5/8" Wide x 1-5/8" High, 12 Gauge, 304 Stainless Steel Unistrut Channel	49.11	2.36
05 43 00 00-0014 316 Stainless Steel Unistrut Channel (05 43 00 00-0008)		
05 43 00 00-0015 LF 1-5/8" Wide x 13/16" High, 14 Gauge, 316 Stainless Steel Unistrut Channel	55.70	2.36
05 43 00 00-0016 Unistrut Closure Strips (05 43)		
05 43 00 00-0017 LF Steel Raceway Closure Strip For Unistrut Channel	6.82	0.52
05 43 00 00-0018 Lock Nuts With Spring For Unistrut Channel (05 43)		
Note: Includes hex bolt.		
05 43 00 00-0019 Steel Lock Nuts With Spring For Unistrut Channel (05 43 00 00-0018)		
Note: Includes hex bolt.		
05 43 00 00-0020 EA 1/4-20, Steel Lock Nut With Spring For Unistrut Channel	7.47	
05 43 00 00-0021 EA 3/8-16, Steel Lock Nut With Spring For Unistrut Channel	8.26	
05 43 00 00-0022 EA 1/2-13, Steel Lock Nut With Spring For Unistrut Channel	8.85	
05 43 00 00-0023 EA 5/8-11, Steel Lock Nut With Spring For Unistrut Channel	12.06	
05 43 00 00-0024 Stainless Steel Lock Nuts With Spring For Unistrut Channel (05 43 00 00-0018)		
Note: Includes hex bolt.		
05 43 00 00-0025 EA 1/4-20, 316 Stainless Steel Lock Nut With Spring For Unistrut Channel	18.29	
05 43 00 00-0026 EA 3/8-16, 316 Stainless Steel Lock Nut With Spring For Unistrut Channel	19.56	
05 43 00 00-0027 EA 1/2-13, 316 Stainless Steel Lock Nut With Spring For Unistrut Channel	28.30	
05 43 00 00-0028 EA 5/8-11, 316 Stainless Steel Lock Nut With Spring For Unistrut Channel	49.46	
05 43 00 00-0029 Lock Nuts Without Spring For Unistrut Channel (05 43)		
Note: Includes hex bolt.		
05 43 00 00-0030 Steel Lock Nuts Without Spring For Unistrut Channel (05 43 00 00-0029)		
Note: Includes hex bolt.		
05 43 00 00-0031 EA 1/4-20, Steel Lock Nut Without Spring For Unistrut Channel	7.49	
05 43 00 00-0032 EA 3/8-16, Steel Lock Nut Without Spring For Unistrut Channel	8.37	
05 43 00 00-0033 EA 1/2-13, Steel Lock Nut Without Spring For Unistrut Channel	8.90	
05 43 00 00-0034 EA 5/8-11, Steel Lock Nut Without Spring For Unistrut Channel	12.99	
05 43 00 00-0035 Stainless Steel Lock Nuts Without Spring For Unistrut Channel (05 43 00 00-0029)		
Note: Includes hex bolt.		
05 43 00 00-0036 EA 1/4-20, 316 Stainless Steel Lock Nut Without Spring For Unistrut Channel	12.68	
05 43 00 00-0037 EA 3/8-16, 316 Stainless Steel Lock Nut Without Spring For Unistrut Channel	15.60	
05 43 00 00-0038 EA 1/2-13, 316 Stainless Steel Lock Nut Without Spring For Unistrut Channel	17.13	
05 43 00 00-0039 EA 5/8-11, 316 Stainless Steel Lock Nut Without Spring For Unistrut Channel	48.14	
05 43 00 00-0040 Beam Clamp For Unistrut Channel (05 43)		
05 43 00 00-0041 EA 1-5/8" Channel, P2675 Unistrut Beam Clamp	22.97	7.84
05 43 00 00-0042 EA 1-5/8" Channel, P2676 Unistrut Beam Clamp	29.75	7.84
05 43 00 00-0043 EA Add For Unistrut Swivel Nut, P2676	3.69	
05 43 00 00-0044 Beam Clamp Clevis Hangers For Unistrut Channel (05 43)		
05 43 00 00-0045 EA Up To 3/8" Rod, Beam Clamp Clevis Hanger (Unistrut P2674)	25.32	7.84
05 43 00 00-0046 EA Up To 1/2" Rod, Beam Clamp Clevis Hanger (Unistrut P2677)	30.72	7.84
05 43 00 00-0047 EA Add For Unistrut Swivel Nut	3.69	



	MINOR CSI UOM DESCRIPTION		TOTAL DIRECT UNIT COST	DEMOLITION UNIT COST
	05 43 00 00-0048 EA 6-Hole Electrogalvanized Steel Shelf Bracket For Unistrut.....		171.91	10.45
05 43 00 00-0049	Pipe And Rigid Conduit Clamps (05 43)			
05 43 00 00-0050	Pipe And Rigid Conduit Clamps (05 43 00 00-0049)			
	Note: Includes stainless steel (316) hardware.			
	05 43 00 00-0051 PR 1/2" Pipe And Rigid Steel Conduit Clamps With Stainless Steel (316) Hardware.....		7.63	2.30
	05 43 00 00-0052 PR 3/4" Pipe And Rigid Steel Conduit Clamps With Stainless Steel (316) Hardware.....		7.82	2.30
	05 43 00 00-0053 PR 1" Pipe And Rigid Steel Conduit Clamps With Stainless Steel (316) Hardware.....		8.95	2.79
	05 43 00 00-0054 PR 1-1/4" Pipe And Rigid Steel Conduit Clamps With Stainless Steel (316) Hardware.....		9.46	3.03
	05 43 00 00-0055 PR 1-1/2" Pipe And Rigid Steel Conduit Clamps With Stainless Steel (316) Hardware.....		12.13	3.39
	05 43 00 00-0056 PR 2" Pipe And Rigid Steel Conduit Clamps With Stainless Steel (316) Hardware.....		12.13	3.39
	05 43 00 00-0057 PR 2-1/2" Pipe And Rigid Steel Conduit Clamps With Stainless Steel (316) Hardware.....		18.51	5.68
	05 43 00 00-0058 PR 3" Pipe And Rigid Steel Conduit Clamps With Stainless Steel (316) Hardware.....		18.88	5.68
	05 43 00 00-0059 PR 3-1/2" Pipe And Rigid Steel Conduit Clamps With Stainless Steel (316) Hardware.....		20.15	6.29
	05 43 00 00-0060 PR 4" Pipe And Rigid Steel Conduit Clamps With Stainless Steel (316) Hardware.....		22.33	6.78
05 43 00 00-0061	Pipe And Rigid Conduit Clamps (05 43 00 00-0049)			
	Note: Includes nylon hardware.			
	05 43 00 00-0062 PR 1/2" Pipe And Rigid Steel Conduit Clamps With Nylon Hardware.....		10.87	2.30
	05 43 00 00-0063 PR 3/4" Pipe And Rigid Steel Conduit Clamps With Nylon Hardware.....		11.25	2.30
	05 43 00 00-0064 PR 1" Pipe And Rigid Steel Conduit Clamps With Nylon Hardware.....		12.38	2.79
	05 43 00 00-0065 PR 1-1/4" Pipe And Rigid Steel Conduit Clamps With Nylon Hardware.....		13.03	3.03
	05 43 00 00-0066 PR 1-1/2" Pipe And Rigid Steel Conduit Clamps With Nylon Hardware.....		17.70	3.39
	05 43 00 00-0067 PR 2" Pipe And Rigid Steel Conduit Clamps With Nylon Hardware.....		17.70	3.39
	05 43 00 00-0068 PR 2-1/2" Pipe And Rigid Steel Conduit Clamps With Nylon Hardware.....		26.03	5.68
	05 43 00 00-0069 PR 3" Pipe And Rigid Steel Conduit Clamps With Nylon Hardware.....		26.79	5.68
	05 43 00 00-0070 PR 3-1/2" Pipe And Rigid Steel Conduit Clamps With Nylon Hardware.....		28.19	6.29
	05 43 00 00-0071 PR 4" Pipe And Rigid Steel Conduit Clamps With Nylon Hardware.....		31.47	6.78
05 43 00 00-0072	Accessories For Unistrut Channel (05 43)			
	05 43 00 00-0073 EA Trolley Truck Hanger, 1-5/8" Channel P1834.....		56.32	7.84
	05 43 00 00-0074 EA Flat Plate Fitting, One Hole, 1-5/8" Channel P1064.....		13.84	5.23
	05 43 00 00-0075 EA 60 Degree Angle, 1-5/8" Channel P2097.....		14.51	5.23
05 43 00 00-0076	Bases For Unistrut Channel (05 43)			
05 43 00 00-0077	Steel Bases For Unistrut Channel (05 43 00 00-0076)			
	Note: Includes straight or angled post mounting and fasteners.			
	05 43 00 00-0078 EA 6" x 6", 1-5/8" Height, Single Post, Steel Base For Unistrut Channel.....		106.49	26.14
	05 43 00 00-0079 EA 6" x 6", 3-1/2" Height, Single Post, Steel Base For Unistrut Channel.....		107.31	26.14
	05 43 00 00-0080 EA 6" x 6", 1-5/8" Height, Double Post, Steel Base For Unistrut Channel.....		155.49	26.14
	05 43 00 00-0081 EA 6" x 6", 3-1/2" Height, Double Post, Steel Base For Unistrut Channel.....		126.10	26.14
05 43 00 00-0082	Stainless Steel Bases For Unistrut Channel (05 43 00 00-0076)			
	Note: Includes straight or angled post mounting and fasteners.			
	05 43 00 00-0083 EA 6" x 6", 1-5/8" Height, Single Post, 304 Stainless Steel Base For Unistrut Channel.....		220.33	26.14
	05 43 00 00-0084 EA 6" x 6", 3-1/2" Height, Single Post, 304 Stainless Steel Base For Unistrut Channel.....		400.67	26.14
	05 43 00 00-0085 EA 6" x 6", 3-1/2" Height, Double Post, 304 Stainless Steel Base For Unistrut Channel.....		305.56	26.14
	05 43 00 00-0086 EA 6" x 6", 1-5/8" Height, Single Post, 316 Stainless Steel Base For Unistrut Channel.....		451.36	26.14
	05 43 00 00-0087 EA 6" x 6", 3-1/2" Height, Double Post, 316 Stainless Steel Base For Unistrut Channel.....		397.84	26.14
05 45	Metal Support Assemblies (05 40)			
05 45 13	Mechanical Metal Supports (05 45)			
	See CSI section 23 05 29 00-0000 for metal supports.			
05 45 16	Electrical Metal Supports (05 45)			
	See CSI section 26 05 29 00-0000 for metal supports.			
05 50	Metal Fabrications (05)			
05 51	Metal Stairs (05 50)			
05 51 13	Metal Pan Stairs (05 51)			
	Note: Open concrete filled metal pan stair and landing including steel stringer, safety nosing and concrete. Excludes handrail. See CSI section 05 52 13 00-0000 for handrails.			
05 51 13 00-0001	Open Concrete Filled Metal Pan Stair And Landing (05 51 13)			
	Note: Includes steel stringer, safety nosing and concrete. Excludes handrail.			
	05 51 13 00-0002 RSR 3'-6" Wide Open Concrete Filled Metal Pan Tread Stair.....		1,055.39	30.49
	For Closed Riser, Add		122.47	
	05 51 13 00-0003 RSR 4'-0" Wide Open Concrete Filled Metal Pan Tread Stair.....		1,198.84	35.58
	For Closed Riser, Add		138.98	
	05 51 13 00-0004 RSR 5'-0" Wide Open Concrete Filled Metal Pan Tread Stair.....		1,334.43	41.68
	For Closed Riser, Add		154.41	

05	05	Metals
	05 50	Metal Fabrications
	05 51	Metal Stairs



MINOR CSI UOM DESCRIPTION	TOTAL DIRECT UNIT COST	DEMOLITION UNIT COST
05 51 13 00-0005 SF Concrete Filled Steel Pan Landing Note: Conventional shape.	82.76	5.08
05 51 19 Metal Grating Stairs (05 51) Note: Open steel grating tread metal stair and landing including steel stringers, safety nosing and 2 pipe handrail.		
05 51 19 00-0001 Open Steel Grating Tread Metal Stair And Landing (05 51 19) Note: Includes steel stringers, safety nosing and 2 pipe handrail.		
05 51 19 00-0002 RSR 3'-6" Wide Open Steel Grating Tread Metal Stair For Closed Riser, Add For Galvanized Steel, Add	507.04 61.44 106.43	40.66
05 51 19 00-0003 RSR 4'-0" Wide Open Steel Grating Tread Metal Stair For Closed Riser, Add For Galvanized Steel, Add	539.51 64.99 111.50	46.75
05 51 19 00-0004 RSR 5'-0" Wide Open Steel Grating Tread Metal Stair For Closed Riser, Add For Galvanized Steel, Add	596.32 71.48 121.64	54.88
05 51 19 00-0005 SF Steel Grating Landing With Framing And 2 Pipe Handrail Note: Conventional shape. For Galvanized Steel, Add	93.31 18.25	5.08
05 51 33 Metal Ladders (05 51) Note: Includes factory prime.		
05 51 33 13 Vertical Metal Ladders (05 51 33)		
05 51 33 13-0001 Vertical Ladders (05 51 33 13) Note: Climbing rungs are 3/4" corrugated steel round rungs on 12" centers. Stand-off brackets are 7"		
05 51 33 13-0002 VLF 20" Wide Vertical Steel Ladder Primed For Galvanized Steel, Add For Aluminum, Add	88.41 12.54 25.07	12.20
05 51 33 13-0003 VLF 24" Wide Vertical Steel Ladder Primed For Galvanized Steel, Add For Aluminum, Add	101.12 15.71 31.43	12.20
05 51 33 13-0004 VLF 20" Wide Vertical Steel Caged Ladder Primed For Galvanized Steel, Add For Aluminum, Add	210.46 36.42 72.84	20.33
05 51 33 13-0005 VLF 24" Wide Vertical Steel Caged Ladder Primed For Galvanized Steel, Add For Aluminum, Add	235.87 42.77 85.54	20.33
05 51 33 13-0006 Vertical Ladders Options (05 51 33 13)		
05 51 33 13-0007 EA 20" Wide Vertical Steel Ladder Walk-Thru Handrails, Primed Note: Extends 42" above landing surface. Includes mounting bracket. For Galvanized Steel, Add For Aluminum, Add	353.96 69.43 138.87	38.11
05 51 33 13-0008 EA 24" Wide Vertical Steel Ladder Walk-Thru Handrails, Primed Note: Extends 42" above landing surface. Includes mounting bracket. For Galvanized Steel, Add For Aluminum, Add	387.63 76.58 153.16	40.66
05 51 33 13-0009 EA Security Cage Entry Gate With Lockable Hasp	535.93	12.70
05 51 33 13-0010 EA 6' Powder Coated, Security Ladder Guard	1,138.79	76.23
05 51 33 13-0011 EA 8' Powder Coated, Security Ladder Guard	1,362.29	88.94
05 51 33 13-0012 EA Safety Chain Attachment	208.20	
05 51 33 13-0013 Welded Steel Ladder Cages (05 51 33 13) Note: For existing fixed ladders up to 20" wide. Excludes the ladder.		
05 51 33 13-0014 Powder Coated, Welded Steel Ladder Cages (05 51 33 13-0013)		
05 51 33 13-0015 EA 7-1/2' Length, Powder Coated, Welded Steel Ladder Cage	2,080.90	152.46
05 51 33 13-0016 EA 8-1/2' Length, Powder Coated, Welded Steel Ladder Cage	2,261.49	157.55
05 51 33 13-0017 EA 9-1/2' Length, Powder Coated, Welded Steel Ladder Cage	2,405.03	162.63
05 51 33 13-0018 EA 10-1/2' Length, Powder Coated, Welded Steel Ladder Cage	2,558.46	167.70
05 51 33 13-0019 EA 11-1/2' Length, Powder Coated, Welded Steel Ladder Cage	2,647.68	172.79
05 51 33 13-0020 EA 12-1/2' Length, Powder Coated, Welded Steel Ladder Cage	2,793.68	177.87
05 51 33 13-0021 EA 13-1/2' Length, Powder Coated, Welded Steel Ladder Cage	2,922.41	182.96
05 51 33 13-0022 EA 14-1/2' Length, Powder Coated, Welded Steel Ladder Cage	3,090.66	188.04
05 51 33 13-0023 EA 15-1/2' Length, Powder Coated, Welded Steel Ladder Cage	3,253.97	193.12
05 51 33 13-0024 EA 16-1/2' Length, Powder Coated, Welded Steel Ladder Cage	3,387.63	198.20
05 51 33 13-0025 EA 17-1/2' Length, Powder Coated, Welded Steel Ladder Cage	3,550.94	203.28
05 51 33 13-0026 EA 18-1/2' Length, Powder Coated, Welded Steel Ladder Cage	3,709.31	208.36
05 51 33 13-0027 EA 19-1/2' Length, Powder Coated, Welded Steel Ladder Cage	3,865.21	213.45
05 51 33 13-0028 EA 20-1/2' Length, Powder Coated, Welded Steel Ladder Cage	4,149.55	218.53
05 51 33 13-0029 EA 21-1/2' Length, Powder Coated, Welded Steel Ladder Cage	4,233.81	223.62
05 51 33 13-0030 EA 22-1/2' Length, Powder Coated, Welded Steel Ladder Cage	4,379.83	228.69
05 51 33 13-0031 EA 23-1/2' Length, Powder Coated, Welded Steel Ladder Cage	4,513.50	233.77
05 51 33 13-0032 EA 24-1/2' Length, Powder Coated, Welded Steel Ladder Cage	4,637.28	238.86
05 51 33 13-0033 EA 25-1/2' Length, Powder Coated, Welded Steel Ladder Cage	4,914.21	243.94
05 51 33 13-0034 EA 26-1/2' Length, Powder Coated, Welded Steel Ladder Cage	5,062.70	249.03
05 51 33 13-0035 EA 27-1/2' Length, Powder Coated, Welded Steel Ladder Cage	5,201.31	254.11



	Metals	05
	Metal Fabrications	05 50
	Metal Stairs	05 51

MINOR	CSI	UOM	DESCRIPTION	TOTAL DIRECT UNIT COST	DEMOLITION UNIT COST
-------	-----	-----	-------------	------------------------	----------------------

05 51 33 13-0036			Welded Stainless Steel Ladder Cages <small>(05 51 33 13-0013)</small>		
05 51 33 13-0037	EA		7-1/2' Length, Welded Stainless Steel Ladder Cage	5,001.62	152.46
05 51 33 13-0038	EA		8-1/2' Length, Welded Stainless Steel Ladder Cage	5,344.22	157.55
05 51 33 13-0039	EA		9-1/2' Length, Welded Stainless Steel Ladder Cage	5,915.53	162.63
05 51 33 13-0040	EA		10-1/2' Length, Welded Stainless Steel Ladder Cage	6,196.85	167.70
05 51 33 13-0041	EA		11-1/2' Length, Welded Stainless Steel Ladder Cage	6,433.37	172.79
05 51 33 13-0042	EA		12-1/2' Length, Welded Stainless Steel Ladder Cage	6,747.67	177.87
05 51 33 13-0043	EA		13-1/2' Length, Welded Stainless Steel Ladder Cage	7,314.27	182.96
05 51 33 13-0044	EA		14-1/2' Length, Welded Stainless Steel Ladder Cage	7,600.30	188.04
05 51 33 13-0045	EA		15-1/2' Length, Welded Stainless Steel Ladder Cage	7,895.75	193.12
05 51 33 13-0046	EA		16-1/2' Length, Welded Stainless Steel Ladder Cage	8,219.50	198.20
05 51 33 13-0047	EA		17-1/2' Length, Welded Stainless Steel Ladder Cage	8,797.89	203.28
05 51 33 13-0048	EA		18-1/2' Length, Welded Stainless Steel Ladder Cage	9,086.27	208.36
05 51 33 13-0049	EA		19-1/2' Length, Welded Stainless Steel Ladder Cage	9,360.51	213.45
05 51 33 13-0050	EA		20-1/2' Length, Welded Stainless Steel Ladder Cage	9,816.29	218.53
05 51 33 13-0051	EA		21-1/2' Length, Welded Stainless Steel Ladder Cage	10,328.66	223.62
05 51 33 13-0052	EA		22-1/2' Length, Welded Stainless Steel Ladder Cage	10,612.33	228.69
05 51 33 13-0053	EA		23-1/2' Length, Welded Stainless Steel Ladder Cage	10,903.07	233.77
05 51 33 13-0054	EA		24-1/2' Length, Welded Stainless Steel Ladder Cage	11,174.95	238.86
05 51 33 13-0055	EA		25-1/2' Length, Welded Stainless Steel Ladder Cage	11,875.93	243.94
05 51 33 13-0056	EA		26-1/2' Length, Welded Stainless Steel Ladder Cage	12,147.82	249.03
05 51 33 13-0057	EA		27-1/2' Length, Welded Stainless Steel Ladder Cage	12,426.76	254.11

05 51 33 16			Inclined Metal Ladders <small>(05 51 33)</small>		
05 51 33 16-0001			Industrial Ship Ladder, Incline Stairs <small>(05 51 33 16)</small>		
			Note: Includes factory prime.		
05 51 33 16-0002	RSR		3' Wide Industrial Steel Ship Ladder With 2 Rails Each Side	356.46	50.82
			For Aluminum, Add	127.41	

05 51 33 23			Alternating Tread Ladders <small>(05 51 33)</small>		
05 51 33 23-0001			Vertical Ladders With Alternating Tread <small>(05 51 33 23)</small>		
05 51 33 23-0002	EA		4' Vertical Height Aluminum Alternating Tread Ladder	2,225.12	152.46
			For Stainless Steel, Add	206.03	
			For Primed Steel, Deduct	-171.69	
05 51 33 23-0003	EA		5' Vertical Height Aluminum Alternating Tread Ladder	2,550.44	161.61
			For Stainless Steel, Add	251.04	
			For Primed Steel, Deduct	-195.81	
05 51 33 23-0004	EA		6' Vertical Height Aluminum Alternating Tread Ladder	2,834.65	161.61
			For Stainless Steel, Add	298.03	
			For Primed Steel, Deduct	-217.79	
05 51 33 23-0005	EA		7' Vertical Height Aluminum Alternating Tread Ladder	3,233.05	203.08
			For Stainless Steel, Add	344.98	
			For Primed Steel, Deduct	-236.38	
05 51 33 23-0006	EA		8' Vertical Height Aluminum Alternating Tread Ladder	3,552.51	210.28
			For Stainless Steel, Add	399.21	
			For Primed Steel, Deduct	-256.64	
05 51 33 23-0007	EA		9' Vertical Height Aluminum Alternating Tread Ladder	3,803.64	210.28
			For Stainless Steel, Add	449.89	
			For Primed Steel, Deduct	-271.48	
05 51 33 23-0008	EA		10' Vertical Height Aluminum Alternating Tread Ladder	4,176.37	234.56
			For Stainless Steel, Add	509.18	
			For Primed Steel, Deduct	-288.53	
05 51 33 23-0009	EA		11' Vertical Height Aluminum Alternating Tread Ladder	4,457.74	234.56
			For Stainless Steel, Add	569.76	
			For Primed Steel, Deduct	-303.26	
05 51 33 23-0010	EA		12' Vertical Height Aluminum Alternating Tread Ladder	4,676.65	234.56
			For Stainless Steel, Add	623.17	
			For Primed Steel, Deduct	-311.58	

05 52			Metal Railings <small>(05 50)</small>		
05 52 13			Pipe and Tube Railings <small>(05 52)</small>		
			Note: Includes embedded steel sleeves, grouting, connection bolts (where necessary) and drilling of bolt (where necessary).		
05 52 13 00-0001			Welded Steel Pipe Railing <small>(05 52 13)</small>		
			Note: Includes field welds and touch-up of welds.		
05 52 13 00-0002			One Rail, Up To 42" High, Welded Steel Pipe Railings <small>(05 52 13 00-0001)</small>		
			Note: Includes factory primed posts and one rail.		

05	05 Metals
	05 50 Metal Fabrications
	05 52 Metal Railings



MINOR CSI UOM DESCRIPTION	TOTAL DIRECT UNIT COST	DEMOLITION UNIT COST
05 52 13 00-0003 LF 1" Diameter, Schedule 40, One Rail, Up To 42" High, Welded Steel Pipe Railing.....	36.92	10.17
For Schedule 80 Handrail, Add	6.83	
For 11 Gauge A513 Steel Tubing, Deduct	-3.65	
For 12 Gauge A513 Steel Tubing, Deduct	-4.15	
For 14 Gauge A513 Steel Tubing, Deduct	-5.47	
For 16 Gauge A513 Steel Tubing, Deduct	-6.47	
For Additional Off Set Handrail, ADA Attachment, Add	14.02	
For Aluminum, Satin Finish, Add	6.97	
For Aluminum, Clear Anodized Finish, Add	10.78	
For Aluminum, Dark Anodized Finish, Add	12.44	
For Galvanizing, Add	6.64	
For Wrought Iron, Add	3.69	
For Solid Steel Rails, Add	7.38	
For 304 Stainless Steel, Add	53.09	
For 316 Stainless Steel, Add	59.72	
For 2" Wheel Guard, Add	1.58	
For 4" High Kick Plate, Add	2.07	
For 6" High Kick Plate, Add	3.32	
For Curved Rail, Add	16.05	
For Mounting On Stairs, Add	11.08	
For Mounting On Slopes, Add	3.69	
For Post Base Flange With Screws, Add Per Post	19.53	
For Embedded Stainless Steel Post Sleeves (Excludes Core Drilling), Add Per Post	29.55	
For Custom Design Or Shapes (Square Tops, etc), Add	13.38	
For Nylon Coating, Add	2.49	
05 52 13 00-0004 LF 1-1/4" Diameter, Schedule 40, One Rail, Up To 42" High, Welded Steel Pipe Railing	39.77	10.17
For Schedule 80 Handrail, Add	11.63	
For 11 Gauge A513 Steel Tubing, Deduct	-4.28	
For 12 Gauge A513 Steel Tubing, Deduct	-4.86	
For 14 Gauge A513 Steel Tubing, Deduct	-6.42	
For 16 Gauge A513 Steel Tubing, Deduct	-7.58	
For Additional Off Set Handrail, ADA Attachment, Add	15.74	
For Aluminum, Satin Finish, Add	8.16	
For Aluminum, Clear Anodized Finish, Add	12.64	
For Aluminum, Dark Anodized Finish, Add	14.58	
For Galvanizing, Add	7.78	
For Wrought Iron, Add	3.98	
For Solid Steel Rails, Add	7.95	
For 304 Stainless Steel, Add	62.21	
For 316 Stainless Steel, Add	69.98	
For 2" Wheel Guard, Add	1.85	
For 4" High Kick Plate, Add	2.43	
For 6" High Kick Plate, Add	3.89	
For Curved Rail, Add	17.76	
For Mounting On Stairs, Add	11.93	
For Mounting On Slopes, Add	3.98	
For Post Base Flange With Screws, Add Per Post	19.53	
For Embedded Stainless Steel Post Sleeves (Excludes Core Drilling), Add Per Post	29.55	
For Custom Design Or Shapes (Square Tops, etc), Add	14.80	
For Nylon Coating, Add	2.92	
05 52 13 00-0005 LF 1-1/2" Diameter, Schedule 40, One Rail, Up To 42" High, Welded Steel Pipe Railing	42.63	10.17
For Schedule 80 Handrail, Add	11.63	
For 11 Gauge A513 Steel Tubing, Deduct	-4.91	
For 12 Gauge A513 Steel Tubing, Deduct	-5.58	
For 14 Gauge A513 Steel Tubing, Deduct	-7.36	
For 16 Gauge A513 Steel Tubing, Deduct	-8.70	
For Additional Off Set Handrail, ADA Attachment, Add	17.45	
For Aluminum, Satin Finish, Add	9.37	
For Aluminum, Clear Anodized Finish, Add	14.50	
For Aluminum, Dark Anodized Finish, Add	16.73	
For Galvanizing, Add	8.92	
For Wrought Iron, Add	4.26	
For Solid Steel Rails, Add	8.53	
For 304 Stainless Steel, Add	71.36	
For 316 Stainless Steel, Add	80.28	
For 2" Wheel Guard, Add	2.12	
For 4" High Kick Plate, Add	2.79	
For 6" High Kick Plate, Add	4.46	
For Curved Rail, Add	19.48	
For Mounting On Stairs, Add	12.79	
For Mounting On Slopes, Add	4.26	
For Post Base Flange With Screws, Add Per Post	19.53	
For Embedded Stainless Steel Post Sleeves (Excludes Core Drilling), Add Per Post	29.55	
For Custom Design Or Shapes (Square Tops, etc), Add	16.23	
For Nylon Coating, Add	3.35	



Metals	05	05
Metal Fabrications	05 50	
Metal Railings	05 52	

MINOR CSI UOM DESCRIPTION	TOTAL DIRECT UNIT COST	DEMOLITION UNIT COST
05 52 13 00-0006 LF 2" Diameter, Schedule 40, One Rail, Up To 42" High, Welded Steel Pipe Railing.....	47.59	10.17
For Schedule 80 Handrail, Add	13.57	
For 11 Gauge A513 Steel Tubing, Deduct	-6.00	
For 12 Gauge A513 Steel Tubing, Deduct	-6.82	
For 14 Gauge A513 Steel Tubing, Deduct	-9.00	
For 16 Gauge A513 Steel Tubing, Deduct	-10.63	
For Additional Off Set Handrail, ADA Attachment, Add	20.42	
For Aluminum, Satin Finish, Add	11.45	
For Aluminum, Clear Anodized Finish, Add	17.72	
For Aluminum, Dark Anodized Finish, Add	20.45	
For Galvanizing, Add	10.90	
For Wrought Iron, Add	4.76	
For Solid Steel Rails, Add	9.52	
For 304 Stainless Steel, Add	87.23	
For 316 Stainless Steel, Add	98.14	
For 2" Wheel Guard, Add	2.59	
For 4" High Kick Plate, Add	3.41	
For 6" High Kick Plate, Add	5.45	
For Curved Rail, Add	22.46	
For Mounting On Stairs, Add	14.28	
For Mounting On Slopes, Add	4.76	
For Post Base Flange With Screws, Add Per Post	19.53	
For Embedded Stainless Steel Post Sleeves (Excludes Core Drilling), Add Per Post	29.55	
For Custom Design Or Shapes (Square Tops, etc), Add	18.71	
For Nylon Coating, Add	4.09	
05 52 13 00-0007 LF 2-1/2" Diameter, Schedule 40, One Rail, Up To 42" High, Welded Steel Pipe Railing	53.53	10.17
For Schedule 80 Handrail, Add	15.53	
For 11 Gauge A513 Steel Tubing, Deduct	-7.30	
For 12 Gauge A513 Steel Tubing, Deduct	-8.30	
For 14 Gauge A513 Steel Tubing, Deduct	-10.96	
For 16 Gauge A513 Steel Tubing, Deduct	-12.95	
For Additional Off Set Handrail, ADA Attachment, Add	23.99	
For Aluminum, Satin Finish, Add	13.94	
For Aluminum, Clear Anodized Finish, Add	21.58	
For Aluminum, Dark Anodized Finish, Add	24.90	
For Galvanizing, Add	13.28	
For Wrought Iron, Add	5.35	
For Solid Steel Rails, Add	10.71	
For 304 Stainless Steel, Add	106.24	
For 316 Stainless Steel, Add	119.52	
For 2" Wheel Guard, Add	3.15	
For 4" High Kick Plate, Add	4.15	
For 6" High Kick Plate, Add	6.64	
For Curved Rail, Add	26.02	
For Mounting On Stairs, Add	16.06	
For Mounting On Slopes, Add	5.35	
For Post Base Flange With Screws, Add Per Post	19.53	
For Embedded Stainless Steel Post Sleeves (Excludes Core Drilling), Add Per Post	29.55	
For Custom Design Or Shapes (Square Tops, etc), Add	21.68	
For Nylon Coating, Add	4.98	
05 52 13 00-0008 Two Rail, Up To 42" High, Welded Steel Pipe Railings (05 52 13 00-0001)		
Note: Includes factory primed posts and two rails.		
05 52 13 00-0009 LF 1" Diameter, Schedule 40, Two Rail, Up To 42" High, Welded Steel Pipe Railing.....	49.36	10.17
For Schedule 80 Handrail, Add	6.83	
For 11 Gauge A513 Steel Tubing, Deduct	-6.39	
For 12 Gauge A513 Steel Tubing, Deduct	-7.26	
For 14 Gauge A513 Steel Tubing, Deduct	-9.58	
For 16 Gauge A513 Steel Tubing, Deduct	-11.32	
For Additional Off Set Handrail, ADA Attachment, Add	14.02	
For Aluminum, Satin Finish, Add	12.19	
For Aluminum, Clear Anodized Finish, Add	18.87	
For Aluminum, Dark Anodized Finish, Add	21.77	
For Galvanizing, Add	11.61	
For Wrought Iron, Add	4.94	
For Solid Steel Rails, Add	9.87	
For 304 Stainless Steel, Add	92.90	
For 316 Stainless Steel, Add	104.51	
For 2" Wheel Guard, Add	2.76	
For 4" High Kick Plate, Add	3.63	
For 6" High Kick Plate, Add	5.81	
For Curved Rail, Add	23.52	
For Mounting On Stairs, Add	14.81	
For Mounting On Slopes, Add	4.94	
For Post Base Flange With Screws, Add Per Post	19.53	
For Embedded Stainless Steel Post Sleeves (Excludes Core Drilling), Add Per Post	29.55	
For Custom Design Or Shapes (Square Tops, etc), Add	19.60	
For Nylon Coating, Add	4.35	

05	Metals
05 50	Metal Fabrications
05 52	Metal Railings



MINOR CSI	UOM	DESCRIPTION	TOTAL DIRECT UNIT COST	DEMOLITION UNIT COST
05 52 13 00-0010	LF	1-1/4" Diameter, Schedule 40, Two Rail, Up To 42" High, Welded Steel Pipe Railing	54.36	10.17
		<i>For Schedule 80 Handrail, Add</i>	11.63	
		<i>For 11 Gauge A513 Steel Tubing, Deduct</i>	-7.49	
		<i>For 12 Gauge A513 Steel Tubing, Deduct</i>	-8.51	
		<i>For 14 Gauge A513 Steel Tubing, Deduct</i>	-11.23	
		<i>For 16 Gauge A513 Steel Tubing, Deduct</i>	-13.27	
		<i>For Additional Off Set Handrail, ADA Attachment, Add</i>	15.74	
		<i>For Aluminum, Satin Finish, Add</i>	14.29	
		<i>For Aluminum, Clear Anodized Finish, Add</i>	22.12	
		<i>For Aluminum, Dark Anodized Finish, Add</i>	25.52	
		<i>For Galvanizing, Add</i>	13.61	
		<i>For Wrought Iron, Add</i>	5.44	
		<i>For Solid Steel Rails, Add</i>	10.87	
		<i>For 304 Stainless Steel, Add</i>	108.90	
		<i>For 316 Stainless Steel, Add</i>	122.51	
		<i>For 2" Wheel Guard, Add</i>	3.23	
		<i>For 4" High Kick Plate, Add</i>	4.25	
		<i>For 6" High Kick Plate, Add</i>	6.81	
		<i>For Curved Rail, Add</i>	26.52	
		<i>For Mounting On Stairs, Add</i>	16.31	
		<i>For Mounting On Slopes, Add</i>	5.44	
		<i>For Post Base Flange With Screws, Add Per Post</i>	19.53	
		<i>For Embedded Stainless Steel Post Sleeves (Excludes Core Drilling), Add Per Post</i>	29.55	
		<i>For Custom Design Or Shapes (Square Tops, etc), Add</i>	22.10	
		<i>For Nylon Coating, Add</i>	5.10	
05 52 13 00-0011	LF	1-1/2" Diameter, Schedule 40, Two Rail, Up To 42" High, Welded Steel Pipe Railing	59.36	10.17
		<i>For Schedule 80 Handrail, Add</i>	11.63	
		<i>For 11 Gauge A513 Steel Tubing, Deduct</i>	-8.59	
		<i>For 12 Gauge A513 Steel Tubing, Deduct</i>	-9.76	
		<i>For 14 Gauge A513 Steel Tubing, Deduct</i>	-12.88	
		<i>For 16 Gauge A513 Steel Tubing, Deduct</i>	-15.22	
		<i>For Additional Off Set Handrail, ADA Attachment, Add</i>	17.45	
		<i>For Aluminum, Satin Finish, Add</i>	16.39	
		<i>For Aluminum, Clear Anodized Finish, Add</i>	25.37	
		<i>For Aluminum, Dark Anodized Finish, Add</i>	29.27	
		<i>For Galvanizing, Add</i>	15.61	
		<i>For Wrought Iron, Add</i>	5.94	
		<i>For Solid Steel Rails, Add</i>	11.87	
		<i>For 304 Stainless Steel, Add</i>	124.90	
		<i>For 316 Stainless Steel, Add</i>	140.51	
		<i>For 2" Wheel Guard, Add</i>	3.71	
		<i>For 4" High Kick Plate, Add</i>	4.88	
		<i>For 6" High Kick Plate, Add</i>	7.81	
		<i>For Curved Rail, Add</i>	29.52	
		<i>For Mounting On Stairs, Add</i>	17.81	
		<i>For Mounting On Slopes, Add</i>	5.94	
		<i>For Post Base Flange With Screws, Add Per Post</i>	19.53	
		<i>For Embedded Stainless Steel Post Sleeves (Excludes Core Drilling), Add Per Post</i>	29.55	
		<i>For Custom Design Or Shapes (Square Tops, etc), Add</i>	24.60	
		<i>For Nylon Coating, Add</i>	5.85	
05 52 13 00-0012	LF	2" Diameter, Schedule 40, Two Rail, Up To 42" High, Welded Steel Pipe Railing.....	68.03	10.17
		<i>For Schedule 80 Handrail, Add</i>	13.57	
		<i>For 11 Gauge A513 Steel Tubing, Deduct</i>	-10.49	
		<i>For 12 Gauge A513 Steel Tubing, Deduct</i>	-11.93	
		<i>For 14 Gauge A513 Steel Tubing, Deduct</i>	-15.74	
		<i>For 16 Gauge A513 Steel Tubing, Deduct</i>	-18.60	
		<i>For Additional Off Set Handrail, ADA Attachment, Add</i>	20.42	
		<i>For Aluminum, Satin Finish, Add</i>	20.03	
		<i>For Aluminum, Clear Anodized Finish, Add</i>	31.01	
		<i>For Aluminum, Dark Anodized Finish, Add</i>	35.78	
		<i>For Galvanizing, Add</i>	19.08	
		<i>For Wrought Iron, Add</i>	6.80	
		<i>For Solid Steel Rails, Add</i>	13.61	
		<i>For 304 Stainless Steel, Add</i>	152.64	
		<i>For 316 Stainless Steel, Add</i>	171.72	
		<i>For 2" Wheel Guard, Add</i>	4.53	
		<i>For 4" High Kick Plate, Add</i>	5.96	
		<i>For 6" High Kick Plate, Add</i>	9.54	
		<i>For Curved Rail, Add</i>	34.72	
		<i>For Mounting On Stairs, Add</i>	20.41	
		<i>For Mounting On Slopes, Add</i>	6.80	
		<i>For Post Base Flange With Screws, Add Per Post</i>	19.53	
		<i>For Embedded Stainless Steel Post Sleeves (Excludes Core Drilling), Add Per Post</i>	29.55	
		<i>For Custom Design Or Shapes (Square Tops, etc), Add</i>	28.93	
		<i>For Nylon Coating, Add</i>	7.16	



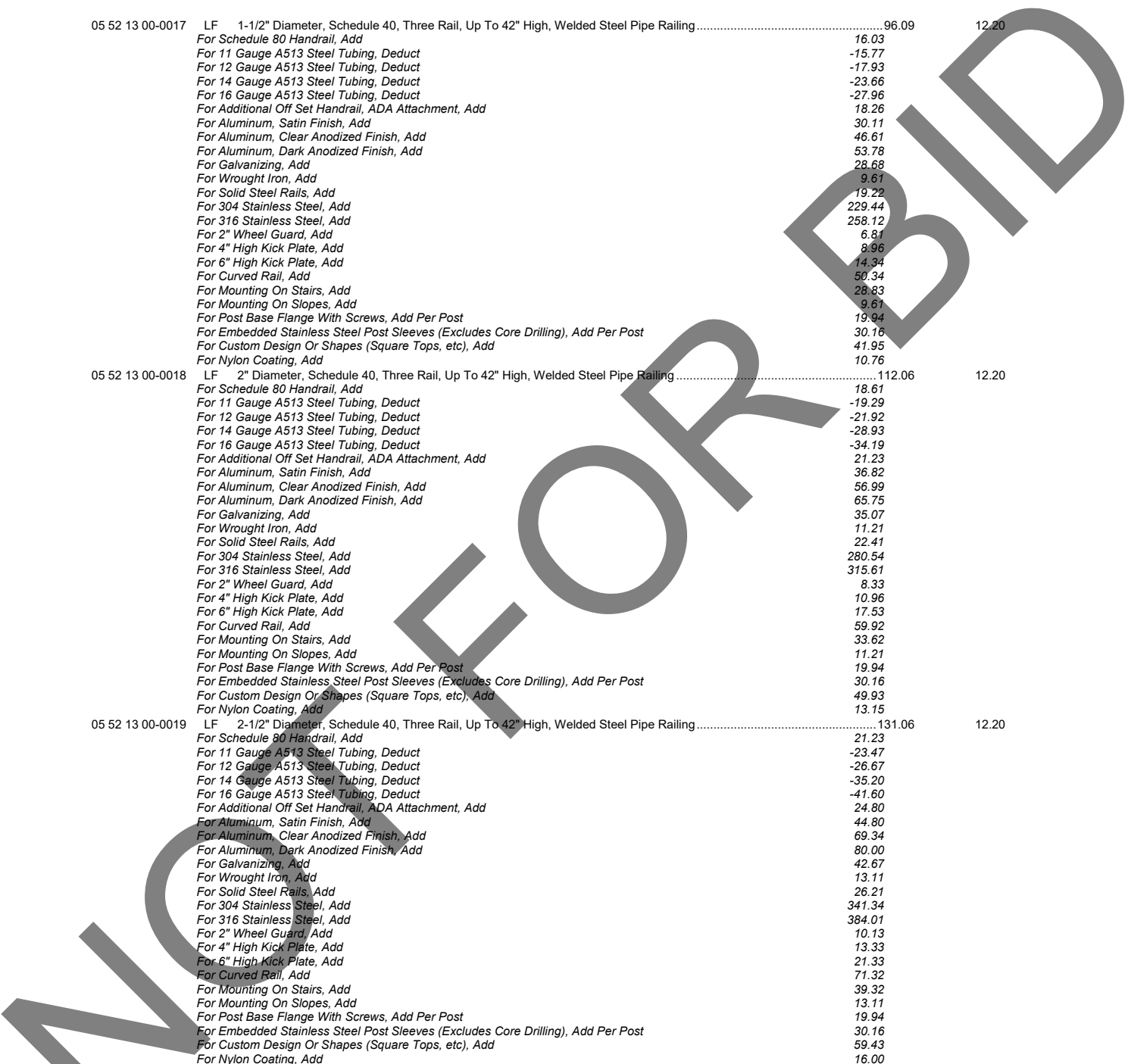
	Metals	05
	Metal Fabrications	05 50
	Metal Railings	05 52

MINOR	CSI	UOM	DESCRIPTION	TOTAL DIRECT UNIT COST	DEMOLITION UNIT COST
05 52	13 00-0013	LF	2-1/2" Diameter, Schedule 40, Two Rail, Up To 42" High, Welded Steel Pipe Railing	78.42	10.17
			For Schedule 80 Handrail, Add	15.53	
			For 11 Gauge A513 Steel Tubing, Deduct	-12.78	
			For 12 Gauge A513 Steel Tubing, Deduct	-14.52	
			For 14 Gauge A513 Steel Tubing, Deduct	-19.17	
			For 16 Gauge A513 Steel Tubing, Deduct	-22.66	
			For Additional Off Set Handrail, ADA Attachment, Add	23.99	
			For Aluminum, Satin Finish, Add	24.40	
			For Aluminum, Clear Anodized Finish, Add	37.76	
			For Aluminum, Dark Anodized Finish, Add	43.57	
			For Galvanizing, Add	23.24	
			For Wrought Iron, Add	7.84	
			For Solid Steel Rails, Add	15.68	
			For 304 Stainless Steel, Add	185.89	
			For 316 Stainless Steel, Add	209.12	
			For 2" Wheel Guard, Add	5.52	
			For 4" High Kick Plate, Add	7.26	
			For 6" High Kick Plate, Add	11.62	
			For Curved Rail, Add	40.95	
			For Mounting On Stairs, Add	23.53	
			For Mounting On Slopes, Add	7.84	
			For Post Base Flange With Screws, Add Per Post	19.53	
			For Embedded Stainless Steel Post Sleeves (Excludes Core Drilling), Add Per Post	29.55	
			For Custom Design Or Shapes (Square Tops, etc), Add	34.13	
			For Nylon Coating, Add	8.71	
05 52	13 00-0014		Three Rail, Up To 42" High, Welded Steel Pipe Railings <small>(05 52 13 00-0001)</small>		
			Note: Includes factory primed posts and three rails.		
05 52	13 00-0015	LF	1" Diameter, Schedule 40, Three Rail, Up To 42" High, Welded Steel Pipe Railing	77.73	12.20
			For Schedule 80 Handrail, Add	9.64	
			For 11 Gauge A513 Steel Tubing, Deduct	-11.73	
			For 12 Gauge A513 Steel Tubing, Deduct	-13.34	
			For 14 Gauge A513 Steel Tubing, Deduct	-17.60	
			For 16 Gauge A513 Steel Tubing, Deduct	-20.80	
			For Additional Off Set Handrail, ADA Attachment, Add	14.83	
			For Aluminum, Satin Finish, Add	22.40	
			For Aluminum, Clear Anodized Finish, Add	34.67	
			For Aluminum, Dark Anodized Finish, Add	40.01	
			For Galvanizing, Add	21.34	
			For Wrought Iron, Add	7.77	
			For Solid Steel Rails, Add	15.55	
			For 304 Stainless Steel, Add	170.69	
			For 316 Stainless Steel, Add	192.02	
			For 2" Wheel Guard, Add	5.07	
			For 4" High Kick Plate, Add	6.67	
			For 6" High Kick Plate, Add	10.67	
			For Curved Rail, Add	39.32	
			For Mounting On Stairs, Add	23.32	
			For Mounting On Slopes, Add	7.77	
			For Post Base Flange With Screws, Add Per Post	19.94	
			For Embedded Stainless Steel Post Sleeves (Excludes Core Drilling), Add Per Post	30.16	
			For Custom Design Or Shapes (Square Tops, etc), Add	32.77	
			For Nylon Coating, Add	8.00	
05 52	13 00-0016	LF	1-1/4" Diameter, Schedule 40, Three Rail, Up To 42" High, Welded Steel Pipe Railing	86.91	12.20
			For Schedule 80 Handrail, Add	16.03	
			For 11 Gauge A513 Steel Tubing, Deduct	-13.75	
			For 12 Gauge A513 Steel Tubing, Deduct	-15.63	
			For 14 Gauge A513 Steel Tubing, Deduct	-20.63	
			For 16 Gauge A513 Steel Tubing, Deduct	-24.38	
			For Additional Off Set Handrail, ADA Attachment, Add	16.55	
			For Aluminum, Satin Finish, Add	26.26	
			For Aluminum, Clear Anodized Finish, Add	40.64	
			For Aluminum, Dark Anodized Finish, Add	46.89	
			For Galvanizing, Add	25.01	
			For Wrought Iron, Add	8.69	
			For Solid Steel Rails, Add	17.38	
			For 304 Stainless Steel, Add	200.06	
			For 316 Stainless Steel, Add	225.07	
			For 2" Wheel Guard, Add	5.94	
			For 4" High Kick Plate, Add	7.82	
			For 6" High Kick Plate, Add	12.50	
			For Curved Rail, Add	44.83	
			For Mounting On Stairs, Add	26.07	
			For Mounting On Slopes, Add	8.69	
			For Post Base Flange With Screws, Add Per Post	19.94	
			For Embedded Stainless Steel Post Sleeves (Excludes Core Drilling), Add Per Post	30.16	
			For Custom Design Or Shapes (Square Tops, etc), Add	37.36	
			For Nylon Coating, Add	9.38	

05	05 Metals
	05 50 Metal Fabrications
	05 52 Metal Railings



MINOR CSI UOM DESCRIPTION	TOTAL DIRECT UNIT COST	DEMOLITION UNIT COST
05 52 13 00-0017 LF 1-1/2" Diameter, Schedule 40, Three Rail, Up To 42" High, Welded Steel Pipe Railing.....	96.09	12.20
For Schedule 80 Handrail, Add	16.03	
For 11 Gauge A513 Steel Tubing, Deduct	-15.77	
For 12 Gauge A513 Steel Tubing, Deduct	-17.93	
For 14 Gauge A513 Steel Tubing, Deduct	-23.66	
For 16 Gauge A513 Steel Tubing, Deduct	-27.96	
For Additional Off Set Handrail, ADA Attachment, Add	18.26	
For Aluminum, Satin Finish, Add	30.11	
For Aluminum, Clear Anodized Finish, Add	46.61	
For Aluminum, Dark Anodized Finish, Add	53.78	
For Galvanizing, Add	28.68	
For Wrought Iron, Add	9.61	
For Solid Steel Rails, Add	19.22	
For 304 Stainless Steel, Add	229.44	
For 316 Stainless Steel, Add	258.12	
For 2" Wheel Guard, Add	6.81	
For 4" High Kick Plate, Add	8.96	
For 6" High Kick Plate, Add	14.34	
For Curved Rail, Add	50.34	
For Mounting On Stairs, Add	28.83	
For Mounting On Slopes, Add	9.61	
For Post Base Flange With Screws, Add Per Post	19.94	
For Embedded Stainless Steel Post Sleeves (Excludes Core Drilling), Add Per Post	30.16	
For Custom Design Or Shapes (Square Tops, etc), Add	41.95	
For Nylon Coating, Add	10.76	
05 52 13 00-0018 LF 2" Diameter, Schedule 40, Three Rail, Up To 42" High, Welded Steel Pipe Railing.....	112.06	12.20
For Schedule 80 Handrail, Add	18.61	
For 11 Gauge A513 Steel Tubing, Deduct	-19.29	
For 12 Gauge A513 Steel Tubing, Deduct	-21.92	
For 14 Gauge A513 Steel Tubing, Deduct	-28.93	
For 16 Gauge A513 Steel Tubing, Deduct	-34.19	
For Additional Off Set Handrail, ADA Attachment, Add	21.23	
For Aluminum, Satin Finish, Add	36.82	
For Aluminum, Clear Anodized Finish, Add	56.99	
For Aluminum, Dark Anodized Finish, Add	65.75	
For Galvanizing, Add	35.07	
For Wrought Iron, Add	11.21	
For Solid Steel Rails, Add	22.41	
For 304 Stainless Steel, Add	280.54	
For 316 Stainless Steel, Add	315.61	
For 2" Wheel Guard, Add	8.33	
For 4" High Kick Plate, Add	10.96	
For 6" High Kick Plate, Add	17.53	
For Curved Rail, Add	59.92	
For Mounting On Stairs, Add	33.62	
For Mounting On Slopes, Add	11.21	
For Post Base Flange With Screws, Add Per Post	19.94	
For Embedded Stainless Steel Post Sleeves (Excludes Core Drilling), Add Per Post	30.16	
For Custom Design Or Shapes (Square Tops, etc), Add	49.93	
For Nylon Coating, Add	13.15	
05 52 13 00-0019 LF 2-1/2" Diameter, Schedule 40, Three Rail, Up To 42" High, Welded Steel Pipe Railing.....	131.06	12.20
For Schedule 80 Handrail, Add	21.23	
For 11 Gauge A513 Steel Tubing, Deduct	-23.47	
For 12 Gauge A513 Steel Tubing, Deduct	-26.67	
For 14 Gauge A513 Steel Tubing, Deduct	-35.20	
For 16 Gauge A513 Steel Tubing, Deduct	-41.60	
For Additional Off Set Handrail, ADA Attachment, Add	24.80	
For Aluminum, Satin Finish, Add	44.80	
For Aluminum, Clear Anodized Finish, Add	69.34	
For Aluminum, Dark Anodized Finish, Add	80.00	
For Galvanizing, Add	42.67	
For Wrought Iron, Add	13.11	
For Solid Steel Rails, Add	26.21	
For 304 Stainless Steel, Add	341.34	
For 316 Stainless Steel, Add	384.01	
For 2" Wheel Guard, Add	10.13	
For 4" High Kick Plate, Add	13.33	
For 6" High Kick Plate, Add	21.33	
For Curved Rail, Add	71.32	
For Mounting On Stairs, Add	39.32	
For Mounting On Slopes, Add	13.11	
For Post Base Flange With Screws, Add Per Post	19.94	
For Embedded Stainless Steel Post Sleeves (Excludes Core Drilling), Add Per Post	30.16	
For Custom Design Or Shapes (Square Tops, etc), Add	59.43	
For Nylon Coating, Add	16.00	



05 52 13 00-0020 Four Rail, Up To 42" High, Welded Steel Pipe Railings (05 52 13 00-0001)
 Note: Includes factory primed posts and four rails.



Metals	05	05
Metal Fabrications	05 50	
Metal Railings	05 52	

MINOR CSI UOM DESCRIPTION	TOTAL DIRECT UNIT COST	DEMOLITION UNIT COST
05 52 13 00-0021 LF 1" Diameter, Schedule 40, Four Rail, Up To 42" High, Welded Steel Pipe Railing.....	93.92	14.23
For Schedule 80 Handrail, Add	12.69	
For 11 Gauge A513 Steel Tubing, Deduct	-14.40	
For 12 Gauge A513 Steel Tubing, Deduct	-16.37	
For 14 Gauge A513 Steel Tubing, Deduct	-21.60	
For 16 Gauge A513 Steel Tubing, Deduct	-25.53	
For Additional Off Set Handrail, ADA Attachment, Add	15.64	
For Aluminum, Satin Finish, Add	27.49	
For Aluminum, Clear Anodized Finish, Add	42.55	
For Aluminum, Dark Anodized Finish, Add	49.10	
For Galvanizing, Add	26.18	
For Wrought Iron, Add	9.39	
For Solid Steel Rails, Add	18.78	
For 304 Stainless Steel, Add	209.47	
For 316 Stainless Steel, Add	235.66	
For 2" Wheel Guard, Add	6.22	
For 4" High Kick Plate, Add	8.18	
For 6" High Kick Plate, Add	18.09	
For Curved Rail, Add	47.81	
For Mounting On Stairs, Add	28.18	
For Mounting On Slopes, Add	9.39	
For Post Base Flange With Screws, Add Per Post	20.35	
For Embedded Stainless Steel Post Sleeves (Excludes Core Drilling), Add Per Post	30.77	
For Custom Design Or Shapes (Square Tops, etc), Add	39.85	
For Nylon Coating, Add	9.82	
05 52 13 00-0022 LF 1-1/4" Diameter, Schedule 40, Four Rail, Up To 42" High, Welded Steel Pipe Railing.....	102.07	14.23
For Schedule 80 Handrail, Add	20.68	
For 11 Gauge A513 Steel Tubing, Deduct	-16.19	
For 12 Gauge A513 Steel Tubing, Deduct	-18.40	
For 14 Gauge A513 Steel Tubing, Deduct	-24.29	
For 16 Gauge A513 Steel Tubing, Deduct	-28.71	
For Additional Off Set Handrail, ADA Attachment, Add	17.36	
For Aluminum, Satin Finish, Add	30.92	
For Aluminum, Clear Anodized Finish, Add	47.85	
For Aluminum, Dark Anodized Finish, Add	55.21	
For Galvanizing, Add	29.44	
For Wrought Iron, Add	10.21	
For Solid Steel Rails, Add	20.41	
For 304 Stainless Steel, Add	235.55	
For 316 Stainless Steel, Add	265.00	
For 2" Wheel Guard, Add	6.99	
For 4" High Kick Plate, Add	9.20	
For 6" High Kick Plate, Add	14.72	
For Curved Rail, Add	52.70	
For Mounting On Stairs, Add	30.62	
For Mounting On Slopes, Add	10.21	
For Post Base Flange With Screws, Add Per Post	20.35	
For Embedded Stainless Steel Post Sleeves (Excludes Core Drilling), Add Per Post	30.77	
For Custom Design Or Shapes (Square Tops, etc), Add	43.92	
For Nylon Coating, Add	11.04	
05 52 13 00-0023 LF 1-1/2" Diameter, Schedule 40, Four Rail, Up To 42" High, Welded Steel Pipe Railing.....	110.23	14.23
For Schedule 80 Handrail, Add	20.68	
For 11 Gauge A513 Steel Tubing, Deduct	-17.99	
For 12 Gauge A513 Steel Tubing, Deduct	-20.44	
For 14 Gauge A513 Steel Tubing, Deduct	-26.98	
For 16 Gauge A513 Steel Tubing, Deduct	-31.89	
For Additional Off Set Handrail, ADA Attachment, Add	19.07	
For Aluminum, Satin Finish, Add	34.34	
For Aluminum, Clear Anodized Finish, Add	53.15	
For Aluminum, Dark Anodized Finish, Add	61.33	
For Galvanizing, Add	32.71	
For Wrought Iron, Add	11.02	
For Solid Steel Rails, Add	22.05	
For 304 Stainless Steel, Add	261.66	
For 316 Stainless Steel, Add	294.37	
For 2" Wheel Guard, Add	7.77	
For 4" High Kick Plate, Add	10.22	
For 6" High Kick Plate, Add	16.35	
For Curved Rail, Add	57.60	
For Mounting On Stairs, Add	33.07	
For Mounting On Slopes, Add	11.02	
For Post Base Flange With Screws, Add Per Post	20.35	
For Embedded Stainless Steel Post Sleeves (Excludes Core Drilling), Add Per Post	30.77	
For Custom Design Or Shapes (Square Tops, etc), Add	48.00	
For Nylon Coating, Add	12.27	

05	05 Metals
	05 50 Metal Fabrications
	05 52 Metal Railings



MINOR CSI UOM DESCRIPTION	TOTAL DIRECT UNIT COST	DEMOLITION UNIT COST
05 52 13 00-0024 LF 2" Diameter, Schedule 40, Four Rail, Up To 42" High, Welded Steel Pipe Railing	128.39	14.23
For Schedule 80 Handrail, Add	23.91	
For 11 Gauge A513 Steel Tubing, Deduct	-21.98	
For 12 Gauge A513 Steel Tubing, Deduct	-24.98	
For 14 Gauge A513 Steel Tubing, Deduct	-32.98	
For 16 Gauge A513 Steel Tubing, Deduct	-38.97	
For Additional Off Set Handrail, ADA Attachment, Add	22.04	
For Aluminum, Satin Finish, Add	41.97	
For Aluminum, Clear Anodized Finish, Add	64.95	
For Aluminum, Dark Anodized Finish, Add	74.95	
For Galvanizing, Add	39.97	
For Wrought Iron, Add	12.84	
For Solid Steel Rails, Add	25.68	
For 304 Stainless Steel, Add	319.78	
For 316 Stainless Steel, Add	359.75	
For 2" Wheel Guard, Add	9.49	
For 4" High Kick Plate, Add	12.49	
For 6" High Kick Plate, Add	19.99	
For Curved Rail, Add	68.50	
For Mounting On Stairs, Add	38.52	
For Mounting On Slopes, Add	12.84	
For Post Base Flange With Screws, Add Per Post	20.35	
For Embedded Stainless Steel Post Sleeves (Excludes Core Drilling), Add Per Post	30.77	
For Custom Design Or Shapes (Square Tops, etc), Add	57.08	
For Nylon Coating, Add	14.99	
05 52 13 00-0025 LF 2-1/2" Diameter, Schedule 40, Four Rail, Up To 42" High, Welded Steel Pipe Railing	149.68	14.23
For Schedule 80 Handrail, Add	27.18	
For 11 Gauge A513 Steel Tubing, Deduct	-26.67	
For 12 Gauge A513 Steel Tubing, Deduct	-30.31	
For 14 Gauge A513 Steel Tubing, Deduct	-40.00	
For 16 Gauge A513 Steel Tubing, Deduct	-47.28	
For Additional Off Set Handrail, ADA Attachment, Add	25.61	
For Aluminum, Satin Finish, Add	50.91	
For Aluminum, Clear Anodized Finish, Add	78.79	
For Aluminum, Dark Anodized Finish, Add	90.92	
For Galvanizing, Add	48.49	
For Wrought Iron, Add	14.97	
For Solid Steel Rails, Add	29.94	
For 304 Stainless Steel, Add	387.90	
For 316 Stainless Steel, Add	436.39	
For 2" Wheel Guard, Add	11.52	
For 4" High Kick Plate, Add	15.15	
For 6" High Kick Plate, Add	24.24	
For Curved Rail, Add	81.27	
For Mounting On Stairs, Add	44.90	
For Mounting On Slopes, Add	14.97	
For Post Base Flange With Screws, Add Per Post	20.35	
For Embedded Stainless Steel Post Sleeves (Excludes Core Drilling), Add Per Post	30.77	
For Custom Design Or Shapes (Square Tops, etc), Add	67.73	
For Nylon Coating, Add	18.18	
05 52 13 00-0026 Railing Infill Panels (05 52 13)		
Note: Includes field welds and touch-up of welds.		
05 52 13 00-0027 Wire Mesh Or Welded Wire Mesh, Railing Infill Panels (05 52 13 00-0026)		
Note: Square weave or square welded wire mesh.		
05 52 13 00-0028 SF Powder Coated Steel, Wire Mesh Or Welded Wire Mesh, Railing Infill Panel	14.32	
05 52 13 00-0029 SF Galvanized Steel, Wire Mesh Or Welded Wire Mesh, Railing Infill Panel	15.20	
05 52 13 00-0030 SF Aluminum, Wire Mesh Or Welded Wire Mesh, Railing Infill Panel	15.99	
05 52 13 00-0031 SF Stainless Steel, Wire Mesh Or Welded Wire Mesh, Railing Infill Panel.....	27.03	
05 52 13 00-0032 Perforated Metal, Railing Infill Panels (05 52 13 00-0026)		
05 52 13 00-0033 SF Powder Coated Steel, Perforated Metal, Railing Infill Panel	14.04	
05 52 13 00-0034 SF Galvanized Steel, Perforated Metal, Railing Infill Panel	14.52	
05 52 13 00-0035 SF Aluminum, Perforated Metal, Railing Infill Panel	15.54	
05 52 13 00-0036 SF Stainless Steel, Perforated Metal, Railing Infill Panel	31.19	
05 52 13 00-0037 Expanded Metal, Railing Infill Panels (05 52 13 00-0026)		
05 52 13 00-0038 SF Powder Coated Steel, Expanded Metal, Railing Infill Panel.....	6.34	
05 52 13 00-0039 SF Galvanized Steel, Expanded Metal, Railing Infill Panel	12.94	
05 52 13 00-0040 SF Aluminum, Expanded Metal, Railing Infill Panel.....	17.00	
05 52 13 00-0041 SF Stainless Steel, Expanded Metal, Railing Infill Panel.....	25.34	
05 52 13 00-0042 Railing Accessories (05 52 13)		
05 52 13 00-0043 EA Anti-Skateboard Device Attached To Stair Railing.....	42.75	18.90
05 52 13 00-0044 Wall Bracket Mounted, Up To 42" High, Welded Steel Pipe Railings (05 52 13)		
Note: Includes factory primed, fasteners and field touch-up of welds.		



	Metals	05
	Metal Fabrications	05 50
	Metal Railings	05 52

05

MINOR CSI UOM DESCRIPTION	TOTAL DIRECT UNIT COST	DEMOLITION UNIT COST
05 52 13 00-0045 LF 1" Diameter, Schedule 40, Wall Bracket Mounted, Up To 42" High, Welded Steel Pipe Railing.....	37.46	6.10
For Schedule 80 Handrail, Add	3.20	
For 11 Gauge A513 Steel Tubing, Deduct	-4.89	
For 12 Gauge A513 Steel Tubing, Deduct	-5.56	
For 14 Gauge A513 Steel Tubing, Deduct	-7.33	
For 16 Gauge A513 Steel Tubing, Deduct	-8.67	
For Stainless Steel, Add	44.44	
For Aluminum, Satin Finish, Add	9.33	
For Curved Rail, Add	11.24	
For Aluminum, Clear Anodized Finish, Add	14.44	
For Aluminum, Dark Anodized Finish, Add	16.67	
For Galvanized Finish, Add	6.67	
05 52 13 00-0046 LF 1-1/4" Diameter, Schedule 40, Wall Bracket Mounted, Up To 42" High, Welded Steel Pipe Railing	38.18	6.10
For Schedule 80 Handrail, Add	3.99	
For 11 Gauge A513 Steel Tubing, Deduct	-5.05	
For 12 Gauge A513 Steel Tubing, Deduct	-5.74	
For 14 Gauge A513 Steel Tubing, Deduct	-7.57	
For 16 Gauge A513 Steel Tubing, Deduct	-8.95	
For Stainless Steel, Add	45.88	
For Aluminum, Satin Finish, Add	9.63	
For Curved Rail, Add	11.45	
For Aluminum, Clear Anodized Finish, Add	14.91	
For Aluminum, Dark Anodized Finish, Add	17.21	
For Galvanized Finish, Add	6.88	
05 52 13 00-0047 LF 1-1/2" Diameter, Schedule 40, Wall Bracket Mounted, Up To 42" High, Welded Steel Pipe Railing	38.89	6.10
For Schedule 80 Handrail, Add	14.65	
For 11 Gauge A513 Steel Tubing, Deduct	-5.20	
For 12 Gauge A513 Steel Tubing, Deduct	-5.91	
For 14 Gauge A513 Steel Tubing, Deduct	-7.80	
For 16 Gauge A513 Steel Tubing, Deduct	-9.22	
For Stainless Steel, Add	47.30	
For Aluminum, Satin Finish, Add	9.93	
For Curved Rail, Add	11.67	
For Aluminum, Clear Anodized Finish, Add	15.37	
For Aluminum, Dark Anodized Finish, Add	17.74	
For Galvanized Finish, Add	7.10	
05 52 13 00-0048 LF 2" Diameter, Schedule 40, Wall Bracket Mounted, Up To 42" High, Welded Steel Pipe Railing.....	47.14	6.10
For Schedule 80 Handrail, Add	5.45	
For 11 Gauge A513 Steel Tubing, Deduct	-7.02	
For 12 Gauge A513 Steel Tubing, Deduct	-7.98	
For 14 Gauge A513 Steel Tubing, Deduct	-10.53	
For 16 Gauge A513 Steel Tubing, Deduct	-12.44	
For Stainless Steel, Add	63.80	
For Aluminum, Satin Finish, Add	13.40	
For Curved Rail, Add	14.14	
For Aluminum, Clear Anodized Finish, Add	20.74	
For Aluminum, Dark Anodized Finish, Add	23.93	
For Galvanized Finish, Add	9.57	
05 52 13 00-0049 LF 2-1/2" Diameter, Schedule 40, Wall Bracket Mounted, Up To 42" High, Welded Steel Pipe Railing	53.94	6.10
For Schedule 80 Handrail, Add	6.10	
For 11 Gauge A513 Steel Tubing, Deduct	-8.51	
For 12 Gauge A513 Steel Tubing, Deduct	-9.68	
For 14 Gauge A513 Steel Tubing, Deduct	-12.77	
For 16 Gauge A513 Steel Tubing, Deduct	-15.09	
For Stainless Steel, Add	77.40	
For Aluminum, Satin Finish, Add	16.25	
For Curved Rail, Add	16.18	
For Aluminum, Clear Anodized Finish, Add	25.16	
For Aluminum, Dark Anodized Finish, Add	29.03	
For Galvanized Finish, Add	11.61	
05 52 13 00-0050 Custom Shapes, Wall Bracket Mounted, Up To 42" High, Welded Steel Pipe Railings (05 52 13)		
Note: Includes factory primed, fasteners and field touch-up of welds.		
05 52 13 00-0051 LF 1" Diameter, Custom Shapes, Wall Bracket Mounted, Up To 42" High, Welded Steel Pipe Railing	45.88	6.41
For Schedule 80 Handrail, Add	3.20	
For 11 Gauge A513 Steel Tubing, Deduct	-6.74	
For 12 Gauge A513 Steel Tubing, Deduct	-7.66	
For 14 Gauge A513 Steel Tubing, Deduct	-10.11	
For 16 Gauge A513 Steel Tubing, Deduct	-11.95	
For Stainless Steel, Add	61.28	
For Aluminum, Satin Finish, Add	12.87	
For Curved Rail, Add	13.76	
For Aluminum, Clear Anodized Finish, Add	19.92	
For Aluminum, Dark Anodized Finish, Add	22.98	
For Galvanized Finish, Add	9.19	

05	05 Metals
	05 50 Metal Fabrications
	05 52 Metal Railings



MINOR CSI UOM DESCRIPTION	TOTAL DIRECT UNIT COST	DEMOLITION UNIT COST
------------------------------	---------------------------	-------------------------

<p>05 52 13 00-0052 LF 1-1/4" Diameter, Custom Shapes, Wall Bracket Mounted, Up To 42" High, Welded Steel Pipe Railing46.88</p> <p><i>For Schedule 80 Handrail, Add</i> 3.99</p> <p><i>For 11 Gauge A513 Steel Tubing, Deduct</i> -6.96</p> <p><i>For 12 Gauge A513 Steel Tubing, Deduct</i> -7.91</p> <p><i>For 14 Gauge A513 Steel Tubing, Deduct</i> -10.44</p> <p><i>For 16 Gauge A513 Steel Tubing, Deduct</i> -12.34</p> <p><i>For Stainless Steel, Add</i> 63.28</p> <p><i>For Aluminum, Satin Finish, Add</i> 13.29</p> <p><i>For Curved Rail, Add</i> 14.06</p> <p><i>For Aluminum, Clear Anodized Finish, Add</i> 20.57</p> <p><i>For Aluminum, Dark Anodized Finish, Add</i> 23.73</p> <p><i>For Galvanized Finish, Add</i> 9.49</p>	<p>6.41</p>
<p>05 52 13 00-0053 LF 1-1/2" Diameter, Custom Shapes, Wall Bracket Mounted, Up To 42" High, Welded Steel Pipe Railing47.64</p> <p><i>For Schedule 80 Handrail, Add</i> 14.65</p> <p><i>For 11 Gauge A513 Steel Tubing, Deduct</i> -7.13</p> <p><i>For 12 Gauge A513 Steel Tubing, Deduct</i> -8.10</p> <p><i>For 14 Gauge A513 Steel Tubing, Deduct</i> -10.69</p> <p><i>For 16 Gauge A513 Steel Tubing, Deduct</i> -12.64</p> <p><i>For Stainless Steel, Add</i> 64.80</p> <p><i>For Aluminum, Satin Finish, Add</i> 13.61</p> <p><i>For Curved Rail, Add</i> 14.29</p> <p><i>For Aluminum, Clear Anodized Finish, Add</i> 21.06</p> <p><i>For Aluminum, Dark Anodized Finish, Add</i> 24.30</p> <p><i>For Galvanized Finish, Add</i> 9.72</p>	<p>6.41</p>
<p>05 52 13 00-0054 LF 2" Diameter, Custom Shapes, Wall Bracket Mounted, Up To 42" High, Welded Steel Pipe Railing59.14</p> <p><i>For Schedule 80 Handrail, Add</i> 5.45</p> <p><i>For 11 Gauge A513 Steel Tubing, Deduct</i> -9.66</p> <p><i>For 12 Gauge A513 Steel Tubing, Deduct</i> -10.98</p> <p><i>For 14 Gauge A513 Steel Tubing, Deduct</i> -14.49</p> <p><i>For 16 Gauge A513 Steel Tubing, Deduct</i> -17.12</p> <p><i>For Stainless Steel, Add</i> 87.80</p> <p><i>For Aluminum, Satin Finish, Add</i> 18.44</p> <p><i>For Curved Rail, Add</i> 17.74</p> <p><i>For Aluminum, Clear Anodized Finish, Add</i> 28.54</p> <p><i>For Aluminum, Dark Anodized Finish, Add</i> 32.93</p> <p><i>For Galvanized Finish, Add</i> 13.17</p>	<p>6.41</p>
<p>05 52 13 00-0055 LF 2-1/2" Diameter, Custom Shapes, Wall Bracket Mounted, Up To 42" High, Welded Steel Pipe Railing66.67</p> <p><i>For Schedule 80 Handrail, Add</i> 6.10</p> <p><i>For 11 Gauge A513 Steel Tubing, Deduct</i> -11.31</p> <p><i>For 12 Gauge A513 Steel Tubing, Deduct</i> -12.86</p> <p><i>For 14 Gauge A513 Steel Tubing, Deduct</i> -16.97</p> <p><i>For 16 Gauge A513 Steel Tubing, Deduct</i> -20.06</p> <p><i>For Stainless Steel, Add</i> 102.86</p> <p><i>For Aluminum, Satin Finish, Add</i> 21.60</p> <p><i>For Curved Rail, Add</i> 20.00</p> <p><i>For Aluminum, Clear Anodized Finish, Add</i> 33.43</p> <p><i>For Aluminum, Dark Anodized Finish, Add</i> 38.57</p> <p><i>For Galvanized Finish, Add</i> 15.43</p>	<p>6.41</p>

05 52 13 00-0056 Remove And Reinstall Pipe Railing (05 52 13)

<p>05 52 13 00-0057 LF Removal And Reinstallation Of Wall Bracket Mounted Pipe Railing22.87</p> <p>05 52 13 00-0058 LF Removal And Reinstallation Of Floor Mounted Pipe Railing30.77</p> <p>05 52 13 00-0059 EA Install New Galvanized Steel Pipe Railing Bracket61.97</p> <p><i>For Stainless Steel, Add</i> 62.96</p>	<p></p>
---	---------

05 52 13 00-0060 Non-Welded Aluminum Railing (05 52 13)

05 52 13 00-0061 One Rail, Up To 43" High, Non-Welded Aluminum Pipe Railings (05 52 13 00-0060)

Note: Includes one rail.

<p>05 52 13 00-0062 LF 1-1/2" Diameter, 43" High, Schedule 40, Non-Welded, Clear Anodized Finish, Aluminum Railing Assembly With One Horizontal Line113.22</p> <p>Note: Includes railing, posts with reinforcement rod, #508 floor cover flanges, #540 side cover flange, #506 mitered elbows, #513 rail elbow and #530 rail end loops. Excludes concrete core drilling or patching.</p>	<p>15.68</p>
--	--------------

05 53 Metal Gratings (05 50)

05 53 13 Bar Gratings (05 53)

05 53 13 00-0001 Welded Grating (05 53 13)

Note: Sizes are for height and width of bearing bars. Welded grating is open grid grating which has bearing bars and cross bars locked in place by resistance welding, or conventional hand welding. Resistance welded grating is produced on precise automated production equipment by combining hydraulic pressure with a powerful electric current to fuse - electroforge - the cross bar and bearing bar into a single rigid panel.

05 53 13 00-0002 Steel, Welded Grating (05 53 13 00-0001)

Note: Bearing bars at 1-3/16" on-center, crossbars at 4" on-center, bolted or tack welded, unpainted steel, and in all sizes.



Metals	05	05
Metal Fabrications	05 50	
Metal Gratings	05 53	

MINOR	CSI	UOM	DESCRIPTION	TOTAL DIRECT UNIT COST	DEMOLITION UNIT COST
05 53 13 00-0003	SF		3/4" x 1/8" Steel, Welded Grating For One Coat Of Shop Applied Paint (Red Or Black), Add For Galvanized Steel, Add For 304 Stainless Steel, Add Note: Bearing bars at 1-3/16" on-center and crossbars at 4" on-center For Bearing Bars At 15/16" On-Center, Add For Crossbars At 2" On-Center, Add For Set In Place Without Bolting Or Tack Welding, Deduct	14.19 0.22 2.03 38.36 3.49 1.29 -1.80	1.12
05 53 13 00-0004	SF		3/4" x 3/16" Steel, Welded Grating For One Coat Of Shop Applied Paint (Red Or Black), Add For Galvanized Steel, Add For 304 Stainless Steel, Add Note: Bearing bars at 1-3/16" on-center and crossbars at 4" on-center For Bearing Bars At 15/16" On-Center, Add For Crossbars At 2" On-Center, Add For Set In Place Without Bolting Or Tack Welding, Deduct	19.14 0.22 2.87 54.25 4.93 1.63 -1.92	1.12
05 53 13 00-0005	SF		1" x 1/8" Steel, Welded Grating For One Coat Of Shop Applied Paint (Red Or Black), Add For Galvanized Steel, Add For 304 Stainless Steel, Add Note: Bearing bars at 1-3/16" on-center and crossbars at 4" on-center For Bearing Bars At 15/16" On-Center, Add For Crossbars At 2" On-Center, Add For Serrated Wear Surface, Add For Set In Place Without Bolting Or Tack Welding, Deduct	17.37 0.22 2.57 48.57 4.42 1.63 0.16 -1.88	1.12
05 53 13 00-0006	SF		1" x 3/16" Steel, Welded Grating For One Coat Of Shop Applied Paint (Red Or Black), Add For Galvanized Steel, Add For 304 Stainless Steel, Add Note: Bearing bars at 1-3/16" on-center and crossbars at 4" on-center For Bearing Bars At 15/16" On-Center, Add For Crossbars At 2" On-Center, Add For Serrated Wear Surface, Add For Set In Place Without Bolting Or Tack Welding, Deduct	24.09 0.22 3.71 70.14 6.38 2.36 0.16 -2.05	1.12
05 53 13 00-0007	SF		1" x 1/4" Steel, Welded Grating For One Coat Of Shop Applied Paint (Red Or Black), Add For Galvanized Steel, Add For 304 Stainless Steel, Add Note: Bearing bars at 1-3/16" on-center and crossbars at 4" on-center For Bearing Bars At 15/16" On-Center, Add For Crossbars At 2" On-Center, Add For Serrated Wear Surface, Add For Set In Place Without Bolting Or Tack Welding, Deduct	30.81 0.22 4.86 91.71 8.34 3.09 0.16 -2.22	1.12
05 53 13 00-0008	SF		1-1/4" x 1/8" Steel, Welded Grating For One Coat Of Shop Applied Paint (Red Or Black), Add For Galvanized Steel, Add For 304 Stainless Steel, Add Note: Bearing bars at 1-3/16" on-center and crossbars at 4" on-center For Bearing Bars At 15/16" On-Center, Add For Crossbars At 2" On-Center, Add For Serrated Wear Surface, Add For Set In Place Without Bolting Or Tack Welding, Deduct	20.59 0.22 3.12 58.90 5.36 1.98 0.16 -1.96	1.12
05 53 13 00-0009	SF		1-1/4" x 3/16" Steel, Welded Grating For One Coat Of Shop Applied Paint (Red Or Black), Add For Galvanized Steel, Add For 304 Stainless Steel, Add Note: Bearing bars at 1-3/16" on-center and crossbars at 4" on-center For Bearing Bars At 15/16" On-Center, Add For Crossbars At 2" On-Center, Add For Serrated Wear Surface, Add For Set In Place Without Bolting Or Tack Welding, Deduct	28.76 0.22 4.51 85.13 7.74 2.86 0.16 -2.16	1.12
05 53 13 00-0010	SF		1-1/2" x 1/8" Steel, Welded Grating For One Coat Of Shop Applied Paint (Red Or Black), Add For Galvanized Steel, Add For 304 Stainless Steel, Add Note: Bearing bars at 1-3/16" on-center and crossbars at 4" on-center For Bearing Bars At 15/16" On-Center, Add For Crossbars At 2" On-Center, Add For Serrated Wear Surface, Add For Set In Place Without Bolting Or Tack Welding, Deduct	23.81 0.22 3.67 69.24 6.30 2.33 0.16 -2.04	1.12
05 53 13 00-0011	SF		1-1/2" x 3/16" Steel, Welded Grating For One Coat Of Shop Applied Paint (Red Or Black), Add For Galvanized Steel, Add For 304 Stainless Steel, Add Note: Bearing bars at 1-3/16" on-center and crossbars at 4" on-center For Bearing Bars At 15/16" On-Center, Add For Crossbars At 2" On-Center, Add For Serrated Wear Surface, Add For Set In Place Without Bolting Or Tack Welding, Deduct	34.17 0.22 5.34 100.89 9.18 3.39 0.16 -2.62	1.37

05	05	Metals
	05 50	Metal Fabrications
	05 53	Metal Gratings



MINOR		TOTAL DIRECT	DEMOLITION
CSI	UOM DESCRIPTION	UNIT COST	UNIT COST
05 53 13 00-0012	SF 1-1/2" x 1/4" Steel, Welded Grating For One Coat Of Shop Applied Paint (Red Or Black), Add For Galvanized Steel, Add For 304 Stainless Steel, Add Note: Bearing bars at 1-3/16" on-center and crossbars at 4" on-center For Bearing Bars At 15/16" On-Center, Add For Crossbars At 2" On-Center, Add For Serrated Wear Surface, Add For Set In Place Without Bolting Or Tack Welding, Deduct	44.39 0.22 7.08 133.70 12.16 4.50 0.16 -2.88	1.37
05 53 13 00-0013	SF 1-3/4" x 3/16" Steel, Welded Grating For One Coat Of Shop Applied Paint (Red Or Black), Add For Galvanized Steel, Add For 304 Stainless Steel, Add Note: Bearing bars at 1-3/16" on-center and crossbars at 4" on-center For Bearing Bars At 15/16" On-Center, Add For Crossbars At 2" On-Center, Add For Serrated Wear Surface, Add For Set In Place Without Bolting Or Tack Welding, Deduct	39.16 0.22 6.19 116.91 10.63 3.93 0.16 -2.75	1.37
05 53 13 00-0014	SF 2" x 3/16" Steel, Welded Grating For One Coat Of Shop Applied Paint (Red Or Black), Add For Galvanized Steel, Add For 304 Stainless Steel, Add Note: Bearing bars at 1-3/16" on-center and crossbars at 4" on-center For Bearing Bars At 15/16" On-Center, Add For Crossbars At 2" On-Center, Add For Serrated Wear Surface, Add For Set In Place Without Bolting Or Tack Welding, Deduct	43.82 0.22 6.98 131.87 12.00 4.44 0.16 -2.86	1.37
05 53 13 00-0015	SF 2-1/4" x 3/16" Steel, Welded Grating For One Coat Of Shop Applied Paint (Red Or Black), Add For Galvanized Steel, Add For 304 Stainless Steel, Add Note: Bearing bars at 1-3/16" on-center and crossbars at 4" on-center For Bearing Bars At 15/16" On-Center, Add For Crossbars At 2" On-Center, Add For Serrated Wear Surface, Add For Set In Place Without Bolting Or Tack Welding, Deduct	48.77 0.22 7.83 147.76 13.44 4.97 0.16 -2.99	1.37
05 53 13 00-0016	SF 2-1/2" x 3/16" Steel, Welded Grating For One Coat Of Shop Applied Paint (Red Or Black), Add For Galvanized Steel, Add For 304 Stainless Steel, Add Note: Bearing bars at 1-3/16" on-center and crossbars at 4" on-center For Bearing Bars At 15/16" On-Center, Add For Crossbars At 2" On-Center, Add For Serrated Wear Surface, Add For Set In Place Without Bolting Or Tack Welding, Deduct	53.44 0.22 8.62 162.75 14.80 5.48 0.16 -3.10	1.37
05 53 13 00-0017	Pressure Locked Grating <small>(05 53 13)</small> Note: Sizes are for height and width of bearing bars. Pressure locked grating is an open grid grating which is an assembly of tight-fitting, slotted bearing bars and cross bars, interlocked together. The permanent locking of the bars is accomplished by slotting the bearing bars with a wider 'dovetail' shape at the bottom of the slot. The bearing bar slot is usually 1/2 the depth of the cross bar. The cross bars are slotted to a depth slightly less than half its depth. When the bars are pressed together under hydraulic pressure, the cross bar material is forced into the 'dovetail' shape of the bearing bar notch, forming a strong, rigid unit.		
05 53 13 00-0018	Steel, Pressure Locked Grating <small>(05 53 13 00-0017)</small> Note: Bearing bars at 1-3/16" on-center, crossbars at 4" on-center, bolted or tack welded, unpainted steel, and in all sizes.		
05 53 13 00-0019	SF 3/4" x 1/8" Steel, Pressure Locked Grating For One Coat Of Shop Applied Paint (Red Or Black), Add For Galvanized Steel, Add For 304 Stainless Steel, Add Note: Bearing bars at 1-3/16" on-center and crossbars at 4" on-center For Bearing Bars At 15/16" On-Center, Add For Crossbars At 2" On-Center, Add For Set In Place Without Bolting Or Tack Welding, Deduct	27.17 0.22 4.09 46.64 7.28 2.69 -2.12	1.12
05 53 13 00-0020	SF 3/4" x 3/16" Steel, Pressure Locked Grating For One Coat Of Shop Applied Paint (Red Or Black), Add For Galvanized Steel, Add For 304 Stainless Steel, Add Note: Bearing bars at 1-3/16" on-center and crossbars at 4" on-center For Bearing Bars At 15/16" On-Center, Add For Crossbars At 2" On-Center, Add For Set In Place Without Bolting Or Tack Welding, Deduct	33.53 0.22 5.13 58.54 9.14 3.38 -2.28	1.12
05 53 13 00-0021	SF 1" x 1/8" Steel, Pressure Locked Grating For One Coat Of Shop Applied Paint (Red Or Black), Add For Galvanized Steel, Add For 304 Stainless Steel, Add Note: Bearing bars at 1-3/16" on-center and crossbars at 4" on-center For Bearing Bars At 15/16" On-Center, Add For Crossbars At 2" On-Center, Add For Serrated Wear Surface, Add For Set In Place Without Bolting Or Tack Welding, Deduct	29.89 0.22 4.53 51.73 8.07 2.99 0.16 -2.19	1.12



MINOR	CSI	UOM	DESCRIPTION	TOTAL DIRECT UNIT COST	DEMOLITION UNIT COST
05 53 13 00-0022	SF		1" x 3/16" Steel, Pressure Locked Grating.....	40.81	1.12
			For One Coat Of Shop Applied Paint (Red Or Black), Add	0.22	
			For Galvanized Steel, Add	6.33	
			For 304 Stainless Steel, Add	72.16	
			Note: Bearing bars at 1-3/16" on-center and crossbars at 4" on-center		
			For Bearing Bars At 7/16" On-Center, Add	55.93	
			For Bearing Bars At 15/16" On-Center, Add	11.26	
			For Crossbars At 2" On-Center, Add	4.17	
			For Serrated Wear Surface, Add	0.16	
			For Set In Place Without Bolting Or Tack Welding, Deduct	-2.47	
05 53 13 00-0023	SF		1-1/4" x 1/8" Steel, Pressure Locked Grating.....	33.53	1.12
			For One Coat Of Shop Applied Paint (Red Or Black), Add	0.22	
			For Galvanized Steel, Add	5.13	
			For 304 Stainless Steel, Add	58.54	
			Note: Bearing bars at 1-3/16" on-center and crossbars at 4" on-center		
			For Bearing Bars At 15/16" On-Center, Add	9.14	
			For Crossbars At 2" On-Center, Add	3.38	
			For Serrated Wear Surface, Add	0.16	
			For Set In Place Without Bolting Or Tack Welding, Deduct	-2.28	
05 53 13 00-0024	SF		1-1/4" x 3/16" Steel, Pressure Locked Grating.....	45.87	1.12
			For One Coat Of Shop Applied Paint (Red Or Black), Add	0.22	
			For Galvanized Steel, Add	7.16	
			For 304 Stainless Steel, Add	81.63	
			Note: Bearing bars at 1-3/16" on-center and crossbars at 4" on-center		
			For Bearing Bars At 15/16" On-Center, Add	12.74	
			For Crossbars At 2" On-Center, Add	4.71	
			For Serrated Wear Surface, Add	0.16	
			For Set In Place Without Bolting Or Tack Welding, Deduct	-2.59	
05 53 13 00-0025	SF		1-1/2" x 1/8" Steel, Pressure Locked Grating.....	37.35	1.12
			For One Coat Of Shop Applied Paint (Red Or Black), Add	0.22	
			For Galvanized Steel, Add	5.76	
			For 304 Stainless Steel, Add	65.69	
			Note: Bearing bars at 1-3/16" on-center and crossbars at 4" on-center		
			For Bearing Bars At 15/16" On-Center, Add	10.25	
			For Crossbars At 2" On-Center, Add	3.79	
			For Serrated Wear Surface, Add	0.16	
			For Set In Place Without Bolting Or Tack Welding, Deduct	-2.38	
05 53 13 00-0026	SF		1-1/2" x 3/16" Steel, Pressure Locked Grating.....	51.67	1.37
			For One Coat Of Shop Applied Paint (Red Or Black), Add	0.22	
			For Galvanized Steel, Add	8.02	
			For 304 Stainless Steel, Add	91.55	
			Note: Bearing bars at 1-3/16" on-center and crossbars at 4" on-center		
			For Bearing Bars At 7/16" On-Center, Add	70.95	
			For Bearing Bars At 15/16" On-Center, Add	14.29	
			For Crossbars At 2" On-Center, Add	5.28	
			For Serrated Wear Surface, Add	0.16	
			For Set In Place Without Bolting Or Tack Welding, Deduct	-3.06	
05 53 13 00-0027	SF		1-3/4" x 3/16" Steel, Pressure Locked Grating.....	57.01	1.37
			For One Coat Of Shop Applied Paint (Red Or Black), Add	0.22	
			For Galvanized Steel, Add	8.90	
			For 304 Stainless Steel, Add	101.54	
			Note: Bearing bars at 1-3/16" on-center and crossbars at 4" on-center		
			For Bearing Bars At 15/16" On-Center, Add	15.85	
			For Crossbars At 2" On-Center, Add	5.86	
			For Serrated Wear Surface, Add	0.16	
			For Set In Place Without Bolting Or Tack Welding, Deduct	-3.19	
05 53 13 00-0028	SF		2" x 3/16" Steel, Pressure Locked Grating.....	61.36	1.37
			For One Coat Of Shop Applied Paint (Red Or Black), Add	0.22	
			For Galvanized Steel, Add	9.61	
			For 304 Stainless Steel, Add	109.68	
			Note: Bearing bars at 1-3/16" on-center and crossbars at 4" on-center		
			For Bearing Bars At 15/16" On-Center, Add	17.12	
			For Crossbars At 2" On-Center, Add	6.33	
			For Serrated Wear Surface, Add	0.16	
			For Set In Place Without Bolting Or Tack Welding, Deduct	-3.30	
05 53 13 00-0029	SF		2-1/4" x 3/16" Steel, Pressure Locked Grating.....	65.53	1.37
			For One Coat Of Shop Applied Paint (Red Or Black), Add	0.22	
			For Galvanized Steel, Add	10.30	
			For 304 Stainless Steel, Add	117.48	
			Note: Bearing bars at 1-3/16" on-center and crossbars at 4" on-center		
			For Bearing Bars At 15/16" On-Center, Add	18.33	
			For Crossbars At 2" On-Center, Add	6.78	
			For Serrated Wear Surface, Add	0.16	
			For Set In Place Without Bolting Or Tack Welding, Deduct	-3.41	
05 53 13 00-0030	SF		2-1/2" x 3/16" Steel, Pressure Locked Grating.....	69.14	1.37
			For One Coat Of Shop Applied Paint (Red Or Black), Add	0.22	
			For Galvanized Steel, Add	10.89	
			For 304 Stainless Steel, Add	124.23	
			Note: Bearing bars at 1-3/16" on-center and crossbars at 4" on-center		
			For Bearing Bars At 15/16" On-Center, Add	19.39	
			For Crossbars At 2" On-Center, Add	7.17	
			For Serrated Wear Surface, Add	0.16	
			For Set In Place Without Bolting Or Tack Welding, Deduct	-3.50	
05 53 13 00-0031			Aluminum, Type 6063, Pressure Locked Grating (05 53 13 00-0017)		
			Note: Bearing bars at 1-3/16" on-center, crossbars at 4" on-center, bolted in place, and in all sizes.		

05	05 Metals
	05 50 Metal Fabrications
	05 53 Metal Gratings



MINOR CSI UOM DESCRIPTION	TOTAL DIRECT UNIT COST	DEMOLITION UNIT COST
05 53 13 00-0032 SF 3/4" x 1/8" Aluminum, Pressure Locked Grating <i>For Bearing Bars At 15/16" On-Center, Add</i> <i>For Crossbars At 2" On-Center, Add</i> <i>For Set In Place Without Bolting, Deduct</i> <i>For Powder Coating, Add</i>	16.94 4.29 1.59 -1.87 2.21	1.12
05 53 13 00-0033 SF 3/4" x 3/16" Aluminum, Pressure Locked Grating <i>For Bearing Bars At 15/16" On-Center, Add</i> <i>For Crossbars At 2" On-Center, Add</i> <i>For Set In Place Without Bolting, Deduct</i> <i>For Powder Coating, Add</i>	22.97 6.05 2.24 -2.02 3.11	1.12
05 53 13 00-0034 SF 1" x 1/8" Aluminum, Pressure Locked Grating <i>For Bearing Bars At 15/16" On-Center, Add</i> <i>For Crossbars At 2" On-Center, Add</i> <i>For Serrated Wear Surface, Add</i> <i>For Set In Place Without Bolting, Deduct</i> <i>For Powder Coating, Add</i>	21.67 5.67 2.10 0.16 -1.99 2.91	1.12
05 53 13 00-0035 SF 1" x 3/16" Aluminum, Pressure Locked Grating <i>For Bearing Bars At 7/16" On-Center, Add</i> <i>For Bearing Bars At 15/16" On-Center, Add</i> <i>For Crossbars At 2" On-Center, Add</i> <i>For Serrated Wear Surface, Add</i> <i>For Set In Place Without Bolting, Deduct</i> <i>For Powder Coating, Add</i>	29.46 39.47 7.95 2.94 0.16 -2.18 4.08	1.12
05 53 13 00-0036 SF 1-1/4" x 1/8" Aluminum, Pressure Locked Grating <i>For Bearing Bars At 15/16" On-Center, Add</i> <i>For Crossbars At 2" On-Center, Add</i> <i>For Serrated Wear Surface, Add</i> <i>For Set In Place Without Bolting, Deduct</i> <i>For Powder Coating, Add</i>	25.10 6.68 2.47 0.16 -2.07 3.43	1.12
05 53 13 00-0037 SF 1-1/4" x 3/16" Aluminum, Pressure Locked Grating <i>For Bearing Bars At 15/16" On-Center, Add</i> <i>For Crossbars At 2" On-Center, Add</i> <i>For Serrated Wear Surface, Add</i> <i>For Set In Place Without Bolting, Deduct</i> <i>For Powder Coating, Add</i>	33.59 9.15 3.39 0.16 -2.28 4.70	1.12
05 53 13 00-0038 SF 1-1/2" x 1/8" Aluminum, Pressure Locked Grating <i>For Bearing Bars At 15/16" On-Center, Add</i> <i>For Crossbars At 2" On-Center, Add</i> <i>For Serrated Wear Surface, Add</i> <i>For Set In Place Without Bolting, Deduct</i> <i>For Powder Coating, Add</i>	28.32 7.62 2.82 0.16 -2.15 3.91	1.12
05 53 13 00-0039 SF 1-1/2" x 3/16" Aluminum, Pressure Locked Grating <i>For Bearing Bars At 7/16" On-Center, Add</i> <i>For Bearing Bars At 15/16" On-Center, Add</i> <i>For Crossbars At 2" On-Center, Add</i> <i>For Serrated Wear Surface, Add</i> <i>For Set In Place Without Bolting, Deduct</i> <i>For Powder Coating, Add</i>	37.85 51.63 10.40 3.85 0.16 -2.39 5.34	1.12
05 53 13 00-0040 SF 1-3/4" x 3/16" Aluminum, Pressure Locked Grating <i>For Bearing Bars At 15/16" On-Center, Add</i> <i>For Crossbars At 2" On-Center, Add</i> <i>For Serrated Wear Surface, Add</i> <i>For Set In Place Without Bolting, Deduct</i> <i>For Powder Coating, Add</i>	41.93 11.59 4.29 0.16 -2.49 5.95	1.12
05 53 13 00-0041 SF 2" x 3/16" Aluminum, Pressure Locked Grating <i>For Bearing Bars At 15/16" On-Center, Add</i> <i>For Crossbars At 2" On-Center, Add</i> <i>For Serrated Wear Surface, Add</i> <i>For Set In Place Without Bolting, Deduct</i> <i>For Powder Coating, Add</i>	46.76 13.00 4.81 0.16 -2.61 6.68	1.12
05 53 13 00-0042 SF 2-1/4" x 3/16" Aluminum, Pressure Locked Grating <i>For Bearing Bars At 15/16" On-Center, Add</i> <i>For Crossbars At 2" On-Center, Add</i> <i>For Serrated Wear Surface, Add</i> <i>For Set In Place Without Bolting, Deduct</i> <i>For Powder Coating, Add</i>	50.55 14.11 5.22 0.16 -2.71 7.25	1.12
05 53 13 00-0043 SF 2-1/2" x 3/16" Aluminum, Pressure Locked Grating <i>For Bearing Bars At 15/16" On-Center, Add</i> <i>For Crossbars At 2" On-Center, Add</i> <i>For Serrated Wear Surface, Add</i> <i>For Set In Place Without Bolting, Deduct</i> <i>For Powder Coating, Add</i>	55.07 15.43 5.71 0.16 -2.82 7.92	1.12
05 53 13 00-0044 Swage Locked Grating <small>(05 53 13)</small> Note: Sizes are for height and width of bearing bars. Swage locked grating is an open grid grating where bearing bars are pre-punched to receive a cross bar without penetrating or cutting the top surface of the bearing bar. The cross bar is then inserted through the pre-punched hole and deformed by swaging or squeezing under hydraulic pressure to permanently lock the bars in place.		
05 53 13 00-0045 Steel, Swage Locked Grating <small>(05 53 13 00-0044)</small> Note: Bearing bars at 1-3/16" on-center, crossbars at 4" on-center, bolted or tack welded, unpainted steel, and in all sizes.		



MINOR	CSI	UOM	DESCRIPTION	TOTAL DIRECT UNIT COST	DEMOLITION UNIT COST
05 53 13 00-0046	SF		1" x 3/16" Steel, Swaged Grating.....	44.70	1.12
			For One Coat Of Shop Applied Paint (Red Or Black), Add	0.22	
			For Galvanized Steel, Add	3.91	
			For 304 Stainless Steel, Add	70.40	
			Note: Bearing bars at 1-3/16" on-center and crossbars at 4" on-center		
			For Bearing Bars At 15/16" On-Center, Add	27.17	
			For Crossbars At 2" On-Center, Add	3.40	
			For Serrated Wear Surface, Add	0.16	
			For Set In Place Without Bolting Or Tack Welding, Deduct	-2.56	
05 53 13 00-0047	SF		1-1/4" x 3/16" Steel, Swaged Grating	49.93	1.12
			For One Coat Of Shop Applied Paint (Red Or Black), Add	0.22	
			For Galvanized Steel, Add	4.39	
			For 304 Stainless Steel, Add	79.07	
			Note: Bearing bars at 1-3/16" on-center and crossbars at 4" on-center		
			For Bearing Bars At 15/16" On-Center, Add	30.52	
			For Crossbars At 2" On-Center, Add	3.82	
			For Serrated Wear Surface, Add	0.16	
			For Set In Place Without Bolting Or Tack Welding, Deduct	-2.69	
05 53 13 00-0048	SF		1-1/2" x 3/16" Steel, Swaged Grating	54.54	1.37
			For One Coat Of Shop Applied Paint (Red Or Black), Add	0.22	
			For Galvanized Steel, Add	4.77	
			For 304 Stainless Steel, Add	85.88	
			Note: Bearing bars at 1-3/16" on-center and crossbars at 4" on-center		
			For Bearing Bars At 15/16" On-Center, Add	33.15	
			For Crossbars At 2" On-Center, Add	4.14	
			For Serrated Wear Surface, Add	0.16	
			For Set In Place Without Bolting Or Tack Welding, Deduct	-3.13	
05 53 13 00-0049	SF		1-3/4" x 3/16" Steel, Swaged Grating	62.56	1.37
			For One Coat Of Shop Applied Paint (Red Or Black), Add	0.22	
			For Galvanized Steel, Add	5.50	
			For 304 Stainless Steel, Add	99.18	
			Note: Bearing bars at 1-3/16" on-center and crossbars at 4" on-center		
			For Bearing Bars At 15/16" On-Center, Add	38.28	
			For Crossbars At 2" On-Center, Add	4.79	
			For Serrated Wear Surface, Add	0.16	
			For Set In Place Without Bolting Or Tack Welding, Deduct	-3.33	
05 53 13 00-0050	SF		2" x 3/16" Steel, Swaged Grating.....	70.62	1.37
			For One Coat Of Shop Applied Paint (Red Or Black), Add	0.22	
			For Galvanized Steel, Add	6.24	
			For 304 Stainless Steel, Add	112.55	
			Note: Bearing bars at 1-3/16" on-center and crossbars at 4" on-center		
			For Bearing Bars At 15/16" On-Center, Add	43.44	
			For Crossbars At 2" On-Center, Add	5.43	
			For Serrated Wear Surface, Add	0.16	
			For Set In Place Without Bolting Or Tack Welding, Deduct	-3.53	
05 53 13 00-0051	SF		2-1/4" x 3/16" Steel, Swaged Grating	78.65	1.37
			For One Coat Of Shop Applied Paint (Red Or Black), Add	0.22	
			For Galvanized Steel, Add	6.98	
			For 304 Stainless Steel, Add	125.86	
			Note: Bearing bars at 1-3/16" on-center and crossbars at 4" on-center		
			For Bearing Bars At 15/16" On-Center, Add	48.58	
			For Crossbars At 2" On-Center, Add	6.07	
			For Serrated Wear Surface, Add	0.16	
			For Set In Place Without Bolting Or Tack Welding, Deduct	-3.73	
05 53 13 00-0052	SF		2-1/2" x 3/16" Steel, Swaged Grating	86.71	1.37
			For One Coat Of Shop Applied Paint (Red Or Black), Add	0.22	
			For Galvanized Steel, Add	7.73	
			For 304 Stainless Steel, Add	139.22	
			Note: Bearing bars at 1-3/16" on-center and crossbars at 4" on-center		
			For Bearing Bars At 15/16" On-Center, Add	53.74	
			For Crossbars At 2" On-Center, Add	6.72	
			For Serrated Wear Surface, Add	0.16	
			For Set In Place Without Bolting Or Tack Welding, Deduct	-3.94	
05 53 13 00-0053			Aluminum Grating, Type 6063, Swage Locked (05 53 13 00-0044)		
			Note: Bearing bars at 1-3/16" on-center, crossbars at 4" on-center, bolted in place, and in all sizes.		
05 53 13 00-0054	SF		1" x 1/8" Aluminum, Swaged Grating.....	20.01	1.12
			For Bearing Bars At 15/16" On-Center, Add	11.37	
			For Crossbars At 2" On-Center, Add	1.42	
			For Serrated Wear Surface, Add	0.16	
			For Set In Place Without Bolting, Deduct	-1.95	
			For Powder Coating, Add	2.67	
05 53 13 00-0055	SF		1" x 3/16" Aluminum, Swaged Grating.....	25.96	1.12
			For Bearing Bars At 15/16" On-Center, Add	15.18	
			For Crossbars At 2" On-Center, Add	1.90	
			For Serrated Wear Surface, Add	0.16	
			For Set In Place Without Bolting, Deduct	-2.09	
			For Powder Coating, Add	3.56	
05 53 13 00-0056	SF		1-1/4" x 1/8" Aluminum, Swaged Grating.....	22.68	1.12
			For Bearing Bars At 15/16" On-Center, Add	13.08	
			For Crossbars At 2" On-Center, Add	1.64	
			For Serrated Wear Surface, Add	0.16	
			For Set In Place Without Bolting, Deduct	-2.01	
			For Powder Coating, Add	3.07	

05	05 Metals
	05 50 Metal Fabrications
	05 53 Metal Gratings



MINOR		TOTAL DIRECT	DEMOLITION
CSI	UOM DESCRIPTION	UNIT COST	UNIT COST
05 53 13 00-0057	SF 1-1/4" x 3/16" Aluminum, Swaged Grating..... <i>For Bearing Bars At 15/16" On-Center, Add</i> <i>For Crossbars At 2" On-Center, Add</i> <i>For Serrated Wear Surface, Add</i> <i>For Set In Place Without Bolting, Deduct</i> <i>For Powder Coating, Add</i>	29.96 17.74 2.22 0.16 -2.19 4.16	1.12
05 53 13 00-0058	SF 1-1/2" x 1/8" Aluminum, Swaged Grating..... <i>For Bearing Bars At 15/16" On-Center, Add</i> <i>For Crossbars At 2" On-Center, Add</i> <i>For Serrated Wear Surface, Add</i> <i>For Set In Place Without Bolting, Deduct</i> <i>For Powder Coating, Add</i>	25.85 15.11 1.89 0.16 -2.09 3.54	1.12
05 53 13 00-0059	SF 1-1/2" x 3/16" Aluminum, Swaged Grating..... <i>For Bearing Bars At 15/16" On-Center, Add</i> <i>For Crossbars At 2" On-Center, Add</i> <i>For Serrated Wear Surface, Add</i> <i>For Set In Place Without Bolting, Deduct</i> <i>For Powder Coating, Add</i>	34.24 20.48 2.56 0.16 -2.30 4.80	1.12
05 53 13 00-0060	SF 1-3/4" x 3/16" Aluminum, Swaged Grating..... <i>For Bearing Bars At 15/16" On-Center, Add</i> <i>For Crossbars At 2" On-Center, Add</i> <i>For Serrated Wear Surface, Add</i> <i>For Set In Place Without Bolting, Deduct</i> <i>For Powder Coating, Add</i>	39.18 23.64 2.96 0.16 -2.42 5.54	1.12
05 53 13 00-0061	SF 2" x 3/16" Aluminum, Swaged Grating..... <i>For Bearing Bars At 15/16" On-Center, Add</i> <i>For Crossbars At 2" On-Center, Add</i> <i>For Serrated Wear Surface, Add</i> <i>For Set In Place Without Bolting, Deduct</i> <i>For Powder Coating, Add</i>	44.09 26.78 3.35 0.16 -2.55 6.28	1.12
05 53 13 00-0062	SF 2-1/4" x 3/16" Aluminum, Swaged Grating..... <i>For Bearing Bars At 15/16" On-Center, Add</i> <i>For Crossbars At 2" On-Center, Add</i> <i>For Serrated Wear Surface, Add</i> <i>For Set In Place Without Bolting, Deduct</i> <i>For Powder Coating, Add</i>	49.02 29.94 3.74 0.16 -2.67 7.02	1.12
05 53 13 00-0063	SF 2-1/2" x 3/16" Aluminum, Swaged Grating..... <i>For Bearing Bars At 15/16" On-Center, Add</i> <i>For Crossbars At 2" On-Center, Add</i> <i>For Serrated Wear Surface, Add</i> <i>For Set In Place Without Bolting, Deduct</i> <i>For Powder Coating, Add</i>	53.93 33.08 4.14 0.16 -2.79 7.75	1.12
05 53 13 00-0064	Riveted Grating <small>(05 53 13)</small> Note: Riveted grating is an open grid grating where bearing bars are pre-punched to receive a solid round rivet. Crimp/lacing bars are pre-punched as well and then formed into a reticulated shape. Bearing bars and crimp bars are then assembled and clamped in place by rivets which are cold driven under hydraulic pressure to permanently lock the assembly together.		
05 53 13 00-0065	Steel, Riveted Grating <small>(05 53 13 00-0064)</small> Note: 1" clear opening, bolted or tack welded in place, unpainted steel, all sizes.		
05 53 13 00-0066	SF 3/4" x 1/8", 7.0 LB/SF, Steel, Riveted Grating..... <i>For One Coat Of Shop Applied Paint (Red Or Black), Add</i> <i>For Galvanized Steel, Add</i> <i>For 304 Stainless Steel, Add</i> <i>For 5/8" Clear Opening, Add</i> <i>For Set In Place Without Bolting Or Tack Welding, Deduct</i>	85.29 0.22 3.99 71.34 28.65 -3.58	1.12
05 53 13 00-0067	SF 3/4" x 3/16", 8.5 LB/SF, Steel, Riveted Grating..... <i>For One Coat Of Shop Applied Paint (Red Or Black), Add</i> <i>For Galvanized Steel, Add</i> <i>For 304 Stainless Steel, Add</i> <i>For 5/8" Clear Opening, Add</i> <i>For Set In Place Without Bolting Or Tack Welding, Deduct</i>	100.49 0.22 4.72 84.40 33.90 -3.96	1.12
05 53 13 00-0068	SF 1" x 1/8", 8.0 LB/SF, Steel, Riveted Grating..... <i>For One Coat Of Shop Applied Paint (Red Or Black), Add</i> <i>For Galvanized Steel, Add</i> <i>For 304 Stainless Steel, Add</i> <i>For 5/8" Clear Opening, Add</i> <i>For Serrated Wear Surface, Add</i> <i>For Set In Place Without Bolting Or Tack Welding, Deduct</i>	92.29 0.22 4.32 77.35 31.07 0.16 -3.75	1.12
05 53 13 00-0069	SF 1" x 3/16", 9.5 LB/SF, Steel, Riveted Grating..... <i>For One Coat Of Shop Applied Paint (Red Or Black), Add</i> <i>For Galvanized Steel, Add</i> <i>For 304 Stainless Steel, Add</i> <i>For 5/8" Clear Opening, Add</i> <i>For Serrated Wear Surface, Add</i> <i>For Set In Place Without Bolting Or Tack Welding, Deduct</i>	106.29 0.22 4.99 89.38 35.90 0.16 -4.10	1.12
05 53 13 00-0070	SF 1-1/4" x 1/8", 9.0 LB/SF, Steel, Riveted Grating..... <i>For One Coat Of Shop Applied Paint (Red Or Black), Add</i> <i>For Galvanized Steel, Add</i> <i>For 304 Stainless Steel, Add</i> <i>For 5/8" Clear Opening, Add</i> <i>For Serrated Wear Surface, Add</i> <i>For Set In Place Without Bolting Or Tack Welding, Deduct</i>	98.09 0.22 4.60 82.34 33.07 0.16 -3.90	1.12



MINOR	CSI	UOM	DESCRIPTION	TOTAL DIRECT UNIT COST	DEMOLITION UNIT COST
05 53 13 00-0071	SF		1-1/4" x 3/16", 11.1 LB/SF, Steel, Riveted Grating For One Coat Of Shop Applied Paint (Red Or Black), Add For Galvanized Steel, Add For 304 Stainless Steel, Add For 5/8" Clear Opening, Add For Serrated Wear Surface, Add For Set In Place Without Bolting Or Tack Welding, Deduct	117.08 0.22 5.51 98.65 39.62 0.16 -4.37	1.12
05 53 13 00-0072	SF		1-1/2" x 1/8", 10.1 LB/SF, Steel, Riveted Grating For One Coat Of Shop Applied Paint (Red Or Black), Add For Galvanized Steel, Add For 304 Stainless Steel, Add For 5/8" Clear Opening, Add For Serrated Wear Surface, Add For Set In Place Without Bolting Or Tack Welding, Deduct	104.18 0.22 4.87 87.14 35.00 0.16 -4.37	1.37
05 53 13 00-0073	SF		1-1/2" x 3/16", 12.5 LB/SF, Steel, Riveted Grating For One Coat Of Shop Applied Paint (Red Or Black), Add For Galvanized Steel, Add For 304 Stainless Steel, Add For 5/8" Clear Opening, Add For Serrated Wear Surface, Add For Set In Place Without Bolting Or Tack Welding, Deduct	124.47 0.22 5.84 104.57 42.00 0.16 -4.88	1.37
05 53 13 00-0074	SF		1-3/4" x 3/16", 14.0 LB/SF, Steel, Riveted Grating For One Coat Of Shop Applied Paint (Red Or Black), Add For Galvanized Steel, Add For 304 Stainless Steel, Add For 5/8" Clear Opening, Add For Serrated Wear Surface, Add For Set In Place Without Bolting Or Tack Welding, Deduct	134.83 0.22 6.34 113.47 45.57 0.16 -5.14	1.37
05 53 13 00-0075	SF		2" x 3/16", 17.0 LB/SF, Steel, Riveted Grating For One Coat Of Shop Applied Paint (Red Or Black), Add For Galvanized Steel, Add For 304 Stainless Steel, Add For 5/8" Clear Opening, Add For Serrated Wear Surface, Add For Set In Place Without Bolting Or Tack Welding, Deduct	157.95 0.22 7.45 133.33 53.55 0.16 -5.72	1.37
05 53 13 00-0076	SF		2-1/4" x 3/16", 18.5 LB/SF, Steel, Riveted Grating For One Coat Of Shop Applied Paint (Red Or Black), Add For Galvanized Steel, Add For 304 Stainless Steel, Add For 5/8" Clear Opening, Add For Serrated Wear Surface, Add For Set In Place Without Bolting Or Tack Welding, Deduct	166.01 0.22 7.84 140.25 56.33 0.16 -5.92	1.37
05 53 13 00-0077	SF		2-1/2" x 3/16", 20.0 LB/SF, Steel, Riveted Grating For One Coat Of Shop Applied Paint (Red Or Black), Add For Galvanized Steel, Add For 304 Stainless Steel, Add For 5/8" Clear Opening, Add For Serrated Wear Surface, Add For Set In Place Without Bolting Or Tack Welding, Deduct	173.19 0.22 8.18 146.42 58.81 0.16 -6.10	1.37
05 53 13 00-0078			Aluminum, Riveted Grating (05 53 13 00-0064) Note: 1" clear opening, bolted in place and in all sizes.		
05 53 13 00-0079	SF		3/4" x 1/8", 2.4 LB/SF, Aluminum, Riveted Grating For 5/8" Clear Opening, Add For Powder Coating, Add For Set In Place Without Bolting, Deduct	42.81 14.00 6.09 -2.52	1.12
05 53 13 00-0080	SF		3/4" x 3/16", 2.9 LB/SF, Aluminum, Riveted Grating For 5/8" Clear Opening, Add For Powder Coating, Add For Set In Place Without Bolting, Deduct	50.84 16.77 7.29 -2.72	1.12
05 53 13 00-0081	SF		1" x 1/8", 2.7 LB/SF, Aluminum, Riveted Grating For 5/8" Clear Opening, Add For Serrated Wear Surface, Add For Powder Coating, Add For Set In Place Without Bolting, Deduct	47.10 15.48 0.16 6.73 -2.62	1.12
05 53 13 00-0082	SF		1" x 3/16", 3.2 LB/SF, Aluminum, Riveted Grating For 5/8" Clear Opening, Add For Serrated Wear Surface, Add For Powder Coating, Add For Set In Place Without Bolting, Deduct	54.94 18.18 0.16 7.91 -2.82	1.12
05 53 13 00-0083	SF		1-1/4" x 1/8", 3.1 LB/SF, Aluminum, Riveted Grating For 5/8" Clear Opening, Add For Serrated Wear Surface, Add For Powder Coating, Add For Set In Place Without Bolting, Deduct	52.84 17.46 0.16 7.59 -2.77	1.12
05 53 13 00-0084	SF		1-1/4" x 3/16", 3.8 LB/SF, Aluminum, Riveted Grating For 5/8" Clear Opening, Add For Serrated Wear Surface, Add For Powder Coating, Add For Set In Place Without Bolting, Deduct	63.72 21.21 0.16 9.22 -3.04	1.12
05 53 13 00-0085	SF		1-1/2" x 1/8", 3.4 LB/SF, Aluminum, Riveted Grating For 5/8" Clear Opening, Add For Serrated Wear Surface, Add For Powder Coating, Add For Set In Place Without Bolting, Deduct	56.76 18.81 0.16 8.18 -2.86	1.12

05	05	Metals
	05 50	Metal Fabrications
	05 53	Metal Gratings



MINOR	CSI	UOM	DESCRIPTION	TOTAL DIRECT UNIT COST	DEMOLITION UNIT COST
05 53 13 00-0086	SF		1-1/2" x 3/16", 4.3 LB/SF, Aluminum, Riveted Grating.....	70.58	1.12
			<i>For 5/8" Clear Opening, Add</i>	23.58	
			<i>For Serrated Wear Surface, Add</i>	0.16	
			<i>For Powder Coating, Add</i>	10.25	
			<i>For Set In Place Without Bolting, Deduct</i>	-3.21	
05 53 13 00-0087	SF		1-3/4" x 3/16", 4.8 LB/SF, Aluminum, Riveted Grating.....	77.83	1.12
			<i>For 5/8" Clear Opening, Add</i>	26.08	
			<i>For Serrated Wear Surface, Add</i>	0.16	
			<i>For Powder Coating, Add</i>	11.34	
			<i>For Set In Place Without Bolting, Deduct</i>	-3.39	
05 53 13 00-0088	SF		2" x 3/16", 5.8 LB/SF, Aluminum, Riveted Grating.....	92.71	1.12
			<i>For 5/8" Clear Opening, Add</i>	31.21	
			<i>For Serrated Wear Surface, Add</i>	0.16	
			<i>For Powder Coating, Add</i>	13.57	
			<i>For Set In Place Without Bolting, Deduct</i>	-3.76	
05 53 13 00-0089	SF		2-1/4" x 3/16", 6.4 LB/SF, Aluminum, Riveted Grating.....	101.16	1.12
			<i>For 5/8" Clear Opening, Add</i>	34.13	
			<i>For Serrated Wear Surface, Add</i>	0.16	
			<i>For Powder Coating, Add</i>	14.84	
			<i>For Set In Place Without Bolting, Deduct</i>	-3.97	
05 53 13 00-0090	SF		2-1/2" x 3/16", 7.2 LB/SF, Aluminum, Riveted Grating.....	112.48	1.12
			<i>For 5/8" Clear Opening, Add</i>	38.03	
			<i>For Serrated Wear Surface, Add</i>	0.16	
			<i>For Powder Coating, Add</i>	16.54	
			<i>For Set In Place Without Bolting, Deduct</i>	-4.26	

05 53 16 Plank Gratings (05 53)

05 53 16 00-0001			Grate-Lock Steel Plank Grating (05 53 16) Note: Smooth or traction grip surface.		
05 53 16 00-0002	SF		1-1/2" Height, 18 Gauge Steel Grate-Lock Plank Grating.....	16.92	0.87
			<i>For Stair Tread Application, Add</i>	1.95	
05 53 16 00-0003	SF		2-1/2" Height, 18 Gauge Steel Grate-Lock Plank Grating.....	18.05	1.07
			<i>For Stair Tread Application, Add</i>	2.12	
05 53 16 00-0004	SF		3" Height, 18 Gauge Steel Grate-Lock Plank Grating.....	19.03	1.16
			<i>For Stair Tread Application, Add</i>	2.25	
05 53 16 00-0005	SF		4" Height, 18 Gauge Steel Grate-Lock Plank Grating.....	20.78	1.27
			<i>For Stair Tread Application, Add</i>	2.46	
05 53 16 00-0006	SF		1-1/2" Height, 16 Gauge Steel Grate-Lock Plank Grating.....	20.60	0.97
			<i>For Stair Tread Application, Add</i>	2.35	
05 53 16 00-0007	SF		2-1/2" Height, 16 Gauge Steel Grate-Lock Plank Grating.....	21.92	1.16
			<i>For Stair Tread Application, Add</i>	2.54	
05 53 16 00-0008	SF		1-1/2" Height, 14 Gauge Steel Grate-Lock Plank Grating.....	25.30	1.12
			<i>For Stair Tread Application, Add</i>	2.87	
05 53 16 00-0009	SF		2-1/2" Height, 14 Gauge Steel Grate-Lock Plank Grating.....	26.92	1.37
			<i>For Stair Tread Application, Add</i>	3.10	
05 53 16 00-0010	SF		3" Height, 14 Gauge Steel Grate-Lock Plank Grating.....	28.80	1.73
			<i>For Stair Tread Application, Add</i>	3.40	
05 53 16 00-0011	SF		4" Height, 14 Gauge Steel Grate-Lock Plank Grating.....	31.78	1.93
			<i>For Stair Tread Application, Add</i>	3.76	

05 54 Metal Floor Plates (05 50)

05 54 00 00-0001			Steel Floor Plates (05 54)		
05 54 00 00-0002	SF		16 Gauge Steel Raised Or Diamond Pattern Floor Plates.....	20.57	1.32
05 54 00 00-0003	SF		14 Gauge Steel Raised Or Diamond Pattern Floor Plates.....	23.61	1.32
05 54 00 00-0004	SF		12 Gauge Steel Raised Or Diamond Pattern Floor Plates.....	29.73	1.32
05 54 00 00-0005	SF		1/8" Steel Raised Or Diamond Pattern Floor Plates.....	39.87	1.42
05 54 00 00-0006	SF		1/4" Steel Raised Or Diamond Pattern Floor Plates.....	50.85	1.52
05 54 00 00-0007			Aluminum Alloy Floor Plates (05 54)		
05 54 00 00-0008	SF		0.125" Aluminum Alloy Raised Or Diamond Pattern Floor Plate.....	28.80	1.12
			<i>For Powder Coating, Add</i>	3.98	
05 54 00 00-0009	SF		0.188" Aluminum Alloy Raised Or Diamond Pattern Floor Plate.....	33.05	1.32
			<i>For Powder Coating, Add</i>	4.58	
05 54 00 00-0010	SF		0.25" Aluminum Alloy Raised Or Diamond Pattern Floor Plate.....	37.30	1.42
			<i>For Powder Coating, Add</i>	5.17	
05 54 00 00-0011			Type 304 Stainless Steel Floor Plates (05 54)		
05 54 00 00-0012	SF		1/8" Type 304 Stainless Steel Raised Or Diamond Pattern Floor Plate.....	28.53	1.52
05 54 00 00-0013	SF		3/16" Type 304 Stainless Steel Raised Or Diamond Pattern Floor Plate.....	34.08	1.73
05 54 00 00-0014	SF		1/4" Type 304 Stainless Raised Or Diamond Pattern Steel Floor Plate.....	44.05	2.03

05 55 Metal Stair Treads and Nosings (05 50)

05 55 13 Metal Stair Treads (05 55)

05 55 13 00-0001			Abrasive Cast Aluminum Stair Treads (05 55 13) Note: Includes abrasive diamond pattern surface and anchors. Excludes stringers.		
------------------	--	--	---	--	--



MINOR	CSI	UOM	DESCRIPTION	TOTAL DIRECT UNIT COST	DEMOLITION UNIT COST
05 55 13 00-0002	LF		8" Depth, 5/16" Thick, 1/4" Lip, Abrasive Cast Aluminum Stair Tread <i>For 3/8" Thick, Add</i>	67.44 14.65	5.53
05 55 13 00-0003	LF		9" Depth, 5/16" Thick, 1/4" Lip, Abrasive Cast Aluminum Stair Tread <i>For 3/8" Thick, Add</i>	74.50 16.42	5.53
05 55 13 00-0004	LF		10" Depth, 5/16" Thick, 1/4" Lip, Abrasive Cast Aluminum Stair Tread <i>For 3/8" Thick, Add</i>	81.54 18.18	5.53
05 55 13 00-0005	LF		11" Depth, 5/16" Thick, 1/4" Lip, Abrasive Cast Aluminum Stair Tread <i>For 3/8" Thick, Add</i>	88.63 19.95	5.53
05 55 13 00-0006	LF		12" Depth, 5/16" Thick, 1/4" Lip, Abrasive Cast Aluminum Stair Tread <i>For 3/8" Thick, Add</i>	95.64 21.70	5.53
05 55 13 00-0007			Abrasive Cast Iron Stair Treads <small>(05 55 13)</small> Note: Includes abrasive diamond pattern surface and anchors. Excludes stringers.		
05 55 13 00-0008	LF		8" Depth, 3/8" Thick, 1/4" Lip, Abrasive Cast Iron Stair Tread	94.82	5.53
05 55 13 00-0009	LF		9" Depth, 3/8" Thick, 1/4" Lip, Abrasive Cast Iron Stair Tread	105.28	5.53
05 55 13 00-0010	LF		10" Depth, 3/8" Thick, 1/4" Lip, Abrasive Cast Iron Stair Tread	115.77	5.53
05 55 13 00-0011	LF		11" Depth, 3/8" Thick, 1/4" Lip, Abrasive Cast Iron Stair Tread	126.23	5.53
05 55 13 00-0012	LF		12" Depth, 3/8" Thick, 1/4" Lip, Abrasive Cast Iron Stair Tread	136.71	5.53
05 55 13 00-0013			Aluminum/Ceramic Grit Coating, Extruded Aluminum Safety Stair Treads <small>(05 55 13)</small> Note: Includes extruded aluminum base with diamond hard aluminum oxide abrasive filler/surface. Includes anchors. Excludes stringers.		
05 55 13 00-0014	LF		6-1/2" Depth, 5/32" Thick, 1-1/16" Lip, Aluminum/Ceramic Grit Coating, Extruded Aluminum Safety Stair Tread.....	34.41	5.53
05 55 13 00-0015	LF		9" Depth, 5/32" Thick, 1-1/16" Lip, Aluminum/Ceramic Grit Coating, Extruded Aluminum Safety Stair Tread.....	40.81	5.53
05 55 13 00-0016	LF		11" Depth, 5/32" Thick, 1-1/16" Lip, Aluminum/Ceramic Grit Coating, Extruded Aluminum Safety Stair Tread.....	43.63	5.53
05 55 13 00-0017			Aluminum/Ceramic Grit Coating, Extruded Aluminum Renovation Stair Treads <small>(05 55 13)</small> Note: Includes extruded aluminum base with diamond hard aluminum oxide abrasive filler/surface. Includes anchors. Excludes stringers.		
05 55 13 00-0018	LF		8" Depth, 9/32" Thick, 1-1/8" Lip, Aluminum/Ceramic Grit Coating, Extruded Aluminum Renovation Stair Tread..... <i>For Epoxy Sealed For Corrosive Environment, Add</i> <i>For Two Color Tread, Add</i>	52.07 4.44 3.33	5.53
05 55 13 00-0019	LF		9" Depth, 9/32" Thick, 1-1/8" Lip, Aluminum/Ceramic Grit Coating, Extruded Aluminum Renovation Stair Tread..... <i>For Epoxy Sealed For Corrosive Environment, Add</i> <i>For Two Color Tread, Add</i>	52.60 4.44 3.33	5.53
05 55 13 00-0020	LF		11" Depth, 9/32" Thick, 1-1/8" Lip, Aluminum/Ceramic Grit Coating, Extruded Aluminum Renovation Stair Tread..... <i>For Epoxy Sealed For Corrosive Environment, Add</i> <i>For Two Color Tread, Add</i>	64.11 4.44 3.33	5.53
05 55 13 00-0021	LF		12" Depth, 9/32" Thick, 1-1/8" Lip, Aluminum/Ceramic Grit Coating, Extruded Aluminum Renovation Stair Tread..... <i>For Epoxy Sealed For Corrosive Environment, Add</i> <i>For Two Color Tread, Add</i>	74.19 4.44 3.33	5.53
05 55 13 00-0022	LF		15" Depth, 9/32" Thick, 1-1/8" Lip, Aluminum/Ceramic Grit Coating, Extruded Aluminum Renovation Stair Tread..... <i>For Epoxy Sealed For Corrosive Environment, Add</i> <i>For Two Color Tread, Add</i>	87.34 4.44 3.33	5.53
05 55 13 00-0023			Stair Landing Treads <small>(05 55 13)</small>		
05 55 13 00-0024			Abrasive Cast Aluminum Stair Landing Treads <small>(05 55 13 00-0023)</small> Note: Includes abrasive diamond pattern surface and anchors.		
05 55 13 00-0025	SF		5/16" Thick, Abrasive Cast Aluminum Landing Treads..... <i>For 3/8" Thick, Add</i>	95.64 21.70	5.53
05 55 13 00-0026			Abrasive Cast Iron Stair Landing Treads <small>(05 55 13 00-0023)</small> Note: Includes abrasive diamond pattern surface and anchors.		
05 55 13 00-0027	SF		3/8" Thick, Abrasive Cast Iron Landing Treads.....	136.71	5.53
05 55 13 00-0028			Aluminum/Ceramic Grit Coating, Extruded Aluminum Renovation Stair Landing Treads <small>(05 55 13 00-0023)</small> Note: Includes extruded aluminum base with diamond hard aluminum oxide abrasive filler/surface. Includes anchors.		
05 55 13 00-0029	SF		9/32" Thick, Aluminum/Ceramic Grit Coating, Extruded Aluminum Renovation Stair Landing Treads <i>For Epoxy Sealed For Corrosive Environment, Add</i>	88.49 4.44	5.53
05 55 13 00-0030			Open Cast Iron Stair Tread <small>(05 55 13)</small> Note: Includes steel stringers, safety nosing and 2 pipe handrail. Excludes landings.		
05 55 13 00-0031	RSR		3'-6" Wide, Open Cast Iron Stair Tread <i>For Closed Riser, Add</i>	722.20 61.96	40.66
05 55 13 00-0032	RSR		4'-0" Wide, Open Cast Iron Stair Tread <i>For Closed Riser, Add</i>	808.42 69.21	46.75
05 55 13 00-0033	RSR		5'-0" Wide, Open Cast Iron Stair Tread <i>For Closed Riser, Add</i>	889.67 76.08	54.88

05 55 16 Metal Stair Nosings (05 55)

05 Metals**05 50 Metal Fabrications****05 55 Metal Stair Treads and Nosings**

SAN BERNARDINO
COUNTY

MINOR
CSI UOM DESCRIPTION

TOTAL DIRECT DEMOLITION
UNIT COST UNIT COST

05 55 16 00-0001	Abrasive Cast Aluminum Nosings <small>(05 55 16)</small> Note: Includes abrasive diamond pattern surface and anchors.		
05 55 16 00-0002	LF 3" Depth, 5/16" Thick, 1/4" Lip, Abrasive Cast Aluminum Nosing..... <i>For 3/8" Thick, Add</i>	27.83 5.45	3.77
05 55 16 00-0003	LF 4" Depth, 5/16" Thick, 1/4" Lip, Abrasive Cast Aluminum Nosing..... <i>For 3/8" Thick, Add</i>	34.65 7.16	3.77
05 55 16 00-0004	LF 6" Depth, 5/16" Thick, 1/4" Lip, Abrasive Cast Aluminum Nosing..... <i>For 3/8" Thick, Add</i>	49.84 10.95	3.77
05 55 16 00-0005	Abrasive Cast Iron Nosings <small>(05 55 16)</small> Note: Includes abrasive diamond pattern surface and anchors.		
05 55 16 00-0006	LF 3" Depth, 5/16" Thick, 1/4" Lip, Abrasive Cast Iron Nosing..... <i>For 3/8" Thick, Add</i>	32.80 6.69	3.77
05 55 16 00-0007	LF 4" Depth, 5/16" Thick, 1/4" Lip, Abrasive Cast Iron Nosing..... <i>For 3/8" Thick, Add</i>	41.20 8.79	3.77
05 55 16 00-0008	LF 6" Depth, 5/16" Thick, 1/4" Lip, Abrasive Cast Iron Nosing..... <i>For 3/8" Thick, Add</i>	57.79 12.94	3.77
05 55 16 00-0009	Aluminum/Ceramic Grit Coating, Extruded Aluminum Nosings <small>(05 55 16)</small> Note: Includes extruded aluminum base with diamond hard aluminum oxide abrasive filler/surface. Includes anchors.		
05 55 16 00-0010	LF 1-7/8" Depth, 1/4" Thick, 1/4" Lip, Aluminum/Ceramic Grit Coating, Extruded Aluminum Nosing.....	23.21	3.77
05 55 16 00-0011	LF 3" Depth, 1/4" Thick, 1/4" Lip, Aluminum/Ceramic Grit Coating, Extruded Aluminum Nosing.....	26.50	3.77
05 55 16 00-0012	LF 4" Depth, 1/4" Thick, 1/4" Lip, Aluminum/Ceramic Grit Coating, Extruded Aluminum Nosing.....	29.01	3.77
05 55 16 00-0013	LF 6" Depth, 1/4" Thick, 1/4" Lip, Aluminum/Ceramic Grit Coating, Extruded Aluminum Nosing.....	36.80	3.77
05 55 16 00-0014	LF 1-7/8" Depth, 1/4" Thick, 1-1/8" Lip, Aluminum/Ceramic Grit Coating, Extruded Aluminum Nosing.....	24.10	3.77
05 55 16 00-0015	LF 3" Depth, 1/4" Thick, 1-1/8" Lip, Aluminum/Ceramic Grit Coating, Extruded Aluminum Nosing.....	26.90	3.77
05 55 16 00-0016	LF 4" Depth, 1/4" Thick, 1-1/8" Lip, Aluminum/Ceramic Grit Coating, Extruded Aluminum Nosing.....	29.67	3.77
05 55 16 00-0017	LF 3" Depth, 1/4" Thick, 1-3/4" Lip, Aluminum/Ceramic Grit Coating, Extruded Aluminum Nosing.....	27.98	3.77
05 56 Metal Castings <small>(05 50)</small>			
05 56 00 00-0001	Castings <small>(05 56)</small>		
05 56 00 00-0002	LB Up To 150 LB, Miscellaneous Castings, Light Section.....	5.63	0.50
05 56 00 00-0003	LB >150 LB, Miscellaneous Castings, Heavy Section.....	9.77	0.40
05 58 Formed Metal Fabrications <small>(05 50)</small>			
05 58 16 Formed Metal Enclosures <small>(05 58)</small>			
05 58 16 00-0001	Drip Pan <small>(05 58 16)</small>		
05 58 16 00-0002	SF Stainless Steel Drip Pan.....	106.84	5.41
05 58 16 00-0003	SF Galvanized Steel Drip Pan.....	105.51	5.41
05 58 16 00-0004	SF Aluminum Drip Pan.....	73.83	4.33
05 58 16 00-0005	SF Plastic Drip Pan.....	18.00	3.79
05 58 23 Formed Metal Guards <small>(05 58)</small>			
05 58 23 00-0001	Protective Guard Rails <small>(05 58 23)</small> Note: Includes painted finish.		
05 58 23 00-0002	2-Rib, 11 Gauge Steel, Protective Guard Rails <small>(05 58 23 00-0001)</small> Note: Steel King Armor Guard.		
05 58 23 00-0003	Bolt-On, 2-Rib, 11 Gauge Steel, Protective Guard Rails <small>(05 58 23 00-0002)</small> Note: Excludes posts. Includes fasteners.		
05 58 23 00-0004	EA 1' Length, 10-1/2" Height, Bolt-On, 2-Rib, 11 Gauge Steel, Protective Guard Rail.....	194.78	18.10
05 58 23 00-0005	EA 2' Length, 10-1/2" Height, Bolt-On, 2-Rib, 11 Gauge Steel, Protective Guard Rail.....	230.09	18.10
05 58 23 00-0006	EA 3' Length, 10-1/2" Height, Bolt-On, 2-Rib, 11 Gauge Steel, Protective Guard Rail.....	263.40	18.10
05 58 23 00-0007	EA 4' Length, 10-1/2" Height, Bolt-On, 2-Rib, 11 Gauge Steel, Protective Guard Rail.....	298.71	18.10
05 58 23 00-0008	EA 5' Length, 10-1/2" Height, Bolt-On, 2-Rib, 11 Gauge Steel, Protective Guard Rail.....	332.21	18.10
05 58 23 00-0009	EA 6' Length, 10-1/2" Height, Bolt-On, 2-Rib, 11 Gauge Steel, Protective Guard Rail.....	375.63	18.10
05 58 23 00-0010	EA 7' Length, 10-1/2" Height, Bolt-On, 2-Rib, 11 Gauge Steel, Protective Guard Rail.....	405.21	18.10
05 58 23 00-0011	EA 8' Length, 10-1/2" Height, Bolt-On, 2-Rib, 11 Gauge Steel, Protective Guard Rail.....	451.02	18.10
05 58 23 00-0012	EA 9' Length, 10-1/2" Height, Bolt-On, 2-Rib, 11 Gauge Steel, Protective Guard Rail.....	481.08	18.10
05 58 23 00-0013	EA 10' Length, 10-1/2" Height, Bolt-On, 2-Rib, 11 Gauge Steel, Protective Guard Rail.....	502.56	18.10
05 58 23 00-0014	Posts For 2-Rib Guard Rails <small>(05 58 23 00-0002)</small> Note: Includes drilling, surface mounting plate and anchors.		
05 58 23 00-0015	EA 12" Height, Single Rail Post For 2-Rib Guard Rails.....	388.42	37.70
05 58 23 00-0016	EA 42" Height, Triple Rail Post For 2-Rib Guard Rails.....	511.06	37.70
05 58 23 00-0017	3-Rib, 11 Gauge Steel, Protective Guard Rails <small>(05 58 23 00-0001)</small> Note: Steel King Steel Guard.		



MINOR CSI UOM DESCRIPTION	TOTAL DIRECT UNIT COST	DEMOLITION UNIT COST
------------------------------	---------------------------	-------------------------

05 58 23 00-0018 Bolt-On, 3-Rib, 11 Gauge Steel, Protective Guard Rails (05 58 23 00-0017)
 Note: Excludes posts. Includes fasteners.

05 58 23 00-0019	EA	1' Length, 15" Height, Bolt-On, 3-Rib, 11 Gauge Steel, Protective Guard Rail	216.06	18.10
05 58 23 00-0020	EA	2' Length, 15" Height, Bolt-On, 3-Rib, 11 Gauge Steel, Protective Guard Rail	239.54	18.10
05 58 23 00-0021	EA	3' Length, 15" Height, Bolt-On, 3-Rib, 11 Gauge Steel, Protective Guard Rail	268.84	18.10
05 58 23 00-0022	EA	4' Length, 15" Height, Bolt-On, 3-Rib, 11 Gauge Steel, Protective Guard Rail	296.23	18.10
05 58 23 00-0023	EA	5' Length, 15" Height, Bolt-On, 3-Rib, 11 Gauge Steel, Protective Guard Rail	327.91	18.10
05 58 23 00-0024	EA	6' Length, 15" Height, Bolt-On, 3-Rib, 11 Gauge Steel, Protective Guard Rail	343.18	18.10
05 58 23 00-0025	EA	7' Length, 15" Height, Bolt-On, 3-Rib, 11 Gauge Steel, Protective Guard Rail	379.92	18.10
05 58 23 00-0026	EA	8' Length, 15" Height, Bolt-On, 3-Rib, 11 Gauge Steel, Protective Guard Rail	410.94	18.10
05 58 23 00-0027	EA	9' Length, 15" Height, Bolt-On, 3-Rib, 11 Gauge Steel, Protective Guard Rail	443.87	18.10
05 58 23 00-0028	EA	10' Length, 15" Height, Bolt-On, 3-Rib, 11 Gauge Steel, Protective Guard Rail	477.27	18.10

05 58 23 00-0029 Lift-Out, 3-Rib, 11 Gauge Steel, Protective Guard Rails (05 58 23 00-0017)
 Note: Excludes posts. Includes fasteners and lift-out mounting plate.

05 58 23 00-0030	EA	1' Length, 15" Height, Lift-Out, 3-Rib, 11 Gauge Steel, Protective Guard Rail	321.71	18.10
05 58 23 00-0031	EA	2' Length, 15" Height, Lift-Out, 3-Rib, 11 Gauge Steel, Protective Guard Rail	347.48	18.10
05 58 23 00-0032	EA	3' Length, 15" Height, Lift-Out, 3-Rib, 11 Gauge Steel, Protective Guard Rail	374.20	18.10
05 58 23 00-0033	EA	4' Length, 15" Height, Lift-Out, 3-Rib, 11 Gauge Steel, Protective Guard Rail	405.21	18.10
05 58 23 00-0034	EA	5' Length, 15" Height, Lift-Out, 3-Rib, 11 Gauge Steel, Protective Guard Rail	436.23	18.10
05 58 23 00-0035	EA	6' Length, 15" Height, Lift-Out, 3-Rib, 11 Gauge Steel, Protective Guard Rail	461.52	18.10
05 58 23 00-0036	EA	7' Length, 15" Height, Lift-Out, 3-Rib, 11 Gauge Steel, Protective Guard Rail	490.63	18.10
05 58 23 00-0037	EA	8' Length, 15" Height, Lift-Out, 3-Rib, 11 Gauge Steel, Protective Guard Rail	523.55	18.10
05 58 23 00-0038	EA	9' Length, 15" Height, Lift-Out, 3-Rib, 11 Gauge Steel, Protective Guard Rail	558.86	18.10
05 58 23 00-0039	EA	10' Length, 15" Height, Lift-Out, 3-Rib, 11 Gauge Steel, Protective Guard Rail	589.88	18.10

05 58 23 00-0040 Posts For 3-Rib Guard Rails (05 58 23 00-0017)
 Note: Includes drilling, surface mounting plate and anchors.

05 58 23 00-0041	EA	18" Height, Single Rail Post For 3-Rib Guard Rails	339.56	37.70
05 58 23 00-0042	EA	42" Height, Double Rail Post For 3-Rib Guard Rails	439.00	37.70

05 58 23 00-0043 All-Welded, Protective Guards (05 58 23)
 Note: Surface mounted inverted-U style protective barriers. Includes painted finish, drilling, surface mounting plate and anchors.

05 58 23 00-0044 All-Welded, Protective Guards (05 58 23 00-0043)

05 58 23 00-0045	EA	36" Length, 9" Height, 4-1/2" Diameter Steel Pipe, All-Welded, Protective Guard	442.66	50.26
05 58 23 00-0046	EA	48" Length, 9" Height, 4-1/2" Diameter Steel Pipe, All-Welded, Protective Guard	466.52	50.26
05 58 23 00-0047	EA	36" Length, 16" Height, 4-1/2" Diameter Steel Pipe, All-Welded, Protective Guard	480.36	50.26
05 58 23 00-0048	EA	48" Length, 16" Height, 4-1/2" Diameter Steel Pipe, All-Welded, Protective Guard	500.87	50.26
05 58 23 00-0049	EA	36" Length, 24" Height, 4-1/2" Diameter Steel Pipe, All-Welded, Protective Guard	496.10	50.26
05 58 23 00-0050	EA	48" Length, 24" Height, 4-1/2" Diameter Steel Pipe, All-Welded, Protective Guard	521.39	50.26
05 58 23 00-0051	EA	36" Length, 36" Height, 4-1/2" Diameter Steel Pipe, All-Welded, Protective Guard	528.55	50.26
05 58 23 00-0052	EA	48" Length, 36" Height, 4-1/2" Diameter Steel Pipe, All-Welded, Protective Guard	536.66	50.26
05 58 23 00-0053	EA	48" Length, 42" Height, 4-1/2" Diameter Steel Pipe, All-Welded, Protective Guard	575.31	50.26

05 58 23 00-0054 Corner Style, All-Welded, Protective Guards (05 58 23 00-0043)

05 58 23 00-0055	EA	24" Length, 24" Height, 4-1/2" Diameter Steel Pipe, Corner Style, All-Welded, Protective Guard	590.58	50.26
05 58 23 00-0056	EA	30" Length, 24" Height, 4-1/2" Diameter Steel Pipe, Corner Style, All-Welded, Protective Guard	619.21	50.26
05 58 23 00-0057	EA	24" Length, 36" Height, 4-1/2" Diameter Steel Pipe, Corner Style, All-Welded, Protective Guard	631.14	50.26
05 58 23 00-0058	EA	30" Length, 36" Height, 4-1/2" Diameter Steel Pipe, Corner Style, All-Welded, Protective Guard	689.83	50.26

05 58 23 00-0059 Warehouse Safety Bollards (05 58 23)
 Note: Includes painted finish, drilling, surface mounting plate and anchors.

05 58 23 00-0060	EA	24" Height, 4-1/2" Diameter Steel Pipe, Bolt Down, Warehouse Safety Bollard	269.69	37.70
05 58 23 00-0061	EA	36" Height, 4-1/2" Diameter Steel Pipe, Bolt Down, Warehouse Safety Bollard	316.84	37.70
05 58 23 00-0062	EA	42" Height, 4-1/2" Diameter Steel Pipe, Bolt Down, Warehouse Safety Bollard	366.75	37.70
05 58 23 00-0063	EA	36" Height, 5-1/2" Diameter Steel Pipe, Bolt Down, Warehouse Safety Bollard	380.40	37.70
05 58 23 00-0064	EA	42" Height, 5-1/2" Diameter Steel Pipe, Bolt Down, Warehouse Safety Bollard	411.89	37.70

05 59 Metal Specialties (05 50)

05 59 65 Metal Chain (05 59)

05 59 65 00-0001 Alloy Steel Chain, Self Colored, Cut Length (05 59 65)
 Note: Includes all connecting links, double clevis mid-Links, slip or grab hooks, or shackles as required.

05 59 65 00-0002	LF	3/16" Diameter Alloy Steel Chain, Cut Length, Self Colored	6.48	0.98
		<i>For Plastic Dipped, Add</i>	0.68	
05 59 65 00-0003	LF	1/4" Diameter Alloy Steel Chain, Cut Length, Self Colored	7.66	1.31
		<i>For Plastic Dipped, Add</i>	0.76	
05 59 65 00-0004	LF	3/8" Diameter Alloy Steel Chain, Cut Length, Self Colored	12.04	2.61
		<i>For Plastic Dipped, Add</i>	1.02	
05 59 65 00-0005	LF	1/2" Diameter Alloy Steel Chain, Cut Length, Self Colored	19.29	4.41
		<i>For Plastic Dipped, Add</i>	1.57	
05 59 65 00-0006	LF	5/8" Diameter Alloy Steel Chain, Cut Length, Self Colored	32.56	7.45
		<i>For Plastic Dipped, Add</i>	2.65	

05	05 Metals
	05 50 Metal Fabrications
	05 59 Metal Specialties



MINOR	CSI	UOM	DESCRIPTION	TOTAL DIRECT UNIT COST	DEMOLITION UNIT COST
05 59 65 00-0007	LF		3/4" Diameter Alloy Steel Chain, Cut Length, Self Colored.....	45.69	10.45
			<i>For Plastic Dipped, Add</i>	3.72	
05 59 65 00-0008	LF		7/8" Diameter Alloy Steel Chain, Cut Length, Self Colored.....	62.47	13.07
			<i>For Plastic Dipped, Add</i>	5.45	
05 59 65 00-0009	LF		1" Diameter Alloy Steel Chain, Cut Length, Self Colored.....	90.55	17.42
			<i>For Plastic Dipped, Add</i>	8.36	
05 59 65 00-0010	LF		1-1/4" Diameter Alloy Steel Chain, Cut Length, Self Colored.....	147.60	26.14
			<i>For Plastic Dipped, Add</i>	14.30	
05 59 69			Metal Panels <small>(05 59)</small>		
05 59 69 00-0001			Woven And Welded Wire Cloth <small>(05 59 69)</small>		
			Note: Excludes frame and fastening to frame. See CSI section 05 05 21 00-0004 for spot welding.		
05 59 69 00-0002			Plain Steel Woven And Welded Wire Cloth Panels <small>(05 59 69 00-0001)</small>		
05 59 69 00-0003			2" Square Wire Spacing <small>(05 59 69 00-0002)</small>		
05 59 69 00-0004	SF		0.12" Thick Wire, 2" Spacing, 0.44 LB/SF Woven And Welded Wire Cloth Panels	9.42	2.79
			<i>For Up To 2, Add</i>	2.63	
			<i>For >2 To 6, Add</i>	1.50	
			<i>For >15 To 40, Deduct</i>	-0.29	
			<i>For >40, Deduct</i>	-0.86	
			<i>For Galvanized, Add</i>	2.51	
			<i>For Aluminum, Add</i>	3.42	
			<i>For 304 Stainless Steel, Add</i>	13.68	
			<i>For 316 Stainless Steel, Add</i>	15.68	
05 59 69 00-0005	SF		0.135" Thick Wire, 2" Spacing, 0.55 LB/SF Woven And Welded Wire Cloth Panels	10.14	2.90
			<i>For Up To 2, Add</i>	2.80	
			<i>For >2 To 6, Add</i>	1.60	
			<i>For >15 To 40, Deduct</i>	-0.31	
			<i>For >40, Deduct</i>	-0.94	
			<i>For Galvanized, Add</i>	2.75	
			<i>For Aluminum, Add</i>	3.76	
			<i>For 304 Stainless Steel, Add</i>	15.02	
			<i>For 316 Stainless Steel, Add</i>	17.22	
05 59 69 00-0006	SF		0.148" Thick Wire, 2" Spacing, 0.65 LB/SF Woven And Welded Wire Cloth Panels	10.77	3.23
			<i>For Up To 2, Add</i>	3.01	
			<i>For >2 To 6, Add</i>	1.72	
			<i>For >15 To 40, Deduct</i>	-0.32	
			<i>For >40, Deduct</i>	-0.97	
			<i>For Galvanized, Add</i>	2.85	
			<i>For Aluminum, Add</i>	3.89	
			<i>For 304 Stainless Steel, Add</i>	15.55	
			<i>For 316 Stainless Steel, Add</i>	17.82	
05 59 69 00-0007	SF		0.162" Thick Wire, 2" Spacing, 0.78 LB/SF Woven And Welded Wire Cloth Panels	11.36	3.36
			<i>For Up To 2, Add</i>	3.17	
			<i>For >2 To 6, Add</i>	1.81	
			<i>For >15 To 40, Deduct</i>	-0.34	
			<i>For >40, Deduct</i>	-1.03	
			<i>For Galvanized, Add</i>	3.03	
			<i>For Aluminum, Add</i>	4.13	
			<i>For 304 Stainless Steel, Add</i>	16.54	
			<i>For 316 Stainless Steel, Add</i>	18.95	
05 59 69 00-0008	SF		0.177" Thick Wire, 2" Spacing, 0.92 LB/SF Woven And Welded Wire Cloth Panels	12.42	3.76
			<i>For Up To 2, Add</i>	3.49	
			<i>For >2 To 6, Add</i>	2.00	
			<i>For >15 To 40, Deduct</i>	-0.37	
			<i>For >40, Deduct</i>	-1.11	
			<i>For Galvanized, Add</i>	3.26	
			<i>For Aluminum, Add</i>	4.44	
			<i>For 304 Stainless Steel, Add</i>	17.76	
			<i>For 316 Stainless Steel, Add</i>	20.35	
05 59 69 00-0009	SF		0.192" Thick Wire, 2" Spacing, 1.08 LB/SF Woven And Welded Wire Cloth Panels	14.27	4.19
			<i>For Up To 2, Add</i>	3.97	
			<i>For >2 To 6, Add</i>	2.27	
			<i>For >15 To 40, Deduct</i>	-0.43	
			<i>For >40, Deduct</i>	-1.30	
			<i>For Galvanized, Add</i>	3.82	
			<i>For Aluminum, Add</i>	5.21	
			<i>For 304 Stainless Steel, Add</i>	20.83	
			<i>For 316 Stainless Steel, Add</i>	23.87	
05 59 69 00-0010	SF		0.207" Thick Wire, 2" Spacing, 1.25 LB/SF Woven And Welded Wire Cloth Panels	16.20	4.62
			<i>For Up To 2, Add</i>	4.47	
			<i>For >2 To 6, Add</i>	2.54	
			<i>For >15 To 40, Deduct</i>	-0.50	
			<i>For >40, Deduct</i>	-1.51	
			<i>For Galvanized, Add</i>	4.42	
			<i>For Aluminum, Add</i>	6.03	
			<i>For 304 Stainless Steel, Add</i>	24.12	
			<i>For 316 Stainless Steel, Add</i>	27.64	



MINOR	CSI	UOM	DESCRIPTION	TOTAL DIRECT UNIT COST	DEMOLITION UNIT COST
05 59 69 00-0011	SF		0.225" Thick Wire, 2" Spacing, 1.46 LB/SF Woven And Welded Wire Cloth Panels	18.56	5.12
			For Up To 2, Add	5.08	
			For >2 To 6, Add	2.88	
			For >15 To 40, Deduct	-0.59	
			For >40, Deduct	-1.76	
			For Galvanized, Add	5.17	
			For Aluminum, Add	7.04	
			For 304 Stainless Steel, Add	28.18	
			For 316 Stainless Steel, Add	32.29	
05 59 69 00-0012			1-3/4" Square Wire Spacing <small>(05 59 69 00-0002)</small>		
05 59 69 00-0013	SF		0.12" Thick Wire, 1-3/4" Spacing, 0.49 LB/SF Woven And Welded Wire Cloth Panels	9.88	2.96
			For Up To 2, Add	2.76	
			For >2 To 6, Add	1.58	
			For >15 To 40, Deduct	-0.30	
			For >40, Deduct	-0.89	
			For Galvanized, Add	2.61	
			For Aluminum, Add	3.56	
			For 304 Stainless Steel, Add	14.26	
			For 316 Stainless Steel, Add	16.34	
05 59 69 00-0014	SF		0.135" Thick Wire, 1-3/4" Spacing, 0.62 LB/SF Woven And Welded Wire Cloth Panels	10.88	3.11
			For Up To 2, Add	3.01	
			For >2 To 6, Add	1.71	
			For >15 To 40, Deduct	-0.34	
			For >40, Deduct	-1.01	
			For Galvanized, Add	2.96	
			For Aluminum, Add	4.03	
			For 304 Stainless Steel, Add	16.13	
			For 316 Stainless Steel, Add	18.48	
05 59 69 00-0015	SF		0.148" Thick Wire, 1-3/4" Spacing, 0.74 LB/SF Woven And Welded Wire Cloth Panels	11.69	3.49
			For Up To 2, Add	3.27	
			For >2 To 6, Add	1.87	
			For >15 To 40, Deduct	-0.35	
			For >40, Deduct	-1.05	
			For Galvanized, Add	3.09	
			For Aluminum, Add	4.21	
			For 304 Stainless Steel, Add	16.85	
			For 316 Stainless Steel, Add	19.31	
05 59 69 00-0016	SF		0.162" Thick Wire, 1-3/4" Spacing, 0.88 LB/SF Woven And Welded Wire Cloth Panels	12.21	3.61
			For Up To 2, Add	3.40	
			For >2 To 6, Add	1.94	
			For >15 To 40, Deduct	-0.37	
			For >40, Deduct	-1.11	
			For Galvanized, Add	3.26	
			For Aluminum, Add	4.44	
			For 304 Stainless Steel, Add	17.76	
			For 316 Stainless Steel, Add	20.35	
05 59 69 00-0017	SF		0.177" Thick Wire, 1-3/4" Spacing, 1.04 LB/SF Woven And Welded Wire Cloth Panels	13.35	4.04
			For Up To 2, Add	3.75	
			For >2 To 6, Add	2.14	
			For >15 To 40, Deduct	-0.40	
			For >40, Deduct	-1.19	
			For Galvanized, Add	3.50	
			For Aluminum, Add	4.78	
			For 304 Stainless Steel, Add	19.10	
			For 316 Stainless Steel, Add	21.89	
05 59 69 00-0018	SF		0.192" Thick Wire, 1-3/4" Spacing, 1.22 LB/SF Woven And Welded Wire Cloth Panels	15.37	4.52
			For Up To 2, Add	4.28	
			For >2 To 6, Add	2.44	
			For >15 To 40, Deduct	-0.47	
			For >40, Deduct	-1.40	
			For Galvanized, Add	4.11	
			For Aluminum, Add	5.60	
			For 304 Stainless Steel, Add	22.42	
			For 316 Stainless Steel, Add	25.69	
05 59 69 00-0019	SF		0.207" Thick Wire, 1-3/4" Spacing, 1.41 LB/SF Woven And Welded Wire Cloth Panels	17.41	4.96
			For Up To 2, Add	4.80	
			For >2 To 6, Add	2.73	
			For >15 To 40, Deduct	-0.54	
			For >40, Deduct	-1.62	
			For Galvanized, Add	4.75	
			For Aluminum, Add	6.48	
			For 304 Stainless Steel, Add	25.92	
			For 316 Stainless Steel, Add	29.70	
05 59 69 00-0020	SF		0.225" Thick Wire, 1-3/4" Spacing, 1.65 LB/SF Woven And Welded Wire Cloth Panels	19.98	5.51
			For Up To 2, Add	5.47	
			For >2 To 6, Add	3.10	
			For >15 To 40, Deduct	-0.63	
			For >40, Deduct	-1.89	
			For Galvanized, Add	5.56	
			For Aluminum, Add	7.58	
			For 304 Stainless Steel, Add	30.31	
			For 316 Stainless Steel, Add	34.73	

05	05 Metals
	05 50 Metal Fabrications
	05 59 Metal Specialties



MINOR CSI UOM DESCRIPTION	TOTAL DIRECT UNIT COST	DEMOLITION UNIT COST
------------------------------	---------------------------	-------------------------

05 59 69 00-0021	1-1/2" Square Wire Spacing <small>(05 59 69 00-0002)</small>		
05 59 69 00-0022	SF 0.12" Thick Wire, 1-1/2" Spacing, 0.57 LB/SF Woven And Welded Wire Cloth Panels	10.95	3.29
	For Up To 2, Add	3.06	
	For >2 To 6, Add	1.75	
	For >15 To 40, Deduct	-0.33	
	For >40, Deduct	-0.99	
	For Galvanized, Add	2.90	
	For Aluminum, Add	3.95	
	For 304 Stainless Steel, Add	15.79	
	For 316 Stainless Steel, Add	18.10	
05 59 69 00-0023	SF 0.135" Thick Wire, 1-1/2" Spacing, 0.72 LB/SF Woven And Welded Wire Cloth Panels	12.04	3.45
	For Up To 2, Add	3.33	
	For >2 To 6, Add	1.89	
	For >15 To 40, Deduct	-0.37	
	For >40, Deduct	-1.12	
	For Galvanized, Add	3.27	
	For Aluminum, Add	4.46	
	For 304 Stainless Steel, Add	17.86	
	For 316 Stainless Steel, Add	20.46	
05 59 69 00-0024	SF 0.148" Thick Wire, 1-1/2" Spacing, 0.85 LB/SF Woven And Welded Wire Cloth Panels	12.78	3.83
	For Up To 2, Add	3.58	
	For >2 To 6, Add	2.04	
	For >15 To 40, Deduct	-0.38	
	For >40, Deduct	-1.15	
	For Galvanized, Add	3.38	
	For Aluminum, Add	4.61	
	For 304 Stainless Steel, Add	18.43	
	For 316 Stainless Steel, Add	21.12	
05 59 69 00-0025	SF 0.162" Thick Wire, 1-1/2" Spacing, 1.02 LB/SF Woven And Welded Wire Cloth Panels	13.48	3.98
	For Up To 2, Add	3.76	
	For >2 To 6, Add	2.14	
	For >15 To 40, Deduct	-0.41	
	For >40, Deduct	-1.23	
	For Galvanized, Add	3.59	
	For Aluminum, Add	4.90	
	For 304 Stainless Steel, Add	19.61	
	For 316 Stainless Steel, Add	22.47	
05 59 69 00-0026	SF 0.177" Thick Wire, 1-1/2" Spacing, 1.2 LB/SF Woven And Welded Wire Cloth Panels	14.69	4.45
	For Up To 2, Add	4.13	
	For >2 To 6, Add	2.36	
	For >15 To 40, Deduct	-0.44	
	For >40, Deduct	-1.31	
	For Galvanized, Add	3.85	
	For Aluminum, Add	5.25	
	For 304 Stainless Steel, Add	21.00	
	For 316 Stainless Steel, Add	24.06	
05 59 69 00-0027	SF 0.192" Thick Wire, 1-1/2" Spacing, 1.4 LB/SF Woven And Welded Wire Cloth Panels	16.79	4.94
	For Up To 2, Add	4.67	
	For >2 To 6, Add	2.67	
	For >15 To 40, Deduct	-0.51	
	For >40, Deduct	-1.53	
	For Galvanized, Add	4.49	
	For Aluminum, Add	6.13	
	For 304 Stainless Steel, Add	24.50	
	For 316 Stainless Steel, Add	28.08	
05 59 69 00-0028	SF 0.207" Thick Wire, 1-1/2" Spacing, 1.62 LB/SF Woven And Welded Wire Cloth Panels	19.04	5.42
	For Up To 2, Add	5.25	
	For >2 To 6, Add	2.99	
	For >15 To 40, Deduct	-0.59	
	For >40, Deduct	-1.77	
	For Galvanized, Add	5.20	
	For Aluminum, Add	7.09	
	For 304 Stainless Steel, Add	28.34	
	For 316 Stainless Steel, Add	32.48	
05 59 69 00-0029	SF 0.225" Thick Wire, 1-1/2" Spacing, 1.89 LB/SF Woven And Welded Wire Cloth Panels	21.79	6.02
	For Up To 2, Add	5.96	
	For >2 To 6, Add	3.38	
	For >15 To 40, Deduct	-0.69	
	For >40, Deduct	-2.07	
	For Galvanized, Add	6.06	
	For Aluminum, Add	8.27	
	For 304 Stainless Steel, Add	33.07	
	For 316 Stainless Steel, Add	37.90	
05 59 69 00-0030	1-1/4" Square Wire Spacing <small>(05 59 69 00-0002)</small>		
05 59 69 00-0031	SF 0.105" Thick Wire, 1-1/4" Spacing, 0.52 LB/SF Woven And Welded Wire Cloth Panels	11.18	3.55
	For Up To 2, Add	3.18	
	For >2 To 6, Add	1.83	
	For >15 To 40, Deduct	-0.32	
	For >40, Deduct	-0.97	
	For Galvanized, Add	2.83	
	For Aluminum, Add	3.86	
	For 304 Stainless Steel, Add	15.46	
	For 316 Stainless Steel, Add	17.71	



MINOR	CSI	UOM	DESCRIPTION	TOTAL DIRECT UNIT COST	DEMOLITION UNIT COST
05 59 69 00-0032	SF		0.12" Thick Wire, 1-1/4" Spacing, 0.68 LB/SF Woven And Welded Wire Cloth Panels	12.10	3.72
			For Up To 2, Add	3.41	
			For >2 To 6, Add	1.96	
			For >15 To 40, Deduct	-0.36	
			For >40, Deduct	-1.07	
			For Galvanized, Add	3.14	
			For Aluminum, Add	4.28	
			For 304 Stainless Steel, Add	17.11	
			For 316 Stainless Steel, Add	19.61	
05 59 69 00-0033	SF		0.135" Thick Wire, 1-1/4" Spacing, 0.85 LB/SF Woven And Welded Wire Cloth Panels	13.16	3.88
			For Up To 2, Add	3.67	
			For >2 To 6, Add	2.09	
			For >15 To 40, Deduct	-0.40	
			For >40, Deduct	-1.20	
			For Galvanized, Add	3.51	
			For Aluminum, Add	4.79	
			For 304 Stainless Steel, Add	19.15	
			For 316 Stainless Steel, Add	21.95	
05 59 69 00-0034	SF		0.148" Thick Wire, 1-1/4" Spacing, 1.01 LB/SF Woven And Welded Wire Cloth Panels	13.57	3.95
			For Up To 2, Add	3.77	
			For >2 To 6, Add	2.15	
			For >15 To 40, Deduct	-0.42	
			For >40, Deduct	-1.25	
			For Galvanized, Add	3.65	
			For Aluminum, Add	4.98	
			For 304 Stainless Steel, Add	19.92	
			For 316 Stainless Steel, Add	22.83	
05 59 69 00-0035	SF		0.162" Thick Wire, 1-1/4" Spacing, 1.2 LB/SF Woven And Welded Wire Cloth Panels	14.69	4.46
			For Up To 2, Add	4.13	
			For >2 To 6, Add	2.36	
			For >15 To 40, Deduct	-0.44	
			For >40, Deduct	-1.31	
			For Galvanized, Add	3.85	
			For Aluminum, Add	5.24	
			For 304 Stainless Steel, Add	20.98	
			For 316 Stainless Steel, Add	24.04	
05 59 69 00-0036	SF		0.177" Thick Wire, 1-1/4" Spacing, 1.42 LB/SF Woven And Welded Wire Cloth Panels	16.55	5.02
			For Up To 2, Add	4.65	
			For >2 To 6, Add	2.66	
			For >15 To 40, Deduct	-0.49	
			For >40, Deduct	-1.48	
			For Galvanized, Add	4.34	
			For Aluminum, Add	5.92	
			For 304 Stainless Steel, Add	23.66	
			For 316 Stainless Steel, Add	27.12	
05 59 69 00-0037	SF		0.192" Thick Wire, 1-1/4" Spacing, 1.65 LB/SF Woven And Welded Wire Cloth Panels	18.84	5.54
			For Up To 2, Add	5.24	
			For >2 To 6, Add	2.99	
			For >15 To 40, Deduct	-0.57	
			For >40, Deduct	-1.72	
			For Galvanized, Add	5.04	
			For Aluminum, Add	6.88	
			For 304 Stainless Steel, Add	27.50	
			For 316 Stainless Steel, Add	31.52	
05 59 69 00-0038	SF		0.207" Thick Wire, 1-1/4" Spacing, 1.9 LB/SF Woven And Welded Wire Cloth Panels	21.27	6.06
			For Up To 2, Add	5.87	
			For >2 To 6, Add	3.34	
			For >15 To 40, Deduct	-0.66	
			For >40, Deduct	-1.98	
			For Galvanized, Add	5.81	
			For Aluminum, Add	7.92	
			For 304 Stainless Steel, Add	31.68	
			For 316 Stainless Steel, Add	36.30	
05 59 69 00-0039	SF		0.225" Thick Wire, 1-1/4" Spacing, 2.22 LB/SF Woven And Welded Wire Cloth Panels	24.38	6.72
			For Up To 2, Add	6.67	
			For >2 To 6, Add	3.78	
			For >15 To 40, Deduct	-0.77	
			For >40, Deduct	-2.31	
			For Galvanized, Add	6.78	
			For Aluminum, Add	9.25	
			For 304 Stainless Steel, Add	37.01	
			For 316 Stainless Steel, Add	42.41	
05 59 69 00-0040			1" Square Wire Spacing (05 59 69 00-0002)		
05 59 69 00-0041	SF		0.105" Thick Wire, 1" Spacing, 0.64 LB/SF Woven And Welded Wire Cloth Panels	12.75	4.16
			For Up To 2, Add	3.66	
			For >2 To 6, Add	2.11	
			For >15 To 40, Deduct	-0.36	
			For >40, Deduct	-1.08	
			For Galvanized, Add	3.17	
			For Aluminum, Add	4.33	
			For 304 Stainless Steel, Add	17.30	
			For 316 Stainless Steel, Add	19.83	



MINOR
CSI UOM DESCRIPTION

TOTAL DIRECT DEMOLITION
UNIT COST UNIT COST

05 59 69 00-0042	SF	0.12" Thick Wire, 1" Spacing, 0.83 LB/SF Woven And Welded Wire Cloth Panels	13.69	4.32
		<i>For Up To 2, Add</i>	3.89	
		<i>For >2 To 6, Add</i>	2.23	
		<i>For >15 To 40, Deduct</i>	-0.40	
		<i>For >40, Deduct</i>	-1.19	
		<i>For Galvanized, Add</i>	3.48	
		<i>For Aluminum, Add</i>	4.75	
		<i>For 304 Stainless Steel, Add</i>	19.01	
		<i>For 316 Stainless Steel, Add</i>	21.78	
05 59 69 00-0043	SF	0.135" Thick Wire, 1" Spacing, 1.04 LB/SF Woven And Welded Wire Cloth Panels	14.26	4.52
		<i>For Up To 2, Add</i>	4.06	
		<i>For >2 To 6, Add</i>	2.33	
		<i>For >15 To 40, Deduct</i>	-0.41	
		<i>For >40, Deduct</i>	-1.23	
		<i>For Galvanized, Add</i>	3.62	
		<i>For Aluminum, Add</i>	4.93	
		<i>For 304 Stainless Steel, Add</i>	19.73	
		<i>For 316 Stainless Steel, Add</i>	22.61	
05 59 69 00-0044	SF	0.148" Thick Wire, 1" Spacing, 1.23 LB/SF Woven And Welded Wire Cloth Panels	15.31	4.58
		<i>For Up To 2, Add</i>	4.29	
		<i>For >2 To 6, Add</i>	2.45	
		<i>For >15 To 40, Deduct</i>	-0.46	
		<i>For >40, Deduct</i>	-1.38	
		<i>For Galvanized, Add</i>	4.04	
		<i>For Aluminum, Add</i>	5.51	
		<i>For 304 Stainless Steel, Add</i>	22.06	
		<i>For 316 Stainless Steel, Add</i>	25.27	
05 59 69 00-0045	SF	0.162" Thick Wire, 1" Spacing, 1.46 LB/SF Woven And Welded Wire Cloth Panels	17.01	5.16
		<i>For Up To 2, Add</i>	4.78	
		<i>For >2 To 6, Add</i>	2.73	
		<i>For >15 To 40, Deduct</i>	-0.51	
		<i>For >40, Deduct</i>	-1.52	
		<i>For Galvanized, Add</i>	4.45	
		<i>For Aluminum, Add</i>	6.07	
		<i>For 304 Stainless Steel, Add</i>	24.29	
		<i>For 316 Stainless Steel, Add</i>	27.83	
05 59 69 00-0046	SF	0.177" Thick Wire, 1" Spacing, 1.72 LB/SF Woven And Welded Wire Cloth Panels	19.10	5.79
		<i>For Up To 2, Add</i>	5.36	
		<i>For >2 To 6, Add</i>	3.07	
		<i>For >15 To 40, Deduct</i>	-0.57	
		<i>For >40, Deduct</i>	-1.71	
		<i>For Galvanized, Add</i>	5.01	
		<i>For Aluminum, Add</i>	6.83	
		<i>For 304 Stainless Steel, Add</i>	27.31	
		<i>For 316 Stainless Steel, Add</i>	31.30	
05 59 69 00-0047	SF	0.192" Thick Wire, 1" Spacing, 2.01 LB/SF Woven And Welded Wire Cloth Panels	21.86	6.42
		<i>For Up To 2, Add</i>	6.09	
		<i>For >2 To 6, Add</i>	3.47	
		<i>For >15 To 40, Deduct</i>	-0.66	
		<i>For >40, Deduct</i>	-1.99	
		<i>For Galvanized, Add</i>	5.85	
		<i>For Aluminum, Add</i>	7.97	
		<i>For 304 Stainless Steel, Add</i>	31.90	
		<i>For 316 Stainless Steel, Add</i>	36.55	
05 59 69 00-0048	SF	0.207" Thick Wire, 1" Spacing, 2.31 LB/SF Woven And Welded Wire Cloth Panels	24.62	7.01
		<i>For Up To 2, Add</i>	6.79	
		<i>For >2 To 6, Add</i>	3.86	
		<i>For >15 To 40, Deduct</i>	-0.76	
		<i>For >40, Deduct</i>	-2.29	
		<i>For Galvanized, Add</i>	6.72	
		<i>For Aluminum, Add</i>	9.17	
		<i>For 304 Stainless Steel, Add</i>	36.67	
		<i>For 316 Stainless Steel, Add</i>	42.02	
05 59 69 00-0049	SF	0.225" Thick Wire, 1" Spacing, 2.69 LB/SF Woven And Welded Wire Cloth Panels	28.13	7.76
		<i>For Up To 2, Add</i>	7.69	
		<i>For >2 To 6, Add</i>	4.36	
		<i>For >15 To 40, Deduct</i>	-0.89	
		<i>For >40, Deduct</i>	-2.67	
		<i>For Galvanized, Add</i>	7.83	
		<i>For Aluminum, Add</i>	10.67	
		<i>For 304 Stainless Steel, Add</i>	42.70	
		<i>For 316 Stainless Steel, Add</i>	48.92	
05 59 69 00-0050		3/4" Square Wire Spacing <small>(05 59 69 00-0002)</small>		
05 59 69 00-0051	SF	0.105" Thick Wire, 3/4" Spacing, 0.83 LB/SF Woven And Welded Wire Cloth Panels	12.92	4.15
		<i>For Up To 2, Add</i>	3.69	
		<i>For >2 To 6, Add</i>	2.12	
		<i>For >15 To 40, Deduct</i>	-0.37	
		<i>For >40, Deduct</i>	-1.11	
		<i>For Galvanized, Add</i>	3.25	
		<i>For Aluminum, Add</i>	4.43	
		<i>For 304 Stainless Steel, Add</i>	17.74	
		<i>For 316 Stainless Steel, Add</i>	20.32	



MINOR	CSI	UOM	DESCRIPTION	TOTAL DIRECT UNIT COST	DEMOLITION UNIT COST
05 59 69 00-0052	SF		0.12" Thick Wire, 3/4" Spacing, 1.07 LB/SF Woven And Welded Wire Cloth Panels	14.42	4.66
			For Up To 2, Add	4.12	
			For >2 To 6, Add	2.37	
			For >15 To 40, Deduct	-0.41	
			For >40, Deduct	-1.23	
			For Galvanized, Add	3.62	
			For Aluminum, Add	4.93	
			For 304 Stainless Steel, Add	19.73	
			For 316 Stainless Steel, Add	22.61	
05 59 69 00-0053	SF		0.135" Thick Wire, 3/4" Spacing, 1.33 LB/SF Woven And Welded Wire Cloth Panels	15.94	5.26
			For Up To 2, Add	4.59	
			For >2 To 6, Add	2.64	
			For >15 To 40, Deduct	-0.45	
			For >40, Deduct	-1.34	
			For Galvanized, Add	3.93	
			For Aluminum, Add	5.36	
			For 304 Stainless Steel, Add	21.46	
			For 316 Stainless Steel, Add	24.59	
05 59 69 00-0054	SF		0.148" Thick Wire, 3/4" Spacing, 1.58 LB/SF Woven And Welded Wire Cloth Panels	17.26	5.60
			For Up To 2, Add	4.95	
			For >2 To 6, Add	2.85	
			For >15 To 40, Deduct	-0.49	
			For >40, Deduct	-1.47	
			For Galvanized, Add	4.30	
			For Aluminum, Add	5.87	
			For 304 Stainless Steel, Add	23.47	
			For 316 Stainless Steel, Add	26.90	
05 59 69 00-0055	SF		0.162" Thick Wire, 3/4" Spacing, 1.87 LB/SF Woven And Welded Wire Cloth Panels	19.98	6.31
			For Up To 2, Add	5.68	
			For >2 To 6, Add	3.26	
			For >15 To 40, Deduct	-0.58	
			For >40, Deduct	-1.74	
			For Galvanized, Add	5.09	
			For Aluminum, Add	6.94	
			For 304 Stainless Steel, Add	27.77	
			For 316 Stainless Steel, Add	31.82	
05 59 69 00-0056	SF		0.177" Thick Wire, 3/4" Spacing, 2.2 LB/SF Woven And Welded Wire Cloth Panels	23.01	7.05
			For Up To 2, Add	6.48	
			For >2 To 6, Add	3.71	
			For >15 To 40, Deduct	-0.68	
			For >40, Deduct	-2.04	
			For Galvanized, Add	5.99	
			For Aluminum, Add	8.17	
			For 304 Stainless Steel, Add	32.66	
			For 316 Stainless Steel, Add	37.43	
05 59 69 00-0057	SF		0.192" Thick Wire, 3/4" Spacing, 2.56 LB/SF Woven And Welded Wire Cloth Panels	26.23	7.79
			For Up To 2, Add	7.32	
			For >2 To 6, Add	4.18	
			For >15 To 40, Deduct	-0.79	
			For >40, Deduct	-2.38	
			For Galvanized, Add	6.97	
			For Aluminum, Add	9.50	
			For 304 Stainless Steel, Add	38.02	
			For 316 Stainless Steel, Add	43.56	
05 59 69 00-0058	SF		0.207" Thick Wire, 3/4" Spacing, 2.93 LB/SF Woven And Welded Wire Cloth Panels	29.42	8.47
			For Up To 2, Add	8.14	
			For >2 To 6, Add	4.64	
			For >15 To 40, Deduct	-0.91	
			For >40, Deduct	-2.72	
			For Galvanized, Add	7.98	
			For Aluminum, Add	10.88	
			For 304 Stainless Steel, Add	43.51	
			For 316 Stainless Steel, Add	49.86	
05 59 69 00-0059	SF		0.225" Thick Wire, 3/4" Spacing, 3.41 LB/SF Woven And Welded Wire Cloth Panels	33.59	9.37
			For Up To 2, Add	9.22	
			For >2 To 6, Add	5.23	
			For >15 To 40, Deduct	-1.06	
			For >40, Deduct	-3.17	
			For Galvanized, Add	9.28	
			For Aluminum, Add	12.66	
			For 304 Stainless Steel, Add	50.64	
			For 316 Stainless Steel, Add	58.03	
05 59 69 00-0060			1/2" Square Wire Spacing (05 59 69 00-0002)		
05 59 69 00-0061	SF		0.105" Thick Wire, 1/2" Spacing, 1.18 LB/SF Woven And Welded Wire Cloth Panels	13.47	4.44
			For Up To 2, Add	3.88	
			For >2 To 6, Add	2.24	
			For >15 To 40, Deduct	-0.38	
			For >40, Deduct	-1.13	
			For Galvanized, Add	3.32	
			For Aluminum, Add	4.53	
			For 304 Stainless Steel, Add	18.12	
			For 316 Stainless Steel, Add	20.76	

05 Metals**05 50 Metal Fabrications****05 59 Metal Specialties**

MINOR	CSI	UOM	DESCRIPTION	TOTAL DIRECT UNIT COST	DEMOLITION UNIT COST
05 59 69 00-0062	SF		0.12" Thick Wire, 1/2" Spacing, 1.51 LB/SF Woven And Welded Wire Cloth Panels	15.75	5.39
			<i>For Up To 2, Add</i>	4.59	
			<i>For >2 To 6, Add</i>	2.66	
			<i>For >15 To 40, Deduct</i>	-0.43	
			<i>For >40, Deduct</i>	-1.28	
			<i>For Galvanized, Add</i>	3.76	
			<i>For Aluminum, Add</i>	5.12	
			<i>For 304 Stainless Steel, Add</i>	20.50	
			<i>For 316 Stainless Steel, Add</i>	23.49	
05 59 69 00-0063	SF		0.135" Thick Wire, 1/2" Spacing, 1.88 LB/SF Woven And Welded Wire Cloth Panels	19.04	6.39
			<i>For Up To 2, Add</i>	5.51	
			<i>For >2 To 6, Add</i>	3.18	
			<i>For >15 To 40, Deduct</i>	-0.53	
			<i>For >40, Deduct</i>	-1.58	
			<i>For Galvanized, Add</i>	4.63	
			<i>For Aluminum, Add</i>	6.32	
			<i>For 304 Stainless Steel, Add</i>	25.27	
			<i>For 316 Stainless Steel, Add</i>	28.96	
05 59 69 00-0064	SF		0.148" Thick Wire, 1/2" Spacing, 2.22 LB/SF Woven And Welded Wire Cloth Panels	21.98	7.17
			<i>For Up To 2, Add</i>	6.31	
			<i>For >2 To 6, Add</i>	3.63	
			<i>For >15 To 40, Deduct</i>	-0.62	
			<i>For >40, Deduct</i>	-1.86	
			<i>For Galvanized, Add</i>	5.47	
			<i>For Aluminum, Add</i>	7.46	
			<i>For 304 Stainless Steel, Add</i>	29.83	
			<i>For 316 Stainless Steel, Add</i>	34.18	
05 59 69 00-0065	SF		0.162" Thick Wire, 1/2" Spacing, 2.61 LB/SF Woven And Welded Wire Cloth Panels	25.28	8.00
			<i>For Up To 2, Add</i>	7.19	
			<i>For >2 To 6, Add</i>	4.13	
			<i>For >15 To 40, Deduct</i>	-0.73	
			<i>For >40, Deduct</i>	-2.19	
			<i>For Galvanized, Add</i>	6.43	
			<i>For Aluminum, Add</i>	8.77	
			<i>For 304 Stainless Steel, Add</i>	35.09	
			<i>For 316 Stainless Steel, Add</i>	40.21	
05 59 69 00-0066	SF		0.177" Thick Wire, 1/2" Spacing, 3.06 LB/SF Woven And Welded Wire Cloth Panels	29.03	8.91
			<i>For Up To 2, Add</i>	8.18	
			<i>For >2 To 6, Add</i>	4.69	
			<i>For >15 To 40, Deduct</i>	-0.86	
			<i>For >40, Deduct</i>	-2.57	
			<i>For Galvanized, Add</i>	7.54	
			<i>For Aluminum, Add</i>	10.28	
			<i>For 304 Stainless Steel, Add</i>	41.14	
			<i>For 316 Stainless Steel, Add</i>	47.14	
05 59 69 00-0067	SF		0.192" Thick Wire, 1/2" Spacing, 3.54 LB/SF Woven And Welded Wire Cloth Panels	32.89	9.80
			<i>For Up To 2, Add</i>	9.19	
			<i>For >2 To 6, Add</i>	5.25	
			<i>For >15 To 40, Deduct</i>	-0.99	
			<i>For >40, Deduct</i>	-2.97	
			<i>For Galvanized, Add</i>	8.73	
			<i>For Aluminum, Add</i>	11.90	
			<i>For 304 Stainless Steel, Add</i>	47.59	
			<i>For 316 Stainless Steel, Add</i>	54.53	
05 59 69 00-0068	SF		0.207" Thick Wire, 1/2" Spacing, 4.04 LB/SF Woven And Welded Wire Cloth Panels	36.79	10.62
			<i>For Up To 2, Add</i>	10.19	
			<i>For >2 To 6, Add</i>	5.80	
			<i>For >15 To 40, Deduct</i>	-1.13	
			<i>For >40, Deduct</i>	-3.39	
			<i>For Galvanized, Add</i>	9.96	
			<i>For Aluminum, Add</i>	13.58	
			<i>For 304 Stainless Steel, Add</i>	54.31	
			<i>For 316 Stainless Steel, Add</i>	62.23	
05 59 69 00-0069	SF		0.225" Thick Wire, 1/2" Spacing, 4.68 LB/SF Woven And Welded Wire Cloth Panels	38.21	11.69
			<i>For Up To 2, Add</i>	10.76	
			<i>For >2 To 6, Add</i>	6.16	
			<i>For >15 To 40, Deduct</i>	-1.13	
			<i>For >40, Deduct</i>	-3.39	
			<i>For Galvanized, Add</i>	9.96	
			<i>For Aluminum, Add</i>	13.58	
			<i>For 304 Stainless Steel, Add</i>	54.31	
			<i>For 316 Stainless Steel, Add</i>	62.23	
05 59 69 00-0070			Expanded Metal Panels <small>(05 59 69)</small>		
			Note: Excludes frame and fastening to frame. See CSI section 05 05 21 00-0004 for spot welding.		
05 59 69 00-0071			Plain Flattened Expanded Metal Diamond Shape Panels <small>(05 59 69 00-0070)</small>		
			Note: Excludes frame and fastening to frame. See CSI section 05 05 21 00-0004 for spot welding.		
05 59 69 00-0072	SF		1/4" #20-F Plain Expanded Metal Panel, 0.82 LB/SF	9.68	3.83
			<i>For Galvanized, Add</i>	2.02	
			<i>For Aluminum, Add</i>	2.75	
			<i>For 304 Stainless Steel, Add</i>	10.99	
			<i>For 316 Stainless Steel, Add</i>	12.60	



Metals	05	05
Metal Fabrications	05 50	
Metal Specialties	05 59	

MINOR CSI UOM DESCRIPTION	TOTAL DIRECT UNIT COST	DEMOLITION UNIT COST
05 59 69 00-0073 SF 1/4" #18-F Plain Expanded Metal Panel, 1.08 LB/SF <i>For Galvanized, Add</i> <i>For Aluminum, Add</i> <i>For 304 Stainless Steel, Add</i> <i>For 316 Stainless Steel, Add</i>	12.07 2.85 3.89 15.55 17.82	4.19
05 59 69 00-0074 SF 1/2" #20-F Plain Expanded Metal Panel, 0.40 LB/SF <i>For Galvanized, Add</i> <i>For Aluminum, Add</i> <i>For 304 Stainless Steel, Add</i> <i>For 316 Stainless Steel, Add</i>	7.02 1.36 1.85 7.39 8.47	2.96
05 59 69 00-0075 SF 1/2" #18-F Plain Expanded Metal Panel, 0.66 LB/SF <i>For Galvanized, Add</i> <i>For Aluminum, Add</i> <i>For 304 Stainless Steel, Add</i> <i>For 316 Stainless Steel, Add</i>	7.66 1.48 2.02 8.09 9.27	3.23
05 59 69 00-0076 SF 1/2" #16-F Plain Expanded Metal Panel, 0.82 LB/SF <i>For Galvanized, Add</i> <i>For Aluminum, Add</i> <i>For 304 Stainless Steel, Add</i> <i>For 316 Stainless Steel, Add</i>	8.70 1.58 2.16 8.64 9.90	3.83
05 59 69 00-0077 SF 1/2" #13-F Plain Expanded Metal Panel, 1.4 LB/SF <i>For Galvanized, Add</i> <i>For Aluminum, Add</i> <i>For 304 Stainless Steel, Add</i> <i>For 316 Stainless Steel, Add</i>	11.15 2.01 2.74 10.97 12.57	4.94
05 59 69 00-0078 SF 3/4" #16-F Plain Expanded Metal Panel, 0.51 LB/SF <i>For Galvanized, Add</i> <i>For Aluminum, Add</i> <i>For 304 Stainless Steel, Add</i> <i>For 316 Stainless Steel, Add</i>	6.18 1.01 1.38 5.52 6.33	2.90
05 59 69 00-0079 SF 3/4" #14-F Plain Expanded Metal Panel, 0.63 LB/SF <i>For Galvanized, Add</i> <i>For Aluminum, Add</i> <i>For 304 Stainless Steel, Add</i> <i>For 316 Stainless Steel, Add</i>	6.90 1.21 1.64 6.58 7.54	3.11
05 59 69 00-0080 SF 3/4" #13-F Plain Expanded Metal Panel, 0.75 LB/SF <i>For Galvanized, Add</i> <i>For Aluminum, Add</i> <i>For 304 Stainless Steel, Add</i> <i>For 316 Stainless Steel, Add</i>	7.87 1.41 1.92 7.68 8.80	3.49
05 59 69 00-0081 SF 3/4" #9-F Plain Expanded Metal Panel, 1.50 LB/SF <i>For Galvanized, Add</i> <i>For Aluminum, Add</i> <i>For 304 Stainless Steel, Add</i> <i>For 316 Stainless Steel, Add</i>	12.45 2.08 2.84 11.35 13.01	5.79
05 59 69 00-0082 SF 1" #16-F Plain Expanded Metal Panel, 0.41 LB/SF <i>For Galvanized, Add</i> <i>For Aluminum, Add</i> <i>For 304 Stainless Steel, Add</i> <i>For 316 Stainless Steel, Add</i>	6.96 0.98 1.33 5.33 6.11	3.55
05 59 69 00-0083 SF 1-1/2" #16-F Plain Expanded Metal Panel, 0.38 LB/SF <i>For Galvanized, Add</i> <i>For Aluminum, Add</i> <i>For 304 Stainless Steel, Add</i> <i>For 316 Stainless Steel, Add</i>	5.96 0.99 1.34 5.38 6.16	2.79
05 59 69 00-0084 SF 1-1/2" #13-F Plain Expanded Metal Panel, 0.57 LB/SF <i>For Galvanized, Add</i> <i>For Aluminum, Add</i> <i>For 304 Stainless Steel, Add</i> <i>For 316 Stainless Steel, Add</i>	6.89 1.11 1.51 6.05 6.93	3.29
05 59 69 00-0085 SF 1-1/2" #9-F Plain Expanded Metal Panel, 1.14 LB/SF <i>For Galvanized, Add</i> <i>For Aluminum, Add</i> <i>For 304 Stainless Steel, Add</i> <i>For 316 Stainless Steel, Add</i>	10.56 2.04 2.78 11.14 12.76	4.44

05 70 Decorative Metal ⁽⁰⁵⁾

Note: Includes anchors and related accessories.

05 71 Decorative Metal Stairs ^(05 70)

05 71 13 Fabricated Metal Spiral Stairs ^(05 71)

Note: Includes factory prime.

05 71 13 00-0001 Spiral Stairs, Stock Units ^(05 71 13)

Note: Includes factory prime.

05 71 13 00-0002 Steel Tread ^(05 71 13 00-0001)

05 71 13 00-0003 VLF 3'-6" Diameter, Spiral Steel Stair With Rails <i>For Galvanized, Add</i>	464.76 254.18	50.82
05 71 13 00-0004 VLF 4' Diameter, Spiral Steel Stair With Rails <i>For Galvanized, Add</i>	529.80 292.60	55.90
05 71 13 00-0005 VLF 4'-6" Diameter, Spiral Steel Stair With Rails <i>For Galvanized, Add</i>	586.41 325.11	60.99

05	05 Metals
	05 70 Decorative Metal
	05 71 Decorative Metal Stairs



MINOR CSI UOM DESCRIPTION	TOTAL DIRECT UNIT COST	DEMOLITION UNIT COST
------------------------------	---------------------------	-------------------------

05 71 13 00-0006 VLF 5' Diameter, Spiral Steel Stair With Rails.....	628.25	66.07
<i>For Galvanized, Add</i>	347.28	

05 73 Decorative Metal Railings (05 70)

Note: Factory primed. Includes brackets.

05 73 23 Decorative Metal Railings (05 73)

05 73 23 00-0001 Railings; Vertical Square Bars At 6" (05 73 23)

Note: Centers with shaped top rails (round, square, rectangular, diamond, triangular or other shape).

05 73 23 00-0002 LF Steel Ornamental Handrail Vertical Square Bars At 6", Shaped Top Rail, Up To 42" High	72.12	11.18
<i>For Rake Or Angle Railings, Add</i>	9.89	
<i>For Curved Railings, Add</i>	19.48	
<i>For 4" On Center Standards, Add</i>	2.03	
<i>For 4-1/2" On Center Standards, Add</i>	1.62	
<i>For 5" On Center Standards, Add</i>	1.08	
<i>For 5-1/2" On Center Standards, Add</i>	0.54	
<i>For Each Field Bending Of Rails, Add</i>	13.76	
<i>For Galvanized, Add</i>	3.79	
05 73 23 00-0003 LF Aluminum Ornamental Handrail Vertical Square Bars At 6", Shaped Top Rail, Up To 42" High	170.45	15.24
<i>For Rake Or Angle Railings, Add</i>	18.31	
<i>For Curved Railings, Add</i>	60.28	
<i>For 4" On Center Standards, Add</i>	8.14	
<i>For 4-1/2" On Center Standards, Add</i>	6.51	
<i>For 5" On Center Standards, Add</i>	4.34	
<i>For 5-1/2" On Center Standards, Add</i>	2.17	
<i>For Each Field Bending Of Rails, Add</i>	17.99	
05 73 23 00-0004 LF Bronze Ornamental Handrail Vertical Square Bars At 6", Shaped Top Rail, Up To 42" High	249.64	25.41
<i>For Rake Or Angle Railings, Add</i>	26.67	
<i>For Curved Railings, Add</i>	88.71	
<i>For 4" On Center Standards, Add</i>	12.01	
<i>For 4-1/2" On Center Standards, Add</i>	9.61	
<i>For 5" On Center Standards, Add</i>	6.41	
<i>For 5-1/2" On Center Standards, Add</i>	3.20	
<i>For Each Field Bending Of Rails, Add</i>	24.86	
05 73 23 00-0005 LF Stainless Steel Ornamental Handrail Vertical Square Bars At 6", Shaped Top Rail, Up To 42" High	229.80	20.33
<i>For Rake Or Angle Railings, Add</i>	24.58	
<i>For Curved Railings, Add</i>	81.59	
<i>For 4" On Center Standards, Add</i>	11.04	
<i>For 4-1/2" On Center Standards, Add</i>	8.84	
<i>For 5" On Center Standards, Add</i>	5.89	
<i>For 5-1/2" On Center Standards, Add</i>	2.95	
<i>For Each Field Bending Of Rails, Add</i>	23.14	
05 73 23 00-0006 LF Black Wrought Iron Ornamental Handrail Vertical Square Bars At 6", Shaped Top Rail, Up To 42" High	243.76	31.00
<i>For Rake Or Angle Railings, Add</i>	23.16	
<i>For Curved Railings, Add</i>	94.73	
<i>For 4" On Center Standards, Add</i>	13.63	
<i>For 4-1/2" On Center Standards, Add</i>	10.91	
<i>For 5" On Center Standards, Add</i>	7.27	
<i>For 5-1/2" On Center Standards, Add</i>	3.64	
<i>For Each Field Bending Of Rails, Add</i>	18.00	

05 73 23 00-0007 Laminated Metal Or Wood Handrails With Metal Supports (05 73 23)

05 73 23 00-0008 LF 2-1/2" Laminated Metal Or Wood Handrail Round/Oval Shape With Metal Supports	165.01	5.08
<i>For Rake Or Angle Railings, Add</i>	12.95	
<i>For Curved Railings, Add</i>	71.77	
<i>For 4" On Center Standards, Add</i>	11.02	
<i>For 4-1/2" On Center Standards, Add</i>	8.82	
<i>For 5" On Center Standards, Add</i>	5.88	
<i>For 5-1/2" On Center Standards, Add</i>	2.94	
<i>For Each Field Bending Of Rails, Add</i>	7.02	

05 73 23 00-0009 Plain Handrails (05 73 23)

05 73 23 00-0010 LF 2" Brass Handrail	54.68	11.15
05 73 23 00-0011 EA 90 Degree Angle For 2" Brass Handrail	112.63	40.19
05 73 23 00-0012 EA End Cap For 2" Brass Handrail	50.77	20.15
05 73 23 00-0013 EA Brass Bracket And Joint For 2" Brass Handrail	84.94	40.19
05 73 23 00-0014 LF 2" Stainless Steel Handrail	58.04	13.94

05 73 23 00-0015 Restoration Of Existing Metal Handrail And Railing (05 73 23)

Note: Task includes rust removal by grinding, cleaning, surface prep and one coat of protective primer. See CSI section 09 91 13 00-0379 for painting.

05 73 23 00-0016 LF Refinish Metal Handrail	10.12	
05 73 23 00-0017 LF Refinish Wrought Iron Balustrade	10.07	

05 73 23 00-0018 Remove And Reinstall Ornamental Railing (05 73 23)

05 73 23 00-0019 LF Removal And Reinstallation Of Ornamental Handrail And Pickets	93.51	
---	-------	--



		Metals	05
		Decorative Metal	05 70
		Decorative Formed Metal	05 75

05

MINOR	CSI	UOM	DESCRIPTION	TOTAL DIRECT UNIT COST	DEMOLITION UNIT COST
-------	-----	-----	-------------	------------------------	----------------------

05 75 Decorative Formed Metal (05 70)05 75 00 00-0001 Metal Sheets, Installed On Walls (05 75)

Note: Includes field fabrication (bending) where noted.

05 75 00 00-0002 Copper Sheets, Installed On Walls (05 75 00 00-0001)

Note: Includes field fabrication.

05 75 00 00-0003	SF	0.0162"	(12 Ounce) Thick Copper Sheet, Installed On Walls	29.11	1.97
			For >16 To 200, Deduct	-1.60	
			For >200 To 500, Deduct	-3.21	
			For >500, Deduct	-4.66	
05 75 00 00-0004	SF	0.0215"	(16 Ounce) Thick Copper Sheet, Installed On Walls	36.63	2.19
			For >16 To 200, Deduct	-2.00	
			For >200 To 500, Deduct	-3.99	
			For >500, Deduct	-5.82	
05 75 00 00-0005	SF	0.0242"	(18 Ounce) Thick Copper Sheet, Installed On Walls	40.14	2.36
			For >16 To 200, Deduct	-2.18	
			For >200 To 500, Deduct	-4.37	
			For >500, Deduct	-6.38	
05 75 00 00-0006	SF	0.027"	(20 Ounce) Thick Copper Sheet, Installed On Walls	43.43	2.48
			For >16 To 200, Deduct	-2.36	
			For >200 To 500, Deduct	-4.72	
			For >500, Deduct	-6.89	
05 75 00 00-0007	SF	0.0323"	(24 Ounce) Thick Copper Sheet, Installed On Walls	49.77	2.59
			For >16 To 200, Deduct	-2.68	
			For >200 To 500, Deduct	-5.37	
			For >500, Deduct	-7.86	
05 75 00 00-0008	SF	0.0431"	(32 Ounce) Thick Copper Sheet, Installed On Walls	63.69	2.72
			For >16 To 200, Deduct	-3.39	
			For >200 To 500, Deduct	-6.78	
			For >500, Deduct	-9.96	
05 75 00 00-0009	SF	0.052"	(40 Ounce) Thick Copper Sheet, Installed On Walls	75.02	2.84
			For >16 To 200, Deduct	-3.96	
			For >200 To 500, Deduct	-7.93	
			For >500, Deduct	-11.68	
05 75 00 00-0010	SF	0.0646"	(48 Ounce) Thick Copper Sheet, Installed On Walls	91.24	3.07
			For >16 To 200, Deduct	-4.79	
			For >200 To 500, Deduct	-9.59	
			For >500, Deduct	-14.15	
05 75 00 00-0011	SF	0.08"	Thick Copper Sheet, Installed On Walls	112.59	3.31
			For >16 To 200, Deduct	-5.88	
			For >200 To 500, Deduct	-11.76	
			For >500, Deduct	-17.39	
05 75 00 00-0012	SF	0.125"	Thick Copper Sheet, Installed On Walls	166.77	3.55
			For >16 To 200, Deduct	-8.61	
			For >200 To 500, Deduct	-17.21	
			For >500, Deduct	-25.55	

05 75 00 00-0013 Stainless Steel Sheets, Installed On Walls (05 75 00 00-0001)

Note: Includes field fabrication.

05 75 00 00-0014	SF	0.026"	Thick (24 Gauge) 304 Brushed Stainless Steel Sheet, Installed On Walls	14.55	2.26
			For >16 To 200, Deduct	-0.90	
			For >200 To 500, Deduct	-1.79	
			For >500, Deduct	-2.52	
05 75 00 00-0015	SF	0.0312"	Thick (22 Gauge) 304 Brushed Stainless Steel Sheet, Installed On Walls	16.49	2.44
			For >16 To 200, Deduct	-1.01	
			For >200 To 500, Deduct	-2.02	
			For >500, Deduct	-2.84	
05 75 00 00-0016	SF	0.0375"	Thick (20 Gauge) 304 Brushed Stainless Steel Sheet, Installed On Walls	17.98	2.56
			For >16 To 200, Deduct	-1.09	
			For >200 To 500, Deduct	-2.18	
			For >500, Deduct	-3.08	
05 75 00 00-0017	SF	0.050"	Thick (18 Gauge) 304 Brushed Stainless Steel Sheet, Installed On Walls	21.12	2.68
			For >16 To 200, Deduct	-1.26	
			For >200 To 500, Deduct	-2.51	
			For >500, Deduct	-3.57	
05 75 00 00-0018	SF	0.0625"	Thick (16 Gauge) 304 Brushed Stainless Steel Sheet, Installed On Walls	24.16	2.80
			For >16 To 200, Deduct	-1.42	
			For >200 To 500, Deduct	-2.84	
			For >500, Deduct	-4.04	
05 75 00 00-0019	SF	0.078"	Thick (14 Gauge) 304 Brushed Stainless Steel Sheet, Installed On Walls	28.01	2.92
			For >16 To 200, Deduct	-1.62	
			For >200 To 500, Deduct	-3.24	
			For >500, Deduct	-4.64	
05 75 00 00-0020	SF	0.125"	Thick (11 Gauge) 304 Brushed Stainless Steel Sheet, Installed On Walls	40.46	3.41
			For >16 To 200, Deduct	-2.28	
			For >200 To 500, Deduct	-4.56	
			For >500, Deduct	-6.58	
05 75 00 00-0021	SF	3/16"	Thick (7 Gauge) 304 Brushed Stainless Steel Sheet, Installed On Walls	54.90	3.62
			For >16 To 200, Deduct	-3.02	
			For >200 To 500, Deduct	-6.03	
			For >500, Deduct	-8.78	

05	05 Metals
	05 70 Decorative Metal
	05 75 Decorative Formed Metal



MINOR CSI UOM DESCRIPTION	TOTAL DIRECT UNIT COST	DEMOLITION UNIT COST
05 75 00 00-0022 SF 1/4" Thick (3 Gauge) 304 Brushed Stainless Steel Sheet, Installed On Walls.....	75.27	4.39
<i>For >16 To 200, Deduct</i>	-4.09	
<i>For >200 To 500, Deduct</i>	-8.19	
<i>For >500, Deduct</i>	-11.95	
05 75 00 00-0023 SF 3/8" Thick 304 Brushed Stainless Steel Sheet, Installed On Walls.....	126.34	4.71
<i>For >16 To 200, Deduct</i>	-6.67	
<i>For >200 To 500, Deduct</i>	-13.34	
<i>For >500, Deduct</i>	-19.66	
05 75 00 00-0024 SF 1/2" Thick 304 Brushed Stainless Steel Sheet, Installed On Walls.....	161.75	5.48
<i>For >16 To 200, Deduct</i>	-8.50	
<i>For >200 To 500, Deduct</i>	-17.00	
<i>For >500, Deduct</i>	-25.09	
05 75 00 00-0025 Aluminum Sheets, Installed On Walls <small>(05 75 00 00-0001)</small>		
<small>Note: Includes field fabrication.</small>		
05 75 00 00-0026 SF 0.016" Thick (26 Gauge) Aluminum Sheet, Installed On Walls.....	8.89	1.97
<i>For >16 To 200, Deduct</i>	-0.59	
<i>For >200 To 500, Deduct</i>	-1.19	
<i>For >500, Deduct</i>	-1.63	
05 75 00 00-0027 SF 0.020" Thick (24 Gauge) Aluminum Sheet, Installed On Walls.....	10.07	2.19
<i>For >16 To 200, Deduct</i>	-0.67	
<i>For >200 To 500, Deduct</i>	-1.34	
<i>For >500, Deduct</i>	-1.84	
05 75 00 00-0028 SF 0.025" Thick (22 Gauge) Aluminum Sheet, Installed On Walls.....	11.21	2.36
<i>For >16 To 200, Deduct</i>	-0.74	
<i>For >200 To 500, Deduct</i>	-1.48	
<i>For >500, Deduct</i>	-2.04	
05 75 00 00-0029 SF 0.032" Thick (20 Gauge) Aluminum Sheet, Installed On Walls.....	12.38	2.48
<i>For >16 To 200, Deduct</i>	-0.81	
<i>For >200 To 500, Deduct</i>	-1.61	
<i>For >500, Deduct</i>	-2.23	
05 75 00 00-0030 SF 0.040" Thick (18 Gauge) Aluminum Sheet, Installed On Walls.....	13.54	2.59
<i>For >16 To 200, Deduct</i>	-0.87	
<i>For >200 To 500, Deduct</i>	-1.74	
<i>For >500, Deduct</i>	-2.42	
05 75 00 00-0031 SF 0.050" Thick (16 Gauge) Aluminum Sheet, Installed On Walls.....	14.81	2.72
<i>For >16 To 200, Deduct</i>	-0.94	
<i>For >200 To 500, Deduct</i>	-1.89	
<i>For >500, Deduct</i>	-2.63	
05 75 00 00-0032 SF 0.064" Thick (14 Gauge) Aluminum Sheet, Installed On Walls.....	16.35	2.84
<i>For >16 To 200, Deduct</i>	-1.03	
<i>For >200 To 500, Deduct</i>	-2.06	
<i>For >500, Deduct</i>	-2.88	
05 75 00 00-0033 SF 0.090" Thick (11 Gauge) Aluminum Sheet, Installed On Walls.....	19.44	3.31
<i>For >16 To 200, Deduct</i>	-1.22	
<i>For >200 To 500, Deduct</i>	-2.44	
<i>For >500, Deduct</i>	-3.41	
05 75 00 00-0034 Galvanized Steel Sheets, Installed On Walls <small>(05 75 00 00-0001)</small>		
<small>Note: Includes field fabrication.</small>		
05 75 00 00-0035 SF 0.0217" (26 Gauge) Thick Galvanized Steel Sheet, Installed On Walls.....	9.10	1.97
<i>For >16 To 200, Deduct</i>	-0.60	
<i>For >200 To 500, Deduct</i>	-1.21	
<i>For >500, Deduct</i>	-1.66	
05 75 00 00-0036 SF 0.0276" (24 Gauge) Thick Galvanized Steel Sheet, Installed On Walls.....	10.08	2.19
<i>For >16 To 200, Deduct</i>	-0.67	
<i>For >200 To 500, Deduct</i>	-1.34	
<i>For >500, Deduct</i>	-1.84	
05 75 00 00-0037 SF 0.0336" (22 Gauge) Thick Galvanized Steel Sheet, Installed On Walls.....	10.68	2.36
<i>For >16 To 200, Deduct</i>	-0.71	
<i>For >200 To 500, Deduct</i>	-1.42	
<i>For >500, Deduct</i>	-1.96	
05 75 00 00-0038 SF 0.0396" (20 Gauge) Thick Galvanized Steel Sheet, Installed On Walls.....	11.37	2.48
<i>For >16 To 200, Deduct</i>	-0.76	
<i>For >200 To 500, Deduct</i>	-1.51	
<i>For >500, Deduct</i>	-2.08	
05 75 00 00-0039 SF 0.0516" (18 Gauge) Thick Galvanized Steel Sheet, Installed On Walls.....	12.29	2.59
<i>For >16 To 200, Deduct</i>	-0.81	
<i>For >200 To 500, Deduct</i>	-1.62	
<i>For >500, Deduct</i>	-2.23	
05 75 00 00-0040 SF 0.0635" (16 Gauge) Thick Galvanized Steel Sheet, Installed On Walls.....	13.30	2.72
<i>For >16 To 200, Deduct</i>	-0.87	
<i>For >200 To 500, Deduct</i>	-1.74	
<i>For >500, Deduct</i>	-2.40	
05 75 00 00-0041 SF 0.0785" (14 Gauge) Thick Galvanized Steel Sheet, Installed On Walls.....	14.97	2.84
<i>For >16 To 200, Deduct</i>	-0.96	
<i>For >200 To 500, Deduct</i>	-1.92	
<i>For >500, Deduct</i>	-2.67	
05 75 00 00-0042 SF 0.1084" (12 Gauge) Thick Galvanized Steel Sheet, Installed On Walls.....	17.33	3.07
<i>For >16 To 200, Deduct</i>	-1.10	
<i>For >200 To 500, Deduct</i>	-2.20	
<i>For >500, Deduct</i>	-3.06	



Metals	05	05
Decorative Metal	05 70	
Decorative Formed Metal	05 75	

MINOR CSI UOM DESCRIPTION	TOTAL DIRECT UNIT COST	DEMOLITION UNIT COST
05 75 00 00-0043 SF 0.1382" (10 Gauge) Thick Galvanized Steel Sheet, Installed On Walls..... <i>For >16 To 200, Deduct</i> <i>For >200 To 500, Deduct</i> <i>For >500, Deduct</i>	19.97 -1.27 -2.53 -3.53	3.55
05 75 00 00-0044 Galvanized Zinc-Plated Steel Sheets, Installed On Walls (05 75 00 00-0001) Note: Includes field fabrication.		
05 75 00 00-0045 SF 0.013" Thick Galvanized Zinc Plated Steel Sheet, Installed On Walls <i>For >16 To 200, Deduct</i> <i>For >200 To 500, Deduct</i> <i>For >500, Deduct</i>	11.44 -0.76 -1.52 -2.09	1.87
05 75 00 00-0046 SF 0.016" Thick Galvanized Zinc Plated Steel Sheet, Installed On Walls <i>For >16 To 200, Deduct</i> <i>For >200 To 500, Deduct</i> <i>For >500, Deduct</i>	13.22 -0.87 -1.74 -2.41	2.12
05 75 00 00-0047 SF 0.019" Thick Galvanized Zinc Plated Steel Sheet, Installed On Walls <i>For >16 To 200, Deduct</i> <i>For >200 To 500, Deduct</i> <i>For >500, Deduct</i>	15.02 -0.99 -1.97 -2.72	2.34
05 75 00 00-0048 SF 0.024" Thick Galvanized Zinc Plated Steel Sheet, Installed On Walls <i>For >16 To 200, Deduct</i> <i>For >200 To 500, Deduct</i> <i>For >500, Deduct</i>	16.61 -1.08 -2.17 -3.00	2.53

END OF SECTION 05

NOT FOR BLD

05	05	Metals
	05 70	Decorative Metal
	05 75	Decorative Formed Metal



MINOR CSI UOM DESCRIPTION	TOTAL DIRECT UNIT COST	DEMOLITION UNIT COST
------------------------------	---------------------------	-------------------------

THIS PAGE INTENTIONALLY LEFT BLANK

NOT FOR BID



MINOR CSI UOM DESCRIPTION	TOTAL DIRECT UNIT COST	DEMOLITION UNIT COST
------------------------------	---------------------------	-------------------------

06 Wood, Plastics, and Composites

06 01 Maintenance of Wood, Plastics, and Composites ⁽⁰⁶⁾

06 01 10 Maintenance of Rough Carpentry ^(06 01)

06 01 10 91 Rough Carpentry Restoration ^(06 01 10)

06 01 10 91-0001 Roof Beam Restoration ^(06 01 10 91)

06 01 10 91-0002	EA	Up To 5, Roof Beam Restoration And Fill.....	61.65
		Note: Includes cutting out damaged/rotten wood, filling with wood fiber restore material, and then with two-part epoxy, or polyester bondo, and sanding.	
06 01 10 91-0003	EA	>5 To 25, Roof Beam Restoration And Fill.....	53.09
		Note: Includes cutting out damaged/rotten wood, filling with wood fiber restore material, and then with two-part epoxy, or polyester bondo, and sanding.	
06 01 10 91-0004	EA	>25, Roof Beam Restoration And Fill.....	44.53
		Note: Includes cutting out damaged/rotten wood, filling with wood fiber restore material, and then with two-part epoxy, or polyester bondo, and sanding.	

06 01 10 91-0005 Roof Beam Replacement ^(06 01 10 91)

		Note: Includes cutting back the rafter beam back 18" and in a zig-zag Z splice cut for purpose of splicing on new end piece. Attached with glue and screwed on with lag screws counter sunk.	
06 01 10 91-0006	EA	Up To 5, Roof Beam Replacement, 6" x 12" Beams.....	140.96
		Note: Includes cutting off damaged/rotten wood, new beams with screws.	
06 01 10 91-0007	EA	>5 To 25, Roof Beam Replacement, 6" x 12" Beams.....	132.40
		Note: Includes cutting off damaged/rotten wood, new beams with screws.	
06 01 10 91-0008	EA	>25, Roof Beam Replacement, 6" x 12" Beams.....	123.84
		Note: Includes cutting off damaged/rotten wood, new beams with screws.	
06 01 10 91-0009	EA	Up To 5, Roof Beam Replacement, 4" x 8" Beams.....	124.72
		Note: Includes cutting off damaged/rotten wood, new beams with screws.	
06 01 10 91-0010	EA	>5 To 25, Roof Beam Replacement, 4" x 8" Beams.....	116.16
		Note: Includes cutting off damaged/rotten wood, new beams with screws.	
06 01 10 91-0011	EA	>25, Roof Beam Replacement, 4" x 8" Beams.....	107.60
		Note: Includes cutting off damaged/rotten wood, new beams with screws.	

06 01 10 91-0012 Roof Beam Caps ^(06 01 10 91)

06 01 10 91-0013	EA	4" x 4" Stainless Steel Beam End Cap.....	29.96
		For Galvanized Steel, Deduct	-2.48
06 01 10 91-0014	EA	4" x 6" Stainless Steel Beam End Cap.....	44.95
		For Galvanized Steel, Deduct	-4.35
06 01 10 91-0015	EA	4" x 8" Stainless Steel Beam End Cap.....	57.93
		For Galvanized Steel, Deduct	-5.66
06 01 10 91-0016	EA	6" x 6" Stainless Steel Beam End Cap.....	52.49
		For Galvanized Steel, Deduct	-4.98
06 01 10 91-0017	EA	6" x 12" Stainless Steel Beam End Cap.....	65.92
		For Galvanized Steel, Deduct	-6.34

06 01 10 91-0018 Field Formed Beam Top/End Caps ^(06 01 10 91)

06 01 10 91-0019	SF	24 Gauge, Stainless Steel Field Formed Beam Top/End Cap.....	15.62
		Note: Includes forming and bending at edges and around end of exposed beam	
06 01 10 91-0020	SF	24 Gauge, Galvanized Steel Field Formed Beam Top/End Cap.....	11.12
		Note: Includes forming and bending at edges and around end of exposed beam	

06 01 10 91-0021 Historic Restoration For Retexturing Wood Beams ^(06 01 10 91)

06 01 10 91-0022	SF	Retexture Wood Beams To Match Original Historic Appearance.....	34.50
		Note: Includes: Retexturing wood surface of beams on (3) sides	
06 01 10 91-0023	LF	Retexture 3" X 6" Wood Beams On (3) Sides To Match Original Historic Appearance.....	43.15

06 01 20 Maintenance of Finish Carpentry ^(06 01)

06 01 20 91 Finish Carpentry Restoration ^(06 01 20)

06 01 20 91-0001 Wood Trim Repair ^(06 01 20 91)

06 01 20 91-0002	SF	Restoration Of Existing Decorative Woodwork.....	7.76
		Note: Includes stripping to bare wood, filling or patching, stain or paint to match existing.	

06 01 40 Maintenance of Architectural Woodwork ^(06 01)

06 01 40 91 Architectural Woodwork Restoration ^(06 01 40)

06 01 40 91-0001 Cabinet Hardware Replacement ^(06 01 40 91)

06 01 40 91-0002	EA	Removal And Replacement Of Concealed, Full Or Half Overlay, Self Closing, Steel Cabinet Hinges.....	44.58
06 01 40 91-0003	EA	Removal And Replacement Of Semi Concealed, Brass Cabinet Hinges.....	37.54

06 Wood, Plastics, and Composites**06 01 Maintenance of Wood, Plastics, and Composites****06 01 40 Maintenance of Architectural Woodwork**

SAN BERNARDINO
COUNTY

MINOR
CSI UOM DESCRIPTION

TOTAL DIRECT DEMOLITION
UNIT COST UNIT COST

06 05 Common Work Results for Wood, Plastics, and Composites ⁽⁰⁶⁾**06 05 23 Wood, Plastic, and Composite Fastenings** ^(06 05)

Note: For additional fasteners above normal conditions, for replacing existing fasteners, for relocating existing materials or fixtures, or for different fasteners required due to load limits on standard fasteners.

06 05 23 00-0001 Threaded Anchor Bolts ^(06 05 23)			
Note: Threaded on two ends with two nuts and flat washers.			
06 05 23 00-0002	EA 1/2" Diameter x 4" Long, Threaded Anchor Bolt	11.82	
	For >10 To 50, Deduct	-0.36	
	For >50 To 100, Deduct	-0.83	
	For >100 To 250, Deduct	-1.67	
	For >250 To 500, Deduct	-2.86	
	For >500, Deduct	-4.05	
06 05 23 00-0003	EA 1/2" Diameter x 7-1/2" Long, Threaded Anchor Bolt	15.82	
	For >10 To 50, Deduct	-0.39	
	For >50 To 100, Deduct	-0.98	
	For >100 To 250, Deduct	-1.95	
	For >250 To 500, Deduct	-3.31	
	For >500, Deduct	-4.67	
06 05 23 00-0004	EA 3/4" Diameter x 7-1/2" Long, Threaded Anchor Bolt	17.42	
	For >10 To 50, Deduct	-0.39	
	For >50 To 100, Deduct	-1.02	
	For >100 To 250, Deduct	-2.03	
	For >250 To 500, Deduct	-3.43	
	For >500, Deduct	-4.83	
06 05 23 00-0005	EA 3/4" Diameter x 12" Long, Threaded Anchor Bolt	34.69	
	For >10 To 50, Deduct	-0.53	
	For >50 To 100, Deduct	-1.66	
	For >100 To 250, Deduct	-3.32	
	For >250 To 500, Deduct	-5.51	
	For >500, Deduct	-7.70	
06 05 23 00-0006 Framing Anchors ^(06 05 23)			
Note: Including nails.			
06 05 23 00-0007	EA 1-7/16" x 2-1/2", 18 Gauge, Galvanized Framing Angle Anchor (Simpson Strong Tie® A34)	6.41	3.01
	For >10 To 50, Deduct	-0.29	
	For >50 To 100, Deduct	-0.59	
	For >100 To 250, Deduct	-1.18	
	For >250 To 500, Deduct	-2.06	
	For >500, Deduct	-2.94	
06 05 23 00-0008	EA 1-7/16" x 4-1/2", 18 Gauge, Galvanized Framing Angle Anchor (Simpson Strong Tie® A35)	7.16	3.31
	For >10 To 50, Deduct	-0.32	
	For >50 To 100, Deduct	-0.66	
	For >100 To 250, Deduct	-1.33	
	For >250 To 500, Deduct	-2.31	
	For >500, Deduct	-3.30	
06 05 23 00-0009 Angle Anchors ^(06 05 23)			
Note: Including nails.			
06 05 23 00-0010	EA 2" x 1-1/2" x 1-3/8" Wide, 18 Gauge Galvanized Angle Anchor (Simpson Strong Tie® A21)	6.50	3.01
	For >10 To 50, Deduct	-0.29	
	For >50 To 100, Deduct	-0.59	
	For >100 To 250, Deduct	-1.19	
	For >250 To 500, Deduct	-2.07	
	For >500, Deduct	-2.95	
06 05 23 00-0011	EA 2" x 1-1/2" x 2-3/4" Wide, 18 Gauge Galvanized Angle Anchor (Simpson Strong Tie® A23)	7.14	3.21
	For >10 To 50, Deduct	-0.31	
	For >50 To 100, Deduct	-0.64	
	For >100 To 250, Deduct	-1.28	
	For >250 To 500, Deduct	-2.22	
	For >500, Deduct	-3.17	
06 05 23 00-0012	EA 3-7/8" x 2" x 2-1/2" Wide, 12 Gauge Galvanized Angle Anchor (Simpson Strong Tie® A24)	12.59	3.31
	For >10 To 50, Deduct	-0.32	
	For >50 To 100, Deduct	-0.80	
	For >100 To 250, Deduct	-1.60	
	For >250 To 500, Deduct	-2.72	
	For >500, Deduct	-3.84	
06 05 23 00-0013	EA 3" x 3" x 1-1/2" Wide, 18 Gauge Galvanized Angle Anchor (Simpson Strong Tie® A33)	11.29	3.31
	For >10 To 50, Deduct	-0.32	
	For >50 To 100, Deduct	-0.77	
	For >100 To 250, Deduct	-1.53	
	For >250 To 500, Deduct	-2.62	
	For >500, Deduct	-3.71	
06 05 23 00-0014	EA 4-9/16" x 4-9/16" x 1-1/2" Wide, 18 Gauge Galvanized Angle Anchor (Simpson Strong Tie® A44)	12.34	3.72
	For >10 To 50, Deduct	-0.36	
	For >50 To 100, Deduct	-0.84	
	For >100 To 250, Deduct	-1.68	
	For >250 To 500, Deduct	-2.88	
	For >500, Deduct	-4.08	



MINOR	CSI	UOM	DESCRIPTION	TOTAL DIRECT UNIT COST	DEMOLITION UNIT COST
06 05 23 00-0015	EA		5-7/8" x 5-7/8" x 1-1/2" Wide, 18 Gauge Galvanized Angle Anchor (Simpson Strong Tie® A66).....	14.02	3.92
			<i>For >10 To 50, Deduct</i>	-0.38	
			<i>For >50 To 100, Deduct</i>	-0.92	
			<i>For >100 To 250, Deduct</i>	-1.85	
			<i>For >250 To 500, Deduct</i>	-3.16	
			<i>For >500, Deduct</i>	-4.46	
06 05 23 00-0016			Reinforcing Angle Wood Construction Connectors (06 05 23)		
			Note: Including nails.		
06 05 23 00-0017	EA		3" x 3-3/4", 16 Gauge, Galvanized Reinforcing Angle Wood Construction Connectors (Simpson Strong Tie® L30).....	7.18	2.81
			<i>For >10 To 50, Deduct</i>	-0.29	
			<i>For >50 To 100, Deduct</i>	-0.61	
			<i>For >100 To 250, Deduct</i>	-1.22	
			<i>For >250 To 500, Deduct</i>	-2.12	
			<i>For >500, Deduct</i>	-3.01	
06 05 23 00-0018	EA		5" x 3-3/4", 16 Gauge, Galvanized Reinforcing Angle Wood Construction Connectors (Simpson Strong Tie® L50).....	8.95	3.01
			<i>For >10 To 50, Deduct</i>	-0.30	
			<i>For >50 To 100, Deduct</i>	-0.68	
			<i>For >100 To 250, Deduct</i>	-1.36	
			<i>For >250 To 500, Deduct</i>	-2.35	
			<i>For >500, Deduct</i>	-3.33	
06 05 23 00-0019	EA		7" x 3-3/4", 16 Gauge, Galvanized Reinforcing Angle Wood Construction Connectors (Simpson Strong Tie® L70).....	10.23	3.11
			<i>For >10 To 50, Deduct</i>	-0.31	
			<i>For >50 To 100, Deduct</i>	-0.73	
			<i>For >100 To 250, Deduct</i>	-1.46	
			<i>For >250 To 500, Deduct</i>	-2.50	
			<i>For >500, Deduct</i>	-3.54	
06 05 23 00-0020	EA		9" x 3-3/4", 16 Gauge, Galvanized Reinforcing Angle Wood Construction Connectors (Simpson Strong Tie® L90).....	11.37	3.21
			<i>For >10 To 50, Deduct</i>	-0.33	
			<i>For >50 To 100, Deduct</i>	-0.78	
			<i>For >100 To 250, Deduct</i>	-1.56	
			<i>For >250 To 500, Deduct</i>	-2.67	
			<i>For >500, Deduct</i>	-3.77	
06 05 23 00-0021	EA		3-3/8" x 3-3/4", 18 Gauge, Galvanized Reinforcing Skewable Angle Wood Construction Connectors (Simpson Strong Tie® LS30).....	7.88	2.81
			<i>For >10 To 50, Deduct</i>	-0.29	
			<i>For >50 To 100, Deduct</i>	-0.63	
			<i>For >100 To 250, Deduct</i>	-1.26	
			<i>For >250 To 500, Deduct</i>	-2.17	
			<i>For >500, Deduct</i>	-3.08	
06 05 23 00-0022	EA		4-7/8" x 3-3/4", 18 Gauge, Galvanized Reinforcing Skewable Angle Wood Construction Connectors (Simpson Strong Tie® LS50).....	8.71	3.01
			<i>For >10 To 50, Deduct</i>	-0.30	
			<i>For >50 To 100, Deduct</i>	-0.67	
			<i>For >100 To 250, Deduct</i>	-1.35	
			<i>For >250 To 500, Deduct</i>	-2.33	
			<i>For >500, Deduct</i>	-3.31	
06 05 23 00-0023	EA		6-3/8" x 3-3/4", 18 Gauge, Galvanized Reinforcing Skewable Angle Wood Construction Connectors (Simpson Strong Tie® LS70).....	10.17	3.11
			<i>For >10 To 50, Deduct</i>	-0.31	
			<i>For >50 To 100, Deduct</i>	-0.73	
			<i>For >100 To 250, Deduct</i>	-1.45	
			<i>For >250 To 500, Deduct</i>	-2.49	
			<i>For >500, Deduct</i>	-3.53	
06 05 23 00-0024	EA		7-7/8" x 3-3/4", 18 Gauge, Galvanized Reinforcing Skewable Angle Wood Construction Connectors (Simpson Strong Tie® LS90).....	12.11	3.21
			<i>For >10 To 50, Deduct</i>	-0.33	
			<i>For >50 To 100, Deduct</i>	-0.80	
			<i>For >100 To 250, Deduct</i>	-1.59	
			<i>For >250 To 500, Deduct</i>	-2.72	
			<i>For >500, Deduct</i>	-3.85	
06 05 23 00-0025			Hold Down Anchors (06 05 23)		
			Note: Including nails.		
06 05 23 00-0026	EA		8-5/8" High x 2-1/2" Wide x 2-1/4" Deep, 12 Gauge, Galvanized Hold Downs (Simpson Strong Tie® HD3B).....	52.82	
			<i>For >10 To 50, Deduct</i>	-1.56	
			<i>For >50 To 100, Deduct</i>	-3.65	
			<i>For >100 To 250, Deduct</i>	-7.30	
			<i>For >250 To 500, Deduct</i>	-12.51	
			<i>For >500, Deduct</i>	-17.72	
06 05 23 00-0027	EA		9-3/8" High x 2-1/2" Wide x 2-1/2" Deep, 10 Gauge, Galvanized Hold Downs (Simpson Strong Tie® HD5B).....	74.36	
			<i>For >10 To 50, Deduct</i>	-1.61	
			<i>For >50 To 100, Deduct</i>	-4.27	
			<i>For >100 To 250, Deduct</i>	-8.54	
			<i>For >250 To 500, Deduct</i>	-14.42	
			<i>For >500, Deduct</i>	-20.30	
06 05 23 00-0028	EA		12-3/8" High x 2-1/2" Wide x 2-1/2" Deep, 10 Gauge, Galvanized Hold Downs (Simpson Strong Tie® HD7B).....	92.04	
			<i>For >10 To 50, Deduct</i>	-1.71	
			<i>For >50 To 100, Deduct</i>	-4.86	
			<i>For >100 To 250, Deduct</i>	-9.73	
			<i>For >250 To 500, Deduct</i>	-16.30	
			<i>For >500, Deduct</i>	-22.87	

06 Wood, Plastics, and Composites**06 05 Common Work Results for Wood, Plastics, and Composites****06 05 23 Wood, Plastic, and Composite Fastenings**

SAN BERNARDINO
COUNTY

MINOR	CSI	UOM	DESCRIPTION	TOTAL DIRECT UNIT COST	DEMOLITION UNIT COST
06 05 23 00-0029	EA		14" High x 2-1/2" Wide x 2-1/2" Deep, 7 Gauge, Galvanized Hold Downs (Simpson Strong Tie® HD9B)	108.75	
			<i>For >10 To 50, Deduct</i>	-1.91	
			<i>For >50 To 100, Deduct</i>	-5.58	
			<i>For >100 To 250, Deduct</i>	-11.16	
			<i>For >250 To 500, Deduct</i>	-18.66	
			<i>For >500, Deduct</i>	-26.15	
06 05 23 00-0030	EA		20-5/16" High x 3-1/2" Wide x 4-1/2" Deep, 3 Gauge, Galvanized Hold Downs (Simpson Strong Tie® HD12).....	176.97	
			<i>For >10 To 50, Deduct</i>	-2.41	
			<i>For >50 To 100, Deduct</i>	-8.04	
			<i>For >100 To 250, Deduct</i>	-16.08	
			<i>For >250 To 500, Deduct</i>	-26.54	
			<i>For >500, Deduct</i>	-36.99	
06 05 23 00-0031	EA		24-1/2" High x 3-1/2" Wide x 4-1/2" Deep, 3 Gauge, Galvanized Hold Downs (Simpson Strong Tie® HD19).....	239.19	
			<i>For >10 To 50, Deduct</i>	-2.51	
			<i>For >50 To 100, Deduct</i>	-9.75	
			<i>For >100 To 250, Deduct</i>	-19.50	
			<i>For >250 To 500, Deduct</i>	-31.76	
			<i>For >500, Deduct</i>	-44.02	
06 05 23 00-0032	EA		8-11/16" Height x 3" Wide x 3-1/4" Deep, 14 Gauge, Galvanized Predeflected Holdown With Screws (Simpson Strong Tie® HDU2-SDS2.5).....	62.27	
			<i>For >10 To 50, Deduct</i>	-1.56	
			<i>For >50 To 100, Deduct</i>	-3.89	
			<i>For >100 To 250, Deduct</i>	-7.79	
			<i>For >250 To 500, Deduct</i>	-13.24	
			<i>For >500, Deduct</i>	-18.69	
06 05 23 00-0033	EA		10-15/16" Height x 3" Wide x 3-1/4" Deep, 14 Gauge, Galvanized Predeflected Holdown With Screws (Simpson Strong Tie® HDU4-SDS2.5).....	69.03	
			<i>For >10 To 50, Deduct</i>	-1.61	
			<i>For >50 To 100, Deduct</i>	-4.14	
			<i>For >100 To 250, Deduct</i>	-8.27	
			<i>For >250 To 500, Deduct</i>	-14.02	
			<i>For >500, Deduct</i>	-19.76	
06 05 23 00-0034	EA		13-3/16" Height x 3" Wide x 3-1/4" Deep, 14 Gauge, Galvanized Predeflected Holdown With Screws (Simpson Strong Tie® HDU5-SDS2.5).....	77.44	
			<i>For >10 To 50, Deduct</i>	-1.71	
			<i>For >50 To 100, Deduct</i>	-4.50	
			<i>For >100 To 250, Deduct</i>	-9.00	
			<i>For >250 To 500, Deduct</i>	-15.20	
			<i>For >500, Deduct</i>	-21.41	
06 05 23 00-0035	EA		16-5/8" Height x 3" Wide x 3-1/2" Deep, 10 Gauge, Galvanized Predeflected Holdown With Screws (Simpson Strong Tie® HDU8-SDS2.5).....	95.84	
			<i>For >10 To 50, Deduct</i>	-1.91	
			<i>For >50 To 100, Deduct</i>	-5.26	
			<i>For >100 To 250, Deduct</i>	-10.52	
			<i>For >250 To 500, Deduct</i>	-17.69	
			<i>For >500, Deduct</i>	-24.86	
06 05 23 00-0036	EA		22-1/4" Height x 3" Wide x 3-1/2" Deep, 10 Gauge, Galvanized Predeflected Holdown With Screws (Simpson Strong Tie® HDU11-SDS2.5).....	123.48	
			<i>For >10 To 50, Deduct</i>	-2.41	
			<i>For >50 To 100, Deduct</i>	-6.71	
			<i>For >100 To 250, Deduct</i>	-13.41	
			<i>For >250 To 500, Deduct</i>	-22.53	
			<i>For >500, Deduct</i>	-31.64	
06 05 23 00-0037	EA		25-11/16" Height x 3" Wide x 3-1/2" Deep, 7 Gauge, Galvanized Predeflected Holdown With Screws (Simpson Strong Tie® HDU14-SDS2.5).....	138.14	
			<i>For >10 To 50, Deduct</i>	-2.51	
			<i>For >50 To 100, Deduct</i>	-7.22	
			<i>For >100 To 250, Deduct</i>	-14.44	
			<i>For >250 To 500, Deduct</i>	-24.18	
			<i>For >500, Deduct</i>	-33.91	
06 05 23 00-0038			Joist And Beam Hangers <small>(06 05 23)</small>		
			Note: Including nails.		
06 05 23 00-0039	EA		18 Gauge, Galvanized Joist Hanger, For 2" x 4" Joist Also Acceptable For Beam Hangers (Simpson Strong Tie® LU24).....	6.84	2.81
			<i>For >10 To 50, Deduct</i>	-0.29	
			<i>For >50 To 100, Deduct</i>	-0.60	
			<i>For >100 To 250, Deduct</i>	-1.20	
			<i>For >250 To 500, Deduct</i>	-2.09	
			<i>For >500, Deduct</i>	-2.98	
06 05 23 00-0040	EA		18 Gauge, Galvanized Joist Hanger, For 2" x 6"-2" x 10" Joist, Also Acceptable For Beam Hangers (Simpson Strong Tie® LU28).....	7.65	3.01
			<i>For >10 To 50, Deduct</i>	-0.30	
			<i>For >50 To 100, Deduct</i>	-0.65	
			<i>For >100 To 250, Deduct</i>	-1.30	
			<i>For >250 To 500, Deduct</i>	-2.25	
			<i>For >500, Deduct</i>	-3.20	
06 05 23 00-0041	EA		16 Gauge, Galvanized Joist Hanger, For 3" x 6"-3" x 9" Joist, Also Acceptable For Beam Hangers (Simpson Strong Tie® LUS36).....	10.86	3.11
			<i>For >10 To 50, Deduct</i>	-0.31	
			<i>For >50 To 100, Deduct</i>	-0.74	
			<i>For >100 To 250, Deduct</i>	-1.49	
			<i>For >250 To 500, Deduct</i>	-2.54	
			<i>For >500, Deduct</i>	-3.60	



MINOR CSI UOM DESCRIPTION	TOTAL DIRECT UNIT COST	DEMOLITION UNIT COST
06 05 23 00-0042 EA 16 Gauge, Galvanized Joist Hanger, For 3" x 10"-3" x 14" Joist, Also Acceptable For Beam Hangers (Simpson Strong Tie® LUS310).....	11.82	3.21
<i>For >10 To 50, Deduct</i>	-0.33	
<i>For >50 To 100, Deduct</i>	-0.79	
<i>For >100 To 250, Deduct</i>	-1.58	
<i>For >250 To 500, Deduct</i>	-2.70	
<i>For >500, Deduct</i>	-3.82	
06 05 23 00-0043 EA 14 Gauge, Galvanized Joist Hanger, For 4" x 6"-4" x 8" Joist, Also Acceptable For Beam Hangers (Simpson Strong Tie® HUS46).....	18.28	3.41
<i>For >10 To 50, Deduct</i>	-0.34	
<i>For >50 To 100, Deduct</i>	-0.97	
<i>For >100 To 250, Deduct</i>	-1.93	
<i>For >250 To 500, Deduct</i>	-3.24	
<i>For >500, Deduct</i>	-4.54	
06 05 23 00-0044 EA 14 Gauge, Galvanized Joist Hanger, For 4" x 10"-4" x 14" Joist, Also Acceptable For Beam Hangers (Simpson Strong Tie® HUS412).....	21.84	3.52
<i>For >10 To 50, Deduct</i>	-0.35	
<i>For >50 To 100, Deduct</i>	-1.07	
<i>For >100 To 250, Deduct</i>	-2.13	
<i>For >250 To 500, Deduct</i>	-3.55	
<i>For >500, Deduct</i>	-4.96	
06 05 23 00-0045 Anchor And Ties <small>(06 05 23)</small>		
Note: Including nails.		
06 05 23 00-0046 EA 12-3/8" Long, 11 Gauge, Galvanized Heavy Tension Tie (Simpson Strong Tie® HTT4).....	33.67	
Note: Includes nails. Excludes anchor bolt.		
06 05 23 00-0047 EA 16" Long, 11 Gauge, Galvanized Heavy Tension Tie (Simpson Strong Tie® HTT5).....	41.72	
Note: Includes nails. Excludes anchor bolt.		
06 05 23 00-0048 EA 16 Gauge, Zinc Galvanized Finish Mudsill Anchor (Simpson Strong Tie® MASAZ).....	4.39	
06 05 23 00-0049 EA 16 Gauge, Zinc Galvanized Finish Mudsill Anchor (Simpson Strong Tie® MASBZ).....	4.95	
06 05 23 00-0050 Hurricane Ties <small>(06 05 23)</small>		
06 05 23 00-0051 EA 6" x 1-3/8" Wide, 18 Gauge, Galvanized Finish Hurricane Ties (Simpson Strong Tie® H2.5A).....	7.46	3.11
<i>For >10 To 50, Deduct</i>	-0.35	
<i>For >50 To 100, Deduct</i>	-0.71	
<i>For >100 To 250, Deduct</i>	-1.41	
<i>For >250 To 500, Deduct</i>	-2.47	
<i>For >500, Deduct</i>	-3.52	
06 05 23 00-0052 EA 6" x 1-3/8" Wide, 18 Gauge, Zinc Galvanized Finish Hurricane Ties (Simpson Strong Tie® H2.5AZ).....	2.74	
06 05 23 00-0053 EA 6" x 1-3/8" Wide, 18 Gauge, Stainless Steel Hurricane Ties (Simpson Strong Tie® H2.5ASS).....	7.63	
06 05 23 00-0054 EA 10-7/16" x 1-1/2" Wide, 18 Gauge, Galvanized Finish Hurricane Ties (Simpson Strong Tie® H2A).....	9.27	3.11
<i>For >10 To 50, Deduct</i>	-0.35	
<i>For >50 To 100, Deduct</i>	-0.75	
<i>For >100 To 250, Deduct</i>	-1.50	
<i>For >250 To 500, Deduct</i>	-2.60	
<i>For >500, Deduct</i>	-3.70	
06 05 23 00-0055 EA 19-3/16" x 2-1/4" Wide, 18 Gauge, Galvanized Finish Hurricane Ties (Simpson Strong Tie® H6).....	15.90	
06 05 23 00-0056 Post Column Bases <small>(06 05 23)</small>		
Note: Including nails.		
06 05 23 00-0057 EA Adjustable And Standoff 4" x 4" Post Base, With Bolts (Simpson Strong Tie® ABA44).....	28.22	
06 05 23 00-0058 EA Adjustable And Standoff 4" x 6" Post Base, With Bolts (Simpson Strong Tie® ABA46).....	44.69	
06 05 23 00-0059 EA Adjustable And Standoff 6" x 6" Post Base, With Bolts (Simpson Strong Tie® ABA66).....	46.08	
06 05 23 00-0060 Post Column Caps <small>(06 05 23)</small>		
Note: Including nails.		
06 05 23 00-0061 EA 4" Beam, 4" Post Flange, 18 Gauge, Galvanized Post Cap (Simpson Strong Tie® BC4).....	16.14	3.52
<i>For >10 To 50, Deduct</i>	-0.39	
<i>For >50 To 100, Deduct</i>	-0.98	
<i>For >100 To 250, Deduct</i>	-1.97	
<i>For >250 To 500, Deduct</i>	-3.34	
<i>For >500, Deduct</i>	-4.71	
06 05 23 00-0062 EA 6" Beam, 6" Post Flange, 18 Gauge, Galvanized Post Cap (Simpson Strong Tie® BC6).....	36.03	3.52
<i>For >10 To 50, Deduct</i>	-0.41	
<i>For >50 To 100, Deduct</i>	-1.51	
<i>For >100 To 250, Deduct</i>	-3.03	
<i>For >250 To 500, Deduct</i>	-4.95	
<i>For >500, Deduct</i>	-6.87	
06 05 23 00-0063 EA 3-1/8" Beam, 4" Post, 7 Gauge, Gray Paint Column Cap With Bolts (Simpson Strong Tie® CC3 1/4-4).....	177.60	
Note: Excludes field welding		
<i>For >10 To 50, Deduct</i>	-1.00	
<i>For >50 To 100, Deduct</i>	-5.95	
<i>For >100 To 250, Deduct</i>	-11.89	
<i>For >250 To 500, Deduct</i>	-18.84	
<i>For >500, Deduct</i>	-25.80	
<i>For Hot Dipped Galvanized, Add</i>	70.88	

06 Wood, Plastics, and Composites**06 05 Common Work Results for Wood, Plastics, and Composites****06 05 23 Wood, Plastic, and Composite Fastenings**

MINOR CSI UOM DESCRIPTION	TOTAL DIRECT UNIT COST	DEMOLITION UNIT COST
06 05 23 00-0064 EA 3-1/8" Beam, 6" Post, 7 Gauge, Gray Paint Column Cap With Bolts (Simpson Strong Tie® CC3 1/4-6)	184.26	
For>10 To 50, Deduct	-1.13	
For>50 To 100, Deduct	-6.30	
For>100 To 250, Deduct	-12.60	
For>250 To 500, Deduct	-20.04	
For>500, Deduct	-27.47	
For Hot Dipped Galvanized, Add	72.74	
06 05 23 00-0065 EA 4" Beam, 4" Post, 7 Gauge, Gray Paint Column Cap With Bolts (Simpson Strong Tie® CC44)	113.26	
Note: Excludes field welding		
For>10 To 50, Deduct	-1.00	
For>50 To 100, Deduct	-4.34	
For>100 To 250, Deduct	-8.68	
For>250 To 500, Deduct	-14.02	
For>500, Deduct	-19.36	
For Hot Dipped Galvanized, Add	41.93	
06 05 23 00-0066 EA 4" Beam, 6" Post, 7 Gauge, Gray Paint Column Cap With Bolts (Simpson Strong Tie® CC46)	180.35	
For>10 To 50, Deduct	-1.13	
For>50 To 100, Deduct	-6.20	
For>100 To 250, Deduct	-12.41	
For>250 To 500, Deduct	-19.74	
For>500, Deduct	-27.08	
For Hot Dipped Galvanized, Add	70.98	
06 05 23 00-0067 EA 4" Beam, 8" Post, 7 Gauge, Gray Paint Column Cap With Bolts (Simpson Strong Tie® CC48)	188.80	
Note: Excludes field welding		
For>10 To 50, Deduct	-1.13	
For>50 To 100, Deduct	-6.42	
For>100 To 250, Deduct	-12.83	
For>250 To 500, Deduct	-20.38	
For>500, Deduct	-27.92	
For Hot Dipped Galvanized, Add	74.79	
06 05 23 00-0068 EA 6" Beam, 4" Post, 7 Gauge, Gray Paint Column Cap With Bolts (Simpson Strong Tie® CC64)	193.08	
For>10 To 50, Deduct	-1.08	
For>50 To 100, Deduct	-6.45	
For>100 To 250, Deduct	-12.90	
For>250 To 500, Deduct	-20.42	
For>500, Deduct	-27.95	
For Hot Dipped Galvanized, Add	77.16	
06 05 23 00-0069 EA 6" Beam, 6" Post, 7 Gauge, Gray Paint Column Cap With Bolts (Simpson Strong Tie® CC66)	195.08	
For>10 To 50, Deduct	-1.18	
For>50 To 100, Deduct	-6.65	
For>100 To 250, Deduct	-13.30	
For>250 To 500, Deduct	-21.12	
For>500, Deduct	-28.95	
For Hot Dipped Galvanized, Add	77.16	
06 05 23 00-0070 EA 6" Beam, 8" Post, 7 Gauge, Gray Paint Column Cap With Bolts (Simpson Strong Tie® CC68)	195.08	
For>10 To 50, Deduct	-1.18	
For>50 To 100, Deduct	-6.65	
For>100 To 250, Deduct	-13.30	
For>250 To 500, Deduct	-21.12	
For>500, Deduct	-28.95	
For Hot Dipped Galvanized, Add	77.16	
06 05 23 00-0071 EA 5-1/8" Beam, 4" Post, 3 Gauge, Gray Paint Column Cap With Bolts (Simpson Strong Tie® CC5 1/4-4)	226.22	
For>10 To 50, Deduct	-1.08	
For>50 To 100, Deduct	-7.28	
For>100 To 250, Deduct	-14.55	
For>250 To 500, Deduct	-22.91	
For>500, Deduct	-31.27	
For Hot Dipped Galvanized, Add	92.07	
06 05 23 00-0072 EA 5-1/8" Beam, 6" Post, 3 Gauge, Gray Paint Column Cap With Bolts (Simpson Strong Tie® CC5 1/4-6)	228.22	
For>10 To 50, Deduct	-1.18	
For>50 To 100, Deduct	-7.48	
For>100 To 250, Deduct	-14.95	
For>250 To 500, Deduct	-23.61	
For>500, Deduct	-32.27	
For Hot Dipped Galvanized, Add	92.07	
06 05 23 00-0073 EA 5-1/8" Beam, 8" Post, 3 Gauge, Gray Paint Column Cap With Bolts (Simpson Strong Tie® CC5 1/4-8)	228.22	
For>10 To 50, Deduct	-1.18	
For>50 To 100, Deduct	-7.48	
For>100 To 250, Deduct	-14.95	
For>250 To 500, Deduct	-23.61	
For>500, Deduct	-32.27	
For Hot Dipped Galvanized, Add	92.07	
06 05 23 00-0074 EA 8" Beam, 4" Post, 3 Gauge, Gray Paint Column Cap With Bolts (Simpson Strong Tie® CC84)	277.55	
For>10 To 50, Deduct	-1.08	
For>50 To 100, Deduct	-8.56	
For>100 To 250, Deduct	-17.12	
For>250 To 500, Deduct	-26.76	
For>500, Deduct	-36.40	
For Hot Dipped Galvanized, Add	115.17	
06 05 23 00-0075 EA 8" Beam, 6" Post, 3 Gauge, Gray Paint Column Cap With Bolts (Simpson Strong Tie® CC86)	279.55	
For>10 To 50, Deduct	-1.18	
For>50 To 100, Deduct	-8.76	
For>100 To 250, Deduct	-17.52	
For>250 To 500, Deduct	-27.46	
For>500, Deduct	-37.40	
For Hot Dipped Galvanized, Add	115.17	



MINOR CSI UOM DESCRIPTION	TOTAL DIRECT UNIT COST	DEMOLITION UNIT COST
06 05 23 00-0076 EA 8" Beam, 8" Post, 3 Gauge, Gray Paint Column Cap With Bolts (Simpson Strong Tie® CC88).....	279.55	
For >10 To 50, Deduct	-1.18	
For >50 To 100, Deduct	-8.76	
For >100 To 250, Deduct	-17.52	
For >250 To 500, Deduct	-27.46	
For >500, Deduct	-37.40	
For Hot Dipped Galvanized, Add	115.17	
06 05 23 00-0077 EA 3-1/8" Beam, 4" Post, 7 Gauge, Gray Paint End Column Cap With Bolts (Simpson Strong Tie® ECC3 1/4-4).....	177.60	
Note: Excludes field welding		
For >10 To 50, Deduct	-1.00	
For >50 To 100, Deduct	-5.95	
For >100 To 250, Deduct	-11.89	
For >250 To 500, Deduct	-18.84	
For >500, Deduct	-25.80	
For Hot Dipped Galvanized, Add	70.88	
06 05 23 00-0078 EA 3-1/8" Beam, 6" Post, 7 Gauge, Gray Paint End Column Cap With Bolts (Simpson Strong Tie® ECC3 1/4-6).....	184.26	
For >10 To 50, Deduct	-1.13	
For >50 To 100, Deduct	-6.30	
For >100 To 250, Deduct	-12.60	
For >250 To 500, Deduct	-20.04	
For >500, Deduct	-27.47	
For Hot Dipped Galvanized, Add	72.74	
06 05 23 00-0079 EA 4" Beam, 4" Post, 7 Gauge, Gray Paint End Column Cap With Bolts (Simpson Strong Tie® ECC44).....	113.26	
Note: Excludes field welding		
For >10 To 50, Deduct	-1.00	
For >50 To 100, Deduct	-4.34	
For >100 To 250, Deduct	-8.68	
For >250 To 500, Deduct	-14.02	
For >500, Deduct	-19.36	
For Hot Dipped Galvanized, Add	41.93	
06 05 23 00-0080 EA 4" Beam, 6" Post, 7 Gauge, Gray Paint End Column Cap With Bolts (Simpson Strong Tie® ECC46).....	180.35	
For >10 To 50, Deduct	-1.13	
For >50 To 100, Deduct	-6.20	
For >100 To 250, Deduct	-12.41	
For >250 To 500, Deduct	-19.74	
For >500, Deduct	-27.08	
For Hot Dipped Galvanized, Add	70.98	
06 05 23 00-0081 EA 4" Beam, 8" Post, 7 Gauge, Gray Paint End Column Cap With Bolts (Simpson Strong Tie® ECC48).....	188.80	
Note: Excludes field welding		
For >10 To 50, Deduct	-1.13	
For >50 To 100, Deduct	-6.42	
For >100 To 250, Deduct	-12.83	
For >250 To 500, Deduct	-20.38	
For >500, Deduct	-27.92	
For Hot Dipped Galvanized, Add	74.79	
06 05 23 00-0082 EA 6" Beam, 4" Post, 7 Gauge, Gray Paint End Column Cap With Bolts (Simpson Strong Tie® ECC64).....	193.08	
For >10 To 50, Deduct	-1.08	
For >50 To 100, Deduct	-6.45	
For >100 To 250, Deduct	-12.90	
For >250 To 500, Deduct	-20.42	
For >500, Deduct	-27.95	
For Hot Dipped Galvanized, Add	77.16	
06 05 23 00-0083 EA 6" Beam, 6" Post, 7 Gauge, Gray Paint End Column Cap With Bolts (Simpson Strong Tie® ECC66).....	195.08	
For >10 To 50, Deduct	-1.18	
For >50 To 100, Deduct	-6.65	
For >100 To 250, Deduct	-13.30	
For >250 To 500, Deduct	-21.12	
For >500, Deduct	-28.95	
For Hot Dipped Galvanized, Add	77.16	
06 05 23 00-0084 EA 6" Beam, 8" Post, 7 Gauge, Gray Paint End Column Cap With Bolts (Simpson Strong Tie® ECC68).....	195.08	
For >10 To 50, Deduct	-1.18	
For >50 To 100, Deduct	-6.65	
For >100 To 250, Deduct	-13.30	
For >250 To 500, Deduct	-21.12	
For >500, Deduct	-28.95	
For Hot Dipped Galvanized, Add	77.16	
06 05 23 00-0085 EA 5-1/8" Beam, 4" Post, 3 Gauge, Gray Paint End Column Cap With Bolts (Simpson Strong Tie® ECC5 1/4-4).....	226.22	
For >10 To 50, Deduct	-1.08	
For >50 To 100, Deduct	-7.28	
For >100 To 250, Deduct	-14.55	
For >250 To 500, Deduct	-22.91	
For >500, Deduct	-31.27	
For Hot Dipped Galvanized, Add	92.07	
06 05 23 00-0086 EA 5-1/8" Beam, 6" Post, 3 Gauge, Gray Paint End Column Cap With Bolts (Simpson Strong Tie® ECC5 1/4-6).....	228.22	
For >10 To 50, Deduct	-1.18	
For >50 To 100, Deduct	-7.48	
For >100 To 250, Deduct	-14.95	
For >250 To 500, Deduct	-23.61	
For >500, Deduct	-32.27	
For Hot Dipped Galvanized, Add	92.07	
06 05 23 00-0087 EA 5-1/8" Beam, 8" Post, 3 Gauge, Gray Paint End Column Cap With Bolts (Simpson Strong Tie® ECC5 1/4-8).....	228.22	
For >10 To 50, Deduct	-1.18	
For >50 To 100, Deduct	-7.48	
For >100 To 250, Deduct	-14.95	
For >250 To 500, Deduct	-23.61	
For >500, Deduct	-32.27	
For Hot Dipped Galvanized, Add	92.07	

06 Wood, Plastics, and Composites**06 05 Common Work Results for Wood, Plastics, and Composites****06 05 23 Wood, Plastic, and Composite Fastenings**

MINOR	CSI	UOM	DESCRIPTION	TOTAL DIRECT UNIT COST	DEMOLITION UNIT COST
06 05 23 00-0088	EA		8" Beam, 4" Post, 3 Gauge, Gray Paint End Column Cap With Bolts (Simpson Strong Tie® ECC84)	277.55	
			<i>For >10 To 50, Deduct</i>	-1.08	
			<i>For >50 To 100, Deduct</i>	-8.56	
			<i>For >100 To 250, Deduct</i>	-17.12	
			<i>For >250 To 500, Deduct</i>	-26.76	
			<i>For >500, Deduct</i>	-36.40	
			<i>For Hot Dipped Galvanized, Add</i>	115.17	
06 05 23 00-0089	EA		8" Beam, 6" Post, 3 Gauge, Gray Paint End Column Cap With Bolts (Simpson Strong Tie® ECC86)	279.55	
			<i>For >10 To 50, Deduct</i>	-1.18	
			<i>For >50 To 100, Deduct</i>	-8.76	
			<i>For >100 To 250, Deduct</i>	-17.52	
			<i>For >250 To 500, Deduct</i>	-27.46	
			<i>For >500, Deduct</i>	-37.40	
			<i>For Hot Dipped Galvanized, Add</i>	115.17	
06 05 23 00-0090	EA		8" Beam, 8" Post, 3 Gauge, Gray Paint End Column Cap With Bolts (Simpson Strong Tie® ECC88)	279.55	
			<i>For >10 To 50, Deduct</i>	-1.18	
			<i>For >50 To 100, Deduct</i>	-8.76	
			<i>For >100 To 250, Deduct</i>	-17.52	
			<i>For >250 To 500, Deduct</i>	-27.46	
			<i>For >500, Deduct</i>	-37.40	
			<i>For Hot Dipped Galvanized, Add</i>	115.17	
06 05 23 00-0091			Rafter Connectors <small>(06 05 23)</small>		
06 05 23 00-0092	EA		Galvanized Rigid Rafter Connector, For 2" x 6" (Simpson Strong Tie® RR)	8.99	3.11
			<i>For >10 To 50, Deduct</i>	-0.35	
			<i>For >50 To 100, Deduct</i>	-0.74	
			<i>For >100 To 250, Deduct</i>	-1.49	
			<i>For >250 To 500, Deduct</i>	-2.58	
			<i>For >500, Deduct</i>	-3.67	
06 05 23 00-0093			Bolts And Fasteners <small>(06 05 23)</small>		
06 05 23 00-0094			Carriage Bolts <small>(06 05 23 00-0093)</small>		
			Note: Includes drilling of holes in any material. Includes nut and washer.		
06 05 23 00-0095			Zinc Plated Steel, Low Carbon/Grade 2, Carriage Bolts <small>(06 05 23 00-0094)</small>		
06 05 23 00-0096	EA		1/4" Diameter x 2" Length, Zinc Plated Steel, Low Carbon/Grade 2, Carriage Bolt	13.37	
			<i>For >10 To 50, Deduct</i>	-0.65	
			<i>For >50 To 100, Deduct</i>	-1.31	
			<i>For >100 To 250, Deduct</i>	-2.63	
			<i>For >250 To 500, Deduct</i>	-4.59	
			<i>For >500, Deduct</i>	-6.56	
06 05 23 00-0097	EA		1/4" Diameter x 4" Length, Zinc Plated Steel, Low Carbon/Grade 2, Carriage Bolt	13.50	
			<i>For >10 To 50, Deduct</i>	-0.65	
			<i>For >50 To 100, Deduct</i>	-1.32	
			<i>For >100 To 250, Deduct</i>	-2.63	
			<i>For >250 To 500, Deduct</i>	-4.60	
			<i>For >500, Deduct</i>	-6.57	
06 05 23 00-0098	EA		1/4" Diameter x 6" Length, Zinc Plated Steel, Low Carbon/Grade 2, Carriage Bolt	13.59	
			<i>For >10 To 50, Deduct</i>	-0.65	
			<i>For >50 To 100, Deduct</i>	-1.32	
			<i>For >100 To 250, Deduct</i>	-2.64	
			<i>For >250 To 500, Deduct</i>	-4.61	
			<i>For >500, Deduct</i>	-6.58	
06 05 23 00-0099	EA		1/4" Diameter x 8" Length, Zinc Plated Steel, Low Carbon/Grade 2, Carriage Bolt	15.84	
			<i>For >10 To 50, Deduct</i>	-0.75	
			<i>For >50 To 100, Deduct</i>	-1.53	
			<i>For >100 To 250, Deduct</i>	-3.05	
			<i>For >250 To 500, Deduct</i>	-5.33	
			<i>For >500, Deduct</i>	-7.61	
06 05 23 00-0100	EA		3/8" Diameter x 2" Length, Zinc Plated Steel, Low Carbon/Grade 2, Carriage Bolt	14.74	
			<i>For >10 To 50, Deduct</i>	-0.70	
			<i>For >50 To 100, Deduct</i>	-1.42	
			<i>For >100 To 250, Deduct</i>	-2.85	
			<i>For >250 To 500, Deduct</i>	-4.97	
			<i>For >500, Deduct</i>	-7.10	
06 05 23 00-0101	EA		3/8" Diameter x 4" Length, Zinc Plated Steel, Low Carbon/Grade 2, Carriage Bolt	15.96	
			<i>For >10 To 50, Deduct</i>	-0.75	
			<i>For >50 To 100, Deduct</i>	-1.53	
			<i>For >100 To 250, Deduct</i>	-3.06	
			<i>For >250 To 500, Deduct</i>	-5.34	
			<i>For >500, Deduct</i>	-7.62	
06 05 23 00-0102	EA		3/8" Diameter x 6" Length, Zinc Plated Steel, Low Carbon/Grade 2, Carriage Bolt	16.18	
			<i>For >10 To 50, Deduct</i>	-0.75	
			<i>For >50 To 100, Deduct</i>	-1.53	
			<i>For >100 To 250, Deduct</i>	-3.07	
			<i>For >250 To 500, Deduct</i>	-5.36	
			<i>For >500, Deduct</i>	-7.65	
06 05 23 00-0103	EA		3/8" Diameter x 8" Length, Zinc Plated Steel, Low Carbon/Grade 2, Carriage Bolt	19.36	
			<i>For >10 To 50, Deduct</i>	-0.90	
			<i>For >50 To 100, Deduct</i>	-1.84	
			<i>For >100 To 250, Deduct</i>	-3.68	
			<i>For >250 To 500, Deduct</i>	-6.43	
			<i>For >500, Deduct</i>	-9.17	



MINOR CSI UOM DESCRIPTION	TOTAL DIRECT UNIT COST	DEMOLITION UNIT COST
06 05 23 00-0104 EA 3/8" Diameter x 10" Length, Zinc Plated Steel, Low Carbon/Grade 2, Carriage Bolt.....	21.02	
<i>For >10 To 50, Deduct</i>	-0.96	
<i>For >50 To 100, Deduct</i>	-1.96	
<i>For >100 To 250, Deduct</i>	-3.92	
<i>For >250 To 500, Deduct</i>	-6.83	
<i>For >500, Deduct</i>	-9.74	
06 05 23 00-0105 EA 3/8" Diameter x 12" Length, Zinc Plated Steel, Low Carbon/Grade 2, Carriage Bolt.....	23.66	
<i>For >10 To 50, Deduct</i>	-1.06	
<i>For >50 To 100, Deduct</i>	-2.17	
<i>For >100 To 250, Deduct</i>	-4.35	
<i>For >250 To 500, Deduct</i>	-7.58	
<i>For >500, Deduct</i>	-10.81	
06 05 23 00-0106 EA 1/2" Diameter x 2" Length, Zinc Plated Steel, Low Carbon/Grade 2, Carriage Bolt.....	16.42	
<i>For >10 To 50, Deduct</i>	-0.75	
<i>For >50 To 100, Deduct</i>	-1.54	
<i>For >100 To 250, Deduct</i>	-3.08	
<i>For >250 To 500, Deduct</i>	-5.38	
<i>For >500, Deduct</i>	-7.67	
06 05 23 00-0107 EA 1/2" Diameter x 4" Length, Zinc Plated Steel, Low Carbon/Grade 2, Carriage Bolt.....	17.99	
<i>For >10 To 50, Deduct</i>	-0.80	
<i>For >50 To 100, Deduct</i>	-1.66	
<i>For >100 To 250, Deduct</i>	-3.31	
<i>For >250 To 500, Deduct</i>	-5.77	
<i>For >500, Deduct</i>	-8.23	
06 05 23 00-0108 EA 1/2" Diameter x 6" Length, Zinc Plated Steel, Low Carbon/Grade 2, Carriage Bolt.....	19.18	
<i>For >10 To 50, Deduct</i>	-0.85	
<i>For >50 To 100, Deduct</i>	-1.76	
<i>For >100 To 250, Deduct</i>	-3.52	
<i>For >250 To 500, Deduct</i>	-6.14	
<i>For >500, Deduct</i>	-8.75	
06 05 23 00-0109 EA 1/2" Diameter x 8" Length, Zinc Plated Steel, Low Carbon/Grade 2, Carriage Bolt.....	21.50	
<i>For >10 To 50, Deduct</i>	-0.96	
<i>For >50 To 100, Deduct</i>	-1.97	
<i>For >100 To 250, Deduct</i>	-3.94	
<i>For >250 To 500, Deduct</i>	-6.87	
<i>For >500, Deduct</i>	-9.79	
06 05 23 00-0110 EA 1/2" Diameter x 10" Length, Zinc Plated Steel, Low Carbon/Grade 2, Carriage Bolt.....	25.27	
<i>For >10 To 50, Deduct</i>	-1.11	
<i>For >50 To 100, Deduct</i>	-2.29	
<i>For >100 To 250, Deduct</i>	-4.58	
<i>For >250 To 500, Deduct</i>	-7.98	
<i>For >500, Deduct</i>	-11.37	
06 05 23 00-0111 EA 1/2" Diameter x 12" Length, Zinc Plated Steel, Low Carbon/Grade 2, Carriage Bolt.....	28.29	
<i>For >10 To 50, Deduct</i>	-1.21	
<i>For >50 To 100, Deduct</i>	-2.52	
<i>For >100 To 250, Deduct</i>	-5.03	
<i>For >250 To 500, Deduct</i>	-8.75	
<i>For >500, Deduct</i>	-12.47	
06 05 23 00-0112 EA 3/4" Diameter x 2" Length, Zinc Plated Steel, Low Carbon/Grade 2, Carriage Bolt.....	22.39	
<i>For >10 To 50, Deduct</i>	-0.90	
<i>For >50 To 100, Deduct</i>	-1.92	
<i>For >100 To 250, Deduct</i>	-3.83	
<i>For >250 To 500, Deduct</i>	-6.65	
<i>For >500, Deduct</i>	-9.48	
06 05 23 00-0113 EA 3/4" Diameter x 4" Length, Zinc Plated Steel, Low Carbon/Grade 2, Carriage Bolt.....	24.28	
<i>For >10 To 50, Deduct</i>	-0.96	
<i>For >50 To 100, Deduct</i>	-2.04	
<i>For >100 To 250, Deduct</i>	-4.08	
<i>For >250 To 500, Deduct</i>	-7.07	
<i>For >500, Deduct</i>	-10.07	
06 05 23 00-0114 EA 3/4" Diameter x 6" Length, Zinc Plated Steel, Low Carbon/Grade 2, Carriage Bolt.....	29.07	
<i>For >10 To 50, Deduct</i>	-1.11	
<i>For >50 To 100, Deduct</i>	-2.39	
<i>For >100 To 250, Deduct</i>	-4.77	
<i>For >250 To 500, Deduct</i>	-8.26	
<i>For >500, Deduct</i>	-11.75	
06 05 23 00-0115 EA 3/4" Diameter x 8" Length, Zinc Plated Steel, Low Carbon/Grade 2, Carriage Bolt.....	32.65	
<i>For >10 To 50, Deduct</i>	-1.16	
<i>For >50 To 100, Deduct</i>	-2.55	
<i>For >100 To 250, Deduct</i>	-5.10	
<i>For >250 To 500, Deduct</i>	-8.81	
<i>For >500, Deduct</i>	-12.51	
06 05 23 00-0116 EA 3/4" Diameter x 10" Length, Zinc Plated Steel, Low Carbon/Grade 2, Carriage Bolt.....	35.44	
<i>For >10 To 50, Deduct</i>	-1.26	
<i>For >50 To 100, Deduct</i>	-2.77	
<i>For >100 To 250, Deduct</i>	-5.54	
<i>For >250 To 500, Deduct</i>	-9.57	
<i>For >500, Deduct</i>	-13.59	
06 05 23 00-0117 EA 3/4" Diameter x 12" Length, Zinc Plated Steel, Low Carbon/Grade 2, Carriage Bolt.....	36.16	
<i>For >10 To 50, Deduct</i>	-1.31	
<i>For >50 To 100, Deduct</i>	-2.86	
<i>For >100 To 250, Deduct</i>	-5.73	
<i>For >250 To 500, Deduct</i>	-9.90	
<i>For >500, Deduct</i>	-14.07	

06 Wood, Plastics, and Composites**06 05 Common Work Results for Wood, Plastics, and Composites****06 05 23 Wood, Plastic, and Composite Fastenings**

MINOR CSI UOM DESCRIPTION	TOTAL DIRECT UNIT COST	DEMOLITION UNIT COST
06 05 23 00-0118 Hot Dipped Galvanized Steel, Low Carbon/Grade 2, Carriage Bolts (06 05 23 00-0094)		
06 05 23 00-0119 EA 1/4" Diameter x 2" Length, Hot Dipped Galvanized Steel, Low Carbon/Grade 2, Carriage Bolt	13.61	
For>10 To 50, Deduct	-0.65	
For>50 To 100, Deduct	-1.32	
For>100 To 250, Deduct	-2.64	
For>250 To 500, Deduct	-4.61	
For>500, Deduct	-6.59	
06 05 23 00-0120 EA 1/4" Diameter x 4" Length, Hot Dipped Galvanized Steel, Low Carbon/Grade 2, Carriage Bolt	13.86	
For>10 To 50, Deduct	-0.65	
For>50 To 100, Deduct	-1.33	
For>100 To 250, Deduct	-2.65	
For>250 To 500, Deduct	-4.63	
For>500, Deduct	-6.61	
06 05 23 00-0121 EA 1/4" Diameter x 6" Length, Hot Dipped Galvanized Steel, Low Carbon/Grade 2, Carriage Bolt	14.14	
For>10 To 50, Deduct	-0.65	
For>50 To 100, Deduct	-1.33	
For>100 To 250, Deduct	-2.67	
For>250 To 500, Deduct	-4.65	
For>500, Deduct	-6.64	
06 05 23 00-0122 EA 1/4" Diameter x 8" Length, Hot Dipped Galvanized Steel, Low Carbon/Grade 2, Carriage Bolt	16.78	
For>10 To 50, Deduct	-0.75	
For>50 To 100, Deduct	-1.55	
For>100 To 250, Deduct	-3.10	
For>250 To 500, Deduct	-5.40	
For>500, Deduct	-7.71	
06 05 23 00-0123 EA 3/8" Diameter x 2" Length, Hot Dipped Galvanized Steel, Low Carbon/Grade 2, Carriage Bolt	15.08	
For>10 To 50, Deduct	-0.70	
For>50 To 100, Deduct	-1.43	
For>100 To 250, Deduct	-2.86	
For>250 To 500, Deduct	-5.00	
For>500, Deduct	-7.14	
06 05 23 00-0124 EA 3/8" Diameter x 4" Length, Hot Dipped Galvanized Steel, Low Carbon/Grade 2, Carriage Bolt	16.49	
For>10 To 50, Deduct	-0.75	
For>50 To 100, Deduct	-1.54	
For>100 To 250, Deduct	-3.09	
For>250 To 500, Deduct	-5.38	
For>500, Deduct	-7.68	
06 05 23 00-0125 EA 3/8" Diameter x 6" Length, Hot Dipped Galvanized Steel, Low Carbon/Grade 2, Carriage Bolt	16.80	
For>10 To 50, Deduct	-0.75	
For>50 To 100, Deduct	-1.55	
For>100 To 250, Deduct	-3.10	
For>250 To 500, Deduct	-5.40	
For>500, Deduct	-7.71	
06 05 23 00-0126 EA 3/8" Diameter x 8" Length, Hot Dipped Galvanized Steel, Low Carbon/Grade 2, Carriage Bolt	20.30	
For>10 To 50, Deduct	-0.90	
For>50 To 100, Deduct	-1.86	
For>100 To 250, Deduct	-3.73	
For>250 To 500, Deduct	-6.50	
For>500, Deduct	-9.27	
06 05 23 00-0127 EA 3/8" Diameter x 10" Length, Hot Dipped Galvanized Steel, Low Carbon/Grade 2, Carriage Bolt	22.07	
For>10 To 50, Deduct	-0.96	
For>50 To 100, Deduct	-1.98	
For>100 To 250, Deduct	-3.97	
For>250 To 500, Deduct	-6.91	
For>500, Deduct	-9.85	
06 05 23 00-0128 EA 3/8" Diameter x 12" Length, Hot Dipped Galvanized Steel, Low Carbon/Grade 2, Carriage Bolt	24.65	
For>10 To 50, Deduct	-1.06	
For>50 To 100, Deduct	-2.20	
For>100 To 250, Deduct	-4.40	
For>250 To 500, Deduct	-7.65	
For>500, Deduct	-10.91	
06 05 23 00-0129 EA 1/2" Diameter x 2" Length, Hot Dipped Galvanized Steel, Low Carbon/Grade 2, Carriage Bolt	17.21	
For>10 To 50, Deduct	-0.75	
For>50 To 100, Deduct	-1.56	
For>100 To 250, Deduct	-3.12	
For>250 To 500, Deduct	-5.44	
For>500, Deduct	-7.75	
06 05 23 00-0130 EA 1/2" Diameter x 4" Length, Hot Dipped Galvanized Steel, Low Carbon/Grade 2, Carriage Bolt	18.62	
For>10 To 50, Deduct	-0.80	
For>50 To 100, Deduct	-1.67	
For>100 To 250, Deduct	-3.34	
For>250 To 500, Deduct	-5.82	
For>500, Deduct	-8.29	
06 05 23 00-0131 EA 1/2" Diameter x 6" Length, Hot Dipped Galvanized Steel, Low Carbon/Grade 2, Carriage Bolt	19.91	
For>10 To 50, Deduct	-0.85	
For>50 To 100, Deduct	-1.78	
For>100 To 250, Deduct	-3.56	
For>250 To 500, Deduct	-6.19	
For>500, Deduct	-8.82	
06 05 23 00-0132 EA 1/2" Diameter x 8" Length, Hot Dipped Galvanized Steel, Low Carbon/Grade 2, Carriage Bolt	22.57	
For>10 To 50, Deduct	-0.96	
For>50 To 100, Deduct	-2.00	
For>100 To 250, Deduct	-3.99	
For>250 To 500, Deduct	-6.95	
For>500, Deduct	-9.90	



MINOR CSI UOM DESCRIPTION	TOTAL DIRECT UNIT COST	DEMOLITION UNIT COST
06 05 23 00-0133 EA 1/2" Diameter x 10" Length, Hot Dipped Galvanized Steel, Low Carbon/Grade 2, Carriage Bolt	26.31	
For >10 To 50, Deduct	-1.11	
For >50 To 100, Deduct	-2.32	
For >100 To 250, Deduct	-4.63	
For >250 To 500, Deduct	-8.05	
For >500, Deduct	-11.48	
06 05 23 00-0134 EA 1/2" Diameter x 12" Length, Hot Dipped Galvanized Steel, Low Carbon/Grade 2, Carriage Bolt	29.09	
For >10 To 50, Deduct	-1.21	
For >50 To 100, Deduct	-2.54	
For >100 To 250, Deduct	-5.07	
For >250 To 500, Deduct	-8.81	
For >500, Deduct	-12.55	
06 05 23 00-0135 EA 3/4" Diameter x 2" Length, Hot Dipped Galvanized Steel, Low Carbon/Grade 2, Carriage Bolt	24.78	
For >10 To 50, Deduct	-0.90	
For >50 To 100, Deduct	-1.98	
For >100 To 250, Deduct	-3.95	
For >250 To 500, Deduct	-6.83	
For >500, Deduct	-9.71	
06 05 23 00-0136 EA 3/4" Diameter x 4" Length, Hot Dipped Galvanized Steel, Low Carbon/Grade 2, Carriage Bolt	25.93	
For >10 To 50, Deduct	-0.96	
For >50 To 100, Deduct	-2.08	
For >100 To 250, Deduct	-4.16	
For >250 To 500, Deduct	-7.20	
For >500, Deduct	-10.23	
06 05 23 00-0137 EA 3/4" Diameter x 6" Length, Hot Dipped Galvanized Steel, Low Carbon/Grade 2, Carriage Bolt	30.25	
For >10 To 50, Deduct	-1.11	
For >50 To 100, Deduct	-2.41	
For >100 To 250, Deduct	-4.83	
For >250 To 500, Deduct	-8.35	
For >500, Deduct	-11.87	
06 05 23 00-0138 EA 3/4" Diameter x 8" Length, Hot Dipped Galvanized Steel, Low Carbon/Grade 2, Carriage Bolt	32.56	
For >10 To 50, Deduct	-1.16	
For >50 To 100, Deduct	-2.55	
For >100 To 250, Deduct	-5.10	
For >250 To 500, Deduct	-8.80	
For >500, Deduct	-12.50	
06 05 23 00-0139 EA 3/4" Diameter x 10" Length, Hot Dipped Galvanized Steel, Low Carbon/Grade 2, Carriage Bolt	36.98	
For >10 To 50, Deduct	-1.26	
For >50 To 100, Deduct	-2.81	
For >100 To 250, Deduct	-5.62	
For >250 To 500, Deduct	-9.68	
For >500, Deduct	-13.75	
06 05 23 00-0140 EA 3/4" Diameter x 12" Length, Hot Dipped Galvanized Steel, Low Carbon/Grade 2, Carriage Bolt	39.36	
For >10 To 50, Deduct	-1.31	
For >50 To 100, Deduct	-2.94	
For >100 To 250, Deduct	-5.89	
For >250 To 500, Deduct	-10.14	
For >500, Deduct	-14.39	
06 05 23 00-0141 304/18-8 Stainless Steel, Carriage Bolts <small>(06 05 23 00-0094)</small>		
06 05 23 00-0142 EA 1/4" Diameter x 2" Length, 304/18-8 Stainless Steel, Carriage Bolt	14.96	
For >10 To 50, Deduct	-0.65	
For >50 To 100, Deduct	-1.35	
For >100 To 250, Deduct	-2.71	
For >250 To 500, Deduct	-4.71	
For >500, Deduct	-6.72	
06 05 23 00-0143 EA 1/4" Diameter x 4" Length, 304/18-8 Stainless Steel, Carriage Bolt	17.04	
For >10 To 50, Deduct	-0.65	
For >50 To 100, Deduct	-1.41	
For >100 To 250, Deduct	-2.81	
For >250 To 500, Deduct	-4.87	
For >500, Deduct	-6.93	
06 05 23 00-0144 EA 1/4" Diameter x 6" Length, 304/18-8 Stainless Steel, Carriage Bolt	18.40	
For >10 To 50, Deduct	-0.65	
For >50 To 100, Deduct	-1.44	
For >100 To 250, Deduct	-2.88	
For >250 To 500, Deduct	-4.97	
For >500, Deduct	-7.06	
06 05 23 00-0145 EA 1/4" Diameter x 8" Length, 304/18-8 Stainless Steel, Carriage Bolt	35.06	
For >10 To 50, Deduct	-0.75	
For >50 To 100, Deduct	-2.01	
For >100 To 250, Deduct	-4.01	
For >250 To 500, Deduct	-6.77	
For >500, Deduct	-9.53	
06 05 23 00-0146 EA 3/8" Diameter x 2" Length, 304/18-8 Stainless Steel, Carriage Bolt	17.90	
For >10 To 50, Deduct	-0.70	
For >50 To 100, Deduct	-1.50	
For >100 To 250, Deduct	-3.01	
For >250 To 500, Deduct	-5.21	
For >500, Deduct	-7.42	

06 Wood, Plastics, and Composites**06 05 Common Work Results for Wood, Plastics, and Composites****06 05 23 Wood, Plastic, and Composite Fastenings**

MINOR CSI UOM DESCRIPTION	TOTAL DIRECT UNIT COST	DEMOLITION UNIT COST
06 05 23 00-0147 EA 3/8" Diameter x 4" Length, 304/18-8 Stainless Steel, Carriage Bolt	21.91	
For>10 To 50, Deduct	-0.75	
For>50 To 100, Deduct	-1.68	
For>100 To 250, Deduct	-3.36	
For>250 To 500, Deduct	-5.79	
For>500, Deduct	-8.22	
06 05 23 00-0148 EA 3/8" Diameter x 6" Length, 304/18-8 Stainless Steel, Carriage Bolt	22.56	
For>10 To 50, Deduct	-0.75	
For>50 To 100, Deduct	-1.69	
For>100 To 250, Deduct	-3.39	
For>250 To 500, Deduct	-5.84	
For>500, Deduct	-8.28	
06 05 23 00-0149 EA 3/8" Diameter x 8" Length, 304/18-8 Stainless Steel, Carriage Bolt	47.28	
For>10 To 50, Deduct	-0.90	
For>50 To 100, Deduct	-2.54	
For>100 To 250, Deduct	-5.08	
For>250 To 500, Deduct	-8.52	
For>500, Deduct	-11.96	
06 05 23 00-0150 EA 3/8" Diameter x 10" Length, 304/18-8 Stainless Steel, Carriage Bolt.....	59.12	
For>10 To 50, Deduct	-0.96	
For>50 To 100, Deduct	-2.91	
For>100 To 250, Deduct	-5.82	
For>250 To 500, Deduct	-9.69	
For>500, Deduct	-13.55	
06 05 23 00-0151 EA 3/8" Diameter x 12" Length, 304/18-8 Stainless Steel, Carriage Bolt.....	66.38	
For>10 To 50, Deduct	-1.06	
For>50 To 100, Deduct	-3.24	
For>100 To 250, Deduct	-6.48	
For>250 To 500, Deduct	-10.78	
For>500, Deduct	-15.08	
06 05 23 00-0152 EA 1/2" Diameter x 2" Length, 304/18-8 Stainless Steel, Carriage Bolt	24.34	
For>10 To 50, Deduct	-0.75	
For>50 To 100, Deduct	-1.74	
For>100 To 250, Deduct	-3.48	
For>250 To 500, Deduct	-5.97	
For>500, Deduct	-8.46	
06 05 23 00-0153 EA 1/2" Diameter x 4" Length, 304/18-8 Stainless Steel, Carriage Bolt	28.25	
For>10 To 50, Deduct	-0.80	
For>50 To 100, Deduct	-1.91	
For>100 To 250, Deduct	-3.82	
For>250 To 500, Deduct	-6.54	
For>500, Deduct	-9.26	
06 05 23 00-0154 EA 1/2" Diameter x 6" Length, 304/18-8 Stainless Steel, Carriage Bolt	35.57	
For>10 To 50, Deduct	-0.85	
For>50 To 100, Deduct	-2.17	
For>100 To 250, Deduct	-4.34	
For>250 To 500, Deduct	-7.36	
For>500, Deduct	-10.39	
06 05 23 00-0155 EA 1/2" Diameter x 8" Length, 304/18-8 Stainless Steel, Carriage Bolt	61.03	
For>10 To 50, Deduct	-0.96	
For>50 To 100, Deduct	-2.96	
For>100 To 250, Deduct	-5.92	
For>250 To 500, Deduct	-9.83	
For>500, Deduct	-13.74	
06 05 23 00-0156 EA 1/2" Diameter x 10" Length, 304/18-8 Stainless Steel, Carriage Bolt.....	68.63	
For>10 To 50, Deduct	-1.11	
For>50 To 100, Deduct	-3.37	
For>100 To 250, Deduct	-6.75	
For>250 To 500, Deduct	-11.23	
For>500, Deduct	-15.71	
06 05 23 00-0157 EA 1/2" Diameter x 12" Length, 304/18-8 Stainless Steel, Carriage Bolt.....	113.62	
For>10 To 50, Deduct	-1.21	
For>50 To 100, Deduct	-4.65	
For>100 To 250, Deduct	-9.30	
For>250 To 500, Deduct	-15.15	
For>500, Deduct	-21.01	
06 05 23 00-0158 EA 3/4" Diameter x 4" Length, 304/18-8 Stainless Steel, Carriage Bolt	88.05	
For>10 To 50, Deduct	-0.96	
For>50 To 100, Deduct	-3.63	
For>100 To 250, Deduct	-7.27	
For>250 To 500, Deduct	-11.86	
For>500, Deduct	-16.45	
06 05 23 00-0159 EA 3/4" Diameter x 6" Length, 304/18-8 Stainless Steel, Carriage Bolt	127.40	
For>10 To 50, Deduct	-1.11	
For>50 To 100, Deduct	-4.84	
For>100 To 250, Deduct	-9.69	
For>250 To 500, Deduct	-15.64	
For>500, Deduct	-21.58	
06 05 23 00-0160 EA 3/4" Diameter x 8" Length, 304/18-8 Stainless Steel, Carriage Bolt	141.95	
For>10 To 50, Deduct	-1.16	
For>50 To 100, Deduct	-5.28	
For>100 To 250, Deduct	-10.57	
For>250 To 500, Deduct	-17.00	
For>500, Deduct	-23.44	



MINOR CSI UOM DESCRIPTION	TOTAL DIRECT UNIT COST	DEMOLITION UNIT COST
06 05 23 00-0161 EA 3/4" Diameter x 10" Length, 304/18-8 Stainless Steel, Carriage Bolt	214.51	
<i>For >10 To 50, Deduct</i>	-1.26	
<i>For >50 To 100, Deduct</i>	-7.25	
<i>For >100 To 250, Deduct</i>	-14.49	
<i>For >250 To 500, Deduct</i>	-23.00	
<i>For >500, Deduct</i>	-31.50	
06 05 23 00-0162 EA 3/4" Diameter x 12" Length, 304/18-8 Stainless Steel, Carriage Bolt	225.81	
<i>For >10 To 50, Deduct</i>	-1.31	
<i>For >50 To 100, Deduct</i>	-7.61	
<i>For >100 To 250, Deduct</i>	-15.21	
<i>For >250 To 500, Deduct</i>	-24.12	
<i>For >500, Deduct</i>	-33.03	
06 05 23 00-0163 316 Stainless Steel, Carriage Bolts <small>(06 05 23 00-0094)</small>		
06 05 23 00-0164 EA 1/4" Diameter x 2" Length, 316 Stainless Steel, Carriage Bolt.....	24.57	
<i>For >10 To 50, Deduct</i>	-0.65	
<i>For >50 To 100, Deduct</i>	-1.59	
<i>For >100 To 250, Deduct</i>	-3.19	
<i>For >250 To 500, Deduct</i>	-5.43	
<i>For >500, Deduct</i>	-7.68	
06 05 23 00-0165 EA 1/4" Diameter x 4" Length, 316 Stainless Steel, Carriage Bolt.....	28.22	
<i>For >10 To 50, Deduct</i>	-0.65	
<i>For >50 To 100, Deduct</i>	-1.69	
<i>For >100 To 250, Deduct</i>	-3.37	
<i>For >250 To 500, Deduct</i>	-5.71	
<i>For >500, Deduct</i>	-8.05	
06 05 23 00-0166 EA 3/8" Diameter x 2" Length, 316 Stainless Steel, Carriage Bolt.....	30.47	
<i>For >10 To 50, Deduct</i>	-0.70	
<i>For >50 To 100, Deduct</i>	-1.82	
<i>For >100 To 250, Deduct</i>	-3.63	
<i>For >250 To 500, Deduct</i>	-6.15	
<i>For >500, Deduct</i>	-8.68	
06 05 23 00-0167 EA 3/8" Diameter x 4" Length, 316 Stainless Steel, Carriage Bolt.....	36.54	
<i>For >10 To 50, Deduct</i>	-0.75	
<i>For >50 To 100, Deduct</i>	-2.04	
<i>For >100 To 250, Deduct</i>	-4.09	
<i>For >250 To 500, Deduct</i>	-6.88	
<i>For >500, Deduct</i>	-9.68	
06 05 23 00-0168 EA 1/2" Diameter x 2" Length, 316 Stainless Steel, Carriage Bolt.....	52.78	
<i>For >10 To 50, Deduct</i>	-0.75	
<i>For >50 To 100, Deduct</i>	-2.45	
<i>For >100 To 250, Deduct</i>	-4.90	
<i>For >250 To 500, Deduct</i>	-8.10	
<i>For >500, Deduct</i>	-11.31	
06 05 23 00-0169 EA 1/2" Diameter x 4" Length, 316 Stainless Steel, Carriage Bolt.....	57.73	
<i>For >10 To 50, Deduct</i>	-0.80	
<i>For >50 To 100, Deduct</i>	-2.65	
<i>For >100 To 250, Deduct</i>	-5.30	
<i>For >250 To 500, Deduct</i>	-8.75	
<i>For >500, Deduct</i>	-12.21	
06 05 23 00-0170 EA 1/2" Diameter x 6" Length, 316 Stainless Steel, Carriage Bolt.....	62.35	
<i>For >10 To 50, Deduct</i>	-0.85	
<i>For >50 To 100, Deduct</i>	-2.84	
<i>For >100 To 250, Deduct</i>	-5.68	
<i>For >250 To 500, Deduct</i>	-9.37	
<i>For >500, Deduct</i>	-13.07	
06 05 23 00-0171 Hex Lag Bolts <small>(06 05 23 00-0093)</small>		
Note: Includes drilling of holes in any material.		
06 05 23 00-0172 Zinc Plated Steel, Hex Lag Bolts <small>(06 05 23 00-0171)</small>		
06 05 23 00-0173 EA 1/4" Diameter x 2" Length, Zinc Plated Steel, Hex Lag Bolt	12.75	
<i>For >10 To 50, Deduct</i>	-0.63	
<i>For >50 To 100, Deduct</i>	-1.26	
<i>For >100 To 250, Deduct</i>	-2.52	
<i>For >250 To 500, Deduct</i>	-4.41	
<i>For >500, Deduct</i>	-6.30	
06 05 23 00-0174 EA 1/4" Diameter x 4" Length, Zinc Plated Steel, Hex Lag Bolt	12.87	
<i>For >10 To 50, Deduct</i>	-0.63	
<i>For >50 To 100, Deduct</i>	-1.26	
<i>For >100 To 250, Deduct</i>	-2.53	
<i>For >250 To 500, Deduct</i>	-4.42	
<i>For >500, Deduct</i>	-6.31	
06 05 23 00-0175 EA 1/4" Diameter x 6" Length, Zinc Plated Steel, Hex Lag Bolt	13.10	
<i>For >10 To 50, Deduct</i>	-0.63	
<i>For >50 To 100, Deduct</i>	-1.27	
<i>For >100 To 250, Deduct</i>	-2.54	
<i>For >250 To 500, Deduct</i>	-4.44	
<i>For >500, Deduct</i>	-6.33	

06 Wood, Plastics, and Composites**06 05 Common Work Results for Wood, Plastics, and Composites****06 05 23 Wood, Plastic, and Composite Fastenings**

MINOR		TOTAL DIRECT	DEMOLITION
CSI	UOM DESCRIPTION	UNIT COST	UNIT COST
06 05 23 00-0176	EA 3/8" Diameter x 2" Length, Zinc Plated Steel, Hex Lag Bolt.....	14.05	
	<i>For >10 To 50, Deduct</i>	-0.68	
	<i>For >50 To 100, Deduct</i>	-1.38	
	<i>For >100 To 250, Deduct</i>	-2.76	
	<i>For >250 To 500, Deduct</i>	-4.82	
	<i>For >500, Deduct</i>	-6.88	
06 05 23 00-0177	EA 3/8" Diameter x 4" Length, Zinc Plated Steel, Hex Lag Bolt.....	15.26	
	<i>For >10 To 50, Deduct</i>	-0.73	
	<i>For >50 To 100, Deduct</i>	-1.48	
	<i>For >100 To 250, Deduct</i>	-2.96	
	<i>For >250 To 500, Deduct</i>	-5.18	
	<i>For >500, Deduct</i>	-7.39	
06 05 23 00-0178	EA 3/8" Diameter x 6" Length, Zinc Plated Steel, Hex Lag Bolt.....	15.52	
	<i>For >10 To 50, Deduct</i>	-0.73	
	<i>For >50 To 100, Deduct</i>	-1.49	
	<i>For >100 To 250, Deduct</i>	-2.98	
	<i>For >250 To 500, Deduct</i>	-5.20	
	<i>For >500, Deduct</i>	-7.42	
06 05 23 00-0179	EA 3/8" Diameter x 8" Length, Zinc Plated Steel, Hex Lag Bolt.....	18.99	
	<i>For >10 To 50, Deduct</i>	-0.88	
	<i>For >50 To 100, Deduct</i>	-1.79	
	<i>For >100 To 250, Deduct</i>	-3.59	
	<i>For >250 To 500, Deduct</i>	-6.26	
	<i>For >500, Deduct</i>	-8.94	
06 05 23 00-0180	EA 3/8" Diameter x 10" Length, Zinc Plated Steel, Hex Lag Bolt.....	20.11	
	<i>For >10 To 50, Deduct</i>	-0.93	
	<i>For >50 To 100, Deduct</i>	-1.90	
	<i>For >100 To 250, Deduct</i>	-3.79	
	<i>For >250 To 500, Deduct</i>	-6.62	
	<i>For >500, Deduct</i>	-9.44	
06 05 23 00-0181	EA 1/2" Diameter x 2" Length, Zinc Plated Steel, Hex Lag Bolt.....	15.54	
	<i>For >10 To 50, Deduct</i>	-0.74	
	<i>For >50 To 100, Deduct</i>	-1.50	
	<i>For >100 To 250, Deduct</i>	-2.99	
	<i>For >250 To 500, Deduct</i>	-5.23	
	<i>For >500, Deduct</i>	-7.47	
06 05 23 00-0182	EA 1/2" Diameter x 4" Length, Zinc Plated Steel, Hex Lag Bolt.....	16.90	
	<i>For >10 To 50, Deduct</i>	-0.79	
	<i>For >50 To 100, Deduct</i>	-1.60	
	<i>For >100 To 250, Deduct</i>	-3.21	
	<i>For >250 To 500, Deduct</i>	-5.60	
	<i>For >500, Deduct</i>	-7.99	
06 05 23 00-0183	EA 1/2" Diameter x 6" Length, Zinc Plated Steel, Hex Lag Bolt.....	18.37	
	<i>For >10 To 50, Deduct</i>	-0.84	
	<i>For >50 To 100, Deduct</i>	-1.72	
	<i>For >100 To 250, Deduct</i>	-3.43	
	<i>For >250 To 500, Deduct</i>	-5.98	
	<i>For >500, Deduct</i>	-8.54	
06 05 23 00-0184	EA 1/2" Diameter x 8" Length, Zinc Plated Steel, Hex Lag Bolt.....	20.90	
	<i>For >10 To 50, Deduct</i>	-0.94	
	<i>For >50 To 100, Deduct</i>	-1.93	
	<i>For >100 To 250, Deduct</i>	-3.85	
	<i>For >250 To 500, Deduct</i>	-6.71	
	<i>For >500, Deduct</i>	-9.57	
06 05 23 00-0185	EA 1/2" Diameter x 10" Length, Zinc Plated Steel, Hex Lag Bolt.....	24.62	
	<i>For >10 To 50, Deduct</i>	-1.08	
	<i>For >50 To 100, Deduct</i>	-2.24	
	<i>For >100 To 250, Deduct</i>	-4.48	
	<i>For >250 To 500, Deduct</i>	-7.81	
	<i>For >500, Deduct</i>	-11.13	
06 05 23 00-0186	EA 1/2" Diameter x 12" Length, Zinc Plated Steel, Hex Lag Bolt.....	26.86	
	<i>For >10 To 50, Deduct</i>	-1.18	
	<i>For >50 To 100, Deduct</i>	-2.44	
	<i>For >100 To 250, Deduct</i>	-4.89	
	<i>For >250 To 500, Deduct</i>	-8.52	
	<i>For >500, Deduct</i>	-12.14	
06 05 23 00-0187	EA 3/4" Diameter x 4" Length, Zinc Plated Steel, Hex Lag Bolt.....	22.49	
	<i>For >10 To 50, Deduct</i>	-0.94	
	<i>For >50 To 100, Deduct</i>	-1.97	
	<i>For >100 To 250, Deduct</i>	-3.93	
	<i>For >250 To 500, Deduct</i>	-6.83	
	<i>For >500, Deduct</i>	-9.73	
06 05 23 00-0188	EA 3/4" Diameter x 6" Length, Zinc Plated Steel, Hex Lag Bolt.....	26.83	
	<i>For >10 To 50, Deduct</i>	-1.08	
	<i>For >50 To 100, Deduct</i>	-2.30	
	<i>For >100 To 250, Deduct</i>	-4.59	
	<i>For >250 To 500, Deduct</i>	-7.97	
	<i>For >500, Deduct</i>	-11.36	
06 05 23 00-0189	EA 3/4" Diameter x 8" Length, Zinc Plated Steel, Hex Lag Bolt.....	29.61	
	<i>For >10 To 50, Deduct</i>	-1.13	
	<i>For >50 To 100, Deduct</i>	-2.44	
	<i>For >100 To 250, Deduct</i>	-4.88	
	<i>For >250 To 500, Deduct</i>	-8.45	
	<i>For >500, Deduct</i>	-12.02	



MINOR CSI UOM DESCRIPTION	TOTAL DIRECT UNIT COST	DEMOLITION UNIT COST
06 05 23 00-0190 EA 3/4" Diameter x 10" Length, Zinc Plated Steel, Hex Lag Bolt.....	33.25	
<i>For >10 To 50, Deduct</i>	-1.23	
<i>For >50 To 100, Deduct</i>	-2.68	
<i>For >100 To 250, Deduct</i>	-5.36	
<i>For >250 To 500, Deduct</i>	-9.27	
<i>For >500, Deduct</i>	-13.18	
06 05 23 00-0191 EA 3/4" Diameter x 12" Length, Zinc Plated Steel, Hex Lag Bolt.....	37.15	
<i>For >10 To 50, Deduct</i>	-1.28	
<i>For >50 To 100, Deduct</i>	-2.85	
<i>For >100 To 250, Deduct</i>	-5.70	
<i>For >250 To 500, Deduct</i>	-9.83	
<i>For >500, Deduct</i>	-13.96	
06 05 23 00-0192 Hot Dipped Galvanized Steel, Hex Lag Bolts <small>(06 05 23 00-0171)</small>		
06 05 23 00-0193 EA 1/4" Diameter x 2" Length, Hot Dipped Galvanized Steel, Hex Lag Bolt.....	12.80	
<i>For >10 To 50, Deduct</i>	-0.63	
<i>For >50 To 100, Deduct</i>	-1.26	
<i>For >100 To 250, Deduct</i>	-2.52	
<i>For >250 To 500, Deduct</i>	-4.41	
<i>For >500, Deduct</i>	-6.30	
06 05 23 00-0194 EA 1/4" Diameter x 4" Length, Hot Dipped Galvanized Steel, Hex Lag Bolt.....	12.98	
<i>For >10 To 50, Deduct</i>	-0.63	
<i>For >50 To 100, Deduct</i>	-1.27	
<i>For >100 To 250, Deduct</i>	-2.53	
<i>For >250 To 500, Deduct</i>	-4.43	
<i>For >500, Deduct</i>	-6.32	
06 05 23 00-0195 EA 1/4" Diameter x 6" Length, Hot Dipped Galvanized Steel, Hex Lag Bolt.....	13.17	
<i>For >10 To 50, Deduct</i>	-0.63	
<i>For >50 To 100, Deduct</i>	-1.27	
<i>For >100 To 250, Deduct</i>	-2.54	
<i>For >250 To 500, Deduct</i>	-4.44	
<i>For >500, Deduct</i>	-6.34	
06 05 23 00-0196 EA 3/8" Diameter x 2" Length, Hot Dipped Galvanized Steel, Hex Lag Bolt.....	14.15	
<i>For >10 To 50, Deduct</i>	-0.68	
<i>For >50 To 100, Deduct</i>	-1.38	
<i>For >100 To 250, Deduct</i>	-2.76	
<i>For >250 To 500, Deduct</i>	-4.83	
<i>For >500, Deduct</i>	-6.89	
06 05 23 00-0197 EA 3/8" Diameter x 4" Length, Hot Dipped Galvanized Steel, Hex Lag Bolt.....	15.41	
<i>For >10 To 50, Deduct</i>	-0.73	
<i>For >50 To 100, Deduct</i>	-1.49	
<i>For >100 To 250, Deduct</i>	-2.97	
<i>For >250 To 500, Deduct</i>	-5.19	
<i>For >500, Deduct</i>	-7.41	
06 05 23 00-0198 EA 3/8" Diameter x 6" Length, Hot Dipped Galvanized Steel, Hex Lag Bolt.....	15.71	
<i>For >10 To 50, Deduct</i>	-0.73	
<i>For >50 To 100, Deduct</i>	-1.49	
<i>For >100 To 250, Deduct</i>	-2.99	
<i>For >250 To 500, Deduct</i>	-5.21	
<i>For >500, Deduct</i>	-7.44	
06 05 23 00-0199 EA 3/8" Diameter x 8" Length, Hot Dipped Galvanized Steel, Hex Lag Bolt.....	19.34	
<i>For >10 To 50, Deduct</i>	-0.88	
<i>For >50 To 100, Deduct</i>	-1.80	
<i>For >100 To 250, Deduct</i>	-3.61	
<i>For >250 To 500, Deduct</i>	-6.29	
<i>For >500, Deduct</i>	-8.97	
06 05 23 00-0200 EA 3/8" Diameter x 10" Length, Hot Dipped Galvanized Steel, Hex Lag Bolt.....	20.70	
<i>For >10 To 50, Deduct</i>	-0.93	
<i>For >50 To 100, Deduct</i>	-1.91	
<i>For >100 To 250, Deduct</i>	-3.82	
<i>For >250 To 500, Deduct</i>	-6.66	
<i>For >500, Deduct</i>	-9.50	
06 05 23 00-0201 EA 1/2" Diameter x 2" Length, Hot Dipped Galvanized Steel, Hex Lag Bolt.....	15.81	
<i>For >10 To 50, Deduct</i>	-0.74	
<i>For >50 To 100, Deduct</i>	-1.50	
<i>For >100 To 250, Deduct</i>	-3.01	
<i>For >250 To 500, Deduct</i>	-5.25	
<i>For >500, Deduct</i>	-7.49	
06 05 23 00-0202 EA 1/2" Diameter x 4" Length, Hot Dipped Galvanized Steel, Hex Lag Bolt.....	17.04	
<i>For >10 To 50, Deduct</i>	-0.79	
<i>For >50 To 100, Deduct</i>	-1.61	
<i>For >100 To 250, Deduct</i>	-3.22	
<i>For >250 To 500, Deduct</i>	-5.61	
<i>For >500, Deduct</i>	-8.01	
06 05 23 00-0203 EA 1/2" Diameter x 6" Length, Hot Dipped Galvanized Steel, Hex Lag Bolt.....	18.64	
<i>For >10 To 50, Deduct</i>	-0.84	
<i>For >50 To 100, Deduct</i>	-1.72	
<i>For >100 To 250, Deduct</i>	-3.44	
<i>For >250 To 500, Deduct</i>	-6.00	
<i>For >500, Deduct</i>	-8.56	

06 Wood, Plastics, and Composites**06 05 Common Work Results for Wood, Plastics, and Composites****06 05 23 Wood, Plastic, and Composite Fastenings**
 MINOR
 CSI UOM DESCRIPTION

 TOTAL DIRECT DEMOLITION
 UNIT COST UNIT COST

06 05 23 00-0204	EA	1/2" Diameter x 8" Length, Hot Dipped Galvanized Steel, Hex Lag Bolt	21.70	
		<i>For >10 To 50, Deduct</i>	-0.94	
		<i>For >50 To 100, Deduct</i>	-1.95	
		<i>For >100 To 250, Deduct</i>	-3.89	
		<i>For >250 To 500, Deduct</i>	-6.77	
		<i>For >500, Deduct</i>	-9.65	
06 05 23 00-0205	EA	1/2" Diameter x 10" Length, Hot Dipped Galvanized Steel, Hex Lag Bolt	25.01	
		<i>For >10 To 50, Deduct</i>	-1.08	
		<i>For >50 To 100, Deduct</i>	-2.25	
		<i>For >100 To 250, Deduct</i>	-4.50	
		<i>For >250 To 500, Deduct</i>	-7.84	
		<i>For >500, Deduct</i>	-11.17	
06 05 23 00-0206	EA	1/2" Diameter x 12" Length, Hot Dipped Galvanized Steel, Hex Lag Bolt	27.82	
		<i>For >10 To 50, Deduct</i>	-1.18	
		<i>For >50 To 100, Deduct</i>	-2.47	
		<i>For >100 To 250, Deduct</i>	-4.94	
		<i>For >250 To 500, Deduct</i>	-8.59	
		<i>For >500, Deduct</i>	-12.24	
06 05 23 00-0207	EA	3/4" Diameter x 4" Length, Hot Dipped Galvanized Steel, Hex Lag Bolt	23.08	
		<i>For >10 To 50, Deduct</i>	-0.94	
		<i>For >50 To 100, Deduct</i>	-1.98	
		<i>For >100 To 250, Deduct</i>	-3.96	
		<i>For >250 To 500, Deduct</i>	-6.88	
		<i>For >500, Deduct</i>	-9.79	
06 05 23 00-0208	EA	3/4" Diameter x 6" Length, Hot Dipped Galvanized Steel, Hex Lag Bolt	27.37	
		<i>For >10 To 50, Deduct</i>	-1.08	
		<i>For >50 To 100, Deduct</i>	-2.31	
		<i>For >100 To 250, Deduct</i>	-4.62	
		<i>For >250 To 500, Deduct</i>	-8.01	
		<i>For >500, Deduct</i>	-11.41	
06 05 23 00-0209	EA	3/4" Diameter x 8" Length, Hot Dipped Galvanized Steel, Hex Lag Bolt	30.52	
		<i>For >10 To 50, Deduct</i>	-1.13	
		<i>For >50 To 100, Deduct</i>	-2.46	
		<i>For >100 To 250, Deduct</i>	-4.92	
		<i>For >250 To 500, Deduct</i>	-8.52	
		<i>For >500, Deduct</i>	-12.11	
06 05 23 00-0210	EA	3/4" Diameter x 10" Length, Hot Dipped Galvanized Steel, Hex Lag Bolt	35.39	
		<i>For >10 To 50, Deduct</i>	-1.23	
		<i>For >50 To 100, Deduct</i>	-2.73	
		<i>For >100 To 250, Deduct</i>	-5.46	
		<i>For >250 To 500, Deduct</i>	-9.43	
		<i>For >500, Deduct</i>	-13.39	
06 05 23 00-0211	EA	3/4" Diameter x 12" Length, Hot Dipped Galvanized Steel, Hex Lag Bolt	39.43	
		<i>For >10 To 50, Deduct</i>	-1.28	
		<i>For >50 To 100, Deduct</i>	-2.91	
		<i>For >100 To 250, Deduct</i>	-5.81	
		<i>For >250 To 500, Deduct</i>	-10.00	
		<i>For >500, Deduct</i>	-14.19	
06 05 23 00-0212		304/18-8 Stainless Steel, Hex Lag Bolts (06 05 23 00-0171)		
06 05 23 00-0213	EA	1/4" Diameter x 2" Length, 304/18-8 Stainless Steel, Hex Lag Bolt	13.87	
		<i>For >10 To 50, Deduct</i>	-0.63	
		<i>For >50 To 100, Deduct</i>	-1.29	
		<i>For >100 To 250, Deduct</i>	-2.58	
		<i>For >250 To 500, Deduct</i>	-4.49	
		<i>For >500, Deduct</i>	-6.41	
06 05 23 00-0214	EA	1/4" Diameter x 4" Length, 304/18-8 Stainless Steel, Hex Lag Bolt	14.84	
		<i>For >10 To 50, Deduct</i>	-0.63	
		<i>For >50 To 100, Deduct</i>	-1.31	
		<i>For >100 To 250, Deduct</i>	-2.63	
		<i>For >250 To 500, Deduct</i>	-4.57	
		<i>For >500, Deduct</i>	-6.51	
06 05 23 00-0215	EA	1/4" Diameter x 6" Length, 304/18-8 Stainless Steel, Hex Lag Bolt	17.49	
		<i>For >10 To 50, Deduct</i>	-0.63	
		<i>For >50 To 100, Deduct</i>	-1.38	
		<i>For >100 To 250, Deduct</i>	-2.76	
		<i>For >250 To 500, Deduct</i>	-4.77	
		<i>For >500, Deduct</i>	-6.77	
06 05 23 00-0216	EA	3/8" Diameter x 2" Length, 304/18-8 Stainless Steel, Hex Lag Bolt	17.03	
		<i>For >10 To 50, Deduct</i>	-0.68	
		<i>For >50 To 100, Deduct</i>	-1.45	
		<i>For >100 To 250, Deduct</i>	-2.91	
		<i>For >250 To 500, Deduct</i>	-5.04	
		<i>For >500, Deduct</i>	-7.18	
06 05 23 00-0217	EA	3/8" Diameter x 4" Length, 304/18-8 Stainless Steel, Hex Lag Bolt	19.49	
		<i>For >10 To 50, Deduct</i>	-0.73	
		<i>For >50 To 100, Deduct</i>	-1.59	
		<i>For >100 To 250, Deduct</i>	-3.18	
		<i>For >250 To 500, Deduct</i>	-5.50	
		<i>For >500, Deduct</i>	-7.82	



MINOR CSI UOM DESCRIPTION	TOTAL DIRECT UNIT COST	DEMOLITION UNIT COST
06 05 23 00-0218 EA 3/8" Diameter x 6" Length, 304/18-8 Stainless Steel, Hex Lag Bolt.....	21.18	
<i>For >10 To 50, Deduct</i>	-0.73	
<i>For >50 To 100, Deduct</i>	-1.63	
<i>For >100 To 250, Deduct</i>	-3.26	
<i>For >250 To 500, Deduct</i>	-5.62	
<i>For >500, Deduct</i>	-7.99	
06 05 23 00-0219 EA 3/8" Diameter x 8" Length, 304/18-8 Stainless Steel, Hex Lag Bolt.....	47.69	
<i>For >10 To 50, Deduct</i>	-0.88	
<i>For >50 To 100, Deduct</i>	-2.51	
<i>For >100 To 250, Deduct</i>	-5.02	
<i>For >250 To 500, Deduct</i>	-8.42	
<i>For >500, Deduct</i>	-11.81	
06 05 23 00-0220 EA 3/8" Diameter x 10" Length, 304/18-8 Stainless Steel, Hex Lag Bolt.....	69.30	
<i>For >10 To 50, Deduct</i>	-0.93	
<i>For >50 To 100, Deduct</i>	-3.13	
<i>For >100 To 250, Deduct</i>	-6.25	
<i>For >250 To 500, Deduct</i>	-10.30	
<i>For >500, Deduct</i>	-14.36	
06 05 23 00-0221 EA 1/2" Diameter x 2" Length, 304/18-8 Stainless Steel, Hex Lag Bolt.....	21.35	
<i>For >10 To 50, Deduct</i>	-0.74	
<i>For >50 To 100, Deduct</i>	-1.64	
<i>For >100 To 250, Deduct</i>	-3.28	
<i>For >250 To 500, Deduct</i>	-5.67	
<i>For >500, Deduct</i>	-8.05	
06 05 23 00-0222 EA 1/2" Diameter x 4" Length, 304/18-8 Stainless Steel, Hex Lag Bolt.....	25.86	
<i>For >10 To 50, Deduct</i>	-0.79	
<i>For >50 To 100, Deduct</i>	-1.83	
<i>For >100 To 250, Deduct</i>	-3.66	
<i>For >250 To 500, Deduct</i>	-6.27	
<i>For >500, Deduct</i>	-8.89	
06 05 23 00-0223 EA 1/2" Diameter x 6" Length, 304/18-8 Stainless Steel, Hex Lag Bolt.....	32.95	
<i>For >10 To 50, Deduct</i>	-0.84	
<i>For >50 To 100, Deduct</i>	-2.08	
<i>For >100 To 250, Deduct</i>	-4.16	
<i>For >250 To 500, Deduct</i>	-7.08	
<i>For >500, Deduct</i>	-10.00	
06 05 23 00-0224 EA 1/2" Diameter x 8" Length, 304/18-8 Stainless Steel, Hex Lag Bolt.....	74.22	
<i>For >10 To 50, Deduct</i>	-0.94	
<i>For >50 To 100, Deduct</i>	-3.26	
<i>For >100 To 250, Deduct</i>	-6.52	
<i>For >250 To 500, Deduct</i>	-10.71	
<i>For >500, Deduct</i>	-14.91	
06 05 23 00-0225 EA 1/2" Diameter x 10" Length, 304/18-8 Stainless Steel, Hex Lag Bolt.....	102.45	
<i>For >10 To 50, Deduct</i>	-1.08	
<i>For >50 To 100, Deduct</i>	-4.19	
<i>For >100 To 250, Deduct</i>	-8.37	
<i>For >250 To 500, Deduct</i>	-13.65	
<i>For >500, Deduct</i>	-18.92	
06 05 23 00-0226 EA 1/2" Diameter x 12" Length, 304/18-8 Stainless Steel, Hex Lag Bolt.....	120.29	
<i>For >10 To 50, Deduct</i>	-1.18	
<i>For >50 To 100, Deduct</i>	-4.78	
<i>For >100 To 250, Deduct</i>	-9.56	
<i>For >250 To 500, Deduct</i>	-15.52	
<i>For >500, Deduct</i>	-21.49	
06 05 23 00-0227 EA 3/4" Diameter x 4" Length, 304/18-8 Stainless Steel, Hex Lag Bolt.....	112.79	
<i>For >10 To 50, Deduct</i>	-0.94	
<i>For >50 To 100, Deduct</i>	-4.22	
<i>For >100 To 250, Deduct</i>	-8.45	
<i>For >250 To 500, Deduct</i>	-13.60	
<i>For >500, Deduct</i>	-18.76	
06 05 23 00-0228 EA 3/4" Diameter x 6" Length, 304/18-8 Stainless Steel, Hex Lag Bolt.....	128.84	
<i>For >10 To 50, Deduct</i>	-1.08	
<i>For >50 To 100, Deduct</i>	-4.85	
<i>For >100 To 250, Deduct</i>	-9.69	
<i>For >250 To 500, Deduct</i>	-15.63	
<i>For >500, Deduct</i>	-21.56	
06 05 23 00-0229 EA 3/4" Diameter x 8" Length, 304/18-8 Stainless Steel, Hex Lag Bolt.....	134.01	
<i>For >10 To 50, Deduct</i>	-1.13	
<i>For >50 To 100, Deduct</i>	-5.05	
<i>For >100 To 250, Deduct</i>	-10.10	
<i>For >250 To 500, Deduct</i>	-16.28	
<i>For >500, Deduct</i>	-22.46	
06 05 23 00-0230 EA 3/4" Diameter x 10" Length, 304/18-8 Stainless Steel, Hex Lag Bolt.....	188.21	
<i>For >10 To 50, Deduct</i>	-1.23	
<i>For >50 To 100, Deduct</i>	-6.55	
<i>For >100 To 250, Deduct</i>	-13.11	
<i>For >250 To 500, Deduct</i>	-20.89	
<i>For >500, Deduct</i>	-28.67	
06 05 23 00-0231 EA 3/4" Diameter x 12" Length, 304/18-8 Stainless Steel, Hex Lag Bolt.....	205.84	
<i>For >10 To 50, Deduct</i>	-1.28	
<i>For >50 To 100, Deduct</i>	-7.07	
<i>For >100 To 250, Deduct</i>	-14.13	
<i>For >250 To 500, Deduct</i>	-22.48	
<i>For >500, Deduct</i>	-30.83	

06 Wood, Plastics, and Composites**06 05 Common Work Results for Wood, Plastics, and Composites****06 05 23 Wood, Plastic, and Composite Fastenings**

SAN BERNARDINO
COUNTY

MINOR
CSI UOM DESCRIPTION

TOTAL DIRECT DEMOLITION
UNIT COST UNIT COST

MINOR	CSI	UOM	DESCRIPTION	TOTAL DIRECT UNIT COST	DEMOLITION UNIT COST
06 05 23 00-0232			Stainless Steel Screws (06 05 23 00-0093)		
06 05 23 00-0233	EA		#8 x 1-1/2" Stainless Steel Screw	2.01	
06 05 23 00-0234	EA		#9 x 1-1/2" Stainless Steel Screw	2.05	
06 05 23 00-0235	EA		#10 x 1-1/2" Stainless Steel Screw	2.11	
06 05 23 00-0236	EA		#12 x 1-1/2" Stainless Steel Screw	2.28	
06 05 23 00-0237			Galvanized Steel Screws (06 05 23 00-0093)		
06 05 23 00-0238	EA		#8 x 1-1/2" Galvanized Steel Screw	1.84	
06 05 23 00-0239	EA		#9 x 1-1/2" Galvanized Steel Screw	1.89	
06 05 23 00-0240	EA		#10 x 1-1/2" Galvanized Steel Screw	1.93	
06 05 23 00-0241	EA		#12 x 1-1/2" Galvanized Steel Screw	2.07	
06 05 23 00-0242	EA		#8 x 2-1/2" Galvanized Steel Screw	1.88	
06 05 23 00-0243	EA		#9 x 2-1/2" Galvanized Steel Screw	1.92	
06 05 23 00-0244	EA		#10 x 2-1/2" Galvanized Steel Screw	1.97	
06 05 23 00-0245	EA		#12 x 2-1/2" Galvanized Steel Screw	2.15	
06 05 23 00-0246			Timber Bolts (06 05 23 00-0093)		
			Note: Includes drilling of holes in any material.		
06 05 23 00-0247	EA		5/8" - 11 x 4" Threaded x 8" OAL A153 Galvanized Timber Bolt (Fastenal #11103914)	33.59	
			For>10 To 50, Deduct	-1.04	
			For>50 To 100, Deduct	-2.40	
			For>100 To 250, Deduct	-4.81	
			For>250 To 500, Deduct	-8.25	
			For>500, Deduct	-11.70	
06 05 23 00-0248	EA		5/8" - 11 x 4" Threaded x 10" OAL A153 Galvanized Timber Bolt (Fastenal #11103915)	38.01	
			For>10 To 50, Deduct	-1.17	
			For>50 To 100, Deduct	-2.70	
			For>100 To 250, Deduct	-5.40	
			For>250 To 500, Deduct	-9.27	
			For>500, Deduct	-13.14	
06 05 23 00-0249	EA		5/8" - 11 x 6" Threaded x 12" OAL A153 Galvanized Timber Bolt (Fastenal #11103916)	41.10	
			For>10 To 50, Deduct	-1.24	
			For>50 To 100, Deduct	-2.89	
			For>100 To 250, Deduct	-5.78	
			For>250 To 500, Deduct	-9.92	
			For>500, Deduct	-14.05	
06 05 23 00-0250	EA		5/8" - 11 x 6" Threaded x 14" OAL A153 Galvanized Timber Bolt (Fastenal #11103917)	46.05	
			For>10 To 50, Deduct	-1.31	
			For>50 To 100, Deduct	-3.12	
			For>100 To 250, Deduct	-6.25	
			For>250 To 500, Deduct	-10.68	
			For>500, Deduct	-15.12	
06 05 23 00-0251	EA		5/8" - 11 x 6" Threaded x 16" OAL A153 Galvanized Timber Bolt (Fastenal #11103918)	49.06	
			For>10 To 50, Deduct	-1.39	
			For>50 To 100, Deduct	-3.30	
			For>100 To 250, Deduct	-6.61	
			For>250 To 500, Deduct	-11.30	
			For>500, Deduct	-15.99	
06 05 23 00-0252	EA		5/8" - 11 x 6" Threaded x 18" OAL A153 Galvanized Timber Bolt (Fastenal #11103919)	50.91	
			For>10 To 50, Deduct	-1.45	
			For>50 To 100, Deduct	-3.44	
			For>100 To 250, Deduct	-6.88	
			For>250 To 500, Deduct	-11.77	
			For>500, Deduct	-16.66	
06 05 23 00-0253	EA		3/4" - 11 x 4" Threaded x 10" OAL A153 Galvanized Timber Bolt (Fastenal #11103920)	45.84	
			For>10 To 50, Deduct	-1.24	
			For>50 To 100, Deduct	-3.01	
			For>100 To 250, Deduct	-6.02	
			For>250 To 500, Deduct	-10.27	
			For>500, Deduct	-14.53	
06 05 23 00-0254	EA		3/4" - 11 x 6" Threaded x 12" OAL A153 Galvanized Timber Bolt (Fastenal #11103921)	47.98	
			For>10 To 50, Deduct	-1.29	
			For>50 To 100, Deduct	-3.14	
			For>100 To 250, Deduct	-6.28	
			For>250 To 500, Deduct	-10.72	
			For>500, Deduct	-15.15	
06 05 23 00-0255	EA		3/4" - 11 x 6" Threaded x 14" OAL A153 Galvanized Timber Bolt (Fastenal #11103922)	53.35	
			For>10 To 50, Deduct	-1.37	
			For>50 To 100, Deduct	-3.39	
			For>100 To 250, Deduct	-6.78	
			For>250 To 500, Deduct	-11.54	
			For>500, Deduct	-16.30	
06 05 23 00-0256	EA		3/4" - 11 x 6" Threaded x 16" OAL A153 Galvanized Timber Bolt (Fastenal #11103923)	57.38	
			For>10 To 50, Deduct	-1.44	
			For>50 To 100, Deduct	-3.60	
			For>100 To 250, Deduct	-7.19	
			For>250 To 500, Deduct	-12.23	
			For>500, Deduct	-17.27	



MINOR CSI UOM DESCRIPTION	TOTAL DIRECT UNIT COST	DEMOLITION UNIT COST
06 05 23 00-0257 EA 3/4" - 11 x 6" Threaded x 18" OAL A153 Galvanized Timber Bolt (Fastenal #11103924)	61.78	
For >10 To 50, Deduct	-1.51	
For >50 To 100, Deduct	-3.81	
For >100 To 250, Deduct	-7.63	
For >250 To 500, Deduct	-12.95	
For >500, Deduct	-18.27	
06 05 23 00-0258 Supports (06 05 23)		
06 05 23 00-0259 Shear Plates (06 05 23 00-0258)		
06 05 23 00-0260 EA 2-5/8" Diameter, Shear Plate	15.66	3.72
For >10 To 50, Deduct	-0.42	
For >50 To 100, Deduct	-1.02	
For >100 To 250, Deduct	-2.04	
For >250 To 500, Deduct	-3.48	
For >500, Deduct	-4.91	
06 05 23 00-0261 EA 4" Diameter, Shear Plate	14.85	3.92
For >10 To 50, Deduct	-0.44	
For >50 To 100, Deduct	-1.03	
For >100 To 250, Deduct	-2.05	
For >250 To 500, Deduct	-3.52	
For >500, Deduct	-4.98	
06 05 23 00-0262 Sill Anchors (06 05 23 00-0258)		
06 05 23 00-0263 EA Sill Anchor Embedded In Concrete	12.87	3.92
For >10 To 50, Deduct	-0.44	
For >50 To 100, Deduct	-0.98	
For >100 To 250, Deduct	-1.95	
For >250 To 500, Deduct	-3.37	
For >500, Deduct	-4.78	
06 05 23 00-0264 Spike Grids (06 05 23 00-0258)		
06 05 23 00-0265 EA 3" x 6" Flat Or Curved Spike Grid	11.27	3.72
For >10 To 50, Deduct	-0.42	
For >50 To 100, Deduct	-0.91	
For >100 To 250, Deduct	-1.82	
For >250 To 500, Deduct	-3.15	
For >500, Deduct	-4.48	
06 05 23 00-0266 Split Rings (06 05 23 00-0258)		
06 05 23 00-0267 EA 2-1/2" Diameter Split Ring	15.90	3.72
For >10 To 50, Deduct	-0.42	
For >50 To 100, Deduct	-1.03	
For >100 To 250, Deduct	-2.05	
For >250 To 500, Deduct	-3.49	
For >500, Deduct	-4.94	
06 05 23 00-0268 EA 4" Diameter Split Ring	17.07	4.12
For >10 To 50, Deduct	-0.46	
For >50 To 100, Deduct	-1.11	
For >100 To 250, Deduct	-2.22	
For >250 To 500, Deduct	-3.79	
For >500, Deduct	-5.36	
06 05 23 00-0269 Toothed Rings (06 05 23 00-0258)		
06 05 23 00-0270 EA 2-5/8" Or 4" Toothed Ring	12.14	3.72
For >10 To 50, Deduct	-0.42	
For >50 To 100, Deduct	-0.93	
For >100 To 250, Deduct	-1.86	
For >250 To 500, Deduct	-3.21	
For >500, Deduct	-4.56	
06 05 23 00-0271 Straps And Shields (06 05 23)		
06 05 23 00-0272 Shield Plate (06 05 23 00-0271)		
06 05 23 00-0273 EA 5" Wide x 8" Long, 16 Gauge, Galvanized Shield Plate (Simpson Strong Tie® PSPN58Z)	8.13	
For >10 To 50, Deduct	-0.06	
For >50 To 100, Deduct	-0.27	
For >100 To 250, Deduct	-0.53	
For >250 To 500, Deduct	-0.92	
For >500, Deduct	-1.39	
06 05 23 00-0274 EA 5" Wide x 16" Long, 16 Gauge, Galvanized Shield Plate (Simpson Strong Tie® PSPN516Z)	13.03	
For >10 To 50, Deduct	-0.08	
For >50 To 100, Deduct	-0.40	
For >100 To 250, Deduct	-0.80	
For >250 To 500, Deduct	-1.35	
For >500, Deduct	-2.00	

06 Wood, Plastics, and Composites**06 05 Common Work Results for Wood, Plastics, and Composites****06 05 23 Wood, Plastic, and Composite Fastenings**

SAN BERNARDINO
COUNTY

MINOR CSI UOM DESCRIPTION	TOTAL DIRECT UNIT COST	DEMOLITION UNIT COST
06 05 23 00-0275 Strap Ties <small>(06 05 23 00-0271)</small>		
06 05 23 00-0276 EA 1-1/4" Wide x 9" Long, 20 Gauge, Galvanized Strap Tie (Simpson Strong Tie® LSTA9).....	3.04	
For>10 To 50, Deduct	-0.05	
For>50 To 100, Deduct	-0.13	
For>100 To 250, Deduct	-0.25	
For>250 To 500, Deduct	-0.48	
For>500, Deduct	-0.77	
06 05 23 00-0277 EA 1-1/4" Wide x 12" Long, 20 Gauge, Galvanized Strap Tie (Simpson Strong Tie® LSTA12).....	3.13	
For>10 To 50, Deduct	-0.05	
For>50 To 100, Deduct	-0.13	
For>100 To 250, Deduct	-0.26	
For>250 To 500, Deduct	-0.49	
For>500, Deduct	-0.78	
06 05 23 00-0278 EA 1-1/4" Wide x 15" Long, 20 Gauge, Galvanized Strap Tie (Simpson Strong Tie® LSTA15).....	3.99	
For>10 To 50, Deduct	-0.06	
For>50 To 100, Deduct	-0.16	
For>100 To 250, Deduct	-0.33	
For>250 To 500, Deduct	-0.61	
For>500, Deduct	-0.98	
06 05 23 00-0279 EA 1-1/4" Wide x 18" Long, 20 Gauge, Galvanized Strap Tie (Simpson Strong Tie® LSTA18).....	4.15	
For>10 To 50, Deduct	-0.06	
For>50 To 100, Deduct	-0.17	
For>100 To 250, Deduct	-0.33	
For>250 To 500, Deduct	-0.63	
For>500, Deduct	-0.99	
06 05 23 00-0280 EA 1-1/4" Wide x 21" Long, 20 Gauge, Galvanized Strap Tie (Simpson Strong Tie® LSTA21).....	4.32	
For>10 To 50, Deduct	-0.06	
For>50 To 100, Deduct	-0.17	
For>100 To 250, Deduct	-0.34	
For>250 To 500, Deduct	-0.64	
For>500, Deduct	-1.01	
06 05 23 00-0281 EA 1-1/4" Wide x 24" Long, 20 Gauge, Galvanized Strap Tie (Simpson Strong Tie® LSTA24).....	4.95	
For>10 To 50, Deduct	-0.08	
For>50 To 100, Deduct	-0.20	
For>100 To 250, Deduct	-0.40	
For>250 To 500, Deduct	-0.75	
For>500, Deduct	-1.19	
06 05 23 00-0282 EA 1-1/4" Wide x 30" Long, 20 Gauge, Galvanized Strap Tie (Simpson Strong Tie® LSTA30).....	6.51	
For>10 To 50, Deduct	-0.08	
For>50 To 100, Deduct	-0.24	
For>100 To 250, Deduct	-0.48	
For>250 To 500, Deduct	-0.86	
For>500, Deduct	-1.34	
06 05 23 00-0283 EA 1-1/4" Wide x 36" Long, 20 Gauge, Galvanized Strap Tie (Simpson Strong Tie® LSTA36).....	7.55	
For>10 To 50, Deduct	-0.09	
For>50 To 100, Deduct	-0.28	
For>100 To 250, Deduct	-0.55	
For>250 To 500, Deduct	-1.01	
For>500, Deduct	-1.56	
06 05 23 00-0284 EA 1-1/4" Wide x 9" Long, 18 Gauge, Galvanized Strap Tie (Simpson Strong Tie® MSTA9).....	3.39	
For>10 To 50, Deduct	-0.05	
For>50 To 100, Deduct	-0.14	
For>100 To 250, Deduct	-0.27	
For>250 To 500, Deduct	-0.51	
For>500, Deduct	-0.80	
06 05 23 00-0285 EA 1-1/4" Wide x 12" Long, 18 Gauge, Galvanized Strap Tie (Simpson Strong Tie® MSTA12).....	3.52	
For>10 To 50, Deduct	-0.05	
For>50 To 100, Deduct	-0.14	
For>100 To 250, Deduct	-0.28	
For>250 To 500, Deduct	-0.52	
For>500, Deduct	-0.81	
06 05 23 00-0286 EA 1-1/4" Wide x 15" Long, 18 Gauge, Galvanized Strap Tie (Simpson Strong Tie® MSTA15).....	4.48	
For>10 To 50, Deduct	-0.06	
For>50 To 100, Deduct	-0.17	
For>100 To 250, Deduct	-0.35	
For>250 To 500, Deduct	-0.65	
For>500, Deduct	-1.03	
06 05 23 00-0287 EA 1-1/4" Wide x 18" Long, 18 Gauge, Galvanized Strap Tie (Simpson Strong Tie® MSTA18).....	4.68	
For>10 To 50, Deduct	-0.06	
For>50 To 100, Deduct	-0.18	
For>100 To 250, Deduct	-0.36	
For>250 To 500, Deduct	-0.66	
For>500, Deduct	-1.05	
06 05 23 00-0288 EA 1-1/4" Wide x 21" Long, 18 Gauge, Galvanized Strap Tie (Simpson Strong Tie® MSTA21).....	4.78	
For>10 To 50, Deduct	-0.06	
For>50 To 100, Deduct	-0.18	
For>100 To 250, Deduct	-0.36	
For>250 To 500, Deduct	-0.67	
For>500, Deduct	-1.06	
06 05 23 00-0289 EA 1-1/4" Wide x 24" Long, 18 Gauge, Galvanized Strap Tie (Simpson Strong Tie® MSTA24).....	5.45	
For>10 To 50, Deduct	-0.08	
For>50 To 100, Deduct	-0.21	
For>100 To 250, Deduct	-0.42	
For>250 To 500, Deduct	-0.79	
For>500, Deduct	-1.24	



MINOR CSI UOM DESCRIPTION	TOTAL DIRECT UNIT COST	DEMOLITION UNIT COST
06 05 23 00-0290 EA 1-1/4" Wide x 30" Long, 18 Gauge, Galvanized Strap Tie (Simpson Strong Tie® MSTA30).....	6.84	
For >10 To 50, Deduct	-0.08	
For >50 To 100, Deduct	-0.25	
For >100 To 250, Deduct	-0.49	
For >250 To 500, Deduct	-0.89	
For >500, Deduct	-1.38	
06 05 23 00-0291 EA 1-1/4" Wide x 36" Long, 18 Gauge, Galvanized Strap Tie (Simpson Strong Tie® MSTA36).....	7.56	
For >10 To 50, Deduct	-0.09	
For >50 To 100, Deduct	-0.28	
For >100 To 250, Deduct	-0.55	
For >250 To 500, Deduct	-1.01	
For >500, Deduct	-1.57	
06 05 23 00-0292 EA 1-1/4" Wide x 36" Long, 18 Gauge, Galvanized Strap Tie (Simpson Strong Tie® MSTA49).....	12.08	
For >10 To 50, Deduct	-0.10	
For >50 To 100, Deduct	-0.40	
For >100 To 250, Deduct	-0.81	
For >250 To 500, Deduct	-1.41	
For >500, Deduct	-2.13	
06 05 23 00-0293 EA 1-1/4" Wide x 9" Long, 16 Gauge, Galvanized Strap Tie (Simpson Strong Tie® ST9).....	4.04	
For >10 To 50, Deduct	-0.05	
For >50 To 100, Deduct	-0.15	
For >100 To 250, Deduct	-0.30	
For >250 To 500, Deduct	-0.55	
For >500, Deduct	-0.87	
06 05 23 00-0294 EA 1-1/4" Wide x 12" Long, 16 Gauge, Galvanized Strap Tie (Simpson Strong Tie® ST12).....	4.05	
For >10 To 50, Deduct	-0.05	
For >50 To 100, Deduct	-0.15	
For >100 To 250, Deduct	-0.30	
For >250 To 500, Deduct	-0.56	
For >500, Deduct	-0.87	
06 05 23 00-0295 EA 1-1/4" Wide x 18" Long, 16 Gauge, Galvanized Strap Tie (Simpson Strong Tie® ST18).....	4.91	
For >10 To 50, Deduct	-0.06	
For >50 To 100, Deduct	-0.19	
For >100 To 250, Deduct	-0.37	
For >250 To 500, Deduct	-0.68	
For >500, Deduct	-1.07	
06 05 23 00-0296 EA 1-1/4" Wide x 22" Long, 16 Gauge, Galvanized Strap Tie (Simpson Strong Tie® ST22).....	6.84	
For >10 To 50, Deduct	-0.08	
For >50 To 100, Deduct	-0.25	
For >100 To 250, Deduct	-0.49	
For >250 To 500, Deduct	-0.89	
For >500, Deduct	-1.38	
06 05 23 00-0297 EA 1-3/8" Wide x 6" Long, 12 Gauge, Galvanized Strap Tie (Simpson Strong Tie® HRS6).....	5.90	
For >10 To 50, Deduct	-0.05	
For >50 To 100, Deduct	-0.20	
For >100 To 250, Deduct	-0.40	
For >250 To 500, Deduct	-0.69	
For >500, Deduct	-1.05	
06 05 23 00-0298 EA 1-3/8" Wide x 8" Long, 12 Gauge, Galvanized Strap Tie (Simpson Strong Tie® HRS8).....	6.52	
For >10 To 50, Deduct	-0.05	
For >50 To 100, Deduct	-0.21	
For >100 To 250, Deduct	-0.43	
For >250 To 500, Deduct	-0.74	
For >500, Deduct	-1.11	
06 05 23 00-0299 EA 1-3/8" Wide x 12" Long, 12 Gauge, Galvanized Strap Tie (Simpson Strong Tie® HRS12).....	8.56	
For >10 To 50, Deduct	-0.06	
For >50 To 100, Deduct	-0.28	
For >100 To 250, Deduct	-0.55	
For >250 To 500, Deduct	-0.96	
For >500, Deduct	-1.43	
06 05 23 00-0300 EA 2-1/16" Wide x 27" Long, 12 Gauge, Galvanized Medium Strap Tie (Simpson Strong Tie® MST27).....	12.80	
For >10 To 50, Deduct	-0.08	
For >50 To 100, Deduct	-0.40	
For >100 To 250, Deduct	-0.79	
For >250 To 500, Deduct	-1.34	
For >500, Deduct	-1.97	
06 05 23 00-0301 EA 2-1/16" Wide x 37" Long, 12 Gauge, Galvanized Medium Strap Tie (Simpson Strong Tie® MST37).....	15.98	
For >10 To 50, Deduct	-0.09	
For >50 To 100, Deduct	-0.49	
For >100 To 250, Deduct	-0.98	
For >250 To 500, Deduct	-1.64	
For >500, Deduct	-2.41	
06 05 23 00-0302 EA 2-1/16" Wide x 48" Long, 12 Gauge, Galvanized Medium Strap Tie (Simpson Strong Tie® MST48).....	23.75	
For >10 To 50, Deduct	-0.10	
For >50 To 100, Deduct	-0.69	
For >100 To 250, Deduct	-1.39	
For >250 To 500, Deduct	-2.28	
For >500, Deduct	-3.30	
06 05 23 00-0303 EA 2-1/16" Wide x 60" Long, 12 Gauge, Galvanized Medium Strap Tie (Simpson Strong Tie® MST60).....	41.58	
For >10 To 50, Deduct	-0.11	
For >50 To 100, Deduct	-1.15	
For >100 To 250, Deduct	-2.31	
For >250 To 500, Deduct	-3.68	
For >500, Deduct	-5.20	

06 Wood, Plastics, and Composites**06 05 Common Work Results for Wood, Plastics, and Composites****06 05 23 Wood, Plastic, and Composite Fastenings**
 MINOR
 CSI UOM DESCRIPTION

 TOTAL DIRECT DEMOLITION
 UNIT COST UNIT COST

06 05 23 00-0304	EA	2-1/16" Wide x 72" Long, 12 Gauge, Galvanized Medium Strap Tie (Simpson Strong Tie® MST72).....	53.67	
		<i>For >10 To 50, Deduct</i>	-0.13	
		<i>For >50 To 100, Deduct</i>	-1.47	
		<i>For >100 To 250, Deduct</i>	-2.94	
		<i>For >250 To 500, Deduct</i>	-4.65	
		<i>For >500, Deduct</i>	-6.52	
06 05 23 00-0305	EA	3" Wide x 28-1/4" Long, 16 Gauge, Galvanized Strap Ties (Simpson Strong Tie® MSTC28).....	15.32	
		<i>For >10 To 50, Deduct</i>	-0.08	
		<i>For >50 To 100, Deduct</i>	-0.46	
		<i>For >100 To 250, Deduct</i>	-0.92	
		<i>For >250 To 500, Deduct</i>	-1.53	
		<i>For >500, Deduct</i>	-2.22	
06 05 23 00-0306	EA	3" Wide x 40-1/4" Long, 16 Gauge, Galvanized Strap Ties (Simpson Strong Tie® MSTC40).....	19.82	
		<i>For >10 To 50, Deduct</i>	-0.09	
		<i>For >50 To 100, Deduct</i>	-0.58	
		<i>For >100 To 250, Deduct</i>	-1.17	
		<i>For >250 To 500, Deduct</i>	-1.93	
		<i>For >500, Deduct</i>	-2.79	
06 05 23 00-0307	EA	3" Wide x 52-1/4" Long, 16 Gauge, Galvanized Strap Ties (Simpson Strong Tie® MSTC52).....	23.15	
		<i>For >10 To 50, Deduct</i>	-0.10	
		<i>For >50 To 100, Deduct</i>	-0.68	
		<i>For >100 To 250, Deduct</i>	-1.36	
		<i>For >250 To 500, Deduct</i>	-2.24	
		<i>For >500, Deduct</i>	-3.24	
06 05 23 00-0308	EA	3" Wide x 66-1/4" Long, 16 Gauge, Galvanized Strap Ties (Simpson Strong Tie® MSTC66).....	35.39	
		<i>For >10 To 50, Deduct</i>	-0.11	
		<i>For >50 To 100, Deduct</i>	-1.00	
		<i>For >100 To 250, Deduct</i>	-2.00	
		<i>For >250 To 500, Deduct</i>	-3.22	
		<i>For >500, Deduct</i>	-4.58	

06 05 23 00-0309 Twist Strap Ties (06 05 23 00-0271)

06 05 23 00-0310	EA	1-1/4" Wide x 12" Long, 18 Gauge, Galvanized Twist Strap Tie (Simpson Strong Tie® LTS12).....	3.59	
		<i>For >10 To 50, Deduct</i>	-0.05	
		<i>For >50 To 100, Deduct</i>	-0.14	
		<i>For >100 To 250, Deduct</i>	-0.28	
		<i>For >250 To 500, Deduct</i>	-0.52	
		<i>For >500, Deduct</i>	-0.82	
06 05 23 00-0311	EA	1-1/4" Wide x 16" Long, 18 Gauge, Galvanized Twist Strap Tie (Simpson Strong Tie® LTS16).....	4.53	
		<i>For >10 To 50, Deduct</i>	-0.06	
		<i>For >50 To 100, Deduct</i>	-0.17	
		<i>For >100 To 250, Deduct</i>	-0.34	
		<i>For >250 To 500, Deduct</i>	-0.62	
		<i>For >500, Deduct</i>	-0.97	
06 05 23 00-0312	EA	1-1/4" Wide x 18" Long, 18 Gauge, Galvanized Twist Strap Tie (Simpson Strong Tie® LTS18).....	5.23	
		<i>For >10 To 50, Deduct</i>	-0.06	
		<i>For >50 To 100, Deduct</i>	-0.19	
		<i>For >100 To 250, Deduct</i>	-0.39	
		<i>For >250 To 500, Deduct</i>	-0.71	
		<i>For >500, Deduct</i>	-1.10	
06 05 23 00-0313	EA	1-1/4" Wide x 20" Long, 18 Gauge, Galvanized Twist Strap Tie (Simpson Strong Tie® LTS20).....	5.66	
		<i>For >10 To 50, Deduct</i>	-0.07	
		<i>For >50 To 100, Deduct</i>	-0.21	
		<i>For >100 To 250, Deduct</i>	-0.42	
		<i>For >250 To 500, Deduct</i>	-0.77	
		<i>For >500, Deduct</i>	-1.20	
06 05 23 00-0314	EA	1-1/4" Wide x 12" Long, 16 Gauge, Galvanized Twist Strap Tie (Simpson Strong Tie® MTS12).....	3.55	
		<i>For >10 To 50, Deduct</i>	-0.05	
		<i>For >50 To 100, Deduct</i>	-0.14	
		<i>For >100 To 250, Deduct</i>	-0.28	
		<i>For >250 To 500, Deduct</i>	-0.52	
		<i>For >500, Deduct</i>	-0.82	
06 05 23 00-0315	EA	1-1/4" Wide x 16" Long, 16 Gauge, Galvanized Twist Strap Tie (Simpson Strong Tie® MTS16).....	4.61	
		<i>For >10 To 50, Deduct</i>	-0.06	
		<i>For >50 To 100, Deduct</i>	-0.17	
		<i>For >100 To 250, Deduct</i>	-0.34	
		<i>For >250 To 500, Deduct</i>	-0.63	
		<i>For >500, Deduct</i>	-0.98	
06 05 23 00-0316	EA	1-1/4" Wide x 18" Long, 16 Gauge, Galvanized Twist Strap Tie (Simpson Strong Tie® MTS18).....	5.37	
		<i>For >10 To 50, Deduct</i>	-0.06	
		<i>For >50 To 100, Deduct</i>	-0.20	
		<i>For >100 To 250, Deduct</i>	-0.39	
		<i>For >250 To 500, Deduct</i>	-0.72	
		<i>For >500, Deduct</i>	-1.11	
06 05 23 00-0317	EA	1-1/4" Wide x 20" Long, 16 Gauge, Galvanized Twist Strap Tie (Simpson Strong Tie® MTS20).....	5.71	
		<i>For >10 To 50, Deduct</i>	-0.07	
		<i>For >50 To 100, Deduct</i>	-0.21	
		<i>For >100 To 250, Deduct</i>	-0.42	
		<i>For >250 To 500, Deduct</i>	-0.77	
		<i>For >500, Deduct</i>	-1.21	



MINOR	CSI	UOM	DESCRIPTION	TOTAL DIRECT UNIT COST	DEMOLITION UNIT COST
06 05 23 00-0318	EA		1-1/4" Wide x 24" Long, 16 Gauge, Galvanized Twist Strap Tie (Simpson Strong Tie® MTS24).....	7.88	
			<i>For >10 To 50, Deduct</i>	-0.08	
			<i>For >50 To 100, Deduct</i>	-0.27	
			<i>For >100 To 250, Deduct</i>	-0.54	
			<i>For >250 To 500, Deduct</i>	-0.97	
			<i>For >500, Deduct</i>	-1.48	
06 05 23 00-0319	EA		1-1/4" Wide x 16" Long, 14 Gauge, Galvanized Twist Strap Tie (Simpson Strong Tie® HTS16).....	6.03	
			<i>For >10 To 50, Deduct</i>	-0.06	
			<i>For >50 To 100, Deduct</i>	-0.21	
			<i>For >100 To 250, Deduct</i>	-0.41	
			<i>For >250 To 500, Deduct</i>	-0.73	
			<i>For >500, Deduct</i>	-1.12	
06 05 23 00-0320	EA		1-1/4" Wide x 20" Long, 14 Gauge, Galvanized Twist Strap Tie (Simpson Strong Tie® HTS20).....	7.21	
			<i>For >10 To 50, Deduct</i>	-0.07	
			<i>For >50 To 100, Deduct</i>	-0.25	
			<i>For >100 To 250, Deduct</i>	-0.50	
			<i>For >250 To 500, Deduct</i>	-0.89	
			<i>For >500, Deduct</i>	-1.36	
06 05 23 00-0321	EA		1-1/4" Wide x 24" Long, 14 Gauge, Galvanized Twist Strap Tie (Simpson Strong Tie® HTS24).....	8.40	
			<i>For >10 To 50, Deduct</i>	-0.08	
			<i>For >50 To 100, Deduct</i>	-0.29	
			<i>For >100 To 250, Deduct</i>	-0.57	
			<i>For >250 To 500, Deduct</i>	-1.01	
			<i>For >500, Deduct</i>	-1.53	
06 05 23 00-0322			Retrofit Plate Strap (06 05 23 00-0271)		
06 05 23 00-0323	EA		1-3/8" Wide x 18-5/16" Long, 16 Gauge, Galvanized Retrofit Plate Strap (Simpson Strong Tie® RPS18).....	6.01	
			<i>For >10 To 50, Deduct</i>	-0.06	
			<i>For >50 To 100, Deduct</i>	-0.21	
			<i>For >100 To 250, Deduct</i>	-0.43	
			<i>For >250 To 500, Deduct</i>	-0.76	
			<i>For >500, Deduct</i>	-1.18	
06 05 23 00-0324	EA		1-3/8" Wide x 22-5/16" Long, 16 Gauge, Galvanized Retrofit Plate Strap (Simpson Strong Tie® RPS22).....	6.91	
			<i>For >10 To 50, Deduct</i>	-0.06	
			<i>For >50 To 100, Deduct</i>	-0.24	
			<i>For >100 To 250, Deduct</i>	-0.47	
			<i>For >250 To 500, Deduct</i>	-0.83	
			<i>For >500, Deduct</i>	-1.27	
06 05 23 00-0325	EA		1-3/8" Wide x 28-5/16" Long, 16 Gauge, Galvanized Retrofit Plate Strap (Simpson Strong Tie® RPS28).....	8.34	
			<i>For >10 To 50, Deduct</i>	-0.06	
			<i>For >50 To 100, Deduct</i>	-0.27	
			<i>For >100 To 250, Deduct</i>	-0.54	
			<i>For >250 To 500, Deduct</i>	-0.94	
			<i>For >500, Deduct</i>	-1.41	
06 05 23 00-0326			Stud Shoe (06 05 23 00-0271)		
06 05 23 00-0327	EA		6" High With 3-1/4" Wide Tabs For 2X Stud, 16 Gauge, Galvanized Stud Shoe (Simpson Strong Tie® SS1.5).....	10.40	
			<i>For >10 To 50, Deduct</i>	-0.08	
			<i>For >50 To 100, Deduct</i>	-0.34	
			<i>For >100 To 250, Deduct</i>	-0.67	
			<i>For >250 To 500, Deduct</i>	-1.16	
			<i>For >500, Deduct</i>	-1.73	
06 05 23 00-0328	EA		6" High With 3-1/4" Wide Tabs For 3X Stud, 16 Gauge, Galvanized Stud Shoe (Simpson Strong Tie® SS2.5).....	20.92	
			<i>For >10 To 50, Deduct</i>	-0.08	
			<i>For >50 To 100, Deduct</i>	-0.60	
			<i>For >100 To 250, Deduct</i>	-1.20	
			<i>For >250 To 500, Deduct</i>	-1.95	
			<i>For >500, Deduct</i>	-2.78	
06 05 23 00-0329	EA		6" High With 3-1/4" Wide Tabs For 2-2X Studs, 16 Gauge, Galvanized Stud Shoe (Simpson Strong Tie® SS3).....	21.01	
			<i>For >10 To 50, Deduct</i>	-0.08	
			<i>For >50 To 100, Deduct</i>	-0.60	
			<i>For >100 To 250, Deduct</i>	-1.20	
			<i>For >250 To 500, Deduct</i>	-1.95	
			<i>For >500, Deduct</i>	-2.79	
06 05 23 00-0330	EA		6" High With 3-1/4" Wide Tabs For 3-2X Studs, 16 Gauge, Galvanized Stud Shoe (Simpson Strong Tie® SS4.5).....	28.32	
			<i>For >10 To 50, Deduct</i>	-0.08	
			<i>For >50 To 100, Deduct</i>	-0.78	
			<i>For >100 To 250, Deduct</i>	-1.57	
			<i>For >250 To 500, Deduct</i>	-2.50	
			<i>For >500, Deduct</i>	-3.52	
06 05 23 00-0331	EA		7-1/8" High With 3-1/4" Wide Tabs For 2X Studs, 16 Gauge, Galvanized Stud Shoe (Simpson Strong Tie® HSS2-SDS1.5).....	26.58	
			<i>For >10 To 50, Deduct</i>	-0.08	
			<i>For >50 To 100, Deduct</i>	-0.74	
			<i>For >100 To 250, Deduct</i>	-1.48	
			<i>For >250 To 500, Deduct</i>	-2.37	
			<i>For >500, Deduct</i>	-3.35	
06 05 23 00-0332	EA		7-1/8" High With 3-1/4" Wide Tabs For 2-2X Studs, 16 Gauge, Galvanized Stud Shoe (Simpson Strong Tie HSS2-2-SDS3).....	28.84	
			<i>For >10 To 50, Deduct</i>	-0.08	
			<i>For >50 To 100, Deduct</i>	-0.80	
			<i>For >100 To 250, Deduct</i>	-1.59	
			<i>For >250 To 500, Deduct</i>	-2.54	
			<i>For >500, Deduct</i>	-3.58	

06 Wood, Plastics, and Composites**06 05 Common Work Results for Wood, Plastics, and Composites****06 05 23 Wood, Plastic, and Composite Fastenings**

SAN BERNARDINO
COUNTY

MINOR	CSI	UOM	DESCRIPTION	TOTAL DIRECT UNIT COST	DEMOLITION UNIT COST
06 05 23 00-0333	EA		7-1/8" High With 3-1/4" Wide Tabs For 3-2X Studs, 16 Gauge, Galvanized Stud Shoe (Simpson Strong Tie® HSS2-3-SDS3)	30.55	
			<i>For >10 To 50, Deduct</i>	-0.08	
			<i>For >50 To 100, Deduct</i>	-0.84	
			<i>For >100 To 250, Deduct</i>	-1.68	
			<i>For >250 To 500, Deduct</i>	-2.67	
			<i>For >500, Deduct</i>	-3.75	
06 05 23 00-0334	EA		7-1/8" High With 3-1/4" Wide Tabs For 4X Studs, 16 Gauge, Galvanized Stud Shoe (Simpson Strong Tie® HSS4-SDS3)	46.41	
			<i>For >10 To 50, Deduct</i>	-0.08	
			<i>For >50 To 100, Deduct</i>	-1.24	
			<i>For >100 To 250, Deduct</i>	-2.47	
			<i>For >250 To 500, Deduct</i>	-3.86	
			<i>For >500, Deduct</i>	-5.33	
06 05 23 00-0335			Nail Stops (06 05 23 00-0271)		
06 05 23 00-0336	EA		1-1/2" Wide x 3" Long, 16 Gauge, Galvanized Nail Stops (Simpson Strong Tie® NS1)	2.78	
			<i>For >10 To 50, Deduct</i>	-0.05	
			<i>For >50 To 100, Deduct</i>	-0.12	
			<i>For >100 To 250, Deduct</i>	-0.24	
			<i>For >250 To 500, Deduct</i>	-0.46	
			<i>For >500, Deduct</i>	-0.74	
06 05 23 00-0337	EA		1-1/2" Wide x 6" Long, 16 Gauge, Galvanized Nail Stops (Simpson Strong Tie® NS2)	2.92	
			<i>For >10 To 50, Deduct</i>	-0.05	
			<i>For >50 To 100, Deduct</i>	-0.12	
			<i>For >100 To 250, Deduct</i>	-0.25	
			<i>For >250 To 500, Deduct</i>	-0.47	
			<i>For >500, Deduct</i>	-0.75	
06 05 73			Wood Treatment (06 05)		
06 05 73 13			Fire-Retardant Wood Treatment (06 05 73)		
06 05 73 13-0001			Preservative Treated Lumber (06 05 73 13)		
06 05 73 13-0002			Fire Retardant Treatment (FRT) For Lumber (06 05 73 13-0001)		
06 05 73 13-0003	MBF		Fire Retardant Treatment (FRT) For Lumber	737.88	
06 05 73 33			Preservative Wood Treatment (06 05 73)		
06 05 73 33-0001			Preservative Treatment For Marine And Fresh Water Uses (06 05 73 33)		
06 05 73 33-0002	MBF		Preservative Treatment For Marine And Fresh Water Lumber	107.32	
06 10			Rough Carpentry (06)		
06 11			Wood Framing (06 10)		
Note: All framing lumber is grade #2 or better unless otherwise listed. Dimensions are nominal. See CSI section 06 05 23 00-0000 for anchors and supports.					
06 11 13			Engineered Wood Products (06 11)		
Note: All framing lumber is grade #2 or better unless otherwise listed. Dimensions are nominal.					
06 11 13 00-0001			Built-Up Members (06 11 13)		
Note: A structural framing member made from fastening separate pieces of lumber together.					
06 11 13 00-0002			Built-Up Beams Or Joists (06 11 13 00-0001)		
06 11 13 00-0003	LF		Two 2" x 8" Built-up Wood Beam Or Joist	3.96	1.72
			<i>For Each Additional 2" x_" In The Built Up Member, Add</i>	0.66	
06 11 13 00-0004	LF		Two 2" x 8" Built-up Wood Beam Or Joist	4.91	2.03
			<i>For Each Additional 2" x_" In The Built Up Member, Add</i>	0.94	
06 11 13 00-0005	LF		Two 2" x 10" Built-up Wood Beam Or Joist	6.24	2.43
			<i>For Each Additional 2" x_" In The Built Up Member, Add</i>	1.30	
06 11 13 00-0006			Built-Up Posts (06 11 13 00-0001)		
06 11 13 00-0007	LF		Two 2" x 6" Built-up Wood Post	3.96	1.72
			<i>For Each Additional 2" x_" In The Built Up Member, Add</i>	0.66	
06 11 13 00-0008	LF		Two 2" x 8" Built-up Wood Post	4.91	2.03
			<i>For Each Additional 2" x_" In The Built Up Member, Add</i>	0.94	
06 11 13 00-0009	LF		Two 2" x 10" Built-up Wood Post	6.24	2.43
			<i>For Each Additional 2" x_" In The Built Up Member, Add</i>	1.30	
06 11 16			Mechanically Graded Lumber (06 11)		
06 11 16 00-0001			Rafters And Joists (06 11 16)		
06 11 16 00-0002			Rafters (06 11 16 00-0001)		
Note: An inclined roof framing member to which a roof covering is attached.					
06 11 16 00-0003	LF		2" x 6" Wood Rafter	2.28	1.21
06 11 16 00-0004	LF		2" x 8" Wood Rafter	2.66	1.31



MINOR	CSI	UOM	DESCRIPTION	TOTAL DIRECT UNIT COST	DEMOLITION UNIT COST
06 11 16 00-0005	LF		2" x 10" Wood Rafter	3.83	1.92
06 11 16 00-0006	LF		2" x 12" Wood Rafter	4.41	2.13
06 11 16 00-0007	LF		2" x 14" Wood Rafter	4.79	2.33
06 11 16 00-0008	LF		2" x 6" Pressure Treated Wood Rafter.....	2.89	1.21
06 11 16 00-0009	LF		2" x 8" Pressure Treated Wood Rafter.....	3.50	1.31
06 11 16 00-0010	LF		2" x 10" Pressure Treated Wood Rafter.....	4.73	1.92
06 11 16 00-0011	LF		2" x 12" Pressure Treated Wood Rafter.....	5.71	2.13
06 11 16 00-0012			Joists (06 11 16 00-0001) Note: A series of parallel beams to support floors or ceilings.		
06 11 16 00-0013	LF		2" x 6" Wood Floor Joist	1.97	1.02
06 11 16 00-0014	LF		2" x 8" Wood Floor Joist	2.46	1.11
06 11 16 00-0015	LF		2" x 10" Wood Floor Joist.....	3.12	1.42
06 11 16 00-0016	LF		2" x 12" Wood Floor Joist.....	3.70	1.62
06 11 16 00-0017	LF		2" x 14" Wood Floor Joist.....	4.08	1.72
06 11 16 00-0018	LF		2" x 6" Pressure Treated Wood Floor Joist.....	2.58	1.02
06 11 16 00-0019	LF		2" x 8" Pressure Treated Wood Floor Joist.....	3.30	1.11
06 11 16 00-0020	LF		2" x 10" Pressure Treated Wood Floor Joist.....	4.02	1.42
06 11 16 00-0021	LF		2" x 12" Pressure Treated Wood Floor Joist.....	5.00	1.62
06 11 16 00-0022			Purlins (06 11 16 00-0001) Note: A horizontal structural member in a roof, supporting the loads from the roof deck or sheathing.		
06 11 16 00-0023	LF		2" x 4" Wood Purlin	1.60	0.61
06 11 16 00-0024	LF		2" x 6" Wood Purlin	1.99	0.67
06 11 16 00-0025	LF		2" x 8" Wood Purlin	2.41	0.74
06 11 16 00-0026	LF		2" x 10" Wood Purlin	2.92	0.81
06 11 16 00-0027	LF		2" x 4" Pressure Treated Wood Purlin	1.97	0.61
06 11 16 00-0028	LF		2" x 6" Pressure Treated Wood Purlin	2.60	0.67
06 11 16 00-0029	LF		2" x 8" Pressure Treated Wood Purlin	3.25	0.74
06 11 16 00-0030	LF		2" x 10" Pressure Treated Wood Purlin	3.82	0.81
06 11 16 00-0031			Exposed Rafters Or Joists (06 11 16 00-0001)		
06 11 16 00-0032			Redwood Rafters Or Joists (06 11 16 00-0031)		
06 11 16 00-0033	LF		2" x 6" Redwood Rafter Or Joist	2.94	1.02
06 11 16 00-0034	LF		2" x 8" Redwood Rafter Or Joist	3.58	1.11
06 11 16 00-0035	LF		2" x 10" Redwood Rafter Or Joist.....	4.46	1.42
06 11 16 00-0036	LF		2" x 12" Redwood Rafter Or Joist.....	5.39	1.62
06 11 16 00-0037			Cedar Rafters Or Joists (06 11 16 00-0031)		
06 11 16 00-0038	LF		2" x 6" Cedar Rafter Or Joist.....	1.98	1.02
06 11 16 00-0039	LF		2" x 8" Cedar Rafter Or Joist.....	2.23	1.11
06 11 16 00-0040	LF		2" x 10" Cedar Rafter Or Joist.....	2.57	1.42
06 11 16 00-0041	LF		2" x 12" Cedar Rafter Or Joist.....	2.93	1.62
06 11 16 00-0042			Oak Rafters Or Joists (06 11 16 00-0031)		
06 11 16 00-0043	LF		2" x 6" Oak Rafter Or Joist.....	2.37	1.02
06 11 16 00-0044	LF		2" x 8" Oak Rafter Or Joist.....	3.23	1.11
06 11 16 00-0045	LF		2" x 10" Oak Rafter Or Joist.....	4.17	1.42
06 11 16 00-0046	LF		2" x 12" Oak Rafter Or Joist.....	5.13	1.62
06 11 16 00-0047			Framing (06 11 16)		
06 11 16 00-0048			Partition Framing (06 11 16 00-0047)		
06 11 16 00-0049	LF		2" x 4" Wood Stud Framing, For Partition Walls	1.55	0.81
06 11 16 00-0050	LF		2" x 6" Wood Stud Framing, For Partition Walls	1.87	0.87
06 11 16 00-0051	LF		2" x 8" Wood Stud Framing, For Partition Walls	2.20	0.92
06 11 16 00-0052	LF		2" x 4" Pressure Treated Wood Stud Framing, For Partition Walls.....	1.92	0.81
06 11 16 00-0053	LF		2" x 6" Pressure Treated Wood Stud Framing, For Partition Walls.....	2.48	0.87
06 11 16 00-0054	LF		2" x 8" Pressure Treated Wood Stud Framing, For Partition Walls.....	3.04	0.92
06 11 16 00-0055			Wall Framing Assemblies By The SF (06 11 16 00-0047) Note: Includes single bottom and double top plates, center support bracing, vertical studs and appropriate fastening devices. Excludes blocking for wall mounted fixtures or cabinets. Per SF of wall area measures one side. Do not deduct for openings of less than 25 SF when calculating total wall square footage.		
06 11 16 00-0056			Wall Framing By The SF, 12" On Center (06 11 16 00-0055)		
06 11 16 00-0057	SF		2" x 4" Wood Wall Framing At 12" On Center	2.02	0.98
			For Up To 200, Add	0.69	
			For >200 To 500, Add	0.35	
06 11 16 00-0058	SF		2" x 6" Wood Wall Framing At 12" On Center.....	2.70	1.25
			For Up To 200, Add	0.91	
			For >200 To 500, Add	0.46	

06	06	Wood, Plastics, and Composites
	06 10	Rough Carpentry
	06 11	Wood Framing



MINOR	CSI	UOM	DESCRIPTION	TOTAL DIRECT UNIT COST	DEMOLITION UNIT COST
06 11 16 00-0059	SF		2" x 8" Wood Wall Framing At 12" On Center..... <i>For Up To 200, Add</i> <i>For >200 To 500, Add</i>	3.60 1.21 0.61	1.68
06 11 16 00-0060			Wall Framing By The SF, 16" On Center (06 11 16 00-0055)		
06 11 16 00-0061	SF		2" x 4" Wood Wall Framing At 16" On Center..... <i>For Up To 200, Add</i> <i>For >200 To 500, Add</i>	1.64 0.56 0.28	0.79
06 11 16 00-0062	SF		2" x 6" Wood Wall Framing At 16" On Center..... <i>For Up To 200, Add</i> <i>For >200 To 500, Add</i>	2.24 0.76 0.38	1.05
06 11 16 00-0063	SF		2" x 8" Wood Wall Framing At 16" On Center..... <i>For Up To 200, Add</i> <i>For >200 To 500, Add</i>	3.00 1.01 0.51	1.39
06 11 16 00-0064			Wall Framing By The SF, 24" On Center (06 11 16 00-0055)		
06 11 16 00-0065	SF		2" x 4" Wood Wall Framing At 24" On Center..... <i>For Up To 200, Add</i> <i>For >200 To 500, Add</i>	1.29 0.44 0.22	0.62
06 11 16 00-0066	SF		2" x 6" Wood Wall Framing At 24" On Center..... <i>For Up To 200, Add</i> <i>For >200 To 500, Add</i>	1.76 0.59 0.30	0.81
06 11 16 00-0067	SF		2" x 8" Wood Wall Framing At 24" On Center..... <i>For Up To 200, Add</i> <i>For >200 To 500, Add</i>	2.35 0.79 0.40	1.09
06 11 16 00-0068			Sills And Plates (06 11 16)		
06 11 16 00-0069			Sills (06 11 16 00-0068) Note: A horizontal member which rests on and is attached to the foundation.		
06 11 16 00-0070	LF		2" x 4" Wood Sill.....	2.67	1.52
06 11 16 00-0071	LF		2" x 6" Wood Sill.....	3.19	1.72
06 11 16 00-0072	LF		2" x 8" Wood Sill.....	3.80	1.92
06 11 16 00-0073	LF		2" x 4" Pressure Treated Wood Sill.....	3.04	1.52
06 11 16 00-0074	LF		2" x 6" Pressure Treated Wood Sill.....	3.80	1.72
06 11 16 00-0075	LF		2" x 8" Pressure Treated Wood Sill.....	4.64	1.92
06 11 16 00-0076			Plates (06 11 16 00-0068) Note: A horizontal member connecting and terminating studs, posts, joists, rafters, etc. such as the top and bottom plate on a stud framed partition wall.		
06 11 16 00-0077	LF		2" x 4" Wood Plate.....	2.67	1.52
06 11 16 00-0078	LF		2" x 6" Wood Plate.....	3.19	1.72
06 11 16 00-0079	LF		2" x 8" Wood Plate.....	3.78	1.92
06 11 16 00-0080	LF		2" x 4" Pressure Treated Wood Plate.....	3.04	1.52
06 11 16 00-0081	LF		2" x 6" Pressure Treated Wood Plate.....	3.80	1.72
06 11 16 00-0082	LF		2" x 8" Pressure Treated Wood Plate.....	4.62	1.92
06 11 16 00-0083			Sills And Plates From Redwood (06 11 16 00-0068)		
06 11 16 00-0084			Construction Grade/Rough (06 11 16 00-0083)		
06 11 16 00-0085	LF		2" x 6" Redwood, Construction Grade/Rough.....	5.64	1.72
06 11 16 00-0086	LF		2" x 8" Redwood, Construction Grade/Rough.....	7.61	1.92
06 11 16 00-0087	LF		2" x 10" Redwood, Construction Grade/Rough.....	9.26	2.13
06 11 16 00-0088	LF		2" x 12" Redwood, Construction Grade/Rough.....	11.18	2.33
06 11 16 00-0089			Con Heart/Smooth (06 11 16 00-0083)		
06 11 16 00-0090	LF		2" x 6" Redwood, Con Heart/Smooth.....	6.96	1.72
06 11 16 00-0091	LF		2" x 8" Redwood, Con Heart/Smooth.....	9.60	1.92
06 11 16 00-0092	LF		2" x 10" Redwood, Con Heart/Smooth.....	12.63	2.13
06 11 16 00-0093	LF		2" x 12" Redwood, Con Heart/Smooth.....	15.18	2.33
06 11 16 00-0094			Suspended Ceiling Framing (06 11 16)		
06 11 16 00-0095	LF		1" x 2" Wood Suspended Ceiling Framing.....	2.21	1.31
06 11 16 00-0096	LF		1" x 3" Wood Suspended Ceiling Framing.....	2.40	1.42
06 11 16 00-0097	LF		1" x 4" Wood Suspended Ceiling Framing.....	2.52	1.52
06 11 16 00-0098	LF		2" x 2" Wood Suspended Ceiling Framing.....	2.59	1.52
06 11 16 00-0099	LF		2" x 4" Wood Suspended Ceiling Framing.....	3.08	1.72
06 11 16 00-0100	LF		1" x 2" Pressure Treated Wood Suspended Ceiling Framing.....	2.48	1.31
06 11 16 00-0101	LF		1" x 3" Pressure Treated Wood Suspended Ceiling Framing.....	2.41	1.42
06 11 16 00-0102	LF		1" x 4" Pressure Treated Wood Suspended Ceiling Framing.....	2.71	1.52
06 11 16 00-0103	LF		2" x 2" Pressure Treated Wood Suspended Ceiling Framing.....	2.91	1.52
06 11 16 00-0104	LF		2" x 4" Pressure Treated Wood Suspended Ceiling Framing.....	3.40	1.72
06 11 16 00-0105			Posts And Girts (06 11 16)		



MINOR	CSI	UOM	DESCRIPTION	TOTAL DIRECT UNIT COST	DEMOLITION UNIT COST
06 11 16 00-0106			Posts <small>(06 11 16 00-0105)</small>		
			Note: A vertical, upright framing member.		
06 11 16 00-0107	LF		4" x 4" Wood Post.....	3.87	1.92
06 11 16 00-0108	LF		4" x 5" Wood Post.....	4.41	2.23
06 11 16 00-0109	LF		4" x 6" Wood Post.....	4.85	2.43
06 11 16 00-0110	LF		6" x 6" Wood Post.....	5.40	2.64
06 11 16 00-0111	LF		8" x 8" Wood Post.....	5.95	2.74
06 11 16 00-0112	LF		10" x 10" Wood Post.....	6.48	3.15
06 11 16 00-0113	LF		4" x 4" Pressure Treated Wood Post.....	5.73	1.92
06 11 16 00-0114	LF		3" x 6" Pressure Treated Wood Post.....	6.61	2.43
06 11 16 00-0115	LF		4" x 6" Pressure Treated Wood Post.....	8.12	2.43
06 11 16 00-0116	LF		6" x 6" Pressure Treated Wood Post.....	11.57	2.64
06 11 16 00-0117			Girts <small>(06 11 16 00-0105)</small>		
			Note: A horizontal member at intermediate level between columns, studs, or posts.		
06 11 16 00-0118	LF		2" x 4" Wood Girt.....	1.85	0.73
06 11 16 00-0119	LF		2" x 6" Wood Girt.....	2.26	0.80
06 11 16 00-0120	LF		2" x 8" Wood Girt.....	2.70	0.89
06 11 16 00-0121	LF		2" x 10" Wood Girt.....	3.24	0.98
06 11 16 00-0122	LF		4" x 4" Wood Girt.....	3.75	1.46
06 11 16 00-0123	LF		4" x 5" Wood Girt.....	4.31	1.64
06 11 16 00-0124	LF		4" x 6" Wood Girt.....	4.83	1.82
06 11 16 00-0125	LF		6" x 6" Wood Girt.....	5.39	2.01
06 11 16 00-0126	LF		8" x 8" Wood Girt.....	5.93	2.19
06 11 16 00-0127	LF		10" x 10" Wood Girt.....	6.47	2.38
06 11 16 00-0128	LF		2" x 4" Pressure Treated Wood Girt.....	2.22	0.73
06 11 16 00-0129	LF		2" x 6" Pressure Treated Wood Girt.....	2.87	0.80
06 11 16 00-0130	LF		2" x 8" Pressure Treated Wood Girt.....	3.54	0.89
06 11 16 00-0131	LF		2" x 10" Pressure Treated Wood Girt.....	4.14	0.98
06 11 16 00-0132	LF		4" x 4" Pressure Treated Wood Girt.....	5.73	1.46
06 11 16 00-0133	LF		3" x 6" Pressure Treated Wood Girt.....	6.61	1.82
06 11 16 00-0134	LF		4" x 6" Pressure Treated Wood Girt.....	8.12	1.82
06 11 16 00-0135	LF		6" x 6" Pressure Treated Wood Girt.....	11.57	2.01
06 11 16 00-0136			Construction Grade/Rough Redwood Posts <small>(06 11 16 00-0105)</small>		
06 11 16 00-0137	LF		4" x 4" Redwood, Construction Grade/Rough Post.....	8.92	1.92
			For Smooth "Clear", Add.....	1.20	
06 11 16 00-0138	LF		4" x 5" Redwood, Construction Grade/Rough Post.....	10.78	2.23
			For Smooth "Clear", Add.....	1.50	
06 11 16 00-0139	LF		4" x 6" Redwood, Construction Grade/Rough Post.....	12.66	2.43
			For Smooth "Clear", Add.....	1.80	
06 11 16 00-0140	LF		4" x 8" Redwood, Construction Grade/Rough Post.....	15.83	2.50
			For Smooth "Clear", Add.....	2.41	
06 11 16 00-0141	LF		4" x 10" Redwood, Construction Grade/Rough Post.....	19.07	2.67
			For Smooth "Clear", Add.....	3.01	
06 11 16 00-0142	LF		6" x 6" Redwood, Construction Grade/Rough Post.....	17.55	2.64
			For Smooth "Clear", Add.....	2.71	
06 11 16 00-0143	LF		6" x 8" Redwood, Construction Grade/Rough Post.....	22.21	2.74
			For Smooth "Clear", Add.....	3.61	
06 11 16 00-0144	LF		6" x 10" Redwood, Construction Grade/Rough Post.....	26.83	2.57
			For Smooth "Clear", Add.....	4.51	
06 11 16 00-0145	LF		8" x 8" Redwood, Construction Grade/Rough Post.....	28.44	2.74
			For Smooth "Clear", Add.....	4.81	
06 11 16 00-0146			Stair Stringers <small>(06 11 16)</small>		
06 11 16 00-0147	LF		2" x 10" Wood Stair Stringer.....	7.36	4.05
06 11 16 00-0148	LF		2" x 12" Wood Stair Stringer.....	8.69	4.76
06 11 16 00-0149	LF		2" x 10" Pressure Treated Wood Stair Stringer.....	8.28	4.05
06 11 16 00-0150	LF		2" x 12" Pressure Treated Wood Stair Stringer.....	9.97	4.76
06 11 16 00-0151			Blocking And Sleepers <small>(06 11 16)</small>		
06 11 16 00-0152			Blocking <small>(06 11 16 00-0151)</small>		
06 11 16 00-0153			Blocking To Wood <small>(06 11 16 00-0152)</small>		
06 11 16 00-0154	LF		2" x 4" Pressure Treated Wood Blocking To Wood.....	5.96	2.43
06 11 16 00-0155	LF		2" x 6" Pressure Treated Wood Blocking To Wood.....	7.19	2.68
06 11 16 00-0156	LF		2" x 8" Pressure Treated Wood Blocking To Wood.....	8.25	2.94
06 11 16 00-0157	LF		4" x 4" Pressure Treated Wood Blocking To Wood.....	9.64	3.23
06 11 16 00-0158	LF		4" x 6" Pressure Treated Wood Blocking To Wood.....	11.83	3.56
06 11 16 00-0159	LF		2" x 4" Wood Blocking To Wood.....	5.26	2.43
06 11 16 00-0160	LF		2" x 6" Wood Blocking To Wood.....	6.02	2.68
06 11 16 00-0161	LF		2" x 8" Wood Blocking To Wood.....	6.84	2.94
06 11 16 00-0162	LF		4" x 4" Wood Blocking To Wood.....	7.44	3.23
06 11 16 00-0163	LF		4" x 6" Wood Blocking To Wood.....	8.34	3.56

06 Wood, Plastics, and Composites**06 10 Rough Carpentry****06 11 Wood Framing**
 MINOR
 CSI UOM DESCRIPTION

 TOTAL DIRECT DEMOLITION
 UNIT COST UNIT COST

MINOR	CSI	UOM	DESCRIPTION	TOTAL DIRECT UNIT COST	DEMOLITION UNIT COST
06 11 16 00-0164			Blocking To Steel (06 11 16 00-0152)		
06 11 16 00-0165	LF		2" x 4" Pressure Treated Wood Blocking To Steel.....	6.81	2.80
06 11 16 00-0166	LF		2" x 6" Pressure Treated Wood Blocking To Steel.....	8.17	3.08
06 11 16 00-0167	LF		2" x 8" Pressure Treated Wood Blocking To Steel.....	9.36	3.39
06 11 16 00-0168	LF		2" x 4" Wood Blocking To Steel.....	6.04	2.80
06 11 16 00-0169	LF		2" x 6" Wood Blocking To Steel.....	6.89	3.08
06 11 16 00-0170	LF		2" x 8" Wood Blocking To Steel.....	7.80	3.39
06 11 16 00-0171			Blocking To Concrete (06 11 16 00-0152)		
06 11 16 00-0172	LF		2" x 4" Pressure Treated Wood Blocking To Concrete.....	6.81	2.80
06 11 16 00-0173	LF		2" x 6" Pressure Treated Wood Blocking To Concrete.....	8.17	3.08
06 11 16 00-0174	LF		2" x 8" Pressure Treated Wood Blocking To Concrete.....	9.36	3.39
06 11 16 00-0175	LF		2" x 4" Wood Blocking To Concrete.....	6.04	2.80
06 11 16 00-0176	LF		2" x 6" Wood Blocking To Concrete.....	6.89	3.08
06 11 16 00-0177	LF		2" x 8" Wood Blocking To Concrete.....	7.80	3.39
06 11 16 00-0178			Pressure Treated Lattice (06 11 16 00-0151)		
06 11 16 00-0179	SF		3/4" Thick Pressure Treated Wood Lattice.....	5.78	2.13
06 11 16 00-0180			Sleepers (06 11 16 00-0151)		
06 11 16 00-0181			Sleepers To Wood (06 11 16 00-0180)		
06 11 16 00-0182	LF		1" x 2" Pressure Treated Wood Sleeper On Wood.....	1.16	0.36
06 11 16 00-0183	LF		1" x 3" Pressure Treated Wood Sleeper On Wood.....	1.09	0.41
06 11 16 00-0184	LF		1" x 4" Pressure Treated Wood Sleeper On Wood.....	1.30	0.46
06 11 16 00-0185	LF		2" x 4" Pressure Treated Wood Sleeper On Wood.....	2.21	0.56
06 11 16 00-0186	LF		2" x 6" Pressure Treated Wood Sleeper On Wood.....	3.05	0.61
06 11 16 00-0187			Sleepers To Concrete (06 11 16 00-0180)		
06 11 16 00-0188	LF		1" x 2" Pressure Treated Wood Sleeper On Concrete.....	1.21	0.36
06 11 16 00-0189	LF		1" x 3" Pressure Treated Wood Sleeper On Concrete.....	1.12	0.41
06 11 16 00-0190	LF		1" x 4" Pressure Treated Wood Sleeper On Concrete.....	1.34	0.46
06 11 16 00-0191	LF		2" x 4" Pressure Treated Wood Sleeper On Concrete.....	2.32	0.56
06 11 16 00-0192	LF		2" x 6" Pressure Treated Wood Sleeper On Concrete.....	3.23	0.61
06 11 16 00-0193			Roofing Nailers (06 11 16)		
06 11 16 00-0194	LF		2" x 4" Pressure Treated Lumber, For Roofing Nailers.....	3.09	0.81
06 11 16 00-0195	LF		2" x 6" Pressure Treated Lumber, For Roofing Nailers.....	3.70	0.87
06 11 16 00-0196	LF		2" x 8" Pressure Treated Lumber, For Roofing Nailers.....	4.31	0.92
06 11 16 00-0197			Roofing Sleepers (06 11 16)		
06 11 16 00-0198	LF		2" x 4" Pressure Treated Lumber, For Roofing Sleepers.....	1.52	
06 11 16 00-0199	LF		4" x 4" Pressure Treated Lumber, For Roofing Sleepers.....	4.29	
06 11 16 00-0200	LF		4" x 6" Pressure Treated Lumber, For Roofing Sleepers.....	6.30	
06 11 16 00-0201	LF		6" x 6" Pressure Treated Lumber, For Roofing Sleepers.....	9.58	
06 11 16 00-0202			Canopy Framing, Bridging, And Furring (06 11 16)		
06 11 16 00-0203			Wood And Steel Bridging (06 11 16 00-0202)		
06 11 16 00-0204			Wood Bridging (06 11 16 00-0203)		
06 11 16 00-0205	EA		1 Pair Wood Bridging, 1" x 3" Cross Type..... Note: For joists spaced at 16" on center.	8.14	3.55
06 11 16 00-0206	EA		1 Pair Wood Bridging, 2" x 3" Cross Type..... Note: For joists spaced at 16" on center.	8.36	3.55
06 11 16 00-0207			Steel Bridging (06 11 16 00-0203)		
06 11 16 00-0208	EA		1 Pair Steel Bridging, Wood Joists At 16" On Center.....	10.49	3.55
06 11 16 00-0209	EA		1 Pair Steel Bridging, Wood Joists At 24" On Center.....	10.46	3.55
06 11 16 00-0210			Light Framing, Trim And Furring (06 11 16 00-0202)		
06 11 16 00-0211			Pine/Spruce/Fir Light Framing, Trim And Furring (06 11 16 00-0210) Note: S4S board, select grade 1		
06 11 16 00-0212	LF		1" x 1" Pine/Spruce/Fir Light Framing, Trim And Furring.....	1.78	0.83
06 11 16 00-0213	LF		1" x 2" Pine/Spruce/Fir Light Framing, Trim And Furring.....	2.00	0.92
06 11 16 00-0214	LF		1" x 4" Pine/Spruce/Fir Light Framing, Trim And Furring.....	2.30	1.01
06 11 16 00-0215	LF		1" x 6" Pine/Spruce/Fir Light Framing, Trim And Furring.....	2.56	1.10
06 11 16 00-0216	LF		1" x 8" Pine/Spruce/Fir Light Framing, Trim And Furring.....	2.83	1.21
06 11 16 00-0217	LF		1" x 10" Pine/Spruce/Fir Light Framing, Trim And Furring.....	3.14	1.33
06 11 16 00-0218	LF		2" x 2" Pine/Spruce/Fir Light Framing, Trim And Furring.....	2.57	1.10



MINOR	CSI	UOM	DESCRIPTION	TOTAL DIRECT UNIT COST	DEMOLITION UNIT COST
06 11 16 00-0219	LF		2" x 4" Pine/Spruce/Fir Light Framing, Trim And Furring	2.87	1.21
06 11 16 00-0220	LF		2" x 6" Pine/Spruce/Fir Light Framing, Trim And Furring	3.34	1.33
06 11 16 00-0221	LF		2" x 8" Pine/Spruce/Fir Light Framing, Trim And Furring	3.88	1.47
06 11 16 00-0222	LF		2" x 10" Pine/Spruce/Fir Light Framing, Trim And Furring	4.54	1.62
06 11 16 00-0223			Cedar Light Framing, Trim And Furring (06 11 16 00-0210)		
			Note: S4S board, select grade 1		
06 11 16 00-0224	LF		1" x 1" Cedar Light Framing, Trim And Furring	1.80	0.83
06 11 16 00-0225	LF		1" x 2" Cedar Light Framing, Trim And Furring	2.11	0.92
06 11 16 00-0226	LF		1" x 4" Cedar Light Framing, Trim And Furring	2.72	1.01
06 11 16 00-0227	LF		1" x 6" Cedar Light Framing, Trim And Furring	3.28	1.10
06 11 16 00-0228	LF		1" x 8" Cedar Light Framing, Trim And Furring	4.73	1.21
06 11 16 00-0229	LF		1" x 10" Cedar Light Framing, Trim And Furring	5.55	1.33
06 11 16 00-0230	LF		2" x 2" Cedar Light Framing, Trim And Furring	2.84	1.10
06 11 16 00-0231	LF		2" x 4" Cedar Light Framing, Trim And Furring	3.27	1.21
06 11 16 00-0232			Oak Light Framing, Trim And Furring (06 11 16 00-0210)		
			Note: S4S board, select grade 1		
06 11 16 00-0233	LF		1" x 1" Oak Light Framing, Trim And Furring	1.81	0.83
06 11 16 00-0234	LF		1" x 2" Oak Light Framing, Trim And Furring	2.12	0.92
06 11 16 00-0235	LF		1" x 4" Oak Light Framing, Trim And Furring	2.61	1.01
06 11 16 00-0236	LF		1" x 6" Oak Light Framing, Trim And Furring	3.12	1.10
06 11 16 00-0237	LF		1" x 8" Oak Light Framing, Trim And Furring	3.64	1.21
06 11 16 00-0238	LF		1" x 10" Oak Light Framing, Trim And Furring	4.19	1.33
06 11 16 00-0239	LF		2" x 2" Oak Light Framing, Trim And Furring	2.82	1.10
06 11 16 00-0240	LF		2" x 4" Oak Light Framing, Trim And Furring	3.64	1.21
06 11 16 00-0241			Redwood Light Framing, Trim And Furring (06 11 16 00-0210)		
			Note: S4S board, select grade 1		
06 11 16 00-0242	LF		1" x 1" Redwood Light Framing, Trim And Furring	1.77	0.83
06 11 16 00-0243	LF		1" x 2" Redwood Light Framing, Trim And Furring	2.04	0.92
06 11 16 00-0244	LF		1" x 4" Redwood Light Framing, Trim And Furring	2.47	1.01
06 11 16 00-0245	LF		1" x 6" Redwood Light Framing, Trim And Furring	2.94	1.10
06 11 16 00-0246	LF		1" x 8" Redwood Light Framing, Trim And Furring	3.45	1.21
06 11 16 00-0247	LF		1" x 10" Redwood Light Framing, Trim And Furring	4.02	1.33
06 11 16 00-0248	LF		2" x 2" Redwood Light Framing, Trim And Furring	2.95	1.10
06 11 16 00-0249	LF		2" x 4" Redwood Light Framing, Trim And Furring	3.47	1.21
06 11 16 00-0250			Poplar Light Framing, Trim And Furring (06 11 16 00-0210)		
			Note: S4S board, select grade 1		
06 11 16 00-0251	LF		1" x 1" Poplar Light Framing, Trim And Furring	2.02	0.83
06 11 16 00-0252	LF		1" x 2" Poplar Light Framing, Trim And Furring	2.44	0.92
06 11 16 00-0253	LF		1" x 4" Poplar Light Framing, Trim And Furring	3.04	1.01
06 11 16 00-0254	LF		1" x 6" Poplar Light Framing, Trim And Furring	3.81	1.10
06 11 16 00-0255	LF		1" x 8" Poplar Light Framing, Trim And Furring	4.41	1.21
06 11 16 00-0256	LF		1" x 10" Poplar Light Framing, Trim And Furring	5.74	1.33
06 11 16 00-0257	LF		1" x 12" Poplar Light Framing, Trim And Furring	6.17	1.33
06 11 16 00-0258	LF		2" x 2" Poplar Light Framing, Trim And Furring	4.90	1.10
06 11 16 00-0259	LF		2" x 4" Poplar Light Framing, Trim And Furring	5.48	1.21
06 11 16 00-0260	LF		2" x 6" Poplar Light Framing, Trim And Furring	7.25	1.33
06 11 16 00-0261			Maple Light Framing, Trim And Furring (06 11 16 00-0210)		
			Note: S4S board, select grade 1		
06 11 16 00-0262	LF		1" x 4" Maple Light Framing, Trim And Furring	3.72	1.01
06 11 16 00-0263	LF		1" x 6" Maple Light Framing, Trim And Furring	4.86	1.10
06 11 16 00-0264	LF		1" x 8" Maple Light Framing, Trim And Furring	6.05	1.21
06 13 Heavy Timber Construction (06 10)					
06 13 23 Heavy Timber Framing (06 13)					
06 13 23 00-0001			Heavy Timber Framing (06 13 23)		
			Note: Excludes fasteners. See CSI section 06 05 23 00-0093 for bolts and fasteners.		
06 13 23 00-0002			Heavy Timber Beams (06 13 23 00-0001)		
06 13 23 00-0003			Pine, Heavy Timber Beams (06 13 23 00-0002)		
06 13 23 00-0004	LF		4" x 4", Pine, Heavy Timber Beam.....	5.36	1.80
06 13 23 00-0005	LF		4" x 6", Pine, Heavy Timber Beam.....	6.40	1.87
06 13 23 00-0006	LF		4" x 8", Pine, Heavy Timber Beam.....	7.43	1.95
06 13 23 00-0007	LF		4" x 10", Pine, Heavy Timber Beam.....	9.51	2.08
06 13 23 00-0008	LF		4" x 12", Pine, Heavy Timber Beam.....	11.22	2.20
06 13 23 00-0009	LF		6" x 6", Pine, Heavy Timber Beam.....	7.99	2.03
06 13 23 00-0010	LF		6" x 8", Pine, Heavy Timber Beam.....	9.49	2.13
06 13 23 00-0011	LF		6" x 10", Pine, Heavy Timber Beam.....	12.60	2.28
06 13 23 00-0012	LF		6" x 12", Pine, Heavy Timber Beam.....	14.87	2.33

06 Wood, Plastics, and Composites**06 10 Rough Carpentry****06 13 Heavy Timber Construction**MINOR
CSI UOM DESCRIPTIONTOTAL DIRECT DEMOLITION
UNIT COST UNIT COST

06 13 23 00-0013	LF	8" x 8", Pine, Heavy Timber Beam.....	11.47	2.20
06 13 23 00-0014	LF	8" x 10", Pine, Heavy Timber Beam.....	15.28	2.28
06 13 23 00-0015	LF	8" x 12", Pine, Heavy Timber Beam.....	18.36	2.33
06 13 23 00-0016	LF	10" x 10", Pine, Heavy Timber Beam.....	18.15	2.33
06 13 23 00-0017	LF	10" x 12", Pine, Heavy Timber Beam.....	22.10	2.53
06 13 23 00-0018	LF	12" x 12", Pine, Heavy Timber Beam.....	25.99	2.79
06 13 23 00-0019	BF	>12" To 16" Pine, Heavy Timber Beam.....	2.17	0.23

Note: 1 Board Foot = 12" x 12" x 1" = 144 Cubic Inches.

06 13 23 00-0020 Douglas Fir, Heavy Timber Beams (06 13 23 00-0020)

06 13 23 00-0021	LF	4" x 4", Douglas Fir, Heavy Timber Beam.....	5.53	1.80
06 13 23 00-0022	LF	4" x 6", Douglas Fir, Heavy Timber Beam.....	6.66	1.87
06 13 23 00-0023	LF	4" x 8", Douglas Fir, Heavy Timber Beam.....	7.79	1.95
06 13 23 00-0024	LF	4" x 10", Douglas Fir, Heavy Timber Beam.....	10.04	2.08
06 13 23 00-0025	LF	4" x 12", Douglas Fir, Heavy Timber Beam.....	11.90	2.20
06 13 23 00-0026	LF	6" x 6", Douglas Fir, Heavy Timber Beam.....	8.38	2.03
06 13 23 00-0027	LF	6" x 8", Douglas Fir, Heavy Timber Beam.....	10.01	2.13
06 13 23 00-0028	LF	6" x 10", Douglas Fir, Heavy Timber Beam.....	13.39	2.28
06 13 23 00-0029	LF	6" x 12", Douglas Fir, Heavy Timber Beam.....	15.90	2.33
06 13 23 00-0030	LF	8" x 8", Douglas Fir, Heavy Timber Beam.....	12.17	2.20
06 13 23 00-0031	LF	8" x 10", Douglas Fir, Heavy Timber Beam.....	16.85	2.28
06 13 23 00-0032	LF	8" x 12", Douglas Fir, Heavy Timber Beam.....	19.72	2.33
06 13 23 00-0033	LF	10" x 10", Douglas Fir, Heavy Timber Beam.....	19.48	2.33
06 13 23 00-0034	LF	10" x 12", Douglas Fir, Heavy Timber Beam.....	23.78	2.53
06 13 23 00-0035	LF	12" x 12", Douglas Fir, Heavy Timber Beam.....	28.03	2.79
06 13 23 00-0036	BF	>12" To 16" Douglas Fir, Heavy Timber Beam.....	2.34	0.23

Note: 1 Board Foot = 12" x 12" x 1" = 144 Cubic Inches.

06 13 23 00-0037 Pressure Treated, Heavy Timber Beams (06 13 23 00-0037)

06 13 23 00-0038	LF	4" x 4", Pressure Treated, Heavy Timber Beam.....	6.41	1.80
06 13 23 00-0039	LF	4" x 6", Pressure Treated, Heavy Timber Beam.....	8.23	1.87
06 13 23 00-0040	LF	4" x 8", Pressure Treated, Heavy Timber Beam.....	9.81	1.95
06 13 23 00-0041	LF	4" x 10", Pressure Treated, Heavy Timber Beam.....	13.11	2.08
06 13 23 00-0042	LF	4" x 12", Pressure Treated, Heavy Timber Beam.....	15.79	2.20
06 13 23 00-0043	LF	6" x 6", Pressure Treated, Heavy Timber Beam.....	11.57	2.03
06 13 23 00-0044	LF	6" x 8", Pressure Treated, Heavy Timber Beam.....	14.30	2.13
06 13 23 00-0045	LF	6" x 10", Pressure Treated, Heavy Timber Beam.....	17.23	2.28
06 13 23 00-0046	LF	6" x 12", Pressure Treated, Heavy Timber Beam.....	21.30	2.33
06 13 23 00-0047	LF	8" x 8", Pressure Treated, Heavy Timber Beam.....	21.56	2.20
06 13 23 00-0048	LF	8" x 10", Pressure Treated, Heavy Timber Beam.....	25.14	2.28
06 13 23 00-0049	LF	8" x 12", Pressure Treated, Heavy Timber Beam.....	29.71	2.33
06 13 23 00-0050	LF	10" x 10", Pressure Treated, Heavy Timber Beam.....	29.84	2.33
06 13 23 00-0051	LF	10" x 12", Pressure Treated, Heavy Timber Beam.....	39.71	2.53
06 13 23 00-0052	LF	12" x 12", Pressure Treated, Heavy Timber Beam.....	47.15	2.79
06 13 23 00-0053	BF	>12" To 16" Pressure Treated, Heavy Timber Beam.....	3.93	0.23

Note: 1 Board Foot = 12" x 12" x 1" = 144 Cubic Inches.

06 13 23 00-0054 Heavy Timber Columns (06 13 23 00-0054)**06 13 23 00-0055 Pine, Heavy Timber Columns (06 13 23 00-0055)**

06 13 23 00-0056	LF	4" x 4", Pine, Heavy Timber Column.....	3.66	0.95
06 13 23 00-0057	LF	4" x 6", Pine, Heavy Timber Column.....	4.65	1.00
06 13 23 00-0058	LF	4" x 8", Pine, Heavy Timber Column.....	5.59	1.03
06 13 23 00-0059	LF	4" x 10", Pine, Heavy Timber Column.....	7.55	1.09
06 13 23 00-0060	LF	4" x 12", Pine, Heavy Timber Column.....	9.13	1.16
06 13 23 00-0061	LF	6" x 6", Pine, Heavy Timber Column.....	6.09	1.06
06 13 23 00-0062	LF	6" x 8", Pine, Heavy Timber Column.....	7.51	1.10
06 13 23 00-0063	LF	6" x 10", Pine, Heavy Timber Column.....	10.44	1.20
06 13 23 00-0064	LF	6" x 12", Pine, Heavy Timber Column.....	12.66	1.22
06 13 23 00-0065	LF	8" x 8", Pine, Heavy Timber Column.....	9.38	1.16
06 13 23 00-0066	LF	8" x 10", Pine, Heavy Timber Column.....	13.12	1.20
06 13 23 00-0067	LF	8" x 12", Pine, Heavy Timber Column.....	16.11	1.25
06 13 23 00-0068	LF	10" x 10", Pine, Heavy Timber Column.....	15.90	1.25
06 13 23 00-0069	LF	10" x 12", Pine, Heavy Timber Column.....	19.70	1.33
06 13 23 00-0070	LF	12" x 12", Pine, Heavy Timber Column.....	23.35	1.47
06 13 23 00-0071	BF	>12" To 16" Pine, Heavy Timber Column.....	1.94	0.12

Note: 1 Board Foot = 12" x 12" x 1" = 144 Cubic Inches.

06 13 23 00-0072 Douglas Fir, Heavy Timber Columns (06 13 23 00-0072)

06 13 23 00-0073	LF	4" x 4", Douglas Fir, Heavy Timber Column.....	3.83	0.95
06 13 23 00-0074	LF	4" x 6", Douglas Fir, Heavy Timber Column.....	4.91	1.00
06 13 23 00-0075	LF	4" x 8", Douglas Fir, Heavy Timber Column.....	5.95	1.03
06 13 23 00-0076	LF	4" x 10", Douglas Fir, Heavy Timber Column.....	8.08	1.09
06 13 23 00-0077	LF	4" x 12", Douglas Fir, Heavy Timber Column.....	9.81	1.16
06 13 23 00-0078	LF	6" x 6", Douglas Fir, Heavy Timber Column.....	6.48	1.06
06 13 23 00-0079	LF	6" x 8", Douglas Fir, Heavy Timber Column.....	8.03	1.10
06 13 23 00-0080	LF	6" x 10", Douglas Fir, Heavy Timber Column.....	11.23	1.20



MINOR	CSI	UOM	DESCRIPTION	TOTAL DIRECT UNIT COST	DEMOLITION UNIT COST
06 13 23 00-0081	LF		6" x 12", Douglas Fir, Heavy Timber Column.....	13.69	1.22
06 13 23 00-0082	LF		8" x 8", Douglas Fir, Heavy Timber Column.....	10.08	1.16
06 13 23 00-0083	LF		8" x 10", Douglas Fir, Heavy Timber Column.....	14.19	1.20
06 13 23 00-0084	LF		8" x 12", Douglas Fir, Heavy Timber Column.....	17.47	1.25
06 13 23 00-0085	LF		10" x 10", Douglas Fir, Heavy Timber Column.....	17.23	1.25
06 13 23 00-0086	LF		10" x 12", Douglas Fir, Heavy Timber Column.....	21.38	1.33
06 13 23 00-0087	LF		12" x 12", Douglas Fir, Heavy Timber Column.....	25.39	1.47
06 13 23 00-0088	BF		>12" To 16" Douglas Fir, Heavy Timber Column.....	2.11	0.12
Note: 1 Board Foot = 12" x 12" x 1" = 144 Cubic Inches.					
06 13 23 00-0089			Pressure Treated, Heavy Timber Columns (06 13 23 00-0054)		
06 13 23 00-0090	LF		4" x 4", Pressure Treated, Heavy Timber Column.....	4.71	0.95
06 13 23 00-0091	LF		4" x 6", Pressure Treated, Heavy Timber Column.....	6.48	1.00
06 13 23 00-0092	LF		4" x 8", Pressure Treated, Heavy Timber Column.....	7.97	1.03
06 13 23 00-0093	LF		4" x 10", Pressure Treated, Heavy Timber Column.....	11.15	1.09
06 13 23 00-0094	LF		4" x 12", Pressure Treated, Heavy Timber Column.....	13.70	1.16
06 13 23 00-0095	LF		6" x 6", Pressure Treated, Heavy Timber Column.....	9.67	1.06
06 13 23 00-0096	LF		6" x 8", Pressure Treated, Heavy Timber Column.....	12.32	1.10
06 13 23 00-0097	LF		6" x 10", Pressure Treated, Heavy Timber Column.....	15.07	1.20
06 13 23 00-0098	LF		6" x 12", Pressure Treated, Heavy Timber Column.....	19.09	1.22
06 13 23 00-0099	LF		8" x 8", Pressure Treated, Heavy Timber Column.....	19.47	1.16
06 13 23 00-0100	LF		8" x 10", Pressure Treated, Heavy Timber Column.....	22.98	1.20
06 13 23 00-0101	LF		8" x 12", Pressure Treated, Heavy Timber Column.....	27.46	1.25
06 13 23 00-0102	LF		10" x 10", Pressure Treated, Heavy Timber Column.....	27.59	1.25
06 13 23 00-0103	LF		10" x 12", Pressure Treated, Heavy Timber Column.....	37.31	1.33
06 13 23 00-0104	LF		12" x 12", Pressure Treated, Heavy Timber Column.....	44.51	1.47
06 13 23 00-0105	BF		>12" To 16" Pressure Treated, Heavy Timber Column.....	3.70	0.12
Note: 1 Board Foot = 12" x 12" x 1" = 144 Cubic Inches.					
06 15			Wood Decking (06 10)		
06 15 13			Wood Floor Decking (06 15)		
06 15 13 00-0001			Wood Deck Systems (06 15 13)		
Note: Includes the deck, joists, girders, railing posts 8" on-center, pickets and railing. Excludes ground posts.					
06 15 13 00-0002			Pressure Treated Wood Deck System (06 15 13 00-0001)		
06 15 13 00-0003			2" x 8" Joists At 16" On Center, Pressure Treated Wood Deck System (06 15 13 00-0002)		
06 15 13 00-0004	SF		5/4" x 4" Pressure Treated Decking, 2" x 8" Pressure Treated Joists 16" On Center, Wood Deck System.....	33.77	7.13
06 15 13 00-0005	SF		5/4" x 6" Pressure Treated Decking, 2" x 8" Pressure Treated Joists 16" On Center, Wood Deck System.....	32.64	6.77
06 15 13 00-0006	SF		2" x 4" Pressure Treated Decking, 2" x 8" Pressure Treated Joists 16" On Center, Wood Deck System.....	35.00	7.31
06 15 13 00-0007	SF		2" x 6" Pressure Treated Decking, 2" x 8" Pressure Treated Joists 16" On Center, Wood Deck System.....	33.87	6.95
06 15 13 00-0008			2" x 10" Joists At 16" On Center, Pressure Treated Wood Deck System (06 15 13 00-0002)		
06 15 13 00-0009	SF		5/4" x 4" Pressure Treated Decking, 2" x 10" Pressure Treated Joists 16" On Center, Wood Deck System.....	34.88	7.31
06 15 13 00-0010	SF		5/4" x 6" Pressure Treated Decking, 2" x 10" Pressure Treated Joists 16" On Center, Wood Deck System.....	33.71	6.94
06 15 13 00-0011	SF		2" x 4" Pressure Treated Decking, 2" x 10" Pressure Treated Joists 16" On Center, Wood Deck System.....	36.13	7.50
06 15 13 00-0012	SF		2" x 6" Pressure Treated Decking, 2" x 10" Pressure Treated Joists 16" On Center.....	34.98	7.12
06 15 13 00-0013			2" x 10" Joists At 24" On Center, Pressure Treated Wood Deck System (06 15 13 00-0002)		
06 15 13 00-0014	SF		5/4" x 4" Pressure Treated Decking, 2" x 10" Pressure Treated Joists 24" On Center, Wood Deck System.....	33.77	7.13
06 15 13 00-0015	SF		5/4" x 6" Pressure Treated Decking, 2" x 10" Pressure Treated Joists 24" On Center, Wood Deck System.....	32.64	6.77
06 15 13 00-0016	SF		2" x 4" Pressure Treated Decking, 2" x 10" Pressure Treated Joists 24" On Center, Wood Deck System.....	35.00	7.31
06 15 13 00-0017	SF		2" x 6" Pressure Treated Decking, 2" x 10" Pressure Treated Joists 24" On Center, Wood Deck System.....	33.87	6.95
06 15 13 00-0018			Redwood With Pressure Treated Joists, Wood Deck System (06 15 13 00-0001)		
06 15 13 00-0019			2" x 8" Joists At 16" On Center, Redwood With Pressure Treated Joists, Wood Deck System (06 15 13 00-0018)		
06 15 13 00-0020	SF		5/4" x 4" Redwood Decking, 2" x 8" Pressure Treated Joists 16" On Center, Wood Deck System.....	35.89	7.13
06 15 13 00-0021	SF		5/4" x 6" Redwood Decking, 2" x 8" Pressure Treated Joists 16" On Center, Wood Deck System.....	34.85	6.57
06 15 13 00-0022	SF		2" x 4" Redwood Decking, 2" x 8" Pressure Treated Joists 16" On Center, Wood Deck System.....	37.65	7.31
06 15 13 00-0023	SF		2" x 6" Redwood Decking, 2" x 8" Pressure Treated Joists 16" On Center, Wood Deck System.....	36.37	6.95
06 15 13 00-0024			2" x 10" Joists At 16" On Center, Redwood With Pressure Treated Joists, Wood Deck System (06 15 13 00-0018)		
06 15 13 00-0025	SF		5/4" x 4" Redwood Decking, 2" x 10" Pressure Treated Joists 16" On Center, Wood Deck System.....	38.20	7.31
06 15 13 00-0026	SF		5/4" x 6" Redwood Decking, 2" x 10" Pressure Treated Joists 16" On Center, Wood Deck System.....	37.13	6.94
06 15 13 00-0027	SF		2" x 4" Redwood Decking, 2" x 10" Pressure Treated Joists 16" On Center, Wood Deck System.....	40.10	7.50
06 15 13 00-0028	SF		2" x 6" Redwood Decking, 2" x 10" Pressure Treated Joists 16" On Center, Wood Deck System.....	38.82	7.12

06	06 Wood, Plastics, and Composites
	06 10 Rough Carpentry
	06 15 Wood Decking



MINOR CSI UOM DESCRIPTION	TOTAL DIRECT UNIT COST	DEMOLITION UNIT COST
06 15 13 00-0029 2" x 10" Joists At 24" On Center, Redwood With Pressure Treated Joists, Wood Deck System <small>(06 15 13 00-0018)</small>		
06 15 13 00-0030 SF 5/4" x 4" Redwood Decking, 2" x 10" Pressure Treated Joists 24" On Center, Wood Deck System	36.74	7.13
06 15 13 00-0031 SF 5/4" x 6" Redwood Decking, 2" x 10" Pressure Treated Joists 24" On Center, Wood Deck System	35.70	6.77
06 15 13 00-0032 SF 2" x 4" Redwood Decking, 2" x 10" Pressure Treated Joists 24" On Center, Wood Deck System	38.54	7.31
06 15 13 00-0033 SF 2" x 6" Redwood Decking, 2" x 10" Pressure Treated Joists 24" On Center, Wood Deck System	37.95	6.95
06 15 13 00-0034 Wood Ramp Systems <small>(06 15 13)</small> Note: Includes the decking, joists, girders, railing posts at corners and along ramp, pickets and railing. Excludes ground posts.		
06 15 13 00-0035 Pressure Treated Wood Ramp System <small>(06 15 13 00-0034)</small>		
06 15 13 00-0036 2" x 6" Joists, Pressure Treated Wood Ramp System <small>(06 15 13 00-0035)</small>		
06 15 13 00-0037 SF 5/4" x 4" Pressure Treated Decking, 2" x 6" Pressure Treated Joists, Wood Ramp System	39.45	6.95
06 15 13 00-0038 SF 5/4" x 6" Pressure Treated Decking, 2" x 6" Pressure Treated Joists, Wood Ramp System	38.01	6.61
06 15 13 00-0039 SF 2" x 4" Pressure Treated Decking, 2" x 6" Pressure Treated Joists, Wood Ramp System	40.80	7.13
06 15 13 00-0040 SF 2" x 6" Pressure Treated Decking, 2" x 6" Pressure Treated Joists, Wood Ramp System	39.36	6.77
06 15 13 00-0041 2" x 8" Joists, Pressure Treated Wood Ramp System <small>(06 15 13 00-0035)</small>		
06 15 13 00-0042 SF 5/4" x 4" Pressure Treated Decking, 2" x 8" Pressure Treated Joists, Wood Ramp System	40.67	7.13
06 15 13 00-0043 SF 5/4" x 6" Pressure Treated Decking, 2" x 8" Pressure Treated Joists, Wood Ramp System	39.21	6.77
06 15 13 00-0044 SF 2" x 4" Pressure Treated Decking, 2" x 8" Pressure Treated Joists, Wood Ramp System	42.09	7.31
06 15 13 00-0045 SF 2" x 6" Pressure Treated Decking, 2" x 8" Pressure Treated Joists, Wood Ramp System	40.61	6.95
06 15 13 00-0046 2" x 10" Joists, Pressure Treated Wood Ramp System <small>(06 15 13 00-0035)</small>		
06 15 13 00-0047 SF 5/4" x 4" Pressure Treated Decking, 2" x 10" Pressure Treated Joists, Wood Ramp System	41.94	7.30
06 15 13 00-0048 SF 5/4" x 6" Pressure Treated Decking, 2" x 10" Pressure Treated Joists, Wood Ramp System	40.45	6.94
06 15 13 00-0049 SF 2" x 4" Pressure Treated Decking, 2" x 10" Pressure Treated Joists, Wood Ramp System	43.40	7.50
06 15 13 00-0050 SF 2" x 6" Pressure Treated Decking, 2" x 10" Pressure Treated Joists, Wood Ramp System	41.90	7.12
06 15 13 00-0051 Redwood With Pressure Treated Joists, Wood Ramp System <small>(06 15 13 00-0034)</small>		
06 15 13 00-0052 2" x 6" Joists, Redwood With Pressure Treated Joists, Wood Ramp System <small>(06 15 13 00-0051)</small>		
06 15 13 00-0053 SF 5/4" x 4" Redwood Decking, 2" x 6" Pressure Treated Joists, Wood Ramp System	41.43	6.95
06 15 13 00-0054 SF 5/4" x 6" Redwood Decking, 2" x 6" Pressure Treated Joists, Wood Ramp System	40.09	6.61
06 15 13 00-0055 SF 2" x 4" Redwood Decking, 2" x 6" Pressure Treated Joists, Wood Ramp System	43.29	7.13
06 15 13 00-0056 SF 2" x 6" Redwood Decking, 2" x 6" Pressure Treated Joists, Wood Ramp System	41.70	6.77
06 15 13 00-0057 2" x 8" Joists, Redwood With Pressure Treated Joists, Wood Ramp System <small>(06 15 13 00-0051)</small>		
06 15 13 00-0058 SF 5/4" x 4" Redwood Decking, 2" x 8" Pressure Treated Joists, Wood Ramp System	42.79	7.13
06 15 13 00-0059 SF 5/4" x 6" Redwood Decking, 2" x 8" Pressure Treated Joists, Wood Ramp System	41.42	6.77
06 15 13 00-0060 SF 2" x 4" Redwood Decking, 2" x 8" Pressure Treated Joists, Wood Ramp System	44.74	7.31
06 15 13 00-0061 SF 2" x 6" Redwood Decking, 2" x 8" Pressure Treated Joists, Wood Ramp System	43.11	6.95
06 15 13 00-0062 2" x 10" Joists, Redwood With Pressure Treated Joists, Wood Ramp System <small>(06 15 13 00-0051)</small>		
06 15 13 00-0063 SF 5/4" x 4" Redwood Decking, 2" x 10" Pressure Treated Joists, Wood Ramp System	45.28	7.30
06 15 13 00-0064 SF 5/4" x 6" Redwood Decking, 2" x 10" Pressure Treated Joists, Wood Ramp System	43.87	6.94
06 15 13 00-0065 SF 2" x 4" Redwood Decking, 2" x 10" Pressure Treated Joists, Wood Ramp System	47.38	7.50
06 15 13 00-0066 SF 2" x 6" Redwood Decking, 2" x 10" Pressure Treated Joists, Wood Ramp System	46.17	7.12
06 15 13 00-0067 Cedar With Pressure Treated Joists, Wood Ramp System <small>(06 15 13 00-0034)</small>		
06 15 13 00-0068 2" x 6" Joists, Cedar With Pressure Treated Joists, Wood Ramp System <small>(06 15 13 00-0067)</small>		
06 15 13 00-0069 SF 5/4" x 4" Cedar Decking, 2" x 6" Pressure Treated Joists, Wood Ramp System	40.15	6.95
06 15 13 00-0070 SF 5/4" x 6" Cedar Decking, 2" x 6" Pressure Treated Joists, Wood Ramp System	38.74	6.61
06 15 13 00-0071 SF 2" x 4" Cedar Decking, 2" x 6" Pressure Treated Joists, Wood Ramp System	41.56	7.13
06 15 13 00-0072 SF 2" x 6" Cedar Decking, 2" x 6" Pressure Treated Joists, Wood Ramp System	40.16	6.77
06 15 13 00-0073 2" x 8" Joists, Cedar With Pressure Treated Joists, Wood Ramp System <small>(06 15 13 00-0067)</small>		
06 15 13 00-0074 SF 5/4" x 4" Cedar Decking, 2" x 8" Pressure Treated Joists, Wood Ramp System	41.42	7.13
06 15 13 00-0075 SF 5/4" x 6" Cedar Decking, 2" x 8" Pressure Treated Joists, Wood Ramp System	39.99	6.77
06 15 13 00-0076 SF 2" x 4" Cedar Decking, 2" x 8" Pressure Treated Joists, Wood Ramp System	42.90	7.31
06 15 13 00-0077 SF 2" x 6" Cedar Decking, 2" x 8" Pressure Treated Joists, Wood Ramp System	41.46	6.95
06 15 13 00-0078 2" x 10" Joists, Cedar With Pressure Treated Joists, Wood Ramp System <small>(06 15 13 00-0067)</small>		
06 15 13 00-0079 SF 5/4" x 4" Cedar Decking, 2" x 10" Pressure Treated Joists, Wood Ramp System	42.76	7.30



MINOR	CSI	UOM	DESCRIPTION	TOTAL DIRECT UNIT COST	DEMOLITION UNIT COST
06 15 13 00-080	SF		5/4" x 6" Cedar Decking, 2" x 10" Pressure Treated Joists, Wood Ramp System.....	41.28	6.94
06 15 13 00-081	SF		2" x 4" Cedar Decking, 2" x 10" Pressure Treated Joists, Wood Ramp System.....	44.27	7.50
06 15 13 00-082	SF		2" x 6" Cedar Decking, 2" x 10" Pressure Treated Joists, Wood Ramp System.....	42.81	7.12
06 15 13 00-083			Wood Stair Systems (06 15 13)		
			Note: Includes the decking, joists, girders, railing posts at corners and along stairs, pickets and railing. Excludes ground posts.		
06 15 13 00-084			Pressure Treated Wood Stair System (06 15 13 00-083)		
06 15 13 00-085			2" x 10" Joists, Pressure Treated Wood Stair System (06 15 13 00-084)		
06 15 13 00-086	RSR	3'	3' Wide, 5/4" x 4" Pressure Treated Decking With 2" x 10" Pressure Treated Joists, Wood Stair System.....	106.43	17.12
06 15 13 00-087	RSR	3'	3' Wide, 5/4" x 6" Pressure Treated Decking With 2" x 10" Pressure Treated Joists, Wood Stair System.....	103.64	16.26
06 15 13 00-088	RSR	3'	3' Wide, 2" x 4" Pressure Treated Decking With 2" x 10" Pressure Treated Joists, Wood Stair System.....	109.68	17.55
06 15 13 00-089	RSR	3'	3' Wide, 2" x 6" Pressure Treated Decking With 2" x 10" Pressure Treated Joists, Wood Stair System.....	106.38	16.68
06 15 13 00-090	RSR	3'-6"	3'-6" Wide, 5/4" x 4" Pressure Treated Decking With 2" x 10" Pressure Treated Joists, Wood Stair System.....	111.75	17.97
06 15 13 00-091	RSR	3'-6"	3'-6" Wide, 5/4" x 6" Pressure Treated Decking With 2" x 10" Pressure Treated Joists, Wood Stair System.....	108.83	17.08
06 15 13 00-092	RSR	3'-6"	3'-6" Wide, 2" x 4" Pressure Treated Decking With 2" x 10" Pressure Treated Joists, Wood Stair System.....	115.16	18.43
06 15 13 00-093	RSR	3'-6"	3'-6" Wide, 2" x 6" Pressure Treated Decking With 2" x 10" Pressure Treated Joists, Wood Stair System.....	111.71	17.52
06 15 13 00-094	RSR	4'	4' Wide, 5/4" x 4" Pressure Treated Decking With 2" x 10" Pressure Treated Joists, Wood Stair System.....	117.21	18.87
06 15 13 00-095	RSR	4'	4' Wide, 5/4" x 6" Pressure Treated Decking With 2" x 10" Pressure Treated Joists, Wood Stair System.....	114.14	17.93
06 15 13 00-096	RSR	4'	4' Wide, 2" x 4" Pressure Treated Decking With 2" x 10" Pressure Treated Joists, Wood Stair System.....	120.79	19.36
06 15 13 00-097	RSR	4'	4' Wide, 2" x 6" Pressure Treated Decking With 2" x 10" Pressure Treated Joists, Wood Stair System.....	117.16	18.38
06 15 13 00-098	RSR	5'	5' Wide, 5/4" x 4" Pressure Treated Decking With 2" x 10" Pressure Treated Joists, Wood Stair System.....	124.36	19.82
06 15 13 00-099	RSR	5'	5' Wide, 5/4" x 6" Pressure Treated Decking With 2" x 10" Pressure Treated Joists, Wood Stair System.....	121.22	18.82
06 15 13 00-100	RSR	5'	5' Wide, 2" x 4" Pressure Treated Decking With 2" x 10" Pressure Treated Joists, Wood Stair System.....	128.19	20.32
06 15 13 00-101	RSR	5'	5' Wide, 2" x 6" Pressure Treated Decking With 2" x 10" Pressure Treated Joists, Wood Stair System.....	124.42	19.31
06 15 13 00-102			2" x 12" Joists, Pressure Treated Wood Stair System (06 15 13 00-084)		
06 15 13 00-103	RSR	3'	3' Wide, 5/4" x 4" Pressure Treated Decking With 2" x 12" Pressure Treated Joists, Wood Stair System.....	108.72	17.54
06 15 13 00-104	RSR	3'	3' Wide, 5/4" x 6" Pressure Treated Decking With 2" x 12" Pressure Treated Joists, Wood Stair System.....	105.47	16.67
06 15 13 00-105	RSR	3'	3' Wide, 2" x 4" Pressure Treated Decking With 2" x 12" Pressure Treated Joists, Wood Stair System.....	112.16	17.99
06 15 13 00-106	RSR	3'	3' Wide, 2" x 6" Pressure Treated Decking With 2" x 12" Pressure Treated Joists, Wood Stair System.....	108.84	17.10
06 15 13 00-107	RSR	3'-6"	3'-6" Wide, 5/4" x 4" Pressure Treated Decking With 2" x 12" Pressure Treated Joists, Wood Stair System.....	114.17	18.42
06 15 13 00-108	RSR	3'-6"	3'-6" Wide, 5/4" x 6" Pressure Treated Decking With 2" x 12" Pressure Treated Joists, Wood Stair System.....	110.75	17.51
06 15 13 00-109	RSR	3'-6"	3'-6" Wide, 2" x 4" Pressure Treated Decking With 2" x 12" Pressure Treated Joists, Wood Stair System.....	117.76	18.89
06 15 13 00-110	RSR	3'-6"	3'-6" Wide, 2" x 6" Pressure Treated Decking With 2" x 12" Pressure Treated Joists, Wood Stair System.....	114.28	17.95
06 15 13 00-111	RSR	4'	4' Wide, 5/4" x 4" Pressure Treated Decking With 2" x 12" Pressure Treated Joists, Wood Stair System.....	119.76	19.34
06 15 13 00-112	RSR	4'	4' Wide, 5/4" x 6" Pressure Treated Decking With 2" x 12" Pressure Treated Joists, Wood Stair System.....	116.17	18.37
06 15 13 00-113	RSR	4'	4' Wide, 2" x 4" Pressure Treated Decking With 2" x 12" Pressure Treated Joists, Wood Stair System.....	123.53	19.84
06 15 13 00-114	RSR	4'	4' Wide, 2" x 6" Pressure Treated Decking With 2" x 12" Pressure Treated Joists, Wood Stair System.....	119.87	18.85
06 15 13 00-115	RSR	5'	5' Wide, 5/4" x 4" Pressure Treated Decking With 2" x 12" Pressure Treated Joists, Wood Stair System.....	127.04	20.31
06 15 13 00-116	RSR	5'	5' Wide, 5/4" x 6" Pressure Treated Decking With 2" x 12" Pressure Treated Joists, Wood Stair System.....	123.33	19.30
06 15 13 00-117	RSR	5'	5' Wide, 2" x 4" Pressure Treated Decking With 2" x 12" Pressure Treated Joists, Wood Stair System.....	131.08	20.83
06 15 13 00-118	RSR	5'	5' Wide, 2" x 6" Pressure Treated Decking With 2" x 12" Pressure Treated Joists, Wood Stair System.....	127.28	19.79
06 15 13 00-119			Redwood With Pressure Treated Joists, Wood Stair System (06 15 13 00-083)		
06 15 13 00-120			2" x 10" Joists, Redwood With Pressure Treated Joists, Wood Stair System (06 15 13 00-119)		
06 15 13 00-121	RSR	3'	3' Wide, 5/4" x 4" Redwood Decking With 2" x 10" Pressure Treated Joists, Wood Stair System.....	118.18	17.12
06 15 13 00-122	RSR	3'	3' Wide, 5/4" x 6" Redwood Decking With 2" x 10" Pressure Treated Joists, Wood Stair System.....	115.29	16.26
06 15 13 00-123	RSR	3'	3' Wide, 2" x 4" Redwood Decking With 2" x 10" Pressure Treated Joists, Wood Stair System.....	122.16	17.55
06 15 13 00-124	RSR	3'	3' Wide, 2" x 6" Redwood Decking With 2" x 10" Pressure Treated Joists, Wood Stair System.....	119.23	16.68
06 15 13 00-125	RSR	3'-6"	3'-6" Wide, 5/4" x 4" Redwood Decking With 2" x 10" Pressure Treated Joists, Wood Stair System.....	124.08	17.97
06 15 13 00-126	RSR	3'-6"	3'-6" Wide, 5/4" x 6" Redwood Decking With 2" x 10" Pressure Treated Joists, Wood Stair System.....	121.06	17.08
06 15 13 00-127	RSR	3'-6"	3'-6" Wide, 2" x 4" Redwood Decking With 2" x 10" Pressure Treated Joists, Wood Stair System.....	128.27	18.43
06 15 13 00-128	RSR	3'-6"	3'-6" Wide, 2" x 6" Redwood Decking With 2" x 10" Pressure Treated Joists, Wood Stair System.....	125.20	17.52
06 15 13 00-129	RSR	4'	4' Wide, 5/4" x 4" Redwood Decking With 2" x 10" Pressure Treated Joists, Wood Stair System.....	130.11	18.87
06 15 13 00-130	RSR	4'	4' Wide, 5/4" x 6" Redwood Decking With 2" x 10" Pressure Treated Joists, Wood Stair System.....	126.91	17.93
06 15 13 00-131	RSR	4'	4' Wide, 2" x 4" Redwood Decking With 2" x 10" Pressure Treated Joists, Wood Stair System.....	134.49	19.36
06 15 13 00-132	RSR	4'	4' Wide, 2" x 6" Redwood Decking With 2" x 10" Pressure Treated Joists, Wood Stair System.....	131.26	18.38
06 15 13 00-133	RSR	5'	5' Wide, 5/4" x 4" Redwood Decking With 2" x 10" Pressure Treated Joists, Wood Stair System.....	138.54	19.82
06 15 13 00-134	RSR	5'	5' Wide, 5/4" x 6" Redwood Decking With 2" x 10" Pressure Treated Joists, Wood Stair System.....	135.28	18.82
06 15 13 00-135	RSR	5'	5' Wide, 2" x 4" Redwood Decking With 2" x 10" Pressure Treated Joists, Wood Stair System.....	143.26	20.32
06 15 13 00-136	RSR	5'	5' Wide, 2" x 6" Redwood Decking With 2" x 10" Pressure Treated Joists, Wood Stair System.....	139.93	19.31
06 15 13 00-137			2" x 12" Joists, Redwood With Pressure Treated Joists, Wood Stair System (06 15 13 00-119)		
06 15 13 00-138	RSR	3'	3' Wide, 5/4" x 4" Redwood Decking With 2" x 12" Pressure Treated Joists, Wood Stair System.....	117.01	17.54
06 15 13 00-139	RSR	3'	3' Wide, 5/4" x 6" Redwood Decking With 2" x 12" Pressure Treated Joists, Wood Stair System.....	114.05	16.67
06 15 13 00-140	RSR	3'	3' Wide, 2" x 4" Redwood Decking With 2" x 12" Pressure Treated Joists, Wood Stair System.....	120.79	17.99
06 15 13 00-141	RSR	3'	3' Wide, 2" x 6" Redwood Decking With 2" x 12" Pressure Treated Joists, Wood Stair System.....	117.87	17.10
06 15 13 00-142	RSR	3'-6"	3'-6" Wide, 5/4" x 4" Redwood Decking With 2" x 12" Pressure Treated Joists, Wood Stair System.....	122.87	18.42
06 15 13 00-143	RSR	3'-6"	3'-6" Wide, 5/4" x 6" Redwood Decking With 2" x 12" Pressure Treated Joists, Wood Stair System.....	119.76	17.51
06 15 13 00-144	RSR	3'-6"	3'-6" Wide, 2" x 4" Redwood Decking With 2" x 12" Pressure Treated Joists, Wood Stair System.....	126.82	18.89
06 15 13 00-145	RSR	3'-6"	3'-6" Wide, 2" x 6" Redwood Decking With 2" x 12" Pressure Treated Joists, Wood Stair System.....	123.77	17.95
06 15 13 00-146	RSR	4'	4' Wide, 5/4" x 4" Redwood Decking With 2" x 12" Pressure Treated Joists, Wood Stair System.....	128.85	19.34
06 15 13 00-147	RSR	4'	4' Wide, 5/4" x 6" Redwood Decking With 2" x 12" Pressure Treated Joists, Wood Stair System.....	125.58	18.37

06	06	Wood, Plastics, and Composites
	06 10	Rough Carpentry
	06 15	Wood Decking



MINOR CSI UOM DESCRIPTION	TOTAL DIRECT UNIT COST	DEMOLITION UNIT COST
------------------------------	---------------------------	-------------------------

06 15 13 00-0148	RSR 4' Wide, 2" x 4" Redwood Decking With 2" x 12" Pressure Treated Joists, Wood Stair System	133.00	19.84
06 15 13 00-0149	RSR 4' Wide, 2" x 6" Redwood Decking With 2" x 12" Pressure Treated Joists, Wood Stair System	129.78	18.85
06 15 13 00-0150	RSR 5' Wide, 5/4" x 4" Redwood Decking With 2" x 12" Pressure Treated Joists, Wood Stair System	137.04	20.31
06 15 13 00-0151	RSR 5' Wide, 5/4" x 6" Redwood Decking With 2" x 12" Pressure Treated Joists, Wood Stair System	133.68	19.30
06 15 13 00-0152	RSR 5' Wide, 2" x 4" Redwood Decking With 2" x 12" Pressure Treated Joists, Wood Stair System	141.49	20.83
06 15 13 00-0153	RSR 5' Wide, 2" x 6" Redwood Decking With 2" x 12" Pressure Treated Joists, Wood Stair System	138.18	19.79

06 15 13 00-0154 Wood Deck And Ramp Systems Repairs (06 15 13)
 Note: Includes removal of material and screws. Excludes anchors and bolts.

06 15 13 00-0155 Deck Joist Or Girt (06 15 13 00-0154)
 See CSI section 06 11 16 00-0012 for treated wood joist replacement, 06 51 13 00-0012 for plastic/composite lumber joist replacement.

06 15 13 00-0156 Deck Boards (06 15 13 00-0154)
 See CSI section 06 51 13 00-0035 for plastic/composite lumber decking replacement.

06 15 13 00-0157	LF 5/4" x 4" Round Edge Pressure Treated Deck Boards.....	2.05	0.78
06 15 13 00-0158	LF 5/4" x 6" Round Edge Pressure Treated Deck Boards.....	2.25	0.93
06 15 13 00-0159	LF 2" x 4" Round Edge Pressure Treated Deck Boards.....	2.14	0.93
06 15 13 00-0160	LF 2" x 6" Round Edge Pressure Treated Deck Boards.....	2.86	1.07
06 15 13 00-0161	LF 2" x 8" Round Edge Pressure Treated Deck Boards.....	3.67	1.27
06 15 13 00-0162	LF 2" x 10" Round Edge Pressure Treated Deck Boards.....	4.51	1.56
06 15 13 00-0163	LF 2" x 12" Round Edge Pressure Treated Deck Boards.....	5.58	1.84
06 15 13 00-0164	LF 2" x 4" Round Edge Cedar Deck Boards	2.23	0.93
06 15 13 00-0165	LF 2" x 6" Round Edge Cedar Deck Boards	2.86	1.07
06 15 13 00-0166	LF 2" x 4" Round Edge Redwood Deck Boards	2.42	0.93
06 15 13 00-0167	LF 2" x 6" Round Edge Redwood Deck Boards	3.15	1.07

06 15 13 00-0168 Deck Posts (06 15 13 00-0154)
 See CSI section 06 11 16 00-0105 for treated wood post replacement, 06 51 13 00-0024 for plastic/composite lumber column replacement.

06 15 13 00-0169 Deck Railing And Pickets (06 15 13 00-0154)
 See CSI section 06 51 13 00-0035 for plastic/composite lumber railing replacement.

06 15 13 00-0170	LF 2" x 4" Pressure Treated Deck Railing.....	2.14	0.93
06 15 13 00-0171	LF 2" x 2" Pressure Treated Deck Railing Picket.....	1.42	0.71
06 15 13 00-0172	LF 2" x 4" Cedar Deck Railing.....	2.23	0.93
06 15 13 00-0173	LF 2" x 2" Cedar Deck Railing Picket.....	1.69	0.71
06 15 13 00-0174	LF 2" x 4" Redwood Deck Railing	2.42	0.93
06 15 13 00-0175	LF 2" x 2" Redwood Deck Railing Picket.....	1.84	0.71

06 16 Sheathing (06 10)

06 16 23 Subflooring (06 16)

06 16 23 00-0001 Board Type Subflooring (06 16 23)

06 16 23 00-0002	SF 1" x 8" Regular Surface Board Type Subfloor.....	2.47	0.81
	Note: 4 Sides Laid In A Regular Pattern.		
	For Water Resistant Coating Or Treatment, Add	0.04	
	For Foil Backing, Add	0.07	
	For Tongue And Groove, Add	0.05	
06 16 23 00-0003	SF 1" x 8" Diagonal Surface Board Type Subfloor	2.80	1.02
	Note: 4 Sides Laid In A Diagonal Pattern.		
	For Water Resistant Coating Or Treatment, Add	0.04	
	For Foil Backing, Add	0.07	
	For Tongue And Groove, Add	0.05	
06 16 23 00-0004	SF 1" x 10" Regular Surface Board Type Subfloor.....	2.33	0.71
	Note: 4 sides laid in a regular pattern.		
	For Water Resistant Coating Or Treatment, Add	0.04	
	For Foil Backing, Add	0.07	
	For Tongue And Groove, Add	0.05	
06 16 23 00-0005	SF 1" x 10" Diagonal Surface Board Type Subfloor	2.57	0.81
	Note: 4 sides laid in a diagonal pattern.		
	For Water Resistant Coating Or Treatment, Add	0.04	
	For Foil Backing, Add	0.07	
	For Tongue And Groove, Add	0.05	

06 16 33 Wood Board Sheathing (06 16)

06 16 33 00-0001 Plywood (06 16 33)

06 16 33 00-0002 Roof Decking (06 16 33 00-0001)



MINOR CSI UOM DESCRIPTION	TOTAL DIRECT UNIT COST	DEMOLITION UNIT COST
06 16 33 00-0003 SF 3/8" Thick CDX Plywood Roof Decking	1.94	0.51
Note: Applied to wood rafters.		
<i>For Shear Wall Construction, Add</i>	0.24	
<i>For Exterior CC Grade Plywood, Add</i>	0.11	
<i>For Application To Metal Studs, Joists, Or Rafters, Add</i>	0.24	
<i>For ACQ Preservative Treatment, Add</i>	0.36	
<i>For Selective Replacement <400 (Includes Removal Of Damaged Plywood And Fitting New Plywood To Size), Add</i>	1.79	
<i>For Fire Retardant Treatment, Add</i>	0.59	
<i>For >1,696 To 3,200, Deduct</i>	-0.05	
<i>For >3,200 To 6,400, Deduct</i>	-0.07	
<i>For >6,400 To 12,800, Deduct</i>	-0.11	
<i>For >12,800, Deduct</i>	-0.15	
06 16 33 00-0004 SF 1/2" Thick CDX Plywood Roof Decking	2.21	0.61
Note: Applied to wood rafters.		
<i>For Shear Wall Construction, Add</i>	0.26	
<i>For Exterior CC Grade Plywood, Add</i>	0.14	
<i>For Application To Metal Studs, Joists, Or Rafters, Add</i>	0.26	
<i>For ACQ Preservative Treatment, Add</i>	0.44	
<i>For Selective Replacement <400 (Includes Removal Of Damaged Plywood And Fitting New Plywood To Size), Add</i>	1.95	
<i>For Fire Retardant Treatment, Add</i>	0.72	
<i>For >1,696 To 3,200, Deduct</i>	-0.05	
<i>For >3,200 To 6,400, Deduct</i>	-0.08	
<i>For >6,400 To 12,800, Deduct</i>	-0.13	
<i>For >12,800, Deduct</i>	-0.17	
06 16 33 00-0005 SF 5/8" Thick CDX Plywood Roof Decking	2.47	0.61
Note: Applied to wood rafters.		
<i>For Shear Wall Construction, Add</i>	0.28	
<i>For Exterior CC Grade Plywood, Add</i>	0.16	
<i>For Application To Metal Studs, Joists, Or Rafters, Add</i>	0.28	
<i>For ACQ Preservative Treatment, Add</i>	0.51	
<i>For Selective Replacement <400 (Includes Removal Of Damaged Plywood And Fitting New Plywood To Size), Add</i>	2.10	
<i>For Fire Retardant Treatment, Add</i>	0.85	
<i>For >1,696 To 3,200, Deduct</i>	-0.06	
<i>For >3,200 To 6,400, Deduct</i>	-0.10	
<i>For >6,400 To 12,800, Deduct</i>	-0.15	
<i>For >12,800, Deduct</i>	-0.20	
<i>For Tongue And Groove, Add</i>	0.07	
06 16 33 00-0006 SF 3/4" Thick CDX Plywood Roof Decking	2.75	0.71
Note: Applied to wood rafters.		
<i>For Shear Wall Construction, Add</i>	0.30	
<i>For Exterior CC Grade Plywood, Add</i>	0.18	
<i>For Application To Metal Studs, Joists, Or Rafters, Add</i>	0.30	
<i>For ACQ Preservative Treatment, Add</i>	0.59	
<i>For Selective Replacement <400 (Includes Removal Of Damaged Plywood And Fitting New Plywood To Size), Add</i>	2.28	
<i>For Fire Retardant Treatment, Add</i>	0.97	
<i>For >1,696 To 3,200, Deduct</i>	-0.07	
<i>For >3,200 To 6,400, Deduct</i>	-0.11	
<i>For >6,400 To 12,800, Deduct</i>	-0.17	
<i>For >12,800, Deduct</i>	-0.22	
<i>For Tongue And Groove, Add</i>	0.09	
06 16 33 00-0007 SF 1" Thick CDX Plywood Roof Decking	3.32	0.81
Note: Applied to wood rafters.		
<i>For Shear Wall Construction, Add</i>	0.33	
<i>For Exterior CC Grade Plywood, Add</i>	0.25	
<i>For Application To Metal Studs, Joists, Or Rafters, Add</i>	0.33	
<i>For ACQ Preservative Treatment, Add</i>	0.80	
<i>For Selective Replacement <400 (Includes Removal Of Damaged Plywood And Fitting New Plywood To Size), Add</i>	2.48	
<i>For Fire Retardant Treatment, Add</i>	1.32	
<i>For >1,696 To 3,200, Deduct</i>	-0.10	
<i>For >3,200 To 6,400, Deduct</i>	-0.15	
<i>For >6,400 To 12,800, Deduct</i>	-0.22	
<i>For >12,800, Deduct</i>	-0.28	
<i>For Tongue And Groove, Add</i>	0.12	
06 16 33 00-0008 Wall Sheathing <small>(06 16 33 00-0001)</small>		
06 16 33 00-0009 SF 1/4" Interior BC Plywood Wall Sheathing	2.26	0.71
Note: Applied to wall studs.		
<i>For Shear Wall Construction, Add</i>	0.30	
<i>For Exterior CC Grade Plywood, Add</i>	0.11	
<i>For Application To Metal Studs, Joists, Or Rafters, Add</i>	0.30	
<i>For Ceiling Installation, Add</i>	0.15	
<i>For Selective Replacement <400 (Includes Removal Of Damaged Plywood And Fitting New Plywood To Size), Add</i>	2.28	
<i>For Fire Retardant Treatment, Add</i>	0.58	
<i>For >1,696 To 3,200, Deduct</i>	-0.04	
<i>For >3,200 To 6,400, Deduct</i>	-0.07	
<i>For >6,400 To 12,800, Deduct</i>	-0.12	
<i>For >12,800, Deduct</i>	-0.16	

06	06 Wood, Plastics, and Composites
	06 10 Rough Carpentry
	06 16 Sheathing



MINOR		TOTAL DIRECT	DEMOLITION
CSI	UOM DESCRIPTION	UNIT COST	UNIT COST
06 16 33 00-0010	SF 5/16" Interior BC Plywood Wall Sheathing.....	2.30	0.71
	Note: Applied to wall studs.		
	For Shear Wall Construction, Add	0.30	
	For Exterior CC Grade Plywood, Add	0.12	
	For Application To Metal Studs, Joists, Or Rafters, Add	0.30	
	For Ceiling Installation, Add	0.15	
	For Selective Replacement <400 (Includes Removal Of Damaged Plywood And Fitting New Plywood To Size), Add	2.28	
	For Fire Retardant Treatment, Add	0.62	
	For >1,696 To 3,200, Deduct	-0.05	
	For >3,200 To 6,400, Deduct	-0.07	
	For >6,400 To 12,800, Deduct	-0.12	
	For >12,800, Deduct	-0.17	
06 16 33 00-0011	SF 3/8" Interior BC Plywood Wall Sheathing.....	2.37	0.81
	Note: Applied to wall studs.		
	For Shear Wall Construction, Add	0.30	
	For Exterior CC Grade Plywood, Add	0.13	
	For Application To Metal Studs, Joists, Or Rafters, Add	0.30	
	For Ceiling Installation, Add	0.15	
	For Selective Replacement <400 (Includes Removal Of Damaged Plywood And Fitting New Plywood To Size), Add	2.28	
	For Fire Retardant Treatment, Add	0.67	
	For >1,696 To 3,200, Deduct	-0.05	
	For >3,200 To 6,400, Deduct	-0.08	
	For >6,400 To 12,800, Deduct	-0.13	
	For >12,800, Deduct	-0.18	
06 16 33 00-0012	SF 1/2" Interior BC Plywood Wall Sheathing.....	2.69	0.81
	Note: Applied to wall studs.		
	For Shear Wall Construction, Add	0.32	
	For Exterior CC Grade Plywood, Add	0.16	
	For Application To Metal Studs, Joists, Or Rafters, Add	0.32	
	For Ceiling Installation, Add	0.16	
	For Selective Replacement <400 (Includes Removal Of Damaged Plywood And Fitting New Plywood To Size), Add	2.43	
	For Fire Retardant Treatment, Add	0.85	
	For >1,696 To 3,200, Deduct	-0.06	
	For >3,200 To 6,400, Deduct	-0.10	
	For >6,400 To 12,800, Deduct	-0.16	
	For >12,800, Deduct	-0.21	
06 16 33 00-0013	SF 5/8" Interior BC Plywood Wall Sheathing.....	2.94	0.92
	Note: Applied to wall studs.		
	For Shear Wall Construction, Add	0.35	
	For Exterior CC Grade Plywood, Add	0.18	
	For Application To Metal Studs, Joists, Or Rafters, Add	0.35	
	For Ceiling Installation, Add	0.17	
	For Selective Replacement <400 (Includes Removal Of Damaged Plywood And Fitting New Plywood To Size), Add	2.60	
	For Fire Retardant Treatment, Add	0.96	
	For >1,696 To 3,200, Deduct	-0.07	
	For >3,200 To 6,400, Deduct	-0.11	
	For >6,400 To 12,800, Deduct	-0.18	
	For >12,800, Deduct	-0.23	
06 16 33 00-0014	SF 3/4" Interior BC Plywood Wall Sheathing.....	3.26	1.02
	Note: Applied to wall studs.		
	For Shear Wall Construction, Add	0.37	
	For Exterior CC Grade Plywood, Add	0.21	
	For Application To Metal Studs, Joists, Or Rafters, Add	0.37	
	For Ceiling Installation, Add	0.19	
	For Selective Replacement <400 (Includes Removal Of Damaged Plywood And Fitting New Plywood To Size), Add	2.81	
	For Fire Retardant Treatment, Add	1.10	
	For >1,696 To 3,200, Deduct	-0.08	
	For >3,200 To 6,400, Deduct	-0.13	
	For >6,400 To 12,800, Deduct	-0.20	
	For >12,800, Deduct	-0.26	
06 16 33 00-0015	Floor Decking <small>(06 16 33 00-0001)</small>		
	Note: Includes patching of seams and all fastener holes where necessary.		
06 16 33 00-0016	SF 5/16" CD Grade Plywood Floor Decking.....	1.67	0.61
	Note: Applied to floor or joists.		
	For Selective Replacement <400 (Includes Removal Of Damaged Plywood And Fitting New Plywood To Size), Add	1.71	
	For Fire Retardant Treatment, Add	0.42	
	For >1,696 To 3,200, Deduct	-0.03	
	For >3,200 To 6,400, Deduct	-0.05	
	For >6,400 To 12,800, Deduct	-0.09	
	For >12,800, Deduct	-0.12	
	For ACQ Preservative Treatment, Add	0.25	
	For Fir Plywood, Add	0.10	
	For BC Grade Plywood, Add	0.08	
	For Exterior Glue, Add	0.05	
	For Marine Grade, Add	0.41	



MINOR CSI UOM DESCRIPTION	TOTAL DIRECT UNIT COST	DEMOLITION UNIT COST
06 16 33 00-0017 SF 3/8" CD Grade Plywood Floor Decking.....	1.82	0.61
Note: Applied to floor or joists.		
For Selective Replacement <400 (Includes Removal Of Damaged Plywood And Fitting New Plywood To Size), Add	1.80	
For Fire Retardant Treatment, Add	0.49	
For >1,696 To 3,200, Deduct	-0.04	
For >3,200 To 6,400, Deduct	-0.06	
For >6,400 To 12,800, Deduct	-0.10	
For >12,800, Deduct	-0.13	
For ACQ Preservative Treatment, Add	0.30	
For Fir Plywood, Add	0.11	
For BC Grade Plywood, Add	0.09	
For Exterior Glue, Add	0.06	
For Marine Grade, Add	0.49	
06 16 33 00-0018 SF 1/2" CD Grade Plywood Floor Decking.....	2.08	0.61
Note: Applied to floor or joists.		
For Selective Replacement <400 (Includes Removal Of Damaged Plywood And Fitting New Plywood To Size), Add	1.89	
For Fire Retardant Treatment, Add	0.65	
For >1,696 To 3,200, Deduct	-0.05	
For >3,200 To 6,400, Deduct	-0.07	
For >6,400 To 12,800, Deduct	-0.12	
For >12,800, Deduct	-0.16	
For ACQ Preservative Treatment, Add	0.39	
For Fir Plywood, Add	0.15	
For BC Grade Plywood, Add	0.12	
For Exterior Glue, Add	0.08	
For Marine Grade, Add	0.64	
06 16 33 00-0019 SF 5/8" CD Grade Plywood Floor Decking.....	2.30	0.61
Note: Applied to floor or joists.		
For Selective Replacement <400 (Includes Removal Of Damaged Plywood And Fitting New Plywood To Size), Add	2.07	
For Fire Retardant Treatment, Add	0.73	
For >1,696 To 3,200, Deduct	-0.06	
For >3,200 To 6,400, Deduct	-0.08	
For >6,400 To 12,800, Deduct	-0.14	
For >12,800, Deduct	-0.18	
For ACQ Preservative Treatment, Add	0.44	
For Fir Plywood, Add	0.17	
For BC Grade Plywood, Add	0.14	
For Exterior Glue, Add	0.09	
For Marine Grade, Add	0.72	
06 16 33 00-0020 SF 3/4" CD Grade Plywood Floor Decking.....	2.64	0.61
Note: Applied to floor or joists.		
For Selective Replacement <400 (Includes Removal Of Damaged Plywood And Fitting New Plywood To Size), Add	2.19	
For Fire Retardant Treatment, Add	0.93	
For >1,696 To 3,200, Deduct	-0.07	
For >3,200 To 6,400, Deduct	-0.11	
For >6,400 To 12,800, Deduct	-0.17	
For >12,800, Deduct	-0.21	
For ACQ Preservative Treatment, Add	0.57	
For Fir Plywood, Add	0.22	
For BC Grade Plywood, Add	0.17	
For Exterior Glue, Add	0.11	
For Marine Grade, Add	0.92	
06 16 33 00-0021 SF 1-1/8" CD Grade Plywood Floor Decking.....	3.98	0.92
Note: Applied to floor or joists.		
For Selective Replacement <400 (Includes Removal Of Damaged Plywood And Fitting New Plywood To Size), Add	2.61	
For Fire Retardant Treatment, Add	1.77	
For >1,696 To 3,200, Deduct	-0.13	
For >3,200 To 6,400, Deduct	-0.20	
For >6,400 To 12,800, Deduct	-0.29	
For >12,800, Deduct	-0.36	
For ACQ Preservative Treatment, Add	1.08	
For Fir Plywood, Add	0.41	
For BC Grade Plywood, Add	0.33	
For Exterior Glue, Add	0.21	
For Marine Grade, Add	1.75	
06 16 33 00-0022 SF 1/2" AC Fir Plywood Floor Decking.....	2.57	0.61
Note: Applied to floor or joists.		
For Selective Replacement <400 (Includes Removal Of Damaged Plywood And Fitting New Plywood To Size), Add	1.89	
For Fire Retardant Treatment, Add	1.03	
For >1,696 To 3,200, Deduct	-0.08	
For >3,200 To 6,400, Deduct	-0.12	
For >6,400 To 12,800, Deduct	-0.18	
For >12,800, Deduct	-0.22	
For ACQ Preservative Treatment, Add	0.63	
For Exterior Glue, Add	0.12	
For Marine Grade, Add	1.03	
For Tongue And Groove, Add	0.09	

06 Wood, Plastics, and Composites**06 10 Rough Carpentry****06 16 Sheathing**

SAN BERNARDINO
COUNTY

MINOR		TOTAL DIRECT	DEMOLITION
CSI	UOM DESCRIPTION	UNIT COST	UNIT COST
06 16 33 00-0023	SF 5/8" AC Fir Plywood Floor Decking.....	2.82	0.61
	Note: Applied to floor or joists.		
	For Selective Replacement <400 (Includes Removal Of Damaged Plywood And Fitting New Plywood To Size), Add	2.07	
	For Fire Retardant Treatment, Add	1.14	
	For >1,696 To 3,200, Deduct	-0.09	
	For >3,200 To 6,400, Deduct	-0.13	
	For >6,400 To 12,800, Deduct	-0.19	
	For >12,800, Deduct	-0.24	
	For ACQ Preservative Treatment, Add	0.69	
	For Exterior Glue, Add	0.13	
	For Marine Grade, Add	1.13	
	For Tongue And Groove, Add	0.10	
06 16 33 00-0024	SF 3/4" AC Fir Plywood Floor Decking.....	3.03	0.61
	Note: Applied to floor or joists.		
	For Selective Replacement <400 (Includes Removal Of Damaged Plywood And Fitting New Plywood To Size), Add	2.21	
	For Fire Retardant Treatment, Add	1.23	
	For >1,696 To 3,200, Deduct	-0.09	
	For >3,200 To 6,400, Deduct	-0.14	
	For >6,400 To 12,800, Deduct	-0.21	
	For >12,800, Deduct	-0.26	
	For ACQ Preservative Treatment, Add	0.75	
	For Exterior Glue, Add	0.15	
	For Marine Grade, Add	1.22	
	For Tongue And Groove, Add	0.11	
06 16 33 00-0025	Underlayment Grade <small>(06 16 33 00-0001)</small>		
	Note: Includes patching of seams and all fastener holes where necessary.		
06 16 33 00-0026	SF 1/4" Thick Plywood Underlayment BC Grade.....	1.80	0.61
	For Fire Retardant Treatment, Add	0.50	
	For >1,696 To 3,200, Deduct	-0.04	
	For >3,200 To 6,400, Deduct	-0.06	
	For >6,400 To 12,800, Deduct	-0.09	
	For >12,800, Deduct	-0.13	
06 16 33 00-0027	SF 3/8" Thick Plywood Underlayment BC Grade.....	1.91	0.61
	For Fire Retardant Treatment, Add	0.54	
	For >1,696 To 3,200, Deduct	-0.04	
	For >3,200 To 6,400, Deduct	-0.06	
	For >6,400 To 12,800, Deduct	-0.09	
	For >12,800, Deduct	-0.14	
06 16 33 00-0028	SF 1/2" Thick Plywood Underlayment BC Grade.....	1.99	0.71
	For Fire Retardant Treatment, Add	0.58	
	For >1,696 To 3,200, Deduct	-0.04	
	For >3,200 To 6,400, Deduct	-0.07	
	For >6,400 To 12,800, Deduct	-0.10	
	For >12,800, Deduct	-0.15	
06 16 33 00-0029	SF 5/8" Thick Plywood Underlayment BC Grade.....	2.28	0.71
	For Fire Retardant Treatment, Add	0.70	
	For >1,696 To 3,200, Deduct	-0.05	
	For >3,200 To 6,400, Deduct	-0.08	
	For >6,400 To 12,800, Deduct	-0.11	
	For >12,800, Deduct	-0.18	
	For Tongue And Groove, Add	0.06	
06 16 33 00-0030	SF 3/4" Thick Plywood Underlayment BC Grade.....	2.47	0.71
	For Fire Retardant Treatment, Add	0.85	
	For >1,696 To 3,200, Deduct	-0.06	
	For >3,200 To 6,400, Deduct	-0.10	
	For >6,400 To 12,800, Deduct	-0.13	
	For >12,800, Deduct	-0.20	
	For Tongue And Groove, Add	0.07	
06 16 33 00-0031	SF 1-1/8" Thick Plywood Underlayment BC Grade.....	3.19	0.81
	For Fire Retardant Treatment, Add	1.28	
	For >1,696 To 3,200, Deduct	-0.10	
	For >3,200 To 6,400, Deduct	-0.15	
	For >6,400 To 12,800, Deduct	-0.19	
	For >12,800, Deduct	-0.27	
	For Tongue And Groove, Add	0.11	
06 16 33 00-0032	SF 3/8" Thick CDX Plywood Underlayment Grade.....	2.07	0.61
	For Fire Retardant Treatment, Add	0.66	
	For >1,696 To 3,200, Deduct	-0.05	
	For >3,200 To 6,400, Deduct	-0.08	
	For >6,400 To 12,800, Deduct	-0.11	
	For >12,800, Deduct	-0.16	
06 16 33 00-0033	SF 5/8" Thick CDX Plywood Underlayment Grade.....	2.64	0.71
	For Fire Retardant Treatment, Add	1.00	
	For >1,696 To 3,200, Deduct	-0.08	
	For >3,200 To 6,400, Deduct	-0.11	
	For >6,400 To 12,800, Deduct	-0.15	
	For >12,800, Deduct	-0.22	
06 16 33 00-0034	Oriented Strand Board <small>(06 16 33)</small>		
06 16 33 00-0035	On Roof <small>(06 16 33 00-0034)</small>		



MINOR CSI UOM DESCRIPTION	TOTAL DIRECT UNIT COST	DEMOLITION UNIT COST
06 16 33 00-0036 SF 3/8" Thick Structural Oriented Strand Board (OSB) On Roof.....	1.54	0.61
For >1,408 To 3,200, Deduct	-0.02	
For >3,200 To 6,400, Deduct	-0.03	
For >6,400 To 12,800, Deduct	-0.07	
For >12,800, Deduct	-0.10	
For Fire Retardant Treatment, Add	0.28	
For Selective Replacement <400 (Includes Removal Of Damaged OSB And Fitting New OSB To Size), Add	1.79	
06 16 33 00-0037 SF 1/2" Thick Structural Oriented Strand Board (OSB) On Roof.....	1.71	0.61
For >1,408 To 3,200, Deduct	-0.02	
For >3,200 To 6,400, Deduct	-0.04	
For >6,400 To 12,800, Deduct	-0.08	
For >12,800, Deduct	-0.11	
For Fire Retardant Treatment, Add	0.32	
For Selective Replacement <400 (Includes Removal Of Damaged OSB And Fitting New OSB To Size), Add	1.95	
06 16 33 00-0038 SF 5/8" Thick Structural Oriented Strand Board (OSB) On Roof.....	1.99	0.71
For >1,408 To 3,200, Deduct	-0.04	
For >3,200 To 6,400, Deduct	-0.05	
For >6,400 To 12,800, Deduct	-0.10	
For >12,800, Deduct	-0.14	
For Fire Retardant Treatment, Add	0.47	
For Selective Replacement <400 (Includes Removal Of Damaged OSB And Fitting New OSB To Size), Add	2.10	
06 16 33 00-0039 SF 3/4" Thick Structural Oriented Strand Board (OSB) On Roof.....	2.30	0.71
For >1,408 To 3,200, Deduct	-0.05	
For >3,200 To 6,400, Deduct	-0.07	
For >6,400 To 12,800, Deduct	-0.12	
For >12,800, Deduct	-0.17	
For Fire Retardant Treatment, Add	0.62	
For Selective Replacement <400 (Includes Removal Of Damaged OSB And Fitting New OSB To Size), Add	2.28	
06 16 33 00-0040 On Walls (06 16 33 00-0034)		
06 16 33 00-0041 SF 3/8" Thick Structural Oriented Strand Board (OSB) On Walls.....	1.87	0.71
For >1,408 To 3,200, Deduct	-0.02	
For >3,200 To 6,400, Deduct	-0.03	
For >6,400 To 12,800, Deduct	-0.08	
For >12,800, Deduct	-0.12	
For Fire Retardant Treatment, Add	0.28	
For Selective Replacement <400 (Includes Removal Of Damaged OSB And Fitting New OSB To Size), Add	2.28	
06 16 33 00-0042 SF 1/2" Thick Structural Oriented Strand Board (OSB) On Walls.....	2.03	0.81
For >1,408 To 3,200, Deduct	-0.02	
For >3,200 To 6,400, Deduct	-0.04	
For >6,400 To 12,800, Deduct	-0.09	
For >12,800, Deduct	-0.13	
For Fire Retardant Treatment, Add	0.32	
For Selective Replacement <400 (Includes Removal Of Damaged OSB And Fitting New OSB To Size), Add	2.43	
06 16 33 00-0043 SF 5/8" Thick Structural Oriented Strand Board (OSB) On Walls.....	2.32	0.92
For >1,408 To 3,200, Deduct	-0.04	
For >3,200 To 6,400, Deduct	-0.05	
For >6,400 To 12,800, Deduct	-0.11	
For >12,800, Deduct	-0.16	
For Fire Retardant Treatment, Add	0.47	
For Selective Replacement <400 (Includes Removal Of Damaged OSB And Fitting New OSB To Size), Add	2.60	
06 16 33 00-0044 SF 3/4" Thick Structural Oriented Strand Board (OSB) On Walls.....	2.65	0.92
For >1,408 To 3,200, Deduct	-0.05	
For >3,200 To 6,400, Deduct	-0.07	
For >6,400 To 12,800, Deduct	-0.13	
For >12,800, Deduct	-0.19	
For Fire Retardant Treatment, Add	0.62	
For Selective Replacement <400 (Includes Removal Of Damaged OSB And Fitting New OSB To Size), Add	2.81	
06 16 33 00-0045 On Floors (06 16 33 00-0034)		
Note: Includes patching of seams and all fastener holes where necessary.		
06 16 33 00-0046 SF 3/8" Thick Structural Oriented Strand Board (OSB) On Floors.....	1.57	0.61
For >1,408 To 3,200, Deduct	-0.02	
For >3,200 To 6,400, Deduct	-0.03	
For >6,400 To 12,800, Deduct	-0.07	
For >12,800, Deduct	-0.10	
For Fire Retardant Treatment, Add	0.28	
For Selective Replacement <400 (Includes Removal Of Damaged OSB And Fitting New OSB To Size), Add	1.83	
06 16 33 00-0047 SF 1/2" Thick Structural Oriented Strand Board (OSB) On Floors.....	1.87	0.71
For >1,408 To 3,200, Deduct	-0.02	
For >3,200 To 6,400, Deduct	-0.04	
For >6,400 To 12,800, Deduct	-0.08	
For >12,800, Deduct	-0.12	
For Fire Retardant Treatment, Add	0.32	
For Selective Replacement <400 (Includes Removal Of Damaged OSB And Fitting New OSB To Size), Add	2.19	
06 16 33 00-0048 SF 5/8" Thick Structural Oriented Strand Board (OSB) On Floors.....	2.18	0.81
For >1,408 To 3,200, Deduct	-0.04	
For >3,200 To 6,400, Deduct	-0.05	
For >6,400 To 12,800, Deduct	-0.10	
For >12,800, Deduct	-0.15	
For Fire Retardant Treatment, Add	0.47	
For Selective Replacement <400 (Includes Removal Of Damaged OSB And Fitting New OSB To Size), Add	2.39	

06	06 Wood, Plastics, and Composites
	06 10 Rough Carpentry
	06 16 Sheathing



MINOR CSI UOM DESCRIPTION	TOTAL DIRECT UNIT COST	DEMOLITION UNIT COST
------------------------------	---------------------------	-------------------------

06 16 33 00-0049	SF 3/4" Thick Structural Oriented Strand Board (OSB) On Floors <i>For >1,408 To 3,200, Deduct</i> <i>For >3,200 To 6,400, Deduct</i> <i>For >6,400 To 12,800, Deduct</i> <i>For >12,800, Deduct</i> <i>For Fire Retardant Treatment, Add</i> <i>For Selective Replacement <400 (Includes Removal Of Damaged OSB And Fitting New OSB To Size), Add</i>	2.51 -0.05 -0.07 -0.13 -0.18 0.62 2.60	0.92
------------------	--	--	------

06 16 33 00-0050 Particle Board (06 16 33)

06 16 33 00-0051 Particle Board Floor Decking (06 16 33 00-0050)

Note: Includes patching of seams and all fastener holes where necessary.			
06 16 33 00-0052	SF 3/8" Particle Board Floor Decking Note: Applied to plywood subfloor. <i>For Fire Retardant Treatment Add</i> <i>For >1,536 To 3,200, Deduct</i> <i>For >3,200 To 6,400, Deduct</i> <i>For >6,400 To 12,800, Deduct</i> <i>For >12,800, Deduct</i> <i>For Tongue And Groove, Add</i>	1.50 0.24 -0.02 -0.03 -0.06 -0.10 0.02	0.51
06 16 33 00-0053	SF 1/2" Particle Board Floor Decking Note: Applied to plywood subfloor. <i>For Fire Retardant Treatment Add</i> <i>For >1,536 To 3,200, Deduct</i> <i>For >3,200 To 6,400, Deduct</i> <i>For >6,400 To 12,800, Deduct</i> <i>For >12,800, Deduct</i> <i>For Tongue And Groove, Add</i>	1.69 0.34 -0.03 -0.04 -0.08 -0.11 0.03	0.51
06 16 33 00-0054	SF 5/8" Particle Board Floor Decking Note: Applied to plywood subfloor. <i>For Fire Retardant Treatment Add</i> <i>For >1,536 To 3,200, Deduct</i> <i>For >3,200 To 6,400, Deduct</i> <i>For >6,400 To 12,800, Deduct</i> <i>For >12,800, Deduct</i> <i>For Tongue And Groove, Add</i>	1.87 0.43 -0.03 -0.05 -0.09 -0.13 0.04	0.61
06 16 33 00-0055	SF 3/4" Particle Board Floor Decking Note: Applied to plywood subfloor. <i>For Fire Retardant Treatment Add</i> <i>For >1,536 To 3,200, Deduct</i> <i>For >3,200 To 6,400, Deduct</i> <i>For >6,400 To 12,800, Deduct</i> <i>For >12,800, Deduct</i> <i>For Tongue And Groove, Add</i>	2.04 0.50 -0.04 -0.06 -0.10 -0.15 0.04	0.61

06 16 43 Gypsum Sheathing (06 16)

06 16 43 00-0001 Exterior Gypsum Sheathing (06 16 43)

Note: Includes moisture resistant core and fiberglass mats on both sides and long edges.			
06 16 43 00-0002	SF 1/2" Exterior Gypsum Sheathing (GP Dens-Glass Gold) <i>For Selective Replacement <400 (Includes Removal Of Damaged Gypsum And Fitting New Gypsum To Size), Add</i> <i>For Application To Metal Studs, Joists, Or Rafters, Add</i> <i>For Ceiling Installation, Add</i> <i>For >1,696 To 3,200, Deduct</i> <i>For >3,200 To 6,400, Deduct</i> <i>For >6,400 To 12,800, Deduct</i> <i>For >12,800, Deduct</i>	2.85 2.43 0.32 0.16 -0.07 -0.11 -0.18 -0.23	0.81
06 16 43 00-0003	SF 5/8" Exterior Gypsum Sheathing (GP Dens-Glass Gold) <i>For Selective Replacement <400 (Includes Removal Of Damaged Gypsum And Fitting New Gypsum To Size), Add</i> <i>For Application To Metal Studs, Joists, Or Rafters, Add</i> <i>For Ceiling Installation, Add</i> <i>For >1,696 To 3,200, Deduct</i> <i>For >3,200 To 6,400, Deduct</i> <i>For >6,400 To 12,800, Deduct</i> <i>For >12,800, Deduct</i>	3.06 2.60 0.35 0.17 -0.08 -0.12 -0.19 -0.25	1.02

06 17 Shop-Fabricated Structural Wood (06 10)

06 17 13 Laminated Veneer Lumber (06 17)

06 17 13 00-0001 Laminated Veneer Lumber (LVL) (06 17 13)

06 17 13 00-0002	LF 1-3/4" Wide x 5-1/2" Deep Laminated Veneer Lumber (LVL)	6.38	1.75
06 17 13 00-0003	LF 1-3/4" Wide x 7-1/4" Deep Laminated Veneer Lumber (LVL)	6.94	1.78
06 17 13 00-0004	LF 1-3/4" Wide x 9-1/2" Deep Laminated Veneer Lumber (LVL)	7.60	1.81
06 17 13 00-0005	LF 1-3/4" Wide x 11-7/8" Deep Laminated Veneer Lumber (LVL)	8.43	1.84
06 17 13 00-0006	LF 1-3/4" Wide x 14" Deep Laminated Veneer Lumber (LVL)	9.05	1.87
06 17 13 00-0007	LF 1-3/4" Wide x 16" Deep Laminated Veneer Lumber (LVL)	9.93	1.93
06 17 13 00-0008	LF 1-3/4" Wide x 18" Deep Laminated Veneer Lumber (LVL)	11.17	1.96
06 17 13 00-0009	LF 1-3/4" Wide x 24" Deep Laminated Veneer Lumber (LVL)	15.13	2.23

06 17 23 Parallel Strand Lumber (06 17)



MINOR CSI UOM DESCRIPTION	TOTAL DIRECT UNIT COST	DEMOLITION UNIT COST
06 17 23 00-0001 Laminated Strand Lumber (LSL) <small>(06 17 23)</small>		
06 17 23 00-0002 LF 2" x 4" Laminated Strand Lumber (LSL)	2.19	0.81
06 17 23 00-0003 LF 2" x 6" Laminated Strand Lumber (LSL)	2.89	0.87
 06 17 33 Wood I-Joists <small>(06 17)</small>		
06 17 33 00-0001 Prefabricated Wood I-Joists <small>(06 17 33)</small>		
06 17 33 00-0002 LF 9-1/2" Deep, 3/8" Web With 1-1/2" x 1-3/4" Flanges Prefabricated Wood I-Joist, Up To 30' Length	4.12	1.22
For I-Joists 30' To 40' In Length, Add	0.53	
For I-Joists >40' In Length, Add	1.31	
06 17 33 00-0003 LF 11-7/8" Deep, 3/8" Web With 1-1/2" x 1-3/4" Flanges Prefabricated Wood I-Joist, Up To 30' Length	4.46	1.36
For I-Joists 30' To 40' In Length, Add	0.60	
For I-Joists >40' In Length, Add	1.46	
06 17 33 00-0004 LF 14" Deep, 3/8" Web With 1-1/2" x 1-3/4" Flanges Prefabricated Wood I-Joist, Up To 30' Length	5.20	1.52
For I-Joists 30' To 40' In Length, Add	0.67	
For I-Joists >40' In Length, Add	1.65	
06 17 33 00-0005 LF 16" Deep, 3/8" Web With 1-1/2" x 1-3/4" Flanges Prefabricated Wood I-Joist, Up To 30' Length	5.85	1.69
For I-Joists 30' To 40' In Length, Add	0.75	
For I-Joists >40' In Length, Add	1.83	
 06 17 43 Rim Boards <small>(06 17)</small>		
06 17 43 00-0001 Oriented Strand Board (OSB) Rim Board <small>(06 17 43)</small>		
06 17 43 00-0002 LF 1-1/8" Wide x 9-1/2" Deep, Oriented Strand Board (OSB) Rim Board	5.32	1.81
06 17 43 00-0003 LF 1-1/8" Wide x 11-7/8" Deep, Oriented Strand Board (OSB) Rim Board	5.77	1.84
06 17 43 00-0004 LF 1-1/8" Wide x 14" Deep, Oriented Strand Board (OSB) Rim Board	6.29	1.87
 06 17 53 Shop-Fabricated Wood Trusses <small>(06 17)</small>		
Note: Includes temporary and permanent bracing, and fastening with truss tie-downs.		
06 17 53 00-0001 Pre-Assembled Wood Roof Trusses <small>(06 17 53)</small>		
Note: For King Post, Queen Post, Fink or Howe types. Includes 2" x 4" top and bottom chords up to 42' and with 2" x 6" top and bottom chords >42'.		
06 17 53 00-0002 EA 10' Pre-Assembled Wood Roof Truss, 4 In 12 Slope	173.48	71.15
For Up To 15, Add	2.34	
For >35, Deduct	-1.56	
For 3 In 12 Slope, Add	0.94	
For 5 In 12 Slope, Add	2.49	
For 6 In 12 Slope, Add	4.68	
For 7 In 12 Slope, Add	6.23	
For 8 In 12 Slope, Add	7.48	
06 17 53 00-0003 EA 12' Pre-Assembled Wood Roof Truss, 4 In 12 Slope	192.25	77.93
For Up To 15, Add	2.73	
For >35, Deduct	-1.82	
For 3 In 12 Slope, Add	1.09	
For 5 In 12 Slope, Add	2.91	
For 6 In 12 Slope, Add	5.46	
For 7 In 12 Slope, Add	7.28	
For 8 In 12 Slope, Add	8.74	
06 17 53 00-0004 EA 14' Pre-Assembled Wood Roof Truss, 4 In 12 Slope	213.22	84.71
For Up To 15, Add	3.29	
For >35, Deduct	-2.19	
For 3 In 12 Slope, Add	1.31	
For 5 In 12 Slope, Add	3.50	
For 6 In 12 Slope, Add	6.57	
For 7 In 12 Slope, Add	8.76	
For 8 In 12 Slope, Add	10.51	
06 17 53 00-0005 EA 16' Pre-Assembled Wood Roof Truss, 4 In 12 Slope	239.89	91.48
For Up To 15, Add	4.27	
For >35, Deduct	-2.85	
For 3 In 12 Slope, Add	1.71	
For 5 In 12 Slope, Add	4.55	
For 6 In 12 Slope, Add	8.54	
For 7 In 12 Slope, Add	11.39	
For 8 In 12 Slope, Add	13.66	
06 17 53 00-0006 EA 18' Pre-Assembled Wood Roof Truss, 4 In 12 Slope	263.28	98.25
For Up To 15, Add	5.01	
For >35, Deduct	-3.34	
For 3 In 12 Slope, Add	2.00	
For 5 In 12 Slope, Add	5.34	
For 6 In 12 Slope, Add	10.01	
For 7 In 12 Slope, Add	13.35	
For 8 In 12 Slope, Add	16.02	
06 17 53 00-0007 EA 20' Pre-Assembled Wood Roof Truss, 4 In 12 Slope	279.18	108.42
For Up To 15, Add	4.67	
For >35, Deduct	-3.12	
For 3 In 12 Slope, Add	1.87	
For 5 In 12 Slope, Add	4.99	
For 6 In 12 Slope, Add	9.35	
For 7 In 12 Slope, Add	12.47	
For 8 In 12 Slope, Add	14.96	

06 Wood, Plastics, and Composites**06 10 Rough Carpentry****06 17 Shop-Fabricated Structural Wood**

MINOR	CSI	UOM	DESCRIPTION	TOTAL DIRECT UNIT COST	DEMOLITION UNIT COST
06 17 53 00-0008	EA	22'	Pre-Assembled Wood Roof Truss, 4 In 12 Slope.....	294.55	172.79
			<i>For Up To 15, Add</i>	4.81	
			<i>For >35, Deduct</i>	-3.21	
			<i>For 3 In 12 Slope, Add</i>	1.92	
			<i>For 5 In 12 Slope, Add</i>	5.13	
			<i>For 6 In 12 Slope, Add</i>	9.62	
			<i>For 7 In 12 Slope, Add</i>	12.83	
			<i>For 8 In 12 Slope, Add</i>	15.40	
06 17 53 00-0009	EA	24'	Pre-Assembled Wood Roof Truss, 4 In 12 Slope.....	313.54	121.98
			<i>For Up To 15, Add</i>	5.22	
			<i>For >35, Deduct</i>	-3.48	
			<i>For 3 In 12 Slope, Add</i>	2.09	
			<i>For 5 In 12 Slope, Add</i>	5.57	
			<i>For 6 In 12 Slope, Add</i>	10.44	
			<i>For 7 In 12 Slope, Add</i>	13.92	
			<i>For 8 In 12 Slope, Add</i>	16.70	
06 17 53 00-0010	EA	26'	Pre-Assembled Wood Roof Truss, 4 In 12 Slope.....	333.12	193.13
			<i>For Up To 15, Add</i>	5.67	
			<i>For >35, Deduct</i>	-3.78	
			<i>For 3 In 12 Slope, Add</i>	2.27	
			<i>For 5 In 12 Slope, Add</i>	6.05	
			<i>For 6 In 12 Slope, Add</i>	11.34	
			<i>For 7 In 12 Slope, Add</i>	15.12	
			<i>For 8 In 12 Slope, Add</i>	18.15	
06 17 53 00-0011	EA	28'	Pre-Assembled Wood Roof Truss, 4 In 12 Slope.....	353.49	135.52
			<i>For Up To 15, Add</i>	6.18	
			<i>For >35, Deduct</i>	-4.12	
			<i>For 3 In 12 Slope, Add</i>	2.47	
			<i>For 5 In 12 Slope, Add</i>	6.59	
			<i>For 6 In 12 Slope, Add</i>	12.36	
			<i>For 7 In 12 Slope, Add</i>	16.49	
			<i>For 8 In 12 Slope, Add</i>	19.78	
06 17 53 00-0012	EA	30'	Pre-Assembled Wood Roof Truss, 4 In 12 Slope.....	369.66	213.46
			<i>For Up To 15, Add</i>	6.38	
			<i>For >35, Deduct</i>	-4.25	
			<i>For 3 In 12 Slope, Add</i>	2.55	
			<i>For 5 In 12 Slope, Add</i>	6.80	
			<i>For 6 In 12 Slope, Add</i>	12.76	
			<i>For 7 In 12 Slope, Add</i>	17.01	
			<i>For 8 In 12 Slope, Add</i>	20.41	
06 17 53 00-0013	EA	32'	Pre-Assembled Wood Roof Truss, 4 In 12 Slope.....	384.94	145.69
			<i>For Up To 15, Add</i>	7.02	
			<i>For >35, Deduct</i>	-4.68	
			<i>For 3 In 12 Slope, Add</i>	2.81	
			<i>For 5 In 12 Slope, Add</i>	7.48	
			<i>For 6 In 12 Slope, Add</i>	14.03	
			<i>For 7 In 12 Slope, Add</i>	18.71	
			<i>For 8 In 12 Slope, Add</i>	22.45	
06 17 53 00-0014	EA	34'	Pre-Assembled Wood Roof Truss, 4 In 12 Slope.....	417.11	228.78
			<i>For Up To 15, Add</i>	8.41	
			<i>For >35, Deduct</i>	-5.61	
			<i>For 3 In 12 Slope, Add</i>	3.37	
			<i>For 5 In 12 Slope, Add</i>	8.97	
			<i>For 6 In 12 Slope, Add</i>	16.83	
			<i>For 7 In 12 Slope, Add</i>	22.43	
			<i>For 8 In 12 Slope, Add</i>	26.92	
06 17 53 00-0015	EA	36'	Pre-Assembled Wood Roof Truss, 4 In 12 Slope.....	432.72	155.85
			<i>For Up To 15, Add</i>	9.08	
			<i>For >35, Deduct</i>	-6.05	
			<i>For 3 In 12 Slope, Add</i>	3.63	
			<i>For 5 In 12 Slope, Add</i>	9.68	
			<i>For 6 In 12 Slope, Add</i>	18.15	
			<i>For 7 In 12 Slope, Add</i>	24.20	
			<i>For 8 In 12 Slope, Add</i>	29.04	
06 17 53 00-0016	EA	38'	Pre-Assembled Wood Roof Truss, 4 In 12 Slope.....	454.53	243.95
			<i>For Up To 15, Add</i>	9.69	
			<i>For >35, Deduct</i>	-6.46	
			<i>For 3 In 12 Slope, Add</i>	3.88	
			<i>For 5 In 12 Slope, Add</i>	10.34	
			<i>For 6 In 12 Slope, Add</i>	19.39	
			<i>For 7 In 12 Slope, Add</i>	25.85	
			<i>For 8 In 12 Slope, Add</i>	31.02	
06 17 53 00-0017	EA	40'	Pre-Assembled Wood Roof Truss, 4 In 12 Slope.....	470.85	169.41
			<i>For Up To 15, Add</i>	9.90	
			<i>For >35, Deduct</i>	-6.60	
			<i>For 3 In 12 Slope, Add</i>	3.96	
			<i>For 5 In 12 Slope, Add</i>	10.56	
			<i>For 6 In 12 Slope, Add</i>	19.80	
			<i>For 7 In 12 Slope, Add</i>	26.41	
			<i>For 8 In 12 Slope, Add</i>	31.69	



MINOR CSI UOM DESCRIPTION	TOTAL DIRECT UNIT COST	DEMOLITION UNIT COST
06 17 53 00-0018 EA 42' Pre-Assembled Wood Roof Truss, 4 In 12 Slope.....	512.31	264.28
For Up To 15, Add	12.00	
For >35, Deduct	-8.00	
For 3 In 12 Slope, Add	4.80	
For 5 In 12 Slope, Add	12.80	
For 6 In 12 Slope, Add	23.99	
For 7 In 12 Slope, Add	31.99	
For 8 In 12 Slope, Add	38.39	
06 17 53 00-0019 EA 44' Pre-Assembled Wood Roof Truss, 4 In 12 Slope.....	553.03	182.96
For Up To 15, Add	14.03	
For >35, Deduct	-9.36	
For 3 In 12 Slope, Add	5.61	
For 5 In 12 Slope, Add	14.97	
For 6 In 12 Slope, Add	28.07	
For 7 In 12 Slope, Add	37.42	
For 8 In 12 Slope, Add	44.90	
06 17 53 00-0020 EA 46' Pre-Assembled Wood Roof Truss, 4 In 12 Slope.....	572.61	189.74
For Up To 15, Add	14.48	
For >35, Deduct	-9.66	
For 3 In 12 Slope, Add	5.79	
For 5 In 12 Slope, Add	15.45	
For 6 In 12 Slope, Add	28.97	
For 7 In 12 Slope, Add	38.63	
For 8 In 12 Slope, Add	46.35	
06 17 53 00-0021 EA 48' Pre-Assembled Wood Roof Truss, 4 In 12 Slope.....	599.48	196.52
For Up To 15, Add	15.48	
For >35, Deduct	-10.32	
For 3 In 12 Slope, Add	6.19	
For 5 In 12 Slope, Add	16.52	
For 6 In 12 Slope, Add	30.97	
For 7 In 12 Slope, Add	41.29	
For 8 In 12 Slope, Add	49.55	
06 17 53 00-0022 EA 50' Pre-Assembled Wood Roof Truss, 4 In 12 Slope.....	670.84	203.29
For Up To 15, Add	19.82	
For >35, Deduct	-13.21	
For 3 In 12 Slope, Add	7.93	
For 5 In 12 Slope, Add	21.14	
For 6 In 12 Slope, Add	39.64	
For 7 In 12 Slope, Add	52.85	
For 8 In 12 Slope, Add	63.42	
06 17 53 00-0023 EA 52' Pre-Assembled Wood Roof Truss, 4 In 12 Slope.....	642.94	182.83
For Up To 15, Add	17.73	
For >35, Deduct	-11.82	
For 3 In 12 Slope, Add	7.09	
For 5 In 12 Slope, Add	18.91	
For 6 In 12 Slope, Add	35.45	
For 7 In 12 Slope, Add	47.27	
For 8 In 12 Slope, Add	56.73	
06 17 53 00-0024 EA 54' Pre-Assembled Wood Roof Truss, 4 In 12 Slope.....	674.68	213.46
For Up To 15, Add	18.58	
For >35, Deduct	-12.39	
For 3 In 12 Slope, Add	7.43	
For 5 In 12 Slope, Add	19.82	
For 6 In 12 Slope, Add	37.17	
For 7 In 12 Slope, Add	49.55	
For 8 In 12 Slope, Add	59.46	
06 17 53 00-0025 EA 56' Pre-Assembled Wood Roof Truss, 4 In 12 Slope.....	700.42	197.88
For Up To 15, Add	19.50	
For >35, Deduct	-13.00	
For 3 In 12 Slope, Add	7.80	
For 5 In 12 Slope, Add	20.80	
For 6 In 12 Slope, Add	38.99	
For 7 In 12 Slope, Add	51.99	
For 8 In 12 Slope, Add	62.39	
06 17 53 00-0026 EA 58' Pre-Assembled Wood Roof Truss, 4 In 12 Slope.....	721.63	223.62
For Up To 15, Add	20.58	
For >35, Deduct	-13.72	
For 3 In 12 Slope, Add	8.23	
For 5 In 12 Slope, Add	21.95	
For 6 In 12 Slope, Add	41.16	
For 7 In 12 Slope, Add	54.88	
For 8 In 12 Slope, Add	65.85	
06 17 53 00-0027 EA 60' Pre-Assembled Wood Roof Truss, 4 In 12 Slope.....	735.84	227.01
For Up To 15, Add	21.14	
For >35, Deduct	-14.09	
For 3 In 12 Slope, Add	8.45	
For 5 In 12 Slope, Add	22.55	
For 6 In 12 Slope, Add	42.27	
For 7 In 12 Slope, Add	56.36	
For 8 In 12 Slope, Add	67.64	

06 17 53 00-0028

Pre-Assembled Wood Gable End Roof Trusses (06 17 53)

Note: 24" on center gable studs. Includes 2" x 4" top and bottom chords up to 42' and with 2" x 6" top and bottom chords >42'.

06 Wood, Plastics, and Composites**06 10 Rough Carpentry****06 17 Shop-Fabricated Structural Wood**
 MINOR
 CSI UOM DESCRIPTION

 TOTAL DIRECT DEMOLITION
 UNIT COST UNIT COST

06 17 53 00-0029	EA	10'	Pre-Assembled Wood Gable End Roof Truss, 4 In 12 Slope	177.44	71.15
			<i>For 3 In 12 Slope, Add</i>	1.05	
			<i>For 5 In 12 Slope, Add</i>	2.81	
			<i>For 6 In 12 Slope, Add</i>	5.27	
			<i>For 7 In 12 Slope, Add</i>	7.03	
			<i>For 8 In 12 Slope, Add</i>	8.43	
			<i>For 16" On Center Gable Studs, Add</i>	7.03	
06 17 53 00-0030	EA	12'	Pre-Assembled Wood Gable End Roof Truss, 4 In 12 Slope	196.89	77.93
			<i>For 3 In 12 Slope, Add</i>	1.23	
			<i>For 5 In 12 Slope, Add</i>	3.28	
			<i>For 6 In 12 Slope, Add</i>	6.16	
			<i>For 7 In 12 Slope, Add</i>	8.21	
			<i>For 8 In 12 Slope, Add</i>	9.85	
			<i>For 16" On Center Gable Studs, Add</i>	8.21	
06 17 53 00-0031	EA	14'	Pre-Assembled Wood Gable End Roof Truss, 4 In 12 Slope	218.79	84.71
			<i>For 3 In 12 Slope, Add</i>	1.48	
			<i>For 5 In 12 Slope, Add</i>	3.95	
			<i>For 6 In 12 Slope, Add</i>	7.41	
			<i>For 7 In 12 Slope, Add</i>	9.88	
			<i>For 8 In 12 Slope, Add</i>	11.85	
			<i>For 16" On Center Gable Studs, Add</i>	9.88	
06 17 53 00-0032	EA	16'	Pre-Assembled Wood Gable End Roof Truss, 4 In 12 Slope	247.12	91.48
			<i>For 3 In 12 Slope, Add</i>	1.92	
			<i>For 5 In 12 Slope, Add</i>	5.13	
			<i>For 6 In 12 Slope, Add</i>	9.62	
			<i>For 7 In 12 Slope, Add</i>	12.83	
			<i>For 8 In 12 Slope, Add</i>	15.40	
			<i>For 16" On Center Gable Studs, Add</i>	12.83	
06 17 53 00-0033	EA	18'	Pre-Assembled Wood Gable End Roof Truss, 4 In 12 Slope	271.77	98.25
			<i>For 3 In 12 Slope, Add</i>	2.26	
			<i>For 5 In 12 Slope, Add</i>	6.02	
			<i>For 6 In 12 Slope, Add</i>	11.29	
			<i>For 7 In 12 Slope, Add</i>	15.05	
			<i>For 8 In 12 Slope, Add</i>	18.06	
			<i>For 16" On Center Gable Studs, Add</i>	15.05	
06 17 53 00-0034	EA	20'	Pre-Assembled Wood Gable End Roof Truss, 4 In 12 Slope	296.03	108.42
			<i>For 3 In 12 Slope, Add</i>	2.38	
			<i>For 5 In 12 Slope, Add</i>	6.33	
			<i>For 6 In 12 Slope, Add</i>	11.88	
			<i>For 7 In 12 Slope, Add</i>	15.84	
			<i>For 8 In 12 Slope, Add</i>	19.00	
			<i>For 16" On Center Gable Studs, Add</i>	15.84	
06 17 53 00-0035	EA	22'	Pre-Assembled Wood Gable End Roof Truss, 4 In 12 Slope	311.88	115.20
			<i>For 3 In 12 Slope, Add</i>	2.44	
			<i>For 5 In 12 Slope, Add</i>	6.52	
			<i>For 6 In 12 Slope, Add</i>	12.22	
			<i>For 7 In 12 Slope, Add</i>	16.30	
			<i>For 8 In 12 Slope, Add</i>	19.56	
			<i>For 16" On Center Gable Studs, Add</i>	16.30	
06 17 53 00-0036	EA	24'	Pre-Assembled Wood Gable End Roof Truss, 4 In 12 Slope	332.34	121.98
			<i>For 3 In 12 Slope, Add</i>	2.65	
			<i>For 5 In 12 Slope, Add</i>	7.07	
			<i>For 6 In 12 Slope, Add</i>	13.26	
			<i>For 7 In 12 Slope, Add</i>	17.68	
			<i>For 8 In 12 Slope, Add</i>	21.21	
			<i>For 16" On Center Gable Studs, Add</i>	17.68	
06 17 53 00-0037	EA	26'	Pre-Assembled Wood Gable End Roof Truss, 4 In 12 Slope	353.54	128.75
			<i>For 3 In 12 Slope, Add</i>	2.88	
			<i>For 5 In 12 Slope, Add</i>	7.68	
			<i>For 6 In 12 Slope, Add</i>	14.41	
			<i>For 7 In 12 Slope, Add</i>	19.21	
			<i>For 8 In 12 Slope, Add</i>	23.05	
			<i>For 16" On Center Gable Studs, Add</i>	19.21	
06 17 53 00-0038	EA	28'	Pre-Assembled Wood Gable End Roof Truss, 4 In 12 Slope	375.76	135.52
			<i>For 3 In 12 Slope, Add</i>	3.14	
			<i>For 5 In 12 Slope, Add</i>	8.38	
			<i>For 6 In 12 Slope, Add</i>	15.71	
			<i>For 7 In 12 Slope, Add</i>	20.94	
			<i>For 8 In 12 Slope, Add</i>	25.13	
			<i>For 16" On Center Gable Studs, Add</i>	20.94	
06 17 53 00-0039	EA	30'	Pre-Assembled Wood Gable End Roof Truss, 4 In 12 Slope	393.55	142.31
			<i>For 3 In 12 Slope, Add</i>	3.27	
			<i>For 5 In 12 Slope, Add</i>	8.72	
			<i>For 6 In 12 Slope, Add</i>	16.34	
			<i>For 7 In 12 Slope, Add</i>	21.79	
			<i>For 8 In 12 Slope, Add</i>	26.15	
			<i>For 16" On Center Gable Studs, Add</i>	21.79	
06 17 53 00-0040	EA	32'	Pre-Assembled Wood Gable End Roof Truss, 4 In 12 Slope	411.23	145.69
			<i>For 3 In 12 Slope, Add</i>	3.60	
			<i>For 5 In 12 Slope, Add</i>	9.59	
			<i>For 6 In 12 Slope, Add</i>	17.98	
			<i>For 7 In 12 Slope, Add</i>	23.97	
			<i>For 8 In 12 Slope, Add</i>	28.76	
			<i>For 16" On Center Gable Studs, Add</i>	23.97	



MINOR CSI UOM DESCRIPTION	TOTAL DIRECT UNIT COST	DEMOLITION UNIT COST
06 17 53 00-0041 EA 34' Pre-Assembled Wood Gable End Roof Truss, 4 In 12 Slope.....	448.62	152.47
<i>For 3 In 12 Slope, Add</i>	4.31	
<i>For 5 In 12 Slope, Add</i>	11.49	
<i>For 6 In 12 Slope, Add</i>	21.55	
<i>For 7 In 12 Slope, Add</i>	28.74	
<i>For 8 In 12 Slope, Add</i>	34.48	
<i>For 16" On Center Gable Studs, Add</i>	28.74	
06 17 53 00-0042 EA 36' Pre-Assembled Wood Gable End Roof Truss, 4 In 12 Slope.....	466.72	155.85
<i>For 3 In 12 Slope, Add</i>	4.65	
<i>For 5 In 12 Slope, Add</i>	12.40	
<i>For 6 In 12 Slope, Add</i>	23.25	
<i>For 7 In 12 Slope, Add</i>	31.00	
<i>For 8 In 12 Slope, Add</i>	37.20	
<i>For 16" On Center Gable Studs, Add</i>	31.00	
06 17 53 00-0043 EA 38' Pre-Assembled Wood Gable End Roof Truss, 4 In 12 Slope.....	490.85	162.64
<i>For 3 In 12 Slope, Add</i>	4.97	
<i>For 5 In 12 Slope, Add</i>	13.25	
<i>For 6 In 12 Slope, Add</i>	24.84	
<i>For 7 In 12 Slope, Add</i>	33.12	
<i>For 8 In 12 Slope, Add</i>	39.74	
<i>For 16" On Center Gable Studs, Add</i>	33.12	
06 17 53 00-0044 EA 40' Pre-Assembled Wood Gable End Roof Truss, 4 In 12 Slope.....	518.60	169.41
<i>For 3 In 12 Slope, Add</i>	5.39	
<i>For 5 In 12 Slope, Add</i>	14.38	
<i>For 6 In 12 Slope, Add</i>	26.97	
<i>For 7 In 12 Slope, Add</i>	35.96	
<i>For 8 In 12 Slope, Add</i>	43.15	
<i>For 16" On Center Gable Studs, Add</i>	35.96	
06 17 53 00-0045 EA 42' Pre-Assembled Wood Gable End Roof Truss, 4 In 12 Slope.....	570.17	176.19
<i>For 3 In 12 Slope, Add</i>	6.53	
<i>For 5 In 12 Slope, Add</i>	17.42	
<i>For 6 In 12 Slope, Add</i>	32.67	
<i>For 7 In 12 Slope, Add</i>	43.56	
<i>For 8 In 12 Slope, Add</i>	52.27	
<i>For 16" On Center Gable Studs, Add</i>	43.56	
06 17 53 00-0046 EA 44' Pre-Assembled Wood Gable End Roof Truss, 4 In 12 Slope.....	620.71	182.96
<i>For 3 In 12 Slope, Add</i>	7.64	
<i>For 5 In 12 Slope, Add</i>	20.38	
<i>For 6 In 12 Slope, Add</i>	38.22	
<i>For 7 In 12 Slope, Add</i>	50.96	
<i>For 8 In 12 Slope, Add</i>	61.15	
<i>For 16" On Center Gable Studs, Add</i>	50.96	
06 17 53 00-0047 EA 46' Pre-Assembled Wood Gable End Roof Truss, 4 In 12 Slope.....	642.47	189.74
<i>For 3 In 12 Slope, Add</i>	7.89	
<i>For 5 In 12 Slope, Add</i>	21.04	
<i>For 6 In 12 Slope, Add</i>	39.45	
<i>For 7 In 12 Slope, Add</i>	52.60	
<i>For 8 In 12 Slope, Add</i>	63.12	
<i>For 16" On Center Gable Studs, Add</i>	52.60	
06 17 53 00-0048 EA 48' Pre-Assembled Wood Gable End Roof Truss, 4 In 12 Slope.....	674.15	196.52
<i>For 3 In 12 Slope, Add</i>	8.43	
<i>For 5 In 12 Slope, Add</i>	22.49	
<i>For 6 In 12 Slope, Add</i>	42.17	
<i>For 7 In 12 Slope, Add</i>	56.22	
<i>For 8 In 12 Slope, Add</i>	67.47	
<i>For 16" On Center Gable Studs, Add</i>	56.22	
06 17 53 00-0049 EA 50' Pre-Assembled Wood Gable End Roof Truss, 4 In 12 Slope.....	729.16	203.29
<i>For 3 In 12 Slope, Add</i>	9.68	
<i>For 5 In 12 Slope, Add</i>	25.81	
<i>For 6 In 12 Slope, Add</i>	48.39	
<i>For 7 In 12 Slope, Add</i>	64.52	
<i>For 8 In 12 Slope, Add</i>	77.42	
<i>For 16" On Center Gable Studs, Add</i>	64.52	
06 17 53 00-0050 EA 52' Pre-Assembled Wood Gable End Roof Truss, 4 In 12 Slope.....	747.02	210.06
<i>For 3 In 12 Slope, Add</i>	9.81	
<i>For 5 In 12 Slope, Add</i>	26.15	
<i>For 6 In 12 Slope, Add</i>	49.03	
<i>For 7 In 12 Slope, Add</i>	65.38	
<i>For 8 In 12 Slope, Add</i>	78.45	
<i>For 16" On Center Gable Studs, Add</i>	65.38	
06 17 53 00-0051 EA 54' Pre-Assembled Wood Gable End Roof Truss, 4 In 12 Slope.....	769.59	213.46
<i>For 3 In 12 Slope, Add</i>	10.28	
<i>For 5 In 12 Slope, Add</i>	27.41	
<i>For 6 In 12 Slope, Add</i>	51.40	
<i>For 7 In 12 Slope, Add</i>	68.54	
<i>For 8 In 12 Slope, Add</i>	82.24	
<i>For 16" On Center Gable Studs, Add</i>	68.54	
06 17 53 00-0052 EA 56' Pre-Assembled Wood Gable End Roof Truss, 4 In 12 Slope.....	799.98	220.23
<i>For 3 In 12 Slope, Add</i>	10.79	
<i>For 5 In 12 Slope, Add</i>	28.76	
<i>For 6 In 12 Slope, Add</i>	53.93	
<i>For 7 In 12 Slope, Add</i>	71.90	
<i>For 8 In 12 Slope, Add</i>	86.28	
<i>For 16" On Center Gable Studs, Add</i>	71.90	

06	06 Wood, Plastics, and Composites
	06 10 Rough Carpentry
	06 17 Shop-Fabricated Structural Wood



MINOR CSI UOM DESCRIPTION	TOTAL DIRECT UNIT COST	DEMOLITION UNIT COST
06 17 53 00-0053 EA 58' Pre-Assembled Wood Gable End Roof Truss, 4 In 12 Slope.....	826.70	223.62
For 3 In 12 Slope, Add	11.38	
For 5 In 12 Slope, Add	30.36	
For 6 In 12 Slope, Add	56.92	
For 7 In 12 Slope, Add	75.89	
For 8 In 12 Slope, Add	91.07	
For 16" On Center Gable Studs, Add	75.89	
06 17 53 00-0054 EA 60' Pre-Assembled Wood Gable End Roof Truss, 4 In 12 Slope.....	843.77	227.01
For 3 In 12 Slope, Add	11.69	
For 5 In 12 Slope, Add	31.18	
For 6 In 12 Slope, Add	58.46	
For 7 In 12 Slope, Add	77.95	
For 8 In 12 Slope, Add	93.54	
For 16" On Center Gable Studs, Add	77.95	

06 18 Glued-Laminated Construction (06 10)

06 18 13 Glued-Laminated Beams (06 18)

06 18 13 00-0001 Glue Laminated Straight Beams (06 18 13)

Note: Based on southern yellow pine or hemlock lumber with waterproof glue and factor applied sealer.

06 18 13 00-0002 LF 3-1/2" x 6" Glue Laminated Straight Beam	8.28	2.84
06 18 13 00-0003 LF 3-1/2" x 7-1/2" Glue Laminated Straight Beam	10.33	3.55
06 18 13 00-0004 LF 3-1/2" x 9" Glue Laminated Straight Beam	12.40	4.27
06 18 13 00-0005 LF 3-1/2" x 9-1/2" Glue Laminated Straight Beam	13.09	4.50
06 18 13 00-0006 LF 3-1/2" x 10-1/2" Glue Laminated Straight Beam	14.46	4.97
06 18 13 00-0007 LF 3-1/2" x 12" Glue Laminated Straight Beam	16.54	5.68
06 18 13 00-0008 LF 3-1/2" x 13-1/2" Glue Laminated Straight Beam	18.61	6.40
06 18 13 00-0009 LF 3-1/2" x 14" Glue Laminated Straight Beam	19.30	6.63
06 18 13 00-0010 LF 3-1/2" x 15" Glue Laminated Straight Beam	20.68	7.11
06 18 13 00-0011 LF 3-1/2" x 16" Glue Laminated Straight Beam	22.04	7.58
06 18 13 00-0012 LF 3-1/2" x 16-1/2" Glue Laminated Straight Beam	22.74	7.82
06 18 13 00-0013 LF 3-1/2" x 18" Glue Laminated Straight Beam	24.80	8.53
06 18 13 00-0014 LF 3-1/2" x 19-1/2" Glue Laminated Straight Beam	26.87	9.25
06 18 13 00-0015 LF 3-1/2" x 21" Glue Laminated Straight Beam	28.94	9.96
06 18 13 00-0016 LF 3-1/2" x 22.5" Glue Laminated Straight Beam	31.01	10.66
06 18 13 00-0017 LF 5-1/2" x 6" Glue Laminated Straight Beam	12.99	4.46
06 18 13 00-0018 LF 5-1/2" x 7-1/2" Glue Laminated Straight Beam	16.24	5.59
06 18 13 00-0019 LF 5-1/2" x 9" Glue Laminated Straight Beam	19.50	6.70
06 18 13 00-0020 LF 5-1/2" x 9-1/2" Glue Laminated Straight Beam	20.57	7.08
06 18 13 00-0021 LF 5-1/2" x 10-1/2" Glue Laminated Straight Beam	22.74	7.82
06 18 13 00-0022 LF 5-1/2" x 12" Glue Laminated Straight Beam	25.99	8.94
06 18 13 00-0023 LF 5-1/2" x 13-1/2" Glue Laminated Straight Beam	29.23	10.06
06 18 13 00-0024 LF 5-1/2" x 14" Glue Laminated Straight Beam	30.32	10.42
06 18 13 00-0025 LF 5-1/2" x 15" Glue Laminated Straight Beam	32.49	11.17
06 18 13 00-0026 LF 5-1/2" x 16" Glue Laminated Straight Beam	34.64	11.92
06 18 13 00-0027 LF 5-1/2" x 16-1/2" Glue Laminated Straight Beam	35.74	12.30
06 18 13 00-0028 LF 5-1/2" x 18" Glue Laminated Straight Beam	38.98	13.40
06 18 13 00-0029 LF 5-1/2" x 19-1/2" Glue Laminated Straight Beam	42.23	14.52
06 18 13 00-0030 LF 5-1/2" x 21" Glue Laminated Straight Beam	45.48	15.64
06 18 13 00-0031 LF 5-1/2" x 22.5" Glue Laminated Straight Beam	48.73	16.76
06 18 13 00-0032 LF 5-1/2" x 24" Glue Laminated Straight Beam	51.98	17.87
06 18 13 00-0033 LF 6-3/4" x 9" Glue Laminated Straight Beam	23.93	8.23
06 18 13 00-0034 LF 6-3/4" x 9-1/2" Glue Laminated Straight Beam	25.24	8.68
06 18 13 00-0035 LF 6-3/4" x 10-1/2" Glue Laminated Straight Beam	27.91	9.60
06 18 13 00-0036 LF 6-3/4" x 12" Glue Laminated Straight Beam	31.90	10.97
06 18 13 00-0037 LF 6-3/4" x 13-1/2" Glue Laminated Straight Beam	35.89	12.34
06 18 13 00-0038 LF 6-3/4" x 14" Glue Laminated Straight Beam	37.20	12.80
06 18 13 00-0039 LF 6-3/4" x 15" Glue Laminated Straight Beam	39.88	13.71
06 18 13 00-0040 LF 6-3/4" x 16" Glue Laminated Straight Beam	42.53	14.62
06 18 13 00-0041 LF 6-3/4" x 16-1/2" Glue Laminated Straight Beam	43.87	15.08
06 18 13 00-0042 LF 6-3/4" x 18" Glue Laminated Straight Beam	47.84	16.45
06 18 13 00-0043 LF 6-3/4" x 19-1/2" Glue Laminated Straight Beam	51.82	17.83
06 18 13 00-0044 LF 6-3/4" x 21" Glue Laminated Straight Beam	55.81	19.20
06 18 13 00-0045 LF 6-3/4" x 22.5" Glue Laminated Straight Beam	59.79	20.56
06 18 13 00-0046 LF 6-3/4" x 24" Glue Laminated Straight Beam	63.79	21.94
06 18 13 00-0047 LF 8-3/4" x 9" Glue Laminated Straight Beam	31.01	10.66
06 18 13 00-0048 LF 8-3/4" x 9-1/2" Glue Laminated Straight Beam	32.74	11.25
06 18 13 00-0049 LF 8-3/4" x 10-1/2" Glue Laminated Straight Beam	36.18	12.44
06 18 13 00-0050 LF 8-3/4" x 12" Glue Laminated Straight Beam	41.34	14.22
06 18 13 00-0051 LF 8-3/4" x 13-1/2" Glue Laminated Straight Beam	46.52	16.00
06 18 13 00-0052 LF 8-3/4" x 14" Glue Laminated Straight Beam	48.22	16.59
06 18 13 00-0053 LF 8-3/4" x 15" Glue Laminated Straight Beam	51.67	17.77
06 18 13 00-0054 LF 8-3/4" x 16" Glue Laminated Straight Beam	55.12	18.96
06 18 13 00-0055 LF 8-3/4" x 16-1/2" Glue Laminated Straight Beam	56.86	19.54
06 18 13 00-0056 LF 8-3/4" x 18" Glue Laminated Straight Beam	62.03	21.32
06 18 13 00-0057 LF 8-3/4" x 19-1/2" Glue Laminated Straight Beam	67.19	23.10
06 18 13 00-0058 LF 8-3/4" x 21" Glue Laminated Straight Beam	72.36	24.89
06 18 13 00-0059 LF 8-3/4" x 22.5" Glue Laminated Straight Beam	77.53	26.66
06 18 13 00-0060 LF 8-3/4" x 24" Glue Laminated Straight Beam	82.70	28.43



MINOR CSI UOM DESCRIPTION	TOTAL DIRECT UNIT COST	DEMOLITION UNIT COST
------------------------------	---------------------------	-------------------------

06 18 13 00-0061	Glue Laminated Decking <small>(06 18 13)</small>		
06 18 13 00-0062	LF 2" - 4" Thick x 4" Wide Glue Laminated Decking	4.16	1.74
06 18 13 00-0063	LF 2" - 4" Thick x 6" Wide Glue Laminated Decking	4.31	1.74
06 18 13 00-0064	LF 2" - 4" Thick x 8" Wide Glue Laminated Decking	4.43	1.63

06 18 16 Glued-Laminated Columns (06 18)

06 18 16 00-0001	Glue Laminated Structural Units <small>(06 18 16)</small>		
<small>Note: Based on southern yellow pine or hemlock lumber in 2" laminations with waterproof glue and factor applied sealer.</small>			
06 18 16 00-0002	LF 3-1/4" x 7-1/2" Glue Laminated Purlin Or Column	12.01	3.54
06 18 16 00-0003	LF 3-1/4" x 9-1/4" Glue Laminated Purlin Or Column	13.52	3.94
06 18 16 00-0004	LF 5-1/4" x 9-1/4" Glue Laminated Purlin Or Column	25.62	8.41
06 18 16 00-0005	LF 5-1/4" x 13" Glue Laminated Purlin Or Column.....	28.06	8.82

06 20 Finish Carpentry (06)

06 22 Millwork (06 20)

06 22 13 Standard Pattern Wood Trim (06 22)

06 22 13 00-0001	Pine Moldings (All Dimensions Are Nominal) <small>(06 22 13)</small>		
06 22 13 00-0002	LF 1/4" x 1-1/4" Wood Lattice Strip	3.08	1.01
	<i>For Curved Surfaces With A 2'-0" Maximum Radius, Add</i>	0.37	
06 22 13 00-0003	LF 1/4" x 1-5/8" Wood Lattice Strip	3.24	0.81
	<i>For Curved Surfaces With A 2'-0" Maximum Radius, Add</i>	0.37	
06 22 13 00-0004	LF 1/4" x 2-1/2" Wood Lattice Strip	4.19	0.81
	<i>For Curved Surfaces With A 2'-0" Maximum Radius, Add</i>	0.37	
06 22 13 00-0005	LF 1/4" x 3-1/2" Wood Lattice Strip	4.75	0.81
	<i>For Curved Surfaces With A 2'-0" Maximum Radius, Add</i>	0.37	

06 22 13 00-0006 Ceilings (All Dimensions Are Nominal) (06 22 13)

06 22 13 00-0007	White Pine <small>(06 22 13 00-0006)</small>		
06 22 13 00-0008	LF 9/16" x 3-5/8" White Pine Crown Or Bed Molding	14.94	3.52
	<i>For Birch, Add</i>	3.57	
	<i>For Mahogany, Oak, Maple Or Walnut, Add</i>	4.96	
	<i>For Poplar, Add</i>	1.98	
	<i>For Curved Surfaces With A 2'-0" Maximum Radius, Add</i>	1.16	
	<i>For Stain Grade Material (No Finger Joints), Add</i>	1.29	
06 22 13 00-0009	LF 1 1/16" x 4-5/8" White Pine Crown Or Bed Molding.....	20.17	4.22
	<i>For Birch, Add</i>	5.09	
	<i>For Mahogany, Oak, Maple Or Walnut, Add</i>	6.97	
	<i>For Poplar, Add</i>	2.83	
	<i>For Curved Surfaces With A 2'-0" Maximum Radius, Add</i>	1.39	
	<i>For Stain Grade Material (No Finger Joints), Add</i>	1.84	
06 22 13 00-0010	LF 3/4" x 3/4" White Pine Crown Or Bed Molding.....	6.97	2.41
	<i>For Birch, Add</i>	1.06	
	<i>For Mahogany, Oak, Maple Or Walnut, Add</i>	1.73	
	<i>For Poplar, Add</i>	0.59	
	<i>For Curved Surfaces With A 2'-0" Maximum Radius, Add</i>	0.92	
	<i>For Stain Grade Material (No Finger Joints), Add</i>	0.38	
06 22 13 00-0011	LF 9/16" x 1-5/8" White Pine Crown Or Bed Molding.....	8.04	2.41
	<i>For Birch, Add</i>	1.45	
	<i>For Mahogany, Oak, Maple Or Walnut, Add</i>	2.21	
	<i>For Poplar, Add</i>	0.80	
	<i>For Curved Surfaces With A 2'-0" Maximum Radius, Add</i>	0.92	
	<i>For Stain Grade Material (No Finger Joints), Add</i>	0.52	
06 22 13 00-0012	LF 9/16" x 2-1/4" White Pine Crown Or Bed Molding.....	10.61	3.01
	<i>For Birch, Add</i>	2.01	
	<i>For Mahogany, Oak, Maple Or Walnut, Add</i>	3.01	
	<i>For Poplar, Add</i>	1.12	
	<i>For Curved Surfaces With A 2'-0" Maximum Radius, Add</i>	1.16	
	<i>For Stain Grade Material (No Finger Joints), Add</i>	0.73	
06 22 13 00-0013	LF 3/4" x 3-1/2" White Pine Crown Or Bed Molding.....	12.38	3.01
	<i>For Birch, Add</i>	2.65	
	<i>For Mahogany, Oak, Maple Or Walnut, Add</i>	3.81	
	<i>For Poplar, Add</i>	1.47	
	<i>For Curved Surfaces With A 2'-0" Maximum Radius, Add</i>	1.16	
	<i>For Stain Grade Material (No Finger Joints), Add</i>	0.96	
06 22 13 00-0014	LF 5/8" x 4-1/4" White Pine Crown Or Bed Molding.....	15.41	3.62
	<i>For Birch, Add</i>	3.38	
	<i>For Mahogany, Oak, Maple Or Walnut, Add</i>	4.82	
	<i>For Poplar, Add</i>	1.88	
	<i>For Curved Surfaces With A 2'-0" Maximum Radius, Add</i>	1.39	
	<i>For Stain Grade Material (No Finger Joints), Add</i>	1.22	

06	06	Wood, Plastics, and Composites
	06 20	Finish Carpentry
	06 22	Millwork



MINOR	CSI	UOM	DESCRIPTION	TOTAL DIRECT UNIT COST	DEMOLITION UNIT COST
06 22	13 00-0015	LF	1" x 2" White Pine Dentil Molding.....	7.25	2.81
			<i>For Birch, Add</i>	1.16	
			<i>For Mahogany, Oak, Maple Or Walnut, Add</i>	1.86	
			<i>For Poplar, Add</i>	0.65	
			<i>For Curved Surfaces With A 2'-0" Maximum Radius, Add</i>	0.92	
			<i>For Stain Grade Material (No Finger Joints), Add</i>	0.42	
06 22	13 00-0016	LF	9/16" x 1-3/4" White Pine Cove Molding	6.18	2.12
			<i>For Birch, Add</i>	1.14	
			<i>For Mahogany, Oak, Maple Or Walnut, Add</i>	1.73	
			<i>For Poplar, Add</i>	0.63	
			<i>For Curved Surfaces With A 2'-0" Maximum Radius, Add</i>	0.69	
			<i>For Stain Grade Material (No Finger Joints), Add</i>	0.41	
06 22	13 00-0017	LF	11/16" x 2-3/4" White Pine Cove Molding	9.58	2.12
			<i>For Birch, Add</i>	2.37	
			<i>For Mahogany, Oak, Maple Or Walnut, Add</i>	3.26	
			<i>For Poplar, Add</i>	1.31	
			<i>For Curved Surfaces With A 2'-0" Maximum Radius, Add</i>	0.69	
			<i>For Stain Grade Material (No Finger Joints), Add</i>	0.85	
06 22	13 00-0018	LF	3/8" x 3/8" White Pine Cove Molding	3.60	1.21
			<i>For Birch, Add</i>	0.54	
			<i>For Mahogany, Oak, Maple Or Walnut, Add</i>	0.89	
			<i>For Poplar, Add</i>	0.30	
			<i>For Curved Surfaces With A 2'-0" Maximum Radius, Add</i>	0.48	
			<i>For Stain Grade Material (No Finger Joints), Add</i>	0.20	
06 22	13 00-0019	LF	1/2" x 1/2" White Pine Cove Molding	3.98	1.21
			<i>For Birch, Add</i>	0.68	
			<i>For Mahogany, Oak, Maple Or Walnut, Add</i>	1.06	
			<i>For Poplar, Add</i>	0.38	
			<i>For Curved Surfaces With A 2'-0" Maximum Radius, Add</i>	0.48	
			<i>For Stain Grade Material (No Finger Joints), Add</i>	0.24	
06 22	13 00-0020	LF	5/8" x 5/8" White Pine Cove Molding	5.35	1.51
			<i>For Birch, Add</i>	1.02	
			<i>For Mahogany, Oak, Maple Or Walnut, Add</i>	1.53	
			<i>For Poplar, Add</i>	0.57	
			<i>For Curved Surfaces With A 2'-0" Maximum Radius, Add</i>	0.58	
			<i>For Stain Grade Material (No Finger Joints), Add</i>	0.37	
06 22	13 00-0021	LF	3/4" x 3/4" White Pine Cove Molding	5.35	1.51
			<i>For Birch, Add</i>	1.02	
			<i>For Mahogany, Oak, Maple Or Walnut, Add</i>	1.53	
			<i>For Poplar, Add</i>	0.57	
			<i>For Curved Surfaces With A 2'-0" Maximum Radius, Add</i>	0.58	
			<i>For Stain Grade Material (No Finger Joints), Add</i>	0.37	
06 22	13 00-0022	LF	15/16" x 15/16" White Pine Cove Molding	7.07	1.51
			<i>For Birch, Add</i>	1.64	
			<i>For Mahogany, Oak, Maple Or Walnut, Add</i>	2.30	
			<i>For Poplar, Add</i>	0.91	
			<i>For Curved Surfaces With A 2'-0" Maximum Radius, Add</i>	0.58	
			<i>For Stain Grade Material (No Finger Joints), Add</i>	0.59	
06 22	13 00-0023	LF	7-1/2" Wide White Pine Mullion Covers	48.33	1.81
			<i>For Curved Surfaces With A 2'-0" Maximum Radius, Add</i>	0.83	
06 22	13 00-0024	LF	Three Piece White Pine Mullion Trim, 2 Cove Mouldings	61.37	1.81
			<i>For Curved Surfaces With A 2'-0" Maximum Radius, Add</i>	0.83	
06 22	13 00-0025		Cedar Trim <small>(06 22 13 00-0006)</small>		
06 22	13 00-0026	LF	2" x 4" Cedar Ceiling Trim	12.14	5.07
			<i>For Curved Surfaces With A 2'-0" Maximum Radius, Add</i>	1.68	
06 22	13 00-0027		Oak Trim <small>(06 22 13 00-0006)</small>		
06 22	13 00-0028	LF	1" x 8" Clear Oak Ceiling Trim	12.77	4.67
			<i>For Curved Surfaces With A 2'-0" Maximum Radius, Add</i>	1.55	
06 22	13 00-0029		Closet Poles <small>(06 22 13)</small>		
06 22	13 00-0030	LF	1-1/8" Diameter Pine Closet Poles.....	10.71	2.61
06 22	13 00-0031	LF	1-5/8" Diameter Pine Closet Poles.....	13.25	2.61
06 22	13 00-0032	LF	2" Diameter Pine Closet Poles.....	18.49	2.91
06 25			Prefinished Paneling <small>(06 20)</small>		
06 25 16			Prefinished Plywood Paneling <small>(06 25)</small>		
06 25 16 00-0001			Hardboard Panels <small>(06 25 16)</small>		
			Note: Excludes furring and trim.		
06 25 16 00-0002			Tempered Hardboard Panels <small>(06 25 16 00-0001)</small>		



MINOR CSI UOM DESCRIPTION	TOTAL DIRECT UNIT COST	DEMOLITION UNIT COST
06 25 16 00-0003 SF 1/4" Tempered Hardboard Panels <i>For Waterproof Glue, Add</i> <i>For Ceiling Installation, Add</i> <i>For Glue Laminated Installation, Add</i> <i>For 1/8" Thick Paneling, Deduct</i> <i>For 1/2" Thick Paneling, Add</i> <i>For 5/8" Thick Paneling, Add</i> <i>For 3/4" Thick Paneling, Add</i> <i>For Fire Retardant Treatment (Class I), Add</i>	5.21 0.07 1.24 0.26 -0.47 1.07 1.30 1.59 0.85	1.82
06 25 16 00-0004 SF 1/4" Plastic Faced Tempered Hardboard Panels <i>For Waterproof Glue, Add</i> <i>For Ceiling Installation, Add</i> <i>For Glue Laminated Installation, Add</i> <i>For 1/8" Thick Paneling, Deduct</i> <i>For 1/2" Thick Paneling, Add</i> <i>For 5/8" Thick Paneling, Add</i> <i>For 3/4" Thick Paneling, Add</i> <i>For Fire Retardant Treatment (Class I), Add</i>	5.85 0.07 1.46 0.29 -0.50 1.11 1.32 1.58 0.77	2.23
06 25 16 00-0005 SF 1/4" Pegboard Tempered Hardboard Panels <i>For Waterproof Glue, Add</i> <i>For Ceiling Installation, Add</i> <i>For Glue Laminated Installation, Add</i> <i>For 1/8" Thick Paneling, Deduct</i> <i>For 1/2" Thick Paneling, Add</i> <i>For 5/8" Thick Paneling, Add</i> <i>For 3/4" Thick Paneling, Add</i> <i>For Fire Retardant Treatment (Class I), Add</i>	5.95 0.13 1.24 0.30 -0.59 1.47 1.85 2.34 1.43	1.82
06 25 16 00-0006 SF 1/4" Plastic Faced Pegboard Tempered Hardboard <i>For Waterproof Glue, Add</i> <i>For Ceiling Installation, Add</i> <i>For Glue Laminated Installation, Add</i> <i>For 1/8" Thick Paneling, Deduct</i> <i>For 1/2" Thick Paneling, Add</i> <i>For 5/8" Thick Paneling, Add</i> <i>For 3/4" Thick Paneling, Add</i> <i>For Fire Retardant Treatment (Class I), Add</i>	6.07 0.08 1.46 0.30 -0.54 1.23 1.48 1.81 0.95	2.23
06 25 16 00-0007 Untempered Hardboard Panels (06 25 16 00-0001)		
06 25 16 00-0008 SF 1/4" Untempered Hardboard Panels <i>For Waterproof Glue, Add</i> <i>For Glue Laminated Installation, Add</i> <i>For Lumber Core, Add</i> <i>For Fire Retardant Treatment (Class I), Add</i>	4.98 0.06 0.25 0.09 0.66	1.82
06 40 Architectural Woodwork (06)		
06 41 Architectural Wood Casework (06 40)		
06 41 13 Wood-Veneer-Faced Architectural Cabinets (06 41)		
06 41 13 00-0001 Removal And Reinstallation Of Cabinet Or Counters (06 41 13) Note: Includes storage, cleaning and supply materials. Any height or width.		
06 41 13 00-0002 LF Removal And Reinstallation Of Wood Base Cabinets	76.91	
06 41 13 00-0003 LF Removal And Reinstallation Of Wall Cabinets	66.88	
06 41 13 00-0004 LF Removal And Reinstallation Of Plastic Laminated Countertops	15.96	
06 41 13 00-0005 Wood-Veneer Faced Wall And Base Cabinets (06 41 13) Note: Kitchen cabinets are constructed of 3/8" and 1/2" thick laminated particleboard with corner braces. Shelves are 3/4" laminated particleboard. The face frame is 3/4" x 1-1/2" solid wood. Hinges are 6 way adjustable, fully concealed steel. Drawers are 1/2" thick laminated particleboard boxes with 3/8" laminated particleboard bottoms. Drawer guides are side mounted, epoxy coated double rails. Excludes door or drawer pull hardware.		
06 41 13 00-0006 Solid Maple Face Frame And Door, Wall And Base Cabinets (06 41 13 00-0005)		
06 41 13 00-0007 Base Cabinets, 35" High, 23-3/4" Deep (06 41 13 00-0005)		
06 41 13 00-0008 EA 12" Wide, 35" High x 23-3/4" Deep, Single Drawer and Single Door, Solid Maple Face Frame, Door and Drawer Front, Base Cabinet..... <i>For Solid Wood Drawers, Dovetail Joints And Full Extension Drawer Guides, Add</i> <i>For All Plywood Box Construction, Add</i>	384.50 116.77 121.72	20.10
06 41 13 00-0009 EA 15" Wide, 35" High x 23-3/4" Deep, Single Drawer and Single Door, Solid Maple Face Frame, Door and Drawer Front, Base Cabinet..... <i>For Solid Wood Drawers, Dovetail Joints And Full Extension Drawer Guides, Add</i> <i>For All Plywood Box Construction, Add</i>	409.41 116.77 121.72	25.13
06 41 13 00-0010 EA 18" Wide, 35" High x 23-3/4" Deep, Single Drawer and Single Door, Solid Maple Face Frame, Door and Drawer Front, Base Cabinet..... <i>For Solid Wood Drawers, Dovetail Joints And Full Extension Drawer Guides, Add</i> <i>For All Plywood Box Construction, Add</i>	428.26 116.77 121.72	30.16
06 41 13 00-0011 EA 21" Wide, 35" High x 23-3/4" Deep, Single Drawer and Single Door, Solid Maple Face Frame, Door and Drawer Front, Base Cabinet..... <i>For Solid Wood Drawers, Dovetail Joints And Full Extension Drawer Guides, Add</i> <i>For All Plywood Box Construction, Add</i>	450.86 116.77 121.72	35.19

06 Wood, Plastics, and Composites**06 40 Architectural Woodwork****06 41 Architectural Wood Casework**MINOR
CSI UOM DESCRIPTIONTOTAL DIRECT DEMOLITION
UNIT COST UNIT COST

06 41 13 00-0012	EA	24" Wide, 35" High x 23-3/4" Deep, Single Drawer and Single Door, Solid Maple Face Frame, Door and Drawer Front, Base Cabinet	514.47	40.21
		<i>For Solid Wood Drawers, Dovetail Joints And Full Extension Drawer Guides, Add</i>	116.77	
		<i>For All Plywood Box Construction, Add</i>	121.72	
06 41 13 00-0013	EA	27" Wide, 35" High x 23-3/4" Deep, Single Drawer and Double Door, Solid Maple Face Frame, Door and Drawer Front, Base Cabinet	538.22	45.24
		<i>For Solid Wood Drawers, Dovetail Joints And Full Extension Drawer Guides, Add</i>	116.77	
		<i>For All Plywood Box Construction, Add</i>	121.72	
06 41 13 00-0014	EA	30" Wide, 35" High x 23-3/4" Deep, Single Drawer and Double Door, Solid Maple Face Frame, Door and Drawer Front, Base Cabinet	582.81	50.26
		<i>For Solid Wood Drawers, Dovetail Joints And Full Extension Drawer Guides, Add</i>	116.77	
		<i>For All Plywood Box Construction, Add</i>	121.72	
06 41 13 00-0015	EA	33" Wide, 35" High x 23-3/4" Deep, Single Drawer and Double Door, Solid Maple Face Frame, Door and Drawer Front, Base Cabinet	614.31	55.29
		<i>For Solid Wood Drawers, Dovetail Joints And Full Extension Drawer Guides, Add</i>	116.77	
		<i>For All Plywood Box Construction, Add</i>	121.72	
06 41 13 00-0016	EA	36" Wide, 35" High x 23-3/4" Deep, Single Drawer and Double Door, Solid Maple Face Frame, Door and Drawer Front, Base Cabinet	633.40	60.32
		<i>For Solid Wood Drawers, Dovetail Joints And Full Extension Drawer Guides, Add</i>	116.77	
		<i>For All Plywood Box Construction, Add</i>	121.72	
06 41 13 00-0017	EA	48" Wide, 35" High x 23-3/4" Deep, Double Drawer and Double Door, Solid Maple Face Frame, Door and Drawer Front, Base Cabinet	723.39	80.43
		<i>For Solid Wood Drawers, Dovetail Joints And Full Extension Drawer Guides, Add</i>	233.54	
		<i>For All Plywood Box Construction, Add</i>	121.72	
06 41 13 00-0018	EA	30" Wide, 35" High x 23-3/4" Deep, Double Drawer with False Panel Drawer Front, Solid Maple Face Frame and Drawer Fronts, Base Cabinet	804.48	50.26
		<i>For Solid Wood Drawers, Dovetail Joints And Full Extension Drawer Guides, Add</i>	233.54	
		<i>For All Plywood Box Construction, Add</i>	121.72	
06 41 13 00-0019	EA	36" Wide, 35" High x 23-3/4" Deep, Double Drawer with False Panel Drawer Front, Solid Maple Face Frame and Drawer Fronts, Base Cabinet	893.66	60.32
		<i>For Solid Wood Drawers, Dovetail Joints And Full Extension Drawer Guides, Add</i>	233.54	
		<i>For All Plywood Box Construction, Add</i>	121.72	
06 41 13 00-0020	EA	30" Wide, 35" High x 23-3/4" Deep, Triple Drawer with False Panel Drawer Front, Solid Maple Face Frame and Drawer Fronts, Base Cabinet	845.05	50.26
		<i>For Solid Wood Drawers, Dovetail Joints And Full Extension Drawer Guides, Add</i>	350.31	
		<i>For All Plywood Box Construction, Add</i>	121.72	
06 41 13 00-0021	EA	36" Wide, 35" High x 23-3/4" Deep, Triple Drawer with False Panel Drawer Front, Solid Maple Face Frame and Drawer Fronts, Base Cabinet	944.13	60.32
		<i>For Solid Wood Drawers, Dovetail Joints And Full Extension Drawer Guides, Add</i>	350.31	
		<i>For All Plywood Box Construction, Add</i>	121.72	
06 41 13 00-0022	EA	12" Wide, 35" High x 23-3/4" Deep, Three Drawer Base, Solid Maple Face Frame and Drawer Fronts, Base Cabinet	390.44	20.10
		<i>For Solid Wood Drawers, Dovetail Joints And Full Extension Drawer Guides, Add</i>	350.31	
		<i>For All Plywood Box Construction, Add</i>	121.72	
06 41 13 00-0023	EA	15" Wide, 35" High x 23-3/4" Deep, Three Drawer Base, Solid Maple Face Frame and Drawer Fronts, Base Cabinet	399.52	25.13
		<i>For Solid Wood Drawers, Dovetail Joints And Full Extension Drawer Guides, Add</i>	350.31	
		<i>For All Plywood Box Construction, Add</i>	121.72	
06 41 13 00-0024	EA	18" Wide, 35" High x 23-3/4" Deep, Three Drawer Base, Solid Maple Face Frame and Drawer Fronts, Base Cabinet	437.16	30.16
		<i>For Solid Wood Drawers, Dovetail Joints And Full Extension Drawer Guides, Add</i>	350.31	
		<i>For All Plywood Box Construction, Add</i>	121.72	
06 41 13 00-0025	EA	21" Wide, 35" High x 23-3/4" Deep, Three Drawer Base, Solid Maple Face Frame and Drawer Fronts, Base Cabinet	465.70	35.19
		<i>For Solid Wood Drawers, Dovetail Joints And Full Extension Drawer Guides, Add</i>	350.31	
		<i>For All Plywood Box Construction, Add</i>	121.72	
06 41 13 00-0026	EA	24" Wide, 35" High x 23-3/4" Deep, Three Drawer Base, Solid Maple Face Frame and Drawer Fronts, Base Cabinet	485.77	40.21
		<i>For Solid Wood Drawers, Dovetail Joints And Full Extension Drawer Guides, Add</i>	350.31	
		<i>For All Plywood Box Construction, Add</i>	121.72	
06 41 13 00-0027	EA	27" Wide, 35" High x 23-3/4" Deep, Three Drawer Base, Solid Maple Face Frame and Drawer Fronts, Base Cabinet	510.51	45.24
		<i>For Solid Wood Drawers, Dovetail Joints And Full Extension Drawer Guides, Add</i>	350.31	
		<i>For All Plywood Box Construction, Add</i>	121.72	
06 41 13 00-0028	EA	30" Wide, 35" High x 23-3/4" Deep, Three Drawer Base, Solid Maple Face Frame and Drawer Fronts, Base Cabinet	843.07	50.26
		<i>For Solid Wood Drawers, Dovetail Joints And Full Extension Drawer Guides, Add</i>	350.31	
		<i>For All Plywood Box Construction, Add</i>	121.72	
06 41 13 00-0029	EA	33" Wide, 35" High x 23-3/4" Deep, Three Drawer Base, Solid Maple Face Frame and Drawer Fronts, Base Cabinet	889.42	55.29
		<i>For Solid Wood Drawers, Dovetail Joints And Full Extension Drawer Guides, Add</i>	350.31	
		<i>For All Plywood Box Construction, Add</i>	121.72	
06 41 13 00-0030	EA	36" Wide, 35" High x 23-3/4" Deep, Three Drawer Base, Solid Maple Face Frame and Drawer Fronts, Base Cabinet	935.23	60.32
		<i>For Solid Wood Drawers, Dovetail Joints And Full Extension Drawer Guides, Add</i>	350.31	
		<i>For All Plywood Box Construction, Add</i>	121.72	
06 41 13 00-0031	EA	12" Wide, 35" High x 23-3/4" Deep, Four Drawer Base, Solid Maple Face Frame and Drawer Fronts, Base Cabinet	481.48	20.10
		<i>For Solid Wood Drawers, Dovetail Joints And Full Extension Drawer Guides, Add</i>	467.08	
		<i>For All Plywood Box Construction, Add</i>	121.72	
06 41 13 00-0032	EA	15" Wide, 35" High x 23-3/4" Deep, Four Drawer Base, Solid Maple Face Frame and Drawer Fronts, Base Cabinet	491.55	25.13
		<i>For Solid Wood Drawers, Dovetail Joints And Full Extension Drawer Guides, Add</i>	467.08	
		<i>For All Plywood Box Construction, Add</i>	121.72	



MINOR CSI UOM DESCRIPTION	TOTAL DIRECT UNIT COST	DEMOLITION UNIT COST
06 41 13 00-0033 EA 18" Wide, 35" High x 23-3/4" Deep, Four Drawer Base, Solid Maple Face Frame and Drawer Fronts, Base Cabinet.....	534.14	30.16
<i>For Solid Wood Drawers, Dovetail Joints And Full Extension Drawer Guides, Add</i>	467.08	
<i>For All Plywood Box Construction, Add</i>	121.72	
06 41 13 00-0034 EA 21" Wide, 35" High x 23-3/4" Deep, Four Drawer Base, Solid Maple Face Frame and Drawer Fronts, Base Cabinet.....	568.62	35.19
<i>For Solid Wood Drawers, Dovetail Joints And Full Extension Drawer Guides, Add</i>	467.08	
<i>For All Plywood Box Construction, Add</i>	121.72	
06 41 13 00-0035 EA 24" Wide, 35" High x 23-3/4" Deep, Four Drawer Base, Solid Maple Face Frame and Drawer Fronts, Base Cabinet.....	598.59	40.21
<i>For Solid Wood Drawers, Dovetail Joints And Full Extension Drawer Guides, Add</i>	467.08	
<i>For All Plywood Box Construction, Add</i>	121.72	
06 41 13 00-0036 EA 27" Wide, 35" High x 23-3/4" Deep, Four Drawer Base, Solid Maple Face Frame and Drawer Fronts, Base Cabinet.....	629.26	45.24
<i>For Solid Wood Drawers, Dovetail Joints And Full Extension Drawer Guides, Add</i>	467.08	
<i>For All Plywood Box Construction, Add</i>	121.72	
06 41 13 00-0037 EA 30" Wide, 35" High x 23-3/4" Deep, Four Drawer Base, Solid Maple Face Frame and Drawer Fronts, Base Cabinet.....	884.64	50.26
<i>For Solid Wood Drawers, Dovetail Joints And Full Extension Drawer Guides, Add</i>	467.08	
<i>For All Plywood Box Construction, Add</i>	121.72	
06 41 13 00-0038 EA 33" Wide, 35" High x 23-3/4" Deep, Four Drawer Base, Solid Maple Face Frame and Drawer Fronts, Base Cabinet.....	935.93	55.29
<i>For Solid Wood Drawers, Dovetail Joints And Full Extension Drawer Guides, Add</i>	467.08	
<i>For All Plywood Box Construction, Add</i>	121.72	
06 41 13 00-0039 EA 36" Wide, 35" High x 23-3/4" Deep, Four Drawer Base, Solid Maple Face Frame and Drawer Fronts, Base Cabinet.....	988.66	60.32
<i>For Solid Wood Drawers, Dovetail Joints And Full Extension Drawer Guides, Add</i>	467.08	
<i>For All Plywood Box Construction, Add</i>	121.72	
06 41 13 00-0040 Wall Cabinet, 12" High, 12" Deep (06 41 13 00-0006)		
06 41 13 00-0041 EA 30" Wide, 12" High x 12" Deep, Double Door, Solid Maple Face Frame and Doors, Wall Cabinet.....	343.93	50.26
<i>For All Plywood Box Construction, Add</i>	65.31	
06 41 13 00-0042 EA 33" Wide, 12" High x 12" Deep, Double Door, Solid Maple Face Frame and Doors, Wall Cabinet.....	367.47	55.29
<i>For All Plywood Box Construction, Add</i>	65.31	
06 41 13 00-0043 EA 36" Wide, 12" High x 12" Deep, Double Door, Solid Maple Face Frame and Doors, Wall Cabinet.....	405.34	60.32
<i>For All Plywood Box Construction, Add</i>	65.31	
06 41 13 00-0044 EA 39" Wide, 12" High x 12" Deep, Double Door, Solid Maple Face Frame and Doors, Wall Cabinet.....	433.05	65.35
<i>For All Plywood Box Construction, Add</i>	65.31	
06 41 13 00-0045 Wall Cabinets, 14" High, 12" Deep (06 41 13 00-0006)		
06 41 13 00-0046 EA 12" Wide, 14" High x 12" Deep, Single Door, Solid Maple Face Frame and Door, Wall Cabinet.....	291.51	20.10
<i>For All Plywood Box Construction, Add</i>	65.31	
06 41 13 00-0047 EA 15" Wide, 14" High x 12" Deep, Single Door, Solid Maple Face Frame and Door, Wall Cabinet.....	298.46	25.13
<i>For All Plywood Box Construction, Add</i>	65.31	
06 41 13 00-0048 EA 18" Wide, 14" High x 12" Deep, Single Door, Solid Maple Face Frame and Door, Wall Cabinet.....	313.34	30.16
<i>For All Plywood Box Construction, Add</i>	65.31	
06 41 13 00-0049 EA 21" Wide, 14" High x 12" Deep, Single Door, Solid Maple Face Frame and Door, Wall Cabinet.....	321.28	35.19
<i>For All Plywood Box Construction, Add</i>	65.31	
06 41 13 00-0050 EA 24" Wide, 14" High x 12" Deep, Single Door, Solid Maple Face Frame and Door, Wall Cabinet.....	330.23	40.21
<i>For All Plywood Box Construction, Add</i>	65.31	
06 41 13 00-0051 EA 30" Wide, 14" High x 12" Deep, Double Door, Solid Maple Face Frame and Door, Wall Cabinet.....	346.08	50.26
<i>For All Plywood Box Construction, Add</i>	65.31	
06 41 13 00-0052 EA 33" Wide, 14" High x 12" Deep, Double Door, Solid Maple Face Frame and Door, Wall Cabinet.....	370.86	55.29
<i>For All Plywood Box Construction, Add</i>	65.31	
06 41 13 00-0053 EA 36" Wide, 14" High x 12" Deep, Double Door, Solid Maple Face Frame and Door, Wall Cabinet.....	405.34	60.32
<i>For All Plywood Box Construction, Add</i>	65.31	
06 41 13 00-0054 EA 39" Wide, 14" High x 12" Deep, Double Door, Solid Maple Face Frame and Door, Wall Cabinet.....	433.05	65.35
<i>For All Plywood Box Construction, Add</i>	65.31	
06 41 13 00-0055 Wall Cabinets, 18" High, 12" Deep (06 41 13 00-0006)		
06 41 13 00-0056 EA 12" Wide, 18" High x 12" Deep, Single Door, Solid Maple Face Frame and Door, Wall Cabinet.....	303.39	20.10
<i>For All Plywood Box Construction, Add</i>	65.31	
06 41 13 00-0057 EA 15" Wide, 18" High x 12" Deep, Single Door, Solid Maple Face Frame and Door, Wall Cabinet.....	319.24	25.13
<i>For All Plywood Box Construction, Add</i>	65.31	
06 41 13 00-0058 EA 18" Wide, 18" High x 12" Deep, Single Door, Solid Maple Face Frame and Door, Wall Cabinet.....	331.16	30.16
<i>For All Plywood Box Construction, Add</i>	65.31	
06 41 13 00-0059 EA 21" Wide, 18" High x 12" Deep, Single Door, Solid Maple Face Frame and Door, Wall Cabinet.....	344.04	35.19
<i>For All Plywood Box Construction, Add</i>	65.31	
06 41 13 00-0060 EA 24" Wide, 18" High x 12" Deep, Single Door, Solid Maple Face Frame and Door, Wall Cabinet.....	361.89	40.21
<i>For All Plywood Box Construction, Add</i>	65.31	
06 41 13 00-0061 EA 27" Wide, 18" High x 12" Deep, Double Door, Solid Maple Face Frame and Door, Wall Cabinet.....	382.68	45.26
<i>For All Plywood Box Construction, Add</i>	65.31	
06 41 13 00-0062 EA 30" Wide, 18" High x 12" Deep, Double Door, Solid Maple Face Frame and Door, Wall Cabinet.....	401.50	50.26
<i>For All Plywood Box Construction, Add</i>	65.31	
06 41 13 00-0063 EA 33" Wide, 18" High x 12" Deep, Double Door, Solid Maple Face Frame and Door, Wall Cabinet.....	416.38	55.29
<i>For All Plywood Box Construction, Add</i>	65.31	
06 41 13 00-0064 EA 36" Wide, 18" High x 12" Deep, Double Door, Solid Maple Face Frame and Door, Wall Cabinet.....	425.13	60.32
<i>For All Plywood Box Construction, Add</i>	65.31	
06 41 13 00-0065 Wall Cabinets, 30" High, 12" Deep (06 41 13 00-0006)		

06 Wood, Plastics, and Composites**06 40 Architectural Woodwork****06 41 Architectural Wood Casework**

MINOR	CSI	UOM	DESCRIPTION	TOTAL DIRECT UNIT COST	DEMOLITION UNIT COST
06 41 13 00-0066	EA		12" Wide, 30" High x 12" Deep, Single Door, Solid Maple Face Frame and Door, Wall Cabinet.....	328.43	20.10
			<i>For All Plywood Box Construction, Add</i>	65.31	
06 41 13 00-0067	EA		15" Wide, 30" High x 12" Deep, Single Door, Solid Maple Face Frame and Door, Wall Cabinet.....	358.18	25.13
			<i>For All Plywood Box Construction, Add</i>	65.31	
06 41 13 00-0068	EA		18" Wide, 30" High x 12" Deep, Single Door, Solid Maple Face Frame and Door, Wall Cabinet.....	382.75	30.16
			<i>For All Plywood Box Construction, Add</i>	65.31	
06 41 13 00-0069	EA		21" Wide, 30" High x 12" Deep, Single Door, Solid Maple Face Frame and Door, Wall Cabinet.....	412.57	35.19
			<i>For All Plywood Box Construction, Add</i>	65.31	
06 41 13 00-0070	EA		24" Wide, 30" High x 12" Deep, Single Door, Solid Maple Face Frame and Door, Wall Cabinet.....	441.43	40.21
			<i>For All Plywood Box Construction, Add</i>	65.31	
06 41 13 00-0071	EA		27" Wide, 30" High x 12" Deep, Double Door, Solid Maple Face Frame and Door, Wall Cabinet.....	484.97	45.26
			<i>For All Plywood Box Construction, Add</i>	65.31	
06 41 13 00-0072	EA		30" Wide, 30" High x 12" Deep, Double Door, Solid Maple Face Frame and Door, Wall Cabinet.....	496.86	50.26
			<i>For All Plywood Box Construction, Add</i>	65.31	
06 41 13 00-0073	EA		33" Wide, 30" High x 12" Deep, Double Door, Solid Maple Face Frame and Door, Wall Cabinet.....	542.57	55.29
			<i>For All Plywood Box Construction, Add</i>	65.31	
06 41 13 00-0074	EA		36" Wide, 30" High x 12" Deep, Double Door, Solid Maple Face Frame and Door, Wall Cabinet.....	558.58	60.32
			<i>For All Plywood Box Construction, Add</i>	65.31	
06 41 13 00-0075			Wall Cabinets, 36" High, 12" Deep (06 41 13 00-0006)		
06 41 13 00-0076	EA		12" Wide, 36" High x 12" Deep, Single Door, Solid Maple Face Frame and Door, Wall Cabinet.....	370.98	20.10
			<i>For All Plywood Box Construction, Add</i>	65.31	
06 41 13 00-0077	EA		15" Wide, 36" High x 12" Deep, Single Door, Solid Maple Face Frame and Door, Wall Cabinet.....	402.71	25.13
			<i>For All Plywood Box Construction, Add</i>	65.31	
06 41 13 00-0078	EA		18" Wide, 36" High x 12" Deep, Single Door, Solid Maple Face Frame and Door, Wall Cabinet.....	430.25	30.16
			<i>For All Plywood Box Construction, Add</i>	65.31	
06 41 13 00-0079	EA		21" Wide, 36" High x 12" Deep, Single Door, Solid Maple Face Frame and Door, Wall Cabinet.....	462.05	35.19
			<i>For All Plywood Box Construction, Add</i>	65.31	
06 41 13 00-0080	EA		24" Wide, 36" High x 12" Deep, Single Door, Solid Maple Face Frame and Door, Wall Cabinet.....	543.35	40.21
			<i>For All Plywood Box Construction, Add</i>	65.31	
06 41 13 00-0081	EA		27" Wide, 36" High x 12" Deep, Double Door, Solid Maple Face Frame and Door, Wall Cabinet.....	546.32	45.26
			<i>For All Plywood Box Construction, Add</i>	65.31	
06 41 13 00-0082	EA		30" Wide, 36" High x 12" Deep, Double Door, Solid Maple Face Frame and Door, Wall Cabinet.....	566.13	50.26
			<i>For All Plywood Box Construction, Add</i>	65.31	
06 41 13 00-0083	EA		33" Wide, 36" High x 12" Deep, Double Door, Solid Maple Face Frame and Door, Wall Cabinet.....	619.75	55.29
			<i>For All Plywood Box Construction, Add</i>	65.31	
06 41 13 00-0084	EA		36" Wide, 36" High x 12" Deep, Double Door, Solid Maple Face Frame and Door, Wall Cabinet.....	635.77	60.32
			<i>For All Plywood Box Construction, Add</i>	65.31	
06 41 13 00-0085			Wall Cabinets, 42" High, 12" Deep (06 41 13 00-0006)		
06 41 13 00-0086	EA		12" Wide, 42" High x 12" Deep, Single Door, Solid Maple Face Frame and Door, Wall Cabinet.....	415.51	20.10
			<i>For All Plywood Box Construction, Add</i>	65.31	
06 41 13 00-0087	EA		15" Wide, 42" High x 12" Deep, Single Door, Solid Maple Face Frame and Door, Wall Cabinet.....	454.17	25.13
			<i>For All Plywood Box Construction, Add</i>	65.31	
06 41 13 00-0088	EA		18" Wide, 42" High x 12" Deep, Single Door, Solid Maple Face Frame and Door, Wall Cabinet.....	483.69	30.16
			<i>For All Plywood Box Construction, Add</i>	65.31	
06 41 13 00-0089	EA		21" Wide, 42" High x 12" Deep, Single Door, Solid Maple Face Frame and Door, Wall Cabinet.....	514.49	35.19
			<i>For All Plywood Box Construction, Add</i>	65.31	
06 41 13 00-0090	EA		24" Wide, 42" High x 12" Deep, Single Door, Solid Maple Face Frame and Door, Wall Cabinet.....	561.17	40.21
			<i>For All Plywood Box Construction, Add</i>	65.31	
06 41 13 00-0091	EA		27" Wide, 42" High x 12" Deep, Double Door, Solid Maple Face Frame and Door, Wall Cabinet.....	599.76	45.26
			<i>For All Plywood Box Construction, Add</i>	65.31	
06 41 13 00-0092	EA		30" Wide, 42" High x 12" Deep, Double Door, Solid Maple Face Frame and Door, Wall Cabinet.....	631.45	50.26
			<i>For All Plywood Box Construction, Add</i>	65.31	
06 41 13 00-0093	EA		33" Wide, 42" High x 12" Deep, Double Door, Solid Maple Face Frame and Door, Wall Cabinet.....	691.99	55.29
			<i>For All Plywood Box Construction, Add</i>	65.31	
06 41 13 00-0094	EA		36" Wide, 42" High x 12" Deep, Double Door, Solid Maple Face Frame and Door, Wall Cabinet.....	712.95	60.32
			<i>For All Plywood Box Construction, Add</i>	65.31	
06 41 13 00-0095			Wall Cabinets, 12" High, 23-3/4" Deep (06 41 13 00-0006)		
06 41 13 00-0096	EA		30" Wide, 12" High x 23-3/4" Deep, Double Door, Solid Maple Face Frame and Door, Wall Cabinet.....	393.80	50.26
			<i>For All Plywood Box Construction, Add</i>	65.31	
06 41 13 00-0097	EA		33" Wide, 12" High x 23-3/4" Deep, Double Door, Solid Maple Face Frame and Door, Wall Cabinet.....	423.32	55.29
			<i>For All Plywood Box Construction, Add</i>	65.31	
06 41 13 00-0098	EA		36" Wide, 12" High x 23-3/4" Deep, Double Door, Solid Maple Face Frame and Door, Wall Cabinet.....	455.28	60.32
			<i>For All Plywood Box Construction, Add</i>	65.31	
06 41 13 00-0099	EA		39" Wide, 12" High x 23-3/4" Deep, Double Door, Solid Maple Face Frame and Door, Wall Cabinet.....	492.87	65.35
			<i>For All Plywood Box Construction, Add</i>	65.31	
06 41 13 00-0100	EA		48" Wide, 12" High x 23-3/4" Deep, Triple Door, Solid Maple Face Frame and Door, Wall Cabinet.....	583.96	80.43
			<i>For All Plywood Box Construction, Add</i>	65.31	
06 41 13 00-0101			Utility Cabinets, 84" High (06 41 13 00-0006)		
06 41 13 00-0102	EA		15" Wide, 84" High x 12" Deep, Two Door, Solid Maple Face Frame and Door, Pantry Cabinet.....	750.64	44.68
			<i>For All Plywood Box Construction, Add</i>	241.46	
06 41 13 00-0103	EA		18" Wide, 84" High x 12" Deep, Two Door, Solid Maple Face Frame and Door, Pantry Cabinet.....	850.13	53.62
			<i>For All Plywood Box Construction, Add</i>	241.46	
06 41 13 00-0104	EA		21" Wide, 84" High x 12" Deep, Two Door, Solid Maple Face Frame and Door, Pantry Cabinet.....	956.56	420.00
			<i>For All Plywood Box Construction, Add</i>	241.46	



MINOR CSI UOM DESCRIPTION	TOTAL DIRECT UNIT COST	DEMOLITION UNIT COST
06 41 13 00-0105 EA 24" Wide, 84" High x 12" Deep, Two Door, Solid Maple Face Frame and Door, Pantry Cabinet <i>For All Plywood Box Construction, Add</i>	1,004.60 241.46	71.49
06 41 13 00-0106 EA 30" Wide, 84" High x 12" Deep, Four Door, Solid Maple Face Frame and Door, Pantry Cabinet..... <i>For All Plywood Box Construction, Add</i>	1,219.87 241.46	89.36
06 41 13 00-0107 EA 36" Wide, 84" High x 12" Deep, Four Door, Solid Maple Face Frame and Door, Pantry Cabinet..... <i>For All Plywood Box Construction, Add</i>	1,409.42 241.46	107.23
06 41 13 00-0108 EA 15" Wide, 84" High x 24" Deep, Two Door, Solid Maple Face Frame and Door, Pantry Cabinet <i>For All Plywood Box Construction, Add</i>	851.58 241.46	44.68
06 41 13 00-0109 EA 18" Wide, 84" High x 24" Deep, Two Door, Solid Maple Face Frame and Door, Pantry Cabinet <i>For All Plywood Box Construction, Add</i>	942.16 241.46	53.62
06 41 13 00-0110 EA 21" Wide, 84" High x 24" Deep, Two Door, Solid Maple Face Frame and Door, Pantry Cabinet <i>For All Plywood Box Construction, Add</i>	1,077.29 241.46	62.56
06 41 13 00-0111 EA 24" Wide, 84" High x 24" Deep, Two Door, Solid Maple Face Frame and Door, Pantry Cabinet <i>For All Plywood Box Construction, Add</i>	1,144.13 241.46	71.49
06 41 13 00-0112 EA 30" Wide, 84" High x 24" Deep, Four Door, Solid Maple Face Frame and Door, Pantry Cabinet..... <i>For All Plywood Box Construction, Add</i>	1,424.72 241.46	89.36
06 41 13 00-0113 EA 36" Wide, 84" High x 24" Deep, Four Door, Solid Maple Face Frame and Door, Pantry Cabinet <i>For All Plywood Box Construction, Add</i>	1,631.08 241.46	107.23
06 41 13 00-0114 Solid Oak Face Frame And Door, Wall And Base Cabinets <small>(06 41 13 00-0005)</small>		
06 41 13 00-0115 Base Cabinets, 35" High, 23-3/4" Deep <small>(06 41 13 00-0114)</small>		
06 41 13 00-0116 EA 12" Wide, 35" High x 23-3/4" Deep, Single Drawer and Single Door, Solid Oak Face Frame, Door and Drawer Front, Base Cabinet..... <i>For Solid Wood Drawers, Dovetail Joints And Full Extension Drawer Guides, Add</i> <i>For All Plywood Box Construction, Add</i>	345.91 116.77 121.72	20.10
06 41 13 00-0117 EA 15" Wide, 35" High x 23-3/4" Deep, Single Drawer and Single Door, Solid Oak Face Frame, Door and Drawer Front, Base Cabinet..... <i>For Solid Wood Drawers, Dovetail Joints And Full Extension Drawer Guides, Add</i> <i>For All Plywood Box Construction, Add</i>	367.85 116.77 121.72	25.13
06 41 13 00-0118 EA 18" Wide, 35" High x 23-3/4" Deep, Single Drawer and Single Door, Solid Oak Face Frame, Door and Drawer Front, Base Cabinet..... <i>For Solid Wood Drawers, Dovetail Joints And Full Extension Drawer Guides, Add</i> <i>For All Plywood Box Construction, Add</i>	384.72 116.77 121.72	30.16
06 41 13 00-0119 EA 21" Wide, 35" High x 23-3/4" Deep, Single Drawer and Single Door, Solid Oak Face Frame, Door and Drawer Front, Base Cabinet..... <i>For Solid Wood Drawers, Dovetail Joints And Full Extension Drawer Guides, Add</i> <i>For All Plywood Box Construction, Add</i>	405.34 116.77 121.72	35.19
06 41 13 00-0120 EA 24" Wide, 35" High x 23-3/4" Deep, Single Drawer and Single Door, Solid Oak Face Frame, Door and Drawer Front, Base Cabinet..... <i>For Solid Wood Drawers, Dovetail Joints And Full Extension Drawer Guides, Add</i> <i>For All Plywood Box Construction, Add</i>	461.03 116.77 121.72	40.21
06 41 13 00-0121 EA 27" Wide, 35" High x 23-3/4" Deep, Single Drawer and Double Door, Solid Oak Face Frame, Door and Drawer Front, Base Cabinet..... <i>For Solid Wood Drawers, Dovetail Joints And Full Extension Drawer Guides, Add</i> <i>For All Plywood Box Construction, Add</i>	482.81 116.77 121.72	45.24
06 41 13 00-0122 EA 30" Wide, 35" High x 23-3/4" Deep, Single Drawer and Double Door, Solid Oak Face Frame, Door and Drawer Front, Base Cabinet..... <i>For Solid Wood Drawers, Dovetail Joints And Full Extension Drawer Guides, Add</i> <i>For All Plywood Box Construction, Add</i>	521.46 116.77 121.72	50.26
06 41 13 00-0123 EA 33" Wide, 35" High x 23-3/4" Deep, Single Drawer and Double Door, Solid Oak Face Frame, Door and Drawer Front, Base Cabinet..... <i>For Solid Wood Drawers, Dovetail Joints And Full Extension Drawer Guides, Add</i> <i>For All Plywood Box Construction, Add</i>	549.99 116.77 121.72	55.29
06 41 13 00-0124 EA 36" Wide, 35" High x 23-3/4" Deep, Single Drawer and Double Door, Solid Oak Face Frame, Door and Drawer Front, Base Cabinet..... <i>For Solid Wood Drawers, Dovetail Joints And Full Extension Drawer Guides, Add</i> <i>For All Plywood Box Construction, Add</i>	567.10 116.77 121.72	60.32
06 41 13 00-0125 EA 48" Wide, 35" High x 23-3/4" Deep, Double Drawer and Double Door, Solid Oak Face Frame, Door and Drawer Front, Base Cabinet..... <i>For Solid Wood Drawers, Dovetail Joints And Full Extension Drawer Guides, Add</i> <i>For All Plywood Box Construction, Add</i>	647.19 233.54 121.72	80.43
06 41 13 00-0126 EA 30" Wide, 35" High x 23-3/4" Deep, Double Drawer with False Panel Drawer Front, Solid Oak Face Frame and Drawer Fronts, Base Cabinet <i>For Solid Wood Drawers, Dovetail Joints And Full Extension Drawer Guides, Add</i> <i>For All Plywood Box Construction, Add</i>	717.40 233.54 121.72	50.26
06 41 13 00-0127 EA 36" Wide, 35" High x 23-3/4" Deep, Double Drawer with False Panel Drawer Front, Solid Oak Face Frame and Drawer Fronts, Base Cabinet <i>For Solid Wood Drawers, Dovetail Joints And Full Extension Drawer Guides, Add</i> <i>For All Plywood Box Construction, Add</i>	795.70 233.54 121.72	60.32
06 41 13 00-0128 EA 30" Wide, 35" High x 23-3/4" Deep, Triple Drawer with False Panel Drawer Front, Solid Oak Face Frame and Drawer Fronts, Base Cabinet <i>For Solid Wood Drawers, Dovetail Joints And Full Extension Drawer Guides, Add</i> <i>For All Plywood Box Construction, Add</i>	753.02 350.31 121.72	50.26
06 41 13 00-0129 EA 36" Wide, 35" High x 23-3/4" Deep, Triple Drawer with False Panel Drawer Front, Solid Oak Face Frame and Drawer Fronts, Base Cabinet <i>For Solid Wood Drawers, Dovetail Joints And Full Extension Drawer Guides, Add</i> <i>For All Plywood Box Construction, Add</i>	840.23 350.31 121.72	60.32
06 41 13 00-0130 EA 12" Wide, 35" High x 23-3/4" Deep, Three Drawer Base, Solid Oak Face Frame and Drawer Fronts, Base Cabinet <i>For Solid Wood Drawers, Dovetail Joints And Full Extension Drawer Guides, Add</i> <i>For All Plywood Box Construction, Add</i>	351.85 350.31 121.72	20.10
06 41 13 00-0131 EA 15" Wide, 35" High x 23-3/4" Deep, Three Drawer Base, Solid Oak Face Frame and Drawer Fronts, Base Cabinet <i>For Solid Wood Drawers, Dovetail Joints And Full Extension Drawer Guides, Add</i> <i>For All Plywood Box Construction, Add</i>	359.94 350.31 121.72	25.13

06 Wood, Plastics, and Composites**06 40 Architectural Woodwork****06 41 Architectural Wood Casework**

SAN BERNARDINO
COUNTY

MINOR CSI	UOM	DESCRIPTION	TOTAL DIRECT UNIT COST	DEMOLITION UNIT COST
06 41 13 00-0132	EA	18" Wide, 35" High x 23-3/4" Deep, Three Drawer Base, Solid Oak Face Frame and Drawer Fronts, Base Cabinet <i>For Solid Wood Drawers, Dovetail Joints And Full Extension Drawer Guides, Add</i> <i>For All Plywood Box Construction, Add</i>	392.63 350.31 121.72	30.16
06 41 13 00-0133	EA	21" Wide, 35" High x 23-3/4" Deep, Three Drawer Base, Solid Oak Face Frame and Drawer Fronts, Base Cabinet <i>For Solid Wood Drawers, Dovetail Joints And Full Extension Drawer Guides, Add</i> <i>For All Plywood Box Construction, Add</i>	418.20 350.31 121.72	35.19
06 41 13 00-0134	EA	24" Wide, 35" High x 23-3/4" Deep, Three Drawer Base, Solid Oak Face Frame and Drawer Fronts, Base Cabinet <i>For Solid Wood Drawers, Dovetail Joints And Full Extension Drawer Guides, Add</i> <i>For All Plywood Box Construction, Add</i>	436.30 350.31 121.72	40.21
06 41 13 00-0135	EA	27" Wide, 35" High x 23-3/4" Deep, Three Drawer Base, Solid Oak Face Frame and Drawer Fronts, Base Cabinet <i>For Solid Wood Drawers, Dovetail Joints And Full Extension Drawer Guides, Add</i> <i>For All Plywood Box Construction, Add</i>	458.07 350.31 121.72	45.24
06 41 13 00-0136	EA	30" Wide, 35" High x 23-3/4" Deep, Three Drawer Base, Solid Oak Face Frame and Drawer Fronts, Base Cabinet <i>For Solid Wood Drawers, Dovetail Joints And Full Extension Drawer Guides, Add</i> <i>For All Plywood Box Construction, Add</i>	751.04 350.31 121.72	50.26
06 41 13 00-0137	EA	33" Wide, 35" High x 23-3/4" Deep, Three Drawer Base, Solid Oak Face Frame and Drawer Fronts, Base Cabinet <i>For Solid Wood Drawers, Dovetail Joints And Full Extension Drawer Guides, Add</i> <i>For All Plywood Box Construction, Add</i>	791.45 350.31 121.72	55.29
06 41 13 00-0138	EA	36" Wide, 35" High x 23-3/4" Deep, Three Drawer Base, Solid Oak Face Frame and Drawer Fronts, Base Cabinet <i>For Solid Wood Drawers, Dovetail Joints And Full Extension Drawer Guides, Add</i> <i>For All Plywood Box Construction, Add</i>	832.31 350.31 121.72	60.32
06 41 13 00-0139	EA	12" Wide, 35" High x 23-3/4" Deep, Four Drawer Base, Solid Oak Face Frame and Drawer Fronts, Base Cabinet <i>For Solid Wood Drawers, Dovetail Joints And Full Extension Drawer Guides, Add</i> <i>For All Plywood Box Construction, Add</i>	431.01 467.08 121.72	20.10
06 41 13 00-0140	EA	15" Wide, 35" High x 23-3/4" Deep, Four Drawer Base, Solid Oak Face Frame and Drawer Fronts, Base Cabinet <i>For Solid Wood Drawers, Dovetail Joints And Full Extension Drawer Guides, Add</i> <i>For All Plywood Box Construction, Add</i>	441.08 467.08 121.72	25.13
06 41 13 00-0141	EA	18" Wide, 35" High x 23-3/4" Deep, Four Drawer Base, Solid Oak Face Frame and Drawer Fronts, Base Cabinet <i>For Solid Wood Drawers, Dovetail Joints And Full Extension Drawer Guides, Add</i> <i>For All Plywood Box Construction, Add</i>	478.73 467.08 121.72	30.16
06 41 13 00-0142	EA	21" Wide, 35" High x 23-3/4" Deep, Four Drawer Base, Solid Oak Face Frame and Drawer Fronts, Base Cabinet <i>For Solid Wood Drawers, Dovetail Joints And Full Extension Drawer Guides, Add</i> <i>For All Plywood Box Construction, Add</i>	509.24 467.08 121.72	35.19
06 41 13 00-0143	EA	24" Wide, 35" High x 23-3/4" Deep, Four Drawer Base, Solid Oak Face Frame and Drawer Fronts, Base Cabinet <i>For Solid Wood Drawers, Dovetail Joints And Full Extension Drawer Guides, Add</i> <i>For All Plywood Box Construction, Add</i>	535.25 467.08 121.72	40.21
06 41 13 00-0144	EA	27" Wide, 35" High x 23-3/4" Deep, Four Drawer Base, Solid Oak Face Frame and Drawer Fronts, Base Cabinet <i>For Solid Wood Drawers, Dovetail Joints And Full Extension Drawer Guides, Add</i> <i>For All Plywood Box Construction, Add</i>	562.96 467.08 121.72	45.24
06 41 13 00-0145	EA	30" Wide, 35" High x 23-3/4" Deep, Four Drawer Base, Solid Oak Face Frame and Drawer Fronts, Base Cabinet <i>For Solid Wood Drawers, Dovetail Joints And Full Extension Drawer Guides, Add</i> <i>For All Plywood Box Construction, Add</i>	787.66 467.08 121.72	50.26
06 41 13 00-0146	EA	33" Wide, 35" High x 23-3/4" Deep, Four Drawer Base, Solid Oak Face Frame and Drawer Fronts, Base Cabinet <i>For Solid Wood Drawers, Dovetail Joints And Full Extension Drawer Guides, Add</i> <i>For All Plywood Box Construction, Add</i>	833.01 467.08 121.72	55.29
06 41 13 00-0147	EA	36" Wide, 35" High x 23-3/4" Deep, Four Drawer Base, Solid Oak Face Frame and Drawer Fronts, Base Cabinet <i>For Solid Wood Drawers, Dovetail Joints And Full Extension Drawer Guides, Add</i> <i>For All Plywood Box Construction, Add</i>	879.81 467.08 121.72	60.32
06 41 13 00-0148		Wall Cabinets, 12" High, 12" Deep (06 41 13 00-0114)		
06 41 13 00-0149	EA	30" Wide, 12" High x 12" Deep, Double Door, Solid Oak Face Frame and Doors, Wall Cabinet <i>For All Plywood Box Construction, Add</i>	310.29 65.31	50.26
06 41 13 00-0150	EA	33" Wide, 12" High x 12" Deep, Double Door, Solid Oak Face Frame and Doors, Wall Cabinet <i>For All Plywood Box Construction, Add</i>	330.86 65.31	55.29
06 41 13 00-0151	EA	36" Wide, 12" High x 12" Deep, Double Door, Solid Oak Face Frame and Doors, Wall Cabinet <i>For All Plywood Box Construction, Add</i>	364.77 65.31	60.32
06 41 13 00-0152	EA	39" Wide, 12" High x 12" Deep, Double Door, Solid Oak Face Frame and Doors, Wall Cabinet <i>For All Plywood Box Construction, Add</i>	389.50 65.31	65.35
06 41 13 00-0153		Wall Cabinets, 14" High, 12" Deep (06 41 13 00-0114)		
06 41 13 00-0154	EA	12" Wide, 14" High x 12" Deep, Single Door, Solid Oak Face Frame and Door, Wall Cabinet <i>For All Plywood Box Construction, Add</i>	263.80 65.31	20.10
06 41 13 00-0155	EA	15" Wide, 14" High x 12" Deep, Single Door, Solid Oak Face Frame and Door, Wall Cabinet <i>For All Plywood Box Construction, Add</i>	269.76 65.31	25.13
06 41 13 00-0156	EA	18" Wide, 14" High x 12" Deep, Single Door, Solid Oak Face Frame and Door, Wall Cabinet <i>For All Plywood Box Construction, Add</i>	282.67 65.31	30.16
06 41 13 00-0157	EA	21" Wide, 14" High x 12" Deep, Single Door, Solid Oak Face Frame and Door, Wall Cabinet <i>For All Plywood Box Construction, Add</i>	290.60 65.31	35.19
06 41 13 00-0158	EA	24" Wide, 14" High x 12" Deep, Single Door, Solid Oak Face Frame and Door, Wall Cabinet <i>For All Plywood Box Construction, Add</i>	298.56 65.31	40.21
06 41 13 00-0159	EA	30" Wide, 14" High x 12" Deep, Double Door, Solid Oak Face Frame and Door, Wall Cabinet <i>For All Plywood Box Construction, Add</i>	312.44 65.31	50.26
06 41 13 00-0160	EA	33" Wide, 14" High x 12" Deep, Double Door, Solid Oak Face Frame and Door, Wall Cabinet <i>For All Plywood Box Construction, Add</i>	334.25 65.31	55.29
06 41 13 00-0161	EA	36" Wide, 14" High x 12" Deep, Double Door, Solid Oak Face Frame and Door, Wall Cabinet <i>For All Plywood Box Construction, Add</i>	364.77 65.31	60.32
06 41 13 00-0162	EA	39" Wide, 14" High x 12" Deep, Double Door, Solid Oak Face Frame and Door, Wall Cabinet <i>For All Plywood Box Construction, Add</i>	389.50 65.31	65.35
06 41 13 00-0163		Wall Cabinets, 18" High, 12" Deep (06 41 13 00-0114)		



MINOR	CSI	UOM	DESCRIPTION	TOTAL DIRECT UNIT COST	DEMOLITION UNIT COST
06 41	13 00-0164	EA	12" Wide, 18" High x 12" Deep, Single Door, Solid Oak Face Frame and Door, Wall Cabinet..... <i>For All Plywood Box Construction, Add</i>	273.70 65.31	20.10
06 41	13 00-0165	EA	15" Wide, 18" High x 12" Deep, Single Door, Solid Oak Face Frame and Door, Wall Cabinet..... <i>For All Plywood Box Construction, Add</i>	287.57 65.31	25.13
06 41	13 00-0166	EA	18" Wide, 18" High x 12" Deep, Single Door, Solid Oak Face Frame and Door, Wall Cabinet..... <i>For All Plywood Box Construction, Add</i>	298.50 65.31	30.16
06 41	13 00-0167	EA	21" Wide, 18" High x 12" Deep, Single Door, Solid Oak Face Frame and Door, Wall Cabinet..... <i>For All Plywood Box Construction, Add</i>	310.40 65.31	35.19
06 41	13 00-0168	EA	24" Wide, 18" High x 12" Deep, Single Door, Solid Oak Face Frame and Door, Wall Cabinet..... <i>For All Plywood Box Construction, Add</i>	326.27 65.31	40.21
06 41	13 00-0169	EA	27" Wide, 18" High x 12" Deep, Double Door, Solid Oak Face Frame and Door, Wall Cabinet..... <i>For All Plywood Box Construction, Add</i>	345.07 65.31	45.26
06 41	13 00-0170	EA	30" Wide, 18" High x 12" Deep, Double Door, Solid Oak Face Frame and Door, Wall Cabinet..... <i>For All Plywood Box Construction, Add</i>	360.93 65.31	50.26
06 41	13 00-0171	EA	33" Wide, 18" High x 12" Deep, Double Door, Solid Oak Face Frame and Door, Wall Cabinet..... <i>For All Plywood Box Construction, Add</i>	374.82 65.31	55.29
06 41	13 00-0172	EA	36" Wide, 18" High x 12" Deep, Double Door, Solid Oak Face Frame and Door, Wall Cabinet..... <i>For All Plywood Box Construction, Add</i>	382.58 65.31	60.32
06 41 13 00-0173 Wall Cabinets, 30" High, 12" Deep (06 41 13 00-0114)					
06 41	13 00-0174	EA	12" Wide, 30" High x 12" Deep, Single Door, Solid Oak Face Frame and Door, Wall Cabinet..... <i>For All Plywood Box Construction, Add</i>	297.75 65.31	20.10
06 41	13 00-0175	EA	15" Wide, 30" High x 12" Deep, Single Door, Solid Oak Face Frame and Door, Wall Cabinet..... <i>For All Plywood Box Construction, Add</i>	324.53 65.31	25.13
06 41	13 00-0176	EA	18" Wide, 30" High x 12" Deep, Single Door, Solid Oak Face Frame and Door, Wall Cabinet..... <i>For All Plywood Box Construction, Add</i>	346.14 65.31	30.16
06 41	13 00-0177	EA	21" Wide, 30" High x 12" Deep, Single Door, Solid Oak Face Frame and Door, Wall Cabinet..... <i>For All Plywood Box Construction, Add</i>	372.00 65.31	35.19
06 41	13 00-0178	EA	24" Wide, 30" High x 12" Deep, Single Door, Solid Oak Face Frame and Door, Wall Cabinet..... <i>For All Plywood Box Construction, Add</i>	397.88 65.31	40.21
06 41	13 00-0179	EA	27" Wide, 30" High x 12" Deep, Double Door, Solid Oak Face Frame and Door, Wall Cabinet..... <i>For All Plywood Box Construction, Add</i>	436.48 65.31	45.26
06 41	13 00-0180	EA	30" Wide, 30" High x 12" Deep, Double Door, Solid Oak Face Frame and Door, Wall Cabinet..... <i>For All Plywood Box Construction, Add</i>	447.38 65.31	50.26
06 41	13 00-0181	EA	33" Wide, 30" High x 12" Deep, Double Door, Solid Oak Face Frame and Door, Wall Cabinet..... <i>For All Plywood Box Construction, Add</i>	487.15 65.31	55.29
06 41	13 00-0182	EA	36" Wide, 30" High x 12" Deep, Double Door, Solid Oak Face Frame and Door, Wall Cabinet..... <i>For All Plywood Box Construction, Add</i>	502.17 65.31	60.32
06 41 13 00-0183 Wall Cabinets, 36" High, 12" Deep (06 41 13 00-0114)					
06 41	13 00-0184	EA	12" Wide, 36" High x 12" Deep, Single Door, Solid Oak Face Frame and Door, Wall Cabinet..... <i>For All Plywood Box Construction, Add</i>	335.36 65.31	20.10
06 41	13 00-0185	EA	15" Wide, 36" High x 12" Deep, Single Door, Solid Oak Face Frame and Door, Wall Cabinet..... <i>For All Plywood Box Construction, Add</i>	363.13 65.31	25.13
06 41	13 00-0186	EA	18" Wide, 36" High x 12" Deep, Single Door, Solid Oak Face Frame and Door, Wall Cabinet..... <i>For All Plywood Box Construction, Add</i>	387.70 65.31	30.16
06 41	13 00-0187	EA	21" Wide, 36" High x 12" Deep, Single Door, Solid Oak Face Frame and Door, Wall Cabinet..... <i>For All Plywood Box Construction, Add</i>	415.54 65.31	35.19
06 41	13 00-0188	EA	24" Wide, 36" High x 12" Deep, Single Door, Solid Oak Face Frame and Door, Wall Cabinet..... <i>For All Plywood Box Construction, Add</i>	487.94 65.31	40.21
06 41	13 00-0189	EA	27" Wide, 36" High x 12" Deep, Double Door, Solid Oak Face Frame and Door, Wall Cabinet..... <i>For All Plywood Box Construction, Add</i>	489.92 65.31	45.26
06 41	13 00-0190	EA	30" Wide, 36" High x 12" Deep, Double Door, Solid Oak Face Frame and Door, Wall Cabinet..... <i>For All Plywood Box Construction, Add</i>	507.75 65.31	50.26
06 41	13 00-0191	EA	33" Wide, 36" High x 12" Deep, Double Door, Solid Oak Face Frame and Door, Wall Cabinet..... <i>For All Plywood Box Construction, Add</i>	555.43 65.31	55.29
06 41	13 00-0192	EA	36" Wide, 36" High x 12" Deep, Double Door, Solid Oak Face Frame and Door, Wall Cabinet..... <i>For All Plywood Box Construction, Add</i>	569.46 65.31	60.32
06 41 13 00-0193 Wall Cabinets, 42" High, 12" Deep (06 41 13 00-0114)					
06 41	13 00-0194	EA	12" Wide, 42" High x 12" Deep, Single Door, Solid Oak Face Frame and Door, Wall Cabinet..... <i>For All Plywood Box Construction, Add</i>	373.95 65.31	20.10
06 41	13 00-0195	EA	15" Wide, 42" High x 12" Deep, Single Door, Solid Oak Face Frame and Door, Wall Cabinet..... <i>For All Plywood Box Construction, Add</i>	408.65 65.31	25.13
06 41	13 00-0196	EA	18" Wide, 42" High x 12" Deep, Single Door, Solid Oak Face Frame and Door, Wall Cabinet..... <i>For All Plywood Box Construction, Add</i>	435.20 65.31	30.16
06 41	13 00-0197	EA	21" Wide, 42" High x 12" Deep, Single Door, Solid Oak Face Frame and Door, Wall Cabinet..... <i>For All Plywood Box Construction, Add</i>	462.05 65.31	35.19
06 41	13 00-0198	EA	24" Wide, 42" High x 12" Deep, Single Door, Solid Oak Face Frame and Door, Wall Cabinet..... <i>For All Plywood Box Construction, Add</i>	503.77 65.31	40.21
06 41	13 00-0199	EA	27" Wide, 42" High x 12" Deep, Double Door, Solid Oak Face Frame and Door, Wall Cabinet..... <i>For All Plywood Box Construction, Add</i>	537.42 65.31	45.26
06 41	13 00-0200	EA	30" Wide, 42" High x 12" Deep, Double Door, Solid Oak Face Frame and Door, Wall Cabinet..... <i>For All Plywood Box Construction, Add</i>	565.14 65.31	50.26
06 41	13 00-0201	EA	33" Wide, 42" High x 12" Deep, Double Door, Solid Oak Face Frame and Door, Wall Cabinet..... <i>For All Plywood Box Construction, Add</i>	618.76 65.31	55.29
06 41	13 00-0202	EA	36" Wide, 42" High x 12" Deep, Double Door, Solid Oak Face Frame and Door, Wall Cabinet..... <i>For All Plywood Box Construction, Add</i>	637.75 65.31	60.32

06 Wood, Plastics, and Composites**06 40 Architectural Woodwork****06 41 Architectural Wood Casework**

SAN BERNARDINO
COUNTY

MINOR CSI	UOM	DESCRIPTION	TOTAL DIRECT UNIT COST	DEMOLITION UNIT COST
06 41 13 00-0203		Wall Cabinets, 12" High, 23-3/4" Deep (06 41 13 00-0114)		
06 41 13 00-0204	EA	30" Wide, 12" High x 23-3/4" Deep, Double Door, Solid Oak Face Frame and Door, Wall Cabinet	355.21	50.26
		<i>For All Plywood Box Construction, Add</i>	65.31	
06 41 13 00-0205	EA	33" Wide, 12" High x 23-3/4" Deep, Double Door, Solid Oak Face Frame and Door, Wall Cabinet	381.76	55.29
		<i>For All Plywood Box Construction, Add</i>	65.31	
06 41 13 00-0206	EA	36" Wide, 12" High x 23-3/4" Deep, Double Door, Solid Oak Face Frame and Door, Wall Cabinet	409.76	60.32
		<i>For All Plywood Box Construction, Add</i>	65.31	
06 41 13 00-0207	EA	39" Wide, 12" High x 23-3/4" Deep, Double Door, Solid Oak Face Frame and Door, Wall Cabinet	443.39	65.35
		<i>For All Plywood Box Construction, Add</i>	65.31	
06 41 13 00-0208	EA	48" Wide, 12" High x 23-3/4" Deep, Triple Door, Solid Oak Face Frame and Door, Wall Cabinet	523.59	80.43
		<i>For All Plywood Box Construction, Add</i>	65.31	
06 41 13 00-0209		Utility Cabinets, 84" High (06 41 13 00-0114)		
06 41 13 00-0210	EA	15" Wide, 84" High x 12" Deep, Two Door, Solid Oak Face Frame and Door, Pantry Cabinet	679.39	44.68
		<i>For All Plywood Box Construction, Add</i>	241.46	
06 41 13 00-0211	EA	18" Wide, 84" High x 12" Deep, Two Door, Solid Oak Face Frame and Door, Pantry Cabinet	768.99	53.62
		<i>For All Plywood Box Construction, Add</i>	241.46	
06 41 13 00-0212	EA	21" Wide, 84" High x 12" Deep, Two Door, Solid Oak Face Frame and Door, Pantry Cabinet	864.53	420.00
		<i>For All Plywood Box Construction, Add</i>	241.46	
06 41 13 00-0213	EA	24" Wide, 84" High x 12" Deep, Two Door, Solid Oak Face Frame and Door, Pantry Cabinet	908.61	71.49
		<i>For All Plywood Box Construction, Add</i>	241.46	
06 41 13 00-0214	EA	30" Wide, 84" High x 12" Deep, Four Door, Solid Oak Face Frame and Door, Pantry Cabinet	1,099.14	89.36
		<i>For All Plywood Box Construction, Add</i>	241.46	
06 41 13 00-0215	EA	36" Wide, 84" High x 12" Deep, Four Door, Solid Oak Face Frame and Door, Pantry Cabinet	1,267.91	107.23
		<i>For All Plywood Box Construction, Add</i>	241.46	
06 41 13 00-0216	EA	15" Wide, 84" High x 24" Deep, Two Door, Solid Oak Face Frame and Door, Pantry Cabinet	768.45	44.68
		<i>For All Plywood Box Construction, Add</i>	241.46	
06 41 13 00-0217	EA	18" Wide, 84" High x 24" Deep, Two Door, Solid Oak Face Frame and Door, Pantry Cabinet	850.13	53.62
		<i>For All Plywood Box Construction, Add</i>	241.46	
06 41 13 00-0218	EA	21" Wide, 84" High x 24" Deep, Two Door, Solid Oak Face Frame and Door, Pantry Cabinet	970.42	62.56
		<i>For All Plywood Box Construction, Add</i>	241.46	
06 41 13 00-0219	EA	24" Wide, 84" High x 24" Deep, Two Door, Solid Oak Face Frame and Door, Pantry Cabinet	1,031.32	71.49
		<i>For All Plywood Box Construction, Add</i>	241.46	
06 41 13 00-0220	EA	30" Wide, 84" High x 24" Deep, Four Door, Solid Oak Face Frame and Door, Pantry Cabinet	1,279.25	89.36
		<i>For All Plywood Box Construction, Add</i>	241.46	
06 41 13 00-0221	EA	36" Wide, 84" High x 24" Deep, Four Door, Solid Oak Face Frame and Door, Pantry Cabinet	1,462.86	107.23
		<i>For All Plywood Box Construction, Add</i>	241.46	
06 41 13 00-0222		Solid Wood Face Frame And Thermofoil Door, Wall And Base Cabinets (06 41 13 00-0005)		
06 41 13 00-0223		Base Cabinets, 35" High, 23-3/4" Deep (06 41 13 00-0222)		
06 41 13 00-0224	EA	12" Wide, 35" High x 23-3/4" Deep, Single Drawer and Single Door, Solid Wood Face Frame, Thermofoil Door and Drawer Front, Base Cabinet	345.91	20.10
		<i>For Solid Wood Drawers, Dovetail Joints And Full Extension Drawer Guides, Add</i>	116.77	
		<i>For All Plywood Box Construction, Add</i>	121.72	
06 41 13 00-0225	EA	15" Wide, 35" High x 23-3/4" Deep, Single Drawer and Single Door, Solid Wood Face Frame, Thermofoil Door and Drawer Front, Base Cabinet	367.85	25.13
		<i>For Solid Wood Drawers, Dovetail Joints And Full Extension Drawer Guides, Add</i>	116.77	
		<i>For All Plywood Box Construction, Add</i>	121.72	
06 41 13 00-0226	EA	18" Wide, 35" High x 23-3/4" Deep, Single Drawer and Single Door, Solid Wood Face Frame, Thermofoil Door and Drawer Front, Base Cabinet	384.72	30.16
		<i>For Solid Wood Drawers, Dovetail Joints And Full Extension Drawer Guides, Add</i>	116.77	
		<i>For All Plywood Box Construction, Add</i>	121.72	
06 41 13 00-0227	EA	21" Wide, 35" High x 23-3/4" Deep, Single Drawer and Single Door, Solid Wood Face Frame, Thermofoil Door and Drawer Front, Base Cabinet	405.34	35.19
		<i>For Solid Wood Drawers, Dovetail Joints And Full Extension Drawer Guides, Add</i>	116.77	
		<i>For All Plywood Box Construction, Add</i>	121.72	
06 41 13 00-0228	EA	24" Wide, 35" High x 23-3/4" Deep, Single Drawer and Single Door, Solid Wood Face Frame, Thermofoil Door and Drawer Front, Base Cabinet	461.03	40.21
		<i>For Solid Wood Drawers, Dovetail Joints And Full Extension Drawer Guides, Add</i>	116.77	
		<i>For All Plywood Box Construction, Add</i>	121.72	
06 41 13 00-0229	EA	27" Wide, 35" High x 23-3/4" Deep, Single Drawer and Double Door, Solid Wood Face Frame, Thermofoil Door and Drawer Front, Base Cabinet	482.81	45.24
		<i>For Solid Wood Drawers, Dovetail Joints And Full Extension Drawer Guides, Add</i>	116.77	
		<i>For All Plywood Box Construction, Add</i>	121.72	
06 41 13 00-0230	EA	30" Wide, 35" High x 23-3/4" Deep, Single Drawer and Double Door, Solid Wood Face Frame, Thermofoil Door and Drawer Front, Base Cabinet	521.46	50.26
		<i>For Solid Wood Drawers, Dovetail Joints And Full Extension Drawer Guides, Add</i>	116.77	
		<i>For All Plywood Box Construction, Add</i>	121.72	
06 41 13 00-0231	EA	33" Wide, 35" High x 23-3/4" Deep, Single Drawer and Double Door, Solid Wood Face Frame, Thermofoil Door and Drawer Front, Base Cabinet	549.99	55.29
		<i>For Solid Wood Drawers, Dovetail Joints And Full Extension Drawer Guides, Add</i>	116.77	
		<i>For All Plywood Box Construction, Add</i>	121.72	
06 41 13 00-0232	EA	36" Wide, 35" High x 23-3/4" Deep, Single Drawer and Double Door, Solid Wood Face Frame, Thermofoil Door and Drawer Front, Base Cabinet	567.10	60.32
		<i>For Solid Wood Drawers, Dovetail Joints And Full Extension Drawer Guides, Add</i>	116.77	
		<i>For All Plywood Box Construction, Add</i>	121.72	
06 41 13 00-0233	EA	48" Wide, 35" High x 23-3/4" Deep, Double Drawer and Double Door, Solid Wood Face Frame, Thermofoil Door and Drawer Front, Base Cabinet	647.19	80.43
		<i>For Solid Wood Drawers, Dovetail Joints And Full Extension Drawer Guides, Add</i>	233.54	
		<i>For All Plywood Box Construction, Add</i>	121.72	



MINOR CSI UOM DESCRIPTION	TOTAL DIRECT UNIT COST	DEMOLITION UNIT COST
06 41 13 00-0234 EA 30" Wide, 35" High x 23-3/4" Deep, Double Drawer with False Panel Drawer Front, Solid Wood Face Frame and Thermofoil Drawer Fronts, Base Cabinet <i>For Solid Wood Drawers, Dovetail Joints And Full Extension Drawer Guides, Add</i> <i>For All Plywood Box Construction, Add</i>	717.40 233.54 121.72	50.26
06 41 13 00-0235 EA 36" Wide, 35" High x 23-3/4" Deep, Double Drawer with False Panel Drawer Front, Solid Wood Face Frame and Thermofoil Drawer Fronts, Base Cabinet <i>For Solid Wood Drawers, Dovetail Joints And Full Extension Drawer Guides, Add</i> <i>For All Plywood Box Construction, Add</i>	795.70 233.54 121.72	60.32
06 41 13 00-0236 EA 30" Wide, 35" High x 23-3/4" Deep, Triple Drawer with False Panel Drawer Front, Solid Wood Face Frame and Thermofoil Drawer Fronts, Base Cabinet <i>For Solid Wood Drawers, Dovetail Joints And Full Extension Drawer Guides, Add</i> <i>For All Plywood Box Construction, Add</i>	753.02 350.31 121.72	50.26
06 41 13 00-0237 EA 36" Wide, 35" High x 23-3/4" Deep, Triple Drawer with False Panel Drawer Front, Solid Wood Face Frame and Thermofoil Drawer Fronts, Base Cabinet <i>For Solid Wood Drawers, Dovetail Joints And Full Extension Drawer Guides, Add</i> <i>For All Plywood Box Construction, Add</i>	840.23 350.31 121.72	60.32
06 41 13 00-0238 EA 12" Wide, 35" High x 23-3/4" Deep, Three Drawer Base, Solid Wood Face Frame and Thermofoil Drawer Fronts, Base Cabinet <i>For Solid Wood Drawers, Dovetail Joints And Full Extension Drawer Guides, Add</i> <i>For All Plywood Box Construction, Add</i>	351.85 350.31 121.72	20.10
06 41 13 00-0239 EA 15" Wide, 35" High x 23-3/4" Deep, Three Drawer Base, Solid Wood Face Frame and Thermofoil Drawer Fronts, Base Cabinet <i>For Solid Wood Drawers, Dovetail Joints And Full Extension Drawer Guides, Add</i> <i>For All Plywood Box Construction, Add</i>	359.94 350.31 121.72	25.13
06 41 13 00-0240 EA 18" Wide, 35" High x 23-3/4" Deep, Three Drawer Base, Solid Wood Face Frame and Thermofoil Drawer Fronts, Base Cabinet <i>For Solid Wood Drawers, Dovetail Joints And Full Extension Drawer Guides, Add</i> <i>For All Plywood Box Construction, Add</i>	392.63 350.31 121.72	30.16
06 41 13 00-0241 EA 21" Wide, 35" High x 23-3/4" Deep, Three Drawer Base, Solid Wood Face Frame and Thermofoil Drawer Fronts, Base Cabinet <i>For Solid Wood Drawers, Dovetail Joints And Full Extension Drawer Guides, Add</i> <i>For All Plywood Box Construction, Add</i>	418.20 350.31 121.72	35.19
06 41 13 00-0242 EA 24" Wide, 35" High x 23-3/4" Deep, Three Drawer Base, Solid Wood Face Frame and Thermofoil Drawer Fronts, Base Cabinet <i>For Solid Wood Drawers, Dovetail Joints And Full Extension Drawer Guides, Add</i> <i>For All Plywood Box Construction, Add</i>	436.30 350.31 121.72	40.21
06 41 13 00-0243 EA 27" Wide, 35" High x 23-3/4" Deep, Three Drawer Base, Solid Wood Face Frame and Thermofoil Drawer Fronts, Base Cabinet <i>For Solid Wood Drawers, Dovetail Joints And Full Extension Drawer Guides, Add</i> <i>For All Plywood Box Construction, Add</i>	458.07 350.31 121.72	45.24
06 41 13 00-0244 EA 30" Wide, 35" High x 23-3/4" Deep, Three Drawer Base, Solid Wood Face Frame and Thermofoil Drawer Fronts, Base Cabinet <i>For Solid Wood Drawers, Dovetail Joints And Full Extension Drawer Guides, Add</i> <i>For All Plywood Box Construction, Add</i>	751.04 350.31 121.72	50.26
06 41 13 00-0245 EA 33" Wide, 35" High x 23-3/4" Deep, Three Drawer Base, Solid Wood Face Frame and Thermofoil Drawer Fronts, Base Cabinet <i>For Solid Wood Drawers, Dovetail Joints And Full Extension Drawer Guides, Add</i> <i>For All Plywood Box Construction, Add</i>	791.45 350.31 121.72	55.29
06 41 13 00-0246 EA 36" Wide, 35" High x 23-3/4" Deep, Three Drawer Base, Solid Wood Face Frame and Thermofoil Drawer Fronts, Base Cabinet <i>For Solid Wood Drawers, Dovetail Joints And Full Extension Drawer Guides, Add</i> <i>For All Plywood Box Construction, Add</i>	832.31 350.31 121.72	60.32
06 41 13 00-0247 EA 12" Wide, 35" High x 23-3/4" Deep, Four Drawer Base, Solid Wood Face Frame and Thermofoil Drawer Fronts, Base Cabinet <i>For Solid Wood Drawers, Dovetail Joints And Full Extension Drawer Guides, Add</i> <i>For All Plywood Box Construction, Add</i>	431.01 467.08 121.72	20.10
06 41 13 00-0248 EA 15" Wide, 35" High x 23-3/4" Deep, Four Drawer Base, Solid Wood Face Frame and Thermofoil Drawer Fronts, Base Cabinet <i>For Solid Wood Drawers, Dovetail Joints And Full Extension Drawer Guides, Add</i> <i>For All Plywood Box Construction, Add</i>	441.08 467.08 121.72	25.13
06 41 13 00-0249 EA 18" Wide, 35" High x 23-3/4" Deep, Four Drawer Base, Solid Wood Face Frame and Thermofoil Drawer Fronts, Base Cabinet <i>For Solid Wood Drawers, Dovetail Joints And Full Extension Drawer Guides, Add</i> <i>For All Plywood Box Construction, Add</i>	478.73 467.08 121.72	30.16
06 41 13 00-0250 EA 21" Wide, 35" High x 23-3/4" Deep, Four Drawer Base, Solid Wood Face Frame and Thermofoil Drawer Fronts, Base Cabinet <i>For Solid Wood Drawers, Dovetail Joints And Full Extension Drawer Guides, Add</i> <i>For All Plywood Box Construction, Add</i>	509.24 467.08 121.72	35.19
06 41 13 00-0251 EA 24" Wide, 35" High x 23-3/4" Deep, Four Drawer Base, Solid Wood Face Frame and Thermofoil Drawer Fronts, Base Cabinet <i>For Solid Wood Drawers, Dovetail Joints And Full Extension Drawer Guides, Add</i> <i>For All Plywood Box Construction, Add</i>	535.25 467.08 121.72	40.21
06 41 13 00-0252 EA 27" Wide, 35" High x 23-3/4" Deep, Four Drawer Base, Solid Wood Face Frame and Thermofoil Drawer Fronts, Base Cabinet <i>For Solid Wood Drawers, Dovetail Joints And Full Extension Drawer Guides, Add</i> <i>For All Plywood Box Construction, Add</i>	562.96 467.08 121.72	45.24
06 41 13 00-0253 EA 30" Wide, 35" High x 23-3/4" Deep, Four Drawer Base, Solid Wood Face Frame and Thermofoil Drawer Fronts, Base Cabinet <i>For Solid Wood Drawers, Dovetail Joints And Full Extension Drawer Guides, Add</i> <i>For All Plywood Box Construction, Add</i>	787.66 467.08 121.72	50.26
06 41 13 00-0254 EA 33" Wide, 35" High x 23-3/4" Deep, Four Drawer Base, Solid Wood Face Frame and Thermofoil Drawer Fronts, Base Cabinet <i>For Solid Wood Drawers, Dovetail Joints And Full Extension Drawer Guides, Add</i> <i>For All Plywood Box Construction, Add</i>	833.01 467.08 121.72	55.29

06 Wood, Plastics, and Composites**06 40 Architectural Woodwork****06 41 Architectural Wood Casework**

SAN BERNARDINO
COUNTY

MINOR
CSI UOM DESCRIPTION

TOTAL DIRECT DEMOLITION
UNIT COST UNIT COST

06 41 13 00-0255	EA	36" Wide, 35" High x 23-3/4" Deep, Four Drawer Base, Solid Wood Face Frame and Thermofoil Drawer Fronts, Base Cabinet	879.81	60.32
		<i>For Solid Wood Drawers, Dovetail Joints And Full Extension Drawer Guides, Add</i>	467.08	
		<i>For All Plywood Box Construction, Add</i>	121.72	
06 41 13 00-0256		Wall Cabinets, 12" High, 12" Deep (06 41 13 00-0222)		
06 41 13 00-0257	EA	30" Wide, 12" High x 12" Deep, Double Door, Solid Wood Face Frame and Thermofoil Doors, Wall Cabinet	310.29	50.26
		<i>For All Plywood Box Construction, Add</i>	65.31	
06 41 13 00-0258	EA	33" Wide, 12" High x 12" Deep, Double Door, Solid Wood Face Frame and Thermofoil Doors, Wall Cabinet	330.86	55.29
		<i>For All Plywood Box Construction, Add</i>	65.31	
06 41 13 00-0259	EA	36" Wide, 12" High x 12" Deep, Double Door, Solid Wood Face Frame and Thermofoil Doors, Wall Cabinet	364.77	60.32
		<i>For All Plywood Box Construction, Add</i>	65.31	
06 41 13 00-0260	EA	39" Wide, 12" High x 12" Deep, Double Door, Solid Wood Face Frame and Thermofoil Doors, Wall Cabinet	389.50	65.35
		<i>For All Plywood Box Construction, Add</i>	65.31	
06 41 13 00-0261		Wall Cabinets, 14" High, 12" Deep (06 41 13 00-0222)		
06 41 13 00-0262	EA	12" Wide, 14" High x 12" Deep, Single Door, Solid Wood Face Frame and Thermofoil Door, Wall Cabinet	263.80	20.10
		<i>For All Plywood Box Construction, Add</i>	65.31	
06 41 13 00-0263	EA	15" Wide, 14" High x 12" Deep, Single Door, Solid Wood Face Frame and Thermofoil Door, Wall Cabinet	269.76	25.13
		<i>For All Plywood Box Construction, Add</i>	65.31	
06 41 13 00-0264	EA	18" Wide, 14" High x 12" Deep, Single Door, Solid Wood Face Frame and Thermofoil Door, Wall Cabinet	282.67	30.16
		<i>For All Plywood Box Construction, Add</i>	65.31	
06 41 13 00-0265	EA	21" Wide, 14" High x 12" Deep, Single Door, Solid Wood Face Frame and Thermofoil Door, Wall Cabinet	290.60	35.19
		<i>For All Plywood Box Construction, Add</i>	65.31	
06 41 13 00-0266	EA	24" Wide, 14" High x 12" Deep, Single Door, Solid Wood Face Frame and Thermofoil Door, Wall Cabinet	298.56	40.21
		<i>For All Plywood Box Construction, Add</i>	65.31	
06 41 13 00-0267	EA	30" Wide, 14" High x 12" Deep, Double Doors, Solid Wood Face Frame and Thermofoil Doors, Wall Cabinet	312.44	50.26
		<i>For All Plywood Box Construction, Add</i>	65.31	
06 41 13 00-0268	EA	33" Wide, 14" High x 12" Deep, Double Doors, Solid Wood Face Frame and Thermofoil Doors, Wall Cabinet	334.25	55.29
		<i>For All Plywood Box Construction, Add</i>	65.31	
06 41 13 00-0269	EA	36" Wide, 14" High x 12" Deep, Double Doors, Solid Wood Face Frame and Thermofoil Doors, Wall Cabinet	364.77	60.32
		<i>For All Plywood Box Construction, Add</i>	65.31	
06 41 13 00-0270	EA	39" Wide, 14" High x 12" Deep, Double Doors, Solid Wood Face Frame and Thermofoil Doors, Wall Cabinet	389.50	65.35
		<i>For All Plywood Box Construction, Add</i>	65.31	
06 41 13 00-0271		Wall Cabinets, 18" High, 12" Deep (06 41 13 00-0222)		
06 41 13 00-0272	EA	12" Wide, 18" High x 12" Deep, Single Door, Solid Wood Face Frame and Thermofoil Door, Wall Cabinet	273.70	20.10
		<i>For All Plywood Box Construction, Add</i>	65.31	
06 41 13 00-0273	EA	15" Wide, 18" High x 12" Deep, Single Door, Solid Wood Face Frame and Thermofoil Door, Wall Cabinet	287.57	25.13
		<i>For All Plywood Box Construction, Add</i>	65.31	
06 41 13 00-0274	EA	18" Wide, 18" High x 12" Deep, Single Door, Solid Wood Face Frame and Thermofoil Door, Wall Cabinet	298.50	30.16
		<i>For All Plywood Box Construction, Add</i>	65.31	
06 41 13 00-0275	EA	21" Wide, 18" High x 12" Deep, Single Door, Solid Wood Face Frame and Thermofoil Door, Wall Cabinet	310.40	35.19
		<i>For All Plywood Box Construction, Add</i>	65.31	
06 41 13 00-0276	EA	24" Wide, 18" High x 12" Deep, Single Door, Solid Wood Face Frame and Thermofoil Door, Wall Cabinet	326.27	40.21
		<i>For All Plywood Box Construction, Add</i>	65.31	
06 41 13 00-0277	EA	27" Wide, 18" High x 12" Deep, Double Doors, Solid Wood Face Frame and Thermofoil Doors, Wall Cabinet	345.07	45.26
		<i>For All Plywood Box Construction, Add</i>	65.31	
06 41 13 00-0278	EA	30" Wide, 18" High x 12" Deep, Double Doors, Solid Wood Face Frame and Thermofoil Doors, Wall Cabinet	360.93	50.26
		<i>For All Plywood Box Construction, Add</i>	65.31	
06 41 13 00-0279	EA	33" Wide, 18" High x 12" Deep, Double Doors, Solid Wood Face Frame and Thermofoil Doors, Wall Cabinet	374.82	55.29
		<i>For All Plywood Box Construction, Add</i>	65.31	
06 41 13 00-0280	EA	36" Wide, 18" High x 12" Deep, Double Doors, Solid Wood Face Frame and Thermofoil Doors, Wall Cabinet	382.58	60.32
		<i>For All Plywood Box Construction, Add</i>	65.31	
06 41 13 00-0281		Wall Cabinets, 30" High, 12" Deep (06 41 13 00-0222)		
06 41 13 00-0282	EA	12" Wide, 30" High x 12" Deep, Single Door, Solid Wood Face Frame and Thermofoil Door, Wall Cabinet	297.75	20.10
		<i>For All Plywood Box Construction, Add</i>	65.31	
06 41 13 00-0283	EA	15" Wide, 30" High x 12" Deep, Single Door, Solid Wood Face Frame and Thermofoil Door, Wall Cabinet	324.53	25.13
		<i>For All Plywood Box Construction, Add</i>	65.31	
06 41 13 00-0284	EA	18" Wide, 30" High x 12" Deep, Single Door, Solid Wood Face Frame and Thermofoil Door, Wall Cabinet	346.14	30.16
		<i>For All Plywood Box Construction, Add</i>	65.31	
06 41 13 00-0285	EA	21" Wide, 30" High x 12" Deep, Single Door, Solid Wood Face Frame and Thermofoil Door, Wall Cabinet	372.00	35.19
		<i>For All Plywood Box Construction, Add</i>	65.31	
06 41 13 00-0286	EA	24" Wide, 30" High x 12" Deep, Single Door, Solid Wood Face Frame and Thermofoil Door, Wall Cabinet	397.88	40.21
		<i>For All Plywood Box Construction, Add</i>	65.31	
06 41 13 00-0287	EA	27" Wide, 30" High x 12" Deep, Double Doors, Solid Wood Face Frame and Thermofoil Doors, Wall Cabinet	436.48	45.26
		<i>For All Plywood Box Construction, Add</i>	65.31	
06 41 13 00-0288	EA	30" Wide, 30" High x 12" Deep, Double Doors, Solid Wood Face Frame and Thermofoil Doors, Wall Cabinet	447.38	50.26
		<i>For All Plywood Box Construction, Add</i>	65.31	
06 41 13 00-0289	EA	33" Wide, 30" High x 12" Deep, Double Doors, Solid Wood Face Frame and Thermofoil Doors, Wall Cabinet	487.15	55.29
		<i>For All Plywood Box Construction, Add</i>	65.31	
06 41 13 00-0290	EA	36" Wide, 30" High x 12" Deep, Double Doors, Solid Wood Face Frame and Thermofoil Doors, Wall Cabinet	502.17	60.32
		<i>For All Plywood Box Construction, Add</i>	65.31	
06 41 13 00-0291		Wall Cabinets, 36" High, 12" Deep (06 41 13 00-0222)		
06 41 13 00-0292	EA	12" Wide, 36" High x 12" Deep, Single Door, Solid Wood Face Frame and Thermofoil Door, Wall Cabinet	335.36	20.10
		<i>For All Plywood Box Construction, Add</i>	65.31	



MINOR CSI UOM DESCRIPTION	TOTAL DIRECT UNIT COST	DEMOLITION UNIT COST
06 41 13 00-0293 EA 15" Wide, 36" High x 12" Deep, Single Door, Solid Wood Face Frame and Thermofoil Door, Wall Cabinet <i>For All Plywood Box Construction, Add</i>	363.13 65.31	25.13
06 41 13 00-0294 EA 18" Wide, 36" High x 12" Deep, Single Door, Solid Wood Face Frame and Thermofoil Door, Wall Cabinet <i>For All Plywood Box Construction, Add</i>	387.70 65.31	30.16
06 41 13 00-0295 EA 21" Wide, 36" High x 12" Deep, Single Door, Solid Wood Face Frame and Thermofoil Door, Wall Cabinet <i>For All Plywood Box Construction, Add</i>	415.54 65.31	35.19
06 41 13 00-0296 EA 24" Wide, 36" High x 12" Deep, Single Door, Solid Wood Face Frame and Thermofoil Door, Wall Cabinet <i>For All Plywood Box Construction, Add</i>	487.94 65.31	40.21
06 41 13 00-0297 EA 27" Wide, 36" High x 12" Deep, Double Doors, Solid Wood Face Frame and Thermofoil Doors, Wall Cabinet <i>For All Plywood Box Construction, Add</i>	489.92 65.31	45.26
06 41 13 00-0298 EA 30" Wide, 36" High x 12" Deep, Double Doors, Solid Wood Face Frame and Thermofoil Doors, Wall Cabinet <i>For All Plywood Box Construction, Add</i>	507.75 65.31	50.26
06 41 13 00-0299 EA 33" Wide, 36" High x 12" Deep, Double Doors, Solid Wood Face Frame and Thermofoil Doors, Wall Cabinet <i>For All Plywood Box Construction, Add</i>	555.43 65.31	55.29
06 41 13 00-0300 EA 36" Wide, 36" High x 12" Deep, Double Doors, Solid Wood Face Frame and Thermofoil Doors, Wall Cabinet <i>For All Plywood Box Construction, Add</i>	569.46 65.31	60.32
06 41 13 00-0301 Wall Cabinets, 42" High, 12" Deep <small>(06 41 13 00-0222)</small>		
06 41 13 00-0302 EA 12" Wide, 42" High x 12" Deep, Single Door, Solid Wood Face Frame and Thermofoil Door, Wall Cabinet <i>For All Plywood Box Construction, Add</i>	373.95 65.31	20.10
06 41 13 00-0303 EA 15" Wide, 42" High x 12" Deep, Single Door, Solid Wood Face Frame and Thermofoil Door, Wall Cabinet <i>For All Plywood Box Construction, Add</i>	408.65 65.31	25.13
06 41 13 00-0304 EA 18" Wide, 42" High x 12" Deep, Single Door, Solid Wood Face Frame and Thermofoil Door, Wall Cabinet <i>For All Plywood Box Construction, Add</i>	435.20 65.31	30.16
06 41 13 00-0305 EA 21" Wide, 42" High x 12" Deep, Single Door, Solid Wood Face Frame and Thermofoil Door, Wall Cabinet <i>For All Plywood Box Construction, Add</i>	462.05 65.31	35.19
06 41 13 00-0306 EA 24" Wide, 42" High x 12" Deep, Single Door, Solid Wood Face Frame and Thermofoil Door, Wall Cabinet <i>For All Plywood Box Construction, Add</i>	503.77 65.31	40.21
06 41 13 00-0307 EA 27" Wide, 42" High x 12" Deep, Double Doors, Solid Wood Face Frame and Thermofoil Doors, Wall Cabinet <i>For All Plywood Box Construction, Add</i>	537.42 65.31	45.26
06 41 13 00-0308 EA 30" Wide, 42" High x 12" Deep, Double Doors, Solid Wood Face Frame and Thermofoil Doors, Wall Cabinet <i>For All Plywood Box Construction, Add</i>	565.14 65.31	50.26
06 41 13 00-0309 EA 33" Wide, 42" High x 12" Deep, Double Doors, Solid Wood Face Frame and Thermofoil Doors, Wall Cabinet <i>For All Plywood Box Construction, Add</i>	618.76 65.31	55.29
06 41 13 00-0310 EA 36" Wide, 42" High x 12" Deep, Double Doors, Solid Wood Face Frame and Thermofoil Doors, Wall Cabinet <i>For All Plywood Box Construction, Add</i>	637.75 65.31	60.32
06 41 13 00-0311 Wall Cabinets, 12" High, 23-3/4" Deep <small>(06 41 13 00-0222)</small>		
06 41 13 00-0312 EA 30" Wide, 12" High x 23-3/4" Deep, Double Doors, Solid Wood Face Frame and Thermofoil Doors, Wall Cabinet <i>For All Plywood Box Construction, Add</i>	355.21 65.31	50.26
06 41 13 00-0313 EA 33" Wide, 12" High x 23-3/4" Deep, Double Doors, Solid Wood Face Frame and Thermofoil Doors, Wall Cabinet <i>For All Plywood Box Construction, Add</i>	381.76 65.31	55.29
06 41 13 00-0314 EA 36" Wide, 12" High x 23-3/4" Deep, Double Doors, Solid Wood Face Frame and Thermofoil Doors, Wall Cabinet <i>For All Plywood Box Construction, Add</i>	409.76 65.31	60.32
06 41 13 00-0315 EA 39" Wide, 12" High x 23-3/4" Deep, Double Doors, Solid Wood Face Frame and Thermofoil Doors, Wall Cabinet <i>For All Plywood Box Construction, Add</i>	443.39 65.31	65.35
06 41 13 00-0316 EA 48" Wide, 12" High x 23-3/4" Deep, Triple Doors, Solid Wood Face Frame and Thermofoil Doors, Wall Cabinet <i>For All Plywood Box Construction, Add</i>	523.59 65.31	80.43
06 41 13 00-0317 Utility Cabinets, 84" High <small>(06 41 13 00-0222)</small>		
06 41 13 00-0318 EA 15" Wide, 84" High x 12" Deep, Two Doors, Solid Wood Face Frame and Thermofoil Doors, Pantry Cabinet <i>For All Plywood Box Construction, Add</i>	679.39 241.46	44.68
06 41 13 00-0319 EA 18" Wide, 84" High x 12" Deep, Two Doors, Solid Wood Face Frame and Thermofoil Doors, Pantry Cabinet <i>For All Plywood Box Construction, Add</i>	768.99 241.46	53.62
06 41 13 00-0320 EA 21" Wide, 84" High x 12" Deep, Two Doors, Solid Wood Face Frame and Thermofoil Doors, Pantry Cabinet <i>For All Plywood Box Construction, Add</i>	864.53 241.46	420.00
06 41 13 00-0321 EA 24" Wide, 84" High x 12" Deep, Two Doors, Solid Wood Face Frame and Thermofoil Doors, Pantry Cabinet <i>For All Plywood Box Construction, Add</i>	908.61 241.46	71.49
06 41 13 00-0322 EA 30" Wide, 84" High x 12" Deep, Four Doors, Solid Wood Face Frame and Thermofoil Doors, Pantry Cabinet <i>For All Plywood Box Construction, Add</i>	1,099.14 241.46	89.36
06 41 13 00-0323 EA 36" Wide, 84" High x 12" Deep, Four Doors, Solid Wood Face Frame and Thermofoil Doors, Pantry Cabinet <i>For All Plywood Box Construction, Add</i>	1,267.91 241.46	107.23
06 41 13 00-0324 EA 15" Wide, 84" High x 24" Deep, Two Doors, Solid Wood Face Frame and Thermofoil Doors, Pantry Cabinet <i>For All Plywood Box Construction, Add</i>	768.45 241.46	44.68
06 41 13 00-0325 EA 18" Wide, 84" High x 24" Deep, Two Doors, Solid Wood Face Frame and Thermofoil Doors, Pantry Cabinet <i>For All Plywood Box Construction, Add</i>	850.13 241.46	53.62
06 41 13 00-0326 EA 21" Wide, 84" High x 24" Deep, Two Doors, Solid Wood Face Frame and Thermofoil Doors, Pantry Cabinet <i>For All Plywood Box Construction, Add</i>	970.42 241.46	62.56
06 41 13 00-0327 EA 24" Wide, 84" High x 24" Deep, Two Doors, Solid Wood Face Frame and Thermofoil Doors, Pantry Cabinet <i>For All Plywood Box Construction, Add</i>	1,031.32 241.46	71.49
06 41 13 00-0328 EA 30" Wide, 84" High x 24" Deep, Four Doors, Solid Wood Face Frame and Thermofoil Doors, Pantry Cabinet <i>For All Plywood Box Construction, Add</i>	1,279.25 241.46	89.36
06 41 13 00-0329 EA 36" Wide, 84" High x 24" Deep, Four Doors, Solid Wood Face Frame and Thermofoil Doors, Pantry Cabinet <i>For All Plywood Box Construction, Add</i>	1,462.86 241.46	107.23
06 41 13 00-0330 Solid Wood Face Frame And Decorative Laminate Veneer Door, Wall And Base Cabinets <small>(06 41 13 00-0005)</small>		
06 41 13 00-0331 Base Cabinets, 35" High, 23-3/4" Deep <small>(06 41 13 00-0330)</small>		

06 Wood, Plastics, and Composites**06 40 Architectural Woodwork****06 41 Architectural Wood Casework**

SAN BERNARDINO
COUNTY

MINOR	CSI	UOM	DESCRIPTION	TOTAL DIRECT UNIT COST	DEMOLITION UNIT COST
06 41 13 00-0332	EA		12" Wide, 35" High x 23-3/4" Deep, Single Drawer and Single Door, Solid Wood Face Frame, Decorative Laminate Veneer Door and Drawer Front, Base Cabinet	345.91	20.10
			<i>For Solid Wood Drawers, Dovetail Joints And Full Extension Drawer Guides, Add</i>	116.77	
			<i>For All Plywood Box Construction, Add</i>	121.72	
06 41 13 00-0333	EA		15" Wide, 35" High x 23-3/4" Deep, Single Drawer and Single Door, Solid Wood Face Frame, Decorative Laminate Veneer Door and Drawer Front, Base Cabinet	367.85	25.13
			<i>For Solid Wood Drawers, Dovetail Joints And Full Extension Drawer Guides, Add</i>	116.77	
			<i>For All Plywood Box Construction, Add</i>	121.72	
06 41 13 00-0334	EA		18" Wide, 35" High x 23-3/4" Deep, Single Drawer and Single Door, Solid Wood Face Frame, Decorative Laminate Veneer Door and Drawer Front, Base Cabinet	384.72	30.16
			<i>For Solid Wood Drawers, Dovetail Joints And Full Extension Drawer Guides, Add</i>	116.77	
			<i>For All Plywood Box Construction, Add</i>	121.72	
06 41 13 00-0335	EA		21" Wide, 35" High x 23-3/4" Deep, Single Drawer and Single Door, Solid Wood Face Frame, Decorative Laminate Veneer Door and Drawer Front, Base Cabinet	405.34	35.19
			<i>For Solid Wood Drawers, Dovetail Joints And Full Extension Drawer Guides, Add</i>	116.77	
			<i>For All Plywood Box Construction, Add</i>	121.72	
06 41 13 00-0336	EA		24" Wide, 35" High x 23-3/4" Deep, Single Drawer and Single Door, Solid Wood Face Frame, Decorative Laminate Veneer Door and Drawer Front, Base Cabinet	461.03	40.21
			<i>For Solid Wood Drawers, Dovetail Joints And Full Extension Drawer Guides, Add</i>	116.77	
			<i>For All Plywood Box Construction, Add</i>	121.72	
06 41 13 00-0337	EA		27" Wide, 35" High x 23-3/4" Deep, Single Drawer and Double Door, Solid Wood Face Frame, Decorative Laminate Veneer Door and Drawer Front, Base Cabinet	482.81	45.24
			<i>For Solid Wood Drawers, Dovetail Joints And Full Extension Drawer Guides, Add</i>	116.77	
			<i>For All Plywood Box Construction, Add</i>	121.72	
06 41 13 00-0338	EA		30" Wide, 35" High x 23-3/4" Deep, Single Drawer and Double Door, Solid Wood Face Frame, Decorative Laminate Veneer Door and Drawer Front, Base Cabinet	521.46	50.26
			<i>For Solid Wood Drawers, Dovetail Joints And Full Extension Drawer Guides, Add</i>	116.77	
			<i>For All Plywood Box Construction, Add</i>	121.72	
06 41 13 00-0339	EA		33" Wide, 35" High x 23-3/4" Deep, Single Drawer and Double Door, Solid Wood Face Frame, Decorative Laminate Veneer Door and Drawer Front, Base Cabinet	549.99	55.29
			<i>For Solid Wood Drawers, Dovetail Joints And Full Extension Drawer Guides, Add</i>	116.77	
			<i>For All Plywood Box Construction, Add</i>	121.72	
06 41 13 00-0340	EA		36" Wide, 35" High x 23-3/4" Deep, Single Drawer and Double Door, Solid Wood Face Frame, Decorative Laminate Veneer Door and Drawer Front, Base Cabinet	567.10	60.32
			<i>For Solid Wood Drawers, Dovetail Joints And Full Extension Drawer Guides, Add</i>	116.77	
			<i>For All Plywood Box Construction, Add</i>	121.72	
06 41 13 00-0341	EA		48" Wide, 35" High x 23-3/4" Deep, Double Drawer and Double Door, Solid Wood Face Frame, Decorative Laminate Veneer Door and Drawer Front, Base Cabinet	647.19	80.43
			<i>For Solid Wood Drawers, Dovetail Joints And Full Extension Drawer Guides, Add</i>	233.54	
			<i>For All Plywood Box Construction, Add</i>	121.72	
06 41 13 00-0342	EA		30" Wide, 35" High x 23-3/4" Deep, Double Drawer with False Panel Drawer Front, Solid Wood Face Frame and Decorative Laminate Veneer Drawer Fronts, Base Cabinet	717.40	50.26
			<i>For Solid Wood Drawers, Dovetail Joints And Full Extension Drawer Guides, Add</i>	233.54	
			<i>For All Plywood Box Construction, Add</i>	121.72	
06 41 13 00-0343	EA		36" Wide, 35" High x 23-3/4" Deep, Double Drawer with False Panel Drawer Front, Solid Wood Face Frame and Decorative Laminate Veneer Drawer Fronts, Base Cabinet	795.70	60.32
			<i>For Solid Wood Drawers, Dovetail Joints And Full Extension Drawer Guides, Add</i>	233.54	
			<i>For All Plywood Box Construction, Add</i>	121.72	
06 41 13 00-0344	EA		30" Wide, 35" High x 23-3/4" Deep, Triple Drawer with False Panel Drawer Front, Solid Wood Face Frame and Decorative Laminate Veneer Drawer Fronts, Base Cabinet	753.02	50.26
			<i>For Solid Wood Drawers, Dovetail Joints And Full Extension Drawer Guides, Add</i>	350.31	
			<i>For All Plywood Box Construction, Add</i>	121.72	
06 41 13 00-0345	EA		36" Wide, 35" High x 23-3/4" Deep, Triple Drawer with False Panel Drawer Front, Solid Wood Face Frame and Decorative Laminate Veneer Drawer Fronts, Base Cabinet	840.23	60.32
			<i>For Solid Wood Drawers, Dovetail Joints And Full Extension Drawer Guides, Add</i>	350.31	
			<i>For All Plywood Box Construction, Add</i>	121.72	
06 41 13 00-0346	EA		12" Wide, 35" High x 23-3/4" Deep, Three Drawer Base, Solid Wood Face Frame and Decorative Laminate Veneer Drawer Fronts, Base Cabinet	351.85	20.10
			<i>For Solid Wood Drawers, Dovetail Joints And Full Extension Drawer Guides, Add</i>	350.31	
			<i>For All Plywood Box Construction, Add</i>	121.72	
06 41 13 00-0347	EA		15" Wide, 35" High x 23-3/4" Deep, Three Drawer Base, Solid Wood Face Frame and Decorative Laminate Veneer Drawer Fronts, Base Cabinet	359.94	25.13
			<i>For Solid Wood Drawers, Dovetail Joints And Full Extension Drawer Guides, Add</i>	350.31	
			<i>For All Plywood Box Construction, Add</i>	121.72	
06 41 13 00-0348	EA		18" Wide, 35" High x 23-3/4" Deep, Three Drawer Base, Solid Wood Face Frame and Decorative Laminate Veneer Drawer Fronts, Base Cabinet	392.63	30.16
			<i>For Solid Wood Drawers, Dovetail Joints And Full Extension Drawer Guides, Add</i>	350.31	
			<i>For All Plywood Box Construction, Add</i>	121.72	
06 41 13 00-0349	EA		21" Wide, 35" High x 23-3/4" Deep, Three Drawer Base, Solid Wood Face Frame and Decorative Laminate Veneer Drawer Fronts, Base Cabinet	418.20	35.19
			<i>For Solid Wood Drawers, Dovetail Joints And Full Extension Drawer Guides, Add</i>	350.31	
			<i>For All Plywood Box Construction, Add</i>	121.72	
06 41 13 00-0350	EA		24" Wide, 35" High x 23-3/4" Deep, Three Drawer Base, Solid Wood Face Frame and Decorative Laminate Veneer Drawer Fronts, Base Cabinet	436.30	40.21
			<i>For Solid Wood Drawers, Dovetail Joints And Full Extension Drawer Guides, Add</i>	350.31	
			<i>For All Plywood Box Construction, Add</i>	121.72	
06 41 13 00-0351	EA		27" Wide, 35" High x 23-3/4" Deep, Three Drawer Base, Solid Wood Face Frame and Decorative Laminate Veneer Drawer Fronts, Base Cabinet	458.07	45.24
			<i>For Solid Wood Drawers, Dovetail Joints And Full Extension Drawer Guides, Add</i>	350.31	
			<i>For All Plywood Box Construction, Add</i>	121.72	
06 41 13 00-0352	EA		30" Wide, 35" High x 23-3/4" Deep, Three Drawer Base, Solid Wood Face Frame and Decorative Laminate Veneer Drawer Fronts, Base Cabinet	751.04	50.26
			<i>For Solid Wood Drawers, Dovetail Joints And Full Extension Drawer Guides, Add</i>	350.31	
			<i>For All Plywood Box Construction, Add</i>	121.72	



MINOR CSI UOM DESCRIPTION	TOTAL DIRECT UNIT COST	DEMOLITION UNIT COST
06 41 13 00-0353 EA 33" Wide, 35" High x 23-3/4" Deep, Three Drawer Base, Solid Wood Face Frame and Decorative Laminate Veneer Drawer Fronts, Base Cabinet.....	791.45	55.29
<i>For Solid Wood Drawers, Dovetail Joints And Full Extension Drawer Guides, Add</i>	350.31	
<i>For All Plywood Box Construction, Add</i>	121.72	
06 41 13 00-0354 EA 36" Wide, 35" High x 23-3/4" Deep, Three Drawer Base, Solid Wood Face Frame and Decorative Laminate Veneer Drawer Fronts, Base Cabinet.....	832.31	60.32
<i>For Solid Wood Drawers, Dovetail Joints And Full Extension Drawer Guides, Add</i>	350.31	
<i>For All Plywood Box Construction, Add</i>	121.72	
06 41 13 00-0355 EA 12" Wide, 35" High x 23-3/4" Deep, Four Drawer Base, Solid Wood Face Frame and Decorative Laminate Veneer Drawer Fronts, Base Cabinet.....	431.01	20.10
<i>For Solid Wood Drawers, Dovetail Joints And Full Extension Drawer Guides, Add</i>	467.08	
<i>For All Plywood Box Construction, Add</i>	121.72	
06 41 13 00-0356 EA 15" Wide, 35" High x 23-3/4" Deep, Four Drawer Base, Solid Wood Face Frame and Decorative Laminate Veneer Drawer Fronts, Base Cabinet.....	441.08	25.13
<i>For Solid Wood Drawers, Dovetail Joints And Full Extension Drawer Guides, Add</i>	467.08	
<i>For All Plywood Box Construction, Add</i>	121.72	
06 41 13 00-0357 EA 18" Wide, 35" High x 23-3/4" Deep, Four Drawer Base, Solid Wood Face Frame and Decorative Laminate Veneer Drawer Fronts, Base Cabinet.....	478.73	30.16
<i>For Solid Wood Drawers, Dovetail Joints And Full Extension Drawer Guides, Add</i>	467.08	
<i>For All Plywood Box Construction, Add</i>	121.72	
06 41 13 00-0358 EA 21" Wide, 35" High x 23-3/4" Deep, Four Drawer Base, Solid Wood Face Frame and Decorative Laminate Veneer Drawer Fronts, Base Cabinet.....	509.24	35.19
<i>For Solid Wood Drawers, Dovetail Joints And Full Extension Drawer Guides, Add</i>	467.08	
<i>For All Plywood Box Construction, Add</i>	121.72	
06 41 13 00-0359 EA 24" Wide, 35" High x 23-3/4" Deep, Four Drawer Base, Solid Wood Face Frame and Decorative Laminate Veneer Drawer Fronts, Base Cabinet.....	535.25	40.21
<i>For Solid Wood Drawers, Dovetail Joints And Full Extension Drawer Guides, Add</i>	467.08	
<i>For All Plywood Box Construction, Add</i>	121.72	
06 41 13 00-0360 EA 27" Wide, 35" High x 23-3/4" Deep, Four Drawer Base, Solid Wood Face Frame and Decorative Laminate Veneer Drawer Fronts, Base Cabinet.....	562.96	45.24
<i>For Solid Wood Drawers, Dovetail Joints And Full Extension Drawer Guides, Add</i>	467.08	
<i>For All Plywood Box Construction, Add</i>	121.72	
06 41 13 00-0361 EA 30" Wide, 35" High x 23-3/4" Deep, Four Drawer Base, Solid Wood Face Frame and Decorative Laminate Veneer Drawer Fronts, Base Cabinet.....	787.66	50.26
<i>For Solid Wood Drawers, Dovetail Joints And Full Extension Drawer Guides, Add</i>	467.08	
<i>For All Plywood Box Construction, Add</i>	121.72	
06 41 13 00-0362 EA 33" Wide, 35" High x 23-3/4" Deep, Four Drawer Base, Solid Wood Face Frame and Decorative Laminate Veneer Drawer Fronts, Base Cabinet.....	833.01	55.29
<i>For Solid Wood Drawers, Dovetail Joints And Full Extension Drawer Guides, Add</i>	467.08	
<i>For All Plywood Box Construction, Add</i>	121.72	
06 41 13 00-0363 EA 36" Wide, 35" High x 23-3/4" Deep, Four Drawer Base, Solid Wood Face Frame and Decorative Laminate Veneer Drawer Fronts, Base Cabinet.....	879.81	60.32
<i>For Solid Wood Drawers, Dovetail Joints And Full Extension Drawer Guides, Add</i>	467.08	
<i>For All Plywood Box Construction, Add</i>	121.72	
06 41 13 00-0364 Wall Cabinets, 12" High, 12" Deep (06 41 13 00-0330)		
06 41 13 00-0365 EA 30" Wide, 12" High x 12" Deep, Double Door, Solid Wood Face Frame and Decorative Laminate Veneer Doors, Wall Cabinet.....	310.29	50.26
<i>For All Plywood Box Construction, Add</i>	65.31	
06 41 13 00-0366 EA 33" Wide, 12" High x 12" Deep, Double Door, Solid Wood Face Frame and Decorative Laminate Veneer Doors, Wall Cabinet.....	330.86	55.29
<i>For All Plywood Box Construction, Add</i>	65.31	
06 41 13 00-0367 EA 36" Wide, 12" High x 12" Deep, Double Door, Solid Wood Face Frame and Decorative Laminate Veneer Doors, Wall Cabinet.....	364.77	60.32
<i>For All Plywood Box Construction, Add</i>	65.31	
06 41 13 00-0368 EA 39" Wide, 12" High x 12" Deep, Double Door, Solid Wood Face Frame and Decorative Laminate Veneer Doors, Wall Cabinet.....	389.50	65.35
<i>For All Plywood Box Construction, Add</i>	65.31	
06 41 13 00-0369 Wall Cabinets, 14" High, 12" Deep (06 41 13 00-0330)		
06 41 13 00-0370 EA 12" Wide, 14" High x 12" Deep, Single Door, Solid Wood Face Frame and Decorative Laminate Veneer Door, Wall Cabinet.....	263.80	20.10
<i>For All Plywood Box Construction, Add</i>	65.31	
06 41 13 00-0371 EA 15" Wide, 14" High x 12" Deep, Single Door, Solid Wood Face Frame and Decorative Laminate Veneer Door, Wall Cabinet.....	269.76	25.13
<i>For All Plywood Box Construction, Add</i>	65.31	
06 41 13 00-0372 EA 18" Wide, 14" High x 12" Deep, Single Door, Solid Wood Face Frame and Decorative Laminate Veneer Door, Wall Cabinet.....	282.67	30.16
<i>For All Plywood Box Construction, Add</i>	65.31	
06 41 13 00-0373 EA 21" Wide, 14" High x 12" Deep, Single Door, Solid Wood Face Frame and Decorative Laminate Veneer Door, Wall Cabinet.....	290.60	35.19
<i>For All Plywood Box Construction, Add</i>	65.31	
06 41 13 00-0374 EA 24" Wide, 14" High x 12" Deep, Single Door, Solid Wood Face Frame and Decorative Laminate Veneer Door, Wall Cabinet.....	298.56	40.21
<i>For All Plywood Box Construction, Add</i>	65.31	
06 41 13 00-0375 EA 30" Wide, 14" High x 12" Deep, Double Doors, Solid Wood Face Frame and Decorative Laminate Veneer Doors, Wall Cabinet.....	312.44	50.26
<i>For All Plywood Box Construction, Add</i>	65.31	
06 41 13 00-0376 EA 33" Wide, 14" High x 12" Deep, Double Doors, Solid Wood Face Frame and Decorative Laminate Veneer Doors, Wall Cabinet.....	334.25	55.29
<i>For All Plywood Box Construction, Add</i>	65.31	

06 Wood, Plastics, and Composites**06 40 Architectural Woodwork****06 41 Architectural Wood Casework**

SAN BERNARDINO
COUNTY

MINOR	CSI	UOM	DESCRIPTION	TOTAL DIRECT UNIT COST	DEMOLITION UNIT COST
06 41 13 00-0377	EA		36" Wide, 14" High x 12" Deep, Double Doors, Solid Wood Face Frame and Decorative Laminate Veneer Doors, Wall Cabinet.....	364.77	60.32
			<i>For All Plywood Box Construction, Add</i>	65.31	
06 41 13 00-0378	EA		39" Wide, 14" High x 12" Deep, Double Doors, Solid Wood Face Frame and Decorative Laminate Veneer Doors, Wall Cabinet.....	389.50	65.35
			<i>For All Plywood Box Construction, Add</i>	65.31	
06 41 13 00-0379			Wall Cabinets, 18" High, 12" Deep (06 41 13 00-0330)		
06 41 13 00-0380	EA		12" Wide, 18" High x 12" Deep, Single Door, Solid Wood Face Frame and Decorative Laminate Veneer Door, Wall Cabinet.....	273.70	20.10
			<i>For All Plywood Box Construction, Add</i>	65.31	
06 41 13 00-0381	EA		15" Wide, 18" High x 12" Deep, Single Door, Solid Wood Face Frame and Decorative Laminate Veneer Door, Wall Cabinet.....	287.57	25.13
			<i>For All Plywood Box Construction, Add</i>	65.31	
06 41 13 00-0382	EA		18" Wide, 18" High x 12" Deep, Single Door, Solid Wood Face Frame and Decorative Laminate Veneer Door, Wall Cabinet.....	298.50	30.16
			<i>For All Plywood Box Construction, Add</i>	65.31	
06 41 13 00-0383	EA		21" Wide, 18" High x 12" Deep, Single Door, Solid Wood Face Frame and Decorative Laminate Veneer Door, Wall Cabinet.....	310.40	35.19
			<i>For All Plywood Box Construction, Add</i>	65.31	
06 41 13 00-0384	EA		24" Wide, 18" High x 12" Deep, Single Door, Solid Wood Face Frame and Decorative Laminate Veneer Door, Wall Cabinet.....	326.27	40.21
			<i>For All Plywood Box Construction, Add</i>	65.31	
06 41 13 00-0385	EA		27" Wide, 18" High x 12" Deep, Double Doors, Solid Wood Face Frame and Decorative Laminate Veneer Doors, Wall Cabinet.....	345.07	45.26
			<i>For All Plywood Box Construction, Add</i>	65.31	
06 41 13 00-0386	EA		30" Wide, 18" High x 12" Deep, Double Doors, Solid Wood Face Frame and Decorative Laminate Veneer Doors, Wall Cabinet.....	360.93	50.26
			<i>For All Plywood Box Construction, Add</i>	65.31	
06 41 13 00-0387	EA		33" Wide, 18" High x 12" Deep, Double Doors, Solid Wood Face Frame and Decorative Laminate Veneer Doors, Wall Cabinet.....	374.82	55.29
			<i>For All Plywood Box Construction, Add</i>	65.31	
06 41 13 00-0388	EA		36" Wide, 18" High x 12" Deep, Double Doors, Solid Wood Face Frame and Decorative Laminate Veneer Doors, Wall Cabinet.....	382.58	60.32
			<i>For All Plywood Box Construction, Add</i>	65.31	
06 41 13 00-0389			Wall Cabinets, 30" High, 12" Deep (06 41 13 00-0330)		
06 41 13 00-0390	EA		12" Wide, 30" High x 12" Deep, Single Door, Solid Wood Face Frame and Decorative Laminate Veneer Door, Wall Cabinet.....	297.75	20.10
			<i>For All Plywood Box Construction, Add</i>	65.31	
06 41 13 00-0391	EA		15" Wide, 30" High x 12" Deep, Single Door, Solid Wood Face Frame and Decorative Laminate Veneer Door, Wall Cabinet.....	324.53	25.13
			<i>For All Plywood Box Construction, Add</i>	65.31	
06 41 13 00-0392	EA		18" Wide, 30" High x 12" Deep, Single Door, Solid Wood Face Frame and Decorative Laminate Veneer Door, Wall Cabinet.....	346.14	30.16
			<i>For All Plywood Box Construction, Add</i>	65.31	
06 41 13 00-0393	EA		21" Wide, 30" High x 12" Deep, Single Door, Solid Wood Face Frame and Decorative Laminate Veneer Door, Wall Cabinet.....	372.00	35.19
			<i>For All Plywood Box Construction, Add</i>	65.31	
06 41 13 00-0394	EA		24" Wide, 30" High x 12" Deep, Single Door, Solid Wood Face Frame and Decorative Laminate Veneer Door, Wall Cabinet.....	397.88	40.21
			<i>For All Plywood Box Construction, Add</i>	65.31	
06 41 13 00-0395	EA		27" Wide, 30" High x 12" Deep, Double Doors, Solid Wood Face Frame and Decorative Laminate Veneer Doors, Wall Cabinet.....	436.48	45.26
			<i>For All Plywood Box Construction, Add</i>	65.31	
06 41 13 00-0396	EA		30" Wide, 30" High x 12" Deep, Double Doors, Solid Wood Face Frame and Decorative Laminate Veneer Doors, Wall Cabinet.....	447.38	50.26
			<i>For All Plywood Box Construction, Add</i>	65.31	
06 41 13 00-0397	EA		33" Wide, 30" High x 12" Deep, Double Doors, Solid Wood Face Frame and Decorative Laminate Veneer Doors, Wall Cabinet.....	487.15	55.29
			<i>For All Plywood Box Construction, Add</i>	65.31	
06 41 13 00-0398	EA		36" Wide, 30" High x 12" Deep, Double Doors, Solid Wood Face Frame and Decorative Laminate Veneer Doors, Wall Cabinet.....	502.17	60.32
			<i>For All Plywood Box Construction, Add</i>	65.31	
06 41 13 00-0399			Wall Cabinets, 36" High, 12" Deep (06 41 13 00-0330)		
06 41 13 00-0400	EA		12" Wide, 36" High x 12" Deep, Single Door, Solid Wood Face Frame and Decorative Laminate Veneer Door, Wall Cabinet.....	335.36	20.10
			<i>For All Plywood Box Construction, Add</i>	65.31	
06 41 13 00-0401	EA		15" Wide, 36" High x 12" Deep, Single Door, Solid Wood Face Frame and Decorative Laminate Veneer Door, Wall Cabinet.....	363.13	25.13
			<i>For All Plywood Box Construction, Add</i>	65.31	
06 41 13 00-0402	EA		18" Wide, 36" High x 12" Deep, Single Door, Solid Wood Face Frame and Decorative Laminate Veneer Door, Wall Cabinet.....	387.70	30.16
			<i>For All Plywood Box Construction, Add</i>	65.31	
06 41 13 00-0403	EA		21" Wide, 36" High x 12" Deep, Single Door, Solid Wood Face Frame and Decorative Laminate Veneer Door, Wall Cabinet.....	415.54	35.19
			<i>For All Plywood Box Construction, Add</i>	65.31	
06 41 13 00-0404	EA		24" Wide, 36" High x 12" Deep, Single Door, Solid Wood Face Frame and Decorative Laminate Veneer Door, Wall Cabinet.....	487.94	40.21
			<i>For All Plywood Box Construction, Add</i>	65.31	



MINOR CSI UOM DESCRIPTION	TOTAL DIRECT UNIT COST	DEMOLITION UNIT COST
06 41 13 00-0405 EA 27" Wide, 36" High x 12" Deep, Double Doors, Solid Wood Face Frame and Decorative Laminate Veneer Doors, Wall Cabinet.....	489.92 65.31	45.26
<i>For All Plywood Box Construction, Add</i>	65.31	
06 41 13 00-0406 EA 30" Wide, 36" High x 12" Deep, Double Doors, Solid Wood Face Frame and Decorative Laminate Veneer Doors, Wall Cabinet.....	507.75 65.31	50.26
<i>For All Plywood Box Construction, Add</i>	65.31	
06 41 13 00-0407 EA 33" Wide, 36" High x 12" Deep, Double Doors, Solid Wood Face Frame and Decorative Laminate Veneer Doors, Wall Cabinet.....	555.43 65.31	55.29
<i>For All Plywood Box Construction, Add</i>	65.31	
06 41 13 00-0408 EA 36" Wide, 36" High x 12" Deep, Double Doors, Solid Wood Face Frame and Decorative Laminate Veneer Doors, Wall Cabinet.....	569.46 65.31	60.32
<i>For All Plywood Box Construction, Add</i>	65.31	
06 41 13 00-0409 Wall Cabinets, 42" High, 12" Deep <small>(06 41 13 00-0330)</small>		
06 41 13 00-0410 EA 12" Wide, 42" High x 12" Deep, Single Door, Solid Wood Face Frame and Decorative Laminate Veneer Door, Wall Cabinet.....	373.95 65.31	20.10
<i>For All Plywood Box Construction, Add</i>	65.31	
06 41 13 00-0411 EA 15" Wide, 42" High x 12" Deep, Single Door, Solid Wood Face Frame and Decorative Laminate Veneer Door, Wall Cabinet.....	408.65 65.31	25.13
<i>For All Plywood Box Construction, Add</i>	65.31	
06 41 13 00-0412 EA 18" Wide, 42" High x 12" Deep, Single Door, Solid Wood Face Frame and Decorative Laminate Veneer Door, Wall Cabinet.....	435.20 65.31	30.16
<i>For All Plywood Box Construction, Add</i>	65.31	
06 41 13 00-0413 EA 21" Wide, 42" High x 12" Deep, Single Door, Solid Wood Face Frame and Decorative Laminate Veneer Door, Wall Cabinet.....	462.05 65.31	35.19
<i>For All Plywood Box Construction, Add</i>	65.31	
06 41 13 00-0414 EA 24" Wide, 42" High x 12" Deep, Single Door, Solid Wood Face Frame and Decorative Laminate Veneer Door, Wall Cabinet.....	503.77 65.31	40.21
<i>For All Plywood Box Construction, Add</i>	65.31	
06 41 13 00-0415 EA 27" Wide, 42" High x 12" Deep, Double Doors, Solid Wood Face Frame and Decorative Laminate Veneer Doors, Wall Cabinet.....	537.42 65.31	45.26
<i>For All Plywood Box Construction, Add</i>	65.31	
06 41 13 00-0416 EA 30" Wide, 42" High x 12" Deep, Double Doors, Solid Wood Face Frame and Decorative Laminate Veneer Doors, Wall Cabinet.....	565.14 65.31	50.26
<i>For All Plywood Box Construction, Add</i>	65.31	
06 41 13 00-0417 EA 33" Wide, 42" High x 12" Deep, Double Doors, Solid Wood Face Frame and Decorative Laminate Veneer Doors, Wall Cabinet.....	618.76 65.31	55.29
<i>For All Plywood Box Construction, Add</i>	65.31	
06 41 13 00-0418 EA 36" Wide, 42" High x 12" Deep, Double Doors, Solid Wood Face Frame and Decorative Laminate Veneer Doors, Wall Cabinet.....	637.75 65.31	60.32
<i>For All Plywood Box Construction, Add</i>	65.31	
06 41 13 00-0419 Wall Cabinets, 12" High, 23-3/4" Deep <small>(06 41 13 00-0330)</small>		
06 41 13 00-0420 EA 30" Wide, 12" High x 23-3/4" Deep, Double Doors, Solid Wood Face Frame and Decorative Laminate Veneer Doors, Wall Cabinet.....	355.21 65.31	50.26
<i>For All Plywood Box Construction, Add</i>	65.31	
06 41 13 00-0421 EA 33" Wide, 12" High x 23-3/4" Deep, Double Doors, Solid Wood Face Frame and Decorative Laminate Veneer Doors, Wall Cabinet.....	381.76 65.31	55.29
<i>For All Plywood Box Construction, Add</i>	65.31	
06 41 13 00-0422 EA 36" Wide, 12" High x 23-3/4" Deep, Double Doors, Solid Wood Face Frame and Decorative Laminate Veneer Doors, Wall Cabinet.....	409.76 65.31	60.32
<i>For All Plywood Box Construction, Add</i>	65.31	
06 41 13 00-0423 EA 39" Wide, 12" High x 23-3/4" Deep, Double Doors, Solid Wood Face Frame and Decorative Laminate Veneer Doors, Wall Cabinet.....	443.39 65.31	65.35
<i>For All Plywood Box Construction, Add</i>	65.31	
06 41 13 00-0424 EA 48" Wide, 12" High x 23-3/4" Deep, Triple Doors, Solid Wood Face Frame and Decorative Laminate Veneer Doors, Wall Cabinet.....	523.59 65.31	80.43
<i>For All Plywood Box Construction, Add</i>	65.31	
06 41 13 00-0425 Utility Cabinets, 84" High <small>(06 41 13 00-0330)</small>		
06 41 13 00-0426 EA 15" Wide, 84" High x 12" Deep, Two Doors, Solid Wood Face Frame and Decorative Laminate Veneer Doors, Pantry Cabinet.....	679.39 241.46	44.68
<i>For All Plywood Box Construction, Add</i>	241.46	
06 41 13 00-0427 EA 18" Wide, 84" High x 12" Deep, Two Doors, Solid Wood Face Frame and Decorative Laminate Veneer Doors, Pantry Cabinet.....	768.99 241.46	53.62
<i>For All Plywood Box Construction, Add</i>	241.46	
06 41 13 00-0428 EA 21" Wide, 84" High x 12" Deep, Two Doors, Solid Wood Face Frame and Decorative Laminate Veneer Doors, Pantry Cabinet.....	864.53 241.46	420.00
<i>For All Plywood Box Construction, Add</i>	241.46	
06 41 13 00-0429 EA 24" Wide, 84" High x 12" Deep, Two Doors, Solid Wood Face Frame and Decorative Laminate Veneer Doors, Pantry Cabinet.....	908.61 241.46	71.49
<i>For All Plywood Box Construction, Add</i>	241.46	
06 41 13 00-0430 EA 30" Wide, 84" High x 12" Deep, Four Doors, Solid Wood Face Frame and Decorative Laminate Veneer Doors, Pantry Cabinet.....	1,099.14 241.46	89.36
<i>For All Plywood Box Construction, Add</i>	241.46	
06 41 13 00-0431 EA 36" Wide, 84" High x 12" Deep, Four Doors, Solid Wood Face Frame and Decorative Laminate Veneer Doors, Pantry Cabinet.....	1,267.91 241.46	107.23
<i>For All Plywood Box Construction, Add</i>	241.46	
06 41 13 00-0432 EA 15" Wide, 84" High x 24" Deep, Two Doors, Solid Wood Face Frame and Decorative Laminate Veneer Doors, Pantry Cabinet.....	768.45 241.46	44.68
<i>For All Plywood Box Construction, Add</i>	241.46	

06 Wood, Plastics, and Composites**06 40 Architectural Woodwork****06 41 Architectural Wood Casework**

SAN BERNARDINO
COUNTY

MINOR CSI UOM DESCRIPTION	TOTAL DIRECT UNIT COST	DEMOLITION UNIT COST
06 41 13 00-0433 EA 18" Wide, 84" High x 24" Deep, Two Doors, Solid Wood Face Frame and Decorative Laminate Veneer Doors, Pantry Cabinet.....	850.13	53.62
<i>For All Plywood Box Construction, Add</i>	241.46	
06 41 13 00-0434 EA 21" Wide, 84" High x 24" Deep, Two Doors, Solid Wood Face Frame and Decorative Laminate Veneer Doors, Pantry Cabinet.....	970.42	62.56
<i>For All Plywood Box Construction, Add</i>	241.46	
06 41 13 00-0435 EA 24" Wide, 84" High x 24" Deep, Two Doors, Solid Wood Face Frame and Decorative Laminate Veneer Doors, Pantry Cabinet.....	1,031.32	71.49
<i>For All Plywood Box Construction, Add</i>	241.46	
06 41 13 00-0436 EA 30" Wide, 84" High x 24" Deep, Four Doors, Solid Wood Face Frame and Decorative Laminate Veneer Doors, Pantry Cabinet.....	1,279.25	89.36
<i>For All Plywood Box Construction, Add</i>	241.46	
06 41 13 00-0437 EA 36" Wide, 84" High x 24" Deep, Four Doors, Solid Wood Face Frame and Decorative Laminate Veneer Doors, Pantry Cabinet.....	1,462.86	107.23
<i>For All Plywood Box Construction, Add</i>	241.46	
06 41 93 Cabinet and Drawer Hardware (06 41)		
06 41 93 00-0001 Cabinet Hardware (06 41 93)		
Note: Includes all finishes, and mounting screws.		
06 41 93 00-0002 EA 4" To 6" Long, 1/2" Diameter, Cabinet Bar Pull.....	24.67	8.55
06 41 93 00-0003 EA 7" To 9" Long, 1/2" Diameter, Cabinet Bar Pull.....	25.52	8.55
06 41 93 00-0004 EA 10" To 12" Long, 1/2" Diameter, Cabinet Bar Pull.....	27.01	8.55
06 41 93 00-0005 EA 3" To 4-1/2", Flat Cabinet Pull Handle.....	28.67	8.55
06 41 93 00-0006 EA 5" To 6-1/2", Flat Cabinet Pull Handle.....	29.52	8.55
06 41 93 00-0007 EA 7" To 8-1/2", Flat Cabinet Pull Handle.....	38.66	8.55
06 41 93 00-0008 EA 12" To 12-1/2", Flat Cabinet Pull Handle.....	76.53	8.55
06 41 93 00-0009 EA 1-7/16" Diameter, Mushroom Cabinet Pull Knobs.....	19.29	6.53
06 41 93 00-0010 EA 3-7/16" x 1-5/8" x 1" Projection, Cabinet Cup Pull.....	19.13	6.53
06 41 93 00-0011 EA 1-1/4" Long, Finger Cabinet Pull.....	26.11	7.54
06 41 93 00-0012 EA 3" Long, Finger Cabinet Pull.....	30.10	7.54
06 41 93 00-0013 EA 4" Long, Finger Cabinet Pull.....	32.82	7.54
06 41 93 00-0014 EA 6" Long, Finger Cabinet Pull.....	36.54	7.54
06 41 93 00-0015 EA 12" Long, Finger Cabinet Pull.....	53.81	7.54
06 41 93 00-0016 EA Cabinet Spring Loaded Adjustable Barrel Ball Catch.....	38.25	10.06
06 41 93 00-0017 EA Cabinet Surface Mounted Square or Matchbook Latch.....	56.38	10.06
06 41 93 00-0018 EA Cabinet Door or Drawer Mortised Lock With 2 Keys.....	152.91	15.08
06 41 93 00-0019 EA Cabinet Door or Drawer Bored Lock with 2 Keys.....	50.34	8.55
06 41 93 00-0020 EA Cabinet Surface Mounted Slide or Barrel Bolt Latch.....	33.83	8.55
06 42 Wood Paneling (06 40)		
Note: Includes glue for installation.		
06 42 13 Wood Board Paneling (06 42)		
06 42 13 00-0001 Solid Wood Paneling (06 42 13)		
06 42 13 00-0002 7/16" Solid Wood Paneling, Tongue And Groove, 3" To 5" Wide (06 42 13 00-0001)		
06 42 13 00-0003 SF Homestead Cedar Paneling Tongue And Groove, 7/16".....	9.45	2.12
06 42 13 00-0004 SF Homestead Juniper Paneling Tongue And Groove, 7/16".....	9.96	2.12
06 42 13 00-0005 7/16" Solid Wood Paneling, Tongue And Groove, 6" To 10" Wide (06 42 13 00-0001)		
06 42 13 00-0006 SF 8" Random Plank Tongue And Groove, 7/16".....	12.04	2.01
06 42 13 00-0007 SF 8" Solid Plank Tongue And Groove, 7/16".....	11.15	2.01
06 42 13 00-0008 1/2" Solid Wood Paneling, Tongue And Groove, 4" To 6" Wide (06 42 13 00-0001)		
06 42 13 00-0009 SF Alder Wood Tongue And Groove Paneling, 1/2".....	10.97	2.12
06 42 13 00-0010 1" Solid Wood Paneling, Shiplap, 6" To 8" Wide (06 42 13 00-0001)		
06 42 13 00-0011 SF 1" Tereedo (Driftwood) Wood Shiplap.....	7.04	1.81
06 42 16 Flush Wood Paneling (06 42)		
06 42 16 00-0001 Veneer Hardboard Panels (06 42 16)		
06 42 16 00-0002 SF 1/4" Maple Veneer Paneling.....	5.83	1.82
<i>For Waterproof Glue, Add</i>	0.12	
<i>For Ceiling Installation, Add</i>	1.24	
06 42 16 00-0003 Plywood Unfinished With Trim 1/4" Thick (06 42 16)		
06 42 16 00-0004 Birch (06 42 16 00-0003)		



MINOR CSI UOM DESCRIPTION	TOTAL DIRECT UNIT COST	DEMOLITION UNIT COST
06 42 16 00-0005 SF 1/4" Unfinished Birch Plywood, Natural Faced With Trim	5.22	1.62
For Waterproof Glue, Add	0.11	
For Ceiling Installation, Add	1.09	
For Installation On Metal Studs Or Furring, Add	0.40	
For Glue Laminated Installation, Add	0.26	
For Lumber Core, Add	0.17	
For 1/8" Thick Paneling, Deduct	-0.52	
For 1/2" Thick Paneling, Add	1.29	
For 5/8" Thick Paneling, Add	1.62	
For 3/4" Thick Paneling, Add	2.05	
For Fire Retardant Treatment (Class I), Add	1.25	
06 42 16 00-0006 SF 1/4" Unfinished Birch Plywood, Select With Trim.....	5.34	1.62
For Waterproof Glue, Add	0.12	
For Ceiling Installation, Add	1.09	
For Installation On Metal Studs Or Furring, Add	0.40	
For Glue Laminated Installation, Add	0.27	
For Lumber Core, Add	0.19	
For 1/8" Thick Paneling, Deduct	-0.54	
For 1/2" Thick Paneling, Add	1.35	
For 5/8" Thick Paneling, Add	1.71	
For 3/4" Thick Paneling, Add	2.17	
For Fire Retardant Treatment (Class I), Add	1.34	
06 42 16 00-0007 Knotty Pine <small>(06 42 16 00-0003)</small>		
06 42 16 00-0008 SF 1/4" Knotty Pine Plywood, Grade AA Unfinished With Trim.....	6.14	1.82
For Waterproof Glue, Add	0.15	
For Ceiling Installation, Add	1.22	
For Installation On Metal Studs Or Furring, Add	0.45	
For Glue Laminated Installation, Add	0.31	
For Lumber Core, Add	0.23	
For 1/8" Thick Paneling, Deduct	-0.63	
For 1/2" Thick Paneling, Add	1.61	
For 5/8" Thick Paneling, Add	2.05	
For 3/4" Thick Paneling, Add	2.62	
For Fire Retardant Treatment (Class I), Add	1.65	
06 42 16 00-0009 SF 1/4" Knotty Pine Plywood, Grade AD Unfinished With Trim.....	6.05	1.82
For Waterproof Glue, Add	0.14	
For Ceiling Installation, Add	1.22	
For Installation On Metal Studs Or Furring, Add	0.45	
For Glue Laminated Installation, Add	0.30	
For Lumber Core, Add	0.22	
For 1/8" Thick Paneling, Deduct	-0.62	
For 1/2" Thick Paneling, Add	1.57	
For 5/8" Thick Paneling, Add	1.99	
For 3/4" Thick Paneling, Add	2.53	
For Fire Retardant Treatment (Class I), Add	1.58	
06 42 16 00-0010 Cedar (Aromatic - Closet Lining) <small>(06 42 16 00-0003)</small>		
06 42 16 00-0011 SF 1/4" Cedar Plywood, Standard Grade Unfinished With Trim, Closet Lining.....	5.89	2.03
For Waterproof Glue, Add	0.09	
For Ceiling Installation, Add	1.37	
For Installation On Metal Studs Or Furring, Add	0.50	
For Glue Laminated Installation, Add	0.29	
For Lumber Core, Add	0.15	
For 1/8" Thick Paneling, Deduct	-0.54	
For 1/2" Thick Paneling, Add	1.27	
For 5/8" Thick Paneling, Add	1.54	
For 3/4" Thick Paneling, Add	1.90	
For Fire Retardant Treatment (Class I), Add	1.05	
06 42 16 00-0012 SF 1/4" Cedar Plywood, Particle Board Unfinished With Trim, Closet Lining.....	5.12	2.03
For Waterproof Glue, Add	0.04	
For Ceiling Installation, Add	1.37	
For Installation On Metal Studs Or Furring, Add	0.50	
For Glue Laminated Installation, Add	0.26	
For Lumber Core, Add	0.06	
For 1/8" Thick Paneling, Deduct	-0.41	
For 1/2" Thick Paneling, Add	0.85	
For 5/8" Thick Paneling, Add	0.97	
For 3/4" Thick Paneling, Add	1.12	
For Fire Retardant Treatment (Class I), Add	0.44	
06 42 16 00-0013 Top Grade Plywood Prefinished With Trim 1/4" Thick <small>(06 42 16)</small>		

06 Wood, Plastics, and Composites**06 40 Architectural Woodwork****06 42 Wood Paneling**MINOR
CSI UOM DESCRIPTIONTOTAL DIRECT DEMOLITION
UNIT COST UNIT COST

06 42 16 00-0014	SF 1/4" Top Grade Plywood, Birch Veneer Prefinished With Trim	5.82	1.82
	For Flitch Matched Veneer, Add	0.89	
	For Second Grade Veneer, Deduct	-0.18	
	For Third Grade Veneer, Deduct	-0.27	
	For Waterproof Glue, Add	0.12	
	For Ceiling Installation, Add	1.22	
	For Installation On Metal Studs Or Furring, Add	0.45	
	For Glue Laminated Installation, Add	0.29	
	For Lumber Core, Add	0.19	
	For 1/8" Thick Paneling, Deduct	-0.58	
	For 1/2" Thick Paneling, Add	1.44	
	For 5/8" Thick Paneling, Add	1.81	
	For 3/4" Thick Paneling, Add	2.29	
	For Fire Retardant Treatment (Class I), Add	1.40	
06 42 16 00-0015	SF 1/4" Top Grade Plywood, Cherry Veneer Prefinished With Trim	6.61	1.82
	For Flitch Matched Veneer, Add	1.28	
	For Second Grade Veneer, Deduct	-0.26	
	For Third Grade Veneer, Deduct	-0.38	
	For Waterproof Glue, Add	0.18	
	For Ceiling Installation, Add	1.22	
	For Installation On Metal Studs Or Furring, Add	0.45	
	For Glue Laminated Installation, Add	0.33	
	For Lumber Core, Add	0.28	
	For 1/8" Thick Paneling, Deduct	-0.71	
	For 1/2" Thick Paneling, Add	1.87	
	For 5/8" Thick Paneling, Add	2.41	
	For 3/4" Thick Paneling, Add	3.10	
	For Fire Retardant Treatment (Class I), Add	2.02	
06 42 16 00-0016	SF 1/4" Top Grade Plywood, Chestnut Veneer Prefinished With Trim	10.35	1.82
	For Flitch Matched Veneer, Add	2.75	
	For Second Grade Veneer, Deduct	-0.55	
	For Third Grade Veneer, Deduct	-0.82	
	For Waterproof Glue, Add	0.38	
	For Ceiling Installation, Add	1.46	
	For Installation On Metal Studs Or Furring, Add	0.53	
	For Glue Laminated Installation, Add	0.52	
	For Lumber Core, Add	0.60	
	For 1/8" Thick Paneling, Deduct	-1.26	
	For 1/2" Thick Paneling, Add	3.55	
	For 5/8" Thick Paneling, Add	4.70	
	For 3/4" Thick Paneling, Add	6.18	
	For Fire Retardant Treatment (Class I), Add	4.34	
06 42 16 00-0017	SF 1/4" Top Grade Plywood, Lauan Veneer Prefinished With Trim	4.81	1.82
	For Flitch Matched Veneer, Add	0.59	
	For Second Grade Veneer, Deduct	-0.12	
	For Third Grade Veneer, Deduct	-0.18	
	For Waterproof Glue, Add	0.08	
	For Ceiling Installation, Add	1.09	
	For Installation On Metal Studs Or Furring, Add	0.40	
	For Glue Laminated Installation, Add	0.24	
	For Lumber Core, Add	0.13	
	For 1/8" Thick Paneling, Deduct	-0.45	
	For 1/2" Thick Paneling, Add	1.07	
	For 5/8" Thick Paneling, Add	1.31	
	For 3/4" Thick Paneling, Add	1.63	
	For Fire Retardant Treatment (Class I), Add	0.92	
06 42 16 00-0018	SF 1/4" Top Grade Plywood, Mahogany Veneer Prefinished With Trim	8.98	1.82
	For Flitch Matched Veneer, Add	2.21	
	For Second Grade Veneer, Deduct	-0.44	
	For Third Grade Veneer, Deduct	-0.66	
	For Waterproof Glue, Add	0.31	
	For Ceiling Installation, Add	1.37	
	For Installation On Metal Studs Or Furring, Add	0.50	
	For Glue Laminated Installation, Add	0.45	
	For Lumber Core, Add	0.49	
	For 1/8" Thick Paneling, Deduct	-1.06	
	For 1/2" Thick Paneling, Add	2.93	
	For 5/8" Thick Paneling, Add	3.86	
	For 3/4" Thick Paneling, Add	5.06	
	For Fire Retardant Treatment (Class I), Add	3.49	
06 42 16 00-0019	SF 1/4" Top Grade Plywood, Red Oak Veneer Prefinished With Trim	6.01	1.82
	For Flitch Matched Veneer, Add	0.98	
	For Second Grade Veneer, Deduct	-0.20	
	For Third Grade Veneer, Deduct	-0.29	
	For Waterproof Glue, Add	0.14	
	For Ceiling Installation, Add	1.22	
	For Installation On Metal Studs Or Furring, Add	0.45	
	For Glue Laminated Installation, Add	0.30	
	For Lumber Core, Add	0.22	
	For 1/8" Thick Paneling, Deduct	-0.61	
	For 1/2" Thick Paneling, Add	1.54	
	For 5/8" Thick Paneling, Add	1.96	
	For 3/4" Thick Paneling, Add	2.49	
	For Fire Retardant Treatment (Class I), Add	1.55	



MINOR CSI UOM DESCRIPTION	TOTAL DIRECT UNIT COST	DEMOLITION UNIT COST
06 42 16 00-0020 SF 1/4" Top Grade Plywood, Pecan Veneer Prefinished With Trim	7.15	1.82
For Flitch Matched Veneer, Add	1.30	
For Second Grade Veneer, Deduct	-0.26	
For Third Grade Veneer, Deduct	-0.39	
For Waterproof Glue, Add	0.18	
For Ceiling Installation, Add	1.37	
For Installation On Metal Studs Or Furring, Add	0.50	
For Glue Laminated Installation, Add	0.36	
For Lumber Core, Add	0.28	
For 1/8" Thick Paneling, Deduct	-0.75	
For 1/2" Thick Paneling, Add	1.95	
For 5/8" Thick Paneling, Add	2.49	
For 3/4" Thick Paneling, Add	3.19	
For Fire Retardant Treatment (Class I), Add	2.05	
06 42 16 00-0021 SF 1/4" Top Grade Plywood, Rosewood Veneer Prefinished With Trim	11.96	1.82
For Flitch Matched Veneer, Add	3.13	
For Second Grade Veneer, Deduct	-0.63	
For Third Grade Veneer, Deduct	-0.94	
For Waterproof Glue, Add	0.44	
For Ceiling Installation, Add	1.71	
For Installation On Metal Studs Or Furring, Add	0.63	
For Glue Laminated Installation, Add	0.60	
For Lumber Core, Add	0.69	
For 1/8" Thick Paneling, Deduct	-1.44	
For 1/2" Thick Paneling, Add	4.06	
For 5/8" Thick Paneling, Add	5.38	
For 3/4" Thick Paneling, Add	7.07	
For Fire Retardant Treatment (Class I), Add	4.95	
06 42 16 00-0022 SF 1/4" Top Grade Plywood, Teak Veneer Prefinished With Trim	8.97	1.82
For Flitch Matched Veneer, Add	2.21	
For Second Grade Veneer, Deduct	-0.44	
For Third Grade Veneer, Deduct	-0.66	
For Waterproof Glue, Add	0.31	
For Ceiling Installation, Add	1.37	
For Installation On Metal Studs Or Furring, Add	0.50	
For Glue Laminated Installation, Add	0.45	
For Lumber Core, Add	0.49	
For 1/8" Thick Paneling, Deduct	-1.06	
For 1/2" Thick Paneling, Add	2.93	
For 5/8" Thick Paneling, Add	3.85	
For 3/4" Thick Paneling, Add	5.05	
For Fire Retardant Treatment (Class I), Add	3.48	
06 42 16 00-0023 SF 1/4" Top Grade Plywood, Walnut Veneer Prefinished With Trim	7.81	1.82
For Flitch Matched Veneer, Add	1.88	
For Second Grade Veneer, Deduct	-0.38	
For Third Grade Veneer, Deduct	-0.56	
For Waterproof Glue, Add	0.26	
For Ceiling Installation, Add	1.22	
For Installation On Metal Studs Or Furring, Add	0.45	
For Glue Laminated Installation, Add	0.39	
For Lumber Core, Add	0.41	
For 1/8" Thick Paneling, Deduct	-0.91	
For 1/2" Thick Paneling, Add	2.52	
For 5/8" Thick Paneling, Add	3.31	
For 3/4" Thick Paneling, Add	4.32	
For Fire Retardant Treatment (Class I), Add	2.97	
06 42 16 00-0024 SF 1/4" Top Grade Plywood, Maple Veneer Prefinished With Trim	6.05	1.82
For Flitch Matched Veneer, Add	1.00	
For Second Grade Veneer, Deduct	-0.20	
For Third Grade Veneer, Deduct	-0.30	
For Waterproof Glue, Add	0.14	
For Ceiling Installation, Add	1.22	
For Installation On Metal Studs Or Furring, Add	0.45	
For Glue Laminated Installation, Add	0.30	
For Lumber Core, Add	0.22	
For 1/8" Thick Paneling, Deduct	-0.62	
For 1/2" Thick Paneling, Add	1.57	
For 5/8" Thick Paneling, Add	1.99	
For 3/4" Thick Paneling, Add	2.53	
For Fire Retardant Treatment (Class I), Add	1.58	
06 42 16 00-0025 Accessories (06 42 16)		
06 42 16 00-0026 EA Aluminum Panel Retainer "J" With Bolt	38.35	
06 42 19 Plastic-Laminate-Faced Wood Paneling (06 42)		
06 42 19 00-0001 Plastic Laminate (06 42 19)		
Note: Standard colors and patterns.		
06 42 19 00-0002 SF 1/16" Plastic Laminate Faced Panel	10.24	3.52
Note: Includes cutting to fit.		

06 43 Wood Stairs and Railings (06 40)

06 Wood, Plastics, and Composites**06 40 Architectural Woodwork****06 43 Wood Stairs and Railings**

SAN BERNARDINO
COUNTY

MINOR
CSI UOM DESCRIPTION

TOTAL DIRECT DEMOLITION
UNIT COST UNIT COST

06 43 13 Wood Stairs (06 43)**06 43 13 00-0001 Stair Parts (06 43 13)**

06 43 13 00-0002	EA	30" Baluster, Pine	54.67	20.40
06 43 13 00-0003	EA	30" Baluster, Birch	65.61	20.40
06 43 13 00-0004	EA	42" Baluster, Pine	62.24	21.10
06 43 13 00-0005	EA	42" Baluster, Birch	73.91	21.10
06 43 13 00-0006	EA	3-1/4" Wide Newels, Starting	333.36	80.19
06 43 13 00-0007	EA	3-1/4" Wide Newels, Landing	488.98	112.54
06 43 13 00-0008	LF	Oak Gooseneck, 1 Riser	194.87	70.34
		<i>For Curved Surfaces With A 2'-0" Maximum Radius, Add</i>	23.09	
06 43 13 00-0009	LF	Oak Gooseneck, 2 Riser	229.46	77.28
		<i>For Curved Surfaces With A 2'-0" Maximum Radius, Add</i>	25.39	
06 43 13 00-0010	LF	Oak Handrail, 2-1/2" x 3" With Quarter Turn	40.50	10.56
		<i>For Curved Surfaces With A 2'-0" Maximum Radius, Add</i>	3.46	
06 43 13 00-0011	LF	1-1/16" x 9-1/2" Oak Stair Tread	54.10	5.93
		<i>For Beech, Add</i>	12.69	
		<i>For Curved Surfaces With A 2'-0" Maximum Radius, Add</i>	2.71	
06 43 13 00-0012	LF	1-1/16" x 11-1/2" Oak Stair Tread	66.13	5.93
		<i>For Beech, Add</i>	16.30	
		<i>For Curved Surfaces With A 2'-0" Maximum Radius, Add</i>	2.71	
06 43 13 00-0013	LF	1-1/16" x 11-1/2" Pine Stair Tread	28.85	5.93
		<i>For Curved Surfaces With A 2'-0" Maximum Radius, Add</i>	2.71	
06 43 13 00-0014	LF	3/4" x 7-1/2" High Beech Riser	40.02	6.13
		<i>For Curved Surfaces With A 2'-0" Maximum Radius, Add</i>	2.83	
06 43 13 00-0015	LF	3/4" x 7-1/2" High Oak Riser	37.46	6.13
		<i>For Curved Surfaces With A 2'-0" Maximum Radius, Add</i>	2.83	
06 43 13 00-0016	LF	3/4" x 7-1/2" High Fir Riser	21.05	6.13
		<i>For Curved Surfaces With A 2'-0" Maximum Radius, Add</i>	2.83	
06 43 13 00-0017	LF	3/4" x 7-1/2" High Pine Riser	20.25	6.13
		<i>For Curved Surfaces With A 2'-0" Maximum Radius, Add</i>	2.83	
06 43 13 00-0018	SF	Framed Stair Landings, 3/4" Plywood Surface, Per SF Of Landing	43.23	

06 43 13 00-0019 Interior Box Stairs (06 43 13)

Note: Factory cut and assembled straight closed box stairs, unfinished.

06 43 13 00-0020	EA	30" Wide Pine Box Stair, Per Riser	294.60	61.20
		<i>For Curved Surfaces With A 2'-0" Maximum Radius, Add</i>	20.10	
		<i>For Prefinished Stair Rail With Balusters And Newel, Add</i>	70.22	
		<i>For Each LF Of Prefinished Handrail, Brackets And Baluster, Add</i>	22.93	
		<i>For Oak Or Maple Treads, Add</i>	93.24	
06 43 13 00-0021	EA	32" Wide Pine Box Stair, Per Riser	312.91	62.60
		<i>For Curved Surfaces With A 2'-0" Maximum Radius, Add</i>	20.56	
		<i>For Prefinished Stair Rail With Balusters And Newel, Add</i>	70.82	
		<i>For Each LF Of Prefinished Handrail, Brackets And Baluster, Add</i>	23.18	
		<i>For Oak Or Maple Treads, Add</i>	100.58	
06 43 13 00-0022	EA	34" Wide Pine Box Stair, Per Riser	330.26	63.31
		<i>For Curved Surfaces With A 2'-0" Maximum Radius, Add</i>	20.80	
		<i>For Prefinished Stair Rail With Balusters And Newel, Add</i>	71.13	
		<i>For Each LF Of Prefinished Handrail, Brackets And Baluster, Add</i>	23.30	
		<i>For Oak Or Maple Treads, Add</i>	107.92	
06 43 13 00-0023	EA	36" Wide Pine Box Stair, Per Riser	350.38	64.01
		<i>For Curved Surfaces With A 2'-0" Maximum Radius, Add</i>	21.03	
		<i>For Prefinished Stair Rail With Balusters And Newel, Add</i>	71.43	
		<i>For Each LF Of Prefinished Handrail, Brackets And Baluster, Add</i>	23.43	
		<i>For Oak Or Maple Treads, Add</i>	116.53	
06 43 13 00-0024	EA	38" Wide Pine Box Stair, Per Riser	362.20	64.72
		<i>For Curved Surfaces With A 2'-0" Maximum Radius, Add</i>	21.26	
		<i>For Prefinished Stair Rail With Balusters And Newel, Add</i>	71.73	
		<i>For Each LF Of Prefinished Handrail, Brackets And Baluster, Add</i>	23.55	
		<i>For Oak Or Maple Treads, Add</i>	121.40	
06 43 13 00-0025	EA	40" Wide Pine Box Stair, Per Riser	375.03	66.12
		<i>For Curved Surfaces With A 2'-0" Maximum Radius, Add</i>	21.72	
		<i>For Prefinished Stair Rail With Balusters And Newel, Add</i>	72.33	
		<i>For Each LF Of Prefinished Handrail, Brackets And Baluster, Add</i>	23.81	
		<i>For Oak Or Maple Treads, Add</i>	126.27	
06 43 13 00-0026	EA	42" Wide Pine Box Stair, Per Riser	386.86	66.82
		<i>For Curved Surfaces With A 2'-0" Maximum Radius, Add</i>	21.95	
		<i>For Prefinished Stair Rail With Balusters And Newel, Add</i>	72.64	
		<i>For Each LF Of Prefinished Handrail, Brackets And Baluster, Add</i>	23.93	
		<i>For Oak Or Maple Treads, Add</i>	131.13	
06 43 13 00-0027	EA	44" Wide Pine Box Stair, Per Riser	398.69	67.53
		<i>For Curved Surfaces With A 2'-0" Maximum Radius, Add</i>	22.19	
		<i>For Prefinished Stair Rail With Balusters And Newel, Add</i>	72.94	
		<i>For Each LF Of Prefinished Handrail, Brackets And Baluster, Add</i>	24.06	
		<i>For Oak Or Maple Treads, Add</i>	136.00	
06 43 13 00-0028	EA	46" Wide Pine Box Stair, Per Riser	410.48	68.23
		<i>For Curved Surfaces With A 2'-0" Maximum Radius, Add</i>	22.41	
		<i>For Prefinished Stair Rail With Balusters And Newel, Add</i>	73.23	
		<i>For Each LF Of Prefinished Handrail, Brackets And Baluster, Add</i>	24.18	
		<i>For Oak Or Maple Treads, Add</i>	140.87	



MINOR	CSI	UOM	DESCRIPTION	TOTAL DIRECT UNIT COST	DEMOLITION UNIT COST
-------	-----	-----	-------------	------------------------	----------------------

06 43 13 00-0029	EA		48" Wide Pine Box Stair, Per Riser..... <i>For Curved Surfaces With A 2'-0" Maximum Radius, Add</i> <i>For Prefinished Stair Rail With Balusters And Newel, Add</i> <i>For Each LF Of Prefinished Handrail, Brackets And Baluster, Add</i> <i>For Oak Or Maple Treads, Add</i>	424.21 23.11 74.14 24.56 145.68	70.34
------------------	----	--	--	---	-------

06 43 16 Wood Railings (06 43)

06 43 16 00-0001			Handrails (06 43 16)		
06 43 16 00-0002			Wood Handrail With Brackets (06 43 16 00-0001) Note: Includes pine, fir or red oak interior grade or pressure treated exterior grade handrail with brackets.		
06 43 16 00-0003	LF		1-1/2" x 1-11/16", Wood Handrail With Brackets..... <i>For Curved Surfaces With A 2'-0" Maximum Radius, Add</i>	17.31 2.31	5.03
06 43 16 00-0004	LF		1-7/8" x 2-5/8", Wood Handrail With Brackets..... <i>For Curved Surfaces With A 2'-0" Maximum Radius, Add</i>	18.78 2.31	5.03
06 43 16 00-0005	LF		1-1/2" Diameter, Wood Handrail With Brackets.....	23.66	5.03
06 43 16 00-0006	LF		1-3/4" Diameter, Wood Handrail With Brackets.....	24.88	5.03
06 43 16 00-0007	LF		2" Diameter, Wood Handrail With Brackets.....	29.27	5.03
06 43 16 00-0008	LF		2-1/2" Diameter, Wood Handrail With Brackets.....	42.83	5.03

06 44 Ornamental Woodwork (06 44)

06 44 39 Wood Posts and Columns (06 44)

06 44 39 00-0001			Columns (06 44 39)		
06 44 39 00-0002			Pine Colonial Columns, Round Tapered With Cap And Base (06 44 39 00-0001) Note: Paint grade/finger jointed pine.		
06 44 39 00-0003	LF		6" Diameter Plain Column, Pine Colonial Columns, Round Tapered With Cap And Base.....	76.02	6.60
06 44 39 00-0004	LF		8" Diameter Plain Column, Pine Colonial Columns, Round Tapered With Cap And Base.....	94.78	9.65
06 44 39 00-0005	LF		10" Diameter Plain Column, Pine Colonial Columns, Round Tapered With Cap And Base.....	116.54	11.18
06 44 39 00-0006	LF		12" Diameter Plain Column, Pine Colonial Columns, Round Tapered With Cap And Base.....	140.00	11.69
06 44 39 00-0007	LF		14" Diameter Plain Column, Pine Colonial Columns, Round Tapered With Cap And Base.....	316.17	13.22
06 44 39 00-0008	LF		16" Diameter Plain Column, Pine Colonial Columns, Round Tapered With Cap And Base.....	367.65	14.23
06 44 39 00-0009	LF		18" Diameter Plain Column, Pine Colonial Columns, Round Tapered With Cap And Base.....	443.10	15.24
06 44 39 00-0010	LF		20" Diameter Plain Column, Pine Colonial Columns, Round Tapered With Cap And Base.....	529.60	16.26
06 44 39 00-0011	LF		6" Diameter Fluted Column, Pine Colonial Columns, Round Tapered With Cap And Base.....	87.82	6.60
06 44 39 00-0012	LF		8" Diameter Fluted Column, Pine Colonial Columns, Round Tapered With Cap And Base.....	104.23	9.65
06 44 39 00-0013	LF		10" Diameter Fluted Column, Pine Colonial Columns, Round Tapered With Cap And Base.....	129.61	11.18
06 44 39 00-0014	LF		12" Diameter Fluted Column, Pine Colonial Columns, Round Tapered With Cap And Base.....	153.96	11.69
06 44 39 00-0015	LF		14" Diameter Fluted Column, Pine Colonial Columns, Round Tapered With Cap And Base.....	344.55	13.22
06 44 39 00-0016	LF		16" Diameter Fluted Column, Pine Colonial Columns, Round Tapered With Cap And Base.....	469.45	14.23
06 44 39 00-0017	LF		18" Diameter Fluted Column, Pine Colonial Columns, Round Tapered With Cap And Base.....	506.17	15.24
06 44 39 00-0018	LF		20" Diameter Fluted Column, Pine Colonial Columns, Round Tapered With Cap And Base.....	570.14	16.26

06 44 39 00-0019 Pine Colonial Columns, Round Non Tapered With Cap And Base (06 44 39 00-0001)

06 44 39 00-0020	LF		6" Diameter Plain Column, Pine Colonial Columns, Round Tapered With Cap And Base.....	91.88	6.60
06 44 39 00-0021	LF		8" Diameter Plain Column, Pine Colonial Columns, Round Non Tapered With Cap And Base.....	112.79	9.65
06 44 39 00-0022	LF		10" Diameter Plain Column, Pine Colonial Columns, Round Non Tapered With Cap And Base.....	139.97	11.18
06 44 39 00-0023	LF		12" Diameter Plain Column, Pine Colonial Columns, Round Non Tapered With Cap And Base.....	169.28	11.69
06 44 39 00-0024	LF		14" Diameter Plain Column, Pine Colonial Columns, Round Non Tapered With Cap And Base.....	389.64	13.22
06 44 39 00-0025	LF		16" Diameter Plain Column, Pine Colonial Columns, Round Non Tapered With Cap And Base.....	453.68	14.23
06 44 39 00-0026	LF		18" Diameter Plain Column, Pine Colonial Columns, Round Non Tapered With Cap And Base.....	547.74	15.24
06 44 39 00-0027	LF		20" Diameter Plain Column, Pine Colonial Columns, Round Non Tapered With Cap And Base.....	655.64	16.26
06 44 39 00-0028	LF		6" Diameter Fluted Column, Pine Colonial Columns, Round Non Tapered With Cap And Base.....	106.65	6.60
06 44 39 00-0029	LF		8" Diameter Fluted Column, Pine Colonial Columns, Round Non Tapered With Cap And Base.....	125.72	9.65
06 44 39 00-0030	LF		10" Diameter Fluted Column, Pine Colonial Columns, Round Non Tapered With Cap And Base.....	156.90	11.18
06 44 39 00-0031	LF		12" Diameter Fluted Column, Pine Colonial Columns, Round Non Tapered With Cap And Base.....	187.20	11.69
06 44 39 00-0032	LF		14" Diameter Fluted Column, Pine Colonial Columns, Round Non Tapered With Cap And Base.....	425.18	13.22
06 44 39 00-0033	LF		16" Diameter Fluted Column, Pine Colonial Columns, Round Non Tapered With Cap And Base.....	581.30	14.23
06 44 39 00-0034	LF		18" Diameter Fluted Column, Pine Colonial Columns, Round Non Tapered With Cap And Base.....	626.80	15.24
06 44 39 00-0035	LF		20" Diameter Fluted Column, Pine Colonial Columns, Round Non Tapered With Cap And Base.....	706.49	16.26

06 44 39 00-0036 Pine Classical Columns, Round Tapered With Cap And Base (06 44 39 00-0001)

06 44 39 00-0037	LF		6" Diameter Plain Column, Pine Classical Columns, Round Tapered With Cap And Base.....	81.63	6.60
06 44 39 00-0038	LF		8" Diameter Plain Column, Pine Classical Columns, Round Tapered With Cap And Base.....	101.52	9.65
06 44 39 00-0039	LF		10" Diameter Plain Column, Pine Classical Columns, Round Tapered With Cap And Base.....	125.03	11.18
06 44 39 00-0040	LF		12" Diameter Plain Column, Pine Classical Columns, Round Tapered With Cap And Base.....	150.50	11.69
06 44 39 00-0041	LF		6" Diameter Fluted Column, Pine Classical Columns, Round Tapered With Cap And Base.....	94.49	6.60
06 44 39 00-0042	LF		8" Diameter Fluted Column, Pine Classical Columns, Round Tapered With Cap And Base.....	111.83	9.65
06 44 39 00-0043	LF		10" Diameter Fluted Column, Pine Classical Columns, Round Tapered With Cap And Base.....	139.26	11.18
06 44 39 00-0044	LF		12" Diameter Fluted Column, Pine Classical Columns, Round Tapered With Cap And Base.....	165.72	11.69

06 44 39 00-0045 Redwood Colonial Columns, Round Tapered With Cap And Base (06 44 39 00-0001)

			Note: Paint grade/finger jointed redwood.		
--	--	--	---	--	--

06 Wood, Plastics, and Composites**06 40 Architectural Woodwork****06 44 Ornamental Woodwork**

SAN BERNARDINO
COUNTY

MINOR
CSI UOM DESCRIPTION

TOTAL DIRECT DEMOLITION
UNIT COST UNIT COST

06 44 39 00-0046	LF	6" Diameter Plain Column, Redwood Colonial Columns, Round Tapered With Cap And Base.....	128.82	6.60
06 44 39 00-0047	LF	8" Diameter Plain Column, Redwood Colonial Columns, Round Tapered With Cap And Base.....	154.23	9.65
06 44 39 00-0048	LF	10" Diameter Plain Column, Redwood Colonial Columns, Round Tapered With Cap And Base.....	192.67	11.18
06 44 39 00-0049	LF	12" Diameter Plain Column, Redwood Colonial Columns, Round Tapered With Cap And Base.....	236.39	11.69
06 44 39 00-0050	LF	6" Diameter Fluted Column, Redwood Colonial Columns, Round Tapered With Cap And Base.....	148.64	6.60
06 44 39 00-0051	LF	8" Diameter Fluted Column, Redwood Colonial Columns, Round Tapered With Cap And Base.....	175.41	9.65
06 44 39 00-0052	LF	10" Diameter Fluted Column, Redwood Colonial Columns, Round Tapered With Cap And Base.....	217.45	11.18
06 44 39 00-0053	LF	12" Diameter Fluted Column, Redwood Colonial Columns, Round Tapered With Cap And Base.....	268.83	11.69

06 44 39 00-0054 Ornamental Or Decorative Cap And Bases, Resin (06 44 39 00-0001)

Note: For tapered wood columns.

06 44 39 00-0055	EA	6" Resin Corinthian Capital And Base	405.82	13.72
06 44 39 00-0056	EA	8" Resin Corinthian Capital And Base	616.07	15.24
06 44 39 00-0057	EA	10" Resin Corinthian Capital And Base	859.90	17.79
06 44 39 00-0058	EA	12" Resin Corinthian Capital And Base	1,099.22	20.33
06 44 39 00-0059	EA	6" Resin Greek Erectheum Cap And Base	360.77	13.72
06 44 39 00-0060	EA	8" Resin Greek Erectheum Cap And Base	503.46	15.24
06 44 39 00-0061	EA	10" Resin Greek Erectheum Cap And Base	625.67	17.79
06 44 39 00-0062	EA	12" Resin Greek Erectheum Cap And Base	819.94	20.33
06 44 39 00-0063	EA	6" Resin Roman Ionic Capital And Base.....	379.81	14.23
06 44 39 00-0064	EA	8" Resin Roman Ionic Capital And Base	503.46	15.24
06 44 39 00-0065	EA	10" Resin Roman Ionic Capital And Base	625.67	17.79
06 44 39 00-0066	EA	12" Resin Roman Ionic Capital And Base	797.42	20.33
06 44 39 00-0067	EA	6" Resin Scamozzi Capital And Base	384.32	14.23
06 44 39 00-0068	EA	8" Resin Scamozzi Capital And Base	548.51	15.24
06 44 39 00-0069	EA	10" Resin Scamozzi Capital And Base	648.19	17.79
06 44 39 00-0070	EA	12" Resin Scamozzi Capital And Base	892.01	20.33
06 44 39 00-0071	EA	6" Resin Temple Of Winds Cap And Base.....	384.32	14.23
06 44 39 00-0072	EA	8" Resin Temple Of Winds Cap And Base	598.06	15.24
06 44 39 00-0073	EA	10" Resin Temple Of Winds Cap And Base.....	792.34	17.79
06 44 39 00-0074	EA	12" Resin Temple Of Winds Cap And Base.....	982.10	20.33

06 44 39 00-0075 Ornamental Or Decorative Cap And Bases, Plaster (06 44 39 00-0001)

Note: For tapered wood columns.

06 44 39 00-0076	EA	6" Plaster Corinthian Capital And Base	824.74	13.72
06 44 39 00-0077	EA	8" Plaster Corinthian Capital And Base	926.89	15.24
06 44 39 00-0078	EA	10" Plaster Corinthian Capital And Base	1,179.72	17.79
06 44 39 00-0079	EA	12" Plaster Corinthian Capital And Base	1,297.42	20.33
06 44 39 00-0080	EA	6" Plaster Greek Erectheum Cap And Base	545.46	13.72
06 44 39 00-0081	EA	8" Plaster Greek Erectheum Cap And Base	634.09	15.24
06 44 39 00-0082	EA	10" Plaster Greek Erectheum Cap And Base	783.33	17.79
06 44 39 00-0083	EA	12" Plaster Greek Erectheum Cap And Base	986.60	20.33
06 44 39 00-0084	EA	6" Plaster Roman Ionic Capital And Base	523.96	14.23
06 44 39 00-0085	EA	8" Plaster Roman Ionic Capital And Base	688.15	15.24
06 44 39 00-0086	EA	10" Plaster Roman Ionic Capital And Base.....	832.88	17.79
06 44 39 00-0087	EA	12" Plaster Roman Ionic Capital And Base.....	986.60	20.33
06 44 39 00-0088	EA	6" Plaster Scamozzi Capital And Base	623.05	14.23
06 44 39 00-0089	EA	8" Plaster Scamozzi Capital And Base	827.79	15.24
06 44 39 00-0090	EA	10" Plaster Scamozzi Capital And Base	931.98	17.79
06 44 39 00-0091	EA	12" Plaster Scamozzi Capital And Base	1,184.80	20.33
06 44 39 00-0092	EA	6" Plaster Temple Of Winds Cap And Base.....	523.96	14.23
06 44 39 00-0093	EA	8" Plaster Temple Of Winds Cap And Base.....	679.14	15.24
06 44 39 00-0094	EA	10" Plaster Temple Of Winds Cap And Base.....	886.93	17.79
06 44 39 00-0095	EA	12" Plaster Temple Of Winds Cap And Base.....	1,135.25	20.33
06 44 39 00-0096	EA	6" Plaster Empire Capital And Base	591.52	14.23
06 44 39 00-0097	EA	8" Plaster Empire Capital And Base	724.18	15.24
06 44 39 00-0098	EA	10" Plaster Empire Capital And Base	882.43	17.79
06 44 39 00-0099	EA	12" Plaster Empire Capital And Base	986.60	20.33

06 46 Wood Trim (06 40)**06 46 13 Wood Door and Window Casings (06 46)****06 46 13 00-0001 Door and Window Casings (06 46 13)**

06 46 13 00-0002	LF	1-1/8" Wide Plain Pine Door And Window Molding.....	4.95	1.61
		<i>For Curved Surfaces With A 2'-0" Maximum Radius, Add</i>	0.83	
06 46 13 00-0003	LF	1-1/8" Wide Detailed Pine Door And Window Molding.....	5.00	1.61
		<i>For Curved Surfaces With A 2'-0" Maximum Radius, Add</i>	0.83	
06 46 13 00-0004	LF	2-1/2" Wide Pine Complete Door And Window Trim.....	6.47	1.61
		<i>For Curved Surfaces With A 2'-0" Maximum Radius, Add</i>	0.83	

06 46 19 Wood Base and Shoe Moldings (06 46)**06 46 19 00-0001 Base And Shoe Molding (06 46 19)**

06 46 19 00-0002	LF	1/2" x 1/2" Pine Quarter Round Trim.....	5.03	1.91
		<i>For Curved Surfaces With A 2'-0" Maximum Radius, Add</i>	0.96	
06 46 19 00-0003	LF	3/4" x 3/4" Pine Quarter Round Trim.....	5.45	1.91
		<i>For Curved Surfaces With A 2'-0" Maximum Radius, Add</i>	0.96	



MINOR CSI UOM DESCRIPTION	TOTAL DIRECT UNIT COST	DEMOLITION UNIT COST
06 46 19 00-0004 LF 3-1/2" High White Pine Base Molding, All Dimensions Are Nominal.....	6.70	1.21
<i>For Clear Birch, Add</i>	0.66	
<i>For Clear Mahogany, Oak, Maple Or Walnut, Add</i>	1.61	
<i>For Stain Grade Material (No Finger Joints), Add</i>	0.48	
<i>For Clear Poplar, Add</i>	0.54	
06 46 19 00-0005 LF 4-1/2" High White Pine Base Molding, All Dimensions Are Nominal.....	8.12	1.51
<i>For Clear Birch, Add</i>	0.99	
<i>For Clear Mahogany, Oak, Maple Or Walnut, Add</i>	1.89	
<i>For Stain Grade Material (No Finger Joints), Add</i>	0.56	
<i>For Clear Poplar, Add</i>	0.62	
06 46 19 00-0006 LF 5-1/2" High White Pine Base Molding, All Dimensions Are Nominal.....	10.31	1.71
<i>For Clear Birch, Add</i>	1.53	
<i>For Clear Mahogany, Oak, Maple Or Walnut, Add</i>	2.70	
<i>For Stain Grade Material (No Finger Joints), Add</i>	0.66	
<i>For Clear Poplar, Add</i>	0.96	
06 46 19 00-0007 LF 3/4" x 1" Oak Base Shoe.....	6.53	1.91
06 46 19 00-0008 LF 3/4" x 1" White Pine Base Shoe, Stain Grade.....	6.29	1.91
06 46 19 00-0009 LF 3/4" x 1" White Pine Base Shoe, Paint Grade.....	5.75	1.91
06 46 23 Wood Chair Rails (06 46)		
06 46 23 00-0001 Chair Rails (06 46 23)		
06 46 23 00-0002 LF 5/8" x 2-1/2" White Pine Shaped Chair Rail.....	8.42	1.81
<i>For Birch, Add</i>	1.41	
<i>For Mahogany, Oak, Maple Or Walnut, Add</i>	2.38	
<i>For Poplar, Add</i>	0.88	
06 46 23 00-0003 LF 5/8" x 3-1/2" White Pine Shaped Chair Rail.....	10.64	1.81
<i>For Birch, Add</i>	2.12	
<i>For Mahogany, Oak, Maple Or Walnut, Add</i>	3.38	
<i>For Poplar, Add</i>	1.32	
06 46 23 00-0004 LF 1/2" x 1-5/8" White Pine Shaped Chair Rail.....	6.23	1.81
<i>For Birch, Add</i>	1.03	
<i>For Mahogany, Oak, Maple Or Walnut, Add</i>	1.75	
<i>For Poplar, Add</i>	0.64	
06 46 26 Wood Cornices (06 46)		
06 46 26 00-0001 Wood Cornices (06 46 26)		
06 46 26 00-0002 LF 1" x 2" White Pine Cornices, All Dimensions Are Nominal.....	6.02	1.81
<i>For Birch, Add</i>	0.72	
<i>For Mahogany, Oak, Maple, Or Walnut, Add</i>	1.30	
<i>For Poplar, Add</i>	0.90	
06 46 26 00-0003 LF 1" x 4" White Pine Cornices, All Dimensions Are Nominal.....	7.81	1.91
<i>For Birch, Add</i>	1.30	
<i>For Mahogany, Oak, Maple, Or Walnut, Add</i>	2.05	
<i>For Poplar, Add</i>	1.63	
06 46 26 00-0004 LF 1" x 6" White Pine Cornices, All Dimensions Are Nominal.....	11.27	2.01
<i>For Birch, Add</i>	2.48	
<i>For Mahogany, Oak, Maple, Or Walnut, Add</i>	3.54	
<i>For Poplar, Add</i>	3.11	
06 46 26 00-0005 LF 1" x 8" White Pine Cornices, All Dimensions Are Nominal.....	13.13	2.01
<i>For Birch, Add</i>	3.09	
<i>For Mahogany, Oak, Maple, Or Walnut, Add</i>	4.31	
<i>For Poplar, Add</i>	3.86	
06 46 26 00-0006 LF 1" x 10" White Pine Cornices, All Dimensions Are Nominal.....	15.30	2.12
<i>For Birch, Add</i>	3.79	
<i>For Mahogany, Oak, Maple, Or Walnut, Add</i>	5.21	
<i>For Poplar, Add</i>	4.73	
06 46 26 00-0007 LF 1" x 12" White Pine Cornices, All Dimensions Are Nominal.....	20.00	2.31
<i>For Birch, Add</i>	5.99	
<i>For Mahogany, Oak, Maple, Or Walnut, Add</i>	7.24	
<i>For Poplar, Add</i>	6.74	
06 46 29 Wood Fasciae and Soffits (06 46)		
06 46 29 00-0001 Fascia Board (06 46 29)		
06 46 29 00-0002 Pine Fascia Board (06 46 29 00-0001)		
06 46 29 00-0003 LF 1" x 6" Pine Fascia Board.....	4.63	2.01
06 46 29 00-0004 LF 1" x 8" Pine Fascia Board.....	5.28	2.23
06 46 29 00-0005 LF 1" x 10" Pine Fascia Board.....	5.69	2.34
06 46 29 00-0006 LF 1" x 12" Pine Fascia Board.....	6.66	2.62
06 46 29 00-0007 LF 2" x 6" Pine Fascia Board.....	4.59	2.01
06 46 29 00-0008 LF 2" x 8" Pine Fascia Board.....	5.21	2.23
06 46 29 00-0009 LF 2" x 10" Pine Fascia Board.....	5.79	2.34
06 46 29 00-0010 LF 2" x 12" Pine Fascia Board.....	6.95	2.62
06 46 29 00-0011 LF 2" x 6" Trim, Exterior, Pine, Resawn Fascia.....	6.47	2.01
06 46 29 00-0012 LF 2" x 8" Trim, Exterior, Pine, Resawn Fascia.....	7.68	2.23
06 46 29 00-0013 LF 2" x 10" Trim, Exterior, Pine, Resawn Fascia.....	8.79	2.34
06 46 29 00-0014 LF 2" x 12" Trim, Exterior, Pine, Resawn Fascia.....	11.43	2.62

06 Wood, Plastics, and Composites**06 40 Architectural Woodwork****06 46 Wood Trim**

SAN BERNARDINO
COUNTY

MINOR
CSI UOM DESCRIPTION

TOTAL DIRECT DEMOLITION
UNIT COST UNIT COST

06 46 29 00-0015	Cedar Fascia Board <small>(06 46 29 00-0001)</small>		
06 46 29 00-0016	LF 1" x 6" Cedar Fascia Board.....	4.93	2.01
06 46 29 00-0017	LF 1" x 8" Cedar Fascia Board.....	5.74	2.23
06 46 29 00-0018	LF 1" x 10" Cedar Fascia Board.....	6.58	2.34
06 46 29 00-0019	LF 1" x 12" Cedar Fascia Board.....	7.90	2.62
06 46 29 00-0020	Engineered Wood Fascia Board <small>(06 46 29 00-0001)</small>		
06 46 29 00-0021	LF 1" x 6" Engineered Wood Fascia Board.....	4.47	2.01
06 46 29 00-0022	LF 1" x 8" Engineered Wood Fascia Board.....	5.05	2.23
06 46 29 00-0023	LF 1" x 12" Engineered Wood Fascia Board.....	6.13	2.62
06 46 29 00-0024	Soffit <small>(06 46 29)</small>		
06 46 29 00-0025	Sanded Plywood Soffit <small>(06 46 29 00-0024)</small>		
06 46 29 00-0026	SF 3/8" Thick, Sanded Plywood Soffit.....	4.34	1.52
06 46 29 00-0027	SF 1/2" Thick, Sanded Plywood Soffit.....	4.81	1.60
06 46 29 00-0028	SF 5/8" Thick, Sanded Plywood Soffit.....	5.04	1.67
06 46 29 00-0029	SF 3/4" Thick, Sanded Plywood Soffit.....	5.62	1.76
06 46 29 00-0030	MDO Plywood Soffit <small>(06 46 29 00-0024)</small>		
06 46 29 00-0031	SF 3/8" Thick, MDO Plywood Soffit.....	4.94	1.52
06 46 29 00-0032	SF 1/2" Thick, MDO Plywood Soffit.....	5.57	1.60
06 46 29 00-0033	SF 3/4" Thick, MDO Plywood Soffit.....	7.10	1.76
06 46 29 00-0034	Exterior Ceiling Gypsum Board Soffit <small>(06 46 29 00-0024)</small>		
06 46 29 00-0035	SF 1/2" Thick, Exterior Ceiling Gypsum Board Soffit.....	3.29	1.32
06 46 29 00-0036	SF 5/8" Thick, Fire Rated, Exterior Ceiling Gypsum Board Soffit.....	3.56	1.39
06 46 36	Custom Wood Molding <small>(06 46)</small>		
	Note: Includes set-up, knife charge, gluing (Where necessary for widths over 7-1/2"). All dimensions are nominal.		
06 46 36 00-0001	Ash <small>(06 46 36)</small>		
06 46 36 00-0002	LF 3/4" x 1-1/2" Custom Shaped Ash.....	8.04	1.11
	<i>For Curved Surfaces With A 2'-0" Maximum Radius, Add</i>	0.81	
06 46 36 00-0003	LF 3/4" x 2-1/2" Custom Shaped Ash.....	10.41	1.11
	<i>For Curved Surfaces With A 2'-0" Maximum Radius, Add</i>	0.84	
06 46 36 00-0004	LF 3/4" x 3-1/2" Custom Shaped Ash.....	12.78	1.11
	<i>For Curved Surfaces With A 2'-0" Maximum Radius, Add</i>	0.87	
06 46 36 00-0005	LF 3/4" x 4-1/2" Custom Shaped Ash.....	15.14	1.21
	<i>For Curved Surfaces With A 2'-0" Maximum Radius, Add</i>	0.89	
06 46 36 00-0006	LF 3/4" x 5-1/2" Custom Shaped Ash.....	17.62	1.21
	<i>For Curved Surfaces With A 2'-0" Maximum Radius, Add</i>	0.95	
06 46 36 00-0007	LF 3/4" x 6-1/2" Custom Shaped Ash.....	20.10	1.31
	<i>For Curved Surfaces With A 2'-0" Maximum Radius, Add</i>	1.00	
06 46 36 00-0008	LF 3/4" x 7-1/2" Custom Shaped Ash.....	22.45	1.31
	<i>For Curved Surfaces With A 2'-0" Maximum Radius, Add</i>	1.02	
06 46 36 00-0009	LF 3/4" x 8-1/2" Custom Shaped Ash.....	24.83	1.31
	<i>For Curved Surfaces With A 2'-0" Maximum Radius, Add</i>	1.05	
06 46 36 00-0010	LF 3/4" x 9-1/2" Custom Shaped Ash.....	27.14	1.41
	<i>For Curved Surfaces With A 2'-0" Maximum Radius, Add</i>	1.06	
06 46 36 00-0011	LF 3/4" x 10-1/2" Custom Shaped Ash.....	29.64	1.41
	<i>For Curved Surfaces With A 2'-0" Maximum Radius, Add</i>	1.12	
06 46 36 00-0012	LF 3/4" x 11-1/2" Custom Shaped Ash.....	32.06	1.51
	<i>For Curved Surfaces With A 2'-0" Maximum Radius, Add</i>	1.16	
06 46 36 00-0013	LF 1" x 1-1/2" Custom Shaped Ash.....	9.70	1.11
	<i>For Curved Surfaces With A 2'-0" Maximum Radius, Add</i>	0.84	
06 46 36 00-0014	LF 1" x 2-1/2" Custom Shaped Ash.....	12.81	1.11
	<i>For Curved Surfaces With A 2'-0" Maximum Radius, Add</i>	0.86	
06 46 36 00-0015	LF 1" x 3-1/2" Custom Shaped Ash.....	15.94	1.21
	<i>For Curved Surfaces With A 2'-0" Maximum Radius, Add</i>	0.89	
06 46 36 00-0016	LF 1" x 4-1/2" Custom Shaped Ash.....	19.05	1.21
	<i>For Curved Surfaces With A 2'-0" Maximum Radius, Add</i>	0.92	
06 46 36 00-0017	LF 1" x 5-1/2" Custom Shaped Ash.....	22.33	1.31
	<i>For Curved Surfaces With A 2'-0" Maximum Radius, Add</i>	0.97	
06 46 36 00-0018	LF 1" x 6-1/2" Custom Shaped Ash.....	25.56	1.31
	<i>For Curved Surfaces With A 2'-0" Maximum Radius, Add</i>	1.02	
06 46 36 00-0019	LF 1" x 7-1/2" Custom Shaped Ash.....	28.66	1.31
	<i>For Curved Surfaces With A 2'-0" Maximum Radius, Add</i>	1.04	
06 46 36 00-0020	LF 1" x 8-1/2" Custom Shaped Ash.....	31.79	1.41
	<i>For Curved Surfaces With A 2'-0" Maximum Radius, Add</i>	1.07	
06 46 36 00-0021	LF 1" x 9-1/2" Custom Shaped Ash.....	34.91	1.41
	<i>For Curved Surfaces With A 2'-0" Maximum Radius, Add</i>	1.09	
06 46 36 00-0022	LF 1" x 10-1/2" Custom Shaped Ash.....	38.17	1.51
	<i>For Curved Surfaces With A 2'-0" Maximum Radius, Add</i>	1.15	
06 46 36 00-0023	LF 1" x 11-1/2" Custom Shaped Ash.....	41.33	1.51
	<i>For Curved Surfaces With A 2'-0" Maximum Radius, Add</i>	1.18	



MINOR	CSI	UOM	DESCRIPTION	TOTAL DIRECT UNIT COST	DEMOLITION UNIT COST
06 46 36 00-0024	LF	1-1/4"	1-1/2" Custom Shaped Ash <i>For Curved Surfaces With A 2'-0" Maximum Radius, Add</i>	11.78 0.66	1.11
06 46 36 00-0025	LF	1-1/4"	2-1/2" Custom Shaped Ash <i>For Curved Surfaces With A 2'-0" Maximum Radius, Add</i>	15.92 0.89	1.11
06 46 36 00-0026	LF	1-1/4"	3-1/2" Custom Shaped Ash <i>For Curved Surfaces With A 2'-0" Maximum Radius, Add</i>	20.06 0.91	1.21
06 46 36 00-0027	LF	1-1/4"	4-1/2" Custom Shaped Ash <i>For Curved Surfaces With A 2'-0" Maximum Radius, Add</i>	24.19 0.94	1.21
06 46 36 00-0028	LF	1-1/4"	5-1/2" Custom Shaped Ash <i>For Curved Surfaces With A 2'-0" Maximum Radius, Add</i>	28.43 0.99	1.31
06 46 36 00-0029	LF	1-1/4"	6-1/2" Custom Shaped Ash <i>For Curved Surfaces With A 2'-0" Maximum Radius, Add</i>	32.68 1.04	1.31
06 46 36 00-0030	LF	1-1/4"	7-1/2" Custom Shaped Ash <i>For Curved Surfaces With A 2'-0" Maximum Radius, Add</i>	36.81 1.06	1.41
06 46 36 00-0031	LF	1-1/4"	8-1/2" Custom Shaped Ash <i>For Curved Surfaces With A 2'-0" Maximum Radius, Add</i>	40.96 1.09	1.41
06 46 36 00-0032	LF	1-1/4"	9-1/2" Custom Shaped Ash <i>For Curved Surfaces With A 2'-0" Maximum Radius, Add</i>	45.04 1.11	1.41
06 46 36 00-0033	LF	1-1/4"	10-1/2" Custom Shaped Ash <i>For Curved Surfaces With A 2'-0" Maximum Radius, Add</i>	49.32 1.17	1.51
06 46 36 00-0034	LF	1-1/4"	11-1/2" Custom Shaped Ash <i>For Curved Surfaces With A 2'-0" Maximum Radius, Add</i>	53.49 1.20	1.61
06 46 36 00-0035	LF	1-1/2"	1-1/2" Custom Shaped Ash <i>For Curved Surfaces With A 2'-0" Maximum Radius, Add</i>	14.78 0.88	1.11
06 46 36 00-0036	LF	1-1/2"	2-1/2" Custom Shaped Ash <i>For Curved Surfaces With A 2'-0" Maximum Radius, Add</i>	20.36 0.91	1.21
06 46 36 00-0037	LF	1-1/2"	3-1/2" Custom Shaped Ash <i>For Curved Surfaces With A 2'-0" Maximum Radius, Add</i>	25.94 0.93	1.21
06 46 36 00-0038	LF	1-1/2"	4-1/2" Custom Shaped Ash <i>For Curved Surfaces With A 2'-0" Maximum Radius, Add</i>	31.53 0.96	1.31
06 46 36 00-0039	LF	1-1/2"	5-1/2" Custom Shaped Ash <i>For Curved Surfaces With A 2'-0" Maximum Radius, Add</i>	37.12 0.99	1.31
06 46 36 00-0040	LF	1-1/2"	6-1/2" Custom Shaped Ash <i>For Curved Surfaces With A 2'-0" Maximum Radius, Add</i>	42.92 1.06	1.41
06 46 36 00-0041	LF	1-1/2"	7-1/2" Custom Shaped Ash <i>For Curved Surfaces With A 2'-0" Maximum Radius, Add</i>	48.60 1.09	1.41
06 46 36 00-0042	LF	1-1/2"	8-1/2" Custom Shaped Ash <i>For Curved Surfaces With A 2'-0" Maximum Radius, Add</i>	54.11 1.12	1.41
06 46 36 00-0043	LF	1-1/2"	9-1/2" Custom Shaped Ash <i>For Curved Surfaces With A 2'-0" Maximum Radius, Add</i>	59.63 1.13	1.51
06 46 36 00-0044	LF	1-1/2"	10-1/2" Custom Shaped Ash <i>For Curved Surfaces With A 2'-0" Maximum Radius, Add</i>	65.88 1.19	1.51
06 46 36 00-0045	LF	1-1/2"	11-1/2" Custom Shaped Ash <i>For Curved Surfaces With A 2'-0" Maximum Radius, Add</i>	70.97 1.23	1.61
06 46 36 00-0046	Basswood <small>(06 46 36)</small>				
06 46 36 00-0047	LF	3/4"	1-1/2" Custom Shaped Basswood <i>For Curved Surfaces With A 2'-0" Maximum Radius, Add</i>	6.54 0.81	1.11
06 46 36 00-0048	LF	3/4"	2-1/2" Custom Shaped Basswood <i>For Curved Surfaces With A 2'-0" Maximum Radius, Add</i>	8.15 0.84	1.11
06 46 36 00-0049	LF	3/4"	3-1/2" Custom Shaped Basswood <i>For Curved Surfaces With A 2'-0" Maximum Radius, Add</i>	9.78 0.87	1.11
06 46 36 00-0050	LF	3/4"	4-1/2" Custom Shaped Basswood <i>For Curved Surfaces With A 2'-0" Maximum Radius, Add</i>	11.39 0.89	1.21
06 46 36 00-0051	LF	3/4"	5-1/2" Custom Shaped Basswood <i>For Curved Surfaces With A 2'-0" Maximum Radius, Add</i>	13.12 0.95	1.21
06 46 36 00-0052	LF	3/4"	6-1/2" Custom Shaped Basswood <i>For Curved Surfaces With A 2'-0" Maximum Radius, Add</i>	14.84 1.00	1.31
06 46 36 00-0053	LF	3/4"	7-1/2" Custom Shaped Basswood <i>For Curved Surfaces With A 2'-0" Maximum Radius, Add</i>	16.44 1.02	1.31
06 46 36 00-0054	LF	3/4"	8-1/2" Custom Shaped Basswood <i>For Curved Surfaces With A 2'-0" Maximum Radius, Add</i>	18.07 1.05	1.41
06 46 36 00-0055	LF	3/4"	9-1/2" Custom Shaped Basswood <i>For Curved Surfaces With A 2'-0" Maximum Radius, Add</i>	19.64 1.06	1.41
06 46 36 00-0056	LF	3/4"	10-1/2" Custom Shaped Basswood <i>For Curved Surfaces With A 2'-0" Maximum Radius, Add</i>	21.39 1.12	1.51
06 46 36 00-0057	LF	3/4"	11-1/2" Custom Shaped Basswood <i>For Curved Surfaces With A 2'-0" Maximum Radius, Add</i>	23.05 1.16	1.51
06 46 36 00-0058	LF	1"	1-1/2" Custom Shaped Basswood <i>For Curved Surfaces With A 2'-0" Maximum Radius, Add</i>	7.55 0.84	1.11
06 46 36 00-0059	LF	1"	2-1/2" Custom Shaped Basswood <i>For Curved Surfaces With A 2'-0" Maximum Radius, Add</i>	9.60 0.86	1.11
06 46 36 00-0060	LF	1"	3-1/2" Custom Shaped Basswood <i>For Curved Surfaces With A 2'-0" Maximum Radius, Add</i>	11.65 0.89	1.21
06 46 36 00-0061	LF	1"	4-1/2" Custom Shaped Basswood <i>For Curved Surfaces With A 2'-0" Maximum Radius, Add</i>	13.69 0.92	1.21
06 46 36 00-0062	LF	1"	5-1/2" Custom Shaped Basswood <i>For Curved Surfaces With A 2'-0" Maximum Radius, Add</i>	15.89 0.97	1.31
06 46 36 00-0063	LF	1"	6-1/2" Custom Shaped Basswood <i>For Curved Surfaces With A 2'-0" Maximum Radius, Add</i>	18.05 1.02	1.31
06 46 36 00-0064	LF	1"	7-1/2" Custom Shaped Basswood <i>For Curved Surfaces With A 2'-0" Maximum Radius, Add</i>	20.08 1.04	1.41

06 Wood, Plastics, and Composites**06 40 Architectural Woodwork**

06 46 Wood Trim

MINOR
CSI UOM DESCRIPTIONTOTAL DIRECT DEMOLITION
UNIT COST UNIT COST

06 46 36 00-0065	LF	1" x 8-1/2" Custom Shaped Basswood <i>For Curved Surfaces With A 2'-0" Maximum Radius, Add</i>	22.14 1.07	1.41
06 46 36 00-0066	LF	1" x 9-1/2" Custom Shaped Basswood <i>For Curved Surfaces With A 2'-0" Maximum Radius, Add</i>	24.19 1.09	1.41
06 46 36 00-0067	LF	1" x 10-1/2" Custom Shaped Basswood <i>For Curved Surfaces With A 2'-0" Maximum Radius, Add</i>	26.38 1.15	1.51
06 46 36 00-0068	LF	1" x 11-1/2" Custom Shaped Basswood <i>For Curved Surfaces With A 2'-0" Maximum Radius, Add</i>	28.46 1.18	1.51
06 46 36 00-0069	LF	1-1/2" x 1-1/2" Custom Shaped Basswood <i>For Curved Surfaces With A 2'-0" Maximum Radius, Add</i>	10.60 0.86	1.11
06 46 36 00-0070	LF	1-1/2" x 2-1/2" Custom Shaped Basswood <i>For Curved Surfaces With A 2'-0" Maximum Radius, Add</i>	14.15 0.89	1.11
06 46 36 00-0071	LF	1-1/2" x 3-1/2" Custom Shaped Basswood <i>For Curved Surfaces With A 2'-0" Maximum Radius, Add</i>	17.70 0.91	1.21
06 46 36 00-0072	LF	1-1/2" x 4-1/2" Custom Shaped Basswood <i>For Curved Surfaces With A 2'-0" Maximum Radius, Add</i>	21.24 0.94	1.21
06 46 36 00-0073	LF	1-1/2" x 5-1/2" Custom Shaped Basswood <i>For Curved Surfaces With A 2'-0" Maximum Radius, Add</i>	24.89 0.99	1.31
06 46 36 00-0074	LF	1-1/2" x 6-1/2" Custom Shaped Basswood <i>For Curved Surfaces With A 2'-0" Maximum Radius, Add</i>	28.55 1.04	1.41
06 46 36 00-0075	LF	1-1/2" x 7-1/2" Custom Shaped Basswood <i>For Curved Surfaces With A 2'-0" Maximum Radius, Add</i>	32.09 1.06	1.41
06 46 36 00-0076	LF	1-1/2" x 8-1/2" Custom Shaped Basswood <i>For Curved Surfaces With A 2'-0" Maximum Radius, Add</i>	35.65 1.09	1.41
06 46 36 00-0077	LF	1-1/2" x 9-1/2" Custom Shaped Basswood <i>For Curved Surfaces With A 2'-0" Maximum Radius, Add</i>	39.14 1.11	1.41
06 46 36 00-0078	LF	1-1/2" x 10-1/2" Custom Shaped Basswood <i>For Curved Surfaces With A 2'-0" Maximum Radius, Add</i>	42.83 1.17	1.51
06 46 36 00-0079	LF	1-1/2" x 11-1/2" Custom Shaped Basswood <i>For Curved Surfaces With A 2'-0" Maximum Radius, Add</i>	46.41 1.20	1.61
06 46 36 00-0080	LF	3-1/2" x 3-1/2" Custom Shaped Basswood <i>For Curved Surfaces With A 2'-0" Maximum Radius, Add</i>	43.79 0.99	1.31
06 46 36 00-0081	LF	3-1/2" x 4-1/2" Custom Shaped Basswood <i>For Curved Surfaces With A 2'-0" Maximum Radius, Add</i>	53.86 1.04	1.31
06 46 36 00-0082	LF	3-1/2" x 5-1/2" Custom Shaped Basswood <i>For Curved Surfaces With A 2'-0" Maximum Radius, Add</i>	63.82 1.06	1.41
06 46 36 00-0083	LF	3-1/2" x 6-1/2" Custom Shaped Basswood <i>For Curved Surfaces With A 2'-0" Maximum Radius, Add</i>	74.00 1.13	1.51
06 46 36 00-0084	LF	3-1/2" x 7-1/2" Custom Shaped Basswood <i>For Curved Surfaces With A 2'-0" Maximum Radius, Add</i>	83.97 1.16	1.51
06 46 36 00-0085	LF	3-1/2" x 8-1/2" Custom Shaped Basswood <i>For Curved Surfaces With A 2'-0" Maximum Radius, Add</i>	94.13 1.20	1.61
06 46 36 00-0086	LF	3-1/2" x 9-1/2" Custom Shaped Basswood <i>For Curved Surfaces With A 2'-0" Maximum Radius, Add</i>	103.99 1.22	1.61
06 46 36 00-0087	LF	3-1/2" x 10-1/2" Custom Shaped Basswood <i>For Curved Surfaces With A 2'-0" Maximum Radius, Add</i>	113.97 1.25	1.61
06 46 36 00-0088	LF	3-1/2" x 11-1/2" Custom Shaped Basswood <i>For Curved Surfaces With A 2'-0" Maximum Radius, Add</i>	124.13 1.32	1.71
06 46 36 00-0089	Birch	(06 46 36)		
06 46 36 00-0090	LF	3/4" x 1-1/2" Custom Shaped Birch <i>For Curved Surfaces With A 2'-0" Maximum Radius, Add</i>	7.08 0.81	1.11
06 46 36 00-0091	LF	3/4" x 2-1/2" Custom Shaped Birch <i>For Curved Surfaces With A 2'-0" Maximum Radius, Add</i>	8.96 0.84	1.11
06 46 36 00-0092	LF	3/4" x 3-1/2" Custom Shaped Birch <i>For Curved Surfaces With A 2'-0" Maximum Radius, Add</i>	10.85 0.87	1.11
06 46 36 00-0093	LF	3/4" x 4-1/2" Custom Shaped Birch <i>For Curved Surfaces With A 2'-0" Maximum Radius, Add</i>	12.73 0.89	1.21
06 46 36 00-0094	LF	3/4" x 5-1/2" Custom Shaped Birch <i>For Curved Surfaces With A 2'-0" Maximum Radius, Add</i>	14.73 0.95	1.21
06 46 36 00-0095	LF	3/4" x 6-1/2" Custom Shaped Birch <i>For Curved Surfaces With A 2'-0" Maximum Radius, Add</i>	16.72 1.00	1.31
06 46 36 00-0096	LF	3/4" x 7-1/2" Custom Shaped Birch <i>For Curved Surfaces With A 2'-0" Maximum Radius, Add</i>	18.59 1.02	1.31
06 46 36 00-0097	LF	3/4" x 8-1/2" Custom Shaped Birch <i>For Curved Surfaces With A 2'-0" Maximum Radius, Add</i>	20.49 1.05	1.31
06 46 36 00-0098	LF	3/4" x 9-1/2" Custom Shaped Birch <i>For Curved Surfaces With A 2'-0" Maximum Radius, Add</i>	22.32 1.06	1.41
06 46 36 00-0099	LF	3/4" x 10-1/2" Custom Shaped Birch <i>For Curved Surfaces With A 2'-0" Maximum Radius, Add</i>	24.34 1.12	1.41
06 46 36 00-0100	LF	3/4" x 11-1/2" Custom Shaped Birch <i>For Curved Surfaces With A 2'-0" Maximum Radius, Add</i>	26.27 1.16	1.51
06 46 36 00-0101	LF	1" x 1-1/2" Custom Shaped Birch <i>For Curved Surfaces With A 2'-0" Maximum Radius, Add</i>	8.36 0.84	1.11
06 46 36 00-0102	LF	1" x 2-1/2" Custom Shaped Birch <i>For Curved Surfaces With A 2'-0" Maximum Radius, Add</i>	10.77 0.86	1.11
06 46 36 00-0103	LF	1" x 3-1/2" Custom Shaped Birch <i>For Curved Surfaces With A 2'-0" Maximum Radius, Add</i>	13.25 0.89	1.21
06 46 36 00-0104	LF	1" x 4-1/2" Custom Shaped Birch <i>For Curved Surfaces With A 2'-0" Maximum Radius, Add</i>	15.72 0.92	1.21
06 46 36 00-0105	LF	1" x 5-1/2" Custom Shaped Birch <i>For Curved Surfaces With A 2'-0" Maximum Radius, Add</i>	18.30 0.97	1.31



MINOR CSI UOM DESCRIPTION	TOTAL DIRECT UNIT COST	DEMOLITION UNIT COST
06 46 36 00-0106 LF 1" x 6-1/2" Custom Shaped Birch <i>For Curved Surfaces With A 2'-0" Maximum Radius, Add</i>	20.84 1.02	1.31
06 46 36 00-0107 LF 1" x 7-1/2" Custom Shaped Birch <i>For Curved Surfaces With A 2'-0" Maximum Radius, Add</i>	23.30 1.04	1.31
06 46 36 00-0108 LF 1" x 8-1/2" Custom Shaped Birch <i>For Curved Surfaces With A 2'-0" Maximum Radius, Add</i>	25.79 1.07	1.41
06 46 36 00-0109 LF 1" x 9-1/2" Custom Shaped Birch <i>For Curved Surfaces With A 2'-0" Maximum Radius, Add</i>	28.21 1.09	1.41
06 46 36 00-0110 LF 1" x 10-1/2" Custom Shaped Birch <i>For Curved Surfaces With A 2'-0" Maximum Radius, Add</i>	30.77 1.15	1.51
06 46 36 00-0111 LF 1" x 11-1/2" Custom Shaped Birch <i>For Curved Surfaces With A 2'-0" Maximum Radius, Add</i>	33.28 1.18	1.51
06 46 36 00-0112 LF 1-1/4" x 1-1/2" Custom Shaped Birch <i>For Curved Surfaces With A 2'-0" Maximum Radius, Add</i>	9.85 0.86	1.11
06 46 36 00-0113 LF 1-1/4" x 2-1/2" Custom Shaped Birch <i>For Curved Surfaces With A 2'-0" Maximum Radius, Add</i>	13.02 0.89	1.11
06 46 36 00-0114 LF 1-1/4" x 3-1/2" Custom Shaped Birch <i>For Curved Surfaces With A 2'-0" Maximum Radius, Add</i>	16.20 0.91	1.21
06 46 36 00-0115 LF 1-1/4" x 4-1/2" Custom Shaped Birch <i>For Curved Surfaces With A 2'-0" Maximum Radius, Add</i>	19.36 0.94	1.21
06 46 36 00-0116 LF 1-1/4" x 5-1/2" Custom Shaped Birch <i>For Curved Surfaces With A 2'-0" Maximum Radius, Add</i>	22.64 0.99	1.31
06 46 36 00-0117 LF 1-1/4" x 6-1/2" Custom Shaped Birch <i>For Curved Surfaces With A 2'-0" Maximum Radius, Add</i>	25.93 1.04	1.31
06 46 36 00-0118 LF 1-1/4" x 7-1/2" Custom Shaped Birch <i>For Curved Surfaces With A 2'-0" Maximum Radius, Add</i>	29.08 1.06	1.41
06 46 36 00-0119 LF 1-1/4" x 8-1/2" Custom Shaped Birch <i>For Curved Surfaces With A 2'-0" Maximum Radius, Add</i>	32.27 1.09	1.41
06 46 36 00-0120 LF 1-1/4" x 9-1/2" Custom Shaped Birch <i>For Curved Surfaces With A 2'-0" Maximum Radius, Add</i>	35.39 1.11	1.41
06 46 36 00-0121 LF 1-1/4" x 10-1/2" Custom Shaped Birch <i>For Curved Surfaces With A 2'-0" Maximum Radius, Add</i>	38.70 1.17	1.51
06 46 36 00-0122 LF 1-1/4" x 11-1/2" Custom Shaped Birch <i>For Curved Surfaces With A 2'-0" Maximum Radius, Add</i>	41.91 1.20	1.61
06 46 36 00-0123 LF 1-1/2" x 1-1/2" Custom Shaped Birch <i>For Curved Surfaces With A 2'-0" Maximum Radius, Add</i>	12.21 0.88	1.11
06 46 36 00-0124 LF 1-1/2" x 2-1/2" Custom Shaped Birch <i>For Curved Surfaces With A 2'-0" Maximum Radius, Add</i>	16.50 0.91	1.21
06 46 36 00-0125 LF 1-1/2" x 3-1/2" Custom Shaped Birch <i>For Curved Surfaces With A 2'-0" Maximum Radius, Add</i>	20.79 0.93	1.21
06 46 36 00-0126 LF 1-1/2" x 4-1/2" Custom Shaped Birch <i>For Curved Surfaces With A 2'-0" Maximum Radius, Add</i>	25.09 0.96	1.31
06 46 36 00-0127 LF 1-1/2" x 5-1/2" Custom Shaped Birch <i>For Curved Surfaces With A 2'-0" Maximum Radius, Add</i>	29.40 0.99	1.31
06 46 36 00-0128 LF 1-1/2" x 6-1/2" Custom Shaped Birch <i>For Curved Surfaces With A 2'-0" Maximum Radius, Add</i>	33.91 1.06	1.41
06 46 36 00-0129 LF 1-1/2" x 7-1/2" Custom Shaped Birch <i>For Curved Surfaces With A 2'-0" Maximum Radius, Add</i>	38.19 1.09	1.41
06 46 36 00-0130 LF 1-1/2" x 8-1/2" Custom Shaped Birch <i>For Curved Surfaces With A 2'-0" Maximum Radius, Add</i>	42.52 1.12	1.41
06 46 36 00-0131 LF 1-1/2" x 9-1/2" Custom Shaped Birch <i>For Curved Surfaces With A 2'-0" Maximum Radius, Add</i>	46.76 1.13	1.51
06 46 36 00-0132 LF 1-1/2" x 10-1/2" Custom Shaped Birch <i>For Curved Surfaces With A 2'-0" Maximum Radius, Add</i>	51.73 1.19	1.51
06 46 36 00-0133 LF 1-1/2" x 11-1/2" Custom Shaped Birch <i>For Curved Surfaces With A 2'-0" Maximum Radius, Add</i>	55.52 1.23	1.61
06 46 36 00-0134 Clear Western Cedar (06 46 36)		
06 46 36 00-0135 LF 3/4" x 1-1/2" Custom Shaped Clear West Cedar <i>For Curved Surfaces With A 2'-0" Maximum Radius, Add</i>	7.08 0.81	1.11
06 46 36 00-0136 LF 3/4" x 2-1/2" Custom Shaped Clear West Cedar <i>For Curved Surfaces With A 2'-0" Maximum Radius, Add</i>	8.96 0.84	1.11
06 46 36 00-0137 LF 3/4" x 3-1/2" Custom Shaped Clear West Cedar <i>For Curved Surfaces With A 2'-0" Maximum Radius, Add</i>	10.85 0.87	1.11
06 46 36 00-0138 LF 3/4" x 4-1/2" Custom Shaped Clear West Cedar <i>For Curved Surfaces With A 2'-0" Maximum Radius, Add</i>	12.73 0.89	1.21
06 46 36 00-0139 LF 3/4" x 5-1/2" Custom Shaped Clear West Cedar <i>For Curved Surfaces With A 2'-0" Maximum Radius, Add</i>	14.73 0.95	1.21
06 46 36 00-0140 LF 3/4" x 6-1/2" Custom Shaped Clear West Cedar <i>For Curved Surfaces With A 2'-0" Maximum Radius, Add</i>	16.72 1.00	1.31
06 46 36 00-0141 LF 1" x 1-1/2" Custom Shaped Clear West Cedar <i>For Curved Surfaces With A 2'-0" Maximum Radius, Add</i>	8.47 0.84	1.11
06 46 36 00-0142 LF 1" x 2-1/2" Custom Shaped Clear West Cedar <i>For Curved Surfaces With A 2'-0" Maximum Radius, Add</i>	10.99 0.86	1.11
06 46 36 00-0143 LF 1" x 3-1/2" Custom Shaped Clear West Cedar <i>For Curved Surfaces With A 2'-0" Maximum Radius, Add</i>	13.52 0.89	1.21
06 46 36 00-0144 LF 1" x 4-1/2" Custom Shaped Clear West Cedar <i>For Curved Surfaces With A 2'-0" Maximum Radius, Add</i>	16.05 0.92	1.21
06 46 36 00-0145 LF 1" x 5-1/2" Custom Shaped Clear West Cedar <i>For Curved Surfaces With A 2'-0" Maximum Radius, Add</i>	18.68 0.97	1.31
06 46 36 00-0146 LF 1" x 6-1/2" Custom Shaped Clear West Cedar <i>For Curved Surfaces With A 2'-0" Maximum Radius, Add</i>	21.32 1.02	1.31

06 Wood, Plastics, and Composites**06 40 Architectural Woodwork****06 46 Wood Trim**

SAN BERNARDINO
COUNTY

MINOR
CSI UOM DESCRIPTION

TOTAL DIRECT DEMOLITION
UNIT COST UNIT COST

06 46 36 00-0147	LF	1-1/4" x 1-1/2" Custom Shaped Clear West Cedar <i>For Curved Surfaces With A 2'-0" Maximum Radius, Add</i>	11.25 0.86	1.11
06 46 36 00-0148	LF	1-1/4" x 2-1/2" Custom Shaped Clear West Cedar <i>For Curved Surfaces With A 2'-0" Maximum Radius, Add</i>	15.11 0.89	1.11
06 46 36 00-0149	LF	1-1/4" x 3-1/2" Custom Shaped Clear West Cedar <i>For Curved Surfaces With A 2'-0" Maximum Radius, Add</i>	18.99 0.91	1.21
06 46 36 00-0150	LF	1-1/4" x 4-1/2" Custom Shaped Clear West Cedar <i>For Curved Surfaces With A 2'-0" Maximum Radius, Add</i>	22.85 0.94	1.21
06 46 36 00-0151	LF	1-1/4" x 5-1/2" Custom Shaped Clear West Cedar <i>For Curved Surfaces With A 2'-0" Maximum Radius, Add</i>	26.82 0.99	1.31
06 46 36 00-0152	LF	1-1/4" x 6-1/2" Custom Shaped Clear West Cedar <i>For Curved Surfaces With A 2'-0" Maximum Radius, Add</i>	30.81 1.04	1.31
06 46 36 00-0153	LF	1-1/2" x 1-1/2" Custom Shaped Clear West Cedar <i>For Curved Surfaces With A 2'-0" Maximum Radius, Add</i>	11.56 0.88	1.11
06 46 36 00-0154	LF	1-1/2" x 2-1/2" Custom Shaped Clear West Cedar <i>For Curved Surfaces With A 2'-0" Maximum Radius, Add</i>	15.53 0.91	1.21
06 46 36 00-0155	LF	1-1/2" x 3-1/2" Custom Shaped Clear West Cedar <i>For Curved Surfaces With A 2'-0" Maximum Radius, Add</i>	19.50 0.93	1.21
06 46 36 00-0156	LF	1-1/2" x 4-1/2" Custom Shaped Clear West Cedar <i>For Curved Surfaces With A 2'-0" Maximum Radius, Add</i>	23.48 0.96	1.31
06 46 36 00-0157	LF	1-1/2" x 5-1/2" Custom Shaped Clear West Cedar <i>For Curved Surfaces With A 2'-0" Maximum Radius, Add</i>	27.47 0.99	1.31
06 46 36 00-0158	LF	1-1/2" x 6-1/2" Custom Shaped Clear West Cedar <i>For Curved Surfaces With A 2'-0" Maximum Radius, Add</i>	31.66 1.06	1.41
06 46 36 00-0159	LF	3-1/2" x 3-1/2" Custom Shaped Clear West Cedar <i>For Curved Surfaces With A 2'-0" Maximum Radius, Add</i>	38.64 0.99	1.31
06 46 36 00-0160	LF	3-1/2" x 4-1/2" Custom Shaped Clear West Cedar <i>For Curved Surfaces With A 2'-0" Maximum Radius, Add</i>	47.42 1.04	1.31
06 46 36 00-0161	LF	3-1/2" x 5-1/2" Custom Shaped Clear West Cedar <i>For Curved Surfaces With A 2'-0" Maximum Radius, Add</i>	56.10 1.06	1.41
06 46 36 00-0162	LF	3-1/2" x 6-1/2" Custom Shaped Clear West Cedar <i>For Curved Surfaces With A 2'-0" Maximum Radius, Add</i>	64.99 1.13	1.51
06 46 36 00-0163	LF	3-1/2" x 7-1/2" Custom Shaped Clear West Cedar <i>For Curved Surfaces With A 2'-0" Maximum Radius, Add</i>	73.67 1.16	1.51
06 46 36 00-0164	LF	3-1/2" x 8-1/2" Custom Shaped Clear West Cedar <i>For Curved Surfaces With A 2'-0" Maximum Radius, Add</i>	82.44 1.20	1.61
06 46 36 00-0165	LF	3-1/2" x 9-1/2" Custom Shaped Clear West Cedar <i>For Curved Surfaces With A 2'-0" Maximum Radius, Add</i>	91.12 1.22	1.61
06 46 36 00-0166	LF	3-1/2" x 10-1/2" Custom Shaped Clear West Cedar <i>For Curved Surfaces With A 2'-0" Maximum Radius, Add</i>	99.81 1.25	1.61
06 46 36 00-0167	LF	3-1/2" x 11-1/2" Custom Shaped Clear West Cedar <i>For Curved Surfaces With A 2'-0" Maximum Radius, Add</i>	108.69 1.32	1.71
06 46 36 00-0168	Cherry <small>(06 46 36)</small>			
06 46 36 00-0169	LF	3/4" x 1-1/2" Custom Shaped Cherry <i>For Curved Surfaces With A 2'-0" Maximum Radius, Add</i>	8.80 0.81	1.11
06 46 36 00-0170	LF	3/4" x 2-1/2" Custom Shaped Cherry <i>For Curved Surfaces With A 2'-0" Maximum Radius, Add</i>	11.53 0.84	1.11
06 46 36 00-0171	LF	3/4" x 3-1/2" Custom Shaped Cherry <i>For Curved Surfaces With A 2'-0" Maximum Radius, Add</i>	14.28 0.87	1.11
06 46 36 00-0172	LF	3/4" x 4-1/2" Custom Shaped Cherry <i>For Curved Surfaces With A 2'-0" Maximum Radius, Add</i>	17.02 0.89	1.21
06 46 36 00-0173	LF	3/4" x 5-1/2" Custom Shaped Cherry <i>For Curved Surfaces With A 2'-0" Maximum Radius, Add</i>	19.88 0.95	1.21
06 46 36 00-0174	LF	3/4" x 6-1/2" Custom Shaped Cherry <i>For Curved Surfaces With A 2'-0" Maximum Radius, Add</i>	22.72 1.00	1.31
06 46 36 00-0175	LF	3/4" x 7-1/2" Custom Shaped Cherry <i>For Curved Surfaces With A 2'-0" Maximum Radius, Add</i>	25.45 1.02	1.31
06 46 36 00-0176	LF	3/4" x 8-1/2" Custom Shaped Cherry <i>For Curved Surfaces With A 2'-0" Maximum Radius, Add</i>	28.21 1.05	1.31
06 46 36 00-0177	LF	3/4" x 9-1/2" Custom Shaped Cherry <i>For Curved Surfaces With A 2'-0" Maximum Radius, Add</i>	30.90 1.06	1.41
06 46 36 00-0178	LF	3/4" x 10-1/2" Custom Shaped Cherry <i>For Curved Surfaces With A 2'-0" Maximum Radius, Add</i>	33.77 1.12	1.41
06 46 36 00-0179	LF	3/4" x 11-1/2" Custom Shaped Cherry <i>For Curved Surfaces With A 2'-0" Maximum Radius, Add</i>	36.56 1.16	1.51
06 46 36 00-0180	LF	1" x 1-1/2" Custom Shaped Cherry <i>For Curved Surfaces With A 2'-0" Maximum Radius, Add</i>	10.61 0.84	1.11
06 46 36 00-0181	LF	1" x 2-1/2" Custom Shaped Cherry <i>For Curved Surfaces With A 2'-0" Maximum Radius, Add</i>	14.21 0.86	1.11
06 46 36 00-0182	LF	1" x 3-1/2" Custom Shaped Cherry <i>For Curved Surfaces With A 2'-0" Maximum Radius, Add</i>	17.81 0.89	1.21
06 46 36 00-0183	LF	1" x 4-1/2" Custom Shaped Cherry <i>For Curved Surfaces With A 2'-0" Maximum Radius, Add</i>	21.41 0.92	1.21
06 46 36 00-0184	LF	1" x 5-1/2" Custom Shaped Cherry <i>For Curved Surfaces With A 2'-0" Maximum Radius, Add</i>	25.11 0.97	1.31
06 46 36 00-0185	LF	1" x 6-1/2" Custom Shaped Cherry <i>For Curved Surfaces With A 2'-0" Maximum Radius, Add</i>	28.83 1.02	1.31
06 46 36 00-0186	LF	1" x 7-1/2" Custom Shaped Cherry <i>For Curved Surfaces With A 2'-0" Maximum Radius, Add</i>	32.41 1.04	1.31
06 46 36 00-0187	LF	1" x 8-1/2" Custom Shaped Cherry <i>For Curved Surfaces With A 2'-0" Maximum Radius, Add</i>	36.08 1.07	1.41



MINOR CSI UOM DESCRIPTION	TOTAL DIRECT UNIT COST	DEMOLITION UNIT COST
06 46 36 00-0188 LF 1" x 9-1/2" Custom Shaped Cherry <i>For Curved Surfaces With A 2'-0" Maximum Radius, Add</i>	39.58 1.09	1.41
06 46 36 00-0189 LF 1" x 10-1/2" Custom Shaped Cherry <i>For Curved Surfaces With A 2'-0" Maximum Radius, Add</i>	43.32 1.15	1.51
06 46 36 00-0190 LF 1" x 11-1/2" Custom Shaped Cherry <i>For Curved Surfaces With A 2'-0" Maximum Radius, Add</i>	46.96 1.18	1.51
06 46 36 00-0191 LF 1-1/4" x 1-1/2" Custom Shaped Cherry <i>For Curved Surfaces With A 2'-0" Maximum Radius, Add</i>	12.59 0.86	1.11
06 46 36 00-0192 LF 1-1/4" x 2-1/2" Custom Shaped Cherry <i>For Curved Surfaces With A 2'-0" Maximum Radius, Add</i>	17.15 0.89	1.11
06 46 36 00-0193 LF 1-1/4" x 3-1/2" Custom Shaped Cherry <i>For Curved Surfaces With A 2'-0" Maximum Radius, Add</i>	21.67 0.91	1.21
06 46 36 00-0194 LF 1-1/4" x 4-1/2" Custom Shaped Cherry <i>For Curved Surfaces With A 2'-0" Maximum Radius, Add</i>	26.23 0.94	1.21
06 46 36 00-0195 LF 1-1/4" x 5-1/2" Custom Shaped Cherry <i>For Curved Surfaces With A 2'-0" Maximum Radius, Add</i>	30.84 0.99	1.31
06 46 36 00-0196 LF 1-1/4" x 6-1/2" Custom Shaped Cherry <i>For Curved Surfaces With A 2'-0" Maximum Radius, Add</i>	35.53 1.04	1.31
06 46 36 00-0197 LF 1-1/4" x 7-1/2" Custom Shaped Cherry <i>For Curved Surfaces With A 2'-0" Maximum Radius, Add</i>	40.02 1.06	1.41
06 46 36 00-0198 LF 1-1/4" x 8-1/2" Custom Shaped Cherry <i>For Curved Surfaces With A 2'-0" Maximum Radius, Add</i>	44.60 1.09	1.41
06 46 36 00-0199 LF 1-1/4" x 9-1/2" Custom Shaped Cherry <i>For Curved Surfaces With A 2'-0" Maximum Radius, Add</i>	49.06 1.11	1.41
06 46 36 00-0200 LF 1-1/4" x 10-1/2" Custom Shaped Cherry <i>For Curved Surfaces With A 2'-0" Maximum Radius, Add</i>	53.77 1.17	1.51
06 46 36 00-0201 LF 1-1/4" x 11-1/2" Custom Shaped Cherry <i>For Curved Surfaces With A 2'-0" Maximum Radius, Add</i>	58.32 1.20	1.61
06 46 36 00-0202 LF 1-1/2" x 1-1/2" Custom Shaped Cherry <i>For Curved Surfaces With A 2'-0" Maximum Radius, Add</i>	16.28 0.88	1.11
06 46 36 00-0203 LF 1-1/2" x 2-1/2" Custom Shaped Cherry <i>For Curved Surfaces With A 2'-0" Maximum Radius, Add</i>	22.61 0.91	1.21
06 46 36 00-0204 LF 1-1/2" x 3-1/2" Custom Shaped Cherry <i>For Curved Surfaces With A 2'-0" Maximum Radius, Add</i>	28.94 0.93	1.21
06 46 36 00-0205 LF 1-1/2" x 4-1/2" Custom Shaped Cherry <i>For Curved Surfaces With A 2'-0" Maximum Radius, Add</i>	35.28 0.96	1.31
06 46 36 00-0206 LF 1-1/2" x 5-1/2" Custom Shaped Cherry <i>For Curved Surfaces With A 2'-0" Maximum Radius, Add</i>	41.62 0.99	1.31
06 46 36 00-0207 LF 1-1/2" x 6-1/2" Custom Shaped Cherry <i>For Curved Surfaces With A 2'-0" Maximum Radius, Add</i>	48.17 1.06	1.41
06 46 36 00-0208 LF 1-1/2" x 7-1/2" Custom Shaped Cherry <i>For Curved Surfaces With A 2'-0" Maximum Radius, Add</i>	54.49 1.09	1.41
06 46 36 00-0209 LF 1-1/2" x 8-1/2" Custom Shaped Cherry <i>For Curved Surfaces With A 2'-0" Maximum Radius, Add</i>	60.86 1.12	1.41
06 46 36 00-0210 LF 1-1/2" x 9-1/2" Custom Shaped Cherry <i>For Curved Surfaces With A 2'-0" Maximum Radius, Add</i>	67.13 1.13	1.51
06 46 36 00-0211 LF 1-1/2" x 10-1/2" Custom Shaped Cherry <i>For Curved Surfaces With A 2'-0" Maximum Radius, Add</i>	73.71 1.19	1.51
06 46 36 00-0212 LF 1-1/2" x 11-1/2" Custom Shaped Cherry <i>For Curved Surfaces With A 2'-0" Maximum Radius, Add</i>	79.98 1.23	1.61
06 46 36 00-0213 Cypress <small>(06 46 36)</small>		
06 46 36 00-0214 LF 3/4" x 1-1/2" Custom Shaped Cypress <i>For Curved Surfaces With A 2'-0" Maximum Radius, Add</i>	6.54 0.81	1.11
06 46 36 00-0215 LF 3/4" x 2-1/2" Custom Shaped Cypress <i>For Curved Surfaces With A 2'-0" Maximum Radius, Add</i>	8.15 0.84	1.11
06 46 36 00-0216 LF 3/4" x 3-1/2" Custom Shaped Cypress <i>For Curved Surfaces With A 2'-0" Maximum Radius, Add</i>	9.78 0.87	1.11
06 46 36 00-0217 LF 3/4" x 4-1/2" Custom Shaped Cypress <i>For Curved Surfaces With A 2'-0" Maximum Radius, Add</i>	11.39 0.89	1.21
06 46 36 00-0218 LF 3/4" x 5-1/2" Custom Shaped Cypress <i>For Curved Surfaces With A 2'-0" Maximum Radius, Add</i>	13.12 0.95	1.21
06 46 36 00-0219 LF 3/4" x 6-1/2" Custom Shaped Cypress <i>For Curved Surfaces With A 2'-0" Maximum Radius, Add</i>	14.84 1.00	1.31
06 46 36 00-0220 LF 3/4" x 7-1/2" Custom Shaped Cypress <i>For Curved Surfaces With A 2'-0" Maximum Radius, Add</i>	16.87 1.02	1.31
06 46 36 00-0221 LF 3/4" x 8-1/2" Custom Shaped Cypress <i>For Curved Surfaces With A 2'-0" Maximum Radius, Add</i>	18.56 1.05	1.31
06 46 36 00-0222 LF 3/4" x 9-1/2" Custom Shaped Cypress <i>For Curved Surfaces With A 2'-0" Maximum Radius, Add</i>	21.78 1.06	1.41
06 46 36 00-0223 LF 3/4" x 10-1/2" Custom Shaped Cypress <i>For Curved Surfaces With A 2'-0" Maximum Radius, Add</i>	23.75 1.12	1.41
06 46 36 00-0224 LF 1" x 1-1/2" Custom Shaped Cypress <i>For Curved Surfaces With A 2'-0" Maximum Radius, Add</i>	8.90 0.84	1.11
06 46 36 00-0225 LF 1" x 2-1/2" Custom Shaped Cypress <i>For Curved Surfaces With A 2'-0" Maximum Radius, Add</i>	11.58 0.86	1.11
06 46 36 00-0226 LF 1" x 3-1/2" Custom Shaped Cypress <i>For Curved Surfaces With A 2'-0" Maximum Radius, Add</i>	14.33 0.89	1.21
06 46 36 00-0227 LF 1" x 4-1/2" Custom Shaped Cypress <i>For Curved Surfaces With A 2'-0" Maximum Radius, Add</i>	17.06 0.92	1.21
06 46 36 00-0228 LF 1" x 5-1/2" Custom Shaped Cypress <i>For Curved Surfaces With A 2'-0" Maximum Radius, Add</i>	19.91 0.97	1.31

06 Wood, Plastics, and Composites**06 40 Architectural Woodwork**

06 46 Wood Trim



MINOR	CSI	UOM	DESCRIPTION	TOTAL DIRECT UNIT COST	DEMOLITION UNIT COST
06 46 36 00-0229	LF	1"	6-1/2" Custom Shaped Cypress <i>For Curved Surfaces With A 2'-0" Maximum Radius, Add</i>	22.72 1.02	1.31
06 46 36 00-0230	LF	1"	7-1/2" Custom Shaped Cypress <i>For Curved Surfaces With A 2'-0" Maximum Radius, Add</i>	25.44 1.04	1.31
06 46 36 00-0231	LF	1"	8-1/2" Custom Shaped Cypress <i>For Curved Surfaces With A 2'-0" Maximum Radius, Add</i>	28.20 1.07	1.41
06 46 36 00-0232	LF	1"	9-1/2" Custom Shaped Cypress <i>For Curved Surfaces With A 2'-0" Maximum Radius, Add</i>	30.89 1.09	1.41
06 46 36 00-0233	LF	1"	10-1/2" Custom Shaped Cypress <i>For Curved Surfaces With A 2'-0" Maximum Radius, Add</i>	33.83 1.15	1.51
06 46 36 00-0234	LF	1"	11-1/2" Custom Shaped Cypress <i>For Curved Surfaces With A 2'-0" Maximum Radius, Add</i>	36.50 1.18	1.51
06 46 36 00-0235	LF	1-1/2"	1-1/2" x 1-1/2" Custom Shaped Cypress <i>For Curved Surfaces With A 2'-0" Maximum Radius, Add</i>	10.49 0.88	1.11
06 46 36 00-0236	LF	1-1/2"	1-1/2" x 2-1/2" Custom Shaped Cypress <i>For Curved Surfaces With A 2'-0" Maximum Radius, Add</i>	13.92 0.91	1.21
06 46 36 00-0237	LF	1-1/2"	1-1/2" x 3-1/2" Custom Shaped Cypress <i>For Curved Surfaces With A 2'-0" Maximum Radius, Add</i>	17.36 0.93	1.21
06 46 36 00-0238	LF	1-1/2"	1-1/2" x 4-1/2" Custom Shaped Cypress <i>For Curved Surfaces With A 2'-0" Maximum Radius, Add</i>	20.80 0.96	1.31
06 46 36 00-0239	LF	1-1/2"	1-1/2" x 5-1/2" Custom Shaped Cypress <i>For Curved Surfaces With A 2'-0" Maximum Radius, Add</i>	24.25 0.99	1.31
06 46 36 00-0240	LF	1-1/2"	1-1/2" x 6-1/2" Custom Shaped Cypress <i>For Curved Surfaces With A 2'-0" Maximum Radius, Add</i>	27.90 1.06	1.41
06 46 36 00-0241	LF	1-1/2"	1-1/2" x 7-1/2" Custom Shaped Cypress <i>For Curved Surfaces With A 2'-0" Maximum Radius, Add</i>	31.33 1.09	1.41
06 46 36 00-0242	LF	1-1/2"	1-1/2" x 8-1/2" Custom Shaped Cypress <i>For Curved Surfaces With A 2'-0" Maximum Radius, Add</i>	34.80 1.12	1.41
06 46 36 00-0243	LF	1-1/2"	1-1/2" x 9-1/2" Custom Shaped Cypress <i>For Curved Surfaces With A 2'-0" Maximum Radius, Add</i>	41.39 1.13	1.51
06 46 36 00-0244	LF	1-1/2"	1-1/2" x 10-1/2" Custom Shaped Cypress <i>For Curved Surfaces With A 2'-0" Maximum Radius, Add</i>	45.18 1.19	1.51
06 46 36 00-0245	Fir	(06 46 36)			
06 46 36 00-0246	LF	3/4"	1-1/2" Custom Shaped Fir <i>For Curved Surfaces With A 2'-0" Maximum Radius, Add</i>	7.40 0.81	1.11
06 46 36 00-0247	LF	3/4"	2-1/2" Custom Shaped Fir <i>For Curved Surfaces With A 2'-0" Maximum Radius, Add</i>	9.44 0.84	1.11
06 46 36 00-0248	LF	3/4"	3-1/2" Custom Shaped Fir <i>For Curved Surfaces With A 2'-0" Maximum Radius, Add</i>	11.49 0.87	1.11
06 46 36 00-0249	LF	3/4"	4-1/2" Custom Shaped Fir <i>For Curved Surfaces With A 2'-0" Maximum Radius, Add</i>	13.53 0.89	1.21
06 46 36 00-0250	LF	3/4"	5-1/2" Custom Shaped Fir <i>For Curved Surfaces With A 2'-0" Maximum Radius, Add</i>	15.69 0.95	1.21
06 46 36 00-0251	LF	3/4"	6-1/2" Custom Shaped Fir <i>For Curved Surfaces With A 2'-0" Maximum Radius, Add</i>	17.84 1.00	1.31
06 46 36 00-0252	LF	3/4"	7-1/2" Custom Shaped Fir <i>For Curved Surfaces With A 2'-0" Maximum Radius, Add</i>	19.87 1.02	1.31
06 46 36 00-0253	LF	3/4"	8-1/2" Custom Shaped Fir <i>For Curved Surfaces With A 2'-0" Maximum Radius, Add</i>	21.93 1.05	1.31
06 46 36 00-0254	LF	3/4"	9-1/2" Custom Shaped Fir <i>For Curved Surfaces With A 2'-0" Maximum Radius, Add</i>	23.92 1.06	1.41
06 46 36 00-0255	LF	3/4"	10-1/2" Custom Shaped Fir <i>For Curved Surfaces With A 2'-0" Maximum Radius, Add</i>	26.11 1.12	1.51
06 46 36 00-0256	LF	1"	1-1/2" Custom Shaped Fir <i>For Curved Surfaces With A 2'-0" Maximum Radius, Add</i>	8.90 0.84	1.11
06 46 36 00-0257	LF	1"	2-1/2" Custom Shaped Fir <i>For Curved Surfaces With A 2'-0" Maximum Radius, Add</i>	11.58 0.86	1.11
06 46 36 00-0258	LF	1"	3-1/2" Custom Shaped Fir <i>For Curved Surfaces With A 2'-0" Maximum Radius, Add</i>	14.33 0.89	1.21
06 46 36 00-0259	LF	1"	4-1/2" Custom Shaped Fir <i>For Curved Surfaces With A 2'-0" Maximum Radius, Add</i>	17.06 0.92	1.21
06 46 36 00-0260	LF	1"	5-1/2" Custom Shaped Fir <i>For Curved Surfaces With A 2'-0" Maximum Radius, Add</i>	19.91 0.97	1.31
06 46 36 00-0261	LF	1"	6-1/2" Custom Shaped Fir <i>For Curved Surfaces With A 2'-0" Maximum Radius, Add</i>	22.72 1.02	1.31
06 46 36 00-0262	LF	1"	7-1/2" Custom Shaped Fir <i>For Curved Surfaces With A 2'-0" Maximum Radius, Add</i>	25.44 1.04	1.31
06 46 36 00-0263	LF	1"	8-1/2" Custom Shaped Fir <i>For Curved Surfaces With A 2'-0" Maximum Radius, Add</i>	28.20 1.07	1.41
06 46 36 00-0264	LF	1"	9-1/2" Custom Shaped Fir <i>For Curved Surfaces With A 2'-0" Maximum Radius, Add</i>	30.89 1.09	1.41
06 46 36 00-0265	LF	1"	10-1/2" Custom Shaped Fir <i>For Curved Surfaces With A 2'-0" Maximum Radius, Add</i>	33.83 1.15	1.51
06 46 36 00-0266	LF	1"	11-1/2" Custom Shaped Fir <i>For Curved Surfaces With A 2'-0" Maximum Radius, Add</i>	36.50 1.18	1.51
06 46 36 00-0267	LF	1-1/4"	1-1/2" Custom Shaped Fir <i>For Curved Surfaces With A 2'-0" Maximum Radius, Add</i>	10.01 0.86	1.11
06 46 36 00-0268	LF	1-1/4"	2-1/2" Custom Shaped Fir <i>For Curved Surfaces With A 2'-0" Maximum Radius, Add</i>	13.29 0.89	1.11
06 46 36 00-0269	LF	1-1/4"	3-1/2" Custom Shaped Fir <i>For Curved Surfaces With A 2'-0" Maximum Radius, Add</i>	16.52 0.91	1.21



MINOR CSI UOM DESCRIPTION	TOTAL DIRECT UNIT COST	DEMOLITION UNIT COST
06 46 36 00-0270 LF 1-1/4" x 4-1/2" Custom Shaped Fir <i>For Curved Surfaces With A 2'-0" Maximum Radius, Add</i>	19.79 0.94	1.21
06 46 36 00-0271 LF 1-1/4" x 5-1/2" Custom Shaped Fir <i>For Curved Surfaces With A 2'-0" Maximum Radius, Add</i>	23.12 0.99	1.31
06 46 36 00-0272 LF 1-1/4" x 6-1/2" Custom Shaped Fir <i>For Curved Surfaces With A 2'-0" Maximum Radius, Add</i>	26.52 1.04	1.31
06 46 36 00-0273 LF 1-1/4" x 7-1/2" Custom Shaped Fir <i>For Curved Surfaces With A 2'-0" Maximum Radius, Add</i>	29.73 1.06	1.41
06 46 36 00-0274 LF 1-1/4" x 8-1/2" Custom Shaped Fir <i>For Curved Surfaces With A 2'-0" Maximum Radius, Add</i>	33.02 1.09	1.41
06 46 36 00-0275 LF 1-1/4" x 9-1/2" Custom Shaped Fir <i>For Curved Surfaces With A 2'-0" Maximum Radius, Add</i>	36.19 1.11	1.41
06 46 36 00-0276 LF 1-1/4" x 10-1/2" Custom Shaped Fir <i>For Curved Surfaces With A 2'-0" Maximum Radius, Add</i>	39.61 1.17	1.51
06 46 36 00-0277 LF 1-1/4" x 11-1/2" Custom Shaped Fir <i>For Curved Surfaces With A 2'-0" Maximum Radius, Add</i>	42.87 1.20	1.61
06 46 36 00-0278 LF 1-1/2" x 1-1/2" Custom Shaped Fir <i>For Curved Surfaces With A 2'-0" Maximum Radius, Add</i>	11.56 0.88	1.11
06 46 36 00-0279 LF 1-1/2" x 2-1/2" Custom Shaped Fir <i>For Curved Surfaces With A 2'-0" Maximum Radius, Add</i>	15.53 0.91	1.21
06 46 36 00-0280 LF 1-1/2" x 3-1/2" Custom Shaped Fir <i>For Curved Surfaces With A 2'-0" Maximum Radius, Add</i>	19.50 0.93	1.21
06 46 36 00-0281 LF 1-1/2" x 4-1/2" Custom Shaped Fir <i>For Curved Surfaces With A 2'-0" Maximum Radius, Add</i>	23.48 0.96	1.31
06 46 36 00-0282 LF 1-1/2" x 5-1/2" Custom Shaped Fir <i>For Curved Surfaces With A 2'-0" Maximum Radius, Add</i>	27.47 0.99	1.31
06 46 36 00-0283 LF 1-1/2" x 6-1/2" Custom Shaped Fir <i>For Curved Surfaces With A 2'-0" Maximum Radius, Add</i>	31.66 1.06	1.41
06 46 36 00-0284 LF 1-1/2" x 7-1/2" Custom Shaped Fir <i>For Curved Surfaces With A 2'-0" Maximum Radius, Add</i>	35.62 1.09	1.41
06 46 36 00-0285 LF 1-1/2" x 8-1/2" Custom Shaped Fir <i>For Curved Surfaces With A 2'-0" Maximum Radius, Add</i>	39.63 1.12	1.51
06 46 36 00-0286 LF 1-1/2" x 9-1/2" Custom Shaped Fir <i>For Curved Surfaces With A 2'-0" Maximum Radius, Add</i>	43.54 1.13	1.51
06 46 36 00-0287 LF 1-1/2" x 10-1/2" Custom Shaped Fir <i>For Curved Surfaces With A 2'-0" Maximum Radius, Add</i>	47.65 1.19	1.61
06 46 36 00-0288 LF 1-1/2" x 11-1/2" Custom Shaped Fir <i>For Curved Surfaces With A 2'-0" Maximum Radius, Add</i>	51.66 1.23	1.61
06 46 36 00-0289 LF 2-1/2" x 1-1/2" Custom Shaped Fir <i>For Curved Surfaces With A 2'-0" Maximum Radius, Add</i>	19.46 0.92	1.21
06 46 36 00-0290 LF 2-1/2" x 2-1/2" Custom Shaped Fir <i>For Curved Surfaces With A 2'-0" Maximum Radius, Add</i>	27.29 0.95	1.21
06 46 36 00-0291 LF 2-1/2" x 3-1/2" Custom Shaped Fir <i>For Curved Surfaces With A 2'-0" Maximum Radius, Add</i>	35.11 0.97	1.31
06 46 36 00-0292 LF 2-1/2" x 4-1/2" Custom Shaped Fir <i>For Curved Surfaces With A 2'-0" Maximum Radius, Add</i>	43.03 1.02	1.31
06 46 36 00-0293 LF 2-1/2" x 5-1/2" Custom Shaped Fir <i>For Curved Surfaces With A 2'-0" Maximum Radius, Add</i>	50.85 1.04	1.31
06 46 36 00-0294 LF 2-1/2" x 6-1/2" Custom Shaped Fir <i>For Curved Surfaces With A 2'-0" Maximum Radius, Add</i>	58.87 1.11	1.41
06 46 36 00-0295 LF 2-1/2" x 7-1/2" Custom Shaped Fir <i>For Curved Surfaces With A 2'-0" Maximum Radius, Add</i>	66.71 1.13	1.51
06 46 36 00-0296 LF 2-1/2" x 8-1/2" Custom Shaped Fir <i>For Curved Surfaces With A 2'-0" Maximum Radius, Add</i>	74.73 1.18	1.51
06 46 36 00-0297 LF 2-1/2" x 9-1/2" Custom Shaped Fir <i>For Curved Surfaces With A 2'-0" Maximum Radius, Add</i>	82.44 1.20	1.61
06 46 36 00-0298 LF 2-1/2" x 10-1/2" Custom Shaped Fir <i>For Curved Surfaces With A 2'-0" Maximum Radius, Add</i>	90.27 1.23	1.61
06 46 36 00-0299 LF 3-1/2" x 3-1/2" Custom Shaped Fir <i>For Curved Surfaces With A 2'-0" Maximum Radius, Add</i>	43.90 0.99	1.31
06 46 36 00-0300 LF 3-1/2" x 4-1/2" Custom Shaped Fir <i>For Curved Surfaces With A 2'-0" Maximum Radius, Add</i>	53.86 1.04	1.31
06 46 36 00-0301 LF 3-1/2" x 5-1/2" Custom Shaped Fir <i>For Curved Surfaces With A 2'-0" Maximum Radius, Add</i>	63.82 1.06	1.41
06 46 36 00-0302 LF 3-1/2" x 6-1/2" Custom Shaped Fir <i>For Curved Surfaces With A 2'-0" Maximum Radius, Add</i>	74.00 1.13	1.51
06 46 36 00-0303 LF 3-1/2" x 7-1/2" Custom Shaped Fir <i>For Curved Surfaces With A 2'-0" Maximum Radius, Add</i>	83.97 1.16	1.51
06 46 36 00-0304 LF 3-1/2" x 8-1/2" Custom Shaped Fir <i>For Curved Surfaces With A 2'-0" Maximum Radius, Add</i>	94.02 1.20	1.61
06 46 36 00-0305 LF 3-1/2" x 9-1/2" Custom Shaped Fir <i>For Curved Surfaces With A 2'-0" Maximum Radius, Add</i>	103.99 1.22	1.61
06 46 36 00-0306 LF 3-1/2" x 10-1/2" Custom Shaped Fir <i>For Curved Surfaces With A 2'-0" Maximum Radius, Add</i>	113.97 1.25	1.61
06 46 36 00-0307 Honduran Mahogany (06 46 36)		
06 46 36 00-0308 LF 3/4" x 1-1/2" Custom Shaped Honduras Mahogany <i>For Curved Surfaces With A 2'-0" Maximum Radius, Add</i>	9.44 0.81	1.11
06 46 36 00-0309 LF 3/4" x 2-1/2" Custom Shaped Honduras Mahogany <i>For Curved Surfaces With A 2'-0" Maximum Radius, Add</i>	12.50 0.84	1.11
06 46 36 00-0310 LF 3/4" x 3-1/2" Custom Shaped Honduras Mahogany <i>For Curved Surfaces With A 2'-0" Maximum Radius, Add</i>	15.57 0.87	1.11

06 Wood, Plastics, and Composites**06 40 Architectural Woodwork****06 46 Wood Trim**

MINOR	CSI	UOM	DESCRIPTION	TOTAL DIRECT UNIT COST	DEMOLITION UNIT COST
06 46 36 00-0311	LF		3/4" x 4-1/2" Custom Shaped Honduras Mahogany..... <i>For Curved Surfaces With A 2'-0" Maximum Radius, Add</i>	18.63 0.89	1.21
06 46 36 00-0312	LF		3/4" x 5-1/2" Custom Shaped Honduras Mahogany..... <i>For Curved Surfaces With A 2'-0" Maximum Radius, Add</i>	21.81 0.95	1.21
06 46 36 00-0313	LF		3/4" x 6-1/2" Custom Shaped Honduras Mahogany..... <i>For Curved Surfaces With A 2'-0" Maximum Radius, Add</i>	24.98 1.00	1.31
06 46 36 00-0314	LF		3/4" x 7-1/2" Custom Shaped Honduras Mahogany..... <i>For Curved Surfaces With A 2'-0" Maximum Radius, Add</i>	28.03 1.02	1.31
06 46 36 00-0315	LF		3/4" x 8-1/2" Custom Shaped Honduras Mahogany..... <i>For Curved Surfaces With A 2'-0" Maximum Radius, Add</i>	31.10 1.05	1.41
06 46 36 00-0316	LF		3/4" x 9-1/2" Custom Shaped Honduras Mahogany..... <i>For Curved Surfaces With A 2'-0" Maximum Radius, Add</i>	34.11 1.06	1.41
06 46 36 00-0317	LF		3/4" x 10-1/2" Custom Shaped Honduras Mahogany..... <i>For Curved Surfaces With A 2'-0" Maximum Radius, Add</i>	37.31 1.12	1.51
06 46 36 00-0318	LF		3/4" x 11-1/2" Custom Shaped Honduras Mahogany..... <i>For Curved Surfaces With A 2'-0" Maximum Radius, Add</i>	40.42 1.16	1.51
06 46 36 00-0319	LF		1" x 1-1/2" Custom Shaped Honduras Mahogany..... <i>For Curved Surfaces With A 2'-0" Maximum Radius, Add</i>	11.58 0.84	1.11
06 46 36 00-0320	LF		1" x 2-1/2" Custom Shaped Honduras Mahogany..... <i>For Curved Surfaces With A 2'-0" Maximum Radius, Add</i>	15.60 0.86	1.11
06 46 36 00-0321	LF		1" x 3-1/2" Custom Shaped Honduras Mahogany..... <i>For Curved Surfaces With A 2'-0" Maximum Radius, Add</i>	19.69 0.89	1.21
06 46 36 00-0322	LF		1" x 4-1/2" Custom Shaped Honduras Mahogany..... <i>For Curved Surfaces With A 2'-0" Maximum Radius, Add</i>	23.77 0.92	1.21
06 46 36 00-0323	LF		1" x 5-1/2" Custom Shaped Honduras Mahogany..... <i>For Curved Surfaces With A 2'-0" Maximum Radius, Add</i>	27.96 0.97	1.31
06 46 36 00-0324	LF		1" x 6-1/2" Custom Shaped Honduras Mahogany..... <i>For Curved Surfaces With A 2'-0" Maximum Radius, Add</i>	32.10 1.02	1.31
06 46 36 00-0325	LF		1" x 7-1/2" Custom Shaped Honduras Mahogany..... <i>For Curved Surfaces With A 2'-0" Maximum Radius, Add</i>	36.17 1.04	1.41
06 46 36 00-0326	LF		1" x 8-1/2" Custom Shaped Honduras Mahogany..... <i>For Curved Surfaces With A 2'-0" Maximum Radius, Add</i>	40.27 1.07	1.41
06 46 36 00-0327	LF		1" x 9-1/2" Custom Shaped Honduras Mahogany..... <i>For Curved Surfaces With A 2'-0" Maximum Radius, Add</i>	44.30 1.09	1.41
06 46 36 00-0328	LF		1" x 10-1/2" Custom Shaped Honduras Mahogany..... <i>For Curved Surfaces With A 2'-0" Maximum Radius, Add</i>	48.47 1.15	1.51
06 46 36 00-0329	LF		1" x 11-1/2" Custom Shaped Honduras Mahogany..... <i>For Curved Surfaces With A 2'-0" Maximum Radius, Add</i>	53.12 1.18	1.51
06 46 36 00-0330	LF		1-1/4" x 1-1/2" Custom Shaped Honduras Mahogany..... <i>For Curved Surfaces With A 2'-0" Maximum Radius, Add</i>	13.23 0.86	1.11
06 46 36 00-0331	LF		1-1/4" x 2-1/2" Custom Shaped Honduras Mahogany..... <i>For Curved Surfaces With A 2'-0" Maximum Radius, Add</i>	18.11 0.89	1.11
06 46 36 00-0332	LF		1-1/4" x 3-1/2" Custom Shaped Honduras Mahogany..... <i>For Curved Surfaces With A 2'-0" Maximum Radius, Add</i>	22.95 0.91	1.21
06 46 36 00-0333	LF		1-1/4" x 4-1/2" Custom Shaped Honduras Mahogany..... <i>For Curved Surfaces With A 2'-0" Maximum Radius, Add</i>	27.84 0.94	1.21
06 46 36 00-0334	LF		1-1/4" x 5-1/2" Custom Shaped Honduras Mahogany..... <i>For Curved Surfaces With A 2'-0" Maximum Radius, Add</i>	32.77 0.99	1.31
06 46 36 00-0335	LF		1-1/4" x 6-1/2" Custom Shaped Honduras Mahogany..... <i>For Curved Surfaces With A 2'-0" Maximum Radius, Add</i>	37.78 1.04	1.41
06 46 36 00-0336	LF		1-1/4" x 7-1/2" Custom Shaped Honduras Mahogany..... <i>For Curved Surfaces With A 2'-0" Maximum Radius, Add</i>	42.60 1.06	1.41
06 46 36 00-0337	LF		1-1/4" x 8-1/2" Custom Shaped Honduras Mahogany..... <i>For Curved Surfaces With A 2'-0" Maximum Radius, Add</i>	47.50 1.09	1.41
06 46 36 00-0338	LF		1-1/4" x 9-1/2" Custom Shaped Honduras Mahogany..... <i>For Curved Surfaces With A 2'-0" Maximum Radius, Add</i>	51.21 1.11	1.41
06 46 36 00-0339	LF		1-1/4" x 10-1/2" Custom Shaped Honduras Mahogany..... <i>For Curved Surfaces With A 2'-0" Maximum Radius, Add</i>	57.31 1.17	1.51
06 46 36 00-0340	LF		1-1/4" x 11-1/2" Custom Shaped Honduras Mahogany..... <i>For Curved Surfaces With A 2'-0" Maximum Radius, Add</i>	62.18 1.20	1.61
06 46 36 00-0341	LF		1-1/2" x 1-1/2" Custom Shaped Honduras Mahogany..... <i>For Curved Surfaces With A 2'-0" Maximum Radius, Add</i>	16.50 0.88	1.11
06 46 36 00-0342	LF		1-1/2" x 2-1/2" Custom Shaped Honduras Mahogany..... <i>For Curved Surfaces With A 2'-0" Maximum Radius, Add</i>	22.93 0.91	1.21
06 46 36 00-0343	LF		1-1/2" x 3-1/2" Custom Shaped Honduras Mahogany..... <i>For Curved Surfaces With A 2'-0" Maximum Radius, Add</i>	29.37 0.93	1.21
06 46 36 00-0344	LF		1-1/2" x 4-1/2" Custom Shaped Honduras Mahogany..... <i>For Curved Surfaces With A 2'-0" Maximum Radius, Add</i>	35.82 0.96	1.21
06 46 36 00-0345	LF		1-1/2" x 5-1/2" Custom Shaped Honduras Mahogany..... <i>For Curved Surfaces With A 2'-0" Maximum Radius, Add</i>	42.27 0.99	1.31
06 46 36 00-0346	LF		1-1/2" x 6-1/2" Custom Shaped Honduras Mahogany..... <i>For Curved Surfaces With A 2'-0" Maximum Radius, Add</i>	48.92 1.06	1.41
06 46 36 00-0347	LF		1-1/2" x 7-1/2" Custom Shaped Honduras Mahogany..... <i>For Curved Surfaces With A 2'-0" Maximum Radius, Add</i>	55.35 1.09	1.41
06 46 36 00-0348	LF		1-1/2" x 8-1/2" Custom Shaped Honduras Mahogany..... <i>For Curved Surfaces With A 2'-0" Maximum Radius, Add</i>	61.83 1.12	1.51
06 46 36 00-0349	LF		1-1/2" x 9-1/2" Custom Shaped Honduras Mahogany..... <i>For Curved Surfaces With A 2'-0" Maximum Radius, Add</i>	68.21 1.13	1.51
06 46 36 00-0350	LF		1-1/2" x 10-1/2" Custom Shaped Honduras Mahogany..... <i>For Curved Surfaces With A 2'-0" Maximum Radius, Add</i>	74.79 1.19	1.51
06 46 36 00-0351	LF		1-1/2" x 11-1/2" Custom Shaped Honduras Mahogany..... <i>For Curved Surfaces With A 2'-0" Maximum Radius, Add</i>	81.37 1.23	1.61
06 46 36 00-0352	LF		2" x 1-1/2" Custom Shaped Honduras Mahogany..... <i>For Curved Surfaces With A 2'-0" Maximum Radius, Add</i>	19.74 0.90	1.21



MINOR CSI UOM DESCRIPTION	TOTAL DIRECT UNIT COST	DEMOLITION UNIT COST
06 46 36 00-0353 LF 2" x 2-1/2" Custom Shaped Honduras Mahogany <i>For Curved Surfaces With A 2'-0" Maximum Radius, Add</i>	27.78 0.92	1.21
06 46 36 00-0354 LF 2" x 3-1/2" Custom Shaped Honduras Mahogany <i>For Curved Surfaces With A 2'-0" Maximum Radius, Add</i>	35.76 0.95	1.21
06 46 36 00-0355 LF 2" x 4-1/2" Custom Shaped Honduras Mahogany <i>For Curved Surfaces With A 2'-0" Maximum Radius, Add</i>	43.90 0.99	1.31
06 46 36 00-0356 LF 2" x 5-1/2" Custom Shaped Honduras Mahogany <i>For Curved Surfaces With A 2'-0" Maximum Radius, Add</i>	51.88 1.02	1.31
06 46 36 00-0357 LF 2" x 6-1/2" Custom Shaped Honduras Mahogany <i>For Curved Surfaces With A 2'-0" Maximum Radius, Add</i>	60.11 1.09	1.41
06 46 36 00-0358 LF 2" x 7-1/2" Custom Shaped Honduras Mahogany <i>For Curved Surfaces With A 2'-0" Maximum Radius, Add</i>	68.10 1.11	1.41
06 46 36 00-0359 LF 2" x 8-1/2" Custom Shaped Honduras Mahogany <i>For Curved Surfaces With A 2'-0" Maximum Radius, Add</i>	76.23 1.15	1.51
06 46 36 00-0360 LF 2" x 9-1/2" Custom Shaped Honduras Mahogany <i>For Curved Surfaces With A 2'-0" Maximum Radius, Add</i>	84.22 1.18	1.51
06 46 36 00-0361 LF 2" x 10-1/2" Custom Shaped Honduras Mahogany <i>For Curved Surfaces With A 2'-0" Maximum Radius, Add</i>	92.26 1.20	1.61
06 46 36 00-0362 LF 2" x 11-1/2" Custom Shaped Honduras Mahogany <i>For Curved Surfaces With A 2'-0" Maximum Radius, Add</i>	100.45 1.27	1.71
06 46 36 00-0363 LF 2-1/2" x 1-1/2" Custom Shaped Honduras Mahogany <i>For Curved Surfaces With A 2'-0" Maximum Radius, Add</i>	24.40 0.92	1.21
06 46 36 00-0364 LF 2-1/2" x 2-1/2" Custom Shaped Honduras Mahogany <i>For Curved Surfaces With A 2'-0" Maximum Radius, Add</i>	33.08 0.95	1.21
06 46 36 00-0365 LF 2-1/2" x 3-1/2" Custom Shaped Honduras Mahogany <i>For Curved Surfaces With A 2'-0" Maximum Radius, Add</i>	42.83 0.97	1.31
06 46 36 00-0366 LF 2-1/2" x 4-1/2" Custom Shaped Honduras Mahogany <i>For Curved Surfaces With A 2'-0" Maximum Radius, Add</i>	52.68 1.02	1.31
06 46 36 00-0367 LF 2-1/2" x 5-1/2" Custom Shaped Honduras Mahogany <i>For Curved Surfaces With A 2'-0" Maximum Radius, Add</i>	62.44 1.04	1.31
06 46 36 00-0368 LF 2-1/2" x 6-1/2" Custom Shaped Honduras Mahogany <i>For Curved Surfaces With A 2'-0" Maximum Radius, Add</i>	72.39 1.11	1.41
06 46 36 00-0369 LF 2-1/2" x 7-1/2" Custom Shaped Honduras Mahogany <i>For Curved Surfaces With A 2'-0" Maximum Radius, Add</i>	82.15 1.13	1.51
06 46 36 00-0370 LF 2-1/2" x 8-1/2" Custom Shaped Honduras Mahogany <i>For Curved Surfaces With A 2'-0" Maximum Radius, Add</i>	91.99 1.18	1.51
06 46 36 00-0371 LF 2-1/2" x 9-1/2" Custom Shaped Honduras Mahogany <i>For Curved Surfaces With A 2'-0" Maximum Radius, Add</i>	101.74 1.20	1.61
06 46 36 00-0372 LF 2-1/2" x 10-1/2" Custom Shaped Honduras Mahogany <i>For Curved Surfaces With A 2'-0" Maximum Radius, Add</i>	111.51 1.23	1.61
06 46 36 00-0373 LF 2-1/2" x 11-1/2" Custom Shaped Honduras Mahogany <i>For Curved Surfaces With A 2'-0" Maximum Radius, Add</i>	121.46 1.29	1.71
06 46 36 00-0374 LF 3-1/2" x 3-1/2" Custom Shaped Honduras Mahogany <i>For Curved Surfaces With A 2'-0" Maximum Radius, Add</i>	58.37 0.99	1.31
06 46 36 00-0375 LF 3-1/2" x 4-1/2" Custom Shaped Honduras Mahogany <i>For Curved Surfaces With A 2'-0" Maximum Radius, Add</i>	72.09 1.04	1.31
06 46 36 00-0376 LF 3-1/2" x 5-1/2" Custom Shaped Honduras Mahogany <i>For Curved Surfaces With A 2'-0" Maximum Radius, Add</i>	85.70 1.06	1.41
06 46 36 00-0377 LF 3-1/2" x 6-1/2" Custom Shaped Honduras Mahogany <i>For Curved Surfaces With A 2'-0" Maximum Radius, Add</i>	99.52 1.13	1.51
06 46 36 00-0378 LF 3-1/2" x 7-1/2" Custom Shaped Honduras Mahogany <i>For Curved Surfaces With A 2'-0" Maximum Radius, Add</i>	113.14 1.16	1.51
06 46 36 00-0379 LF 3-1/2" x 8-1/2" Custom Shaped Honduras Mahogany <i>For Curved Surfaces With A 2'-0" Maximum Radius, Add</i>	126.84 1.20	1.61
06 46 36 00-0380 LF 3-1/2" x 9-1/2" Custom Shaped Honduras Mahogany <i>For Curved Surfaces With A 2'-0" Maximum Radius, Add</i>	140.46 1.22	1.61
06 46 36 00-0381 LF 3-1/2" x 10-1/2" Custom Shaped Honduras Mahogany <i>For Curved Surfaces With A 2'-0" Maximum Radius, Add</i>	154.08 1.25	1.61
06 46 36 00-0382 LF 3-1/2" x 11-1/2" Custom Shaped Honduras Mahogany <i>For Curved Surfaces With A 2'-0" Maximum Radius, Add</i>	167.89 1.32	1.71
06 46 36 00-0383 Maple <small>(06 46 36)</small>		
06 46 36 00-0384 LF 3/4" x 1-1/2" Custom Shaped Maple.....	6.97	1.11
06 46 36 00-0385 LF 3/4" x 2-1/2" Custom Shaped Maple.....	8.80	1.11
06 46 36 00-0386 LF 3/4" x 3-1/2" Custom Shaped Maple.....	10.63	1.11
06 46 36 00-0387 LF 3/4" x 4-1/2" Custom Shaped Maple.....	12.46	1.21
06 46 36 00-0388 LF 3/4" x 5-1/2" Custom Shaped Maple.....	14.41	1.21
06 46 36 00-0389 LF 3/4" x 6-1/2" Custom Shaped Maple.....	16.34	1.31
06 46 36 00-0390 LF 3/4" x 7-1/2" Custom Shaped Maple.....	18.16	1.31
06 46 36 00-0391 LF 3/4" x 8-1/2" Custom Shaped Maple.....	20.00	1.31
06 46 36 00-0392 LF 3/4" x 9-1/2" Custom Shaped Maple.....	21.78	1.41
06 46 36 00-0393 LF 3/4" x 10-1/2" Custom Shaped Maple.....	23.75	1.51
06 46 36 00-0394 LF 3/4" x 11-1/2" Custom Shaped Maple.....	25.62	1.51
06 46 36 00-0395 LF 1" x 1-1/2" Custom Shaped Maple.....	8.36	1.11
06 46 36 00-0396 LF 1" x 2-1/2" Custom Shaped Maple.....	10.77	1.11
06 46 36 00-0397 LF 1" x 3-1/2" Custom Shaped Maple.....	13.25	1.21
06 46 36 00-0398 LF 1" x 4-1/2" Custom Shaped Maple.....	15.72	1.21
06 46 36 00-0399 LF 1" x 5-1/2" Custom Shaped Maple.....	18.30	1.31
06 46 36 00-0400 LF 1" x 6-1/2" Custom Shaped Maple.....	20.84	1.31
06 46 36 00-0401 LF 1" x 7-1/2" Custom Shaped Maple.....	23.30	1.31
06 46 36 00-0402 LF 1" x 8-1/2" Custom Shaped Maple.....	25.79	1.41
06 46 36 00-0403 LF 1" x 9-1/2" Custom Shaped Maple.....	28.21	1.41

MINOR
CSI UOM DESCRIPTIONTOTAL DIRECT DEMOLITION
UNIT COST UNIT COST

06 46 36 00-0404	LF	1" x 10-1/2" Custom Shaped Maple.....	29.70	1.51
06 46 36 00-0405	LF	1" x 11-1/2" Custom Shaped Maple.....	33.28	1.51
06 46 36 00-0406	LF	1-1/4" x 1-1/2" Custom Shaped Maple.....	9.53	1.11
06 46 36 00-0407	LF	1-1/4" x 2-1/2" Custom Shaped Maple.....	12.54	1.11
06 46 36 00-0408	LF	1-1/4" x 3-1/2" Custom Shaped Maple.....	15.55	1.21
06 46 36 00-0409	LF	1-1/4" x 4-1/2" Custom Shaped Maple.....	18.56	1.21
06 46 36 00-0410	LF	1-1/4" x 5-1/2" Custom Shaped Maple.....	21.67	1.31
06 46 36 00-0411	LF	1-1/4" x 6-1/2" Custom Shaped Maple.....	24.80	1.31
06 46 36 00-0412	LF	1-1/4" x 7-1/2" Custom Shaped Maple.....	27.80	1.41
06 46 36 00-0413	LF	1-1/4" x 8-1/2" Custom Shaped Maple.....	30.82	1.41
06 46 36 00-0414	LF	1-1/4" x 9-1/2" Custom Shaped Maple.....	33.78	1.41
06 46 36 00-0415	LF	1-1/4" x 10-1/2" Custom Shaped Maple.....	36.93	1.51
06 46 36 00-0416	LF	1-1/4" x 11-1/2" Custom Shaped Maple.....	39.98	1.61
06 46 36 00-0417	LF	1-1/2" x 1-1/2" Custom Shaped Maple.....	11.99	1.11
06 46 36 00-0418	LF	1-1/2" x 2-1/2" Custom Shaped Maple.....	16.18	1.21
06 46 36 00-0419	LF	1-1/2" x 3-1/2" Custom Shaped Maple.....	20.36	1.21
06 46 36 00-0420	LF	1-1/2" x 4-1/2" Custom Shaped Maple.....	24.56	1.31
06 46 36 00-0421	LF	1-1/2" x 5-1/2" Custom Shaped Maple.....	28.75	1.31
06 46 36 00-0422	LF	1-1/2" x 6-1/2" Custom Shaped Maple.....	33.16	1.41
06 46 36 00-0423	LF	1-1/2" x 7-1/2" Custom Shaped Maple.....	37.33	1.41
06 46 36 00-0424	LF	1-1/2" x 8-1/2" Custom Shaped Maple.....	42.10	1.51
06 46 36 00-0425	LF	1-1/2" x 9-1/2" Custom Shaped Maple.....	45.69	1.51
06 46 36 00-0426	LF	1-1/2" x 10-1/2" Custom Shaped Maple.....	50.12	1.61
06 46 36 00-0427	LF	1-1/2" x 11-1/2" Custom Shaped Maple.....	54.24	1.61
06 46 36 00-0428	LF	2" x 1-1/2" Custom Shaped Maple.....	15.99	1.21
06 46 36 00-0429	LF	2" x 2-1/2" Custom Shaped Maple.....	22.15	1.21
06 46 36 00-0430	LF	2" x 3-1/2" Custom Shaped Maple.....	28.25	1.21
06 46 36 00-0431	LF	2" x 4-1/2" Custom Shaped Maple.....	34.51	1.31
06 46 36 00-0432	LF	2" x 5-1/2" Custom Shaped Maple.....	40.62	1.31
06 46 36 00-0433	LF	2" x 6-1/2" Custom Shaped Maple.....	46.98	1.41
06 46 36 00-0434	LF	2" x 7-1/2" Custom Shaped Maple.....	53.08	1.41
06 46 36 00-0435	LF	2" x 8-1/2" Custom Shaped Maple.....	59.34	1.51
06 46 36 00-0436	LF	2" x 9-1/2" Custom Shaped Maple.....	65.45	1.51
06 46 36 00-0437	LF	2" x 10-1/2" Custom Shaped Maple.....	71.62	1.61
06 46 36 00-0438	LF	2" x 11-1/2" Custom Shaped Maple.....	78.46	1.71
06 46 36 00-0439	LF	3-1/2" x 3-1/2" Custom Shaped Maple.....	62.66	1.31
06 46 36 00-0440	LF	3-1/2" x 4-1/2" Custom Shaped Maple.....	77.45	1.31
06 46 36 00-0441	LF	3-1/2" x 5-1/2" Custom Shaped Maple.....	92.14	1.41
06 46 36 00-0442	LF	3-1/2" x 6-1/2" Custom Shaped Maple.....	107.03	1.51
06 46 36 00-0443	LF	3-1/2" x 7-1/2" Custom Shaped Maple.....	121.72	1.51
06 46 36 00-0444	LF	3-1/2" x 8-1/2" Custom Shaped Maple.....	136.49	1.61
06 46 36 00-0445	LF	3-1/2" x 9-1/2" Custom Shaped Maple.....	151.18	1.61
06 46 36 00-0446	LF	3-1/2" x 10-1/2" Custom Shaped Maple.....	165.88	1.61
06 46 36 00-0447	LF	3-1/2" x 11-1/2" Custom Shaped Maple.....	180.76	1.71

06 46 36 00-0448 Appl Soft Maple (06 46 36)

06 46 36 00-0449	LF	3/4" x 1-1/2" Custom Shaped Appl Soft Maple.....	7.08	1.11
06 46 36 00-0450	LF	3/4" x 2-1/2" Custom Shaped Appl Soft Maple.....	8.96	1.11
06 46 36 00-0451	LF	3/4" x 3-1/2" Custom Shaped Appl Soft Maple.....	10.85	1.11
06 46 36 00-0452	LF	3/4" x 4-1/2" Custom Shaped Appl Soft Maple.....	12.73	1.21
06 46 36 00-0453	LF	3/4" x 5-1/2" Custom Shaped Appl Soft Maple.....	14.73	1.21
06 46 36 00-0454	LF	3/4" x 6-1/2" Custom Shaped Appl Soft Maple.....	16.72	1.31
06 46 36 00-0455	LF	3/4" x 7-1/2" Custom Shaped Appl Soft Maple.....	18.59	1.31
06 46 36 00-0456	LF	3/4" x 8-1/2" Custom Shaped Appl Soft Maple.....	20.49	1.31
06 46 36 00-0457	LF	3/4" x 9-1/2" Custom Shaped Appl Soft Maple.....	22.32	1.41
06 46 36 00-0458	LF	3/4" x 10-1/2" Custom Shaped Appl Soft Maple.....	24.34	1.51
06 46 36 00-0459	LF	3/4" x 11-1/2" Custom Shaped Appl Soft Maple.....	26.27	1.51
06 46 36 00-0460	LF	1" x 1-1/2" Custom Shaped Appl Soft Maple.....	8.09	1.11
06 46 36 00-0461	LF	1" x 2-1/2" Custom Shaped Appl Soft Maple.....	10.40	1.11
06 46 36 00-0462	LF	1" x 3-1/2" Custom Shaped Appl Soft Maple.....	12.72	1.21
06 46 36 00-0463	LF	1" x 4-1/2" Custom Shaped Appl Soft Maple.....	14.97	1.21
06 46 36 00-0464	LF	1" x 5-1/2" Custom Shaped Appl Soft Maple.....	17.50	1.31
06 46 36 00-0465	LF	1" x 6-1/2" Custom Shaped Appl Soft Maple.....	19.93	1.31
06 46 36 00-0466	LF	1" x 7-1/2" Custom Shaped Appl Soft Maple.....	22.23	1.31
06 46 36 00-0467	LF	1" x 8-1/2" Custom Shaped Appl Soft Maple.....	24.55	1.41
06 46 36 00-0468	LF	1" x 9-1/2" Custom Shaped Appl Soft Maple.....	26.87	1.41
06 46 36 00-0469	LF	1" x 10-1/2" Custom Shaped Appl Soft Maple.....	29.33	1.51
06 46 36 00-0470	LF	1" x 11-1/2" Custom Shaped Appl Soft Maple.....	31.67	1.51
06 46 36 00-0471	LF	1-1/4" x 1-1/2" Custom Shaped Appl Soft Maple.....	9.05	1.11
06 46 36 00-0472	LF	1-1/4" x 2-1/2" Custom Shaped Appl Soft Maple.....	11.84	1.11
06 46 36 00-0473	LF	1-1/4" x 3-1/2" Custom Shaped Appl Soft Maple.....	14.59	1.21
06 46 36 00-0474	LF	1-1/4" x 4-1/2" Custom Shaped Appl Soft Maple.....	17.38	1.21
06 46 36 00-0475	LF	1-1/4" x 5-1/2" Custom Shaped Appl Soft Maple.....	20.23	1.31
06 46 36 00-0476	LF	1-1/4" x 6-1/2" Custom Shaped Appl Soft Maple.....	23.14	1.31
06 46 36 00-0477	LF	1-1/4" x 7-1/2" Custom Shaped Appl Soft Maple.....	25.87	1.41
06 46 36 00-0478	LF	1-1/4" x 8-1/2" Custom Shaped Appl Soft Maple.....	28.68	1.41
06 46 36 00-0479	LF	1-1/4" x 9-1/2" Custom Shaped Appl Soft Maple.....	31.36	1.41
06 46 36 00-0480	LF	1-1/4" x 10-1/2" Custom Shaped Appl Soft Maple.....	34.31	1.51
06 46 36 00-0481	LF	1-1/4" x 11-1/2" Custom Shaped Appl Soft Maple.....	37.08	1.61
06 46 36 00-0482	LF	1-1/2" x 1-1/2" Custom Shaped Appl Soft Maple.....	10.92	1.11



MINOR CSI UOM DESCRIPTION	TOTAL DIRECT UNIT COST	DEMOLITION UNIT COST
06 46 36 00-0483 LF 1-1/2" x 2-1/2" Custom Shaped Appl Soft Maple	14.57	1.21
06 46 36 00-0484 LF 1-1/2" x 3-1/2" Custom Shaped Appl Soft Maple	18.22	1.21
06 46 36 00-0485 LF 1-1/2" x 4-1/2" Custom Shaped Appl Soft Maple	21.88	1.31
06 46 36 00-0486 LF 1-1/2" x 5-1/2" Custom Shaped Appl Soft Maple	25.54	1.31
06 46 36 00-0487 LF 1-1/2" x 6-1/2" Custom Shaped Appl Soft Maple	29.40	1.41
06 46 36 00-0488 LF 1-1/2" x 7-1/2" Custom Shaped Appl Soft Maple	33.04	1.41
06 46 36 00-0489 LF 1-1/2" x 8-1/2" Custom Shaped Appl Soft Maple	36.73	1.51
06 46 36 00-0490 LF 1-1/2" x 9-1/2" Custom Shaped Appl Soft Maple	40.32	1.51
06 46 36 00-0491 LF 1-1/2" x 10-1/2" Custom Shaped Appl Soft Maple	44.11	1.61
06 46 36 00-0492 LF 1-1/2" x 11-1/2" Custom Shaped Appl Soft Maple	47.80	1.61
06 46 36 00-0493 Red Oak <small>(06 46 36)</small>		
06 46 36 00-0494 LF 3/4" x 1-1/2" Custom Shaped Red Oak	7.62	1.11
06 46 36 00-0495 LF 3/4" x 2-1/2" Custom Shaped Red Oak	9.76	1.11
06 46 36 00-0496 LF 3/4" x 3-1/2" Custom Shaped Red Oak	11.92	1.11
06 46 36 00-0497 LF 3/4" x 4-1/2" Custom Shaped Red Oak	14.07	1.21
06 46 36 00-0498 LF 3/4" x 5-1/2" Custom Shaped Red Oak	16.34	1.21
06 46 36 00-0499 LF 3/4" x 6-1/2" Custom Shaped Red Oak	18.59	1.31
06 46 36 00-0500 LF 3/4" x 7-1/2" Custom Shaped Red Oak	20.73	1.31
06 46 36 00-0501 LF 3/4" x 8-1/2" Custom Shaped Red Oak	22.90	1.31
06 46 36 00-0502 LF 3/4" x 9-1/2" Custom Shaped Red Oak	25.00	1.41
06 46 36 00-0503 LF 3/4" x 10-1/2" Custom Shaped Red Oak	27.29	1.51
06 46 36 00-0504 LF 3/4" x 11-1/2" Custom Shaped Red Oak	29.48	1.51
06 46 36 00-0505 LF 1" x 1-1/2" Custom Shaped Red Oak	9.27	1.11
06 46 36 00-0506 LF 1" x 2-1/2" Custom Shaped Red Oak	12.22	1.11
06 46 36 00-0507 LF 1" x 3-1/2" Custom Shaped Red Oak	15.13	1.21
06 46 36 00-0508 LF 1" x 4-1/2" Custom Shaped Red Oak	19.16	1.21
06 46 36 00-0509 LF 1" x 5-1/2" Custom Shaped Red Oak	21.09	1.31
06 46 36 00-0510 LF 1" x 6-1/2" Custom Shaped Red Oak	24.16	1.31
06 46 36 00-0511 LF 1" x 7-1/2" Custom Shaped Red Oak	27.05	1.31
06 46 36 00-0512 LF 1" x 8-1/2" Custom Shaped Red Oak	29.97	1.41
06 46 36 00-0513 LF 1" x 9-1/2" Custom Shaped Red Oak	32.87	1.41
06 46 36 00-0514 LF 1" x 10-1/2" Custom Shaped Red Oak	35.98	1.51
06 46 36 00-0515 LF 1" x 11-1/2" Custom Shaped Red Oak	38.91	1.51
06 46 36 00-0516 LF 1-1/4" x 1-1/2" Custom Shaped Red Oak	11.62	1.11
06 46 36 00-0517 LF 1-1/4" x 2-1/2" Custom Shaped Red Oak	15.70	1.11
06 46 36 00-0518 LF 1-1/4" x 3-1/2" Custom Shaped Red Oak	19.74	1.21
06 46 36 00-0519 LF 1-1/4" x 4-1/2" Custom Shaped Red Oak	23.81	1.21
06 46 36 00-0520 LF 1-1/4" x 5-1/2" Custom Shaped Red Oak	27.95	1.31
06 46 36 00-0521 LF 1-1/4" x 6-1/2" Custom Shaped Red Oak	32.15	1.31
06 46 36 00-0522 LF 1-1/4" x 7-1/2" Custom Shaped Red Oak	36.16	1.41
06 46 36 00-0523 LF 1-1/4" x 8-1/2" Custom Shaped Red Oak	40.26	1.41
06 46 36 00-0524 LF 1-1/4" x 9-1/2" Custom Shaped Red Oak	44.23	1.41
06 46 36 00-0525 LF 1-1/4" x 10-1/2" Custom Shaped Red Oak	48.46	1.51
06 46 36 00-0526 LF 1-1/4" x 11-1/2" Custom Shaped Red Oak	52.53	1.61
06 46 36 00-0527 LF 1-1/2" x 1-1/2" Custom Shaped Red Oak	16.50	1.11
06 46 36 00-0528 LF 1-1/2" x 2-1/2" Custom Shaped Red Oak	22.93	1.21
06 46 36 00-0529 LF 1-1/2" x 3-1/2" Custom Shaped Red Oak	29.37	1.21
06 46 36 00-0530 LF 1-1/2" x 4-1/2" Custom Shaped Red Oak	35.82	1.21
06 46 36 00-0531 LF 1-1/2" x 5-1/2" Custom Shaped Red Oak	42.27	1.31
06 46 36 00-0532 LF 1-1/2" x 6-1/2" Custom Shaped Red Oak	49.03	1.41
06 46 36 00-0533 LF 1-1/2" x 7-1/2" Custom Shaped Red Oak	55.35	1.41
06 46 36 00-0534 LF 1-1/2" x 8-1/2" Custom Shaped Red Oak	62.90	1.51
06 46 36 00-0535 LF 1-1/2" x 9-1/2" Custom Shaped Red Oak	68.21	1.51
06 46 36 00-0536 LF 1-1/2" x 10-1/2" Custom Shaped Red Oak	74.79	1.51
06 46 36 00-0537 LF 1-1/2" x 11-1/2" Custom Shaped Red Oak	81.26	1.61
06 46 36 00-0538 LF 2" x 1-1/2" Custom Shaped Red Oak	25.64	1.21
06 46 36 00-0539 LF 2" x 2-1/2" Custom Shaped Red Oak	36.62	1.21
06 46 36 00-0540 LF 2" x 3-1/2" Custom Shaped Red Oak	47.56	1.21
06 46 36 00-0541 LF 2" x 4-1/2" Custom Shaped Red Oak	58.64	1.31
06 46 36 00-0542 LF 2" x 5-1/2" Custom Shaped Red Oak	69.57	1.31
06 46 36 00-0543 LF 2" x 6-1/2" Custom Shaped Red Oak	80.76	1.41
06 46 36 00-0544 LF 2" x 7-1/2" Custom Shaped Red Oak	91.69	1.41
06 46 36 00-0545 LF 2" x 8-1/2" Custom Shaped Red Oak	102.78	1.51
06 46 36 00-0546 LF 2" x 9-1/2" Custom Shaped Red Oak	113.71	1.51
06 46 36 00-0547 LF 2" x 10-1/2" Custom Shaped Red Oak	124.71	1.61
06 46 36 00-0548 LF 2" x 11-1/2" Custom Shaped Red Oak	135.84	1.71
06 46 36 00-0549 White Oak <small>(06 46 36)</small>		
06 46 36 00-0550 LF 3/4" x 1-1/2" Custom Shaped White Oak	7.72	1.11
06 46 36 00-0551 LF 3/4" x 2-1/2" Custom Shaped White Oak	9.92	1.11
06 46 36 00-0552 LF 3/4" x 3-1/2" Custom Shaped White Oak	12.14	1.11
06 46 36 00-0553 LF 3/4" x 4-1/2" Custom Shaped White Oak	14.34	1.21
06 46 36 00-0554 LF 3/4" x 5-1/2" Custom Shaped White Oak	16.66	1.21
06 46 36 00-0555 LF 3/4" x 6-1/2" Custom Shaped White Oak	18.97	1.31
06 46 36 00-0556 LF 3/4" x 7-1/2" Custom Shaped White Oak	21.16	1.31
06 46 36 00-0557 LF 3/4" x 8-1/2" Custom Shaped White Oak	23.38	1.31
06 46 36 00-0558 LF 3/4" x 9-1/2" Custom Shaped White Oak	25.53	1.41
06 46 36 00-0559 LF 3/4" x 10-1/2" Custom Shaped White Oak	27.88	1.51

06 Wood, Plastics, and Composites**06 40 Architectural Woodwork****06 46 Wood Trim**
 MINOR
 CSI UOM DESCRIPTION

 TOTAL DIRECT DEMOLITION
 UNIT COST UNIT COST

06 46 36 00-0560	LF	3/4" x 11-1/2" Custom Shaped White Oak	30.13	1.51
06 46 36 00-0561	LF	1" x 1-1/2" Custom Shaped White Oak	9.27	1.11
06 46 36 00-0562	LF	1" x 2-1/2" Custom Shaped White Oak	12.22	1.11
06 46 36 00-0563	LF	1" x 3-1/2" Custom Shaped White Oak	15.13	1.21
06 46 36 00-0564	LF	1" x 4-1/2" Custom Shaped White Oak	19.16	1.21
06 46 36 00-0565	LF	1" x 5-1/2" Custom Shaped White Oak	21.09	1.31
06 46 36 00-0566	LF	1" x 6-1/2" Custom Shaped White Oak	24.16	1.31
06 46 36 00-0567	LF	1" x 7-1/2" Custom Shaped White Oak	27.05	1.31
06 46 36 00-0568	LF	1" x 8-1/2" Custom Shaped White Oak	29.97	1.41
06 46 36 00-0569	LF	1" x 9-1/2" Custom Shaped White Oak	32.87	1.41
06 46 36 00-0570	LF	1" x 10-1/2" Custom Shaped White Oak	35.98	1.51
06 46 36 00-0571	LF	1" x 11-1/2" Custom Shaped White Oak	38.91	1.51
06 46 36 00-0572	LF	1-1/4" x 1-1/2" Custom Shaped White Oak	11.78	1.11
06 46 36 00-0573	LF	1-1/4" x 2-1/2" Custom Shaped White Oak	15.92	1.11
06 46 36 00-0574	LF	1-1/4" x 3-1/2" Custom Shaped White Oak	20.06	1.21
06 46 36 00-0575	LF	1-1/4" x 4-1/2" Custom Shaped White Oak	24.19	1.21
06 46 36 00-0576	LF	1-1/4" x 5-1/2" Custom Shaped White Oak	28.43	1.31
06 46 36 00-0577	LF	1-1/4" x 6-1/2" Custom Shaped White Oak	32.68	1.31
06 46 36 00-0578	LF	1-1/4" x 7-1/2" Custom Shaped White Oak	36.81	1.41
06 46 36 00-0579	LF	1-1/4" x 8-1/2" Custom Shaped White Oak	40.96	1.41
06 46 36 00-0580	LF	1-1/4" x 9-1/2" Custom Shaped White Oak	45.04	1.41
06 46 36 00-0581	LF	1-1/4" x 10-1/2" Custom Shaped White Oak	49.32	1.51
06 46 36 00-0582	LF	1-1/4" x 11-1/2" Custom Shaped White Oak	53.49	1.61
06 46 36 00-0583	LF	1-1/2" x 1-1/2" Custom Shaped White Oak	19.71	1.11
06 46 36 00-0584	LF	1-1/2" x 2-1/2" Custom Shaped White Oak	27.76	1.21
06 46 36 00-0585	LF	1-1/2" x 3-1/2" Custom Shaped White Oak	35.81	1.21
06 46 36 00-0586	LF	1-1/2" x 4-1/2" Custom Shaped White Oak	43.86	1.31
06 46 36 00-0587	LF	1-1/2" x 5-1/2" Custom Shaped White Oak	51.92	1.31
06 46 36 00-0588	LF	1-1/2" x 6-1/2" Custom Shaped White Oak	60.19	1.41
06 46 36 00-0589	LF	1-1/2" x 7-1/2" Custom Shaped White Oak	68.22	1.41
06 46 36 00-0590	LF	1-1/2" x 8-1/2" Custom Shaped White Oak	76.31	1.51
06 46 36 00-0591	LF	1-1/2" x 9-1/2" Custom Shaped White Oak	83.22	1.51
06 46 36 00-0592	LF	1-1/2" x 10-1/2" Custom Shaped White Oak	92.48	1.61
06 46 36 00-0593	LF	1-1/2" x 11-1/2" Custom Shaped White Oak	100.57	1.61

06 46 36 00-0594**White Pine** (06 46 36)

06 46 36 00-0595	LF	3/4" x 1-1/2" Custom Shaped White Pine	8.69	1.11
06 46 36 00-0596	LF	3/4" x 2-1/2" Custom Shaped White Pine	11.37	1.11
06 46 36 00-0597	LF	3/4" x 3-1/2" Custom Shaped White Pine	14.07	1.11
06 46 36 00-0598	LF	3/4" x 4-1/2" Custom Shaped White Pine	16.75	1.21
06 46 36 00-0599	LF	3/4" x 5-1/2" Custom Shaped White Pine	19.55	1.21
06 46 36 00-0600	LF	3/4" x 6-1/2" Custom Shaped White Pine	22.35	1.31
06 46 36 00-0601	LF	3/4" x 7-1/2" Custom Shaped White Pine	25.02	1.31
06 46 36 00-0602	LF	3/4" x 8-1/2" Custom Shaped White Pine	27.73	1.31
06 46 36 00-0603	LF	3/4" x 9-1/2" Custom Shaped White Pine	31.97	1.41
06 46 36 00-0604	LF	3/4" x 10-1/2" Custom Shaped White Pine	34.95	1.51
06 46 36 00-0605	LF	1" x 1-1/2" Custom Shaped White Pine	9.81	1.11
06 46 36 00-0606	LF	1" x 2-1/2" Custom Shaped White Pine	13.03	1.11
06 46 36 00-0607	LF	1" x 3-1/2" Custom Shaped White Pine	16.20	1.21
06 46 36 00-0608	LF	1" x 4-1/2" Custom Shaped White Pine	19.42	1.21
06 46 36 00-0609	LF	1" x 5-1/2" Custom Shaped White Pine	22.70	1.31
06 46 36 00-0610	LF	1" x 6-1/2" Custom Shaped White Pine	26.04	1.31
06 46 36 00-0611	LF	1" x 7-1/2" Custom Shaped White Pine	29.20	1.31
06 46 36 00-0612	LF	1" x 8-1/2" Custom Shaped White Pine	32.44	1.41
06 46 36 00-0613	LF	1" x 9-1/2" Custom Shaped White Pine	35.55	1.41
06 46 36 00-0614	LF	1" x 10-1/2" Custom Shaped White Pine	38.92	1.51
06 46 36 00-0615	LF	1" x 11-1/2" Custom Shaped White Pine	42.13	1.51
06 46 36 00-0616	LF	1-1/4" x 1-1/2" Custom Shaped White Pine	11.14	1.11
06 46 36 00-0617	LF	1-1/4" x 2-1/2" Custom Shaped White Pine	14.95	1.11
06 46 36 00-0618	LF	1-1/4" x 3-1/2" Custom Shaped White Pine	18.88	1.21
06 46 36 00-0619	LF	1-1/4" x 4-1/2" Custom Shaped White Pine	22.58	1.21
06 46 36 00-0620	LF	1-1/4" x 5-1/2" Custom Shaped White Pine	26.50	1.31
06 46 36 00-0621	LF	1-1/4" x 6-1/2" Custom Shaped White Pine	30.43	1.31
06 46 36 00-0622	LF	1-1/4" x 7-1/2" Custom Shaped White Pine	34.23	1.41
06 46 36 00-0623	LF	1-1/4" x 8-1/2" Custom Shaped White Pine	38.06	1.41
06 46 36 00-0624	LF	1-1/4" x 9-1/2" Custom Shaped White Pine	41.82	1.41
06 46 36 00-0625	LF	1-1/4" x 10-1/2" Custom Shaped White Pine	45.78	1.51
06 46 36 00-0626	LF	1-1/4" x 11-1/2" Custom Shaped White Pine	49.63	1.61
06 46 36 00-0627	LF	1-1/2" x 1-1/2" Custom Shaped White Pine	14.14	1.11
06 46 36 00-0628	LF	1-1/2" x 2-1/2" Custom Shaped White Pine	19.39	1.21
06 46 36 00-0629	LF	1-1/2" x 3-1/2" Custom Shaped White Pine	24.65	1.21
06 46 36 00-0630	LF	1-1/2" x 4-1/2" Custom Shaped White Pine	29.92	1.31
06 46 36 00-0631	LF	1-1/2" x 5-1/2" Custom Shaped White Pine	35.19	1.31
06 46 36 00-0632	LF	1-1/2" x 6-1/2" Custom Shaped White Pine	40.67	1.41
06 46 36 00-0633	LF	1-1/2" x 7-1/2" Custom Shaped White Pine	45.91	1.41
06 46 36 00-0634	LF	1-1/2" x 8-1/2" Custom Shaped White Pine	51.21	1.51
06 46 36 00-0635	LF	1-1/2" x 9-1/2" Custom Shaped White Pine	57.48	1.51
06 46 36 00-0636	LF	1-1/2" x 10-1/2" Custom Shaped White Pine	61.81	1.61
06 46 36 00-0637	LF	1-1/2" x 11-1/2" Custom Shaped White Pine	67.11	1.61
06 46 36 00-0638	LF	2" x 1-1/2" Custom Shaped White Pine	22.15	1.21



MINOR	CSI	UOM	DESCRIPTION	TOTAL DIRECT UNIT COST	DEMOLITION UNIT COST
06 46 36 00-0639	LF		2" x 2-1/2" Custom Shaped White Pine	31.37	1.21
06 46 36 00-0640	LF		2" x 3-1/2" Custom Shaped White Pine	40.58	1.21
06 46 36 00-0641	LF		2" x 4-1/2" Custom Shaped White Pine	49.90	1.31
06 46 36 00-0642	LF		2" x 5-1/2" Custom Shaped White Pine	59.12	1.31
06 46 36 00-0643	LF		2" x 6-1/2" Custom Shaped White Pine	68.53	1.41
06 46 36 00-0644	LF		2" x 7-1/2" Custom Shaped White Pine	77.75	1.41
06 46 36 00-0645	LF		2" x 8-1/2" Custom Shaped White Pine	87.07	1.51
06 46 36 00-0646	LF		2" x 9-1/2" Custom Shaped White Pine	96.28	1.51
06 46 36 00-0647	LF		2" x 10-1/2" Custom Shaped White Pine	105.51	1.61
06 46 36 00-0648	LF		2" x 11-1/2" Custom Shaped White Pine	114.93	1.71
06 46 36 00-0649	LF		2-1/2" x 1-1/2" Custom Shaped White Pine	26.54	1.21
06 46 36 00-0650	LF		2-1/2" x 2-1/2" Custom Shaped White Pine	37.90	1.21
06 46 36 00-0651	LF		2-1/2" x 3-1/2" Custom Shaped White Pine	49.26	1.31
06 46 36 00-0652	LF		2-1/2" x 4-1/2" Custom Shaped White Pine	60.73	1.31
06 46 36 00-0653	LF		2-1/2" x 5-1/2" Custom Shaped White Pine	72.09	1.31
06 46 36 00-0654	LF		2-1/2" x 6-1/2" Custom Shaped White Pine	83.65	1.41
06 46 36 00-0655	LF		2-1/2" x 7-1/2" Custom Shaped White Pine	95.02	1.51
06 46 36 00-0656	LF		2-1/2" x 8-1/2" Custom Shaped White Pine	106.47	1.51
06 46 36 00-0657	LF		2-1/2" x 9-1/2" Custom Shaped White Pine	117.83	1.61
06 46 36 00-0658	LF		2-1/2" x 10-1/2" Custom Shaped White Pine	129.20	1.61
06 46 36 00-0659	LF		2-1/2" x 11-1/2" Custom Shaped White Pine	140.77	1.71
06 46 36 00-0660	LF		3-1/2" x 3-1/2" Custom Shaped White Pine	68.67	1.31
06 46 36 00-0661	LF		3-1/2" x 4-1/2" Custom Shaped White Pine	84.96	1.31
06 46 36 00-0662	LF		3-1/2" x 5-1/2" Custom Shaped White Pine	101.14	1.41
06 46 36 00-0663	LF		3-1/2" x 6-1/2" Custom Shaped White Pine	117.54	1.51
06 46 36 00-0664	LF		3-1/2" x 7-1/2" Custom Shaped White Pine	133.73	1.51
06 46 36 00-0665	LF		3-1/2" x 8-1/2" Custom Shaped White Pine	150.01	1.61
06 46 36 00-0666	LF		3-1/2" x 9-1/2" Custom Shaped White Pine	166.20	1.61
06 46 36 00-0667	LF		3-1/2" x 10-1/2" Custom Shaped White Pine	182.39	1.61
06 46 36 00-0668	LF		3-1/2" x 11-1/2" Custom Shaped White Pine	198.78	1.71
06 46 36 00-0669 Clear Yellow Pine (06 46 36)					
06 46 36 00-0670	LF		3/4" x 1-1/2" Custom Shaped "C" Y Pine	5.68	1.11
06 46 36 00-0671	LF		3/4" x 2-1/2" Custom Shaped "C" Y Pine	6.87	1.11
06 46 36 00-0672	LF		3/4" x 3-1/2" Custom Shaped "C" Y Pine	8.06	1.11
06 46 36 00-0673	LF		3/4" x 4-1/2" Custom Shaped "C" Y Pine	9.24	1.21
06 46 36 00-0674	LF		3/4" x 5-1/2" Custom Shaped "C" Y Pine	10.55	1.21
06 46 36 00-0675	LF		3/4" x 6-1/2" Custom Shaped "C" Y Pine	11.84	1.31
06 46 36 00-0676	LF		3/4" x 7-1/2" Custom Shaped "C" Y Pine	13.01	1.31
06 46 36 00-0677	LF		3/4" x 8-1/2" Custom Shaped "C" Y Pine	14.21	1.31
06 46 36 00-0678	LF		1" x 1-1/2" Custom Shaped "C" Y Pine	6.59	1.11
06 46 36 00-0679	LF		1" x 2-1/2" Custom Shaped "C" Y Pine	8.20	1.11
06 46 36 00-0680	LF		1" x 3-1/2" Custom Shaped "C" Y Pine	9.77	1.21
06 46 36 00-0681	LF		1" x 4-1/2" Custom Shaped "C" Y Pine	11.38	1.21
06 46 36 00-0682	LF		1" x 5-1/2" Custom Shaped "C" Y Pine	13.05	1.31
06 46 36 00-0683	LF		1" x 6-1/2" Custom Shaped "C" Y Pine	14.78	1.31
06 46 36 00-0684	LF		1" x 7-1/2" Custom Shaped "C" Y Pine	16.86	1.31
06 46 36 00-0685	LF		1" x 8-1/2" Custom Shaped "C" Y Pine	18.55	1.41
06 46 36 00-0686	LF		1-1/2" x 1-1/2" Custom Shaped "C" Y Pine	7.70	1.11
06 46 36 00-0687	LF		1-1/2" x 2-1/2" Custom Shaped "C" Y Pine	9.74	1.21
06 46 36 00-0688	LF		1-1/2" x 3-1/2" Custom Shaped "C" Y Pine	11.78	1.21
06 46 36 00-0689	LF		1-1/2" x 4-1/2" Custom Shaped "C" Y Pine	13.83	1.31
06 46 36 00-0690	LF		1-1/2" x 5-1/2" Custom Shaped "C" Y Pine	15.88	1.31
06 46 36 00-0691	LF		1-1/2" x 6-1/2" Custom Shaped "C" Y Pine	18.14	1.41
06 46 36 00-0692	LF		1-1/2" x 7-1/2" Custom Shaped "C" Y Pine	20.17	1.41
06 46 36 00-0693	LF		1-1/2" x 8-1/2" Custom Shaped "C" Y Pine	22.25	1.51
06 46 36 00-0694	LF		1-1/2" x 9-1/2" Custom Shaped "C" Y Pine	25.84	1.51
06 46 36 00-0695	LF		1-1/2" x 10-1/2" Custom Shaped "C" Y Pine	26.63	1.61
06 46 36 00-0696 Poplar (06 46 36)					
06 46 36 00-0697	LF		3/4" x 1-1/2" Custom Shaped Poplar	6.01	1.11
06 46 36 00-0698	LF		3/4" x 2-1/2" Custom Shaped Poplar	7.35	1.11
06 46 36 00-0699	LF		3/4" x 3-1/2" Custom Shaped Poplar	8.70	1.11
06 46 36 00-0700	LF		3/4" x 4-1/2" Custom Shaped Poplar	10.05	1.21
06 46 36 00-0701	LF		3/4" x 5-1/2" Custom Shaped Poplar	11.51	1.21
06 46 36 00-0702	LF		3/4" x 6-1/2" Custom Shaped Poplar	12.96	1.31
06 46 36 00-0703	LF		3/4" x 7-1/2" Custom Shaped Poplar	14.30	1.31
06 46 36 00-0704	LF		3/4" x 8-1/2" Custom Shaped Poplar	15.66	1.31
06 46 36 00-0705	LF		3/4" x 9-1/2" Custom Shaped Poplar	16.95	1.41
06 46 36 00-0706	LF		3/4" x 10-1/2" Custom Shaped Poplar	18.44	1.51
06 46 36 00-0707	LF		3/4" x 11-1/2" Custom Shaped Poplar	19.94	1.51
06 46 36 00-0708	LF		1" x 1-1/2" Custom Shaped Poplar	7.02	1.11
06 46 36 00-0709	LF		1" x 2-1/2" Custom Shaped Poplar	8.79	1.11
06 46 36 00-0710	LF		1" x 3-1/2" Custom Shaped Poplar	10.57	1.21
06 46 36 00-0711	LF		1" x 4-1/2" Custom Shaped Poplar	12.35	1.21
06 46 36 00-0712	LF		1" x 5-1/2" Custom Shaped Poplar	14.28	1.31
06 46 36 00-0713	LF		1" x 6-1/2" Custom Shaped Poplar	16.17	1.31
06 46 36 00-0714	LF		1" x 7-1/2" Custom Shaped Poplar	17.94	1.31
06 46 36 00-0715	LF		1" x 8-1/2" Custom Shaped Poplar	19.73	1.41

06 Wood, Plastics, and Composites**06 40 Architectural Woodwork****06 46 Wood Trim**

SAN BERNARDINO
COUNTY

MINOR
CSI UOM DESCRIPTION

TOTAL DIRECT DEMOLITION
UNIT COST UNIT COST

06 46 36 00-0716	LF	1" x 9-1/2" Custom Shaped Poplar	21.50	1.41
06 46 36 00-0717	LF	1" x 10-1/2" Custom Shaped Poplar	23.43	1.51
06 46 36 00-0718	LF	1" x 11-1/2" Custom Shaped Poplar	25.24	1.51
06 46 36 00-0719	LF	1-1/4" x 1-1/2" Custom Shaped Poplar	7.92	1.11
06 46 36 00-0720	LF	1-1/4" x 2-1/2" Custom Shaped Poplar	10.12	1.11
06 46 36 00-0721	LF	1-1/4" x 3-1/2" Custom Shaped Poplar	12.34	1.21
06 46 36 00-0722	LF	1-1/4" x 4-1/2" Custom Shaped Poplar	14.54	1.21
06 46 36 00-0723	LF	1-1/4" x 5-1/2" Custom Shaped Poplar	16.85	1.31
06 46 36 00-0724	LF	1-1/4" x 6-1/2" Custom Shaped Poplar	19.17	1.31
06 46 36 00-0725	LF	1-1/4" x 7-1/2" Custom Shaped Poplar	21.36	1.41
06 46 36 00-0726	LF	1-1/4" x 8-1/2" Custom Shaped Poplar	23.58	1.41
06 46 36 00-0727	LF	1-1/4" x 9-1/2" Custom Shaped Poplar	25.73	1.41
06 46 36 00-0728	LF	1-1/4" x 10-1/2" Custom Shaped Poplar	28.09	1.51
06 46 36 00-0729	LF	1-1/4" x 11-1/2" Custom Shaped Poplar	30.33	1.61
06 46 36 00-0730	LF	1-1/2" x 1-1/2" Custom Shaped Poplar	10.06	1.11
06 46 36 00-0731	LF	1-1/2" x 2-1/2" Custom Shaped Poplar	13.28	1.21
06 46 36 00-0732	LF	1-1/2" x 3-1/2" Custom Shaped Poplar	16.50	1.21
06 46 36 00-0733	LF	1-1/2" x 4-1/2" Custom Shaped Poplar	19.73	1.31
06 46 36 00-0734	LF	1-1/2" x 5-1/2" Custom Shaped Poplar	22.96	1.31
06 46 36 00-0735	LF	1-1/2" x 6-1/2" Custom Shaped Poplar	26.40	1.41
06 46 36 00-0736	LF	1-1/2" x 7-1/2" Custom Shaped Poplar	29.61	1.41
06 46 36 00-0737	LF	1-1/2" x 8-1/2" Custom Shaped Poplar	32.87	1.51
06 46 36 00-0738	LF	1-1/2" x 9-1/2" Custom Shaped Poplar	36.03	1.51
06 46 36 00-0739	LF	1-1/2" x 10-1/2" Custom Shaped Poplar	39.39	1.61
06 46 36 00-0740	LF	1-1/2" x 11-1/2" Custom Shaped Poplar	42.65	1.61
06 46 36 00-0741	LF	2" x 1-1/2" Custom Shaped Poplar	13.30	1.21
06 46 36 00-0742	LF	2" x 2-1/2" Custom Shaped Poplar	18.12	1.21
06 46 36 00-0743	LF	2" x 3-1/2" Custom Shaped Poplar	22.89	1.21
06 46 36 00-0744	LF	2" x 4-1/2" Custom Shaped Poplar	27.81	1.31
06 46 36 00-0745	LF	2" x 5-1/2" Custom Shaped Poplar	32.57	1.31
06 46 36 00-0746	LF	2" x 6-1/2" Custom Shaped Poplar	37.59	1.41
06 46 36 00-0747	LF	2" x 7-1/2" Custom Shaped Poplar	42.36	1.41
06 46 36 00-0748	LF	2" x 8-1/2" Custom Shaped Poplar	47.28	1.51
06 46 36 00-0749	LF	2" x 9-1/2" Custom Shaped Poplar	52.04	1.51
06 46 36 00-0750	LF	2" x 10-1/2" Custom Shaped Poplar	56.87	1.61
06 46 36 00-0751	LF	2" x 11-1/2" Custom Shaped Poplar	61.84	1.71
06 46 36 00-0752	LF	2-1/2" x 1-1/2" Custom Shaped Poplar	16.57	1.21
06 46 36 00-0753	LF	2-1/2" x 2-1/2" Custom Shaped Poplar	22.94	1.21
06 46 36 00-0754	LF	2-1/2" x 3-1/2" Custom Shaped Poplar	29.32	1.31
06 46 36 00-0755	LF	2-1/2" x 4-1/2" Custom Shaped Poplar	35.79	1.31
06 46 36 00-0756	LF	2-1/2" x 5-1/2" Custom Shaped Poplar	42.16	1.31
06 46 36 00-0757	LF	2-1/2" x 6-1/2" Custom Shaped Poplar	48.74	1.41
06 46 36 00-0758	LF	2-1/2" x 7-1/2" Custom Shaped Poplar	55.12	1.51
06 46 36 00-0759	LF	2-1/2" x 8-1/2" Custom Shaped Poplar	61.59	1.51
06 46 36 00-0760	LF	2-1/2" x 9-1/2" Custom Shaped Poplar	67.96	1.61
06 46 36 00-0761	LF	2-1/2" x 10-1/2" Custom Shaped Poplar	74.35	1.61
06 46 36 00-0762	LF	2-1/2" x 11-1/2" Custom Shaped Poplar	80.92	1.71
06 46 36 00-0763	LF	3-1/2" x 3-1/2" Custom Shaped Poplar	40.36	1.31
06 46 36 00-0764	LF	3-1/2" x 4-1/2" Custom Shaped Poplar	49.56	1.31
06 46 36 00-0765	LF	3-1/2" x 5-1/2" Custom Shaped Poplar	58.67	1.41
06 46 36 00-0766	LF	3-1/2" x 6-1/2" Custom Shaped Poplar	68.10	1.51
06 46 36 00-0767	LF	3-1/2" x 7-1/2" Custom Shaped Poplar	77.10	1.51
06 46 36 00-0768	LF	3-1/2" x 8-1/2" Custom Shaped Poplar	86.30	1.61
06 46 36 00-0769	LF	3-1/2" x 9-1/2" Custom Shaped Poplar	95.41	1.61
06 46 36 00-0770	LF	3-1/2" x 10-1/2" Custom Shaped Poplar	104.53	1.61
06 46 36 00-0771	LF	3-1/2" x 11-1/2" Custom Shaped Poplar	113.84	1.71

06 46 36 00-0772 Clear Heart Redwood (06 46 36)

06 46 36 00-0773	LF	3/4" x 1-1/2" Custom Shaped Clear Heart Redwood	7.51	1.11
06 46 36 00-0774	LF	3/4" x 2-1/2" Custom Shaped Clear Heart Redwood	9.60	1.11
06 46 36 00-0775	LF	3/4" x 3-1/2" Custom Shaped Clear Heart Redwood	11.71	1.11
06 46 36 00-0776	LF	3/4" x 4-1/2" Custom Shaped Clear Heart Redwood	13.80	1.21
06 46 36 00-0777	LF	3/4" x 5-1/2" Custom Shaped Clear Heart Redwood	16.01	1.21
06 46 36 00-0778	LF	3/4" x 6-1/2" Custom Shaped Clear Heart Redwood	18.22	1.31
06 46 36 00-0779	LF	3/4" x 7-1/2" Custom Shaped Clear Heart Redwood	22.45	1.31
06 46 36 00-0780	LF	3/4" x 8-1/2" Custom Shaped Clear Heart Redwood	24.83	1.31
06 46 36 00-0781	LF	3/4" x 9-1/2" Custom Shaped Clear Heart Redwood	24.94	1.41
06 46 36 00-0782	LF	3/4" x 10-1/2" Custom Shaped Clear Heart Redwood	26.70	1.51
06 46 36 00-0783	LF	1" x 1-1/2" Custom Shaped Clear Heart Redwood	9.16	1.11
06 46 36 00-0784	LF	1" x 2-1/2" Custom Shaped Clear Heart Redwood	12.01	1.11
06 46 36 00-0785	LF	1" x 3-1/2" Custom Shaped Clear Heart Redwood	14.86	1.21
06 46 36 00-0786	LF	1" x 4-1/2" Custom Shaped Clear Heart Redwood	17.71	1.21
06 46 36 00-0787	LF	1" x 5-1/2" Custom Shaped Clear Heart Redwood	20.72	1.31
06 46 36 00-0788	LF	1" x 6-1/2" Custom Shaped Clear Heart Redwood	23.68	1.31
06 46 36 00-0789	LF	1" x 7-1/2" Custom Shaped Clear Heart Redwood	30.27	1.31
06 46 36 00-0790	LF	1" x 8-1/2" Custom Shaped Clear Heart Redwood	33.62	1.41
06 46 36 00-0791	LF	1" x 9-1/2" Custom Shaped Clear Heart Redwood	36.90	1.41
06 46 36 00-0792	LF	1" x 10-1/2" Custom Shaped Clear Heart Redwood	40.37	1.51
06 46 36 00-0793	LF	1-1/2" x 1-1/2" Custom Shaped Clear Heart Redwood	12.21	1.11
06 46 36 00-0794	LF	1-1/2" x 2-1/2" Custom Shaped Clear Heart Redwood	16.50	1.21



MINOR CSI UOM DESCRIPTION	TOTAL DIRECT UNIT COST	DEMOLITION UNIT COST
06 46 36 00-0795 LF 1-1/2" x 3-1/2" Custom Shaped Clear Heart Redwood.....	20.79	1.21
06 46 36 00-0796 LF 1-1/2" x 4-1/2" Custom Shaped Clear Heart Redwood.....	25.09	1.31
06 46 36 00-0797 LF 1-1/2" x 5-1/2" Custom Shaped Clear Heart Redwood.....	29.40	1.31
06 46 36 00-0798 LF 1-1/2" x 6-1/2" Custom Shaped Clear Heart Redwood.....	34.02	1.41
06 46 36 00-0799 LF 1-1/2" x 7-1/2" Custom Shaped Clear Heart Redwood.....	45.91	1.41
06 46 36 00-0800 LF 1-1/2" x 8-1/2" Custom Shaped Clear Heart Redwood.....	51.21	1.51
06 46 36 00-0801 LF 1-1/2" x 9-1/2" Custom Shaped Clear Heart Redwood.....	60.70	1.51
06 46 36 00-0802 LF 1-1/2" x 10-1/2" Custom Shaped Clear Heart Redwood.....	66.53	1.61
06 46 36 00-0803 LF 3-1/2" x 3-1/2" Custom Shaped Clear Heart Redwood.....	64.38	1.31
06 46 36 00-0804 LF 3-1/2" x 4-1/2" Custom Shaped Clear Heart Redwood.....	79.60	1.31
06 46 36 00-0805 LF 3-1/2" x 5-1/2" Custom Shaped Clear Heart Redwood.....	94.71	1.41
06 46 36 00-0806 LF 3-1/2" x 6-1/2" Custom Shaped Clear Heart Redwood.....	110.03	1.51
06 46 36 00-0807 LF 3-1/2" x 7-1/2" Custom Shaped Clear Heart Redwood.....	125.15	1.51
06 46 36 00-0808 LF 3-1/2" x 8-1/2" Custom Shaped Clear Heart Redwood.....	140.36	1.61
06 46 36 00-0809 LF 3-1/2" x 9-1/2" Custom Shaped Clear Heart Redwood.....	155.47	1.61
06 46 36 00-0810 LF 3-1/2" x 10-1/2" Custom Shaped Clear Heart Redwood.....	170.59	1.61
06 46 36 00-0811 LF 3-1/2" x 11-1/2" Custom Shaped Clear Heart Redwood.....	185.91	1.71
06 46 36 00-0812 Teak <small>(06 46 36)</small>		
06 46 36 00-0813 LF 3/4" x 1-1/2" Custom Shaped Teak.....	21.88	1.11
06 46 36 00-0814 LF 3/4" x 2-1/2" Custom Shaped Teak.....	31.16	1.11
06 46 36 00-0815 LF 3/4" x 3-1/2" Custom Shaped Teak.....	40.45	1.11
06 46 36 00-0816 LF 3/4" x 4-1/2" Custom Shaped Teak.....	49.73	1.21
06 46 36 00-0817 LF 3/4" x 5-1/2" Custom Shaped Teak.....	59.13	1.21
06 46 36 00-0818 LF 3/4" x 6-1/2" Custom Shaped Teak.....	68.52	1.31
06 46 36 00-0819 LF 3/4" x 7-1/2" Custom Shaped Teak.....	77.79	1.31
06 46 36 00-0820 LF 3/4" x 8-1/2" Custom Shaped Teak.....	87.09	1.31
06 46 36 00-0821 LF 3/4" x 9-1/2" Custom Shaped Teak.....	96.32	1.41
06 46 36 00-0822 LF 3/4" x 10-1/2" Custom Shaped Teak.....	105.74	1.51
06 46 36 00-0823 LF 3/4" x 11-1/2" Custom Shaped Teak.....	115.07	1.51
06 46 36 00-0824 LF 1-1/2" x 1-1/2" Custom Shaped Teak.....	51.24	1.11
06 46 36 00-0825 LF 1-1/2" x 2-1/2" Custom Shaped Teak.....	58.97	1.21
06 46 36 00-0826 LF 1-1/2" x 3-1/2" Custom Shaped Teak.....	77.42	1.21
06 46 36 00-0827 LF 1-1/2" x 4-1/2" Custom Shaped Teak.....	95.88	1.31
06 46 36 00-0828 LF 1-1/2" x 5-1/2" Custom Shaped Teak.....	114.34	1.31
06 46 36 00-0829 LF 1-1/2" x 6-1/2" Custom Shaped Teak.....	132.47	1.41
06 46 36 00-0830 LF 1-1/2" x 7-1/2" Custom Shaped Teak.....	151.45	1.41
06 46 36 00-0831 LF 1-1/2" x 8-1/2" Custom Shaped Teak.....	169.94	1.51
06 46 36 00-0832 LF 1-1/2" x 9-1/2" Custom Shaped Teak.....	188.33	1.51
06 46 36 00-0833 LF 1-1/2" x 10-1/2" Custom Shaped Teak.....	206.92	1.61
06 46 36 00-0834 LF 1-1/2" x 11-1/2" Custom Shaped Teak.....	225.41	1.61
06 46 36 00-0835 Walnut <small>(06 46 36)</small>		
06 46 36 00-0836 LF 3/4" x 1-1/2" Custom Shaped Walnut.....	11.69	1.11
06 46 36 00-0837 LF 3/4" x 2-1/2" Custom Shaped Walnut.....	15.88	1.11
06 46 36 00-0838 LF 3/4" x 3-1/2" Custom Shaped Walnut.....	20.07	1.11
06 46 36 00-0839 LF 3/4" x 4-1/2" Custom Shaped Walnut.....	24.26	1.21
06 46 36 00-0840 LF 3/4" x 5-1/2" Custom Shaped Walnut.....	28.56	1.21
06 46 36 00-0841 LF 3/4" x 6-1/2" Custom Shaped Walnut.....	32.86	1.31
06 46 36 00-0842 LF 3/4" x 7-1/2" Custom Shaped Walnut.....	37.03	1.31
06 46 36 00-0843 LF 3/4" x 8-1/2" Custom Shaped Walnut.....	41.24	1.31
06 46 36 00-0844 LF 3/4" x 9-1/2" Custom Shaped Walnut.....	45.38	1.41
06 46 36 00-0845 LF 3/4" x 10-1/2" Custom Shaped Walnut.....	49.70	1.51
06 46 36 00-0846 LF 3/4" x 11-1/2" Custom Shaped Walnut.....	53.94	1.51
06 46 36 00-0847 LF 1" x 1-1/2" Custom Shaped Walnut.....	14.10	1.11
06 46 36 00-0848 LF 1" x 2-1/2" Custom Shaped Walnut.....	19.46	1.11
06 46 36 00-0849 LF 1" x 3-1/2" Custom Shaped Walnut.....	24.78	1.21
06 46 36 00-0850 LF 1" x 4-1/2" Custom Shaped Walnut.....	30.15	1.21
06 46 36 00-0851 LF 1" x 5-1/2" Custom Shaped Walnut.....	35.57	1.31
06 46 36 00-0852 LF 1" x 6-1/2" Custom Shaped Walnut.....	41.06	1.31
06 46 36 00-0853 LF 1" x 7-1/2" Custom Shaped Walnut.....	46.36	1.31
06 46 36 00-0854 LF 1" x 8-1/2" Custom Shaped Walnut.....	51.74	1.41
06 46 36 00-0855 LF 1" x 9-1/2" Custom Shaped Walnut.....	57.00	1.41
06 46 36 00-0856 LF 1" x 10-1/2" Custom Shaped Walnut.....	62.52	1.51
06 46 36 00-0857 LF 1" x 11-1/2" Custom Shaped Walnut.....	67.87	1.51
06 46 36 00-0858 LF 1-1/4" x 1-1/2" Custom Shaped Walnut.....	17.41	1.11
06 46 36 00-0859 LF 1-1/4" x 2-1/2" Custom Shaped Walnut.....	24.39	1.11
06 46 36 00-0860 LF 1-1/4" x 3-1/2" Custom Shaped Walnut.....	31.32	1.21
06 46 36 00-0861 LF 1-1/4" x 4-1/2" Custom Shaped Walnut.....	38.29	1.21
06 46 36 00-0862 LF 1-1/4" x 5-1/2" Custom Shaped Walnut.....	45.32	1.31
06 46 36 00-0863 LF 1-1/4" x 6-1/2" Custom Shaped Walnut.....	52.42	1.31
06 46 36 00-0864 LF 1-1/4" x 7-1/2" Custom Shaped Walnut.....	59.33	1.41
06 46 36 00-0865 LF 1-1/4" x 8-1/2" Custom Shaped Walnut.....	66.32	1.41
06 46 36 00-0866 LF 1-1/4" x 9-1/2" Custom Shaped Walnut.....	73.19	1.41
06 46 36 00-0867 LF 1-1/4" x 10-1/2" Custom Shaped Walnut.....	80.32	1.51
06 46 36 00-0868 LF 1-1/4" x 11-1/2" Custom Shaped Walnut.....	87.28	1.61
06 46 36 00-0869 LF 1-1/2" x 1-1/2" Custom Shaped Walnut.....	23.79	1.11
06 46 36 00-0870 LF 1-1/2" x 2-1/2" Custom Shaped Walnut.....	33.87	1.21
06 46 36 00-0871 LF 1-1/2" x 3-1/2" Custom Shaped Walnut.....	43.96	1.21

06 Wood, Plastics, and Composites**06 40 Architectural Woodwork****06 46 Wood Trim**

SAN BERNARDINO
COUNTY

MINOR
CSI UOM DESCRIPTION

TOTAL DIRECT DEMOLITION
UNIT COST UNIT COST

06 46 36 00-0872	LF	1-1/2" x 4-1/2" Custom Shaped Walnut	54.05	1.31
06 46 36 00-0873	LF	1-1/2" x 5-1/2" Custom Shaped Walnut	64.15	1.31
06 46 36 00-0874	LF	1-1/2" x 6-1/2" Custom Shaped Walnut	74.45	1.41
06 46 36 00-0875	LF	1-1/2" x 7-1/2" Custom Shaped Walnut	84.52	1.41
06 46 36 00-0876	LF	1-1/2" x 8-1/2" Custom Shaped Walnut	94.65	1.51
06 46 36 00-0877	LF	1-1/2" x 9-1/2" Custom Shaped Walnut	105.75	1.51
06 46 36 00-0878	LF	1-1/2" x 10-1/2" Custom Shaped Walnut	114.90	1.61
06 46 36 00-0879	LF	1-1/2" x 11-1/2" Custom Shaped Walnut	125.02	1.61
06 46 36 00-0880	LF	2" x 1-1/2" Custom Shaped Walnut.....	40.38	1.21
06 46 36 00-0881	LF	2" x 2-1/2" Custom Shaped Walnut.....	58.72	1.21
06 46 36 00-0882	LF	2" x 3-1/2" Custom Shaped Walnut.....	77.05	1.21
06 46 36 00-0883	LF	2" x 4-1/2" Custom Shaped Walnut.....	95.48	1.31
06 46 36 00-0884	LF	2" x 5-1/2" Custom Shaped Walnut.....	113.82	1.31
06 46 36 00-0885	LF	2" x 6-1/2" Custom Shaped Walnut.....	132.35	1.41
06 46 36 00-0886	LF	2" x 7-1/2" Custom Shaped Walnut.....	150.68	1.41
06 46 36 00-0887	LF	2" x 8-1/2" Custom Shaped Walnut.....	169.11	1.51
06 46 36 00-0888	LF	2" x 9-1/2" Custom Shaped Walnut.....	187.44	1.51
06 46 36 00-0889	LF	2" x 10-1/2" Custom Shaped Walnut.....	205.79	1.61
06 46 36 00-0890	LF	2" x 11-1/2" Custom Shaped Walnut.....	224.32	1.71
06 46 36 00-0891	LF	2-1/2" x 1-1/2" Custom Shaped Walnut	50.67	1.21
06 46 36 00-0892	LF	2-1/2" x 2-1/2" Custom Shaped Walnut	74.10	1.21
06 46 36 00-0893	LF	2-1/2" x 3-1/2" Custom Shaped Walnut	97.53	1.31
06 46 36 00-0894	LF	2-1/2" x 4-1/2" Custom Shaped Walnut	121.05	1.31
06 46 36 00-0895	LF	2-1/2" x 5-1/2" Custom Shaped Walnut	144.48	1.31
06 46 36 00-0896	LF	2-1/2" x 6-1/2" Custom Shaped Walnut	168.11	1.41
06 46 36 00-0897	LF	2-1/2" x 7-1/2" Custom Shaped Walnut	191.55	1.51
06 46 36 00-0898	LF	2-1/2" x 8-1/2" Custom Shaped Walnut	215.06	1.51
06 46 36 00-0899	LF	2-1/2" x 9-1/2" Custom Shaped Walnut	238.49	1.61
06 46 36 00-0900	LF	2-1/2" x 10-1/2" Custom Shaped Walnut	261.93	1.61
06 46 36 00-0901	LF	2-1/2" x 11-1/2" Custom Shaped Walnut	285.55	1.71

06 48 Wood Frames (06 40)

Note: Includes perimeter caulk, sealant (as required), anchors and silencers.

06 48 13 Exterior Wood Door Frames (06 48)**06 48 13 00-0001 Exterior Door Frames** (06 48 13)

Note: 6'-8" and 7'-2" frames are the same price as 7' frames. Custom made with threshold, includes all trim molding, up to 8" depth.

06 48 13 00-0002	EA	3' x 7' Pine Exterior Door Frame Custom Made With Threshold And Trim	260.05	57.05
		<i>For Birch, Add</i>	51.12	
		<i>For Mahogany, Add</i>	124.14	
06 48 13 00-0003	EA	3'-6" x 7' Pine Exterior Door Frame Custom Made With Threshold And Trim	273.36	59.79
		<i>For Birch, Add</i>	54.01	
		<i>For Mahogany, Add</i>	131.17	
06 48 13 00-0004	EA	4' x 7' Pine Exterior Door Frame Custom Made With Threshold And Trim	286.69	62.12
		<i>For Birch, Add</i>	56.90	
		<i>For Mahogany, Add</i>	138.18	
06 48 13 00-0005	EA	5' x 7' Pine Exterior Door Frame Custom Made With Threshold And Trim	312.09	66.48
		<i>For Birch, Add</i>	62.67	
		<i>For Mahogany, Add</i>	152.21	
06 48 13 00-0006	EA	6' x 7' Pine Exterior Door Frame Custom Made With Threshold And Trim	338.09	71.24
		<i>For Birch, Add</i>	68.46	
		<i>For Mahogany, Add</i>	166.25	
06 48 13 00-0007	EA	3' x 7' Walnut Exterior Door Frame Custom Made With Threshold And Trim	382.78	57.25
06 48 13 00-0008	EA	3'-6" x 7' Walnut Exterior Door Frame Custom Made With Threshold And Trim	390.06	59.79
06 48 13 00-0009	EA	4' x 7' Walnut Exterior Door Frame Custom Made With Threshold And Trim	397.30	62.32
06 48 13 00-0010	EA	5' x 7' Walnut Exterior Door Frame Custom Made With Threshold And Trim	409.87	66.37
06 48 13 00-0011	EA	6' x 7' Walnut Exterior Door Frame Custom Made With Threshold And Trim	424.55	71.44
06 48 13 00-0012	EA	3' x 7' Oak Exterior Door Frame Custom Made With Threshold And Trim	302.43	57.25
06 48 13 00-0013	EA	3'-6" x 7' Oak Exterior Door Frame Custom Made With Threshold And Trim	316.96	59.79
06 48 13 00-0014	EA	4' x 7' Oak Exterior Door Frame Custom Made With Threshold And Trim	331.59	62.32
06 48 13 00-0015	EA	5' x 7' Oak Exterior Door Frame Custom Made With Threshold And Trim	358.64	66.37
06 48 13 00-0016	EA	6' x 7' Oak Exterior Door Frame Custom Made With Threshold And Trim	387.72	71.44

06 48 16 Interior Wood Door Frames (06 48)**06 48 16 00-0001 Interior Door Frames** (06 48 16)

Note: 6'-8" and 7'-2" frames are the same price as 7' frames. Custom made, includes all trim molding.

06 48 16 00-0002	EA	2'-0" Or 2'-4" x 7' Pine Interior Door Frame Custom Made With Threshold And Trim	129.88	27.16
		<i>For Oak Or Maple, Add</i>	23.43	
		<i>For Birch, Add</i>	26.46	
		<i>For Mahogany, Add</i>	64.25	
		<i>For Walnut Frame, Add</i>	34.02	
06 48 16 00-0003	EA	2'-6" x 7' Pine Interior Door Frame Custom Made With Threshold And Trim	130.78	27.26
		<i>For Oak Or Maple, Add</i>	23.63	
		<i>For Birch, Add</i>	26.68	
		<i>For Mahogany, Add</i>	64.80	
		<i>For Walnut Frame, Add</i>	34.30	



MINOR CSI UOM DESCRIPTION	TOTAL DIRECT UNIT COST	DEMOLITION UNIT COST
06 48 16 00-0004 EA 2'-8" x 7' Pine Interior Door Frame Custom Made With Threshold And Trim	132.41	27.76
For Oak Or Maple, Add	23.81	
For Birch, Add	26.88	
For Mahogany, Add	65.28	
For Walnut Frame, Add	34.56	
06 48 16 00-0005 EA 3' x 7' Pine Interior Door Frame Custom Made With Threshold And Trim	134.56	28.47
For Oak Or Maple, Add	24.04	
For Birch, Add	27.15	
For Mahogany, Add	65.93	
For Walnut Frame, Add	34.90	
06 48 16 00-0006 EA 3'-4" x 7' Pine Interior Door Frame Custom Made With Threshold And Trim	137.66	29.19
For Oak Or Maple, Add	24.55	
For Birch, Add	27.72	
For Mahogany, Add	67.32	
For Walnut Frame, Add	35.64	
06 48 16 00-0007 EA 4' x 7' Pine Interior Door Frame Custom Made With Threshold And Trim	145.46	31.01
For Oak Or Maple, Add	25.85	
For Birch, Add	29.19	
For Mahogany, Add	70.88	
For Walnut Frame, Add	37.53	
06 48 16 00-0008 EA 5' x 7' Pine Interior Door Frame Custom Made With Threshold And Trim	154.73	33.54
For Oak Or Maple, Add	27.15	
For Birch, Add	30.66	
For Mahogany, Add	74.45	
For Walnut Frame, Add	39.42	
06 48 16 00-0009 EA 6' x 7' Pine Interior Door Frame Custom Made With Threshold And Trim	163.03	35.67
For Oak Or Maple, Add	28.45	
For Birch, Add	32.12	
For Mahogany, Add	78.01	
For Walnut Frame, Add	41.30	
06 48 16 00-0010 LF 4-9/16", Pine Interior Door Frame	6.25	2.43
For Oak Or Maple, Add	0.43	
For Birch, Add	0.48	
For Mahogany, Add	1.17	
For Walnut Frame, Add	0.62	

06 49 Wood Screens and Exterior Wood Shutters (06 40)

06 49 19 Exterior Wood Shutters (06 49)

See CSI section 10 71 13 13-0000 for exterior shutters.

06 50 Structural Plastics (06)

06 51 Structural Plastic Shapes and Plates (06 50)

06 51 13 Plastic Lumber (06 51)

06 51 13 00-0001 Beams And Girders, Recycled Plastic Lumber (06 51 13)

06 51 13 00-0002 LF 2" x 6", Beam Or Girder, Recycled Plastic Lumber	12.90	1.63
For Reinforced Structural Plastic Lumber, Add	3.91	
Note: High density polyethylene combined with fiberglass.		
For Brown Color, Add	0.95	
For White Color, Add	4.49	
For All Other Colors (Except Black, Brown Or White), Add	3.81	
06 51 13 00-0003 LF 2" x 8", Beam Or Girder, Recycled Plastic Lumber	16.59	1.77
For Reinforced Structural Plastic Lumber, Add	5.20	
Note: High density polyethylene combined with fiberglass.		
For Brown Color, Add	1.27	
For White Color, Add	5.98	
For All Other Colors (Except Black, Brown Or White), Add	5.06	
06 51 13 00-0004 LF 2" x 10", Beam Or Girder, Recycled Plastic Lumber	19.94	1.91
For Reinforced Structural Plastic Lumber, Add	6.37	
Note: High density polyethylene combined with fiberglass.		
For Brown Color, Add	1.55	
For White Color, Add	7.31	
For All Other Colors (Except Black, Brown Or White), Add	6.20	
06 51 13 00-0005 LF 3" x 10", Beam Or Girder, Recycled Plastic Lumber	29.33	2.27
For Reinforced Structural Plastic Lumber, Add	9.65	
Note: High density polyethylene combined with fiberglass.		
For Brown Color, Add	2.35	
For White Color, Add	11.09	
For All Other Colors (Except Black, Brown Or White), Add	9.39	
06 51 13 00-0006 LF 3" x 12", Beam Or Girder, Recycled Plastic Lumber	35.19	2.56
For Reinforced Structural Plastic Lumber, Add	11.67	
Note: High density polyethylene combined with fiberglass.		
For Brown Color, Add	2.84	
For White Color, Add	13.40	
For All Other Colors (Except Black, Brown Or White), Add	11.35	
06 51 13 00-0007 LF 4" x 4", Beam Or Girder, Recycled Plastic Lumber	18.67	2.20
For Reinforced Structural Plastic Lumber, Add	5.74	
Note: High density polyethylene combined with fiberglass.		
For Brown Color, Add	1.40	
For White Color, Add	6.60	
For All Other Colors (Except Black, Brown Or White), Add	5.59	

06 Wood, Plastics, and Composites**06 50 Structural Plastics****06 51 Structural Plastic Shapes and Plates**
 MINOR
 CSI UOM DESCRIPTION

 TOTAL DIRECT DEMOLITION
 UNIT COST UNIT COST

06 51 13 00-0008	LF	4" x 6", Beam Or Girder, Recycled Plastic Lumber	25.39	2.34
		<i>For Reinforced Structural Plastic Lumber, Add</i>	8.16	
		<i>Note: High density polyethylene combined with fiberglass.</i>		
		<i>For Brown Color, Add</i>	1.98	
		<i>For White Color, Add</i>	9.37	
		<i>For All Other Colors (Except Black, Brown Or White), Add</i>	7.94	
06 51 13 00-0009	LF	5" x 5", Beam Or Girder, Recycled Plastic Lumber	26.44	2.41
		<i>For Reinforced Structural Plastic Lumber, Add</i>	8.51	
		<i>Note: High density polyethylene combined with fiberglass.</i>		
		<i>For Brown Color, Add</i>	2.07	
		<i>For White Color, Add</i>	9.77	
		<i>For All Other Colors (Except Black, Brown Or White), Add</i>	8.28	
06 51 13 00-0010	LF	6" x 6", Beam Or Girder, Recycled Plastic Lumber	36.76	2.63
		<i>For Reinforced Structural Plastic Lumber, Add</i>	12.21	
		<i>Note: High density polyethylene combined with fiberglass.</i>		
		<i>For Brown Color, Add</i>	2.97	
		<i>For White Color, Add</i>	14.03	
		<i>For All Other Colors (Except Black, Brown Or White), Add</i>	11.88	
06 51 13 00-0011	LF	6" x 8", Beam Or Girder, Recycled Plastic Lumber	50.46	2.77
		<i>For Reinforced Structural Plastic Lumber, Add</i>	17.21	
		<i>Note: High density polyethylene combined with fiberglass.</i>		
		<i>For Brown Color, Add</i>	4.19	
		<i>For White Color, Add</i>	19.76	
		<i>For All Other Colors (Except Black, Brown Or White), Add</i>	16.74	
06 51 13 00-0012		Joists, Recycled Plastic Lumber <small>(06 51 13)</small>		
06 51 13 00-0013	LF	2" x 4", Joist, Recycled Plastic Lumber	8.45	0.92
		<i>For Reinforced Structural Plastic Lumber, Add</i>	2.64	
		<i>Note: High density polyethylene combined with fiberglass.</i>		
		<i>For Brown Color, Add</i>	0.64	
		<i>For White Color, Add</i>	3.03	
		<i>For All Other Colors (Except Black, Brown Or White), Add</i>	2.57	
06 51 13 00-0014	LF	2" x 6", Joist, Recycled Plastic Lumber	11.89	0.97
		<i>For Reinforced Structural Plastic Lumber, Add</i>	3.91	
		<i>Note: High density polyethylene combined with fiberglass.</i>		
		<i>For Brown Color, Add</i>	0.95	
		<i>For White Color, Add</i>	4.49	
		<i>For All Other Colors (Except Black, Brown Or White), Add</i>	3.81	
06 51 13 00-0015	LF	2" x 8", Joist, Recycled Plastic Lumber	15.58	1.07
		<i>For Reinforced Structural Plastic Lumber, Add</i>	5.20	
		<i>Note: High density polyethylene combined with fiberglass.</i>		
		<i>For Brown Color, Add</i>	1.27	
		<i>For White Color, Add</i>	5.98	
		<i>For All Other Colors (Except Black, Brown Or White), Add</i>	5.06	
06 51 13 00-0016	LF	2" x 10", Joist, Recycled Plastic Lumber	19.03	1.27
		<i>For Reinforced Structural Plastic Lumber, Add</i>	6.37	
		<i>Note: High density polyethylene combined with fiberglass.</i>		
		<i>For Brown Color, Add</i>	1.55	
		<i>For White Color, Add</i>	7.31	
		<i>For All Other Colors (Except Black, Brown Or White), Add</i>	6.20	
06 51 13 00-0017	LF	3" x 10", Joist, Recycled Plastic Lumber	28.22	1.49
		<i>For Reinforced Structural Plastic Lumber, Add</i>	9.65	
		<i>Note: High density polyethylene combined with fiberglass.</i>		
		<i>For Brown Color, Add</i>	2.35	
		<i>For White Color, Add</i>	11.09	
		<i>For All Other Colors (Except Black, Brown Or White), Add</i>	9.39	
06 51 13 00-0018	LF	3" x 12", Joist, Recycled Plastic Lumber	34.28	1.91
		<i>For Reinforced Structural Plastic Lumber, Add</i>	11.67	
		<i>Note: High density polyethylene combined with fiberglass.</i>		
		<i>For Brown Color, Add</i>	2.84	
		<i>For White Color, Add</i>	13.40	
		<i>For All Other Colors (Except Black, Brown Or White), Add</i>	11.35	
06 51 13 00-0019	LF	4" x 4", Joist, Recycled Plastic Lumber	17.44	1.34
		<i>For Reinforced Structural Plastic Lumber, Add</i>	5.74	
		<i>Note: High density polyethylene combined with fiberglass.</i>		
		<i>For Brown Color, Add</i>	1.40	
		<i>For White Color, Add</i>	6.60	
		<i>For All Other Colors (Except Black, Brown Or White), Add</i>	5.59	
06 51 13 00-0020	LF	4" x 6", Joist, Recycled Plastic Lumber	24.08	1.42
		<i>For Reinforced Structural Plastic Lumber, Add</i>	8.16	
		<i>Note: High density polyethylene combined with fiberglass.</i>		
		<i>For Brown Color, Add</i>	1.98	
		<i>For White Color, Add</i>	9.37	
		<i>For All Other Colors (Except Black, Brown Or White), Add</i>	7.94	
06 51 13 00-0021	LF	5" x 5", Joist, Recycled Plastic Lumber	25.22	1.56
		<i>For Reinforced Structural Plastic Lumber, Add</i>	8.51	
		<i>Note: High density polyethylene combined with fiberglass.</i>		
		<i>For Brown Color, Add</i>	2.07	
		<i>For White Color, Add</i>	9.77	
		<i>For All Other Colors (Except Black, Brown Or White), Add</i>	8.28	



MINOR CSI UOM DESCRIPTION	TOTAL DIRECT UNIT COST	DEMOLITION UNIT COST
06 51 13 00-0022 LF 6" x 6", Joist, Recycled Plastic Lumber.....	35.53	1.77
For Reinforced Structural Plastic Lumber, Add	12.21	
Note: High density polyethylene combined with fiberglass.		
For Brown Color, Add	2.97	
For White Color, Add	14.03	
For All Other Colors (Except Black, Brown Or White), Add	11.88	
06 51 13 00-0023 LF 6" x 8", Joist, Recycled Plastic Lumber.....	49.24	1.91
For Reinforced Structural Plastic Lumber, Add	17.21	
Note: High density polyethylene combined with fiberglass.		
For Brown Color, Add	4.19	
For White Color, Add	19.76	
For All Other Colors (Except Black, Brown Or White), Add	16.74	
06 51 13 00-0024 Columns, Recycled Plastic Lumber (06 51 13)		
06 51 13 00-0025 LF 4" x 4", Column, Recycled Plastic Lumber.....	19.67	2.91
For Reinforced Structural Plastic Lumber, Add	5.74	
Note: High density polyethylene combined with fiberglass.		
For Brown Color, Add	1.40	
For White Color, Add	6.60	
For All Other Colors (Except Black, Brown Or White), Add	5.99	
06 51 13 00-0026 LF 4" x 6", Column, Recycled Plastic Lumber.....	27.92	4.11
For Reinforced Structural Plastic Lumber, Add	8.16	
Note: High density polyethylene combined with fiberglass.		
For Brown Color, Add	1.98	
For White Color, Add	9.37	
For All Other Colors (Except Black, Brown Or White), Add	7.94	
06 51 13 00-0027 LF 5" x 5", Column, Recycled Plastic Lumber.....	29.58	4.61
For Reinforced Structural Plastic Lumber, Add	8.51	
Note: High density polyethylene combined with fiberglass.		
For Brown Color, Add	2.07	
For White Color, Add	9.77	
For All Other Colors (Except Black, Brown Or White), Add	8.28	
06 51 13 00-0028 LF 6" x 6", Column, Recycled Plastic Lumber.....	40.49	5.25
For Reinforced Structural Plastic Lumber, Add	12.21	
Note: High density polyethylene combined with fiberglass.		
For Brown Color, Add	2.97	
For White Color, Add	14.03	
For All Other Colors (Except Black, Brown Or White), Add	11.88	
06 51 13 00-0029 LF 6" x 8", Column, Recycled Plastic Lumber.....	55.72	6.45
For Reinforced Structural Plastic Lumber, Add	17.21	
Note: High density polyethylene combined with fiberglass.		
For Brown Color, Add	4.19	
For White Color, Add	19.76	
For All Other Colors (Except Black, Brown Or White), Add	16.74	
06 51 13 00-0030 Walls, Recycled Plastic Lumber (06 51 13)		
06 51 13 00-0031 LF 2" x 3", Walls, Recycled Plastic Lumber.....	7.55	0.92
For Reinforced Structural Plastic Lumber, Add	2.31	
Note: High density polyethylene combined with fiberglass.		
For Brown Color, Add	0.56	
For White Color, Add	2.65	
For All Other Colors (Except Black, Brown Or White), Add	2.24	
06 51 13 00-0032 LF 2" x 4", Walls, Recycled Plastic Lumber.....	8.66	1.07
For Reinforced Structural Plastic Lumber, Add	2.64	
Note: High density polyethylene combined with fiberglass.		
For Brown Color, Add	0.64	
For White Color, Add	3.03	
For All Other Colors (Except Black, Brown Or White), Add	2.57	
06 51 13 00-0033 LF 2" x 6", Walls, Recycled Plastic Lumber.....	12.19	1.13
For Reinforced Structural Plastic Lumber, Add	3.91	
Note: High density polyethylene combined with fiberglass.		
For Brown Color, Add	0.95	
For White Color, Add	4.49	
For All Other Colors (Except Black, Brown Or White), Add	3.81	
06 51 13 00-0034 LF 2" x 8", Walls, Recycled Plastic Lumber.....	15.78	1.20
For Reinforced Structural Plastic Lumber, Add	5.20	
Note: High density polyethylene combined with fiberglass.		
For Brown Color, Add	1.27	
For White Color, Add	5.98	
For All Other Colors (Except Black, Brown Or White), Add	5.06	
06 51 13 00-0035 Other Shapes, Recycled Plastic Lumber (06 51 13)		
06 51 13 00-0036 LF 5/4" x 4", Other Shapes, Recycled Plastic Lumber.....	7.38	0.81
For Reinforced Structural Plastic Lumber, Add	2.27	
Note: High density polyethylene combined with fiberglass.		
For Brown Color, Add	0.55	
For White Color, Add	2.61	
For All Other Colors (Except Black, Brown Or White), Add	2.21	

06 Wood, Plastics, and Composites**06 50 Structural Plastics****06 51 Structural Plastic Shapes and Plates**
 MINOR
 CSI UOM DESCRIPTION

 TOTAL DIRECT DEMOLITION
 UNIT COST UNIT COST

06 51 13 00-0037	LF	5/4" x 6", Other Shapes, Recycled Plastic Lumber	9.45	0.92
		<i>For Reinforced Structural Plastic Lumber, Add</i>	3.01	
		<i>Note: High density polyethylene combined with fiberglass.</i>		
		<i>For Brown Color, Add</i>	0.73	
		<i>For White Color, Add</i>	3.46	
		<i>For All Other Colors (Except Black, Brown Or White), Add</i>	2.93	
06 51 13 00-0038	LF	5/4" x 8", Recycled Plastic Lumber	12.49	0.92
		<i>For Reinforced Structural Plastic Lumber, Add</i>	4.14	
		<i>Note: High density polyethylene combined with fiberglass.</i>		
		<i>For Brown Color, Add</i>	1.01	
		<i>For White Color, Add</i>	4.75	
		<i>For All Other Colors (Except Black, Brown Or White), Add</i>	4.02	
06 51 13 00-0039	LF	1" x 4", Other Shapes, Recycled Plastic Lumber	7.43	0.81
		<i>For Reinforced Structural Plastic Lumber, Add</i>	2.29	
		<i>Note: High density polyethylene combined with fiberglass.</i>		
		<i>For Brown Color, Add</i>	0.56	
		<i>For White Color, Add</i>	2.63	
		<i>For All Other Colors (Except Black, Brown Or White), Add</i>	2.23	
06 51 13 00-0040	LF	1" x 6", Other Shapes, Recycled Plastic Lumber	8.22	0.92
		<i>For Reinforced Structural Plastic Lumber, Add</i>	2.56	
		<i>Note: High density polyethylene combined with fiberglass.</i>		
		<i>For Brown Color, Add</i>	0.62	
		<i>For White Color, Add</i>	2.94	
		<i>For All Other Colors (Except Black, Brown Or White), Add</i>	2.49	
06 51 13 00-0041	LF	1" x 6", Tongue And Grooved, Other Shapes, Recycled Plastic Lumber	8.37	0.92
		<i>For Reinforced Structural Plastic Lumber, Add</i>	2.61	
		<i>Note: High density polyethylene combined with fiberglass.</i>		
		<i>For Brown Color, Add</i>	0.64	
		<i>For White Color, Add</i>	3.00	
		<i>For All Other Colors (Except Black, Brown Or White), Add</i>	2.54	
06 51 13 00-0042	LF	2" x 2", Other Shapes, Recycled Plastic Lumber	5.06	0.78
		<i>For Reinforced Structural Plastic Lumber, Add</i>	1.46	
		<i>Note: High density polyethylene combined with fiberglass.</i>		
		<i>For Brown Color, Add</i>	0.35	
		<i>For White Color, Add</i>	1.67	
		<i>For All Other Colors (Except Black, Brown Or White), Add</i>	1.42	
06 51 13 00-0043	LF	2" x 3", Other Shapes, Recycled Plastic Lumber	7.55	0.92
		<i>For Reinforced Structural Plastic Lumber, Add</i>	2.31	
		<i>Note: High density polyethylene combined with fiberglass.</i>		
		<i>For Brown Color, Add</i>	0.56	
		<i>For White Color, Add</i>	2.65	
		<i>For All Other Colors (Except Black, Brown Or White), Add</i>	2.24	
06 51 13 00-0044	LF	2" x 4", Other Shapes, Recycled Plastic Lumber	8.66	1.07
		<i>For Reinforced Structural Plastic Lumber, Add</i>	2.64	
		<i>Note: High density polyethylene combined with fiberglass.</i>		
		<i>For Brown Color, Add</i>	0.64	
		<i>For White Color, Add</i>	3.03	
		<i>For All Other Colors (Except Black, Brown Or White), Add</i>	2.57	
06 51 13 00-0045	LF	2" x 6", Other Shapes, Recycled Plastic Lumber	12.19	1.13
		<i>For Reinforced Structural Plastic Lumber, Add</i>	3.91	
		<i>Note: High density polyethylene combined with fiberglass.</i>		
		<i>For Brown Color, Add</i>	0.95	
		<i>For White Color, Add</i>	4.49	
		<i>For All Other Colors (Except Black, Brown Or White), Add</i>	3.81	
06 51 13 00-0046	LF	2" x 8", Other Shapes, Recycled Plastic Lumber	15.78	1.20
		<i>For Reinforced Structural Plastic Lumber, Add</i>	5.20	
		<i>Note: High density polyethylene combined with fiberglass.</i>		
		<i>For Brown Color, Add</i>	1.27	
		<i>For White Color, Add</i>	5.98	
		<i>For All Other Colors (Except Black, Brown Or White), Add</i>	5.06	
06 51 13 00-0047	LF	2" x 10", Other Shapes, Recycled Plastic Lumber	19.03	1.27
		<i>For Reinforced Structural Plastic Lumber, Add</i>	6.37	
		<i>Note: High density polyethylene combined with fiberglass.</i>		
		<i>For Brown Color, Add</i>	1.55	
		<i>For White Color, Add</i>	7.31	
		<i>For All Other Colors (Except Black, Brown Or White), Add</i>	6.20	
06 51 13 00-0048	LF	2" x 12", Other Shapes, Recycled Plastic Lumber	23.08	1.34
		<i>For Reinforced Structural Plastic Lumber, Add</i>	7.83	
		<i>Note: High density polyethylene combined with fiberglass.</i>		
		<i>For Brown Color, Add</i>	1.91	
		<i>For White Color, Add</i>	9.00	
		<i>For All Other Colors (Except Black, Brown Or White), Add</i>	7.62	
06 51 13 00-0049	LF	3" x 4", Other Shapes, Recycled Plastic Lumber	12.51	1.24
		<i>For Reinforced Structural Plastic Lumber, Add</i>	3.97	
		<i>Note: High density polyethylene combined with fiberglass.</i>		
		<i>For Brown Color, Add</i>	0.97	
		<i>For White Color, Add</i>	4.56	
		<i>For All Other Colors (Except Black, Brown Or White), Add</i>	3.86	
06 51 13 00-0050	LF	3" x 6", Other Shapes, Recycled Plastic Lumber	18.54	1.32
		<i>For Reinforced Structural Plastic Lumber, Add</i>	6.16	
		<i>Note: High density polyethylene combined with fiberglass.</i>		
		<i>For Brown Color, Add</i>	1.50	
		<i>For White Color, Add</i>	7.08	
		<i>For All Other Colors (Except Black, Brown Or White), Add</i>	5.99	



MINOR CSI UOM DESCRIPTION	TOTAL DIRECT UNIT COST	DEMOLITION UNIT COST
06 51 13 00-0051 LF 3" x 8", Other Shapes, Recycled Plastic Lumber	24.28	1.42
For Reinforced Structural Plastic Lumber, Add	8.24	
Note: High density polyethylene combined with fiberglass.		
For Brown Color, Add	2.00	
For White Color, Add	9.46	
For All Other Colors (Except Black, Brown Or White), Add	8.02	
06 51 13 00-0052 LF 3" x 10", Other Shapes, Recycled Plastic Lumber	28.22	1.49
For Reinforced Structural Plastic Lumber, Add	9.65	
Note: High density polyethylene combined with fiberglass.		
For Brown Color, Add	2.35	
For White Color, Add	11.09	
For All Other Colors (Except Black, Brown Or White), Add	9.39	
06 51 13 00-0053 LF 3" x 12", Other Shapes, Recycled Plastic Lumber	34.28	1.91
For Reinforced Structural Plastic Lumber, Add	11.67	
Note: High density polyethylene combined with fiberglass.		
For Brown Color, Add	2.84	
For White Color, Add	13.40	
For All Other Colors (Except Black, Brown Or White), Add	11.35	
06 51 13 00-0054 LF 4" x 4", Other Shapes, Recycled Plastic Lumber	17.44	1.34
For Reinforced Structural Plastic Lumber, Add	5.74	
Note: High density polyethylene combined with fiberglass.		
For Brown Color, Add	1.40	
For White Color, Add	6.60	
For All Other Colors (Except Black, Brown Or White), Add	5.99	
06 51 13 00-0055 LF 4" x 6", Other Shapes, Recycled Plastic Lumber	24.08	1.42
For Reinforced Structural Plastic Lumber, Add	8.16	
Note: High density polyethylene combined with fiberglass.		
For Brown Color, Add	1.98	
For White Color, Add	9.37	
For All Other Colors (Except Black, Brown Or White), Add	7.94	
06 51 13 00-0056 LF 4" x 8", Other Shapes, Recycled Plastic Lumber	32.52	1.54
For Reinforced Structural Plastic Lumber, Add	11.22	
Note: High density polyethylene combined with fiberglass.		
For Brown Color, Add	2.73	
For White Color, Add	12.89	
For All Other Colors (Except Black, Brown Or White), Add	10.92	
06 51 13 00-0057 LF 5" x 5", Other Shapes, Recycled Plastic Lumber	25.22	1.56
For Reinforced Structural Plastic Lumber, Add	8.51	
Note: High density polyethylene combined with fiberglass.		
For Brown Color, Add	2.07	
For White Color, Add	9.77	
For All Other Colors (Except Black, Brown Or White), Add	8.28	
06 51 13 00-0058 LF 6" x 6", Other Shapes, Recycled Plastic Lumber	35.53	1.77
For Reinforced Structural Plastic Lumber, Add	12.21	
Note: High density polyethylene combined with fiberglass.		
For Brown Color, Add	2.97	
For White Color, Add	14.03	
For All Other Colors (Except Black, Brown Or White), Add	11.88	
06 51 13 00-0059 LF 6" x 8", Other Shapes, Recycled Plastic Lumber	49.24	1.91
For Reinforced Structural Plastic Lumber, Add	17.21	
Note: High density polyethylene combined with fiberglass.		
For Brown Color, Add	4.19	
For White Color, Add	19.76	
For All Other Colors (Except Black, Brown Or White), Add	16.74	
06 51 13 00-0060 LF 6" x 12", Other Shapes, Recycled Plastic Lumber	69.76	2.13
For Reinforced Structural Plastic Lumber, Add	24.69	
Note: High density polyethylene combined with fiberglass.		
For Brown Color, Add	6.00	
For White Color, Add	28.36	
For All Other Colors (Except Black, Brown Or White), Add	24.02	
06 51 13 00-0061 LF 8" x 8", Other Shapes, Recycled Plastic Lumber	61.97	2.05
For Reinforced Structural Plastic Lumber, Add	21.85	
Note: High density polyethylene combined with fiberglass.		
For Brown Color, Add	5.31	
For White Color, Add	25.10	
For All Other Colors (Except Black, Brown Or White), Add	21.26	
06 51 13 00-0062 LF 8" x 10", Other Shapes, Recycled Plastic Lumber	106.43	2.13
For Reinforced Structural Plastic Lumber, Add	38.25	
Note: High density polyethylene combined with fiberglass.		
For Brown Color, Add	9.31	
For White Color, Add	43.94	
For All Other Colors (Except Black, Brown Or White), Add	37.22	
06 51 13 00-0063 LF 10" x 10", Other Shapes, Recycled Plastic Lumber	147.95	2.23
For Reinforced Structural Plastic Lumber, Add	53.57	
Note: High density polyethylene combined with fiberglass.		
For Brown Color, Add	13.03	
For White Color, Add	61.53	
For All Other Colors (Except Black, Brown Or White), Add	52.12	
06 51 13 00-0064 LF 2" Diameter, Other Shapes, Recycled Plastic Lumber	5.47	0.71
For Reinforced Structural Plastic Lumber, Add	1.65	
Note: High density polyethylene combined with fiberglass.		
For Brown Color, Add	0.40	
For White Color, Add	1.89	
For All Other Colors (Except Black, Brown Or White), Add	1.60	

06 Wood, Plastics, and Composites**06 50 Structural Plastics****06 51 Structural Plastic Shapes and Plates**

SAN BERNARDINO
COUNTY

MINOR CSI UOM DESCRIPTION	TOTAL DIRECT UNIT COST	DEMOLITION UNIT COST
06 51 13 00-0065 LF 3-1/2" Diameter, Other Shapes, Recycled Plastic Lumber	16.17	0.92
For Reinforced Structural Plastic Lumber, Add	5.49	
Note: High density polyethylene combined with fiberglass.		
For Brown Color, Add	1.34	
For White Color, Add	6.31	
For All Other Colors (Except Black, Brown Or White), Add	5.35	
06 51 13 00-0066 LF 4" Diameter, Other Shapes, Recycled Plastic Lumber	17.81	1.07
For Reinforced Structural Plastic Lumber, Add	6.03	
Note: High density polyethylene combined with fiberglass.		
For Brown Color, Add	1.47	
For White Color, Add	6.92	
For All Other Colors (Except Black, Brown Or White), Add	5.86	
06 51 13 00-0067 LF 5" Diameter, Other Shapes, Recycled Plastic Lumber	22.07	1.27
For Reinforced Structural Plastic Lumber, Add	7.49	
Note: High density polyethylene combined with fiberglass.		
For Brown Color, Add	1.82	
For White Color, Add	8.61	
For All Other Colors (Except Black, Brown Or White), Add	7.29	
06 51 13 00-0068 LF 6" Diameter, Other Shapes, Recycled Plastic Lumber	49.37	1.49
For Reinforced Structural Plastic Lumber, Add	17.48	
Note: High density polyethylene combined with fiberglass.		
For Brown Color, Add	4.25	
For White Color, Add	20.08	
For All Other Colors (Except Black, Brown Or White), Add	17.01	
06 51 13 00-0069 SF 1/8" Thick, Other Shapes, Recycled Plastic Sheeting	4.34	0.78
06 51 13 00-0070 SF 1/4" Thick, Other Shapes, Recycled Plastic Sheeting	6.48	0.81
06 51 13 00-0071 SF 3/8" Thick, Other Shapes, Recycled Plastic Sheeting	9.49	0.87
06 51 13 00-0072 SF 1/2" Thick, Other Shapes, Recycled Plastic Sheeting	12.17	0.90

06 52 Plastic Structural Assemblies (06 50)**06 52 13 Plastic Columns** (06 52)**06 52 13 00-0001 Round Fiberglass Columns** (06 52 13)

06 52 13 00-0002 LF 6" Diameter, Round Fiberglass Column	20.31	6.71
06 52 13 00-0003 LF 8" Diameter, Round Fiberglass Column	28.62	9.75
06 52 13 00-0004 LF 10" Diameter, Round Fiberglass Column	33.40	10.98
06 52 13 00-0005 LF 12" Diameter, Round Fiberglass Column	42.10	11.49
06 52 13 00-0006 LF 15" Diameter, Round Fiberglass Column	51.60	13.27
06 52 13 00-0007 EA 6" Diameter, Base And Cap For Round Fiberglass Columns	39.28	12.70
06 52 13 00-0008 EA 8" Diameter, Base And Cap For Round Fiberglass Columns	43.65	13.72
06 52 13 00-0009 EA 10" Diameter, Base And Cap For Round Fiberglass Columns	51.80	15.24
06 52 13 00-0010 EA 12" Diameter, Base And Cap For Round Fiberglass Columns	73.48	16.26
06 52 13 00-0011 EA 15" Diameter, Base And Cap For Round Fiberglass Columns	101.19	17.79

06 52 13 00-0012 Fluted Fiberglass Columns (06 52 13)

06 52 13 00-0013 LF 6" Diameter, Fluted Fiberglass Column	21.67	6.71
06 52 13 00-0014 LF 8" Diameter, Fluted Fiberglass Column	30.43	9.75
06 52 13 00-0015 LF 10" Diameter, Fluted Fiberglass Column	35.69	10.98
06 52 13 00-0016 LF 12" Diameter, Fluted Fiberglass Column	45.95	11.49
06 52 13 00-0017 LF 15" Diameter, Fluted Fiberglass Column	56.62	13.32
06 52 13 00-0018 EA 6" Diameter, Base And Cap For Fluted Fiberglass Columns	42.06	12.70
06 52 13 00-0019 EA 8" Diameter, Base And Cap For Fluted Fiberglass Columns	46.90	13.72
06 52 13 00-0020 EA 10" Diameter, Base And Cap For Fluted Fiberglass Columns	56.06	15.24
06 52 13 00-0021 EA 12" Diameter, Base And Cap For Fluted Fiberglass Columns	81.67	16.26
06 52 13 00-0022 EA 15" Diameter, Base And Cap For Fluted Fiberglass Columns	114.31	17.79

06 52 13 00-0023 Ornamental Or Decorative Cap And Base For Fiberglass Columns (06 52 13)

06 52 13 00-0024 EA 8" Roman Ionic Cap And Base For Fiberglass Columns	177.21	15.24
06 52 13 00-0025 EA 10" Roman Ionic Cap And Base For Fiberglass Columns	237.09	17.79
06 52 13 00-0026 EA 12" Roman Ionic Cap And Base For Fiberglass Columns	304.39	20.33
06 52 13 00-0027 EA 8" Scamozzi Cap And Base For Fiberglass Columns	211.57	15.24
06 52 13 00-0028 EA 10" Scamozzi Cap And Base For Fiberglass Columns	254.73	17.79
06 52 13 00-0029 EA 12" Scamozzi Cap And Base For Fiberglass Columns	373.11	20.33
06 52 13 00-0030 EA 8" Corinthian Cap And Base For Fiberglass Columns	267.29	15.24
06 52 13 00-0031 EA 10" Corinthian Cap And Base For Fiberglass Columns	324.38	17.79
06 52 13 00-0032 EA 12" Corinthian Cap And Base For Fiberglass Columns	430.68	20.33
06 52 13 00-0033 EA 8" Temple Of Winds Cap And Base For Fiberglass Columns	180.00	15.24
06 52 13 00-0034 EA 10" Temple Of Winds Cap And Base For Fiberglass Columns	242.66	17.79
06 52 13 00-0035 EA 12" Temple Of Winds Cap And Base For Fiberglass Columns	309.96	20.33
06 52 13 00-0036 EA 8" Greek Erectheum Cap And Base For Fiberglass Columns	180.00	15.24
06 52 13 00-0037 EA 10" Greek Erectheum Cap And Base For Fiberglass Columns	216.66	17.79
06 52 13 00-0038 EA 12" Greek Erectheum Cap And Base For Fiberglass Columns	286.74	20.33

06 53 Plastic Decking (06 50)**06 53 16 Plastic Stair Treads** (06 53)



MINOR CSI UOM DESCRIPTION	TOTAL DIRECT UNIT COST	DEMOLITION UNIT COST
------------------------------	---------------------------	-------------------------

06 53 16 00-0001	Fiberglass Reinforced Plastic Stair Treads <small>(06 53 16)</small> Note: Includes standard colors and anchors. Excludes stringers.		
06 53 16 00-0002	LF 1" Thick, 12" Wide, Fiberglass Reinforced Plastic Stair Tread With Safety Nosing, Excluding Stringer	39.58	2.61
06 53 16 00-0003	LF 1-1/2" Thick, 12" Wide, Fiberglass Reinforced Plastic Stair Tread With Safety Nosing, Excluding Stringer	53.60	3.13
06 53 16 00-0004	LF 2" Thick, 12" Wide, Fiberglass Reinforced Plastic Stair Tread With Safety Nosing, Excluding Stringer	84.21	3.45

06 60 Plastic Fabrications (06)

06 65 Plastic Trim (06 60)

06 65 00 00-0001	Plastic Moldings <small>(06 65)</small> Note: All dimensions are nominal.		
06 65 00 00-0002	Base, Plastic Moldings <small>(06 65 00 00-0001)</small>		
06 65 00 00-0003	LF 3-1/2" High, Base, Plastic Molding	7.97	2.01
06 65 00 00-0004	LF 4-1/2" High, Base, Plastic Molding	9.58	2.51
06 65 00 00-0005	LF 3/4" x 1", Base Shoe, Plastic Molding	6.89	2.12

06 65 00 00-0006	Cornice, Plastic Moldings <small>(06 65 00 00-0001)</small>		
06 65 00 00-0007	LF 1" x 2" Cornice, Plastic Molding	6.97	2.01
06 65 00 00-0008	LF 1" x 4" Cornice, Plastic Molding	9.52	2.12
06 65 00 00-0009	LF 1" x 6" Cornice, Plastic Molding	14.54	2.21
06 65 00 00-0010	LF 1" x 8" Cornice, Plastic Molding	17.19	2.31
06 65 00 00-0011	LF 1" x 10" Cornice, Plastic Molding	20.28	2.41
06 65 00 00-0012	LF 1" x 12" Cornice, Plastic Molding	27.10	2.51

06 65 00 00-0013	Crown Or Bed, Plastic Moldings <small>(06 65 00 00-0001)</small>		
06 65 00 00-0014	LF 9/16" x 1-5/8" Crown Or Bed, Plastic Molding	15.87	2.01
06 65 00 00-0015	LF 9/16" x 2-1/4" Crown Or Bed, Plastic Molding	21.63	2.51
06 65 00 00-0016	LF 9/16" x 3-1/2" Crown Or Bed, Plastic Molding	22.77	2.51
06 65 00 00-0017	LF 9/16" x 3-5/8" Crown Or Bed, Plastic Molding	23.91	2.51
06 65 00 00-0018	LF 5/8" x 4-1/4" Crown Or Bed, Plastic Molding	31.74	3.01
06 65 00 00-0019	LF 11/16" x 4-5/8" Crown Or Bed, Plastic Molding	38.80	3.01

06 65 00 00-0020	Dentil, Plastic Moldings <small>(06 65 00 00-0001)</small>		
06 65 00 00-0021	LF 11/16" x 1-3/8" Dentil, Plastic Molding	12.85	2.01
06 65 00 00-0022	LF 5/8" x 2-1/2" Dentil, Plastic Molding	15.01	2.01
06 65 00 00-0023	LF 1-3/8" x 3-3/8" Dentil, Plastic Molding	19.88	2.01
06 65 00 00-0024	LF 1-1/2" x 4-1/2" Dentil, Plastic Molding	28.28	2.01

06 65 00 00-0025	Cove, Plastic Moldings <small>(06 65 00 00-0001)</small>		
06 65 00 00-0026	LF 3/8" x 3/8" Cove, Plastic Molding	4.31	1.11
06 65 00 00-0027	LF 1/2" x 1/2" Cove, Plastic Molding	4.89	1.11
06 65 00 00-0028	LF 5/8" x 5/8" Cove, Plastic Molding	6.70	1.31
06 65 00 00-0029	LF 3/4" x 3/4" Cove, Plastic Molding	6.70	1.31
06 65 00 00-0030	LF 15/16" x 15/16" Cove, Plastic Molding	9.22	1.31
06 65 00 00-0031	LF 9/16" x 1-3/4" Cove, Plastic Molding	12.35	1.51
06 65 00 00-0032	LF 11/16" x 2-3/4" Cove, Plastic Molding	17.69	1.51

06 65 00 00-0033	Chair Rail, Plastic Moldings <small>(06 65 00 00-0001)</small>		
06 65 00 00-0034	LF 1/2" x 1-5/8" Chair Rail, Plastic Molding	7.75	1.51
06 65 00 00-0035	LF 5/8" x 2-1/2" Chair Rail, Plastic Molding	10.50	2.01
06 65 00 00-0036	LF 5/8" x 3-1/2" Chair Rail, Plastic Molding	13.79	2.01

06 65 00 00-0037	Door, Plastic Moldings <small>(06 65 00 00-0001)</small>		
06 65 00 00-0038	LF 1-1/8" Wide, Door, Plastic Molding	5.60	1.81
06 65 00 00-0039	LF 1-1/8" Wide, Detailed Door, Plastic Molding	5.67	1.81

06 65 00 00-0040	Trim, Plastic Moldings <small>(06 65 00 00-0001)</small>		
06 65 00 00-0041	LF 1/2" x 1/2" Quarter Round Trim, Plastic Molding	5.43	2.12
06 65 00 00-0042	LF 3/4" x 3/4" Quarter Round Trim, Plastic Molding	6.62	2.12
06 65 00 00-0043	LF 1-1/4" x 2" Brick Mould, Plastic Molding	6.00	2.01
06 65 00 00-0044	LF 1-17/32" x 1-1/2" x 1-3/8" Sill Nose, Plastic Molding	6.93	2.01
06 65 00 00-0045	LF 11/16" x 1-5/8" Drip Cap, Plastic Molding	5.10	2.01
06 65 00 00-0046	LF 2-3/4" x 2" Water Table, Plastic Molding	7.61	2.01
06 65 00 00-0047	LF 3/8" x 2" Garage Door Stop, Plastic Molding	5.61	2.01

06 65 00 00-0048	Extruded Polyvinyl Chloride (PVC) Trimboard <small>(06 65)</small> Note: As manufactured by Azek or Kleer. All dimensions are nominal.		
06 65 00 00-0049	LF 1" x 4" Extruded Polyvinyl Chloride (PVC) Trimboard	3.69	0.81



MINOR
CSI UOM DESCRIPTION

TOTAL DIRECT DEMOLITION
UNIT COST UNIT COST

06 65 00 00-0050	LF	1" x 6" Extruded Polyvinyl Chloride (PVC) Trimboard.....	5.28	0.91
06 65 00 00-0051	LF	1" x 8" Extruded Polyvinyl Chloride (PVC) Trimboard.....	6.91	1.01
06 65 00 00-0052	LF	1" x 10" Extruded Polyvinyl Chloride (PVC) Trimboard.....	8.32	1.03
06 65 00 00-0053	LF	1" x 12" Extruded Polyvinyl Chloride (PVC) Trimboard.....	9.87	1.06
06 65 00 00-0054	LF	5/4" x 4" Extruded Polyvinyl Chloride (PVC) Trimboard.....	4.51	0.81
06 65 00 00-0055	LF	5/4" x 6" Extruded Polyvinyl Chloride (PVC) Trimboard.....	6.56	0.91
06 65 00 00-0056	LF	5/4" x 8" Extruded Polyvinyl Chloride (PVC) Trimboard.....	8.33	1.01
06 65 00 00-0057	LF	5/4" x 10" Extruded Polyvinyl Chloride (PVC) Trimboard.....	10.27	1.03
06 65 00 00-0058	LF	5/4" x 12" Extruded Polyvinyl Chloride (PVC) Trimboard.....	12.05	1.06
06 65 00 00-0059	LF	3-1/2" x 3-1/2" Extruded Polyvinyl Chloride (PVC) Corner Board.....	9.82	1.03
06 65 00 00-0060	LF	5-1/2" x 5-1/2" Extruded Polyvinyl Chloride (PVC) Corner Board.....	13.03	1.06
06 65 00 00-0061	SF	1/2" Smooth/Wood Grain Reversible Extruded Polyvinyl Chloride (PVC) Sheets.....	6.89	0.91
06 65 00 00-0062	SF	3/4" Smooth/Wood Grain Reversible Extruded Polyvinyl Chloride (PVC) Sheets.....	9.90	1.01

06 70 Structural Composites (06)**06 74 Composite Gratings** (06 70)**06 74 13 Fiberglass Reinforced Gratings** (06 74)**06 74 13 00-0001 Molded Fiberglass Gratings And Coverings** (06 74 13)**06 74 13 00-0002 Vi-Corr Resin System** (06 74 13 00-0001)

Note: Orange or dark gray.

06 74 13 00-0003	SF	1" Molded Fiberglass Grate, 1" x 4" Mesh, Vi-Corr Resin, Meniscus Top.....	42.37	1.88
06 74 13 00-0004	SF	1" Molded Fiberglass Grate, 1-1/2" Square Mesh, Vi-Corr Resin, Meniscus Top.....	41.16	1.88
06 74 13 00-0005	SF	1-1/2" Molded Fiberglass Grate, 1-1/2" Square Mesh, Vi-Corr Resin, Meniscus Top.....	53.76	1.88
06 74 13 00-0006	SF	2" Molded Fiberglass Grate, 2" x 2" Mesh, Vi-Corr Resin, Meniscus Top.....	58.19	2.41
06 74 13 00-0007	SF	1" Molded Fiberglass Grating, 1" x 4" Mesh, Vi-Corr Resin, Applied Grit Top.....	44.48	1.88
06 74 13 00-0008	SF	1" Molded Fiberglass Grate, 1-1/2" Square Mesh, Vi-Corr Resin, Applied Grit Top.....	43.21	1.88
06 74 13 00-0009	SF	1-1/2" Molded Fiberglass Grate, 1-1/2" Square Mesh, Vi-Corr Resin, Applied Grit Top.....	56.79	1.88
06 74 13 00-0010	SF	2" Molded Fiberglass Grating, 2" x 2" Mesh, Vi-Corr Resin, Applied Grit Top.....	61.05	2.41
06 74 13 00-0011	SF	1/4" Vi-Corr Resin Polyester Resin, Fiberplate Covering.....	40.17	1.50
06 74 13 00-0012	SF	1/2" Vi-Corr Resin Polyester Resin, Fiberplate Covering.....	65.15	1.65
06 74 13 00-0013	SF	3/4" Vi-Corr Resin Polyester Resin, Fiberplate Covering.....	89.31	1.82

06 74 13 00-0014 IFR Fire Retardant Isophthalic Resin (06 74 13 00-0001)

06 74 13 00-0015	SF	1" Molded Fiberglass Grate, 1" x 4" Mesh, IFR Fire Retardant Isophthalic Resin, Meniscus Top.....	38.96	1.88
06 74 13 00-0016	SF	1" Molded Fiberglass Grate, 1-1/2" Square Mesh, IFR Fire Retardant Isophthalic Resin, Meniscus Top.....	36.48	1.88
06 74 13 00-0017	SF	1-1/2" Molded Fiberglass Grate, 1-1/2" Square Mesh, IFR Fire Retardant Isophthalic Resin, Meniscus Top.....	46.99	1.88
06 74 13 00-0018	SF	2" Molded Fiberglass Grating, 2" x 2" Mesh, IFR Fire Retardant Isophthalic Resin, Meniscus Top.....	50.68	2.41
06 74 13 00-0019	SF	1" Molded Fiberglass Grating, 1" x 4" Mesh, IFR Fire Retardant Isophthalic Resin, Applied Grit Top.....	40.68	1.88
06 74 13 00-0020	SF	1" Molded Fiberglass Grate, 1-1/2" Square Mesh, IFR Fire Retardant Isophthalic Resin, Applied Grit Top.....	37.46	1.88
06 74 13 00-0021	SF	1-1/2" Molded Fiberglass Grate, 1-1/2" Square Mesh, IFR Fire Retardant Isophthalic Resin, Applied Grit Top.....	51.04	2.41
06 74 13 00-0022	SF	2" Molded Fiberglass Grating, 2" x 2" Mesh, IFR Fire Retardant Isophthalic Resin, Applied Grit Top.....	53.51	2.41
06 74 13 00-0023	SF	1/4" IFR Fire Retardant Isophthalic Resin Polyester Resin, Fiberplate Covering.....	35.39	1.50
06 74 13 00-0024	SF	1/2" IFR Fire Retardant Isophthalic Resin Polyester Resin, Fiberplate Covering.....	50.15	1.65
06 74 13 00-0025	SF	3/4" IFR Fire Retardant Isophthalic Resin Polyester Resin, Fiberplate Covering.....	68.93	1.82

06 74 13 00-0026 Corvex Polyester Resin (06 74 13 00-0001)

Note: Dark gray.

06 74 13 00-0027	SF	1" Molded Fiberglass Grate, 1" x 4" Mesh, Corvex Polyester Resin, Meniscus Top.....	33.03	1.88
06 74 13 00-0028	SF	1" Molded Fiberglass Grate, 1-1/2" Square Mesh, Corvex Polyester Resin, Meniscus Top.....	31.72	1.88
06 74 13 00-0029	SF	1-1/2" Molded Fiberglass Grate, 1-1/2" Square Mesh, Corvex Polyester Resin, Meniscus Top.....	38.49	1.88
06 74 13 00-0030	SF	2" Molded Fiberglass Grating, 2" x 2" Mesh, Corvex Polyester Resin, Meniscus Top.....	44.23	2.41
06 74 13 00-0031	SF	1" Molded Fiberglass Grating, 1" x 4" Mesh, Corvex Polyester Resin, Applied Grit Top.....	35.21	1.88
06 74 13 00-0032	SF	1" Molded Fiberglass Grate, 1-1/2" Square Mesh, Corvex Polyester Resin, Applied Grit Top.....	33.89	1.88
06 74 13 00-0033	SF	1-1/2" Molded Fiberglass Grate, 1-1/2" Square Mesh, Corvex Polyester Resin, Applied Grit Top.....	41.02	1.88
06 74 13 00-0034	SF	2" Molded Fiberglass Grating, 2" x 2" Mesh, Corvex Polyester Resin, Applied Grit Top.....	46.40	2.41
06 74 13 00-0035	SF	1/4" Corvex Polyester Resin, Fiberplate Covering.....	31.24	1.50
06 74 13 00-0036	SF	1/2" Corvex Polyester Resin, Fiberplate Covering.....	49.93	1.65
06 74 13 00-0037	SF	3/4" Corvex Polyester Resin, Fiberplate Covering.....	69.30	1.82

06 74 13 00-0038 XFR Extra Fire Retardant (06 74 13 00-0001)

06 74 13 00-0039	SF	1" Molded Fiberglass Grate, 1" x 4" Mesh, XFR Extra Fire Retardant, Meniscus Top.....	48.68	1.88
06 74 13 00-0040	SF	1" Molded Fiberglass Grate, 1-1/2" Square Mesh, XFR Extra Fire Retardant, Meniscus Top.....	47.26	1.88
06 74 13 00-0041	SF	1-1/2" Molded Fiberglass Grate, 1-1/2" Square Mesh, XFR Extra Fire Retardant, Meniscus Top.....	64.76	1.88
06 74 13 00-0042	SF	2" Molded Fiberglass Grating, 2" x 2" Mesh, XFR Extra Fire Retardant, Meniscus Top.....	69.16	2.41
06 74 13 00-0043	SF	1" Molded Fiberglass Grating, 1" x 4" Mesh XFR Extra Fire Retardant, Applied Grit Top.....	50.82	1.88
06 74 13 00-0044	SF	1" Molded Fiberglass Grate, 1-1/2" Square Mesh, XFR Extra Fire Retardant, Applied Grit Top.....	49.43	1.88
06 74 13 00-0045	SF	1-1/2" Molded Fiberglass Grate, 1-1/2" Square Mesh, XFR Extra Fire Retardant, Applied Grit Top.....	67.29	1.88
06 74 13 00-0046	SF	2" Molded Fiberglass Grating, 2" x 2" Mesh, XFR Extra Fire Retardant, Applied Grit Top.....	72.23	2.41
06 74 13 00-0047	SF	1/4" XFR Extra Fire Retardant Resin, Fiberplate Covering.....	46.03	1.50
06 74 13 00-0048	SF	1/2" XFR Extra Fire Retardant Resin, Fiberplate Covering.....	74.53	1.65

06 74 13 00-0049 ELS Extremely Low Smoke Resin (06 74 13 00-0001)



MINOR CSI UOM DESCRIPTION	TOTAL DIRECT UNIT COST	DEMOLITION UNIT COST
06 74 13 00-0050 SF 1" Molded Fiberglass Grate, 1" x 4" Mesh, ELS Extremity Low Smoke Resin, Meniscus Top.....	49.93	1.88
06 74 13 00-0051 SF 1" Molded Fiberglass Grate, 1-1/2" Square Mesh, ELS Extremity Low Smoke Resin, Meniscus Top.....	48.41	1.88
06 74 13 00-0052 SF 1-1/2" Molded Fiberglass Grate, 1-1/2" Square Mesh, ELS Extremity Low Smoke Resin, Meniscus Top.....	63.02	1.88
06 74 13 00-0053 SF 2" Molded Fiberglass Grating, 2" x 2" Mesh, ELS Extremity Low Smoke Resin, Meniscus Top.....	67.52	2.41
06 74 13 00-0054 SF 1" Molded Fiberglass Grating, 1" x 4" Mesh, ELS Extremity Low Smoke Resin, Applied Grit Top.....	51.91	1.88
06 74 13 00-0055 SF 1" Molded Fiberglass Grate, 1-1/2" Square Mesh, ELS Extremity Low Smoke Resin, Applied Grit Top.....	50.66	1.88
06 74 13 00-0056 SF 1-1/2" Molded Fiberglass Grate, 1-1/2" Square Mesh, ELS Extremity Low Smoke Resin, Applied Grit Top.....	65.46	1.88
06 74 13 00-0057 SF 2" Molded Fiberglass Grating, 2" x 2" Mesh, ELS Extremity Low Smoke Resin, Applied Grit Top.....	69.98	2.41
06 74 13 00-0058 SF 1/4" ELS Extremity Low Smoke Resin, Fiberplate Covering.....	51.47	1.50
06 74 13 00-0059 SF 1/2 ELS Extremity Low Smoke Resin, Fiberplate Covering.....	92.92	1.65
06 74 13 00-0060 Pultruded Fiberglass Grating (06 74 13)		
06 74 13 00-0061 ISOFR Isophthalic Polyester Resin System (06 74 13 00-0060)		
Note: For moderately corrosive environments, green.		
06 74 13 00-0062 1" ISOFR Isophthalic Polyester Resin System (06 74 13 00-0061)		
06 74 13 00-0063 SF 1" Pultruded Fiberglass Grate, 6" Bar Space, 50% Open, ISOFR Isophthalic Polyester Resin.....	35.45	2.41
06 74 13 00-0064 SF 1" Pultruded Fiberglass Grate, 12" Bar Space, 50% Open, ISOFR Isophthalic Polyester Resin.....	31.43	1.88
06 74 13 00-0065 SF 1" Pultruded Fiberglass Grate, 6" Bar Space, 40% Open, ISOFR Isophthalic Polyester Resin.....	40.11	2.41
06 74 13 00-0066 SF 1" Pultruded Fiberglass Grate, 12" Bar Space, 40% Open, ISOFR Isophthalic Polyester Resin.....	37.08	1.88
06 74 13 00-0067 SF 1" Pultruded Fiberglass Grate, 6" Bar Space, 38% Open, ISOFR Isophthalic Polyester Resin.....	27.61	2.41
06 74 13 00-0068 SF 1" Pultruded Fiberglass Grate, 12" Bar Space, 38% Open, ISOFR Isophthalic Polyester Resin.....	24.43	1.88
06 74 13 00-0069 SF 1" Pultruded Fiberglass Grate, 6" Bar Space, 25% Open, ISOFR Isophthalic Polyester Resin.....	31.66	2.41
06 74 13 00-0070 SF 1" Pultruded Fiberglass Grate, 12" Bar Space, 25% Open, ISOFR Isophthalic Polyester Resin.....	28.56	1.88
06 74 13 00-0071 1-1/2" ISOFR Isophthalic Polyester Resin System (06 74 13 00-0061)		
06 74 13 00-0072 SF 1-1/2" Pultruded Fiberglass Grate, 6" Bar Space, 50% Open, ISOFR Isophthalic Polyester Resin.....	40.07	2.41
06 74 13 00-0073 SF 1-1/2" Pultruded Fiberglass Grate, 12" Bar Space, 50% Open, ISOFR Isophthalic Polyester Resin.....	36.16	1.88
06 74 13 00-0074 SF 1-1/2" Pultruded Fiberglass Grate, 6" Bar Space, 40% Open, ISOFR Isophthalic Polyester Resin.....	45.06	2.41
06 74 13 00-0075 SF 1-1/2" Pultruded Fiberglass Grate, 12" Bar Space, 40% Open, ISOFR Isophthalic Polyester Resin.....	42.26	1.88
06 74 13 00-0076 SF 1-1/2" Pultruded Fiberglass Grate, 6" Bar Space, 25% Open, ISOFR Isophthalic Polyester Resin.....	35.20	2.41
06 74 13 00-0077 SF 1-1/2" Pultruded Fiberglass Grate, 12" Bar Space, 25% Open, ISOFR Isophthalic Polyester Resin.....	32.10	1.88
06 74 13 00-0078 2" ISOFR Isophthalic Polyester Resin System (06 74 13 00-0061)		
06 74 13 00-0079 SF 2" Pultruded Fiberglass Grate, 6" Bar Space, 50% Open, ISOFR Isophthalic Polyester Resin.....	34.70	2.41
06 74 13 00-0080 SF 2" Pultruded Fiberglass Grate, 12" Bar Space, 50% Open, ISOFR Isophthalic Polyester Resin.....	38.43	2.41
06 74 13 00-0081 SF 2" Pultruded Fiberglass Grate, 6" Bar Space, 33% Open, ISOFR Isophthalic Polyester Resin.....	46.51	2.41
06 74 13 00-0082 SF 2" Pultruded Fiberglass Grate, 12" Bar Space, 33% Open, ISOFR Isophthalic Polyester Resin.....	43.87	2.41
06 74 13 00-0083 VEF Vinyl Ester Resin System (06 74 13 00-0060)		
06 74 13 00-0084 1" VEF Vinyl Ester Resin System (06 74 13 00-0083)		
06 74 13 00-0085 SF 1" Pultruded Fiberglass Grate, 6" Bar Space, 50% Open, VEF Vinyl Ester Resin.....	37.55	1.88
06 74 13 00-0086 SF 1" Pultruded Fiberglass Grate, 12" Bar Space, 50% Open, VEF Vinyl Ester Resin.....	33.55	1.88
06 74 13 00-0087 SF 1" Pultruded Fiberglass Grate, 6" Bar Space, 40% Open, VEF Vinyl Ester Resin.....	42.26	1.88
06 74 13 00-0088 SF 1" Pultruded Fiberglass Grate, 12" Bar Space, 40% Open, VEF Vinyl Ester Resin.....	48.56	1.88
06 74 13 00-0089 SF 1" Pultruded Fiberglass Grate, 6" Bar Space, 38% Open, VEF Vinyl Ester Resin.....	28.76	1.88
06 74 13 00-0090 SF 1" Pultruded Fiberglass Grate, 12" Bar Space, 38% Open, VEF Vinyl Ester Resin.....	25.68	1.88
06 74 13 00-0091 SF 1" Pultruded Fiberglass Grate, 6" Bar Space, 25% Open, VEF Vinyl Ester Resin.....	33.06	1.88
06 74 13 00-0092 SF 1" Pultruded Fiberglass Grate, 12" Bar Space, 25% Open, VEF Vinyl Ester Resin.....	30.31	1.88
06 74 13 00-0093 1-1/2" VEF Vinyl Ester Resin System (06 74 13 00-0083)		
06 74 13 00-0094 SF 1-1/2" Pultruded Fiberglass Grate, 6" Bar Space, 50% Open, VEF Vinyl Ester Resin.....	41.25	1.88
06 74 13 00-0095 SF 1-1/2" Pultruded Fiberglass Grate, 12" Bar Space, 50% Open, VEF Vinyl Ester Resin.....	37.30	1.88
06 74 13 00-0096 SF 1-1/2" Pultruded Fiberglass Grate, 6" Bar Space, 40% Open, VEF Vinyl Ester Resin.....	47.20	1.88
06 74 13 00-0097 SF 1-1/2" Pultruded Fiberglass Grate, 12" Bar Space, 40% Open, VEF Vinyl Ester Resin.....	44.05	1.88
06 74 13 00-0098 SF 1-1/2" Pultruded Fiberglass Grate, 6" Bar Space, 25% Open, VEF Vinyl Ester Resin.....	37.05	1.88
06 74 13 00-0099 SF 1-1/2" Pultruded Fiberglass Grate, 12" Bar Space, 25% Open, VEF Vinyl Ester Resin.....	34.11	1.88
06 74 13 00-0100 2" VEF Vinyl Ester Resin System (06 74 13 00-0083)		
06 74 13 00-0101 SF 2" Pultruded Fiberglass Grate, 6" Bar Space, 50% Open, VEF Vinyl Ester Resin.....	36.47	2.41
06 74 13 00-0102 SF 2" Pultruded Fiberglass Grate, 12" Bar Space, 50% Open, VEF Vinyl Ester Resin.....	33.61	2.41
06 74 13 00-0103 SF 2" Pultruded Fiberglass Grate, 6" Bar Space, 33% Open, VEF Vinyl Ester Resin.....	48.99	2.41
06 74 13 00-0104 SF 2" Pultruded Fiberglass Grate, 12" Bar Space, 33% Open, VEF Vinyl Ester Resin.....	47.57	2.41

06 80 Composite Fabrications (06)

06 81 Composite Railings (06 80)

06 81 13 Glass-Fiber-Reinforced Plastic Railings (06 81)

06 Wood, Plastics, and Composites**06 80 Composite Fabrications****06 81 Composite Railings**MINOR
CSI UOM DESCRIPTIONTOTAL DIRECT DEMOLITION
UNIT COST UNIT COST

MINOR	CSI	UOM	DESCRIPTION	TOTAL DIRECT UNIT COST	DEMOLITION UNIT COST
06 81 13 00-0001			Fiberglass Handrail Assembly <small>(06 81 13)</small> Note: Assembly includes posts, rails, kick plates, fasteners and accessories. Not to be used in conjunction with handrail components.		
06 81 13 00-0002	LF		Fiberglass Side Mount Handrail, 2-1/8" Square Tube Posts Up To 42" High, Set 5' On Center, Two Horizontal 1-3/4" Square Tube Rails, 4" Kick Plate, Stainless Steel Fasteners And Accessories.....	72.88	20.91
			<i>For Each LF Of Anchoring Posts Into Masonry Or Concrete, Add</i>	3.00	
			<i>For Sloped Floor Installation, Add</i>	5.74	
			<i>For Stair Installation (Without Kick Plates), Add</i>	10.69	
06 81 13 00-0003	LF		Fiberglass Top Mount Handrail, 2-1/8" Square Tube Posts Up To 42" High, Set 5' On Center, Two Horizontal 1-3/4" Square Tube Rails, 4" Kick Plate, Stainless Steel Fasteners And Accessories.....	82.45	19.60
06 81 13 00-0004	LF		Fiberglass Handrail For Stairs, 2-1/8" Square Tube Posts Up To 42" High, Set 5' On Center, Two Horizontal 1-3/4" Square Tube Rails, Stainless Steel Fasteners And Accessories.....	78.35	26.14
06 81 13 00-0005			Fiberglass Handrail Components <small>(06 81 13)</small> Note: This section is only to be used when entire handrail assembly is not required.		
06 81 13 00-0006	LF		Fiberglass Kick Plate (12' Sections) With Splice Kit.....	17.17	5.23
06 81 13 00-0007	LF		Fiberglass Kick Plate (24' sections) With Splice Kit.....	15.30	5.23
06 81 13 00-0008	EA		Fiberglass Side Mount Post For Handrail.....	164.92	31.36
06 81 13 00-0009	EA		Fiberglass Top Mount Post For Handrail With Stainless Steel Base.....	190.36	20.91
06 81 13 00-0010	LF		Fiberglass Square Tube For Horizontal Handrail, ISOFR 1-3/4" x 1/8" (12' sections).....	18.70	6.27
06 81 13 00-0011	LF		Fiberglass Square Tube For Horizontal Handrail, ISOFR 1-3/4" x 1/8" (24' sections).....	17.74	6.27
06 81 13 00-0012	LF		Fiberglass Square Tube For Horizontal Handrail, ISOFR 2-1/8" x 3/16" (21' sections).....	19.17	6.27
06 82			Composite Trim <small>(06 80)</small>		
06 82 00 00-0001			Fiberglass Castings <small>(06 82)</small>		
06 82 00 00-0002			Fiberglass Angle, Equal Legs <small>(06 82 00 00-0001)</small>		
06 82 00 00-0003	LF		1" x 1" x 1/8" Thick Fiberglass Angle, ISOFR Isophthalic Polyester Resin.....	9.01	3.13
06 82 00 00-0004	LF		1" x 1" x 1/8" Thick Fiberglass Angle, VERF Vinyl Ester Resin.....	9.45	3.13
06 82 00 00-0005	LF		3" x 3" x 1/4" Thick Fiberglass Angle, ISOFR Isophthalic Polyester Resin.....	16.94	3.76
06 82 00 00-0006	LF		3" x 3" x 1/4" Thick Fiberglass Angle, VERF Vinyl Ester Resin.....	18.73	3.76
06 82 00 00-0007	LF		4" x 4" x 1/4" Thick Fiberglass Angle, ISOFR Isophthalic Polyester Resin.....	18.84	3.76
06 82 00 00-0008	LF		4" x 4" x 1/4" Thick Fiberglass Angle, VERF Vinyl Ester Resin.....	20.14	3.76
06 82 00 00-0009	LF		4" x 4" x 3/8" Thick Fiberglass Angle, ISOFR Isophthalic Polyester Resin.....	21.88	3.76
06 82 00 00-0010	LF		4" x 4" x 3/8" Thick Fiberglass Angle, VERF Vinyl Ester Resin.....	24.64	3.76
06 82 00 00-0011	LF		6" x 6" x 1/2" Thick Fiberglass Angle, ISOFR Isophthalic Polyester Resin.....	59.22	4.71
06 82 00 00-0012	LF		6" x 6" x 1/2" Thick Fiberglass Angle, VERF Vinyl Ester Resin.....	68.15	4.71
06 82 00 00-0013			Fiberglass Channels <small>(06 82 00 00-0001)</small>		
06 82 00 00-0014	LF		3" x 1" x 1/4" Fiberglass Channel, ISOFR Isophthalic Polyester Resin.....	10.40	4.71
06 82 00 00-0015	LF		3" x 1" x 1/4" Fiberglass Channel, VERF Vinyl Ester Resin.....	10.84	4.71
06 82 00 00-0016	LF		4" x 1 1/8" x 1/4" Fiberglass Channel, ISOFR Isophthalic Polyester Resin.....	21.90	5.33
06 82 00 00-0017	LF		4" x 1 1/8" x 1/4" Fiberglass Channel, VERF Vinyl Ester Resin.....	21.90	5.33
06 82 00 00-0018	LF		6" x 1 11/16" x 3/8" Fiberglass Channel, ISOFR Isophthalic Polyester Resin.....	34.44	5.33
06 82 00 00-0019	LF		6" x 1 11/16" x 3/8" Fiberglass Channel, VERF Vinyl Ester Resin.....	40.08	5.33
06 82 00 00-0020	LF		8" x 2 3/16" x 3/8" Fiberglass Channel, ISOFR Isophthalic Polyester Resin.....	32.33	5.33
06 82 00 00-0021	LF		8" x 2 3/16" x 3/8" Fiberglass Channel, VERF Vinyl Ester Resin.....	39.10	5.33
06 82 00 00-0022	LF		10" x 2-3/4" x 1/2" Fiberglass Channel, ISOFR Isophthalic Polyester Resin.....	49.25	7.32
06 82 00 00-0023	LF		10" x 2-3/4" x 1/2" Fiberglass Channel, VERF Vinyl Ester Resin.....	56.52	7.32
06 82 00 00-0024			Fiberglass Wide Flange Beams <small>(06 82 00 00-0001)</small>		
06 82 00 00-0025	LF		4" x 4" x 1/4" Fiberglass Wide Flange Beam, ISOFR Isophthalic Polyester Resin.....	29.92	6.27
06 82 00 00-0026	LF		4" x 4" x 1/4" Fiberglass Wide Flange Beam, VERF Vinyl Ester Resin.....	32.74	6.27
06 82 00 00-0027	LF		6" x 6" x 1/4" Fiberglass Wide Flange Beam, ISOFR Isophthalic Polyester Resin.....	38.31	7.53
06 82 00 00-0028	LF		6" x 6" x 1/4" Fiberglass Wide Flange Beam, VERF Vinyl Ester Resin.....	39.65	7.53
06 82 00 00-0029	LF		8" x 8" x 3/8" Fiberglass Wide Flange Beam, ISOFR Isophthalic Polyester Resin.....	61.90	9.41
06 82 00 00-0030	LF		8" x 8" x 3/8" Fiberglass Wide Flange Beam, VERF Vinyl Ester Resin.....	77.77	9.41
06 82 00 00-0031	LF		10" x 10" x 1/2" Fiberglass Wide Flange Beam, ISOFR Isophthalic Polyester Resin.....	137.89	11.50
06 82 00 00-0032	LF		10" x 10" x 1/2" Fiberglass Wide Flange Beam, VERF Vinyl Ester Resin.....	155.25	11.50
06 82 00 00-0033			Fiberglass Flat Sheet <small>(06 82 00 00-0001)</small> Note: Not to be used for bathroom board.		
06 82 00 00-0034	SF		1/8" Thick Fiberglass Flat Sheet, ISOFR Isophthalic Polyester Resin.....	24.72	5.33
06 82 00 00-0035	SF		1/8" Thick Fiberglass Flat Sheet, VERF Vinyl Ester Resin.....	25.83	5.33
06 82 00 00-0036	SF		1/4" Thick Fiberglass Flat Sheet, ISOFR Isophthalic Polyester Resin.....	38.93	6.27
06 82 00 00-0037	SF		1/4" Thick Fiberglass Flat Sheet, VERF Vinyl Ester Resin.....	44.83	6.27
06 82 00 00-0038	SF		3/8" Thick Fiberglass Flat Sheet, ISOFR Isophthalic Polyester Resin.....	52.87	7.53
06 82 00 00-0039	SF		3/8" Thick Fiberglass Flat Sheet, VERF Vinyl Ester Resin.....	61.72	7.53
06 82 00 00-0040	SF		1/2" Thick Fiberglass Flat Sheet, ISOFR Isophthalic Polyester Resin.....	71.32	9.41
06 82 00 00-0041	SF		1/2" Thick Fiberglass Flat Sheet, VERF Vinyl Ester Resin.....	84.87	9.41
06 82 00 00-0042			Fiberglass Bars <small>(06 82 00 00-0001)</small>		
06 82 00 00-0043			Square Bars <small>(06 82 00 00-0042)</small>		



MINOR CSI UOM DESCRIPTION	TOTAL DIRECT UNIT COST	DEMOLITION UNIT COST
06 82 00 00-0044 LF 1" Square Fiberglass Solid Square Bar, ISO Isophthalic Polyester Resin	14.68	3.76
06 82 00 00-0045 LF 1-1/4" Square Fiberglass Solid Square Bar, ISO Isophthalic Polyester Resin	21.11	5.54
06 82 00 00-0046 LF 1-1/2" Square Fiberglass Solid Square Bar, ISOFR Isophthalic Polyester Resin	24.76	7.32
06 82 00 00-0047 Round Bars (06 82 00 00-0042)		
06 82 00 00-0048 LF 1/4" Diameter Fiberglass Solid Round Bar, ISOFR Isophthalic Polyester Resin	9.40	3.13
06 82 00 00-0049 LF 1" Diameter Fiberglass Solid Round Bar, ISOFR Isophthalic Polyester Resin	20.25	4.71
06 82 00 00-0050 LF 1" Diameter Fiberglass Solid Round Bar, VERF Vinyl Ester Resin.....	22.94	4.71
06 82 00 00-0051 LF 1-1/4" Diameter Fiberglass Solid Round Bar, ISOFR Isophthalic Polyester Resin	30.46	4.71
06 82 00 00-0052 LF 1-1/2" Diameter Fiberglass Solid Round Bar, ISOFR Isophthalic Polyester Resin	36.42	5.33
06 82 00 00-0053 Fiberglass Tubes (06 82 00 00-0001)		
06 82 00 00-0054 Square Tube (06 82 00 00-0053)		
06 82 00 00-0055 LF 1" x 1" x 1/8" Thick Fiberglass Square Tube, ISOFR Isophthalic Polyester Resin.....	10.62	3.13
06 82 00 00-0056 LF 1" x 1" x 1/8" Thick Fiberglass Square Tube, VERF Vinyl Ester Resin	11.49	3.13
06 82 00 00-0057 LF 2" x 2" x 1/8" Thick Fiberglass Square Tube, ISOFR Isophthalic Polyester Resin.....	15.74	3.76
06 82 00 00-0058 LF 2" x 2" x 1/8" Thick Fiberglass Square Tube, VERF Vinyl Ester Resin.....	17.28	3.76
06 82 00 00-0059 LF 3" x 3" x 1/4" Thick Fiberglass Square Tube, ISOFR Isophthalic Polyester Resin.....	30.13	4.71
06 82 00 00-0060 LF 3" x 3" x 1/4" Thick Fiberglass Square Tube, VERF Vinyl Ester Resin	33.67	4.71
06 82 00 00-0061 LF 4" x 4" x 1/4" Thick Fiberglass Square Tube, ISOFR Isophthalic Polyester Resin.....	35.46	5.64
06 82 00 00-0062 LF 4" x 4" x 1/4" Thick Fiberglass Square Tube, VERF Vinyl Ester Resin	45.32	5.64
06 82 00 00-0063 Round Tube (06 82 00 00-0053)		
06 82 00 00-0064 LF 1" Diameter x 1/8" Thick Fiberglass Round Tube, ISOFR Isophthalic Polyester Resin	10.16	3.13
06 82 00 00-0065 LF 1" Diameter x 1/8" Thick Fiberglass Round Tube, VERF Vinyl Ester Resin	10.56	3.13
06 82 00 00-0066 LF 2" Diameter x 1/4" Thick Fiberglass Round Tube, ISOFR Isophthalic Polyester Resin	19.16	3.76
06 82 00 00-0067 LF 2" Diameter x 1/4" Thick Fiberglass Round Tube, VERF Vinyl Ester Resin	20.45	3.76
06 82 00 00-0068 Fiberglass Threaded Rods (06 82 00 00-0001)		
06 82 00 00-0069 LF 3/8" Diameter Fiberglass Threaded Rod, VERF Vinyl Ester Resin	13.81	2.41
06 82 00 00-0070 LF 1/2" Diameter Fiberglass Threaded Rod, VERF Vinyl Ester Resin	14.72	2.41
06 82 00 00-0071 LF 5/8" Diameter Fiberglass Threaded Rod, VERF Vinyl Ester Resin	16.89	2.72
06 82 00 00-0072 LF 3/4" Diameter Fiberglass Threaded Rod, VERF Vinyl Ester Resin.....	18.63	2.72
06 82 00 00-0073 LF 1" Diameter Fiberglass Threaded Rod, VERF Vinyl Ester Resin	20.60	2.72
06 82 00 00-0074 Grating Support Legs, VEFR Resin (06 82 00 00-0001)		
06 82 00 00-0075 EA Grating Support Legs, Fixed Height With Base Miscellaneous Fiberglass Castings	20.75	
06 82 00 00-0076 EA Grate Support Legs Fixed Height Without Base Miscellaneous Fiberglass Castings	8.89	
06 82 00 00-0077 EA Grating Support Legs, Adjustable To 60" Miscellaneous Fiberglass Castings.....	33.44	
06 82 00 00-0078 Fiberglass Netting (06 82 00 00-0001)		
06 82 00 00-0079 SF 1/2" x 1/2" Mesh, Clear Flexible Fiberglass Netting	0.75	0.36
06 82 00 00-0080 SF 1/2" x 2" Mesh, Clear Flexible Fiberglass Netting	0.75	0.36
06 82 00 00-0081 SF 3/4" x 5/8" Mesh, Clear Flexible Fiberglass Netting	0.75	0.36
06 82 00 00-0082 SF 7/8" x 7/8" Mesh, Clear Flexible Fiberglass Netting	0.75	0.36
06 82 00 00-0083 SF 1" x 1" Mesh, Clear Flexible Fiberglass Netting	0.75	0.36
06 82 00 00-0084 SF 1/2" x 1/2" Mesh, Green Flexible Fiberglass Netting.....	0.74	0.36
06 82 00 00-0085 SF 1/2" x 2" Mesh, Green Flexible Fiberglass Netting.....	0.74	0.36
06 82 00 00-0086 SF 3/4" x 5/8" Mesh, Green Flexible Fiberglass Netting.....	0.74	0.36
06 82 00 00-0087 SF 7/8" x 7/8" Mesh, Green Flexible Fiberglass Netting.....	0.74	0.36
06 82 00 00-0088 SF 1" x 1" Mesh, Green Flexible Fiberglass Netting.....	0.74	0.36
06 82 00 00-0089 Fiberglass Stair Treads (06 82)		
06 82 00 00-0090 Fiberglass Stair Treads (06 82 00 00-0089)		
06 82 00 00-0091 10-1/2" Deep Isophthalic Resin System (06 82 00 00-0090)		
06 82 00 00-0092 EA 1" Fiberglass Stair Tread, 10-1/2" Deep x 24" Wide Isophthalic Resin System	94.46	16.42
06 82 00 00-0093 EA 1" Fiberglass Stair Tread, 10-1/2" Deep x 30" Wide Isophthalic Resin System	109.90	16.42
06 82 00 00-0094 EA 1" Fiberglass Stair Tread, 10-1/2" Deep x 36" Wide Isophthalic Resin System	125.35	16.42
06 82 00 00-0095 EA 1" Fiberglass Stair Tread, 10-1/2" Deep x 42" Wide Isophthalic Resin System	140.80	16.42
06 82 00 00-0096 EA 1-1/2" Fiberglass Stair Tread, 10-1/2" Deep x 24" Wide Isophthalic Resin System	103.73	16.42
06 82 00 00-0097 EA 1-1/2" Fiberglass Stair Tread, 10-1/2" Deep x 30" Wide Isophthalic Resin System	121.49	16.42
06 82 00 00-0098 EA 1-1/2" Fiberglass Stair Tread, 10-1/2" Deep x 36" Wide Isophthalic Resin System	139.25	16.42
06 82 00 00-0099 EA 1-1/2" Fiberglass Stair Tread, 10-1/2" Deep x 42" Wide Isophthalic Resin System	157.02	16.42
06 82 00 00-0100 EA 2" Fiberglass Stair Tread, 10-1/2" Deep x 24" Wide Isophthalic Resin System	117.94	16.42
06 82 00 00-0101 EA 2" Fiberglass Stair Tread, 10-1/2" Deep x 30" Wide Isophthalic Resin System	139.25	16.42
06 82 00 00-0102 EA 2" Fiberglass Stair Tread, 10-1/2" Deep x 36" Wide Isophthalic Resin System	160.57	16.42
06 82 00 00-0103 EA 2" Fiberglass Stair Tread, 10-1/2" Deep x 42" Wide Isophthalic Resin System	181.89	16.42
06 82 00 00-0104 12" Deep Isophthalic Resin System (06 82 00 00-0090)		

06 Wood, Plastics, and Composites

06 80 Composite Fabrications

06 82 Composite Trim

MINOR
CSI UOM DESCRIPTIONTOTAL DIRECT DEMOLITION
UNIT COST UNIT COST

06 82 00 00-0105	EA	1" Fiberglass Stair Tread, 12" Deep x 24" Wide Isophthalic Resin System	103.29	16.42
06 82 00 00-0106	EA	1" Fiberglass Stair Tread, 12" Deep x 30" Wide Isophthalic Resin System	120.94	16.42
06 82 00 00-0107	EA	1" Fiberglass Stair Tread, 12" Deep x 36" Wide Isophthalic Resin System	138.60	16.42
06 82 00 00-0108	EA	1" Fiberglass Stair Tread, 12" Deep x 42" Wide Isophthalic Resin System	156.25	16.42
06 82 00 00-0109	EA	1-1/2" Fiberglass Stair Tread, 12" Deep x 24" Wide Isophthalic Resin System	113.88	16.42
06 82 00 00-0110	EA	1-1/2" Fiberglass Stair Tread, 12" Deep x 30" Wide Isophthalic Resin System	134.18	16.42
06 82 00 00-0111	EA	1-1/2" Fiberglass Stair Tread, 12" Deep x 36" Wide Isophthalic Resin System	154.49	16.42
06 82 00 00-0112	EA	1-1/2" Fiberglass Stair Tread, 12" Deep x 42" Wide Isophthalic Resin System	174.79	16.42
06 82 00 00-0113	EA	2" Fiberglass Stair Tread, 12" Deep x 24" Wide Isophthalic Resin System	130.12	16.42
06 82 00 00-0114	EA	2" Fiberglass Stair Tread, 12" Deep x 30" Wide Isophthalic Resin System	154.48	16.42
06 82 00 00-0115	EA	2" Fiberglass Stair Tread, 12" Deep x 36" Wide Isophthalic Resin System	178.85	16.42
06 82 00 00-0116	EA	2" Fiberglass Stair Tread, 12" Deep x 42" Wide Isophthalic Resin System	203.21	16.42

06 82 00 00-0117 Other Fiberglass (06 82)06 82 00 00-0118 Fiberglass Splash Blocks (06 82 00 00-0117)

06 82 00 00-0119 EA Standard Size Fiberglass Splash Block 18.02 3.58

06 83 Composite Paneling (06 80)**06 83 16 Fiberglass Reinforced Paneling** (06 83)06 83 16 00-0001 Fiberglass Reinforced Polyester (FRP) Panels (06 83 16)

Note: Includes adhesive and trim.

06 83 16 00-0002 SF Fiberglass Reinforced Polyester (FRP) Paneling 4.43 1.79
Note: Including Adhesive And Trim

END OF SECTION 06



MINOR CSI UOM DESCRIPTION	TOTAL DIRECT UNIT COST	DEMOLITION UNIT COST
------------------------------	---------------------------	-------------------------

07 Thermal And Moisture Protection

07 01 Operation and Maintenance of Thermal and Moisture Protection ⁽⁰⁷⁾

07 01 50 Maintenance of Membrane Roofing ^(07 01)

07 01 50 19 Preparation for Re-Roofing ^(07 01 50)

07 01 50 19-0001 Preparation For Re-Roofing ^(07 01 50 19)

07 01 50 19-0002	SQ	Removal Of Pea Gravel Ballast From Roof, Vacuum And Disposal	34.93
07 01 50 19-0003	SQ	Removal Of Gravel Ballast From Roof, Vacuum And Disposal	61.64

07 01 50 81 Roof Replacement ^(07 01 50)

07 01 50 81-0001 Roof Repair ^(07 01 50 81)

Note: Less than 100 SF areas. Excludes mobilization of crew for small quantity of roof work. See CSI section 07 05 13 00-0001 for mobilization of crew for small quantity of roof work.

07 01 50 81-0002	SF	Up To 10 SF Roof Repair, Built-Up Roofing	24.16
07 01 50 81-0003	SF	>10 To 25 SF Roof Repair, Built-Up Roofing	21.79
07 01 50 81-0004	SF	>25 To 50 SF Roof Repair, Built-Up Roofing	19.90
07 01 50 81-0005	SF	>50 To 100 SF Roof Repair, Built-Up Roofing	18.50
07 01 50 81-0006	SF	Up To 10 SF Roof Repair, Membrane Roofing	27.70
07 01 50 81-0007	SF	>10 To 25 SF Roof Repair, Membrane Roofing	25.33
07 01 50 81-0008	SF	>25 To 50 SF Roof Repair, Membrane Roofing	23.44
07 01 50 81-0009	SF	>50 To 100 SF Roof Repair, Membrane Roofing	22.05
07 01 50 81-0010	SF	Up To 10 SF Roof Repair, Shingle Roofing	20.63
07 01 50 81-0011	SF	>10 To 25 SF Roof Repair, Shingle Roofing	18.61
07 01 50 81-0012	SF	>25 To 50 SF Roof Repair, Shingle Roofing	17.07
07 01 50 81-0013	SF	>50 To 100 SF Roof Repair, Shingle Roofing	16.03
07 01 50 81-0014	LF	Heat Weld Roofing Seams For Repair	6.89

07 01 50 81-0015 Emergency Roof Patch ^(07 01 50 81)

Note: 4 Hour response time.

07 01 50 81-0016	EA	Mobilize For Emergency Roof Patching	616.24
07 01 50 81-0017	EA	Granule Emergency Roof Patch Cover 16 SF	101.64

07 01 50 81-0018 Adhesives ^(07 01 50 81)

Note: For repair of seams.

07 01 50 81-0019 Mastic Sealer ^(07 01 50 81-0018)

07 01 50 81-0020 Applied At Joints Only ^(07 01 50 81-0019)

07 01 50 81-0021	LF	Mastic Sealer, 1/4" Bead At Joint	4.09
------------------	----	---	------

1.75

07 01 50 91 Roofing Restoration ^(07 01 50)

07 01 50 91-0001 Pressure Wash Membrane Roofing ^(07 01 50 91)

07 01 50 91-0002	SF	Up To 2,500 PSI, Pressure Wash Membrane Roofing	0.16
		For Up To 100, Add	0.12
		For >100 To 250, Add	0.06
		For >250 To 500, Add	0.02
		For >5,000 To 10,000, Deduct	-0.01
		For >10,000 To 15,000, Deduct	-0.02
		For >15,000 To 30,000, Deduct	-0.02
		For >30,000, Deduct	-0.03

07 05 Common Work Results for Thermal and Moisture Protection ⁽⁰⁷⁾

07 05 13 Mobilization Of Crew For Small Quantity Of Roof Work ^(07 05)

07 05 13 00-0001 Mobilization Of Crew For Small Quantity Of Roof Work ^(07 05 13)

Note: For use with all roofing tasks where the total quantity of roof work is 4 squares or less.

07 05 13 00-0002	EA	Up To 1 SQ, Mobilization Of Crew For Small Quantity Of Roof Work	1,234.45
07 05 13 00-0003	EA	>1 To 2 SQ, Mobilization Of Crew For Small Quantity Of Roof Work	923.61
07 05 13 00-0004	EA	>2 To 3 SQ, Mobilization Of Crew For Small Quantity Of Roof Work	617.22
07 05 13 00-0005	EA	>3 To 4 SQ, Mobilization Of Crew For Small Quantity Of Roof Work	307.87

07 10 Dampproofing and Waterproofing ⁽⁰⁷⁾

Note: The following tasks are for application to vertical (walls and foundations) surfaces. For horizontal (flat) surfaces apply the appropriate modifier to reduce the labor cost (where listed). Waterproofing is the treatment of a surface or structure to PREVENT the passage of water under hydrostatic pressure. Dampproofing is the treatment of a surface or structure to RESIST the passage of water in

07 Thermal And Moisture Protection**07 10 Dampproofing and Waterproofing**

07 05 13 Mobilization Of Crew For Small Quantity Of Roof Work



SAN BERNARDINO
COUNTY

MINOR
CSI UOM DESCRIPTION

TOTAL DIRECT DEMOLITION
UNIT COST UNIT COST

the absence of hydrostatic pressure.

07 11 Dampproofing (07 10)**07 11 13 Bituminous Dampproofing** (07 11)**07 11 13 00-0001 Fibrous Asphalt Dampproofing, Brush, Roller Or Spray** (07 11 13)

07 11 13 00-0002 CSF 1 Coat, Fibrous Asphalt Dampproofing, Brush, Roller Or Spray163.37
07 11 13 00-0003 CSF 2 Coats, Brush, Roller Or Spray, Fibrous Asphalt Dampproofing245.53

07 11 13 00-0004 Fibrous Asphalt Dampproofing, Troweled On (07 11 13)

07 11 13 00-0005 CSF Primer And 1 Coat, Fibrous Asphalt Dampproofing, Troweled On285.72
07 11 13 00-0006 CSF Primer And 2 Coats, Troweled On, Fibrous Asphalt Dampproofing450.76

07 11 13 00-0007 Asphaltic Paint Dampproofing (07 11 13)

07 11 13 00-0008 CSF 1 Coat, Asphaltic Paint Dampproofing, Brushed On129.12
07 11 13 00-0009 CSF 2 Coats, Brushed On, Asphaltic Paint Dampproofing239.74

07 11 19 Sheet Dampproofing (07 11)**07 11 19 00-0001 Neoprene** (07 11 19)

07 11 19 00-0002 SF 1/16" Patch Neoprene Roof (5 To 20 SF)33.47

07 13 Sheet Waterproofing (07 10)**07 13 13 Bituminous Sheet Waterproofing** (07 13)**07 13 13 00-0001 15 LB Asphalt Saturated Organic Felt Sheet Waterproofing, Hot-Mopped** (07 13)

07 13 13 00-0002 CSF 1 Ply, 15 LB Asphalt Saturated Organic Felt Sheet Waterproofing, Hot-Mopped300.57 99.00
For 30 LB Felt, Add 76.93
For Application To Horizontal Surfaces, Deduct -29.70
07 13 13 00-0003 CSF 2 Ply, 15 LB Asphalt Saturated Organic Felt Sheet Waterproofing, Hot-Mopped384.15 111.38
For 30 LB Felt, Add 121.05
For Application To Horizontal Surfaces, Deduct -33.41
07 13 13 00-0004 CSF 3 Ply, 15 LB Asphalt Saturated Organic Felt Sheet Waterproofing, Hot-Mopped467.74 123.75
For 30 LB Felt, Add 165.18
For Application To Horizontal Surfaces, Deduct -37.13
07 13 13 00-0005 CSF 4 Ply, 15 LB Asphalt Saturated Organic Felt Sheet Waterproofing, Hot-Mopped551.32 136.12
For 30 LB Felt, Add 209.30
For Application To Horizontal Surfaces, Deduct -40.84
07 13 13 00-0006 CSF 5 Ply, 15 LB Asphalt Saturated Organic Felt Sheet Waterproofing, Hot-Mopped634.90 148.50
For 30 LB Felt, Add 253.43
For Application To Horizontal Surfaces, Deduct -44.55

07 13 13 00-0007 Asphalt Coated Protective Board (07 13 13)

07 13 13 00-0008 CSF 1/8" Asphalt Coated Protective Board252.82 98.91
For Application To Horizontal Surfaces, Deduct -32.99
07 13 13 00-0009 CSF 1/4" Asphalt Coated Protective Board352.72 102.71
For Application To Horizontal Surfaces, Deduct -34.24
07 13 13 00-0010 CSF 3/8" Asphalt Coated Protective Board473.24 107.02
For Application To Horizontal Surfaces, Deduct -35.66
07 13 13 00-0011 CSF 1/2" Asphalt Coated Protective Board533.41 111.34
For Application To Horizontal Surfaces, Deduct -37.12

07 13 53 Elastomeric Sheet Waterproofing (07 13)**07 13 53 00-0001 Rubberized Membrane Sheet** (07 13 53)

07 13 53 00-0002 SF 215 Mil Rubberized Asphalt Membrane Sheet, Vertical Surface7.42 1.02
For Floor Surfaces, Deduct -1.04

07 13 53 00-0003 Ethylene Propylene Diene Monomer (EPDM) (07 13 53)

07 13 53 00-0004 CSF 45 Mil Ethylene Propylene Diene Monomer (EPDM) Membrane447.20 143.79
For Application To Horizontal Surfaces, Deduct -43.13
07 13 53 00-0005 CSF 60 Mil Ethylene Propylene Diene Monomer (EPDM) Membrane520.89 143.79
For Application To Horizontal Surfaces, Deduct -43.13

07 13 53 00-0006 Butyl Sheet Waterproofing (07 13 53)

07 13 53 00-0007 CSF 1/32" Butyl Sheet Waterproofing96.98 35.94
For Joint Taping, Add 13.13
For Each Additional Ply, Add 71.49
For Application To Horizontal Surfaces, Deduct -5.40



MINOR CSI UOM DESCRIPTION	TOTAL DIRECT UNIT COST	DEMOLITION UNIT COST
07 13 53 00-0008 CSF 1/16" Butyl Sheet Waterproofing.....	116.37	35.94
<i>For Joint Taping, Add</i>	14.10	
<i>For Each Additional Ply, Add</i>	85.06	
<i>For Application To Horizontal Surfaces, Deduct</i>	-5.40	
07 13 53 00-0009 Butyl With Nylon (07 13 53)		
07 13 53 00-0010 CSF 1/32" Butyl Elastomeric Waterproofing With Nylon.....	108.06	35.94
<i>For Joint Taping, Add</i>	13.69	
<i>For Each Additional Ply, Add</i>	79.24	
<i>For Application To Horizontal Surfaces, Deduct</i>	-5.40	
07 13 53 00-0011 CSF 1/16" Butyl Elastomeric Waterproofing With Nylon.....	120.53	35.94
<i>For Joint Taping, Add</i>	14.31	
<i>For Each Additional Ply, Add</i>	87.97	
<i>For Application To Horizontal Surfaces, Deduct</i>	-5.40	
07 13 53 00-0012 Neoprene Sheet Waterproofing (07 13 53)		
07 13 53 00-0013 CSF 1/32" Neoprene Sheet Waterproofing.....	171.86	35.94
<i>For Joint Taping, Add</i>	16.88	
<i>For Each Additional Ply, Add</i>	123.90	
<i>For Application To Horizontal Surfaces, Deduct</i>	-5.40	
07 13 53 00-0014 CSF 1/16" Neoprene Sheet Waterproofing.....	254.42	35.94
<i>For Joint Taping, Add</i>	21.01	
<i>For Each Additional Ply, Add</i>	181.70	
<i>For Application To Horizontal Surfaces, Deduct</i>	-5.40	
07 13 53 00-0015 Neoprene With Nylon (07 13 53)		
07 13 53 00-0016 CSF 1/32" Neoprene Elastomeric Waterproofing With Nylon.....	180.48	35.94
<i>For Joint Taping, Add</i>	17.31	
<i>For Each Additional Ply, Add</i>	129.94	
<i>For Application To Horizontal Surfaces, Deduct</i>	-5.40	
07 13 53 00-0017 CSF 1/16" Neoprene Elastomeric Waterproofing With Nylon.....	268.18	35.94
<i>For Joint Taping, Add</i>	21.69	
<i>For Each Additional Ply, Add</i>	191.33	
<i>For Application To Horizontal Surfaces, Deduct</i>	-5.40	
07 13 53 00-0018 Plastic Vapor Barrier (Polyethylene) (07 13 53)		
07 13 53 00-0019 CSF 4 Mil Polyethylene Vapor Barrier.....	34.11	12.26
<i>For Joint Taping, Add</i>	7.95	
<i>For Each Additional Ply, Add</i>	26.59	
<i>For Application To Horizontal Surfaces, Deduct</i>	-4.07	
07 13 53 00-0020 CSF 6 Mil Polyethylene Vapor Barrier.....	35.11	12.26
<i>For Joint Taping, Add</i>	8.00	
<i>For Each Additional Ply, Add</i>	27.29	
<i>For Application To Horizontal Surfaces, Deduct</i>	-4.07	
07 13 53 00-0021 CSF 10 Mil Polyethylene Vapor Barrier.....	60.74	12.26
<i>For Joint Taping, Add</i>	9.28	
<i>For Each Additional Ply, Add</i>	45.23	
<i>For Application To Horizontal Surfaces, Deduct</i>	-4.07	
07 13 53 00-0022 CSF 60 Mil Polyethylene Vapor Barrier With Bentonite.....	99.42	12.26
<i>Note: Includes seam tape, liquid mastic, anchors and termination bar.</i>		
<i>For Each Additional Ply, Add</i>	72.61	
<i>For Application To Horizontal Surfaces, Deduct</i>	-4.52	
07 13 53 00-0023 Plastic Vapor Barrier (PVC) (07 13 53)		
07 13 53 00-0024 CSF 10 Mil Polyvinyl Chloride (PVC) Vapor Barrier.....	41.78	13.57
<i>For Joint Taping, Add</i>	8.33	
<i>For Each Additional Ply, Add</i>	31.96	
<i>For Application To Horizontal Surfaces, Deduct</i>	-4.07	
07 13 53 00-0025 CSF 20 Mil Polyvinyl Chloride (PVC) Vapor Barrier.....	53.46	14.07
<i>For Joint Taping, Add</i>	9.15	
<i>For Each Additional Ply, Add</i>	40.24	
<i>For Application To Horizontal Surfaces, Deduct</i>	-4.22	
07 13 53 00-0026 CSF 30 Mil Polyvinyl Chloride (PVC) Vapor Barrier.....	69.08	14.57
<i>For Joint Taping, Add</i>	10.16	
<i>For Each Additional Ply, Add</i>	51.27	
<i>For Application To Horizontal Surfaces, Deduct</i>	-4.37	
07 13 53 00-0027 Vinyl Plastic Vapor Barrier (07 13 53)		
07 13 53 00-0028 CSF 4 Mil Vinyl Plastic Vapor Barrier With Fiberglass Insulation At Joints (Tu-Tuf #4).....	39.39	12.56
07 13 54 Thermoplastic Sheet Waterproofing (07 13)		
07 13 54 00-0001 Thermoplastic Sheet Waterproofing (07 13 54)		
07 13 54 00-0002 SF 60 Mil Thermoplastic Active Polymer Core Membrane (Cetco Coreflex 60).....	10.26	
07 13 54 00-0003 SF Cortex Active Polymer Core Separation Sheet (Cetco Coretex).....	6.75	
07 13 54 00-0004 SF Hardscape Walk Path Drain Board (Cetco Aquadrain 30HD).....	2.32	

07 Thermal And Moisture Protection**07 10 Dampproofing and Waterproofing****07 13 Sheet Waterproofing**

SAN BERNARDINO
COUNTY

MINOR
CSI UOM DESCRIPTION

TOTAL DIRECT DEMOLITION
UNIT COST UNIT COST

07 13 54 00-0005	SF	Planted Area Drain Board (Cetco GS-300).....	4.10
07 13 54 00-0006	SF	Root Barrier (Cetco GS-120).....	2.64
07 13 54 00-0007	LF	Stainless Steel Termination Bar (Cetco).....	4.58

07 14 Fluid-Applied Waterproofing ^(07 10)**07 14 13 Hot Fluid-Applied Rubberized Asphalt Waterproofing** ^(07 14)

07 14 13 00-0001		Hot Applied Rubberized Asphalt Waterproofing Coating ^(07 14 13)	
07 14 13 00-0002	SF	90 Mil Hot Applied Rubberized Asphalt Waterproofing Coating, Vertical Surface.....	2.24
		Note: Includes primer.	
		For Application To Horizontal Surfaces, Deduct	-0.19
		For Reinforcing Fabric, Add	0.50
07 14 13 00-0003	SF	125 Mil Hot Applied Rubberized Asphalt Waterproofing Coating, Vertical Surface.....	2.66
		Note: Includes primer.	
		For Application To Horizontal Surfaces, Deduct	-0.20
		For Reinforcing Fabric, Add	0.50

07 14 16 Cold Fluid-Applied Waterproofing ^(07 14)

07 14 16 00-0001		Fluid Applied Rubber Based Polyurethane ^(07 14 16)	
07 14 16 00-0002	SF	60 Mil Thick, Applied In 2 Coats, Fluid Applied, Rubber Base, Polyurethane Waterproofing.....	3.77
		For Application To Horizontal Surfaces, Deduct	-0.43
07 14 16 00-0003	SF	90 Mil Thick, Applied In 2 Coats, Fluid Applied, Rubber Base, Polyurethane Waterproofing.....	4.35
		For Application To Horizontal Surfaces, Deduct	-0.46
07 14 16 00-0004	SF	120 Mil Thick, Applied In 2 Coats, Fluid Applied, Rubber Base, Polyurethane Waterproofing.....	4.97
		For Application To Horizontal Surfaces, Deduct	-0.48

07 14 16 00-0005 One Part Solution Of Chlorosulfonated Polyethylene Polymer ^(07 14 16)

07 14 16 00-0006	SF	15 Mil Finish Coat, 1 Part Solution, Chlorosulfonated Polyethylene (CSM) Polymer.....	2.53
------------------	----	---	------

07 14 16 00-0007 Copolymer Compound ^(07 14 16)

07 14 16 00-0008	SF	32 Mil, Fluid Elastomeric Copolymer Compound For Slabs.....	4.00
------------------	----	---	------

07 14 16 00-0009 Fluid Applied Neoprene ^(07 14 16)

07 14 16 00-0010	CSF	1/8" Fiberglass Reinforced, Fluid Applied Neoprene.....	474.85
		For Application To Horizontal Surfaces, Deduct	-52.38
07 14 16 00-0011	CSF	50 Mil, 4 Coats, Fluid Applied Neoprene.....	967.93
		For Application To Horizontal Surfaces, Deduct	-102.76
07 14 16 00-0012	CSF	90 Mil, 4 Coats, Fluid Applied Neoprene.....	1,592.81
		For Application To Horizontal Surfaces, Deduct	-154.06

07 14 16 00-0013 Moisture Barrier (Maxxon) ^(07 14 16)

07 14 16 00-0014	SF	Moisture Barrier Primer, Brush Application For Cut-ins (Maxxon MVP 13030).....	3.53
		Note: Includes primer coat for moisture mitigation epoxy flooring. Excludes preparation of flooring	
07 14 16 00-0015	SF	Moisture Barrier Primer, Roller Application (Maxxon MVP 13030).....	3.14
		Note: Includes primer coat for moisture mitigation epoxy flooring. Excludes preparation of flooring	
07 14 16 00-0016	SF	Two Part Epoxy Moisture Barrier, Brush Application For Cut-ins, First Coat (Maxxon MVP 13035).....	1.38
		Note: Includes product mixing and application. Excludes preparation of flooring	
07 14 16 00-0017	SF	Two Part Epoxy Moisture Barrier, Roller Application For First Coat (Maxxon MVP 13035).....	0.99
		Note: Includes product mixing and application. Excludes preparation of flooring	
07 14 16 00-0018	SF	Two Part Epoxy Moisture Barrier, Brush Application For Cut-ins, Second Coat (Maxxon MVP 13035).....	1.90
		Note: Includes product mixing and application. Excludes preparation of flooring	
07 14 16 00-0019	SF	Two Part Epoxy Moisture Barrier, Roller Application For Second Coat (Maxxon MVP 13035).....	1.51
		Note: Includes product mixing and application. Excludes preparation of flooring	

07 14 16 00-0020 Waterproofing (Sika) ^(07 14 16)

07 14 16 00-0021	SF	30 Mil Thick, Two-Component Polyurethane, Roller Grade Bitumen Modified Waterproofing, (Sika Sikagard®-7600 HG).....	5.90
------------------	----	--	------

07 16 Cementitious and Reactive Waterproofing ^(07 10)**07 16 13 Polymer Modified Cement Waterproofing** ^(07 16)

07 16 13 00-0001	SF	Polymer Modified Cementitious Waterproofing Assembly, 2 Coats.....	4.58
		Note: As manufactured by Thoro Consumer Products. Includes Thoroseal, Acryl 60, acrylic waterproof coating and white pigmented acrylic copolymer primer.	

07 16 16 Crystalline Waterproofing ^(07 16)

07 16 16 00-0001	SF	Crystalline Cementitious Waterproofing, 2 Coats (Xypex Concentrate).....	6.06
------------------	----	--	------

07 16 19 Metal Oxide Waterproofing ^(07 16)



MINOR	CSI	UOM	DESCRIPTION	TOTAL DIRECT UNIT COST	DEMOLITION UNIT COST
-------	-----	-----	-------------	------------------------	----------------------

07 16 19 00-0001			Metallic Oxide Waterproofing <small>(07 16 19)</small> Note: Includes one broom applied bond coat and three brush applied waterproof coats. Excludes concrete repairs to subbase and final protective concrete surface coat. See CSI section 03 54 16 00-0001 for self leveling underlayment for concrete floors, 09 24 33 00-0001 for cement parging.		
07 16 19 00-0002	CSF		Catalyzed Metallic Waterproofing Treatment, Metal Oxide Waterproofing (Euclid Iron Waterpeller).....	474.80	
			<i>For Application To Horizontal Surfaces, Deduct</i>	-59.23	

07 17 Bentonite Waterproofing (07 10)

07 17 13 Bentonite Panel Waterproofing (07 17)

07 17 13 00-0001	CSF	3/16" Bentonite Waterproofing Panels	456.38	118.01
			<i>For Application To Horizontal Surfaces, Deduct</i>	-35.47	
07 17 13 00-0002	CSF	1/4" Bentonite Waterproofing Panels	409.45	124.69
			<i>For Application To Horizontal Surfaces, Deduct</i>	-38.32	
07 17 13 00-0003	CSF	5/8" Bentonite Waterproofing Panels	581.74	130.03
			<i>For Application To Horizontal Surfaces, Deduct</i>	-39.00	
07 17 13 00-0004	CSF	3/8" Granular Bentonite, Troweled	467.98	108.15
			<i>For Application To Horizontal Surfaces, Deduct</i>	-32.43	

07 18 Traffic Coatings (07 10)

07 18 13 Pedestrian Traffic Coatings (07 18)

07 18 13 00-0001			Elastomeric Plaza Deck System (Garland Dura-Walk®) <small>(07 18 13)</small> Note: For pedestrian and vehicular traffic. Includes 10 year warranty. Excludes surface preparation, deck crack repair, joint sealants or markings.		
07 18 13 00-0002	SQ	Porous Concrete Primer (Garland Dura-Walk® FC Primer Kit)	156.67	
07 18 13 00-0003	SQ	32 mils, Base Coat, One-Component, Polyurethane, Elastomeric Plaza Deck System (Garland Dura-Walk®)	463.86	
07 18 13 00-0004	SQ	16 mils, Wear Coat, One-Component, Polyurethane, Elastomeric Plaza Deck System (Garland Dura-Walk®)	263.72	
07 18 13 00-0005	SQ	16 mils, Top Coat, One-Component, Polyurethane, Elastomeric Plaza Deck System (Garland Dura-Walk®)	317.17	
07 18 13 00-0006	LF	6" Wide, Poly Joint Tape (Garland Dura-Walk®)	1.47	

07 18 16 Vehicular Traffic Coatings (07 18)

07 18 16 00-0001			Preparation For Vehicular Traffic Coating <small>(07 18 16)</small> See CSI section 03 01 30 71-0053 for crack repairs, 32 17 23 00-0000 for pavement markings.		
07 18 16 00-0002	SF	Grinding Of Existing Concrete Floor Prior To Installation Of Deck Coating	1.00	
07 18 16 00-0003	SF	Shot Blasting Concrete Surface For Vehicular Traffic Coating	2.52	

07 18 16 00-0004 Vehicular Traffic Bearing Waterproofing System System (UPI) (07 18 16)

			Note: Excludes deck crack repair, joint sealants or pavement markings. See CSI section 03 01 30 71-0053 for crack repairs, 32 17 23 00-0000 for pavement markings.		
07 18 16 00-0005	SF	Vehicular Traffic Bearing Waterproofing System Complete (UPI UREADEK 6700-VT)	9.98	
			Note: Includes primer (UI-71 18), 32 mil base coat (UI-7013), 16 mil intermediate coat (UI-7016 AR), 16 mil top coat (UI-7016 AL), and non-slip texture finish. Excludes crack repair or caulking.		
			<i>For second coat 16 mil intermediate coat (UI-7016 AR), Add</i>	1.88	

07 18 16 00-0006 Vehicular Traffic Coating (Sika) (07 18 16)

			Note: Excludes surface preparation, deck crack repair, joint sealants or pavement markings. See CSI section 03 01 30 71-0053 for crack repairs, 07 18 16 00-0001 for surface preparation, 32 17 23 00-0000 for pavement markings.		
07 18 16 00-0007	SF	23 Mil Thick, Traffic Coating, Two-Component, Elastomeric Polyurethane Waterproofing, Concrete Coating With Primer (Sika Sikalastic® 720)	3.65	
			Note: Excludes crack repair or caulking.		
07 18 16 00-0008	SF	12 Mil Thick, Vehicular Traffic Bearing Two-Component Aliphatic, Elastomeric Polyurethane, Protective Concrete Coating (Sika Sikalastic®-745 AL)	2.24	
			Note: Excludes crack repair or caulking.		
07 18 16 00-0009	SF	14 Mil Thick, Vehicular Traffic Bearing Two-Component Aliphatic, Elastomeric Polyurethane, Protective Concrete Coating (Sika Sikalastic®-745 AL)	2.38	
			Note: Excludes crack repair or caulking.		
07 18 16 00-0010	SF	16 Mil Thick, Vehicular Traffic Bearing Two-Component Aliphatic, Elastomeric Polyurethane, Protective Concrete Coating (Sika Sikalastic®-745 AL)	2.53	
			Note: Excludes crack repair or caulking.		
07 18 16 00-0011	SF	18 Mil Thick, Vehicular Traffic Bearing Two-Component Aliphatic, Elastomeric Polyurethane, Protective Concrete Coating (Sika Sikalastic®-745 AL)	2.67	
			Note: Excludes crack repair or caulking.		
07 18 16 00-0012	SF	14 Mil Thick, Vehicular Traffic Bearing Two-Component Aliphatic, Elastomeric Polyurethane, Wear And Top Concrete Coating (Sika Sikalastic®-745 Textured)	2.58	
			Note: Excludes crack repair or caulking.		
07 18 16 00-0013	SF	16 Mil Thick, Vehicular Traffic Bearing Two-Component Aliphatic, Elastomeric Polyurethane, Wear And Top Concrete Coating (Sika Sikalastic®-745 Textured)	2.81	
			Note: Excludes crack repair or caulking.		
07 18 16 00-0014	SF	18 Mil Thick, Vehicular Traffic Bearing Two-Component Aliphatic, Elastomeric Polyurethane, Wear And Top Concrete Coating (Sika Sikalastic®-745 Textured)	3.05	
			Note: Excludes crack repair or caulking.		

07 Thermal And Moisture Protection**07 10 Dampproofing and Waterproofing****07 18 Traffic Coatings**

SAN BERNARDINO
COUNTY

MINOR
CSI UOM DESCRIPTION

TOTAL DIRECT DEMOLITION
UNIT COST UNIT COST

07 18 16 00-0015		Vehicular Traffic Bearing Waterproofing System System (Dex-O-Tex Auto-Dex V) ^(07 18 16)	
		Note: Excludes surface preparaion, deck crack repair, joint sealants or pavement markings. See CSI section 03 01 30 71-0053 for crack repairs, 07 18 16 00-0001 for surface preparaion, 32 17 23 00-0000 for pavement markings.	
07 18 16 00-0016	SF	Vehicular Traffic Bearing Waterproofing System (Dex-O-Tex Auto-Dex V)	13.75
		Note: A. Troweled waterproof neoprene co-polymer composition vehicular traffic bearing waterproof surfacing system shall be Dex-O-Tex Auto-Dex V as manufactured by Crossfield Products Corp., in Rancho Dominguez, California and Roselle Park, New Jersey. B. The trowel applied waterproof neoprene co-polymer composition vehicular traffic bearing waterproof surfacing system shall be composed of a co-polymer bondcoat, neoprene waterproof membrane, and cementitious co-polymer traffic topping surfacing. 1.) All resin binders and all rubber emulsions shall be compounded with neoprene or polyacrylate co-polymer liquids and shall have a minimum polymer, neoprene, solids content of 35% when tested by the dry cup method. 2.) Aggregate for traffic surface coating shall be suitably graded, fine trap-rock passing a #20 mesh sieve and retained on a #40 mesh sieve. 3.) Fabric used as reinforcement for waterproof membrane shall be 7-1/2 oz. Woven polypropylene fabric.	
07 18 16 00-0017		Traffic Coating Repair (Sika) ^(07 18 16)	
		Note: Excludes surface preparaion, deck crack repair, joint sealants or pavement markings. See CSI section 03 01 30 71-0053 for crack repairs, 07 18 16 00-0001 for surface preparaion, 32 17 23 00-0000 for pavement markings.	
07 18 16 00-0018	SF	5 +/- 1 mils (Dry Film Thickness per Coat), Two Component, High Solids, Liquid Applied Primer (Sika Sikalastic® Recoat Primer)	0.88
07 18 16 00-0019	SF	Low-modulus, Low-viscosity, Epoxy Resin Primer (Sikadur® 21)	0.59
07 18 16 00-0020	SF	Up To 1/2" Thick, Low-modulus, Low-viscosity, Epoxy Resin Mortar Binder (Sikadur® 21)	1.34
07 18 16 00-0021	SF	Low-modulus, Fast-setting, Medium Viscosity, Urethane Modified, Epoxy Resin Primer (Sikadur® 22)	0.79
07 18 16 00-0022	SF	50 Mils, Low-modulus, Fast-setting, Medium Viscosity, Urethane Modified, Epoxy Resin Binder (Sikadur® 22)	1.43
07 18 16 00-0023	SF	Broadcast Sand Coating	0.24
07 18 16 00-0024	SF	Low-modulus, Fast-setting, Medium Viscosity, Urethane Modified, Epoxy Resin Top Coat (Sikadur® 22)	0.82
07 18 16 00-0025	SF	Low-modulus, Fast-setting, Medium Viscosity, Urethane Modified, Epoxy Resin Traffic Overlay (Sikadur® 22)	3.78
07 18 21		Traffic-Bearing Roof Deck Surfacing ^(07 18)	
07 18 21 00-0001		Decking Coating System (Polycoat POLY-I-GARD® 575FC) ^(07 18 21)	
		Note: Excludes surface preparaion, deck crack repair or other joint sealants. See CSI section 07 18 16 00-0001 for surface preparaion.	
07 18 21 00-0002	SF	4 Dry Mils, Epoxy Primer For Deck Coating System (Polycoat Polyprime® 21)	1.21
07 18 21 00-0003	SF	24 ± 2 Dry Mils, Base For Deck Coating System (Polycoat PC-260)	3.50
07 18 21 00-0004	SF	18 ± 2 Dry Mils, Topcoat For Deck Coating System (Polycoat Poly-I-Gard® 295)	3.28
07 18 21 00-0005	SF	15 ± 2 Dry Mils, Topcoat For Deck Coating System (Polycoat Poly-I-Gard® 295)	2.91
		Note: Additional coat for ramps, turn radii, and other heavy traffic areas.	
07 18 21 00-0006		Weatherwear Roof Deck Coating System (Dex-O-Tex) ^(07 18 21)	
07 18 21 00-0007	SF	Dex-O-Tex Weatherwear Promenade Roof Deck System	35.56
		Note: Includes mobilize and set up. Install Dex-O-Tex Weatherwear Promenade Roof Deck System per manufacturer's specifications and waterproof at drain locations. (Supply and installation of drains by others). Final clean up and demobilize.	
07 18 21 00-0008	LF	Dex-O-Tex 26G Bonderized 4" x 8" flashing	15.67
		Note: supply and install 26G Bonderized 4" x 8" flashing at deck to wall transitions per plans and specifications. (Flashing per detail A.1/3.)	
07 18 21 00-0009	SF	Dex-O-Tex G-26 Underlayment at 3" Average for Sloping	41.66
		Note: Includes mobilize and set up. Install Dex-O-Tex G-26 Cementitious Underlayment for sloping at 3" average per A.1/B. Clean up.	
07 18 21 00-0010	SF	Mechanically Prepare Surface For Underlayment	3.05
		Note: Mechanically prepare surface to create bonding profile per manufacturer specifications.	
07 19		Water Repellents ^(07 10)	
07 19 13		Acrylic Sealer ^(07 19)	
		Note: Per coat.	
07 19 13 00-0001	SF	Spray On Concrete, Acrylic Sealer	2.27
07 19 13 00-0002	SF	Spray On Concrete Block/Brick, Acrylic Sealer	2.70
07 19 13 00-0003	SF	Spray On Stone, Acrylic Sealer	2.97
07 19 16		Silane Water Repellents ^(07 19)	
07 19 16 00-0001		Silane Concrete Sealer ^(07 19 16)	
07 19 16 00-0002	SF	Spray On Concrete, Water Based, Silane Penetrating Water Repellent Sealer (Specchem SpecSilane 40 WB)	0.68
07 19 16 00-0003	SF	Spray On Concrete Block/Brick, Water Based, Silane Penetrating Water Repellent Sealer (Specchem SpecSilane 40 WB)	1.03
07 19 16 00-0004		Silane/Siloxane Concrete Sealer ^(07 19 16)	
07 19 16 00-0005	SF	Spray On Concrete, Solvent Based, Silane/Siloxane Concrete Penetrating Water Repellent Sealer (Anti-Hydro Aridox 40)	1.27
		Note: 40% silane, alcohol based.	



	MINOR	CSI	UOM	DESCRIPTION	TOTAL DIRECT UNIT COST	DEMOLITION UNIT COST
07 19 16 00-0006	SF			Spray On Concrete Block/Brick, Solvent Based, Silane/Siloxane Penetrating Water Repellent Sealer (Anti-Hydro Aridox 40).....	1.86	
				Note: 40% silane, alcohol based.		
07 19 16 00-0007	SF			Spray On Concrete, Water-Based, Silane/Siloxane Penetrating Water Repellent Sealer (Prosoco Saltguard WB).....	0.49	
				Note: 200 SF/GAL		
07 19 16 00-0008	SF			Spray On Concrete Block/Masonry, Water-Based, Silane/Siloxane Penetrating Water Repellent Sealer (Prosoco Saltguard WB).....	0.72	

07 20 Thermal Protection (07)

07 21 Thermal Insulation (07 20)

07 21 13 Board Insulation (07 21)
 Note: Types are stock sizes, mastic applied.

07 21 13 13 Foam Board Insulation (07 21 13)

07 21 13 13-0001				Cold Adhesive Applied Foam Board Insulation <small>(07 21 13 13)</small>		
07 21 13 13-0002				Cold Adhesive Applied, Foam Glass (Cellular Glass), Foam Board Insulation <small>(07 21 13 13-0001)</small>		
07 21 13 13-0003	SF			1" Thick, R3.44, Foam Glass (Cellular Glass), Foam Board Insulation, Cold Adhesive Applied.....	4.04	0.35
				<i>For Horizontal Surface Application, Deduct</i>	-0.06	
				<i>For Vapor Barrier, Integral With Insulation, Add</i>	0.05	
07 21 13 13-0004	SF			1-1/2" Thick, R5.16, Foam Glass (Cellular Glass), Foam Board Insulation, Cold Adhesive Applied.....	5.72	0.35
				<i>For Horizontal Surface Application, Deduct</i>	-0.06	
				<i>For Vapor Barrier, Integral With Insulation, Add</i>	0.05	
07 21 13 13-0005	SF			2" Thick, R6.88, Foam Glass (Cellular Glass), Foam Board Insulation, Cold Adhesive Applied.....	6.85	0.35
				<i>For Horizontal Surface Application, Deduct</i>	-0.06	
				<i>For Vapor Barrier, Integral With Insulation, Add</i>	0.05	
07 21 13 13-0006	SF			2-3/4" Thick, R8.17, Foam Glass (Cellular Glass), Foam Board Insulation, Cold Adhesive Applied.....	9.09	0.36
				<i>For Horizontal Surface Application, Deduct</i>	-0.06	
				<i>For Vapor Barrier, Integral With Insulation, Add</i>	0.05	
07 21 13 13-0007				Cold Adhesive Applied, Expanded Polystyrene, Foam Board Insulation <small>(07 21 13 13-0001)</small>		
07 21 13 13-0008	SF			3/8" Thick, R1.44, Molded Expanded Polystyrene, Foam Board Insulation (MEPS), Cold Adhesive Applied.....	1.68	0.34
				<i>For Horizontal Surface Application, Deduct</i>	-0.06	
				<i>For Vapor Barrier, Integral With Insulation, Add</i>	0.05	
07 21 13 13-0009	SF			1/2" Thick, R1.93, Molded Expanded Polystyrene, Foam Board Insulation (MEPS), Cold Adhesive Applied.....	1.77	0.34
				<i>For Horizontal Surface Application, Deduct</i>	-0.06	
				<i>For Vapor Barrier, Integral With Insulation, Add</i>	0.05	
07 21 13 13-0010	SF			3/4" Thick, R2.89, Molded Expanded Polystyrene, Foam Board Insulation (MEPS), Cold Adhesive Applied.....	2.04	0.34
				<i>For Horizontal Surface Application, Deduct</i>	-0.06	
				<i>For Vapor Barrier, Integral With Insulation, Add</i>	0.05	
07 21 13 13-0011	SF			1" Thick, R3.85, Molded Expanded Polystyrene, Foam Board Insulation (MEPS), Cold Adhesive Applied.....	2.31	0.35
				<i>For Horizontal Surface Application, Deduct</i>	-0.06	
				<i>For Vapor Barrier, Integral With Insulation, Add</i>	0.05	
07 21 13 13-0012	SF			2" Thick, R7.70, Molded Expanded Polystyrene, Foam Board Insulation (MEPS), Cold Adhesive Applied.....	3.40	0.35
				<i>For Horizontal Surface Application, Deduct</i>	-0.06	
				<i>For Vapor Barrier, Integral With Insulation, Add</i>	0.05	
07 21 13 13-0013	SF			3" Thick, R11.55, Molded Expanded Polystyrene, Foam Board Insulation (MEPS), Cold Adhesive Applied.....	4.48	0.36
				<i>For Horizontal Surface Application, Deduct</i>	-0.06	
				<i>For Vapor Barrier, Integral With Insulation, Add</i>	0.05	
07 21 13 13-0014	SF			4" Thick, R15.40, Molded Expanded Polystyrene, Foam Board Insulation (MEPS), Cold Adhesive Applied.....	5.58	0.37
				<i>For Horizontal Surface Application, Deduct</i>	-0.06	
				<i>For Vapor Barrier, Integral With Insulation, Add</i>	0.05	
07 21 13 13-0015	SF			5" Thick, R19.25, Molded Expanded Polystyrene, Foam Board Insulation (MEPS), Cold Adhesive Applied.....	6.66	0.38
				<i>For Horizontal Surface Application, Deduct</i>	-0.06	
				<i>For Vapor Barrier, Integral With Insulation, Add</i>	0.05	
07 21 13 13-0016	SF			6" Thick, R23.1, Molded Expanded Polystyrene, Foam Board Insulation (MEPS), Cold Adhesive Applied.....	7.75	0.39
				<i>For Horizontal Surface Application, Deduct</i>	-0.07	
				<i>For Vapor Barrier, Integral With Insulation, Add</i>	0.05	
07 21 13 13-0017				Cold Adhesive Applied, Extruded Polystyrene, Foam Board Insulation <small>(07 21 13 13-0001)</small>		
				Note: 15 PSI compressive strength.		
07 21 13 13-0018	SF			3/8" Thick, R1.9, Extruded Polystyrene, Foam Board Insulation, Cold Adhesive Applied.....	1.94	0.34
				<i>For Horizontal Surface Application, Deduct</i>	-0.06	
				<i>For Vapor Barrier, Integral With Insulation, Add</i>	0.05	
				<i>For 25 PSI Compressive Strength, Add</i>	0.22	
				<i>For 40 PSI Compressive Strength, Add</i>	0.52	
				<i>For 60 PSI Compressive Strength, Add</i>	0.82	
				<i>For 115 PSI Compressive Strength, Add</i>	3.58	
07 21 13 13-0019	SF			1/2" Thick, R2.5, Extruded Polystyrene, Foam Board Insulation, Cold Adhesive Applied.....	2.29	0.34
				<i>For Horizontal Surface Application, Deduct</i>	-0.06	
				<i>For Vapor Barrier, Integral With Insulation, Add</i>	0.05	
				<i>For 25 PSI Compressive Strength, Add</i>	0.28	
				<i>For 40 PSI Compressive Strength, Add</i>	0.65	
				<i>For 60 PSI Compressive Strength, Add</i>	1.03	
				<i>For 115 PSI Compressive Strength, Add</i>	4.48	

07 Thermal And Moisture Protection**07 20 Thermal Protection****07 21 Thermal Insulation**

MINOR	CSI	UOM	DESCRIPTION	TOTAL DIRECT UNIT COST	DEMOLITION UNIT COST
-------	-----	-----	-------------	------------------------	----------------------

07 21 13 13-0020	SF	3/4"	Thick, R3.7, Extruded Polystyrene, Foam Board Insulation, Cold Adhesive Applied.....	2.58	0.34
			<i>For Horizontal Surface Application, Deduct</i>	-0.06	
			<i>For Vapor Barrier, Integral With Insulation, Add</i>	0.05	
			<i>For 25 PSI Compressive Strength, Add</i>	0.32	
			<i>For 40 PSI Compressive Strength, Add</i>	0.76	
			<i>For 60 PSI Compressive Strength, Add</i>	1.19	
			<i>For 115 PSI Compressive Strength, Add</i>	5.22	
07 21 13 13-0021	SF	1"	Thick, R5.0, Extruded Polystyrene, Foam Board Insulation, Cold Adhesive Applied.....	2.70	0.35
			<i>For Horizontal Surface Application, Deduct</i>	-0.06	
			<i>For Vapor Barrier, Integral With Insulation, Add</i>	0.05	
			<i>For 25 PSI Compressive Strength, Add</i>	0.34	
			<i>For 40 PSI Compressive Strength, Add</i>	0.81	
			<i>For 60 PSI Compressive Strength, Add</i>	1.26	
			<i>For 115 PSI Compressive Strength, Add</i>	5.53	
07 21 13 13-0022	SF	2"	Thick, R10.0, Extruded Polystyrene, Foam Board Insulation, Cold Adhesive Applied.....	4.18	0.35
			<i>For Horizontal Surface Application, Deduct</i>	-0.06	
			<i>For Vapor Barrier, Integral With Insulation, Add</i>	0.05	
			<i>For 25 PSI Compressive Strength, Add</i>	0.57	
			<i>For 40 PSI Compressive Strength, Add</i>	1.36	
			<i>For 60 PSI Compressive Strength, Add</i>	2.11	
			<i>For 115 PSI Compressive Strength, Add</i>	9.29	
07 21 13 13-0023	SF	3"	Thick, R15.0, Extruded Polystyrene, Foam Board Insulation, Cold Adhesive Applied.....	5.66	0.36
			<i>For Horizontal Surface Application, Deduct</i>	-0.06	
			<i>For Vapor Barrier, Integral With Insulation, Add</i>	0.05	
			<i>For 25 PSI Compressive Strength, Add</i>	0.81	
			<i>For 40 PSI Compressive Strength, Add</i>	1.92	
			<i>For 60 PSI Compressive Strength, Add</i>	2.96	
			<i>For 115 PSI Compressive Strength, Add</i>	13.06	
07 21 13 13-0024	SF	4"	Thick, R20.0, Extruded Polystyrene, Foam Board Insulation, Cold Adhesive Applied.....	6.42	0.37
			<i>For Horizontal Surface Application, Deduct</i>	-0.06	
			<i>For Vapor Barrier, Integral With Insulation, Add</i>	0.05	
			<i>For 25 PSI Compressive Strength, Add</i>	0.93	
			<i>For 40 PSI Compressive Strength, Add</i>	2.20	
			<i>For 60 PSI Compressive Strength, Add</i>	3.40	
			<i>For 115 PSI Compressive Strength, Add</i>	14.97	

07 21 13 13-0025 Mechanically Fastened Foam Board Insulation (07 21 13 13)
 Note: Mechanically fastened to wood or steel.

07 21 13 13-0026 Mechanically Fastened, Foam Glass (Cellular Glass), Foam Board Insulation (07 21 13 13-0025)
 Note: Mechanically fastened to wood or steel.

07 21 13 13-0027	SF	1"	Thick, R3.44, Foam Glass (Cellular Glass), Foam Board Insulation, Mechanically Fastened.....	3.83	0.35
			<i>For Horizontal Surface Application, Deduct</i>	-0.07	
			<i>For Vapor Barrier, Integral With Insulation, Add</i>	0.05	
			<i>For Mechanically Fastened To Concrete, Add</i>	1.37	
			<i>For Mechanically Fastened To Gypsum, Add</i>	1.72	
			<i>For Mechanically Fastened To Wood Or Steel, >90 To 120 MPH Wind, Add</i>	0.54	
			<i>For Mechanically Fastened To Concrete, >90 To 120 MPH Wind, Add</i>	1.77	
			<i>For Mechanically Fastened To Gypsum, >90 To 120 MPH Wind, Add</i>	2.05	
			<i>For Mechanically Fastened To Wood Or Steel, >120 To 135 MPH Wind, Add</i>	0.81	
			<i>For Mechanically Fastened To Concrete, >120 To 135 MPH Wind, Add</i>	2.66	
			<i>For Mechanically Fastened To Gypsum, >120 To 135 MPH Wind, Add</i>	3.09	
07 21 13 13-0028	SF	1-1/2"	Thick, R5.16, Foam Glass (Cellular Glass), Foam Board Insulation, Mechanically Fastened.....	5.58	0.35
			<i>For Horizontal Surface Application, Deduct</i>	-0.07	
			<i>For Vapor Barrier, Integral With Insulation, Add</i>	0.05	
			<i>For Mechanically Fastened To Concrete, Add</i>	1.41	
			<i>For Mechanically Fastened To Gypsum, Add</i>	1.68	
			<i>For Mechanically Fastened To Wood Or Steel, >90 To 120 MPH Wind, Add</i>	0.68	
			<i>For Mechanically Fastened To Concrete, >90 To 120 MPH Wind, Add</i>	1.81	
			<i>For Mechanically Fastened To Gypsum, >90 To 120 MPH Wind, Add</i>	2.05	
			<i>For Mechanically Fastened To Wood Or Steel, >120 To 135 MPH Wind, Add</i>	1.00	
			<i>For Mechanically Fastened To Concrete, >120 To 135 MPH Wind, Add</i>	2.69	
			<i>For Mechanically Fastened To Gypsum, >120 To 135 MPH Wind, Add</i>	3.09	
07 21 13 13-0029	SF	2"	Thick, R6.88, Foam Glass (Cellular Glass), Foam Board Insulation, Mechanically Fastened.....	6.71	0.35
			<i>For Horizontal Surface Application, Deduct</i>	-0.07	
			<i>For Vapor Barrier, Integral With Insulation, Add</i>	0.05	
			<i>For Mechanically Fastened To Concrete, Add</i>	1.41	
			<i>For Mechanically Fastened To Gypsum, Add</i>	1.68	
			<i>For Mechanically Fastened To Wood Or Steel, >90 To 120 MPH Wind, Add</i>	0.68	
			<i>For Mechanically Fastened To Concrete, >90 To 120 MPH Wind, Add</i>	1.81	
			<i>For Mechanically Fastened To Gypsum, >90 To 120 MPH Wind, Add</i>	2.07	
			<i>For Mechanically Fastened To Wood Or Steel, >120 To 135 MPH Wind, Add</i>	1.00	
			<i>For Mechanically Fastened To Concrete, >120 To 135 MPH Wind, Add</i>	2.69	
			<i>For Mechanically Fastened To Gypsum, >120 To 135 MPH Wind, Add</i>	3.12	
07 21 13 13-0030	SF	2-3/4"	Thick, R8.17, Foam Glass (Cellular Glass), Foam Board Insulation, Mechanically Fastened.....	9.01	0.36
			<i>For Horizontal Surface Application, Deduct</i>	-0.07	
			<i>For Vapor Barrier, Integral With Insulation, Add</i>	0.05	
			<i>For Mechanically Fastened To Concrete, Add</i>	1.45	
			<i>For Mechanically Fastened To Gypsum, Add</i>	1.74	
			<i>For Mechanically Fastened To Wood Or Steel, >90 To 120 MPH Wind, Add</i>	0.77	
			<i>For Mechanically Fastened To Concrete, >90 To 120 MPH Wind, Add</i>	1.91	
			<i>For Mechanically Fastened To Gypsum, >90 To 120 MPH Wind, Add</i>	2.20	
			<i>For Mechanically Fastened To Wood Or Steel, >120 To 135 MPH Wind, Add</i>	1.15	
			<i>For Mechanically Fastened To Concrete, >120 To 135 MPH Wind, Add</i>	2.88	
			<i>For Mechanically Fastened To Gypsum, >120 To 135 MPH Wind, Add</i>	3.31	



	MINOR	CSI	UOM	DESCRIPTION	TOTAL DIRECT UNIT COST	DEMOLITION UNIT COST
07 21	13	13-0031		Mechanically Fastened, Expanded Polystyrene, Foam Board Insulation <small>(07 21 13 13-0025)</small>		
07 21	13	13-0032	SF	3/8" Thick, R1.44, Molded Expanded Polystyrene, Foam Board Insulation (MEPS)	1.46	0.34
				<i>For Horizontal Surface Application, Deduct</i>	-0.07	
				<i>For Vapor Barrier, Integral With Insulation, Add</i>	0.05	
				<i>For Mechanically Fastened To Concrete, Add</i>	1.37	
				<i>For Mechanically Fastened To Gypsum, Add</i>	1.72	
				<i>For Mechanically Fastened To Wood Or Steel, >90 To 120 MPH Wind, Add</i>	0.54	
				<i>For Mechanically Fastened To Concrete, >90 To 120 MPH Wind, Add</i>	1.77	
				<i>For Mechanically Fastened To Gypsum, >90 To 120 MPH Wind, Add</i>	2.05	
				<i>For Mechanically Fastened To Wood Or Steel, >120 To 135 MPH Wind, Add</i>	0.81	
				<i>For Mechanically Fastened To Concrete, >120 To 135 MPH Wind, Add</i>	2.66	
				<i>For Mechanically Fastened To Gypsum, >120 To 135 MPH Wind, Add</i>	3.09	
07 21	13	13-0033	SF	1/2" Thick, R1.93, Molded Expanded Polystyrene, Foam Board Insulation (MEPS)	1.55	0.34
				<i>For Horizontal Surface Application, Deduct</i>	-0.07	
				<i>For Vapor Barrier, Integral With Insulation, Add</i>	0.05	
				<i>For Mechanically Fastened To Concrete, Add</i>	1.37	
				<i>For Mechanically Fastened To Gypsum, Add</i>	1.72	
				<i>For Mechanically Fastened To Wood Or Steel, >90 To 120 MPH Wind, Add</i>	0.54	
				<i>For Mechanically Fastened To Concrete, >90 To 120 MPH Wind, Add</i>	1.77	
				<i>For Mechanically Fastened To Gypsum, >90 To 120 MPH Wind, Add</i>	2.05	
				<i>For Mechanically Fastened To Wood Or Steel, >120 To 135 MPH Wind, Add</i>	0.81	
				<i>For Mechanically Fastened To Concrete, >120 To 135 MPH Wind, Add</i>	2.66	
				<i>For Mechanically Fastened To Gypsum, >120 To 135 MPH Wind, Add</i>	3.09	
07 21	13	13-0034	SF	3/4" Thick, R2.89, Molded Expanded Polystyrene, Foam Board Insulation (MEPS)	1.82	0.34
				<i>For Horizontal Surface Application, Deduct</i>	-0.07	
				<i>For Vapor Barrier, Integral With Insulation, Add</i>	0.05	
				<i>For Mechanically Fastened To Concrete, Add</i>	1.37	
				<i>For Mechanically Fastened To Gypsum, Add</i>	1.72	
				<i>For Mechanically Fastened To Wood Or Steel, >90 To 120 MPH Wind, Add</i>	0.54	
				<i>For Mechanically Fastened To Concrete, >90 To 120 MPH Wind, Add</i>	1.77	
				<i>For Mechanically Fastened To Gypsum, >90 To 120 MPH Wind, Add</i>	2.05	
				<i>For Mechanically Fastened To Wood Or Steel, >120 To 135 MPH Wind, Add</i>	0.81	
				<i>For Mechanically Fastened To Concrete, >120 To 135 MPH Wind, Add</i>	2.66	
				<i>For Mechanically Fastened To Gypsum, >120 To 135 MPH Wind, Add</i>	3.09	
07 21	13	13-0035	SF	1" Thick, R3.85, Molded Expanded Polystyrene, Foam Board Insulation (MEPS)	2.10	0.35
				<i>For Horizontal Surface Application, Deduct</i>	-0.07	
				<i>For Vapor Barrier, Integral With Insulation, Add</i>	0.05	
				<i>For Mechanically Fastened To Concrete, Add</i>	1.37	
				<i>For Mechanically Fastened To Gypsum, Add</i>	1.72	
				<i>For Mechanically Fastened To Wood Or Steel, >90 To 120 MPH Wind, Add</i>	0.54	
				<i>For Mechanically Fastened To Concrete, >90 To 120 MPH Wind, Add</i>	1.77	
				<i>For Mechanically Fastened To Gypsum, >90 To 120 MPH Wind, Add</i>	2.05	
				<i>For Mechanically Fastened To Wood Or Steel, >120 To 135 MPH Wind, Add</i>	0.81	
				<i>For Mechanically Fastened To Concrete, >120 To 135 MPH Wind, Add</i>	2.66	
				<i>For Mechanically Fastened To Gypsum, >120 To 135 MPH Wind, Add</i>	3.09	
07 21	13	13-0036	SF	2" Thick, R7.70, Molded Expanded Polystyrene, Foam Board Insulation (MEPS)	3.26	0.35
				<i>For Horizontal Surface Application, Deduct</i>	-0.07	
				<i>For Vapor Barrier, Integral With Insulation, Add</i>	0.05	
				<i>For Mechanically Fastened To Concrete, Add</i>	1.41	
				<i>For Mechanically Fastened To Gypsum, Add</i>	1.68	
				<i>For Mechanically Fastened To Wood Or Steel, >90 To 120 MPH Wind, Add</i>	0.68	
				<i>For Mechanically Fastened To Concrete, >90 To 120 MPH Wind, Add</i>	1.81	
				<i>For Mechanically Fastened To Gypsum, >90 To 120 MPH Wind, Add</i>	2.07	
				<i>For Mechanically Fastened To Wood Or Steel, >120 To 135 MPH Wind, Add</i>	1.00	
				<i>For Mechanically Fastened To Concrete, >120 To 135 MPH Wind, Add</i>	2.69	
				<i>For Mechanically Fastened To Gypsum, >120 To 135 MPH Wind, Add</i>	3.12	
07 21	13	13-0037	SF	3" Thick, R11.55, Molded Expanded Polystyrene, Foam Board Insulation (MEPS)	4.42	0.36
				<i>For Horizontal Surface Application, Deduct</i>	-0.07	
				<i>For Vapor Barrier, Integral With Insulation, Add</i>	0.05	
				<i>For Mechanically Fastened To Concrete, Add</i>	1.45	
				<i>For Mechanically Fastened To Gypsum, Add</i>	1.74	
				<i>For Mechanically Fastened To Wood Or Steel, >90 To 120 MPH Wind, Add</i>	0.77	
				<i>For Mechanically Fastened To Concrete, >90 To 120 MPH Wind, Add</i>	1.91	
				<i>For Mechanically Fastened To Gypsum, >90 To 120 MPH Wind, Add</i>	2.20	
				<i>For Mechanically Fastened To Wood Or Steel, >120 To 135 MPH Wind, Add</i>	1.15	
				<i>For Mechanically Fastened To Concrete, >120 To 135 MPH Wind, Add</i>	2.88	
				<i>For Mechanically Fastened To Gypsum, >120 To 135 MPH Wind, Add</i>	3.31	
07 21	13	13-0038	SF	4" Thick, R15.40, Molded Expanded Polystyrene, Foam Board Insulation (MEPS)	5.60	0.37
				<i>For Horizontal Surface Application, Deduct</i>	-0.08	
				<i>For Vapor Barrier, Integral With Insulation, Add</i>	0.05	
				<i>For Mechanically Fastened To Concrete, Add</i>	1.49	
				<i>For Mechanically Fastened To Gypsum, Add</i>	1.75	
				<i>For Mechanically Fastened To Wood Or Steel, >90 To 120 MPH Wind, Add</i>	0.90	
				<i>For Mechanically Fastened To Concrete, >90 To 120 MPH Wind, Add</i>	2.05	
				<i>For Mechanically Fastened To Gypsum, >90 To 120 MPH Wind, Add</i>	2.31	
				<i>For Mechanically Fastened To Wood Or Steel, >120 To 135 MPH Wind, Add</i>	1.35	
				<i>For Mechanically Fastened To Concrete, >120 To 135 MPH Wind, Add</i>	3.09	
				<i>For Mechanically Fastened To Gypsum, >120 To 135 MPH Wind, Add</i>	3.48	

07 Thermal And Moisture Protection

07 20 Thermal Protection

07 21 Thermal Insulation



MINOR		TOTAL DIRECT	DEMOLITION
CSI	UOM DESCRIPTION	UNIT COST	UNIT COST
07 21 13 13-0039	SF 5" Thick, R19.25, Molded Expanded Polystyrene, Foam Board Insulation (MEPS).....	6.82	0.38
	<i>For Horizontal Surface Application, Deduct</i>	-0.08	
	<i>For Vapor Barrier, Integral With Insulation, Add</i>	0.05	
	<i>For Mechanically Fastened To Concrete, Add</i>	1.53	
	<i>For Mechanically Fastened To Gypsum, Add</i>	1.99	
	<i>For Mechanically Fastened To Wood Or Steel, >90 To 120 MPH Wind, Add</i>	1.07	
	<i>For Mechanically Fastened To Concrete, >90 To 120 MPH Wind, Add</i>	2.22	
	<i>For Mechanically Fastened To Gypsum, >90 To 120 MPH Wind, Add</i>	2.42	
	<i>For Mechanically Fastened To Wood Or Steel, >120 To 135 MPH Wind, Add</i>	6.67	
	<i>For Mechanically Fastened To Concrete, >120 To 135 MPH Wind, Add</i>	3.34	
	<i>For Mechanically Fastened To Gypsum, >120 To 135 MPH Wind, Add</i>	3.65	
07 21 13 13-0040	SF 6" Thick, R23.1, Molded Expanded Polystyrene, Foam Board Insulation (MEPS).....	8.40	0.39
	<i>For Horizontal Surface Application, Deduct</i>	-0.08	
	<i>For Vapor Barrier, Integral With Insulation, Add</i>	0.05	
	<i>For Mechanically Fastened To Concrete, Add</i>	1.57	
	<i>For Mechanically Fastened To Gypsum, Add</i>	1.43	
	<i>For Mechanically Fastened To Wood Or Steel, >90 To 120 MPH Wind, Add</i>	1.58	
	<i>For Mechanically Fastened To Concrete, >90 To 120 MPH Wind, Add</i>	2.74	
	<i>For Mechanically Fastened To Gypsum, >90 To 120 MPH Wind, Add</i>	2.60	
	<i>For Mechanically Fastened To Wood Or Steel, >120 To 135 MPH Wind, Add</i>	2.37	
	<i>For Mechanically Fastened To Concrete, >120 To 135 MPH Wind, Add</i>	4.13	
	<i>For Mechanically Fastened To Gypsum, >120 To 135 MPH Wind, Add</i>	3.91	
07 21 13 13-0041	Mechanically Fastened, Extruded Polystyrene, Foam Board Insulation (07 21 13 13-0025)		
	Note: 15 PSI compressive strength. Mechanically fastened to wood or steel.		
07 21 13 13-0042	SF 3/8" Thick, R1.9, Extruded Polystyrene, Foam Board Insulation, Mechanically Fastened.....	1.72	0.34
	<i>For Horizontal Surface Application, Deduct</i>	-0.07	
	<i>For Vapor Barrier, Integral With Insulation, Add</i>	0.05	
	<i>For 25 PSI Compressive Strength, Add</i>	0.17	
	<i>For 40 PSI Compressive Strength, Add</i>	0.40	
	<i>For 60 PSI Compressive Strength, Add</i>	0.64	
	<i>For 115 PSI Compressive Strength, Add</i>	2.74	
	<i>For Mechanically Fastened To Concrete, Add</i>	1.37	
	<i>For Mechanically Fastened To Gypsum, Add</i>	1.72	
	<i>For Mechanically Fastened To Wood Or Steel, >90 To 120 MPH Wind, Add</i>	0.54	
	<i>For Mechanically Fastened To Concrete, >90 To 120 MPH Wind, Add</i>	1.77	
	<i>For Mechanically Fastened To Gypsum, >90 To 120 MPH Wind, Add</i>	2.05	
	<i>For Mechanically Fastened To Wood Or Steel, >120 To 135 MPH Wind, Add</i>	0.81	
	<i>For Mechanically Fastened To Concrete, >120 To 135 MPH Wind, Add</i>	2.66	
	<i>For Mechanically Fastened To Gypsum, >120 To 135 MPH Wind, Add</i>	3.09	
07 21 13 13-0043	SF 1/2" Thick, R2.5, Extruded Polystyrene, Foam Board Insulation, Mechanically Fastened.....	2.07	0.34
	<i>For Horizontal Surface Application, Deduct</i>	-0.07	
	<i>For Vapor Barrier, Integral With Insulation, Add</i>	0.05	
	<i>For 25 PSI Compressive Strength, Add</i>	0.22	
	<i>For 40 PSI Compressive Strength, Add</i>	0.53	
	<i>For 60 PSI Compressive Strength, Add</i>	0.84	
	<i>For 115 PSI Compressive Strength, Add</i>	3.64	
	<i>For Mechanically Fastened To Concrete, Add</i>	1.37	
	<i>For Mechanically Fastened To Gypsum, Add</i>	1.72	
	<i>For Mechanically Fastened To Wood Or Steel, >90 To 120 MPH Wind, Add</i>	0.54	
	<i>For Mechanically Fastened To Concrete, >90 To 120 MPH Wind, Add</i>	1.77	
	<i>For Mechanically Fastened To Gypsum, >90 To 120 MPH Wind, Add</i>	2.05	
	<i>For Mechanically Fastened To Wood Or Steel, >120 To 135 MPH Wind, Add</i>	0.81	
	<i>For Mechanically Fastened To Concrete, >120 To 135 MPH Wind, Add</i>	2.66	
	<i>For Mechanically Fastened To Gypsum, >120 To 135 MPH Wind, Add</i>	3.09	
07 21 13 13-0044	SF 3/4" Thick, R3.7, Extruded Polystyrene, Foam Board Insulation, Mechanically Fastened.....	2.36	0.34
	<i>For Horizontal Surface Application, Deduct</i>	-0.07	
	<i>For Vapor Barrier, Integral With Insulation, Add</i>	0.05	
	<i>For 25 PSI Compressive Strength, Add</i>	0.27	
	<i>For 40 PSI Compressive Strength, Add</i>	0.64	
	<i>For 60 PSI Compressive Strength, Add</i>	1.01	
	<i>For 115 PSI Compressive Strength, Add</i>	4.39	
	<i>For Mechanically Fastened To Concrete, Add</i>	1.37	
	<i>For Mechanically Fastened To Gypsum, Add</i>	1.72	
	<i>For Mechanically Fastened To Wood Or Steel, >90 To 120 MPH Wind, Add</i>	0.54	
	<i>For Mechanically Fastened To Concrete, >90 To 120 MPH Wind, Add</i>	1.77	
	<i>For Mechanically Fastened To Gypsum, >90 To 120 MPH Wind, Add</i>	2.05	
	<i>For Mechanically Fastened To Wood Or Steel, >120 To 135 MPH Wind, Add</i>	0.81	
	<i>For Mechanically Fastened To Concrete, >120 To 135 MPH Wind, Add</i>	2.66	
	<i>For Mechanically Fastened To Gypsum, >120 To 135 MPH Wind, Add</i>	3.09	
07 21 13 13-0045	SF 1" Thick, R5.0, Extruded Polystyrene, Foam Board Insulation, Mechanically Fastened.....	2.49	0.35
	<i>For Horizontal Surface Application, Deduct</i>	-0.07	
	<i>For Vapor Barrier, Integral With Insulation, Add</i>	0.05	
	<i>For 25 PSI Compressive Strength, Add</i>	0.29	
	<i>For 40 PSI Compressive Strength, Add</i>	0.68	
	<i>For 60 PSI Compressive Strength, Add</i>	1.08	
	<i>For 115 PSI Compressive Strength, Add</i>	4.70	
	<i>For Mechanically Fastened To Concrete, Add</i>	1.37	
	<i>For Mechanically Fastened To Gypsum, Add</i>	1.72	
	<i>For Mechanically Fastened To Wood Or Steel, >90 To 120 MPH Wind, Add</i>	0.54	
	<i>For Mechanically Fastened To Concrete, >90 To 120 MPH Wind, Add</i>	1.77	
	<i>For Mechanically Fastened To Gypsum, >90 To 120 MPH Wind, Add</i>	2.05	
	<i>For Mechanically Fastened To Wood Or Steel, >120 To 135 MPH Wind, Add</i>	0.81	
	<i>For Mechanically Fastened To Concrete, >120 To 135 MPH Wind, Add</i>	2.66	
	<i>For Mechanically Fastened To Gypsum, >120 To 135 MPH Wind, Add</i>	3.09	



MINOR CSI UOM DESCRIPTION	TOTAL DIRECT UNIT COST	DEMOLITION UNIT COST
07 21 13 13-0046 SF 2" Thick, R10.0, Extruded Polystyrene, Foam Board Insulation, Mechanically Fastened.....	4.04	0.35
For Horizontal Surface Application, Deduct	-0.07	
For Vapor Barrier, Integral With Insulation, Add	0.05	
For 25 PSI Compressive Strength, Add	0.53	
For 40 PSI Compressive Strength, Add	1.26	
For 60 PSI Compressive Strength, Add	1.96	
For 115 PSI Compressive Strength, Add	8.60	
For Mechanically Fastened To Concrete, Add	1.41	
For Mechanically Fastened To Gypsum, Add	1.68	
For Mechanically Fastened To Wood Or Steel, >90 To 120 MPH Wind, Add	0.68	
For Mechanically Fastened To Concrete, >90 To 120 MPH Wind, Add	1.81	
For Mechanically Fastened To Gypsum, >90 To 120 MPH Wind, Add	2.07	
For Mechanically Fastened To Wood Or Steel, >120 To 135 MPH Wind, Add	1.00	
For Mechanically Fastened To Concrete, >120 To 135 MPH Wind, Add	2.69	
For Mechanically Fastened To Gypsum, >120 To 135 MPH Wind, Add	3.12	
07 21 13 13-0047 SF 3" Thick, R15.0, Extruded Polystyrene, Foam Board Insulation, Mechanically Fastened.....	5.60	0.36
For Horizontal Surface Application, Deduct	-0.07	
For Vapor Barrier, Integral With Insulation, Add	0.05	
For 25 PSI Compressive Strength, Add	0.78	
For 40 PSI Compressive Strength, Add	1.85	
For 60 PSI Compressive Strength, Add	2.86	
For 115 PSI Compressive Strength, Add	12.56	
For Mechanically Fastened To Concrete, Add	1.45	
For Mechanically Fastened To Gypsum, Add	1.74	
For Mechanically Fastened To Wood Or Steel, >90 To 120 MPH Wind, Add	0.77	
For Mechanically Fastened To Concrete, >90 To 120 MPH Wind, Add	1.91	
For Mechanically Fastened To Gypsum, >90 To 120 MPH Wind, Add	2.20	
For Mechanically Fastened To Wood Or Steel, >120 To 135 MPH Wind, Add	1.15	
For Mechanically Fastened To Concrete, >120 To 135 MPH Wind, Add	2.88	
For Mechanically Fastened To Gypsum, >120 To 135 MPH Wind, Add	3.31	
07 21 13 13-0048 SF 4" Thick, R20.0, Extruded Polystyrene, Foam Board Insulation, Mechanically Fastened.....	6.45	0.37
For Horizontal Surface Application, Deduct	-0.08	
For Vapor Barrier, Integral With Insulation, Add	0.05	
For 25 PSI Compressive Strength, Add	0.91	
For 40 PSI Compressive Strength, Add	2.17	
For 60 PSI Compressive Strength, Add	3.34	
For 115 PSI Compressive Strength, Add	14.72	
For Mechanically Fastened To Concrete, Add	1.49	
For Mechanically Fastened To Gypsum, Add	1.75	
For Mechanically Fastened To Wood Or Steel, >90 To 120 MPH Wind, Add	0.90	
For Mechanically Fastened To Concrete, >90 To 120 MPH Wind, Add	2.05	
For Mechanically Fastened To Gypsum, >90 To 120 MPH Wind, Add	2.31	
For Mechanically Fastened To Wood Or Steel, >120 To 135 MPH Wind, Add	1.35	
For Mechanically Fastened To Concrete, >120 To 135 MPH Wind, Add	3.09	
For Mechanically Fastened To Gypsum, >120 To 135 MPH Wind, Add	3.48	
07 21 13 16 Fibrous Board Insulation (07 21 13)		
07 21 13 16-0001 Cold Adhesive Applied Fibrous Board Insulation (07 21 13 16)		
07 21 13 16-0002 Cold Adhesive Applied, Wood Fiber (Cellulosic-Fiber), Fibrous Board Insulation (07 21 13 16-0001)		
07 21 13 16-0003 SF 1" Thick, R2.6, Wood Fiber (Cellulosic-Fiber), Fibrous Board Insulation, Cold Adhesive Applied.....	2.50	0.43
For Horizontal Surface Application, Deduct	-0.07	
For Vapor Barrier, Integral With Insulation, Add	0.05	
For Factory Painted On One Surface Add	0.17	
07 21 13 16-0004 SF 2" Thick, R5.2, Wood Fiber (Cellulosic-Fiber), Fibrous Board Insulation, Cold Adhesive Applied.....	3.73	0.52
For Horizontal Surface Application, Deduct	-0.09	
For Vapor Barrier, Integral With Insulation, Add	0.05	
For Factory Painted On One Surface Add	0.17	
07 21 13 16-0005 SF 3" Thick, R7.8, Wood Fiber (Cellulosic-Fiber), Fibrous Board Insulation, Cold Adhesive Applied.....	4.98	0.60
For Horizontal Surface Application, Deduct	-0.10	
For Vapor Barrier, Integral With Insulation, Add	0.05	
For Factory Painted On One Surface Add	0.17	
07 21 13 16-0006 Cold Adhesive Applied, Fiberglass, Fibrous Board Insulation (07 21 13 16-0001)		
07 21 13 16-0007 SF 1" Thick, R4.2, Fiberglass, Fibrous Board Insulation, Cold Adhesive Applied.....	4.68	0.35
For Horizontal Surface Application, Deduct	-0.06	
For Vapor Barrier, Integral With Insulation, Add	0.05	
For Factory Painted On One Surface Add	0.17	
07 21 13 16-0008 SF 1-1/2" Thick, R6.0, Fiberglass, Fibrous Board Insulation, Cold Adhesive Applied.....	5.35	0.35
For Horizontal Surface Application, Deduct	-0.06	
For Vapor Barrier, Integral With Insulation, Add	0.05	
For Factory Painted On One Surface Add	0.17	
07 21 13 16-0009 SF 2" Thick, R8.0, Fiberglass, Fibrous Board Insulation, Cold Adhesive Applied.....	6.64	0.36
For Horizontal Surface Application, Deduct	-0.06	
For Vapor Barrier, Integral With Insulation, Add	0.05	
For Factory Painted On One Surface Add	0.17	
07 21 13 16-0010 SF 2-1/2" Thick, R10.0, Fiberglass, Fibrous Board Insulation, Cold Adhesive Applied.....	7.68	0.36
For Horizontal Surface Application, Deduct	-0.06	
For Vapor Barrier, Integral With Insulation, Add	0.05	
For Factory Painted On One Surface Add	0.17	

07 Thermal And Moisture Protection**07 20 Thermal Protection****07 21 Thermal Insulation**
 MINOR
 CSI UOM DESCRIPTION

 TOTAL DIRECT DEMOLITION
 UNIT COST UNIT COST

07 21 13 16-0011	SF	3" Thick, R12.4, Fiberglass, Fibrous Board Insulation, Cold Adhesive Applied	8.71	0.36
		<i>For Horizontal Surface Application, Deduct</i>	-0.06	
		<i>For Vapor Barrier, Integral With Insulation, Add</i>	0.05	
		<i>For Factory Painted On One Surface Add</i>	0.17	
07 21 13 16-0012		Mechanically Fastened Fibrous Board Insulation (07 21 13 16)		
		Note: Mechanically fastened to wood or steel.		
07 21 13 16-0013		Mechanically Fastened, Wood Fiber (Cellulosic-Fiber), Fibrous Board Insulation (07 21 13 16-0012)		
		Note: Mechanically fastened to wood or steel.		
07 21 13 16-0014	SF	1" Thick, R2.6, Wood Fiber (Cellulosic-Fiber), Fibrous Board Insulation, Mechanically Fastened	2.16	0.43
		<i>For Horizontal Surface Application, Deduct</i>	-0.07	
		<i>For Vapor Barrier, Integral With Insulation, Add</i>	0.05	
		<i>For Factory Painted On One Surface Add</i>	0.17	
		<i>For Mechanically Fastened To Concrete, Add</i>	1.37	
		<i>For Mechanically Fastened To Gypsum, Add</i>	1.72	
		<i>For Mechanically Fastened To Wood Or Steel, >90 To 120 MPH Wind, Add</i>	0.54	
		<i>For Mechanically Fastened To Concrete, >90 To 120 MPH Wind, Add</i>	1.77	
		<i>For Mechanically Fastened To Gypsum, >90 To 120 MPH Wind, Add</i>	2.05	
		<i>For Mechanically Fastened To Wood Or Steel, >120 To 135 MPH Wind, Add</i>	0.81	
		<i>For Mechanically Fastened To Concrete, >120 To 135 MPH Wind, Add</i>	2.66	
		<i>For Mechanically Fastened To Gypsum, >120 To 135 MPH Wind, Add</i>	3.09	
07 21 13 16-0015	SF	2" Thick, R5.2, Wood Fiber (Cellulosic-Fiber), Fibrous Board Insulation, Mechanically Fastened	3.46	0.52
		<i>For Horizontal Surface Application, Deduct</i>	-0.09	
		<i>For Vapor Barrier, Integral With Insulation, Add</i>	0.05	
		<i>For Factory Painted On One Surface Add</i>	0.17	
		<i>For Mechanically Fastened To Concrete, Add</i>	1.41	
		<i>For Mechanically Fastened To Gypsum, Add</i>	1.68	
		<i>For Mechanically Fastened To Wood Or Steel, >90 To 120 MPH Wind, Add</i>	0.68	
		<i>For Mechanically Fastened To Concrete, >90 To 120 MPH Wind, Add</i>	1.81	
		<i>For Mechanically Fastened To Gypsum, >90 To 120 MPH Wind, Add</i>	2.07	
		<i>For Mechanically Fastened To Wood Or Steel, >120 To 135 MPH Wind, Add</i>	1.00	
		<i>For Mechanically Fastened To Concrete, >120 To 135 MPH Wind, Add</i>	2.69	
		<i>For Mechanically Fastened To Gypsum, >120 To 135 MPH Wind, Add</i>	3.12	
07 21 13 16-0016	SF	3" Thick, R7.8, Wood Fiber (Cellulosic-Fiber), Fibrous Board Insulation, Mechanically Fastened	4.77	0.60
		<i>For Horizontal Surface Application, Deduct</i>	-0.10	
		<i>For Vapor Barrier, Integral With Insulation, Add</i>	0.05	
		<i>For Factory Painted On One Surface Add</i>	0.17	
		<i>For Mechanically Fastened To Concrete, Add</i>	1.45	
		<i>For Mechanically Fastened To Gypsum, Add</i>	1.74	
		<i>For Mechanically Fastened To Wood Or Steel, >90 To 120 MPH Wind, Add</i>	0.77	
		<i>For Mechanically Fastened To Concrete, >90 To 120 MPH Wind, Add</i>	1.91	
		<i>For Mechanically Fastened To Gypsum, >90 To 120 MPH Wind, Add</i>	2.20	
		<i>For Mechanically Fastened To Wood Or Steel, >120 To 135 MPH Wind, Add</i>	1.15	
		<i>For Mechanically Fastened To Concrete, >120 To 135 MPH Wind, Add</i>	2.88	
		<i>For Mechanically Fastened To Gypsum, >120 To 135 MPH Wind, Add</i>	3.31	
07 21 13 16-0017		Mechanically Fastened, Fiberglass, Fibrous Board Insulation (07 21 13 16-0012)		
		Note: Mechanically fastened to wood or steel.		
07 21 13 16-0018	SF	1" Thick, R4.2, Fiberglass, Fibrous Board Insulation, Mechanically Fastened	4.47	0.35
		<i>For Horizontal Surface Application, Deduct</i>	-0.07	
		<i>For Vapor Barrier, Integral With Insulation, Add</i>	0.05	
		<i>For Factory Painted On One Surface Add</i>	0.17	
		<i>For Mechanically Fastened To Concrete, Add</i>	1.37	
		<i>For Mechanically Fastened To Gypsum, Add</i>	1.72	
		<i>For Mechanically Fastened To Wood Or Steel, >90 To 120 MPH Wind, Add</i>	0.54	
		<i>For Mechanically Fastened To Concrete, >90 To 120 MPH Wind, Add</i>	1.77	
		<i>For Mechanically Fastened To Gypsum, >90 To 120 MPH Wind, Add</i>	2.05	
		<i>For Mechanically Fastened To Wood Or Steel, >120 To 135 MPH Wind, Add</i>	0.81	
		<i>For Mechanically Fastened To Concrete, >120 To 135 MPH Wind, Add</i>	2.66	
		<i>For Mechanically Fastened To Gypsum, >120 To 135 MPH Wind, Add</i>	3.09	
07 21 13 16-0019	SF	1-1/2" Thick, R6.0, Fiberglass, Fibrous Board Insulation, Mechanically Fastened	5.21	0.35
		<i>For Horizontal Surface Application, Deduct</i>	-0.07	
		<i>For Vapor Barrier, Integral With Insulation, Add</i>	0.05	
		<i>For Factory Painted On One Surface Add</i>	0.17	
		<i>For Mechanically Fastened To Concrete, Add</i>	1.41	
		<i>For Mechanically Fastened To Gypsum, Add</i>	1.68	
		<i>For Mechanically Fastened To Wood Or Steel, >90 To 120 MPH Wind, Add</i>	0.68	
		<i>For Mechanically Fastened To Concrete, >90 To 120 MPH Wind, Add</i>	1.81	
		<i>For Mechanically Fastened To Gypsum, >90 To 120 MPH Wind, Add</i>	2.05	
		<i>For Mechanically Fastened To Wood Or Steel, >120 To 135 MPH Wind, Add</i>	1.00	
		<i>For Mechanically Fastened To Concrete, >120 To 135 MPH Wind, Add</i>	2.69	
		<i>For Mechanically Fastened To Gypsum, >120 To 135 MPH Wind, Add</i>	3.09	



MINOR CSI UOM DESCRIPTION	TOTAL DIRECT UNIT COST	DEMOLITION UNIT COST
07 21 13 16-0020 SF 2" Thick, R8.0, Fiberglass, Fibrous Board Insulation, Mechanically Fastened.....	6.50	0.36
For Horizontal Surface Application, Deduct	-0.07	
For Vapor Barrier, Integral With Insulation, Add	0.05	
For Factory Painted On One Surface Add	0.17	
For Mechanically Fastened To Concrete, Add	1.41	
For Mechanically Fastened To Gypsum, Add	1.68	
For Mechanically Fastened To Wood Or Steel, >90 To 120 MPH Wind, Add	0.68	
For Mechanically Fastened To Concrete, >90 To 120 MPH Wind, Add	1.81	
For Mechanically Fastened To Gypsum, >90 To 120 MPH Wind, Add	2.07	
For Mechanically Fastened To Wood Or Steel, >120 To 135 MPH Wind, Add	1.00	
For Mechanically Fastened To Concrete, >120 To 135 MPH Wind, Add	2.69	
For Mechanically Fastened To Gypsum, >120 To 135 MPH Wind, Add	3.12	
07 21 13 16-0021 SF 2-1/2" Thick, R10.0, Fiberglass, Fibrous Board Insulation, Mechanically Fastened	7.61	0.36
For Horizontal Surface Application, Deduct	-0.07	
For Vapor Barrier, Integral With Insulation, Add	0.05	
For Factory Painted On One Surface Add	0.17	
For Mechanically Fastened To Concrete, Add	1.45	
For Mechanically Fastened To Wood Or Steel, >90 To 120 MPH Wind, Add	0.77	
For Mechanically Fastened To Concrete, >90 To 120 MPH Wind, Add	1.91	
For Mechanically Fastened To Wood Or Steel, >120 To 135 MPH Wind, Add	1.15	
For Mechanically Fastened To Concrete, >120 To 135 MPH Wind, Add	2.88	
For Mechanically Fastened To Gypsum, Add	1.70	
For Mechanically Fastened To Gypsum, >90 To 120 MPH Wind, Add	2.16	
For Mechanically Fastened To Gypsum, >120 To 135 MPH Wind, Add	3.26	
07 21 13 16-0022 SF 3" Thick, R12.4, Fiberglass, Fibrous Board Insulation, Mechanically Fastened.....	8.64	0.36
For Horizontal Surface Application, Deduct	-0.07	
For Vapor Barrier, Integral With Insulation, Add	0.05	
For Factory Painted On One Surface Add	0.17	
For Mechanically Fastened To Concrete, Add	1.45	
For Mechanically Fastened To Gypsum, Add	1.74	
For Mechanically Fastened To Wood Or Steel, >90 To 120 MPH Wind, Add	0.77	
For Mechanically Fastened To Concrete, >90 To 120 MPH Wind, Add	1.91	
For Mechanically Fastened To Gypsum, >90 To 120 MPH Wind, Add	2.20	
For Mechanically Fastened To Wood Or Steel, >120 To 135 MPH Wind, Add	1.15	
For Mechanically Fastened To Concrete, >120 To 135 MPH Wind, Add	2.88	
For Mechanically Fastened To Gypsum, >120 To 135 MPH Wind, Add	3.31	
07 21 13 19 Mineral Board Insulation (07 21 13)		
07 21 13 19-0001 Cold Adhesive Applied Mineral Board Insulation (07 21 13 19)		
07 21 13 19-0002 Cold Adhesive Applied, High-Density Fiberboard, Mineral Board Insulation		
(07 21 13 19-0001)		
07 21 13 19-0003 SF 1/2" Thick, R1.3, High-Density Fiberboard, Mineral Board Insulation, Cold Adhesive Applied	1.85	0.39
For Horizontal Surface Application, Deduct	-0.07	
For Vapor Barrier, Integral With Insulation, Add	0.05	
For Factory Painted On One Surface Add	0.17	
07 21 13 19-0004 SF 25/32" Thick, R1.9, High-Density Fiberboard, Mineral Board Insulation, Cold Adhesive Applied	2.23	0.41
For Horizontal Surface Application, Deduct	-0.07	
For Vapor Barrier, Integral With Insulation, Add	0.05	
For Factory Painted On One Surface Add	0.17	
07 21 13 19-0005 SF 1" Thick, R2.5, High-Density Fiberboard, Mineral Board Insulation, Cold Adhesive Applied	2.63	0.43
For Horizontal Surface Application, Deduct	-0.07	
For Vapor Barrier, Integral With Insulation, Add	0.05	
For Factory Painted On One Surface Add	0.17	
07 21 13 19-0006 SF 1-1/2" Thick, R3.8, High-Density Fiberboard, Mineral Board Insulation, Cold Adhesive Applied	3.31	0.47
For Horizontal Surface Application, Deduct	-0.08	
For Vapor Barrier, Integral With Insulation, Add	0.05	
For Factory Painted On One Surface Add	0.17	
07 21 13 19-0007 SF 2" Thick, R5.0, High-Density Fiberboard, Mineral Board Insulation, Cold Adhesive Applied	4.00	0.52
For Horizontal Surface Application, Deduct	-0.09	
For Vapor Barrier, Integral With Insulation, Add	0.05	
For Factory Painted On One Surface Add	0.17	
07 21 13 19-0008 SF 3" Thick, R7.5, High-Density Fiberboard, Mineral Board Insulation, Cold Adhesive Applied	5.38	0.60
For Horizontal Surface Application, Deduct	-0.10	
For Vapor Barrier, Integral With Insulation, Add	0.05	
For Factory Painted On One Surface Add	0.17	
07 21 13 19-0009 Mechanically Fastened Mineral Board Insulation (07 21 13 19)		
Note: Mechanically fastened to wood or steel.		
07 21 13 19-0010 Mechanically Fastened, High-Density Fiberboard, Mineral Board Insulation		
(07 21 13 19-0009)		
Note: Mechanically fastened to wood or steel.		
07 21 13 19-0011 SF 1/2" Thick, R1.3, High-Density Fiberboard, Mineral Board Insulation, Mechanically Fastened.....	1.52	0.39
For Horizontal Surface Application, Deduct	-0.07	
For Vapor Barrier, Integral With Insulation, Add	0.05	
For Factory Painted On One Surface Add	0.17	
For Mechanically Fastened To Concrete, Add	1.37	
For Mechanically Fastened To Gypsum, Add	1.72	
For Mechanically Fastened To Wood Or Steel, >90 To 120 MPH Wind, Add	0.54	
For Mechanically Fastened To Concrete, >90 To 120 MPH Wind, Add	1.77	
For Mechanically Fastened To Gypsum, >90 To 120 MPH Wind, Add	2.05	
For Mechanically Fastened To Wood Or Steel, >120 To 135 MPH Wind, Add	0.81	
For Mechanically Fastened To Concrete, >120 To 135 MPH Wind, Add	2.66	
For Mechanically Fastened To Gypsum, >120 To 135 MPH Wind, Add	3.09	

07 Thermal And Moisture Protection**07 20 Thermal Protection****07 21 Thermal Insulation**

SAN BERNARDINO
COUNTY

MINOR
CSI UOM DESCRIPTION

TOTAL DIRECT DEMOLITION
UNIT COST UNIT COST

07 21 13 19-0012	SF 25/32" Thick, R1.9, High-Density Fiberboard, Mineral Board Insulation, Mechanically Fastened.....	1.90	0.41
	<i>For Horizontal Surface Application, Deduct</i>	-0.07	
	<i>For Vapor Barrier, Integral With Insulation, Add</i>	0.05	
	<i>For Factory Painted On One Surface Add</i>	0.17	
	<i>For Mechanically Fastened To Concrete, Add</i>	1.37	
	<i>For Mechanically Fastened To Gypsum, Add</i>	1.72	
	<i>For Mechanically Fastened To Wood Or Steel, >90 To 120 MPH Wind, Add</i>	0.54	
	<i>For Mechanically Fastened To Concrete, >90 To 120 MPH Wind, Add</i>	1.77	
	<i>For Mechanically Fastened To Gypsum, >90 To 120 MPH Wind, Add</i>	2.05	
	<i>For Mechanically Fastened To Wood Or Steel, >120 To 135 MPH Wind, Add</i>	0.81	
	<i>For Mechanically Fastened To Concrete, >120 To 135 MPH Wind, Add</i>	2.66	
	<i>For Mechanically Fastened To Gypsum, >120 To 135 MPH Wind, Add</i>	3.09	
07 21 13 19-0013	SF 1" Thick, R2.5, High-Density Fiberboard, Mineral Board Insulation, Mechanically Fastened.....	2.30	0.43
	<i>For Horizontal Surface Application, Deduct</i>	-0.07	
	<i>For Vapor Barrier, Integral With Insulation, Add</i>	0.05	
	<i>For Factory Painted On One Surface Add</i>	0.17	
	<i>For Mechanically Fastened To Concrete, Add</i>	1.37	
	<i>For Mechanically Fastened To Gypsum, Add</i>	1.72	
	<i>For Mechanically Fastened To Wood Or Steel, >90 To 120 MPH Wind, Add</i>	0.54	
	<i>For Mechanically Fastened To Concrete, >90 To 120 MPH Wind, Add</i>	1.77	
	<i>For Mechanically Fastened To Gypsum, >90 To 120 MPH Wind, Add</i>	2.05	
	<i>For Mechanically Fastened To Wood Or Steel, >120 To 135 MPH Wind, Add</i>	0.81	
	<i>For Mechanically Fastened To Concrete, >120 To 135 MPH Wind, Add</i>	2.66	
	<i>For Mechanically Fastened To Gypsum, >120 To 135 MPH Wind, Add</i>	3.09	
07 21 13 19-0014	SF 1-1/2" Thick, R3.8, High-Density Fiberboard, Mineral Board Insulation, Mechanically Fastened.....	3.04	0.47
	<i>For Horizontal Surface Application, Deduct</i>	-0.08	
	<i>For Vapor Barrier, Integral With Insulation, Add</i>	0.05	
	<i>For Factory Painted On One Surface Add</i>	0.17	
	<i>For Mechanically Fastened To Concrete, Add</i>	1.41	
	<i>For Mechanically Fastened To Gypsum, Add</i>	1.68	
	<i>For Mechanically Fastened To Wood Or Steel, >90 To 120 MPH Wind, Add</i>	0.68	
	<i>For Mechanically Fastened To Concrete, >90 To 120 MPH Wind, Add</i>	1.81	
	<i>For Mechanically Fastened To Gypsum, >90 To 120 MPH Wind, Add</i>	2.05	
	<i>For Mechanically Fastened To Wood Or Steel, >120 To 135 MPH Wind, Add</i>	1.00	
	<i>For Mechanically Fastened To Concrete, >120 To 135 MPH Wind, Add</i>	2.69	
	<i>For Mechanically Fastened To Gypsum, >120 To 135 MPH Wind, Add</i>	3.09	
07 21 13 19-0015	SF 2" Thick, R5.0, High-Density Fiberboard, Mineral Board Insulation, Mechanically Fastened.....	3.73	0.52
	<i>For Horizontal Surface Application, Deduct</i>	-0.09	
	<i>For Vapor Barrier, Integral With Insulation, Add</i>	0.05	
	<i>For Factory Painted On One Surface Add</i>	0.17	
	<i>For Mechanically Fastened To Concrete, Add</i>	1.41	
	<i>For Mechanically Fastened To Gypsum, Add</i>	1.68	
	<i>For Mechanically Fastened To Wood Or Steel, >90 To 120 MPH Wind, Add</i>	0.68	
	<i>For Mechanically Fastened To Concrete, >90 To 120 MPH Wind, Add</i>	1.81	
	<i>For Mechanically Fastened To Gypsum, >90 To 120 MPH Wind, Add</i>	2.07	
	<i>For Mechanically Fastened To Wood Or Steel, >120 To 135 MPH Wind, Add</i>	1.00	
	<i>For Mechanically Fastened To Concrete, >120 To 135 MPH Wind, Add</i>	2.69	
	<i>For Mechanically Fastened To Gypsum, >120 To 135 MPH Wind, Add</i>	3.12	
07 21 13 19-0016	SF 3" Thick, R7.5, High-Density Fiberboard, Mineral Board Insulation, Mechanically Fastened.....	5.17	0.60
	<i>For Horizontal Surface Application, Deduct</i>	-0.10	
	<i>For Vapor Barrier, Integral With Insulation, Add</i>	0.05	
	<i>For Factory Painted On One Surface Add</i>	0.17	
	<i>For Mechanically Fastened To Concrete, Add</i>	1.45	
	<i>For Mechanically Fastened To Gypsum, Add</i>	1.74	
	<i>For Mechanically Fastened To Wood Or Steel, >90 To 120 MPH Wind, Add</i>	0.77	
	<i>For Mechanically Fastened To Concrete, >90 To 120 MPH Wind, Add</i>	1.91	
	<i>For Mechanically Fastened To Gypsum, >90 To 120 MPH Wind, Add</i>	2.20	
	<i>For Mechanically Fastened To Wood Or Steel, >120 To 135 MPH Wind, Add</i>	1.15	
	<i>For Mechanically Fastened To Concrete, >120 To 135 MPH Wind, Add</i>	2.88	
	<i>For Mechanically Fastened To Gypsum, >120 To 135 MPH Wind, Add</i>	3.31	

07 21 16 Blanket Insulation (07 21)

Note: All insulation rolls or batts applied to wood or steel studs or between rafters or between metal building "skin" and framing.

07 21 16 00-0001 Fiberglass Flexible Insulation (07 21 16)

Note: Rolls or batts.

07 21 16 00-0002 Kraft Faced, Fiberglass Flexible Insulation (07 21 16 00-0001)

07 21 16 00-0003	SF 3-1/2" Thick, Kraft Faced, R-11 Fiberglass Flexible Insulation.....	1.53	0.38
	<i>For >1,600, Deduct</i>	-0.19	
07 21 16 00-0004	SF 3-1/2" Thick, Kraft Faced, R-13 Fiberglass Flexible Insulation.....	1.69	0.38
	<i>For >1,600, Deduct</i>	-0.23	
07 21 16 00-0005	SF 3-1/2" Thick, Kraft Faced, R-15 Fiberglass Flexible Insulation.....	1.74	0.38
	<i>For >1,600, Deduct</i>	-0.24	
07 21 16 00-0006	SF 5-1/2" Thick, Kraft Faced, R-21 Fiberglass Flexible Insulation.....	2.46	0.38
	<i>For >1,600, Deduct</i>	-0.38	
07 21 16 00-0007	SF 6-1/4" Thick, Kraft Faced, R-19 Fiberglass Flexible Insulation.....	2.00	0.38
	<i>For >1,600, Deduct</i>	-0.28	
07 21 16 00-0008	SF 9-1/2" Thick, Kraft Faced, R-30 Fiberglass Flexible Insulation.....	2.89	0.48
	<i>For >1,600, Deduct</i>	-0.44	
07 21 16 00-0009	SF 12" Thick, Kraft Faced, R-38 Fiberglass Flexible Insulation.....	3.27	0.48
	<i>For >1,600, Deduct</i>	-0.49	

07 21 16 00-0010 Unfaced, Fiberglass Flexible Insulation (07 21 16 00-0001)



MINOR CSI UOM DESCRIPTION	TOTAL DIRECT UNIT COST	DEMOLITION UNIT COST
07 21 16 00-0011 SF 3-1/2" Thick, Unfaced, R-11 Fiberglass Flexible Insulation..... <i>For >1,600, Deduct</i>	1.43 -0.17	0.38
07 21 16 00-0012 SF 3-1/2" Thick, Unfaced, R-13 Fiberglass Flexible Insulation..... <i>For >1,600, Deduct</i>	1.61 -0.21	0.38
07 21 16 00-0013 SF 3-1/2" Thick, Unfaced, R-15 Fiberglass Flexible Insulation..... <i>For >1,600, Deduct</i>	2.29 -0.35	0.38
07 21 16 00-0014 SF 5-1/2" Thick, Unfaced, R-21 Fiberglass Flexible Insulation..... <i>For >1,600, Deduct</i>	2.35 -0.35	0.38
07 21 16 00-0015 SF 6-1/4" Thick, Unfaced, R-19 Fiberglass Flexible Insulation..... <i>For >1,600, Deduct</i>	1.92 -0.26	0.38
07 21 16 00-0016 SF 9-1/2" Thick, Unfaced, R-30 Fiberglass Flexible Insulation..... <i>For >1,600, Deduct</i>	2.68 -0.40	0.48
07 21 16 00-0017 SF 12" Thick, Unfaced, R-38 Fiberglass Flexible Insulation..... <i>For >1,600, Deduct</i>	3.14 -0.47	0.48
07 21 16 00-0018 Foil Faced, Fiberglass Flexible Insulation (07 21 16 00-0001)		
07 21 16 00-0019 SF 3-1/2" Thick, Foil Faced, R-11 Fiberglass Flexible Insulation..... <i>For >1,600, Deduct</i>	1.82 -0.25	0.38
07 21 16 00-0020 SF 3-1/2" Thick, Foil Faced, R-13 Fiberglass Flexible Insulation..... <i>For >1,600, Deduct</i>	2.08 -0.30	0.38
07 21 16 00-0021 SF 6-1/4" Thick, Foil Faced, R-19 Fiberglass Flexible Insulation..... <i>For >1,600, Deduct</i>	2.36 -0.35	0.38
07 21 16 00-0022 SF 10-1/4" Thick, Foil Faced, R-38 Fiberglass Flexible Insulation..... <i>For >1,600, Deduct</i>	3.42 -0.53	0.48
07 21 16 00-0023 SF 12" Thick, Foil Faced, R-38 Fiberglass Flexible Insulation..... <i>For >1,600, Deduct</i>	3.77 -0.59	0.48
07 21 16 00-0024 Poly-Encapsulated, Fiberglass Flexible Insulation (07 21 16 00-0001)		
07 21 16 00-0025 SF 3-1/2" Thick, Poly-Encapsulated, R-11 Fiberglass Flexible Insulation..... <i>For >1,600, Deduct</i>	1.59 -0.21	0.38
07 21 16 00-0026 SF 3-1/2" Thick, Poly-Encapsulated, R-13 Fiberglass Flexible Insulation..... <i>For >1,600, Deduct</i>	1.74 -0.24	0.38
07 21 16 00-0027 SF 5-1/2" Thick, Poly-Encapsulated, R-21 Fiberglass Flexible Insulation..... <i>For >1,600, Deduct</i>	2.56 -0.40	0.38
07 21 16 00-0028 SF 6-1/2" Thick, Poly-Encapsulated, R-19 Fiberglass Flexible Insulation..... <i>For >1,600, Deduct</i>	2.02 -0.28	0.38
07 21 16 00-0029 SF 8-1/4" Thick, Poly-Encapsulated, R-25 Fiberglass Flexible Insulation..... <i>For >1,600, Deduct</i>	2.84 -0.44	0.48
07 21 16 00-0030 SF 10-1/4" Thick, Poly-Encapsulated, R-30 Fiberglass Flexible Insulation..... <i>For >1,600, Deduct</i>	3.14 -0.47	0.48
07 21 16 00-0031 Mineral Wool Flexible Insulation (07 21 16)		
07 21 16 00-0032 Kraft Faced, Mineral Wool Flexible Insulation (07 21 16 00-0031)		
07 21 16 00-0033 SF 3-1/2" Kraft Faced, R-11 Mineral Wool Flexible Insulation..... <i>For >1,600, Deduct</i>	1.77 -0.24	0.38
07 21 16 00-0034 SF 6-1/4" Kraft Faced, R-19 Mineral Wool Flexible Insulation..... <i>For >1,600, Deduct</i>	2.48 -0.37	0.38
07 21 16 00-0035 SF 9-1/2" Kraft Faced, R-30 Mineral Wool Flexible Insulation..... <i>For >1,600, Deduct</i>	4.06 -0.67	0.38
07 21 16 00-0036 SF 12" Kraft Faced, R-38 Mineral Wool Flexible Insulation..... <i>For >1,600, Deduct</i>	4.87 -0.81	0.38
07 21 16 00-0037 Unfaced, Mineral Wool Flexible Insulation (07 21 16 00-0031)		
07 21 16 00-0038 SF 3-1/2" Unfaced, R-11 Mineral Wool Flexible Insulation..... <i>For >1,600, Deduct</i>	1.62 -0.21	0.38
07 21 16 00-0039 SF 6-1/4" Unfaced, R-19 Mineral Wool Flexible Insulation..... <i>For >1,600, Deduct</i>	2.23 -0.32	0.38
07 21 16 00-0040 SF 9-1/2" Unfaced, R-30 Mineral Wool Flexible Insulation..... <i>For >1,600, Deduct</i>	3.59 -0.58	0.38
07 21 16 00-0041 SF 12" Unfaced, R-38 Mineral Wool Flexible Insulation..... <i>For >1,600, Deduct</i>	4.30 -0.70	0.38
07 21 16 00-0042 Natural Cotton Insulation (07 21 16)		
07 21 16 00-0043 UltraTouch™ Natural Cotton Insulation (07 21 16 00-0042) Note: 85% recycled denim cotton.		
07 21 16 00-0044 SF 3-1/2", R-13 UltraTouch™ Natural Cotton Insulation..... <i>For >1,600, Deduct</i>	2.59 -0.41	0.38
07 21 16 00-0045 SF 5-1/2", R-19 UltraTouch™ Natural Cotton Insulation..... <i>For >1,600, Deduct</i>	2.93 -0.47	0.38
07 21 16 00-0046 SF 5-1/2", R-21 UltraTouch™ Natural Cotton Insulation..... <i>For >1,600, Deduct</i>	3.33 -0.55	0.38
07 21 16 00-0047 SF 8", R-30 UltraTouch™ Natural Cotton Insulation..... <i>For >1,600, Deduct</i>	4.54 -0.78	0.38
07 21 19 Foamed-In-Place Insulation (07 21)		

07 Thermal And Moisture Protection

07 20 Thermal Protection

07 21 Thermal Insulation



MINOR
CSI UOM DESCRIPTION

TOTAL DIRECT DEMOLITION
UNIT COST UNIT COST

07 21 19 00-0001 Polyurethane Foam Insulation, Sprayed On <small>(07 21 19)</small>		
07 21 19 00-0002	EA Foamed-In-Place, Spray Polyurethane Insulation Minimum Charge	1,285.25
	Note: For projects where the total foamed-in-place insulation charge is less than the minimum charge, use this task exclusively. This task should not be used in conjunction with any other tasks in this section.	
07 21 19 00-0003	SF 1" Thick, R3.8, 0.5 PCF, Open Cell, Spray Polyurethane Foam Insulation.....	1.36
	For Up To 250 SF, Add	0.50
	For >250 To 500 SF, Add	0.25
	For >500 To 1,000 SF, Add	0.11
	For >5,000 To 10,000 SF, Deduct	-0.16
	For >10,000 SF, Deduct	-0.40
07 21 19 00-0004	SF 1-1/2" Thick, R5.7, 0.5 PCF, Open Cell, Spray Polyurethane Foam Insulation	1.87
	For Up To 250 SF, Add	0.67
	For >250 To 500 SF, Add	0.33
	For >500 To 1,000 SF, Add	0.14
	For >5,000 To 10,000 SF, Deduct	-0.21
	For >10,000 SF, Deduct	-0.53
07 21 19 00-0005	SF 2" Thick, R7.6, 0.5 PCF, Open Cell, Spray Polyurethane Foam Insulation.....	2.35
	For Up To 250 SF, Add	0.82
	For >250 To 500 SF, Add	0.41
	For >500 To 1,000 SF, Add	0.18
	For >5,000 To 10,000 SF, Deduct	-0.26
	For >10,000 SF, Deduct	-0.65
07 21 19 00-0006	SF 2-1/2" Thick, R9.5, 0.5 PCF, Open Cell, Spray Polyurethane Foam Insulation	2.64
	For Up To 250 SF, Add	0.98
	For >250 To 500 SF, Add	0.49
	For >500 To 1,000 SF, Add	0.21
	For >5,000 To 10,000 SF, Deduct	-0.32
	For >10,000 SF, Deduct	-0.77
07 21 19 00-0007	SF 3" Thick, R11.4, 0.5 PCF, Open Cell, Spray Polyurethane Foam Insulation.....	3.34
	For Up To 250 SF, Add	1.14
	For >250 To 500 SF, Add	0.57
	For >500 To 1,000 SF, Add	0.25
	For >5,000 To 10,000 SF, Deduct	-0.37
	For >10,000 SF, Deduct	-0.89
07 21 19 00-0008	SF 3-1/2" Thick, R13.3, 0.5 PCF, Open Cell, Spray Polyurethane Foam Insulation.....	3.82
	For Up To 250 SF, Add	1.29
	For >250 To 500 SF, Add	0.64
	For >500 To 1,000 SF, Add	0.28
	For >5,000 To 10,000 SF, Deduct	-0.42
	For >10,000 SF, Deduct	-1.01
07 21 19 00-0009	SF 4" Thick, R15.2, 0.5 PCF, Open Cell, Spray Polyurethane Foam Insulation.....	4.31
	For Up To 250 SF, Add	1.44
	For >250 To 500 SF, Add	0.72
	For >500 To 1,000 SF, Add	0.31
	For >5,000 To 10,000 SF, Deduct	-0.47
	For >10,000 SF, Deduct	-1.13
07 21 19 00-0010	SF 4-1/2" Thick, R17.1, 0.5 PCF, Open Cell, Spray Polyurethane Foam Insulation.....	4.81
	For Up To 250 SF, Add	1.60
	For >250 To 500 SF, Add	0.80
	For >500 To 1,000 SF, Add	0.35
	For >5,000 To 10,000 SF, Deduct	-0.52
	For >10,000 SF, Deduct	-1.26
07 21 19 00-0011	SF 5" Thick, R19.0, 0.5 PCF, Open Cell, Spray Polyurethane Foam Insulation.....	5.29
	For Up To 250 SF, Add	1.76
	For >250 To 500 SF, Add	0.88
	For >500 To 1,000 SF, Add	0.38
	For >5,000 To 10,000 SF, Deduct	-0.57
	For >10,000 SF, Deduct	-1.38
07 21 19 00-0012	SF 5-1/2" Thick, R20.9, 0.5 PCF, Open Cell, Spray Polyurethane Foam Insulation.....	5.79
	For Up To 250 SF, Add	1.92
	For >250 To 500 SF, Add	0.96
	For >500 To 1,000 SF, Add	0.42
	For >5,000 To 10,000 SF, Deduct	-0.62
	For >10,000 SF, Deduct	-1.50
07 21 19 00-0013	SF 6" Thick, R22.8, 0.5 PCF, Open Cell, Spray Polyurethane Foam Insulation.....	6.28
	For Up To 250 SF, Add	2.08
	For >250 To 500 SF, Add	1.04
	For >500 To 1,000 SF, Add	0.45
	For >5,000 To 10,000 SF, Deduct	-0.68
	For >10,000 SF, Deduct	-1.62
07 21 19 00-0014	SF 1" Thick, R6.5, 2.0 PCF, Closed Cell, Spray Polyurethane Foam Insulation	2.64
	For Up To 250 SF, Add	0.97
	For >250 To 500 SF, Add	0.48
	For >500 To 1,000 SF, Add	0.21
	For >5,000 To 10,000 SF, Deduct	-0.31
	For >10,000 SF, Deduct	-0.76
07 21 19 00-0015	SF 1-1/2" Thick, R9.75, 2.0 PCF, Closed Cell, Spray Polyurethane Foam Insulation	3.53
	For Up To 250 SF, Add	1.23
	For >250 To 500 SF, Add	0.62
	For >500 To 1,000 SF, Add	0.26
	For >5,000 To 10,000 SF, Deduct	-0.40
	For >10,000 SF, Deduct	-0.97



MINOR CSI UOM DESCRIPTION	TOTAL DIRECT UNIT COST	DEMOLITION UNIT COST
07 21 19 00-0016 SF 2" Thick, R13.0, 2.0 PCF, Closed Cell, Spray Polyurethane Foam Insulation	4.31	
For Up To 250 SF, Add	1.44	
For >250 To 500 SF, Add	0.72	
For >500 To 1,000 SF, Add	0.31	
For >5,000 To 10,000 SF, Deduct	-0.47	
For >10,000 SF, Deduct	-1.13	
07 21 19 00-0017 SF 2-1/2" Thick, R16.25, 2.0 PCF, Closed Cell, Spray Polyurethane Foam Insulation	5.19	
For Up To 250 SF, Add	1.71	
For >250 To 500 SF, Add	0.85	
For >500 To 1,000 SF, Add	0.37	
For >5,000 To 10,000 SF, Deduct	-0.56	
For >10,000 SF, Deduct	-1.34	
07 21 19 00-0018 SF 3" Thick, R19.5, 2.0 PCF, Closed Cell, Spray Polyurethane Foam Insulation	5.98	
For Up To 250 SF, Add	1.93	
For >250 To 500 SF, Add	0.96	
For >500 To 1,000 SF, Add	0.42	
For >5,000 To 10,000 SF, Deduct	-0.63	
For >10,000 SF, Deduct	-1.50	
07 21 19 00-0019 SF 3-1/2" Thick, R22.75, 2.0 PCF, Closed Cell, Spray Polyurethane Foam Insulation	6.88	
For Up To 250 SF, Add	2.20	
For >250 To 500 SF, Add	1.10	
For >500 To 1,000 SF, Add	0.48	
For >5,000 To 10,000 SF, Deduct	-0.72	
For >10,000 SF, Deduct	-1.71	
07 21 19 00-0020 SF 4" Thick, R26.0, 2.0 PCF, Closed Cell, Spray Polyurethane Foam Insulation	7.66	
For Up To 250 SF, Add	2.41	
For >250 To 500 SF, Add	1.20	
For >500 To 1,000 SF, Add	0.53	
For >5,000 To 10,000 SF, Deduct	-0.79	
For >10,000 SF, Deduct	-1.88	
07 21 19 00-0021 SF 4-1/2" Thick, R29.25, 2.0 PCF, Closed Cell, Spray Polyurethane Foam Insulation	8.54	
For Up To 250 SF, Add	2.67	
For >250 To 500 SF, Add	1.34	
For >500 To 1,000 SF, Add	0.59	
For >5,000 To 10,000 SF, Deduct	-0.88	
For >10,000 SF, Deduct	-2.08	
07 21 19 00-0022 SF 5" Thick, R32.5, 2.0 PCF, Closed Cell, Spray Polyurethane Foam Insulation	9.32	
For Up To 250 SF, Add	2.88	
For >250 To 500 SF, Add	1.44	
For >500 To 1,000 SF, Add	0.64	
For >5,000 To 10,000 SF, Deduct	-0.95	
For >10,000 SF, Deduct	-2.25	
07 21 19 00-0023 SF 5-1/2" Thick, R35.75, 2.0 PCF, Closed Cell, Spray Polyurethane Foam Insulation	10.21	
For Up To 250 SF, Add	3.15	
For >250 To 500 SF, Add	1.57	
For >500 To 1,000 SF, Add	0.70	
For >5,000 To 10,000 SF, Deduct	-1.04	
For >10,000 SF, Deduct	-2.45	
07 21 19 00-0024 SF 6" Thick, R39.0, 2.0 PCF, Closed Cell, Spray Polyurethane Foam Insulation	11.00	
For Up To 250 SF, Add	3.37	
For >250 To 500 SF, Add	1.68	
For >500 To 1,000 SF, Add	0.74	
For >5,000 To 10,000 SF, Deduct	-1.12	
For >10,000 SF, Deduct	-2.62	
07 21 19 00-0025 Expanding Foam Insulation To Fill Hollow Metal Door Frames (07 21 19)		
07 21 19 00-0026 LF Expanding Foam Insulation To Fill 4-3/4" Deep Hollow Metal Door Frame	4.22	
07 21 19 00-0027 LF Expanding Foam Insulation To Fill 5-3/4" Deep Hollow Metal Door Frame	5.27	
07 21 19 00-0028 LF Expanding Foam Insulation To Fill 6-3/4" Deep Hollow Metal Door Frame	6.33	
07 21 19 00-0029 LF Expanding Foam Insulation To Fill 8-3/4" Through 8-3/4" Deep Hollow Metal Door Frame	7.42	
07 21 19 00-0030 LF Expanding Foam Insulation To Fill 8-7/8" Through 13" Deep Hollow Metal Door Frame.....	8.61	
07 21 19 00-0031 Expanding Foam Insulation To Fill Window Frames (07 21 19)		
07 21 19 00-0032 LF Expanding Foam Insulation To Fill Window Frame.....	4.12	
07 21 23 Loose-Fill Insulation (07 21)		
07 21 23 00-0001 Poured Type, Loose Fill Insulation (07 21 23)		
07 21 23 00-0002 CF R-4/Inch, Poured Type, Fiberglass Loose Fill Insulation.....	5.82	2.21
07 21 23 00-0003 CF R-3.8/Inch, Poured Type, Cellulose Loose Fill Insulation	6.08	2.21
07 21 23 00-0004 Concrete Block Wall Cavity Insulation (07 21 23)		
07 21 23 00-0005 CF R-2.7, Vermiculite Or Perlite, Concrete Block Wall Cavity Insulation	9.90	2.21
07 21 23 00-0006 CF R-4, Polystyrene Foam, Concrete Block Wall Cavity Insulation.....	9.79	2.21
07 21 26 Blown Insulation (07 21)		
07 21 26 00-0001 Fiberglass Blown-In Insulation (07 21 26)		
07 21 26 00-0002 Attic, Fiberglass Blown-In Insulation (07 21 26 00-0001)		

07 Thermal And Moisture Protection**07 20 Thermal Protection****07 21 Thermal Insulation**
 MINOR
 CSI UOM DESCRIPTION

 TOTAL DIRECT DEMOLITION
 UNIT COST UNIT COST

07 21 26 00-0003	SF	4-1/2" Thick, R-11 Attic, Fiberglass Blown In Insulation.....	1.32	1.05
07 21 26 00-0004	SF	5-1/4" Thick, R-13 Attic, Fiberglass Blown In Insulation.....	1.47	1.15
07 21 26 00-0005	SF	6-1/2" Thick, R-17 Attic, Fiberglass Blown In Insulation.....	1.63	1.25
07 21 26 00-0006	SF	7-1/2" Thick, R-19 Attic, Fiberglass Blown In Insulation.....	1.83	1.36
07 21 26 00-0007	SF	8-1/2" Thick, R-22 Attic, Fiberglass Blown In Insulation.....	1.95	1.41
07 21 26 00-0008	SF	10-1/4" Thick, R-26 Attic, Fiberglass Blown In Insulation.....	2.12	1.47
07 21 26 00-0009	SF	11-1/2" Thick, R-30 Attic, Fiberglass Blown In Insulation.....	2.28	1.52
07 21 26 00-0010	SF	12-1/2" Thick, R-32 Attic, Fiberglass Blown In Insulation.....	2.39	1.57
07 21 26 00-0011	SF	13-1/2" Thick, R-35 Attic, Fiberglass Blown In Insulation.....	2.56	1.67
07 21 26 00-0012	SF	14-1/2" Thick, R-38 Attic, Fiberglass Blown In Insulation.....	2.71	1.73
07 21 26 00-0013	SF	16-1/2" Thick, R-44 Attic, Fiberglass Blown In Insulation.....	2.92	1.78
07 21 26 00-0014	SF	18-1/2" Thick, R-49 Attic, Fiberglass Blown In Insulation.....	3.17	1.88
07 21 26 00-0015	SF	21-3/4" Thick, R-60 Attic, Fiberglass Blown In Insulation.....	3.69	2.10
07 21 26 00-0016		New Wall, Fiberglass Blown-In Insulation (07 21 26 00-0001)		
07 21 26 00-0017	SF	3-1/2" Thick, R-15 New Wall, Fiberglass Blown In Insulation	2.03	1.05
07 21 26 00-0018	SF	5-1/2" Thick, R-23 New Wall, Fiberglass Blown In Insulation	2.69	1.25
07 21 26 00-0019	SF	7-1/4" Thick, R-31 New Wall, Fiberglass Blown In Insulation	3.20	1.36
07 21 26 00-0020	SF	9-1/4" Thick, R-39 New Wall, Fiberglass Blown In Insulation	3.81	1.47
07 21 26 00-0021		Existing Wall, Fiberglass Blown-In Insulation (07 21 26 00-0001)		
		Note: Includes drilling. Excludes patching.		
07 21 26 00-0022	SF	3-1/2" Thick, R-15 Existing Wall, Fiberglass Blown In Insulation	1.88	1.05
07 21 26 00-0023	SF	5-1/2" Thick, R-23 Existing Wall, Fiberglass Blown In Insulation	2.54	1.25
07 21 26 00-0024	SF	7-1/4" Thick, R-31 Existing Wall, Fiberglass Blown In Insulation	3.05	1.36
07 21 26 00-0025	SF	9-1/4" Thick, R-39 Existing Wall, Fiberglass Blown In Insulation	3.66	1.47
07 21 26 00-0026		Cellulose Blown-In Insulation (07 21 26)		
07 21 26 00-0027		Attic, Cellulose Blown-In Insulation (07 21 26 00-0026)		
07 21 26 00-0028	SF	3-3/4" Thick, R-13 Attic, Cellulose Blown In Insulation	1.36	1.05
07 21 26 00-0029	SF	5-1/2" Thick, R-19 Attic, Cellulose Blown In Insulation	1.63	1.15
07 21 26 00-0030	SF	6-1/4" Thick, R-22 Attic, Cellulose Blown In Insulation	1.81	1.25
07 21 26 00-0031	SF	7-3/4" Thick, R-28 Attic, Cellulose Blown In Insulation	2.11	1.36
07 21 26 00-0032	SF	8-1/2" Thick, R-30 Attic, Cellulose Blown In Insulation	2.15	1.36
07 21 26 00-0033	SF	10-3/4" Thick, R-38 Attic, Cellulose Blown In Insulation	2.51	1.47
07 21 26 00-0034	SF	11-1/4" Thick, R-40 Attic, Cellulose Blown In Insulation	2.57	1.47
07 21 26 00-0035	SF	12-1/2" Thick, R-45 Attic, Cellulose Blown In Insulation	2.81	1.57
07 21 26 00-0036	SF	13-3/4" Thick, R-50 Attic, Cellulose Blown In Insulation	2.99	1.57
07 21 26 00-0037	SF	15-1/2" Thick, R-55 Attic, Cellulose Blown In Insulation	3.23	1.67
07 21 26 00-0038	SF	16-1/2" Thick, R-60 Attic, Cellulose Blown In Insulation	3.39	1.67
07 21 26 00-0039		New Wall, Cellulose Blown-In Insulation (07 21 26 00-0026)		
07 21 26 00-0040	SF	3-1/2" Thick, R-13 New Wall, Cellulose Blown In Insulation	1.87	1.05
07 21 26 00-0041	SF	5-1/2" Thick, R-20 New Wall, Cellulose Blown In Insulation	2.45	1.25
07 21 26 00-0042	SF	7-1/4" Thick, R-27 New Wall, Cellulose Blown In Insulation	2.87	1.36
07 21 26 00-0043	SF	9-1/4" Thick, R-34 New Wall, Cellulose Blown In Insulation	3.38	1.47
07 21 26 00-0044		Existing Wall, Cellulose Blown-In Insulation (07 21 26 00-0026)		
		Note: Includes drilling. Excludes patching.		
07 21 26 00-0045	SF	3-1/2" Thick, R-13 Existing Wall, Cellulose Blown In Insulation	1.71	1.05
07 21 26 00-0046	SF	5-1/2" Thick, R-20 Existing Wall, Cellulose Blown In Insulation	2.30	1.25
07 21 26 00-0047	SF	7-1/4" Thick, R-27 Existing Wall, Cellulose Blown In Insulation	2.72	1.36
07 21 26 00-0048	SF	9-1/4" Thick, R-34 Existing Wall, Cellulose Blown In Insulation	3.23	1.47
07 21 29		Sprayed Insulation (07 21)		
07 21 29 00-0001		Fiber Sprayed On Insulation (07 21 29)		
		Note: Per each 1" of thickness.		
07 21 29 00-0002	SF	1" Thick, R2.7, Spray-on Perlite Insulation	2.70	0.68
07 21 29 00-0003	SF	1" Thick, R3.7, Spray-on Fibrous/Cementitious Insulation	1.95	0.68
07 21 29 00-0004		Cellulose Sprayed On Insulation (07 21 29)		
07 21 29 00-0005	SF	1" Thick, Spray-on Cellulose Insulation	4.08	0.68
07 21 53		Reflective Insulation (07 21)		
07 21 53 00-0001		Reflective Barrier Insulation (Foil - Single Bubble - Foil) (07 21 53)		
07 21 53 00-0002	SF	3/16" Nominal Thickness, Reflective Barrier Insulation, With Single Bubble Air Space	1.02	
07 21 53 00-0003		Reflective Radiant Foil Backed Paper (07 21 53)		



MINOR CSI UOM DESCRIPTION	TOTAL DIRECT UNIT COST	DEMOLITION UNIT COST
------------------------------	---------------------------	-------------------------

07 21 53 00-0004 CSF Reflective Radiant Foil Backed Kraft Paper With Tape.....	65.94	21.21
<i>For >15' To 20' Installed Height, Add</i>	4.23	
<i>For >20' To 25' Installed Height, Add</i>	6.35	
<i>For >25' To 30' Installed Height, Add</i>	10.58	

07 22 Roof and Deck Insulation (07 20)

07 22 16 Roof Board Insulation (07 22)

Note: Use these items for specified related installations with systems per CSI section 07 50 00. Items are for single layer of panels attached per FM I-90 requirements. Types are stock sizes set in cold applied adhesive. Apply modifiers for specified alternate attachment.

07 22 16 00-0001 Rigid Board Roofing Insulation (07 22 16)
 Note: Use these items for specified related installations with systems per CSI section 07 50 00. Items are for single layer of panels attached per FM I-90 requirements. See CSI section 07 22 16 00-0466 for demolition of insulation board.

07 22 16 00-0002 Cold Adhesive Applied Rigid Board Roofing Insulation (07 22 16 00-0001)

07 22 16 00-0003 Cold Adhesive Applied, High-Density Fiberboard, Roof Board Insulation (07 22 16 00-0002)

07 22 16 00-0004 SF 1/2" Thick, R1.3, High-Density Fiberboard, Roof Board Insulation, Cold Adhesive Applied	2.30	
07 22 16 00-0005 SF 25/32" Thick, R1.9, High-Density Fiberboard, Roof Board Insulation, Cold Adhesive Applied	2.73	
07 22 16 00-0006 SF 1" Thick, R2.5, High-Density Fiberboard, Roof Board Insulation, Cold Adhesive Applied	3.14	
07 22 16 00-0007 SF 1-1/2" Thick, R3.8, High-Density Fiberboard, Roof Board Insulation, Cold Adhesive Applied	3.87	
07 22 16 00-0008 SF 2" Thick, R5, High-Density Fiberboard, Roof Board Insulation, Cold Adhesive Applied	4.61	

07 22 16 00-0009 Cold Adhesive Applied, Wood Fiber (Cellulosic-Fiber), Roof Board Insulation (07 22 16 00-0002)

07 22 16 00-0010 SF 1/2" Thick, R1.3, Wood Fiber (Cellulosic-Fiber), Roof Board Insulation, Cold Adhesive Applied.....	2.49	
07 22 16 00-0011 SF 1" Thick, R2.6, Wood Fiber (Cellulosic-Fiber), Roof Board Insulation, Cold Adhesive Applied.....	3.01	

07 22 16 00-0012 Cold Adhesive Applied, Perlite, Roof Board Insulation (07 22 16 00-0002)

07 22 16 00-0013 SF 1/2" Thick, R1.32, Perlite, Roof Board Insulation, Cold Adhesive Applied	2.27	
07 22 16 00-0014 SF 1/2" Thick, R1.32, Perlite, Roof Board Insulation, Cold Adhesive Applied	2.27	
07 22 16 00-0015 SF 3/4" Thick, R2.08, Perlite, Roof Board Insulation, Cold Adhesive Applied	2.52	
07 22 16 00-0016 SF 1" Thick, R2.78, Perlite, Roof Board Insulation, Cold Adhesive Applied	2.82	
07 22 16 00-0017 SF 1-1/2" Thick, R4.17, Perlite, Roof Board Insulation, Cold Adhesive Applied.....	3.54	
07 22 16 00-0018 SF 2" Thick, R5.56, Perlite, Roof Board Insulation, Cold Adhesive Applied.....	4.02	

07 22 16 00-0019 Cold Adhesive Applied, Basalt Mineral Wool, Roof Board Insulation (07 22 16 00-0002)

07 22 16 00-0020 SF 1" Thick, R3.5, Basalt Mineral Wool, Roof Board Insulation, Cold Adhesive Applied	3.21	
07 22 16 00-0021 SF 2" Thick, R7.4, Basalt Mineral Wool, Roof Board Insulation, Cold Adhesive Applied	4.38	
07 22 16 00-0022 SF 3" Thick, R11.1, Basalt Mineral Wool, Roof Board Insulation, Cold Adhesive Applied	5.75	

07 22 16 00-0023 Cold Adhesive Applied, Foam Glass (Cellular Glass), Roof Board Insulation (07 22 16 00-0002)

07 22 16 00-0024 SF 1-1/2" Thick, R5.16, Foam Glass (Cellular Glass), Roof Board Insulation, Cold Adhesive Applied	6.13	
07 22 16 00-0025 SF 2" Thick, R6.88, Foam Glass (Cellular Glass), Roof Board Insulation, Cold Adhesive Applied	7.27	
07 22 16 00-0026 SF 2-3/4" Thick, R8.17, Foam Glass (Cellular Glass), Roof Board Insulation, Cold Adhesive Applied	9.52	
07 22 16 00-0027 SF 3-1/2" Thick, R12.04, Foam Glass (Cellular Glass), Roof Board Insulation, Cold Adhesive Applied.....	12.01	

07 22 16 00-0028 Cold Adhesive Applied, Molded Expanded Polystyrene, Roof Board Insulation (07 22 16 00-0002)

07 22 16 00-0029 SF 3/8" Thick, R1.44, Molded Expanded Polystyrene, Roof Board Insulation (MEPS), Cold Adhesive Applied	2.07	
<i>For Loose-Laid, Deduct</i>	-1.13	
07 22 16 00-0030 SF 1/2" Thick, R1.93, Molded Expanded Polystyrene, Roof Board Insulation (MEPS), Cold Adhesive Applied	2.16	
<i>For Loose-Laid, Deduct</i>	-1.13	
07 22 16 00-0031 SF 3/4" Thick, R2.89, Molded Expanded Polystyrene, Roof Board Insulation (MEPS), Cold Adhesive Applied	2.43	
<i>For Loose-Laid, Deduct</i>	-1.13	
07 22 16 00-0032 SF 1" Thick, R3.85, Molded Expanded Polystyrene, Roof Board Insulation (MEPS), Cold Adhesive Applied	2.71	
<i>For Loose-Laid, Deduct</i>	-1.14	
07 22 16 00-0033 SF 2" Thick, R7.70, Molded Expanded Polystyrene, Roof Board Insulation (MEPS), Cold Adhesive Applied	3.80	
<i>For Loose-Laid, Deduct</i>	-1.15	
07 22 16 00-0034 SF 3" Thick, R11.55, Molded Expanded Polystyrene, Roof Board Insulation (MEPS), Cold Adhesive Applied	4.90	
<i>For Loose-Laid, Deduct</i>	-1.16	
07 22 16 00-0035 SF 4" Thick, R15.40, Molded Expanded Polystyrene, Roof Board Insulation (MEPS), Cold Adhesive Applied	6.00	
<i>For Loose-Laid, Deduct</i>	-1.17	
07 22 16 00-0036 SF 5" Thick, R19.25, Molded Expanded Polystyrene, Roof Board Insulation (MEPS), Cold Adhesive Applied	7.09	
<i>For Loose-Laid, Deduct</i>	-1.18	
07 22 16 00-0037 SF 6" Thick, R23.1, Molded Expanded Polystyrene, Roof Board Insulation (MEPS), Cold Adhesive Applied	8.19	
<i>For Loose-Laid, Deduct</i>	-1.20	

07 22 16 00-0038 Cold Adhesive Applied, Extruded Polystyrene, Roof Board Insulation (07 22 16 00-0002)
 Note: 15 PSI compressive strength.

07 Thermal And Moisture Protection

07 20 Thermal Protection

07 22 Roof and Deck Insulation



MINOR	CSI	UOM	DESCRIPTION	TOTAL DIRECT UNIT COST	DEMOLITION UNIT COST
07 22 16 00-0039	SF	3/4"	Thick, R3.7, Extruded Polystyrene, Roof Board Insulation, Cold Adhesive Applied	2.99	
			<i>For Loose-Laid, Deduct</i>	-1.14	
			<i>For 25 PSI Compressive Strength, Add</i>	0.32	
			<i>For 40 PSI Compressive Strength, Add</i>	0.76	
			<i>For 60 PSI Compressive Strength, Add</i>	1.21	
			<i>For 115 PSI Compressive Strength, Add</i>	5.26	
07 22 16 00-0040	SF	1"	Thick, R5.0, Extruded Polystyrene, Roof Board Insulation, Cold Adhesive Applied	3.11	
			<i>For Loose-Laid, Deduct</i>	-1.14	
			<i>For 25 PSI Compressive Strength, Add</i>	0.34	
			<i>For 40 PSI Compressive Strength, Add</i>	0.81	
			<i>For 60 PSI Compressive Strength, Add</i>	1.28	
			<i>For 115 PSI Compressive Strength, Add</i>	5.57	
07 22 16 00-0041	SF	1-1/2"	Thick, R7.5, Extruded Polystyrene, Roof Board Insulation, Cold Adhesive Applied	3.90	
			<i>For Loose-Laid, Deduct</i>	-1.14	
			<i>For 25 PSI Compressive Strength, Add</i>	0.47	
			<i>For 40 PSI Compressive Strength, Add</i>	1.11	
			<i>For 60 PSI Compressive Strength, Add</i>	1.74	
			<i>For 100 PSI Compressive Strength, Add</i>	2.24	
			<i>For 115 PSI Compressive Strength, Add</i>	7.60	
07 22 16 00-0042	SF	2"	Thick, R10.0, Extruded Polystyrene, Roof Board Insulation, Cold Adhesive Applied	4.60	
			<i>For Loose-Laid, Deduct</i>	-1.16	
			<i>For 25 PSI Compressive Strength, Add</i>	0.57	
			<i>For 40 PSI Compressive Strength, Add</i>	1.36	
			<i>For 60 PSI Compressive Strength, Add</i>	2.13	
			<i>For 115 PSI Compressive Strength, Add</i>	9.33	
07 22 16 00-0043	SF	2-1/2"	Thick, R12.5, Extruded Polystyrene, Roof Board Insulation, Cold Adhesive Applied	5.42	
			<i>For Loose-Laid, Deduct</i>	-1.16	
			<i>For 25 PSI Compressive Strength, Add</i>	0.71	
			<i>For 40 PSI Compressive Strength, Add</i>	1.68	
			<i>For 60 PSI Compressive Strength, Add</i>	2.61	
			<i>For 100 PSI Compressive Strength, Add</i>	3.36	
			<i>For 115 PSI Compressive Strength, Add</i>	11.43	
07 22 16 00-0044	SF	3"	Thick, R15.0, Extruded Polystyrene, Roof Board Insulation, Cold Adhesive Applied	6.09	
			<i>For Loose-Laid, Deduct</i>	-1.17	
			<i>For 25 PSI Compressive Strength, Add</i>	0.81	
			<i>For 40 PSI Compressive Strength, Add</i>	1.92	
			<i>For 60 PSI Compressive Strength, Add</i>	2.99	
			<i>For 115 PSI Compressive Strength, Add</i>	13.11	
07 22 16 00-0045	SF	4"	Thick, R20.0, Extruded Polystyrene, Roof Board Insulation, Cold Adhesive Applied	6.86	
			<i>For Loose-Laid, Deduct</i>	-1.18	
			<i>For 25 PSI Compressive Strength, Add</i>	0.93	
			<i>For 40 PSI Compressive Strength, Add</i>	2.20	
			<i>For 60 PSI Compressive Strength, Add</i>	3.42	
			<i>For 115 PSI Compressive Strength, Add</i>	15.01	
07 22 16 00-0046			Cold Adhesive Applied, Polyisocyanurate Board Roofing Insulation <small>(07 22 16 00-0002)</small>		
07 22 16 00-0047	SF	3/4"	Thick, R4.3, Polyisocyanurate, Roof Board Insulation, Cold Adhesive Applied	2.67	
			<i>For Loose-Laid, Deduct</i>	-1.14	
			<i>For Foil Facer, Add</i>	0.36	
			<i>For 25 PSI Compressive Strength, Add</i>	0.17	
07 22 16 00-0048	SF	1"	Thick, R5.7, Polyisocyanurate, Roof Board Insulation, Cold Adhesive Applied	2.77	
			<i>For Loose-Laid, Deduct</i>	-1.14	
			<i>For Foil Facer, Add</i>	0.36	
			<i>For 25 PSI Compressive Strength, Add</i>	0.18	
07 22 16 00-0049	SF	1-1/2"	Thick, R8.6, Polyisocyanurate, Roof Board Insulation, Cold Adhesive Applied	2.93	
			<i>For Loose-Laid, Deduct</i>	-1.15	
			<i>For Foil Facer, Add</i>	0.36	
			<i>For 25 PSI Compressive Strength, Add</i>	0.19	
07 22 16 00-0050	SF	2"	Thick, R11.4, Polyisocyanurate, Roof Board Insulation, Cold Adhesive Applied	3.37	
			<i>For Loose-Laid, Deduct</i>	-1.16	
			<i>For Foil Facer, Add</i>	0.36	
			<i>For 25 PSI Compressive Strength, Add</i>	0.24	
07 22 16 00-0051	SF	2-1/2"	Thick, R14.4, Polyisocyanurate, Roof Board Insulation, Cold Adhesive Applied	3.81	
			<i>For Loose-Laid, Deduct</i>	-1.16	
			<i>For Foil Facer, Add</i>	0.36	
			<i>For 25 PSI Compressive Strength, Add</i>	0.28	
07 22 16 00-0052	SF	3"	Thick, R17.4, Polyisocyanurate, Roof Board Insulation, Cold Adhesive Applied	4.24	
			<i>For Loose-Laid, Deduct</i>	-1.17	
			<i>For Foil Facer, Add</i>	0.36	
			<i>For 25 PSI Compressive Strength, Add</i>	0.32	
07 22 16 00-0053	SF	3-1/2"	Thick, R20.5, Polyisocyanurate, Roof Board Insulation, Cold Adhesive Applied	4.71	
			<i>For Loose-Laid, Deduct</i>	-1.17	
			<i>For Foil Facer, Add</i>	0.36	
			<i>For 25 PSI Compressive Strength, Add</i>	0.37	
07 22 16 00-0054	SF	4"	Thick, R23.6, Polyisocyanurate, Roof Board Insulation, Cold Adhesive Applied	5.14	
			<i>For Loose-Laid, Deduct</i>	-1.18	
			<i>For Foil Facer, Add</i>	0.36	
			<i>For 25 PSI Compressive Strength, Add</i>	0.41	
07 22 16 00-0055			Cold Adhesive Applied, High-Density Polyisocyanurate Cover Board And Roofing Insulation <small>(07 22 16 00-0002)</small>		
07 22 16 00-0056	SF	1/2"	Thick, R2.5, High-Density Polyisocyanurate Cover Board And Roofing Insulation, Cold Adhesive Applied	3.01	



	MINOR	CSI	UOM	DESCRIPTION	TOTAL DIRECT UNIT COST	DEMOLITION UNIT COST
07 22 16 00-0057				Cold Adhesive Applied, Gypsum-Fiber, Roof Board Insulation (USG Securock) <small>(07 22 16 00-0002)</small>		
	07 22 16 00-0058	SF		1/4" Thick, R0.2, Gypsum-Fiber, Roof Board Insulation (USG Securock Gypsum), Cold Adhesive Applied	2.84	
	07 22 16 00-0059	SF		3/8" Thick, R0.3, Gypsum-Fiber, Roof Board Insulation (USG Securock Gypsum), Cold Adhesive Applied	3.02	
	07 22 16 00-0060	SF		1/2" Thick, R0.5, Gypsum-Fiber, Roof Board Insulation (USG Securock Gypsum), Cold Adhesive Applied	3.14	
	07 22 16 00-0061	SF		5/8" Thick, R0.6, Gypsum-Fiber, Roof Board Insulation (USG Securock Gypsum), Cold Adhesive Applied	3.21	
07 22 16 00-0062				Cold Adhesive Applied, Glass-Mat, Roof Board Insulation (USG Securock) <small>(07 22 16 00-0002)</small>		
	07 22 16 00-0063	SF		1/4" Thick, R0.36, Glass-Mat, Roof Board Insulation (USG Securock Glass-Mat), Cold Adhesive Applied	2.78	
	07 22 16 00-0064	SF		1/2" Thick, R0.53, Glass-Mat, Roof Board Insulation (USG Securock Glass-Mat), Cold Adhesive Applied	3.05	
	07 22 16 00-0065	SF		5/8" Thick, R0.54, Glass-Mat, Roof Board Insulation (USG Securock Glass-Mat), Cold Adhesive Applied	3.11	
07 22 16 00-0066				Cold Adhesive Applied, Polyisocyanurate And Oriented Strand Board, Nailbase Roof Board Insulation <small>(07 22 16 00-0002)</small>		
	Note: Includes a polyisocyanurate foam core bonded to a 7/16" oriented strand board (OSB) facer.					
	07 22 16 00-0067	SF		1.5" Thick, R6.2, Polyisocyanurate And Oriented Strand Board, Nailbase Roof Board Insulation, Cold Adhesive Applied	4.89	
	07 22 16 00-0068	SF		2" Thick, R9.1, Polyisocyanurate And Oriented Strand Board, Nailbase Roof Board Insulation, Cold Adhesive Applied	5.13	
	07 22 16 00-0069	SF		2.5" Thick, R12.0, Polyisocyanurate And Oriented Strand Board, Nailbase Roof Board Insulation, Cold Adhesive Applied	5.48	
	07 22 16 00-0070	SF		3" Thick, R15.0, Polyisocyanurate And Oriented Strand Board, Nailbase Roof Board Insulation, Cold Adhesive Applied	5.69	
	07 22 16 00-0071	SF		3.5" Thick, R18.0, Polyisocyanurate And Oriented Strand Board, Nailbase Roof Board Insulation, Cold Adhesive Applied	6.19	
	07 22 16 00-0072	SF		4" Thick, R21.1, Polyisocyanurate And Oriented Strand Board, Nailbase Roof Board Insulation, Cold Adhesive Applied	6.41	
	07 22 16 00-0073	SF		4.5" Thick, R24.2, Polyisocyanurate And Oriented Strand Board, Nailbase Roof Board Insulation, Cold Adhesive Applied	6.73	
07 22 16 00-0074				Cold Adhesive Applied, Polyisocyanurate And Oriented Strand Board With Air Vent Spacer Strips, Nailbase Roof Board Insulation <small>(07 22 16 00-0002)</small>		
	Note: Includes a polyisocyanurate foam core bonded to a 7/16" oriented strand board (OSB) facer.					
	07 22 16 00-0075	SF		2.5" Thick, R5.7, Polyisocyanurate And Oriented Strand Board With Air Vent Spacer Strips, Nailbase Roof Board Insulation, Cold Adhesive Applied	4.93	
	07 22 16 00-0076	SF		3" Thick, R8.6, Polyisocyanurate And Oriented Strand Board With Air Vent Spacer Strips, Nailbase Roof Board Insulation, Cold Adhesive Applied	5.38	
	07 22 16 00-0077	SF		3.5" Thick, R11.4, Polyisocyanurate And Oriented Strand Board With Air Vent Spacer Strips, Nailbase Roof Board Insulation, Cold Adhesive Applied	5.91	
	07 22 16 00-0078	SF		4" Thick, R14.4, Polyisocyanurate And Oriented Strand Board With Air Vent Spacer Strips, Nailbase Roof Board Insulation, Cold Adhesive Applied	6.25	
	07 22 16 00-0079	SF		4.5" Thick, R17.4, Polyisocyanurate And Oriented Strand Board With Air Vent Spacer Strips, Nailbase Roof Board Insulation, Cold Adhesive Applied	6.70	
	07 22 16 00-0080	SF		5" Thick, R20.5, Polyisocyanurate And Oriented Strand Board With Air Vent Spacer Strips, Nailbase Roof Board Insulation, Cold Adhesive Applied	7.18	
	07 22 16 00-0081	SF		5.5" Thick, R23.6, Polyisocyanurate And Oriented Strand Board With Air Vent Spacer Strips, Nailbase Roof Board Insulation, Cold Adhesive Applied	8.03	
07 22 16 00-0082				Hot-Mopped Rigid Board Roofing Insulation <small>(07 22 16 00-0001)</small>		
07 22 16 00-0083				Hot-Mopped, High-Density Fiberboard, Roof Board Insulation <small>(07 22 16 00-0082)</small>		
	07 22 16 00-0084	SF		1/2" Thick, R1.3, High-Density Fiberboard, Roof Board Insulation, Hot-Mopped	2.05	
	07 22 16 00-0085	SF		25/32" Thick, R1.9, High-Density Fiberboard, Roof Board Insulation, Hot-Mopped	2.46	
	07 22 16 00-0086	SF		1" Thick, R2.5, High-Density Fiberboard, Roof Board Insulation, Hot-Mopped	2.88	
	07 22 16 00-0087	SF		1-1/2" Thick, R3.8, High-Density Fiberboard, Roof Board Insulation, Hot-Mopped	3.62	
	07 22 16 00-0088	SF		2" Thick, R5, High-Density Fiberboard, Roof Board Insulation, Hot-Mopped	4.38	
07 22 16 00-0089				Hot-Mopped, Wood Fiber (Cellulosic-Fiber), Roof Board Insulation <small>(07 22 16 00-0082)</small>		
	07 22 16 00-0090	SF		1/2" Thick, R1.3, Wood Fiber (Cellulosic-Fiber), Roof Board Insulation, Hot-Mopped	2.23	
	07 22 16 00-0091	SF		1" Thick, R2.6, Wood Fiber (Cellulosic-Fiber), Roof Board Insulation, Hot-Mopped	2.75	
07 22 16 00-0092				Hot-Mopped, Perlite, Roof Board Insulation <small>(07 22 16 00-0082)</small>		
	07 22 16 00-0093	SF		1/2" Thick, R1.32, Perlite, Roof Board Insulation, Hot-Mopped	1.99	
	07 22 16 00-0094	SF		3/4" Thick, R2.08, Perlite, Roof Board Insulation, Hot-Mopped	2.23	
	07 22 16 00-0095	SF		1" Thick, R2.78, Perlite, Roof Board Insulation, Hot-Mopped	2.54	
	07 22 16 00-0096	SF		1-1/2" Thick, R4.17, Perlite, Roof Board Insulation, Hot-Mopped	3.26	
	07 22 16 00-0097	SF		2" Thick, R5.56, Perlite, Roof Board Insulation, Hot-Mopped	3.73	
07 22 16 00-0098				Hot-Mopped, Basalt Mineral Wool, Roof Board Insulation <small>(07 22 16 00-0082)</small>		
	07 22 16 00-0099	SF		1" Thick, R3.5, Basalt Mineral Wool, Roof Board Insulation, Hot-Mopped	2.94	
	07 22 16 00-0100	SF		2" Thick, R7.4, Basalt Mineral Wool, Roof Board Insulation, Hot-Mopped	4.09	
	07 22 16 00-0101	SF		3" Thick, R11.1, Basalt Mineral Wool, Roof Board Insulation, Hot-Mopped	5.50	

07 Thermal And Moisture Protection**07 20 Thermal Protection****07 22 Roof and Deck Insulation**

SAN BERNARDINO
COUNTY

MINOR
CSI UOM DESCRIPTION

TOTAL DIRECT DEMOLITION
UNIT COST UNIT COST

07 22 16 00-0102	Hot-Mopped, Foam Glass (Cellular Glass), Roof Board Insulation (07 22 16 00-0082)		
07 22 16 00-0103	SF	1-1/2" Thick, R5.16, Foam Glass (Cellular Glass), Roof Board Insulation, Hot-Mopped	5.86
07 22 16 00-0104	SF	2" Thick, R6.88, Foam Glass (Cellular Glass), Roof Board Insulation, Hot-Mopped	6.99
07 22 16 00-0105	SF	2-3/4" Thick, R8.17, Foam Glass (Cellular Glass), Roof Board Insulation, Hot-Mopped	9.26
07 22 16 00-0106	SF	3-1/2" Thick, R12.04, Foam Glass (Cellular Glass), Roof Board Insulation, Hot-Mopped	11.75

07 22 16 00-0107	Hot-Mopped, Molded Expanded Polystyrene, Roof Board Insulation (07 22 16 00-0082)		
07 22 16 00-0108	SF	3/8" Thick, R1.44, Molded Expanded Polystyrene, Roof Board Insulation (MEPS), Hot-Mopped	1.78
07 22 16 00-0109	SF	1/2" Thick, R1.93, Molded Expanded Polystyrene, Roof Board Insulation (MEPS), Hot-Mopped	1.87
07 22 16 00-0110	SF	3/4" Thick, R2.89, Molded Expanded Polystyrene, Roof Board Insulation (MEPS), Hot-Mopped	2.05
07 22 16 00-0111	SF	1" Thick, R3.85, Molded Expanded Polystyrene, Roof Board Insulation (MEPS), Hot-Mopped	2.41
07 22 16 00-0112	SF	2" Thick, R7.70, Molded Expanded Polystyrene, Roof Board Insulation (MEPS), Hot-Mopped	3.52
07 22 16 00-0113	SF	3" Thick, R11.55, Molded Expanded Polystyrene, Roof Board Insulation (MEPS), Hot-Mopped	4.63
07 22 16 00-0114	SF	4" Thick, R15.40, Molded Expanded Polystyrene, Roof Board Insulation (MEPS), Hot-Mopped	5.72
07 22 16 00-0115	SF	5" Thick, R19.25, Molded Expanded Polystyrene, Roof Board Insulation (MEPS), Hot-Mopped	6.82
07 22 16 00-0116	SF	6" Thick, R23.1, Molded Expanded Polystyrene, Roof Board Insulation (MEPS), Hot-Mopped	7.92

07 22 16 00-0117	Hot-Mopped, Extruded Polystyrene, Roof Board Insulation (07 22 16 00-0082)		
	Note: 15 PSI compressive strength.		
07 22 16 00-0118	SF	3/4" Thick, R3.7, Extruded Polystyrene, Roof Board Insulation, Hot-Mopped	2.70
		For 25 PSI Compressive Strength, Add	0.26
		For 40 PSI Compressive Strength, Add	0.62
		For 60 PSI Compressive Strength, Add	1.00
		For 115 PSI Compressive Strength, Add	4.30
07 22 16 00-0119	SF	1" Thick, R5.0, Extruded Polystyrene, Roof Board Insulation, Hot-Mopped	2.83
		For 25 PSI Compressive Strength, Add	0.28
		For 40 PSI Compressive Strength, Add	0.67
		For 60 PSI Compressive Strength, Add	1.07
		For 115 PSI Compressive Strength, Add	4.61
07 22 16 00-0120	SF	1-1/2" Thick, R7.5, Extruded Polystyrene, Roof Board Insulation, Hot-Mopped	3.62
		For 25 PSI Compressive Strength, Add	0.41
		For 40 PSI Compressive Strength, Add	0.97
		For 60 PSI Compressive Strength, Add	1.53
		For 100 PSI Compressive Strength, Add	1.96
		For 115 PSI Compressive Strength, Add	6.64
07 22 16 00-0121	SF	2" Thick, R10.0, Extruded Polystyrene, Roof Board Insulation, Hot-Mopped	4.44
		For 25 PSI Compressive Strength, Add	0.52
		For 40 PSI Compressive Strength, Add	1.22
		For 60 PSI Compressive Strength, Add	1.93
		For 115 PSI Compressive Strength, Add	8.40
07 22 16 00-0122	SF	2-1/2" Thick, R12.5, Extruded Polystyrene, Roof Board Insulation, Hot-Mopped	15.11
		For 25 PSI Compressive Strength, Add	0.65
		For 40 PSI Compressive Strength, Add	1.54
		For 60 PSI Compressive Strength, Add	2.90
		For 100 PSI Compressive Strength, Add	3.58
		For 115 PSI Compressive Strength, Add	11.49
07 22 16 00-0123	SF	3" Thick, R15.0, Extruded Polystyrene, Roof Board Insulation, Hot-Mopped	5.84
		For 25 PSI Compressive Strength, Add	0.75
		For 40 PSI Compressive Strength, Add	1.78
		For 60 PSI Compressive Strength, Add	2.78
		For 115 PSI Compressive Strength, Add	12.17
07 22 16 00-0124	SF	4" Thick, R20.0, Extruded Polystyrene, Roof Board Insulation, Hot-Mopped	6.59
		For 25 PSI Compressive Strength, Add	0.87
		For 40 PSI Compressive Strength, Add	2.06
		For 60 PSI Compressive Strength, Add	3.20
		For 115 PSI Compressive Strength, Add	14.05

07 22 16 00-0125	Hot-Mopped, Polyisocyanurate Board Roofing Insulation (07 22 16 00-0082)		
07 22 16 00-0126	SF	3/4" Thick, R4.3, Polyisocyanurate, Roof Board Insulation, Hot-Mopped	2.38
		For Foil Facer, Add	0.36
		For 25 PSI Compressive Strength, Add	0.13
07 22 16 00-0127	SF	1" Thick, R5.7, Polyisocyanurate, Roof Board Insulation, Hot-Mopped	2.49
		For Foil Facer, Add	0.36
		For 25 PSI Compressive Strength, Add	0.14
07 22 16 00-0128	SF	1-1/2" Thick, R8.6, Polyisocyanurate, Roof Board Insulation, Hot-Mopped	2.65
		For Foil Facer, Add	0.36
		For 25 PSI Compressive Strength, Add	0.16
07 22 16 00-0129	SF	2" Thick, R11.4, Polyisocyanurate, Roof Board Insulation, Hot-Mopped	3.08
		For Foil Facer, Add	0.36
		For 25 PSI Compressive Strength, Add	0.20
07 22 16 00-0130	SF	2-1/2" Thick, R14.4, Polyisocyanurate, Roof Board Insulation, Hot-Mopped	3.54
		For Foil Facer, Add	0.36
		For 25 PSI Compressive Strength, Add	0.24
07 22 16 00-0131	SF	3" Thick, R17.4, Polyisocyanurate, Roof Board Insulation, Hot-Mopped	3.98
		For Foil Facer, Add	0.36
		For 25 PSI Compressive Strength, Add	0.28



MINOR CSI UOM DESCRIPTION	TOTAL DIRECT UNIT COST	DEMOLITION UNIT COST
07 22 16 00-0132 SF 3-1/2" Thick, R20.5, Polyisocyanurate, Roof Board Insulation, Hot-Mopped.....	4.34	
<i>For Foil Facer, Add</i>	0.36	
<i>For 25 PSI Compressive Strength, Add</i>	0.33	
07 22 16 00-0133 SF 4" Thick, R23.6, Polyisocyanurate, Roof Board Insulation, Hot-Mopped.....	4.87	
<i>For Foil Facer, Add</i>	0.36	
<i>For 25 PSI Compressive Strength, Add</i>	0.37	
07 22 16 00-0134 Hot-Mopped, Gypsum-Fiber, Roof Board Insulation (USG Securock) (07 22 16 00-0082)		
07 22 16 00-0135 SF 1/4" Thick, R0.2, Gypsum-Fiber, Roof Board Insulation (USG Securock Gypsum), Hot-Mopped.....	2.58	
07 22 16 00-0136 SF 3/8" Thick, R0.3, Gypsum-Fiber, Roof Board Insulation (USG Securock Gypsum), Hot-Mopped.....	2.76	
07 22 16 00-0137 SF 1/2" Thick, R0.5, Gypsum-Fiber, Roof Board Insulation (USG Securock Gypsum), Hot-Mopped.....	2.88	
07 22 16 00-0138 SF 5/8" Thick, R0.6, Gypsum-Fiber, Roof Board Insulation (USG Securock Gypsum), Hot-Mopped.....	2.95	
07 22 16 00-0139 Hot-Mopped, Glass-Mat, Roof Board Insulation (USG Securock) (07 22 16 00-0082)		
07 22 16 00-0140 SF 1/4" Thick, R0.36, Glass-Mat, Roof Board Insulation (USG Securock Glass-Mat), Hot-Mopped.....	2.52	
07 22 16 00-0141 SF 1/2" Thick, R0.53, Glass-Mat, Roof Board Insulation (USG Securock Glass-Mat), Hot-Mopped.....	2.79	
07 22 16 00-0142 SF 5/8" Thick, R0.54, Glass-Mat, Roof Board Insulation (USG Securock Glass-Mat), Hot-Mopped.....	2.86	
07 22 16 00-0143 Mechanically Fastened Rigid Board Roofing Insulation (07 22 16 00-0001)		
Note: Mechanically fastened to wood or steel.		
07 22 16 00-0144 Mechanically Fastened, High-Density Fiberboard, Roof Board Insulation (07 22 16 00-0143)		
Note: Mechanically fastened to wood or steel.		
07 22 16 00-0145 SF 1/2" Thick, R1.3, High-Density Fiberboard, Roof Board Insulation, Mechanically Fastened.....	1.97	
<i>For Mechanically Fastened To Concrete, Add</i>	1.37	
<i>For Mechanically Fastened To Gypsum, Add</i>	1.72	
<i>For Mechanically Fastened To Wood Or Steel, >90 To 120 MPH Wind, Add</i>	0.54	
<i>For Mechanically Fastened To Concrete, >90 To 120 MPH Wind, Add</i>	2.06	
<i>For Mechanically Fastened To Gypsum, >90 To 120 MPH Wind, Add</i>	2.05	
<i>For Mechanically Fastened To Wood Or Steel, >120 To 135 MPH Wind, Add</i>	0.81	
<i>For Mechanically Fastened To Concrete, >120 To 135 MPH Wind, Add</i>	2.91	
<i>For Mechanically Fastened To Gypsum, >120 To 135 MPH Wind, Add</i>	3.09	
07 22 16 00-0146 SF 25/32" Thick, R1.9, High-Density Fiberboard, Roof Board Insulation, Mechanically Fastened.....	2.40	
<i>For Mechanically Fastened To Concrete, Add</i>	1.37	
<i>For Mechanically Fastened To Gypsum, Add</i>	1.72	
<i>For Mechanically Fastened To Wood Or Steel, >90 To 120 MPH Wind, Add</i>	0.54	
<i>For Mechanically Fastened To Concrete, >90 To 120 MPH Wind, Add</i>	2.09	
<i>For Mechanically Fastened To Gypsum, >90 To 120 MPH Wind, Add</i>	2.05	
<i>For Mechanically Fastened To Wood Or Steel, >120 To 135 MPH Wind, Add</i>	0.81	
<i>For Mechanically Fastened To Concrete, >120 To 135 MPH Wind, Add</i>	2.94	
<i>For Mechanically Fastened To Gypsum, >120 To 135 MPH Wind, Add</i>	3.09	
07 22 16 00-0147 SF 1" Thick, R2.5, High-Density Fiberboard, Roof Board Insulation, Mechanically Fastened.....	2.81	
<i>For Mechanically Fastened To Concrete, Add</i>	1.37	
<i>For Mechanically Fastened To Gypsum, Add</i>	1.72	
<i>For Mechanically Fastened To Wood Or Steel, >90 To 120 MPH Wind, Add</i>	0.54	
<i>For Mechanically Fastened To Concrete, >90 To 120 MPH Wind, Add</i>	2.11	
<i>For Mechanically Fastened To Gypsum, >90 To 120 MPH Wind, Add</i>	2.05	
<i>For Mechanically Fastened To Wood Or Steel, >120 To 135 MPH Wind, Add</i>	0.81	
<i>For Mechanically Fastened To Concrete, >120 To 135 MPH Wind, Add</i>	2.96	
<i>For Mechanically Fastened To Gypsum, >120 To 135 MPH Wind, Add</i>	3.09	
07 22 16 00-0148 SF 1-1/2" Thick, R3.8, High-Density Fiberboard, Roof Board Insulation, Mechanically Fastened.....	3.60	
<i>For Mechanically Fastened To Concrete, Add</i>	1.41	
<i>For Mechanically Fastened To Gypsum, Add</i>	1.72	
<i>For Mechanically Fastened To Wood Or Steel, >90 To 120 MPH Wind, Add</i>	0.68	
<i>For Mechanically Fastened To Concrete, >90 To 120 MPH Wind, Add</i>	1.81	
<i>For Mechanically Fastened To Gypsum, >90 To 120 MPH Wind, Add</i>	2.05	
<i>For Mechanically Fastened To Wood Or Steel, >120 To 135 MPH Wind, Add</i>	1.00	
<i>For Mechanically Fastened To Concrete, >120 To 135 MPH Wind, Add</i>	2.72	
<i>For Mechanically Fastened To Gypsum, >120 To 135 MPH Wind, Add</i>	3.09	
07 22 16 00-0149 SF 2" Thick, R5, High-Density Fiberboard, Roof Board Insulation, Mechanically Fastened.....	4.34	
<i>For Mechanically Fastened To Concrete, Add</i>	1.41	
<i>For Mechanically Fastened To Gypsum, Add</i>	1.68	
<i>For Mechanically Fastened To Wood Or Steel, >90 To 120 MPH Wind, Add</i>	0.68	
<i>For Mechanically Fastened To Concrete, >90 To 120 MPH Wind, Add</i>	1.81	
<i>For Mechanically Fastened To Gypsum, >90 To 120 MPH Wind, Add</i>	2.07	
<i>For Mechanically Fastened To Wood Or Steel, >120 To 135 MPH Wind, Add</i>	1.00	
<i>For Mechanically Fastened To Concrete, >120 To 135 MPH Wind, Add</i>	2.72	
<i>For Mechanically Fastened To Gypsum, >120 To 135 MPH Wind, Add</i>	3.12	
07 22 16 00-0150 Mechanically Fastened, Wood Fiber (Cellulosic-Fiber), Roof Board Insulation (07 22 16 00-0143)		
Note: Mechanically fastened to wood or steel.		

07 Thermal And Moisture Protection**07 20 Thermal Protection****07 22 Roof and Deck Insulation**

SAN BERNARDINO
COUNTY

MINOR
CSI UOM DESCRIPTION

TOTAL DIRECT DEMOLITION
UNIT COST UNIT COST

07 22 16 00-0151	SF 1/2" Thick, R1.3, Wood Fiber (Cellulosic-Fiber), Roof Board Insulation, Mechanically Fastened	2.16
	<i>For Mechanically Fastened To Concrete, Add</i>	1.37
	<i>For Mechanically Fastened To Gypsum, Add</i>	1.72
	<i>For Mechanically Fastened To Wood Or Steel, >90 To 120 MPH Wind, Add</i>	0.54
	<i>For Mechanically Fastened To Concrete, >90 To 120 MPH Wind, Add</i>	2.11
	<i>For Mechanically Fastened To Gypsum, >90 To 120 MPH Wind, Add</i>	2.05
	<i>For Mechanically Fastened To Wood Or Steel, >120 To 135 MPH Wind, Add</i>	0.81
	<i>For Mechanically Fastened To Concrete, >120 To 135 MPH Wind, Add</i>	2.96
	<i>For Mechanically Fastened To Gypsum, >120 To 135 MPH Wind, Add</i>	3.09
07 22 16 00-0152	SF 1" Thick, R2.6, Wood Fiber (Cellulosic-Fiber), Roof Board Insulation, Mechanically Fastened	2.67
	<i>For Mechanically Fastened To Concrete, Add</i>	1.37
	<i>For Mechanically Fastened To Gypsum, Add</i>	1.72
	<i>For Mechanically Fastened To Wood Or Steel, >90 To 120 MPH Wind, Add</i>	0.54
	<i>For Mechanically Fastened To Concrete, >90 To 120 MPH Wind, Add</i>	2.11
	<i>For Mechanically Fastened To Gypsum, >90 To 120 MPH Wind, Add</i>	2.05
	<i>For Mechanically Fastened To Wood Or Steel, >120 To 135 MPH Wind, Add</i>	0.81
	<i>For Mechanically Fastened To Concrete, >120 To 135 MPH Wind, Add</i>	2.96
	<i>For Mechanically Fastened To Gypsum, >120 To 135 MPH Wind, Add</i>	3.09

07 22 16 00-0153 Mechanically Fastened, Perlite, Roof Board Insulation (07 22 16 00-0143)

Note: Mechanically fastened to wood or steel.

07 22 16 00-0154	SF 1/2" Thick, R1.32, Perlite, Roof Board Insulation, Mechanically Fastened	1.94
	<i>For Mechanically Fastened To Concrete, Add</i>	1.37
	<i>For Mechanically Fastened To Gypsum, Add</i>	1.72
	<i>For Mechanically Fastened To Wood Or Steel, >90 To 120 MPH Wind, Add</i>	0.54
	<i>For Mechanically Fastened To Concrete, >90 To 120 MPH Wind, Add</i>	2.02
	<i>For Mechanically Fastened To Gypsum, >90 To 120 MPH Wind, Add</i>	2.05
	<i>For Mechanically Fastened To Wood Or Steel, >120 To 135 MPH Wind, Add</i>	0.81
	<i>For Mechanically Fastened To Concrete, >120 To 135 MPH Wind, Add</i>	2.87
	<i>For Mechanically Fastened To Gypsum, >120 To 135 MPH Wind, Add</i>	3.09
07 22 16 00-0155	SF 3/4" Thick, R2.08, Perlite, Roof Board Insulation, Mechanically Fastened	2.19
	<i>For Mechanically Fastened To Concrete, Add</i>	1.37
	<i>For Mechanically Fastened To Gypsum, Add</i>	1.72
	<i>For Mechanically Fastened To Wood Or Steel, >90 To 120 MPH Wind, Add</i>	0.54
	<i>For Mechanically Fastened To Concrete, >90 To 120 MPH Wind, Add</i>	2.02
	<i>For Mechanically Fastened To Gypsum, >90 To 120 MPH Wind, Add</i>	2.05
	<i>For Mechanically Fastened To Wood Or Steel, >120 To 135 MPH Wind, Add</i>	0.81
	<i>For Mechanically Fastened To Concrete, >120 To 135 MPH Wind, Add</i>	2.87
	<i>For Mechanically Fastened To Gypsum, >120 To 135 MPH Wind, Add</i>	3.09
07 22 16 00-0156	SF 1" Thick, R2.78, Perlite, Roof Board Insulation, Mechanically Fastened	2.49
	<i>For Mechanically Fastened To Concrete, Add</i>	1.37
	<i>For Mechanically Fastened To Gypsum, Add</i>	1.72
	<i>For Mechanically Fastened To Wood Or Steel, >90 To 120 MPH Wind, Add</i>	0.54
	<i>For Mechanically Fastened To Concrete, >90 To 120 MPH Wind, Add</i>	2.02
	<i>For Mechanically Fastened To Gypsum, >90 To 120 MPH Wind, Add</i>	2.05
	<i>For Mechanically Fastened To Wood Or Steel, >120 To 135 MPH Wind, Add</i>	0.81
	<i>For Mechanically Fastened To Concrete, >120 To 135 MPH Wind, Add</i>	2.87
	<i>For Mechanically Fastened To Gypsum, >120 To 135 MPH Wind, Add</i>	3.09
07 22 16 00-0157	SF 1-1/2" Thick, R4.17, Perlite, Roof Board Insulation, Mechanically Fastened	3.27
	<i>For Mechanically Fastened To Concrete, Add</i>	1.41
	<i>For Mechanically Fastened To Gypsum, Add</i>	1.72
	<i>For Mechanically Fastened To Wood Or Steel, >90 To 120 MPH Wind, Add</i>	0.68
	<i>For Mechanically Fastened To Concrete, >90 To 120 MPH Wind, Add</i>	1.81
	<i>For Mechanically Fastened To Gypsum, >90 To 120 MPH Wind, Add</i>	2.05
	<i>For Mechanically Fastened To Wood Or Steel, >120 To 135 MPH Wind, Add</i>	1.00
	<i>For Mechanically Fastened To Concrete, >120 To 135 MPH Wind, Add</i>	2.72
	<i>For Mechanically Fastened To Gypsum, >120 To 135 MPH Wind, Add</i>	3.09
07 22 16 00-0158	SF 2" Thick, R5.56, Perlite, Roof Board Insulation, Mechanically Fastened	3.75
	<i>For Mechanically Fastened To Concrete, Add</i>	1.41
	<i>For Mechanically Fastened To Gypsum, Add</i>	1.68
	<i>For Mechanically Fastened To Wood Or Steel, >90 To 120 MPH Wind, Add</i>	0.68
	<i>For Mechanically Fastened To Concrete, >90 To 120 MPH Wind, Add</i>	1.81
	<i>For Mechanically Fastened To Gypsum, >90 To 120 MPH Wind, Add</i>	2.07
	<i>For Mechanically Fastened To Wood Or Steel, >120 To 135 MPH Wind, Add</i>	1.00
	<i>For Mechanically Fastened To Concrete, >120 To 135 MPH Wind, Add</i>	2.72
	<i>For Mechanically Fastened To Gypsum, >120 To 135 MPH Wind, Add</i>	3.12

07 22 16 00-0159 Mechanically Fastened, Basalt Mineral Wool, Roof Board Insulation (07 22 16 00-0143)

Note: Mechanically fastened to wood or steel.

07 22 16 00-0160	SF 1" Thick, R3.5, Basalt Mineral Wool, Roof Board Insulation, Mechanically Fastened	2.88
	<i>For Mechanically Fastened To Concrete, Add</i>	1.37
	<i>For Mechanically Fastened To Gypsum, Add</i>	1.72
	<i>For Mechanically Fastened To Wood Or Steel, >90 To 120 MPH Wind, Add</i>	0.54
	<i>For Mechanically Fastened To Concrete, >90 To 120 MPH Wind, Add</i>	2.02
	<i>For Mechanically Fastened To Gypsum, >90 To 120 MPH Wind, Add</i>	2.05
	<i>For Mechanically Fastened To Wood Or Steel, >120 To 135 MPH Wind, Add</i>	0.81
	<i>For Mechanically Fastened To Concrete, >120 To 135 MPH Wind, Add</i>	2.87
	<i>For Mechanically Fastened To Gypsum, >120 To 135 MPH Wind, Add</i>	3.09



MINOR	CSI	UOM	DESCRIPTION	TOTAL DIRECT UNIT COST	DEMOLITION UNIT COST
-------	-----	-----	-------------	------------------------	----------------------

07 22 16 00-0161	SF	2"	Thick, R7.4, Basalt Mineral Wool, Roof Board Insulation, Mechanically Fastened.....	4.11	
			<i>For Mechanically Fastened To Concrete, Add</i>	1.41	
			<i>For Mechanically Fastened To Gypsum, Add</i>	1.68	
			<i>For Mechanically Fastened To Wood Or Steel, >90 To 120 MPH Wind, Add</i>	0.68	
			<i>For Mechanically Fastened To Concrete, >90 To 120 MPH Wind, Add</i>	1.81	
			<i>For Mechanically Fastened To Gypsum, >90 To 120 MPH Wind, Add</i>	2.07	
			<i>For Mechanically Fastened To Wood Or Steel, >120 To 135 MPH Wind, Add</i>	1.00	
			<i>For Mechanically Fastened To Concrete, >120 To 135 MPH Wind, Add</i>	2.72	
			<i>For Mechanically Fastened To Gypsum, >120 To 135 MPH Wind, Add</i>	3.12	
07 22 16 00-0162	SF	3"	Thick, R11.1, Basalt Mineral Wool, Roof Board Insulation, Mechanically Fastened.....	5.55	
			<i>For Mechanically Fastened To Concrete, Add</i>	1.45	
			<i>For Mechanically Fastened To Gypsum, Add</i>	1.74	
			<i>For Mechanically Fastened To Wood Or Steel, >90 To 120 MPH Wind, Add</i>	0.77	
			<i>For Mechanically Fastened To Concrete, >90 To 120 MPH Wind, Add</i>	2.25	
			<i>For Mechanically Fastened To Gypsum, >90 To 120 MPH Wind, Add</i>	2.24	
			<i>For Mechanically Fastened To Wood Or Steel, >120 To 135 MPH Wind, Add</i>	1.15	
			<i>For Mechanically Fastened To Concrete, >120 To 135 MPH Wind, Add</i>	3.22	
			<i>For Mechanically Fastened To Gypsum, >120 To 135 MPH Wind, Add</i>	3.31	

07 22 16 00-0163 Mechanically Fastened, Foam Glass (Cellular Glass), Roof Board Insulation

(07 22 16 00-0143)
Note: Mechanically fastened to wood or steel.

07 22 16 00-0164	SF	1-1/2"	Thick, R5.16, Foam Glass (Cellular Glass), Roof Board Insulation, Mechanically Fastened	5.86	
			<i>For Mechanically Fastened To Concrete, Add</i>	1.41	
			<i>For Mechanically Fastened To Gypsum, Add</i>	1.72	
			<i>For Mechanically Fastened To Wood Or Steel, >90 To 120 MPH Wind, Add</i>	0.68	
			<i>For Mechanically Fastened To Concrete, >90 To 120 MPH Wind, Add</i>	1.81	
			<i>For Mechanically Fastened To Gypsum, >90 To 120 MPH Wind, Add</i>	2.05	
			<i>For Mechanically Fastened To Wood Or Steel, >120 To 135 MPH Wind, Add</i>	1.00	
			<i>For Mechanically Fastened To Concrete, >120 To 135 MPH Wind, Add</i>	2.72	
			<i>For Mechanically Fastened To Gypsum, >120 To 135 MPH Wind, Add</i>	3.09	
07 22 16 00-0165	SF	2"	Thick, R6.88, Foam Glass (Cellular Glass), Roof Board Insulation, Mechanically Fastened.....	7.00	
			<i>For Mechanically Fastened To Concrete, Add</i>	1.41	
			<i>For Mechanically Fastened To Gypsum, Add</i>	1.68	
			<i>For Mechanically Fastened To Wood Or Steel, >90 To 120 MPH Wind, Add</i>	0.68	
			<i>For Mechanically Fastened To Concrete, >90 To 120 MPH Wind, Add</i>	1.81	
			<i>For Mechanically Fastened To Gypsum, >90 To 120 MPH Wind, Add</i>	2.07	
			<i>For Mechanically Fastened To Wood Or Steel, >120 To 135 MPH Wind, Add</i>	1.00	
			<i>For Mechanically Fastened To Concrete, >120 To 135 MPH Wind, Add</i>	2.72	
			<i>For Mechanically Fastened To Gypsum, >120 To 135 MPH Wind, Add</i>	3.12	
07 22 16 00-0166	SF	2-3/4"	Thick, R8.17, Foam Glass (Cellular Glass), Roof Board Insulation, Mechanically Fastened	9.31	
			<i>For Mechanically Fastened To Concrete, Add</i>	1.45	
			<i>For Mechanically Fastened To Gypsum, Add</i>	1.74	
			<i>For Mechanically Fastened To Wood Or Steel, >90 To 120 MPH Wind, Add</i>	0.77	
			<i>For Mechanically Fastened To Concrete, >90 To 120 MPH Wind, Add</i>	2.25	
			<i>For Mechanically Fastened To Gypsum, >90 To 120 MPH Wind, Add</i>	2.24	
			<i>For Mechanically Fastened To Wood Or Steel, >120 To 135 MPH Wind, Add</i>	1.15	
			<i>For Mechanically Fastened To Concrete, >120 To 135 MPH Wind, Add</i>	3.22	
			<i>For Mechanically Fastened To Gypsum, >120 To 135 MPH Wind, Add</i>	3.31	
07 22 16 00-0167	SF	3-1/2"	Thick, R12.04, Foam Glass (Cellular Glass), Roof Board Insulation, Mechanically Fastened	11.90	
			<i>For Mechanically Fastened To Concrete, Add</i>	1.49	
			<i>For Mechanically Fastened To Gypsum, Add</i>	1.70	
			<i>For Mechanically Fastened To Wood Or Steel, >90 To 120 MPH Wind, Add</i>	0.90	
			<i>For Mechanically Fastened To Concrete, >90 To 120 MPH Wind, Add</i>	2.05	
			<i>For Mechanically Fastened To Gypsum, >90 To 120 MPH Wind, Add</i>	2.60	
			<i>For Mechanically Fastened To Wood Or Steel, >120 To 135 MPH Wind, Add</i>	1.35	
			<i>For Mechanically Fastened To Concrete, >120 To 135 MPH Wind, Add</i>	3.09	
			<i>For Mechanically Fastened To Gypsum, >120 To 135 MPH Wind, Add</i>	3.75	

07 22 16 00-0168 Mechanically Fastened, Molded Expanded Polystyrene, Roof Board Insulation

(07 22 16 00-0143)
Note: Mechanically fastened to wood or steel.

07 22 16 00-0169	SF	3/8"	Thick, R1.44, Molded Expanded Polystyrene, Roof Board Insulation (MEPS), Mechanically Fastened.....	1.74	
			<i>For Mechanically Fastened To Concrete, Add</i>	1.37	
			<i>For Mechanically Fastened To Gypsum, Add</i>	1.72	
			<i>For Mechanically Fastened To Wood Or Steel, >90 To 120 MPH Wind, Add</i>	0.54	
			<i>For Mechanically Fastened To Concrete, >90 To 120 MPH Wind, Add</i>	2.02	
			<i>For Mechanically Fastened To Gypsum, >90 To 120 MPH Wind, Add</i>	2.05	
			<i>For Mechanically Fastened To Wood Or Steel, >120 To 135 MPH Wind, Add</i>	0.81	
			<i>For Mechanically Fastened To Concrete, >120 To 135 MPH Wind, Add</i>	2.87	
			<i>For Mechanically Fastened To Gypsum, >120 To 135 MPH Wind, Add</i>	3.09	
07 22 16 00-0170	SF	1/2"	Thick, R1.93, Molded Expanded Polystyrene, Roof Board Insulation (MEPS), Mechanically Fastened.....	1.83	
			<i>For Mechanically Fastened To Concrete, Add</i>	1.37	
			<i>For Mechanically Fastened To Gypsum, Add</i>	1.72	
			<i>For Mechanically Fastened To Wood Or Steel, >90 To 120 MPH Wind, Add</i>	0.54	
			<i>For Mechanically Fastened To Concrete, >90 To 120 MPH Wind, Add</i>	2.02	
			<i>For Mechanically Fastened To Gypsum, >90 To 120 MPH Wind, Add</i>	2.05	
			<i>For Mechanically Fastened To Wood Or Steel, >120 To 135 MPH Wind, Add</i>	0.81	
			<i>For Mechanically Fastened To Concrete, >120 To 135 MPH Wind, Add</i>	2.87	
			<i>For Mechanically Fastened To Gypsum, >120 To 135 MPH Wind, Add</i>	3.09	

07 Thermal And Moisture Protection**07 20 Thermal Protection****07 22 Roof and Deck Insulation**

SAN BERNARDINO
COUNTY

MINOR
CSI UOM DESCRIPTION

TOTAL DIRECT DEMOLITION
UNIT COST UNIT COST

07 22 16 00-0171	SF 3/4" Thick, R2.89, Molded Expanded Polystyrene, Roof Board Insulation (MEPS), Mechanically Fastened.....	2.10	
	<i>For Mechanically Fastened To Concrete, Add</i>	1.37	
	<i>For Mechanically Fastened To Gypsum, Add</i>	1.72	
	<i>For Mechanically Fastened To Wood Or Steel, >90 To 120 MPH Wind, Add</i>	0.54	
	<i>For Mechanically Fastened To Concrete, >90 To 120 MPH Wind, Add</i>	2.02	
	<i>For Mechanically Fastened To Gypsum, >90 To 120 MPH Wind, Add</i>	2.05	
	<i>For Mechanically Fastened To Wood Or Steel, >120 To 135 MPH Wind, Add</i>	0.81	
	<i>For Mechanically Fastened To Concrete, >120 To 135 MPH Wind, Add</i>	2.87	
	<i>For Mechanically Fastened To Gypsum, >120 To 135 MPH Wind, Add</i>	3.09	
07 22 16 00-0172	SF 1" Thick, R3.85, Molded Expanded Polystyrene, Roof Board Insulation (MEPS), Mechanically Fastened.....	2.38	
	<i>For Mechanically Fastened To Concrete, Add</i>	1.37	
	<i>For Mechanically Fastened To Gypsum, Add</i>	1.72	
	<i>For Mechanically Fastened To Wood Or Steel, >90 To 120 MPH Wind, Add</i>	0.54	
	<i>For Mechanically Fastened To Concrete, >90 To 120 MPH Wind, Add</i>	2.02	
	<i>For Mechanically Fastened To Gypsum, >90 To 120 MPH Wind, Add</i>	2.05	
	<i>For Mechanically Fastened To Wood Or Steel, >120 To 135 MPH Wind, Add</i>	0.81	
	<i>For Mechanically Fastened To Concrete, >120 To 135 MPH Wind, Add</i>	2.87	
	<i>For Mechanically Fastened To Gypsum, >120 To 135 MPH Wind, Add</i>	3.09	
07 22 16 00-0173	SF 2" Thick, R7.70, Molded Expanded Polystyrene, Roof Board Insulation (MEPS), Mechanically Fastened.....	3.53	
	<i>For Mechanically Fastened To Concrete, Add</i>	1.41	
	<i>For Mechanically Fastened To Gypsum, Add</i>	1.68	
	<i>For Mechanically Fastened To Wood Or Steel, >90 To 120 MPH Wind, Add</i>	0.68	
	<i>For Mechanically Fastened To Concrete, >90 To 120 MPH Wind, Add</i>	1.81	
	<i>For Mechanically Fastened To Gypsum, >90 To 120 MPH Wind, Add</i>	2.07	
	<i>For Mechanically Fastened To Wood Or Steel, >120 To 135 MPH Wind, Add</i>	1.00	
	<i>For Mechanically Fastened To Concrete, >120 To 135 MPH Wind, Add</i>	2.72	
	<i>For Mechanically Fastened To Gypsum, >120 To 135 MPH Wind, Add</i>	3.12	
07 22 16 00-0174	SF 3" Thick, R11.55, Molded Expanded Polystyrene, Roof Board Insulation (MEPS), Mechanically Fastened.....	4.70	
	<i>For Mechanically Fastened To Concrete, Add</i>	1.45	
	<i>For Mechanically Fastened To Gypsum, Add</i>	1.74	
	<i>For Mechanically Fastened To Wood Or Steel, >90 To 120 MPH Wind, Add</i>	0.77	
	<i>For Mechanically Fastened To Concrete, >90 To 120 MPH Wind, Add</i>	2.25	
	<i>For Mechanically Fastened To Gypsum, >90 To 120 MPH Wind, Add</i>	2.24	
	<i>For Mechanically Fastened To Wood Or Steel, >120 To 135 MPH Wind, Add</i>	1.15	
	<i>For Mechanically Fastened To Concrete, >120 To 135 MPH Wind, Add</i>	3.22	
	<i>For Mechanically Fastened To Gypsum, >120 To 135 MPH Wind, Add</i>	3.31	
07 22 16 00-0175	SF 4" Thick, R15.40, Molded Expanded Polystyrene, Roof Board Insulation (MEPS), Mechanically Fastened.....	5.89	
	<i>For Mechanically Fastened To Concrete, Add</i>	1.49	
	<i>For Mechanically Fastened To Gypsum, Add</i>	1.75	
	<i>For Mechanically Fastened To Wood Or Steel, >90 To 120 MPH Wind, Add</i>	0.90	
	<i>For Mechanically Fastened To Concrete, >90 To 120 MPH Wind, Add</i>	2.05	
	<i>For Mechanically Fastened To Gypsum, >90 To 120 MPH Wind, Add</i>	2.31	
	<i>For Mechanically Fastened To Wood Or Steel, >120 To 135 MPH Wind, Add</i>	1.35	
	<i>For Mechanically Fastened To Concrete, >120 To 135 MPH Wind, Add</i>	3.09	
	<i>For Mechanically Fastened To Gypsum, >120 To 135 MPH Wind, Add</i>	3.48	
07 22 16 00-0176	SF 5" Thick, R19.25, Molded Expanded Polystyrene, Roof Board Insulation (MEPS), Mechanically Fastened.....	7.11	
	<i>For Mechanically Fastened To Concrete, Add</i>	1.53	
	<i>For Mechanically Fastened To Gypsum, Add</i>	1.74	
	<i>For Mechanically Fastened To Wood Or Steel, >90 To 120 MPH Wind, Add</i>	1.07	
	<i>For Mechanically Fastened To Concrete, >90 To 120 MPH Wind, Add</i>	2.22	
	<i>For Mechanically Fastened To Gypsum, >90 To 120 MPH Wind, Add</i>	2.77	
	<i>For Mechanically Fastened To Wood Or Steel, >120 To 135 MPH Wind, Add</i>	1.59	
	<i>For Mechanically Fastened To Concrete, >120 To 135 MPH Wind, Add</i>	3.34	
	<i>For Mechanically Fastened To Gypsum, >120 To 135 MPH Wind, Add</i>	4.00	
07 22 16 00-0177	SF 6" Thick, R23.1, Molded Expanded Polystyrene, Roof Board Insulation (MEPS), Mechanically Fastened.....	8.87	
	<i>For Mechanically Fastened To Concrete, Add</i>	1.57	
	<i>For Mechanically Fastened To Gypsum, Add</i>	1.43	
	<i>For Mechanically Fastened To Wood Or Steel, >90 To 120 MPH Wind, Add</i>	1.58	
	<i>For Mechanically Fastened To Concrete, >90 To 120 MPH Wind, Add</i>	2.74	
	<i>For Mechanically Fastened To Gypsum, >90 To 120 MPH Wind, Add</i>	2.96	
	<i>For Mechanically Fastened To Wood Or Steel, >120 To 135 MPH Wind, Add</i>	2.37	
	<i>For Mechanically Fastened To Concrete, >120 To 135 MPH Wind, Add</i>	4.13	
	<i>For Mechanically Fastened To Gypsum, >120 To 135 MPH Wind, Add</i>	4.27	

07 22 16 00-0178 Mechanically Fastened, Extruded Polystyrene, Roof Board Insulation (07 22 16 00-

0143)

Note: 15 PSI compressive strength. Mechanically fastened to wood or steel.

07 22 16 00-0179	SF 3/4" Thick, R3.7, Extruded Polystyrene, Roof Board Insulation, Mechanically Fastened.....	2.66	
	<i>For 25 PSI Compressive Strength, Add</i>	0.27	
	<i>For 40 PSI Compressive Strength, Add</i>	0.64	
	<i>For 60 PSI Compressive Strength, Add</i>	1.02	
	<i>For 115 PSI Compressive Strength, Add</i>	4.42	
	<i>For Mechanically Fastened To Concrete, Add</i>	1.37	
	<i>For Mechanically Fastened To Gypsum, Add</i>	1.72	
	<i>For Mechanically Fastened To Wood Or Steel, >90 To 120 MPH Wind, Add</i>	0.54	
	<i>For Mechanically Fastened To Concrete, >90 To 120 MPH Wind, Add</i>	2.02	
	<i>For Mechanically Fastened To Gypsum, >90 To 120 MPH Wind, Add</i>	2.05	
	<i>For Mechanically Fastened To Wood Or Steel, >120 To 135 MPH Wind, Add</i>	0.81	
	<i>For Mechanically Fastened To Concrete, >120 To 135 MPH Wind, Add</i>	2.87	
	<i>For Mechanically Fastened To Gypsum, >120 To 135 MPH Wind, Add</i>	3.09	



MINOR CSI UOM DESCRIPTION	TOTAL DIRECT UNIT COST	DEMOLITION UNIT COST
07 22 16 00-0180 SF 1" Thick, R5.0, Extruded Polystyrene, Roof Board Insulation, Mechanically Fastened	2.78	
For 25 PSI Compressive Strength, Add	0.29	
For 40 PSI Compressive Strength, Add	0.68	
For 60 PSI Compressive Strength, Add	1.09	
For 115 PSI Compressive Strength, Add	4.72	
For Mechanically Fastened To Concrete, Add	1.37	
For Mechanically Fastened To Gypsum, Add	1.72	
For Mechanically Fastened To Wood Or Steel, >90 To 120 MPH Wind, Add	0.54	
For Mechanically Fastened To Concrete, >90 To 120 MPH Wind, Add	2.02	
For Mechanically Fastened To Gypsum, >90 To 120 MPH Wind, Add	2.05	
For Mechanically Fastened To Wood Or Steel, >120 To 135 MPH Wind, Add	0.81	
For Mechanically Fastened To Concrete, >120 To 135 MPH Wind, Add	2.87	
For Mechanically Fastened To Gypsum, >120 To 135 MPH Wind, Add	3.09	
07 22 16 00-0181 SF 1-1/2" Thick, R7.5, Extruded Polystyrene, Roof Board Insulation, Mechanically Fastened	3.63	
For 25 PSI Compressive Strength, Add	0.42	
For 40 PSI Compressive Strength, Add	1.01	
For 60 PSI Compressive Strength, Add	1.59	
For 100 PSI Compressive Strength, Add	2.04	
For 115 PSI Compressive Strength, Add	6.91	
For Mechanically Fastened To Concrete, Add	1.41	
For Mechanically Fastened To Gypsum, Add	1.72	
For Mechanically Fastened To Wood Or Steel, >90 To 120 MPH Wind, Add	0.68	
For Mechanically Fastened To Concrete, >90 To 120 MPH Wind, Add	1.81	
For Mechanically Fastened To Gypsum, >90 To 120 MPH Wind, Add	2.05	
For Mechanically Fastened To Wood Or Steel, >120 To 135 MPH Wind, Add	1.00	
For Mechanically Fastened To Concrete, >120 To 135 MPH Wind, Add	2.72	
For Mechanically Fastened To Gypsum, >120 To 135 MPH Wind, Add	3.09	
07 22 16 00-0182 SF 2" Thick, R10.0, Extruded Polystyrene, Roof Board Insulation, Mechanically Fastened	4.33	
For 25 PSI Compressive Strength, Add	0.53	
For 40 PSI Compressive Strength, Add	1.26	
For 60 PSI Compressive Strength, Add	1.98	
For 115 PSI Compressive Strength, Add	8.63	
For Mechanically Fastened To Concrete, Add	1.41	
For Mechanically Fastened To Gypsum, Add	1.68	
For Mechanically Fastened To Wood Or Steel, >90 To 120 MPH Wind, Add	0.68	
For Mechanically Fastened To Concrete, >90 To 120 MPH Wind, Add	1.81	
For Mechanically Fastened To Gypsum, >90 To 120 MPH Wind, Add	2.07	
For Mechanically Fastened To Wood Or Steel, >120 To 135 MPH Wind, Add	1.00	
For Mechanically Fastened To Concrete, >120 To 135 MPH Wind, Add	2.72	
For Mechanically Fastened To Gypsum, >120 To 135 MPH Wind, Add	3.12	
07 22 16 00-0183 SF 2-1/2" Thick, R12.5, Extruded Polystyrene, Roof Board Insulation, Mechanically Fastened	5.21	
For 25 PSI Compressive Strength, Add	0.67	
For 40 PSI Compressive Strength, Add	1.60	
For 60 PSI Compressive Strength, Add	2.49	
For 100 PSI Compressive Strength, Add	3.20	
For 115 PSI Compressive Strength, Add	10.90	
For Mechanically Fastened To Concrete, Add	1.45	
For Mechanically Fastened To Gypsum, Add	1.70	
For Mechanically Fastened To Wood Or Steel, >90 To 120 MPH Wind, Add	0.77	
For Mechanically Fastened To Concrete, >90 To 120 MPH Wind, Add	2.24	
For Mechanically Fastened To Gypsum, >90 To 120 MPH Wind, Add	2.16	
For Mechanically Fastened To Wood Or Steel, >120 To 135 MPH Wind, Add	1.15	
For Mechanically Fastened To Concrete, >120 To 135 MPH Wind, Add	3.21	
For Mechanically Fastened To Gypsum, >120 To 135 MPH Wind, Add	3.26	
07 22 16 00-0184 SF 3" Thick, R15.0, Extruded Polystyrene, Roof Board Insulation, Mechanically Fastened	5.89	
For 25 PSI Compressive Strength, Add	0.78	
For 40 PSI Compressive Strength, Add	1.85	
For 60 PSI Compressive Strength, Add	2.87	
For 115 PSI Compressive Strength, Add	12.59	
For Mechanically Fastened To Concrete, Add	1.45	
For Mechanically Fastened To Gypsum, Add	1.74	
For Mechanically Fastened To Wood Or Steel, >90 To 120 MPH Wind, Add	0.77	
For Mechanically Fastened To Concrete, >90 To 120 MPH Wind, Add	2.25	
For Mechanically Fastened To Gypsum, >90 To 120 MPH Wind, Add	2.24	
For Mechanically Fastened To Wood Or Steel, >120 To 135 MPH Wind, Add	1.15	
For Mechanically Fastened To Concrete, >120 To 135 MPH Wind, Add	3.22	
For Mechanically Fastened To Gypsum, >120 To 135 MPH Wind, Add	3.31	
07 22 16 00-0185 SF 4" Thick, R20.0, Extruded Polystyrene, Roof Board Insulation, Mechanically Fastened	6.76	
For 25 PSI Compressive Strength, Add	0.91	
For 40 PSI Compressive Strength, Add	2.17	
For 60 PSI Compressive Strength, Add	3.36	
For 115 PSI Compressive Strength, Add	14.76	
For Mechanically Fastened To Concrete, Add	1.49	
For Mechanically Fastened To Gypsum, Add	1.75	
For Mechanically Fastened To Wood Or Steel, >90 To 120 MPH Wind, Add	0.90	
For Mechanically Fastened To Concrete, >90 To 120 MPH Wind, Add	2.05	
For Mechanically Fastened To Gypsum, >90 To 120 MPH Wind, Add	2.31	
For Mechanically Fastened To Wood Or Steel, >120 To 135 MPH Wind, Add	1.35	
For Mechanically Fastened To Concrete, >120 To 135 MPH Wind, Add	3.09	
For Mechanically Fastened To Gypsum, >120 To 135 MPH Wind, Add	3.48	

07 22 16 00-0186 Mechanically Fastened, Polyisocyanurate Board Roofing Insulation (07 22 16 00-0143)
 Note: Mechanically fastened to wood or steel.

07 Thermal And Moisture Protection

07 20 Thermal Protection

07 22 Roof and Deck Insulation



MINOR CSI UOM DESCRIPTION	TOTAL DIRECT UNIT COST	DEMOLITION UNIT COST
07 22 16 00-0187 SF 3/4" Thick, R4.3, Polyisocyanurate, Roof Board Insulation, Mechanically Fastened	2.34	
For Foil Facer, Add	0.36	
For 25 PSI Compressive Strength, Add	0.14	
For Mechanically Fastened To Concrete, Add	1.37	
For Mechanically Fastened To Gypsum, Add	1.72	
For Mechanically Fastened To Wood Or Steel, >90 To 120 MPH Wind, Add	0.54	
For Mechanically Fastened To Concrete, >90 To 120 MPH Wind, Add	2.02	
For Mechanically Fastened To Gypsum, >90 To 120 MPH Wind, Add	2.05	
For Mechanically Fastened To Wood Or Steel, >120 To 135 MPH Wind, Add	0.81	
For Mechanically Fastened To Concrete, >120 To 135 MPH Wind, Add	2.87	
For Mechanically Fastened To Gypsum, >120 To 135 MPH Wind, Add	3.09	
07 22 16 00-0188 SF 1" Thick, R5.7, Polyisocyanurate, Roof Board Insulation, Mechanically Fastened	2.44	
For Foil Facer, Add	0.36	
For 25 PSI Compressive Strength, Add	0.15	
For Mechanically Fastened To Concrete, Add	1.37	
For Mechanically Fastened To Gypsum, Add	1.72	
For Mechanically Fastened To Wood Or Steel, >90 To 120 MPH Wind, Add	0.54	
For Mechanically Fastened To Concrete, >90 To 120 MPH Wind, Add	2.02	
For Mechanically Fastened To Gypsum, >90 To 120 MPH Wind, Add	2.05	
For Mechanically Fastened To Wood Or Steel, >120 To 135 MPH Wind, Add	0.81	
For Mechanically Fastened To Concrete, >120 To 135 MPH Wind, Add	2.87	
For Mechanically Fastened To Gypsum, >120 To 135 MPH Wind, Add	3.09	
07 22 16 00-0189 SF 1-1/2" Thick, R8.6, Polyisocyanurate, Roof Board Insulation, Mechanically Fastened	2.66	
For Foil Facer, Add	0.36	
For 25 PSI Compressive Strength, Add	0.17	
For Mechanically Fastened To Concrete, Add	1.41	
For Mechanically Fastened To Gypsum, Add	1.72	
For Mechanically Fastened To Wood Or Steel, >90 To 120 MPH Wind, Add	0.68	
For Mechanically Fastened To Concrete, >90 To 120 MPH Wind, Add	1.81	
For Mechanically Fastened To Gypsum, >90 To 120 MPH Wind, Add	2.05	
For Mechanically Fastened To Wood Or Steel, >120 To 135 MPH Wind, Add	1.00	
For Mechanically Fastened To Concrete, >120 To 135 MPH Wind, Add	2.72	
For Mechanically Fastened To Gypsum, >120 To 135 MPH Wind, Add	3.09	
07 22 16 00-0190 SF 2" Thick, R11.4, Polyisocyanurate, Roof Board Insulation, Mechanically Fastened	3.10	
For Foil Facer, Add	0.36	
For 25 PSI Compressive Strength, Add	0.21	
For Mechanically Fastened To Concrete, Add	1.41	
For Mechanically Fastened To Gypsum, Add	1.68	
For Mechanically Fastened To Wood Or Steel, >90 To 120 MPH Wind, Add	0.68	
For Mechanically Fastened To Concrete, >90 To 120 MPH Wind, Add	1.81	
For Mechanically Fastened To Gypsum, >90 To 120 MPH Wind, Add	2.07	
For Mechanically Fastened To Wood Or Steel, >120 To 135 MPH Wind, Add	1.00	
For Mechanically Fastened To Concrete, >120 To 135 MPH Wind, Add	2.72	
For Mechanically Fastened To Gypsum, >120 To 135 MPH Wind, Add	3.12	
07 22 16 00-0191 SF 2-1/2" Thick, R14.4, Polyisocyanurate, Roof Board Insulation, Mechanically Fastened	3.60	
For Foil Facer, Add	0.36	
For 25 PSI Compressive Strength, Add	0.26	
For Mechanically Fastened To Concrete, Add	1.45	
For Mechanically Fastened To Gypsum, Add	1.70	
For Mechanically Fastened To Wood Or Steel, >90 To 120 MPH Wind, Add	0.77	
For Mechanically Fastened To Concrete, >90 To 120 MPH Wind, Add	2.25	
For Mechanically Fastened To Gypsum, >90 To 120 MPH Wind, Add	2.16	
For Mechanically Fastened To Wood Or Steel, >120 To 135 MPH Wind, Add	1.15	
For Mechanically Fastened To Concrete, >120 To 135 MPH Wind, Add	3.22	
For Mechanically Fastened To Gypsum, >120 To 135 MPH Wind, Add	3.26	
07 22 16 00-0192 SF 3" Thick, R17.4, Polyisocyanurate, Roof Board Insulation, Mechanically Fastened	4.03	
For Foil Facer, Add	0.36	
For 25 PSI Compressive Strength, Add	0.30	
For Mechanically Fastened To Concrete, Add	1.45	
For Mechanically Fastened To Gypsum, Add	1.74	
For Mechanically Fastened To Wood Or Steel, >90 To 120 MPH Wind, Add	0.77	
For Mechanically Fastened To Concrete, >90 To 120 MPH Wind, Add	2.25	
For Mechanically Fastened To Gypsum, >90 To 120 MPH Wind, Add	2.24	
For Mechanically Fastened To Wood Or Steel, >120 To 135 MPH Wind, Add	1.15	
For Mechanically Fastened To Concrete, >120 To 135 MPH Wind, Add	3.22	
For Mechanically Fastened To Gypsum, >120 To 135 MPH Wind, Add	3.31	
07 22 16 00-0193 SF 3-1/2" Thick, R20.5, Polyisocyanurate, Roof Board Insulation, Mechanically Fastened	4.61	
For Foil Facer, Add	0.36	
For 25 PSI Compressive Strength, Add	0.36	
For Mechanically Fastened To Concrete, Add	1.49	
For Mechanically Fastened To Gypsum, Add	1.70	
For Mechanically Fastened To Wood Or Steel, >90 To 120 MPH Wind, Add	0.90	
For Mechanically Fastened To Concrete, >90 To 120 MPH Wind, Add	2.05	
For Mechanically Fastened To Gypsum, >90 To 120 MPH Wind, Add	2.60	
For Mechanically Fastened To Wood Or Steel, >120 To 135 MPH Wind, Add	1.35	
For Mechanically Fastened To Concrete, >120 To 135 MPH Wind, Add	3.09	
For Mechanically Fastened To Gypsum, >120 To 135 MPH Wind, Add	3.75	



MINOR CSI UOM DESCRIPTION	TOTAL DIRECT UNIT COST	DEMOLITION UNIT COST
07 22 16 00-0194 SF 4" Thick, R23.6, Polyisocyanurate, Roof Board Insulation, Mechanically Fastened	5.04	
<i>For Foil Facer, Add</i>	0.36	
<i>For 25 PSI Compressive Strength, Add</i>	0.40	
<i>For Mechanically Fastened To Concrete, Add</i>	1.49	
<i>For Mechanically Fastened To Gypsum, Add</i>	1.75	
<i>For Mechanically Fastened To Wood Or Steel, >90 To 120 MPH Wind, Add</i>	0.90	
<i>For Mechanically Fastened To Concrete, >90 To 120 MPH Wind, Add</i>	2.05	
<i>For Mechanically Fastened To Gypsum, >90 To 120 MPH Wind, Add</i>	2.31	
<i>For Mechanically Fastened To Wood Or Steel, >120 To 135 MPH Wind, Add</i>	1.35	
<i>For Mechanically Fastened To Concrete, >120 To 135 MPH Wind, Add</i>	3.09	
<i>For Mechanically Fastened To Gypsum, >120 To 135 MPH Wind, Add</i>	3.48	
07 22 16 00-0195 Mechanically Fastened, High-Density Polyisocyanurate Cover Board And Roofing Insulation (07 22 16 00-0143)		
Note: Mechanically fastened to wood or steel.		
07 22 16 00-0196 SF 1/2" Thick, R2.5, High-Density Polyisocyanurate Cover Board And Roofing Insulation, Mechanically Fastened	2.68	
<i>For Mechanically Fastened To Concrete, Add</i>	1.37	
<i>For Mechanically Fastened To Gypsum, Add</i>	1.72	
<i>For Mechanically Fastened To Wood Or Steel, >90 To 120 MPH Wind, Add</i>	0.54	
<i>For Mechanically Fastened To Concrete, >90 To 120 MPH Wind, Add</i>	2.06	
<i>For Mechanically Fastened To Gypsum, >90 To 120 MPH Wind, Add</i>	2.05	
<i>For Mechanically Fastened To Wood Or Steel, >120 To 135 MPH Wind, Add</i>	0.81	
<i>For Mechanically Fastened To Concrete, >120 To 135 MPH Wind, Add</i>	2.91	
<i>For Mechanically Fastened To Gypsum, >120 To 135 MPH Wind, Add</i>	3.09	
07 22 16 00-0197 Mechanically Fastened, Gypsum-Fiber, Roof Board Insulation (USG Securock) (07 22 16 00-0143)		
Note: Mechanically fastened to wood or steel.		
07 22 16 00-0198 SF 1/4" Thick, R0.2, Gypsum-Fiber, Roof Board Insulation (USG Securock Gypsum), Mechanically Fastened.....	2.51	
<i>For Mechanically Fastened To Concrete, Add</i>	1.37	
<i>For Mechanically Fastened To Gypsum, Add</i>	1.72	
<i>For Mechanically Fastened To Wood Or Steel, >90 To 120 MPH Wind, Add</i>	0.54	
<i>For Mechanically Fastened To Concrete, >90 To 120 MPH Wind, Add</i>	2.06	
<i>For Mechanically Fastened To Gypsum, >90 To 120 MPH Wind, Add</i>	2.05	
<i>For Mechanically Fastened To Wood Or Steel, >120 To 135 MPH Wind, Add</i>	0.81	
<i>For Mechanically Fastened To Concrete, >120 To 135 MPH Wind, Add</i>	2.91	
<i>For Mechanically Fastened To Gypsum, >120 To 135 MPH Wind, Add</i>	3.09	
07 22 16 00-0199 SF 3/8" Thick, R0.3, Gypsum-Fiber, Roof Board Insulation (USG Securock Gypsum), Mechanically Fastened.....	2.69	
<i>For Mechanically Fastened To Concrete, Add</i>	1.37	
<i>For Mechanically Fastened To Gypsum, Add</i>	1.72	
<i>For Mechanically Fastened To Wood Or Steel, >90 To 120 MPH Wind, Add</i>	0.54	
<i>For Mechanically Fastened To Concrete, >90 To 120 MPH Wind, Add</i>	2.06	
<i>For Mechanically Fastened To Gypsum, >90 To 120 MPH Wind, Add</i>	2.05	
<i>For Mechanically Fastened To Wood Or Steel, >120 To 135 MPH Wind, Add</i>	0.81	
<i>For Mechanically Fastened To Concrete, >120 To 135 MPH Wind, Add</i>	2.91	
<i>For Mechanically Fastened To Gypsum, >120 To 135 MPH Wind, Add</i>	3.09	
07 22 16 00-0200 SF 1/2" Thick, R0.5, Gypsum-Fiber, Roof Board Insulation (USG Securock Gypsum), Mechanically Fastened.....	2.81	
<i>For Mechanically Fastened To Concrete, Add</i>	1.37	
<i>For Mechanically Fastened To Gypsum, Add</i>	1.72	
<i>For Mechanically Fastened To Wood Or Steel, >90 To 120 MPH Wind, Add</i>	0.54	
<i>For Mechanically Fastened To Concrete, >90 To 120 MPH Wind, Add</i>	2.06	
<i>For Mechanically Fastened To Gypsum, >90 To 120 MPH Wind, Add</i>	2.05	
<i>For Mechanically Fastened To Wood Or Steel, >120 To 135 MPH Wind, Add</i>	0.81	
<i>For Mechanically Fastened To Concrete, >120 To 135 MPH Wind, Add</i>	2.91	
<i>For Mechanically Fastened To Gypsum, >120 To 135 MPH Wind, Add</i>	3.09	
07 22 16 00-0201 SF 5/8" Thick, R0.6, Gypsum-Fiber, Roof Board Insulation (USG Securock Gypsum), Mechanically Fastened.....	2.87	
<i>For Mechanically Fastened To Concrete, Add</i>	1.37	
<i>For Mechanically Fastened To Gypsum, Add</i>	1.72	
<i>For Mechanically Fastened To Wood Or Steel, >90 To 120 MPH Wind, Add</i>	0.54	
<i>For Mechanically Fastened To Concrete, >90 To 120 MPH Wind, Add</i>	2.06	
<i>For Mechanically Fastened To Gypsum, >90 To 120 MPH Wind, Add</i>	2.05	
<i>For Mechanically Fastened To Wood Or Steel, >120 To 135 MPH Wind, Add</i>	0.81	
<i>For Mechanically Fastened To Concrete, >120 To 135 MPH Wind, Add</i>	2.91	
<i>For Mechanically Fastened To Gypsum, >120 To 135 MPH Wind, Add</i>	3.09	
07 22 16 00-0202 Mechanically Fastened, Glass-Mat, Roof Board Insulation (USG Securock) (07 22 16 00-0143)		
Note: Mechanically fastened to wood or steel.		
07 22 16 00-0203 SF 1/4" Thick, R0.36, Glass-Mat, Roof Board Insulation (USG Securock Glass-Mat), Mechanically Fastened.....	2.45	
<i>For Mechanically Fastened To Concrete, Add</i>	1.37	
<i>For Mechanically Fastened To Gypsum, Add</i>	1.72	
<i>For Mechanically Fastened To Wood Or Steel, >90 To 120 MPH Wind, Add</i>	0.54	
<i>For Mechanically Fastened To Concrete, >90 To 120 MPH Wind, Add</i>	2.06	
<i>For Mechanically Fastened To Gypsum, >90 To 120 MPH Wind, Add</i>	2.05	
<i>For Mechanically Fastened To Wood Or Steel, >120 To 135 MPH Wind, Add</i>	0.81	
<i>For Mechanically Fastened To Concrete, >120 To 135 MPH Wind, Add</i>	2.91	
<i>For Mechanically Fastened To Gypsum, >120 To 135 MPH Wind, Add</i>	3.09	

07 Thermal And Moisture Protection**07 20 Thermal Protection****07 22 Roof and Deck Insulation**

SAN BERNARDINO
COUNTY

MINOR
CSI UOM DESCRIPTION

TOTAL DIRECT DEMOLITION
UNIT COST UNIT COST

07 22 16 00-0204	SF 1/2" Thick, R0.53, Glass-Mat, Roof Board Insulation (USG Securock Glass-Mat), Mechanically Fastened.....	2.72
	<i>For Mechanically Fastened To Concrete, Add</i>	1.37
	<i>For Mechanically Fastened To Gypsum, Add</i>	1.72
	<i>For Mechanically Fastened To Wood Or Steel, >90 To 120 MPH Wind, Add</i>	0.54
	<i>For Mechanically Fastened To Concrete, >90 To 120 MPH Wind, Add</i>	2.06
	<i>For Mechanically Fastened To Gypsum, >90 To 120 MPH Wind, Add</i>	2.05
	<i>For Mechanically Fastened To Wood Or Steel, >120 To 135 MPH Wind, Add</i>	0.81
	<i>For Mechanically Fastened To Concrete, >120 To 135 MPH Wind, Add</i>	2.91
	<i>For Mechanically Fastened To Gypsum, >120 To 135 MPH Wind, Add</i>	3.09
07 22 16 00-0205	SF 5/8" Thick, R0.54, Glass-Mat, Roof Board Insulation (USG Securock Glass-Mat), Mechanically Fastened.....	2.78
	<i>For Mechanically Fastened To Concrete, Add</i>	1.37
	<i>For Mechanically Fastened To Gypsum, Add</i>	1.72
	<i>For Mechanically Fastened To Wood Or Steel, >90 To 120 MPH Wind, Add</i>	0.54
	<i>For Mechanically Fastened To Concrete, >90 To 120 MPH Wind, Add</i>	2.06
	<i>For Mechanically Fastened To Gypsum, >90 To 120 MPH Wind, Add</i>	2.05
	<i>For Mechanically Fastened To Wood Or Steel, >120 To 135 MPH Wind, Add</i>	0.81
	<i>For Mechanically Fastened To Concrete, >120 To 135 MPH Wind, Add</i>	2.91
	<i>For Mechanically Fastened To Gypsum, >120 To 135 MPH Wind, Add</i>	3.09

07 22 16 00-0206 Mechanically Fastened, Polyisocyanurate And Oriented Strand Board, Nailbase Roof Board Insulation (07 22 16 00-0143)

Note: Includes a polyisocyanurate foam core bonded to a 7/16" oriented strand board (OSB) facer. Mechanically fastened to wood or steel.

07 22 16 00-0207	SF 1.5" Thick, R6.2, Polyisocyanurate And Oriented Strand Board, Nailbase Roof Board Insulation, Mechanically Fastened.....	4.62
	<i>For Mechanically Fastened To Concrete, Add</i>	1.41
	<i>For Mechanically Fastened To Gypsum, Add</i>	1.72
	<i>For Mechanically Fastened To Wood Or Steel, >90 To 120 MPH Wind, Add</i>	0.68
	<i>For Mechanically Fastened To Concrete, >90 To 120 MPH Wind, Add</i>	1.81
	<i>For Mechanically Fastened To Gypsum, >90 To 120 MPH Wind, Add</i>	2.07
	<i>For Mechanically Fastened To Wood Or Steel, >120 To 135 MPH Wind, Add</i>	1.00
	<i>For Mechanically Fastened To Concrete, >120 To 135 MPH Wind, Add</i>	2.72
	<i>For Mechanically Fastened To Gypsum, >120 To 135 MPH Wind, Add</i>	3.12
07 22 16 00-0208	SF 2" Thick, R9.1, Polyisocyanurate And Oriented Strand Board, Nailbase Roof Board Insulation, Mechanically Fastened.....	4.86
	<i>For Mechanically Fastened To Concrete, Add</i>	1.41
	<i>For Mechanically Fastened To Gypsum, Add</i>	1.68
	<i>For Mechanically Fastened To Wood Or Steel, >90 To 120 MPH Wind, Add</i>	0.68
	<i>For Mechanically Fastened To Concrete, >90 To 120 MPH Wind, Add</i>	1.81
	<i>For Mechanically Fastened To Gypsum, >90 To 120 MPH Wind, Add</i>	2.07
	<i>For Mechanically Fastened To Wood Or Steel, >120 To 135 MPH Wind, Add</i>	1.00
	<i>For Mechanically Fastened To Concrete, >120 To 135 MPH Wind, Add</i>	2.72
	<i>For Mechanically Fastened To Gypsum, >120 To 135 MPH Wind, Add</i>	3.12
07 22 16 00-0209	SF 2.5" Thick, R12.0, Polyisocyanurate And Oriented Strand Board, Nailbase Roof Board Insulation, Mechanically Fastened.....	5.27
	<i>For Mechanically Fastened To Concrete, Add</i>	1.45
	<i>For Mechanically Fastened To Gypsum, Add</i>	1.70
	<i>For Mechanically Fastened To Wood Or Steel, >90 To 120 MPH Wind, Add</i>	0.77
	<i>For Mechanically Fastened To Concrete, >90 To 120 MPH Wind, Add</i>	2.41
	<i>For Mechanically Fastened To Gypsum, >90 To 120 MPH Wind, Add</i>	2.16
	<i>For Mechanically Fastened To Wood Or Steel, >120 To 135 MPH Wind, Add</i>	1.15
	<i>For Mechanically Fastened To Concrete, >120 To 135 MPH Wind, Add</i>	3.38
	<i>For Mechanically Fastened To Gypsum, >120 To 135 MPH Wind, Add</i>	3.26
07 22 16 00-0210	SF 3" Thick, R15.0, Polyisocyanurate And Oriented Strand Board, Nailbase Roof Board Insulation, Mechanically Fastened.....	5.48
	<i>For Mechanically Fastened To Concrete, Add</i>	1.45
	<i>For Mechanically Fastened To Gypsum, Add</i>	1.74
	<i>For Mechanically Fastened To Wood Or Steel, >90 To 120 MPH Wind, Add</i>	0.77
	<i>For Mechanically Fastened To Concrete, >90 To 120 MPH Wind, Add</i>	2.41
	<i>For Mechanically Fastened To Gypsum, >90 To 120 MPH Wind, Add</i>	2.24
	<i>For Mechanically Fastened To Wood Or Steel, >120 To 135 MPH Wind, Add</i>	1.15
	<i>For Mechanically Fastened To Concrete, >120 To 135 MPH Wind, Add</i>	3.38
	<i>For Mechanically Fastened To Gypsum, >120 To 135 MPH Wind, Add</i>	3.31
07 22 16 00-0211	SF 3.5" Thick, R18.0, Polyisocyanurate And Oriented Strand Board, Nailbase Roof Board Insulation, Mechanically Fastened.....	6.09
	<i>For Mechanically Fastened To Concrete, Add</i>	1.49
	<i>For Mechanically Fastened To Gypsum, Add</i>	1.70
	<i>For Mechanically Fastened To Wood Or Steel, >90 To 120 MPH Wind, Add</i>	0.90
	<i>For Mechanically Fastened To Concrete, >90 To 120 MPH Wind, Add</i>	2.05
	<i>For Mechanically Fastened To Gypsum, >90 To 120 MPH Wind, Add</i>	2.77
	<i>For Mechanically Fastened To Wood Or Steel, >120 To 135 MPH Wind, Add</i>	1.35
	<i>For Mechanically Fastened To Concrete, >120 To 135 MPH Wind, Add</i>	3.09
	<i>For Mechanically Fastened To Gypsum, >120 To 135 MPH Wind, Add</i>	3.92
07 22 16 00-0212	SF 4" Thick, R21.1, Polyisocyanurate And Oriented Strand Board, Nailbase Roof Board Insulation, Mechanically Fastened.....	6.30
	<i>For Mechanically Fastened To Concrete, Add</i>	1.49
	<i>For Mechanically Fastened To Gypsum, Add</i>	1.75
	<i>For Mechanically Fastened To Wood Or Steel, >90 To 120 MPH Wind, Add</i>	0.90
	<i>For Mechanically Fastened To Concrete, >90 To 120 MPH Wind, Add</i>	2.05
	<i>For Mechanically Fastened To Gypsum, >90 To 120 MPH Wind, Add</i>	2.31
	<i>For Mechanically Fastened To Wood Or Steel, >120 To 135 MPH Wind, Add</i>	1.35
	<i>For Mechanically Fastened To Concrete, >120 To 135 MPH Wind, Add</i>	3.09
	<i>For Mechanically Fastened To Gypsum, >120 To 135 MPH Wind, Add</i>	3.48



MINOR CSI UOM DESCRIPTION	TOTAL DIRECT UNIT COST	DEMOLITION UNIT COST
07 22 16 00-0213 SF 4.5" Thick, R24.2, Polyisocyanurate And Oriented Strand Board, Nailbase Roof Board Insulation, Mechanically Fastened	6.75	
<i>For Mechanically Fastened To Concrete, Add</i>	1.53	
<i>For Mechanically Fastened To Gypsum, Add</i>	1.74	
<i>For Mechanically Fastened To Wood Or Steel, >90 To 120 MPH Wind, Add</i>	1.07	
<i>For Mechanically Fastened To Concrete, >90 To 120 MPH Wind, Add</i>	2.22	
<i>For Mechanically Fastened To Gypsum, >90 To 120 MPH Wind, Add</i>	2.97	
<i>For Mechanically Fastened To Wood Or Steel, >120 To 135 MPH Wind, Add</i>	1.59	
<i>For Mechanically Fastened To Concrete, >120 To 135 MPH Wind, Add</i>	3.34	
<i>For Mechanically Fastened To Gypsum, >120 To 135 MPH Wind, Add</i>	4.20	
07 22 16 00-0214 Mechanically Fastened, Polyisocyanurate And Oriented Strand Board With Air Vent Spacer Strips, Nailbase Roof Board Insulation (07 22 16 00-0143)		
<i>Note: Includes a polyisocyanurate foam core bonded to a 7/16" oriented strand board (OSB) facer. Mechanically fastened to wood or steel.</i>		
07 22 16 00-0215 SF 2.5" Thick, R5.7, Polyisocyanurate And Oriented Strand Board With Air Vent Spacer Strips, Nailbase Roof Board Insulation, Mechanically Fastened	4.73	
<i>For Mechanically Fastened To Concrete, Add</i>	1.45	
<i>For Mechanically Fastened To Gypsum, Add</i>	1.70	
<i>For Mechanically Fastened To Wood Or Steel, >90 To 120 MPH Wind, Add</i>	0.77	
<i>For Mechanically Fastened To Concrete, >90 To 120 MPH Wind, Add</i>	2.40	
<i>For Mechanically Fastened To Gypsum, >90 To 120 MPH Wind, Add</i>	2.16	
<i>For Mechanically Fastened To Wood Or Steel, >120 To 135 MPH Wind, Add</i>	1.15	
<i>For Mechanically Fastened To Concrete, >120 To 135 MPH Wind, Add</i>	3.37	
<i>For Mechanically Fastened To Gypsum, >120 To 135 MPH Wind, Add</i>	3.26	
07 22 16 00-0216 SF 3" Thick, R8.6, Polyisocyanurate And Oriented Strand Board With Air Vent Spacer Strips, Nailbase Roof Board Insulation, Mechanically Fastened	5.17	
<i>For Mechanically Fastened To Concrete, Add</i>	1.45	
<i>For Mechanically Fastened To Gypsum, Add</i>	1.74	
<i>For Mechanically Fastened To Wood Or Steel, >90 To 120 MPH Wind, Add</i>	0.77	
<i>For Mechanically Fastened To Concrete, >90 To 120 MPH Wind, Add</i>	2.40	
<i>For Mechanically Fastened To Gypsum, >90 To 120 MPH Wind, Add</i>	2.24	
<i>For Mechanically Fastened To Wood Or Steel, >120 To 135 MPH Wind, Add</i>	1.15	
<i>For Mechanically Fastened To Concrete, >120 To 135 MPH Wind, Add</i>	3.37	
<i>For Mechanically Fastened To Gypsum, >120 To 135 MPH Wind, Add</i>	3.31	
07 22 16 00-0217 SF 3.5" Thick, R11.4, Polyisocyanurate And Oriented Strand Board With Air Vent Spacer Strips, Nailbase Roof Board Insulation, Mechanically Fastened	5.80	
<i>For Mechanically Fastened To Concrete, Add</i>	1.49	
<i>For Mechanically Fastened To Gypsum, Add</i>	1.70	
<i>For Mechanically Fastened To Wood Or Steel, >90 To 120 MPH Wind, Add</i>	0.90	
<i>For Mechanically Fastened To Concrete, >90 To 120 MPH Wind, Add</i>	2.05	
<i>For Mechanically Fastened To Gypsum, >90 To 120 MPH Wind, Add</i>	2.76	
<i>For Mechanically Fastened To Wood Or Steel, >120 To 135 MPH Wind, Add</i>	1.35	
<i>For Mechanically Fastened To Concrete, >120 To 135 MPH Wind, Add</i>	3.09	
<i>For Mechanically Fastened To Gypsum, >120 To 135 MPH Wind, Add</i>	3.91	
07 22 16 00-0218 SF 4" Thick, R14.4, Polyisocyanurate And Oriented Strand Board With Air Vent Spacer Strips, Nailbase Roof Board Insulation, Mechanically Fastened	6.15	
<i>For Mechanically Fastened To Concrete, Add</i>	1.49	
<i>For Mechanically Fastened To Gypsum, Add</i>	1.75	
<i>For Mechanically Fastened To Wood Or Steel, >90 To 120 MPH Wind, Add</i>	0.90	
<i>For Mechanically Fastened To Concrete, >90 To 120 MPH Wind, Add</i>	2.05	
<i>For Mechanically Fastened To Gypsum, >90 To 120 MPH Wind, Add</i>	2.31	
<i>For Mechanically Fastened To Wood Or Steel, >120 To 135 MPH Wind, Add</i>	1.35	
<i>For Mechanically Fastened To Concrete, >120 To 135 MPH Wind, Add</i>	3.09	
<i>For Mechanically Fastened To Gypsum, >120 To 135 MPH Wind, Add</i>	3.48	
07 22 16 00-0219 SF 4.5" Thick, R17.4, Polyisocyanurate And Oriented Strand Board With Air Vent Spacer Strips, Nailbase Roof Board Insulation, Mechanically Fastened	6.72	
<i>For Mechanically Fastened To Concrete, Add</i>	1.53	
<i>For Mechanically Fastened To Gypsum, Add</i>	1.74	
<i>For Mechanically Fastened To Wood Or Steel, >90 To 120 MPH Wind, Add</i>	1.07	
<i>For Mechanically Fastened To Concrete, >90 To 120 MPH Wind, Add</i>	2.22	
<i>For Mechanically Fastened To Gypsum, >90 To 120 MPH Wind, Add</i>	2.93	
<i>For Mechanically Fastened To Wood Or Steel, >120 To 135 MPH Wind, Add</i>	1.59	
<i>For Mechanically Fastened To Concrete, >120 To 135 MPH Wind, Add</i>	3.34	
<i>For Mechanically Fastened To Gypsum, >120 To 135 MPH Wind, Add</i>	4.16	
07 22 16 00-0220 SF 5" Thick, R20.5, Polyisocyanurate And Oriented Strand Board With Air Vent Spacer Strips, Nailbase Roof Board Insulation, Mechanically Fastened	7.20	
<i>For Mechanically Fastened To Concrete, Add</i>	1.53	
<i>For Mechanically Fastened To Gypsum, Add</i>	1.74	
<i>For Mechanically Fastened To Wood Or Steel, >90 To 120 MPH Wind, Add</i>	1.07	
<i>For Mechanically Fastened To Concrete, >90 To 120 MPH Wind, Add</i>	2.22	
<i>For Mechanically Fastened To Gypsum, >90 To 120 MPH Wind, Add</i>	2.93	
<i>For Mechanically Fastened To Wood Or Steel, >120 To 135 MPH Wind, Add</i>	1.59	
<i>For Mechanically Fastened To Concrete, >120 To 135 MPH Wind, Add</i>	3.34	
<i>For Mechanically Fastened To Gypsum, >120 To 135 MPH Wind, Add</i>	4.16	
07 22 16 00-0221 SF 5.5" Thick, R23.6, Polyisocyanurate And Oriented Strand Board With Air Vent Spacer Strips, Nailbase Roof Board Insulation, Mechanically Fastened	8.54	
<i>For Mechanically Fastened To Concrete, Add</i>	1.57	
<i>For Mechanically Fastened To Gypsum, Add</i>	1.43	
<i>For Mechanically Fastened To Wood Or Steel, >90 To 120 MPH Wind, Add</i>	1.58	
<i>For Mechanically Fastened To Concrete, >90 To 120 MPH Wind, Add</i>	2.74	
<i>For Mechanically Fastened To Gypsum, >90 To 120 MPH Wind, Add</i>	3.15	
<i>For Mechanically Fastened To Wood Or Steel, >120 To 135 MPH Wind, Add</i>	2.37	
<i>For Mechanically Fastened To Concrete, >120 To 135 MPH Wind, Add</i>	4.13	
<i>For Mechanically Fastened To Gypsum, >120 To 135 MPH Wind, Add</i>	4.46	

07 Thermal And Moisture Protection**07 20 Thermal Protection****07 22 Roof and Deck Insulation**

SAN BERNARDINO
COUNTY

MINOR
CSI UOM DESCRIPTION

TOTAL DIRECT DEMOLITION
UNIT COST UNIT COST

07 22 16 00-0222	Rigid Board Tapered Roofing Insulation <small>(07 22 16)</small> Note: Includes tapered board and filler board required to maintain slope starting at 1/2" minimum thickness. Excludes base layer of board, if required. Average thickness and average R-value of tapered system excludes thickness and R-value of base layer insulation and/or cover board. See CSI section 07 22 16 00-0466 for demolition of insulation board.		
07 22 16 00-0223	Cold Adhesive Applied Rigid Board Tapered Roofing Insulation <small>(07 22 16 00-0222)</small>		
07 22 16 00-0224	Cold Adhesive Applied, Tapered Polyisocyanurate Board <small>(07 22 16 00-0223)</small> Note: Includes polyurethane adhesive.		
07 22 16 00-0225	Cold Adhesive Applied, 1/8" Slope, Tapered Polyisocyanurate Board <small>(07 22 16 00-0224)</small>		
07 22 16 00-0226	SF 2.25" Average Thickness (12.8 Average R-Value), 1/8" Slope, Tapered Polyisocyanurate Board, Cold Adhesive Applied.....	4.72	
	<i>For 25 PSI Compressive Strength, Add</i>	0.33	
07 22 16 00-0227	SF 2.75" Average Thickness (15.7 Average R-Value), 1/8" Slope, Tapered Polyisocyanurate Board, Cold Adhesive Applied.....	6.47	
	<i>For 25 PSI Compressive Strength, Add</i>	0.39	
07 22 16 00-0228	SF 3.25" Average Thickness (18.5 Average R-Value), 1/8" Slope, Tapered Polyisocyanurate Board, Cold Adhesive Applied.....	7.05	
	<i>For 25 PSI Compressive Strength, Add</i>	0.44	
07 22 16 00-0229	SF 3.75" Average Thickness (21.4 Average R-Value), 1/8" Slope, Tapered Polyisocyanurate Board, Cold Adhesive Applied.....	7.62	
	<i>For 25 PSI Compressive Strength, Add</i>	0.50	
07 22 16 00-0230	SF 4.25" Average Thickness (24.2 Average R-Value), 1/8" Slope, Tapered Polyisocyanurate Board, Cold Adhesive Applied.....	8.20	
	<i>For 25 PSI Compressive Strength, Add</i>	0.56	
07 22 16 00-0231	SF 4.75" Average Thickness (27.1 Average R-Value), 1/8" Slope, Tapered Polyisocyanurate Board, Cold Adhesive Applied.....	9.96	
	<i>For 25 PSI Compressive Strength, Add</i>	0.62	
07 22 16 00-0232	SF 5.25" Average Thickness (30.0 Average R-Value), 1/8" Slope, Tapered Polyisocyanurate Board, Cold Adhesive Applied.....	10.54	
	<i>For 25 PSI Compressive Strength, Add</i>	0.68	
07 22 16 00-0233	SF 5.75" Average Thickness (32.8 Average R-Value), 1/8" Slope, Tapered Polyisocyanurate Board, Cold Adhesive Applied.....	11.12	
	<i>For 25 PSI Compressive Strength, Add</i>	0.73	
07 22 16 00-0234	SF 6.25" Average Thickness (35.6 Average R-Value), 1/8" Slope, Tapered Polyisocyanurate Board, Cold Adhesive Applied.....	11.70	
	<i>For 25 PSI Compressive Strength, Add</i>	0.79	
07 22 16 00-0235	SF 6.75" Average Thickness (38.5 Average R-Value), 1/8" Slope, Tapered Polyisocyanurate Board, Cold Adhesive Applied.....	13.45	
	<i>For 25 PSI Compressive Strength, Add</i>	0.85	
07 22 16 00-0236	Cold Adhesive Applied, 1/4" Slope, Tapered Polyisocyanurate Board <small>(07 22 16 00-0224)</small>		
07 22 16 00-0237	SF 2" Average Thickness (11.4 Average R-Value), 1/4" Slope, Tapered Polyisocyanurate Board, Cold Adhesive Applied.....	4.43	
	<i>For 25 PSI Compressive Strength, Add</i>	0.30	
07 22 16 00-0238	SF 3" Average Thickness (17.1 Average R-Value), 1/4" Slope, Tapered Polyisocyanurate Board, Cold Adhesive Applied.....	6.76	
	<i>For 25 PSI Compressive Strength, Add</i>	0.41	
07 22 16 00-0239	SF 4" Average Thickness (22.8 Average R-Value), 1/4" Slope, Tapered Polyisocyanurate Board, Cold Adhesive Applied.....	7.91	
	<i>For 25 PSI Compressive Strength, Add</i>	0.53	
07 22 16 00-0240	SF 5" Average Thickness (28.5 Average R-Value), 1/4" Slope, Tapered Polyisocyanurate Board, Cold Adhesive Applied.....	10.25	
	<i>For 25 PSI Compressive Strength, Add</i>	0.65	
07 22 16 00-0241	SF 6" Average Thickness (34.2 Average R-Value), 1/4" Slope, Tapered Polyisocyanurate Board, Cold Adhesive Applied.....	11.41	
	<i>For 25 PSI Compressive Strength, Add</i>	0.76	
07 22 16 00-0242	SF 7" Average Thickness (39.9 Average R-Value), 1/4" Slope, Tapered Polyisocyanurate Board, Cold Adhesive Applied.....	13.74	
	<i>For 25 PSI Compressive Strength, Add</i>	0.88	
07 22 16 00-0243	Cold Adhesive Applied, 1/2" Slope, Tapered Polyisocyanurate Board <small>(07 22 16 00-0224)</small>		
07 22 16 00-0244	SF 3.5" Average Thickness (20.0 Average R-Value), 1/2" Slope, Tapered Polyisocyanurate Board, Cold Adhesive Applied.....	7.34	
	<i>For 25 PSI Compressive Strength, Add</i>	0.47	
07 22 16 00-0245	SF 5.5" Average Thickness (31.4 Average R-Value), 1/2" Slope, Tapered Polyisocyanurate Board, Cold Adhesive Applied.....	10.83	
	<i>For 25 PSI Compressive Strength, Add</i>	0.71	
07 22 16 00-0246	SF 7.5" Average Thickness (42.8 Average R-Value), 1/2" Slope, Tapered Polyisocyanurate Board, Cold Adhesive Applied.....	14.32	
	<i>For 25 PSI Compressive Strength, Add</i>	0.94	
07 22 16 00-0247	SF 9.5" Average Thickness (54.2 Average R-Value), 1/2" Slope, Tapered Polyisocyanurate Board, Cold Adhesive Applied.....	17.82	
	<i>For 25 PSI Compressive Strength, Add</i>	1.17	



MINOR CSI UOM DESCRIPTION	TOTAL DIRECT UNIT COST	DEMOLITION UNIT COST
07 22 16 00-0248		
Cold Adhesive Applied, Tapered Expanded Polystyrene Board (EPS) (07 22 16 00-0223)		
Note: Includes polyurethane adhesive.		
07 22 16 00-0249		
Cold Adhesive Applied, 1/8" Slope, Tapered Expanded Polystyrene Board (EPS) (07 22 16 00-0248)		
07 22 16 00-0250 SF		
2.25" Average Thickness (10.13 Average R-Value), 1/8" Slope, Tapered Expanded Polystyrene Board (EPS), Cold Adhesive Applied 4.07		
07 22 16 00-0251 SF		
2.75" Average Thickness (12.38 Average R-Value), 1/8" Slope, Tapered Expanded Polystyrene Board (EPS), Cold Adhesive Applied 5.83		
07 22 16 00-0252 SF		
3.25" Average Thickness (14.63 Average R-Value), 1/8" Slope, Tapered Expanded Polystyrene Board (EPS), Cold Adhesive Applied 6.26		
07 22 16 00-0253 SF		
3.75" Average Thickness (16.88 Average R-Value), 1/8" Slope, Tapered Expanded Polystyrene Board (EPS), Cold Adhesive Applied 6.69		
07 22 16 00-0254 SF		
4.25" Average Thickness (19.13 Average R-Value), 1/8" Slope, Tapered Expanded Polystyrene Board (EPS), Cold Adhesive Applied 7.13		
07 22 16 00-0255 SF		
4.75" Average Thickness (21.38 Average R-Value), 1/8" Slope, Tapered Expanded Polystyrene Board (EPS), Cold Adhesive Applied 8.89		
07 22 16 00-0256 SF		
5.25" Average Thickness (23.63 Average R-Value), 1/8" Slope, Tapered Expanded Polystyrene Board (EPS), Cold Adhesive Applied 9.33		
07 22 16 00-0257 SF		
5.75" Average Thickness (25.88 Average R-Value), 1/8" Slope, Tapered Expanded Polystyrene Board (EPS), Cold Adhesive Applied 9.76		
07 22 16 00-0258 SF		
6.25" Average Thickness (28.13 Average R-Value), 1/8" Slope, Tapered Expanded Polystyrene Board (EPS), Cold Adhesive Applied 10.20		
07 22 16 00-0259 SF		
6.75" Average Thickness (30.38 Average R-Value), 1/8" Slope, Tapered Expanded Polystyrene Board (EPS), Cold Adhesive Applied 11.96		
07 22 16 00-0260		
Cold Adhesive Applied, 1/4" Slope, Tapered Expanded Polystyrene Board (EPS) (07 22 16 00-0248)		
07 22 16 00-0261 SF		
2" Average Thickness (9 Average R-Value), 1/4" Slope, Tapered Expanded Polystyrene Board (EPS), Cold Adhesive Applied 3.85		
07 22 16 00-0262 SF		
3" Average Thickness (13.5 Average R-Value), 1/4" Slope, Tapered Expanded Polystyrene Board (EPS), Cold Adhesive Applied 6.04		
07 22 16 00-0263 SF		
4" Average Thickness (18 Average R-Value), 1/4" Slope, Tapered Expanded Polystyrene Board (EPS), Cold Adhesive Applied 6.91		
07 22 16 00-0264 SF		
5" Average Thickness (22.5 Average R-Value), 1/4" Slope, Tapered Expanded Polystyrene Board (EPS), Cold Adhesive Applied 9.11		
07 22 16 00-0265 SF		
6" Average Thickness (27 Average R-Value), 1/4" Slope, Tapered Expanded Polystyrene Board (EPS), Cold Adhesive Applied 9.98		
07 22 16 00-0266 SF		
7" Average Thickness (31.5 Average R-Value), 1/4" Slope, Tapered Expanded Polystyrene Board (EPS), Cold Adhesive Applied 12.17		
07 22 16 00-0267		
Cold Adhesive Applied, 1/2" Slope, Tapered Expanded Polystyrene Board (EPS) (07 22 16 00-0248)		
07 22 16 00-0268 SF		
3.5" Average Thickness (15.75 Average R-Value), 1/2" Slope, Tapered Expanded Polystyrene Board (EPS), Cold Adhesive Applied 6.48		
07 22 16 00-0269 SF		
5.5" Average Thickness (24.75 Average R-Value), 1/2" Slope, Tapered Expanded Polystyrene Board (EPS), Cold Adhesive Applied 9.55		
07 22 16 00-0270 SF		
7.5" Average Thickness (33.75 Average R-Value), 1/2" Slope, Tapered Expanded Polystyrene Board (EPS), Cold Adhesive Applied 12.61		
07 22 16 00-0271 SF		
9.5" Average Thickness (42.75 Average R-Value), 1/2" Slope, Tapered Expanded Polystyrene Board (EPS), Cold Adhesive Applied 16.11		
07 22 16 00-0272		
Cold Adhesive Applied, Tapered Extruded Polystyrene Board (XEPS) (07 22 16 00-0223)		
Note: Includes polyurethane adhesive.		
07 22 16 00-0273		
Cold Adhesive Applied, 1/8" Slope, Tapered Extruded Polystyrene Board (XEPS) (07 22 16 00-0272)		
07 22 16 00-0274 SF		
2.25" Average Thickness (12.38 Average R-Value), 1/8" Slope, Tapered Extruded Polystyrene Board (XEPS), Cold Adhesive Applied 4.59		
07 22 16 00-0275 SF		
2.75" Average Thickness (15.125 Average R-Value), 1/8" Slope, Tapered Extruded Polystyrene Board (XEPS), Cold Adhesive Applied 6.34		
07 22 16 00-0276 SF		
3.25" Average Thickness (17.88 Average R-Value), 1/8" Slope, Tapered Extruded Polystyrene Board (XEPS), Cold Adhesive Applied 6.89		
07 22 16 00-0277 SF		
3.75" Average Thickness (20.63 Average R-Value), 1/8" Slope, Tapered Extruded Polystyrene Board (XEPS), Cold Adhesive Applied 7.44		
07 22 16 00-0278 SF		
4.25" Average Thickness (23.38 Average R-Value), 1/8" Slope, Tapered Extruded Polystyrene Board (XEPS), Cold Adhesive Applied 7.99		
07 22 16 00-0279 SF		
4.75" Average Thickness (26.13 Average R-Value), 1/8" Slope, Tapered Extruded Polystyrene Board (XEPS), Cold Adhesive Applied 9.75		
07 22 16 00-0280 SF		
5.25" Average Thickness (28.88 Average R-Value), 1/8" Slope, Tapered Extruded Polystyrene Board (XEPS), Cold Adhesive Applied 10.30		
07 22 16 00-0281 SF		
5.75" Average Thickness (31.63 Average R-Value), 1/8" Slope, Tapered Extruded Polystyrene Board (XEPS), Cold Adhesive Applied 10.85		
07 22 16 00-0282 SF		
6.25" Average Thickness (34.38 Average R-Value), 1/8" Slope, Tapered Extruded Polystyrene Board (XEPS), Cold Adhesive Applied 11.40		
07 22 16 00-0283 SF		
6.75" Average Thickness (37.13 Average R-Value), 1/8" Slope, Tapered Extruded Polystyrene Board (XEPS), Cold Adhesive Applied 13.15		

07 Thermal And Moisture Protection**07 20 Thermal Protection****07 22 Roof and Deck Insulation**

SAN BERNARDINO
COUNTY

MINOR CSI UOM DESCRIPTION	TOTAL DIRECT UNIT COST	DEMOLITION UNIT COST
07 22 16 00-0284 Cold Adhesive Applied, 1/4" Slope, Tapered Extruded Polystyrene Board (XEPS) <small>(07 22 16 00-0272)</small>		
07 22 16 00-0285 SF 2" Average Thickness (11 Average R-Value), 1/4" Slope, Tapered Extruded Polystyrene Board (XEPS), Cold Adhesive Applied.....	4.31	
07 22 16 00-0286 SF 3" Average Thickness (16.5 Average R-Value), 1/4" Slope, Tapered Extruded Polystyrene Board (XEPS), Cold Adhesive Applied.....	6.61	
07 22 16 00-0287 SF 4" Average Thickness (22 Average R-Value), 1/4" Slope, Tapered Extruded Polystyrene Board (XEPS), Cold Adhesive Applied.....	7.71	
07 22 16 00-0288 SF 5" Average Thickness (27.5 Average R-Value), 1/4" Slope, Tapered Extruded Polystyrene Board (XEPS), Cold Adhesive Applied.....	10.03	
07 22 16 00-0289 SF 6" Average Thickness (33 Average R-Value), 1/4" Slope, Tapered Extruded Polystyrene Board (XEPS), Cold Adhesive Applied.....	11.12	
07 22 16 00-0290 SF 7" Average Thickness (38.5 Average R-Value), 1/4" Slope, Tapered Extruded Polystyrene Board (XEPS), Cold Adhesive Applied.....	13.43	
07 22 16 00-0291 Cold Adhesive Applied, 1/2" Slope, Tapered Extruded Polystyrene Board (XEPS) <small>(07 22 16 00-0272)</small>		
07 22 16 00-0292 SF 3.5" Average Thickness (19.25 Average R-Value), 1/2" Slope, Tapered Extruded Polystyrene Board (XEPS), Cold Adhesive Applied.....	7.16	
<i>For Mechanically Fastened To Concrete, Add</i>	1.45	
<i>For Mechanically Fastened To Cementitious Wood Fiber Or Gypsum, Add</i>	1.74	
07 22 16 00-0293 SF 5.5" Average Thickness (30.25 Average R-Value), 1/2" Slope, Tapered Extruded Polystyrene Board (XEPS), Cold Adhesive Applied.....	10.58	
07 22 16 00-0294 SF 7.5" Average Thickness (41.25 Average R-Value), 1/2" Slope, Tapered Extruded Polystyrene Board (XEPS), Cold Adhesive Applied.....	13.98	
07 22 16 00-0295 SF 9.5" Average Thickness (52.25 Average R-Value), 1/2" Slope, Tapered Extruded Polystyrene Board (XEPS), Cold Adhesive Applied.....	17.39	
07 22 16 00-0296 Cold Adhesive Applied, Tapered Perlite Board <small>(07 22 16 00-0223)</small>		
Note: Includes polyurethane adhesive.		
07 22 16 00-0297 Cold Adhesive Applied, 1/8" Slope, Tapered Perlite Board <small>(07 22 16 00-0296)</small>		
07 22 16 00-0298 SF 2.25" Average Thickness (6.26 Average R-Value), 1/8" Slope, Tapered Perlite Board, Cold Adhesive Applied.....	6.01	
07 22 16 00-0299 SF 2.75" Average Thickness (7.65 Average R-Value), 1/8" Slope, Tapered Perlite Board, Cold Adhesive Applied.....	7.51	
07 22 16 00-0300 SF 3.25" Average Thickness (9.04 Average R-Value), 1/8" Slope, Tapered Perlite Board, Cold Adhesive Applied.....	8.35	
07 22 16 00-0301 SF 3.75" Average Thickness (10.43 Average R-Value), 1/8" Slope, Tapered Perlite Board, Cold Adhesive Applied.....	9.30	
07 22 16 00-0302 SF 4.25" Average Thickness (11.82 Average R-Value), 1/8" Slope, Tapered Perlite Board, Cold Adhesive Applied.....	10.14	
07 22 16 00-0303 SF 4.75" Average Thickness (13.21 Average R-Value), 1/8" Slope, Tapered Perlite Board, Cold Adhesive Applied.....	11.63	
07 22 16 00-0304 SF 5.25" Average Thickness (14.60 Average R-Value), 1/8" Slope, Tapered Perlite Board, Cold Adhesive Applied.....	12.47	
07 22 16 00-0305 SF 5.75" Average Thickness (15.99 Average R-Value), 1/8" Slope, Tapered Perlite Board, Cold Adhesive Applied.....	13.42	
07 22 16 00-0306 SF 6.25" Average Thickness (17.38 Average R-Value), 1/8" Slope, Tapered Perlite Board, Cold Adhesive Applied.....	14.26	
07 22 16 00-0307 SF 6.75" Average Thickness (18.77 Average R-Value), 1/8" Slope, Tapered Perlite Board, Cold Adhesive Applied.....	15.76	
07 22 16 00-0308 Cold Adhesive Applied, 1/4" Slope, Tapered Perlite Board <small>(07 22 16 00-0296)</small>		
07 22 16 00-0309 SF 2" Average Thickness (5.56 Average R-Value), 1/4" Slope, Tapered Perlite Board, Cold Adhesive Applied.....	5.59	
07 22 16 00-0310 SF 3" Average Thickness (8.34 Average R-Value), 1/4" Slope, Tapered Perlite Board, Cold Adhesive Applied.....	7.93	
07 22 16 00-0311 SF 4" Average Thickness (11.12 Average R-Value), 1/4" Slope, Tapered Perlite Board, Cold Adhesive Applied.....	9.72	
07 22 16 00-0312 SF 5" Average Thickness (13.9 Average R-Value), 1/4" Slope, Tapered Perlite Board, Cold Adhesive Applied.....	12.05	
07 22 16 00-0313 SF 6" Average Thickness (16.68 Average R-Value), 1/4" Slope, Tapered Perlite Board, Cold Adhesive Applied.....	13.84	
07 22 16 00-0314 SF 7" Average Thickness (19.46 Average R-Value), 1/4" Slope, Tapered Perlite Board, Cold Adhesive Applied.....	16.18	
07 22 16 00-0315 Cold Adhesive Applied, 1/2" Slope, Tapered Perlite Board <small>(07 22 16 00-0296)</small>		
07 22 16 00-0316 SF 3.5" Average Thickness (9.73 Average R-Value), 1/2" Slope, Tapered Perlite Board, Cold Adhesive Applied.....	8.77	
07 22 16 00-0317 SF 5.5" Average Thickness (15.29 Average R-Value), 1/2" Slope, Tapered Perlite Board, Cold Adhesive Applied.....	12.89	
07 22 16 00-0318 SF 7.5" Average Thickness (20.85 Average R-Value), 1/2" Slope, Tapered Perlite Board, Cold Adhesive Applied.....	17.02	
07 22 16 00-0319 SF 9.5" Average Thickness (26.41 Average R-Value), 1/2" Slope, Tapered Perlite Board, Cold Adhesive Applied.....	21.14	
07 22 16 00-0320 Hot-Mopped Rigid Board Tapered Roofing Insulation <small>(07 22 16 00-0222)</small>		
07 22 16 00-0321 Hot-Mopped, Tapered Polyisocyanurate Board <small>(07 22 16 00-0320)</small>		
07 22 16 00-0322 Hot-Mopped, 1/8" Slope, Tapered Polyisocyanurate Board <small>(07 22 16 00-0321)</small>		
07 22 16 00-0323 SF 2.25" Average Thickness (12.8 Average R-Value), 1/8" Slope, Tapered Polyisocyanurate Board, Hot-Mopped.....	4.34	
<i>For 25 PSI Compressive Strength, Add</i>	0.29	
07 22 16 00-0324 SF 2.75" Average Thickness (15.7 Average R-Value), 1/8" Slope, Tapered Polyisocyanurate Board, Hot-Mopped.....	6.03	
<i>For 25 PSI Compressive Strength, Add</i>	0.31	
07 22 16 00-0325 SF 3.25" Average Thickness (18.5 Average R-Value), 1/8" Slope, Tapered Polyisocyanurate Board, Hot-Mopped.....	6.61	
<i>For 25 PSI Compressive Strength, Add</i>	0.37	
07 22 16 00-0326 SF 3.75" Average Thickness (21.4 Average R-Value), 1/8" Slope, Tapered Polyisocyanurate Board, Hot-Mopped.....	6.91	
<i>For 25 PSI Compressive Strength, Add</i>	0.43	
07 22 16 00-0327 SF 4.25" Average Thickness (24.2 Average R-Value), 1/8" Slope, Tapered Polyisocyanurate Board, Hot-Mopped.....	7.76	
<i>For 25 PSI Compressive Strength, Add</i>	0.49	
07 22 16 00-0328 SF 4.75" Average Thickness (27.1 Average R-Value), 1/8" Slope, Tapered Polyisocyanurate Board, Hot-Mopped.....	9.31	
<i>For 25 PSI Compressive Strength, Add</i>	0.51	
07 22 16 00-0329 SF 5.25" Average Thickness (30.0 Average R-Value), 1/8" Slope, Tapered Polyisocyanurate Board, Hot-Mopped.....	9.89	
<i>For 25 PSI Compressive Strength, Add</i>	0.57	



	MINOR CSI UOM DESCRIPTION		TOTAL DIRECT UNIT COST	DEMOLITION UNIT COST
07 22 16 00-0330	SF 5.75" Average Thickness (32.8 Average R-Value), 1/8" Slope, Tapered Polyisocyanurate Board, Hot-Mopped <i>For 25 PSI Compressive Strength, Add</i>	10.47	0.63	
07 22 16 00-0331	SF 6.25" Average Thickness (35.6 Average R-Value), 1/8" Slope, Tapered Polyisocyanurate Board, Hot-Mopped <i>For 25 PSI Compressive Strength, Add</i>	11.05	0.69	
07 22 16 00-0332	SF 6.75" Average Thickness (38.5 Average R-Value), 1/8" Slope, Tapered Polyisocyanurate Board, Hot-Mopped <i>For 25 PSI Compressive Strength, Add</i>	12.58	0.71	
07 22 16 00-0333	Hot-Mopped, 1/4" Slope, Tapered Polyisocyanurate Board <small>(07 22 16 00-0321)</small>			
07 22 16 00-0334	SF 2" Average Thickness (11.4 Average R-Value), 1/4" Slope, Tapered Polyisocyanurate Board, Hot-Mopped <i>For 25 PSI Compressive Strength, Add</i>	4.20	0.26	
07 22 16 00-0335	SF 3" Average Thickness (17.1 Average R-Value), 1/4" Slope, Tapered Polyisocyanurate Board, Hot-Mopped <i>For 25 PSI Compressive Strength, Add</i>	6.32	0.34	
07 22 16 00-0336	SF 4" Average Thickness (22.8 Average R-Value), 1/4" Slope, Tapered Polyisocyanurate Board, Hot-Mopped <i>For 25 PSI Compressive Strength, Add</i>	7.47	0.46	
07 22 16 00-0337	SF 5" Average Thickness (28.5 Average R-Value), 1/4" Slope, Tapered Polyisocyanurate Board, Hot-Mopped <i>For 25 PSI Compressive Strength, Add</i>	9.60	0.54	
07 22 16 00-0338	SF 6" Average Thickness (34.2 Average R-Value), 1/4" Slope, Tapered Polyisocyanurate Board, Hot-Mopped <i>For 25 PSI Compressive Strength, Add</i>	10.76	0.66	
07 22 16 00-0339	SF 7" Average Thickness (39.9 Average R-Value), 1/4" Slope, Tapered Polyisocyanurate Board, Hot-Mopped <i>For 25 PSI Compressive Strength, Add</i>	12.87	0.74	
07 22 16 00-0340	Hot-Mopped, 1/2" Slope, Tapered Polyisocyanurate Board <small>(07 22 16 00-0321)</small>			
07 22 16 00-0341	SF 3.5" Average Thickness (20.0 Average R-Value), 1/2" Slope, Tapered Polyisocyanurate Board, Hot-Mopped <i>For 25 PSI Compressive Strength, Add</i>	6.90	0.40	
07 22 16 00-0342	SF 5.5" Average Thickness (31.4 Average R-Value), 1/2" Slope, Tapered Polyisocyanurate Board, Hot-Mopped <i>For 25 PSI Compressive Strength, Add</i>	10.18	0.60	
07 22 16 00-0343	SF 7.5" Average Thickness (42.8 Average R-Value), 1/2" Slope, Tapered Polyisocyanurate Board, Hot-Mopped <i>For 25 PSI Compressive Strength, Add</i>	13.45	0.80	
07 22 16 00-0344	SF 9.5" Average Thickness (54.2 Average R-Value), 1/2" Slope, Tapered Polyisocyanurate Board, Hot-Mopped <i>For 25 PSI Compressive Strength, Add</i>	16.73	1.00	
07 22 16 00-0345	Hot-Mopped, Tapered Perlite Board <small>(07 22 16 00-0320)</small>			
07 22 16 00-0346	Hot-Mopped, 1/8" Slope, Tapered Perlite Board <small>(07 22 16 00-0345)</small>			
07 22 16 00-0347	SF 2.25" Average Thickness (6.26 Average R-Value), 1/8" Slope, Tapered Perlite Board, Hot-Mopped	5.16		
07 22 16 00-0348	SF 2.75" Average Thickness (7.65 Average R-Value), 1/8" Slope, Tapered Perlite Board, Hot-Mopped	7.07		
07 22 16 00-0349	SF 3.25" Average Thickness (9.04 Average R-Value), 1/8" Slope, Tapered Perlite Board, Hot-Mopped	7.91		
07 22 16 00-0350	SF 3.75" Average Thickness (10.43 Average R-Value), 1/8" Slope, Tapered Perlite Board, Hot-Mopped	8.24		
07 22 16 00-0351	SF 4.25" Average Thickness (11.82 Average R-Value), 1/8" Slope, Tapered Perlite Board, Hot-Mopped	9.08		
07 22 16 00-0352	SF 4.75" Average Thickness (13.21 Average R-Value), 1/8" Slope, Tapered Perlite Board, Hot-Mopped	10.98		
07 22 16 00-0353	SF 5.25" Average Thickness (14.60 Average R-Value), 1/8" Slope, Tapered Perlite Board, Hot-Mopped	11.82		
07 22 16 00-0354	SF 5.75" Average Thickness (15.99 Average R-Value), 1/8" Slope, Tapered Perlite Board, Hot-Mopped	12.15		
07 22 16 00-0355	SF 6.25" Average Thickness (17.38 Average R-Value), 1/8" Slope, Tapered Perlite Board, Hot-Mopped	12.99		
07 22 16 00-0356	SF 6.75" Average Thickness (18.77 Average R-Value), 1/8" Slope, Tapered Perlite Board, Hot-Mopped	14.88		
07 22 16 00-0357	Hot-Mopped, 1/4" Slope, Tapered Perlite Board <small>(07 22 16 00-0345)</small>			
07 22 16 00-0358	SF 2" Average Thickness (5.56 Average R-Value), 1/4" Slope, Tapered Perlite Board, Hot-Mopped	4.74		
07 22 16 00-0359	SF 3" Average Thickness (8.34 Average R-Value), 1/4" Slope, Tapered Perlite Board, Hot-Mopped	7.49		
07 22 16 00-0360	SF 4" Average Thickness (11.12 Average R-Value), 1/4" Slope, Tapered Perlite Board, Hot-Mopped	8.66		
07 22 16 00-0361	SF 5" Average Thickness (13.9 Average R-Value), 1/4" Slope, Tapered Perlite Board, Hot-Mopped	11.40		
07 22 16 00-0362	SF 6" Average Thickness (16.68 Average R-Value), 1/4" Slope, Tapered Perlite Board, Hot-Mopped	12.57		
07 22 16 00-0363	SF 7" Average Thickness (19.46 Average R-Value), 1/4" Slope, Tapered Perlite Board, Hot-Mopped	15.30		
07 22 16 00-0364	Hot-Mopped, 1/2" Slope, Tapered Perlite Board <small>(07 22 16 00-0345)</small>			
07 22 16 00-0365	SF 3.5" Average Thickness (9.73 Average R-Value), 1/2" Slope, Tapered Perlite Board, Hot-Mopped	8.33		
07 22 16 00-0366	SF 5.5" Average Thickness (15.29 Average R-Value), 1/2" Slope, Tapered Perlite Board, Hot-Mopped	12.24		
07 22 16 00-0367	SF 7.5" Average Thickness (20.85 Average R-Value), 1/2" Slope, Tapered Perlite Board, Hot-Mopped	65.18		
07 22 16 00-0368	SF 9.5" Average Thickness (26.41 Average R-Value), 1/2" Slope, Tapered Perlite Board, Hot-Mopped	20.05		
07 22 16 00-0369	Mechanically Fastened Tapered Roofing Insulation <small>(07 22 16 00-0222)</small> Note: Mechanically fastened to wood or steel. Includes tapered board and filler board required to maintain slope starting at 1/2" minimum thickness. Excludes base layer of board, if required. Average thickness and average R-value of tapered system excludes thickness and R-value of base layer insulation and/or coverboard.			
07 22 16 00-0370	Mechanically Fastened, Tapered Polyisocyanurate Board <small>(07 22 16 00-0369)</small> Note: Mechanically fastened to wood or steel.			
07 22 16 00-0371	Mechanically Fastened, 1/8" Slope, Tapered Polyisocyanurate Board <small>(07 22 16 00-0370)</small>			

07 Thermal And Moisture Protection

07 20 Thermal Protection

07 22 Roof and Deck Insulation



SAN BERNARDINO
COUNTY

MINOR	CSI	UOM	DESCRIPTION	TOTAL DIRECT UNIT COST	DEMOLITION UNIT COST
07 22 16 00-0372	SF		2.25" Average Thickness (12.8 Average R-Value), 1/8" Slope, Tapered Polyisocyanurate Board, Mechanically Fastened.....	4.45	
			For 25 PSI Compressive Strength, Add	0.30	
			For Mechanically Fastened To Concrete, Add	1.41	
			For Mechanically Fastened To Cementitious Wood Fiber Or Gypsum, Add	1.66	
			For Mechanically Fastened To Wood Or Steel, >90 To 120 MPH Wind, Add	0.68	
			For Mechanically Fastened To Concrete, >90 To 120 MPH Wind, Add	1.81	
			For Mechanically Fastened To Cementitious Wood Fiber Or Gypsum, >90 To 120 MPH Wind, Add	2.05	
			For Mechanically Fastened To Wood Or Steel, >120 To 135 MPH Wind, Add	1.00	
			For Mechanically Fastened To Concrete, >120 To 135 MPH Wind, Add	2.72	
			For Mechanically Fastened To Cementitious Wood Fiber Or Gypsum, >120 To 135 MPH Wind, Add	3.09	
07 22 16 00-0373	SF		3.25" Average Thickness (15.7 Average R-Value), 1/8" Slope, Tapered Polyisocyanurate Board, Mechanically Fastened.....	5.64	
			For 25 PSI Compressive Strength, Add	0.30	
			For Mechanically Fastened To Concrete, Add	1.45	
			For Mechanically Fastened To Cementitious Wood Fiber Or Gypsum, Add	1.70	
			For Mechanically Fastened To Wood Or Steel, >90 To 120 MPH Wind, Add	0.77	
			For Mechanically Fastened To Concrete, >90 To 120 MPH Wind, Add	1.91	
			For Mechanically Fastened To Cementitious Wood Fiber Or Gypsum, >90 To 120 MPH Wind, Add	2.16	
			For Mechanically Fastened To Wood Or Steel, >120 To 135 MPH Wind, Add	1.15	
			For Mechanically Fastened To Concrete, >120 To 135 MPH Wind, Add	2.88	
			For Mechanically Fastened To Cementitious Wood Fiber Or Gypsum, >120 To 135 MPH Wind, Add	3.26	
07 22 16 00-0374	SF		3.25" Average Thickness (18.5 Average R-Value), 1/8" Slope, Tapered Polyisocyanurate Board, Mechanically Fastened.....	6.22	
			For 25 PSI Compressive Strength, Add	0.36	
			For Mechanically Fastened To Concrete, Add	1.45	
			For Mechanically Fastened To Cementitious Wood Fiber Or Gypsum, Add	1.74	
			For Mechanically Fastened To Wood Or Steel, >90 To 120 MPH Wind, Add	0.77	
			For Mechanically Fastened To Concrete, >90 To 120 MPH Wind, Add	1.91	
			For Mechanically Fastened To Cementitious Wood Fiber Or Gypsum, >90 To 120 MPH Wind, Add	2.20	
			For Mechanically Fastened To Wood Or Steel, >120 To 135 MPH Wind, Add	1.15	
			For Mechanically Fastened To Concrete, >120 To 135 MPH Wind, Add	2.88	
			For Mechanically Fastened To Cementitious Wood Fiber Or Gypsum, >120 To 135 MPH Wind, Add	3.31	
07 22 16 00-0375	SF		3.75" Average Thickness (21.4 Average R-Value), 1/8" Slope, Tapered Polyisocyanurate Board, Mechanically Fastened.....	6.90	
			For 25 PSI Compressive Strength, Add	0.43	
			For Mechanically Fastened To Concrete, Add	1.49	
			For Mechanically Fastened To Cementitious Wood Fiber Or Gypsum, Add	1.70	
			For Mechanically Fastened To Wood Or Steel, >90 To 120 MPH Wind, Add	0.90	
			For Mechanically Fastened To Concrete, >90 To 120 MPH Wind, Add	2.05	
			For Mechanically Fastened To Cementitious Wood Fiber Or Gypsum, >90 To 120 MPH Wind, Add	2.26	
			For Mechanically Fastened To Wood Or Steel, >120 To 135 MPH Wind, Add	1.35	
			For Mechanically Fastened To Concrete, >120 To 135 MPH Wind, Add	3.09	
			For Mechanically Fastened To Cementitious Wood Fiber Or Gypsum, >120 To 135 MPH Wind, Add	3.41	
07 22 16 00-0376	SF		4.25" Average Thickness (24.2 Average R-Value), 1/8" Slope, Tapered Polyisocyanurate Board, Mechanically Fastened.....	7.48	
			For 25 PSI Compressive Strength, Add	0.49	
			For Mechanically Fastened To Concrete, Add	1.49	
			For Mechanically Fastened To Cementitious Wood Fiber Or Gypsum, Add	1.75	
			For Mechanically Fastened To Wood Or Steel, >90 To 120 MPH Wind, Add	0.90	
			For Mechanically Fastened To Concrete, >90 To 120 MPH Wind, Add	2.05	
			For Mechanically Fastened To Cementitious Wood Fiber Or Gypsum, >90 To 120 MPH Wind, Add	2.31	
			For Mechanically Fastened To Wood Or Steel, >120 To 135 MPH Wind, Add	1.35	
			For Mechanically Fastened To Concrete, >120 To 135 MPH Wind, Add	3.09	
			For Mechanically Fastened To Cementitious Wood Fiber Or Gypsum, >120 To 135 MPH Wind, Add	3.48	
07 22 16 00-0377	SF		4.75" Average Thickness (27.1 Average R-Value), 1/8" Slope, Tapered Polyisocyanurate Board, Mechanically Fastened.....	8.75	
			For 25 PSI Compressive Strength, Add	0.50	
			For Mechanically Fastened To Concrete, Add	1.53	
			For Mechanically Fastened To Cementitious Wood Fiber Or Gypsum, Add	1.74	
			For Mechanically Fastened To Wood Or Steel, >90 To 120 MPH Wind, Add	1.07	
			For Mechanically Fastened To Concrete, >90 To 120 MPH Wind, Add	2.22	
			For Mechanically Fastened To Cementitious Wood Fiber Or Gypsum, >90 To 120 MPH Wind, Add	2.42	
			For Mechanically Fastened To Wood Or Steel, >120 To 135 MPH Wind, Add	1.59	
			For Mechanically Fastened To Concrete, >120 To 135 MPH Wind, Add	3.34	
			For Mechanically Fastened To Cementitious Wood Fiber Or Gypsum, >120 To 135 MPH Wind, Add	3.65	
07 22 16 00-0378	SF		5.25" Average Thickness (30.0 Average R-Value), 1/8" Slope, Tapered Polyisocyanurate Board, Mechanically Fastened.....	9.33	
			For 25 PSI Compressive Strength, Add	0.56	
			For Mechanically Fastened To Concrete, Add	1.53	
			For Mechanically Fastened To Cementitious Wood Fiber Or Gypsum, Add	1.74	
			For Mechanically Fastened To Wood Or Steel, >90 To 120 MPH Wind, Add	1.07	
			For Mechanically Fastened To Concrete, >90 To 120 MPH Wind, Add	2.22	
			For Mechanically Fastened To Cementitious Wood Fiber Or Gypsum, >90 To 120 MPH Wind, Add	2.42	
			For Mechanically Fastened To Wood Or Steel, >120 To 135 MPH Wind, Add	1.59	
			For Mechanically Fastened To Concrete, >120 To 135 MPH Wind, Add	3.34	
			For Mechanically Fastened To Cementitious Wood Fiber Or Gypsum, >120 To 135 MPH Wind, Add	3.65	



MINOR CSI UOM DESCRIPTION	TOTAL DIRECT UNIT COST	DEMOLITION UNIT COST
07 22 16 00-0379 SF 5.75" Average Thickness (32.8 Average R-Value), 1/8" Slope, Tapered Polyisocyanurate Board, Mechanically Fastened	10.39	
<i>For 25 PSI Compressive Strength, Add</i>	0.66	
<i>For Mechanically Fastened To Concrete, Add</i>	1.57	
<i>For Mechanically Fastened To Cementitious Wood Fiber Or Gypsum, Add</i>	1.43	
<i>For Mechanically Fastened To Wood Or Steel, >90 To 120 MPH Wind, Add</i>	1.58	
<i>For Mechanically Fastened To Concrete, >90 To 120 MPH Wind, Add</i>	2.74	
<i>For Mechanically Fastened To Cementitious Wood Fiber Or Gypsum, >90 To 120 MPH Wind, Add</i>	2.60	
<i>For Mechanically Fastened To Wood Or Steel, >120 To 135 MPH Wind, Add</i>	2.37	
<i>For Mechanically Fastened To Concrete, >120 To 135 MPH Wind, Add</i>	4.13	
<i>For Mechanically Fastened To Cementitious Wood Fiber Or Gypsum, >120 To 135 MPH Wind, Add</i>	3.91	
07 22 16 00-0380 SF 6.25" Average Thickness (35.6 Average R-Value), 1/8" Slope, Tapered Polyisocyanurate Board, Mechanically Fastened	10.96	
<i>For 25 PSI Compressive Strength, Add</i>	0.72	
<i>For Mechanically Fastened To Concrete, Add</i>	1.57	
<i>For Mechanically Fastened To Cementitious Wood Fiber Or Gypsum, Add</i>	1.43	
<i>For Mechanically Fastened To Wood Or Steel, >90 To 120 MPH Wind, Add</i>	1.58	
<i>For Mechanically Fastened To Concrete, >90 To 120 MPH Wind, Add</i>	2.74	
<i>For Mechanically Fastened To Cementitious Wood Fiber Or Gypsum, >90 To 120 MPH Wind, Add</i>	2.60	
<i>For Mechanically Fastened To Wood Or Steel, >120 To 135 MPH Wind, Add</i>	2.37	
<i>For Mechanically Fastened To Concrete, >120 To 135 MPH Wind, Add</i>	4.13	
<i>For Mechanically Fastened To Cementitious Wood Fiber Or Gypsum, >120 To 135 MPH Wind, Add</i>	3.91	
07 22 16 00-0381 SF 6.75" Average Thickness (38.5 Average R-Value), 1/8" Slope, Tapered Polyisocyanurate Board, Mechanically Fastened	12.00	
<i>For 25 PSI Compressive Strength, Add</i>	0.71	
<i>For Mechanically Fastened To Concrete, Add</i>	1.57	
<i>For Mechanically Fastened To Cementitious Wood Fiber Or Gypsum, Add</i>	1.79	
<i>For Mechanically Fastened To Wood Or Steel, >90 To 120 MPH Wind, Add</i>	1.48	
<i>For Mechanically Fastened To Concrete, >90 To 120 MPH Wind, Add</i>	2.64	
<i>For Mechanically Fastened To Cementitious Wood Fiber Or Gypsum, >90 To 120 MPH Wind, Add</i>	2.86	
<i>For Mechanically Fastened To Wood Or Steel, >120 To 135 MPH Wind, Add</i>	2.22	
<i>For Mechanically Fastened To Concrete, >120 To 135 MPH Wind, Add</i>	3.98	
<i>For Mechanically Fastened To Cementitious Wood Fiber Or Gypsum, >120 To 135 MPH Wind, Add</i>	4.30	
07 22 16 00-0382 Mechanically Fastened, 1/4" Slope, Tapered Polyisocyanurate Board (07 22 16 00-0370)		
07 22 16 00-0383 SF 2" Average Thickness (11.4 Average R-Value), 1/4" Slope, Tapered Polyisocyanurate Board, Mechanically Fastened	4.16	
<i>For 25 PSI Compressive Strength, Add</i>	0.27	
<i>For Mechanically Fastened To Concrete, Add</i>	1.41	
<i>For Mechanically Fastened To Cementitious Wood Fiber Or Gypsum, Add</i>	1.66	
<i>For Mechanically Fastened To Wood Or Steel, >90 To 120 MPH Wind, Add</i>	0.68	
<i>For Mechanically Fastened To Concrete, >90 To 120 MPH Wind, Add</i>	1.81	
<i>For Mechanically Fastened To Cementitious Wood Fiber Or Gypsum, >90 To 120 MPH Wind, Add</i>	2.05	
<i>For Mechanically Fastened To Wood Or Steel, >120 To 135 MPH Wind, Add</i>	1.00	
<i>For Mechanically Fastened To Concrete, >120 To 135 MPH Wind, Add</i>	2.72	
<i>For Mechanically Fastened To Cementitious Wood Fiber Or Gypsum, >120 To 135 MPH Wind, Add</i>	3.09	
07 22 16 00-0384 SF 3" Average Thickness (17.1 Average R-Value), 1/4" Slope, Tapered Polyisocyanurate Board, Mechanically Fastened	5.93	
<i>For 25 PSI Compressive Strength, Add</i>	0.33	
<i>For Mechanically Fastened To Concrete, Add</i>	1.45	
<i>For Mechanically Fastened To Cementitious Wood Fiber Or Gypsum, Add</i>	1.70	
<i>For Mechanically Fastened To Wood Or Steel, >90 To 120 MPH Wind, Add</i>	0.77	
<i>For Mechanically Fastened To Concrete, >90 To 120 MPH Wind, Add</i>	1.91	
<i>For Mechanically Fastened To Cementitious Wood Fiber Or Gypsum, >90 To 120 MPH Wind, Add</i>	2.16	
<i>For Mechanically Fastened To Wood Or Steel, >120 To 135 MPH Wind, Add</i>	1.15	
<i>For Mechanically Fastened To Concrete, >120 To 135 MPH Wind, Add</i>	2.88	
<i>For Mechanically Fastened To Cementitious Wood Fiber Or Gypsum, >120 To 135 MPH Wind, Add</i>	3.26	
07 22 16 00-0385 SF 4" Average Thickness (22.8 Average R-Value), 1/4" Slope, Tapered Polyisocyanurate Board, Mechanically Fastened	7.19	
<i>For 25 PSI Compressive Strength, Add</i>	0.46	
<i>For Mechanically Fastened To Concrete, Add</i>	1.49	
<i>For Mechanically Fastened To Cementitious Wood Fiber Or Gypsum, Add</i>	1.70	
<i>For Mechanically Fastened To Wood Or Steel, >90 To 120 MPH Wind, Add</i>	0.90	
<i>For Mechanically Fastened To Concrete, >90 To 120 MPH Wind, Add</i>	2.05	
<i>For Mechanically Fastened To Cementitious Wood Fiber Or Gypsum, >90 To 120 MPH Wind, Add</i>	2.26	
<i>For Mechanically Fastened To Wood Or Steel, >120 To 135 MPH Wind, Add</i>	1.35	
<i>For Mechanically Fastened To Concrete, >120 To 135 MPH Wind, Add</i>	3.09	
<i>For Mechanically Fastened To Cementitious Wood Fiber Or Gypsum, >120 To 135 MPH Wind, Add</i>	3.41	
07 22 16 00-0386 SF 5" Average Thickness (28.5 Average R-Value), 1/4" Slope, Tapered Polyisocyanurate Board, Mechanically Fastened	9.04	
<i>For 25 PSI Compressive Strength, Add</i>	0.53	
<i>For Mechanically Fastened To Concrete, Add</i>	1.53	
<i>For Mechanically Fastened To Cementitious Wood Fiber Or Gypsum, Add</i>	1.74	
<i>For Mechanically Fastened To Wood Or Steel, >90 To 120 MPH Wind, Add</i>	1.07	
<i>For Mechanically Fastened To Concrete, >90 To 120 MPH Wind, Add</i>	2.22	
<i>For Mechanically Fastened To Cementitious Wood Fiber Or Gypsum, >90 To 120 MPH Wind, Add</i>	2.42	
<i>For Mechanically Fastened To Wood Or Steel, >120 To 135 MPH Wind, Add</i>	1.59	
<i>For Mechanically Fastened To Concrete, >120 To 135 MPH Wind, Add</i>	3.34	
<i>For Mechanically Fastened To Cementitious Wood Fiber Or Gypsum, >120 To 135 MPH Wind, Add</i>	3.65	

07 Thermal And Moisture Protection**07 20 Thermal Protection****07 22 Roof and Deck Insulation**

SAN BERNARDINO
COUNTY

MINOR CSI	UOM	DESCRIPTION	TOTAL DIRECT UNIT COST	DEMOLITION UNIT COST
07 22 16 00-0387	SF	6" Average Thickness (34.2 Average R-Value), 1/4" Slope, Tapered Polyisocyanurate Board, Mechanically Fastened.....	10.68	
		<i>For 25 PSI Compressive Strength, Add</i>	0.69	
		<i>For Mechanically Fastened To Concrete, Add</i>	1.57	
		<i>For Mechanically Fastened To Cementitious Wood Fiber Or Gypsum, Add</i>	1.43	
		<i>For Mechanically Fastened To Wood Or Steel, >90 To 120 MPH Wind, Add</i>	1.58	
		<i>For Mechanically Fastened To Concrete, >90 To 120 MPH Wind, Add</i>	2.74	
		<i>For Mechanically Fastened To Cementitious Wood Fiber Or Gypsum, >90 To 120 MPH Wind, Add</i>	2.60	
		<i>For Mechanically Fastened To Wood Or Steel, >120 To 135 MPH Wind, Add</i>	2.37	
		<i>For Mechanically Fastened To Concrete, >120 To 135 MPH Wind, Add</i>	4.13	
		<i>For Mechanically Fastened To Cementitious Wood Fiber Or Gypsum, >120 To 135 MPH Wind, Add</i>	3.91	
07 22 16 00-0388	SF	7" Average Thickness (39.9 Average R-Value), 1/4" Slope, Tapered Polyisocyanurate Board, Mechanically Fastened.....	12.29	
		<i>For 25 PSI Compressive Strength, Add</i>	0.73	
		<i>For Mechanically Fastened To Concrete, Add</i>	1.57	
		<i>For Mechanically Fastened To Cementitious Wood Fiber Or Gypsum, Add</i>	1.79	
		<i>For Mechanically Fastened To Wood Or Steel, >90 To 120 MPH Wind, Add</i>	1.48	
		<i>For Mechanically Fastened To Concrete, >90 To 120 MPH Wind, Add</i>	2.64	
		<i>For Mechanically Fastened To Cementitious Wood Fiber Or Gypsum, >90 To 120 MPH Wind, Add</i>	2.86	
		<i>For Mechanically Fastened To Wood Or Steel, >120 To 135 MPH Wind, Add</i>	2.22	
		<i>For Mechanically Fastened To Concrete, >120 To 135 MPH Wind, Add</i>	3.98	
		<i>For Mechanically Fastened To Cementitious Wood Fiber Or Gypsum, >120 To 135 MPH Wind, Add</i>	4.30	
07 22 16 00-0389		Mechanically Fastened, 1/2" Slope, Tapered Polyisocyanurate Board (07 22 16 00-0370)		
07 22 16 00-0390	SF	3.5" Average Thickness (20.0 Average R-Value), 1/2" Slope, Tapered Polyisocyanurate Board, Mechanically Fastened.....	6.51	
		<i>For 25 PSI Compressive Strength, Add</i>	0.39	
		<i>For Mechanically Fastened To Concrete, Add</i>	1.45	
		<i>For Mechanically Fastened To Cementitious Wood Fiber Or Gypsum, Add</i>	1.74	
		<i>For Mechanically Fastened To Wood Or Steel, >90 To 120 MPH Wind, Add</i>	0.77	
		<i>For Mechanically Fastened To Concrete, >90 To 120 MPH Wind, Add</i>	1.91	
		<i>For Mechanically Fastened To Cementitious Wood Fiber Or Gypsum, >90 To 120 MPH Wind, Add</i>	2.20	
		<i>For Mechanically Fastened To Wood Or Steel, >120 To 135 MPH Wind, Add</i>	1.15	
		<i>For Mechanically Fastened To Concrete, >120 To 135 MPH Wind, Add</i>	2.88	
		<i>For Mechanically Fastened To Cementitious Wood Fiber Or Gypsum, >120 To 135 MPH Wind, Add</i>	3.31	
07 22 16 00-0391	SF	5" Average Thickness (31.4 Average R-Value), 1/2" Slope, Tapered Polyisocyanurate Board, Mechanically Fastened.....	9.36	
		<i>For 25 PSI Compressive Strength, Add</i>	0.56	
		<i>For Mechanically Fastened To Concrete, Add</i>	1.53	
		<i>For Mechanically Fastened To Cementitious Wood Fiber Or Gypsum, Add</i>	1.74	
		<i>For Mechanically Fastened To Wood Or Steel, >90 To 120 MPH Wind, Add</i>	1.07	
		<i>For Mechanically Fastened To Concrete, >90 To 120 MPH Wind, Add</i>	2.22	
		<i>For Mechanically Fastened To Cementitious Wood Fiber Or Gypsum, >90 To 120 MPH Wind, Add</i>	2.42	
		<i>For Mechanically Fastened To Wood Or Steel, >120 To 135 MPH Wind, Add</i>	1.59	
		<i>For Mechanically Fastened To Concrete, >120 To 135 MPH Wind, Add</i>	3.34	
		<i>For Mechanically Fastened To Cementitious Wood Fiber Or Gypsum, >120 To 135 MPH Wind, Add</i>	3.65	
07 22 16 00-0392	SF	7.5" Average Thickness (42.8 Average R-Value), 1/2" Slope, Tapered Polyisocyanurate Board, Mechanically Fastened.....	12.87	
		<i>For 25 PSI Compressive Strength, Add</i>	0.79	
		<i>For Mechanically Fastened To Concrete, Add</i>	1.57	
		<i>For Mechanically Fastened To Cementitious Wood Fiber Or Gypsum, Add</i>	1.79	
		<i>For Mechanically Fastened To Wood Or Steel, >90 To 120 MPH Wind, Add</i>	1.48	
		<i>For Mechanically Fastened To Concrete, >90 To 120 MPH Wind, Add</i>	2.64	
		<i>For Mechanically Fastened To Cementitious Wood Fiber Or Gypsum, >90 To 120 MPH Wind, Add</i>	2.86	
		<i>For Mechanically Fastened To Wood Or Steel, >120 To 135 MPH Wind, Add</i>	2.22	
		<i>For Mechanically Fastened To Concrete, >120 To 135 MPH Wind, Add</i>	3.98	
		<i>For Mechanically Fastened To Cementitious Wood Fiber Or Gypsum, >120 To 135 MPH Wind, Add</i>	4.30	
07 22 16 00-0393	SF	9.5" Average Thickness (54.2 Average R-Value), 1/2" Slope, Tapered Polyisocyanurate Board, Mechanically Fastened.....	16.28	
		<i>For 25 PSI Compressive Strength, Add</i>	1.02	
		<i>For Mechanically Fastened To Concrete, Add</i>	1.52	
		<i>For Mechanically Fastened To Wood Or Steel, >90 To 120 MPH Wind, Add</i>	2.05	
		<i>For Mechanically Fastened To Concrete, >90 To 120 MPH Wind, Add</i>	3.13	
		<i>For Mechanically Fastened To Wood Or Steel, >120 To 135 MPH Wind, Add</i>	3.07	
		<i>For Mechanically Fastened To Concrete, >120 To 135 MPH Wind, Add</i>	4.68	
07 22 16 00-0394		Mechanically Fastened, Tapered Expanded Polystyrene Board (EPS) (07 22 16 00-0369)		
07 22 16 00-0395		Mechanically Fastened, 1/8" Slope, Tapered Expanded Polystyrene Board (EPS) (07 22 16 00-0394)		
07 22 16 00-0396	SF	2.25" Average Thickness (10.13 Average R-Value), 1/8" Slope, Tapered Expanded Polystyrene Board (EPS), Mechanically Fastened.....	3.80	
		<i>For Mechanically Fastened To Concrete, Add</i>	1.41	
		<i>For Mechanically Fastened To Cementitious Wood Fiber Or Gypsum, Add</i>	1.66	
		<i>For Mechanically Fastened To Wood Or Steel, >90 To 120 MPH Wind, Add</i>	0.68	
		<i>For Mechanically Fastened To Concrete, >90 To 120 MPH Wind, Add</i>	1.81	
		<i>For Mechanically Fastened To Cementitious Wood Fiber Or Gypsum, >90 To 120 MPH Wind, Add</i>	2.05	
		<i>For Mechanically Fastened To Wood Or Steel, >120 To 135 MPH Wind, Add</i>	1.00	
		<i>For Mechanically Fastened To Concrete, >120 To 135 MPH Wind, Add</i>	2.72	
		<i>For Mechanically Fastened To Cementitious Wood Fiber Or Gypsum, >120 To 135 MPH Wind, Add</i>	3.09	



MINOR CSI UOM DESCRIPTION	TOTAL DIRECT UNIT COST	DEMOLITION UNIT COST
07 22 16 00-0397 SF 2.75" Average Thickness (12.38 Average R-Value), 1/8" Slope, Tapered Expanded Polystyrene Board (EPS), Mechanically Fastened.....	5.00	
For Mechanically Fastened To Concrete, Add	1.45	
For Mechanically Fastened To Cementitious Wood Fiber Or Gypsum, Add	1.70	
For Mechanically Fastened To Wood Or Steel, >90 To 120 MPH Wind, Add	0.77	
For Mechanically Fastened To Concrete, >90 To 120 MPH Wind, Add	1.91	
For Mechanically Fastened To Cementitious Wood Fiber Or Gypsum, >90 To 120 MPH Wind, Add	2.16	
For Mechanically Fastened To Wood Or Steel, >120 To 135 MPH Wind, Add	1.15	
For Mechanically Fastened To Concrete, >120 To 135 MPH Wind, Add	2.88	
For Mechanically Fastened To Cementitious Wood Fiber Or Gypsum, >120 To 135 MPH Wind, Add	3.26	
07 22 16 00-0398 SF 3.25" Average Thickness (14.63 Average R-Value), 1/8" Slope, Tapered Expanded Polystyrene Board (EPS), Mechanically Fastened.....	5.43	
For Mechanically Fastened To Concrete, Add	1.45	
For Mechanically Fastened To Cementitious Wood Fiber Or Gypsum, Add	1.74	
For Mechanically Fastened To Wood Or Steel, >90 To 120 MPH Wind, Add	0.77	
For Mechanically Fastened To Concrete, >90 To 120 MPH Wind, Add	1.91	
For Mechanically Fastened To Cementitious Wood Fiber Or Gypsum, >90 To 120 MPH Wind, Add	2.20	
For Mechanically Fastened To Wood Or Steel, >120 To 135 MPH Wind, Add	1.15	
For Mechanically Fastened To Concrete, >120 To 135 MPH Wind, Add	2.88	
For Mechanically Fastened To Cementitious Wood Fiber Or Gypsum, >120 To 135 MPH Wind, Add	3.31	
07 22 16 00-0399 SF 3.75" Average Thickness (16.88 Average R-Value), 1/8" Slope, Tapered Expanded Polystyrene Board (EPS), Mechanically Fastened.....	5.97	
For Mechanically Fastened To Concrete, Add	1.49	
For Mechanically Fastened To Cementitious Wood Fiber Or Gypsum, Add	1.70	
For Mechanically Fastened To Wood Or Steel, >90 To 120 MPH Wind, Add	0.90	
For Mechanically Fastened To Concrete, >90 To 120 MPH Wind, Add	2.05	
For Mechanically Fastened To Cementitious Wood Fiber Or Gypsum, >90 To 120 MPH Wind, Add	2.26	
For Mechanically Fastened To Wood Or Steel, >120 To 135 MPH Wind, Add	1.35	
For Mechanically Fastened To Concrete, >120 To 135 MPH Wind, Add	3.09	
For Mechanically Fastened To Cementitious Wood Fiber Or Gypsum, >120 To 135 MPH Wind, Add	3.41	
07 22 16 00-0400 SF 4.25" Average Thickness (19.13 Average R-Value), 1/8" Slope, Tapered Expanded Polystyrene Board (EPS), Mechanically Fastened.....	6.40	
For Mechanically Fastened To Concrete, Add	1.49	
For Mechanically Fastened To Cementitious Wood Fiber Or Gypsum, Add	1.75	
For Mechanically Fastened To Wood Or Steel, >90 To 120 MPH Wind, Add	0.90	
For Mechanically Fastened To Concrete, >90 To 120 MPH Wind, Add	2.05	
For Mechanically Fastened To Cementitious Wood Fiber Or Gypsum, >90 To 120 MPH Wind, Add	2.31	
For Mechanically Fastened To Wood Or Steel, >120 To 135 MPH Wind, Add	1.35	
For Mechanically Fastened To Concrete, >120 To 135 MPH Wind, Add	3.09	
For Mechanically Fastened To Cementitious Wood Fiber Or Gypsum, >120 To 135 MPH Wind, Add	3.48	
07 22 16 00-0401 SF 4.75" Average Thickness (21.38 Average R-Value), 1/8" Slope, Tapered Expanded Polystyrene Board (EPS), Mechanically Fastened.....	7.68	
For Mechanically Fastened To Concrete, Add	1.53	
For Mechanically Fastened To Cementitious Wood Fiber Or Gypsum, Add	1.74	
For Mechanically Fastened To Wood Or Steel, >90 To 120 MPH Wind, Add	1.07	
For Mechanically Fastened To Concrete, >90 To 120 MPH Wind, Add	2.22	
For Mechanically Fastened To Cementitious Wood Fiber Or Gypsum, >90 To 120 MPH Wind, Add	2.42	
For Mechanically Fastened To Wood Or Steel, >120 To 135 MPH Wind, Add	1.59	
For Mechanically Fastened To Concrete, >120 To 135 MPH Wind, Add	3.34	
For Mechanically Fastened To Cementitious Wood Fiber Or Gypsum, >120 To 135 MPH Wind, Add	3.65	
07 22 16 00-0402 SF 5.25" Average Thickness (23.63 Average R-Value), 1/8" Slope, Tapered Expanded Polystyrene Board (EPS), Mechanically Fastened.....	8.11	
For Mechanically Fastened To Concrete, Add	1.53	
For Mechanically Fastened To Cementitious Wood Fiber Or Gypsum, Add	1.74	
For Mechanically Fastened To Wood Or Steel, >90 To 120 MPH Wind, Add	1.07	
For Mechanically Fastened To Concrete, >90 To 120 MPH Wind, Add	2.22	
For Mechanically Fastened To Cementitious Wood Fiber Or Gypsum, >90 To 120 MPH Wind, Add	2.42	
For Mechanically Fastened To Wood Or Steel, >120 To 135 MPH Wind, Add	1.59	
For Mechanically Fastened To Concrete, >120 To 135 MPH Wind, Add	3.34	
For Mechanically Fastened To Cementitious Wood Fiber Or Gypsum, >120 To 135 MPH Wind, Add	3.65	
07 22 16 00-0403 SF 5.75" Average Thickness (25.88 Average R-Value), 1/8" Slope, Tapered Expanded Polystyrene Board (EPS), Mechanically Fastened.....	9.03	
For Mechanically Fastened To Concrete, Add	1.57	
For Mechanically Fastened To Cementitious Wood Fiber Or Gypsum, Add	1.43	
For Mechanically Fastened To Wood Or Steel, >90 To 120 MPH Wind, Add	1.58	
For Mechanically Fastened To Concrete, >90 To 120 MPH Wind, Add	2.74	
For Mechanically Fastened To Cementitious Wood Fiber Or Gypsum, >90 To 120 MPH Wind, Add	2.60	
For Mechanically Fastened To Wood Or Steel, >120 To 135 MPH Wind, Add	2.37	
For Mechanically Fastened To Concrete, >120 To 135 MPH Wind, Add	4.13	
For Mechanically Fastened To Cementitious Wood Fiber Or Gypsum, >120 To 135 MPH Wind, Add	3.91	
07 22 16 00-0404 SF 6.25" Average Thickness (28.13 Average R-Value), 1/8" Slope, Tapered Expanded Polystyrene Board (EPS), Mechanically Fastened.....	9.46	
For Mechanically Fastened To Concrete, Add	1.57	
For Mechanically Fastened To Cementitious Wood Fiber Or Gypsum, Add	1.43	
For Mechanically Fastened To Wood Or Steel, >90 To 120 MPH Wind, Add	1.58	
For Mechanically Fastened To Concrete, >90 To 120 MPH Wind, Add	2.74	
For Mechanically Fastened To Cementitious Wood Fiber Or Gypsum, >90 To 120 MPH Wind, Add	2.60	
For Mechanically Fastened To Wood Or Steel, >120 To 135 MPH Wind, Add	2.37	
For Mechanically Fastened To Concrete, >120 To 135 MPH Wind, Add	4.13	
For Mechanically Fastened To Cementitious Wood Fiber Or Gypsum, >120 To 135 MPH Wind, Add	3.91	

07 Thermal And Moisture Protection**07 20 Thermal Protection****07 22 Roof and Deck Insulation**

SAN BERNARDINO
COUNTY

MINOR
CSI UOM DESCRIPTION

TOTAL DIRECT DEMOLITION
UNIT COST UNIT COST

07 22 16 00-0405	SF	6.75" Average Thickness (30.38 Average R-Value), 1/8" Slope, Tapered Expanded Polystyrene Board (EPS), Mechanically Fastened.....	10.51
		<i>For Mechanically Fastened To Concrete, Add</i>	1.57
		<i>For Mechanically Fastened To Cementitious Wood Fiber Or Gypsum, Add</i>	1.79
		<i>For Mechanically Fastened To Wood Or Steel, >90 To 120 MPH Wind, Add</i>	1.48
		<i>For Mechanically Fastened To Concrete, >90 To 120 MPH Wind, Add</i>	2.64
		<i>For Mechanically Fastened To Cementitious Wood Fiber Or Gypsum, >90 To 120 MPH Wind, Add</i>	2.86
		<i>For Mechanically Fastened To Wood Or Steel, >120 To 135 MPH Wind, Add</i>	2.22
		<i>For Mechanically Fastened To Concrete, >120 To 135 MPH Wind, Add</i>	3.98
		<i>For Mechanically Fastened To Cementitious Wood Fiber Or Gypsum, >120 To 135 MPH Wind, Add</i>	4.30

07 22 16 00-0406 Mechanically Fastened, 1/4" Slope, Tapered Expanded Polystyrene Board (EPS) (07 22 16 00-0394)

07 22 16 00-0407	SF	2" Average Thickness (9 Average R-Value), 1/4" Slope, Tapered Expanded Polystyrene Board (EPS), Mechanically Fastened.....	3.58
		<i>For Mechanically Fastened To Concrete, Add</i>	1.41
		<i>For Mechanically Fastened To Cementitious Wood Fiber Or Gypsum, Add</i>	1.66
		<i>For Mechanically Fastened To Wood Or Steel, >90 To 120 MPH Wind, Add</i>	0.68
		<i>For Mechanically Fastened To Concrete, >90 To 120 MPH Wind, Add</i>	1.81
		<i>For Mechanically Fastened To Cementitious Wood Fiber Or Gypsum, >90 To 120 MPH Wind, Add</i>	2.05
		<i>For Mechanically Fastened To Wood Or Steel, >120 To 135 MPH Wind, Add</i>	1.00
		<i>For Mechanically Fastened To Concrete, >120 To 135 MPH Wind, Add</i>	2.72
		<i>For Mechanically Fastened To Cementitious Wood Fiber Or Gypsum, >120 To 135 MPH Wind, Add</i>	3.09

07 22 16 00-0408	SF	3" Average Thickness (13.5 Average R-Value), 1/4" Slope, Tapered Expanded Polystyrene Board (EPS), Mechanically Fastened.....	5.22
		<i>For Mechanically Fastened To Concrete, Add</i>	1.45
		<i>For Mechanically Fastened To Cementitious Wood Fiber Or Gypsum, Add</i>	1.70
		<i>For Mechanically Fastened To Wood Or Steel, >90 To 120 MPH Wind, Add</i>	0.77
		<i>For Mechanically Fastened To Concrete, >90 To 120 MPH Wind, Add</i>	1.91
		<i>For Mechanically Fastened To Cementitious Wood Fiber Or Gypsum, >90 To 120 MPH Wind, Add</i>	2.16
		<i>For Mechanically Fastened To Wood Or Steel, >120 To 135 MPH Wind, Add</i>	1.15
		<i>For Mechanically Fastened To Concrete, >120 To 135 MPH Wind, Add</i>	2.88
		<i>For Mechanically Fastened To Cementitious Wood Fiber Or Gypsum, >120 To 135 MPH Wind, Add</i>	3.26

07 22 16 00-0409	SF	4" Average Thickness (18 Average R-Value), 1/4" Slope, Tapered Expanded Polystyrene Board (EPS), Mechanically Fastened.....	6.19
		<i>For Mechanically Fastened To Concrete, Add</i>	1.49
		<i>For Mechanically Fastened To Cementitious Wood Fiber Or Gypsum, Add</i>	1.70
		<i>For Mechanically Fastened To Wood Or Steel, >90 To 120 MPH Wind, Add</i>	0.90
		<i>For Mechanically Fastened To Concrete, >90 To 120 MPH Wind, Add</i>	2.05
		<i>For Mechanically Fastened To Cementitious Wood Fiber Or Gypsum, >90 To 120 MPH Wind, Add</i>	2.26
		<i>For Mechanically Fastened To Wood Or Steel, >120 To 135 MPH Wind, Add</i>	1.35
		<i>For Mechanically Fastened To Concrete, >120 To 135 MPH Wind, Add</i>	3.09
		<i>For Mechanically Fastened To Cementitious Wood Fiber Or Gypsum, >120 To 135 MPH Wind, Add</i>	3.41

07 22 16 00-0410	SF	5" Average Thickness (22.5 Average R-Value), 1/4" Slope, Tapered Expanded Polystyrene Board (EPS), Mechanically Fastened.....	7.89
		<i>For Mechanically Fastened To Concrete, Add</i>	1.53
		<i>For Mechanically Fastened To Cementitious Wood Fiber Or Gypsum, Add</i>	1.74
		<i>For Mechanically Fastened To Wood Or Steel, >90 To 120 MPH Wind, Add</i>	1.07
		<i>For Mechanically Fastened To Concrete, >90 To 120 MPH Wind, Add</i>	2.22
		<i>For Mechanically Fastened To Cementitious Wood Fiber Or Gypsum, >90 To 120 MPH Wind, Add</i>	2.42
		<i>For Mechanically Fastened To Wood Or Steel, >120 To 135 MPH Wind, Add</i>	1.59
		<i>For Mechanically Fastened To Concrete, >120 To 135 MPH Wind, Add</i>	3.34
		<i>For Mechanically Fastened To Cementitious Wood Fiber Or Gypsum, >120 To 135 MPH Wind, Add</i>	3.65

07 22 16 00-0411	SF	6" Average Thickness (27 Average R-Value), 1/4" Slope, Tapered Expanded Polystyrene Board (EPS), Mechanically Fastened.....	9.24
		<i>For Mechanically Fastened To Concrete, Add</i>	1.57
		<i>For Mechanically Fastened To Cementitious Wood Fiber Or Gypsum, Add</i>	1.43
		<i>For Mechanically Fastened To Wood Or Steel, >90 To 120 MPH Wind, Add</i>	1.58
		<i>For Mechanically Fastened To Concrete, >90 To 120 MPH Wind, Add</i>	2.74
		<i>For Mechanically Fastened To Cementitious Wood Fiber Or Gypsum, >90 To 120 MPH Wind, Add</i>	2.60
		<i>For Mechanically Fastened To Wood Or Steel, >120 To 135 MPH Wind, Add</i>	2.37
		<i>For Mechanically Fastened To Concrete, >120 To 135 MPH Wind, Add</i>	4.13
		<i>For Mechanically Fastened To Cementitious Wood Fiber Or Gypsum, >120 To 135 MPH Wind, Add</i>	3.91

07 22 16 00-0412	SF	7" Average Thickness (31.5 Average R-Value), 1/4" Slope, Tapered Expanded Polystyrene Board (EPS), Mechanically Fastened.....	10.72
		<i>For Mechanically Fastened To Concrete, Add</i>	1.57
		<i>For Mechanically Fastened To Cementitious Wood Fiber Or Gypsum, Add</i>	1.79
		<i>For Mechanically Fastened To Wood Or Steel, >90 To 120 MPH Wind, Add</i>	1.48
		<i>For Mechanically Fastened To Concrete, >90 To 120 MPH Wind, Add</i>	2.64
		<i>For Mechanically Fastened To Cementitious Wood Fiber Or Gypsum, >90 To 120 MPH Wind, Add</i>	2.86
		<i>For Mechanically Fastened To Wood Or Steel, >120 To 135 MPH Wind, Add</i>	2.22
		<i>For Mechanically Fastened To Concrete, >120 To 135 MPH Wind, Add</i>	3.98
		<i>For Mechanically Fastened To Cementitious Wood Fiber Or Gypsum, >120 To 135 MPH Wind, Add</i>	4.30

07 22 16 00-0413 Mechanically Fastened, 1/2" Slope, Tapered Expanded Polystyrene Board (EPS) (07 22 16 00-0394)



MINOR CSI UOM DESCRIPTION	TOTAL DIRECT UNIT COST	DEMOLITION UNIT COST
07 22 16 00-0414 SF 3.5" Average Thickness (15.75 Average R-Value), 1/2" Slope, Tapered Expanded Polystyrene Board (EPS), Mechanically Fastened.....	5.65	
<i>For Mechanically Fastened To Concrete, Add</i>	1.45	
<i>For Mechanically Fastened To Cementitious Wood Fiber Or Gypsum, Add</i>	1.74	
<i>For Mechanically Fastened To Wood Or Steel, >90 To 120 MPH Wind, Add</i>	0.77	
<i>For Mechanically Fastened To Concrete, >90 To 120 MPH Wind, Add</i>	1.91	
<i>For Mechanically Fastened To Cementitious Wood Fiber Or Gypsum, >90 To 120 MPH Wind, Add</i>	2.20	
<i>For Mechanically Fastened To Wood Or Steel, >120 To 135 MPH Wind, Add</i>	1.15	
<i>For Mechanically Fastened To Concrete, >120 To 135 MPH Wind, Add</i>	2.88	
<i>For Mechanically Fastened To Cementitious Wood Fiber Or Gypsum, >120 To 135 MPH Wind, Add</i>	3.31	
07 22 16 00-0415 SF 5.5" Average Thickness (24.75 Average R-Value), 1/2" Slope, Tapered Expanded Polystyrene Board (EPS), Mechanically Fastened.....	8.33	
<i>For Mechanically Fastened To Concrete, Add</i>	1.53	
<i>For Mechanically Fastened To Cementitious Wood Fiber Or Gypsum, Add</i>	1.74	
<i>For Mechanically Fastened To Wood Or Steel, >90 To 120 MPH Wind, Add</i>	1.07	
<i>For Mechanically Fastened To Concrete, >90 To 120 MPH Wind, Add</i>	2.22	
<i>For Mechanically Fastened To Cementitious Wood Fiber Or Gypsum, >90 To 120 MPH Wind, Add</i>	2.42	
<i>For Mechanically Fastened To Wood Or Steel, >120 To 135 MPH Wind, Add</i>	1.59	
<i>For Mechanically Fastened To Concrete, >120 To 135 MPH Wind, Add</i>	3.34	
<i>For Mechanically Fastened To Cementitious Wood Fiber Or Gypsum, >120 To 135 MPH Wind, Add</i>	3.65	
07 22 16 00-0416 SF 7.5" Average Thickness (33.75 Average R-Value), 1/2" Slope, Tapered Expanded Polystyrene Board (EPS), Mechanically Fastened.....	11.16	
<i>For Mechanically Fastened To Concrete, Add</i>	1.57	
<i>For Mechanically Fastened To Cementitious Wood Fiber Or Gypsum, Add</i>	1.79	
<i>For Mechanically Fastened To Wood Or Steel, >90 To 120 MPH Wind, Add</i>	1.48	
<i>For Mechanically Fastened To Concrete, >90 To 120 MPH Wind, Add</i>	2.64	
<i>For Mechanically Fastened To Cementitious Wood Fiber Or Gypsum, >90 To 120 MPH Wind, Add</i>	2.86	
<i>For Mechanically Fastened To Wood Or Steel, >120 To 135 MPH Wind, Add</i>	2.22	
<i>For Mechanically Fastened To Concrete, >120 To 135 MPH Wind, Add</i>	3.98	
<i>For Mechanically Fastened To Cementitious Wood Fiber Or Gypsum, >120 To 135 MPH Wind, Add</i>	4.30	
07 22 16 00-0417 SF 9.5" Average Thickness (42.75 Average R-Value), 1/2" Slope, Tapered Expanded Polystyrene Board (EPS), Mechanically Fastened.....	14.57	
<i>For Mechanically Fastened To Concrete, Add</i>	1.52	
<i>For Mechanically Fastened To Wood Or Steel, >90 To 120 MPH Wind, Add</i>	2.05	
<i>For Mechanically Fastened To Concrete, >90 To 120 MPH Wind, Add</i>	3.13	
<i>For Mechanically Fastened To Wood Or Steel, >120 To 135 MPH Wind, Add</i>	3.07	
<i>For Mechanically Fastened To Concrete, >120 To 135 MPH Wind, Add</i>	4.68	
07 22 16 00-0418 Mechanically Fastened, Tapered Extruded Polystyrene Board (XEPS) <small>(07 22 16 00-0369)</small>		
Note: Mechanically fastened to wood or steel.		
07 22 16 00-0419 Mechanically Fastened, 1/8" Slope, Tapered Extruded Polystyrene Board (XEPS) <small>(07 22 16 00-0418)</small>		
07 22 16 00-0420 SF 2.25" Average Thickness (12.38 Average R-Value), 1/8" Slope, Tapered Extruded Polystyrene Board (XEPS), Mechanically Fastened.....	4.32	
<i>For Mechanically Fastened To Concrete, Add</i>	1.41	
<i>For Mechanically Fastened To Cementitious Wood Fiber Or Gypsum, Add</i>	1.66	
<i>For Mechanically Fastened To Wood Or Steel, >90 To 120 MPH Wind, Add</i>	0.68	
<i>For Mechanically Fastened To Concrete, >90 To 120 MPH Wind, Add</i>	1.81	
<i>For Mechanically Fastened To Cementitious Wood Fiber Or Gypsum, >90 To 120 MPH Wind, Add</i>	2.05	
<i>For Mechanically Fastened To Wood Or Steel, >120 To 135 MPH Wind, Add</i>	1.00	
<i>For Mechanically Fastened To Concrete, >120 To 135 MPH Wind, Add</i>	2.72	
<i>For Mechanically Fastened To Cementitious Wood Fiber Or Gypsum, >120 To 135 MPH Wind, Add</i>	3.09	
07 22 16 00-0421 SF 2.75" Average Thickness (15.125 Average R-Value), 1/8" Slope, Tapered Extruded Polystyrene Board (XEPS), Mechanically Fastened.....	5.51	
<i>For Mechanically Fastened To Concrete, Add</i>	1.45	
<i>For Mechanically Fastened To Cementitious Wood Fiber Or Gypsum, Add</i>	1.70	
<i>For Mechanically Fastened To Wood Or Steel, >90 To 120 MPH Wind, Add</i>	0.77	
<i>For Mechanically Fastened To Concrete, >90 To 120 MPH Wind, Add</i>	1.91	
<i>For Mechanically Fastened To Cementitious Wood Fiber Or Gypsum, >90 To 120 MPH Wind, Add</i>	2.16	
<i>For Mechanically Fastened To Wood Or Steel, >120 To 135 MPH Wind, Add</i>	1.15	
<i>For Mechanically Fastened To Concrete, >120 To 135 MPH Wind, Add</i>	2.88	
<i>For Mechanically Fastened To Cementitious Wood Fiber Or Gypsum, >120 To 135 MPH Wind, Add</i>	3.26	
07 22 16 00-0422 SF 3.25" Average Thickness (17.88 Average R-Value), 1/8" Slope, Tapered Extruded Polystyrene Board (XEPS), Mechanically Fastened.....	7.35	
<i>For Mechanically Fastened To Concrete, Add</i>	1.45	
<i>For Mechanically Fastened To Cementitious Wood Fiber Or Gypsum, Add</i>	1.74	
<i>For Mechanically Fastened To Wood Or Steel, >90 To 120 MPH Wind, Add</i>	0.77	
<i>For Mechanically Fastened To Concrete, >90 To 120 MPH Wind, Add</i>	1.91	
<i>For Mechanically Fastened To Cementitious Wood Fiber Or Gypsum, >90 To 120 MPH Wind, Add</i>	2.20	
<i>For Mechanically Fastened To Wood Or Steel, >120 To 135 MPH Wind, Add</i>	1.15	
<i>For Mechanically Fastened To Concrete, >120 To 135 MPH Wind, Add</i>	2.88	
<i>For Mechanically Fastened To Cementitious Wood Fiber Or Gypsum, >120 To 135 MPH Wind, Add</i>	3.31	
07 22 16 00-0423 SF 3.75" Average Thickness (20.63 Average R-Value), 1/8" Slope, Tapered Extruded Polystyrene Board (XEPS), Mechanically Fastened.....	6.71	
<i>For Mechanically Fastened To Concrete, Add</i>	1.49	
<i>For Mechanically Fastened To Cementitious Wood Fiber Or Gypsum, Add</i>	1.70	
<i>For Mechanically Fastened To Wood Or Steel, >90 To 120 MPH Wind, Add</i>	0.90	
<i>For Mechanically Fastened To Concrete, >90 To 120 MPH Wind, Add</i>	2.05	
<i>For Mechanically Fastened To Cementitious Wood Fiber Or Gypsum, >90 To 120 MPH Wind, Add</i>	2.26	
<i>For Mechanically Fastened To Wood Or Steel, >120 To 135 MPH Wind, Add</i>	1.35	
<i>For Mechanically Fastened To Concrete, >120 To 135 MPH Wind, Add</i>	3.09	
<i>For Mechanically Fastened To Cementitious Wood Fiber Or Gypsum, >120 To 135 MPH Wind, Add</i>	3.41	

07 Thermal And Moisture Protection**07 20 Thermal Protection****07 22 Roof and Deck Insulation**

MINOR
CSI UOM DESCRIPTION

TOTAL DIRECT DEMOLITION
UNIT COST UNIT COST

07 22 16 00-0424	SF	4.25" Average Thickness (23.38 Average R-Value), 1/8" Slope, Tapered Extruded Polystyrene Board (XEPS), Mechanically Fastened.....	7.26
		<i>For Mechanically Fastened To Concrete, Add</i>	1.49
		<i>For Mechanically Fastened To Cementitious Wood Fiber Or Gypsum, Add</i>	1.75
		<i>For Mechanically Fastened To Wood Or Steel, >90 To 120 MPH Wind, Add</i>	0.90
		<i>For Mechanically Fastened To Concrete, >90 To 120 MPH Wind, Add</i>	2.05
		<i>For Mechanically Fastened To Cementitious Wood Fiber Or Gypsum, >90 To 120 MPH Wind, Add</i>	2.31
		<i>For Mechanically Fastened To Wood Or Steel, >120 To 135 MPH Wind, Add</i>	1.35
		<i>For Mechanically Fastened To Concrete, >120 To 135 MPH Wind, Add</i>	3.09
		<i>For Mechanically Fastened To Cementitious Wood Fiber Or Gypsum, >120 To 135 MPH Wind, Add</i>	3.48
07 22 16 00-0425	SF	4.75" Average Thickness (26.13 Average R-Value), 1/8" Slope, Tapered Extruded Polystyrene Board (XEPS), Mechanically Fastened.....	8.53
		<i>For Mechanically Fastened To Concrete, Add</i>	1.53
		<i>For Mechanically Fastened To Cementitious Wood Fiber Or Gypsum, Add</i>	1.74
		<i>For Mechanically Fastened To Wood Or Steel, >90 To 120 MPH Wind, Add</i>	1.07
		<i>For Mechanically Fastened To Concrete, >90 To 120 MPH Wind, Add</i>	2.22
		<i>For Mechanically Fastened To Cementitious Wood Fiber Or Gypsum, >90 To 120 MPH Wind, Add</i>	2.42
		<i>For Mechanically Fastened To Wood Or Steel, >120 To 135 MPH Wind, Add</i>	1.59
		<i>For Mechanically Fastened To Concrete, >120 To 135 MPH Wind, Add</i>	3.34
		<i>For Mechanically Fastened To Cementitious Wood Fiber Or Gypsum, >120 To 135 MPH Wind, Add</i>	3.65
07 22 16 00-0426	SF	5.25" Average Thickness (28.88 Average R-Value), 1/8" Slope, Tapered Extruded Polystyrene Board (XEPS), Mechanically Fastened.....	9.08
		<i>For Mechanically Fastened To Concrete, Add</i>	1.53
		<i>For Mechanically Fastened To Cementitious Wood Fiber Or Gypsum, Add</i>	1.74
		<i>For Mechanically Fastened To Wood Or Steel, >90 To 120 MPH Wind, Add</i>	1.07
		<i>For Mechanically Fastened To Concrete, >90 To 120 MPH Wind, Add</i>	2.22
		<i>For Mechanically Fastened To Cementitious Wood Fiber Or Gypsum, >90 To 120 MPH Wind, Add</i>	2.42
		<i>For Mechanically Fastened To Wood Or Steel, >120 To 135 MPH Wind, Add</i>	1.59
		<i>For Mechanically Fastened To Concrete, >120 To 135 MPH Wind, Add</i>	3.34
		<i>For Mechanically Fastened To Cementitious Wood Fiber Or Gypsum, >120 To 135 MPH Wind, Add</i>	3.65
07 22 16 00-0427	SF	5.75" Average Thickness (31.63 Average R-Value), 1/8" Slope, Tapered Extruded Polystyrene Board (XEPS), Mechanically Fastened.....	10.12
		<i>For Mechanically Fastened To Concrete, Add</i>	1.57
		<i>For Mechanically Fastened To Cementitious Wood Fiber Or Gypsum, Add</i>	1.43
		<i>For Mechanically Fastened To Wood Or Steel, >90 To 120 MPH Wind, Add</i>	1.58
		<i>For Mechanically Fastened To Concrete, >90 To 120 MPH Wind, Add</i>	2.74
		<i>For Mechanically Fastened To Cementitious Wood Fiber Or Gypsum, >90 To 120 MPH Wind, Add</i>	2.60
		<i>For Mechanically Fastened To Wood Or Steel, >120 To 135 MPH Wind, Add</i>	2.37
		<i>For Mechanically Fastened To Concrete, >120 To 135 MPH Wind, Add</i>	4.13
		<i>For Mechanically Fastened To Cementitious Wood Fiber Or Gypsum, >120 To 135 MPH Wind, Add</i>	3.91
07 22 16 00-0428	SF	6.25" Average Thickness (34.38 Average R-Value), 1/8" Slope, Tapered Extruded Polystyrene Board (XEPS), Mechanically Fastened.....	10.66
		<i>For Mechanically Fastened To Concrete, Add</i>	1.57
		<i>For Mechanically Fastened To Cementitious Wood Fiber Or Gypsum, Add</i>	1.43
		<i>For Mechanically Fastened To Wood Or Steel, >90 To 120 MPH Wind, Add</i>	1.58
		<i>For Mechanically Fastened To Concrete, >90 To 120 MPH Wind, Add</i>	2.74
		<i>For Mechanically Fastened To Cementitious Wood Fiber Or Gypsum, >90 To 120 MPH Wind, Add</i>	2.60
		<i>For Mechanically Fastened To Wood Or Steel, >120 To 135 MPH Wind, Add</i>	2.37
		<i>For Mechanically Fastened To Concrete, >120 To 135 MPH Wind, Add</i>	4.13
		<i>For Mechanically Fastened To Cementitious Wood Fiber Or Gypsum, >120 To 135 MPH Wind, Add</i>	3.91
07 22 16 00-0429	SF	6.75" Average Thickness (37.13 Average R-Value), 1/8" Slope, Tapered Extruded Polystyrene Board (XEPS), Mechanically Fastened.....	11.70
		<i>For Mechanically Fastened To Concrete, Add</i>	1.57
		<i>For Mechanically Fastened To Cementitious Wood Fiber Or Gypsum, Add</i>	1.79
		<i>For Mechanically Fastened To Wood Or Steel, >90 To 120 MPH Wind, Add</i>	1.48
		<i>For Mechanically Fastened To Concrete, >90 To 120 MPH Wind, Add</i>	2.64
		<i>For Mechanically Fastened To Cementitious Wood Fiber Or Gypsum, >90 To 120 MPH Wind, Add</i>	2.86
		<i>For Mechanically Fastened To Wood Or Steel, >120 To 135 MPH Wind, Add</i>	2.22
		<i>For Mechanically Fastened To Concrete, >120 To 135 MPH Wind, Add</i>	3.98
		<i>For Mechanically Fastened To Cementitious Wood Fiber Or Gypsum, >120 To 135 MPH Wind, Add</i>	4.30
07 22 16 00-0430		Mechanically Fastened, 1/4" Slope, Tapered Extruded Polystyrene Board (XEPS) <small>(07 22 16 00-0418)</small>	
07 22 16 00-0431	SF	2" Average Thickness (11 Average R-Value), 1/4" Slope, Tapered Extruded Polystyrene Board (XEPS), Mechanically Fastened.....	4.04
		<i>For Mechanically Fastened To Concrete, Add</i>	1.41
		<i>For Mechanically Fastened To Cementitious Wood Fiber Or Gypsum, Add</i>	1.66
		<i>For Mechanically Fastened To Wood Or Steel, >90 To 120 MPH Wind, Add</i>	0.68
		<i>For Mechanically Fastened To Concrete, >90 To 120 MPH Wind, Add</i>	1.81
		<i>For Mechanically Fastened To Cementitious Wood Fiber Or Gypsum, >90 To 120 MPH Wind, Add</i>	2.05
		<i>For Mechanically Fastened To Wood Or Steel, >120 To 135 MPH Wind, Add</i>	1.00
		<i>For Mechanically Fastened To Concrete, >120 To 135 MPH Wind, Add</i>	2.72
		<i>For Mechanically Fastened To Cementitious Wood Fiber Or Gypsum, >120 To 135 MPH Wind, Add</i>	3.09
07 22 16 00-0432	SF	3" Average Thickness (16.5 Average R-Value), 1/4" Slope, Tapered Extruded Polystyrene Board (XEPS), Mechanically Fastened.....	5.79
		<i>For Mechanically Fastened To Concrete, Add</i>	1.45
		<i>For Mechanically Fastened To Cementitious Wood Fiber Or Gypsum, Add</i>	1.70
		<i>For Mechanically Fastened To Wood Or Steel, >90 To 120 MPH Wind, Add</i>	0.77
		<i>For Mechanically Fastened To Concrete, >90 To 120 MPH Wind, Add</i>	1.91
		<i>For Mechanically Fastened To Cementitious Wood Fiber Or Gypsum, >90 To 120 MPH Wind, Add</i>	2.16
		<i>For Mechanically Fastened To Wood Or Steel, >120 To 135 MPH Wind, Add</i>	1.15
		<i>For Mechanically Fastened To Concrete, >120 To 135 MPH Wind, Add</i>	2.88
		<i>For Mechanically Fastened To Cementitious Wood Fiber Or Gypsum, >120 To 135 MPH Wind, Add</i>	3.26



MINOR CSI UOM DESCRIPTION	TOTAL DIRECT UNIT COST	DEMOLITION UNIT COST
07 22 16 00-0433 SF 4" Average Thickness (22 Average R-Value), 1/4" Slope, Tapered Extruded Polystyrene Board (XEPS), Mechanically Fastened.....	6.99	
<i>For Mechanically Fastened To Concrete, Add</i>	1.49	
<i>For Mechanically Fastened To Cementitious Wood Fiber Or Gypsum, Add</i>	1.70	
<i>For Mechanically Fastened To Wood Or Steel, >90 To 120 MPH Wind, Add</i>	0.90	
<i>For Mechanically Fastened To Concrete, >90 To 120 MPH Wind, Add</i>	2.05	
<i>For Mechanically Fastened To Cementitious Wood Fiber Or Gypsum, >90 To 120 MPH Wind, Add</i>	2.26	
<i>For Mechanically Fastened To Wood Or Steel, >120 To 135 MPH Wind, Add</i>	1.35	
<i>For Mechanically Fastened To Concrete, >120 To 135 MPH Wind, Add</i>	3.09	
<i>For Mechanically Fastened To Cementitious Wood Fiber Or Gypsum, >120 To 135 MPH Wind, Add</i>	3.41	
07 22 16 00-0434 SF 5" Average Thickness (27.5 Average R-Value), 1/4" Slope, Tapered Extruded Polystyrene Board (XEPS), Mechanically Fastened.....	8.81	
<i>For Mechanically Fastened To Concrete, Add</i>	1.53	
<i>For Mechanically Fastened To Cementitious Wood Fiber Or Gypsum, Add</i>	1.74	
<i>For Mechanically Fastened To Wood Or Steel, >90 To 120 MPH Wind, Add</i>	1.07	
<i>For Mechanically Fastened To Concrete, >90 To 120 MPH Wind, Add</i>	2.22	
<i>For Mechanically Fastened To Cementitious Wood Fiber Or Gypsum, >90 To 120 MPH Wind, Add</i>	2.42	
<i>For Mechanically Fastened To Wood Or Steel, >120 To 135 MPH Wind, Add</i>	1.59	
<i>For Mechanically Fastened To Concrete, >120 To 135 MPH Wind, Add</i>	3.34	
<i>For Mechanically Fastened To Cementitious Wood Fiber Or Gypsum, >120 To 135 MPH Wind, Add</i>	3.65	
07 22 16 00-0435 SF 6" Average Thickness (33 Average R-Value), 1/4" Slope, Tapered Extruded Polystyrene Board (XEPS), Mechanically Fastened.....	10.39	
<i>For Mechanically Fastened To Concrete, Add</i>	1.57	
<i>For Mechanically Fastened To Cementitious Wood Fiber Or Gypsum, Add</i>	1.43	
<i>For Mechanically Fastened To Wood Or Steel, >90 To 120 MPH Wind, Add</i>	1.58	
<i>For Mechanically Fastened To Concrete, >90 To 120 MPH Wind, Add</i>	2.74	
<i>For Mechanically Fastened To Cementitious Wood Fiber Or Gypsum, >90 To 120 MPH Wind, Add</i>	2.60	
<i>For Mechanically Fastened To Wood Or Steel, >120 To 135 MPH Wind, Add</i>	2.37	
<i>For Mechanically Fastened To Concrete, >120 To 135 MPH Wind, Add</i>	4.13	
<i>For Mechanically Fastened To Cementitious Wood Fiber Or Gypsum, >120 To 135 MPH Wind, Add</i>	3.91	
07 22 16 00-0436 SF 7" Average Thickness (38.5 Average R-Value), 1/4" Slope, Tapered Extruded Polystyrene Board (XEPS), Mechanically Fastened.....	11.98	
<i>For Mechanically Fastened To Concrete, Add</i>	1.57	
<i>For Mechanically Fastened To Cementitious Wood Fiber Or Gypsum, Add</i>	1.79	
<i>For Mechanically Fastened To Wood Or Steel, >90 To 120 MPH Wind, Add</i>	1.48	
<i>For Mechanically Fastened To Concrete, >90 To 120 MPH Wind, Add</i>	2.64	
<i>For Mechanically Fastened To Cementitious Wood Fiber Or Gypsum, >90 To 120 MPH Wind, Add</i>	2.86	
<i>For Mechanically Fastened To Wood Or Steel, >120 To 135 MPH Wind, Add</i>	2.22	
<i>For Mechanically Fastened To Concrete, >120 To 135 MPH Wind, Add</i>	3.98	
<i>For Mechanically Fastened To Cementitious Wood Fiber Or Gypsum, >120 To 135 MPH Wind, Add</i>	4.30	
07 22 16 00-0437 Mechanically Fastened, 1/2" Slope, Tapered Extruded Polystyrene Board (XEPS) <small>(07 22 16 00-0418)</small>		
07 22 16 00-0438 SF 3.5" Average Thickness (19.25 Average R-Value), 1/2" Slope, Tapered Extruded Polystyrene Board (XEPS), Mechanically Fastened.....	6.34	
<i>For Mechanically Fastened To Concrete, Add</i>	1.45	
<i>For Mechanically Fastened To Cementitious Wood Fiber Or Gypsum, Add</i>	1.74	
<i>For Mechanically Fastened To Wood Or Steel, >90 To 120 MPH Wind, Add</i>	0.77	
<i>For Mechanically Fastened To Concrete, >90 To 120 MPH Wind, Add</i>	1.91	
<i>For Mechanically Fastened To Cementitious Wood Fiber Or Gypsum, >90 To 120 MPH Wind, Add</i>	2.20	
<i>For Mechanically Fastened To Wood Or Steel, >120 To 135 MPH Wind, Add</i>	1.15	
<i>For Mechanically Fastened To Concrete, >120 To 135 MPH Wind, Add</i>	2.88	
<i>For Mechanically Fastened To Cementitious Wood Fiber Or Gypsum, >120 To 135 MPH Wind, Add</i>	3.31	
07 22 16 00-0439 SF 5.5" Average Thickness (30.25 Average R-Value), 1/2" Slope, Tapered Extruded Polystyrene Board (XEPS), Mechanically Fastened.....	9.36	
<i>For Mechanically Fastened To Concrete, Add</i>	1.53	
<i>For Mechanically Fastened To Cementitious Wood Fiber Or Gypsum, Add</i>	1.74	
<i>For Mechanically Fastened To Wood Or Steel, >90 To 120 MPH Wind, Add</i>	1.07	
<i>For Mechanically Fastened To Concrete, >90 To 120 MPH Wind, Add</i>	2.22	
<i>For Mechanically Fastened To Cementitious Wood Fiber Or Gypsum, >90 To 120 MPH Wind, Add</i>	2.42	
<i>For Mechanically Fastened To Wood Or Steel, >120 To 135 MPH Wind, Add</i>	1.59	
<i>For Mechanically Fastened To Concrete, >120 To 135 MPH Wind, Add</i>	3.34	
<i>For Mechanically Fastened To Cementitious Wood Fiber Or Gypsum, >120 To 135 MPH Wind, Add</i>	3.65	
07 22 16 00-0440 SF 7.5" Average Thickness (41.25 Average R-Value), 1/2" Slope, Tapered Extruded Polystyrene Board (XEPS), Mechanically Fastened.....	12.53	
<i>For Mechanically Fastened To Concrete, Add</i>	1.57	
<i>For Mechanically Fastened To Cementitious Wood Fiber Or Gypsum, Add</i>	1.79	
<i>For Mechanically Fastened To Wood Or Steel, >90 To 120 MPH Wind, Add</i>	1.48	
<i>For Mechanically Fastened To Concrete, >90 To 120 MPH Wind, Add</i>	2.64	
<i>For Mechanically Fastened To Cementitious Wood Fiber Or Gypsum, >90 To 120 MPH Wind, Add</i>	2.86	
<i>For Mechanically Fastened To Wood Or Steel, >120 To 135 MPH Wind, Add</i>	2.22	
<i>For Mechanically Fastened To Concrete, >120 To 135 MPH Wind, Add</i>	3.98	
<i>For Mechanically Fastened To Cementitious Wood Fiber Or Gypsum, >120 To 135 MPH Wind, Add</i>	4.30	
07 22 16 00-0441 SF 9.5" Average Thickness (52.25 Average R-Value), 1/2" Slope, Tapered Extruded Polystyrene Board (XEPS), Mechanically Fastened.....	15.68	
<i>For Mechanically Fastened To Concrete, Add</i>	1.52	
<i>For Mechanically Fastened To Wood Or Steel, >90 To 120 MPH Wind, Add</i>	2.05	
<i>For Mechanically Fastened To Concrete, >90 To 120 MPH Wind, Add</i>	3.13	
<i>For Mechanically Fastened To Wood Or Steel, >120 To 135 MPH Wind, Add</i>	3.07	
<i>For Mechanically Fastened To Concrete, >120 To 135 MPH Wind, Add</i>	4.68	
07 22 16 00-0442 Mechanically Fastened, Tapered Perlite Board <small>(07 22 16 00-0369)</small> Note: Mechanically fastened to wood or steel.		

07 Thermal And Moisture Protection

07 20 Thermal Protection

07 22 Roof and Deck Insulation



MINOR
CSI UOM DESCRIPTION

TOTAL DIRECT DEMOLITION
UNIT COST UNIT COST

07 22 16 00-0443	Mechanically Fastened, 1/8" Slope, Tapered Perlite Board <small>(07 22 16 00-0442)</small>	
07 22 16 00-0444	SF 2.25" Average Thickness (6.26 Average R-Value), 1/8" Slope, Tapered Perlite Board, Mechanically Fastened.....	5.12
	For Mechanically Fastened To Concrete, Add	1.41
	For Mechanically Fastened To Cementitious Wood Fiber Or Gypsum, Add	1.66
	For Mechanically Fastened To Wood Or Steel, >90 To 120 MPH Wind, Add	0.68
	For Mechanically Fastened To Concrete, >90 To 120 MPH Wind, Add	1.81
	For Mechanically Fastened To Cementitious Wood Fiber Or Gypsum, >90 To 120 MPH Wind, Add	2.05
	For Mechanically Fastened To Wood Or Steel, >120 To 135 MPH Wind, Add	1.00
	For Mechanically Fastened To Concrete, >120 To 135 MPH Wind, Add	2.72
	For Mechanically Fastened To Cementitious Wood Fiber Or Gypsum, >120 To 135 MPH Wind, Add	3.09
07 22 16 00-0445	SF 2.75" Average Thickness (7.65 Average R-Value), 1/8" Slope, Tapered Perlite Board, Mechanically Fastened.....	6.68
	For Mechanically Fastened To Concrete, Add	1.45
	For Mechanically Fastened To Cementitious Wood Fiber Or Gypsum, Add	1.70
	For Mechanically Fastened To Wood Or Steel, >90 To 120 MPH Wind, Add	0.77
	For Mechanically Fastened To Concrete, >90 To 120 MPH Wind, Add	1.91
	For Mechanically Fastened To Cementitious Wood Fiber Or Gypsum, >90 To 120 MPH Wind, Add	2.16
	For Mechanically Fastened To Wood Or Steel, >120 To 135 MPH Wind, Add	1.15
	For Mechanically Fastened To Concrete, >120 To 135 MPH Wind, Add	2.88
	For Mechanically Fastened To Cementitious Wood Fiber Or Gypsum, >120 To 135 MPH Wind, Add	3.26
07 22 16 00-0446	SF 3.25" Average Thickness (9.04 Average R-Value), 1/8" Slope, Tapered Perlite Board, Mechanically Fastened.....	7.52
	For Mechanically Fastened To Concrete, Add	1.45
	For Mechanically Fastened To Cementitious Wood Fiber Or Gypsum, Add	1.74
	For Mechanically Fastened To Wood Or Steel, >90 To 120 MPH Wind, Add	0.77
	For Mechanically Fastened To Concrete, >90 To 120 MPH Wind, Add	1.91
	For Mechanically Fastened To Cementitious Wood Fiber Or Gypsum, >90 To 120 MPH Wind, Add	2.20
	For Mechanically Fastened To Wood Or Steel, >120 To 135 MPH Wind, Add	1.15
	For Mechanically Fastened To Concrete, >120 To 135 MPH Wind, Add	2.88
	For Mechanically Fastened To Cementitious Wood Fiber Or Gypsum, >120 To 135 MPH Wind, Add	3.31
07 22 16 00-0447	SF 3.75" Average Thickness (10.43 Average R-Value), 1/8" Slope, Tapered Perlite Board, Mechanically Fastened.....	7.95
	For Mechanically Fastened To Concrete, Add	1.49
	For Mechanically Fastened To Cementitious Wood Fiber Or Gypsum, Add	1.70
	For Mechanically Fastened To Wood Or Steel, >90 To 120 MPH Wind, Add	0.90
	For Mechanically Fastened To Concrete, >90 To 120 MPH Wind, Add	2.05
	For Mechanically Fastened To Cementitious Wood Fiber Or Gypsum, >90 To 120 MPH Wind, Add	2.26
	For Mechanically Fastened To Wood Or Steel, >120 To 135 MPH Wind, Add	1.35
	For Mechanically Fastened To Concrete, >120 To 135 MPH Wind, Add	3.09
	For Mechanically Fastened To Cementitious Wood Fiber Or Gypsum, >120 To 135 MPH Wind, Add	3.41
07 22 16 00-0448	SF 4.25" Average Thickness (11.82 Average R-Value), 1/8" Slope, Tapered Perlite Board, Mechanically Fastened.....	8.80
	For Mechanically Fastened To Concrete, Add	1.49
	For Mechanically Fastened To Cementitious Wood Fiber Or Gypsum, Add	1.75
	For Mechanically Fastened To Wood Or Steel, >90 To 120 MPH Wind, Add	0.90
	For Mechanically Fastened To Concrete, >90 To 120 MPH Wind, Add	2.05
	For Mechanically Fastened To Cementitious Wood Fiber Or Gypsum, >90 To 120 MPH Wind, Add	2.31
	For Mechanically Fastened To Wood Or Steel, >120 To 135 MPH Wind, Add	1.35
	For Mechanically Fastened To Concrete, >120 To 135 MPH Wind, Add	3.09
	For Mechanically Fastened To Cementitious Wood Fiber Or Gypsum, >120 To 135 MPH Wind, Add	3.48
07 22 16 00-0449	SF 4.75" Average Thickness (13.21 Average R-Value), 1/8" Slope, Tapered Perlite Board, Mechanically Fastened.....	10.41
	For Mechanically Fastened To Concrete, Add	1.53
	For Mechanically Fastened To Cementitious Wood Fiber Or Gypsum, Add	1.74
	For Mechanically Fastened To Wood Or Steel, >90 To 120 MPH Wind, Add	1.07
	For Mechanically Fastened To Concrete, >90 To 120 MPH Wind, Add	2.22
	For Mechanically Fastened To Cementitious Wood Fiber Or Gypsum, >90 To 120 MPH Wind, Add	2.42
	For Mechanically Fastened To Wood Or Steel, >120 To 135 MPH Wind, Add	1.59
	For Mechanically Fastened To Concrete, >120 To 135 MPH Wind, Add	3.34
	For Mechanically Fastened To Cementitious Wood Fiber Or Gypsum, >120 To 135 MPH Wind, Add	3.65
07 22 16 00-0450	SF 5.25" Average Thickness (14.60 Average R-Value), 1/8" Slope, Tapered Perlite Board, Mechanically Fastened.....	11.25
	For Mechanically Fastened To Concrete, Add	1.53
	For Mechanically Fastened To Cementitious Wood Fiber Or Gypsum, Add	1.74
	For Mechanically Fastened To Wood Or Steel, >90 To 120 MPH Wind, Add	1.07
	For Mechanically Fastened To Concrete, >90 To 120 MPH Wind, Add	2.22
	For Mechanically Fastened To Cementitious Wood Fiber Or Gypsum, >90 To 120 MPH Wind, Add	2.42
	For Mechanically Fastened To Wood Or Steel, >120 To 135 MPH Wind, Add	1.59
	For Mechanically Fastened To Concrete, >120 To 135 MPH Wind, Add	3.34
	For Mechanically Fastened To Cementitious Wood Fiber Or Gypsum, >120 To 135 MPH Wind, Add	3.65
07 22 16 00-0451	SF 5.75" Average Thickness (15.99 Average R-Value), 1/8" Slope, Tapered Perlite Board, Mechanically Fastened.....	12.06
	For Mechanically Fastened To Concrete, Add	1.57
	For Mechanically Fastened To Cementitious Wood Fiber Or Gypsum, Add	1.43
	For Mechanically Fastened To Wood Or Steel, >90 To 120 MPH Wind, Add	1.58
	For Mechanically Fastened To Concrete, >90 To 120 MPH Wind, Add	2.74
	For Mechanically Fastened To Cementitious Wood Fiber Or Gypsum, >90 To 120 MPH Wind, Add	2.60
	For Mechanically Fastened To Wood Or Steel, >120 To 135 MPH Wind, Add	2.37
	For Mechanically Fastened To Concrete, >120 To 135 MPH Wind, Add	4.13
	For Mechanically Fastened To Cementitious Wood Fiber Or Gypsum, >120 To 135 MPH Wind, Add	3.91
07 22 16 00-0452	SF 6.25" Average Thickness (17.38 Average R-Value), 1/8" Slope, Tapered Perlite Board, Mechanically Fastened.....	12.91
	For Mechanically Fastened To Concrete, Add	1.57
	For Mechanically Fastened To Cementitious Wood Fiber Or Gypsum, Add	1.43
	For Mechanically Fastened To Wood Or Steel, >90 To 120 MPH Wind, Add	1.58
	For Mechanically Fastened To Concrete, >90 To 120 MPH Wind, Add	2.74
	For Mechanically Fastened To Cementitious Wood Fiber Or Gypsum, >90 To 120 MPH Wind, Add	2.60
	For Mechanically Fastened To Wood Or Steel, >120 To 135 MPH Wind, Add	2.37
	For Mechanically Fastened To Concrete, >120 To 135 MPH Wind, Add	4.13
	For Mechanically Fastened To Cementitious Wood Fiber Or Gypsum, >120 To 135 MPH Wind, Add	3.91



MINOR	CSI	UOM	DESCRIPTION	TOTAL DIRECT UNIT COST	DEMOLITION UNIT COST
07 22 16 00-0453	SF		6.75" Average Thickness (18.77 Average R-Value), 1/8" Slope, Tapered Perlite Board, Mechanically Fastened.....	14.30	
			<i>For Mechanically Fastened To Concrete, Add</i>	1.57	
			<i>For Mechanically Fastened To Cementitious Wood Fiber Or Gypsum, Add</i>	1.79	
			<i>For Mechanically Fastened To Wood Or Steel, >90 To 120 MPH Wind, Add</i>	1.48	
			<i>For Mechanically Fastened To Concrete, >90 To 120 MPH Wind, Add</i>	2.64	
			<i>For Mechanically Fastened To Cementitious Wood Fiber Or Gypsum, >90 To 120 MPH Wind, Add</i>	2.86	
			<i>For Mechanically Fastened To Wood Or Steel, >120 To 135 MPH Wind, Add</i>	2.22	
			<i>For Mechanically Fastened To Concrete, >120 To 135 MPH Wind, Add</i>	3.98	
			<i>For Mechanically Fastened To Cementitious Wood Fiber Or Gypsum, >120 To 135 MPH Wind, Add</i>	4.30	
07 22 16 00-0454			Mechanically Fastened, 1/4" Slope, Tapered Perlite Board <small>(07 22 16 00-0442)</small>		
07 22 16 00-0455	SF		2" Average Thickness (5.56 Average R-Value), 1/4" Slope, Tapered Perlite Board, Mechanically Fastened.....	4.70	
			<i>For Mechanically Fastened To Concrete, Add</i>	1.41	
			<i>For Mechanically Fastened To Cementitious Wood Fiber Or Gypsum, Add</i>	1.66	
			<i>For Mechanically Fastened To Wood Or Steel, >90 To 120 MPH Wind, Add</i>	0.68	
			<i>For Mechanically Fastened To Concrete, >90 To 120 MPH Wind, Add</i>	1.81	
			<i>For Mechanically Fastened To Cementitious Wood Fiber Or Gypsum, >90 To 120 MPH Wind, Add</i>	2.05	
			<i>For Mechanically Fastened To Wood Or Steel, >120 To 135 MPH Wind, Add</i>	1.00	
			<i>For Mechanically Fastened To Concrete, >120 To 135 MPH Wind, Add</i>	2.72	
			<i>For Mechanically Fastened To Cementitious Wood Fiber Or Gypsum, >120 To 135 MPH Wind, Add</i>	3.09	
07 22 16 00-0456	SF		3" Average Thickness (8.34 Average R-Value), 1/4" Slope, Tapered Perlite Board, Mechanically Fastened.....	7.10	
			<i>For Mechanically Fastened To Concrete, Add</i>	1.45	
			<i>For Mechanically Fastened To Cementitious Wood Fiber Or Gypsum, Add</i>	1.70	
			<i>For Mechanically Fastened To Wood Or Steel, >90 To 120 MPH Wind, Add</i>	0.77	
			<i>For Mechanically Fastened To Concrete, >90 To 120 MPH Wind, Add</i>	1.91	
			<i>For Mechanically Fastened To Cementitious Wood Fiber Or Gypsum, >90 To 120 MPH Wind, Add</i>	2.16	
			<i>For Mechanically Fastened To Wood Or Steel, >120 To 135 MPH Wind, Add</i>	1.15	
			<i>For Mechanically Fastened To Concrete, >120 To 135 MPH Wind, Add</i>	2.88	
			<i>For Mechanically Fastened To Cementitious Wood Fiber Or Gypsum, >120 To 135 MPH Wind, Add</i>	3.26	
07 22 16 00-0457	SF		4" Average Thickness (11.12 Average R-Value), 1/4" Slope, Tapered Perlite Board, Mechanically Fastened.....	8.38	
			<i>For Mechanically Fastened To Concrete, Add</i>	1.49	
			<i>For Mechanically Fastened To Cementitious Wood Fiber Or Gypsum, Add</i>	1.70	
			<i>For Mechanically Fastened To Wood Or Steel, >90 To 120 MPH Wind, Add</i>	0.90	
			<i>For Mechanically Fastened To Concrete, >90 To 120 MPH Wind, Add</i>	2.05	
			<i>For Mechanically Fastened To Cementitious Wood Fiber Or Gypsum, >90 To 120 MPH Wind, Add</i>	2.26	
			<i>For Mechanically Fastened To Wood Or Steel, >120 To 135 MPH Wind, Add</i>	1.35	
			<i>For Mechanically Fastened To Concrete, >120 To 135 MPH Wind, Add</i>	3.09	
			<i>For Mechanically Fastened To Cementitious Wood Fiber Or Gypsum, >120 To 135 MPH Wind, Add</i>	3.41	
07 22 16 00-0458	SF		5" Average Thickness (13.9 Average R-Value), 1/4" Slope, Tapered Perlite Board, Mechanically Fastened.....	10.83	
			<i>For Mechanically Fastened To Concrete, Add</i>	1.53	
			<i>For Mechanically Fastened To Cementitious Wood Fiber Or Gypsum, Add</i>	1.74	
			<i>For Mechanically Fastened To Wood Or Steel, >90 To 120 MPH Wind, Add</i>	1.07	
			<i>For Mechanically Fastened To Concrete, >90 To 120 MPH Wind, Add</i>	2.22	
			<i>For Mechanically Fastened To Cementitious Wood Fiber Or Gypsum, >90 To 120 MPH Wind, Add</i>	2.42	
			<i>For Mechanically Fastened To Wood Or Steel, >120 To 135 MPH Wind, Add</i>	1.59	
			<i>For Mechanically Fastened To Concrete, >120 To 135 MPH Wind, Add</i>	3.34	
			<i>For Mechanically Fastened To Cementitious Wood Fiber Or Gypsum, >120 To 135 MPH Wind, Add</i>	3.65	
07 22 16 00-0459	SF		6" Average Thickness (16.68 Average R-Value), 1/4" Slope, Tapered Perlite Board, Mechanically Fastened.....	12.48	
			<i>For Mechanically Fastened To Concrete, Add</i>	1.57	
			<i>For Mechanically Fastened To Cementitious Wood Fiber Or Gypsum, Add</i>	1.43	
			<i>For Mechanically Fastened To Wood Or Steel, >90 To 120 MPH Wind, Add</i>	1.58	
			<i>For Mechanically Fastened To Concrete, >90 To 120 MPH Wind, Add</i>	2.74	
			<i>For Mechanically Fastened To Cementitious Wood Fiber Or Gypsum, >90 To 120 MPH Wind, Add</i>	2.60	
			<i>For Mechanically Fastened To Wood Or Steel, >120 To 135 MPH Wind, Add</i>	2.37	
			<i>For Mechanically Fastened To Concrete, >120 To 135 MPH Wind, Add</i>	4.13	
			<i>For Mechanically Fastened To Cementitious Wood Fiber Or Gypsum, >120 To 135 MPH Wind, Add</i>	3.91	
07 22 16 00-0460	SF		7" Average Thickness (19.46 Average R-Value), 1/4" Slope, Tapered Perlite Board, Mechanically Fastened.....	14.73	
			<i>For Mechanically Fastened To Concrete, Add</i>	1.57	
			<i>For Mechanically Fastened To Cementitious Wood Fiber Or Gypsum, Add</i>	1.79	
			<i>For Mechanically Fastened To Wood Or Steel, >90 To 120 MPH Wind, Add</i>	1.48	
			<i>For Mechanically Fastened To Concrete, >90 To 120 MPH Wind, Add</i>	2.64	
			<i>For Mechanically Fastened To Cementitious Wood Fiber Or Gypsum, >90 To 120 MPH Wind, Add</i>	2.86	
			<i>For Mechanically Fastened To Wood Or Steel, >120 To 135 MPH Wind, Add</i>	2.22	
			<i>For Mechanically Fastened To Concrete, >120 To 135 MPH Wind, Add</i>	3.98	
			<i>For Mechanically Fastened To Cementitious Wood Fiber Or Gypsum, >120 To 135 MPH Wind, Add</i>	4.30	
07 22 16 00-0461			Mechanically Fastened, 1/2" Slope, Tapered Perlite Board <small>(07 22 16 00-0442)</small>		
07 22 16 00-0462	SF		3.5" Average Thickness (9.73 Average R-Value), 1/2" Slope, Tapered Perlite Board, Mechanically Fastened.....	7.94	
			<i>For Mechanically Fastened To Concrete, Add</i>	1.45	
			<i>For Mechanically Fastened To Cementitious Wood Fiber Or Gypsum, Add</i>	1.74	
			<i>For Mechanically Fastened To Wood Or Steel, >90 To 120 MPH Wind, Add</i>	0.77	
			<i>For Mechanically Fastened To Concrete, >90 To 120 MPH Wind, Add</i>	1.91	
			<i>For Mechanically Fastened To Cementitious Wood Fiber Or Gypsum, >90 To 120 MPH Wind, Add</i>	2.20	
			<i>For Mechanically Fastened To Wood Or Steel, >120 To 135 MPH Wind, Add</i>	1.15	
			<i>For Mechanically Fastened To Concrete, >120 To 135 MPH Wind, Add</i>	2.88	
			<i>For Mechanically Fastened To Cementitious Wood Fiber Or Gypsum, >120 To 135 MPH Wind, Add</i>	3.31	

07 Thermal And Moisture Protection**07 20 Thermal Protection****07 22 Roof and Deck Insulation**MINOR
CSI UOM DESCRIPTIONTOTAL DIRECT DEMOLITION
UNIT COST UNIT COST

07 22 16 00-0463	SF	5.5" Average Thickness (15.29 Average R-Value), 1/2" Slope, Tapered Perlite Board, Mechanically Fastened.....	11.67
		<i>For Mechanically Fastened To Concrete, Add</i>	1.53
		<i>For Mechanically Fastened To Cementitious Wood Fiber Or Gypsum, Add</i>	1.74
		<i>For Mechanically Fastened To Wood Or Steel, >90 To 120 MPH Wind, Add</i>	1.07
		<i>For Mechanically Fastened To Concrete, >90 To 120 MPH Wind, Add</i>	2.22
		<i>For Mechanically Fastened To Cementitious Wood Fiber Or Gypsum, >90 To 120 MPH Wind, Add</i>	2.42
		<i>For Mechanically Fastened To Wood Or Steel, >120 To 135 MPH Wind, Add</i>	1.59
		<i>For Mechanically Fastened To Concrete, >120 To 135 MPH Wind, Add</i>	3.34
		<i>For Mechanically Fastened To Cementitious Wood Fiber Or Gypsum, >120 To 135 MPH Wind, Add</i>	3.65
07 22 16 00-0464	SF	7.5" Average Thickness (20.85 Average R-Value), 1/2" Slope, Tapered Perlite Board, Mechanically Fastened.....	15.57
		<i>For Mechanically Fastened To Concrete, Add</i>	1.57
		<i>For Mechanically Fastened To Cementitious Wood Fiber Or Gypsum, Add</i>	1.79
		<i>For Mechanically Fastened To Wood Or Steel, >90 To 120 MPH Wind, Add</i>	1.48
		<i>For Mechanically Fastened To Concrete, >90 To 120 MPH Wind, Add</i>	2.64
		<i>For Mechanically Fastened To Cementitious Wood Fiber Or Gypsum, >90 To 120 MPH Wind, Add</i>	2.86
		<i>For Mechanically Fastened To Wood Or Steel, >120 To 135 MPH Wind, Add</i>	2.22
		<i>For Mechanically Fastened To Concrete, >120 To 135 MPH Wind, Add</i>	3.98
		<i>For Mechanically Fastened To Cementitious Wood Fiber Or Gypsum, >120 To 135 MPH Wind, Add</i>	4.30
07 22 16 00-0465	SF	9.5" Average Thickness (26.41 Average R-Value), 1/2" Slope, Tapered Perlite Board, Mechanically Fastened.....	19.60
		<i>For Mechanically Fastened To Concrete, Add</i>	1.52
		<i>For Mechanically Fastened To Wood Or Steel, >90 To 120 MPH Wind, Add</i>	2.05
		<i>For Mechanically Fastened To Concrete, >90 To 120 MPH Wind, Add</i>	3.13
		<i>For Mechanically Fastened To Cementitious Wood Fiber Or Gypsum, >90 To 120 MPH Wind, Add</i>	2.86
		<i>For Mechanically Fastened To Wood Or Steel, >120 To 135 MPH Wind, Add</i>	3.07
		<i>For Mechanically Fastened To Concrete, >120 To 135 MPH Wind, Add</i>	4.68
		<i>For Mechanically Fastened To Cementitious Wood Fiber Or Gypsum, >120 To 135 MPH Wind, Add</i>	4.30

07 22 16 00-0466 Demolish Rigid Board Roofing Insulation (07 22 16)

Note: Includes removing any combination of roofing insulation systems and/or recovery board. Includes removal of any basic roof accessories and any sheet metals; except special existing conditions (mechanical equipment piping, electrical, ducts, etc.).

07 22 16 00-0467	SF	Demolish Up To 1/2" Average Thickness, Rigid Board Roofing Insulation	0.54
07 22 16 00-0468	SF	Demolish >1/2" To 1" Average Thickness, Rigid Board Roofing Insulation	0.55
07 22 16 00-0469	SF	Demolish >1" To 2" Average Thickness, Rigid Board Roofing Insulation	0.57
07 22 16 00-0470	SF	Demolish >2" To 3" Average Thickness, Rigid Board Roofing Insulation	0.59
07 22 16 00-0471	SF	Demolish >3" To 4" Average Thickness, Rigid Board Roofing Insulation	0.61
07 22 16 00-0472	SF	Demolish >4" To 5" Average Thickness, Rigid Board Roofing Insulation	0.62
07 22 16 00-0473	SF	Demolish >5" To 6" Average Thickness, Rigid Board Roofing Insulation	0.63
07 22 16 00-0474	SF	Demolish >6" To 7" Average Thickness, Rigid Board Roofing Insulation	0.65
07 22 16 00-0475	SF	Demolish >7" To 8" Average Thickness, Rigid Board Roofing Insulation	0.66
07 22 16 00-0476	SF	Demolish >8" To 9" Average Thickness, Rigid Board Roofing Insulation	0.68
07 22 16 00-0477	SF	Demolish >9" To 10" Average Thickness, Rigid Board Roofing Insulation	0.70
07 22 16 00-0478	SF	Demolish >10" To 11" Average Thickness, Rigid Board Roofing Insulation.....	0.71
07 22 16 00-0479	SF	Demolish >11" To 12" Average Thickness, Rigid Board Roofing Insulation.....	0.73

07 24 Exterior Insulation and Finish Systems (07 20)**07 24 13 Polymer-Based Exterior Insulation and Finish System (07 24)****07 24 13 00-0001 Exterior Insulation Finishing System (EIFS) (07 24 13)****07 24 13 00-0002 Insulation For Exterior Insulation Finishing Systems (EIFS) (07 24 13 00-0001)**

07 24 13 00-0003	SF	1" Thick, R3.85, Molded Expanded Polystyrene, Foam Board Insulation For Exterior Insulation Finishing Systems (EIFS), Adhesive Applied.....	3.85
		<i>For Up To 100, Add</i>	0.73
		<i>For >100 To 500, Add</i>	0.37
		<i>For >5,000, Deduct</i>	-0.15
		<i>For Adhesive And Mechanically Fastened To Wood Or Steel, Add</i>	1.35
		<i>For Adhesive And Mechanically Fastened To Concrete Or Masonry, Add</i>	2.02
07 24 13 00-0004	SF	1-1/2" Thick, R5.78, Molded Expanded Polystyrene, Foam Board Insulation For Exterior Insulation Finishing Systems (EIFS), Adhesive Applied.....	4.41
		<i>For Up To 100, Add</i>	0.74
		<i>For >100 To 500, Add</i>	0.37
		<i>For >5,000, Deduct</i>	-0.15
		<i>For Adhesive And Mechanically Fastened To Wood Or Steel, Add</i>	1.38
		<i>For Adhesive And Mechanically Fastened To Concrete Or Masonry, Add</i>	2.04
07 24 13 00-0005	SF	2" Thick, R7.70, Molded Expanded Polystyrene, Foam Board Insulation For Exterior Insulation Finishing Systems (EIFS), Adhesive Applied.....	4.96
		<i>For Up To 100, Add</i>	0.75
		<i>For >100 To 500, Add</i>	0.38
		<i>For >5,000, Deduct</i>	-0.15
		<i>For Adhesive And Mechanically Fastened To Wood Or Steel, Add</i>	1.54
		<i>For Adhesive And Mechanically Fastened To Concrete Or Masonry, Add</i>	2.18
07 24 13 00-0006	SF	2-1/2" Thick, R9.63, Molded Expanded Polystyrene, Foam Board Insulation For Exterior Insulation Finishing Systems (EIFS), Adhesive Applied.....	5.52
		<i>For Up To 100, Add</i>	0.76
		<i>For >100 To 500, Add</i>	0.38
		<i>For >5,000, Deduct</i>	-0.15
		<i>For Adhesive And Mechanically Fastened To Wood Or Steel, Add</i>	1.62
		<i>For Adhesive And Mechanically Fastened To Concrete Or Masonry, Add</i>	2.29



MINOR CSI UOM DESCRIPTION	TOTAL DIRECT UNIT COST	DEMOLITION UNIT COST
07 24 13 00-0007 SF 3" Thick, R11.55, Molded Expanded Polystyrene, Foam Board Insulation For Exterior Insulation Finishing Systems (EIFS), Adhesive Applied.....	6.07	
<i>For Up To 100, Add</i>	0.77	
<i>For >100 To 500, Add</i>	0.39	
<i>For >5,000, Deduct</i>	-0.15	
<i>For Adhesive And Mechanically Fastened To Wood Or Steel, Add</i>	1.62	
<i>For Adhesive And Mechanically Fastened To Concrete Or Masonry, Add</i>	2.29	
07 24 13 00-0008 SF 4" Thick, R15.40, Molded Expanded Polystyrene, Foam Board Insulation For Exterior Insulation Finishing Systems (EIFS), Adhesive Applied.....	7.17	
<i>For Up To 100, Add</i>	0.78	
<i>For >100 To 500, Add</i>	0.39	
<i>For >5,000, Deduct</i>	-0.16	
<i>For Adhesive And Mechanically Fastened To Wood Or Steel, Add</i>	1.82	
<i>For Adhesive And Mechanically Fastened To Concrete Or Masonry, Add</i>	2.46	
07 24 13 00-0009 Fiberglass Reinforcing Mesh For Exterior Insulation Finishing Systems (EIFS) <small>(07 24 13 00-0001)</small>		
<i>Note: Includes applying a layer of base coat to the insulation board and fully embedding the reinforcing fabric in the wet base coat.</i>		
07 24 13 00-0010 SF 4.3 OZ, Fiberglass Reinforcing Mesh For Exterior Insulation Finishing Systems (EIFS) (Dryvit S-Mesh), Embedded In A Layer Of Base Coat.....	4.84	
<i>For Up To 100, Add</i>	1.46	
<i>For >100 To 500, Add</i>	0.73	
<i>For >5,000, Deduct</i>	-0.29	
07 24 13 00-0011 SF 6.0 OZ, Fiberglass Reinforcing Mesh For Exterior Insulation Finishing Systems (EIFS) (Dryvit SP-Mesh), Embedded In A Layer Of Base Coat.....	5.41	
<i>For Up To 100, Add</i>	1.46	
<i>For >100 To 500, Add</i>	0.73	
<i>For >5,000, Deduct</i>	-0.29	
07 24 13 00-0012 SF 15.0 OZ, Fiberglass Reinforcing Mesh For Exterior Insulation Finishing Systems (EIFS) (Dryvit Panzer® 15), Embedded In A Layer Of Base Coat.....	6.93	
<i>For Up To 100, Add</i>	1.46	
<i>For >100 To 500, Add</i>	0.73	
<i>For >5,000, Deduct</i>	-0.29	
07 24 13 00-0013 SF 20.0 OZ, Fiberglass Reinforcing Mesh For Exterior Insulation Finishing Systems (EIFS) (Dryvit Panzer® 20), Embedded In A Layer Of Base Coat.....	7.39	
<i>For Up To 100, Add</i>	1.46	
<i>For >100 To 500, Add</i>	0.73	
<i>For >5,000, Deduct</i>	-0.29	
07 24 13 00-0014 Base Coats For Exterior Insulation Finishing Systems (EIFS) <small>(07 24 13 00-0001)</small>		
07 24 13 00-0015 SF Polymer-Based, Fiber-Reinforced Base Coat For Exterior Insulation Finishing Systems (EIFS) (Dryvit Genesis® DM).....	2.36	
<i>For Up To 100, Add</i>	0.73	
<i>For >100 To 500, Add</i>	0.37	
<i>For >5,000, Deduct</i>	-0.15	
07 24 13 00-0016 SF Acrylic-Modified, Fiber-Reinforced Base Coat For Exterior Insulation Finishing Systems (EIFS) (Dryvit Genesis®).....	2.78	
<i>For Up To 100, Add</i>	0.73	
<i>For >100 To 500, Add</i>	0.37	
<i>For >5,000, Deduct</i>	-0.15	
07 24 13 00-0017 SF Water Resistant, Acrylic Co-Polymer Base Coat For Exterior Insulation Finishing Systems (EIFS) (Dryvit Dryflex®).....	5.05	
<i>For Up To 100, Add</i>	0.73	
<i>For >100 To 500, Add</i>	0.37	
<i>For >5,000, Deduct</i>	-0.15	
07 24 13 00-0018 SF Hydrostatic Water Resistant, Acrylic Co-Polymer Base Coat For Exterior Insulation Finishing Systems (EIFS) (Dryvit Dryflex®).....	6.84	
<i>For Up To 100, Add</i>	0.73	
<i>For >100 To 500, Add</i>	0.37	
<i>For >5,000, Deduct</i>	-0.15	
07 24 13 00-0019 Finish Coats For Exterior Insulation Finishing Systems (EIFS) <small>(07 24 13 00-0001)</small>		
<i>Note: Includes all standard manufacturers' colors.</i>		
07 24 13 00-0020 SF 100% Acrylic-Based Aggregate Fine Finish Coat For Exterior Insulation Finishing Systems (EIFS) (Dryvit DPR Finish).....	3.93	
<i>For Up To 100, Add</i>	1.46	
<i>For >100 To 500, Add</i>	0.73	
<i>For >5,000, Deduct</i>	-0.29	
07 24 13 00-0021 SF 100% Acrylic-Based Aggregate Textured Finish Coat For Exterior Insulation Finishing Systems (EIFS) (Dryvit DPR Finish).....	4.02	
<i>For Up To 100, Add</i>	1.46	
<i>For >100 To 500, Add</i>	0.73	
<i>For >5,000, Deduct</i>	-0.29	
07 24 13 00-0022 SF Lightweight Elastic, 100% Acrylic-Based Aggregate Fine Finish Coat For Exterior Insulation Finishing Systems (EIFS) (Dryvit E™ Finish).....	4.69	
<i>For Up To 100, Add</i>	1.46	
<i>For >100 To 500, Add</i>	0.73	
<i>For >5,000, Deduct</i>	-0.29	

07 Thermal And Moisture Protection**07 20 Thermal Protection****07 24 Exterior Insulation and Finish Systems**

SAN BERNARDINO
COUNTY

MINOR	CSI	UOM	DESCRIPTION	TOTAL DIRECT UNIT COST	DEMOLITION UNIT COST
07 24 13 00-0023	SF		Lightweight Elastic, 100% Acrylic-Based Aggregate Textured Finish Coat For Exterior Insulation Finishing Systems (EIFS) (Dryvit E™ Finish).....	5.28	
			For Up To 100, Add	1.46	
			For >100 To 500, Add	0.73	
			For >5,000, Deduct	-0.29	
07 24 13 00-0024	SF		Mildew Resistant, 100% Acrylic-Based Aggregate Fine Finish Coat For Exterior Insulation Finishing Systems (EIFS) (Dryvit PMR™ Finish).....	4.69	
			For Up To 100, Add	1.46	
			For >100 To 500, Add	0.73	
			For >5,000, Deduct	-0.29	
07 24 13 00-0025	SF		Mildew Resistant, 100% Acrylic-Based Aggregate Textured Finish Coat For Exterior Insulation Finishing Systems (EIFS) (Dryvit PMR™ Finish).....	5.28	
			For Up To 100, Add	1.46	
			For >100 To 500, Add	0.73	
			For >5,000, Deduct	-0.29	
07 24 13 00-0026	SF		Flexible Elastomeric, 100% Acrylic-Based Smooth Finish Coat For Exterior Insulation Finishing Systems (EIFS) (Dryvit Weatherlastic® Smooth).....	4.12	
			For Up To 100, Add	1.46	
			For >100 To 500, Add	0.73	
			For >5,000, Deduct	-0.29	
07 24 13 00-0027	SF		Flexible Elastomeric, 100% Acrylic-Based Textured Finish Coat For Exterior Insulation Finishing Systems (EIFS) (Dryvit Weatherlastic®).....	4.73	
			For Up To 100, Add	1.46	
			For >100 To 500, Add	0.73	
			For >5,000, Deduct	-0.29	
07 24 13 00-0028	SF		100% Acrylic-Based Finish With Multi-Colored Quartz Aggregates, Finish Coat For Exterior Insulation Finishing Systems (EIFS) (Dryvit Ameristone™).....	9.99	
			For Up To 100, Add	1.46	
			For >100 To 500, Add	0.73	
			For >5,000, Deduct	-0.29	
07 24 13 00-0029			Primer And Sealers For Exterior Insulation Finishing Systems (EIFS) (07 24 13 00-0001)		
07 24 13 00-0030	SF		100% Acrylic-Based Primer/Adhesion Promoter For Exterior Insulation Finishing Systems (EIFS) (Dryvit Prymit®).....	1.19	
			For Up To 100, Add	0.41	
			For >100 To 500, Add	0.21	
			For >5,000, Deduct	-0.08	
07 24 13 00-0031	SF		100% Acrylic Emulsion Primer/Sealer For Exterior Insulation Finishing Systems (EIFS) (Dryvit SealClear™).....	1.22	
			For Up To 100, Add	0.41	
			For >100 To 500, Add	0.21	
			For >5,000, Deduct	-0.08	
07 24 13 00-0032			Air/Water/Vapor Barriers For Exterior Insulation Finishing Systems (EIFS) (07 24 13 00-0001)		
07 24 13 00-0033	SF		Smooth, High Performance, Polymer-Based, Non-Cementitious Water-Resistive Membrane And Air Barrier For Exterior Insulation Finishing Systems (EIFS) (Dryvit Backstop® NT™), Per Coat.....	1.69	
			For Up To 100, Add	0.41	
			For >100 To 500, Add	0.21	
			For >5,000, Deduct	-0.08	
07 24 13 00-0034	SF		Texture, High Performance, Polymer-Based, Non-Cementitious Water-Resistive Membrane And Air Barrier For Exterior Insulation Finishing Systems (EIFS) (Dryvit Backstop® NT™), Per Coat.....	2.11	
			For Up To 100, Add	0.41	
			For >100 To 500, Add	0.21	
			For >5,000, Deduct	-0.08	
07 24 13 00-0035			Drainage Accessories For Exterior Insulation Finishing Systems (EIFS) (07 24 13 00-0001)		
07 24 13 00-0036	SF		1/8" Thick, Flexible Polyamide Drainage Mat For Exterior Insulation Finishing Systems (EIFS) (Dryvit Drainage Mat).....	2.63	
			For Up To 100, Add	0.46	
			For >100 To 500, Add	0.23	
			For >5,000, Deduct	-0.09	
07 24 13 00-0037			Starter Tracks For Exterior Insulation Finishing Systems (EIFS) (07 24 13 00-0001)		
07 24 13 00-0038	LF		1" Width, Polyvinyl Chloride (PVC) Perforated "J" Channel Drainage Track (Dryvit Starter Trac STWP).....	3.90	
07 24 13 00-0039	LF		1-1/2" Width, Polyvinyl Chloride (PVC) Perforated "J" Channel Drainage Track (Dryvit Starter Trac STWP).....	4.21	
07 24 13 00-0040	LF		2" Width, Polyvinyl Chloride (PVC) Perforated "J" Channel Drainage Track (Dryvit Starter Trac STWP).....	4.59	
07 24 13 00-0041	LF		3" Width, Polyvinyl Chloride (PVC) Perforated "J" Channel Drainage Track (Dryvit Starter Trac STWP).....	5.36	
07 24 13 00-0042	LF		1" Width, Polyvinyl Chloride (PVC) Perforated "J" Channel Drainage Track With Drip Edge (Dryvit Starter Trac STDE).....	4.21	
07 24 13 00-0043	LF		1-1/2" Width, Polyvinyl Chloride (PVC) Perforated "J" Channel Drainage Track With Drip Edge (Dryvit Starter Trac STDE).....	4.59	
07 24 13 00-0044	LF		2" Width, Polyvinyl Chloride (PVC) Perforated "J" Channel Drainage Track With Drip Edge (Dryvit Starter Trac STDE).....	4.95	
07 24 13 00-0045	LF		3" Width, Polyvinyl Chloride (PVC) Perforated "J" Channel Drainage Track With Drip Edge (Dryvit Starter Trac STDE).....	5.80	
07 24 13 00-0046			Demolish Exterior Insulation Finishing Systems (EIFS) (07 24 13 00-0001)		



MINOR CSI UOM DESCRIPTION	TOTAL DIRECT UNIT COST	DEMOLITION UNIT COST
------------------------------	---------------------------	-------------------------

07 24 13 00-0047	SF	Demolish Exterior Insulation Finishing Systems (EIFS).....	6.12	
		Note: Includes demolition of all finish coats, base coats, reinforcing layers and insulation layers down to the substrate. Excludes demolition of sheathing.		
		For Up To 100, Add	3.06	
		For >100 To 500, Add	1.53	
		For >5,000, Deduct	-0.61	

07 25 Weather Barriers (07)

07 26 Vapor Retarders (07 25)

07 26 13 Above-Grade Vapor Retarders (07 26)

07 26 13 00-0001	CSF	Two Layer Kraft Paper Laminated With Asphalt, Grade "B" Building Paper (Aquabar B).....	28.24	
07 26 13 00-0002	CSF	Asphalt Saturated Kraft Building Paper, Grade D (Fortifiber Jumbo Tex).....	26.07	
07 26 13 00-0003	CSF	60 Minute Asphalt Saturated Kraft Building Paper, Grade D (Fortifiber Super Jumbo Tex 60 Minute).....	33.01	
07 26 13 00-0004	CSF	Two Ply 60 Minute Asphalt Saturated Kraft Building Paper, Grade D (Fortifiber Two Ply Super Jumbo Tex 60 Minute).....	43.19	
07 26 13 00-0005	CSF	Regular Weight Red Rosin Sized Sheathing.....	23.84	
07 26 13 00-0006	CLF	6" Wide Two Layer Kraft Paper Laminated With Asphalt, Building Flashing Paper (Bond Beam Paper).....	79.94	
07 26 13 00-0007	CLF	4" Wide Self Adhering Butyl Sealing Tape.....	123.78	
07 26 13 00-0008	CLF	6" Wide Self Adhesive Butyl Sealing Tape.....	180.00	
07 26 13 00-0009	CLF	9" Wide Self Adhesive Butyl Sealing Tape.....	251.64	
07 26 13 00-0010	CSF	Building Wrap (Tyvek).....	67.04	

07 27 Air Barriers (07 25)

07 27 23 Board Product Air Barriers (07 27)

07 27 23 00-0001 Barriers For Plenums (07 27 23)

07 27 23 00-0002	SF	0.5" Thick Leaded Vinyl Acoustic Plenum Barrier 0.48 LB/SF.....	12.01	3.01
		For Up To 50, Add	4.17	
		For >50 To 200, Add	2.38	
		For >200 To 500, Add	0.90	
		For >2,500, Deduct	-0.60	
07 27 23 00-0003	SF	0.625" Thick Leaded Vinyl Acoustic Plenum Barrier 0.87 LB/SF.....	12.98	3.01
		For Up To 50, Add	4.54	
		For >50 To 200, Add	2.60	
		For >200 To 500, Add	0.97	
		For >2,500, Deduct	-0.65	
07 27 23 00-0004	SF	Aluminum Foil Fiberglass Reinforced Plenum Bar Parallel With Joists 1" Thick.....	4.39	2.01
		For Up To 50, Add	2.12	
		For >50 To 200, Add	1.17	
		For >200 To 500, Add	0.40	
		For >2,500, Deduct	-0.22	
07 27 23 00-0005	SF	Aluminum Foil Fiberglass Reinforced Plenum Bar Perpendicular With Joists 1" Thick.....	8.02	3.01
		For Up To 50, Add	3.80	
		For >50 To 200, Add	2.10	
		For >200 To 500, Add	0.73	
		For >2,500, Deduct	-0.40	
07 27 23 00-0006	SF	Aluminum Mesh Barrier For Plenum Kraft Paper Backed.....	5.84	2.01
		For Up To 50, Add	2.34	
		For >50 To 200, Add	1.32	
		For >200 To 500, Add	0.48	
		For >2,500, Deduct	-0.29	
07 27 23 00-0007	SF	1/64" Thick Sheet Lead Barrier For Plenum 1 LB/SF.....	9.40	2.01
		For Up To 50, Add	2.75	
		For >50 To 200, Add	1.61	
		For >200 To 500, Add	0.64	
		For >2,500, Deduct	-0.47	

07 30 Steep Slope Roofing (07)

Note: Includes starter strips and manufacturer's product specific warranties.

07 31 Shingles and Shakes (07 30)

07 31 13 Asphalt Shingles (07 31)

07 31 13 13 Fiberglass-Reinforced Asphalt Shingles (07 31 13)

07 31 13 13-0001 Three Tab Fiberglass Reinforced, Asphalt Composition Shingle (07 31 13 13)

Note: Excludes underlayment, drip edges, and ridge vent/shingles.

07 31 13 13-0002	SQ	200 LB/SQ, 5" Exposure, Three Tab Fiberglass Reinforced, Asphalt Composition Shingle (CertainTeed CT 20).....	275.15	178.01
		For >35 To 75, Deduct	-11.33	
		For >75 To 100, Deduct	-17.64	
		For >100 To 200, Deduct	-26.22	
		For >200, Deduct	-38.84	
		For Steep Roof, Over 7 To 12, Add	51.80	

07 Thermal And Moisture Protection**07 30 Steep Slope Roofing****07 31 Shingles and Shakes**

MINOR CSI UOM DESCRIPTION	TOTAL DIRECT UNIT COST	DEMOLITION UNIT COST
07 31 13 13-0003 SQ 220 LB/SQ, 5" Exposure, Three Tab Fiberglass Reinforced, Asphalt Composition Shingle (CertainTeed XT 25).....	288.55	186.95
For>35 To 75, Deduct	-11.86	
For>75 To 100, Deduct	-18.48	
For>100 To 200, Deduct	-27.47	
For>200, Deduct	-40.72	
For Steep Roof, Over 7 To 12, Add	54.38	
07 31 13 13-0004 SQ 230 LB/SQ, 5" Exposure, Three Tab Fiberglass Reinforced, Asphalt Composition Shingle (CertainTeed XT 30).....	334.75	196.27
For>35 To 75, Deduct	-15.63	
For>75 To 100, Deduct	-23.21	
For>100 To 200, Deduct	-33.93	
For>200, Deduct	-49.10	
For Steep Roof, Over 7 To 12, Add	57.12	
07 31 13 13-0005 Architectural Fiberglass Reinforced, Asphalt Composition Shingle (07 31 13 13)		
Note: Excludes underlayment, drip edges, and ridge vent/shingles.		
07 31 13 13-0006 SQ 245 LB/SQ, 5" Exposure, Two Layer Laminated Fiberglass Reinforced, Asphalt Composition Shingle (CertainTeed Landmark).....	342.96	227.25
For>35 To 75, Deduct	-13.64	
For>75 To 100, Deduct	-21.53	
For>100 To 200, Deduct	-32.15	
For>200, Deduct	-47.94	
For Steep Roof, Over 7 To 12, Add	66.10	
07 31 13 13-0007 SQ 240 LB/SQ, 8" Exposure, Four Tab Fiberglass Reinforced, Asphalt Composition Shingle (CertainTeed Highland Slate).....	364.04	216.37
For>35 To 75, Deduct	-16.73	
For>75 To 100, Deduct	-24.99	
For>100 To 200, Deduct	-36.60	
For>200, Deduct	-53.13	
For Steep Roof, Over 7 To 12, Add	62.96	
07 31 13 13-0008 SQ 265 LB/SQ, 5" Exposure, Two Layer Laminated Fiberglass Reinforced, Asphalt Composition Shingle (CertainTeed Landmark Plus).....	394.18	238.61
For>35 To 75, Deduct	-17.72	
For>75 To 100, Deduct	-26.69	
For>100 To 200, Deduct	-39.20	
For>200, Deduct	-57.14	
For Steep Roof, Over 7 To 12, Add	69.42	
07 31 13 13-0009 SQ 235 LB/SQ, 8" Exposure, Four Tab Fiberglass Reinforced, Asphalt Composition Shingle (CertainTeed Hatteras).....	381.64	206.07
For>35 To 75, Deduct	-19.43	
For>75 To 100, Deduct	-28.00	
For>100 To 200, Deduct	-40.46	
For>200, Deduct	-57.60	
For Steep Roof, Over 7 To 12, Add	59.95	
07 31 13 13-0010 SQ 300 LB/SQ, 5" Exposure, Two Layer Laminated Fiberglass Reinforced, Asphalt Composition Shingle (CertainTeed Landmark Premium).....	427.99	250.55
For>35 To 75, Deduct	-20.03	
For>75 To 100, Deduct	-29.72	
For>100 To 200, Deduct	-43.43	
For>200, Deduct	-62.83	
For Steep Roof, Over 7 To 12, Add	72.87	
07 31 13 13-0011 SQ 300 LB/SQ, 5" Exposure, Random Laminated Tabs, One Piece, Fiberglass Reinforced, Asphalt Composition Shingle (CertainTeed Independence).....	457.34	250.55
For>35 To 75, Deduct	-22.96	
For>75 To 100, Deduct	-33.25	
For>100 To 200, Deduct	-48.12	
For>200, Deduct	-68.70	
For Steep Roof, Over 7 To 12, Add	72.87	
07 31 13 13-0012 SQ 355 LB/SQ, 4" Exposure, Sculpted Edge, Two Layer Laminated Fiberglass Reinforced, Asphalt Composition Shingle (CertainTeed Presidential Shake).....	499.34	276.19
For>35 To 75, Deduct	-24.82	
For>75 To 100, Deduct	-36.06	
For>100 To 200, Deduct	-52.27	
For>200, Deduct	-74.75	
For Steep Roof, Over 7 To 12, Add	80.36	
07 31 13 13-0013 SQ 340 LB/SQ, 5" Exposure, Three Layer Laminated Fiberglass Reinforced, Asphalt Composition Shingle (CertainTeed Landmark TL).....	495.66	263.08
For>35 To 75, Deduct	-25.66	
For>75 To 100, Deduct	-36.77	
For>100 To 200, Deduct	-53.01	
For>200, Deduct	-75.22	
For Steep Roof, Over 7 To 12, Add	76.51	
07 31 13 13-0014 SQ 300 LB/SQ, 5" Exposure, Reflective Two Layer Laminated Fiberglass Reinforced, Asphalt Composition Shingle (CertainTeed Landmark Solaris).....	493.44	250.55
For>35 To 75, Deduct	-26.57	
For>75 To 100, Deduct	-37.58	
For>100 To 200, Deduct	-53.90	
For>200, Deduct	-75.92	
For Steep Roof, Over 7 To 12, Add	72.87	
07 31 13 13-0015 SQ 355 LB/SQ, 8" Exposure, Two Full Size Layers, Four Tab Fiberglass Reinforced, Asphalt Composition Shingle (CertainTeed Centennial Slate).....	578.37	276.19
For>35 To 75, Deduct	-32.72	
For>75 To 100, Deduct	-45.55	
For>100 To 200, Deduct	-64.91	
For>200, Deduct	-90.56	
For Steep Roof, Over 7 To 12, Add	80.36	



MINOR CSI UOM DESCRIPTION	TOTAL DIRECT UNIT COST	DEMOLITION UNIT COST
07 31 13 13-0016 SQ 355 LB/SQ, 8" Exposure, Scalloped Cut, Two Full Size Layers, Four Tab Fiberglass Reinforced, Asphalt Composition Shingle (CertainTeed Carriage House).....	598.94	276.19
<i>For >35 To 75, Deduct</i>	-34.78	
<i>For >75 To 100, Deduct</i>	-48.01	
<i>For >100 To 200, Deduct</i>	-68.21	
<i>For >200, Deduct</i>	-94.67	
<i>For Steep Roof, Over 7 To 12, Add</i>	80.36	
07 31 13 13-0017 SQ 480 LB/SQ, 4" Exposure, Sculpted Edge, Three Layer Laminated Fiberglass Reinforced, Asphalt Composition Shingle (CertainTeed Presidential Shake TL).....	665.50	304.55
<i>For >35 To 75, Deduct</i>	38.86	
<i>For >75 To 100, Deduct</i>	-53.56	
<i>For >100 To 200, Deduct</i>	-76.02	
<i>For >200, Deduct</i>	-105.41	
<i>For Steep Roof, Over 7 To 12, Add</i>	88.60	
07 31 13 13-0018 SQ 425 LB/SQ, 8" Exposure, Random Laminated Tabs, Two Full Size Layers, Four Tab Fiberglass Reinforced, Asphalt Composition Shingle (CertainTeed GrandManor).....	655.86	289.98
<i>For >35 To 75, Deduct</i>	-39.22	
<i>For >75 To 100, Deduct</i>	-58.65	
<i>For >100 To 200, Deduct</i>	-75.93	
<i>For >200, Deduct</i>	-104.81	
<i>For Steep Roof, Over 7 To 12, Add</i>	84.37	
07 31 13 13-0019 Asphalt Shingle Accessories (07 31 13 13)		
07 31 13 13-0020 LF Hip And Ridge Roll Vent.....	8.24	1.07
Note: Excludes shingles.		
07 31 13 13-0021 LF Three Tab Hip And Ridge Shingles.....	3.84	2.65
07 31 13 13-0022 LF Architectural Hip And Ridge Shingles.....	4.66	2.95
07 31 13 13-0023 SQ Demolish Each Additional Layer Of Shingles.....	82.54	
07 31 16 Metal Shingles (07 31)		
07 31 16 00-0001 Aluminum Shingles (07 31 16)		
07 31 16 00-0002 SQ Aluminum Shingles, Mill Finish, 0.020" Thick.....	753.61	171.21
<i>For Colors, Anodized Finish, Add</i>	30.00	
<i>For Bonderized Finish, Add</i>	47.00	
<i>For 1" Factory Applied Polystyrene, Add</i>	37.00	
07 31 16 00-0003 SQ Aluminum Shingles, Mill Finish, 0.030" Thick.....	1,035.73	187.13
<i>For Colors, Anodized Finish, Add</i>	30.00	
<i>For Bonderized Finish, Add</i>	47.00	
<i>For 1" Factory Applied Polystyrene, Add</i>	37.00	
07 31 16 00-0004 LF Aluminum Shingles, Ridge Cap, 0.020" Thick.....	13.89	2.46
07 31 16 00-0005 LF Aluminum Shingles, Ridge Cap, 0.030" Thick.....	14.56	2.46
07 31 16 00-0006 LF Aluminum Shingles, Valley Section, 0.020" Thick.....	8.88	2.46
07 31 16 00-0007 LF Aluminum Shingles, Valley Section, 0.030" Thick.....	10.21	2.46
07 31 16 00-0008 Galvanized Steel Shingles (07 31 16)		
07 31 16 00-0009 SQ 24 Gauge, 0.0276" Thickness, Galvanized Steel Shingles.....	545.98	149.32
<i>For Factory Applied 1" Polystyrene Insulation, Add</i>	24.75	
<i>For >50 To 75, Deduct</i>	-9.89	
<i>For >75 To 100, Deduct</i>	-24.78	
<i>For >100 To 200, Deduct</i>	-42.14	
<i>For >200, Deduct</i>	-57.02	
<i>For Steep Roof, Over 7 To 12, Add</i>	95.58	
07 31 16 00-0010 SQ 26 Gauge, 0.0217" Thickness, Galvanized Steel Shingles.....	523.06	148.12
<i>For Factory Applied 1" Polystyrene Insulation, Add</i>	24.75	
<i>For >50 To 75, Deduct</i>	-9.08	
<i>For >75 To 100, Deduct</i>	-23.29	
<i>For >100 To 200, Deduct</i>	-39.77	
<i>For >200, Deduct</i>	-53.98	
<i>For Steep Roof, Over 7 To 12, Add</i>	94.76	
07 31 16 00-0011 SQ 24 Gauge, 0.0276" Thickness, Galvanized And Bonderized Steel Shingles.....	906.51	149.32
<i>For Factory Applied 1" Polystyrene Insulation, Add</i>	24.75	
<i>For >50 To 75, Deduct</i>	-24.31	
<i>For >75 To 100, Deduct</i>	-50.02	
<i>For >100 To 200, Deduct</i>	-81.80	
<i>For >200, Deduct</i>	-107.50	
<i>For Steep Roof, Over 7 To 12, Add</i>	95.58	
07 31 16 00-0012 SQ 26 Gauge, 0.0276" Thickness, Galvanized And Bonderized Steel Shingles.....	829.03	148.12
<i>For Factory Applied 1" Polystyrene Insulation, Add</i>	24.75	
<i>For >50 To 75, Deduct</i>	-21.32	
<i>For >75 To 100, Deduct</i>	-44.71	
<i>For >100 To 200, Deduct</i>	-73.42	
<i>For >200, Deduct</i>	-96.82	
<i>For Steep Roof, Over 7 To 12, Add</i>	94.76	
07 31 16 00-0013 LF Galvanized Steel Shingles, Ridge Or Valley.....	9.12	1.99
<i>For Factory Applied 1" Polystyrene Insulation, Add</i>	24.75	
<i>For >50 To 75, Deduct</i>	-0.21	
<i>For >75 To 100, Deduct</i>	-0.46	
<i>For >100 To 200, Deduct</i>	-0.77	
<i>For >200, Deduct</i>	-1.02	
<i>For Steep Roof, Over 7 To 12, Add</i>	1.25	

07 Thermal And Moisture Protection**07 30 Steep Slope Roofing****07 31 Shingles and Shakes**
 MINOR
 CSI UOM DESCRIPTION

 TOTAL DIRECT DEMOLITION
 UNIT COST UNIT COST
07 31 26 Slate Shingles (07 31)

Note: Includes 30 LB felt and fasteners.

07 31 26 00-0001 Shingles Including 30 LB Felt And Nails (07 31 26)

07 31 26 00-0002	SQ	Slate Shingles, Buckingham, Virginia Black, 3/16" Thick.....	1,443.43	254.71
		<i>For >50 To 75, Deduct</i>	-35.10	
		<i>For >75 To 100, Deduct</i>	-75.57	
		<i>For >100 To 200, Deduct</i>	-124.82	
		<i>For >200, Deduct</i>	-165.29	
		<i>For Graduated Shapes, Add</i>	131.62	
		<i>For Steep Roof, Over 7 To 12, Add</i>	181.12	
07 31 26 00-0003	SQ	Slate Shingles, Buckingham, Virginia Black, 1/4" Thick.....	1,685.51	254.71
		<i>For >50 To 75, Deduct</i>	-44.78	
		<i>For >75 To 100, Deduct</i>	-92.52	
		<i>For >100 To 200, Deduct</i>	-151.45	
		<i>For >200, Deduct</i>	-199.18	
		<i>For Graduated Shapes, Add</i>	167.93	
		<i>For Steep Roof, Over 7 To 12, Add</i>	181.12	
07 31 26 00-0004	SQ	Slate Shingles, Penn Black Bangor.....	1,612.88	254.71
		<i>For >50 To 75, Deduct</i>	-41.88	
		<i>For >75 To 100, Deduct</i>	-87.43	
		<i>For >100 To 200, Deduct</i>	-143.46	
		<i>For >200, Deduct</i>	-189.01	
		<i>For Graduated Shapes, Add</i>	157.03	
		<i>For Steep Roof, Over 7 To 12, Add</i>	181.12	
07 31 26 00-0005	SQ	Slate Shingles, Vermont, Unfading Colors, Green.....	1,637.09	254.71
		<i>For >50 To 75, Deduct</i>	-42.84	
		<i>For >75 To 100, Deduct</i>	-89.13	
		<i>For >100 To 200, Deduct</i>	-146.12	
		<i>For >200, Deduct</i>	-192.40	
		<i>For Graduated Shapes, Add</i>	160.67	
		<i>For Steep Roof, Over 7 To 12, Add</i>	181.12	
07 31 26 00-0006	SQ	Slate Shingles, Vermont, Unfading Colors, Semi-Weathered, Green/Gray.....	1,733.92	254.71
		<i>For >50 To 75, Deduct</i>	-46.72	
		<i>For >75 To 100, Deduct</i>	-95.90	
		<i>For >100 To 200, Deduct</i>	-156.77	
		<i>For >200, Deduct</i>	-205.96	
		<i>For Graduated Shapes, Add</i>	175.19	
		<i>For Steep Roof, Over 7 To 12, Add</i>	181.12	
07 31 26 00-0007	SQ	Slate Shingles, Vermont, Unfading Color, Purple.....	1,612.88	254.71
		<i>For >50 To 75, Deduct</i>	-41.88	
		<i>For >75 To 100, Deduct</i>	-87.43	
		<i>For >100 To 200, Deduct</i>	-143.46	
		<i>For >200, Deduct</i>	-189.01	
		<i>For Graduated Shapes, Add</i>	157.03	
		<i>For Steep Roof, Over 7 To 12, Add</i>	181.12	
07 31 26 00-0008	SQ	Slate Shingles, Vermont, Unfading Color, Black Or Gray.....	1,540.26	254.71
		<i>For >50 To 75, Deduct</i>	-38.97	
		<i>For >75 To 100, Deduct</i>	-82.35	
		<i>For >100 To 200, Deduct</i>	-135.47	
		<i>For >200, Deduct</i>	-178.85	
		<i>For Graduated Shapes, Add</i>	146.14	
		<i>For Steep Roof, Over 7 To 12, Add</i>	181.12	
07 31 26 00-0009	SQ	Slate Shingles, Vermont, Unfading Color, Red.....	3,052.90	254.71
		<i>For >50 To 75, Deduct</i>	-99.48	
		<i>For >75 To 100, Deduct</i>	-188.23	
		<i>For >100 To 200, Deduct</i>	-301.86	
		<i>For >200, Deduct</i>	-390.62	
		<i>For Graduated Shapes, Add</i>	373.04	
		<i>For Steep Roof, Over 7 To 12, Add</i>	181.12	
07 31 26 00-0010	SQ	Slate Shingles, Vermont, Unfading Color, Variegated Purple.....	1,612.88	254.71
		<i>For >50 To 75, Deduct</i>	-41.88	
		<i>For >75 To 100, Deduct</i>	-87.43	
		<i>For >100 To 200, Deduct</i>	-143.46	
		<i>For >200, Deduct</i>	-189.01	
		<i>For Graduated Shapes, Add</i>	157.03	
		<i>For Steep Roof, Over 7 To 12, Add</i>	181.12	

07 31 29 Wood Shingles and Shakes (07 31)**07 31 29 13 Wood Shingles** (07 31 29)**07 31 29 13-0001 #1 Grade, Red Cedar Shingles** (07 31 29 13)**07 31 29 13-0002 #1 Grade, Red Cedar Shingles Installed On Roofs** (07 31 29 13-0001)

07 31 29 13-0003	SQ	3-3/4" Exposure, 16" Shingle, #1 Grade, Red Cedar Shingles Installed On Roof.....	860.66	200.96
		<i>For Steep Roof, Over 7 To 12, Add</i>	128.62	
		<i>For Pressure-Impregnated Treated (Preservative), Add</i>	68.81	
07 31 29 13-0004	SQ	5" Exposure, 16" Shingle, #1 Grade, Red Cedar Shingles Installed On Roof.....	622.57	150.72
		<i>For Steep Roof, Over 7 To 12, Add</i>	96.47	
		<i>For Pressure-Impregnated Treated (Preservative), Add</i>	48.17	
07 31 29 13-0005	SQ	4-1/2" Exposure, 18" Shingle, #1 Grade, Red Cedar Shingles Installed On Roof.....	765.95	170.83
		<i>For Steep Roof, Over 7 To 12, Add</i>	109.33	
		<i>For Pressure-Impregnated Treated (Preservative), Add</i>	63.65	



MINOR CSI UOM DESCRIPTION	TOTAL DIRECT UNIT COST	DEMOLITION UNIT COST
07 31 29 13-0006 SQ 5-1/2" Exposure, 18" Shingle, #1 Grade, Red Cedar Shingles Installed On Roof..... <i>For Steep Roof, Over 7 To 12, Add</i> <i>For Pressure-Impregnated Treated (Preservative), Add</i>	627.16 90.03 51.87	140.68
07 31 29 13-0007 SQ 5-3/4" Exposure, 24" Shingle, #1 Grade, Red Cedar Shingles Installed On Roof..... <i>For Steep Roof, Over 7 To 12, Add</i> <i>For Pressure-Impregnated Treated (Preservative), Add</i>	844.31 85.21 86.70	133.15
07 31 29 13-0008 SQ 7-1/2" Exposure, 24" Shingle, #1 Grade, Red Cedar Shingles Installed On Roof..... <i>For Steep Roof, Over 7 To 12, Add</i> <i>For Pressure-Impregnated Treated (Preservative), Add</i>	650.94 72.35 63.73	113.04
07 31 29 13-0009 #1 Grade, Red Cedar Shingles Installed On Walls (07 31 29 13-0001)		
07 31 29 13-0010 SQ 7" Exposure, 16" Shingle, #1 Grade, Red Cedar Shingles Installed On Wall..... <i>For Pressure-Impregnated Treated (Preservative), Add</i>	591.10 34.40	180.87
07 31 29 13-0011 SQ 8" Exposure, 18" Shingle, #1 Grade, Red Cedar Shingles Installed On Wall..... <i>For Pressure-Impregnated Treated (Preservative), Add</i>	580.14 35.77	170.83
07 31 29 13-0012 SQ 10-1/2" Exposure, 24" Shingle, #1 Grade, Red Cedar Shingles Installed On Wall..... <i>For Pressure-Impregnated Treated (Preservative), Add</i>	599.89 45.52	148.22
07 31 29 13-0013 #2 Grade, Red Cedar Shingles (07 31 29 13)		
07 31 29 13-0014 #2 Grade, Red Cedar Shingles Installed On Roofs (07 31 29 13-0013)		
07 31 29 13-0015 SQ 3-1/2" Exposure, 16" Shingle, #2 Grade, Red Cedar Shingles Installed On Roof..... <i>For Steep Roof, Over 7 To 12, Add</i> <i>For Pressure-Impregnated Treated (Preservative), Add</i>	792.54 135.05 55.58	211.02
07 31 29 13-0016 SQ 4" Exposure, 16" Shingle, #2 Grade, Red Cedar Shingles Installed On Roof..... <i>For Steep Roof, Over 7 To 12, Add</i> <i>For Pressure-Impregnated Treated (Preservative), Add</i>	706.03 122.19 48.63	190.92
07 31 29 13-0017 SQ 4" Exposure, 18" Shingle, #2 Grade, Red Cedar Shingles Installed On Roof..... <i>For Steep Roof, Over 7 To 12, Add</i> <i>For Pressure-Impregnated Treated (Preservative), Add</i>	756.61 122.19 56.22	190.92
07 31 29 13-0018 SQ 4-1/2" Exposure, 18" Shingle, #2 Grade, Red Cedar Shingles Installed On Roof..... <i>For Steep Roof, Over 7 To 12, Add</i> <i>For Pressure-Impregnated Treated (Preservative), Add</i>	675.03 109.33 50.01	170.83
07 31 29 13-0019 SQ 5-3/4" Exposure, 24" Shingle, #2 Grade, Red Cedar Shingles Installed On Roof..... <i>For Steep Roof, Over 7 To 12, Add</i> <i>For Pressure-Impregnated Treated (Preservative), Add</i>	669.55 85.21 60.49	133.15
07 31 29 13-0020 SQ 6-1/2" Exposure, 24" Shingle, #2 Grade, Red Cedar Shingles Installed On Roof..... <i>For Steep Roof, Over 7 To 12, Add</i> <i>For Pressure-Impregnated Treated (Preservative), Add</i>	545.22 73.96 47.12	115.56
07 31 29 13-0021 #2 Grade, Red Cedar Shingles Installed On Walls (07 31 29 13-0013)		
07 31 29 13-0022 SQ 6" Exposure, 16" Shingle, #2 Grade, Red Cedar Shingles Installed On Wall..... <i>For Pressure-Impregnated Treated (Preservative), Add</i>	567.09 27.79	190.92
07 31 29 13-0023 SQ 7" Exposure, 18" Shingle, #2 Grade, Red Cedar Shingles Installed On Wall..... <i>For Pressure-Impregnated Treated (Preservative), Add</i>	549.12 28.11	180.87
07 31 29 13-0024 SQ 9" Exposure, 24" Shingle, #2 Grade, Red Cedar Shingles Installed On Wall..... <i>For Pressure-Impregnated Treated (Preservative), Add</i>	533.27 31.76	160.78
07 31 29 16 Wood Shakes (07 31 29)		
07 31 29 16-0001 #1 Grade, Red Cedar Shakes (07 31 29 16)		
07 31 29 16-0002 #1 Grade, Red Cedar Shakes Installed On Roofs (07 31 29 16-0001)		
07 31 29 16-0003 SQ 8-1/2" Exposure, 1/2" Thick, 18" Shake, #1 Grade, Red Cedar Shakes Installed On Roof..... <i>For Steep Roof, Over 7 To 12, Add</i> <i>For Pressure-Impregnated Treated (Preservative), Add</i>	622.99 104.51 44.46	163.28
07 31 29 16-0004 SQ 8-1/2" Exposure, 3/4" Thick, 18" Shake, #1 Grade, Red Cedar Shakes Installed On Roof..... <i>For Steep Roof, Over 7 To 12, Add</i> <i>For Pressure-Impregnated Treated (Preservative), Add</i>	721.79 104.51 59.28	163.28
07 31 29 16-0005 SQ 10" Exposure, 1/2" Thick, 24" Shake, #1 Grade, Red Cedar Shakes Installed On Roof..... <i>For Steep Roof, Over 7 To 12, Add</i> <i>For Pressure-Impregnated Treated (Preservative), Add</i>	673.84 85.21 61.13	133.15
07 31 29 16-0006 SQ 10" Exposure, 3/4" Thick, 24" Shake, #1 Grade, Red Cedar Shakes Installed On Roof..... <i>For Steep Roof, Over 7 To 12, Add</i> <i>For Pressure-Impregnated Treated (Preservative), Add</i>	715.83 85.21 67.43	133.15
07 31 29 16-0007 #1 Grade, Red Cedar Shakes Installed On Walls (07 31 29 16-0001)		
07 31 29 16-0008 SQ 8-1/2" Exposure, 1/2" Thick, 18" Shake, #1 Grade, Red Cedar Shakes Installed On Wall..... <i>For Pressure-Impregnated Treated (Preservative), Add</i>	648.11 44.46	175.84
07 31 29 16-0009 SQ 8-1/2" Exposure, 3/4" Thick, 18" Shake, #1 Grade, Red Cedar Shakes Installed On Wall..... <i>For Pressure-Impregnated Treated (Preservative), Add</i>	746.91 59.28	175.84
07 31 29 16-0010 SQ 10" Exposure, 1/2" Thick, 24" Shake, #1 Grade, Red Cedar Shakes Installed On Wall..... <i>For Pressure-Impregnated Treated (Preservative), Add</i>	709.02 61.13	150.72
07 31 29 16-0011 SQ 10" Exposure, 3/4" Thick, 24" Shake, #1 Grade, Red Cedar Shakes Installed On Wall..... <i>For Pressure-Impregnated Treated (Preservative), Add</i>	751.01 67.43	150.72
07 31 29 19 Wood Shingles And Shakes Cap (07 31 29)		

07 Thermal And Moisture Protection**07 30 Steep Slope Roofing****07 31 Shingles and Shakes**

SAN BERNARDINO
COUNTY

MINOR
CSI UOM DESCRIPTION

TOTAL DIRECT DEMOLITION
UNIT COST UNIT COST

07 31 29 19-0001	Accessories <small>(07 31 29 19)</small>		
07 31 29 19-0002	LF Hip Or Ridge Cap For Wood Shingles Or Shakes	10.86	1.31
	<i>For Steep Roof, Over 7 To 12, Add</i>	0.97	
	<i>For Pressure-Impregnated Treated (Preservative) Ridge, Add</i>	1.17	

07 31 33 Composite Rubber Shingles (07 31)

07 31 33 00-0001	Synthetic Polymeric Rubber Slate Shingles <small>(07 31 33)</small>		
	Note: As manufactured by EcoStar.		
07 31 33 00-0002	SQ Class C Rectangular Edges Polymeric Rubber Slate Shingles, 7.0" Exposure	1,268.11	229.44
	Note: Gray or black.		
	<i>For Purple Or Green Color, Add</i>	129.48	
	<i>For Brown Or Red Color, Add</i>	331.80	
	<i>For Steep Roof, Over 7 To 12, Add</i>	146.83	
	<i>For >50 To 75, Deduct</i>	-20.23	
	<i>For >75 To 100, Deduct</i>	-51.93	
	<i>For >100 To 200, Deduct</i>	-83.64	
	<i>For >200, Deduct</i>	-126.61	
	<i>For 6.5" Exposure, Add</i>	88.40	
	<i>For 6.0" Exposure, Add</i>	176.79	
07 31 33 00-0003	SQ Class A Rectangular Edges Polymeric Rubber Slate Shingles, 7.0" Exposure	1,807.64	229.44
	Note: Fire resistant. Gray or black.		
	<i>For Purple, Green, Brown Or Red, Add</i>	202.32	
	<i>For Steep Roof, Over 7 To 12, Add</i>	146.83	
	<i>For >50 To 75, Deduct</i>	-33.72	
	<i>For >75 To 100, Deduct</i>	-78.91	
	<i>For >100 To 200, Deduct</i>	-124.10	
	<i>For >200, Deduct</i>	-180.76	
	<i>For 6.5" Exposure, Add</i>	126.93	
	<i>For 6.0" Exposure, Add</i>	253.86	
07 31 33 00-0004	SQ Class C Shaped Polymeric Rubber Slate Shingle, 7.0" Exposure	1,490.27	229.44
	Note: Beaver tail, chisel point or beveled edges. Gray or black.		
	<i>For Purple, Green, Brown Or Red, Add</i>	371.32	
	<i>For Steep Roof, Over 7 To 12, Add</i>	146.83	
	<i>For >50 To 75, Deduct</i>	-25.79	
	<i>For >75 To 100, Deduct</i>	-63.04	
	<i>For >100 To 200, Deduct</i>	-100.30	
	<i>For >200, Deduct</i>	-149.03	
	<i>For 6.5" Exposure, Add</i>	104.26	
	<i>For 6.0" Exposure, Add</i>	208.52	
07 31 33 00-0005	SQ Class A Shaped Polymeric Rubber Slate Shingle, 7.0" Exposure	1,918.71	229.44
	Note: Fire resistant. Beaver tail, chisel point or beveled edges. Gray or black.		
	<i>For Purple, Green, Brown Or Red, Add</i>	160.59	
	<i>For Steep Roof, Over 7 To 12, Add</i>	146.83	
	<i>For >50 To 75, Deduct</i>	-36.50	
	<i>For >75 To 100, Deduct</i>	-84.46	
	<i>For >100 To 200, Deduct</i>	-132.43	
	<i>For >200, Deduct</i>	-191.87	
	<i>For 6.5" Exposure, Add</i>	134.87	
	<i>For 6.0" Exposure, Add</i>	269.73	
07 31 33 00-0006	LF Hip Or Ridge Polymeric Rubber Slate Shingle	17.25	1.54
	Note: Beveled or pointed edges, gray or black.		

07 32 Roof Tiles (07 30)**07 32 13 Clay Roof Tiles** (07 32)

Note: 8-1/4" x 11" exposure. Includes mortar, battens, fasteners, felt underlayment and 90# cap sheet.

07 32 13 00-0001	Clay Roofing Tile 8-1/4" x 11" Exposure <small>(07 32 13)</small>		
	Note: Includes mortar, battens, fasteners, felt underlayment and 90# cap sheet.		
07 32 13 00-0002	SQ Lanai Or Classic Tile, 158 Piece Per SQ	1,274.83	241.57
	<i>For >25 To 50, Deduct</i>	-47.50	
	<i>For >50 To 75, Deduct</i>	-91.24	
	<i>For >75 To 100, Deduct</i>	-127.07	
	<i>For >100 To 200, Deduct</i>	-154.99	
	<i>For >200, Deduct</i>	-174.98	
	<i>For 20 Year Warranty, Add</i>	55.41	
07 32 13 00-0003	SQ Americana (Most Colors) Tile Roofing, 158 Piece Per SQ	1,528.65	241.57
	<i>For >25 To 50, Deduct</i>	-62.73	
	<i>For >50 To 75, Deduct</i>	-116.63	
	<i>For >75 To 100, Deduct</i>	-160.07	
	<i>For >100 To 200, Deduct</i>	-193.06	
	<i>For >200, Deduct</i>	-215.59	
	<i>For 20 Year Warranty, Add</i>	73.18	
07 32 13 00-0004	SQ Americana (Green, Gray Or Brown) Tile, 158 Piece Per SQ	1,528.65	241.57
	<i>For >25 To 50, Deduct</i>	-62.73	
	<i>For >50 To 75, Deduct</i>	-116.63	
	<i>For >75 To 100, Deduct</i>	-160.07	
	<i>For >100 To 200, Deduct</i>	-193.06	
	<i>For >200, Deduct</i>	-215.59	
	<i>For 20 Year Warranty, Add</i>	73.18	



MINOR CSI UOM DESCRIPTION	TOTAL DIRECT UNIT COST	DEMOLITION UNIT COST
07 32 13 00-0005 SQ Americana (Blue) Tile, 158 Piece Per SQ.....	1,744.01	241.57
For >25 To 50, Deduct	-75.65	
For >50 To 75, Deduct	-138.16	
For >75 To 100, Deduct	-188.07	
For >100 To 200, Deduct	-225.36	
For >200, Deduct	-250.05	
For 20 Year Warranty, Add	88.26	
07 32 13 00-0006 SQ French Tile Roofing, Red, 133 Piece Per SQ	1,518.81	295.36
For >25 To 50, Deduct	-55.69	
For >50 To 75, Deduct	-107.58	
For >75 To 100, Deduct	-150.19	
For >100 To 200, Deduct	-183.52	
For >200, Deduct	-207.57	
For 20 Year Warranty, Add	64.97	
07 32 13 00-0007 SQ French Tile Roofing, Blue Or Green, 133 Piece Per SQ.....	1,897.67	295.36
For >25 To 50, Deduct	-78.42	
For >50 To 75, Deduct	-145.46	
For >75 To 100, Deduct	-199.44	
For >100 To 200, Deduct	-240.35	
For >200, Deduct	-268.19	
For 20 Year Warranty, Add	91.49	
07 32 13 00-0008 SQ Norman Tile Roofing, 317 Piece Per SQ	2,418.99	398.45
For >25 To 50, Deduct	-97.34	
For >50 To 75, Deduct	-182.15	
For >75 To 100, Deduct	-250.74	
For >100 To 200, Deduct	-303.10	
For >200, Deduct	-339.24	
For 20 Year Warranty, Add	113.56	
07 32 13 00-0009 SQ Williamsburg Tile Roofing, Aged Cedar, 158 Piece Per SQ	1,329.25	295.36
For >25 To 50, Deduct	-44.31	
For >50 To 75, Deduct	-88.62	
For >75 To 100, Deduct	-125.55	
For >100 To 200, Deduct	-155.09	
For >200, Deduct	-177.24	
For 20 Year Warranty, Add	51.70	
07 32 13 00-0010 SQ Williamsburg Tile Roofing, Gray Or Green, 158 Piece Per SQ.....	1,636.16	295.36
For >25 To 50, Deduct	-62.73	
For >50 To 75, Deduct	-119.31	
For >75 To 100, Deduct	-165.44	
For >100 To 200, Deduct	-201.12	
For >200, Deduct	-226.34	
For 20 Year Warranty, Add	73.18	
07 32 13 00-0011 SQ Spanish Tile Roofing, Red, 171 Piece Per SQ	1,141.68	221.14
For >25 To 50, Deduct	-41.96	
For >50 To 75, Deduct	-80.99	
For >75 To 100, Deduct	-113.03	
For >100 To 200, Deduct	-138.08	
For >200, Deduct	-156.13	
For 20 Year Warranty, Add	48.95	
07 32 13 00-0012 SQ Spanish Tile Roofing, Blend, 171 Piece Per SQ.....	1,472.41	221.14
For >25 To 50, Deduct	-61.80	
For >50 To 75, Deduct	-114.07	
For >75 To 100, Deduct	-156.03	
For >100 To 200, Deduct	-187.69	
For >200, Deduct	-209.05	
For 20 Year Warranty, Add	72.10	
07 32 13 00-0013 SQ Spanish Tile Roofing, Glazed White, 171 Piece Per SQ.....	1,757.00	221.14
For >25 To 50, Deduct	-78.88	
For >50 To 75, Deduct	-142.52	
For >75 To 100, Deduct	-193.02	
For >100 To 200, Deduct	-230.37	
For >200, Deduct	-254.58	
For 20 Year Warranty, Add	92.03	
07 32 13 00-0014 SQ Two Piece Mission Tile Roofing, 192 Piece Per SQ	2,123.34	346.65
For >25 To 50, Deduct	-85.80	
For >50 To 75, Deduct	-160.34	
For >75 To 100, Deduct	-220.57	
For >100 To 200, Deduct	-266.50	
For >200, Deduct	-298.14	
For 20 Year Warranty, Add	100.10	
07 32 13 00-0015 SQ One Piece Mission Tile Roofing, 75 Piece Per SQ.....	944.09	241.57
For >25 To 50, Deduct	-27.65	
For >50 To 75, Deduct	-58.17	
For >75 To 100, Deduct	-84.08	
For >100 To 200, Deduct	-105.37	
For >200, Deduct	-122.06	
For 20 Year Warranty, Add	32.26	
07 32 13 00-0016 SQ One Piece Mission Tile Roofing, 134 Piece Per SQ.....	1,258.05	346.65
For >25 To 50, Deduct	-33.88	
For >50 To 75, Deduct	-73.81	
For >75 To 100, Deduct	-108.08	
For >100 To 200, Deduct	-136.71	
For >200, Deduct	-159.69	
For 20 Year Warranty, Add	39.53	

07 32 16 Concrete Roof Tiles (07 32)

07 Thermal And Moisture Protection**07 30 Steep Slope Roofing****07 32 Roof Tiles**

SAN BERNARDINO
COUNTY

MINOR	CSI	UOM	DESCRIPTION	TOTAL DIRECT UNIT COST	DEMOLITION UNIT COST
07 32 16 00-0001			Corrugated Tiles And Shakes Nailed To Wood (07 32 16) Note: Includes 30 lb felt underlayment.		
07 32 16 00-0002	SQ		13" x 16-1/2" Concrete Roof Tile, 90/SQ, 950 LB/SQ, Earhtone Colors, Corrugated	998.55	366.18
			<i>For >50 To 75, Deduct</i>	-10.64	
			<i>For >75 To 100, Deduct</i>	-36.94	
			<i>For >100 To 200, Deduct</i>	-65.89	
			<i>For >200, Deduct</i>	-92.19	
			<i>For Steep Roof, Over 7 To 12, Add</i>	234.39	
07 32 16 00-0003	SQ		13" x 16-1/2" Concrete Roof Tile, 90/SQ, 950 LB/SQ, Custom Blues, Corrugated	1,260.67	366.18
			<i>For >50 To 75, Deduct</i>	-21.13	
			<i>For >75 To 100, Deduct</i>	-55.29	
			<i>For >100 To 200, Deduct</i>	-94.73	
			<i>For >200, Deduct</i>	-128.88	
			<i>For Steep Roof, Over 7 To 12, Add</i>	234.39	
07 32 16 00-0004	SQ		13" x 16-1/2" Concrete Roof Tile, 90/SQ, 950 LB/SQ, Custom Greens Corrugated	1,050.97	366.18
			<i>For >50 To 75, Deduct</i>	-12.74	
			<i>For >75 To 100, Deduct</i>	-40.61	
			<i>For >100 To 200, Deduct</i>	-71.66	
			<i>For >200, Deduct</i>	-99.53	
			<i>For Steep Roof, Over 7 To 12, Add</i>	234.39	
07 32 16 00-0005	SQ		13" x 16-1/2" Concrete Roof Tile, 90/SQ, 950 LB/SQ, Colors, Shakes	986.98	327.63
			<i>For >50 To 75, Deduct</i>	-13.26	
			<i>For >75 To 100, Deduct</i>	-39.60	
			<i>For >100 To 200, Deduct</i>	-69.25	
			<i>For >200, Deduct</i>	-95.58	
			<i>For Steep Roof, Over 7 To 12, Add</i>	209.72	
07 32 16 00-0006			Accessories (07 32 16)		
07 32 16 00-0007	EA		Ridge And Hip, 10" X 16-1/2", 8 LB Each For Concrete Tile Roof	4.43	
07 32 16 00-0008	EA		Rake, 6-1/2" X 16-3/4", 9 LB Each For Concrete Tile Roof	2.91	
07 32 16 00-0009	EA		Mansard Hip, 10" X 16-1/2", 9.2 LB Each For Concrete Tile Roof	4.40	
07 32 16 00-0010	EA		Hip Starter, 10" X 16-1/2", 10.5 LB Each For Concrete Tile Roof	5.04	
07 32 16 00-0011	EA		3 Or 4 Way Apex, 10" Each Side, 11.5 LB Each For Concrete Tile Roof	5.24	
07 32 16 00-0012			Concrete Tiles Accessories (Boral) (07 32 16)		
07 32 16 00-0013	EA		Saxony Galvanized Clip For Concrete Roof Tile	0.21	
07 32 16 00-0014	EA		1" x 3" x 8" Elevated Battens For Concrete Roof Tile	4.34	
07 32 16 00-0015			Concrete Roof Tiles (Boral) (07 32 16)		
07 32 16 00-0016	SQ		13" x 17" Concrete Roof Tile, 85/SQ, 930 LB/SQ, Saxony® 900 Slate, California Mission Blend Color	904.19	366.18
			<i>For >50 To 75, Deduct</i>	-6.87	
			<i>For >75 To 100, Deduct</i>	-30.33	
			<i>For >100 To 200, Deduct</i>	-55.51	
			<i>For >200, Deduct</i>	-78.98	
			<i>For Steep Roof, Over 7 To 12, Add</i>	234.39	
07 34 Roofing Underlayment			(07 30)		
07 34 00 00-0001			Mechanically Fastened, Roofing Underlayment (07 34) Note: Standard slope.		
07 34 00 00-0002	SQ		15 LB, Asphalt Saturated Organic Felt Roofing Underlayment, Mechanically Fastened	37.25	7.39
			<i>For Steep Roof, Over 7 To 12, Add</i>	4.73	
			<i>For >50 To 75, Deduct</i>	-0.90	
			<i>For >75 To 100, Deduct</i>	-1.94	
			<i>For >100 To 200, Deduct</i>	-3.21	
			<i>For >200, Deduct</i>	-4.62	
07 34 00 00-0003	SQ		30 LB, Asphalt Saturated Organic Felt Roofing Underlayment, Mechanically Fastened	57.88	10.17
			<i>For Steep Roof, Over 7 To 12, Add</i>	6.51	
			<i>For >50 To 75, Deduct</i>	-1.50	
			<i>For >75 To 100, Deduct</i>	-3.14	
			<i>For >100 To 200, Deduct</i>	-5.15	
			<i>For >200, Deduct</i>	-7.29	
07 34 00 00-0004	SQ		30 LB, Asphalt Saturated Organic Felt Shake Underlayment, Mechanically Fastened	64.95	10.17
			<i>For Steep Roof, Over 7 To 12, Add</i>	6.51	
			<i>For >50 To 75, Deduct</i>	-1.78	
			<i>For >75 To 100, Deduct</i>	-3.63	
			<i>For >100 To 200, Deduct</i>	-5.92	
			<i>For >200, Deduct</i>	-8.28	
07 34 00 00-0005	SQ		Fire Rated, Polypropylene Roofing Underlayment, Mechanically Fastened (Rex™ Synfelt)	70.91	15.41
			<i>For Steep Roof, Over 7 To 12, Add</i>	9.86	
			<i>For >50 To 75, Deduct</i>	-1.60	
			<i>For >75 To 100, Deduct</i>	-3.58	
			<i>For >100 To 200, Deduct</i>	-5.95	
			<i>For >200, Deduct</i>	-8.70	



MINOR CSI UOM DESCRIPTION	TOTAL DIRECT UNIT COST	DEMOLITION UNIT COST
07 34 00 00-0006 SQ 17 Mil, Fire Rated, High Temperature, Coated Woven Synthetic Roofing Underlayment, Mechanically Fastened (TITANIUM™ UDL 25).....	79.28	15.41
<i>For Steep Roof, Over 7 To 12, Add</i>	9.86	
<i>For >50 To 75, Deduct</i>	-1.94	
<i>For >75 To 100, Deduct</i>	-4.16	
<i>For >100 To 200, Deduct</i>	-6.87	
<i>For >200, Deduct</i>	-9.87	
07 34 00 00-0007 SQ 25 Mil, Fire Rated, High Temperature, Coated Woven Synthetic Roofing Underlayment, Mechanically Fastened (TITANIUM™ UDL 30).....	93.08	15.41
<i>For Steep Roof, Over 7 To 12, Add</i>	9.86	
<i>For >50 To 75, Deduct</i>	-2.49	
<i>For >75 To 100, Deduct</i>	-5.13	
<i>For >100 To 200, Deduct</i>	-8.39	
<i>For >200, Deduct</i>	-11.80	
07 34 00 00-0008 SQ 30 Mil, Fire Rated, High Temperature, Coated Woven Synthetic Roofing Underlayment, Mechanically Fastened (TITANIUM™ UDL 50).....	86.18	15.41
<i>For Steep Roof, Over 7 To 12, Add</i>	9.86	
<i>For >50 To 75, Deduct</i>	-2.21	
<i>For >75 To 100, Deduct</i>	-4.65	
<i>For >100 To 200, Deduct</i>	-7.63	
<i>For >200, Deduct</i>	-10.83	
07 34 00 00-0009 Self-Adhering, Roofing Underlayment (07 34)		
Note: Standard slope.		
07 34 00 00-0010 SQ 48 Mil, Fire Rated, Polymeric Asphalt Surfaced, Fiberglass Mat Reinforced, Styrene-Butadiene-Styrene (SBS) Modified Roofing Underlayment, Self-Adhering (Owens Corning® WeatherLock® Mat).....	151.89	18.69
<i>For Steep Roof, Over 7 To 12, Add</i>	11.96	
<i>For >50 To 75, Deduct</i>	-4.58	
<i>For >75 To 100, Deduct</i>	-8.95	
<i>For >100 To 200, Deduct</i>	-14.47	
<i>For >200, Deduct</i>	-19.77	
07 34 00 00-0011 SQ 60 Mil, Fire Rated, Granule Surfaced, Rubberized Asphalt Adhesive, Roofing Underlayment, Self-Adhering (Grace Basik®).....	231.88	18.69
<i>For Steep Roof, Over 7 To 12, Add</i>	11.96	
<i>For >50 To 75, Deduct</i>	-7.78	
<i>For >75 To 100, Deduct</i>	-14.55	
<i>For >100 To 200, Deduct</i>	-23.27	
<i>For >200, Deduct</i>	-30.97	
07 34 00 00-0012 SQ 53 Mil, Fire Rated, Granule Surfaced, Fiberglass Mat Reinforced, Styrene-Butadiene-Styrene (SBS) Modified Roofing Underlayment, Self-Adhering (Owens Corning® WeatherLock® G).....	161.78	18.69
<i>For Steep Roof, Over 7 To 12, Add</i>	11.96	
<i>For >50 To 75, Deduct</i>	-4.98	
<i>For >75 To 100, Deduct</i>	-9.64	
<i>For >100 To 200, Deduct</i>	-15.55	
<i>For >200, Deduct</i>	-21.15	
07 34 00 00-0013 SQ 65 Mil, Fire Rated, Polyester Non Woven Fabric Surfaced, Fiberglass Mat Reinforced, Styrene-Butadiene-Styrene (SBS) Modified Roofing Underlayment, Self Adhering (Owens Corning® WeatherLock® Specialty Tile And Metal).....	151.89	18.69
<i>For Steep Roof, Over 7 To 12, Add</i>	11.96	
<i>For >50 To 75, Deduct</i>	-4.58	
<i>For >75 To 100, Deduct</i>	-8.95	
<i>For >100 To 200, Deduct</i>	-14.47	
<i>For >200, Deduct</i>	-19.77	
07 34 00 00-0014 SQ 45 Mil, Fire Rated, High Temperature, Synthetic Polymer Surfaced, Modified Rubberized Asphalt, Roofing Underlayment, Self-Adhering (TITANIUM™ PSU-30).....	220.34	18.69
<i>For Steep Roof, Over 7 To 12, Add</i>	11.96	
<i>For >50 To 75, Deduct</i>	-7.32	
<i>For >75 To 100, Deduct</i>	-13.74	
<i>For >100 To 200, Deduct</i>	-22.00	
<i>For >200, Deduct</i>	-29.35	
07 34 00 00-0015 SQ 25 Mil, Fire Rated, Embossed Surface, Rubberized Asphalt Adhesive, High Density Cross Laminated Polyethylene Reinforcement, Roofing Underlayment, Self-Adhering (Grace Select).....	184.20	18.69
<i>For Steep Roof, Over 7 To 12, Add</i>	11.96	
<i>For >50 To 75, Deduct</i>	-5.87	
<i>For >75 To 100, Deduct</i>	-11.21	
<i>For >100 To 200, Deduct</i>	-18.02	
<i>For >200, Deduct</i>	-24.29	
07 34 00 00-0016 SQ 40 Mil, Fire Rated, Embossed Surface, Rubberized Asphalt Adhesive, High Density Cross Laminated Polyethylene Reinforcement, Roofing Underlayment, Self-Adhering (Grace Ice And Water Shield®).....	277.34	18.69
<i>For Steep Roof, Over 7 To 12, Add</i>	11.96	
<i>For >50 To 75, Deduct</i>	-9.60	
<i>For >75 To 100, Deduct</i>	-17.73	
<i>For >100 To 200, Deduct</i>	-28.27	
<i>For >200, Deduct</i>	-37.33	
07 34 00 00-0017 SQ 40 Mil, Fire Rated, High Temperature, Embossed Surface, Rubberized Asphalt Adhesive, High Density Cross Laminated Polyethylene Reinforcement, Roofing Underlayment, Self-Adhering (Grace Ice And Water Shield® HT).....	318.14	18.69
<i>For Steep Roof, Over 7 To 12, Add</i>	11.96	
<i>For >50 To 75, Deduct</i>	-11.23	
<i>For >75 To 100, Deduct</i>	-20.59	
<i>For >100 To 200, Deduct</i>	-32.75	
<i>For >200, Deduct</i>	-43.05	

07 Thermal And Moisture Protection**07 30 Steep Slope Roofing****07 34 Roofing Underlayment**

SAN BERNARDINO
COUNTY

MINOR
CSI UOM DESCRIPTION

TOTAL DIRECT DEMOLITION
UNIT COST UNIT COST

07 34 00 00-0018	SQ	30 Mil, Fire Rated, High Temperature, Fire Rated, Embossed Surface, Butyl Rubber Based Adhesive, High Density Cross Laminated Polyethylene Reinforcement, Roofing Underlayment, Self-Adhering (Grace Ultra)	471.22	18.69
		<i>For Steep Roof, Over 7 To 12, Add</i>	11.96	
		<i>For >50 To 75, Deduct</i>	-17.35	
		<i>For >75 To 100, Deduct</i>	-31.30	
		<i>For >100 To 200, Deduct</i>	-49.59	
		<i>For >200, Deduct</i>	-64.48	

07 40 Roofing and Siding Panels (07)**07 41 Roof Panels** (07 40)

Note: Includes standard fasteners, grommets, cleats for installation.

07 41 13 Metal Roof Panels (07 41)

07 41 13 00-0001		Exposed Fastener Metal Roofing (07 41 13)		
		Note: Includes 15 year warranty and all warranties are no dollar limit to include material and labor.		
07 41 13 00-0002		Galvanized Exposed Fastener Metal Roofing (07 41 13 00-0001)		
07 41 13 00-0003		Galvanized Steel Exposed Fastener Metal Roof Panels (07 41 13 00-0002)		
07 41 13 00-0004	SF	18 Gauge, Corrugated Or Ribbed, Galvanized Exposed Fastener Metal Roof Panels	8.07	2.46
		<i>For Fluoropolymer (Kynar®) Coating, Add</i>	1.38	
		<i>For Steep Roof, Over 7 To 12, Add</i>	1.26	
07 41 13 00-0005	SF	20 Gauge, Corrugated Or Ribbed, Galvanized Exposed Fastener Metal Roof Panels	7.34	2.46
		<i>For Fluoropolymer (Kynar®) Coating, Add</i>	1.38	
		<i>For Steep Roof, Over 7 To 12, Add</i>	1.26	
07 41 13 00-0006	SF	22 Gauge, Corrugated Or Ribbed, Galvanized Exposed Fastener Metal Roof Panels	6.83	2.46
		<i>For Fluoropolymer (Kynar®) Coating, Add</i>	1.38	
		<i>For Steep Roof, Over 7 To 12, Add</i>	1.26	
07 41 13 00-0007	SF	24 Gauge, Corrugated Or Ribbed, Galvanized Exposed Fastener Metal Roof Panels	6.33	2.46
		<i>For Fluoropolymer (Kynar®) Coating, Add</i>	1.38	
		<i>For Steep Roof, Over 7 To 12, Add</i>	1.26	
07 41 13 00-0008	SF	26 Gauge, Corrugated Or Ribbed, Galvanized Exposed Fastener Metal Roof Panels	5.91	2.46
		<i>For Fluoropolymer (Kynar®) Coating, Add</i>	1.38	
		<i>For Steep Roof, Over 7 To 12, Add</i>	1.26	
07 41 13 00-0009	SF	28 Gauge, Corrugated Or Ribbed, Galvanized Exposed Fastener Metal Roof Panels	5.56	2.46
		<i>For Fluoropolymer (Kynar®) Coating, Add</i>	1.38	
		<i>For Steep Roof, Over 7 To 12, Add</i>	1.26	
07 41 13 00-0010	SF	30 Gauge, Corrugated Or Ribbed, Galvanized Exposed Fastener Metal Roof Panels	5.41	2.46
		<i>For Fluoropolymer (Kynar®) Coating, Add</i>	1.38	
		<i>For Steep Roof, Over 7 To 12, Add</i>	1.26	
07 41 13 00-0011		Galvanized Exposed Fastener Metal Roof Accessories (07 41 13 00-0002)		
		See CSI section 07 41 13 00-0038 for accessories.		
07 41 13 00-0012	LF	Ridge Flashing For Galvanized Steel Exposed Fastener Roofing	26.37	2.56
		<i>For Steep Roof, Over 7 To 12, Add</i>	3.32	
		<i>For Fluoropolymer (Kynar®) Coating, Add</i>	1.60	
07 41 13 00-0013	LF	9" To 12" Girth, Eave Or Gable Flashing For Galvanized Steel Exposed Fastener Roofing	16.40	1.68
		<i>For Steep Roof, Over 7 To 12, Add</i>	2.21	
		<i>For Fluoropolymer (Kynar®) Coating, Add</i>	0.95	
07 41 13 00-0014	LF	Valley Flashing For Galvanized Steel Exposed Fastener Roofing	32.66	2.56
		<i>For Steep Roof, Over 7 To 12, Add</i>	3.32	
		<i>For Fluoropolymer (Kynar®) Coating, Add</i>	2.23	
07 41 13 00-0015	LF	Hip Flashing For Galvanized Steel Exposed Fastener Roofing	26.95	2.56
		<i>For Steep Roof, Over 7 To 12, Add</i>	3.32	
		<i>For Fluoropolymer (Kynar®) Coating, Add</i>	1.66	
07 41 13 00-0016		Aluminum Exposed Fastener Metal Roofing (07 41 13 00-0001)		
07 41 13 00-0017		Aluminum Exposed Fastener Metal Roof Panels (07 41 13 00-0016)		
07 41 13 00-0018	SF	0.0155", Corrugated Or Ribbed, Aluminum Exposed Fastener Metal Roof Panels	5.48	2.46
		<i>For Fluoropolymer (Kynar®) Coating, Add</i>	1.38	
		<i>For Steep Roof, Over 7 To 12, Add</i>	1.26	
07 41 13 00-0019	SF	0.018", Corrugated Or Ribbed, Aluminum Exposed Fastener Metal Roof Panels	5.73	2.46
		<i>For Fluoropolymer (Kynar®) Coating, Add</i>	1.38	
		<i>For Steep Roof, Over 7 To 12, Add</i>	1.26	
07 41 13 00-0020	SF	0.024", Corrugated Or Ribbed, Aluminum Exposed Fastener Metal Roof Panels	6.32	2.46
		<i>For Fluoropolymer (Kynar®) Coating, Add</i>	1.38	
		<i>For Steep Roof, Over 7 To 12, Add</i>	1.26	
07 41 13 00-0021	SF	0.032", Corrugated Or Ribbed, Aluminum Exposed Fastener Metal Roof Panels	7.11	2.46
		<i>For Fluoropolymer (Kynar®) Coating, Add</i>	1.38	
		<i>For Steep Roof, Over 7 To 12, Add</i>	1.26	
07 41 13 00-0022	SF	0.040", Corrugated Or Ribbed, Aluminum Exposed Fastener Metal Roof Panels	7.91	2.46
		<i>For Fluoropolymer (Kynar®) Coating, Add</i>	1.38	
		<i>For Steep Roof, Over 7 To 12, Add</i>	1.26	
07 41 13 00-0023	SF	0.050", Corrugated Or Ribbed, Aluminum Exposed Fastener Metal Roof Panels	8.90	2.46
		<i>For Fluoropolymer (Kynar®) Coating, Add</i>	1.38	
		<i>For Steep Roof, Over 7 To 12, Add</i>	1.26	
07 41 13 00-0024		Aluminum Exposed Fastener Metal Roof Accessories (07 41 13 00-0016)		



MINOR CSI UOM DESCRIPTION	TOTAL DIRECT UNIT COST	DEMOLITION UNIT COST
07 41 13 00-0025 LF Ridge Flashing For Aluminum Exposed Fastener Metal Roofing..... <i>For Steep Roof, Over 7 To 12, Add For Fluoropolymer (Kynar®) Coating, Add</i>	30.23 3.32 1.99	2.56
07 41 13 00-0026 LF 9" To 12" Girth, Eave Or Gable Flashing For Aluminum Exposed Fastener Metal Roofing..... <i>For Steep Roof, Over 7 To 12, Add For Fluoropolymer (Kynar®) Coating, Add</i>	18.62 2.21 1.17	1.78
07 41 13 00-0027 LF Valley Flashing For Aluminum Exposed Fastener Metal Roofing..... <i>For Steep Roof, Over 7 To 12, Add For Fluoropolymer (Kynar®) Coating, Add</i>	38.09 3.32 2.77	2.56
07 41 13 00-0028 LF Hip Flashing For Aluminum Exposed Fastener Metal Roofing..... <i>For Steep Roof, Over 7 To 12, Add For Fluoropolymer (Kynar®) Coating, Add</i>	30.95 3.32 2.06	2.56
07 41 13 00-0029 Standing Seam Roofs (07 41 13) Note: Includes all profiles of vertical leg and batten style standing seam roofing. Includes all clips, neoprene closures, metal closures, battens, tape sealer, tube sealant, fasteners, vent material, panel starters and cleats. Based on Garland R-Mer Clad or R-Mer Seam architectural roofing, R-Mer Loc architectural/structural roofing, and R-Mer Span structural roofing. Architectural roofing requires a solid substrate and underlayment, requires a minimum 3:12 pitch, and includes a 20 year no dollar limit warranty. Architectural/structural roofing does not require a solid substrate or underlayment, requires a minimum 3:12 pitch, and includes a 25 year no dollar limit warranty. Structural roofing does not require a solid substrate or underlayment, requires a minimum 1/4" per foot slope, and includes a 25 year no dollar limit warranty.		
07 41 13 00-0030 Galvanized Steel Standing Seam Concealed Fastener Roofing (07 41 13 00-0029) Note: All steel is galvanized G90 rated or galvalume®. Factory paint finish is Kynar 500®, Hylar 5000® or equal polyvinylidene fluoride (PVDF) finish.		
07 41 13 00-0031 Galvanized Steel Standing Seam Concealed Fastener Roofing (07 41 13 00-0030)		
07 41 13 00-0032 SF Architectural 24 Gauge Galvanized Steel Standing Seam Concealed Fastener Roofing..... <i>For Steep Roof, Over 6 To 12, Add For Panels <16" Wide, Add For 140 MPH Wind Load, Add For Up To 1,500, Add For >1,500 To 5,000, Add For >5,000 To 10,000, Add</i>	12.52 1.57 1.59 0.67 3.13 1.88 0.31	2.62
07 41 13 00-0033 SF Architectural 22 Gauge Galvanized Steel Standing Seam Concealed Fastener Roofing..... <i>For Steep Roof, Over 6 To 12, Add For Panels <16" Wide, Add For 140 MPH Wind Load, Add For Up To 1,500, Add For >1,500 To 5,000, Add For >5,000 To 10,000, Add</i>	13.21 1.57 1.63 0.68 3.30 1.98 0.33	2.62
07 41 13 00-0034 SF Architectural/Structural 24 Gauge Galvanized Steel Standing Seam Concealed Fastener Roofing..... <i>For Steep Roof, Over 6 To 12, Add For Panels <16" Wide, Add For 140 MPH Wind Load, Add For Up To 1,500, Add For >1,500 To 5,000, Add For >5,000 To 10,000, Add</i>	11.92 1.57 1.56 0.66 2.98 1.79 0.30	2.62
07 41 13 00-0035 SF Architectural/Structural 22 Gauge Galvanized Steel Standing Seam Concealed Fastener Roofing..... <i>For Steep Roof, Over 6 To 12, Add For Panels <16" Wide, Add For 140 MPH Wind Load, Add For Up To 1,500, Add For >1,500 To 5,000, Add For >5,000 To 10,000, Add</i>	12.16 1.57 1.58 0.66 3.04 1.82 0.30	2.62
07 41 13 00-0036 SF Structural 24 Gauge Galvanized Steel Standing Seam Concealed Fastener Roofing..... <i>For Steep Roof, Over 6 To 12, Add For Panels <16" Wide, Add For 140 MPH Wind Load, Add For Up To 1,500, Add For >1,500 To 5,000, Add For >5,000 To 10,000, Add</i>	12.43 1.57 1.59 0.67 3.11 1.86 0.31	2.62
07 41 13 00-0037 SF Structural 22 Gauge Galvanized Steel Standing Seam Concealed Fastener Roofing..... <i>For Steep Roof, Over 6 To 12, Add For Panels <16" Wide, Add For 140 MPH Wind Load, Add For Up To 1,500, Add For >1,500 To 5,000, Add For >5,000 To 10,000, Add</i>	13.43 1.57 1.64 0.69 3.36 2.01 0.34	2.62
07 41 13 00-0038 Accessories For Galvanized Steel Standing Seam Roofing (07 41 13 00-0030)		
07 41 13 00-0039 LF Ridge Flashing For Galvanized Steel Standing Seam Concealed Fastener Roofing..... <i>For Steep Roof, Over 6 To 12, Add For 140 MPH Wind Load, Add</i>	27.97 3.11 1.39	2.56
07 41 13 00-0040 LF 9" To 12" Girth, Eave Or Gable Flashing For Galvanized Steel Standing Seam Concealed Fastener Roofing..... <i>For Steep Roof, Over 6 To 12, Add For 140 MPH Wind Load, Add</i>	17.35 2.07 0.90	1.78
07 41 13 00-0041 LF Valley Flashing For Galvanized Steel Standing Seam Concealed Fastener Roofing..... <i>For Steep Roof, Over 6 To 12, Add For 140 MPH Wind Load, Add</i>	34.89 3.11 1.53	2.56
07 41 13 00-0042 LF Hip Flashing For Galvanized Steel Standing Seam Concealed Fastener Roofing..... <i>For Steep Roof, Over 6 To 12, Add For 140 MPH Wind Load, Add</i>	28.60 3.11 1.40	2.56

07 Thermal And Moisture Protection**07 40 Roofing and Siding Panels****07 41 Roof Panels**

SAN BERNARDINO
COUNTY

MINOR	CSI	UOM	DESCRIPTION	TOTAL DIRECT UNIT COST	DEMOLITION UNIT COST
07 41 13 00-0043			Aluminum Standing Seam Concealed Fastener Roofing (07 41 13 00-0029) Note: Factory paint finish is Kynar 500®, Hylar 5000® or equal polyvinylidene fluoride (PVDF) finish.		
07 41 13 00-0044			Aluminum Standing Seam Concealed Fastener Roofing (07 41 13 00-0043)		
07 41 13 00-0045	SF		Architectural 0.032" Aluminum Standing Seam Concealed Fastener Roofing.....	13.00	2.62
			<i>For Steep Roof, Over 6 To 12, Add</i>	1.57	
			<i>For 140 MPH Wind Load, Add</i>	0.68	
			<i>For Up To 1,500, Add</i>	3.25	
			<i>For Panels < 16" Wide, Add</i>	1.62	
			<i>For Up To 5000, Add</i>	0.68	
			<i>For > 5000 To 10000, Add</i>	0.33	
07 41 13 00-0046	SF		Architectural 0.040" Aluminum Standing Seam Concealed Fastener Roofing.....	13.59	2.62
			<i>For Steep Roof, Over 6 To 12, Add</i>	1.57	
			<i>For 140 MPH Wind Load, Add</i>	0.69	
			<i>For Up To 1,500, Add</i>	3.40	
			<i>For Panels < 16" Wide, Add</i>	1.65	
			<i>For Up To 5000, Add</i>	0.69	
			<i>For > 5000 To 10000, Add</i>	0.34	
07 41 13 00-0047	SF		Architectural/Structural Or Structural 0.032" Aluminum Standing Seam Concealed Fastener Roofing	12.67	2.62
			<i>For Steep Roof, Over 6 To 12, Add</i>	1.57	
			<i>For 140 MPH Wind Load, Add</i>	0.67	
			<i>For Up To 1,500, Add</i>	3.17	
			<i>For Panels < 16" Wide, Add</i>	1.60	
			<i>For Up To 5000, Add</i>	0.67	
			<i>For > 5000 To 10000, Add</i>	0.32	
07 41 13 00-0048	SF		Architectural/Structural Or Structural 0.040" Aluminum Standing Seam Concealed Fastener Roofing	13.75	2.62
			<i>For Steep Roof, Over 6 To 12, Add</i>	1.57	
			<i>For 140 MPH Wind Load, Add</i>	0.69	
			<i>For Up To 1,500, Add</i>	3.44	
			<i>For Panels < 16" Wide, Add</i>	1.66	
			<i>For Up To 5000, Add</i>	0.69	
			<i>For > 5000 To 10000, Add</i>	0.34	
07 41 13 00-0049			Accessories For Aluminum Standing Seam Roofing (07 41 13 00-0043)		
07 41 13 00-0050	LF		Ridge Flashing For Aluminum Standing Seam Concealed Fastener Roofing.....	32.21	2.56
			<i>For Steep Roof, Over 6 To 12, Add</i>	3.11	
			<i>For 140 MPH Wind Load, Add</i>	1.47	
07 41 13 00-0051	LF		9" To 12" Girth, Eave Or Gable Flashing For Aluminum Standing Seam Concealed Fastener Roofing	19.79	1.78
			<i>For Steep Roof, Over 6 To 12, Add</i>	2.07	
			<i>For 140 MPH Wind Load, Add</i>	0.95	
07 41 13 00-0052	LF		Valley Flashing For Aluminum Standing Seam Concealed Fastener Roofing	40.86	2.56
			<i>For Steep Roof, Over 6 To 12, Add</i>	3.11	
			<i>For 140 MPH Wind Load, Add</i>	1.65	
07 41 13 00-0053	LF		Hip Flashing For Aluminum Standing Seam Concealed Fastener Roofing.....	33.00	2.56
			<i>For Steep Roof, Over 6 To 12, Add</i>	3.11	
			<i>For 140 MPH Wind Load, Add</i>	1.49	
07 41 13 00-0054			Stainless Steel Standing Seam Concealed Fastener Roofing (07 41 13 00-0029)		
07 41 13 00-0055			Stainless Steel Standing Seam Concealed Fastener Roofing (07 41 13 00-0054)		
07 41 13 00-0056	SF		Architectural 24 Gauge T304 Stainless Steel Standing Seam Concealed Fastener Roofing	24.63	3.14
			<i>For Steep Roof, Over 6 To 12, Add</i>	2.36	
			<i>For 140 MPH Wind Load, Add</i>	1.12	
			<i>For Up To 1,500, Add</i>	6.16	
			<i>For Up To 5000, Add</i>	2.46	
			<i>For > 5000 To 10000, Add</i>	0.62	
			<i>For Panels < 16" Wide, Add</i>	2.68	
07 41 13 00-0057	SF		Architectural 22 Gauge T304 Stainless Steel Standing Seam Concealed Fastener Roofing	28.20	3.14
			<i>For Steep Roof, Over 6 To 12, Add</i>	2.36	
			<i>For 140 MPH Wind Load, Add</i>	1.19	
			<i>For Up To 1,500, Add</i>	7.05	
			<i>For Up To 5000, Add</i>	2.82	
			<i>For > 5000 To 10000, Add</i>	0.71	
			<i>For Panels < 16" Wide, Add</i>	2.86	
07 41 13 00-0058	SF		Architectural 24 Gauge T316 Stainless Steel Standing Seam Concealed Fastener Roofing	32.43	3.14
			<i>For Steep Roof, Over 6 To 12, Add</i>	2.36	
			<i>For 140 MPH Wind Load, Add</i>	1.28	
			<i>For Up To 1,500, Add</i>	8.11	
			<i>For Up To 5000, Add</i>	3.24	
			<i>For > 5000 To 10000, Add</i>	0.81	
			<i>For Panels < 16" Wide, Add</i>	3.07	
07 41 13 00-0059	SF		Architectural 22 Gauge T316 Stainless Steel Standing Seam Concealed Fastener Roofing	37.86	3.14
			<i>For Steep Roof, Over 6 To 12, Add</i>	2.36	
			<i>For 140 MPH Wind Load, Add</i>	1.39	
			<i>For Up To 1,500, Add</i>	9.47	
			<i>For Up To 5000, Add</i>	3.79	
			<i>For > 5000 To 10000, Add</i>	0.95	
			<i>For Panels < 16" Wide, Add</i>	3.35	



MINOR CSI UOM DESCRIPTION	TOTAL DIRECT UNIT COST	DEMOLITION UNIT COST
------------------------------	---------------------------	-------------------------

07 41 13 00-0060 Accessories For Stainless Steel Standing Seam Concealed Fastener Roofing (07 41 13 00-0054)

07 41 13 00-0061	LF Ridge Flashing For Stainless Steel Standing Seam Concealed Fastener Roofing.....	76.98	2.87
	<i>For Steep Roof, Over 6 To 12, Add</i>	3.44	
	<i>For 140 MPH Wind Load, Add</i>	2.46	
07 41 13 00-0062	LF 9" To 12" Girth, Eave Or Gable Flashing For Stainless Steel Standing Seam Concealed Fastener Roofing.....	41.39	1.88
	<i>For Steep Roof, Over 6 To 12, Add</i>	2.28	
	<i>For 140 MPH Wind Load, Add</i>	1.44	
07 41 13 00-0063	LF Valley Flashing For Stainless Steel Standing Seam Concealed Fastener Roofing.....	106.88	2.87
	<i>For Steep Roof, Over 6 To 12, Add</i>	3.41	
	<i>For 140 MPH Wind Load, Add</i>	3.05	
07 41 13 00-0064	LF Hip Flashing For Stainless Steel Standing Seam Concealed Fastener Roofing.....	79.35	2.87
	<i>For Steep Roof, Over 6 To 12, Add</i>	3.44	
	<i>For 140 MPH Wind Load, Add</i>	2.50	

07 41 13 00-0065 Metal Roof Surfacing (07 41 13)

07 41 13 00-0066	SF Acrylic, Metal Roof Primer, One Coat.....	0.45	
	<i>For Steep Roof, Over 7 To 12, Add</i>	0.06	
07 41 13 00-0067	SF Acrylic Elastomeric, Surface Or Base Coating For Metal Roofing, One Coat.....	0.69	
	<i>Note: 55% solids by volume.</i>		
	<i>For Steep Roof, Over 7 To 12, Add</i>	0.06	

07 41 33 Plastic Roof Panels (07 41)

07 41 33 00-0001 Polyvinyl Chloride (PVC) Roofing Panels (07 41 33)

07 41 33 00-0002 Polyvinyl Chloride (PVC) Roofing Panels (07 41 33 00-0001)

07 41 33 00-0003	SF Solid Polyvinyl Chloride (PVC) Roofing Panels, 8" Wide.....	7.31	2.05
07 41 33 00-0004	SF Solid Polyvinyl Chloride (PVC) Roofing Panels, 10" Wide.....	7.15	1.85
07 41 33 00-0005	SF Solid Polyvinyl Chloride (PVC) Roofing Panels, Double 8" Wide.....	7.68	2.05
07 41 33 00-0006	SF Solid Polyvinyl Chloride (PVC) Roofing Panels, Double 10" Wide.....	7.45	1.85

07 41 33 00-0007 Polyvinyl Chloride (PVC) Roofing Accessories (07 41 33 00-0001)

07 41 33 00-0008	LF 1" "J" Channel, Starter Strip Trim.....	4.19	1.54
07 41 33 00-0009	LF 3-1/2" "J" Channel, Starter Strip Trim.....	6.93	1.54
07 41 33 00-0010	LF Outside Corner Post, 7/8" Pocket.....	7.72	1.54
07 41 33 00-0011	LF Inside Corner Post, 7/8" Pocket.....	5.59	1.54

07 41 33 00-0012 Fiberglass Roofing Panel (07 41 33)

07 41 33 00-0013 Corrugated Panels (07 41 33 00-0012)

07 41 33 00-0014	SF 8 Ounce Corrugated Fiberglass Panel.....	6.27	1.65
07 41 33 00-0015	SF 12 Ounce Corrugated Fiberglass Panel.....	7.23	1.65

07 42 Wall Panels (07 40)

07 42 13 Metal Wall Panels (07 42)

07 42 13 19 Insulated Metal Wall Panels (07 42 13)

07 42 13 19-0001 Insulated Panels For Sash/Window Replacement (07 42 13 19)

	<i>Note: Porcelain or polymer finish on aluminum panel with polystyrene core.</i>		
07 42 13 19-0002	SF 1" Insulated Panel For Sash Or Window Replacement.....	23.85	4.02
	<i>For Non-Insulated Panels, Deduct</i>	-3.94	
07 42 13 19-0003	SF 1-1/4" Insulated Panel For Sash Or Window Replacement.....	25.79	4.52
	<i>For Non-Insulated Panels, Deduct</i>	-4.21	
07 42 13 19-0004	SF 1-3/4" Insulated Panel For Sash Or Window Replacement.....	27.57	5.03
	<i>For Non-Insulated Panels, Deduct</i>	-4.48	
07 42 13 19-0005	SF 2-1/4" Insulated Panel For Sash Or Window Replacement.....	29.46	5.23
	<i>For Non-Insulated Panels, Deduct</i>	-4.75	
07 42 13 19-0006	SF 3-1/4" Insulated Panel For Sash Or Window Replacement.....	33.49	5.73
	<i>For Non-Insulated Panels, Deduct</i>	-5.52	
07 42 13 19-0007	SF 4-1/4" Insulated Panel For Sash Or Window Replacement.....	39.04	6.33
	<i>For Non-Insulated Panels, Deduct</i>	-6.62	

07 42 13 23 Metal Composite Material Wall Panels (07 42 13)

07 42 13 23-0001 24 Gauge, Galvanized Steel Insulated Tongue And Groove Metal Siding Panels (07 42 13 23)

	<i>Note: G-90 galvanized steel, 24 gauge exterior face and 24 gauge interior liner. Galvalume® AZ-55 coating designation with texture. Non-CFC polyurethane foam core. Standard color on exterior and interior panels. CF Mesa Profile wall panels as manufactured by Mett-Span Corporation.</i>		
07 42 13 23-0002	SF 2" Polyurethane Foam, 24 Gauge (Each Side), Galvanized Steel Insulated Tongue And Groove Metal Siding Panels.....	21.14	2.27
	<i>For AZ-50 Aluminum-Zinc Coated Exterior, Add</i>	0.24	
	<i>For Premium Exterior Colors, Add</i>	0.12	

07 Thermal And Moisture Protection**07 40 Roofing and Siding Panels****07 42 Wall Panels**MINOR
CSI UOM DESCRIPTIONTOTAL DIRECT DEMOLITION
UNIT COST UNIT COST

07 42 13 23-0003	SF	2-1/2" Polyurethane Foam, 24 Gauge (Each Side), Galvanized Steel Insulated Tongue And Groove Metal Siding Panels.....	23.65	2.56
		<i>For AZ-50 Aluminum-Zinc Coated Exterior, Add</i>	0.24	
		<i>For Premium Exterior Colors, Add</i>	0.12	
07 42 13 23-0004	SF	3" Polyurethane Foam, 24 Gauge (Each Side), Galvanized Steel Insulated Tongue And Groove Metal Siding Panels.....	25.77	2.91
		<i>For AZ-50 Aluminum-Zinc Coated Exterior, Add</i>	0.24	
		<i>For Premium Exterior Colors, Add</i>	0.12	
07 42 13 23-0005	SF	4" Polyurethane Foam, 24 Gauge (Each Side), Galvanized Steel Insulated Tongue And Groove Metal Siding Panels.....	28.56	3.85
		<i>For AZ-50 Aluminum-Zinc Coated Exterior, Add</i>	0.24	
		<i>For Premium Exterior Colors, Add</i>	0.12	

07 42 63 Fabricated Wall Panel Assemblies (07 42)

07 42 63 00-0001		Insulated Freezer And Chiller Panels (07 42 63) Note: Excludes suspension system for ceiling support.		
07 42 63 00-0002		Polyurethane Sandwich Panel (07 42 63 00-0001) Note: With 22 gauge galvanized sheet metal face excludes painting.		
07 42 63 00-0003	SF	2" 22 Gauge Freezer Panel Sheet Metal Both Faces	26.52	1.69
07 42 63 00-0004	SF	3" 22 Gauge Freezer Panel Sheet Metal Both Faces	28.18	1.69
07 42 63 00-0005	SF	4" 22 Gauge Freezer Panel Sheet Metal Both Faces	33.79	1.69
07 42 63 00-0006	SF	5" 22 Gauge Freezer Panel Sheet Metal Both Faces	36.65	1.80
07 42 63 00-0007	SF	6" 22 Gauge Freezer Panel Sheet Metal Both Faces	38.97	1.80
07 42 63 00-0008	SF	2" 22 Gauge Freezer Panel Sheet Metal One Face (Liner)	23.83	1.40
07 42 63 00-0009	SF	3" 22 Gauge Freezer Panel Sheet Metal One Face (Liner)	26.04	1.40
07 42 63 00-0010	SF	4" 22 Gauge Freezer Panel Sheet Metal One Face (Liner)	31.63	1.50
07 42 63 00-0011	SF	5" 22 Gauge Freezer Panel Sheet Metal One Face (Liner)	30.61	1.50
07 42 63 00-0012	SF	6" 22 Gauge Freezer Panel Sheet Metal One Face (Liner)	36.21	1.50

07 42 63 00-0013		Polyurethane Sandwich Panel (07 42 63 00-0001) Note: With .040 aluminum baked enamel finish.		
07 42 63 00-0014	SF	2" Freezer Panel 0.040" Aluminum Finish Both Faces	10.41	1.69
07 42 63 00-0015	SF	3" Freezer Panel 0.040" Aluminum Finish Both Faces	11.05	1.69
07 42 63 00-0016	SF	4" Freezer Panel 0.040" Aluminum Finish Both Faces	12.75	1.69
07 42 63 00-0017	SF	5" Freezer Panel 0.040" Aluminum Finish Both Faces	13.81	1.80
07 42 63 00-0018	SF	6" Freezer Panel 0.040" Aluminum Finish Both Faces	14.56	1.80
07 42 63 00-0019	SF	2" Freezer Panel 0.040" Aluminum Finish One Face (Liner Panel)	9.28	1.40
07 42 63 00-0020	SF	3" Freezer Panel 0.040" Aluminum Finish One Face (Liner Panel)	9.93	1.40
07 42 63 00-0021	SF	4" Freezer Panel 0.040" Aluminum Finish One Face (Liner Panel)	10.63	1.50
07 42 63 00-0022	SF	5" Freezer Panel 0.040" Aluminum Finish One Face (Liner Panel)	12.33	1.50
07 42 63 00-0023	SF	6" Freezer Panel 0.040" Aluminum Finish One Face (Liner Panel)	13.37	1.50

07 42 93 Soffit Panels (07 42)

07 42 93 00-0001		Aluminum Soffit And Fascia (07 42 93) Note: Excludes J-channel.		
07 42 93 00-0002	LF	6" Overhang, 0.019" Thick, Solid Or Vented Aluminum Soffit	4.27	1.40
		<i>For 0.015" Thick, Deduct</i>	-0.09	
07 42 93 00-0003	LF	10" Overhang, 0.019" Thick, Solid Or Vented Aluminum Soffit	5.38	1.48
		<i>For 0.015" Thick, Deduct</i>	-0.16	
07 42 93 00-0004	LF	1" Overhang, 0.019" Thick, Solid Or Vented Aluminum Soffit	5.93	1.52
		<i>For 0.015" Thick, Deduct</i>	-0.21	
07 42 93 00-0005	LF	1'-6" Overhang, 0.019" Thick, Solid Or Vented Aluminum Soffit	7.53	1.60
		<i>For 0.015" Thick, Deduct</i>	-0.30	
07 42 93 00-0006	LF	2' Overhang, 0.019" Thick, Solid Or Vented Aluminum Soffit	9.29	1.75
		<i>For 0.015" Thick, Deduct</i>	-0.42	
07 42 93 00-0007	LF	3' Overhang, 0.019" Thick, Solid Or Vented Aluminum Soffit	12.53	1.93
		<i>For 0.015" Thick, Deduct</i>	-0.63	
07 42 93 00-0008	LF	4' Overhang, 0.019" Thick, Solid Or Vented Aluminum Soffit	15.81	2.13
		<i>For 0.015" Thick, Deduct</i>	-0.84	
07 42 93 00-0009	LF	5' Overhang, 0.019" Thick, Solid Or Vented Aluminum Soffit	19.12	2.34
		<i>For 0.015" Thick, Deduct</i>	-1.04	
07 42 93 00-0010	LF	4" Exposure, 0.024" Thick, Aluminum Fascia	5.12	1.37
07 42 93 00-0011	LF	6" Exposure, 0.024" Thick, Aluminum Fascia	5.64	1.40
07 42 93 00-0012	LF	8" Exposure, 0.024" Thick, Aluminum Fascia	6.69	1.45
07 42 93 00-0013	LF	10" Exposure, 0.024" Thick, Aluminum Fascia	7.82	1.48

07 46 Siding (07 40)

07 46 16		Aluminum Siding (07 46) Note: Includes fasteners, all necessary furring strips, trim for corners, windows and doors.		
----------	--	--	--	--

07 46 16 00-0001		Aluminum Coil Stock Cladding (07 46 16) Note: Per SF of board, includes overlappage.		
07 46 16 00-0002	SF	0.016" Thick, Aluminum Clad Siding	10.84	3.35
07 46 16 00-0003	SF	0.019" Thick, Aluminum Clad Siding	11.01	3.35
07 46 16 00-0004	SF	0.024" Thick, Aluminum Clad Siding	11.28	3.35



	MINOR	CSI	UOM	DESCRIPTION	TOTAL DIRECT UNIT COST	DEMOLITION UNIT COST
	07 46 16 00-0005			Aluminum Siding Panels (07 46 16)		
	07 46 16 00-0006			Corrugated Aluminum Siding Panels (07 46 16 00-0005) Note: Includes factory applied polyvinylidene fluoride (PVDF) paint finish.		
	07 46 16 00-0007	SF		0.019", Painted Finish, Corrugated Aluminum Siding Panel.....	8.26	1.98
	07 46 16 00-0008	SF		0.021", Painted Finish, Corrugated Aluminum Siding Panel.....	8.65	1.98
	07 46 16 00-0009	SF		0.024", Painted Finish, Corrugated Aluminum Siding Panel.....	9.85	1.98
	07 46 16 00-0010	SF		0.032", Painted Finish, Corrugated Aluminum Siding Panel.....	12.20	1.98
	07 46 16 00-0011			V- Beam Aluminum Siding Panels (07 46 16 00-0005) Note: Includes factory applied polyvinylidene fluoride (PVDF) paint finish.		
	07 46 16 00-0012	SF		0.032", Painted Finish, V- Beam Aluminum Siding Panel.....	12.10	1.98
	07 46 16 00-0013	SF		0.040", Painted Finish, V- Beam Aluminum Siding Panel.....	13.68	1.98
	07 46 16 00-0014	SF		0.050", Painted Finish, V- Beam Aluminum Siding Panel.....	17.42	1.98
	07 46 16 00-0015			Box Ribbed Aluminum Siding Panels (07 46 16 00-0005) Note: Includes factory applied polyvinylidene fluoride (PVDF) paint finish.		
	07 46 16 00-0016	SF		0.032", Painted Finish, Box Ribbed Aluminum Siding Panel.....	12.80	1.98
	07 46 16 00-0017	SF		0.040", Painted Finish, Box Ribbed Aluminum Siding Panel.....	14.32	1.98
	07 46 16 00-0018	SF		0.050", Painted Finish, Box Ribbed Aluminum Siding Panel.....	15.25	1.98
	07 46 16 00-0019			Aluminum Siding Accessories (07 46 16)		
	07 46 16 00-0020	LF		3/8" Pocket, Aluminum J-Channel.....	3.27	1.31
	07 46 16 00-0021	LF		1/2" Pocket, Aluminum J-Channel.....	3.27	1.31
	07 46 16 00-0022	LF		3/4" Pocket, Aluminum J-Channel.....	3.93	1.31
	07 46 16 00-0023	LF		3/8" Pocket, Aluminum F-Channel.....	3.67	1.31
	07 46 16 00-0024	LF		1/2" Pocket, Aluminum F-Channel.....	3.67	1.31
	07 46 19			Steel Siding (07 46) Note: Includes fasteners, all necessary furring strips, trim for corners, windows and doors.		
	07 46 19 00-0001			Steel Siding Panels (07 46 19)		
	07 46 19 00-0002			Corrugated Steel Siding Panels (07 46 19 00-0001) Note: Includes factory applied polyvinylidene fluoride (PVDF) paint finish.		
	07 46 19 00-0003	SF		20 Gauge, Painted Finish, Corrugated Steel Siding Panel.....	12.10	1.98
				<i>For Galvanized Instead Of Painted Steel, Add</i>	2.04	
	07 46 19 00-0004	SF		22 Gauge, Painted Finish, Corrugated Steel Siding Panel.....	11.05	1.98
				<i>For Galvanized Instead Of Painted Steel, Add</i>	1.78	
	07 46 19 00-0005	SF		24 Gauge, Painted Finish, Corrugated Steel Siding Panel.....	10.78	1.98
				<i>For Galvanized Instead Of Painted Steel, Add</i>	1.71	
	07 46 19 00-0006	SF		26 Gauge, Painted Finish, Corrugated Steel Siding Panel.....	7.68	1.98
				<i>For Galvanized Instead Of Painted Steel, Add</i>	0.93	
	07 46 19 00-0007	SF		28 Gauge, Painted Finish, Corrugated Steel Siding Panel.....	7.46	1.98
				<i>For Galvanized Instead Of Painted Steel, Add</i>	0.88	
	07 46 19 00-0008	SF		30 Gauge, Painted Finish, Corrugated Steel Siding Panel.....	7.32	1.98
				<i>For Galvanized Instead Of Painted Steel, Add</i>	0.84	
	07 46 19 00-0009			Box Ribbed Steel Siding Panels (07 46 19 00-0001) Note: Includes factory applied polyvinylidene fluoride (PVDF) paint finish.		
	07 46 19 00-0010	SF		20 Gauge, Painted Finish, Box Ribbed Steel Siding Panel.....	11.31	1.98
				<i>For Galvanized Instead Of Painted Steel, Add</i>	1.84	
	07 46 19 00-0011	SF		22 Gauge, Painted Finish, Box Ribbed Steel Siding Panel.....	10.84	1.98
				<i>For Galvanized Instead Of Painted Steel, Add</i>	1.72	
	07 46 19 00-0012	SF		24 Gauge, Painted Finish, Box Ribbed Steel Siding Panel.....	10.52	1.98
				<i>For Galvanized Instead Of Painted Steel, Add</i>	1.64	
	07 46 19 00-0013	SF		26 Gauge, Painted Finish, Box Ribbed Steel Siding Panel.....	10.00	1.98
				<i>For Galvanized Instead Of Painted Steel, Add</i>	1.51	
	07 46 19 00-0014	SF		28 Gauge, Painted Finish, Box Ribbed Steel Siding Panel.....	8.87	1.98
				<i>For Galvanized Instead Of Painted Steel, Add</i>	1.23	
	07 46 19 00-0015			Clapboard Steel Siding Panels (07 46 19 00-0001) Note: Includes factory applied polyvinylidene fluoride (PVDF) paint finish.		
	07 46 19 00-0016	SF		29 Gauge, Painted Finish, Clapboard Steel Siding Panel.....	9.84	0.99
	07 46 23			Wood Siding (07 46)		
				Note: Includes fasteners, all necessary furring strips, trim for corners, windows and doors.		
	07 46 23 00-0001			Wood Lap Siding (07 46 23)		
	07 46 23 00-0002	LF		8" Wide Rough Sawn Cedar Lap Siding.....	3.40	1.45
	07 46 23 00-0003	LF		10" Wide Rough Sawn Cedar Lap Siding.....	3.67	1.55
	07 46 23 00-0004	LF		12" Wide Rough Sawn Cedar Lap Siding.....	3.95	1.65
	07 46 23 00-0005	LF		6" To 8" Wide Southern Yellow Pine Lap Siding, D Grade.....	3.55	1.45
	07 46 23 00-0006	LF		6" To 8" Wide Spruce Lap Siding, #2 Or Better.....	3.80	1.45
	07 46 23 00-0007	LF		6" To 8" Wide Western Red Cedar, B Grade Lap Siding.....	4.35	1.45
	07 46 23 00-0008	LF		6" To 8" Wide Western Red Cedar, A Grade Lap Siding.....	4.56	1.45

07 Thermal And Moisture Protection**07 40 Roofing and Siding Panels****07 46 Siding**

SAN BERNARDINO
COUNTY

MINOR	CSI	UOM	DESCRIPTION	TOTAL DIRECT UNIT COST	DEMOLITION UNIT COST
07 46 23 00-0009	LF		6" To 8" Wide Clear Heart Redwood Lap Siding.....	4.26	1.45
07 46 23 00-0010	LF		1" x 8" Cedar Round Or Flat Front Siding, Log Cabin	3.73	1.55
07 46 23 00-0011	LF		1" x 8" Cedar Beveled Siding, Channel, Rustic.....	3.73	1.55
07 46 23 00-0012			Tongue And Groove Siding (07 46 23)		
07 46 23 00-0013	SF		1" x 6" Tongue And Groove Southern Yellow Pine Siding	3.37	1.45
07 46 23 00-0014	SF		1" x 8" Tongue And Groove Southern Yellow Pine Siding	3.59	1.45
07 46 23 00-0015	SF		1" x 6" 105 Southern Yellow Pine Siding	3.42	1.45
07 46 23 00-0016	SF		1" x 8" 105 Southern Yellow Pine Siding	3.73	1.45
07 46 29			Plywood Siding (07 46)		
			Note: Includes fasteners, all necessary furring strips, trim for corners, windows and doors.		
07 46 29 00-0001			T-111 Siding (07 46 29)		
07 46 29 00-0002	SF		5/8" T-111, Fine Grade Siding, Paint Ready Applied To Blackboard / Stud.....	2.88	0.71
			For Pressure Treated, Add	0.18	
07 46 33			Plastic Siding (07 46)		
			Note: Includes fasteners, all necessary furring strips, trim for corners, windows and doors.		
07 46 33 00-0001			Vinyl Siding (07 46 33)		
			Note: Includes standard manufacturer's colors.		
07 46 33 00-0002			Vinyl Siding Panels (07 46 33 00-0001)		
			Note: Excludes J-channels, starter strips and trim.		
07 46 33 00-0003			Horizontal Vinyl Siding Panels (07 46 33 00-0002)		
			Note: Includes single, double or triple profiles. Includes traditional clapboard or dutch lap styles.		
07 46 33 00-0004	SF		7" Exposure, 0.044" Thick, Horizontal Vinyl Siding Panel.....	4.93	1.72
			For 0.040" Thick, Deduct	-0.20	
			For 0.042" Thick, Deduct	-0.08	
			For 0.046" Thick, Add	0.60	
			For Manufacturer's Custom Colors, Add	0.07	
07 46 33 00-0005	SF		8" Exposure, 0.044" Thick, Horizontal Vinyl Siding Panel.....	4.74	1.62
			For 0.040" Thick, Deduct	-0.20	
			For 0.042" Thick, Deduct	-0.08	
			For 0.046" Thick, Add	0.60	
			For Manufacturer's Custom Colors, Add	0.07	
07 46 33 00-0006	SF		9" Exposure, 0.044" Thick, Horizontal Vinyl Siding Panel.....	4.58	1.55
			For 0.040" Thick, Deduct	-0.20	
			For 0.042" Thick, Deduct	-0.08	
			For 0.046" Thick, Add	0.60	
			For Manufacturer's Custom Colors, Add	0.07	
07 46 33 00-0007	SF		10" Exposure, 0.044" Thick, Horizontal Vinyl Siding Panel.....	4.43	1.47
			For 0.040" Thick, Deduct	-0.20	
			For 0.042" Thick, Deduct	-0.08	
			For 0.046" Thick, Add	0.60	
			For Manufacturer's Custom Colors, Add	0.07	
07 46 33 00-0008	SF		12" Exposure, 0.044" Thick, Horizontal Vinyl Siding Panel.....	4.23	1.36
			For 0.040" Thick, Deduct	-0.20	
			For 0.042" Thick, Deduct	-0.08	
			For 0.046" Thick, Add	0.60	
			For Manufacturer's Custom Colors, Add	0.07	
07 46 33 00-0009			Vertical Vinyl Siding Panels (07 46 33 00-0002)		
07 46 33 00-0010	SF		7" Exposure, 0.048" Thick, Board And Batten, Vinyl Siding Panel.....	6.08	1.72
			For Manufacturer's Custom Colors, Add	0.13	
07 46 33 00-0011			Vinyl Siding Accessories (07 46 33 00-0001)		
07 46 33 00-0012	LF		3/4" Pocket, Outside Corner Post For Vinyl Siding	6.43	1.31
			For Manufacturer's Custom Colors, Add	0.19	
07 46 33 00-0013	LF		1-1/8" Pocket, Outside Corner Post For Vinyl Siding	12.22	1.31
			For Manufacturer's Custom Colors, Add	0.48	
07 46 33 00-0014	LF		3/4" Pocket, Inside Corner Post For Vinyl Siding	4.97	1.31
			For Manufacturer's Custom Colors, Add	0.12	
07 46 33 00-0015	LF		1-1/8" Pocket, Inside Corner Post For Vinyl Siding	6.19	1.31
			For Manufacturer's Custom Colors, Add	0.18	
07 46 33 00-0016	LF		3/8" Pocket, J-Channel For Vinyl Siding	3.59	1.31
			For Manufacturer's Custom Colors, Add	0.06	
07 46 33 00-0017	LF		1/2" Pocket, J-Channel For Vinyl Siding	3.31	1.31
			For Manufacturer's Custom Colors, Add	0.04	
07 46 33 00-0018	LF		5/8" Pocket, J-Channel For Vinyl Siding	3.25	1.31
			For Manufacturer's Custom Colors, Add	0.04	
07 46 33 00-0019	LF		3/4" Pocket, J-Channel For Vinyl Siding	3.44	1.31
			For Manufacturer's Custom Colors, Add	0.05	
07 46 33 00-0020	LF		1" Pocket, J-Channel For Vinyl Siding	4.13	1.31
			For Manufacturer's Custom Colors, Add	0.07	
07 46 33 00-0021	LF		1-1/4" Pocket, J-Channel For Vinyl Siding	4.55	1.31
			For Manufacturer's Custom Colors, Add	0.10	



MINOR CSI UOM DESCRIPTION	TOTAL DIRECT UNIT COST	DEMOLITION UNIT COST
07 46 33 00-0022 LF 2-1/2" Pocket, J-Channel For Vinyl Siding..... <i>For Manufacturer's Custom Colors, Add</i>	5.02 0.09	1.31
07 46 33 00-0023 LF 1/2" Pocket, F-Channel For Vinyl Siding..... <i>For Manufacturer's Custom Colors, Add</i>	3.47 0.07	1.31
07 46 33 00-0024 LF 3/4" Pocket, 3-1/2" Lineal Trim For Vinyl Siding..... <i>For Manufacturer's Custom Colors, Add</i>	8.10 0.22	1.82
07 46 33 00-0025 LF 3/4" Pocket, 5" Lineal Trim For Vinyl Siding..... <i>For Manufacturer's Custom Colors, Add</i>	8.51 0.24	1.82
07 46 33 00-0026 LF 1-1/8" Pocket, 3-1/2" Lineal Trim For Vinyl Siding..... <i>For Manufacturer's Custom Colors, Add</i>	9.41 0.29	1.82
07 46 33 00-0027 LF 3/8" Pocket, 1-7/8" H-Mold For Vinyl Siding..... <i>For Manufacturer's Custom Colors, Add</i>	4.74 0.10	1.31
07 46 33 00-0028 LF Vinyl Starter Strip For Vinyl Siding..... <i>For Manufacturer's Custom Colors, Add</i>	6.02 0.17	1.31
07 46 33 00-0029 LF Undersill Trim For Vinyl Siding..... <i>For Manufacturer's Custom Colors, Add</i>	5.09 0.12	1.31
07 46 33 00-0030 Vinyl Soffit And Fascia (07 46 33 00-0001) Note: Excludes J-channel.		
07 46 33 00-0031 LF 6" Overhang, 0.044" Thick, Solid Or Vented Vinyl Soffit..... <i>For 0.038" Thick, Deduct</i> <i>For 0.040" Thick, Deduct</i> <i>For Manufacturer's Custom Colors, Add</i>	4.19 -0.61 -0.51 0.07	1.40
07 46 33 00-0032 LF 10" Overhang, 0.044" Thick, Solid Or Vented Vinyl Soffit..... <i>For 0.038" Thick, Deduct</i> <i>For 0.040" Thick, Deduct</i> <i>For Manufacturer's Custom Colors, Add</i>	5.24 -1.03 -0.86 0.11	1.48
07 46 33 00-0033 LF 1" Overhang, 0.044" Thick, Solid Or Vented Vinyl Soffit..... <i>For 0.038" Thick, Deduct</i> <i>For 0.040" Thick, Deduct</i> <i>For Manufacturer's Custom Colors, Add</i>	5.77 -1.25 -1.05 0.14	1.52
07 46 33 00-0034 LF 1'-6" Overhang, 0.044" Thick, Solid Or Vented Vinyl Soffit..... <i>For 0.038" Thick, Deduct</i> <i>For 0.040" Thick, Deduct</i> <i>For Manufacturer's Custom Colors, Add</i>	7.29 -1.88 -1.56 0.20	1.60
07 46 33 00-0035 LF 2' Overhang, 0.044" Thick, Solid Or Vented Vinyl Soffit..... <i>For 0.038" Thick, Deduct</i> <i>For 0.040" Thick, Deduct</i> <i>For Manufacturer's Custom Colors, Add</i>	8.97 -2.49 -2.10 0.27	1.75
07 46 33 00-0036 LF 3' Overhang, 0.044" Thick, Solid Or Vented Vinyl Soffit..... <i>For 0.038" Thick, Deduct</i> <i>For 0.040" Thick, Deduct</i> <i>For Manufacturer's Custom Colors, Add</i>	12.05 -3.76 -3.14 0.41	1.93
07 46 33 00-0037 LF 4' Overhang, 0.044" Thick, Solid Or Vented Vinyl Soffit..... <i>For 0.038" Thick, Deduct</i> <i>For 0.040" Thick, Deduct</i> <i>For Manufacturer's Custom Colors, Add</i>	15.17 -5.00 -4.19 0.55	2.13
07 46 33 00-0038 LF 5' Overhang, 0.044" Thick, Solid Or Vented Vinyl Soffit..... <i>For 0.038" Thick, Deduct</i> <i>For 0.040" Thick, Deduct</i> <i>For Manufacturer's Custom Colors, Add</i>	18.32 -6.27 -5.26 0.68	2.34
07 46 33 00-0039 LF 4" Exposure, Vinyl Fascia..... <i>For Manufacturer's Custom Colors, Add</i>	4.40 0.08	1.37
07 46 33 00-0040 LF 6" Exposure, Vinyl Fascia..... <i>For Manufacturer's Custom Colors, Add</i>	4.95 0.11	1.40
07 46 33 00-0041 LF 8" Exposure, Vinyl Fascia..... <i>For Manufacturer's Custom Colors, Add</i>	4.87 0.10	1.45
07 46 33 00-0042 LF 10" Exposure, Vinyl Fascia..... <i>For Manufacturer's Custom Colors, Add</i>	5.64 0.13	1.48
07 46 33 00-0043 Fiberglass Siding (07 46 33)		
07 46 33 00-0044 Corrugated Panels (07 46 33 00-0043)		
07 46 33 00-0045 SF 6 Ounce Corrugated Fiberglass Panels.....	6.20	2.03
07 46 33 00-0046 SF 8 Ounce Corrugated Fiberglass Panels.....	6.61	1.82
07 46 33 00-0047 SF 12 Ounce Corrugated Fiberglass Panels.....	7.34	1.82
07 46 33 00-0048 Flat Panels (07 46 33 00-0043)		
07 46 33 00-0049 SF 6 Ounce Flat Fiberglass Panels.....	5.94	1.82
07 46 33 00-0050 SF 8 Ounce Flat Fiberglass Panels.....	6.61	1.82
07 46 46 Fiber-Cement Siding (07 46)		
Note: Smooth or patterns. Includes sealer and primer.		
07 46 46 00-0001 5/16" Thick, Fiber Cement Lap Siding (07 46 46)		
07 46 46 00-0002 SF 5-1/4" Board with 4" Exposure, 5/16" Thick, Fiber Cement Lap Siding.....	6.06	2.13
07 46 46 00-0003 SF 6-1/4" Board with 5" Exposure, 5/16" Thick, Fiber Cement Lap Siding.....	5.76	2.03
07 46 46 00-0004 SF 7-1/4" Board with 6" Exposure, 5/16" Thick, Fiber Cement Lap Siding.....	5.64	1.98
07 46 46 00-0005 SF 8-1/4" Board with 7" Exposure, 5/16" Thick, Fiber Cement Lap Siding.....	5.51	1.92
07 46 46 00-0006 SF 9-1/2" Board with 8" Exposure, 5/16" Thick, Fiber Cement Lap Siding.....	5.26	1.82

07 Thermal And Moisture Protection**07 40 Roofing and Siding Panels****07 46 Siding**

SAN BERNARDINO
COUNTY

MINOR CSI UOM DESCRIPTION	TOTAL DIRECT UNIT COST	DEMOLITION UNIT COST
07 46 46 00-0007 SF 12" Board with 10-3/4" Exposure, 5/16" Thick, Fiber Cement Lap Siding.....	5.02	1.72
07 46 46 00-0008 LF Starter Strip, Fiber Cement Lap Siding.....	1.33	0.51
07 46 46 00-0009 Fiber Cement Shingle Siding (07 46 46)		
07 46 46 00-0010 SF Fiber Cement Shingle Siding.....	9.27	1.87
07 46 46 00-0011 Fiber Cement Vertical Panel Siding (07 46 46)		
07 46 46 00-0012 SF Fiber Cement Vertical Panel Siding.....	4.46	1.52
07 46 46 00-0013 Fiber Cement Trim Boards (07 46 46)		
07 46 46 00-0014 7/16" Thick, Fiber Cement Trim Boards (07 46 46 00-0013)		
07 46 46 00-0015 LF 4" Wide, 7/16" Thick, Fiber Cement Trim Board.....	2.91	1.02
07 46 46 00-0016 LF 6" Wide, 7/16" Thick, Fiber Cement Trim Board.....	3.69	1.11
07 46 46 00-0017 LF 8" Wide, 7/16" Thick, Fiber Cement Trim Board.....	4.44	1.21
07 46 46 00-0018 LF 12" Wide, 7/16" Thick, Fiber Cement Trim Board.....	5.84	1.42
07 46 46 00-0019 3/4" Thick Fiber Cement Trim Boards (07 46 46 00-0013)		
07 46 46 00-0020 LF 4" Wide, 3/4" Thick, Fiber Cement Trim Board.....	3.05	1.02
07 46 46 00-0021 LF 6" Wide, 3/4" Thick, Fiber Cement Trim Board.....	3.91	1.11
07 46 46 00-0022 LF 8" Wide, 3/4" Thick, Fiber Cement Trim Board.....	4.81	1.21
07 46 46 00-0023 LF 12" Wide, 3/4" Thick, Fiber Cement Trim Board.....	5.03	1.42
07 46 46 00-0024 1" Thick Fiber Cement Trim Boards (07 46 46 00-0013)		
07 46 46 00-0025 LF 4" Wide, 1" Thick, Fiber Cement Trim Board.....	3.24	1.02
07 46 46 00-0026 LF 6" Wide, 1" Thick, Fiber Cement Trim Board.....	4.24	1.11
07 46 46 00-0027 LF 8" Wide, 1" Thick, Fiber Cement Trim Board.....	5.28	1.21
07 46 46 00-0028 LF 12" Wide, 1" Thick, Fiber Cement Trim Board.....	7.04	1.42
07 46 46 00-0029 Fiber Cement Fascia Board (07 46 46)		
07 46 46 00-0030 LF 5/4" x 3-1/2" Fiber Cement Fascia Board.....	5.16	2.01
07 46 46 00-0031 LF 5/4" x 5-1/2" Fiber Cement Fascia Board.....	6.27	2.23
07 46 46 00-0032 LF 5/4" x 7-1/4" Fiber Cement Fascia Board.....	6.84	2.23
07 46 46 00-0033 LF 5/4" x 11-1/4" Fiber Cement Fascia Board.....	8.86	2.62
07 46 46 00-0034 Fiber Cement Soffit Boards (07 46 46)		
07 46 46 00-0035 SF 1/4" Thick, Non Vented Fiber Cement Soffit.....	6.75	1.45
07 46 46 00-0036 SF 1/4" Thick, Vented Fiber Cement Soffit.....	7.24	1.45
07 46 63 Fabricated Panel Assemblies with Siding (07 46)		
07 46 63 00-0001 Metal Liner Panels (07 46 63)		
07 46 63 00-0002 Galvanized Metal Liner Panels (07 46 63 00-0001)		
07 46 63 00-0003 SF 24 Gauge, 1-3/8" Thick Galvanized Metal Liner Panel.....	10.86	1.62
07 46 63 00-0004 SF 22 Gauge, 1-3/8" Thick Galvanized Metal Liner Panel.....	12.09	1.62
07 46 63 00-0005 SF 20 Gauge, 1-3/8" Thick Galvanized Metal Liner Panel.....	14.29	1.62
07 46 63 00-0006 SF 18 Gauge, 1-3/8" Thick Galvanized Metal Liner Panel.....	14.51	1.62
07 50 Membrane Roofing (07)		
See CSI section 07 22 16 00-0000 for insulation, 07 60 00 00-0000 for additional flashing, sheet metal and trim, 07 70 00 00-0000 for additional roof accessories.		
07 51 Built-Up Bituminous Roofing (07 50)		
07 51 13 Built-Up Asphalt Roofing (07 51)		
07 51 13 00-0001 Built-Up Asphalt Roofing Components (07 51 13)		
07 51 13 00-0002 Built-Up Asphalt Membrane Roofing (07 51 13 00-0001)		
Note: Includes all standard manufacturers' colors including white for granule and smooth surfaced cap sheets and flashing. See CSI section 07 51 13 00-0067 for built-up roofing demolition.		
07 51 13 00-0003 Cold Adhesive Applied, Built-Up Asphalt Membrane Roofing (07 51 13 00-0002)		
Note: Includes applying cold adhesive and embedding the membrane.		
07 51 13 00-0004 Cold Adhesive Applied, Built-Up Asphalt Roofing Base, Ply And Cap Sheets (07 51 13 00-0003)		



MINOR CSI UOM DESCRIPTION	TOTAL DIRECT UNIT COST	DEMOLITION UNIT COST
07 51 13 00-0005 SQ Type IV, Asphalt Coated Fiberglass Ply Sheet, Cold Adhesive Applied	111.11	
For Up To 10, Add	28.69	
For >10 To 20, Add	15.97	
For >20 To 40, Add	8.79	
For >75 To 100, Deduct	-4.40	
For >100 To 200, Deduct	-9.60	
For >200, Deduct	-14.00	
07 51 13 00-0006 SQ Asphalt Coated Polyester And Fiberglass Scrim, Base Or Ply Sheet, Cold Adhesive Applied	316.35	
For Up To 10, Add	69.74	
For >10 To 20, Add	36.49	
For >20 To 40, Add	19.05	
For >75 To 100, Deduct	-9.53	
For >100 To 200, Deduct	-19.86	
For >200, Deduct	-29.39	
07 51 13 00-0007 Cold Adhesive Applied, Built-Up Asphalt Roofing Flashing (07 51 13 00-0003)		
07 51 13 00-0008 SF Asphalt Coated Polyester And Fiberglass Scrim, Flashing, Cold Adhesive Applied	7.39	
07 51 13 00-0009 Hot-Mopped, Built-Up Asphalt Membrane Roofing (07 51 13 00-0002)		
Note: Includes mopping hot asphalt and embedding the membrane.		
07 51 13 00-0010 Hot-Mopped, Built-Up Asphalt Roofing Base, Ply And Cap Sheets (07 51 13 00-0009)		
07 51 13 00-0011 SQ Type IV, Asphalt Coated Fiberglass Ply Sheet, Hot-Mopped	80.48	
For Up To 10, Add	22.69	
For >10 To 20, Add	13.00	
For >20 To 40, Add	7.32	
For >75 To 100, Deduct	-3.66	
For >100 To 200, Deduct	-8.15	
For >200, Deduct	-11.81	
07 51 13 00-0012 SQ Type VI, Asphalt Coated Fiberglass Ply Sheet, Hot-Mopped	86.33	
For Up To 10, Add	23.86	
For >10 To 20, Add	13.58	
For >20 To 40, Add	7.62	
For >75 To 100, Deduct	-3.81	
For >100 To 200, Deduct	-8.44	
For >200, Deduct	-12.25	
07 51 13 00-0013 SQ Fine Mineral Surfaced, Asphalt Coated Fiberglass Base Sheet, Hot-Mopped	92.98	
For Up To 10, Add	25.19	
For >10 To 20, Add	14.25	
For >20 To 40, Add	7.95	
For >75 To 100, Deduct	-3.97	
For >100 To 200, Deduct	-8.77	
For >200, Deduct	-12.75	
07 51 13 00-0014 SQ Asphalt Coated Fiberglass Venting Base Sheet, Hot-Mopped	166.73	
For Up To 10, Add	39.94	
For >10 To 20, Add	21.62	
For >20 To 40, Add	11.64	
For >75 To 100, Deduct	-5.82	
For >100 To 200, Deduct	-12.46	
For >200, Deduct	-18.28	
07 51 13 00-0015 SQ Asphalt Coated Polyester And Fiberglass Scrim, Base Or Ply Sheet, Hot-Mopped	285.73	
For Up To 10, Add	63.74	
For >10 To 20, Add	33.52	
For >20 To 40, Add	17.59	
For >75 To 100, Deduct	-8.79	
For >100 To 200, Deduct	-18.41	
For >200, Deduct	-27.20	
07 51 13 00-0016 SQ Granule Surfaced, Asphalt Coated Fiberglass Cap Sheet, Hot-Mopped	214.88	
For Up To 10, Add	50.20	
For >10 To 20, Add	26.91	
For >20 To 40, Add	14.36	
For >75 To 100, Deduct	-7.18	
For >100 To 200, Deduct	-15.26	
For >200, Deduct	-22.44	
07 51 13 00-0017 Hot-Mopped, Built-Up Asphalt Roofing Flashing (07 51 13 00-0009)		
07 51 13 00-0018 SF Asphalt Coated Polyester And Fiberglass Scrim, Flashing, Hot-Mopped	4.59	
07 51 13 00-0019 Mechanically Fastened, Built-Up Asphalt Membrane Roofing (07 51 13 00-0002)		
Note: Includes fasteners.		
07 51 13 00-0020 Mechanically Fastened, Built-Up Asphalt Roofing Base, Ply And Cap Sheets (07 51 13 00-0019)		
07 51 13 00-0021 SQ Type VI, Asphalt Coated Fiberglass Ply Sheet, Mechanically Fastened	87.48	
For Up To 10, Add	20.73	
For >10 To 20, Add	11.17	
For >20 To 40, Add	5.99	
For >75 To 100, Deduct	-3.00	
For >100 To 200, Deduct	-6.40	
For >200, Deduct	-9.39	

07 Thermal And Moisture Protection**07 50 Membrane Roofing****07 51 Built-Up Bituminous Roofing**

MINOR CSI UOM DESCRIPTION	TOTAL DIRECT UNIT COST	DEMOLITION UNIT COST
07 51 13 00-0022 SQ Asphalt Coated Fiberglass Venting Base Sheet, Mechanically Fastened.....	167.88	
For Up To 10, Add	36.81	
For >10 To 20, Add	19.21	
For >20 To 40, Add	10.01	
For >75 To 100, Deduct	-5.01	
For >100 To 200, Deduct	-10.42	
For >200, Deduct	-15.42	
07 51 13 00-0023 SQ Asphalt Coated Polyester And Fiberglass Scrim, Base Or Ply Sheet, Mechanically Fastened.....	286.87	
For Up To 10, Add	60.61	
For >10 To 20, Add	31.11	
For >20 To 40, Add	15.96	
For >75 To 100, Deduct	-7.98	
For >100 To 200, Deduct	-16.36	
For >200, Deduct	-24.35	
07 51 13 00-0024 Mechanically Fastened, Built-Up Asphalt Roofing Flashing (07 51 13 00-0019)		
07 51 13 00-0025 SF Asphalt Coated Polyester And Fiberglass Scrim, Flashing, Mechanically Fastened	5.63	
07 51 13 00-0026 Asphalt Saturated Organic Felt (07 51 13 00-0001)		
07 51 13 00-0027 Cold Adhesive Applied, Asphalt Saturated Organic Felt (07 51 13 00-0026)		
Note: Includes applying cold adhesive and embedding the felt.		
07 51 13 00-0028 SQ 15 LB, Asphalt Saturated Organic Base Or Ply Sheet, Cold Adhesive Applied.....	107.45	
For Up To 10, Add	27.96	
For >10 To 20, Add	15.60	
For >20 To 40, Add	8.61	
For >75 To 100, Deduct	-4.30	
For >100 To 200, Deduct	-9.42	
For >200, Deduct	-13.72	
07 51 13 00-0029 SQ 30 LB, Asphalt Saturated Organic Base Or Ply Sheet, Cold Adhesive Applied.....	122.54	
For Up To 10, Add	30.98	
For >10 To 20, Add	17.11	
For >20 To 40, Add	9.36	
For >75 To 100, Deduct	-4.68	
For >100 To 200, Deduct	-10.17	
For >200, Deduct	-14.85	
07 51 13 00-0030 Hot-Mopped, Asphalt Saturated Organic Felt (07 51 13 00-0026)		
Note: Includes mopping hot asphalt and embedding the felt.		
07 51 13 00-0031 SQ 15 LB, Asphalt Saturated Organic Base Or Ply Sheet, Hot-Mopped	76.82	
For Up To 10, Add	21.96	
For >10 To 20, Add	12.63	
For >20 To 40, Add	7.14	
For >75 To 100, Deduct	-3.57	
For >100 To 200, Deduct	-7.96	
For >200, Deduct	-11.53	
07 51 13 00-0032 SQ 30 LB, Asphalt Saturated Organic Base Or Ply Sheet, Hot-Mopped	91.91	
For Up To 10, Add	24.98	
For >10 To 20, Add	14.14	
For >20 To 40, Add	7.89	
For >75 To 100, Deduct	-3.95	
For >100 To 200, Deduct	-8.72	
For >200, Deduct	-12.67	
07 51 13 00-0033 Mechanically Fastened, Asphalt Saturated Organic Felt (07 51 13 00-0026)		
Note: Includes fasteners.		
07 51 13 00-0034 SQ 15 LB, Asphalt Saturated Organic Base Or Ply Sheet, Mechanically Fastened.....	38.63	
For Up To 10, Add	10.96	
For >10 To 20, Add	6.29	
For >20 To 40, Add	3.55	
For >75 To 100, Deduct	-1.77	
For >100 To 200, Deduct	-3.95	
For >200, Deduct	-5.73	
07 51 13 00-0035 SQ 30 LB, Asphalt Saturated Organic Base Or Ply Sheet, Mechanically Fastened.....	53.72	
For Up To 10, Add	13.98	
For >10 To 20, Add	7.80	
For >20 To 40, Add	4.30	
For >75 To 100, Deduct	-2.15	
For >100 To 200, Deduct	-4.71	
For >200, Deduct	-6.86	
07 51 13 00-0036 Surfacing (07 51 13 00-0001)		
07 51 13 00-0037 SQ 400 LB/SQ Gravel Roofing Ballast, Set In Hot Asphalt Flood Coat	168.27	
For Up To 10, Add	49.84	
For >10 To 20, Add	28.97	
For >20 To 40, Add	16.51	
For >75 To 100, Deduct	-8.25	
For >100 To 200, Deduct	-18.53	
For >200, Deduct	-26.78	



MINOR CSI UOM DESCRIPTION	TOTAL DIRECT UNIT COST	DEMOLITION UNIT COST
07 51 13 00-0038 SQ 400 LB/SQ Gravel Roofing Ballast, Set In Cold Adhesive Flood Coat.....	257.08	
For Up To 10, Add	67.60	
For >10 To 20, Add	37.85	
For >20 To 40, Add	20.95	
For >75 To 100, Deduct	-10.47	
For >100 To 200, Deduct	-22.97	
For >200, Deduct	-33.44	
07 51 13 00-0039 CY Gravel Roofing Ballast, Spread To Desired Thickness	171.30	
Note: Excludes hot asphalt or cold adhesive.		
07 51 13 00-0040 SQ Protective Polypropylene Fabric Mat, Loose Laid	49.47	
Note: Installed as a separator mat (under membrane), a crushed stone mat (above membrane) or as a stone separator mat in ballasted systems.		
For Up To 10, Add	12.03	
For >10 To 20, Add	6.55	
For >20 To 40, Add	3.54	
For >75 To 100, Deduct	-1.77	
For >100 To 200, Deduct	-3.81	
For >200, Deduct	-5.58	
07 51 13 00-0041 SQ Clay-Stabilized, Water-Based Asphalt Emulsion With Reinforcing Fibers, Weather-Proofing Surface Coating, Price Per Coat	128.62	
Note: Protective coating for use over built-up, SBS and APP modified bitumen, metal, concrete and wood roofs.		
For Up To 10, Add	29.61	
For >10 To 20, Add	15.78	
For >20 To 40, Add	8.37	
For >75 To 100, Deduct	-4.19	
For >100 To 200, Deduct	-8.86	
For >200, Deduct	-13.05	
07 51 13 00-0042 SQ Fibrated Aluminum, Asphalt-Based, Reflective Weather-Proofing Surface Coating, Price Per Coat.....	113.93	
Note: Protective and reflective coating for use over built-up, SBS and APP modified bitumen and metal roofs.		
For Up To 10, Add	26.67	
For >10 To 20, Add	14.31	
For >20 To 40, Add	7.64	
For >75 To 100, Deduct	-3.82	
For >100 To 200, Deduct	-8.12	
For >200, Deduct	-11.94	
07 51 13 00-0043 SQ Aluminum Flakes And Reinforcing Fibers Suspended In Emulsified Asphalt, Reflective Surface Coating, Price Per Coat.....	154.01	
Note: Reflective coating for use over smooth-surfaced built-up roofs.		
For Up To 10, Add	34.69	
For >10 To 20, Add	18.31	
For >20 To 40, Add	9.64	
For >75 To 100, Deduct	-4.82	
For >100 To 200, Deduct	-10.13	
For >200, Deduct	-14.95	
07 51 13 00-0044 SQ 100% Acrylic Elastomeric, Reflective Surface Coating, Price Per Coat.....	155.32	
Note: Reflective coating for use over built-up, SBS and APP modified bitumen roofs. For use on smooth or granule surfaced roofing systems.		
For Up To 10, Add	34.95	
For >10 To 20, Add	18.45	
For >20 To 40, Add	9.71	
For >75 To 100, Deduct	-4.85	
For >100 To 200, Deduct	-10.19	
For >200, Deduct	-15.05	
For Installation Over Granule Surfaced Asphalt Roof Systems, Add	46.79	
07 51 13 00-0045 SQ 100% Acrylic Elastomeric, Bleed Blocking Base Coating, Price Per Coat.....	160.72	
Note: Bleed blocking coating for use over built-up, Styrene-Butadiene-Styrene (SBS) and Atactic-Polypropylene (APP) modified bitumen roofs. For use on smooth or granule surfaced roofing systems.		
For Up To 10, Add	36.03	
For >10 To 20, Add	18.99	
For >20 To 40, Add	9.98	
For >75 To 100, Deduct	-4.99	
For >100 To 200, Deduct	-10.46	
For >200, Deduct	-15.45	
For Installation Over Granule Surfaced Asphalt Roof Systems, Add	48.57	
07 51 13 00-0046 SF Ceramic Coated Roofing Granules, Hand Broadcast	2.44	
Note: For application over liquid flashing/membranes, asphalt bleed-out areas, modified or BUR membrane repairs, etc.		
07 51 13 00-0047 SF Energy Star, Ceramic Coated UltraWhite Roofing Granules, Hand Broadcast.....	4.25	
Note: For application over liquid flashing/membranes, asphalt bleed-out areas, modified or BUR membrane repairs, etc.		
07 51 13 00-0048 SQ Vapor Permeable Synthetic Underlayment (GAF Deck-Armor™).....	37.10	
07 51 13 00-0049 Walkway Pads (07 51 13 00-0001)		
Note: Set in hot asphalt or cold adhesive.		
07 51 13 00-0050 LF 5/16" Thick, 32" Wide, Skid Resistant, Styrene-Butadiene-Styrene (SBS) Modified Bitumen Walkway Pad.....	32.37	
07 51 13 00-0051 LF 1/2" Thick, 32" Wide, Skid Resistant, Styrene-Butadiene-Styrene (SBS) Modified Bitumen Walkway Pad.....	38.69	
07 51 13 00-0052 Cant And Tapered Edge Strips (07 51 13 00-0001)		
07 51 13 00-0053 LF 2" x 2" Perlite Cant Strip	4.03	
07 51 13 00-0054 LF 3" x 3" Perlite Cant Strip	4.18	
07 51 13 00-0055 LF 4" x 4" Perlite Cant Strip	4.87	
07 51 13 00-0056 LF 3" x 3" Pressure Treated Wood Cant Strip, Cut Diagonally	3.67	
07 51 13 00-0057 LF 4" x 4" Pressure Treated Wood Cant Strip, Cut Diagonally	3.77	
07 51 13 00-0058 LF 1/2" x 6" Perlite Tapered Edge Strip	4.50	

07 Thermal And Moisture Protection**07 50 Membrane Roofing****07 51 Built-Up Bituminous Roofing**

SAN BERNARDINO
COUNTY

MINOR	CSI	UOM	DESCRIPTION	TOTAL DIRECT UNIT COST	DEMOLITION UNIT COST
07 51 13 00-0059	LF		1/2" x 12" Perlite Tapered Edge Strip	5.29	
07 51 13 00-0060	LF		1" x 12" Perlite Tapered Edge Strip	5.51	
07 51 13 00-0061	LF		1" x 24" Perlite Tapered Edge Strip	6.33	
07 51 13 00-0062	LF		1-1/2" x 12" Perlite Tapered Edge Strip	6.25	
07 51 13 00-0063	LF		1-1/2" x 18" Perlite Tapered Edge Strip	7.75	
07 51 13 00-0064	LF		1-1/2" x 24" Perlite Tapered Edge Strip	8.83	
07 51 13 00-0065			Asphalt Primer (07 51 13 00-0001)		
07 51 13 00-0066	SQ		Asphalt Primer For Roofing Systems	34.27	
			Note: Foundation coating for hot-mopped and cold applied asphalt coatings, roof cements, and asphalt based roof adhesives. For use on weathered roofing, asphalt, concrete, gypsum, masonry, block, brick and metal surfaces.		
07 51 13 00-0067			Demolish Built-Up Roofing (07 51 13 00-0001)		
			Note: For removing any asphalt, coal tar or modified bitumen roofing system, including surfacing material down to the insulation or recovery board. Includes removal of any basic roof accessories and any sheet metals; except special existing conditions (mechanical equipment piping, electrical, ducts, etc.).		
07 51 13 00-0068	SQ		Demolish Gravel/Slag Surfaced, Built Up Roofing System	339.90	
			For Up To 10, Add	84.23	
			For >10 To 25, Add	50.54	
07 51 13 00-0069	SQ		Demolish Cap Sheet Surfaced, Built Up Roofing System	262.21	
			Note: Includes protective surfacing.		
			For Up To 10, Add	64.98	
			For >10 To 25, Add	38.99	
07 51 13 00-0070			Roofing System Warranty (07 51 13 00-0001)		
			Note: The warranty tasks below are only to be used in conjunction with the built-up bituminous and modified bituminous membrane roofing sections. The appropriate task is to be applied to the completed roofing membrane systems, not individual components. All warranties are no dollar limit to include material, equipment and labor.		
07 51 13 00-0071	EA		Up To 50 SQ, 10 Year, Built-Up Bituminous Or Modified Bituminous Membrane, Roofing System Warranty	607.56	
07 51 13 00-0072	EA		>50 SQ, 10 Year, Built-Up Bituminous Or Modified Bituminous Membrane, Roofing System Warranty	8.68	
07 51 13 00-0073	EA		Up To 50 SQ, 15 Year, Built-Up Bituminous Or Modified Bituminous Membrane, Roofing System Warranty	694.36	
07 51 13 00-0074	EA		>50 SQ, 15 Year, Built-Up Bituminous Or Modified Bituminous Membrane, Roofing System Warranty	13.89	
07 51 13 00-0075	EA		Up To 50 SQ, 20 Year, Built-Up Bituminous Or Modified Bituminous Membrane, Roofing System Warranty	954.74	
07 51 13 00-0076	SQ		>50 SQ, 20 Year, Built-Up Bituminous Or Modified Bituminous Membrane, Roofing System Warranty	19.09	
07 51 13 00-0077			Built-Up Roofing Components (Tremco) (07 51 13)		
			Note: All tasks presented as a single layer. Adhesives are priced separately.		
07 51 13 00-0078			Cold Applied BUR Base Piles And Ply Sheets (07 51 13 00-0077)		
07 51 13 00-0079	SQ		BURmastic Composite Ply, Cold Applied BUR Component	137.74	
			Note: Asphalt coated polyester/glass/polyester trilaminate reinforced ply sheet. Type II. 55 mils. Also used as a hot or cold applied base sheet.		
07 51 13 00-0080	SQ		BURmastic Premium Composite Ply, Cold Applied BUR Component	167.41	
			Note: Asphalt coated polyester/glass/polyester trilaminate reinforced high strength ply sheet. Type II. 57 mil. Also used as a hot or cold applied base sheet.		
07 51 13 00-0081	SQ		BURmastic Supreme Composite Ply, Cold Applied BUR Component	192.90	
			Note: Asphalt coated polyester/glass/polyester trilaminate reinforced high strength ply sheet. Type II. 51 mil. Also used as a hot or cold applied base sheet.		
07 51 13 00-0082	SQ		28 LB BURmastic Glass Ply, Cold Applied BUR Component	43.56	
			Note: Asphalt coated fiberglass base or ply sheet. Type II.		
07 51 13 00-0083	SQ		33 LB BURmastic Glass Ply, Cold Applied BUR Component	63.45	
			Note: Asphalt coated fiberglass base or ply sheet. Type II.		
07 51 13 00-0084	SQ		POWERply Modified HE Base Sheet, Hot Or Cold Applied BUR Component	265.58	
			Note: Smooth surfaced, high elongation polyester reinforced modified bitumen base sheet. Type I, Grade S. 94 mil.		
07 51 13 00-0085	SQ		POWERply Modified Heavy Duty Base Sheet, Hot Applied BUR Component	245.62	
			Note: A smooth surfaced, non woven fiberglass/scrim fiberglass bilaminate reinforced modified bitumen membrane. 120 mil.		
07 51 13 00-0086			Hot Or Cold Applied Modified Bitumen Cap Membrane (07 51 13 00-0077)		
07 51 13 00-0087	SQ		POWERply Standard Smooth Cap Membrane, Hot Or Cold Applied BUR Component	149.07	
			Note: Fiberglass reinforced modified bitumen membrane. Type I, Grade S. 80 mils. Also used as a hot or cold applied ply.		
07 51 13 00-0088	SQ		POWERply Premium Smooth Cap Membrane, Hot Or Cold Applied BUR Component	397.39	
			Note: Polyester/glass bilaminate reinforced modified bitumen membrane. Type III, Grade S. 90 mils. Also used as a hot or cold applied ply.		
07 51 13 00-0089	SQ		POWERply Supreme Smooth Cap Membrane, Hot Or Cold Applied BUR Component	658.34	
			Note: Polyester/glass bilaminate reinforced modified bitumen membrane. Type III, Grade S. 98 mils. Also used as a hot or cold applied ply.		
07 51 13 00-0090	SQ		POWERply Standard Cap Membrane, Hot Or Cold Applied BUR Component	173.74	
			Note: Granule surface, fiberglass reinforced modified bitumen cap sheet membrane. 120 mils. Black or white surface.		
07 51 13 00-0091	SQ		POWERply Standard FR Cap Membrane, Hot Or Cold Applied BUR Component	267.78	
			Note: Fire rated, granule surfaced, fiberglass reinforced modified bitumen membrane. Type I, Grade G. 120 mils.		
07 51 13 00-0092	SQ		POWERply Premium FR Cap Membrane, Hot Or Cold Applied BUR Component	652.51	
			Note: Fire rated, granule surfaced, polyester/glass bilaminate reinforced modified bitumen membrane. Type III, Grade S. 160 mils. Black or white surface.		



MINOR CSI UOM DESCRIPTION	TOTAL DIRECT UNIT COST	DEMOLITION UNIT COST
07 51 13 00-0093 SQ POWERply Standard FR GT24W Cap Membrane, Hot Or Cold Applied BUR Component.....	474.00	
Note: Highly reflective, fire rated, granule surfaced, fiberglass reinforced modified bitumen membrane meeting California's Title 24 requirements. Type I, Grade G. 120 mils.		
07 51 13 00-0094 SQ POWERply HE FR Cap Sheet, Hot Applied BUR Component	471.84	
Note: High elongation, fire rated, granule surfaced, polyester reinforced modified bitumen membrane. 160 mils.		
07 51 13 00-0095 Self Adhesive Base Plies And Ply Sheets (07 51 13 00-0077)		
07 51 13 00-0096 SQ POWERply SA Base Sheet, Self Adhesive Roofing	273.68	
Note: A self adhesive, fiberglass reinforced Styrene-Butadiene-Styrene (SBS) modified bitumen base sheet/underlayment. Type 1, Grade S. 80 mils.		
07 51 13 00-0097 SQ POWERply SA FR Membrane, Self Adhesive Roofing.....	540.49	
Note: A fire rated, granule surfaced, polyester reinforced, self adhesive Styrene-Butadiene-Styrene (SBS) modified bitumen membrane. Type I, Grade G. 130 mils.		
07 51 13 00-0098 Flashings (07 51 13 00-0077)		
07 51 13 00-0099 LF 11-1/2" Hypalon Elastomeric Flashing	16.24	
Note: 45 mils.		
07 51 13 00-0100 LF 19" Hypalon Elastomeric Flashing	26.22	
Note: 45 mils.		
07 51 13 00-0101 LF 25" Hypalon Elastomeric Flashing	34.79	
Note: 45 mils.		
07 51 13 00-0102 LF 38" Hypalon Elastomeric Flashing	51.14	
Note: 45 mils.		
07 51 13 00-0103 LF 60-1/2" Hypalon Elastomeric Flashing	84.05	
Note: 45 mils.		
07 51 13 00-0104 LF 12" TRA Elastomeric Flashing Membrane	12.70	
Note: Polyester reinforced flashing membrane. 45 mils.		
07 51 13 00-0105 LF 18" TRA Elastomeric Flashing Membrane	20.56	
Note: Polyester reinforced flashing membrane. 45 mils.		
07 51 13 00-0106 LF 24" TRA Elastomeric Flashing Membrane	27.38	
Note: Polyester reinforced flashing membrane. 45 mils.		
07 51 13 00-0107 LF 36" TRA Elastomeric Flashing Membrane	40.11	
Note: Polyester reinforced flashing membrane. 45 mils.		
07 51 13 00-0108 LF 60" TRA Elastomeric Flashing Membrane	67.46	
Note: Polyester reinforced flashing membrane. 45 mils.		
07 51 13 00-0109 LF 4" BURmesh Fabric	3.34	
Note: Glass membrane for reinforcement or repair of roof membranes and flashings.		
07 51 13 00-0110 LF 6" BURmesh Fabric	3.51	
Note: Glass membrane for reinforcement or repair of roof membranes and flashings.		
07 51 13 00-0111 LF 12" BURmesh Fabric	4.97	
Note: Glass membrane for reinforcement or repair of roof membranes and flashings.		
07 51 13 00-0112 LF 36" BURmesh Fabric	12.93	
Note: Glass membrane for reinforcement or repair of roof membranes and flashings.		
07 51 13 00-0113 Cold Applied Adhesives (07 51 13 00-0077)		
07 51 13 00-0114 SQ BURmastic Inter-Ply Cold Applied Adhesive	167.31	
07 51 13 00-0115 SQ BURmastic Flood Coat Cold Applied Adhesive	276.19	
07 51 13 00-0116 SQ BURmastic SF Inter-Ply Cold Applied Adhesive	213.94	
07 51 13 00-0117 SQ BURmastic LV Inter-Ply Cold Applied Adhesive	167.31	
07 51 13 00-0118 SQ POWERply Standard Inter-Ply Cold Applied Adhesive.....	83.28	
07 51 13 00-0119 SQ POWERply Standard Flood Coat Cold Applied Adhesive.....	187.24	
07 51 13 00-0120 SQ POWERply White On White Cold Applied Adhesive.....	184.70	
07 51 13 00-0121 SQ Rock-It Cold Applied Adhesive For Gravel Applications	523.28	
07 51 13 00-0122 SQ FAS-n-FREE Cold Applied Adhesive (Beads 12" OC).....	289.78	
Note: For insulation only.		
07 51 13 00-0123 SQ ECOlastic Cold Applied Adhesive.....	323.49	
07 51 13 00-0124 Hot Applied Adhesives (07 51 13 00-0077)		
07 51 13 00-0125 SQ Premium III Asphalt Inter-Ply Hot Applied Adhesive	58.03	
07 51 13 00-0126 SQ Premium III Asphalt Flood Coat Hot Applied Adhesive.....	109.71	
07 51 13 00-0127 Flashings Adhesives (07 51 13 00-0077)		
07 51 13 00-0128 LF Sheeting Bond Flashing Adhesive	18.98	
Note: Used to attach Hypalon sheeting to asphalt or coal-tar roofing membranes.		
07 51 13 00-0129 LF Polyroof SF Flashing Mastic	25.66	
Note: A solvent free, one part elastomeric roof mastic. Used to seal edges or as a repair mastic for split or cracked seals.		
07 51 13 00-0130 LF ELS Flashing Mastic	14.97	
Note: Used for repairing flashings and asphalt built-up roof defects.		
07 51 13 00-0131 LF TremSEAL D General Purpose Sealant	5.64	
07 51 13 00-0132 LF TremSEAL HP High Performance Sealant	5.82	
07 51 13 00-0133 LF TremSEAL S Silicone Sealant	5.68	
07 51 13 00-0134 Surfacing (07 51 13 00-0077)		
07 51 13 00-0135 SQ TremLastic SP Non Fibered Elastomeric Emulsion Cold Applied Coating.....	250.90	
07 51 13 00-0136 SQ ICE Coating, Water Based, Heavy Bodied Elastomeric Roof Coating	559.57	

07 Thermal And Moisture Protection**07 50 Membrane Roofing****07 51 Built-Up Bituminous Roofing**

SAN BERNARDINO
COUNTY

MINOR CSI UOM DESCRIPTION	TOTAL DIRECT UNIT COST	DEMOLITION UNIT COST
07 51 13 00-0137 SQ Polar Coat.....	140.96	
07 51 13 00-0138 SQ Alumanation 301, Asphalt Based, Fibrated Aluminum Roof Coating.....	173.92	
07 51 13 00-0139 SQ Wall-Tite, Elastomeric Coating For Exterior Above-Grade Walls.....	512.50	
07 51 13 00-0140 SQ Solarguard Hy-Build, Elastomeric Coating For Exterior Above-Grade Walls.....	228.29	
07 51 13 00-0141 SQ 100% Stitchbonded, Polyester Fabric (Tremco PERMAFAB).....	66.30	
07 51 13 00-0142 Walkway Protection Pads (07 51 13 00-0077)		
07 51 13 00-0143 LF 36" Wide, Fiberglass Reinforced Asphaltic Walkway Protection Pad (Tremco Trem-Tred®).....	31.20	
07 51 13 00-0144 Primer (07 51 13 00-0077)		
07 51 13 00-0145 SQ TREMprime WB Primer.....	34.32	
Note: Water based polymer modified asphalt primer.		
07 51 13 00-0146 SQ Solarguard Masonry Primer, Acrylic Latex Primer For Wall Tite F Coating.....	81.17	
07 51 13 00-0147 Liquid Applied Roofing (07 51 13 00-0077)		
07 51 13 00-0148 SQ Trem-LAR LRM H Waterproofing (Horizontal).....	425.25	
Note: One part liquid applied elastomeric roofing membrane. 60 mils.		
07 51 13 00-0149 SQ Trem-LAR LRM V Waterproofing (Vertical).....	432.23	
Note: One part liquid applied elastomeric roofing membrane. 60 mils.		
07 51 13 00-0150 SQ AlphaGuard BIO Base Coat, High Performance, Two-Part, Polyurethane Roof Coating For Smooth BUR/MB, Concrete Or Single Ply Surfaces.....	558.60	
Note: Two part liquid applied polyurethane roof coating. 48 mils.		
07 51 13 00-0151 SQ AlphaGuard BIO Base Coat, High Performance, Two-Part, Polyurethane Roof Coating For Granule MB Surfaces.....	728.83	
Note: Two part liquid applied polyurethane roof coating. 64 mils.		
07 51 13 00-0152 SQ AlphaGuard BIO Top Coat, High Performance, Two-Part, Polyurethane Roof Coating.....	422.12	
Note: Two part liquid applied polyurethane roof coating. 32 mils.		
07 51 13 00-0153 SQ AlphaGuard Glass Mat.....	81.00	
Note: Reinforcement mat for AlphaGuard systems.		
07 51 13 00-0154 SQ AlphaGuard C-Prime Primer.....	80.46	
Note: 100% solids epoxy primer for concrete surfaces.		
07 51 13 00-0155 SQ AlphaGuard M-Prime Primer.....	86.70	
Note: Water based primer for metal and plastic surfaces.		
07 51 13 00-0156 SQ Geogard Primer.....	63.10	
Note: Reactivation primer for cured AlphaGuard MT roof systems and coatings.		
07 51 13 00-0157 SQ AlphaGuard Primer WB.....	56.45	
Note: Water based polymer modified primer which conditions a variety of roofing substrates prior to the application of AlphaGuard systems.		
07 51 13 00-0158 Atactic-Polypropylene (APP) Products (07 51 13 00-0077)		
07 51 13 00-0159 SQ POWERply Atactic-Polypropylene (APP) Base Sheet.....	219.09	
07 51 13 00-0160 SQ POWERply Atactic-Polypropylene (APP) FR.....	415.81	
07 51 13 00-0161 SQ POWERply Atactic-Polypropylene (APP) Smooth.....	333.17	
07 51 13 00-0162 Tri-Polymer Alloy (TPA) White Membrane (07 51 13 00-0077)		
07 51 13 00-0163 SQ 45 Mil Tri-Polymer Alloy (TPA) White Membrane.....	580.12	
07 51 13 00-0164 SQ 60 Mil Tri-Polymer Alloy (TPA) White Membrane.....	801.51	
07 51 13 00-0165 SQ 80 Mil Tri-Polymer Alloy (TPA) White Membrane.....	913.31	
07 51 13 00-0166 Tri-Polymer Alloy (TPA) Polyester Fleece Backed White Membrane (07 51 13 00- 0077)		
07 51 13 00-0167 SQ 45 Mil Tri-Polymer Alloy (TPA) Polyester Fleece Backed White Membrane.....	670.20	
07 51 13 00-0168 SQ 60 Mil Tri-Polymer Alloy (TPA) Polyester Fleece Backed White Membrane.....	825.77	
07 51 13 00-0169 SQ 80 Mil Tri-Polymer Alloy (TPA) Polyester Fleece Backed White Membrane.....	1,013.59	
07 51 13 00-0170 Tri-Polymer Alloy (TPA) Membrane Accessories (07 51 13 00-0077)		
07 51 13 00-0171 EA >1" To 4" Pipe Diameter, Prefabricated Tri-Polymer Alloy (TPA) Pipe Cone/Boot (Tremco).....	119.44	
07 51 13 00-0172 EA >4" To 8" Pipe Diameter, Prefabricated Tri-Polymer Alloy (TPA) Pipe Cone/Boot (Tremco).....	135.70	
07 51 13 00-0173 LF 36" Wide, Thermoplastic Tri-Polymer Alloy (TPA) Walkway Protection Pad (Tremco).....	18.14	
07 51 13 00-0174 SQ Factory Coated Steel Fasteners And Steel Or Plastic Membrane Plates (Tremco).....	61.08	
07 51 13 00-0175 Thermoplastic Polyolefin (TPO) Polyester White Membrane (07 51 13 00-0077)		
07 51 13 00-0176 SQ 45 Mil Thermoplastic Polyolefin (TPO) Polyester White Membrane.....	305.99	
07 51 13 00-0177 SQ 60 Mil Thermoplastic Polyolefin (TPO) Polyester White Membrane.....	311.39	
07 51 13 00-0178 SQ 80 Mil Thermoplastic Polyolefin (TPO) Polyester White Membrane.....	562.08	
07 51 13 00-0179 Thermoplastic Polyolefin (TPO) Polyester Fleece Backed White Membrane (07 51 13 00-0077)		
07 51 13 00-0180 SQ 45 Mil Thermoplastic Polyolefin (TPO) Polyester Fleece Backed White Membrane.....	358.96	
07 51 13 00-0181 SQ 60 Mil Thermoplastic Polyolefin (TPO) Polyester Fleece Backed White Membrane.....	407.00	
07 51 13 00-0182 SQ 80 Mil Thermoplastic Polyolefin (TPO) Polyester Fleece Backed White Membrane.....	597.80	



MINOR CSI UOM DESCRIPTION	TOTAL DIRECT UNIT COST	DEMOLITION UNIT COST
07 51 13 00-0183 Chlorosulfonated Polyethylene (CSPE) White Membrane (Tremplly HP 4510) <small>(07 51 13 00-0077)</small>		
07 51 13 00-0184 SQ 45 Mil Chlorosulfonated Polyethylene (CSPE) White Membrane (Tremplly HP 4510)	986.52	
07 51 13 00-0185 Single Ply Adhesives <small>(07 51 13 00-0077)</small>		
07 51 13 00-0186 SQ Low VOC, TPA Bonding Adhesive (Tremco)	156.21	
07 51 13 00-0187 SQ Water Based, TPA Bonding Adhesive (Tremco)	177.04	
07 51 13 00-0188 SQ Water Based, Fleece Backed Single Ply Bonding Adhesive (Tremco)	153.19	
07 51 13 00-0189 SQ Low VOC, TPO Bonding Adhesive (Tremco)	100.65	
07 51 13 00-0190 Warranty (Tremco) <small>(07 51 13 00-0077)</small>		
07 51 13 00-0191 EA Up To 10,000 SF 15 Year Roofing System Warranty	1,500.00	
07 51 13 00-0192 SF >10,000 SF 15 Year Roofing System Warranty	0.15	
07 51 13 00-0193 EA Up To 10,000 SF 20 Year Roofing System Warranty	2,000.00	
07 51 13 00-0194 SF >10,000 SF 20 Year Roofing System Warranty	0.20	
07 51 13 00-0195 Built-Up Roofing Components (Garland) <small>(07 51 13)</small>		
<small>Note: All tasks presented as a single layer. Adhesives are priced separately.</small>		
07 51 13 00-0196 Modified Cap Membranes <small>(07 51 13 00-0195)</small>		
07 51 13 00-0197 Modified Cap Membranes, Hot/Cold Applied <small>(07 51 13 00-0196)</small>		
<small>Note: As manufactured by Garland. Pricing represents single ply per square. Includes 30 year leak-free warranty.</small>		
07 51 13 00-0198 SQ Stressply® FR Mineral Dual Fiberglass Reinforced Styrene-Butadiene-Styrene (SBS) Modified Fiberglass Reinforced Membrane, Minimum 145 Mil	691.97	
07 51 13 00-0199 SQ Stressply® Plus Poly/Fiberglass Reinforced, Smooth Styrene-Butadiene-Styrene (SBS) Modified Membrane With Recycled Rubber, 105 Mil	494.64	
07 51 13 00-0200 SQ Stressply® Plus FR Mineral Poly/Fiberglass Reinforced Styrene-Butadiene-Styrene (SBS) Modified Fiberglass Reinforced Membrane With Recycled Rubber, Minimum 155 Mil	612.76	
07 51 13 00-0201 SQ Stressply® E Eco-Responsible, Smooth Styrene-Butadiene-Styrene (SBS)/Styrene-Isoprene-Styrene (SIS) Membrane With High Recycled Content And Renewable Materials	636.80	
07 51 13 00-0202 SQ Stressply® E FR Mineral Eco-Responsible, Styrene-Butadiene-Styrene (SBS)/Styrene-Isoprene-Styrene (SIS) Membrane With High Recycled Content And Renewable Materials, Minimum 160 Mil	887.18	
07 51 13 00-0203 SQ Stressply® EUV Fiberglass Reinforced, Minimum Poly/Fiberglass Reinforced White T-24 Styrene-Butadiene-Styrene (SBS)/Styrene-Isoprene-Styrene (SIS) Modified Membrane With Recycled Rubber, 160 Mil	997.52	
07 51 13 00-0204 SQ Versiply® III 80 Dual Fiberglass Reinforced Styrene-Butadiene-Styrene (SBS) Modified Membrane, 80 Mil	418.63	
<small>Note: Low strength cap sheet for hot or cold modified systems used with gravel.</small>		
07 51 13 00-0205 SQ Versiply® III Mineral Dual Fiberglass Reinforced Styrene-Butadiene-Styrene (SBS) Modified Membrane, Minimum 145 Mil	527.88	
07 51 13 00-0206 SQ BiFlex® Cap Fiberglass Reinforced, Mineral Surfaced Styrene-Butadiene-Styrene (SBS) Modified Membrane, 140 Mil	322.26	
07 51 13 00-0207 Modified Cap Membranes, Self-Adhering <small>(07 51 13 00-0196)</small>		
<small>Note: As manufactured by Garland. Pricing represents single ply per square. Includes 25 year leak-free warranty.</small>		
07 51 13 00-0208 SQ Stressply® SA FR Mineral Styrene-Butadiene-Styrene (SBS) Modified Self-Adhering Fiberglass Reinforced Membrane, Minimum 140 Mil	626.19	
<small>Note: Self adhering system. One HPR SA FR base with one ply Stress Ply SA FR cap sheet.</small>		
07 51 13 00-0209 Modified Cap Membranes, Torch-Applied <small>(07 51 13 00-0196)</small>		
<small>Note: As manufactured by Garland. Pricing represents single ply per square. Includes 30 year leak-free warranty.</small>		
07 51 13 00-0210 SQ Stressply® IV Dual Fiberglass Reinforced, Smooth Styrene-Butadiene-Styrene (SBS) Modified Membrane, Torch Applied, 180 Mil	771.20	
<small>Note: Smooth surfaced Styrene-Butadiene-Styrene (SBS) torch modified top ply of torch system with gravel.</small>		
07 51 13 00-0211 SQ Stressply® IV Mineral Dual Fiberglass Reinforced Styrene-Butadiene-Styrene (SBS) Modified Membrane, Torch Applied, Minimum 195 Mil	839.10	
07 51 13 00-0212 SQ Stressply® IV UV Mineral Fiberglass Reinforced, Starburst Surface Styrene-Butadiene-Styrene (SBS) Modified Membrane, Torch Applied, Title 24 Compliant, 195 Mil	884.36	
07 51 13 00-0213 SQ Stressply® IV Plus Poly/Fiberglass Reinforced Styrene-Butadiene-Styrene (SBS) Modified Membrane, Torch Applied, 180 Mil	807.97	
07 51 13 00-0214 SQ Stressply® IV Plus Mineral Poly/Fiberglass Reinforced Styrene-Butadiene-Styrene (SBS) Mineral Surfaced Membrane, Torch Applied, 195 Mil	856.07	
07 51 13 00-0215 SQ Stressply® IV Plus UV Mineral Poly/Fiberglass Reinforced Styrene-Butadiene-Styrene (SBS) Modified Reflective Mineral Membrane, Torch Applied, 195 Mil	898.51	
07 51 13 00-0216 Modified Cap Membranes, Coal Tar Pitch Systems <small>(07 51 13 00-0196)</small>		
<small>Note: As manufactured by Garland. Pricing represents single ply per square. Includes 30 year leak-free warranty.</small>		
07 51 13 00-0217 SQ Millennium® Poly/Fiberglass Reinforced, Smooth Styrene-Butadiene-Styrene (SBS) Modified Coal Tar Membrane, Minimum 120 Mil	711.71	
07 51 13 00-0218 SQ Millennium® FR Mineral Poly/Fiberglass Reinforced Styrene-Butadiene-Styrene (SBS) Modified Coal Tar Fiberglass Reinforced Membrane, Minimum 160 Mil	1,124.83	
07 51 13 00-0219 SQ Millennium® Mineral Poly/Fiberglass Reinforced Styrene-Butadiene-Styrene (SBS) Modified Coal Tar Membrane, Minimum 160 Mil	915.49	

07 Thermal And Moisture Protection

07 50 Membrane Roofing

07 51 Built-Up Bituminous Roofing

MINOR
CSI UOM DESCRIPTIONTOTAL DIRECT DEMOLITION
UNIT COST UNIT COST

07 51 13 00-0220

Base Ply (07 51 13 00-0195)

Note: Used with modified cap membranes, underlayment for metal systems, and reinforcement for restoration systems.

07 51 13 00-0221	SQ	Flexbase® E120 Fiberglass Reinforced Styrene-Butadiene-Styrene (SBS) Modified Base Sheet Used As Base Ply With Biflex Cap, 120 Mil.....	632.56
07 51 13 00-0222	SQ	Flexbase® 80 Fiberglass Reinforced Styrene-Butadiene-Styrene (SBS) Modified Base Sheet Used As Base Ply With Biflex Cap, 80 Mil.....	397.03
07 51 13 00-0223	SQ	HPR® Glasbase Heavy Duty Double Coated ASTM D 4601, Type II Fiberglass, Type II, 55 Mil.....	90.46
Note: Glasbase used in cold system, nailed to deck, or inner ply 2 plies with cap.			
07 51 13 00-0224	SQ	HPR® Glasfelt Asphalt Saturated Fiberglass Felt, ASTM D 2178 Type IV, 20 Mil.....	59.62
Note: Inner ply felts for hot applied built up and modified BUR systems.			
07 51 13 00-0225	SQ	HPR® Premium Glasbase High Strength, Double Coated Premium Base Sheet, Far Exceeds ASTM D 4601 Type II, 55 Mil.....	72.77
07 51 13 00-0226	SQ	HPR® Premium Glasfelt Premium Asphalt Saturated Fiberglass Felt, ASTM D 2178 Type VI, 25 Mil.....	79.13
07 51 13 00-0227	SQ	HPR® Tribase Premium Poly/Fiberglass Reinforced Styrene-Butadiene-Styrene (SBS) Modified Base Sheet, 60 Mil.....	123.95
Note: Inner plies for cold applied modified, Styrene-Butadiene-Styrene (SBS) modified, or 2 plies under cap sheet.			
07 51 13 00-0228	SQ	Millennium® Base Poly/Fiberglass Reinforced Coal Tar Base Sheet For Cold Millennium Systems, 80 Mil.....	403.33
07 51 13 00-0229	SQ	HPR® SA FR Base Sheet Styrene-Butadiene-Styrene (SBS) Modified Self-Adhering Underlayment Used In SP SA Fiberglass Reinforced Systems, Minimum 80 Mil.....	346.82
Note: Self adhering base ply for self adhering 2 ply system.			
07 51 13 00-0230	SQ	StressBase® 120 Fiberglass Reinforced Styrene-Butadiene-Styrene (SBS) Modified Underlayment Used With VersiPly And StressPly Cap Sheets, 120 Mil.....	352.86
07 51 13 00-0231	SQ	StressBase® 80 Fiberglass Reinforced, Smooth Styrene-Butadiene-Styrene (SBS) Modified Underlayment Used With VersiPly And StressPly Cap Sheets, 80 Mil.....	292.74
07 51 13 00-0232	LF	Garmesh® 6" Styrene-Butadiene-Styrene (SBS) Coated Woven Fiberglass Reinforcing Fabric.....	4.82
07 51 13 00-0233	LF	Grip Polyester® Firm Polyester Reinforcement Used For Cold Application Over Smooth BUR Or Modified Roof Systems.....	13.80
07 51 13 00-0234	SQ	Grip Polyester® Soft Polyester Reinforcement Used For Cold Applications Over Metal, Modified, Or Single Ply Roof Systems.....	69.59
07 51 13 00-0235	LF	Grip Polyester® Soft 12" Polyester Reinforcement Used For Cold Applications Over Metal, Modified, Or Single Ply Roof Systems.....	6.30
07 51 13 00-0236	LF	Grip Polyester® Soft 4" Polyester Reinforcement Used For Cold Applications Over Metal, Modified, Or Single Ply Roof Systems.....	4.53
07 51 13 00-0237	LF	Grip Polyester® Soft 6" Polyester Reinforcement Used For Cold Applications Over Metal, Modified, Or Single Ply Roof Systems.....	5.36
07 51 13 00-0238	SQ	HPR® Polyscrim Plus Polyester Reinforcement For Hot Bitumen Applications.....	152.99

07 51 13 00-0239

Coatings And Mastics For Roof Installation, Restoration And Repairs (07 51 13 00-0195)

07 51 13 00-0240	SQ	Water Based Roof Primer, GarlaPrime VOC Primer.....	43.07
07 51 13 00-0241	SQ	Black-Knight® Primer.....	39.75
07 51 13 00-0242	SQ	Black-Knight® Cold, Cold Process Polymer Modified Coal Tar, Interply.....	167.90
07 51 13 00-0243	SQ	Black-Knight® Cold, Cold Process Polymer Modified Coal Tar, Flood Coat (4-5 GAL/SQ).....	176.89
07 51 13 00-0244	SQ	Black-Knight® Cold, Cold Process Polymer Modified Coal Tar, Restoration (6-8 GAL/SQ).....	281.82
07 51 13 00-0245	SQ	Black-Knight® LV Hot Applied Polymer Modified Lower Viscosity Coal Tar Adhesive, Interply.....	457.12
07 51 13 00-0246	SQ	Black-Knight® LV Hot Applied Polymer Modified Lower Viscosity Coal Tar Adhesive, Flood Coat.....	469.09
07 51 13 00-0247	SQ	Energizer® K Plus FR Cold Applied Styrene-Butadiene-Styrene (SBS) Modified Asphalt Coating With Kevlar® For Smooth And Mineral Restoration, One Coat (3 GAL/SQ).....	218.57
07 51 13 00-0248	SQ	Energizer® K Plus FR Cold Applied Styrene-Butadiene-Styrene (SBS) Modified Asphalt Coating With Kevlar® For Smooth And Mineral Restoration, Restoration.....	361.62
07 51 13 00-0249	SQ	Energizer® LO Low Odor Cold Applied Polyurethane Modified Asphalt Liquid Membrane For Smooth And Mineral Restoration, One Coat (3 GAL/SQ).....	561.36
07 51 13 00-0250	SQ	Energizer® LO Low Odor Cold Applied Polyurethane Modified Asphalt Liquid Membrane For Smooth And Mineral Restoration, Restoration.....	933.10
07 51 13 00-0251	SQ	Garlastic® KM Plus Premium Hot Applied, Styrene-Ethylene-Butadiene-Styrene (SEBS) Modified Adhesive/Waterproofer, Interply.....	389.87
07 51 13 00-0252	SQ	Garlastic® KM Plus Premium Hot Applied, Styrene-Ethylene-Butadiene-Styrene (SEBS) Modified Adhesive/Waterproofer, Flood Coat.....	401.84
07 51 13 00-0253	SQ	Green-Lock® Flashing Adhesive 100% Solids Polyether, Zero VOC, Flashing Adhesive To Be Used With Styrene-Butadiene-Styrene (SBS) Sheets Only.....	858.10
07 51 13 00-0254	SQ	Green-Lock® Membrane Adhesive 100% Solids Polyether, Zero VOC, Membrane Adhesive To Be Used With Styrene-Butadiene-Styrene (SBS) Sheets Only.....	370.09
07 51 13 00-0255	SQ	HPR® All-Temp Asphalt Hot Applied, High Softening Point, High Penetration Mopping Asphalt, Interply.....	179.63
07 51 13 00-0256	SQ	HPR® All-Temp Asphalt Hot Applied, High Softening Point, High Penetration Mopping Asphalt, Flood Coat.....	191.60
07 51 13 00-0257	SQ	Insul-Lock® E HR Bio-Based High Rise Urethane Insulation Adhesive For New Construction Or Gravel.....	165.94
07 51 13 00-0258	SQ	Insul-Lock® HR High Rise Urethane Insulation Adhesive For New Construction Or Gravel Recovers.....	154.70
07 51 13 00-0259	SQ	Insul-Lock® HR Universal Primer All-Purpose Water Based Primer Designed For Use With The Insul-Lock Products.....	18.60
Note: Adheres all insulation layers for cold systems.			
07 51 13 00-0260	SQ	Pyramic® Plus LO White, Water-Based Acrylic, Low VOC, Reflective Roof Coating, Energy Star, Top Coat Required.....	190.70
07 51 13 00-0261	SQ	Pyramic® Plus LO Base Coat, Water-Based, Acrylic, Low VOC, Base Coating For A Pyramic System.....	184.82
07 51 13 00-0262	LF	Silver-Flash® Aluminized Asphalt Fibered Trowel Grade Mastic Used With GarMesh.....	22.63
07 51 13 00-0263	SQ	Solex® White, Kynar® Acrylic Topcoat Roof Coating Used With Pyramic Base Coat.....	247.31
07 51 13 00-0264	SQ	Tuff-Flash™ Multi-Purpose Asphaltic Polyurethane Liquid Flashing Membrane Used With Reinforcing Fabric.....	1,403.59
07 51 13 00-0265	SQ	Weatherscreen™ Rubberized, Fiber-Reinforced Fire-Rated Restoration For Modified And Gravel, Flood Coat (4-5 GAL/SQ).....	313.43
07 51 13 00-0266	SQ	Weatherscreen™ Rubberized, Fiber-Reinforced Fire-Rated Restoration For Modified And Gravel.....	383.30
07 51 13 00-0267	SQ	Weatherking® Cold Applied Rubber Modified Asphalt Interply Adhesive For Slopes Up To 3:12, Interply.....	141.63



MINOR CSI UOM DESCRIPTION	TOTAL DIRECT UNIT COST	DEMOLITION UNIT COST
07 51 13 00-0268 SQ Weatherking® Flashing Adhesive Brush Grade, Cold Applied Asphalt Adhesive For Flashings In A Weatherking System	454.19	
07 51 13 00-0269 SQ Weatherking® Plus WC Cold Applied Rubber Modified, VOC Compliant Asphalt Interply Adhesive For Slopes Up To 2:12, Interply.....	140.55	
Note: Inner ply and flood coat SEBS modified adhesive for all cold systems with gravel.		
07 52 Modified Bituminous Membrane Roofing (07 50)		
07 52 13 Atactic-Polypropylene Modified Bituminous Membrane Roofing (07 52)		
Note: Includes all standard manufacturers' colors including white for granule and smooth surfaced cap sheets and flashing. See CSI section 07 51 13 00-0001 for additional components such as concrete primers, cant strips, surfacing, walkway boards, demolition and warranties.		
07 52 13 11 Cold Adhesive Applied Atactic-Polypropylene-Modified Bituminous Membrane Roofing (07 52 13)		
07 52 13 11-0001 Cold Adhesive Applied Atactic-Polypropylene (APP) Modified Bituminous Membrane Roofing (07 52 13 11)		
Note: Includes fiberglass and/or polyester reinforcement. Includes applying cold adhesive and embedding the membrane. Includes heat welding side and end laps when required.		
07 52 13 11-0002 Cold Adhesive Applied, Atactic-Polypropylene (APP) Modified Bitumen Roofing Base, Ply And Cap Sheets (07 52 13 11-0001)		
07 52 13 11-0003 SQ 80 Mil, Atactic-Polypropylene (APP) Modified Bitumen Base Sheet, Cold Adhesive Applied	209.49	
For Up To 10, Add	48.37	
For >10 To 20, Add	25.80	
For >20 To 40, Add	13.71	
For >75 To 100, Deduct	-6.86	
For >100 To 200, Deduct	-14.52	
For >200, Deduct	-21.37	
07 52 13 11-0004 SQ 90 Mil, Atactic-Polypropylene (APP) Modified Bitumen Base Or Ply Sheet, Cold Adhesive Applied	256.35	
For Up To 10, Add	57.74	
For >10 To 20, Add	30.49	
For >20 To 40, Add	16.05	
For >75 To 100, Deduct	-8.03	
For >100 To 200, Deduct	-16.86	
For >200, Deduct	-24.89	
07 52 13 11-0005 SQ 160 Mil, Atactic-Polypropylene (APP) Modified Bitumen Ply Sheet, Cold Adhesive Applied	405.99	
For Up To 10, Add	87.67	
For >10 To 20, Add	45.45	
For >20 To 40, Add	23.54	
For >75 To 100, Deduct	-11.77	
For >100 To 200, Deduct	-24.34	
For >200, Deduct	-36.11	
07 52 13 11-0006 SQ 160 Mil, Smooth Surfaced, Atactic-Polypropylene (APP) Modified Bitumen Cap Sheet, Cold Adhesive Applied	409.08	
For Up To 10, Add	88.91	
For >10 To 20, Add	46.23	
For >20 To 40, Add	24.00	
For >75 To 100, Deduct	-12.00	
For >100 To 200, Deduct	-24.89	
For >200, Deduct	-36.88	
07 52 13 11-0007 SQ 160 Mil, Granule Surfaced, Atactic-Polypropylene (APP) Modified Bitumen Cap Sheet, Cold Adhesive Applied.....	290.89	
For Up To 10, Add	65.27	
For >10 To 20, Add	34.41	
For >20 To 40, Add	18.09	
For >75 To 100, Deduct	-9.04	
For >100 To 200, Deduct	-18.98	
For >200, Deduct	-28.02	
For Factory Applied White Reflective Surfacing, Add	100.54	
07 52 13 11-0008 SQ 160 Mil, Fire Rated, Granule Surfaced, Atactic-Polypropylene (APP) Modified Bitumen Cap Sheet, Cold Adhesive Applied	338.29	
For Up To 10, Add	74.75	
For >10 To 20, Add	39.15	
For >20 To 40, Add	20.46	
For >75 To 100, Deduct	-10.23	
For >100 To 200, Deduct	-21.35	
For >200, Deduct	-31.58	
For Factory Applied White Reflective Surfacing, Add	100.54	
07 52 13 11-0009 SQ 180 Mil, Fire Rated, Granule Surfaced, Atactic-Polypropylene (APP) Modified Bitumen Cap Sheet, Cold Adhesive Applied	467.44	
For Up To 10, Add	100.58	
For >10 To 20, Add	52.06	
For >20 To 40, Add	26.92	
For >75 To 100, Deduct	-13.46	
For >100 To 200, Deduct	-27.80	
For >200, Deduct	-41.26	
For Factory Applied White Reflective Surfacing, Add	100.54	
07 52 13 11-0010 Cold Adhesive Applied, Atactic-Polypropylene (APP) Modified Bitumen Roofing Flashing (07 52 13 11-0001)		
07 52 13 11-0011 SF 160 Mil, Smooth Surfaced, Atactic-Polypropylene (APP) Modified Bitumen Flashing, Cold Adhesive Applied	5.68	

07 Thermal And Moisture Protection

07 50 Membrane Roofing

07 52 Modified Bituminous Membrane Roofing



MINOR
CSI UOM DESCRIPTION

TOTAL DIRECT DEMOLITION
UNIT COST UNIT COST

07 52 13 11-0012	SF	180 Mil, Fire Rated, Granule Surfaced, Atactic-Polypropylene (APP) Modified Bitumen Flashing, Cold Adhesive Applied.....	8.87
		<i>For Factory Applied White Reflective Surfacing, Add</i>	1.01

07 52 13 13 Torch-Applied Atactic-Polypropylene-Modified Bituminous Membrane Roofing (07 52 13)

07 52 13 13-0001		Torch-Applied Atactic-Polypropylene (APP) Modified Bituminous Membrane Roofing <small>(07 52 13 13)</small>	
		Note: Includes fiberglass and/or polyester reinforcement. Includes adhering the membrane with a torch.	
07 52 13 13-0002		Torch-Applied, Atactic-Polypropylene (APP) Modified Bitumen Roofing Base, Ply And Cap Sheets <small>(07 52 13 13-0001)</small>	
07 52 13 13-0003	SQ	80 Mil, Atactic-Polypropylene (APP) Modified Bitumen Base Sheet, Torch-Applied.....	149.47
		<i>For Up To 10, Add</i>	36.36
		<i>For >10 To 20, Add</i>	19.80
		<i>For >20 To 40, Add</i>	10.71
		<i>For >75 To 100, Deduct</i>	-5.35
		<i>For >100 To 200, Deduct</i>	-14.52
		<i>For >200, Deduct</i>	-16.87
07 52 13 13-0004	SQ	90 Mil, Atactic-Polypropylene (APP) Modified Bitumen Base Or Ply Sheet, Torch-Applied.....	196.34
		<i>For Up To 10, Add</i>	45.74
		<i>For >10 To 20, Add</i>	24.49
		<i>For >20 To 40, Add</i>	13.05
		<i>For >75 To 100, Deduct</i>	-6.53
		<i>For >100 To 200, Deduct</i>	-13.86
		<i>For >200, Deduct</i>	-20.39
07 52 13 13-0005	SQ	150 Mil, Atactic-Polypropylene (APP) Modified Bitumen Ply Sheet, Torch-Applied.....	234.56
		<i>For Up To 10, Add</i>	56.62
		<i>For >10 To 20, Add</i>	30.74
		<i>For >20 To 40, Add</i>	16.58
		<i>For >75 To 100, Deduct</i>	-8.29
		<i>For >100 To 200, Deduct</i>	-17.80
		<i>For >200, Deduct</i>	-26.09
07 52 13 13-0006	SQ	160 Mil, Atactic-Polypropylene (APP) Modified Bitumen Ply Sheet, Torch-Applied.....	246.55
		<i>For Up To 10, Add</i>	59.02
		<i>For >10 To 20, Add</i>	31.94
		<i>For >20 To 40, Add</i>	17.18
		<i>For >75 To 100, Deduct</i>	-8.59
		<i>For >100 To 200, Deduct</i>	-18.40
		<i>For >200, Deduct</i>	-26.99
07 52 13 13-0007	SQ	180 Mil, Atactic-Polypropylene (APP) Modified Bitumen Ply Sheet, Torch-Applied.....	343.90
		<i>For Up To 10, Add</i>	78.49
		<i>For >10 To 20, Add</i>	41.67
		<i>For >20 To 40, Add</i>	22.05
		<i>For >75 To 100, Deduct</i>	-11.03
		<i>For >100 To 200, Deduct</i>	-23.27
		<i>For >200, Deduct</i>	-34.29
07 52 13 13-0008	SQ	150 Mil, Smooth Surfaced, Atactic-Polypropylene (APP) Modified Bitumen Cap Sheet, Torch-Applied.....	234.56
		<i>For Up To 10, Add</i>	56.62
		<i>For >10 To 20, Add</i>	30.74
		<i>For >20 To 40, Add</i>	16.58
		<i>For >75 To 100, Deduct</i>	-8.29
		<i>For >100 To 200, Deduct</i>	-17.80
		<i>For >200, Deduct</i>	-26.09
07 52 13 13-0009	SQ	160 Mil, Smooth Surfaced, Atactic-Polypropylene (APP) Modified Bitumen Cap Sheet, Torch-Applied.....	249.55
		<i>For Up To 10, Add</i>	59.62
		<i>For >10 To 20, Add</i>	32.24
		<i>For >20 To 40, Add</i>	17.33
		<i>For >75 To 100, Deduct</i>	-8.67
		<i>For >100 To 200, Deduct</i>	-18.55
		<i>For >200, Deduct</i>	-27.21
07 52 13 13-0010	SQ	180 Mil, Smooth Surfaced, Atactic-Polypropylene (APP) Modified Bitumen Cap Sheet, Torch-Applied.....	343.90
		<i>For Up To 10, Add</i>	78.49
		<i>For >10 To 20, Add</i>	41.67
		<i>For >20 To 40, Add</i>	22.05
		<i>For >75 To 100, Deduct</i>	-11.03
		<i>For >100 To 200, Deduct</i>	-23.27
		<i>For >200, Deduct</i>	-34.29
07 52 13 13-0011	SQ	160 Mil, Granule Surfaced, Atactic-Polypropylene (APP) Modified Bitumen Cap Sheet, Torch-Applied.....	244.00
		<i>For Up To 10, Add</i>	58.51
		<i>For >10 To 20, Add</i>	31.68
		<i>For >20 To 40, Add</i>	17.06
		<i>For >75 To 100, Deduct</i>	-8.53
		<i>For >100 To 200, Deduct</i>	-18.27
		<i>For >200, Deduct</i>	-26.80
		<i>For Factory Applied White Reflective Surfacing, Add</i>	100.54
07 52 13 13-0012	SQ	170 Mil, Granule Surfaced, Atactic-Polypropylene (APP) Modified Bitumen Cap Sheet, Torch-Applied.....	258.55
		<i>For Up To 10, Add</i>	61.42
		<i>For >10 To 20, Add</i>	33.14
		<i>For >20 To 40, Add</i>	17.78
		<i>For >75 To 100, Deduct</i>	-8.89
		<i>For >100 To 200, Deduct</i>	-19.00
		<i>For >200, Deduct</i>	-27.89
		<i>For Factory Applied White Reflective Surfacing, Add</i>	100.54



MINOR CSI UOM DESCRIPTION	TOTAL DIRECT UNIT COST	DEMOLITION UNIT COST
07 52 13 13-0013 SQ 160 Mil, Fire Rated, Granule Surfaced, Atactic-Polypropylene (APP) Modified Bitumen Cap Sheet, Torch-Applied.....	294.25	
For Up To 10, Add	68.66	
For >10 To 20, Add	36.71	
For >20 To 40, Add	19.57	
For >75 To 100, Deduct	-9.78	
For >100 To 200, Deduct	-20.78	
For >200, Deduct	-30.57	
For Factory Applied White Reflective Surfacing, Add	100.54	
07 52 13 13-0014 SQ 170 Mil, Fire Rated, Granule Surfaced, Atactic-Polypropylene (APP) Modified Bitumen Cap Sheet, Torch-Applied.....	298.60	
For Up To 10, Add	69.43	
For >10 To 20, Add	37.14	
For >20 To 40, Add	19.79	
For >75 To 100, Deduct	-9.89	
For >100 To 200, Deduct	-21.00	
For >200, Deduct	-30.89	
For Factory Applied White Reflective Surfacing, Add	100.54	
07 52 13 13-0015 SQ 180 Mil, Fire Rated, Granule Surfaced, Atactic-Polypropylene (APP) Modified Bitumen Cap Sheet, Torch-Applied.....	420.55	
For Up To 10, Add	98.82	
For >10 To 20, Add	49.34	
For >20 To 40, Add	25.88	
For >75 To 100, Deduct	-12.94	
For >100 To 200, Deduct	-27.10	
For >200, Deduct	-40.04	
For Factory Applied White Reflective Surfacing, Add	100.54	
07 52 13 13-0016 Torch-Applied, Atactic-Polypropylene (APP) Modified Bitumen Roofing Flashing (07 52 13 13-0001)		
07 52 13 13-0017 SF 150 Mil, Smooth Surfaced, Atactic-Polypropylene (APP) Modified Bitumen Flashing, Torch-Applied	3.31	
07 52 13 13-0018 SF 160 Mil, Smooth Surfaced, Atactic-Polypropylene (APP) Modified Bitumen Flashing, Torch-Applied	3.46	
07 52 13 13-0019 SF 180 Mil, Smooth Surfaced, Atactic-Polypropylene (APP) Modified Bitumen Flashing, Torch-Applied	4.40	
07 52 13 13-0020 SF 170 Mil, Granule Surfaced, Atactic-Polypropylene (APP) Modified Bitumen Flashing, Torch-Applied.....	3.55	
For Factory Applied White Reflective Surfacing, Add	1.01	
07 52 13 13-0021 SF 170 Mil, Fire Rated, Granule Surfaced, Atactic-Polypropylene (APP) Modified Bitumen Flashing, Torch-Applied.....	3.95	
For Factory Applied White Reflective Surfacing, Add	1.01	
07 52 13 13-0022 SF 180 Mil, Fire Rated, Granule Surfaced, Atactic-Polypropylene (APP) Modified Bitumen Flashing, Torch-Applied.....	5.17	
For Factory Applied White Reflective Surfacing, Add	1.01	
07 52 13 14 Mechanically Fastened Atactic-Polypropylene-Modified Bituminous Membrane Roofing (07 52 13)		
07 52 13 14-0001 Mechanically Fastened Atactic-Polypropylene (APP) Modified Bituminous Membrane Roofing (07 52 13 14)		
Note: Includes fiberglass and/or polyester reinforcement. Includes fasteners.		
07 52 13 14-0002 Mechanically Fastened, Atactic-Polypropylene (APP) Modified Bitumen Roofing Base And Ply Sheets (07 52 13 14-0001)		
07 52 13 14-0003 SQ 90 Mil, Atactic-Polypropylene (APP) Modified Bitumen Base Or Ply Sheet, Mechanically Fastened	226.88	
For Up To 10, Add	48.61	
For >10 To 20, Add	25.11	
For >20 To 40, Add	12.96	
For >75 To 100, Deduct	-6.48	
For >100 To 200, Deduct	-13.37	
For >200, Deduct	-19.85	
07 52 16 Styrene-Butadiene-Styrene Modified Bituminous Membrane Roofing (07 52)		
Note: Includes all standard manufacturers' colors including white for granule and smooth surfaced cap sheets and flashing. See CSI section 07 51 13 00-0001 for additional components such as concrete primers, cant strips, surfacing, walkway boards, demolition and warranties.		
07 52 16 11 Cold Adhesive Applied Styrene-Butadiene-Styrene Modified Bituminous Membrane Roofing (07 52 16)		
07 52 16 11-0001 Cold Adhesive Applied Styrene-Butadiene-Styrene (SBS) Modified Bituminous Membrane Roofing (07 52 16 11)		
Note: Includes fiberglass and/or polyester reinforcement. Includes applying cold adhesive and embedding the membrane. Includes heat welding side and end laps when required.		
07 52 16 11-0002 Cold Adhesive Applied, Styrene-Butadiene-Styrene (SBS) Modified Bitumen Roofing Base, Ply And Cap Sheets (07 52 16 11-0001)		
07 52 16 11-0003 SQ 50 Mil, Styrene-Butadiene-Styrene (SBS) Modified Bitumen Base Sheet, Cold Adhesive Applied	163.61	
For Up To 10, Add	39.19	
For >10 To 20, Add	21.22	
For >20 To 40, Add	11.42	
For >75 To 100, Deduct	-5.71	
For >100 To 200, Deduct	-12.23	
For >200, Deduct	-17.93	

07 Thermal And Moisture Protection

07 50 Membrane Roofing

07 52 Modified Bituminous Membrane Roofing



MINOR	CSI	UOM	DESCRIPTION	TOTAL DIRECT UNIT COST	DEMOLITION UNIT COST
07 52 16 11-0004	SQ		80 Mil, Styrene-Butadiene-Styrene (SBS) Modified Bitumen Base Sheet, Cold Adhesive Applied.....	215.64	
			<i>For Up To 10, Add</i>	49.60	
			<i>For >10 To 20, Add</i>	26.42	
			<i>For >20 To 40, Add</i>	14.02	
			<i>For >75 To 100, Deduct</i>	-7.01	
			<i>For >100 To 200, Deduct</i>	-14.83	
			<i>For >200, Deduct</i>	-21.84	
07 52 16 11-0005	SQ		90 Mil, Styrene-Butadiene-Styrene (SBS) Modified Bitumen Base Sheet, Cold Adhesive Applied.....	222.35	
			<i>For Up To 10, Add</i>	50.94	
			<i>For >10 To 20, Add</i>	27.09	
			<i>For >20 To 40, Add</i>	14.35	
			<i>For >75 To 100, Deduct</i>	-7.18	
			<i>For >100 To 200, Deduct</i>	-15.16	
			<i>For >200, Deduct</i>	-22.34	
07 52 16 11-0006	SQ		120 Mil, Styrene-Butadiene-Styrene (SBS) Modified Bitumen Base Or Ply Sheet, Cold Adhesive Applied.....	305.35	
			<i>For Up To 10, Add</i>	67.54	
			<i>For >10 To 20, Add</i>	35.39	
			<i>For >20 To 40, Add</i>	18.50	
			<i>For >75 To 100, Deduct</i>	-9.25	
			<i>For >100 To 200, Deduct</i>	-19.31	
			<i>For >200, Deduct</i>	-28.56	
07 52 16 11-0007	SQ		125 Mil, Styrene-Butadiene-Styrene (SBS) Modified Bitumen Ply Sheet, Cold Adhesive Applied.....	389.35	
			<i>For Up To 10, Add</i>	84.34	
			<i>For >10 To 20, Add</i>	43.79	
			<i>For >20 To 40, Add</i>	22.70	
			<i>For >75 To 100, Deduct</i>	-11.35	
			<i>For >100 To 200, Deduct</i>	-23.51	
			<i>For >200, Deduct</i>	-34.86	
07 52 16 11-0008	SQ		140 Mil, Smooth Surfaced, Styrene-Butadiene-Styrene (SBS) Modified Bitumen Cap Sheet, Cold Adhesive Applied.....	322.81	
			<i>For Up To 10, Add</i>	71.65	
			<i>For >10 To 20, Add</i>	37.60	
			<i>For >20 To 40, Add</i>	19.69	
			<i>For >75 To 100, Deduct</i>	-9.84	
			<i>For >100 To 200, Deduct</i>	-20.57	
			<i>For >200, Deduct</i>	-30.41	
07 52 16 11-0009	SQ		150 Mil, Smooth Surfaced, Styrene-Butadiene-Styrene (SBS) Modified Bitumen Cap Sheet, Cold Adhesive Applied.....	331.84	
			<i>For Up To 10, Add</i>	73.46	
			<i>For >10 To 20, Add</i>	38.50	
			<i>For >20 To 40, Add</i>	20.14	
			<i>For >75 To 100, Deduct</i>	-10.07	
			<i>For >100 To 200, Deduct</i>	-21.02	
			<i>For >200, Deduct</i>	-31.09	
07 52 16 11-0010	SQ		125 Mil, Granule Surfaced, Styrene-Butadiene-Styrene (SBS) Modified Bitumen Cap Sheet, Cold Adhesive Applied.....	289.54	
			<i>For Up To 10, Add</i>	65.00	
			<i>For >10 To 20, Add</i>	34.27	
			<i>For >20 To 40, Add</i>	18.02	
			<i>For >75 To 100, Deduct</i>	-9.01	
			<i>For >100 To 200, Deduct</i>	-18.91	
			<i>For >200, Deduct</i>	-27.92	
			<i>For Factory Applied White Reflective Surfacing, Add</i>	100.54	
07 52 16 11-0011	SQ		140 Mil, Granule Surfaced, Styrene-Butadiene-Styrene (SBS) Modified Bitumen Cap Sheet, Cold Adhesive Applied.....	293.44	
			<i>For Up To 10, Add</i>	65.78	
			<i>For >10 To 20, Add</i>	34.66	
			<i>For >20 To 40, Add</i>	18.22	
			<i>For >75 To 100, Deduct</i>	-9.11	
			<i>For >100 To 200, Deduct</i>	-19.10	
			<i>For >200, Deduct</i>	-28.21	
			<i>For Factory Applied White Reflective Surfacing, Add</i>	100.54	
07 52 16 11-0012	SQ		150 Mil, Granule Surfaced, Styrene-Butadiene-Styrene (SBS) Modified Bitumen Cap Sheet, Cold Adhesive Applied.....	329.44	
			<i>For Up To 10, Add</i>	72.98	
			<i>For >10 To 20, Add</i>	38.26	
			<i>For >20 To 40, Add</i>	20.02	
			<i>For >75 To 100, Deduct</i>	-10.01	
			<i>For >100 To 200, Deduct</i>	-20.90	
			<i>For >200, Deduct</i>	-30.91	
			<i>For Factory Applied White Reflective Surfacing, Add</i>	100.54	
07 52 16 11-0013	SQ		160 Mil, Granule Surfaced, Styrene-Butadiene-Styrene (SBS) Modified Bitumen Cap Sheet, Cold Adhesive Applied.....	335.44	
			<i>For Up To 10, Add</i>	74.18	
			<i>For >10 To 20, Add</i>	38.86	
			<i>For >20 To 40, Add</i>	20.32	
			<i>For >75 To 100, Deduct</i>	-10.16	
			<i>For >100 To 200, Deduct</i>	-21.20	
			<i>For >200, Deduct</i>	-31.36	
			<i>For Factory Applied White Reflective Surfacing, Add</i>	100.54	



MINOR CSI UOM DESCRIPTION	TOTAL DIRECT UNIT COST	DEMOLITION UNIT COST
07 52 16 11-0014 SQ 170 Mil, Granule Surfaced, Styrene-Butadiene-Styrene (SBS) Modified Bitumen Cap Sheet, Cold Adhesive Applied	387.94	
For Up To 10, Add	84.68	
For >10 To 20, Add	44.11	
For >20 To 40, Add	22.94	
For >75 To 100, Deduct	-11.47	
For >100 To 200, Deduct	-23.83	
For >200, Deduct	-35.30	
For Factory Applied White Reflective Surfacing, Add	100.54	
07 52 16 11-0015 SQ 180 Mil, Granule Surfaced, Styrene-Butadiene-Styrene (SBS) Modified Bitumen Cap Sheet, Cold Adhesive Applied	483.58	
For Up To 10, Add	103.81	
For >10 To 20, Add	53.68	
For >20 To 40, Add	27.72	
For >75 To 100, Deduct	-13.86	
For >100 To 200, Deduct	-28.61	
For >200, Deduct	-42.47	
For Factory Applied White Reflective Surfacing, Add	100.54	
07 52 16 11-0016 SQ 125 Mil, Fire Rated, Granule Surfaced, Styrene-Butadiene-Styrene (SBS) Modified Bitumen Cap Sheet, Cold Adhesive Applied	296.05	
For Up To 10, Add	66.30	
For >10 To 20, Add	34.92	
For >20 To 40, Add	18.35	
For >75 To 100, Deduct	-9.17	
For >100 To 200, Deduct	-19.23	
For >200, Deduct	-28.41	
For Factory Applied White Reflective Surfacing, Add	100.54	
07 52 16 11-0017 SQ 140 Mil, Fire Rated, Granule Surfaced, Styrene-Butadiene-Styrene (SBS) Modified Bitumen Cap Sheet, Cold Adhesive Applied	305.44	
For Up To 10, Add	68.18	
For >10 To 20, Add	35.86	
For >20 To 40, Add	18.82	
For >75 To 100, Deduct	-9.41	
For >100 To 200, Deduct	-19.70	
For >200, Deduct	-29.11	
For Factory Applied White Reflective Surfacing, Add	100.54	
07 52 16 11-0018 SQ 150 Mil, Fire Rated, Granule Surfaced, Styrene-Butadiene-Styrene (SBS) Modified Bitumen Cap Sheet, Cold Adhesive Applied	356.44	
For Up To 10, Add	78.38	
For >10 To 20, Add	40.96	
For >20 To 40, Add	21.37	
For >75 To 100, Deduct	-10.68	
For >100 To 200, Deduct	-22.25	
For >200, Deduct	-32.94	
For Factory Applied White Reflective Surfacing, Add	100.54	
07 52 16 11-0019 SQ 160 Mil, Fire Rated, Granule Surfaced, Styrene-Butadiene-Styrene (SBS) Modified Bitumen Cap Sheet, Cold Adhesive Applied	357.64	
For Up To 10, Add	78.62	
For >10 To 20, Add	41.08	
For >20 To 40, Add	21.43	
For >75 To 100, Deduct	-10.71	
For >100 To 200, Deduct	-22.31	
For >200, Deduct	-33.03	
For Factory Applied White Reflective Surfacing, Add	100.54	
07 52 16 11-0020 SQ 170 Mil, Fire Rated, Granule Surfaced, Styrene-Butadiene-Styrene (SBS) Modified Bitumen Cap Sheet, Cold Adhesive Applied	380.44	
For Up To 10, Add	83.18	
For >10 To 20, Add	43.36	
For >20 To 40, Add	22.57	
For >75 To 100, Deduct	-11.28	
For >100 To 200, Deduct	-23.45	
For >200, Deduct	-34.74	
For Factory Applied White Reflective Surfacing, Add	100.54	
07 52 16 11-0021 Cold Adhesive Applied, Styrene-Butadiene-Styrene (SBS) Modified Bitumen Roofing Flashing <small>(07 52 16 11-0001)</small>		
07 52 16 11-0022 SF 150 Mil, Smooth Surfaced, Styrene-Butadiene-Styrene (SBS) Modified Bitumen Flashing, Cold Adhesive Applied	4.91	
07 52 16 11-0023 SF 125 Mil, Granule Surfaced, Styrene-Butadiene-Styrene (SBS) Modified Bitumen Flashing, Cold Adhesive Applied	4.48	
For Factory Applied White Reflective Surfacing, Add	1.01	
07 52 16 11-0024 SF 140 Mil, Granule Surfaced, Styrene-Butadiene-Styrene (SBS) Modified Bitumen Flashing, Cold Adhesive Applied	4.52	
For Factory Applied White Reflective Surfacing, Add	1.01	
07 52 16 11-0025 SF 160 Mil, Granule Surfaced, Styrene-Butadiene-Styrene (SBS) Modified Bitumen Flashing, Cold Adhesive Applied	4.94	
For Factory Applied White Reflective Surfacing, Add	1.01	
07 52 16 11-0026 SF 170 Mil, Granule Surfaced, Styrene-Butadiene-Styrene (SBS) Modified Bitumen Flashing, Cold Adhesive Applied	5.47	
For Factory Applied White Reflective Surfacing, Add	1.01	
07 52 16 11-0027 SF 180 Mil, Granule Surfaced, Styrene-Butadiene-Styrene (SBS) Modified Bitumen Flashing, Cold Adhesive Applied	6.42	
For Factory Applied White Reflective Surfacing, Add	1.01	
07 52 16 11-0028 SF 125 Mil, Fire Rated, Granule Surfaced, Styrene-Butadiene-Styrene (SBS) Modified Bitumen Flashing, Cold Adhesive Applied	4.55	
For Factory Applied White Reflective Surfacing, Add	1.01	
07 52 16 11-0029 SF 140 Mil, Fire Rated, Granule Surfaced, Styrene-Butadiene-Styrene (SBS) Modified Bitumen Flashing, Cold Adhesive Applied	4.64	
For Factory Applied White Reflective Surfacing, Add	1.01	

07 Thermal And Moisture Protection

07 50 Membrane Roofing

07 52 Modified Bituminous Membrane Roofing



MINOR	CSI	UOM	DESCRIPTION	TOTAL DIRECT UNIT COST	DEMOLITION UNIT COST
07 52 16 11-0030	SF		160 Mil, Fire Rated, Granule Surfaced, Styrene-Butadiene-Styrene (SBS) Modified Bitumen Flashing, Cold Adhesive Applied.....	5.16	
			<i>For Factory Applied White Reflective Surfacing, Add</i>	1.01	
07 52 16 11-0031	SF		170 Mil, Fire Rated, Granule Surfaced, Styrene-Butadiene-Styrene (SBS) Modified Bitumen Flashing, Cold Adhesive Applied.....	5.39	
			<i>For Factory Applied White Reflective Surfacing, Add</i>	1.01	
07 52 16 11-0032	SF		145 Mil, Aluminum Foil Surfaced, Styrene-Butadiene-Styrene (SBS) Modified Bitumen Flashing, Cold Adhesive Applied.....	7.26	
07 52 16 11-0033	SF		160 Mil, Copper Foil Surfaced, Styrene-Butadiene-Styrene (SBS) Modified Bitumen Flashing, Cold Adhesive Applied.....	14.00	
07 52 16 12			Hot-Mopped Styrene-Butadiene-Styrene Modified Bituminous Membrane Roofing <small>(07 52 16)</small>		
07 52 16 12-0001			Hot-Mopped Styrene-Butadiene-Styrene (SBS) Modified Bituminous Membrane Roofing <small>(07 52 16 12)</small> Note: Includes fiberglass and/or polyester reinforcement. Includes mopping hot asphalt and embedding the membrane.		
07 52 16 12-0002			Hot-Mopped, Styrene-Butadiene-Styrene (SBS) Modified Bitumen Roofing Base, Ply And Cap Sheets <small>(07 52 16 12-0001)</small>		
07 52 16 12-0003	SQ		50 Mil, Styrene-Butadiene-Styrene (SBS) Modified Bitumen Base Sheet, Hot-Mopped.....	132.98	
			<i>For Up To 10, Add</i>	33.19	
			<i>For >10 To 20, Add</i>	18.25	
			<i>For >20 To 40, Add</i>	9.95	
			<i>For >75 To 100, Deduct</i>	-4.97	
			<i>For >100 To 200, Deduct</i>	-10.77	
			<i>For >200, Deduct</i>	-15.75	
07 52 16 12-0004	SQ		80 Mil, Styrene-Butadiene-Styrene (SBS) Modified Bitumen Base Sheet, Hot-Mopped.....	185.02	
			<i>For Up To 10, Add</i>	43.60	
			<i>For >10 To 20, Add</i>	23.45	
			<i>For >20 To 40, Add</i>	12.55	
			<i>For >75 To 100, Deduct</i>	-6.28	
			<i>For >100 To 200, Deduct</i>	-13.37	
			<i>For >200, Deduct</i>	-19.65	
07 52 16 12-0005	SQ		90 Mil, Styrene-Butadiene-Styrene (SBS) Modified Bitumen Base Sheet, Hot-Mopped.....	191.73	
			<i>For Up To 10, Add</i>	44.94	
			<i>For >10 To 20, Add</i>	24.12	
			<i>For >20 To 40, Add</i>	12.89	
			<i>For >75 To 100, Deduct</i>	-6.44	
			<i>For >100 To 200, Deduct</i>	-13.71	
			<i>For >200, Deduct</i>	-20.15	
07 52 16 12-0006	SQ		120 Mil, Styrene-Butadiene-Styrene (SBS) Modified Bitumen Base Or Ply Sheet, Hot-Mopped.....	274.73	
			<i>For Up To 10, Add</i>	61.54	
			<i>For >10 To 20, Add</i>	32.42	
			<i>For >20 To 40, Add</i>	17.04	
			<i>For >75 To 100, Deduct</i>	-8.52	
			<i>For >100 To 200, Deduct</i>	-17.86	
			<i>For >200, Deduct</i>	-26.38	
07 52 16 12-0007	SQ		125 Mil, Styrene-Butadiene-Styrene (SBS) Modified Bitumen Ply Sheet, Hot-Mopped.....	358.73	
			<i>For Up To 10, Add</i>	78.34	
			<i>For >10 To 20, Add</i>	40.82	
			<i>For >20 To 40, Add</i>	21.24	
			<i>For >75 To 100, Deduct</i>	-10.62	
			<i>For >100 To 200, Deduct</i>	-22.06	
			<i>For >200, Deduct</i>	-32.68	
07 52 16 12-0008	SQ		140 Mil, Smooth Surfaced, Styrene-Butadiene-Styrene (SBS) Modified Bitumen Cap Sheet, Hot-Mopped.....	292.25	
			<i>For Up To 10, Add</i>	65.68	
			<i>For >10 To 20, Add</i>	34.65	
			<i>For >20 To 40, Add</i>	18.23	
			<i>For >75 To 100, Deduct</i>	-9.11	
			<i>For >100 To 200, Deduct</i>	-19.13	
			<i>For >200, Deduct</i>	-28.24	
07 52 16 12-0009	SQ		150 Mil, Smooth Surfaced, Styrene-Butadiene-Styrene (SBS) Modified Bitumen Cap Sheet, Hot-Mopped.....	301.28	
			<i>For Up To 10, Add</i>	67.48	
			<i>For >10 To 20, Add</i>	35.55	
			<i>For >20 To 40, Add</i>	18.68	
			<i>For >75 To 100, Deduct</i>	-9.34	
			<i>For >100 To 200, Deduct</i>	-19.58	
			<i>For >200, Deduct</i>	-28.92	
07 52 16 12-0010	SQ		125 Mil, Granule Surfaced, Styrene-Butadiene-Styrene (SBS) Modified Bitumen Cap Sheet, Hot-Mopped.....	258.98	
			<i>For Up To 10, Add</i>	59.02	
			<i>For >10 To 20, Add</i>	31.32	
			<i>For >20 To 40, Add</i>	16.56	
			<i>For >75 To 100, Deduct</i>	-8.28	
			<i>For >100 To 200, Deduct</i>	-17.47	
			<i>For >200, Deduct</i>	-25.75	
			<i>For Factory Applied White Reflective Surfacing, Add</i>	100.54	



MINOR CSI UOM DESCRIPTION	TOTAL DIRECT UNIT COST	DEMOLITION UNIT COST
07 52 16 12-0011 SQ 140 Mil, Granule Surfaced, Styrene-Butadiene-Styrene (SBS) Modified Bitumen Cap Sheet, Hot-Mopped	262.88	
For Up To 10, Add	59.60	
For >10 To 20, Add	31.71	
For >20 To 40, Add	16.76	
For >75 To 100, Deduct	-8.38	
For >100 To 200, Deduct	-17.66	
For >200, Deduct	-26.04	
For Factory Applied White Reflective Surfacing, Add	100.54	
07 52 16 12-0012 SQ 150 Mil, Granule Surfaced, Styrene-Butadiene-Styrene (SBS) Modified Bitumen Cap Sheet, Hot-Mopped	298.88	
For Up To 10, Add	67.00	
For >10 To 20, Add	35.31	
For >20 To 40, Add	18.56	
For >75 To 100, Deduct	-9.28	
For >100 To 200, Deduct	-19.46	
For >200, Deduct	-28.74	
For Factory Applied White Reflective Surfacing, Add	100.54	
07 52 16 12-0013 SQ 160 Mil, Granule Surfaced, Styrene-Butadiene-Styrene (SBS) Modified Bitumen Cap Sheet, Hot-Mopped	304.88	
For Up To 10, Add	68.20	
For >10 To 20, Add	35.91	
For >20 To 40, Add	18.86	
For >75 To 100, Deduct	-9.43	
For >100 To 200, Deduct	-19.76	
For >200, Deduct	-29.19	
For Factory Applied White Reflective Surfacing, Add	100.54	
07 52 16 12-0014 SQ 170 Mil, Granule Surfaced, Styrene-Butadiene-Styrene (SBS) Modified Bitumen Cap Sheet, Hot-Mopped	357.38	
For Up To 10, Add	78.70	
For >10 To 20, Add	41.16	
For >20 To 40, Add	21.48	
For >75 To 100, Deduct	-10.74	
For >100 To 200, Deduct	-22.39	
For >200, Deduct	-33.13	
For Factory Applied White Reflective Surfacing, Add	100.54	
07 52 16 12-0015 SQ 180 Mil, Granule Surfaced, Styrene-Butadiene-Styrene (SBS) Modified Bitumen Cap Sheet, Hot-Mopped	453.01	
For Up To 10, Add	97.83	
For >10 To 20, Add	50.72	
For >20 To 40, Add	26.26	
For >75 To 100, Deduct	-13.13	
For >100 To 200, Deduct	-27.17	
For >200, Deduct	-40.30	
For Factory Applied White Reflective Surfacing, Add	100.54	
07 52 16 12-0016 SQ 125 Mil, Fire Rated, Granule Surfaced, Styrene-Butadiene-Styrene (SBS) Modified Bitumen Cap Sheet, Hot-Mopped	265.49	
For Up To 10, Add	60.33	
For >10 To 20, Add	31.97	
For >20 To 40, Add	16.89	
For >75 To 100, Deduct	-8.44	
For >100 To 200, Deduct	-17.79	
For >200, Deduct	-26.24	
For Factory Applied White Reflective Surfacing, Add	100.54	
07 52 16 12-0017 SQ 140 Mil, Fire Rated, Granule Surfaced, Styrene-Butadiene-Styrene (SBS) Modified Bitumen Cap Sheet, Hot-Mopped	274.88	
For Up To 10, Add	62.20	
For >10 To 20, Add	32.91	
For >20 To 40, Add	17.36	
For >75 To 100, Deduct	-8.68	
For >100 To 200, Deduct	-18.26	
For >200, Deduct	-26.94	
For Factory Applied White Reflective Surfacing, Add	100.54	
07 52 16 12-0018 SQ 150 Mil, Fire Rated, Granule Surfaced, Styrene-Butadiene-Styrene (SBS) Modified Bitumen Cap Sheet, Hot-Mopped	325.88	
For Up To 10, Add	72.40	
For >10 To 20, Add	38.01	
For >20 To 40, Add	19.91	
For >75 To 100, Deduct	-9.95	
For >100 To 200, Deduct	-20.81	
For >200, Deduct	-30.77	
For Factory Applied White Reflective Surfacing, Add	100.54	
07 52 16 12-0019 SQ 160 Mil, Fire Rated, Granule Surfaced, Styrene-Butadiene-Styrene (SBS) Modified Bitumen Cap Sheet, Hot-Mopped	327.08	
For Up To 10, Add	72.64	
For >10 To 20, Add	38.13	
For >20 To 40, Add	19.97	
For >75 To 100, Deduct	-9.98	
For >100 To 200, Deduct	-20.87	
For >200, Deduct	-30.86	
For Factory Applied White Reflective Surfacing, Add	100.54	
07 52 16 12-0020 SQ 170 Mil, Fire Rated, Granule Surfaced, Styrene-Butadiene-Styrene (SBS) Modified Bitumen Cap Sheet, Hot-Mopped	349.88	
For Up To 10, Add	77.20	
For >10 To 20, Add	40.41	
For >20 To 40, Add	21.11	
For >75 To 100, Deduct	-10.55	
For >100 To 200, Deduct	-22.01	
For >200, Deduct	-32.57	
For Factory Applied White Reflective Surfacing, Add	100.54	

07 Thermal And Moisture Protection**07 50 Membrane Roofing****07 52 Modified Bituminous Membrane Roofing**MINOR
CSI UOM DESCRIPTIONTOTAL DIRECT DEMOLITION
UNIT COST UNIT COST

07 52 16 12-0021 Hot-Mopped, Styrene-Butadiene-Styrene (SBS) Modified Bitumen Roofing Flashing <small>(07 52 16 12-0001)</small>		
07 52 16 12-0022	SF 150 Mil, Smooth Surfaced, Styrene-Butadiene-Styrene (SBS) Modified Bitumen Flashing, Hot-Mopped	4.72
07 52 16 12-0023	SF 125 Mil, Granule Surfaced, Styrene-Butadiene-Styrene (SBS) Modified Bitumen Flashing, Hot-Mopped	4.30
	<i>For Factory Applied White Reflective Surfacing, Add</i>	1.01
07 52 16 12-0024	SF 140 Mil, Granule Surfaced, Styrene-Butadiene-Styrene (SBS) Modified Bitumen Flashing, Hot-Mopped	4.33
	<i>For Factory Applied White Reflective Surfacing, Add</i>	1.01
07 52 16 12-0025	SF 150 Mil, Granule Surfaced, Styrene-Butadiene-Styrene (SBS) Modified Bitumen Flashing, Hot-Mopped	4.69
	<i>For Factory Applied White Reflective Surfacing, Add</i>	1.01
07 52 16 12-0026	SF 160 Mil, Granule Surfaced, Styrene-Butadiene-Styrene (SBS) Modified Bitumen Flashing, Hot-Mopped	4.75
	<i>For Factory Applied White Reflective Surfacing, Add</i>	1.01
07 52 16 12-0027	SF 170 Mil, Granule Surfaced, Styrene-Butadiene-Styrene (SBS) Modified Bitumen Flashing, Hot-Mopped	5.28
	<i>For Factory Applied White Reflective Surfacing, Add</i>	1.01
07 52 16 12-0028	SF 180 Mil, Granule Surfaced, Styrene-Butadiene-Styrene (SBS) Modified Bitumen Flashing, Hot-Mopped	6.24
	<i>For Factory Applied White Reflective Surfacing, Add</i>	1.01
07 52 16 12-0029	SF 125 Mil, Fire Rated, Granule Surfaced, Styrene-Butadiene-Styrene (SBS) Modified Bitumen Flashing, Hot-Mopped	4.36
	<i>For Factory Applied White Reflective Surfacing, Add</i>	1.01
07 52 16 12-0030	SF 140 Mil, Fire Rated, Granule Surfaced, Styrene-Butadiene-Styrene (SBS) Modified Bitumen Flashing, Hot-Mopped	4.45
	<i>For Factory Applied White Reflective Surfacing, Add</i>	1.01
07 52 16 12-0031	SF 160 Mil, Fire Rated, Granule Surfaced, Styrene-Butadiene-Styrene (SBS) Modified Bitumen Flashing, Hot-Mopped	4.88
	<i>For Factory Applied White Reflective Surfacing, Add</i>	1.01
07 52 16 12-0032	SF 170 Mil, Fire Rated, Granule Surfaced, Styrene-Butadiene-Styrene (SBS) Modified Bitumen Flashing, Hot-Mopped	5.20
	<i>For Factory Applied White Reflective Surfacing, Add</i>	1.01
07 52 16 12-0033	SF 145 Mil, Aluminum Foil Surfaced, Styrene-Butadiene-Styrene (SBS) Modified Bitumen Flashing, Hot-Mopped	7.07
07 52 16 12-0034	SF 160 Mil, Copper Foil Surfaced, Styrene-Butadiene-Styrene (SBS) Modified Bitumen Flashing, Hot-Mopped	13.81

07 52 16 13 Torch-Applied Styrene-Butadiene-Styrene Modified Bituminous Membrane Roofing (07 52 16)

07 52 16 13-0001	Torch-Applied Styrene-Butadiene-Styrene (SBS) Modified Bituminous Membrane Roofing <small>(07 52 16 13)</small>	
	Note: Includes fiberglass and/or polyester reinforcement. Includes adhering the membrane with a torch.	
07 52 16 13-0002	Torch-Applied, Styrene-Butadiene-Styrene (SBS) Modified Bitumen Roofing Base, Ply And Cap Sheets <small>(07 52 16 13-0001)</small>	
07 52 16 13-0003	SQ 120 Mil, Styrene-Butadiene-Styrene (SBS) Modified Bitumen Base Or Ply Sheet, Torch-Applied	276.55
	<i>For Up To 10, Add</i>	65.02
	<i>For >10 To 20, Add</i>	34.94
	<i>For >20 To 40, Add</i>	18.68
	<i>For >75 To 100, Deduct</i>	-9.34
	<i>For >100 To 200, Deduct</i>	-19.90
	<i>For >200, Deduct</i>	-29.24
07 52 16 13-0004	SQ 150 Mil, Granule Surfaced, Styrene-Butadiene-Styrene (SBS) Modified Bitumen Cap Sheet, Torch-Applied	247.45
	<i>For Up To 10, Add</i>	59.20
	<i>For >10 To 20, Add</i>	32.03
	<i>For >20 To 40, Add</i>	17.23
	<i>For >75 To 100, Deduct</i>	-8.61
	<i>For >100 To 200, Deduct</i>	-18.44
	<i>For >200, Deduct</i>	-27.06
	<i>For Factory Applied White Reflective Surfacing, Add</i>	100.54
07 52 16 13-0005	SQ 160 Mil, Granule Surfaced, Styrene-Butadiene-Styrene (SBS) Modified Bitumen Cap Sheet, Torch-Applied	281.65
	<i>For Up To 10, Add</i>	66.04
	<i>For >10 To 20, Add</i>	35.45
	<i>For >20 To 40, Add</i>	18.94
	<i>For >75 To 100, Deduct</i>	-9.47
	<i>For >100 To 200, Deduct</i>	-20.15
	<i>For >200, Deduct</i>	-29.62
	<i>For Factory Applied White Reflective Surfacing, Add</i>	100.54
07 52 16 13-0006	SQ 180 Mil, Granule Surfaced, Styrene-Butadiene-Styrene (SBS) Modified Bitumen Cap Sheet, Torch-Applied	436.69
	<i>For Up To 10, Add</i>	97.05
	<i>For >10 To 20, Add</i>	50.95
	<i>For >20 To 40, Add</i>	26.69
	<i>For >75 To 100, Deduct</i>	-13.35
	<i>For >100 To 200, Deduct</i>	-27.90
	<i>For >200, Deduct</i>	-41.25
	<i>For Factory Applied White Reflective Surfacing, Add</i>	100.54
07 52 16 13-0007	SQ 150 Mil, Fire Rated, Granule Surfaced, Styrene-Butadiene-Styrene (SBS) Modified Bitumen Cap Sheet, Torch-Applied	257.23
	<i>For Up To 10, Add</i>	61.16
	<i>For >10 To 20, Add</i>	33.01
	<i>For >20 To 40, Add</i>	17.72
	<i>For >75 To 100, Deduct</i>	-8.86
	<i>For >100 To 200, Deduct</i>	-18.93
	<i>For >200, Deduct</i>	-27.79
	<i>For Factory Applied White Reflective Surfacing, Add</i>	100.54



MINOR CSI UOM DESCRIPTION	TOTAL DIRECT UNIT COST	DEMOLITION UNIT COST
07 52 16 13-0008 SQ 160 Mil, Fire Rated, Granule Surfaced, Styrene-Butadiene-Styrene (SBS) Modified Bitumen Cap Sheet, Torch-Applied	297.55	
<i>For Up To 10, Add</i>	69.22	
<i>For >10 To 20, Add</i>	37.04	
<i>For >20 To 40, Add</i>	19.73	
<i>For >75 To 100, Deduct</i>	-9.87	
<i>For >100 To 200, Deduct</i>	-20.95	
<i>For >200, Deduct</i>	-30.81	
<i>For Factory Applied White Reflective Surfacing, Add</i>	100.54	
07 52 16 13-0009 SQ 165 Mil, Fire Rated, Granule Surfaced, Styrene-Butadiene-Styrene (SBS) Modified Bitumen Cap Sheet, Torch-Applied	310.49	
<i>For Up To 10, Add</i>	72.00	
<i>For >10 To 20, Add</i>	38.47	
<i>For >20 To 40, Add</i>	20.47	
<i>For >75 To 100, Deduct</i>	-10.24	
<i>For >100 To 200, Deduct</i>	-21.71	
<i>For >200, Deduct</i>	-31.95	
<i>For Factory Applied White Reflective Surfacing, Add</i>	100.54	
07 52 16 13-0010 SQ 180 Mil, Fire Rated, Granule Surfaced, Styrene-Butadiene-Styrene (SBS) Modified Bitumen Cap Sheet, Torch-Applied	404.60	
<i>For Up To 10, Add</i>	90.82	
<i>For >10 To 20, Add</i>	47.89	
<i>For >20 To 40, Add</i>	25.18	
<i>For >75 To 100, Deduct</i>	-12.59	
<i>For >100 To 200, Deduct</i>	-26.42	
<i>For >200, Deduct</i>	-39.01	
<i>For Factory Applied White Reflective Surfacing, Add</i>	100.54	
07 52 16 13-0011 Torch-Applied, Styrene-Butadiene-Styrene (SBS) Modified Bitumen Roofing Flashing (07 52 16 13-0001)		
07 52 16 13-0012 SF 150 Mil, Smooth Surfaced, Styrene-Butadiene-Styrene (SBS) Modified Bitumen Flashing, Torch-Applied	3.81	
07 52 16 13-0013 SF 150 Mil, Granule Surfaced, Styrene-Butadiene-Styrene (SBS) Modified Bitumen Flashing, Torch-Applied	3.79	
<i>For Factory Applied White Reflective Surfacing, Add</i>	1.01	
07 52 16 13-0014 SF 180 Mil, Granule Surfaced, Styrene-Butadiene-Styrene (SBS) Modified Bitumen Flashing, Torch-Applied	5.33	
<i>For Factory Applied White Reflective Surfacing, Add</i>	1.01	
07 52 16 13-0015 SF 160 Mil, Fire Rated, Granule Surfaced, Styrene-Butadiene-Styrene (SBS) Modified Bitumen Flashing, Torch-Applied	3.98	
<i>For Factory Applied White Reflective Surfacing, Add</i>	1.01	
07 52 16 13-0016 SF 165 Mil, Fire Rated, Granule Surfaced, Styrene-Butadiene-Styrene (SBS) Modified Bitumen Flashing, Torch-Applied	4.06	
<i>For Factory Applied White Reflective Surfacing, Add</i>	1.01	
07 52 16 13-0017 SF 180 Mil, Fire Rated, Granule Surfaced, Styrene-Butadiene-Styrene (SBS) Modified Bitumen Flashing, Torch-Applied	5.01	
<i>For Factory Applied White Reflective Surfacing, Add</i>	1.01	
07 52 16 13-0018 SF 150 Mil, Aluminum Foil Surfaced, Styrene-Butadiene-Styrene (SBS) Modified Bitumen Flashing, Torch-Applied	5.21	
07 52 16 13-0019 SF 160 Mil, Copper Foil Surfaced, Styrene-Butadiene-Styrene (SBS) Modified Bitumen Flashing, Torch-Applied	12.91	
07 52 16 14 Mechanically Fastened Styrene-Butadiene-Styrene Modified Bituminous Membrane Roofing (07 52 16)		
07 52 16 14-0001 Mechanically Fastened Styrene-Butadiene-Styrene (SBS) Modified Bituminous Membrane Roofing (07 52 16 14)		
<i>Note: Includes fiberglass and/or polyester reinforcement. Includes fasteners.</i>		
07 52 16 14-0002 Mechanically Fastened, Styrene-Butadiene-Styrene (SBS) Modified Bitumen Roofing Base And Ply Sheets (07 52 16 14-0001)		
07 52 16 14-0003 SQ 35 Mil, Styrene-Butadiene-Styrene (SBS) Modified Bitumen Ply Sheet, Mechanically Fastened	175.18	
<i>For Up To 10, Add</i>	38.27	
<i>For >10 To 20, Add</i>	19.94	
<i>For >20 To 40, Add</i>	10.38	
<i>For >75 To 100, Deduct</i>	-5.19	
<i>For >100 To 200, Deduct</i>	-10.78	
<i>For >200, Deduct</i>	-15.97	
07 52 16 14-0004 SQ 50 Mil, Styrene-Butadiene-Styrene (SBS) Modified Bitumen Base Sheet, Mechanically Fastened	134.13	
<i>For Up To 10, Add</i>	30.06	
<i>For >10 To 20, Add</i>	15.84	
<i>For >20 To 40, Add</i>	8.32	
<i>For >75 To 100, Deduct</i>	-4.16	
<i>For >100 To 200, Deduct</i>	-8.73	
<i>For >200, Deduct</i>	-12.89	
07 52 16 14-0005 SQ 80 Mil, Styrene-Butadiene-Styrene (SBS) Modified Bitumen Base Sheet, Mechanically Fastened	174.54	
<i>For Up To 10, Add</i>	38.14	
<i>For >10 To 20, Add</i>	19.88	
<i>For >20 To 40, Add</i>	10.34	
<i>For >75 To 100, Deduct</i>	-5.17	
<i>For >100 To 200, Deduct</i>	-10.75	
<i>For >200, Deduct</i>	-15.92	

07 Thermal And Moisture Protection**07 50 Membrane Roofing****07 52 Modified Bituminous Membrane Roofing**

SAN BERNARDINO
COUNTY

MINOR CSI UOM DESCRIPTION	TOTAL DIRECT UNIT COST	DEMOLITION UNIT COST
07 52 16 14-0006 SQ 90 Mil, Styrene-Butadiene-Styrene (SBS) Modified Bitumen Base Sheet, Mechanically Fastened	219.18	
For Up To 10, Add	47.07	
For >10 To 20, Add	24.34	
For >20 To 40, Add	12.58	
For >75 To 100, Deduct	-6.29	
For >100 To 200, Deduct	-12.98	
For >200, Deduct	-19.27	
07 52 16 14-0007 SQ 120 Mil, Styrene-Butadiene-Styrene (SBS) Modified Bitumen Base Or Ply Sheet, Mechanically Fastened	275.88	
For Up To 10, Add	58.47	
For >10 To 20, Add	30.01	
For >20 To 40, Add	15.41	
For >75 To 100, Deduct	-7.71	
For >100 To 200, Deduct	-15.82	
For >200, Deduct	-23.52	
07 52 16 14-0008 Mechanically Fastened, Styrene-Butadiene-Styrene (SBS) Modified Bitumen Roofing Flashing (07 52 16 14-0001)		
07 52 16 14-0009 SF 150 Mil, Smooth Surfaced, Styrene-Butadiene-Styrene (SBS) Modified Bitumen Flashing, Mechanically Fastened	3.33	
07 52 16 14-0010 SF 160 Mil, Granule Surfaced, Styrene-Butadiene-Styrene (SBS) Modified Bitumen Flashing, Mechanically Fastened	3.41	
07 52 16 15 Self-Adhering Styrene-Butadiene-Styrene Modified Bituminous Membrane Roofing (07 52 16)		
07 52 16 15-0001 Self-Adhering Styrene-Butadiene-Styrene (SBS) Modified Bituminous Membrane Roofing (07 52 16)		
Note: Includes fiberglass and/or polyester reinforcement. Includes removing the release film(s) from the membrane and applying the membrane.		
07 52 16 15-0002 Self-Adhering, Styrene-Butadiene-Styrene (SBS) Modified Bitumen Roofing Base, Ply And Cap Sheets (07 52 16 15-0001)		
07 52 16 15-0003 SQ 60 Mil, Styrene-Butadiene-Styrene (SBS) Modified Bitumen Base Sheet, Self-Adhering	139.31	
For Up To 10, Add	31.75	
For >10 To 20, Add	16.84	
For >20 To 40, Add	8.91	
For >75 To 100, Deduct	-4.45	
For >100 To 200, Deduct	-9.39	
For >200, Deduct	-13.85	
07 52 16 15-0004 SQ 70 Mil, Styrene-Butadiene-Styrene (SBS) Modified Bitumen Base Sheet, Self-Adhering	147.82	
For Up To 10, Add	33.45	
For >10 To 20, Add	17.70	
For >20 To 40, Add	9.33	
For >75 To 100, Deduct	-4.67	
For >100 To 200, Deduct	-9.82	
For >200, Deduct	-14.49	
07 52 16 15-0005 SQ 120 Mil, Styrene-Butadiene-Styrene (SBS) Modified Bitumen Base Sheet, Self-Adhering	251.51	
For Up To 10, Add	54.48	
For >10 To 20, Add	28.28	
For >20 To 40, Add	14.66	
For >75 To 100, Deduct	-7.33	
For >100 To 200, Deduct	-15.19	
For >200, Deduct	-22.52	
07 52 16 15-0006 SQ 150 Mil, Granule Surfaced, Styrene-Butadiene-Styrene (SBS) Modified Bitumen Cap Sheet, Self-Adhering	301.37	
For Up To 10, Add	64.45	
For >10 To 20, Add	33.27	
For >20 To 40, Add	17.16	
For >75 To 100, Deduct	-8.58	
For >100 To 200, Deduct	-17.68	
For >200, Deduct	-26.26	
For Factory Applied White Reflective Surfacing, Add	100.54	
07 52 16 15-0007 SQ 160 Mil, Granule Surfaced, Styrene-Butadiene-Styrene (SBS) Modified Bitumen Cap Sheet, Self-Adhering	448.37	
For Up To 10, Add	93.85	
For >10 To 20, Add	47.97	
For >20 To 40, Add	24.51	
For >75 To 100, Deduct	-12.25	
For >100 To 200, Deduct	-25.03	
For >200, Deduct	-37.28	
For Factory Applied White Reflective Surfacing, Add	100.54	
07 52 16 15-0008 Self-Adhering, Styrene-Butadiene-Styrene (SBS) Modified Bitumen Roofing Flashing (07 52 16 15-0001)		
07 52 16 15-0009 SF 70 Mil, Styrene-Butadiene-Styrene (SBS) Modified Bitumen Flashing, Self-Adhering	3.77	
07 52 16 15-0010 SF 150 Mil, Granule Surfaced, Styrene-Butadiene-Styrene (SBS) Modified Bitumen Flashing, Self-Adhering	4.25	
For Factory Applied White Reflective Surfacing, Add	1.01	
07 52 16 15-0011 SF 160 Mil, Granule Surfaced, Styrene-Butadiene-Styrene (SBS) Modified Bitumen Flashing, Self-Adhering	5.72	
For Factory Applied White Reflective Surfacing, Add	1.01	

07 53 Elastomeric Membrane Roofing (07 50)

Note: Includes 10 year warranty. All warranties are no dollar limit to include material, equipment and labor. Excludes concrete primer, insulation, slip sheets, wood nailers, cant strips, coping removal and reinstallation, gravel stop, walkway pads and drainage devices.



MINOR CSI UOM DESCRIPTION	TOTAL DIRECT UNIT COST	DEMOLITION UNIT COST
------------------------------	---------------------------	-------------------------

See CSI section 07 26 13 00-0000 for wood deck building paper.

07 53 16 Chlorosulfonate-Polyethylene Roofing (07 53)

07 53 16 00-0001 Chlorosulfonated Polyethylene-Hypalon (CSPE) Roofing Membranes (07 53 16)

Note: Includes hot air welding or adhesive bonding of seams.

07 53 16 00-0002	SQ	45 Mil, Single Ply Chlorosulfonated Polyethylene-Hypalon (CSPE) Roofing Membrane, Fully Adhered	544.14	77.69
		Note: Includes adhesive.		
		<i>For Up To 10, Add</i>	139.90	
		<i>For >10 To 20, Add</i>	77.72	
		<i>For >20 To 40, Add</i>	42.75	
		<i>For >75 To 100, Deduct</i>	-21.37	
		<i>For >100 To 200, Deduct</i>	-46.63	
		<i>For >200, Deduct</i>	-68.00	
		<i>For 15 Year Warranty, Add</i>	3.00	
07 53 16 00-0003	SQ	45 Mil, Single Ply Chlorosulfonated Polyethylene-Hypalon (CSPE) Roofing Membrane, Ballasted	417.60	38.85
		Note: Includes ballast.		
		<i>For Up To 10, Add</i>	99.06	
		<i>For >10 To 20, Add</i>	53.41	
		<i>For >20 To 40, Add</i>	28.65	
		<i>For >75 To 100, Deduct</i>	-14.32	
		<i>For >100 To 200, Deduct</i>	-30.59	
		<i>For >200, Deduct</i>	-44.92	
		<i>For 15 Year Warranty, Add</i>	3.00	
07 53 16 00-0004	SQ	45 Mil, Single Ply Chlorosulfonated Polyethylene-Hypalon (CSPE) Roofing Membrane, Mechanically Fastened	441.35	58.27
		Note: Includes fasteners.		
		<i>For Up To 10, Add</i>	111.58	
		<i>For >10 To 20, Add</i>	61.62	
		<i>For >20 To 40, Add</i>	33.72	
		<i>For >75 To 100, Deduct</i>	-16.86	
		<i>For >100 To 200, Deduct</i>	-36.64	
		<i>For >200, Deduct</i>	-53.50	
		<i>For 15 Year Warranty, Add</i>	3.00	
		<i>For Mechanically Fastened To Concrete Decks, Add</i>	29.14	
		<i>For Mechanically Fastened To Cementitious Wood Fiber Or Gypsum Decks, Add</i>	30.36	

07 53 23 Ethylene-Propylene-Diene-Monomer Roofing (07 53)

07 53 23 00-0001 Ethylene Propylene Diene Monomer (EPDM) Roofing Membranes (07 53 23)

Note: Includes splicing of seams using adhesive or seam tape. Black ethylene propylene diene monomer (EPDM).

07 53 23 00-0002	SQ	45 Mil, Single Ply Ethylene Propylene Diene Monomer (EPDM) Roofing Membrane, Ballasted	297.43	38.85
		Note: Includes ballast.		
		<i>For Up To 10, Add</i>	75.02	
		<i>For >10 To 20, Add</i>	41.40	
		<i>For >20 To 40, Add</i>	22.64	
		<i>For >75 To 100, Deduct</i>	-11.32	
		<i>For >100 To 200, Deduct</i>	-24.58	
		<i>For >200, Deduct</i>	-35.90	
		<i>For 15 Year Warranty, Add</i>	3.00	
		<i>For Low Slope Fire Rated, Add</i>	8.08	
		<i>For Reinforced Ethylene Propylene Diene Monomer (EPDM), Add</i>	31.49	
07 53 23 00-0003	SQ	60 Mil, Single Ply Ethylene Propylene Diene Monomer (EPDM) Roofing Membrane, Ballasted	391.91	41.27
		Note: Includes ballast.		
		<i>For Up To 10, Add</i>	94.89	
		<i>For >10 To 20, Add</i>	51.57	
		<i>For >20 To 40, Add</i>	27.85	
		<i>For >75 To 100, Deduct</i>	-13.92	
		<i>For >100 To 200, Deduct</i>	-29.91	
		<i>For >200, Deduct</i>	-43.84	
		<i>For 15 Year Warranty, Add</i>	3.00	
		<i>For 20 Year Warranty, Add</i>	7.00	
		<i>For 25 Year Warranty, Add</i>	9.00	
		<i>For Low Slope Fire Rated, Add</i>	8.08	
		<i>For Reinforced Ethylene Propylene Diene Monomer (EPDM), Add</i>	31.49	
07 53 23 00-0004	SQ	90 Mil, Single Ply Ethylene Propylene Diene Monomer (EPDM) Roofing Membrane, Ballasted	537.85	43.70
		Note: Includes ballast.		
		<i>For Up To 10, Add</i>	125.05	
		<i>For >10 To 20, Add</i>	66.90	
		<i>For >20 To 40, Add</i>	35.63	
		<i>For >75 To 100, Deduct</i>	-17.82	
		<i>For >100 To 200, Deduct</i>	-37.82	
		<i>For >200, Deduct</i>	-55.64	
		<i>For 15 Year Warranty, Add</i>	3.00	
		<i>For 20 Year Warranty, Add</i>	7.00	
		<i>For 25 Year Warranty, Add</i>	9.00	
		<i>For Low Slope Fire Rated, Add</i>	8.08	

07 Thermal And Moisture Protection

07 50 Membrane Roofing

07 53 Elastomeric Membrane Roofing



MINOR		TOTAL DIRECT	DEMOLITION
CSI	UOM DESCRIPTION	UNIT COST	UNIT COST
07 53 23 00-0005	SQ 45 Mil, Single Ply Ethylene Propylene Diene Monomer (EPDM) Roofing Membrane, Partially Adhered (40%) Note: Includes adhesive and fasteners.	355.69	58.27
	<i>For Up To 10, Add</i>	94.45	
	<i>For >10 To 20, Add</i>	53.05	
	<i>For >20 To 40, Add</i>	29.44	
	<i>For >75 To 100, Deduct</i>	-14.72	
	<i>For >100 To 200, Deduct</i>	-32.35	
	<i>For >200, Deduct</i>	-47.07	
	<i>For 15 Year Warranty, Add</i>	3.00	
	<i>For Low Slope Fire Rated, Add</i>	8.08	
	<i>For Low VOC Adhesive, Add</i>	20.64	
	<i>For Reinforced Ethylene Propylene Diene Monomer (EPDM), Add</i>	31.49	
	<i>For White Ethylene Propylene Diene Monomer (EPDM) Or Factory Applied White Coating, Add</i>	77.09	
	<i>For Integral Polyester Fleece-Backing, Add</i>	102.96	
07 53 23 00-0006	SQ 60 Mil, Single Ply Ethylene Propylene Diene Monomer (EPDM) Roofing Membrane, Partially Adhered (40%) Note: Includes adhesive and fasteners.	450.17	60.69
	<i>For Up To 10, Add</i>	114.31	
	<i>For >10 To 20, Add</i>	63.23	
	<i>For >20 To 40, Add</i>	34.65	
	<i>For >75 To 100, Deduct</i>	-17.32	
	<i>For >100 To 200, Deduct</i>	-37.68	
	<i>For >200, Deduct</i>	-55.01	
	<i>For 15 Year Warranty, Add</i>	3.00	
	<i>For 20 Year Warranty, Add</i>	7.00	
	<i>For 25 Year Warranty, Add</i>	9.00	
	<i>For Low Slope Fire Rated, Add</i>	8.08	
	<i>For Low VOC Adhesive, Add</i>	20.64	
	<i>For Reinforced Ethylene Propylene Diene Monomer (EPDM), Add</i>	31.49	
	<i>For White Ethylene Propylene Diene Monomer (EPDM) Or Factory Applied White Coating, Add</i>	77.09	
	<i>For Integral Polyester Fleece-Backing, Add</i>	114.81	
07 53 23 00-0007	SQ 90 Mil, Single Ply Ethylene Propylene Diene Monomer (EPDM) Roofing Membrane, Partially Adhered (40%) Note: Includes adhesive and fasteners.	596.10	63.12
	<i>For Up To 10, Add</i>	144.47	
	<i>For >10 To 20, Add</i>	78.55	
	<i>For >20 To 40, Add</i>	42.43	
	<i>For >75 To 100, Deduct</i>	-21.22	
	<i>For >100 To 200, Deduct</i>	-45.59	
	<i>For >200, Deduct</i>	-66.80	
	<i>For 15 Year Warranty, Add</i>	3.00	
	<i>For 20 Year Warranty, Add</i>	7.00	
	<i>For 25 Year Warranty, Add</i>	9.00	
	<i>For Low Slope Fire Rated, Add</i>	8.08	
	<i>For Low VOC Adhesive, Add</i>	20.64	
	<i>For White Ethylene Propylene Diene Monomer (EPDM) Or Factory Applied White Coating, Add</i>	77.09	
	<i>For Integral Polyester Fleece-Backing, Add</i>	127.73	
07 53 23 00-0008	SQ 45 Mil, Single Ply Ethylene Propylene Diene Monomer (EPDM) Roofing Membrane, Fully Adhered Note: Includes adhesive and fasteners.	469.96	77.69
	<i>For Up To 10, Add</i>	125.07	
	<i>For >10 To 20, Add</i>	70.30	
	<i>For >20 To 40, Add</i>	39.04	
	<i>For >75 To 100, Deduct</i>	-19.52	
	<i>For >100 To 200, Deduct</i>	-42.92	
	<i>For >200, Deduct</i>	-62.44	
	<i>For 15 Year Warranty, Add</i>	3.00	
	<i>For Low Slope Fire Rated, Add</i>	8.08	
	<i>For Reinforced Ethylene Propylene Diene Monomer (EPDM), Add</i>	31.49	
	<i>For Low VOC Adhesive, Add</i>	51.59	
	<i>For White Ethylene Propylene Diene Monomer (EPDM) Or Factory Applied White Coating, Add</i>	77.09	
	<i>For Integral Polyester Fleece-Backing, Add</i>	102.96	
07 53 23 00-0009	SQ 60 Mil, Single Ply Ethylene Propylene Diene Monomer (EPDM) Roofing Membrane, Fully Adhered Note: Includes adhesive and fasteners.	564.46	80.12
	<i>For Up To 10, Add</i>	144.94	
	<i>For >10 To 20, Add</i>	80.48	
	<i>For >20 To 40, Add</i>	44.25	
	<i>For >75 To 100, Deduct</i>	-22.12	
	<i>For >100 To 200, Deduct</i>	-48.25	
	<i>For >200, Deduct</i>	-70.38	
	<i>For 15 Year Warranty, Add</i>	3.00	
	<i>For 20 Year Warranty, Add</i>	7.00	
	<i>For 25 Year Warranty, Add</i>	9.00	
	<i>For Low Slope Fire Rated, Add</i>	8.08	
	<i>For Reinforced Ethylene Propylene Diene Monomer (EPDM), Add</i>	31.49	
	<i>For Low VOC Adhesive, Add</i>	51.59	
	<i>For White Ethylene Propylene Diene Monomer (EPDM) Or Factory Applied White Coating, Add</i>	77.09	
	<i>For Integral Polyester Fleece-Backing, Add</i>	114.81	



MINOR CSI UOM DESCRIPTION	TOTAL DIRECT UNIT COST	DEMOLITION UNIT COST
07 53 23 00-0010 SQ 90 Mil, Single Ply Ethylene Propylene Diene Monomer (EPDM) Roofing Membrane, Fully Adhered.....	710.38	82.54
Note: Includes adhesive and fasteners.		
For Up To 10, Add	175.10	
For >10 To 20, Add	95.80	
For >20 To 40, Add	52.03	
For >75 To 100, Deduct	-26.01	
For >100 To 200, Deduct	-56.16	
For >200, Deduct	-82.17	
For 15 Year Warranty, Add	3.00	
For 20 Year Warranty, Add	7.00	
For 25 Year Warranty, Add	9.00	
For Low Slope Fire Rated, Add	8.08	
For Low VOC Adhesive, Add	51.59	
For White Ethylene Propylene Diene Monomer (EPDM) Or Factory Applied White Coating, Add	77.09	
For Integral Polyester Fleece-Backing, Add	127.73	
07 53 23 00-0011 SQ 45 Mil, Single Ply Ethylene Propylene Diene Monomer (EPDM) Roofing Membrane, Mechanically Fastened.....	320.95	58.27
Note: Includes fasteners.		
For Up To 10, Add	87.50	
For >10 To 20, Add	49.58	
For >20 To 40, Add	27.70	
For >75 To 100, Deduct	-13.85	
For >100 To 200, Deduct	-30.62	
For >200, Deduct	-44.47	
For 15 Year Warranty, Add	3.00	
For Low Slope Fire Rated, Add	8.08	
For Reinforced Ethylene Propylene Diene Monomer (EPDM), Add	31.49	
For White Ethylene Propylene Diene Monomer (EPDM) Or Factory Applied White Coating, Add	77.09	
For Mechanically Fastened To Concrete Decks, Add	29.14	
For Mechanically Fastened To Cementitious Wood Fiber Or Gypsum Decks, Add	30.36	
07 53 23 00-0012 SQ 60 Mil, Single Ply Ethylene Propylene Diene Monomer (EPDM) Roofing Membrane, Mechanically Fastened.....	415.43	60.69
Note: Includes fasteners.		
For Up To 10, Add	107.36	
For >10 To 20, Add	59.75	
For >20 To 40, Add	32.91	
For >75 To 100, Deduct	-16.46	
For >100 To 200, Deduct	-35.95	
For >200, Deduct	-52.40	
For 15 Year Warranty, Add	3.00	
For 20 Year Warranty, Add	7.00	
For 25 Year Warranty, Add	9.00	
For Low Slope Fire Rated, Add	8.08	
For Reinforced Ethylene Propylene Diene Monomer (EPDM), Add	31.49	
For White Ethylene Propylene Diene Monomer (EPDM) Or Factory Applied White Coating, Add	77.09	
For Mechanically Fastened To Concrete Decks, Add	30.35	
For Mechanically Fastened To Cementitious Wood Fiber Or Gypsum Decks, Add	31.57	
07 53 23 00-0013 SQ 90 Mil, Single Ply Ethylene Propylene Diene Monomer (EPDM) Roofing Membrane, Mechanically Fastened.....	561.35	63.12
Note: Includes fasteners.		
For Up To 10, Add	137.52	
For >10 To 20, Add	75.07	
For >20 To 40, Add	40.69	
For >75 To 100, Deduct	-20.35	
For >100 To 200, Deduct	-43.85	
For >200, Deduct	-64.20	
For 15 Year Warranty, Add	3.00	
For 20 Year Warranty, Add	7.00	
For 25 Year Warranty, Add	9.00	
For Low Slope Fire Rated, Add	8.08	
For White Ethylene Propylene Diene Monomer (EPDM) Or Factory Applied White Coating, Add	77.09	
For Mechanically Fastened To Concrete Decks, Add	31.56	
For Mechanically Fastened To Cementitious Wood Fiber Or Gypsum Decks, Add	32.78	
07 53 23 00-0014 Ethylene Propylene Diene Monomer (EPDM) Roofing Membrane Accessories (07 53 23)		
07 53 23 00-0015 SQ Acrylic, Ethylene Propylene Diene Monomer (EPDM) Roofing Primer, Price Per Coat.....	66.68	
For Up To 10, Add	17.22	
For >10 To 20, Add	9.58	
For >20 To 40, Add	5.28	
For >75 To 100, Deduct	-2.64	
For >100 To 200, Deduct	-5.76	
For >200, Deduct	-8.40	
07 53 23 00-0016 SQ Acrylic Elastomeric, Surface Or Base Coating For Ethylene Propylene Diene Monomer (EPDM) Roofing, Price Per Coat.....	69.04	
Note: 55% solids by volume.		
For Up To 10, Add	17.69	
For >10 To 20, Add	9.82	
For >20 To 40, Add	5.39	
For >75 To 100, Deduct	-2.70	
For >100 To 200, Deduct	-5.88	
For >200, Deduct	-8.58	
07 53 23 00-0017 EA Up To 4" Pipe Diameter, Prefabricated Ethylene Propylene Diene Monomer (EPDM) Pipe Cone/Boot.....	41.40	9.23
Note: Includes attaching the boot to the membrane, caulking around the pipe and installing a draw band.		
07 53 23 00-0018 EA >4" To 8" Pipe Diameter, Prefabricated Ethylene Propylene Diene Monomer (EPDM) Pipe Cone/Boot.....	60.05	9.23
Note: Includes attaching the boot to the membrane, caulking around the pipe and installing a draw band.		
07 53 23 00-0019 EA >8" To 13" Pipe Diameter, Prefabricated Ethylene Propylene Diene Monomer (EPDM) Pipe Cone/Boot.....	113.88	9.23
Note: Includes attaching the boot to the membrane, caulking around the pipe and installing a draw band.		

07 Thermal And Moisture Protection

07 50 Membrane Roofing

07 53 Elastomeric Membrane Roofing



MINOR	CSI	UOM	DESCRIPTION	TOTAL DIRECT UNIT COST	DEMOLITION UNIT COST
07 53 23 00-0020	EA		6" Diameter, Prefabricated Ethylene Propylene Diene Monomer (EPDM) Penetration Pocket..... Note: Includes attaching the pocket to the membrane, sealing around the penetration and filling the pocket with pourable sealer.	151.44	10.20
07 53 23 00-0021	LF		30" Wide, Ethylene Propylene Diene Monomer (EPDM) Walkway Protection Pad..... Note: Includes factory installed peel and stick adhesive tape.	32.48	5.63
07 53 23 00-0022	SF		Ethylene Propylene Diene Monomer (EPDM) Membrane Base Flashing	6.10	1.45
07 53 23 00-0023	SF		Ethylene Propylene Diene Monomer (EPDM) Membrane Curb Flashing	7.55	2.19
07 53 29 Polyisobutylene Roofing (07 53)					
07 53 29 00-0001 Polyisobutylene (PIB) Roofing Membranes (07 53 29)					
Note: Includes integral polyester fleece-backing. Includes splicing of seams using adhesive or seam tape.					
07 53 29 00-0002	SQ		100 Mil, Single Ply PIB Roofing Membrane, Ballasted	490.03	43.70
			Note: Includes ballast.		
			For Up To 10, Add	115.49	
			For >10 To 20, Add	62.11	
			For >20 To 40, Add	33.24	
			For >75 To 100, Deduct	-16.62	
			For >100 To 200, Deduct	-35.43	
			For >200, Deduct	-52.05	
			For 15 Year Warranty, Add	3.00	
			For 20 Year Warranty, Add	7.00	
			For 25 Year Warranty, Add	9.00	
07 53 29 00-0003	SQ		100 Mil, Single Ply PIB Roofing Membrane, Partially Adhered (40%)	544.42	63.12
			Note: Includes adhesive.		
			For Up To 10, Add	134.13	
			For >10 To 20, Add	73.38	
			For >20 To 40, Add	39.85	
			For >75 To 100, Deduct	-19.92	
			For >100 To 200, Deduct	-43.00	
			For >200, Deduct	-62.93	
			For 15 Year Warranty, Add	3.00	
			For 20 Year Warranty, Add	7.00	
			For 25 Year Warranty, Add	9.00	
07 53 29 00-0004	SQ		100 Mil, Single Ply PIB Roofing Membrane, Fully Adhered	652.90	82.54
			Note: Includes adhesive.		
			For Up To 10, Add	163.60	
			For >10 To 20, Add	90.06	
			For >20 To 40, Add	49.16	
			For >75 To 100, Deduct	-24.58	
			For >100 To 200, Deduct	-53.28	
			For >200, Deduct	-77.86	
			For 15 Year Warranty, Add	3.00	
			For 20 Year Warranty, Add	7.00	
			For 25 Year Warranty, Add	9.00	
07 54 Thermoplastic Membrane Roofing (07 50)					
Note: Includes 10 year warranty. All warranties are no dollar limit to include material, equipment and labor. Excludes concrete primer, insulation, slip sheets, wood nailers, cant strips, coping removal and reinstallation, gravel stop, walkway pads and drainage devices. See CSI section 07 26 13 00-0000 for wood deck building paper.					
07 54 19 Polyvinyl-Chloride Roofing (07 54)					
07 54 19 00-0001 Reinforced Polyvinyl Chloride (RPVC) Roofing Membranes (07 54 19)					
Note: Includes polyester fabric reinforcement and hot air welding of seams. RPVC membranes meet or exceed all of the requirements of ASTM D4434 Type III.					
07 54 19 00-0002	SQ		48 Mil, Single Ply Reinforced Polyvinyl Chloride (RPVC) Roofing Membrane, Ballasted	198.37	38.85
			Note: Includes ballast.		
			For Up To 10, Add	55.21	
			For >10 To 20, Add	31.49	
			For >20 To 40, Add	17.69	
			For >75 To 100, Deduct	-8.84	
			For >100 To 200, Deduct	-19.63	
			For >200, Deduct	-28.47	
			For 15 Year Warranty, Add	3.00	
			For Colors, Add	26.00	
			For Integral Polyester Fleece-Backing, Add	33.43	
07 54 19 00-0003	SQ		60 Mil, Single Ply Reinforced Polyvinyl Chloride (RPVC) Roofing Membrane, Ballasted	220.71	41.27
			Note: Includes ballast.		
			For Up To 10, Add	60.65	
			For >10 To 20, Add	34.45	
			For >20 To 40, Add	19.29	
			For >75 To 100, Deduct	-9.64	
			For >100 To 200, Deduct	-21.35	
			For >200, Deduct	-31.00	
			For 15 Year Warranty, Add	3.00	
			For 20 Year Warranty, Add	7.00	
			For 25 Year Warranty, Add	9.00	
			For Colors, Add	26.00	
			For Integral Polyester Fleece-Backing, Add	33.43	



MINOR CSI UOM DESCRIPTION	TOTAL DIRECT UNIT COST	DEMOLITION UNIT COST
07 54 19 00-0004 SQ 72 Mil, Single Ply Reinforced Polyvinyl Chloride (RPVC) Roofing Membrane, Ballasted	245.48	42.49
Note: Includes ballast.		
<i>For Up To 10, Add</i>	66.09	
<i>For >10 To 20, Add</i>	37.29	
<i>For >20 To 40, Add</i>	20.77	
<i>For >75 To 100, Deduct</i>	-10.39	
<i>For >100 To 200, Deduct</i>	-22.90	
<i>For >200, Deduct</i>	-33.28	
<i>For 15 Year Warranty, Add</i>	3.00	
<i>For 20 Year Warranty, Add</i>	7.00	
<i>For 25 Year Warranty, Add</i>	9.00	
<i>For Colors, Add</i>	26.00	
<i>For Integral Polyester Fleece-Backing, Add</i>	33.43	
07 54 19 00-0005 SQ 80 Mil, Single Ply Reinforced Polyvinyl Chloride (RPVC) Roofing Membrane, Ballasted	257.63	43.70
Note: Includes ballast.		
<i>For Up To 10, Add</i>	69.01	
<i>For >10 To 20, Add</i>	38.87	
<i>For >20 To 40, Add</i>	21.62	
<i>For >75 To 100, Deduct</i>	-10.81	
<i>For >100 To 200, Deduct</i>	-23.81	
<i>For >200, Deduct</i>	-34.62	
<i>For 15 Year Warranty, Add</i>	3.00	
<i>For 20 Year Warranty, Add</i>	7.00	
<i>For 25 Year Warranty, Add</i>	9.00	
<i>For Colors, Add</i>	26.00	
<i>For Integral Polyester Fleece-Backing, Add</i>	33.43	
07 54 19 00-0006 SQ 48 Mil, Single Ply Reinforced Polyvinyl Chloride (RPVC) Roofing Membrane, Fully Adhered	346.73	77.69
Note: Includes adhesive.		
<i>For Up To 10, Add</i>	100.42	
<i>For >10 To 20, Add</i>	57.98	
<i>For >20 To 40, Add</i>	32.87	
<i>For >75 To 100, Deduct</i>	-16.44	
<i>For >100 To 200, Deduct</i>	-36.76	
<i>For >200, Deduct</i>	-53.20	
<i>For 15 Year Warranty, Add</i>	3.00	
<i>For Colors, Add</i>	26.00	
<i>For Low VOC Adhesive, Add</i>	55.23	
<i>For Integral Polyester Fleece-Backing, Add</i>	33.43	
07 54 19 00-0007 SQ 60 Mil, Single Ply Reinforced Polyvinyl Chloride (RPVC) Roofing Membrane, Fully Adhered	369.07	80.12
Note: Includes adhesive.		
<i>For Up To 10, Add</i>	105.86	
<i>For >10 To 20, Add</i>	60.94	
<i>For >20 To 40, Add</i>	34.48	
<i>For >75 To 100, Deduct</i>	-17.24	
<i>For >100 To 200, Deduct</i>	-38.48	
<i>For >200, Deduct</i>	-55.72	
<i>For 15 Year Warranty, Add</i>	3.00	
<i>For 20 Year Warranty, Add</i>	7.00	
<i>For 25 Year Warranty, Add</i>	9.00	
<i>For Colors, Add</i>	26.00	
<i>For Low VOC Adhesive, Add</i>	55.23	
<i>For Integral Polyester Fleece-Backing, Add</i>	33.43	
07 54 19 00-0008 SQ 72 Mil, Single Ply Reinforced Polyvinyl Chloride (RPVC) Roofing Membrane, Fully Adhered	393.83	81.33
Note: Includes adhesive.		
<i>For Up To 10, Add</i>	111.30	
<i>For >10 To 20, Add</i>	63.78	
<i>For >20 To 40, Add</i>	35.96	
<i>For >75 To 100, Deduct</i>	-17.98	
<i>For >100 To 200, Deduct</i>	-40.02	
<i>For >200, Deduct</i>	-58.00	
<i>For 15 Year Warranty, Add</i>	3.00	
<i>For 20 Year Warranty, Add</i>	7.00	
<i>For 25 Year Warranty, Add</i>	9.00	
<i>For Colors, Add</i>	26.00	
<i>For Low VOC Adhesive, Add</i>	55.23	
<i>For Integral Polyester Fleece-Backing, Add</i>	33.43	
07 54 19 00-0009 SQ 80 Mil, Single Ply Reinforced Polyvinyl Chloride (RPVC) Roofing Membrane, Fully Adhered	405.99	82.54
Note: Includes adhesive.		
<i>For Up To 10, Add</i>	114.22	
<i>For >10 To 20, Add</i>	65.36	
<i>For >20 To 40, Add</i>	36.81	
<i>For >75 To 100, Deduct</i>	-18.40	
<i>For >100 To 200, Deduct</i>	-40.94	
<i>For >200, Deduct</i>	-59.34	
<i>For 15 Year Warranty, Add</i>	3.00	
<i>For 20 Year Warranty, Add</i>	7.00	
<i>For 25 Year Warranty, Add</i>	9.00	
<i>For Colors, Add</i>	26.00	
<i>For Low VOC Adhesive, Add</i>	55.23	
<i>For Integral Polyester Fleece-Backing, Add</i>	33.43	

07 Thermal And Moisture Protection

07 50 Membrane Roofing

07 54 Thermoplastic Membrane Roofing



SAN BERNARDINO
COUNTY

MINOR	CSI	UOM	DESCRIPTION	TOTAL DIRECT UNIT COST	DEMOLITION UNIT COST
07 54	19 00-0010	SQ	48 Mil, Single Ply Reinforced Polyvinyl Chloride (RPVC) Roofing Membrane, Mechanically Fastened Note: Includes fasteners.	214.23	58.27
			<i>For Up To 10, Add</i>	66.15	
			<i>For >10 To 20, Add</i>	38.90	
			<i>For >20 To 40, Add</i>	22.37	
			<i>For >75 To 100, Deduct</i>	-11.18	
			<i>For >100 To 200, Deduct</i>	-25.28	
			<i>For >200, Deduct</i>	-36.46	
			<i>For 15 Year Warranty, Add</i>	3.00	
			<i>For Colors, Add</i>	26.00	
			<i>For Integral Polyester Fleece-Backing, Add</i>	33.43	
			<i>For Mechanically Fastened To Concrete Decks, Add</i>	29.14	
			<i>For Mechanically Fastened To Cementitious Wood Fiber Or Gypsum Decks, Add</i>	30.36	
07 54	19 00-0011	SQ	60 Mil, Single Ply Reinforced Polyvinyl Chloride (RPVC) Roofing Membrane, Mechanically Fastened Note: Includes fasteners.	236.57	60.69
			<i>For Up To 10, Add</i>	71.59	
			<i>For >10 To 20, Add</i>	41.87	
			<i>For >20 To 40, Add</i>	23.97	
			<i>For >75 To 100, Deduct</i>	-11.98	
			<i>For >100 To 200, Deduct</i>	-27.00	
			<i>For >200, Deduct</i>	-38.99	
			<i>For 15 Year Warranty, Add</i>	3.00	
			<i>For 20 Year Warranty, Add</i>	7.00	
			<i>For 25 Year Warranty, Add</i>	9.00	
			<i>For Colors, Add</i>	26.00	
			<i>For Integral Polyester Fleece-Backing, Add</i>	33.43	
			<i>For Mechanically Fastened To Concrete Decks, Add</i>	30.35	
			<i>For Mechanically Fastened To Cementitious Wood Fiber Or Gypsum Decks, Add</i>	31.57	
07 54	19 00-0012	SQ	72 Mil, Single Ply Reinforced Polyvinyl Chloride (RPVC) Roofing Membrane, Mechanically Fastened Note: Includes fasteners.	261.34	61.91
			<i>For Up To 10, Add</i>	77.03	
			<i>For >10 To 20, Add</i>	44.71	
			<i>For >20 To 40, Add</i>	25.45	
			<i>For >75 To 100, Deduct</i>	-12.72	
			<i>For >100 To 200, Deduct</i>	-28.54	
			<i>For >200, Deduct</i>	-41.27	
			<i>For 15 Year Warranty, Add</i>	3.00	
			<i>For 20 Year Warranty, Add</i>	7.00	
			<i>For 25 Year Warranty, Add</i>	9.00	
			<i>For Colors, Add</i>	26.00	
			<i>For Integral Polyester Fleece-Backing, Add</i>	33.43	
			<i>For Mechanically Fastened To Concrete Decks, Add</i>	30.96	
			<i>For Mechanically Fastened To Cementitious Wood Fiber Or Gypsum Decks, Add</i>	32.18	
07 54	19 00-0013	SQ	80 Mil, Single Ply Reinforced Polyvinyl Chloride (RPVC) Roofing Membrane, Mechanically Fastened Note: Includes fasteners.	273.48	63.12
			<i>For Up To 10, Add</i>	79.95	
			<i>For >10 To 20, Add</i>	46.29	
			<i>For >20 To 40, Add</i>	26.30	
			<i>For >75 To 100, Deduct</i>	-13.15	
			<i>For >100 To 200, Deduct</i>	-29.46	
			<i>For >200, Deduct</i>	-42.60	
			<i>For 15 Year Warranty, Add</i>	3.00	
			<i>For 20 Year Warranty, Add</i>	7.00	
			<i>For 25 Year Warranty, Add</i>	9.00	
			<i>For Colors, Add</i>	26.00	
			<i>For Integral Polyester Fleece-Backing, Add</i>	33.43	
			<i>For Mechanically Fastened To Concrete Decks, Add</i>	31.56	
			<i>For Mechanically Fastened To Cementitious Wood Fiber Or Gypsum Decks, Add</i>	32.78	
07 54	19 00-0014		Reinforced Polyvinyl Chloride (RPVC) Roofing Membrane Accessories (07 54 19)		
07 54	19 00-0015	SQ	Acrylic, Polyvinyl Chloride (PVC) Roofing Cleaner/Primer, Price Per Coat..... <i>For Up To 10, Add</i>	66.68	
			<i>For >10 To 20, Add</i>	17.22	
			<i>For >20 To 40, Add</i>	9.58	
			<i>For >75 To 100, Deduct</i>	5.28	
			<i>For >100 To 200, Deduct</i>	-2.64	
			<i>For >200, Deduct</i>	-5.76	
				-8.40	
07 54	19 00-0016	SQ	Acrylic Elastomeric, Surface Or Base Coating For Polyvinyl Chloride (PVC) Roofing, Price Per Coat..... Note: 55% solids by volume.	69.04	
			<i>For Up To 10, Add</i>	17.69	
			<i>For >10 To 20, Add</i>	9.82	
			<i>For >20 To 40, Add</i>	5.39	
			<i>For >75 To 100, Deduct</i>	-2.70	
			<i>For >100 To 200, Deduct</i>	-5.88	
			<i>For >200, Deduct</i>	-8.58	
07 54	19 00-0017	EA	Up To 3" Pipe Diameter, Prefabricated Polyvinyl Chloride (PVC) Pipe Cone/Boot..... Note: Includes attaching the boot to the membrane, caulking around the pipe and installing a draw band.	70.00	8.25
07 54	19 00-0018	EA	>3" To 7" Pipe Diameter, Prefabricated Polyvinyl Chloride (PVC) Pipe Cone/Boot..... Note: Includes attaching the boot to the membrane, caulking around the pipe and installing a draw band.	98.75	9.23
07 54	19 00-0019	EA	>7" To 12" Pipe Diameter, Prefabricated Polyvinyl Chloride (PVC) Pipe Cone/Boot..... Note: Includes attaching the boot to the membrane, caulking around the pipe and installing a draw band.	126.64	10.20
07 54	19 00-0020	EA	6" Diameter, Prefabricated Polyvinyl Chloride (PVC) Penetration Pocket..... Note: Includes attaching the pocket to the membrane, sealing around the penetration and filling the pocket with pourable sealer.	161.66	10.20
07 54	19 00-0021	LF	36" Wide, Polyvinyl Chloride (PVC) Walkway Protection Pad.....	27.67	5.63
07 54	19 00-0022	SF	Polyvinyl Chloride (PVC) Membrane Base Flashing.....	7.31	1.45



MINOR CSI UOM DESCRIPTION	TOTAL DIRECT UNIT COST	DEMOLITION UNIT COST
07 54 19 00-0023 SF Polyvinyl Chloride (PVC) Membrane Curb Flashing	8.76	2.19
07 54 19 00-0024 SF Polyvinyl Chloride (PVC) Clad Edge Metal Or Base Flashing.....	9.99	1.45
Note: 20 Mil polyvinyl chloride (PVC) membrane laminated to 24 gauge galvanized steel.		
07 54 19 00-0025 Reinforced Polyvinyl Chloride (RPVC) Roofing Membranes (Sika Sarnafil® EnergySmart Roof® Membranes) (07 54 19)		
07 54 19 00-0026 Reinforced Polyvinyl Chloride (RPVC) Roofing Membranes (Sika Sarnafil® EnergySmart Roof® Membranes) (07 54 19 00-0025)		
Note: Includes integral fiberglass mat reinforcement and hot air welding of seams. Sarnafil® G410 fully adhered membranes meet or exceed all of the requirements of ASTM D4434 Type II. Sarnafil® S327 mechanically attached membranes meet or exceed all of the requirements of ASTM D4434 Type III.		
07 54 19 00-0027 SQ 48 Mil, Single Ply Reinforced Polyvinyl Chloride (RPVC) Roofing Membrane (Sika Sarnafil® EnergySmart Roof® Membranes), Fully Adhered	410.16	77.69
Note: Includes adhesive.		
For Up To 10, Add	113.11	
For >10 To 20, Add	64.32	
For >20 To 40, Add	36.05	
For >75 To 100, Deduct	-18.02	
For >100 To 200, Deduct	-39.93	
For >200, Deduct	-57.95	
For 15 Year Warranty, Add	2.78	
For 20 Year Warranty, Add	9.72	
For 25 Year Warranty, Add	18.05	
For Integral Felt Backing, Add	48.60	
07 54 19 00-0028 SQ 60 Mil, Single Ply Reinforced Polyvinyl Chloride (RPVC) Roofing Membrane (Sika Sarnafil® EnergySmart Roof® Membranes), Fully Adhered	440.10	80.12
Note: Includes adhesive.		
For Up To 10, Add	120.07	
For >10 To 20, Add	68.05	
For >20 To 40, Add	38.03	
For >75 To 100, Deduct	-19.01	
For >100 To 200, Deduct	-42.04	
For >200, Deduct	-61.05	
For 15 Year Warranty, Add	2.78	
For 20 Year Warranty, Add	9.72	
For 25 Year Warranty, Add	18.05	
For Integral Felt Backing, Add	48.60	
07 54 19 00-0029 SQ 72 Mil, Single Ply Reinforced Polyvinyl Chloride (RPVC) Roofing Membrane (Sika Sarnafil® EnergySmart Roof® Membranes), Fully Adhered	469.17	81.33
Note: Includes adhesive.		
For Up To 10, Add	126.37	
For >10 To 20, Add	71.32	
For >20 To 40, Add	39.72	
For >75 To 100, Deduct	-19.86	
For >100 To 200, Deduct	-43.79	
For >200, Deduct	-63.65	
For 15 Year Warranty, Add	2.78	
For 20 Year Warranty, Add	9.72	
For 25 Year Warranty, Add	18.05	
For Integral Felt Backing, Add	48.60	
07 54 19 00-0030 SQ 80 Mil, Single Ply Reinforced Polyvinyl Chloride (RPVC) Roofing Membrane (Sika Sarnafil® EnergySmart Roof® Membranes), Fully Adhered	499.82	82.54
Note: Includes adhesive.		
For Up To 10, Add	132.98	
For >10 To 20, Add	74.75	
For >20 To 40, Add	41.50	
For >75 To 100, Deduct	-20.75	
For >100 To 200, Deduct	-45.63	
For >200, Deduct	-66.38	
For 15 Year Warranty, Add	2.78	
For 20 Year Warranty, Add	9.72	
For 25 Year Warranty, Add	18.05	
For Integral Felt Backing, Add	48.60	
07 54 19 00-0031 SQ 48 Mil, Single Ply Reinforced Polyvinyl Chloride (RPVC) Roofing Membrane (Sika Sarnafil® EnergySmart Roof® Membranes), Mechanically Fastened.....	331.29	58.27
Note: Includes fasteners and plates for mechanically fastening to wood or steel decks.		
For Up To 10, Add	89.57	
For >10 To 20, Add	50.61	
For >20 To 40, Add	28.22	
For >75 To 100, Deduct	-14.11	
For >100 To 200, Deduct	-31.13	
For >200, Deduct	-45.24	
For Mechanically Fastened To Concrete Decks, Add	29.14	
For Mechanically Fastened To Cementitious Wood Fiber Or Gypsum Decks, Add	30.36	
For 15 Year Warranty, Add	2.78	
For 20 Year Warranty, Add	9.72	
For 25 Year Warranty, Add	18.05	
For Integral Felt Backing, Add	48.60	
For Mechanically Fastened With Sarnabar, Add	28.54	

07 Thermal And Moisture Protection

07 50 Membrane Roofing

07 54 Thermoplastic Membrane Roofing



SAN BERNARDINO
COUNTY

MINOR
CSI UOM DESCRIPTION

TOTAL DIRECT DEMOLITION
UNIT COST UNIT COST

07 54 19 00-0032	SQ	60 Mil, Single Ply Reinforced Polyvinyl Chloride (RPVC) Roofing Membrane (Sika Sarnafil® EnergySmart Roof® Membranes), Mechanically Fastened.....	361.22	60.69
		Note: Includes fasteners and plates for mechanically fastening to wood or steel decks.		
		For Up To 10, Add	96.52	
		For >10 To 20, Add	54.33	
		For >20 To 40, Add	30.20	
		For >75 To 100, Deduct	-15.10	
		For >100 To 200, Deduct	-33.23	
		For >200, Deduct	-48.33	
		For Mechanically Fastened To Concrete Decks, Add	30.35	
		For Mechanically Fastened To Cementitious Wood Fiber Or Gypsum Decks, Add	31.57	
		For 15 Year Warranty, Add	2.78	
		For 20 Year Warranty, Add	9.72	
		For 25 Year Warranty, Add	18.05	
		For Integral Felt Backing, Add	48.60	
		For Mechanically Fastened With Sarnabar, Add	28.54	
07 54 19 00-0033	SQ	72 Mil, Single Ply Reinforced Polyvinyl Chloride (RPVC) Roofing Membrane (Sika Sarnafil® EnergySmart Roof® Membranes), Mechanically Fastened.....	390.30	61.91
		Note: Includes fasteners and plates for mechanically fastening to wood or steel decks.		
		For Up To 10, Add	102.82	
		For >10 To 20, Add	57.60	
		For >20 To 40, Add	31.90	
		For >75 To 100, Deduct	-15.95	
		For >100 To 200, Deduct	-34.99	
		For >200, Deduct	-50.94	
		For Mechanically Fastened To Concrete Decks, Add	30.96	
		For Mechanically Fastened To Cementitious Wood Fiber Or Gypsum Decks, Add	32.18	
		For 15 Year Warranty, Add	2.78	
		For 20 Year Warranty, Add	9.72	
		For 25 Year Warranty, Add	18.05	
		For Integral Felt Backing, Add	48.60	
		For Mechanically Fastened With Sarnabar, Add	28.54	
07 54 19 00-0034	SQ	80 Mil, Single Ply Reinforced Polyvinyl Chloride (RPVC) Roofing Membrane (Sika Sarnafil® EnergySmart Roof® Membranes), Mechanically Fastened.....	420.94	63.12
		Note: Includes fasteners and plates for mechanically fastening to wood or steel decks.		
		For Up To 10, Add	109.44	
		For >10 To 20, Add	61.03	
		For >20 To 40, Add	33.67	
		For >75 To 100, Deduct	-16.84	
		For >100 To 200, Deduct	-36.83	
		For >200, Deduct	-53.66	
		For Mechanically Fastened To Concrete Decks, Add	31.56	
		For Mechanically Fastened To Cementitious Wood Fiber Or Gypsum Decks, Add	32.78	
		For 15 Year Warranty, Add	2.78	
		For 20 Year Warranty, Add	9.72	
		For 25 Year Warranty, Add	18.05	
		For Integral Felt Backing, Add	48.60	
		For Mechanically Fastened With Sarnabar, Add	28.54	
07 54 19 00-0035		Reinforced Polyvinyl Chloride (RPVC) Roofing Membrane Accessories (Sika Sarnafil® EnergySmart Roof® Membranes) (07 54 19 00-0025)		
07 54 19 00-0036	LF	3/4" Wide Multi-Purpose Tape (Sika Sarnafil®).....	0.96	
07 54 19 00-0037	LF	Roofing Membrane Aluminum Termination Bar (Sika Sarnafil® Sarnastop).....	4.39	1.40
		Note: Includes fasteners and caulking.		
07 54 19 00-0038	EA	4-1/2" Diameter, Polyvinyl Chloride (PVC) Membrane Prefabricated Patch (Sika Sarnafil® Sarnacircles).....	4.51	1.21
07 54 19 00-0039	LF	8" Polyvinyl Chloride (PVC) Membrane Cover Strip (Sika Sarnafil® Coverstrip).....	4.93	1.21
		Note: Includes aluminum tape.		
07 54 19 00-0040	LF	12" Polyvinyl Chloride (PVC) Membrane Cover Strip (Sika Sarnafil® Coverstrip).....	4.93	1.21
		Note: Includes aluminum tape.		
07 54 19 00-0041	LF	Surface Mount Vertical Termination Bar (Sika Sarnafil® Sarnareglet).....	6.58	1.54
		Note: Includes fasteners, splice plates and caulking.		
07 54 19 00-0042	SF	Polyvinyl Chloride (PVC) Membrane Flashing (Sika Sarnafil® G459).....	6.87	1.45
07 54 19 00-0043	SF	Polyvinyl Chloride (PVC) Membrane Flashing (Sika Sarnafil® Detail Membrane).....	8.31	2.19
07 54 19 00-0044	SF	Polyvinyl Chloride (PVC) Clad Edge Metal Or Base Flashing (Sika Sarnafil® Sarnaclad).....	9.86	1.45
		Note: 20 Mil white polyvinyl chloride (PVC) membrane laminated to 24 gauge galvanized steel.		
		For Colored PVC, Add	1.01	
07 54 19 00-0045	LF	39" Wide, 96 Mil, Polyester Reinforced, Polyvinyl Chloride (PVC) Walkway Protection Pad (Sika Sarnafil® Sarnatred -V).....	26.69	5.63
07 54 19 00-0046	EA	Up To 3" Pipe Diameter, Prefabricated Polyvinyl Chloride (PVC) Pipe Cone/Boot (Sika Sarnafil® Sarnastack).....	70.73	8.25
		Note: Includes attaching the boot to the membrane, caulking around the pipe and installing a draw band.		
07 54 19 00-0047	EA	>3" To 5" Pipe Diameter, Prefabricated Polyvinyl Chloride (PVC) Pipe Cone/Boot (Sika Sarnafil® Sarnastack).....	72.68	9.23
		Note: Includes attaching the boot to the membrane, caulking around the pipe and installing a draw band.		
07 54 19 00-0048	EA	>5" To 7" Pipe Diameter, Prefabricated Polyvinyl Chloride (PVC) Pipe Cone/Boot (Sika Sarnafil® Sarnastack).....	74.63	10.20
		Note: Includes attaching the boot to the membrane, caulking around the pipe and installing a draw band.		
07 54 19 00-0049	EA	6" Diameter, Seamless Heavy-Duty Aluminum Roof Drain (Sika Sarnafil® Sarnadrain With U-Flow®).....	1,065.78	199.76
07 54 19 00-0050	EA	Inside Corner, Prefabricated Polyvinyl Chloride (PVC) Membrane Flashing (Sika Sarnafil® Sarnacorners - Inside).....	20.69	
07 54 19 00-0051	EA	Outside Corner, Prefabricated Polyvinyl Chloride (PVC) Membrane Flashing (Sika Sarnafil® Sarnacorners - Outside).....	20.69	
07 54 19 00-0052	SQ	9 OZ/SY, Protective Polypropylene Fabric Separation Layer (Sika Sarnafil® Sarnafelt NWP), Loose Laid.....	48.96	
07 54 19 00-0053	SQ	11 OZ/SY, Protective Polypropylene Fabric Separation Layer (Sika Sarnafil® Sarnafelt), Loose Laid.....	76.30	
07 54 19 00-0054	SQ	10 Mil, Low Density Polyethylene, Vapor/Air Barrier Sheet (Sika Sarnafil® Sarnavap - 10), Loose Laid.....	42.76	
07 54 19 00-0055	SQ	32 Mil, Styrene-Butadiene-Styrene (SBS) Modified Bitumen Vapor/Air Barrier Sheet (Sika Sarnafil® Sarnavap Self-Adhered), Self-Adhering.....	120.04	



MINOR CSI UOM DESCRIPTION	TOTAL DIRECT UNIT COST	DEMOLITION UNIT COST
07 54 19 00-0056 Snap-On Cover Fascia (Sika Sarnafil® Edge Grip) <small>(07 54 19 00-0025)</small>		
07 54 19 00-0057 Aluminum Snap-On Cover Fascia System With Continuous Retainer Bar (Sika Sarnafil® Edge Grip) <small>(07 54 19 00-0056)</small>		
07 54 19 00-0058 Mill Finish, Aluminum Snap-On Cover Fascia System With Continuous Retainer Bar (Sika Sarnafil® Edge Grip) <small>(07 54 19 00-0057)</small>		
07 54 19 00-0059 Mill Finish, Aluminum Snap-On Cover Fascia System With Continuous Retainer Bar (Sika Sarnafil® Edge Grip) <small>(07 54 19 00-0058)</small>		
07 54 19 00-0060 LF 8.25" Face Height, Mill Finish, Aluminum Snap-On Cover Fascia System With Continuous Retainer Bar (Sika Sarnafil® Edge Grip)	17.01	2.77
07 54 19 00-0061 Accessories For Mill Finish, Aluminum Snap-On Cover Fascia Systems <small>(07 54 19 00-0058)</small>		
07 54 19 00-0062 EA Fascia Overflow Scupper For 8.25" Face Height, Mill Finish, Aluminum Snap-On Cover Fascia Systems (Sika Sarnafil® Edge Grip)	104.83	10.27
07 54 19 00-0063 EA Fascia Spillout Scupper For 8.25" Face Height, Mill Finish, Aluminum Snap-On Cover Fascia Systems (Sika Sarnafil® Edge Grip)	104.83	10.27
07 54 19 00-0064 EA Fascia Downspout Scupper For 8.25" Face Height, Mill Finish, Aluminum Snap-On Cover Fascia Systems (Sika Sarnafil® Edge Grip)	127.75	10.27
07 54 19 00-0065 EA Inside/Outside Miter For 8.25" Face Height, Mill Finish, Aluminum Snap-On Cover Fascia Systems (Sika Sarnafil® Edge Grip)	48.10	2.77
07 54 19 00-0066 KYNAR 500® Finish, Aluminum Snap-On Cover Fascia System With Continuous Retainer Bar (Sika Sarnafil® Edge Grip) <small>(07 54 19 00-0057)</small>		
07 54 19 00-0067 KYNAR 500® Finish, Aluminum Snap-On Cover Fascia System With Continuous Retainer Bar (Sika Sarnafil® Edge Grip) <small>(07 54 19 00-0066)</small>		
07 54 19 00-0068 LF 8.25" Face Height, KYNAR 500® Finish, Aluminum Snap-On Cover Fascia System With Continuous Retainer Bar (Sika Sarnafil® Edge Grip)	19.66	2.77
07 54 19 00-0069 Accessories For KYNAR 500® Finish, Aluminum Snap-On Cover Fascia Systems <small>(07 54 19 00-0066)</small>		
07 54 19 00-0070 EA Fascia Overflow Scupper For 8.25" Face Height, KYNAR 500® Finish, Aluminum Snap-On Cover Fascia Systems (Sika Sarnafil® Edge Grip)	110.12	10.27
07 54 19 00-0071 EA Fascia Spillout Scupper For 8.25" Face Height, KYNAR 500® Finish, Aluminum Snap-On Cover Fascia Systems (Sika Sarnafil® Edge Grip)	110.12	10.27
07 54 19 00-0072 EA Fascia Downspout Scupper For 8.25" Face Height, KYNAR 500® Finish, Aluminum Snap-On Cover Fascia Systems (Sika Sarnafil® Edge Grip)	138.34	10.27
07 54 19 00-0073 EA Inside/Outside Miter For 8.25" Face Height, KYNAR 500® Finish, Aluminum Snap-On Cover Fascia Systems (Sika Sarnafil® Edge Grip)	53.41	2.77
07 54 19 00-0074 Galvanized Steel Snap-On Cover Fascia System With Continuous Retainer Bar (Sika Sarnafil® Edge Grip) <small>(07 54 19 00-0056)</small>		
07 54 19 00-0075 KYNAR 500® Finish, Galvanized Steel Snap-On Cover Fascia System With Continuous Retainer Bar (Sika Sarnafil® Edge Grip) <small>(07 54 19 00-0074)</small>		
07 54 19 00-0076 KYNAR 500® Finish, Galvanized Steel Snap-On Cover Fascia System With Continuous Retainer Bar (Sika Sarnafil® Edge Grip) <small>(07 54 19 00-0075)</small>		
07 54 19 00-0077 LF 8.25" Face Height, KYNAR 500® Finish, Galvanized Steel Snap-On Cover Fascia System With Continuous Retainer Bar (Sika Sarnafil® Edge Grip)	17.62	2.77
07 54 19 00-0078 Accessories For KYNAR 500® Finish, Galvanized Steel Snap-On Cover Fascia Systems (Sika Sarnafil® Edge Grip) <small>(07 54 19 00-0075)</small>		
07 54 19 00-0079 EA Fascia Overflow Scupper For 8.25" Face Height, KYNAR 500® Finish, Galvanized Steel Snap-On Cover Fascia Systems (Sika Sarnafil® Edge Grip)	106.05	10.27
07 54 19 00-0080 EA Fascia Spillout Scupper For 8.25" Face Height, KYNAR 500® Finish, Galvanized Steel Snap-On Cover Fascia Systems (Sika Sarnafil® Edge Grip)	106.05	10.27
07 54 19 00-0081 EA Fascia Downspout Scupper For 8.25" Face Height, KYNAR 500® Finish, Galvanized Steel Snap-On Cover Fascia Systems (Sika Sarnafil® Edge Grip)	130.20	10.27
07 54 19 00-0082 EA Inside/Outside Miter For 8.25" Face Height, KYNAR 500® Finish, Galvanized Steel Snap-On Cover Fascia Systems (Sika Sarnafil® Edge Grip)	49.33	2.77
07 54 23 Thermoplastic-Polyolefin Roofing <small>(07 54)</small>		
07 54 23 00-0001 Thermoplastic Polyolefin (TPO) Roofing Membranes <small>(07 54 23)</small>		
Note: Includes polyester fabric reinforcement and hot air welding of seams.		

07 Thermal And Moisture Protection**07 50 Membrane Roofing****07 54 Thermoplastic Membrane Roofing**

MINOR CSI	UOM	DESCRIPTION	TOTAL DIRECT UNIT COST	DEMOLITION UNIT COST
07 54 23 00-0002	SQ	45 Mil, Single Ply TPO Roofing Membrane, Fully Adhered.....	334.25	77.69
		Note: Includes adhesive.		
		For Up To 10, Add	97.93	
		For >10 To 20, Add	56.73	
		For >20 To 40, Add	32.25	
		For >75 To 100, Deduct	-16.13	
		For >100 To 200, Deduct	-36.14	
		For >200, Deduct	-52.26	
		For 15 Year Warranty, Add	3.00	
		For Low VOC Adhesive, Add	51.59	
		For Integral Polyester Fleece-Backing, Add	33.25	
07 54 23 00-0003	SQ	50 Mil, Single Ply TPO Roofing Membrane, Fully Adhered.....	348.73	78.90
		Note: Includes adhesive.		
		For Up To 10, Add	101.31	
		For >10 To 20, Add	58.54	
		For >20 To 40, Add	33.22	
		For >75 To 100, Deduct	-16.61	
		For >100 To 200, Deduct	-37.16	
		For >200, Deduct	-53.77	
		For 15 Year Warranty, Add	3.00	
		For 20 Year Warranty, Add	7.00	
		For 25 Year Warranty, Add	9.00	
		For Low VOC Adhesive, Add	51.59	
		For Integral Polyester Fleece-Backing, Add	33.25	
07 54 23 00-0004	SQ	60 Mil, Single Ply TPO Roofing Membrane, Fully Adhered.....	356.52	80.12
		Note: Includes adhesive.		
		For Up To 10, Add	103.35	
		For >10 To 20, Add	59.69	
		For >20 To 40, Add	33.85	
		For >75 To 100, Deduct	-16.93	
		For >100 To 200, Deduct	-37.86	
		For >200, Deduct	-54.78	
		For 15 Year Warranty, Add	3.00	
		For 20 Year Warranty, Add	7.00	
		For 25 Year Warranty, Add	9.00	
		For Low VOC Adhesive, Add	51.59	
		For Integral Polyester Fleece-Backing, Add	33.25	
07 54 23 00-0005	SQ	80 Mil, Single Ply TPO Roofing Membrane, Fully Adhered.....	450.85	82.54
		Note: Includes adhesive.		
		For Up To 10, Add	123.19	
		For >10 To 20, Add	69.85	
		For >20 To 40, Add	39.05	
		For >75 To 100, Deduct	-19.53	
		For >100 To 200, Deduct	-43.18	
		For >200, Deduct	-62.71	
		For 15 Year Warranty, Add	3.00	
		For 20 Year Warranty, Add	7.00	
		For 25 Year Warranty, Add	9.00	
		For Low VOC Adhesive, Add	51.59	
		For Integral Polyester Fleece-Backing, Add	33.25	
07 54 23 00-0006	SQ	45 Mil, Single Ply TPO Roofing Membrane, Mechanically Fastened	227.87	58.27
		Note: Includes fasteners.		
		For Up To 10, Add	68.88	
		For >10 To 20, Add	40.27	
		For >20 To 40, Add	23.05	
		For >75 To 100, Deduct	-11.52	
		For >100 To 200, Deduct	-25.96	
		For >200, Deduct	-37.48	
		For 15 Year Warranty, Add	3.00	
		For Integral Polyester Fleece-Backing, Add	33.25	
		For Mechanically Fastened To Concrete Decks, Add	29.14	
		For Mechanically Fastened To Cementitious Wood Fiber Or Gypsum Decks, Add	30.36	
07 54 23 00-0007	SQ	50 Mil, Single Ply TPO Roofing Membrane, Mechanically Fastened	242.33	59.48
		Note: Includes fasteners.		
		For Up To 10, Add	72.26	
		For >10 To 20, Add	42.08	
		For >20 To 40, Add	24.01	
		For >75 To 100, Deduct	-12.01	
		For >100 To 200, Deduct	-26.99	
		For >200, Deduct	-38.99	
		For 15 Year Warranty, Add	3.00	
		For 20 Year Warranty, Add	7.00	
		For 25 Year Warranty, Add	9.00	
		For Integral Polyester Fleece-Backing, Add	33.25	
		For Mechanically Fastened To Concrete Decks, Add	29.74	
		For Mechanically Fastened To Cementitious Wood Fiber Or Gypsum Decks, Add	30.96	



MINOR CSI UOM DESCRIPTION	TOTAL DIRECT UNIT COST	DEMOLITION UNIT COST
07 54 23 00-0008 SQ 60 Mil, Single Ply TPO Roofing Membrane, Mechanically Fastened.....	250.13	60.69
Note: Includes fasteners.		
For Up To 10, Add	74.30	
For >10 To 20, Add	43.22	
For >20 To 40, Add	24.65	
For >75 To 100, Deduct	-12.32	
For >100 To 200, Deduct	-27.68	
For >200, Deduct	-40.00	
For 15 Year Warranty, Add	3.00	
For 20 Year Warranty, Add	7.00	
For 25 Year Warranty, Add	9.00	
For Integral Polyester Fleece-Backing, Add	33.25	
For Mechanically Fastened To Concrete Decks, Add	30.35	
For Mechanically Fastened To Cementitious Wood Fiber Or Gypsum Decks, Add	31.57	
07 54 23 00-0009 SQ 80 Mil, Single Ply TPO Roofing Membrane, Mechanically Fastened.....	344.46	63.12
Note: Includes fasteners.		
For Up To 10, Add	94.14	
For >10 To 20, Add	58.38	
For >20 To 40, Add	29.85	
For >75 To 100, Deduct	-14.92	
For >100 To 200, Deduct	-33.00	
For >200, Deduct	-47.93	
For 15 Year Warranty, Add	3.00	
For 20 Year Warranty, Add	7.00	
For 25 Year Warranty, Add	9.00	
For Integral Polyester Fleece-Backing, Add	33.25	
For Mechanically Fastened To Concrete Decks, Add	31.56	
For Mechanically Fastened To Cementitious Wood Fiber Or Gypsum Decks, Add	32.78	
07 54 23 00-0010 Thermoplastic Polyolefin (TPO) Roofing Membrane Accessories (07 54 23)		
07 54 23 00-0011 SQ Acrylic, Thermoplastic Polyolefin (TPO) Roofing Primer, Price Per Coat.....	79.68	
For Up To 10, Add	19.82	
For >10 To 20, Add	10.88	
For >20 To 40, Add	5.93	
For >75 To 100, Deduct	-2.96	
For >100 To 200, Deduct	-6.41	
For >200, Deduct	-9.37	
07 54 23 00-0012 SQ Acrylic Elastomeric, Surface Or Base Coating For TPO Roofing, Price Per Coat.....	69.04	
Note: 55% solids by volume.		
For Up To 10, Add	17.69	
For >10 To 20, Add	9.82	
For >20 To 40, Add	5.39	
For >75 To 100, Deduct	-2.70	
For >100 To 200, Deduct	-5.88	
For >200, Deduct	-8.58	
For Tan Or Gray Color, Add	2.48	
07 54 23 00-0013 EA Up To 3" Pipe Diameter, Prefabricated Thermoplastic Polyolefin Pipe Cone/Boot.....	60.07	8.25
Note: Includes attaching the boot to the membrane, caulking around the pipe and installing a draw band.		
07 54 23 00-0014 EA >3" To 8" Pipe Diameter, Prefabricated Thermoplastic Polyolefin Pipe Cone/Boot.....	64.79	9.23
Note: Includes attaching the boot to the membrane, caulking around the pipe and installing a draw band.		
07 54 23 00-0015 EA 6" Diameter, Prefabricated TPO Penetration Pocket.....	120.31	10.20
Note: Includes attaching the pocket to the membrane, sealing around the penetration and filling the pocket with pourable sealer.		
07 54 23 00-0016 LF 30" Wide, TPO Walkway Protection Pad.....	27.31	5.63
07 54 23 00-0017 SF Thermoplastic Polyolefin Membrane Base Flashing.....	7.65	1.45
07 54 23 00-0018 SF Thermoplastic Polyolefin Curb Flashing.....	6.41	1.45
For Tan Or Gray Color, Add	0.10	
07 54 23 00-0019 SF Thermoplastic Polyolefin Clad Edge Metal Or Base Flashing.....	11.35	1.45
Note: 20 Mil TPO membrane laminated to 24 gauge galvanized steel.		
07 56 Fluid-Applied Roofing (07 50)		
07 56 00 00-0001 Neoprene Hypalon Liquid Roofing, 5 Coats (07 56)		
07 56 00 00-0002 SQ 60 Mil 5 Coat Spray-on Neoprene Hypalon Liquid Roofing.....	989.85	129.75
For Each Additional Coat, Add	148.48	
07 56 00 00-0003 Vinyl Spray Liquid Roofing (07 56)		
07 56 00 00-0004 SQ 2 Mil Vinyl Liquid Roofing.....	1,274.16	136.74
07 56 00 00-0005 SQ 4 Mil Vinyl Liquid Roofing.....	1,426.23	152.71
07 56 00 00-0006 Silicone Elastomeric Liquid Roofing (07 56)		
07 56 00 00-0007 SQ 65% Solids, Silicone Elastomeric Spray-on Roofing, 3 Coats, 16 Mil Per Coat.....	419.54	78.35
07 56 00 00-0008 SQ 65% Solids, Silicone Elastomeric Rolled-on Roofing, 3 Coats, 16 Mil Per Coat.....	495.48	78.35
07 56 00 00-0009 SQ 65% Solids, Silicone Elastomeric Brushed-on Roofing, 3 Coats, 16 Mil Per Coat.....	552.59	78.35
07 56 00 00-0010 Elastomeric Asphalt/Urethane Liquid Roofing Membrane (07 56)		
07 56 00 00-0011 SQ 90 Mil, Elastomeric Asphalt/Urethane Liquid Roofing Membrane.....	1,779.32	78.35
Note: Includes applying a 30 mil base coat, rolling in a stitchbonded polyester reinforcing scrim and applying a 60 mil second coat.		

07 Thermal And Moisture Protection**07 50 Membrane Roofing****07 56 Fluid-Applied Roofing**MINOR
CSI UOM DESCRIPTIONTOTAL DIRECT DEMOLITION
UNIT COST UNIT COST**07 56 00 00-0012****Urethane Liquid Roofing Membrane (07 56)**

Note: Garland White Knight Energy Star single component urethane restoration system. 10 year warranty. Used for restoration of membrane, built up, metal and modified roofing systems.

07 56 00 00-0013	SQ	Ulti-Mat™ 38" Non-Woven Fiberglass Reinforcing Membrane For White-Knight Systems.....	92.91	
07 56 00 00-0014	LF	Ulti-Mat™ 6" Non-Woven Fiberglass Reinforcing Membrane For White-Knight Systems.....	4.69	
07 56 00 00-0015	SQ	White-Knight® Premium Multi-Purpose Urethane Restoration Reflective Coating For Metal, Membrane, BUR, Single-Ply (2 GAL/SQ).....	354.99	
07 56 00 00-0016	SQ	White-Knight® Metal Primer One Component Metal Primer For Placement Under The White-Knight System.....	90.76	
07 56 00 00-0017	SQ	White-Knight® Plus High Strength, Multi-Purpose Urethane Restoration Coating For Metal, Membrane, BUR, Single-Ply.....	879.23	
07 56 00 00-0018	SQ	White-Knight® Plus Base Coat High Strength, Multi-Purpose Urethane Restoration Coating For Metal, Membrane, BUR, Single-Ply.....	1,331.52	
07 56 00 00-0019	SQ	White-Knight® Plus WC High Strength, Multi-Purpose, VOC Compliant, Urethane Restoration Coating For Metal, Membrane, BUR, Single-Ply.....	909.70	
07 56 00 00-0020	SQ	White-Star Premium, White Polyurea Restoration Adhesive For Mineral And Smooth Modified And BUR (2 GAL/SQ).....	232.93	

07 57 Coated Foamed Roofing (07 50)**07 57 13 Sprayed Polyurethane Foam Roofing (07 57)**

Note: Includes power washing. Excludes ballast removal and priming metal surfaces. Excludes walkways.

07 57 13 00-0001 Sprayed Polyurethane Foam Roofing Systems (07 57 13)**07 57 13 00-0002 Sprayed Polyurethane Foam Roofing Systems With Acrylic Elastomeric Coating (07 57 13 00-0001)****07 57 13 00-0003 Sprayed Polyurethane Foam Roofing System With 28 Mil Acrylic Elastomeric Coating (07 57 13 00-0002)**

Note: Includes UL 790 fire rated 2.8 LB density polyurethane foam roofing system with acrylic elastomeric coating. Includes 5 year warranty.

07 57 13 00-0004	SQ	1" Thick, R6.5, 2.8 PCF, Closed Cell, Sprayed Polyurethane Foam Roofing System With 28 Mil Acrylic Elastomeric Coating.....	327.09	47.93
07 57 13 00-0005	SQ	1-1/2" Thick, R9.75, 2.8 PCF, Closed Cell, Sprayed Polyurethane Foam Roofing System With 28 Mil Acrylic Elastomeric Coating.....	393.08	51.35
07 57 13 00-0006	SQ	2" Thick, R13.0, 2.8 PCF, Closed Cell, Sprayed Polyurethane Foam Roofing System With 28 Mil Acrylic Elastomeric Coating.....	459.08	54.78
07 57 13 00-0007	SQ	2-1/2" Thick, R16.25, 2.8 PCF, Closed Cell, Sprayed Polyurethane Foam Roofing System With 28 Mil Acrylic Elastomeric Coating.....	531.67	58.20
07 57 13 00-0008	SQ	3" Thick, R19.5, 2.8 PCF, Closed Cell, Sprayed Polyurethane Foam Roofing System With 28 Mil Acrylic Elastomeric Coating.....	604.26	61.62
07 57 13 00-0009	SQ	3-1/2" Thick, R22.75, 2.8 PCF, Closed Cell, Sprayed Polyurethane Foam Roofing System With 28 Mil Acrylic Elastomeric Coating.....	663.66	65.05
07 57 13 00-0010	SQ	4" Thick, R26.0, 2.8 PCF, Closed Cell, Sprayed Polyurethane Foam Roofing System With 28 Mil Acrylic Elastomeric Coating.....	723.05	68.47
07 57 13 00-0011	SQ	4-1/2" Thick, R29.25, 2.8 PCF, Closed Cell, Sprayed Polyurethane Foam Roofing System With 28 Mil Acrylic Elastomeric Coating.....	789.04	71.90
07 57 13 00-0012	SQ	5" Thick, R32.5, 2.8 PCF, Closed Cell, Sprayed Polyurethane Foam Roofing System With 28 Mil Acrylic Elastomeric Coating.....	855.05	75.32
07 57 13 00-0013	SQ	5-1/2" Thick, R35.75, 2.8 PCF, Closed Cell, Sprayed Polyurethane Foam Roofing System With 28 Mil Acrylic Elastomeric Coating.....	921.03	78.75
07 57 13 00-0014	SQ	6" Thick, R39.0, 2.8 PCF, Closed Cell, Sprayed Polyurethane Foam Roofing System With 28 Mil Acrylic Elastomeric Coating.....	987.03	82.16

07 57 13 00-0015 Sprayed Polyurethane Foam Roofing System With 32 Mil Acrylic Elastomeric Coating (07 57 13 00-0002)

Note: Includes UL 790 fire rated 2.8 LB density polyurethane foam roofing system with acrylic elastomeric coating. Includes 10 year warranty.

07 57 13 00-0016	SQ	1" Thick, R6.5, 2.8 PCF, Closed Cell, Sprayed Polyurethane Foam Roofing System With 32 Mil Acrylic Elastomeric Coating.....	337.35	47.93
07 57 13 00-0017	SQ	1-1/2" Thick, R9.75, 2.8 PCF, Closed Cell, Sprayed Polyurethane Foam Roofing System With 32 Mil Acrylic Elastomeric Coating.....	403.35	51.35
07 57 13 00-0018	SQ	2" Thick, R13.0, 2.8 PCF, Closed Cell, Sprayed Polyurethane Foam Roofing System With 32 Mil Acrylic Elastomeric Coating.....	469.34	54.78
07 57 13 00-0019	SQ	2-1/2" Thick, R16.25, 2.8 PCF, Closed Cell, Sprayed Polyurethane Foam Roofing System With 32 Mil Acrylic Elastomeric Coating.....	535.33	58.20
07 57 13 00-0020	SQ	3" Thick, R19.5, 2.8 PCF, Closed Cell, Sprayed Polyurethane Foam Roofing System With 32 Mil Acrylic Elastomeric Coating.....	601.33	61.62
07 57 13 00-0021	SQ	3-1/2" Thick, R22.75, 2.8 PCF, Closed Cell, Sprayed Polyurethane Foam Roofing System With 32 Mil Acrylic Elastomeric Coating.....	667.33	65.05
07 57 13 00-0022	SQ	4" Thick, R26.0, 2.8 PCF, Closed Cell, Sprayed Polyurethane Foam Roofing System With 32 Mil Acrylic Elastomeric Coating.....	733.31	68.47
07 57 13 00-0023	SQ	4-1/2" Thick, R29.25, 2.8 PCF, Closed Cell, Sprayed Polyurethane Foam Roofing System With 32 Mil Acrylic Elastomeric Coating.....	799.31	71.90
07 57 13 00-0024	SQ	5" Thick, R32.5, 2.8 PCF, Closed Cell, Sprayed Polyurethane Foam Roofing System With 32 Mil Acrylic Elastomeric Coating.....	865.31	75.32
07 57 13 00-0025	SQ	5-1/2" Thick, R35.75, 2.8 PCF, Closed Cell, Sprayed Polyurethane Foam Roofing System With 32 Mil Acrylic Elastomeric Coating.....	931.29	78.75
07 57 13 00-0026	SQ	6" Thick, R39.0, 2.8 PCF, Closed Cell, Sprayed Polyurethane Foam Roofing System With 32 Mil Acrylic Elastomeric Coating.....	997.30	82.16



MINOR CSI UOM DESCRIPTION	TOTAL DIRECT UNIT COST	DEMOLITION UNIT COST
------------------------------	---------------------------	-------------------------

07 57 13 00-0027	Sprayed Polyurethane Foam Roofing System With 40 Mil Acrylic Elastomeric Coating <small>(07 57 13 00-0002)</small>	
	Note: Includes UL 790 fire rated 2.8 LB density polyurethane foam roofing system with acrylic elastomeric coating. Includes 15 year warranty.	
07 57 13 00-0028	SQ 1" Thick, R6.5, 2.8 PCF, Closed Cell, Sprayed Polyurethane Foam Roofing System With 40 Mil Acrylic Elastomeric Coating	362.28 47.93
07 57 13 00-0029	SQ 1-1/2" Thick, R9.75, 2.8 PCF, Closed Cell, Sprayed Polyurethane Foam Roofing System With 40 Mil Acrylic Elastomeric Coating	426.08 51.35
07 57 13 00-0030	SQ 2" Thick, R13.0, 2.8 PCF, Closed Cell, Sprayed Polyurethane Foam Roofing System With 40 Mil Acrylic Elastomeric Coating	489.87 54.78
07 57 13 00-0031	SQ 2-1/2" Thick, R16.25, 2.8 PCF, Closed Cell, Sprayed Polyurethane Foam Roofing System With 40 Mil Acrylic Elastomeric Coating	555.86 58.20
07 57 13 00-0032	SQ 3" Thick, R19.5, 2.8 PCF, Closed Cell, Sprayed Polyurethane Foam Roofing System With 40 Mil Acrylic Elastomeric Coating	621.86 61.62
07 57 13 00-0033	SQ 3-1/2" Thick, R22.75, 2.8 PCF, Closed Cell, Sprayed Polyurethane Foam Roofing System With 40 Mil Acrylic Elastomeric Coating	715.28 65.05
07 57 13 00-0034	SQ 4" Thick, R26.0, 2.8 PCF, Closed Cell, Sprayed Polyurethane Foam Roofing System With 40 Mil Acrylic Elastomeric Coating	808.69 68.47
07 57 13 00-0035	SQ 4-1/2" Thick, R29.25, 2.8 PCF, Closed Cell, Sprayed Polyurethane Foam Roofing System With 40 Mil Acrylic Elastomeric Coating	880.25 71.90
07 57 13 00-0036	SQ 5" Thick, R32.5, 2.8 PCF, Closed Cell, Sprayed Polyurethane Foam Roofing System With 40 Mil Acrylic Elastomeric Coating	951.83 75.32
07 57 13 00-0037	SQ 5-1/2" Thick, R35.75, 2.8 PCF, Closed Cell, Sprayed Polyurethane Foam Roofing System With 40 Mil Acrylic Elastomeric Coating	1,023.38 78.75
07 57 13 00-0038	SQ 6" Thick, R39.0, 2.8 PCF, Closed Cell, Sprayed Polyurethane Foam Roofing System With 40 Mil Acrylic Elastomeric Coating	1,094.96 82.16
07 57 13 00-0039	Sprayed Polyurethane Foam Roofing Systems With Silicone Elastomeric Coating <small>(07 57 13 00-0001)</small>	
07 57 13 00-0040	Sprayed Polyurethane Foam Roofing System With 20 Mil Silicone Elastomeric Coating <small>(07 57 13 00-0039)</small>	
	Note: Includes UL 790 fire rated 2.8 LB density polyurethane foam roofing system with 65% solids silicone elastomeric coating. Includes 5 year warranty.	
07 57 13 00-0041	SQ 1" Thick, R6.5, 2.8 PCF, Closed Cell, Sprayed Polyurethane Foam Roofing System With 20 Mil Silicone Elastomeric Coating	369.62 47.93
07 57 13 00-0042	SQ 1-1/2" Thick, R9.75, 2.8 PCF, Closed Cell, Sprayed Polyurethane Foam Roofing System With 20 Mil Silicone Elastomeric Coating	441.18 51.35
07 57 13 00-0043	SQ 2" Thick, R13.0, 2.8 PCF, Closed Cell, Sprayed Polyurethane Foam Roofing System With 20 Mil Silicone Elastomeric Coating	512.75 54.78
07 57 13 00-0044	SQ 2-1/2" Thick, R16.25, 2.8 PCF, Closed Cell, Sprayed Polyurethane Foam Roofing System With 20 Mil Silicone Elastomeric Coating	584.31 58.20
07 57 13 00-0045	SQ 3" Thick, R19.5, 2.8 PCF, Closed Cell, Sprayed Polyurethane Foam Roofing System With 20 Mil Silicone Elastomeric Coating	655.88 61.62
07 57 13 00-0046	SQ 3-1/2" Thick, R22.75, 2.8 PCF, Closed Cell, Sprayed Polyurethane Foam Roofing System With 20 Mil Silicone Elastomeric Coating	727.45 65.05
07 57 13 00-0047	SQ 4" Thick, R26.0, 2.8 PCF, Closed Cell, Sprayed Polyurethane Foam Roofing System With 20 Mil Silicone Elastomeric Coating	799.01 68.47
07 57 13 00-0048	SQ 4-1/2" Thick, R29.25, 2.8 PCF, Closed Cell, Sprayed Polyurethane Foam Roofing System With 20 Mil Silicone Elastomeric Coating	870.57 71.90
07 57 13 00-0049	SQ 5" Thick, R32.5, 2.8 PCF, Closed Cell, Sprayed Polyurethane Foam Roofing System With 20 Mil Silicone Elastomeric Coating	942.15 75.32
07 57 13 00-0050	SQ 5-1/2" Thick, R35.75, 2.8 PCF, Closed Cell, Sprayed Polyurethane Foam Roofing System With 20 Mil Silicone Elastomeric Coating	1,013.71 78.75
07 57 13 00-0051	SQ 6" Thick, R39.0, 2.8 PCF, Closed Cell, Sprayed Polyurethane Foam Roofing System With 20 Mil Silicone Elastomeric Coating	1,085.28 82.16
07 57 13 00-0052	Sprayed Polyurethane Foam Roofing System With 22 Mil Silicone Elastomeric Coating <small>(07 57 13 00-0039)</small>	
	Note: Includes UL 790 fire rated 2.8 LB density polyurethane foam roofing system with 65% solids silicone elastomeric coating. Includes 10 year warranty.	
07 57 13 00-0053	SQ 1" Thick, R6.5, 2.8 PCF, Closed Cell, Sprayed Polyurethane Foam Roofing System With 22 Mil Silicone Elastomeric Coating	384.13 47.93
07 57 13 00-0054	SQ 1-1/2" Thick, R9.75, 2.8 PCF, Closed Cell, Sprayed Polyurethane Foam Roofing System With 22 Mil Silicone Elastomeric Coating	455.70 51.35
07 57 13 00-0055	SQ 2" Thick, R13.0, 2.8 PCF, Closed Cell, Sprayed Polyurethane Foam Roofing System With 22 Mil Silicone Elastomeric Coating	527.26 54.78
07 57 13 00-0056	SQ 2-1/2" Thick, R16.25, 2.8 PCF, Closed Cell, Sprayed Polyurethane Foam Roofing System With 22 Mil Silicone Elastomeric Coating	598.83 58.20
07 57 13 00-0057	SQ 3" Thick, R19.5, 2.8 PCF, Closed Cell, Sprayed Polyurethane Foam Roofing System With 22 Mil Silicone Elastomeric Coating	670.39 61.62
07 57 13 00-0058	SQ 3-1/2" Thick, R22.75, 2.8 PCF, Closed Cell, Sprayed Polyurethane Foam Roofing System With 22 Mil Silicone Elastomeric Coating	741.97 65.05
07 57 13 00-0059	SQ 4" Thick, R26.0, 2.8 PCF, Closed Cell, Sprayed Polyurethane Foam Roofing System With 22 Mil Silicone Elastomeric Coating	813.53 68.47
07 57 13 00-0060	SQ 4-1/2" Thick, R29.25, 2.8 PCF, Closed Cell, Sprayed Polyurethane Foam Roofing System With 22 Mil Silicone Elastomeric Coating	885.09 71.90
07 57 13 00-0061	SQ 5" Thick, R32.5, 2.8 PCF, Closed Cell, Sprayed Polyurethane Foam Roofing System With 22 Mil Silicone Elastomeric Coating	956.67 75.32

07 Thermal And Moisture Protection**07 50 Membrane Roofing****07 57 Coated Foamed Roofing**

SAN BERNARDINO
COUNTY

MINOR CSI UOM DESCRIPTION	TOTAL DIRECT UNIT COST	DEMOLITION UNIT COST
07 57 13 00-0062 SQ 5-1/2" Thick, R35.75, 2.8 PCF, Closed Cell, Sprayed Polyurethane Foam Roofing System With 22 Mil Silicone Elastomeric Coating.....	1,028.22	78.75
07 57 13 00-0063 SQ 6" Thick, R39.0, 2.8 PCF, Closed Cell, Sprayed Polyurethane Foam Roofing System With 22 Mil Silicone Elastomeric Coating.....	1,099.80	82.16
07 57 13 00-0064 Sprayed Polyurethane Foam Roofing System With 25 Mil Silicone Elastomeric Coating <small>(07 57 13 00-0039)</small> Note: Includes UL 790 fire rated 2.8 LB density polyurethane foam roofing system with 65% solids silicone elastomeric coating. Includes 15 year warranty.		
07 57 13 00-0065 SQ 1" Thick, R6.5, 2.8 PCF, Closed Cell, Sprayed Polyurethane Foam Roofing System With 25 Mil Silicone Elastomeric Coating.....	395.42	47.93
07 57 13 00-0066 SQ 1-1/2" Thick, R9.75, 2.8 PCF, Closed Cell, Sprayed Polyurethane Foam Roofing System With 25 Mil Silicone Elastomeric Coating.....	466.99	51.35
07 57 13 00-0067 SQ 2" Thick, R13.0, 2.8 PCF, Closed Cell, Sprayed Polyurethane Foam Roofing System With 25 Mil Silicone Elastomeric Coating.....	538.56	54.78
07 57 13 00-0068 SQ 2-1/2" Thick, R16.25, 2.8 PCF, Closed Cell, Sprayed Polyurethane Foam Roofing System With 25 Mil Silicone Elastomeric Coating.....	610.12	58.20
07 57 13 00-0069 SQ 3" Thick, R19.5, 2.8 PCF, Closed Cell, Sprayed Polyurethane Foam Roofing System With 25 Mil Silicone Elastomeric Coating.....	681.69	61.62
07 57 13 00-0070 SQ 3-1/2" Thick, R22.75, 2.8 PCF, Closed Cell, Sprayed Polyurethane Foam Roofing System With 25 Mil Silicone Elastomeric Coating.....	753.26	65.05
07 57 13 00-0071 SQ 4" Thick, R26.0, 2.8 PCF, Closed Cell, Sprayed Polyurethane Foam Roofing System With 25 Mil Silicone Elastomeric Coating.....	824.82	68.47
07 57 13 00-0072 SQ 4-1/2" Thick, R29.25, 2.8 PCF, Closed Cell, Sprayed Polyurethane Foam Roofing System With 25 Mil Silicone Elastomeric Coating.....	896.38	71.90
07 57 13 00-0073 SQ 5" Thick, R32.5, 2.8 PCF, Closed Cell, Sprayed Polyurethane Foam Roofing System With 25 Mil Silicone Elastomeric Coating.....	967.96	75.32
07 57 13 00-0074 SQ 5-1/2" Thick, R35.75, 2.8 PCF, Closed Cell, Sprayed Polyurethane Foam Roofing System With 25 Mil Silicone Elastomeric Coating.....	1,039.51	78.75
07 57 13 00-0075 SQ 6" Thick, R39.0, 2.8 PCF, Closed Cell, Sprayed Polyurethane Foam Roofing System With 25 Mil Silicone Elastomeric Coating.....	1,111.09	82.16
07 58 Roll Roofing <small>(07 50)</small>		
07 58 00 00-0001 Prepared Roll Roofing <small>(07 58)</small> Note: Fastened with roofing nails and roofing cement. Includes fasteners and adhesive. Excludes warranty. See CSI section 07 51 13 00-0033 for underlayment.		
07 58 00 00-0002 SQ Granule Surfaced, 90 LB, Asphalt Saturated Organic Felt Roll Roofing.....	245.85	30.81
07 59 Membrane Roofing Termination Bar <small>(07 50)</small>		
07 59 00 00-0001 Membrane Roofing Termination Bar <small>(07 59)</small> Note: Includes fasteners and caulking.	4.57	1.40
07 60 Flashing and Sheet Metal <small>(07)</small>		
07 61 Sheet Metal Roofing <small>(07 60)</small>		
07 61 13 Standing Seam Sheet Metal Roofing <small>(07 61)</small>		
07 61 13 00-0001 Standing Seam Concealed Fastener Roofing <small>(07 61 13)</small>		
07 61 13 00-0002 Copper Standing Seam Concealed Fastener Roofing <small>(07 61 13 00-0001)</small>		
07 61 13 00-0003 SF Architectural 16 Ounce Copper Standing Seam Concealed Fastener Roofing.....	34.94	3.04
For Steep Roof, Over 6 To 12, Add	1.82	
For 140 MPH Wind Load, Add	1.18	
For Up To 1,500, Add	8.74	
For Panels < 16" Wide, Add	2.87	
For Up To 5000, Add	3.49	
For > 5000 To 10000, Add	0.87	
07 61 13 00-0004 SF Architectural 18 Ounce Copper Standing Seam Concealed Fastener Roofing.....	38.27	3.30
For Steep Roof, Over 6 To 12, Add	1.97	
For Panels < 16" Wide, Add	3.13	
For 140 MPH Wind Load, Add	1.29	
For Up To 1,500, Add	9.57	
For > 1,500 To 5,000, Add	5.74	
For > 5,000 To 10,000, Add	0.96	
For Panels < 16" Wide, Add	3.13	
For Up To 5000, Add	3.83	
For > 5000 To 10000, Add	0.96	
07 61 13 00-0005 SF Architectural 20 Ounce Copper Standing Seam Concealed Fastener Roofing.....	45.21	3.59
For Steep Roof, Over 6 To 12, Add	2.15	
For 140 MPH Wind Load, Add	1.48	
For Up To 1,500, Add	11.30	
For Panels < 16" Wide, Add	3.59	
For Up To 5000, Add	4.52	
For > 5000 To 10000, Add	1.13	



MINOR CSI UOM DESCRIPTION	TOTAL DIRECT UNIT COST	DEMOLITION UNIT COST
------------------------------	---------------------------	-------------------------

07 61 13 00-0006 Zinc/Copper Standing Seam Concealed Fastener Roofing (07 61 13 00-0001)		
07 61 13 00-0007 SF 0.020" Thick, Zinc/Copper Standing Seam Concealed Fastener Roofing.....	40.95	3.30
For Steep Roof, Over 6 To 12, Add	1.97	
For Panels <16" Wide, Add	3.26	
For 140 MPH Wind Load, Add	1.36	
For Up To 1,500, Add	10.24	
For >1,500 To 5,000, Add	6.14	
For >5,000 To 10,000, Add	1.02	
For Tin/Copper, Deduct	-0.69	
07 61 13 00-0008 SF 0.027" Thick, Zinc/Copper Standing Seam Concealed Fastener Roofing.....	49.83	3.43
For Steep Roof, Over 6 To 12, Add	2.06	
For Panels <16" Wide, Add	3.76	
For 140 MPH Wind Load, Add	1.55	
For Up To 1,500, Add	12.46	
For >1,500 To 5,000, Add	7.47	
For >5,000 To 10,000, Add	1.25	
For Tin/Copper, Deduct	-0.86	
07 61 13 00-0009 SF 0.032" Thick, Zinc/Copper Standing Seam Concealed Fastener Roofing.....	56.76	3.59
For Steep Roof, Over 6 To 12, Add	2.15	
For Panels <16" Wide, Add	4.17	
For 140 MPH Wind Load, Add	1.71	
For Up To 1,500, Add	14.19	
For >1,500 To 5,000, Add	8.51	
For >5,000 To 10,000, Add	1.42	
For Tin/Copper, Deduct	-0.99	
07 61 13 00-0010 SF 0.040" Thick, Zinc/Copper Standing Seam Concealed Fastener Roofing.....	71.47	3.77
For Steep Roof, Over 6 To 12, Add	2.26	
For Panels <16" Wide, Add	4.96	
For 140 MPH Wind Load, Add	2.03	
For Up To 1,500, Add	17.87	
For >1,500 To 5,000, Add	10.72	
For >5,000 To 10,000, Add	1.79	
For Tin/Copper, Deduct	-1.28	
07 61 13 00-0011 Accessories For Copper Standing Seam Concealed Fastener Roofing (07 61 13 00-0001)		
07 61 13 00-0012 LF Ridge Flashing For Copper Standing Seam Concealed Fastener Roofing.....	148.68	6.28
For Steep Roof, Over 6 To 12, Add	4.71	
For 140 MPH Wind Load, Add	4.23	
07 61 13 00-0013 LF Eave Flashing For Copper Standing Seam Concealed Fastener Roofing.....	84.28	6.28
For Steep Roof, Over 6 To 12, Add	4.71	
For 140 MPH Wind Load, Add	2.94	
07 61 13 00-0014 LF Valley Flashing For Copper Standing Seam Concealed Fastener Roofing.....	209.58	6.28
For Steep Roof, Over 6 To 12, Add	4.71	
For 140 MPH Wind Load, Add	5.45	
07 61 13 00-0015 LF Hip Flashing For Copper Standing Seam Concealed Fastener Roofing.....	153.50	6.28
For Steep Roof, Over 6 To 12, Add	4.71	
For 140 MPH Wind Load, Add	4.33	
07 61 16 Batten Seam Sheet Metal Roofing (07 61)		
07 61 16 00-0001 Copper Batten Seam Concealed Fastener Roofing (07 61 16)		
07 61 16 00-0002 Copper Batten Seam Concealed Fastener Roofing (07 61 16 00-0001)		
07 61 16 00-0003 SF 16 Ounce Copper Batten Seam Concealed Fastener Roofing.....	43.10	3.59
For Steep Roof, Over 6 To 12, Add	2.15	
For Panels <16" Wide, Add	3.48	
For 140 MPH Wind Load, Add	1.44	
For Up To 1,500, Add	10.78	
For >1,500 To 5,000, Add	6.47	
For >5,000 To 10,000, Add	1.08	
07 61 16 00-0004 SF 18 Ounce Copper Batten Seam Concealed Fastener Roofing.....	47.68	3.77
For Steep Roof, Over 6 To 12, Add	2.26	
For Panels <16" Wide, Add	3.78	
For 140 MPH Wind Load, Add	1.56	
For Up To 1,500, Add	11.92	
For >1,500 To 5,000, Add	7.15	
For >5,000 To 10,000, Add	1.19	
07 61 16 00-0005 SF 20 Ounce Copper Batten Seam Concealed Fastener Roofing.....	55.79	3.95
For Steep Roof, Over 6 To 12, Add	2.37	
For Panels <16" Wide, Add	4.25	
For 140 MPH Wind Load, Add	1.75	
For Up To 1,500, Add	13.95	
For >1,500 To 5,000, Add	8.37	
For >5,000 To 10,000, Add	1.39	
07 61 16 00-0006 Zinc/Copper Batten Seam Concealed Fastener Roofing (07 61 16 00-0001)		

07 Thermal And Moisture Protection**07 60 Flashing and Sheet Metal****07 61 Sheet Metal Roofing**

SAN BERNARDINO
COUNTY

MINOR
CSI UOM DESCRIPTION

TOTAL DIRECT DEMOLITION
UNIT COST UNIT COST

07 61 16 00-0007	SF	0.020" Thick, Zinc/Copper Batten Seam Concealed Fastener Roofing	43.91	3.30
		<i>For Steep Roof, Over 6 To 12, Add</i>	1.97	
		<i>For Panels <16" Wide, Add</i>	3.41	
		<i>For 140 MPH Wind Load, Add</i>	1.40	
		<i>For Up To 1,500, Add</i>	10.98	
		<i>For >1,500 To 5,000, Add</i>	6.59	
		<i>For >5,000 To 10,000, Add</i>	1.10	
		<i>For Tin/Copper, Deduct</i>	-0.75	
07 61 16 00-0008	SF	0.027" Thick, Zinc/Copper Batten Seam Concealed Fastener Roofing	54.05	3.43
		<i>For Steep Roof, Over 6 To 12, Add</i>	2.06	
		<i>For Panels <16" Wide, Add</i>	3.97	
		<i>For 140 MPH Wind Load, Add</i>	1.63	
		<i>For Up To 1,500, Add</i>	13.51	
		<i>For >1,500 To 5,000, Add</i>	8.11	
		<i>For >5,000 To 10,000, Add</i>	1.35	
		<i>For Tin/Copper, Deduct</i>	-0.94	
07 61 16 00-0009	SF	0.032" Thick, Zinc/Copper Batten Seam Concealed Fastener Roofing	60.70	3.59
		<i>For Steep Roof, Over 6 To 12, Add</i>	2.15	
		<i>For Panels <16" Wide, Add</i>	4.36	
		<i>For 140 MPH Wind Load, Add</i>	1.79	
		<i>For Up To 1,500, Add</i>	16.18	
		<i>For >1,500 To 5,000, Add</i>	9.11	
		<i>For >5,000 To 10,000, Add</i>	1.52	
		<i>For Tin/Copper, Deduct</i>	-1.07	
07 61 16 00-0010	SF	0.040" Thick, Zinc/Copper Batten Seam Concealed Fastener Roofing	76.54	3.77
		<i>For Steep Roof, Over 6 To 12, Add</i>	2.26	
		<i>For Panels <16" Wide, Add</i>	5.22	
		<i>For 140 MPH Wind Load, Add</i>	2.13	
		<i>For Up To 1,500, Add</i>	19.14	
		<i>For >1,500 To 5,000, Add</i>	11.48	
		<i>For >5,000 To 10,000, Add</i>	1.91	
		<i>For Tin/Copper, Deduct</i>	-1.38	

07 61 19 Flat Seam Sheet Metal Roofing (07 61)**07 61 19 00-0001 Copper Flat Seam Concealed Fastener Roofing (07 61 19)****07 61 19 00-0002 Copper Flat Seam Concealed Fastener Roofing (07 61 19 00-0001)**

07 61 19 00-0003	SF	16 Ounce Copper Flat Seam Concealed Fastener Roofing	33.06	3.30
		<i>For Steep Roof, Over 6 To 12, Add</i>	1.97	
		<i>For Panels <16" Wide, Add</i>	2.87	
		<i>For 140 MPH Wind Load, Add</i>	1.19	
		<i>For Up To 1,500, Add</i>	8.27	
		<i>For >1,500 To 5,000, Add</i>	4.96	
		<i>For >5,000 To 10,000, Add</i>	0.83	
07 61 19 00-0004	SF	18 Ounce Copper Flat Seam Concealed Fastener Roofing	36.45	3.43
		<i>For Steep Roof, Over 6 To 12, Add</i>	2.06	
		<i>For Panels <16" Wide, Add</i>	3.09	
		<i>For 140 MPH Wind Load, Add</i>	1.28	
		<i>For Up To 1,500, Add</i>	9.11	
		<i>For >1,500 To 5,000, Add</i>	5.47	
		<i>For >5,000 To 10,000, Add</i>	0.91	
07 61 19 00-0005	SF	20 Ounce Copper Flat Seam Concealed Fastener Roofing	42.39	3.59
		<i>For Steep Roof, Over 6 To 12, Add</i>	2.15	
		<i>For Panels <16" Wide, Add</i>	3.45	
		<i>For 140 MPH Wind Load, Add</i>	1.42	
		<i>For Up To 1,500, Add</i>	10.60	
		<i>For >1,500 To 5,000, Add</i>	6.36	
		<i>For >5,000 To 10,000, Add</i>	1.06	

07 61 19 00-0006 Zinc/Copper Flat Seam Concealed Fastener Roofing (07 61 19 00-0001)

07 61 19 00-0007	SF	0.020" Thick, Zinc/Copper Flat Seam Concealed Fastener Roofing	38.27	3.30
		<i>For Steep Roof, Over 6 To 12, Add</i>	1.97	
		<i>For Panels <16" Wide, Add</i>	3.13	
		<i>For 140 MPH Wind Load, Add</i>	1.29	
		<i>For Up To 1,500, Add</i>	9.57	
		<i>For >1,500 To 5,000, Add</i>	5.74	
		<i>For >5,000 To 10,000, Add</i>	0.96	
		<i>For Tin/Copper, Deduct</i>	-0.63	
07 61 19 00-0008	SF	0.027" Thick, Zinc/Copper Flat Seam Concealed Fastener Roofing	47.01	3.43
		<i>For Steep Roof, Over 6 To 12, Add</i>	2.06	
		<i>For Panels <16" Wide, Add</i>	3.62	
		<i>For 140 MPH Wind Load, Add</i>	1.49	
		<i>For Up To 1,500, Add</i>	11.75	
		<i>For >1,500 To 5,000, Add</i>	7.05	
		<i>For >5,000 To 10,000, Add</i>	1.18	
		<i>For Tin/Copper, Deduct</i>	-0.80	



MINOR CSI UOM DESCRIPTION	TOTAL DIRECT UNIT COST	DEMOLITION UNIT COST
07 61 19 00-0009 SF 0.032" Thick, Zinc/Copper Flat Seam Concealed Fastener Roofing.....	52.96	3.59
<i>For Steep Roof, Over 6 To 12, Add</i>	2.15	
<i>For Panels <16" Wide, Add</i>	3.98	
<i>For 140 MPH Wind Load, Add</i>	1.63	
<i>For Up To 1,500, Add</i>	13.24	
<i>For >1,500 To 5,000, Add</i>	7.94	
<i>For >5,000 To 10,000, Add</i>	1.32	
<i>For Tin/Copper, Deduct</i>	-0.92	
07 61 19 00-0010 SF 0.040" Thick, Zinc/Copper Flat Seam Concealed Fastener Roofing.....	66.68	3.77
<i>For Steep Roof, Over 6 To 12, Add</i>	2.26	
<i>For Panels <16" Wide, Add</i>	4.73	
<i>For 140 MPH Wind Load, Add</i>	1.94	
<i>For Up To 1,500, Add</i>	16.67	
<i>For >1,500 To 5,000, Add</i>	10.00	
<i>For >5,000 To 10,000, Add</i>	1.67	
<i>For Tin/Copper, Deduct</i>	-1.18	

07 62 Sheet Metal Flashing and Trim (07 60)

07 62 13 Fabricated Copings (07 62)

07 62 13 00-0001 Lead Flashing And Trim (07 62 13)

07 62 13 00-0002 SF 2.5 LB/SF Sheet Lead Flashing.....	21.73	4.88
<i>For Up To 100, Add</i>	5.43	
07 62 13 00-0003 SF 4 LB/SF Sheet Lead Flashing.....	28.73	4.88
<i>For Up To 100, Add</i>	7.18	

07 62 13 00-0004 Copper Flashing And Trim (07 62 13)

07 62 13 00-0005 Copper Flashing And Trim (07 62 13 00-0004)

07 62 13 00-0006 SF 16 Ounce, 0.021" Thick, Copper Flashing And Trim.....	27.99	4.76
<i>For Up To 100, Add</i>	7.00	
<i>For >500 To 2,000, Deduct</i>	-3.83	
<i>For >2,000, Deduct</i>	-4.76	
<i>For Copper Valley For Steep Slope Roofing, Over 7 To 12, Add</i>	1.88	
<i>For Wrap Around Window Panning, Add</i>	9.41	
07 62 13 00-0007 SF 20 Ounce, 0.027" Thick, Copper Flashing And Trim.....	28.88	4.88
<i>For Up To 100, Add</i>	7.22	
<i>For >500 To 2,000, Deduct</i>	-3.95	
<i>For >2,000, Deduct</i>	-4.90	
<i>For Copper Valley For Steep Slope Roofing, Over 7 To 12, Add</i>	1.97	
<i>For Wrap Around Window Panning, Add</i>	9.84	
07 62 13 00-0008 SF 24 Ounce, 0.032" Thick, Copper Flashing And Trim.....	33.16	5.20
<i>For Up To 100, Add</i>	8.29	
<i>For >500 To 2,000, Deduct</i>	-4.52	
<i>For >2,000, Deduct</i>	-5.66	
<i>For Copper Valley For Steep Slope Roofing, Over 7 To 12, Add</i>	2.06	
<i>For Wrap Around Window Panning, Add</i>	10.31	
07 62 13 00-0009 SF 32 Ounce, 0.043" Thick, Copper Flashing And Trim.....	41.29	5.41
<i>For Up To 100, Add</i>	10.32	
<i>For >500 To 2,000, Deduct</i>	-5.58	
<i>For >2,000, Deduct</i>	-7.11	
<i>For Copper Valley For Steep Slope Roofing, Over 7 To 12, Add</i>	2.17	
<i>For Wrap Around Window Panning, Add</i>	10.83	

07 62 13 00-0010 Stainless Steel Flashing And Trim (07 62 13)

07 62 13 00-0011 Stainless Steel Flashing And Trim (07 62 13 00-0010)

07 62 13 00-0012 SF 32 Gauge, 0.010" Thick, Stainless Steel Flashing And Trim.....	10.17	2.60
<i>For Up To 100, Add</i>	2.54	
<i>For Wrap Around Window Panning, Add</i>	6.68	
<i>For Mechanically Keyed Flashing, Add</i>	1.40	
07 62 13 00-0013 SF 30 Gauge, 0.0125" Thick, Stainless Steel Flashing And Trim.....	11.15	2.92
<i>For Up To 100, Add</i>	2.79	
<i>For Wrap Around Window Panning, Add</i>	6.79	
<i>For Mechanically Keyed Flashing, Add</i>	1.74	
07 62 13 00-0014 SF 28 Gauge, 0.0156" Thick, Stainless Steel Flashing And Trim.....	12.13	3.24
<i>For Up To 100, Add</i>	3.03	
<i>For Wrap Around Window Panning, Add</i>	6.90	
<i>For Mechanically Keyed Flashing, Add</i>	2.09	
07 62 13 00-0015 SF 26 Gauge, 0.0187" Thick, Stainless Steel Flashing And Trim.....	13.66	3.58
<i>For Up To 100, Add</i>	3.42	
<i>For Wrap Around Window Panning, Add</i>	7.12	
<i>For Mechanically Keyed Flashing, Add</i>	2.62	
07 62 13 00-0016 SF 24 Gauge, 0.025" Thick, Stainless Steel Flashing And Trim.....	16.23	3.79
<i>For Up To 100, Add</i>	4.06	
<i>For Wrap Around Window Panning, Add</i>	7.52	
<i>For Mechanically Keyed Flashing, Add</i>	3.48	
07 62 13 00-0017 SF 22 Gauge, 0.031" Thick, Stainless Steel Flashing And Trim.....	17.80	3.98
<i>For Up To 100, Add</i>	4.45	
<i>For Wrap Around Window Panning, Add</i>	7.96	
<i>For Mechanically Keyed Flashing, Add</i>	3.94	

07 Thermal And Moisture Protection**07 60 Flashing and Sheet Metal****07 62 Sheet Metal Flashing and Trim**

SAN BERNARDINO
COUNTY

MINOR CSI UOM DESCRIPTION	TOTAL DIRECT UNIT COST	DEMOLITION UNIT COST
07 62 13 00-0018 SF 20 Gauge, 0.0375" Thick, Stainless Steel Flashing And Trim.....	19.08	4.22
For Up To 100, Add	4.77	
For Wrap Around Window Panning, Add	8.42	
For Mechanically Keyed Flashing, Add	4.26	
07 62 13 00-0019 Aluminum Flashing And Trim (07 62 13)		
07 62 13 00-0020 Aluminum Flashing And Trim (07 62 13 00-0019)		
07 62 13 00-0021 SF 0.013" Thick, Mill Finish, Aluminum Flashing And Trim	10.44	3.35
For Up To 100, Add	2.61	
For Baked Aluminum Colors, Add	0.30	
For Wrap Around Window Panning, Add	7.46	
07 62 13 00-0022 SF 0.016" Thick, Mill Finish, Aluminum Flashing And Trim	11.09	3.35
For Up To 100, Add	2.77	
For Baked Aluminum Colors, Add	0.36	
For Wrap Around Window Panning, Add	7.46	
07 62 13 00-0023 SF 0.019" Thick, Mill Finish, Aluminum Flashing And Trim	11.60	3.35
For Up To 100, Add	2.90	
For Baked Aluminum Colors, Add	0.41	
For Wrap Around Window Panning, Add	7.46	
07 62 13 00-0024 SF 0.024" Thick, Mill Finish, Aluminum Flashing And Trim	12.35	3.35
For Up To 100, Add	3.09	
For Baked Aluminum Colors, Add	0.49	
For Wrap Around Window Panning, Add	7.46	
07 62 13 00-0025 SF 0.032" Thick, Mill Finish, Aluminum Flashing And Trim	13.39	3.35
For Up To 100, Add	3.35	
For Baked Aluminum Colors, Add	0.59	
For Wrap Around Window Panning, Add	7.46	
07 62 13 00-0026 SF 0.040" Thick, Mill Finish, Aluminum Flashing And Trim	14.03	3.35
For Up To 100, Add	3.51	
For Baked Aluminum Colors, Add	0.66	
For Wrap Around Window Panning, Add	7.46	
07 62 13 00-0027 SF 0.050" Thick, Mill Finish, Aluminum Flashing And Trim	14.54	3.35
For Up To 100, Add	3.64	
For Baked Aluminum Colors, Add	0.71	
For Wrap Around Window Panning, Add	7.46	
07 62 13 00-0028 Steel Flashing And Trim (07 62 13)		
07 62 13 00-0029 Galvanized Steel Flashing And Trim (07 62 13 00-0028)		
07 62 13 00-0030 SF 28 Gauge, 0.019" Thick, Galvanized Steel Flashing.....	12.31	3.24
For Up To 100, Add	3.08	
For Wrap Around Window Panning, Add	6.90	
07 62 13 00-0031 SF 26 Gauge, 0.022" Thick, Galvanized Steel Flashing.....	12.83	3.58
For Up To 100, Add	3.21	
For Wrap Around Window Panning, Add	7.12	
07 62 13 00-0032 SF 24 Gauge, 0.028" Thick, Galvanized Steel Flashing.....	13.68	3.79
For Up To 100, Add	3.42	
For Wrap Around Window Panning, Add	7.52	
07 62 13 00-0033 SF 22 Gauge, 0.034" Thick, Galvanized Steel Flashing.....	14.57	3.98
For Up To 100, Add	3.64	
For Wrap Around Window Panning, Add	7.96	
07 62 13 00-0034 SF 20 Gauge, 0.04" Thick, Galvanized Steel Flashing.....	15.82	4.22
For Up To 100, Add	3.96	
For Wrap Around Window Panning, Add	8.42	
07 62 19 Fabricated Gravel Stops and Fasciae (07 62)		
07 62 19 00-0001 Drip Edge (07 62 19)		
07 62 19 00-0002 Aluminum Drip Edge (07 62 19 00-0001)		
Note: Girth (stretch-out) equals the total (flattened) width of the drip edge.		
07 62 19 00-0003 KYNAR 500® Finish, Aluminum Drip Edge (07 62 19 00-0002)		
07 62 19 00-0004 0.016" Thick, KYNAR 500® Finish, Aluminum Drip Edge (07 62 19 00-0003)		
07 62 19 00-0005 LF Up To 5" Girth, 0.016" Thick, KYNAR 500® Finish, Aluminum Drip Edge.....	12.40	1.54
07 62 19 00-0006 LF >5" To 7" Girth, 0.016" Thick, KYNAR 500® Finish, Aluminum Drip Edge	15.61	1.65
07 62 19 00-0007 LF >7" To 9" Girth, 0.016" Thick, KYNAR 500® Finish, Aluminum Drip Edge	17.67	1.85
07 62 19 00-0008 LF >9" To 12" Girth, 0.016" Thick, KYNAR 500® Finish, Aluminum Drip Edge	21.41	1.95
07 62 19 00-0009 LF >12" To 15" Girth, 0.016" Thick, KYNAR 500® Finish, Aluminum Drip Edge	27.62	2.05
07 62 19 00-0010 0.019" Thick, KYNAR 500® Finish, Aluminum Drip Edge (07 62 19 00-0003)		
07 62 19 00-0011 LF Up To 5" Girth, 0.019" Thick, KYNAR 500® Finish, Aluminum Drip Edge	13.33	1.54
07 62 19 00-0012 LF >5" To 7" Girth, 0.019" Thick, KYNAR 500® Finish, Aluminum Drip Edge	16.64	1.65
07 62 19 00-0013 LF >7" To 9" Girth, 0.019" Thick, KYNAR 500® Finish, Aluminum Drip Edge	19.23	1.85
07 62 19 00-0014 LF >9" To 12" Girth, 0.019" Thick, KYNAR 500® Finish, Aluminum Drip Edge	23.28	1.95
07 62 19 00-0015 LF >12" To 15" Girth, 0.019" Thick, KYNAR 500® Finish, Aluminum Drip Edge	29.38	2.05
07 62 19 00-0016 0.025" Thick, KYNAR 500® Finish, Aluminum Drip Edge (07 62 19 00-0003)		



MINOR CSI UOM DESCRIPTION	TOTAL DIRECT UNIT COST	DEMOLITION UNIT COST
07 62 19 00-0017 LF Up To 5" Girth, 0.025" Thick, KYNAR 500® Finish, Aluminum Drip Edge	14.26	1.54
07 62 19 00-0018 LF >5" To 7" Girth, 0.025" Thick, KYNAR 500® Finish, Aluminum Drip Edge	17.89	1.65
07 62 19 00-0019 LF >7" To 9" Girth, 0.025" Thick, KYNAR 500® Finish, Aluminum Drip Edge	20.73	1.85
07 62 19 00-0020 LF >9" To 12" Girth, 0.025" Thick, KYNAR 500® Finish, Aluminum Drip Edge	25.14	1.95
07 62 19 00-0021 LF >12" To 15" Girth, 0.025" Thick, KYNAR 500® Finish, Aluminum Drip Edge	31.87	2.05
07 62 19 00-0022 0.032" Thick, KYNAR 500® Finish, Aluminum Drip Edge (07 62 19 00-0003)		
07 62 19 00-0023 LF Up To 5" Girth, 0.032" Thick, KYNAR 500® Finish, Aluminum Drip Edge	16.13	1.54
07 62 19 00-0024 LF >5" To 7" Girth, 0.032" Thick, KYNAR 500® Finish, Aluminum Drip Edge	20.37	1.65
07 62 19 00-0025 LF >7" To 9" Girth, 0.032" Thick, KYNAR 500® Finish, Aluminum Drip Edge	23.69	1.85
07 62 19 00-0026 LF >9" To 12" Girth, 0.032" Thick, KYNAR 500® Finish, Aluminum Drip Edge	28.88	1.95
07 62 19 00-0027 LF >12" To 15" Girth, 0.032" Thick, KYNAR 500® Finish, Aluminum Drip Edge	36.85	2.05
07 62 19 00-0028 0.040" Thick, KYNAR 500® Finish, Aluminum Drip Edge (07 62 19 00-0003)		
07 62 19 00-0029 LF Up To 5" Girth, 0.040" Thick, KYNAR 500® Finish, Aluminum Drip Edge	16.75	1.54
07 62 19 00-0030 LF >5" To 7" Girth, 0.040" Thick, KYNAR 500® Finish, Aluminum Drip Edge	21.31	1.65
07 62 19 00-0031 LF >7" To 9" Girth, 0.040" Thick, KYNAR 500® Finish, Aluminum Drip Edge	24.67	1.85
07 62 19 00-0032 LF >9" To 12" Girth, 0.040" Thick, KYNAR 500® Finish, Aluminum Drip Edge	30.12	1.95
07 62 19 00-0033 LF >12" To 15" Girth, 0.040" Thick, KYNAR 500® Finish, Aluminum Drip Edge	38.51	2.05
07 62 19 00-0034 0.050" Thick, KYNAR 500® Finish, Aluminum Drip Edge (07 62 19 00-0003)		
07 62 19 00-0035 LF Up To 5" Girth, 0.050" Thick, KYNAR 500® Finish, Aluminum Drip Edge	18.93	1.54
07 62 19 00-0036 LF >5" To 7" Girth, 0.050" Thick, KYNAR 500® Finish, Aluminum Drip Edge	24.11	1.65
07 62 19 00-0037 LF >7" To 9" Girth, 0.050" Thick, KYNAR 500® Finish, Aluminum Drip Edge	28.09	1.85
07 62 19 00-0038 LF >9" To 12" Girth, 0.050" Thick, KYNAR 500® Finish, Aluminum Drip Edge	34.48	1.95
07 62 19 00-0039 LF >12" To 15" Girth, 0.050" Thick, KYNAR 500® Finish, Aluminum Drip Edge	44.31	2.05
07 62 19 00-0040 0.063" Thick, KYNAR 500® Finish, Aluminum Drip Edge (07 62 19 00-0003)		
07 62 19 00-0041 LF Up To 5" Girth, 0.063" Thick, KYNAR 500® Finish, Aluminum Drip Edge	22.04	1.54
07 62 19 00-0042 LF >5" To 7" Girth, 0.063" Thick, KYNAR 500® Finish, Aluminum Drip Edge	28.25	1.65
07 62 19 00-0043 LF >7" To 9" Girth, 0.063" Thick, KYNAR 500® Finish, Aluminum Drip Edge	33.02	1.85
07 62 19 00-0044 LF >9" To 12" Girth, 0.063" Thick, KYNAR 500® Finish, Aluminum Drip Edge	40.70	1.95
07 62 19 00-0045 LF >12" To 15" Girth, 0.063" Thick, KYNAR 500® Finish, Aluminum Drip Edge	52.61	2.05
07 62 19 00-0046 0.080" Thick, KYNAR 500® Finish, Aluminum Drip Edge (07 62 19 00-0003)		
07 62 19 00-0047 LF Up To 5" Girth, 0.080" Thick, KYNAR 500® Finish, Aluminum Drip Edge	25.77	1.54
07 62 19 00-0048 LF >5" To 7" Girth, 0.080" Thick, KYNAR 500® Finish, Aluminum Drip Edge	33.23	1.65
07 62 19 00-0049 LF >7" To 9" Girth, 0.080" Thick, KYNAR 500® Finish, Aluminum Drip Edge	38.93	1.85
07 62 19 00-0050 LF >9" To 12" Girth, 0.080" Thick, KYNAR 500® Finish, Aluminum Drip Edge	48.16	1.95
07 62 19 00-0051 LF >12" To 15" Girth, 0.080" Thick, KYNAR 500® Finish, Aluminum Drip Edge	62.56	2.05
07 62 19 00-0052 Mill Finish, Aluminum Drip Edge (07 62 19 00-0002)		
07 62 19 00-0053 0.016" Thick, Mill Finish, Aluminum Drip Edge (07 62 19 00-0052)		
07 62 19 00-0054 LF Up To 5" Girth, 0.016" Thick, Mill Finish, Aluminum Drip Edge	9.98	1.54
07 62 19 00-0055 LF >5" To 7" Girth, 0.016" Thick, Mill Finish, Aluminum Drip Edge	12.32	1.65
07 62 19 00-0056 LF >7" To 9" Girth, 0.016" Thick, Mill Finish, Aluminum Drip Edge	13.88	1.85
07 62 19 00-0057 LF >9" To 12" Girth, 0.016" Thick, Mill Finish, Aluminum Drip Edge	16.59	1.95
07 62 19 00-0058 LF >12" To 15" Girth, 0.016" Thick, Mill Finish, Aluminum Drip Edge	20.96	2.05
07 62 19 00-0059 0.019" Thick, Mill Finish, Aluminum Drip Edge (07 62 19 00-0052)		
07 62 19 00-0060 LF Up To 5" Girth, 0.019" Thick, Mill Finish, Aluminum Drip Edge	10.63	1.54
07 62 19 00-0061 LF >5" To 7" Girth, 0.019" Thick, Mill Finish, Aluminum Drip Edge	13.04	1.65
07 62 19 00-0062 LF >7" To 9" Girth, 0.019" Thick, Mill Finish, Aluminum Drip Edge	14.95	1.85
07 62 19 00-0063 LF >9" To 12" Girth, 0.019" Thick, Mill Finish, Aluminum Drip Edge	17.87	1.95
07 62 19 00-0064 LF >12" To 15" Girth, 0.019" Thick, Mill Finish, Aluminum Drip Edge	22.18	2.05
07 62 19 00-0065 0.025" Thick, Mill Finish, Aluminum Drip Edge (07 62 19 00-0052)		
07 62 19 00-0066 LF Up To 5" Girth, 0.025" Thick, Mill Finish, Aluminum Drip Edge	11.27	1.54
07 62 19 00-0067 LF >5" To 7" Girth, 0.025" Thick, Mill Finish, Aluminum Drip Edge	13.90	1.65
07 62 19 00-0068 LF >7" To 9" Girth, 0.025" Thick, Mill Finish, Aluminum Drip Edge	15.99	1.85
07 62 19 00-0069 LF >9" To 12" Girth, 0.025" Thick, Mill Finish, Aluminum Drip Edge	19.16	1.95
07 62 19 00-0070 LF >12" To 15" Girth, 0.025" Thick, Mill Finish, Aluminum Drip Edge	23.89	2.05
07 62 19 00-0071 0.032" Thick, Mill Finish, Aluminum Drip Edge (07 62 19 00-0052)		
07 62 19 00-0072 LF Up To 5" Girth, 0.032" Thick, Mill Finish, Aluminum Drip Edge	12.56	1.54
07 62 19 00-0073 LF >5" To 7" Girth, 0.032" Thick, Mill Finish, Aluminum Drip Edge	15.61	1.65
07 62 19 00-0074 LF >7" To 9" Girth, 0.032" Thick, Mill Finish, Aluminum Drip Edge	18.02	1.85
07 62 19 00-0075 LF >9" To 12" Girth, 0.032" Thick, Mill Finish, Aluminum Drip Edge	21.73	1.95
07 62 19 00-0076 LF >12" To 15" Girth, 0.032" Thick, Mill Finish, Aluminum Drip Edge	27.32	2.05

07 Thermal And Moisture Protection**07 60 Flashing and Sheet Metal****07 62 Sheet Metal Flashing and Trim**
 MINOR
 CSI UOM DESCRIPTION

 TOTAL DIRECT DEMOLITION
 UNIT COST UNIT COST

07 62 19 00-0077	0.040" Thick, Mill Finish, Aluminum Drip Edge (07 62 19 00-0052)		
07 62 19 00-0078	LF Up To 5" Girth, 0.040" Thick, Mill Finish, Aluminum Drip Edge.....	12.99	1.54
07 62 19 00-0079	LF >5" To 7" Girth, 0.040" Thick, Mill Finish, Aluminum Drip Edge.....	16.26	1.65
07 62 19 00-0080	LF >7" To 9" Girth, 0.040" Thick, Mill Finish, Aluminum Drip Edge.....	18.70	1.85
07 62 19 00-0081	LF >9" To 12" Girth, 0.040" Thick, Mill Finish, Aluminum Drip Edge.....	22.69	1.95
07 62 19 00-0082	LF >12" To 15" Girth, 0.040" Thick, Mill Finish, Aluminum Drip Edge.....	28.47	2.05
07 62 19 00-0083	0.050" Thick, Mill Finish, Aluminum Drip Edge (07 62 19 00-0052)		
07 62 19 00-0084	LF Up To 5" Girth, 0.050" Thick, Mill Finish, Aluminum Drip Edge.....	14.49	1.54
07 62 19 00-0085	LF >5" To 7" Girth, 0.050" Thick, Mill Finish, Aluminum Drip Edge.....	18.19	1.65
07 62 19 00-0086	LF >7" To 9" Girth, 0.050" Thick, Mill Finish, Aluminum Drip Edge.....	21.06	1.85
07 62 19 00-0087	LF >9" To 12" Girth, 0.050" Thick, Mill Finish, Aluminum Drip Edge.....	25.59	1.95
07 62 19 00-0088	LF >12" To 15" Girth, 0.050" Thick, Mill Finish, Aluminum Drip Edge.....	32.47	2.05
07 62 19 00-0089	0.063" Thick, Mill Finish, Aluminum Drip Edge (07 62 19 00-0052)		
07 62 19 00-0090	LF Up To 5" Girth, 0.063" Thick, Mill Finish, Aluminum Drip Edge.....	16.63	1.54
07 62 19 00-0091	LF >5" To 7" Girth, 0.063" Thick, Mill Finish, Aluminum Drip Edge.....	21.05	1.65
07 62 19 00-0092	LF >7" To 9" Girth, 0.063" Thick, Mill Finish, Aluminum Drip Edge.....	24.46	1.85
07 62 19 00-0093	LF >9" To 12" Girth, 0.063" Thick, Mill Finish, Aluminum Drip Edge.....	29.88	1.95
07 62 19 00-0094	LF >12" To 15" Girth, 0.063" Thick, Mill Finish, Aluminum Drip Edge.....	38.19	2.05
07 62 19 00-0095	0.080" Thick, Mill Finish, Aluminum Drip Edge (07 62 19 00-0052)		
07 62 19 00-0096	LF Up To 5" Girth, 0.080" Thick, Mill Finish, Aluminum Drip Edge.....	19.21	1.54
07 62 19 00-0097	LF >5" To 7" Girth, 0.080" Thick, Mill Finish, Aluminum Drip Edge.....	24.48	1.65
07 62 19 00-0098	LF >7" To 9" Girth, 0.080" Thick, Mill Finish, Aluminum Drip Edge.....	28.54	1.85
07 62 19 00-0099	LF >9" To 12" Girth, 0.080" Thick, Mill Finish, Aluminum Drip Edge.....	35.03	1.95
07 62 19 00-0100	LF >12" To 15" Girth, 0.080" Thick, Mill Finish, Aluminum Drip Edge.....	45.06	2.05
07 62 19 00-0101	Clear Anodized Finish, Aluminum Drip Edge (07 62 19 00-0002)		
07 62 19 00-0102	0.016" Thick, Clear Anodized Finish, Aluminum Drip Edge (07 62 19 00-0101)		
07 62 19 00-0103	LF Up To 5" Girth, 0.016" Thick, Clear Anodized Finish, Aluminum Drip Edge.....	12.86	1.54
07 62 19 00-0104	LF >5" To 7" Girth, 0.016" Thick, Clear Anodized Finish, Aluminum Drip Edge.....	16.24	1.65
07 62 19 00-0105	LF >7" To 9" Girth, 0.016" Thick, Clear Anodized Finish, Aluminum Drip Edge.....	18.41	1.85
07 62 19 00-0106	LF >9" To 12" Girth, 0.016" Thick, Clear Anodized Finish, Aluminum Drip Edge.....	22.34	1.95
07 62 19 00-0107	LF >12" To 15" Girth, 0.016" Thick, Clear Anodized Finish, Aluminum Drip Edge.....	28.91	2.05
07 62 19 00-0108	0.019" Thick, Clear Anodized Finish, Aluminum Drip Edge (07 62 19 00-0101)		
07 62 19 00-0109	LF Up To 5" Girth, 0.019" Thick, Clear Anodized Finish, Aluminum Drip Edge.....	13.85	1.54
07 62 19 00-0110	LF >5" To 7" Girth, 0.019" Thick, Clear Anodized Finish, Aluminum Drip Edge.....	17.34	1.65
07 62 19 00-0111	LF >7" To 9" Girth, 0.019" Thick, Clear Anodized Finish, Aluminum Drip Edge.....	20.06	1.85
07 62 19 00-0112	LF >9" To 12" Girth, 0.019" Thick, Clear Anodized Finish, Aluminum Drip Edge.....	24.32	1.95
07 62 19 00-0113	LF >12" To 15" Girth, 0.019" Thick, Clear Anodized Finish, Aluminum Drip Edge.....	30.78	2.05
07 62 19 00-0114	0.025" Thick, Clear Anodized Finish, Aluminum Drip Edge (07 62 19 00-0101)		
07 62 19 00-0115	LF Up To 5" Girth, 0.025" Thick, Clear Anodized Finish, Aluminum Drip Edge.....	14.84	1.54
07 62 19 00-0116	LF >5" To 7" Girth, 0.025" Thick, Clear Anodized Finish, Aluminum Drip Edge.....	18.66	1.65
07 62 19 00-0117	LF >7" To 9" Girth, 0.025" Thick, Clear Anodized Finish, Aluminum Drip Edge.....	21.65	1.85
07 62 19 00-0118	LF >9" To 12" Girth, 0.025" Thick, Clear Anodized Finish, Aluminum Drip Edge.....	26.30	1.95
07 62 19 00-0119	LF >12" To 15" Girth, 0.025" Thick, Clear Anodized Finish, Aluminum Drip Edge.....	33.41	2.05
07 62 19 00-0120	0.032" Thick, Clear Anodized Finish, Aluminum Drip Edge (07 62 19 00-0101)		
07 62 19 00-0121	LF Up To 5" Girth, 0.032" Thick, Clear Anodized Finish, Aluminum Drip Edge.....	16.82	1.54
07 62 19 00-0122	LF >5" To 7" Girth, 0.032" Thick, Clear Anodized Finish, Aluminum Drip Edge.....	21.29	1.65
07 62 19 00-0123	LF >7" To 9" Girth, 0.032" Thick, Clear Anodized Finish, Aluminum Drip Edge.....	24.78	1.85
07 62 19 00-0124	LF >9" To 12" Girth, 0.032" Thick, Clear Anodized Finish, Aluminum Drip Edge.....	30.26	1.95
07 62 19 00-0125	LF >12" To 15" Girth, 0.032" Thick, Clear Anodized Finish, Aluminum Drip Edge.....	38.69	2.05
07 62 19 00-0126	0.040" Thick, Clear Anodized Finish, Aluminum Drip Edge (07 62 19 00-0101)		
07 62 19 00-0127	LF Up To 5" Girth, 0.040" Thick, Clear Anodized Finish, Aluminum Drip Edge.....	17.48	1.54
07 62 19 00-0128	LF >5" To 7" Girth, 0.040" Thick, Clear Anodized Finish, Aluminum Drip Edge.....	22.28	1.65
07 62 19 00-0129	LF >7" To 9" Girth, 0.040" Thick, Clear Anodized Finish, Aluminum Drip Edge.....	25.83	1.85
07 62 19 00-0130	LF >9" To 12" Girth, 0.040" Thick, Clear Anodized Finish, Aluminum Drip Edge.....	31.58	1.95
07 62 19 00-0131	LF >12" To 15" Girth, 0.040" Thick, Clear Anodized Finish, Aluminum Drip Edge.....	40.45	2.05
07 62 19 00-0132	0.050" Thick, Clear Anodized Finish, Aluminum Drip Edge (07 62 19 00-0101)		
07 62 19 00-0133	LF Up To 5" Girth, 0.050" Thick, Clear Anodized Finish, Aluminum Drip Edge.....	19.79	1.54
07 62 19 00-0134	LF >5" To 7" Girth, 0.050" Thick, Clear Anodized Finish, Aluminum Drip Edge.....	25.25	1.65



MINOR CSI UOM DESCRIPTION	TOTAL DIRECT UNIT COST	DEMOLITION UNIT COST
07 62 19 00-0135 LF >7" To 9" Girth, 0.050" Thick, Clear Anodized Finish, Aluminum Drip Edge.....	29.45	1.85
07 62 19 00-0136 LF >9" To 12" Girth, 0.050" Thick, Clear Anodized Finish, Aluminum Drip Edge.....	36.19	1.95
07 62 19 00-0137 LF >12" To 15" Girth, 0.050" Thick, Clear Anodized Finish, Aluminum Drip Edge.....	46.60	2.05
07 62 19 00-0138 0.063" Thick, Clear Anodized Finish, Aluminum Drip Edge (07 62 19 00-0101)		
07 62 19 00-0139 LF Up To 5" Girth, 0.063" Thick, Clear Anodized Finish, Aluminum Drip Edge.....	23.08	1.54
07 62 19 00-0140 LF >5" To 7" Girth, 0.063" Thick, Clear Anodized Finish, Aluminum Drip Edge.....	29.65	1.65
07 62 19 00-0141 LF >7" To 9" Girth, 0.063" Thick, Clear Anodized Finish, Aluminum Drip Edge.....	34.67	1.65
07 62 19 00-0142 LF >9" To 12" Girth, 0.063" Thick, Clear Anodized Finish, Aluminum Drip Edge.....	42.79	1.95
07 62 19 00-0143 LF >12" To 15" Girth, 0.063" Thick, Clear Anodized Finish, Aluminum Drip Edge.....	55.39	2.05
07 62 19 00-0144 0.080" Thick, Clear Anodized Finish, Aluminum Drip Edge (07 62 19 00-0101)		
07 62 19 00-0145 LF Up To 5" Girth, 0.080" Thick, Clear Anodized Finish, Aluminum Drip Edge.....	27.04	1.54
07 62 19 00-0146 LF >5" To 7" Girth, 0.080" Thick, Clear Anodized Finish, Aluminum Drip Edge.....	34.92	1.65
07 62 19 00-0147 LF >7" To 9" Girth, 0.080" Thick, Clear Anodized Finish, Aluminum Drip Edge.....	40.94	1.85
07 62 19 00-0148 LF >9" To 12" Girth, 0.080" Thick, Clear Anodized Finish, Aluminum Drip Edge.....	50.70	1.95
07 62 19 00-0149 LF >12" To 15" Girth, 0.080" Thick, Clear Anodized Finish, Aluminum Drip Edge.....	65.94	2.05
07 62 19 00-0150 Galvanized Steel Drip Edge (07 62 19 00-0001)		
Note: Girth (stretch-out) equals the total (flattened) width of the drip edge.		
07 62 19 00-0151 Galvanized Steel Drip Edge (07 62 19 00-0150)		
07 62 19 00-0152 26 Gauge, Galvanized Steel Drip Edge (07 62 19 00-0151)		
07 62 19 00-0153 LF Up To 5" Girth, 26 Gauge, Galvanized Steel Drip Edge.....	11.76	1.54
07 62 19 00-0154 LF >5" To 7" Girth, 26 Gauge, Galvanized Steel Drip Edge.....	14.62	1.65
07 62 19 00-0155 LF >7" To 9" Girth, 26 Gauge, Galvanized Steel Drip Edge.....	16.77	1.85
07 62 19 00-0156 LF >9" To 12" Girth, 26 Gauge, Galvanized Steel Drip Edge.....	20.15	1.95
07 62 19 00-0157 LF >12" To 15" Girth, 26 Gauge, Galvanized Steel Drip Edge.....	25.21	2.05
07 62 19 00-0158 24 Gauge, Galvanized Steel Drip Edge (07 62 19 00-0151)		
07 62 19 00-0159 LF Up To 5" Girth, 24 Gauge, Galvanized Steel Drip Edge.....	12.84	1.54
07 62 19 00-0160 LF >5" To 7" Girth, 24 Gauge, Galvanized Steel Drip Edge.....	16.05	1.65
07 62 19 00-0161 LF >7" To 9" Girth, 24 Gauge, Galvanized Steel Drip Edge.....	18.47	1.85
07 62 19 00-0162 LF >9" To 12" Girth, 24 Gauge, Galvanized Steel Drip Edge.....	22.30	1.95
07 62 19 00-0163 LF >12" To 15" Girth, 24 Gauge, Galvanized Steel Drip Edge.....	28.06	2.05
07 62 19 00-0164 KYNAR 500® Finish, Galvanized Steel Drip Edge (07 62 19 00-0150)		
07 62 19 00-0165 26 Gauge, KYNAR 500® Finish, Galvanized Steel Drip Edge (07 62 19 00-0164)		
07 62 19 00-0166 LF Up To 5" Girth, 26 Gauge, KYNAR 500® Finish, Galvanized Steel Drip Edge.....	14.98	1.54
07 62 19 00-0167 LF >5" To 7" Girth, 26 Gauge, KYNAR 500® Finish, Galvanized Steel Drip Edge.....	18.93	1.65
07 62 19 00-0168 LF >7" To 9" Girth, 26 Gauge, KYNAR 500® Finish, Galvanized Steel Drip Edge.....	21.86	1.85
07 62 19 00-0169 LF >9" To 12" Girth, 26 Gauge, KYNAR 500® Finish, Galvanized Steel Drip Edge.....	26.58	1.95
07 62 19 00-0170 LF >12" To 15" Girth, 26 Gauge, KYNAR 500® Finish, Galvanized Steel Drip Edge.....	33.78	2.05
07 62 19 00-0171 24 Gauge, KYNAR 500® Finish, Galvanized Steel Drip Edge (07 62 19 00-0164)		
07 62 19 00-0172 LF Up To 5" Girth, 24 Gauge, KYNAR 500® Finish, Galvanized Steel Drip Edge.....	16.53	1.54
07 62 19 00-0173 LF >5" To 7" Girth, 24 Gauge, KYNAR 500® Finish, Galvanized Steel Drip Edge.....	21.02	1.65
07 62 19 00-0174 LF >7" To 9" Girth, 24 Gauge, KYNAR 500® Finish, Galvanized Steel Drip Edge.....	24.33	1.85
07 62 19 00-0175 LF >9" To 12" Girth, 24 Gauge, KYNAR 500® Finish, Galvanized Steel Drip Edge.....	29.69	1.95
07 62 19 00-0176 LF >12" To 15" Girth, 24 Gauge, KYNAR 500® Finish, Galvanized Steel Drip Edge.....	37.93	2.05
07 62 19 00-0177 Stainless Steel Drip Edge (07 62 19 00-0001)		
Note: Girth (stretch-out) equals the total (flattened) width of the drip edge.		
07 62 19 00-0178 26 Gauge, Stainless Steel Drip Edge (07 62 19 00-0177)		
07 62 19 00-0179 LF Up To 5" Girth, 26 Gauge, Stainless Steel Drip Edge.....	20.93	1.54
07 62 19 00-0180 LF >5" To 7" Girth, 26 Gauge, Stainless Steel Drip Edge.....	26.78	1.65
07 62 19 00-0181 LF >7" To 9" Girth, 26 Gauge, Stainless Steel Drip Edge.....	31.26	1.85
07 62 19 00-0182 LF >9" To 12" Girth, 26 Gauge, Stainless Steel Drip Edge.....	38.48	1.95
07 62 19 00-0183 LF >12" To 15" Girth, 26 Gauge, Stainless Steel Drip Edge.....	49.65	2.05
07 62 19 00-0184 24 Gauge, Stainless Steel Drip Edge (07 62 19 00-0177)		
07 62 19 00-0185 LF Up To 5" Girth, 24 Gauge, Stainless Steel Drip Edge.....	26.06	1.54
07 62 19 00-0186 LF >5" To 7" Girth, 24 Gauge, Stainless Steel Drip Edge.....	33.62	1.65
07 62 19 00-0187 LF >7" To 9" Girth, 24 Gauge, Stainless Steel Drip Edge.....	39.42	1.85
07 62 19 00-0188 LF >9" To 12" Girth, 24 Gauge, Stainless Steel Drip Edge.....	48.75	1.95
07 62 19 00-0189 LF >12" To 15" Girth, 24 Gauge, Stainless Steel Drip Edge.....	63.34	2.05
07 62 19 00-0190 22 Gauge, Stainless Steel Drip Edge (07 62 19 00-0177)		
07 62 19 00-0191 LF Up To 5" Girth, 22 Gauge, Stainless Steel Drip Edge.....	32.10	1.54

07 Thermal And Moisture Protection**07 60 Flashing and Sheet Metal****07 62 Sheet Metal Flashing and Trim**

SAN BERNARDINO
COUNTY

MINOR CSI UOM DESCRIPTION	TOTAL DIRECT UNIT COST	DEMOLITION UNIT COST
07 62 19 00-0192 LF >5" To 7" Girth, 22 Gauge, Stainless Steel Drip Edge	41.68	1.65
07 62 19 00-0193 LF >7" To 9" Girth, 22 Gauge, Stainless Steel Drip Edge	48.98	1.85
07 62 19 00-0194 LF >9" To 12" Girth, 22 Gauge, Stainless Steel Drip Edge	60.83	1.95
07 62 19 00-0195 LF >12" To 15" Girth, 22 Gauge, Stainless Steel Drip Edge	79.45	2.05
07 63 Sheet Metal Roofing Specialties (07 60)		
07 63 00 00-0001 Pitch Pockets (07 63) Note: Cut into deck, filled with non-shrink grout, includes blocking.		
07 63 00 00-0002 24 Gauge Galvanized Sheet Metal, Non-Shrink Grout Filled Pitch Pockets (07 63 00 00-0001)		
07 63 00 00-0003 EA 4" x 4" 24 Gauge Galvanized Sheet Metal, Non-Shrink Grout Filled Pitch Pocket.....	82.97	
For Pourable Sealer Filled, Add	37.69	
For Pourable Sealer Top Filled (2" Non-Shrink Grout Topped With 2" Pourable Sealer), Add	18.85	
07 63 00 00-0004 EA 6" x 6" 24 Gauge Galvanized Sheet Metal, Non-Shrink Grout Filled Pitch Pocket.....	101.01	
For Pourable Sealer Filled, Add	84.85	
For Pourable Sealer Top Filled (2" Non-Shrink Grout Topped With 2" Pourable Sealer), Add	42.54	
07 63 00 00-0005 EA 8" x 8" 24 Gauge Galvanized Sheet Metal, Non-Shrink Grout Filled Pitch Pocket.....	124.04	
For Pourable Sealer Filled, Add	150.76	
For Pourable Sealer Top Filled (2" Non-Shrink Grout Topped With 2" Pourable Sealer), Add	75.21	
07 63 00 00-0006 EA 8" x 10" 24 Gauge Galvanized Sheet Metal, Non-Shrink Grout Filled Pitch Pocket.....	136.49	
For Pourable Sealer Filled, Add	188.45	
For Pourable Sealer Top Filled (2" Non-Shrink Grout Topped With 2" Pourable Sealer), Add	94.53	
07 63 00 00-0007 EA 8" x 12" 24 Gauge Galvanized Sheet Metal, Non-Shrink Grout Filled Pitch Pocket.....	148.38	
For Pourable Sealer Filled, Add	226.14	
For Pourable Sealer Top Filled (2" Non-Shrink Grout Topped With 2" Pourable Sealer), Add	113.09	
07 63 00 00-0008 SF 24 Gauge Galvanized Sheet Metal, Non-Shrink Grout Filled Pitch Pocket.....	175.70	
For Pourable Sealer Filled, Add	339.21	
For Pourable Sealer Top Filled (2" Non-Shrink Grout Topped With 2" Pourable Sealer), Add	168.56	
07 63 00 00-0009 16 Ounce Copper Sheet Metal, Non-Shrink Grout Filled Pitch Pockets (07 63 00 00-0001)		
07 63 00 00-0010 EA 4" x 4" 16 Ounce Copper Sheet Metal, Non-Shrink Grout Filled Pitch Pocket.....	102.85	
For Pourable Sealer Filled, Add	37.69	
For Pourable Sealer Top Filled (2" Non-Shrink Grout Topped With 2" Pourable Sealer), Add	18.85	
07 63 00 00-0011 EA 6" x 6" 16 Ounce Copper Sheet Metal, Non-Shrink Grout Filled Pitch Pocket.....	123.81	
For Pourable Sealer Filled, Add	84.85	
For Pourable Sealer Top Filled (2" Non-Shrink Grout Topped With 2" Pourable Sealer), Add	42.54	
07 63 00 00-0012 EA 8" x 8" 16 Ounce Copper Sheet Metal, Non-Shrink Grout Filled Pitch Pocket.....	151.21	
For Pourable Sealer Filled, Add	150.76	
For Pourable Sealer Top Filled (2" Non-Shrink Grout Topped With 2" Pourable Sealer), Add	75.21	
07 63 00 00-0013 EA 8" x 10" 16 Ounce Copper Sheet Metal, Non-Shrink Grout Filled Pitch Pocket.....	167.36	
For Pourable Sealer Filled, Add	188.45	
For Pourable Sealer Top Filled (2" Non-Shrink Grout Topped With 2" Pourable Sealer), Add	94.53	
07 63 00 00-0014 EA 8" x 12" 16 Ounce Copper Sheet Metal, Non-Shrink Grout Filled Pitch Pocket.....	180.31	
For Pourable Sealer Filled, Add	226.14	
For Pourable Sealer Top Filled (2" Non-Shrink Grout Topped With 2" Pourable Sealer), Add	113.09	
07 63 00 00-0015 SF 16 Ounce Copper Sheet Metal, Non-Shrink Grout Filled Pitch Pocket.....	209.98	
For Pourable Sealer Filled, Add	339.21	
For Pourable Sealer Top Filled (2" Non-Shrink Grout Topped With 2" Pourable Sealer), Add	168.56	
07 63 00 00-0016 24 Gauge Stainless Steel Sheet Metal, Non-Shrink Grout Filled Pitch Pockets (07 63 00 00-0001)		
07 63 00 00-0017 EA 4" x 4" 24 Gauge Stainless Steel Sheet Metal, Non-Shrink Grout Filled Pitch Pocket.....	108.44	
For Pourable Sealer Filled, Add	37.69	
For Pourable Sealer Top Filled (2" Non-Shrink Grout Topped With 2" Pourable Sealer), Add	18.85	
07 63 00 00-0018 EA 6" x 6" 24 Gauge Stainless Steel Sheet Metal, Non-Shrink Grout Filled Pitch Pocket.....	129.81	
For Pourable Sealer Filled, Add	84.85	
For Pourable Sealer Top Filled (2" Non-Shrink Grout Topped With 2" Pourable Sealer), Add	42.54	
07 63 00 00-0019 EA 8" x 8" 24 Gauge Stainless Steel Sheet Metal, Non-Shrink Grout Filled Pitch Pocket.....	150.36	
For Pourable Sealer Filled, Add	150.76	
For Pourable Sealer Top Filled (2" Non-Shrink Grout Topped With 2" Pourable Sealer), Add	75.21	
07 63 00 00-0020 EA 8" x 10" 24 Gauge Stainless Steel Sheet Metal, Non-Shrink Grout Filled Pitch Pocket.....	162.38	
For Pourable Sealer Filled, Add	188.45	
For Pourable Sealer Top Filled (2" Non-Shrink Grout Topped With 2" Pourable Sealer), Add	94.53	
07 63 00 00-0021 EA 8" x 12" 24 Gauge Stainless Steel Sheet Metal, Non-Shrink Grout Filled Pitch Pocket.....	173.71	
For Pourable Sealer Filled, Add	226.14	
For Pourable Sealer Top Filled (2" Non-Shrink Grout Topped With 2" Pourable Sealer), Add	113.09	
07 63 00 00-0022 SF 24 Gauge Stainless Steel Sheet Metal, Non-Shrink Grout Filled Pitch Pocket.....	199.52	
For Pourable Sealer Filled, Add	339.21	
For Pourable Sealer Top Filled (2" Non-Shrink Grout Topped With 2" Pourable Sealer), Add	168.56	
07 63 00 00-0023 Clean, Repair And Refill Existing Pitch Pockets With Non-Shrink Grout (07 63 00 00-0001) Note: Includes removing existing filler and refilling with non-shrink grout.		
07 63 00 00-0024 EA Clean, Repair And Refill Existing 4" x 4" Pitch Pocket With Non-Shrink Grout.....	68.78	
For Pourable Sealer Filled, Add	37.69	
For Pourable Sealer Top Filled (2" Non-Shrink Grout Topped With 2" Pourable Sealer), Add	18.85	



MINOR CSI UOM DESCRIPTION	TOTAL DIRECT UNIT COST	DEMOLITION UNIT COST
07 63 00 00-0025 EA Clean, Repair And Refill Existing 6" x 6" Pitch Pocket With Non-Shrink Grout..... <i>For Pourable Sealer Filled, Add</i>	79.74 84.65 42.94	
07 63 00 00-0026 EA Clean, Repair And Refill Existing 8" x 8" Pitch Pocket With Non-Shrink Grout..... <i>For Pourable Sealer Filled, Add</i>	94.36 150.76 75.21	
07 63 00 00-0027 EA Clean, Repair And Refill Existing 8" x 10" Pitch Pocket With Non-Shrink Grout..... <i>For Pourable Sealer Filled, Add</i>	103.58 188.45 94.53	
07 63 00 00-0028 EA Clean, Repair And Refill Existing 8" x 12" Pitch Pocket With Non-Shrink Grout..... <i>For Pourable Sealer Filled, Add</i>	112.78 226.14 113.09	
07 63 00 00-0029 SF Clean, Repair And Refill Existing Pitch Pocket With Non-Shrink Grout..... <i>For Pourable Sealer Filled, Add</i>	136.32 339.21 168.56	
07 63 00 00-0030 Lead Pipe Flashing For Roofs (07 63) Note: Includes 6" skirt base.		
07 63 00 00-0031 EA 1-1/4" ID x 12" Riser Pipe, 4 LB Lead Pipe Flashing For Roofs, Fits 3/4" Pipe	96.21	28.53
07 63 00 00-0032 EA 1-1/2" ID x 12" Riser Pipe, 4 LB Lead Pipe Flashing For Roofs, Fits 1" Pipe	96.21	28.53
07 63 00 00-0033 EA 2-3/4" ID x 12" Riser Pipe, 4 LB Lead Pipe Flashing For Roofs, Fits 2" Pipe	118.16	28.53
07 63 00 00-0034 EA 3-3/4" ID x 12" Riser Pipe, 4 LB Lead Pipe Flashing For Roofs, Fits 3" Pipe	130.71	28.53
07 63 00 00-0035 EA 4-1/4" ID x 12" Riser Pipe, 4 LB Lead Pipe Flashing For Roofs, Fits 3-1/2" Pipe	136.98	28.53
07 63 00 00-0036 EA 4-3/4" ID x 12" Riser Pipe, 4 LB Lead Pipe Flashing For Roofs, Fits 4" Pipe	140.12	28.53
07 63 00 00-0037 EA 6-7/8" ID x 12" Riser Pipe, 4 LB Lead Pipe Flashing For Roofs, Fits 6" Pipe	171.49	28.53
07 63 00 00-0038 EA 8-7/8" ID x 12" Riser Pipe, 4 LB Lead Pipe Flashing For Roofs, Fits 8" Pipe	185.60	28.53
07 63 00 00-0039 Galvanized Metal Flashing With Neoprene Collar, Shingle Roofing (07 63)		
07 63 00 00-0040 EA 2" Vent Through Roof, Galvanized Metal Flashing With Neoprene Collar, Shingle Roofing.....	75.03	18.43
07 63 00 00-0041 EA 3" Vent Through Roof, Galvanized Metal Flashing With Neoprene Collar, Shingle Roofing.....	76.14	18.43
07 63 00 00-0042 EA 4" Vent Through Roof, Galvanized Metal Flashing With Neoprene Collar, Shingle Roofing.....	80.16	18.43
07 63 00 00-0043 EA 6" Vent Through Roof, Galvanized Metal Flashing With Neoprene Collar, Shingle Roofing.....	83.62	18.43
07 65 Flexible Flashing (07 60)		
07 65 16 Modified Bituminous Sheet Flashing (07 65)		
07 65 16 00-0001 Liquid Flashing System For Modified And BUR Systems (07 65 16) See CSI section 07 51 13 00-0036 for ceramic coated roofing granules.		
07 65 16 00-0002 SF 60 Mil, Urethane Elastomer Liquid Applied Flashing	13.83	1.95
Note: Includes applying a 30 mil base coat, rolling in a stitchbonded polyester reinforcing scrim and applying a 30 mil second coat.		
07 65 19 Plastic Sheet Flashing (07 65)		
07 65 19 00-0001 Plastic Flashing And Trim (07 65 19)		
07 65 19 00-0002 Neoprene Flashing (07 65 19 00-0001)		
07 65 19 00-0003 60 Mil Thick (07 65 19 00-0002)		
07 65 19 00-0004 LF 6" Wide Strip, 60 Mil, Neoprene Flashing	8.92	2.77
07 65 19 00-0005 LF 12" Wide Strip, 60 Mil, Neoprene Flashing	12.01	2.97
07 65 19 00-0006 LF 18" Wide Strip, 60 Mil, Neoprene Flashing	15.40	3.28
07 65 19 00-0007 LF 24" Wide Strip, 60 Mil, Neoprene Flashing	18.99	3.70
07 65 33 Flexible Roof Boot (07 65)		
07 65 33 00-0001 Neoprene Roof Boot (07 65 33)		
07 65 33 00-0002 EA 2" Diameter Pipe, Neoprene Roof Boot	49.54	8.53
07 65 33 00-0003 EA 3" Diameter Pipe, Neoprene Roof Boot	59.24	9.55
07 65 33 00-0004 EA 4" Diameter Pipe, Neoprene Roof Boot	66.59	10.27
07 70 Roof and Wall Specialties and Accessories (07)		
07 71 Roof Specialties (07 70)		
07 71 13 Manufactured Copings (07 71)		
07 71 13 00-0001 Galvanized Steel Copings (07 71 13)		
07 71 13 00-0002 KYNAR 500® Finish, Galvanized Steel Coping System With Galvanized Steel Cleats (07 71 13 00-0001) Note: Stretch-out width = face height + wall thickness + back leg. Coping system includes matching joint splice plate, galvanized steel cleats and stainless steel fasteners.		
07 71 13 00-0003 LF 10" To 14" Wide (Stretch-out), 24 Gauge, KYNAR 500® Finish, Galvanized Steel Coping System With Galvanized Steel Cleats	32.56	2.22



MINOR CSI UOM DESCRIPTION	TOTAL DIRECT UNIT COST	DEMOLITION UNIT COST
07 71 13 00-0004 LF >14" To 16" Wide (Stretch-out), 24 Gauge, KYNAR 500® Finish, Galvanized Steel Coping System With Galvanized Steel Cleats	34.35	2.40
07 71 13 00-0005 LF >16" To 22" Wide (Stretch-out), 24 Gauge, KYNAR 500® Finish, Galvanized Steel Coping System With Galvanized Steel Cleats	39.17	2.53
07 71 13 00-0006 LF >22" To 30" Wide (Stretch-out), 24 Gauge, KYNAR 500® Finish, Galvanized Steel Coping System With Galvanized Steel Cleats	45.51	2.77
07 71 13 00-0007 LF >30" To 42" Wide (Stretch-out), 24 Gauge, KYNAR 500® Finish, Galvanized Steel Coping System With Galvanized Steel Cleats	55.03	2.89
07 71 13 00-0008 Aluminum Copings <small>(07 71 13)</small>		
07 71 13 00-0009 Mill Finish, Aluminum Coping System With Galvanized Steel Cleats <small>(07 71 13 00-0009)</small>		
Note: Stretch-out width = face height + wall thickness + back leg. Coping system includes matching joint splice plate, galvanized steel cleats and stainless steel fasteners.		
07 71 13 00-0010 0.040" Thick, Mill Finish, Aluminum Coping System With Galvanized Steel Cleats <small>(07 71 13 00-0009)</small>		
07 71 13 00-0011 LF 10" To 14" Wide (Stretch-out), 0.040" Thick, Mill Finish, Aluminum Coping System With Galvanized Steel Cleats	25.82	2.22
07 71 13 00-0012 LF >14" To 16" Wide (Stretch-out), 0.040" Thick, Mill Finish, Aluminum Coping System With Galvanized Steel Cleats	27.57	2.40
07 71 13 00-0013 LF >16" To 22" Wide (Stretch-out), 0.040" Thick, Mill Finish, Aluminum Coping System With Galvanized Steel Cleats	32.14	2.53
07 71 13 00-0014 LF >22" To 30" Wide (Stretch-out), 0.040" Thick, Mill Finish, Aluminum Coping System With Galvanized Steel Cleats	38.39	2.77
07 71 13 00-0015 LF >30" To 42" Wide (Stretch-out), 0.040" Thick, Mill Finish, Aluminum Coping System With Galvanized Steel Cleats	47.73	2.89
07 71 13 00-0016 0.050" Thick, Mill Finish, Aluminum Coping System With Galvanized Steel Cleats <small>(07 71 13 00-0009)</small>		
07 71 13 00-0017 LF 10" To 14" Wide (Stretch-out), 0.050" Thick, Mill Finish, Aluminum Coping System With Galvanized Steel Cleats	28.04	2.22
07 71 13 00-0018 LF >14" To 16" Wide (Stretch-out), 0.050" Thick, Mill Finish, Aluminum Coping System With Galvanized Steel Cleats	29.93	2.40
07 71 13 00-0019 LF >16" To 22" Wide (Stretch-out), 0.050" Thick, Mill Finish, Aluminum Coping System With Galvanized Steel Cleats	34.94	2.53
07 71 13 00-0020 LF >22" To 30" Wide (Stretch-out), 0.050" Thick, Mill Finish, Aluminum Coping System With Galvanized Steel Cleats	41.76	2.77
07 71 13 00-0021 LF >30" To 42" Wide (Stretch-out), 0.050" Thick, Mill Finish, Aluminum Coping System With Galvanized Steel Cleats	52.02	2.89
07 71 13 00-0022 0.063" Thick, Mill Finish, Aluminum Coping System With Galvanized Steel Cleats <small>(07 71 13 00-0009)</small>		
07 71 13 00-0023 LF 10" To 14" Wide (Stretch-out), 0.063" Thick, Mill Finish, Aluminum Coping System With Galvanized Steel Cleats	29.86	2.22
07 71 13 00-0024 LF >14" To 16" Wide (Stretch-out), 0.063" Thick, Mill Finish, Aluminum Coping System With Galvanized Steel Cleats	32.03	2.40
07 71 13 00-0025 LF >16" To 22" Wide (Stretch-out), 0.063" Thick, Mill Finish, Aluminum Coping System With Galvanized Steel Cleats	38.41	2.53
07 71 13 00-0026 LF >22" To 30" Wide (Stretch-out), 0.063" Thick, Mill Finish, Aluminum Coping System With Galvanized Steel Cleats	47.99	2.77
07 71 13 00-0027 LF >30" To 42" Wide (Stretch-out), 0.063" Thick, Mill Finish, Aluminum Coping System With Galvanized Steel Cleats	62.09	2.89
07 71 13 00-0028 KYNAR 500® Finish, Aluminum Coping System With Galvanized Steel Cleats <small>(07 71 13 00-0008)</small>		
Note: Stretch-out width = face height + wall thickness + back leg. Coping system includes matching joint splice plate, galvanized steel cleats and stainless steel fasteners.		
07 71 13 00-0029 0.040" Thick, KYNAR 500® Finish, Aluminum Coping System With Galvanized Steel Cleats <small>(07 71 13 00-0028)</small>		
07 71 13 00-0030 LF 10" To 14" Wide (Stretch-out), 0.040" Thick, KYNAR 500® Finish, Aluminum Coping System With Galvanized Steel Cleats	35.78	2.22
07 71 13 00-0031 LF >14" To 16" Wide (Stretch-out), 0.040" Thick, KYNAR 500® Finish, Aluminum Coping System With Galvanized Steel Cleats	38.17	2.40
07 71 13 00-0032 LF >16" To 22" Wide (Stretch-out), 0.040" Thick, KYNAR 500® Finish, Aluminum Coping System With Galvanized Steel Cleats	44.71	2.53
07 71 13 00-0033 LF >22" To 30" Wide (Stretch-out), 0.040" Thick, KYNAR 500® Finish, Aluminum Coping System With Galvanized Steel Cleats	53.58	2.77
07 71 13 00-0034 LF >30" To 42" Wide (Stretch-out), 0.040" Thick, KYNAR 500® Finish, Aluminum Coping System With Galvanized Steel Cleats	67.03	2.89
07 71 13 00-0035 0.050" Thick, KYNAR 500® Finish, Aluminum Coping System With Galvanized Steel Cleats <small>(07 71 13 00-0028)</small>		
07 71 13 00-0036 LF 10" To 14" Wide (Stretch-out), 0.050" Thick, KYNAR 500® Finish, Aluminum Coping System With Galvanized Steel Cleats	38.99	2.22
07 71 13 00-0037 LF >14" To 16" Wide (Stretch-out), 0.050" Thick, KYNAR 500® Finish, Aluminum Coping System With Galvanized Steel Cleats	41.59	2.40
07 71 13 00-0038 LF >16" To 22" Wide (Stretch-out), 0.050" Thick, KYNAR 500® Finish, Aluminum Coping System With Galvanized Steel Cleats	48.76	2.53
07 71 13 00-0039 LF >22" To 30" Wide (Stretch-out), 0.050" Thick, KYNAR 500® Finish, Aluminum Coping System With Galvanized Steel Cleats	58.48	2.77
07 71 13 00-0040 LF >30" To 42" Wide (Stretch-out), 0.050" Thick, KYNAR 500® Finish, Aluminum Coping System With Galvanized Steel Cleats	73.25	2.89
07 71 13 00-0041 0.063" Thick, KYNAR 500® Finish, Aluminum Coping System With Galvanized Steel Cleats <small>(07 71 13 00-0028)</small>		
07 71 13 00-0042 LF 10" To 14" Wide (Stretch-out), 0.063" Thick, KYNAR 500® Finish, Aluminum Coping System With Galvanized Steel Cleats	41.63	2.22



MINOR CSI UOM DESCRIPTION	TOTAL DIRECT UNIT COST	DEMOLITION UNIT COST
07 71 13 00-0043 LF >14" To 16" Wide (Stretch-out), 0.063" Thick, KYNAR 500® Finish, Aluminum Coping System With Galvanized Steel Cleats	44.64	2.40
07 71 13 00-0044 LF >16" To 22" Wide (Stretch-out), 0.063" Thick, KYNAR 500® Finish, Aluminum Coping System With Galvanized Steel Cleats	53.80	2.53
07 71 13 00-0045 LF >22" To 30" Wide (Stretch-out), 0.063" Thick, KYNAR 500® Finish, Aluminum Coping System With Galvanized Steel Cleats	67.50	2.77
07 71 13 00-0046 LF >30" To 42" Wide (Stretch-out), 0.063" Thick, KYNAR 500® Finish, Aluminum Coping System With Galvanized Steel Cleats	87.85	2.89
07 71 13 00-0047 Clear Anodized Finish, Aluminum Coping System With Galvanized Steel Cleats (07 71 13 00-0047)		
Note: Stretch-out width = face height + wall thickness + back leg. Coping system includes matching joint splice plate, galvanized steel cleats and stainless steel fasteners.		
07 71 13 00-0048 0.040" Thick, Clear Anodized Finish, Aluminum Coping System With Galvanized Steel Cleats (07 71 13 00-0047)		
07 71 13 00-0049 LF 10" To 14" Wide (Stretch-out), 0.040" Thick, Clear Anodized Finish, Aluminum Coping System With Galvanized Steel Cleats	37.71	2.22
07 71 13 00-0050 LF >14" To 16" Wide (Stretch-out), 0.040" Thick, Clear Anodized Finish, Aluminum Coping System With Galvanized Steel Cleats	40.22	2.40
07 71 13 00-0051 LF >16" To 22" Wide (Stretch-out), 0.040" Thick, Clear Anodized Finish, Aluminum Coping System With Galvanized Steel Cleats	47.14	2.53
07 71 13 00-0052 LF >22" To 30" Wide (Stretch-out), 0.040" Thick, Clear Anodized Finish, Aluminum Coping System With Galvanized Steel Cleats	56.52	2.77
07 71 13 00-0053 LF >30" To 42" Wide (Stretch-out), 0.040" Thick, Clear Anodized Finish, Aluminum Coping System With Galvanized Steel Cleats	70.76	2.89
07 71 13 00-0054 0.050" Thick, Clear Anodized Finish, Aluminum Coping System With Galvanized Steel Cleats (07 71 13 00-0047)		
07 71 13 00-0055 LF 10" To 14" Wide (Stretch-out), 0.050" Thick, Clear Anodized Finish, Aluminum Coping System With Galvanized Steel Cleats	41.11	2.22
07 71 13 00-0056 LF >14" To 16" Wide (Stretch-out), 0.050" Thick, Clear Anodized Finish, Aluminum Coping System With Galvanized Steel Cleats	43.84	2.40
07 71 13 00-0057 LF >16" To 22" Wide (Stretch-out), 0.050" Thick, Clear Anodized Finish, Aluminum Coping System With Galvanized Steel Cleats	51.44	2.53
07 71 13 00-0058 LF >22" To 30" Wide (Stretch-out), 0.050" Thick, Clear Anodized Finish, Aluminum Coping System With Galvanized Steel Cleats	61.71	2.77
07 71 13 00-0059 LF >30" To 42" Wide (Stretch-out), 0.050" Thick, Clear Anodized Finish, Aluminum Coping System With Galvanized Steel Cleats	77.35	2.89
07 71 13 00-0060 0.063" Thick, Clear Anodized Finish, Aluminum Coping System With Galvanized Steel Cleats (07 71 13 00-0047)		
07 71 13 00-0061 LF 10" To 14" Wide (Stretch-out), 0.063" Thick, Clear Anodized Finish, Aluminum Coping System With Galvanized Steel Cleats	43.90	2.22
07 71 13 00-0062 LF >14" To 16" Wide (Stretch-out), 0.063" Thick, Clear Anodized Finish, Aluminum Coping System With Galvanized Steel Cleats	47.08	2.40
07 71 13 00-0063 LF >16" To 22" Wide (Stretch-out), 0.063" Thick, Clear Anodized Finish, Aluminum Coping System With Galvanized Steel Cleats	56.77	2.53
07 71 13 00-0064 LF >22" To 30" Wide (Stretch-out), 0.063" Thick, Clear Anodized Finish, Aluminum Coping System With Galvanized Steel Cleats	71.28	2.77
07 71 13 00-0065 LF >30" To 42" Wide (Stretch-out), 0.063" Thick, Clear Anodized Finish, Aluminum Coping System With Galvanized Steel Cleats	92.83	2.89
07 71 13 00-0066 Removal And Reinstallation Of Metal Coping (07 71 13)		
Note: Includes storage, cleaning and supply materials.		
07 71 13 00-0067 LF Removal And Reinstallation Of Metal Coping	7.52	
07 71 19 Manufactured Gravel Stops and Fasciae (07 71)		
07 71 19 00-0001 Gravel Stop (07 71 19)		
07 71 19 00-0002 Aluminum Gravel Stop (07 71 19 00-0001)		
07 71 19 00-0003 Aluminum Gravel Stop (07 71 19 00-0002)		
07 71 19 00-0004 KYNAR 500® Finish, Aluminum Gravel Stop (07 71 19 00-0003)		
07 71 19 00-0005 0.032" Thick, KYNAR 500® Finish, Aluminum Gravel Stop (07 71 19 00-0004)		
07 71 19 00-0006 LF 4" To 6" Face Height, 0.032" Thick, KYNAR 500® Finish, Aluminum Gravel Stop	40.16	1.75
07 71 19 00-0007 LF >6" To 10" Face Height, 0.032" Thick, KYNAR 500® Finish, Aluminum Gravel Stop	41.37	2.05
07 71 19 00-0008 LF >10" To 18" Face Height, 0.032" Thick, KYNAR 500® Finish, Aluminum Gravel Stop	42.65	2.26
07 71 19 00-0009 0.040" Thick, KYNAR 500® Finish, Aluminum Gravel Stop (07 71 19 00-0004)		
07 71 19 00-0010 LF 4" To 6" Face Height, 0.040" Thick, KYNAR 500® Finish, Aluminum Gravel Stop	42.74	1.75
07 71 19 00-0011 LF >6" To 10" Face Height, 0.040" Thick, KYNAR 500® Finish, Aluminum Gravel Stop	44.06	2.05
07 71 19 00-0012 LF >10" To 18" Face Height, 0.040" Thick, KYNAR 500® Finish, Aluminum Gravel Stop	45.49	2.26



MINOR
CSI UOM DESCRIPTION

TOTAL DIRECT UNIT COST DEMOLITION UNIT COST

07 71 19 00-0013	0.050" Thick, KYNAR 500® Finish, Aluminum Gravel Stop (07 71 19 00-0004)		
07 71 19 00-0014	LF 4" To 6" Face Height, 0.050" Thick, KYNAR 500® Finish, Aluminum Gravel Stop.....	46.10	1.75
07 71 19 00-0015	LF >6" To 10" Face Height, 0.050" Thick, KYNAR 500® Finish, Aluminum Gravel Stop.....	47.28	2.05
07 71 19 00-0016	LF >10" To 18" Face Height, 0.050" Thick, KYNAR 500® Finish, Aluminum Gravel Stop.....	49.07	2.26
07 71 19 00-0017	0.063" Thick, KYNAR 500® Finish, Aluminum Gravel Stop (07 71 19 00-0004)		
07 71 19 00-0018	LF 4" To 6" Face Height, 0.063" Thick, KYNAR 500® Finish, Aluminum Gravel Stop.....	48.38	1.75
07 71 19 00-0019	LF >6" To 10" Face Height, 0.063" Thick, KYNAR 500® Finish, Aluminum Gravel Stop.....	49.65	2.05
07 71 19 00-0020	LF >10" To 18" Face Height, 0.063" Thick, KYNAR 500® Finish, Aluminum Gravel Stop.....	51.57	2.26
07 71 19 00-0021	Mill Finish, Aluminum Gravel Stop (07 71 19 00-0003)		
07 71 19 00-0022	0.032" Thick, Mill Finish, Aluminum Gravel Stop (07 71 19 00-0021)		
07 71 19 00-0023	LF 4" To 6" Face Height, 0.032" Thick, Mill Finish, Aluminum Gravel Stop.....	25.87	1.75
07 71 19 00-0024	LF >6" To 10" Face Height, 0.032" Thick, Mill Finish, Aluminum Gravel Stop.....	27.80	2.05
07 71 19 00-0025	LF >10" To 18" Face Height, 0.032" Thick, Mill Finish, Aluminum Gravel Stop.....	29.76	2.26
07 71 19 00-0026	0.040" Thick, Mill Finish, Aluminum Gravel Stop (07 71 19 00-0021)		
07 71 19 00-0027	LF 4" To 6" Face Height, 0.040" Thick, Mill Finish, Aluminum Gravel Stop.....	28.01	1.75
07 71 19 00-0028	LF >6" To 10" Face Height, 0.040" Thick, Mill Finish, Aluminum Gravel Stop.....	29.66	2.05
07 71 19 00-0029	LF >10" To 18" Face Height, 0.040" Thick, Mill Finish, Aluminum Gravel Stop.....	31.19	2.26
07 71 19 00-0030	0.050" Thick, Mill Finish, Aluminum Gravel Stop (07 71 19 00-0021)		
07 71 19 00-0031	LF 4" To 6" Face Height, 0.050" Thick, Mill Finish, Aluminum Gravel Stop.....	30.16	1.75
07 71 19 00-0032	LF >6" To 10" Face Height, 0.050" Thick, Mill Finish, Aluminum Gravel Stop.....	31.80	2.05
07 71 19 00-0033	LF >10" To 18" Face Height, 0.050" Thick, Mill Finish, Aluminum Gravel Stop.....	33.51	2.26
07 71 19 00-0034	0.063" Thick, Mill Finish, Aluminum Gravel Stop (07 71 19 00-0021)		
07 71 19 00-0035	LF 4" To 6" Face Height, 0.063" Thick, Mill Finish, Aluminum Gravel Stop.....	32.48	1.75
07 71 19 00-0036	LF >6" To 10" Face Height, 0.063" Thick, Mill Finish, Aluminum Gravel Stop.....	33.95	2.05
07 71 19 00-0037	LF >10" To 18" Face Height, 0.063" Thick, Mill Finish, Aluminum Gravel Stop.....	35.24	2.26
07 71 19 00-0038	Clear Anodized Finish, Aluminum Gravel Stop (07 71 19 00-0003)		
07 71 19 00-0039	0.032" Thick, Clear Anodized Finish, Aluminum Gravel Stop (07 71 19 00-0038)		
07 71 19 00-0040	LF 4" To 6" Face Height, 0.032" Thick, Clear Anodized Finish, Aluminum Gravel Stop.....	48.10	1.75
07 71 19 00-0041	LF >6" To 10" Face Height, 0.032" Thick, Clear Anodized Finish, Aluminum Gravel Stop.....	49.65	2.05
07 71 19 00-0042	LF >10" To 18" Face Height, 0.032" Thick, Clear Anodized Finish, Aluminum Gravel Stop.....	51.05	2.26
07 71 19 00-0043	0.040" Thick, Clear Anodized Finish, Aluminum Gravel Stop (07 71 19 00-0038)		
07 71 19 00-0044	LF 4" To 6" Face Height, 0.040" Thick, Clear Anodized Finish, Aluminum Gravel Stop.....	51.19	1.75
07 71 19 00-0045	LF >6" To 10" Face Height, 0.040" Thick, Clear Anodized Finish, Aluminum Gravel Stop.....	52.88	2.05
07 71 19 00-0046	LF >10" To 18" Face Height, 0.040" Thick, Clear Anodized Finish, Aluminum Gravel Stop.....	54.43	2.26
07 71 19 00-0047	0.050" Thick, Clear Anodized Finish, Aluminum Gravel Stop (07 71 19 00-0038)		
07 71 19 00-0048	LF 4" To 6" Face Height, 0.050" Thick, Clear Anodized Finish, Aluminum Gravel Stop.....	55.22	1.75
07 71 19 00-0049	LF >6" To 10" Face Height, 0.050" Thick, Clear Anodized Finish, Aluminum Gravel Stop.....	56.74	2.05
07 71 19 00-0050	LF >10" To 18" Face Height, 0.050" Thick, Clear Anodized Finish, Aluminum Gravel Stop.....	58.00	2.26
07 71 19 00-0051	0.063" Thick, Clear Anodized Finish, Aluminum Gravel Stop (07 71 19 00-0038)		
07 71 19 00-0052	LF 4" To 6" Face Height, 0.063" Thick, Clear Anodized Finish, Aluminum Gravel Stop.....	57.96	1.75
07 71 19 00-0053	LF >6" To 10" Face Height, 0.063" Thick, Clear Anodized Finish, Aluminum Gravel Stop.....	59.58	2.05
07 71 19 00-0054	LF >10" To 18" Face Height, 0.063" Thick, Clear Anodized Finish, Aluminum Gravel Stop.....	60.95	2.26
07 71 19 00-0055	Aluminum Gravel Stop System With Continuous Cleat (07 71 19 00-0002)		
07 71 19 00-0056	KYNAR 500® Finish, Aluminum Gravel Stop System With Continuous Cleat (07 71 19 00-0055)		
07 71 19 00-0057	0.032" Thick, KYNAR 500® Finish, Aluminum Gravel Stop System With Continuous Cleat (07 71 19 00-0056)		
07 71 19 00-0058	LF 4" To 6" Face Height, 0.032" Thick, KYNAR 500® Finish, Aluminum Gravel Stop System With Continuous Cleat.....	45.33	1.85
07 71 19 00-0059	LF >6" To 10" Face Height, 0.032" Thick, KYNAR 500® Finish, Aluminum Gravel Stop System With Continuous Cleat.....	48.07	2.21
07 71 19 00-0060	LF >10" To 18" Face Height, 0.032" Thick, KYNAR 500® Finish, Aluminum Gravel Stop System With Continuous Cleat.....	51.24	2.51



MINOR CSI UOM DESCRIPTION	TOTAL DIRECT UNIT COST	DEMOLITION UNIT COST
07 71 19 00-0061 0.040" Thick, KYNAR 500® Finish, Aluminum Gravel Stop System With Continuous Cleat <small>(07 71 19 00-0056)</small>		
07 71 19 00-0062 LF 4" To 6" Face Height, 0.040" Thick, KYNAR 500® Finish, Aluminum Gravel Stop System With Continuous Cleat.....	47.91	1.85
07 71 19 00-0063 LF >6" To 10" Face Height, 0.040" Thick, KYNAR 500® Finish, Aluminum Gravel Stop System With Continuous Cleat.....	50.76	2.21
07 71 19 00-0064 LF >10" To 18" Face Height, 0.040" Thick, KYNAR 500® Finish, Aluminum Gravel Stop System With Continuous Cleat.....	54.08	2.51
07 71 19 00-0065 0.050" Thick, KYNAR 500® Finish, Aluminum Gravel Stop System With Continuous Cleat <small>(07 71 19 00-0056)</small>		
07 71 19 00-0066 LF 4" To 6" Face Height, 0.050" Thick, KYNAR 500® Finish, Aluminum Gravel Stop System With Continuous Cleat.....	51.27	1.85
07 71 19 00-0067 LF >6" To 10" Face Height, 0.050" Thick, KYNAR 500® Finish, Aluminum Gravel Stop System With Continuous Cleat.....	53.98	2.21
07 71 19 00-0068 LF >10" To 18" Face Height, 0.050" Thick, KYNAR 500® Finish, Aluminum Gravel Stop System With Continuous Cleat.....	57.65	2.51
07 71 19 00-0069 0.063" Thick, KYNAR 500® Finish, Aluminum Gravel Stop System With Continuous Cleat <small>(07 71 19 00-0056)</small>		
07 71 19 00-0070 LF 4" To 6" Face Height, 0.063" Thick, KYNAR 500® Finish, Aluminum Gravel Stop System With Continuous Cleat.....	53.55	1.85
07 71 19 00-0071 LF >6" To 10" Face Height, 0.063" Thick, KYNAR 500® Finish, Aluminum Gravel Stop System With Continuous Cleat.....	56.34	2.21
07 71 19 00-0072 LF >10" To 18" Face Height, 0.063" Thick, KYNAR 500® Finish, Aluminum Gravel Stop System With Continuous Cleat.....	60.15	2.51
07 71 19 00-0073 Mill Finish, Aluminum Gravel Stop System With Continuous Cleat <small>(07 71 19 00-0055)</small>		
07 71 19 00-0074 0.032" Thick, Mill Finish, Aluminum Gravel Stop System With Continuous Cleat <small>(07 71 19 00-0073)</small>		
07 71 19 00-0075 LF 4" To 6" Face Height, 0.032" Thick, Mill Finish, Aluminum Gravel Stop System With Continuous Cleat.....	33.01	1.85
07 71 19 00-0076 LF >6" To 10" Face Height, 0.032" Thick, Mill Finish, Aluminum Gravel Stop System With Continuous Cleat.....	35.23	2.21
07 71 19 00-0077 LF >10" To 18" Face Height, 0.032" Thick, Mill Finish, Aluminum Gravel Stop System With Continuous Cleat.....	37.81	2.51
07 71 19 00-0078 0.040" Thick, Mill Finish, Aluminum Gravel Stop System With Continuous Cleat <small>(07 71 19 00-0073)</small>		
07 71 19 00-0079 LF 4" To 6" Face Height, 0.040" Thick, Mill Finish, Aluminum Gravel Stop System With Continuous Cleat.....	34.79	1.85
07 71 19 00-0080 LF >6" To 10" Face Height, 0.040" Thick, Mill Finish, Aluminum Gravel Stop System With Continuous Cleat.....	37.08	2.21
07 71 19 00-0081 LF >10" To 18" Face Height, 0.040" Thick, Mill Finish, Aluminum Gravel Stop System With Continuous Cleat.....	39.78	2.51
07 71 19 00-0082 0.050" Thick, Mill Finish, Aluminum Gravel Stop System With Continuous Cleat <small>(07 71 19 00-0073)</small>		
07 71 19 00-0083 LF 4" To 6" Face Height, 0.050" Thick, Mill Finish, Aluminum Gravel Stop System With Continuous Cleat.....	37.11	1.85
07 71 19 00-0084 LF >6" To 10" Face Height, 0.050" Thick, Mill Finish, Aluminum Gravel Stop System With Continuous Cleat.....	39.30	2.21
07 71 19 00-0085 LF >10" To 18" Face Height, 0.050" Thick, Mill Finish, Aluminum Gravel Stop System With Continuous Cleat.....	42.10	2.51
07 71 19 00-0086 0.063" Thick, Mill Finish, Aluminum Gravel Stop System With Continuous Cleat <small>(07 71 19 00-0073)</small>		
07 71 19 00-0087 LF 4" To 6" Face Height, 0.063" Thick, Mill Finish, Aluminum Gravel Stop System With Continuous Cleat.....	38.68	1.85
07 71 19 00-0088 LF >6" To 10" Face Height, 0.063" Thick, Mill Finish, Aluminum Gravel Stop System With Continuous Cleat.....	40.93	2.21
07 71 19 00-0089 LF >10" To 18" Face Height, 0.063" Thick, Mill Finish, Aluminum Gravel Stop System With Continuous Cleat.....	43.82	2.51
07 71 19 00-0090 Clear Anodized Finish, Aluminum Gravel Stop System With Continuous Cleat <small>(07 71 19 00-0055)</small>		
07 71 19 00-0091 0.032" Thick, Clear Anodized Finish, Aluminum Gravel Stop System With Continuous Cleat <small>(07 71 19 00-0090)</small>		
07 71 19 00-0092 LF 4" To 6" Face Height, 0.032" Thick, Clear Anodized Finish, Aluminum Gravel Stop System With Continuous Cleat.....	53.26	1.85
07 71 19 00-0093 LF >6" To 10" Face Height, 0.032" Thick, Clear Anodized Finish, Aluminum Gravel Stop System With Continuous Cleat.....	56.35	2.21
07 71 19 00-0094 LF >10" To 18" Face Height, 0.032" Thick, Clear Anodized Finish, Aluminum Gravel Stop System With Continuous Cleat.....	59.63	2.51
07 71 19 00-0095 0.040" Thick, Clear Anodized Finish, Aluminum Gravel Stop System With Continuous Cleat <small>(07 71 19 00-0090)</small>		
07 71 19 00-0096 LF 4" To 6" Face Height, 0.040" Thick, Clear Anodized Finish, Aluminum Gravel Stop System With Continuous Cleat.....	56.36	1.85
07 71 19 00-0097 LF >6" To 10" Face Height, 0.040" Thick, Clear Anodized Finish, Aluminum Gravel Stop System With Continuous Cleat.....	59.58	2.21
07 71 19 00-0098 LF >10" To 18" Face Height, 0.040" Thick, Clear Anodized Finish, Aluminum Gravel Stop System With Continuous Cleat.....	63.01	2.51



MINOR
CSI UOM DESCRIPTION

TOTAL DIRECT DEMOLITION
UNIT COST UNIT COST

07 71 19 00-0099		0.050" Thick, Clear Anodized Finish, Aluminum Gravel Stop System With Continuous Cleat (07 71 19 00-0090)		
07 71 19 00-0100	LF	4" To 6" Face Height, 0.050" Thick, Clear Anodized Finish, Aluminum Gravel Stop System With Continuous Cleat.....	60.39	1.85
07 71 19 00-0101	LF	>6" To 10" Face Height, 0.050" Thick, Clear Anodized Finish, Aluminum Gravel Stop System With Continuous Cleat.....	63.44	2.21
07 71 19 00-0102	LF	>10" To 18" Face Height, 0.050" Thick, Clear Anodized Finish, Aluminum Gravel Stop System With Continuous Cleat.....	66.59	2.51
07 71 19 00-0103		0.063" Thick, Clear Anodized Finish, Aluminum Gravel Stop System With Continuous Cleat (07 71 19 00-0090)		
07 71 19 00-0104	LF	4" To 6" Face Height, 0.063" Thick, Clear Anodized Finish, Aluminum Gravel Stop System With Continuous Cleat.....	63.13	1.85
07 71 19 00-0105	LF	>6" To 10" Face Height, 0.063" Thick, Clear Anodized Finish, Aluminum Gravel Stop System With Continuous Cleat.....	66.28	2.21
07 71 19 00-0106	LF	>10" To 18" Face Height, 0.063" Thick, Clear Anodized Finish, Aluminum Gravel Stop System With Continuous Cleat.....	69.54	2.51
07 71 19 00-0107		Stainless Steel Gravel Stop (07 71 19 00-0001)		
07 71 19 00-0108		Stainless Steel Gravel Stop (07 71 19 00-0107)		
07 71 19 00-0109		26 Gauge, Stainless Steel Gravel Stop (07 71 19 00-0108)		
07 71 19 00-0110	LF	4" To 6" Face Height, 26 Gauge, Stainless Steel Gravel Stop.....	38.45	1.75
07 71 19 00-0111	LF	>6" To 10" Face Height, 26 Gauge, Stainless Steel Gravel Stop.....	50.66	2.05
07 71 19 00-0112	LF	>10" To 18" Face Height, 26 Gauge, Stainless Steel Gravel Stop.....	75.54	2.26
07 71 19 00-0113		24 Gauge, Stainless Steel Gravel Stop (07 71 19 00-0108)		
07 71 19 00-0114	LF	4" To 6" Face Height, 24 Gauge, Stainless Steel Gravel Stop.....	48.12	1.75
07 71 19 00-0115	LF	>6" To 10" Face Height, 24 Gauge, Stainless Steel Gravel Stop.....	63.54	2.05
07 71 19 00-0116	LF	>10" To 18" Face Height, 24 Gauge, Stainless Steel Gravel Stop.....	94.87	2.26
07 71 19 00-0117		22 Gauge, Stainless Steel Gravel Stop (07 71 19 00-0108)		
07 71 19 00-0118	LF	4" To 6" Face Height, 22 Gauge, Stainless Steel Gravel Stop.....	58.39	1.75
07 71 19 00-0119	LF	>6" To 10" Face Height, 22 Gauge, Stainless Steel Gravel Stop.....	77.24	2.05
07 71 19 00-0120	LF	>10" To 18" Face Height, 22 Gauge, Stainless Steel Gravel Stop.....	115.41	2.26
07 71 19 00-0121		Stainless Steel Gravel Stop System With Continuous Cleat (07 71 19 00-0107) Note: Includes matching joint splice plate, galvanized steel cleats and stainless steel fasteners.		
07 71 19 00-0122		26 Gauge, Stainless Steel Gravel Stop System With Continuous Cleat (07 71 19 00-0121)		
07 71 19 00-0123	LF	4" To 6" Face Height, 26 Gauge, Stainless Steel Gravel Stop System With Continuous Cleat.....	45.52	1.85
07 71 19 00-0124	LF	>6" To 10" Face Height, 26 Gauge, Stainless Steel Gravel Stop System With Continuous Cleat.....	59.84	2.21
07 71 19 00-0125	LF	>10" To 18" Face Height, 26 Gauge, Stainless Steel Gravel Stop System With Continuous Cleat.....	87.33	2.51
07 71 19 00-0126		24 Gauge, Stainless Steel Gravel Stop System With Continuous Cleat (07 71 19 00-0121)		
07 71 19 00-0127	LF	4" To 6" Face Height, 24 Gauge, Stainless Steel Gravel Stop System With Continuous Cleat.....	55.18	1.85
07 71 19 00-0128	LF	>6" To 10" Face Height, 24 Gauge, Stainless Steel Gravel Stop System With Continuous Cleat.....	72.72	2.21
07 71 19 00-0129	LF	>10" To 18" Face Height, 24 Gauge, Stainless Steel Gravel Stop System With Continuous Cleat.....	106.66	2.51
07 71 19 00-0130		22 Gauge, Stainless Steel Gravel Stop System With Continuous Cleat (07 71 19 00-0121)		
07 71 19 00-0131	LF	4" To 6" Face Height, 22 Gauge, Stainless Steel Gravel Stop System With Continuous Cleat.....	65.45	1.85
07 71 19 00-0132	LF	>6" To 10" Face Height, 22 Gauge, Stainless Steel Gravel Stop System With Continuous Cleat.....	86.41	2.21
07 71 19 00-0133	LF	>10" To 18" Face Height, 22 Gauge, Stainless Steel Gravel Stop System With Continuous Cleat.....	127.20	2.51
07 71 19 00-0134		Galvanized Steel Gravel Stop (07 71 19 00-0001)		
07 71 19 00-0135		Galvanized Steel Gravel Stop (07 71 19 00-0134)		
07 71 19 00-0136		KYNAR 500® Finish, Galvanized Steel Gravel Stop (07 71 19 00-0135)		
07 71 19 00-0137		24 Gauge, KYNAR 500® Finish, Galvanized Steel Gravel Stop (07 71 19 00-0136)		
07 71 19 00-0138	LF	4" To 6" Face Height, 24 Gauge, KYNAR 500® Finish, Galvanized Steel Gravel Stop.....	36.72	1.75
07 71 19 00-0139	LF	>6" To 10" Face Height, 24 Gauge, KYNAR 500® Finish, Galvanized Steel Gravel Stop.....	37.88	2.05
07 71 19 00-0140	LF	>10" To 18" Face Height, 24 Gauge, KYNAR 500® Finish, Galvanized Steel Gravel Stop.....	39.32	2.26
07 71 19 00-0141		Galvanized Steel Gravel Stop System With Continuous Cleat (07 71 19 00-0134) Note: Includes matching joint splice plate, galvanized steel cleats and stainless steel fasteners.		
07 71 19 00-0142		KYNAR 500® Finish, Galvanized Steel Gravel Stop System With Continuous Cleat (07 71 19 00-0141)		



	MINOR CSI UOM	DESCRIPTION	TOTAL DIRECT UNIT COST	DEMOLITION UNIT COST
07 71 19 00-0143		24 Gauge, KYNAR 500® Finish, Galvanized Steel Gravel Stop System With Continuous Cleat <small>(07 71 19 00-0142)</small>		
07 71 19 00-0144	LF	4" To 6" Face Height, 24 Gauge, KYNAR 500® Finish, Galvanized Steel Gravel Stop System With Continuous Cleat.....	42.04	1.85
07 71 19 00-0145	LF	>6" To 10" Face Height, 24 Gauge, KYNAR 500® Finish, Galvanized Steel Gravel Stop System With Continuous Cleat.....	44.76	2.21
07 71 19 00-0146	LF	>10" To 18" Face Height, 24 Gauge, KYNAR 500® Finish, Galvanized Steel Gravel Stop System With Continuous Cleat.....	48.15	2.51
07 71 19 00-0147		Copper Gravel Stop <small>(07 71 19 00-0001)</small>		
07 71 19 00-0148		Copper Gravel Stop <small>(07 71 19 00-0147)</small>		
07 71 19 00-0149		20 Ounce, Copper Gravel Stop <small>(07 71 19 00-0148)</small>		
07 71 19 00-0150	LF	4" To 6" Face Height, 20 Ounce, Copper Gravel Stop.....	62.13	1.75
07 71 19 00-0151	LF	>6" To 10" Face Height, 20 Ounce, Copper Gravel Stop.....	71.12	2.05
07 71 19 00-0152	LF	>10" To 18" Face Height, 20 Ounce, Copper Gravel Stop.....	82.18	2.26
07 71 19 00-0153		16 Ounce, Copper Gravel Stop <small>(07 71 19 00-0148)</small>		
07 71 19 00-0154	LF	4" To 6" Face Height, 16 Ounce, Copper Gravel Stop.....	75.66	1.75
07 71 19 00-0155	LF	>6" To 10" Face Height, 16 Ounce, Copper Gravel Stop.....	87.64	2.05
07 71 19 00-0156	LF	>10" To 18" Face Height, 16 Ounce, Copper Gravel Stop.....	100.21	2.26
07 71 19 00-0157		Copper Gravel Stop System With Continuous Cleat <small>(07 71 19 00-0147)</small> Note: Includes matching joint splice plate, galvanized steel cleats and stainless steel fasteners.		
07 71 19 00-0158		20 Ounce, Copper Gravel Stop System With Continuous Cleat <small>(07 71 19 00-0157)</small>		
07 71 19 00-0159	LF	4" To 6" Face Height, 20 Ounce, Copper Gravel Stop System With Continuous Cleat.....	64.61	1.85
07 71 19 00-0160	LF	>6" To 10" Face Height, 20 Ounce, Copper Gravel Stop System With Continuous Cleat.....	74.29	2.21
07 71 19 00-0161	LF	>10" To 18" Face Height, 20 Ounce, Copper Gravel Stop System With Continuous Cleat.....	86.21	2.51
07 71 19 00-0162		16 Ounce, Copper Gravel Stop System With Continuous Cleat <small>(07 71 19 00-0157)</small>		
07 71 19 00-0163	LF	4" To 6" Face Height, 16 Ounce, Copper Gravel Stop System With Continuous Cleat.....	78.13	1.85
07 71 19 00-0164	LF	>6" To 10" Face Height, 16 Ounce, Copper Gravel Stop System With Continuous Cleat.....	90.82	2.21
07 71 19 00-0165	LF	>10" To 18" Face Height, 16 Ounce, Copper Gravel Stop System With Continuous Cleat.....	104.24	2.51
07 71 19 00-0166		Fascia <small>(07 71 19)</small>		
07 71 19 00-0167		Snap-On Cover Fascia <small>(07 71 19 00-0166)</small> Note: Includes matching joint splice plate, galvanized steel cleats and stainless steel fasteners.		
07 71 19 00-0168		Galvanized Steel Snap-On Cover Fascia <small>(07 71 19 00-0167)</small>		
07 71 19 00-0169		KYNAR 500® Finish, Galvanized Steel Snap-On Cover Fascia <small>(07 71 19 00-0168)</small>		
07 71 19 00-0170		24 Gauge, KYNAR 500® Finish, Galvanized Steel Snap-On Cover Fascia <small>(07 71 19 00-0169)</small>		
07 71 19 00-0171	LF	3" To 5" Face Height, 24 Gauge, KYNAR 500® Finish, Galvanized Steel Snap-On Cover Fascia System With Continuous Cleat.....	45.11	2.57
07 71 19 00-0172	LF	>5" To 7" Face Height, 24 Gauge, KYNAR 500® Finish, Galvanized Steel Snap-On Cover Fascia System With Continuous Cleat.....	50.84	2.67
07 71 19 00-0173	LF	>7" To 9" Face Height, 24 Gauge, KYNAR 500® Finish, Galvanized Steel Snap-On Cover Fascia System With Continuous Cleat.....	54.49	2.77
07 71 19 00-0174		Accessories For KYNAR 500® Finish, Galvanized Steel Snap-On Cover Fascia Systems <small>(07 71 19 00-0169)</small>		
07 71 19 00-0175		Fascia Sumps For KYNAR 500® Finish, Galvanized Steel Snap-On Cover Fascia Systems <small>(07 71 19 00-0174)</small>		
07 71 19 00-0176	EA	Fascia Sump For 3" To 5" Face Height, KYNAR 500® Finish, Galvanized Steel Snap-On Cover Fascia Systems.....	319.62	3.60
07 71 19 00-0177	EA	Fascia Sump For >5" To 7" Face Height, KYNAR 500® Finish, Galvanized Steel Snap-On Cover Fascia Systems.....	341.48	3.60
07 71 19 00-0178	EA	Fascia Sump For >7" To 9" Face Height, KYNAR 500® Finish, Galvanized Steel Snap-On Cover Fascia Systems.....	355.20	3.60
07 71 19 00-0179		Fascia Spillout Scuppers For KYNAR 500® Finish, Galvanized Steel Snap-On Cover Fascia Systems <small>(07 71 19 00-0174)</small>		
07 71 19 00-0180	EA	Fascia Spillout Scupper For 3" To 5" Face Height, KYNAR 500® Finish, Galvanized Steel Snap-On Cover Fascia Systems.....	260.10	3.60
07 71 19 00-0181	EA	Fascia Spillout Scupper For >5" To 7" Face Height, KYNAR 500® Finish, Galvanized Steel Snap-On Cover Fascia Systems.....	271.13	3.60
07 71 19 00-0182	EA	Fascia Spillout Scupper For >7" To 9" Face Height, KYNAR 500® Finish, Galvanized Steel Snap-On Cover Fascia Systems.....	277.85	3.60
07 71 19 00-0183		Aluminum Snap-On Cover Fascia <small>(07 71 19 00-0167)</small>		

07	07 Thermal And Moisture Protection
	07 70 Roof and Wall Specialties and Accessories
	07 71 Roof Specialties



MINOR		TOTAL DIRECT		DEMOLITION	
CSI	UOM	DESCRIPTION	UNIT COST	UNIT COST	UNIT COST
07 71 19 00-0184		KYNAR 500® Finish, Aluminum Snap-On Cover Fascia System With Continuous Cleat <small>(07 71 19 00-0183)</small>			
07 71 19 00-0185		0.040" Thick, KYNAR 500® Finish, Aluminum Snap-On Cover Fascia System With Continuous Cleat <small>(07 71 19 00-0184)</small>			
07 71 19 00-0186	LF	3" To 5" Face Height, 0.040" Thick, KYNAR 500® Finish, Aluminum Snap-On Cover Fascia System With Continuous Cleat.....	23.34		2.57
07 71 19 00-0187	LF	>5" To 7" Face Height, 0.040" Thick, KYNAR 500® Finish, Aluminum Snap-On Cover Fascia System With Continuous Cleat.....	26.42		2.67
07 71 19 00-0188	LF	>7" To 9" Face Height, 0.040" Thick, KYNAR 500® Finish, Aluminum Snap-On Cover Fascia System With Continuous Cleat.....	28.04		2.77
07 71 19 00-0189		0.050" Thick, KYNAR 500® Finish, Aluminum Snap-On Cover Fascia System With Continuous Cleat <small>(07 71 19 00-0184)</small>			
07 71 19 00-0190	LF	3" To 5" Face Height, 0.050" Thick, KYNAR 500® Finish, Aluminum Snap-On Cover Fascia System With Continuous Cleat.....	24.53		2.57
07 71 19 00-0191	LF	>5" To 7" Face Height, 0.050" Thick, KYNAR 500® Finish, Aluminum Snap-On Cover Fascia System With Continuous Cleat.....	27.95		2.67
07 71 19 00-0192	LF	>7" To 9" Face Height, 0.050" Thick, KYNAR 500® Finish, Aluminum Snap-On Cover Fascia System With Continuous Cleat.....	29.76		2.77
07 71 19 00-0193		Accessories For KYNAR 500® Finish, Aluminum Snap-On Cover Fascia Systems <small>(07 71 19 00-0184)</small>			
07 71 19 00-0194		Fascia Sumps For KYNAR 500® Finish, Aluminum Snap-On Cover Fascia Systems <small>(07 71 19 00-0193)</small>			
07 71 19 00-0195	EA	Fascia Sump For 3" To 5" Face Height, KYNAR 500® Finish, Aluminum Snap-On Cover Fascia Systems.....	152.07		3.60
07 71 19 00-0196	EA	Fascia Sump For >5" To 7" Face Height, KYNAR 500® Finish, Aluminum Snap-On Cover Fascia Systems.....	164.94		3.60
07 71 19 00-0197	EA	Fascia Sump For >7" To 9" Face Height, KYNAR 500® Finish, Aluminum Snap-On Cover Fascia Systems.....	170.57		3.60
07 71 19 00-0198		Fascia Spillout Scuppers For KYNAR 500® Finish, Aluminum Snap-On Cover Fascia Systems <small>(07 71 19 00-0193)</small>			
07 71 19 00-0199	EA	Fascia Spillout Scupper For 3" To 5" Face Height, KYNAR 500® Finish, Aluminum Snap-On Cover Fascia Systems.....	120.35		3.60
07 71 19 00-0200	EA	Fascia Spillout Scupper For >5" To 7" Face Height, KYNAR 500® Finish, Aluminum Snap-On Cover Fascia Systems.....	126.76		3.60
07 71 19 00-0201	EA	Fascia Spillout Scupper For >7" To 9" Face Height, KYNAR 500® Finish, Aluminum Snap-On Cover Fascia Systems.....	129.57		3.60
07 71 19 00-0202		Clear Anodized Finish, Aluminum Snap-On Cover Fascia System With Continuous Cleat <small>(07 71 19 00-0183)</small>			
07 71 19 00-0203		0.040" Thick, Clear Anodized Finish, Aluminum Snap-On Cover Fascia System With Continuous Cleat <small>(07 71 19 00-0202)</small>			
07 71 19 00-0204	LF	3" To 5" Face Height, 0.040" Thick, Clear Anodized Finish, Aluminum Snap-On Cover Fascia System With Continuous Cleat.....	26.98		2.57
07 71 19 00-0205	LF	>5" To 7" Face Height, 0.040" Thick, Clear Anodized Finish, Aluminum Snap-On Cover Fascia System With Continuous Cleat.....	30.63		2.67
07 71 19 00-0206	LF	>7" To 9" Face Height, 0.040" Thick, Clear Anodized Finish, Aluminum Snap-On Cover Fascia System With Continuous Cleat.....	32.54		2.77
07 71 19 00-0207		0.050" Thick, Clear Anodized Finish, Aluminum Snap-On Cover Fascia System With Continuous Cleat <small>(07 71 19 00-0202)</small>			
07 71 19 00-0208	LF	3" To 5" Face Height, 0.050" Thick, Clear Anodized Finish, Aluminum Snap-On Cover Fascia System With Continuous Cleat.....	28.41		2.57
07 71 19 00-0209	LF	>5" To 7" Face Height, 0.050" Thick, Clear Anodized Finish, Aluminum Snap-On Cover Fascia System With Continuous Cleat.....	32.47		2.67
07 71 19 00-0210	LF	>7" To 9" Face Height, 0.050" Thick, Clear Anodized Finish, Aluminum Snap-On Cover Fascia System With Continuous Cleat.....	34.60		2.77
07 71 19 00-0211		Accessories For Clear Anodized Finish, Aluminum Snap-On Cover Fascia Systems <small>(07 71 19 00-0202)</small>			
07 71 19 00-0212		Fascia Sumps For Clear Anodized Finish, Aluminum Snap-On Cover Fascia Systems <small>(07 71 19 00-0211)</small>			
07 71 19 00-0213	EA	Fascia Sump For 3" To 5" Face Height, Clear Anodized Finish, Aluminum Snap-On Cover Fascia Systems.....	188.30		3.60
07 71 19 00-0214	EA	Fascia Sump For >5" To 7" Face Height, Clear Anodized Finish, Aluminum Snap-On Cover Fascia Systems.....	204.38		3.60
07 71 19 00-0215	EA	Fascia Sump For >7" To 9" Face Height, Clear Anodized Finish, Aluminum Snap-On Cover Fascia Systems.....	211.41		3.60
07 71 19 00-0216		Fascia Spillout Scuppers For Clear Anodized Finish, Aluminum Snap-On Cover Fascia Systems <small>(07 71 19 00-0211)</small>			



MINOR CSI UOM DESCRIPTION	TOTAL DIRECT UNIT COST	DEMOLITION UNIT COST
07 71 19 00-0217 EA Fascia Spillout Scupper For 3" To 5" Face Height, Clear Anodized Finish, Aluminum Snap-On Cover Fascia Systems.....	148.64	3.60
07 71 19 00-0218 EA Fascia Spillout Scupper For >5" To 7" Face Height, Clear Anodized Finish, Aluminum Snap-On Cover Fascia Systems.....	156.66	3.60
07 71 19 00-0219 EA Fascia Spillout Scupper For >7" To 9" Face Height, Clear Anodized Finish, Aluminum Snap-On Cover Fascia Systems.....	160.16	3.60
 07 71 23 Manufactured Gutters and Downspouts (07 71)		
Note: Includes all necessary support straps.		
07 71 23 00-0001 Aluminum Gutters And Downspouts (07 71 23)		
07 71 23 00-0002 Aluminum Gutters (07 71 23 00-0001)		
Note: Includes drop outlets, hangers and fasteners. Excludes end caps, miters and downspouts.		
07 71 23 00-0003 K-Style Aluminum Gutters (07 71 23 00-0002)		
07 71 23 00-0004 LF 5", 0.027" Thick, K-Style Aluminum Gutter	9.62	4.01
For Up To 100', Add	1.95	
For >100' To 250', Add	0.81	
For >1,000', Deduct	-0.66	
For Kynar 500® Finish, Add	1.36	
07 71 23 00-0005 LF 6", 0.027" Thick, K-Style Aluminum Gutter	10.79	4.22
For Up To 100', Add	2.12	
For >100' To 250', Add	0.89	
For >1,000', Deduct	-0.69	
For Kynar 500® Finish, Add	1.74	
07 71 23 00-0006 LF 5", 0.032" Thick, K-Style Aluminum Gutter	10.06	4.01
For Up To 100', Add	2.00	
For >100' To 250', Add	0.83	
For >1,000', Deduct	-0.66	
For Kynar 500® Finish, Add	1.56	
07 71 23 00-0007 LF 6", 0.032" Thick, K-Style Aluminum Gutter	11.35	4.22
For Up To 100', Add	2.17	
For >100' To 250', Add	0.91	
For >1,000', Deduct	-0.69	
For Kynar 500® Finish, Add	1.99	
07 71 23 00-0008 LF 7", 0.032" Thick, K-Style Aluminum Gutter	21.73	4.44
For Up To 100', Add	3.29	
For >100' To 250', Add	1.46	
For >1,000', Deduct	-0.75	
For Kynar 500® Finish, Add	6.42	
07 71 23 00-0009 LF 8", 0.032" Thick, K-Style Aluminum Gutter	23.83	4.98
For Up To 100', Add	3.62	
For >100' To 250', Add	1.60	
For >1,000', Deduct	-0.82	
For Kynar 500® Finish, Add	7.02	
07 71 23 00-0010 LF 8", 0.040" Thick, K-Style Aluminum Gutter	26.84	4.98
For Up To 100', Add	3.92	
For >100' To 250', Add	1.75	
For >1,000', Deduct	-0.82	
For Kynar 500® Finish, Add	8.37	
 07 71 23 00-0011 Half Round Aluminum Gutters (07 71 23 00-0002)		
07 71 23 00-0012 LF 5", 0.027" Thick, Half Round Aluminum Gutter	18.34	4.01
For Up To 100', Add	2.82	
For >100' To 250', Add	1.25	
For >1,000', Deduct	-0.66	
For Kynar 500® Finish, Add	5.28	
07 71 23 00-0013 LF 6", 0.032" Thick, Half Round Aluminum Gutter	22.22	4.22
For Up To 100', Add	3.26	
For >100' To 250', Add	1.46	
For >1,000', Deduct	-0.69	
For Kynar 500® Finish, Add	6.88	
 07 71 23 00-0014 Box Style Aluminum Gutters (07 71 23 00-0002)		
07 71 23 00-0015 LF 6", 0.027" Thick, Box Style Aluminum Gutter	19.13	4.98
For Up To 100', Add	3.15	
For >100' To 250', Add	1.37	
For >1,000', Deduct	-0.82	
For Kynar 500® Finish, Add	4.91	
07 71 23 00-0016 LF 6", 0.032" Thick, Box Style Aluminum Gutter	19.18	4.98
For Up To 100', Add	3.15	
For >100' To 250', Add	1.37	
For >1,000', Deduct	-0.82	
For Kynar 500® Finish, Add	4.93	
07 71 23 00-0017 LF 7", 0.032" Thick, Box Style Aluminum Gutter	22.41	5.31
For Up To 100', Add	3.56	
For >100' To 250', Add	1.56	
For >1,000', Deduct	-0.88	
For Kynar 500® Finish, Add	6.14	

07	Thermal And Moisture Protection
07 70	Roof and Wall Specialties and Accessories
07 71	Roof Specialties



MINOR CSI UOM DESCRIPTION	TOTAL DIRECT UNIT COST	DEMOLITION UNIT COST
07 71 23 00-0018 LF 8", 0.032" Thick, Box Style Aluminum Gutter..... <i>For Up To 100', Add</i> <i>For >100' To 250', Add</i> <i>For >1,000', Deduct</i> <i>For Kynar 500® Finish, Add</i>	25.38 3.93 1.73 -0.93 7.23	5.63
07 71 23 00-0019 Aluminum Gutter End Caps (07 71 23 00-0001)		
07 71 23 00-0020 K-Style, Aluminum Gutter End Caps (07 71 23 00-0019)		
07 71 23 00-0021 EA 5", K-Style Aluminum Gutter End Cap..... <i>For Kynar 500® Finish, Add</i>	3.22 0.47	
07 71 23 00-0022 EA 6", K-Style Aluminum Gutter End Cap..... <i>For Kynar 500® Finish, Add</i>	4.07 0.86	
07 71 23 00-0023 EA 7", K-Style Aluminum Gutter End Cap..... <i>For Kynar 500® Finish, Add</i>	9.27 3.20	
07 71 23 00-0024 EA 8", K-Style Aluminum Gutter End Cap..... <i>For Kynar 500® Finish, Add</i>	10.86 3.91	
07 71 23 00-0025 Half Round, Aluminum Gutter End Caps (07 71 23 00-0019)		
07 71 23 00-0026 EA 5", Half Round Aluminum Gutter End Cap..... <i>For Kynar 500® Finish, Add</i>	5.40 1.45	
07 71 23 00-0027 EA 6", Half Round Aluminum Gutter End Cap..... <i>For Kynar 500® Finish, Add</i>	8.56 2.88	
07 71 23 00-0028 Box Style, Aluminum Gutter End Caps (07 71 23 00-0019)		
07 71 23 00-0029 EA 6", Box Style Aluminum Gutter End Cap..... <i>For Kynar 500® Finish, Add</i>	10.14 3.59	
07 71 23 00-0030 EA 7", Box Style Aluminum Gutter End Cap..... <i>For Kynar 500® Finish, Add</i>	11.05 4.00	
07 71 23 00-0031 EA 8", Box Style Aluminum Gutter End Cap..... <i>For Kynar 500® Finish, Add</i>	13.04 4.89	
07 71 23 00-0032 Aluminum Gutter Miters (07 71 23 00-0001) Note: Inside or outside miters.		
07 71 23 00-0033 K-Style, Aluminum Gutter Miters (07 71 23 00-0032)		
07 71 23 00-0034 EA 5", K-Style Aluminum Gutter Miter..... <i>For Kynar 500® Finish, Add</i>	19.24 3.74	
07 71 23 00-0035 EA 6", K-Style Aluminum Gutter Miter..... <i>For Kynar 500® Finish, Add</i>	26.07 6.47	
07 71 23 00-0036 EA 7", K-Style Aluminum Gutter Miter..... <i>For Kynar 500® Finish, Add</i>	81.67 31.15	
07 71 23 00-0037 EA 8", K-Style Aluminum Gutter Miter..... <i>For Kynar 500® Finish, Add</i>	88.68 33.91	
07 71 23 00-0038 Half Round, Aluminum Gutter Miters (07 71 23 00-0032)		
07 71 23 00-0039 EA 5", Half Round Aluminum Gutter Miter..... <i>For Kynar 500® Finish, Add</i>	34.49 10.60	
07 71 23 00-0040 EA 6", Half Round Aluminum Gutter Miter..... <i>For Kynar 500® Finish, Add</i>	55.08 19.53	
07 71 23 00-0041 Box Style, Aluminum Gutter Miters (07 71 23 00-0032)		
07 71 23 00-0042 EA 6", Box Style Aluminum Gutter Miter..... <i>For Kynar 500® Finish, Add</i>	65.93 24.41	
07 71 23 00-0043 EA 7", Box Style Aluminum Gutter Miter..... <i>For Kynar 500® Finish, Add</i>	98.98 38.94	
07 71 23 00-0044 EA 8", Box Style Aluminum Gutter Miter..... <i>For Kynar 500® Finish, Add</i>	107.52 42.39	
07 71 23 00-0045 Aluminum Gutter Wire Strainers (07 71 23 00-0001)		
07 71 23 00-0046 EA 3" Diameter, Round Aluminum Wire Strainer..... <i>For Kynar 500® Finish, Add</i> <i>For 0.024" Thick, Add</i> <i>For 0.027" Thick, Add</i> <i>For 0.031" Thick, Add</i>	14.51 3.99 1.24 2.57 3.73	2.71
07 71 23 00-0047 EA 4" Diameter, Round Aluminum Wire Strainer..... <i>For Kynar 500® Finish, Add</i> <i>For 0.024" Thick, Add</i> <i>For 0.027" Thick, Add</i> <i>For 0.031" Thick, Add</i>	21.97 7.35 2.29 4.74 6.86	2.71
07 71 23 00-0048 Aluminum Downspouts (07 71 23 00-0001) Note: Includes elbows, hangers and fasteners.		
07 71 23 00-0049 Round Aluminum Downspouts (07 71 23 00-0048)		



MINOR CSI UOM DESCRIPTION	TOTAL DIRECT UNIT COST	DEMOLITION UNIT COST
07 71 23 00-0050 LF 3" Diameter, 0.019" Thick, Round Aluminum Downspout.....	6.95	2.60
<i>For Up To 100', Add</i>	1.12	
<i>For >100 To 250', Add</i>	0.49	
<i>For >1,000', Deduct</i>	-0.28	
<i>For Kynar 500® Finish, Add</i>	1.86	
<i>For 0.024" Thick, Add</i>	0.58	
<i>For 0.027" Thick, Add</i>	1.20	
<i>For 0.031" Thick, Add</i>	1.74	
07 71 23 00-0051 LF 4" Diameter, 0.019" Thick, Round Aluminum Downspout.....	7.92	2.60
<i>For Up To 100', Add</i>	1.21	
<i>For >100 To 250', Add</i>	0.54	
<i>For >1,000', Deduct</i>	-0.28	
<i>For Kynar 500® Finish, Add</i>	2.30	
<i>For 0.024" Thick, Add</i>	0.72	
<i>For 0.027" Thick, Add</i>	1.48	
<i>For 0.031" Thick, Add</i>	2.15	
07 71 23 00-0052 Rectangular Aluminum Downspouts (07 71 23 00-0048)		
07 71 23 00-0053 LF 2" x 3", 0.019" Thick, Rectangular Aluminum Downspout.....	4.93	2.60
<i>For Up To 100', Add</i>	0.91	
<i>For >100 To 250', Add</i>	0.39	
<i>For >1,000', Deduct</i>	-0.28	
<i>For Kynar 500® Finish, Add</i>	0.95	
<i>For 0.024" Thick, Add</i>	0.30	
<i>For 0.027" Thick, Add</i>	0.61	
<i>For 0.031" Thick, Add</i>	0.89	
07 71 23 00-0054 LF 3" x 4", 0.019" Thick, Rectangular Aluminum Downspout.....	6.17	2.60
<i>For Up To 100', Add</i>	1.04	
<i>For >100 To 250', Add</i>	0.45	
<i>For >1,000', Deduct</i>	-0.28	
<i>For Kynar 500® Finish, Add</i>	1.51	
<i>For 0.024" Thick, Add</i>	0.47	
<i>For 0.027" Thick, Add</i>	0.97	
<i>For 0.031" Thick, Add</i>	1.41	
07 71 23 00-0055 LF 4" x 5", 0.019" Thick, Rectangular Aluminum Downspout.....	11.37	2.60
<i>For Up To 100', Add</i>	1.56	
<i>For >100 To 250', Add</i>	0.71	
<i>For >1,000', Deduct</i>	-0.28	
<i>For Kynar 500® Finish, Add</i>	3.85	
<i>For 0.024" Thick, Add</i>	1.20	
<i>For 0.027" Thick, Add</i>	2.48	
<i>For 0.031" Thick, Add</i>	3.60	
07 71 23 00-0056 Aluminum Devices (07 71 23 00-0001)		
07 71 23 00-0057 EA Thru-Wall Aluminum Scupper Outlet.....	243.67	23.10
<i>For Kynar 500® Finish, Add</i>	74.99	
07 71 23 00-0058 EA Aluminum Leader/Conductor Head.....	231.65	25.68
<i>For Kynar 500® Finish, Add</i>	81.14	
07 71 23 00-0059 Copper Gutters And Downspouts (07 71 23)		
07 71 23 00-0060 Copper Gutters (07 71 23 00-0059)		
<i>Note: Includes drop outlets, hangers and fasteners. Excludes end caps, miters and downspouts.</i>		
07 71 23 00-0061 K-Style Copper Gutters (07 71 23 00-0060)		
07 71 23 00-0062 LF 4", 16 Ounce, K-Style Copper Gutter.....	19.47	3.79
<i>For Up To 100', Add</i>	2.89	
<i>For >100' To 250', Add</i>	1.29	
<i>For >1,000', Deduct</i>	-0.63	
07 71 23 00-0063 LF 5", 16 Ounce, K-Style Copper Gutter.....	28.03	4.01
<i>For Up To 100', Add</i>	3.79	
<i>For >100' To 250', Add</i>	1.73	
<i>For >1,000', Deduct</i>	-0.66	
07 71 23 00-0064 LF 6", 16 Ounce, K-Style Copper Gutter.....	33.63	4.22
<i>For Up To 100', Add</i>	4.40	
<i>For >100' To 250', Add</i>	2.03	
<i>For >1,000', Deduct</i>	-0.69	
07 71 23 00-0065 LF 5", 20 Ounce, K-Style Copper Gutter.....	35.73	4.01
<i>For Up To 100', Add</i>	4.56	
<i>For >100' To 250', Add</i>	2.12	
<i>For >1,000', Deduct</i>	-0.66	
07 71 23 00-0066 LF 6", 20 Ounce, K-Style Copper Gutter.....	44.54	4.22
<i>For Up To 100', Add</i>	5.49	
<i>For >100' To 250', Add</i>	2.57	
<i>For >1,000', Deduct</i>	-0.69	
07 71 23 00-0067 LF 7", 20 Ounce, K-Style Copper Gutter.....	52.02	4.44
<i>For Up To 100', Add</i>	6.32	
<i>For >100' To 250', Add</i>	2.97	
<i>For >1,000', Deduct</i>	-0.75	
07 71 23 00-0068 LF 8", 20 Ounce, K-Style Copper Gutter.....	57.87	4.98
<i>For Up To 100', Add</i>	7.02	
<i>For >100' To 250', Add</i>	3.31	
<i>For >1,000', Deduct</i>	-0.82	



MINOR
CSI UOM DESCRIPTION

TOTAL DIRECT DEMOLITION
UNIT COST UNIT COST

MINOR	CSI	UOM	DESCRIPTION	TOTAL DIRECT UNIT COST	DEMOLITION UNIT COST
07 71 23 00-0069			Half Round Copper Gutters (07 71 23 00-0060)		
07 71 23 00-0070	LF	5", 16 Ounce, Half Round Copper Gutter	24.02	4.01
		For Up To 100', Add		3.39	
		For >100' To 250', Add		1.53	
		For >1,000', Deduct		-0.66	
07 71 23 00-0071	LF	6", 16 Ounce, Half Round Copper Gutter	30.63	4.22
		For Up To 100', Add		4.10	
		For >100' To 250', Add		1.88	
		For >1,000', Deduct		-0.69	
07 71 23 00-0072	LF	7", 16 Ounce, Half Round Copper Gutter	52.09	4.44
		For Up To 100', Add		6.33	
		For >100' To 250', Add		2.98	
		For >1,000', Deduct		-0.75	
07 71 23 00-0073	LF	5", 20 Ounce, Half Round Copper Gutter	28.22	4.01
		For Up To 100', Add		3.87	
		For >100' To 250', Add		1.74	
		For >1,000', Deduct		-0.66	
07 71 23 00-0074	LF	6", 20 Ounce, Half Round Copper Gutter	35.10	4.22
		For Up To 100', Add		4.55	
		For >100' To 250', Add		2.10	
		For >1,000', Deduct		-0.69	
07 71 23 00-0075	LF	7", 20 Ounce, Half Round Copper Gutter	54.82	4.44
		For Up To 100', Add		6.60	
		For >100' To 250', Add		3.11	
		For >1,000', Deduct		-0.75	
07 71 23 00-0076	LF	8", 20 Ounce, Half Round Copper Gutter	62.34	4.98
		For Up To 100', Add		7.47	
		For >100' To 250', Add		3.53	
		For >1,000', Deduct		-0.82	
07 71 23 00-0077			Box Style Copper Gutters (07 71 23 00-0060)		
07 71 23 00-0078	LF	5", 16 Ounce, Box Style Copper Gutter	28.07	4.54
		For Up To 100', Add		3.94	
		For >100' To 250', Add		1.78	
		For >1,000', Deduct		-0.76	
07 71 23 00-0079	LF	6", 16 Ounce, Box Style Copper Gutter	30.20	4.98
		For Up To 100', Add		4.25	
		For >100' To 250', Add		1.92	
		For >1,000', Deduct		-0.82	
07 71 23 00-0080	LF	7", 16 Ounce, Box Style Copper Gutter	36.85	5.31
		For Up To 100', Add		5.00	
		For >100' To 250', Add		2.28	
		For >1,000', Deduct		-0.88	
07 71 23 00-0081	LF	8", 16 Ounce, Box Style Copper Gutter	37.57	5.63
		For Up To 100', Add		5.15	
		For >100' To 250', Add		2.34	
		For >1,000', Deduct		-0.93	
07 71 23 00-0082	LF	5", 20 Ounce, Box Style Copper Gutter	32.18	4.54
		For Up To 100', Add		4.36	
		For >100' To 250', Add		1.99	
		For >1,000', Deduct		-0.76	
07 71 23 00-0083	LF	6", 20 Ounce, Box Style Copper Gutter	34.31	4.98
		For Up To 100', Add		4.67	
		For >100' To 250', Add		2.13	
		For >1,000', Deduct		-0.82	
07 71 23 00-0084	LF	7", 20 Ounce, Box Style Copper Gutter	40.96	5.31
		For Up To 100', Add		5.41	
		For >100' To 250', Add		2.49	
		For >1,000', Deduct		-0.88	
07 71 23 00-0085	LF	8", 20 Ounce, Box Style Copper Gutter	41.68	5.63
		For Up To 100', Add		5.56	
		For >100' To 250', Add		2.55	
		For >1,000', Deduct		-0.93	
07 71 23 00-0086			Copper Gutter End Caps (07 71 23 00-0059)		
07 71 23 00-0087			K-Style, Copper Gutter End Caps (07 71 23 00-0086)		
07 71 23 00-0088	EA	4", K-Style Copper Gutter End Cap	6.72	
07 71 23 00-0089	EA	5", K-Style Copper Gutter End Cap	7.22	
07 71 23 00-0090	EA	6", K-Style Copper Gutter End Cap	7.72	
07 71 23 00-0091	EA	7", K-Style Copper Gutter End Cap	21.18	
07 71 23 00-0092	EA	8", K-Style Copper Gutter End Cap	25.90	
07 71 23 00-0093			Half Round, Copper Gutter End Caps (07 71 23 00-0086)		
07 71 23 00-0094	EA	4", Half Round Copper Gutter End Cap	8.21	
07 71 23 00-0095	EA	5", Half Round Copper Gutter End Cap	9.27	
07 71 23 00-0096	EA	6", Half Round Copper Gutter End Cap	14.20	
07 71 23 00-0097	EA	7", Half Round Copper Gutter End Cap	43.51	
07 71 23 00-0098	EA	8", Half Round Copper Gutter End Cap	51.46	



MINOR CSI UOM DESCRIPTION	TOTAL DIRECT UNIT COST	DEMOLITION UNIT COST
07 71 23 00-0099 Box Style, Copper Gutter End Caps (07 71 23 00-0086)		
07 71 23 00-0100 EA 5", Box Style Copper Gutter End Cap.....	16.14	
07 71 23 00-0101 EA 6", Box Style Copper Gutter End Cap.....	16.96	
07 71 23 00-0102 EA 7", Box Style Copper Gutter End Cap.....	17.78	
07 71 23 00-0103 EA 8", Box Style Copper Gutter End Cap.....	19.42	
07 71 23 00-0104 Copper Gutter Miters (07 71 23 00-0059)		
Note: Inside or outside miters.		
07 71 23 00-0105 K-Style, Copper Gutter Miters (07 71 23 00-0104)		
07 71 23 00-0106 EA 4", K-Style Copper Gutter Miter.....	43.89	
07 71 23 00-0107 EA 5", K-Style Copper Gutter Miter.....	49.82	
07 71 23 00-0108 EA 6", K-Style Copper Gutter Miter.....	72.46	
07 71 23 00-0109 EA 7", K-Style Copper Gutter Miter.....	103.25	
07 71 23 00-0110 EA 8", K-Style Copper Gutter Miter.....	121.37	
07 71 23 00-0111 Half Round, Copper Gutter Miters (07 71 23 00-0104)		
07 71 23 00-0112 EA 4", Half Round Copper Gutter Miter.....	69.58	
07 71 23 00-0113 EA 5", Half Round Copper Gutter Miter.....	64.06	
07 71 23 00-0114 EA 6", Half Round Copper Gutter Miter.....	93.05	
07 71 23 00-0115 EA 7", Half Round Copper Gutter Miter.....	111.25	
07 71 23 00-0116 EA 8", Half Round Copper Gutter Miter.....	131.73	
07 71 23 00-0117 Box Style, Copper Gutter Miters (07 71 23 00-0104)		
07 71 23 00-0118 EA 5", 16 Ounce Box Style Copper Gutter Miter.....	76.57	
07 71 23 00-0119 EA 6", 16 Ounce Box Style Copper Gutter Miter.....	78.97	
07 71 23 00-0120 EA 7", 16 Ounce Box Style Copper Gutter Miter.....	86.30	
07 71 23 00-0121 EA 8", 16 Ounce Box Style Copper Gutter Miter.....	87.93	
07 71 23 00-0122 EA 5", 20 Ounce Box Style Copper Gutter Miter.....	84.78	
07 71 23 00-0123 EA 6", 20 Ounce Box Style Copper Gutter Miter.....	87.18	
07 71 23 00-0124 EA 7", 20 Ounce Box Style Copper Gutter Miter.....	94.52	
07 71 23 00-0125 EA 8", 20 Ounce Box Style Copper Gutter Miter.....	103.60	
07 71 23 00-0126 Copper Gutter Wire Strainers (07 71 23 00-0059)		
07 71 23 00-0127 EA 2" Diameter, Round Copper Wire Strainer.....	19.05	2.71
07 71 23 00-0128 EA 3" Diameter, Round Copper Wire Strainer.....	23.46	2.71
07 71 23 00-0129 EA 4" Diameter, Round Copper Wire Strainer.....	37.85	2.71
07 71 23 00-0130 EA 5" Diameter, Round Copper Wire Strainer.....	50.37	2.71
07 71 23 00-0131 EA 6" Diameter, Round Copper Wire Strainer.....	60.87	2.71
07 71 23 00-0132 Copper Downspouts (07 71 23 00-0059)		
Note: Includes elbows, hangers and fasteners.		
07 71 23 00-0133 Round Copper Downspouts (07 71 23 00-0132)		
07 71 23 00-0134 LF 2" Diameter, 16 Ounce, Round Copper Downspout.....	28.86	2.60
For Up To 100', Add		
For >100 To 250', Add		
For >1,000', Deduct		
07 71 23 00-0135 LF 3" Diameter, 16 Ounce, Round Copper Downspout.....	19.97	2.60
For Up To 100', Add		
For >100 To 250', Add		
For >1,000', Deduct		
07 71 23 00-0136 LF 4" Diameter, 16 Ounce, Round Copper Downspout.....	25.28	2.60
For Up To 100', Add		
For >100 To 250', Add		
For >1,000', Deduct		
07 71 23 00-0137 LF 5" Diameter, 16 Ounce, Round Copper Downspout.....	40.67	2.60
For Up To 100', Add		
For >100 To 250', Add		
For >1,000', Deduct		
07 71 23 00-0138 LF 6" Diameter, 16 Ounce, Round Copper Downspout.....	52.41	2.60
For Up To 100', Add		
For >100 To 250', Add		
For >1,000', Deduct		
07 71 23 00-0139 LF 3" Diameter, 20 Ounce, Round Copper Downspout.....	27.17	2.60
For Up To 100', Add		
For >100 To 250', Add		
For >1,000', Deduct		
07 71 23 00-0140 LF 4" Diameter, 20 Ounce, Round Copper Downspout.....	35.38	2.60
For Up To 100', Add		
For >100 To 250', Add		
For >1,000', Deduct		
07 71 23 00-0141 LF 5" Diameter, 20 Ounce, Round Copper Downspout.....	54.01	2.60
For Up To 100', Add		
For >100 To 250', Add		
For >1,000', Deduct		



MINOR
CSI UOM DESCRIPTION

TOTAL DIRECT DEMOLITION
UNIT COST UNIT COST

MINOR	CSI	UOM	DESCRIPTION	TOTAL DIRECT UNIT COST	DEMOLITION UNIT COST
07 71 23 00-0142			Square Copper Downspouts (07 71 23 00-0132)		
07 71 23 00-0143	LF		3" Diameter, 16 Ounce, Square Copper Downspout	13.70	2.60
			For Up To 100', Add	1.79	
			For >100 To 250', Add	0.83	
			For >1,000', Deduct	-0.28	
07 71 23 00-0144	LF		4" Diameter, 16 Ounce, Square Copper Downspout	17.23	2.60
			For Up To 100', Add	2.14	
			For >100 To 250', Add	1.00	
			For >1,000', Deduct	-0.28	
07 71 23 00-0145	LF		5" Diameter, 16 Ounce, Square Copper Downspout	24.85	2.60
			For Up To 100', Add	2.97	
			For >100 To 250', Add	1.38	
			For >1,000', Deduct	-0.28	
07 71 23 00-0146	LF		3" Diameter, 20 Ounce, Square Copper Downspout	15.88	2.60
			For Up To 100', Add	2.07	
			For >100 To 250', Add	0.93	
			For >1,000', Deduct	-0.28	
07 71 23 00-0147	LF		4" Diameter, 20 Ounce, Square Copper Downspout	20.28	2.60
			For Up To 100', Add	2.45	
			For >100 To 250', Add	1.15	
			For >1,000', Deduct	-0.28	
07 71 23 00-0148	LF		5" Diameter, 20 Ounce, Square Copper Downspout	29.33	2.60
			For Up To 100', Add	3.35	
			For >100 To 250', Add	1.61	
			For >1,000', Deduct	-0.28	
07 71 23 00-0149			Rectangular Copper Downspouts (07 71 23 00-0132)		
07 71 23 00-0150	LF		2" x 3", 16 Ounce, Rectangular Copper Downspout	20.52	2.60
			For Up To 100', Add	2.47	
			For >100 To 250', Add	1.17	
			For >1,000', Deduct	-0.28	
07 71 23 00-0151	LF		3" x 4", 16 Ounce, Rectangular Copper Downspout	26.07	2.60
			For Up To 100', Add	3.03	
			For >100 To 250', Add	1.44	
			For >1,000', Deduct	-0.28	
07 71 23 00-0152	LF		4" x 5", 16 Ounce, Rectangular Copper Downspout	37.26	2.60
			For Up To 100', Add	4.15	
			For >100 To 250', Add	2.00	
			For >1,000', Deduct	-0.28	
07 71 23 00-0153	LF		2" x 3", 20 Ounce, Rectangular Copper Downspout	23.97	2.60
			For Up To 100', Add	2.82	
			For >100 To 250', Add	1.34	
			For >1,000', Deduct	-0.28	
07 71 23 00-0154	LF		3" x 4", 20 Ounce, Rectangular Copper Downspout	30.85	2.60
			For Up To 100', Add	3.51	
			For >100 To 250', Add	1.68	
			For >1,000', Deduct	-0.28	
07 71 23 00-0155	LF		4" x 5", 20 Ounce, Rectangular Copper Downspout	44.48	2.60
			For Up To 100', Add	4.87	
			For >100 To 250', Add	2.36	
			For >1,000', Deduct	-0.28	
07 71 23 00-0156			Copper Devices And Accessories (07 71 23 00-0059)		
07 71 23 00-0157	EA		Thru-Wall Copper Scupper Outlet.....	225.31	23.10
07 71 23 00-0158	EA		Copper Leader/Conductor Head.....	333.64	25.68
07 71 23 00-0159	EA		Copper Eave Box.....	147.80	16.24
07 71 23 00-0160			Galvanized Steel Gutters And Downspouts (07 71 23)		
07 71 23 00-0161			Galvanized Steel Gutters (07 71 23 00-0160)		
			Note: Includes drop outlets, hangers and fasteners. Excludes end caps, miters and downspouts.		
07 71 23 00-0162			K-Style Galvanized Steel Gutters (07 71 23 00-0161)		
07 71 23 00-0163	LF		5", 26 Gauge, K-Style Galvanized Steel Gutter	12.21	4.01
			For Up To 100', Add	2.21	
			For >100' To 250', Add	0.94	
			For >1,000', Deduct	-0.66	
			For Kynar 500® Finish, Add	2.52	
			For 24 Gauge, Add	1.57	
			For 22 Gauge, Add	3.09	
07 71 23 00-0164	LF		6", 26 Gauge, K-Style Galvanized Steel Gutter	14.25	4.22
			For Up To 100', Add	2.46	
			For >100' To 250', Add	1.06	
			For >1,000', Deduct	-0.69	
			For Kynar 500® Finish, Add	3.29	
			For 24 Gauge, Add	2.05	
			For 22 Gauge, Add	4.03	



MINOR CSI UOM DESCRIPTION	TOTAL DIRECT UNIT COST	DEMOLITION UNIT COST
07 71 23 00-0165 LF 7", 26 Gauge, K-Style Galvanized Steel Gutter	29.98	4.44
<i>For Up To 100', Add</i>	4.12	
<i>For >100' To 250', Add</i>	1.87	
<i>For >1,000', Deduct</i>	-0.75	
<i>For Kynar 500® Finish, Add</i>	10.13	
<i>For 24 Gauge, Add</i>	6.31	
<i>For 22 Gauge, Add</i>	12.39	
07 71 23 00-0166 LF 8", 26 Gauge, K-Style Galvanized Steel Gutter	31.61	4.98
<i>For Up To 100', Add</i>	4.40	
<i>For >100' To 250', Add</i>	1.99	
<i>For >1,000', Deduct</i>	-0.82	
<i>For Kynar 500® Finish, Add</i>	10.82	
<i>For 24 Gauge, Add</i>	6.55	
<i>For 22 Gauge, Add</i>	12.86	
07 71 23 00-0167 Half Round Galvanized Steel Gutters (07 71 23 00-0161)		
07 71 23 00-0168 LF 5", 26 Gauge, Half Round Galvanized Steel Gutter	18.00	4.01
<i>For Up To 100', Add</i>	2.79	
<i>For >100' To 250', Add</i>	1.23	
<i>For >1,000', Deduct</i>	-0.66	
<i>For Kynar 500® Finish, Add</i>	5.13	
<i>For 24 Gauge, Add</i>	3.19	
<i>For 22 Gauge, Add</i>	6.27	
07 71 23 00-0169 LF 6", 26 Gauge, Half Round Galvanized Steel Gutter	22.78	4.22
<i>For Up To 100', Add</i>	3.32	
<i>For >100' To 250', Add</i>	1.49	
<i>For >1,000', Deduct</i>	-0.69	
<i>For Kynar 500® Finish, Add</i>	7.13	
<i>For 24 Gauge, Add</i>	4.44	
<i>For 22 Gauge, Add</i>	8.72	
07 71 23 00-0170 LF 7", 26 Gauge, Half Round Galvanized Steel Gutter	57.95	4.44
<i>For Up To 100', Add</i>	6.91	
<i>For >100' To 250', Add</i>	3.27	
<i>For >1,000', Deduct</i>	-0.75	
<i>For Kynar 500® Finish, Add</i>	22.72	
<i>For 24 Gauge, Add</i>	14.14	
<i>For 22 Gauge, Add</i>	27.77	
07 71 23 00-0171 LF 8", 26 Gauge, Half Round Galvanized Steel Gutter	61.83	4.98
<i>For Up To 100', Add</i>	7.42	
<i>For >100' To 250', Add</i>	3.50	
<i>For >1,000', Deduct</i>	-0.82	
<i>For Kynar 500® Finish, Add</i>	24.12	
<i>For 24 Gauge, Add</i>	15.01	
<i>For 22 Gauge, Add</i>	29.48	
07 71 23 00-0172 Box Style Galvanized Steel Gutters (07 71 23 00-0161)		
07 71 23 00-0173 LF 5", 24 Gauge, Box Style Galvanized Steel Gutter	21.57	4.54
<i>For Up To 100', Add</i>	3.29	
<i>For >100' To 250', Add</i>	1.46	
<i>For >1,000', Deduct</i>	-0.76	
<i>For Kynar 500® Finish, Add</i>	6.30	
<i>For 22 Gauge, Add</i>	3.08	
07 71 23 00-0174 LF 6", 24 Gauge, Box Style Galvanized Steel Gutter	25.35	4.98
<i>For Up To 100', Add</i>	3.77	
<i>For >100' To 250', Add</i>	1.68	
<i>For >1,000', Deduct</i>	-0.82	
<i>For Kynar 500® Finish, Add</i>	7.70	
<i>For 22 Gauge, Add</i>	3.77	
07 71 23 00-0175 LF 7", 24 Gauge, Box Style Galvanized Steel Gutter	32.21	4.44
<i>For Up To 100', Add</i>	4.34	
<i>For >100' To 250', Add</i>	1.98	
<i>For >1,000', Deduct</i>	-0.75	
<i>For Kynar 500® Finish, Add</i>	11.14	
<i>For 22 Gauge, Add</i>	5.45	
07 71 23 00-0176 LF 8", 24 Gauge, Box Style Galvanized Steel Gutter	35.72	5.63
<i>For Up To 100', Add</i>	4.97	
<i>For >100' To 250', Add</i>	2.25	
<i>For >1,000', Deduct</i>	-0.93	
<i>For Kynar 500® Finish, Add</i>	11.88	
<i>For 22 Gauge, Add</i>	5.81	
07 71 23 00-0177 Galvanized Steel Gutter End Caps (07 71 23 00-0160)		
07 71 23 00-0178 K-Style, Galvanized Steel Gutter End Caps (07 71 23 00-0177)		
07 71 23 00-0179 EA 5", K-Style Galvanized Steel Gutter End Cap	5.53	
<i>For Kynar 500® Finish, Add</i>	1.51	
07 71 23 00-0180 EA 6", K-Style Galvanized Steel Gutter End Cap	6.41	
<i>For Kynar 500® Finish, Add</i>	1.91	
07 71 23 00-0181 EA 7", K-Style Galvanized Steel Gutter End Cap	14.26	
<i>For Kynar 500® Finish, Add</i>	5.44	
07 71 23 00-0182 EA 8", K-Style Galvanized Steel Gutter End Cap	20.81	
<i>For Kynar 500® Finish, Add</i>	8.39	



MINOR
CSI UOM DESCRIPTION

TOTAL DIRECT DEMOLITION
UNIT COST UNIT COST

07 71 23 00-0183	Half Round, Galvanized Steel Gutter End Caps (07 71 23 00-0177)		
07 71 23 00-0184	EA 5", Half Round Galvanized Steel Gutter End Cap.....	7.19	
	<i>For Kynar 500® Finish, Add</i>	2.26	
07 71 23 00-0185	EA 6", Half Round Galvanized Steel Gutter End Cap.....	8.32	
	<i>For Kynar 500® Finish, Add</i>	2.77	
07 71 23 00-0186	EA 7", Half Round Galvanized Steel Gutter End Cap.....	15.76	
	<i>For Kynar 500® Finish, Add</i>	6.12	
07 71 23 00-0187	EA 8", Half Round Galvanized Steel Gutter End Cap.....	21.40	
	<i>For Kynar 500® Finish, Add</i>	8.65	
07 71 23 00-0188	Box Style, Galvanized Steel Gutter End Caps (07 71 23 00-0177)		
07 71 23 00-0189	EA 5", Box Style Galvanized Steel Gutter End Cap.....	13.13	
	<i>For Kynar 500® Finish, Add</i>	4.93	
07 71 23 00-0190	EA 6", Box Style Galvanized Steel Gutter End Cap.....	15.87	
	<i>For Kynar 500® Finish, Add</i>	6.17	
07 71 23 00-0191	EA 7", Box Style Galvanized Steel Gutter End Cap.....	17.81	
	<i>For Kynar 500® Finish, Add</i>	7.04	
07 71 23 00-0192	EA 8", Box Style Galvanized Steel Gutter End Cap.....	23.96	
	<i>For Kynar 500® Finish, Add</i>	9.81	
07 71 23 00-0193	Galvanized Steel Gutter Miters (07 71 23 00-0160)		
	Note: Inside or outside miters.		
07 71 23 00-0194	K-Style, Galvanized Steel Gutter Miters (07 71 23 00-0193)		
07 71 23 00-0195	EA 5", K-Style Galvanized Steel Gutter Miter	33.70	
	<i>For Kynar 500® Finish, Add</i>	10.25	
07 71 23 00-0196	EA 6", K-Style Galvanized Steel Gutter Miter	55.25	
	<i>For Kynar 500® Finish, Add</i>	19.60	
07 71 23 00-0197	EA 7", K-Style Galvanized Steel Gutter Miter	89.06	
	<i>For Kynar 500® Finish, Add</i>	34.47	
07 71 23 00-0198	EA 8", K-Style Galvanized Steel Gutter Miter	100.19	
	<i>For Kynar 500® Finish, Add</i>	39.09	
07 71 23 00-0199	Half Round, Galvanized Steel Gutter Miters (07 71 23 00-0193)		
07 71 23 00-0200	EA 5", Half Round Galvanized Steel Gutter Miter.....	46.57	
	<i>For Kynar 500® Finish, Add</i>	16.04	
07 71 23 00-0201	EA 6", Half Round Galvanized Steel Gutter Miter.....	52.41	
	<i>For Kynar 500® Finish, Add</i>	18.32	
07 71 23 00-0202	EA 7", Half Round Galvanized Steel Gutter Miter.....	150.91	
	<i>For Kynar 500® Finish, Add</i>	62.31	
07 71 23 00-0203	EA 8", Half Round Galvanized Steel Gutter Miter.....	159.47	
	<i>For Kynar 500® Finish, Add</i>	65.77	
07 71 23 00-0204	Box Style, Galvanized Steel Gutter Miters (07 71 23 00-0193)		
07 71 23 00-0205	EA 5", Box Style Galvanized Steel Gutter Miter	43.99	
	<i>For Kynar 500® Finish, Add</i>	14.88	
07 71 23 00-0206	EA 6", Box Style Galvanized Steel Gutter Miter	72.29	
	<i>For Kynar 500® Finish, Add</i>	27.27	
07 71 23 00-0207	EA 7", Box Style Galvanized Steel Gutter Miter	94.19	
	<i>For Kynar 500® Finish, Add</i>	36.78	
07 71 23 00-0208	EA 8", Box Style Galvanized Steel Gutter Miter	100.19	
	<i>For Kynar 500® Finish, Add</i>	39.09	
07 71 23 00-0209	Galvanized Steel Gutter Wire Strainers (07 71 23 00-0160)		
07 71 23 00-0210	EA 3" Diameter, Round Galvanized Steel Wire Strainer.....	12.70	2.71
	<i>For Kynar 500® Finish, Add</i>	3.18	
07 71 23 00-0211	EA 4" Diameter, Round Galvanized Steel Wire Strainer.....	18.71	2.71
	<i>For Kynar 500® Finish, Add</i>	5.88	
07 71 23 00-0212	Galvanized Steel Downspouts (07 71 23 00-0160)		
	Note: Includes elbows, hangers and fasteners.		
07 71 23 00-0213	Round Galvanized Steel Downspouts (07 71 23 00-0212)		
07 71 23 00-0214	LF 3" Diameter, 26 Gauge, Round Galvanized Steel Downspout.....	6.90	2.60
	<i>For Up To 100', Add</i>	1.11	
	<i>For >100 To 250', Add</i>	0.49	
	<i>For >1,000', Deduct</i>	-0.28	
	<i>For Kynar 500® Finish, Add</i>	1.84	
	<i>For 24 Gauge, Add</i>	1.15	
	<i>For 22 Gauge, Add</i>	2.25	



MINOR CSI UOM DESCRIPTION	TOTAL DIRECT UNIT COST	DEMOLITION UNIT COST
07 71 23 00-0215 LF 4" Diameter, 26 Gauge, Round Galvanized Steel Downspout.....	8.66	2.60
For Up To 100', Add	1.29	
For >100 To 250', Add	0.57	
For >1,000', Deduct	-0.28	
For Kynar 500® Finish, Add	2.63	
For 24 Gauge, Add	1.64	
For 22 Gauge, Add	3.22	
07 71 23 00-0216 LF 5" Diameter, 26 Gauge, Round Galvanized Steel Downspout.....	11.90	2.60
For Up To 100', Add	1.61	
For >100 To 250', Add	0.74	
For >1,000', Deduct	-0.28	
For Kynar 500® Finish, Add	4.09	
For 24 Gauge, Add	2.55	
For 22 Gauge, Add	5.00	
07 71 23 00-0217 LF 6" Diameter, 26 Gauge, Round Galvanized Steel Downspout.....	26.86	2.60
For Up To 100', Add	3.11	
For >100 To 250', Add	1.48	
For >1,000', Deduct	-0.28	
For Kynar 500® Finish, Add	10.82	
For 24 Gauge, Add	6.73	
For 22 Gauge, Add	13.23	
07 71 23 00-0218 Square Galvanized Steel Downspouts (07 71 23 00-0212)		
07 71 23 00-0219 LF 4" x 4", 26 Gauge, Square Galvanized Steel Downspout.....	7.88	2.60
For Up To 100', Add	1.21	
For >100 To 250', Add	0.53	
For >1,000', Deduct	-0.28	
For Kynar 500® Finish, Add	2.28	
For 24 Gauge, Add	1.42	
For 22 Gauge, Add	2.79	
07 71 23 00-0220 LF 5" x 5", 26 Gauge, Square Galvanized Steel Downspout.....	10.19	2.60
For Up To 100', Add	1.44	
For >100 To 250', Add	0.65	
For >1,000', Deduct	-0.28	
For Kynar 500® Finish, Add	3.32	
For 24 Gauge, Add	2.07	
For 22 Gauge, Add	4.06	
07 71 23 00-0221 Rectangular Galvanized Steel Downspouts (07 71 23 00-0212)		
07 71 23 00-0222 LF 2" x 3", 26 Gauge, Rectangular Galvanized Steel Downspout.....	7.04	2.60
For Up To 100', Add	1.13	
For >100 To 250', Add	0.49	
For >1,000', Deduct	-0.28	
For Kynar 500® Finish, Add	1.90	
For 24 Gauge, Add	1.18	
For 22 Gauge, Add	2.33	
07 71 23 00-0223 LF 3" x 4", 26 Gauge, Rectangular Galvanized Steel Downspout.....	9.06	2.60
For Up To 100', Add	1.33	
For >100 To 250', Add	0.59	
For >1,000', Deduct	-0.28	
For Kynar 500® Finish, Add	2.81	
For 24 Gauge, Add	1.75	
For 22 Gauge, Add	3.44	
07 71 23 00-0224 LF 4" x 5", 26 Gauge, Rectangular Galvanized Steel Downspout.....	17.10	2.60
For Up To 100', Add	2.13	
For >100 To 250', Add	1.00	
For >1,000', Deduct	-0.28	
For Kynar 500® Finish, Add	6.43	
For 24 Gauge, Add	4.00	
For 22 Gauge, Add	7.86	
07 71 23 00-0225 Galvanized Steel Devices (07 71 23 00-0160)		
07 71 23 00-0226 EA Galvanized Steel Leader/Conductor Head	312.93	25.68
For Kynar 500® Finish, Add	117.71	
07 71 23 00-0227 EA Thru-Wall Galvanized Steel Scupper Outlet	173.93	23.10
For Kynar 500® Finish, Add	43.61	
07 71 23 00-0228 Stainless Steel Gutters And Downspouts (07 71 23)		
07 71 23 00-0229 Stainless Steel Gutters (07 71 23 00-0228)		
Note: Includes drop outlets, hangers and fasteners. Excludes end caps, miters and downspouts.		
07 71 23 00-0230 K-Style, Stainless Steel Gutters (07 71 23 00-0229)		
07 71 23 00-0231 LF 5", 26 Gauge, K-Style Stainless Steel Gutter.....	32.38	4.01
For Up To 100', Add	4.23	
For >100' To 250', Add	1.95	
For >1,000', Deduct	-0.66	
For 316 Stainless Steel, Add	9.80	
For 24 Gauge, Add	8.51	
For 22 Gauge, Add	17.01	
For 20 Gauge, Add	25.52	

07 Thermal And Moisture Protection
07 70 Roof and Wall Specialties and Accessories
07 71 Roof Specialties



MINOR	CSI	UOM	DESCRIPTION	TOTAL DIRECT UNIT COST	DEMOLITION UNIT COST
07 71 23 00-0232	LF		6", 26 Gauge, K-Style Stainless Steel Gutter.....	39.16	4.22
			<i>For Up To 100', Add</i>	4.96	
			<i>For >100' To 250', Add</i>	2.30	
			<i>For >1,000', Deduct</i>	-0.69	
			<i>For 316 Stainless Steel, Add</i>	12.25	
			<i>For 24 Gauge, Add</i>	10.64	
			<i>For 22 Gauge, Add</i>	21.27	
			<i>For 20 Gauge, Add</i>	31.91	
07 71 23 00-0233			Half Round, Stainless Steel Gutters (07 71 23 00-0229)		
07 71 23 00-0234	LF		5", 26 Gauge, Half Round Stainless Steel Gutter	45.63	4.01
			<i>For Up To 100', Add</i>	5.55	
			<i>For >100' To 250', Add</i>	2.61	
			<i>For >1,000', Deduct</i>	-0.66	
			<i>For 316 Stainless Steel, Add</i>	14.83	
			<i>For 24 Gauge, Add</i>	12.88	
			<i>For 22 Gauge, Add</i>	25.76	
			<i>For 20 Gauge, Add</i>	38.64	
07 71 23 00-0235	LF		6", 26 Gauge, Half Round Stainless Steel Gutter	55.64	4.22
			<i>For Up To 100', Add</i>	6.60	
			<i>For >100' To 250', Add</i>	3.13	
			<i>For >1,000', Deduct</i>	-0.69	
			<i>For 316 Stainless Steel, Add</i>	18.51	
			<i>For 24 Gauge, Add</i>	16.07	
			<i>For 22 Gauge, Add</i>	32.15	
			<i>For 20 Gauge, Add</i>	48.22	
07 71 23 00-0236			Box Style, Stainless Steel Gutters (07 71 23 00-0229)		
07 71 23 00-0237	LF		5", 26 Gauge, Box Style Stainless Steel Gutter	44.34	4.54
			<i>For Up To 100', Add</i>	5.57	
			<i>For >100' To 250', Add</i>	2.60	
			<i>For >1,000', Deduct</i>	-0.76	
			<i>For 316 Stainless Steel, Add</i>	13.97	
			<i>For 24 Gauge, Add</i>	12.13	
			<i>For 22 Gauge, Add</i>	24.26	
			<i>For 20 Gauge, Add</i>	36.39	
			<i>For 18 Gauge, Add</i>	61.02	
			<i>For Seamless Gutter, Add</i>	-0.70	
07 71 23 00-0238	LF		6", 26 Gauge, Box Style Stainless Steel Gutter	54.41	4.98
			<i>For Up To 100', Add</i>	6.68	
			<i>For >100' To 250', Add</i>	3.13	
			<i>For >1,000', Deduct</i>	-0.82	
			<i>For 316 Stainless Steel, Add</i>	17.55	
			<i>For 24 Gauge, Add</i>	15.24	
			<i>For 22 Gauge, Add</i>	30.48	
			<i>For 20 Gauge, Add</i>	45.72	
			<i>For 18 Gauge, Add</i>	76.66	
			<i>For Seamless Gutter, Add</i>	-1.07	
07 71 23 00-0239	LF		7", 26 Gauge, Box Style Stainless Steel Gutter	64.57	5.31
			<i>For Up To 100', Add</i>	7.77	
			<i>For >100' To 250', Add</i>	3.67	
			<i>For >1,000', Deduct</i>	-0.88	
			<i>For 316 Stainless Steel, Add</i>	21.21	
			<i>For 24 Gauge, Add</i>	18.42	
			<i>For 22 Gauge, Add</i>	36.83	
			<i>For 20 Gauge, Add</i>	55.25	
			<i>For 18 Gauge, Add</i>	92.64	
			<i>For Seamless Gutter, Add</i>	-1.48	
07 71 23 00-0240	LF		8", 26 Gauge, Box Style Stainless Steel Gutter	70.29	5.63
			<i>For Up To 100', Add</i>	8.43	
			<i>For >100' To 250', Add</i>	3.98	
			<i>For >1,000', Deduct</i>	-0.93	
			<i>For 316 Stainless Steel, Add</i>	23.17	
			<i>For 24 Gauge, Add</i>	20.12	
			<i>For 22 Gauge, Add</i>	40.25	
			<i>For 20 Gauge, Add</i>	60.37	
			<i>For 18 Gauge, Add</i>	101.23	
			<i>For Seamless Gutter, Add</i>	-1.65	
07 71 23 00-0241			Stainless Steel Gutter End Caps (07 71 23 00-0228)		
07 71 23 00-0243	EA		5", K-Style Stainless Steel Gutter End Cap	10.23	
			<i>For 316 Stainless Steel, Add</i>	3.06	
07 71 23 00-0244	EA		6", K-Style Stainless Steel Gutter End Cap	11.85	
			<i>For 316 Stainless Steel, Add</i>	3.68	
07 71 23 00-0245			Half Round, Stainless Steel Gutter End Caps (07 71 23 00-0241)		
07 71 23 00-0246	EA		5", Half Round Stainless Steel Gutter End Cap	12.25	
			<i>For 316 Stainless Steel, Add</i>	3.83	



MINOR	CSI	UOM	DESCRIPTION	TOTAL DIRECT UNIT COST	DEMOLITION UNIT COST
07 71 23 00-0247	EA		6", Half Round Stainless Steel Gutter End Cap <i>For 316 Stainless Steel, Add</i>	14.27 4.60	
07 71 23 00-0248			Box Style, Stainless Steel Gutter End Caps (07 71 23 00-0241)		
07 71 23 00-0249	EA		5", Box Style Stainless Steel Gutter End Cap <i>For 316 Stainless Steel, Add</i>	12.79 3.83	
07 71 23 00-0250	EA		6", Box Style Stainless Steel Gutter End Cap <i>For 316 Stainless Steel, Add</i>	14.81 4.60	
07 71 23 00-0251	EA		7", Box Style Stainless Steel Gutter End Cap <i>For 316 Stainless Steel, Add</i>	15.58 4.96	
07 71 23 00-0252	EA		8", Box Style Stainless Steel Gutter End Cap <i>For 316 Stainless Steel, Add</i>	18.97 6.11	
07 71 23 00-0253			Stainless Steel Gutter Miters (07 71 23 00-0228) Note: Inside or outside box miters.		
07 71 23 00-0254			K-Style, Stainless Steel Gutter Miters (07 71 23 00-0253)		
07 71 23 00-0255	EA		5", K-Style Stainless Steel Gutter Miter <i>For 316 Stainless Steel, Add</i>	52.59 15.83	
07 71 23 00-0256	EA		6", K-Style Stainless Steel Gutter Miter <i>For 316 Stainless Steel, Add</i>	85.61 28.09	
07 71 23 00-0257			Half Round, Stainless Steel Gutter Miters (07 71 23 00-0253)		
07 71 23 00-0258	EA		5", Half Round Stainless Steel Gutter Miter <i>For 316 Stainless Steel, Add</i>	133.23 46.47	
07 71 23 00-0259	EA		6", Half Round Stainless Steel Gutter Miter <i>For 316 Stainless Steel, Add</i>	163.50 57.69	
07 71 23 00-0260			Box-Style, Stainless Steel Gutter Miters (07 71 23 00-0253)		
07 71 23 00-0261	EA		5", Box-Style Stainless Steel Gutter Miter <i>For 316 Stainless Steel, Add</i>	60.92 19.00	
07 71 23 00-0262	EA		6", Box-Style Stainless Steel Gutter Miter <i>For 316 Stainless Steel, Add</i>	100.39 33.71	
07 71 23 00-0263	EA		7", Box-Style Stainless Steel Gutter Miter <i>For 316 Stainless Steel, Add</i>	115.93 39.32	
07 71 23 00-0264	EA		8", Box-Style Stainless Steel Gutter Miter <i>For 316 Stainless Steel, Add</i>	131.59 44.94	
07 71 23 00-0265			Stainless Steel Gutter Wire Strainers (07 71 23 00-0228)		
07 71 23 00-0266	EA		3" Diameter, Round Stainless Steel Wire Strainer	43.61	2.71
07 71 23 00-0267	EA		4" Diameter, Round Stainless Steel Wire Strainer	44.65	2.71
07 71 23 00-0268			Stainless Steel Downspouts (07 71 23 00-0228) Note: Includes elbows, hangers and fasteners.		
07 71 23 00-0269			Round Stainless Steel Downspouts (07 71 23 00-0268)		
07 71 23 00-0270	LF		3" Diameter, 26 Gauge, Round Stainless Steel Downspout	19.47	2.60
			<i>For Up To 100', Add</i>	2.37	
			<i>For >100 To 250', Add</i>	1.11	
			<i>For >1,000', Deduct</i>	-0.28	
			<i>For 316 Stainless Steel, Add</i>	6.33	
			<i>For 24 Gauge, Add</i>	5.50	
			<i>For 22 Gauge, Add</i>	11.00	
			<i>For 20 Gauge, Add</i>	16.49	
07 71 23 00-0271	LF		4" Diameter, 26 Gauge, Round Stainless Steel Downspout	25.93	2.60
			<i>For Up To 100', Add</i>	3.01	
			<i>For >100 To 250', Add</i>	1.44	
			<i>For >1,000', Deduct</i>	-0.28	
			<i>For 316 Stainless Steel, Add</i>	8.79	
			<i>For 24 Gauge, Add</i>	7.63	
			<i>For 22 Gauge, Add</i>	15.26	
			<i>For 20 Gauge, Add</i>	22.89	
07 71 23 00-0272	LF		5" Diameter, 26 Gauge, Round Stainless Steel Downspout	38.13	2.60
			<i>For Up To 100', Add</i>	4.23	
			<i>For >100 To 250', Add</i>	2.05	
			<i>For >1,000', Deduct</i>	-0.28	
			<i>For 316 Stainless Steel, Add</i>	13.42	
			<i>For 24 Gauge, Add</i>	11.66	
			<i>For 22 Gauge, Add</i>	23.31	
			<i>For 20 Gauge, Add</i>	34.97	
07 71 23 00-0273			Rectangular Stainless Steel Downspouts (07 71 23 00-0268)		

07	Thermal And Moisture Protection
07 70	Roof and Wall Specialties and Accessories
07 71	Roof Specialties



SAN BERNARDINO
COUNTY

MINOR	CSI	UOM	DESCRIPTION	TOTAL DIRECT UNIT COST	DEMOLITION UNIT COST
07 71 23 00-0274	LF		2" x 3", 26 Gauge, Rectangular Stainless Steel Downspout.....	19.94	2.60
			<i>For Up To 100', Add</i>	2.42	
			<i>For >100 To 250', Add</i>	1.14	
			<i>For >1,000', Deduct</i>	-0.28	
			<i>For 316 Stainless Steel, Add</i>	6.51	
			<i>For 24 Gauge, Add</i>	5.65	
			<i>For 22 Gauge, Add</i>	11.31	
			<i>For 20 Gauge, Add</i>	16.96	
			<i>For 18 Gauge, Add</i>	28.44	
07 71 23 00-0275	LF		3" x 4", 26 Gauge, Rectangular Stainless Steel Downspout.....	26.89	2.60
			<i>For Up To 100', Add</i>	3.11	
			<i>For >100 To 250', Add</i>	1.49	
			<i>For >1,000', Deduct</i>	-0.28	
			<i>For 316 Stainless Steel, Add</i>	9.15	
			<i>For 24 Gauge, Add</i>	7.95	
			<i>For 22 Gauge, Add</i>	15.89	
			<i>For 20 Gauge, Add</i>	23.84	
			<i>For 18 Gauge, Add</i>	39.97	
07 71 23 00-0276	LF		4" x 5", 26 Gauge, Rectangular Stainless Steel Downspout.....	35.03	2.60
			<i>For Up To 100', Add</i>	3.92	
			<i>For >100 To 250', Add</i>	1.89	
			<i>For >1,000', Deduct</i>	-0.28	
			<i>For 316 Stainless Steel, Add</i>	12.24	
			<i>For 24 Gauge, Add</i>	10.63	
			<i>For 22 Gauge, Add</i>	21.27	
			<i>For 20 Gauge, Add</i>	31.90	
			<i>For 18 Gauge, Add</i>	53.49	
07 71 23 00-0277			Stainless Steel Devices (07 71 23 00-0228)		
07 71 23 00-0278	EA		Thru-Wall Stainless Steel Scupper Outlet.....	209.82	24.36
			<i>For 316 Stainless Steel, Add</i>	48.88	
07 71 23 00-0279	EA		Stainless Steel Leader/Conductor Head.....	420.34	24.36
			<i>For 316 Stainless Steel, Add</i>	139.16	
07 71 23 00-0280			Vinyl Gutters And Downspouts (07 71 23)		
07 71 23 00-0281			Vinyl Gutters (07 71 23 00-0280)		
			Note: Includes drop outlets, hangers and fasteners. Excludes end caps, miters and downspouts.		
07 71 23 00-0282			K-Style Vinyl Gutters (07 71 23 00-0281)		
07 71 23 00-0283	LF		4", K-Style Vinyl Gutter.....	10.89	2.71
			<i>For Up To 100', Add</i>	1.77	
			<i>For >100' To 250', Add</i>	0.77	
			<i>For >1,000', Deduct</i>	-0.45	
07 71 23 00-0284	LF		5", K-Style Vinyl Gutter.....	14.17	2.71
			<i>For Up To 100', Add</i>	2.09	
			<i>For >100' To 250', Add</i>	0.93	
			<i>For >1,000', Deduct</i>	-0.45	
07 71 23 00-0285			Half Round Vinyl Gutters (07 71 23 00-0281)		
07 71 23 00-0286	LF		4", Half Round Vinyl Gutter.....	11.26	2.71
			<i>For Up To 100', Add</i>	1.80	
			<i>For >100' To 250', Add</i>	0.79	
			<i>For >1,000', Deduct</i>	-0.45	
07 71 23 00-0287	LF		5", Half Round Vinyl Gutter.....	11.86	2.71
			<i>For Up To 100', Add</i>	1.86	
			<i>For >100' To 250', Add</i>	0.82	
			<i>For >1,000', Deduct</i>	-0.45	
07 71 23 00-0288			Vinyl Gutter End Caps (07 71 23 00-0280)		
07 71 23 00-0289			K-Style, Vinyl Gutter End Caps (07 71 23 00-0288)		
07 71 23 00-0290	EA		4", K-Style Vinyl Gutter End Cap.....	6.80	
07 71 23 00-0291	EA		5", K-Style Vinyl Gutter End Cap.....	9.52	
07 71 23 00-0292			Half Round, Vinyl Gutter End Caps (07 71 23 00-0288)		
07 71 23 00-0293	EA		4", Half Round Vinyl Gutter End Cap.....	7.80	
07 71 23 00-0294	EA		5", Half Round Vinyl Gutter End Cap.....	7.35	
07 71 23 00-0295			Vinyl Gutter Miters (07 71 23 00-0280)		
07 71 23 00-0296			K-Style, Vinyl Gutter Miters (07 71 23 00-0295)		
07 71 23 00-0297	EA		4", K-Style Vinyl Gutter Miter.....	17.09	
07 71 23 00-0298	EA		5", K-Style Vinyl Gutter Miter.....	25.89	
07 71 23 00-0299			Half Round, Vinyl Gutter Miters (07 71 23 00-0295)		



MINOR CSI UOM DESCRIPTION	TOTAL DIRECT UNIT COST	DEMOLITION UNIT COST
07 71 23 00-0300 EA 4", Half Round Vinyl Gutter Miter.....	17.09	
07 71 23 00-0301 EA 5", Half Round Vinyl Gutter Miter.....	18.60	
07 71 23 00-0302 Vinyl Downspouts (07 71 23 00-0280) Note: Includes elbows, hangers and fasteners.		
07 71 23 00-0303 Round Vinyl Downspouts (07 71 23 00-0302)		
07 71 23 00-0304 LF 2-1/2" Diameter, Round Vinyl Downspout.....	7.16	2.60
For Up To 100', Add	1.14	
For >100 To 250', Add	0.50	
For >1,000', Deduct	-0.28	
07 71 23 00-0305 LF 3" Diameter, Round Vinyl Downspout.....	7.48	2.60
For Up To 100', Add	1.17	
For >100 To 250', Add	0.51	
For >1,000', Deduct	-0.28	
07 71 23 00-0306 Square Vinyl Downspouts (07 71 23 00-0302)		
07 71 23 00-0307 LF 2-1/2", Square Vinyl Downspout.....	7.03	2.60
For Up To 100', Add	1.12	
For >100 To 250', Add	0.49	
For >1,000', Deduct	-0.28	
07 71 23 00-0308 Rectangular Vinyl Downspouts (07 71 23 00-0302)		
07 71 23 00-0309 LF 2" x 3", Rectangular Vinyl Downspout.....	9.09	2.60
For Up To 100', Add	1.33	
For >100 To 250', Add	0.60	
For >1,000', Deduct	-0.28	
07 71 23 00-0310 Gutter And Downspout Boots (07 71 23)		
07 71 23 00-0311 Cast Iron Roof Drainage Downspout Boots (07 71 23 00-0310)		
07 71 23 00-0312 EA 2" x 3" x 18" Long, Cast Iron Roof Drainage Downspout Boot.....	322.69	3.90
07 71 23 00-0313 EA 3" x 4" x 18" Long, Cast Iron Roof Drainage Downspout Boot.....	420.97	3.90
07 71 23 00-0314 EA 4" x 5" x 24" Long, Cast Iron Roof Drainage Downspout Boot.....	502.70	3.90
07 71 23 00-0315 Cast Iron Roof Drainage Downspout Boots With Cleanouts (07 71 23 00-0310)		
07 71 23 00-0316 EA 3" x 4" x 18" Long, Cast Iron Roof Drainage Downspout Boot With Cleanout.....	558.35	3.90
07 71 23 00-0317 EA 4" x 5" x 24" Long, Cast Iron Roof Drainage Downspout Boot With Cleanout.....	682.38	3.90
07 71 23 00-0318 EA 5" x 7" x 30" Long, Cast Iron Roof Drainage Downspout Boot With Cleanout.....	1,239.35	3.90
07 71 23 00-0319 Wall Mounted Downspout Covers With Hinged Perforated Cover (07 71 23)		
07 71 23 00-0320 EA 3" Pipe Size, Type 304 Stainless Steel Downspout Cover With Hinged Perforated Cover (JR Smith 1775-03).....	1,112.78	26.97
For Polished Brass Finish (-PB), Add	105.89	
For Chrome Plated Finish (-CP), Add	158.83	
For Vandal Proof (-U), Add	52.94	
07 71 23 00-0321 EA 4" Pipe Size, Type 304 Stainless Steel Downspout Cover With Hinged Perforated Cover (JR Smith 1775-04).....	1,130.76	35.96
For Polished Brass Finish (-PB), Add	105.89	
For Chrome Plated Finish (-CP), Add	158.83	
For Vandal Proof (-U), Add	52.94	
07 71 23 00-0322 EA 6" Pipe Size, Type 304 Stainless Steel Downspout Cover With Hinged Perforated Cover (JR Smith 1775-06).....	1,214.35	48.03
For Polished Brass Finish (-PB), Add	111.83	
For Chrome Plated Finish (-CP), Add	167.75	
For Vandal Proof (-U), Add	55.92	
07 71 23 00-0323 EA 8" Pipe Size, Type 304 Stainless Steel Downspout Cover With Hinged Perforated Cover (JR Smith 1775-08).....	1,293.39	60.64
For Polished Brass Finish (-PB), Add	117.21	
For Chrome Plated Finish (-CP), Add	175.82	
For Vandal Proof (-U), Add	58.61	
07 71 23 00-0324 EA 10" Pipe Size, Type 304 Stainless Steel Downspout Cover With Hinged Perforated Cover (JR Smith 1775-10).....	1,389.68	74.71
For Polished Brass Finish (-PB), Add	124.03	
For Chrome Plated Finish (-CP), Add	186.04	
For Vandal Proof (-U), Add	62.01	
07 71 23 00-0325 EA 12" Pipe Size, Type 304 Stainless Steel Downspout Cover With Hinged Perforated Cover (JR Smith 1775-12).....	1,524.21	104.30
For Polished Brass Finish (-PB), Add	131.56	
For Chrome Plated Finish (-CP), Add	197.34	
For Vandal Proof (-U), Add	65.78	
07 71 23 00-0326 EA 15" Pipe Size, Type 304 Stainless Steel Downspout Cover With Hinged Perforated Cover (JR Smith 1775-15).....	1,680.03	145.05
For Polished Brass Finish (-PB), Add	138.99	
For Chrome Plated Finish (-CP), Add	208.49	
For Vandal Proof (-U), Add	69.50	
07 71 23 00-0327 Wall Mounted Downspout Nozzle (07 71 23)		
07 71 23 00-0328 EA 3" Pipe Size, Rough Bronze Finish Downspout Nozzle (JR Smith 1770-03).....	282.51	26.97
For Nickel Bronze Finish (-NB), Add	160.01	
For Polished Bronze Finish (-PB), Add	125.72	
For Chrome Plated Finish (-CP), Add	203.44	



MINOR
CSI UOM DESCRIPTION

TOTAL DIRECT DEMOLITION
UNIT COST UNIT COST

07 71 23 00-0329	EA 4" Pipe Size, Rough Bronze Finish Downspout Nozzle (JR Smith 1770-04)	300.49	35.96
	For Nickel Bronze Finish (-NB), Add	160.01	
	For Polished Bronze Finish (-PB), Add	125.72	
	For Chrome Plated Finish (-CP), Add	203.44	
07 71 23 00-0330	EA 6" Pipe Size, Rough Bronze Finish Downspout Nozzle (JR Smith 1770-06)	638.29	48.03
	For Nickel Bronze Finish (-NB), Add	162.67	
	For Polished Bronze Finish (-PB), Add	92.18	
	For Chrome Plated Finish (-CP), Add	238.59	
07 71 23 00-0331	EA 8" Pipe Size, Rough Bronze Finish Downspout Nozzle (JR Smith 1770-08)	944.37	60.64
	For Nickel Bronze Finish (-NB), Add	139.93	
	For Polished Bronze Finish (-PB), Add	107.00	
	For Chrome Plated Finish (-CP), Add	238.70	
07 71 23 00-0332	EA 10" Pipe Size, Rough Bronze Finish Downspout Nozzle (JR Smith 1770-10)	1,217.99	74.71
	For Nickel Bronze Finish (-NB), Add	181.66	
	For Polished Bronze Finish (-PB), Add	138.92	
	For Chrome Plated Finish (-CP), Add	309.89	
07 71 23 00-0333	EA 12" Pipe Size, Rough Bronze Finish Downspout Nozzle (JR Smith 1770-12)	1,552.91	104.30
	For Nickel Bronze Finish (-NB), Add	228.53	
	For Polished Bronze Finish (-PB), Add	174.76	
	For Chrome Plated Finish (-CP), Add	389.85	

07 71 23 00-0334 Leaf Guards And Cleaning (07 71 23)

07 71 23 00-0335	LF Aluminum Mesh Gutter Leaf Guard	3.62	0.81
	For Up To 100', Add	0.60	
	For >100' To 250', Add	0.26	
	For >1,000', Deduct	-0.16	
07 71 23 00-0336	LF Vinyl Mesh Gutter Leaf Guard	2.74	0.81
	For Up To 100', Add	0.51	
	For >100' To 250', Add	0.22	
	For >1,000', Deduct	-0.16	
07 71 23 00-0337	LF 6" Wide Stainless Steel Gutter Leaf Guard, 1/4" x 1/4" x 0.08" Wire	12.38	1.01
	For Up To 100', Add	1.54	
	For >100' To 250', Add	0.72	
	For >1,000', Deduct	-0.20	
07 71 23 00-0338	LF 9" Wide Stainless Steel Gutter Leaf Guard, 1/4" x 1/4" x 0.08" Wire	17.58	1.01
	For Up To 100', Add	2.06	
	For >100' To 250', Add	0.98	
	For >1,000', Deduct	-0.20	
07 71 23 00-0339	LF 6" Wide Stainless Steel Gutter Leaf Guard, 3/8" x 3/8" Mesh	9.43	1.01
	For Up To 100', Add	1.18	
	For >100' To 250', Add	0.55	
	For >1,000', Deduct	-0.16	
07 71 23 00-0340	LF 9" Wide Stainless Steel Gutter Leaf Guard, 3/8" x 3/8" Mesh	14.41	1.01
	For Up To 100', Add	1.68	
	For >100' To 250', Add	0.80	
	For >1,000', Deduct	-0.16	
07 71 23 00-0341	EA Cleanout Roof Drain	140.26	
	Note: Includes removing dome and flushing.		
07 71 23 00-0342	LF Cleanout Roof Gutters And Downspouts	1.65	

07 71 26 Reglets (07 71)

07 71 26 00-0001	Counter Flashing With Reglet (07 71 26) Note: Includes reglet cut.		
07 71 26 00-0002	Galvanized Steel Counter Flashing With Reglet (07 71 26 00-0001)		
07 71 26 00-0003	Galvanized Steel Counter Flashing With Reglet (07 71 26 00-0002)		
07 71 26 00-0004	LF 28 Gauge, Up To 12" Wide, Galvanized Steel Counter Flashing With Reglet	15.70	4.57
07 71 26 00-0005	LF 26 Gauge, Up To 12" Wide, Galvanized Steel Counter Flashing With Reglet	15.89	4.57
07 71 26 00-0006	LF 24 Gauge, Up To 12" Wide, Galvanized Steel Counter Flashing With Reglet	16.20	4.57
07 71 26 00-0007	LF 22 Gauge, Up To 12" Wide, Galvanized Steel Counter Flashing With Reglet	17.39	4.57
07 71 26 00-0008	LF 20 Gauge, Up To 12" Wide, Galvanized Steel Counter Flashing With Reglet	18.07	4.57
07 71 26 00-0009	LF 18 Gauge, Up To 12" Wide, Galvanized Steel Counter Flashing With Reglet	18.85	4.57
07 71 26 00-0010	KYNAR 500® Finish, Galvanized Steel Counter Flashing With Reglet (07 71 26 00-0002)		
07 71 26 00-0011	LF 28 Gauge, Up To 12" Wide, KYNAR 500® Finish, Galvanized Steel Counter Flashing With Reglet	18.66	4.57
07 71 26 00-0012	LF 26 Gauge, Up To 12" Wide, KYNAR 500® Finish, Galvanized Steel Counter Flashing With Reglet	18.92	4.57
07 71 26 00-0013	LF 24 Gauge, Up To 12" Wide, KYNAR 500® Finish, Galvanized Steel Counter Flashing With Reglet	19.38	4.57
07 71 26 00-0014	LF 22 Gauge, Up To 12" Wide, KYNAR 500® Finish, Galvanized Steel Counter Flashing With Reglet	21.10	4.57
07 71 26 00-0015	LF 20 Gauge, Up To 12" Wide, KYNAR 500® Finish, Galvanized Steel Counter Flashing With Reglet	22.09	4.57
07 71 26 00-0016	LF 18 Gauge, Up To 12" Wide, KYNAR 500® Finish, Galvanized Steel Counter Flashing With Reglet	23.22	4.57
07 71 26 00-0017	Aluminum Counter Flashing With Reglet (07 71 26 00-0001)		
07 71 26 00-0018	KYNAR 500® Finish, Aluminum Counter Flashing With Reglet (07 71 26 00-0017)		
07 71 26 00-0019	LF 0.019" Thick, Up To 12" Wide, KYNAR 500® Finish, Aluminum Counter Flashing With Reglet	14.78	4.57
07 71 26 00-0020	LF 0.025" Thick, Up To 12" Wide, KYNAR 500® Finish, Aluminum Counter Flashing With Reglet	15.67	4.57
07 71 26 00-0021	LF 0.032" Thick, Up To 12" Wide, KYNAR 500® Finish, Aluminum Counter Flashing With Reglet	16.56	4.57
07 71 26 00-0022	LF 0.040" Thick, Up To 12" Wide, KYNAR 500® Finish, Aluminum Counter Flashing With Reglet	17.20	4.57



MINOR CSI UOM DESCRIPTION	TOTAL DIRECT UNIT COST	DEMOLITION UNIT COST
07 71 26 00-0023 LF 0.050" Thick, Up To 12" Wide, KYNAR 500® Finish, Aluminum Counter Flashing With Reglet.....	18.63	4.57
07 71 26 00-0024 LF 0.063" Thick, Up To 12" Wide, KYNAR 500® Finish, Aluminum Counter Flashing With Reglet.....	20.71	4.57
07 71 26 00-0025 Mill Finish, Aluminum Counter Flashing With Reglet (07 71 26 00-0017)		
07 71 26 00-0026 LF 0.019" Thick, Up To 12" Wide, Mill Finish, Aluminum Counter Flashing With Reglet	12.74	4.57
07 71 26 00-0027 LF 0.025" Thick, Up To 12" Wide, Mill Finish, Aluminum Counter Flashing With Reglet	13.31	4.57
07 71 26 00-0028 LF 0.032" Thick, Up To 12" Wide, Mill Finish, Aluminum Counter Flashing With Reglet	13.88	4.57
07 71 26 00-0029 LF 0.040" Thick, Up To 12" Wide, Mill Finish, Aluminum Counter Flashing With Reglet	14.29	4.57
07 71 26 00-0030 LF 0.050" Thick, Up To 12" Wide, Mill Finish, Aluminum Counter Flashing With Reglet	15.20	4.57
07 71 26 00-0031 LF 0.063" Thick, Up To 12" Wide, Mill Finish, Aluminum Counter Flashing With Reglet	16.53	4.57
07 71 26 00-0032 Clear Anodized Finish, Aluminum Counter Flashing With Reglet (07 71 26 00-0017)		
07 71 26 00-0033 LF 0.019" Thick, Up To 12" Wide, Clear Anodized Finish, Aluminum Counter Flashing With Reglet	14.36	4.57
07 71 26 00-0034 LF 0.025" Thick, Up To 12" Wide, Clear Anodized Finish, Aluminum Counter Flashing With Reglet	15.18	4.57
07 71 26 00-0035 LF 0.032" Thick, Up To 12" Wide, Clear Anodized Finish, Aluminum Counter Flashing With Reglet	16.01	4.57
07 71 26 00-0036 LF 0.040" Thick, Up To 12" Wide, Clear Anodized Finish, Aluminum Counter Flashing With Reglet	16.60	4.57
07 71 26 00-0037 LF 0.050" Thick, Up To 12" Wide, Clear Anodized Finish, Aluminum Counter Flashing With Reglet	17.93	4.57
07 71 26 00-0038 LF 0.063" Thick, Up To 12" Wide, Clear Anodized Finish, Aluminum Counter Flashing With Reglet	19.85	4.57
07 71 26 00-0039 Stainless Steel Counter Flashing With Reglet (07 71 26 00-0001)		
07 71 26 00-0040 Stainless Steel Counter Flashing With Reglet (07 71 26 00-0039)		
07 71 26 00-0041 LF 24 Gauge, Up To 12" Wide, Stainless Steel Counter Flashing With Reglet.....	16.11	4.57
07 71 26 00-0042 LF 20 Gauge, Up To 12" Wide, Stainless Steel Counter Flashing With Reglet.....	17.34	4.57
07 71 26 00-0043 Copper Counter Flashing With Reglet (07 71 26 00-0001)		
07 71 26 00-0044 Copper Counter Flashing With Reglet (07 71 26 00-0043)		
07 71 26 00-0045 LF 16 Ounce, Up To 12" Wide, Copper Counter Flashing With Reglet.....	50.54	4.57
07 72 Roof Accessories (07 70)		
07 72 13 Manufactured Curbs (07 72)		
07 72 13 00-0001 Insulated Galvanized Steel, Prefabricated Roof Curbs (07 72 13)		
Note: Includes fasteners and sealants. Excludes flashing. See CSI section 07 62 13 00-0000 for flashing and trim.		
07 72 13 00-0002 Insulated Galvanized Steel, Prefabricated Roof Curbs (07 72 13 00-0001)		
Note: Includes pressure treated wood nailer, 1-1/2" rigid foam insulation, mill finish galvanized steel exterior wall construction, painted galvanized steel interior wall construction, installation clips and 3/16" wire mesh, 6" x 6" grids, safety security guard with installation clips.		
07 72 13 00-0003 18 Gauge, Insulated Galvanized Steel, Prefabricated Roof Curbs (07 72 13 00-0002)		
07 72 13 00-0004 9" Height, 18 Gauge, Insulated Galvanized Steel, Prefabricated Roof Curbs (07 72 13 00-0003)		
07 72 13 00-0005 EA 26" x 26" Outside Frame Dimensions, 9" Height, 18 Gauge, Insulated Galvanized Steel, Prefabricated Roof Curb.....	884.53	210.06
<i>For Sloped Roofs Up To 1 In 12 Pitch, Add</i>		
<i>For Sloped Roofs >1 In 12 To 3 In 12 Pitch, Add</i>		
<i>For 3/16" Wire Diameter, 4" x 4" Grids, Clip Attached, Safety Security Guard, Add</i>		
<i>For 3/16" Wire Diameter, 4" x 4" Grids, Z Channel Attached, Safety Security Guard, Add</i>		
<i>For 1/2" Diameter, 8" On Center, Hot Rolled Steel, Burglar Bars, Add</i>		
07 72 13 00-0006 EA 26" x 38" Outside Frame Dimensions, 9" Height, 18 Gauge, Insulated Galvanized Steel, Prefabricated Roof Curb.....	899.82	210.06
<i>For Sloped Roofs Up To 1 In 12 Pitch, Add</i>		
<i>For Sloped Roofs >1 In 12 To 3 In 12 Pitch, Add</i>		
<i>For 3/16" Wire Diameter, 4" x 4" Grids, Clip Attached, Safety Security Guard, Add</i>		
<i>For 3/16" Wire Diameter, 4" x 4" Grids, Z Channel Attached, Safety Security Guard, Add</i>		
<i>For 1/2" Diameter, 8" On Center, Hot Rolled Steel, Burglar Bars, Add</i>		
07 72 13 00-0007 EA 26" x 50" Outside Frame Dimensions, 9" Height, 18 Gauge, Insulated Galvanized Steel, Prefabricated Roof Curb.....	973.10	236.32
<i>For Sloped Roofs Up To 1 In 12 Pitch, Add</i>		
<i>For Sloped Roofs >1 In 12 To 3 In 12 Pitch, Add</i>		
<i>For 3/16" Wire Diameter, 4" x 4" Grids, Clip Attached, Safety Security Guard, Add</i>		
<i>For 3/16" Wire Diameter, 4" x 4" Grids, Z Channel Attached, Safety Security Guard, Add</i>		
<i>For 1/2" Diameter, 8" On Center, Hot Rolled Steel, Burglar Bars, Add</i>		
07 72 13 00-0008 EA 26" x 74" Outside Frame Dimensions, 9" Height, 18 Gauge, Insulated Galvanized Steel, Prefabricated Roof Curb.....	1,031.73	236.32
<i>For Sloped Roofs Up To 1 In 12 Pitch, Add</i>		
<i>For Sloped Roofs >1 In 12 To 3 In 12 Pitch, Add</i>		
<i>For 3/16" Wire Diameter, 4" x 4" Grids, Clip Attached, Safety Security Guard, Add</i>		
<i>For 3/16" Wire Diameter, 4" x 4" Grids, Z Channel Attached, Safety Security Guard, Add</i>		
<i>For 1/2" Diameter, 8" On Center, Hot Rolled Steel, Burglar Bars, Add</i>		
07 72 13 00-0009 EA 26" x 98" Outside Frame Dimensions, 9" Height, 18 Gauge, Insulated Galvanized Steel, Prefabricated Roof Curb.....	1,075.05	236.32
<i>For Sloped Roofs Up To 1 In 12 Pitch, Add</i>		
<i>For Sloped Roofs >1 In 12 To 3 In 12 Pitch, Add</i>		
<i>For 3/16" Wire Diameter, 4" x 4" Grids, Clip Attached, Safety Security Guard, Add</i>		
<i>For 3/16" Wire Diameter, 4" x 4" Grids, Z Channel Attached, Safety Security Guard, Add</i>		
<i>For 1/2" Diameter, 8" On Center, Hot Rolled Steel, Burglar Bars, Add</i>		



MINOR
CSI UOM DESCRIPTION

TOTAL DIRECT DEMOLITION
UNIT COST UNIT COST

07 72 13 00-0010	EA 26" x 122" Outside Frame Dimensions, 9" Height, 18 Gauge, Insulated Galvanized Steel, Prefabricated Roof Curb.....	1,314.01	262.58
	<i>For Sloped Roofs Up To 1 In 12 Pitch, Add</i>	98.58	
	<i>For Sloped Roofs >1 In 12 To 3 In 12 Pitch, Add</i>	229.98	
	<i>For 3/16" Wire Diameter, 4" x 4" Grids, Clip Attached, Safety Security Guard, Add</i>	-94.12	
	<i>For 3/16" Wire Diameter, 4" x 4" Grids, Z Channel Attached, Safety Security Guard, Add</i>	-1.65	
	<i>For 1/2" Diameter, 8" On Center, Hot Rolled Steel, Burglar Bars, Add</i>	37.37	
07 72 13 00-0011	EA 38" x 38" Outside Frame Dimensions, 9" Height, 18 Gauge, Insulated Galvanized Steel, Prefabricated Roof Curb.....	904.92	210.06
	<i>For Sloped Roofs Up To 1 In 12 Pitch, Add</i>	64.23	
	<i>For Sloped Roofs >1 In 12 To 3 In 12 Pitch, Add</i>	154.73	
	<i>For 3/16" Wire Diameter, 4" x 4" Grids, Clip Attached, Safety Security Guard, Add</i>	10.79	
	<i>For 3/16" Wire Diameter, 4" x 4" Grids, Z Channel Attached, Safety Security Guard, Add</i>	92.98	
	<i>For 1/2" Diameter, 8" On Center, Hot Rolled Steel, Burglar Bars, Add</i>	129.97	
07 72 13 00-0012	EA 38" x 50" Outside Frame Dimensions, 9" Height, 18 Gauge, Insulated Galvanized Steel, Prefabricated Roof Curb.....	975.65	236.32
	<i>For Sloped Roofs Up To 1 In 12 Pitch, Add</i>	68.03	
	<i>For Sloped Roofs >1 In 12 To 3 In 12 Pitch, Add</i>	165.59	
	<i>For 3/16" Wire Diameter, 4" x 4" Grids, Clip Attached, Safety Security Guard, Add</i>	-54.16	
	<i>For 3/16" Wire Diameter, 4" x 4" Grids, Z Channel Attached, Safety Security Guard, Add</i>	32.14	
	<i>For 1/2" Diameter, 8" On Center, Hot Rolled Steel, Burglar Bars, Add</i>	67.07	
07 72 13 00-0013	EA 38" x 62" Outside Frame Dimensions, 9" Height, 18 Gauge, Insulated Galvanized Steel, Prefabricated Roof Curb.....	1,008.79	236.32
	<i>For Sloped Roofs Up To 1 In 12 Pitch, Add</i>	71.34	
	<i>For Sloped Roofs >1 In 12 To 3 In 12 Pitch, Add</i>	172.22	
	<i>For 3/16" Wire Diameter, 4" x 4" Grids, Clip Attached, Safety Security Guard, Add</i>	-67.04	
	<i>For 3/16" Wire Diameter, 4" x 4" Grids, Z Channel Attached, Safety Security Guard, Add</i>	23.36	
	<i>For 1/2" Diameter, 8" On Center, Hot Rolled Steel, Burglar Bars, Add</i>	52.12	
07 72 13 00-0014	EA 38" x 74" Outside Frame Dimensions, 9" Height, 18 Gauge, Insulated Galvanized Steel, Prefabricated Roof Curb.....	1,021.53	236.32
	<i>For Sloped Roofs Up To 1 In 12 Pitch, Add</i>	72.61	
	<i>For Sloped Roofs >1 In 12 To 3 In 12 Pitch, Add</i>	174.77	
	<i>For 3/16" Wire Diameter, 4" x 4" Grids, Clip Attached, Safety Security Guard, Add</i>	19.11	
	<i>For 3/16" Wire Diameter, 4" x 4" Grids, Z Channel Attached, Safety Security Guard, Add</i>	117.74	
	<i>For 1/2" Diameter, 8" On Center, Hot Rolled Steel, Burglar Bars, Add</i>	144.45	
07 72 13 00-0015	EA 38" x 98" Outside Frame Dimensions, 9" Height, 18 Gauge, Insulated Galvanized Steel, Prefabricated Roof Curb.....	1,273.24	262.58
	<i>For Sloped Roofs Up To 1 In 12 Pitch, Add</i>	94.50	
	<i>For Sloped Roofs >1 In 12 To 3 In 12 Pitch, Add</i>	221.83	
	<i>For 3/16" Wire Diameter, 4" x 4" Grids, Clip Attached, Safety Security Guard, Add</i>	24.66	
	<i>For 3/16" Wire Diameter, 4" x 4" Grids, Z Channel Attached, Safety Security Guard, Add</i>	133.56	
	<i>For 1/2" Diameter, 8" On Center, Hot Rolled Steel, Burglar Bars, Add</i>	174.66	
07 72 13 00-0016	EA 38" x 122" Outside Frame Dimensions, 9" Height, 18 Gauge, Insulated Galvanized Steel, Prefabricated Roof Curb.....	1,392.40	288.84
	<i>For Sloped Roofs Up To 1 In 12 Pitch, Add</i>	103.14	
	<i>For Sloped Roofs >1 In 12 To 3 In 12 Pitch, Add</i>	242.38	
	<i>For 3/16" Wire Diameter, 4" x 4" Grids, Clip Attached, Safety Security Guard, Add</i>	30.21	
	<i>For 3/16" Wire Diameter, 4" x 4" Grids, Z Channel Attached, Safety Security Guard, Add</i>	155.55	
	<i>For 1/2" Diameter, 8" On Center, Hot Rolled Steel, Burglar Bars, Add</i>	204.86	
07 72 13 00-0017	EA 50" x 50" Outside Frame Dimensions, 9" Height, 18 Gauge, Insulated Galvanized Steel, Prefabricated Roof Curb.....	1,092.89	236.32
	<i>For Sloped Roofs Up To 1 In 12 Pitch, Add</i>	79.75	
	<i>For Sloped Roofs >1 In 12 To 3 In 12 Pitch, Add</i>	189.04	
	<i>For 3/16" Wire Diameter, 4" x 4" Grids, Clip Attached, Safety Security Guard, Add</i>	-69.63	
	<i>For 3/16" Wire Diameter, 4" x 4" Grids, Z Channel Attached, Safety Security Guard, Add</i>	20.78	
	<i>For 1/2" Diameter, 8" On Center, Hot Rolled Steel, Burglar Bars, Add</i>	43.38	
07 72 13 00-0018	EA 50" x 62" Outside Frame Dimensions, 9" Height, 18 Gauge, Insulated Galvanized Steel, Prefabricated Roof Curb.....	1,191.68	262.58
	<i>For Sloped Roofs Up To 1 In 12 Pitch, Add</i>	86.35	
	<i>For Sloped Roofs >1 In 12 To 3 In 12 Pitch, Add</i>	205.51	
	<i>For 3/16" Wire Diameter, 4" x 4" Grids, Clip Attached, Safety Security Guard, Add</i>	-83.80	
	<i>For 3/16" Wire Diameter, 4" x 4" Grids, Z Channel Attached, Safety Security Guard, Add</i>	0.43	
	<i>For 1/2" Diameter, 8" On Center, Hot Rolled Steel, Burglar Bars, Add</i>	41.52	
07 72 13 00-0019	EA 50" x 74" Outside Frame Dimensions, 9" Height, 18 Gauge, Insulated Galvanized Steel, Prefabricated Roof Curb.....	1,219.71	262.58
	<i>For Sloped Roofs Up To 1 In 12 Pitch, Add</i>	89.15	
	<i>For Sloped Roofs >1 In 12 To 3 In 12 Pitch, Add</i>	211.12	
	<i>For 3/16" Wire Diameter, 4" x 4" Grids, Clip Attached, Safety Security Guard, Add</i>	-99.29	
	<i>For 3/16" Wire Diameter, 4" x 4" Grids, Z Channel Attached, Safety Security Guard, Add</i>	-27.36	
	<i>For 1/2" Diameter, 8" On Center, Hot Rolled Steel, Burglar Bars, Add</i>	42.49	
07 72 13 00-0020	EA 50" x 86" Outside Frame Dimensions, 9" Height, 18 Gauge, Insulated Galvanized Steel, Prefabricated Roof Curb.....	1,338.88	288.84
	<i>For Sloped Roofs Up To 1 In 12 Pitch, Add</i>	97.78	
	<i>For Sloped Roofs >1 In 12 To 3 In 12 Pitch, Add</i>	231.67	
	<i>For 3/16" Wire Diameter, 4" x 4" Grids, Clip Attached, Safety Security Guard, Add</i>	-116.04	
	<i>For 3/16" Wire Diameter, 4" x 4" Grids, Z Channel Attached, Safety Security Guard, Add</i>	-23.59	
	<i>For 1/2" Diameter, 8" On Center, Hot Rolled Steel, Burglar Bars, Add</i>	42.16	
07 72 13 00-0021	EA 51" x 99" Outside Frame Dimensions, 9" Height, 18 Gauge, Insulated Galvanized Steel, Prefabricated Roof Curb.....	1,435.11	315.09
	<i>For Sloped Roofs Up To 1 In 12 Pitch, Add</i>	104.12	
	<i>For Sloped Roofs >1 In 12 To 3 In 12 Pitch, Add</i>	247.64	
	<i>For 3/16" Wire Diameter, 4" x 4" Grids, Clip Attached, Safety Security Guard, Add</i>	31.75	
	<i>For 3/16" Wire Diameter, 4" x 4" Grids, Z Channel Attached, Safety Security Guard, Add</i>	146.82	
	<i>For 1/2" Diameter, 8" On Center, Hot Rolled Steel, Burglar Bars, Add</i>	198.19	
07 72 13 00-0022	EA 51" x 122" Outside Frame Dimensions, 9" Height, 18 Gauge, Insulated Galvanized Steel, Prefabricated Roof Curb.....	1,551.72	341.35
	<i>For Sloped Roofs Up To 1 In 12 Pitch, Add</i>	112.50	
	<i>For Sloped Roofs >1 In 12 To 3 In 12 Pitch, Add</i>	267.68	
	<i>For 3/16" Wire Diameter, 4" x 4" Grids, Clip Attached, Safety Security Guard, Add</i>	-159.90	
	<i>For 3/16" Wire Diameter, 4" x 4" Grids, Z Channel Attached, Safety Security Guard, Add</i>	-30.43	
	<i>For 1/2" Diameter, 8" On Center, Hot Rolled Steel, Burglar Bars, Add</i>	39.41	
07 72 13 00-0023	EA 62" x 62" Outside Frame Dimensions, 9" Height, 18 Gauge, Insulated Galvanized Steel, Prefabricated Roof Curb.....	1,219.71	262.58
	<i>For Sloped Roofs Up To 1 In 12 Pitch, Add</i>	89.15	
	<i>For Sloped Roofs >1 In 12 To 3 In 12 Pitch, Add</i>	211.12	
	<i>For 3/16" Wire Diameter, 4" x 4" Grids, Clip Attached, Safety Security Guard, Add</i>	25.27	
	<i>For 3/16" Wire Diameter, 4" x 4" Grids, Z Channel Attached, Safety Security Guard, Add</i>	93.08	
	<i>For 1/2" Diameter, 8" On Center, Hot Rolled Steel, Burglar Bars, Add</i>	171.16	



MINOR CSI UOM DESCRIPTION	TOTAL DIRECT UNIT COST	DEMOLITION UNIT COST
07 72 13 00-0024 EA 62-3/8" x 74-3/8" Outside Frame Dimensions, 9" Height, 18 Gauge, Insulated Galvanized Steel, Prefabricated Roof Curb.....	1,310.84	288.84
For Sloped Roofs Up To 1 In 12 Pitch, Add	94.98	
For Sloped Roofs >1 In 12 To 3 In 12 Pitch, Add	226.06	
For 3/16" Wire Diameter, 4" x 4" Grids, Clip Attached, Safety Security Guard, Add	-121.20	
For 3/16" Wire Diameter, 4" x 4" Grids, Z Channel Attached, Safety Security Guard, Add	-20.53	
For 1/2" Diameter, 8" On Center, Hot Rolled Steel, Burglar Bars, Add	43.17	
07 72 13 00-0025 EA 62" x 86" Outside Frame Dimensions, 9" Height, 18 Gauge, Insulated Galvanized Steel, Prefabricated Roof Curb.....	1,432.56	315.09
For Sloped Roofs Up To 1 In 12 Pitch, Add	103.87	
For Sloped Roofs >1 In 12 To 3 In 12 Pitch, Add	247.13	
For 3/16" Wire Diameter, 4" x 4" Grids, Clip Attached, Safety Security Guard, Add	-157.32	
For 3/16" Wire Diameter, 4" x 4" Grids, Z Channel Attached, Safety Security Guard, Add	-56.62	
For 1/2" Diameter, 8" On Center, Hot Rolled Steel, Burglar Bars, Add	2.95	
07 72 13 00-0026 EA 62" x 98" Outside Frame Dimensions, 9" Height, 18 Gauge, Insulated Galvanized Steel, Prefabricated Roof Curb.....	1,458.05	315.09
For Sloped Roofs Up To 1 In 12 Pitch, Add	106.42	
For Sloped Roofs >1 In 12 To 3 In 12 Pitch, Add	262.22	
For 3/16" Wire Diameter, 4" x 4" Grids, Clip Attached, Safety Security Guard, Add	37.60	
For 3/16" Wire Diameter, 4" x 4" Grids, Z Channel Attached, Safety Security Guard, Add	138.29	
For 1/2" Diameter, 8" On Center, Hot Rolled Steel, Burglar Bars, Add	241.03	
07 72 13 00-0027 EA 62" x 122" Outside Frame Dimensions, 9" Height, 18 Gauge, Insulated Galvanized Steel, Prefabricated Roof Curb.....	1,579.76	341.35
For Sloped Roofs Up To 1 In 12 Pitch, Add	115.31	
For Sloped Roofs >1 In 12 To 3 In 12 Pitch, Add	273.28	
For 3/16" Wire Diameter, 4" x 4" Grids, Clip Attached, Safety Security Guard, Add	-198.57	
For 3/16" Wire Diameter, 4" x 4" Grids, Z Channel Attached, Safety Security Guard, Add	-95.83	
For 1/2" Diameter, 8" On Center, Hot Rolled Steel, Burglar Bars, Add	35.66	
07 72 13 00-0028 12" Height, 18 Gauge, Insulated Galvanized Steel, Prefabricated Roof Curbs (07 72 13 00-0003)		
07 72 13 00-0029 EA 26" x 26" Outside Frame Dimensions, 12" Height, 18 Gauge, Insulated Galvanized Steel, Prefabricated Roof Curb.....	917.66	210.06
For Sloped Roofs Up To 1 In 12 Pitch, Add	65.51	
For Sloped Roofs >1 In 12 To 3 In 12 Pitch, Add	157.27	
For 3/16" Wire Diameter, 4" x 4" Grids, Clip Attached, Safety Security Guard, Add	-28.35	
For 3/16" Wire Diameter, 4" x 4" Grids, Z Channel Attached, Safety Security Guard, Add	14.78	
For 1/2" Diameter, 8" On Center, Hot Rolled Steel, Burglar Bars, Add	37.38	
07 72 13 00-0030 EA 26" x 38" Outside Frame Dimensions, 12" Height, 18 Gauge, Insulated Galvanized Steel, Prefabricated Roof Curb.....	925.31	210.06
For Sloped Roofs Up To 1 In 12 Pitch, Add	66.27	
For Sloped Roofs >1 In 12 To 3 In 12 Pitch, Add	158.80	
For 3/16" Wire Diameter, 4" x 4" Grids, Clip Attached, Safety Security Guard, Add	-34.80	
For 3/16" Wire Diameter, 4" x 4" Grids, Z Channel Attached, Safety Security Guard, Add	22.72	
For 1/2" Diameter, 8" On Center, Hot Rolled Steel, Burglar Bars, Add	43.27	
07 72 13 00-0031 EA 26" x 50" Outside Frame Dimensions, 12" Height, 18 Gauge, Insulated Galvanized Steel, Prefabricated Roof Curb.....	998.59	236.32
For Sloped Roofs Up To 1 In 12 Pitch, Add	70.32	
For Sloped Roofs >1 In 12 To 3 In 12 Pitch, Add	170.18	
For 3/16" Wire Diameter, 4" x 4" Grids, Clip Attached, Safety Security Guard, Add	-42.55	
For 3/16" Wire Diameter, 4" x 4" Grids, Z Channel Attached, Safety Security Guard, Add	29.36	
For 1/2" Diameter, 8" On Center, Hot Rolled Steel, Burglar Bars, Add	43.75	
07 72 13 00-0032 EA 26" x 74" Outside Frame Dimensions, 12" Height, 18 Gauge, Insulated Galvanized Steel, Prefabricated Roof Curb.....	1,064.86	236.32
For Sloped Roofs Up To 1 In 12 Pitch, Add	76.95	
For Sloped Roofs >1 In 12 To 3 In 12 Pitch, Add	183.43	
For 3/16" Wire Diameter, 4" x 4" Grids, Clip Attached, Safety Security Guard, Add	-56.72	
For 3/16" Wire Diameter, 4" x 4" Grids, Z Channel Attached, Safety Security Guard, Add	35.73	
For 1/2" Diameter, 8" On Center, Hot Rolled Steel, Burglar Bars, Add	50.11	
07 72 13 00-0033 EA 26" x 98" Outside Frame Dimensions, 12" Height, 18 Gauge, Insulated Galvanized Steel, Prefabricated Roof Curb.....	1,113.28	236.32
For Sloped Roofs Up To 1 In 12 Pitch, Add	81.79	
For Sloped Roofs >1 In 12 To 3 In 12 Pitch, Add	193.12	
For 3/16" Wire Diameter, 4" x 4" Grids, Clip Attached, Safety Security Guard, Add	18.80	
For 3/16" Wire Diameter, 4" x 4" Grids, Z Channel Attached, Safety Security Guard, Add	119.49	
For 1/2" Diameter, 8" On Center, Hot Rolled Steel, Burglar Bars, Add	131.82	
07 72 13 00-0034 EA 26" x 122" Outside Frame Dimensions, 12" Height, 18 Gauge, Insulated Galvanized Steel, Prefabricated Roof Curb.....	1,344.60	262.58
For Sloped Roofs Up To 1 In 12 Pitch, Add	101.64	
For Sloped Roofs >1 In 12 To 3 In 12 Pitch, Add	236.10	
For 3/16" Wire Diameter, 4" x 4" Grids, Clip Attached, Safety Security Guard, Add	-94.12	
For 3/16" Wire Diameter, 4" x 4" Grids, Z Channel Attached, Safety Security Guard, Add	-1.65	
For 1/2" Diameter, 8" On Center, Hot Rolled Steel, Burglar Bars, Add	37.37	
07 72 13 00-0035 EA 38" x 38" Outside Frame Dimensions, 12" Height, 18 Gauge, Insulated Galvanized Steel, Prefabricated Roof Curb.....	927.85	210.06
For Sloped Roofs Up To 1 In 12 Pitch, Add	66.53	
For Sloped Roofs >1 In 12 To 3 In 12 Pitch, Add	159.31	
For 3/16" Wire Diameter, 4" x 4" Grids, Clip Attached, Safety Security Guard, Add	10.79	
For 3/16" Wire Diameter, 4" x 4" Grids, Z Channel Attached, Safety Security Guard, Add	92.98	
For 1/2" Diameter, 8" On Center, Hot Rolled Steel, Burglar Bars, Add	129.97	
07 72 13 00-0036 EA 38" x 50" Outside Frame Dimensions, 12" Height, 18 Gauge, Insulated Galvanized Steel, Prefabricated Roof Curb.....	1,044.47	236.32
For Sloped Roofs Up To 1 In 12 Pitch, Add	74.91	
For Sloped Roofs >1 In 12 To 3 In 12 Pitch, Add	179.35	
For 3/16" Wire Diameter, 4" x 4" Grids, Clip Attached, Safety Security Guard, Add	-54.16	
For 3/16" Wire Diameter, 4" x 4" Grids, Z Channel Attached, Safety Security Guard, Add	32.14	
For 1/2" Diameter, 8" On Center, Hot Rolled Steel, Burglar Bars, Add	67.07	
07 72 13 00-0037 EA 38" x 62" Outside Frame Dimensions, 12" Height, 18 Gauge, Insulated Galvanized Steel, Prefabricated Roof Curb.....	1,095.44	236.32
For Sloped Roofs Up To 1 In 12 Pitch, Add	80.00	
For Sloped Roofs >1 In 12 To 3 In 12 Pitch, Add	189.55	
For 3/16" Wire Diameter, 4" x 4" Grids, Clip Attached, Safety Security Guard, Add	-67.04	
For 3/16" Wire Diameter, 4" x 4" Grids, Z Channel Attached, Safety Security Guard, Add	23.36	
For 1/2" Diameter, 8" On Center, Hot Rolled Steel, Burglar Bars, Add	52.12	

07 Thermal And Moisture Protection
07 70 Roof and Wall Specialties and Accessories
07 72 Roof Accessories



MINOR TOTAL DIRECT DEMOLITION
 CSI UOM DESCRIPTION UNIT COST UNIT COST

07 72 13 00-0038	EA	38" x 74" Outside Frame Dimensions, 12" Height, 18 Gauge, Insulated Galvanized Steel, Prefabricated Roof Curb.....	1,154.06	236.32
		<i>For Sloped Roofs Up To 1 In 12 Pitch, Add</i>	85.87	
		<i>For Sloped Roofs >1 In 12 To 3 In 12 Pitch, Add</i>	201.27	
		<i>For 3/16" Wire Diameter, 4" x 4" Grids, Clip Attached, Safety Security Guard, Add</i>	19.11	
		<i>For 3/16" Wire Diameter, 4" x 4" Grids, Z Channel Attached, Safety Security Guard, Add</i>	117.74	
		<i>For 1/2" Diameter, 8" On Center, Hot Rolled Steel, Burglar Bars, Add</i>	144.45	
07 72 13 00-0039	EA	38" x 98" Outside Frame Dimensions, 12" Height, 18 Gauge, Insulated Galvanized Steel, Prefabricated Roof Curb.....	1,314.01	262.58
		<i>For Sloped Roofs Up To 1 In 12 Pitch, Add</i>	98.58	
		<i>For Sloped Roofs >1 In 12 To 3 In 12 Pitch, Add</i>	229.98	
		<i>For 3/16" Wire Diameter, 4" x 4" Grids, Clip Attached, Safety Security Guard, Add</i>	24.66	
		<i>For 3/16" Wire Diameter, 4" x 4" Grids, Z Channel Attached, Safety Security Guard, Add</i>	133.56	
		<i>For 1/2" Diameter, 8" On Center, Hot Rolled Steel, Burglar Bars, Add</i>	174.66	
07 72 13 00-0040	EA	38" x 122" Outside Frame Dimensions, 12" Height, 18 Gauge, Insulated Galvanized Steel, Prefabricated Roof Curb.....	1,443.37	288.84
		<i>For Sloped Roofs Up To 1 In 12 Pitch, Add</i>	108.23	
		<i>For Sloped Roofs >1 In 12 To 3 In 12 Pitch, Add</i>	252.57	
		<i>For 3/16" Wire Diameter, 4" x 4" Grids, Clip Attached, Safety Security Guard, Add</i>	30.21	
		<i>For 3/16" Wire Diameter, 4" x 4" Grids, Z Channel Attached, Safety Security Guard, Add</i>	155.55	
		<i>For 1/2" Diameter, 8" On Center, Hot Rolled Steel, Burglar Bars, Add</i>	204.86	
07 72 13 00-0041	EA	50" x 50" Outside Frame Dimensions, 12" Height, 18 Gauge, Insulated Galvanized Steel, Prefabricated Roof Curb.....	1,123.48	236.32
		<i>For Sloped Roofs Up To 1 In 12 Pitch, Add</i>	82.81	
		<i>For Sloped Roofs >1 In 12 To 3 In 12 Pitch, Add</i>	195.16	
		<i>For 3/16" Wire Diameter, 4" x 4" Grids, Clip Attached, Safety Security Guard, Add</i>	-69.63	
		<i>For 3/16" Wire Diameter, 4" x 4" Grids, Z Channel Attached, Safety Security Guard, Add</i>	20.78	
		<i>For 1/2" Diameter, 8" On Center, Hot Rolled Steel, Burglar Bars, Add</i>	43.38	
07 72 13 00-0042	EA	50" x 62" Outside Frame Dimensions, 12" Height, 18 Gauge, Insulated Galvanized Steel, Prefabricated Roof Curb.....	1,217.16	262.58
		<i>For Sloped Roofs Up To 1 In 12 Pitch, Add</i>	88.89	
		<i>For Sloped Roofs >1 In 12 To 3 In 12 Pitch, Add</i>	210.61	
		<i>For 3/16" Wire Diameter, 4" x 4" Grids, Clip Attached, Safety Security Guard, Add</i>	-83.80	
		<i>For 3/16" Wire Diameter, 4" x 4" Grids, Z Channel Attached, Safety Security Guard, Add</i>	0.43	
		<i>For 1/2" Diameter, 8" On Center, Hot Rolled Steel, Burglar Bars, Add</i>	41.52	
07 72 13 00-0043	EA	50" x 74" Outside Frame Dimensions, 12" Height, 18 Gauge, Insulated Galvanized Steel, Prefabricated Roof Curb.....	1,257.94	262.58
		<i>For Sloped Roofs Up To 1 In 12 Pitch, Add</i>	92.97	
		<i>For Sloped Roofs >1 In 12 To 3 In 12 Pitch, Add</i>	218.77	
		<i>For 3/16" Wire Diameter, 4" x 4" Grids, Clip Attached, Safety Security Guard, Add</i>	-99.29	
		<i>For 3/16" Wire Diameter, 4" x 4" Grids, Z Channel Attached, Safety Security Guard, Add</i>	-27.36	
		<i>For 1/2" Diameter, 8" On Center, Hot Rolled Steel, Burglar Bars, Add</i>	42.49	
07 72 13 00-0044	EA	50" x 86" Outside Frame Dimensions, 12" Height, 18 Gauge, Insulated Galvanized Steel, Prefabricated Roof Curb.....	1,379.65	288.84
		<i>For Sloped Roofs Up To 1 In 12 Pitch, Add</i>	101.86	
		<i>For Sloped Roofs >1 In 12 To 3 In 12 Pitch, Add</i>	239.83	
		<i>For 3/16" Wire Diameter, 4" x 4" Grids, Clip Attached, Safety Security Guard, Add</i>	-116.04	
		<i>For 3/16" Wire Diameter, 4" x 4" Grids, Z Channel Attached, Safety Security Guard, Add</i>	-23.59	
		<i>For 1/2" Diameter, 8" On Center, Hot Rolled Steel, Burglar Bars, Add</i>	42.16	
07 72 13 00-0045	EA	51" x 99" Outside Frame Dimensions, 12" Height, 18 Gauge, Insulated Galvanized Steel, Prefabricated Roof Curb.....	1,483.54	315.09
		<i>For Sloped Roofs Up To 1 In 12 Pitch, Add</i>	108.97	
		<i>For Sloped Roofs >1 In 12 To 3 In 12 Pitch, Add</i>	257.32	
		<i>For 3/16" Wire Diameter, 4" x 4" Grids, Clip Attached, Safety Security Guard, Add</i>	31.75	
		<i>For 3/16" Wire Diameter, 4" x 4" Grids, Z Channel Attached, Safety Security Guard, Add</i>	146.82	
		<i>For 1/2" Diameter, 8" On Center, Hot Rolled Steel, Burglar Bars, Add</i>	198.19	
07 72 13 00-0046	EA	51" x 122" Outside Frame Dimensions, 12" Height, 18 Gauge, Insulated Galvanized Steel, Prefabricated Roof Curb.....	1,607.80	341.35
		<i>For Sloped Roofs Up To 1 In 12 Pitch, Add</i>	118.11	
		<i>For Sloped Roofs >1 In 12 To 3 In 12 Pitch, Add</i>	278.89	
		<i>For 3/16" Wire Diameter, 4" x 4" Grids, Clip Attached, Safety Security Guard, Add</i>	-159.90	
		<i>For 3/16" Wire Diameter, 4" x 4" Grids, Z Channel Attached, Safety Security Guard, Add</i>	-30.43	
		<i>For 1/2" Diameter, 8" On Center, Hot Rolled Steel, Burglar Bars, Add</i>	39.41	
07 72 13 00-0047	EA	62" x 62" Outside Frame Dimensions, 12" Height, 18 Gauge, Insulated Galvanized Steel, Prefabricated Roof Curb.....	1,257.94	262.58
		<i>For Sloped Roofs Up To 1 In 12 Pitch, Add</i>	92.97	
		<i>For Sloped Roofs >1 In 12 To 3 In 12 Pitch, Add</i>	218.77	
		<i>For 3/16" Wire Diameter, 4" x 4" Grids, Clip Attached, Safety Security Guard, Add</i>	25.27	
		<i>For 3/16" Wire Diameter, 4" x 4" Grids, Z Channel Attached, Safety Security Guard, Add</i>	93.08	
		<i>For 1/2" Diameter, 8" On Center, Hot Rolled Steel, Burglar Bars, Add</i>	171.16	
07 72 13 00-0048	EA	62-3/8" x 74-3/8" Outside Frame Dimensions, 12" Height, 18 Gauge, Insulated Galvanized Steel, Prefabricated Roof Curb.....	1,351.62	288.84
		<i>For Sloped Roofs Up To 1 In 12 Pitch, Add</i>	99.06	
		<i>For Sloped Roofs >1 In 12 To 3 In 12 Pitch, Add</i>	234.22	
		<i>For 3/16" Wire Diameter, 4" x 4" Grids, Clip Attached, Safety Security Guard, Add</i>	-121.20	
		<i>For 3/16" Wire Diameter, 4" x 4" Grids, Z Channel Attached, Safety Security Guard, Add</i>	-20.53	
		<i>For 1/2" Diameter, 8" On Center, Hot Rolled Steel, Burglar Bars, Add</i>	43.17	
07 72 13 00-0049	EA	62" x 86" Outside Frame Dimensions, 12" Height, 18 Gauge, Insulated Galvanized Steel, Prefabricated Roof Curb.....	1,475.89	315.09
		<i>For Sloped Roofs Up To 1 In 12 Pitch, Add</i>	108.20	
		<i>For Sloped Roofs >1 In 12 To 3 In 12 Pitch, Add</i>	255.79	
		<i>For 3/16" Wire Diameter, 4" x 4" Grids, Clip Attached, Safety Security Guard, Add</i>	-157.32	
		<i>For 3/16" Wire Diameter, 4" x 4" Grids, Z Channel Attached, Safety Security Guard, Add</i>	-56.62	
		<i>For 1/2" Diameter, 8" On Center, Hot Rolled Steel, Burglar Bars, Add</i>	2.95	
07 72 13 00-0050	EA	62" x 98" Outside Frame Dimensions, 12" Height, 18 Gauge, Insulated Galvanized Steel, Prefabricated Roof Curb.....	1,509.02	315.09
		<i>For Sloped Roofs Up To 1 In 12 Pitch, Add</i>	111.52	
		<i>For Sloped Roofs >1 In 12 To 3 In 12 Pitch, Add</i>	262.42	
		<i>For 3/16" Wire Diameter, 4" x 4" Grids, Clip Attached, Safety Security Guard, Add</i>	37.60	
		<i>For 3/16" Wire Diameter, 4" x 4" Grids, Z Channel Attached, Safety Security Guard, Add</i>	138.29	
		<i>For 1/2" Diameter, 8" On Center, Hot Rolled Steel, Burglar Bars, Add</i>	241.03	



MINOR CSI UOM DESCRIPTION	TOTAL DIRECT UNIT COST	DEMOLITION UNIT COST
07 72 13 00-0051 EA 62" x 122" Outside Frame Dimensions, 12" Height, 18 Gauge, Insulated Galvanized Steel, Prefabricated Roof Curb.....	1,635.83	341.35
<i>For Sloped Roofs Up To 1 In 12 Pitch, Add</i>	120.91	
<i>For Sloped Roofs >1 In 12 To 3 In 12 Pitch, Add</i>	284.50	
<i>For 3/16" Wire Diameter, 4" x 4" Grids, Clip Attached, Safety Security Guard, Add</i>	-198.57	
<i>For 3/16" Wire Diameter, 4" x 4" Grids, Z Channel Attached, Safety Security Guard, Add</i>	-95.83	
<i>For 1/2" Diameter, 8" On Center, Hot Rolled Steel, Burglar Bars, Add</i>	35.66	
07 72 13 00-0052 14" Height, 18 Gauge, Insulated Galvanized Steel, Prefabricated Roof Curbs (07 72 13 00-0003)		
07 72 13 00-0053 EA 26" x 26" Outside Frame Dimensions, 14" Height, 18 Gauge, Insulated Galvanized Steel, Prefabricated Roof Curb.....	935.50	210.06
<i>For Sloped Roofs Up To 1 In 12 Pitch, Add</i>	67.29	
<i>For Sloped Roofs >1 In 12 To 3 In 12 Pitch, Add</i>	160.84	
<i>For 3/16" Wire Diameter, 4" x 4" Grids, Clip Attached, Safety Security Guard, Add</i>	-28.35	
<i>For 3/16" Wire Diameter, 4" x 4" Grids, Z Channel Attached, Safety Security Guard, Add</i>	14.78	
<i>For 1/2" Diameter, 8" On Center, Hot Rolled Steel, Burglar Bars, Add</i>	37.38	
07 72 13 00-0054 EA 26" x 38" Outside Frame Dimensions, 14" Height, 18 Gauge, Insulated Galvanized Steel, Prefabricated Roof Curb.....	943.15	210.06
<i>For Sloped Roofs Up To 1 In 12 Pitch, Add</i>	68.06	
<i>For Sloped Roofs >1 In 12 To 3 In 12 Pitch, Add</i>	162.37	
<i>For 3/16" Wire Diameter, 4" x 4" Grids, Clip Attached, Safety Security Guard, Add</i>	-34.80	
<i>For 3/16" Wire Diameter, 4" x 4" Grids, Z Channel Attached, Safety Security Guard, Add</i>	22.72	
<i>For 1/2" Diameter, 8" On Center, Hot Rolled Steel, Burglar Bars, Add</i>	43.27	
07 72 13 00-0055 EA 26" x 50" Outside Frame Dimensions, 14" Height, 18 Gauge, Insulated Galvanized Steel, Prefabricated Roof Curb.....	1,011.34	236.32
<i>For Sloped Roofs Up To 1 In 12 Pitch, Add</i>	71.59	
<i>For Sloped Roofs >1 In 12 To 3 In 12 Pitch, Add</i>	172.73	
<i>For 3/16" Wire Diameter, 4" x 4" Grids, Clip Attached, Safety Security Guard, Add</i>	-42.55	
<i>For 3/16" Wire Diameter, 4" x 4" Grids, Z Channel Attached, Safety Security Guard, Add</i>	29.36	
<i>For 1/2" Diameter, 8" On Center, Hot Rolled Steel, Burglar Bars, Add</i>	43.75	
07 72 13 00-0056 EA 26" x 74" Outside Frame Dimensions, 14" Height, 18 Gauge, Insulated Galvanized Steel, Prefabricated Roof Curb.....	1,085.25	236.32
<i>For Sloped Roofs Up To 1 In 12 Pitch, Add</i>	78.99	
<i>For Sloped Roofs >1 In 12 To 3 In 12 Pitch, Add</i>	187.51	
<i>For 3/16" Wire Diameter, 4" x 4" Grids, Clip Attached, Safety Security Guard, Add</i>	-56.72	
<i>For 3/16" Wire Diameter, 4" x 4" Grids, Z Channel Attached, Safety Security Guard, Add</i>	35.73	
<i>For 1/2" Diameter, 8" On Center, Hot Rolled Steel, Burglar Bars, Add</i>	50.11	
07 72 13 00-0057 EA 26" x 98" Outside Frame Dimensions, 14" Height, 18 Gauge, Insulated Galvanized Steel, Prefabricated Roof Curb.....	1,141.32	236.32
<i>For Sloped Roofs Up To 1 In 12 Pitch, Add</i>	84.59	
<i>For Sloped Roofs >1 In 12 To 3 In 12 Pitch, Add</i>	198.72	
<i>For 3/16" Wire Diameter, 4" x 4" Grids, Clip Attached, Safety Security Guard, Add</i>	18.80	
<i>For 3/16" Wire Diameter, 4" x 4" Grids, Z Channel Attached, Safety Security Guard, Add</i>	119.49	
<i>For 1/2" Diameter, 8" On Center, Hot Rolled Steel, Burglar Bars, Add</i>	131.82	
07 72 13 00-0058 EA 26" x 122" Outside Frame Dimensions, 14" Height, 18 Gauge, Insulated Galvanized Steel, Prefabricated Roof Curb.....	1,380.28	262.58
<i>For Sloped Roofs Up To 1 In 12 Pitch, Add</i>	105.21	
<i>For Sloped Roofs >1 In 12 To 3 In 12 Pitch, Add</i>	243.23	
<i>For 3/16" Wire Diameter, 4" x 4" Grids, Clip Attached, Safety Security Guard, Add</i>	-94.12	
<i>For 3/16" Wire Diameter, 4" x 4" Grids, Z Channel Attached, Safety Security Guard, Add</i>	-1.65	
<i>For 1/2" Diameter, 8" On Center, Hot Rolled Steel, Burglar Bars, Add</i>	37.37	
07 72 13 00-0059 EA 38" x 38" Outside Frame Dimensions, 14" Height, 18 Gauge, Insulated Galvanized Steel, Prefabricated Roof Curb.....	943.15	210.06
<i>For Sloped Roofs Up To 1 In 12 Pitch, Add</i>	68.06	
<i>For Sloped Roofs >1 In 12 To 3 In 12 Pitch, Add</i>	162.37	
<i>For 3/16" Wire Diameter, 4" x 4" Grids, Clip Attached, Safety Security Guard, Add</i>	10.79	
<i>For 3/16" Wire Diameter, 4" x 4" Grids, Z Channel Attached, Safety Security Guard, Add</i>	92.98	
<i>For 1/2" Diameter, 8" On Center, Hot Rolled Steel, Burglar Bars, Add</i>	129.97	
07 72 13 00-0060 EA 38" x 50" Outside Frame Dimensions, 14" Height, 18 Gauge, Insulated Galvanized Steel, Prefabricated Roof Curb.....	1,011.34	236.32
<i>For Sloped Roofs Up To 1 In 12 Pitch, Add</i>	71.59	
<i>For Sloped Roofs >1 In 12 To 3 In 12 Pitch, Add</i>	172.73	
<i>For 3/16" Wire Diameter, 4" x 4" Grids, Clip Attached, Safety Security Guard, Add</i>	-54.16	
<i>For 3/16" Wire Diameter, 4" x 4" Grids, Z Channel Attached, Safety Security Guard, Add</i>	32.14	
<i>For 1/2" Diameter, 8" On Center, Hot Rolled Steel, Burglar Bars, Add</i>	67.07	
07 72 13 00-0061 EA 38" x 62" Outside Frame Dimensions, 14" Height, 18 Gauge, Insulated Galvanized Steel, Prefabricated Roof Curb.....	1,141.32	236.32
<i>For Sloped Roofs Up To 1 In 12 Pitch, Add</i>	84.59	
<i>For Sloped Roofs >1 In 12 To 3 In 12 Pitch, Add</i>	198.72	
<i>For 3/16" Wire Diameter, 4" x 4" Grids, Clip Attached, Safety Security Guard, Add</i>	-67.04	
<i>For 3/16" Wire Diameter, 4" x 4" Grids, Z Channel Attached, Safety Security Guard, Add</i>	23.36	
<i>For 1/2" Diameter, 8" On Center, Hot Rolled Steel, Burglar Bars, Add</i>	52.12	
07 72 13 00-0062 EA 38" x 74" Outside Frame Dimensions, 14" Height, 18 Gauge, Insulated Galvanized Steel, Prefabricated Roof Curb.....	1,202.49	236.32
<i>For Sloped Roofs Up To 1 In 12 Pitch, Add</i>	90.71	
<i>For Sloped Roofs >1 In 12 To 3 In 12 Pitch, Add</i>	210.96	
<i>For 3/16" Wire Diameter, 4" x 4" Grids, Clip Attached, Safety Security Guard, Add</i>	19.11	
<i>For 3/16" Wire Diameter, 4" x 4" Grids, Z Channel Attached, Safety Security Guard, Add</i>	117.74	
<i>For 1/2" Diameter, 8" On Center, Hot Rolled Steel, Burglar Bars, Add</i>	144.45	
07 72 13 00-0063 EA 38" x 98" Outside Frame Dimensions, 14" Height, 18 Gauge, Insulated Galvanized Steel, Prefabricated Roof Curb.....	1,344.60	262.58
<i>For Sloped Roofs Up To 1 In 12 Pitch, Add</i>	101.64	
<i>For Sloped Roofs >1 In 12 To 3 In 12 Pitch, Add</i>	236.10	
<i>For 3/16" Wire Diameter, 4" x 4" Grids, Clip Attached, Safety Security Guard, Add</i>	24.66	
<i>For 3/16" Wire Diameter, 4" x 4" Grids, Z Channel Attached, Safety Security Guard, Add</i>	133.56	
<i>For 1/2" Diameter, 8" On Center, Hot Rolled Steel, Burglar Bars, Add</i>	174.66	
07 72 13 00-0064 EA 38" x 122" Outside Frame Dimensions, 14" Height, 18 Gauge, Insulated Galvanized Steel, Prefabricated Roof Curb.....	1,476.51	288.84
<i>For Sloped Roofs Up To 1 In 12 Pitch, Add</i>	111.55	
<i>For Sloped Roofs >1 In 12 To 3 In 12 Pitch, Add</i>	259.20	
<i>For 3/16" Wire Diameter, 4" x 4" Grids, Clip Attached, Safety Security Guard, Add</i>	30.21	
<i>For 3/16" Wire Diameter, 4" x 4" Grids, Z Channel Attached, Safety Security Guard, Add</i>	155.55	
<i>For 1/2" Diameter, 8" On Center, Hot Rolled Steel, Burglar Bars, Add</i>	204.86	



MINOR CSI UOM DESCRIPTION	TOTAL DIRECT UNIT COST	DEMOLITION UNIT COST
------------------------------	---------------------------	-------------------------

07 72 13 00-0065	EA 50" x 50" Outside Frame Dimensions, 14" Height, 18 Gauge, Insulated Galvanized Steel, Prefabricated Roof Curb.....	1,143.87	236.32
	<i>For Sloped Roofs Up To 1 In 12 Pitch, Add</i>	84.85	
	<i>For Sloped Roofs >1 In 12 To 3 In 12 Pitch, Add</i>	199.23	
	<i>For 3/16" Wire Diameter, 4" x 4" Grids, Clip Attached, Safety Security Guard, Add</i>	-69.63	
	<i>For 3/16" Wire Diameter, 4" x 4" Grids, Z Channel Attached, Safety Security Guard, Add</i>	20.78	
	<i>For 1/2" Diameter, 8" On Center, Hot Rolled Steel, Burglar Bars, Add</i>	43.38	
07 72 13 00-0066	EA 50" x 62" Outside Frame Dimensions, 14" Height, 18 Gauge, Insulated Galvanized Steel, Prefabricated Roof Curb.....	1,131.11	262.58
	<i>For Sloped Roofs Up To 1 In 12 Pitch, Add</i>	80.29	
	<i>For Sloped Roofs >1 In 12 To 3 In 12 Pitch, Add</i>	193.40	
	<i>For 3/16" Wire Diameter, 4" x 4" Grids, Clip Attached, Safety Security Guard, Add</i>	-83.80	
	<i>For 3/16" Wire Diameter, 4" x 4" Grids, Z Channel Attached, Safety Security Guard, Add</i>	0.43	
	<i>For 1/2" Diameter, 8" On Center, Hot Rolled Steel, Burglar Bars, Add</i>	41.52	
07 72 13 00-0067	EA 50" x 74" Outside Frame Dimensions, 14" Height, 18 Gauge, Insulated Galvanized Steel, Prefabricated Roof Curb.....	1,283.43	262.58
	<i>For Sloped Roofs Up To 1 In 12 Pitch, Add</i>	95.52	
	<i>For Sloped Roofs >1 In 12 To 3 In 12 Pitch, Add</i>	223.86	
	<i>For 3/16" Wire Diameter, 4" x 4" Grids, Clip Attached, Safety Security Guard, Add</i>	-99.29	
	<i>For 3/16" Wire Diameter, 4" x 4" Grids, Z Channel Attached, Safety Security Guard, Add</i>	-27.36	
	<i>For 1/2" Diameter, 8" On Center, Hot Rolled Steel, Burglar Bars, Add</i>	42.49	
07 72 13 00-0068	EA 50" x 86" Outside Frame Dimensions, 14" Height, 18 Gauge, Insulated Galvanized Steel, Prefabricated Roof Curb.....	1,410.24	288.84
	<i>For Sloped Roofs Up To 1 In 12 Pitch, Add</i>	104.92	
	<i>For Sloped Roofs >1 In 12 To 3 In 12 Pitch, Add</i>	245.94	
	<i>For 3/16" Wire Diameter, 4" x 4" Grids, Clip Attached, Safety Security Guard, Add</i>	-116.04	
	<i>For 3/16" Wire Diameter, 4" x 4" Grids, Z Channel Attached, Safety Security Guard, Add</i>	-23.59	
	<i>For 1/2" Diameter, 8" On Center, Hot Rolled Steel, Burglar Bars, Add</i>	42.16	
07 72 13 00-0069	EA 51" x 99" Outside Frame Dimensions, 14" Height, 18 Gauge, Insulated Galvanized Steel, Prefabricated Roof Curb.....	1,514.12	315.09
	<i>For Sloped Roofs Up To 1 In 12 Pitch, Add</i>	112.03	
	<i>For Sloped Roofs >1 In 12 To 3 In 12 Pitch, Add</i>	263.44	
	<i>For 3/16" Wire Diameter, 4" x 4" Grids, Clip Attached, Safety Security Guard, Add</i>	31.75	
	<i>For 3/16" Wire Diameter, 4" x 4" Grids, Z Channel Attached, Safety Security Guard, Add</i>	146.82	
	<i>For 1/2" Diameter, 8" On Center, Hot Rolled Steel, Burglar Bars, Add</i>	198.19	
07 72 13 00-0070	EA 51" x 122" Outside Frame Dimensions, 14" Height, 18 Gauge, Insulated Galvanized Steel, Prefabricated Roof Curb.....	1,643.48	341.35
	<i>For Sloped Roofs Up To 1 In 12 Pitch, Add</i>	121.68	
	<i>For Sloped Roofs >1 In 12 To 3 In 12 Pitch, Add</i>	286.03	
	<i>For 3/16" Wire Diameter, 4" x 4" Grids, Clip Attached, Safety Security Guard, Add</i>	-159.90	
	<i>For 3/16" Wire Diameter, 4" x 4" Grids, Z Channel Attached, Safety Security Guard, Add</i>	-30.43	
	<i>For 1/2" Diameter, 8" On Center, Hot Rolled Steel, Burglar Bars, Add</i>	39.41	
07 72 13 00-0071	EA 62" x 62" Outside Frame Dimensions, 14" Height, 18 Gauge, Insulated Galvanized Steel, Prefabricated Roof Curb.....	1,283.43	262.58
	<i>For Sloped Roofs Up To 1 In 12 Pitch, Add</i>	95.52	
	<i>For Sloped Roofs >1 In 12 To 3 In 12 Pitch, Add</i>	223.86	
	<i>For 3/16" Wire Diameter, 4" x 4" Grids, Clip Attached, Safety Security Guard, Add</i>	25.27	
	<i>For 3/16" Wire Diameter, 4" x 4" Grids, Z Channel Attached, Safety Security Guard, Add</i>	93.08	
	<i>For 1/2" Diameter, 8" On Center, Hot Rolled Steel, Burglar Bars, Add</i>	171.16	
07 72 13 00-0072	EA 62-3/8" x 74-3/8" Outside Frame Dimensions, 14" Height, 18 Gauge, Insulated Galvanized Steel, Prefabricated Roof Curb.....	1,379.65	288.84
	<i>For Sloped Roofs Up To 1 In 12 Pitch, Add</i>	101.86	
	<i>For Sloped Roofs >1 In 12 To 3 In 12 Pitch, Add</i>	239.83	
	<i>For 3/16" Wire Diameter, 4" x 4" Grids, Clip Attached, Safety Security Guard, Add</i>	-121.20	
	<i>For 3/16" Wire Diameter, 4" x 4" Grids, Z Channel Attached, Safety Security Guard, Add</i>	-20.53	
	<i>For 1/2" Diameter, 8" On Center, Hot Rolled Steel, Burglar Bars, Add</i>	43.17	
07 72 13 00-0073	EA 62" x 86" Outside Frame Dimensions, 14" Height, 18 Gauge, Insulated Galvanized Steel, Prefabricated Roof Curb.....	1,509.02	315.09
	<i>For Sloped Roofs Up To 1 In 12 Pitch, Add</i>	111.52	
	<i>For Sloped Roofs >1 In 12 To 3 In 12 Pitch, Add</i>	262.42	
	<i>For 3/16" Wire Diameter, 4" x 4" Grids, Clip Attached, Safety Security Guard, Add</i>	-157.32	
	<i>For 3/16" Wire Diameter, 4" x 4" Grids, Z Channel Attached, Safety Security Guard, Add</i>	-56.62	
	<i>For 1/2" Diameter, 8" On Center, Hot Rolled Steel, Burglar Bars, Add</i>	2.95	
07 72 13 00-0074	EA 62" x 98" Outside Frame Dimensions, 14" Height, 18 Gauge, Insulated Galvanized Steel, Prefabricated Roof Curb.....	1,542.16	315.09
	<i>For Sloped Roofs Up To 1 In 12 Pitch, Add</i>	114.83	
	<i>For Sloped Roofs >1 In 12 To 3 In 12 Pitch, Add</i>	269.05	
	<i>For 3/16" Wire Diameter, 4" x 4" Grids, Clip Attached, Safety Security Guard, Add</i>	37.60	
	<i>For 3/16" Wire Diameter, 4" x 4" Grids, Z Channel Attached, Safety Security Guard, Add</i>	138.29	
	<i>For 1/2" Diameter, 8" On Center, Hot Rolled Steel, Burglar Bars, Add</i>	241.03	
07 72 13 00-0075	EA 62" x 122" Outside Frame Dimensions, 14" Height, 18 Gauge, Insulated Galvanized Steel, Prefabricated Roof Curb.....	1,674.06	341.35
	<i>For Sloped Roofs Up To 1 In 12 Pitch, Add</i>	124.74	
	<i>For Sloped Roofs >1 In 12 To 3 In 12 Pitch, Add</i>	292.14	
	<i>For 3/16" Wire Diameter, 4" x 4" Grids, Clip Attached, Safety Security Guard, Add</i>	-198.57	
	<i>For 3/16" Wire Diameter, 4" x 4" Grids, Z Channel Attached, Safety Security Guard, Add</i>	-95.83	
	<i>For 1/2" Diameter, 8" On Center, Hot Rolled Steel, Burglar Bars, Add</i>	35.66	
07 72 13 00-0076	14 Gauge, Insulated Galvanized Steel, Prefabricated Roof Curbs (07 72 13 00-0002)		
07 72 13 00-0077	9" Height, 14 Gauge, Insulated Galvanized Steel, Prefabricated Roof Curbs (07 72 13 00-0076)		
07 72 13 00-0078	EA 26" x 26" Outside Frame Dimensions, 9" Height, 14 Gauge, Insulated Galvanized Steel, Prefabricated Roof Curb.....	856.49	210.06
	<i>For Sloped Roofs Up To 1 In 12 Pitch, Add</i>	59.39	
	<i>For Sloped Roofs >1 In 12 To 3 In 12 Pitch, Add</i>	145.04	
	<i>For 3/16" Wire Diameter, 4" x 4" Grids, Clip Attached, Safety Security Guard, Add</i>	-28.35	
	<i>For 3/16" Wire Diameter, 4" x 4" Grids, Z Channel Attached, Safety Security Guard, Add</i>	14.78	
	<i>For 1/2" Diameter, 8" On Center, Hot Rolled Steel, Burglar Bars, Add</i>	37.38	
07 72 13 00-0079	EA 26" x 38" Outside Frame Dimensions, 9" Height, 14 Gauge, Insulated Galvanized Steel, Prefabricated Roof Curb.....	889.62	210.06
	<i>For Sloped Roofs Up To 1 In 12 Pitch, Add</i>	62.70	
	<i>For Sloped Roofs >1 In 12 To 3 In 12 Pitch, Add</i>	151.67	
	<i>For 3/16" Wire Diameter, 4" x 4" Grids, Clip Attached, Safety Security Guard, Add</i>	-34.80	
	<i>For 3/16" Wire Diameter, 4" x 4" Grids, Z Channel Attached, Safety Security Guard, Add</i>	22.72	
	<i>For 1/2" Diameter, 8" On Center, Hot Rolled Steel, Burglar Bars, Add</i>	43.27	



MINOR CSI UOM DESCRIPTION	TOTAL DIRECT UNIT COST	DEMOLITION UNIT COST
07 72 13 00-0080 EA 26" x 50" Outside Frame Dimensions, 9" Height, 14 Gauge, Insulated Galvanized Steel, Prefabricated Roof Curb..... <i>For Sloped Roofs Up To 1 In 12 Pitch, Add</i> <i>For Sloped Roofs >1 In 12 To 3 In 12 Pitch, Add</i> <i>For 3/16" Wire Diameter, 4" x 4" Grids, Clip Attached, Safety Security Guard, Add</i> <i>For 3/16" Wire Diameter, 4" x 4" Grids, Z Channel Attached, Safety Security Guard, Add</i> <i>For 1/2" Diameter, 8" On Center, Hot Rolled Steel, Burglar Bars, Add</i>	1,018.98 72.36 174.26 -42.55 29.36 43.75	236.32
07 72 13 00-0081 EA 26" x 74" Outside Frame Dimensions, 9" Height, 14 Gauge, Insulated Galvanized Steel, Prefabricated Roof Curb..... <i>For Sloped Roofs Up To 1 In 12 Pitch, Add</i> <i>For Sloped Roofs >1 In 12 To 3 In 12 Pitch, Add</i> <i>For 3/16" Wire Diameter, 4" x 4" Grids, Clip Attached, Safety Security Guard, Add</i> <i>For 3/16" Wire Diameter, 4" x 4" Grids, Z Channel Attached, Safety Security Guard, Add</i> <i>For 1/2" Diameter, 8" On Center, Hot Rolled Steel, Burglar Bars, Add</i>	1,095.44 80.00 189.55 56.72 35.73 50.11	236.32
07 72 13 00-0082 EA 26" x 98" Outside Frame Dimensions, 9" Height, 14 Gauge, Insulated Galvanized Steel, Prefabricated Roof Curb..... <i>For Sloped Roofs Up To 1 In 12 Pitch, Add</i> <i>For Sloped Roofs >1 In 12 To 3 In 12 Pitch, Add</i> <i>For 3/16" Wire Diameter, 4" x 4" Grids, Clip Attached, Safety Security Guard, Add</i> <i>For 3/16" Wire Diameter, 4" x 4" Grids, Z Channel Attached, Safety Security Guard, Add</i> <i>For 1/2" Diameter, 8" On Center, Hot Rolled Steel, Burglar Bars, Add</i>	1,151.51 85.61 200.76 18.80 119.49 131.82	236.32
07 72 13 00-0083 EA 26" x 122" Outside Frame Dimensions, 9" Height, 14 Gauge, Insulated Galvanized Steel, Prefabricated Roof Curb..... <i>For Sloped Roofs Up To 1 In 12 Pitch, Add</i> <i>For Sloped Roofs >1 In 12 To 3 In 12 Pitch, Add</i> <i>For 3/16" Wire Diameter, 4" x 4" Grids, Clip Attached, Safety Security Guard, Add</i> <i>For 3/16" Wire Diameter, 4" x 4" Grids, Z Channel Attached, Safety Security Guard, Add</i> <i>For 1/2" Diameter, 8" On Center, Hot Rolled Steel, Burglar Bars, Add</i>	1,421.06 109.28 251.39 -94.12 -1.65 37.37	262.58
07 72 13 00-0084 EA 38" x 38" Outside Frame Dimensions, 9" Height, 14 Gauge, Insulated Galvanized Steel, Prefabricated Roof Curb..... <i>For Sloped Roofs Up To 1 In 12 Pitch, Add</i> <i>For Sloped Roofs >1 In 12 To 3 In 12 Pitch, Add</i> <i>For 3/16" Wire Diameter, 4" x 4" Grids, Clip Attached, Safety Security Guard, Add</i> <i>For 3/16" Wire Diameter, 4" x 4" Grids, Z Channel Attached, Safety Security Guard, Add</i> <i>For 1/2" Diameter, 8" On Center, Hot Rolled Steel, Burglar Bars, Add</i>	950.79 68.82 163.90 10.79 92.98 129.97	210.06
07 72 13 00-0085 EA 38" x 50" Outside Frame Dimensions, 9" Height, 14 Gauge, Insulated Galvanized Steel, Prefabricated Roof Curb..... <i>For Sloped Roofs Up To 1 In 12 Pitch, Add</i> <i>For Sloped Roofs >1 In 12 To 3 In 12 Pitch, Add</i> <i>For 3/16" Wire Diameter, 4" x 4" Grids, Clip Attached, Safety Security Guard, Add</i> <i>For 3/16" Wire Diameter, 4" x 4" Grids, Z Channel Attached, Safety Security Guard, Add</i> <i>For 1/2" Diameter, 8" On Center, Hot Rolled Steel, Burglar Bars, Add</i>	1,039.37 74.40 178.33 -54.16 32.14 67.07	236.32
07 72 13 00-0086 EA 38" x 62" Outside Frame Dimensions, 9" Height, 14 Gauge, Insulated Galvanized Steel, Prefabricated Roof Curb..... <i>For Sloped Roofs Up To 1 In 12 Pitch, Add</i> <i>For Sloped Roofs >1 In 12 To 3 In 12 Pitch, Add</i> <i>For 3/16" Wire Diameter, 4" x 4" Grids, Clip Attached, Safety Security Guard, Add</i> <i>For 3/16" Wire Diameter, 4" x 4" Grids, Z Channel Attached, Safety Security Guard, Add</i> <i>For 1/2" Diameter, 8" On Center, Hot Rolled Steel, Burglar Bars, Add</i>	1,064.86 76.95 183.43 -67.04 23.36 52.12	236.32
07 72 13 00-0087 EA 38" x 74" Outside Frame Dimensions, 9" Height, 14 Gauge, Insulated Galvanized Steel, Prefabricated Roof Curb..... <i>For Sloped Roofs Up To 1 In 12 Pitch, Add</i> <i>For Sloped Roofs >1 In 12 To 3 In 12 Pitch, Add</i> <i>For 3/16" Wire Diameter, 4" x 4" Grids, Clip Attached, Safety Security Guard, Add</i> <i>For 3/16" Wire Diameter, 4" x 4" Grids, Z Channel Attached, Safety Security Guard, Add</i> <i>For 1/2" Diameter, 8" On Center, Hot Rolled Steel, Burglar Bars, Add</i>	1,087.80 79.24 188.02 19.11 117.74 144.45	236.32
07 72 13 00-0088 EA 38" x 98" Outside Frame Dimensions, 9" Height, 14 Gauge, Insulated Galvanized Steel, Prefabricated Roof Curb..... <i>For Sloped Roofs Up To 1 In 12 Pitch, Add</i> <i>For Sloped Roofs >1 In 12 To 3 In 12 Pitch, Add</i> <i>For 3/16" Wire Diameter, 4" x 4" Grids, Clip Attached, Safety Security Guard, Add</i> <i>For 3/16" Wire Diameter, 4" x 4" Grids, Z Channel Attached, Safety Security Guard, Add</i> <i>For 1/2" Diameter, 8" On Center, Hot Rolled Steel, Burglar Bars, Add</i>	1,359.89 103.17 239.16 24.66 133.56 174.66	262.58
07 72 13 00-0089 EA 38" x 122" Outside Frame Dimensions, 9" Height, 14 Gauge, Insulated Galvanized Steel, Prefabricated Roof Curb..... <i>For Sloped Roofs Up To 1 In 12 Pitch, Add</i> <i>For Sloped Roofs >1 In 12 To 3 In 12 Pitch, Add</i> <i>For 3/16" Wire Diameter, 4" x 4" Grids, Clip Attached, Safety Security Guard, Add</i> <i>For 3/16" Wire Diameter, 4" x 4" Grids, Z Channel Attached, Safety Security Guard, Add</i> <i>For 1/2" Diameter, 8" On Center, Hot Rolled Steel, Burglar Bars, Add</i>	1,494.35 113.33 262.77 30.21 155.55 204.86	288.84
07 72 13 00-0090 EA 50" x 50" Outside Frame Dimensions, 9" Height, 14 Gauge, Insulated Galvanized Steel, Prefabricated Roof Curb..... <i>For Sloped Roofs Up To 1 In 12 Pitch, Add</i> <i>For Sloped Roofs >1 In 12 To 3 In 12 Pitch, Add</i> <i>For 3/16" Wire Diameter, 4" x 4" Grids, Clip Attached, Safety Security Guard, Add</i> <i>For 3/16" Wire Diameter, 4" x 4" Grids, Z Channel Attached, Safety Security Guard, Add</i> <i>For 1/2" Diameter, 8" On Center, Hot Rolled Steel, Burglar Bars, Add</i>	1,154.06 85.87 201.27 -69.63 20.78 43.38	236.32
07 72 13 00-0091 EA 50" x 62" Outside Frame Dimensions, 9" Height, 14 Gauge, Insulated Galvanized Steel, Prefabricated Roof Curb..... <i>For Sloped Roofs Up To 1 In 12 Pitch, Add</i> <i>For Sloped Roofs >1 In 12 To 3 In 12 Pitch, Add</i> <i>For 3/16" Wire Diameter, 4" x 4" Grids, Clip Attached, Safety Security Guard, Add</i> <i>For 3/16" Wire Diameter, 4" x 4" Grids, Z Channel Attached, Safety Security Guard, Add</i> <i>For 1/2" Diameter, 8" On Center, Hot Rolled Steel, Burglar Bars, Add</i>	1,255.39 92.72 218.26 -83.80 0.43 41.52	262.58
07 72 13 00-0092 EA 50" x 74" Outside Frame Dimensions, 9" Height, 14 Gauge, Insulated Galvanized Steel, Prefabricated Roof Curb..... <i>For Sloped Roofs Up To 1 In 12 Pitch, Add</i> <i>For Sloped Roofs >1 In 12 To 3 In 12 Pitch, Add</i> <i>For 3/16" Wire Diameter, 4" x 4" Grids, Clip Attached, Safety Security Guard, Add</i> <i>For 3/16" Wire Diameter, 4" x 4" Grids, Z Channel Attached, Safety Security Guard, Add</i> <i>For 1/2" Diameter, 8" On Center, Hot Rolled Steel, Burglar Bars, Add</i>	1,296.17 96.79 226.41 -99.29 -27.36 42.49	262.58
07 72 13 00-0093 EA 50" x 86" Outside Frame Dimensions, 9" Height, 14 Gauge, Insulated Galvanized Steel, Prefabricated Roof Curb..... <i>For Sloped Roofs Up To 1 In 12 Pitch, Add</i> <i>For Sloped Roofs >1 In 12 To 3 In 12 Pitch, Add</i> <i>For 3/16" Wire Diameter, 4" x 4" Grids, Clip Attached, Safety Security Guard, Add</i> <i>For 3/16" Wire Diameter, 4" x 4" Grids, Z Channel Attached, Safety Security Guard, Add</i> <i>For 1/2" Diameter, 8" On Center, Hot Rolled Steel, Burglar Bars, Add</i>	1,425.53 106.45 249.00 -116.04 -23.59 42.16	288.84



MINOR CSI UOM DESCRIPTION	TOTAL DIRECT UNIT COST	DEMOLITION UNIT COST
------------------------------	---------------------------	-------------------------

07 72 13 00-0094	EA 51" x 99" Outside Frame Dimensions, 9" Height, 14 Gauge, Insulated Galvanized Steel, Prefabricated Roof Curb.....	1,529.41	315.09
	<i>For Sloped Roofs Up To 1 In 12 Pitch, Add</i>	113.55	
	<i>For Sloped Roofs >1 In 12 To 3 In 12 Pitch, Add</i>	266.50	
	<i>For 3/16" Wire Diameter, 4" x 4" Grids, Clip Attached, Safety Security Guard, Add</i>	31.75	
	<i>For 3/16" Wire Diameter, 4" x 4" Grids, Z Channel Attached, Safety Security Guard, Add</i>	146.82	
	<i>For 1/2" Diameter, 8" On Center, Hot Rolled Steel, Burglar Bars, Add</i>	198.19	
07 72 13 00-0095	EA 51" x 122" Outside Frame Dimensions, 9" Height, 14 Gauge, Insulated Galvanized Steel, Prefabricated Roof Curb.....	1,661.32	341.35
	<i>For Sloped Roofs Up To 1 In 12 Pitch, Add</i>	123.46	
	<i>For Sloped Roofs >1 In 12 To 3 In 12 Pitch, Add</i>	289.60	
	<i>For 3/16" Wire Diameter, 4" x 4" Grids, Clip Attached, Safety Security Guard, Add</i>	-159.90	
	<i>For 3/16" Wire Diameter, 4" x 4" Grids, Z Channel Attached, Safety Security Guard, Add</i>	-30.43	
	<i>For 1/2" Diameter, 8" On Center, Hot Rolled Steel, Burglar Bars, Add</i>	39.41	
07 72 13 00-0096	EA 62" x 62" Outside Frame Dimensions, 9" Height, 14 Gauge, Insulated Galvanized Steel, Prefabricated Roof Curb.....	1,296.17	262.58
	<i>For Sloped Roofs Up To 1 In 12 Pitch, Add</i>	96.79	
	<i>For Sloped Roofs >1 In 12 To 3 In 12 Pitch, Add</i>	226.41	
	<i>For 3/16" Wire Diameter, 4" x 4" Grids, Clip Attached, Safety Security Guard, Add</i>	25.27	
	<i>For 3/16" Wire Diameter, 4" x 4" Grids, Z Channel Attached, Safety Security Guard, Add</i>	93.08	
	<i>For 1/2" Diameter, 8" On Center, Hot Rolled Steel, Burglar Bars, Add</i>	171.16	
07 72 13 00-0097	EA 62-3/8" x 74-3/8" Outside Frame Dimensions, 9" Height, 14 Gauge, Insulated Galvanized Steel, Prefabricated Roof Curb.....	1,392.40	288.84
	<i>For Sloped Roofs Up To 1 In 12 Pitch, Add</i>	103.14	
	<i>For Sloped Roofs >1 In 12 To 3 In 12 Pitch, Add</i>	242.38	
	<i>For 3/16" Wire Diameter, 4" x 4" Grids, Clip Attached, Safety Security Guard, Add</i>	-121.20	
	<i>For 3/16" Wire Diameter, 4" x 4" Grids, Z Channel Attached, Safety Security Guard, Add</i>	-20.53	
	<i>For 1/2" Diameter, 8" On Center, Hot Rolled Steel, Burglar Bars, Add</i>	43.17	
07 72 13 00-0098	EA 62" x 86" Outside Frame Dimensions, 9" Height, 14 Gauge, Insulated Galvanized Steel, Prefabricated Roof Curb.....	1,524.31	315.09
	<i>For Sloped Roofs Up To 1 In 12 Pitch, Add</i>	113.04	
	<i>For Sloped Roofs >1 In 12 To 3 In 12 Pitch, Add</i>	265.48	
	<i>For 3/16" Wire Diameter, 4" x 4" Grids, Clip Attached, Safety Security Guard, Add</i>	-157.32	
	<i>For 3/16" Wire Diameter, 4" x 4" Grids, Z Channel Attached, Safety Security Guard, Add</i>	-56.62	
	<i>For 1/2" Diameter, 8" On Center, Hot Rolled Steel, Burglar Bars, Add</i>	2.95	
07 72 13 00-0099	EA 62" x 98" Outside Frame Dimensions, 9" Height, 14 Gauge, Insulated Galvanized Steel, Prefabricated Roof Curb.....	1,560.00	315.09
	<i>For Sloped Roofs Up To 1 In 12 Pitch, Add</i>	116.61	
	<i>For Sloped Roofs >1 In 12 To 3 In 12 Pitch, Add</i>	272.61	
	<i>For 3/16" Wire Diameter, 4" x 4" Grids, Clip Attached, Safety Security Guard, Add</i>	37.60	
	<i>For 3/16" Wire Diameter, 4" x 4" Grids, Z Channel Attached, Safety Security Guard, Add</i>	138.29	
	<i>For 1/2" Diameter, 8" On Center, Hot Rolled Steel, Burglar Bars, Add</i>	241.03	
07 72 13 00-0100	EA 62" x 122" Outside Frame Dimensions, 9" Height, 14 Gauge, Insulated Galvanized Steel, Prefabricated Roof Curb.....	1,694.45	341.35
	<i>For Sloped Roofs Up To 1 In 12 Pitch, Add</i>	126.78	
	<i>For Sloped Roofs >1 In 12 To 3 In 12 Pitch, Add</i>	296.22	
	<i>For 3/16" Wire Diameter, 4" x 4" Grids, Clip Attached, Safety Security Guard, Add</i>	-198.57	
	<i>For 3/16" Wire Diameter, 4" x 4" Grids, Z Channel Attached, Safety Security Guard, Add</i>	-95.83	
	<i>For 1/2" Diameter, 8" On Center, Hot Rolled Steel, Burglar Bars, Add</i>	35.66	
07 72 13 00-0101	12" Height, 14 Gauge, Insulated Galvanized Steel, Prefabricated Roof Curbs (07 72 13 00-0076)		
07 72 13 00-0102	EA 26" x 26" Outside Frame Dimensions, 12" Height, 14 Gauge, Insulated Galvanized Steel, Prefabricated Roof Curb.....	879.43	210.06
	<i>For Sloped Roofs Up To 1 In 12 Pitch, Add</i>	61.69	
	<i>For Sloped Roofs >1 In 12 To 3 In 12 Pitch, Add</i>	149.63	
	<i>For 3/16" Wire Diameter, 4" x 4" Grids, Clip Attached, Safety Security Guard, Add</i>	-28.35	
	<i>For 3/16" Wire Diameter, 4" x 4" Grids, Z Channel Attached, Safety Security Guard, Add</i>	14.78	
	<i>For 1/2" Diameter, 8" On Center, Hot Rolled Steel, Burglar Bars, Add</i>	37.38	
07 72 13 00-0103	EA 26" x 38" Outside Frame Dimensions, 12" Height, 14 Gauge, Insulated Galvanized Steel, Prefabricated Roof Curb.....	917.66	210.06
	<i>For Sloped Roofs Up To 1 In 12 Pitch, Add</i>	65.51	
	<i>For Sloped Roofs >1 In 12 To 3 In 12 Pitch, Add</i>	157.27	
	<i>For 3/16" Wire Diameter, 4" x 4" Grids, Clip Attached, Safety Security Guard, Add</i>	-34.80	
	<i>For 3/16" Wire Diameter, 4" x 4" Grids, Z Channel Attached, Safety Security Guard, Add</i>	22.72	
	<i>For 1/2" Diameter, 8" On Center, Hot Rolled Steel, Burglar Bars, Add</i>	43.27	
07 72 13 00-0104	EA 26" x 50" Outside Frame Dimensions, 12" Height, 14 Gauge, Insulated Galvanized Steel, Prefabricated Roof Curb.....	1,057.21	236.32
	<i>For Sloped Roofs Up To 1 In 12 Pitch, Add</i>	76.18	
	<i>For Sloped Roofs >1 In 12 To 3 In 12 Pitch, Add</i>	181.90	
	<i>For 3/16" Wire Diameter, 4" x 4" Grids, Clip Attached, Safety Security Guard, Add</i>	-42.55	
	<i>For 3/16" Wire Diameter, 4" x 4" Grids, Z Channel Attached, Safety Security Guard, Add</i>	29.36	
	<i>For 1/2" Diameter, 8" On Center, Hot Rolled Steel, Burglar Bars, Add</i>	43.75	
07 72 13 00-0105	EA 26" x 74" Outside Frame Dimensions, 12" Height, 14 Gauge, Insulated Galvanized Steel, Prefabricated Roof Curb.....	1,141.32	236.32
	<i>For Sloped Roofs Up To 1 In 12 Pitch, Add</i>	84.59	
	<i>For Sloped Roofs >1 In 12 To 3 In 12 Pitch, Add</i>	198.72	
	<i>For 3/16" Wire Diameter, 4" x 4" Grids, Clip Attached, Safety Security Guard, Add</i>	-56.72	
	<i>For 3/16" Wire Diameter, 4" x 4" Grids, Z Channel Attached, Safety Security Guard, Add</i>	35.73	
	<i>For 1/2" Diameter, 8" On Center, Hot Rolled Steel, Burglar Bars, Add</i>	50.11	
07 72 13 00-0106	EA 26" x 98" Outside Frame Dimensions, 12" Height, 14 Gauge, Insulated Galvanized Steel, Prefabricated Roof Curb.....	1,210.13	236.32
	<i>For Sloped Roofs Up To 1 In 12 Pitch, Add</i>	91.47	
	<i>For Sloped Roofs >1 In 12 To 3 In 12 Pitch, Add</i>	212.49	
	<i>For 3/16" Wire Diameter, 4" x 4" Grids, Clip Attached, Safety Security Guard, Add</i>	18.80	
	<i>For 3/16" Wire Diameter, 4" x 4" Grids, Z Channel Attached, Safety Security Guard, Add</i>	119.49	
	<i>For 1/2" Diameter, 8" On Center, Hot Rolled Steel, Burglar Bars, Add</i>	131.82	
07 72 13 00-0107	EA 26" x 122" Outside Frame Dimensions, 12" Height, 14 Gauge, Insulated Galvanized Steel, Prefabricated Roof Curb.....	1,431.25	262.58
	<i>For Sloped Roofs Up To 1 In 12 Pitch, Add</i>	110.30	
	<i>For Sloped Roofs >1 In 12 To 3 In 12 Pitch, Add</i>	253.43	
	<i>For 3/16" Wire Diameter, 4" x 4" Grids, Clip Attached, Safety Security Guard, Add</i>	-94.12	
	<i>For 3/16" Wire Diameter, 4" x 4" Grids, Z Channel Attached, Safety Security Guard, Add</i>	-1.65	
	<i>For 1/2" Diameter, 8" On Center, Hot Rolled Steel, Burglar Bars, Add</i>	37.37	



MINOR CSI UOM DESCRIPTION	TOTAL DIRECT UNIT COST	DEMOLITION UNIT COST
07 72 13 00-0108 EA 38" x 38" Outside Frame Dimensions, 12" Height, 14 Gauge, Insulated Galvanized Steel, Prefabricated Roof Curb.....	983.93	210.06
<i>For Sloped Roofs Up To 1 In 12 Pitch, Add</i>	72.14	
<i>For Sloped Roofs >1 In 12 To 3 In 12 Pitch, Add</i>	170.53	
<i>For 3/16" Wire Diameter, 4" x 4" Grids, Clip Attached, Safety Security Guard, Add</i>	10.79	
<i>For 3/16" Wire Diameter, 4" x 4" Grids, Z Channel Attached, Safety Security Guard, Add</i>	92.98	
<i>For 1/2" Diameter, 8" On Center, Hot Rolled Steel, Burglar Bars, Add</i>	129.97	
07 72 13 00-0109 EA 38" x 50" Outside Frame Dimensions, 12" Height, 14 Gauge, Insulated Galvanized Steel, Prefabricated Roof Curb.....	1,080.15	236.32
<i>For Sloped Roofs Up To 1 In 12 Pitch, Add</i>	78.48	
<i>For Sloped Roofs >1 In 12 To 3 In 12 Pitch, Add</i>	186.49	
<i>For 3/16" Wire Diameter, 4" x 4" Grids, Clip Attached, Safety Security Guard, Add</i>	54.16	
<i>For 3/16" Wire Diameter, 4" x 4" Grids, Z Channel Attached, Safety Security Guard, Add</i>	32.14	
<i>For 1/2" Diameter, 8" On Center, Hot Rolled Steel, Burglar Bars, Add</i>	67.07	
07 72 13 00-0110 EA 38" x 62" Outside Frame Dimensions, 12" Height, 14 Gauge, Insulated Galvanized Steel, Prefabricated Roof Curb.....	1,113.28	236.32
<i>For Sloped Roofs Up To 1 In 12 Pitch, Add</i>	81.79	
<i>For Sloped Roofs >1 In 12 To 3 In 12 Pitch, Add</i>	193.12	
<i>For 3/16" Wire Diameter, 4" x 4" Grids, Clip Attached, Safety Security Guard, Add</i>	67.04	
<i>For 3/16" Wire Diameter, 4" x 4" Grids, Z Channel Attached, Safety Security Guard, Add</i>	23.36	
<i>For 1/2" Diameter, 8" On Center, Hot Rolled Steel, Burglar Bars, Add</i>	52.12	
07 72 13 00-0111 EA 38" x 74" Outside Frame Dimensions, 12" Height, 14 Gauge, Insulated Galvanized Steel, Prefabricated Roof Curb.....	1,143.87	236.32
<i>For Sloped Roofs Up To 1 In 12 Pitch, Add</i>	84.85	
<i>For Sloped Roofs >1 In 12 To 3 In 12 Pitch, Add</i>	199.23	
<i>For 3/16" Wire Diameter, 4" x 4" Grids, Clip Attached, Safety Security Guard, Add</i>	19.11	
<i>For 3/16" Wire Diameter, 4" x 4" Grids, Z Channel Attached, Safety Security Guard, Add</i>	117.74	
<i>For 1/2" Diameter, 8" On Center, Hot Rolled Steel, Burglar Bars, Add</i>	144.45	
07 72 13 00-0112 EA 38" x 98" Outside Frame Dimensions, 12" Height, 14 Gauge, Insulated Galvanized Steel, Prefabricated Roof Curb.....	1,421.06	262.58
<i>For Sloped Roofs Up To 1 In 12 Pitch, Add</i>	109.28	
<i>For Sloped Roofs >1 In 12 To 3 In 12 Pitch, Add</i>	251.39	
<i>For 3/16" Wire Diameter, 4" x 4" Grids, Clip Attached, Safety Security Guard, Add</i>	24.66	
<i>For 3/16" Wire Diameter, 4" x 4" Grids, Z Channel Attached, Safety Security Guard, Add</i>	133.56	
<i>For 1/2" Diameter, 8" On Center, Hot Rolled Steel, Burglar Bars, Add</i>	174.66	
07 72 13 00-0113 EA 38" x 122" Outside Frame Dimensions, 12" Height, 14 Gauge, Insulated Galvanized Steel, Prefabricated Roof Curb.....	1,568.26	288.84
<i>For Sloped Roofs Up To 1 In 12 Pitch, Add</i>	120.72	
<i>For Sloped Roofs >1 In 12 To 3 In 12 Pitch, Add</i>	277.55	
<i>For 3/16" Wire Diameter, 4" x 4" Grids, Clip Attached, Safety Security Guard, Add</i>	30.21	
<i>For 3/16" Wire Diameter, 4" x 4" Grids, Z Channel Attached, Safety Security Guard, Add</i>	155.55	
<i>For 1/2" Diameter, 8" On Center, Hot Rolled Steel, Burglar Bars, Add</i>	204.86	
07 72 13 00-0114 EA 50" x 50" Outside Frame Dimensions, 12" Height, 14 Gauge, Insulated Galvanized Steel, Prefabricated Roof Curb.....	1,199.94	236.32
<i>For Sloped Roofs Up To 1 In 12 Pitch, Add</i>	90.45	
<i>For Sloped Roofs >1 In 12 To 3 In 12 Pitch, Add</i>	210.45	
<i>For 3/16" Wire Diameter, 4" x 4" Grids, Clip Attached, Safety Security Guard, Add</i>	-69.63	
<i>For 3/16" Wire Diameter, 4" x 4" Grids, Z Channel Attached, Safety Security Guard, Add</i>	20.78	
<i>For 1/2" Diameter, 8" On Center, Hot Rolled Steel, Burglar Bars, Add</i>	43.38	
07 72 13 00-0115 EA 50" x 62" Outside Frame Dimensions, 12" Height, 14 Gauge, Insulated Galvanized Steel, Prefabricated Roof Curb.....	1,306.37	262.58
<i>For Sloped Roofs Up To 1 In 12 Pitch, Add</i>	97.81	
<i>For Sloped Roofs >1 In 12 To 3 In 12 Pitch, Add</i>	228.45	
<i>For 3/16" Wire Diameter, 4" x 4" Grids, Clip Attached, Safety Security Guard, Add</i>	-83.80	
<i>For 3/16" Wire Diameter, 4" x 4" Grids, Z Channel Attached, Safety Security Guard, Add</i>	0.43	
<i>For 1/2" Diameter, 8" On Center, Hot Rolled Steel, Burglar Bars, Add</i>	41.52	
07 72 13 00-0116 EA 50" x 74" Outside Frame Dimensions, 12" Height, 14 Gauge, Insulated Galvanized Steel, Prefabricated Roof Curb.....	1,354.79	262.58
<i>For Sloped Roofs Up To 1 In 12 Pitch, Add</i>	102.66	
<i>For Sloped Roofs >1 In 12 To 3 In 12 Pitch, Add</i>	238.14	
<i>For 3/16" Wire Diameter, 4" x 4" Grids, Clip Attached, Safety Security Guard, Add</i>	-99.29	
<i>For 3/16" Wire Diameter, 4" x 4" Grids, Z Channel Attached, Safety Security Guard, Add</i>	-27.36	
<i>For 1/2" Diameter, 8" On Center, Hot Rolled Steel, Burglar Bars, Add</i>	42.49	
07 72 13 00-0117 EA 50" x 86" Outside Frame Dimensions, 12" Height, 14 Gauge, Insulated Galvanized Steel, Prefabricated Roof Curb.....	1,486.70	288.84
<i>For Sloped Roofs Up To 1 In 12 Pitch, Add</i>	112.57	
<i>For Sloped Roofs >1 In 12 To 3 In 12 Pitch, Add</i>	261.24	
<i>For 3/16" Wire Diameter, 4" x 4" Grids, Clip Attached, Safety Security Guard, Add</i>	-116.04	
<i>For 3/16" Wire Diameter, 4" x 4" Grids, Z Channel Attached, Safety Security Guard, Add</i>	-23.59	
<i>For 1/2" Diameter, 8" On Center, Hot Rolled Steel, Burglar Bars, Add</i>	42.16	
07 72 13 00-0118 EA 51" x 99" Outside Frame Dimensions, 12" Height, 14 Gauge, Insulated Galvanized Steel, Prefabricated Roof Curb.....	1,600.78	315.09
<i>For Sloped Roofs Up To 1 In 12 Pitch, Add</i>	120.69	
<i>For Sloped Roofs >1 In 12 To 3 In 12 Pitch, Add</i>	280.77	
<i>For 3/16" Wire Diameter, 4" x 4" Grids, Clip Attached, Safety Security Guard, Add</i>	31.75	
<i>For 3/16" Wire Diameter, 4" x 4" Grids, Z Channel Attached, Safety Security Guard, Add</i>	146.82	
<i>For 1/2" Diameter, 8" On Center, Hot Rolled Steel, Burglar Bars, Add</i>	198.19	
07 72 13 00-0119 EA 51" x 122" Outside Frame Dimensions, 12" Height, 14 Gauge, Insulated Galvanized Steel, Prefabricated Roof Curb.....	1,742.88	341.35
<i>For Sloped Roofs Up To 1 In 12 Pitch, Add</i>	131.62	
<i>For Sloped Roofs >1 In 12 To 3 In 12 Pitch, Add</i>	305.91	
<i>For 3/16" Wire Diameter, 4" x 4" Grids, Clip Attached, Safety Security Guard, Add</i>	-159.90	
<i>For 3/16" Wire Diameter, 4" x 4" Grids, Z Channel Attached, Safety Security Guard, Add</i>	-30.43	
<i>For 1/2" Diameter, 8" On Center, Hot Rolled Steel, Burglar Bars, Add</i>	39.41	
07 72 13 00-0120 EA 62" x 62" Outside Frame Dimensions, 12" Height, 14 Gauge, Insulated Galvanized Steel, Prefabricated Roof Curb.....	1,354.79	262.58
<i>For Sloped Roofs Up To 1 In 12 Pitch, Add</i>	102.66	
<i>For Sloped Roofs >1 In 12 To 3 In 12 Pitch, Add</i>	238.14	
<i>For 3/16" Wire Diameter, 4" x 4" Grids, Clip Attached, Safety Security Guard, Add</i>	25.27	
<i>For 3/16" Wire Diameter, 4" x 4" Grids, Z Channel Attached, Safety Security Guard, Add</i>	93.08	
<i>For 1/2" Diameter, 8" On Center, Hot Rolled Steel, Burglar Bars, Add</i>	171.16	
07 72 13 00-0121 EA 62-3/8" x 74-3/8" Outside Frame Dimensions, 12" Height, 14 Gauge, Insulated Galvanized Steel, Prefabricated Roof Curb.....	1,458.66	288.84
<i>For Sloped Roofs Up To 1 In 12 Pitch, Add</i>	109.76	
<i>For Sloped Roofs >1 In 12 To 3 In 12 Pitch, Add</i>	255.63	
<i>For 3/16" Wire Diameter, 4" x 4" Grids, Clip Attached, Safety Security Guard, Add</i>	-121.20	
<i>For 3/16" Wire Diameter, 4" x 4" Grids, Z Channel Attached, Safety Security Guard, Add</i>	-20.53	
<i>For 1/2" Diameter, 8" On Center, Hot Rolled Steel, Burglar Bars, Add</i>	43.17	



MINOR CSI UOM DESCRIPTION	TOTAL DIRECT UNIT COST	DEMOLITION UNIT COST
------------------------------	---------------------------	-------------------------

07 72 13 00-0122	EA 62" x 86" Outside Frame Dimensions, 12" Height, 14 Gauge, Insulated Galvanized Steel, Prefabricated Roof Curb.....	1,595.68	315.09
	<i>For Sloped Roofs Up To 1 In 12 Pitch, Add</i>	120.18	
	<i>For Sloped Roofs >1 In 12 To 3 In 12 Pitch, Add</i>	279.75	
	<i>For 3/16" Wire Diameter, 4" x 4" Grids, Clip Attached, Safety Security Guard, Add</i>	-157.32	
	<i>For 3/16" Wire Diameter, 4" x 4" Grids, Z Channel Attached, Safety Security Guard, Add</i>	-56.62	
	<i>For 1/2" Diameter, 8" On Center, Hot Rolled Steel, Burglar Bars, Add</i>	2.95	
07 72 13 00-0123	EA 62" x 98" Outside Frame Dimensions, 12" Height, 14 Gauge, Insulated Galvanized Steel, Prefabricated Roof Curb.....	1,633.91	315.09
	<i>For Sloped Roofs Up To 1 In 12 Pitch, Add</i>	124.00	
	<i>For Sloped Roofs >1 In 12 To 3 In 12 Pitch, Add</i>	287.40	
	<i>For 3/16" Wire Diameter, 4" x 4" Grids, Clip Attached, Safety Security Guard, Add</i>	37.60	
	<i>For 3/16" Wire Diameter, 4" x 4" Grids, Z Channel Attached, Safety Security Guard, Add</i>	138.29	
	<i>For 1/2" Diameter, 8" On Center, Hot Rolled Steel, Burglar Bars, Add</i>	241.03	
07 72 13 00-0124	EA 62" x 122" Outside Frame Dimensions, 12" Height, 14 Gauge, Insulated Galvanized Steel, Prefabricated Roof Curb.....	1,781.11	341.35
	<i>For Sloped Roofs Up To 1 In 12 Pitch, Add</i>	135.44	
	<i>For Sloped Roofs >1 In 12 To 3 In 12 Pitch, Add</i>	313.55	
	<i>For 3/16" Wire Diameter, 4" x 4" Grids, Clip Attached, Safety Security Guard, Add</i>	-198.57	
	<i>For 3/16" Wire Diameter, 4" x 4" Grids, Z Channel Attached, Safety Security Guard, Add</i>	-95.83	
	<i>For 1/2" Diameter, 8" On Center, Hot Rolled Steel, Burglar Bars, Add</i>	35.66	

07 72 13 00-0125 14" Height, 14 Gauge, Insulated Galvanized Steel, Prefabricated Roof Curbs (07 72 13 00-0076)

07 72 13 00-0126	EA 26" x 26" Outside Frame Dimensions, 14" Height, 14 Gauge, Insulated Galvanized Steel, Prefabricated Roof Curb.....	897.27	210.06
	<i>For Sloped Roofs Up To 1 In 12 Pitch, Add</i>	63.47	
	<i>For Sloped Roofs >1 In 12 To 3 In 12 Pitch, Add</i>	153.20	
	<i>For 3/16" Wire Diameter, 4" x 4" Grids, Clip Attached, Safety Security Guard, Add</i>	-28.35	
	<i>For 3/16" Wire Diameter, 4" x 4" Grids, Z Channel Attached, Safety Security Guard, Add</i>	14.78	
	<i>For 1/2" Diameter, 8" On Center, Hot Rolled Steel, Burglar Bars, Add</i>	37.38	
07 72 13 00-0127	EA 26" x 38" Outside Frame Dimensions, 14" Height, 14 Gauge, Insulated Galvanized Steel, Prefabricated Roof Curb.....	938.05	210.06
	<i>For Sloped Roofs Up To 1 In 12 Pitch, Add</i>	67.55	
	<i>For Sloped Roofs >1 In 12 To 3 In 12 Pitch, Add</i>	161.35	
	<i>For 3/16" Wire Diameter, 4" x 4" Grids, Clip Attached, Safety Security Guard, Add</i>	-34.80	
	<i>For 3/16" Wire Diameter, 4" x 4" Grids, Z Channel Attached, Safety Security Guard, Add</i>	22.72	
	<i>For 1/2" Diameter, 8" On Center, Hot Rolled Steel, Burglar Bars, Add</i>	43.27	
07 72 13 00-0128	EA 26" x 50" Outside Frame Dimensions, 14" Height, 14 Gauge, Insulated Galvanized Steel, Prefabricated Roof Curb.....	1,080.15	236.32
	<i>For Sloped Roofs Up To 1 In 12 Pitch, Add</i>	78.48	
	<i>For Sloped Roofs >1 In 12 To 3 In 12 Pitch, Add</i>	186.49	
	<i>For 3/16" Wire Diameter, 4" x 4" Grids, Clip Attached, Safety Security Guard, Add</i>	-42.55	
	<i>For 3/16" Wire Diameter, 4" x 4" Grids, Z Channel Attached, Safety Security Guard, Add</i>	29.36	
	<i>For 1/2" Diameter, 8" On Center, Hot Rolled Steel, Burglar Bars, Add</i>	43.75	
07 72 13 00-0129	EA 26" x 74" Outside Frame Dimensions, 14" Height, 14 Gauge, Insulated Galvanized Steel, Prefabricated Roof Curb.....	1,171.90	236.32
	<i>For Sloped Roofs Up To 1 In 12 Pitch, Add</i>	87.65	
	<i>For Sloped Roofs >1 In 12 To 3 In 12 Pitch, Add</i>	204.84	
	<i>For 3/16" Wire Diameter, 4" x 4" Grids, Clip Attached, Safety Security Guard, Add</i>	-56.72	
	<i>For 3/16" Wire Diameter, 4" x 4" Grids, Z Channel Attached, Safety Security Guard, Add</i>	35.73	
	<i>For 1/2" Diameter, 8" On Center, Hot Rolled Steel, Burglar Bars, Add</i>	50.11	
07 72 13 00-0130	EA 26" x 98" Outside Frame Dimensions, 14" Height, 14 Gauge, Insulated Galvanized Steel, Prefabricated Roof Curb.....	1,248.36	236.32
	<i>For Sloped Roofs Up To 1 In 12 Pitch, Add</i>	95.30	
	<i>For Sloped Roofs >1 In 12 To 3 In 12 Pitch, Add</i>	220.13	
	<i>For 3/16" Wire Diameter, 4" x 4" Grids, Clip Attached, Safety Security Guard, Add</i>	18.80	
	<i>For 3/16" Wire Diameter, 4" x 4" Grids, Z Channel Attached, Safety Security Guard, Add</i>	119.49	
	<i>For 1/2" Diameter, 8" On Center, Hot Rolled Steel, Burglar Bars, Add</i>	131.82	
07 72 13 00-0131	EA 26" x 122" Outside Frame Dimensions, 14" Height, 14 Gauge, Insulated Galvanized Steel, Prefabricated Roof Curb.....	1,512.81	262.58
	<i>For Sloped Roofs Up To 1 In 12 Pitch, Add</i>	118.46	
	<i>For Sloped Roofs >1 In 12 To 3 In 12 Pitch, Add</i>	269.74	
	<i>For 3/16" Wire Diameter, 4" x 4" Grids, Clip Attached, Safety Security Guard, Add</i>	-94.12	
	<i>For 3/16" Wire Diameter, 4" x 4" Grids, Z Channel Attached, Safety Security Guard, Add</i>	-1.65	
	<i>For 1/2" Diameter, 8" On Center, Hot Rolled Steel, Burglar Bars, Add</i>	37.37	
07 72 13 00-0132	EA 38" x 38" Outside Frame Dimensions, 14" Height, 14 Gauge, Insulated Galvanized Steel, Prefabricated Roof Curb.....	1,009.41	210.06
	<i>For Sloped Roofs Up To 1 In 12 Pitch, Add</i>	74.68	
	<i>For Sloped Roofs >1 In 12 To 3 In 12 Pitch, Add</i>	175.62	
	<i>For 3/16" Wire Diameter, 4" x 4" Grids, Clip Attached, Safety Security Guard, Add</i>	10.79	
	<i>For 3/16" Wire Diameter, 4" x 4" Grids, Z Channel Attached, Safety Security Guard, Add</i>	92.98	
	<i>For 1/2" Diameter, 8" On Center, Hot Rolled Steel, Burglar Bars, Add</i>	129.97	
07 72 13 00-0133	EA 38" x 50" Outside Frame Dimensions, 14" Height, 14 Gauge, Insulated Galvanized Steel, Prefabricated Roof Curb.....	1,123.48	236.32
	<i>For Sloped Roofs Up To 1 In 12 Pitch, Add</i>	82.81	
	<i>For Sloped Roofs >1 In 12 To 3 In 12 Pitch, Add</i>	195.16	
	<i>For 3/16" Wire Diameter, 4" x 4" Grids, Clip Attached, Safety Security Guard, Add</i>	-54.16	
	<i>For 3/16" Wire Diameter, 4" x 4" Grids, Z Channel Attached, Safety Security Guard, Add</i>	32.14	
	<i>For 1/2" Diameter, 8" On Center, Hot Rolled Steel, Burglar Bars, Add</i>	67.07	
07 72 13 00-0134	EA 38" x 62" Outside Frame Dimensions, 14" Height, 14 Gauge, Insulated Galvanized Steel, Prefabricated Roof Curb.....	1,169.35	236.32
	<i>For Sloped Roofs Up To 1 In 12 Pitch, Add</i>	87.40	
	<i>For Sloped Roofs >1 In 12 To 3 In 12 Pitch, Add</i>	204.33	
	<i>For 3/16" Wire Diameter, 4" x 4" Grids, Clip Attached, Safety Security Guard, Add</i>	-67.04	
	<i>For 3/16" Wire Diameter, 4" x 4" Grids, Z Channel Attached, Safety Security Guard, Add</i>	23.36	
	<i>For 1/2" Diameter, 8" On Center, Hot Rolled Steel, Burglar Bars, Add</i>	52.12	
07 72 13 00-0135	EA 38" x 74" Outside Frame Dimensions, 14" Height, 14 Gauge, Insulated Galvanized Steel, Prefabricated Roof Curb.....	1,179.55	236.32
	<i>For Sloped Roofs Up To 1 In 12 Pitch, Add</i>	88.42	
	<i>For Sloped Roofs >1 In 12 To 3 In 12 Pitch, Add</i>	206.37	
	<i>For 3/16" Wire Diameter, 4" x 4" Grids, Clip Attached, Safety Security Guard, Add</i>	19.11	
	<i>For 3/16" Wire Diameter, 4" x 4" Grids, Z Channel Attached, Safety Security Guard, Add</i>	117.74	
	<i>For 1/2" Diameter, 8" On Center, Hot Rolled Steel, Burglar Bars, Add</i>	144.45	



MINOR CSI UOM DESCRIPTION	TOTAL DIRECT UNIT COST	DEMOLITION UNIT COST
07 72 13 00-0136 EA 38" x 98" Outside Frame Dimensions, 14" Height, 14 Gauge, Insulated Galvanized Steel, Prefabricated Roof Curb.....	1,466.94	262.58
For Sloped Roofs Up To 1 In 12 Pitch, Add	113.67	
For Sloped Roofs >1 In 12 To 3 In 12 Pitch, Add	260.57	
For 3/16" Wire Diameter, 4" x 4" Grids, Clip Attached, Safety Security Guard, Add	24.66	
For 3/16" Wire Diameter, 4" x 4" Grids, Z Channel Attached, Safety Security Guard, Add	133.56	
For 1/2" Diameter, 8" On Center, Hot Rolled Steel, Burglar Bars, Add	174.66	
07 72 13 00-0137 EA 38" x 122" Outside Frame Dimensions, 14" Height, 14 Gauge, Insulated Galvanized Steel, Prefabricated Roof Curb.....	1,619.23	288.84
For Sloped Roofs Up To 1 In 12 Pitch, Add	125.82	
For Sloped Roofs >1 In 12 To 3 In 12 Pitch, Add	287.74	
For 3/16" Wire Diameter, 4" x 4" Grids, Clip Attached, Safety Security Guard, Add	30.21	
For 3/16" Wire Diameter, 4" x 4" Grids, Z Channel Attached, Safety Security Guard, Add	155.95	
For 1/2" Diameter, 8" On Center, Hot Rolled Steel, Burglar Bars, Add	204.66	
07 72 13 00-0138 EA 50" x 50" Outside Frame Dimensions, 14" Height, 14 Gauge, Insulated Galvanized Steel, Prefabricated Roof Curb.....	1,230.52	236.32
For Sloped Roofs Up To 1 In 12 Pitch, Add	93.51	
For Sloped Roofs >1 In 12 To 3 In 12 Pitch, Add	216.56	
For 3/16" Wire Diameter, 4" x 4" Grids, Clip Attached, Safety Security Guard, Add	-69.63	
For 3/16" Wire Diameter, 4" x 4" Grids, Z Channel Attached, Safety Security Guard, Add	20.78	
For 1/2" Diameter, 8" On Center, Hot Rolled Steel, Burglar Bars, Add	43.38	
07 72 13 00-0139 EA 50" x 62" Outside Frame Dimensions, 14" Height, 14 Gauge, Insulated Galvanized Steel, Prefabricated Roof Curb.....	1,207.14	262.58
For Sloped Roofs Up To 1 In 12 Pitch, Add	87.89	
For Sloped Roofs >1 In 12 To 3 In 12 Pitch, Add	208.61	
For 3/16" Wire Diameter, 4" x 4" Grids, Clip Attached, Safety Security Guard, Add	-83.80	
For 3/16" Wire Diameter, 4" x 4" Grids, Z Channel Attached, Safety Security Guard, Add	0.43	
For 1/2" Diameter, 8" On Center, Hot Rolled Steel, Burglar Bars, Add	41.52	
07 72 13 00-0140 EA 50" x 74" Outside Frame Dimensions, 14" Height, 14 Gauge, Insulated Galvanized Steel, Prefabricated Roof Curb.....	1,393.02	262.58
For Sloped Roofs Up To 1 In 12 Pitch, Add	106.48	
For Sloped Roofs >1 In 12 To 3 In 12 Pitch, Add	245.78	
For 3/16" Wire Diameter, 4" x 4" Grids, Clip Attached, Safety Security Guard, Add	-99.29	
For 3/16" Wire Diameter, 4" x 4" Grids, Z Channel Attached, Safety Security Guard, Add	-27.36	
For 1/2" Diameter, 8" On Center, Hot Rolled Steel, Burglar Bars, Add	42.49	
07 72 13 00-0141 EA 50" x 86" Outside Frame Dimensions, 14" Height, 14 Gauge, Insulated Galvanized Steel, Prefabricated Roof Curb.....	1,532.58	288.84
For Sloped Roofs Up To 1 In 12 Pitch, Add	117.15	
For Sloped Roofs >1 In 12 To 3 In 12 Pitch, Add	270.41	
For 3/16" Wire Diameter, 4" x 4" Grids, Clip Attached, Safety Security Guard, Add	-116.04	
For 3/16" Wire Diameter, 4" x 4" Grids, Z Channel Attached, Safety Security Guard, Add	-23.59	
For 1/2" Diameter, 8" On Center, Hot Rolled Steel, Burglar Bars, Add	42.16	
07 72 13 00-0142 EA 51" x 99" Outside Frame Dimensions, 14" Height, 14 Gauge, Insulated Galvanized Steel, Prefabricated Roof Curb.....	1,646.65	315.09
For Sloped Roofs Up To 1 In 12 Pitch, Add	125.28	
For Sloped Roofs >1 In 12 To 3 In 12 Pitch, Add	289.94	
For 3/16" Wire Diameter, 4" x 4" Grids, Clip Attached, Safety Security Guard, Add	31.75	
For 3/16" Wire Diameter, 4" x 4" Grids, Z Channel Attached, Safety Security Guard, Add	146.82	
For 1/2" Diameter, 8" On Center, Hot Rolled Steel, Burglar Bars, Add	198.19	
07 72 13 00-0143 EA 51" x 122" Outside Frame Dimensions, 14" Height, 14 Gauge, Insulated Galvanized Steel, Prefabricated Roof Curb.....	1,798.95	341.35
For Sloped Roofs Up To 1 In 12 Pitch, Add	137.23	
For Sloped Roofs >1 In 12 To 3 In 12 Pitch, Add	317.12	
For 3/16" Wire Diameter, 4" x 4" Grids, Clip Attached, Safety Security Guard, Add	-159.90	
For 3/16" Wire Diameter, 4" x 4" Grids, Z Channel Attached, Safety Security Guard, Add	-30.43	
For 1/2" Diameter, 8" On Center, Hot Rolled Steel, Burglar Bars, Add	39.41	
07 72 13 00-0144 EA 62" x 62" Outside Frame Dimensions, 14" Height, 14 Gauge, Insulated Galvanized Steel, Prefabricated Roof Curb.....	1,393.02	262.58
For Sloped Roofs Up To 1 In 12 Pitch, Add	106.48	
For Sloped Roofs >1 In 12 To 3 In 12 Pitch, Add	245.78	
For 3/16" Wire Diameter, 4" x 4" Grids, Clip Attached, Safety Security Guard, Add	25.27	
For 3/16" Wire Diameter, 4" x 4" Grids, Z Channel Attached, Safety Security Guard, Add	93.08	
For 1/2" Diameter, 8" On Center, Hot Rolled Steel, Burglar Bars, Add	171.16	
07 72 13 00-0145 EA 62-3/8" x 74-3/8" Outside Frame Dimensions, 14" Height, 14 Gauge, Insulated Galvanized Steel, Prefabricated Roof Curb.....	1,504.54	288.84
For Sloped Roofs Up To 1 In 12 Pitch, Add	114.35	
For Sloped Roofs >1 In 12 To 3 In 12 Pitch, Add	264.80	
For 3/16" Wire Diameter, 4" x 4" Grids, Clip Attached, Safety Security Guard, Add	-121.20	
For 3/16" Wire Diameter, 4" x 4" Grids, Z Channel Attached, Safety Security Guard, Add	-20.53	
For 1/2" Diameter, 8" On Center, Hot Rolled Steel, Burglar Bars, Add	43.17	
07 72 13 00-0146 EA 62" x 86" Outside Frame Dimensions, 14" Height, 14 Gauge, Insulated Galvanized Steel, Prefabricated Roof Curb.....	1,639.01	315.09
For Sloped Roofs Up To 1 In 12 Pitch, Add	124.51	
For Sloped Roofs >1 In 12 To 3 In 12 Pitch, Add	288.42	
For 3/16" Wire Diameter, 4" x 4" Grids, Clip Attached, Safety Security Guard, Add	-157.32	
For 3/16" Wire Diameter, 4" x 4" Grids, Z Channel Attached, Safety Security Guard, Add	-56.62	
For 1/2" Diameter, 8" On Center, Hot Rolled Steel, Burglar Bars, Add	2.95	
07 72 13 00-0147 EA 62" x 98" Outside Frame Dimensions, 14" Height, 14 Gauge, Insulated Galvanized Steel, Prefabricated Roof Curb.....	1,684.88	315.09
For Sloped Roofs Up To 1 In 12 Pitch, Add	129.10	
For Sloped Roofs >1 In 12 To 3 In 12 Pitch, Add	297.59	
For 3/16" Wire Diameter, 4" x 4" Grids, Clip Attached, Safety Security Guard, Add	37.60	
For 3/16" Wire Diameter, 4" x 4" Grids, Z Channel Attached, Safety Security Guard, Add	138.29	
For 1/2" Diameter, 8" On Center, Hot Rolled Steel, Burglar Bars, Add	241.03	
07 72 13 00-0148 EA 62" x 122" Outside Frame Dimensions, 14" Height, 14 Gauge, Insulated Galvanized Steel, Prefabricated Roof Curb.....	1,837.18	341.35
For Sloped Roofs Up To 1 In 12 Pitch, Add	141.05	
For Sloped Roofs >1 In 12 To 3 In 12 Pitch, Add	324.77	
For 3/16" Wire Diameter, 4" x 4" Grids, Clip Attached, Safety Security Guard, Add	-198.57	
For 3/16" Wire Diameter, 4" x 4" Grids, Z Channel Attached, Safety Security Guard, Add	-95.83	
For 1/2" Diameter, 8" On Center, Hot Rolled Steel, Burglar Bars, Add	35.66	



MINOR
CSI UOM DESCRIPTION

TOTAL DIRECT DEMOLITION
UNIT COST UNIT COST

07 72 13 00-0149	Insulated Galvanized Steel, Adjustable Width Prefabricated Roof Curbs ^(07 72 13 00-0149) <small>13 00-0001</small> Note: Includes 1" rigid foam insulation, mill finish galvanized steel exterior wall construction, painted galvanized steel interior wall construction and installation clips.		
07 72 13 00-0150	6" Height, 18 Gauge, Insulated Galvanized Steel, Adjustable Width Prefabricated Roof Curbs ^(07 72 13 00-0149)		
07 72 13 00-0151	EA 14-1/2" To 23" Square Outside Dimensions, 6" Height, 18 Gauge, Insulated Galvanized Steel, Adjustable Width Prefabricated Roof Curb	839.85	210.06
	For Sloped Roofs Up To 1 In 12 Pitch, Add	57.73	
	For Sloped Roofs >1 In 12 To 3 In 12 Pitch, Add	141.71	
07 72 13 00-0152	EA 23-1/2" To 32" Square Outside Dimensions, 6" Height, 18 Gauge, Insulated Galvanized Steel, Adjustable Width Prefabricated Roof Curb	979.55	210.06
	For Sloped Roofs Up To 1 In 12 Pitch, Add	71.70	
	For Sloped Roofs >1 In 12 To 3 In 12 Pitch, Add	169.65	
07 72 13 00-0153	EA 32-1/2" To 41" Square Outside Dimensions, 6" Height, 18 Gauge, Insulated Galvanized Steel, Adjustable Width Prefabricated Roof Curb	1,122.88	236.32
	For Sloped Roofs Up To 1 In 12 Pitch, Add	82.75	
	For Sloped Roofs >1 In 12 To 3 In 12 Pitch, Add	195.04	
07 72 13 00-0154	EA 41" To 49-1/2" Square Outside Dimensions, 6" Height, 18 Gauge, Insulated Galvanized Steel, Adjustable Width Prefabricated Roof Curb	1,234.43	236.32
	For Sloped Roofs Up To 1 In 12 Pitch, Add	93.90	
	For Sloped Roofs >1 In 12 To 3 In 12 Pitch, Add	217.35	
07 72 13 00-0155	EA 50" To 58-1/2" Square Outside Dimensions, 6" Height, 18 Gauge, Insulated Galvanized Steel, Adjustable Width Prefabricated Roof Curb	1,364.94	262.58
	For Sloped Roofs Up To 1 In 12 Pitch, Add	103.67	
	For Sloped Roofs >1 In 12 To 3 In 12 Pitch, Add	240.17	
07 72 13 00-0156	12" Height, 18 Gauge, Insulated Galvanized Steel, Adjustable Width Prefabricated Roof Curbs ^(07 72 13 00-0149)		
07 72 13 00-0157	EA 14-1/2" To 23" Square Outside Dimensions, 12" Height, 18 Gauge, Insulated Galvanized Steel, Adjustable Width Prefabricated Roof Curb	1,044.41	210.06
	For Sloped Roofs Up To 1 In 12 Pitch, Add	78.18	
	For Sloped Roofs >1 In 12 To 3 In 12 Pitch, Add	182.62	
07 72 13 00-0158	EA 23-1/2" To 32" Square Outside Dimensions, 12" Height, 18 Gauge, Insulated Galvanized Steel, Adjustable Width Prefabricated Roof Curb	1,234.01	210.06
	For Sloped Roofs Up To 1 In 12 Pitch, Add	97.14	
	For Sloped Roofs >1 In 12 To 3 In 12 Pitch, Add	220.54	
07 72 13 00-0159	EA 32-1/2" To 41" Square Outside Dimensions, 12" Height, 18 Gauge, Insulated Galvanized Steel, Adjustable Width Prefabricated Roof Curb	1,304.99	236.32
	For Sloped Roofs Up To 1 In 12 Pitch, Add	100.96	
	For Sloped Roofs >1 In 12 To 3 In 12 Pitch, Add	231.46	
07 72 13 00-0160	EA 41" To 49-1/2" Square Outside Dimensions, 12" Height, 18 Gauge, Insulated Galvanized Steel, Adjustable Width Prefabricated Roof Curb	1,376.27	236.32
	For Sloped Roofs Up To 1 In 12 Pitch, Add	108.09	
	For Sloped Roofs >1 In 12 To 3 In 12 Pitch, Add	245.71	
07 72 13 00-0161	EA 50" To 58-1/2" Square Outside Dimensions, 12" Height, 18 Gauge, Insulated Galvanized Steel, Adjustable Width Prefabricated Roof Curb	1,541.71	262.58
	For Sloped Roofs Up To 1 In 12 Pitch, Add	121.35	
	For Sloped Roofs >1 In 12 To 3 In 12 Pitch, Add	275.52	
07 72 13 00-0162	EA 64" To 72-1/2" Square Outside Dimensions, 12" Height, 18 Gauge, Insulated Galvanized Steel, Adjustable Width Prefabricated Roof Curb	2,484.45	288.84
	For Sloped Roofs Up To 1 In 12 Pitch, Add	212.34	
	For Sloped Roofs >1 In 12 To 3 In 12 Pitch, Add	460.79	
07 72 13 00-0163	18" To 24" Height, 16 Gauge, Ventilated Galvanized Steel, Adjustable Width Prefabricated Roof Curbs ^(07 72 13 00-0149)		
07 72 13 00-0164	EA 17-1/2" To 22" Square Outside Dimensions, 24" Height, 16 Gauge, Ventilated Galvanized Steel, Adjustable Width Prefabricated Roof Curb	1,380.48	210.06
	For Sloped Roofs Up To 1 In 12 Pitch, Add	111.79	
	For Sloped Roofs >1 In 12 To 3 In 12 Pitch, Add	249.84	
07 72 13 00-0165	EA 24" To 29" Square Outside Dimensions, 24" Height, 16 Gauge, Ventilated Galvanized Steel, Adjustable Width Prefabricated Roof Curb	1,574.35	210.06
	For Sloped Roofs Up To 1 In 12 Pitch, Add	131.18	
	For Sloped Roofs >1 In 12 To 3 In 12 Pitch, Add	288.61	
07 72 13 00-0166	EA 31" To 46" Square Outside Dimensions, 18" Height, 16 Gauge, Insulated Galvanized Steel, Adjustable Width Prefabricated Roof Curb	1,870.22	236.32
	For Sloped Roofs Up To 1 In 12 Pitch, Add	157.48	
	For Sloped Roofs >1 In 12 To 3 In 12 Pitch, Add	344.50	
07 72 13 00-0167	High Wind Applications, Insulated Galvanized Steel, Prefabricated Roof Curbs ^(07 72 13 00-0001)		
07 72 13 00-0168	EA 38-1/2" Square Outside Dimensions, 24" Height, High Wind Applications, Insulated Galvanized Steel, Prefabricated Roof Curb (Greenheck GPF-40-G24)	1,234.69	98.47
	For Sloped Roofs Up To 1 In 12 Pitch, Add	113.62	
	For Sloped Roofs >1 In 12 To 3 In 12 Pitch, Add	237.09	
07 72 13 00-0169	EA 38-1/2" Square Outside Dimensions, 27" Height, High Wind Applications, Insulated Galvanized Steel, Prefabricated Roof Curb (Greenheck GPF-40-G27)	1,315.17	98.47
	For Sloped Roofs Up To 1 In 12 Pitch, Add	121.67	
	For Sloped Roofs >1 In 12 To 3 In 12 Pitch, Add	253.19	



	MINOR CSI UOM DESCRIPTION		TOTAL DIRECT UNIT COST	DEMOLITION UNIT COST
07 72 13 00-0170	Wood, Prefabricated Roof Curbs <small>(07 72 13)</small>	Note: Includes Douglas fir construction, galvanized steel corner straps, fasteners, sealants, and installation clips. Includes 3/16" wire mesh, 6" x 6" grids, safety security guard with installation clips. Excludes flashing. See CSI section 07 62 13 00-0000 for flashing and trim.		
07 72 13 00-0171	Wood Framed, Prefabricated Roof Curbs <small>(07 72 13 00-0170)</small>			
07 72 13 00-0172	2 x 6 Wood Framed, Prefabricated Roof Curbs <small>(07 72 13 00-0171)</small>			
07 72 13 00-0173	EA 26" x 26" Outside Frame Dimensions, 2 x 6 Wood Framed, Prefabricated Roof Curb		691.60	210.06
	<i>For Sloped Roofs Up To 1 In 12 Pitch, Add</i>		42.90	
	<i>For Sloped Roofs >1 In 12 To 3 In 12 Pitch, Add</i>		112.06	
	<i>For 3/16" Wire Diameter, 4" x 4" Grids, Clip Attached, Safety Security Guard, Add</i>		-28.35	
	<i>For 3/16" Wire Diameter, 4" x 4" Grids, Z Channel Attached, Safety Security Guard, Add</i>		14.78	
	<i>For 1/2" Diameter, 8" On Center, Hot Rolled Steel, Burglar Bars, Add</i>		37.38	
07 72 13 00-0174	EA 26" x 50" Outside Frame Dimensions, 2 x 6 Wood Framed, Prefabricated Roof Curb		769.57	236.32
	<i>For Sloped Roofs Up To 1 In 12 Pitch, Add</i>		47.42	
	<i>For Sloped Roofs >1 In 12 To 3 In 12 Pitch, Add</i>		124.37	
	<i>For 3/16" Wire Diameter, 4" x 4" Grids, Clip Attached, Safety Security Guard, Add</i>		-42.55	
	<i>For 3/16" Wire Diameter, 4" x 4" Grids, Z Channel Attached, Safety Security Guard, Add</i>		29.36	
	<i>For 1/2" Diameter, 8" On Center, Hot Rolled Steel, Burglar Bars, Add</i>		43.75	
07 72 13 00-0175	EA 26" x 98" Outside Frame Dimensions, 2 x 6 Wood Framed, Prefabricated Roof Curb		822.99	236.32
	<i>For Sloped Roofs Up To 1 In 12 Pitch, Add</i>		52.76	
	<i>For Sloped Roofs >1 In 12 To 3 In 12 Pitch, Add</i>		135.06	
	<i>For 3/16" Wire Diameter, 4" x 4" Grids, Clip Attached, Safety Security Guard, Add</i>		18.80	
	<i>For 3/16" Wire Diameter, 4" x 4" Grids, Z Channel Attached, Safety Security Guard, Add</i>		119.49	
	<i>For 1/2" Diameter, 8" On Center, Hot Rolled Steel, Burglar Bars, Add</i>		131.82	
07 72 13 00-0176	EA 38" x 62" Outside Frame Dimensions, 2 x 6 Wood Framed, Prefabricated Roof Curb		816.83	236.32
	<i>For Sloped Roofs Up To 1 In 12 Pitch, Add</i>		52.14	
	<i>For Sloped Roofs >1 In 12 To 3 In 12 Pitch, Add</i>		133.83	
	<i>For 3/16" Wire Diameter, 4" x 4" Grids, Clip Attached, Safety Security Guard, Add</i>		-67.04	
	<i>For 3/16" Wire Diameter, 4" x 4" Grids, Z Channel Attached, Safety Security Guard, Add</i>		23.36	
	<i>For 1/2" Diameter, 8" On Center, Hot Rolled Steel, Burglar Bars, Add</i>		52.12	
07 72 13 00-0177	EA 38" x 74" Outside Frame Dimensions, 2 x 6 Wood Framed, Prefabricated Roof Curb		831.21	236.32
	<i>For Sloped Roofs Up To 1 In 12 Pitch, Add</i>		53.58	
	<i>For Sloped Roofs >1 In 12 To 3 In 12 Pitch, Add</i>		136.70	
	<i>For 3/16" Wire Diameter, 4" x 4" Grids, Clip Attached, Safety Security Guard, Add</i>		19.11	
	<i>For 3/16" Wire Diameter, 4" x 4" Grids, Z Channel Attached, Safety Security Guard, Add</i>		117.74	
	<i>For 1/2" Diameter, 8" On Center, Hot Rolled Steel, Burglar Bars, Add</i>		144.45	
07 72 13 00-0178	EA 38" x 98" Outside Frame Dimensions, 2 x 6 Wood Framed, Prefabricated Roof Curb		931.79	262.58
	<i>For Sloped Roofs Up To 1 In 12 Pitch, Add</i>		60.36	
	<i>For Sloped Roofs >1 In 12 To 3 In 12 Pitch, Add</i>		153.54	
	<i>For 3/16" Wire Diameter, 4" x 4" Grids, Clip Attached, Safety Security Guard, Add</i>		24.66	
	<i>For 3/16" Wire Diameter, 4" x 4" Grids, Z Channel Attached, Safety Security Guard, Add</i>		133.56	
	<i>For 1/2" Diameter, 8" On Center, Hot Rolled Steel, Burglar Bars, Add</i>		174.66	
07 72 13 00-0179	EA 50" x 50" Outside Frame Dimensions, 2 x 6 Wood Framed, Prefabricated Roof Curb		827.10	236.32
	<i>For Sloped Roofs Up To 1 In 12 Pitch, Add</i>		53.17	
	<i>For Sloped Roofs >1 In 12 To 3 In 12 Pitch, Add</i>		135.88	
	<i>For 3/16" Wire Diameter, 4" x 4" Grids, Clip Attached, Safety Security Guard, Add</i>		-69.63	
	<i>For 3/16" Wire Diameter, 4" x 4" Grids, Z Channel Attached, Safety Security Guard, Add</i>		20.78	
	<i>For 1/2" Diameter, 8" On Center, Hot Rolled Steel, Burglar Bars, Add</i>		43.38	
07 72 13 00-0180	EA 50" x 74" Outside Frame Dimensions, 2 x 6 Wood Framed, Prefabricated Roof Curb		950.29	262.58
	<i>For Sloped Roofs Up To 1 In 12 Pitch, Add</i>		62.21	
	<i>For Sloped Roofs >1 In 12 To 3 In 12 Pitch, Add</i>		157.24	
	<i>For 3/16" Wire Diameter, 4" x 4" Grids, Clip Attached, Safety Security Guard, Add</i>		-99.29	
	<i>For 3/16" Wire Diameter, 4" x 4" Grids, Z Channel Attached, Safety Security Guard, Add</i>		-27.36	
	<i>For 1/2" Diameter, 8" On Center, Hot Rolled Steel, Burglar Bars, Add</i>		42.49	
07 72 13 00-0181	EA 51" x 99" Outside Frame Dimensions, 2 x 6 Wood Framed, Prefabricated Roof Curb		1,081.58	315.09
	<i>For Sloped Roofs Up To 1 In 12 Pitch, Add</i>		68.77	
	<i>For Sloped Roofs >1 In 12 To 3 In 12 Pitch, Add</i>		176.93	
	<i>For 3/16" Wire Diameter, 4" x 4" Grids, Clip Attached, Safety Security Guard, Add</i>		31.75	
	<i>For 3/16" Wire Diameter, 4" x 4" Grids, Z Channel Attached, Safety Security Guard, Add</i>		146.82	
	<i>For 1/2" Diameter, 8" On Center, Hot Rolled Steel, Burglar Bars, Add</i>		198.19	
07 72 13 00-0182	EA 62" x 62" Outside Frame Dimensions, 2 x 6 Wood Framed, Prefabricated Roof Curb		913.30	262.58
	<i>For Sloped Roofs Up To 1 In 12 Pitch, Add</i>		58.51	
	<i>For Sloped Roofs >1 In 12 To 3 In 12 Pitch, Add</i>		149.84	
	<i>For 3/16" Wire Diameter, 4" x 4" Grids, Clip Attached, Safety Security Guard, Add</i>		25.27	
	<i>For 3/16" Wire Diameter, 4" x 4" Grids, Z Channel Attached, Safety Security Guard, Add</i>		93.08	
	<i>For 1/2" Diameter, 8" On Center, Hot Rolled Steel, Burglar Bars, Add</i>		171.16	
07 72 13 00-0183	EA 62-3/8" x 74-3/8" Outside Frame Dimensions, 2 x 6 Wood Framed, Prefabricated Roof Curb		1,003.60	288.84
	<i>For Sloped Roofs Up To 1 In 12 Pitch, Add</i>		64.26	
	<i>For Sloped Roofs >1 In 12 To 3 In 12 Pitch, Add</i>		164.62	
	<i>For 3/16" Wire Diameter, 4" x 4" Grids, Clip Attached, Safety Security Guard, Add</i>		-121.20	
	<i>For 3/16" Wire Diameter, 4" x 4" Grids, Z Channel Attached, Safety Security Guard, Add</i>		-20.53	
	<i>For 1/2" Diameter, 8" On Center, Hot Rolled Steel, Burglar Bars, Add</i>		43.17	
07 72 13 00-0184	EA 62" x 98" Outside Frame Dimensions, 2 x 6 Wood Framed, Prefabricated Roof Curb		1,122.67	315.09
	<i>For Sloped Roofs Up To 1 In 12 Pitch, Add</i>		72.88	
	<i>For Sloped Roofs >1 In 12 To 3 In 12 Pitch, Add</i>		185.15	
	<i>For 3/16" Wire Diameter, 4" x 4" Grids, Clip Attached, Safety Security Guard, Add</i>		37.60	
	<i>For 3/16" Wire Diameter, 4" x 4" Grids, Z Channel Attached, Safety Security Guard, Add</i>		138.29	
	<i>For 1/2" Diameter, 8" On Center, Hot Rolled Steel, Burglar Bars, Add</i>		241.03	
07 72 13 00-0185	2 x 8 Wood Framed, Prefabricated Roof Curbs <small>(07 72 13 00-0171)</small>			

07 Thermal And Moisture Protection
07 70 Roof and Wall Specialties and Accessories
07 72 Roof Accessories



MINOR
CSI UOM DESCRIPTION

TOTAL DIRECT DEMOLITION
UNIT COST UNIT COST

07 72 13 00-0186	EA 26" x 26" Outside Frame Dimensions, 2 x 8 Wood Framed, Prefabricated Roof Curb	703.93	210.06
	<i>For Sloped Roofs Up To 1 In 12 Pitch, Add</i>	44.14	
	<i>For Sloped Roofs >1 In 12 To 3 In 12 Pitch, Add</i>	114.53	
	<i>For 3/16" Wire Diameter, 4" x 4" Grids, Clip Attached, Safety Security Guard, Add</i>	-28.35	
	<i>For 3/16" Wire Diameter, 4" x 4" Grids, Z Channel Attached, Safety Security Guard, Add</i>	14.78	
	<i>For 1/2" Diameter, 8" On Center, Hot Rolled Steel, Burglar Bars, Add</i>	37.38	
07 72 13 00-0187	EA 26" x 50" Outside Frame Dimensions, 2 x 8 Wood Framed, Prefabricated Roof Curb	783.95	236.32
	<i>For Sloped Roofs Up To 1 In 12 Pitch, Add</i>	48.86	
	<i>For Sloped Roofs >1 In 12 To 3 In 12 Pitch, Add</i>	127.25	
	<i>For 3/16" Wire Diameter, 4" x 4" Grids, Clip Attached, Safety Security Guard, Add</i>	-42.55	
	<i>For 3/16" Wire Diameter, 4" x 4" Grids, Z Channel Attached, Safety Security Guard, Add</i>	29.36	
	<i>For 1/2" Diameter, 8" On Center, Hot Rolled Steel, Burglar Bars, Add</i>	43.75	
07 72 13 00-0188	EA 26" x 98" Outside Frame Dimensions, 2 x 8 Wood Framed, Prefabricated Roof Curb	862.03	236.32
	<i>For Sloped Roofs Up To 1 In 12 Pitch, Add</i>	56.66	
	<i>For Sloped Roofs >1 In 12 To 3 In 12 Pitch, Add</i>	142.87	
	<i>For 3/16" Wire Diameter, 4" x 4" Grids, Clip Attached, Safety Security Guard, Add</i>	18.80	
	<i>For 3/16" Wire Diameter, 4" x 4" Grids, Z Channel Attached, Safety Security Guard, Add</i>	119.49	
	<i>For 1/2" Diameter, 8" On Center, Hot Rolled Steel, Burglar Bars, Add</i>	131.82	
07 72 13 00-0189	EA 38" x 62" Outside Frame Dimensions, 2 x 8 Wood Framed, Prefabricated Roof Curb	841.49	236.32
	<i>For Sloped Roofs Up To 1 In 12 Pitch, Add</i>	54.61	
	<i>For Sloped Roofs >1 In 12 To 3 In 12 Pitch, Add</i>	138.76	
	<i>For 3/16" Wire Diameter, 4" x 4" Grids, Clip Attached, Safety Security Guard, Add</i>	-67.04	
	<i>For 3/16" Wire Diameter, 4" x 4" Grids, Z Channel Attached, Safety Security Guard, Add</i>	23.36	
	<i>For 1/2" Diameter, 8" On Center, Hot Rolled Steel, Burglar Bars, Add</i>	52.12	
07 72 13 00-0190	EA 38" x 74" Outside Frame Dimensions, 2 x 8 Wood Framed, Prefabricated Roof Curb	862.03	236.32
	<i>For Sloped Roofs Up To 1 In 12 Pitch, Add</i>	56.66	
	<i>For Sloped Roofs >1 In 12 To 3 In 12 Pitch, Add</i>	142.87	
	<i>For 3/16" Wire Diameter, 4" x 4" Grids, Clip Attached, Safety Security Guard, Add</i>	19.11	
	<i>For 3/16" Wire Diameter, 4" x 4" Grids, Z Channel Attached, Safety Security Guard, Add</i>	117.74	
	<i>For 1/2" Diameter, 8" On Center, Hot Rolled Steel, Burglar Bars, Add</i>	144.45	
07 72 13 00-0191	EA 38" x 98" Outside Frame Dimensions, 2 x 8 Wood Framed, Prefabricated Roof Curb	962.62	262.58
	<i>For Sloped Roofs Up To 1 In 12 Pitch, Add</i>	63.44	
	<i>For Sloped Roofs >1 In 12 To 3 In 12 Pitch, Add</i>	159.70	
	<i>For 3/16" Wire Diameter, 4" x 4" Grids, Clip Attached, Safety Security Guard, Add</i>	24.66	
	<i>For 3/16" Wire Diameter, 4" x 4" Grids, Z Channel Attached, Safety Security Guard, Add</i>	133.56	
	<i>For 1/2" Diameter, 8" On Center, Hot Rolled Steel, Burglar Bars, Add</i>	174.66	
07 72 13 00-0192	EA 50" x 50" Outside Frame Dimensions, 2 x 8 Wood Framed, Prefabricated Roof Curb	849.70	236.32
	<i>For Sloped Roofs Up To 1 In 12 Pitch, Add</i>	55.43	
	<i>For Sloped Roofs >1 In 12 To 3 In 12 Pitch, Add</i>	140.40	
	<i>For 3/16" Wire Diameter, 4" x 4" Grids, Clip Attached, Safety Security Guard, Add</i>	-69.63	
	<i>For 3/16" Wire Diameter, 4" x 4" Grids, Z Channel Attached, Safety Security Guard, Add</i>	20.78	
	<i>For 1/2" Diameter, 8" On Center, Hot Rolled Steel, Burglar Bars, Add</i>	43.38	
07 72 13 00-0193	EA 50" x 74" Outside Frame Dimensions, 2 x 8 Wood Framed, Prefabricated Roof Curb	979.05	262.58
	<i>For Sloped Roofs Up To 1 In 12 Pitch, Add</i>	65.08	
	<i>For Sloped Roofs >1 In 12 To 3 In 12 Pitch, Add</i>	162.99	
	<i>For 3/16" Wire Diameter, 4" x 4" Grids, Clip Attached, Safety Security Guard, Add</i>	-99.29	
	<i>For 3/16" Wire Diameter, 4" x 4" Grids, Z Channel Attached, Safety Security Guard, Add</i>	-27.36	
	<i>For 1/2" Diameter, 8" On Center, Hot Rolled Steel, Burglar Bars, Add</i>	42.49	
07 72 13 00-0194	EA 51" x 99" Outside Frame Dimensions, 2 x 8 Wood Framed, Prefabricated Roof Curb	1,110.34	315.09
	<i>For Sloped Roofs Up To 1 In 12 Pitch, Add</i>	71.65	
	<i>For Sloped Roofs >1 In 12 To 3 In 12 Pitch, Add</i>	182.68	
	<i>For 3/16" Wire Diameter, 4" x 4" Grids, Clip Attached, Safety Security Guard, Add</i>	31.75	
	<i>For 3/16" Wire Diameter, 4" x 4" Grids, Z Channel Attached, Safety Security Guard, Add</i>	146.82	
	<i>For 1/2" Diameter, 8" On Center, Hot Rolled Steel, Burglar Bars, Add</i>	198.19	
07 72 13 00-0195	EA 62" x 62" Outside Frame Dimensions, 2 x 8 Wood Framed, Prefabricated Roof Curb	935.90	262.58
	<i>For Sloped Roofs Up To 1 In 12 Pitch, Add</i>	60.77	
	<i>For Sloped Roofs >1 In 12 To 3 In 12 Pitch, Add</i>	154.36	
	<i>For 3/16" Wire Diameter, 4" x 4" Grids, Clip Attached, Safety Security Guard, Add</i>	25.27	
	<i>For 3/16" Wire Diameter, 4" x 4" Grids, Z Channel Attached, Safety Security Guard, Add</i>	93.08	
	<i>For 1/2" Diameter, 8" On Center, Hot Rolled Steel, Burglar Bars, Add</i>	171.16	
07 72 13 00-0196	EA 62-3/8" x 74-3/8" Outside Frame Dimensions, 2 x 8 Wood Framed, Prefabricated Roof Curb	1,030.31	288.84
	<i>For Sloped Roofs Up To 1 In 12 Pitch, Add</i>	66.93	
	<i>For Sloped Roofs >1 In 12 To 3 In 12 Pitch, Add</i>	169.96	
	<i>For 3/16" Wire Diameter, 4" x 4" Grids, Clip Attached, Safety Security Guard, Add</i>	-121.20	
	<i>For 3/16" Wire Diameter, 4" x 4" Grids, Z Channel Attached, Safety Security Guard, Add</i>	-20.53	
	<i>For 1/2" Diameter, 8" On Center, Hot Rolled Steel, Burglar Bars, Add</i>	43.17	
07 72 13 00-0197	EA 62" x 98" Outside Frame Dimensions, 2 x 8 Wood Framed, Prefabricated Roof Curb	1,151.44	315.09
	<i>For Sloped Roofs Up To 1 In 12 Pitch, Add</i>	75.76	
	<i>For Sloped Roofs >1 In 12 To 3 In 12 Pitch, Add</i>	190.90	
	<i>For 3/16" Wire Diameter, 4" x 4" Grids, Clip Attached, Safety Security Guard, Add</i>	37.60	
	<i>For 3/16" Wire Diameter, 4" x 4" Grids, Z Channel Attached, Safety Security Guard, Add</i>	138.29	
	<i>For 1/2" Diameter, 8" On Center, Hot Rolled Steel, Burglar Bars, Add</i>	241.03	
07 72 13 00-0198	2 x 10 Wood Framed, Prefabricated Roof Curbs (07 72 13 00-0171)		
07 72 13 00-0199	EA 26" x 26" Outside Frame Dimensions, 2 x 10 Wood Framed, Prefabricated Roof Curb	712.15	210.06
	<i>For Sloped Roofs Up To 1 In 12 Pitch, Add</i>	44.96	
	<i>For Sloped Roofs >1 In 12 To 3 In 12 Pitch, Add</i>	116.17	
	<i>For 3/16" Wire Diameter, 4" x 4" Grids, Clip Attached, Safety Security Guard, Add</i>	-28.35	
	<i>For 3/16" Wire Diameter, 4" x 4" Grids, Z Channel Attached, Safety Security Guard, Add</i>	14.78	
	<i>For 1/2" Diameter, 8" On Center, Hot Rolled Steel, Burglar Bars, Add</i>	37.38	



MINOR CSI UOM DESCRIPTION	TOTAL DIRECT UNIT COST	DEMOLITION UNIT COST
07 72 13 00-0200 EA 26" x 50" Outside Frame Dimensions, 2 x 10 Wood Framed, Prefabricated Roof Curb <i>For Sloped Roofs Up To 1 In 12 Pitch, Add</i> <i>For Sloped Roofs >1 In 12 To 3 In 12 Pitch, Add</i> <i>For 3/16" Wire Diameter, 4" x 4" Grids, Clip Attached, Safety Security Guard, Add</i> <i>For 3/16" Wire Diameter, 4" x 4" Grids, Z Channel Attached, Safety Security Guard, Add</i> <i>For 1/2" Diameter, 8" On Center, Hot Rolled Steel, Burglar Bars, Add</i>	798.33 50.29 130.13 -42.55 29.36 43.75	236.32
07 72 13 00-0201 EA 26" x 98" Outside Frame Dimensions, 2 x 10 Wood Framed, Prefabricated Roof Curb <i>For Sloped Roofs Up To 1 In 12 Pitch, Add</i> <i>For Sloped Roofs >1 In 12 To 3 In 12 Pitch, Add</i> <i>For 3/16" Wire Diameter, 4" x 4" Grids, Clip Attached, Safety Security Guard, Add</i> <i>For 3/16" Wire Diameter, 4" x 4" Grids, Z Channel Attached, Safety Security Guard, Add</i> <i>For 1/2" Diameter, 8" On Center, Hot Rolled Steel, Burglar Bars, Add</i>	866.14 57.07 143.69 18.80 119.49 131.82	236.32
07 72 13 00-0202 EA 38" x 62" Outside Frame Dimensions, 2 x 10 Wood Framed, Prefabricated Roof Curb <i>For Sloped Roofs Up To 1 In 12 Pitch, Add</i> <i>For Sloped Roofs >1 In 12 To 3 In 12 Pitch, Add</i> <i>For 3/16" Wire Diameter, 4" x 4" Grids, Clip Attached, Safety Security Guard, Add</i> <i>For 3/16" Wire Diameter, 4" x 4" Grids, Z Channel Attached, Safety Security Guard, Add</i> <i>For 1/2" Diameter, 8" On Center, Hot Rolled Steel, Burglar Bars, Add</i>	855.87 56.05 141.63 -67.04 23.36 52.12	236.32
07 72 13 00-0203 EA 38" x 74" Outside Frame Dimensions, 2 x 10 Wood Framed, Prefabricated Roof Curb <i>For Sloped Roofs Up To 1 In 12 Pitch, Add</i> <i>For Sloped Roofs >1 In 12 To 3 In 12 Pitch, Add</i> <i>For 3/16" Wire Diameter, 4" x 4" Grids, Clip Attached, Safety Security Guard, Add</i> <i>For 3/16" Wire Diameter, 4" x 4" Grids, Z Channel Attached, Safety Security Guard, Add</i> <i>For 1/2" Diameter, 8" On Center, Hot Rolled Steel, Burglar Bars, Add</i>	880.53 58.51 146.57 19.11 117.74 144.45	236.32
07 72 13 00-0204 EA 38" x 98" Outside Frame Dimensions, 2 x 10 Wood Framed, Prefabricated Roof Curb <i>For Sloped Roofs Up To 1 In 12 Pitch, Add</i> <i>For Sloped Roofs >1 In 12 To 3 In 12 Pitch, Add</i> <i>For 3/16" Wire Diameter, 4" x 4" Grids, Clip Attached, Safety Security Guard, Add</i> <i>For 3/16" Wire Diameter, 4" x 4" Grids, Z Channel Attached, Safety Security Guard, Add</i> <i>For 1/2" Diameter, 8" On Center, Hot Rolled Steel, Burglar Bars, Add</i>	983.16 65.49 163.81 24.66 133.56 174.66	262.58
07 72 13 00-0205 EA 50" x 50" Outside Frame Dimensions, 2 x 10 Wood Framed, Prefabricated Roof Curb <i>For Sloped Roofs Up To 1 In 12 Pitch, Add</i> <i>For Sloped Roofs >1 In 12 To 3 In 12 Pitch, Add</i> <i>For 3/16" Wire Diameter, 4" x 4" Grids, Clip Attached, Safety Security Guard, Add</i> <i>For 3/16" Wire Diameter, 4" x 4" Grids, Z Channel Attached, Safety Security Guard, Add</i> <i>For 1/2" Diameter, 8" On Center, Hot Rolled Steel, Burglar Bars, Add</i>	864.09 56.87 143.28 -69.63 20.78 43.38	236.32
07 72 13 00-0206 EA 50" x 74" Outside Frame Dimensions, 2 x 10 Wood Framed, Prefabricated Roof Curb <i>For Sloped Roofs Up To 1 In 12 Pitch, Add</i> <i>For Sloped Roofs >1 In 12 To 3 In 12 Pitch, Add</i> <i>For 3/16" Wire Diameter, 4" x 4" Grids, Clip Attached, Safety Security Guard, Add</i> <i>For 3/16" Wire Diameter, 4" x 4" Grids, Z Channel Attached, Safety Security Guard, Add</i> <i>For 1/2" Diameter, 8" On Center, Hot Rolled Steel, Burglar Bars, Add</i>	997.55 66.93 166.69 -99.29 -27.36 42.49	262.58
07 72 13 00-0207 EA 51" x 99" Outside Frame Dimensions, 2 x 10 Wood Framed, Prefabricated Roof Curb <i>For Sloped Roofs Up To 1 In 12 Pitch, Add</i> <i>For Sloped Roofs >1 In 12 To 3 In 12 Pitch, Add</i> <i>For 3/16" Wire Diameter, 4" x 4" Grids, Clip Attached, Safety Security Guard, Add</i> <i>For 3/16" Wire Diameter, 4" x 4" Grids, Z Channel Attached, Safety Security Guard, Add</i> <i>For 1/2" Diameter, 8" On Center, Hot Rolled Steel, Burglar Bars, Add</i>	1,128.84 73.50 186.38 31.75 146.82 198.19	315.09
07 72 13 00-0208 EA 62" x 62" Outside Frame Dimensions, 2 x 10 Wood Framed, Prefabricated Roof Curb <i>For Sloped Roofs Up To 1 In 12 Pitch, Add</i> <i>For Sloped Roofs >1 In 12 To 3 In 12 Pitch, Add</i> <i>For 3/16" Wire Diameter, 4" x 4" Grids, Clip Attached, Safety Security Guard, Add</i> <i>For 3/16" Wire Diameter, 4" x 4" Grids, Z Channel Attached, Safety Security Guard, Add</i> <i>For 1/2" Diameter, 8" On Center, Hot Rolled Steel, Burglar Bars, Add</i>	950.29 62.21 157.24 25.27 93.08 171.16	262.58
07 72 13 00-0209 EA 62-3/8" x 74-3/8" Outside Frame Dimensions, 2 x 10 Wood Framed, Prefabricated Roof Curb <i>For Sloped Roofs Up To 1 In 12 Pitch, Add</i> <i>For Sloped Roofs >1 In 12 To 3 In 12 Pitch, Add</i> <i>For 3/16" Wire Diameter, 4" x 4" Grids, Clip Attached, Safety Security Guard, Add</i> <i>For 3/16" Wire Diameter, 4" x 4" Grids, Z Channel Attached, Safety Security Guard, Add</i> <i>For 1/2" Diameter, 8" On Center, Hot Rolled Steel, Burglar Bars, Add</i>	1,046.75 68.57 173.25 -121.20 -20.53 43.17	288.84
07 72 13 00-0210 EA 62" x 98" Outside Frame Dimensions, 2 x 10 Wood Framed, Prefabricated Roof Curb <i>For Sloped Roofs Up To 1 In 12 Pitch, Add</i> <i>For Sloped Roofs >1 In 12 To 3 In 12 Pitch, Add</i> <i>For 3/16" Wire Diameter, 4" x 4" Grids, Clip Attached, Safety Security Guard, Add</i> <i>For 3/16" Wire Diameter, 4" x 4" Grids, Z Channel Attached, Safety Security Guard, Add</i> <i>For 1/2" Diameter, 8" On Center, Hot Rolled Steel, Burglar Bars, Add</i>	1,171.99 77.81 195.01 37.60 138.29 241.03	315.09
07 72 13 00-0211 2 x 12 Wood Framed, Prefabricated Roof Curbs <small>(07 72 13 00-0171)</small>		
07 72 13 00-0212 EA 26" x 26" Outside Frame Dimensions, 2 x 12 Wood Framed, Prefabricated Roof Curb <i>For Sloped Roofs Up To 1 In 12 Pitch, Add</i> <i>For Sloped Roofs >1 In 12 To 3 In 12 Pitch, Add</i> <i>For 3/16" Wire Diameter, 4" x 4" Grids, Clip Attached, Safety Security Guard, Add</i> <i>For 3/16" Wire Diameter, 4" x 4" Grids, Z Channel Attached, Safety Security Guard, Add</i> <i>For 1/2" Diameter, 8" On Center, Hot Rolled Steel, Burglar Bars, Add</i>	722.42 45.98 118.23 -28.35 14.78 37.38	210.06
07 72 13 00-0213 EA 26" x 50" Outside Frame Dimensions, 2 x 12 Wood Framed, Prefabricated Roof Curb <i>For Sloped Roofs Up To 1 In 12 Pitch, Add</i> <i>For Sloped Roofs >1 In 12 To 3 In 12 Pitch, Add</i> <i>For 3/16" Wire Diameter, 4" x 4" Grids, Clip Attached, Safety Security Guard, Add</i> <i>For 3/16" Wire Diameter, 4" x 4" Grids, Z Channel Attached, Safety Security Guard, Add</i> <i>For 1/2" Diameter, 8" On Center, Hot Rolled Steel, Burglar Bars, Add</i>	806.55 51.12 131.77 -42.55 29.36 43.75	236.32



MINOR
CSI UOM DESCRIPTION

TOTAL DIRECT DEMOLITION
UNIT COST UNIT COST

07 72 13 00-0214	EA 26" x 98" Outside Frame Dimensions, 2 x 12 Wood Framed, Prefabricated Roof Curb884.64	236.32
	<i>For Sloped Roofs Up To 1 In 12 Pitch, Add</i>	58.92
	<i>For Sloped Roofs >1 In 12 To 3 In 12 Pitch, Add</i>	147.39
	<i>For 3/16" Wire Diameter, 4" x 4" Grids, Clip Attached, Safety Security Guard, Add</i>	18.80
	<i>For 3/16" Wire Diameter, 4" x 4" Grids, Z Channel Attached, Safety Security Guard, Add</i>	119.49
	<i>For 1/2" Diameter, 8" On Center, Hot Rolled Steel, Burglar Bars, Add</i>	131.82
07 72 13 00-0215	EA 38" x 74" Outside Frame Dimensions, 2 x 12 Wood Framed, Prefabricated Roof Curb901.07	236.32
	<i>For Sloped Roofs Up To 1 In 12 Pitch, Add</i>	60.57
	<i>For Sloped Roofs >1 In 12 To 3 In 12 Pitch, Add</i>	150.67
	<i>For 3/16" Wire Diameter, 4" x 4" Grids, Clip Attached, Safety Security Guard, Add</i>	19.11
	<i>For 3/16" Wire Diameter, 4" x 4" Grids, Z Channel Attached, Safety Security Guard, Add</i>	117.74
	<i>For 1/2" Diameter, 8" On Center, Hot Rolled Steel, Burglar Bars, Add</i>	144.45
07 72 13 00-0216	EA 38" x 98" Outside Frame Dimensions, 2 x 12 Wood Framed, Prefabricated Roof Curb1,005.77	262.58
	<i>For Sloped Roofs Up To 1 In 12 Pitch, Add</i>	67.75
	<i>For Sloped Roofs >1 In 12 To 3 In 12 Pitch, Add</i>	168.33
	<i>For 3/16" Wire Diameter, 4" x 4" Grids, Clip Attached, Safety Security Guard, Add</i>	24.66
	<i>For 3/16" Wire Diameter, 4" x 4" Grids, Z Channel Attached, Safety Security Guard, Add</i>	133.56
	<i>For 1/2" Diameter, 8" On Center, Hot Rolled Steel, Burglar Bars, Add</i>	174.66
07 72 13 00-0217	EA 50" x 50" Outside Frame Dimensions, 2 x 12 Wood Framed, Prefabricated Roof Curb882.58	236.32
	<i>For Sloped Roofs Up To 1 In 12 Pitch, Add</i>	58.72
	<i>For Sloped Roofs >1 In 12 To 3 In 12 Pitch, Add</i>	146.98
	<i>For 3/16" Wire Diameter, 4" x 4" Grids, Clip Attached, Safety Security Guard, Add</i>	-69.63
	<i>For 3/16" Wire Diameter, 4" x 4" Grids, Z Channel Attached, Safety Security Guard, Add</i>	20.78
	<i>For 1/2" Diameter, 8" On Center, Hot Rolled Steel, Burglar Bars, Add</i>	43.38
07 72 13 00-0218	EA 50" x 74" Outside Frame Dimensions, 2 x 12 Wood Framed, Prefabricated Roof Curb1,018.09	262.58
	<i>For Sloped Roofs Up To 1 In 12 Pitch, Add</i>	68.99
	<i>For Sloped Roofs >1 In 12 To 3 In 12 Pitch, Add</i>	170.80
	<i>For 3/16" Wire Diameter, 4" x 4" Grids, Clip Attached, Safety Security Guard, Add</i>	-99.29
	<i>For 3/16" Wire Diameter, 4" x 4" Grids, Z Channel Attached, Safety Security Guard, Add</i>	-27.36
	<i>For 1/2" Diameter, 8" On Center, Hot Rolled Steel, Burglar Bars, Add</i>	42.49
07 72 13 00-0219	EA 51" x 99" Outside Frame Dimensions, 2 x 12 Wood Framed, Prefabricated Roof Curb1,153.49	315.09
	<i>For Sloped Roofs Up To 1 In 12 Pitch, Add</i>	75.96
	<i>For Sloped Roofs >1 In 12 To 3 In 12 Pitch, Add</i>	191.31
	<i>For 3/16" Wire Diameter, 4" x 4" Grids, Clip Attached, Safety Security Guard, Add</i>	31.75
	<i>For 3/16" Wire Diameter, 4" x 4" Grids, Z Channel Attached, Safety Security Guard, Add</i>	146.82
	<i>For 1/2" Diameter, 8" On Center, Hot Rolled Steel, Burglar Bars, Add</i>	198.19
07 72 13 00-0220	EA 62-3/8" x 74-3/8" Outside Frame Dimensions, 2 x 12 Wood Framed, Prefabricated Roof Curb1,063.19	288.84
	<i>For Sloped Roofs Up To 1 In 12 Pitch, Add</i>	70.21
	<i>For Sloped Roofs >1 In 12 To 3 In 12 Pitch, Add</i>	176.53
	<i>For 3/16" Wire Diameter, 4" x 4" Grids, Clip Attached, Safety Security Guard, Add</i>	-121.20
	<i>For 3/16" Wire Diameter, 4" x 4" Grids, Z Channel Attached, Safety Security Guard, Add</i>	-20.53
	<i>For 1/2" Diameter, 8" On Center, Hot Rolled Steel, Burglar Bars, Add</i>	43.17
07 72 13 00-0221	Wood Framed With Liner, Prefabricated Roof Curbs <small>(07 72 13 00-0170)</small>	
07 72 13 00-0222	2 x 6 Wood Framed With Liner, Prefabricated Roof Curbs <small>(07 72 13 00-0221)</small>	
07 72 13 00-0223	EA 26" x 26" Outside Frame Dimensions, 2 x 6 Wood Framed With Liner, Prefabricated Roof Curb708.04	210.06
	<i>For Sloped Roofs Up To 1 In 12 Pitch, Add</i>	44.55
	<i>For Sloped Roofs >1 In 12 To 3 In 12 Pitch, Add</i>	115.35
	<i>For 3/16" Wire Diameter, 4" x 4" Grids, Clip Attached, Safety Security Guard, Add</i>	-28.35
	<i>For 3/16" Wire Diameter, 4" x 4" Grids, Z Channel Attached, Safety Security Guard, Add</i>	14.78
	<i>For 1/2" Diameter, 8" On Center, Hot Rolled Steel, Burglar Bars, Add</i>	37.38
07 72 13 00-0224	EA 26" x 50" Outside Frame Dimensions, 2 x 6 Wood Framed With Liner, Prefabricated Roof Curb783.95	236.32
	<i>For Sloped Roofs Up To 1 In 12 Pitch, Add</i>	48.86
	<i>For Sloped Roofs >1 In 12 To 3 In 12 Pitch, Add</i>	127.25
	<i>For 3/16" Wire Diameter, 4" x 4" Grids, Clip Attached, Safety Security Guard, Add</i>	-42.55
	<i>For 3/16" Wire Diameter, 4" x 4" Grids, Z Channel Attached, Safety Security Guard, Add</i>	29.36
	<i>For 1/2" Diameter, 8" On Center, Hot Rolled Steel, Burglar Bars, Add</i>	43.75
07 72 13 00-0225	EA 26" x 98" Outside Frame Dimensions, 2 x 6 Wood Framed With Liner, Prefabricated Roof Curb849.70	236.32
	<i>For Sloped Roofs Up To 1 In 12 Pitch, Add</i>	55.43
	<i>For Sloped Roofs >1 In 12 To 3 In 12 Pitch, Add</i>	140.40
	<i>For 3/16" Wire Diameter, 4" x 4" Grids, Clip Attached, Safety Security Guard, Add</i>	18.80
	<i>For 3/16" Wire Diameter, 4" x 4" Grids, Z Channel Attached, Safety Security Guard, Add</i>	119.49
	<i>For 1/2" Diameter, 8" On Center, Hot Rolled Steel, Burglar Bars, Add</i>	131.82
07 72 13 00-0226	EA 38" x 62" Outside Frame Dimensions, 2 x 6 Wood Framed With Liner, Prefabricated Roof Curb835.32	236.32
	<i>For Sloped Roofs Up To 1 In 12 Pitch, Add</i>	53.99
	<i>For Sloped Roofs >1 In 12 To 3 In 12 Pitch, Add</i>	137.52
	<i>For 3/16" Wire Diameter, 4" x 4" Grids, Clip Attached, Safety Security Guard, Add</i>	-67.04
	<i>For 3/16" Wire Diameter, 4" x 4" Grids, Z Channel Attached, Safety Security Guard, Add</i>	23.36
	<i>For 1/2" Diameter, 8" On Center, Hot Rolled Steel, Burglar Bars, Add</i>	52.12
07 72 13 00-0227	EA 38" x 74" Outside Frame Dimensions, 2 x 6 Wood Framed With Liner, Prefabricated Roof Curb853.81	236.32
	<i>For Sloped Roofs Up To 1 In 12 Pitch, Add</i>	55.84
	<i>For Sloped Roofs >1 In 12 To 3 In 12 Pitch, Add</i>	141.22
	<i>For 3/16" Wire Diameter, 4" x 4" Grids, Clip Attached, Safety Security Guard, Add</i>	19.11
	<i>For 3/16" Wire Diameter, 4" x 4" Grids, Z Channel Attached, Safety Security Guard, Add</i>	117.74
	<i>For 1/2" Diameter, 8" On Center, Hot Rolled Steel, Burglar Bars, Add</i>	144.45
07 72 13 00-0228	EA 38" x 98" Outside Frame Dimensions, 2 x 6 Wood Framed With Liner, Prefabricated Roof Curb956.45	262.58
	<i>For Sloped Roofs Up To 1 In 12 Pitch, Add</i>	62.82
	<i>For Sloped Roofs >1 In 12 To 3 In 12 Pitch, Add</i>	158.47
	<i>For 3/16" Wire Diameter, 4" x 4" Grids, Clip Attached, Safety Security Guard, Add</i>	24.66
	<i>For 3/16" Wire Diameter, 4" x 4" Grids, Z Channel Attached, Safety Security Guard, Add</i>	133.56
	<i>For 1/2" Diameter, 8" On Center, Hot Rolled Steel, Burglar Bars, Add</i>	174.66



MINOR CSI UOM DESCRIPTION	TOTAL DIRECT UNIT COST	DEMOLITION UNIT COST
07 72 13 00-0229 EA 50" x 50" Outside Frame Dimensions, 2 x 6 Wood Framed With Liner, Prefabricated Roof Curb <i>For Sloped Roofs Up To 1 In 12 Pitch, Add</i> <i>For Sloped Roofs >1 In 12 To 3 In 12 Pitch, Add</i> <i>For 3/16" Wire Diameter, 4" x 4" Grids, Clip Attached, Safety Security Guard, Add</i> <i>For 3/16" Wire Diameter, 4" x 4" Grids, Z Channel Attached, Safety Security Guard, Add</i> <i>For 1/2" Diameter, 8" On Center, Hot Rolled Steel, Burglar Bars, Add</i>	845.60 55.02 139.58 -69.63 20.78 43.38	236.32
07 72 13 00-0230 EA 50" x 74" Outside Frame Dimensions, 2 x 6 Wood Framed With Liner, Prefabricated Roof Curb <i>For Sloped Roofs Up To 1 In 12 Pitch, Add</i> <i>For Sloped Roofs >1 In 12 To 3 In 12 Pitch, Add</i> <i>For 3/16" Wire Diameter, 4" x 4" Grids, Clip Attached, Safety Security Guard, Add</i> <i>For 3/16" Wire Diameter, 4" x 4" Grids, Z Channel Attached, Safety Security Guard, Add</i> <i>For 1/2" Diameter, 8" On Center, Hot Rolled Steel, Burglar Bars, Add</i>	972.89 64.47 161.76 -99.29 -27.36 42.49	262.58
07 72 13 00-0231 EA 51" x 99" Outside Frame Dimensions, 2 x 6 Wood Framed With Liner, Prefabricated Roof Curb <i>For Sloped Roofs Up To 1 In 12 Pitch, Add</i> <i>For Sloped Roofs >1 In 12 To 3 In 12 Pitch, Add</i> <i>For 3/16" Wire Diameter, 4" x 4" Grids, Clip Attached, Safety Security Guard, Add</i> <i>For 3/16" Wire Diameter, 4" x 4" Grids, Z Channel Attached, Safety Security Guard, Add</i> <i>For 1/2" Diameter, 8" On Center, Hot Rolled Steel, Burglar Bars, Add</i>	1,104.18 71.03 181.45 31.75 146.82 198.19	315.09
07 72 13 00-0232 EA 62" x 62" Outside Frame Dimensions, 2 x 6 Wood Framed With Liner, Prefabricated Roof Curb <i>For Sloped Roofs Up To 1 In 12 Pitch, Add</i> <i>For Sloped Roofs >1 In 12 To 3 In 12 Pitch, Add</i> <i>For 3/16" Wire Diameter, 4" x 4" Grids, Clip Attached, Safety Security Guard, Add</i> <i>For 3/16" Wire Diameter, 4" x 4" Grids, Z Channel Attached, Safety Security Guard, Add</i> <i>For 1/2" Diameter, 8" On Center, Hot Rolled Steel, Burglar Bars, Add</i>	937.96 60.97 154.77 25.27 93.08 171.16	262.58
07 72 13 00-0233 EA 62-3/8" x 74-3/8" Outside Frame Dimensions, 2 x 6 Wood Framed With Liner, Prefabricated Roof Curb <i>For Sloped Roofs Up To 1 In 12 Pitch, Add</i> <i>For Sloped Roofs >1 In 12 To 3 In 12 Pitch, Add</i> <i>For 3/16" Wire Diameter, 4" x 4" Grids, Clip Attached, Safety Security Guard, Add</i> <i>For 3/16" Wire Diameter, 4" x 4" Grids, Z Channel Attached, Safety Security Guard, Add</i> <i>For 1/2" Diameter, 8" On Center, Hot Rolled Steel, Burglar Bars, Add</i>	1,026.20 66.52 169.14 -121.20 -20.53 43.17	288.84
07 72 13 00-0234 EA 62" x 98" Outside Frame Dimensions, 2 x 6 Wood Framed With Liner, Prefabricated Roof Curb <i>For Sloped Roofs Up To 1 In 12 Pitch, Add</i> <i>For Sloped Roofs >1 In 12 To 3 In 12 Pitch, Add</i> <i>For 3/16" Wire Diameter, 4" x 4" Grids, Clip Attached, Safety Security Guard, Add</i> <i>For 3/16" Wire Diameter, 4" x 4" Grids, Z Channel Attached, Safety Security Guard, Add</i> <i>For 1/2" Diameter, 8" On Center, Hot Rolled Steel, Burglar Bars, Add</i>	1,151.44 75.76 190.90 37.60 138.29 241.03	315.09
07 72 13 00-0235 2 x 8 Wood Framed With Liner, Prefabricated Roof Curbs (07 72 13 00-0221)		
07 72 13 00-0236 EA 26" x 26" Outside Frame Dimensions, 2 x 8 Wood Framed With Liner, Prefabricated Roof Curb <i>For Sloped Roofs Up To 1 In 12 Pitch, Add</i> <i>For Sloped Roofs >1 In 12 To 3 In 12 Pitch, Add</i> <i>For 3/16" Wire Diameter, 4" x 4" Grids, Clip Attached, Safety Security Guard, Add</i> <i>For 3/16" Wire Diameter, 4" x 4" Grids, Z Channel Attached, Safety Security Guard, Add</i> <i>For 1/2" Diameter, 8" On Center, Hot Rolled Steel, Burglar Bars, Add</i>	722.42 45.98 118.23 -28.35 14.78 37.38	210.06
07 72 13 00-0237 EA 26" x 50" Outside Frame Dimensions, 2 x 8 Wood Framed With Liner, Prefabricated Roof Curb <i>For Sloped Roofs Up To 1 In 12 Pitch, Add</i> <i>For Sloped Roofs >1 In 12 To 3 In 12 Pitch, Add</i> <i>For 3/16" Wire Diameter, 4" x 4" Grids, Clip Attached, Safety Security Guard, Add</i> <i>For 3/16" Wire Diameter, 4" x 4" Grids, Z Channel Attached, Safety Security Guard, Add</i> <i>For 1/2" Diameter, 8" On Center, Hot Rolled Steel, Burglar Bars, Add</i>	800.39 50.50 130.54 -42.55 29.36 43.75	236.32
07 72 13 00-0238 EA 26" x 98" Outside Frame Dimensions, 2 x 8 Wood Framed With Liner, Prefabricated Roof Curb <i>For Sloped Roofs Up To 1 In 12 Pitch, Add</i> <i>For Sloped Roofs >1 In 12 To 3 In 12 Pitch, Add</i> <i>For 3/16" Wire Diameter, 4" x 4" Grids, Clip Attached, Safety Security Guard, Add</i> <i>For 3/16" Wire Diameter, 4" x 4" Grids, Z Channel Attached, Safety Security Guard, Add</i> <i>For 1/2" Diameter, 8" On Center, Hot Rolled Steel, Burglar Bars, Add</i>	874.36 57.90 145.33 18.80 119.49 131.82	236.32
07 72 13 00-0239 EA 38" x 62" Outside Frame Dimensions, 2 x 8 Wood Framed With Liner, Prefabricated Roof Curb <i>For Sloped Roofs Up To 1 In 12 Pitch, Add</i> <i>For Sloped Roofs >1 In 12 To 3 In 12 Pitch, Add</i> <i>For 3/16" Wire Diameter, 4" x 4" Grids, Clip Attached, Safety Security Guard, Add</i> <i>For 3/16" Wire Diameter, 4" x 4" Grids, Z Channel Attached, Safety Security Guard, Add</i> <i>For 1/2" Diameter, 8" On Center, Hot Rolled Steel, Burglar Bars, Add</i>	859.98 56.46 142.46 -67.04 23.36 52.12	236.32
07 72 13 00-0240 EA 38" x 74" Outside Frame Dimensions, 2 x 8 Wood Framed With Liner, Prefabricated Roof Curb <i>For Sloped Roofs Up To 1 In 12 Pitch, Add</i> <i>For Sloped Roofs >1 In 12 To 3 In 12 Pitch, Add</i> <i>For 3/16" Wire Diameter, 4" x 4" Grids, Clip Attached, Safety Security Guard, Add</i> <i>For 3/16" Wire Diameter, 4" x 4" Grids, Z Channel Attached, Safety Security Guard, Add</i> <i>For 1/2" Diameter, 8" On Center, Hot Rolled Steel, Burglar Bars, Add</i>	886.69 59.13 147.80 19.11 117.74 144.45	236.32
07 72 13 00-0241 EA 38" x 98" Outside Frame Dimensions, 2 x 8 Wood Framed With Liner, Prefabricated Roof Curb <i>For Sloped Roofs Up To 1 In 12 Pitch, Add</i> <i>For Sloped Roofs >1 In 12 To 3 In 12 Pitch, Add</i> <i>For 3/16" Wire Diameter, 4" x 4" Grids, Clip Attached, Safety Security Guard, Add</i> <i>For 3/16" Wire Diameter, 4" x 4" Grids, Z Channel Attached, Safety Security Guard, Add</i> <i>For 1/2" Diameter, 8" On Center, Hot Rolled Steel, Burglar Bars, Add</i>	993.44 66.52 165.87 24.66 133.56 174.66	262.58
07 72 13 00-0242 EA 50" x 50" Outside Frame Dimensions, 2 x 8 Wood Framed With Liner, Prefabricated Roof Curb <i>For Sloped Roofs Up To 1 In 12 Pitch, Add</i> <i>For Sloped Roofs >1 In 12 To 3 In 12 Pitch, Add</i> <i>For 3/16" Wire Diameter, 4" x 4" Grids, Clip Attached, Safety Security Guard, Add</i> <i>For 3/16" Wire Diameter, 4" x 4" Grids, Z Channel Attached, Safety Security Guard, Add</i> <i>For 1/2" Diameter, 8" On Center, Hot Rolled Steel, Burglar Bars, Add</i>	874.36 57.90 145.33 -69.63 20.78 43.38	236.32

07 Thermal And Moisture Protection
07 70 Roof and Wall Specialties and Accessories
07 72 Roof Accessories



MINOR
CSI UOM DESCRIPTION

TOTAL DIRECT DEMOLITION
UNIT COST UNIT COST

07 72 13 00-0243	EA	50" x 74" Outside Frame Dimensions, 2 x 8 Wood Framed With Liner, Prefabricated Roof Curb	1,007.82	262.58
		<i>For Sloped Roofs Up To 1 In 12 Pitch, Add</i>	67.96	
		<i>For Sloped Roofs >1 In 12 To 3 In 12 Pitch, Add</i>	168.74	
		<i>For 3/16" Wire Diameter, 4" x 4" Grids, Clip Attached, Safety Security Guard, Add</i>	-99.29	
		<i>For 3/16" Wire Diameter, 4" x 4" Grids, Z Channel Attached, Safety Security Guard, Add</i>	-27.36	
		<i>For 1/2" Diameter, 8" On Center, Hot Rolled Steel, Burglar Bars, Add</i>	42.49	
07 72 13 00-0244	EA	51" x 99" Outside Frame Dimensions, 2 x 8 Wood Framed With Liner, Prefabricated Roof Curb	1,143.22	315.09
		<i>For Sloped Roofs Up To 1 In 12 Pitch, Add</i>	74.94	
		<i>For Sloped Roofs >1 In 12 To 3 In 12 Pitch, Add</i>	189.26	
		<i>For 3/16" Wire Diameter, 4" x 4" Grids, Clip Attached, Safety Security Guard, Add</i>	31.75	
		<i>For 3/16" Wire Diameter, 4" x 4" Grids, Z Channel Attached, Safety Security Guard, Add</i>	146.82	
		<i>For 1/2" Diameter, 8" On Center, Hot Rolled Steel, Burglar Bars, Add</i>	198.19	
07 72 13 00-0245	EA	62" x 62" Outside Frame Dimensions, 2 x 8 Wood Framed With Liner, Prefabricated Roof Curb	964.67	262.58
		<i>For Sloped Roofs Up To 1 In 12 Pitch, Add</i>	63.64	
		<i>For Sloped Roofs >1 In 12 To 3 In 12 Pitch, Add</i>	160.11	
		<i>For 3/16" Wire Diameter, 4" x 4" Grids, Clip Attached, Safety Security Guard, Add</i>	25.27	
		<i>For 3/16" Wire Diameter, 4" x 4" Grids, Z Channel Attached, Safety Security Guard, Add</i>	93.08	
		<i>For 1/2" Diameter, 8" On Center, Hot Rolled Steel, Burglar Bars, Add</i>	171.16	
07 72 13 00-0246	EA	62-3/8" x 74-3/8" Outside Frame Dimensions, 2 x 8 Wood Framed With Liner, Prefabricated Roof Curb	1,057.02	288.84
		<i>For Sloped Roofs Up To 1 In 12 Pitch, Add</i>	69.60	
		<i>For Sloped Roofs >1 In 12 To 3 In 12 Pitch, Add</i>	175.30	
		<i>For 3/16" Wire Diameter, 4" x 4" Grids, Clip Attached, Safety Security Guard, Add</i>	-121.20	
		<i>For 3/16" Wire Diameter, 4" x 4" Grids, Z Channel Attached, Safety Security Guard, Add</i>	-20.53	
		<i>For 1/2" Diameter, 8" On Center, Hot Rolled Steel, Burglar Bars, Add</i>	43.17	
07 72 13 00-0247	EA	62" x 98" Outside Frame Dimensions, 2 x 8 Wood Framed With Liner, Prefabricated Roof Curb	1,186.37	315.09
		<i>For Sloped Roofs Up To 1 In 12 Pitch, Add</i>	79.25	
		<i>For Sloped Roofs >1 In 12 To 3 In 12 Pitch, Add</i>	197.89	
		<i>For 3/16" Wire Diameter, 4" x 4" Grids, Clip Attached, Safety Security Guard, Add</i>	37.60	
		<i>For 3/16" Wire Diameter, 4" x 4" Grids, Z Channel Attached, Safety Security Guard, Add</i>	138.29	
		<i>For 1/2" Diameter, 8" On Center, Hot Rolled Steel, Burglar Bars, Add</i>	241.03	
07 72 13 00-0248		2 x 10 Wood Framed With Liner, Prefabricated Roof Curbs (07 72 13 00-0221)		
07 72 13 00-0249	EA	26" x 26" Outside Frame Dimensions, 2 x 10 Wood Framed With Liner, Prefabricated Roof Curb	734.75	210.06
		<i>For Sloped Roofs Up To 1 In 12 Pitch, Add</i>	47.22	
		<i>For Sloped Roofs >1 In 12 To 3 In 12 Pitch, Add</i>	120.69	
		<i>For 3/16" Wire Diameter, 4" x 4" Grids, Clip Attached, Safety Security Guard, Add</i>	-28.35	
		<i>For 3/16" Wire Diameter, 4" x 4" Grids, Z Channel Attached, Safety Security Guard, Add</i>	14.78	
		<i>For 1/2" Diameter, 8" On Center, Hot Rolled Steel, Burglar Bars, Add</i>	37.38	
07 72 13 00-0250	EA	26" x 50" Outside Frame Dimensions, 2 x 10 Wood Framed With Liner, Prefabricated Roof Curb	816.83	236.32
		<i>For Sloped Roofs Up To 1 In 12 Pitch, Add</i>	52.14	
		<i>For Sloped Roofs >1 In 12 To 3 In 12 Pitch, Add</i>	133.83	
		<i>For 3/16" Wire Diameter, 4" x 4" Grids, Clip Attached, Safety Security Guard, Add</i>	-42.55	
		<i>For 3/16" Wire Diameter, 4" x 4" Grids, Z Channel Attached, Safety Security Guard, Add</i>	29.36	
		<i>For 1/2" Diameter, 8" On Center, Hot Rolled Steel, Burglar Bars, Add</i>	43.75	
07 72 13 00-0251	EA	26" x 98" Outside Frame Dimensions, 2 x 10 Wood Framed With Liner, Prefabricated Roof Curb	899.02	236.32
		<i>For Sloped Roofs Up To 1 In 12 Pitch, Add</i>	60.36	
		<i>For Sloped Roofs >1 In 12 To 3 In 12 Pitch, Add</i>	150.26	
		<i>For 3/16" Wire Diameter, 4" x 4" Grids, Clip Attached, Safety Security Guard, Add</i>	18.80	
		<i>For 3/16" Wire Diameter, 4" x 4" Grids, Z Channel Attached, Safety Security Guard, Add</i>	119.49	
		<i>For 1/2" Diameter, 8" On Center, Hot Rolled Steel, Burglar Bars, Add</i>	131.82	
07 72 13 00-0252	EA	38" x 62" Outside Frame Dimensions, 2 x 10 Wood Framed With Liner, Prefabricated Roof Curb	878.47	236.32
		<i>For Sloped Roofs Up To 1 In 12 Pitch, Add</i>	58.31	
		<i>For Sloped Roofs >1 In 12 To 3 In 12 Pitch, Add</i>	146.15	
		<i>For 3/16" Wire Diameter, 4" x 4" Grids, Clip Attached, Safety Security Guard, Add</i>	-67.04	
		<i>For 3/16" Wire Diameter, 4" x 4" Grids, Z Channel Attached, Safety Security Guard, Add</i>	23.36	
		<i>For 1/2" Diameter, 8" On Center, Hot Rolled Steel, Burglar Bars, Add</i>	52.12	
07 72 13 00-0253	EA	38" x 74" Outside Frame Dimensions, 2 x 10 Wood Framed With Liner, Prefabricated Roof Curb	911.35	236.32
		<i>For Sloped Roofs Up To 1 In 12 Pitch, Add</i>	61.60	
		<i>For Sloped Roofs >1 In 12 To 3 In 12 Pitch, Add</i>	152.73	
		<i>For 3/16" Wire Diameter, 4" x 4" Grids, Clip Attached, Safety Security Guard, Add</i>	19.11	
		<i>For 3/16" Wire Diameter, 4" x 4" Grids, Z Channel Attached, Safety Security Guard, Add</i>	117.74	
		<i>For 1/2" Diameter, 8" On Center, Hot Rolled Steel, Burglar Bars, Add</i>	144.45	
07 72 13 00-0254	EA	38" x 98" Outside Frame Dimensions, 2 x 10 Wood Framed With Liner, Prefabricated Roof Curb	1,020.15	262.58
		<i>For Sloped Roofs Up To 1 In 12 Pitch, Add</i>	69.19	
		<i>For Sloped Roofs >1 In 12 To 3 In 12 Pitch, Add</i>	171.21	
		<i>For 3/16" Wire Diameter, 4" x 4" Grids, Clip Attached, Safety Security Guard, Add</i>	24.66	
		<i>For 3/16" Wire Diameter, 4" x 4" Grids, Z Channel Attached, Safety Security Guard, Add</i>	133.56	
		<i>For 1/2" Diameter, 8" On Center, Hot Rolled Steel, Burglar Bars, Add</i>	174.66	
07 72 13 00-0255	EA	50" x 50" Outside Frame Dimensions, 2 x 10 Wood Framed With Liner, Prefabricated Roof Curb	892.86	236.32
		<i>For Sloped Roofs Up To 1 In 12 Pitch, Add</i>	59.75	
		<i>For Sloped Roofs >1 In 12 To 3 In 12 Pitch, Add</i>	149.03	
		<i>For 3/16" Wire Diameter, 4" x 4" Grids, Clip Attached, Safety Security Guard, Add</i>	-69.63	
		<i>For 3/16" Wire Diameter, 4" x 4" Grids, Z Channel Attached, Safety Security Guard, Add</i>	20.78	
		<i>For 1/2" Diameter, 8" On Center, Hot Rolled Steel, Burglar Bars, Add</i>	43.38	
07 72 13 00-0256	EA	50" x 74" Outside Frame Dimensions, 2 x 10 Wood Framed With Liner, Prefabricated Roof Curb	1,030.42	262.58
		<i>For Sloped Roofs Up To 1 In 12 Pitch, Add</i>	70.22	
		<i>For Sloped Roofs >1 In 12 To 3 In 12 Pitch, Add</i>	173.26	
		<i>For 3/16" Wire Diameter, 4" x 4" Grids, Clip Attached, Safety Security Guard, Add</i>	-99.29	
		<i>For 3/16" Wire Diameter, 4" x 4" Grids, Z Channel Attached, Safety Security Guard, Add</i>	-27.36	
		<i>For 1/2" Diameter, 8" On Center, Hot Rolled Steel, Burglar Bars, Add</i>	42.49	



MINOR CSI UOM DESCRIPTION	TOTAL DIRECT UNIT COST	DEMOLITION UNIT COST
07 72 13 00-0257 EA 51" x 99" Outside Frame Dimensions, 2 x 10 Wood Framed With Liner, Prefabricated Roof Curb <i>For Sloped Roofs Up To 1 In 12 Pitch, Add</i> <i>For Sloped Roofs >1 In 12 To 3 In 12 Pitch, Add</i> <i>For 3/16" Wire Diameter, 4" x 4" Grids, Clip Attached, Safety Security Guard, Add</i> <i>For 3/16" Wire Diameter, 4" x 4" Grids, Z Channel Attached, Safety Security Guard, Add</i> <i>For 1/2" Diameter, 8" On Center, Hot Rolled Steel, Burglar Bars, Add</i>	1,167.88 77.40 194.19 31.75 146.82 198.19	315.09
07 72 13 00-0258 EA 62" x 62" Outside Frame Dimensions, 2 x 10 Wood Framed With Liner, Prefabricated Roof Curb <i>For Sloped Roofs Up To 1 In 12 Pitch, Add</i> <i>For Sloped Roofs >1 In 12 To 3 In 12 Pitch, Add</i> <i>For 3/16" Wire Diameter, 4" x 4" Grids, Clip Attached, Safety Security Guard, Add</i> <i>For 3/16" Wire Diameter, 4" x 4" Grids, Z Channel Attached, Safety Security Guard, Add</i> <i>For 1/2" Diameter, 8" On Center, Hot Rolled Steel, Burglar Bars, Add</i>	985.22 65.70 164.22 25.27 93.08 171.16	262.58
07 72 13 00-0259 EA 62-3/8" x 74-3/8" Outside Frame Dimensions, 2 x 10 Wood Framed With Liner, Prefabricated Roof Curb <i>For Sloped Roofs Up To 1 In 12 Pitch, Add</i> <i>For Sloped Roofs >1 In 12 To 3 In 12 Pitch, Add</i> <i>For 3/16" Wire Diameter, 4" x 4" Grids, Clip Attached, Safety Security Guard, Add</i> <i>For 3/16" Wire Diameter, 4" x 4" Grids, Z Channel Attached, Safety Security Guard, Add</i> <i>For 1/2" Diameter, 8" On Center, Hot Rolled Steel, Burglar Bars, Add</i>	1,079.63 71.66 179.82 -121.20 -20.53 43.17	288.84
07 72 13 00-0260 EA 62" x 98" Outside Frame Dimensions, 2 x 10 Wood Framed With Liner, Prefabricated Roof Curb <i>For Sloped Roofs Up To 1 In 12 Pitch, Add</i> <i>For Sloped Roofs >1 In 12 To 3 In 12 Pitch, Add</i> <i>For 3/16" Wire Diameter, 4" x 4" Grids, Clip Attached, Safety Security Guard, Add</i> <i>For 3/16" Wire Diameter, 4" x 4" Grids, Z Channel Attached, Safety Security Guard, Add</i> <i>For 1/2" Diameter, 8" On Center, Hot Rolled Steel, Burglar Bars, Add</i>	1,213.08 81.92 203.23 37.60 138.29 241.03	315.09
07 72 13 00-0261 2 x 12 Wood Framed With Liner, Prefabricated Roof Curbs <small>(07 72 13 00-0221)</small>		
07 72 13 00-0262 EA 26" x 26" Outside Frame Dimensions, 2 x 12 Wood Framed With Liner, Prefabricated Roof Curb <i>For Sloped Roofs Up To 1 In 12 Pitch, Add</i> <i>For Sloped Roofs >1 In 12 To 3 In 12 Pitch, Add</i> <i>For 3/16" Wire Diameter, 4" x 4" Grids, Clip Attached, Safety Security Guard, Add</i> <i>For 3/16" Wire Diameter, 4" x 4" Grids, Z Channel Attached, Safety Security Guard, Add</i> <i>For 1/2" Diameter, 8" On Center, Hot Rolled Steel, Burglar Bars, Add</i>	759.41 49.68 125.62 -28.35 14.78 37.38	210.06
07 72 13 00-0263 EA 26" x 50" Outside Frame Dimensions, 2 x 12 Wood Framed With Liner, Prefabricated Roof Curb <i>For Sloped Roofs Up To 1 In 12 Pitch, Add</i> <i>For Sloped Roofs >1 In 12 To 3 In 12 Pitch, Add</i> <i>For 3/16" Wire Diameter, 4" x 4" Grids, Clip Attached, Safety Security Guard, Add</i> <i>For 3/16" Wire Diameter, 4" x 4" Grids, Z Channel Attached, Safety Security Guard, Add</i> <i>For 1/2" Diameter, 8" On Center, Hot Rolled Steel, Burglar Bars, Add</i>	829.16 53.38 136.29 -42.55 29.36 43.75	236.32
07 72 13 00-0264 EA 26" x 98" Outside Frame Dimensions, 2 x 12 Wood Framed With Liner, Prefabricated Roof Curb <i>For Sloped Roofs Up To 1 In 12 Pitch, Add</i> <i>For Sloped Roofs >1 In 12 To 3 In 12 Pitch, Add</i> <i>For 3/16" Wire Diameter, 4" x 4" Grids, Clip Attached, Safety Security Guard, Add</i> <i>For 3/16" Wire Diameter, 4" x 4" Grids, Z Channel Attached, Safety Security Guard, Add</i> <i>For 1/2" Diameter, 8" On Center, Hot Rolled Steel, Burglar Bars, Add</i>	917.51 62.21 153.96 18.80 119.49 131.82	236.32
07 72 13 00-0265 EA 38" x 74" Outside Frame Dimensions, 2 x 12 Wood Framed With Liner, Prefabricated Roof Curb <i>For Sloped Roofs Up To 1 In 12 Pitch, Add</i> <i>For Sloped Roofs >1 In 12 To 3 In 12 Pitch, Add</i> <i>For 3/16" Wire Diameter, 4" x 4" Grids, Clip Attached, Safety Security Guard, Add</i> <i>For 3/16" Wire Diameter, 4" x 4" Grids, Z Channel Attached, Safety Security Guard, Add</i> <i>For 1/2" Diameter, 8" On Center, Hot Rolled Steel, Burglar Bars, Add</i>	931.90 63.65 156.84 19.11 117.74 144.45	236.32
07 72 13 00-0266 EA 38" x 98" Outside Frame Dimensions, 2 x 12 Wood Framed With Liner, Prefabricated Roof Curb <i>For Sloped Roofs Up To 1 In 12 Pitch, Add</i> <i>For Sloped Roofs >1 In 12 To 3 In 12 Pitch, Add</i> <i>For 3/16" Wire Diameter, 4" x 4" Grids, Clip Attached, Safety Security Guard, Add</i> <i>For 3/16" Wire Diameter, 4" x 4" Grids, Z Channel Attached, Safety Security Guard, Add</i> <i>For 1/2" Diameter, 8" On Center, Hot Rolled Steel, Burglar Bars, Add</i>	1,098.23 77.00 186.82 24.66 133.56 174.66	262.58
07 72 13 00-0267 EA 50" x 50" Outside Frame Dimensions, 2 x 12 Wood Framed With Liner, Prefabricated Roof Curb <i>For Sloped Roofs Up To 1 In 12 Pitch, Add</i> <i>For Sloped Roofs >1 In 12 To 3 In 12 Pitch, Add</i> <i>For 3/16" Wire Diameter, 4" x 4" Grids, Clip Attached, Safety Security Guard, Add</i> <i>For 3/16" Wire Diameter, 4" x 4" Grids, Z Channel Attached, Safety Security Guard, Add</i> <i>For 1/2" Diameter, 8" On Center, Hot Rolled Steel, Burglar Bars, Add</i>	952.44 65.70 160.95 -69.63 20.78 43.38	236.32
07 72 13 00-0268 EA 50" x 74" Outside Frame Dimensions, 2 x 12 Wood Framed With Liner, Prefabricated Roof Curb <i>For Sloped Roofs Up To 1 In 12 Pitch, Add</i> <i>For Sloped Roofs >1 In 12 To 3 In 12 Pitch, Add</i> <i>For 3/16" Wire Diameter, 4" x 4" Grids, Clip Attached, Safety Security Guard, Add</i> <i>For 3/16" Wire Diameter, 4" x 4" Grids, Z Channel Attached, Safety Security Guard, Add</i> <i>For 1/2" Diameter, 8" On Center, Hot Rolled Steel, Burglar Bars, Add</i>	1,102.34 77.41 187.65 -99.29 -27.36 42.49	262.58
07 72 13 00-0269 EA 51" x 99" Outside Frame Dimensions, 2 x 12 Wood Framed With Liner, Prefabricated Roof Curb <i>For Sloped Roofs Up To 1 In 12 Pitch, Add</i> <i>For Sloped Roofs >1 In 12 To 3 In 12 Pitch, Add</i> <i>For 3/16" Wire Diameter, 4" x 4" Grids, Clip Attached, Safety Security Guard, Add</i> <i>For 3/16" Wire Diameter, 4" x 4" Grids, Z Channel Attached, Safety Security Guard, Add</i> <i>For 1/2" Diameter, 8" On Center, Hot Rolled Steel, Burglar Bars, Add</i>	1,250.07 85.62 210.63 31.75 146.82 198.19	315.09
07 72 13 00-0270 EA 62-3/8" x 74-3/8" Outside Frame Dimensions, 2 x 12 Wood Framed With Liner, Prefabricated Roof Curb <i>For Sloped Roofs Up To 1 In 12 Pitch, Add</i> <i>For Sloped Roofs >1 In 12 To 3 In 12 Pitch, Add</i> <i>For 3/16" Wire Diameter, 4" x 4" Grids, Clip Attached, Safety Security Guard, Add</i> <i>For 3/16" Wire Diameter, 4" x 4" Grids, Z Channel Attached, Safety Security Guard, Add</i> <i>For 1/2" Diameter, 8" On Center, Hot Rolled Steel, Burglar Bars, Add</i>	1,155.65 79.46 195.03 -121.20 -20.53 43.17	288.84
07 72 13 00-0271 Penetration Seals (ChemLink) <small>(07 72 13)</small>		
07 72 13 00-0272 ChemCurb Penetration Seals (ChemLink ChemCurb) <small>(07 72 13 00-0271)</small>		



MINOR CSI	UOM	DESCRIPTION	TOTAL DIRECT UNIT COST	DEMOLITION UNIT COST
07 72 13 00-0273	EA	5" Inside Diameter Penetration Seals (ChemLink ChemCurb System)..... Note: Includes 5-inch inside diameter round ChemCurb, M-1® structural adhesive/sealant, and 1-part pourable sealant	117.25	
07 72 13 00-0274	EA	7-1/2" Inside Diameter Penetration Seals (ChemLink ChemCurb System) Note: Includes 7.5-inch inside diameter round ChemCurb, M-1® structural adhesive/sealant, and 1-part pourable sealant	192.94	
07 72 13 00-0275		E-Curb Penetration Seals (ChemLink E-Curb) (07 72 13 00-0271)		
07 72 13 00-0276	EA	3" Inside Diameter E-Curb Penetration Seals (ChemLink) Note: Includes 3-inch inside diameter round E-Curb, M-1® structural adhesive/sealant, and 1-part pourable sealant	52.92	
07 72 13 00-0277	EA	4" Inside Diameter E-Curb Penetration Seals (ChemLink) Note: Includes 4-inch inside diameter round E-Curb, M-1® structural adhesive/sealant, and 1-part pourable sealant	65.53	
07 72 13 00-0278	EA	5" Inside Diameter E-Curb Penetration Seals (ChemLink) Note: Includes 5-inch inside diameter round E-Curb, M-1® structural adhesive/sealant, and 1-part pourable sealant	87.63	
07 72 13 00-0279	EA	6" Inside Diameter E-Curb Penetration Seals (ChemLink) Note: Includes 6-inch inside diameter round E-Curb, M-1® structural adhesive/sealant, and 1-part pourable sealant	92.37	
07 72 13 00-0280	EA	9" Inside Diameter E-Curb Penetration Seals (ChemLink) Note: Includes 9-inch inside diameter round E-Curb, M-1® structural adhesive/sealant, and 1-part pourable sealant	125.73	
07 72 13 00-0281		ChemCurb And E-Curb Penetration Seals Accessories (07 72 13 00-0271)		
07 72 13 00-0282	EA	5" Long ChemCurb Straight Piece For Penetration Seals (ChemLink) Note: For use with ChemCurb seals too make oval/rectangular curbs.	41.13	
07 72 13 00-0283	EA	12" Long ChemCurb Straight Piece For Penetration Seals (ChemLink) Note: For use with ChemCurb seals too make oval/rectangular curbs.	45.98	
07 72 13 00-0284	EA	8" Long E-Curb Straight Piece For Penetration Seals (ChemLink) Note: For use with E-Curb seals too make rectangular or "L" shaped curbs.	17.72	
07 72 13 00-0285	EA	1/2 Gallon, 1-Part Pourable Penetration Sealant (ChemLink SS-Chem-F1426)..... Note: For use with ChemCurb and E-Curb seals.	74.16	
07 72 13 00-0286	EA	10.1 oz, M-1 Structural Adhesive/Sealant (ChemLink SS-Chem-F1270)..... Note: For use with ChemCurb and E-Curb seals.	22.07	
07 72 23		Relief Vents (07 72)		
07 72 23 00-0001		Wind Driven Turbine Ventilators (07 72 23) Note: Excludes curb or flange base.		
07 72 23 00-0002		Galvanized Steel, Wind Driven Turbine Ventilators (07 72 23 00-0001)		
07 72 23 00-0003	EA	6" Neck Diameter, 26 Gauge, Galvanized Steel, Outside Braced, Wind Driven Turbine Ventilator <i>For Curb Or Flange Base, Add</i>	163.25 178.65	30.24
07 72 23 00-0004	EA	9" Neck Diameter, 26 Gauge, Galvanized Steel, Outside Braced, Wind Driven Turbine Ventilator <i>For Curb Or Flange Base, Add</i>	196.41 196.11	33.49
07 72 23 00-0005	EA	12" Neck Diameter, 26 Gauge, Galvanized Steel, Outside Braced, Wind Driven Turbine Ventilator <i>For Curb Or Flange Base, Add</i>	211.22 217.38	39.97
07 72 23 00-0006	EA	15" Neck Diameter, 26 Gauge, Galvanized Steel, Outside Braced, Wind Driven Turbine Ventilator <i>For Curb Or Flange Base, Add</i>	412.43 355.85	44.29
07 72 23 00-0007	EA	18" Neck Diameter, 26 Gauge, Galvanized Steel, Outside Braced, Wind Driven Turbine Ventilator <i>For Curb Or Flange Base, Add</i>	570.40 384.99	49.69
07 72 23 00-0008	EA	21" Neck Diameter, 26 Gauge, Galvanized Steel, Outside Braced, Wind Driven Turbine Ventilator <i>For Curb Or Flange Base, Add</i>	689.51 418.05	54.00
07 72 23 00-0009	EA	24" Neck Diameter, 26 Gauge, Galvanized Steel, Outside Braced, Wind Driven Turbine Ventilator <i>For Curb Or Flange Base, Add</i>	882.43 513.49	60.48
07 72 23 00-0010	EA	36" Neck Diameter, 26 Gauge, Galvanized Steel, Outside Braced, Wind Driven Turbine Ventilator <i>For Curb Or Flange Base, Add</i>	1,461.68 847.44	81.01
07 72 23 00-0011		Mill Finish Aluminum, Wind Driven Turbine Ventilators (07 72 23 00-0001)		
07 72 23 00-0012	EA	6" Neck Diameter, 0.025", Mill Finish Aluminum, Outside Braced, Wind Driven Turbine Ventilator..... <i>For Curb Or Flange Base, Add</i>	154.98 182.72	30.24
07 72 23 00-0013	EA	9" Neck Diameter, 0.025", Mill Finish Aluminum, Outside Braced, Wind Driven Turbine Ventilator..... <i>For Curb Or Flange Base, Add</i>	193.87 201.02	33.49
07 72 23 00-0014	EA	12" Neck Diameter, 0.025", Mill Finish Aluminum, Outside Braced, Wind Driven Turbine Ventilator..... <i>For Curb Or Flange Base, Add</i>	216.65 222.12	39.97
07 72 23 00-0015	EA	15" Neck Diameter, 0.025", Mill Finish Aluminum, Outside Braced, Wind Driven Turbine Ventilator..... <i>For Curb Or Flange Base, Add</i>	390.96 386.98	44.29
07 72 23 00-0016	EA	18" Neck Diameter, 0.025", Mill Finish Aluminum, Outside Braced, Wind Driven Turbine Ventilator..... <i>For Curb Or Flange Base, Add</i>	505.90 412.94	49.69
07 72 23 00-0017	EA	21" Neck Diameter, 0.025", Mill Finish Aluminum, Outside Braced, Wind Driven Turbine Ventilator..... <i>For Curb Or Flange Base, Add</i>	641.70 466.02	54.00
07 72 23 00-0018	EA	24" Neck Diameter, 0.025", Mill Finish Aluminum, Outside Braced, Wind Driven Turbine Ventilator..... <i>For Curb Or Flange Base, Add</i>	868.68 564.13	60.48
07 72 23 00-0019	EA	36" Neck Diameter, 0.025", Mill Finish Aluminum, Outside Braced, Wind Driven Turbine Ventilator..... <i>For Curb Or Flange Base, Add</i>	1,295.61 850.99	81.01
07 72 23 00-0020		Stationary Siphon Ventilators (07 72 23) Note: Excludes curb or flange base.		



MINOR CSI UOM DESCRIPTION	TOTAL DIRECT UNIT COST	DEMOLITION UNIT COST
07 72 23 00-0021 Galvanized Steel, Stationary Siphon Ventilators (07 72 23 00-0020)		
07 72 23 00-0022 EA 6" Neck Diameter, 26 Gauge, Galvanized Steel, Stationary Siphon Ventilator..... <i>For Curb Or Flange Base, Add</i>	136.89 178.65	30.24
07 72 23 00-0023 EA 9" Neck Diameter, 26 Gauge, Galvanized Steel, Stationary Siphon Ventilator..... <i>For Curb Or Flange Base, Add</i>	181.34 196.11	33.49
07 72 23 00-0024 EA 12" Neck Diameter, 26 Gauge, Galvanized Steel, Stationary Siphon Ventilator..... <i>For Curb Or Flange Base, Add</i>	198.86 217.38	39.97
07 72 23 00-0025 EA 15" Neck Diameter, 26 Gauge, Galvanized Steel, Stationary Siphon Ventilator..... <i>For Curb Or Flange Base, Add</i>	344.80 355.85	44.29
07 72 23 00-0026 EA 18" Neck Diameter, 26 Gauge, Galvanized Steel, Stationary Siphon Ventilator..... <i>For Curb Or Flange Base, Add</i>	399.23 384.99	49.69
07 72 23 00-0027 EA 21" Neck Diameter, 26 Gauge, Galvanized Steel, Stationary Siphon Ventilator..... <i>For Curb Or Flange Base, Add</i>	568.54 418.05	54.00
07 72 23 00-0028 EA 24" Neck Diameter, 26 Gauge, Galvanized Steel, Stationary Siphon Ventilator..... <i>For Curb Or Flange Base, Add</i>	742.23 513.49	60.48
07 72 23 00-0029 EA 36" Neck Diameter, 26 Gauge, Galvanized Steel, Stationary Siphon Ventilator..... <i>For Curb Or Flange Base, Add</i>	1,077.08 847.44	81.01
07 72 23 00-0030 Mill Finish Aluminum, Stationary Siphon Ventilators (07 72 23 00-0020)		
07 72 23 00-0031 EA 6" Neck Diameter, 0.025", Mill Finish Aluminum, Stationary Siphon Ventilator..... <i>For Curb Or Flange Base, Add</i>	148.77 182.72	30.24
07 72 23 00-0032 EA 9" Neck Diameter, 0.025", Mill Finish Aluminum, Stationary Siphon Ventilator..... <i>For Curb Or Flange Base, Add</i>	197.58 201.02	33.49
07 72 23 00-0033 EA 12" Neck Diameter, 0.025", Mill Finish Aluminum, Stationary Siphon Ventilator..... <i>For Curb Or Flange Base, Add</i>	219.77 222.12	39.97
07 72 23 00-0034 EA 15" Neck Diameter, 0.025", Mill Finish Aluminum, Stationary Siphon Ventilator..... <i>For Curb Or Flange Base, Add</i>	361.73 386.98	44.29
07 72 23 00-0035 EA 18" Neck Diameter, 0.025", Mill Finish Aluminum, Stationary Siphon Ventilator..... <i>For Curb Or Flange Base, Add</i>	456.24 412.94	49.69
07 72 23 00-0036 EA 21" Neck Diameter, 0.025", Mill Finish Aluminum, Stationary Siphon Ventilator..... <i>For Curb Or Flange Base, Add</i>	560.98 466.02	54.00
07 72 23 00-0037 EA 24" Neck Diameter, 0.025", Mill Finish Aluminum, Stationary Siphon Ventilator..... <i>For Curb Or Flange Base, Add</i>	806.62 564.13	60.48
07 72 23 00-0038 EA 36" Neck Diameter, 0.025", Mill Finish Aluminum, Stationary Siphon Ventilator..... <i>For Curb Or Flange Base, Add</i>	1,216.28 850.99	81.01
07 72 23 00-0039 Spun Aluminum, Stationary Mushroom Gravity Ventilators (07 72 23)		
Note: Includes flange base and bird screen. Excludes curb.		
07 72 23 00-0040 EA 8" Orifice Diameter, Spun Aluminum, Stationary Mushroom Gravity Ventilator..... <i>For Backdraft Damper, Add</i> <i>For Curb Base, Add</i>	298.57 168.58 239.05	48.60
07 72 23 00-0041 EA 10" Orifice Diameter, Spun Aluminum, Stationary Mushroom Gravity Ventilator..... <i>For Backdraft Damper, Add</i> <i>For Curb Base, Add</i>	371.03 184.44 261.35	54.00
07 72 23 00-0042 EA 12" Orifice Diameter, Spun Aluminum, Stationary Mushroom Gravity Ventilator..... <i>For Backdraft Damper, Add</i> <i>For Curb Base, Add</i>	417.86 251.87 332.26	64.81
07 72 23 00-0043 EA 16" Orifice Diameter, Spun Aluminum, Stationary Mushroom Gravity Ventilator..... <i>For Backdraft Damper, Add</i> <i>For Curb Base, Add</i>	513.40 287.57 385.92	71.29
07 72 23 00-0044 EA 24" Orifice Diameter, Spun Aluminum, Stationary Mushroom Gravity Ventilator..... <i>For Backdraft Damper, Add</i> <i>For Curb Base, Add</i>	1,411.16 360.95 507.32	97.22
07 72 23 00-0045 EA 30" Orifice Diameter, Spun Aluminum, Stationary Mushroom Gravity Ventilator..... <i>For Backdraft Damper, Add</i> <i>For Curb Base, Add</i>	1,726.61 426.40 607.38	112.33
07 72 23 00-0046 EA 36" Orifice Diameter, Spun Aluminum, Stationary Mushroom Gravity Ventilator..... <i>For Backdraft Damper, Add</i> <i>For Curb Base, Add</i>	2,364.80 426.40 628.82	129.61
07 72 23 00-0047 EA 42" Orifice Diameter, Spun Aluminum, Stationary Mushroom Gravity Ventilator..... <i>For Backdraft Damper, Add</i> <i>For Curb Base, Add</i>	3,345.73 446.23 650.16	140.42
07 72 23 00-0048 EA 48" Orifice Diameter, Spun Aluminum, Stationary Mushroom Gravity Ventilator..... <i>For Backdraft Damper, Add</i> <i>For Curb Base, Add</i>	4,840.34 495.81 732.97	151.22
07 72 23 00-0049 Galvanized Steel, Stationary Gooseneck Ventilators (07 72 23)		
Note: Includes flange base and bird screen. Excludes curb.		
07 72 23 00-0050 EA 8" x 8", 26 Gauge, Galvanized Steel, Stationary Gooseneck Ventilator.....	576.21	54.00
07 72 23 00-0051 EA 12" x 12", 26 Gauge, Galvanized Steel, Stationary Gooseneck Ventilator.....	671.41	71.29
07 72 23 00-0052 EA 16" x 16", 26 Gauge, Galvanized Steel, Stationary Gooseneck Ventilator.....	969.77	97.22
07 72 23 00-0053 EA 24" x 24", 26 Gauge, Galvanized Steel, Stationary Gooseneck Ventilator.....	1,526.70	112.33
07 72 26 Ridge Vents (07 72)		
07 72 26 00-0001 Aluminum Ridge Vents (07 72 26)		
07 72 26 00-0002 LF Aluminum Ridge Vent Strips.....	14.09	3.14
07 72 26 00-0003 EA Aluminum Ridge Univent Connectors.....	51.04	19.48
07 72 26 00-0004 EA Aluminum Ridge Univent End Cap.....	46.73	19.48



MINOR
CSI UOM DESCRIPTION

TOTAL DIRECT DEMOLITION
UNIT COST UNIT COST

07 72 26 00-0005	Galvanized Ridge Vents (07 72 26)		
07 72 26 00-0006	LF Galvanized Sheet Metal Ridge Vent Strips.....	13.94	3.35
07 72 29	Rafter Vent (07 72)		
07 72 29 00-0001	Rafter Vent (07 72 29)		
	Note: Built-in baffle is designed to help keep air flowing freely from soffits to ridge vents.		
07 72 29 00-0002	EA 22" x 4" Rafter Vent.....	9.69	
07 72 29 00-0003	EA 14" x 4" Rafter Vent.....	8.66	
07 72 33	Roof Hatches (07 72)		
	Note: Includes curb with integral insulation, lockable hatch and gaskets.		
07 72 33 00-0001	Galvanized Steel Cover And Curb (07 72 33)		
07 72 33 00-0002	EA 2'-6" x 3'-0" Galvanized Steel Roof Hatch (Bilco S-20).....	1,246.00	142.16
07 72 33 00-0003	EA 2'-6" x 4'-6" Galvanized Steel Roof Hatch (Bilco NB-20).....	1,835.20	157.96
07 72 33 00-0004	EA 2'-6" x 8'-0" Galvanized Steel Roof Hatch (Bilco L-20).....	3,249.13	215.42
07 72 33 00-0005	EA 3'-0" x 3'-0" Galvanized Steel Roof Hatch (Bilco E-20).....	1,810.01	157.96
07 72 33 00-0006	EA 4'-0" x 4'-0" Galvanized Steel Roof Hatch.....	2,043.03	175.54
07 72 33 00-0007	EA 3'-0" x 8'-0" Galvanized Steel Roof Hatch.....	3,358.13	239.40
07 72 33 00-0008	Aluminum Cover And Curb (07 72 33)		
07 72 33 00-0009	EA 2'-6" x 3'-0" Aluminum Roof Hatch (Bilco S-50).....	1,248.17	142.16
07 72 33 00-0010	EA 2'-6" x 4'-6" Aluminum Roof Hatch (Bilco NB-50).....	1,628.84	157.96
07 72 33 00-0011	EA 2'-6" x 8'-0" Aluminum Roof Hatch (Bilco L-50).....	2,978.05	215.42
07 72 33 00-0012	EA 3'-0" x 3'-0" Aluminum Roof Hatch (Bilco E-50).....	1,595.61	157.96
07 72 33 00-0013	EA 4'-0" x 4'-0" Aluminum Roof Hatch (Bilco F-50).....	2,868.39	175.54
07 72 33 00-0014	EA 3'-0" x 8'-0" Aluminum Roof Hatch.....	3,140.81	239.40
07 72 33 00-0015	EA 3'-0" x 2'-6" Aluminum Roof Scuttle With Skylight (Bilco GS-50).....	1,794.65	157.96
07 72 33 00-0016	Steel, Plain, Primed (07 72 33)		
07 72 33 00-0017	EA 2'-6" x 3'-0" Plain Steel Roof Hatch Primed (Bilco S-20).....	1,194.06	142.16
07 72 33 00-0018	EA 2'-6" x 4'-6" Plain Steel Roof Hatch Primed (Bilco NB-20).....	1,619.44	157.96
07 72 33 00-0019	EA 2'-6" x 8'-0" Plain Steel Roof Hatch Primed (Bilco L-20).....	2,218.68	215.42
07 72 33 00-0020	EA 3'-0" x 3'-0" Plain Steel Roof Hatch Primed (Bilco E-20).....	1,503.28	157.96
07 72 33 00-0021	EA 4'-0" x 4'-0" Plain Steel Roof Hatch Primed.....	1,845.15	175.54
07 72 33 00-0022	EA 3'-0" x 8'-0" Plain Steel Roof Hatch Primed.....	2,507.21	239.40
07 72 33 00-0023	Stainless Steel (07 72 33)		
07 72 33 00-0024	EA 2'-6" x 3'-0" Stainless Steel Roof Hatch (Bilco S-90).....	2,886.02	142.16
07 72 33 00-0025	EA 2'-6" x 4'-6" Stainless Steel Roof Hatch (Bilco NB-90).....	5,558.63	157.96
07 72 33 00-0026	EA 2'-6" x 8'-0" Stainless Steel Roof Hatch (Bilco L-90).....	8,365.92	215.42
07 72 33 00-0027	EA 3'-0" x 3'-0" Stainless Steel Roof Hatch (Bilco E-90).....	4,454.84	157.96
07 72 33 00-0028	EA 4'-0" x 4'-0" Stainless Steel Roof Hatch.....	9,461.64	175.54
07 72 33 00-0029	EA 3'-0" x 8'-0" Stainless Steel Roof Hatch.....	10,585.42	239.40
07 72 33 00-0030	Removal And Reinstallation Of Roof Hatch (07 72 33)		
	Note: Includes storage, cleaning and supply materials.		
07 72 33 00-0031	EA Removal And Reinstallation Of Roof Hatch (All Types).....	437.28	
07 72 33 00-0032	Aluminum Cover And Galvanized Steel Curb (07 72 33)		
07 72 33 00-0033	EA Aluminum Cover, Galvanized Steel Curb 3'-0" x 2'-6" Roof (Bilco S-40).....	1,207.98	157.96
07 72 33 00-0034	EA Aluminum Cover, Galvanized Steel Curb 2'-6" x 4'-6" Roof (Bilco NB-40).....	1,588.66	175.54
07 72 33 00-0035	EA Aluminum Cover, Galvanized Steel Curb 2'-6" x 8'-0" Roof (Bilco L-40).....	2,873.58	239.31
07 72 33 00-0036	EA Aluminum Cover, Galvanized Steel Curb 3'-0" x 3'-0" Roof (Bilco E-40).....	1,563.47	162.89
07 72 33 00-0037	EA Aluminum Cover, Galvanized Steel Curb 4'-0" x 4'-0" Roof (Bilco F-40).....	2,779.99	180.47
07 72 33 00-0038	Roof Hatch Accessories (07 72 33)		
07 72 33 00-0039	EA Roof Hatch Ladderup Safety Post (Bilco LU-1).....	779.45	74.05
07 72 33 00-0040	Roof Hatch Safety Railing (07 72 33)		
	Note: Included mounting bracket to attach to roof hatch		
07 72 33 00-0041	EA 24" x 24" Painted Steel, Roof Hatch Safety Railing With Self Closing Gate (Acudor RHSR-24x24).....	1,911.36	
07 72 33 00-0042	EA 24" x 36" Painted Steel, Roof Hatch Safety Railing With Self Closing Gate (Acudor RHSR-24x36).....	1,983.76	
07 72 33 00-0043	EA 30" x 30" Painted Steel, Roof Hatch Safety Railing With Self Closing Gate (Acudor RHSR-30x30).....	2,034.66	
07 72 33 00-0044	EA 30" x 36" Painted Steel, Roof Hatch Safety Railing With Self Closing Gate (Acudor RHSR-30x36).....	2,215.88	
07 72 33 00-0045	EA 36" x 36" Painted Steel, Roof Hatch Safety Railing With Self Closing Gate (Acudor RHSR-36x36).....	2,424.85	
07 72 33 00-0046	EA 48" x 48" Painted Steel, Roof Hatch Safety Railing With Self Closing Gate (Acudor RHSR-48x48).....	3,110.58	



MINOR CSI UOM DESCRIPTION	TOTAL DIRECT UNIT COST	DEMOLITION UNIT COST
------------------------------	---------------------------	-------------------------

07 72 36 Smoke Vents (07 72)

07 72 36 00-0001 Fire Vent (07 72 36)		
07 72 36 00-0002 Galvanized Steel Covers And Curb (07 72 36 00-0001)		
07 72 36 00-0003 EA 4'-0" x 4'-0" Galvanized Steel Covers And Curb, Smoke And Fire Vent (Bilco DSH-4848)	3,284.53	131.70
07 72 36 00-0004 EA 4'-0" x 6'-0" Galvanized Steel Covers And Curb, Smoke And Fire Vent (Bilco DSH-4872)	3,774.15	181.06
07 72 36 00-0005 EA 4'-0" x 7'-6" Galvanized Steel Covers And Curb, Smoke And Fire Vent (Bilco DSH-4890)	4,303.45	197.55
07 72 36 00-0006 EA 4'-0" x 8'-0" Galvanized Steel Covers And Curb, Smoke And Fire Vent (Bilco DSH-4896)	4,387.53	207.43
07 72 36 00-0007 EA 5'-0" x 5'-0" Galvanized Steel Covers And Curb, Smoke And Fire Vent (Bilco DSH-6060)	5,100.02	181.06
07 72 36 00-0008 EA 5'-0" x 6'-0" Galvanized Steel Covers And Curb, Smoke And Fire Vent (Bilco DSH-6072)	5,421.53	197.55
07 72 36 00-0009 EA 5'-0" x 7'-0" Galvanized Steel Covers And Curb, Smoke And Fire Vent (Bilco DSH-6084)	5,723.25	214.04
07 72 36 00-0010 EA 5'-0" x 8'-0" Galvanized Steel Covers And Curb, Smoke And Fire Vent (Bilco DSH-6096)	6,519.70	230.52
07 72 36 00-0011 EA 5'-0" x 10'-0" Galvanized Steel Covers And Curb, Smoke And Fire Vent (Bilco DSH-60120)	8,097.81	246.91
07 72 36 00-0012 EA 5'-6" x 5'-6" Galvanized Steel Covers And Curb, Smoke And Fire Vent (Bilco DSH-6666)	5,416.52	214.04
07 72 36 00-0013 EA 5'-6" x 12'-0" Galvanized Steel Covers And Curb, Smoke And Fire Vent (Bilco DSH-66114)	11,427.27	263.40
07 72 36 00-0014 EA 6'-0" x 6'-0" Galvanized Steel Covers And Curb, Smoke And Fire Vent (Bilco DSH-7272)	6,237.55	279.89

07 72 36 00-0015 Aluminum Covers And Galvanized Steel Curb (07 72 36 00-0001)

07 72 36 00-0016 EA 4'-0" x 4'-0" Aluminum Covers And Galvanized Steel Curb, Smoke And Fire Vent (Bilco DSH-4848A)	2,801.31	131.70
07 72 36 00-0017 EA 4'-0" x 6'-0" Aluminum Covers And Galvanized Steel Curb, Smoke And Fire Vent (Bilco DSH-4872A)	3,204.86	181.06
07 72 36 00-0018 EA 4'-0" x 7'-6" Aluminum Covers And Galvanized Steel Curb, Smoke And Fire Vent (Bilco DSH-4890A)	3,607.26	197.55
07 72 36 00-0019 EA 4'-0" x 8'-0" Aluminum Covers And Galvanized Steel Curb, Smoke And Fire Vent (Bilco DSH-4896A)	3,734.59	207.43
07 72 36 00-0020 EA 5'-0" x 5'-0" Aluminum Covers And Galvanized Steel Curb, Smoke And Fire Vent (Bilco DSH-6060A)	3,630.80	181.06
07 72 36 00-0021 EA 5'-0" x 6'-0" Aluminum Covers And Galvanized Steel Curb, Smoke And Fire Vent (Bilco DSH-6072A)	4,643.98	197.55
07 72 36 00-0022 EA 5'-0" x 7'-0" Aluminum Covers And Galvanized Steel Curb, Smoke And Fire Vent (Bilco DSH-6084A)	4,966.00	214.04
07 72 36 00-0023 EA 5'-0" x 8'-0" Aluminum Covers And Galvanized Steel Curb, Smoke And Fire Vent (Bilco DSH-6096A)	4,829.95	230.52
07 72 36 00-0024 EA 5'-0" x 10'-0" Aluminum Covers And Galvanized Steel Curb, Smoke And Fire Vent (Bilco DSH-60120A)	6,799.49	246.91
07 72 36 00-0025 EA 5'-6" x 5'-6" Aluminum Covers And Galvanized Steel Curb, Smoke And Fire Vent (Bilco DSH-6666A)	4,684.72	214.04
07 72 36 00-0026 EA 5'-6" x 12'-0" Aluminum Covers And Galvanized Steel Curb, Smoke And Fire Vent (Bilco DSH-66144A)	8,929.77	263.40
07 72 36 00-0027 EA 6'-0" x 6'-0" Aluminum Covers And Galvanized Steel Curb, Smoke And Fire Vent (Bilco DSH-7272A)	4,582.54	279.89

07 72 36 00-0028 Aluminum Covers And Curb (07 72 36 00-0001)

07 72 36 00-0029 EA 4'-0" x 4'-0" Aluminum Covers And Curb, Smoke And Fire Vent (Bilco DSH-4848B)	3,058.48	131.70
07 72 36 00-0030 EA 4'-0" x 6'-0" Aluminum Covers And Curb, Smoke And Fire Vent (Bilco DSH-4872B)	3,630.80	181.06
07 72 36 00-0031 EA 4'-0" x 7'-6" Aluminum Covers And Curb, Smoke And Fire Vent (Bilco DSH-4890B)	3,984.98	197.55
07 72 36 00-0032 EA 4'-0" x 8'-0" Aluminum Covers And Curb, Smoke And Fire Vent (Bilco DSH-4896B)	4,216.79	207.43
07 72 36 00-0033 EA 5'-0" x 5'-0" Aluminum Covers And Curb, Smoke And Fire Vent (Bilco DSH-6060B)	3,823.68	181.06
07 72 36 00-0034 EA 5'-0" x 6'-0" Aluminum Covers And Curb, Smoke And Fire Vent (Bilco DSH-6072B)	4,844.90	197.55
07 72 36 00-0035 EA 5'-0" x 7'-0" Aluminum Covers And Curb, Smoke And Fire Vent (Bilco DSH-6084B)	5,142.81	214.04
07 72 36 00-0036 EA 5'-0" x 8'-0" Aluminum Covers And Curb, Smoke And Fire Vent (Bilco DSH-6096B)	5,312.15	230.52
07 72 36 00-0037 EA 5'-0" x 10'-0" Aluminum Covers And Curb, Smoke And Fire Vent (Bilco DSH-60120B)	6,453.92	246.91
07 72 36 00-0038 EA 5'-6" x 5'-6" Aluminum Covers And Curb, Smoke And Fire Vent (Bilco DSH-6666B)	4,909.75	214.04
07 72 36 00-0039 EA 5'-6" x 12'-0" Aluminum Covers And Curb, Smoke And Fire Vent (Bilco DSH-66114B)	9,757.54	263.40
07 72 36 00-0040 EA 6'-0" x 6'-0" Aluminum Covers And Curb, Smoke And Fire Vent (Bilco DSH-7272B)	5,064.73	279.89

07 72 36 00-0041 Polycarbonate Translucent Cover With Aluminum Frame And Aluminum Curb (07 72 36)

07 72 36 00-0042 EA 4'-0" x 4'-0" Polycarbonate Translucent Cover With Aluminum Frame And Aluminum Curb, Smoke And Fire Vent (Bilco LV4848B)	3,026.33	131.31
07 72 36 00-0043 EA 4'-0" x 6'-0" Polycarbonate Translucent Cover With Aluminum Frame And Aluminum Curb, Smoke And Fire Vent (Bilco LV4872B)	3,831.70	181.06
07 72 36 00-0044 EA 4'-0" x 8'-0" Polycarbonate Translucent Cover With Aluminum Frame And Aluminum Curb, Smoke And Fire Vent (Bilco LV4896B)	4,048.01	207.43
07 72 36 00-0045 EA 5'-0" x 5'-0" Polycarbonate Translucent Cover With Aluminum Frame And Aluminum Curb, Smoke And Fire Vent (Bilco LV6060B)	4,354.09	181.06
07 72 36 00-0046 EA 5'-0" x 8'-0" Polycarbonate Translucent Cover With Aluminum Frame And Aluminum Curb, Smoke And Fire Vent (Bilco LV6096B)	4,588.86	230.52

07 72 46 Roof Walkways (07 72)

07 72 46 00-0001 Recycled Rubber Walkway Pads (07 72 46)

07 72 46 00-0002 SF 3/8" Thick, Button Surface, Recycled Rubber Walkway Pad <i>For Diamond Surface, Add</i>	11.16 1.05	2.50
07 72 46 00-0003 SF 1/2" Thick, Button Surface, Recycled Rubber Walkway Pad <i>For Diamond Surface, Add</i>	12.49 1.23	3.00
07 72 46 00-0004 SF 3/4" Thick, Button Surface, Recycled Rubber Walkway Pad <i>For Diamond Surface, Add</i>	13.81 1.37	3.00

07 72 63 Waste Containment Assemblies (07 72)

07 72 63 00-0001 Rooftop Oil And Grease Containment System (07 72 63)		
07 72 63 00-0002 Light Duty, Rooftop Oil And Grease Containment System (Grease Guard® GRD-E) (07 72 63 00-0001)		



MINOR CSI	UOM	DESCRIPTION	TOTAL DIRECT UNIT COST	DEMOLITION UNIT COST
07 72 63 00-0003	EA	48" Length, 48" Width, 3.5" Height, Light Duty, Rooftop Oil And Grease Containment System (Grease Guard® GRD100-E).....	2,913.12	205.41
07 72 63 00-0004	EA	60" Length, 60" Width, 3.5" Height, Light Duty, Rooftop Oil And Grease Containment System (Grease Guard® GRD101-E).....	3,264.82	205.41
07 72 63 00-0005	EA	60" Length, 90" Width, 3.5" Height, Light Duty, Rooftop Oil And Grease Containment System (Grease Guard® GRD106-E).....	4,019.22	213.63
07 72 63 00-0006	EA	72" Length, 72" Width, 3.5" Height, Light Duty, Rooftop Oil And Grease Containment System (Grease Guard® GRD102-E).....	3,999.11	213.63
07 72 63 00-0007	EA	72" Length, 108" Width, 3.5" Height, Light Duty, Rooftop Oil And Grease Containment System (Grease Guard® GRD103-E).....	5,241.59	231.09
07 72 63 00-0008	EA	72" Length, 144" Width, 3.5" Height, Light Duty, Rooftop Oil And Grease Containment System (Grease Guard® GRD111-E).....	4,070.58	231.09
07 72 63 00-0009	EA	90" Length, 90" Width, 3.5" Height, Light Duty, Rooftop Oil And Grease Containment System (Grease Guard® GRD105-E).....	4,530.67	273.81
07 72 63 00-0010	EA	108" Length, 108" Width, 3.5" Height, Light Duty, Rooftop Oil And Grease Containment System (Grease Guard® GRD112-E).....	6,696.13	342.32
07 72 63 00-0011	EA	120" Length, 120" Width, 3.5" Height, Light Duty, Rooftop Oil And Grease Containment System (Grease Guard® GRD107-E).....	8,344.59	342.32
07 72 63 00-0012	EA	144" Length, 144" Width, 3.5" Height, Light Duty, Rooftop Oil And Grease Containment System (Grease Guard® GRD113-E).....	10,606.18	342.32
07 72 63 00-0013		Heavy Duty, Rooftop Oil And Grease Containment System (Grease Guard® GRD) (07 72 63 00-0001)		
07 72 63 00-0014	EA	48" Length, 48" Width, 3.5" Height, Heavy Duty, Rooftop Oil And Grease Containment System (Grease Guard® GRD100).....	3,601.55	205.41
07 72 63 00-0015	EA	60" Length, 60" Width, 3.5" Height, Heavy Duty, Rooftop Oil And Grease Containment System (Grease Guard® GRD101).....	4,058.91	205.41
07 72 63 00-0016	EA	60" Length, 90" Width, 3.5" Height, Heavy Duty, Rooftop Oil And Grease Containment System (Grease Guard® GRD106).....	5,029.40	213.63
07 72 63 00-0017	EA	72" Length, 72" Width, 3.5" Height, Heavy Duty, Rooftop Oil And Grease Containment System (Grease Guard® GRD102).....	5,119.89	213.63
07 72 63 00-0018	EA	72" Length, 108" Width, 3.5" Height, Heavy Duty, Rooftop Oil And Grease Containment System (Grease Guard® GRD103).....	7,337.34	231.09
07 72 63 00-0019	EA	72" Length, 144" Width, 3.5" Height, Heavy Duty, Rooftop Oil And Grease Containment System (Grease Guard® GRD111).....	8,056.03	231.09
07 72 63 00-0020	EA	90" Length, 90" Width, 3.5" Height, Heavy Duty, Rooftop Oil And Grease Containment System (Grease Guard® GRD105).....	7,465.72	273.81
07 72 63 00-0021	EA	108" Length, 108" Width, 3.5" Height, Heavy Duty, Rooftop Oil And Grease Containment System (Grease Guard® GRD112).....	8,394.84	342.32
07 72 63 00-0022	EA	120" Length, 120" Width, 3.5" Height, Heavy Duty, Rooftop Oil And Grease Containment System (Grease Guard® GRD107).....	10,540.84	342.32
07 72 63 00-0023	EA	144" Length, 144" Width, 3.5" Height, Heavy Duty, Rooftop Oil And Grease Containment System (Grease Guard® GRD113).....	13,480.92	342.32
07 72 63 00-0024		Replacement Filter Sets For Rooftop Oil And Grease Containment System (07 72 63)		
		Note: Includes removing old filters and installing new filters.		
07 72 63 00-0025		Top And Center Replacement Filter Sets For Rooftop Oil And Grease Containment System (07 72 63 00-0024)		
07 72 63 00-0026		Light Duty, Top And Center Replacement Filter Sets For Rooftop Oil And Grease Containment System (07 72 63 00-0025)		
07 72 63 00-0027	SET	48" Length, 48" Width, 3.5" Height, Light Duty, Top And Center Replacement Filter Set For Rooftop Oil And Grease Containment System (Grease Guard® FIL100-E).....	241.99	
07 72 63 00-0028	SET	60" Length, 60" Width, 3.5" Height, Light Duty, Top And Center Replacement Filter Set For Rooftop Oil And Grease Containment System (Grease Guard® FIL101-E).....	342.52	
07 72 63 00-0029	SET	60" Length, 90" Width, 3.5" Height, Light Duty, Top And Center Replacement Filter Set For Rooftop Oil And Grease Containment System (Grease Guard® FIL106-E).....	493.28	
07 72 63 00-0030	SET	72" Length, 72" Width, 3.5" Height, Light Duty, Top And Center Replacement Filter Set For Rooftop Oil And Grease Containment System (Grease Guard® FIL102-E).....	453.31	
07 72 63 00-0031	SET	72" Length, 108" Width, 3.5" Height, Light Duty, Top And Center Replacement Filter Set For Rooftop Oil And Grease Containment System (Grease Guard® FIL103-E).....	855.37	
07 72 63 00-0032	SET	72" Length, 144" Width, 3.5" Height, Light Duty, Top And Center Replacement Filter Set For Rooftop Oil And Grease Containment System (Grease Guard® FIL111-E).....	865.41	
07 72 63 00-0033	SET	90" Length, 90" Width, 3.5" Height, Light Duty, Top And Center Replacement Filter Set For Rooftop Oil And Grease Containment System (Grease Guard® FIL105-E).....	664.61	
07 72 63 00-0034	SET	108" Length, 108" Width, 3.5" Height, Light Duty, Top And Center Replacement Filter Set For Rooftop Oil And Grease Containment System (Grease Guard® FIL112-E).....	865.64	
07 72 63 00-0035	SET	120" Length, 120" Width, 3.5" Height, Light Duty, Top And Center Replacement Filter Set For Rooftop Oil And Grease Containment System (Grease Guard® FIL107-E).....	1,272.73	
07 72 63 00-0036	SET	144" Length, 144" Width, 3.5" Height, Light Duty, Top And Center Replacement Filter Set For Rooftop Oil And Grease Containment System (Grease Guard® FIL113-E).....	1,679.82	
07 72 63 00-0037		Complete Replacement Filter Sets For Rooftop Oil And Grease Containment System (07 72 63 00-0024)		
07 72 63 00-0038		Light Duty, Complete Replacement Filter Sets For Rooftop Oil And Grease Containment System (07 72 63 00-0037)		



MINOR CSI UOM DESCRIPTION	TOTAL DIRECT UNIT COST	DEMOLITION UNIT COST
07 72 63 00-0039 SET 48" Length, 48" Width, 3.5" Height, Light Duty, Complete Replacement Filter Set For Rooftop Oil And Grease Containment System (Grease Guard® FIL100-EC)	508.69	
07 72 63 00-0040 SET 60" Length, 60" Width, 3.5" Height, Light Duty, Complete Replacement Filter Set For Rooftop Oil And Grease Containment System (Grease Guard® FIL101-EC)	679.58	
07 72 63 00-0041 SET 60" Length, 90" Width, 3.5" Height, Light Duty, Complete Replacement Filter Set For Rooftop Oil And Grease Containment System (Grease Guard® FIL106-EC)	991.18	
07 72 63 00-0042 SET 72" Length, 72" Width, 3.5" Height, Light Duty, Complete Replacement Filter Set For Rooftop Oil And Grease Containment System (Grease Guard® FIL102-EC)	921.03	
07 72 63 00-0043 SET 72" Length, 108" Width, 3.5" Height, Light Duty, Complete Replacement Filter Set For Rooftop Oil And Grease Containment System (Grease Guard® FIL103-EC)	1,780.43	
07 72 63 00-0044 SET 72" Length, 144" Width, 3.5" Height, Light Duty, Complete Replacement Filter Set For Rooftop Oil And Grease Containment System (Grease Guard® FIL111-EC)	1,790.47	
07 72 63 00-0045 SET 90" Length, 90" Width, 3.5" Height, Light Duty, Complete Replacement Filter Set For Rooftop Oil And Grease Containment System (Grease Guard® FIL105-EC)	1,323.31	
07 72 63 00-0046 SET 108" Length, 108" Width, 3.5" Height, Light Duty, Complete Replacement Filter Set For Rooftop Oil And Grease Containment System (Grease Guard® FIL112-EC)	1,790.71	
07 72 63 00-0047 SET 120" Length, 120" Width, 3.5" Height, Light Duty, Complete Replacement Filter Set For Rooftop Oil And Grease Containment System (Grease Guard® FIL107-EC)	2,630.01	
07 72 63 00-0048 SET 144" Length, 144" Width, 3.5" Height, Light Duty, Complete Replacement Filter Set For Rooftop Oil And Grease Containment System (Grease Guard® FIL113-EC)	3,504.50	
07 72 63 00-0049 Heavy Duty, Complete Replacement Filter Sets For Rooftop Oil And Grease Containment System (07 72 63 00-0037)		
07 72 63 00-0050 SET 48" Length, 48" Width, 3.5" Height, Heavy Duty, Complete Replacement Filter Set For Rooftop Oil And Grease Containment System (Grease Guard® FIL100-C)	634.34	
07 72 63 00-0051 SET 60" Length, 60" Width, 3.5" Height, Heavy Duty, Complete Replacement Filter Set For Rooftop Oil And Grease Containment System (Grease Guard® FIL101-C)	790.15	
07 72 63 00-0052 SET 60" Length, 90" Width, 3.5" Height, Heavy Duty, Complete Replacement Filter Set For Rooftop Oil And Grease Containment System (Grease Guard® FIL106-C)	1,162.04	
07 72 63 00-0053 SET 72" Length, 72" Width, 3.5" Height, Heavy Duty, Complete Replacement Filter Set For Rooftop Oil And Grease Containment System (Grease Guard® FIL102-C)	1,096.93	
07 72 63 00-0054 SET 72" Length, 108" Width, 3.5" Height, Heavy Duty, Complete Replacement Filter Set For Rooftop Oil And Grease Containment System (Grease Guard® FIL103-C)	2,147.31	
07 72 63 00-0055 SET 72" Length, 144" Width, 3.5" Height, Heavy Duty, Complete Replacement Filter Set For Rooftop Oil And Grease Containment System (Grease Guard® FIL111-C)	2,137.27	
07 72 63 00-0056 SET 90" Length, 90" Width, 3.5" Height, Heavy Duty, Complete Replacement Filter Set For Rooftop Oil And Grease Containment System (Grease Guard® FIL105-C)	1,554.51	
07 72 63 00-0057 SET 108" Length, 108" Width, 3.5" Height, Heavy Duty, Complete Replacement Filter Set For Rooftop Oil And Grease Containment System (Grease Guard® FIL112-C)	2,157.59	
07 72 63 00-0058 SET 120" Length, 120" Width, 3.5" Height, Heavy Duty, Complete Replacement Filter Set For Rooftop Oil And Grease Containment System (Grease Guard® FIL107-C)	3,032.08	
07 72 63 00-0059 SET 144" Length, 144" Width, 3.5" Height, Heavy Duty, Complete Replacement Filter Set For Rooftop Oil And Grease Containment System (Grease Guard® FIL113-C)	4,223.19	
07 73 Roof Protection Board (07 70)		
07 73 00 00-0001 Roof Protection Board (07 73)		
Note: Use these items for specified related installations with systems per CSI section 07 50 00. Items are for single layer of panels attached per FM I-90 requirements.		
07 73 00 00-0002 Cold Adhesive Applied, Roof Protection Board (Georgia-Pacific DensDeck®) (07 73 00 00-0001)		
07 73 00 00-0003 SF 1/4" Thick, Fiberglass Mat Faced, Moisture Resistant Gypsum Core, Roof Protection Board, Cold Adhesive Applied (Georgia-Pacific DensDeck®)	3.67	0.51
<i>For No Adhesive, Deduct</i>		
07 73 00 00-0004 SF 1/2" Thick, Fiberglass Mat Faced, Moisture Resistant Gypsum Core, Roof Protection Board, Cold Adhesive Applied (Georgia-Pacific DensDeck®)	4.15	0.56
<i>For No Adhesive, Deduct</i>		
07 73 00 00-0005 SF 5/8" Thick, Fiberglass Mat Faced, Moisture Resistant Gypsum Core, Roof Protection Board, Cold Adhesive Applied (Georgia-Pacific DensDeck®)	4.36	0.61
<i>For No Adhesive, Deduct</i>		
07 73 00 00-0006 SF 1/4" Thick, Surface Primed, Fiberglass Mat Faced, Moisture Resistant Gypsum Core, Roof Protection Board, Cold Adhesive Applied (Georgia-Pacific DensDeck® Prime)	3.72	0.51
<i>For No Adhesive, Deduct</i>		
07 73 00 00-0007 SF 1/2" Thick, Surface Primed, Fiberglass Mat Faced, Moisture Resistant Gypsum Core, Roof Protection Board, Cold Adhesive Applied (Georgia-Pacific DensDeck® Prime)	4.23	0.56
<i>For No Adhesive, Deduct</i>		
07 73 00 00-0008 SF 5/8" Thick, Surface Primed, Fiberglass Mat Faced, Moisture Resistant Gypsum Core, Roof Protection Board, Cold Adhesive Applied (Georgia-Pacific DensDeck® Prime)	4.45	0.61
<i>For No Adhesive, Deduct</i>		
07 73 00 00-0009 Hot-Mopped, Roof Protection Board (Georgia-Pacific DensDeck®) (07 73 00 00-0001)		
07 73 00 00-0010 SF 1/4" Thick, Fiberglass Mat Faced, Moisture Resistant Gypsum Core, Roof Protection Board, Hot-Mopped (Georgia-Pacific DensDeck®)	3.50	0.51
07 73 00 00-0011 SF 1/2" Thick, Fiberglass Mat Faced, Moisture Resistant Gypsum Core, Roof Protection Board, Hot-Mopped (Georgia-Pacific DensDeck®)	4.00	0.56
07 73 00 00-0012 SF 5/8" Thick, Fiberglass Mat Faced, Moisture Resistant Gypsum Core, Roof Protection Board, Hot-Mopped (Georgia-Pacific DensDeck®)	4.24	0.61
07 73 00 00-0013 SF 1/4" Thick, Surface Primed, Fiberglass Mat Faced, Moisture Resistant Gypsum Core, Roof Protection Board, Hot-Mopped (Georgia-Pacific DensDeck® Prime)	3.55	0.51

07 Thermal And Moisture Protection
07 70 Roof and Wall Specialties and Accessories
07 73 Roof Protection Board



MINOR
CSI UOM DESCRIPTION

TOTAL DIRECT DEMOLITION
UNIT COST UNIT COST

07 73 00 00-0014	SF	1/2" Thick, Surface Primed, Fiberglass Mat Faced, Moisture Resistant Gypsum Core, Roof Protection Board, Hot-Mopped (Georgia-Pacific DensDeck® Prime)	4.08	0.56
07 73 00 00-0015	SF	5/8" Thick, Surface Primed, Fiberglass Mat Faced, Moisture Resistant Gypsum Core, Roof Protection Board, Hot-Mopped (Georgia-Pacific DensDeck® Prime)	4.32	0.61

07 73 00 00-0016 Mechanically Fastened, Roof Protection Board (Georgia-Pacific DensDeck®) (07 73 00 00-0001)

Note: Mechanically fastened to wood or steel.

07 73 00 00-0017	SF	1/4" Thick, Fiberglass Mat Faced, Moisture Resistant Gypsum Core, Roof Protection Board, Mechanically Fastened (Georgia-Pacific DensDeck®)	3.34	0.51
		For Mechanically Fastened To Concrete, Add	1.37	
		For Mechanically Fastened To Gypsum, Add	1.72	
		For Mechanically Fastened To Wood Or Steel, >90 To 120 MPH Wind, Add	0.54	
		For Mechanically Fastened To Concrete, >90 To 120 MPH Wind, Add	2.38	
		For Mechanically Fastened To Gypsum, >90 To 120 MPH Wind, Add	2.05	
		For Mechanically Fastened To Wood Or Steel, >120 To 135 MPH Wind, Add	0.81	
		For Mechanically Fastened To Concrete, >120 To 135 MPH Wind, Add	3.23	
		For Mechanically Fastened To Gypsum, >120 To 135 MPH Wind, Add	3.09	
07 73 00 00-0018	SF	1/2" Thick, Fiberglass Mat Faced, Moisture Resistant Gypsum Core, Roof Protection Board, Mechanically Fastened (Georgia-Pacific DensDeck®)	3.82	0.56
		For Mechanically Fastened To Concrete, Add	1.37	
		For Mechanically Fastened To Gypsum, Add	1.72	
		For Mechanically Fastened To Wood Or Steel, >90 To 120 MPH Wind, Add	0.54	
		For Mechanically Fastened To Concrete, >90 To 120 MPH Wind, Add	2.45	
		For Mechanically Fastened To Gypsum, >90 To 120 MPH Wind, Add	2.05	
		For Mechanically Fastened To Wood Or Steel, >120 To 135 MPH Wind, Add	0.81	
		For Mechanically Fastened To Concrete, >120 To 135 MPH Wind, Add	3.30	
		For Mechanically Fastened To Gypsum, >120 To 135 MPH Wind, Add	3.09	
07 73 00 00-0019	SF	5/8" Thick, Fiberglass Mat Faced, Moisture Resistant Gypsum Core, Roof Protection Board, Mechanically Fastened (Georgia-Pacific DensDeck®)	4.03	0.61
		For Mechanically Fastened To Concrete, Add	1.37	
		For Mechanically Fastened To Gypsum, Add	1.72	
		For Mechanically Fastened To Wood Or Steel, >90 To 120 MPH Wind, Add	0.54	
		For Mechanically Fastened To Concrete, >90 To 120 MPH Wind, Add	2.51	
		For Mechanically Fastened To Gypsum, >90 To 120 MPH Wind, Add	2.05	
		For Mechanically Fastened To Wood Or Steel, >120 To 135 MPH Wind, Add	0.81	
		For Mechanically Fastened To Concrete, >120 To 135 MPH Wind, Add	3.36	
		For Mechanically Fastened To Gypsum, >120 To 135 MPH Wind, Add	3.09	
07 73 00 00-0020	SF	1/4" Thick, Surface Primed, Fiberglass Mat Faced, Moisture Resistant Gypsum Core, Roof Protection Board, Mechanically Fastened (Georgia-Pacific DensDeck® Prime)	3.39	0.51
		For Mechanically Fastened To Concrete, Add	1.37	
		For Mechanically Fastened To Gypsum, Add	1.72	
		For Mechanically Fastened To Wood Or Steel, >90 To 120 MPH Wind, Add	0.54	
		For Mechanically Fastened To Concrete, >90 To 120 MPH Wind, Add	2.38	
		For Mechanically Fastened To Gypsum, >90 To 120 MPH Wind, Add	2.05	
		For Mechanically Fastened To Wood Or Steel, >120 To 135 MPH Wind, Add	0.81	
		For Mechanically Fastened To Concrete, >120 To 135 MPH Wind, Add	3.23	
		For Mechanically Fastened To Gypsum, >120 To 135 MPH Wind, Add	3.09	
07 73 00 00-0021	SF	1/2" Thick, Surface Primed, Fiberglass Mat Faced, Moisture Resistant Gypsum Core, Roof Protection Board, Mechanically Fastened (Georgia-Pacific DensDeck® Prime)	3.90	0.56
		For Mechanically Fastened To Concrete, Add	1.37	
		For Mechanically Fastened To Gypsum, Add	1.72	
		For Mechanically Fastened To Wood Or Steel, >90 To 120 MPH Wind, Add	0.54	
		For Mechanically Fastened To Concrete, >90 To 120 MPH Wind, Add	2.45	
		For Mechanically Fastened To Gypsum, >90 To 120 MPH Wind, Add	2.05	
		For Mechanically Fastened To Wood Or Steel, >120 To 135 MPH Wind, Add	0.81	
		For Mechanically Fastened To Concrete, >120 To 135 MPH Wind, Add	3.30	
		For Mechanically Fastened To Gypsum, >120 To 135 MPH Wind, Add	3.09	
07 73 00 00-0022	SF	5/8" Thick, Surface Primed, Fiberglass Mat Faced, Moisture Resistant Gypsum Core, Roof Protection Board, Mechanically Fastened (Georgia-Pacific DensDeck® Prime)	4.12	0.61
		For Mechanically Fastened To Concrete, Add	1.37	
		For Mechanically Fastened To Gypsum, Add	1.72	
		For Mechanically Fastened To Wood Or Steel, >90 To 120 MPH Wind, Add	0.54	
		For Mechanically Fastened To Concrete, >90 To 120 MPH Wind, Add	2.51	
		For Mechanically Fastened To Gypsum, >90 To 120 MPH Wind, Add	2.05	
		For Mechanically Fastened To Wood Or Steel, >120 To 135 MPH Wind, Add	0.81	
		For Mechanically Fastened To Concrete, >120 To 135 MPH Wind, Add	3.36	
		For Mechanically Fastened To Gypsum, >120 To 135 MPH Wind, Add	3.09	

07 76 Roof Pavers (07 70)

07 76 16 Roof Decking Pavers (07 76)

07 76 16 00-0001 Roof Pavers (07 76 16)

Note: For walkway application over roofing system.

07 76 16 00-0002	SF	Up To 100 SF, 2" Concrete Roof Paver	11.98	6.49
		For 1-1/2" Thickness, Deduct	-1.20	
		For 2-1/2" Thickness, Add	1.37	
		For 3" Thickness, Add	2.75	
07 76 16 00-0003	SF	>100 To 200 SF, 2" Concrete Roof Paver	10.80	4.90
		For 1-1/2" Thickness, Deduct	-1.08	
		For 2-1/2" Thickness, Add	1.25	
		For 3" Thickness, Add	2.49	



MINOR CSI UOM DESCRIPTION	TOTAL DIRECT UNIT COST	DEMOLITION UNIT COST
07 76 16 00-0004 SF >200 To 400 SF, 2" Concrete Roof Paver <i>For 1-1/2" Thickness, Deduct</i> <i>For 2-1/2" Thickness, Add</i> <i>For 3" Thickness, Add</i>	10.11 -1.01 1.17 2.33	3.90
07 76 16 00-0005 SF >400 To 1,000 SF, 2" Concrete Roof Paver <i>For 1-1/2" Thickness, Deduct</i> <i>For 2-1/2" Thickness, Add</i> <i>For 3" Thickness, Add</i>	9.68 -0.97 1.12 2.23	3.40
07 76 16 00-0006 SF >1,000 SF, 2" Concrete Roof Paver <i>For 1-1/2" Thickness, Deduct</i> <i>For 2-1/2" Thickness, Add</i> <i>For 3" Thickness, Add</i>	9.15 -0.92 1.05 2.11	3.09
07 76 16 00-0007 Roof Paver Pedestal (07 76 16)		
07 76 16 00-0008 EA 2" To 3" High Adjustable Roof Paver Pedestal, 2" Base, 2" Top (Hanover Elevator)	23.99	1.02
07 76 16 00-0009 EA 3" To 4-3/4" High Adjustable Roof Paver Pedestal, 3" Base, 3" Top (Hanover Elevator)	25.02	1.02
07 76 16 00-0010 EA 4-3/4" To 7-3/4" High Adjustable Roof Paver Pedestal, 4" Base, 4" Top (Hanover Elevator)	26.05	1.02
07 76 16 00-0011 EA Adjustable Roof Paver Pedestal Coupler, Adds 2-1/2" To 4" (Hanover Elevator)	13.47	1.02
07 76 16 00-0012 EA Stay Bar, Used With Roof Paver Pedestals >16' High (Hanover Elevator)	11.57	1.02
07 76 16 00-0013 EA 5/8" High Tab Roof Paver Pedestal (Hanover High Tab Pedestal)	11.87	1.02
<i>Note: Stackable.</i>		
07 76 16 00-0014 EA 1/16" And 1/8" Flexible Leveling Plates For Roof Paver Pedestal	6.73	1.02
<i>Note: Used with High Tab and Elevator pedestals.</i>		
07 76 16 00-0015 EA Roof Paver Leveling System, Twist To Adjust Pitch (Hanover Compensator)	8.70	1.02
<i>Note: Each Compensator levels 1/8" of slope and are stackable. Used with High Tab and Elevator pedestals.</i>		
07 76 16 00-0016 Roof Paver (07 76 16)		
<i>Note: For walkway application over roofing system.</i>		
07 76 16 00-0017 EA 2" Thick, 48" x 48" Nonimal, Reinforced Precast Concrete Pavers	840.53	
<i>Note: Custom color and finish to match existing</i>		
07 76 19 Composite Insulation Concrete Protection Board (07 76)		
<i>Note: Manufactured by T. Clear Corp. 25 year warranty.</i>		
07 76 19 00-0001 Composite Insulation Concrete Protection Board (07 76 19)		
<i>Note: Manufactured by T. Clear Corp. 25 year warranty.</i>		
07 76 19 00-0002 SF 2" Extruded Polystyrene Insulation Board Lightguard Composite With 3/8" Latex Modified Concrete, 4.5 PSF	5.61	
<i>For 20 Year Warranty, Deduct</i>		
<i>For 15 Year Warranty, Deduct</i>		
<i>For 10 Year Warranty, Deduct</i>		
<i>For Winds >90 MPH To 120 MPH Warranty, Add</i>		
07 76 19 00-0003 SF 3" Extruded Polystyrene Insulation Board Lightguard Composite With 3/8" Latex Modified Concrete, 4.5 PSF	7.36	
<i>For 20 Year Warranty, Deduct</i>		
<i>For 15 Year Warranty, Deduct</i>		
<i>For 10 Year Warranty, Deduct</i>		
<i>For Winds >90 MPH To 120 MPH Warranty, Add</i>		
07 76 19 00-0004 SF 2" Extruded Polystyrene Insulation Board Heavyguard Composite With 15/16" Latex Modified Concrete, 11 PSF	8.65	
<i>For 20 Year Warranty, Deduct</i>		
<i>For 15 Year Warranty, Deduct</i>		
<i>For 10 Year Warranty, Deduct</i>		
<i>For Winds >90 MPH To 120 MPH Warranty, Add</i>		
07 76 19 00-0005 SF 3" Extruded Polystyrene Insulation Board Heavyguard Composite With 15/16" Latex Modified Concrete, 11 PSF	10.48	
<i>For 20 Year Warranty, Deduct</i>		
<i>For 15 Year Warranty, Deduct</i>		
<i>For 10 Year Warranty, Deduct</i>		
<i>For Winds >90 MPH To 120 MPH Warranty, Add</i>		
07 80 Fire and Smoke Protection (07)		
07 81 Applied Fireproofing (07 80)		
<i>Note: Includes bonding agents as required.</i>		
07 81 16 Cementitious Fireproofing (07 81)		
07 81 16 00-0001 Monokote Fireproofing (07 81 16)		
07 81 16 00-0002 SF Monokote Fireproofing For Ceiling/Decking, Per Inch Of Thickness	2.15	0.72
07 81 16 00-0003 SF Monokote Fireproofing For Structural Steel, Per Inch Of Thickness	2.96	1.08
07 81 16 00-0004 Gunite Fireproofing (07 81 16)		
07 81 16 00-0005 SF 1" Thick, Non Reinforced, Gunite Fireproofing	3.30	0.64
07 81 16 00-0006 SF 1" Thick, Reinforced, Gunite Fireproofing	4.78	0.64
07 81 23 Intumescent Fireproofing (07 81)		
07 81 23 00-0001 Intumescent Thin Film Fireproofing (Albi Clad TF) (07 81 23)		
07 81 23 00-0002 Intumescent Thin Film Fireproofing For Beams (Albi Clad TF) (07 81 23 00-0001)		
<i>Note: Excludes primer.</i>		

07 Thermal And Moisture Protection**07 80 Fire and Smoke Protection****07 81 Applied Fireproofing**

SAN BERNARDINO
COUNTY

MINOR
CSI UOM DESCRIPTION

TOTAL DIRECT DEMOLITION
UNIT COST UNIT COST

07 81 23 00-0003	SF	1 Hour, Intumescent Thin Film Fireproofing For Beams (Albi Clad TF)	16.47	
		<i>For >10,000, Deduct</i>	-1.59	
07 81 23 00-0004	SF	1-1/2 Hour, Intumescent Thin Film Fireproofing For Beams (Albi Clad TF)	26.63	
		<i>For >10,000, Deduct</i>	-2.61	
07 81 23 00-0005		Intumescent Thin Film Fireproofing For Wide Flange Columns (Albi Clad TF) <small>(07 81 23 00-0001)</small>		
		Note: Excludes primer.		
07 81 23 00-0006	SF	1 Hour, Intumescent Thin Film Fireproofing For Wide Flange Columns (Albi Clad TF)	10.56	
		<i>For >10,000, Deduct</i>	-1.00	
07 81 23 00-0007	SF	1-1/2 Hour, Intumescent Thin Film Fireproofing For Wide Flange Columns (Albi Clad TF)	23.80	
		<i>For >10,000, Deduct</i>	-2.32	
07 81 23 00-0008	SF	2 Hour, Intumescent Thin Film Fireproofing For Wide Flange Columns (Albi Clad TF)	54.31	
		<i>For >10,000, Deduct</i>	-5.37	
07 81 23 00-0009	SF	2-1/2 Hour, Intumescent Thin Film Fireproofing For Wide Flange Columns (Albi Clad TF)	74.88	
		<i>For >10,000, Deduct</i>	-7.42	
07 81 23 00-0010	SF	3 Hour, Intumescent Thin Film Fireproofing For Wide Flange Columns (Albi Clad TF)	95.46	
		<i>For >10,000, Deduct</i>	-9.47	
07 81 23 00-0011	SF	3-1/2 Hour, Intumescent Thin Film Fireproofing For Wide Flange Columns (Albi Clad TF)	116.08	
		<i>For >10,000, Deduct</i>	-11.53	
07 81 23 00-0012		Intumescent Thin Film Fireproofing For Hollow Section Columns (Albi Clad TF) <small>(07 81 23 00-0001)</small>		
		Note: Excludes primer.		
07 81 23 00-0013	SF	1 Hour, Intumescent Thin Film Fireproofing For Hollow Section Columns (Albi Clad TF)	21.68	
		<i>For >10,000, Deduct</i>	-2.11	
07 81 23 00-0014	SF	1-1/2 Hour, Intumescent Thin Film Fireproofing For Hollow Section Columns (Albi Clad TF)	40.55	
		<i>For >10,000, Deduct</i>	-3.99	
07 81 23 00-0015	SF	2 Hour, Intumescent Thin Film Fireproofing For Hollow Section Columns (Albi Clad TF)	64.57	
		<i>For >10,000, Deduct</i>	-6.39	
07 81 23 00-0016	SF	2-1/2 Hour, Intumescent Thin Film Fireproofing For Hollow Section Columns (Albi Clad TF)	90.29	
		<i>For >10,000, Deduct</i>	-8.96	
07 81 23 00-0017	SF	3 Hour, Intumescent Thin Film Fireproofing For Hollow Section Columns (Albi Clad TF)	114.29	
		<i>For >10,000, Deduct</i>	-11.36	
07 81 23 00-0018		Intumescent Thin Film Fireproofing (Albi Clad FP) <small>(07 81 23)</small>		
07 81 23 00-0019		Intumescent Thin Film Fireproofing For Exposed Wood, Wallboard And Non-Ferrous Substrates (Albi Clad FP) <small>(07 81 23 00-0018)</small>		
		Note: Excludes primer.		
07 81 23 00-0020	SF	1 Hour, Intumescent Thin Film Fireproofing For Exposed Wood, Wallboard And Non-Ferrous Substrates (Albi Clad FP)	10.44	
		<i>For >10,000, Deduct</i>	-1.01	
07 81 23 00-0021	SF	1-1/2 Hour, Intumescent Thin Film Fireproofing For Exposed Wood, Wallboard And Non-Ferrous Substrates (Albi Clad FP)	24.05	
		<i>For >10,000, Deduct</i>	-2.36	
07 81 23 00-0022	SF	2 Hour, Intumescent Thin Film Fireproofing For Exposed Wood, Wallboard And Non-Ferrous Substrates (Albi Clad FP)	55.44	
		<i>For >10,000, Deduct</i>	-5.50	
07 81 23 00-0023	SF	2-1/2 Hour, Intumescent Thin Film Fireproofing For Exposed Wood, Wallboard And Non-Ferrous Substrates (Albi Clad FP)	76.60	
		<i>For >10,000, Deduct</i>	-7.61	
07 81 23 00-0024	SF	3 Hour, Intumescent Thin Film Fireproofing For Exposed Wood, Wallboard And Non-Ferrous Substrates (Albi Clad FP)	97.77	
		<i>For >10,000, Deduct</i>	-9.72	
07 81 33		Mineral-Fiber Fireproofing <small>(07 81)</small>		
07 81 33 00-0001		Cellulose Fireproofing <small>(07 81 33)</small>		
07 81 33 00-0002	SF	Cellulose Fireproofing, Per Inch Of Thickness	2.51	0.64
07 84		Firestopping <small>(07 80)</small>		
07 84 13		Penetration Firestopping <small>(07 84)</small>		
07 84 13 16		Penetration Firestopping Devices <small>(07 84 13)</small>		
07 84 13 16-0001		Firestopping Systems For Cable Penetrations <small>(07 84 13 16)</small>		
07 84 13 16-0002		Intumescent Firestop Cable Sleeve For New Installations <small>(07 84 13 16-0001)</small>		
		Note: Includes putty, escutcheon plates, gaskets and bushings.		
07 84 13 16-0003	EA	1" Diameter Intumescent Firestop Sleeve (STI FS100)	63.83	
07 84 13 16-0004	EA	2" Diameter Intumescent Firestop Sleeve (STI FS201)	87.89	
07 84 13 16-0005	EA	4" Diameter Intumescent Firestop Sleeve (STI FS401)	146.42	



MINOR	CSI	UOM	DESCRIPTION	TOTAL DIRECT UNIT COST	DEMOLITION UNIT COST
-------	-----	-----	-------------	------------------------	----------------------

07 84 13 16-0006			Intumescent Firestop Cable Pathway For New Or Existing Cable Installations <small>(07 84 13 16-0001)</small> Note: Includes pathway, putty and wall/floor mounting plates.		
07 84 13 16-0007	EA		1-1/64" x 1-1/64" Intumescent Firestop Cable Pathway Through Up To 9" Thick Walls (STI EZD22)	122.03	
07 84 13 16-0008	EA		3" x 3" Intumescent Firestop Cable Pathway Through Up To 9" Thick Walls (STI EZDP33FWS)	217.76	
07 84 13 16-0009	EA		4" x 4-5/8" Intumescent Firestop Cable Pathway Through Up To 10" Thick Walls (STI EZDP44)	403.25	
07 84 13 16-0010			3M Intumescent Firestopping Multi-Trade Pass Through Device <small>(07 84 13 16)</small> Note: Includes fasteners. Excludes additional perimeter caulk where required. See CSI section 07 84 43 00-0001 for perimeter sealant caulk where required.		
07 84 13 16-0011	EA		2-1/2" Square Opening, Intumescent Firestop Multi-Trade Pass Through Device (3M QP2.5SD)	275.99	
07 84 13 16-0012	EA		4" Square Opening, Intumescent Firestop Multi-Trade Pass Through Device (3M QP4SD)	254.73	
07 84 13 16-0013	EA		4" Diameter Intumescent Firestop Multi-Trade Pass Through Device (3M QP2.5SD)	262.81	
07 84 13 16-0014			Intumescent Firestopping Pipe Collar <small>(07 84 13 16)</small> Note: Includes fasteners. Excludes additional perimeter caulk where required. See CSI section 07 84 43 00-0001 for perimeter sealant caulk where required.		
07 84 13 16-0015	EA		1-1/2" Intumescent Firestop Pipe Collar (3M ULTRAPPD1.5)	40.18	10.85
07 84 13 16-0016	EA		2" Intumescent Firestop Pipe Collar (3M ULTRAPPD2.0)	49.08	10.85
07 84 13 16-0017	EA		3" Intumescent Firestop Pipe Collar (3M ULTRAPPD3.0)	57.30	11.93
07 84 13 16-0018	EA		4" Intumescent Firestop Pipe Collar (3M ULTRAPPD4.0)	91.14	13.56
07 84 13 16-0019	EA		8" Intumescent Firestop Pipe Collar (Hilti CP644 8")	462.20	16.27
07 84 13 16-0020	EA		10" Intumescent Firestop Pipe Collar (Hilti CP644 10")	598.02	17.89
07 84 13 16-0021			Fire Rated Enclosures (Fire Rated Product Specialties Corp.) <small>(07 84 13 16)</small> Note: Includes fasteners. Excludes additional perimeter caulk where required. See CSI section 07 84 43 00-0001 for perimeter sealant caulk where required.		
07 84 13 16-0022	EA		12.2" Wide x 20.2" Long x 9.5" Deep Fire Rated Enclosure, 1 Hour Rated (FRPS #FN-Z-12-20-9)	155.11	
07 84 13 16-0023	EA		15.2" Wide x 16.2" Long x 9.5" Deep Fire Rated Enclosure, 1 Hour Rated (FRPS #FN-Z-15-16-9)	165.21	
07 84 13 16-0024	EA		11.8" Wide x 19.8" Long x 9.12" Deep Fire Rated Enclosure, 1 Hour Rated (FRPS #FN-Z-12-20-9-EXH)	333.70	
07 84 13 16-0025	EA		14.0" Wide x 14.0" Long x 3.2" Deep Fire Rated Enclosure, 1 Hour Rated (FRPS #FN-Z-14-14-3)	209.62	
07 84 13 16-0026			Intumescent Firestopping Wrap Strips <small>(07 84 13 16)</small> Note: Includes fasteners. Excludes additional perimeter caulk where required. See CSI section 07 84 43 00-0001 for perimeter sealant caulk where required.		
07 84 13 16-0027	LF		1/8" Thick, 1-1/2" Wide, Intumescent Firestopping Wrap Strip (STI SpecSeal SSW Series)	6.80	
07 84 13 19			Penetration Firestopping Caulk <small>(07 84 13)</small> Note: Includes firestop caulk and batt for floor or ceiling penetration or one side of a wall penetration. 1/2" thick caulk for annular spaces 1" and less. 1" thick caulk for annular spaces 1-1/4" or more.		
07 84 13 19-0001			Intumescent Firestopping For Sealing Pipe Penetrations (3M CP 25WB+) <small>(07 84 13 19)</small> Note: Includes firestop caulk and batt for floor or ceiling penetration or one side of a wall penetration. 1/2" thick caulk for annular spaces 1" and less. 1" thick caulk for annular spaces 1-1/4" or more.		
07 84 13 19-0002	EA		1" Diameter Hole With 1/2" Pipe, Sealed With Intumescent Firestop Sealant (3M CP 25WB+)	20.28	
			<i>For Intumescent Sealant For Plastic Pipe, Add</i>	0.08	
07 84 13 19-0003	EA		1-1/2" Diameter Hole With 1/2" Pipe, Sealed With Intumescent Firestop Sealant (3M CP 25WB+)	25.12	
			<i>For Intumescent Sealant For Plastic Pipe, Add</i>	0.40	
07 84 13 19-0004	EA		1-1/2" Diameter Hole With 3/4" Pipe, Sealed With Intumescent Firestop Sealant (3M CP 25WB+)	24.86	
			<i>For Intumescent Sealant For Plastic Pipe, Add</i>	0.30	
07 84 13 19-0005	EA		1-1/2" Diameter Hole With 1" Pipe, Sealed With Intumescent Firestop Sealant (3M CP 25WB+)	24.44	
			<i>For Intumescent Sealant For Plastic Pipe, Add</i>	0.13	
07 84 13 19-0006	EA		2" Diameter Hole With 1/2" Pipe, Sealed With Intumescent Firestop Sealant (3M CP 25WB+)	29.30	
			<i>For Intumescent Sealant For Plastic Pipe, Add</i>	0.86	
07 84 13 19-0007	EA		2" Diameter Hole With 3/4" Pipe, Sealed With Intumescent Firestop Sealant (3M CP 25WB+)	29.04	
			<i>For Intumescent Sealant For Plastic Pipe, Add</i>	0.76	
07 84 13 19-0008	EA		2" Diameter Hole With 1" Pipe, Sealed With Intumescent Firestop Sealant (3M CP 25WB+)	28.62	
			<i>For Intumescent Sealant For Plastic Pipe, Add</i>	0.59	
07 84 13 19-0009	EA		2" Diameter Hole With 1-1/4" Pipe, Sealed With Intumescent Firestop Sealant (3M CP 25WB+)	27.96	
			<i>For Intumescent Sealant For Plastic Pipe, Add</i>	0.33	
07 84 13 19-0010	EA		2" Diameter Hole With 1-1/2" Pipe, Sealed With Intumescent Firestop Sealant (3M CP 25WB+)	27.40	
			<i>For Intumescent Sealant For Plastic Pipe, Add</i>	0.10	
07 84 13 19-0011	EA		2-1/2" Diameter Hole With 1/2" Pipe, Sealed With Intumescent Firestop Sealant (3M CP 25WB+)	35.78	
			<i>For Intumescent Sealant For Plastic Pipe, Add</i>	1.45	
07 84 13 19-0012	EA		2-1/2" Diameter Hole With 3/4" Pipe, Sealed With Intumescent Firestop Sealant (3M CP 25WB+)	35.53	
			<i>For Intumescent Sealant For Plastic Pipe, Add</i>	1.35	
07 84 13 19-0013	EA		2-1/2" Diameter Hole With 1" Pipe, Sealed With Intumescent Firestop Sealant (3M CP 25WB+)	35.09	
			<i>For Intumescent Sealant For Plastic Pipe, Add</i>	1.18	
07 84 13 19-0014	EA		2-1/2" Diameter Hole With 1-1/4" Pipe, Sealed With Intumescent Firestop Sealant (3M CP 25WB+)	34.43	
			<i>For Intumescent Sealant For Plastic Pipe, Add</i>	0.91	
07 84 13 19-0015	EA		2-1/2" Diameter Hole With 1-1/2" Pipe, Sealed With Intumescent Firestop Sealant (3M CP 25WB+)	33.88	
			<i>For Intumescent Sealant For Plastic Pipe, Add</i>	0.69	
07 84 13 19-0016	EA		2-1/2" Diameter Hole With 2" Pipe, Sealed With Intumescent Firestop Sealant (3M CP 25WB+)	32.55	
			<i>For Intumescent Sealant For Plastic Pipe, Add</i>	0.16	
07 84 13 19-0017	EA		3" Diameter Hole With 1/2" Pipe, Sealed With Intumescent Firestop Sealant (3M CP 25WB+)	49.96	
			<i>For Intumescent Sealant For Plastic Pipe, Add</i>	3.91	
07 84 13 19-0018	EA		3" Diameter Hole With 3/4" Pipe, Sealed With Intumescent Firestop Sealant (3M CP 25WB+)	45.37	
			<i>For Intumescent Sealant For Plastic Pipe, Add</i>	2.07	

07 Thermal And Moisture Protection**07 80 Fire and Smoke Protection****07 84 Firestopping**

SAN BERNARDINO
COUNTY

MINOR
CSI UOM DESCRIPTION

TOTAL DIRECT DEMOLITION
UNIT COST UNIT COST

07 84 13 19-0019	EA	3" Diameter Hole With 1" Pipe, Sealed With Intumescent Firestop Sealant (3M CP 25WB+)	44.94	
		<i>For Intumescent Sealant For Plastic Pipe, Add</i>	1.90	
07 84 13 19-0020	EA	3" Diameter Hole With 1-1/4" Pipe, Sealed With Intumescent Firestop Sealant (3M CP 25WB+)	44.28	
		<i>For Intumescent Sealant For Plastic Pipe, Add</i>	1.64	
07 84 13 19-0021	EA	3" Diameter Hole With 1-1/2" Pipe, Sealed With Intumescent Firestop Sealant (3M CP 25WB+)	43.72	
		<i>For Intumescent Sealant For Plastic Pipe, Add</i>	1.41	
07 84 13 19-0022	EA	3" Diameter Hole With 2" Pipe, Sealed With Intumescent Firestop Sealant (3M CP 25WB+)	42.39	
		<i>For Intumescent Sealant For Plastic Pipe, Add</i>	0.88	
07 84 13 19-0023	EA	3" Diameter Hole With 2-1/2" Pipe, Sealed With Intumescent Firestop Sealant (3M CP 25WB+)	40.67	
		<i>For Intumescent Sealant For Plastic Pipe, Add</i>	0.19	
07 84 13 19-0024	EA	4" Diameter Hole With 1/2" Pipe, Sealed With Intumescent Firestop Sealant (3M CP 25WB+)	68.27	
		<i>For Intumescent Sealant For Plastic Pipe, Add</i>	7.21	
07 84 13 19-0025	EA	4" Diameter Hole With 3/4" Pipe, Sealed With Intumescent Firestop Sealant (3M CP 25WB+)	67.80	
		<i>For Intumescent Sealant For Plastic Pipe, Add</i>	7.02	
07 84 13 19-0026	EA	4" Diameter Hole With 1" Pipe, Sealed With Intumescent Firestop Sealant (3M CP 25WB+)	67.04	
		<i>For Intumescent Sealant For Plastic Pipe, Add</i>	6.72	
07 84 13 19-0027	EA	4" Diameter Hole With 1-1/4" Pipe, Sealed With Intumescent Firestop Sealant (3M CP 25WB+)	65.85	
		<i>For Intumescent Sealant For Plastic Pipe, Add</i>	6.24	
07 84 13 19-0028	EA	4" Diameter Hole With 1-1/2" Pipe, Sealed With Intumescent Firestop Sealant (3M CP 25WB+)	64.84	
		<i>For Intumescent Sealant For Plastic Pipe, Add</i>	5.84	
07 84 13 19-0029	EA	4" Diameter Hole With 2" Pipe, Sealed With Intumescent Firestop Sealant (3M CP 25WB+)	57.02	
		<i>For Intumescent Sealant For Plastic Pipe, Add</i>	2.71	
07 84 13 19-0030	EA	4" Diameter Hole With 2-1/2" Pipe, Sealed With Intumescent Firestop Sealant (3M CP 25WB+)	55.31	
		<i>For Intumescent Sealant For Plastic Pipe, Add</i>	2.03	
07 84 13 19-0031	EA	4" Diameter Hole With 3" Pipe, Sealed With Intumescent Firestop Sealant (3M CP 25WB+)	52.70	
		<i>For Intumescent Sealant For Plastic Pipe, Add</i>	0.98	
07 84 13 19-0032	EA	6" Diameter Hole With 1/2" Pipe, Sealed With Intumescent Firestop Sealant (3M CP 25WB+)	111.94	
		<i>For Intumescent Sealant For Plastic Pipe, Add</i>	16.64	
07 84 13 19-0033	EA	6" Diameter Hole With 3/4" Pipe, Sealed With Intumescent Firestop Sealant (3M CP 25WB+)	111.47	
		<i>For Intumescent Sealant For Plastic Pipe, Add</i>	16.45	
07 84 13 19-0034	EA	6" Diameter Hole With 1" Pipe, Sealed With Intumescent Firestop Sealant (3M CP 25WB+)	110.71	
		<i>For Intumescent Sealant For Plastic Pipe, Add</i>	16.15	
07 84 13 19-0035	EA	6" Diameter Hole With 1-1/4" Pipe, Sealed With Intumescent Firestop Sealant (3M CP 25WB+)	109.52	
		<i>For Intumescent Sealant For Plastic Pipe, Add</i>	15.67	
07 84 13 19-0036	EA	6" Diameter Hole With 1-1/2" Pipe, Sealed With Intumescent Firestop Sealant (3M CP 25WB+)	108.52	
		<i>For Intumescent Sealant For Plastic Pipe, Add</i>	15.27	
07 84 13 19-0037	EA	6" Diameter Hole With 2" Pipe, Sealed With Intumescent Firestop Sealant (3M CP 25WB+)	106.13	
		<i>For Intumescent Sealant For Plastic Pipe, Add</i>	14.32	
07 84 13 19-0038	EA	6" Diameter Hole With 2-1/2" Pipe, Sealed With Intumescent Firestop Sealant (3M CP 25WB+)	103.03	
		<i>For Intumescent Sealant For Plastic Pipe, Add</i>	13.08	
07 84 13 19-0039	EA	6" Diameter Hole With 3" Pipe, Sealed With Intumescent Firestop Sealant (3M CP 25WB+)	98.34	
		<i>For Intumescent Sealant For Plastic Pipe, Add</i>	11.20	
07 84 13 19-0040	EA	6" Diameter Hole With 4" Pipe, Sealed With Intumescent Firestop Sealant (3M CP 25WB+)	80.66	
		<i>For Intumescent Sealant For Plastic Pipe, Add</i>	4.13	
07 84 13 19-0041	EA	8" Diameter Hole With 2-1/2" Pipe, Sealed With Intumescent Firestop Sealant (3M CP 25WB+)	151.10	
		<i>For Intumescent Sealant For Plastic Pipe, Add</i>	26.28	
07 84 13 19-0042	EA	8" Diameter Hole With 3" Pipe, Sealed With Intumescent Firestop Sealant (3M CP 25WB+)	146.40	
		<i>For Intumescent Sealant For Plastic Pipe, Add</i>	24.40	
07 84 13 19-0043	EA	8" Diameter Hole With 4" Pipe, Sealed With Intumescent Firestop Sealant (3M CP 25WB+)	136.98	
		<i>For Intumescent Sealant For Plastic Pipe, Add</i>	20.63	
07 84 13 19-0044	EA	8" Diameter Hole With 6" Pipe, Sealed With Intumescent Firestop Sealant (3M CP 25WB+)	98.54	
		<i>For Intumescent Sealant For Plastic Pipe, Add</i>	5.25	
07 84 13 19-0045	EA	10" Diameter Hole With 4" Pipe, Sealed With Intumescent Firestop Sealant (3M CP 25WB+)	194.49	
		<i>For Intumescent Sealant For Plastic Pipe, Add</i>	37.60	
07 84 13 19-0046	EA	10" Diameter Hole With 6" Pipe, Sealed With Intumescent Firestop Sealant (3M CP 25WB+)	166.54	
		<i>For Intumescent Sealant For Plastic Pipe, Add</i>	26.42	
07 84 13 19-0047	EA	10" Diameter Hole With 8" Pipe, Sealed With Intumescent Firestop Sealant (3M CP 25WB+)	117.19	
		<i>For Intumescent Sealant For Plastic Pipe, Add</i>	6.68	

07 84 13 19-0048 Intumescent Firestopping For Sealing Pipe Penetrations (STI SpecSeal SSS Series) (07 84 13 19)

Note: Includes sealant and fiberglass or mineral wool batt for floor, ceiling or wall penetrations.

07 84 13 19-0049	EA	1-1/2" Diameter Hole With 1/2" Pipe, Sealed With Intumescent Firestop Sealant (STI SpecSeal SSS Series)	24.97	
07 84 13 19-0050	EA	1-1/2" Diameter Hole With 3/4" Pipe, Sealed With Intumescent Firestop Sealant (STI SpecSeal SSS Series)	24.70	
07 84 13 19-0051	EA	1-1/2" Diameter Hole With 1" Pipe, Sealed With Intumescent Firestop Sealant (STI SpecSeal SSS Series)	24.39	
07 84 13 19-0052	EA	2" Diameter Hole With 1/2" Pipe, Sealed With Intumescent Firestop Sealant (STI SpecSeal SSS Series)	28.89	
07 84 13 19-0053	EA	2" Diameter Hole With 3/4" Pipe, Sealed With Intumescent Firestop Sealant (STI SpecSeal SSS Series)	28.62	
07 84 13 19-0054	EA	2" Diameter Hole With 1" Pipe, Sealed With Intumescent Firestop Sealant (STI SpecSeal SSS Series)	28.31	
07 84 13 19-0055	EA	2" Diameter Hole With 1-1/2" Pipe, Sealed With Intumescent Firestop Sealant (STI SpecSeal SSS Series)	27.41	
07 84 13 19-0056	EA	2.5" Diameter Hole With 1/2" Pipe, Sealed With Intumescent Firestop Sealant (STI SpecSeal SSS Series)	35.28	
07 84 13 19-0057	EA	2.5" Diameter Hole With 3/4" Pipe, Sealed With Intumescent Firestop Sealant (STI SpecSeal SSS Series)	35.02	
07 84 13 19-0058	EA	2.5" Diameter Hole With 1" Pipe, Sealed With Intumescent Firestop Sealant (STI SpecSeal SSS Series)	34.71	
07 84 13 19-0059	EA	2.5" Diameter Hole With 1-1/4" Pipe, Sealed With Intumescent Firestop Sealant (STI SpecSeal SSS Series)	34.25	
07 84 13 19-0060	EA	2.5" Diameter Hole With 1-1/2" Pipe, Sealed With Intumescent Firestop Sealant (STI SpecSeal SSS Series)	33.81	
07 84 13 19-0061	EA	2.5" Diameter Hole With 2" Pipe, Sealed With Intumescent Firestop Sealant (STI SpecSeal SSS Series)	32.67	
07 84 13 19-0062	EA	3" Diameter Hole With 1/2" Pipe, Sealed With Intumescent Firestop Sealant (STI SpecSeal SSS Series)	44.78	
07 84 13 19-0063	EA	3" Diameter Hole With 3/4" Pipe, Sealed With Intumescent Firestop Sealant (STI SpecSeal SSS Series)	44.52	
07 84 13 19-0064	EA	3" Diameter Hole With 1" Pipe, Sealed With Intumescent Firestop Sealant (STI SpecSeal SSS Series)	44.21	
07 84 13 19-0065	EA	3" Diameter Hole With 1-1/4" Pipe, Sealed With Intumescent Firestop Sealant (STI SpecSeal SSS Series)	43.75	
07 84 13 19-0066	EA	3" Diameter Hole With 1-1/2" Pipe, Sealed With Intumescent Firestop Sealant (STI SpecSeal SSS Series)	43.31	
07 84 13 19-0067	EA	3" Diameter Hole With 2" Pipe, Sealed With Intumescent Firestop Sealant (STI SpecSeal SSS Series)	42.16	
07 84 13 19-0068	EA	3" Diameter Hole With 2-1/2" Pipe, Sealed With Intumescent Firestop Sealant (STI SpecSeal SSS Series)	40.50	



MINOR CSI UOM DESCRIPTION	TOTAL DIRECT UNIT COST	DEMOLITION UNIT COST
07 84 13 19-0069 EA 4" Diameter Hole With 1/2" Pipe, Sealed With Intumescent Firestop Sealant (STI SpecSeal SSS Series).....	58.82	
07 84 13 19-0070 EA 4" Diameter Hole With 3/4" Pipe, Sealed With Intumescent Firestop Sealant (STI SpecSeal SSS Series).....	58.55	
07 84 13 19-0071 EA 4" Diameter Hole With 1" Pipe, Sealed With Intumescent Firestop Sealant (STI SpecSeal SSS Series).....	58.25	
07 84 13 19-0072 EA 4" Diameter Hole With 1-1/4" Pipe, Sealed With Intumescent Firestop Sealant (STI SpecSeal SSS Series).....	57.68	
07 84 13 19-0073 EA 4" Diameter Hole With 1-1/2" Pipe, Sealed With Intumescent Firestop Sealant (STI SpecSeal SSS Series).....	57.12	
07 84 13 19-0074 EA 4" Diameter Hole With 2" Pipe, Sealed With Intumescent Firestop Sealant (STI SpecSeal SSS Series).....	55.98	
07 84 13 19-0075 EA 4" Diameter Hole With 2-1/2" Pipe, Sealed With Intumescent Firestop Sealant (STI SpecSeal SSS Series).....	54.55	
07 84 13 19-0076 EA 4" Diameter Hole With 3" Pipe, Sealed With Intumescent Firestop Sealant (STI SpecSeal SSS Series).....	52.27	
07 84 13 19-0077 EA 6" Diameter Hole With 1/2" Pipe, Sealed With Intumescent Firestop Sealant (STI SpecSeal SSS Series).....	90.09	
07 84 13 19-0078 EA 6" Diameter Hole With 3/4" Pipe, Sealed With Intumescent Firestop Sealant (STI SpecSeal SSS Series).....	89.82	
07 84 13 19-0079 EA 6" Diameter Hole With 1" Pipe, Sealed With Intumescent Firestop Sealant (STI SpecSeal SSS Series).....	89.52	
07 84 13 19-0080 EA 6" Diameter Hole With 1-1/4" Pipe, Sealed With Intumescent Firestop Sealant (STI SpecSeal SSS Series).....	89.06	
07 84 13 19-0081 EA 6" Diameter Hole With 1-1/2" Pipe, Sealed With Intumescent Firestop Sealant (STI SpecSeal SSS Series).....	88.62	
07 84 13 19-0082 EA 6" Diameter Hole With 2" Pipe, Sealed With Intumescent Firestop Sealant (STI SpecSeal SSS Series).....	87.48	
07 84 13 19-0083 EA 6" Diameter Hole With 2-1/2" Pipe, Sealed With Intumescent Firestop Sealant (STI SpecSeal SSS Series).....	85.81	
07 84 13 19-0084 EA 6" Diameter Hole With 3" Pipe, Sealed With Intumescent Firestop Sealant (STI SpecSeal SSS Series).....	83.76	
07 84 13 19-0085 EA 6" Diameter Hole With 4" Pipe, Sealed With Intumescent Firestop Sealant (STI SpecSeal SSS Series).....	78.99	
07 84 13 19-0086 EA 8" Diameter Hole With 2-1/2" Pipe, Sealed With Intumescent Firestop Sealant (STI SpecSeal SSS Series).....	116.61	
07 84 13 19-0087 EA 8" Diameter Hole With 3" Pipe, Sealed With Intumescent Firestop Sealant (STI SpecSeal SSS Series).....	114.55	
07 84 13 19-0088 EA 8" Diameter Hole With 4" Pipe, Sealed With Intumescent Firestop Sealant (STI SpecSeal SSS Series).....	109.78	
07 84 13 19-0089 EA 8" Diameter Hole With 6" Pipe, Sealed With Intumescent Firestop Sealant (STI SpecSeal SSS Series).....	96.80	
07 84 13 19-0090 EA 10" Diameter Hole With 4" Pipe, Sealed With Intumescent Firestop Sealant (STI SpecSeal SSS Series).....	145.14	
07 84 13 19-0091 EA 10" Diameter Hole With 6" Pipe, Sealed With Intumescent Firestop Sealant (STI SpecSeal SSS Series).....	132.16	
07 84 13 19-0092 EA 10" Diameter Hole With 8" Pipe, Sealed With Intumescent Firestop Sealant (STI SpecSeal SSS Series).....	114.57	
07 84 13 19-0093	Smoke, Noise And Infectious/Dust Control Sealant For Sealing Pipe Penetrations	
	<i>07 84 13 19</i>	
	Note: Includes sealant and fiberglass or mineral wool batt for floor, ceiling or wall penetrations.	
07 84 13 19-0094 EA 1-1/2" Diameter Hole With 1/2" Pipe, Sealed With Smoke, Noise And Infectious/Dust Control Sealant (STI SpecSeal Smoke 'N' Sound).....	24.46	
07 84 13 19-0095 EA 1-1/2" Diameter Hole With 3/4" Pipe, Sealed With Smoke, Noise And Infectious/Dust Control Sealant (STI SpecSeal Smoke 'N' Sound).....	24.36	
07 84 13 19-0096 EA 1-1/2" Diameter Hole With 1" Pipe, Sealed With Smoke, Noise And Infectious/Dust Control Sealant (STI SpecSeal Smoke 'N' Sound).....	24.22	
07 84 13 19-0097 EA 2" Diameter Hole With 1/2" Pipe, Sealed With Smoke, Noise And Infectious/Dust Control Sealant (STI SpecSeal Smoke 'N' Sound).....	27.86	
07 84 13 19-0098 EA 2" Diameter Hole With 3/4" Pipe, Sealed With Smoke, Noise And Infectious/Dust Control Sealant (STI SpecSeal Smoke 'N' Sound).....	27.76	
07 84 13 19-0099 EA 2" Diameter Hole With 1" Pipe, Sealed With Smoke, Noise And Infectious/Dust Control Sealant (STI SpecSeal Smoke 'N' Sound).....	27.63	
07 84 13 19-0100 EA 2" Diameter Hole With 1-1/4" Pipe, Sealed With Smoke, Noise And Infectious/Dust Control Sealant (STI SpecSeal Smoke 'N' Sound).....	27.43	
07 84 13 19-0101 EA 2" Diameter Hole With 1-1/2" Pipe, Sealed With Smoke, Noise And Infectious/Dust Control Sealant (STI SpecSeal Smoke 'N' Sound).....	27.24	
07 84 13 19-0102 EA 2.5" Diameter Hole With 1/2" Pipe, Sealed With Smoke, Noise And Infectious/Dust Control Sealant (STI SpecSeal Smoke 'N' Sound).....	33.40	
07 84 13 19-0103 EA 2.5" Diameter Hole With 3/4" Pipe, Sealed With Smoke, Noise And Infectious/Dust Control Sealant (STI SpecSeal Smoke 'N' Sound).....	33.31	
07 84 13 19-0104 EA 2.5" Diameter Hole With 1" Pipe, Sealed With Smoke, Noise And Infectious/Dust Control Sealant (STI SpecSeal Smoke 'N' Sound).....	33.17	
07 84 13 19-0105 EA 2.5" Diameter Hole With 1-1/4" Pipe, Sealed With Smoke, Noise And Infectious/Dust Control Sealant (STI SpecSeal Smoke 'N' Sound).....	32.96	
07 84 13 19-0106 EA 2.5" Diameter Hole With 1-1/2" Pipe, Sealed With Smoke, Noise And Infectious/Dust Control Sealant (STI SpecSeal Smoke 'N' Sound).....	32.78	
07 84 13 19-0107 EA 2.5" Diameter Hole With 2" Pipe, Sealed With Smoke, Noise And Infectious/Dust Control Sealant (STI SpecSeal Smoke 'N' Sound).....	32.33	
07 84 13 19-0108 EA 3" Diameter Hole With 1/2" Pipe, Sealed With Smoke, Noise And Infectious/Dust Control Sealant (STI SpecSeal Smoke 'N' Sound).....	42.04	
07 84 13 19-0109 EA 3" Diameter Hole With 3/4" Pipe, Sealed With Smoke, Noise And Infectious/Dust Control Sealant (STI SpecSeal Smoke 'N' Sound).....	41.95	
07 84 13 19-0110 EA 3" Diameter Hole With 1" Pipe, Sealed With Smoke, Noise And Infectious/Dust Control Sealant (STI SpecSeal Smoke 'N' Sound).....	41.81	
07 84 13 19-0111 EA 3" Diameter Hole With 1-1/4" Pipe, Sealed With Smoke, Noise And Infectious/Dust Control Sealant (STI SpecSeal Smoke 'N' Sound).....	41.60	
07 84 13 19-0112 EA 3" Diameter Hole With 1-1/2" Pipe, Sealed With Smoke, Noise And Infectious/Dust Control Sealant (STI SpecSeal Smoke 'N' Sound).....	41.42	
07 84 13 19-0113 EA 3" Diameter Hole With 2" Pipe, Sealed With Smoke, Noise And Infectious/Dust Control Sealant (STI SpecSeal Smoke 'N' Sound).....	40.97	
07 84 13 19-0114 EA 3" Diameter Hole With 2-1/2" Pipe, Sealed With Smoke, Noise And Infectious/Dust Control Sealant (STI SpecSeal Smoke 'N' Sound).....	40.33	
07 84 13 19-0115 EA 4" Diameter Hole With 1/2" Pipe, Sealed With Smoke, Noise And Infectious/Dust Control Sealant (STI SpecSeal Smoke 'N' Sound).....	53.68	
07 84 13 19-0116 EA 4" Diameter Hole With 3/4" Pipe, Sealed With Smoke, Noise And Infectious/Dust Control Sealant (STI SpecSeal Smoke 'N' Sound).....	53.58	
07 84 13 19-0117 EA 4" Diameter Hole With 1" Pipe, Sealed With Smoke, Noise And Infectious/Dust Control Sealant (STI SpecSeal Smoke 'N' Sound).....	53.45	
07 84 13 19-0118 EA 4" Diameter Hole With 1-1/4" Pipe, Sealed With Smoke, Noise And Infectious/Dust Control Sealant (STI SpecSeal Smoke 'N' Sound).....	53.22	
07 84 13 19-0119 EA 4" Diameter Hole With 1-1/2" Pipe, Sealed With Smoke, Noise And Infectious/Dust Control Sealant (STI SpecSeal Smoke 'N' Sound).....	53.01	
07 84 13 19-0120 EA 4" Diameter Hole With 2" Pipe, Sealed With Smoke, Noise And Infectious/Dust Control Sealant (STI SpecSeal Smoke 'N' Sound).....	52.55	

07 Thermal And Moisture Protection**07 80 Fire and Smoke Protection****07 84 Firestopping**

SAN BERNARDINO
COUNTY

MINOR
CSI UOM DESCRIPTION

TOTAL DIRECT DEMOLITION
UNIT COST UNIT COST

07 84 13 19-0121	EA	4" Diameter Hole With 2-1/2" Pipe, Sealed With Smoke, Noise And Infectious/Dust Control Sealant (STI SpecSeal Smoke 'N' Sound).....	51.98
07 84 13 19-0122	EA	4" Diameter Hole With 3" Pipe, Sealed With Smoke, Noise And Infectious/Dust Control Sealant (STI SpecSeal Smoke 'N' Sound).....	51.07
07 84 13 19-0123	EA	6" Diameter Hole With 1/2" Pipe, Sealed With Smoke, Noise And Infectious/Dust Control Sealant (STI SpecSeal Smoke 'N' Sound).....	78.27
07 84 13 19-0124	EA	6" Diameter Hole With 3/4" Pipe, Sealed With Smoke, Noise And Infectious/Dust Control Sealant (STI SpecSeal Smoke 'N' Sound).....	78.17
07 84 13 19-0125	EA	6" Diameter Hole With 1" Pipe, Sealed With Smoke, Noise And Infectious/Dust Control Sealant (STI SpecSeal Smoke 'N' Sound).....	78.04
07 84 13 19-0126	EA	6" Diameter Hole With 1-1/4" Pipe, Sealed With Smoke, Noise And Infectious/Dust Control Sealant (STI SpecSeal Smoke 'N' Sound).....	77.83
07 84 13 19-0127	EA	6" Diameter Hole With 1-1/2" Pipe, Sealed With Smoke, Noise And Infectious/Dust Control Sealant (STI SpecSeal Smoke 'N' Sound).....	77.65
07 84 13 19-0128	EA	6" Diameter Hole With 2" Pipe, Sealed With Smoke, Noise And Infectious/Dust Control Sealant (STI SpecSeal Smoke 'N' Sound).....	77.20
07 84 13 19-0129	EA	6" Diameter Hole With 2-1/2" Pipe, Sealed With Smoke, Noise And Infectious/Dust Control Sealant (STI SpecSeal Smoke 'N' Sound).....	76.56
07 84 13 19-0130	EA	6" Diameter Hole With 3" Pipe, Sealed With Smoke, Noise And Infectious/Dust Control Sealant (STI SpecSeal Smoke 'N' Sound).....	75.71
07 84 13 19-0131	EA	6" Diameter Hole With 4" Pipe, Sealed With Smoke, Noise And Infectious/Dust Control Sealant (STI SpecSeal Smoke 'N' Sound).....	73.85
07 84 13 19-0132	EA	8" Diameter Hole With 2-1/2" Pipe, Sealed With Smoke, Noise And Infectious/Dust Control Sealant (STI SpecSeal Smoke 'N' Sound).....	97.94
07 84 13 19-0133	EA	8" Diameter Hole With 3" Pipe, Sealed With Smoke, Noise And Infectious/Dust Control Sealant (STI SpecSeal Smoke 'N' Sound).....	97.08
07 84 13 19-0134	EA	8" Diameter Hole With 4" Pipe, Sealed With Smoke, Noise And Infectious/Dust Control Sealant (STI SpecSeal Smoke 'N' Sound).....	95.22
07 84 13 19-0135	EA	8" Diameter Hole With 6" Pipe, Sealed With Smoke, Noise And Infectious/Dust Control Sealant (STI SpecSeal Smoke 'N' Sound).....	89.95
07 84 13 19-0136	EA	10" Diameter Hole With 4" Pipe, Sealed With Smoke, Noise And Infectious/Dust Control Sealant (STI SpecSeal Smoke 'N' Sound).....	118.41
07 84 13 19-0137	EA	10" Diameter Hole With 6" Pipe, Sealed With Smoke, Noise And Infectious/Dust Control Sealant (STI SpecSeal Smoke 'N' Sound).....	113.14
07 84 13 19-0138	EA	10" Diameter Hole With 8" Pipe, Sealed With Smoke, Noise And Infectious/Dust Control Sealant (STI SpecSeal Smoke 'N' Sound).....	106.17

07 84 16 Annular Space Firestopping Protection (07 84)**07 84 16 00-0001 Intumescent Firestopping For Electrical Outlet Boxes (07 84 16)****07 84 16 00-0002 Intumescent Putty Pads For Wrapping Outlet Box Exteriors (07 84 16 00-0001)**

07 84 16 00-0003	EA	1 Gang Outlet Box, Intumescent Firestop Putty Exterior Wrap (3M MPP+).....	34.23
07 84 16 00-0004	EA	2 Gang Outlet Box, Intumescent Firestop Putty Exterior Wrap (3M MPP+).....	50.38
07 84 16 00-0005	EA	3 Gang Outlet Box, Intumescent Firestop Putty Exterior Wrap (3M MPP+).....	52.38
07 84 16 00-0006	EA	4 Gang Outlet Box, Intumescent Firestop Putty Exterior Wrap (3M MPP+).....	54.40
07 84 16 00-0007	EA	5 Gang Outlet Box, Intumescent Firestop Putty Exterior Wrap (3M MPP+).....	56.40
07 84 16 00-0008	EA	6 Gang Outlet Box, Intumescent Firestop Putty Exterior Wrap (3M MPP+).....	72.56

07 84 16 00-0009 Intumescent Firestop Gasket For Wall Plates (07 84 16 00-0001)

07 84 16 00-0010	EA	Single Switch Wall Plate, Intumescent Firestop Gasket (RectorSeal 66276).....	13.46
07 84 16 00-0011	EA	Double Switch Wall Plate, Intumescent Firestop Gasket (RectorSeal 66274).....	14.06
07 84 16 00-0012	EA	Single Receptacle Wall Plate, Intumescent Firestop Gasket (RectorSeal 66272).....	12.95
07 84 16 00-0013	EA	Double Receptacle Wall Plate, Intumescent Firestop Gasket (RectorSeal 66270).....	14.10
07 84 16 00-0014	EA	Single Decor Wall Plate, Intumescent Firestop Gasket (RectorSeal 66266).....	13.65
07 84 16 00-0015	EA	Double Decor Wall Plate, Intumescent Firestop Gasket (RectorSeal 66265).....	13.03

07 84 16 00-0016 Intumescent Fire Barrier Pillows For Sealing Large Openings (07 84 16)

07 84 16 00-0017	EA	2" x 4" x 9" Intumescent Fire Barrier Pillow (3M FB249).....	39.03
07 84 16 00-0018	EA	2" x 6" x 9" Intumescent Fire Barrier Pillow (3M FB269).....	41.93
07 84 16 00-0019	EA	3" x 6" x 9" Intumescent Fire Barrier Pillow (3M FB369).....	45.51

07 84 16 00-0020 Intumescent Fire Barrier Sheets For Sealing Large Openings (07 84 16)

Note: Price includes intumescent sheet, mounting fasteners and caulk for sealing one side of an opening.

07 84 16 00-0021	EA	16" x 28" Intumescent Firestop Sheet (3M CS-195+16x28).....	342.62
07 84 16 00-0022	EA	36" x 24" Intumescent Firestop Sheet (3M CS-195+3x2).....	491.30
07 84 16 00-0023	EA	36" x 36" Intumescent Firestop Sheet (3M CS-195+3x3).....	672.11

07 84 16 00-0024 Endothermic Mat Wrap Fire Barrier (07 84 16)

Note: Price includes endothermic mat wrap and sealant. Excludes cavity fill material; putty or fireproof caulk/sealant. See CSI section 07 84 16 00-0026 for filling openings.

07 84 16 00-0025	SF	0.408" Thick Aluminum Foil Faced Endothermic Mat (3M Interam E-5A-4).....	50.32
------------------	----	---	-------

07 84 16 00-0026 Firestopping Caulk For Filling Opening (07 84 16)

07 84 16 00-0027	GAL	Latex Based Intumescent Fire Barrier Sealant (3M CP-25WB+).....	142.61
------------------	-----	---	--------



MINOR	CSI	UOM	DESCRIPTION	TOTAL DIRECT UNIT COST	DEMOLITION UNIT COST
-------	-----	-----	-------------	------------------------	----------------------

07 84 16 00-0028			Firestopping Mortar For Filling Opening ^(07 84 16)		
07 84 16 00-0029	CF		Light-Weight Portland Cement-Based Firestop Mortar (STI SpecSeal SSM Series)	181.06	

07 84 23 Silicone Firestopping Foams ^(07 84)

07 84 23 00-0001			Silicone RTV Foam Seal For Blank Openings ^(07 84 23)		
Note: Includes 7" depth of silicone foam barrier and 1" depth backer board					
07 84 23 00-0002	EA		2" Diameter Hole Sealed With Room Temperature Vulcanizing Silicone Fire Barrier Foam	40.49	
07 84 23 00-0003	EA		4" Diameter Hole Sealed With Room Temperature Vulcanizing Silicone Fire Barrier Foam	91.72	
07 84 23 00-0004	EA		6" Diameter Hole Sealed With Room Temperature Vulcanizing Silicone Fire Barrier Foam	167.31	
07 84 23 00-0005	EA		8" Diameter Hole Sealed With Room Temperature Vulcanizing Silicone Fire Barrier Foam	254.46	
07 84 23 00-0006	EA		10" Diameter Hole Sealed With Room Temperature Vulcanizing Silicone Fire Barrier Foam	365.81	
07 84 23 00-0007	EA		12" Diameter Hole Sealed With Room Temperature Vulcanizing Silicone Fire Barrier Foam	498.89	
07 84 23 00-0008	EA		16" Diameter Hole Sealed With Room Temperature Vulcanizing Silicone Fire Barrier Foam	1,028.28	
07 84 23 00-0009	EA		20" Diameter Hole Sealed With Room Temperature Vulcanizing Silicone Fire Barrier Foam	1,545.55	
07 84 23 00-0010	EA		24" Diameter Hole Sealed With Room Temperature Vulcanizing Silicone Fire Barrier Foam	2,175.07	

07 84 43 Joint Firestopping ^(07 84)

07 84 43 00-0001 Intumescent Firestopping Sealant For Joints (3M CP 25WB+) ^(07 84 43)

07 84 43 00-0002	CLF	1/4" x 1/4" Joint, Intumescent Firestop Sealant (3M CP 25WB+)	371.39	90.44
For Up To 6 CLF, Add			21.07	
For >30 CLF, Deduct			-23.57	
07 84 43 00-0003	CLF	1/4" x 3/8" Joint, Intumescent Firestop Sealant (3M CP 25WB+)	421.47	90.44
For Up To 4 CLF, Add			24.83	
For >20 CLF, Deduct			-28.58	
07 84 43 00-0004	CLF	1/4" x 1/2" Joint, Intumescent Firestop Sealant (3M CP 25WB+)	481.55	93.45
For Up To 3 CLF, Add			29.08	
For >15 CLF, Deduct			-34.09	
07 84 43 00-0005	CLF	3/8" x 3/8" Joint, Intumescent Firestop Sealant (3M CP 25WB+)	506.58	93.45
For Up To 2.5 CLF, Add			30.96	
For >13 CLF, Deduct			-36.59	
07 84 43 00-0006	CLF	3/8" x 1/2" Joint, Intumescent Firestop Sealant (3M CP 25WB+)	581.65	93.45
For Up To 2 CLF, Add			36.59	
For >10 CLF, Deduct			-44.10	
07 84 43 00-0007	CLF	3/8" x 5/8" Joint, Intumescent Firestop Sealant (3M CP 25WB+)	656.73	93.45
For Up To 1.5 CLF, Add			42.22	
For >8 CLF, Deduct			-51.61	
07 84 43 00-0008	CLF	3/8" x 3/4" Joint, Intumescent Firestop Sealant (3M CP 25WB+)	741.86	97.47
For Up To 1.3 CLF, Add			48.35	
For >7 CLF, Deduct			-59.62	
07 84 43 00-0009	CLF	1/2" x 1/2" Joint, Intumescent Firestop Sealant (3M CP 25WB+)	691.80	97.47
For Up To 1.4 CLF, Add			44.60	
For >7.5 CLF, Deduct			-54.61	
07 84 43 00-0010	CLF	1/2" x 5/8" Joint, Intumescent Firestop Sealant (3M CP 25WB+)	801.97	100.48
For Up To 1.15 CLF, Add			52.61	
For >6 CLF, Deduct			-65.12	
07 84 43 00-0011	CLF	1/2" x 3/4" Joint, Intumescent Firestop Sealant (3M CP 25WB+)	902.07	100.48
For Up To 1 CLF, Add			60.12	
For >5 CLF, Deduct			-75.13	
07 84 43 00-0012	CLF	1/2" x 7/8" Joint, Intumescent Firestop Sealant (3M CP 25WB+)	1,012.21	103.50
For Up To 0.8 CLF, Add			68.13	
For >4.5 CLF, Deduct			-85.65	
07 84 43 00-0013	CLF	1/2" x 1" Joint, Intumescent Firestop Sealant (3M CP 25WB+)	1,122.36	107.52
For Up To 0.75 CLF, Add			76.14	
For >4 CLF, Deduct			-96.16	
07 84 43 00-0014	CLF	3/4" x 3/4" Joint, Intumescent Firestop Sealant (3M CP 25WB+)	1,232.51	110.53
For Up To 0.65 CLF, Add			84.15	
For >3.5 CLF, Deduct			-106.67	
07 84 43 00-0015	CLF	3/4" x 1" Joint, Intumescent Firestop Sealant (3M CP 25WB+)	1,562.95	120.58
For Up To 0.5 CLF, Add			108.18	
For >2.5 CLF, Deduct			-138.21	
For Silicone Sealant (Bio Fireshield BFS 100 or 200), add			180.18	
07 84 43 00-0016	CLF	1" x 1" Joint, Intumescent Firestop Sealant (3M CP 25WB+)	2,003.56	133.64
For Up To 0.4 CLF, Add			140.22	
For >2 CLF, Deduct			-180.26	

07 84 43 00-0017 Latex-Based, Intumescent Firestop Sealant For Joints (STI SSS Series) ^(07 84 43)

07 84 43 00-0018	CLF	1/4" x 1/4" Joint, Latex-Based, Intumescent Firestop Sealant (STI SSS Series)	385.33	90.44
For Up To 6 CLF, Add			22.12	
For >30 CLF, Deduct			-24.97	
07 84 43 00-0019	CLF	1/4" x 3/8" Joint, Latex-Based, Intumescent Firestop Sealant (STI SSS Series)	442.34	90.44
For Up To 4 CLF, Add			26.39	
For >20 CLF, Deduct			-30.67	
07 84 43 00-0020	CLF	1/4" x 1/2" Joint, Latex-Based, Intumescent Firestop Sealant (STI SSS Series)	509.39	93.45
For Up To 3 CLF, Add			31.17	
For >15 CLF, Deduct			-36.87	
07 84 43 00-0021	CLF	3/8" x 3/8" Joint, Latex-Based, Intumescent Firestop Sealant (STI SSS Series)	537.89	93.45
For Up To 2.5 CLF, Add			33.31	
For >13 CLF, Deduct			-39.72	

07 Thermal And Moisture Protection**07 80 Fire and Smoke Protection****07 84 Firestopping**

MINOR	CSI	UOM	DESCRIPTION	TOTAL DIRECT UNIT COST	DEMOLITION UNIT COST
07 84 43 00-0022	CLF	3/8" x 1/2"	Joint, Latex-Based, Intumescent Firestop Sealant (STI SSS Series) <i>For Up To 2 CLF, Add</i> <i>For >10 CLF, Deduct</i>	623.41 39.72 -48.27	93.45
07 84 43 00-0023	CLF	3/8" x 5/8"	Joint, Latex-Based, Intumescent Firestop Sealant (STI SSS Series) <i>For Up To 1.5 CLF, Add</i> <i>For >8 CLF, Deduct</i>	708.92 46.14 -56.82	93.45
07 84 43 00-0024	CLF	3/8" x 3/4"	Joint, Latex-Based, Intumescent Firestop Sealant (STI SSS Series) <i>For Up To 1.3 CLF, Add</i> <i>For >7 CLF, Deduct</i>	804.48 53.05 -65.88	97.47
07 84 43 00-0025	CLF	1/2" x 1/2"	Joint, Latex-Based, Intumescent Firestop Sealant (STI SSS Series) <i>For Up To 1.4 CLF, Add</i> <i>For >7.5 CLF, Deduct</i>	747.48 48.78 -60.18	97.47
07 84 43 00-0026	CLF	1/2" x 5/8"	Joint, Latex-Based, Intumescent Firestop Sealant (STI SSS Series) <i>For Up To 1.15 CLF, Add</i> <i>For >6 CLF, Deduct</i>	871.55 57.83 -72.08	100.48
07 84 43 00-0027	CLF	1/2" x 3/4"	Joint, Latex-Based, Intumescent Firestop Sealant (STI SSS Series) <i>For Up To 1 CLF, Add</i> <i>For >5 CLF, Deduct</i>	985.57 66.38 -83.48	100.48
07 84 43 00-0028	CLF	1/2" x 7/8"	Joint, Latex-Based, Intumescent Firestop Sealant (STI SSS Series) <i>For Up To 0.8 CLF, Add</i> <i>For >4.5 CLF, Deduct</i>	1,109.63 75.43 -95.39	103.50
07 84 43 00-0029	CLF	1/2" x 1"	Joint, Latex-Based, Intumescent Firestop Sealant (STI SSS Series) <i>For Up To 0.75 CLF, Add</i> <i>For >4 CLF, Deduct</i>	1,233.70 84.49 -107.29	107.52
07 84 43 00-0030	CLF	3/4" x 3/4"	Joint, Latex-Based, Intumescent Firestop Sealant (STI SSS Series) <i>For Up To 0.65 CLF, Add</i> <i>For >3.5 CLF, Deduct</i>	1,357.77 93.54 -119.20	110.53
07 84 43 00-0031	CLF	3/4" x 1"	Joint, Latex-Based, Intumescent Firestop Sealant (STI SSS Series) <i>For Up To 0.5 CLF, Add</i> <i>For >2.5 CLF, Deduct</i>	1,729.97 120.70 -154.91	120.58
07 84 43 00-0032	CLF	1" x 1"	Joint, Latex-Based, Intumescent Firestop Sealant (STI SSS Series) <i>For Up To 0.4 CLF, Add</i> <i>For >2 CLF, Deduct</i>	2,226.24 156.92 -202.53	133.64
07 84 43 00-0033	Passive Smoke And Fire Protection Sealant For Joints (STI ES Series) ^{(07 84}				
07 84 43 00-0034	CLF	1/4" x 1/4"	Joint, Non-Halogenated Latex-Based Elastomeric, Passive Smoke And Fire Protection Sealant (STI SpecSeal ES Series) <i>For Up To 6 CLF, Add</i> <i>For >30 CLF, Deduct</i>	330.29 17.99 -19.46	90.44
07 84 43 00-0035	CLF	1/4" x 3/8"	Joint, Non-Halogenated Latex-Based Elastomeric, Passive Smoke And Fire Protection Sealant (STI SpecSeal ES Series) <i>For Up To 4 CLF, Add</i> <i>For >20 CLF, Deduct</i>	359.77 20.20 -22.41	90.44
07 84 43 00-0036	CLF	1/4" x 1/2"	Joint, Non-Halogenated Latex-Based Elastomeric, Passive Smoke And Fire Protection Sealant (STI SpecSeal ES Series) <i>For Up To 3 CLF, Add</i> <i>For >15 CLF, Deduct</i>	399.30 22.91 -25.86	93.45
07 84 43 00-0037	CLF	3/8" x 3/8"	Joint, Non-Halogenated Latex-Based Elastomeric, Passive Smoke And Fire Protection Sealant (STI SpecSeal ES Series) <i>For Up To 2.5 CLF, Add</i> <i>For >13 CLF, Deduct</i>	414.04 24.02 -27.34	93.45
07 84 43 00-0038	CLF	3/8" x 1/2"	Joint, Non-Halogenated Latex-Based Elastomeric, Passive Smoke And Fire Protection Sealant (STI SpecSeal ES Series) <i>For Up To 2 CLF, Add</i> <i>For >10 CLF, Deduct</i>	458.28 27.34 -31.76	93.45
07 84 43 00-0039	CLF	3/8" x 5/8"	Joint, Non-Halogenated Latex-Based Elastomeric, Passive Smoke And Fire Protection Sealant (STI SpecSeal ES Series) <i>For Up To 1.5 CLF, Add</i> <i>For >8 CLF, Deduct</i>	502.51 30.65 -36.18	93.45
07 84 43 00-0040	CLF	3/8" x 3/4"	Joint, Non-Halogenated Latex-Based Elastomeric, Passive Smoke And Fire Protection Sealant (STI SpecSeal ES Series) <i>For Up To 1.3 CLF, Add</i> <i>For >7 CLF, Deduct</i>	556.79 34.47 -41.11	97.47
07 84 43 00-0041	CLF	1/2" x 1/2"	Joint, Non-Halogenated Latex-Based Elastomeric, Passive Smoke And Fire Protection Sealant (STI SpecSeal ES Series) <i>For Up To 1.4 CLF, Add</i> <i>For >7.5 CLF, Deduct</i>	527.30 32.26 -38.16	97.47
07 84 43 00-0042	CLF	1/2" x 5/8"	Joint, Non-Halogenated Latex-Based Elastomeric, Passive Smoke And Fire Protection Sealant (STI SpecSeal ES Series) <i>For Up To 1.15 CLF, Add</i> <i>For >6 CLF, Deduct</i>	596.34 37.19 -44.56	100.48
07 84 43 00-0043	CLF	1/2" x 3/4"	Joint, Non-Halogenated Latex-Based Elastomeric, Passive Smoke And Fire Protection Sealant (STI SpecSeal ES Series) <i>For Up To 1 CLF, Add</i> <i>For >5 CLF, Deduct</i>	655.31 41.61 -50.46	100.48
07 84 43 00-0044	CLF	1/2" x 7/8"	Joint, Non-Halogenated Latex-Based Elastomeric, Passive Smoke And Fire Protection Sealant (STI SpecSeal ES Series) <i>For Up To 0.8 CLF, Add</i> <i>For >4.5 CLF, Deduct</i>	724.33 46.54 -56.86	103.50
07 84 43 00-0045	CLF	1/2" x 1"	Joint, Non-Halogenated Latex-Based Elastomeric, Passive Smoke And Fire Protection Sealant (STI SpecSeal ES Series) <i>For Up To 0.75 CLF, Add</i> <i>For >4 CLF, Deduct</i>	793.35 51.46 -63.26	107.52



MINOR CSI UOM DESCRIPTION	TOTAL DIRECT UNIT COST	DEMOLITION UNIT COST
07 84 43 00-0046 CLF 3/4" x 3/4" Joint, Non-Halogenated Latex-Based Elastomeric, Passive Smoke And Fire Protection Sealant (STI SpecSeal ES Series).....	862.38	110.53
<i>For Up To 0.65 CLF, Add</i>	56.39	
<i>For >3.5 CLF, Deduct</i>	-69.66	
07 84 43 00-0047 CLF 3/4" x 1" Joint, Non-Halogenated Latex-Based Elastomeric, Passive Smoke And Fire Protection Sealant (STI SpecSeal ES Series).....	1,069.44	120.58
<i>For Up To 0.5 CLF, Add</i>	71.16	
<i>For >2.5 CLF, Deduct</i>	-88.86	
07 84 43 00-0048 CLF 1" x 1" Joint, Non-Halogenated Latex-Based Elastomeric, Passive Smoke And Fire Protection Sealant (STI SpecSeal ES Series).....	1,345.54	133.64
<i>For Up To 0.4 CLF, Add</i>	90.87	
<i>For >2 CLF, Deduct</i>	-114.46	
07 84 43 00-0049 Elastomeric Spray Firestopping For Joints And Penetrations (07 84 43)		
07 84 43 00-0050 LF 1" Joint Width, 1/8" Installed Depth, Elastomeric Spray Firestopping For Joints And Penetrations (SpecSeal AS200).....	0.83	
07 84 43 00-0051 LF 2" Joint Width, 1/8" Installed Depth, Elastomeric Spray Firestopping For Joints And Penetrations (SpecSeal AS200).....	1.65	
07 84 43 00-0052 LF 3" Joint Width, 1/8" Installed Depth, Elastomeric Spray Firestopping For Joints And Penetrations (SpecSeal AS200).....	2.38	
07 84 43 00-0053 LF 4" Joint Width, 1/8" Installed Depth, Elastomeric Spray Firestopping For Joints And Penetrations (SpecSeal AS200).....	3.23	
07 84 43 00-0054 LF 5" Joint Width, 1/8" Installed Depth, Elastomeric Spray Firestopping For Joints And Penetrations (SpecSeal AS200).....	3.99	
07 84 43 00-0055 LF 6" Joint Width, 1/8" Installed Depth, Elastomeric Spray Firestopping For Joints And Penetrations (SpecSeal AS200).....	4.89	
07 84 43 00-0056 LF 1" Joint Width, 1/4" Installed Depth, Elastomeric Spray Firestopping For Joints And Penetrations (SpecSeal AS200).....	1.65	
07 84 43 00-0057 LF 2" Joint Width, 1/4" Installed Depth, Elastomeric Spray Firestopping For Joints And Penetrations (SpecSeal AS200).....	3.30	
07 84 43 00-0058 LF 3" Joint Width, 1/4" Installed Depth, Elastomeric Spray Firestopping For Joints And Penetrations (SpecSeal AS200).....	4.78	
07 84 43 00-0059 LF 4" Joint Width, 1/4" Installed Depth, Elastomeric Spray Firestopping For Joints And Penetrations (SpecSeal AS200).....	6.47	
07 84 43 00-0060 LF 5" Joint Width, 1/4" Installed Depth, Elastomeric Spray Firestopping For Joints And Penetrations (SpecSeal AS200).....	8.01	
07 84 43 00-0061 LF 6" Joint Width, 1/4" Installed Depth, Elastomeric Spray Firestopping For Joints And Penetrations (SpecSeal AS200).....	9.77	
07 84 43 00-0062 LF 1" Joint Width, 1/2" Installed Depth, Elastomeric Spray Firestopping For Joints And Penetrations (SpecSeal AS200).....	3.33	
07 84 43 00-0063 LF 2" Joint Width, 1/2" Installed Depth, Elastomeric Spray Firestopping For Joints And Penetrations (SpecSeal AS200).....	6.62	
07 84 43 00-0064 LF 3" Joint Width, 1/2" Installed Depth, Elastomeric Spray Firestopping For Joints And Penetrations (SpecSeal AS200).....	9.54	
07 84 43 00-0065 LF 4" Joint Width, 1/2" Installed Depth, Elastomeric Spray Firestopping For Joints And Penetrations (SpecSeal AS200).....	12.92	
07 84 43 00-0066 LF 5" Joint Width, 1/2" Installed Depth, Elastomeric Spray Firestopping For Joints And Penetrations (SpecSeal AS200).....	16.00	
07 84 43 00-0067 LF 6" Joint Width, 1/2" Installed Depth, Elastomeric Spray Firestopping For Joints And Penetrations (SpecSeal AS200).....	19.54	
07 84 43 00-0068 LF 1" Joint Width, 1" Installed Depth, Elastomeric Spray Firestopping For Joints And Penetrations (SpecSeal AS200).....	6.65	
07 84 43 00-0069 LF 2" Joint Width, 1" Installed Depth, Elastomeric Spray Firestopping For Joints And Penetrations (SpecSeal AS200).....	13.23	
07 84 43 00-0070 LF 3" Joint Width, 1" Installed Depth, Elastomeric Spray Firestopping For Joints And Penetrations (SpecSeal AS200).....	19.08	
07 84 43 00-0071 LF 4" Joint Width, 1" Installed Depth, Elastomeric Spray Firestopping For Joints And Penetrations (SpecSeal AS200).....	25.85	
07 84 43 00-0072 LF 5" Joint Width, 1" Installed Depth, Elastomeric Spray Firestopping For Joints And Penetrations (SpecSeal AS200).....	32.01	
07 84 43 00-0073 LF 6" Joint Width, 1" Installed Depth, Elastomeric Spray Firestopping For Joints And Penetrations (SpecSeal AS200).....	39.08	
07 84 43 00-0074 Intumescent Firestopping Sealant For Joints (07 84 43)		
07 84 43 00-0075 CLF 1/4" x 1/4" Joint, Intumescent Firestop Sealant (STI SpecSeal SSS Series).....	353.54	90.44
<i>For Up To 6 CLF, Add</i>	19.73	
<i>For >30 CLF, Deduct</i>	-21.79	
07 84 43 00-0076 CLF 1/4" x 3/8" Joint, Intumescent Firestop Sealant (STI SpecSeal SSS Series).....	394.66	90.44
<i>For Up To 4 CLF, Add</i>	22.82	
<i>For >20 CLF, Deduct</i>	-25.90	
07 84 43 00-0077 CLF 1/4" x 1/2" Joint, Intumescent Firestop Sealant (STI SpecSeal SSS Series).....	445.82	93.45
<i>For Up To 3 CLF, Add</i>	26.40	
<i>For >15 CLF, Deduct</i>	-30.51	
07 84 43 00-0078 CLF 3/8" x 3/8" Joint, Intumescent Firestop Sealant (STI SpecSeal SSS Series).....	466.37	93.45
<i>For Up To 2.5 CLF, Add</i>	27.94	
<i>For >13 CLF, Deduct</i>	-32.57	
07 84 43 00-0079 CLF 3/8" x 1/2" Joint, Intumescent Firestop Sealant (STI SpecSeal SSS Series).....	528.05	93.45
<i>For Up To 2 CLF, Add</i>	32.57	
<i>For >10 CLF, Deduct</i>	-38.74	
07 84 43 00-0080 CLF 3/8" x 5/8" Joint, Intumescent Firestop Sealant (STI SpecSeal SSS Series).....	589.72	93.45
<i>For Up To 1.5 CLF, Add</i>	37.20	
<i>For >8 CLF, Deduct</i>	-44.90	
07 84 43 00-0081 CLF 3/8" x 3/4" Joint, Intumescent Firestop Sealant (STI SpecSeal SSS Series).....	661.45	97.47
<i>For Up To 1.3 CLF, Add</i>	42.32	
<i>For >7 CLF, Deduct</i>	-51.58	
07 84 43 00-0082 CLF 1/2" x 1/2" Joint, Intumescent Firestop Sealant (STI SpecSeal SSS Series).....	620.33	97.47
<i>For Up To 1.4 CLF, Add</i>	39.24	
<i>For >7.5 CLF, Deduct</i>	-47.46	

07 Thermal And Moisture Protection**07 80 Fire and Smoke Protection****07 84 Firestopping**

SAN BERNARDINO
COUNTY

MINOR	CSI	UOM	DESCRIPTION	TOTAL DIRECT UNIT COST	DEMOLITION UNIT COST
07 84 43 00-0083	CLF		1/2" x 5/8" Joint, Intumescent Firestop Sealant (STI SpecSeal SSS Series).....	712.63	100.48
			<i>For Up To 1.15 CLF, Add</i>	45.91	
			<i>For >6 CLF, Deduct</i>	-56.19	
07 84 43 00-0084	CLF		1/2" x 3/4" Joint, Intumescent Firestop Sealant (STI SpecSeal SSS Series).....	794.86	100.48
			<i>For Up To 1 CLF, Add</i>	52.08	
			<i>For >5 CLF, Deduct</i>	-64.41	
07 84 43 00-0085	CLF		1/2" x 7/8" Joint, Intumescent Firestop Sealant (STI SpecSeal SSS Series).....	887.13	103.50
			<i>For Up To 0.8 CLF, Add</i>	58.75	
			<i>For >4.5 CLF, Deduct</i>	-73.14	
07 84 43 00-0086	CLF		1/2" x 1" Joint, Intumescent Firestop Sealant (STI SpecSeal SSS Series).....	979.42	107.52
			<i>For Up To 0.75 CLF, Add</i>	65.42	
			<i>For >4 CLF, Deduct</i>	-81.86	
07 84 43 00-0087	CLF		3/4" x 3/4" Joint, Intumescent Firestop Sealant (STI SpecSeal SSS Series).....	1,071.70	110.53
			<i>For Up To 0.65 CLF, Add</i>	72.09	
			<i>For >3.5 CLF, Deduct</i>	-90.59	
07 84 43 00-0088	CLF		3/4" x 1" Joint, Intumescent Firestop Sealant (STI SpecSeal SSS Series).....	1,348.54	120.58
			<i>For Up To 0.5 CLF, Add</i>	92.10	
			<i>For >2.5 CLF, Deduct</i>	-116.77	
07 84 43 00-0089	CLF		1" x 1" Joint, Intumescent Firestop Sealant (STI SpecSeal SSS Series).....	1,717.67	133.64
			<i>For Up To 0.4 CLF, Add</i>	118.78	
			<i>For >2 CLF, Deduct</i>	-151.67	

07 84 56 Fire Safing (07 84)**07 84 56 13 Fibrous Fire Safing (07 84 56)****07 84 56 13-0001 Thermal Barrier Wrap (07 84 56 13)**

Note: Includes cutting wrap to fit pipe or conduit and sealing edges.

07 84 56 13-0002	SF		1/2" Thick Fire Barrier Plenum Wrap (3M Plenum Wrap 5A).....	10.32	
			<i>For Work In Restricted Working Space, Add</i>	1.20	
07 84 56 13-0003	SF		1-1/2" Thick Fire Barrier Duct Wrap (3M Duct Wrap 15A).....	17.13	
			Note: Includes cutting wrap to fit pipe or conduit and sealing edges.		
			<i>For Work In Restricted Working Space, Add</i>	1.20	
07 84 56 13-0004	SF		2" Thick Fire Barrier Duct Wrap (3M Duct Wrap 20A).....	18.77	
			Note: Includes cutting wrap to fit pipe or conduit and sealing edges.		
			<i>For Work In Restricted Working Space, Add</i>	1.20	

07 84 56 13-0005 FireMaster Blanket Wrap Fireproofing (07 84 56 13)

07 84 56 13-0006	SF		1/2" Thermal Ceramics FireMaster Blanket Wrap.....	18.09	10.23
			<i>For Work In Restricted Working Space, Add</i>	4.11	
			<i>For >500 To 5,000, Deduct</i>	-1.69	
			<i>For >5,000, Deduct</i>	-2.99	
07 84 56 13-0007	SF		1" Thermal Ceramics FireMaster Blanket Wrap.....	21.73	10.23
			<i>For Work In Restricted Working Space, Add</i>	4.11	
			<i>For >500 To 5,000, Deduct</i>	-2.53	
			<i>For >5,000, Deduct</i>	-4.34	
07 84 56 13-0008	SF		1-1/2" Thermal Ceramics FireMaster Blanket Wrap.....	25.72	10.23
			<i>For Work In Restricted Working Space, Add</i>	4.11	
			<i>For >500 To 5,000, Deduct</i>	-3.45	
			<i>For >5,000, Deduct</i>	-5.82	
07 84 56 13-0009	SF		2" Thermal Ceramics FireMaster Blanket Wrap.....	29.71	10.23
			<i>For Work In Restricted Working Space, Add</i>	4.11	
			<i>For >500 To 5,000, Deduct</i>	-4.37	
			<i>For >5,000, Deduct</i>	-7.29	

07 84 56 13-0010 Fire Safing (SAFE), Mineral Wool Insulation (07 84 56 13)

07 84 56 13-0011	SF		4" Thick, Fire Safing (SAFE), Mineral Wool Insulation (Rockwool Roxul).....	3.50	0.38
			<i>For Work In Restricted Working Space, Add</i>	0.32	

07 90 Joint Protection (07)**07 91 Preformed Joint Seals (07 90)****07 91 23 Backer Rods (07 91)****07 91 23 00-0001 Backer Rods (07 91 23)**

07 91 23 00-0002	LF		1/4" Polyethylene Or Polyurethane Backer Rod.....	1.80	0.51
07 91 23 00-0003	LF		3/8" Polyethylene Or Polyurethane Backer Rod.....	1.93	0.51
07 91 23 00-0004	LF		1/2" Polyethylene Or Polyurethane Backer Rod.....	2.13	0.51
07 91 23 00-0005	LF		5/8" Polyethylene Or Polyurethane Backer Rod.....	2.42	0.51
07 91 23 00-0006	LF		3/4" Polyethylene Or Polyurethane Backer Rod.....	2.52	0.61
07 91 23 00-0007	LF		7/8" Polyethylene Or Polyurethane Backer Rod.....	2.77	0.61
07 91 23 00-0008	LF		1" Polyethylene Or Polyurethane Backer Rod.....	3.38	0.61
07 91 23 00-0009	LF		1-1/4" Polyethylene Or Polyurethane Backer Rod.....	3.98	0.72
07 91 23 00-0010	LF		1-1/2" Polyethylene Or Polyurethane Backer Rod.....	4.68	0.82
07 91 23 00-0011	LF		2" Polyethylene Or Polyurethane Backer Rod.....	6.22	0.92
07 91 23 00-0012	LF		3" Polyethylene Or Polyurethane Backer Rod.....	12.18	1.13

07 91 26 Joint Fillers (07 91)



MINOR	CSI	UOM	DESCRIPTION	TOTAL DIRECT UNIT COST	DEMOLITION UNIT COST
-------	-----	-----	-------------	------------------------	----------------------

07 91 26 00-0001			Butyl Rubber Fillers (07 91 26)		
07 91 26 00-0002	LF		1/4" x 1/4" Butyl Rubber Filler <i>For Custom Match Coloring, Add</i>	2.44 0.05	0.61
07 91 26 00-0003	LF		1/2" x 1/2" Butyl Rubber Filler <i>For Custom Match Coloring, Add</i>	7.43 0.21	1.75
07 91 26 00-0004	LF		1/2" x 3/4" Butyl Rubber Filler <i>For Custom Match Coloring, Add</i>	9.11 0.32	1.85
07 91 26 00-0005	LF		3/4" x 3/4" Butyl Rubber Filler	10.07	1.95
07 91 26 00-0006	LF		1" x 1" Butyl Rubber Filler	13.86	3.60

07 91 26 00-0007			Closed Cell Neoprene (07 91 26)		
07 91 26 00-0008	CLF		1/8" x 3" Neoprene Gasket Closed Cell, Adhesive	411.19	118.52
07 91 26 00-0009	CLF		1/8" x 6" Neoprene Gasket Closed Cell, Adhesive	667.62	171.21
07 91 26 00-0010	CLF		1/4" x 3" Neoprene Gasket Closed Cell, Adhesive	529.47	146.77
07 91 26 00-0011	CLF		1/4" x 6" Neoprene Gasket Closed Cell, Adhesive	615.95	154.06
07 91 26 00-0012	CLF		1/2" x 6" Neoprene Gasket Closed Cell, Adhesive	939.45	237.05
07 91 26 00-0013	CLF		1/2" x 9" Neoprene Gasket Closed Cell, Adhesive	1,080.49	256.76
07 91 26 00-0014	CLF		1/2" x 12" Neoprene Gasket Closed Cell, Adhesive	996.07	186.72

07 91 26 00-0015			Closed Cell Polyvinyl Chloride (07 91 26)		
07 91 26 00-0016	CLF		1/8" x 3" Polyethylene Joint Backing, Closed Cell	420.66	146.77
07 91 26 00-0017	CLF		1/8" x 6" Polyethylene Joint Backing, Closed Cell	724.42	237.05
07 91 26 00-0018	CLF		1/4" x 3" Polyethylene Joint Backing, Closed Cell	553.66	202.33
07 91 26 00-0019	CLF		1/4" x 6" Polyethylene Joint Backing, Closed Cell	675.90	213.63
07 91 26 00-0020	CLF		1/2" x 6" Polyethylene Joint Backing, Closed Cell	1,028.33	327.64
07 91 26 00-0021	CLF		1/2" x 9" Polyethylene Joint Backing, Closed Cell	1,211.96	355.56
07 91 26 00-0022	CLF		1/2" x 12" Polyethylene Joint Backing, Closed Cell	1,618.15	426.23

07 91 26 00-0023			Silicon RTV Foam Penetration Seal (07 91 26)		
07 91 26 00-0024	CLF		1/4" x 1/2" Silicon RTV Foam Seal	147.13	23.52
07 91 26 00-0025	CLF		1/2" x 1/2" Silicon RTV Foam Seal	294.24	46.93
07 91 26 00-0026	CLF		1/2" x 3/4" Silicon RTV Foam Seal	438.72	69.74
07 91 26 00-0027	CLF		3/4" x 3/4" Silicon RTV Foam Seal	622.95	93.98
07 91 26 00-0028	CLF		1/8" x 1" Silicon RTV Foam Seal	147.13	23.52
07 91 26 00-0029	CLF		1/8" x 3" Silicon RTV Foam Seal	438.31	69.54
07 91 26 00-0030	CLF		1/4" x 3" Silicon RTV Foam Seal	761.00	104.45
07 91 26 00-0031	CLF		1/4" x 6" Silicon RTV Foam Seal	1,520.17	208.18
07 91 26 00-0032	CLF		1/2" x 6" Silicon RTV Foam Seal	2,898.86	375.81
07 91 26 00-0033	CLF		1/2" x 9" Silicon RTV Foam Seal	4,423.82	587.06
07 91 26 00-0034	CLF		1/2" x 12" Silicon RTV Foam Seal	6,436.07	939.35

07 91 26 00-0035			Seals O-Ring Type Cord "J-Seal" (07 91 26)		
07 91 26 00-0036	LF		1/4" Seals O-Ring Cord, J-Seal	4.38	1.34
07 91 26 00-0037	LF		1/2" Seals O-Ring Cord, J-Seal	4.64	1.34
07 91 26 00-0038	LF		3/4" Seals O-Ring Cord, J-Seal	4.90	1.44
07 91 26 00-0039	LF		1" Seals O-Ring Cord, J-Seal	5.17	1.54
07 91 26 00-0040	LF		1-1/4" Seals O-Ring Cord, J-Seal	5.54	1.65
07 91 26 00-0041	LF		1-1/2" Seals O-Ring Cord, J-Seal	5.82	1.65
07 91 26 00-0042	LF		1-3/4" Seals O-Ring Cord, J-Seal	6.16	1.75
07 91 26 00-0043	LF		2" Seals O-Ring Cord, J-Seal	6.38	1.75

07 91 33			Expansion Joint Seal Systems (07 91)		
07 91 33 00-0001			Expansion Joint Seal Systems (Wabo®) (07 91 33)		
07 91 33 00-0002			Coated Foam, Pre-Compressed, Elastomeric Expansion Joint Seal Systems (Wabo® HSeal) (07 91 33 00-0001)		
Note: Includes a pre-compressed seal, epoxy adhesive and traffic grade elastomeric top coating.					
07 91 33 00-0003	LF		1/2" Minimum, 1-1/2" Maximum Joint Opening, Coated Foam, Pre-Compressed, Elastomeric Expansion Joint Seal System (Wabo® HSeal 25EH)	87.34	6.38
07 91 33 00-0004	LF		3/4" Minimum, 2-1/4" Maximum Joint Opening, Coated Foam, Pre-Compressed, Elastomeric Expansion Joint Seal System (Wabo® HSeal 40EH)	118.31	6.69
07 91 33 00-0005	LF		1" Minimum, 3" Maximum Joint Opening, Coated Foam, Pre-Compressed, Elastomeric Expansion Joint Seal System (Wabo® HSeal 50EH)	150.98	6.99
07 91 33 00-0006	LF		1-1/4" Minimum, 3-3/4" Maximum Joint Opening, Coated Foam, Pre-Compressed, Elastomeric Expansion Joint Seal System (Wabo® HSeal 65EH)	187.37	7.30
07 91 33 00-0007	LF		1-1/2" Minimum, 4-1/2" Maximum Joint Opening, Coated Foam, Pre-Compressed, Elastomeric Expansion Joint Seal System (Wabo® HSeal 75EH)	244.56	7.60
07 91 33 00-0008	LF		1-3/4" Minimum, 5-1/4" Maximum Joint Opening, Coated Foam, Pre-Compressed, Elastomeric Expansion Joint Seal System (Wabo® HSeal 90EH)	281.57	7.90
07 91 33 00-0009	LF		2" Minimum, 6" Maximum Joint Opening, Coated Foam, Pre-Compressed, Elastomeric Expansion Joint Seal System (Wabo® HSeal 100EH)	327.52	8.21



MINOR
CSI UOM DESCRIPTION

TOTAL DIRECT DEMOLITION
UNIT COST UNIT COST

MINOR	CSI	UOM	DESCRIPTION	TOTAL DIRECT UNIT COST	DEMOLITION UNIT COST
07 91 33 00-0010			Neoprene, Preformed Elastomeric Horizontal Expansion Joint Seal Systems (Wabo® CompressionSeal) (07 91 33 00-0001) Note: Includes preformed neoprene joint seal and lubricant adhesive.		
07 91 33 00-0011	LF		0.625" Minimum, 1.381" Maximum Joint Opening, Neoprene, Preformed Elastomeric Horizontal Expansion Joint Seal System (Wabo® CompressionSeal WA-162).....	42.16	6.38
07 91 33 00-0012	LF		0.688" Minimum, 1.488" Maximum Joint Opening, Neoprene, Preformed Elastomeric Horizontal Expansion Joint Seal System (Wabo® CompressionSeal WA-175).....	46.41	6.47
07 91 33 00-0013	LF		0.875" Minimum, 1.700" Maximum Joint Opening, Neoprene, Preformed Elastomeric Horizontal Expansion Joint Seal System (Wabo® CompressionSeal WA-200).....	57.13	6.57
07 91 33 00-0014	LF		0.953" Minimum, 1.913" Maximum Joint Opening, Neoprene, Preformed Elastomeric Horizontal Expansion Joint Seal System (Wabo® CompressionSeal WA-225).....	60.86	6.69
07 91 33 00-0015	LF		1.000" Minimum, 2.125" Maximum Joint Opening, Neoprene, Preformed Elastomeric Horizontal Expansion Joint Seal System (Wabo® CompressionSeal WA-250).....	65.33	6.78
07 91 33 00-0016	LF		1.125" Minimum, 2.550" Maximum Joint Opening, Neoprene, Preformed Elastomeric Horizontal Expansion Joint Seal System (Wabo® CompressionSeal WA-300).....	81.24	6.87
07 91 33 00-0017	LF		1.375" Minimum, 2.975" Maximum Joint Opening, Neoprene, Preformed Elastomeric Horizontal Expansion Joint Seal System (Wabo® CompressionSeal WA-350).....	101.40	6.99
07 91 33 00-0018	LF		1.625" Minimum, 3.400" Maximum Joint Opening, Neoprene, Preformed Elastomeric Horizontal Expansion Joint Seal System (Wabo® CompressionSeal WA-400).....	120.73	7.30
07 91 33 00-0019	LF		1.687" Minimum, 4.250" Maximum Joint Opening, Neoprene, Preformed Elastomeric Horizontal Expansion Joint Seal System (Wabo® CompressionSeal WA-500).....	137.21	7.60
07 91 33 00-0020			Santoprene®, Preformed Elastomeric Vertical Expansion Joint Seal Systems (Wabo® CompressionSeal) (07 91 33 00-0001) Note: Includes preformed Santoprene® joint seal and lubricant adhesive.		
07 91 33 00-0021	LF		0.500" Minimum, 1.500" Maximum Joint Opening, Santoprene®, Preformed Elastomeric Vertical Expansion Joint Seal System (Wabo® CompressionSeal WE-100).....	34.46	6.38
07 91 33 00-0022	LF		0.688" Minimum, 1.938" Maximum Joint Opening, Santoprene®, Preformed Elastomeric Vertical Expansion Joint Seal System (Wabo® CompressionSeal WE-225).....	46.08	6.69
07 91 33 00-0023	LF		1.063" Minimum, 2.125" Maximum Joint Opening, Santoprene®, Preformed Elastomeric Vertical Expansion Joint Seal System (Wabo® CompressionSeal WE-250).....	57.50	6.99
07 91 33 00-0024	LF		1.250" Minimum, 2.563" Maximum Joint Opening, Santoprene®, Preformed Elastomeric Vertical Expansion Joint Seal System (Wabo® CompressionSeal WE-300).....	60.92	7.15
07 91 33 00-0025	LF		1.250" Minimum, 3.375" Maximum Joint Opening, Santoprene®, Preformed Elastomeric Vertical Expansion Joint Seal System (Wabo® CompressionSeal WE-400).....	68.09	7.30
07 91 33 00-0026	LF		1.438" Minimum, 4.250" Maximum Joint Opening, Santoprene®, Preformed Elastomeric Vertical Expansion Joint Seal System (Wabo® CompressionSeal WE-500).....	99.97	7.60
07 91 33 00-0027	LF		1.813" Minimum, 5.125" Maximum Joint Opening, Santoprene®, Preformed Elastomeric Vertical Expansion Joint Seal System (Wabo® CompressionSeal WE-600).....	139.48	7.90
07 91 33 00-0028			Coated Foam, Pre-Compressed, Elastomeric Expansion Joint Seal Systems (Wabo® Seismic WeatherSeal) (07 91 33 00-0001) Note: Includes a pre-compressed foam seal and silicone sealant.		
07 91 33 00-0029	LF		1/2" Minimum, 1-1/2" Maximum Joint Opening, Coated Foam, Pre-Compressed, Elastomeric Expansion Joint Seal System (Wabo® Seismic WeatherSeal SWS-100).....	32.95	2.53
07 91 33 00-0030	LF		3/4" Minimum, 2-1/4" Maximum Joint Opening, Coated Foam, Pre-Compressed, Elastomeric Expansion Joint Seal System (Wabo® Seismic WeatherSeal SWS-150).....	56.04	2.64
07 91 33 00-0031	LF		1" Minimum, 3" Maximum Joint Opening, Coated Foam, Pre-Compressed, Elastomeric Expansion Joint Seal System (Wabo® Seismic WeatherSeal SWS-200).....	84.96	2.74
07 91 33 00-0032	LF		1-1/4" Minimum, 3-3/4" Maximum Joint Opening, Coated Foam, Pre-Compressed, Elastomeric Expansion Joint Seal System (Wabo® Seismic WeatherSeal SWS-250).....	107.41	2.84
07 91 33 00-0033	LF		1-1/2" Minimum, 4-1/2" Maximum Joint Opening, Coated Foam, Pre-Compressed, Elastomeric Expansion Joint Seal System (Wabo® Seismic WeatherSeal SWS-300).....	141.73	2.94
07 91 33 00-0034	LF		1-3/4" Minimum, 5-1/4" Maximum Joint Opening, Coated Foam, Pre-Compressed, Elastomeric Expansion Joint Seal System (Wabo® Seismic WeatherSeal SWS-350).....	187.92	3.04
07 91 33 00-0035	LF		2" Minimum, 6" Maximum Joint Opening, Coated Foam, Pre-Compressed, Elastomeric Expansion Joint Seal System (Wabo® Seismic WeatherSeal SWS-400).....	230.77	3.15
07 91 33 00-0036	LF		2-1/2" Minimum, 7-1/2" Maximum Joint Opening, Coated Foam, Pre-Compressed, Elastomeric Expansion Joint Seal System (Wabo® Seismic WeatherSeal SWS-500).....	311.70	3.25
07 91 33 00-0037	LF		3" Minimum, 9" Maximum Joint Opening, Coated Foam, Pre-Compressed, Elastomeric Expansion Joint Seal System (Wabo® Seismic WeatherSeal SWS-600).....	364.13	3.34
07 91 33 00-0038			Silicone Faced Foam, Preformed Elastomeric Expansion Joint Seal Systems (Wabo® WeatherSeal II) (07 91 33 00-0001) Note: Includes a pre-compressed foam seal and silicone sealant.		
07 91 33 00-0039	LF		0.75" Minimum, 1.25" Maximum Joint Opening, Silicone Faced Foam, Preformed Elastomeric Expansion Joint Seal System (Wabo® WeatherSeal II WS-100).....	32.12	2.53
07 91 33 00-0040	LF		1.13" Minimum, 1.88" Maximum Joint Opening, Silicone Faced Foam, Preformed Elastomeric Expansion Joint Seal System (Wabo® WeatherSeal II WS-150).....	42.72	2.64
07 91 33 00-0041	LF		1.50" Minimum, 2.50" Maximum Joint Opening, Silicone Faced Foam, Preformed Elastomeric Expansion Joint Seal System (Wabo® WeatherSeal II WS-200).....	57.70	2.74
07 91 33 00-0042	LF		1.88" Minimum, 3.13" Maximum Joint Opening, Silicone Faced Foam, Preformed Elastomeric Expansion Joint Seal System (Wabo® WeatherSeal II WS-250).....	78.70	2.84
07 91 33 00-0043	LF		2.25" Minimum, 3.75" Maximum Joint Opening, Silicone Faced Foam, Preformed Elastomeric Expansion Joint Seal System (Wabo® WeatherSeal II WS-300).....	89.93	2.94
07 91 33 00-0044	LF		2.63" Minimum, 4.38" Maximum Joint Opening, Silicone Faced Foam, Preformed Elastomeric Expansion Joint Seal System (Wabo® WeatherSeal II WS-350).....	125.30	3.04
07 91 33 00-0045	LF		3.00" Minimum, 5.00" Maximum Joint Opening, Silicone Faced Foam, Preformed Elastomeric Expansion Joint Seal System (Wabo® WeatherSeal II WS-400).....	168.77	3.15



MINOR CSI UOM DESCRIPTION	TOTAL DIRECT UNIT COST	DEMOLITION UNIT COST
07 91 33 00-0046 LF 3.75" Minimum, 6.25" Maximum Joint Opening, Silicone Faced Foam, Preformed Elastomeric Expansion Joint Seal System (Wabo® WeatherSeal II WS-500).....	182.29	3.25
07 91 33 00-0047 Molded EPDM Rubber Cover, For Pedestrian Foot Traffic And Slow Speed Non-Commercial Vehicular Traffic (Wabo® SafetyFlex) (07 91 33 00-0001)		
07 91 33 00-0048 LF 2-1/2" Minimum, 12" Maximum Joint Opening, Elastomeric Hinged Cover System for Pedestrian Walkway And Low-speed Vehicular Traffic Areas (Wabo® SafetyFlex SFP-600).....	241.82	8.21
07 91 33 00-0049 Closed Cell Neoprene Expanded Rubber Foam Seal, Preformed Flexible Joint Seal Systems (Wabo® InverSeal) (07 91 33 00-0001)		
Note: Includes epoxy adhesive.		
07 91 33 00-0050 LF 0.45" Minimum, 1.25" Maximum Joint Opening, Closed Cell Neoprene Expanded Rubber Foam Seal, Preformed Flexible Joint Seal Systems (Wabo® InverSeal IV-100).....	26.47	
07 91 33 00-0051 LF 0.675" Minimum, 1.875" Maximum Joint Opening, Closed Cell Neoprene Expanded Rubber Foam Seal, Preformed Flexible Joint Seal Systems (Wabo® InverSeal IV-150).....	29.01	
07 91 33 00-0052 LF 0.90" Minimum, 2.50" Maximum Joint Opening, Closed Cell Neoprene Expanded Rubber Foam Seal, Preformed Flexible Joint Seal Systems (Wabo® InverSeal IV-200).....	38.30	
07 91 33 00-0053 LF 1.125" Minimum, 3.125" Maximum Joint Opening, Closed Cell Neoprene Expanded Rubber Foam Seal, Preformed Flexible Joint Seal Systems (Wabo® InverSeal IV-250).....	47.67	
07 91 33 00-0054 LF 1.35" Minimum, 3.75" Maximum Joint Opening, Closed Cell Neoprene Expanded Rubber Foam Seal, Preformed Flexible Joint Seal Systems (Wabo® InverSeal IV-300).....	108.41	
07 91 33 00-0055 LF 1.80" Minimum, 5.00" Maximum Joint Opening, Closed Cell Neoprene Expanded Rubber Foam Seal, Preformed Flexible Joint Seal Systems (Wabo® InverSeal IV-400).....	143.21	
07 92 Joint Sealants (07 90)		
07 92 13 Elastomeric Joint Sealants (07 92)		
07 92 13 00-0001 Silicone Sealant And Caulking (07 92 13)		
07 92 13 00-0002 CLF 1/4" x 1/4" Joint, Silicone Sealant And Caulking.....	324.94	90.44
<i>For Custom Match Coloring, Add</i>		
<i>For Up To 6 CLF, Add</i>		
<i>For >30 CLF, Deduct</i>		
<i>For 1 Part Mildew Resistant, Add</i>		
<i>For High-Modulus Non-Acid Curing, Add</i>		
07 92 13 00-0003 CLF 1/4" x 3/8" Joint, Silicone Sealant And Caulking.....	351.75	90.44
<i>For Custom Match Coloring, Add</i>		
<i>For Up To 4 CLF, Add</i>		
<i>For >20 CLF, Deduct</i>		
<i>For 1 Part Mildew Resistant, Add</i>		
<i>For High-Modulus Non-Acid Curing, Add</i>		
07 92 13 00-0004 CLF 1/4" x 1/2" Joint, Silicone Sealant And Caulking.....	388.61	93.45
<i>For Custom Match Coloring, Add</i>		
<i>For Up To 3 CLF, Add</i>		
<i>For >15 CLF, Deduct</i>		
<i>For 1 Part Mildew Resistant, Add</i>		
<i>For High-Modulus Non-Acid Curing, Add</i>		
07 92 13 00-0005 CLF 3/8" x 3/8" Joint, Silicone Sealant And Caulking.....	402.01	93.45
<i>For Custom Match Coloring, Add</i>		
<i>For Up To 2.5 CLF, Add</i>		
<i>For >13 CLF, Deduct</i>		
<i>For 1 Part Mildew Resistant, Add</i>		
<i>For High-Modulus Non-Acid Curing, Add</i>		
07 92 13 00-0006 CLF 3/8" x 1/2" Joint, Silicone Sealant And Caulking.....	442.24	93.45
<i>For Custom Match Coloring, Add</i>		
<i>For Up To 2 CLF, Add</i>		
<i>For >10 CLF, Deduct</i>		
<i>For 1 Part Mildew Resistant, Add</i>		
<i>For High-Modulus Non-Acid Curing, Add</i>		
07 92 13 00-0007 CLF 3/8" x 5/8" Joint, Silicone Sealant And Caulking.....	482.46	93.45
<i>For Custom Match Coloring, Add</i>		
<i>For Up To 1.5 CLF, Add</i>		
<i>For >8 CLF, Deduct</i>		
<i>For 1 Part Mildew Resistant, Add</i>		
<i>For High-Modulus Non-Acid Curing, Add</i>		
07 92 13 00-0008 CLF 3/8" x 3/4" Joint, Silicone Sealant And Caulking.....	532.73	97.47
<i>For Custom Match Coloring, Add</i>		
<i>For Up To 1.3 CLF, Add</i>		
<i>For >7 CLF, Deduct</i>		
<i>For 1 Part Mildew Resistant, Add</i>		
<i>For High-Modulus Non-Acid Curing, Add</i>		
07 92 13 00-0009 CLF 1/2" x 1/2" Joint, Silicone Sealant And Caulking.....	505.92	97.47
<i>For Custom Match Coloring, Add</i>		
<i>For Up To 1.4 CLF, Add</i>		
<i>For >7.5 CLF, Deduct</i>		
<i>For 1 Part Mildew Resistant, Add</i>		
<i>For High-Modulus Non-Acid Curing, Add</i>		

07 Thermal And Moisture Protection**07 90 Joint Protection****07 92 Joint Sealants**

MINOR	CSI	UOM	DESCRIPTION	TOTAL DIRECT UNIT COST	DEMOLITION UNIT COST
07 92 13 00-0010	CLF		1/2" x 5/8" Joint, Silicone Sealant And Caulking	569.60	100.48
			<i>For Custom Match Coloring, Add</i>	64.35	
			<i>For Up To 1.15 CLF, Add</i>	35.18	
			<i>For >6 CLF, Deduct</i>	-41.89	
			<i>For 1 Part Mildew Resistant, Add</i>	93.85	
			<i>For High-Modulus Non-Acid Curing, Add</i>	53.63	
07 92 13 00-0011	CLF		1/2" x 3/4" Joint, Silicone Sealant And Caulking	623.23	100.48
			<i>For Custom Match Coloring, Add</i>	77.22	
			<i>For Up To 1 CLF, Add</i>	39.21	
			<i>For >5 CLF, Deduct</i>	-47.25	
			<i>For 1 Part Mildew Resistant, Add</i>	112.62	
			<i>For High-Modulus Non-Acid Curing, Add</i>	64.35	
07 92 13 00-0012	CLF		1/2" x 7/8" Joint, Silicone Sealant And Caulking	686.90	103.50
			<i>For Custom Match Coloring, Add</i>	90.10	
			<i>For Up To 0.8 CLF, Add</i>	43.73	
			<i>For >4.5 CLF, Deduct</i>	-53.12	
			<i>For 1 Part Mildew Resistant, Add</i>	131.39	
			<i>For High-Modulus Non-Acid Curing, Add</i>	75.08	
07 92 13 00-0013	CLF		1/2" x 1" Joint, Silicone Sealant And Caulking	750.58	107.52
			<i>For Custom Match Coloring, Add</i>	102.97	
			<i>For Up To 0.75 CLF, Add</i>	48.25	
			<i>For >4 CLF, Deduct</i>	-58.98	
			<i>For 1 Part Mildew Resistant, Add</i>	150.16	
			<i>For High-Modulus Non-Acid Curing, Add</i>	85.81	
07 92 13 00-0014	CLF		3/4" x 3/4" Joint, Silicone Sealant And Caulking	814.26	110.53
			<i>For Custom Match Coloring, Add</i>	115.84	
			<i>For Up To 0.65 CLF, Add</i>	52.78	
			<i>For >3.5 CLF, Deduct</i>	-64.85	
			<i>For 1 Part Mildew Resistant, Add</i>	168.93	
			<i>For High-Modulus Non-Acid Curing, Add</i>	96.53	
07 92 13 00-0015	CLF		3/4" x 1" Joint, Silicone Sealant And Caulking	1,005.29	120.58
			<i>For Custom Match Coloring, Add</i>	154.45	
			<i>For Up To 0.5 CLF, Add</i>	66.35	
			<i>For >2.5 CLF, Deduct</i>	-82.44	
			<i>For 1 Part Mildew Resistant, Add</i>	225.24	
			<i>For High-Modulus Non-Acid Curing, Add</i>	128.71	
07 92 13 00-0016	CLF		1" x 1" Joint, Silicone Sealant And Caulking	1,260.00	133.64
			<i>For Custom Match Coloring, Add</i>	205.93	
			<i>For Up To 0.4 CLF, Add</i>	84.45	
			<i>For >2 CLF, Deduct</i>	-105.90	
			<i>For 1 Part Mildew Resistant, Add</i>	300.32	
			<i>For High-Modulus Non-Acid Curing, Add</i>	171.61	
07 92 13 00-0017			Acrylic/Latex Sealant And Caulking <small>(07 92 13)</small>		
07 92 13 00-0018	CLF		1/4" x 1/4" Joint, Acrylic/Latex Sealant And Caulking	290.13	90.44
			<i>For Up To 6 CLF, Add</i>	14.98	
			<i>For >30 CLF, Deduct</i>	-15.45	
07 92 13 00-0019	CLF		1/4" x 3/8" Joint, Acrylic/Latex Sealant And Caulking	299.53	90.44
			<i>For Up To 4 CLF, Add</i>	15.68	
			<i>For >20 CLF, Deduct</i>	-16.39	
07 92 13 00-0020	CLF		1/4" x 1/2" Joint, Acrylic/Latex Sealant And Caulking	318.98	93.45
			<i>For Up To 3 CLF, Add</i>	16.89	
			<i>For >15 CLF, Deduct</i>	-17.83	
07 92 13 00-0021	CLF		3/8" x 3/8" Joint, Acrylic/Latex Sealant And Caulking	323.68	93.45
			<i>For Up To 2.5 CLF, Add</i>	17.24	
			<i>For >13 CLF, Deduct</i>	-18.30	
07 92 13 00-0022	CLF		3/8" x 1/2" Joint, Acrylic/Latex Sealant And Caulking	337.79	93.45
			<i>For Up To 2 CLF, Add</i>	18.30	
			<i>For >10 CLF, Deduct</i>	-19.71	
07 92 13 00-0023	CLF		3/8" x 5/8" Joint, Acrylic/Latex Sealant And Caulking	351.91	93.45
			<i>For Up To 1.5 CLF, Add</i>	19.36	
			<i>For >8 CLF, Deduct</i>	-21.12	
07 92 13 00-0024	CLF		3/8" x 3/4" Joint, Acrylic/Latex Sealant And Caulking	376.07	97.47
			<i>For Up To 1.3 CLF, Add</i>	20.92	
			<i>For >7 CLF, Deduct</i>	-23.04	
07 92 13 00-0025	CLF		1/2" x 1/2" Joint, Acrylic/Latex Sealant And Caulking	366.66	97.47
			<i>For Up To 1.4 CLF, Add</i>	20.21	
			<i>For >7.5 CLF, Deduct</i>	-22.10	
07 92 13 00-0026	CLF		1/2" x 5/8" Joint, Acrylic/Latex Sealant And Caulking	395.53	100.48
			<i>For Up To 1.15 CLF, Add</i>	22.13	
			<i>For >6 CLF, Deduct</i>	-24.48	
07 92 13 00-0027	CLF		1/2" x 3/4" Joint, Acrylic/Latex Sealant And Caulking	414.35	100.48
			<i>For Up To 1 CLF, Add</i>	23.54	
			<i>For >5 CLF, Deduct</i>	-26.36	
07 92 13 00-0028	CLF		1/2" x 7/8" Joint, Acrylic/Latex Sealant And Caulking	443.20	103.50
			<i>For Up To 0.8 CLF, Add</i>	25.45	
			<i>For >4.5 CLF, Deduct</i>	-28.75	
07 92 13 00-0029	CLF		1/2" x 1" Joint, Acrylic/Latex Sealant And Caulking	472.07	107.52
			<i>For Up To 0.75 CLF, Add</i>	27.37	
			<i>For >4 CLF, Deduct</i>	-31.13	
07 92 13 00-0030	CLF		3/4" x 3/4" Joint, Acrylic/Latex Sealant And Caulking	500.93	110.53
			<i>For Up To 0.65 CLF, Add</i>	29.28	
			<i>For >3.5 CLF, Deduct</i>	-33.51	



MINOR CSI UOM DESCRIPTION	TOTAL DIRECT UNIT COST	DEMOLITION UNIT COST
07 92 13 00-0031 CLF 3/4" x 1" Joint, Acrylic/Latex Sealant And Caulking <i>For Up To 0.5 CLF, Add</i> <i>For >2.5 CLF, Deduct</i>	587.52 35.02 -40.67	120.58
07 92 13 00-0032 CLF 1" x 1" Joint, Acrylic/Latex Sealant And Caulking <i>For Up To 0.4 CLF, Add</i> <i>For >2 CLF, Deduct</i>	702.98 42.68 -50.20	133.64
07 92 13 00-0033 Polyurethane Sealant And Caulking <small>(07 92 13)</small> Note: 1 or 2 part, non-sag.		
07 92 13 00-0034 CLF 1/4" x 1/4" Joint, Polyurethane Sealant And Caulking <i>For Up To 6 CLF, Add</i> <i>For >30 CLF, Deduct</i>	312.44 16.65 -17.68	90.44
07 92 13 00-0035 CLF 1/4" x 3/8" Joint, Polyurethane Sealant And Caulking <i>For Up To 4 CLF, Add</i> <i>For >20 CLF, Deduct</i>	333.01 18.19 -19.74	90.44
07 92 13 00-0036 CLF 1/4" x 1/2" Joint, Polyurethane Sealant And Caulking <i>For Up To 3 CLF, Add</i> <i>For >15 CLF, Deduct</i>	363.61 20.24 -22.29	93.45
07 92 13 00-0037 CLF 3/8" x 3/8" Joint, Polyurethane Sealant And Caulking <i>For Up To 2.5 CLF, Add</i> <i>For >13 CLF, Deduct</i>	373.90 21.01 -23.32	93.45
07 92 13 00-0038 CLF 3/8" x 1/2" Joint, Polyurethane Sealant And Caulking <i>For Up To 2 CLF, Add</i> <i>For >10 CLF, Deduct</i>	404.74 23.32 -26.41	93.45
07 92 13 00-0039 CLF 3/8" x 5/8" Joint, Polyurethane Sealant And Caulking <i>For Up To 1.5 CLF, Add</i> <i>For >8 CLF, Deduct</i>	435.59 25.64 -29.49	93.45
07 92 13 00-0040 CLF 3/8" x 3/4" Joint, Polyurethane Sealant And Caulking <i>For Up To 1.3 CLF, Add</i> <i>For >7 CLF, Deduct</i>	476.49 28.45 -33.08	97.47
07 92 13 00-0041 CLF 1/2" x 1/2" Joint, Polyurethane Sealant And Caulking <i>For Up To 1.4 CLF, Add</i> <i>For >7.5 CLF, Deduct</i>	455.93 26.91 -31.02	97.47
07 92 13 00-0042 CLF 1/2" x 5/8" Joint, Polyurethane Sealant And Caulking <i>For Up To 1.15 CLF, Add</i> <i>For >6 CLF, Deduct</i>	507.12 30.50 -35.64	100.48
07 92 13 00-0043 CLF 1/2" x 3/4" Joint, Polyurethane Sealant And Caulking <i>For Up To 1 CLF, Add</i> <i>For >5 CLF, Deduct</i>	548.25 33.58 -39.75	100.48
07 92 13 00-0044 CLF 1/2" x 7/8" Joint, Polyurethane Sealant And Caulking <i>For Up To 0.8 CLF, Add</i> <i>For >4.5 CLF, Deduct</i>	599.42 37.17 -44.37	103.50
07 92 13 00-0045 CLF 1/2" x 1" Joint, Polyurethane Sealant And Caulking <i>For Up To 0.75 CLF, Add</i> <i>For >4 CLF, Deduct</i>	650.60 40.76 -48.98	107.52
07 92 13 00-0046 CLF 3/4" x 3/4" Joint, Polyurethane Sealant And Caulking <i>For Up To 0.65 CLF, Add</i> <i>For >3.5 CLF, Deduct</i>	701.78 44.34 -53.60	110.53
07 92 13 00-0047 CLF 3/4" x 1" Joint, Polyurethane Sealant And Caulking <i>For Up To 0.5 CLF, Add</i> <i>For >2.5 CLF, Deduct</i>	855.32 55.11 -67.45	120.58
07 92 13 00-0048 Flexible Polysulfide Sealant And Caulking, Clear <small>(07 92 13)</small> Note: 1 or 2 part, non-sag.		
07 92 13 00-0049 CLF 1/4" x 1/4" Joint, Polysulfide Sealant And Caulking <i>For Up To 6 CLF, Add</i> <i>For >30 CLF, Deduct</i>	316.34 16.94 -18.07	90.44
07 92 13 00-0050 CLF 1/4" x 3/8" Joint, Polysulfide Sealant And Caulking <i>For Up To 4 CLF, Add</i> <i>For >20 CLF, Deduct</i>	338.88 18.63 -20.32	90.44
07 92 13 00-0051 CLF 1/4" x 1/2" Joint, Polysulfide Sealant And Caulking <i>For Up To 3 CLF, Add</i> <i>For >15 CLF, Deduct</i>	371.44 20.82 -23.08	93.45
07 92 13 00-0052 CLF 3/8" x 3/8" Joint, Polysulfide Sealant And Caulking <i>For Up To 2.5 CLF, Add</i> <i>For >13 CLF, Deduct</i>	382.70 21.67 -24.20	93.45
07 92 13 00-0053 CLF 3/8" x 1/2" Joint, Polysulfide Sealant And Caulking <i>For Up To 2 CLF, Add</i> <i>For >10 CLF, Deduct</i>	416.49 24.20 -27.58	93.45
07 92 13 00-0054 CLF 3/8" x 5/8" Joint, Polysulfide Sealant And Caulking <i>For Up To 1.5 CLF, Add</i> <i>For >8 CLF, Deduct</i>	450.27 26.74 -30.96	93.45
07 92 13 00-0055 CLF 3/8" x 3/4" Joint, Polysulfide Sealant And Caulking <i>For Up To 1.3 CLF, Add</i> <i>For >7 CLF, Deduct</i>	494.10 29.77 -34.84	97.47
07 92 13 00-0056 CLF 1/2" x 1/2" Joint, Polysulfide Sealant And Caulking <i>For Up To 1.4 CLF, Add</i> <i>For >7.5 CLF, Deduct</i>	471.58 28.08 -32.59	97.47
07 92 13 00-0057 CLF 1/2" x 5/8" Joint, Polysulfide Sealant And Caulking <i>For Up To 1.15 CLF, Add</i> <i>For >6 CLF, Deduct</i>	526.69 31.97 -37.60	100.48

07 Thermal And Moisture Protection**07 90 Joint Protection****07 92 Joint Sealants**

SAN BERNARDINO
COUNTY

MINOR CSI UOM DESCRIPTION	TOTAL DIRECT UNIT COST	DEMOLITION UNIT COST
07 92 13 00-0058 CLF 1/2" x 3/4" Joint, Polysulfide Sealant And Caulking	571.73	100.48
For Up To 1 CLF, Add	35.34	
For >5 CLF, Deduct	-42.10	
07 92 13 00-0059 CLF 1/2" x 7/8" Joint, Polysulfide Sealant And Caulking	626.82	103.50
For Up To 0.8 CLF, Add	39.22	
For >4.5 CLF, Deduct	-47.11	
07 92 13 00-0060 CLF 1/2" x 1" Joint, Polysulfide Sealant And Caulking	681.91	107.52
For Up To 0.75 CLF, Add	43.10	
For >4 CLF, Deduct	-52.11	
07 92 13 00-0061 CLF 3/4" x 3/4" Joint, Polysulfide Sealant And Caulking	737.01	110.53
For Up To 0.65 CLF, Add	46.99	
For >3.5 CLF, Deduct	-57.12	
07 92 13 00-0062 CLF 3/4" x 1" Joint, Polysulfide Sealant And Caulking	902.28	120.58
For Up To 0.5 CLF, Add	58.63	
For >2.5 CLF, Deduct	-72.14	
07 92 13 00-0063 Flexible Polyurethane Security Sealant And Caulking (07 92 13)		
Note: 1 or 2 part, non-sag.		
07 92 13 00-0064 CLF 1/4" x 1/4" Joint, Flexible Polyurethane Security Sealant And Caulking	325.90	90.44
For Up To 6 CLF, Add	17.66	
For >30 CLF, Deduct	-19.02	
07 92 13 00-0065 CLF 1/4" x 3/8" Joint, Flexible Polyurethane Security Sealant And Caulking	353.20	90.44
For Up To 4 CLF, Add	19.71	
For >20 CLF, Deduct	-21.75	
07 92 13 00-0066 CLF 1/4" x 1/2" Joint, Flexible Polyurethane Security Sealant And Caulking	390.53	93.45
For Up To 3 CLF, Add	22.26	
For >15 CLF, Deduct	-24.99	
07 92 13 00-0067 CLF 3/8" x 3/8" Joint, Flexible Polyurethane Security Sealant And Caulking	404.18	93.45
For Up To 2.5 CLF, Add	23.28	
For >13 CLF, Deduct	-26.35	
07 92 13 00-0068 CLF 3/8" x 1/2" Joint, Flexible Polyurethane Security Sealant And Caulking	445.12	93.45
For Up To 2 CLF, Add	26.35	
For >10 CLF, Deduct	-30.44	
07 92 13 00-0069 CLF 3/8" x 5/8" Joint, Flexible Polyurethane Security Sealant And Caulking	486.06	93.45
For Up To 1.5 CLF, Add	29.42	
For >8 CLF, Deduct	-34.54	
07 92 13 00-0070 CLF 3/8" x 3/4" Joint, Flexible Polyurethane Security Sealant And Caulking	537.06	97.47
For Up To 1.3 CLF, Add	32.99	
For >7 CLF, Deduct	-39.14	
07 92 13 00-0071 CLF 1/2" x 1/2" Joint, Flexible Polyurethane Security Sealant And Caulking	509.76	97.47
For Up To 1.4 CLF, Add	30.95	
For >7.5 CLF, Deduct	-36.41	
07 92 13 00-0072 CLF 1/2" x 5/8" Joint, Flexible Polyurethane Security Sealant And Caulking	574.41	100.48
For Up To 1.15 CLF, Add	35.54	
For >6 CLF, Deduct	-42.37	
07 92 13 00-0073 CLF 1/2" x 3/4" Joint, Flexible Polyurethane Security Sealant And Caulking	629.00	100.48
For Up To 1 CLF, Add	39.64	
For >5 CLF, Deduct	-47.83	
07 92 13 00-0074 CLF 1/2" x 7/8" Joint, Flexible Polyurethane Security Sealant And Caulking	693.63	103.50
For Up To 0.8 CLF, Add	44.23	
For >4.5 CLF, Deduct	-53.79	
07 92 13 00-0075 CLF 1/2" x 1" Joint, Flexible Polyurethane Security Sealant And Caulking	758.27	107.52
For Up To 0.75 CLF, Add	48.83	
For >4 CLF, Deduct	-59.75	
07 92 13 00-0076 CLF 3/4" x 3/4" Joint, Flexible Polyurethane Security Sealant And Caulking	822.91	110.53
For Up To 0.65 CLF, Add	53.43	
For >3.5 CLF, Deduct	-65.71	
07 92 13 00-0077 CLF 3/4" x 1" Joint, Flexible Polyurethane Security Sealant And Caulking	1,016.82	120.58
For Up To 0.5 CLF, Add	67.22	
For >2.5 CLF, Deduct	-83.60	
07 92 19 Acoustical Joint Sealants (07 92)		
07 92 19 00-0001 Acoustical Sealant (07 92 19)		
07 92 19 00-0002 CLF 1/4" x 1/4" Joint, Acoustical Sealant.....	320.18	90.44
For Custom Match Coloring, Add	11.73	
For Up To 6 CLF, Add	17.23	
For >30 CLF, Deduct	-18.45	
For 1 Part Mildew Resistant, Add	17.10	
For High-Modulus Non-Acid Curing, Add	9.77	
07 92 19 00-0003 CLF 1/4" x 3/8" Joint, Acoustical Sealant.....	338.74	90.44
For Custom Match Coloring, Add	16.18	
For Up To 4 CLF, Add	18.62	
For >20 CLF, Deduct	-20.31	
For 1 Part Mildew Resistant, Add	23.60	
For High-Modulus Non-Acid Curing, Add	13.49	
07 92 19 00-0004 CLF 1/4" x 1/2" Joint, Acoustical Sealant.....	359.71	93.45
For Custom Match Coloring, Add	18.81	
For Up To 3 CLF, Add	19.94	
For >15 CLF, Deduct	-21.90	
For 1 Part Mildew Resistant, Add	27.43	
For High-Modulus Non-Acid Curing, Add	15.67	



MINOR CSI UOM DESCRIPTION	TOTAL DIRECT UNIT COST	DEMOLITION UNIT COST
07 92 19 00-0005 CLF 3/8" x 3/8" Joint, Acoustical Sealant	390.08	93.45
<i>For Custom Match Coloring, Add</i>	26.10	
<i>For Up To 2.5 CLF, Add</i>	22.22	
<i>For >13 CLF, Deduct</i>	-24.94	
<i>For 1 Part Mildew Resistant, Add</i>	38.06	
<i>For High-Modulus Non-Acid Curing, Add</i>	21.75	
07 92 19 00-0006 CLF 3/8" x 1/2" Joint, Acoustical Sealant	421.64	93.45
<i>For Custom Match Coloring, Add</i>	33.67	
<i>For Up To 2 CLF, Add</i>	24.59	
<i>For >10 CLF, Deduct</i>	-28.10	
<i>For 1 Part Mildew Resistant, Add</i>	49.10	
<i>For High-Modulus Non-Acid Curing, Add</i>	28.06	
07 92 19 00-0007 CLF 1/2" x 1/2" Joint, Acoustical Sealant	489.09	97.47
<i>For Custom Match Coloring, Add</i>	47.45	
<i>For Up To 1.4 CLF, Add</i>	29.40	
<i>For >7.5 CLF, Deduct</i>	-34.34	
<i>For 1 Part Mildew Resistant, Add</i>	69.19	
<i>For High-Modulus Non-Acid Curing, Add</i>	39.54	

07 95 Expansion Control (07 90)

07 95 13 Expansion Joint Cover Assemblies (07 95)

Note: Includes necessary waterproofing mastics/caulking.

07 95 13 13 Interior Expansion Joint Cover Assemblies (07 95 13)

07 95 13 13-0001 Interior Floor Expansion Joint Cover Assemblies (07 95 13 13)

07 95 13 13-0002 With 1" Space (07 95 13 13-0001)

07 95 13 13-0003	LF	1" Opening Floor Assembly Type, With Aluminum Expansion Joint Cover.....	72.58	6.27
07 95 13 13-0004	LF	1" Opening Floor Assembly Type, With Bronze Expansion Joint Cover	79.02	6.27
07 95 13 13-0005	LF	1" Opening Floor Assembly Type, With Stainless Steel Expansion Joint Cover.....	73.71	6.27

07 95 13 13-0006 With 2" Space (07 95 13 13-0001)

07 95 13 13-0007	LF	2" Opening Floor Assembly Type, Aluminum Expansion Joint Cover.....	97.83	6.27
07 95 13 13-0008	LF	2" Opening Floor Assembly Type, Bronze Expansion Joint Cover	98.00	6.27
07 95 13 13-0009	LF	2" Opening Floor Assembly Type, Stainless Steel Expansion Joint Cover.....	99.54	6.27

07 95 13 13-0010 Interior Ceiling And Wall Expansion Joint Cover Assemblies (07 95 13 13)

07 95 13 13-0011 With 1" Space (07 95 13 13-0010)

07 95 13 13-0012	LF	1" Opening Ceiling And Wall Assembly Type, Aluminum Expansion Joint Cover.....	52.77	6.27
07 95 13 13-0013	LF	1" Opening Ceiling And Wall Assembly Type, Bronze Expansion Joint Cover	65.49	6.27
07 95 13 13-0014	LF	1" Opening Ceiling And Wall Assembly Type, Stainless Steel Expansion Joint Cover.....	66.25	6.27

07 95 13 13-0015 With 2" Space (07 95 13 13-0010)

07 95 13 13-0016	LF	2" Opening Ceiling And Wall Assembly Type, Aluminum Expansion Joint Cover.....	67.92	6.27
07 95 13 13-0017	LF	2" Opening Ceiling And Wall Assembly Type, Bronze Expansion Joint Cover	74.97	6.27
07 95 13 13-0018	LF	2" Opening Ceiling And Wall Assembly Type, Stainless Steel Expansion Joint Cover.....	79.16	6.27

07 95 13 16 Exterior Expansion Joint Cover Assemblies (07 95 13)

07 95 13 16-0001 Exterior Roof Aluminum Expansion Joint Cover Assemblies (07 95 13 16)

07 95 13 16-0002 Roof To Roof (07 95 13 16-0001)

07 95 13 16-0003	LF	1" Opening Aluminum Assemblies, Exterior Roof To Roof Expansion Joint	99.89	4.18
07 95 13 16-0004	LF	2" Opening Aluminum Assemblies, Exterior Roof To Roof Expansion Joint	121.15	4.18
07 95 13 16-0005	LF	3" Opening Aluminum Assemblies, Exterior Roof To Roof Expansion Joint	135.80	4.18

07 95 13 16-0006 Roof To Wall (07 95 13 16-0001)

07 95 13 16-0007	LF	1" Opening Aluminum Assemblies, Exterior Roof To Wall Expansion Joint.....	73.26	4.18
07 95 13 16-0008	LF	2" Opening Aluminum Assemblies, Exterior Roof To Wall Expansion Joint.....	99.28	4.18

07 95 13 16-0009 Flat Wall To Wall (07 95 13 16-0001)

07 95 13 16-0010	LF	1" Opening Aluminum Assemblies, Exterior Wall To Wall Expansion Joint	53.85	4.18
07 95 13 16-0011	LF	2" Opening Aluminum Assemblies, Exterior Wall To Wall Expansion Joint	69.46	4.18
07 95 13 16-0012	LF	3" Opening Aluminum Assemblies, Exterior Wall To Wall Expansion Joint	88.31	4.18

07 95 13 16-0013 Corner To Flat Wall (07 95 13 16-0001)

07 95 13 16-0014	LF	1" Opening Aluminum Assemblies, Exterior Corner To Wall Expansion Joint	50.24	4.18
07 95 13 16-0015	LF	2" Opening Aluminum Assemblies, Exterior Corner To Wall Expansion Joint	60.65	4.18
07 95 13 16-0016	LF	3" Opening Aluminum Assemblies, Exterior Corner To Wall Expansion Joint	89.90	4.18

07	07	Thermal And Moisture Protection
	07 90	Joint Protection
	07 95	Expansion Control



MINOR CSI UOM DESCRIPTION	TOTAL DIRECT UNIT COST	DEMOLITION UNIT COST
------------------------------	---------------------------	-------------------------

END OF SECTION 07

NOT FOR BID



MINOR CSI UOM DESCRIPTION	TOTAL DIRECT UNIT COST	DEMOLITION UNIT COST
------------------------------	---------------------------	-------------------------

08 Openings

08 01 Operation and Maintenance of Openings ⁽⁰⁸⁾

08 01 11 Operation and Maintenance of Metal Doors and Frames ^(08 01)

08 01 11 61 Metal Doors and Frames Repair ^(08 01 11)

08 01 11 61-0001	Hollow Metal Door Repair ^(08 01 11 61)			
	Note: Repairs are based on holes or damage of less than 1/2 of a square foot.			
08 01 11 61-0002	EA	Up To 1 SI, Patch Small Drill Holes		22.42
		Note: Per hinge location - sand to bare metal, mix/patch with bondo, fine grit sand smooth for finish		
08 01 11 61-0003	EA	>1 To 6 SI, Patch Small Drill Holes		44.98
		Note: Per hinge location - sand to bare metal, mix/patch with bondo, fine grit sand smooth for finish		
08 01 11 61-0004	LF	Patch Deep Scrapes Or Cuts In Doors		54.17

08 01 40 Operation and Maintenance of Entrances, Storefronts, and Curtain Walls ^(08 01)

08 01 44 Operation and Maintenance of Curtain Walls ^(08 01 40)

08 01 44 00-0001	Retrofit Curtain Walls ^(08 01 44)			
08 01 44 00-0002	EA	Curtain Wall Retrofit Glass Lites, 5' x 7' nominal, 1" IG Viracon VWS7-08 HS/HS Superwindow	2,657.73	1,089.77
08 01 44 00-0003	LF	Curtain Wall Retrofit Exterior Mullion Caps	25.42	6.21
08 01 44 00-0004	LF	Curtain Wall Retrofit Exterior Corner Covers 12" x 12" nominal	105.49	26.90
08 01 44 00-0005	LF	Curtain Wall Retrofit Exterior Parapet Covers	98.62	26.90
08 01 44 00-0006	LF	Curtain Wall Retrofit Remove/Reinstall Existing Mullion	25.87	
08 01 44 00-0007	EA	Curtain Wall Retrofit one time Extrusion Die Engineering/ Manufacture Fee	12,000.00	

08 01 50 Operation and Maintenance of Windows ^(08 01)

08 01 52 Operation and Maintenance of Wood Windows ^(08 01 50)

08 01 52 61 Wood Window Repairs ^(08 01 52)

08 01 52 61-0001	Window Restoration And Replacement ^(08 01 52 61)			
08 01 52 61-0002	EA	Removal And Replacement Of Sash Guides	11.53	
08 01 52 61-0003	EA	Removal And Replacement Of Window Arms	33.36	
08 01 52 61-0004	EA	Removal And Replacement Of Window Crank Operator	37.96	
08 01 52 61-0005	EA	Removal And Replacement Of Brass Window Sash Pull	23.44	
08 01 52 61-0006	EA	Removal And Replacement Of Brass Window Sash Lock	20.67	
08 01 52 61-0007	EA	Removal And Replacement Of Window Balance, Removable Sash Window	25.56	
		Note: Channel, spiral or coil balance.		
08 01 52 61-0008	EA	Removal And Replacement Of Window Balance, Sash Window, Wooden Stops And/OR Casing	75.83	
		Note: Channel, spiral or coil balance.		
		For Replacing Two Balances In One Window, Deduct		
				-27.75

08 01 80 Maintenance of Glazing ^(08 01)

08 01 81 Maintenance of Glass Glazing ^(08 01 80)

08 01 81 10 Maintenance of Glass Glazing ^(08 01 81)

08 01 81 10-0001	Glazing Compound Repair ^(08 01 81 10)			
08 01 81 10-0002	LF	Removal And Replacement Of Up To 1/2" Wide Damaged, Broken Or Cracked Window Glazing (For Glazing Compound Repair)		5.84

08 05 Common Work Results for Openings ⁽⁰⁸⁾

08 05 13 Door Options and Modifications ^(08 05)

Note: Excludes removal and reinstallation of door.

08 05 13 00-0001	Door Vision Panels (Pemko LT-S1) ^(08 05 13)			
	Note: Factory primed or powder coated. See CSI section 08 81 00 00-0000 for glazing.			
08 05 13 00-0002	EA	For Up To 1 SF, Factory Installed 20 Gauge Galvannealed Steel Frame With 3/8" Glazing Pocket For Vision Glass In Door, Add	140.38	
		For 9/16" To 1-1/16" Glazing Pocket, Add	70.19	
08 05 13 00-0003	EA	For >1 To 2 SF, Factory Installed 20 Gauge Galvannealed Steel Frame With 3/8" Glazing Pocket For Vision Glass In Door, Add	177.70	
		For 9/16" To 1-1/16" Glazing Pocket, Add	88.85	
08 05 13 00-0004	EA	For >2 To 4 SF, Factory Installed 20 Gauge Galvannealed Steel Frame With 3/8" Glazing Pocket For Vision Glass In Door, Add	206.13	
		For 9/16" To 1-1/16" Glazing Pocket, Add	103.07	
08 05 13 00-0005	EA	For >4 To 6 SF, Factory Installed 20 Gauge Galvannealed Steel Frame With 3/8" Glazing Pocket For Vision Glass In Door, Add	262.99	
		For 9/16" To 1-1/16" Glazing Pocket, Add	131.50	

08 Openings**08 05 Common Work Results for Openings****08 05 13 Door Options and Modifications**

SAN BERNARDINO
COUNTY

MINOR CSI	UOM	DESCRIPTION	TOTAL DIRECT UNIT COST	DEMOLITION UNIT COST
08 05 13 00-0006	EA	For >6 To 8 SF, Factory Installed 20 Gauge Galvanized Steel Frame With 3/8" Glazing Pocket For Vision Glass In Door, Add	341.18	
		<i>For 9/16" To 1-1/16" Glazing Pocket, Add</i>	170.59	
08 05 13 00-0007	EA	For >8 To 10 SF, Factory Installed 20 Gauge Galvanized Steel Frame With 3/8" Glazing Pocket For Vision Glass In Door, Add	435.36	
		<i>For 9/16" To 1-1/16" Glazing Pocket, Add</i>	217.68	
08 05 13 00-0008	EA	For >10 SF, Factory Installed 20 Gauge Galvanized Steel Frame With 3/8" Glazing Pocket For Vision Glass In Door, Add	462.01	
		<i>For 9/16" To 1-1/16" Glazing Pocket, Add</i>	231.01	
08 05 13 00-0009	EA	For Up To 1 SF, Site Installed 20 Gauge Galvanized Steel Frame With 3/8" Glazing Pocket For Vision Glass In Door, Add	228.15	
		<i>For 9/16" To 1-1/16" Glazing Pocket, Add</i>	63.81	
08 05 13 00-0010	EA	For >1 To 2 SF, Site Installed 20 Gauge Galvanized Steel Frame With 3/8" Glazing Pocket For Vision Glass In Door, Add	272.13	
		<i>For 9/16" To 1-1/16" Glazing Pocket, Add</i>	80.77	
08 05 13 00-0011	EA	For >2 To 4 SF, Site Installed 20 Gauge Galvanized Steel Frame With 3/8" Glazing Pocket For Vision Glass In Door, Add	308.02	
		<i>For 9/16" To 1-1/16" Glazing Pocket, Add</i>	93.70	
08 05 13 00-0012	EA	For >4 To 6 SF, Site Installed 20 Gauge Galvanized Steel Frame With 3/8" Glazing Pocket For Vision Glass In Door, Add	369.77	
		<i>For 9/16" To 1-1/16" Glazing Pocket, Add</i>	119.54	
08 05 13 00-0013	EA	For >6 To 8 SF, Site Installed 20 Gauge Galvanized Steel Frame With 3/8" Glazing Pocket For Vision Glass In Door, Add	450.91	
		<i>For 9/16" To 1-1/16" Glazing Pocket, Add</i>	155.08	
08 05 13 00-0014	EA	For >8 To 10 SF, Site Installed 20 Gauge Galvanized Steel Frame With 3/8" Glazing Pocket For Vision Glass In Door, Add	546.57	
		<i>For 9/16" To 1-1/16" Glazing Pocket, Add</i>	197.89	
08 05 13 00-0015	EA	For >10 SF, Site Installed 20 Gauge Galvanized Steel Frame With 3/8" Glazing Pocket For Vision Glass In Door, Add	580.86	
		<i>For 9/16" To 1-1/16" Glazing Pocket, Add</i>	210.01	
08 05 13 00-0016		Door Louvers, Inverted "Y" 50% Free Air (Pemko LV-1Y) (08 05 13)		
		Note: Factory primed or powder coated.		
08 05 13 00-0017	EA	For Up To 1 SF, Factory Installed 20 Gauge Galvanized Inverted "Y" Blades, 18 Gauge Galvanized Frame Louver In Door, Add	133.86	
08 05 13 00-0018	EA	For >1 To 2 SF, Factory Installed 20 Gauge Galvanized Inverted "Y" Blades, 18 Gauge Galvanized Frame Louver In Door, Add	152.06	
08 05 13 00-0019	EA	For >2 To 4 SF, Factory Installed 20 Gauge Galvanized Inverted "Y" Blades, 18 Gauge Galvanized Frame Louver In Door, Add	206.67	
08 05 13 00-0020	EA	For >4 To 6 SF, Factory Installed 20 Gauge Galvanized Inverted "Y" Blades, 18 Gauge Galvanized Frame Louver In Door, Add	385.39	
08 05 13 00-0021	EA	For >6 To 8 SF, Factory Installed 20 Gauge Galvanized Inverted "Y" Blades, 18 Gauge Galvanized Frame Louver In Door, Add	476.59	
08 05 13 00-0022	EA	For >8 To 10 SF, Factory Installed 20 Gauge Galvanized Inverted "Y" Blades, 18 Gauge Galvanized Frame Louver In Door, Add	569.27	
08 05 13 00-0023	EA	For >10 To 14 SF, Factory Installed 20 Gauge Galvanized Inverted "Y" Blades, 18 Gauge Galvanized Frame Louver In Door, Add	742.85	
08 05 13 00-0024	EA	For >14 To 18 SF, Factory Installed 20 Gauge Galvanized Inverted "Y" Blades, 18 Gauge Galvanized Frame Louver In Door, Add	874.44	
		<i>For 18 Gauge Louver And 18 Gauge Frame, Add</i>	104.93	
08 05 13 00-0025	EA	For Up To 1 SF, Site Installed 20 Gauge Galvanized Inverted "Y" Blades, 18 Gauge Galvanized Frame Louver In Door, Add	209.26	
08 05 13 00-0026	EA	For >1 To 2 SF, Site Installed 20 Gauge Galvanized Inverted "Y" Blades, 18 Gauge Galvanized Frame Louver In Door, Add	234.99	
08 05 13 00-0027	EA	For >2 To 4 SF, Site Installed 20 Gauge Galvanized Inverted "Y" Blades, 18 Gauge Galvanized Frame Louver In Door, Add	297.15	
08 05 13 00-0028	EA	For >4 To 6 SF, Site Installed 20 Gauge Galvanized Inverted "Y" Blades, 18 Gauge Galvanized Frame Louver In Door, Add	483.41	
08 05 13 00-0029	EA	For >6 To 8 SF, Site Installed 20 Gauge Galvanized Inverted "Y" Blades, 18 Gauge Galvanized Frame Louver In Door, Add	582.15	
08 05 13 00-0030	EA	For >8 To 10 SF, Site Installed 20 Gauge Galvanized Inverted "Y" Blades, 18 Gauge Galvanized Frame Louver In Door, Add	682.36	
08 05 13 00-0031	EA	For >10 To 14 SF, Site Installed 20 Gauge Galvanized Inverted "Y" Blades, 18 Gauge Galvanized Frame Louver In Door, Add	863.48	
08 05 13 00-0032	EA	For >14 To 18 SF, Site Installed 20 Gauge Galvanized Inverted "Y" Blades, 18 Gauge Galvanized Frame Louver In Door, Add	1,000.10	
		<i>For 18 Gauge Louver And 18 Gauge Frame, Add</i>	104.93	
08 05 13 00-0033		Fire Rated Fusible Link Louvers (Pemko LV-FL) (08 05 13)		
		Note: Factory primed or powder coated.		
08 05 13 00-0034	EA	For Up To 1 SF, Factory Installed 16 Gauge Galvanized Adjustable "Z" Blades, 18 Gauge Galvanized Frame Fire Rated Fusible Link Louver In Door, Add	271.06	
08 05 13 00-0035	EA	For >1 To 2 SF, Factory Installed 16 Gauge Galvanized Adjustable "Z" Blades, 18 Gauge Galvanized Frame Fire Rated Fusible Link Louver In Door, Add	310.18	
08 05 13 00-0036	EA	For >2 To 4 SF, Factory Installed 16 Gauge Galvanized Adjustable "Z" Blades, 18 Gauge Galvanized Frame Fire Rated Fusible Link Louver In Door, Add	364.34	
08 05 13 00-0037	EA	For Up To 1 SF, Site Installed 16 Gauge Galvanized Adjustable "Z" Blades, 18 Gauge Galvanized Frame Fire Rated Fusible Link Louver In Door, Add	361.54	
08 05 13 00-0038	EA	For >1 To 2 SF, Site Installed 16 Gauge Galvanized Adjustable "Z" Blades, 18 Gauge Galvanized Frame Fire Rated Fusible Link Louver In Door, Add	410.71	
08 05 13 00-0039	EA	For >2 To 4 SF, Site Installed 16 Gauge Galvanized Adjustable "Z" Blades, 18 Gauge Galvanized Frame Fire Rated Fusible Link Louver In Door, Add	472.91	



MINOR CSI UOM DESCRIPTION	TOTAL DIRECT UNIT COST	DEMOLITION UNIT COST
------------------------------	---------------------------	-------------------------

08 05 13 00-0040	Door Hardware Preparation <small>(08 05 13)</small>		
08 05 13 00-0041	EA Factory Prepare Wood Door (Rated Or Non-Rated) For Mortise Lockset Hardware.....	75.36	
08 05 13 00-0042	EA Prepare Existing Wood Door (Rated) For Mortise Lockset Hardware..... Note: Requires door to be taken off site for UL certification.	185.89	
08 05 13 00-0043	EA Prepare Existing Wood Door (Non-Rated) For Mortise Lockset Hardware.....	85.41	
08 05 13 00-0044	EA Prepare Existing Wood Door (Rated) For Cylindrical Lockset Hardware..... Note: Requires door to be taken off site for UL certification.	150.73	
08 05 13 00-0045	EA Prepare Existing Wood Door (Non-Rated) For Cylindrical Lockset Hardware.....	25.12	
08 05 13 00-0046	EA Prepare Existing Wood Door (Rated) For Concealed Vertical Rod..... Note: Requires door to be taken off site for UL certification.	276.36	
08 05 13 00-0047	EA Prepare Existing Wood Door (Non-Rated) For Concealed Vertical Rod.....	175.84	
08 05 13 00-0048	EA Prepare Existing Wood Door (Rated) For Electric Hardware..... Note: Requires door to be taken off site for UL certification.	185.89	
08 05 13 00-0049	EA Prepare Existing Door (Non-Rated) For Electric Hardware.....	85.41	

08 05 13 00-0050	Door Modifications <small>(08 05 13)</small>		
08 05 13 00-0051	EA Removal And Reinstallation Of Door.....	85.45	
08 05 13 00-0052	EA Removal And Reinstallation Of Metal Door Frame.....	167.55	
08 05 13 00-0053	EA Trim Bottom Of Existing Steel Door For Installation Of Carpet Or Tile..... Note: Excludes removal and reinstallation of door.	90.48	
08 05 13 00-0054	EA Modify Metal Door Frame For Door Swing..... Note: Includes removal of door; install blank hinge plates, new continuous hinge, blank strike plate, new strike plate and reinstallation of door.	1,189.15	
08 05 13 00-0055	EA Factory Installed Sound Proofing (STC 28) In Metal Door.....	182.31	
08 05 13 00-0056	SF For 16 Gauge Steel Metal Plate Bolted On Door..... Note: Includes mounting hardware.	31.87	
08 05 13 00-0057	EA Removal And Reinstallation Of Wood Door Frame.....	101.33	
08 05 13 00-0058	EA Trim Bottom Of Existing Wood Door For Installation Of Carpet Or Tile..... Note: Excludes removal and reinstallation of door.	45.60	
08 05 13 00-0059	EA Factory Trim Wood Door Edge For Custom Width.....	65.87	

08 10 Doors and Frames (08)

08 11 Metal Doors and Frames (08 10)

08 11 63 Metal Screen and Storm Doors and Frames (08 11)

08 11 63 13 Steel Screen and Storm Doors and Frames (08 11 63)

08 11 63 13-0001	Steel Screen Door <small>(08 11 63 13)</small>		
Note: Includes frame, trim, necessary anchors and hardware (closures, chain and spring, latching, screens, etc.).			
08 11 63 13-0002	EA 2'-8" x 7', Residential, Steel Screen Door With Frame, Trim, Hardware.....	1,150.22	138.23
08 11 63 13-0003	EA 3' x 7' Steel Screen Door, Residential, With Frame, Trim, Hardware.....	1,160.32	143.26
08 11 63 13-0004	EA Steel Combination Type Residential Storm Door, With Mesh And Tempered Glass With Frame, Trim, Hardware.....	1,278.80	143.26

08 11 63 23 Aluminum Screen and Storm Doors and Frames (08 11 63)

08 11 63 23-0001	Aluminum Combination Type With Tempered Glass At Top And Bottom <small>(08 11 63 23)</small>		
Note: Includes frame trim, necessary anchors and usual hardware (closures, chain and spring, latching, screens, etc.).			
08 11 63 23-0002	EA Aluminum Combination Type Residential Storm Door, Tempered Glass Top With Frame, Trim, Hardware..... <i>For Special Finished, Add</i>	1,025.63 98.95	80.43
08 11 63 23-0003	EA Aluminum Combination Type Residential Storm Door, Tempered Glass Top And Bottom With Frame, Trim, Hardware.....	1,081.24	80.43
08 11 63 23-0004	EA Aluminum Screen Door.....	289.07	50.24
08 11 63 23-0005	SF Repair Screen Door.....	9.00	

08 11 73 Sliding Metal Fire Doors (08 11)

08 11 73 00-0001	Motor Operated Fire Door <small>(08 11 73)</small>		
Note: With fusible link, 3 hour rating. Excludes electrical hook-up of motor.			
08 11 73 00-0002	EA 3' x 6' 8" Sliding Metal Fire Door, Motor Operated Door With 3 Hour Rating.....	5,018.09	522.73
08 11 73 00-0003	EA 3' 8" x 6' 8" Sliding Metal Fire Door, Motor Operated Door With 3 Hour Rating.....	5,461.12	522.73
08 11 73 00-0004	EA 4' x 8' Sliding Metal Fire Door, Motor Operated Door With 3 Hour Rating.....	6,212.46	522.73
08 11 73 00-0005	EA 5' x 8' Sliding Metal Fire Door, Motor Operated Door With 3 Hour Rating.....	7,018.82	522.73

08 12 Metal Frames (08 10)

Note: Includes perimeter caulk, sealant (as required), anchors and silencers.

08 12 13 Hollow Metal Frames (08 12)

08 12 13 13 Standard Hollow Metal Frames (08 12 13)

Note: Shop prime coat. See CSI section 04 05 16 26-0017 for grouting frames.

08 12 13 13-0001	4-3/4" Deep, 16 Gauge, Knock Down Hollow Metal Door Frames <small>(08 12 13 13)</small>		
Note: For non-rated or fire rated frame assemblies			

08	08	Openings
	08 10	Doors and Frames
	08 12	Metal Frames



MINOR CSI UOM DESCRIPTION	TOTAL DIRECT UNIT COST	DEMOLITION UNIT COST
------------------------------	---------------------------	-------------------------

08 12 13 13-0002	6'-8" Through 7'-2" High, 4-3/4" Deep, 16 Gauge, Knock Down Hollow Metal Door Frames <small>(08 12 13 13-0001)</small>		
08 12 13 13-0003	EA 2' x 6'-8" Through 7'-2" High, 4-3/4" Deep, 16 Gauge, Knock Down Hollow Metal Door Frame	317.15	75.40
	For Auxiliary Frame Reinforcement For Hinges, Add	24.95	
	For Welded Frames, Add	96.98	
	For Galvanized Frames, Add	19.96	
	For Type 304 Stainless Steel Frame, Add	306.99	
	For Type 316 Stainless Steel Frame, Add	356.90	
	For Baked Enamel Finish, Add	72.53	
	For 18 Gauge Frame, Deduct	-16.64	
	For 14 Gauge Frame, Add	41.59	
	For 12 Gauge Frame, Add	63.22	
	For Clear Aluminum Frames (Three Piece), Add	49.08	
	For Black Aluminum Frames (Three Piece), Add	74.86	
08 12 13 13-0004	EA 2'-4" x 6'-8" Through 7'-2" High, 4-3/4" Deep, 16 Gauge, Knock Down Hollow Metal Door Frame	363.92	82.93
	For Auxiliary Frame Reinforcement For Hinges, Add	29.71	
	For Welded Frames, Add	96.98	
	For Galvanized Frames, Add	23.76	
	For Type 304 Stainless Steel Frame, Add	364.77	
	For Type 316 Stainless Steel Frame, Add	424.18	
	For Baked Enamel Finish, Add	84.29	
	For 18 Gauge Frame, Deduct	-19.80	
	For 14 Gauge Frame, Add	49.51	
	For 12 Gauge Frame, Add	75.26	
	For Clear Aluminum Frames (Three Piece), Add	58.42	
	For Black Aluminum Frames (Three Piece), Add	89.12	
08 12 13 13-0005	EA 2'-6" x 6'-8" Through 7'-2" High, 4-3/4" Deep, 16 Gauge, Knock Down Hollow Metal Door Frame	377.14	87.96
	For Auxiliary Frame Reinforcement For Hinges, Add	30.18	
	For Welded Frames, Add	96.98	
	For Galvanized Frames, Add	24.15	
	For Type 304 Stainless Steel Frame, Add	370.97	
	For Type 316 Stainless Steel Frame, Add	431.34	
	For Baked Enamel Finish, Add	86.75	
	For 18 Gauge Frame, Deduct	-20.12	
	For 14 Gauge Frame, Add	50.30	
	For 12 Gauge Frame, Add	76.46	
	For Clear Aluminum Frames (Three Piece), Add	59.36	
	For Black Aluminum Frames (Three Piece), Add	90.54	
08 12 13 13-0006	EA 2'-8" x 6'-8" Through 7'-2" High, 4-3/4" Deep, 16 Gauge, Knock Down Hollow Metal Door Frame	392.22	95.50
	For Auxiliary Frame Reinforcement For Hinges, Add	30.18	
	For Welded Frames, Add	96.98	
	For Galvanized Frames, Add	24.15	
	For Type 304 Stainless Steel Frame, Add	371.73	
	For Type 316 Stainless Steel Frame, Add	432.09	
	For Baked Enamel Finish, Add	89.01	
	For 18 Gauge Frame, Deduct	-20.12	
	For 14 Gauge Frame, Add	50.30	
	For 12 Gauge Frame, Add	76.46	
	For Clear Aluminum Frames (Three Piece), Add	59.36	
	For Black Aluminum Frames (Three Piece), Add	90.54	
08 12 13 13-0007	EA 2'-10" x 6'-8" Through 7'-2" High, 4-3/4" Deep, 16 Gauge, Knock Down Hollow Metal Door Frame	400.42	98.02
	For Auxiliary Frame Reinforcement For Hinges, Add	30.66	
	For Welded Frames, Add	96.98	
	For Galvanized Frames, Add	24.53	
	For Type 304 Stainless Steel Frame, Add	377.69	
	For Type 316 Stainless Steel Frame, Add	439.00	
	For Baked Enamel Finish, Add	90.72	
	For 18 Gauge Frame, Deduct	-20.44	
	For 14 Gauge Frame, Add	51.10	
	For 12 Gauge Frame, Add	77.66	
	For Clear Aluminum Frames (Three Piece), Add	60.29	
	For Black Aluminum Frames (Three Piece), Add	91.97	
08 12 13 13-0008	EA 3' x 6'-8" Through 7'-2" High, 4-3/4" Deep, 16 Gauge, Knock Down Hollow Metal Door Frame	408.61	100.53
	For Auxiliary Frame Reinforcement For Hinges, Add	31.13	
	For Welded Frames, Add	96.98	
	For Galvanized Frames, Add	24.91	
	For Type 304 Stainless Steel Frame, Add	383.64	
	For Type 316 Stainless Steel Frame, Add	445.91	
	For Baked Enamel Finish, Add	92.42	
	For 18 Gauge Frame, Deduct	-20.76	
	For 14 Gauge Frame, Add	51.89	
	For 12 Gauge Frame, Add	78.87	
	For Clear Aluminum Frames (Three Piece), Add	61.23	
	For Black Aluminum Frames (Three Piece), Add	93.40	
08 12 13 13-0009	EA 3'-4" x 6'-8" Through 7'-2" High, 4-3/4" Deep, 16 Gauge, Knock Down Hollow Metal Door Frame	432.92	105.56
	For Auxiliary Frame Reinforcement For Hinges, Add	33.27	
	For Welded Frames, Add	96.98	
	For Galvanized Frames, Add	26.62	
	For Type 304 Stainless Steel Frame, Add	409.81	
	For Type 316 Stainless Steel Frame, Add	476.36	
	For Baked Enamel Finish, Add	98.21	
	For 18 Gauge Frame, Deduct	-22.18	
	For 14 Gauge Frame, Add	55.45	
	For 12 Gauge Frame, Add	84.29	
	For Clear Aluminum Frames (Three Piece), Add	65.43	
	For Black Aluminum Frames (Three Piece), Add	99.81	



MINOR	CSI	UOM	DESCRIPTION	TOTAL DIRECT UNIT COST	DEMOLITION UNIT COST
08 12 13	13-0010	EA	3'-6" x 6'-8" Through 7'-2" High, 4-3/4" Deep, 16 Gauge, Knock Down Hollow Metal Door Frame.....	442.98	110.59
			<i>For Auxiliary Frame Reinforcement For Hinges, Add</i>	33.27	
			<i>For Welded Frames, Add</i>	96.98	
			<i>For Galvanized Frames, Add</i>	26.62	
			<i>For Type 304 Stainless Steel Frame, Add</i>	410.32	
			<i>For Type 316 Stainless Steel Frame, Add</i>	476.86	
			<i>For Baked Enamel Finish, Add</i>	99.72	
			<i>For 18 Gauge Frame, Deduct</i>	-22.18	
			<i>For 14 Gauge Frame, Add</i>	55.45	
			<i>For 12 Gauge Frame, Add</i>	84.29	
			<i>For Clear Aluminum Frames (Three Piece), Add</i>	65.43	
			<i>For Black Aluminum Frames (Three Piece), Add</i>	99.81	
08 12 13	13-0011	EA	4' x 6'-8" Through 7'-2" High, 4-3/4" Deep, 16 Gauge, Knock Down Hollow Metal Door Frame.....	460.95	115.61
			<i>For Auxiliary Frame Reinforcement For Hinges, Add</i>	34.46	
			<i>For Welded Frames, Add</i>	96.98	
			<i>For Galvanized Frames, Add</i>	27.57	
			<i>For Type 304 Stainless Steel Frame, Add</i>	425.08	
			<i>For Type 316 Stainless Steel Frame, Add</i>	498.99	
			<i>For Baked Enamel Finish, Add</i>	103.60	
			<i>For 18 Gauge Frame, Deduct</i>	-22.97	
			<i>For 14 Gauge Frame, Add</i>	57.43	
			<i>For 12 Gauge Frame, Add</i>	87.30	
			<i>For Clear Aluminum Frames (Three Piece), Add</i>	67.77	
			<i>For Black Aluminum Frames (Three Piece), Add</i>	103.38	
08 12 13	13-0012	EA	5' x 6'-8" Through 7'-2" High, 4-3/4" Deep, 16 Gauge, Knock Down Hollow Metal Door Frame.....	478.93	120.63
			<i>For Auxiliary Frame Reinforcement For Hinges, Add</i>	35.65	
			<i>For Welded Frames, Add</i>	96.98	
			<i>For Galvanized Frames, Add</i>	28.52	
			<i>For Type 304 Stainless Steel Frame, Add</i>	439.83	
			<i>For Type 316 Stainless Steel Frame, Add</i>	511.13	
			<i>For Baked Enamel Finish, Add</i>	107.49	
			<i>For 18 Gauge Frame, Deduct</i>	-23.77	
			<i>For 14 Gauge Frame, Add</i>	59.41	
			<i>For 12 Gauge Frame, Add</i>	90.31	
			<i>For Clear Aluminum Frames (Three Piece), Add</i>	70.11	
			<i>For Black Aluminum Frames (Three Piece), Add</i>	106.94	
08 12 13	13-0013	EA	5'-4" x 6'-8" Through 7'-2" High, 4-3/4" Deep, 16 Gauge, Knock Down Hollow Metal Door Frame.....	488.98	125.66
			<i>For Auxiliary Frame Reinforcement For Hinges, Add</i>	35.65	
			<i>For Welded Frames, Add</i>	96.98	
			<i>For Galvanized Frames, Add</i>	28.52	
			<i>For Type 304 Stainless Steel Frame, Add</i>	440.34	
			<i>For Type 316 Stainless Steel Frame, Add</i>	511.63	
			<i>For Baked Enamel Finish, Add</i>	108.99	
			<i>For 18 Gauge Frame, Deduct</i>	-23.77	
			<i>For 14 Gauge Frame, Add</i>	59.41	
			<i>For 12 Gauge Frame, Add</i>	90.31	
			<i>For Clear Aluminum Frames (Three Piece), Add</i>	70.11	
			<i>For Black Aluminum Frames (Three Piece), Add</i>	106.94	
08 12 13	13-0014	EA	5'-8" x 6'-8" Through 7'-2" High, 4-3/4" Deep, 16 Gauge, Knock Down Hollow Metal Door Frame.....	497.96	128.18
			<i>For Auxiliary Frame Reinforcement For Hinges, Add</i>	36.24	
			<i>For Welded Frames, Add</i>	96.98	
			<i>For Galvanized Frames, Add</i>	28.99	
			<i>For Type 304 Stainless Steel Frame, Add</i>	447.72	
			<i>For Type 316 Stainless Steel Frame, Add</i>	520.20	
			<i>For Baked Enamel Finish, Add</i>	110.94	
			<i>For 18 Gauge Frame, Deduct</i>	-24.16	
			<i>For 14 Gauge Frame, Add</i>	60.40	
			<i>For 12 Gauge Frame, Add</i>	91.81	
			<i>For Clear Aluminum Frames (Three Piece), Add</i>	71.27	
			<i>For Black Aluminum Frames (Three Piece), Add</i>	108.72	
08 12 13	13-0015	EA	6' x 6'-8" Through 7'-2" High, 4-3/4" Deep, 16 Gauge, Knock Down Hollow Metal Door Frame.....	506.96	130.69
			<i>For Auxiliary Frame Reinforcement For Hinges, Add</i>	36.84	
			<i>For Welded Frames, Add</i>	96.98	
			<i>For Galvanized Frames, Add</i>	29.47	
			<i>For Type 304 Stainless Steel Frame, Add</i>	455.11	
			<i>For Type 316 Stainless Steel Frame, Add</i>	528.79	
			<i>For Baked Enamel Finish, Add</i>	112.88	
			<i>For 18 Gauge Frame, Deduct</i>	-24.56	
			<i>For 14 Gauge Frame, Add</i>	61.40	
			<i>For 12 Gauge Frame, Add</i>	93.32	
			<i>For Clear Aluminum Frames (Three Piece), Add</i>	72.45	
			<i>For Black Aluminum Frames (Three Piece), Add</i>	110.51	
08 12 13	13-0016	EA	7' x 6'-8" Through 7'-2" High, 4-3/4" Deep, 16 Gauge, Knock Down Hollow Metal Door Frame.....	527.83	133.21
			<i>For Auxiliary Frame Reinforcement For Hinges, Add</i>	39.21	
			<i>For Welded Frames, Add</i>	96.98	
			<i>For Galvanized Frames, Add</i>	31.37	
			<i>For Type 304 Stainless Steel Frame, Add</i>	483.88	
			<i>For Type 316 Stainless Steel Frame, Add</i>	562.30	
			<i>For Baked Enamel Finish, Add</i>	118.39	
			<i>For 18 Gauge Frame, Deduct</i>	-26.14	
			<i>For 14 Gauge Frame, Add</i>	65.36	
			<i>For 12 Gauge Frame, Add</i>	99.34	
			<i>For Clear Aluminum Frames (Three Piece), Add</i>	77.12	
			<i>For Black Aluminum Frames (Three Piece), Add</i>	117.64	

08	08	Openings
	08 10	Doors and Frames
	08 12	Metal Frames



MINOR	CSI	UOM	DESCRIPTION	TOTAL DIRECT UNIT COST	DEMOLITION UNIT COST
08 12 13	13-0017	EA	8' x 6'-8" Through 7'-2" High, 4-3/4" Deep, 16 Gauge, Knock Down Hollow Metal Door Frame	548.70	135.72
			<i>For Auxiliary Frame Reinforcement For Hinges, Add</i>	41.59	
			<i>For Welded Frames, Add</i>	96.98	
			<i>For Galvanized Frames, Add</i>	33.27	
			<i>For Type 304 Stainless Steel Frame, Add</i>	512.64	
			<i>For Type 316 Stainless Steel Frame, Add</i>	595.82	
			<i>For Baked Enamel Finish, Add</i>	123.89	
			<i>For 18 Gauge Frame, Deduct</i>	-27.73	
			<i>For 14 Gauge Frame, Add</i>	69.32	
			<i>For 12 Gauge Frame, Add</i>	105.36	
			<i>For Clear Aluminum Frames (Three Piece), Add</i>	81.79	
			<i>For Black Aluminum Frames (Three Piece), Add</i>	124.77	
08 12 13	13-0018		>7'-2" Through 9'-0" High, 4-3/4" Deep, 16 Gauge, Knock Down Hollow Metal Door Frames <small>(08 12 13 13-0001)</small>		
08 12 13	13-0019	EA	2' x >7'-2" Through 9' High, 4-3/4" Deep, 16 Gauge, Knock Down Hollow Metal Door Frame.....	335.63	75.40
			<i>For Auxiliary Frame Reinforcement For Hinges, Add</i>	27.73	
			<i>For Welded Frames, Add</i>	96.98	
			<i>For Galvanized Frames, Add</i>	22.18	
			<i>For Type 304 Stainless Steel Frame, Add</i>	340.25	
			<i>For Type 316 Stainless Steel Frame, Add</i>	395.70	
			<i>For Baked Enamel Finish, Add</i>	78.07	
			<i>For 18 Gauge Frame, Deduct</i>	-18.48	
			<i>For 14 Gauge Frame, Add</i>	46.21	
			<i>For 12 Gauge Frame, Add</i>	70.24	
			<i>For Clear Aluminum Frames (Three Piece), Add</i>	54.53	
			<i>For Black Aluminum Frames (Three Piece), Add</i>	83.18	
08 12 13	13-0020	EA	2'-4" x >7'-2" Through 9' High, 4-3/4" Deep, 16 Gauge, Knock Down Hollow Metal Door Frame	385.93	82.93
			<i>For Auxiliary Frame Reinforcement For Hinges, Add</i>	33.01	
			<i>For Welded Frames, Add</i>	96.98	
			<i>For Galvanized Frames, Add</i>	26.41	
			<i>For Type 304 Stainless Steel Frame, Add</i>	404.38	
			<i>For Type 316 Stainless Steel Frame, Add</i>	470.40	
			<i>For Baked Enamel Finish, Add</i>	90.90	
			<i>For 18 Gauge Frame, Deduct</i>	-22.01	
			<i>For 14 Gauge Frame, Add</i>	55.01	
			<i>For 12 Gauge Frame, Add</i>	83.62	
			<i>For Clear Aluminum Frames (Three Piece), Add</i>	64.91	
			<i>For Black Aluminum Frames (Three Piece), Add</i>	99.02	
08 12 13	13-0021	EA	2'-6" x >7'-2" Through 9' High, 4-3/4" Deep, 16 Gauge, Knock Down Hollow Metal Door Frame	399.50	87.96
			<i>For Auxiliary Frame Reinforcement For Hinges, Add</i>	33.54	
			<i>For Welded Frames, Add</i>	96.98	
			<i>For Galvanized Frames, Add</i>	26.83	
			<i>For Type 304 Stainless Steel Frame, Add</i>	411.22	
			<i>For Type 316 Stainless Steel Frame, Add</i>	478.29	
			<i>For Baked Enamel Finish, Add</i>	93.46	
			<i>For 18 Gauge Frame, Deduct</i>	-22.36	
			<i>For 14 Gauge Frame, Add</i>	55.89	
			<i>For 12 Gauge Frame, Add</i>	84.96	
			<i>For Clear Aluminum Frames (Three Piece), Add</i>	65.95	
			<i>For Black Aluminum Frames (Three Piece), Add</i>	100.61	
08 12 13	13-0022	EA	2'-8" x >7'-2" Through 9' High, 4-3/4" Deep, 16 Gauge, Knock Down Hollow Metal Door Frame	414.58	95.50
			<i>For Auxiliary Frame Reinforcement For Hinges, Add</i>	33.54	
			<i>For Welded Frames, Add</i>	96.98	
			<i>For Galvanized Frames, Add</i>	26.83	
			<i>For Type 304 Stainless Steel Frame, Add</i>	411.98	
			<i>For Type 316 Stainless Steel Frame, Add</i>	479.05	
			<i>For Baked Enamel Finish, Add</i>	95.72	
			<i>For 18 Gauge Frame, Deduct</i>	-22.36	
			<i>For 14 Gauge Frame, Add</i>	55.89	
			<i>For 12 Gauge Frame, Add</i>	84.96	
			<i>For Clear Aluminum Frames (Three Piece), Add</i>	65.95	
			<i>For Black Aluminum Frames (Three Piece), Add</i>	100.61	
08 12 13	13-0023	EA	2'-10" x >7'-2" Through 9' High, 4-3/4" Deep, 16 Gauge, Knock Down Hollow Metal Door Frame	423.13	98.02
			<i>For Auxiliary Frame Reinforcement For Hinges, Add</i>	34.06	
			<i>For Welded Frames, Add</i>	96.98	
			<i>For Galvanized Frames, Add</i>	27.25	
			<i>For Type 304 Stainless Steel Frame, Add</i>	418.56	
			<i>For Type 316 Stainless Steel Frame, Add</i>	486.69	
			<i>For Baked Enamel Finish, Add</i>	97.53	
			<i>For 18 Gauge Frame, Deduct</i>	-22.71	
			<i>For 14 Gauge Frame, Add</i>	56.77	
			<i>For 12 Gauge Frame, Add</i>	86.29	
			<i>For Clear Aluminum Frames (Three Piece), Add</i>	66.99	
			<i>For Black Aluminum Frames (Three Piece), Add</i>	102.19	



MINOR	CSI	UOM	DESCRIPTION	TOTAL DIRECT UNIT COST	DEMOLITION UNIT COST
08 12 13	13-0024	EA	3' x >7'-2" Through 9' High, 4-3/4" Deep, 16 Gauge, Knock Down Hollow Metal Door Frame.....	431.67	100.53
			For Auxiliary Frame Reinforcement For Hinges, Add	34.59	
			For Welded Frames, Add	96.98	
			For Galvanized Frames, Add	27.67	
			For Type 304 Stainless Steel Frame, Add	425.15	
			For Type 316 Stainless Steel Frame, Add	494.33	
			For Baked Enamel Finish, Add	99.34	
			For 18 Gauge Frame, Deduct	-23.06	
			For 14 Gauge Frame, Add	57.65	
			For 12 Gauge Frame, Add	87.63	
			For Clear Aluminum Frames (Three Piece), Add	68.03	
			For Black Aluminum Frames (Three Piece), Add	103.77	
08 12 13	13-0025	EA	3'-4" x >7'-2" Through 9' High, 4-3/4" Deep, 16 Gauge, Knock Down Hollow Metal Door Frame.....	457.57	105.56
			For Auxiliary Frame Reinforcement For Hinges, Add	36.97	
			For Welded Frames, Add	96.98	
			For Galvanized Frames, Add	29.58	
			For Type 304 Stainless Steel Frame, Add	454.18	
			For Type 316 Stainless Steel Frame, Add	528.12	
			For Baked Enamel Finish, Add	105.60	
			For 18 Gauge Frame, Deduct	-24.65	
			For 14 Gauge Frame, Add	61.62	
			For 12 Gauge Frame, Add	93.65	
			For Clear Aluminum Frames (Three Piece), Add	72.71	
			For Black Aluminum Frames (Three Piece), Add	110.91	
08 12 13	13-0026	EA	3'-6" x >7'-2" Through 9' High, 4-3/4" Deep, 16 Gauge, Knock Down Hollow Metal Door Frame.....	467.63	110.59
			For Auxiliary Frame Reinforcement For Hinges, Add	36.97	
			For Welded Frames, Add	96.98	
			For Galvanized Frames, Add	29.58	
			For Type 304 Stainless Steel Frame, Add	454.69	
			For Type 316 Stainless Steel Frame, Add	528.62	
			For Baked Enamel Finish, Add	107.11	
			For 18 Gauge Frame, Deduct	-24.65	
			For 14 Gauge Frame, Add	61.62	
			For 12 Gauge Frame, Add	93.65	
			For Clear Aluminum Frames (Three Piece), Add	72.71	
			For Black Aluminum Frames (Three Piece), Add	110.91	
08 12 13	13-0027	EA	4' x >7'-2" Through 9' High, 4-3/4" Deep, 16 Gauge, Knock Down Hollow Metal Door Frame.....	486.48	115.61
			For Auxiliary Frame Reinforcement For Hinges, Add	38.29	
			For Welded Frames, Add	96.98	
			For Galvanized Frames, Add	30.63	
			For Type 304 Stainless Steel Frame, Add	471.03	
			For Type 316 Stainless Steel Frame, Add	547.61	
			For Baked Enamel Finish, Add	111.26	
			For 18 Gauge Frame, Deduct	-25.53	
			For 14 Gauge Frame, Add	63.82	
			For 12 Gauge Frame, Add	97.00	
			For Clear Aluminum Frames (Three Piece), Add	75.30	
			For Black Aluminum Frames (Three Piece), Add	114.87	
08 12 13	13-0028	EA	5' x >7'-2" Through 9' High, 4-3/4" Deep, 16 Gauge, Knock Down Hollow Metal Door Frame.....	505.34	120.63
			For Auxiliary Frame Reinforcement For Hinges, Add	39.61	
			For Welded Frames, Add	96.98	
			For Galvanized Frames, Add	31.69	
			For Type 304 Stainless Steel Frame, Add	487.37	
			For Type 316 Stainless Steel Frame, Add	566.59	
			For Baked Enamel Finish, Add	115.41	
			For 18 Gauge Frame, Deduct	-26.41	
			For 14 Gauge Frame, Add	66.02	
			For 12 Gauge Frame, Add	100.34	
			For Clear Aluminum Frames (Three Piece), Add	77.90	
			For Black Aluminum Frames (Three Piece), Add	118.83	
08 12 13	13-0029	EA	5'-4" x >7'-2" Through 9' High, 4-3/4" Deep, 16 Gauge, Knock Down Hollow Metal Door Frame.....	515.39	125.66
			For Auxiliary Frame Reinforcement For Hinges, Add	39.61	
			For Welded Frames, Add	96.98	
			For Galvanized Frames, Add	31.69	
			For Type 304 Stainless Steel Frame, Add	487.87	
			For Type 316 Stainless Steel Frame, Add	567.09	
			For Baked Enamel Finish, Add	116.92	
			For 18 Gauge Frame, Deduct	-26.41	
			For 14 Gauge Frame, Add	66.02	
			For 12 Gauge Frame, Add	100.34	
			For Clear Aluminum Frames (Three Piece), Add	77.90	
			For Black Aluminum Frames (Three Piece), Add	118.83	
08 12 13	13-0030	EA	5'-8" x >7'-2" Through 9' High, 4-3/4" Deep, 16 Gauge, Knock Down Hollow Metal Door Frame.....	524.81	128.18
			For Auxiliary Frame Reinforcement For Hinges, Add	40.27	
			For Welded Frames, Add	96.98	
			For Galvanized Frames, Add	32.22	
			For Type 304 Stainless Steel Frame, Add	496.05	
			For Type 316 Stainless Steel Frame, Add	576.58	
			For Baked Enamel Finish, Add	118.99	
			For 18 Gauge Frame, Deduct	-26.85	
			For 14 Gauge Frame, Add	67.12	
			For 12 Gauge Frame, Add	102.01	
			For Clear Aluminum Frames (Three Piece), Add	79.20	
			For Black Aluminum Frames (Three Piece), Add	120.81	

08 Openings**08 10 Doors and Frames****08 12 Metal Frames**

SAN BERNARDINO
COUNTY

MINOR
CSI UOM DESCRIPTION

TOTAL DIRECT DEMOLITION
UNIT COST UNIT COST

08 12 13 13-0031	EA	6' x >7'-2" Through 9' High, 4-3/4" Deep, 16 Gauge, Knock Down Hollow Metal Door Frame.....	534.24	130.69
		<i>For Auxiliary Frame Reinforcement For Hinges, Add</i>	40.93	
		<i>For Welded Frames, Add</i>	96.98	
		<i>For Galvanized Frames, Add</i>	32.74	
		<i>For Type 304 Stainless Steel Frame, Add</i>	504.22	
		<i>For Type 316 Stainless Steel Frame, Add</i>	586.08	
		<i>For Baked Enamel Finish, Add</i>	121.07	
		<i>For 18 Gauge Frame, Deduct</i>	-27.29	
		<i>For 14 Gauge Frame, Add</i>	68.22	
		<i>For 12 Gauge Frame, Add</i>	103.69	
		<i>For Clear Aluminum Frames (Three Piece), Add</i>	80.49	
		<i>For Black Aluminum Frames (Three Piece), Add</i>	122.79	
08 12 13 13-0032	EA	7' x >7'-2" Through 9' High, 4-3/4" Deep, 16 Gauge, Knock Down Hollow Metal Door Frame.....	556.88	133.21
		<i>For Auxiliary Frame Reinforcement For Hinges, Add</i>	43.57	
		<i>For Welded Frames, Add</i>	96.98	
		<i>For Galvanized Frames, Add</i>	34.86	
		<i>For Type 304 Stainless Steel Frame, Add</i>	536.17	
		<i>For Type 316 Stainless Steel Frame, Add</i>	623.31	
		<i>For Baked Enamel Finish, Add</i>	127.10	
		<i>For 18 Gauge Frame, Deduct</i>	-29.05	
		<i>For 14 Gauge Frame, Add</i>	72.62	
		<i>For 12 Gauge Frame, Add</i>	110.38	
		<i>For Clear Aluminum Frames (Three Piece), Add</i>	85.69	
		<i>For Black Aluminum Frames (Three Piece), Add</i>	130.71	
08 12 13 13-0033	EA	8' x >7'-2" Through 9' High, 4-3/4" Deep, 16 Gauge, Knock Down Hollow Metal Door Frame.....	579.51	135.72
		<i>For Auxiliary Frame Reinforcement For Hinges, Add</i>	46.21	
		<i>For Welded Frames, Add</i>	96.98	
		<i>For Galvanized Frames, Add</i>	36.97	
		<i>For Type 304 Stainless Steel Frame, Add</i>	568.10	
		<i>For Type 316 Stainless Steel Frame, Add</i>	660.52	
		<i>For Baked Enamel Finish, Add</i>	133.14	
		<i>For 18 Gauge Frame, Deduct</i>	-30.81	
		<i>For 14 Gauge Frame, Add</i>	77.02	
		<i>For 12 Gauge Frame, Add</i>	117.07	
		<i>For Clear Aluminum Frames (Three Piece), Add</i>	90.88	
		<i>For Black Aluminum Frames (Three Piece), Add</i>	138.63	
08 12 13 13-0034		5-3/4" Deep, 16 Gauge, Knock Down Hollow Metal Door Frames <small>(08 12 13 13)</small>		
		Note: For non-rated or fire rated frame assemblies		
08 12 13 13-0035		6'-8" Through 7'-2" High, 5-3/4" Deep, 16 Gauge, Knock Down Hollow Metal Door Frames <small>(08 12 13 13-0034)</small>		
08 12 13 13-0036	EA	2' x 6'-8" Through 7'-2" High, 5-3/4" Deep, 16 Gauge, Knock Down Hollow Metal Door Frame	335.63	75.40
		<i>For Auxiliary Frame Reinforcement For Hinges, Add</i>	27.73	
		<i>For Welded Frames, Add</i>	96.98	
		<i>For Galvanized Frames, Add</i>	22.18	
		<i>For Type 304 Stainless Steel Frame, Add</i>	340.25	
		<i>For Type 316 Stainless Steel Frame, Add</i>	395.70	
		<i>For Baked Enamel Finish, Add</i>	78.07	
		<i>For 18 Gauge Frame, Deduct</i>	-18.48	
		<i>For 14 Gauge Frame, Add</i>	46.21	
		<i>For 12 Gauge Frame, Add</i>	70.24	
		<i>For Clear Aluminum Frames (Three Piece), Add</i>	54.53	
		<i>For Black Aluminum Frames (Three Piece), Add</i>	83.18	
08 12 13 13-0037	EA	2'-4" x 6'-8" Through 7'-2" High, 5-3/4" Deep, 16 Gauge, Knock Down Hollow Metal Door Frame	385.93	82.93
		<i>For Auxiliary Frame Reinforcement For Hinges, Add</i>	33.01	
		<i>For Welded Frames, Add</i>	96.98	
		<i>For Galvanized Frames, Add</i>	26.41	
		<i>For Type 304 Stainless Steel Frame, Add</i>	404.38	
		<i>For Type 316 Stainless Steel Frame, Add</i>	470.40	
		<i>For Baked Enamel Finish, Add</i>	90.90	
		<i>For 18 Gauge Frame, Deduct</i>	-22.01	
		<i>For 14 Gauge Frame, Add</i>	55.01	
		<i>For 12 Gauge Frame, Add</i>	83.62	
		<i>For Clear Aluminum Frames (Three Piece), Add</i>	64.91	
		<i>For Black Aluminum Frames (Three Piece), Add</i>	99.02	
08 12 13 13-0038	EA	2'-6" x 6'-8" Through 7'-2" High, 5-3/4" Deep, 16 Gauge, Knock Down Hollow Metal Door Frame	399.50	87.96
		<i>For Auxiliary Frame Reinforcement For Hinges, Add</i>	33.54	
		<i>For Welded Frames, Add</i>	96.98	
		<i>For Galvanized Frames, Add</i>	26.83	
		<i>For Type 304 Stainless Steel Frame, Add</i>	411.22	
		<i>For Type 316 Stainless Steel Frame, Add</i>	478.29	
		<i>For Baked Enamel Finish, Add</i>	93.46	
		<i>For 18 Gauge Frame, Deduct</i>	-22.36	
		<i>For 14 Gauge Frame, Add</i>	55.89	
		<i>For 12 Gauge Frame, Add</i>	84.96	
		<i>For Clear Aluminum Frames (Three Piece), Add</i>	65.95	
		<i>For Black Aluminum Frames (Three Piece), Add</i>	100.61	



MINOR	CSI	UOM	DESCRIPTION	TOTAL DIRECT UNIT COST	DEMOLITION UNIT COST
08 12 13	13-0039	EA	2'-8" x 6'-8" Through 7'-2" High, 5-3/4" Deep, 16 Gauge, Knock Down Hollow Metal Door Frame.....	414.58	95.50
			For Auxiliary Frame Reinforcement For Hinges, Add	33.54	
			For Welded Frames, Add	96.98	
			For Galvanized Frames, Add	26.83	
			For Type 304 Stainless Steel Frame, Add	411.98	
			For Type 316 Stainless Steel Frame, Add	479.05	
			For Baked Enamel Finish, Add	95.72	
			For 18 Gauge Frame, Deduct	-22.36	
			For 14 Gauge Frame, Add	55.89	
			For 12 Gauge Frame, Add	84.96	
			For Clear Aluminum Frames (Three Piece), Add	65.95	
			For Black Aluminum Frames (Three Piece), Add	100.81	
08 12 13	13-0040	EA	2'-10" x 6'-8" Through 7'-2" High, 5-3/4" Deep, 16 Gauge, Knock Down Hollow Metal Door Frame.....	423.13	98.02
			For Auxiliary Frame Reinforcement For Hinges, Add	34.06	
			For Welded Frames, Add	96.98	
			For Galvanized Frames, Add	27.25	
			For Type 304 Stainless Steel Frame, Add	418.56	
			For Type 316 Stainless Steel Frame, Add	486.69	
			For Baked Enamel Finish, Add	97.53	
			For 18 Gauge Frame, Deduct	-22.71	
			For 14 Gauge Frame, Add	56.77	
			For 12 Gauge Frame, Add	86.29	
			For Clear Aluminum Frames (Three Piece), Add	66.99	
			For Black Aluminum Frames (Three Piece), Add	102.19	
08 12 13	13-0041	EA	3' x 6'-8" Through 7'-2" High, 5-3/4" Deep, 16 Gauge, Knock Down Hollow Metal Door Frame.....	431.67	100.53
			For Auxiliary Frame Reinforcement For Hinges, Add	34.59	
			For Welded Frames, Add	96.98	
			For Galvanized Frames, Add	27.67	
			For Type 304 Stainless Steel Frame, Add	425.15	
			For Type 316 Stainless Steel Frame, Add	494.33	
			For Baked Enamel Finish, Add	99.34	
			For 18 Gauge Frame, Deduct	-23.06	
			For 14 Gauge Frame, Add	57.65	
			For 12 Gauge Frame, Add	87.63	
			For Clear Aluminum Frames (Three Piece), Add	68.03	
			For Black Aluminum Frames (Three Piece), Add	103.77	
08 12 13	13-0042	EA	3'-4" x 6'-8" Through 7'-2" High, 5-3/4" Deep, 16 Gauge, Knock Down Hollow Metal Door Frame.....	457.57	105.56
			For Auxiliary Frame Reinforcement For Hinges, Add	36.97	
			For Welded Frames, Add	96.98	
			For Galvanized Frames, Add	29.58	
			For Type 304 Stainless Steel Frame, Add	454.18	
			For Type 316 Stainless Steel Frame, Add	528.12	
			For Baked Enamel Finish, Add	105.60	
			For 18 Gauge Frame, Deduct	-24.65	
			For 14 Gauge Frame, Add	61.62	
			For 12 Gauge Frame, Add	93.65	
			For Clear Aluminum Frames (Three Piece), Add	72.71	
			For Black Aluminum Frames (Three Piece), Add	110.91	
08 12 13	13-0043	EA	3'-6" x 6'-8" Through 7'-2" High, 5-3/4" Deep, 16 Gauge, Knock Down Hollow Metal Door Frame.....	467.63	110.59
			For Auxiliary Frame Reinforcement For Hinges, Add	36.97	
			For Welded Frames, Add	96.98	
			For Galvanized Frames, Add	29.58	
			For Type 304 Stainless Steel Frame, Add	454.69	
			For Type 316 Stainless Steel Frame, Add	528.62	
			For Baked Enamel Finish, Add	107.11	
			For 18 Gauge Frame, Deduct	-24.65	
			For 14 Gauge Frame, Add	61.62	
			For 12 Gauge Frame, Add	93.65	
			For Clear Aluminum Frames (Three Piece), Add	72.71	
			For Black Aluminum Frames (Three Piece), Add	110.91	
08 12 13	13-0044	EA	3'-6" x 6'-8" Through 7'-2" High, 5-3/4" Deep, 16 Gauge, Knock Down Hollow Metal Door Frame.....	486.48	115.61
			For Auxiliary Frame Reinforcement For Hinges, Add	38.29	
			For Welded Frames, Add	96.98	
			For Galvanized Frames, Add	30.63	
			For Type 304 Stainless Steel Frame, Add	471.03	
			For Type 316 Stainless Steel Frame, Add	547.61	
			For Baked Enamel Finish, Add	111.26	
			For 18 Gauge Frame, Deduct	-25.53	
			For 14 Gauge Frame, Add	63.82	
			For 12 Gauge Frame, Add	97.00	
			For Clear Aluminum Frames (Three Piece), Add	75.30	
			For Black Aluminum Frames (Three Piece), Add	114.87	
08 12 13	13-0045	EA	5' x 6'-8" Through 7'-2" High, 5-3/4" Deep, 16 Gauge, Knock Down Hollow Metal Door Frame.....	505.34	120.63
			For Auxiliary Frame Reinforcement For Hinges, Add	39.61	
			For Welded Frames, Add	96.98	
			For Galvanized Frames, Add	31.69	
			For Type 304 Stainless Steel Frame, Add	487.37	
			For Type 316 Stainless Steel Frame, Add	566.59	
			For Baked Enamel Finish, Add	115.41	
			For 18 Gauge Frame, Deduct	-26.41	
			For 14 Gauge Frame, Add	66.02	
			For 12 Gauge Frame, Add	100.34	
			For Clear Aluminum Frames (Three Piece), Add	77.90	
			For Black Aluminum Frames (Three Piece), Add	118.83	

08 Openings**08 10 Doors and Frames****08 12 Metal Frames**
 MINOR
 CSI UOM DESCRIPTION

 TOTAL DIRECT DEMOLITION
 UNIT COST UNIT COST

08 12 13 13-0046	EA	5'-4" x 6'-8" Through 7'-2" High, 5-3/4" Deep, 16 Gauge, Knock Down Hollow Metal Door Frame	515.39	125.66
		<i>For Auxiliary Frame Reinforcement For Hinges, Add</i>	39.61	
		<i>For Welded Frames, Add</i>	96.98	
		<i>For Galvanized Frames, Add</i>	31.69	
		<i>For Type 304 Stainless Steel Frame, Add</i>	487.87	
		<i>For Type 316 Stainless Steel Frame, Add</i>	567.09	
		<i>For Baked Enamel Finish, Add</i>	116.92	
		<i>For 18 Gauge Frame, Deduct</i>	-26.41	
		<i>For 14 Gauge Frame, Add</i>	66.02	
		<i>For 12 Gauge Frame, Add</i>	100.34	
		<i>For Clear Aluminum Frames (Three Piece), Add</i>	77.90	
		<i>For Black Aluminum Frames (Three Piece), Add</i>	118.83	
08 12 13 13-0047	EA	5'-8" x 6'-8" Through 7'-2" High, 5-3/4" Deep, 16 Gauge, Knock Down Hollow Metal Door Frame	524.81	128.18
		<i>For Auxiliary Frame Reinforcement For Hinges, Add</i>	40.27	
		<i>For Welded Frames, Add</i>	96.98	
		<i>For Galvanized Frames, Add</i>	32.22	
		<i>For Type 304 Stainless Steel Frame, Add</i>	496.05	
		<i>For Type 316 Stainless Steel Frame, Add</i>	576.58	
		<i>For Baked Enamel Finish, Add</i>	118.99	
		<i>For 18 Gauge Frame, Deduct</i>	-26.65	
		<i>For 14 Gauge Frame, Add</i>	67.12	
		<i>For 12 Gauge Frame, Add</i>	102.01	
		<i>For Clear Aluminum Frames (Three Piece), Add</i>	79.20	
		<i>For Black Aluminum Frames (Three Piece), Add</i>	120.81	
08 12 13 13-0048	EA	6' x 6'-8" Through 7'-2" High, 5-3/4" Deep, 16 Gauge, Knock Down Hollow Metal Door Frame	534.24	130.69
		<i>For Auxiliary Frame Reinforcement For Hinges, Add</i>	40.93	
		<i>For Welded Frames, Add</i>	96.98	
		<i>For Galvanized Frames, Add</i>	32.74	
		<i>For Type 304 Stainless Steel Frame, Add</i>	504.22	
		<i>For Type 316 Stainless Steel Frame, Add</i>	586.08	
		<i>For Baked Enamel Finish, Add</i>	121.07	
		<i>For 18 Gauge Frame, Deduct</i>	-27.29	
		<i>For 14 Gauge Frame, Add</i>	68.22	
		<i>For 12 Gauge Frame, Add</i>	103.69	
		<i>For Clear Aluminum Frames (Three Piece), Add</i>	80.49	
		<i>For Black Aluminum Frames (Three Piece), Add</i>	122.79	
08 12 13 13-0049	EA	7' x 6'-8" Through 7'-2" High, 5-3/4" Deep, 16 Gauge, Knock Down Hollow Metal Door Frame	556.88	133.21
		<i>For Auxiliary Frame Reinforcement For Hinges, Add</i>	43.57	
		<i>For Welded Frames, Add</i>	96.98	
		<i>For Galvanized Frames, Add</i>	34.86	
		<i>For Type 304 Stainless Steel Frame, Add</i>	536.17	
		<i>For Type 316 Stainless Steel Frame, Add</i>	623.31	
		<i>For Baked Enamel Finish, Add</i>	127.10	
		<i>For 18 Gauge Frame, Deduct</i>	-29.05	
		<i>For 14 Gauge Frame, Add</i>	72.62	
		<i>For 12 Gauge Frame, Add</i>	110.38	
		<i>For Clear Aluminum Frames (Three Piece), Add</i>	85.69	
		<i>For Black Aluminum Frames (Three Piece), Add</i>	130.71	
08 12 13 13-0050	EA	8' x 6'-8" Through 7'-2" High, 5-3/4" Deep, 16 Gauge, Knock Down Hollow Metal Door Frame	579.51	135.72
		<i>For Auxiliary Frame Reinforcement For Hinges, Add</i>	46.21	
		<i>For Welded Frames, Add</i>	96.98	
		<i>For Galvanized Frames, Add</i>	36.97	
		<i>For Type 304 Stainless Steel Frame, Add</i>	568.10	
		<i>For Type 316 Stainless Steel Frame, Add</i>	660.52	
		<i>For Baked Enamel Finish, Add</i>	133.14	
		<i>For 18 Gauge Frame, Deduct</i>	-30.81	
		<i>For 14 Gauge Frame, Add</i>	77.02	
		<i>For 12 Gauge Frame, Add</i>	117.07	
		<i>For Clear Aluminum Frames (Three Piece), Add</i>	90.88	
		<i>For Black Aluminum Frames (Three Piece), Add</i>	138.63	
08 12 13 13-0051		>7'-2" Through 9'-0" High, 5-3/4" Deep, 16 Gauge, Knock Down Hollow Metal Door Frames <small>(08 12 13 13-0034)</small>		
08 12 13 13-0052	EA	2' x >7'-2" Through 9' High, 5-3/4" Deep, 16 Gauge, Knock Down Hollow Metal Door Frame	356.17	75.40
		<i>For Auxiliary Frame Reinforcement For Hinges, Add</i>	30.81	
		<i>For Welded Frames, Add</i>	96.98	
		<i>For Galvanized Frames, Add</i>	24.65	
		<i>For Type 304 Stainless Steel Frame, Add</i>	377.22	
		<i>For Type 316 Stainless Steel Frame, Add</i>	438.84	
		<i>For Baked Enamel Finish, Add</i>	84.23	
		<i>For 18 Gauge Frame, Deduct</i>	-20.54	
		<i>For 14 Gauge Frame, Add</i>	51.35	
		<i>For 12 Gauge Frame, Add</i>	78.04	
		<i>For Clear Aluminum Frames (Three Piece), Add</i>	60.59	
		<i>For Black Aluminum Frames (Three Piece), Add</i>	92.42	



MINOR	CSI	UOM	DESCRIPTION	TOTAL DIRECT UNIT COST	DEMOLITION UNIT COST
08 12 13	13-0053	EA	2'-4" x >7'-2" Through 9' High, 5-3/4" Deep, 16 Gauge, Knock Down Hollow Metal Door Frame	410.38	82.93
			For Auxiliary Frame Reinforcement For Hinges, Add	36.68	
			For Welded Frames, Add	96.98	
			For Galvanized Frames, Add	29.34	
			For Type 304 Stainless Steel Frame, Add	448.39	
			For Type 316 Stainless Steel Frame, Add	521.74	
			For Baked Enamel Finish, Add	98.23	
			For 18 Gauge Frame, Deduct	-24.45	
			For 14 Gauge Frame, Add	61.13	
			For 12 Gauge Frame, Add	92.91	
			For Clear Aluminum Frames (Three Piece), Add	72.13	
			For Black Aluminum Frames (Three Piece), Add	110.03	
08 12 13	13-0054	EA	2'-6" x >7'-2" Through 9' High, 5-3/4" Deep, 16 Gauge, Knock Down Hollow Metal Door Frame	424.34	87.96
			For Auxiliary Frame Reinforcement For Hinges, Add	37.26	
			For Welded Frames, Add	96.98	
			For Galvanized Frames, Add	29.81	
			For Type 304 Stainless Steel Frame, Add	455.93	
			For Type 316 Stainless Steel Frame, Add	530.46	
			For Baked Enamel Finish, Add	100.91	
			For 18 Gauge Frame, Deduct	-24.84	
			For 14 Gauge Frame, Add	62.10	
			For 12 Gauge Frame, Add	94.40	
			For Clear Aluminum Frames (Three Piece), Add	73.28	
			For Black Aluminum Frames (Three Piece), Add	111.78	
08 12 13	13-0055	EA	2'-8" x >7'-2" Through 9' High, 5-3/4" Deep, 16 Gauge, Knock Down Hollow Metal Door Frame	439.42	95.50
			For Auxiliary Frame Reinforcement For Hinges, Add	37.26	
			For Welded Frames, Add	96.98	
			For Galvanized Frames, Add	29.81	
			For Type 304 Stainless Steel Frame, Add	456.69	
			For Type 316 Stainless Steel Frame, Add	531.21	
			For Baked Enamel Finish, Add	103.17	
			For 18 Gauge Frame, Deduct	-24.84	
			For 14 Gauge Frame, Add	62.10	
			For 12 Gauge Frame, Add	94.40	
			For Clear Aluminum Frames (Three Piece), Add	73.28	
			For Black Aluminum Frames (Three Piece), Add	111.78	
08 12 13	13-0056	EA	2'-10" x >7'-2" Through 9' High, 5-3/4" Deep, 16 Gauge, Knock Down Hollow Metal Door Frame	448.36	98.02
			For Auxiliary Frame Reinforcement For Hinges, Add	37.85	
			For Welded Frames, Add	96.98	
			For Galvanized Frames, Add	30.28	
			For Type 304 Stainless Steel Frame, Add	463.98	
			For Type 316 Stainless Steel Frame, Add	539.67	
			For Baked Enamel Finish, Add	105.10	
			For 18 Gauge Frame, Deduct	-25.23	
			For 14 Gauge Frame, Add	63.08	
			For 12 Gauge Frame, Add	95.88	
			For Clear Aluminum Frames (Three Piece), Add	74.43	
			For Black Aluminum Frames (Three Piece), Add	113.54	
08 12 13	13-0057	EA	3' x >7'-2" Through 9' High, 5-3/4" Deep, 16 Gauge, Knock Down Hollow Metal Door Frame	457.30	100.53
			For Auxiliary Frame Reinforcement For Hinges, Add	38.44	
			For Welded Frames, Add	96.98	
			For Galvanized Frames, Add	30.75	
			For Type 304 Stainless Steel Frame, Add	471.29	
			For Type 316 Stainless Steel Frame, Add	548.16	
			For Baked Enamel Finish, Add	107.03	
			For 18 Gauge Frame, Deduct	-25.62	
			For 14 Gauge Frame, Add	64.06	
			For 12 Gauge Frame, Add	97.37	
			For Clear Aluminum Frames (Three Piece), Add	75.59	
			For Black Aluminum Frames (Three Piece), Add	115.31	
08 12 13	13-0058	EA	3'-4" x >7'-2" Through 9' High, 5-3/4" Deep, 16 Gauge, Knock Down Hollow Metal Door Frame	484.95	105.56
			For Auxiliary Frame Reinforcement For Hinges, Add	41.08	
			For Welded Frames, Add	96.98	
			For Galvanized Frames, Add	32.86	
			For Type 304 Stainless Steel Frame, Add	503.47	
			For Type 316 Stainless Steel Frame, Add	585.62	
			For Baked Enamel Finish, Add	113.82	
			For 18 Gauge Frame, Deduct	-27.38	
			For 14 Gauge Frame, Add	68.46	
			For 12 Gauge Frame, Add	104.06	
			For Clear Aluminum Frames (Three Piece), Add	80.78	
			For Black Aluminum Frames (Three Piece), Add	123.23	
08 12 13	13-0059	EA	3'-6" x >7'-2" Through 9' High, 5-3/4" Deep, 16 Gauge, Knock Down Hollow Metal Door Frame	495.01	110.59
			For Auxiliary Frame Reinforcement For Hinges, Add	41.08	
			For Welded Frames, Add	96.98	
			For Galvanized Frames, Add	32.86	
			For Type 304 Stainless Steel Frame, Add	503.97	
			For Type 316 Stainless Steel Frame, Add	586.12	
			For Baked Enamel Finish, Add	115.33	
			For 18 Gauge Frame, Deduct	-27.38	
			For 14 Gauge Frame, Add	68.46	
			For 12 Gauge Frame, Add	104.06	
			For Clear Aluminum Frames (Three Piece), Add	80.78	
			For Black Aluminum Frames (Three Piece), Add	123.23	

08 Openings**08 10 Doors and Frames****08 12 Metal Frames**
 MINOR
 CSI UOM DESCRIPTION

 TOTAL DIRECT DEMOLITION
 UNIT COST UNIT COST

08 12 13 13-0060	EA	4' x >7'-2" Through 9' High, 5-3/4" Deep, 16 Gauge, Knock Down Hollow Metal Door Frame.....	514.84	115.61
		<i>For Auxiliary Frame Reinforcement For Hinges, Add</i>	42.54	
		<i>For Welded Frames, Add</i>	96.98	
		<i>For Galvanized Frames, Add</i>	34.03	
		<i>For Type 304 Stainless Steel Frame, Add</i>	522.08	
		<i>For Type 316 Stainless Steel Frame, Add</i>	607.16	
		<i>For Baked Enamel Finish, Add</i>	119.77	
		<i>For 18 Gauge Frame, Deduct</i>	-28.36	
		<i>For 14 Gauge Frame, Add</i>	70.91	
		<i>For 12 Gauge Frame, Add</i>	107.78	
		<i>For Clear Aluminum Frames (Three Piece), Add</i>	83.67	
		<i>For Black Aluminum Frames (Three Piece), Add</i>	127.63	
08 12 13 13-0061	EA	5' x >7'-2" Through 9' High, 5-3/4" Deep, 16 Gauge, Knock Down Hollow Metal Door Frame.....	534.68	120.63
		<i>For Auxiliary Frame Reinforcement For Hinges, Add</i>	44.01	
		<i>For Welded Frames, Add</i>	96.98	
		<i>For Galvanized Frames, Add</i>	35.21	
		<i>For Type 304 Stainless Steel Frame, Add</i>	540.18	
		<i>For Type 316 Stainless Steel Frame, Add</i>	628.20	
		<i>For Baked Enamel Finish, Add</i>	124.21	
		<i>For 18 Gauge Frame, Deduct</i>	-29.34	
		<i>For 14 Gauge Frame, Add</i>	73.35	
		<i>For 12 Gauge Frame, Add</i>	111.49	
		<i>For Clear Aluminum Frames (Three Piece), Add</i>	86.55	
		<i>For Black Aluminum Frames (Three Piece), Add</i>	132.03	
08 12 13 13-0062	EA	5'-8" x >7'-2" Through 9' High, 5-3/4" Deep, 16 Gauge, Knock Down Hollow Metal Door Frame.....	544.73	125.66
		<i>For Auxiliary Frame Reinforcement For Hinges, Add</i>	44.01	
		<i>For Welded Frames, Add</i>	96.98	
		<i>For Galvanized Frames, Add</i>	35.21	
		<i>For Type 304 Stainless Steel Frame, Add</i>	540.69	
		<i>For Type 316 Stainless Steel Frame, Add</i>	628.71	
		<i>For Baked Enamel Finish, Add</i>	125.72	
		<i>For 18 Gauge Frame, Deduct</i>	-29.34	
		<i>For 14 Gauge Frame, Add</i>	73.35	
		<i>For 12 Gauge Frame, Add</i>	111.49	
		<i>For Clear Aluminum Frames (Three Piece), Add</i>	86.55	
		<i>For Black Aluminum Frames (Three Piece), Add</i>	132.03	
08 12 13 13-0063	EA	5'-8" x >7'-2" Through 9' High, 5-3/4" Deep, 16 Gauge, Knock Down Hollow Metal Door Frame.....	554.64	128.18
		<i>For Auxiliary Frame Reinforcement For Hinges, Add</i>	44.74	
		<i>For Welded Frames, Add</i>	96.98	
		<i>For Galvanized Frames, Add</i>	35.79	
		<i>For Type 304 Stainless Steel Frame, Add</i>	549.74	
		<i>For Type 316 Stainless Steel Frame, Add</i>	639.23	
		<i>For Baked Enamel Finish, Add</i>	127.94	
		<i>For 18 Gauge Frame, Deduct</i>	-29.83	
		<i>For 14 Gauge Frame, Add</i>	74.57	
		<i>For 12 Gauge Frame, Add</i>	113.35	
		<i>For Clear Aluminum Frames (Three Piece), Add</i>	88.00	
		<i>For Black Aluminum Frames (Three Piece), Add</i>	134.23	
08 12 13 13-0064	EA	6' x >7'-2" Through 9' High, 5-3/4" Deep, 16 Gauge, Knock Down Hollow Metal Door Frame.....	564.56	130.69
		<i>For Auxiliary Frame Reinforcement For Hinges, Add</i>	45.48	
		<i>For Welded Frames, Add</i>	96.98	
		<i>For Galvanized Frames, Add</i>	36.38	
		<i>For Type 304 Stainless Steel Frame, Add</i>	558.79	
		<i>For Type 316 Stainless Steel Frame, Add</i>	649.75	
		<i>For Baked Enamel Finish, Add</i>	130.16	
		<i>For 18 Gauge Frame, Deduct</i>	-30.32	
		<i>For 14 Gauge Frame, Add</i>	75.80	
		<i>For 12 Gauge Frame, Add</i>	115.21	
		<i>For Clear Aluminum Frames (Three Piece), Add</i>	89.44	
		<i>For Black Aluminum Frames (Three Piece), Add</i>	136.43	
08 12 13 13-0065	EA	7' x >7'-2" Through 9' High, 5-3/4" Deep, 16 Gauge, Knock Down Hollow Metal Door Frame.....	589.15	133.21
		<i>For Auxiliary Frame Reinforcement For Hinges, Add</i>	48.41	
		<i>For Welded Frames, Add</i>	96.98	
		<i>For Galvanized Frames, Add</i>	38.73	
		<i>For Type 304 Stainless Steel Frame, Add</i>	594.25	
		<i>For Type 316 Stainless Steel Frame, Add</i>	691.07	
		<i>For Baked Enamel Finish, Add</i>	136.78	
		<i>For 18 Gauge Frame, Deduct</i>	-32.27	
		<i>For 14 Gauge Frame, Add</i>	80.69	
		<i>For 12 Gauge Frame, Add</i>	122.64	
		<i>For Clear Aluminum Frames (Three Piece), Add</i>	95.21	
		<i>For Black Aluminum Frames (Three Piece), Add</i>	145.23	
08 12 13 13-0066	EA	8' x >7'-2" Through 9' High, 5-3/4" Deep, 16 Gauge, Knock Down Hollow Metal Door Frame.....	613.74	135.72
		<i>For Auxiliary Frame Reinforcement For Hinges, Add</i>	51.35	
		<i>For Welded Frames, Add</i>	96.98	
		<i>For Galvanized Frames, Add</i>	41.08	
		<i>For Type 304 Stainless Steel Frame, Add</i>	629.71	
		<i>For Type 316 Stainless Steel Frame, Add</i>	732.40	
		<i>For Baked Enamel Finish, Add</i>	143.41	
		<i>For 18 Gauge Frame, Deduct</i>	-34.23	
		<i>For 14 Gauge Frame, Add</i>	85.58	
		<i>For 12 Gauge Frame, Add</i>	130.07	
		<i>For Clear Aluminum Frames (Three Piece), Add</i>	100.98	
		<i>For Black Aluminum Frames (Three Piece), Add</i>	154.04	



MINOR CSI UOM DESCRIPTION	TOTAL DIRECT UNIT COST	DEMOLITION UNIT COST
08 12 13 13-0067 6-3/4" Deep, 16 Gauge, Knock Down Hollow Metal Door Frames <small>(08 12 13 13)</small> Note: For non-rated or fire rated frame assemblies		
08 12 13 13-0068 6'-8" Through 7'-2" High, 6-3/4" Deep, 16 Gauge, Knock Down Hollow Metal Door Frames <small>(08 12 13 13-0067)</small>		
08 12 13 13-0069 EA 2' x 6'-8" Through 7'-2" High, 6-3/4" Deep, 16 Gauge, Knock Down Hollow Metal Door Frame For Auxiliary Frame Reinforcement For Hinges, Add For Welded Frames, Add For Galvanized Frames, Add For Type 304 Stainless Steel Frame, Add For Type 316 Stainless Steel Frame, Add For Baked Enamel Finish, Add For 18 Gauge Frame, Deduct For 14 Gauge Frame, Add For 12 Gauge Frame, Add For Clear Aluminum Frames (Three Piece), Add For Black Aluminum Frames (Three Piece), Add	443.42 43.89 96.98 35.12 534.27 622.06 110.41 -29.26 73.16 111.20 86.33 131.68	75.40
08 12 13 13-0070 EA 2'-4" x 6'-8" Through 7'-2" High, 6-3/4" Deep, 16 Gauge, Knock Down Hollow Metal Door Frame For Auxiliary Frame Reinforcement For Hinges, Add For Welded Frames, Add For Galvanized Frames, Add For Type 304 Stainless Steel Frame, Add For Type 316 Stainless Steel Frame, Add For Baked Enamel Finish, Add For 18 Gauge Frame, Deduct For 14 Gauge Frame, Add For 12 Gauge Frame, Add For Clear Aluminum Frames (Three Piece), Add For Black Aluminum Frames (Three Piece), Add	514.24 52.25 96.98 41.80 635.34 739.85 129.39 -34.84 87.09 132.38 102.77 156.76	82.93
08 12 13 13-0071 EA 2'-6" x 6'-8" Through 7'-2" High, 6-3/4" Deep, 16 Gauge, Knock Down Hollow Metal Door Frame For Auxiliary Frame Reinforcement For Hinges, Add For Welded Frames, Add For Galvanized Frames, Add For Type 304 Stainless Steel Frame, Add For Type 316 Stainless Steel Frame, Add For Baked Enamel Finish, Add For 18 Gauge Frame, Deduct For 14 Gauge Frame, Add For 12 Gauge Frame, Add For Clear Aluminum Frames (Three Piece), Add For Black Aluminum Frames (Three Piece), Add	529.87 53.09 96.98 42.47 645.89 752.07 132.57 -35.39 88.49 134.50 104.41 159.27	87.96
08 12 13 13-0072 EA 2'-8" x 6'-8" Through 7'-2" High, 6-3/4" Deep, 16 Gauge, Knock Down Hollow Metal Door Frame For Auxiliary Frame Reinforcement For Hinges, Add For Welded Frames, Add For Galvanized Frames, Add For Type 304 Stainless Steel Frame, Add For Type 316 Stainless Steel Frame, Add For Baked Enamel Finish, Add For 18 Gauge Frame, Deduct For 14 Gauge Frame, Add For 12 Gauge Frame, Add For Clear Aluminum Frames (Three Piece), Add For Black Aluminum Frames (Three Piece), Add	544.95 53.09 96.98 42.47 646.64 752.82 134.63 -35.39 88.49 134.50 104.41 159.27	95.50
08 12 13 13-0073 EA 2'-10" x 6'-8" Through 7'-2" High, 6-3/4" Deep, 16 Gauge, Knock Down Hollow Metal Door Frame For Auxiliary Frame Reinforcement For Hinges, Add For Welded Frames, Add For Galvanized Frames, Add For Type 304 Stainless Steel Frame, Add For Type 316 Stainless Steel Frame, Add For Baked Enamel Finish, Add For 18 Gauge Frame, Deduct For 14 Gauge Frame, Add For 12 Gauge Frame, Add For Clear Aluminum Frames (Three Piece), Add For Black Aluminum Frames (Three Piece), Add	555.55 53.93 96.98 43.14 656.92 764.77 137.26 -35.95 89.88 136.61 106.06 161.78	98.02
08 12 13 13-0074 EA 3' x 6'-8" Through 7'-2" High, 6-3/4" Deep, 16 Gauge, Knock Down Hollow Metal Door Frame For Auxiliary Frame Reinforcement For Hinges, Add For Welded Frames, Add For Galvanized Frames, Add For Type 304 Stainless Steel Frame, Add For Type 316 Stainless Steel Frame, Add For Baked Enamel Finish, Add For 18 Gauge Frame, Deduct For 14 Gauge Frame, Add For 12 Gauge Frame, Add For Clear Aluminum Frames (Three Piece), Add For Black Aluminum Frames (Three Piece), Add	566.14 54.76 96.98 43.81 667.20 776.72 139.68 -36.51 91.27 138.73 107.70 164.29	100.53

08 Openings**08 10 Doors and Frames****08 12 Metal Frames**

MINOR	CSI	UOM	DESCRIPTION	TOTAL DIRECT UNIT COST	DEMOLITION UNIT COST
08 12 13	13-0075	EA	3'-4" x 6'-8" Through 7'-2" High, 6-3/4" Deep, 16 Gauge, Knock Down Hollow Metal Door Frame.....	601.28	105.56
			<i>For Auxiliary Frame Reinforcement For Hinges, Add</i>	58.53	
			<i>For Welded Frames, Add</i>	96.98	
			<i>For Galvanized Frames, Add</i>	46.82	
			<i>For Type 304 Stainless Steel Frame, Add</i>	712.86	
			<i>For Type 316 Stainless Steel Frame, Add</i>	829.91	
			<i>For Baked Enamel Finish, Add</i>	148.72	
			<i>For 18 Gauge Frame, Deduct</i>	-39.02	
			<i>For 14 Gauge Frame, Add</i>	97.54	
			<i>For 12 Gauge Frame, Add</i>	148.26	
			<i>For Clear Aluminum Frames (Three Piece), Add</i>	115.10	
			<i>For Black Aluminum Frames (Three Piece), Add</i>	175.58	
08 12 13	13-0076	EA	3'-6" x 6'-8" Through 7'-2" High, 6-3/4" Deep, 16 Gauge, Knock Down Hollow Metal Door Frame.....	611.34	110.59
			<i>For Auxiliary Frame Reinforcement For Hinges, Add</i>	58.53	
			<i>For Welded Frames, Add</i>	96.98	
			<i>For Galvanized Frames, Add</i>	46.82	
			<i>For Type 304 Stainless Steel Frame, Add</i>	713.36	
			<i>For Type 316 Stainless Steel Frame, Add</i>	830.42	
			<i>For Baked Enamel Finish, Add</i>	150.23	
			<i>For 18 Gauge Frame, Deduct</i>	-39.02	
			<i>For 14 Gauge Frame, Add</i>	97.54	
			<i>For 12 Gauge Frame, Add</i>	148.26	
			<i>For Clear Aluminum Frames (Three Piece), Add</i>	115.10	
			<i>For Black Aluminum Frames (Three Piece), Add</i>	175.58	
08 12 13	13-0077	EA	4' x 6'-8" Through 7'-2" High, 6-3/4" Deep, 16 Gauge, Knock Down Hollow Metal Door Frame.....	635.32	115.61
			<i>For Auxiliary Frame Reinforcement For Hinges, Add</i>	60.62	
			<i>For Welded Frames, Add</i>	96.98	
			<i>For Galvanized Frames, Add</i>	48.49	
			<i>For Type 304 Stainless Steel Frame, Add</i>	738.94	
			<i>For Type 316 Stainless Steel Frame, Add</i>	860.17	
			<i>For Baked Enamel Finish, Add</i>	155.91	
			<i>For 18 Gauge Frame, Deduct</i>	-40.41	
			<i>For 14 Gauge Frame, Add</i>	101.03	
			<i>For 12 Gauge Frame, Add</i>	153.56	
			<i>For Clear Aluminum Frames (Three Piece), Add</i>	119.21	
			<i>For Black Aluminum Frames (Three Piece), Add</i>	181.85	
08 12 13	13-0078	EA	5' x 6'-8" Through 7'-2" High, 6-3/4" Deep, 16 Gauge, Knock Down Hollow Metal Door Frame.....	659.32	120.63
			<i>For Auxiliary Frame Reinforcement For Hinges, Add</i>	62.71	
			<i>For Welded Frames, Add</i>	96.98	
			<i>For Galvanized Frames, Add</i>	50.16	
			<i>For Type 304 Stainless Steel Frame, Add</i>	764.54	
			<i>For Type 316 Stainless Steel Frame, Add</i>	889.95	
			<i>For Baked Enamel Finish, Add</i>	161.60	
			<i>For 18 Gauge Frame, Deduct</i>	-41.80	
			<i>For 14 Gauge Frame, Add</i>	104.51	
			<i>For 12 Gauge Frame, Add</i>	158.86	
			<i>For Clear Aluminum Frames (Three Piece), Add</i>	123.32	
			<i>For Black Aluminum Frames (Three Piece), Add</i>	188.12	
08 12 13	13-0079	EA	5'-4" x 6'-8" Through 7'-2" High, 6-3/4" Deep, 16 Gauge, Knock Down Hollow Metal Door Frame.....	669.37	125.66
			<i>For Auxiliary Frame Reinforcement For Hinges, Add</i>	62.71	
			<i>For Welded Frames, Add</i>	96.98	
			<i>For Galvanized Frames, Add</i>	50.16	
			<i>For Type 304 Stainless Steel Frame, Add</i>	765.04	
			<i>For Type 316 Stainless Steel Frame, Add</i>	890.45	
			<i>For Baked Enamel Finish, Add</i>	163.11	
			<i>For 18 Gauge Frame, Deduct</i>	-41.80	
			<i>For 14 Gauge Frame, Add</i>	104.51	
			<i>For 12 Gauge Frame, Add</i>	158.86	
			<i>For Clear Aluminum Frames (Three Piece), Add</i>	123.32	
			<i>For Black Aluminum Frames (Three Piece), Add</i>	188.12	
08 12 13	13-0080	EA	5'-8" x 6'-8" Through 7'-2" High, 6-3/4" Deep, 16 Gauge, Knock Down Hollow Metal Door Frame.....	681.35	128.18
			<i>For Auxiliary Frame Reinforcement For Hinges, Add</i>	63.75	
			<i>For Welded Frames, Add</i>	96.98	
			<i>For Galvanized Frames, Add</i>	51.00	
			<i>For Type 304 Stainless Steel Frame, Add</i>	777.82	
			<i>For Type 316 Stainless Steel Frame, Add</i>	905.32	
			<i>For Baked Enamel Finish, Add</i>	165.95	
			<i>For 18 Gauge Frame, Deduct</i>	-42.50	
			<i>For 14 Gauge Frame, Add</i>	106.25	
			<i>For 12 Gauge Frame, Add</i>	161.50	
			<i>For Clear Aluminum Frames (Three Piece), Add</i>	125.38	
			<i>For Black Aluminum Frames (Three Piece), Add</i>	191.25	
08 12 13	13-0081	EA	6' x 6'-8" Through 7'-2" High, 6-3/4" Deep, 16 Gauge, Knock Down Hollow Metal Door Frame.....	693.35	130.69
			<i>For Auxiliary Frame Reinforcement For Hinges, Add</i>	64.80	
			<i>For Welded Frames, Add</i>	96.98	
			<i>For Galvanized Frames, Add</i>	51.84	
			<i>For Type 304 Stainless Steel Frame, Add</i>	790.62	
			<i>For Type 316 Stainless Steel Frame, Add</i>	920.21	
			<i>For Baked Enamel Finish, Add</i>	168.80	
			<i>For 18 Gauge Frame, Deduct</i>	-43.20	
			<i>For 14 Gauge Frame, Add</i>	107.99	
			<i>For 12 Gauge Frame, Add</i>	164.15	
			<i>For Clear Aluminum Frames (Three Piece), Add</i>	127.43	
			<i>For Black Aluminum Frames (Three Piece), Add</i>	194.39	



Openings	08
Doors and Frames	08 10
Metal Frames	08 12

08

MINOR CSI UOM DESCRIPTION	TOTAL DIRECT UNIT COST	DEMOLITION UNIT COST
08 12 13 13-0082 EA 7' x 6'-8" Through 7'-2" High, 6-3/4" Deep, 16 Gauge, Knock Down Hollow Metal Door Frame	726.25	133.21
For Auxiliary Frame Reinforcement For Hinges, Add	68.98	
For Welded Frames, Add	96.98	
For Galvanized Frames, Add	55.18	
For Type 304 Stainless Steel Frame, Add	841.03	
For Type 316 Stainless Steel Frame, Add	978.98	
For Baked Enamel Finish, Add	177.91	
For 18 Gauge Frame, Deduct	-45.98	
For 14 Gauge Frame, Add	114.96	
For 12 Gauge Frame, Add	174.74	
For Clear Aluminum Frames (Three Piece), Add	135.65	
For Black Aluminum Frames (Three Piece), Add	206.93	
08 12 13 13-0083 EA 8' x 6'-8" Through 7'-2" High, 6-3/4" Deep, 16 Gauge, Knock Down Hollow Metal Door Frame	759.15	135.72
For Auxiliary Frame Reinforcement For Hinges, Add	73.16	
For Welded Frames, Add	96.98	
For Galvanized Frames, Add	58.53	
For Type 304 Stainless Steel Frame, Add	891.45	
For Type 316 Stainless Steel Frame, Add	1,037.76	
For Baked Enamel Finish, Add	187.03	
For 18 Gauge Frame, Deduct	-48.77	
For 14 Gauge Frame, Add	121.93	
For 12 Gauge Frame, Add	185.33	
For Clear Aluminum Frames (Three Piece), Add	143.87	
For Black Aluminum Frames (Three Piece), Add	219.47	
08 12 13 13-0084 >7'-2" Through 9'-0" High, 6-3/4" Deep, 16 Gauge, Knock Down Hollow Metal Door Frames (08 12 13 13-0067)		
08 12 13 13-0085 EA 2' x >7'-2" Through 9' High, 6-3/4" Deep, 16 Gauge, Knock Down Hollow Metal Door Frame	475.93	75.40
For Auxiliary Frame Reinforcement For Hinges, Add	48.77	
For Welded Frames, Add	96.98	
For Galvanized Frames, Add	39.02	
For Type 304 Stainless Steel Frame, Add	592.79	
For Type 316 Stainless Steel Frame, Add	690.33	
For Baked Enamel Finish, Add	120.16	
For 18 Gauge Frame, Deduct	-32.51	
For 14 Gauge Frame, Add	81.29	
For 12 Gauge Frame, Add	123.55	
For Clear Aluminum Frames (Three Piece), Add	95.92	
For Black Aluminum Frames (Three Piece), Add	146.31	
08 12 13 13-0086 EA 2'-4" x >7'-2" Through 9' High, 6-3/4" Deep, 16 Gauge, Knock Down Hollow Metal Door Frame	552.95	82.93
For Auxiliary Frame Reinforcement For Hinges, Add	58.06	
For Welded Frames, Add	96.98	
For Galvanized Frames, Add	46.45	
For Type 304 Stainless Steel Frame, Add	705.02	
For Type 316 Stainless Steel Frame, Add	821.14	
For Baked Enamel Finish, Add	141.00	
For 18 Gauge Frame, Deduct	-38.71	
For 14 Gauge Frame, Add	96.77	
For 12 Gauge Frame, Add	147.09	
For Clear Aluminum Frames (Three Piece), Add	114.19	
For Black Aluminum Frames (Three Piece), Add	174.18	
08 12 13 13-0087 EA 2'-6" x >7'-2" Through 9' High, 6-3/4" Deep, 16 Gauge, Knock Down Hollow Metal Door Frame	569.19	87.96
For Auxiliary Frame Reinforcement For Hinges, Add	58.99	
For Welded Frames, Add	96.98	
For Galvanized Frames, Add	47.19	
For Type 304 Stainless Steel Frame, Add	716.66	
For Type 316 Stainless Steel Frame, Add	834.64	
For Baked Enamel Finish, Add	144.37	
For 18 Gauge Frame, Deduct	-39.33	
For 14 Gauge Frame, Add	98.32	
For 12 Gauge Frame, Add	149.44	
For Clear Aluminum Frames (Three Piece), Add	116.01	
For Black Aluminum Frames (Three Piece), Add	176.97	
08 12 13 13-0088 EA 2'-8" x >7'-2" Through 9' High, 6-3/4" Deep, 16 Gauge, Knock Down Hollow Metal Door Frame	584.27	95.50
For Auxiliary Frame Reinforcement For Hinges, Add	58.99	
For Welded Frames, Add	96.98	
For Galvanized Frames, Add	47.19	
For Type 304 Stainless Steel Frame, Add	717.42	
For Type 316 Stainless Steel Frame, Add	835.40	
For Baked Enamel Finish, Add	146.63	
For 18 Gauge Frame, Deduct	-39.33	
For 14 Gauge Frame, Add	98.32	
For 12 Gauge Frame, Add	149.44	
For Clear Aluminum Frames (Three Piece), Add	116.01	
For Black Aluminum Frames (Three Piece), Add	176.97	

08 Openings**08 10 Doors and Frames****08 12 Metal Frames**

MINOR	CSI	UOM	DESCRIPTION	TOTAL DIRECT UNIT COST	DEMOLITION UNIT COST
08 12 13 13-0089	EA		2'-10" x >7'-2" Through 9' High, 6-3/4" Deep, 16 Gauge, Knock Down Hollow Metal Door Frame	595.50	98.02
			<i>For Auxiliary Frame Reinforcement For Hinges, Add</i>	59.92	
			<i>For Welded Frames, Add</i>	96.98	
			<i>For Galvanized Frames, Add</i>	47.94	
			<i>For Type 304 Stainless Steel Frame, Add</i>	728.83	
			<i>For Type 316 Stainless Steel Frame, Add</i>	848.67	
			<i>For Baked Enamel Finish, Add</i>	149.24	
			<i>For 18 Gauge Frame, Deduct</i>	-39.95	
			<i>For 14 Gauge Frame, Add</i>	99.87	
			<i>For 12 Gauge Frame, Add</i>	151.79	
			<i>For Clear Aluminum Frames (Three Piece), Add</i>	117.84	
			<i>For Black Aluminum Frames (Three Piece), Add</i>	179.76	
08 12 13 13-0090	EA		3' x >7'-2" Through 9' High, 6-3/4" Deep, 16 Gauge, Knock Down Hollow Metal Door Frame	606.71	100.53
			<i>For Auxiliary Frame Reinforcement For Hinges, Add</i>	60.85	
			<i>For Welded Frames, Add</i>	96.98	
			<i>For Galvanized Frames, Add</i>	48.68	
			<i>For Type 304 Stainless Steel Frame, Add</i>	740.22	
			<i>For Type 316 Stainless Steel Frame, Add</i>	861.92	
			<i>For Baked Enamel Finish, Add</i>	151.85	
			<i>For 18 Gauge Frame, Deduct</i>	-40.67	
			<i>For 14 Gauge Frame, Add</i>	101.41	
			<i>For 12 Gauge Frame, Add</i>	154.15	
			<i>For Clear Aluminum Frames (Three Piece), Add</i>	119.67	
			<i>For Black Aluminum Frames (Three Piece), Add</i>	182.54	
08 12 13 13-0091	EA		3'-6" x >7'-2" Through 9' High, 6-3/4" Deep, 16 Gauge, Knock Down Hollow Metal Door Frame	644.63	105.56
			<i>For Auxiliary Frame Reinforcement For Hinges, Add</i>	65.03	
			<i>For Welded Frames, Add</i>	96.98	
			<i>For Galvanized Frames, Add</i>	52.02	
			<i>For Type 304 Stainless Steel Frame, Add</i>	790.89	
			<i>For Type 316 Stainless Steel Frame, Add</i>	920.95	
			<i>For Baked Enamel Finish, Add</i>	161.72	
			<i>For 18 Gauge Frame, Deduct</i>	-43.35	
			<i>For 14 Gauge Frame, Add</i>	108.38	
			<i>For 12 Gauge Frame, Add</i>	164.74	
			<i>For Clear Aluminum Frames (Three Piece), Add</i>	127.89	
			<i>For Black Aluminum Frames (Three Piece), Add</i>	195.08	
08 12 13 13-0092	EA		3'-6" x >7'-2" Through 9' High, 6-3/4" Deep, 16 Gauge, Knock Down Hollow Metal Door Frame	654.69	110.59
			<i>For Auxiliary Frame Reinforcement For Hinges, Add</i>	65.03	
			<i>For Welded Frames, Add</i>	96.98	
			<i>For Galvanized Frames, Add</i>	52.02	
			<i>For Type 304 Stainless Steel Frame, Add</i>	791.39	
			<i>For Type 316 Stainless Steel Frame, Add</i>	921.45	
			<i>For Baked Enamel Finish, Add</i>	163.23	
			<i>For 18 Gauge Frame, Deduct</i>	-43.35	
			<i>For 14 Gauge Frame, Add</i>	108.38	
			<i>For 12 Gauge Frame, Add</i>	164.74	
			<i>For Clear Aluminum Frames (Three Piece), Add</i>	127.89	
			<i>For Black Aluminum Frames (Three Piece), Add</i>	195.08	
08 12 13 13-0093	EA		4' x >7'-2" Through 9' High, 6-3/4" Deep, 16 Gauge, Knock Down Hollow Metal Door Frame	680.22	115.61
			<i>For Auxiliary Frame Reinforcement For Hinges, Add</i>	67.35	
			<i>For Welded Frames, Add</i>	96.98	
			<i>For Galvanized Frames, Add</i>	53.88	
			<i>For Type 304 Stainless Steel Frame, Add</i>	819.76	
			<i>For Type 316 Stainless Steel Frame, Add</i>	954.46	
			<i>For Baked Enamel Finish, Add</i>	169.38	
			<i>For 18 Gauge Frame, Deduct</i>	-44.90	
			<i>For 14 Gauge Frame, Add</i>	112.25	
			<i>For 12 Gauge Frame, Add</i>	170.62	
			<i>For Clear Aluminum Frames (Three Piece), Add</i>	132.46	
			<i>For Black Aluminum Frames (Three Piece), Add</i>	202.05	
08 12 13 13-0094	EA		5' x >7'-2" Through 9' High, 6-3/4" Deep, 16 Gauge, Knock Down Hollow Metal Door Frame	705.76	120.63
			<i>For Auxiliary Frame Reinforcement For Hinges, Add</i>	69.67	
			<i>For Welded Frames, Add</i>	96.98	
			<i>For Galvanized Frames, Add</i>	55.74	
			<i>For Type 304 Stainless Steel Frame, Add</i>	848.13	
			<i>For Type 316 Stainless Steel Frame, Add</i>	987.47	
			<i>For Baked Enamel Finish, Add</i>	175.54	
			<i>For 18 Gauge Frame, Deduct</i>	-46.45	
			<i>For 14 Gauge Frame, Add</i>	116.12	
			<i>For 12 Gauge Frame, Add</i>	176.50	
			<i>For Clear Aluminum Frames (Three Piece), Add</i>	137.02	
			<i>For Black Aluminum Frames (Three Piece), Add</i>	209.02	
08 12 13 13-0095	EA		5'-4" x >7'-2" Through 9' High, 6-3/4" Deep, 16 Gauge, Knock Down Hollow Metal Door Frame	715.81	125.66
			<i>For Auxiliary Frame Reinforcement For Hinges, Add</i>	69.67	
			<i>For Welded Frames, Add</i>	96.98	
			<i>For Galvanized Frames, Add</i>	55.74	
			<i>For Type 304 Stainless Steel Frame, Add</i>	848.63	
			<i>For Type 316 Stainless Steel Frame, Add</i>	987.97	
			<i>For Baked Enamel Finish, Add</i>	177.04	
			<i>For 18 Gauge Frame, Deduct</i>	-46.45	
			<i>For 14 Gauge Frame, Add</i>	116.12	
			<i>For 12 Gauge Frame, Add</i>	176.50	
			<i>For Clear Aluminum Frames (Three Piece), Add</i>	137.02	
			<i>For Black Aluminum Frames (Three Piece), Add</i>	209.02	



MINOR	CSI	UOM	DESCRIPTION	TOTAL DIRECT UNIT COST	DEMOLITION UNIT COST
08 12 13 13-0096	EA		5'-8" x >7'-2" Through 9' High, 6-3/4" Deep, 16 Gauge, Knock Down Hollow Metal Door Frame For Auxiliary Frame Reinforcement For Hinges, Add For Welded Frames, Add For Galvanized Frames, Add For Type 304 Stainless Steel Frame, Add For Type 316 Stainless Steel Frame, Add For Baked Enamel Finish, Add For 18 Gauge Frame, Deduct For 14 Gauge Frame, Add For 12 Gauge Frame, Add For Clear Aluminum Frames (Three Piece), Add For Black Aluminum Frames (Three Piece), Add	728.58 70.83 96.98 56.67 862.83 1,004.50 180.12 -47.22 118.06 179.45 139.31 212.50	128.18
08 12 13 13-0097	EA		6' x >7'-2" Through 9' High, 6-3/4" Deep, 16 Gauge, Knock Down Hollow Metal Door Frame..... For Auxiliary Frame Reinforcement For Hinges, Add For Welded Frames, Add For Galvanized Frames, Add For Type 304 Stainless Steel Frame, Add For Type 316 Stainless Steel Frame, Add For Baked Enamel Finish, Add For 18 Gauge Frame, Deduct For 14 Gauge Frame, Add For 12 Gauge Frame, Add For Clear Aluminum Frames (Three Piece), Add For Black Aluminum Frames (Three Piece), Add	741.35 72.00 96.98 57.60 877.02 1,021.01 183.20 -48.00 119.99 182.39 141.59 215.99	130.69
08 12 13 13-0098	EA		7' x >7'-2" Through 9' High, 6-3/4" Deep, 16 Gauge, Knock Down Hollow Metal Door Frame..... For Auxiliary Frame Reinforcement For Hinges, Add For Welded Frames, Add For Galvanized Frames, Add For Type 304 Stainless Steel Frame, Add For Type 316 Stainless Steel Frame, Add For Baked Enamel Finish, Add For 18 Gauge Frame, Deduct For 14 Gauge Frame, Add For 12 Gauge Frame, Add For Clear Aluminum Frames (Three Piece), Add For Black Aluminum Frames (Three Piece), Add	777.34 76.64 96.98 61.31 932.99 1,086.27 193.24 -51.09 127.73 194.15 150.72 229.92	133.21
08 12 13 13-0099	EA		8' x >7'-2" Through 9' High, 6-3/4" Deep, 16 Gauge, Knock Down Hollow Metal Door Frame..... For Auxiliary Frame Reinforcement For Hinges, Add For Welded Frames, Add For Galvanized Frames, Add For Type 304 Stainless Steel Frame, Add For Type 316 Stainless Steel Frame, Add For Baked Enamel Finish, Add For 18 Gauge Frame, Deduct For 14 Gauge Frame, Add For 12 Gauge Frame, Add For Clear Aluminum Frames (Three Piece), Add For Black Aluminum Frames (Three Piece), Add	813.34 81.29 96.98 65.03 988.99 1,151.56 203.29 -54.19 135.48 205.92 159.86 243.86	135.72
08 12 13 13-0100			6-7/8" Through 8-3/4" Deep, 16 Gauge, Knock Down Hollow Metal Door Frames <small>(08 12 13 13)</small> Note: For non-rated or fire rated frame assemblies		
08 12 13 13-0101			6'-8" Through 7'-2" High, 6-7/8" Through 8-3/4" Deep, 16 Gauge, Knock Down Hollow Metal Door Frames <small>(08 12 13 13-0100)</small>		
08 12 13 13-0102	EA		2' x 6'-8" Through 7'-2" High, 6-7/8" Through 8-3/4" Deep, 16 Gauge, Knock Down Hollow Metal Door Frame For Auxiliary Frame Reinforcement For Hinges, Add For Welded Frames, Add For Galvanized Frames, Add For Type 304 Stainless Steel Frame, Add For Type 316 Stainless Steel Frame, Add For Baked Enamel Finish, Add For 18 Gauge Frame, Deduct For 14 Gauge Frame, Add For 12 Gauge Frame, Add	465.36 47.19 96.98 37.75 573.77 668.14 116.99 -31.46 78.64 119.54	75.40
08 12 13 13-0103	EA		2'-4" x 6'-8" Through 7'-2" High, 6-7/8" Through 8-3/4" Deep, 16 Gauge, Knock Down Hollow Metal Door Frame..... For Auxiliary Frame Reinforcement For Hinges, Add For Welded Frames, Add For Galvanized Frames, Add For Type 304 Stainless Steel Frame, Add For Type 316 Stainless Steel Frame, Add For Baked Enamel Finish, Add For 18 Gauge Frame, Deduct For 14 Gauge Frame, Add For 12 Gauge Frame, Add	540.37 56.17 96.98 44.94 682.38 794.72 137.23 -37.45 93.62 142.31	82.93
08 12 13 13-0104	EA		2'-6" x 6'-8" Through 7'-2" High, 6-7/8" Through 8-3/4" Deep, 16 Gauge, Knock Down Hollow Metal Door Frame For Auxiliary Frame Reinforcement For Hinges, Add For Welded Frames, Add For Galvanized Frames, Add For Type 304 Stainless Steel Frame, Add For Type 316 Stainless Steel Frame, Add For Baked Enamel Finish, Add For 18 Gauge Frame, Deduct For 14 Gauge Frame, Add For 12 Gauge Frame, Add	556.41 57.07 96.98 45.66 693.66 807.80 140.53 -38.05 95.12 144.58	87.96

08 Openings**08 10 Doors and Frames****08 12 Metal Frames**

MINOR	CSI	UOM	DESCRIPTION	TOTAL DIRECT UNIT COST	DEMOLITION UNIT COST
08 12 13	13-0105	EA	2'-8" x 6'-8" Through 7'-2" High, 6-7/8" Through 8-3/4" Deep, 16 Gauge, Knock Down Hollow Metal Door Frame	571.49	95.50
			<i>For Auxiliary Frame Reinforcement For Hinges, Add</i>	57.07	
			<i>For Welded Frames, Add</i>	96.98	
			<i>For Galvanized Frames, Add</i>	45.66	
			<i>For Type 304 Stainless Steel Frame, Add</i>	694.41	
			<i>For Type 316 Stainless Steel Frame, Add</i>	808.56	
			<i>For Baked Enamel Finish, Add</i>	142.80	
			<i>For 18 Gauge Frame, Deduct</i>	-38.05	
			<i>For 14 Gauge Frame, Add</i>	95.12	
			<i>For 12 Gauge Frame, Add</i>	144.58	
08 12 13	13-0106	EA	2'-10" x 6'-8" Through 7'-2" High, 6-7/8" Through 8-3/4" Deep, 16 Gauge, Knock Down Hollow Metal Door Frame	582.51	98.02
			<i>For Auxiliary Frame Reinforcement For Hinges, Add</i>	57.97	
			<i>For Welded Frames, Add</i>	96.98	
			<i>For Galvanized Frames, Add</i>	46.38	
			<i>For Type 304 Stainless Steel Frame, Add</i>	705.45	
			<i>For Type 316 Stainless Steel Frame, Add</i>	821.39	
			<i>For Baked Enamel Finish, Add</i>	145.35	
			<i>For 18 Gauge Frame, Deduct</i>	-38.65	
			<i>For 14 Gauge Frame, Add</i>	96.62	
			<i>For 12 Gauge Frame, Add</i>	146.66	
08 12 13	13-0107	EA	3' x 6'-8" Through 7'-2" High, 6-7/8" Through 8-3/4" Deep, 16 Gauge, Knock Down Hollow Metal Door Frame	593.53	100.53
			<i>For Auxiliary Frame Reinforcement For Hinges, Add</i>	58.87	
			<i>For Welded Frames, Add</i>	96.98	
			<i>For Galvanized Frames, Add</i>	47.10	
			<i>For Type 304 Stainless Steel Frame, Add</i>	716.50	
			<i>For Type 316 Stainless Steel Frame, Add</i>	834.24	
			<i>For Baked Enamel Finish, Add</i>	147.90	
			<i>For 18 Gauge Frame, Deduct</i>	-39.25	
			<i>For 14 Gauge Frame, Add</i>	98.12	
			<i>For 12 Gauge Frame, Add</i>	149.14	
08 12 13	13-0108	EA	3'-4" x 6'-8" Through 7'-2" High, 6-7/8" Through 8-3/4" Deep, 16 Gauge, Knock Down Hollow Metal Door Frame	630.54	105.56
			<i>For Auxiliary Frame Reinforcement For Hinges, Add</i>	62.91	
			<i>For Welded Frames, Add</i>	96.98	
			<i>For Galvanized Frames, Add</i>	50.33	
			<i>For Type 304 Stainless Steel Frame, Add</i>	765.53	
			<i>For Type 316 Stainless Steel Frame, Add</i>	891.36	
			<i>For Baked Enamel Finish, Add</i>	157.50	
			<i>For 18 Gauge Frame, Deduct</i>	-41.94	
			<i>For 14 Gauge Frame, Add</i>	104.86	
			<i>For 12 Gauge Frame, Add</i>	159.38	
08 12 13	13-0109	EA	3'-6" x 6'-8" Through 7'-2" High, 6-7/8" Through 8-3/4" Deep, 16 Gauge, Knock Down Hollow Metal Door Frame	640.60	110.59
			<i>For Auxiliary Frame Reinforcement For Hinges, Add</i>	62.91	
			<i>For Welded Frames, Add</i>	96.98	
			<i>For Galvanized Frames, Add</i>	50.33	
			<i>For Type 304 Stainless Steel Frame, Add</i>	766.03	
			<i>For Type 316 Stainless Steel Frame, Add</i>	891.86	
			<i>For Baked Enamel Finish, Add</i>	159.00	
			<i>For 18 Gauge Frame, Deduct</i>	-41.94	
			<i>For 14 Gauge Frame, Add</i>	104.86	
			<i>For 12 Gauge Frame, Add</i>	159.38	
08 12 13	13-0110	EA	4' x 6'-8" Through 7'-2" High, 6-7/8" Through 8-3/4" Deep, 16 Gauge, Knock Down Hollow Metal Door Frame	665.63	115.61
			<i>For Auxiliary Frame Reinforcement For Hinges, Add</i>	65.16	
			<i>For Welded Frames, Add</i>	96.98	
			<i>For Galvanized Frames, Add</i>	52.13	
			<i>For Type 304 Stainless Steel Frame, Add</i>	793.50	
			<i>For Type 316 Stainless Steel Frame, Add</i>	923.82	
			<i>For Baked Enamel Finish, Add</i>	165.01	
			<i>For 18 Gauge Frame, Deduct</i>	-43.44	
			<i>For 14 Gauge Frame, Add</i>	108.60	
			<i>For 12 Gauge Frame, Add</i>	165.08	
08 12 13	13-0111	EA	5' x 6'-8" Through 7'-2" High, 6-7/8" Through 8-3/4" Deep, 16 Gauge, Knock Down Hollow Metal Door Frame	690.67	120.63
			<i>For Auxiliary Frame Reinforcement For Hinges, Add</i>	67.41	
			<i>For Welded Frames, Add</i>	96.98	
			<i>For Galvanized Frames, Add</i>	53.93	
			<i>For Type 304 Stainless Steel Frame, Add</i>	820.97	
			<i>For Type 316 Stainless Steel Frame, Add</i>	955.78	
			<i>For Baked Enamel Finish, Add</i>	171.01	
			<i>For 18 Gauge Frame, Deduct</i>	-44.94	
			<i>For 14 Gauge Frame, Add</i>	112.35	
			<i>For 12 Gauge Frame, Add</i>	170.77	
08 12 13	13-0112	EA	5'-4" x 6'-8" Through 7'-2" High, 6-7/8" Through 8-3/4" Deep, 16 Gauge, Knock Down Hollow Metal Door Frame	700.72	125.66
			<i>For Auxiliary Frame Reinforcement For Hinges, Add</i>	67.41	
			<i>For Welded Frames, Add</i>	96.98	
			<i>For Galvanized Frames, Add</i>	53.93	
			<i>For Type 304 Stainless Steel Frame, Add</i>	821.47	
			<i>For Type 316 Stainless Steel Frame, Add</i>	956.29	
			<i>For Baked Enamel Finish, Add</i>	172.52	
			<i>For 18 Gauge Frame, Deduct</i>	-44.94	
			<i>For 14 Gauge Frame, Add</i>	112.35	
			<i>For 12 Gauge Frame, Add</i>	170.77	



MINOR	CSI	UOM	DESCRIPTION	TOTAL DIRECT UNIT COST	DEMOLITION UNIT COST
08 12 13	13-0113	EA	5'-8" x 6'-8" Through 7'-2" High, 6-7/8" Through 8-3/4" Deep, 16 Gauge, Knock Down Hollow Metal Door Frame For Auxiliary Frame Reinforcement For Hinges, Add For Welded Frames, Add For Galvanized Frames, Add For Type 304 Stainless Steel Frame, Add For Type 316 Stainless Steel Frame, Add For Baked Enamel Finish, Add For 18 Gauge Frame, Deduct For 14 Gauge Frame, Add For 12 Gauge Frame, Add	713.23 68.53 96.98 54.83 835.20 972.27 175.52 -45.69 114.22 173.61	128.18
08 12 13	13-0114	EA	6' x 6'-8" Through 7'-2" High, 6-7/8" Through 8-3/4" Deep, 16 Gauge, Knock Down Hollow Metal Door Frame For Auxiliary Frame Reinforcement For Hinges, Add For Welded Frames, Add For Galvanized Frames, Add For Type 304 Stainless Steel Frame, Add For Type 316 Stainless Steel Frame, Add For Baked Enamel Finish, Add For 18 Gauge Frame, Deduct For 14 Gauge Frame, Add For 12 Gauge Frame, Add	725.75 69.66 96.98 55.72 848.94 988.25 178.52 -46.44 116.09 176.46	130.69
08 12 13	13-0115	EA	7' x 6'-8" Through 7'-2" High, 6-7/8" Through 8-3/4" Deep, 16 Gauge, Knock Down Hollow Metal Door Frame For Auxiliary Frame Reinforcement For Hinges, Add For Welded Frames, Add For Galvanized Frames, Add For Type 304 Stainless Steel Frame, Add For Type 316 Stainless Steel Frame, Add For Baked Enamel Finish, Add For 18 Gauge Frame, Deduct For 14 Gauge Frame, Add For 12 Gauge Frame, Add	760.73 74.15 96.98 59.32 903.10 1,051.39 188.26 -49.43 123.58 187.84	133.21
08 12 13	13-0116	EA	8' x 6'-8" Through 7'-2" High, 6-7/8" Through 8-3/4" Deep, 16 Gauge, Knock Down Hollow Metal Door Frame For Auxiliary Frame Reinforcement For Hinges, Add For Welded Frames, Add For Galvanized Frames, Add For Type 304 Stainless Steel Frame, Add For Type 316 Stainless Steel Frame, Add For Baked Enamel Finish, Add For 18 Gauge Frame, Deduct For 14 Gauge Frame, Add For 12 Gauge Frame, Add	795.73 78.64 96.98 62.91 957.29 1,114.58 198.00 -52.43 131.07 199.23	135.72
08 12 13	13-0117		>7'-2" Through 9'-0" High, 6-7/8" Through 8-3/4" Deep, 16 Gauge, Knock Down Hollow Metal Door Frames (08 12 13 13-0100)		
08 12 13	13-0118	EA	2' x >7'-2" Through 9' High, 6-7/8" Through 8-3/4" Deep, 16 Gauge, Knock Down Hollow Metal Door Frame For Auxiliary Frame Reinforcement For Hinges, Add For Welded Frames, Add For Galvanized Frames, Add For Type 304 Stainless Steel Frame, Add For Type 316 Stainless Steel Frame, Add For Baked Enamel Finish, Add For 18 Gauge Frame, Deduct For 14 Gauge Frame, Add For 12 Gauge Frame, Add	500.31 52.43 96.98 41.94 636.68 741.53 127.47 -34.95 87.38 132.82	75.40
08 12 13	13-0119	EA	2'-4" x >7'-2" Through 9' High, 6-7/8" Through 8-3/4" Deep, 16 Gauge, Knock Down Hollow Metal Door Frame For Auxiliary Frame Reinforcement For Hinges, Add For Welded Frames, Add For Galvanized Frames, Add For Type 304 Stainless Steel Frame, Add For Type 316 Stainless Steel Frame, Add For Baked Enamel Finish, Add For 18 Gauge Frame, Deduct For 14 Gauge Frame, Add For 12 Gauge Frame, Add	581.98 62.42 96.98 49.93 757.27 882.10 149.71 -41.61 104.03 158.12	82.93
08 12 13	13-0120	EA	2'-6" x >7'-2" Through 9' High, 6-7/8" Through 8-3/4" Deep, 16 Gauge, Knock Down Hollow Metal Door Frame For Auxiliary Frame Reinforcement For Hinges, Add For Welded Frames, Add For Galvanized Frames, Add For Type 304 Stainless Steel Frame, Add For Type 316 Stainless Steel Frame, Add For Baked Enamel Finish, Add For 18 Gauge Frame, Deduct For 14 Gauge Frame, Add For 12 Gauge Frame, Add	598.69 63.41 96.98 50.73 769.76 896.59 153.22 -42.28 105.69 160.65	87.96
08 12 13	13-0121	EA	2'-8" x >7'-2" Through 9' High, 6-7/8" Through 8-3/4" Deep, 16 Gauge, Knock Down Hollow Metal Door Frame For Auxiliary Frame Reinforcement For Hinges, Add For Welded Frames, Add For Galvanized Frames, Add For Type 304 Stainless Steel Frame, Add For Type 316 Stainless Steel Frame, Add For Baked Enamel Finish, Add For 18 Gauge Frame, Deduct For 14 Gauge Frame, Add For 12 Gauge Frame, Add	613.77 63.41 96.98 50.73 770.52 897.35 155.48 -42.28 105.69 160.65	95.50

08 Openings**08 10 Doors and Frames****08 12 Metal Frames**
 MINOR
 CSI UOM DESCRIPTION

 TOTAL DIRECT DEMOLITION
 UNIT COST UNIT COST

08 12 13 13-0122	EA	2'-10" x >7'-2" Through 9' High, 6-7/8" Through 8-3/4" Deep, 16 Gauge, Knock Down Hollow Metal Door Frame	625.46	98.02
		<i>For Auxiliary Frame Reinforcement For Hinges, Add</i>	64.41	
		<i>For Welded Frames, Add</i>	96.98	
		<i>For Galvanized Frames, Add</i>	51.53	
		<i>For Type 304 Stainless Steel Frame, Add</i>	782.76	
		<i>For Type 316 Stainless Steel Frame, Add</i>	911.58	
		<i>For Baked Enamel Finish, Add</i>	158.23	
		<i>For 18 Gauge Frame, Deduct</i>	-42.94	
		<i>For 14 Gauge Frame, Add</i>	107.36	
		<i>For 12 Gauge Frame, Add</i>	163.18	
08 12 13 13-0123	EA	3' x >7'-2" Through 9' High, 6-7/8" Through 8-3/4" Deep, 16 Gauge, Knock Down Hollow Metal Door Frame	637.13	100.53
		<i>For Auxiliary Frame Reinforcement For Hinges, Add</i>	65.41	
		<i>For Welded Frames, Add</i>	96.98	
		<i>For Galvanized Frames, Add</i>	52.33	
		<i>For Type 304 Stainless Steel Frame, Add</i>	794.98	
		<i>For Type 316 Stainless Steel Frame, Add</i>	925.80	
		<i>For Baked Enamel Finish, Add</i>	160.98	
		<i>For 18 Gauge Frame, Deduct</i>	-43.61	
		<i>For 14 Gauge Frame, Add</i>	109.02	
		<i>For 12 Gauge Frame, Add</i>	165.71	
08 12 13 13-0124	EA	3'-4" x >7'-2" Through 9' High, 6-7/8" Through 8-3/4" Deep, 16 Gauge, Knock Down Hollow Metal Door Frame	677.14	105.56
		<i>For Auxiliary Frame Reinforcement For Hinges, Add</i>	69.90	
		<i>For Welded Frames, Add</i>	96.98	
		<i>For Galvanized Frames, Add</i>	55.92	
		<i>For Type 304 Stainless Steel Frame, Add</i>	849.41	
		<i>For Type 316 Stainless Steel Frame, Add</i>	989.22	
		<i>For Baked Enamel Finish, Add</i>	171.48	
		<i>For 18 Gauge Frame, Deduct</i>	-46.60	
		<i>For 14 Gauge Frame, Add</i>	116.51	
		<i>For 12 Gauge Frame, Add</i>	177.09	
08 12 13 13-0125	EA	3'-6" x >7'-2" Through 9' High, 6-7/8" Through 8-3/4" Deep, 16 Gauge, Knock Down Hollow Metal Door Frame	687.20	110.59
		<i>For Auxiliary Frame Reinforcement For Hinges, Add</i>	69.90	
		<i>For Welded Frames, Add</i>	96.98	
		<i>For Galvanized Frames, Add</i>	55.92	
		<i>For Type 304 Stainless Steel Frame, Add</i>	849.91	
		<i>For Type 316 Stainless Steel Frame, Add</i>	989.72	
		<i>For Baked Enamel Finish, Add</i>	172.98	
		<i>For 18 Gauge Frame, Deduct</i>	-46.60	
		<i>For 14 Gauge Frame, Add</i>	116.51	
		<i>For 12 Gauge Frame, Add</i>	177.09	
08 12 13 13-0126	EA	4' x >7'-2" Through 9' High, 6-7/8" Through 8-3/4" Deep, 16 Gauge, Knock Down Hollow Metal Door Frame	713.90	115.61
		<i>For Auxiliary Frame Reinforcement For Hinges, Add</i>	72.40	
		<i>For Welded Frames, Add</i>	96.98	
		<i>For Galvanized Frames, Add</i>	57.92	
		<i>For Type 304 Stainless Steel Frame, Add</i>	880.39	
		<i>For Type 316 Stainless Steel Frame, Add</i>	1,025.19	
		<i>For Baked Enamel Finish, Add</i>	179.49	
		<i>For 18 Gauge Frame, Deduct</i>	-48.27	
		<i>For 14 Gauge Frame, Add</i>	120.67	
		<i>For 12 Gauge Frame, Add</i>	183.42	
08 12 13 13-0127	EA	5' x >7'-2" Through 9' High, 6-7/8" Through 8-3/4" Deep, 16 Gauge, Knock Down Hollow Metal Door Frame	740.60	120.63
		<i>For Auxiliary Frame Reinforcement For Hinges, Add</i>	74.90	
		<i>For Welded Frames, Add</i>	96.98	
		<i>For Galvanized Frames, Add</i>	59.92	
		<i>For Type 304 Stainless Steel Frame, Add</i>	910.84	
		<i>For Type 316 Stainless Steel Frame, Add</i>	1,060.64	
		<i>For Baked Enamel Finish, Add</i>	185.99	
		<i>For 18 Gauge Frame, Deduct</i>	-49.93	
		<i>For 14 Gauge Frame, Add</i>	124.83	
		<i>For 12 Gauge Frame, Add</i>	189.74	
08 12 13 13-0128	EA	5'-4" x >7'-2" Through 9' High, 6-7/8" Through 8-3/4" Deep, 16 Gauge, Knock Down Hollow Metal Door Frame	750.65	125.66
		<i>For Auxiliary Frame Reinforcement For Hinges, Add</i>	74.90	
		<i>For Welded Frames, Add</i>	96.98	
		<i>For Galvanized Frames, Add</i>	59.92	
		<i>For Type 304 Stainless Steel Frame, Add</i>	911.34	
		<i>For Type 316 Stainless Steel Frame, Add</i>	1,061.14	
		<i>For Baked Enamel Finish, Add</i>	187.50	
		<i>For 18 Gauge Frame, Deduct</i>	-49.93	
		<i>For 14 Gauge Frame, Add</i>	124.83	
		<i>For 12 Gauge Frame, Add</i>	189.74	
08 12 13 13-0129	EA	5'-8" x >7'-2" Through 9' High, 6-7/8" Through 8-3/4" Deep, 16 Gauge, Knock Down Hollow Metal Door Frame	763.99	128.18
		<i>For Auxiliary Frame Reinforcement For Hinges, Add</i>	76.15	
		<i>For Welded Frames, Add</i>	96.98	
		<i>For Galvanized Frames, Add</i>	60.92	
		<i>For Type 304 Stainless Steel Frame, Add</i>	926.57	
		<i>For Type 316 Stainless Steel Frame, Add</i>	1,078.86	
		<i>For Baked Enamel Finish, Add</i>	190.74	
		<i>For 18 Gauge Frame, Deduct</i>	-50.76	
		<i>For 14 Gauge Frame, Add</i>	126.91	
		<i>For 12 Gauge Frame, Add</i>	192.90	



Openings	08	08
Doors and Frames	08 10	
Metal Frames	08 12	

MINOR	CSI	UOM	DESCRIPTION	TOTAL DIRECT UNIT COST	DEMOLITION UNIT COST
08 12 13	13-0130	EA	6' x >7'-2" Through 9' High, 6-7/8" Through 8-3/4" Deep, 16 Gauge, Knock Down Hollow Metal Door Frame.....	777.34	130.69
			<i>For Auxiliary Frame Reinforcement For Hinges, Add</i>	77.39	
			<i>For Welded Frames, Add</i>	96.98	
			<i>For Galvanized Frames, Add</i>	61.92	
			<i>For Type 304 Stainless Steel Frame, Add</i>	941.80	
			<i>For Type 316 Stainless Steel Frame, Add</i>	1,096.59	
			<i>For Baked Enamel Finish, Add</i>	194.00	
			<i>For 18 Gauge Frame, Deduct</i>	-51.60	
			<i>For 14 Gauge Frame, Add</i>	128.99	
			<i>For 12 Gauge Frame, Add</i>	196.06	
08 12 13	13-0131	EA	7' x >7'-2" Through 9' High, 6-7/8" Through 8-3/4" Deep, 16 Gauge, Knock Down Hollow Metal Door Frame.....	815.66	133.21
			<i>For Auxiliary Frame Reinforcement For Hinges, Add</i>	82.39	
			<i>For Welded Frames, Add</i>	96.98	
			<i>For Galvanized Frames, Add</i>	65.91	
			<i>For Type 304 Stainless Steel Frame, Add</i>	1,001.97	
			<i>For Type 316 Stainless Steel Frame, Add</i>	1,166.75	
			<i>For Baked Enamel Finish, Add</i>	204.74	
			<i>For 18 Gauge Frame, Deduct</i>	-54.93	
			<i>For 14 Gauge Frame, Add</i>	137.31	
			<i>For 12 Gauge Frame, Add</i>	208.72	
08 12 13	13-0132	EA	8' x >7'-2" Through 9' High, 6-7/8" Through 8-3/4" Deep, 16 Gauge, Knock Down Hollow Metal Door Frame.....	853.98	135.72
			<i>For Auxiliary Frame Reinforcement For Hinges, Add</i>	87.38	
			<i>For Welded Frames, Add</i>	96.98	
			<i>For Galvanized Frames, Add</i>	69.90	
			<i>For Type 304 Stainless Steel Frame, Add</i>	1,062.14	
			<i>For Type 316 Stainless Steel Frame, Add</i>	1,236.91	
			<i>For Baked Enamel Finish, Add</i>	215.48	
			<i>For 18 Gauge Frame, Deduct</i>	-58.25	
			<i>For 14 Gauge Frame, Add</i>	145.64	
			<i>For 12 Gauge Frame, Add</i>	221.37	
08 12 13	13-0133		8-7/8" Through 13" Deep, 16 Gauge, Knock Down Hollow Metal Door Frames <small>(08 12 13 13)</small>		
			Note: For non-rated or fire rated frame assemblies		
08 12 13	13-0134		6'-8" Through 7'-2" High, 8-7/8" Through 13" Deep, 16 Gauge, Knock Down Hollow Metal Door Frames <small>(08 12 13 13-0133)</small>		
08 12 13	13-0135	EA	2' x 6'-8" Through 7'-2" High, 8-7/8" Through 13" Deep, 16 Gauge, Knock Down Hollow Metal Door Frame.....	479.99	75.40
			<i>For Auxiliary Frame Reinforcement For Hinges, Add</i>	49.38	
			<i>For Welded Frames, Add</i>	96.98	
			<i>For Galvanized Frames, Add</i>	39.50	
			<i>For Type 304 Stainless Steel Frame, Add</i>	600.10	
			<i>For Type 316 Stainless Steel Frame, Add</i>	698.86	
			<i>For Baked Enamel Finish, Add</i>	121.38	
			<i>For 18 Gauge Frame, Deduct</i>	-32.92	
			<i>For 14 Gauge Frame, Add</i>	82.30	
			<i>For 12 Gauge Frame, Add</i>	125.10	
08 12 13	13-0136	EA	2'-4" x 6'-8" Through 7'-2" High, 8-7/8" Through 13" Deep, 16 Gauge, Knock Down Hollow Metal Door Frame.....	557.79	82.93
			<i>For Auxiliary Frame Reinforcement For Hinges, Add</i>	58.79	
			<i>For Welded Frames, Add</i>	96.98	
			<i>For Galvanized Frames, Add</i>	47.03	
			<i>For Type 304 Stainless Steel Frame, Add</i>	713.73	
			<i>For Type 316 Stainless Steel Frame, Add</i>	831.31	
			<i>For Baked Enamel Finish, Add</i>	142.46	
			<i>For 18 Gauge Frame, Deduct</i>	-39.19	
			<i>For 14 Gauge Frame, Add</i>	97.98	
			<i>For 12 Gauge Frame, Add</i>	148.93	
08 12 13	13-0137	EA	2'-6" x 6'-8" Through 7'-2" High, 8-7/8" Through 13" Deep, 16 Gauge, Knock Down Hollow Metal Door Frame.....	574.11	87.96
			<i>For Auxiliary Frame Reinforcement For Hinges, Add</i>	59.73	
			<i>For Welded Frames, Add</i>	96.98	
			<i>For Galvanized Frames, Add</i>	47.78	
			<i>For Type 304 Stainless Steel Frame, Add</i>	725.52	
			<i>For Type 316 Stainless Steel Frame, Add</i>	844.97	
			<i>For Baked Enamel Finish, Add</i>	145.84	
			<i>For 18 Gauge Frame, Deduct</i>	-39.82	
			<i>For 14 Gauge Frame, Add</i>	99.55	
			<i>For 12 Gauge Frame, Add</i>	151.31	
08 12 13	13-0138	EA	2'-8" x 6'-8" Through 7'-2" High, 8-7/8" Through 13" Deep, 16 Gauge, Knock Down Hollow Metal Door Frame.....	589.19	95.50
			<i>For Auxiliary Frame Reinforcement For Hinges, Add</i>	59.73	
			<i>For Welded Frames, Add</i>	96.98	
			<i>For Galvanized Frames, Add</i>	47.78	
			<i>For Type 304 Stainless Steel Frame, Add</i>	726.27	
			<i>For Type 316 Stainless Steel Frame, Add</i>	845.73	
			<i>For Baked Enamel Finish, Add</i>	148.11	
			<i>For 18 Gauge Frame, Deduct</i>	-39.82	
			<i>For 14 Gauge Frame, Add</i>	99.55	
			<i>For 12 Gauge Frame, Add</i>	151.31	

08 Openings

08 10 Doors and Frames

08 12 Metal Frames



SAN BERNARDINO
COUNTY

MINOR	CSI	UOM	DESCRIPTION	TOTAL DIRECT UNIT COST	DEMOLITION UNIT COST
08 12 13	13-0139	EA	2'-10" x 6'-8" Through 7'-2" High, 8-7/8" Through 13" Deep, 16 Gauge, Knock Down Hollow Metal Door Frame	600.49	98.02
			<i>For Auxiliary Frame Reinforcement For Hinges, Add</i>	60.67	
			<i>For Welded Frames, Add</i>	96.98	
			<i>For Galvanized Frames, Add</i>	48.53	
			<i>For Type 304 Stainless Steel Frame, Add</i>	737.81	
			<i>For Type 316 Stainless Steel Frame, Add</i>	859.15	
			<i>For Baked Enamel Finish, Add</i>	150.74	
			<i>For 18 Gauge Frame, Deduct</i>	-40.45	
			<i>For 14 Gauge Frame, Add</i>	101.11	
			<i>For 12 Gauge Frame, Add</i>	153.69	
08 12 13	13-0140	EA	3' x 6'-8" Through 7'-2" High, 8-7/8" Through 13" Deep, 16 Gauge, Knock Down Hollow Metal Door Frame	611.78	100.53
			<i>For Auxiliary Frame Reinforcement For Hinges, Add</i>	61.61	
			<i>For Welded Frames, Add</i>	96.98	
			<i>For Galvanized Frames, Add</i>	49.29	
			<i>For Type 304 Stainless Steel Frame, Add</i>	749.35	
			<i>For Type 316 Stainless Steel Frame, Add</i>	872.57	
			<i>For Baked Enamel Finish, Add</i>	153.38	
			<i>For 18 Gauge Frame, Deduct</i>	-41.07	
			<i>For 14 Gauge Frame, Add</i>	102.68	
			<i>For 12 Gauge Frame, Add</i>	156.07	
08 12 13	13-0141	EA	3'-4" x 6'-8" Through 7'-2" High, 8-7/8" Through 13" Deep, 16 Gauge, Knock Down Hollow Metal Door Frame	650.05	105.56
			<i>For Auxiliary Frame Reinforcement For Hinges, Add</i>	65.84	
			<i>For Welded Frames, Add</i>	96.98	
			<i>For Galvanized Frames, Add</i>	52.67	
			<i>For Type 304 Stainless Steel Frame, Add</i>	800.65	
			<i>For Type 316 Stainless Steel Frame, Add</i>	932.33	
			<i>For Baked Enamel Finish, Add</i>	163.35	
			<i>For 18 Gauge Frame, Deduct</i>	-43.89	
			<i>For 14 Gauge Frame, Add</i>	109.74	
			<i>For 12 Gauge Frame, Add</i>	166.80	
08 12 13	13-0142	EA	3'-6" x 6'-8" Through 7'-2" High, 8-7/8" Through 13" Deep, 16 Gauge, Knock Down Hollow Metal Door Frame	660.11	110.59
			<i>For Auxiliary Frame Reinforcement For Hinges, Add</i>	65.84	
			<i>For Welded Frames, Add</i>	96.98	
			<i>For Galvanized Frames, Add</i>	52.67	
			<i>For Type 304 Stainless Steel Frame, Add</i>	801.15	
			<i>For Type 316 Stainless Steel Frame, Add</i>	932.83	
			<i>For Baked Enamel Finish, Add</i>	164.86	
			<i>For 18 Gauge Frame, Deduct</i>	-43.89	
			<i>For 14 Gauge Frame, Add</i>	109.74	
			<i>For 12 Gauge Frame, Add</i>	166.80	
08 12 13	13-0143	EA	4' x 6'-8" Through 7'-2" High, 8-7/8" Through 13" Deep, 16 Gauge, Knock Down Hollow Metal Door Frame	685.83	115.61
			<i>For Auxiliary Frame Reinforcement For Hinges, Add</i>	68.19	
			<i>For Welded Frames, Add</i>	96.98	
			<i>For Galvanized Frames, Add</i>	54.55	
			<i>For Type 304 Stainless Steel Frame, Add</i>	829.86	
			<i>For Type 316 Stainless Steel Frame, Add</i>	966.24	
			<i>For Baked Enamel Finish, Add</i>	171.07	
			<i>For 18 Gauge Frame, Deduct</i>	-45.46	
			<i>For 14 Gauge Frame, Add</i>	113.65	
			<i>For 12 Gauge Frame, Add</i>	172.75	
08 12 13	13-0144	EA	5' x 6'-8" Through 7'-2" High, 8-7/8" Through 13" Deep, 16 Gauge, Knock Down Hollow Metal Door Frame	711.57	120.63
			<i>For Auxiliary Frame Reinforcement For Hinges, Add</i>	70.54	
			<i>For Welded Frames, Add</i>	96.98	
			<i>For Galvanized Frames, Add</i>	56.43	
			<i>For Type 304 Stainless Steel Frame, Add</i>	858.59	
			<i>For Type 316 Stainless Steel Frame, Add</i>	999.67	
			<i>For Baked Enamel Finish, Add</i>	177.28	
			<i>For 18 Gauge Frame, Deduct</i>	-47.03	
			<i>For 14 Gauge Frame, Add</i>	117.57	
			<i>For 12 Gauge Frame, Add</i>	178.71	
08 12 13	13-0145	EA	5'-4" x 6'-8" Through 7'-2" High, 8-7/8" Through 13" Deep, 16 Gauge, Knock Down Hollow Metal Door Frame	721.62	125.66
			<i>For Auxiliary Frame Reinforcement For Hinges, Add</i>	70.54	
			<i>For Welded Frames, Add</i>	96.98	
			<i>For Galvanized Frames, Add</i>	56.43	
			<i>For Type 304 Stainless Steel Frame, Add</i>	859.09	
			<i>For Type 316 Stainless Steel Frame, Add</i>	1,000.18	
			<i>For Baked Enamel Finish, Add</i>	178.79	
			<i>For 18 Gauge Frame, Deduct</i>	-47.03	
			<i>For 14 Gauge Frame, Add</i>	117.57	
			<i>For 12 Gauge Frame, Add</i>	178.71	
08 12 13	13-0146	EA	5'-8" x 6'-8" Through 7'-2" High, 8-7/8" Through 13" Deep, 16 Gauge, Knock Down Hollow Metal Door Frame	734.48	128.18
			<i>For Auxiliary Frame Reinforcement For Hinges, Add</i>	71.72	
			<i>For Welded Frames, Add</i>	96.98	
			<i>For Galvanized Frames, Add</i>	57.38	
			<i>For Type 304 Stainless Steel Frame, Add</i>	873.45	
			<i>For Type 316 Stainless Steel Frame, Add</i>	1,016.89	
			<i>For Baked Enamel Finish, Add</i>	181.89	
			<i>For 18 Gauge Frame, Deduct</i>	-47.81	
			<i>For 14 Gauge Frame, Add</i>	119.53	
			<i>For 12 Gauge Frame, Add</i>	181.69	



Openings	08
Doors and Frames	08 10
Metal Frames	08 12

MINOR	CSI	UOM	DESCRIPTION	TOTAL DIRECT UNIT COST	DEMOLITION UNIT COST
08 12 13	13-0147	EA	6' x 6'-8" Through 7'-2" High, 8-7/8" Through 13" Deep, 16 Gauge, Knock Down Hollow Metal Door Frame.....	747.35	130.69
			<i>For Auxiliary Frame Reinforcement For Hinges, Add</i>	72.90	
			<i>For Welded Frames, Add</i>	96.98	
			<i>For Galvanized Frames, Add</i>	59.32	
			<i>For Type 304 Stainless Steel Frame, Add</i>	887.82	
			<i>For Type 316 Stainless Steel Frame, Add</i>	1,033.61	
			<i>For Baked Enamel Finish, Add</i>	185.00	
			<i>For 18 Gauge Frame, Deduct</i>	-48.60	
			<i>For 14 Gauge Frame, Add</i>	121.49	
			<i>For 12 Gauge Frame, Add</i>	184.67	
08 12 13	13-0148	EA	7' x 6'-8" Through 7'-2" High, 8-7/8" Through 13" Deep, 16 Gauge, Knock Down Hollow Metal Door Frame.....	783.73	133.21
			<i>For Auxiliary Frame Reinforcement For Hinges, Add</i>	77.60	
			<i>For Welded Frames, Add</i>	96.98	
			<i>For Galvanized Frames, Add</i>	62.08	
			<i>For Type 304 Stainless Steel Frame, Add</i>	944.50	
			<i>For Type 316 Stainless Steel Frame, Add</i>	1,099.69	
			<i>For Baked Enamel Finish, Add</i>	195.16	
			<i>For 18 Gauge Frame, Deduct</i>	-51.73	
			<i>For 14 Gauge Frame, Add</i>	129.33	
			<i>For 12 Gauge Frame, Add</i>	196.58	
08 12 13	13-0149	EA	8' x 6'-8" Through 7'-2" High, 8-7/8" Through 13" Deep, 16 Gauge, Knock Down Hollow Metal Door Frame.....	820.11	135.72
			<i>For Auxiliary Frame Reinforcement For Hinges, Add</i>	82.30	
			<i>For Welded Frames, Add</i>	96.98	
			<i>For Galvanized Frames, Add</i>	65.84	
			<i>For Type 304 Stainless Steel Frame, Add</i>	1,001.18	
			<i>For Type 316 Stainless Steel Frame, Add</i>	1,165.78	
			<i>For Baked Enamel Finish, Add</i>	205.32	
			<i>For 18 Gauge Frame, Deduct</i>	-54.87	
			<i>For 14 Gauge Frame, Add</i>	137.17	
			<i>For 12 Gauge Frame, Add</i>	208.49	
08 12 13	13-0150		>7'-2" Through 9'-0" High, 8-7/8" Through 13" Deep, 16 Gauge, Knock Down Hollow Metal Door Frames <small>(08 12 13 13-0133)</small>		
08 12 13	13-0151	EA	2' x >7'-2" Through 9' High, 8-7/8" Through 13" Deep, 16 Gauge, Knock Down Hollow Metal Door Frame.....	516.57	75.40
			<i>For Auxiliary Frame Reinforcement For Hinges, Add</i>	54.87	
			<i>For Welded Frames, Add</i>	96.98	
			<i>For Galvanized Frames, Add</i>	43.89	
			<i>For Type 304 Stainless Steel Frame, Add</i>	665.94	
			<i>For Type 316 Stainless Steel Frame, Add</i>	775.68	
			<i>For Baked Enamel Finish, Add</i>	132.35	
			<i>For 18 Gauge Frame, Deduct</i>	-36.58	
			<i>For 14 Gauge Frame, Add</i>	91.45	
			<i>For 12 Gauge Frame, Add</i>	139.00	
08 12 13	13-0152	EA	2'-4" x >7'-2" Through 9' High, 8-7/8" Through 13" Deep, 16 Gauge, Knock Down Hollow Metal Door Frame.....	601.33	82.93
			<i>For Auxiliary Frame Reinforcement For Hinges, Add</i>	65.32	
			<i>For Welded Frames, Add</i>	96.98	
			<i>For Galvanized Frames, Add</i>	52.25	
			<i>For Type 304 Stainless Steel Frame, Add</i>	792.10	
			<i>For Type 316 Stainless Steel Frame, Add</i>	922.74	
			<i>For Baked Enamel Finish, Add</i>	155.52	
			<i>For 18 Gauge Frame, Deduct</i>	-43.55	
			<i>For 14 Gauge Frame, Add</i>	108.86	
			<i>For 12 Gauge Frame, Add</i>	165.47	
08 12 13	13-0153	EA	2'-8" x >7'-2" Through 9' High, 8-7/8" Through 13" Deep, 16 Gauge, Knock Down Hollow Metal Door Frame.....	618.35	87.96
			<i>For Auxiliary Frame Reinforcement For Hinges, Add</i>	66.36	
			<i>For Welded Frames, Add</i>	96.98	
			<i>For Galvanized Frames, Add</i>	53.09	
			<i>For Type 304 Stainless Steel Frame, Add</i>	805.15	
			<i>For Type 316 Stainless Steel Frame, Add</i>	937.88	
			<i>For Baked Enamel Finish, Add</i>	159.12	
			<i>For 18 Gauge Frame, Deduct</i>	-44.24	
			<i>For 14 Gauge Frame, Add</i>	110.61	
			<i>For 12 Gauge Frame, Add</i>	168.12	
08 12 13	13-0154	EA	2'-8" x >7'-2" Through 9' High, 8-7/8" Through 13" Deep, 16 Gauge, Knock Down Hollow Metal Door Frame.....	633.43	95.50
			<i>For Auxiliary Frame Reinforcement For Hinges, Add</i>	66.36	
			<i>For Welded Frames, Add</i>	96.98	
			<i>For Galvanized Frames, Add</i>	53.09	
			<i>For Type 304 Stainless Steel Frame, Add</i>	805.91	
			<i>For Type 316 Stainless Steel Frame, Add</i>	938.63	
			<i>For Baked Enamel Finish, Add</i>	161.38	
			<i>For 18 Gauge Frame, Deduct</i>	-44.24	
			<i>For 14 Gauge Frame, Add</i>	110.61	
			<i>For 12 Gauge Frame, Add</i>	168.12	
08 12 13	13-0155	EA	2'-10" x >7'-2" Through 9' High, 8-7/8" Through 13" Deep, 16 Gauge, Knock Down Hollow Metal Door Frame.....	645.43	98.02
			<i>For Auxiliary Frame Reinforcement For Hinges, Add</i>	67.41	
			<i>For Welded Frames, Add</i>	96.98	
			<i>For Galvanized Frames, Add</i>	53.93	
			<i>For Type 304 Stainless Steel Frame, Add</i>	818.70	
			<i>For Type 316 Stainless Steel Frame, Add</i>	953.52	
			<i>For Baked Enamel Finish, Add</i>	164.22	
			<i>For 18 Gauge Frame, Deduct</i>	-44.94	
			<i>For 14 Gauge Frame, Add</i>	112.35	
			<i>For 12 Gauge Frame, Add</i>	170.77	

08 Openings**08 10 Doors and Frames****08 12 Metal Frames**
 MINOR
 CSI UOM DESCRIPTION

 TOTAL DIRECT DEMOLITION
 UNIT COST UNIT COST

08 12 13 13-0156	EA	3' x >7'-2" Through 9' High, 8-7/8" Through 13" Deep, 16 Gauge, Knock Down Hollow Metal Door Frame	657.42	100.53
		<i>For Auxiliary Frame Reinforcement For Hinges, Add</i>	68.45	
		<i>For Welded Frames, Add</i>	96.98	
		<i>For Galvanized Frames, Add</i>	54.76	
		<i>For Type 304 Stainless Steel Frame, Add</i>	831.50	
		<i>For Type 316 Stainless Steel Frame, Add</i>	968.41	
		<i>For Baked Enamel Finish, Add</i>	167.07	
		<i>For 18 Gauge Frame, Deduct</i>	-45.64	
		<i>For 14 Gauge Frame, Add</i>	114.09	
		<i>For 12 Gauge Frame, Add</i>	173.42	
08 12 13 13-0157	EA	3'-4" x >7'-2" Through 9' High, 8-7/8" Through 13" Deep, 16 Gauge, Knock Down Hollow Metal Door Frame	698.82	105.56
		<i>For Auxiliary Frame Reinforcement For Hinges, Add</i>	73.16	
		<i>For Welded Frames, Add</i>	96.98	
		<i>For Galvanized Frames, Add</i>	58.53	
		<i>For Type 304 Stainless Steel Frame, Add</i>	888.43	
		<i>For Type 316 Stainless Steel Frame, Add</i>	1,034.75	
		<i>For Baked Enamel Finish, Add</i>	177.98	
		<i>For 18 Gauge Frame, Deduct</i>	-48.77	
		<i>For 14 Gauge Frame, Add</i>	121.93	
		<i>For 12 Gauge Frame, Add</i>	185.33	
08 12 13 13-0158	EA	3'-6" x >7'-2" Through 9' High, 8-7/8" Through 13" Deep, 16 Gauge, Knock Down Hollow Metal Door Frame	708.88	110.59
		<i>For Auxiliary Frame Reinforcement For Hinges, Add</i>	73.16	
		<i>For Welded Frames, Add</i>	96.98	
		<i>For Galvanized Frames, Add</i>	58.53	
		<i>For Type 304 Stainless Steel Frame, Add</i>	888.94	
		<i>For Type 316 Stainless Steel Frame, Add</i>	1,035.25	
		<i>For Baked Enamel Finish, Add</i>	179.49	
		<i>For 18 Gauge Frame, Deduct</i>	-48.77	
		<i>For 14 Gauge Frame, Add</i>	121.93	
		<i>For 12 Gauge Frame, Add</i>	185.33	
08 12 13 13-0159	EA	4' x >7'-2" Through 9' High, 8-7/8" Through 13" Deep, 16 Gauge, Knock Down Hollow Metal Door Frame	736.35	115.61
		<i>For Auxiliary Frame Reinforcement For Hinges, Add</i>	75.77	
		<i>For Welded Frames, Add</i>	96.98	
		<i>For Galvanized Frames, Add</i>	60.62	
		<i>For Type 304 Stainless Steel Frame, Add</i>	920.80	
		<i>For Type 316 Stainless Steel Frame, Add</i>	1,072.33	
		<i>For Baked Enamel Finish, Add</i>	186.22	
		<i>For 18 Gauge Frame, Deduct</i>	-50.51	
		<i>For 14 Gauge Frame, Add</i>	126.28	
		<i>For 12 Gauge Frame, Add</i>	191.95	
08 12 13 13-0160	EA	5' x >7'-2" Through 9' High, 8-7/8" Through 13" Deep, 16 Gauge, Knock Down Hollow Metal Door Frame	763.82	120.63
		<i>For Auxiliary Frame Reinforcement For Hinges, Add</i>	78.38	
		<i>For Welded Frames, Add</i>	96.98	
		<i>For Galvanized Frames, Add</i>	62.70	
		<i>For Type 304 Stainless Steel Frame, Add</i>	952.64	
		<i>For Type 316 Stainless Steel Frame, Add</i>	1,109.40	
		<i>For Baked Enamel Finish, Add</i>	192.95	
		<i>For 18 Gauge Frame, Deduct</i>	-52.25	
		<i>For 14 Gauge Frame, Add</i>	130.64	
		<i>For 12 Gauge Frame, Add</i>	198.57	
08 12 13 13-0161	EA	5'-4" x >7'-2" Through 9' High, 8-7/8" Through 13" Deep, 16 Gauge, Knock Down Hollow Metal Door Frame	773.87	125.66
		<i>For Auxiliary Frame Reinforcement For Hinges, Add</i>	78.38	
		<i>For Welded Frames, Add</i>	96.98	
		<i>For Galvanized Frames, Add</i>	62.70	
		<i>For Type 304 Stainless Steel Frame, Add</i>	953.14	
		<i>For Type 316 Stainless Steel Frame, Add</i>	1,109.90	
		<i>For Baked Enamel Finish, Add</i>	194.46	
		<i>For 18 Gauge Frame, Deduct</i>	-52.25	
		<i>For 14 Gauge Frame, Add</i>	130.64	
		<i>For 12 Gauge Frame, Add</i>	198.57	
08 12 13 13-0162	EA	5'-8" x >7'-2" Through 9' High, 8-7/8" Through 13" Deep, 16 Gauge, Knock Down Hollow Metal Door Frame	787.60	128.18
		<i>For Auxiliary Frame Reinforcement For Hinges, Add</i>	79.69	
		<i>For Welded Frames, Add</i>	96.98	
		<i>For Galvanized Frames, Add</i>	63.75	
		<i>For Type 304 Stainless Steel Frame, Add</i>	969.07	
		<i>For Type 316 Stainless Steel Frame, Add</i>	1,128.44	
		<i>For Baked Enamel Finish, Add</i>	197.83	
		<i>For 18 Gauge Frame, Deduct</i>	-53.13	
		<i>For 14 Gauge Frame, Add</i>	132.81	
		<i>For 12 Gauge Frame, Add</i>	201.88	
08 12 13 13-0163	EA	6' x >7'-2" Through 9' High, 8-7/8" Through 13" Deep, 16 Gauge, Knock Down Hollow Metal Door Frame	801.34	130.69
		<i>For Auxiliary Frame Reinforcement For Hinges, Add</i>	80.99	
		<i>For Welded Frames, Add</i>	96.98	
		<i>For Galvanized Frames, Add</i>	64.80	
		<i>For Type 304 Stainless Steel Frame, Add</i>	985.00	
		<i>For Type 316 Stainless Steel Frame, Add</i>	1,146.99	
		<i>For Baked Enamel Finish, Add</i>	201.20	
		<i>For 18 Gauge Frame, Deduct</i>	-54.00	
		<i>For 14 Gauge Frame, Add</i>	134.99	
		<i>For 12 Gauge Frame, Add</i>	205.18	



Openings	08	08
Doors and Frames	08 10	
Metal Frames	08 12	

MINOR	CSI	UOM	DESCRIPTION	TOTAL DIRECT UNIT COST	DEMOLITION UNIT COST
08 12 13	13-0164	EA	7' x >7'-2" Through 9' High, 8-7/8" Through 13" Deep, 16 Gauge, Knock Down Hollow Metal Door Frame <i>For Auxiliary Frame Reinforcement For Hinges, Add</i> <i>For Welded Frames, Add</i> <i>For Galvanized Frames, Add</i> <i>For Type 304 Stainless Steel Frame, Add</i> <i>For Type 316 Stainless Steel Frame, Add</i> <i>For Baked Enamel Finish, Add</i> <i>For 18 Gauge Frame, Deduct</i> <i>For 14 Gauge Frame, Add</i> <i>For 12 Gauge Frame, Add</i>	841.20 86.22 96.98 69.97 1,047.94 1,220.38 212.40 -57.48 143.70 218.42	133.21
08 12 13	13-0165	EA	8' x >7'-2" Through 9' High, 8-7/8" Through 13" Deep, 16 Gauge, Knock Down Hollow Metal Door Frame <i>For Auxiliary Frame Reinforcement For Hinges, Add</i> <i>For Welded Frames, Add</i> <i>For Galvanized Frames, Add</i> <i>For Type 304 Stainless Steel Frame, Add</i> <i>For Type 316 Stainless Steel Frame, Add</i> <i>For Baked Enamel Finish, Add</i> <i>For 18 Gauge Frame, Deduct</i> <i>For 14 Gauge Frame, Add</i> <i>For 12 Gauge Frame, Add</i>	881.08 91.45 96.98 73.16 1,110.92 1,293.82 223.61 -60.96 152.41 231.66	135.72
08 12 13	13-0166		Sidelights And Transoms (08 12 13 13) Note: For non-rated or fire rated frame assemblies		
08 12 13	13-0167		Fixed Steel Transoms (08 12 13 13-0166) Note: Excludes glazing. See CSI section 08 80 00 00-0000 for glazing.		
08 12 13	13-0168	SF	4-3/4" Deep, 16 Gauge Frame, Fixed Steel Transom <i>For Movable Frame, Add</i> <i>For 18 Gauge Frame, Deduct</i> <i>For 14 Gauge Frame, Add</i> <i>For 12 Gauge Frame, Add</i>	57.76 11.55 -2.96 7.40 11.25	14.08
08 12 13	13-0169	SF	5-3/4" Deep, 16 Gauge Frame, Fixed Steel Transom <i>For Movable Frame, Add</i> <i>For 18 Gauge Frame, Deduct</i> <i>For 14 Gauge Frame, Add</i> <i>For 12 Gauge Frame, Add</i>	60.21 12.04 -3.11 7.77 11.80	14.58
08 12 13	13-0170	SF	6-3/4" Deep, 16 Gauge Frame, Fixed Steel Transom <i>For Movable Frame, Add</i> <i>For 18 Gauge Frame, Deduct</i> <i>For 14 Gauge Frame, Add</i> <i>For 12 Gauge Frame, Add</i>	62.79 12.56 -3.26 8.16 12.40	15.08
08 12 13	13-0171		Operable Steel Transom Sash (08 12 13 13-0166) Note: Includes hardware.		
08 12 13	13-0172	SF	4-3/4" Deep, 16 Gauge Frame, Operable Steel Transom Sash <i>For 18 Gauge Frame, Deduct</i> <i>For 14 Gauge Frame, Add</i> <i>For 12 Gauge Frame, Add</i>	77.75 -4.96 12.40 18.85	14.08
08 12 13	13-0173	SF	5-3/4" Deep, 16 Gauge Frame, Operable Steel Transom Sash <i>For 18 Gauge Frame, Deduct</i> <i>For 14 Gauge Frame, Add</i> <i>For 12 Gauge Frame, Add</i>	81.24 -5.21 13.02 19.79	14.58
08 12 13	13-0174	SF	6-3/4" Deep, 16 Gauge Frame, Operable Steel Transom Sash <i>For 18 Gauge Frame, Deduct</i> <i>For 14 Gauge Frame, Add</i> <i>For 12 Gauge Frame, Add</i>	84.85 -5.47 13.67 20.78	15.08
08 12 13	13-0175		Sidelights, Steel Frame (08 12 13 13-0166) Note: Excludes glazing. See CSI section 08 80 00 00-0000 for glazing.		
08 12 13	13-0176	SF	4-3/4" Deep Sidelights, 16 Gauge Frame <i>For 18 Gauge Frame, Deduct</i> <i>For 14 Gauge Frame, Add</i> <i>For 12 Gauge Frame, Add</i>	59.96 -3.18 7.95 12.09	14.08
08 12 13	13-0177	SF	5-3/4" Deep Sidelights, 16 Gauge Frame <i>For 18 Gauge Frame, Deduct</i> <i>For 14 Gauge Frame, Add</i> <i>For 12 Gauge Frame, Add</i>	62.56 -3.34 8.35 12.70	14.58
08 12 13	13-0178	SF	6-3/4" Deep Sidelights, 16 Gauge Frame <i>For 18 Gauge Frame, Deduct</i> <i>For 14 Gauge Frame, Add</i> <i>For 12 Gauge Frame, Add</i>	65.23 -3.51 8.77 13.33	15.08
08 12 13	13-0179		Sundry Hollow Metal Frame Sections (08 12 13 13) Note: For non-rated or fire rated frame assemblies		
08 12 13	13-0180		16 Gauge, Hollow Metal Frame Vertical Mullions (08 12 13 13-0179)		

08 Openings**08 10 Doors and Frames****08 12 Metal Frames**

MINOR	CSI	UOM	DESCRIPTION	TOTAL DIRECT UNIT COST	DEMOLITION UNIT COST
08 12 13	13-0181	LF	4-3/4" x 1-3/4", 16 Gauge, Hollow Metal Frame Vertical Mullion	43.40	5.63
			<i>For 18 Gauge Frame, Deduct</i>	-2.92	
			<i>For 14 Gauge Frame, Add</i>	7.31	
			<i>For 12 Gauge Frame, Add</i>	11.11	
			<i>For 3 Hour Frame, Add</i>	8.00	
			<i>For 1-1/2 Hour Frame, Add</i>	5.00	
			<i>For 3/4 Hour Frame, Add</i>	4.00	
08 12 13	13-0182	LF	4-3/4" x 2", 16 Gauge, Hollow Metal Frame Vertical Mullion.....	44.58	5.63
			<i>For 18 Gauge Frame, Deduct</i>	-3.04	
			<i>For 14 Gauge Frame, Add</i>	7.61	
			<i>For 12 Gauge Frame, Add</i>	11.56	
			<i>For 3 Hour Frame, Add</i>	8.00	
			<i>For 1-1/2 Hour Frame, Add</i>	5.00	
			<i>For 3/4 Hour Frame, Add</i>	4.00	
08 12 13	13-0183	LF	5-1/4" x 1-3/4", 16 Gauge, Hollow Metal Frame Vertical Mullion	43.81	5.83
			<i>For 18 Gauge Frame, Deduct</i>	-2.92	
			<i>For 14 Gauge Frame, Add</i>	7.31	
			<i>For 12 Gauge Frame, Add</i>	11.11	
			<i>For 3 Hour Frame, Add</i>	8.00	
			<i>For 1-1/2 Hour Frame, Add</i>	5.00	
			<i>For 3/4 Hour Frame, Add</i>	4.00	
08 12 13	13-0184	LF	5-1/4" x 2", 16 Gauge, Hollow Metal Frame Vertical Mullion.....	45.63	5.83
			<i>For 18 Gauge Frame, Deduct</i>	-3.11	
			<i>For 14 Gauge Frame, Add</i>	7.77	
			<i>For 12 Gauge Frame, Add</i>	11.80	
			<i>For 3 Hour Frame, Add</i>	8.00	
			<i>For 1-1/2 Hour Frame, Add</i>	5.00	
			<i>For 3/4 Hour Frame, Add</i>	4.00	
08 12 13	13-0185	LF	6-3/4" x 1-3/4", 16 Gauge, Hollow Metal Frame Vertical Mullion	45.59	5.94
			<i>For 18 Gauge Frame, Deduct</i>	-3.07	
			<i>For 14 Gauge Frame, Add</i>	7.68	
			<i>For 12 Gauge Frame, Add</i>	11.67	
			<i>For 3 Hour Frame, Add</i>	8.00	
			<i>For 1-1/2 Hour Frame, Add</i>	5.00	
			<i>For 3/4 Hour Frame, Add</i>	4.00	
08 12 13	13-0186	LF	6-3/4" x 2", 16 Gauge, Hollow Metal Frame Vertical Mullion.....	46.28	5.94
			<i>For 18 Gauge Frame, Deduct</i>	-3.14	
			<i>For 14 Gauge Frame, Add</i>	7.85	
			<i>For 12 Gauge Frame, Add</i>	11.93	
			<i>For 3 Hour Frame, Add</i>	8.00	
			<i>For 1-1/2 Hour Frame, Add</i>	5.00	
			<i>For 3/4 Hour Frame, Add</i>	4.00	
08 12 13	13-0187		16 Gauge, Hollow Metal Frame Horizontal Rails (08 12 13 13-0179)		
08 12 13	13-0188	LF	4-3/4" x 1-3/4", 16 Gauge, Hollow Metal Frame Horizontal Rail	28.78	5.63
			<i>For 18 Gauge Frame, Deduct</i>	-1.46	
			<i>For 14 Gauge Frame, Add</i>	3.66	
			<i>For 12 Gauge Frame, Add</i>	5.56	
			<i>For 3 Hour Frame, Add</i>	8.00	
			<i>For 1-1/2 Hour Frame, Add</i>	5.00	
			<i>For 3/4 Hour Frame, Add</i>	4.00	
08 12 13	13-0189	LF	4-3/4" x 2", 16 Gauge, Hollow Metal Frame Horizontal Rail.....	30.27	5.63
			<i>For 18 Gauge Frame, Deduct</i>	-1.61	
			<i>For 14 Gauge Frame, Add</i>	4.03	
			<i>For 12 Gauge Frame, Add</i>	6.12	
			<i>For 3 Hour Frame, Add</i>	8.00	
			<i>For 1-1/2 Hour Frame, Add</i>	5.00	
			<i>For 3/4 Hour Frame, Add</i>	4.00	
08 12 13	13-0190	LF	5-1/4" x 1-3/4", 16 Gauge, Hollow Metal Frame Horizontal Rail	29.19	5.83
			<i>For 18 Gauge Frame, Deduct</i>	-1.46	
			<i>For 14 Gauge Frame, Add</i>	3.66	
			<i>For 12 Gauge Frame, Add</i>	5.56	
			<i>For 3 Hour Frame, Add</i>	8.00	
			<i>For 1-1/2 Hour Frame, Add</i>	5.00	
			<i>For 3/4 Hour Frame, Add</i>	4.00	
08 12 13	13-0191	LF	5-1/4" x 2", 16 Gauge, Hollow Metal Frame Horizontal Rail.....	30.68	5.83
			<i>For 18 Gauge Frame, Deduct</i>	-1.61	
			<i>For 14 Gauge Frame, Add</i>	4.03	
			<i>For 12 Gauge Frame, Add</i>	6.12	
			<i>For 3 Hour Frame, Add</i>	8.00	
			<i>For 1-1/2 Hour Frame, Add</i>	5.00	
			<i>For 3/4 Hour Frame, Add</i>	4.00	
08 12 13	13-0192	LF	6-3/4" x 1-3/4", 16 Gauge, Hollow Metal Frame Horizontal Rail	30.24	5.94
			<i>For 18 Gauge Frame, Deduct</i>	-1.54	
			<i>For 14 Gauge Frame, Add</i>	3.84	
			<i>For 12 Gauge Frame, Add</i>	5.83	
			<i>For 3 Hour Frame, Add</i>	8.00	
			<i>For 1-1/2 Hour Frame, Add</i>	5.00	
			<i>For 3/4 Hour Frame, Add</i>	4.00	



Openings	08	08
Doors and Frames	08 10	
Metal Frames	08 12	

MINOR CSI UOM DESCRIPTION	TOTAL DIRECT UNIT COST	DEMOLITION UNIT COST
08 12 13 13-0193 LF 6-3/4" x 2", 16 Gauge, Hollow Metal Frame Horizontal Rail..... <i>For 18 Gauge Frame, Deduct</i> <i>For 14 Gauge Frame, Add</i> <i>For 12 Gauge Frame, Add</i> <i>For 3 Hour Frame, Add</i> <i>For 1-1/2 Hour Frame, Add</i> <i>For 3/4 Hour Frame, Add</i>	31.54 -1.67 4.16 6.33 8.00 5.00 4.00	5.94
08 12 13 13-0194 16 Gauge, Hollow Metal Frame Keyed Removable Vertical Mullions (08 12 13 13-0179)		
08 12 13 13-0195 EA 4-3/4" x 1-3/4" x 7'-6", 16 Gauge, Hollow Metal Frame Keyed Removable Vertical Mullion <i>For 18 Gauge Frame, Deduct</i> <i>For 14 Gauge Frame, Add</i> <i>For 12 Gauge Frame, Add</i>	1,258.72 -116.02 290.05 440.88	39.41
08 12 13 13-0196 EA 4-3/4" x 2" x 7'-6", 16 Gauge, Hollow Metal Frame Keyed Removable Vertical Mullion <i>For 18 Gauge Frame, Deduct</i> <i>For 14 Gauge Frame, Add</i> <i>For 12 Gauge Frame, Add</i>	1,304.99 -120.65 301.62 458.46	39.41
08 12 13 13-0197 EA 5-1/4" x 1-3/4" x 7'-6", 16 Gauge, Hollow Metal Frame Keyed Removable Vertical Mullion <i>For 18 Gauge Frame, Deduct</i> <i>For 14 Gauge Frame, Add</i> <i>For 12 Gauge Frame, Add</i> <i>For 3 Hour Frame, Add</i> <i>For 1-1/2 Hour Frame, Add</i> <i>For 3/4 Hour Frame, Add</i>	1,448.49 -134.70 336.74 511.84 56.00 36.00 28.00	41.22
08 12 13 13-0198 EA 5-1/4" x 2" x 7'-6", 16 Gauge, Hollow Metal Frame Keyed Removable Vertical Mullion <i>For 18 Gauge Frame, Deduct</i> <i>For 14 Gauge Frame, Add</i> <i>For 12 Gauge Frame, Add</i> <i>For 3 Hour Frame, Add</i> <i>For 1-1/2 Hour Frame, Add</i> <i>For 3/4 Hour Frame, Add</i>	1,489.81 -138.83 347.07 527.54 56.00 36.00 28.00	41.22
08 12 13 13-0199 EA 6-3/4" x 1-3/4" x 7'-6", 16 Gauge, Hollow Metal Frame Keyed Removable Vertical Mullion <i>For 18 Gauge Frame, Deduct</i> <i>For 14 Gauge Frame, Add</i> <i>For 12 Gauge Frame, Add</i> <i>For 3 Hour Frame, Add</i> <i>For 1-1/2 Hour Frame, Add</i> <i>For 3/4 Hour Frame, Add</i>	1,688.85 -158.33 395.82 601.65 56.00 36.00 28.00	42.22
08 12 13 13-0200 EA 6-3/4" x 2" x 7'-6", 16 Gauge, Hollow Metal Frame Keyed Removable Vertical Mullion <i>For 18 Gauge Frame, Deduct</i> <i>For 14 Gauge Frame, Add</i> <i>For 12 Gauge Frame, Add</i> <i>For 3 Hour Frame, Add</i> <i>For 1-1/2 Hour Frame, Add</i> <i>For 3/4 Hour Frame, Add</i>	1,716.95 -161.14 402.85 612.33 56.00 36.00 28.00	42.22
08 12 13 13-0201 Metal Frames Accessories (08 12 13 13)		
08 12 13 13-0202 EA For 1' Extension Of New Door Frame	52.47	
08 12 16 Aluminum Frames (08 12)		
08 12 16 00-0001 Two Piece Aluminum Door Frames (08 12 16)		
08 12 16 00-0002 4-1/8" x 3/8" Two Piece Aluminum Door Frames (08 12 16 00-0001)		
08 12 16 00-0003 EA Two Piece Aluminum Door Frame, 2'-2" x 6'-9" Opening 4-1/8" x 3/8" x 1/8" With Semicircular Head.....	2,798.37	55.29
08 12 16 00-0004 EA Two Piece Aluminum Door Frame, 2'-6" x 6'-9" Opening 4-1/8" x 3/8" x 1/8" With Semicircular Head.....	2,798.37	55.29
08 12 16 00-0005 4-3/4" x 1-3/8" Two Piece Aluminum Door Frames (08 12 16 00-0001)		
08 12 16 00-0006 EA Two Piece Aluminum Door Frame, 2'-2" x 6'-9" Opening 4-3/4" x 1-3/8" x 1/8" With Semicircular Head.....	2,798.37	55.29
08 12 16 00-0007 EA Two Piece Aluminum Door Frame Piece Aluminum Door Frame, 2'-6" x 6'-9" Opening 4-3/4" x 1-3/8" x 1/8" With Semicircular Head	2,798.37	55.29
08 13 Metal Doors (08 10)		
Note: Includes machining for all hardware. Excludes frames, finish hardware. See CSI section 08 70 00 00-0000 for finish hardware.		
08 13 13 Hollow Metal Doors (08 13)		
08 13 13 13 Standard Hollow Metal Doors (08 13 13)		
Note: Hollow Metal Doors are full flush, fabricated from cold rolled steel conforming to ASTM A1008, honeycomb core, interlocking mechanical vertical edge seam, with epoxy baked-on primer. Galvanized steel doors are fabricated from a carbon steel sheet that has been coated with zinc on two sides by the continuous hot-dip process. Hollow Metal Doors are organized by the following levels: 20 Gauge, Level 1 Standard Duty; 18 Gauge, Level 2 Heavy Duty; 16 Gauge, Level 3 Extra Heavy Duty; 14 Gauge, Level 4 Maximum Duty.		
08 13 13 13-0001 20 Gauge, Level 1 Standard Duty, Honeycomb Core, Hollow Metal Doors (08 13 13 13)		
08 13 13 13-0002 6'-8" High, 20 Gauge, Level 1 Standard Duty, Honeycomb Core, Hollow Metal Doors (08 13 13 13-0001)		

08 Openings**08 10 Doors and Frames****08 13 Metal Doors**MINOR
CSI UOM DESCRIPTIONTOTAL DIRECT DEMOLITION
UNIT COST UNIT COST

08 13 13 13-0003	EA 2' x 6'-8" x 1-3/4", 20 Gauge, Level 1 Standard Duty, Honeycomb Core, Hollow Metal Door.....	784.58	55.29
	For Galvanized Steel Door, Add	134.80	
	For Type 304 Stainless Steel Door, Add	539.19	
	For Type 316 Stainless Steel Door, Add	876.19	
	For Embossed Panel Door, Add	161.76	
	For Baked Enamel Finish, Add	218.79	
	For 20 Minute Fire Rated Door, Add	27.63	
	For 45 Minute Fire Rated Door, Add	41.40	
	For 60 Minute Fire Rated Door, Add	55.27	
	For 90 Minute Fire Rated Door, Add	93.38	
	For 3 Hour Fire Rated Door, Add	131.50	
	For >50 To 100, Deduct	-41.99	
	For >100, Deduct	-61.61	
	For Polystyrene Core, Add	67.40	
	For Mineral Core, 250 Degree Maximum Temperature Rise, Add	168.50	
	For Continuously Welded And Filled Vertical Edge Seam, Add	84.25	
08 13 13 13-0004	EA 2'-4" x 6'-8" x 1-3/4", 20 Gauge, Level 1 Standard Duty, Honeycomb Core, Hollow Metal Door.....	784.58	55.29
	For Galvanized Steel Door, Add	134.80	
	For Type 304 Stainless Steel Door, Add	539.19	
	For Type 316 Stainless Steel Door, Add	876.19	
	For Embossed Panel Door, Add	161.76	
	For Baked Enamel Finish, Add	218.79	
	For 20 Minute Fire Rated Door, Add	27.63	
	For 45 Minute Fire Rated Door, Add	41.40	
	For 60 Minute Fire Rated Door, Add	55.27	
	For 90 Minute Fire Rated Door, Add	93.38	
	For 3 Hour Fire Rated Door, Add	131.50	
	For >50 To 100, Deduct	-41.99	
	For >100, Deduct	-61.61	
	For Polystyrene Core, Add	67.40	
	For Mineral Core, 250 Degree Maximum Temperature Rise, Add	168.50	
	For Continuously Welded And Filled Vertical Edge Seam, Add	84.25	
08 13 13 13-0005	EA 2'-6" x 6'-8" x 1-3/4", 20 Gauge, Level 1 Standard Duty, Honeycomb Core, Hollow Metal Door.....	803.38	57.80
	For Galvanized Steel Door, Add	137.55	
	For Type 304 Stainless Steel Door, Add	550.22	
	For Type 316 Stainless Steel Door, Add	894.10	
	For Embossed Panel Door, Add	165.06	
	For Baked Enamel Finish, Add	223.67	
	For 20 Minute Fire Rated Door, Add	27.63	
	For 45 Minute Fire Rated Door, Add	41.40	
	For 60 Minute Fire Rated Door, Add	55.27	
	For 90 Minute Fire Rated Door, Add	93.38	
	For 3 Hour Fire Rated Door, Add	131.50	
	For >50 To 100, Deduct	-43.06	
	For >100, Deduct	-63.14	
	For Polystyrene Core, Add	68.78	
	For Mineral Core, 250 Degree Maximum Temperature Rise, Add	171.94	
	For Continuously Welded And Filled Vertical Edge Seam, Add	85.97	
08 13 13 13-0006	EA 2'-8" x 6'-8" x 1-3/4", 20 Gauge, Level 1 Standard Duty, Honeycomb Core, Hollow Metal Door.....	813.65	57.80
	For Galvanized Steel Door, Add	139.61	
	For Type 304 Stainless Steel Door, Add	558.43	
	For Type 316 Stainless Steel Door, Add	907.45	
	For Embossed Panel Door, Add	167.53	
	For Baked Enamel Finish, Add	226.75	
	For 20 Minute Fire Rated Door, Add	27.63	
	For 45 Minute Fire Rated Door, Add	41.40	
	For 60 Minute Fire Rated Door, Add	55.27	
	For 90 Minute Fire Rated Door, Add	93.38	
	For 3 Hour Fire Rated Door, Add	131.50	
	For >50 To 100, Deduct	-43.57	
	For >100, Deduct	-63.91	
	For Polystyrene Core, Add	69.80	
	For Mineral Core, 250 Degree Maximum Temperature Rise, Add	174.51	
	For Continuously Welded And Filled Vertical Edge Seam, Add	87.26	
08 13 13 13-0007	EA 2'-10" x 6'-8" x 1-3/4", 20 Gauge, Level 1 Standard Duty, Honeycomb Core, Hollow Metal Door.....	820.26	59.06
	For Galvanized Steel Door, Add	140.43	
	For Type 304 Stainless Steel Door, Add	561.71	
	For Type 316 Stainless Steel Door, Add	912.78	
	For Embossed Panel Door, Add	168.51	
	For Baked Enamel Finish, Add	228.36	
	For 20 Minute Fire Rated Door, Add	27.63	
	For 45 Minute Fire Rated Door, Add	41.40	
	For 60 Minute Fire Rated Door, Add	55.27	
	For 90 Minute Fire Rated Door, Add	93.38	
	For 3 Hour Fire Rated Door, Add	131.50	
	For >50 To 100, Deduct	-43.97	
	For >100, Deduct	-64.47	
	For Polystyrene Core, Add	70.21	
	For Mineral Core, 250 Degree Maximum Temperature Rise, Add	175.54	
	For Continuously Welded And Filled Vertical Edge Seam, Add	87.77	



Openings	08	08
Doors and Frames	08 10	
Metal Doors	08 13	

MINOR CSI UOM DESCRIPTION	TOTAL DIRECT UNIT COST	DEMOLITION UNIT COST
08 13 13 13-0008 EA 3' x 6'-8" x 1-3/4", 20 Gauge, Level 1 Standard Duty, Honeycomb Core, Hollow Metal Door.....	826.88	60.32
For Galvanized Steel Door, Add	141.25	
For Type 304 Stainless Steel Door, Add	565.00	
For Type 316 Stainless Steel Door, Add	918.13	
For Embossed Panel Door, Add	169.50	
For Baked Enamel Finish, Add	229.97	
For 20 Minute Fire Rated Door, Add	27.63	
For 45 Minute Fire Rated Door, Add	41.40	
For 60 Minute Fire Rated Door, Add	55.27	
For 90 Minute Fire Rated Door, Add	93.38	
For 3 Hour Fire Rated Door, Add	131.50	
For >50 To 100, Deduct	-44.36	
For >100, Deduct	-65.03	
For Polystyrene Core, Add	70.63	
For Mineral Core, 250 Degree Maximum Temperature Rise, Add	176.56	
For Continuously Welded And Filled Vertical Edge Seam, Add	68.28	
08 13 13 13-0009 EA 3'-4" x 6'-8" x 1-3/4", 20 Gauge, Level 1 Standard Duty, Honeycomb Core, Hollow Metal Door.....	880.26	60.32
For Galvanized Steel Door, Add	151.93	
For Type 304 Stainless Steel Door, Add	607.70	
For Type 316 Stainless Steel Door, Add	987.52	
For Embossed Panel Door, Add	182.31	
For Baked Enamel Finish, Add	245.98	
For 20 Minute Fire Rated Door, Add	27.63	
For 45 Minute Fire Rated Door, Add	41.40	
For 60 Minute Fire Rated Door, Add	55.27	
For 90 Minute Fire Rated Door, Add	93.38	
For 3 Hour Fire Rated Door, Add	131.50	
For >50 To 100, Deduct	-47.03	
For >100, Deduct	-69.04	
For Polystyrene Core, Add	75.96	
For Mineral Core, 250 Degree Maximum Temperature Rise, Add	189.91	
For Continuously Welded And Filled Vertical Edge Seam, Add	94.95	
08 13 13 13-0010 EA 3'-6" x 6'-8" x 1-3/4", 20 Gauge, Level 1 Standard Duty, Honeycomb Core, Hollow Metal Door.....	905.82	62.83
For Galvanized Steel Door, Add	156.03	
For Type 304 Stainless Steel Door, Add	624.13	
For Type 316 Stainless Steel Door, Add	1,014.21	
For Embossed Panel Door, Add	187.24	
For Baked Enamel Finish, Add	252.90	
For 20 Minute Fire Rated Door, Add	27.63	
For 45 Minute Fire Rated Door, Add	41.40	
For 60 Minute Fire Rated Door, Add	55.27	
For 90 Minute Fire Rated Door, Add	93.38	
For 3 Hour Fire Rated Door, Add	131.50	
For >50 To 100, Deduct	-48.43	
For >100, Deduct	-71.08	
For Polystyrene Core, Add	78.02	
For Mineral Core, 250 Degree Maximum Temperature Rise, Add	195.04	
For Continuously Welded And Filled Vertical Edge Seam, Add	97.52	
08 13 13 13-0011 EA 4' x 6'-8" x 1-3/4", 20 Gauge, Level 1 Standard Duty, Honeycomb Core, Hollow Metal Door.....	998.00	67.86
For Galvanized Steel Door, Add	172.46	
For Type 304 Stainless Steel Door, Add	689.82	
For Type 316 Stainless Steel Door, Add	1,120.96	
For Embossed Panel Door, Add	206.95	
For Baked Enamel Finish, Add	279.04	
For 20 Minute Fire Rated Door, Add	27.63	
For 45 Minute Fire Rated Door, Add	41.40	
For 60 Minute Fire Rated Door, Add	55.27	
For 90 Minute Fire Rated Door, Add	93.38	
For 3 Hour Fire Rated Door, Add	131.50	
For >50 To 100, Deduct	-53.29	
For >100, Deduct	-78.24	
For Polystyrene Core, Add	86.23	
For Mineral Core, 250 Degree Maximum Temperature Rise, Add	215.57	
For Continuously Welded And Filled Vertical Edge Seam, Add	107.79	
08 13 13 13-0012 7' High, 20 Gauge, Level 1 Standard Duty, Honeycomb Core, Hollow Metal Doors (08 13 13 13-0001)		
08 13 13 13-0013 EA 2' x 7' x 1-3/4", 20 Gauge, Level 1 Standard Duty, Honeycomb Core, Hollow Metal Door.....	802.24	55.29
For Galvanized Steel Door, Add	138.33	
For Type 304 Stainless Steel Door, Add	553.32	
For Type 316 Stainless Steel Door, Add	899.15	
For Embossed Panel Door, Add	166.00	
For Baked Enamel Finish, Add	224.08	
For 20 Minute Fire Rated Door, Add	27.63	
For 45 Minute Fire Rated Door, Add	41.40	
For 60 Minute Fire Rated Door, Add	55.27	
For 90 Minute Fire Rated Door, Add	93.38	
For 3 Hour Fire Rated Door, Add	131.50	
For >50 To 100, Deduct	-42.88	
For >100, Deduct	-62.93	
For Polystyrene Core, Add	69.17	
For Mineral Core, 250 Degree Maximum Temperature Rise, Add	172.91	
For Continuously Welded And Filled Vertical Edge Seam, Add	86.46	

08 Openings**08 10 Doors and Frames****08 13 Metal Doors**MINOR
CSI UOM DESCRIPTIONTOTAL DIRECT DEMOLITION
UNIT COST UNIT COST

08 13 13 13-0014	EA 2'-4" x 7' x 1-3/4", 20 Gauge, Level 1 Standard Duty, Honeycomb Core, Hollow Metal Door	802.24	55.29
	For Galvanized Steel Door, Add	138.33	
	For Type 304 Stainless Steel Door, Add	553.32	
	For Type 316 Stainless Steel Door, Add	899.15	
	For Embossed Panel Door, Add	166.00	
	For Baked Enamel Finish, Add	224.08	
	For 20 Minute Fire Rated Door, Add	27.63	
	For 45 Minute Fire Rated Door, Add	41.40	
	For 60 Minute Fire Rated Door, Add	55.27	
	For 90 Minute Fire Rated Door, Add	93.38	
	For 3 Hour Fire Rated Door, Add	131.50	
	For >50 To 100, Deduct	-42.88	
	For >100, Deduct	-62.93	
	For Polystyrene Core, Add	69.17	
	For Mineral Core, 250 Degree Maximum Temperature Rise, Add	172.91	
	For Continuously Welded And Filled Vertical Edge Seam, Add	86.46	
08 13 13 13-0015	EA 2'-6" x 7' x 1-3/4", 20 Gauge, Level 1 Standard Duty, Honeycomb Core, Hollow Metal Door	821.40	57.80
	For Galvanized Steel Door, Add	141.16	
	For Type 304 Stainless Steel Door, Add	564.63	
	For Type 316 Stainless Steel Door, Add	917.63	
	For Embossed Panel Door, Add	169.39	
	For Baked Enamel Finish, Add	229.08	
	For 20 Minute Fire Rated Door, Add	27.63	
	For 45 Minute Fire Rated Door, Add	41.40	
	For 60 Minute Fire Rated Door, Add	55.27	
	For 90 Minute Fire Rated Door, Add	93.38	
	For 3 Hour Fire Rated Door, Add	131.50	
	For >50 To 100, Deduct	-43.96	
	For >100, Deduct	-64.50	
	For Polystyrene Core, Add	70.58	
	For Mineral Core, 250 Degree Maximum Temperature Rise, Add	176.45	
	For Continuously Welded And Filled Vertical Edge Seam, Add	88.22	
08 13 13 13-0016	EA 2'-8" x 7' x 1-3/4", 20 Gauge, Level 1 Standard Duty, Honeycomb Core, Hollow Metal Door	831.94	57.80
	For Galvanized Steel Door, Add	143.27	
	For Type 304 Stainless Steel Door, Add	573.06	
	For Type 316 Stainless Steel Door, Add	931.23	
	For Embossed Panel Door, Add	171.92	
	For Baked Enamel Finish, Add	232.24	
	For 20 Minute Fire Rated Door, Add	27.63	
	For 45 Minute Fire Rated Door, Add	41.40	
	For 60 Minute Fire Rated Door, Add	55.27	
	For 90 Minute Fire Rated Door, Add	93.38	
	For 3 Hour Fire Rated Door, Add	131.50	
	For >50 To 100, Deduct	-44.49	
	For >100, Deduct	-65.29	
	For Polystyrene Core, Add	71.63	
	For Mineral Core, 250 Degree Maximum Temperature Rise, Add	179.08	
	For Continuously Welded And Filled Vertical Edge Seam, Add	89.54	
08 13 13 13-0017	EA 2'-10" x 7' x 1-3/4", 20 Gauge, Level 1 Standard Duty, Honeycomb Core, Hollow Metal Door	838.66	59.06
	For Galvanized Steel Door, Add	144.11	
	For Type 304 Stainless Steel Door, Add	576.43	
	For Type 316 Stainless Steel Door, Add	936.70	
	For Embossed Panel Door, Add	172.93	
	For Baked Enamel Finish, Add	233.88	
	For 20 Minute Fire Rated Door, Add	27.63	
	For 45 Minute Fire Rated Door, Add	41.40	
	For 60 Minute Fire Rated Door, Add	55.27	
	For 90 Minute Fire Rated Door, Add	93.38	
	For 3 Hour Fire Rated Door, Add	131.50	
	For >50 To 100, Deduct	-44.89	
	For >100, Deduct	-65.85	
	For Polystyrene Core, Add	72.05	
	For Mineral Core, 250 Degree Maximum Temperature Rise, Add	180.14	
	For Continuously Welded And Filled Vertical Edge Seam, Add	90.07	
08 13 13 13-0018	EA 3' x 7' x 1-3/4", 20 Gauge, Level 1 Standard Duty, Honeycomb Core, Hollow Metal Door	845.38	60.32
	For Galvanized Steel Door, Add	144.95	
	For Type 304 Stainless Steel Door, Add	579.80	
	For Type 316 Stainless Steel Door, Add	942.18	
	For Embossed Panel Door, Add	173.94	
	For Baked Enamel Finish, Add	235.52	
	For 20 Minute Fire Rated Door, Add	27.63	
	For 45 Minute Fire Rated Door, Add	41.40	
	For 60 Minute Fire Rated Door, Add	55.27	
	For 90 Minute Fire Rated Door, Add	93.38	
	For 3 Hour Fire Rated Door, Add	131.50	
	For >50 To 100, Deduct	-45.28	
	For >100, Deduct	-66.42	
	For Polystyrene Core, Add	72.48	
	For Mineral Core, 250 Degree Maximum Temperature Rise, Add	181.19	
	For Continuously Welded And Filled Vertical Edge Seam, Add	90.59	



MINOR CSI UOM DESCRIPTION	TOTAL DIRECT UNIT COST	DEMOLITION UNIT COST
08 13 13 13-0019 EA 3'-4" x 7' x 1-3/4", 20 Gauge, Level 1 Standard Duty, Honeycomb Core, Hollow Metal Door.....	900.16	60.32
For Galvanized Steel Door, Add	155.91	
For Type 304 Stainless Steel Door, Add	623.62	
For Type 316 Stainless Steel Door, Add	1,013.39	
For Embossed Panel Door, Add	187.09	
For Baked Enamel Finish, Add	251.95	
For 20 Minute Fire Rated Door, Add	27.63	
For 45 Minute Fire Rated Door, Add	41.40	
For 60 Minute Fire Rated Door, Add	55.27	
For 90 Minute Fire Rated Door, Add	93.38	
For 3 Hour Fire Rated Door, Add	131.50	
For >50 To 100, Deduct	-48.02	
For >100, Deduct	-70.53	
For Polystyrene Core, Add	77.95	
For Mineral Core, 250 Degree Maximum Temperature Rise, Add	194.88	
For Continuously Welded And Filled Vertical Edge Seam, Add	97.44	
08 13 13 13-0020 EA 3'-6" x 7' x 1-3/4", 20 Gauge, Level 1 Standard Duty, Honeycomb Core, Hollow Metal Door.....	926.26	62.83
For Galvanized Steel Door, Add	160.12	
For Type 304 Stainless Steel Door, Add	640.48	
For Type 316 Stainless Steel Door, Add	1,040.78	
For Embossed Panel Door, Add	192.14	
For Baked Enamel Finish, Add	259.03	
For 20 Minute Fire Rated Door, Add	27.63	
For 45 Minute Fire Rated Door, Add	41.40	
For 60 Minute Fire Rated Door, Add	55.27	
For 90 Minute Fire Rated Door, Add	93.38	
For 3 Hour Fire Rated Door, Add	131.50	
For >50 To 100, Deduct	-49.45	
For >100, Deduct	-72.61	
For Polystyrene Core, Add	80.06	
For Mineral Core, 250 Degree Maximum Temperature Rise, Add	200.15	
For Continuously Welded And Filled Vertical Edge Seam, Add	100.08	
08 13 13 13-0021 EA 4' x 7' x 1-3/4", 20 Gauge, Level 1 Standard Duty, Honeycomb Core, Hollow Metal Door.....	1,020.59	67.86
For Galvanized Steel Door, Add	176.97	
For Type 304 Stainless Steel Door, Add	707.90	
For Type 316 Stainless Steel Door, Add	1,150.33	
For Embossed Panel Door, Add	212.37	
For Baked Enamel Finish, Add	285.82	
For 20 Minute Fire Rated Door, Add	27.63	
For 45 Minute Fire Rated Door, Add	41.40	
For 60 Minute Fire Rated Door, Add	55.27	
For 90 Minute Fire Rated Door, Add	93.38	
For 3 Hour Fire Rated Door, Add	131.50	
For >50 To 100, Deduct	-54.42	
For >100, Deduct	-79.94	
For Polystyrene Core, Add	88.49	
For Mineral Core, 250 Degree Maximum Temperature Rise, Add	221.22	
For Continuously Welded And Filled Vertical Edge Seam, Add	110.61	
08 13 13 13-0022 7'-2" High, 20 Gauge, Level 1 Standard Duty, Honeycomb Core, Hollow Metal Doors (08 13 13 13-0001)		
08 13 13 13-0023 EA 2' x 7'-2" x 1-3/4", 20 Gauge, Level 1 Standard Duty, Honeycomb Core, Hollow Metal Door.....	819.39	55.29
For Galvanized Steel Door, Add	141.76	
For Type 304 Stainless Steel Door, Add	567.04	
For Type 316 Stainless Steel Door, Add	921.44	
For Embossed Panel Door, Add	170.11	
For Baked Enamel Finish, Add	229.23	
For 20 Minute Fire Rated Door, Add	27.63	
For 45 Minute Fire Rated Door, Add	41.40	
For 60 Minute Fire Rated Door, Add	55.27	
For 90 Minute Fire Rated Door, Add	93.38	
For 3 Hour Fire Rated Door, Add	131.50	
For >50 To 100, Deduct	-43.73	
For >100, Deduct	-64.22	
For Polystyrene Core, Add	70.88	
For Mineral Core, 250 Degree Maximum Temperature Rise, Add	177.20	
For Continuously Welded And Filled Vertical Edge Seam, Add	88.60	
08 13 13 13-0024 EA 2'-4" x 7'-2" x 1-3/4", 20 Gauge, Level 1 Standard Duty, Honeycomb Core, Hollow Metal Door.....	819.39	55.29
For Galvanized Steel Door, Add	141.76	
For Type 304 Stainless Steel Door, Add	567.04	
For Type 316 Stainless Steel Door, Add	921.44	
For Embossed Panel Door, Add	170.11	
For Baked Enamel Finish, Add	229.23	
For 20 Minute Fire Rated Door, Add	27.63	
For 45 Minute Fire Rated Door, Add	41.40	
For 60 Minute Fire Rated Door, Add	55.27	
For 90 Minute Fire Rated Door, Add	93.38	
For 3 Hour Fire Rated Door, Add	131.50	
For >50 To 100, Deduct	-43.73	
For >100, Deduct	-64.22	
For Polystyrene Core, Add	70.88	
For Mineral Core, 250 Degree Maximum Temperature Rise, Add	177.20	
For Continuously Welded And Filled Vertical Edge Seam, Add	88.60	

08 Openings**08 10 Doors and Frames****08 13 Metal Doors**
 MINOR
 CSI UOM DESCRIPTION

 TOTAL DIRECT DEMOLITION
 UNIT COST UNIT COST

08 13 13 13-0025	EA	2'-6" x 7'-2" x 1-3/4", 20 Gauge, Level 1 Standard Duty, Honeycomb Core, Hollow Metal Door.....	839.91	57.80
		<i>For Galvanized Steel Door, Add</i>	144.66	
		<i>For Type 304 Stainless Steel Door, Add</i>	578.64	
		<i>For Type 316 Stainless Steel Door, Add</i>	940.29	
		<i>For Embossed Panel Door, Add</i>	173.59	
		<i>For Baked Enamel Finish, Add</i>	234.33	
		<i>For 20 Minute Fire Rated Door, Add</i>	27.63	
		<i>For 45 Minute Fire Rated Door, Add</i>	41.40	
		<i>For 60 Minute Fire Rated Door, Add</i>	55.27	
		<i>For 90 Minute Fire Rated Door, Add</i>	93.38	
		<i>For 3 Hour Fire Rated Door, Add</i>	131.50	
		<i>For >50 To 100, Deduct</i>	-44.84	
		<i>For >100, Deduct</i>	-65.81	
		<i>For Polystyrene Core, Add</i>	72.33	
		<i>For Mineral Core, 250 Degree Maximum Temperature Rise, Add</i>	180.83	
		<i>For Continuously Welded And Filled Vertical Edge Seam, Add</i>	90.47	
08 13 13 13-0026	EA	2'-8" x 7'-2" x 1-3/4", 20 Gauge, Level 1 Standard Duty, Honeycomb Core, Hollow Metal Door.....	849.70	57.80
		<i>For Galvanized Steel Door, Add</i>	146.82	
		<i>For Type 304 Stainless Steel Door, Add</i>	587.27	
		<i>For Type 316 Stainless Steel Door, Add</i>	954.32	
		<i>For Embossed Panel Door, Add</i>	176.18	
		<i>For Baked Enamel Finish, Add</i>	237.57	
		<i>For 20 Minute Fire Rated Door, Add</i>	27.63	
		<i>For 45 Minute Fire Rated Door, Add</i>	41.40	
		<i>For 60 Minute Fire Rated Door, Add</i>	55.27	
		<i>For 90 Minute Fire Rated Door, Add</i>	93.38	
		<i>For 3 Hour Fire Rated Door, Add</i>	131.50	
		<i>For >50 To 100, Deduct</i>	-45.38	
		<i>For >100, Deduct</i>	-66.62	
		<i>For Polystyrene Core, Add</i>	73.41	
		<i>For Mineral Core, 250 Degree Maximum Temperature Rise, Add</i>	183.52	
		<i>For Continuously Welded And Filled Vertical Edge Seam, Add</i>	91.76	
08 13 13 13-0027	EA	2'-10" x 7'-2" x 1-3/4", 20 Gauge, Level 1 Standard Duty, Honeycomb Core, Hollow Metal Door.....	856.52	59.06
		<i>For Galvanized Steel Door, Add</i>	147.68	
		<i>For Type 304 Stainless Steel Door, Add</i>	590.72	
		<i>For Type 316 Stainless Steel Door, Add</i>	959.92	
		<i>For Embossed Panel Door, Add</i>	177.22	
		<i>For Baked Enamel Finish, Add</i>	239.24	
		<i>For 20 Minute Fire Rated Door, Add</i>	27.63	
		<i>For 45 Minute Fire Rated Door, Add</i>	41.40	
		<i>For 60 Minute Fire Rated Door, Add</i>	55.27	
		<i>For 90 Minute Fire Rated Door, Add</i>	93.38	
		<i>For 3 Hour Fire Rated Door, Add</i>	131.50	
		<i>For >50 To 100, Deduct</i>	-45.78	
		<i>For >100, Deduct</i>	-67.19	
		<i>For Polystyrene Core, Add</i>	73.84	
		<i>For Mineral Core, 250 Degree Maximum Temperature Rise, Add</i>	184.60	
		<i>For Continuously Welded And Filled Vertical Edge Seam, Add</i>	92.30	
08 13 13 13-0028	EA	3' x 7'-2" x 1-3/4", 20 Gauge, Level 1 Standard Duty, Honeycomb Core, Hollow Metal Door.....	863.35	60.32
		<i>For Galvanized Steel Door, Add</i>	148.54	
		<i>For Type 304 Stainless Steel Door, Add</i>	594.18	
		<i>For Type 316 Stainless Steel Door, Add</i>	965.54	
		<i>For Embossed Panel Door, Add</i>	178.25	
		<i>For Baked Enamel Finish, Add</i>	240.91	
		<i>For 20 Minute Fire Rated Door, Add</i>	27.63	
		<i>For 45 Minute Fire Rated Door, Add</i>	41.40	
		<i>For 60 Minute Fire Rated Door, Add</i>	55.27	
		<i>For 90 Minute Fire Rated Door, Add</i>	93.38	
		<i>For 3 Hour Fire Rated Door, Add</i>	131.50	
		<i>For >50 To 100, Deduct</i>	-46.18	
		<i>For >100, Deduct</i>	-67.77	
		<i>For Polystyrene Core, Add</i>	74.27	
		<i>For Mineral Core, 250 Degree Maximum Temperature Rise, Add</i>	185.68	
		<i>For Continuously Welded And Filled Vertical Edge Seam, Add</i>	92.84	
08 13 13 13-0029	EA	3'-4" x 7'-2" x 1-3/4", 20 Gauge, Level 1 Standard Duty, Honeycomb Core, Hollow Metal Door.....	919.49	60.32
		<i>For Galvanized Steel Door, Add</i>	159.77	
		<i>For Type 304 Stainless Steel Door, Add</i>	639.09	
		<i>For Type 316 Stainless Steel Door, Add</i>	1,038.52	
		<i>For Embossed Panel Door, Add</i>	191.73	
		<i>For Baked Enamel Finish, Add</i>	257.75	
		<i>For 20 Minute Fire Rated Door, Add</i>	27.63	
		<i>For 45 Minute Fire Rated Door, Add</i>	41.40	
		<i>For 60 Minute Fire Rated Door, Add</i>	55.27	
		<i>For 90 Minute Fire Rated Door, Add</i>	93.38	
		<i>For 3 Hour Fire Rated Door, Add</i>	131.50	
		<i>For >50 To 100, Deduct</i>	-48.99	
		<i>For >100, Deduct</i>	-71.98	
		<i>For Polystyrene Core, Add</i>	79.89	
		<i>For Mineral Core, 250 Degree Maximum Temperature Rise, Add</i>	199.72	
		<i>For Continuously Welded And Filled Vertical Edge Seam, Add</i>	99.86	



Openings	08	08
Doors and Frames	08 10	
Metal Doors	08 13	

MINOR CSI UOM DESCRIPTION	TOTAL DIRECT UNIT COST	DEMOLITION UNIT COST
08 13 13 13-0030 EA 3'-6" x 7'-2" x 1-3/4", 20 Gauge, Level 1 Standard Duty, Honeycomb Core, Hollow Metal Door	946.11	62.83
For Galvanized Steel Door, Add	164.09	
For Type 304 Stainless Steel Door, Add	656.36	
For Type 316 Stainless Steel Door, Add	1,066.59	
For Embossed Panel Door, Add	196.91	
For Baked Enamel Finish, Add	264.98	
For 20 Minute Fire Rated Door, Add	27.63	
For 45 Minute Fire Rated Door, Add	41.40	
For 60 Minute Fire Rated Door, Add	55.27	
For 90 Minute Fire Rated Door, Add	93.38	
For 3 Hour Fire Rated Door, Add	131.50	
For >50 To 100, Deduct	-50.45	
For >100, Deduct	-74.10	
For Polystyrene Core, Add	82.05	
For Mineral Core, 250 Degree Maximum Temperature Rise, Add	205.11	
For Continuously Welded And Filled Vertical Edge Seam, Add	102.56	
08 13 13 13-0031 EA 4' x 7'-2" x 1-3/4", 20 Gauge, Level 1 Standard Duty, Honeycomb Core, Hollow Metal Door	1,042.54	67.86
For Galvanized Steel Door, Add	181.36	
For Type 304 Stainless Steel Door, Add	725.46	
For Type 316 Stainless Steel Door, Add	1,178.87	
For Embossed Panel Door, Add	217.64	
For Baked Enamel Finish, Add	292.40	
For 20 Minute Fire Rated Door, Add	27.63	
For 45 Minute Fire Rated Door, Add	41.40	
For 60 Minute Fire Rated Door, Add	55.27	
For 90 Minute Fire Rated Door, Add	93.38	
For 3 Hour Fire Rated Door, Add	131.50	
For >50 To 100, Deduct	-55.52	
For >100, Deduct	-81.58	
For Polystyrene Core, Add	90.68	
For Mineral Core, 250 Degree Maximum Temperature Rise, Add	226.71	
For Continuously Welded And Filled Vertical Edge Seam, Add	113.35	
08 13 13 13-0032 18 Gauge, Level 2 Heavy Duty, Honeycomb Core, Hollow Metal Doors ^{(08 13 13}		
08 13 13 13-0033 6'-8" High, 18 Gauge, Level 2 Heavy Duty, Honeycomb Core, Hollow Metal ¹³⁾		
Doors ^(08 13 13 13-0032)		
08 13 13 13-0034 EA 2' x 6'-8" x 1-3/4", 18 Gauge, Level 2 Heavy Duty, Honeycomb Core, Hollow Metal Door	839.10	55.29
For Galvanized Steel Door, Add	145.70	
For Type 304 Stainless Steel Door, Add	582.81	
For Type 316 Stainless Steel Door, Add	947.06	
For Embossed Panel Door, Add	174.84	
For Baked Enamel Finish, Add	235.14	
For 20 Minute Fire Rated Door, Add	27.63	
For 45 Minute Fire Rated Door, Add	41.40	
For 60 Minute Fire Rated Door, Add	55.27	
For 90 Minute Fire Rated Door, Add	93.38	
For 3 Hour Fire Rated Door, Add	131.50	
For >50 To 100, Deduct	-44.72	
For >100, Deduct	-65.70	
For 2" Thick Door, Add	55.58	
For Polystyrene Core, Add	72.85	
For Mineral Core, 250 Degree Maximum Temperature Rise, Add	182.13	
For Continuously Welded And Filled Vertical Edge Seam, Add	91.06	
For Steel Stiffened, Add	182.13	
08 13 13 13-0035 EA 2'-4" x 6'-8" x 1-3/4", 18 Gauge, Level 2 Heavy Duty, Honeycomb Core, Hollow Metal Door	839.10	55.29
For Galvanized Steel Door, Add	145.70	
For Type 304 Stainless Steel Door, Add	582.81	
For Type 316 Stainless Steel Door, Add	947.06	
For Embossed Panel Door, Add	174.84	
For Baked Enamel Finish, Add	235.14	
For 20 Minute Fire Rated Door, Add	27.63	
For 45 Minute Fire Rated Door, Add	41.40	
For 60 Minute Fire Rated Door, Add	55.27	
For 90 Minute Fire Rated Door, Add	93.38	
For 3 Hour Fire Rated Door, Add	131.50	
For >50 To 100, Deduct	-44.72	
For >100, Deduct	-65.70	
For 2" Thick Door, Add	55.58	
For Polystyrene Core, Add	72.85	
For Mineral Core, 250 Degree Maximum Temperature Rise, Add	182.13	
For Continuously Welded And Filled Vertical Edge Seam, Add	91.06	
For Steel Stiffened, Add	182.13	

08	08	Openings
	08 10	Doors and Frames
	08 13	Metal Doors



MINOR		TOTAL DIRECT	DEMOLITION
CSI	UOM DESCRIPTION	UNIT COST	UNIT COST
08 13 13 13-0036	EA 2'-6" x 6'-8" x 1-3/4", 18 Gauge, Level 2 Heavy Duty, Honeycomb Core, Hollow Metal Door.....	859.02	57.80
	<i>For Galvanized Steel Door, Add</i>	148.68	
	<i>For Type 304 Stainless Steel Door, Add</i>	594.73	
	<i>For Type 316 Stainless Steel Door, Add</i>	966.43	
	<i>For Embossed Panel Door, Add</i>	178.42	
	<i>For Baked Enamel Finish, Add</i>	240.36	
	<i>For 20 Minute Fire Rated Door, Add</i>	27.63	
	<i>For 45 Minute Fire Rated Door, Add</i>	41.40	
	<i>For 60 Minute Fire Rated Door, Add</i>	55.27	
	<i>For 90 Minute Fire Rated Door, Add</i>	93.38	
	<i>For 3 Hour Fire Rated Door, Add</i>	131.50	
	<i>For >50 To 100, Deduct</i>	-45.84	
	<i>For >100, Deduct</i>	-67.32	
	<i>For 2" Thick Door, Add</i>	56.79	
	<i>For Polystyrene Core, Add</i>	74.34	
	<i>For Mineral Core, 250 Degree Maximum Temperature Rise, Add</i>	185.85	
	<i>For Continuously Welded And Filled Vertical Edge Seam, Add</i>	92.93	
	<i>For Steel Stiffened, Add</i>	185.85	
08 13 13 13-0037	EA 2'-8" x 6'-8" x 1-3/4", 18 Gauge, Level 2 Heavy Duty, Honeycomb Core, Hollow Metal Door.....	870.12	57.80
	<i>For Galvanized Steel Door, Add</i>	150.90	
	<i>For Type 304 Stainless Steel Door, Add</i>	603.61	
	<i>For Type 316 Stainless Steel Door, Add</i>	980.86	
	<i>For Embossed Panel Door, Add</i>	181.08	
	<i>For Baked Enamel Finish, Add</i>	243.69	
	<i>For 20 Minute Fire Rated Door, Add</i>	27.63	
	<i>For 45 Minute Fire Rated Door, Add</i>	41.40	
	<i>For 60 Minute Fire Rated Door, Add</i>	55.27	
	<i>For 90 Minute Fire Rated Door, Add</i>	93.38	
	<i>For 3 Hour Fire Rated Door, Add</i>	131.50	
	<i>For >50 To 100, Deduct</i>	-46.40	
	<i>For >100, Deduct</i>	-68.15	
	<i>For 2" Thick Door, Add</i>	57.59	
	<i>For Polystyrene Core, Add</i>	75.45	
	<i>For Mineral Core, 250 Degree Maximum Temperature Rise, Add</i>	188.63	
	<i>For Continuously Welded And Filled Vertical Edge Seam, Add</i>	94.31	
	<i>For Steel Stiffened, Add</i>	188.63	
08 13 13 13-0038	EA 2'-10" x 6'-8" x 1-3/4", 18 Gauge, Level 2 Heavy Duty, Honeycomb Core, Hollow Metal Door.....	877.05	59.06
	<i>For Galvanized Steel Door, Add</i>	151.79	
	<i>For Type 304 Stainless Steel Door, Add</i>	607.14	
	<i>For Type 316 Stainless Steel Door, Add</i>	986.61	
	<i>For Embossed Panel Door, Add</i>	182.14	
	<i>For Baked Enamel Finish, Add</i>	245.40	
	<i>For 20 Minute Fire Rated Door, Add</i>	27.63	
	<i>For 45 Minute Fire Rated Door, Add</i>	41.40	
	<i>For 60 Minute Fire Rated Door, Add</i>	55.27	
	<i>For 90 Minute Fire Rated Door, Add</i>	93.38	
	<i>For 3 Hour Fire Rated Door, Add</i>	131.50	
	<i>For >50 To 100, Deduct</i>	-46.81	
	<i>For >100, Deduct</i>	-68.73	
	<i>For 2" Thick Door, Add</i>	57.98	
	<i>For Polystyrene Core, Add</i>	75.89	
	<i>For Mineral Core, 250 Degree Maximum Temperature Rise, Add</i>	189.73	
	<i>For Continuously Welded And Filled Vertical Edge Seam, Add</i>	94.87	
	<i>For Steel Stiffened, Add</i>	189.73	
08 13 13 13-0039	EA 3' x 6'-8" x 1-3/4", 18 Gauge, Level 2 Heavy Duty, Honeycomb Core, Hollow Metal Door.....	884.01	60.32
	<i>For Galvanized Steel Door, Add</i>	152.68	
	<i>For Type 304 Stainless Steel Door, Add</i>	610.70	
	<i>For Type 316 Stainless Steel Door, Add</i>	992.39	
	<i>For Embossed Panel Door, Add</i>	183.21	
	<i>For Baked Enamel Finish, Add</i>	247.11	
	<i>For 20 Minute Fire Rated Door, Add</i>	27.63	
	<i>For 45 Minute Fire Rated Door, Add</i>	41.40	
	<i>For 60 Minute Fire Rated Door, Add</i>	55.27	
	<i>For 90 Minute Fire Rated Door, Add</i>	93.38	
	<i>For 3 Hour Fire Rated Door, Add</i>	131.50	
	<i>For >50 To 100, Deduct</i>	-47.22	
	<i>For >100, Deduct</i>	-69.32	
	<i>For 2" Thick Door, Add</i>	58.36	
	<i>For Polystyrene Core, Add</i>	76.34	
	<i>For Mineral Core, 250 Degree Maximum Temperature Rise, Add</i>	190.85	
	<i>For Continuously Welded And Filled Vertical Edge Seam, Add</i>	95.42	
	<i>For Steel Stiffened, Add</i>	190.85	



Openings	08	08
Doors and Frames	08 10	
Metal Doors	08 13	

MINOR CSI UOM DESCRIPTION	TOTAL DIRECT UNIT COST	DEMOLITION UNIT COST
08 13 13 13-0040 EA 3'-4" x 6'-8" x 1-3/4", 18 Gauge, Level 2 Heavy Duty, Honeycomb Core, Hollow Metal Door.....	941.71	60.32
For Galvanized Steel Door, Add	164.22	
For Type 304 Stainless Steel Door, Add	656.86	
For Type 316 Stainless Steel Door, Add	1,067.40	
For Embossed Panel Door, Add	197.06	
For Baked Enamel Finish, Add	264.42	
For 20 Minute Fire Rated Door, Add	27.63	
For 45 Minute Fire Rated Door, Add	41.40	
For 60 Minute Fire Rated Door, Add	55.27	
For 90 Minute Fire Rated Door, Add	93.38	
For 3 Hour Fire Rated Door, Add	131.50	
For >50 To 100, Deduct	-50.10	
For >100, Deduct	-73.64	
For 2" Thick Door, Add	62.54	
For Polystyrene Core, Add	82.11	
For Mineral Core, 250 Degree Maximum Temperature Rise, Add	205.27	
For Continuously Welded And Filled Vertical Edge Seam, Add	102.64	
For Steel Stiffened, Add	205.27	
08 13 13 13-0041 EA 3'-6" x 6'-8" x 1-3/4", 18 Gauge, Level 2 Heavy Duty, Honeycomb Core, Hollow Metal Door.....	968.93	62.83
For Galvanized Steel Door, Add	168.65	
For Type 304 Stainless Steel Door, Add	674.62	
For Type 316 Stainless Steel Door, Add	1,096.25	
For Embossed Panel Door, Add	202.38	
For Baked Enamel Finish, Add	271.83	
For 20 Minute Fire Rated Door, Add	27.63	
For 45 Minute Fire Rated Door, Add	41.40	
For 60 Minute Fire Rated Door, Add	55.27	
For 90 Minute Fire Rated Door, Add	93.38	
For 3 Hour Fire Rated Door, Add	131.50	
For >50 To 100, Deduct	-51.59	
For >100, Deduct	-75.81	
For 2" Thick Door, Add	64.28	
For Polystyrene Core, Add	84.33	
For Mineral Core, 250 Degree Maximum Temperature Rise, Add	210.82	
For Continuously Welded And Filled Vertical Edge Seam, Add	105.41	
For Steel Stiffened, Add	210.82	
08 13 13 13-0042 EA 4' x 6'-8" x 1-3/4", 18 Gauge, Level 2 Heavy Duty, Honeycomb Core, Hollow Metal Door.....	1,067.76	67.86
For Galvanized Steel Door, Add	186.41	
For Type 304 Stainless Steel Door, Add	745.63	
For Type 316 Stainless Steel Door, Add	1,211.65	
For Embossed Panel Door, Add	223.69	
For Baked Enamel Finish, Add	299.97	
For 20 Minute Fire Rated Door, Add	27.63	
For 45 Minute Fire Rated Door, Add	41.40	
For 60 Minute Fire Rated Door, Add	55.27	
For 90 Minute Fire Rated Door, Add	93.38	
For 3 Hour Fire Rated Door, Add	131.50	
For >50 To 100, Deduct	-56.78	
For >100, Deduct	-83.48	
For 2" Thick Door, Add	70.97	
For Polystyrene Core, Add	93.20	
For Mineral Core, 250 Degree Maximum Temperature Rise, Add	233.01	
For Continuously Welded And Filled Vertical Edge Seam, Add	116.51	
For Steel Stiffened, Add	233.01	
08 13 13 13-0043 7' High, 18 Gauge, Level 2 Heavy Duty, Honeycomb Core, Hollow Metal Doors (08 13 13 13-0032)		
08 13 13 13-0044 EA 2' x 7' x 1-3/4", 18 Gauge, Level 2 Heavy Duty, Honeycomb Core, Hollow Metal Door.....	856.39	55.29
For Galvanized Steel Door, Add	149.16	
For Type 304 Stainless Steel Door, Add	596.64	
For Type 316 Stainless Steel Door, Add	969.54	
For Embossed Panel Door, Add	178.99	
For Baked Enamel Finish, Add	240.33	
For 20 Minute Fire Rated Door, Add	27.63	
For 45 Minute Fire Rated Door, Add	41.40	
For 60 Minute Fire Rated Door, Add	55.27	
For 90 Minute Fire Rated Door, Add	93.38	
For 3 Hour Fire Rated Door, Add	131.50	
For >50 To 100, Deduct	-45.58	
For >100, Deduct	-66.99	
For 2" Thick Door, Add	56.84	
For Polystyrene Core, Add	74.58	
For Mineral Core, 250 Degree Maximum Temperature Rise, Add	186.45	
For Continuously Welded And Filled Vertical Edge Seam, Add	93.23	
For Steel Stiffened, Add	186.45	

08	08	Openings
	08 10	Doors and Frames
	08 13	Metal Doors



MINOR			TOTAL DIRECT	DEMOLITION
CSI	UOM	DESCRIPTION	UNIT COST	UNIT COST
08 13 13 13-0045	EA	2'-4" x 7' x 1-3/4", 18 Gauge, Level 2 Heavy Duty, Honeycomb Core, Hollow Metal Door	856.39	55.29
		<i>For Galvanized Steel Door, Add</i>	149.16	
		<i>For Type 304 Stainless Steel Door, Add</i>	596.64	
		<i>For Type 316 Stainless Steel Door, Add</i>	969.54	
		<i>For Embossed Panel Door, Add</i>	178.99	
		<i>For Baked Enamel Finish, Add</i>	240.33	
		<i>For 20 Minute Fire Rated Door, Add</i>	27.63	
		<i>For 45 Minute Fire Rated Door, Add</i>	41.40	
		<i>For 60 Minute Fire Rated Door, Add</i>	55.27	
		<i>For 90 Minute Fire Rated Door, Add</i>	93.38	
		<i>For 3 Hour Fire Rated Door, Add</i>	131.50	
		<i>For >50 To 100, Deduct</i>	-45.58	
		<i>For >100, Deduct</i>	-66.99	
		<i>For 2" Thick Door, Add</i>	56.84	
		<i>For Polystyrene Core, Add</i>	74.58	
		<i>For Mineral Core, 250 Degree Maximum Temperature Rise, Add</i>	186.45	
		<i>For Continuously Welded And Filled Vertical Edge Seam, Add</i>	93.23	
		<i>For Steel Stiffened, Add</i>	186.45	
08 13 13 13-0046	EA	2'-6" x 7' x 1-3/4", 18 Gauge, Level 2 Heavy Duty, Honeycomb Core, Hollow Metal Door	876.67	57.80
		<i>For Galvanized Steel Door, Add</i>	152.21	
		<i>For Type 304 Stainless Steel Door, Add</i>	608.85	
		<i>For Type 316 Stainless Steel Door, Add</i>	989.38	
		<i>For Embossed Panel Door, Add</i>	182.65	
		<i>For Baked Enamel Finish, Add</i>	245.66	
		<i>For 20 Minute Fire Rated Door, Add</i>	27.63	
		<i>For 45 Minute Fire Rated Door, Add</i>	41.40	
		<i>For 60 Minute Fire Rated Door, Add</i>	55.27	
		<i>For 90 Minute Fire Rated Door, Add</i>	93.38	
		<i>For 3 Hour Fire Rated Door, Add</i>	131.50	
		<i>For >50 To 100, Deduct</i>	-46.72	
		<i>For >100, Deduct</i>	-68.64	
		<i>For 2" Thick Door, Add</i>	58.07	
		<i>For Polystyrene Core, Add</i>	76.11	
		<i>For Mineral Core, 250 Degree Maximum Temperature Rise, Add</i>	190.27	
		<i>For Continuously Welded And Filled Vertical Edge Seam, Add</i>	95.13	
		<i>For Steel Stiffened, Add</i>	190.27	
08 13 13 13-0047	EA	2'-8" x 7' x 1-3/4", 18 Gauge, Level 2 Heavy Duty, Honeycomb Core, Hollow Metal Door	888.02	57.80
		<i>For Galvanized Steel Door, Add</i>	154.48	
		<i>For Type 304 Stainless Steel Door, Add</i>	617.93	
		<i>For Type 316 Stainless Steel Door, Add</i>	1,004.13	
		<i>For Embossed Panel Door, Add</i>	185.38	
		<i>For Baked Enamel Finish, Add</i>	249.06	
		<i>For 20 Minute Fire Rated Door, Add</i>	27.63	
		<i>For 45 Minute Fire Rated Door, Add</i>	41.40	
		<i>For 60 Minute Fire Rated Door, Add</i>	55.27	
		<i>For 90 Minute Fire Rated Door, Add</i>	93.38	
		<i>For 3 Hour Fire Rated Door, Add</i>	131.50	
		<i>For >50 To 100, Deduct</i>	-47.29	
		<i>For >100, Deduct</i>	-69.49	
		<i>For 2" Thick Door, Add</i>	58.89	
		<i>For Polystyrene Core, Add</i>	77.24	
		<i>For Mineral Core, 250 Degree Maximum Temperature Rise, Add</i>	193.10	
		<i>For Continuously Welded And Filled Vertical Edge Seam, Add</i>	96.55	
		<i>For Steel Stiffened, Add</i>	193.10	
08 13 13 13-0048	EA	2'-10" x 7' x 1-3/4", 18 Gauge, Level 2 Heavy Duty, Honeycomb Core, Hollow Metal Door	895.08	59.06
		<i>For Galvanized Steel Door, Add</i>	155.39	
		<i>For Type 304 Stainless Steel Door, Add</i>	621.57	
		<i>For Type 316 Stainless Steel Door, Add</i>	1,010.05	
		<i>For Embossed Panel Door, Add</i>	186.47	
		<i>For Baked Enamel Finish, Add</i>	250.81	
		<i>For 20 Minute Fire Rated Door, Add</i>	27.63	
		<i>For 45 Minute Fire Rated Door, Add</i>	41.40	
		<i>For 60 Minute Fire Rated Door, Add</i>	55.27	
		<i>For 90 Minute Fire Rated Door, Add</i>	93.38	
		<i>For 3 Hour Fire Rated Door, Add</i>	131.50	
		<i>For >50 To 100, Deduct</i>	-47.71	
		<i>For >100, Deduct</i>	-70.08	
		<i>For 2" Thick Door, Add</i>	59.28	
		<i>For Polystyrene Core, Add</i>	77.70	
		<i>For Mineral Core, 250 Degree Maximum Temperature Rise, Add</i>	194.24	
		<i>For Continuously Welded And Filled Vertical Edge Seam, Add</i>	97.12	
		<i>For Steel Stiffened, Add</i>	194.24	



Openings	08	08
Doors and Frames	08 10	
Metal Doors	08 13	

MINOR CSI UOM DESCRIPTION	TOTAL DIRECT UNIT COST	DEMOLITION UNIT COST
08 13 13 13-0049 EA 3' x 7' x 1-3/4", 18 Gauge, Level 2 Heavy Duty, Honeycomb Core, Hollow Metal Door.....	902.13	60.32
For Galvanized Steel Door, Add	156.30	
For Type 304 Stainless Steel Door, Add	625.20	
For Type 316 Stainless Steel Door, Add	1,015.95	
For Embossed Panel Door, Add	187.56	
For Baked Enamel Finish, Add	252.54	
For 20 Minute Fire Rated Door, Add	27.63	
For 45 Minute Fire Rated Door, Add	41.40	
For 60 Minute Fire Rated Door, Add	55.27	
For 90 Minute Fire Rated Door, Add	93.38	
For 3 Hour Fire Rated Door, Add	131.50	
For >50 To 100, Deduct	-48.12	
For >100, Deduct	-70.68	
For 2" Thick Door, Add	59.67	
For Polystyrene Core, Add	78.15	
For Mineral Core, 250 Degree Maximum Temperature Rise, Add	195.38	
For Continuously Welded And Filled Vertical Edge Seam, Add	97.69	
For Steel Stiffened, Add	195.38	
08 13 13 13-0050 EA 3'-4" x 7' x 1-3/4", 18 Gauge, Level 2 Heavy Duty, Honeycomb Core, Hollow Metal Door	961.20	60.32
For Galvanized Steel Door, Add	168.11	
For Type 304 Stainless Steel Door, Add	672.46	
For Type 316 Stainless Steel Door, Add	1,092.74	
For Embossed Panel Door, Add	201.74	
For Baked Enamel Finish, Add	270.27	
For 20 Minute Fire Rated Door, Add	27.63	
For 45 Minute Fire Rated Door, Add	41.40	
For 60 Minute Fire Rated Door, Add	55.27	
For 90 Minute Fire Rated Door, Add	93.38	
For 3 Hour Fire Rated Door, Add	131.50	
For >50 To 100, Deduct	-51.08	
For >100, Deduct	-75.11	
For 2" Thick Door, Add	63.96	
For Polystyrene Core, Add	84.06	
For Mineral Core, 250 Degree Maximum Temperature Rise, Add	210.14	
For Continuously Welded And Filled Vertical Edge Seam, Add	105.07	
For Steel Stiffened, Add	210.14	
08 13 13 13-0051 EA 3'-6" x 7' x 1-3/4", 18 Gauge, Level 2 Heavy Duty, Honeycomb Core, Hollow Metal Door	988.95	62.83
For Galvanized Steel Door, Add	172.66	
For Type 304 Stainless Steel Door, Add	690.63	
For Type 316 Stainless Steel Door, Add	1,122.28	
For Embossed Panel Door, Add	207.19	
For Baked Enamel Finish, Add	277.84	
For 20 Minute Fire Rated Door, Add	27.63	
For 45 Minute Fire Rated Door, Add	41.40	
For 60 Minute Fire Rated Door, Add	55.27	
For 90 Minute Fire Rated Door, Add	93.38	
For 3 Hour Fire Rated Door, Add	131.50	
For >50 To 100, Deduct	-52.59	
For >100, Deduct	-77.31	
For 2" Thick Door, Add	65.73	
For Polystyrene Core, Add	86.33	
For Mineral Core, 250 Degree Maximum Temperature Rise, Add	215.82	
For Continuously Welded And Filled Vertical Edge Seam, Add	107.91	
For Steel Stiffened, Add	215.82	
08 13 13 13-0052 EA 4' x 7' x 1-3/4", 18 Gauge, Level 2 Heavy Duty, Honeycomb Core, Hollow Metal Door.....	1,089.88	67.86
For Galvanized Steel Door, Add	190.83	
For Type 304 Stainless Steel Door, Add	763.33	
For Type 316 Stainless Steel Door, Add	1,240.41	
For Embossed Panel Door, Add	229.00	
For Baked Enamel Finish, Add	306.61	
For 20 Minute Fire Rated Door, Add	27.63	
For 45 Minute Fire Rated Door, Add	41.40	
For 60 Minute Fire Rated Door, Add	55.27	
For 90 Minute Fire Rated Door, Add	93.38	
For 3 Hour Fire Rated Door, Add	131.50	
For >50 To 100, Deduct	-57.89	
For >100, Deduct	-85.13	
For 2" Thick Door, Add	72.57	
For Polystyrene Core, Add	95.42	
For Mineral Core, 250 Degree Maximum Temperature Rise, Add	238.54	
For Continuously Welded And Filled Vertical Edge Seam, Add	119.27	
For Steel Stiffened, Add	238.54	
08 13 13 13-0053 7'-2" High, 18 Gauge, Level 2 Heavy Duty, Honeycomb Core, Hollow Metal Doors (08 13 13 13-0032)		

08 Openings**08 10 Doors and Frames****08 13 Metal Doors**
 MINOR
 CSI UOM DESCRIPTION

 TOTAL DIRECT DEMOLITION
 UNIT COST UNIT COST

08 13 13 13-0054	EA	2' x 7'-2" x 1-3/4", 18 Gauge, Level 2 Heavy Duty, Honeycomb Core, Hollow Metal Door	873.68	55.29
		<i>For Galvanized Steel Door, Add</i>	152.62	
		<i>For Type 304 Stainless Steel Door, Add</i>	610.47	
		<i>For Type 316 Stainless Steel Door, Add</i>	992.02	
		<i>For Embossed Panel Door, Add</i>	183.14	
		<i>For Baked Enamel Finish, Add</i>	245.52	
		<i>For 20 Minute Fire Rated Door, Add</i>	27.63	
		<i>For 45 Minute Fire Rated Door, Add</i>	41.40	
		<i>For 60 Minute Fire Rated Door, Add</i>	55.27	
		<i>For 90 Minute Fire Rated Door, Add</i>	93.38	
		<i>For 3 Hour Fire Rated Door, Add</i>	131.50	
		<i>For >50 To 100, Deduct</i>	-46.45	
		<i>For >100, Deduct</i>	-68.29	
		<i>For 2" Thick Door, Add</i>	58.09	
		<i>For Polystyrene Core, Add</i>	76.31	
		<i>For Mineral Core, 250 Degree Maximum Temperature Rise, Add</i>	190.77	
		<i>For Continuously Welded And Filled Vertical Edge Seam, Add</i>	95.39	
		<i>For Steel Stiffened, Add</i>	190.77	
08 13 13 13-0055	EA	2'-4" x 7'-2" x 1-3/4", 18 Gauge, Level 2 Heavy Duty, Honeycomb Core, Hollow Metal Door	873.68	55.29
		<i>For Galvanized Steel Door, Add</i>	152.62	
		<i>For Type 304 Stainless Steel Door, Add</i>	610.47	
		<i>For Type 316 Stainless Steel Door, Add</i>	992.02	
		<i>For Embossed Panel Door, Add</i>	183.14	
		<i>For Baked Enamel Finish, Add</i>	245.52	
		<i>For 20 Minute Fire Rated Door, Add</i>	27.63	
		<i>For 45 Minute Fire Rated Door, Add</i>	41.40	
		<i>For 60 Minute Fire Rated Door, Add</i>	55.27	
		<i>For 90 Minute Fire Rated Door, Add</i>	93.38	
		<i>For 3 Hour Fire Rated Door, Add</i>	131.50	
		<i>For >50 To 100, Deduct</i>	-46.45	
		<i>For >100, Deduct</i>	-68.29	
		<i>For 2" Thick Door, Add</i>	58.09	
		<i>For Polystyrene Core, Add</i>	76.31	
		<i>For Mineral Core, 250 Degree Maximum Temperature Rise, Add</i>	190.77	
		<i>For Continuously Welded And Filled Vertical Edge Seam, Add</i>	95.39	
		<i>For Steel Stiffened, Add</i>	190.77	
08 13 13 13-0056	EA	2'-6" x 7'-2" x 1-3/4", 18 Gauge, Level 2 Heavy Duty, Honeycomb Core, Hollow Metal Door	894.31	57.80
		<i>For Galvanized Steel Door, Add</i>	155.74	
		<i>For Type 304 Stainless Steel Door, Add</i>	622.96	
		<i>For Type 316 Stainless Steel Door, Add</i>	1,012.31	
		<i>For Embossed Panel Door, Add</i>	186.89	
		<i>For Baked Enamel Finish, Add</i>	250.95	
		<i>For 20 Minute Fire Rated Door, Add</i>	27.63	
		<i>For 45 Minute Fire Rated Door, Add</i>	41.40	
		<i>For 60 Minute Fire Rated Door, Add</i>	55.27	
		<i>For 90 Minute Fire Rated Door, Add</i>	93.38	
		<i>For 3 Hour Fire Rated Door, Add</i>	131.50	
		<i>For >50 To 100, Deduct</i>	-47.61	
		<i>For >100, Deduct</i>	-69.96	
		<i>For 2" Thick Door, Add</i>	59.35	
		<i>For Polystyrene Core, Add</i>	77.87	
		<i>For Mineral Core, 250 Degree Maximum Temperature Rise, Add</i>	194.68	
		<i>For Continuously Welded And Filled Vertical Edge Seam, Add</i>	97.34	
		<i>For Steel Stiffened, Add</i>	194.68	
08 13 13 13-0057	EA	2'-8" x 7'-2" x 1-3/4", 18 Gauge, Level 2 Heavy Duty, Honeycomb Core, Hollow Metal Door	905.93	57.80
		<i>For Galvanized Steel Door, Add</i>	158.06	
		<i>For Type 304 Stainless Steel Door, Add</i>	632.26	
		<i>For Type 316 Stainless Steel Door, Add</i>	1,027.42	
		<i>For Embossed Panel Door, Add</i>	189.68	
		<i>For Baked Enamel Finish, Add</i>	254.44	
		<i>For 20 Minute Fire Rated Door, Add</i>	27.63	
		<i>For 45 Minute Fire Rated Door, Add</i>	41.40	
		<i>For 60 Minute Fire Rated Door, Add</i>	55.27	
		<i>For 90 Minute Fire Rated Door, Add</i>	93.38	
		<i>For 3 Hour Fire Rated Door, Add</i>	131.50	
		<i>For >50 To 100, Deduct</i>	-48.19	
		<i>For >100, Deduct</i>	-70.84	
		<i>For 2" Thick Door, Add</i>	60.19	
		<i>For Polystyrene Core, Add</i>	79.03	
		<i>For Mineral Core, 250 Degree Maximum Temperature Rise, Add</i>	197.58	
		<i>For Continuously Welded And Filled Vertical Edge Seam, Add</i>	98.79	
		<i>For Steel Stiffened, Add</i>	197.58	



Openings	08	08
Doors and Frames	08 10	
Metal Doors	08 13	

MINOR	CSI	UOM	DESCRIPTION	TOTAL DIRECT UNIT COST	DEMOLITION UNIT COST
08 13 13	13-0058	EA	3' x 7'-2" x 1-3/4", 18 Gauge, Level 2 Heavy Duty, Honeycomb Core, Hollow Metal Door <i>For Galvanized Steel Door, Add</i> <i>For Type 304 Stainless Steel Door, Add</i> <i>For Type 316 Stainless Steel Door, Add</i> <i>For Embossed Panel Door, Add</i> <i>For Baked Enamel Finish, Add</i> <i>For 20 Minute Fire Rated Door, Add</i> <i>For 45 Minute Fire Rated Door, Add</i> <i>For 60 Minute Fire Rated Door, Add</i> <i>For 90 Minute Fire Rated Door, Add</i> <i>For 3 Hour Fire Rated Door, Add</i> <i>For >50 To 100, Deduct</i> <i>For >100, Deduct</i> <i>For 2" Thick Door, Add</i> <i>For Polystyrene Core, Add</i> <i>For Mineral Core, 250 Degree Maximum Temperature Rise, Add</i> <i>For Continuously Welded And Filled Vertical Edge Seam, Add</i> <i>For Steel Stiffened, Add</i>	920.25 159.92 639.70 1,039.51 191.91 267.98 27.63 41.40 55.27 93.38 131.50 -49.03 -72.03 60.99 79.96 199.91 99.95 199.91	60.32
08 13 13	13-0059	EA	3'-4" x 7'-2" x 1-3/4", 18 Gauge, Level 2 Heavy Duty, Honeycomb Core, Hollow Metal Door <i>For Galvanized Steel Door, Add</i> <i>For Type 304 Stainless Steel Door, Add</i> <i>For Type 316 Stainless Steel Door, Add</i> <i>For Embossed Panel Door, Add</i> <i>For Baked Enamel Finish, Add</i> <i>For 20 Minute Fire Rated Door, Add</i> <i>For 45 Minute Fire Rated Door, Add</i> <i>For 60 Minute Fire Rated Door, Add</i> <i>For 90 Minute Fire Rated Door, Add</i> <i>For 3 Hour Fire Rated Door, Add</i> <i>For >50 To 100, Deduct</i> <i>For >100, Deduct</i> <i>For 2" Thick Door, Add</i> <i>For Polystyrene Core, Add</i> <i>For Mineral Core, 250 Degree Maximum Temperature Rise, Add</i> <i>For Continuously Welded And Filled Vertical Edge Seam, Add</i> <i>For Steel Stiffened, Add</i>	980.69 172.01 688.05 1,118.08 206.41 276.11 27.63 41.40 55.27 93.38 131.50 -52.05 -76.57 65.37 86.01 215.02 107.51 215.02	60.32
08 13 13	13-0060	EA	3'-6" x 7'-2" x 1-3/4", 18 Gauge, Level 2 Heavy Duty, Honeycomb Core, Hollow Metal Door <i>For Galvanized Steel Door, Add</i> <i>For Type 304 Stainless Steel Door, Add</i> <i>For Type 316 Stainless Steel Door, Add</i> <i>For Embossed Panel Door, Add</i> <i>For Baked Enamel Finish, Add</i> <i>For 20 Minute Fire Rated Door, Add</i> <i>For 45 Minute Fire Rated Door, Add</i> <i>For 60 Minute Fire Rated Door, Add</i> <i>For 90 Minute Fire Rated Door, Add</i> <i>For 3 Hour Fire Rated Door, Add</i> <i>For >50 To 100, Deduct</i> <i>For >100, Deduct</i> <i>For 2" Thick Door, Add</i> <i>For Polystyrene Core, Add</i> <i>For Mineral Core, 250 Degree Maximum Temperature Rise, Add</i> <i>For Continuously Welded And Filled Vertical Edge Seam, Add</i> <i>For Steel Stiffened, Add</i>	1,008.96 176.66 706.64 1,148.29 211.99 283.84 27.63 41.40 55.27 93.38 131.50 -53.59 -78.81 67.18 88.33 220.83 110.41 220.83	62.83
08 13 13	13-0061	EA	4' x 7'-2" x 1-3/4", 18 Gauge, Level 2 Heavy Duty, Honeycomb Core, Hollow Metal Door <i>For Galvanized Steel Door, Add</i> <i>For Type 304 Stainless Steel Door, Add</i> <i>For Type 316 Stainless Steel Door, Add</i> <i>For Embossed Panel Door, Add</i> <i>For Baked Enamel Finish, Add</i> <i>For 20 Minute Fire Rated Door, Add</i> <i>For 45 Minute Fire Rated Door, Add</i> <i>For 60 Minute Fire Rated Door, Add</i> <i>For 90 Minute Fire Rated Door, Add</i> <i>For 3 Hour Fire Rated Door, Add</i> <i>For >50 To 100, Deduct</i> <i>For >100, Deduct</i> <i>For 2" Thick Door, Add</i> <i>For Polystyrene Core, Add</i> <i>For Mineral Core, 250 Degree Maximum Temperature Rise, Add</i> <i>For Continuously Welded And Filled Vertical Edge Seam, Add</i> <i>For Steel Stiffened, Add</i>	1,112.00 195.26 781.02 1,269.16 234.31 313.24 27.63 41.40 55.27 93.38 131.50 -58.99 -86.79 74.17 97.63 244.07 122.04 244.07	67.86
08 13 13	13-0062		8' High, 18 Gauge, Level 2 Heavy Duty, Honeycomb Core, Hollow Metal Doors <small>(08 13 13 13-0032)</small>		

08 Openings**08 10 Doors and Frames****08 13 Metal Doors**
 MINOR
 CSI UOM DESCRIPTION

 TOTAL DIRECT DEMOLITION
 UNIT COST UNIT COST

08 13 13 13-0063	EA	2' x 8' x 1-3/4", 18 Gauge, Level 2 Heavy Duty, Honeycomb Core, Hollow Metal Door	1,016.30	55.29
		<i>For Up To 1' Extra Height, Add</i>	250.61	
		<i>For 1' To 1'-6" Extra Height, Add</i>	478.12	
		<i>For Galvanized Steel Door, Add</i>	181.14	
		<i>For Type 304 Stainless Steel Door, Add</i>	724.57	
		<i>For Type 316 Stainless Steel Door, Add</i>	1,177.42	
		<i>For Embossed Panel Door, Add</i>	217.37	
		<i>For Baked Enamel Finish, Add</i>	288.30	
		<i>For 20 Minute Fire Rated Door, Add</i>	27.63	
		<i>For 45 Minute Fire Rated Door, Add</i>	41.40	
		<i>For 60 Minute Fire Rated Door, Add</i>	55.27	
		<i>For 90 Minute Fire Rated Door, Add</i>	93.38	
		<i>For 3 Hour Fire Rated Door, Add</i>	131.50	
		<i>For >50 To 100, Deduct</i>	-53.58	
		<i>For >100, Deduct</i>	-78.99	
		<i>For 2" Thick Door, Add</i>	68.43	
		<i>For Polystyrene Core, Add</i>	90.57	
		<i>For Mineral Core, 250 Degree Maximum Temperature Rise, Add</i>	226.43	
		<i>For Continuously Welded And Filled Vertical Edge Seam, Add</i>	113.21	
		<i>For Steel Stiffened, Add</i>	226.43	
08 13 13 13-0064	EA	2'-4" x 8' x 1-3/4", 18 Gauge, Level 2 Heavy Duty, Honeycomb Core, Hollow Metal Door	1,016.30	55.29
		<i>For Up To 1' Extra Height, Add</i>	250.61	
		<i>For 1' To 1'-6" Extra Height, Add</i>	478.12	
		<i>For Galvanized Steel Door, Add</i>	181.14	
		<i>For Type 304 Stainless Steel Door, Add</i>	724.57	
		<i>For Type 316 Stainless Steel Door, Add</i>	1,177.42	
		<i>For Embossed Panel Door, Add</i>	217.37	
		<i>For Baked Enamel Finish, Add</i>	288.30	
		<i>For 20 Minute Fire Rated Door, Add</i>	27.63	
		<i>For 45 Minute Fire Rated Door, Add</i>	41.40	
		<i>For 60 Minute Fire Rated Door, Add</i>	55.27	
		<i>For 90 Minute Fire Rated Door, Add</i>	93.38	
		<i>For 3 Hour Fire Rated Door, Add</i>	131.50	
		<i>For >50 To 100, Deduct</i>	-53.58	
		<i>For >100, Deduct</i>	-78.99	
		<i>For 2" Thick Door, Add</i>	68.43	
		<i>For Polystyrene Core, Add</i>	90.57	
		<i>For Mineral Core, 250 Degree Maximum Temperature Rise, Add</i>	226.43	
		<i>For Continuously Welded And Filled Vertical Edge Seam, Add</i>	113.21	
		<i>For Steel Stiffened, Add</i>	226.43	
08 13 13 13-0065	EA	2'-6" x 8' x 1-3/4", 18 Gauge, Level 2 Heavy Duty, Honeycomb Core, Hollow Metal Door	1,039.85	57.80
		<i>For Up To 1' Extra Height, Add</i>	255.74	
		<i>For 1' To 1'-6" Extra Height, Add</i>	487.91	
		<i>For Galvanized Steel Door, Add</i>	184.85	
		<i>For Type 304 Stainless Steel Door, Add</i>	739.39	
		<i>For Type 316 Stainless Steel Door, Add</i>	1,201.51	
		<i>For Embossed Panel Door, Add</i>	221.82	
		<i>For Baked Enamel Finish, Add</i>	294.61	
		<i>For 20 Minute Fire Rated Door, Add</i>	27.63	
		<i>For 45 Minute Fire Rated Door, Add</i>	41.40	
		<i>For 60 Minute Fire Rated Door, Add</i>	55.27	
		<i>For 90 Minute Fire Rated Door, Add</i>	93.38	
		<i>For 3 Hour Fire Rated Door, Add</i>	131.50	
		<i>For >50 To 100, Deduct</i>	-54.88	
		<i>For >100, Deduct</i>	-80.88	
		<i>For 2" Thick Door, Add</i>	69.90	
		<i>For Polystyrene Core, Add</i>	92.42	
		<i>For Mineral Core, 250 Degree Maximum Temperature Rise, Add</i>	231.06	
		<i>For Continuously Welded And Filled Vertical Edge Seam, Add</i>	115.53	
		<i>For Steel Stiffened, Add</i>	231.06	
08 13 13 13-0066	EA	2'-8" x 8' x 1-3/4", 18 Gauge, Level 2 Heavy Duty, Honeycomb Core, Hollow Metal Door	1,053.64	57.80
		<i>For Up To 1' Extra Height, Add</i>	259.55	
		<i>For 1' To 1'-6" Extra Height, Add</i>	495.19	
		<i>For Galvanized Steel Door, Add</i>	187.61	
		<i>For Type 304 Stainless Steel Door, Add</i>	750.42	
		<i>For Type 316 Stainless Steel Door, Add</i>	1,219.44	
		<i>For Embossed Panel Door, Add</i>	225.13	
		<i>For Baked Enamel Finish, Add</i>	298.75	
		<i>For 20 Minute Fire Rated Door, Add</i>	27.63	
		<i>For 45 Minute Fire Rated Door, Add</i>	41.40	
		<i>For 60 Minute Fire Rated Door, Add</i>	55.27	
		<i>For 90 Minute Fire Rated Door, Add</i>	93.38	
		<i>For 3 Hour Fire Rated Door, Add</i>	131.50	
		<i>For >50 To 100, Deduct</i>	-55.57	
		<i>For >100, Deduct</i>	-81.91	
		<i>For 2" Thick Door, Add</i>	70.90	
		<i>For Polystyrene Core, Add</i>	93.80	
		<i>For Mineral Core, 250 Degree Maximum Temperature Rise, Add</i>	234.51	
		<i>For Continuously Welded And Filled Vertical Edge Seam, Add</i>	117.25	
		<i>For Steel Stiffened, Add</i>	234.51	



Openings	08	08
Doors and Frames	08 10	
Metal Doors	08 13	

MINOR CSI UOM DESCRIPTION	TOTAL DIRECT UNIT COST	DEMOLITION UNIT COST
08 13 13 13-0067 EA 2'-10" x 8' x 1-3/4", 18 Gauge, Level 2 Heavy Duty, Honeycomb Core, Hollow Metal Door	1,061.66	59.06
For Up To 1' Extra Height, Add	261.08	
For 1' To 1'-6" Extra Height, Add	498.09	
For Galvanized Steel Door, Add	188.71	
For Type 304 Stainless Steel Door, Add	754.83	
For Type 316 Stainless Steel Door, Add	1,226.60	
For Embossed Panel Door, Add	226.45	
For Baked Enamel Finish, Add	300.78	
For 20 Minute Fire Rated Door, Add	27.63	
For 45 Minute Fire Rated Door, Add	41.40	
For 60 Minute Fire Rated Door, Add	55.27	
For 90 Minute Fire Rated Door, Add	93.38	
For 3 Hour Fire Rated Door, Add	131.50	
For >50 To 100, Deduct	-56.04	
For >100, Deduct	-82.58	
For 2" Thick Door, Add	71.36	
For Polystyrene Core, Add	94.35	
For Mineral Core, 250 Degree Maximum Temperature Rise, Add	235.89	
For Continuously Welded And Filled Vertical Edge Seam, Add	117.94	
For Steel Stiffened, Add	235.89	
08 13 13 13-0068 EA 3' x 8' x 1-3/4", 18 Gauge, Level 2 Heavy Duty, Honeycomb Core, Hollow Metal Door	1,069.69	60.32
For Up To 1' Extra Height, Add	262.60	
For 1' To 1'-6" Extra Height, Add	501.01	
For Galvanized Steel Door, Add	189.81	
For Type 304 Stainless Steel Door, Add	759.25	
For Type 316 Stainless Steel Door, Add	1,233.78	
For Embossed Panel Door, Add	227.77	
For Baked Enamel Finish, Add	302.81	
For 20 Minute Fire Rated Door, Add	27.63	
For 45 Minute Fire Rated Door, Add	41.40	
For 60 Minute Fire Rated Door, Add	55.27	
For 90 Minute Fire Rated Door, Add	93.38	
For 3 Hour Fire Rated Door, Add	131.50	
For >50 To 100, Deduct	-56.50	
For >100, Deduct	-83.24	
For 2" Thick Door, Add	71.82	
For Polystyrene Core, Add	94.91	
For Mineral Core, 250 Degree Maximum Temperature Rise, Add	237.27	
For Continuously Welded And Filled Vertical Edge Seam, Add	118.63	
For Steel Stiffened, Add	237.27	
08 13 13 13-0069 EA 3'-4" x 8' x 1-3/4", 18 Gauge, Level 2 Heavy Duty, Honeycomb Core, Hollow Metal Door	1,141.42	60.32
For Up To 1' Extra Height, Add	282.45	
For 1' To 1'-6" Extra Height, Add	538.88	
For Galvanized Steel Door, Add	204.16	
For Type 304 Stainless Steel Door, Add	816.63	
For Type 316 Stainless Steel Door, Add	1,327.03	
For Embossed Panel Door, Add	244.99	
For Baked Enamel Finish, Add	324.33	
For 20 Minute Fire Rated Door, Add	27.63	
For 45 Minute Fire Rated Door, Add	41.40	
For 60 Minute Fire Rated Door, Add	55.27	
For 90 Minute Fire Rated Door, Add	93.38	
For 3 Hour Fire Rated Door, Add	131.50	
For >50 To 100, Deduct	-60.09	
For >100, Deduct	-88.62	
For 2" Thick Door, Add	77.02	
For Polystyrene Core, Add	102.08	
For Mineral Core, 250 Degree Maximum Temperature Rise, Add	255.20	
For Continuously Welded And Filled Vertical Edge Seam, Add	127.60	
For Steel Stiffened, Add	255.20	
08 13 13 13-0070 EA 3'-6" x 8' x 1-3/4", 18 Gauge, Level 2 Heavy Duty, Honeycomb Core, Hollow Metal Door	1,174.05	62.83
For Up To 1' Extra Height, Add	290.09	
For 1' To 1'-6" Extra Height, Add	553.45	
For Galvanized Steel Door, Add	209.68	
For Type 304 Stainless Steel Door, Add	838.71	
For Type 316 Stainless Steel Door, Add	1,362.91	
For Embossed Panel Door, Add	251.61	
For Baked Enamel Finish, Add	333.37	
For 20 Minute Fire Rated Door, Add	27.63	
For 45 Minute Fire Rated Door, Add	41.40	
For 60 Minute Fire Rated Door, Add	55.27	
For 90 Minute Fire Rated Door, Add	93.38	
For 3 Hour Fire Rated Door, Add	131.50	
For >50 To 100, Deduct	-61.84	
For >100, Deduct	-91.20	
For 2" Thick Door, Add	79.15	
For Polystyrene Core, Add	104.84	
For Mineral Core, 250 Degree Maximum Temperature Rise, Add	262.10	
For Continuously Welded And Filled Vertical Edge Seam, Add	131.05	
For Steel Stiffened, Add	262.10	

08	08	Openings
	08 10	Doors and Frames
	08 13	Metal Doors



MINOR		TOTAL DIRECT	DEMOLITION
CSI	UOM DESCRIPTION	UNIT COST	UNIT COST
08 13 13 13-0071	EA 4' x 8' x 1-3/4", 18 Gauge, Level 2 Heavy Duty, Honeycomb Core, Hollow Metal Door.....	1,294.46	67.86
	<i>For Up To 1' Extra Height, Add</i>	320.62	
	<i>For 1' To 1'-6" Extra Height, Add</i>	611.70	
	<i>For Galvanized Steel Door, Add</i>	231.75	
	<i>For Type 304 Stainless Steel Door, Add</i>	926.99	
	<i>For Type 316 Stainless Steel Door, Add</i>	1,506.36	
	<i>For Embossed Panel Door, Add</i>	278.10	
	<i>For Baked Enamel Finish, Add</i>	367.98	
	<i>For 20 Minute Fire Rated Door, Add</i>	27.63	
	<i>For 45 Minute Fire Rated Door, Add</i>	41.40	
	<i>For 60 Minute Fire Rated Door, Add</i>	55.27	
	<i>For 90 Minute Fire Rated Door, Add</i>	93.38	
	<i>For 3 Hour Fire Rated Door, Add</i>	131.50	
	<i>For >50 To 100, Deduct</i>	-68.12	
	<i>For >100, Deduct</i>	-100.48	
	<i>For 2" Thick Door, Add</i>	87.40	
	<i>For Polystyrene Core, Add</i>	115.87	
	<i>For Mineral Core, 250 Degree Maximum Temperature Rise, Add</i>	289.69	
	<i>For Continuously Welded And Filled Vertical Edge Seam, Add</i>	144.84	
	<i>For Steel Stiffened, Add</i>	289.69	
08 13 13 13-0072	16 Gauge, Level 3 Extra Heavy Duty, Honeycomb Core, Hollow Metal Doors <small>(08 13 13 13)</small>		
08 13 13 13-0073	6'-8" High, 16 Gauge, Level 3 Extra Heavy Duty, Honeycomb Core, Hollow Metal Doors <small>(08 13 13 13-0072)</small>		
08 13 13 13-0074	EA 2' x 6'-8" x 1-3/4", 16 Gauge, Level 3 Extra Heavy Duty, Honeycomb Core, Hollow Metal Door.....	1,119.58	55.29
	<i>For 14 Gauge, Level 4 Maximum Duty, Add</i>	403.60	
	<i>For Galvanized Steel Door, Add</i>	201.80	
	<i>For Type 304 Stainless Steel Door, Add</i>	807.19	
	<i>For Type 316 Stainless Steel Door, Add</i>	1,311.69	
	<i>For Embossed Panel Door, Add</i>	242.16	
	<i>For Baked Enamel Finish, Add</i>	319.29	
	<i>For 20 Minute Fire Rated Door, Add</i>	27.63	
	<i>For 45 Minute Fire Rated Door, Add</i>	41.40	
	<i>For 60 Minute Fire Rated Door, Add</i>	55.27	
	<i>For 90 Minute Fire Rated Door, Add</i>	93.38	
	<i>For 3 Hour Fire Rated Door, Add</i>	131.50	
	<i>For >50 To 100, Deduct</i>	-58.74	
	<i>For >100, Deduct</i>	-86.73	
	<i>For 2" Thick Door, Add</i>	75.92	
	<i>For Polystyrene Core, Add</i>	100.90	
	<i>For Mineral Core, 250 Degree Maximum Temperature Rise, Add</i>	252.25	
	<i>For Continuously Welded And Filled Vertical Edge Seam, Add</i>	126.12	
	<i>For Steel Stiffened, Add</i>	252.25	
08 13 13 13-0075	EA 2'-4" x 6'-8" x 1-3/4", 16 Gauge, Level 3 Extra Heavy Duty, Honeycomb Core, Hollow Metal Door.....	1,119.58	55.29
	<i>For 14 Gauge, Level 4 Maximum Duty, Add</i>	403.60	
	<i>For Galvanized Steel Door, Add</i>	201.80	
	<i>For Type 304 Stainless Steel Door, Add</i>	807.19	
	<i>For Type 316 Stainless Steel Door, Add</i>	1,311.69	
	<i>For Embossed Panel Door, Add</i>	242.16	
	<i>For Baked Enamel Finish, Add</i>	319.29	
	<i>For 20 Minute Fire Rated Door, Add</i>	27.63	
	<i>For 45 Minute Fire Rated Door, Add</i>	41.40	
	<i>For 60 Minute Fire Rated Door, Add</i>	55.27	
	<i>For 90 Minute Fire Rated Door, Add</i>	93.38	
	<i>For 3 Hour Fire Rated Door, Add</i>	131.50	
	<i>For >50 To 100, Deduct</i>	-58.74	
	<i>For >100, Deduct</i>	-86.73	
	<i>For 2" Thick Door, Add</i>	75.92	
	<i>For Polystyrene Core, Add</i>	100.90	
	<i>For Mineral Core, 250 Degree Maximum Temperature Rise, Add</i>	252.25	
	<i>For Continuously Welded And Filled Vertical Edge Seam, Add</i>	126.12	
	<i>For Steel Stiffened, Add</i>	252.25	
08 13 13 13-0076	EA 2'-6" x 6'-8" x 1-3/4", 16 Gauge, Level 3 Extra Heavy Duty, Honeycomb Core, Hollow Metal Door.....	1,145.24	57.80
	<i>For 14 Gauge, Level 4 Maximum Duty, Add</i>	411.85	
	<i>For Galvanized Steel Door, Add</i>	205.93	
	<i>For Type 304 Stainless Steel Door, Add</i>	823.70	
	<i>For Type 316 Stainless Steel Door, Add</i>	1,338.52	
	<i>For Embossed Panel Door, Add</i>	247.11	
	<i>For Baked Enamel Finish, Add</i>	326.23	
	<i>For 20 Minute Fire Rated Door, Add</i>	27.63	
	<i>For 45 Minute Fire Rated Door, Add</i>	41.40	
	<i>For 60 Minute Fire Rated Door, Add</i>	55.27	
	<i>For 90 Minute Fire Rated Door, Add</i>	93.38	
	<i>For 3 Hour Fire Rated Door, Add</i>	131.50	
	<i>For >50 To 100, Deduct</i>	-60.15	
	<i>For >100, Deduct</i>	-88.78	
	<i>For 2" Thick Door, Add</i>	77.54	
	<i>For Polystyrene Core, Add</i>	102.96	
	<i>For Mineral Core, 250 Degree Maximum Temperature Rise, Add</i>	257.41	
	<i>For Continuously Welded And Filled Vertical Edge Seam, Add</i>	128.70	
	<i>For Steel Stiffened, Add</i>	257.41	



Openings	08	08
Doors and Frames	08 10	
Metal Doors	08 13	

MINOR CSI UOM DESCRIPTION	TOTAL DIRECT UNIT COST	DEMOLITION UNIT COST
08 13 13 13-0077 EA 2'-8" x 6'-8" x 1-3/4", 16 Gauge, Level 3 Extra Heavy Duty, Honeycomb Core, Hollow Metal Door For 14 Gauge, Level 4 Maximum Duty, Add For Galvanized Steel Door, Add For Type 304 Stainless Steel Door, Add For Type 316 Stainless Steel Door, Add For Embossed Panel Door, Add For Baked Enamel Finish, Add For 20 Minute Fire Rated Door, Add For 45 Minute Fire Rated Door, Add For 60 Minute Fire Rated Door, Add For 90 Minute Fire Rated Door, Add For 3 Hour Fire Rated Door, Add For >50 To 100, Deduct For >100, Deduct For 2" Thick Door, Add For Polystyrene Core, Add For Mineral Core, 250 Degree Maximum Temperature Rise, Add For Continuously Welded And Filled Vertical Edge Seam, Add For Steel Stiffened, Add	1,160.60 418.00 209.00 835.99 1,358.49 250.80 330.84 27.63 41.40 55.27 93.38 131.50 -60.92 -89.94 78.65 104.50 261.25 130.62 261.25	57.80
08 13 13 13-0078 EA 2'-10" x 6'-8" x 1-3/4", 16 Gauge, Level 3 Extra Heavy Duty, Honeycomb Core, Hollow Metal Door..... For 14 Gauge, Level 4 Maximum Duty, Add For Galvanized Steel Door, Add For Type 304 Stainless Steel Door, Add For Type 316 Stainless Steel Door, Add For Embossed Panel Door, Add For Baked Enamel Finish, Add For 20 Minute Fire Rated Door, Add For 45 Minute Fire Rated Door, Add For 60 Minute Fire Rated Door, Add For 90 Minute Fire Rated Door, Add For 3 Hour Fire Rated Door, Add For >50 To 100, Deduct For >100, Deduct For 2" Thick Door, Add For Polystyrene Core, Add For Mineral Core, 250 Degree Maximum Temperature Rise, Add For Continuously Welded And Filled Vertical Edge Seam, Add For Steel Stiffened, Add	1,169.28 420.46 210.23 840.93 1,366.51 252.28 333.07 27.63 41.40 55.27 93.38 131.50 -61.42 -90.65 79.16 105.12 262.79 131.40 262.79	59.06
08 13 13 13-0079 EA 3' x 6'-8" x 1-3/4", 16 Gauge, Level 3 Extra Heavy Duty, Honeycomb Core, Hollow Metal Door..... For 14 Gauge, Level 4 Maximum Duty, Add For Galvanized Steel Door, Add For Type 304 Stainless Steel Door, Add For Type 316 Stainless Steel Door, Add For Embossed Panel Door, Add For Baked Enamel Finish, Add For 20 Minute Fire Rated Door, Add For 45 Minute Fire Rated Door, Add For 60 Minute Fire Rated Door, Add For 90 Minute Fire Rated Door, Add For 3 Hour Fire Rated Door, Add For >50 To 100, Deduct For >100, Deduct For 2" Thick Door, Add For Polystyrene Core, Add For Mineral Core, 250 Degree Maximum Temperature Rise, Add For Continuously Welded And Filled Vertical Edge Seam, Add For Steel Stiffened, Add	1,177.92 422.92 211.46 845.83 1,374.48 253.75 335.28 27.63 41.40 55.27 93.38 131.50 -61.91 -91.36 79.67 105.73 264.32 132.16 264.32	60.32
08 13 13 13-0080 EA 3'-4" x 6'-8" x 1-3/4", 16 Gauge, Level 3 Extra Heavy Duty, Honeycomb Core, Hollow Metal Door For 14 Gauge, Level 4 Maximum Duty, Add For Galvanized Steel Door, Add For Type 304 Stainless Steel Door, Add For Type 316 Stainless Steel Door, Add For Embossed Panel Door, Add For Baked Enamel Finish, Add For 20 Minute Fire Rated Door, Add For 45 Minute Fire Rated Door, Add For 60 Minute Fire Rated Door, Add For 90 Minute Fire Rated Door, Add For 3 Hour Fire Rated Door, Add For >50 To 100, Deduct For >100, Deduct For 2" Thick Door, Add For Polystyrene Core, Add For Mineral Core, 250 Degree Maximum Temperature Rise, Add For Continuously Welded And Filled Vertical Edge Seam, Add For Steel Stiffened, Add	1,257.83 454.88 227.44 909.76 1,478.36 272.93 359.25 27.63 41.40 55.27 93.38 131.50 -65.91 -97.35 85.46 113.72 284.30 142.15 284.30	60.32

08 Openings**08 10 Doors and Frames****08 13 Metal Doors**
 MINOR
 CSI UOM DESCRIPTION

 TOTAL DIRECT DEMOLITION
 UNIT COST UNIT COST

08 13 13 13-0081	EA	3'-6" x 6'-8" x 1-3/4", 16 Gauge, Level 3 Extra Heavy Duty, Honeycomb Core, Hollow Metal Door.....	1,293.59	62.83
		<i>For 14 Gauge, Level 4 Maximum Duty, Add</i>	467.17	
		<i>For Galvanized Steel Door, Add</i>	233.59	
		<i>For Type 304 Stainless Steel Door, Add</i>	934.34	
		<i>For Type 316 Stainless Steel Door, Add</i>	1,518.31	
		<i>For Embossed Panel Door, Add</i>	280.30	
		<i>For Baked Enamel Finish, Add</i>	369.23	
		<i>For 20 Minute Fire Rated Door, Add</i>	27.63	
		<i>For 45 Minute Fire Rated Door, Add</i>	41.40	
		<i>For 60 Minute Fire Rated Door, Add</i>	55.27	
		<i>For 90 Minute Fire Rated Door, Add</i>	93.38	
		<i>For 3 Hour Fire Rated Door, Add</i>	131.50	
		<i>For >50 To 100, Deduct</i>	-67.82	
		<i>For >100, Deduct</i>	-100.16	
		<i>For 2" Thick Door, Add</i>	87.82	
		<i>For Polystyrene Core, Add</i>	116.79	
		<i>For Mineral Core, 250 Degree Maximum Temperature Rise, Add</i>	291.98	
		<i>For Continuously Welded And Filled Vertical Edge Seam, Add</i>	145.99	
		<i>For Steel Stiffened, Add</i>	291.98	
08 13 13 13-0082	EA	4' x 6'-8" x 1-3/4", 16 Gauge, Level 3 Extra Heavy Duty, Honeycomb Core, Hollow Metal Door.....	1,426.59	67.86
		<i>For 14 Gauge, Level 4 Maximum Duty, Add</i>	516.35	
		<i>For Galvanized Steel Door, Add</i>	258.17	
		<i>For Type 304 Stainless Steel Door, Add</i>	1,032.70	
		<i>For Type 316 Stainless Steel Door, Add</i>	1,678.13	
		<i>For Embossed Panel Door, Add</i>	309.81	
		<i>For Baked Enamel Finish, Add</i>	407.62	
		<i>For 20 Minute Fire Rated Door, Add</i>	27.63	
		<i>For 45 Minute Fire Rated Door, Add</i>	41.40	
		<i>For 60 Minute Fire Rated Door, Add</i>	55.27	
		<i>For 90 Minute Fire Rated Door, Add</i>	93.38	
		<i>For 3 Hour Fire Rated Door, Add</i>	131.50	
		<i>For >50 To 100, Deduct</i>	-74.72	
		<i>For >100, Deduct</i>	-110.39	
		<i>For 2" Thick Door, Add</i>	96.98	
		<i>For Polystyrene Core, Add</i>	129.09	
		<i>For Mineral Core, 250 Degree Maximum Temperature Rise, Add</i>	322.72	
		<i>For Continuously Welded And Filled Vertical Edge Seam, Add</i>	161.36	
		<i>For Steel Stiffened, Add</i>	322.72	
08 13 13 13-0083		7' High, 16 Gauge, Level 3 Extra Heavy Duty, Honeycomb Core, Hollow Metal Doors <small>(08 13 13 13-0072)</small>		
08 13 13 13-0084	EA	2' x 7' x 1-3/4", 16 Gauge, Level 3 Extra Heavy Duty, Honeycomb Core, Hollow Metal Door.....	1,143.53	55.29
		<i>For 14 Gauge, Level 4 Maximum Duty, Add</i>	413.18	
		<i>For Galvanized Steel Door, Add</i>	206.59	
		<i>For Type 304 Stainless Steel Door, Add</i>	826.35	
		<i>For Type 316 Stainless Steel Door, Add</i>	1,342.82	
		<i>For Embossed Panel Door, Add</i>	247.91	
		<i>For Baked Enamel Finish, Add</i>	326.47	
		<i>For 20 Minute Fire Rated Door, Add</i>	27.63	
		<i>For 45 Minute Fire Rated Door, Add</i>	41.40	
		<i>For 60 Minute Fire Rated Door, Add</i>	55.27	
		<i>For 90 Minute Fire Rated Door, Add</i>	93.38	
		<i>For 3 Hour Fire Rated Door, Add</i>	131.50	
		<i>For >50 To 100, Deduct</i>	-59.94	
		<i>For >100, Deduct</i>	-88.53	
		<i>For 2" Thick Door, Add</i>	77.65	
		<i>For Polystyrene Core, Add</i>	103.29	
		<i>For Mineral Core, 250 Degree Maximum Temperature Rise, Add</i>	258.24	
		<i>For Continuously Welded And Filled Vertical Edge Seam, Add</i>	129.12	
		<i>For Steel Stiffened, Add</i>	258.24	
08 13 13 13-0085	EA	2'-4" x 7' x 1-3/4", 16 Gauge, Level 3 Extra Heavy Duty, Honeycomb Core, Hollow Metal Door.....	1,143.53	55.29
		<i>For 14 Gauge, Level 4 Maximum Duty, Add</i>	413.18	
		<i>For Galvanized Steel Door, Add</i>	206.59	
		<i>For Type 304 Stainless Steel Door, Add</i>	826.35	
		<i>For Type 316 Stainless Steel Door, Add</i>	1,342.82	
		<i>For Embossed Panel Door, Add</i>	247.91	
		<i>For Baked Enamel Finish, Add</i>	326.47	
		<i>For 20 Minute Fire Rated Door, Add</i>	27.63	
		<i>For 45 Minute Fire Rated Door, Add</i>	41.40	
		<i>For 60 Minute Fire Rated Door, Add</i>	55.27	
		<i>For 90 Minute Fire Rated Door, Add</i>	93.38	
		<i>For 3 Hour Fire Rated Door, Add</i>	131.50	
		<i>For >50 To 100, Deduct</i>	-59.94	
		<i>For >100, Deduct</i>	-88.53	
		<i>For 2" Thick Door, Add</i>	77.65	
		<i>For Polystyrene Core, Add</i>	103.29	
		<i>For Mineral Core, 250 Degree Maximum Temperature Rise, Add</i>	258.24	
		<i>For Continuously Welded And Filled Vertical Edge Seam, Add</i>	129.12	
		<i>For Steel Stiffened, Add</i>	258.24	



Openings	08	08
Doors and Frames	08 10	
Metal Doors	08 13	

MINOR CSI UOM DESCRIPTION	TOTAL DIRECT UNIT COST	DEMOLITION UNIT COST
08 13 13 13-0086 EA 2'-6" x 7' x 1-3/4", 16 Gauge, Level 3 Extra Heavy Duty, Honeycomb Core, Hollow Metal Door.....	1,169.67	57.80
For 14 Gauge, Level 4 Maximum Duty, Add	421.62	
For Galvanized Steel Door, Add	210.81	
For Type 304 Stainless Steel Door, Add	843.25	
For Type 316 Stainless Steel Door, Add	1,370.28	
For Embossed Panel Door, Add	262.97	
For Baked Enamel Finish, Add	333.56	
For 20 Minute Fire Rated Door, Add	27.63	
For 45 Minute Fire Rated Door, Add	41.40	
For 60 Minute Fire Rated Door, Add	55.27	
For 90 Minute Fire Rated Door, Add	93.38	
For 3 Hour Fire Rated Door, Add	131.50	
For >50 To 100, Deduct	-61.37	
For >100, Deduct	-90.62	
For 2" Thick Door, Add	79.31	
For Polystyrene Core, Add	105.41	
For Mineral Core, 250 Degree Maximum Temperature Rise, Add	263.52	
For Continuously Welded And Filled Vertical Edge Seam, Add	131.76	
For Steel Stiffened, Add	263.52	
08 13 13 13-0087 EA 2'-8" x 7' x 1-3/4", 16 Gauge, Level 3 Extra Heavy Duty, Honeycomb Core, Hollow Metal Door.....	1,185.40	57.80
For 14 Gauge, Level 4 Maximum Duty, Add	427.92	
For Galvanized Steel Door, Add	213.96	
For Type 304 Stainless Steel Door, Add	855.83	
For Type 316 Stainless Steel Door, Add	1,390.73	
For Embossed Panel Door, Add	256.75	
For Baked Enamel Finish, Add	338.28	
For 20 Minute Fire Rated Door, Add	27.63	
For 45 Minute Fire Rated Door, Add	41.40	
For 60 Minute Fire Rated Door, Add	55.27	
For 90 Minute Fire Rated Door, Add	93.38	
For 3 Hour Fire Rated Door, Add	131.50	
For >50 To 100, Deduct	-62.16	
For >100, Deduct	-91.80	
For 2" Thick Door, Add	80.45	
For Polystyrene Core, Add	106.98	
For Mineral Core, 250 Degree Maximum Temperature Rise, Add	267.45	
For Continuously Welded And Filled Vertical Edge Seam, Add	133.72	
For Steel Stiffened, Add	267.45	
08 13 13 13-0088 EA 2'-10" x 7' x 1-3/4", 16 Gauge, Level 3 Extra Heavy Duty, Honeycomb Core, Hollow Metal Door.....	1,194.21	59.06
For 14 Gauge, Level 4 Maximum Duty, Add	430.44	
For Galvanized Steel Door, Add	215.22	
For Type 304 Stainless Steel Door, Add	860.87	
For Type 316 Stainless Steel Door, Add	1,398.92	
For Embossed Panel Door, Add	258.26	
For Baked Enamel Finish, Add	340.55	
For 20 Minute Fire Rated Door, Add	27.63	
For 45 Minute Fire Rated Door, Add	41.40	
For 60 Minute Fire Rated Door, Add	55.27	
For 90 Minute Fire Rated Door, Add	93.38	
For 3 Hour Fire Rated Door, Add	131.50	
For >50 To 100, Deduct	-62.66	
For >100, Deduct	-92.52	
For 2" Thick Door, Add	80.97	
For Polystyrene Core, Add	107.61	
For Mineral Core, 250 Degree Maximum Temperature Rise, Add	269.02	
For Continuously Welded And Filled Vertical Edge Seam, Add	134.51	
For Steel Stiffened, Add	269.02	
08 13 13 13-0089 EA 3' x 7' x 1-3/4", 16 Gauge, Level 3 Extra Heavy Duty, Honeycomb Core, Hollow Metal Door.....	1,203.01	60.32
For 14 Gauge, Level 4 Maximum Duty, Add	432.95	
For Galvanized Steel Door, Add	216.48	
For Type 304 Stainless Steel Door, Add	865.90	
For Type 316 Stainless Steel Door, Add	1,407.09	
For Embossed Panel Door, Add	259.77	
For Baked Enamel Finish, Add	342.81	
For 20 Minute Fire Rated Door, Add	27.63	
For 45 Minute Fire Rated Door, Add	41.40	
For 60 Minute Fire Rated Door, Add	55.27	
For 90 Minute Fire Rated Door, Add	93.38	
For 3 Hour Fire Rated Door, Add	131.50	
For >50 To 100, Deduct	-63.17	
For >100, Deduct	-93.24	
For 2" Thick Door, Add	81.49	
For Polystyrene Core, Add	108.24	
For Mineral Core, 250 Degree Maximum Temperature Rise, Add	270.60	
For Continuously Welded And Filled Vertical Edge Seam, Add	135.30	
For Steel Stiffened, Add	270.60	

08 Openings**08 10 Doors and Frames****08 13 Metal Doors**MINOR
CSI UOM DESCRIPTIONTOTAL DIRECT DEMOLITION
UNIT COST UNIT COST

08 13 13 13-0090	EA 3'-4" x 7' x 1-3/4", 16 Gauge, Level 3 Extra Heavy Duty, Honeycomb Core, Hollow Metal Door For 14 Gauge, Level 4 Maximum Duty, Add For Galvanized Steel Door, Add For Type 304 Stainless Steel Door, Add For Type 316 Stainless Steel Door, Add For Embossed Panel Door, Add For Baked Enamel Finish, Add For 20 Minute Fire Rated Door, Add For 45 Minute Fire Rated Door, Add For 60 Minute Fire Rated Door, Add For 90 Minute Fire Rated Door, Add For 3 Hour Fire Rated Door, Add For >50 To 100, Deduct For >100, Deduct For 2" Thick Door, Add For Polystyrene Core, Add For Mineral Core, 250 Degree Maximum Temperature Rise, Add For Continuously Welded And Filled Vertical Edge Seam, Add For Steel Stiffened, Add	1,284.82 465.68 232.84 931.35 1,513.45 279.41 367.35 27.63 41.40 55.27 93.38 131.50 -67.26 -99.38 87.42 116.42 291.05 145.52 291.05	60.32
08 13 13 13-0091	EA 3'-6" x 7' x 1-3/4", 16 Gauge, Level 3 Extra Heavy Duty, Honeycomb Core, Hollow Metal Door For 14 Gauge, Level 4 Maximum Duty, Add For Galvanized Steel Door, Add For Type 304 Stainless Steel Door, Add For Type 316 Stainless Steel Door, Add For Embossed Panel Door, Add For Baked Enamel Finish, Add For 20 Minute Fire Rated Door, Add For 45 Minute Fire Rated Door, Add For 60 Minute Fire Rated Door, Add For 90 Minute Fire Rated Door, Add For 3 Hour Fire Rated Door, Add For >50 To 100, Deduct For >100, Deduct For 2" Thick Door, Add For Polystyrene Core, Add For Mineral Core, 250 Degree Maximum Temperature Rise, Add For Continuously Welded And Filled Vertical Edge Seam, Add For Steel Stiffened, Add	1,321.31 478.26 239.13 956.52 1,554.35 286.96 377.54 27.63 41.40 55.27 93.38 131.50 -69.21 -102.24 89.83 119.57 298.91 149.46 298.91	62.83
08 13 13 13-0092	EA 4' x 7' x 1-3/4", 16 Gauge, Level 3 Extra Heavy Duty, Honeycomb Core, Hollow Metal Door For 14 Gauge, Level 4 Maximum Duty, Add For Galvanized Steel Door, Add For Type 304 Stainless Steel Door, Add For Type 316 Stainless Steel Door, Add For Embossed Panel Door, Add For Baked Enamel Finish, Add For 20 Minute Fire Rated Door, Add For 45 Minute Fire Rated Door, Add For 60 Minute Fire Rated Door, Add For 90 Minute Fire Rated Door, Add For 3 Hour Fire Rated Door, Add For >50 To 100, Deduct For >100, Deduct For 2" Thick Door, Add For Polystyrene Core, Add For Mineral Core, 250 Degree Maximum Temperature Rise, Add For Continuously Welded And Filled Vertical Edge Seam, Add For Steel Stiffened, Add	1,457.23 528.60 264.30 1,057.21 1,717.96 317.16 416.81 27.63 41.40 55.27 93.38 131.50 -76.25 -112.69 99.20 132.15 330.38 165.19 330.38	67.86
08 13 13 13-0093	7'-2" High, 16 Gauge, Level 3 Extra Heavy Duty, Honeycomb Core, Hollow Metal Doors <small>(08 13 13 13-0072)</small>		
08 13 13 13-0094	EA 2' x 7'-2" x 1-3/4", 16 Gauge, Level 3 Extra Heavy Duty, Honeycomb Core, Hollow Metal Door For 14 Gauge, Level 4 Maximum Duty, Add For Galvanized Steel Door, Add For Type 304 Stainless Steel Door, Add For Type 316 Stainless Steel Door, Add For Embossed Panel Door, Add For Baked Enamel Finish, Add For 20 Minute Fire Rated Door, Add For 45 Minute Fire Rated Door, Add For 60 Minute Fire Rated Door, Add For 90 Minute Fire Rated Door, Add For 3 Hour Fire Rated Door, Add For >50 To 100, Deduct For >100, Deduct For 2" Thick Door, Add For Polystyrene Core, Add For Mineral Core, 250 Degree Maximum Temperature Rise, Add For Continuously Welded And Filled Vertical Edge Seam, Add For Steel Stiffened, Add	1,167.48 422.76 211.38 845.51 1,373.96 253.65 333.66 27.63 41.40 55.27 93.38 131.50 -61.14 -90.33 79.39 105.69 264.22 132.11 264.22	55.29



Openings	08	08
Doors and Frames	08 10	
Metal Doors	08 13	

MINOR CSI UOM DESCRIPTION	TOTAL DIRECT UNIT COST	DEMOLITION UNIT COST
08 13 13 13-0095 EA 2'-4" x 7'-2" x 1-3/4", 16 Gauge, Level 3 Extra Heavy Duty, Honeycomb Core, Hollow Metal Door <i>For 14 Gauge, Level 4 Maximum Duty, Add</i> <i>For Galvanized Steel Door, Add</i> <i>For Type 304 Stainless Steel Door, Add</i> <i>For Type 316 Stainless Steel Door, Add</i> <i>For Embossed Panel Door, Add</i> <i>For Baked Enamel Finish, Add</i> <i>For 20 Minute Fire Rated Door, Add</i> <i>For 45 Minute Fire Rated Door, Add</i> <i>For 60 Minute Fire Rated Door, Add</i> <i>For 90 Minute Fire Rated Door, Add</i> <i>For 3 Hour Fire Rated Door, Add</i> <i>For >50 To 100, Deduct</i> <i>For >100, Deduct</i> <i>For 2" Thick Door, Add</i> <i>For Polystyrene Core, Add</i> <i>For Mineral Core, 250 Degree Maximum Temperature Rise, Add</i> <i>For Continuously Welded And Filled Vertical Edge Seam, Add</i> <i>For Steel Stiffened, Add</i>	1,167.48 422.76 211.38 845.51 1,373.96 263.65 333.66 27.63 41.40 55.27 93.38 131.50 -61.14 -90.33 79.39 105.69 264.22 132.11 264.22	55.29
08 13 13 13-0096 EA 2'-6" x 7'-2" x 1-3/4", 16 Gauge, Level 3 Extra Heavy Duty, Honeycomb Core, Hollow Metal Door <i>For 14 Gauge, Level 4 Maximum Duty, Add</i> <i>For Galvanized Steel Door, Add</i> <i>For Type 304 Stainless Steel Door, Add</i> <i>For Type 316 Stainless Steel Door, Add</i> <i>For Embossed Panel Door, Add</i> <i>For Baked Enamel Finish, Add</i> <i>For 20 Minute Fire Rated Door, Add</i> <i>For 45 Minute Fire Rated Door, Add</i> <i>For 60 Minute Fire Rated Door, Add</i> <i>For 90 Minute Fire Rated Door, Add</i> <i>For 3 Hour Fire Rated Door, Add</i> <i>For >50 To 100, Deduct</i> <i>For >100, Deduct</i> <i>For 2" Thick Door, Add</i> <i>For Polystyrene Core, Add</i> <i>For Mineral Core, 250 Degree Maximum Temperature Rise, Add</i> <i>For Continuously Welded And Filled Vertical Edge Seam, Add</i> <i>For Steel Stiffened, Add</i>	1,194.11 431.40 215.70 862.80 1,402.05 258.84 340.89 27.63 41.40 55.27 93.38 131.50 -62.60 -92.45 81.08 107.85 269.63 134.81 269.63	57.80
08 13 13 13-0097 EA 2'-8" x 7'-2" x 1-3/4", 16 Gauge, Level 3 Extra Heavy Duty, Honeycomb Core, Hollow Metal Door <i>For 14 Gauge, Level 4 Maximum Duty, Add</i> <i>For Galvanized Steel Door, Add</i> <i>For Type 304 Stainless Steel Door, Add</i> <i>For Type 316 Stainless Steel Door, Add</i> <i>For Embossed Panel Door, Add</i> <i>For Baked Enamel Finish, Add</i> <i>For 20 Minute Fire Rated Door, Add</i> <i>For 45 Minute Fire Rated Door, Add</i> <i>For 60 Minute Fire Rated Door, Add</i> <i>For 90 Minute Fire Rated Door, Add</i> <i>For 3 Hour Fire Rated Door, Add</i> <i>For >50 To 100, Deduct</i> <i>For >100, Deduct</i> <i>For 2" Thick Door, Add</i> <i>For Polystyrene Core, Add</i> <i>For Mineral Core, 250 Degree Maximum Temperature Rise, Add</i> <i>For Continuously Welded And Filled Vertical Edge Seam, Add</i> <i>For Steel Stiffened, Add</i>	1,210.21 437.84 218.92 875.68 1,422.98 262.70 345.72 27.63 41.40 55.27 93.38 131.50 -63.40 -93.66 82.25 109.46 273.65 136.83 273.65	57.80
08 13 13 13-0098 EA 2'-10" x 7'-2" x 1-3/4", 16 Gauge, Level 3 Extra Heavy Duty, Honeycomb Core, Hollow Metal Door..... <i>For 14 Gauge, Level 4 Maximum Duty, Add</i> <i>For Galvanized Steel Door, Add</i> <i>For Type 304 Stainless Steel Door, Add</i> <i>For Type 316 Stainless Steel Door, Add</i> <i>For Embossed Panel Door, Add</i> <i>For Baked Enamel Finish, Add</i> <i>For 20 Minute Fire Rated Door, Add</i> <i>For 45 Minute Fire Rated Door, Add</i> <i>For 60 Minute Fire Rated Door, Add</i> <i>For 90 Minute Fire Rated Door, Add</i> <i>For 3 Hour Fire Rated Door, Add</i> <i>For >50 To 100, Deduct</i> <i>For >100, Deduct</i> <i>For 2" Thick Door, Add</i> <i>For Polystyrene Core, Add</i> <i>For Mineral Core, 250 Degree Maximum Temperature Rise, Add</i> <i>For Continuously Welded And Filled Vertical Edge Seam, Add</i> <i>For Steel Stiffened, Add</i>	1,219.17 440.42 220.21 880.84 1,431.37 264.25 348.03 27.63 41.40 55.27 93.38 131.50 -63.91 -94.39 82.78 110.11 275.26 137.63 275.26	59.06

08	08	Openings
	08 10	Doors and Frames
	08 13	Metal Doors



MINOR		TOTAL DIRECT	DEMOLITION
CSI	UOM DESCRIPTION	UNIT COST	UNIT COST
08 13 13 13-0099	EA 3' x 7'-2" x 1-3/4", 16 Gauge, Level 3 Extra Heavy Duty, Honeycomb Core, Hollow Metal Door For 14 Gauge, Level 4 Maximum Duty, Add For Galvanized Steel Door, Add For Type 304 Stainless Steel Door, Add For Type 316 Stainless Steel Door, Add For Embossed Panel Door, Add For Baked Enamel Finish, Add For 20 Minute Fire Rated Door, Add For 45 Minute Fire Rated Door, Add For 60 Minute Fire Rated Door, Add For 90 Minute Fire Rated Door, Add For 3 Hour Fire Rated Door, Add For >50 To 100, Deduct For >100, Deduct For 2" Thick Door, Add For Polystyrene Core, Add For Mineral Core, 250 Degree Maximum Temperature Rise, Add For Continuously Welded And Filled Vertical Edge Seam, Add For Steel Stiffened, Add	1,228.10 442.99 221.49 885.98 1,439.71 265.79 350.34 27.63 41.40 55.27 93.38 131.50 -64.42 -95.12 83.31 110.75 276.87 138.43 276.87	60.32
08 13 13 13-0100	EA 3'-4" x 7'-2" x 1-3/4", 16 Gauge, Level 3 Extra Heavy Duty, Honeycomb Core, Hollow Metal Door..... For 14 Gauge, Level 4 Maximum Duty, Add For Galvanized Steel Door, Add For Type 304 Stainless Steel Door, Add For Type 316 Stainless Steel Door, Add For Embossed Panel Door, Add For Baked Enamel Finish, Add For 20 Minute Fire Rated Door, Add For 45 Minute Fire Rated Door, Add For 60 Minute Fire Rated Door, Add For 90 Minute Fire Rated Door, Add For 3 Hour Fire Rated Door, Add For >50 To 100, Deduct For >100, Deduct For 2" Thick Door, Add For Polystyrene Core, Add For Mineral Core, 250 Degree Maximum Temperature Rise, Add For Continuously Welded And Filled Vertical Edge Seam, Add For Steel Stiffened, Add	1,311.81 476.47 238.24 952.94 1,548.53 285.88 375.45 27.63 41.40 55.27 93.38 131.50 -68.61 -101.40 89.38 119.12 297.80 148.90 297.80	60.32
08 13 13 13-0101	EA 3'-6" x 7'-2" x 1-3/4", 16 Gauge, Level 3 Extra Heavy Duty, Honeycomb Core, Hollow Metal Door..... For 14 Gauge, Level 4 Maximum Duty, Add For Galvanized Steel Door, Add For Type 304 Stainless Steel Door, Add For Type 316 Stainless Steel Door, Add For Embossed Panel Door, Add For Baked Enamel Finish, Add For 20 Minute Fire Rated Door, Add For 45 Minute Fire Rated Door, Add For 60 Minute Fire Rated Door, Add For 90 Minute Fire Rated Door, Add For 3 Hour Fire Rated Door, Add For >50 To 100, Deduct For >100, Deduct For 2" Thick Door, Add For Polystyrene Core, Add For Mineral Core, 250 Degree Maximum Temperature Rise, Add For Continuously Welded And Filled Vertical Edge Seam, Add For Steel Stiffened, Add	1,349.03 489.35 244.67 978.70 1,590.38 293.61 385.86 27.63 41.40 55.27 93.38 131.50 -70.59 -104.32 91.84 122.34 305.84 152.92 305.84	62.83
08 13 13 13-0102	EA 4' x 7'-2" x 1-3/4", 16 Gauge, Level 3 Extra Heavy Duty, Honeycomb Core, Hollow Metal Door For 14 Gauge, Level 4 Maximum Duty, Add For Galvanized Steel Door, Add For Type 304 Stainless Steel Door, Add For Type 316 Stainless Steel Door, Add For Embossed Panel Door, Add For Baked Enamel Finish, Add For 20 Minute Fire Rated Door, Add For 45 Minute Fire Rated Door, Add For 60 Minute Fire Rated Door, Add For 90 Minute Fire Rated Door, Add For 3 Hour Fire Rated Door, Add For >50 To 100, Deduct For >100, Deduct For 2" Thick Door, Add For Polystyrene Core, Add For Mineral Core, 250 Degree Maximum Temperature Rise, Add For Continuously Welded And Filled Vertical Edge Seam, Add For Steel Stiffened, Add	1,487.87 540.86 270.43 1,081.72 1,757.80 324.52 426.00 27.63 41.40 55.27 93.38 131.50 -77.79 -114.98 101.42 135.22 338.04 169.02 338.04	67.86

08 13 13 13-0103 8' High, 16 Gauge, Level 3 Extra Heavy Duty, Honeycomb Core, Hollow Metal Doors (08 13 13 13-0072)



Openings	08	08
Doors and Frames	08 10	
Metal Doors	08 13	

MINOR CSI UOM DESCRIPTION	TOTAL DIRECT UNIT COST	DEMOLITION UNIT COST
08 13 13 13-0104 EA 2' x 8' x 1-3/4", 16 Gauge, Level 3 Extra Heavy Duty, Honeycomb Core, Hollow Metal Door	1,365.00	55.29
For Up To 1' Extra Height, Add	347.10	
For 14 Gauge, Level 4 Maximum Duty, Add	501.76	
For Galvanized Steel Door, Add	250.88	
For Type 304 Stainless Steel Door, Add	1,003.53	
For Type 316 Stainless Steel Door, Add	1,630.73	
For Embossed Panel Door, Add	301.06	
For Baked Enamel Finish, Add	392.91	
For 20 Minute Fire Rated Door, Add	27.63	
For 45 Minute Fire Rated Door, Add	41.40	
For 60 Minute Fire Rated Door, Add	55.27	
For 90 Minute Fire Rated Door, Add	93.38	
For 3 Hour Fire Rated Door, Add	131.50	
For >50 To 100, Deduct	-71.01	
For >100, Deduct	-105.14	
For 2" Thick Door, Add	93.71	
For Polystyrene Core, Add	125.44	
For Mineral Core, 250 Degree Maximum Temperature Rise, Add	313.60	
For Continuously Welded And Filled Vertical Edge Seam, Add	156.80	
For Steel Stiffened, Add	313.60	
08 13 13 13-0105 EA 2'-4" x 8' x 1-3/4", 16 Gauge, Level 3 Extra Heavy Duty, Honeycomb Core, Hollow Metal Door	1,365.00	55.29
For Up To 1' Extra Height, Add	347.10	
For 14 Gauge, Level 4 Maximum Duty, Add	501.76	
For Galvanized Steel Door, Add	250.88	
For Type 304 Stainless Steel Door, Add	1,003.53	
For Type 316 Stainless Steel Door, Add	1,630.73	
For Embossed Panel Door, Add	301.06	
For Baked Enamel Finish, Add	392.91	
For 20 Minute Fire Rated Door, Add	27.63	
For 45 Minute Fire Rated Door, Add	41.40	
For 60 Minute Fire Rated Door, Add	55.27	
For 90 Minute Fire Rated Door, Add	93.38	
For 3 Hour Fire Rated Door, Add	131.50	
For >50 To 100, Deduct	-71.01	
For >100, Deduct	-105.14	
For 2" Thick Door, Add	93.71	
For Polystyrene Core, Add	125.44	
For Mineral Core, 250 Degree Maximum Temperature Rise, Add	313.60	
For Continuously Welded And Filled Vertical Edge Seam, Add	156.80	
For Steel Stiffened, Add	313.60	
08 13 13 13-0106 EA 2'-6" x 8' x 1-3/4", 16 Gauge, Level 3 Extra Heavy Duty, Honeycomb Core, Hollow Metal Door	1,395.68	57.80
For Up To 1' Extra Height, Add	354.20	
For 14 Gauge, Level 4 Maximum Duty, Add	512.03	
For Galvanized Steel Door, Add	256.01	
For Type 304 Stainless Steel Door, Add	1,024.06	
For Type 316 Stainless Steel Door, Add	1,664.09	
For Embossed Panel Door, Add	307.22	
For Baked Enamel Finish, Add	401.36	
For 20 Minute Fire Rated Door, Add	27.63	
For 45 Minute Fire Rated Door, Add	41.40	
For 60 Minute Fire Rated Door, Add	55.27	
For 90 Minute Fire Rated Door, Add	93.38	
For 3 Hour Fire Rated Door, Add	131.50	
For >50 To 100, Deduct	-72.67	
For >100, Deduct	-107.57	
For 2" Thick Door, Add	95.70	
For Polystyrene Core, Add	128.01	
For Mineral Core, 250 Degree Maximum Temperature Rise, Add	320.02	
For Continuously Welded And Filled Vertical Edge Seam, Add	160.01	
For Steel Stiffened, Add	320.02	
08 13 13 13-0107 EA 2'-8" x 8' x 1-3/4", 16 Gauge, Level 3 Extra Heavy Duty, Honeycomb Core, Hollow Metal Door	1,414.78	57.80
For Up To 1' Extra Height, Add	359.48	
For 14 Gauge, Level 4 Maximum Duty, Add	519.67	
For Galvanized Steel Door, Add	259.83	
For Type 304 Stainless Steel Door, Add	1,039.34	
For Type 316 Stainless Steel Door, Add	1,688.92	
For Embossed Panel Door, Add	311.80	
For Baked Enamel Finish, Add	407.09	
For 20 Minute Fire Rated Door, Add	27.63	
For 45 Minute Fire Rated Door, Add	41.40	
For 60 Minute Fire Rated Door, Add	55.27	
For 90 Minute Fire Rated Door, Add	93.38	
For 3 Hour Fire Rated Door, Add	131.50	
For >50 To 100, Deduct	-73.63	
For >100, Deduct	-109.00	
For 2" Thick Door, Add	97.08	
For Polystyrene Core, Add	129.92	
For Mineral Core, 250 Degree Maximum Temperature Rise, Add	324.79	
For Continuously Welded And Filled Vertical Edge Seam, Add	162.40	
For Steel Stiffened, Add	324.79	

08 Openings**08 10 Doors and Frames****08 13 Metal Doors**
 MINOR
 CSI UOM DESCRIPTION

 TOTAL DIRECT DEMOLITION
 UNIT COST UNIT COST

08 13 13 13-0108	EA	2'-10" x 8' x 1-3/4", 16 Gauge, Level 3 Extra Heavy Duty, Honeycomb Core, Hollow Metal Door	1,424.93	59.06
		<i>For Up To 1' Extra Height, Add</i>	361.59	
		<i>For 14 Gauge, Level 4 Maximum Duty, Add</i>	522.72	
		<i>For Galvanized Steel Door, Add</i>	261.36	
		<i>For Type 304 Stainless Steel Door, Add</i>	1,045.45	
		<i>For Type 316 Stainless Steel Door, Add</i>	1,698.85	
		<i>For Embossed Panel Door, Add</i>	313.63	
		<i>For Baked Enamel Finish, Add</i>	409.76	
		<i>For 20 Minute Fire Rated Door, Add</i>	27.63	
		<i>For 45 Minute Fire Rated Door, Add</i>	41.40	
		<i>For 60 Minute Fire Rated Door, Add</i>	55.27	
		<i>For 90 Minute Fire Rated Door, Add</i>	93.38	
		<i>For 3 Hour Fire Rated Door, Add</i>	131.50	
		<i>For >50 To 100, Deduct</i>	-74.20	
		<i>For >100, Deduct</i>	-109.82	
		<i>For 2" Thick Door, Add</i>	97.70	
		<i>For Polystyrene Core, Add</i>	130.68	
		<i>For Mineral Core, 250 Degree Maximum Temperature Rise, Add</i>	326.70	
		<i>For Continuously Welded And Filled Vertical Edge Seam, Add</i>	163.35	
		<i>For Steel Stiffened, Add</i>	326.70	
08 13 13 13-0109	EA	3' x 8' x 1-3/4", 16 Gauge, Level 3 Extra Heavy Duty, Honeycomb Core, Hollow Metal Door	1,435.08	60.32
		<i>For Up To 1' Extra Height, Add</i>	363.77	
		<i>For 14 Gauge, Level 4 Maximum Duty, Add</i>	525.78	
		<i>For Galvanized Steel Door, Add</i>	262.89	
		<i>For Type 304 Stainless Steel Door, Add</i>	1,051.56	
		<i>For Type 316 Stainless Steel Door, Add</i>	1,708.79	
		<i>For Embossed Panel Door, Add</i>	315.47	
		<i>For Baked Enamel Finish, Add</i>	412.43	
		<i>For 20 Minute Fire Rated Door, Add</i>	27.63	
		<i>For 45 Minute Fire Rated Door, Add</i>	41.40	
		<i>For 60 Minute Fire Rated Door, Add</i>	55.27	
		<i>For 90 Minute Fire Rated Door, Add</i>	93.38	
		<i>For 3 Hour Fire Rated Door, Add</i>	131.50	
		<i>For >50 To 100, Deduct</i>	-74.77	
		<i>For >100, Deduct</i>	-110.65	
		<i>For 2" Thick Door, Add</i>	98.31	
		<i>For Polystyrene Core, Add</i>	131.45	
		<i>For Mineral Core, 250 Degree Maximum Temperature Rise, Add</i>	328.61	
		<i>For Continuously Welded And Filled Vertical Edge Seam, Add</i>	164.31	
		<i>For Steel Stiffened, Add</i>	328.61	
08 13 13 13-0110	EA	3'-4" x 8' x 1-3/4", 16 Gauge, Level 3 Extra Heavy Duty, Honeycomb Core, Hollow Metal Door	1,534.43	60.32
		<i>For Up To 1' Extra Height, Add</i>	391.20	
		<i>For 14 Gauge, Level 4 Maximum Duty, Add</i>	565.52	
		<i>For Galvanized Steel Door, Add</i>	282.76	
		<i>For Type 304 Stainless Steel Door, Add</i>	1,131.04	
		<i>For Type 316 Stainless Steel Door, Add</i>	1,837.94	
		<i>For Embossed Panel Door, Add</i>	339.31	
		<i>For Baked Enamel Finish, Add</i>	442.23	
		<i>For 20 Minute Fire Rated Door, Add</i>	27.63	
		<i>For 45 Minute Fire Rated Door, Add</i>	41.40	
		<i>For 60 Minute Fire Rated Door, Add</i>	55.27	
		<i>For 90 Minute Fire Rated Door, Add</i>	93.38	
		<i>For 3 Hour Fire Rated Door, Add</i>	131.50	
		<i>For >50 To 100, Deduct</i>	-79.74	
		<i>For >100, Deduct</i>	-118.10	
		<i>For 2" Thick Door, Add</i>	105.52	
		<i>For Polystyrene Core, Add</i>	141.38	
		<i>For Mineral Core, 250 Degree Maximum Temperature Rise, Add</i>	353.45	
		<i>For Continuously Welded And Filled Vertical Edge Seam, Add</i>	176.73	
		<i>For Steel Stiffened, Add</i>	353.45	
08 13 13 13-0111	EA	3'-6" x 8' x 1-3/4", 16 Gauge, Level 3 Extra Heavy Duty, Honeycomb Core, Hollow Metal Door	1,577.68	62.83
		<i>For Up To 1' Extra Height, Add</i>	401.77	
		<i>For 1' To 1'-6" Extra Height, Add</i>	766.52	
		<i>For 14 Gauge, Level 4 Maximum Duty, Add</i>	580.81	
		<i>For Galvanized Steel Door, Add</i>	290.40	
		<i>For Type 304 Stainless Steel Door, Add</i>	1,161.62	
		<i>For Type 316 Stainless Steel Door, Add</i>	1,887.63	
		<i>For Embossed Panel Door, Add</i>	348.48	
		<i>For Baked Enamel Finish, Add</i>	454.46	
		<i>For 20 Minute Fire Rated Door, Add</i>	27.63	
		<i>For 45 Minute Fire Rated Door, Add</i>	41.40	
		<i>For 60 Minute Fire Rated Door, Add</i>	55.27	
		<i>For 90 Minute Fire Rated Door, Add</i>	93.38	
		<i>For 3 Hour Fire Rated Door, Add</i>	131.50	
		<i>For >50 To 100, Deduct</i>	-82.03	
		<i>For >100, Deduct</i>	-121.47	
		<i>For 2" Thick Door, Add</i>	108.41	
		<i>For Polystyrene Core, Add</i>	145.20	
		<i>For Mineral Core, 250 Degree Maximum Temperature Rise, Add</i>	363.01	
		<i>For Continuously Welded And Filled Vertical Edge Seam, Add</i>	181.50	
		<i>For Steel Stiffened, Add</i>	363.01	



	MINOR	CSI	UOM	DESCRIPTION	TOTAL DIRECT UNIT COST	DEMOLITION UNIT COST
08 13 13	13	0112	EA	4' x 8' x 1-3/4", 16 Gauge, Level 3 Extra Heavy Duty, Honeycomb Core, Hollow Metal Door <i>For Up To 1' Extra Height, Add</i> <i>For 1' To 1'-6" Extra Height, Add</i> <i>For 14 Gauge, Level 4 Maximum Duty, Add</i> <i>For Galvanized Steel Door, Add</i> <i>For Type 304 Stainless Steel Door, Add</i> <i>For Type 316 Stainless Steel Door, Add</i> <i>For Embossed Panel Door, Add</i> <i>For Baked Enamel Finish, Add</i> <i>For 20 Minute Fire Rated Door, Add</i> <i>For 45 Minute Fire Rated Door, Add</i> <i>For 60 Minute Fire Rated Door, Add</i> <i>For 90 Minute Fire Rated Door, Add</i> <i>For 3 Hour Fire Rated Door, Add</i> <i>For >50 To 100, Deduct</i> <i>For >100, Deduct</i> <i>For 2" Thick Door, Add</i> <i>For Polystyrene Core, Add</i> <i>For Mineral Core, 250 Degree Maximum Temperature Rise, Add</i> <i>For Continuously Welded And Filled Vertical Edge Seam, Add</i> <i>For Steel Stiffened, Add</i>	1,740.57 444.06 847.20 641.94 320.97 1,283.88 2,086.31 385.16 501.81 27.63 41.40 55.27 93.38 131.50 -90.42 -133.94 119.74 160.49 401.21 200.61 401.21	67.86
08 13 13 53 Custom Hollow Metal Doors (08 13 13)						
08 13 13 53	0001			Steel 18 Gauge 1-3/4" Unrated Door (08 13 13 53)		
08 13 13 53	0002	EA		2'-2" Or 2'-4" x 6'-9" x 1-3/4", 18 Gauge, Unrated, With Semicircular Head, Hollow Metal Door <i>For 16 Gauge Door, Add</i>	2,487.59 20.30	125.66
08 13 13 53	0003	EA		2'-6" x 6'-9" x 1-3/4", 18 Gauge, Unrated, With Semicircular Head, Hollow Metal Door <i>For 16 Gauge Door, Add</i>	2,599.68 20.30	150.79
08 13 73 Sliding Metal Doors (08 13)						
08 13 73	00-0001			Sliding Bypass Mirror Doors (08 13 73) Note: Includes 3.0 mm thick, steel frameless safety backed mirrors with anti-jump rollers and guides.		
08 13 73	00-0002	EA		4' x 6' 8", Sliding Bypass Mirror Doors	472.69	75.40
08 13 73	00-0003	EA		5' x 6' 8", Sliding Bypass Mirror Doors	538.74	80.43
08 13 73	00-0004	EA		6' x 6' 8", Sliding Bypass Mirror Doors	604.78	85.45
08 13 73	00-0005	EA		8' x 6' 8", Sliding Bypass Mirror Doors	726.79	90.48
08 14 Wood Doors (08 10)						
Note: Includes machining for all hardware, except mortised locks. Excludes frames, finish hardware (unless note states included). See CSI section 08 05 13 00-0040 for mortise preparation, 08 70 00 00-0000 for finish hardware.						
08 14 16 Flush Wood Doors (08 14)						
08 14 16	00-0001			1-3/8" Thick, Hollow Core (HC), Wood Doors (08 14 16)		
08 14 16	00-0002			Birch Faced Wood Door (08 14 16 00-0001)		
08 14 16	00-0003	EA		2'-0" x 6'-8" x 1-3/8" Thick, 5 Ply, Hollow Core (HC), Birch Faced Wood Door <i>For >50 To 100, Deduct</i> <i>For >100, Deduct</i>	265.48 -16.04 -22.68	55.29
08 14 16	00-0004	EA		2'-4" x 6'-8" x 1-3/8" Thick, 5 Ply, Hollow Core (HC), Birch Faced Wood Door <i>For >50 To 100, Deduct</i> <i>For >100, Deduct</i>	265.48 -16.04 -22.68	55.29
08 14 16	00-0005	EA		2'-6" x 6'-8" x 1-3/8" Thick, 5 Ply, Hollow Core (HC), Birch Faced Wood Door <i>For >50 To 100, Deduct</i> <i>For >100, Deduct</i>	281.48 -16.96 -24.00	57.80
08 14 16	00-0006	EA		2'-8" x 6'-8" x 1-3/8" Thick, 5 Ply, Hollow Core (HC), Birch Faced Wood Door <i>For >50 To 100, Deduct</i> <i>For >100, Deduct</i>	289.55 -17.37 -24.61	57.80
08 14 16	00-0007	EA		2'-10" x 6'-8" x 1-3/8" Thick, 5 Ply, Hollow Core (HC), Birch Faced Wood Door <i>For >50 To 100, Deduct</i> <i>For >100, Deduct</i>	291.44 -17.46 -24.75	57.80
08 14 16	00-0008	EA		3'-0" x 6'-8" x 1-3/8" Thick, 5 Ply, Hollow Core (HC), Birch Faced Wood Door <i>For >50 To 100, Deduct</i> <i>For >100, Deduct</i>	297.42 -17.89 -25.32	60.32
08 14 16	00-0009	EA		3'-4" x 6'-8" x 1-3/8" Thick, 5 Ply, Hollow Core (HC), Birch Faced Wood Door <i>For >50 To 100, Deduct</i> <i>For >100, Deduct</i>	314.68 -18.75 -26.62	60.32
08 14 16	00-0010	EA		3'-6" x 6'-8" x 1-3/8" Thick, 5 Ply, Hollow Core (HC), Birch Faced Wood Door <i>For >50 To 100, Deduct</i> <i>For >100, Deduct</i>	332.14 -19.75 -28.05	62.83
08 14 16	00-0011	EA		2'-0" x 7' x 1-3/8" Thick, 5 Ply, Hollow Core (HC), Birch Faced Wood Door <i>For >50 To 100, Deduct</i> <i>For >100, Deduct</i>	274.51 -16.49 -23.35	55.29
08 14 16	00-0012	EA		2'-4" x 7' x 1-3/8" Thick, 5 Ply, Hollow Core (HC), Birch Faced Wood Door <i>For >50 To 100, Deduct</i> <i>For >100, Deduct</i>	274.51 -16.49 -23.35	55.29
08 14 16	00-0013	EA		2'-6" x 7' x 1-3/8" Thick, 5 Ply, Hollow Core (HC), Birch Faced Wood Door <i>For >50 To 100, Deduct</i> <i>For >100, Deduct</i>	291.15 -17.45 -24.73	57.80

08 Openings**08 10 Doors and Frames****08 14 Wood Doors**

SAN BERNARDINO
COUNTY

MINOR	CSI	UOM	DESCRIPTION	TOTAL DIRECT UNIT COST	DEMOLITION UNIT COST
08 14 16 00-0014	EA		2'-8" x 7' x 1-3/8" Thick, 5 Ply, Hollow Core (HC), Birch Faced Wood Door <i>For >50 To 100, Deduct</i> <i>For >100, Deduct</i>	299.69 -17.87 -25.37	57.80
08 14 16 00-0015	EA		2'-10" x 7' x 1-3/8" Thick, 5 Ply, Hollow Core (HC), Birch Faced Wood Door <i>For >50 To 100, Deduct</i> <i>For >100, Deduct</i>	301.69 -17.97 -25.52	57.80
08 14 16 00-0016	EA		3'-0" x 7' x 1-3/8" Thick, 5 Ply, Hollow Core (HC), Birch Faced Wood Door <i>For >50 To 100, Deduct</i> <i>For >100, Deduct</i>	307.70 -18.40 -26.09	60.32
08 14 16 00-0017	EA		3'-4" x 7' x 1-3/8" Thick, 5 Ply, Hollow Core (HC), Birch Faced Wood Door <i>For >50 To 100, Deduct</i> <i>For >100, Deduct</i>	325.97 -19.31 -27.46	60.32
08 14 16 00-0018	EA		3'-6" x 7' x 1-3/8" Thick, 5 Ply, Hollow Core (HC), Birch Faced Wood Door <i>For >50 To 100, Deduct</i> <i>For >100, Deduct</i>	344.15 -20.35 -28.95	62.83
08 14 16 00-0019	EA		2'-0" x 8' x 1-3/8" Thick, 5 Ply, Hollow Core (HC), Birch Faced Wood Door <i>For >50 To 100, Deduct</i> <i>For >100, Deduct</i> <i>For 9' Door Height, Add</i>	306.47 -16.09 -25.75 41.13	55.29
08 14 16 00-0020	EA		2'-4" x 8' x 1-3/8" Thick, 5 Ply, Hollow Core (HC), Birch Faced Wood Door <i>For >50 To 100, Deduct</i> <i>For >100, Deduct</i> <i>For 9' Door Height, Add</i>	306.47 -18.09 -25.75 41.13	55.29
08 14 16 00-0021	EA		2'-6" x 8' x 1-3/8" Thick, 5 Ply, Hollow Core (HC), Birch Faced Wood Door <i>For >50 To 100, Deduct</i> <i>For >100, Deduct</i> <i>For 9' Door Height, Add</i>	325.39 -19.16 -27.29 44.05	57.80
08 14 16 00-0022	EA		2'-8" x 8' x 1-3/8" Thick, 5 Ply, Hollow Core (HC), Birch Faced Wood Door <i>For >50 To 100, Deduct</i> <i>For >100, Deduct</i> <i>For 9' Door Height, Add</i>	335.57 -19.67 -28.06 46.19	57.80
08 14 16 00-0023	EA		2'-10" x 8' x 1-3/8" Thick, 5 Ply, Hollow Core (HC), Birch Faced Wood Door <i>For >50 To 100, Deduct</i> <i>For >100, Deduct</i> <i>For 9' Door Height, Add</i>	337.97 -19.79 -28.24 46.70	57.80
08 14 16 00-0024	EA		3'-0" x 8' x 1-3/8" Thick, 5 Ply, Hollow Core (HC), Birch Faced Wood Door <i>For >50 To 100, Deduct</i> <i>For >100, Deduct</i> <i>For 9' Door Height, Add</i>	344.18 -20.22 -28.83 46.95	60.32
08 14 16 00-0025	EA		3'-4" x 8' x 1-3/8" Thick, 5 Ply, Hollow Core (HC), Birch Faced Wood Door <i>For >50 To 100, Deduct</i> <i>For >100, Deduct</i> <i>For 9' Door Height, Add</i>	366.01 -21.32 -30.47 51.53	60.32
08 14 16 00-0026	EA		3'-6" x 8' x 1-3/8" Thick, 5 Ply, Hollow Core (HC), Birch Faced Wood Door <i>For >50 To 100, Deduct</i> <i>For >100, Deduct</i> <i>For 9' Door Height, Add</i>	386.74 -22.48 -32.15 54.83	62.83
08 14 16 00-0027			Oak Faced Wood Door <small>(08 14 16 00-0001)</small>		
08 14 16 00-0028	EA		2'-0" x 6'-8" x 1-3/8" Thick, 5 Ply, Hollow Core (HC), Oak Faced Wood Door <i>For >50 To 100, Deduct</i> <i>For >100, Deduct</i>	302.18 -17.87 -25.43	55.29
08 14 16 00-0029	EA		2'-4" x 6'-8" x 1-3/8" Thick, 5 Ply, Hollow Core (HC), Oak Faced Wood Door <i>For >50 To 100, Deduct</i> <i>For >100, Deduct</i>	302.18 -17.87 -25.43	55.29
08 14 16 00-0030	EA		2'-6" x 6'-8" x 1-3/8" Thick, 5 Ply, Hollow Core (HC), Oak Faced Wood Door <i>For >50 To 100, Deduct</i> <i>For >100, Deduct</i>	320.77 -18.93 -26.95	57.80
08 14 16 00-0031	EA		2'-8" x 6'-8" x 1-3/8" Thick, 5 Ply, Hollow Core (HC), Oak Faced Wood Door <i>For >50 To 100, Deduct</i> <i>For >100, Deduct</i>	330.77 -19.43 -27.70	57.80
08 14 16 00-0032	EA		2'-10" x 6'-8" x 1-3/8" Thick, 5 Ply, Hollow Core (HC), Oak Faced Wood Door <i>For >50 To 100, Deduct</i> <i>For >100, Deduct</i>	332.53 -19.52 -27.83	57.80
08 14 16 00-0033	EA		3'-0" x 6'-8" x 1-3/8" Thick, 5 Ply, Hollow Core (HC), Oak Faced Wood Door <i>For >50 To 100, Deduct</i> <i>For >100, Deduct</i>	339.31 -19.98 -28.46	60.32
08 14 16 00-0034	EA		3'-4" x 6'-8" x 1-3/8" Thick, 5 Ply, Hollow Core (HC), Oak Faced Wood Door <i>For >50 To 100, Deduct</i> <i>For >100, Deduct</i>	360.63 -21.05 -30.06	60.32
08 14 16 00-0035	EA		3'-6" x 6'-8" x 1-3/8" Thick, 5 Ply, Hollow Core (HC), Oak Faced Wood Door <i>For >50 To 100, Deduct</i> <i>For >100, Deduct</i>	381.04 -22.19 -31.72	62.83
08 14 16 00-0036	EA		2'-0" x 7' x 1-3/8" Thick, 5 Ply, Hollow Core (HC), Oak Faced Wood Door <i>For >50 To 100, Deduct</i> <i>For >100, Deduct</i>	313.32 -18.43 -26.26	55.29
08 14 16 00-0037	EA		2'-4" x 7' x 1-3/8" Thick, 5 Ply, Hollow Core (HC), Oak Faced Wood Door <i>For >50 To 100, Deduct</i> <i>For >100, Deduct</i>	313.32 -18.43 -26.26	55.29
08 14 16 00-0038	EA		2'-6" x 7' x 1-3/8" Thick, 5 Ply, Hollow Core (HC), Oak Faced Wood Door <i>For >50 To 100, Deduct</i> <i>For >100, Deduct</i>	332.72 -19.53 -27.84	57.80



MINOR	CSI	UOM	DESCRIPTION	TOTAL DIRECT UNIT COST	DEMOLITION UNIT COST
08 14 16 00-0039	EA		2'-8" x 7' x 1-3/8" Thick, 5 Ply, Hollow Core (HC), Oak Faced Wood Door.....	343.29	57.80
			<i>For >50 To 100, Deduct</i>	-20.05	
			<i>For >100, Deduct</i>	-28.64	
08 14 16 00-0040	EA		2'-10" x 7' x 1-3/8" Thick, 5 Ply, Hollow Core (HC), Oak Faced Wood Door.....	345.14	57.80
			<i>For >50 To 100, Deduct</i>	-20.15	
			<i>For >100, Deduct</i>	-28.78	
08 14 16 00-0041	EA		3'-0" x 7' x 1-3/8" Thick, 5 Ply, Hollow Core (HC), Oak Faced Wood Door.....	352.02	60.32
			<i>For >50 To 100, Deduct</i>	-20.62	
			<i>For >100, Deduct</i>	-29.42	
08 14 16 00-0042	EA		3'-4" x 7' x 1-3/8" Thick, 5 Ply, Hollow Core (HC), Oak Faced Wood Door.....	374.60	60.32
			<i>For >50 To 100, Deduct</i>	-21.75	
			<i>For >100, Deduct</i>	-31.11	
08 14 16 00-0043	EA		3'-6" x 7' x 1-3/8" Thick, 5 Ply, Hollow Core (HC), Oak Faced Wood Door.....	395.89	62.83
			<i>For >50 To 100, Deduct</i>	-22.94	
			<i>For >100, Deduct</i>	-32.83	
08 14 16 00-0044	EA		2'-0" x 8' x 1-3/8" Thick, 5 Ply, Hollow Core (HC), Oak Faced Wood Door.....	352.87	55.29
			<i>For >50 To 100, Deduct</i>	-20.41	
			<i>For >100, Deduct</i>	-29.23	
			<i>For 9' Door Height, Add</i>	50.88	
08 14 16 00-0045	EA		2'-4" x 8' x 1-3/8" Thick, 5 Ply, Hollow Core (HC), Oak Faced Wood Door.....	352.87	55.29
			<i>For >50 To 100, Deduct</i>	-20.41	
			<i>For >100, Deduct</i>	-29.23	
			<i>For 9' Door Height, Add</i>	50.88	
08 14 16 00-0046	EA		2'-6" x 8' x 1-3/8" Thick, 5 Ply, Hollow Core (HC), Oak Faced Wood Door.....	375.05	57.80
			<i>For >50 To 100, Deduct</i>	-21.64	
			<i>For >100, Deduct</i>	-31.02	
			<i>For 9' Door Height, Add</i>	54.48	
08 14 16 00-0047	EA		2'-8" x 8' x 1-3/8" Thick, 5 Ply, Hollow Core (HC), Oak Faced Wood Door.....	387.67	57.80
			<i>For >50 To 100, Deduct</i>	-22.27	
			<i>For >100, Deduct</i>	-31.97	
			<i>For 9' Door Height, Add</i>	57.13	
08 14 16 00-0048	EA		2'-10" x 8' x 1-3/8" Thick, 5 Ply, Hollow Core (HC), Oak Faced Wood Door.....	389.91	57.80
			<i>For >50 To 100, Deduct</i>	-22.39	
			<i>For >100, Deduct</i>	-32.13	
			<i>For 9' Door Height, Add</i>	57.60	
08 14 16 00-0049	EA		3'-0" x 8' x 1-3/8" Thick, 5 Ply, Hollow Core (HC), Oak Faced Wood Door.....	397.14	60.32
			<i>For >50 To 100, Deduct</i>	-22.87	
			<i>For >100, Deduct</i>	-32.80	
			<i>For 9' Door Height, Add</i>	58.07	
08 14 16 00-0050	EA		3'-4" x 8' x 1-3/8" Thick, 5 Ply, Hollow Core (HC), Oak Faced Wood Door.....	424.13	60.32
			<i>For >50 To 100, Deduct</i>	-24.22	
			<i>For >100, Deduct</i>	-34.83	
			<i>For 9' Door Height, Add</i>	63.74	
08 14 16 00-0051	EA		3'-6" x 8' x 1-3/8" Thick, 5 Ply, Hollow Core (HC), Oak Faced Wood Door.....	448.60	62.83
			<i>For >50 To 100, Deduct</i>	-25.57	
			<i>For >100, Deduct</i>	-36.79	
			<i>For 9' Door Height, Add</i>	67.82	
08 14 16 00-0052			Maple Faced Wood Door (08 14 16 00-0001)		
08 14 16 00-0053	EA		2'-0" x 6'-8" x 1-3/8" Thick, 5 Ply, Hollow Core (HC), Maple Faced Wood Door.....	340.51	55.29
			<i>For >50 To 100, Deduct</i>	-19.79	
			<i>For >100, Deduct</i>	-28.30	
08 14 16 00-0054	EA		2'-4" x 6'-8" x 1-3/8" Thick, 5 Ply, Hollow Core (HC), Maple Faced Wood Door.....	340.51	55.29
			<i>For >50 To 100, Deduct</i>	-19.79	
			<i>For >100, Deduct</i>	-28.30	
08 14 16 00-0055	EA		2'-6" x 6'-8" x 1-3/8" Thick, 5 Ply, Hollow Core (HC), Maple Faced Wood Door.....	361.80	57.80
			<i>For >50 To 100, Deduct</i>	-20.98	
			<i>For >100, Deduct</i>	-30.03	
08 14 16 00-0056	EA		2'-8" x 6'-8" x 1-3/8" Thick, 5 Ply, Hollow Core (HC), Maple Faced Wood Door.....	373.80	57.80
			<i>For >50 To 100, Deduct</i>	-21.58	
			<i>For >100, Deduct</i>	-30.93	
08 14 16 00-0057	EA		2'-10" x 6'-8" x 1-3/8" Thick, 5 Ply, Hollow Core (HC), Maple Faced Wood Door.....	375.92	57.80
			<i>For >50 To 100, Deduct</i>	-21.69	
			<i>For >100, Deduct</i>	-31.08	
08 14 16 00-0058	EA		3'-0" x 6'-8" x 1-3/8" Thick, 5 Ply, Hollow Core (HC), Maple Faced Wood Door.....	383.05	60.32
			<i>For >50 To 100, Deduct</i>	-22.17	
			<i>For >100, Deduct</i>	-31.74	
08 14 16 00-0059	EA		3'-4" x 6'-8" x 1-3/8" Thick, 5 Ply, Hollow Core (HC), Maple Faced Wood Door.....	408.64	60.32
			<i>For >50 To 100, Deduct</i>	-23.45	
			<i>For >100, Deduct</i>	-33.66	
08 14 16 00-0060	EA		3'-6" x 6'-8" x 1-3/8" Thick, 5 Ply, Hollow Core (HC), Maple Faced Wood Door.....	432.11	62.83
			<i>For >50 To 100, Deduct</i>	-24.75	
			<i>For >100, Deduct</i>	-35.55	
08 14 16 00-0061	EA		2'-0" x 7' x 1-3/8" Thick, 5 Ply, Hollow Core (HC), Maple Faced Wood Door.....	353.86	55.29
			<i>For >50 To 100, Deduct</i>	-20.46	
			<i>For >100, Deduct</i>	-29.30	
08 14 16 00-0062	EA		2'-4" x 7' x 1-3/8" Thick, 5 Ply, Hollow Core (HC), Maple Faced Wood Door.....	353.86	55.29
			<i>For >50 To 100, Deduct</i>	-20.46	
			<i>For >100, Deduct</i>	-29.30	
08 14 16 00-0063	EA		2'-6" x 7' x 1-3/8" Thick, 5 Ply, Hollow Core (HC), Maple Faced Wood Door.....	376.14	57.80
			<i>For >50 To 100, Deduct</i>	-21.70	
			<i>For >100, Deduct</i>	-31.10	

08 Openings**08 10 Doors and Frames****08 14 Wood Doors**

MINOR	CSI	UOM	DESCRIPTION	TOTAL DIRECT UNIT COST	DEMOLITION UNIT COST
08 14 16 00-0064	EA		2'-8" x 7' x 1-3/8" Thick, 5 Ply, Hollow Core (HC), Maple Faced Wood Door.....	388.82	57.80
			<i>For >50 To 100, Deduct</i>	-22.33	
			<i>For >100, Deduct</i>	-32.05	
08 14 16 00-0065	EA		2'-10" x 7' x 1-3/8" Thick, 5 Ply, Hollow Core (HC), Maple Faced Wood Door.....	391.06	57.80
			<i>For >50 To 100, Deduct</i>	-22.44	
			<i>For >100, Deduct</i>	-32.22	
08 14 16 00-0066	EA		3'-0" x 7' x 1-3/8" Thick, 5 Ply, Hollow Core (HC), Maple Faced Wood Door.....	398.29	60.32
			<i>For >50 To 100, Deduct</i>	-22.93	
			<i>For >100, Deduct</i>	-32.89	
08 14 16 00-0067	EA		3'-4" x 7' x 1-3/8" Thick, 5 Ply, Hollow Core (HC), Maple Faced Wood Door.....	425.38	60.32
			<i>For >50 To 100, Deduct</i>	-24.28	
			<i>For >100, Deduct</i>	-34.92	
08 14 16 00-0068	EA		3'-6" x 7' x 1-3/8" Thick, 5 Ply, Hollow Core (HC), Maple Faced Wood Door.....	449.95	62.83
			<i>For >50 To 100, Deduct</i>	-25.64	
			<i>For >100, Deduct</i>	-36.89	
08 14 16 00-0069	EA		2'-0" x 8' x 1-3/8" Thick, 5 Ply, Hollow Core (HC), Maple Faced Wood Door.....	401.32	55.29
			<i>For >50 To 100, Deduct</i>	-22.83	
			<i>For >100, Deduct</i>	-32.86	
			<i>For 9' Door Height, Add</i>	61.05	
08 14 16 00-0070	EA		2'-4" x 8' x 1-3/8" Thick, 5 Ply, Hollow Core (HC), Maple Faced Wood Door.....	401.32	55.29
			<i>For >50 To 100, Deduct</i>	-22.83	
			<i>For >100, Deduct</i>	-32.86	
			<i>For 9' Door Height, Add</i>	61.05	
08 14 16 00-0071	EA		2'-6" x 8' x 1-3/8" Thick, 5 Ply, Hollow Core (HC), Maple Faced Wood Door.....	426.93	57.80
			<i>For >50 To 100, Deduct</i>	-24.24	
			<i>For >100, Deduct</i>	-34.91	
			<i>For 9' Door Height, Add</i>	65.38	
08 14 16 00-0072	EA		2'-8" x 8' x 1-3/8" Thick, 5 Ply, Hollow Core (HC), Maple Faced Wood Door.....	442.07	57.80
			<i>For >50 To 100, Deduct</i>	-24.99	
			<i>For >100, Deduct</i>	-36.05	
			<i>For 9' Door Height, Add</i>	68.56	
08 14 16 00-0073	EA		2'-10" x 8' x 1-3/8" Thick, 5 Ply, Hollow Core (HC), Maple Faced Wood Door.....	444.76	57.80
			<i>For >50 To 100, Deduct</i>	-25.13	
			<i>For >100, Deduct</i>	-36.25	
			<i>For 9' Door Height, Add</i>	69.12	
08 14 16 00-0074	EA		3'-0" x 8' x 1-3/8" Thick, 5 Ply, Hollow Core (HC), Maple Faced Wood Door.....	452.44	60.32
			<i>For >50 To 100, Deduct</i>	-25.64	
			<i>For >100, Deduct</i>	-36.95	
			<i>For 9' Door Height, Add</i>	69.68	
08 14 16 00-0075	EA		3'-4" x 8' x 1-3/8" Thick, 5 Ply, Hollow Core (HC), Maple Faced Wood Door.....	484.85	60.32
			<i>For >50 To 100, Deduct</i>	-27.26	
			<i>For >100, Deduct</i>	-39.38	
			<i>For 9' Door Height, Add</i>	76.49	
08 14 16 00-0076	EA		3'-6" x 8' x 1-3/8" Thick, 5 Ply, Hollow Core (HC), Maple Faced Wood Door.....	513.19	62.83
			<i>For >50 To 100, Deduct</i>	-28.80	
			<i>For >100, Deduct</i>	-41.63	
			<i>For 9' Door Height, Add</i>	81.38	
08 14 16 00-0077			Lauan Faced Wood Doors (08 14 16 00-0001)		
08 14 16 00-0078	EA		2'-0" x 6'-8" x 1-3/8" Thick, 3 Ply, Hollow Core (HC), Lauan Faced Wood Door.....	226.41	55.29
			<i>For >50 To 100, Deduct</i>	-14.09	
			<i>For >100, Deduct</i>	-19.75	
08 14 16 00-0079	EA		2'-4" x 6'-8" x 1-3/8" Thick, 3 Ply, Hollow Core (HC), Lauan Faced Wood Door.....	226.41	55.29
			<i>For >50 To 100, Deduct</i>	-14.09	
			<i>For >100, Deduct</i>	-19.75	
08 14 16 00-0080	EA		2'-8" x 6'-8" x 1-3/8" Thick, 3 Ply, Hollow Core (HC), Lauan Faced Wood Door.....	239.28	57.80
			<i>For >50 To 100, Deduct</i>	-14.85	
			<i>For >100, Deduct</i>	-20.84	
08 14 16 00-0081	EA		2'-8" x 6'-8" x 1-3/8" Thick, 3 Ply, Hollow Core (HC), Lauan Faced Wood Door.....	245.91	57.80
			<i>For >50 To 100, Deduct</i>	-15.19	
			<i>For >100, Deduct</i>	-21.33	
08 14 16 00-0082	EA		2'-10" x 6'-8" x 1-3/8" Thick, 3 Ply, Hollow Core (HC), Lauan Faced Wood Door.....	248.25	57.80
			<i>For >50 To 100, Deduct</i>	-15.30	
			<i>For >100, Deduct</i>	-21.51	
08 14 16 00-0083	EA		3'-0" x 6'-8" x 1-3/8" Thick, 3 Ply, Hollow Core (HC), Lauan Faced Wood Door.....	255.60	60.32
			<i>For >50 To 100, Deduct</i>	-15.80	
			<i>For >100, Deduct</i>	-22.19	
08 14 16 00-0084	EA		3'-4" x 6'-8" x 1-3/8" Thick, 3 Ply, Hollow Core (HC), Lauan Faced Wood Door.....	268.51	60.32
			<i>For >50 To 100, Deduct</i>	-16.44	
			<i>For >100, Deduct</i>	-23.15	
08 14 16 00-0085	EA		3'-6" x 6'-8" x 1-3/8" Thick, 3 Ply, Hollow Core (HC), Lauan Faced Wood Door.....	283.02	62.83
			<i>For >50 To 100, Deduct</i>	-17.29	
			<i>For >100, Deduct</i>	-24.37	
08 14 16 00-0086	EA		2'-0" x 7' x 1-3/8" Thick, 3 Ply, Hollow Core (HC), Lauan Faced Wood Door.....	233.15	55.29
			<i>For >50 To 100, Deduct</i>	-14.42	
			<i>For >100, Deduct</i>	-20.25	
08 14 16 00-0087	EA		2'-4" x 7' x 1-3/8" Thick, 3 Ply, Hollow Core (HC), Lauan Faced Wood Door.....	233.14	55.29
			<i>For >50 To 100, Deduct</i>	-14.42	
			<i>For >100, Deduct</i>	-20.25	
08 14 16 00-0088	EA		2'-6" x 7' x 1-3/8" Thick, 3 Ply, Hollow Core (HC), Lauan Faced Wood Door.....	246.48	57.80
			<i>For >50 To 100, Deduct</i>	-15.21	
			<i>For >100, Deduct</i>	-21.38	



MINOR	CSI	UOM	DESCRIPTION	TOTAL DIRECT UNIT COST	DEMOLITION UNIT COST
08 14 16 00-0089	EA		2'-8" x 7' x 1-3/8" Thick, 3 Ply, Hollow Core (HC), Lauan Faced Wood Door..... <i>For >50 To 100, Deduct</i> <i>For >100, Deduct</i>	253.49 -15.56 -21.90	57.80
08 14 16 00-0090	EA		2'-10" x 7' x 1-3/8" Thick, 3 Ply, Hollow Core (HC), Lauan Faced Wood Door..... <i>For >50 To 100, Deduct</i> <i>For >100, Deduct</i>	255.96 -15.69 -22.09	57.80
08 14 16 00-0091	EA		3'-0" x 7' x 1-3/8" Thick, 3 Ply, Hollow Core (HC), Lauan Faced Wood Door..... <i>For >50 To 100, Deduct</i> <i>For >100, Deduct</i>	263.45 -16.19 -22.77	60.32
08 14 16 00-0092	EA		3'-4" x 7' x 1-3/8" Thick, 3 Ply, Hollow Core (HC), Lauan Faced Wood Door..... <i>For >50 To 100, Deduct</i> <i>For >100, Deduct</i>	277.11 -16.87 -23.80	60.32
08 14 16 00-0093	EA		3'-6" x 7' x 1-3/8" Thick, 3 Ply, Hollow Core (HC), Lauan Faced Wood Door..... <i>For >50 To 100, Deduct</i> <i>For >100, Deduct</i>	292.16 -17.75 -25.05	62.83
08 14 16 00-0094	EA		2'-0" x 8' x 1-3/8" Thick, 3 Ply, Hollow Core (HC), Lauan Faced Wood Door..... <i>For >50 To 100, Deduct</i> <i>For >100, Deduct</i> <i>For 9' Door Height, Add</i>	257.06 -15.62 -22.04 30.76	55.29
08 14 16 00-0095	EA		2'-4" x 8' x 1-3/8" Thick, 3 Ply, Hollow Core (HC), Lauan Faced Wood Door..... <i>For >50 To 100, Deduct</i> <i>For >100, Deduct</i> <i>For 9' Door Height, Add</i>	257.03 -15.62 -22.04 30.75	55.29
08 14 16 00-0096	EA		2'-6" x 8' x 1-3/8" Thick, 3 Ply, Hollow Core (HC), Lauan Faced Wood Door..... <i>For >50 To 100, Deduct</i> <i>For >100, Deduct</i> <i>For 9' Door Height, Add</i>	272.01 -16.49 -23.29 32.84	57.80
08 14 16 00-0097	EA		2'-8" x 8' x 1-3/8" Thick, 3 Ply, Hollow Core (HC), Lauan Faced Wood Door..... <i>For >50 To 100, Deduct</i> <i>For >100, Deduct</i> <i>For 9' Door Height, Add</i>	280.36 -16.91 -23.92 34.60	57.80
08 14 16 00-0098	EA		2'-10" x 8' x 1-3/8" Thick, 3 Ply, Hollow Core (HC), Lauan Faced Wood Door..... <i>For >50 To 100, Deduct</i> <i>For >100, Deduct</i> <i>For 9' Door Height, Add</i>	283.34 -17.06 -24.14 35.22	57.80
08 14 16 00-0099	EA		3'-0" x 8' x 1-3/8" Thick, 3 Ply, Hollow Core (HC), Lauan Faced Wood Door..... <i>For >50 To 100, Deduct</i> <i>For >100, Deduct</i> <i>For 9' Door Height, Add</i>	291.31 -17.58 -24.86 35.84	60.32
08 14 16 00-0100	EA		3'-4" x 8' x 1-3/8" Thick, 3 Ply, Hollow Core (HC), Lauan Faced Wood Door..... <i>For >50 To 100, Deduct</i> <i>For >100, Deduct</i> <i>For 9' Door Height, Add</i>	307.64 -18.40 -26.09 39.27	60.32
08 14 16 00-0101	EA		3'-6" x 8' x 1-3/8" Thick, 3 Ply, Hollow Core (HC), Lauan Faced Wood Door..... <i>For >50 To 100, Deduct</i> <i>For >100, Deduct</i> <i>For 9' Door Height, Add</i>	324.61 -19.37 -27.49 41.78	62.83
08 14 16 00-0102	Medium Density Overlay (MDO) Faced Wood Doors (08 14 16 00-0001)				
08 14 16 00-0103	EA		2'-0" x 6'-8" x 1-3/8" Thick, 5 Ply, Hollow Core (HC), Medium Density Overlay (MDO) Faced Wood Door <i>For >50 To 100, Deduct</i> <i>For >100, Deduct</i>	229.55 -14.24 -19.98	55.29
08 14 16 00-0104	EA		2'-4" x 6'-8" x 1-3/8" Thick, 5 Ply, Hollow Core (HC), Medium Density Overlay (MDO) Faced Wood Door <i>For >50 To 100, Deduct</i> <i>For >100, Deduct</i>	229.55 -14.24 -19.98	55.29
08 14 16 00-0105	EA		2'-6" x 6'-8" x 1-3/8" Thick, 5 Ply, Hollow Core (HC), Medium Density Overlay (MDO) Faced Wood Door <i>For >50 To 100, Deduct</i> <i>For >100, Deduct</i>	243.25 -15.05 -21.13	57.80
08 14 16 00-0106	EA		2'-8" x 6'-8" x 1-3/8" Thick, 5 Ply, Hollow Core (HC), Medium Density Overlay (MDO) Faced Wood Door <i>For >50 To 100, Deduct</i> <i>For >100, Deduct</i>	247.35 -15.26 -21.44	57.80
08 14 16 00-0107	EA		2'-10" x 6'-8" x 1-3/8" Thick, 5 Ply, Hollow Core (HC), Medium Density Overlay (MDO) Faced Wood Door <i>For >50 To 100, Deduct</i> <i>For >100, Deduct</i>	251.48 -15.46 -21.75	57.80
08 14 16 00-0108	EA		3'-0" x 6'-8" x 1-3/8" Thick, 5 Ply, Hollow Core (HC), Medium Density Overlay (MDO) Faced Wood Door <i>For >50 To 100, Deduct</i> <i>For >100, Deduct</i>	260.60 -16.05 -22.56	60.32
08 14 16 00-0109	EA		3'-4" x 6'-8" x 1-3/8" Thick, 5 Ply, Hollow Core (HC), Medium Density Overlay (MDO) Faced Wood Door <i>For >50 To 100, Deduct</i> <i>For >100, Deduct</i>	276.00 -16.82 -23.72	60.32
08 14 16 00-0110	EA		3'-6" x 6'-8" x 1-3/8" Thick, 5 Ply, Hollow Core (HC), Medium Density Overlay (MDO) Faced Wood Door <i>For >50 To 100, Deduct</i> <i>For >100, Deduct</i>	290.96 -17.69 -24.96	62.83
08 14 16 00-0111	EA		2'-0" x 7' x 1-3/8" Thick, 5 Ply, Hollow Core (HC), Medium Density Overlay (MDO) Faced Wood Door..... <i>For >50 To 100, Deduct</i> <i>For >100, Deduct</i>	236.47 -14.59 -20.50	55.29
08 14 16 00-0112	EA		2'-4" x 7' x 1-3/8" Thick, 5 Ply, Hollow Core (HC), Medium Density Overlay (MDO) Faced Wood Door..... <i>For >50 To 100, Deduct</i> <i>For >100, Deduct</i>	236.47 -14.59 -20.50	55.29
08 14 16 00-0113	EA		2'-6" x 7' x 1-3/8" Thick, 5 Ply, Hollow Core (HC), Medium Density Overlay (MDO) Faced Wood Door..... <i>For >50 To 100, Deduct</i> <i>For >100, Deduct</i>	250.67 -15.42 -21.69	57.80

08 Openings**08 10 Doors and Frames****08 14 Wood Doors**

SAN BERNARDINO
COUNTY

MINOR	CSI	UOM	DESCRIPTION	TOTAL DIRECT UNIT COST	DEMOLITION UNIT COST
08 14 16 00-0114	EA		2'-8" x 7' x 1-3/8" Thick, 5 Ply, Hollow Core (HC), Medium Density Overlay (MDO) Faced Wood Door.....	255.02	57.80
			<i>For >50 To 100, Deduct</i>	-15.64	
			<i>For >100, Deduct</i>	-22.02	
08 14 16 00-0115	EA		2'-10" x 7' x 1-3/8" Thick, 5 Ply, Hollow Core (HC), Medium Density Overlay (MDO) Faced Wood Door.....	259.39	57.80
			<i>For >50 To 100, Deduct</i>	-15.86	
			<i>For >100, Deduct</i>	-22.34	
08 14 16 00-0116	EA		3'-0" x 7' x 1-3/8" Thick, 5 Ply, Hollow Core (HC), Medium Density Overlay (MDO) Faced Wood Door.....	268.76	60.32
			<i>For >50 To 100, Deduct</i>	-16.45	
			<i>For >100, Deduct</i>	-23.17	
08 14 16 00-0117	EA		3'-4" x 7' x 1-3/8" Thick, 5 Ply, Hollow Core (HC), Medium Density Overlay (MDO) Faced Wood Door.....	285.05	60.32
			<i>For >50 To 100, Deduct</i>	-17.27	
			<i>For >100, Deduct</i>	-24.39	
08 14 16 00-0118	EA		3'-6" x 7' x 1-3/8" Thick, 5 Ply, Hollow Core (HC), Medium Density Overlay (MDO) Faced Wood Door.....	300.58	62.83
			<i>For >50 To 100, Deduct</i>	-18.17	
			<i>For >100, Deduct</i>	-25.69	
08 14 16 00-0119	EA		2'-0" x 8' x 1-3/8" Thick, 5 Ply, Hollow Core (HC), Medium Density Overlay (MDO) Faced Wood Door.....	261.00	55.29
			<i>For >50 To 100, Deduct</i>	-16.81	
			<i>For >100, Deduct</i>	-22.34	
			<i>For 9' Door Height, Add</i>	31.59	
08 14 16 00-0120	EA		2'-4" x 8' x 1-3/8" Thick, 5 Ply, Hollow Core (HC), Medium Density Overlay (MDO) Faced Wood Door.....	261.03	55.29
			<i>For >50 To 100, Deduct</i>	-15.82	
			<i>For >100, Deduct</i>	-22.34	
			<i>For 9' Door Height, Add</i>	31.59	
08 14 16 00-0121	EA		2'-6" x 8' x 1-3/8" Thick, 5 Ply, Hollow Core (HC), Medium Density Overlay (MDO) Faced Wood Door.....	277.00	57.80
			<i>For >50 To 100, Deduct</i>	-16.74	
			<i>For >100, Deduct</i>	-23.67	
			<i>For 9' Door Height, Add</i>	33.89	
08 14 16 00-0122	EA		2'-8" x 8' x 1-3/8" Thick, 5 Ply, Hollow Core (HC), Medium Density Overlay (MDO) Faced Wood Door.....	282.22	57.80
			<i>For >50 To 100, Deduct</i>	-17.00	
			<i>For >100, Deduct</i>	-24.06	
			<i>For 9' Door Height, Add</i>	34.99	
08 14 16 00-0123	EA		2'-10" x 8' x 1-3/8" Thick, 5 Ply, Hollow Core (HC), Medium Density Overlay (MDO) Faced Wood Door.....	287.44	57.80
			<i>For >50 To 100, Deduct</i>	-17.26	
			<i>For >100, Deduct</i>	-24.45	
			<i>For 9' Door Height, Add</i>	36.08	
08 14 16 00-0124	EA		3'-0" x 8' x 1-3/8" Thick, 5 Ply, Hollow Core (HC), Medium Density Overlay (MDO) Faced Wood Door.....	297.65	60.32
			<i>For >50 To 100, Deduct</i>	-17.90	
			<i>For >100, Deduct</i>	-25.34	
			<i>For 9' Door Height, Add</i>	37.17	
08 14 16 00-0125	EA		3'-4" x 8' x 1-3/8" Thick, 5 Ply, Hollow Core (HC), Medium Density Overlay (MDO) Faced Wood Door.....	317.12	60.32
			<i>For >50 To 100, Deduct</i>	-18.87	
			<i>For >100, Deduct</i>	-26.80	
			<i>For 9' Door Height, Add</i>	41.26	
08 14 16 00-0126	EA		3'-6" x 8' x 1-3/8" Thick, 5 Ply, Hollow Core (HC), Medium Density Overlay (MDO) Faced Wood Door.....	334.70	62.83
			<i>For >50 To 100, Deduct</i>	-19.88	
			<i>For >100, Deduct</i>	-28.24	
			<i>For 9' Door Height, Add</i>	43.90	
08 14 16 00-0127			1-3/4" Thick, Hollow Core (HC), Wood Doors (08 14 16)		
08 14 16 00-0128			Birch Faced Wood Doors (08 14 16 00-0127)		
08 14 16 00-0129	EA		2'-0" x 6'-8" x 1-3/4" Thick, 5 Ply, Hollow Core (HC), Birch Faced Wood Door.....	304.19	55.29
			<i>For >50 To 100, Deduct</i>	-17.97	
			<i>For >100, Deduct</i>	-25.58	
08 14 16 00-0130	EA		2'-4" x 6'-8" x 1-3/4" Thick, 5 Ply, Hollow Core (HC), Birch Faced Wood Door.....	304.19	55.29
			<i>For >50 To 100, Deduct</i>	-17.97	
			<i>For >100, Deduct</i>	-25.58	
08 14 16 00-0131	EA		2'-6" x 6'-8" x 1-3/4" Thick, 5 Ply, Hollow Core (HC), Birch Faced Wood Door.....	316.52	57.80
			<i>For >50 To 100, Deduct</i>	-18.72	
			<i>For >100, Deduct</i>	-26.63	
08 14 16 00-0132	EA		2'-8" x 6'-8" x 1-3/4" Thick, 5 Ply, Hollow Core (HC), Birch Faced Wood Door.....	319.24	57.80
			<i>For >50 To 100, Deduct</i>	-18.85	
			<i>For >100, Deduct</i>	-26.83	
08 14 16 00-0133	EA		2'-10" x 6'-8" x 1-3/4" Thick, 5 Ply, Hollow Core (HC), Birch Faced Wood Door.....	325.19	57.80
			<i>For >50 To 100, Deduct</i>	-19.15	
			<i>For >100, Deduct</i>	-27.28	
08 14 16 00-0134	EA		3'-0" x 6'-8" x 1-3/4" Thick, 5 Ply, Hollow Core (HC), Birch Faced Wood Door.....	336.17	60.32
			<i>For >50 To 100, Deduct</i>	-19.82	
			<i>For >100, Deduct</i>	-28.23	
08 14 16 00-0135	EA		3'-4" x 6'-8" x 1-3/4" Thick, 5 Ply, Hollow Core (HC), Birch Faced Wood Door.....	367.78	60.32
			<i>For >50 To 100, Deduct</i>	-21.40	
			<i>For >100, Deduct</i>	-30.60	
08 14 16 00-0136	EA		3'-6" x 6'-8" x 1-3/4" Thick, 5 Ply, Hollow Core (HC), Birch Faced Wood Door.....	436.95	62.83
			<i>For >50 To 100, Deduct</i>	-24.99	
			<i>For >100, Deduct</i>	-35.91	
08 14 16 00-0137	EA		3'-8" x 6'-8" x 1-3/4" Thick, 5 Ply, Hollow Core (HC), Birch Faced Wood Door.....	452.51	62.83
			<i>For >50 To 100, Deduct</i>	-25.77	
			<i>For >100, Deduct</i>	-37.08	
08 14 16 00-0138	EA		4'-0" x 6'-8" x 1-3/4" Thick, 5 Ply, Hollow Core (HC), Birch Faced Wood Door.....	483.63	62.83
			<i>For >50 To 100, Deduct</i>	-27.32	
			<i>For >100, Deduct</i>	-39.41	
08 14 16 00-0139	EA		2'-0" x 7' x 1-3/4" Thick, 5 Ply, Hollow Core (HC), Birch Faced Wood Door.....	315.48	55.29
			<i>For >50 To 100, Deduct</i>	-18.54	
			<i>For >100, Deduct</i>	-26.43	



	MINOR	CSI	UOM	DESCRIPTION	TOTAL DIRECT UNIT COST	DEMOLITION UNIT COST
08 14 16 00-0140	EA			2'-4" x 7' x 1-3/4" Thick, 5 Ply, Hollow Core (HC), Birch Faced Wood Door <i>For >50 To 100, Deduct</i> <i>For >100, Deduct</i>	315.47 -18.54 -26.43	55.29
08 14 16 00-0141	EA			2'-6" x 7' x 1-3/4" Thick, 5 Ply, Hollow Core (HC), Birch Faced Wood Door <i>For >50 To 100, Deduct</i> <i>For >100, Deduct</i>	328.21 -19.30 -27.51	57.80
08 14 16 00-0142	EA			2'-8" x 7' x 1-3/4" Thick, 5 Ply, Hollow Core (HC), Birch Faced Wood Door <i>For >50 To 100, Deduct</i> <i>For >100, Deduct</i>	331.09 -19.44 -27.72	57.80
08 14 16 00-0143	EA			2'-10" x 7' x 1-3/4" Thick, 5 Ply, Hollow Core (HC), Birch Faced Wood Door <i>For >50 To 100, Deduct</i> <i>For >100, Deduct</i>	337.39 -19.76 -28.19	57.80
08 14 16 00-0144	EA			3'-0" x 7' x 1-3/4" Thick, 5 Ply, Hollow Core (HC), Birch Faced Wood Door <i>For >50 To 100, Deduct</i> <i>For >100, Deduct</i>	348.70 -20.45 -29.17	60.32
08 14 16 00-0145	EA			3'-4" x 7' x 1-3/4" Thick, 5 Ply, Hollow Core (HC), Birch Faced Wood Door <i>For >50 To 100, Deduct</i> <i>For >100, Deduct</i>	382.16 -22.12 -31.68	60.32
08 14 16 00-0146	EA			3'-6" x 7' x 1-3/4" Thick, 5 Ply, Hollow Core (HC), Birch Faced Wood Door <i>For >50 To 100, Deduct</i> <i>For >100, Deduct</i>	455.08 -25.90 -37.27	62.83
08 14 16 00-0147	EA			3'-8" x 7' x 1-3/4" Thick, 5 Ply, Hollow Core (HC), Birch Faced Wood Door <i>For >50 To 100, Deduct</i> <i>For >100, Deduct</i>	471.53 -26.72 -38.51	62.83
08 14 16 00-0148	EA			4'-0" x 7' x 1-3/4" Thick, 5 Ply, Hollow Core (HC), Birch Faced Wood Door <i>For >50 To 100, Deduct</i> <i>For >100, Deduct</i>	504.48 -28.37 -40.98	62.83
08 14 16 00-0149	EA			2'-0" x 8' x 1-3/4" Thick, 5 Ply, Hollow Core (HC), Birch Faced Wood Door <i>For >50 To 100, Deduct</i> <i>For >100, Deduct</i> <i>For 9' Door Height, Add</i>	355.43 -20.54 -29.42 51.42	55.29
08 14 16 00-0150	EA			2'-4" x 8' x 1-3/4" Thick, 5 Ply, Hollow Core (HC), Birch Faced Wood Door <i>For >50 To 100, Deduct</i> <i>For >100, Deduct</i> <i>For 9' Door Height, Add</i>	355.43 -20.54 -29.42 51.42	55.29
08 14 16 00-0151	EA			2'-6" x 8' x 1-3/4" Thick, 5 Ply, Hollow Core (HC), Birch Faced Wood Door <i>For >50 To 100, Deduct</i> <i>For >100, Deduct</i> <i>For 9' Door Height, Add</i>	369.67 -21.37 -30.62 53.35	57.80
08 14 16 00-0152	EA			2'-8" x 8' x 1-3/4" Thick, 5 Ply, Hollow Core (HC), Birch Faced Wood Door <i>For >50 To 100, Deduct</i> <i>For >100, Deduct</i> <i>For 9' Door Height, Add</i>	373.10 -21.55 -30.87 54.07	57.80
08 14 16 00-0153	EA			2'-10" x 8' x 1-3/4" Thick, 5 Ply, Hollow Core (HC), Birch Faced Wood Door <i>For >50 To 100, Deduct</i> <i>For >100, Deduct</i> <i>For 9' Door Height, Add</i>	380.66 -21.92 -31.44 55.66	57.80
08 14 16 00-0154	EA			3'-0" x 8' x 1-3/4" Thick, 5 Ply, Hollow Core (HC), Birch Faced Wood Door <i>For >50 To 100, Deduct</i> <i>For >100, Deduct</i> <i>For 9' Door Height, Add</i>	393.17 -22.67 -32.50 57.23	60.32
08 14 16 00-0155	EA			3'-4" x 8' x 1-3/4" Thick, 5 Ply, Hollow Core (HC), Birch Faced Wood Door <i>For >50 To 100, Deduct</i> <i>For >100, Deduct</i> <i>For 9' Door Height, Add</i>	433.16 -24.67 -35.50 65.63	60.32
08 14 16 00-0156	EA			3'-6" x 8' x 1-3/4" Thick, 5 Ply, Hollow Core (HC), Birch Faced Wood Door <i>For >50 To 100, Deduct</i> <i>For >100, Deduct</i> <i>For 9' Door Height, Add</i>	519.31 -29.11 -42.09 82.67	62.83
08 14 16 00-0157	EA			3'-8" x 8' x 1-3/4" Thick, 5 Ply, Hollow Core (HC), Birch Faced Wood Door <i>For >50 To 100, Deduct</i> <i>For >100, Deduct</i> <i>For 9' Door Height, Add</i>	538.97 -30.09 -43.56 86.80	62.83
08 14 16 00-0158	EA			4'-0" x 8' x 1-3/4" Thick, 5 Ply, Hollow Core (HC), Birch Faced Wood Door <i>For >50 To 100, Deduct</i> <i>For >100, Deduct</i> <i>For 9' Door Height, Add</i>	578.36 -32.06 -46.52 95.07	62.83
08 14 16 00-0159	Oak Faced Wood Doors (08 14 16 00-0127)					
08 14 16 00-0160	EA			2'-0" x 6'-8" x 1-3/4" Thick, 5 Ply, Hollow Core (HC), Oak Faced Wood Door <i>For >50 To 100, Deduct</i> <i>For >100, Deduct</i>	365.36 -21.03 -30.17	55.29
08 14 16 00-0161	EA			2'-4" x 6'-8" x 1-3/4" Thick, 5 Ply, Hollow Core (HC), Oak Faced Wood Door <i>For >50 To 100, Deduct</i> <i>For >100, Deduct</i>	365.36 -21.03 -30.17	55.29
08 14 16 00-0162	EA			2'-6" x 6'-8" x 1-3/4" Thick, 5 Ply, Hollow Core (HC), Oak Faced Wood Door <i>For >50 To 100, Deduct</i> <i>For >100, Deduct</i>	379.95 -21.89 -31.39	57.80
08 14 16 00-0163	EA			2'-8" x 6'-8" x 1-3/4" Thick, 5 Ply, Hollow Core (HC), Oak Faced Wood Door <i>For >50 To 100, Deduct</i> <i>For >100, Deduct</i>	383.54 -22.07 -31.66	57.80
08 14 16 00-0164	EA			2'-10" x 6'-8" x 1-3/4" Thick, 5 Ply, Hollow Core (HC), Oak Faced Wood Door <i>For >50 To 100, Deduct</i> <i>For >100, Deduct</i>	391.38 -22.46 -32.24	57.80

08 Openings**08 10 Doors and Frames****08 14 Wood Doors**
 MINOR
 CSI UOM DESCRIPTION

 TOTAL DIRECT DEMOLITION
 UNIT COST UNIT COST

08 14 16 00-0165	EA	3'-0" x 6'-8" x 1-3/4" Thick, 5 Ply, Hollow Core (HC), Oak Faced Wood Door	404.22	60.32
		<i>For >50 To 100, Deduct</i>	-23.23	
		<i>For >100, Deduct</i>	-33.33	
08 14 16 00-0166	EA	3'-4" x 6'-8" x 1-3/4" Thick, 5 Ply, Hollow Core (HC), Oak Faced Wood Door	445.81	60.32
		<i>For >50 To 100, Deduct</i>	-25.31	
		<i>For >100, Deduct</i>	-36.45	
08 14 16 00-0167	EA	3'-6" x 6'-8" x 1-3/4" Thick, 5 Ply, Hollow Core (HC), Oak Faced Wood Door	535.25	62.83
		<i>For >50 To 100, Deduct</i>	-29.90	
		<i>For >100, Deduct</i>	-43.29	
08 14 16 00-0168	EA	3'-8" x 6'-8" x 1-3/4" Thick, 5 Ply, Hollow Core (HC), Oak Faced Wood Door	555.75	62.83
		<i>For >50 To 100, Deduct</i>	-30.93	
		<i>For >100, Deduct</i>	-44.82	
08 14 16 00-0169	EA	4'-0" x 6'-8" x 1-3/4" Thick, 5 Ply, Hollow Core (HC), Oak Faced Wood Door	596.74	62.83
		<i>For >50 To 100, Deduct</i>	-32.98	
		<i>For >100, Deduct</i>	-47.90	
08 14 16 00-0170	EA	2'-0" x 7' x 1-3/4" Thick, 5 Ply, Hollow Core (HC), Oak Faced Wood Door	380.17	55.29
		<i>For >50 To 100, Deduct</i>	-21.77	
		<i>For >100, Deduct</i>	-31.28	
08 14 16 00-0171	EA	2'-4" x 7' x 1-3/4" Thick, 5 Ply, Hollow Core (HC), Oak Faced Wood Door	380.18	55.29
		<i>For >50 To 100, Deduct</i>	-21.77	
		<i>For >100, Deduct</i>	-31.28	
08 14 16 00-0172	EA	2'-6" x 7' x 1-3/4" Thick, 5 Ply, Hollow Core (HC), Oak Faced Wood Door	395.33	57.80
		<i>For >50 To 100, Deduct</i>	-22.66	
		<i>For >100, Deduct</i>	-32.54	
08 14 16 00-0173	EA	2'-8" x 7' x 1-3/4" Thick, 5 Ply, Hollow Core (HC), Oak Faced Wood Door	399.13	57.80
		<i>For >50 To 100, Deduct</i>	-22.85	
		<i>For >100, Deduct</i>	-32.83	
08 14 16 00-0174	EA	2'-10" x 7' x 1-3/4" Thick, 5 Ply, Hollow Core (HC), Oak Faced Wood Door	407.43	57.80
		<i>For >50 To 100, Deduct</i>	-23.26	
		<i>For >100, Deduct</i>	-33.45	
08 14 16 00-0175	EA	3'-0" x 7' x 1-3/4" Thick, 5 Ply, Hollow Core (HC), Oak Faced Wood Door	420.72	60.32
		<i>For >50 To 100, Deduct</i>	-24.05	
		<i>For >100, Deduct</i>	-34.57	
08 14 16 00-0176	EA	3'-4" x 7' x 1-3/4" Thick, 5 Ply, Hollow Core (HC), Oak Faced Wood Door	464.74	60.32
		<i>For >50 To 100, Deduct</i>	-26.25	
		<i>For >100, Deduct</i>	-37.87	
08 14 16 00-0177	EA	3'-6" x 7' x 1-3/4" Thick, 5 Ply, Hollow Core (HC), Oak Faced Wood Door	559.10	62.83
		<i>For >50 To 100, Deduct</i>	-31.10	
		<i>For >100, Deduct</i>	-45.07	
08 14 16 00-0178	EA	3'-8" x 7' x 1-3/4" Thick, 5 Ply, Hollow Core (HC), Oak Faced Wood Door	580.79	62.83
		<i>For >50 To 100, Deduct</i>	-32.18	
		<i>For >100, Deduct</i>	-46.70	
08 14 16 00-0179	EA	4'-0" x 7' x 1-3/4" Thick, 5 Ply, Hollow Core (HC), Oak Faced Wood Door	624.15	62.83
		<i>For >50 To 100, Deduct</i>	-34.35	
		<i>For >100, Deduct</i>	-49.95	
08 14 16 00-0180	EA	2'-0" x 8' x 1-3/4" Thick, 5 Ply, Hollow Core (HC), Oak Faced Wood Door	432.73	55.29
		<i>For >50 To 100, Deduct</i>	-24.40	
		<i>For >100, Deduct</i>	-35.22	
		<i>For 9' Door Height, Add</i>	67.65	
08 14 16 00-0181	EA	2'-4" x 8' x 1-3/4" Thick, 5 Ply, Hollow Core (HC), Oak Faced Wood Door	432.76	55.29
		<i>For >50 To 100, Deduct</i>	-24.40	
		<i>For >100, Deduct</i>	-35.22	
		<i>For 9' Door Height, Add</i>	67.66	
08 14 16 00-0182	EA	2'-6" x 8' x 1-3/4" Thick, 5 Ply, Hollow Core (HC), Oak Faced Wood Door	449.89	57.80
		<i>For >50 To 100, Deduct</i>	-25.38	
		<i>For >100, Deduct</i>	-36.63	
		<i>For 9' Door Height, Add</i>	70.20	
08 14 16 00-0183	EA	2'-8" x 8' x 1-3/4" Thick, 5 Ply, Hollow Core (HC), Oak Faced Wood Door	454.40	57.80
		<i>For >50 To 100, Deduct</i>	-25.61	
		<i>For >100, Deduct</i>	-36.97	
		<i>For 9' Door Height, Add</i>	71.15	
08 14 16 00-0184	EA	2'-10" x 8' x 1-3/4" Thick, 5 Ply, Hollow Core (HC), Oak Faced Wood Door	464.33	57.80
		<i>For >50 To 100, Deduct</i>	-26.11	
		<i>For >100, Deduct</i>	-37.72	
		<i>For 9' Door Height, Add</i>	73.23	
08 14 16 00-0185	EA	3'-0" x 8' x 1-3/4" Thick, 5 Ply, Hollow Core (HC), Oak Faced Wood Door	479.24	60.32
		<i>For >50 To 100, Deduct</i>	-26.98	
		<i>For >100, Deduct</i>	-38.96	
		<i>For 9' Door Height, Add</i>	75.31	
08 14 16 00-0186	EA	3'-4" x 8' x 1-3/4" Thick, 5 Ply, Hollow Core (HC), Oak Faced Wood Door	531.86	60.32
		<i>For >50 To 100, Deduct</i>	-29.61	
		<i>For >100, Deduct</i>	-42.91	
		<i>For 9' Door Height, Add</i>	86.36	
08 14 16 00-0187	EA	3'-6" x 8' x 1-3/4" Thick, 5 Ply, Hollow Core (HC), Oak Faced Wood Door	643.62	62.83
		<i>For >50 To 100, Deduct</i>	-35.32	
		<i>For >100, Deduct</i>	-51.41	
		<i>For 9' Door Height, Add</i>	108.77	
08 14 16 00-0188	EA	3'-8" x 8' x 1-3/4" Thick, 5 Ply, Hollow Core (HC), Oak Faced Wood Door	669.55	62.83
		<i>For >50 To 100, Deduct</i>	-36.62	
		<i>For >100, Deduct</i>	-53.36	
		<i>For 9' Door Height, Add</i>	114.22	
08 14 16 00-0189	EA	4'-0" x 8' x 1-3/4" Thick, 5 Ply, Hollow Core (HC), Oak Faced Wood Door	721.37	62.83
		<i>For >50 To 100, Deduct</i>	-39.21	
		<i>For >100, Deduct</i>	-57.24	
		<i>For 9' Door Height, Add</i>	125.10	



MINOR	CSI	UOM	DESCRIPTION	TOTAL DIRECT UNIT COST	DEMOLITION UNIT COST
-------	-----	-----	-------------	------------------------	----------------------

08 14 16 00-0190

Maple Faced Wood Doors (08 14 16 00-0127)

08 14 16 00-0191	EA		2'-0" x 6'-8" x 1-3/4" Thick, 5 Ply, Hollow Core (HC), Maple Faced Wood Door	416.30	55.29
			<i>For >50 To 100, Deduct</i>	-23.58	
			<i>For >100, Deduct</i>	-33.99	
08 14 16 00-0192	EA		2'-4" x 6'-8" x 1-3/4" Thick, 5 Ply, Hollow Core (HC), Maple Faced Wood Door	416.30	55.29
			<i>For >50 To 100, Deduct</i>	-23.58	
			<i>For >100, Deduct</i>	-33.99	
08 14 16 00-0193	EA		2'-6" x 6'-8" x 1-3/4" Thick, 5 Ply, Hollow Core (HC), Maple Faced Wood Door	432.82	57.80
			<i>For >50 To 100, Deduct</i>	-24.53	
			<i>For >100, Deduct</i>	-35.35	
08 14 16 00-0194	EA		2'-8" x 6'-8" x 1-3/4" Thick, 5 Ply, Hollow Core (HC), Maple Faced Wood Door	437.30	57.80
			<i>For >50 To 100, Deduct</i>	-24.76	
			<i>For >100, Deduct</i>	-35.69	
08 14 16 00-0195	EA		2'-10" x 6'-8" x 1-3/4" Thick, 5 Ply, Hollow Core (HC), Maple Faced Wood Door	446.62	57.80
			<i>For >50 To 100, Deduct</i>	-25.22	
			<i>For >100, Deduct</i>	-36.39	
08 14 16 00-0196	EA		3'-0" x 6'-8" x 1-3/4" Thick, 5 Ply, Hollow Core (HC), Maple Faced Wood Door	460.93	60.32
			<i>For >50 To 100, Deduct</i>	-26.06	
			<i>For >100, Deduct</i>	-37.59	
08 14 16 00-0197	EA		3'-4" x 6'-8" x 1-3/4" Thick, 5 Ply, Hollow Core (HC), Maple Faced Wood Door	510.85	60.32
			<i>For >50 To 100, Deduct</i>	-28.56	
			<i>For >100, Deduct</i>	-41.33	
08 14 16 00-0198	EA		3'-6" x 6'-8" x 1-3/4" Thick, 5 Ply, Hollow Core (HC), Maple Faced Wood Door	592.73	62.83
			<i>For >50 To 100, Deduct</i>	-32.78	
			<i>For >100, Deduct</i>	-47.60	
08 14 16 00-0199	EA		3'-8" x 6'-8" x 1-3/4" Thick, 5 Ply, Hollow Core (HC), Maple Faced Wood Door	641.76	62.83
			<i>For >50 To 100, Deduct</i>	-35.23	
			<i>For >100, Deduct</i>	-51.27	
08 14 16 00-0200	EA		4'-0" x 6'-8" x 1-3/4" Thick, 5 Ply, Hollow Core (HC), Maple Faced Wood Door	690.94	62.83
			<i>For >50 To 100, Deduct</i>	-37.69	
			<i>For >100, Deduct</i>	-54.96	
08 14 16 00-0201	EA		2'-0" x 7' x 1-3/4" Thick, 5 Ply, Hollow Core (HC), Maple Faced Wood Door	434.11	55.29
			<i>For >50 To 100, Deduct</i>	-24.47	
			<i>For >100, Deduct</i>	-35.32	
08 14 16 00-0202	EA		2'-4" x 7' x 1-3/4" Thick, 5 Ply, Hollow Core (HC), Maple Faced Wood Door	434.11	55.29
			<i>For >50 To 100, Deduct</i>	-24.47	
			<i>For >100, Deduct</i>	-35.32	
08 14 16 00-0203	EA		2'-6" x 7' x 1-3/4" Thick, 5 Ply, Hollow Core (HC), Maple Faced Wood Door	451.26	57.80
			<i>For >50 To 100, Deduct</i>	-25.45	
			<i>For >100, Deduct</i>	-36.73	
08 14 16 00-0204	EA		2'-8" x 7' x 1-3/4" Thick, 5 Ply, Hollow Core (HC), Maple Faced Wood Door	456.04	57.80
			<i>For >50 To 100, Deduct</i>	-25.69	
			<i>For >100, Deduct</i>	-37.09	
08 14 16 00-0205	EA		2'-10" x 7' x 1-3/4" Thick, 5 Ply, Hollow Core (HC), Maple Faced Wood Door	465.87	57.80
			<i>For >50 To 100, Deduct</i>	-26.18	
			<i>For >100, Deduct</i>	-37.83	
08 14 16 00-0206	EA		3'-0" x 7' x 1-3/4" Thick, 5 Ply, Hollow Core (HC), Maple Faced Wood Door	480.72	60.32
			<i>For >50 To 100, Deduct</i>	-27.05	
			<i>For >100, Deduct</i>	-39.07	
08 14 16 00-0207	EA		3'-4" x 7' x 1-3/4" Thick, 5 Ply, Hollow Core (HC), Maple Faced Wood Door	533.55	60.32
			<i>For >50 To 100, Deduct</i>	-29.69	
			<i>For >100, Deduct</i>	-43.03	
08 14 16 00-0208	EA		3'-6" x 7' x 1-3/4" Thick, 5 Ply, Hollow Core (HC), Maple Faced Wood Door	619.79	62.83
			<i>For >50 To 100, Deduct</i>	-34.13	
			<i>For >100, Deduct</i>	-49.63	
08 14 16 00-0209	EA		3'-8" x 7' x 1-3/4" Thick, 5 Ply, Hollow Core (HC), Maple Faced Wood Door	671.83	62.83
			<i>For >50 To 100, Deduct</i>	-36.73	
			<i>For >100, Deduct</i>	-53.53	
08 14 16 00-0210	EA		4'-0" x 7' x 1-3/4" Thick, 5 Ply, Hollow Core (HC), Maple Faced Wood Door	723.83	62.83
			<i>For >50 To 100, Deduct</i>	-39.33	
			<i>For >100, Deduct</i>	-57.43	
08 14 16 00-0211	EA		2'-0" x 8' x 1-3/4" Thick, 5 Ply, Hollow Core (HC), Maple Faced Wood Door	497.19	55.29
			<i>For >50 To 100, Deduct</i>	-27.62	
			<i>For >100, Deduct</i>	-40.05	
			<i>For 9' Door Height, Add</i>	81.19	
08 14 16 00-0212	EA		2'-4" x 8' x 1-3/4" Thick, 5 Ply, Hollow Core (HC), Maple Faced Wood Door	497.19	55.29
			<i>For >50 To 100, Deduct</i>	-27.62	
			<i>For >100, Deduct</i>	-40.05	
			<i>For 9' Door Height, Add</i>	81.19	
08 14 16 00-0213	EA		2'-6" x 8' x 1-3/4" Thick, 5 Ply, Hollow Core (HC), Maple Faced Wood Door	516.72	57.80
			<i>For >50 To 100, Deduct</i>	-28.73	
			<i>For >100, Deduct</i>	-41.64	
			<i>For 9' Door Height, Add</i>	84.23	
08 14 16 00-0214	EA		2'-8" x 8' x 1-3/4" Thick, 5 Ply, Hollow Core (HC), Maple Faced Wood Door	522.42	57.80
			<i>For >50 To 100, Deduct</i>	-29.01	
			<i>For >100, Deduct</i>	-42.07	
			<i>For 9' Door Height, Add</i>	85.43	
08 14 16 00-0215	EA		2'-10" x 8' x 1-3/4" Thick, 5 Ply, Hollow Core (HC), Maple Faced Wood Door	534.14	57.80
			<i>For >50 To 100, Deduct</i>	-29.60	
			<i>For >100, Deduct</i>	-42.95	
			<i>For 9' Door Height, Add</i>	87.89	

08	08	Openings
	08 10	Doors and Frames
	08 14	Wood Doors



MINOR	CSI	UOM	DESCRIPTION	TOTAL DIRECT UNIT COST	DEMOLITION UNIT COST
08 14 16 00-0216	EA		3'-0" x 8' x 1-3/4" Thick, 5 Ply, Hollow Core (HC), Maple Faced Wood Door.....	550.94	60.32
			<i>For >50 To 100, Deduct</i>	-30.56	
			<i>For >100, Deduct</i>	-44.34	
			<i>For 9' Door Height, Add</i>	90.37	
08 14 16 00-0217	EA		3'-4" x 8' x 1-3/4" Thick, 5 Ply, Hollow Core (HC), Maple Faced Wood Door.....	614.06	60.32
			<i>For >50 To 100, Deduct</i>	-33.72	
			<i>For >100, Deduct</i>	-49.07	
			<i>For 9' Door Height, Add</i>	103.62	
08 14 16 00-0218	EA		3'-6" x 8' x 1-3/4" Thick, 5 Ply, Hollow Core (HC), Maple Faced Wood Door.....	716.18	62.83
			<i>For >50 To 100, Deduct</i>	-38.95	
			<i>For >100, Deduct</i>	-56.86	
			<i>For 9' Door Height, Add</i>	124.01	
08 14 16 00-0219	EA		3'-8" x 8' x 1-3/4" Thick, 5 Ply, Hollow Core (HC), Maple Faced Wood Door.....	778.33	62.83
			<i>For >50 To 100, Deduct</i>	-42.06	
			<i>For >100, Deduct</i>	-61.52	
			<i>For 9' Door Height, Add</i>	137.06	
08 14 16 00-0220	EA		4'-0" x 8' x 1-3/4" Thick, 5 Ply, Hollow Core (HC), Maple Faced Wood Door.....	840.52	62.83
			<i>For >50 To 100, Deduct</i>	-45.17	
			<i>For >100, Deduct</i>	-66.18	
			<i>For 9' Door Height, Add</i>	150.12	
08 14 16 00-0221			Walnut Faced Wood Doors <small>(08 14 16 00-0127)</small>		
08 14 16 00-0222	EA		2'-0" x 6'-8" x 1-3/4" Thick, 5 Ply, Hollow Core (HC), Walnut Faced Wood Door.....	455.72	55.29
			<i>For >50 To 100, Deduct</i>	-25.55	
			<i>For >100, Deduct</i>	-36.94	
08 14 16 00-0223	EA		2'-4" x 6'-8" x 1-3/4" Thick, 5 Ply, Hollow Core (HC), Walnut Faced Wood Door.....	455.72	55.29
			<i>For >50 To 100, Deduct</i>	-25.55	
			<i>For >100, Deduct</i>	-36.94	
08 14 16 00-0224	EA		2'-6" x 6'-8" x 1-3/4" Thick, 5 Ply, Hollow Core (HC), Walnut Faced Wood Door.....	463.14	57.80
			<i>For >50 To 100, Deduct</i>	-26.05	
			<i>For >100, Deduct</i>	-37.63	
08 14 16 00-0225	EA		2'-8" x 6'-8" x 1-3/4" Thick, 5 Ply, Hollow Core (HC), Walnut Faced Wood Door.....	478.45	57.80
			<i>For >50 To 100, Deduct</i>	-26.81	
			<i>For >100, Deduct</i>	-38.77	
08 14 16 00-0226	EA		2'-10" x 6'-8" x 1-3/4" Thick, 5 Ply, Hollow Core (HC), Walnut Faced Wood Door.....	480.79	57.80
			<i>For >50 To 100, Deduct</i>	-26.93	
			<i>For >100, Deduct</i>	-38.95	
08 14 16 00-0227	EA		3'-0" x 6'-8" x 1-3/4" Thick, 5 Ply, Hollow Core (HC), Walnut Faced Wood Door.....	488.15	60.32
			<i>For >50 To 100, Deduct</i>	-27.42	
			<i>For >100, Deduct</i>	-39.63	
08 14 16 00-0228	EA		3'-4" x 6'-8" x 1-3/4" Thick, 5 Ply, Hollow Core (HC), Walnut Faced Wood Door.....	529.17	60.32
			<i>For >50 To 100, Deduct</i>	-29.47	
			<i>For >100, Deduct</i>	-42.70	
08 14 16 00-0229	EA		3'-6" x 6'-8" x 1-3/4" Thick, 5 Ply, Hollow Core (HC), Walnut Faced Wood Door.....	640.09	62.83
			<i>For >50 To 100, Deduct</i>	-35.15	
			<i>For >100, Deduct</i>	-51.15	
08 14 16 00-0230	EA		3'-8" x 6'-8" x 1-3/4" Thick, 5 Ply, Hollow Core (HC), Walnut Faced Wood Door.....	665.81	62.83
			<i>For >50 To 100, Deduct</i>	-36.43	
			<i>For >100, Deduct</i>	-53.08	
08 14 16 00-0231	EA		4'-0" x 6'-8" x 1-3/4" Thick, 5 Ply, Hollow Core (HC), Walnut Faced Wood Door.....	717.30	62.83
			<i>For >50 To 100, Deduct</i>	-39.01	
			<i>For >100, Deduct</i>	-56.94	
08 14 16 00-0232	EA		2'-0" x 7' x 1-3/4" Thick, 5 Ply, Hollow Core (HC), Walnut Faced Wood Door.....	475.80	55.29
			<i>For >50 To 100, Deduct</i>	-26.55	
			<i>For >100, Deduct</i>	-38.45	
08 14 16 00-0233	EA		2'-4" x 7' x 1-3/4" Thick, 5 Ply, Hollow Core (HC), Walnut Faced Wood Door.....	475.80	55.29
			<i>For >50 To 100, Deduct</i>	-26.55	
			<i>For >100, Deduct</i>	-38.45	
08 14 16 00-0234	EA		2'-6" x 7' x 1-3/4" Thick, 5 Ply, Hollow Core (HC), Walnut Faced Wood Door.....	483.38	57.80
			<i>For >50 To 100, Deduct</i>	-27.06	
			<i>For >100, Deduct</i>	-39.14	
08 14 16 00-0235	EA		2'-8" x 7' x 1-3/4" Thick, 5 Ply, Hollow Core (HC), Walnut Faced Wood Door.....	499.55	57.80
			<i>For >50 To 100, Deduct</i>	-27.87	
			<i>For >100, Deduct</i>	-40.36	
08 14 16 00-0236	EA		2'-10" x 7' x 1-3/4" Thick, 5 Ply, Hollow Core (HC), Walnut Faced Wood Door.....	502.05	57.80
			<i>For >50 To 100, Deduct</i>	-27.99	
			<i>For >100, Deduct</i>	-40.54	
08 14 16 00-0237	EA		3'-0" x 7' x 1-3/4" Thick, 5 Ply, Hollow Core (HC), Walnut Faced Wood Door.....	509.54	60.32
			<i>For >50 To 100, Deduct</i>	-28.49	
			<i>For >100, Deduct</i>	-41.23	
08 14 16 00-0238	EA		3'-4" x 7' x 1-3/4" Thick, 5 Ply, Hollow Core (HC), Walnut Faced Wood Door.....	552.93	60.32
			<i>For >50 To 100, Deduct</i>	-30.66	
			<i>For >100, Deduct</i>	-44.49	
08 14 16 00-0239	EA		3'-6" x 7' x 1-3/4" Thick, 5 Ply, Hollow Core (HC), Walnut Faced Wood Door.....	670.03	62.83
			<i>For >50 To 100, Deduct</i>	-36.64	
			<i>For >100, Deduct</i>	-53.39	
08 14 16 00-0240	EA		3'-8" x 7' x 1-3/4" Thick, 5 Ply, Hollow Core (HC), Walnut Faced Wood Door.....	697.25	62.83
			<i>For >50 To 100, Deduct</i>	-38.00	
			<i>For >100, Deduct</i>	-55.44	
08 14 16 00-0241	EA		4'-0" x 7' x 1-3/4" Thick, 5 Ply, Hollow Core (HC), Walnut Faced Wood Door.....	751.72	62.83
			<i>For >50 To 100, Deduct</i>	-40.73	
			<i>For >100, Deduct</i>	-59.52	



MINOR	CSI	UOM	DESCRIPTION	TOTAL DIRECT UNIT COST	DEMOLITION UNIT COST
08 14 16 00-0242	EA		2'-0" x 8' x 1-3/4" Thick, 5 Ply, Hollow Core (HC), Walnut Faced Wood Door <i>For >50 To 100, Deduct</i> <i>For >100, Deduct</i> <i>For 9' Door Height, Add</i>	547.02 -30.12 -43.79 91.65	55.29
08 14 16 00-0243	EA		2'-4" x 8' x 1-3/4" Thick, 5 Ply, Hollow Core (HC), Walnut Faced Wood Door <i>For >50 To 100, Deduct</i> <i>For >100, Deduct</i> <i>For 9' Door Height, Add</i>	547.02 -30.12 -43.79 91.65	55.29
08 14 16 00-0244	EA		2'-6" x 8' x 1-3/4" Thick, 5 Ply, Hollow Core (HC), Walnut Faced Wood Door <i>For >50 To 100, Deduct</i> <i>For >100, Deduct</i> <i>For 9' Door Height, Add</i>	555.11 -30.65 -44.52 92.30	57.80
08 14 16 00-0245	EA		2'-8" x 8' x 1-3/4" Thick, 5 Ply, Hollow Core (HC), Walnut Faced Wood Door <i>For >50 To 100, Deduct</i> <i>For >100, Deduct</i> <i>For 9' Door Height, Add</i>	574.42 -31.67 -45.97 96.35	57.80
08 14 16 00-0246	EA		2'-10" x 8' x 1-3/4" Thick, 5 Ply, Hollow Core (HC), Walnut Faced Wood Door <i>For >50 To 100, Deduct</i> <i>For >100, Deduct</i> <i>For 9' Door Height, Add</i>	577.40 -31.76 -46.20 96.98	57.80
08 14 16 00-0247	EA		3'-0" x 8' x 1-3/4" Thick, 5 Ply, Hollow Core (HC), Walnut Faced Wood Door <i>For >50 To 100, Deduct</i> <i>For >100, Deduct</i> <i>For 9' Door Height, Add</i>	585.37 -32.28 -46.92 97.60	60.32
08 14 16 00-0248	EA		3'-4" x 8' x 1-3/4" Thick, 5 Ply, Hollow Core (HC), Walnut Faced Wood Door <i>For >50 To 100, Deduct</i> <i>For >100, Deduct</i> <i>For 9' Door Height, Add</i>	637.24 -34.88 -50.81 108.49	60.32
08 14 16 00-0249	EA		3'-6" x 8' x 1-3/4" Thick, 5 Ply, Hollow Core (HC), Walnut Faced Wood Door <i>For >50 To 100, Deduct</i> <i>For >100, Deduct</i> <i>For 9' Door Height, Add</i>	776.19 -41.95 -61.36 136.61	62.83
08 14 16 00-0250	EA		3'-8" x 8' x 1-3/4" Thick, 5 Ply, Hollow Core (HC), Walnut Faced Wood Door <i>For >50 To 100, Deduct</i> <i>For >100, Deduct</i> <i>For 9' Door Height, Add</i>	808.72 -43.58 -63.80 143.44	62.83
08 14 16 00-0251	EA		4'-0" x 8' x 1-3/4" Thick, 5 Ply, Hollow Core (HC), Walnut Faced Wood Door <i>For >50 To 100, Deduct</i> <i>For >100, Deduct</i> <i>For 9' Door Height, Add</i>	873.79 -46.83 -68.68 157.11	62.83
08 14 16 00-0252 Luan Faced Wood Doors <small>(08 14 16 00-0127)</small>					
08 14 16 00-0253	EA		2'-0" x 6'-8" x 1-3/4" Thick, 3 Ply, Hollow Core (HC), Luan Faced Wood Door <i>For >50 To 100, Deduct</i> <i>For >100, Deduct</i>	257.73 -15.65 -22.09	55.29
08 14 16 00-0254	EA		2'-4" x 6'-8" x 1-3/4" Thick, 3 Ply, Hollow Core (HC), Luan Faced Wood Door <i>For >50 To 100, Deduct</i> <i>For >100, Deduct</i>	257.73 -15.65 -22.09	55.29
08 14 16 00-0255	EA		2'-6" x 6'-8" x 1-3/4" Thick, 3 Ply, Hollow Core (HC), Luan Faced Wood Door <i>For >50 To 100, Deduct</i> <i>For >100, Deduct</i>	272.87 -16.53 -23.36	57.80
08 14 16 00-0256	EA		2'-8" x 6'-8" x 1-3/4" Thick, 3 Ply, Hollow Core (HC), Luan Faced Wood Door <i>For >50 To 100, Deduct</i> <i>For >100, Deduct</i>	281.10 -16.95 -23.97	57.80
08 14 16 00-0257	EA		2'-10" x 6'-8" x 1-3/4" Thick, 3 Ply, Hollow Core (HC), Luan Faced Wood Door <i>For >50 To 100, Deduct</i> <i>For >100, Deduct</i>	282.73 -17.03 -24.10	57.80
08 14 16 00-0258	EA		3'-0" x 6'-8" x 1-3/4" Thick, 3 Ply, Hollow Core (HC), Luan Faced Wood Door <i>For >50 To 100, Deduct</i> <i>For >100, Deduct</i>	289.39 -17.49 -24.72	60.32
08 14 16 00-0259	EA		3'-4" x 6'-8" x 1-3/4" Thick, 3 Ply, Hollow Core (HC), Luan Faced Wood Door <i>For >50 To 100, Deduct</i> <i>For >100, Deduct</i>	307.93 -18.41 -26.11	60.32
08 14 16 00-0260	EA		3'-6" x 6'-8" x 1-3/4" Thick, 3 Ply, Hollow Core (HC), Luan Faced Wood Door <i>For >50 To 100, Deduct</i> <i>For >100, Deduct</i>	336.88 -19.99 -28.41	62.83
08 14 16 00-0261	EA		3'-8" x 6'-8" x 1-3/4" Thick, 3 Ply, Hollow Core (HC), Luan Faced Wood Door <i>For >50 To 100, Deduct</i> <i>For >100, Deduct</i>	347.41 -20.51 -29.20	62.83
08 14 16 00-0262	EA		4'-0" x 6'-8" x 1-3/4" Thick, 3 Ply, Hollow Core (HC), Luan Faced Wood Door <i>For >50 To 100, Deduct</i> <i>For >100, Deduct</i>	368.55 -21.57 -30.78	62.83
08 14 16 00-0263	EA		2'-0" x 7' x 1-3/4" Thick, 3 Ply, Hollow Core (HC), Luan Faced Wood Door <i>For >50 To 100, Deduct</i> <i>For >100, Deduct</i>	266.28 -16.08 -22.74	55.29
08 14 16 00-0264	EA		2'-4" x 7' x 1-3/4" Thick, 3 Ply, Hollow Core (HC), Luan Faced Wood Door <i>For >50 To 100, Deduct</i> <i>For >100, Deduct</i>	266.28 -16.08 -22.74	55.29
08 14 16 00-0265	EA		2'-6" x 7' x 1-3/4" Thick, 3 Ply, Hollow Core (HC), Luan Faced Wood Door <i>For >50 To 100, Deduct</i> <i>For >100, Deduct</i>	282.03 -16.99 -24.04	57.80
08 14 16 00-0266	EA		2'-8" x 7' x 1-3/4" Thick, 3 Ply, Hollow Core (HC), Luan Faced Wood Door <i>For >50 To 100, Deduct</i> <i>For >100, Deduct</i>	290.74 -17.43 -24.70	57.80

08 Openings**08 10 Doors and Frames****08 14 Wood Doors**

SAN BERNARDINO
COUNTY

MINOR	CSI	UOM	DESCRIPTION	TOTAL DIRECT UNIT COST	DEMOLITION UNIT COST
08 14 16 00-0267	EA		2'-10" x 7' x 1-3/4" Thick, 3 Ply, Hollow Core (HC), Lauan Faced Wood Door.....	292.47	57.80
			<i>For >50 To 100, Deduct</i>	-17.51	
			<i>For >100, Deduct</i>	-24.83	
08 14 16 00-0268	EA		3'-0" x 7' x 1-3/4" Thick, 3 Ply, Hollow Core (HC), Lauan Faced Wood Door.....	299.20	60.32
			<i>For >50 To 100, Deduct</i>	-17.98	
			<i>For >100, Deduct</i>	-25.46	
08 14 16 00-0269	EA		3'-4" x 7' x 1-3/4" Thick, 3 Ply, Hollow Core (HC), Lauan Faced Wood Door.....	318.84	60.32
			<i>For >50 To 100, Deduct</i>	-18.96	
			<i>For >100, Deduct</i>	-26.93	
08 14 16 00-0270	EA		3'-6" x 7' x 1-3/4" Thick, 3 Ply, Hollow Core (HC), Lauan Faced Wood Door.....	349.15	62.83
			<i>For >50 To 100, Deduct</i>	-20.60	
			<i>For >100, Deduct</i>	-29.33	
08 14 16 00-0271	EA		3'-8" x 7' x 1-3/4" Thick, 3 Ply, Hollow Core (HC), Lauan Faced Wood Door.....	360.32	62.83
			<i>For >50 To 100, Deduct</i>	-21.16	
			<i>For >100, Deduct</i>	-30.17	
08 14 16 00-0272	EA		4'-0" x 7' x 1-3/4" Thick, 3 Ply, Hollow Core (HC), Lauan Faced Wood Door.....	382.67	62.83
			<i>For >50 To 100, Deduct</i>	-22.28	
			<i>For >100, Deduct</i>	-31.84	
08 14 16 00-0273	EA		2'-0" x 8' x 1-3/4" Thick, 3 Ply, Hollow Core (HC), Lauan Faced Wood Door.....	296.64	55.29
			<i>For >50 To 100, Deduct</i>	-17.60	
			<i>For >100, Deduct</i>	-25.01	
			<i>For 9' Door Height, Add</i>	39.07	
08 14 16 00-0274	EA		2'-4" x 8' x 1-3/4" Thick, 3 Ply, Hollow Core (HC), Lauan Faced Wood Door.....	296.64	55.29
			<i>For >50 To 100, Deduct</i>	-17.60	
			<i>For >100, Deduct</i>	-25.01	
			<i>For 9' Door Height, Add</i>	39.07	
08 14 16 00-0275	EA		2'-6" x 8' x 1-3/4" Thick, 3 Ply, Hollow Core (HC), Lauan Faced Wood Door.....	314.47	57.80
			<i>For >50 To 100, Deduct</i>	-18.61	
			<i>For >100, Deduct</i>	-26.48	
			<i>For 9' Door Height, Add</i>	41.76	
08 14 16 00-0276	EA		2'-8" x 8' x 1-3/4" Thick, 3 Ply, Hollow Core (HC), Lauan Faced Wood Door.....	324.87	57.80
			<i>For >50 To 100, Deduct</i>	-19.13	
			<i>For >100, Deduct</i>	-27.26	
			<i>For 9' Door Height, Add</i>	43.94	
08 14 16 00-0277	EA		2'-10" x 8' x 1-3/4" Thick, 3 Ply, Hollow Core (HC), Lauan Faced Wood Door.....	326.96	57.80
			<i>For >50 To 100, Deduct</i>	-19.24	
			<i>For >100, Deduct</i>	-27.41	
			<i>For 9' Door Height, Add</i>	44.38	
08 14 16 00-0278	EA		3'-0" x 8' x 1-3/4" Thick, 3 Ply, Hollow Core (HC), Lauan Faced Wood Door.....	334.02	60.32
			<i>For >50 To 100, Deduct</i>	-19.72	
			<i>For >100, Deduct</i>	-28.07	
			<i>For 9' Door Height, Add</i>	44.81	
08 14 16 00-0279	EA		3'-4" x 8' x 1-3/4" Thick, 3 Ply, Hollow Core (HC), Lauan Faced Wood Door.....	357.50	60.32
			<i>For >50 To 100, Deduct</i>	-20.89	
			<i>For >100, Deduct</i>	-29.83	
			<i>For 9' Door Height, Add</i>	49.74	
08 14 16 00-0280	EA		3'-6" x 8' x 1-3/4" Thick, 3 Ply, Hollow Core (HC), Lauan Faced Wood Door.....	392.72	62.83
			<i>For >50 To 100, Deduct</i>	-22.78	
			<i>For >100, Deduct</i>	-32.60	
			<i>For 9' Door Height, Add</i>	56.08	
08 14 16 00-0281	EA		3'-8" x 8' x 1-3/4" Thick, 3 Ply, Hollow Core (HC), Lauan Faced Wood Door.....	406.08	62.83
			<i>For >50 To 100, Deduct</i>	-23.45	
			<i>For >100, Deduct</i>	-33.60	
			<i>For 9' Door Height, Add</i>	58.89	
08 14 16 00-0282	EA		4'-0" x 8' x 1-3/4" Thick, 3 Ply, Hollow Core (HC), Lauan Faced Wood Door.....	432.78	62.83
			<i>For >50 To 100, Deduct</i>	-24.78	
			<i>For >100, Deduct</i>	-35.60	
			<i>For 9' Door Height, Add</i>	64.50	
08 14 16 00-0283			Medium Density Overlay (MDO) Faced Wood Doors (08 14 16 00-0127)		
08 14 16 00-0284	EA		2'-0" x 6'-8" x 1-3/4" Thick, 5 Ply, Hollow Core (HC), Medium Density Overlay (MDO) Faced Wood Door.....	258.79	55.29
			<i>For >50 To 100, Deduct</i>	-15.70	
			<i>For >100, Deduct</i>	-22.17	
08 14 16 00-0285	EA		2'-4" x 6'-8" x 1-3/4" Thick, 5 Ply, Hollow Core (HC), Medium Density Overlay (MDO) Faced Wood Door.....	258.82	55.29
			<i>For >50 To 100, Deduct</i>	-15.71	
			<i>For >100, Deduct</i>	-22.18	
08 14 16 00-0286	EA		2'-6" x 6'-8" x 1-3/4" Thick, 5 Ply, Hollow Core (HC), Medium Density Overlay (MDO) Faced Wood Door.....	267.94	57.80
			<i>For >50 To 100, Deduct</i>	-16.29	
			<i>For >100, Deduct</i>	-22.99	
08 14 16 00-0287	EA		2'-8" x 6'-8" x 1-3/4" Thick, 5 Ply, Hollow Core (HC), Medium Density Overlay (MDO) Faced Wood Door.....	276.20	57.80
			<i>For >50 To 100, Deduct</i>	-16.70	
			<i>For >100, Deduct</i>	-23.61	
08 14 16 00-0288	EA		2'-10" x 6'-8" x 1-3/4" Thick, 5 Ply, Hollow Core (HC), Medium Density Overlay (MDO) Faced Wood Door.....	280.33	57.80
			<i>For >50 To 100, Deduct</i>	-16.91	
			<i>For >100, Deduct</i>	-23.92	
08 14 16 00-0289	EA		3'-0" x 6'-8" x 1-3/4" Thick, 5 Ply, Hollow Core (HC), Medium Density Overlay (MDO) Faced Wood Door.....	289.42	60.32
			<i>For >50 To 100, Deduct</i>	-17.49	
			<i>For >100, Deduct</i>	-24.72	
08 14 16 00-0290	EA		3'-4" x 6'-8" x 1-3/4" Thick, 5 Ply, Hollow Core (HC), Medium Density Overlay (MDO) Faced Wood Door.....	298.83	60.32
			<i>For >50 To 100, Deduct</i>	-17.96	
			<i>For >100, Deduct</i>	-25.43	
08 14 16 00-0291	EA		3'-6" x 6'-8" x 1-3/4" Thick, 5 Ply, Hollow Core (HC), Medium Density Overlay (MDO) Faced Wood Door.....	334.48	62.83
			<i>For >50 To 100, Deduct</i>	-19.87	
			<i>For >100, Deduct</i>	-28.23	



MINOR	CSI	UOM	DESCRIPTION	TOTAL DIRECT UNIT COST	DEMOLITION UNIT COST
08 14 16 00-0292	EA		3'-8" x 6'-8" x 1-3/4" Thick, 5 Ply, Hollow Core (HC), Medium Density Overlay (MDO) Faced Wood Door <i>For >50 To 100, Deduct</i> <i>For >100, Deduct</i>	344.91 -20.39 -29.01	62.83
08 14 16 00-0293	EA		4'-0" x 6'-8" x 1-3/4" Thick, 5 Ply, Hollow Core (HC), Medium Density Overlay (MDO) Faced Wood Door <i>For >50 To 100, Deduct</i> <i>For >100, Deduct</i>	365.82 -21.43 -30.58	62.83
08 14 16 00-0294	EA		2'-0" x 7' x 1-3/4" Thick, 5 Ply, Hollow Core (HC), Medium Density Overlay (MDO) Faced Wood Door <i>For >50 To 100, Deduct</i> <i>For >100, Deduct</i>	267.43 -16.14 -22.82	55.29
08 14 16 00-0295	EA		2'-4" x 7' x 1-3/4" Thick, 5 Ply, Hollow Core (HC), Medium Density Overlay (MDO) Faced Wood Door <i>For >50 To 100, Deduct</i> <i>For >100, Deduct</i>	267.43 -16.14 -22.82	55.29
08 14 16 00-0296	EA		2'-6" x 7' x 1-3/4" Thick, 5 Ply, Hollow Core (HC), Medium Density Overlay (MDO) Faced Wood Door <i>For >50 To 100, Deduct</i> <i>For >100, Deduct</i>	276.79 -16.73 -23.65	57.80
08 14 16 00-0297	EA		2'-8" x 7' x 1-3/4" Thick, 5 Ply, Hollow Core (HC), Medium Density Overlay (MDO) Faced Wood Door <i>For >50 To 100, Deduct</i> <i>For >100, Deduct</i>	285.54 -17.17 -24.31	57.80
08 14 16 00-0298	EA		2'-10" x 7' x 1-3/4" Thick, 5 Ply, Hollow Core (HC), Medium Density Overlay (MDO) Faced Wood Door <i>For >50 To 100, Deduct</i> <i>For >100, Deduct</i>	289.91 -17.39 -24.63	57.80
08 14 16 00-0299	EA		3'-0" x 7' x 1-3/4" Thick, 5 Ply, Hollow Core (HC), Medium Density Overlay (MDO) Faced Wood Door <i>For >50 To 100, Deduct</i> <i>For >100, Deduct</i>	299.25 -17.98 -25.46	60.32
08 14 16 00-0300	EA		3'-4" x 7' x 1-3/4" Thick, 5 Ply, Hollow Core (HC), Medium Density Overlay (MDO) Faced Wood Door <i>For >50 To 100, Deduct</i> <i>For >100, Deduct</i>	309.21 -18.48 -26.21	60.32
08 14 16 00-0301	EA		3'-6" x 7' x 1-3/4" Thick, 5 Ply, Hollow Core (HC), Medium Density Overlay (MDO) Faced Wood Door <i>For >50 To 100, Deduct</i> <i>For >100, Deduct</i>	346.64 -20.47 -29.14	62.83
08 14 16 00-0302	EA		3'-8" x 7' x 1-3/4" Thick, 5 Ply, Hollow Core (HC), Medium Density Overlay (MDO) Faced Wood Door <i>For >50 To 100, Deduct</i> <i>For >100, Deduct</i>	357.69 -21.03 -29.97	62.83
08 14 16 00-0303	EA		4'-0" x 7' x 1-3/4" Thick, 5 Ply, Hollow Core (HC), Medium Density Overlay (MDO) Faced Wood Door <i>For >50 To 100, Deduct</i> <i>For >100, Deduct</i>	379.79 -22.13 -31.63	62.83
08 14 16 00-0304	EA		2'-0" x 8' x 1-3/4" Thick, 5 Ply, Hollow Core (HC), Medium Density Overlay (MDO) Faced Wood Door <i>For >50 To 100, Deduct</i> <i>For >100, Deduct</i> <i>For 9' Door Height, Add</i>	298.01 -17.67 -25.12 39.36	55.29
08 14 16 00-0305	EA		2'-4" x 8' x 1-3/4" Thick, 5 Ply, Hollow Core (HC), Medium Density Overlay (MDO) Faced Wood Door <i>For >50 To 100, Deduct</i> <i>For >100, Deduct</i> <i>For 9' Door Height, Add</i>	298.01 -17.67 -25.12 39.36	55.29
08 14 16 00-0306	EA		2'-6" x 8' x 1-3/4" Thick, 5 Ply, Hollow Core (HC), Medium Density Overlay (MDO) Faced Wood Door <i>For >50 To 100, Deduct</i> <i>For >100, Deduct</i> <i>For 9' Door Height, Add</i>	308.22 -18.30 -26.01 40.45	57.80
08 14 16 00-0307	EA		2'-8" x 8' x 1-3/4" Thick, 5 Ply, Hollow Core (HC), Medium Density Overlay (MDO) Faced Wood Door <i>For >50 To 100, Deduct</i> <i>For >100, Deduct</i> <i>For 9' Door Height, Add</i>	318.66 -18.82 -26.79 42.64	57.80
08 14 16 00-0308	EA		2'-10" x 8' x 1-3/4" Thick, 5 Ply, Hollow Core (HC), Medium Density Overlay (MDO) Faced Wood Door <i>For >50 To 100, Deduct</i> <i>For >100, Deduct</i> <i>For 9' Door Height, Add</i>	323.88 -19.08 -27.18 43.74	57.80
08 14 16 00-0309	EA		3'-0" x 8' x 1-3/4" Thick, 5 Ply, Hollow Core (HC), Medium Density Overlay (MDO) Faced Wood Door <i>For >50 To 100, Deduct</i> <i>For >100, Deduct</i> <i>For 9' Door Height, Add</i>	334.09 -19.72 -28.07 44.83	60.32
08 14 16 00-0310	EA		3'-4" x 8' x 1-3/4" Thick, 5 Ply, Hollow Core (HC), Medium Density Overlay (MDO) Faced Wood Door <i>For >50 To 100, Deduct</i> <i>For >100, Deduct</i> <i>For 9' Door Height, Add</i>	346.00 -20.32 -28.97 47.33	60.32
08 14 16 00-0311	EA		3'-6" x 8' x 1-3/4" Thick, 5 Ply, Hollow Core (HC), Medium Density Overlay (MDO) Faced Wood Door <i>For >50 To 100, Deduct</i> <i>For >100, Deduct</i> <i>For 9' Door Height, Add</i>	389.75 -22.63 -32.37 55.46	62.83
08 14 16 00-0312	EA		3'-8" x 8' x 1-3/4" Thick, 5 Ply, Hollow Core (HC), Medium Density Overlay (MDO) Faced Wood Door <i>For >50 To 100, Deduct</i> <i>For >100, Deduct</i> <i>For 9' Door Height, Add</i>	402.94 -23.29 -33.36 58.23	62.83
08 14 16 00-0313	EA		4'-0" x 8' x 1-3/4" Thick, 5 Ply, Hollow Core (HC), Medium Density Overlay (MDO) Faced Wood Door <i>For >50 To 100, Deduct</i> <i>For >100, Deduct</i> <i>For 9' Door Height, Add</i>	429.36 -24.61 -35.34 63.78	62.83

08 14 16 00-0314 1-3/8" Thick, Particleboard Core (PC), Wood Doors (08 14 16)
 Note: PC = Particleboard, medium-density fiberboard (MDF), or agrifiber core, solid core door with stiles and rails bonded to the core and abrasive planed flat prior to the application of the faces.

08 14 16 00-0315 Birch Faced Wood Doors (08 14 16 00-0314)

08 Openings**08 10 Doors and Frames****08 14 Wood Doors**

MINOR	CSI	UOM	DESCRIPTION	TOTAL DIRECT UNIT COST	DEMOLITION UNIT COST
08 14 16 00-0316	EA		2'-0" x 6'-8" x 1-3/8" Thick, 5 Ply, Particleboard Core (PC), Birch Faced Wood Door.....	307.81	55.29
			<i>For 7 Ply Cold Press Construction, Deduct</i>	-3.94	
			<i>For Stave Lumber Core (SLC), Add</i>	147.92	
			<i>For Structural Composite Lumber Core (SCLC), Add</i>	88.75	
			<i>For >50 To 100, Deduct</i>	-18.16	
			<i>For >100, Deduct</i>	-25.85	
08 14 16 00-0317	EA		2'-4" x 6'-8" x 1-3/8" Thick, 5 Ply, Particleboard Core (PC), Birch Faced Wood Door.....	307.85	55.29
			<i>For 7 Ply Cold Press Construction, Deduct</i>	-3.95	
			<i>For Stave Lumber Core (SLC), Add</i>	147.95	
			<i>For Structural Composite Lumber Core (SCLC), Add</i>	88.77	
			<i>For >50 To 100, Deduct</i>	-18.16	
			<i>For >100, Deduct</i>	-25.85	
08 14 16 00-0318	EA		2'-6" x 6'-8" x 1-3/8" Thick, 5 Ply, Particleboard Core (PC), Birch Faced Wood Door.....	323.21	57.80
			<i>For 7 Ply Cold Press Construction, Deduct</i>	-4.15	
			<i>For Stave Lumber Core (SLC), Add</i>	155.70	
			<i>For Structural Composite Lumber Core (SCLC), Add</i>	93.42	
			<i>For >50 To 100, Deduct</i>	-19.05	
			<i>For >100, Deduct</i>	-27.13	
08 14 16 00-0319	EA		2'-8" x 6'-8" x 1-3/8" Thick, 5 Ply, Particleboard Core (PC), Birch Faced Wood Door.....	333.55	57.80
			<i>For 7 Ply Cold Press Construction, Deduct</i>	-4.36	
			<i>For Stave Lumber Core (SLC), Add</i>	163.46	
			<i>For Structural Composite Lumber Core (SCLC), Add</i>	98.07	
			<i>For >50 To 100, Deduct</i>	-19.57	
			<i>For >100, Deduct</i>	-27.91	
08 14 16 00-0320	EA		2'-10" x 6'-8" x 1-3/8" Thick, 5 Ply, Particleboard Core (PC), Birch Faced Wood Door.....	339.86	57.80
			<i>For 7 Ply Cold Press Construction, Deduct</i>	-4.49	
			<i>For Stave Lumber Core (SLC), Add</i>	168.19	
			<i>For Structural Composite Lumber Core (SCLC), Add</i>	100.91	
			<i>For >50 To 100, Deduct</i>	-19.88	
			<i>For >100, Deduct</i>	-28.38	
08 14 16 00-0321	EA		3'-0" x 6'-8" x 1-3/8" Thick, 5 Ply, Particleboard Core (PC), Birch Faced Wood Door.....	351.22	60.32
			<i>For 7 Ply Cold Press Construction, Deduct</i>	-4.61	
			<i>For Stave Lumber Core (SLC), Add</i>	172.94	
			<i>For Structural Composite Lumber Core (SCLC), Add</i>	103.77	
			<i>For >50 To 100, Deduct</i>	-20.58	
			<i>For >100, Deduct</i>	-29.36	
08 14 16 00-0322	EA		3'-4" x 6'-8" x 1-3/8" Thick, 5 Ply, Particleboard Core (PC), Birch Faced Wood Door.....	376.52	60.32
			<i>For 7 Ply Cold Press Construction, Deduct</i>	-5.12	
			<i>For Stave Lumber Core (SLC), Add</i>	191.92	
			<i>For Structural Composite Lumber Core (SCLC), Add</i>	115.15	
			<i>For >50 To 100, Deduct</i>	-21.84	
			<i>For >100, Deduct</i>	-31.25	
08 14 16 00-0323	EA		3'-6" x 6'-8" x 1-3/8" Thick, 5 Ply, Particleboard Core (PC), Birch Faced Wood Door.....	397.91	62.83
			<i>For 7 Ply Cold Press Construction, Deduct</i>	-5.45	
			<i>For Stave Lumber Core (SLC), Add</i>	204.19	
			<i>For Structural Composite Lumber Core (SCLC), Add</i>	122.51	
			<i>For >50 To 100, Deduct</i>	-23.04	
			<i>For >100, Deduct</i>	-32.98	
08 14 16 00-0324	EA		2'-0" x 7' x 1-3/8" Thick, 5 Ply, Particleboard Core (PC), Birch Faced Wood Door.....	319.30	55.29
			<i>For 7 Ply Cold Press Construction, Deduct</i>	-4.17	
			<i>For Stave Lumber Core (SLC), Add</i>	156.53	
			<i>For Structural Composite Lumber Core (SCLC), Add</i>	93.92	
			<i>For >50 To 100, Deduct</i>	-18.73	
			<i>For >100, Deduct</i>	-26.71	
08 14 16 00-0325	EA		2'-4" x 7' x 1-3/8" Thick, 5 Ply, Particleboard Core (PC), Birch Faced Wood Door.....	319.31	55.29
			<i>For 7 Ply Cold Press Construction, Deduct</i>	-4.17	
			<i>For Stave Lumber Core (SLC), Add</i>	156.54	
			<i>For Structural Composite Lumber Core (SCLC), Add</i>	93.92	
			<i>For >50 To 100, Deduct</i>	-18.73	
			<i>For >100, Deduct</i>	-26.71	
08 14 16 00-0326	EA		2'-6" x 7' x 1-3/8" Thick, 5 Ply, Particleboard Core (PC), Birch Faced Wood Door.....	335.29	57.80
			<i>For 7 Ply Cold Press Construction, Deduct</i>	-4.39	
			<i>For Stave Lumber Core (SLC), Add</i>	164.76	
			<i>For Structural Composite Lumber Core (SCLC), Add</i>	98.86	
			<i>For >50 To 100, Deduct</i>	-19.65	
			<i>For >100, Deduct</i>	-28.04	
08 14 16 00-0327	EA		2'-8" x 7' x 1-3/8" Thick, 5 Ply, Particleboard Core (PC), Birch Faced Wood Door.....	346.25	57.80
			<i>For 7 Ply Cold Press Construction, Deduct</i>	-4.61	
			<i>For Stave Lumber Core (SLC), Add</i>	172.98	
			<i>For Structural Composite Lumber Core (SCLC), Add</i>	103.79	
			<i>For >50 To 100, Deduct</i>	-20.20	
			<i>For >100, Deduct</i>	-28.86	
08 14 16 00-0328	EA		2'-10" x 7' x 1-3/8" Thick, 5 Ply, Particleboard Core (PC), Birch Faced Wood Door.....	352.93	57.80
			<i>For 7 Ply Cold Press Construction, Deduct</i>	-4.75	
			<i>For Stave Lumber Core (SLC), Add</i>	177.99	
			<i>For Structural Composite Lumber Core (SCLC), Add</i>	106.79	
			<i>For >50 To 100, Deduct</i>	-20.54	
			<i>For >100, Deduct</i>	-29.36	
08 14 16 00-0329	EA		3'-0" x 7' x 1-3/8" Thick, 5 Ply, Particleboard Core (PC), Birch Faced Wood Door.....	364.64	60.32
			<i>For 7 Ply Cold Press Construction, Deduct</i>	-4.88	
			<i>For Stave Lumber Core (SLC), Add</i>	183.01	
			<i>For Structural Composite Lumber Core (SCLC), Add</i>	109.80	
			<i>For >50 To 100, Deduct</i>	-21.25	
			<i>For >100, Deduct</i>	-30.36	



Openings	08
Doors and Frames	08 10
Wood Doors	08 14

08

MINOR	CSI	UOM	DESCRIPTION	TOTAL DIRECT UNIT COST	DEMOLITION UNIT COST
08 14 16 00-0330	EA		3'-4" x 7' x 1-3/8" Thick, 5 Ply, Particleboard Core (PC), Birch Faced Wood Door <i>For 7 Ply Cold Press Construction, Deduct</i> <i>For Stave Lumber Core (SLC), Add</i> <i>For Structural Composite Lumber Core (SCLC), Add</i> <i>For >50 To 100, Deduct</i> <i>For >100, Deduct</i>	391.41 -5.42 203.09 121.85 -22.59 -32.37	60.32
08 14 16 00-0331	EA		3'-6" x 7' x 1-3/8" Thick, 5 Ply, Particleboard Core (PC), Birch Faced Wood Door <i>For 7 Ply Cold Press Construction, Deduct</i> <i>For Stave Lumber Core (SLC), Add</i> <i>For Structural Composite Lumber Core (SCLC), Add</i> <i>For >50 To 100, Deduct</i> <i>For >100, Deduct</i>	413.76 -5.76 216.08 129.65 -23.83 -34.17	62.83
08 14 16 00-0332	EA		2'-0" x 8' x 1-3/8" Thick, 5 Ply, Particleboard Core (PC), Birch Faced Wood Door <i>For 7 Ply Cold Press Construction, Deduct</i> <i>For Stave Lumber Core (SLC), Add</i> <i>For Structural Composite Lumber Core (SCLC), Add</i> <i>For >50 To 100, Deduct</i> <i>For >100, Deduct</i> <i>For 9' Door Height, Add</i>	360.01 -4.99 187.07 112.24 -20.77 -29.77 52.38	55.29
08 14 16 00-0333	EA		2'-4" x 8' x 1-3/8" Thick, 5 Ply, Particleboard Core (PC), Birch Faced Wood Door <i>For 7 Ply Cold Press Construction, Deduct</i> <i>For Stave Lumber Core (SLC), Add</i> <i>For Structural Composite Lumber Core (SCLC), Add</i> <i>For >50 To 100, Deduct</i> <i>For >100, Deduct</i> <i>For 9' Door Height, Add</i>	360.01 -4.99 187.07 112.24 -20.77 -29.77 52.38	55.29
08 14 16 00-0334	EA		2'-6" x 8' x 1-3/8" Thick, 5 Ply, Particleboard Core (PC), Birch Faced Wood Door <i>For 7 Ply Cold Press Construction, Deduct</i> <i>For Stave Lumber Core (SLC), Add</i> <i>For Structural Composite Lumber Core (SCLC), Add</i> <i>For >50 To 100, Deduct</i> <i>For >100, Deduct</i> <i>For 9' Door Height, Add</i>	378.13 -5.25 196.89 118.13 -21.80 -31.25 55.13	57.80
08 14 16 00-0335	EA		2'-8" x 8' x 1-3/8" Thick, 5 Ply, Particleboard Core (PC), Birch Faced Wood Door <i>For 7 Ply Cold Press Construction, Deduct</i> <i>For Stave Lumber Core (SLC), Add</i> <i>For Structural Composite Lumber Core (SCLC), Add</i> <i>For >50 To 100, Deduct</i> <i>For >100, Deduct</i> <i>For 9' Door Height, Add</i>	391.22 -5.51 206.71 124.02 -22.45 -32.23 57.88	57.80
08 14 16 00-0336	EA		2'-10" x 8' x 1-3/8" Thick, 5 Ply, Particleboard Core (PC), Birch Faced Wood Door <i>For 7 Ply Cold Press Construction, Deduct</i> <i>For Stave Lumber Core (SLC), Add</i> <i>For Structural Composite Lumber Core (SCLC), Add</i> <i>For >50 To 100, Deduct</i> <i>For >100, Deduct</i> <i>For 9' Door Height, Add</i>	399.20 -5.67 212.69 127.62 -22.85 -32.83 59.55	57.80
08 14 16 00-0337	EA		3'-0" x 8' x 1-3/8" Thick, 5 Ply, Particleboard Core (PC), Birch Faced Wood Door <i>For 7 Ply Cold Press Construction, Deduct</i> <i>For Stave Lumber Core (SLC), Add</i> <i>For Structural Composite Lumber Core (SCLC), Add</i> <i>For >50 To 100, Deduct</i> <i>For >100, Deduct</i> <i>For 9' Door Height, Add</i>	412.22 -5.83 218.69 131.22 -23.63 -33.93 61.23	60.32
08 14 16 00-0338	EA		3'-4" x 8' x 1-3/8" Thick, 5 Ply, Particleboard Core (PC), Birch Faced Wood Door <i>For 7 Ply Cold Press Construction, Deduct</i> <i>For Stave Lumber Core (SLC), Add</i> <i>For Structural Composite Lumber Core (SCLC), Add</i> <i>For >50 To 100, Deduct</i> <i>For >100, Deduct</i> <i>For 9' Door Height, Add</i>	444.21 -6.47 242.69 145.61 -25.23 -36.33 67.95	60.32
08 14 16 00-0339	EA		3'-6" x 8' x 1-3/8" Thick, 5 Ply, Particleboard Core (PC), Birch Faced Wood Door <i>For 7 Ply Cold Press Construction, Deduct</i> <i>For Stave Lumber Core (SLC), Add</i> <i>For Structural Composite Lumber Core (SCLC), Add</i> <i>For >50 To 100, Deduct</i> <i>For >100, Deduct</i> <i>For 9' Door Height, Add</i>	469.93 -6.89 258.20 154.92 -26.64 -38.39 72.30	62.83
08 14 16 00-0340	Oak Faced Wood Doors (08 14 16 00-0314)				
08 14 16 00-0341	EA		2'-0" x 6'-8" x 1-3/8" Thick, 5 Ply, Particleboard Core (PC), Oak Faced Wood Door <i>For 7 Ply Cold Press Construction, Deduct</i> <i>For Stave Lumber Core (SLC), Add</i> <i>For Structural Composite Lumber Core (SCLC), Add</i> <i>For >50 To 100, Deduct</i> <i>For >100, Deduct</i>	353.96 -4.87 182.53 109.52 -20.46 -29.31	55.29
08 14 16 00-0342	EA		2'-4" x 6'-8" x 1-3/8" Thick, 5 Ply, Particleboard Core (PC), Oak Faced Wood Door <i>For 7 Ply Cold Press Construction, Deduct</i> <i>For Stave Lumber Core (SLC), Add</i> <i>For Structural Composite Lumber Core (SCLC), Add</i> <i>For >50 To 100, Deduct</i> <i>For >100, Deduct</i>	353.96 -4.87 182.53 109.52 -20.46 -29.31	55.29

08	08	Openings
	08 10	Doors and Frames
	08 14	Wood Doors



MINOR	CSI	UOM	DESCRIPTION	TOTAL DIRECT UNIT COST	DEMOLITION UNIT COST
08 14 16 00-0343	EA		2'-6" x 6'-8" x 1-3/8" Thick, 5 Ply, Particleboard Core (PC), Oak Faced Wood Door <i>For 7 Ply Cold Press Construction, Deduct</i> <i>For Stave Lumber Core (SLC), Add</i> <i>For Structural Composite Lumber Core (SCLC), Add</i> <i>For >50 To 100, Deduct</i> <i>For >100, Deduct</i>	371.79 -5.12 192.14 115.28 -21.48 -30.77	57.80
08 14 16 00-0344	EA		2'-8" x 6'-8" x 1-3/8" Thick, 5 Ply, Particleboard Core (PC), Oak Faced Wood Door <i>For 7 Ply Cold Press Construction, Deduct</i> <i>For Stave Lumber Core (SLC), Add</i> <i>For Structural Composite Lumber Core (SCLC), Add</i> <i>For >50 To 100, Deduct</i> <i>For >100, Deduct</i>	384.56 -5.38 201.71 121.03 -22.12 -31.73	57.80
08 14 16 00-0345	EA		2'-10" x 6'-8" x 1-3/8" Thick, 5 Ply, Particleboard Core (PC), Oak Faced Wood Door <i>For 7 Ply Cold Press Construction, Deduct</i> <i>For Stave Lumber Core (SLC), Add</i> <i>For Structural Composite Lumber Core (SCLC), Add</i> <i>For >50 To 100, Deduct</i> <i>For >100, Deduct</i>	392.34 -5.53 207.55 124.53 -22.51 -32.32	57.80
08 14 16 00-0346	EA		3'-0" x 6'-8" x 1-3/8" Thick, 5 Ply, Particleboard Core (PC), Oak Faced Wood Door <i>For 7 Ply Cold Press Construction, Deduct</i> <i>For Stave Lumber Core (SLC), Add</i> <i>For Structural Composite Lumber Core (SCLC), Add</i> <i>For >50 To 100, Deduct</i> <i>For >100, Deduct</i>	405.18 -5.69 213.47 128.05 -23.27 -33.40	60.32
08 14 16 00-0347	EA		3'-4" x 6'-8" x 1-3/8" Thick, 5 Ply, Particleboard Core (PC), Oak Faced Wood Door <i>For 7 Ply Cold Press Construction, Deduct</i> <i>For Stave Lumber Core (SLC), Add</i> <i>For Structural Composite Lumber Core (SCLC), Add</i> <i>For >50 To 100, Deduct</i> <i>For >100, Deduct</i>	436.40 -6.32 236.83 142.10 -24.84 -35.75	60.32
08 14 16 00-0348	EA		3'-6" x 6'-8" x 1-3/8" Thick, 5 Ply, Particleboard Core (PC), Oak Faced Wood Door <i>For 7 Ply Cold Press Construction, Deduct</i> <i>For Stave Lumber Core (SLC), Add</i> <i>For Structural Composite Lumber Core (SCLC), Add</i> <i>For >50 To 100, Deduct</i> <i>For >100, Deduct</i>	461.60 -6.72 251.96 151.17 -26.22 -37.76	62.83
08 14 16 00-0349	EA		2'-0" x 7' x 1-3/8" Thick, 5 Ply, Particleboard Core (PC), Oak Faced Wood Door <i>For 7 Ply Cold Press Construction, Deduct</i> <i>For Stave Lumber Core (SLC), Add</i> <i>For Structural Composite Lumber Core (SCLC), Add</i> <i>For >50 To 100, Deduct</i> <i>For >100, Deduct</i>	368.11 -5.15 193.14 115.88 -21.17 -30.37	55.29
08 14 16 00-0350	EA		2'-4" x 7' x 1-3/8" Thick, 5 Ply, Particleboard Core (PC), Oak Faced Wood Door <i>For 7 Ply Cold Press Construction, Deduct</i> <i>For Stave Lumber Core (SLC), Add</i> <i>For Structural Composite Lumber Core (SCLC), Add</i> <i>For >50 To 100, Deduct</i> <i>For >100, Deduct</i>	368.11 -5.15 193.14 115.88 -21.17 -30.37	55.29
08 14 16 00-0351	EA		2'-6" x 7' x 1-3/8" Thick, 5 Ply, Particleboard Core (PC), Oak Faced Wood Door <i>For 7 Ply Cold Press Construction, Deduct</i> <i>For Stave Lumber Core (SLC), Add</i> <i>For Structural Composite Lumber Core (SCLC), Add</i> <i>For >50 To 100, Deduct</i> <i>For >100, Deduct</i>	386.71 -5.42 203.33 122.00 -22.23 -31.89	57.80
08 14 16 00-0352	EA		2'-8" x 7' x 1-3/8" Thick, 5 Ply, Particleboard Core (PC), Oak Faced Wood Door <i>For 7 Ply Cold Press Construction, Deduct</i> <i>For Stave Lumber Core (SLC), Add</i> <i>For Structural Composite Lumber Core (SCLC), Add</i> <i>For >50 To 100, Deduct</i> <i>For >100, Deduct</i>	400.22 -5.69 213.46 128.07 -22.90 -32.91	57.80
08 14 16 00-0353	EA		2'-10" x 7' x 1-3/8" Thick, 5 Ply, Particleboard Core (PC), Oak Faced Wood Door <i>For 7 Ply Cold Press Construction, Deduct</i> <i>For Stave Lumber Core (SLC), Add</i> <i>For Structural Composite Lumber Core (SCLC), Add</i> <i>For >50 To 100, Deduct</i> <i>For >100, Deduct</i>	408.45 -5.86 219.63 131.78 -23.31 -33.52	57.80
08 14 16 00-0354	EA		3'-0" x 7' x 1-3/8" Thick, 5 Ply, Particleboard Core (PC), Oak Faced Wood Door <i>For 7 Ply Cold Press Construction, Deduct</i> <i>For Stave Lumber Core (SLC), Add</i> <i>For Structural Composite Lumber Core (SCLC), Add</i> <i>For >50 To 100, Deduct</i> <i>For >100, Deduct</i>	421.73 -6.02 225.83 135.50 -24.10 -34.65	60.32
08 14 16 00-0355	EA		3'-4" x 7' x 1-3/8" Thick, 5 Ply, Particleboard Core (PC), Oak Faced Wood Door <i>For 7 Ply Cold Press Construction, Deduct</i> <i>For Stave Lumber Core (SLC), Add</i> <i>For Structural Composite Lumber Core (SCLC), Add</i> <i>For >50 To 100, Deduct</i> <i>For >100, Deduct</i>	454.78 -6.68 250.61 150.37 -25.75 -37.12	60.32
08 14 16 00-0356	EA		3'-6" x 7' x 1-3/8" Thick, 5 Ply, Particleboard Core (PC), Oak Faced Wood Door <i>For 7 Ply Cold Press Construction, Deduct</i> <i>For Stave Lumber Core (SLC), Add</i> <i>For Structural Composite Lumber Core (SCLC), Add</i> <i>For >50 To 100, Deduct</i> <i>For >100, Deduct</i>	481.17 -7.11 266.63 159.98 -27.20 -39.23	62.83



Openings	08
Doors and Frames	08 10
Wood Doors	08 14

MINOR	CSI	UOM	DESCRIPTION	TOTAL DIRECT UNIT COST	DEMOLITION UNIT COST
08 14 16 00-0357	EA		2'-0" x 8' x 1-3/8" Thick, 5 Ply, Particleboard Core (PC), Oak Faced Wood Door.....	418.32	55.29
			<i>For 7 Ply Cold Press Construction, Deduct</i>	-6.15	
			<i>For Stave Lumber Core (SLC), Add</i>	230.80	
			<i>For Structural Composite Lumber Core (SCLC), Add</i>	138.48	
			<i>For >50 To 100, Deduct</i>	-23.68	
			<i>For >100, Deduct</i>	-34.14	
			<i>For 9' Door Height, Add</i>	64.62	
08 14 16 00-0358	EA		2'-4" x 8' x 1-3/8" Thick, 5 Ply, Particleboard Core (PC), Oak Faced Wood Door.....	418.32	55.29
			<i>For 7 Ply Cold Press Construction, Deduct</i>	-6.15	
			<i>For Stave Lumber Core (SLC), Add</i>	230.80	
			<i>For Structural Composite Lumber Core (SCLC), Add</i>	138.48	
			<i>For >50 To 100, Deduct</i>	-23.68	
			<i>For >100, Deduct</i>	-34.14	
			<i>For 9' Door Height, Add</i>	64.62	
08 14 16 00-0359	EA		2'-6" x 8' x 1-3/8" Thick, 5 Ply, Particleboard Core (PC), Oak Faced Wood Door.....	439.58	57.80
			<i>For 7 Ply Cold Press Construction, Deduct</i>	-6.48	
			<i>For Stave Lumber Core (SLC), Add</i>	242.98	
			<i>For Structural Composite Lumber Core (SCLC), Add</i>	145.79	
			<i>For >50 To 100, Deduct</i>	-24.87	
			<i>For >100, Deduct</i>	-35.86	
			<i>For 9' Door Height, Add</i>	68.03	
08 14 16 00-0360	EA		2'-8" x 8' x 1-3/8" Thick, 5 Ply, Particleboard Core (PC), Oak Faced Wood Door.....	455.72	57.80
			<i>For 7 Ply Cold Press Construction, Deduct</i>	-6.80	
			<i>For Stave Lumber Core (SLC), Add</i>	255.08	
			<i>For Structural Composite Lumber Core (SCLC), Add</i>	153.05	
			<i>For >50 To 100, Deduct</i>	-25.68	
			<i>For >100, Deduct</i>	-37.07	
			<i>For 9' Door Height, Add</i>	71.42	
08 14 16 00-0361	EA		2'-10" x 8' x 1-3/8" Thick, 5 Ply, Particleboard Core (PC), Oak Faced Wood Door.....	465.55	57.80
			<i>For 7 Ply Cold Press Construction, Deduct</i>	-7.00	
			<i>For Stave Lumber Core (SLC), Add</i>	262.46	
			<i>For Structural Composite Lumber Core (SCLC), Add</i>	157.47	
			<i>For >50 To 100, Deduct</i>	-26.17	
			<i>For >100, Deduct</i>	-37.81	
			<i>For 9' Door Height, Add</i>	73.49	
08 14 16 00-0362	EA		3'-0" x 8' x 1-3/8" Thick, 5 Ply, Particleboard Core (PC), Oak Faced Wood Door.....	480.46	60.32
			<i>For 7 Ply Cold Press Construction, Deduct</i>	-7.20	
			<i>For Stave Lumber Core (SLC), Add</i>	269.87	
			<i>For Structural Composite Lumber Core (SCLC), Add</i>	161.92	
			<i>For >50 To 100, Deduct</i>	-27.04	
			<i>For >100, Deduct</i>	-39.05	
			<i>For 9' Door Height, Add</i>	75.56	
08 14 16 00-0363	EA		3'-4" x 8' x 1-3/8" Thick, 5 Ply, Particleboard Core (PC), Oak Faced Wood Door.....	519.94	60.32
			<i>For 7 Ply Cold Press Construction, Deduct</i>	-7.99	
			<i>For Stave Lumber Core (SLC), Add</i>	299.48	
			<i>For Structural Composite Lumber Core (SCLC), Add</i>	179.69	
			<i>For >50 To 100, Deduct</i>	-29.01	
			<i>For >100, Deduct</i>	-42.01	
			<i>For 9' Door Height, Add</i>	83.86	
08 14 16 00-0364	EA		3'-6" x 8' x 1-3/8" Thick, 5 Ply, Particleboard Core (PC), Oak Faced Wood Door.....	550.50	62.83
			<i>For 7 Ply Cold Press Construction, Deduct</i>	-8.50	
			<i>For Stave Lumber Core (SLC), Add</i>	318.63	
			<i>For Structural Composite Lumber Core (SCLC), Add</i>	191.18	
			<i>For >50 To 100, Deduct</i>	-30.67	
			<i>For >100, Deduct</i>	-44.43	
			<i>For 9' Door Height, Add</i>	89.22	
08 14 16 00-0365			Maple Faced Wood Doors <small>(08 14 16 00-0314)</small>		
08 14 16 00-0366	EA		2'-0" x 6'-8" x 1-3/8" Thick, 5 Ply, Particleboard Core (PC), Maple Faced Wood Door.....	402.63	55.29
			<i>For 7 Ply Cold Press Construction, Deduct</i>	-5.84	
			<i>For Stave Lumber Core (SLC), Add</i>	219.03	
			<i>For Structural Composite Lumber Core (SCLC), Add</i>	131.42	
			<i>For >50 To 100, Deduct</i>	-22.90	
			<i>For >100, Deduct</i>	-32.96	
08 14 16 00-0367	EA		2'-4" x 6'-8" x 1-3/8" Thick, 5 Ply, Particleboard Core (PC), Maple Faced Wood Door.....	402.63	55.29
			<i>For 7 Ply Cold Press Construction, Deduct</i>	-5.84	
			<i>For Stave Lumber Core (SLC), Add</i>	219.03	
			<i>For Structural Composite Lumber Core (SCLC), Add</i>	131.42	
			<i>For >50 To 100, Deduct</i>	-22.90	
			<i>For >100, Deduct</i>	-32.96	
08 14 16 00-0368	EA		2'-6" x 6'-8" x 1-3/8" Thick, 5 Ply, Particleboard Core (PC), Maple Faced Wood Door.....	423.02	57.80
			<i>For 7 Ply Cold Press Construction, Deduct</i>	-6.15	
			<i>For Stave Lumber Core (SLC), Add</i>	230.56	
			<i>For Structural Composite Lumber Core (SCLC), Add</i>	138.33	
			<i>For >50 To 100, Deduct</i>	-24.04	
			<i>For >100, Deduct</i>	-34.62	
08 14 16 00-0369	EA		2'-8" x 6'-8" x 1-3/8" Thick, 5 Ply, Particleboard Core (PC), Maple Faced Wood Door.....	438.36	57.80
			<i>For 7 Ply Cold Press Construction, Deduct</i>	-6.46	
			<i>For Stave Lumber Core (SLC), Add</i>	242.06	
			<i>For Structural Composite Lumber Core (SCLC), Add</i>	145.24	
			<i>For >50 To 100, Deduct</i>	-24.81	
			<i>For >100, Deduct</i>	-35.77	

08 Openings**08 10 Doors and Frames****08 14 Wood Doors**

MINOR		TOTAL DIRECT	DEMOLITION
CSI	UOM DESCRIPTION	UNIT COST	UNIT COST
08 14 16 00-0370	EA 2'-10" x 6'-8" x 1-3/8" Thick, 5 Ply, Particleboard Core (PC), Maple Faced Wood Door <i>For 7 Ply Cold Press Construction, Deduct</i> <i>For Stave Lumber Core (SLC), Add</i> <i>For Structural Composite Lumber Core (SCLC), Add</i> <i>For >50 To 100, Deduct</i> <i>For >100, Deduct</i>	447.68 -6.64 249.05 149.43 -25.27 -36.47	57.80
08 14 16 00-0371	EA 3'-0" x 6'-8" x 1-3/8" Thick, 5 Ply, Particleboard Core (PC), Maple Faced Wood Door <i>For 7 Ply Cold Press Construction, Deduct</i> <i>For Stave Lumber Core (SLC), Add</i> <i>For Structural Composite Lumber Core (SCLC), Add</i> <i>For >50 To 100, Deduct</i> <i>For >100, Deduct</i>	462.06 -6.83 256.09 153.65 -26.12 -37.67	60.32
08 14 16 00-0372	EA 3'-4" x 6'-8" x 1-3/8" Thick, 5 Ply, Particleboard Core (PC), Maple Faced Wood Door <i>For 7 Ply Cold Press Construction, Deduct</i> <i>For Stave Lumber Core (SLC), Add</i> <i>For Structural Composite Lumber Core (SCLC), Add</i> <i>For >50 To 100, Deduct</i> <i>For >100, Deduct</i>	499.55 -7.58 284.19 170.51 -27.99 -40.48	60.32
08 14 16 00-0373	EA 3'-6" x 6'-8" x 1-3/8" Thick, 5 Ply, Particleboard Core (PC), Maple Faced Wood Door <i>For 7 Ply Cold Press Construction, Deduct</i> <i>For Stave Lumber Core (SLC), Add</i> <i>For Structural Composite Lumber Core (SCLC), Add</i> <i>For >50 To 100, Deduct</i> <i>For >100, Deduct</i>	528.78 -8.06 302.34 181.40 -29.58 -42.80	62.83
08 14 16 00-0374	EA 2'-0" x 7' x 1-3/8" Thick, 5 Ply, Particleboard Core (PC), Maple Faced Wood Door <i>For 7 Ply Cold Press Construction, Deduct</i> <i>For Stave Lumber Core (SLC), Add</i> <i>For Structural Composite Lumber Core (SCLC), Add</i> <i>For >50 To 100, Deduct</i> <i>For >100, Deduct</i>	419.60 -6.18 231.76 139.05 -23.74 -34.23	55.29
08 14 16 00-0375	EA 2'-4" x 7' x 1-3/8" Thick, 5 Ply, Particleboard Core (PC), Maple Faced Wood Door <i>For 7 Ply Cold Press Construction, Deduct</i> <i>For Stave Lumber Core (SLC), Add</i> <i>For Structural Composite Lumber Core (SCLC), Add</i> <i>For >50 To 100, Deduct</i> <i>For >100, Deduct</i>	419.60 -6.18 231.76 139.05 -23.74 -34.23	55.29
08 14 16 00-0376	EA 2'-6" x 7' x 1-3/8" Thick, 5 Ply, Particleboard Core (PC), Maple Faced Wood Door <i>For 7 Ply Cold Press Construction, Deduct</i> <i>For Stave Lumber Core (SLC), Add</i> <i>For Structural Composite Lumber Core (SCLC), Add</i> <i>For >50 To 100, Deduct</i> <i>For >100, Deduct</i>	440.92 -6.51 243.98 146.39 -24.94 -35.96	57.80
08 14 16 00-0377	EA 2'-8" x 7' x 1-3/8" Thick, 5 Ply, Particleboard Core (PC), Maple Faced Wood Door <i>For 7 Ply Cold Press Construction, Deduct</i> <i>For Stave Lumber Core (SLC), Add</i> <i>For Structural Composite Lumber Core (SCLC), Add</i> <i>For >50 To 100, Deduct</i> <i>For >100, Deduct</i>	457.16 -6.83 256.16 153.70 -25.75 -37.18	57.80
08 14 16 00-0378	EA 2'-10" x 7' x 1-3/8" Thick, 5 Ply, Particleboard Core (PC), Maple Faced Wood Door <i>For 7 Ply Cold Press Construction, Deduct</i> <i>For Stave Lumber Core (SLC), Add</i> <i>For Structural Composite Lumber Core (SCLC), Add</i> <i>For >50 To 100, Deduct</i> <i>For >100, Deduct</i>	467.02 -7.03 263.56 158.13 -26.24 -37.92	57.80
08 14 16 00-0379	EA 3'-0" x 7' x 1-3/8" Thick, 5 Ply, Particleboard Core (PC), Maple Faced Wood Door <i>For 7 Ply Cold Press Construction, Deduct</i> <i>For Stave Lumber Core (SLC), Add</i> <i>For Structural Composite Lumber Core (SCLC), Add</i> <i>For >50 To 100, Deduct</i> <i>For >100, Deduct</i>	481.97 -7.23 271.01 162.60 -27.11 -39.16	60.32
08 14 16 00-0380	EA 3'-4" x 7' x 1-3/8" Thick, 5 Ply, Particleboard Core (PC), Maple Faced Wood Door <i>For 7 Ply Cold Press Construction, Deduct</i> <i>For Stave Lumber Core (SLC), Add</i> <i>For Structural Composite Lumber Core (SCLC), Add</i> <i>For >50 To 100, Deduct</i> <i>For >100, Deduct</i>	521.61 -8.02 300.74 180.44 -29.10 -42.14	60.32
08 14 16 00-0381	EA 3'-6" x 7' x 1-3/8" Thick, 5 Ply, Particleboard Core (PC), Maple Faced Wood Door <i>For 7 Ply Cold Press Construction, Deduct</i> <i>For Stave Lumber Core (SLC), Add</i> <i>For Structural Composite Lumber Core (SCLC), Add</i> <i>For >50 To 100, Deduct</i> <i>For >100, Deduct</i>	552.26 -8.53 319.95 191.97 -30.75 -44.56	62.83
08 14 16 00-0382	EA 2'-0" x 8' x 1-3/8" Thick, 5 Ply, Particleboard Core (PC), Maple Faced Wood Door <i>For 7 Ply Cold Press Construction, Deduct</i> <i>For Stave Lumber Core (SLC), Add</i> <i>For Structural Composite Lumber Core (SCLC), Add</i> <i>For >50 To 100, Deduct</i> <i>For >100, Deduct</i> <i>For 9' Door Height, Add</i>	479.87 -7.39 276.96 166.18 -26.76 -38.76 77.55	55.29
08 14 16 00-0383	EA 2'-4" x 8' x 1-3/8" Thick, 5 Ply, Particleboard Core (PC), Maple Faced Wood Door <i>For 7 Ply Cold Press Construction, Deduct</i> <i>For Stave Lumber Core (SLC), Add</i> <i>For Structural Composite Lumber Core (SCLC), Add</i> <i>For >50 To 100, Deduct</i> <i>For >100, Deduct</i> <i>For 9' Door Height, Add</i>	479.87 -7.39 276.96 166.18 -26.76 -38.76 77.55	55.29



MINOR	CSI	UOM	DESCRIPTION	TOTAL DIRECT UNIT COST	DEMOLITION UNIT COST
08 14 16 00-0384	EA		2'-6" x 8' x 1-3/8" Thick, 5 Ply, Particleboard Core (PC), Maple Faced Wood Door..... <i>For 7 Ply Cold Press Construction, Deduct</i> <i>For Stave Lumber Core (SLC), Add</i> <i>For Structural Composite Lumber Core (SCLC), Add</i> <i>For >50 To 100, Deduct</i> <i>For >100, Deduct</i> <i>For 9' Door Height, Add</i>	504.36 -7.78 291.56 174.94 -28.11 -40.72 81.64	57.80
08 14 16 00-0385	EA		2'-8" x 8' x 1-3/8" Thick, 5 Ply, Particleboard Core (PC), Maple Faced Wood Door..... <i>For 7 Ply Cold Press Construction, Deduct</i> <i>For Stave Lumber Core (SLC), Add</i> <i>For Structural Composite Lumber Core (SCLC), Add</i> <i>For >50 To 100, Deduct</i> <i>For >100, Deduct</i> <i>For 9' Door Height, Add</i>	523.73 -8.16 306.09 183.65 -29.08 -42.17 85.71	57.80
08 14 16 00-0386	EA		2'-10" x 8' x 1-3/8" Thick, 5 Ply, Particleboard Core (PC), Maple Faced Wood Door..... <i>For 7 Ply Cold Press Construction, Deduct</i> <i>For Stave Lumber Core (SLC), Add</i> <i>For Structural Composite Lumber Core (SCLC), Add</i> <i>For >50 To 100, Deduct</i> <i>For >100, Deduct</i> <i>For 9' Door Height, Add</i>	535.55 -8.40 314.96 188.97 -29.67 -43.06 88.19	57.80
08 14 16 00-0387	EA		3'-0" x 8' x 1-3/8" Thick, 5 Ply, Particleboard Core (PC), Maple Faced Wood Door..... <i>For 7 Ply Cold Press Construction, Deduct</i> <i>For Stave Lumber Core (SLC), Add</i> <i>For Structural Composite Lumber Core (SCLC), Add</i> <i>For >50 To 100, Deduct</i> <i>For >100, Deduct</i> <i>For 9' Door Height, Add</i>	552.41 -8.64 323.84 194.30 -30.64 -44.45 90.67	60.32
08 14 16 00-0388	EA		3'-4" x 8' x 1-3/8" Thick, 5 Ply, Particleboard Core (PC), Maple Faced Wood Door..... <i>For 7 Ply Cold Press Construction, Deduct</i> <i>For Stave Lumber Core (SLC), Add</i> <i>For Structural Composite Lumber Core (SCLC), Add</i> <i>For >50 To 100, Deduct</i> <i>For >100, Deduct</i> <i>For 9' Door Height, Add</i>	599.81 -9.58 359.39 215.63 -33.01 -48.00 100.63	60.32
08 14 16 00-0389	EA		3'-6" x 8' x 1-3/8" Thick, 5 Ply, Particleboard Core (PC), Maple Faced Wood Door..... <i>For 7 Ply Cold Press Construction, Deduct</i> <i>For Stave Lumber Core (SLC), Add</i> <i>For Structural Composite Lumber Core (SCLC), Add</i> <i>For >50 To 100, Deduct</i> <i>For >100, Deduct</i> <i>For 9' Door Height, Add</i>	635.45 -10.20 382.34 229.41 -34.91 -50.80 107.06	62.83
08 14 16 00-0390			Lauan Faced Wood Doors <small>(08 14 16 00-0314)</small>		
08 14 16 00-0391	EA		2'-0" x 6'-8" x 1-3/8" Thick, 3 Ply, Particleboard Core (PC), Lauan Faced Wood Door..... <i>For >50 To 100, Deduct</i> <i>For >100, Deduct</i>	257.47 -15.64 -22.08	55.29
08 14 16 00-0392	EA		2'-4" x 6'-8" x 1-3/8" Thick, 3 Ply, Particleboard Core (PC), Lauan Faced Wood Door..... <i>For >50 To 100, Deduct</i> <i>For >100, Deduct</i>	257.47 -15.64 -22.08	55.29
08 14 16 00-0393	EA		2'-6" x 6'-8" x 1-3/8" Thick, 3 Ply, Particleboard Core (PC), Lauan Faced Wood Door..... <i>For >50 To 100, Deduct</i> <i>For >100, Deduct</i>	270.53 -16.42 -23.18	57.80
08 14 16 00-0394	EA		2'-8" x 6'-8" x 1-3/8" Thick, 3 Ply, Particleboard Core (PC), Lauan Faced Wood Door..... <i>For >50 To 100, Deduct</i> <i>For >100, Deduct</i>	278.63 -16.82 -23.79	57.80
08 14 16 00-0395	EA		2'-10" x 6'-8" x 1-3/8" Thick, 3 Ply, Particleboard Core (PC), Lauan Faced Wood Door..... <i>For >50 To 100, Deduct</i> <i>For >100, Deduct</i>	282.70 -17.03 -24.09	57.80
08 14 16 00-0396	EA		3'-0" x 6'-8" x 1-3/8" Thick, 3 Ply, Particleboard Core (PC), Lauan Faced Wood Door..... <i>For >50 To 100, Deduct</i> <i>For >100, Deduct</i>	291.82 -17.61 -24.90	60.32
08 14 16 00-0397	EA		3'-4" x 6'-8" x 1-3/8" Thick, 3 Ply, Particleboard Core (PC), Lauan Faced Wood Door..... <i>For >50 To 100, Deduct</i> <i>For >100, Deduct</i>	310.62 -18.55 -26.31	60.32
08 14 16 00-0398	EA		3'-6" x 6'-8" x 1-3/8" Thick, 3 Ply, Particleboard Core (PC), Lauan Faced Wood Door..... <i>For >50 To 100, Deduct</i> <i>For >100, Deduct</i>	330.54 -19.67 -27.93	62.83
08 14 16 00-0399	EA		2'-0" x 7' x 1-3/8" Thick, 3 Ply, Particleboard Core (PC), Lauan Faced Wood Door..... <i>For >50 To 100, Deduct</i> <i>For >100, Deduct</i>	266.02 -16.07 -22.72	55.29
08 14 16 00-0400	EA		2'-4" x 7' x 1-3/8" Thick, 3 Ply, Particleboard Core (PC), Lauan Faced Wood Door..... <i>For >50 To 100, Deduct</i> <i>For >100, Deduct</i>	266.02 -16.07 -22.72	55.29
08 14 16 00-0401	EA		2'-6" x 7' x 1-3/8" Thick, 3 Ply, Particleboard Core (PC), Lauan Faced Wood Door..... <i>For >50 To 100, Deduct</i> <i>For >100, Deduct</i>	279.56 -16.87 -23.86	57.80
08 14 16 00-0402	EA		2'-8" x 7' x 1-3/8" Thick, 3 Ply, Particleboard Core (PC), Lauan Faced Wood Door..... <i>For >50 To 100, Deduct</i> <i>For >100, Deduct</i>	288.13 -17.30 -24.50	57.80
08 14 16 00-0403	EA		2'-10" x 7' x 1-3/8" Thick, 3 Ply, Particleboard Core (PC), Lauan Faced Wood Door..... <i>For >50 To 100, Deduct</i> <i>For >100, Deduct</i>	292.44 -17.51 -24.82	57.80

08 Openings**08 10 Doors and Frames****08 14 Wood Doors**

SAN BERNARDINO
COUNTY

MINOR	CSI	UOM	DESCRIPTION	TOTAL DIRECT UNIT COST	DEMOLITION UNIT COST
08 14 16 00-0404	EA		3'-0" x 7' x 1-3/8" Thick, 3 Ply, Particleboard Core (PC), Lauan Faced Wood Door <i>For >50 To 100, Deduct</i> <i>For >100, Deduct</i>	301.77 -18.10 -25.65	60.32
08 14 16 00-0405	EA		3'-4" x 7' x 1-3/8" Thick, 3 Ply, Particleboard Core (PC), Lauan Faced Wood Door <i>For >50 To 100, Deduct</i> <i>For >100, Deduct</i>	321.69 -19.10 -27.14	60.32
08 14 16 00-0406	EA		3'-6" x 7' x 1-3/8" Thick, 3 Ply, Particleboard Core (PC), Lauan Faced Wood Door <i>For >50 To 100, Deduct</i> <i>For >100, Deduct</i>	342.45 -20.26 -28.83	62.83
08 14 16 00-0407	EA		2'-0" x 8' x 1-3/8" Thick, 3 Ply, Particleboard Core (PC), Lauan Faced Wood Door <i>For >50 To 100, Deduct</i> <i>For >100, Deduct</i> <i>For 9' Door Height, Add</i>	296.35 -17.58 -24.99 39.01	55.29
08 14 16 00-0408	EA		2'-4" x 8' x 1-3/8" Thick, 3 Ply, Particleboard Core (PC), Lauan Faced Wood Door <i>For >50 To 100, Deduct</i> <i>For >100, Deduct</i> <i>For 9' Door Height, Add</i>	296.35 -17.58 -24.99 39.01	55.29
08 14 16 00-0409	EA		2'-6" x 8' x 1-3/8" Thick, 3 Ply, Particleboard Core (PC), Lauan Faced Wood Door <i>For >50 To 100, Deduct</i> <i>For >100, Deduct</i> <i>For 9' Door Height, Add</i>	311.52 -18.47 -26.25 41.14	57.80
08 14 16 00-0410	EA		2'-8" x 8' x 1-3/8" Thick, 3 Ply, Particleboard Core (PC), Lauan Faced Wood Door <i>For >50 To 100, Deduct</i> <i>For >100, Deduct</i> <i>For 9' Door Height, Add</i>	321.77 -18.98 -27.02 43.29	57.80
08 14 16 00-0411	EA		2'-10" x 8' x 1-3/8" Thick, 3 Ply, Particleboard Core (PC), Lauan Faced Wood Door <i>For >50 To 100, Deduct</i> <i>For >100, Deduct</i> <i>For 9' Door Height, Add</i>	326.92 -19.24 -27.41 44.38	57.80
08 14 16 00-0412	EA		3'-0" x 8' x 1-3/8" Thick, 3 Ply, Particleboard Core (PC), Lauan Faced Wood Door <i>For >50 To 100, Deduct</i> <i>For >100, Deduct</i> <i>For 9' Door Height, Add</i>	337.10 -19.87 -28.30 45.46	60.32
08 14 16 00-0413	EA		3'-4" x 8' x 1-3/8" Thick, 3 Ply, Particleboard Core (PC), Lauan Faced Wood Door <i>For >50 To 100, Deduct</i> <i>For >100, Deduct</i> <i>For 9' Door Height, Add</i>	360.89 -21.06 -30.08 50.45	60.32
08 14 16 00-0414	EA		3'-6" x 8' x 1-3/8" Thick, 3 Ply, Particleboard Core (PC), Lauan Faced Wood Door <i>For >50 To 100, Deduct</i> <i>For >100, Deduct</i> <i>For 9' Door Height, Add</i>	384.72 -22.38 -32.00 54.40	62.83
08 14 16 00-0415			Medium Density Overlay (MDO) Faced Wood Doors (08 14 16 00-0314)		
08 14 16 00-0416	EA		2'-0" x 6'-8" x 1-3/8" Thick, 5 Ply, Particleboard Core (PC), Medium Density Overlay (MDO) Faced Wood Door <i>For Stave Lumber Core (SLC), Add</i> <i>For Structural Composite Lumber Core (SCLC), Add</i> <i>For >50 To 100, Deduct</i> <i>For >100, Deduct</i>	276.46 124.40 74.64 -16.59 -23.50	55.29
08 14 16 00-0417	EA		2'-4" x 6'-8" x 1-3/8" Thick, 5 Ply, Particleboard Core (PC), Medium Density Overlay (MDO) Faced Wood Door <i>For Stave Lumber Core (SLC), Add</i> <i>For Structural Composite Lumber Core (SCLC), Add</i> <i>For >50 To 100, Deduct</i> <i>For >100, Deduct</i>	276.46 124.40 74.64 -16.59 -23.50	55.29
08 14 16 00-0418	EA		2'-6" x 6'-8" x 1-3/8" Thick, 5 Ply, Particleboard Core (PC), Medium Density Overlay (MDO) Faced Wood Door <i>For Stave Lumber Core (SLC), Add</i> <i>For Structural Composite Lumber Core (SCLC), Add</i> <i>For >50 To 100, Deduct</i> <i>For >100, Deduct</i>	291.12 131.63 78.98 -17.45 -24.72	57.80
08 14 16 00-0419	EA		2'-8" x 6'-8" x 1-3/8" Thick, 5 Ply, Particleboard Core (PC), Medium Density Overlay (MDO) Faced Wood Door <i>For Stave Lumber Core (SLC), Add</i> <i>For Structural Composite Lumber Core (SCLC), Add</i> <i>For >50 To 100, Deduct</i> <i>For >100, Deduct</i>	300.73 138.84 83.30 -17.93 -25.45	57.80
08 14 16 00-0420	EA		2'-10" x 6'-8" x 1-3/8" Thick, 5 Ply, Particleboard Core (PC), Medium Density Overlay (MDO) Faced Wood Door <i>For Stave Lumber Core (SLC), Add</i> <i>For Structural Composite Lumber Core (SCLC), Add</i> <i>For >50 To 100, Deduct</i> <i>For >100, Deduct</i>	302.49 140.16 84.10 -18.01 -25.58	57.80
08 14 16 00-0421	EA		3'-0" x 6'-8" x 1-3/8" Thick, 5 Ply, Particleboard Core (PC), Medium Density Overlay (MDO) Faced Wood Door <i>For Stave Lumber Core (SLC), Add</i> <i>For Structural Composite Lumber Core (SCLC), Add</i> <i>For >50 To 100, Deduct</i> <i>For >100, Deduct</i>	309.30 141.50 84.90 -18.48 -26.21	60.32
08 14 16 00-0422	EA		3'-4" x 6'-8" x 1-3/8" Thick, 5 Ply, Particleboard Core (PC), Medium Density Overlay (MDO) Faced Wood Door <i>For Stave Lumber Core (SLC), Add</i> <i>For Structural Composite Lumber Core (SCLC), Add</i> <i>For >50 To 100, Deduct</i> <i>For >100, Deduct</i>	330.12 157.12 94.27 -19.52 -27.77	60.32
08 14 16 00-0423	EA		3'-6" x 6'-8" x 1-3/8" Thick, 5 Ply, Particleboard Core (PC), Medium Density Overlay (MDO) Faced Wood Door <i>For Stave Lumber Core (SLC), Add</i> <i>For Structural Composite Lumber Core (SCLC), Add</i> <i>For >50 To 100, Deduct</i> <i>For >100, Deduct</i>	373.09 185.57 111.34 -21.80 -31.12	62.83



MINOR	CSI	UOM	DESCRIPTION	TOTAL DIRECT UNIT COST	DEMOLITION UNIT COST
08 14 16 00-0424	EA		2'-0" x 7' x 1-3/8" Thick, 5 Ply, Particleboard Core (PC), Medium Density Overlay (MDO) Faced Wood Door..... <i>For Stave Lumber Core (SLC), Add</i> <i>For Structural Composite Lumber Core (SCLC), Add</i> <i>For >50 To 100, Deduct</i> <i>For >100, Deduct</i>	286.12 131.65 78.99 -17.07 -24.22	55.29
08 14 16 00-0425	EA		2'-4" x 7' x 1-3/8" Thick, 5 Ply, Particleboard Core (PC), Medium Density Overlay (MDO) Faced Wood Door..... <i>For Stave Lumber Core (SLC), Add</i> <i>For Structural Composite Lumber Core (SCLC), Add</i> <i>For >50 To 100, Deduct</i> <i>For >100, Deduct</i>	286.13 131.66 78.99 -17.07 -24.22	55.29
08 14 16 00-0426	EA		2'-6" x 7' x 1-3/8" Thick, 5 Ply, Particleboard Core (PC), Medium Density Overlay (MDO) Faced Wood Door..... <i>For Stave Lumber Core (SLC), Add</i> <i>For Structural Composite Lumber Core (SCLC), Add</i> <i>For >50 To 100, Deduct</i> <i>For >100, Deduct</i>	301.34 139.30 83.58 -17.96 -25.49	57.80
08 14 16 00-0427	EA		2'-8" x 7' x 1-3/8" Thick, 5 Ply, Particleboard Core (PC), Medium Density Overlay (MDO) Faced Wood Door..... <i>For Stave Lumber Core (SLC), Add</i> <i>For Structural Composite Lumber Core (SCLC), Add</i> <i>For >50 To 100, Deduct</i> <i>For >100, Deduct</i>	311.50 146.92 88.15 -18.47 -26.25	57.80
08 14 16 00-0428	EA		2'-10" x 7' x 1-3/8" Thick, 5 Ply, Particleboard Core (PC), Medium Density Overlay (MDO) Faced Wood Door..... <i>For Stave Lumber Core (SLC), Add</i> <i>For Structural Composite Lumber Core (SCLC), Add</i> <i>For >50 To 100, Deduct</i> <i>For >100, Deduct</i>	313.38 148.33 89.00 -18.56 -26.39	57.80
08 14 16 00-0429	EA		3'-0" x 7' x 1-3/8" Thick, 5 Ply, Particleboard Core (PC), Medium Density Overlay (MDO) Faced Wood Door..... <i>For Stave Lumber Core (SLC), Add</i> <i>For Structural Composite Lumber Core (SCLC), Add</i> <i>For >50 To 100, Deduct</i> <i>For >100, Deduct</i>	320.29 149.75 89.85 -19.03 -27.04	60.32
08 14 16 00-0430	EA		3'-4" x 7' x 1-3/8" Thick, 5 Ply, Particleboard Core (PC), Medium Density Overlay (MDO) Faced Wood Door..... <i>For Stave Lumber Core (SLC), Add</i> <i>For Structural Composite Lumber Core (SCLC), Add</i> <i>For >50 To 100, Deduct</i> <i>For >100, Deduct</i>	342.31 166.26 99.76 -20.13 -28.69	60.32
08 14 16 00-0431	EA		3'-6" x 7' x 1-3/8" Thick, 5 Ply, Particleboard Core (PC), Medium Density Overlay (MDO) Faced Wood Door..... <i>For Stave Lumber Core (SLC), Add</i> <i>For Structural Composite Lumber Core (SCLC), Add</i> <i>For >50 To 100, Deduct</i> <i>For >100, Deduct</i>	387.51 196.39 117.83 -22.52 -32.20	62.83
08 14 16 00-0432	EA		2'-0" x 8' x 1-3/8" Thick, 5 Ply, Particleboard Core (PC), Medium Density Overlay (MDO) Faced Wood Door..... <i>For Stave Lumber Core (SLC), Add</i> <i>For Structural Composite Lumber Core (SCLC), Add</i> <i>For >50 To 100, Deduct</i> <i>For >100, Deduct</i> <i>For 9' Door Height, Add</i>	320.33 157.31 94.38 -18.78 -26.79 44.05	55.29
08 14 16 00-0433	EA		2'-4" x 8' x 1-3/8" Thick, 5 Ply, Particleboard Core (PC), Medium Density Overlay (MDO) Faced Wood Door..... <i>For Stave Lumber Core (SLC), Add</i> <i>For Structural Composite Lumber Core (SCLC), Add</i> <i>For >50 To 100, Deduct</i> <i>For >100, Deduct</i> <i>For 9' Door Height, Add</i>	320.37 157.34 94.40 -18.78 -26.79 44.05	55.29
08 14 16 00-0434	EA		2'-6" x 8' x 1-3/8" Thick, 5 Ply, Particleboard Core (PC), Medium Density Overlay (MDO) Faced Wood Door..... <i>For Stave Lumber Core (SLC), Add</i> <i>For Structural Composite Lumber Core (SCLC), Add</i> <i>For >50 To 100, Deduct</i> <i>For >100, Deduct</i> <i>For 9' Door Height, Add</i>	337.55 166.46 99.87 -19.77 -28.21 46.61	57.80
08 14 16 00-0435	EA		2'-8" x 8' x 1-3/8" Thick, 5 Ply, Particleboard Core (PC), Medium Density Overlay (MDO) Faced Wood Door..... <i>For Stave Lumber Core (SLC), Add</i> <i>For Structural Composite Lumber Core (SCLC), Add</i> <i>For >50 To 100, Deduct</i> <i>For >100, Deduct</i> <i>For 9' Door Height, Add</i>	349.69 175.56 105.34 -20.37 -29.12 49.16	57.80
08 14 16 00-0436	EA		2'-10" x 8' x 1-3/8" Thick, 5 Ply, Particleboard Core (PC), Medium Density Overlay (MDO) Faced Wood Door..... <i>For Stave Lumber Core (SLC), Add</i> <i>For Structural Composite Lumber Core (SCLC), Add</i> <i>For >50 To 100, Deduct</i> <i>For >100, Deduct</i> <i>For 9' Door Height, Add</i>	351.93 177.24 106.34 -20.49 -29.29 49.63	57.80
08 14 16 00-0437	EA		3'-0" x 8' x 1-3/8" Thick, 5 Ply, Particleboard Core (PC), Medium Density Overlay (MDO) Faced Wood Door..... <i>For Stave Lumber Core (SLC), Add</i> <i>For Structural Composite Lumber Core (SCLC), Add</i> <i>For >50 To 100, Deduct</i> <i>For >100, Deduct</i> <i>For 9' Door Height, Add</i>	389.23 178.95 107.37 -20.98 -29.96 50.11	60.32
08 14 16 00-0438	EA		3'-4" x 8' x 1-3/8" Thick, 5 Ply, Particleboard Core (PC), Medium Density Overlay (MDO) Faced Wood Door..... <i>For Stave Lumber Core (SLC), Add</i> <i>For Structural Composite Lumber Core (SCLC), Add</i> <i>For >50 To 100, Deduct</i> <i>For >100, Deduct</i> <i>For 9' Door Height, Add</i>	385.55 198.69 119.21 -22.29 -31.93 55.63	60.32

08	08	Openings
	08 10	Doors and Frames
	08 14	Wood Doors



MINOR		TOTAL DIRECT	DEMOLITION
CSI	UOM DESCRIPTION	UNIT COST	UNIT COST
08 14 16 00-0439	EA 3'-6" x 8' x 1-3/8" Thick, 5 Ply, Particleboard Core (PC), Medium Density Overlay (MDO) Faced Wood Door <i>For Stave Lumber Core (SLC), Add</i> <i>For Structural Composite Lumber Core (SCLC), Add</i> <i>For >50 To 100, Deduct</i> <i>For >100, Deduct</i> <i>For 9' Door Height, Add</i>	438.58 234.69 140.81 -25.07 -36.04 65.71	62.83
08 14 16 00-0440	1-3/4" Thick, Particleboard Core (PC), Wood Doors <small>(08 14 16)</small> Note: PC = Particleboard, medium-density fiberboard (MDF), or agrifiber core, solid core door with stiles and rails bonded to the core and abrasive planed flat prior to the application of the faces.		
08 14 16 00-0441	Birch Faced Wood Doors <small>(08 14 16 00-0440)</small>		
08 14 16 00-0442	EA 2'-0" x 6'-8" x 1-3/4" Thick, 5 Ply, Particleboard Core (PC), Birch Faced Wood Door <i>For 7 Ply Cold Press Construction, Deduct</i> <i>For Stave Lumber Core (SLC), Add</i> <i>For Structural Composite Lumber Core (SCLC), Add</i> <i>For Commercial Grade 45 Minute Particleboard Core (PC), Fire Rated Door, Add</i> <i>For Commercial Grade 45 Minute Mineral Core (MC), Fire Rated Door, Add</i> <i>For Commercial Grade 60 Minute Mineral Core (MC), Fire Rated Door, Add</i> <i>For Commercial Grade 90 Minute Mineral Core (MC), Rated Fire Door, Add</i> <i>For >50 To 100, Deduct</i> <i>For >100, Deduct</i>	350.66 -4.80 180.05 108.03 28.81 129.64 180.05 288.08 -20.30 -29.06	55.29
08 14 16 00-0443	EA 2'-4" x 6'-8" x 1-3/4" Thick, 5 Ply, Particleboard Core (PC), Birch Faced Wood Door <i>For 7 Ply Cold Press Construction, Deduct</i> <i>For Stave Lumber Core (SLC), Add</i> <i>For Structural Composite Lumber Core (SCLC), Add</i> <i>For Commercial Grade 45 Minute Particleboard Core (PC), Fire Rated Door, Add</i> <i>For Commercial Grade 45 Minute Mineral Core (MC), Fire Rated Door, Add</i> <i>For Commercial Grade 60 Minute Mineral Core (MC), Fire Rated Door, Add</i> <i>For Commercial Grade 90 Minute Mineral Core (MC), Rated Fire Door, Add</i> <i>For >50 To 100, Deduct</i> <i>For >100, Deduct</i>	350.66 -4.80 180.05 108.03 28.81 129.64 180.05 288.08 -20.30 -29.06	55.29
08 14 16 00-0444	EA 2'-6" x 6'-8" x 1-3/4" Thick, 5 Ply, Particleboard Core (PC), Birch Faced Wood Door <i>For 7 Ply Cold Press Construction, Deduct</i> <i>For Stave Lumber Core (SLC), Add</i> <i>For Structural Composite Lumber Core (SCLC), Add</i> <i>For Commercial Grade 45 Minute Particleboard Core (PC), Fire Rated Door, Add</i> <i>For Commercial Grade 45 Minute Mineral Core (MC), Fire Rated Door, Add</i> <i>For Commercial Grade 60 Minute Mineral Core (MC), Fire Rated Door, Add</i> <i>For Commercial Grade 90 Minute Mineral Core (MC), Rated Fire Door, Add</i> <i>For >50 To 100, Deduct</i> <i>For >100, Deduct</i>	343.03 -4.55 170.57 102.34 27.29 122.81 170.57 272.90 -20.04 -28.62	57.80
08 14 16 00-0445	EA 2'-8" x 6'-8" x 1-3/4" Thick, 5 Ply, Particleboard Core (PC), Birch Faced Wood Door <i>For 7 Ply Cold Press Construction, Deduct</i> <i>For Stave Lumber Core (SLC), Add</i> <i>For Structural Composite Lumber Core (SCLC), Add</i> <i>For Commercial Grade 45 Minute Particleboard Core (PC), Fire Rated Door, Add</i> <i>For Commercial Grade 45 Minute Mineral Core (MC), Fire Rated Door, Add</i> <i>For Commercial Grade 60 Minute Mineral Core (MC), Fire Rated Door, Add</i> <i>For Commercial Grade 90 Minute Mineral Core (MC), Rated Fire Door, Add</i> <i>For >50 To 100, Deduct</i> <i>For >100, Deduct</i>	352.51 -4.74 177.68 106.61 28.43 127.93 177.68 284.28 -20.52 -29.33	57.80
08 14 16 00-0446	EA 2'-10" x 6'-8" x 1-3/4" Thick, 5 Ply, Particleboard Core (PC), Birch Faced Wood Door <i>For 7 Ply Cold Press Construction, Deduct</i> <i>For Stave Lumber Core (SLC), Add</i> <i>For Structural Composite Lumber Core (SCLC), Add</i> <i>For Commercial Grade 45 Minute Particleboard Core (PC), Fire Rated Door, Add</i> <i>For Commercial Grade 45 Minute Mineral Core (MC), Fire Rated Door, Add</i> <i>For Commercial Grade 60 Minute Mineral Core (MC), Fire Rated Door, Add</i> <i>For Commercial Grade 90 Minute Mineral Core (MC), Rated Fire Door, Add</i> <i>For >50 To 100, Deduct</i> <i>For >100, Deduct</i>	358.85 -4.86 182.43 109.46 29.19 131.35 182.43 291.89 -20.83 -29.80	57.80
08 14 16 00-0447	EA 3'-0" x 6'-8" x 1-3/4" Thick, 5 Ply, Particleboard Core (PC), Birch Faced Wood Door <i>For 7 Ply Cold Press Construction, Deduct</i> <i>For Stave Lumber Core (SLC), Add</i> <i>For Structural Composite Lumber Core (SCLC), Add</i> <i>For Commercial Grade 45 Minute Particleboard Core (PC), Fire Rated Door, Add</i> <i>For Commercial Grade 45 Minute Mineral Core (MC), Fire Rated Door, Add</i> <i>For Commercial Grade 60 Minute Mineral Core (MC), Fire Rated Door, Add</i> <i>For Commercial Grade 90 Minute Mineral Core (MC), Rated Fire Door, Add</i> <i>For >50 To 100, Deduct</i> <i>For >100, Deduct</i>	370.18 -4.99 187.16 112.30 29.95 134.76 187.16 299.46 -21.52 -30.78	60.32
08 14 16 00-0448	EA 3'-4" x 6'-8" x 1-3/4" Thick, 5 Ply, Particleboard Core (PC), Birch Faced Wood Door <i>For 7 Ply Cold Press Construction, Deduct</i> <i>For Stave Lumber Core (SLC), Add</i> <i>For Structural Composite Lumber Core (SCLC), Add</i> <i>For Commercial Grade 45 Minute Particleboard Core (PC), Fire Rated Door, Add</i> <i>For Commercial Grade 45 Minute Mineral Core (MC), Fire Rated Door, Add</i> <i>For Commercial Grade 60 Minute Mineral Core (MC), Fire Rated Door, Add</i> <i>For Commercial Grade 90 Minute Mineral Core (MC), Rated Fire Door, Add</i> <i>For >50 To 100, Deduct</i> <i>For >100, Deduct</i>	397.62 -5.54 207.74 124.65 33.24 149.57 207.74 332.39 -22.90 -32.84	60.32



Openings	08	08
Doors and Frames	08 10	
Wood Doors	08 14	

MINOR CSI UOM DESCRIPTION	TOTAL DIRECT UNIT COST	DEMOLITION UNIT COST
08 14 16 00-0449 EA 3'-6" x 6'-8" x 1-3/4" Thick, 5 Ply, Particleboard Core (PC), Birch Faced Wood Door.....	461.96	62.83
For 7 Ply Cold Press Construction, Deduct	-6.73	
For Stave Lumber Core (SLC), Add	252.23	
For Structural Composite Lumber Core (SCLC), Add	151.34	
For Commercial Grade 45 Minute Particleboard Core (PC), Fire Rated Door, Add	40.36	
For Commercial Grade 45 Minute Mineral Core (MC), Fire Rated Door, Add	181.60	
For Commercial Grade 60 Minute Mineral Core (MC), Fire Rated Door, Add	252.23	
For Commercial Grade 90 Minute Mineral Core (MC), Rated Fire Door, Add	403.56	
For >50 To 100, Deduct	-26.24	
For >100, Deduct	-37.79	
08 14 16 00-0450 EA 3'-8" x 6'-8" x 1-3/4" Thick, 5 Ply, Particleboard Core (PC), Birch Faced Wood Door.....	478.77	62.83
For 7 Ply Cold Press Construction, Deduct	-7.06	
For Stave Lumber Core (SLC), Add	264.83	
For Structural Composite Lumber Core (SCLC), Add	158.90	
For Commercial Grade 45 Minute Particleboard Core (PC), Fire Rated Door, Add	42.37	
For Commercial Grade 45 Minute Mineral Core (MC), Fire Rated Door, Add	190.68	
For Commercial Grade 60 Minute Mineral Core (MC), Fire Rated Door, Add	264.83	
For Commercial Grade 90 Minute Mineral Core (MC), Rated Fire Door, Add	428.73	
For >50 To 100, Deduct	-27.08	
For >100, Deduct	-39.05	
08 14 16 00-0451 EA 4'-0" x 6'-8" x 1-3/4" Thick, 5 Ply, Particleboard Core (PC), Birch Faced Wood Door.....	522.45	67.86
For 7 Ply Cold Press Construction, Deduct	-7.73	
For Stave Lumber Core (SLC), Add	290.05	
For Structural Composite Lumber Core (SCLC), Add	174.03	
For Commercial Grade 45 Minute Particleboard Core (PC), Fire Rated Door, Add	46.41	
For Commercial Grade 45 Minute Mineral Core (MC), Fire Rated Door, Add	208.83	
For Commercial Grade 60 Minute Mineral Core (MC), Fire Rated Door, Add	290.05	
For Commercial Grade 90 Minute Mineral Core (MC), Rated Fire Door, Add	464.08	
For >50 To 100, Deduct	-29.52	
For >100, Deduct	-42.58	
08 14 16 00-0452 EA 2'-0" x 7' x 1-3/4" Thick, 5 Ply, Particleboard Core (PC), Birch Faced Wood Door.....	339.30	55.29
For 7 Ply Cold Press Construction, Deduct	-4.57	
For Stave Lumber Core (SLC), Add	171.53	
For Structural Composite Lumber Core (SCLC), Add	102.92	
For Commercial Grade 45 Minute Particleboard Core (PC), Fire Rated Door, Add	27.45	
For Commercial Grade 45 Minute Mineral Core (MC), Fire Rated Door, Add	123.50	
For Commercial Grade 60 Minute Mineral Core (MC), Fire Rated Door, Add	171.53	
For Commercial Grade 90 Minute Mineral Core (MC), Rated Fire Door, Add	274.45	
For >50 To 100, Deduct	-19.73	
For >100, Deduct	-28.21	
08 14 16 00-0453 EA 2'-4" x 7' x 1-3/4" Thick, 5 Ply, Particleboard Core (PC), Birch Faced Wood Door.....	339.30	55.29
For 7 Ply Cold Press Construction, Deduct	-4.57	
For Stave Lumber Core (SLC), Add	171.53	
For Structural Composite Lumber Core (SCLC), Add	102.92	
For Commercial Grade 45 Minute Particleboard Core (PC), Fire Rated Door, Add	27.45	
For Commercial Grade 45 Minute Mineral Core (MC), Fire Rated Door, Add	123.50	
For Commercial Grade 60 Minute Mineral Core (MC), Fire Rated Door, Add	171.53	
For Commercial Grade 90 Minute Mineral Core (MC), Rated Fire Door, Add	274.45	
For >50 To 100, Deduct	-19.73	
For >100, Deduct	-28.21	
08 14 16 00-0454 EA 2'-6" x 7' x 1-3/4" Thick, 5 Ply, Particleboard Core (PC), Birch Faced Wood Door.....	356.27	57.80
For 7 Ply Cold Press Construction, Deduct	-4.81	
For Stave Lumber Core (SLC), Add	180.50	
For Structural Composite Lumber Core (SCLC), Add	108.30	
For Commercial Grade 45 Minute Particleboard Core (PC), Fire Rated Door, Add	28.88	
For Commercial Grade 45 Minute Mineral Core (MC), Fire Rated Door, Add	129.96	
For Commercial Grade 60 Minute Mineral Core (MC), Fire Rated Door, Add	180.50	
For Commercial Grade 90 Minute Mineral Core (MC), Rated Fire Door, Add	288.79	
For >50 To 100, Deduct	-20.70	
For >100, Deduct	-29.61	
08 14 16 00-0455 EA 2'-8" x 7' x 1-3/4" Thick, 5 Ply, Particleboard Core (PC), Birch Faced Wood Door.....	366.30	57.80
For 7 Ply Cold Press Construction, Deduct	-5.01	
For Stave Lumber Core (SLC), Add	188.02	
For Structural Composite Lumber Core (SCLC), Add	112.81	
For Commercial Grade 45 Minute Particleboard Core (PC), Fire Rated Door, Add	30.08	
For Commercial Grade 45 Minute Mineral Core (MC), Fire Rated Door, Add	135.37	
For Commercial Grade 60 Minute Mineral Core (MC), Fire Rated Door, Add	188.02	
For Commercial Grade 90 Minute Mineral Core (MC), Rated Fire Door, Add	300.83	
For >50 To 100, Deduct	-21.21	
For >100, Deduct	-30.36	
08 14 16 00-0456 EA 2'-10" x 7' x 1-3/4" Thick, 5 Ply, Particleboard Core (PC), Birch Faced Wood Door.....	373.00	57.80
For 7 Ply Cold Press Construction, Deduct	-5.15	
For Stave Lumber Core (SLC), Add	193.04	
For Structural Composite Lumber Core (SCLC), Add	115.83	
For Commercial Grade 45 Minute Particleboard Core (PC), Fire Rated Door, Add	30.89	
For Commercial Grade 45 Minute Mineral Core (MC), Fire Rated Door, Add	138.99	
For Commercial Grade 60 Minute Mineral Core (MC), Fire Rated Door, Add	193.04	
For Commercial Grade 90 Minute Mineral Core (MC), Rated Fire Door, Add	308.87	
For >50 To 100, Deduct	-21.54	
For >100, Deduct	-30.87	

08	08	Openings
	08 10	Doors and Frames
	08 14	Wood Doors



MINOR	CSI	UOM	DESCRIPTION	TOTAL DIRECT UNIT COST	DEMOLITION UNIT COST
08 14 16 00-0457	EA		3'-0" x 7' x 1-3/4" Thick, 5 Ply, Particleboard Core (PC), Birch Faced Wood Door <i>For 7 Ply Cold Press Construction, Deduct</i> <i>For Stave Lumber Core (SLC), Add</i> <i>For Structural Composite Lumber Core (SCLC), Add</i> <i>For Commercial Grade 45 Minute Particleboard Core (PC), Fire Rated Door, Add</i> <i>For Commercial Grade 45 Minute Mineral Core (MC), Fire Rated Door, Add</i> <i>For Commercial Grade 60 Minute Mineral Core (MC), Fire Rated Door, Add</i> <i>For Commercial Grade 90 Minute Mineral Core (MC), Rated Fire Door, Add</i> <i>For >50 To 100, Deduct</i> <i>For >100, Deduct</i>	384.69 -5.28 198.05 118.83 31.69 142.59 198.05 316.87 -22.25 -31.87	60.32
08 14 16 00-0458	EA		3'-4" x 7' x 1-3/4" Thick, 5 Ply, Particleboard Core (PC), Birch Faced Wood Door <i>For 7 Ply Cold Press Construction, Deduct</i> <i>For Stave Lumber Core (SLC), Add</i> <i>For Structural Composite Lumber Core (SCLC), Add</i> <i>For Commercial Grade 45 Minute Particleboard Core (PC), Fire Rated Door, Add</i> <i>For Commercial Grade 45 Minute Mineral Core (MC), Fire Rated Door, Add</i> <i>For Commercial Grade 60 Minute Mineral Core (MC), Fire Rated Door, Add</i> <i>For Commercial Grade 90 Minute Mineral Core (MC), Rated Fire Door, Add</i> <i>For >50 To 100, Deduct</i> <i>For >100, Deduct</i>	413.74 -5.86 219.83 131.90 35.17 158.28 219.83 351.73 -23.70 -34.05	60.32
08 14 16 00-0459	EA		3'-6" x 7' x 1-3/4" Thick, 5 Ply, Particleboard Core (PC), Birch Faced Wood Door <i>For 7 Ply Cold Press Construction, Deduct</i> <i>For Stave Lumber Core (SLC), Add</i> <i>For Structural Composite Lumber Core (SCLC), Add</i> <i>For Commercial Grade 45 Minute Particleboard Core (PC), Fire Rated Door, Add</i> <i>For Commercial Grade 45 Minute Mineral Core (MC), Fire Rated Door, Add</i> <i>For Commercial Grade 60 Minute Mineral Core (MC), Fire Rated Door, Add</i> <i>For Commercial Grade 90 Minute Mineral Core (MC), Rated Fire Door, Add</i> <i>For >50 To 100, Deduct</i> <i>For >100, Deduct</i>	481.53 -7.12 266.90 160.14 42.70 192.17 266.90 427.04 -27.22 -39.26	62.83
08 14 16 00-0460	EA		3'-8" x 7' x 1-3/4" Thick, 5 Ply, Particleboard Core (PC), Birch Faced Wood Door <i>For 7 Ply Cold Press Construction, Deduct</i> <i>For Stave Lumber Core (SLC), Add</i> <i>For Structural Composite Lumber Core (SCLC), Add</i> <i>For Commercial Grade 45 Minute Particleboard Core (PC), Fire Rated Door, Add</i> <i>For Commercial Grade 45 Minute Mineral Core (MC), Fire Rated Door, Add</i> <i>For Commercial Grade 60 Minute Mineral Core (MC), Fire Rated Door, Add</i> <i>For Commercial Grade 90 Minute Mineral Core (MC), Rated Fire Door, Add</i> <i>For >50 To 100, Deduct</i> <i>For >100, Deduct</i>	499.32 -7.47 280.25 168.15 44.84 201.78 280.25 448.39 -28.11 -40.59	62.83
08 14 16 00-0461	EA		4'-0" x 7' x 1-3/4" Thick, 5 Ply, Particleboard Core (PC), Birch Faced Wood Door <i>For 7 Ply Cold Press Construction, Deduct</i> <i>For Stave Lumber Core (SLC), Add</i> <i>For Structural Composite Lumber Core (SCLC), Add</i> <i>For Commercial Grade 45 Minute Particleboard Core (PC), Fire Rated Door, Add</i> <i>For Commercial Grade 45 Minute Mineral Core (MC), Fire Rated Door, Add</i> <i>For Commercial Grade 60 Minute Mineral Core (MC), Fire Rated Door, Add</i> <i>For Commercial Grade 90 Minute Mineral Core (MC), Rated Fire Door, Add</i> <i>For >50 To 100, Deduct</i> <i>For >100, Deduct</i>	544.96 -8.18 306.93 184.16 49.11 220.99 306.93 491.09 -30.64 -44.27	67.86
08 14 16 00-0462	EA		2'-0" x 8' x 1-3/4" Thick, 5 Ply, Particleboard Core (PC), Birch Faced Wood Door <i>For 7 Ply Cold Press Construction, Deduct</i> <i>For Stave Lumber Core (SLC), Add</i> <i>For Structural Composite Lumber Core (SCLC), Add</i> <i>For Commercial Grade 45 Minute Particleboard Core (PC), Fire Rated Door, Add</i> <i>For Commercial Grade 45 Minute Mineral Core (MC), Fire Rated Door, Add</i> <i>For Commercial Grade 60 Minute Mineral Core (MC), Fire Rated Door, Add</i> <i>For Commercial Grade 90 Minute Mineral Core (MC), Rated Fire Door, Add</i> <i>For >50 To 100, Deduct</i> <i>For >100, Deduct</i> <i>For 9' Door Height, Add</i>	414.16 -6.07 227.68 136.61 36.43 163.93 227.68 364.28 -23.47 -33.83 63.75	55.29
08 14 16 00-0463	EA		2'-4" x 8' x 1-3/4" Thick, 5 Ply, Particleboard Core (PC), Birch Faced Wood Door <i>For 7 Ply Cold Press Construction, Deduct</i> <i>For Stave Lumber Core (SLC), Add</i> <i>For Structural Composite Lumber Core (SCLC), Add</i> <i>For Commercial Grade 45 Minute Particleboard Core (PC), Fire Rated Door, Add</i> <i>For Commercial Grade 45 Minute Mineral Core (MC), Fire Rated Door, Add</i> <i>For Commercial Grade 60 Minute Mineral Core (MC), Fire Rated Door, Add</i> <i>For Commercial Grade 90 Minute Mineral Core (MC), Rated Fire Door, Add</i> <i>For >50 To 100, Deduct</i> <i>For >100, Deduct</i> <i>For 9' Door Height, Add</i>	414.16 -6.07 227.68 136.61 36.43 163.93 227.68 364.28 -23.47 -33.83 63.75	55.29
08 14 16 00-0464	EA		2'-6" x 8' x 1-3/4" Thick, 5 Ply, Particleboard Core (PC), Birch Faced Wood Door <i>For 7 Ply Cold Press Construction, Deduct</i> <i>For Stave Lumber Core (SLC), Add</i> <i>For Structural Composite Lumber Core (SCLC), Add</i> <i>For Commercial Grade 45 Minute Particleboard Core (PC), Fire Rated Door, Add</i> <i>For Commercial Grade 45 Minute Mineral Core (MC), Fire Rated Door, Add</i> <i>For Commercial Grade 60 Minute Mineral Core (MC), Fire Rated Door, Add</i> <i>For Commercial Grade 90 Minute Mineral Core (MC), Rated Fire Door, Add</i> <i>For >50 To 100, Deduct</i> <i>For >100, Deduct</i> <i>For 9' Door Height, Add</i>	403.20 -5.75 215.69 129.42 34.51 155.30 215.69 345.11 -23.05 -33.13 60.39	57.80



MINOR	CSI	UOM	DESCRIPTION	TOTAL DIRECT UNIT COST	DEMOLITION UNIT COST
08 14 16 00-0465	EA		2'-8" x 8' x 1-3/4" Thick, 5 Ply, Particleboard Core (PC), Birch Faced Wood Door For 7 Ply Cold Press Construction, Deduct For Stave Lumber Core (SLC), Add For Structural Composite Lumber Core (SCLC), Add For Commercial Grade 45 Minute Particleboard Core (PC), Fire Rated Door, Add For Commercial Grade 45 Minute Mineral Core (MC), Fire Rated Door, Add For Commercial Grade 60 Minute Mineral Core (MC), Fire Rated Door, Add For Commercial Grade 90 Minute Mineral Core (MC), Rated Fire Door, Add For >50 To 100, Deduct For >100, Deduct For 9' Door Height, Add	415.18 -5.99 224.68 134.81 35.95 161.77 224.68 359.48 -23.65 -34.03 62.91	57.80
08 14 16 00-0466	EA		2'-10" x 8' x 1-3/4" Thick, 5 Ply, Particleboard Core (PC), Birch Faced Wood Door For 7 Ply Cold Press Construction, Deduct For Stave Lumber Core (SLC), Add For Structural Composite Lumber Core (SCLC), Add For Commercial Grade 45 Minute Particleboard Core (PC), Fire Rated Door, Add For Commercial Grade 45 Minute Mineral Core (MC), Fire Rated Door, Add For Commercial Grade 60 Minute Mineral Core (MC), Fire Rated Door, Add For Commercial Grade 90 Minute Mineral Core (MC), Rated Fire Door, Add For >50 To 100, Deduct For >100, Deduct For 9' Door Height, Add	423.18 -6.15 230.68 138.41 36.91 166.09 230.68 369.08 -24.05 -34.63 64.59	57.80
08 14 16 00-0467	EA		3'-0" x 8' x 1-3/4" Thick, 5 Ply, Particleboard Core (PC), Birch Faced Wood Door For 7 Ply Cold Press Construction, Deduct For Stave Lumber Core (SLC), Add For Structural Composite Lumber Core (SCLC), Add For Commercial Grade 45 Minute Particleboard Core (PC), Fire Rated Door, Add For Commercial Grade 45 Minute Mineral Core (MC), Fire Rated Door, Add For Commercial Grade 60 Minute Mineral Core (MC), Fire Rated Door, Add For Commercial Grade 90 Minute Mineral Core (MC), Rated Fire Door, Add For >50 To 100, Deduct For >100, Deduct For 9' Door Height, Add	436.17 -6.31 236.66 141.99 37.86 170.39 236.66 378.65 -24.82 -35.73 66.26	60.32
08 14 16 00-0468	EA		3'-4" x 8' x 1-3/4" Thick, 5 Ply, Particleboard Core (PC), Birch Faced Wood Door For 7 Ply Cold Press Construction, Deduct For Stave Lumber Core (SLC), Add For Structural Composite Lumber Core (SCLC), Add For Commercial Grade 45 Minute Particleboard Core (PC), Fire Rated Door, Add For Commercial Grade 45 Minute Mineral Core (MC), Fire Rated Door, Add For Commercial Grade 60 Minute Mineral Core (MC), Fire Rated Door, Add For Commercial Grade 90 Minute Mineral Core (MC), Rated Fire Door, Add For >50 To 100, Deduct For >100, Deduct For 9' Door Height, Add	470.89 -7.01 262.70 157.62 42.03 189.14 262.70 420.31 -26.56 -38.33 73.55	60.32
08 14 16 00-0469	EA		3'-6" x 8' x 1-3/4" Thick, 5 Ply, Particleboard Core (PC), Birch Faced Wood Door For 7 Ply Cold Press Construction, Deduct For Stave Lumber Core (SLC), Add For Structural Composite Lumber Core (SCLC), Add For Commercial Grade 45 Minute Particleboard Core (PC), Fire Rated Door, Add For Commercial Grade 45 Minute Mineral Core (MC), Fire Rated Door, Add For Commercial Grade 60 Minute Mineral Core (MC), Fire Rated Door, Add For Commercial Grade 90 Minute Mineral Core (MC), Rated Fire Door, Add For >50 To 100, Deduct For >100, Deduct For 9' Door Height, Add	550.91 -8.51 318.94 191.36 51.03 229.64 318.94 510.30 -30.69 -44.46 89.30	62.83
08 14 16 00-0470	EA		3'-8" x 8' x 1-3/4" Thick, 5 Ply, Particleboard Core (PC), Birch Faced Wood Door For 7 Ply Cold Press Construction, Deduct For Stave Lumber Core (SLC), Add For Structural Composite Lumber Core (SCLC), Add For Commercial Grade 45 Minute Particleboard Core (PC), Fire Rated Door, Add For Commercial Grade 45 Minute Mineral Core (MC), Fire Rated Door, Add For Commercial Grade 60 Minute Mineral Core (MC), Fire Rated Door, Add For Commercial Grade 90 Minute Mineral Core (MC), Rated Fire Door, Add For >50 To 100, Deduct For >100, Deduct For 9' Door Height, Add	572.17 -8.93 334.88 200.93 53.58 241.12 334.88 535.81 -31.75 -46.05 93.77	62.83
08 14 16 00-0471	EA		4'-0" x 8' x 1-3/4" Thick, 5 Ply, Particleboard Core (PC), Birch Faced Wood Door For 7 Ply Cold Press Construction, Deduct For Stave Lumber Core (SLC), Add For Structural Composite Lumber Core (SCLC), Add For Commercial Grade 45 Minute Particleboard Core (PC), Fire Rated Door, Add For Commercial Grade 45 Minute Mineral Core (MC), Fire Rated Door, Add For Commercial Grade 60 Minute Mineral Core (MC), Fire Rated Door, Add For Commercial Grade 90 Minute Mineral Core (MC), Rated Fire Door, Add For >50 To 100, Deduct For >100, Deduct For 9' Door Height, Add	624.76 -9.78 366.78 220.07 58.68 264.08 366.78 586.85 -34.63 -50.25 102.70	67.86

08 14 16 00-0472 Oak Faced Wood Doors (08 14 16 00-0440)

08 Openings**08 10 Doors and Frames****08 14 Wood Doors**

SAN BERNARDINO
COUNTY

MINOR CSI UOM DESCRIPTION	TOTAL DIRECT UNIT COST	DEMOLITION UNIT COST
08 14 16 00-0473 EA 2'-0" x 6'-8" x 1-3/4" Thick, 5 Ply, Particleboard Core (PC), Oak Faced Wood Door	434.84	55.29
For 7 Ply Cold Press Construction, Deduct	-6.49	
For Stave Lumber Core (SLC), Add	243.19	
For Structural Composite Lumber Core (SCLC), Add	145.91	
For Commercial Grade 45 Minute Particleboard Core (PC), Fire Rated Door, Add	38.91	
For Commercial Grade 45 Minute Mineral Core (MC), Fire Rated Door, Add	175.10	
For Commercial Grade 60 Minute Mineral Core (MC), Fire Rated Door, Add	243.19	
For Commercial Grade 90 Minute Mineral Core (MC), Rated Fire Door, Add	389.10	
For >50 To 100, Deduct	-24.51	
For >100, Deduct	-35.38	
08 14 16 00-0474 EA 2'-4" x 6'-8" x 1-3/4" Thick, 5 Ply, Particleboard Core (PC), Oak Faced Wood Door	434.84	55.29
For 7 Ply Cold Press Construction, Deduct	-6.49	
For Stave Lumber Core (SLC), Add	243.19	
For Structural Composite Lumber Core (SCLC), Add	145.91	
For Commercial Grade 45 Minute Particleboard Core (PC), Fire Rated Door, Add	38.91	
For Commercial Grade 45 Minute Mineral Core (MC), Fire Rated Door, Add	175.10	
For Commercial Grade 60 Minute Mineral Core (MC), Fire Rated Door, Add	243.19	
For Commercial Grade 90 Minute Mineral Core (MC), Rated Fire Door, Add	389.10	
For >50 To 100, Deduct	-24.51	
For >100, Deduct	-35.38	
08 14 16 00-0475 EA 2'-6" x 6'-8" x 1-3/4" Thick, 5 Ply, Particleboard Core (PC), Oak Faced Wood Door	439.86	57.80
For 7 Ply Cold Press Construction, Deduct	-6.49	
For Stave Lumber Core (SLC), Add	243.19	
For Structural Composite Lumber Core (SCLC), Add	145.91	
For Commercial Grade 45 Minute Particleboard Core (PC), Fire Rated Door, Add	38.91	
For Commercial Grade 45 Minute Mineral Core (MC), Fire Rated Door, Add	175.10	
For Commercial Grade 60 Minute Mineral Core (MC), Fire Rated Door, Add	243.19	
For Commercial Grade 90 Minute Mineral Core (MC), Rated Fire Door, Add	389.10	
For >50 To 100, Deduct	-24.88	
For >100, Deduct	-35.88	
08 14 16 00-0476 EA 2'-8" x 6'-8" x 1-3/4" Thick, 5 Ply, Particleboard Core (PC), Oak Faced Wood Door	443.20	57.80
For 7 Ply Cold Press Construction, Deduct	-6.55	
For Stave Lumber Core (SLC), Add	245.69	
For Structural Composite Lumber Core (SCLC), Add	147.42	
For Commercial Grade 45 Minute Particleboard Core (PC), Fire Rated Door, Add	39.31	
For Commercial Grade 45 Minute Mineral Core (MC), Fire Rated Door, Add	176.90	
For Commercial Grade 60 Minute Mineral Core (MC), Fire Rated Door, Add	245.69	
For Commercial Grade 90 Minute Mineral Core (MC), Rated Fire Door, Add	393.11	
For >50 To 100, Deduct	-25.05	
For >100, Deduct	-36.13	
08 14 16 00-0477 EA 2'-10" x 6'-8" x 1-3/4" Thick, 5 Ply, Particleboard Core (PC), Oak Faced Wood Door	444.70	57.80
For 7 Ply Cold Press Construction, Deduct	-6.58	
For Stave Lumber Core (SLC), Add	246.82	
For Structural Composite Lumber Core (SCLC), Add	148.09	
For Commercial Grade 45 Minute Particleboard Core (PC), Fire Rated Door, Add	39.49	
For Commercial Grade 45 Minute Mineral Core (MC), Fire Rated Door, Add	177.71	
For Commercial Grade 60 Minute Mineral Core (MC), Fire Rated Door, Add	246.82	
For Commercial Grade 90 Minute Mineral Core (MC), Rated Fire Door, Add	394.91	
For >50 To 100, Deduct	-25.13	
For >100, Deduct	-36.24	
08 14 16 00-0478 EA 3'-0" x 6'-8" x 1-3/4" Thick, 5 Ply, Particleboard Core (PC), Oak Faced Wood Door	451.23	60.32
For 7 Ply Cold Press Construction, Deduct	-6.61	
For Stave Lumber Core (SLC), Add	247.95	
For Structural Composite Lumber Core (SCLC), Add	148.77	
For Commercial Grade 45 Minute Particleboard Core (PC), Fire Rated Door, Add	39.67	
For Commercial Grade 45 Minute Mineral Core (MC), Fire Rated Door, Add	178.52	
For Commercial Grade 60 Minute Mineral Core (MC), Fire Rated Door, Add	247.95	
For Commercial Grade 90 Minute Mineral Core (MC), Rated Fire Door, Add	396.72	
For >50 To 100, Deduct	-25.58	
For >100, Deduct	-36.86	
08 14 16 00-0479 EA 3'-4" x 6'-8" x 1-3/4" Thick, 5 Ply, Particleboard Core (PC), Oak Faced Wood Door	487.54	60.32
For 7 Ply Cold Press Construction, Deduct	-7.34	
For Stave Lumber Core (SLC), Add	275.18	
For Structural Composite Lumber Core (SCLC), Add	165.11	
For Commercial Grade 45 Minute Particleboard Core (PC), Fire Rated Door, Add	44.03	
For Commercial Grade 45 Minute Mineral Core (MC), Fire Rated Door, Add	198.13	
For Commercial Grade 60 Minute Mineral Core (MC), Fire Rated Door, Add	275.18	
For Commercial Grade 90 Minute Mineral Core (MC), Rated Fire Door, Add	440.29	
For >50 To 100, Deduct	-27.39	
For >100, Deduct	-39.58	
08 14 16 00-0480 EA 3'-6" x 6'-8" x 1-3/4" Thick, 5 Ply, Particleboard Core (PC), Oak Faced Wood Door	586.07	62.83
For 7 Ply Cold Press Construction, Deduct	-9.21	
For Stave Lumber Core (SLC), Add	345.31	
For Structural Composite Lumber Core (SCLC), Add	207.18	
For Commercial Grade 45 Minute Particleboard Core (PC), Fire Rated Door, Add	55.25	
For Commercial Grade 45 Minute Mineral Core (MC), Fire Rated Door, Add	248.62	
For Commercial Grade 60 Minute Mineral Core (MC), Fire Rated Door, Add	345.31	
For Commercial Grade 90 Minute Mineral Core (MC), Rated Fire Door, Add	552.49	
For >50 To 100, Deduct	-32.45	
For >100, Deduct	-47.10	



Openings	08	08
Doors and Frames	08 10	
Wood Doors	08 14	

MINOR CSI UOM DESCRIPTION	TOTAL DIRECT UNIT COST	DEMOLITION UNIT COST
08 14 16 00-0481 EA 3'-8" x 6'-8" x 1-3/4" Thick, 5 Ply, Particleboard Core (PC), Oak Faced Wood Door <i>For 7 Ply Cold Press Construction, Deduct</i> <i>For Stave Lumber Core (SLC), Add</i> <i>For Structural Composite Lumber Core (SCLC), Add</i> <i>For Commercial Grade 45 Minute Particleboard Core (PC), Fire Rated Door, Add</i> <i>For Commercial Grade 45 Minute Mineral Core (MC), Fire Rated Door, Add</i> <i>For Commercial Grade 60 Minute Mineral Core (MC), Fire Rated Door, Add</i> <i>For Commercial Grade 90 Minute Mineral Core (MC), Rated Fire Door, Add</i> <i>For >50 To 100, Deduct</i> <i>For >100, Deduct</i>	609.42 -9.68 362.82 217.69 58.05 261.23 362.82 580.51 -33.61 -48.85	62.83
08 14 16 00-0482 EA 4'-0" x 6'-8" x 1-3/4" Thick, 5 Ply, Particleboard Core (PC), Oak Faced Wood Door <i>For 7 Ply Cold Press Construction, Deduct</i> <i>For Stave Lumber Core (SLC), Add</i> <i>For Structural Composite Lumber Core (SCLC), Add</i> <i>For Commercial Grade 45 Minute Particleboard Core (PC), Fire Rated Door, Add</i> <i>For Commercial Grade 45 Minute Mineral Core (MC), Fire Rated Door, Add</i> <i>For Commercial Grade 60 Minute Mineral Core (MC), Fire Rated Door, Add</i> <i>For Commercial Grade 90 Minute Mineral Core (MC), Rated Fire Door, Add</i> <i>For >50 To 100, Deduct</i> <i>For >100, Deduct</i>	665.20 -10.99 397.11 238.27 63.54 265.92 397.11 635.38 -36.65 -53.28	67.86
08 14 16 00-0483 EA 2'-0" x 7' x 1-3/4" Thick, 5 Ply, Particleboard Core (PC), Oak Faced Wood Door <i>For 7 Ply Cold Press Construction, Deduct</i> <i>For Stave Lumber Core (SLC), Add</i> <i>For Structural Composite Lumber Core (SCLC), Add</i> <i>For Commercial Grade 45 Minute Particleboard Core (PC), Fire Rated Door, Add</i> <i>For Commercial Grade 45 Minute Mineral Core (MC), Fire Rated Door, Add</i> <i>For Commercial Grade 60 Minute Mineral Core (MC), Fire Rated Door, Add</i> <i>For Commercial Grade 90 Minute Mineral Core (MC), Rated Fire Door, Add</i> <i>For >50 To 100, Deduct</i> <i>For >100, Deduct</i>	453.71 -6.86 257.34 154.40 41.17 185.28 257.34 411.74 -25.45 -36.79	55.29
08 14 16 00-0484 EA 2'-4" x 7' x 1-3/4" Thick, 5 Ply, Particleboard Core (PC), Oak Faced Wood Door <i>For 7 Ply Cold Press Construction, Deduct</i> <i>For Stave Lumber Core (SLC), Add</i> <i>For Structural Composite Lumber Core (SCLC), Add</i> <i>For Commercial Grade 45 Minute Particleboard Core (PC), Fire Rated Door, Add</i> <i>For Commercial Grade 45 Minute Mineral Core (MC), Fire Rated Door, Add</i> <i>For Commercial Grade 60 Minute Mineral Core (MC), Fire Rated Door, Add</i> <i>For Commercial Grade 90 Minute Mineral Core (MC), Rated Fire Door, Add</i> <i>For >50 To 100, Deduct</i> <i>For >100, Deduct</i>	453.71 -6.86 257.34 154.40 41.17 185.28 257.34 411.74 -25.45 -36.79	55.29
08 14 16 00-0485 EA 2'-6" x 7' x 1-3/4" Thick, 5 Ply, Particleboard Core (PC), Oak Faced Wood Door <i>For 7 Ply Cold Press Construction, Deduct</i> <i>For Stave Lumber Core (SLC), Add</i> <i>For Structural Composite Lumber Core (SCLC), Add</i> <i>For Commercial Grade 45 Minute Particleboard Core (PC), Fire Rated Door, Add</i> <i>For Commercial Grade 45 Minute Mineral Core (MC), Fire Rated Door, Add</i> <i>For Commercial Grade 60 Minute Mineral Core (MC), Fire Rated Door, Add</i> <i>For Commercial Grade 90 Minute Mineral Core (MC), Rated Fire Door, Add</i> <i>For >50 To 100, Deduct</i> <i>For >100, Deduct</i>	458.73 -6.86 257.34 154.40 41.17 185.28 257.34 411.74 -25.83 -37.30	57.80
08 14 16 00-0486 EA 2'-8" x 7' x 1-3/4" Thick, 5 Ply, Particleboard Core (PC), Oak Faced Wood Door <i>For 7 Ply Cold Press Construction, Deduct</i> <i>For Stave Lumber Core (SLC), Add</i> <i>For Structural Composite Lumber Core (SCLC), Add</i> <i>For Commercial Grade 45 Minute Particleboard Core (PC), Fire Rated Door, Add</i> <i>For Commercial Grade 45 Minute Mineral Core (MC), Fire Rated Door, Add</i> <i>For Commercial Grade 60 Minute Mineral Core (MC), Fire Rated Door, Add</i> <i>For Commercial Grade 90 Minute Mineral Core (MC), Rated Fire Door, Add</i> <i>For >50 To 100, Deduct</i> <i>For >100, Deduct</i>	462.25 -6.93 259.98 155.99 41.60 187.19 259.98 415.97 -26.00 -37.56	57.80
08 14 16 00-0487 EA 2'-10" x 7' x 1-3/4" Thick, 5 Ply, Particleboard Core (PC), Oak Faced Wood Door <i>For 7 Ply Cold Press Construction, Deduct</i> <i>For Stave Lumber Core (SLC), Add</i> <i>For Structural Composite Lumber Core (SCLC), Add</i> <i>For Commercial Grade 45 Minute Particleboard Core (PC), Fire Rated Door, Add</i> <i>For Commercial Grade 45 Minute Mineral Core (MC), Fire Rated Door, Add</i> <i>For Commercial Grade 60 Minute Mineral Core (MC), Fire Rated Door, Add</i> <i>For Commercial Grade 90 Minute Mineral Core (MC), Rated Fire Door, Add</i> <i>For >50 To 100, Deduct</i> <i>For >100, Deduct</i>	463.85 -6.96 261.18 156.71 41.79 188.05 261.18 417.89 -26.08 -37.68	57.80
08 14 16 00-0488 EA 3'-0" x 7' x 1-3/4" Thick, 5 Ply, Particleboard Core (PC), Oak Faced Wood Door <i>For 7 Ply Cold Press Construction, Deduct</i> <i>For Stave Lumber Core (SLC), Add</i> <i>For Structural Composite Lumber Core (SCLC), Add</i> <i>For Commercial Grade 45 Minute Particleboard Core (PC), Fire Rated Door, Add</i> <i>For Commercial Grade 45 Minute Mineral Core (MC), Fire Rated Door, Add</i> <i>For Commercial Grade 60 Minute Mineral Core (MC), Fire Rated Door, Add</i> <i>For Commercial Grade 90 Minute Mineral Core (MC), Rated Fire Door, Add</i> <i>For >50 To 100, Deduct</i> <i>For >100, Deduct</i>	470.47 -7.00 262.38 157.43 41.98 188.91 262.38 419.81 -26.54 -38.30	60.32

08 Openings**08 10 Doors and Frames**

08 14 Wood Doors

MINOR
CSI UOM DESCRIPTIONTOTAL DIRECT DEMOLITION
UNIT COST UNIT COST

08 14 16 00-0489	EA 3'-4" x 7' x 1-3/4" Thick, 5 Ply, Particleboard Core (PC), Oak Faced Wood Door.....	508.90	60.32
	<i>For 7 Ply Cold Press Construction, Deduct</i>	-7.77	
	<i>For Stave Lumber Core (SLC), Add</i>	291.20	
	<i>For Structural Composite Lumber Core (SCLC), Add</i>	174.72	
	<i>For Commercial Grade 45 Minute Particleboard Core (PC), Fire Rated Door, Add</i>	46.59	
	<i>For Commercial Grade 45 Minute Mineral Core (MC), Fire Rated Door, Add</i>	209.67	
	<i>For Commercial Grade 60 Minute Mineral Core (MC), Fire Rated Door, Add</i>	291.20	
	<i>For Commercial Grade 90 Minute Mineral Core (MC), Rated Fire Door, Add</i>	465.92	
	<i>For >50 To 100, Deduct</i>	-28.46	
	<i>For >100, Deduct</i>	-41.18	
08 14 16 00-0490	EA 3'-6" x 7' x 1-3/4" Thick, 5 Ply, Particleboard Core (PC), Oak Faced Wood Door.....	612.87	62.83
	<i>For 7 Ply Cold Press Construction, Deduct</i>	-9.74	
	<i>For Stave Lumber Core (SLC), Add</i>	365.41	
	<i>For Structural Composite Lumber Core (SCLC), Add</i>	219.24	
	<i>For Commercial Grade 45 Minute Particleboard Core (PC), Fire Rated Door, Add</i>	58.47	
	<i>For Commercial Grade 45 Minute Mineral Core (MC), Fire Rated Door, Add</i>	263.09	
	<i>For Commercial Grade 60 Minute Mineral Core (MC), Fire Rated Door, Add</i>	365.41	
	<i>For Commercial Grade 90 Minute Mineral Core (MC), Rated Fire Door, Add</i>	584.65	
	<i>For >50 To 100, Deduct</i>	-33.79	
	<i>For >100, Deduct</i>	-49.11	
08 14 16 00-0491	EA 3'-8" x 7' x 1-3/4" Thick, 5 Ply, Particleboard Core (PC), Oak Faced Wood Door.....	637.56	62.83
	<i>For 7 Ply Cold Press Construction, Deduct</i>	-10.24	
	<i>For Stave Lumber Core (SLC), Add</i>	383.93	
	<i>For Structural Composite Lumber Core (SCLC), Add</i>	230.36	
	<i>For Commercial Grade 45 Minute Particleboard Core (PC), Fire Rated Door, Add</i>	61.43	
	<i>For Commercial Grade 45 Minute Mineral Core (MC), Fire Rated Door, Add</i>	276.43	
	<i>For Commercial Grade 60 Minute Mineral Core (MC), Fire Rated Door, Add</i>	383.93	
	<i>For Commercial Grade 90 Minute Mineral Core (MC), Rated Fire Door, Add</i>	614.28	
	<i>For >50 To 100, Deduct</i>	-35.02	
	<i>For >100, Deduct</i>	-50.96	
08 14 16 00-0492	EA 4'-0" x 7' x 1-3/4" Thick, 5 Ply, Particleboard Core (PC), Oak Faced Wood Door.....	696.01	67.86
	<i>For 7 Ply Cold Press Construction, Deduct</i>	-11.21	
	<i>For Stave Lumber Core (SLC), Add</i>	420.22	
	<i>For Structural Composite Lumber Core (SCLC), Add</i>	252.13	
	<i>For Commercial Grade 45 Minute Particleboard Core (PC), Fire Rated Door, Add</i>	67.23	
	<i>For Commercial Grade 45 Minute Mineral Core (MC), Fire Rated Door, Add</i>	302.56	
	<i>For Commercial Grade 60 Minute Mineral Core (MC), Fire Rated Door, Add</i>	420.22	
	<i>For Commercial Grade 90 Minute Mineral Core (MC), Rated Fire Door, Add</i>	672.35	
	<i>For >50 To 100, Deduct</i>	-38.19	
	<i>For >100, Deduct</i>	-55.59	
08 14 16 00-0493	EA 2'-0" x 8' x 1-3/4" Thick, 5 Ply, Particleboard Core (PC), Oak Faced Wood Door.....	520.60	55.29
	<i>For 7 Ply Cold Press Construction, Deduct</i>	-8.20	
	<i>For Stave Lumber Core (SLC), Add</i>	307.51	
	<i>For Structural Composite Lumber Core (SCLC), Add</i>	184.50	
	<i>For Commercial Grade 45 Minute Particleboard Core (PC), Fire Rated Door, Add</i>	49.20	
	<i>For Commercial Grade 45 Minute Mineral Core (MC), Fire Rated Door, Add</i>	221.41	
	<i>For Commercial Grade 60 Minute Mineral Core (MC), Fire Rated Door, Add</i>	307.51	
	<i>For Commercial Grade 90 Minute Mineral Core (MC), Rated Fire Door, Add</i>	492.01	
	<i>For >50 To 100, Deduct</i>	-28.79	
	<i>For >100, Deduct</i>	-41.81	
	<i>For 9' Door Height, Add</i>	86.10	
08 14 16 00-0494	EA 2'-4" x 8' x 1-3/4" Thick, 5 Ply, Particleboard Core (PC), Oak Faced Wood Door.....	520.60	55.29
	<i>For 7 Ply Cold Press Construction, Deduct</i>	-8.20	
	<i>For Stave Lumber Core (SLC), Add</i>	307.51	
	<i>For Structural Composite Lumber Core (SCLC), Add</i>	184.50	
	<i>For Commercial Grade 45 Minute Particleboard Core (PC), Fire Rated Door, Add</i>	49.20	
	<i>For Commercial Grade 45 Minute Mineral Core (MC), Fire Rated Door, Add</i>	221.41	
	<i>For Commercial Grade 60 Minute Mineral Core (MC), Fire Rated Door, Add</i>	307.51	
	<i>For Commercial Grade 90 Minute Mineral Core (MC), Rated Fire Door, Add</i>	492.01	
	<i>For >50 To 100, Deduct</i>	-28.79	
	<i>For >100, Deduct</i>	-41.81	
	<i>For 9' Door Height, Add</i>	86.10	
08 14 16 00-0495	EA 2'-8" x 8' x 1-3/4" Thick, 5 Ply, Particleboard Core (PC), Oak Faced Wood Door.....	525.62	57.80
	<i>For 7 Ply Cold Press Construction, Deduct</i>	-8.20	
	<i>For Stave Lumber Core (SLC), Add</i>	307.51	
	<i>For Structural Composite Lumber Core (SCLC), Add</i>	184.50	
	<i>For Commercial Grade 45 Minute Particleboard Core (PC), Fire Rated Door, Add</i>	49.20	
	<i>For Commercial Grade 45 Minute Mineral Core (MC), Fire Rated Door, Add</i>	221.41	
	<i>For Commercial Grade 60 Minute Mineral Core (MC), Fire Rated Door, Add</i>	307.51	
	<i>For Commercial Grade 90 Minute Mineral Core (MC), Rated Fire Door, Add</i>	492.01	
	<i>For >50 To 100, Deduct</i>	-29.17	
	<i>For >100, Deduct</i>	-42.31	
	<i>For 9' Door Height, Add</i>	86.10	
08 14 16 00-0496	EA 2'-8" x 8' x 1-3/4" Thick, 5 Ply, Particleboard Core (PC), Oak Faced Wood Door.....	529.85	57.80
	<i>For 7 Ply Cold Press Construction, Deduct</i>	-8.28	
	<i>For Stave Lumber Core (SLC), Add</i>	310.68	
	<i>For Structural Composite Lumber Core (SCLC), Add</i>	186.41	
	<i>For Commercial Grade 45 Minute Particleboard Core (PC), Fire Rated Door, Add</i>	49.71	
	<i>For Commercial Grade 45 Minute Mineral Core (MC), Fire Rated Door, Add</i>	223.69	
	<i>For Commercial Grade 60 Minute Mineral Core (MC), Fire Rated Door, Add</i>	310.68	
	<i>For Commercial Grade 90 Minute Mineral Core (MC), Rated Fire Door, Add</i>	497.09	
	<i>For >50 To 100, Deduct</i>	-29.38	
	<i>For >100, Deduct</i>	-42.63	
	<i>For 9' Door Height, Add</i>	86.99	



Openings	08
Doors and Frames	08 10
Wood Doors	08 14

MINOR	CSI	UOM	DESCRIPTION	TOTAL DIRECT UNIT COST	DEMOLITION UNIT COST
08 14 16 00-0497	EA		2'-10" x 8' x 1-3/4" Thick, 5 Ply, Particleboard Core (PC), Oak Faced Wood Door.....	531.77	57.80
			<i>For 7 Ply Cold Press Construction, Deduct</i>	-8.32	
			<i>For Stave Lumber Core (SLC), Add</i>	312.12	
			<i>For Structural Composite Lumber Core (SCLC), Add</i>	187.27	
			<i>For Commercial Grade 45 Minute Particleboard Core (PC), Fire Rated Door, Add</i>	49.94	
			<i>For Commercial Grade 45 Minute Mineral Core (MC), Fire Rated Door, Add</i>	224.73	
			<i>For Commercial Grade 60 Minute Mineral Core (MC), Fire Rated Door, Add</i>	312.12	
			<i>For Commercial Grade 90 Minute Mineral Core (MC), Rated Fire Door, Add</i>	499.39	
			<i>For >50 To 100, Deduct</i>	-29.48	
			<i>For >100, Deduct</i>	-42.77	
			<i>For 9' Door Height, Add</i>	87.39	
08 14 16 00-0498	EA		3'-0" x 8' x 1-3/4" Thick, 5 Ply, Particleboard Core (PC), Oak Faced Wood Door.....	538.68	60.32
			<i>For 7 Ply Cold Press Construction, Deduct</i>	-8.36	
			<i>For Stave Lumber Core (SLC), Add</i>	313.54	
			<i>For Structural Composite Lumber Core (SCLC), Add</i>	188.12	
			<i>For Commercial Grade 45 Minute Particleboard Core (PC), Fire Rated Door, Add</i>	50.17	
			<i>For Commercial Grade 45 Minute Mineral Core (MC), Fire Rated Door, Add</i>	225.75	
			<i>For Commercial Grade 60 Minute Mineral Core (MC), Fire Rated Door, Add</i>	318.54	
			<i>For Commercial Grade 90 Minute Mineral Core (MC), Rated Fire Door, Add</i>	501.66	
			<i>For >50 To 100, Deduct</i>	-29.95	
			<i>For >100, Deduct</i>	-43.42	
			<i>For 9' Door Height, Add</i>	87.79	
08 14 16 00-0499	EA		3'-4" x 8' x 1-3/4" Thick, 5 Ply, Particleboard Core (PC), Oak Faced Wood Door.....	584.60	60.32
			<i>For 7 Ply Cold Press Construction, Deduct</i>	-9.28	
			<i>For Stave Lumber Core (SLC), Add</i>	347.98	
			<i>For Structural Composite Lumber Core (SCLC), Add</i>	208.79	
			<i>For Commercial Grade 45 Minute Particleboard Core (PC), Fire Rated Door, Add</i>	55.68	
			<i>For Commercial Grade 45 Minute Mineral Core (MC), Fire Rated Door, Add</i>	250.54	
			<i>For Commercial Grade 60 Minute Mineral Core (MC), Fire Rated Door, Add</i>	347.98	
			<i>For Commercial Grade 90 Minute Mineral Core (MC), Rated Fire Door, Add</i>	556.76	
			<i>For >50 To 100, Deduct</i>	-32.25	
			<i>For >100, Deduct</i>	-46.86	
			<i>For 9' Door Height, Add</i>	97.43	
08 14 16 00-0500	EA		3'-6" x 8' x 1-3/4" Thick, 5 Ply, Particleboard Core (PC), Oak Faced Wood Door.....	707.88	62.83
			<i>For 7 Ply Cold Press Construction, Deduct</i>	-11.64	
			<i>For Stave Lumber Core (SLC), Add</i>	436.67	
			<i>For Structural Composite Lumber Core (SCLC), Add</i>	262.00	
			<i>For Commercial Grade 45 Minute Particleboard Core (PC), Fire Rated Door, Add</i>	69.87	
			<i>For Commercial Grade 45 Minute Mineral Core (MC), Fire Rated Door, Add</i>	314.40	
			<i>For Commercial Grade 60 Minute Mineral Core (MC), Fire Rated Door, Add</i>	436.67	
			<i>For Commercial Grade 90 Minute Mineral Core (MC), Rated Fire Door, Add</i>	698.66	
			<i>For >50 To 100, Deduct</i>	-38.54	
			<i>For >100, Deduct</i>	-56.23	
			<i>For 9' Door Height, Add</i>	122.27	
08 14 16 00-0501	EA		3'-8" x 8' x 1-3/4" Thick, 5 Ply, Particleboard Core (PC), Oak Faced Wood Door.....	737.38	62.83
			<i>For 7 Ply Cold Press Construction, Deduct</i>	-12.23	
			<i>For Stave Lumber Core (SLC), Add</i>	458.79	
			<i>For Structural Composite Lumber Core (SCLC), Add</i>	275.27	
			<i>For Commercial Grade 45 Minute Particleboard Core (PC), Fire Rated Door, Add</i>	73.41	
			<i>For Commercial Grade 45 Minute Mineral Core (MC), Fire Rated Door, Add</i>	330.33	
			<i>For Commercial Grade 60 Minute Mineral Core (MC), Fire Rated Door, Add</i>	458.79	
			<i>For Commercial Grade 90 Minute Mineral Core (MC), Rated Fire Door, Add</i>	734.06	
			<i>For >50 To 100, Deduct</i>	-40.01	
			<i>For >100, Deduct</i>	-58.45	
			<i>For 9' Door Height, Add</i>	128.46	
08 14 16 00-0502	EA		4'-0" x 8' x 1-3/4" Thick, 5 Ply, Particleboard Core (PC), Oak Faced Wood Door.....	805.27	67.86
			<i>For 7 Ply Cold Press Construction, Deduct</i>	-13.39	
			<i>For Stave Lumber Core (SLC), Add</i>	502.16	
			<i>For Structural Composite Lumber Core (SCLC), Add</i>	301.30	
			<i>For Commercial Grade 45 Minute Particleboard Core (PC), Fire Rated Door, Add</i>	80.35	
			<i>For Commercial Grade 45 Minute Mineral Core (MC), Fire Rated Door, Add</i>	361.56	
			<i>For Commercial Grade 60 Minute Mineral Core (MC), Fire Rated Door, Add</i>	502.16	
			<i>For Commercial Grade 90 Minute Mineral Core (MC), Rated Fire Door, Add</i>	803.46	
			<i>For >50 To 100, Deduct</i>	-43.66	
			<i>For >100, Deduct</i>	-63.79	
			<i>For 9' Door Height, Add</i>	140.61	
08 14 16 00-0503			Mahogany Faced Wood Doors (08 14 16 00-0440)		
08 14 16 00-0504	EA		2'-0" x 6'-8" x 1-3/4" Thick, 5 Ply, Particleboard Core (PC), Mahogany Faced Wood Door.....	481.34	55.29
08 14 16 00-0505	EA		2'-4" x 6'-8" x 1-3/4" Thick, 5 Ply, Particleboard Core (PC), Mahogany Faced Wood Door.....	481.34	55.29
08 14 16 00-0506	EA		2'-6" x 6'-8" x 1-3/4" Thick, 5 Ply, Particleboard Core (PC), Mahogany Faced Wood Door.....	486.36	57.80
08 14 16 00-0507	EA		2'-8" x 6'-8" x 1-3/4" Thick, 5 Ply, Particleboard Core (PC), Mahogany Faced Wood Door.....	490.17	57.80
08 14 16 00-0508	EA		2'-10" x 6'-8" x 1-3/4" Thick, 5 Ply, Particleboard Core (PC), Mahogany Faced Wood Door.....	491.90	57.80
08 14 16 00-0509	EA		3'-0" x 6'-8" x 1-3/4" Thick, 5 Ply, Particleboard Core (PC), Mahogany Faced Wood Door.....	498.65	60.32
08 14 16 00-0510	EA		3'-4" x 6'-8" x 1-3/4" Thick, 5 Ply, Particleboard Core (PC), Mahogany Faced Wood Door.....	540.15	60.32
08 14 16 00-0511	EA		3'-6" x 6'-8" x 1-3/4" Thick, 5 Ply, Particleboard Core (PC), Mahogany Faced Wood Door.....	652.10	62.83
08 14 16 00-0512	EA		3'-8" x 6'-8" x 1-3/4" Thick, 5 Ply, Particleboard Core (PC), Mahogany Faced Wood Door.....	678.81	62.83
08 14 16 00-0513	EA		4'-0" x 6'-8" x 1-3/4" Thick, 5 Ply, Particleboard Core (PC), Mahogany Faced Wood Door.....	731.07	62.83
08 14 16 00-0514	EA		2'-0" x 7' x 1-3/4" Thick, 5 Ply, Particleboard Core (PC), Mahogany Faced Wood Door.....	502.92	55.29
08 14 16 00-0515	EA		2'-4" x 7' x 1-3/4" Thick, 5 Ply, Particleboard Core (PC), Mahogany Faced Wood Door.....	502.92	55.29
08 14 16 00-0516	EA		2'-6" x 7' x 1-3/4" Thick, 5 Ply, Particleboard Core (PC), Mahogany Faced Wood Door.....	507.94	57.80
08 14 16 00-0517	EA		2'-8" x 7' x 1-3/4" Thick, 5 Ply, Particleboard Core (PC), Mahogany Faced Wood Door.....	511.98	57.80
08 14 16 00-0518	EA		2'-10" x 7' x 1-3/4" Thick, 5 Ply, Particleboard Core (PC), Mahogany Faced Wood Door.....	513.80	57.80
08 14 16 00-0519	EA		3'-0" x 7' x 1-3/4" Thick, 5 Ply, Particleboard Core (PC), Mahogany Faced Wood Door.....	520.65	60.32
08 14 16 00-0520	EA		3'-4" x 7' x 1-3/4" Thick, 5 Ply, Particleboard Core (PC), Mahogany Faced Wood Door.....	564.58	60.32

08 Openings**08 10 Doors and Frames****08 14 Wood Doors**

SAN BERNARDINO
COUNTY

MINOR
CSI UOM DESCRIPTION

TOTAL DIRECT DEMOLITION
UNIT COST UNIT COST

08 14 16 00-0521	EA	3'-6" x 7' x 1-3/4" Thick, 5 Ply, Particleboard Core (PC), Mahogany Faced Wood Door.....	682.75	62.83
08 14 16 00-0522	EA	3'-8" x 7' x 1-3/4" Thick, 5 Ply, Particleboard Core (PC), Mahogany Faced Wood Door.....	711.09	62.83
08 14 16 00-0523	EA	4'-0" x 7' x 1-3/4" Thick, 5 Ply, Particleboard Core (PC), Mahogany Faced Wood Door.....	766.29	62.83
08 14 16 00-0524	EA	2'-0" x 8' x 1-3/4" Thick, 5 Ply, Particleboard Core (PC), Mahogany Faced Wood Door.....	579.39	55.29
08 14 16 00-0525	EA	2'-4" x 8' x 1-3/4" Thick, 5 Ply, Particleboard Core (PC), Mahogany Faced Wood Door.....	579.39	55.29
08 14 16 00-0526	EA	2'-6" x 8' x 1-3/4" Thick, 5 Ply, Particleboard Core (PC), Mahogany Faced Wood Door.....	584.41	57.80
08 14 16 00-0527	EA	2'-8" x 8' x 1-3/4" Thick, 5 Ply, Particleboard Core (PC), Mahogany Faced Wood Door.....	589.25	57.80
08 14 16 00-0528	EA	2'-10" x 8' x 1-3/4" Thick, 5 Ply, Particleboard Core (PC), Mahogany Faced Wood Door.....	591.46	57.80
08 14 16 00-0529	EA	3'-0" x 8' x 1-3/4" Thick, 5 Ply, Particleboard Core (PC), Mahogany Faced Wood Door.....	598.62	60.32
08 14 16 00-0530	EA	3'-4" x 8' x 1-3/4" Thick, 5 Ply, Particleboard Core (PC), Mahogany Faced Wood Door.....	651.14	60.32
08 14 16 00-0531	EA	3'-6" x 8' x 1-3/4" Thick, 5 Ply, Particleboard Core (PC), Mahogany Faced Wood Door.....	791.40	62.83
08 14 16 00-0532	EA	3'-8" x 8' x 1-3/4" Thick, 5 Ply, Particleboard Core (PC), Mahogany Faced Wood Door.....	825.12	62.83
08 14 16 00-0533	EA	4'-0" x 8' x 1-3/4" Thick, 5 Ply, Particleboard Core (PC), Mahogany Faced Wood Door.....	891.24	62.83

08 14 16 00-0534 Maple Faced Wood Doors (08 14 16 00-0440)

08 14 16 00-0535	EA	2'-0" x 6'-8" x 1-3/4" Thick, 5 Ply, Particleboard Core (PC), Maple Faced Wood Door	499.69	55.29
		<i>For 7 Ply Cold Press Construction, Deduct</i>	-7.78	
		<i>For Stave Lumber Core (SLC), Add</i>	291.83	
		<i>For Structural Composite Lumber Core (SCLC), Add</i>	175.10	
		<i>For Commercial Grade 45 Minute Particleboard Core (PC), Fire Rated Door, Add</i>	46.69	
		<i>For Commercial Grade 45 Minute Mineral Core (MC), Fire Rated Door, Add</i>	210.11	
		<i>For Commercial Grade 60 Minute Mineral Core (MC), Fire Rated Door, Add</i>	291.83	
		<i>For Commercial Grade 90 Minute Mineral Core (MC), Rated Fire Door, Add</i>	466.92	
		<i>For >50 To 100, Deduct</i>	-27.75	
		<i>For >100, Deduct</i>	-40.24	
08 14 16 00-0536	EA	2'-4" x 6'-8" x 1-3/4" Thick, 5 Ply, Particleboard Core (PC), Maple Faced Wood Door	499.69	55.29
		<i>For 7 Ply Cold Press Construction, Deduct</i>	-7.78	
		<i>For Stave Lumber Core (SLC), Add</i>	291.83	
		<i>For Structural Composite Lumber Core (SCLC), Add</i>	175.10	
		<i>For Commercial Grade 45 Minute Particleboard Core (PC), Fire Rated Door, Add</i>	46.69	
		<i>For Commercial Grade 45 Minute Mineral Core (MC), Fire Rated Door, Add</i>	210.11	
		<i>For Commercial Grade 60 Minute Mineral Core (MC), Fire Rated Door, Add</i>	291.83	
		<i>For Commercial Grade 90 Minute Mineral Core (MC), Rated Fire Door, Add</i>	466.92	
		<i>For >50 To 100, Deduct</i>	-27.75	
		<i>For >100, Deduct</i>	-40.24	
08 14 16 00-0537	EA	2'-6" x 6'-8" x 1-3/4" Thick, 5 Ply, Particleboard Core (PC), Maple Faced Wood Door	504.71	57.80
		<i>For 7 Ply Cold Press Construction, Deduct</i>	-7.78	
		<i>For Stave Lumber Core (SLC), Add</i>	291.83	
		<i>For Structural Composite Lumber Core (SCLC), Add</i>	175.10	
		<i>For Commercial Grade 45 Minute Particleboard Core (PC), Fire Rated Door, Add</i>	46.69	
		<i>For Commercial Grade 45 Minute Mineral Core (MC), Fire Rated Door, Add</i>	210.11	
		<i>For Commercial Grade 60 Minute Mineral Core (MC), Fire Rated Door, Add</i>	291.83	
		<i>For Commercial Grade 90 Minute Mineral Core (MC), Rated Fire Door, Add</i>	466.92	
		<i>For >50 To 100, Deduct</i>	-28.13	
		<i>For >100, Deduct</i>	-40.74	
08 14 16 00-0538	EA	2'-8" x 6'-8" x 1-3/4" Thick, 5 Ply, Particleboard Core (PC), Maple Faced Wood Door	508.71	57.80
		<i>For 7 Ply Cold Press Construction, Deduct</i>	-7.86	
		<i>For Stave Lumber Core (SLC), Add</i>	294.83	
		<i>For Structural Composite Lumber Core (SCLC), Add</i>	176.90	
		<i>For Commercial Grade 45 Minute Particleboard Core (PC), Fire Rated Door, Add</i>	47.17	
		<i>For Commercial Grade 45 Minute Mineral Core (MC), Fire Rated Door, Add</i>	212.27	
		<i>For Commercial Grade 60 Minute Mineral Core (MC), Fire Rated Door, Add</i>	294.83	
		<i>For Commercial Grade 90 Minute Mineral Core (MC), Rated Fire Door, Add</i>	471.72	
		<i>For >50 To 100, Deduct</i>	-28.33	
		<i>For >100, Deduct</i>	-41.04	
08 14 16 00-0539	EA	2'-10" x 6'-8" x 1-3/4" Thick, 5 Ply, Particleboard Core (PC), Maple Faced Wood Door	510.51	57.80
		<i>For 7 Ply Cold Press Construction, Deduct</i>	-7.90	
		<i>For Stave Lumber Core (SLC), Add</i>	296.18	
		<i>For Structural Composite Lumber Core (SCLC), Add</i>	177.71	
		<i>For Commercial Grade 45 Minute Particleboard Core (PC), Fire Rated Door, Add</i>	47.39	
		<i>For Commercial Grade 45 Minute Mineral Core (MC), Fire Rated Door, Add</i>	213.25	
		<i>For Commercial Grade 60 Minute Mineral Core (MC), Fire Rated Door, Add</i>	296.18	
		<i>For Commercial Grade 90 Minute Mineral Core (MC), Rated Fire Door, Add</i>	473.88	
		<i>For >50 To 100, Deduct</i>	-28.42	
		<i>For >100, Deduct</i>	-41.18	
08 14 16 00-0540	EA	3'-0" x 6'-8" x 1-3/4" Thick, 5 Ply, Particleboard Core (PC), Maple Faced Wood Door	517.35	60.32
		<i>For 7 Ply Cold Press Construction, Deduct</i>	-7.93	
		<i>For Stave Lumber Core (SLC), Add</i>	297.54	
		<i>For Structural Composite Lumber Core (SCLC), Add</i>	178.52	
		<i>For Commercial Grade 45 Minute Particleboard Core (PC), Fire Rated Door, Add</i>	47.61	
		<i>For Commercial Grade 45 Minute Mineral Core (MC), Fire Rated Door, Add</i>	214.23	
		<i>For Commercial Grade 60 Minute Mineral Core (MC), Fire Rated Door, Add</i>	297.54	
		<i>For Commercial Grade 90 Minute Mineral Core (MC), Rated Fire Door, Add</i>	476.06	
		<i>For >50 To 100, Deduct</i>	-28.88	
		<i>For >100, Deduct</i>	-41.82	
08 14 16 00-0541	EA	3'-4" x 6'-8" x 1-3/4" Thick, 5 Ply, Particleboard Core (PC), Maple Faced Wood Door	560.93	60.32
		<i>For 7 Ply Cold Press Construction, Deduct</i>	-8.81	
		<i>For Stave Lumber Core (SLC), Add</i>	330.23	
		<i>For Structural Composite Lumber Core (SCLC), Add</i>	198.14	
		<i>For Commercial Grade 45 Minute Particleboard Core (PC), Fire Rated Door, Add</i>	52.84	
		<i>For Commercial Grade 45 Minute Mineral Core (MC), Fire Rated Door, Add</i>	237.76	
		<i>For Commercial Grade 60 Minute Mineral Core (MC), Fire Rated Door, Add</i>	330.23	
		<i>For Commercial Grade 90 Minute Mineral Core (MC), Rated Fire Door, Add</i>	528.36	
		<i>For >50 To 100, Deduct</i>	-31.06	
		<i>For >100, Deduct</i>	-45.09	



Openings	08
Doors and Frames	08 10
Wood Doors	08 14

MINOR CSI UOM DESCRIPTION	TOTAL DIRECT UNIT COST	DEMOLITION UNIT COST
08 14 16 00-0542 EA 3'-8" x 6'-8" x 1-3/4" Thick, 5 Ply, Particleboard Core (PC), Maple Faced Wood Door <i>For 7 Ply Cold Press Construction, Deduct</i> <i>For Stave Lumber Core (SLC), Add</i> <i>For Structural Composite Lumber Core (SCLC), Add</i> <i>For Commercial Grade 45 Minute Particleboard Core (PC), Fire Rated Door, Add</i> <i>For Commercial Grade 45 Minute Mineral Core (MC), Fire Rated Door, Add</i> <i>For Commercial Grade 60 Minute Mineral Core (MC), Fire Rated Door, Add</i> <i>For Commercial Grade 90 Minute Mineral Core (MC), Rated Fire Door, Add</i> <i>For >50 To 100, Deduct</i> <i>For >100, Deduct</i>	650.53 -10.50 393.65 236.19 62.98 283.43 393.65 629.84 -35.67 -51.93	62.83
08 14 16 00-0543 EA 3'-8" x 6'-8" x 1-3/4" Thick, 5 Ply, Particleboard Core (PC), Maple Faced Wood Door <i>For 7 Ply Cold Press Construction, Deduct</i> <i>For Stave Lumber Core (SLC), Add</i> <i>For Structural Composite Lumber Core (SCLC), Add</i> <i>For Commercial Grade 45 Minute Particleboard Core (PC), Fire Rated Door, Add</i> <i>For Commercial Grade 45 Minute Mineral Core (MC), Fire Rated Door, Add</i> <i>For Commercial Grade 60 Minute Mineral Core (MC), Fire Rated Door, Add</i> <i>For Commercial Grade 90 Minute Mineral Core (MC), Rated Fire Door, Add</i> <i>For >50 To 100, Deduct</i> <i>For >100, Deduct</i>	705.77 -11.60 435.08 261.05 69.61 313.26 435.08 696.13 -38.43 -56.07	62.83
08 14 16 00-0544 EA 4'-0" x 6'-8" x 1-3/4" Thick, 5 Ply, Particleboard Core (PC), Maple Faced Wood Door <i>For 7 Ply Cold Press Construction, Deduct</i> <i>For Stave Lumber Core (SLC), Add</i> <i>For Structural Composite Lumber Core (SCLC), Add</i> <i>For Commercial Grade 45 Minute Particleboard Core (PC), Fire Rated Door, Add</i> <i>For Commercial Grade 45 Minute Mineral Core (MC), Fire Rated Door, Add</i> <i>For Commercial Grade 60 Minute Mineral Core (MC), Fire Rated Door, Add</i> <i>For Commercial Grade 90 Minute Mineral Core (MC), Rated Fire Door, Add</i> <i>For >50 To 100, Deduct</i> <i>For >100, Deduct</i>	761.07 -12.71 476.56 285.93 76.25 343.12 476.56 762.49 -41.20 -60.22	62.83
08 14 16 00-0545 EA 2'-0" x 7' x 1-3/4" Thick, 5 Ply, Particleboard Core (PC), Maple Faced Wood Door <i>For 7 Ply Cold Press Construction, Deduct</i> <i>For Stave Lumber Core (SLC), Add</i> <i>For Structural Composite Lumber Core (SCLC), Add</i> <i>For Commercial Grade 45 Minute Particleboard Core (PC), Fire Rated Door, Add</i> <i>For Commercial Grade 45 Minute Mineral Core (MC), Fire Rated Door, Add</i> <i>For Commercial Grade 60 Minute Mineral Core (MC), Fire Rated Door, Add</i> <i>For Commercial Grade 90 Minute Mineral Core (MC), Rated Fire Door, Add</i> <i>For >50 To 100, Deduct</i> <i>For >100, Deduct</i>	522.33 -8.23 308.81 185.28 49.41 222.34 308.81 494.09 -28.88 -41.94	55.29
08 14 16 00-0546 EA 2'-4" x 7' x 1-3/4" Thick, 5 Ply, Particleboard Core (PC), Maple Faced Wood Door <i>For 7 Ply Cold Press Construction, Deduct</i> <i>For Stave Lumber Core (SLC), Add</i> <i>For Structural Composite Lumber Core (SCLC), Add</i> <i>For Commercial Grade 45 Minute Particleboard Core (PC), Fire Rated Door, Add</i> <i>For Commercial Grade 45 Minute Mineral Core (MC), Fire Rated Door, Add</i> <i>For Commercial Grade 60 Minute Mineral Core (MC), Fire Rated Door, Add</i> <i>For Commercial Grade 90 Minute Mineral Core (MC), Rated Fire Door, Add</i> <i>For >50 To 100, Deduct</i> <i>For >100, Deduct</i>	522.33 -8.23 308.81 185.28 49.41 222.34 308.81 494.09 -28.88 -41.94	55.29
08 14 16 00-0547 EA 2'-8" x 7' x 1-3/4" Thick, 5 Ply, Particleboard Core (PC), Maple Faced Wood Door <i>For 7 Ply Cold Press Construction, Deduct</i> <i>For Stave Lumber Core (SLC), Add</i> <i>For Structural Composite Lumber Core (SCLC), Add</i> <i>For Commercial Grade 45 Minute Particleboard Core (PC), Fire Rated Door, Add</i> <i>For Commercial Grade 45 Minute Mineral Core (MC), Fire Rated Door, Add</i> <i>For Commercial Grade 60 Minute Mineral Core (MC), Fire Rated Door, Add</i> <i>For Commercial Grade 90 Minute Mineral Core (MC), Rated Fire Door, Add</i> <i>For >50 To 100, Deduct</i> <i>For >100, Deduct</i>	527.35 -8.23 308.81 185.28 49.41 222.34 308.81 494.09 -29.26 -42.44	57.80
08 14 16 00-0548 EA 2'-8" x 7' x 1-3/4" Thick, 5 Ply, Particleboard Core (PC), Maple Faced Wood Door <i>For 7 Ply Cold Press Construction, Deduct</i> <i>For Stave Lumber Core (SLC), Add</i> <i>For Structural Composite Lumber Core (SCLC), Add</i> <i>For Commercial Grade 45 Minute Particleboard Core (PC), Fire Rated Door, Add</i> <i>For Commercial Grade 45 Minute Mineral Core (MC), Fire Rated Door, Add</i> <i>For Commercial Grade 60 Minute Mineral Core (MC), Fire Rated Door, Add</i> <i>For Commercial Grade 90 Minute Mineral Core (MC), Rated Fire Door, Add</i> <i>For >50 To 100, Deduct</i> <i>For >100, Deduct</i>	531.58 -8.32 311.98 187.19 49.92 224.62 311.98 499.16 -29.47 -42.76	57.80
08 14 16 00-0549 EA 2'-10" x 7' x 1-3/4" Thick, 5 Ply, Particleboard Core (PC), Maple Faced Wood Door <i>For 7 Ply Cold Press Construction, Deduct</i> <i>For Stave Lumber Core (SLC), Add</i> <i>For Structural Composite Lumber Core (SCLC), Add</i> <i>For Commercial Grade 45 Minute Particleboard Core (PC), Fire Rated Door, Add</i> <i>For Commercial Grade 45 Minute Mineral Core (MC), Fire Rated Door, Add</i> <i>For Commercial Grade 60 Minute Mineral Core (MC), Fire Rated Door, Add</i> <i>For Commercial Grade 90 Minute Mineral Core (MC), Rated Fire Door, Add</i> <i>For >50 To 100, Deduct</i> <i>For >100, Deduct</i>	533.50 -8.36 313.42 188.05 50.15 225.66 313.42 501.47 -29.57 -42.90	57.80

08 Openings**08 10 Doors and Frames****08 14 Wood Doors**

SAN BERNARDINO
COUNTY

MINOR	CSI	UOM	DESCRIPTION	TOTAL DIRECT UNIT COST	DEMOLITION UNIT COST
08 14 16 00-0550	EA		3'-0" x 7' x 1-3/4" Thick, 5 Ply, Particleboard Core (PC), Maple Faced Wood Door.....	540.44	60.32
			<i>For 7 Ply Cold Press Construction, Deduct</i>	-8.40	
			<i>For Stave Lumber Core (SLC), Add</i>	314.86	
			<i>For Structural Composite Lumber Core (SCLC), Add</i>	188.91	
			<i>For Commercial Grade 45 Minute Particleboard Core (PC), Fire Rated Door, Add</i>	50.38	
			<i>For Commercial Grade 45 Minute Mineral Core (MC), Fire Rated Door, Add</i>	226.70	
			<i>For Commercial Grade 60 Minute Mineral Core (MC), Fire Rated Door, Add</i>	314.86	
			<i>For Commercial Grade 90 Minute Mineral Core (MC), Rated Fire Door, Add</i>	503.77	
			<i>For >50 To 100, Deduct</i>	-30.04	
			<i>For >100, Deduct</i>	-43.55	
08 14 16 00-0551	EA		3'-4" x 7' x 1-3/4" Thick, 5 Ply, Particleboard Core (PC), Maple Faced Wood Door.....	586.55	60.32
			<i>For 7 Ply Cold Press Construction, Deduct</i>	-9.32	
			<i>For Stave Lumber Core (SLC), Add</i>	349.44	
			<i>For Structural Composite Lumber Core (SCLC), Add</i>	209.66	
			<i>For Commercial Grade 45 Minute Particleboard Core (PC), Fire Rated Door, Add</i>	55.91	
			<i>For Commercial Grade 45 Minute Mineral Core (MC), Fire Rated Door, Add</i>	251.60	
			<i>For Commercial Grade 60 Minute Mineral Core (MC), Fire Rated Door, Add</i>	349.44	
			<i>For Commercial Grade 90 Minute Mineral Core (MC), Rated Fire Door, Add</i>	559.10	
			<i>For >50 To 100, Deduct</i>	-32.34	
			<i>For >100, Deduct</i>	-47.01	
08 14 16 00-0552	EA		3'-6" x 7' x 1-3/4" Thick, 5 Ply, Particleboard Core (PC), Maple Faced Wood Door.....	681.08	62.83
			<i>For 7 Ply Cold Press Construction, Deduct</i>	-11.11	
			<i>For Stave Lumber Core (SLC), Add</i>	416.57	
			<i>For Structural Composite Lumber Core (SCLC), Add</i>	249.94	
			<i>For Commercial Grade 45 Minute Particleboard Core (PC), Fire Rated Door, Add</i>	66.65	
			<i>For Commercial Grade 45 Minute Mineral Core (MC), Fire Rated Door, Add</i>	299.93	
			<i>For Commercial Grade 60 Minute Mineral Core (MC), Fire Rated Door, Add</i>	416.57	
			<i>For Commercial Grade 90 Minute Mineral Core (MC), Rated Fire Door, Add</i>	666.50	
			<i>For >50 To 100, Deduct</i>	-37.20	
			<i>For >100, Deduct</i>	-54.22	
08 14 16 00-0553	EA		3'-8" x 7' x 1-3/4" Thick, 5 Ply, Particleboard Core (PC), Maple Faced Wood Door.....	739.55	62.83
			<i>For 7 Ply Cold Press Construction, Deduct</i>	-12.28	
			<i>For Stave Lumber Core (SLC), Add</i>	460.42	
			<i>For Structural Composite Lumber Core (SCLC), Add</i>	276.25	
			<i>For Commercial Grade 45 Minute Particleboard Core (PC), Fire Rated Door, Add</i>	73.67	
			<i>For Commercial Grade 45 Minute Mineral Core (MC), Fire Rated Door, Add</i>	331.50	
			<i>For Commercial Grade 60 Minute Mineral Core (MC), Fire Rated Door, Add</i>	460.42	
			<i>For Commercial Grade 90 Minute Mineral Core (MC), Rated Fire Door, Add</i>	736.67	
			<i>For >50 To 100, Deduct</i>	-40.12	
			<i>For >100, Deduct</i>	-58.61	
08 14 16 00-0554	EA		4'-0" x 7' x 1-3/4" Thick, 5 Ply, Particleboard Core (PC), Maple Faced Wood Door.....	798.06	62.83
			<i>For 7 Ply Cold Press Construction, Deduct</i>	-13.45	
			<i>For Stave Lumber Core (SLC), Add</i>	504.30	
			<i>For Structural Composite Lumber Core (SCLC), Add</i>	302.58	
			<i>For Commercial Grade 45 Minute Particleboard Core (PC), Fire Rated Door, Add</i>	80.69	
			<i>For Commercial Grade 45 Minute Mineral Core (MC), Fire Rated Door, Add</i>	363.10	
			<i>For Commercial Grade 60 Minute Mineral Core (MC), Fire Rated Door, Add</i>	504.30	
			<i>For Commercial Grade 90 Minute Mineral Core (MC), Rated Fire Door, Add</i>	806.88	
			<i>For >50 To 100, Deduct</i>	-43.04	
			<i>For >100, Deduct</i>	-63.00	
08 14 16 00-0555	EA		2'-0" x 8' x 1-3/4" Thick, 5 Ply, Particleboard Core (PC), Maple Faced Wood Door.....	602.61	55.29
			<i>For 7 Ply Cold Press Construction, Deduct</i>	-9.84	
			<i>For Stave Lumber Core (SLC), Add</i>	369.02	
			<i>For Structural Composite Lumber Core (SCLC), Add</i>	221.41	
			<i>For Commercial Grade 45 Minute Particleboard Core (PC), Fire Rated Door, Add</i>	59.04	
			<i>For Commercial Grade 45 Minute Mineral Core (MC), Fire Rated Door, Add</i>	265.69	
			<i>For Commercial Grade 60 Minute Mineral Core (MC), Fire Rated Door, Add</i>	369.02	
			<i>For Commercial Grade 90 Minute Mineral Core (MC), Rated Fire Door, Add</i>	590.42	
			<i>For >50 To 100, Deduct</i>	-32.90	
			<i>For >100, Deduct</i>	-47.96	
			<i>For 9' Door Height, Add</i>	103.32	
08 14 16 00-0556	EA		2'-4" x 8' x 1-3/4" Thick, 5 Ply, Particleboard Core (PC), Maple Faced Wood Door.....	602.61	55.29
			<i>For 7 Ply Cold Press Construction, Deduct</i>	-9.84	
			<i>For Stave Lumber Core (SLC), Add</i>	369.02	
			<i>For Structural Composite Lumber Core (SCLC), Add</i>	221.41	
			<i>For Commercial Grade 45 Minute Particleboard Core (PC), Fire Rated Door, Add</i>	59.04	
			<i>For Commercial Grade 45 Minute Mineral Core (MC), Fire Rated Door, Add</i>	265.69	
			<i>For Commercial Grade 60 Minute Mineral Core (MC), Fire Rated Door, Add</i>	369.02	
			<i>For Commercial Grade 90 Minute Mineral Core (MC), Rated Fire Door, Add</i>	590.42	
			<i>For >50 To 100, Deduct</i>	-32.90	
			<i>For >100, Deduct</i>	-47.96	
			<i>For 9' Door Height, Add</i>	103.32	
08 14 16 00-0557	EA		2'-6" x 8' x 1-3/4" Thick, 5 Ply, Particleboard Core (PC), Maple Faced Wood Door.....	607.63	57.80
			<i>For 7 Ply Cold Press Construction, Deduct</i>	-9.84	
			<i>For Stave Lumber Core (SLC), Add</i>	369.02	
			<i>For Structural Composite Lumber Core (SCLC), Add</i>	221.41	
			<i>For Commercial Grade 45 Minute Particleboard Core (PC), Fire Rated Door, Add</i>	59.04	
			<i>For Commercial Grade 45 Minute Mineral Core (MC), Fire Rated Door, Add</i>	265.69	
			<i>For Commercial Grade 60 Minute Mineral Core (MC), Fire Rated Door, Add</i>	369.02	
			<i>For Commercial Grade 90 Minute Mineral Core (MC), Rated Fire Door, Add</i>	590.42	
			<i>For >50 To 100, Deduct</i>	-33.27	
			<i>For >100, Deduct</i>	-48.46	
			<i>For 9' Door Height, Add</i>	103.32	



MINOR	CSI	UOM	DESCRIPTION	TOTAL DIRECT UNIT COST	DEMOLITION UNIT COST
08 14 16 00-0558	EA		2'-8" x 8' x 1-3/4" Thick, 5 Ply, Particleboard Core (PC), Maple Faced Wood Door..... For 7 Ply Cold Press Construction, Deduct For Stave Lumber Core (SLC), Add For Structural Composite Lumber Core (SCLC), Add For Commercial Grade 45 Minute Particleboard Core (PC), Fire Rated Door, Add For Commercial Grade 45 Minute Mineral Core (MC), Fire Rated Door, Add For Commercial Grade 60 Minute Mineral Core (MC), Fire Rated Door, Add For Commercial Grade 90 Minute Mineral Core (MC), Rated Fire Door, Add For >50 To 100, Deduct For >100, Deduct For 9' Door Height, Add	612.69 -9.94 372.81 223.69 59.65 268.42 372.81 596.50 -33.52 48.84 104.39	57.80
08 14 16 00-0559	EA		2'-10" x 8' x 1-3/4" Thick, 5 Ply, Particleboard Core (PC), Maple Faced Wood Door..... For 7 Ply Cold Press Construction, Deduct For Stave Lumber Core (SLC), Add For Structural Composite Lumber Core (SCLC), Add For Commercial Grade 45 Minute Particleboard Core (PC), Fire Rated Door, Add For Commercial Grade 45 Minute Mineral Core (MC), Fire Rated Door, Add For Commercial Grade 60 Minute Mineral Core (MC), Fire Rated Door, Add For Commercial Grade 90 Minute Mineral Core (MC), Rated Fire Door, Add For >50 To 100, Deduct For >100, Deduct For 9' Door Height, Add	614.99 -9.99 374.54 224.72 59.93 269.67 374.54 599.26 -33.64 49.01 104.87	57.80
08 14 16 00-0560	EA		3'-0" x 8' x 1-3/4" Thick, 5 Ply, Particleboard Core (PC), Maple Faced Wood Door..... For 7 Ply Cold Press Construction, Deduct For Stave Lumber Core (SLC), Add For Structural Composite Lumber Core (SCLC), Add For Commercial Grade 45 Minute Particleboard Core (PC), Fire Rated Door, Add For Commercial Grade 45 Minute Mineral Core (MC), Fire Rated Door, Add For Commercial Grade 60 Minute Mineral Core (MC), Fire Rated Door, Add For Commercial Grade 90 Minute Mineral Core (MC), Rated Fire Door, Add For >50 To 100, Deduct For >100, Deduct For 9' Door Height, Add	622.29 -10.03 376.25 225.75 60.20 270.90 376.25 601.99 -34.13 -49.69 105.35	60.32
08 14 16 00-0561	EA		3'-4" x 8' x 1-3/4" Thick, 5 Ply, Particleboard Core (PC), Maple Faced Wood Door..... For 7 Ply Cold Press Construction, Deduct For Stave Lumber Core (SLC), Add For Structural Composite Lumber Core (SCLC), Add For Commercial Grade 45 Minute Particleboard Core (PC), Fire Rated Door, Add For Commercial Grade 45 Minute Mineral Core (MC), Fire Rated Door, Add For Commercial Grade 60 Minute Mineral Core (MC), Fire Rated Door, Add For Commercial Grade 90 Minute Mineral Core (MC), Rated Fire Door, Add For >50 To 100, Deduct For >100, Deduct For 9' Door Height, Add	677.40 -11.14 417.58 250.55 66.81 300.66 417.58 668.12 -36.89 -53.82 116.92	60.32
08 14 16 00-0562	EA		3'-6" x 8' x 1-3/4" Thick, 5 Ply, Particleboard Core (PC), Maple Faced Wood Door..... For 7 Ply Cold Press Construction, Deduct For Stave Lumber Core (SLC), Add For Structural Composite Lumber Core (SCLC), Add For Commercial Grade 45 Minute Particleboard Core (PC), Fire Rated Door, Add For Commercial Grade 45 Minute Mineral Core (MC), Fire Rated Door, Add For Commercial Grade 60 Minute Mineral Core (MC), Fire Rated Door, Add For Commercial Grade 90 Minute Mineral Core (MC), Rated Fire Door, Add For >50 To 100, Deduct For >100, Deduct For 9' Door Height, Add	789.38 -13.27 497.79 298.67 79.65 358.41 497.79 796.46 -42.61 -62.35 139.38	62.83
08 14 16 00-0563	EA		3'-8" x 8' x 1-3/4" Thick, 5 Ply, Particleboard Core (PC), Maple Faced Wood Door..... For 7 Ply Cold Press Construction, Deduct For Stave Lumber Core (SLC), Add For Structural Composite Lumber Core (SCLC), Add For Commercial Grade 45 Minute Particleboard Core (PC), Fire Rated Door, Add For Commercial Grade 45 Minute Mineral Core (MC), Fire Rated Door, Add For Commercial Grade 60 Minute Mineral Core (MC), Fire Rated Door, Add For Commercial Grade 90 Minute Mineral Core (MC), Rated Fire Door, Add For >50 To 100, Deduct For >100, Deduct For 9' Door Height, Add	859.25 -14.67 550.19 330.12 88.03 396.14 550.19 880.31 -46.10 -67.59 154.05	62.83
08 14 16 00-0564	EA		4'-0" x 8' x 1-3/4" Thick, 5 Ply, Particleboard Core (PC), Maple Faced Wood Door..... For 7 Ply Cold Press Construction, Deduct For Stave Lumber Core (SLC), Add For Structural Composite Lumber Core (SCLC), Add For Commercial Grade 45 Minute Particleboard Core (PC), Fire Rated Door, Add For Commercial Grade 45 Minute Mineral Core (MC), Fire Rated Door, Add For Commercial Grade 60 Minute Mineral Core (MC), Fire Rated Door, Add For Commercial Grade 90 Minute Mineral Core (MC), Rated Fire Door, Add For >50 To 100, Deduct For >100, Deduct For 9' Door Height, Add	929.16 -16.07 602.63 361.58 96.42 433.89 602.63 964.20 -49.60 -72.83 168.74	62.83
08 14 16 00-0565	Cherry Faced Wood Doors (08 14 16 00-0440)				
08 14 16 00-0566	EA		2'-0" x 6'-8" x 1-3/4" Thick, 5 Ply, Particleboard Core (PC), Cherry Faced Wood Door	546.76	55.29
08 14 16 00-0567	EA		2'-4" x 6'-8" x 1-3/4" Thick, 5 Ply, Particleboard Core (PC), Cherry Faced Wood Door	546.76	55.29
08 14 16 00-0568	EA		2'-6" x 6'-8" x 1-3/4" Thick, 5 Ply, Particleboard Core (PC), Cherry Faced Wood Door	551.78	57.80
08 14 16 00-0569	EA		2'-8" x 6'-8" x 1-3/4" Thick, 5 Ply, Particleboard Core (PC), Cherry Faced Wood Door	556.26	57.80
08 14 16 00-0570	EA		2'-10" x 6'-8" x 1-3/4" Thick, 5 Ply, Particleboard Core (PC), Cherry Faced Wood Door	558.31	57.80
08 14 16 00-0571	EA		3'-0" x 6'-8" x 1-3/4" Thick, 5 Ply, Particleboard Core (PC), Cherry Faced Wood Door	565.35	60.32

08 Openings

08 10 Doors and Frames

08 14 Wood Doors



SAN BERNARDINO
COUNTY

MINOR
CSI UOM DESCRIPTION

TOTAL DIRECT DEMOLITION
UNIT COST UNIT COST

08 14 16 00-0572	EA	3'-4" x 6'-8" x 1-3/4" Thick, 5 Ply, Particleboard Core (PC), Cherry Faced Wood Door	614.19	60.32
08 14 16 00-0573	EA	3'-6" x 6'-8" x 1-3/4" Thick, 5 Ply, Particleboard Core (PC), Cherry Faced Wood Door	745.00	62.83
08 14 16 00-0574	EA	3'-8" x 6'-8" x 1-3/4" Thick, 5 Ply, Particleboard Core (PC), Cherry Faced Wood Door	776.41	62.83
08 14 16 00-0575	EA	4'-0" x 6'-8" x 1-3/4" Thick, 5 Ply, Particleboard Core (PC), Cherry Faced Wood Door	837.93	62.83
08 14 16 00-0576	EA	2'-0" x 7' x 1-3/4" Thick, 5 Ply, Particleboard Core (PC), Cherry Faced Wood Door	572.16	55.29
08 14 16 00-0577	EA	2'-4" x 7' x 1-3/4" Thick, 5 Ply, Particleboard Core (PC), Cherry Faced Wood Door	572.16	55.29
08 14 16 00-0578	EA	2'-6" x 7' x 1-3/4" Thick, 5 Ply, Particleboard Core (PC), Cherry Faced Wood Door	577.18	57.80
08 14 16 00-0579	EA	2'-8" x 7' x 1-3/4" Thick, 5 Ply, Particleboard Core (PC), Cherry Faced Wood Door	581.91	57.80
08 14 16 00-0580	EA	2'-10" x 7' x 1-3/4" Thick, 5 Ply, Particleboard Core (PC), Cherry Faced Wood Door	584.06	57.80
08 14 16 00-0581	EA	3'-0" x 7' x 1-3/4" Thick, 5 Ply, Particleboard Core (PC), Cherry Faced Wood Door	591.23	60.32
08 14 16 00-0582	EA	3'-4" x 7' x 1-3/4" Thick, 5 Ply, Particleboard Core (PC), Cherry Faced Wood Door	642.94	60.32
08 14 16 00-0583	EA	3'-6" x 7' x 1-3/4" Thick, 5 Ply, Particleboard Core (PC), Cherry Faced Wood Door	781.05	62.83
08 14 16 00-0584	EA	3'-8" x 7' x 1-3/4" Thick, 5 Ply, Particleboard Core (PC), Cherry Faced Wood Door	814.39	62.83
08 14 16 00-0585	EA	4'-0" x 7' x 1-3/4" Thick, 5 Ply, Particleboard Core (PC), Cherry Faced Wood Door	879.36	62.83
08 14 16 00-0586	EA	2'-0" x 8' x 1-3/4" Thick, 5 Ply, Particleboard Core (PC), Cherry Faced Wood Door	662.14	55.29
08 14 16 00-0587	EA	2'-4" x 8' x 1-3/4" Thick, 5 Ply, Particleboard Core (PC), Cherry Faced Wood Door	662.14	55.29
08 14 16 00-0588	EA	2'-6" x 8' x 1-3/4" Thick, 5 Ply, Particleboard Core (PC), Cherry Faced Wood Door	667.16	57.80
08 14 16 00-0589	EA	2'-8" x 8' x 1-3/4" Thick, 5 Ply, Particleboard Core (PC), Cherry Faced Wood Door	672.86	57.80
08 14 16 00-0590	EA	2'-10" x 8' x 1-3/4" Thick, 5 Ply, Particleboard Core (PC), Cherry Faced Wood Door	675.42	57.80
08 14 16 00-0591	EA	3'-0" x 8' x 1-3/4" Thick, 5 Ply, Particleboard Core (PC), Cherry Faced Wood Door	683.00	60.32
08 14 16 00-0592	EA	3'-4" x 8' x 1-3/4" Thick, 5 Ply, Particleboard Core (PC), Cherry Faced Wood Door	744.77	60.32
08 14 16 00-0593	EA	3'-6" x 8' x 1-3/4" Thick, 5 Ply, Particleboard Core (PC), Cherry Faced Wood Door	908.85	62.83
08 14 16 00-0594	EA	3'-8" x 8' x 1-3/4" Thick, 5 Ply, Particleboard Core (PC), Cherry Faced Wood Door	948.53	62.83
08 14 16 00-0595	EA	4'-0" x 8' x 1-3/4" Thick, 5 Ply, Particleboard Core (PC), Cherry Faced Wood Door	1,026.34	62.83

08 14 16 00-0596 Walnut Faced Wood Doors (08 14 16 00-0440)

08 14 16 00-0597	EA	2'-0" x 6'-8" x 1-3/4" Thick, 5 Ply, Particleboard Core (PC), Walnut Faced Wood Door	608.08	55.29
		<i>For 7 Ply Cold Press Construction, Deduct</i>	-9.95	
		<i>For Stave Lumber Core (SLC), Add</i>	373.12	
		<i>For Structural Composite Lumber Core (SCLC), Add</i>	223.87	
		<i>For Commercial Grade 45 Minute Particleboard Core (PC), Fire Rated Door, Add</i>	59.70	
		<i>For Commercial Grade 45 Minute Mineral Core (MC), Fire Rated Door, Add</i>	268.64	
		<i>For Commercial Grade 60 Minute Mineral Core (MC), Fire Rated Door, Add</i>	373.12	
		<i>For Commercial Grade 90 Minute Mineral Core (MC), Rated Fire Door, Add</i>	596.99	
		<i>For >50 To 100, Deduct</i>	-33.17	
		<i>For >100, Deduct</i>	-48.37	
08 14 16 00-0598	EA	2'-4" x 6'-8" x 1-3/4" Thick, 5 Ply, Particleboard Core (PC), Walnut Faced Wood Door	608.08	55.29
		<i>For 7 Ply Cold Press Construction, Deduct</i>	-9.95	
		<i>For Stave Lumber Core (SLC), Add</i>	373.12	
		<i>For Structural Composite Lumber Core (SCLC), Add</i>	223.87	
		<i>For Commercial Grade 45 Minute Particleboard Core (PC), Fire Rated Door, Add</i>	59.70	
		<i>For Commercial Grade 45 Minute Mineral Core (MC), Fire Rated Door, Add</i>	268.64	
		<i>For Commercial Grade 60 Minute Mineral Core (MC), Fire Rated Door, Add</i>	373.12	
		<i>For Commercial Grade 90 Minute Mineral Core (MC), Rated Fire Door, Add</i>	596.99	
		<i>For >50 To 100, Deduct</i>	-33.17	
		<i>For >100, Deduct</i>	-48.37	
08 14 16 00-0599	EA	2'-6" x 6'-8" x 1-3/4" Thick, 5 Ply, Particleboard Core (PC), Walnut Faced Wood Door	613.26	57.80
		<i>For 7 Ply Cold Press Construction, Deduct</i>	-9.95	
		<i>For Stave Lumber Core (SLC), Add</i>	373.24	
		<i>For Structural Composite Lumber Core (SCLC), Add</i>	223.94	
		<i>For Commercial Grade 45 Minute Particleboard Core (PC), Fire Rated Door, Add</i>	59.72	
		<i>For Commercial Grade 45 Minute Mineral Core (MC), Fire Rated Door, Add</i>	268.73	
		<i>For Commercial Grade 60 Minute Mineral Core (MC), Fire Rated Door, Add</i>	373.24	
		<i>For Commercial Grade 90 Minute Mineral Core (MC), Rated Fire Door, Add</i>	597.18	
		<i>For >50 To 100, Deduct</i>	-33.55	
		<i>For >100, Deduct</i>	-48.88	
08 14 16 00-0600	EA	2'-8" x 6'-8" x 1-3/4" Thick, 5 Ply, Particleboard Core (PC), Walnut Faced Wood Door	618.39	57.80
		<i>For 7 Ply Cold Press Construction, Deduct</i>	-10.06	
		<i>For Stave Lumber Core (SLC), Add</i>	377.09	
		<i>For Structural Composite Lumber Core (SCLC), Add</i>	226.25	
		<i>For Commercial Grade 45 Minute Particleboard Core (PC), Fire Rated Door, Add</i>	60.33	
		<i>For Commercial Grade 45 Minute Mineral Core (MC), Fire Rated Door, Add</i>	271.50	
		<i>For Commercial Grade 60 Minute Mineral Core (MC), Fire Rated Door, Add</i>	377.09	
		<i>For Commercial Grade 90 Minute Mineral Core (MC), Rated Fire Door, Add</i>	603.34	
		<i>For >50 To 100, Deduct</i>	-33.81	
		<i>For >100, Deduct</i>	-49.27	
08 14 16 00-0601	EA	2'-10" x 6'-8" x 1-3/4" Thick, 5 Ply, Particleboard Core (PC), Walnut Faced Wood Door	631.80	57.80
		<i>For 7 Ply Cold Press Construction, Deduct</i>	-10.32	
		<i>For Stave Lumber Core (SLC), Add</i>	387.14	
		<i>For Structural Composite Lumber Core (SCLC), Add</i>	232.29	
		<i>For Commercial Grade 45 Minute Particleboard Core (PC), Fire Rated Door, Add</i>	61.94	
		<i>For Commercial Grade 45 Minute Mineral Core (MC), Fire Rated Door, Add</i>	278.74	
		<i>For Commercial Grade 60 Minute Mineral Core (MC), Fire Rated Door, Add</i>	387.14	
		<i>For Commercial Grade 90 Minute Mineral Core (MC), Rated Fire Door, Add</i>	619.43	
		<i>For >50 To 100, Deduct</i>	-34.48	
		<i>For >100, Deduct</i>	-50.28	



MINOR	CSI	UOM	DESCRIPTION	TOTAL DIRECT UNIT COST	DEMOLITION UNIT COST
08 14 16 00-0602	EA		3'-0" x 6'-8" x 1-3/4" Thick, 5 Ply, Particleboard Core (PC), Walnut Faced Wood Door..... <i>For 7 Ply Cold Press Construction, Deduct</i> <i>For Stave Lumber Core (SLC), Add</i> <i>For Structural Composite Lumber Core (SCLC), Add</i> <i>For Commercial Grade 45 Minute Particleboard Core (PC), Fire Rated Door, Add</i> <i>For Commercial Grade 45 Minute Mineral Core (MC), Fire Rated Door, Add</i> <i>For Commercial Grade 60 Minute Mineral Core (MC), Fire Rated Door, Add</i> <i>For Commercial Grade 90 Minute Mineral Core (MC), Rated Fire Door, Add</i> <i>For >50 To 100, Deduct</i> <i>For >100, Deduct</i>	650.21 -10.59 397.19 239.31 63.55 285.97 397.19 635.50 -35.53 -51.78	60.32
08 14 16 00-0603	EA		3'-4" x 6'-8" x 1-3/4" Thick, 5 Ply, Particleboard Core (PC), Walnut Faced Wood Door..... <i>For 7 Ply Cold Press Construction, Deduct</i> <i>For Stave Lumber Core (SLC), Add</i> <i>For Structural Composite Lumber Core (SCLC), Add</i> <i>For Commercial Grade 45 Minute Particleboard Core (PC), Fire Rated Door, Add</i> <i>For Commercial Grade 45 Minute Mineral Core (MC), Fire Rated Door, Add</i> <i>For Commercial Grade 60 Minute Mineral Core (MC), Fire Rated Door, Add</i> <i>For Commercial Grade 90 Minute Mineral Core (MC), Rated Fire Door, Add</i> <i>For >50 To 100, Deduct</i> <i>For >100, Deduct</i>	684.99 -11.29 423.27 253.96 67.72 304.75 423.27 677.23 -37.27 -54.39	60.32
08 14 16 00-0604	EA		3'-6" x 6'-8" x 1-3/4" Thick, 5 Ply, Particleboard Core (PC), Walnut Faced Wood Door..... <i>For 7 Ply Cold Press Construction, Deduct</i> <i>For Stave Lumber Core (SLC), Add</i> <i>For Structural Composite Lumber Core (SCLC), Add</i> <i>For Commercial Grade 45 Minute Particleboard Core (PC), Fire Rated Door, Add</i> <i>For Commercial Grade 45 Minute Mineral Core (MC), Fire Rated Door, Add</i> <i>For Commercial Grade 60 Minute Mineral Core (MC), Fire Rated Door, Add</i> <i>For Commercial Grade 90 Minute Mineral Core (MC), Rated Fire Door, Add</i> <i>For >50 To 100, Deduct</i> <i>For >100, Deduct</i>	836.80 -14.22 533.36 320.01 85.34 384.02 533.36 853.37 -44.98 -65.90	62.83
08 14 16 00-0605	EA		3'-8" x 6'-8" x 1-3/4" Thick, 5 Ply, Particleboard Core (PC), Walnut Faced Wood Door..... <i>For 7 Ply Cold Press Construction, Deduct</i> <i>For Stave Lumber Core (SLC), Add</i> <i>For Structural Composite Lumber Core (SCLC), Add</i> <i>For Commercial Grade 45 Minute Particleboard Core (PC), Fire Rated Door, Add</i> <i>For Commercial Grade 45 Minute Mineral Core (MC), Fire Rated Door, Add</i> <i>For Commercial Grade 60 Minute Mineral Core (MC), Fire Rated Door, Add</i> <i>For Commercial Grade 90 Minute Mineral Core (MC), Rated Fire Door, Add</i> <i>For >50 To 100, Deduct</i> <i>For >100, Deduct</i>	872.35 -14.93 560.02 336.01 89.60 403.21 560.02 896.03 -46.76 -68.57	62.83
08 14 16 00-0606	EA		4'-0" x 6'-8" x 1-3/4" Thick, 5 Ply, Particleboard Core (PC), Walnut Faced Wood Door..... <i>For 7 Ply Cold Press Construction, Deduct</i> <i>For Stave Lumber Core (SLC), Add</i> <i>For Structural Composite Lumber Core (SCLC), Add</i> <i>For Commercial Grade 45 Minute Particleboard Core (PC), Fire Rated Door, Add</i> <i>For Commercial Grade 45 Minute Mineral Core (MC), Fire Rated Door, Add</i> <i>For Commercial Grade 60 Minute Mineral Core (MC), Fire Rated Door, Add</i> <i>For Commercial Grade 90 Minute Mineral Core (MC), Rated Fire Door, Add</i> <i>For >50 To 100, Deduct</i> <i>For >100, Deduct</i>	943.50 -16.36 613.38 368.03 98.14 441.63 613.38 981.41 -50.32 -73.90	62.83
08 14 16 00-0607	EA		2'-0" x 7' x 1-3/4" Thick, 5 Ply, Particleboard Core (PC), Walnut Faced Wood Door..... <i>For 7 Ply Cold Press Construction, Deduct</i> <i>For Stave Lumber Core (SLC), Add</i> <i>For Structural Composite Lumber Core (SCLC), Add</i> <i>For Commercial Grade 45 Minute Particleboard Core (PC), Fire Rated Door, Add</i> <i>For Commercial Grade 45 Minute Mineral Core (MC), Fire Rated Door, Add</i> <i>For Commercial Grade 60 Minute Mineral Core (MC), Fire Rated Door, Add</i> <i>For Commercial Grade 90 Minute Mineral Core (MC), Rated Fire Door, Add</i> <i>For >50 To 100, Deduct</i> <i>For >100, Deduct</i>	637.03 -10.53 394.83 236.90 63.17 284.28 394.83 631.73 -34.62 -50.54	55.29
08 14 16 00-0608	EA		2'-4" x 7' x 1-3/4" Thick, 5 Ply, Particleboard Core (PC), Walnut Faced Wood Door..... <i>For 7 Ply Cold Press Construction, Deduct</i> <i>For Stave Lumber Core (SLC), Add</i> <i>For Structural Composite Lumber Core (SCLC), Add</i> <i>For Commercial Grade 45 Minute Particleboard Core (PC), Fire Rated Door, Add</i> <i>For Commercial Grade 45 Minute Mineral Core (MC), Fire Rated Door, Add</i> <i>For Commercial Grade 60 Minute Mineral Core (MC), Fire Rated Door, Add</i> <i>For Commercial Grade 90 Minute Mineral Core (MC), Rated Fire Door, Add</i> <i>For >50 To 100, Deduct</i> <i>For >100, Deduct</i>	637.03 -10.53 394.83 236.90 63.17 284.28 394.83 631.73 -34.62 -50.54	55.29
08 14 16 00-0609	EA		2'-6" x 7' x 1-3/4" Thick, 5 Ply, Particleboard Core (PC), Walnut Faced Wood Door..... <i>For 7 Ply Cold Press Construction, Deduct</i> <i>For Stave Lumber Core (SLC), Add</i> <i>For Structural Composite Lumber Core (SCLC), Add</i> <i>For Commercial Grade 45 Minute Particleboard Core (PC), Fire Rated Door, Add</i> <i>For Commercial Grade 45 Minute Mineral Core (MC), Fire Rated Door, Add</i> <i>For Commercial Grade 60 Minute Mineral Core (MC), Fire Rated Door, Add</i> <i>For Commercial Grade 90 Minute Mineral Core (MC), Rated Fire Door, Add</i> <i>For >50 To 100, Deduct</i> <i>For >100, Deduct</i>	642.21 -10.53 394.95 236.97 63.19 284.36 394.95 631.92 -35.00 -51.06	57.80

08 Openings**08 10 Doors and Frames****08 14 Wood Doors**

MINOR	CSI	UOM	DESCRIPTION	TOTAL DIRECT UNIT COST	DEMOLITION UNIT COST
08 14 16 00-0610	EA		2'-8" x 7' x 1-3/4" Thick, 5 Ply, Particleboard Core (PC), Walnut Faced Wood Door <i>For 7 Ply Cold Press Construction, Deduct</i> <i>For Stave Lumber Core (SLC), Add</i> <i>For Structural Composite Lumber Core (SCLC), Add</i> <i>For Commercial Grade 45 Minute Particleboard Core (PC), Fire Rated Door, Add</i> <i>For Commercial Grade 45 Minute Mineral Core (MC), Fire Rated Door, Add</i> <i>For Commercial Grade 60 Minute Mineral Core (MC), Fire Rated Door, Add</i> <i>For Commercial Grade 90 Minute Mineral Core (MC), Rated Fire Door, Add</i> <i>For >50 To 100, Deduct</i> <i>For >100, Deduct</i>	647.66 -10.64 399.04 239.42 63.85 287.31 399.04 638.46 -35.27 -51.46	57.80
08 14 16 00-0611	EA		2'-10" x 7' x 1-3/4" Thick, 5 Ply, Particleboard Core (PC), Walnut Faced Wood Door <i>For 7 Ply Cold Press Construction, Deduct</i> <i>For Stave Lumber Core (SLC), Add</i> <i>For Structural Composite Lumber Core (SCLC), Add</i> <i>For Commercial Grade 45 Minute Particleboard Core (PC), Fire Rated Door, Add</i> <i>For Commercial Grade 45 Minute Mineral Core (MC), Fire Rated Door, Add</i> <i>For Commercial Grade 60 Minute Mineral Core (MC), Fire Rated Door, Add</i> <i>For Commercial Grade 90 Minute Mineral Core (MC), Rated Fire Door, Add</i> <i>For >50 To 100, Deduct</i> <i>For >100, Deduct</i>	661.84 -10.92 409.67 245.80 65.55 294.96 409.67 655.48 -35.98 -52.53	57.80
08 14 16 00-0612	EA		3'-0" x 7' x 1-3/4" Thick, 5 Ply, Particleboard Core (PC), Walnut Faced Wood Door <i>For 7 Ply Cold Press Construction, Deduct</i> <i>For Stave Lumber Core (SLC), Add</i> <i>For Structural Composite Lumber Core (SCLC), Add</i> <i>For Commercial Grade 45 Minute Particleboard Core (PC), Fire Rated Door, Add</i> <i>For Commercial Grade 45 Minute Mineral Core (MC), Fire Rated Door, Add</i> <i>For Commercial Grade 60 Minute Mineral Core (MC), Fire Rated Door, Add</i> <i>For Commercial Grade 90 Minute Mineral Core (MC), Rated Fire Door, Add</i> <i>For >50 To 100, Deduct</i> <i>For >100, Deduct</i>	681.01 -11.21 420.29 252.17 67.25 302.61 420.29 672.46 -37.07 -54.09	60.32
08 14 16 00-0613	EA		3'-4" x 7' x 1-3/4" Thick, 5 Ply, Particleboard Core (PC), Walnut Faced Wood Door <i>For 7 Ply Cold Press Construction, Deduct</i> <i>For Stave Lumber Core (SLC), Add</i> <i>For Structural Composite Lumber Core (SCLC), Add</i> <i>For Commercial Grade 45 Minute Particleboard Core (PC), Fire Rated Door, Add</i> <i>For Commercial Grade 45 Minute Mineral Core (MC), Fire Rated Door, Add</i> <i>For Commercial Grade 60 Minute Mineral Core (MC), Fire Rated Door, Add</i> <i>For Commercial Grade 90 Minute Mineral Core (MC), Rated Fire Door, Add</i> <i>For >50 To 100, Deduct</i> <i>For >100, Deduct</i>	717.84 -11.94 447.91 268.74 71.67 322.49 447.91 716.65 -38.91 -56.85	60.32
08 14 16 00-0614	EA		3'-6" x 7' x 1-3/4" Thick, 5 Ply, Particleboard Core (PC), Walnut Faced Wood Door <i>For 7 Ply Cold Press Construction, Deduct</i> <i>For Stave Lumber Core (SLC), Add</i> <i>For Structural Composite Lumber Core (SCLC), Add</i> <i>For Commercial Grade 45 Minute Particleboard Core (PC), Fire Rated Door, Add</i> <i>For Commercial Grade 45 Minute Mineral Core (MC), Fire Rated Door, Add</i> <i>For Commercial Grade 60 Minute Mineral Core (MC), Fire Rated Door, Add</i> <i>For Commercial Grade 90 Minute Mineral Core (MC), Rated Fire Door, Add</i> <i>For >50 To 100, Deduct</i> <i>For >100, Deduct</i>	878.18 -15.05 564.39 338.63 90.30 406.36 564.39 903.02 -47.05 -69.01	62.83
08 14 16 00-0615	EA		3'-8" x 7' x 1-3/4" Thick, 5 Ply, Particleboard Core (PC), Walnut Faced Wood Door <i>For 7 Ply Cold Press Construction, Deduct</i> <i>For Stave Lumber Core (SLC), Add</i> <i>For Structural Composite Lumber Core (SCLC), Add</i> <i>For Commercial Grade 45 Minute Particleboard Core (PC), Fire Rated Door, Add</i> <i>For Commercial Grade 45 Minute Mineral Core (MC), Fire Rated Door, Add</i> <i>For Commercial Grade 60 Minute Mineral Core (MC), Fire Rated Door, Add</i> <i>For Commercial Grade 90 Minute Mineral Core (MC), Rated Fire Door, Add</i> <i>For >50 To 100, Deduct</i> <i>For >100, Deduct</i>	915.80 -15.80 592.61 355.56 94.82 426.68 592.61 948.17 -48.93 -71.83	62.83
08 14 16 00-0616	EA		4'-0" x 7' x 1-3/4" Thick, 5 Ply, Particleboard Core (PC), Walnut Faced Wood Door <i>For 7 Ply Cold Press Construction, Deduct</i> <i>For Stave Lumber Core (SLC), Add</i> <i>For Structural Composite Lumber Core (SCLC), Add</i> <i>For Commercial Grade 45 Minute Particleboard Core (PC), Fire Rated Door, Add</i> <i>For Commercial Grade 45 Minute Mineral Core (MC), Fire Rated Door, Add</i> <i>For Commercial Grade 60 Minute Mineral Core (MC), Fire Rated Door, Add</i> <i>For Commercial Grade 90 Minute Mineral Core (MC), Rated Fire Door, Add</i> <i>For >50 To 100, Deduct</i> <i>For >100, Deduct</i>	991.09 -17.31 649.07 389.44 103.85 467.33 649.07 1,038.52 -52.70 -77.47	62.83
08 14 16 00-0617	EA		2'-0" x 8' x 1-3/4" Thick, 5 Ply, Particleboard Core (PC), Walnut Faced Wood Door <i>For 7 Ply Cold Press Construction, Deduct</i> <i>For Stave Lumber Core (SLC), Add</i> <i>For Structural Composite Lumber Core (SCLC), Add</i> <i>For Commercial Grade 45 Minute Particleboard Core (PC), Fire Rated Door, Add</i> <i>For Commercial Grade 45 Minute Mineral Core (MC), Fire Rated Door, Add</i> <i>For Commercial Grade 60 Minute Mineral Core (MC), Fire Rated Door, Add</i> <i>For Commercial Grade 90 Minute Mineral Core (MC), Rated Fire Door, Add</i> <i>For >50 To 100, Deduct</i> <i>For >100, Deduct</i> <i>For 9' Door Height, Add</i>	739.69 -12.58 471.83 283.10 75.49 339.71 471.83 754.92 -39.75 -58.24 132.11	55.29



		Openings	08
		Doors and Frames	08 10
		Wood Doors	08 14

MINOR	CSI	UOM	DESCRIPTION	TOTAL DIRECT UNIT COST	DEMOLITION UNIT COST
08 14 16 00-0618	EA		2'-4" x 8' x 1-3/4" Thick, 5 Ply, Particleboard Core (PC), Walnut Faced Wood Door For 7 Ply Cold Press Construction, Deduct For Stave Lumber Core (SLC), Add For Structural Composite Lumber Core (SCLC), Add For Commercial Grade 45 Minute Particleboard Core (PC), Fire Rated Door, Add For Commercial Grade 45 Minute Mineral Core (MC), Fire Rated Door, Add For Commercial Grade 60 Minute Mineral Core (MC), Fire Rated Door, Add For Commercial Grade 90 Minute Mineral Core (MC), Rated Fire Door, Add For >50 To 100, Deduct For >100, Deduct For 9' Door Height, Add	739.69 -12.58 471.83 283.10 75.49 339.71 471.83 754.92 -39.75 -58.24 132.11	55.29
08 14 16 00-0619	EA		2'-6" x 8' x 1-3/4" Thick, 5 Ply, Particleboard Core (PC), Walnut Faced Wood Door For 7 Ply Cold Press Construction, Deduct For Stave Lumber Core (SLC), Add For Structural Composite Lumber Core (SCLC), Add For Commercial Grade 45 Minute Particleboard Core (PC), Fire Rated Door, Add For Commercial Grade 45 Minute Mineral Core (MC), Fire Rated Door, Add For Commercial Grade 60 Minute Mineral Core (MC), Fire Rated Door, Add For Commercial Grade 90 Minute Mineral Core (MC), Rated Fire Door, Add For >50 To 100, Deduct For >100, Deduct For 9' Door Height, Add	744.91 -12.59 471.98 283.19 75.52 339.82 471.98 755.16 -40.14 -58.76 132.15	57.80
08 14 16 00-0620	EA		2'-8" x 8' x 1-3/4" Thick, 5 Ply, Particleboard Core (PC), Walnut Faced Wood Door For 7 Ply Cold Press Construction, Deduct For Stave Lumber Core (SLC), Add For Structural Composite Lumber Core (SCLC), Add For Commercial Grade 45 Minute Particleboard Core (PC), Fire Rated Door, Add For Commercial Grade 45 Minute Mineral Core (MC), Fire Rated Door, Add For Commercial Grade 60 Minute Mineral Core (MC), Fire Rated Door, Add For Commercial Grade 90 Minute Mineral Core (MC), Rated Fire Door, Add For >50 To 100, Deduct For >100, Deduct For 9' Door Height, Add	751.41 -12.72 476.85 286.11 76.30 343.33 476.85 762.96 -40.46 -59.25 133.52	57.80
08 14 16 00-0621	EA		2'-10" x 8' x 1-3/4" Thick, 5 Ply, Particleboard Core (PC), Walnut Faced Wood Door For 7 Ply Cold Press Construction, Deduct For Stave Lumber Core (SLC), Add For Structural Composite Lumber Core (SCLC), Add For Commercial Grade 45 Minute Particleboard Core (PC), Fire Rated Door, Add For Commercial Grade 45 Minute Mineral Core (MC), Fire Rated Door, Add For Commercial Grade 60 Minute Mineral Core (MC), Fire Rated Door, Add For Commercial Grade 90 Minute Mineral Core (MC), Rated Fire Door, Add For >50 To 100, Deduct For >100, Deduct For 9' Door Height, Add	768.35 -13.05 489.56 293.73 78.33 352.48 489.56 783.29 -41.31 -60.52 137.08	57.80
08 14 16 00-0622	EA		3'-0" x 8' x 1-3/4" Thick, 5 Ply, Particleboard Core (PC), Walnut Faced Wood Door For 7 Ply Cold Press Construction, Deduct For Stave Lumber Core (SLC), Add For Structural Composite Lumber Core (SCLC), Add For Commercial Grade 45 Minute Particleboard Core (PC), Fire Rated Door, Add For Commercial Grade 45 Minute Mineral Core (MC), Fire Rated Door, Add For Commercial Grade 60 Minute Mineral Core (MC), Fire Rated Door, Add For Commercial Grade 90 Minute Mineral Core (MC), Rated Fire Door, Add For >50 To 100, Deduct For >100, Deduct For 9' Door Height, Add	790.31 -13.39 502.26 301.36 80.36 361.63 502.26 803.62 -42.53 -62.29 140.63	60.32
08 14 16 00-0623	EA		3'-4" x 8' x 1-3/4" Thick, 5 Ply, Particleboard Core (PC), Walnut Faced Wood Door For 7 Ply Cold Press Construction, Deduct For Stave Lumber Core (SLC), Add For Structural Composite Lumber Core (SCLC), Add For Commercial Grade 45 Minute Particleboard Core (PC), Fire Rated Door, Add For Commercial Grade 45 Minute Mineral Core (MC), Fire Rated Door, Add For Commercial Grade 60 Minute Mineral Core (MC), Fire Rated Door, Add For Commercial Grade 90 Minute Mineral Core (MC), Rated Fire Door, Add For >50 To 100, Deduct For >100, Deduct For 9' Door Height, Add	834.30 -14.27 535.25 321.15 85.64 385.38 535.25 856.40 -44.73 -65.59 149.87	60.32
08 14 16 00-0624	EA		3'-6" x 8' x 1-3/4" Thick, 5 Ply, Particleboard Core (PC), Walnut Faced Wood Door For 7 Ply Cold Press Construction, Deduct For Stave Lumber Core (SLC), Add For Structural Composite Lumber Core (SCLC), Add For Commercial Grade 45 Minute Particleboard Core (PC), Fire Rated Door, Add For Commercial Grade 45 Minute Mineral Core (MC), Fire Rated Door, Add For Commercial Grade 60 Minute Mineral Core (MC), Fire Rated Door, Add For Commercial Grade 90 Minute Mineral Core (MC), Rated Fire Door, Add For >50 To 100, Deduct For >100, Deduct For 9' Door Height, Add	1,024.93 -17.99 674.45 404.67 107.91 485.61 674.45 1,079.12 -54.39 -80.01 188.85	62.83

08 Openings**08 10 Doors and Frames**

08 14 Wood Doors


**SAN BERNARDINO
COUNTY**

 MINOR
CSI UOM DESCRIPTION

 TOTAL DIRECT DEMOLITION
UNIT COST UNIT COST

08 14 16 00-0625	EA	3'-8" x 8' x 1-3/4" Thick, 5 Ply, Particleboard Core (PC), Walnut Faced Wood Door	1,069.89	62.83
		<i>For 7 Ply Cold Press Construction, Deduct</i>	-18.88	
		<i>For Stave Lumber Core (SLC), Add</i>	708.17	
		<i>For Structural Composite Lumber Core (SCLC), Add</i>	424.90	
		<i>For Commercial Grade 45 Minute Particleboard Core (PC), Fire Rated Door, Add</i>	113.31	
		<i>For Commercial Grade 45 Minute Mineral Core (MC), Fire Rated Door, Add</i>	509.88	
		<i>For Commercial Grade 60 Minute Mineral Core (MC), Fire Rated Door, Add</i>	708.17	
		<i>For Commercial Grade 90 Minute Mineral Core (MC), Rated Fire Door, Add</i>	1,133.08	
		<i>For >50 To 100, Deduct</i>	-56.64	
		<i>For >100, Deduct</i>	-83.38	
		<i>For 9' Door Height, Add</i>	198.29	
08 14 16 00-0626	EA	4'-0" x 8' x 1-3/4" Thick, 5 Ply, Particleboard Core (PC), Walnut Faced Wood Door	1,159.84	62.83
		<i>For 7 Ply Cold Press Construction, Deduct</i>	-20.68	
		<i>For Stave Lumber Core (SLC), Add</i>	775.64	
		<i>For Structural Composite Lumber Core (SCLC), Add</i>	465.38	
		<i>For Commercial Grade 45 Minute Particleboard Core (PC), Fire Rated Door, Add</i>	124.10	
		<i>For Commercial Grade 45 Minute Mineral Core (MC), Fire Rated Door, Add</i>	558.46	
		<i>For Commercial Grade 60 Minute Mineral Core (MC), Fire Rated Door, Add</i>	775.64	
		<i>For Commercial Grade 90 Minute Mineral Core (MC), Rated Fire Door, Add</i>	1,241.02	
		<i>For >50 To 100, Deduct</i>	-61.13	
		<i>For >100, Deduct</i>	-90.13	
		<i>For 9' Door Height, Add</i>	217.18	

08 14 16 00-0627 Lauan Faced Wood Doors (08 14 16 00-0440)

08 14 16 00-0628	EA	2'-0" x 6'-8" x 1-3/4" Thick, 3 Ply, Particleboard Core (PC), Lauan Faced Wood Door	310.54	55.29
		<i>For Commercial Grade 45 Minute Particleboard Core (PC), Fire Rated Door, Add</i>	23.99	
		<i>For Commercial Grade 45 Minute Mineral Core (MC), Fire Rated Door, Add</i>	107.97	
		<i>For Commercial Grade 60 Minute Mineral Core (MC), Fire Rated Door, Add</i>	149.96	
		<i>For Commercial Grade 90 Minute Mineral Core (MC), Rated Fire Door, Add</i>	239.94	
		<i>For >50 To 100, Deduct</i>	-18.29	
		<i>For >100, Deduct</i>	-26.06	
08 14 16 00-0629	EA	2'-4" x 6'-8" x 1-3/4" Thick, 3 Ply, Particleboard Core (PC), Lauan Faced Wood Door	310.54	55.29
		<i>For Commercial Grade 45 Minute Particleboard Core (PC), Fire Rated Door, Add</i>	23.99	
		<i>For Commercial Grade 45 Minute Mineral Core (MC), Fire Rated Door, Add</i>	107.97	
		<i>For Commercial Grade 60 Minute Mineral Core (MC), Fire Rated Door, Add</i>	149.96	
		<i>For Commercial Grade 90 Minute Mineral Core (MC), Rated Fire Door, Add</i>	239.94	
		<i>For >50 To 100, Deduct</i>	-18.29	
		<i>For >100, Deduct</i>	-26.06	
08 14 16 00-0630	EA	2'-6" x 6'-8" x 1-3/4" Thick, 3 Ply, Particleboard Core (PC), Lauan Faced Wood Door	316.13	57.80
		<i>For Commercial Grade 45 Minute Particleboard Core (PC), Fire Rated Door, Add</i>	24.06	
		<i>For Commercial Grade 45 Minute Mineral Core (MC), Fire Rated Door, Add</i>	108.28	
		<i>For Commercial Grade 60 Minute Mineral Core (MC), Fire Rated Door, Add</i>	150.39	
		<i>For Commercial Grade 90 Minute Mineral Core (MC), Rated Fire Door, Add</i>	240.62	
		<i>For >50 To 100, Deduct</i>	-18.70	
		<i>For >100, Deduct</i>	-26.60	
08 14 16 00-0631	EA	2'-8" x 6'-8" x 1-3/4" Thick, 3 Ply, Particleboard Core (PC), Lauan Faced Wood Door	321.90	57.80
		<i>For Commercial Grade 45 Minute Particleboard Core (PC), Fire Rated Door, Add</i>	24.75	
		<i>For Commercial Grade 45 Minute Mineral Core (MC), Fire Rated Door, Add</i>	111.40	
		<i>For Commercial Grade 60 Minute Mineral Core (MC), Fire Rated Door, Add</i>	154.72	
		<i>For Commercial Grade 90 Minute Mineral Core (MC), Rated Fire Door, Add</i>	247.55	
		<i>For >50 To 100, Deduct</i>	-18.99	
		<i>For >100, Deduct</i>	-27.03	
08 14 16 00-0632	EA	2'-10" x 6'-8" x 1-3/4" Thick, 3 Ply, Particleboard Core (PC), Lauan Faced Wood Door	323.98	57.80
		<i>For Commercial Grade 45 Minute Particleboard Core (PC), Fire Rated Door, Add</i>	25.00	
		<i>For Commercial Grade 45 Minute Mineral Core (MC), Fire Rated Door, Add</i>	112.52	
		<i>For Commercial Grade 60 Minute Mineral Core (MC), Fire Rated Door, Add</i>	156.28	
		<i>For Commercial Grade 90 Minute Mineral Core (MC), Rated Fire Door, Add</i>	250.04	
		<i>For >50 To 100, Deduct</i>	-19.09	
		<i>For >100, Deduct</i>	-27.19	
08 14 16 00-0633	EA	3'-0" x 6'-8" x 1-3/4" Thick, 3 Ply, Particleboard Core (PC), Lauan Faced Wood Door	331.08	60.32
		<i>For Commercial Grade 45 Minute Particleboard Core (PC), Fire Rated Door, Add</i>	25.25	
		<i>For Commercial Grade 45 Minute Mineral Core (MC), Fire Rated Door, Add</i>	113.64	
		<i>For Commercial Grade 60 Minute Mineral Core (MC), Fire Rated Door, Add</i>	157.84	
		<i>For Commercial Grade 90 Minute Mineral Core (MC), Rated Fire Door, Add</i>	252.54	
		<i>For >50 To 100, Deduct</i>	-19.57	
		<i>For >100, Deduct</i>	-27.85	
08 14 16 00-0634	EA	3'-4" x 6'-8" x 1-3/4" Thick, 3 Ply, Particleboard Core (PC), Lauan Faced Wood Door	350.10	60.32
		<i>For Commercial Grade 45 Minute Particleboard Core (PC), Fire Rated Door, Add</i>	27.54	
		<i>For Commercial Grade 45 Minute Mineral Core (MC), Fire Rated Door, Add</i>	123.91	
		<i>For Commercial Grade 60 Minute Mineral Core (MC), Fire Rated Door, Add</i>	172.10	
		<i>For Commercial Grade 90 Minute Mineral Core (MC), Rated Fire Door, Add</i>	275.36	
		<i>For >50 To 100, Deduct</i>	-20.52	
		<i>For >100, Deduct</i>	-29.27	
08 14 16 00-0635	EA	3'-6" x 6'-8" x 1-3/4" Thick, 3 Ply, Particleboard Core (PC), Lauan Faced Wood Door	371.49	62.83
		<i>For Commercial Grade 45 Minute Particleboard Core (PC), Fire Rated Door, Add</i>	29.50	
		<i>For Commercial Grade 45 Minute Mineral Core (MC), Fire Rated Door, Add</i>	132.75	
		<i>For Commercial Grade 60 Minute Mineral Core (MC), Fire Rated Door, Add</i>	184.37	
		<i>For Commercial Grade 90 Minute Mineral Core (MC), Rated Fire Door, Add</i>	295.00	
		<i>For >50 To 100, Deduct</i>	-21.72	
		<i>For >100, Deduct</i>	-31.00	



Openings	08	08
Doors and Frames	08 10	
Wood Doors	08 14	

MINOR	CSI	UOM	DESCRIPTION	TOTAL DIRECT UNIT COST	DEMOLITION UNIT COST
08 14 16 00-0636	EA		3'-8" x 6'-8" x 1-3/4" Thick, 3 Ply, Particleboard Core (PC), Luan Faced Wood Door For Commercial Grade 45 Minute Particleboard Core (PC), Fire Rated Door, Add For Commercial Grade 45 Minute Mineral Core (MC), Fire Rated Door, Add For Commercial Grade 60 Minute Mineral Core (MC), Fire Rated Door, Add For Commercial Grade 90 Minute Mineral Core (MC), Rated Fire Door, Add For >50 To 100, Deduct For >100, Deduct	383.79 30.98 139.39 193.60 309.76 -22.33 -31.93	62.83
08 14 16 00-0637	EA		4'-0" x 6'-8" x 1-3/4" Thick, 3 Ply, Particleboard Core (PC), Luan Faced Wood Door For Commercial Grade 45 Minute Particleboard Core (PC), Fire Rated Door, Add For Commercial Grade 45 Minute Mineral Core (MC), Fire Rated Door, Add For Commercial Grade 60 Minute Mineral Core (MC), Fire Rated Door, Add For Commercial Grade 90 Minute Mineral Core (MC), Rated Fire Door, Add For >50 To 100, Deduct For >100, Deduct	408.38 33.93 152.67 212.04 339.26 -23.56 -33.77	62.83
08 14 16 00-0638	EA		2'-0" x 7' x 1-3/4" Thick, 3 Ply, Particleboard Core (PC), Luan Faced Wood Door For Commercial Grade 45 Minute Particleboard Core (PC), Fire Rated Door, Add For Commercial Grade 45 Minute Mineral Core (MC), Fire Rated Door, Add For Commercial Grade 60 Minute Mineral Core (MC), Fire Rated Door, Add For Commercial Grade 90 Minute Mineral Core (MC), Rated Fire Door, Add For >50 To 100, Deduct For >100, Deduct	322.16 25.39 114.25 158.68 253.88 -18.87 -26.93	55.29
08 14 16 00-0639	EA		2'-4" x 7' x 1-3/4" Thick, 3 Ply, Particleboard Core (PC), Luan Faced Wood Door For Commercial Grade 45 Minute Particleboard Core (PC), Fire Rated Door, Add For Commercial Grade 45 Minute Mineral Core (MC), Fire Rated Door, Add For Commercial Grade 60 Minute Mineral Core (MC), Fire Rated Door, Add For Commercial Grade 90 Minute Mineral Core (MC), Rated Fire Door, Add For >50 To 100, Deduct For >100, Deduct	322.16 25.39 114.25 158.68 253.88 -18.87 -26.93	55.29
08 14 16 00-0640	EA		2'-6" x 7' x 1-3/4" Thick, 3 Ply, Particleboard Core (PC), Luan Faced Wood Door For Commercial Grade 45 Minute Particleboard Core (PC), Fire Rated Door, Add For Commercial Grade 45 Minute Mineral Core (MC), Fire Rated Door, Add For Commercial Grade 60 Minute Mineral Core (MC), Fire Rated Door, Add For Commercial Grade 90 Minute Mineral Core (MC), Rated Fire Door, Add For >50 To 100, Deduct For >100, Deduct	327.80 25.46 114.58 159.14 254.63 -19.28 -27.48	57.80
08 14 16 00-0641	EA		2'-8" x 7' x 1-3/4" Thick, 3 Ply, Particleboard Core (PC), Luan Faced Wood Door For Commercial Grade 45 Minute Particleboard Core (PC), Fire Rated Door, Add For Commercial Grade 45 Minute Mineral Core (MC), Fire Rated Door, Add For Commercial Grade 60 Minute Mineral Core (MC), Fire Rated Door, Add For Commercial Grade 90 Minute Mineral Core (MC), Rated Fire Door, Add For >50 To 100, Deduct For >100, Deduct	333.89 26.19 117.87 163.71 261.94 -19.58 -27.93	57.80
08 14 16 00-0642	EA		2'-10" x 7' x 1-3/4" Thick, 3 Ply, Particleboard Core (PC), Luan Faced Wood Door For Commercial Grade 45 Minute Particleboard Core (PC), Fire Rated Door, Add For Commercial Grade 45 Minute Mineral Core (MC), Fire Rated Door, Add For Commercial Grade 60 Minute Mineral Core (MC), Fire Rated Door, Add For Commercial Grade 90 Minute Mineral Core (MC), Rated Fire Door, Add For >50 To 100, Deduct For >100, Deduct	336.11 26.46 119.07 165.38 264.60 -19.70 -28.10	57.80
08 14 16 00-0643	EA		3'-0" x 7' x 1-3/4" Thick, 3 Ply, Particleboard Core (PC), Luan Faced Wood Door For Commercial Grade 45 Minute Particleboard Core (PC), Fire Rated Door, Add For Commercial Grade 45 Minute Mineral Core (MC), Fire Rated Door, Add For Commercial Grade 60 Minute Mineral Core (MC), Fire Rated Door, Add For Commercial Grade 90 Minute Mineral Core (MC), Rated Fire Door, Add For >50 To 100, Deduct For >100, Deduct	343.33 26.72 120.26 167.03 267.24 -20.18 -28.77	60.32
08 14 16 00-0644	EA		3'-4" x 7' x 1-3/4" Thick, 3 Ply, Particleboard Core (PC), Luan Faced Wood Door For Commercial Grade 45 Minute Particleboard Core (PC), Fire Rated Door, Add For Commercial Grade 45 Minute Mineral Core (MC), Fire Rated Door, Add For Commercial Grade 60 Minute Mineral Core (MC), Fire Rated Door, Add For Commercial Grade 90 Minute Mineral Core (MC), Rated Fire Door, Add For >50 To 100, Deduct For >100, Deduct	363.45 29.14 131.12 182.12 291.38 -21.19 -30.27	60.32
08 14 16 00-0645	EA		3'-6" x 7' x 1-3/4" Thick, 3 Ply, Particleboard Core (PC), Luan Faced Wood Door For Commercial Grade 45 Minute Particleboard Core (PC), Fire Rated Door, Add For Commercial Grade 45 Minute Mineral Core (MC), Fire Rated Door, Add For Commercial Grade 60 Minute Mineral Core (MC), Fire Rated Door, Add For Commercial Grade 90 Minute Mineral Core (MC), Rated Fire Door, Add For >50 To 100, Deduct For >100, Deduct	385.81 31.22 140.48 195.11 312.18 -22.43 -32.08	62.83
08 14 16 00-0646	EA		3'-8" x 7' x 1-3/4" Thick, 3 Ply, Particleboard Core (PC), Luan Faced Wood Door For Commercial Grade 45 Minute Particleboard Core (PC), Fire Rated Door, Add For Commercial Grade 45 Minute Mineral Core (MC), Fire Rated Door, Add For Commercial Grade 60 Minute Mineral Core (MC), Fire Rated Door, Add For Commercial Grade 90 Minute Mineral Core (MC), Rated Fire Door, Add For >50 To 100, Deduct For >100, Deduct	398.81 32.78 147.50 204.86 327.78 -23.08 -33.05	62.83
08 14 16 00-0647	EA		4'-0" x 7' x 1-3/4" Thick, 3 Ply, Particleboard Core (PC), Luan Faced Wood Door For Commercial Grade 45 Minute Particleboard Core (PC), Fire Rated Door, Add For Commercial Grade 45 Minute Mineral Core (MC), Fire Rated Door, Add For Commercial Grade 60 Minute Mineral Core (MC), Fire Rated Door, Add For Commercial Grade 90 Minute Mineral Core (MC), Rated Fire Door, Add For >50 To 100, Deduct For >100, Deduct	424.84 35.90 161.56 224.39 359.02 -24.38 -35.00	62.83

08 Openings**08 10 Doors and Frames**

08 14 Wood Doors


**SAN BERNARDINO
COUNTY**

MINOR CSI UOM DESCRIPTION	TOTAL DIRECT UNIT COST	DEMOLITION UNIT COST
08 14 16 00-0648 EA 2'-0" x 8' x 1-3/4" Thick, 3 Ply, Particleboard Core (PC), Luan Faced Wood Door <i>For Commercial Grade 45 Minute Particleboard Core (PC), Fire Rated Door, Add</i> <i>For Commercial Grade 45 Minute Mineral Core (MC), Fire Rated Door, Add</i> <i>For Commercial Grade 60 Minute Mineral Core (MC), Fire Rated Door, Add</i> <i>For Commercial Grade 90 Minute Mineral Core (MC), Rated Fire Door, Add</i> <i>For >50 To 100, Deduct</i> <i>For >100, Deduct</i> <i>For 9' Door Height, Add</i>	363.40 30.34 136.52 189.61 303.37 -20.93 -30.02 53.09	55.29
08 14 16 00-0649 EA 2'-4" x 8' x 1-3/4" Thick, 3 Ply, Particleboard Core (PC), Luan Faced Wood Door <i>For Commercial Grade 45 Minute Particleboard Core (PC), Fire Rated Door, Add</i> <i>For Commercial Grade 45 Minute Mineral Core (MC), Fire Rated Door, Add</i> <i>For Commercial Grade 60 Minute Mineral Core (MC), Fire Rated Door, Add</i> <i>For Commercial Grade 90 Minute Mineral Core (MC), Rated Fire Door, Add</i> <i>For >50 To 100, Deduct</i> <i>For >100, Deduct</i> <i>For 9' Door Height, Add</i>	363.40 30.34 136.52 189.61 303.37 -20.93 -30.02 53.09	55.29
08 14 16 00-0650 EA 2'-6" x 8' x 1-3/4" Thick, 3 Ply, Particleboard Core (PC), Luan Faced Wood Door <i>For Commercial Grade 45 Minute Particleboard Core (PC), Fire Rated Door, Add</i> <i>For Commercial Grade 45 Minute Mineral Core (MC), Fire Rated Door, Add</i> <i>For Commercial Grade 60 Minute Mineral Core (MC), Fire Rated Door, Add</i> <i>For Commercial Grade 90 Minute Mineral Core (MC), Rated Fire Door, Add</i> <i>For >50 To 100, Deduct</i> <i>For >100, Deduct</i> <i>For 9' Door Height, Add</i>	369.16 30.43 136.92 190.16 304.26 -21.35 -30.58 53.25	57.80
08 14 16 00-0651 EA 2'-8" x 8' x 1-3/4" Thick, 3 Ply, Particleboard Core (PC), Luan Faced Wood Door <i>For Commercial Grade 45 Minute Particleboard Core (PC), Fire Rated Door, Add</i> <i>For Commercial Grade 45 Minute Mineral Core (MC), Fire Rated Door, Add</i> <i>For Commercial Grade 60 Minute Mineral Core (MC), Fire Rated Door, Add</i> <i>For Commercial Grade 90 Minute Mineral Core (MC), Rated Fire Door, Add</i> <i>For >50 To 100, Deduct</i> <i>For >100, Deduct</i> <i>For 9' Door Height, Add</i>	376.46 31.30 140.86 195.64 313.02 -21.71 -31.12 54.78	57.80
08 14 16 00-0652 EA 2'-10" x 8' x 1-3/4" Thick, 3 Ply, Particleboard Core (PC), Luan Faced Wood Door <i>For Commercial Grade 45 Minute Particleboard Core (PC), Fire Rated Door, Add</i> <i>For Commercial Grade 45 Minute Mineral Core (MC), Fire Rated Door, Add</i> <i>For Commercial Grade 60 Minute Mineral Core (MC), Fire Rated Door, Add</i> <i>For Commercial Grade 90 Minute Mineral Core (MC), Rated Fire Door, Add</i> <i>For >50 To 100, Deduct</i> <i>For >100, Deduct</i> <i>For 9' Door Height, Add</i>	379.12 31.62 142.30 197.63 316.21 -21.85 -31.32 55.34	57.80
08 14 16 00-0653 EA 3'-0" x 8' x 1-3/4" Thick, 3 Ply, Particleboard Core (PC), Luan Faced Wood Door <i>For Commercial Grade 45 Minute Particleboard Core (PC), Fire Rated Door, Add</i> <i>For Commercial Grade 45 Minute Mineral Core (MC), Fire Rated Door, Add</i> <i>For Commercial Grade 60 Minute Mineral Core (MC), Fire Rated Door, Add</i> <i>For Commercial Grade 90 Minute Mineral Core (MC), Rated Fire Door, Add</i> <i>For >50 To 100, Deduct</i> <i>For >100, Deduct</i> <i>For 9' Door Height, Add</i>	386.76 31.94 143.71 199.60 319.36 -22.35 -32.02 55.89	60.32
08 14 16 00-0654 EA 3'-4" x 8' x 1-3/4" Thick, 3 Ply, Particleboard Core (PC), Luan Faced Wood Door <i>For Commercial Grade 45 Minute Particleboard Core (PC), Fire Rated Door, Add</i> <i>For Commercial Grade 45 Minute Mineral Core (MC), Fire Rated Door, Add</i> <i>For Commercial Grade 60 Minute Mineral Core (MC), Fire Rated Door, Add</i> <i>For Commercial Grade 90 Minute Mineral Core (MC), Rated Fire Door, Add</i> <i>For >50 To 100, Deduct</i> <i>For >100, Deduct</i> <i>For 9' Door Height, Add</i>	410.81 34.82 156.70 217.64 348.22 -23.56 -33.83 60.94	60.32
08 14 16 00-0655 EA 3'-6" x 8' x 1-3/4" Thick, 3 Ply, Particleboard Core (PC), Luan Faced Wood Door <i>For Commercial Grade 45 Minute Particleboard Core (PC), Fire Rated Door, Add</i> <i>For Commercial Grade 45 Minute Mineral Core (MC), Fire Rated Door, Add</i> <i>For Commercial Grade 60 Minute Mineral Core (MC), Fire Rated Door, Add</i> <i>For Commercial Grade 90 Minute Mineral Core (MC), Rated Fire Door, Add</i> <i>For >50 To 100, Deduct</i> <i>For >100, Deduct</i> <i>For 9' Door Height, Add</i>	436.53 37.30 167.87 233.15 373.04 -24.97 -35.88 65.28	62.83
08 14 16 00-0656 EA 3'-8" x 8' x 1-3/4" Thick, 3 Ply, Particleboard Core (PC), Luan Faced Wood Door <i>For Commercial Grade 45 Minute Particleboard Core (PC), Fire Rated Door, Add</i> <i>For Commercial Grade 45 Minute Mineral Core (MC), Fire Rated Door, Add</i> <i>For Commercial Grade 60 Minute Mineral Core (MC), Fire Rated Door, Add</i> <i>For Commercial Grade 90 Minute Mineral Core (MC), Rated Fire Door, Add</i> <i>For >50 To 100, Deduct</i> <i>For >100, Deduct</i> <i>For 9' Door Height, Add</i>	452.06 39.17 176.26 244.80 391.68 -25.74 -37.05 68.54	62.83
08 14 16 00-0657 EA 4'-0" x 8' x 1-3/4" Thick, 3 Ply, Particleboard Core (PC), Luan Faced Wood Door <i>For Commercial Grade 45 Minute Particleboard Core (PC), Fire Rated Door, Add</i> <i>For Commercial Grade 45 Minute Mineral Core (MC), Fire Rated Door, Add</i> <i>For Commercial Grade 60 Minute Mineral Core (MC), Fire Rated Door, Add</i> <i>For Commercial Grade 90 Minute Mineral Core (MC), Rated Fire Door, Add</i> <i>For >50 To 100, Deduct</i> <i>For >100, Deduct</i> <i>For 9' Door Height, Add</i>	483.19 42.90 193.07 268.15 429.04 -27.30 -39.38 75.08	62.83

08 14 16 00-0658 Medium Density Overlay (MDO) Wood Doors (08 14 16 00-0440)



MINOR	CSI	UOM	DESCRIPTION	TOTAL DIRECT UNIT COST	DEMOLITION UNIT COST
08 14 16 00-0659	EA		2'-0" x 6'-8" x 1-3/4" Thick, 5 Ply, Particleboard Core (PC), Medium Density Overlay (MDO) Faced Wood Door For Stave Lumber Core (SLC), Add For Structural Composite Lumber Core (SCLC), Add For Commercial Grade 45 Minute Particleboard Core (PC), Fire Rated Door, Add For >50 To 100, Deduct For >100, Deduct	319.02 156.32 93.79 25.01 -18.72 -26.69	55.29
08 14 16 00-0660	EA		2'-4" x 6'-8" x 1-3/4" Thick, 5 Ply, Particleboard Core (PC), Medium Density Overlay (MDO) Faced Wood Door For Stave Lumber Core (SLC), Add For Structural Composite Lumber Core (SCLC), Add For Commercial Grade 45 Minute Particleboard Core (PC), Fire Rated Door, Add For >50 To 100, Deduct For >100, Deduct	319.02 156.32 93.79 25.01 -18.72 -26.69	55.29
08 14 16 00-0661	EA		2'-6" x 6'-8" x 1-3/4" Thick, 5 Ply, Particleboard Core (PC), Medium Density Overlay (MDO) Faced Wood Door For Stave Lumber Core (SLC), Add For Structural Composite Lumber Core (SCLC), Add For Commercial Grade 45 Minute Particleboard Core (PC), Fire Rated Door, Add For >50 To 100, Deduct For >100, Deduct	336.11 165.38 99.23 26.46 -19.70 -28.10	57.80
08 14 16 00-0662	EA		2'-8" x 6'-8" x 1-3/4" Thick, 5 Ply, Particleboard Core (PC), Medium Density Overlay (MDO) Faced Wood Door For Stave Lumber Core (SLC), Add For Structural Composite Lumber Core (SCLC), Add For Commercial Grade 45 Minute Particleboard Core (PC), Fire Rated Door, Add For >50 To 100, Deduct For >100, Deduct	348.15 174.41 104.64 27.90 -20.30 -29.00	57.80
08 14 16 00-0663	EA		2'-10" x 6'-8" x 1-3/4" Thick, 5 Ply, Particleboard Core (PC), Medium Density Overlay (MDO) Faced Wood Door For Stave Lumber Core (SLC), Add For Structural Composite Lumber Core (SCLC), Add For Commercial Grade 45 Minute Particleboard Core (PC), Fire Rated Door, Add For >50 To 100, Deduct For >100, Deduct	350.40 176.09 105.66 28.17 -20.41 -29.17	57.80
08 14 16 00-0664	EA		3'-0" x 6'-8" x 1-3/4" Thick, 5 Ply, Particleboard Core (PC), Medium Density Overlay (MDO) Faced Wood Door For Stave Lumber Core (SLC), Add For Structural Composite Lumber Core (SCLC), Add For Commercial Grade 45 Minute Particleboard Core (PC), Fire Rated Door, Add For >50 To 100, Deduct For >100, Deduct	357.69 177.80 106.68 28.45 -20.90 -29.84	60.32
08 14 16 00-0665	EA		3'-4" x 6'-8" x 1-3/4" Thick, 5 Ply, Particleboard Core (PC), Medium Density Overlay (MDO) Faced Wood Door For Stave Lumber Core (SLC), Add For Structural Composite Lumber Core (SCLC), Add For Commercial Grade 45 Minute Particleboard Core (PC), Fire Rated Door, Add For >50 To 100, Deduct For >100, Deduct	383.82 197.39 118.44 31.58 -22.21 -31.80	60.32
08 14 16 00-0666	EA		3'-6" x 6'-8" x 1-3/4" Thick, 5 Ply, Particleboard Core (PC), Medium Density Overlay (MDO) Faced Wood Door For Stave Lumber Core (SLC), Add For Structural Composite Lumber Core (SCLC), Add For Commercial Grade 45 Minute Particleboard Core (PC), Fire Rated Door, Add For >50 To 100, Deduct For >100, Deduct	436.56 233.18 139.91 37.31 -24.97 -35.88	62.83
08 14 16 00-0667	EA		3'-8" x 6'-8" x 1-3/4" Thick, 5 Ply, Particleboard Core (PC), Medium Density Overlay (MDO) Faced Wood Door For Stave Lumber Core (SLC), Add For Structural Composite Lumber Core (SCLC), Add For Commercial Grade 45 Minute Particleboard Core (PC), Fire Rated Door, Add For >50 To 100, Deduct For >100, Deduct	452.12 244.85 146.91 39.18 -25.75 -37.05	62.83
08 14 16 00-0668	EA		4'-0" x 6'-8" x 1-3/4" Thick, 5 Ply, Particleboard Core (PC), Medium Density Overlay (MDO) Faced Wood Door For Stave Lumber Core (SLC), Add For Structural Composite Lumber Core (SCLC), Add For Commercial Grade 45 Minute Particleboard Core (PC), Fire Rated Door, Add For >50 To 100, Deduct For >100, Deduct	483.19 268.15 160.89 42.90 -27.30 -39.38	62.83
08 14 16 00-0669	EA		2'-0" x 7' x 1-3/4" Thick, 5 Ply, Particleboard Core (PC), Medium Density Overlay (MDO) Faced Wood Door For Stave Lumber Core (SLC), Add For Structural Composite Lumber Core (SCLC), Add For Commercial Grade 45 Minute Particleboard Core (PC), Fire Rated Door, Add For >50 To 100, Deduct For >100, Deduct	331.16 165.43 99.26 26.47 -19.32 -27.60	55.29
08 14 16 00-0670	EA		2'-4" x 7' x 1-3/4" Thick, 5 Ply, Particleboard Core (PC), Medium Density Overlay (MDO) Faced Wood Door For Stave Lumber Core (SLC), Add For Structural Composite Lumber Core (SCLC), Add For Commercial Grade 45 Minute Particleboard Core (PC), Fire Rated Door, Add For >50 To 100, Deduct For >100, Deduct	331.16 165.43 99.26 26.47 -19.32 -27.60	55.29
08 14 16 00-0671	EA		2'-6" x 7' x 1-3/4" Thick, 5 Ply, Particleboard Core (PC), Medium Density Overlay (MDO) Faced Wood Door For Stave Lumber Core (SLC), Add For Structural Composite Lumber Core (SCLC), Add For Commercial Grade 45 Minute Particleboard Core (PC), Fire Rated Door, Add For >50 To 100, Deduct For >100, Deduct	348.95 175.01 105.00 28.00 -20.34 -29.06	57.80
08 14 16 00-0672	EA		2'-8" x 7' x 1-3/4" Thick, 5 Ply, Particleboard Core (PC), Medium Density Overlay (MDO) Faced Wood Door For Stave Lumber Core (SLC), Add For Structural Composite Lumber Core (SCLC), Add For Commercial Grade 45 Minute Particleboard Core (PC), Fire Rated Door, Add For >50 To 100, Deduct For >100, Deduct	361.70 184.57 110.74 29.53 -20.98 -30.02	57.80

08 Openings**08 10 Doors and Frames****08 14 Wood Doors**

MINOR	CSI	UOM	DESCRIPTION	TOTAL DIRECT UNIT COST	DEMOLITION UNIT COST
08 14 16 00-0673	EA		2'-10" x 7' x 1-3/4" Thick, 5 Ply, Particleboard Core (PC), Medium Density Overlay (MDO) Faced Wood Door.....	364.07	57.80
			<i>For Stave Lumber Core (SLC), Add</i>	186.35	
			<i>For Structural Composite Lumber Core (SCLC), Add</i>	111.81	
			<i>For Commercial Grade 45 Minute Particleboard Core (PC), Fire Rated Door, Add</i>	29.82	
			<i>For >50 To 100, Deduct</i>	-21.09	
			<i>For >100, Deduct</i>	-30.20	
08 14 16 00-0674	EA		3'-0" x 7' x 1-3/4" Thick, 5 Ply, Particleboard Core (PC), Medium Density Overlay (MDO) Faced Wood Door.....	371.49	60.32
			<i>For Stave Lumber Core (SLC), Add</i>	188.15	
			<i>For Structural Composite Lumber Core (SCLC), Add</i>	112.89	
			<i>For Commercial Grade 45 Minute Particleboard Core (PC), Fire Rated Door, Add</i>	30.10	
			<i>For >50 To 100, Deduct</i>	-21.59	
			<i>For >100, Deduct</i>	-30.88	
08 14 16 00-0675	EA		3'-4" x 7' x 1-3/4" Thick, 5 Ply, Particleboard Core (PC), Medium Density Overlay (MDO) Faced Wood Door.....	399.13	60.32
			<i>For Stave Lumber Core (SLC), Add</i>	208.88	
			<i>For Structural Composite Lumber Core (SCLC), Add</i>	125.33	
			<i>For Commercial Grade 45 Minute Particleboard Core (PC), Fire Rated Door, Add</i>	33.42	
			<i>For >50 To 100, Deduct</i>	-22.97	
			<i>For >100, Deduct</i>	-32.95	
08 14 16 00-0676	EA		3'-6" x 7' x 1-3/4" Thick, 5 Ply, Particleboard Core (PC), Medium Density Overlay (MDO) Faced Wood Door.....	454.65	62.83
			<i>For Stave Lumber Core (SLC), Add</i>	246.74	
			<i>For Structural Composite Lumber Core (SCLC), Add</i>	148.05	
			<i>For Commercial Grade 45 Minute Particleboard Core (PC), Fire Rated Door, Add</i>	39.48	
			<i>For >50 To 100, Deduct</i>	-25.87	
			<i>For >100, Deduct</i>	-37.24	
08 14 16 00-0677	EA		3'-8" x 7' x 1-3/4" Thick, 5 Ply, Particleboard Core (PC), Medium Density Overlay (MDO) Faced Wood Door.....	471.11	62.83
			<i>For Stave Lumber Core (SLC), Add</i>	259.09	
			<i>For Structural Composite Lumber Core (SCLC), Add</i>	155.45	
			<i>For Commercial Grade 45 Minute Particleboard Core (PC), Fire Rated Door, Add</i>	41.45	
			<i>For >50 To 100, Deduct</i>	-26.70	
			<i>For >100, Deduct</i>	-38.47	
08 14 16 00-0678	EA		4'-0" x 7' x 1-3/4" Thick, 5 Ply, Particleboard Core (PC), Medium Density Overlay (MDO) Faced Wood Door.....	504.00	62.83
			<i>For Stave Lumber Core (SLC), Add</i>	283.76	
			<i>For Structural Composite Lumber Core (SCLC), Add</i>	170.25	
			<i>For Commercial Grade 45 Minute Particleboard Core (PC), Fire Rated Door, Add</i>	45.40	
			<i>For >50 To 100, Deduct</i>	-28.34	
			<i>For >100, Deduct</i>	-40.94	
08 14 16 00-0679	EA		2'-0" x 8' x 1-3/4" Thick, 5 Ply, Particleboard Core (PC), Medium Density Overlay (MDO) Faced Wood Door.....	374.16	55.29
			<i>For Stave Lumber Core (SLC), Add</i>	197.68	
			<i>For Structural Composite Lumber Core (SCLC), Add</i>	118.61	
			<i>For Commercial Grade 45 Minute Particleboard Core (PC), Fire Rated Door, Add</i>	31.63	
			<i>For >50 To 100, Deduct</i>	-21.47	
			<i>For >100, Deduct</i>	-30.83	
			<i>For 9' Door Height, Add</i>	55.35	
08 14 16 00-0680	EA		2'-4" x 8' x 1-3/4" Thick, 5 Ply, Particleboard Core (PC), Medium Density Overlay (MDO) Faced Wood Door.....	374.16	55.29
			<i>For Stave Lumber Core (SLC), Add</i>	197.68	
			<i>For Structural Composite Lumber Core (SCLC), Add</i>	118.61	
			<i>For Commercial Grade 45 Minute Particleboard Core (PC), Fire Rated Door, Add</i>	31.63	
			<i>For >50 To 100, Deduct</i>	-21.47	
			<i>For >100, Deduct</i>	-30.83	
			<i>For 9' Door Height, Add</i>	55.35	
08 14 16 00-0681	EA		2'-6" x 8' x 1-3/4" Thick, 5 Ply, Particleboard Core (PC), Medium Density Overlay (MDO) Faced Wood Door.....	394.46	57.80
			<i>For Stave Lumber Core (SLC), Add</i>	209.14	
			<i>For Structural Composite Lumber Core (SCLC), Add</i>	125.48	
			<i>For Commercial Grade 45 Minute Particleboard Core (PC), Fire Rated Door, Add</i>	33.46	
			<i>For >50 To 100, Deduct</i>	-22.61	
			<i>For >100, Deduct</i>	-32.47	
			<i>For 9' Door Height, Add</i>	58.56	
08 14 16 00-0682	EA		2'-8" x 8' x 1-3/4" Thick, 5 Ply, Particleboard Core (PC), Medium Density Overlay (MDO) Faced Wood Door.....	409.70	57.80
			<i>For Stave Lumber Core (SLC), Add</i>	220.57	
			<i>For Structural Composite Lumber Core (SCLC), Add</i>	132.34	
			<i>For Commercial Grade 45 Minute Particleboard Core (PC), Fire Rated Door, Add</i>	35.29	
			<i>For >50 To 100, Deduct</i>	-23.38	
			<i>For >100, Deduct</i>	-33.62	
			<i>For 9' Door Height, Add</i>	61.76	
08 14 16 00-0683	EA		2'-10" x 8' x 1-3/4" Thick, 5 Ply, Particleboard Core (PC), Medium Density Overlay (MDO) Faced Wood Door.....	412.52	57.80
			<i>For Stave Lumber Core (SLC), Add</i>	222.68	
			<i>For Structural Composite Lumber Core (SCLC), Add</i>	133.61	
			<i>For Commercial Grade 45 Minute Particleboard Core (PC), Fire Rated Door, Add</i>	35.63	
			<i>For >50 To 100, Deduct</i>	-23.52	
			<i>For >100, Deduct</i>	-33.83	
			<i>For 9' Door Height, Add</i>	62.35	
08 14 16 00-0684	EA		3'-0" x 8' x 1-3/4" Thick, 5 Ply, Particleboard Core (PC), Medium Density Overlay (MDO) Faced Wood Door.....	420.42	60.32
			<i>For Stave Lumber Core (SLC), Add</i>	224.84	
			<i>For Structural Composite Lumber Core (SCLC), Add</i>	134.91	
			<i>For Commercial Grade 45 Minute Particleboard Core (PC), Fire Rated Door, Add</i>	35.97	
			<i>For >50 To 100, Deduct</i>	-24.04	
			<i>For >100, Deduct</i>	-34.55	
			<i>For 9' Door Height, Add</i>	62.96	
08 14 16 00-0685	EA		3'-4" x 8' x 1-3/4" Thick, 5 Ply, Particleboard Core (PC), Medium Density Overlay (MDO) Faced Wood Door.....	453.43	60.32
			<i>For Stave Lumber Core (SLC), Add</i>	249.60	
			<i>For Structural Composite Lumber Core (SCLC), Add</i>	149.76	
			<i>For Commercial Grade 45 Minute Particleboard Core (PC), Fire Rated Door, Add</i>	39.94	
			<i>For >50 To 100, Deduct</i>	-25.69	
			<i>For >100, Deduct</i>	-37.02	
			<i>For 9' Door Height, Add</i>	69.89	



MINOR	CSI	UOM	DESCRIPTION	TOTAL DIRECT UNIT COST	DEMOLITION UNIT COST
08 14 16 00-0686	EA		3'-6" x 8' x 1-3/4" Thick, 5 Ply, Particleboard Core (PC), Medium Density Overlay (MDO) Faced Wood Door..... <i>For Stave Lumber Core (SLC), Add</i> <i>For Structural Composite Lumber Core (SCLC), Add</i> <i>For Commercial Grade 45 Minute Particleboard Core (PC), Fire Rated Door, Add</i> <i>For >50 To 100, Deduct</i> <i>For >100, Deduct</i> <i>For 9' Door Height, Add</i>	518.79 294.65 176.91 47.18 -29.08 -42.05 82.56	62.83
08 14 16 00-0687	EA		3'-8" x 8' x 1-3/4" Thick, 5 Ply, Particleboard Core (PC), Medium Density Overlay (MDO) Faced Wood Door..... <i>For Stave Lumber Core (SLC), Add</i> <i>For Structural Composite Lumber Core (SCLC), Add</i> <i>For Commercial Grade 45 Minute Particleboard Core (PC), Fire Rated Door, Add</i> <i>For >50 To 100, Deduct</i> <i>For >100, Deduct</i> <i>For 9' Door Height, Add</i>	538.49 309.62 185.77 49.54 -30.07 -43.53 86.69	62.83
08 14 16 00-0688	EA		4'-0" x 8' x 1-3/4" Thick, 5 Ply, Particleboard Core (PC), Medium Density Overlay (MDO) Faced Wood Door..... <i>For Stave Lumber Core (SLC), Add</i> <i>For Structural Composite Lumber Core (SCLC), Add</i> <i>For Commercial Grade 45 Minute Particleboard Core (PC), Fire Rated Door, Add</i> <i>For >50 To 100, Deduct</i> <i>For >100, Deduct</i> <i>For 9' Door Height, Add</i>	577.78 339.09 203.45 54.25 -32.03 -46.48 94.95	62.83
08 14 16 00-0689			2-1/4" Thick, Particleboard Core (PC), Wood Doors (08 14 16)		
08 14 16 00-0690			Birch Faced Wood Doors (08 14 16 00-0689)		
08 14 16 00-0691	EA		2'-0" x 6'-8" x 2-1/4" Thick, 5 Ply, Particleboard Core (PC), Birch Faced Wood Door.....	388.48	55.29
08 14 16 00-0692	EA		2'-4" x 6'-8" x 2-1/4" Thick, 5 Ply, Particleboard Core (PC), Birch Faced Wood Door.....	388.48	55.29
08 14 16 00-0693	EA		2'-6" x 6'-8" x 2-1/4" Thick, 5 Ply, Particleboard Core (PC), Birch Faced Wood Door.....	408.03	57.80
08 14 16 00-0694	EA		2'-8" x 6'-8" x 2-1/4" Thick, 5 Ply, Particleboard Core (PC), Birch Faced Wood Door.....	420.20	57.80
08 14 16 00-0695	EA		2'-10" x 6'-8" x 2-1/4" Thick, 5 Ply, Particleboard Core (PC), Birch Faced Wood Door.....	428.37	57.80
08 14 16 00-0696	EA		3'-0" x 6'-8" x 2-1/4" Thick, 5 Ply, Particleboard Core (PC), Birch Faced Wood Door.....	441.46	60.32
08 14 16 00-0697	EA		3'-4" x 6'-8" x 2-1/4" Thick, 5 Ply, Particleboard Core (PC), Birch Faced Wood Door.....	476.75	60.32
08 14 16 00-0698	EA		3'-6" x 6'-8" x 2-1/4" Thick, 5 Ply, Particleboard Core (PC), Birch Faced Wood Door.....	558.02	62.83
08 14 16 00-0699	EA		3'-8" x 6'-8" x 2-1/4" Thick, 5 Ply, Particleboard Core (PC), Birch Faced Wood Door.....	579.67	62.83
08 14 16 00-0700	EA		4'-0" x 6'-8" x 2-1/4" Thick, 5 Ply, Particleboard Core (PC), Birch Faced Wood Door.....	632.93	67.86
08 14 16 00-0701	EA		2'-0" x 7' x 2-1/4" Thick, 5 Ply, Particleboard Core (PC), Birch Faced Wood Door.....	404.65	55.29
08 14 16 00-0702	EA		2'-4" x 7' x 2-1/4" Thick, 5 Ply, Particleboard Core (PC), Birch Faced Wood Door.....	404.65	55.29
08 14 16 00-0703	EA		2'-6" x 7' x 2-1/4" Thick, 5 Ply, Particleboard Core (PC), Birch Faced Wood Door.....	425.04	57.80
08 14 16 00-0704	EA		2'-8" x 7' x 2-1/4" Thick, 5 Ply, Particleboard Core (PC), Birch Faced Wood Door.....	437.94	57.80
08 14 16 00-0705	EA		2'-10" x 7' x 2-1/4" Thick, 5 Ply, Particleboard Core (PC), Birch Faced Wood Door.....	446.56	57.80
08 14 16 00-0706	EA		3'-0" x 7' x 2-1/4" Thick, 5 Ply, Particleboard Core (PC), Birch Faced Wood Door.....	460.13	60.32
08 14 16 00-0707	EA		3'-4" x 7' x 2-1/4" Thick, 5 Ply, Particleboard Core (PC), Birch Faced Wood Door.....	497.46	60.32
08 14 16 00-0708	EA		3'-6" x 7' x 2-1/4" Thick, 5 Ply, Particleboard Core (PC), Birch Faced Wood Door.....	583.19	62.83
08 14 16 00-0709	EA		3'-8" x 7' x 2-1/4" Thick, 5 Ply, Particleboard Core (PC), Birch Faced Wood Door.....	606.09	62.83
08 14 16 00-0710	EA		4'-0" x 7' x 2-1/4" Thick, 5 Ply, Particleboard Core (PC), Birch Faced Wood Door.....	661.87	67.86
08 14 16 00-0711	EA		2'-0" x 8' x 2-1/4" Thick, 5 Ply, Particleboard Core (PC), Birch Faced Wood Door.....	463.47	55.29
08 14 16 00-0712	EA		2'-4" x 8' x 2-1/4" Thick, 5 Ply, Particleboard Core (PC), Birch Faced Wood Door.....	463.47	55.29
08 14 16 00-0713	EA		2'-6" x 8' x 2-1/4" Thick, 5 Ply, Particleboard Core (PC), Birch Faced Wood Door.....	486.94	57.80
08 14 16 00-0714	EA		2'-8" x 8' x 2-1/4" Thick, 5 Ply, Particleboard Core (PC), Birch Faced Wood Door.....	502.40	57.80
08 14 16 00-0715	EA		2'-10" x 8' x 2-1/4" Thick, 5 Ply, Particleboard Core (PC), Birch Faced Wood Door.....	512.75	57.80
08 14 16 00-0716	EA		3'-0" x 8' x 2-1/4" Thick, 5 Ply, Particleboard Core (PC), Birch Faced Wood Door.....	528.01	60.32
08 14 16 00-0717	EA		3'-4" x 8' x 2-1/4" Thick, 5 Ply, Particleboard Core (PC), Birch Faced Wood Door.....	572.84	60.32
08 14 16 00-0718	EA		3'-6" x 8' x 2-1/4" Thick, 5 Ply, Particleboard Core (PC), Birch Faced Wood Door.....	674.71	62.83
08 14 16 00-0719	EA		3'-8" x 8' x 2-1/4" Thick, 5 Ply, Particleboard Core (PC), Birch Faced Wood Door.....	702.18	62.83
08 14 16 00-0720	EA		4'-0" x 8' x 2-1/4" Thick, 5 Ply, Particleboard Core (PC), Birch Faced Wood Door.....	767.10	67.86
08 14 16 00-0721			Oak Faced Wood Doors (08 14 16 00-0689)		
08 14 16 00-0722	EA		2'-0" x 6'-8" x 2-1/4" Thick, 5 Ply, Particleboard Core (PC), Oak Faced Wood Door.....	527.45	55.29
08 14 16 00-0723	EA		2'-4" x 6'-8" x 2-1/4" Thick, 5 Ply, Particleboard Core (PC), Oak Faced Wood Door.....	527.45	55.29
08 14 16 00-0724	EA		2'-6" x 6'-8" x 2-1/4" Thick, 5 Ply, Particleboard Core (PC), Oak Faced Wood Door.....	532.47	57.80
08 14 16 00-0725	EA		2'-8" x 6'-8" x 2-1/4" Thick, 5 Ply, Particleboard Core (PC), Oak Faced Wood Door.....	536.80	57.80
08 14 16 00-0726	EA		2'-10" x 6'-8" x 2-1/4" Thick, 5 Ply, Particleboard Core (PC), Oak Faced Wood Door.....	538.72	57.80
08 14 16 00-0727	EA		3'-0" x 6'-8" x 2-1/4" Thick, 5 Ply, Particleboard Core (PC), Oak Faced Wood Door.....	545.66	60.32
08 14 16 00-0728	EA		3'-4" x 6'-8" x 2-1/4" Thick, 5 Ply, Particleboard Core (PC), Oak Faced Wood Door.....	592.38	60.32
08 14 16 00-0729	EA		3'-6" x 6'-8" x 2-1/4" Thick, 5 Ply, Particleboard Core (PC), Oak Faced Wood Door.....	717.62	62.83
08 14 16 00-0730	EA		3'-8" x 6'-8" x 2-1/4" Thick, 5 Ply, Particleboard Core (PC), Oak Faced Wood Door.....	747.62	62.83
08 14 16 00-0731	EA		4'-0" x 6'-8" x 2-1/4" Thick, 5 Ply, Particleboard Core (PC), Oak Faced Wood Door.....	816.48	67.86
08 14 16 00-0732	EA		2'-0" x 7' x 2-1/4" Thick, 5 Ply, Particleboard Core (PC), Oak Faced Wood Door.....	551.73	55.29
08 14 16 00-0733	EA		2'-4" x 7' x 2-1/4" Thick, 5 Ply, Particleboard Core (PC), Oak Faced Wood Door.....	551.73	55.29
08 14 16 00-0734	EA		2'-6" x 7' x 2-1/4" Thick, 5 Ply, Particleboard Core (PC), Oak Faced Wood Door.....	556.75	57.80
08 14 16 00-0735	EA		2'-8" x 7' x 2-1/4" Thick, 5 Ply, Particleboard Core (PC), Oak Faced Wood Door.....	561.29	57.80
08 14 16 00-0736	EA		2'-10" x 7' x 2-1/4" Thick, 5 Ply, Particleboard Core (PC), Oak Faced Wood Door.....	563.34	57.80
08 14 16 00-0737	EA		3'-0" x 7' x 2-1/4" Thick, 5 Ply, Particleboard Core (PC), Oak Faced Wood Door.....	570.41	60.32
08 14 16 00-0738	EA		3'-4" x 7' x 2-1/4" Thick, 5 Ply, Particleboard Core (PC), Oak Faced Wood Door.....	619.82	60.32
08 14 16 00-0739	EA		3'-6" x 7' x 2-1/4" Thick, 5 Ply, Particleboard Core (PC), Oak Faced Wood Door.....	752.07	62.83
08 14 16 00-0740	EA		3'-8" x 7' x 2-1/4" Thick, 5 Ply, Particleboard Core (PC), Oak Faced Wood Door.....	783.81	62.83
08 14 16 00-0741	EA		4'-0" x 7' x 2-1/4" Thick, 5 Ply, Particleboard Core (PC), Oak Faced Wood Door.....	856.09	67.86
08 14 16 00-0742	EA		2'-0" x 8' x 2-1/4" Thick, 5 Ply, Particleboard Core (PC), Oak Faced Wood Door.....	639.95	55.29
08 14 16 00-0743	EA		2'-4" x 8' x 2-1/4" Thick, 5 Ply, Particleboard Core (PC), Oak Faced Wood Door.....	639.95	55.29
08 14 16 00-0744	EA		2'-6" x 8' x 2-1/4" Thick, 5 Ply, Particleboard Core (PC), Oak Faced Wood Door.....	644.97	57.80

08 Openings**08 10 Doors and Frames****08 14 Wood Doors**

SAN BERNARDINO
COUNTY

MINOR
CSI UOM DESCRIPTION

TOTAL DIRECT DEMOLITION
UNIT COST UNIT COST

08 14 16 00-0745	EA	2'-8" x 8' x 2-1/4" Thick, 5 Ply, Particleboard Core (PC), Oak Faced Wood Door	650.44	57.80
08 14 16 00-0746	EA	2'-10" x 8' x 2-1/4" Thick, 5 Ply, Particleboard Core (PC), Oak Faced Wood Door	652.88	57.80
08 14 16 00-0747	EA	3'-0" x 8' x 2-1/4" Thick, 5 Ply, Particleboard Core (PC), Oak Faced Wood Door	660.36	60.32
08 14 16 00-0748	EA	3'-4" x 8' x 2-1/4" Thick, 5 Ply, Particleboard Core (PC), Oak Faced Wood Door	719.67	60.32
08 14 16 00-0749	EA	3'-6" x 8' x 2-1/4" Thick, 5 Ply, Particleboard Core (PC), Oak Faced Wood Door	877.34	62.83
08 14 16 00-0750	EA	3'-8" x 8' x 2-1/4" Thick, 5 Ply, Particleboard Core (PC), Oak Faced Wood Door	915.45	62.83
08 14 16 00-0751	EA	4'-0" x 8' x 2-1/4" Thick, 5 Ply, Particleboard Core (PC), Oak Faced Wood Door	1,000.15	67.86

08 14 16 00-0752 Maple Faced Wood Doors (08 14 16 00-0689)

08 14 16 00-0753	EA	2'-0" x 6'-8" x 2-1/4" Thick, 5 Ply, Particleboard Core (PC), Maple Faced Wood Door	610.84	55.29
08 14 16 00-0754	EA	2'-4" x 6'-8" x 2-1/4" Thick, 5 Ply, Particleboard Core (PC), Maple Faced Wood Door	610.84	55.29
08 14 16 00-0755	EA	2'-6" x 6'-8" x 2-1/4" Thick, 5 Ply, Particleboard Core (PC), Maple Faced Wood Door	615.86	57.80
08 14 16 00-0756	EA	2'-8" x 6'-8" x 2-1/4" Thick, 5 Ply, Particleboard Core (PC), Maple Faced Wood Door	621.05	57.80
08 14 16 00-0757	EA	2'-10" x 6'-8" x 2-1/4" Thick, 5 Ply, Particleboard Core (PC), Maple Faced Wood Door	623.35	57.80
08 14 16 00-0758	EA	3'-0" x 6'-8" x 2-1/4" Thick, 5 Ply, Particleboard Core (PC), Maple Faced Wood Door	630.68	60.32
08 14 16 00-0759	EA	3'-4" x 6'-8" x 2-1/4" Thick, 5 Ply, Particleboard Core (PC), Maple Faced Wood Door	686.71	60.32
08 14 16 00-0760	EA	3'-6" x 6'-8" x 2-1/4" Thick, 5 Ply, Particleboard Core (PC), Maple Faced Wood Door	800.49	62.83
08 14 16 00-0761	EA	3'-8" x 6'-8" x 2-1/4" Thick, 5 Ply, Particleboard Core (PC), Maple Faced Wood Door	871.55	62.83
08 14 16 00-0762	EA	4'-0" x 6'-8" x 2-1/4" Thick, 5 Ply, Particleboard Core (PC), Maple Faced Wood Door	942.61	62.83
08 14 16 00-0763	EA	2'-0" x 7' x 2-1/4" Thick, 5 Ply, Particleboard Core (PC), Maple Faced Wood Door	639.95	55.29
08 14 16 00-0764	EA	2'-4" x 7' x 2-1/4" Thick, 5 Ply, Particleboard Core (PC), Maple Faced Wood Door	639.95	55.29
08 14 16 00-0765	EA	2'-6" x 7' x 2-1/4" Thick, 5 Ply, Particleboard Core (PC), Maple Faced Wood Door	644.97	57.80
08 14 16 00-0766	EA	2'-8" x 7' x 2-1/4" Thick, 5 Ply, Particleboard Core (PC), Maple Faced Wood Door	650.44	57.80
08 14 16 00-0767	EA	2'-10" x 7' x 2-1/4" Thick, 5 Ply, Particleboard Core (PC), Maple Faced Wood Door	652.88	57.80
08 14 16 00-0768	EA	3'-0" x 7' x 2-1/4" Thick, 5 Ply, Particleboard Core (PC), Maple Faced Wood Door	660.36	60.32
08 14 16 00-0769	EA	3'-4" x 7' x 2-1/4" Thick, 5 Ply, Particleboard Core (PC), Maple Faced Wood Door	719.67	60.32
08 14 16 00-0770	EA	3'-6" x 7' x 2-1/4" Thick, 5 Ply, Particleboard Core (PC), Maple Faced Wood Door	839.78	62.83
08 14 16 00-0771	EA	3'-8" x 7' x 2-1/4" Thick, 5 Ply, Particleboard Core (PC), Maple Faced Wood Door	915.61	62.83
08 14 16 00-0772	EA	4'-0" x 7' x 2-1/4" Thick, 5 Ply, Particleboard Core (PC), Maple Faced Wood Door	990.13	62.83
08 14 16 00-0773	EA	2'-0" x 8' x 2-1/4" Thick, 5 Ply, Particleboard Core (PC), Maple Faced Wood Door	745.81	55.29
08 14 16 00-0774	EA	2'-4" x 8' x 2-1/4" Thick, 5 Ply, Particleboard Core (PC), Maple Faced Wood Door	745.81	55.29
08 14 16 00-0775	EA	2'-6" x 8' x 2-1/4" Thick, 5 Ply, Particleboard Core (PC), Maple Faced Wood Door	750.83	57.80
08 14 16 00-0776	EA	2'-8" x 8' x 2-1/4" Thick, 5 Ply, Particleboard Core (PC), Maple Faced Wood Door	757.39	57.80
08 14 16 00-0777	EA	2'-10" x 8' x 2-1/4" Thick, 5 Ply, Particleboard Core (PC), Maple Faced Wood Door	760.34	57.80
08 14 16 00-0778	EA	3'-0" x 8' x 2-1/4" Thick, 5 Ply, Particleboard Core (PC), Maple Faced Wood Door	768.31	60.32
08 14 16 00-0779	EA	3'-4" x 8' x 2-1/4" Thick, 5 Ply, Particleboard Core (PC), Maple Faced Wood Door	839.46	60.32
08 14 16 00-0780	EA	3'-6" x 8' x 2-1/4" Thick, 5 Ply, Particleboard Core (PC), Maple Faced Wood Door	982.57	62.83
08 14 16 00-0781	EA	3'-8" x 8' x 2-1/4" Thick, 5 Ply, Particleboard Core (PC), Maple Faced Wood Door	1,072.84	62.83
08 14 16 00-0782	EA	4'-0" x 8' x 2-1/4" Thick, 5 Ply, Particleboard Core (PC), Maple Faced Wood Door	1,163.01	62.83

08 14 16 00-0783 Manufacturer Prefinished Options For Flush Wood Doors (08 14 16)

08 14 16 00-0784	EA	Two Coats, Clear Or Colored Catalyzed Polyurethane Factory Finish For Flush Wood Door	70.90	
		Note: Includes (2) coats any standard manufacturer color on six sides. For Custom Color To Match Non Standard Manufacturer Finish, Add	23.61	
08 14 16 00-0785	EA	Three Coats, Clear Or Colored Catalyzed Polyurethane Factory Finish For Flush Wood Door	106.35	
		Note: Includes (3) coats any standard manufacturer color on six sides. For Custom Color To Match Non Standard Manufacturer Finish, Add	23.61	

08 14 16 00-0786 Semicircular Head Door, 1-3/4" Thick, Particleboard Core (PC), Wood Doors (08 14 16)

08 14 16 00-0787	EA	2' x 6'-9" x 1-3/4" Thick, Particleboard Core, Semicircular Head Birch Faced Wood Door	2,715.10	44.24
08 14 16 00-0788	EA	2'-4" x 6'-9" x 1-3/4" Thick, Particleboard Core, Semicircular Head Birch Faced Wood Door	2,715.10	138.03
08 14 16 00-0789	EA	2'-6" x 6'-9" x 1-3/4" Thick, Particleboard Core, Semicircular Head Birch Faced Wood Door	2,715.10	44.24

08 14 23 Clad Wood Doors (08 14)

08 14 23 13 Metal-Faced Wood Doors (08 14 23)

See CSI section 08 70 00 00-0000 for finish hardware.

08 14 23 13-0001 24 Gauge Metal Clad Door, 1-3/4" Thick, Solid Staved Wood Core (08 14 23 13)

08 14 23 13-0002	EA	2' 6" x 7' x 1-3/4" Thick, 24 Gauge Metal Clad, Solid Staved Wood Core, Flush Type Door	702.74	123.66
08 14 23 13-0003	EA	2' 8" x 7' x 1-3/4" Thick, 24 Gauge Metal Clad, Solid Staved Wood Core, Flush Type Door	750.06	135.72
08 14 23 13-0004	EA	2' 10" x 7' x 1-3/4" Thick, 24 Gauge Metal Clad, Solid Staved Wood Core, Flush Type Door	804.79	149.80
08 14 23 13-0005	EA	3'-0" x 7' x 1-3/4" Thick, 24 Gauge Metal Clad, Solid Staved Wood Core, Flush Type Door	841.34	154.81
08 14 23 13-0006	EA	3' 4" x 7' x 1-3/4" Thick, 24 Gauge Metal Clad, Solid Staved Wood Core, Flush Type Door	898.96	170.40
08 14 23 13-0007	EA	3' 8" x 7' x 1-3/4" Thick, Metal Clad Door, Solid Staved Wood Core, Flush Type Door	976.28	175.93

08 14 23 16 Plastic-Laminate-Faced Wood Doors (08 14 23)

08 14 23 16-0001 1-3/8" Thick, 3 Ply, Particleboard Core (PC), High Pressure Decorative Laminate (HPDL) Faced Wood Doors (08 14 23 16)

Note: PC = Particleboard, medium-density fiberboard (MDF), or agriffiber core, solid core door with stiles and rails bonded to the core and abrasive planed flat prior to the application of the faces.



MINOR	CSI	UOM	DESCRIPTION	TOTAL DIRECT UNIT COST	DEMOLITION UNIT COST
08 14 23 16-0002	EA		2'-0" x 6'-8" x 1-3/8" Thick, 3 Ply, Particleboard Core (PC), High Pressure Decorative Laminate (HPDL) Faced Wood Door	287.46	55.29
			For Structural Composite Lumber Core (SCLC), Add	79.59	
			For 5 Ply Construction, Add	6.19	
			For >50 To 100, Deduct	-17.14	
			For >100, Deduct	-24.32	
08 14 23 16-0003	EA		2'-4" x 6'-8" x 1-3/8" Thick, 3 Ply, Particleboard Core (PC), High Pressure Decorative Laminate (HPDL) Faced Wood Door	287.46	55.29
			For Structural Composite Lumber Core (SCLC), Add	79.59	
			For 5 Ply Construction, Add	6.19	
			For >50 To 100, Deduct	-17.14	
			For >100, Deduct	-24.32	
08 14 23 16-0004	EA		2'-6" x 6'-8" x 1-3/8" Thick, 3 Ply, Particleboard Core (PC), High Pressure Decorative Laminate (HPDL) Faced Wood Door	302.20	57.80
			For Structural Composite Lumber Core (SCLC), Add	83.97	
			For 5 Ply Construction, Add	6.53	
			For >50 To 100, Deduct	-18.00	
			For >100, Deduct	-25.56	
08 14 23 16-0005	EA		2'-8" x 6'-8" x 1-3/8" Thick, 3 Ply, Particleboard Core (PC), High Pressure Decorative Laminate (HPDL) Faced Wood Door	311.93	57.80
			For Structural Composite Lumber Core (SCLC), Add	88.34	
			For 5 Ply Construction, Add	6.87	
			For >50 To 100, Deduct	-18.49	
			For >100, Deduct	-26.29	
08 14 23 16-0006	EA		2'-10" x 6'-8" x 1-3/8" Thick, 3 Ply, Particleboard Core (PC), High Pressure Decorative Laminate (HPDL) Faced Wood Door	316.84	57.80
			For Structural Composite Lumber Core (SCLC), Add	90.55	
			For 5 Ply Construction, Add	7.04	
			For >50 To 100, Deduct	-18.73	
			For >100, Deduct	-26.65	
08 14 23 16-0007	EA		3'-0" x 6'-8" x 1-3/8" Thick, 3 Ply, Particleboard Core (PC), High Pressure Decorative Laminate (HPDL) Faced Wood Door	326.74	60.32
			For Structural Composite Lumber Core (SCLC), Add	92.75	
			For 5 Ply Construction, Add	7.21	
			For >50 To 100, Deduct	-19.35	
			For >100, Deduct	-27.52	
08 14 23 16-0008	EA		3'-4" x 6'-8" x 1-3/8" Thick, 3 Ply, Particleboard Core (PC), High Pressure Decorative Laminate (HPDL) Faced Wood Door	349.41	60.32
			For Structural Composite Lumber Core (SCLC), Add	102.95	
			For 5 Ply Construction, Add	8.01	
			For >50 To 100, Deduct	-20.49	
			For >100, Deduct	-29.22	
08 14 23 16-0009	EA		3'-6" x 6'-8" x 1-3/8" Thick, 3 Ply, Particleboard Core (PC), High Pressure Decorative Laminate (HPDL) Faced Wood Door	369.08	62.83
			For Structural Composite Lumber Core (SCLC), Add	109.54	
			For 5 Ply Construction, Add	8.52	
			For >50 To 100, Deduct	-21.60	
			For >100, Deduct	-30.82	
08 14 23 16-0010	EA		2'-0" x 7' x 1-3/8" Thick, 3 Ply, Particleboard Core (PC), High Pressure Decorative Laminate (HPDL) Faced Wood Door	297.75	55.29
			For Structural Composite Lumber Core (SCLC), Add	84.22	
			For 5 Ply Construction, Add	6.55	
			For >50 To 100, Deduct	-17.65	
			For >100, Deduct	-25.10	
08 14 23 16-0011	EA		2'-4" x 7' x 1-3/8" Thick, 3 Ply, Particleboard Core (PC), High Pressure Decorative Laminate (HPDL) Faced Wood Door	297.74	55.29
			For Structural Composite Lumber Core (SCLC), Add	84.22	
			For 5 Ply Construction, Add	6.55	
			For >50 To 100, Deduct	-17.65	
			For >100, Deduct	-25.10	
08 14 23 16-0012	EA		2'-6" x 7' x 1-3/8" Thick, 3 Ply, Particleboard Core (PC), High Pressure Decorative Laminate (HPDL) Faced Wood Door	313.07	57.80
			For Structural Composite Lumber Core (SCLC), Add	88.86	
			For 5 Ply Construction, Add	6.91	
			For >50 To 100, Deduct	-18.54	
			For >100, Deduct	-26.37	
08 14 23 16-0013	EA		2'-8" x 7' x 1-3/8" Thick, 3 Ply, Particleboard Core (PC), High Pressure Decorative Laminate (HPDL) Faced Wood Door	323.36	57.80
			For Structural Composite Lumber Core (SCLC), Add	93.49	
			For 5 Ply Construction, Add	7.27	
			For >50 To 100, Deduct	-19.06	
			For >100, Deduct	-27.14	
08 14 23 16-0014	EA		2'-10" x 7' x 1-3/8" Thick, 3 Ply, Particleboard Core (PC), High Pressure Decorative Laminate (HPDL) Faced Wood Door	328.55	57.80
			For Structural Composite Lumber Core (SCLC), Add	95.82	
			For 5 Ply Construction, Add	7.45	
			For >50 To 100, Deduct	-19.32	
			For >100, Deduct	-27.53	
08 14 23 16-0015	EA		3'-0" x 7' x 1-3/8" Thick, 3 Ply, Particleboard Core (PC), High Pressure Decorative Laminate (HPDL) Faced Wood Door	338.74	60.32
			For Structural Composite Lumber Core (SCLC), Add	98.15	
			For 5 Ply Construction, Add	7.63	
			For >50 To 100, Deduct	-19.95	
			For >100, Deduct	-28.42	

08 Openings**08 10 Doors and Frames****08 14 Wood Doors**

SAN BERNARDINO
COUNTY

MINOR
CSI UOM DESCRIPTION

TOTAL DIRECT DEMOLITION
UNIT COST UNIT COST

08 14 23 16-0016	EA	3'-4" x 7' x 1-3/8" Thick, 3 Ply, Particleboard Core (PC), High Pressure Decorative Laminate (HPDL) Faced Wood Door.....	362.72	60.32
		<i>For Structural Composite Lumber Core (SCLC), Add</i>	108.94	
		<i>For 5 Ply Construction, Add</i>	8.47	
		<i>For >50 To 100, Deduct</i>	-21.15	
		<i>For >100, Deduct</i>	-30.22	
08 14 23 16-0017	EA	3'-6" x 7' x 1-3/8" Thick, 3 Ply, Particleboard Core (PC), High Pressure Decorative Laminate (HPDL) Faced Wood Door.....	383.24	62.83
		<i>For Structural Composite Lumber Core (SCLC), Add</i>	115.91	
		<i>For 5 Ply Construction, Add</i>	9.02	
		<i>For >50 To 100, Deduct</i>	-22.30	
		<i>For >100, Deduct</i>	-31.88	
08 14 23 16-0018	EA	2'-0" x 8' x 1-3/8" Thick, 3 Ply, Particleboard Core (PC), High Pressure Decorative Laminate (HPDL) Faced Wood Door.....	334.24	55.29
		<i>For Structural Composite Lumber Core (SCLC), Add</i>	100.64	
		<i>For 5 Ply Construction, Add</i>	7.83	
		<i>For >50 To 100, Deduct</i>	-19.48	
		<i>For >100, Deduct</i>	-27.83	
08 14 23 16-0019	EA	2'-4" x 8' x 1-3/8" Thick, 3 Ply, Particleboard Core (PC), High Pressure Decorative Laminate (HPDL) Faced Wood Door.....	334.24	55.29
		<i>For Structural Composite Lumber Core (SCLC), Add</i>	100.64	
		<i>For 5 Ply Construction, Add</i>	7.83	
		<i>For >50 To 100, Deduct</i>	-19.48	
		<i>For >100, Deduct</i>	-27.83	
08 14 23 16-0020	EA	2'-6" x 8' x 1-3/8" Thick, 3 Ply, Particleboard Core (PC), High Pressure Decorative Laminate (HPDL) Faced Wood Door.....	351.58	57.80
		<i>For Structural Composite Lumber Core (SCLC), Add</i>	106.19	
		<i>For 5 Ply Construction, Add</i>	8.26	
		<i>For >50 To 100, Deduct</i>	-20.47	
		<i>For >100, Deduct</i>	-29.26	
08 14 23 16-0021	EA	2'-8" x 8' x 1-3/8" Thick, 3 Ply, Particleboard Core (PC), High Pressure Decorative Laminate (HPDL) Faced Wood Door.....	363.87	57.80
		<i>For Structural Composite Lumber Core (SCLC), Add</i>	111.72	
		<i>For 5 Ply Construction, Add</i>	8.69	
		<i>For >50 To 100, Deduct</i>	-21.08	
		<i>For >100, Deduct</i>	-30.18	
08 14 23 16-0022	EA	2'-10" x 8' x 1-3/8" Thick, 3 Ply, Particleboard Core (PC), High Pressure Decorative Laminate (HPDL) Faced Wood Door.....	370.07	57.80
		<i>For Structural Composite Lumber Core (SCLC), Add</i>	114.51	
		<i>For 5 Ply Construction, Add</i>	8.91	
		<i>For >50 To 100, Deduct</i>	-21.39	
		<i>For >100, Deduct</i>	-30.65	
08 14 23 16-0023	EA	3'-0" x 8' x 1-3/8" Thick, 3 Ply, Particleboard Core (PC), High Pressure Decorative Laminate (HPDL) Faced Wood Door.....	381.27	60.32
		<i>For Structural Composite Lumber Core (SCLC), Add</i>	117.29	
		<i>For 5 Ply Construction, Add</i>	9.12	
		<i>For >50 To 100, Deduct</i>	-22.08	
		<i>For >100, Deduct</i>	-31.61	
08 14 23 16-0024	EA	3'-4" x 8' x 1-3/8" Thick, 3 Ply, Particleboard Core (PC), High Pressure Decorative Laminate (HPDL) Faced Wood Door.....	409.93	60.32
		<i>For Structural Composite Lumber Core (SCLC), Add</i>	130.19	
		<i>For 5 Ply Construction, Add</i>	10.13	
		<i>For >50 To 100, Deduct</i>	-23.51	
		<i>For >100, Deduct</i>	-33.76	
08 14 23 16-0025	EA	3'-6" x 8' x 1-3/8" Thick, 3 Ply, Particleboard Core (PC), High Pressure Decorative Laminate (HPDL) Faced Wood Door.....	433.47	62.83
		<i>For Structural Composite Lumber Core (SCLC), Add</i>	138.51	
		<i>For 5 Ply Construction, Add</i>	10.77	
		<i>For >50 To 100, Deduct</i>	-24.82	
		<i>For >100, Deduct</i>	-35.65	
08 14 23 16-0026		1-3/4" Thick, 3 Ply, Particleboard Core (PC), High Pressure Decorative Laminate (HPDL) Faced Wood Doors <small>(08 14 23 16)</small>		
		Note: PC = Particleboard, medium-density fiberboard (MDF), or agrifiber core, solid core door with stiles and rails bonded to the core and abrasive planed flat prior to the application of the faces.		
08 14 23 16-0027	EA	2'-0" x 6'-8" x 1-3/4" Thick, 3 Ply, Particleboard Core (PC), High Pressure Decorative Laminate (HPDL) Faced Wood Door.....	411.92	55.29
		<i>For 5 Ply Construction, Add</i>	10.55	
		<i>For Stave Lumber Core (SLC), Add</i>	226.00	
		<i>For Structural Composite Lumber Core (SCLC), Add</i>	135.60	
		<i>For Commercial Grade 45 Minute Particleboard Core (PC), Fire Rated Door, Add</i>	36.16	
		<i>For Commercial Grade 45 Minute Mineral Core (MC), Fire Rated Door, Add</i>	162.72	
		<i>For Commercial Grade 60 Minute Mineral Core (MC), Fire Rated Door, Add</i>	226.00	
		<i>For Commercial Grade 90 Minute Mineral Core (MC), Rated Fire Door, Add</i>	361.60	
		<i>For >50 To 100, Deduct</i>	-23.36	
		<i>For >100, Deduct</i>	-33.66	



Openings	08	08
Doors and Frames	08 10	
Wood Doors	08 14	

MINOR	CSI	UOM	DESCRIPTION	TOTAL DIRECT UNIT COST	DEMOLITION UNIT COST
08 14 23 16-0028	EA		2'-4" x 6'-8" x 1-3/4" Thick, 3 Ply, Particleboard Core (PC), High Pressure Decorative Laminate (HPDL) Faced Wood Door	411.90	55.29
			For 5 Ply Construction, Add	10.55	
			For Stave Lumber Core (SLC), Add	225.98	
			For Structural Composite Lumber Core (SCLC), Add	135.59	
			For Commercial Grade 45 Minute Particleboard Core (PC), Fire Rated Door, Add	36.16	
			For Commercial Grade 45 Minute Mineral Core (MC), Fire Rated Door, Add	162.71	
			For Commercial Grade 60 Minute Mineral Core (MC), Fire Rated Door, Add	225.98	
			For Commercial Grade 90 Minute Mineral Core (MC), Rated Fire Door, Add	361.57	
			For >50 To 100, Deduct	-23.36	
			For >100, Deduct	-33.66	
08 14 23 16-0029	EA		2'-6" x 6'-8" x 1-3/4" Thick, 3 Ply, Particleboard Core (PC), High Pressure Decorative Laminate (HPDL) Faced Wood Door	426.35	57.80
			For 5 Ply Construction, Add	10.88	
			For Stave Lumber Core (SLC), Add	233.06	
			For Structural Composite Lumber Core (SCLC), Add	139.83	
			For Commercial Grade 45 Minute Particleboard Core (PC), Fire Rated Door, Add	37.29	
			For Commercial Grade 45 Minute Mineral Core (MC), Fire Rated Door, Add	167.80	
			For Commercial Grade 60 Minute Mineral Core (MC), Fire Rated Door, Add	233.06	
			For Commercial Grade 90 Minute Mineral Core (MC), Rated Fire Door, Add	372.89	
			For >50 To 100, Deduct	-24.21	
			For >100, Deduct	-34.87	
08 14 23 16-0030	EA		2'-8" x 6'-8" x 1-3/4" Thick, 3 Ply, Particleboard Core (PC), High Pressure Decorative Laminate (HPDL) Faced Wood Door	426.35	57.80
			For 5 Ply Construction, Add	10.88	
			For Stave Lumber Core (SLC), Add	233.06	
			For Structural Composite Lumber Core (SCLC), Add	139.83	
			For Commercial Grade 45 Minute Particleboard Core (PC), Fire Rated Door, Add	37.29	
			For Commercial Grade 45 Minute Mineral Core (MC), Fire Rated Door, Add	167.80	
			For Commercial Grade 60 Minute Mineral Core (MC), Fire Rated Door, Add	233.06	
			For Commercial Grade 90 Minute Mineral Core (MC), Rated Fire Door, Add	372.89	
			For >50 To 100, Deduct	-24.21	
			For >100, Deduct	-34.87	
08 14 23 16-0031	EA		2'-10" x 6'-8" x 1-3/4" Thick, 3 Ply, Particleboard Core (PC), High Pressure Decorative Laminate (HPDL) Faced Wood Door	445.01	57.80
			For 5 Ply Construction, Add	11.53	
			For Stave Lumber Core (SLC), Add	247.05	
			For Structural Composite Lumber Core (SCLC), Add	148.23	
			For Commercial Grade 45 Minute Particleboard Core (PC), Fire Rated Door, Add	39.53	
			For Commercial Grade 45 Minute Mineral Core (MC), Fire Rated Door, Add	177.88	
			For Commercial Grade 60 Minute Mineral Core (MC), Fire Rated Door, Add	247.05	
			For Commercial Grade 90 Minute Mineral Core (MC), Rated Fire Door, Add	395.28	
			For >50 To 100, Deduct	-25.14	
			For >100, Deduct	-36.27	
08 14 23 16-0032	EA		3'-0" x 6'-8" x 1-3/4" Thick, 3 Ply, Particleboard Core (PC), High Pressure Decorative Laminate (HPDL) Faced Wood Door	468.69	60.32
			For 5 Ply Construction, Add	12.18	
			For Stave Lumber Core (SLC), Add	261.05	
			For Structural Composite Lumber Core (SCLC), Add	156.63	
			For Commercial Grade 45 Minute Particleboard Core (PC), Fire Rated Door, Add	41.77	
			For Commercial Grade 45 Minute Mineral Core (MC), Fire Rated Door, Add	187.95	
			For Commercial Grade 60 Minute Mineral Core (MC), Fire Rated Door, Add	261.05	
			For Commercial Grade 90 Minute Mineral Core (MC), Rated Fire Door, Add	417.67	
			For >50 To 100, Deduct	-26.45	
			For >100, Deduct	-38.17	
08 14 23 16-0033	EA		3'-4" x 6'-8" x 1-3/4" Thick, 3 Ply, Particleboard Core (PC), High Pressure Decorative Laminate (HPDL) Faced Wood Door	487.77	60.32
			For 5 Ply Construction, Add	12.85	
			For Stave Lumber Core (SLC), Add	275.36	
			For Structural Composite Lumber Core (SCLC), Add	165.21	
			For Commercial Grade 45 Minute Particleboard Core (PC), Fire Rated Door, Add	44.06	
			For Commercial Grade 45 Minute Mineral Core (MC), Fire Rated Door, Add	198.26	
			For Commercial Grade 60 Minute Mineral Core (MC), Fire Rated Door, Add	275.36	
			For Commercial Grade 90 Minute Mineral Core (MC), Rated Fire Door, Add	440.57	
			For >50 To 100, Deduct	-27.40	
			For >100, Deduct	-39.60	
08 14 23 16-0034	EA		3'-6" x 6'-8" x 1-3/4" Thick, 3 Ply, Particleboard Core (PC), High Pressure Decorative Laminate (HPDL) Faced Wood Door	502.33	62.83
			For 5 Ply Construction, Add	13.18	
			For Stave Lumber Core (SLC), Add	282.50	
			For Structural Composite Lumber Core (SCLC), Add	169.50	
			For Commercial Grade 45 Minute Particleboard Core (PC), Fire Rated Door, Add	45.20	
			For Commercial Grade 45 Minute Mineral Core (MC), Fire Rated Door, Add	203.40	
			For Commercial Grade 60 Minute Mineral Core (MC), Fire Rated Door, Add	282.50	
			For Commercial Grade 90 Minute Mineral Core (MC), Rated Fire Door, Add	452.00	
			For >50 To 100, Deduct	-28.26	
			For >100, Deduct	-40.82	

08	08	Openings
	08 10	Doors and Frames
	08 14	Wood Doors



MINOR CSI UOM DESCRIPTION	TOTAL DIRECT UNIT COST	DEMOLITION UNIT COST
08 14 23 16-0035 EA 3'-8" x 6'-8" x 1-3/4" Thick, 3 Ply, Particleboard Core (PC), High Pressure Decorative Laminate (HPDL) Faced Wood Door	521.15	62.83
For 5 Ply Construction, Add	13.84	
For Stave Lumber Core (SLC), Add	296.62	
For Structural Composite Lumber Core (SCLC), Add	177.97	
For Commercial Grade 45 Minute Particleboard Core (PC), Fire Rated Door, Add	47.46	
For Commercial Grade 45 Minute Mineral Core (MC), Fire Rated Door, Add	213.56	
For Commercial Grade 60 Minute Mineral Core (MC), Fire Rated Door, Add	296.62	
For Commercial Grade 90 Minute Mineral Core (MC), Rated Fire Door, Add	474.59	
For >50 To 100, Deduct	-29.20	
For >100, Deduct	-42.23	
08 14 23 16-0036 EA 4'-0" x 6'-8" x 1-3/4" Thick, 3 Ply, Particleboard Core (PC), High Pressure Decorative Laminate (HPDL) Faced Wood Door	568.88	67.86
For 5 Ply Construction, Add	15.16	
For Stave Lumber Core (SLC), Add	324.87	
For Structural Composite Lumber Core (SCLC), Add	194.92	
For Commercial Grade 45 Minute Particleboard Core (PC), Fire Rated Door, Add	51.98	
For Commercial Grade 45 Minute Mineral Core (MC), Fire Rated Door, Add	233.97	
For Commercial Grade 60 Minute Mineral Core (MC), Fire Rated Door, Add	324.87	
For Commercial Grade 90 Minute Mineral Core (MC), Rated Fire Door, Add	519.79	
For >50 To 100, Deduct	-31.84	
For >100, Deduct	-46.06	
08 14 23 16-0037 EA 2'-0" x 7' x 1-3/4" Thick, 3 Ply, Particleboard Core (PC), High Pressure Decorative Laminate (HPDL) Faced Wood Door	429.46	55.29
For 5 Ply Construction, Add	11.16	
For Stave Lumber Core (SLC), Add	239.15	
For Structural Composite Lumber Core (SCLC), Add	143.49	
For Commercial Grade 45 Minute Particleboard Core (PC), Fire Rated Door, Add	38.26	
For Commercial Grade 45 Minute Mineral Core (MC), Fire Rated Door, Add	172.19	
For Commercial Grade 60 Minute Mineral Core (MC), Fire Rated Door, Add	239.15	
For Commercial Grade 90 Minute Mineral Core (MC), Rated Fire Door, Add	382.64	
For >50 To 100, Deduct	-24.24	
For >100, Deduct	-34.97	
08 14 23 16-0038 EA 2'-4" x 7' x 1-3/4" Thick, 3 Ply, Particleboard Core (PC), High Pressure Decorative Laminate (HPDL) Faced Wood Door	429.44	55.29
For 5 Ply Construction, Add	11.16	
For Stave Lumber Core (SLC), Add	239.14	
For Structural Composite Lumber Core (SCLC), Add	143.48	
For Commercial Grade 45 Minute Particleboard Core (PC), Fire Rated Door, Add	38.26	
For Commercial Grade 45 Minute Mineral Core (MC), Fire Rated Door, Add	172.18	
For Commercial Grade 60 Minute Mineral Core (MC), Fire Rated Door, Add	239.14	
For Commercial Grade 90 Minute Mineral Core (MC), Rated Fire Door, Add	382.62	
For >50 To 100, Deduct	-24.24	
For >100, Deduct	-34.97	
08 14 23 16-0039 EA 2'-6" x 7' x 1-3/4" Thick, 3 Ply, Particleboard Core (PC), High Pressure Decorative Laminate (HPDL) Faced Wood Door	444.44	57.80
For 5 Ply Construction, Add	11.51	
For Stave Lumber Core (SLC), Add	246.62	
For Structural Composite Lumber Core (SCLC), Add	147.97	
For Commercial Grade 45 Minute Particleboard Core (PC), Fire Rated Door, Add	39.46	
For Commercial Grade 45 Minute Mineral Core (MC), Fire Rated Door, Add	177.57	
For Commercial Grade 60 Minute Mineral Core (MC), Fire Rated Door, Add	246.62	
For Commercial Grade 90 Minute Mineral Core (MC), Rated Fire Door, Add	394.60	
For >50 To 100, Deduct	-25.11	
For >100, Deduct	-36.22	
08 14 23 16-0040 EA 2'-8" x 7' x 1-3/4" Thick, 3 Ply, Particleboard Core (PC), High Pressure Decorative Laminate (HPDL) Faced Wood Door	444.44	57.80
For 5 Ply Construction, Add	11.51	
For Stave Lumber Core (SLC), Add	246.62	
For Structural Composite Lumber Core (SCLC), Add	147.97	
For Commercial Grade 45 Minute Particleboard Core (PC), Fire Rated Door, Add	39.46	
For Commercial Grade 45 Minute Mineral Core (MC), Fire Rated Door, Add	177.57	
For Commercial Grade 60 Minute Mineral Core (MC), Fire Rated Door, Add	246.62	
For Commercial Grade 90 Minute Mineral Core (MC), Rated Fire Door, Add	394.60	
For >50 To 100, Deduct	-25.11	
For >100, Deduct	-36.22	
08 14 23 16-0041 EA 2'-10" x 7' x 1-3/4" Thick, 3 Ply, Particleboard Core (PC), High Pressure Decorative Laminate (HPDL) Faced Wood Door	464.19	57.80
For 5 Ply Construction, Add	12.20	
For Stave Lumber Core (SLC), Add	261.44	
For Structural Composite Lumber Core (SCLC), Add	156.86	
For Commercial Grade 45 Minute Particleboard Core (PC), Fire Rated Door, Add	41.83	
For Commercial Grade 45 Minute Mineral Core (MC), Fire Rated Door, Add	188.23	
For Commercial Grade 60 Minute Mineral Core (MC), Fire Rated Door, Add	261.44	
For Commercial Grade 90 Minute Mineral Core (MC), Rated Fire Door, Add	418.30	
For >50 To 100, Deduct	-26.10	
For >100, Deduct	-37.70	



MINOR CSI UOM DESCRIPTION	TOTAL DIRECT UNIT COST	DEMOLITION UNIT COST
08 14 23 16-0042 EA 3'-0" x 7' x 1-3/4" Thick, 3 Ply, Particleboard Core (PC), High Pressure Decorative Laminate (HPDL) Faced Wood Door.....	488.96	60.32
For 5 Ply Construction, Add	12.89	
For Stave Lumber Core (SLC), Add	276.25	
For Structural Composite Lumber Core (SCLC), Add	165.75	
For Commercial Grade 45 Minute Particleboard Core (PC), Fire Rated Door, Add	44.20	
For Commercial Grade 45 Minute Mineral Core (MC), Fire Rated Door, Add	198.90	
For Commercial Grade 60 Minute Mineral Core (MC), Fire Rated Door, Add	276.25	
For Commercial Grade 90 Minute Mineral Core (MC), Rated Fire Door, Add	442.00	
For >50 To 100, Deduct	-27.46	
For >100, Deduct	-39.69	
08 14 23 16-0043 EA 3'-4" x 7' x 1-3/4" Thick, 3 Ply, Particleboard Core (PC), High Pressure Decorative Laminate (HPDL) Faced Wood Door.....	509.13	60.32
For 5 Ply Construction, Add	13.60	
For Stave Lumber Core (SLC), Add	291.38	
For Structural Composite Lumber Core (SCLC), Add	174.83	
For Commercial Grade 45 Minute Particleboard Core (PC), Fire Rated Door, Add	46.62	
For Commercial Grade 45 Minute Mineral Core (MC), Fire Rated Door, Add	209.79	
For Commercial Grade 60 Minute Mineral Core (MC), Fire Rated Door, Add	291.38	
For Commercial Grade 90 Minute Mineral Core (MC), Rated Fire Door, Add	466.20	
For >50 To 100, Deduct	-28.47	
For >100, Deduct	-41.20	
08 14 23 16-0044 EA 3'-6" x 7' x 1-3/4" Thick, 3 Ply, Particleboard Core (PC), High Pressure Decorative Laminate (HPDL) Faced Wood Door.....	524.24	62.83
For 5 Ply Construction, Add	13.95	
For Stave Lumber Core (SLC), Add	298.94	
For Structural Composite Lumber Core (SCLC), Add	179.36	
For Commercial Grade 45 Minute Particleboard Core (PC), Fire Rated Door, Add	47.83	
For Commercial Grade 45 Minute Mineral Core (MC), Fire Rated Door, Add	215.23	
For Commercial Grade 60 Minute Mineral Core (MC), Fire Rated Door, Add	298.94	
For Commercial Grade 90 Minute Mineral Core (MC), Rated Fire Door, Add	478.30	
For >50 To 100, Deduct	-29.35	
For >100, Deduct	-42.46	
08 14 23 16-0045 EA 3'-8" x 7' x 1-3/4" Thick, 3 Ply, Particleboard Core (PC), High Pressure Decorative Laminate (HPDL) Faced Wood Door.....	544.16	62.83
For 5 Ply Construction, Add	14.65	
For Stave Lumber Core (SLC), Add	313.88	
For Structural Composite Lumber Core (SCLC), Add	188.33	
For Commercial Grade 45 Minute Particleboard Core (PC), Fire Rated Door, Add	50.22	
For Commercial Grade 45 Minute Mineral Core (MC), Fire Rated Door, Add	225.99	
For Commercial Grade 60 Minute Mineral Core (MC), Fire Rated Door, Add	313.88	
For Commercial Grade 90 Minute Mineral Core (MC), Rated Fire Door, Add	502.20	
For >50 To 100, Deduct	-30.35	
For >100, Deduct	-43.95	
08 14 23 16-0046 EA 4'-0" x 7' x 1-3/4" Thick, 3 Ply, Particleboard Core (PC), High Pressure Decorative Laminate (HPDL) Faced Wood Door.....	594.09	67.86
For 5 Ply Construction, Add	16.04	
For Stave Lumber Core (SLC), Add	343.78	
For Structural Composite Lumber Core (SCLC), Add	206.27	
For Commercial Grade 45 Minute Particleboard Core (PC), Fire Rated Door, Add	55.00	
For Commercial Grade 45 Minute Mineral Core (MC), Fire Rated Door, Add	247.52	
For Commercial Grade 60 Minute Mineral Core (MC), Fire Rated Door, Add	343.78	
For Commercial Grade 90 Minute Mineral Core (MC), Rated Fire Door, Add	550.04	
For >50 To 100, Deduct	-33.10	
For >100, Deduct	-47.95	
08 14 23 16-0047 EA 2'-0" x 8' x 1-3/4" Thick, 3 Ply, Particleboard Core (PC), High Pressure Decorative Laminate (HPDL) Faced Wood Door.....	491.64	55.29
For 5 Ply Construction, Add	13.34	
For Stave Lumber Core (SLC), Add	285.79	
For Structural Composite Lumber Core (SCLC), Add	171.47	
For Commercial Grade 45 Minute Particleboard Core (PC), Fire Rated Door, Add	45.73	
For Commercial Grade 45 Minute Mineral Core (MC), Fire Rated Door, Add	205.77	
For Commercial Grade 60 Minute Mineral Core (MC), Fire Rated Door, Add	285.79	
For Commercial Grade 90 Minute Mineral Core (MC), Rated Fire Door, Add	457.26	
For >50 To 100, Deduct	-27.35	
For >100, Deduct	-39.64	
08 14 23 16-0048 EA 2'-4" x 8' x 1-3/4" Thick, 3 Ply, Particleboard Core (PC), High Pressure Decorative Laminate (HPDL) Faced Wood Door.....	491.62	55.29
For 5 Ply Construction, Add	13.34	
For Stave Lumber Core (SLC), Add	285.77	
For Structural Composite Lumber Core (SCLC), Add	171.46	
For Commercial Grade 45 Minute Particleboard Core (PC), Fire Rated Door, Add	45.72	
For Commercial Grade 45 Minute Mineral Core (MC), Fire Rated Door, Add	205.76	
For Commercial Grade 60 Minute Mineral Core (MC), Fire Rated Door, Add	285.77	
For Commercial Grade 90 Minute Mineral Core (MC), Rated Fire Door, Add	457.24	
For >50 To 100, Deduct	-27.35	
For >100, Deduct	-39.64	

08	08	Openings
	08 10	Doors and Frames
	08 14	Wood Doors



MINOR		TOTAL DIRECT		DEMOLITION	
CSI	UOM	DESCRIPTION	UNIT COST	UNIT COST	
08 14 23 16-0049	EA	2'-6" x 8' x 1-3/4" Thick, 3 Ply, Particleboard Core (PC), High Pressure Decorative Laminate (HPDL) Faced Wood Door.....	508.56		57.80
		For 5 Ply Construction, Add	13.75		
		For Stave Lumber Core (SLC), Add	294.71		
		For Structural Composite Lumber Core (SCLC), Add	176.83		
		For Commercial Grade 45 Minute Particleboard Core (PC), Fire Rated Door, Add	47.15		
		For Commercial Grade 45 Minute Mineral Core (MC), Fire Rated Door, Add	212.19		
		For Commercial Grade 60 Minute Mineral Core (MC), Fire Rated Door, Add	294.71		
		For Commercial Grade 90 Minute Mineral Core (MC), Rated Fire Door, Add	471.54		
		For >50 To 100, Deduct	-28.32		
		For >100, Deduct	-41.03		
08 14 23 16-0050	EA	2'-8" x 8' x 1-3/4" Thick, 3 Ply, Particleboard Core (PC), High Pressure Decorative Laminate (HPDL) Faced Wood Door.....	508.56		57.80
		For 5 Ply Construction, Add	13.75		
		For Stave Lumber Core (SLC), Add	294.71		
		For Structural Composite Lumber Core (SCLC), Add	176.83		
		For Commercial Grade 45 Minute Particleboard Core (PC), Fire Rated Door, Add	47.15		
		For Commercial Grade 45 Minute Mineral Core (MC), Fire Rated Door, Add	212.19		
		For Commercial Grade 60 Minute Mineral Core (MC), Fire Rated Door, Add	294.71		
		For Commercial Grade 90 Minute Mineral Core (MC), Rated Fire Door, Add	471.54		
		For >50 To 100, Deduct	-28.32		
		For >100, Deduct	-41.03		
08 14 23 16-0051	EA	2'-10" x 8' x 1-3/4" Thick, 3 Ply, Particleboard Core (PC), High Pressure Decorative Laminate (HPDL) Faced Wood Door.....	532.15		57.80
		For 5 Ply Construction, Add	14.58		
		For Stave Lumber Core (SLC), Add	312.41		
		For Structural Composite Lumber Core (SCLC), Add	187.44		
		For Commercial Grade 45 Minute Particleboard Core (PC), Fire Rated Door, Add	49.98		
		For Commercial Grade 45 Minute Mineral Core (MC), Fire Rated Door, Add	224.93		
		For Commercial Grade 60 Minute Mineral Core (MC), Fire Rated Door, Add	312.41		
		For Commercial Grade 90 Minute Mineral Core (MC), Rated Fire Door, Add	499.85		
		For >50 To 100, Deduct	-29.50		
		For >100, Deduct	-42.80		
08 14 23 16-0052	EA	3'-0" x 8' x 1-3/4" Thick, 3 Ply, Particleboard Core (PC), High Pressure Decorative Laminate (HPDL) Faced Wood Door.....	560.78		60.32
		For 5 Ply Construction, Add	15.41		
		For Stave Lumber Core (SLC), Add	330.11		
		For Structural Composite Lumber Core (SCLC), Add	198.07		
		For Commercial Grade 45 Minute Particleboard Core (PC), Fire Rated Door, Add	52.82		
		For Commercial Grade 45 Minute Mineral Core (MC), Fire Rated Door, Add	237.68		
		For Commercial Grade 60 Minute Mineral Core (MC), Fire Rated Door, Add	330.11		
		For Commercial Grade 90 Minute Mineral Core (MC), Rated Fire Door, Add	528.18		
		For >50 To 100, Deduct	-31.05		
		For >100, Deduct	-45.07		
08 14 23 16-0053	EA	3'-4" x 8' x 1-3/4" Thick, 3 Ply, Particleboard Core (PC), High Pressure Decorative Laminate (HPDL) Faced Wood Door.....	584.88		60.32
		For 5 Ply Construction, Add	16.25		
		For Stave Lumber Core (SLC), Add	348.19		
		For Structural Composite Lumber Core (SCLC), Add	208.91		
		For Commercial Grade 45 Minute Particleboard Core (PC), Fire Rated Door, Add	55.71		
		For Commercial Grade 45 Minute Mineral Core (MC), Fire Rated Door, Add	250.70		
		For Commercial Grade 60 Minute Mineral Core (MC), Fire Rated Door, Add	348.19		
		For Commercial Grade 90 Minute Mineral Core (MC), Rated Fire Door, Add	557.10		
		For >50 To 100, Deduct	-32.26		
		For >100, Deduct	-46.88		
08 14 23 16-0054	EA	3'-6" x 8' x 1-3/4" Thick, 3 Ply, Particleboard Core (PC), High Pressure Decorative Laminate (HPDL) Faced Wood Door.....	601.96		62.83
		For 5 Ply Construction, Add	16.67		
		For Stave Lumber Core (SLC), Add	357.23		
		For Structural Composite Lumber Core (SCLC), Add	214.34		
		For Commercial Grade 45 Minute Particleboard Core (PC), Fire Rated Door, Add	57.16		
		For Commercial Grade 45 Minute Mineral Core (MC), Fire Rated Door, Add	257.20		
		For Commercial Grade 60 Minute Mineral Core (MC), Fire Rated Door, Add	357.23		
		For Commercial Grade 90 Minute Mineral Core (MC), Rated Fire Door, Add	571.56		
		For >50 To 100, Deduct	-33.24		
		For >100, Deduct	-48.29		
08 14 23 16-0055	EA	3'-8" x 8' x 1-3/4" Thick, 3 Ply, Particleboard Core (PC), High Pressure Decorative Laminate (HPDL) Faced Wood Door.....	625.77		62.83
		For 5 Ply Construction, Add	17.50		
		For Stave Lumber Core (SLC), Add	375.08		
		For Structural Composite Lumber Core (SCLC), Add	225.05		
		For Commercial Grade 45 Minute Particleboard Core (PC), Fire Rated Door, Add	60.01		
		For Commercial Grade 45 Minute Mineral Core (MC), Fire Rated Door, Add	270.06		
		For Commercial Grade 60 Minute Mineral Core (MC), Fire Rated Door, Add	375.08		
		For Commercial Grade 90 Minute Mineral Core (MC), Rated Fire Door, Add	600.13		
		For >50 To 100, Deduct	-34.43		
		For >100, Deduct	-50.07		



MINOR	CSI	UOM	DESCRIPTION	TOTAL DIRECT UNIT COST	DEMOLITION UNIT COST
08 14 23 16-0056	EA		4'-0" x 8' x 1-3/4" Thick, 3 Ply, Particleboard Core (PC), High Pressure Decorative Laminate (HPDL) Faced Wood Door.....	683.47	67.86
			<i>For 5 Ply Construction, Add</i>	19.17	
			<i>For Stave Lumber Core (SLC), Add</i>	410.81	
			<i>For Structural Composite Lumber Core (SCLC), Add</i>	246.49	
			<i>For Commercial Grade 45 Minute Particleboard Core (PC), Fire Rated Door, Add</i>	65.73	
			<i>For Commercial Grade 45 Minute Mineral Core (MC), Fire Rated Door, Add</i>	295.79	
			<i>For Commercial Grade 60 Minute Mineral Core (MC), Fire Rated Door, Add</i>	410.81	
			<i>For Commercial Grade 90 Minute Mineral Core (MC), Rated Fire Door, Add</i>	657.30	
			<i>For >50 To 100, Deduct</i>	-37.57	
			<i>For >100, Deduct</i>	-54.65	
08 14 23 19 Molded-Hardboard-Faced Wood Doors (08 14 23)					
08 14 23 19-0001			1-3/8" Thick, Hollow Core (HC), High Density Fiberboard/Hardboard (HDF) Faced Wood Doors (08 14 23 19)		
08 14 23 19-0002	EA		2'-0" x 6'-8" x 1-3/8" Thick, 3 Ply, Hollow Core (HC), High Density Fiberboard/Hardboard (HDF) Faced Wood Door.....	229.55	55.29
			<i>For >50 To 100, Deduct</i>	-14.24	
			<i>For >100, Deduct</i>	-19.98	
08 14 23 19-0003	EA		2'-4" x 6'-8" x 1-3/8" Thick, 3 Ply, Hollow Core (HC), High Density Fiberboard/Hardboard (HDF) Faced Wood Door.....	229.55	55.29
			<i>For >50 To 100, Deduct</i>	-14.24	
			<i>For >100, Deduct</i>	-19.98	
08 14 23 19-0004	EA		2'-6" x 6'-8" x 1-3/8" Thick, 3 Ply, Hollow Core (HC), High Density Fiberboard/Hardboard (HDF) Faced Wood Door.....	243.25	57.80
			<i>For >50 To 100, Deduct</i>	-15.05	
			<i>For >100, Deduct</i>	-21.13	
08 14 23 19-0005	EA		2'-8" x 6'-8" x 1-3/8" Thick, 3 Ply, Hollow Core (HC), High Density Fiberboard/Hardboard (HDF) Faced Wood Door.....	247.38	57.80
			<i>For >50 To 100, Deduct</i>	-15.26	
			<i>For >100, Deduct</i>	-21.44	
08 14 23 19-0006	EA		2'-10" x 6'-8" x 1-3/8" Thick, 3 Ply, Hollow Core (HC), High Density Fiberboard/Hardboard (HDF) Faced Wood Door.....	251.48	57.80
			<i>For >50 To 100, Deduct</i>	-15.46	
			<i>For >100, Deduct</i>	-21.75	
08 14 23 19-0007	EA		3'-0" x 6'-8" x 1-3/8" Thick, 3 Ply, Hollow Core (HC), High Density Fiberboard/Hardboard (HDF) Faced Wood Door.....	260.63	60.32
			<i>For >50 To 100, Deduct</i>	-16.05	
			<i>For >100, Deduct</i>	-22.56	
08 14 23 19-0008	EA		3'-4" x 6'-8" x 1-3/8" Thick, 3 Ply, Hollow Core (HC), High Density Fiberboard/Hardboard (HDF) Faced Wood Door.....	276.00	60.32
			<i>For >50 To 100, Deduct</i>	-16.82	
			<i>For >100, Deduct</i>	-23.72	
08 14 23 19-0009	EA		3'-6" x 6'-8" x 1-3/8" Thick, 3 Ply, Hollow Core (HC), High Density Fiberboard/Hardboard (HDF) Faced Wood Door.....	290.99	62.83
			<i>For >50 To 100, Deduct</i>	-17.69	
			<i>For >100, Deduct</i>	-24.97	
08 14 23 19-0010	EA		2'-0" x 7' x 1-3/8" Thick, 3 Ply, Hollow Core (HC), High Density Fiberboard/Hardboard (HDF) Faced Wood Door.....	236.47	55.29
			<i>For >50 To 100, Deduct</i>	-14.59	
			<i>For >100, Deduct</i>	-20.50	
08 14 23 19-0011	EA		2'-4" x 7' x 1-3/8" Thick, 3 Ply, Hollow Core (HC), High Density Fiberboard/Hardboard (HDF) Faced Wood Door.....	236.47	55.29
			<i>For >50 To 100, Deduct</i>	-14.59	
			<i>For >100, Deduct</i>	-20.50	
08 14 23 19-0012	EA		2'-6" x 7' x 1-3/8" Thick, 3 Ply, Hollow Core (HC), High Density Fiberboard/Hardboard (HDF) Faced Wood Door.....	250.68	57.80
			<i>For >50 To 100, Deduct</i>	-15.42	
			<i>For >100, Deduct</i>	-21.69	
08 14 23 19-0013	EA		2'-8" x 7' x 1-3/8" Thick, 3 Ply, Hollow Core (HC), High Density Fiberboard/Hardboard (HDF) Faced Wood Door.....	255.03	57.80
			<i>For >50 To 100, Deduct</i>	-15.64	
			<i>For >100, Deduct</i>	-22.02	
08 14 23 19-0014	EA		2'-10" x 7' x 1-3/8" Thick, 3 Ply, Hollow Core (HC), High Density Fiberboard/Hardboard (HDF) Faced Wood Door.....	259.39	57.80
			<i>For >50 To 100, Deduct</i>	-15.86	
			<i>For >100, Deduct</i>	-22.34	
08 14 23 19-0015	EA		3'-0" x 7' x 1-3/8" Thick, 3 Ply, Hollow Core (HC), High Density Fiberboard/Hardboard (HDF) Faced Wood Door.....	268.76	60.32
			<i>For >50 To 100, Deduct</i>	-16.45	
			<i>For >100, Deduct</i>	-23.17	
08 14 23 19-0016	EA		3'-4" x 7' x 1-3/8" Thick, 3 Ply, Hollow Core (HC), High Density Fiberboard/Hardboard (HDF) Faced Wood Door.....	285.03	60.32
			<i>For >50 To 100, Deduct</i>	-17.27	
			<i>For >100, Deduct</i>	-24.39	
08 14 23 19-0017	EA		3'-6" x 7' x 1-3/8" Thick, 3 Ply, Hollow Core (HC), High Density Fiberboard/Hardboard (HDF) Faced Wood Door.....	300.60	62.83
			<i>For >50 To 100, Deduct</i>	-18.17	
			<i>For >100, Deduct</i>	-25.69	
08 14 23 19-0018	EA		2'-0" x 8' x 1-3/8" Thick, 3 Ply, Hollow Core (HC), High Density Fiberboard/Hardboard (HDF) Faced Wood Door.....	261.03	55.29
			<i>For >50 To 100, Deduct</i>	-15.82	
			<i>For >100, Deduct</i>	-22.34	
08 14 23 19-0019	EA		2'-4" x 8' x 1-3/8" Thick, 3 Ply, Hollow Core (HC), High Density Fiberboard/Hardboard (HDF) Faced Wood Door.....	261.03	55.29
			<i>For >50 To 100, Deduct</i>	-15.82	
			<i>For >100, Deduct</i>	-22.34	
08 14 23 19-0020	EA		2'-6" x 8' x 1-3/8" Thick, 3 Ply, Hollow Core (HC), High Density Fiberboard/Hardboard (HDF) Faced Wood Door.....	277.03	57.80
			<i>For >50 To 100, Deduct</i>	-16.74	
			<i>For >100, Deduct</i>	-23.67	
08 14 23 19-0021	EA		2'-8" x 8' x 1-3/8" Thick, 3 Ply, Hollow Core (HC), High Density Fiberboard/Hardboard (HDF) Faced Wood Door.....	282.22	57.80
			<i>For >50 To 100, Deduct</i>	-17.00	
			<i>For >100, Deduct</i>	-24.06	
08 14 23 19-0022	EA		2'-10" x 8' x 1-3/8" Thick, 3 Ply, Hollow Core (HC), High Density Fiberboard/Hardboard (HDF) Faced Wood Door.....	287.44	57.80
			<i>For >50 To 100, Deduct</i>	-17.26	
			<i>For >100, Deduct</i>	-24.45	
08 14 23 19-0023	EA		3'-0" x 8' x 1-3/8" Thick, 3 Ply, Hollow Core (HC), High Density Fiberboard/Hardboard (HDF) Faced Wood Door.....	297.65	60.32
			<i>For >50 To 100, Deduct</i>	-17.90	
			<i>For >100, Deduct</i>	-25.34	

08 Openings**08 10 Doors and Frames****08 14 Wood Doors**

SAN BERNARDINO
COUNTY

MINOR	CSI	UOM	DESCRIPTION	TOTAL DIRECT UNIT COST	DEMOLITION UNIT COST
08 14 23 19-0024	EA		3'-4" x 8' x 1-3/8" Thick, 3 Ply, Hollow Core (HC), High Density Fiberboard/Hardboard (HDF) Faced Wood Door <i>For >50 To 100, Deduct</i>	317.09 -18.87 -26.80	60.32
08 14 23 19-0025	EA		3'-6" x 8' x 1-3/8" Thick, 3 Ply, Hollow Core (HC), High Density Fiberboard/Hardboard (HDF) Faced Wood Door <i>For >50 To 100, Deduct</i>	334.70 -19.88 -28.24	62.83
08 14 23 19-0026			1-3/4" Thick, Hollow Core (HC), High Density Fiberboard/Hardboard (HDF) Faced Wood Doors <small>(08 14 23 19)</small>		
08 14 23 19-0027	EA		2'-0" x 6'-8" x 1-3/4" Thick, 3 Ply, Hollow Core (HC), High Density Fiberboard/Hardboard (HDF) Faced Wood Door <i>For >50 To 100, Deduct</i>	258.82 -15.71 -22.18	55.29
08 14 23 19-0028	EA		2'-4" x 6'-8" x 1-3/4" Thick, 3 Ply, Hollow Core (HC), High Density Fiberboard/Hardboard (HDF) Faced Wood Door <i>For >50 To 100, Deduct</i>	258.82 -15.71 -22.18	55.29
08 14 23 19-0029	EA		2'-6" x 6'-8" x 1-3/4" Thick, 3 Ply, Hollow Core (HC), High Density Fiberboard/Hardboard (HDF) Faced Wood Door <i>For >50 To 100, Deduct</i>	267.94 -16.29 -22.99	57.80
08 14 23 19-0030	EA		2'-8" x 6'-8" x 1-3/4" Thick, 3 Ply, Hollow Core (HC), High Density Fiberboard/Hardboard (HDF) Faced Wood Door <i>For >50 To 100, Deduct</i>	276.20 -16.70 -23.61	57.80
08 14 23 19-0031	EA		2'-10" x 6'-8" x 1-3/4" Thick, 3 Ply, Hollow Core (HC), High Density Fiberboard/Hardboard (HDF) Faced Wood Door <i>For >50 To 100, Deduct</i>	280.33 -16.91 -23.92	57.80
08 14 23 19-0032	EA		3'-0" x 6'-8" x 1-3/4" Thick, 3 Ply, Hollow Core (HC), High Density Fiberboard/Hardboard (HDF) Faced Wood Door <i>For >50 To 100, Deduct</i>	289.42 -17.49 -24.72	60.32
08 14 23 19-0033	EA		3'-4" x 6'-8" x 1-3/4" Thick, 3 Ply, Hollow Core (HC), High Density Fiberboard/Hardboard (HDF) Faced Wood Door <i>For >50 To 100, Deduct</i>	298.83 -17.96 -25.43	60.32
08 14 23 19-0034	EA		3'-6" x 6'-8" x 1-3/4" Thick, 3 Ply, Hollow Core (HC), High Density Fiberboard/Hardboard (HDF) Faced Wood Door <i>For >50 To 100, Deduct</i>	334.48 -19.87 -28.23	62.83
08 14 23 19-0035	EA		3'-8" x 6'-8" x 1-3/4" Thick, 3 Ply, Hollow Core (HC), High Density Fiberboard/Hardboard (HDF) Faced Wood Door <i>For >50 To 100, Deduct</i>	344.91 -20.39 -29.01	62.83
08 14 23 19-0036	EA		4'-0" x 6'-8" x 1-3/4" Thick, 3 Ply, Hollow Core (HC), High Density Fiberboard/Hardboard (HDF) Faced Wood Door <i>For >50 To 100, Deduct</i>	365.82 -21.43 -30.58	62.83
08 14 23 19-0037	EA		2'-0" x 7' x 1-3/4" Thick, 3 Ply, Hollow Core (HC), High Density Fiberboard/Hardboard (HDF) Faced Wood Door <i>For >50 To 100, Deduct</i>	267.43 -16.14 -22.82	55.29
08 14 23 19-0038	EA		2'-4" x 7' x 1-3/4" Thick, 3 Ply, Hollow Core (HC), High Density Fiberboard/Hardboard (HDF) Faced Wood Door <i>For >50 To 100, Deduct</i>	267.43 -16.14 -22.82	55.29
08 14 23 19-0039	EA		2'-6" x 7' x 1-3/4" Thick, 3 Ply, Hollow Core (HC), High Density Fiberboard/Hardboard (HDF) Faced Wood Door <i>For >50 To 100, Deduct</i>	276.81 -16.73 -23.65	57.80
08 14 23 19-0040	EA		2'-8" x 7' x 1-3/4" Thick, 3 Ply, Hollow Core (HC), High Density Fiberboard/Hardboard (HDF) Faced Wood Door <i>For >50 To 100, Deduct</i>	285.55 -17.17 -24.31	57.80
08 14 23 19-0041	EA		2'-10" x 7' x 1-3/4" Thick, 3 Ply, Hollow Core (HC), High Density Fiberboard/Hardboard (HDF) Faced Wood Door <i>For >50 To 100, Deduct</i>	289.91 -17.39 -24.63	57.80
08 14 23 19-0042	EA		3'-0" x 7' x 1-3/4" Thick, 3 Ply, Hollow Core (HC), High Density Fiberboard/Hardboard (HDF) Faced Wood Door <i>For >50 To 100, Deduct</i>	299.25 -17.98 -25.46	60.32
08 14 23 19-0043	EA		3'-4" x 7' x 1-3/4" Thick, 3 Ply, Hollow Core (HC), High Density Fiberboard/Hardboard (HDF) Faced Wood Door <i>For >50 To 100, Deduct</i>	309.21 -18.48 -26.21	60.32
08 14 23 19-0044	EA		3'-6" x 7' x 1-3/4" Thick, 3 Ply, Hollow Core (HC), High Density Fiberboard/Hardboard (HDF) Faced Wood Door <i>For >50 To 100, Deduct</i>	346.64 -20.47 -29.14	62.83
08 14 23 19-0045	EA		3'-8" x 7' x 1-3/4" Thick, 3 Ply, Hollow Core (HC), High Density Fiberboard/Hardboard (HDF) Faced Wood Door <i>For >50 To 100, Deduct</i>	357.69 -21.03 -29.97	62.83
08 14 23 19-0046	EA		4'-0" x 7' x 1-3/4" Thick, 3 Ply, Hollow Core (HC), High Density Fiberboard/Hardboard (HDF) Faced Wood Door <i>For >50 To 100, Deduct</i>	379.79 -22.13 -31.63	62.83
08 14 23 19-0047	EA		2'-0" x 8' x 1-3/4" Thick, 3 Ply, Hollow Core (HC), High Density Fiberboard/Hardboard (HDF) Faced Wood Door <i>For >50 To 100, Deduct</i>	298.01 -17.67 -25.12	55.29
08 14 23 19-0048	EA		2'-4" x 8' x 1-3/4" Thick, 3 Ply, Hollow Core (HC), High Density Fiberboard/Hardboard (HDF) Faced Wood Door <i>For >50 To 100, Deduct</i>	298.01 -17.67 -25.12	55.29
08 14 23 19-0049	EA		2'-6" x 8' x 1-3/4" Thick, 3 Ply, Hollow Core (HC), High Density Fiberboard/Hardboard (HDF) Faced Wood Door <i>For >50 To 100, Deduct</i>	308.25 -18.30 -26.01	57.80
08 14 23 19-0050	EA		2'-8" x 8' x 1-3/4" Thick, 3 Ply, Hollow Core (HC), High Density Fiberboard/Hardboard (HDF) Faced Wood Door <i>For >50 To 100, Deduct</i>	318.69 -18.82 -26.79	57.80



MINOR	CSI	UOM	DESCRIPTION	TOTAL DIRECT UNIT COST	DEMOLITION UNIT COST
08 14 23 19-0051	EA		2'-10" x 8' x 1-3/4" Thick, 3 Ply, Hollow Core (HC), High Density Fiberboard/Hardboard (HDF) Faced Wood Door <i>For >50 To 100, Deduct</i> <i>For >100, Deduct</i>	323.88 -19.08 -27.18	57.80
08 14 23 19-0052	EA		3'-0" x 8' x 1-3/4" Thick, 3 Ply, Hollow Core (HC), High Density Fiberboard/Hardboard (HDF) Faced Wood Door <i>For >50 To 100, Deduct</i> <i>For >100, Deduct</i>	334.09 -19.72 -28.07	60.32
08 14 23 19-0053	EA		3'-4" x 8' x 1-3/4" Thick, 3 Ply, Hollow Core (HC), High Density Fiberboard/Hardboard (HDF) Faced Wood Door <i>For >50 To 100, Deduct</i> <i>For >100, Deduct</i>	345.97 -20.37 -28.96	60.32
08 14 23 19-0054	EA		3'-6" x 8' x 1-3/4" Thick, 3 Ply, Hollow Core (HC), High Density Fiberboard/Hardboard (HDF) Faced Wood Door <i>For >50 To 100, Deduct</i> <i>For >100, Deduct</i>	389.75 -22.63 -32.37	62.83
08 14 23 19-0055	EA		3'-8" x 8' x 1-3/4" Thick, 3 Ply, Hollow Core (HC), High Density Fiberboard/Hardboard (HDF) Faced Wood Door <i>For >50 To 100, Deduct</i> <i>For >100, Deduct</i>	402.94 -23.29 -33.36	62.83
08 14 23 19-0056	EA		4'-0" x 8' x 1-3/4" Thick, 3 Ply, Hollow Core (HC), High Density Fiberboard/Hardboard (HDF) Faced Wood Door <i>For >50 To 100, Deduct</i> <i>For >100, Deduct</i>	429.36 -24.61 -35.34	62.83
08 14 23 19-0057			1-3/8" Thick, Particleboard Core (PC), High Density Fiberboard/Hardboard (HDF) Faced Wood Doors <small>(08 14 23 19)</small> Note: PC = Particleboard, medium-density fiberboard (MDF), or aggrifiber core, solid core door with stiles and rails bonded to the core and abrasive planed flat prior to the application of the faces.		
08 14 23 19-0058	EA		2'-0" x 6'-8" x 1-3/8" Thick, 3 Ply, Particleboard Core (PC), High Density Fiberboard/Hardboard (HDF) Faced Wood Door <i>For >50 To 100, Deduct</i> <i>For >100, Deduct</i>	276.46 -16.59 -23.50	55.29
08 14 23 19-0059	EA		2'-4" x 6'-8" x 1-3/8" Thick, 3 Ply, Particleboard Core (PC), High Density Fiberboard/Hardboard (HDF) Faced Wood Door <i>For >50 To 100, Deduct</i> <i>For >100, Deduct</i>	276.46 -16.59 -23.50	55.29
08 14 23 19-0060	EA		2'-6" x 6'-8" x 1-3/8" Thick, 3 Ply, Particleboard Core (PC), High Density Fiberboard/Hardboard (HDF) Faced Wood Door <i>For >50 To 100, Deduct</i> <i>For >100, Deduct</i>	291.12 -17.45 -24.72	57.80
08 14 23 19-0061	EA		2'-8" x 6'-8" x 1-3/8" Thick, 3 Ply, Particleboard Core (PC), High Density Fiberboard/Hardboard (HDF) Faced Wood Door <i>For >50 To 100, Deduct</i> <i>For >100, Deduct</i>	300.73 -17.93 -25.45	57.80
08 14 23 19-0062	EA		2'-10" x 6'-8" x 1-3/8" Thick, 3 Ply, Particleboard Core (PC), High Density Fiberboard/Hardboard (HDF) Faced Wood Door <i>For >50 To 100, Deduct</i> <i>For >100, Deduct</i>	302.49 -18.01 -25.58	57.80
08 14 23 19-0063	EA		3'-0" x 6'-8" x 1-3/8" Thick, 3 Ply, Particleboard Core (PC), High Density Fiberboard/Hardboard (HDF) Faced Wood Door <i>For >50 To 100, Deduct</i> <i>For >100, Deduct</i>	309.30 -18.48 -26.21	60.32
08 14 23 19-0064	EA		3'-4" x 6'-8" x 1-3/8" Thick, 3 Ply, Particleboard Core (PC), High Density Fiberboard/Hardboard (HDF) Faced Wood Door <i>For >50 To 100, Deduct</i> <i>For >100, Deduct</i>	330.12 -19.52 -27.77	60.32
08 14 23 19-0065	EA		3'-6" x 6'-8" x 1-3/8" Thick, 3 Ply, Particleboard Core (PC), High Density Fiberboard/Hardboard (HDF) Faced Wood Door <i>For >50 To 100, Deduct</i> <i>For >100, Deduct</i>	373.09 -21.80 -31.12	62.83
08 14 23 19-0066	EA		2'-0" x 7' x 1-3/8" Thick, 3 Ply, Particleboard Core (PC), High Density Fiberboard/Hardboard (HDF) Faced Wood Door <i>For >50 To 100, Deduct</i> <i>For >100, Deduct</i>	286.13 -17.07 -24.22	55.29
08 14 23 19-0067	EA		2'-4" x 7' x 1-3/8" Thick, 3 Ply, Particleboard Core (PC), High Density Fiberboard/Hardboard (HDF) Faced Wood Door <i>For >50 To 100, Deduct</i> <i>For >100, Deduct</i>	286.13 -17.07 -24.22	55.29
08 14 23 19-0068	EA		2'-6" x 7' x 1-3/8" Thick, 3 Ply, Particleboard Core (PC), High Density Fiberboard/Hardboard (HDF) Faced Wood Door <i>For >50 To 100, Deduct</i> <i>For >100, Deduct</i>	301.34 -17.96 -25.49	57.80
08 14 23 19-0069	EA		2'-8" x 7' x 1-3/8" Thick, 3 Ply, Particleboard Core (PC), High Density Fiberboard/Hardboard (HDF) Faced Wood Door <i>For >50 To 100, Deduct</i> <i>For >100, Deduct</i>	311.49 -18.46 -26.25	57.80
08 14 23 19-0070	EA		2'-10" x 7' x 1-3/8" Thick, 3 Ply, Particleboard Core (PC), High Density Fiberboard/Hardboard (HDF) Faced Wood Door <i>For >50 To 100, Deduct</i> <i>For >100, Deduct</i>	313.38 -18.56 -26.39	57.80
08 14 23 19-0071	EA		3'-0" x 7' x 1-3/8" Thick, 3 Ply, Particleboard Core (PC), High Density Fiberboard/Hardboard (HDF) Faced Wood Door <i>For >50 To 100, Deduct</i> <i>For >100, Deduct</i>	320.29 -19.03 -27.04	60.32
08 14 23 19-0072	EA		3'-4" x 7' x 1-3/8" Thick, 3 Ply, Particleboard Core (PC), High Density Fiberboard/Hardboard (HDF) Faced Wood Door <i>For >50 To 100, Deduct</i> <i>For >100, Deduct</i>	342.32 -20.13 -28.69	60.32

08	08	Openings
	08 10	Doors and Frames
	08 14	Wood Doors



MINOR	CSI	UOM	DESCRIPTION	TOTAL DIRECT UNIT COST	DEMOLITION UNIT COST
-------	-----	-----	-------------	------------------------	----------------------

08 14 23 19-0073	EA		3'-6" x 7' x 1-3/8" Thick, 3 Ply, Particleboard Core (PC), High Density Fiberboard/Hardboard (HDF) Faced Wood Door.....	387.50	62.83
			<i>For >50 To 100, Deduct</i>	-22.52	
			<i>For >100, Deduct</i>	-32.20	
08 14 23 19-0074	EA		2'-0" x 8' x 1-3/8" Thick, 3 Ply, Particleboard Core (PC), High Density Fiberboard/Hardboard (HDF) Faced Wood Door.....	320.37	55.29
			<i>For >50 To 100, Deduct</i>	-18.78	
			<i>For >100, Deduct</i>	-26.79	
08 14 23 19-0075	EA		2'-4" x 8' x 1-3/8" Thick, 3 Ply, Particleboard Core (PC), High Density Fiberboard/Hardboard (HDF) Faced Wood Door.....	320.37	55.29
			<i>For >50 To 100, Deduct</i>	-18.78	
			<i>For >100, Deduct</i>	-26.79	
08 14 23 19-0076	EA		2'-6" x 8' x 1-3/8" Thick, 3 Ply, Particleboard Core (PC), High Density Fiberboard/Hardboard (HDF) Faced Wood Door.....	337.55	57.80
			<i>For >50 To 100, Deduct</i>	-19.77	
			<i>For >100, Deduct</i>	-28.21	
08 14 23 19-0077	EA		2'-8" x 8' x 1-3/8" Thick, 3 Ply, Particleboard Core (PC), High Density Fiberboard/Hardboard (HDF) Faced Wood Door.....	349.69	57.80
			<i>For >50 To 100, Deduct</i>	-20.37	
			<i>For >100, Deduct</i>	-29.12	
08 14 23 19-0078	EA		2'-10" x 8' x 1-3/8" Thick, 3 Ply, Particleboard Core (PC), High Density Fiberboard/Hardboard (HDF) Faced Wood Door.....	351.93	57.80
			<i>For >50 To 100, Deduct</i>	-20.49	
			<i>For >100, Deduct</i>	-29.29	
08 14 23 19-0079	EA		3'-0" x 8' x 1-3/8" Thick, 3 Ply, Particleboard Core (PC), High Density Fiberboard/Hardboard (HDF) Faced Wood Door.....	359.23	60.32
			<i>For >50 To 100, Deduct</i>	-20.98	
			<i>For >100, Deduct</i>	-29.96	
08 14 23 19-0080	EA		3'-4" x 8' x 1-3/8" Thick, 3 Ply, Particleboard Core (PC), High Density Fiberboard/Hardboard (HDF) Faced Wood Door.....	385.55	60.32
			<i>For >50 To 100, Deduct</i>	-22.29	
			<i>For >100, Deduct</i>	-31.93	
08 14 23 19-0081	EA		3'-8" x 8' x 1-3/8" Thick, 3 Ply, Particleboard Core (PC), High Density Fiberboard/Hardboard (HDF) Faced Wood Door.....	438.58	62.83
			<i>For >50 To 100, Deduct</i>	-25.07	
			<i>For >100, Deduct</i>	-36.04	

08 14 23 19-0082 1-3/4" Thick, Particleboard Core (PC), High Density Fiberboard/Hardboard (HDF) Faced Wood Doors (08 14 23 19)

Note: PC = Particleboard, medium-density fiberboard (MDF), or agrifiber core, solid core door with stiles and rails bonded to the core and abrasive planed flat prior to the application of the faces.

08 14 23 19-0083	EA		2'-0" x 6'-8" x 1-3/4" Thick, 3 Ply, Particleboard Core (PC), High Density Fiberboard/Hardboard (HDF) Faced Wood Door.....	319.02	55.29
			<i>For Commercial Grade 45 Minute Particleboard Core (PC), Fire Rated Door, Add</i>	25.01	
			<i>For Commercial Grade 45 Minute Mineral Core (MC), Fire Rated Door, Add</i>	112.55	
			<i>For Commercial Grade 60 Minute Mineral Core (MC), Fire Rated Door, Add</i>	156.32	
			<i>For Commercial Grade 90 Minute Mineral Core (MC), Rated Fire Door, Add</i>	250.12	
			<i>For >50 To 100, Deduct</i>	-18.72	
			<i>For >100, Deduct</i>	-26.69	
08 14 23 19-0084	EA		2'-4" x 6'-8" x 1-3/4" Thick, 3 Ply, Particleboard Core (PC), High Density Fiberboard/Hardboard (HDF) Faced Wood Door.....	319.02	55.29
			<i>For Commercial Grade 45 Minute Particleboard Core (PC), Fire Rated Door, Add</i>	25.01	
			<i>For Commercial Grade 45 Minute Mineral Core (MC), Fire Rated Door, Add</i>	112.55	
			<i>For Commercial Grade 60 Minute Mineral Core (MC), Fire Rated Door, Add</i>	156.32	
			<i>For Commercial Grade 90 Minute Mineral Core (MC), Rated Fire Door, Add</i>	250.12	
			<i>For >50 To 100, Deduct</i>	-18.72	
			<i>For >100, Deduct</i>	-26.69	
08 14 23 19-0085	EA		2'-6" x 6'-8" x 1-3/4" Thick, 3 Ply, Particleboard Core (PC), High Density Fiberboard/Hardboard (HDF) Faced Wood Door.....	336.11	57.80
			<i>For Commercial Grade 45 Minute Particleboard Core (PC), Fire Rated Door, Add</i>	26.46	
			<i>For Commercial Grade 45 Minute Mineral Core (MC), Fire Rated Door, Add</i>	119.07	
			<i>For Commercial Grade 60 Minute Mineral Core (MC), Fire Rated Door, Add</i>	165.38	
			<i>For Commercial Grade 90 Minute Mineral Core (MC), Rated Fire Door, Add</i>	264.60	
			<i>For >50 To 100, Deduct</i>	-19.70	
			<i>For >100, Deduct</i>	-28.10	
08 14 23 19-0086	EA		2'-8" x 6'-8" x 1-3/4" Thick, 3 Ply, Particleboard Core (PC), High Density Fiberboard/Hardboard (HDF) Faced Wood Door.....	348.15	57.80
			<i>For Commercial Grade 45 Minute Particleboard Core (PC), Fire Rated Door, Add</i>	27.90	
			<i>For Commercial Grade 45 Minute Mineral Core (MC), Fire Rated Door, Add</i>	125.57	
			<i>For Commercial Grade 60 Minute Mineral Core (MC), Fire Rated Door, Add</i>	174.41	
			<i>For Commercial Grade 90 Minute Mineral Core (MC), Rated Fire Door, Add</i>	279.05	
			<i>For >50 To 100, Deduct</i>	-20.30	
			<i>For >100, Deduct</i>	-29.00	
08 14 23 19-0087	EA		2'-10" x 6'-8" x 1-3/4" Thick, 3 Ply, Particleboard Core (PC), High Density Fiberboard/Hardboard (HDF) Faced Wood Door.....	350.40	57.80
			<i>For Commercial Grade 45 Minute Particleboard Core (PC), Fire Rated Door, Add</i>	28.17	
			<i>For Commercial Grade 45 Minute Mineral Core (MC), Fire Rated Door, Add</i>	126.79	
			<i>For Commercial Grade 60 Minute Mineral Core (MC), Fire Rated Door, Add</i>	176.09	
			<i>For Commercial Grade 90 Minute Mineral Core (MC), Rated Fire Door, Add</i>	281.75	
			<i>For >50 To 100, Deduct</i>	-20.41	
			<i>For >100, Deduct</i>	-29.17	



		Openings	08
		Doors and Frames	08 10
		Wood Doors	08 14

MINOR	CSI	UOM	DESCRIPTION	TOTAL DIRECT UNIT COST	DEMOLITION UNIT COST
08 14 23	19-0088	EA	3'-0" x 6'-8" x 1-3/4" Thick, 3 Ply, Particleboard Core (PC), High Density Fiberboard/Hardboard (HDF) Faced Wood Door For Commercial Grade 45 Minute Particleboard Core (PC), Fire Rated Door, Add For Commercial Grade 45 Minute Mineral Core (MC), Fire Rated Door, Add For Commercial Grade 60 Minute Mineral Core (MC), Fire Rated Door, Add For Commercial Grade 90 Minute Mineral Core (MC), Rated Fire Door, Add For >50 To 100, Deduct For >100, Deduct	357.69 28.45 129.01 177.80 284.47 -20.90 -29.84	60.32
08 14 23	19-0089	EA	3'-4" x 6'-8" x 1-3/4" Thick, 3 Ply, Particleboard Core (PC), High Density Fiberboard/Hardboard (HDF) Faced Wood Door For Commercial Grade 45 Minute Particleboard Core (PC), Fire Rated Door, Add For Commercial Grade 45 Minute Mineral Core (MC), Fire Rated Door, Add For Commercial Grade 60 Minute Mineral Core (MC), Fire Rated Door, Add For Commercial Grade 90 Minute Mineral Core (MC), Rated Fire Door, Add For >50 To 100, Deduct For >100, Deduct	383.82 31.58 142.12 197.39 315.83 -22.21 -31.80	60.32
08 14 23	19-0090	EA	3'-6" x 6'-8" x 1-3/4" Thick, 3 Ply, Particleboard Core (PC), High Density Fiberboard/Hardboard (HDF) Faced Wood Door For Commercial Grade 45 Minute Particleboard Core (PC), Fire Rated Door, Add For Commercial Grade 45 Minute Mineral Core (MC), Fire Rated Door, Add For Commercial Grade 60 Minute Mineral Core (MC), Fire Rated Door, Add For Commercial Grade 90 Minute Mineral Core (MC), Rated Fire Door, Add For >50 To 100, Deduct For >100, Deduct	436.56 37.31 167.89 233.18 373.08 -24.97 -35.88	62.83
08 14 23	19-0091	EA	3'-8" x 6'-8" x 1-3/4" Thick, 3 Ply, Particleboard Core (PC), High Density Fiberboard/Hardboard (HDF) Faced Wood Door For Commercial Grade 45 Minute Particleboard Core (PC), Fire Rated Door, Add For Commercial Grade 45 Minute Mineral Core (MC), Fire Rated Door, Add For Commercial Grade 60 Minute Mineral Core (MC), Fire Rated Door, Add For Commercial Grade 90 Minute Mineral Core (MC), Rated Fire Door, Add For >50 To 100, Deduct For >100, Deduct	452.12 39.18 176.29 244.85 391.75 -25.75 -37.05	62.83
08 14 23	19-0092	EA	4'-0" x 6'-8" x 1-3/4" Thick, 3 Ply, Particleboard Core (PC), High Density Fiberboard/Hardboard (HDF) Faced Wood Door For Commercial Grade 45 Minute Particleboard Core (PC), Fire Rated Door, Add For Commercial Grade 45 Minute Mineral Core (MC), Fire Rated Door, Add For Commercial Grade 60 Minute Mineral Core (MC), Fire Rated Door, Add For Commercial Grade 90 Minute Mineral Core (MC), Rated Fire Door, Add For >50 To 100, Deduct For >100, Deduct	483.19 42.90 193.07 268.15 429.04 -27.30 -39.38	62.83
08 14 23	19-0093	EA	2'-0" x 7' x 1-3/4" Thick, 3 Ply, Particleboard Core (PC), High Density Fiberboard/Hardboard (HDF) Faced Wood Door For Commercial Grade 45 Minute Particleboard Core (PC), Fire Rated Door, Add For Commercial Grade 45 Minute Mineral Core (MC), Fire Rated Door, Add For Commercial Grade 60 Minute Mineral Core (MC), Fire Rated Door, Add For Commercial Grade 90 Minute Mineral Core (MC), Rated Fire Door, Add For >50 To 100, Deduct For >100, Deduct	331.16 26.47 119.11 165.43 264.68 -19.32 -27.60	55.29
08 14 23	19-0094	EA	2'-4" x 7' x 1-3/4" Thick, 3 Ply, Particleboard Core (PC), High Density Fiberboard/Hardboard (HDF) Faced Wood Door For Commercial Grade 45 Minute Particleboard Core (PC), Fire Rated Door, Add For Commercial Grade 45 Minute Mineral Core (MC), Fire Rated Door, Add For Commercial Grade 60 Minute Mineral Core (MC), Fire Rated Door, Add For Commercial Grade 90 Minute Mineral Core (MC), Rated Fire Door, Add For >50 To 100, Deduct For >100, Deduct	331.16 26.47 119.11 165.43 264.68 -19.32 -27.60	55.29
08 14 23	19-0095	EA	2'-6" x 7' x 1-3/4" Thick, 3 Ply, Particleboard Core (PC), High Density Fiberboard/Hardboard (HDF) Faced Wood Door For Commercial Grade 45 Minute Particleboard Core (PC), Fire Rated Door, Add For Commercial Grade 45 Minute Mineral Core (MC), Fire Rated Door, Add For Commercial Grade 60 Minute Mineral Core (MC), Fire Rated Door, Add For Commercial Grade 90 Minute Mineral Core (MC), Rated Fire Door, Add For >50 To 100, Deduct For >100, Deduct	348.95 28.00 126.00 175.01 280.01 -20.34 -29.06	57.80
08 14 23	19-0096	EA	2'-8" x 7' x 1-3/4" Thick, 3 Ply, Particleboard Core (PC), High Density Fiberboard/Hardboard (HDF) Faced Wood Door For Commercial Grade 45 Minute Particleboard Core (PC), Fire Rated Door, Add For Commercial Grade 45 Minute Mineral Core (MC), Fire Rated Door, Add For Commercial Grade 60 Minute Mineral Core (MC), Fire Rated Door, Add For Commercial Grade 90 Minute Mineral Core (MC), Rated Fire Door, Add For >50 To 100, Deduct For >100, Deduct	361.70 29.53 132.89 184.57 295.31 -20.98 -30.02	57.80
08 14 23	19-0097	EA	2'-10" x 7' x 1-3/4" Thick, 3 Ply, Particleboard Core (PC), High Density Fiberboard/Hardboard (HDF) Faced Wood Door For Commercial Grade 45 Minute Particleboard Core (PC), Fire Rated Door, Add For Commercial Grade 45 Minute Mineral Core (MC), Fire Rated Door, Add For Commercial Grade 60 Minute Mineral Core (MC), Fire Rated Door, Add For Commercial Grade 90 Minute Mineral Core (MC), Rated Fire Door, Add For >50 To 100, Deduct For >100, Deduct	364.07 29.82 134.17 186.35 298.15 -21.09 -30.20	57.80

08 Openings

08 10 Doors and Frames

08 14 Wood Doors

SAN BERNARDINO
COUNTY

MINOR	CSI	UOM	DESCRIPTION	TOTAL DIRECT UNIT COST	DEMOLITION UNIT COST
08 14 23 19-0098	EA		3'-0" x 7' x 1-3/4" Thick, 3 Ply, Particleboard Core (PC), High Density Fiberboard/Hardboard (HDF) Faced Wood Door.....	371.49	60.32
			<i>For Commercial Grade 45 Minute Particleboard Core (PC), Fire Rated Door, Add</i>	30.10	
			<i>For Commercial Grade 45 Minute Mineral Core (MC), Fire Rated Door, Add</i>	135.46	
			<i>For Commercial Grade 60 Minute Mineral Core (MC), Fire Rated Door, Add</i>	188.15	
			<i>For Commercial Grade 90 Minute Mineral Core (MC), Rated Fire Door, Add</i>	301.03	
			<i>For >50 To 100, Deduct</i>	-21.59	
			<i>For >100, Deduct</i>	-30.88	
08 14 23 19-0099	EA		3'-4" x 7' x 1-3/4" Thick, 3 Ply, Particleboard Core (PC), High Density Fiberboard/Hardboard (HDF) Faced Wood Door.....	399.13	60.32
			<i>For Commercial Grade 45 Minute Particleboard Core (PC), Fire Rated Door, Add</i>	33.42	
			<i>For Commercial Grade 45 Minute Mineral Core (MC), Fire Rated Door, Add</i>	150.39	
			<i>For Commercial Grade 60 Minute Mineral Core (MC), Fire Rated Door, Add</i>	208.88	
			<i>For Commercial Grade 90 Minute Mineral Core (MC), Rated Fire Door, Add</i>	334.20	
			<i>For >50 To 100, Deduct</i>	-22.97	
			<i>For >100, Deduct</i>	-32.95	
08 14 23 19-0100	EA		3'-6" x 7' x 1-3/4" Thick, 3 Ply, Particleboard Core (PC), High Density Fiberboard/Hardboard (HDF) Faced Wood Door.....	454.65	62.83
			<i>For Commercial Grade 45 Minute Particleboard Core (PC), Fire Rated Door, Add</i>	39.48	
			<i>For Commercial Grade 45 Minute Mineral Core (MC), Fire Rated Door, Add</i>	177.65	
			<i>For Commercial Grade 60 Minute Mineral Core (MC), Fire Rated Door, Add</i>	246.74	
			<i>For Commercial Grade 90 Minute Mineral Core (MC), Rated Fire Door, Add</i>	394.79	
			<i>For >50 To 100, Deduct</i>	-25.87	
			<i>For >100, Deduct</i>	-37.24	
08 14 23 19-0101	EA		3'-8" x 7' x 1-3/4" Thick, 3 Ply, Particleboard Core (PC), High Density Fiberboard/Hardboard (HDF) Faced Wood Door.....	471.11	62.83
			<i>For Commercial Grade 45 Minute Particleboard Core (PC), Fire Rated Door, Add</i>	41.45	
			<i>For Commercial Grade 45 Minute Mineral Core (MC), Fire Rated Door, Add</i>	186.54	
			<i>For Commercial Grade 60 Minute Mineral Core (MC), Fire Rated Door, Add</i>	259.09	
			<i>For Commercial Grade 90 Minute Mineral Core (MC), Rated Fire Door, Add</i>	414.54	
			<i>For >50 To 100, Deduct</i>	-26.70	
			<i>For >100, Deduct</i>	-38.47	
08 14 23 19-0102	EA		4'-0" x 7' x 1-3/4" Thick, 3 Ply, Particleboard Core (PC), High Density Fiberboard/Hardboard (HDF) Faced Wood Door.....	504.00	62.83
			<i>For Commercial Grade 45 Minute Particleboard Core (PC), Fire Rated Door, Add</i>	45.40	
			<i>For Commercial Grade 45 Minute Mineral Core (MC), Fire Rated Door, Add</i>	204.30	
			<i>For Commercial Grade 60 Minute Mineral Core (MC), Fire Rated Door, Add</i>	283.76	
			<i>For Commercial Grade 90 Minute Mineral Core (MC), Rated Fire Door, Add</i>	454.01	
			<i>For >50 To 100, Deduct</i>	-28.34	
			<i>For >100, Deduct</i>	-40.94	
08 14 23 19-0103	EA		2'-0" x 8' x 1-3/4" Thick, 3 Ply, Particleboard Core (PC), High Density Fiberboard/Hardboard (HDF) Faced Wood Door.....	374.16	55.29
			<i>For Commercial Grade 45 Minute Particleboard Core (PC), Fire Rated Door, Add</i>	31.63	
			<i>For Commercial Grade 45 Minute Mineral Core (MC), Fire Rated Door, Add</i>	142.33	
			<i>For Commercial Grade 60 Minute Mineral Core (MC), Fire Rated Door, Add</i>	197.68	
			<i>For Commercial Grade 90 Minute Mineral Core (MC), Rated Fire Door, Add</i>	316.28	
			<i>For >50 To 100, Deduct</i>	-21.47	
			<i>For >100, Deduct</i>	-30.83	
08 14 23 19-0104	EA		2'-4" x 8' x 1-3/4" Thick, 3 Ply, Particleboard Core (PC), High Density Fiberboard/Hardboard (HDF) Faced Wood Door.....	374.16	55.29
			<i>For Commercial Grade 45 Minute Particleboard Core (PC), Fire Rated Door, Add</i>	31.63	
			<i>For Commercial Grade 45 Minute Mineral Core (MC), Fire Rated Door, Add</i>	142.33	
			<i>For Commercial Grade 60 Minute Mineral Core (MC), Fire Rated Door, Add</i>	197.68	
			<i>For Commercial Grade 90 Minute Mineral Core (MC), Rated Fire Door, Add</i>	316.28	
			<i>For >50 To 100, Deduct</i>	-21.47	
			<i>For >100, Deduct</i>	-30.83	
08 14 23 19-0105	EA		2'-6" x 8' x 1-3/4" Thick, 3 Ply, Particleboard Core (PC), High Density Fiberboard/Hardboard (HDF) Faced Wood Door.....	394.46	57.80
			<i>For Commercial Grade 45 Minute Particleboard Core (PC), Fire Rated Door, Add</i>	33.46	
			<i>For Commercial Grade 45 Minute Mineral Core (MC), Fire Rated Door, Add</i>	150.58	
			<i>For Commercial Grade 60 Minute Mineral Core (MC), Fire Rated Door, Add</i>	209.14	
			<i>For Commercial Grade 90 Minute Mineral Core (MC), Rated Fire Door, Add</i>	334.62	
			<i>For >50 To 100, Deduct</i>	-22.61	
			<i>For >100, Deduct</i>	-32.47	
08 14 23 19-0106	EA		2'-8" x 8' x 1-3/4" Thick, 3 Ply, Particleboard Core (PC), High Density Fiberboard/Hardboard (HDF) Faced Wood Door.....	409.70	57.80
			<i>For Commercial Grade 45 Minute Particleboard Core (PC), Fire Rated Door, Add</i>	35.29	
			<i>For Commercial Grade 45 Minute Mineral Core (MC), Fire Rated Door, Add</i>	158.81	
			<i>For Commercial Grade 60 Minute Mineral Core (MC), Fire Rated Door, Add</i>	220.57	
			<i>For Commercial Grade 90 Minute Mineral Core (MC), Rated Fire Door, Add</i>	352.91	
			<i>For >50 To 100, Deduct</i>	-23.38	
			<i>For >100, Deduct</i>	-33.62	
08 14 23 19-0107	EA		2'-10" x 8' x 1-3/4" Thick, 3 Ply, Particleboard Core (PC), High Density Fiberboard/Hardboard (HDF) Faced Wood Door.....	412.52	57.80
			<i>For Commercial Grade 45 Minute Particleboard Core (PC), Fire Rated Door, Add</i>	35.63	
			<i>For Commercial Grade 45 Minute Mineral Core (MC), Fire Rated Door, Add</i>	160.33	
			<i>For Commercial Grade 60 Minute Mineral Core (MC), Fire Rated Door, Add</i>	222.68	
			<i>For Commercial Grade 90 Minute Mineral Core (MC), Rated Fire Door, Add</i>	356.29	
			<i>For >50 To 100, Deduct</i>	-23.52	
			<i>For >100, Deduct</i>	-33.83	



Openings	08
Doors and Frames	08 10
Wood Doors	08 14

MINOR	CSI	UOM	DESCRIPTION	TOTAL DIRECT UNIT COST	DEMOLITION UNIT COST
08 14 23 19-0108	EA		3'-0" x 8' x 1-3/4" Thick, 3 Ply, Particleboard Core (PC), High Density Fiberboard/Hardboard (HDF) Faced Wood Door.....	420.42	60.32
			<i>For Commercial Grade 45 Minute Particleboard Core (PC), Fire Rated Door, Add</i>	35.97	
			<i>For Commercial Grade 45 Minute Mineral Core (MC), Fire Rated Door, Add</i>	161.89	
			<i>For Commercial Grade 60 Minute Mineral Core (MC), Fire Rated Door, Add</i>	224.84	
			<i>For Commercial Grade 90 Minute Mineral Core (MC), Rated Fire Door, Add</i>	359.75	
			<i>For >50 To 100, Deduct</i>	-24.04	
			<i>For >100, Deduct</i>	-34.55	
08 14 23 19-0109	EA		3'-4" x 8' x 1-3/4" Thick, 3 Ply, Particleboard Core (PC), High Density Fiberboard/Hardboard (HDF) Faced Wood Door.....	453.43	60.32
			<i>For Commercial Grade 45 Minute Particleboard Core (PC), Fire Rated Door, Add</i>	39.94	
			<i>For Commercial Grade 45 Minute Mineral Core (MC), Fire Rated Door, Add</i>	179.71	
			<i>For Commercial Grade 60 Minute Mineral Core (MC), Fire Rated Door, Add</i>	249.60	
			<i>For Commercial Grade 90 Minute Mineral Core (MC), Rated Fire Door, Add</i>	399.36	
			<i>For >50 To 100, Deduct</i>	-25.69	
			<i>For >100, Deduct</i>	-37.02	
08 14 23 19-0110	EA		3'-6" x 8' x 1-3/4" Thick, 3 Ply, Particleboard Core (PC), High Density Fiberboard/Hardboard (HDF) Faced Wood Door.....	518.79	62.83
			<i>For Commercial Grade 45 Minute Particleboard Core (PC), Fire Rated Door, Add</i>	47.18	
			<i>For Commercial Grade 45 Minute Mineral Core (MC), Fire Rated Door, Add</i>	212.29	
			<i>For Commercial Grade 60 Minute Mineral Core (MC), Fire Rated Door, Add</i>	294.85	
			<i>For Commercial Grade 90 Minute Mineral Core (MC), Rated Fire Door, Add</i>	471.76	
			<i>For >50 To 100, Deduct</i>	-29.08	
			<i>For >100, Deduct</i>	-42.05	
08 14 23 19-0111	EA		3'-8" x 8' x 1-3/4" Thick, 3 Ply, Particleboard Core (PC), High Density Fiberboard/Hardboard (HDF) Faced Wood Door.....	538.49	62.83
			<i>For Commercial Grade 45 Minute Particleboard Core (PC), Fire Rated Door, Add</i>	49.54	
			<i>For Commercial Grade 45 Minute Mineral Core (MC), Fire Rated Door, Add</i>	222.93	
			<i>For Commercial Grade 60 Minute Mineral Core (MC), Fire Rated Door, Add</i>	309.62	
			<i>For Commercial Grade 90 Minute Mineral Core (MC), Rated Fire Door, Add</i>	495.40	
			<i>For >50 To 100, Deduct</i>	-30.07	
			<i>For >100, Deduct</i>	-43.53	
08 14 23 19-0112	EA		4'-0" x 8' x 1-3/4" Thick, 3 Ply, Particleboard Core (PC), High Density Fiberboard/Hardboard (HDF) Faced Wood Door.....	577.78	62.83
			<i>For Commercial Grade 45 Minute Particleboard Core (PC), Fire Rated Door, Add</i>	54.25	
			<i>For Commercial Grade 45 Minute Mineral Core (MC), Fire Rated Door, Add</i>	244.14	
			<i>For Commercial Grade 60 Minute Mineral Core (MC), Fire Rated Door, Add</i>	339.09	
			<i>For Commercial Grade 90 Minute Mineral Core (MC), Rated Fire Door, Add</i>	542.54	
			<i>For >50 To 100, Deduct</i>	-32.03	
			<i>For >100, Deduct</i>	-46.48	

08 14 66 Wood Screen Doors (08 14)

08 14 66 00-0001			Wood Screen Storm Door, Residential Grade (08 14 66) Note: Includes frame, trim, necessary anchors and usual hardware (closures, chain and spring, latching, screens, etc.).		
08 14 66 00-0002	EA		2'-8" x 6'-8" x 1-3/8" Thick, Wood Screen Door, Residential, With Frame, Trim, Hardware.....	517.44	144.77
08 14 66 00-0003	EA		3' x 6'-8" x 1-3/8" Thick, Wood Screen Door, Residential, With Frame, Trim, Hardware.....	539.78	160.85
08 14 66 00-0004	EA		2'-8" x 7" x 1-3/8" Thick, Wood Screen Door, Residential, With Frame, Trim, Hardware.....	517.44	144.77
08 14 66 00-0005	EA		3' x 7" x 1-3/8" Thick, Wood Screen Door, Residential, With Frame, Trim, Hardware.....	539.78	160.85

08 14 73 Sliding Wood Doors (08 14)

08 14 73 00-0001			Sliding Pocket Door (08 14 73) Note: Includes unfinished door, frame and trim, and all mounting and door hardware. See CSI section 08 14 73 00-0055 for accessories to be added.		
08 14 73 00-0002			Birch Faced Pocket Door (08 14 73 00-0001) Note: Includes door, frame and trim, and all mounting and door hardware.		
08 14 73 00-0003			1-3/8" Thick, Birch Faced Wood Pocket Door (08 14 73 00-0002) See CSI section 08 14 73 00-0055 for all jambs and track hardware.		
08 14 73 00-0004			6'-8" High, 1-3/8" Thick, Birch Faced Wood Pocket Door (08 14 73 00-0003)		
08 14 73 00-0005	EA		2'-0" x 6'-8" x 1-3/8" Thick, Hollow Core (HC), Birch Faced Wood Pocket Door.....	598.72	35.19
			<i>For Oak, Add</i>	145.83	
			<i>For Ash/Hickory, Add</i>	212.40	
			<i>For Walnut, Add</i>	309.62	
			<i>For Cherry, Add</i>	503.53	
08 14 73 00-0006	EA		2'-4" x 6'-8" x 1-3/8" Thick, Hollow Core (HC), Birch Faced Wood Pocket Door.....	616.56	37.70
			<i>For Oak, Add</i>	149.36	
			<i>For Ash/Hickory, Add</i>	217.55	
			<i>For Walnut, Add</i>	317.13	
			<i>For Cherry, Add</i>	515.74	
08 14 73 00-0007	EA		2'-6" x 6'-8" x 1-3/8" Thick, Hollow Core (HC), Birch Faced Wood Pocket Door.....	637.57	40.21
			<i>For Oak, Add</i>	153.78	
			<i>For Ash/Hickory, Add</i>	223.99	
			<i>For Walnut, Add</i>	326.51	
			<i>For Cherry, Add</i>	530.99	
08 14 73 00-0008	EA		2'-8" x 6'-8" x 1-3/8" Thick, Hollow Core (HC), Birch Faced Wood Pocket Door.....	652.21	42.73
			<i>For Oak, Add</i>	156.43	
			<i>For Ash/Hickory, Add</i>	227.85	
			<i>For Walnut, Add</i>	332.14	
			<i>For Cherry, Add</i>	540.15	

08	08	Openings
	08 10	Doors and Frames
	08 14	Wood Doors



MINOR	CSI	UOM	DESCRIPTION	TOTAL DIRECT UNIT COST	DEMOLITION UNIT COST
08 14 73 00-0009	EA		2'-10" x 6'-8" x 1-3/8" Thick, Hollow Core (HC), Birch Faced Wood Pocket Door.....	673.27	45.24
			<i>For Oak, Add</i>	160.85	
			<i>For Ash/Hickory, Add</i>	234.29	
			<i>For Walnut, Add</i>	341.52	
			<i>For Cherry, Add</i>	555.41	
08 14 73 00-0010	EA		3'-0" x 6'-8" x 1-3/8" Thick, Hollow Core (HC), Birch Faced Wood Pocket Door.....	691.10	47.76
			<i>For Oak, Add</i>	164.39	
			<i>For Ash/Hickory, Add</i>	239.44	
			<i>For Walnut, Add</i>	349.03	
			<i>For Cherry, Add</i>	567.62	
08 14 73 00-0011	EA		4' Wide, Two 2'-0" x 6'-8" x 1-3/8" Thick, Hollow Core (HC), Birch Faced Wood Pocket Door.....	1,182.39	62.83
			<i>For Oak, Add</i>	291.66	
			<i>For Ash/Hickory, Add</i>	424.81	
			<i>For Walnut, Add</i>	619.24	
			<i>For Cherry, Add</i>	1,007.06	
08 14 73 00-0012	EA		5' Wide, Two 2'-6" x 6'-8" x 1-3/8" Thick, Hollow Core (HC), Birch Faced Wood Pocket Door.....	1,250.08	67.86
			<i>For Oak, Add</i>	307.57	
			<i>For Ash/Hickory, Add</i>	447.98	
			<i>For Walnut, Add</i>	653.02	
			<i>For Cherry, Add</i>	1,061.99	
08 14 73 00-0013	EA		6' Wide, Two 3'-0" x 6'-8" x 1-3/8" Thick, Hollow Core (HC), Birch Faced Wood Pocket Door.....	1,337.00	72.89
			<i>For Oak, Add</i>	328.78	
			<i>For Ash/Hickory, Add</i>	478.87	
			<i>For Walnut, Add</i>	698.05	
			<i>For Cherry, Add</i>	1,135.23	
08 14 73 00-0014			7' High, 1-3/8" Thick Birch Faced Wood Pocket Door <small>(08 14 73 00-0003)</small>		
08 14 73 00-0015	EA		2'-0" x 7' x 1-3/8" Thick, Hollow Core (HC), Birch Faced Wood Pocket Door.....	710.80	35.19
			<i>For Oak, Add</i>	149.86	
			<i>For Ash/Hickory, Add</i>	149.86	
			<i>For Walnut, Add</i>	246.57	
			<i>For Cherry, Add</i>	463.04	
08 14 73 00-0016	EA		2'-4" x 7' x 1-3/8" Thick, Hollow Core (HC), Birch Faced Wood Pocket Door.....	744.65	37.70
			<i>For Oak, Add</i>	156.61	
			<i>For Ash/Hickory, Add</i>	156.61	
			<i>For Walnut, Add</i>	257.67	
			<i>For Cherry, Add</i>	483.87	
08 14 73 00-0017	EA		2'-6" x 7' x 1-3/8" Thick, Hollow Core (HC), Birch Faced Wood Pocket Door.....	768.86	40.21
			<i>For Oak, Add</i>	161.10	
			<i>For Ash/Hickory, Add</i>	161.10	
			<i>For Walnut, Add</i>	265.06	
			<i>For Cherry, Add</i>	497.76	
08 14 73 00-0018	EA		2'-8" x 7' x 1-3/8" Thick, Hollow Core (HC), Birch Faced Wood Pocket Door.....	789.90	42.73
			<i>For Oak, Add</i>	164.85	
			<i>For Ash/Hickory, Add</i>	164.85	
			<i>For Walnut, Add</i>	271.22	
			<i>For Cherry, Add</i>	509.34	
08 14 73 00-0019	EA		2'-10" x 7' x 1-3/8" Thick, Hollow Core (HC), Birch Faced Wood Pocket Door.....	807.76	45.24
			<i>For Oak, Add</i>	167.85	
			<i>For Ash/Hickory, Add</i>	167.85	
			<i>For Walnut, Add</i>	276.16	
			<i>For Cherry, Add</i>	518.60	
08 14 73 00-0020	EA		3'-0" x 7' x 1-3/8" Thick, Hollow Core (HC), Birch Faced Wood Pocket Door.....	832.00	47.76
			<i>For Oak, Add</i>	172.34	
			<i>For Ash/Hickory, Add</i>	172.34	
			<i>For Walnut, Add</i>	283.56	
			<i>For Cherry, Add</i>	532.50	
08 14 73 00-0021	EA		4' Wide, Two 2'-0" x 7' x 1-3/8" Thick, Hollow Core (HC), Birch Faced Wood Pocket Door.....	1,406.54	62.83
			<i>For Oak, Add</i>	299.73	
			<i>For Ash/Hickory, Add</i>	299.73	
			<i>For Walnut, Add</i>	493.14	
			<i>For Cherry, Add</i>	926.08	
08 14 73 00-0022	EA		5' Wide, Two 2'-6" x 7' x 1-3/8" Thick, Hollow Core (HC), Birch Faced Wood Pocket Door.....	1,512.66	67.86
			<i>For Oak, Add</i>	322.21	
			<i>For Ash/Hickory, Add</i>	322.21	
			<i>For Walnut, Add</i>	530.13	
			<i>For Cherry, Add</i>	995.53	
08 14 73 00-0023	EA		6' Wide, Two 3' x 7' x 1-3/8" Thick, Hollow Core (HC), Birch Faced Wood Pocket Door.....	1,618.79	72.89
			<i>For Oak, Add</i>	344.68	
			<i>For Ash/Hickory, Add</i>	344.68	
			<i>For Walnut, Add</i>	567.11	
			<i>For Cherry, Add</i>	1,064.99	
08 14 73 00-0024			1-3/4" Thick, Birch Faced Wood Pocket Door <small>(08 14 73 00-0002)</small>		
			See CSI section 08 14 73 00-0055 for all jambs and track hardware.		
08 14 73 00-0025			6'-8" High, 1-3/4" Thick Birch Faced Wood Pocket Door <small>(08 14 73 00-0024)</small>		
08 14 73 00-0026	EA		2'-0" x 6'-8" x 1-3/4" Thick, Hollow Core (HC), Birch Faced Wood Pocket Door.....	902.93	35.19
			<i>For Oak, Add</i>	194.82	
			<i>For Ash/Hickory, Add</i>	194.82	
			<i>For Walnut, Add</i>	320.54	
			<i>For Cherry, Add</i>	601.95	



MINOR	CSI	UOM	DESCRIPTION	TOTAL DIRECT UNIT COST	DEMOLITION UNIT COST
08 14 73 00-0027	EA		2'-4" x 6'-8" x 1-3/4" Thick, Hollow Core (HC), Birch Faced Wood Pocket Door	946.39	37.70
			For Oak, Add	203.81	
			For Ash/Hickory, Add	203.81	
			For Walnut, Add	335.34	
			For Cherry, Add	629.73	
08 14 73 00-0028	EA		2'-6" x 6'-8" x 1-3/4" Thick, Hollow Core (HC), Birch Faced Wood Pocket Door	970.60	40.21
			For Oak, Add	208.31	
			For Ash/Hickory, Add	208.31	
			For Walnut, Add	342.73	
			For Cherry, Add	643.62	
08 14 73 00-0029	EA		2'-8" x 6'-8" x 1-3/4" Thick, Hollow Core (HC), Birch Faced Wood Pocket Door	998.05	42.73
			For Oak, Add	213.56	
			For Ash/Hickory, Add	213.56	
			For Walnut, Add	351.36	
			For Cherry, Add	659.83	
08 14 73 00-0030	EA		2'-10" x 6'-8" x 1-3/4" Thick, Hollow Core (HC), Birch Faced Wood Pocket Door	1,022.31	45.24
			For Oak, Add	218.05	
			For Ash/Hickory, Add	218.05	
			For Walnut, Add	358.76	
			For Cherry, Add	673.72	
08 14 73 00-0031	EA		3'-0" x 6'-8" x 1-3/4" Thick, Hollow Core (HC), Birch Faced Wood Pocket Door	1,046.54	47.76
			For Oak, Add	222.55	
			For Ash/Hickory, Add	222.55	
			For Walnut, Add	366.15	
			For Cherry, Add	687.61	
08 14 73 00-0032	EA		4' Wide, Two 2'-0" x 6'-8" x 1-3/4" Thick, Hollow Core (HC), Birch Faced Wood Pocket Door	1,790.80	62.83
			For Oak, Add	389.64	
			For Ash/Hickory, Add	389.64	
			For Walnut, Add	641.08	
			For Cherry, Add	1,203.90	
08 14 73 00-0033	EA		5' Wide, Two 2'-6" x 6'-8" x 1-3/4" Thick, Hollow Core (HC), Birch Faced Wood Pocket Door	1,916.13	67.86
			For Oak, Add	416.62	
			For Ash/Hickory, Add	416.62	
			For Walnut, Add	685.46	
			For Cherry, Add	1,287.24	
08 14 73 00-0034	EA		6' Wide, Two 3'-0" x 6'-8" x 1-3/4" Thick, Hollow Core (HC), Birch Faced Wood Pocket Door	2,047.89	72.89
			For Oak, Add	445.09	
			For Ash/Hickory, Add	445.09	
			For Walnut, Add	732.31	
			For Cherry, Add	1,375.23	
08 14 73 00-0035			7' High, 1-3/4" Thick Birch Faced Wood Pocket Door (08 14 73 00-0024)		
08 14 73 00-0036	EA		2'-0" x 7' x 1-3/4" Thick, Hollow Core (HC), Birch Faced Wood Pocket Door	966.98	35.19
			For Oak, Add	209.81	
			For Ash/Hickory, Add	209.81	
			For Walnut, Add	345.20	
			For Cherry, Add	648.26	
08 14 73 00-0037	EA		2'-4" x 7' x 1-3/4" Thick, Hollow Core (HC), Birch Faced Wood Pocket Door	1,016.84	37.70
			For Oak, Add	220.30	
			For Ash/Hickory, Add	220.30	
			For Walnut, Add	362.46	
			For Cherry, Add	680.67	
08 14 73 00-0038	EA		2'-6" x 7' x 1-3/4" Thick, Hollow Core (HC), Birch Faced Wood Pocket Door	1,044.25	40.21
			For Oak, Add	225.54	
			For Ash/Hickory, Add	225.54	
			For Walnut, Add	371.09	
			For Cherry, Add	696.87	
08 14 73 00-0039	EA		2'-8" x 7' x 1-3/4" Thick, Hollow Core (HC), Birch Faced Wood Pocket Door	1,071.70	42.73
			For Oak, Add	230.79	
			For Ash/Hickory, Add	230.79	
			For Walnut, Add	379.72	
			For Cherry, Add	713.08	
08 14 73 00-0040	EA		2'-10" x 7' x 1-3/4" Thick, Hollow Core (HC), Birch Faced Wood Pocket Door	1,095.96	45.24
			For Oak, Add	235.28	
			For Ash/Hickory, Add	235.28	
			For Walnut, Add	387.11	
			For Cherry, Add	726.97	
08 14 73 00-0041	EA		3'-0" x 7' x 1-3/4" Thick, Hollow Core (HC), Birch Faced Wood Pocket Door	1,123.40	47.76
			For Oak, Add	240.53	
			For Ash/Hickory, Add	240.53	
			For Walnut, Add	395.75	
			For Cherry, Add	743.18	
08 14 73 00-0042	EA		4' Wide, Two 2'-0" x 7' x 1-3/4" Thick, Hollow Core (HC), Birch Faced Wood Pocket Door	1,918.89	62.83
			For Oak, Add	419.62	
			For Ash/Hickory, Add	419.62	
			For Walnut, Add	690.39	
			For Cherry, Add	1,296.51	
08 14 73 00-0043	EA		5' Wide, Two 2'-6" x 7' x 1-3/4" Thick, Hollow Core (HC), Birch Faced Wood Pocket Door	2,063.43	67.86
			For Oak, Add	451.09	
			For Ash/Hickory, Add	451.09	
			For Walnut, Add	742.17	
			For Cherry, Add	1,393.74	

08 Openings**08 10 Doors and Frames****08 14 Wood Doors**

SAN BERNARDINO
COUNTY

MINOR
CSI UOM DESCRIPTION

TOTAL DIRECT DEMOLITION
UNIT COST UNIT COST

08 14 73 00-0044	EA	6' Wide, Two 3'-0" x 7' x 1-3/4" Thick, Hollow Core (HC), Birch Faced Wood Pocket Door	2,201.59	72.89
		<i>For Oak, Add</i>	481.06	
		<i>For Ash/Hickory, Add</i>	481.06	
		<i>For Walnut, Add</i>	791.49	
		<i>For Cherry, Add</i>	1,486.35	
08 14 73 00-0045		8' High, 1-3/4" Thick Birch Faced Wood Pocket Door (08 14 73 00-0024)		
08 14 73 00-0046	EA	2'-0" x 8' x 1-3/4" High Wood Pocket Door, Hollow Core, Birch Faced	1,031.02	35.19
		<i>For Oak, Add</i>	224.79	
		<i>For Ash/Hickory, Add</i>	224.79	
		<i>For Walnut, Add</i>	369.85	
		<i>For Cherry, Add</i>	694.56	
08 14 73 00-0047	EA	2'-4" x 8' x 1-3/4" Thick, Hollow Core (HC), Birch Faced Wood Pocket Door	1,080.88	37.70
		<i>For Oak, Add</i>	235.28	
		<i>For Ash/Hickory, Add</i>	235.28	
		<i>For Walnut, Add</i>	387.11	
		<i>For Cherry, Add</i>	726.97	
08 14 73 00-0048	EA	2'-6" x 8' x 1-3/4" Thick, Hollow Core (HC), Birch Faced Wood Pocket Door	1,111.50	40.21
		<i>For Oak, Add</i>	241.28	
		<i>For Ash/Hickory, Add</i>	241.28	
		<i>For Walnut, Add</i>	396.98	
		<i>For Cherry, Add</i>	745.49	
08 14 73 00-0049	EA	2'-8" x 8' x 1-3/4" Thick, Hollow Core (HC), Birch Faced Wood Pocket Door	1,142.15	42.73
		<i>For Oak, Add</i>	247.27	
		<i>For Ash/Hickory, Add</i>	247.27	
		<i>For Walnut, Add</i>	406.84	
		<i>For Cherry, Add</i>	764.02	
08 14 73 00-0050	EA	2'-10" x 8' x 1-3/4" Thick, Hollow Core (HC), Birch Faced Wood Pocket Door	1,166.41	45.24
		<i>For Oak, Add</i>	251.77	
		<i>For Ash/Hickory, Add</i>	251.77	
		<i>For Walnut, Add</i>	414.24	
		<i>For Cherry, Add</i>	777.90	
08 14 73 00-0051	EA	3'-0" x 8' x 1-3/4" Thick, Hollow Core (HC), Birch Faced Wood Pocket Door	1,197.05	47.76
		<i>For Oak, Add</i>	257.77	
		<i>For Ash/Hickory, Add</i>	257.77	
		<i>For Walnut, Add</i>	424.10	
		<i>For Cherry, Add</i>	796.43	
08 14 73 00-0052	EA	4' Wide, Two 2'-0" x 8' x 1-3/4" Thick, Hollow Core (HC), Birch Faced Wood Pocket Door	2,046.98	62.83
		<i>For Oak, Add</i>	449.59	
		<i>For Ash/Hickory, Add</i>	449.59	
		<i>For Walnut, Add</i>	739.71	
		<i>For Cherry, Add</i>	1,389.11	
08 14 73 00-0053	EA	5' Wide, Two 2'-6" x 8' x 1-3/4" Thick, Hollow Core (HC), Birch Faced Wood Pocket Door	2,197.93	67.86
		<i>For Oak, Add</i>	482.56	
		<i>For Ash/Hickory, Add</i>	482.56	
		<i>For Walnut, Add</i>	793.95	
		<i>For Cherry, Add</i>	1,490.99	
08 14 73 00-0054	EA	6' Wide, Two 3'-0" x 8' x 1-3/4" Thick, Hollow Core (HC), Birch Faced Wood Pocket Door	2,348.89	72.89
		<i>For Oak, Add</i>	515.53	
		<i>For Ash/Hickory, Add</i>	515.53	
		<i>For Walnut, Add</i>	848.20	
		<i>For Cherry, Add</i>	1,592.85	
08 14 73 00-0055		Accessories (08 14 73 00-0001)		
08 14 73 00-0056		Jamb Replacement (08 14 73 00-0055)		
08 14 73 00-0057	EA	4-9/16" Or 4-3/4" Birch Jamb Replacement For Pocket Doors	114.36	
		<i>For Oak, Add</i>	7.24	
		<i>For Ash/Hickory, Add</i>	11.35	
		<i>For Walnut, Add</i>	24.81	
		<i>For Cherry, Add</i>	39.29	
08 14 73 00-0058	EA	5-1/4" Birch Jamb Replacement For Pocket Doors	116.43	
		<i>For Oak, Add</i>	7.48	
		<i>For Ash/Hickory, Add</i>	11.71	
		<i>For Walnut, Add</i>	25.61	
		<i>For Cherry, Add</i>	40.56	
08 14 73 00-0059	EA	6-9/16" Or 6-3/4" Birch Jamb Replacement For Pocket Doors	129.87	
		<i>For Oak, Add</i>	9.00	
		<i>For Ash/Hickory, Add</i>	14.09	
		<i>For Walnut, Add</i>	30.81	
		<i>For Cherry, Add</i>	48.80	
08 14 73 00-0060		Track And Hardware Replacement Kits (08 14 73 00-0055)		
		Note: For double doors, use 2 appropriate sized hardware and 1 converging kit.		
08 14 73 00-0061	EA	Up To 2'-6" x 6'-8" Door Track And Hardware Replacement For Pocket Door	403.89	
08 14 73 00-0062	EA	2'-8" x 6'-8" Door Track And Hardware Replacement For Pocket Door	407.99	
08 14 73 00-0063	EA	3'-0" x 6'-8" Door Track And Hardware Replacement For Pocket Door	416.21	
08 14 73 00-0064	EA	Up To 2'-6" x 7' Door Track And Hardware Replacement For Pocket Door	494.22	
08 14 73 00-0065	EA	2'-8" x 7' Door Track And Hardware Replacement For Pocket Door	498.33	
08 14 73 00-0066	EA	3'-0" x 7' Door Track And Hardware Replacement For Pocket Door	506.54	
08 14 73 00-0067	EA	Up To 2'-6" x 8' Door Track And Hardware	535.28	
08 14 73 00-0068	EA	2'-8" x 8' Door Track And Hardware Replacement For Pocket Door	539.39	



Openings	08	08
Doors and Frames	08 10	
Wood Doors	08 14	

MINOR CSI UOM DESCRIPTION	TOTAL DIRECT UNIT COST	DEMOLITION UNIT COST
08 14 73 00-0069 EA 3'-0" x 8' Door Track And Hardware Replacement For Pocket Door.....	547.60	
08 14 73 00-0070 EA Double Door Converging Kit For Pocket Door.....	56.14	
08 14 73 00-0071 Bi-Pass Doors <small>(08 14 73)</small> Note: Includes unfinished doors, fascia track, hangers, door guide, door stop, and pulls. 125 LB maximum door weight (each opening).		
08 14 73 00-0072 Flush, Hollow Core (HC), Birch Faced Wood Bi-Pass Doors <small>(08 14 73 00-0071)</small>		
08 14 73 00-0073 EA 4' Wide, Two 2'-0" x 6'-8" x 1-3/8" Thick, Flush, Hollow Core (HC), Birch Faced Wood Bi-Pass Doors	415.21	80.39
08 14 73 00-0074 EA 5' Wide, Two 2'-6" x 6'-8" x 1-3/8" Thick, Flush, Hollow Core (HC), Birch Faced Wood Bi-Pass Doors	457.06	85.41
08 14 73 00-0075 EA 6' Wide, Two 3'-0" x 6'-8" x 1-3/8" Thick, Flush, Hollow Core (HC), Birch Faced Wood Bi-Pass Doors	499.43	90.44
08 14 73 00-0076 EA 8' Wide, Four 2'-0" x 6'-8" x 1-3/8" Thick, Flush, Hollow Core (HC), Birch Faced Wood Bi-Pass Doors	694.76	95.46
08 14 73 00-0077 Flush, Hollow Core (HC), Luan Faced Wood Bi-Pass Doors <small>(08 14 73 00-0071)</small>		
08 14 73 00-0078 EA 4' Wide, Two 2'-0" x 6'-8" x 1-3/8" Thick, Flush, Hollow Core (HC), Luan Faced Wood Bi-Pass Doors	385.73	80.39
08 14 73 00-0079 EA 5' Wide, Two 2'-6" x 6'-8" x 1-3/8" Thick, Flush, Hollow Core (HC), Luan Faced Wood Bi-Pass Doors	411.11	85.41
08 14 73 00-0080 EA 6' Wide, Two 3'-0" x 6'-8" x 1-3/8" Thick, Flush, Hollow Core (HC), Luan Faced Wood Bi-Pass Doors	448.86	90.44
08 14 73 00-0081 EA 8' Wide, Four 2'-0" x 6'-8" x 1-3/8" Thick, Flush, Hollow Core (HC), Luan Faced Wood Bi-Pass Doors	635.81	95.46
08 14 73 00-0082 Molded Panel, Hollow Core (HC), High Density Fiberboard (HDF) Faced Wood Bi-Pass Doors <small>(08 14 73 00-0071)</small>		
08 14 73 00-0083 EA 4' Wide, Two 2'-0" x 6'-8" x 1-3/8" Thick, Molded Panel, Hollow Core (HC), High Density Fiberboard (HDF) Faced Wood Bi-Pass Doors	416.04	80.39
08 14 73 00-0084 EA 5' Wide, Two 2'-6" x 6'-8" x 1-3/8" Thick, Molded Panel, Hollow Core (HC), High Density Fiberboard (HDF) Faced Wood Bi-Pass Doors	455.01	85.41
08 14 73 00-0085 EA 6' Wide, Two 3'-0" x 6'-8" x 1-3/8" Thick, Molded Panel, Hollow Core (HC), High Density Fiberboard (HDF) Faced Wood Bi-Pass Doors	496.03	90.44
08 14 73 00-0086 EA 8' Wide, Four 2'-0" x 6'-8" x 1-3/8" Thick, Molded Panel, Hollow Core (HC), High Density Fiberboard (HDF) Faced Wood Bi-Pass Doors	696.42	95.46
08 14 76 Bifolding Wood Doors <small>(08 14)</small>		
08 14 76 00-0001 Bi-Fold Wood Doors <small>(08 14 76)</small> Note: Includes doors, track, top and bottom pivots, door guide, track stop, panel hinge, bottom pivot bracket, top pivot lock, and 4-door aligner (when necessary). Excludes door frame and knobs.		
08 14 76 00-0002 Flush, Hollow Core (HC), Luan Faced Wood Bi-Fold Doors <small>(08 14 76 00-0001)</small>		
08 14 76 00-0003 EA 2'-0" Wide, Two 1'-0" x 6'-8" x 1-3/8" Thick, Flush, Hollow Core (HC), Luan Faced Wood Bi-Fold Doors	192.72	60.29
08 14 76 00-0004 EA 2'-6" Wide, Two 1'-3" x 6'-8" x 1-3/8" Thick, Flush, Hollow Core (HC), Luan Faced Wood Bi-Fold Doors	202.77	65.32
08 14 76 00-0005 EA 2'-8" Wide, Two 1'-4" x 6'-8" x 1-3/8" Thick, Flush, Hollow Core (HC), Luan Faced Wood Bi-Fold Doors	217.63	70.34
08 14 76 00-0006 EA 3'-0" Wide, Two 1'-6" x 6'-8" x 1-3/8" Thick, Flush, Hollow Core (HC), Luan Faced Wood Bi-Fold Doors	227.67	75.36
08 14 76 00-0007 EA 4'-0" Wide, Four 1'-0" x 6'-8" x 1-3/8" Thick, Flush, Hollow Core (HC), Luan Faced Wood Bi-Fold Doors	299.23	80.39
08 14 76 00-0008 EA 5'-0" Wide, Four 1'-3" x 6'-8" x 1-3/8" Thick, Flush, Hollow Core (HC), Luan Faced Wood Bi-Fold Doors	309.28	85.41
08 14 76 00-0009 EA 6'-0" Wide, Four 1'-6" x 6'-8" x 1-3/8" Thick, Flush, Hollow Core (HC), Luan Faced Wood Bi-Fold Doors	329.52	90.44
08 14 76 00-0010 Flush, Hollow Core (HC), Birch Faced Wood Bi-Fold Doors <small>(08 14 76 00-0001)</small>		
08 14 76 00-0011 EA 2'-0" Wide, Two 1'-0" x 6'-8" x 1-3/8" Thick, Flush, Hollow Core (HC), Birch Faced Wood Bi-Fold Doors	204.49	60.29
08 14 76 00-0012 EA 2'-6" Wide, Two 1'-3" x 6'-8" x 1-3/8" Thick, Flush, Hollow Core (HC), Birch Faced Wood Bi-Fold Doors	218.40	65.32
08 14 76 00-0013 EA 2'-8" Wide, Two 1'-4" x 6'-8" x 1-3/8" Thick, Flush, Hollow Core (HC), Birch Faced Wood Bi-Fold Doors	235.86	70.34
08 14 76 00-0014 EA 3'-0" Wide, Two 1'-6" x 6'-8" x 1-3/8" Thick, Flush, Hollow Core (HC), Birch Faced Wood Bi-Fold Doors	245.90	75.36
08 14 76 00-0015 EA 4'-0" Wide, Four 1'-0" x 6'-8" x 1-3/8" Thick, Flush, Hollow Core (HC), Birch Faced Wood Bi-Fold Doors	324.43	80.39
08 14 76 00-0016 EA 5'-0" Wide, Four 1'-3" x 6'-8" x 1-3/8" Thick, Flush, Hollow Core (HC), Birch Faced Wood Bi-Fold Doors	348.57	85.41
08 14 76 00-0017 EA 6'-0" Wide, Four 1'-6" x 6'-8" x 1-3/8" Thick, Flush, Hollow Core (HC), Birch Faced Wood Bi-Fold Doors	374.17	90.44
08 14 76 00-0018 Flush, Hollow Core (HC), Oak Faced Wood Bi-Fold Doors <small>(08 14 76 00-0001)</small>		
08 14 76 00-0019 EA 2'-0" Wide, Two 1'-0" x 6'-8" x 1-3/8" Thick, Flush, Hollow Core (HC), Oak Faced Wood Bi-Fold Doors	205.03	60.29
08 14 76 00-0020 EA 2'-6" Wide, Two 1'-3" x 6'-8" x 1-3/8" Thick, Flush, Hollow Core (HC), Oak Faced Wood Bi-Fold Doors	225.94	65.32
08 14 76 00-0021 EA 2'-8" Wide, Two 1'-4" x 6'-8" x 1-3/8" Thick, Flush, Hollow Core (HC), Oak Faced Wood Bi-Fold Doors	242.81	70.34
08 14 76 00-0022 EA 3'-0" Wide, Two 1'-6" x 6'-8" x 1-3/8" Thick, Flush, Hollow Core (HC), Oak Faced Wood Bi-Fold Doors	252.85	75.36
08 14 76 00-0023 EA 4'-0" Wide, Four 1'-0" x 6'-8" x 1-3/8" Thick, Flush, Hollow Core (HC), Oak Faced Wood Bi-Fold Doors	330.51	80.39
08 14 76 00-0024 EA 5'-0" Wide, Four 1'-3" x 6'-8" x 1-3/8" Thick, Flush, Hollow Core (HC), Oak Faced Wood Bi-Fold Doors	343.01	85.41
08 14 76 00-0025 EA 6'-0" Wide, Four 1'-6" x 6'-8" x 1-3/8" Thick, Flush, Hollow Core (HC), Oak Faced Wood Bi-Fold Doors	374.17	90.44
08 14 76 00-0026 Raised Panel, Hollow Core (HC), Pine Faced Wood Bi-Fold Doors <small>(08 14 76 00-0001)</small>		
08 14 76 00-0027 EA 2'-0" Wide, Two 1'-0" x 6'-8" x 1-3/8" Thick, Raised Panel, Hollow Core (HC), Pine Faced Wood Bi-Fold Doors	554.90	60.29
08 14 76 00-0028 EA 2'-6" Wide, Two 1'-3" x 6'-8" x 1-3/8" Thick, Raised Panel, Hollow Core (HC), Pine Faced Wood Bi-Fold Doors	635.13	65.32
08 14 76 00-0029 EA 2'-8" Wide, Two 1'-4" x 6'-8" x 1-3/8" Thick, Raised Panel, Hollow Core (HC), Pine Faced Wood Bi-Fold Doors	726.73	70.34
08 14 76 00-0030 EA 3'-0" Wide, Two 1'-6" x 6'-8" x 1-3/8" Thick, Raised Panel, Hollow Core (HC), Pine Faced Wood Bi-Fold Doors	736.77	75.36
08 14 76 00-0031 EA 4'-0" Wide, Four 1'-0" x 6'-8" x 1-3/8" Thick, Raised Panel, Hollow Core (HC), Pine Faced Wood Bi-Fold Doors	1,029.42	80.39
08 14 76 00-0032 EA 5'-0" Wide, Four 1'-3" x 6'-8" x 1-3/8" Thick, Raised Panel, Hollow Core (HC), Pine Faced Wood Bi-Fold Doors	1,179.82	85.41
08 14 76 00-0033 EA 6'-0" Wide, Four 1'-6" x 6'-8" x 1-3/8" Thick, Raised Panel, Hollow Core (HC), Pine Faced Wood Bi-Fold Doors	1,352.97	90.44
08 14 76 00-0034 Raised Panel, Hollow Core (HC), Oak Faced Wood Bi-Fold Doors <small>(08 14 76 00-0001)</small>		

08	08	Openings
	08 10	Doors and Frames
	08 14	Wood Doors



MINOR	CSI	UOM	DESCRIPTION	TOTAL DIRECT UNIT COST	DEMOLITION UNIT COST
-------	-----	-----	-------------	------------------------	----------------------

08 14 76 00-0035	EA		2'-0" Wide, Two 1'-0" x 6'-8" x 1-3/8" Thick, Raised Panel, Hollow Core (HC), Oak Faced Wood Bi-Fold Doors	716.11	60.29
08 14 76 00-0036	EA		2'-6" Wide, Two 1'-3" x 6'-8" x 1-3/8" Thick, Raised Panel, Hollow Core (HC), Oak Faced Wood Bi-Fold Doors	777.37	65.32
08 14 76 00-0037	EA		2'-8" Wide, Two 1'-4" x 6'-8" x 1-3/8" Thick, Raised Panel, Hollow Core (HC), Oak Faced Wood Bi-Fold Doors	850.01	70.34
08 14 76 00-0038	EA		3'-0" Wide, Two 1'-6" x 6'-8" x 1-3/8" Thick, Raised Panel, Hollow Core (HC), Oak Faced Wood Bi-Fold Doors	860.05	75.36
08 14 76 00-0039	EA		4'-0" Wide, Four 1'-0" x 6'-8" x 1-3/8" Thick, Raised Panel, Hollow Core (HC), Oak Faced Wood Bi-Fold Doors	1,351.84	80.39
08 14 76 00-0040	EA		5'-0" Wide, Four 1'-3" x 6'-8" x 1-3/8" Thick, Raised Panel, Hollow Core (HC), Oak Faced Wood Bi-Fold Doors	1,464.31	85.41
08 14 76 00-0041	EA		6'-0" Wide, Four 1'-6" x 6'-8" x 1-3/8" Thick, Raised Panel, Hollow Core (HC), Oak Faced Wood Bi-Fold Doors	1,599.53	90.44

08 14 76 00-0042 Molded Panel, Hollow Core (HC), High Density Fiberboard (HDF) Faced Wood Bi-Fold Doors (08 14 76 00-0001)

08 14 76 00-0043	EA		2'-0" Wide, Two 1'-0" x 6'-8" x 1-3/8" Thick, Molded Panel, Hollow Core (HC), High Density Fiberboard (HDF) Faced Wood Bi-Fold Doors	196.86	60.29
08 14 76 00-0044	EA		2'-6" Wide, Two 1'-3" x 6'-8" x 1-3/8" Thick, Molded Panel, Hollow Core (HC), High Density Fiberboard (HDF) Faced Wood Bi-Fold Doors	211.75	65.32
08 14 76 00-0045	EA		2'-8" Wide, Two 1'-4" x 6'-8" x 1-3/8" Thick, Molded Panel, Hollow Core (HC), High Density Fiberboard (HDF) Faced Wood Bi-Fold Doors	232.04	70.34
08 14 76 00-0046	EA		3'-0" Wide, Two 1'-6" x 6'-8" x 1-3/8" Thick, Molded Panel, Hollow Core (HC), High Density Fiberboard (HDF) Faced Wood Bi-Fold Doors	233.45	75.36
08 14 76 00-0047	EA		4'-0" Wide, Four 1'-0" x 6'-8" x 1-3/8" Thick, Molded Panel, Hollow Core (HC), High Density Fiberboard (HDF) Faced Wood Bi-Fold Doors	292.41	80.39
08 14 76 00-0048	EA		5'-0" Wide, Four 1'-3" x 6'-8" x 1-3/8" Thick, Molded Panel, Hollow Core (HC), High Density Fiberboard (HDF) Faced Wood Bi-Fold Doors	316.00	85.41
08 14 76 00-0049	EA		6'-0" Wide, Four 1'-6" x 6'-8" x 1-3/8" Thick, Molded Panel, Hollow Core (HC), High Density Fiberboard (HDF) Faced Wood Bi-Fold Doors	355.29	90.44

08 15 Plastic Doors (08 10)

Note: Includes machining for all hardware, except mortised locks. Excludes frames, finish hardware. See CSI section 08 70 00 00-0000 for finish hardware.

08 15 13 Laminated Plastic Doors (08 15)

08 15 13 00-0001 High Pressure Laminated Plastic Doors (08 15 13)

Note: 0.125" acrylic/PVC thermoplastic face sheet over 16 gauge welded steel tube framework and a core of resin impregnated Kraft honeycomb (Urethane insulation). Panel capping channel to be 304 stainless steel.

08 15 13 00-0002	EA		1'-6" x 6'-8" x 1-3/8" Thick, Plastic High Pressure Laminate Door	285.22	50.26
08 15 13 00-0003	EA		1'-6" x 6'-8" x 1-3/4" Thick, Plastic High Pressure Laminate Door	285.22	50.26
08 15 13 00-0004	EA		1'-6" x 7' x 1-3/8" Thick, Plastic High Pressure Laminate Door	285.22	50.26
08 15 13 00-0005	EA		1'-6" x 7' x 1-3/4" Thick, Plastic High Pressure Laminate Door	285.22	50.26
08 15 13 00-0006	EA		2' x 6'-8" x 1-3/8" Thick, Plastic High Pressure Laminate Door	295.28	55.29
08 15 13 00-0007	EA		2' x 6'-8" x 1-3/4" Thick, Plastic High Pressure Laminate Door	295.28	55.29
08 15 13 00-0008	EA		2' x 7' x 1-3/8" Thick, Plastic High Pressure Laminate Door	295.28	55.29
08 15 13 00-0009	EA		2' x 7' x 1-3/4" Thick, Plastic High Pressure Laminate Door	295.28	55.29
08 15 13 00-0010	EA		2'-6" x 6'-8" x 1-3/8" Thick, Plastic High Pressure Laminate Door	319.37	57.80
08 15 13 00-0011	EA		2'-6" x 6'-8" x 1-3/4" Thick, Plastic High Pressure Laminate Door	319.37	57.80
08 15 13 00-0012	EA		2'-6" x 7' x 1-3/8" Thick, Plastic High Pressure Laminate Door	319.37	55.29
08 15 13 00-0013	EA		2'-6" x 7' x 1-3/4" Thick, Plastic High Pressure Laminate Door	319.37	57.80
08 15 13 00-0014	EA		3' x 6'-8" x 1-3/8" Thick, Plastic High Pressure Laminate Door	343.46	60.32
08 15 13 00-0015	EA		3' x 6'-8" x 1-3/4" Thick, Plastic High Pressure Laminate Door	343.46	60.32
08 15 13 00-0016	EA		3' x 7' x 1-3/8" Thick, Plastic High Pressure Laminate Door	343.46	60.32
08 15 13 00-0017	EA		3' x 7' x 1-3/4" Thick, Plastic High Pressure Laminate Door	343.46	60.32
08 15 13 00-0018	EA		3'-6" x 6'-8" x 1-3/8" Thick, Plastic High Pressure Laminate Door	378.60	62.83
08 15 13 00-0019	EA		3'-6" x 6'-8" x 1-3/4" Thick, Plastic High Pressure Laminate Door	378.60	62.83
08 15 13 00-0020	EA		3'-6" x 7' x 1-3/8" Thick, Plastic High Pressure Laminate Door	378.60	62.83
08 15 13 00-0021	EA		3'-6" x 7' x 1-3/4" Thick, Plastic High Pressure Laminate Door	378.60	62.83
08 15 13 00-0022	EA		4' x 6'-8" x 1-3/8" Thick, Plastic High Pressure Laminate Door	427.81	67.86
08 15 13 00-0023	EA		4' x 6'-8" x 1-3/4" Thick, Plastic High Pressure Laminate Door	427.81	67.86
08 15 13 00-0024	EA		4' x 7' x 1-3/8" Thick, Plastic High Pressure Laminate Door	427.81	67.86
08 15 13 00-0025	EA		4' x 7' x 1-3/4" Thick, Plastic High Pressure Laminate Door	427.81	67.86

08 16 Composite Doors (08 10)

Note: Includes machining for all hardware. Excludes frames, finish hardware. See CSI section 08 70 00 00-0000 for finish hardware.

08 16 13 Fiberglass Doors (08 16)

See CSI section 08 70 00 00-0000 for finish hardware.

08 16 13 00-0001 Corrosion Resistant Fiberglass Reinforced Polyester (FRP) Frames And Doors (08 16 13)

08 16 13 00-0002 Corrosion Resistant Fiberglass Reinforced Polyester (FRP) Doors And Frames (Chem-Pruf) (08 16 13 00-0001)

08 16 13 00-0003 Corrosion Resistant Fiberglass Reinforced Polyester (FRP) Doors And Frames (Chem-Pruf) (08 16 13 00-0002)

Note: White, tan, brown or gray finish. Includes factory hardware prep and 25 Mil resin rich gel coat.

08 16 13 00-0004 Standard, Corrosion-Resistant Fiberglass Reinforced Polyester (FRP) Doors And Frames (Chem-Pruf) (08 16 13 00-0003)

Note: Includes fiberglass reinforced polyester (FRP) door frame, 4-1/2" x 4-1/2" stainless steel hinges and factory hardware prep. Excludes hardware.



MINOR	CSI	UOM	DESCRIPTION	TOTAL DIRECT UNIT COST	DEMOLITION UNIT COST
08 16 13 00-0005			6'-8" High, Standard Corrosion-Resistant Fiberglass Reinforced Polyester (FRP) Doors And Frames (Chem-Pruf) <small>(08 16 13 00-0004)</small>		
08 16 13 00-0006	EA		3' x 6'-8", Standard Corrosion Resistant Fiberglass Reinforced Polyester (FRP) Door And Frame (Chem-Pruf).....	3,050.01	60.32
			<i>For Custom Color Finish, Add</i>	159.43	
			<i>For Stainless Steel Continuous Hinge, Add</i>	354.87	
08 16 13 00-0007	EA		3'-6" x 6'-8", Standard Corrosion Resistant Fiberglass Reinforced Polyester (FRP) Door And Frame (Chem-Pruf).....	3,256.24	62.83
			<i>For Custom Color Finish, Add</i>	159.43	
			<i>For Stainless Steel Continuous Hinge, Add</i>	354.87	
08 16 13 00-0008	EA		4' x 6'-8", Standard Corrosion Resistant Fiberglass Reinforced Polyester (FRP) Door And Frame (Chem-Pruf).....	3,569.81	67.86
			<i>For Custom Color Finish, Add</i>	159.43	
			<i>For Stainless Steel Continuous Hinge, Add</i>	354.87	
08 16 13 00-0009			7' High, Standard Corrosion-Resistant Fiberglass Reinforced Polyester (FRP) Doors And Frames (Chem-Pruf) <small>(08 16 13 00-0004)</small>		
08 16 13 00-0010	EA		3' x 7', Standard Corrosion Resistant Fiberglass Reinforced Polyester (FRP) Door And Frame (Chem-Pruf)	3,050.01	60.32
			<i>For Custom Color Finish, Add</i>	159.43	
			<i>For Stainless Steel Continuous Hinge, Add</i>	354.87	
08 16 13 00-0011	EA		3'-6" x 7', Standard Corrosion Resistant Fiberglass Reinforced Polyester (FRP) Door And Frame (Chem-Pruf).....	3,338.09	62.83
			<i>For Custom Color Finish, Add</i>	159.43	
			<i>For Stainless Steel Continuous Hinge, Add</i>	354.87	
08 16 13 00-0012	EA		4' x 7', Standard Corrosion Resistant Fiberglass Reinforced Polyester (FRP) Door And Frame (Chem-Pruf)	3,656.77	67.86
			<i>For Custom Color Finish, Add</i>	159.43	
			<i>For Stainless Steel Continuous Hinge, Add</i>	354.87	
08 16 13 00-0013			Fire Rated, Corrosion-Resistant Fiberglass Reinforced Polyester (FRP) Doors And Frames (Chem-Pruf) <small>(08 16 13 00-0003)</small>		
			Note: Includes fiberglass reinforced polyester (FRP) door frame, 4-1/2" x 4-1/2" stainless steel hinges and factory hardware prep. Excludes hardware.		
08 16 13 00-0014			45 Minute Fire Rated, Corrosion-Resistant Fiberglass Reinforced Polyester (FRP) Doors And Frames (Chem-Pruf) <small>(08 16 13 00-0013)</small>		
08 16 13 00-0015			6'-8" High, 45 Minute Fire Rated, Corrosion-Resistant Fiberglass Reinforced Polyester (FRP) Doors And Frames (Chem-Pruf) <small>(08 16 13 00-0014)</small>		
08 16 13 00-0016	EA		3' x 6'-8", 45 Minute Fire Rated, Corrosion Resistant Fiberglass Reinforced Polyester (FRP) Door And Frame (Chem-Pruf).....	3,622.93	60.32
			<i>For Custom Color Finish, Add</i>	159.43	
			<i>For Stainless Steel Continuous Hinge, Add</i>	354.87	
08 16 13 00-0017	EA		3'-6" x 6'-8", 45 Minute Fire Rated, Corrosion Resistant Fiberglass Reinforced Polyester (FRP) Door And Frame (Chem-Pruf).....	3,697.87	62.83
			<i>For Custom Color Finish, Add</i>	159.43	
			<i>For Stainless Steel Continuous Hinge, Add</i>	354.87	
08 16 13 00-0018	EA		4' x 6'-8", 45 Minute Fire Rated, Corrosion Resistant Fiberglass Reinforced Polyester (FRP) Door And Frame (Chem-Pruf).....	4,217.75	67.86
			<i>For Custom Color Finish, Add</i>	159.43	
			<i>For Stainless Steel Continuous Hinge, Add</i>	354.87	
08 16 13 00-0019			7' High, 45 Minute Fire Rated, Corrosion-Resistant Fiberglass Reinforced Polyester (FRP) Doors And Frames (Chem-Pruf) <small>(08 16 13 00-0014)</small>		
08 16 13 00-0020	EA		3' x 7', 45 Minute Fire Rated, Corrosion Resistant Fiberglass Reinforced Polyester (FRP) Door And Frame (Chem-Pruf).....	3,622.93	60.32
			<i>For Custom Color Finish, Add</i>	159.43	
			<i>For Stainless Steel Continuous Hinge, Add</i>	354.87	
08 16 13 00-0021	EA		3'-6" x 7', 45 Minute Fire Rated, Corrosion Resistant Fiberglass Reinforced Polyester (FRP) Door And Frame (Chem-Pruf).....	3,963.86	62.83
			<i>For Custom Color Finish, Add</i>	159.43	
			<i>For Stainless Steel Continuous Hinge, Add</i>	354.87	
08 16 13 00-0022	EA		4' x 7', 45 Minute Fire Rated, Corrosion Resistant Fiberglass Reinforced Polyester (FRP) Door And Frame (Chem-Pruf).....	4,316.65	67.86
			<i>For Custom Color Finish, Add</i>	159.43	
			<i>For Stainless Steel Continuous Hinge, Add</i>	354.87	
08 16 13 00-0023			60 Minute Fire Rated, Corrosion-Resistant Fiberglass Reinforced Polyester (FRP) Doors And Frames (Chem-Pruf) <small>(08 16 13 00-0013)</small>		
08 16 13 00-0024			6'-8" High, 60 Minute Fire Rated, Corrosion-Resistant Fiberglass Reinforced Polyester (FRP) Doors And Frames (Chem-Pruf) <small>(08 16 13 00-0023)</small>		
08 16 13 00-0025	EA		3' x 6'-8", 60 Minute Fire Rated, Corrosion Resistant Fiberglass Reinforced Polyester (FRP) Door And Frame (Chem-Pruf).....	3,622.93	60.32
			<i>For Custom Color Finish, Add</i>	159.43	
			<i>For Stainless Steel Continuous Hinge, Add</i>	354.87	
08 16 13 00-0026	EA		3'-6" x 6'-8", 60 Minute Fire Rated, Corrosion Resistant Fiberglass Reinforced Polyester (FRP) Door And Frame (Chem-Pruf).....	3,697.87	62.83
			<i>For Custom Color Finish, Add</i>	159.43	
			<i>For Stainless Steel Continuous Hinge, Add</i>	354.87	

08	08	Openings
	08 10	Doors and Frames
	08 16	Composite Doors



MINOR CSI	UOM	DESCRIPTION	TOTAL DIRECT UNIT COST	DEMOLITION UNIT COST
08 16 13 00-0027	EA	4' x 6'-8", 60 Minute Fire Rated, Corrosion Resistant Fiberglass Reinforced Polyester (FRP) Door And Frame (Chem-Pruf)..... <i>For Custom Color Finish, Add</i> <i>For Stainless Steel Continuous Hinge, Add</i>	4,217.75 159.43 354.87	67.86
08 16 13 00-0028		7' High, 60 Minute Fire Rated, Corrosion-Resistant Fiberglass Reinforced Polyester (FRP) Doors And Frames (Chem-Pruf) (08 16 13 00-0023)		
08 16 13 00-0029	EA	3' x 7', 60 Minute Fire Rated, Corrosion Resistant Fiberglass Reinforced Polyester (FRP) Door And Frame (Chem-Pruf)..... <i>For Custom Color Finish, Add</i> <i>For Stainless Steel Continuous Hinge, Add</i>	3,622.93 159.43 354.87	60.32
08 16 13 00-0030	EA	3'-6" x 7', 60 Minute Fire Rated, Corrosion Resistant Fiberglass Reinforced Polyester (FRP) Door And Frame (Chem-Pruf)..... <i>For Custom Color Finish, Add</i> <i>For Stainless Steel Continuous Hinge, Add</i>	3,963.86 159.43 354.87	62.83
08 16 13 00-0031	EA	4' x 7', 60 Minute Fire Rated, Corrosion Resistant Fiberglass Reinforced Polyester (FRP) Door And Frame (Chem-Pruf)..... <i>For Custom Color Finish, Add</i> <i>For Stainless Steel Continuous Hinge, Add</i>	4,316.65 159.43 354.87	67.86
08 16 13 00-0032		90 Minute Fire Rated, Corrosion-Resistant Fiberglass Reinforced Polyester (FRP) Doors And Frames (Chem-Pruf) (08 16 13 00-0013)		
08 16 13 00-0033		6'-8" High, 90 Minute Fire Rated, Corrosion-Resistant Fiberglass Reinforced Polyester (FRP) Doors And Frames (Chem-Pruf) (08 16 13 00-0032)		
08 16 13 00-0034	EA	3' x 6'-8", 90 Minute Fire Rated, Corrosion Resistant Fiberglass Reinforced Polyester (FRP) Door And Frame (Chem-Pruf)..... <i>For Custom Color Finish, Add</i> <i>For Stainless Steel Continuous Hinge, Add</i>	3,622.93 159.43 354.87	60.32
08 16 13 00-0035	EA	3'-6" x 6'-8", 90 Minute Fire Rated, Corrosion Resistant Fiberglass Reinforced Polyester (FRP) Door And Frame (Chem-Pruf)..... <i>For Custom Color Finish, Add</i> <i>For Stainless Steel Continuous Hinge, Add</i>	3,697.87 159.43 354.87	62.83
08 16 13 00-0036	EA	4' x 6'-8", 90 Minute Fire Rated, Corrosion Resistant Fiberglass Reinforced Polyester (FRP) Door And Frame (Chem-Pruf)..... <i>For Custom Color Finish, Add</i> <i>For Stainless Steel Continuous Hinge, Add</i>	4,217.75 159.43 354.87	67.86
08 16 13 00-0037		7' High, 90 Minute Fire Rated, Corrosion-Resistant Fiberglass Reinforced Polyester (FRP) Doors And Frames (Chem-Pruf) (08 16 13 00-0032)		
08 16 13 00-0038	EA	3' x 7', 90 Minute Fire Rated, Corrosion Resistant Fiberglass Reinforced Polyester (FRP) Door And Frame (Chem-Pruf)..... <i>For Custom Color Finish, Add</i> <i>For Stainless Steel Continuous Hinge, Add</i>	3,622.93 159.43 354.87	60.32
08 16 13 00-0039	EA	3'-6" x 7', 90 Minute Fire Rated, Corrosion Resistant Fiberglass Reinforced Polyester (FRP) Door And Frame (Chem-Pruf)..... <i>For Custom Color Finish, Add</i> <i>For Stainless Steel Continuous Hinge, Add</i>	3,963.86 159.43 354.87	62.83
08 16 13 00-0040	EA	4' x 7', 90 Minute Fire Rated, Corrosion Resistant Fiberglass Reinforced Polyester (FRP) Door And Frame (Chem-Pruf)..... <i>For Custom Color Finish, Add</i> <i>For Stainless Steel Continuous Hinge, Add</i>	4,316.65 159.43 354.87	67.86
08 16 13 00-0041		Storm Rated, Corrosion-Resistant Fiberglass Reinforced Polyester (FRP) Doors And Frames (Chem-Pruf) (08 16 13 00-0003) Note: Includes fiberglass reinforced polyester (FRP) door frame, 4-1/2" x 4-1/2" stainless steel hinges and factory hardware prep. Excludes hardware.		
08 16 13 00-0042		6'-8" High, Storm Rated, Corrosion-Resistant Fiberglass Reinforced Polyester (FRP) Doors And Frames (Chem-Pruf) (08 16 13 00-0041)		
08 16 13 00-0043	EA	3' x 6'-8", Storm Rated, Corrosion Resistant Fiberglass Reinforced Polyester (FRP) Door And Frame (Chem-Pruf)..... <i>For Custom Color Finish, Add</i> <i>For Stainless Steel Continuous Hinge, Add</i>	3,225.64 159.43 354.87	60.32
08 16 13 00-0044		7' High, Storm Rated, Corrosion-Resistant Fiberglass Reinforced Polyester (FRP) Doors And Frames (Chem-Pruf) (08 16 13 00-0041)		
08 16 13 00-0045	EA	3' x 7', Storm Rated, Corrosion Resistant Fiberglass Reinforced Polyester (FRP) Door And Frame (Chem-Pruf)..... <i>For Custom Color Finish, Add</i> <i>For Stainless Steel Continuous Hinge, Add</i>	3,225.64 159.43 354.87	60.32
08 16 13 00-0046		Accessories For Corrosion Resistant Fiberglass Reinforced Polyester (FRP) Doors (Chem-Pruf) (08 16 13 00-0002)		
08 16 13 00-0047	SI	1/4" Tempered, Factory Installed Vision Glass (Chem-Pruf)	0.44	
08 16 13 00-0048	SI	1/4" Laminated, Factory Installed Vision Glass (Chem-Pruf)	0.45	
08 16 13 00-0049	SI	1/4" Wire, Factory Installed Vision Glass (Chem-Pruf)	0.58	



MINOR CSI UOM DESCRIPTION	TOTAL DIRECT UNIT COST	DEMOLITION UNIT COST
08 16 13 00-0050 SI 1/2" Insulated, Factory Installed Vision Glass (Chem-Pruf)	0.56	
08 16 13 00-0051 SI Factory Installed Molded Louver (Chem-Pruf)	1.12	
08 16 13 00-0052 SI Factory Installed Molded Louver With Insect Screen (Chem-Pruf)	1.26	
08 16 13 00-0053 LF Weather Strip (Chem-Pruf)	11.94	
08 16 13 00-0054 LF Fiberglass Reinforced Polyester (FRP) Astragal With Seal (Chem-Pruf)	15.35	
08 16 13 00-0055 LF 1/2" Fiberglass Reinforced Polyester (FRP) Grooved Saddle Threshold (Chem-Pruf)	32.40	
08 16 13 00-0056 LF Fiberglass Reinforced Polyester (FRP) Door Sweep (Chem-Pruf)	35.81	
08 16 13 00-0057 LF 2-1/4" Fiberglass Reinforced Polyester (FRP) Center Door Mullion (Chem-Pruf)	69.91	
08 16 13 00-0058 Corrosion Resistant Fiberglass Reinforced Polyester (FRP) Doors And Frames (Skule Door) (08 16 13 00-0001)		
08 16 13 00-0059 Corrosion Resistant Fiberglass Reinforced Polyester (FRP) Doors And Frames (Skule Door) (08 16 13 00-0058)		
Note: White, tan, brown or gray finish. Includes factory hardware prep.		
08 16 13 00-0060 Standard, Corrosion-Resistant Fiberglass Reinforced Polyester (FRP) Doors And Frames (Skule Door) (08 16 13 00-0059)		
Note: Includes fiberglass reinforced polyester (FRP) door frame, 4-1/2" x 4-1/2" stainless steel hinges and factory hardware prep. Excludes hardware.		
08 16 13 00-0061 6'-8" High, Standard Corrosion-Resistant Fiberglass Reinforced Polyester (FRP) Doors And Frames (Skule Door) (08 16 13 00-0060)		
08 16 13 00-0062 EA 3' x 6'-8", Standard Corrosion Resistant Fiberglass Reinforced Polyester (FRP) Door And Frame (Skule Door)	2,328.03	60.32
For Custom Color Finish, Add	159.43	
For Stainless Steel Continuous Hinge, Add	354.87	
08 16 13 00-0063 EA 3'-6" x 6'-8", Standard Corrosion Resistant Fiberglass Reinforced Polyester (FRP) Door And Frame (Skule Door)	2,359.88	62.83
For Custom Color Finish, Add	159.43	
For Stainless Steel Continuous Hinge, Add	354.87	
08 16 13 00-0064 EA 4' x 6'-8", Standard Corrosion Resistant Fiberglass Reinforced Polyester (FRP) Door And Frame (Skule Door)	2,473.10	67.86
For Custom Color Finish, Add	159.43	
For Stainless Steel Continuous Hinge, Add	354.87	
08 16 13 00-0065 7' High, Standard Corrosion-Resistant Fiberglass Reinforced Polyester (FRP) Doors And Frames (Skule Door) (08 16 13 00-0060)		
08 16 13 00-0066 EA 3' x 7', Standard Corrosion Resistant Fiberglass Reinforced Polyester (FRP) Door And Frame (Skule Door)	2,328.03	60.32
For Custom Color Finish, Add	159.43	
For Stainless Steel Continuous Hinge, Add	354.87	
08 16 13 00-0067 EA 3'-8" x 7', Standard Corrosion Resistant Fiberglass Reinforced Polyester (FRP) Door And Frame (Skule Door)	2,463.04	62.83
For Custom Color Finish, Add	159.43	
For Stainless Steel Continuous Hinge, Add	354.87	
08 16 13 00-0068 EA 4' x 7', Standard Corrosion Resistant Fiberglass Reinforced Polyester (FRP) Door And Frame (Skule Door)	2,473.10	67.86
For Custom Color Finish, Add	159.43	
For Stainless Steel Continuous Hinge, Add	354.87	
08 16 13 00-0069 Fire Rated, Corrosion-Resistant Fiberglass Reinforced Polyester (FRP) Doors And Frames (Skule Door) (08 16 13 00-0059)		
Note: Includes fiberglass reinforced polyester (FRP) door frame, 4-1/2" x 4-1/2" stainless steel hinges and factory hardware prep. Excludes hardware.		
08 16 13 00-0070 45 Minute Fire Rated, Corrosion-Resistant Fiberglass Reinforced Polyester (FRP) Doors And Frames (Skule Door) (08 16 13 00-0069)		
08 16 13 00-0071 6'-8" High, 45 Minute Fire Rated, Corrosion-Resistant Fiberglass Reinforced Polyester (FRP) Doors And Frames (Skule Door) (08 16 13 00-0070)		
08 16 13 00-0072 EA 3' x 6'-8", 45 Minute Fire Rated, Corrosion Resistant Fiberglass Reinforced Polyester (FRP) Door And Frame (Skule Door)	3,875.42	60.32
For Custom Color Finish, Add	159.43	
For Stainless Steel Continuous Hinge, Add	354.87	
08 16 13 00-0073 EA 3'-6" x 6'-8", 45 Minute Fire Rated, Corrosion Resistant Fiberglass Reinforced Polyester (FRP) Door And Frame (Skule Door)	3,954.72	62.83
For Custom Color Finish, Add	159.43	
For Stainless Steel Continuous Hinge, Add	354.87	
08 16 13 00-0074 EA 4' x 6'-8", 45 Minute Fire Rated, Corrosion Resistant Fiberglass Reinforced Polyester (FRP) Door And Frame (Skule Door)	4,142.22	67.86
For Custom Color Finish, Add	159.43	
For Stainless Steel Continuous Hinge, Add	354.87	
08 16 13 00-0075 7' High, 45 Minute Fire Rated, Corrosion-Resistant Fiberglass Reinforced Polyester (FRP) Doors And Frames (Skule Door) (08 16 13 00-0070)		
08 16 13 00-0076 EA 3' x 7', 45 Minute Fire Rated, Corrosion Resistant Fiberglass Reinforced Polyester (FRP) Door And Frame (Skule Door)	3,875.42	60.32
For Custom Color Finish, Add	159.43	
For Stainless Steel Continuous Hinge, Add	354.87	
08 16 13 00-0077 EA 3'-6" x 7', 45 Minute Fire Rated, Corrosion Resistant Fiberglass Reinforced Polyester (FRP) Door And Frame (Skule Door)	3,983.61	62.83
For Custom Color Finish, Add	159.43	
For Stainless Steel Continuous Hinge, Add	354.87	

08	08	Openings
	08 10	Doors and Frames
	08 16	Composite Doors



MINOR		TOTAL DIRECT		DEMOLITION	
CSI	UOM	DESCRIPTION	UNIT COST	UNIT COST	
08 16 13 00-0078	EA	4' x 7', 45 Minute Fire Rated, Corrosion Resistant Fiberglass Reinforced Polyester (FRP) Door And Frame (Skule Door).....	4,230.93		67.86
		<i>For Custom Color Finish, Add</i>	159.43		
		<i>For Stainless Steel Continuous Hinge, Add</i>	354.87		
08 16 13 00-0079		60 Minute Fire Rated, Corrosion-Resistant Fiberglass Reinforced Polyester (FRP) Doors And Frames (Skule Door) <small>(08 16 13 00-0069)</small>			
08 16 13 00-0080		6'-8" High, 60 Minute Fire Rated, Corrosion-Resistant Fiberglass Reinforced Polyester (FRP) Doors And Frames (Skule Door) <small>(08 16 13 00-0079)</small>			
08 16 13 00-0081	EA	3' x 6'-8", 60 Minute Fire Rated, Corrosion Resistant Fiberglass Reinforced Polyester (FRP) Door And Frame (Skule Door).....	3,875.42		60.32
		<i>For Custom Color Finish, Add</i>	159.43		
		<i>For Stainless Steel Continuous Hinge, Add</i>	354.87		
08 16 13 00-0082	EA	3'-6" x 6'-8", 60 Minute Fire Rated, Corrosion Resistant Fiberglass Reinforced Polyester (FRP) Door And Frame (Skule Door).....	3,954.72		62.83
		<i>For Custom Color Finish, Add</i>	159.43		
		<i>For Stainless Steel Continuous Hinge, Add</i>	354.87		
08 16 13 00-0083	EA	4' x 6'-8", 60 Minute Fire Rated, Corrosion Resistant Fiberglass Reinforced Polyester (FRP) Door And Frame (Skule Door).....	4,142.22		67.86
		<i>For Custom Color Finish, Add</i>	159.43		
		<i>For Stainless Steel Continuous Hinge, Add</i>	354.87		
08 16 13 00-0084		7' High, 60 Minute Fire Rated, Corrosion-Resistant Fiberglass Reinforced Polyester (FRP) Doors And Frames (Skule Door) <small>(08 16 13 00-0079)</small>			
08 16 13 00-0085	EA	3' x 7', 60 Minute Fire Rated, Corrosion Resistant Fiberglass Reinforced Polyester (FRP) Door And Frame (Skule Door).....	3,875.42		60.32
		<i>For Custom Color Finish, Add</i>	159.43		
		<i>For Stainless Steel Continuous Hinge, Add</i>	354.87		
08 16 13 00-0086	EA	3'-6" x 7', 60 Minute Fire Rated, Corrosion Resistant Fiberglass Reinforced Polyester (FRP) Door And Frame (Skule Door).....	3,983.61		62.83
		<i>For Custom Color Finish, Add</i>	159.43		
		<i>For Stainless Steel Continuous Hinge, Add</i>	354.87		
08 16 13 00-0087	EA	4' x 7', 60 Minute Fire Rated, Corrosion Resistant Fiberglass Reinforced Polyester (FRP) Door And Frame (Skule Door).....	4,230.93		67.86
		<i>For Custom Color Finish, Add</i>	159.43		
		<i>For Stainless Steel Continuous Hinge, Add</i>	354.87		
08 16 13 00-0088		90 Minute Fire Rated, Corrosion-Resistant Fiberglass Reinforced Polyester (FRP) Doors And Frames (Skule Door) <small>(08 16 13 00-0069)</small>			
08 16 13 00-0089		6'-8" High, 90 Minute Fire Rated, Corrosion-Resistant Fiberglass Reinforced Polyester (FRP) Doors And Frames (Skule Door) <small>(08 16 13 00-0088)</small>			
08 16 13 00-0090	EA	3' x 6'-8", 90 Minute Fire Rated, Corrosion Resistant Fiberglass Reinforced Polyester (FRP) Door And Frame (Skule Door).....	3,875.42		60.32
		<i>For Custom Color Finish, Add</i>	159.43		
		<i>For Stainless Steel Continuous Hinge, Add</i>	354.87		
08 16 13 00-0091	EA	3'-6" x 6'-8", 90 Minute Fire Rated, Corrosion Resistant Fiberglass Reinforced Polyester (FRP) Door And Frame (Skule Door).....	3,954.72		62.83
		<i>For Custom Color Finish, Add</i>	159.43		
		<i>For Stainless Steel Continuous Hinge, Add</i>	354.87		
08 16 13 00-0092	EA	4' x 6'-8", 90 Minute Fire Rated, Corrosion Resistant Fiberglass Reinforced Polyester (FRP) Door And Frame (Skule Door).....	4,142.22		67.86
		<i>For Custom Color Finish, Add</i>	159.43		
		<i>For Stainless Steel Continuous Hinge, Add</i>	354.87		
08 16 13 00-0093		7' High, 90 Minute Fire Rated, Corrosion-Resistant Fiberglass Reinforced Polyester (FRP) Doors And Frames (Skule Door) <small>(08 16 13 00-0088)</small>			
08 16 13 00-0094	EA	3' x 7', 90 Minute Fire Rated, Corrosion Resistant Fiberglass Reinforced Polyester (FRP) Door And Frame (Skule Door).....	3,875.42		60.32
		<i>For Custom Color Finish, Add</i>	159.43		
		<i>For Stainless Steel Continuous Hinge, Add</i>	354.87		
08 16 13 00-0095	EA	3'-6" x 7', 90 Minute Fire Rated, Corrosion Resistant Fiberglass Reinforced Polyester (FRP) Door And Frame (Skule Door).....	3,983.61		62.83
		<i>For Custom Color Finish, Add</i>	159.43		
		<i>For Stainless Steel Continuous Hinge, Add</i>	354.87		
08 16 13 00-0096	EA	4' x 7', 90 Minute Fire Rated, Corrosion Resistant Fiberglass Reinforced Polyester (FRP) Door And Frame (Skule Door).....	4,230.93		67.86
		<i>For Custom Color Finish, Add</i>	159.43		
		<i>For Stainless Steel Continuous Hinge, Add</i>	354.87		
08 16 13 00-0097		Storm Rated, Corrosion-Resistant Fiberglass Reinforced Polyester (FRP) Doors And Frames (Skule Door) <small>(08 16 13 00-0059)</small>			
		Note: Includes fiberglass reinforced polyester (FRP) door frame, 4-1/2" x 4-1/2" stainless steel hinges and factory hardware prep. Excludes hardware.			



Openings	08
Doors and Frames	08 10
Composite Doors	08 16

MINOR CSI UOM DESCRIPTION	TOTAL DIRECT UNIT COST	DEMOLITION UNIT COST
------------------------------	---------------------------	-------------------------

08 16 13 00-0098	6'-8" High, Storm Rated, Corrosion-Resistant Fiberglass Reinforced Polyester (FRP) Doors And Frames (Skule Door) <small>(08 16 13 00-0097)</small>		
08 16 13 00-0099	EA 3' x 6'-8", Storm Rated, Corrosion Resistant Fiberglass Reinforced Polyester (FRP) Door And Frame (Skule Door)..... <i>For Custom Color Finish, Add</i> <i>For Stainless Steel Continuous Hinge, Add</i>	2,637.51 159.43 354.87	60.32
08 16 13 00-0100	7' High, Storm Rated, Corrosion-Resistant Fiberglass Reinforced Polyester (FRP) Doors And Frames (Skule Door) <small>(08 16 13 00-0097)</small>		
08 16 13 00-0101	EA 3' x 7', Storm Rated, Corrosion Resistant Fiberglass Reinforced Polyester (FRP) Door And Frame (Skule Door)..... <i>For Custom Color Finish, Add</i> <i>For Stainless Steel Continuous Hinge, Add</i>	2,637.51 159.43 354.87	60.32
08 16 13 00-0102	Accessories For Corrosion Resistant Fiberglass Reinforced Polyester (FRP) Doors (Skule Door) <small>(08 16 13 00-0098)</small>		
08 16 13 00-0103	SI 1/4" Tempered, Factory Installed Vision Glass (Skule Door).....	0.97	
08 16 13 00-0104	SI 1/4" Laminated, Factory Installed Vision Glass (Skule Door).....	1.00	
08 16 13 00-0105	SI 1/4" Wire, Factory Installed Vision Glass (Skule Door).....	1.06	
08 16 13 00-0106	SI 1/2" Insulated, Factory Installed Vision Glass (Skule Door).....	1.52	
08 16 13 00-0107	SI Factory Installed Molded Louver (Skule Door).....	0.60	
08 16 13 00-0108	SI Factory Installed Molded Louver With Insect Screen (Skule Door).....	0.96	
08 16 13 00-0109	LF Weather Strip (Skule Door).....	8.25	
08 16 13 00-0110	LF Fiberglass Reinforced Polyester (FRP) Astragal With Seal (Skule Door).....	10.32	
08 16 13 00-0111	LF 1/2" Fiberglass Reinforced Polyester (FRP) Grooved Saddle Threshold (Skule Door).....	33.01	
08 16 13 00-0112	LF Fiberglass Reinforced Polyester (FRP) Door Sweep (Skule Door).....	117.60	
08 16 13 00-0113	LF 2-1/4" Fiberglass Reinforced Polyester (FRP) Center Door Mullion (Skule Door).....	45.39	
08 16 13 00-0114	Galvanized Insulated Poly Core Composite Doors <small>(08 16 13)</small>		
08 16 13 00-0115	EA 3'-0" x 7'-0" x 1-3/4" Thick, Flush, 18 Gauge, Galvanized, Insulated Poly Core Composite Door (Curries 707N).....	1,279.36	60.32

08 17 Integrated Door Opening Assemblies (08 10)

08 17 23 Integrated Metal Door Opening Assemblies (08 17)

08 17 23 00-0001	Pre-Hung Interior Door Units <small>(08 17 23)</small>		
	Note: Includes door, frame, and trim, all mounting hardware (standard duty ball bearing hinges). Excludes lockset.		
08 17 23 00-0002	Hollow Core Doors, 1-3/8" Thick <small>(08 17 23 00-0001)</small>		
08 17 23 00-0003	Birch Faced <small>(08 17 23 00-0002)</small>		
08 17 23 00-0004	EA 2'-0" Or 2'-4" x 7' x 1-3/8" Prehung Hollow Core, Birch Faced Door..... <i>For 8' Door Height, Add</i>	424.75 71.78	62.83
08 17 23 00-0005	EA 2'-6" x 7' x 1-3/8" Prehung Hollow Core, Birch Faced Door..... <i>For 8' Door Height, Add</i>	443.12 76.19	62.83
08 17 23 00-0006	EA 2'-8" x 7' x 1-3/8" Prehung Hollow Core, Birch Faced Door..... <i>For 8' Door Height, Add</i>	466.55 80.61	65.35
08 17 23 00-0007	EA 3' x 7' x 1-3/8" Prehung Hollow Core, Birch Faced Door..... <i>For 8' Door Height, Add</i>	477.04 81.92	67.86
08 17 23 00-0008	EA 3'-4" x 7' x 1-3/8" Prehung Hollow Core, Birch Faced Door..... <i>For 8' Door Height, Add</i>	510.37 89.92	67.86
08 17 23 00-0009	EA 3'-6" x 7' x 1-3/8" Prehung Hollow Core, Birch Faced Door..... <i>For 8' Door Height, Add</i>	539.40 95.68	70.37
08 17 23 00-0010	EA Pair 2' x 7' x 1-3/8" Prehung Hollow Core, Birch Faced Door..... <i>For 8' Door Height, Add</i>	804.26 143.56	103.05
08 17 23 00-0011	EA Pair 2'-6" x 7' x 1-3/8" Prehung Hollow Core, Birch Faced Door..... <i>For 8' Door Height, Add</i>	856.12 152.39	110.59
08 17 23 00-0012	EA Pair 3' x 7' x 1-3/8" Prehung Hollow Core, Birch Faced Door..... <i>For 8' Door Height, Add</i>	918.90 163.83	118.12
08 17 23 00-0013	Lauan Faced <small>(08 17 23 00-0002)</small>		
08 17 23 00-0014	EA 2'-0" Or 2'-4" x 7' x 1-3/8" Prehung Hollow Core, Lauan Faced Door..... <i>For 8' Door Height, Add</i>	385.62 62.39	62.83
08 17 23 00-0015	EA 2'-6" x 7' x 1-3/8" Prehung Hollow Core, Lauan Faced Door..... <i>For 8' Door Height, Add</i>	403.25 66.62	62.83
08 17 23 00-0016	EA 2'-8" x 7' x 1-3/8" Prehung Hollow Core, Lauan Faced Door..... <i>For 8' Door Height, Add</i>	423.15 70.19	65.35
08 17 23 00-0017	EA 3' x 7' x 1-3/8" Prehung Hollow Core, Lauan Faced Door..... <i>For 8' Door Height, Add</i>	438.67 72.71	67.86
08 17 23 00-0018	EA 3'-4" x 7' x 1-3/8" Prehung Hollow Core, Lauan Faced Door..... <i>For 8' Door Height, Add</i>	467.64 79.66	67.86
08 17 23 00-0019	EA 3'-6" x 7' x 1-3/8" Prehung Hollow Core, Lauan Faced Door..... <i>For 8' Door Height, Add</i>	493.89 84.75	70.37
08 17 23 00-0020	EA Pair 2' x 7' x 1-3/8" Prehung Hollow Core, Lauan Faced Door..... <i>For 8' Door Height, Add</i>	726.03 124.78	103.05
08 17 23 00-0021	EA Pair 2'-6" x 7' x 1-3/8" Prehung Hollow Core, Lauan Faced Door..... <i>For 8' Door Height, Add</i>	776.28 133.23	110.59

08 Openings**08 10 Doors and Frames****08 17 Integrated Door Opening Assemblies**

SAN BERNARDINO
COUNTY

MINOR	CSI	UOM	DESCRIPTION	TOTAL DIRECT UNIT COST	DEMOLITION UNIT COST
08 17 23 00-0022	EA		Pair 3' x 7' x 1-3/8" Prehung Hollow Core, Luan Faced Door..... <i>For 8' Door Height, Add</i>	842.24 145.44	118.12
08 17 23 00-0023			Tempered Hardboard Faced (08 17 23 00-0023)		
08 17 23 00-0024	EA		2'-0" Or 2'-4" x 7' x 1-3/8" Prehung Hollow Core, Hardboard Faced Door <i>For 8' Door Height, Add</i>	329.45 48.91	62.83
08 17 23 00-0025	EA		2'-6" x 7' x 1-3/8" Prehung Hollow Core, Hardboard Faced Door <i>For 8' Door Height, Add</i>	344.31 52.48	62.83
08 17 23 00-0026	EA		2'-8" x 7' x 1-3/8" Prehung Hollow Core, Hardboard Faced Door <i>For 8' Door Height, Add</i>	356.39 54.17	65.35
08 17 23 00-0027	EA		3' x 7' x 1-3/8" Prehung Hollow Core, Hardboard Faced Door <i>For 8' Door Height, Add</i>	375.53 57.55	67.86
08 17 23 00-0028	EA		3'-4" x 7' x 1-3/8" Prehung Hollow Core, Hardboard Faced Door <i>For 8' Door Height, Add</i>	401.89 63.88	67.86
08 17 23 00-0029	EA		3'-6" x 7' x 1-3/8" Prehung Hollow Core, Hardboard Faced Door <i>For 8' Door Height, Add</i>	423.96 67.97	70.37
08 17 23 00-0030	EA		Pair 2' x 7' x 1-3/8" Prehung Hollow Core, Hardboard Faced Door..... <i>For 8' Door Height, Add</i>	613.67 97.82	103.05
08 17 23 00-0031	EA		Pair 2'-6" x 7' x 1-3/8" Prehung Hollow Core, Hardboard Faced Door <i>For 8' Door Height, Add</i>	658.44 104.95	110.59
08 17 23 00-0032	EA		Pair 3' x 7' x 1-3/8" Prehung Hollow Core, Hardboard Faced Door..... <i>For 8' Door Height, Add</i>	715.85 115.11	118.12
08 17 23 00-0033			Solid Core Doors, 1-3/8" Thick (08 17 23 00-0001)		
08 17 23 00-0034			Birch Faced (08 17 23 00-0033)		
08 17 23 00-0035	EA		2'-0" Or 2'-4" x 7' x 1-3/8" Prehung Solid Core, Birch Faced Door <i>For 8' Door Height, Add</i>	566.06 105.70	62.83
08 17 23 00-0036	EA		2'-6" x 7' x 1-3/8" Prehung Solid Core, Birch Faced Door <i>For 8' Door Height, Add</i>	589.22 111.25	62.83
08 17 23 00-0037	EA		2'-8" x 7' x 1-3/8" Prehung Solid Core, Birch Faced Door <i>For 8' Door Height, Add</i>	617.36 116.80	65.35
08 17 23 00-0038	EA		3' x 7' x 1-3/8" Prehung Solid Core, Birch Faced Door <i>For 8' Door Height, Add</i>	650.59 123.57	67.86
08 17 23 00-0039	EA		3'-4" x 7' x 1-3/8" Prehung Solid Core, Birch Faced Door <i>For 8' Door Height, Add</i>	707.12 137.14	67.86
08 17 23 00-0040	EA		3'-6" x 7' x 1-3/8" Prehung Solid Core, Birch Faced Door <i>For 8' Door Height, Add</i>	762.10 149.12	70.37
08 17 23 00-0041	EA		Pair 2' x 7' x 1-3/8" Prehung Solid Core, Birch Faced Door <i>For 8' Door Height, Add</i>	1,086.90 211.39	103.05
08 17 23 00-0042	EA		Pair 2'-6" x 7' x 1-3/8" Prehung Solid Core, Birch Faced Door..... <i>For 8' Door Height, Add</i>	1,148.28 222.51	110.59
08 17 23 00-0043	EA		Pair 3' x 7' x 1-3/8" Prehung Solid Core, Birch Faced Door <i>For 8' Door Height, Add</i>	1,265.98 247.14	118.12
08 17 23 00-0044			Luan Faced (08 17 23 00-0033)		
08 17 23 00-0045	EA		2'-0" Or 2'-4" x 7' x 1-3/8" Prehung Solid Core, Luan Faced Door <i>For 8' Door Height, Add</i>	506.95 91.51	62.83
08 17 23 00-0046	EA		2'-6" x 7' x 1-3/8" Prehung Solid Core, Luan Faced Door <i>For 8' Door Height, Add</i>	527.91 96.54	62.83
08 17 23 00-0047	EA		2'-8" x 7' x 1-3/8" Prehung Solid Core, Luan Faced Door <i>For 8' Door Height, Add</i>	553.88 101.57	65.35
08 17 23 00-0048	EA		3' x 7' x 1-3/8" Prehung Solid Core, Luan Faced Door..... <i>For 8' Door Height, Add</i>	580.07 106.64	67.86
08 17 23 00-0049	EA		3'-4" x 7' x 1-3/8" Prehung Solid Core, Luan Faced Door <i>For 8' Door Height, Add</i>	628.94 118.37	67.86
08 17 23 00-0050	EA		3'-6" x 7' x 1-3/8" Prehung Solid Core, Luan Faced Door <i>For 8' Door Height, Add</i>	665.53 125.95	70.37
08 17 23 00-0051	EA		Pair 2' x 7' x 1-3/8" Prehung Solid Core, Luan Faced Door <i>For 8' Door Height, Add</i>	968.66 183.01	103.05
08 17 23 00-0052	EA		Pair 2'-6" x 7' x 1-3/8" Prehung Solid Core, Luan Faced Door..... <i>For 8' Door Height, Add</i>	1,025.69 193.09	110.59
08 17 23 00-0053	EA		Pair 3' x 7' x 1-3/8" Prehung Solid Core, Luan Faced Door <i>For 8' Door Height, Add</i>	1,124.93 213.29	118.12
08 17 23 00-0054			Tempered Hardboard Faced (08 17 23 00-0033)		
08 17 23 00-0055	EA		2'-0" - 2'-4" x 7' x 1-3/8" Prehung Solid Core, Hardboard Faced Door <i>For 8' Door Height, Add</i>	454.30 78.87	62.83
08 17 23 00-0056	EA		2'-6" x 7' x 1-3/8" Prehung Solid Core, Hardboard Faced Door <i>For 8' Door Height, Add</i>	473.33 83.44	62.83
08 17 23 00-0057	EA		2'-8" x 7' x 1-3/8" Prehung Solid Core, Hardboard Faced Door <i>For 8' Door Height, Add</i>	497.45 88.02	65.35
08 17 23 00-0058	EA		3' x 7' x 1-3/8" Prehung Solid Core, Hardboard Faced Door..... <i>For 8' Door Height, Add</i>	509.54 89.72	67.86
08 17 23 00-0059	EA		3'-4" x 7' x 1-3/8" Prehung Solid Core, Hardboard Faced Door <i>For 8' Door Height, Add</i>	550.76 99.61	67.86
08 17 23 00-0060	EA		3'-6" x 7' x 1-3/8" Prehung Solid Core, Hardboard Faced Door <i>For 8' Door Height, Add</i>	582.37 105.99	70.37



MINOR CSI UOM DESCRIPTION	TOTAL DIRECT UNIT COST	DEMOLITION UNIT COST
08 17 23 00-0061 PR Pair 2' x 7' x 1-3/8" Prehung Solid Core, Hardboard Faced Door <i>For 8' Door Height, Add</i>	863.38 157.75	103.05
08 17 23 00-0062 PR Pair 2'-6" x 7' x 1-3/8" Prehung Solid Core, Hardboard Faced Door <i>For 8' Door Height, Add</i>	916.49 166.88	110.59
08 17 23 00-0063 PR Pair 3' x 7' x 1-3/8" Prehung Solid Core, Hardboard Faced Door <i>For 8' Door Height, Add</i>	983.87 179.43	118.12
08 17 23 00-0064 Hollow Core Doors, 1-3/4" Thick (08 17 23 00-0001)		
08 17 23 00-0065 Birch Faced (08 17 23 00-0064)		
08 17 23 00-0066 EA 2'-0" Or 2'-4" x 7' x 1-3/4" Prehung Hollow Core, Birch Faced Door <i>For 8' Door Height, Add</i>	499.47 89.71	62.83
08 17 23 00-0067 EA 2'-6" x 7' x 1-3/4" Prehung Hollow Core, Birch Faced Door <i>For 8' Door Height, Add</i>	513.58 93.10	62.83
08 17 23 00-0068 EA 2'-8" x 7' x 1-3/4" Prehung Hollow Core, Birch Faced Door <i>For 8' Door Height, Add</i>	523.83 94.35	65.35
08 17 23 00-0069 EA 3' x 7' x 1-3/4" Prehung Hollow Core, Birch Faced Door <i>For 8' Door Height, Add</i>	551.86 99.87	67.86
08 17 23 00-0070 EA 3'-4" x 7' x 1-3/4" Prehung Hollow Core, Birch Faced Door <i>For 8' Door Height, Add</i>	612.90 114.52	67.86
08 17 23 00-0071 EA 3'-6" x 7' x 1-3/4" Prehung Hollow Core, Birch Faced Door <i>For 8' Door Height, Add</i>	689.24 131.64	70.37
08 17 23 00-0072 EA Pair 2' x 7' x 1-3/4" Prehung Hollow Core, Birch Faced Door <i>For 8' Door Height, Add</i>	953.75 179.43	103.05
08 17 23 00-0073 EA Pair 2'-6" x 7' x 1-3/4" Prehung Hollow Core, Birch Faced Door <i>For 8' Door Height, Add</i>	997.00 186.20	110.59
08 17 23 00-0074 EA Pair 3' x 7' x 1-3/4" Prehung Hollow Core, Birch Faced Door <i>For 8' Door Height, Add</i>	1,068.55 199.75	118.12
08 17 23 00-0075 Lauan Faced (08 17 23 00-0064)		
08 17 23 00-0076 EA 2'-0" Or 2'-4" x 7' x 1-3/4" Prehung Hollow Core, Lauan Faced Door <i>For 8' Door Height, Add</i>	455.90 79.26	62.83
08 17 23 00-0077 EA 2'-6" x 7' x 1-3/4" Prehung Hollow Core, Lauan Faced Door <i>For 8' Door Height, Add</i>	478.65 84.72	62.83
08 17 23 00-0078 EA 2'-8" x 7' x 1-3/4" Prehung Hollow Core, Lauan Faced Door <i>For 8' Door Height, Add</i>	502.15 89.15	65.35
08 17 23 00-0079 EA 3' x 7' x 1-3/4" Prehung Hollow Core, Lauan Faced Door <i>For 8' Door Height, Add</i>	514.49 90.90	67.86
08 17 23 00-0080 EA 3'-4" x 7' x 1-3/4" Prehung Hollow Core, Lauan Faced Door <i>For 8' Door Height, Add</i>	556.14 100.90	67.86
08 17 23 00-0081 EA 3'-6" x 7' x 1-3/4" Prehung Hollow Core, Lauan Faced Door <i>For 8' Door Height, Add</i>	588.06 107.35	70.37
08 17 23 00-0082 EA Pair 2' x 7' x 1-3/4" Prehung Hollow Core, Lauan Faced Door <i>For 8' Door Height, Add</i>	866.59 158.52	103.05
08 17 23 00-0083 EA Pair 2'-6" x 7' x 1-3/4" Prehung Hollow Core, Lauan Faced Door <i>For 8' Door Height, Add</i>	927.16 169.44	110.59
08 17 23 00-0084 EA Pair 3' x 7' x 1-3/4" Prehung Hollow Core, Lauan Faced Door <i>For 8' Door Height, Add</i>	993.81 181.81	118.12
08 17 23 00-0085 Tempered Hardboard Faced (08 17 23 00-0064)		
08 17 23 00-0086 EA 2'-0" Or 2'-4" x 7' x 1-3/4" Prehung Hollow Core, Hardboard Faced Door <i>For 8' Door Height, Add</i>	379.56 60.94	62.83
08 17 23 00-0087 EA 2'-6" x 7' x 1-3/4" Prehung Hollow Core, Hardboard Faced Door <i>For 8' Door Height, Add</i>	386.63 62.63	62.83
08 17 23 00-0088 EA 2'-8" x 7' x 1-3/4" Prehung Hollow Core, Hardboard Faced Door <i>For 8' Door Height, Add</i>	405.77 66.02	65.35
08 17 23 00-0089 EA 3' x 7' x 1-3/4" Prehung Hollow Core, Hardboard Faced Door <i>For 8' Door Height, Add</i>	424.91 69.41	67.86
08 17 23 00-0090 EA 3'-4" x 7' x 1-3/4" Prehung Hollow Core, Hardboard Faced Door <i>For 8' Door Height, Add</i>	441.02 73.27	67.86
08 17 23 00-0091 EA 3'-6" x 7' x 1-3/4" Prehung Hollow Core, Hardboard Faced Door <i>For 8' Door Height, Add</i>	465.61 77.97	70.37
08 17 23 00-0092 EA Pair 2' x 7' x 1-3/4" Prehung Hollow Core, Hardboard Faced Door <i>For 8' Door Height, Add</i>	713.87 121.87	103.05
08 17 23 00-0093 EA Pair 2'-6" x 7' x 1-3/4" Prehung Hollow Core, Hardboard Faced Door <i>For 8' Door Height, Add</i>	743.11 125.27	110.59
08 17 23 00-0094 EA Pair 3' x 7' x 1-3/4" Prehung Hollow Core, Hardboard Faced Door <i>For 8' Door Height, Add</i>	814.66 138.82	118.12
08 17 23 00-0095 Solid Core Doors, 1-3/4" Thick (08 17 23 00-0001)		
08 17 23 00-0096 Birch Faced (08 17 23 00-0095)		
08 17 23 00-0097 EA 2'-0" Or 2'-4" x 7' x 1-3/4" Prehung Solid Core, Birch Faced Door <i>For 8' Door Height, Add</i>	633.50 121.88	62.83
08 17 23 00-0098 EA 2'-6" x 7' x 1-3/4" Prehung Solid Core, Birch Faced Door <i>For 8' Door Height, Add</i>	654.64 126.96	62.83
08 17 23 00-0099 EA 2'-8" x 7' x 1-3/4" Prehung Solid Core, Birch Faced Door <i>For 8' Door Height, Add</i>	666.75 128.65	65.35
08 17 23 00-0100 EA 3' x 7' x 1-3/4" Prehung Solid Core, Birch Faced Door <i>For 8' Door Height, Add</i>	692.92 133.73	67.86

08 Openings**08 10 Doors and Frames****08 17 Integrated Door Opening Assemblies**

MINOR	CSI	UOM	DESCRIPTION	TOTAL DIRECT UNIT COST	DEMOLITION UNIT COST
08 17 23 00-0101	EA		3'-4" x 7' x 1-3/4" Prehung Solid Core, Birch Faced Door..... <i>For 8' Door Height, Add</i>	754.21 148.44	67.86
08 17 23 00-0102	EA		3'-6" x 7' x 1-3/4" Prehung Solid Core, Birch Faced Door..... <i>For 8' Door Height, Add</i>	821.13 163.29	70.37
08 17 23 00-0103	EA		Pair 2' x 7' x 1-3/4" Prehung Solid Core, Birch Faced Door..... <i>For 8' Door Height, Add</i>	1,221.77 243.77	103.05
08 17 23 00-0104	EA		Pair 2'-6" x 7' x 1-3/4" Prehung Solid Core, Birch Faced Door..... <i>For 8' Door Height, Add</i>	1,279.12 253.91	110.59
08 17 23 00-0105	EA		Pair 3' x 7' x 1-3/4" Prehung Solid Core, Birch Faced Door..... <i>For 8' Door Height, Add</i>	1,350.65 267.45	118.12
08 17 23 00-0106			Lauan Faced <small>(08 17 23 00-0095)</small>		
08 17 23 00-0107	EA		2'-0" Or 2'-4" x 7' x 1-3/4" Prehung Solid Core, Lauan Faced Door..... <i>For 8' Door Height, Add</i>	644.65 124.56	62.83
08 17 23 00-0108	EA		2'-6" x 7' x 1-3/4" Prehung Solid Core, Lauan Faced Door..... <i>For 8' Door Height, Add</i>	646.16 124.92	62.83
08 17 23 00-0109	EA		2'-8" x 7' x 1-3/4" Prehung Solid Core, Lauan Faced Door..... <i>For 8' Door Height, Add</i>	666.14 128.51	65.35
08 17 23 00-0110	EA		3' x 7' x 1-3/4" Prehung Solid Core, Lauan Faced Door..... <i>For 8' Door Height, Add</i>	682.00 131.11	67.86
08 17 23 00-0111	EA		3'-4" x 7' x 1-3/4" Prehung Solid Core, Lauan Faced Door..... <i>For 8' Door Height, Add</i>	731.37 142.96	67.86
08 17 23 00-0112	EA		3'-6" x 7' x 1-3/4" Prehung Solid Core, Lauan Faced Door..... <i>For 8' Door Height, Add</i>	774.51 152.10	70.37
08 17 23 00-0113	EA		Pair 2' x 7' x 1-3/4" Prehung Solid Core, Lauan Faced Door..... <i>For 8' Door Height, Add</i>	1,244.11 249.12	103.05
08 17 23 00-0114	EA		Pair 2'-6" x 7' x 1-3/4" Prehung Solid Core, Lauan Faced Door..... <i>For 8' Door Height, Add</i>	1,262.17 249.84	110.59
08 17 23 00-0115	EA		Pair 3' x 7' x 1-3/4" Prehung Solid Core, Lauan Faced Door..... <i>For 8' Door Height, Add</i>	1,328.82 262.21	118.12
08 17 23 00-0116			Tempered Hardboard Faced <small>(08 17 23 00-0095)</small>		
08 17 23 00-0117	EA		2'-0" Or 2'-4" x 7' x 1-3/4" Prehung Solid Core, Hardboard Faced Door..... <i>For 8' Door Height, Add</i>	527.69 96.49	62.83
08 17 23 00-0118	EA		2'-6" x 7' x 1-3/4" Prehung Solid Core, Hardboard Faced Door..... <i>For 8' Door Height, Add</i>	534.72 98.17	62.83
08 17 23 00-0119	EA		2'-8" x 7' x 1-3/4" Prehung Solid Core, Hardboard Faced Door..... <i>For 8' Door Height, Add</i>	546.83 99.87	65.35
08 17 23 00-0120	EA		3' x 7' x 1-3/4" Prehung Solid Core, Hardboard Faced Door..... <i>For 8' Door Height, Add</i>	565.97 103.26	67.86
08 17 23 00-0121	EA		3'-4" x 7' x 1-3/4" Prehung Solid Core, Hardboard Faced Door..... <i>For 8' Door Height, Add</i>	597.53 110.83	67.86
08 17 23 00-0122	EA		3'-6" x 7' x 1-3/4" Prehung Solid Core, Hardboard Faced Door..... <i>For 8' Door Height, Add</i>	632.13 117.93	70.37
08 17 23 00-0123	EA		Pair 2' x 7' x 1-3/4" Prehung Solid Core, Hardboard Faced Door..... <i>For 8' Door Height, Add</i>	1,010.14 192.97	103.05
08 17 23 00-0124	EA		Pair 2'-6" x 7' x 1-3/4" Prehung Solid Core, Hardboard Faced Door..... <i>For 8' Door Height, Add</i>	1,039.30 196.35	110.59
08 17 23 00-0125	EA		Pair 3' x 7' x 1-3/4" Prehung Solid Core, Hardboard Faced Door..... <i>For 8' Door Height, Add</i>	1,096.75 206.52	118.12
08 17 23 00-0126			Oak Or Maple Faced <small>(08 17 23 00-0095)</small>		
08 17 23 00-0127	EA		2'-0" Or 2'-4" x 7' x 1-3/4" Prehung Solid Core, Oak Or Maple Faced Door..... <i>For 8' Door Height, Add</i>	764.20 153.25	62.83
08 17 23 00-0128	EA		2'-6" x 7' x 1-3/4" Prehung Solid Core, Oak Or Maple Faced Door..... <i>For 8' Door Height, Add</i>	768.10 154.19	62.83
08 17 23 00-0129	EA		2'-8" x 7' x 1-3/4" Prehung Solid Core, Oak Or Maple Faced Door..... <i>For 8' Door Height, Add</i>	806.13 162.10	65.35
08 17 23 00-0130	EA		3' x 7' x 1-3/4" Prehung Solid Core, Oak Or Maple Faced Door..... <i>For 8' Door Height, Add</i>	819.78 164.17	67.86
08 17 23 00-0131	EA		3'-4" x 7' x 1-3/4" Prehung Solid Core, Oak Or Maple Faced Door..... <i>For 8' Door Height, Add</i>	893.93 181.97	67.86
08 17 23 00-0132	EA		3'-6" x 7' x 1-3/4" Prehung Solid Core, Oak Or Maple Faced Door..... <i>For 8' Door Height, Add</i>	986.82 203.06	70.37
08 17 23 00-0133	EA		Pair 2' x 7' x 1-3/4" Prehung Solid Core, Oak Or Maple Faced Door..... <i>For 8' Door Height, Add</i>	1,483.18 306.50	103.05
08 17 23 00-0134	EA		Pair 2'-6" x 7' x 1-3/4" Prehung Solid Core, Oak Or Maple Faced Door..... <i>For 8' Door Height, Add</i>	1,506.07 308.37	110.59
08 17 23 00-0135	EA		Pair 3' x 7' x 1-3/4" Prehung Solid Core, Oak Or Maple Faced Door..... <i>For 8' Door Height, Add</i>	1,604.38 328.35	118.12
08 17 23 00-0136			Walnut Faced <small>(08 17 23 00-0095)</small>		
08 17 23 00-0137	EA		2'-0" Or 2'-4" x 7' x 1-3/4" Prehung Solid Core, Walnut Faced Door..... <i>For 8' Door Height, Add</i>	963.61 201.11	62.83
08 17 23 00-0138	EA		2'-6" x 7' x 1-3/4" Prehung Solid Core, Walnut Faced Door..... <i>For 8' Door Height, Add</i>	998.45 209.47	62.83
08 17 23 00-0139	EA		2'-8" x 7' x 1-3/4" Prehung Solid Core, Walnut Faced Door..... <i>For 8' Door Height, Add</i>	1,015.16 212.27	65.35



MINOR	CSI	UOM	DESCRIPTION	TOTAL DIRECT UNIT COST	DEMOLITION UNIT COST
08 17 23 00-0140	EA		3' x 7' x 1-3/4" Prehung Solid Core, Walnut Faced Door <i>For 8' Door Height, Add</i>	1,055.09 220.65	67.86
08 17 23 00-0141	EA		3'-4" x 7' x 1-3/4" Prehung Solid Core, Walnut Faced Door <i>For 8' Door Height, Add</i>	1,156.23 244.92	67.86
08 17 23 00-0142	EA		3'-6" x 7' x 1-3/4" Prehung Solid Core, Walnut Faced Door <i>For 8' Door Height, Add</i>	1,263.39 269.43	70.37
08 17 23 00-0143	EA		Pair 2' x 7' x 1-3/4" Prehung Solid Core, Walnut Faced Door <i>For 8' Door Height, Add</i>	1,882.01 402.22	103.05
08 17 23 00-0144	EA		Pair 2'-6" x 7' x 1-3/4" Prehung Solid Core, Walnut Faced Door <i>For 8' Door Height, Add</i>	1,966.75 418.94	110.59
08 17 23 00-0145	EA		Pair 3' x 7' x 1-3/4" Prehung Solid Core, Walnut Faced Door <i>For 8' Door Height, Add</i>	2,074.99 441.30	118.12

08 18 Glass Doors (08 10)

08 18 16 Sliding Glass Doors (08 18)

08 18 16 00-0001			Sliding Aluminum-Framed Glass Doors (08 18 16)		
08 18 16 00-0002			Residential Sliding Aluminum-Framed Glass Doors (08 18 16 00-0001)		
08 18 16 00-0003			5/8" Insulating Glass, Sliding Aluminum-Framed Glass Doors (08 18 16 00-0002)		
08 18 16 00-0004	SF		Up To 6' Wide Sliding Glass Door 5/8" Insulated Glass With Frame, Trim, Hardware <i>For Custom Quality, Add</i> <i>For Tempered Glass, Add</i> <i>For Anodized Or Colored Aluminum Frames, Add</i>	33.09 5.28 1.42 3.80	4.52
08 18 16 00-0005	SF		>6' Up To 12' Wide Sliding Glass Door 5/8" Insulated Glass With Frame, Trim, Hardware <i>For Custom Quality, Add</i> <i>For Tempered Glass, Add</i> <i>For Anodized Or Colored Aluminum Frames, Add</i>	27.16 5.05 1.42 3.63	2.81
08 18 16 00-0006			1" Insulating Glass, Sliding Aluminum-Framed Glass Doors (08 18 16 00-0002)		
08 18 16 00-0007	SF		Up To 6' Wide Sliding Glass Door 1" Insulated Glass With Frame, Trim, Hardware <i>For Custom Quality, Add</i> <i>For Tempered Glass, Add</i> <i>For Anodized Or Colored Aluminum Frames, Add</i>	36.88 6.23 1.42 4.48	4.52
08 18 16 00-0008	SF		>6' Up To 12' Wide Sliding Glass Door 1" Insulated Glass With Frame, Trim, Hardware <i>For Custom Quality, Add</i> <i>For Tempered Glass, Add</i> <i>For Anodized Or Colored Aluminum Frames, Add</i>	30.89 5.98 1.42 4.30	2.81
08 18 16 00-0009			Sliding Wood-Framed Glass Doors (08 18 16)		
08 18 16 00-0010			Residential Wood Sliding Doors With 5/8" Glass (08 18 16 00-0009)		
08 18 16 00-0011	EA		6' x 6' 8" Sliding Glass Door, Wood, 5/8" Insulated Glass With Frame, Trim, Hardware	2,316.47	135.72
08 18 16 00-0012	EA		8' x 6' 8" Sliding Glass Door, Wood, 5/8" Insulated Glass With Frame, Trim, Hardware	2,827.82	165.88
08 18 16 00-0013	EA		9' x 6' 8" Sliding Glass Door, Wood, 5/8" Insulated Glass With Frame, Trim, Hardware	3,267.97	191.01
08 18 16 00-0014	EA		6' x 6' 8" Sliding Glass Door, Wood, 5/8" Insulated Glass With Grille, Frame, Trim, Hardware	2,554.42	135.72
08 18 16 00-0015	EA		8' x 6' 8" Sliding Glass Door, Wood, 5/8" Insulated Glass With Grille, Frame, Trim, Hardware	3,135.15	165.88
08 18 16 00-0016	EA		9' x 6' 8" Sliding Glass Door, Wood, 5/8" Insulated Glass With Grille, Frame, Trim, Hardware	3,648.31	191.01

08 30 Specialty Doors and Frames (08)

Note: Includes caulk, sealant and mounting anchors.

08 31 Access Doors and Panels (08 30)

See CSI section 07 72 33 00-0000 for roof hatches, 23 33 33 00-0000 for duct-mounted access doors.

08 31 13 Access Doors and Frames (08 31)

08 31 13 00-0001			Stainless Steel Access Doors (08 31 13)		
08 31 13 00-0002			Fire Rated Stainless Steel Access Doors (08 31 13 00-0001)		
08 31 13 00-0003	EA		12" x 12" Fire Rated Stainless Steel Access Door With Cam Latch	433.34	52.82
08 31 13 00-0004	EA		12" x 18" Fire Rated Stainless Steel Access Door With Cam Latch	505.51	56.27
08 31 13 00-0005	EA		18" x 18" Fire Rated Stainless Steel Access Door With Cam Latch	591.66	59.52
08 31 13 00-0006	EA		24" x 18" Fire Rated Stainless Steel Access Door With Cam Latch	684.35	62.54
08 31 13 00-0007	EA		24" x 24" Fire Rated Stainless Steel Access Door With Cam Latch	700.35	62.86
08 31 13 00-0008	EA		24" x 36" Fire Rated Stainless Steel Access Door With Cam Latch	906.40	64.81
08 31 13 00-0009			Stainless Steel Access Doors (08 31 13 00-0001)		
08 31 13 00-0010	EA		8" x 8" Stainless Steel Access Door With Cam Latch	167.63	40.50
08 31 13 00-0011	EA		12" x 12" Stainless Steel Access Door With Cam Latch	201.68	52.82
08 31 13 00-0012	EA		12" x 18" Stainless Steel Access Door With Cam Latch	291.01	56.27
08 31 13 00-0013	EA		18" x 18" Stainless Steel Access Door With Cam Latch	312.54	59.52
08 31 13 00-0014	EA		24" x 18" Stainless Steel Access Door With Cam Latch	364.14	62.54
08 31 13 00-0015	EA		24" x 24" Stainless Steel Access Door With Cam Latch	416.71	62.86

08 Openings**08 30 Specialty Doors and Frames****08 31 Access Doors and Panels**

SAN BERNARDINO
COUNTY

MINOR
CSI UOM DESCRIPTION

TOTAL DIRECT DEMOLITION
UNIT COST UNIT COST

08 31 13 00-0016	Steel Access Doors (08 31 13)			
	Note: Includes paintable powder coated finish.			
08 31 13 00-0017	Insulated Fire Rated Steel Access Doors (08 31 13 00-0016)			
08 31 13 00-0018	EA	12" x 12" Insulated Fire Rated Steel Access Door With Cam Latch	258.77	53.15
08 31 13 00-0019	EA	12" x 18" Insulated Fire Rated Steel Access Door With Cam Latch	321.10	56.27
08 31 13 00-0020	EA	18" x 18" Insulated Fire Rated Steel Access Door With Cam Latch	320.66	59.52
08 31 13 00-0021	EA	24" x 18" Insulated Fire Rated Steel Access Door With Cam Latch	381.44	62.86
08 31 13 00-0022	EA	24" x 24" Insulated Fire Rated Steel Access Door With Cam Latch	398.93	62.86
08 31 13 00-0023	EA	24" x 36" Insulated Fire Rated Steel Access Door With Cam Latch	525.99	64.81
08 31 13 00-0024	EA	24" x 48" Insulated Fire Rated Steel Access Door With Cam Latch	607.17	67.51
08 31 13 00-0025	EA	36" x 36" Insulated Fire Rated Steel Access Door With Cam Latch	751.92	67.51
08 31 13 00-0026	EA	48" x 48" Insulated Fire Rated Steel Access Door With Cam Latch	965.42	81.01
08 31 13 00-0027	Steel Access Doors (08 31 13 00-0016)			
08 31 13 00-0028	EA	8" x 8" Steel Access Door With Cam Latch.....	130.90	40.72
08 31 13 00-0029	EA	12" x 12" Steel Access Door With Cam Latch.....	140.23	53.15
08 31 13 00-0030	EA	12" x 18" Steel Access Door With Cam Latch.....	161.79	56.27
08 31 13 00-0031	EA	18" x 18" Steel Access Door With Cam Latch.....	166.19	59.52
08 31 13 00-0032	EA	24" x 18" Steel Access Door With Cam Latch.....	197.83	62.86
08 31 13 00-0033	EA	24" x 24" Steel Access Door With Cam Latch.....	202.65	62.86
08 31 13 00-0034	EA	24" x 36" Steel Access Door With Cam Latch.....	262.70	64.81
08 31 13 00-0035	EA	36" x 36" Steel Access Door With Cam Latch.....	348.60	67.51
08 31 13 00-0036	Steel Recessed Access Doors For Drywall Application (08 31 13)			
	Note: Includes paintable powder coated finish.			
08 31 13 00-0037	EA	8" x 8" Recessed Steel Access Door With Cam Latch.....	188.84	40.50
		<i>For Recessed Doors In Acoustical Tile, Add</i>	16.23	
08 31 13 00-0038	EA	12" x 12" Recessed Steel Access Door With Cam Latch.....	197.55	43.42
		<i>For Recessed Doors In Acoustical Tile, Add</i>	18.11	
08 31 13 00-0039	EA	12" x 18" Recessed Steel Access Door With Cam Latch.....	212.37	45.90
		<i>For Recessed Doors In Acoustical Tile, Add</i>	18.66	
08 31 13 00-0040	EA	18" x 18" Recessed Steel Access Door With Cam Latch.....	249.74	48.60
		<i>For Recessed Doors In Acoustical Tile, Add</i>	16.01	
08 31 13 00-0041	EA	24" x 18" Recessed Steel Access Door With Cam Latch.....	262.74	51.30
		<i>For Recessed Doors In Acoustical Tile, Add</i>	17.04	
08 31 13 00-0042	EA	24" x 24" Recessed Steel Access Door With Cam Latch.....	288.18	51.30
		<i>For Recessed Doors In Acoustical Tile, Add</i>	13.22	
08 31 13 00-0043	EA	24" x 36" Recessed Steel Access Door With Cam Latch.....	358.87	64.81
		<i>For Recessed Doors In Acoustical Tile, Add</i>	17.46	
08 31 13 00-0044	EA	36" x 36" Recessed Steel Access Door With Cam Latch.....	515.32	67.51
		<i>For Recessed Doors In Acoustical Tile, Add</i>	-3.04	
08 31 13 00-0045	Steel Crawl Space Doors And Frames (08 31 13)			
	Note: Includes paintable powder coated finish.			
08 31 13 00-0046	EA	24" x 24" Steel Crawl Space Door With Cam Latch.....	216.70	68.37
08 31 13 00-0047	EA	30" x 24" Steel Crawl Space Door With Cam Latch.....	305.59	82.85
08 31 13 00-0048	EA	30" x 30" Steel Crawl Space Door With Cam Latch.....	342.71	89.98

08 33 Coiling Doors and Grilles (08 30)**08 33 13 Coiling Counter Doors** (08 33)

08 33 13 00-0001	Overhead Rolling Counter Doors (08 33 13)			
08 33 13 00-0002	Galvanized Steel Overhead Rolling Counter Doors (08 33 13 00-0001)			
	Note: Includes necessary anchors, track and hardware. Includes galvanized steel primed with choice of baked-on polyester top coat finish. Non-galvanized exposed ferrous surfaces shall receive one coat of rust-inhibitive primer. Excludes steel framing supports.			
08 33 13 00-0003	EA	4' x 4', Galvanized Steel Overhead Rolling Counter Doors, Manual Lift (Overhead Door Company, Series 650)	8,432.45	418.19
		<i>For Motor Operator (With Safety Reverse), Add</i>	754.55	
08 33 13 00-0004	EA	6' x 4', Galvanized Steel Overhead Rolling Counter Doors, Manual Lift (Overhead Door Company, Series 650)	8,880.15	418.19
		<i>For Motor Operator (With Safety Reverse), Add</i>	754.55	
08 33 13 00-0005	EA	8' x 4', Galvanized Steel Overhead Rolling Counter Doors, Manual Lift (Overhead Door Company, Series 650)	9,604.39	444.33
		<i>For Motor Operator (With Safety Reverse), Add</i>	759.82	
08 33 13 00-0006	EA	10' x 4', Galvanized Steel Overhead Rolling Counter Doors, Manual Lift (Overhead Door Company, Series 650)	10,254.25	522.73
		<i>For Motor Operator (With Safety Reverse), Add</i>	780.03	
08 33 13 00-0007	EA	4' x 6', Galvanized Steel Overhead Rolling Counter Doors, Manual Lift (Overhead Door Company, Series 650)	10,447.09	418.19
		<i>For Motor Operator (With Safety Reverse), Add</i>	754.55	
08 33 13 00-0008	EA	6' x 6', Galvanized Steel Overhead Rolling Counter Doors, Manual Lift (Overhead Door Company, Series 650)	10,899.02	464.60
		<i>For Motor Operator (With Safety Reverse), Add</i>	766.16	
08 33 13 00-0009	EA	8' x 6', Galvanized Steel Overhead Rolling Counter Doors, Manual Lift (Overhead Door Company, Series 650)	11,169.33	483.22
		<i>For Motor Operator (With Safety Reverse), Add</i>	770.81	
08 33 13 00-0010	EA	10' x 6', Galvanized Steel Overhead Rolling Counter Doors, Manual Lift (Overhead Door Company, Series 650)	11,827.69	522.73
		<i>For Motor Operator (With Safety Reverse), Add</i>	780.68	



MINOR CSI UOM DESCRIPTION	TOTAL DIRECT UNIT COST	DEMOLITION UNIT COST
------------------------------	---------------------------	-------------------------

08 33 13 00-0011 Stainless Steel Overhead Rolling Counter Doors (08 33 13 00-0001)
 Note: Includes necessary anchors, track and hardware. Includes No. 4 stainless steel finish. Non-galvanized exposed ferrous surfaces shall receive one coat of rust-inhibitive primer. Excludes steel framing supports.

08 33 13 00-0012	EA 4' x 4', Stainless Steel Overhead Rolling Counter Doors, Manual Lift (Overhead Door Company, Series 651)	9,551.69	418.19
	<i>For Motor Operator (With Safety Reverse), Add</i>	754.55	
08 33 13 00-0013	EA 6' x 4', Stainless Steel Overhead Rolling Counter Doors, Manual Lift (Overhead Door Company, Series 651)	10,782.86	418.19
	<i>For Motor Operator (With Safety Reverse), Add</i>	754.55	
08 33 13 00-0014	EA 8' x 4', Stainless Steel Overhead Rolling Counter Doors, Manual Lift (Overhead Door Company, Series 651)	11,059.41	444.33
	<i>For Motor Operator (With Safety Reverse), Add</i>	759.82	
08 33 13 00-0015	EA 10' x 4', Stainless Steel Overhead Rolling Counter Doors, Manual Lift (Overhead Door Company, Series 651)	13,500.05	522.73
	<i>For Motor Operator (With Safety Reverse), Add</i>	780.03	
08 33 13 00-0016	EA 4' x 6', Stainless Steel Overhead Rolling Counter Doors, Manual Lift (Overhead Door Company, Series 651)	11,566.33	418.19
	<i>For Motor Operator (With Safety Reverse), Add</i>	754.55	
08 33 13 00-0017	EA 6' x 6', Stainless Steel Overhead Rolling Counter Doors, Manual Lift (Overhead Door Company, Series 651)	11,906.33	464.60
	<i>For Motor Operator (With Safety Reverse), Add</i>	766.16	
08 33 13 00-0018	EA 8' x 6', Stainless Steel Overhead Rolling Counter Doors, Manual Lift (Overhead Door Company, Series 651)	12,176.64	483.22
	<i>For Motor Operator (With Safety Reverse), Add</i>	770.81	
08 33 13 00-0019	EA 10' x 6', Stainless Steel Overhead Rolling Counter Doors, Manual Lift (Overhead Door Company, Series 651)	15,633.10	522.73
	<i>For Motor Operator (With Safety Reverse), Add</i>	780.68	

08 33 13 00-0020 Aluminum Overhead Rolling Counter Doors (08 33 13 00-0001)
 Note: Includes necessary anchors, track and hardware. Includes clear anodized aluminum finish. Non-galvanized exposed ferrous surfaces shall receive one coat of rust-inhibitive primer. Excludes steel framing supports.

08 33 13 00-0021	EA 4' x 4', Aluminum Overhead Rolling Counter Doors, Manual Lift (Overhead Door Company, Series 652)	9,327.85	418.19
	<i>For Motor Operator (With Safety Reverse), Add</i>	754.55	
08 33 13 00-0022	EA 6' x 4', Aluminum Overhead Rolling Counter Doors, Manual Lift (Overhead Door Company, Series 652)	9,775.54	418.19
	<i>For Motor Operator (With Safety Reverse), Add</i>	754.55	
08 33 13 00-0023	EA 8' x 4', Aluminum Overhead Rolling Counter Doors, Manual Lift (Overhead Door Company, Series 652)	10,947.48	444.33
	<i>For Motor Operator (With Safety Reverse), Add</i>	759.82	
08 33 13 00-0024	EA 10' x 4', Aluminum Overhead Rolling Counter Doors, Manual Lift (Overhead Door Company, Series 652)	12,940.43	522.73
	<i>For Motor Operator (With Safety Reverse), Add</i>	780.03	
08 33 13 00-0025	EA 4' x 6', Aluminum Overhead Rolling Counter Doors, Manual Lift (Overhead Door Company, Series 652)	11,342.48	418.19
	<i>For Motor Operator (With Safety Reverse), Add</i>	754.55	
08 33 13 00-0026	EA 6' x 6', Aluminum Overhead Rolling Counter Doors, Manual Lift (Overhead Door Company, Series 652)	11,794.41	464.60
	<i>For Motor Operator (With Safety Reverse), Add</i>	766.16	
08 33 13 00-0027	EA 8' x 6', Aluminum Overhead Rolling Counter Doors, Manual Lift (Overhead Door Company, Series 652)	12,120.68	483.22
	<i>For Motor Operator (With Safety Reverse), Add</i>	770.81	
08 33 13 00-0028	EA 10' x 6', Aluminum Overhead Rolling Counter Doors, Manual Lift (Overhead Door Company, Series 652)	15,409.25	522.73
	<i>For Motor Operator (With Safety Reverse), Add</i>	780.68	

08 33 13 00-0029 Galvanized Steel Overhead Rolling Counter Fire Doors (08 33 13 00-0001)
 Note: Includes necessary anchors, track and hardware. Includes galvanized steel primed with choice of baked-on polyester top coat finish. Non-galvanized exposed ferrous surfaces shall receive one coat of rust-inhibitive primer. Excludes steel framing supports.

08 33 13 00-0030	EA 4' x 4', Galvanized Steel Overhead Rolling Counter Fire Doors, Manual Lift (Overhead Door Company, Series 640)	11,118.63	418.19
	<i>For Motor Operator (With Safety Reverse), Add</i>	754.55	
08 33 13 00-0031	EA 6' x 4', Galvanized Steel Overhead Rolling Counter Fire Doors, Manual Lift (Overhead Door Company, Series 640)	11,790.17	418.19
	<i>For Motor Operator (With Safety Reverse), Add</i>	754.55	
08 33 13 00-0032	EA 8' x 4', Galvanized Steel Overhead Rolling Counter Fire Doors, Manual Lift (Overhead Door Company, Series 640)	12,738.27	444.33
	<i>For Motor Operator (With Safety Reverse), Add</i>	759.82	
08 33 13 00-0033	EA 10' x 4', Galvanized Steel Overhead Rolling Counter Fire Doors, Manual Lift (Overhead Door Company, Series 640)	13,611.97	522.73
	<i>For Motor Operator (With Safety Reverse), Add</i>	780.03	
08 33 13 00-0034	EA 4' x 6', Galvanized Steel Overhead Rolling Counter Fire Doors, Manual Lift (Overhead Door Company, Series 640)	12,461.72	418.19
	<i>For Motor Operator (With Safety Reverse), Add</i>	754.55	
08 33 13 00-0035	EA 6' x 6', Galvanized Steel Overhead Rolling Counter Fire Doors, Manual Lift (Overhead Door Company, Series 640)	13,025.57	464.60
	<i>For Motor Operator (With Safety Reverse), Add</i>	766.16	
08 33 13 00-0036	EA 8' x 6', Galvanized Steel Overhead Rolling Counter Fire Doors, Manual Lift (Overhead Door Company, Series 640)	13,519.73	483.22
	<i>For Motor Operator (With Safety Reverse), Add</i>	770.81	
08 33 13 00-0037	EA 10' x 6', Galvanized Steel Overhead Rolling Counter Fire Doors, Manual Lift (Overhead Door Company, Series 640)	13,842.32	522.73
	<i>For Motor Operator (With Safety Reverse), Add</i>	780.68	

08 33 13 00-0038 Stainless Steel Overhead Rolling Counter Fire Doors (08 33 13 00-0001)
 Note: Includes necessary anchors, track and hardware. Includes No. 4 stainless steel finish. Non-galvanized exposed ferrous surfaces shall receive one coat of rust-inhibitive primer. Excludes steel framing supports.

08 33 13 00-0039	EA 4' x 4', Stainless Steel Overhead Rolling Counter Fire Doors, Manual Lift (Overhead Door Company, Series 641)	12,685.57	418.19
	<i>For Motor Operator (With Safety Reverse), Add</i>	754.55	
08 33 13 00-0040	EA 6' x 4', Stainless Steel Overhead Rolling Counter Fire Doors, Manual Lift (Overhead Door Company, Series 641)	14,476.35	418.19
	<i>For Motor Operator (With Safety Reverse), Add</i>	754.55	
08 33 13 00-0041	EA 8' x 4', Stainless Steel Overhead Rolling Counter Fire Doors, Manual Lift (Overhead Door Company, Series 641)	14,752.90	444.33
	<i>For Motor Operator (With Safety Reverse), Add</i>	759.82	
08 33 13 00-0042	EA 10' x 4', Stainless Steel Overhead Rolling Counter Fire Doors, Manual Lift (Overhead Door Company, Series 641)	18,088.93	522.73
	<i>For Motor Operator (With Safety Reverse), Add</i>	780.03	

08 Openings**08 30 Specialty Doors and Frames****08 33 Coiling Doors and Grilles**

SAN BERNARDINO
COUNTY

MINOR CSI UOM DESCRIPTION	TOTAL DIRECT UNIT COST	DEMOLITION UNIT COST
08 33 13 00-0043 EA 4' x 6', Stainless Steel Overhead Rolling Counter Fire Doors, Manual Lift (Overhead Door Company, Series 641) <i>For Motor Operator (With Safety Reverse), Add</i>	13,804.81 754.55	418.19
08 33 13 00-0044 EA 6' x 6', Stainless Steel Overhead Rolling Counter Fire Doors, Manual Lift (Overhead Door Company, Series 641) <i>For Motor Operator (With Safety Reverse), Add</i>	14,256.74 766.16	464.60
08 33 13 00-0045 EA 8' x 6', Stainless Steel Overhead Rolling Counter Fire Doors, Manual Lift (Overhead Door Company, Series 641) <i>For Motor Operator (With Safety Reverse), Add</i>	14,750.89 770.81	483.22
08 33 13 00-0046 EA 10' x 6', Stainless Steel Overhead Rolling Counter Fire Doors, Manual Lift (Overhead Door Company, Series 641) <i>For Motor Operator (With Safety Reverse), Add</i>	18,319.28 780.68	522.73
08 33 13 00-0047 Integral Frame And Sill, Overhead Rolling Counter Doors <small>(08 33 13)</small>		
08 33 13 00-0048 Integral Frame And Sill, Aluminum Overhead Rolling Counter Doors With Stainless Steel Frame and Sill <small>(08 33 13 00-0047)</small> Note: Includes necessary anchors, track and hardware. Stainless surfaces feature a standard No. 4 finish, aluminum slats are finished with clear anodized finish. Non-galvanized exposed ferrous surfaces shall receive one coat of rust-inhibitive primer. Excludes steel framing supports.		
08 33 13 00-0049 EA 4' x 4', Integral Frame And Sill, Aluminum Overhead Rolling Counter Doors With Stainless Steel Frame and Sill, Manual Lift (Overhead Door Company, Series 655) <i>For Motor Operator (With Safety Reverse), Add</i>	18,505.61 754.55	418.19
08 33 13 00-0050 EA 6' x 4', Integral Frame And Sill, Aluminum Overhead Rolling Counter Doors With Stainless Steel Frame and Sill, Manual Lift (Overhead Door Company, Series 655) <i>For Motor Operator (With Safety Reverse), Add</i>	18,953.31 754.55	418.19
08 33 13 00-0051 EA 8' x 4', Integral Frame And Sill, Aluminum Overhead Rolling Counter Doors With Stainless Steel Frame and Sill, Manual Lift (Overhead Door Company, Series 655) <i>For Motor Operator (With Safety Reverse), Add</i>	19,453.71 759.82	444.33
08 33 13 00-0052 EA 10' x 4', Integral Frame And Sill, Aluminum Overhead Rolling Counter Doors With Stainless Steel Frame and Sill, Manual Lift (Overhead Door Company, Series 655) <i>For Motor Operator (With Safety Reverse), Add</i>	20,103.56 780.03	522.73
08 33 13 00-0053 EA 4' x 6', Integral Frame And Sill, Aluminum Overhead Rolling Counter Doors With Stainless Steel Frame and Sill, Manual Lift (Overhead Door Company, Series 655) <i>For Motor Operator (With Safety Reverse), Add</i>	19,177.16 754.55	418.19
08 33 13 00-0054 EA 6' x 6', Integral Frame And Sill, Aluminum Overhead Rolling Counter Doors With Stainless Steel Frame and Sill, Manual Lift (Overhead Door Company, Series 655) <i>For Motor Operator (With Safety Reverse), Add</i>	19,741.01 766.16	464.60
08 33 13 00-0055 EA 8' x 6', Integral Frame And Sill, Aluminum Overhead Rolling Counter Doors With Stainless Steel Frame and Sill, Manual Lift (Overhead Door Company, Series 655) <i>For Motor Operator (With Safety Reverse), Add</i>	20,235.17 770.81	483.22
08 33 13 00-0056 EA 10' x 6', Integral Frame And Sill, Aluminum Overhead Rolling Counter Doors With Stainless Steel Frame and Sill, Manual Lift (Overhead Door Company, Series 655) <i>For Motor Operator (With Safety Reverse), Add</i>	22,572.39 780.68	522.73
08 33 13 00-0057 Integral Frame And Sill, Aluminum Overhead Rolling Counter Doors With Galvanized Frame and Stainless Steel Sill <small>(08 33 13 00-0047)</small> Note: Includes necessary anchors, track and hardware. Galvanized steel surfaces feature a baked-on primer coat to enhance overall durability and minimize field painting. Stainless surfaces feature a standard No. 4 finish, aluminum slats are finished with clear anodized finish. Non-galvanized exposed ferrous surfaces shall receive one coat of rust-inhibitive primer. Excludes steel framing supports.		
08 33 13 00-0058 EA 4' x 4', Integral Frame And Sill, Aluminum Overhead Rolling Counter Doors With Galvanized Steel Frame, Stainless Steel Sill, Manual Lift (Overhead Door Company, Series 656) <i>For Motor Operator (With Safety Reverse), Add</i>	16,267.13 754.55	418.19
08 33 13 00-0059 EA 6' x 4', Integral Frame And Sill, Aluminum Overhead Rolling Counter Doors With Galvanized Steel Frame, Stainless Steel Sill, Manual Lift (Overhead Door Company, Series 656) <i>For Motor Operator (With Safety Reverse), Add</i>	16,714.83 754.55	418.19
08 33 13 00-0060 EA 8' x 4', Integral Frame And Sill, Aluminum Overhead Rolling Counter Doors With Galvanized Steel Frame, Stainless Steel Sill, Manual Lift (Overhead Door Company, Series 656) <i>For Motor Operator (With Safety Reverse), Add</i>	17,215.23 759.82	444.33
08 33 13 00-0061 EA 10' x 4', Integral Frame And Sill, Aluminum Overhead Rolling Counter Doors With Galvanized Steel Frame, Stainless Steel Sill, Manual Lift (Overhead Door Company, Series 656) <i>For Motor Operator (With Safety Reverse), Add</i>	17,865.08 780.03	522.73
08 33 13 00-0062 EA 4' x 6', Integral Frame And Sill, Aluminum Overhead Rolling Counter Doors With Galvanized Steel Frame, Stainless Steel Sill, Manual Lift (Overhead Door Company, Series 656) <i>For Motor Operator (With Safety Reverse), Add</i>	18,281.77 754.55	418.19
08 33 13 00-0063 EA 6' x 6', Integral Frame And Sill, Aluminum Overhead Rolling Counter Doors With Galvanized Steel Frame, Stainless Steel Sill, Manual Lift (Overhead Door Company, Series 656) <i>For Motor Operator (With Safety Reverse), Add</i>	18,845.62 766.16	464.60
08 33 13 00-0064 EA 8' x 6', Integral Frame And Sill, Aluminum Overhead Rolling Counter Doors With Galvanized Steel Frame, Stainless Steel Sill, Manual Lift (Overhead Door Company, Series 656) <i>For Motor Operator (With Safety Reverse), Add</i>	19,563.63 770.81	483.22
08 33 13 00-0065 EA 10' x 6', Integral Frame And Sill, Aluminum Overhead Rolling Counter Doors With Galvanized Steel Frame, Stainless Steel Sill, Manual Lift (Overhead Door Company, Series 656) <i>For Motor Operator (With Safety Reverse), Add</i>	20,110.06 780.68	522.73
08 33 13 00-0066 Integral Frame And Sill, Stainless Steel Overhead Rolling Counter Doors With Stainless Steel Frame and Sill <small>(08 33 13 00-0047)</small> Note: Includes necessary anchors, track and hardware. Stainless surfaces feature a standard No. 4 finish. Non-galvanized exposed ferrous surfaces shall receive one coat of rust-inhibitive primer. Excludes steel framing supports.		
08 33 13 00-0067 EA 4' x 4', Integral Frame And Sill, Stainless Steel Overhead Rolling Counter Doors With Stainless Steel Frame and Sill, Manual Lift (Overhead Door Company, Series 657) <i>For Motor Operator (With Safety Reverse), Add</i>	25,668.75 754.55	418.19



	MINOR	CSI	UOM	DESCRIPTION	TOTAL DIRECT UNIT COST	DEMOLITION UNIT COST
08 33 13 00-0068	EA			6' x 4', Integral Frame And Sill, Stainless Steel Overhead Rolling Counter Doors With Stainless Steel Frame and Sill, Manual Lift (Overhead Door Company, Series 657) <i>For Motor Operator (With Safety Reverse), Add</i>	27,907.23 754.55	418.19
08 33 13 00-0069	EA			8' x 4', Integral Frame And Sill, Stainless Steel Overhead Rolling Counter Doors With Stainless Steel Frame and Sill, Manual Lift (Overhead Door Company, Series 657) <i>For Motor Operator (With Safety Reverse), Add</i>	32,436.89 759.82	444.33
08 33 13 00-0070	EA			10' x 4', Integral Frame And Sill, Stainless Steel Overhead Rolling Counter Doors With Stainless Steel Frame and Sill, Manual Lift (Overhead Door Company, Series 657) <i>For Motor Operator (With Safety Reverse), Add</i>	34,877.53 780.03	522.73
08 33 13 00-0071	EA			4' x 6', Integral Frame And Sill, Stainless Steel Overhead Rolling Counter Doors With Stainless Steel Frame and Sill, Manual Lift (Overhead Door Company, Series 657) <i>For Motor Operator (With Safety Reverse), Add</i>	29,026.47 754.55	418.19
08 33 13 00-0072	EA			6' x 6', Integral Frame And Sill, Stainless Steel Overhead Rolling Counter Doors With Stainless Steel Frame and Sill, Manual Lift (Overhead Door Company, Series 657) <i>For Motor Operator (With Safety Reverse), Add</i>	31,381.11 766.16	464.60
08 33 13 00-0073	EA			8' x 6', Integral Frame And Sill, Stainless Steel Overhead Rolling Counter Doors With Stainless Steel Frame and Sill, Manual Lift (Overhead Door Company, Series 657) <i>For Motor Operator (With Safety Reverse), Add</i>	34,785.29 770.81	483.22
08 33 13 00-0074	EA			10' x 6', Integral Frame And Sill, Stainless Steel Overhead Rolling Counter Doors With Stainless Steel Frame and Sill, Manual Lift (Overhead Door Company, Series 657) <i>For Motor Operator (With Safety Reverse), Add</i>	39,360.99 780.68	522.73
08 33 13 00-0075 Integral Frame And Sill, Galvanized Steel Overhead Rolling Counter Doors With Galvanized Frame and Stainless Steel Sill <small>(08 33 13 00-0047)</small>						
Note: Includes necessary anchors, track and hardware. Galvanized steel surfaces feature a baked-on primer coat to enhance overall durability and minimize field painting. Stainless surfaces feature a standard No. 4 finish. Non-galvanized exposed ferrous surfaces shall receive one coat of rust-inhibitive primer. Excludes steel framing supports.						
08 33 13 00-0076	EA			4' x 4', Integral Frame And Sill, Galvanized Steel Overhead Rolling Counter Doors With Galvanized Steel Frame, Stainless Steel Sill, Manual Lift (Overhead Door Company, Series 658) <i>For Motor Operator (With Safety Reverse), Add</i>	21,639.49 754.55	418.19
08 33 13 00-0077	EA			6' x 4', Integral Frame And Sill, Galvanized Steel Overhead Rolling Counter Doors With Galvanized Steel Frame, Stainless Steel Sill, Manual Lift (Overhead Door Company, Series 658) <i>For Motor Operator (With Safety Reverse), Add</i>	22,087.18 754.55	418.19
08 33 13 00-0078	EA			8' x 4', Integral Frame And Sill, Galvanized Steel Overhead Rolling Counter Doors With Galvanized Steel Frame, Stainless Steel Sill, Manual Lift (Overhead Door Company, Series 658) <i>For Motor Operator (With Safety Reverse), Add</i>	23,035.27 759.82	444.33
08 33 13 00-0079	EA			10' x 4', Integral Frame And Sill, Galvanized Steel Overhead Rolling Counter Doors With Galvanized Steel Frame, Stainless Steel Sill, Manual Lift (Overhead Door Company, Series 658) <i>For Motor Operator (With Safety Reverse), Add</i>	24,804.37 780.03	522.73
08 33 13 00-0080	EA			4' x 6', Integral Frame And Sill, Galvanized Steel Overhead Rolling Counter Doors With Galvanized Steel Frame, Stainless Steel Sill, Manual Lift (Overhead Door Company, Series 658) <i>For Motor Operator (With Safety Reverse), Add</i>	22,982.57 754.55	418.19
08 33 13 00-0081	EA			6' x 6', Integral Frame And Sill, Galvanized Steel Overhead Rolling Counter Doors With Galvanized Steel Frame, Stainless Steel Sill, Manual Lift (Overhead Door Company, Series 658) <i>For Motor Operator (With Safety Reverse), Add</i>	24,441.82 766.16	464.60
08 33 13 00-0082	EA			8' x 6', Integral Frame And Sill, Galvanized Steel Overhead Rolling Counter Doors With Galvanized Steel Frame, Stainless Steel Sill, Manual Lift (Overhead Door Company, Series 658) <i>For Motor Operator (With Safety Reverse), Add</i>	25,831.37 770.81	483.22
08 33 13 00-0083	EA			10' x 6', Integral Frame And Sill, Galvanized Steel Overhead Rolling Counter Doors With Galvanized Steel Frame, Stainless Steel Sill, Manual Lift (Overhead Door Company, Series 658) <i>For Motor Operator (With Safety Reverse), Add</i>	30,407.07 780.68	522.73
08 33 13 00-0084 Integral Frame And Sill, Stainless Steel Overhead Rolling Counter Fire Doors With Stainless Steel Frame and Hood <small>(08 33 13 00-0047)</small>						
Note: Includes necessary anchors, track and hardware. Stainless surfaces feature a standard No. 4 finish. Non-galvanized exposed ferrous surfaces shall receive one coat of rust-inhibitive primer. Excludes steel framing supports.						
08 33 13 00-0085	EA			4' x 4', Integral Frame And Sill, Stainless Steel Overhead Rolling Counter Fire Doors With Stainless Steel Frame and Hood, Manual Lift (Overhead Door Company, Series 660) <i>For Motor Operator (With Safety Reverse), Add</i>	31,264.95 754.55	418.19
08 33 13 00-0086	EA			6' x 4', Integral Frame And Sill, Stainless Steel Overhead Rolling Counter Fire Doors With Stainless Steel Frame and Hood, Manual Lift (Overhead Door Company, Series 660) <i>For Motor Operator (With Safety Reverse), Add</i>	32,384.19 754.55	418.19
08 33 13 00-0087	EA			8' x 4', Integral Frame And Sill, Stainless Steel Overhead Rolling Counter Fire Doors With Stainless Steel Frame and Hood, Manual Lift (Overhead Door Company, Series 660) <i>For Motor Operator (With Safety Reverse), Add</i>	36,913.85 759.82	444.33
08 33 13 00-0088 Integral Frame And Sill, Galvanized Steel Overhead Rolling Counter Fire Doors With Galvanized Steel Frame and Hood <small>(08 33 13 00-0047)</small>						
Note: Includes necessary anchors, track and hardware. Galvanized steel surfaces feature a baked-on primer coat to enhance overall durability and minimize field painting. Non-galvanized exposed ferrous surfaces shall receive one coat of rust-inhibitive primer. Excludes steel framing supports.						
08 33 13 00-0089	EA			4' x 4', Integral Frame And Sill, Galvanized Steel Overhead Rolling Counter Fire Doors With Galvanized Steel Frame and Hood, Manual Lift (Overhead Door Company, Series 661) <i>For Motor Operator (With Safety Reverse), Add</i>	23,430.27 754.55	418.19
08 33 13 00-0090	EA			6' x 4', Integral Frame And Sill, Galvanized Steel Overhead Rolling Counter Fire Doors With Galvanized Steel Frame and Hood, Manual Lift (Overhead Door Company, Series 661) <i>For Motor Operator (With Safety Reverse), Add</i>	32,384.19 754.55	418.19

08	08	Openings
	08 30	Specialty Doors and Frames
	08 33	Coiling Doors and Grilles



MINOR	CSI	UOM	DESCRIPTION	TOTAL DIRECT UNIT COST	DEMOLITION UNIT COST
-------	-----	-----	-------------	------------------------	----------------------

08 33 13 00-0091	EA		8' x 4', Integral Frame And Sill, Galvanized Steel Overhead Rolling Counter Fire Doors With Galvanized Steel Frame and Hood, Manual Lift (Overhead Door Company, Series 661).....	36,913.85	444.33
			<i>For Motor Operator (With Safety Reverse), Add</i>	759.82	

08 33 13 00-0092 Integral Frame And Sill, Galvanized Steel Overhead Rolling Counter Fire Doors With Stainless Steel Frame and Hood (08 33 13 00-0047)

Note: Includes necessary anchors, track and hardware. Galvanized steel surfaces feature a baked-on primer coat to enhance overall durability and minimize field painting. Stainless surfaces feature a standard No. 4 finish. Non-galvanized exposed ferrous surfaces shall receive one coat of rust-inhibitive primer. Excludes steel framing supports.

08 33 13 00-0093	EA		4' x 4', Integral Frame And Sill, Galvanized Steel Overhead Rolling Counter Fire Doors With Stainless Steel Frame and Hood, Manual Lift (Overhead Door Company, Series 662).....	20,296.40	418.19
			<i>For Motor Operator (With Safety Reverse), Add</i>	754.55	
08 33 13 00-0094	EA		6' x 4', Integral Frame And Sill, Galvanized Steel Overhead Rolling Counter Fire Doors With Stainless Steel Frame and Hood, Manual Lift (Overhead Door Company, Series 662).....	22,982.57	418.19
			<i>For Motor Operator (With Safety Reverse), Add</i>	754.55	
08 33 13 00-0095	EA		8' x 4', Integral Frame And Sill, Galvanized Steel Overhead Rolling Counter Fire Doors With Stainless Steel Frame and Hood, Manual Lift (Overhead Door Company, Series 662).....	24,602.21	444.33
			<i>For Motor Operator (With Safety Reverse), Add</i>	759.82	
08 33 13 00-0096	EA		10' x 4', Integral Frame And Sill, Galvanized Steel Overhead Rolling Counter Fire Doors With Stainless Steel Frame and Hood, Manual Lift (Overhead Door Company, Series 662).....	27,042.85	522.73
			<i>For Motor Operator (With Safety Reverse), Add</i>	780.03	

08 33 16 Coiling Counter Grilles (08 33)

08 33 16 00-0001 Galvanized Steel Overhead Coiling Counter Grilles (Width x Height) (08 33 16)

08 33 16 00-0002	EA		4' x 4', Galvanized Steel Overhead Coiling Counter Grilles, Manual Lift.....	2,076.25	182.96
			<i>For Lexan Lattice Pattern, Add</i>	233.03	
			<i>For Aluminum With Clear Or Anodized Bronze Finish, Add</i>	106.21	
			<i>For Staggered Brick Pattern, Add</i>	189.09	
08 33 16 00-0003	EA		6' x 4', Galvanized Steel Overhead Coiling Counter Grilles, Manual Lift.....	2,274.93	182.96
			<i>For Lexan Lattice Pattern, Add</i>	262.83	
			<i>For Aluminum With Clear Or Anodized Bronze Finish, Add</i>	146.16	
			<i>For Staggered Brick Pattern, Add</i>	256.53	
08 33 16 00-0004	EA		8' x 4', Galvanized Steel Overhead Coiling Counter Grilles, Manual Lift.....	2,649.71	243.91
			<i>For Lexan Lattice Pattern, Add</i>	292.91	
			<i>For Aluminum With Clear Or Anodized Bronze Finish, Add</i>	186.13	
			<i>For Staggered Brick Pattern, Add</i>	323.96	
08 33 16 00-0005	EA		12' x 4', Galvanized Steel Overhead Coiling Counter Grilles, Manual Lift.....	3,127.85	243.91
			<i>For Lexan Lattice Pattern, Add</i>	364.63	
			<i>For Aluminum With Clear Or Anodized Bronze Finish, Add</i>	266.03	
			<i>For Staggered Brick Pattern, Add</i>	458.83	
08 33 16 00-0006	EA		16' x 4', Galvanized Steel Overhead Coiling Counter Grilles, Manual Lift.....	4,259.63	365.91
			<i>For Lexan Lattice Pattern, Add</i>	482.12	
			<i>For Aluminum With Clear Or Anodized Bronze Finish, Add</i>	398.53	
			<i>For Staggered Brick Pattern, Add</i>	605.02	
08 33 16 00-0007	EA		18' x 4', Galvanized Steel Overhead Coiling Counter Grilles, Manual Lift.....	4,824.82	418.19
			<i>For Lexan Lattice Pattern, Add</i>	540.87	
			<i>For Aluminum With Clear Or Anodized Bronze Finish, Add</i>	398.53	
			<i>For Staggered Brick Pattern, Add</i>	605.02	
08 33 16 00-0008	EA		20' x 4', Galvanized Steel Overhead Coiling Counter Grilles, Manual Lift.....	5,391.41	487.71
			<i>For Lexan Lattice Pattern, Add</i>	599.62	
			<i>For Aluminum With Clear Or Anodized Bronze Finish, Add</i>	531.03	
			<i>For Staggered Brick Pattern, Add</i>	751.22	
08 33 16 00-0009	EA		24' x 4', Galvanized Steel Overhead Coiling Counter Grilles, Manual Lift.....	6,714.11	585.46
			<i>For Lexan Lattice Pattern, Add</i>	755.80	
			<i>For Aluminum With Clear Or Anodized Bronze Finish, Add</i>	637.24	
			<i>For Staggered Brick Pattern, Add</i>	776.80	
08 33 16 00-0010	EA		30' x 4', Galvanized Steel Overhead Coiling Counter Grilles, Manual Lift.....	8,249.85	731.83
			<i>For Lexan Lattice Pattern, Add</i>	923.84	
			<i>For Aluminum With Clear Or Anodized Bronze Finish, Add</i>	745.87	
			<i>For Staggered Brick Pattern, Add</i>	891.68	
08 33 16 00-0011	EA		4' x 6', Galvanized Steel Overhead Coiling Counter Grilles, Manual Lift.....	2,227.91	182.96
			<i>For Lexan Lattice Pattern, Add</i>	255.78	
			<i>For Aluminum With Clear Or Anodized Bronze Finish, Add</i>	159.30	
			<i>For Staggered Brick Pattern, Add</i>	219.69	
08 33 16 00-0012	EA		6' x 6', Galvanized Steel Overhead Coiling Counter Grilles, Manual Lift.....	2,513.26	182.96
			<i>For Lexan Lattice Pattern, Add</i>	298.58	
			<i>For Aluminum With Clear Or Anodized Bronze Finish, Add</i>	238.94	
			<i>For Staggered Brick Pattern, Add</i>	298.79	
08 33 16 00-0013	EA		8' x 6', Galvanized Steel Overhead Coiling Counter Grilles, Manual Lift.....	2,855.83	244.02
			<i>For Lexan Lattice Pattern, Add</i>	323.83	
			<i>For Aluminum With Clear Or Anodized Bronze Finish, Add</i>	318.56	
			<i>For Staggered Brick Pattern, Add</i>	377.88	
08 33 16 00-0014	EA		12' x 6', Galvanized Steel Overhead Coiling Counter Grilles, Manual Lift.....	3,406.73	244.02
			<i>For Lexan Lattice Pattern, Add</i>	406.46	
			<i>For Aluminum With Clear Or Anodized Bronze Finish, Add</i>	477.93	
			<i>For Staggered Brick Pattern, Add</i>	536.06	
08 33 16 00-0015	EA		16' x 6', Galvanized Steel Overhead Coiling Counter Grilles, Manual Lift.....	4,650.80	365.91
			<i>For Lexan Lattice Pattern, Add</i>	540.80	
			<i>For Aluminum With Clear Or Anodized Bronze Finish, Add</i>	637.24	
			<i>For Staggered Brick Pattern, Add</i>	737.95	



MINOR CSI UOM DESCRIPTION	TOTAL DIRECT UNIT COST	DEMOLITION UNIT COST
08 33 16 00-0016 EA 18' x 6', Galvanized Steel Overhead Coiling Counter Grilles, Manual Lift..... <i>For Lexan Lattice Pattern, Add</i> <i>For Aluminum With Clear Or Anodized Bronze Finish, Add</i> <i>For Staggered Brick Pattern, Add</i>	5,272.14 607.97 637.24 737.95	418.19
08 33 16 00-0017 EA 20' x 6', Galvanized Steel Overhead Coiling Counter Grilles, Manual Lift..... <i>For Lexan Lattice Pattern, Add</i> <i>For Aluminum With Clear Or Anodized Bronze Finish, Add</i> <i>For Staggered Brick Pattern, Add</i>	5,891.15 675.14 796.56 939.84	487.71
08 33 16 00-0018 EA 24' x 6', Galvanized Steel Overhead Coiling Counter Grilles, Manual Lift..... <i>For Lexan Lattice Pattern, Add</i> <i>For Aluminum With Clear Or Anodized Bronze Finish, Add</i> <i>For Staggered Brick Pattern, Add</i>	7,366.54 853.67 955.86 1,083.45	585.46
08 33 16 00-0019 EA 30' x 6', Galvanized Steel Overhead Coiling Counter Grilles, Manual Lift..... <i>For Lexan Lattice Pattern, Add</i> <i>For Aluminum With Clear Or Anodized Bronze Finish, Add</i> <i>For Staggered Brick Pattern, Add</i>	8,899.66 1,021.31 1,112.88 1,214.62	731.83

08 33 23**Overhead Coiling Doors (08 33)**

Note: Excludes lifting equipment (forklift or scissor lift) where required. See CSI section 01 22 23 00-1039 for forklift.

08 33 23 11**Overhead Coiling Doors (08 33 23)**

Note: Includes panels, guides, counterbalance mechanisms, hardware, and/or trim as required. Excludes lifting equipment (forklift or scissor lift) where required.

08 33 23 11-0001**Galvanized Steel Overhead Coiling Doors (Width x Height) (08 33 23 11)**

Note: Includes necessary anchors, track, and hardware. Includes galvanized steel primed with choice of baked-on polyester top coat finish. 20 psf wind load. Non-galvanized exposed ferrous surfaces shall receive one coat of rust-inhibitive primer. Excludes steel framing supports.

08 33 23 11-0002**26 Gauge Galvanized Steel Overhead Coiling Doors (08 33 23 11-0001)**

08 33 23 11-0003 EA 4' x 7', 26 Gauge Galvanized Steel Overhead Coiling Door, Manual Lift.....	1,183.37	525.36
08 33 23 11-0004 EA 4' x 8', 26 Gauge Galvanized Steel Overhead Coiling Door, Manual Lift.....	1,263.46	556.26
08 33 23 11-0005 EA 5' x 7', 26 Gauge Galvanized Steel Overhead Coiling Door, Manual Lift.....	1,261.32	556.26
08 33 23 11-0006 EA 5' x 8', 26 Gauge Galvanized Steel Overhead Coiling Door, Manual Lift.....	1,344.19	587.17
08 33 23 11-0007 EA 6' x 7', 26 Gauge Galvanized Steel Overhead Coiling Door, Manual Lift.....	1,370.17	602.64
08 33 23 11-0008 EA 6' x 8', 26 Gauge Galvanized Steel Overhead Coiling Door, Manual Lift.....	1,483.71	648.97
08 33 23 11-0009 EA 6' x 9', 26 Gauge Galvanized Steel Overhead Coiling Door, Manual Lift.....	1,574.54	679.87
08 33 23 11-0010 EA 8' x 7', 26 Gauge Galvanized Steel Overhead Coiling Door, Manual Lift.....	1,553.46	679.87
08 33 23 11-0011 EA 8' x 8', 26 Gauge Galvanized Steel Overhead Coiling Door, Manual Lift.....	1,599.64	695.32
08 33 23 11-0012 EA 8' x 9', 26 Gauge Galvanized Steel Overhead Coiling Door, Manual Lift.....	1,652.60	710.78
08 33 23 11-0013 EA 8' x 10', 26 Gauge Galvanized Steel Overhead Coiling Door, Manual Lift.....	1,757.09	741.68
08 33 23 11-0014 EA 10' x 7', 26 Gauge Galvanized Steel Overhead Coiling Door, Manual Lift.....	1,649.66	710.78
08 33 23 11-0015 EA 10' x 8', 26 Gauge Galvanized Steel Overhead Coiling Door, Manual Lift.....	1,743.05	741.68
08 33 23 11-0016 EA 10' x 9', 26 Gauge Galvanized Steel Overhead Coiling Door, Manual Lift.....	1,846.97	772.59
08 33 23 11-0017 EA 10' x 10', 26 Gauge Galvanized Steel Overhead Coiling Door, Manual Lift.....	1,930.53	803.49

08 33 23 11-0018**24 Gauge Galvanized Steel Overhead Coiling Doors (08 33 23 11-0001)**

Note: With curtain hood (barrel cover).

08 33 23 11-0019 EA 8' x 7', 24 Gauge Galvanized Steel Overhead Coiling Door, Chain Lift..... <i>For 3/4" Insulated Slats, Add</i>	2,571.50 873.12	781.85
08 33 23 11-0020 EA 8' x 8', 24 Gauge Galvanized Steel Overhead Coiling Door, Chain Lift..... <i>For 3/4" Insulated Slats, Add</i>	2,641.93 901.91	799.63
08 33 23 11-0021 EA 8' x 10', 24 Gauge Galvanized Steel Overhead Coiling Door, Chain Lift..... <i>For 3/4" Insulated Slats, Add</i>	2,850.66 986.54	852.94
08 33 23 11-0022 EA 8' x 12', 24 Gauge Galvanized Steel Overhead Coiling Door, Chain Lift..... <i>For 3/4" Insulated Slats, Add</i>	3,028.01 1,071.57	888.47
08 33 23 11-0023 EA 10' x 7', 24 Gauge Galvanized Steel Overhead Coiling Door, Chain Lift..... <i>For 3/4" Insulated Slats, Add</i>	2,739.84 951.40	817.39
08 33 23 11-0024 EA 10' x 8', 24 Gauge Galvanized Steel Overhead Coiling Door, Chain Lift..... <i>For 3/4" Insulated Slats, Add</i>	2,961.43 1,021.64	888.47
08 33 23 11-0025 EA 10' x 10', 24 Gauge Galvanized Steel Overhead Coiling Door, Chain Lift..... <i>For 3/4" Insulated Slats, Add</i>	3,111.95 1,086.55	924.01
08 33 23 11-0026 EA 10' x 12', 24 Gauge Galvanized Steel Overhead Coiling Door, Chain Lift..... <i>For 3/4" Insulated Slats, Add</i>	3,297.52 1,177.75	959.55
08 33 23 11-0027 EA 12' x 7', 24 Gauge Galvanized Steel Overhead Coiling Door, Chain Lift..... <i>For 3/4" Insulated Slats, Add</i>	2,914.99 1,034.79	852.94
08 33 23 11-0028 EA 12' x 8', 24 Gauge Galvanized Steel Overhead Coiling Door, Chain Lift..... <i>For 3/4" Insulated Slats, Add</i>	3,078.11 1,109.15	888.47
08 33 23 11-0029 EA 12' x 10', 24 Gauge Galvanized Steel Overhead Coiling Door, Chain Lift..... <i>For 3/4" Insulated Slats, Add</i>	3,312.31 1,188.84	959.55
08 33 23 11-0030 EA 12' x 12', 24 Gauge Galvanized Steel Overhead Coiling Door, Chain Lift..... <i>For 3/4" Insulated Slats, Add</i>	3,541.35 1,318.91	990.46
08 33 23 11-0031 EA 14' x 8', 24 Gauge Galvanized Steel Overhead Coiling Door, Chain Lift..... <i>For 3/4" Insulated Slats, Add</i>	3,647.56 1,315.12	1,052.26
08 33 23 11-0032 EA 14' x 10', 24 Gauge Galvanized Steel Overhead Coiling Door, Chain Lift..... <i>For 3/4" Insulated Slats, Add</i>	3,962.74 1,468.07	1,114.07
08 33 23 11-0033 EA 14' x 12', 24 Gauge Galvanized Steel Overhead Coiling Door, Chain Lift..... <i>For 3/4" Insulated Slats, Add</i>	4,289.53 1,629.72	1,175.88

08 33 23 11-0034**22 Gauge Galvanized Steel Overhead Coiling Doors (08 33 23 11-0001)**

Note: With curtain hood (barrel cover).

08 Openings**08 30 Specialty Doors and Frames****08 33 Coiling Doors and Grilles**

SAN BERNARDINO
COUNTY

MINOR
CSI UOM DESCRIPTION

TOTAL DIRECT DEMOLITION
UNIT COST UNIT COST

08 33 23 11-0035	EA	4' x 8', 22 Gauge Galvanized Steel Overhead Coiling Door, Chain Lift.....	2,275.68	703.67
		<i>For 3/4" Insulated Slats, Add</i>	756.81	
08 33 23 11-0036	EA	4' x 10', 22 Gauge Galvanized Steel Overhead Coiling Door, Chain Lift.....	2,440.76	742.77
		<i>For 3/4" Insulated Slats, Add</i>	827.80	
08 33 23 11-0037	EA	4' x 12', 22 Gauge Galvanized Steel Overhead Coiling Door, Chain Lift.....	2,559.92	773.67
		<i>For 3/4" Insulated Slats, Add</i>	875.45	
08 33 23 11-0038	EA	6' x 8', 22 Gauge Galvanized Steel Overhead Coiling Door, Chain Lift.....	2,607.42	820.96
		<i>For 3/4" Insulated Slats, Add</i>	847.25	
08 33 23 11-0039	EA	6' x 10', 22 Gauge Galvanized Steel Overhead Coiling Door, Chain Lift.....	2,860.34	899.14
		<i>For 3/4" Insulated Slats, Add</i>	931.38	
08 33 23 11-0040	EA	6' x 12', 22 Gauge Galvanized Steel Overhead Coiling Door, Chain Lift.....	3,010.86	930.04
		<i>For 3/4" Insulated Slats, Add</i>	1,002.56	
08 33 23 11-0041	EA	6' x 14', 22 Gauge Galvanized Steel Overhead Coiling Door, Chain Lift.....	3,345.71	960.95
		<i>For 3/4" Insulated Slats, Add</i>	1,211.97	
08 33 23 11-0042	EA	6' x 16', 22 Gauge Galvanized Steel Overhead Coiling Door, Chain Lift.....	3,711.47	1,007.30
		<i>For 3/4" Insulated Slats, Add</i>	1,423.71	
08 33 23 11-0043	EA	8' x 8', 22 Gauge Galvanized Steel Overhead Coiling Door, Chain Lift.....	2,826.90	879.59
		<i>For 3/4" Insulated Slats, Add</i>	932.75	
08 33 23 11-0044	EA	8' x 10', 22 Gauge Galvanized Steel Overhead Coiling Door, Chain Lift.....	3,050.97	938.23
		<i>For 3/4" Insulated Slats, Add</i>	1,021.62	
08 33 23 11-0045	EA	8' x 12', 22 Gauge Galvanized Steel Overhead Coiling Door, Chain Lift.....	3,226.35	977.32
		<i>For 3/4" Insulated Slats, Add</i>	1,100.34	
08 33 23 11-0046	EA	8' x 14', 22 Gauge Galvanized Steel Overhead Coiling Door, Chain Lift.....	3,548.99	1,008.23
		<i>For 3/4" Insulated Slats, Add</i>	1,300.60	
08 33 23 11-0047	EA	8' x 16', 22 Gauge Galvanized Steel Overhead Coiling Door, Chain Lift.....	3,902.51	1,054.59
		<i>For 3/4" Insulated Slats, Add</i>	1,503.17	
08 33 23 11-0048	EA	10' x 10', 22 Gauge Galvanized Steel Overhead Coiling Door, Chain Lift.....	3,323.33	1,016.41
		<i>For 3/4" Insulated Slats, Add</i>	1,120.34	
08 33 23 11-0049	EA	10' x 12', 22 Gauge Galvanized Steel Overhead Coiling Door, Chain Lift.....	3,545.45	1,055.51
		<i>For 3/4" Insulated Slats, Add</i>	1,234.12	
08 33 23 11-0050	EA	10' x 14', 22 Gauge Galvanized Steel Overhead Coiling Door, Chain Lift.....	3,942.05	1,117.31
		<i>For 3/4" Insulated Slats, Add</i>	1,448.12	
08 33 23 11-0051	EA	10' x 16', 22 Gauge Galvanized Steel Overhead Coiling Door, Chain Lift.....	4,400.44	1,210.03
		<i>For 3/4" Insulated Slats, Add</i>	1,666.76	
08 33 23 11-0052	EA	10' x 18', 22 Gauge Galvanized Steel Overhead Coiling Door, Chain Lift.....	4,887.78	1,333.64
		<i>For 3/4" Insulated Slats, Add</i>	1,865.39	
08 33 23 11-0053	EA	10' x 20', 22 Gauge Galvanized Steel Overhead Coiling Door, Chain Lift.....	5,436.93	1,488.15
		<i>For 3/4" Insulated Slats, Add</i>	2,068.65	
08 33 23 11-0054	EA	10' x 22', 22 Gauge Galvanized Steel Overhead Coiling Door, Chain Lift.....	6,047.88	1,673.57
		<i>For 3/4" Insulated Slats, Add</i>	2,276.55	
08 33 23 11-0055	EA	10' x 24', 22 Gauge Galvanized Steel Overhead Coiling Door, Chain Lift.....	6,719.63	1,889.90
		<i>For 3/4" Insulated Slats, Add</i>	2,488.32	
08 33 23 11-0056	EA	12' x 10', 22 Gauge Galvanized Steel Overhead Coiling Door, Chain Lift.....	3,555.10	1,055.51
		<i>For 3/4" Insulated Slats, Add</i>	1,241.35	
08 33 23 11-0057	EA	12' x 12', 22 Gauge Galvanized Steel Overhead Coiling Door, Chain Lift.....	3,772.31	1,089.51
		<i>For 3/4" Insulated Slats, Add</i>	1,358.37	
08 33 23 11-0058	EA	12' x 14', 22 Gauge Galvanized Steel Overhead Coiling Door, Chain Lift.....	4,257.43	1,151.31
		<i>For 3/4" Insulated Slats, Add</i>	1,638.77	
08 33 23 11-0059	EA	12' x 16', 22 Gauge Galvanized Steel Overhead Coiling Door, Chain Lift.....	4,804.33	1,244.02
		<i>For 3/4" Insulated Slats, Add</i>	1,923.79	
08 33 23 11-0060	EA	12' x 18', 22 Gauge Galvanized Steel Overhead Coiling Door, Chain Lift.....	5,362.87	1,367.63
		<i>For 3/4" Insulated Slats, Add</i>	2,175.82	
08 33 23 11-0061	EA	12' x 20', 22 Gauge Galvanized Steel Overhead Coiling Door, Chain Lift.....	5,983.23	1,522.15
		<i>For 3/4" Insulated Slats, Add</i>	2,432.49	
08 33 23 11-0062	EA	12' x 22', 22 Gauge Galvanized Steel Overhead Coiling Door, Chain Lift.....	6,665.40	1,707.57
		<i>For 3/4" Insulated Slats, Add</i>	2,693.80	
08 33 23 11-0063	EA	12' x 24', 22 Gauge Galvanized Steel Overhead Coiling Door, Chain Lift.....	7,471.17	1,954.80
		<i>For 3/4" Insulated Slats, Add</i>	2,964.36	
08 33 23 11-0064		20 Gauge Galvanized Steel Overhead Coiling Doors (08 33 23 11-0001)		
		Note: With curtain hood (barrel cover)		
08 33 23 11-0065	EA	14' x 10', 20 Gauge Galvanized Steel Overhead Coiling Door, Chain Lift.....	4,303.47	1,229.04
		<i>For 3/4" Insulated Slats, Add</i>	1,568.41	
08 33 23 11-0066	EA	14' x 12', 20 Gauge Galvanized Steel Overhead Coiling Door, Chain Lift.....	4,677.64	1,290.85
		<i>For 3/4" Insulated Slats, Add</i>	1,765.60	
08 33 23 11-0067	EA	14' x 14', 20 Gauge Galvanized Steel Overhead Coiling Door, Chain Lift.....	5,118.46	1,352.65
		<i>For 3/4" Insulated Slats, Add</i>	2,012.78	
08 33 23 11-0068	EA	14' x 16', 20 Gauge Galvanized Steel Overhead Coiling Door, Chain Lift.....	5,579.44	1,445.36
		<i>For 3/4" Insulated Slats, Add</i>	2,233.36	
08 33 23 11-0069	EA	14' x 18', 20 Gauge Galvanized Steel Overhead Coiling Door, Chain Lift.....	6,124.97	1,568.97
		<i>For 3/4" Insulated Slats, Add</i>	2,475.62	
08 33 23 11-0070	EA	14' x 20', 20 Gauge Galvanized Steel Overhead Coiling Door, Chain Lift.....	6,670.09	1,692.58
		<i>For 3/4" Insulated Slats, Add</i>	2,717.59	
08 33 23 11-0071	EA	14' x 22', 20 Gauge Galvanized Steel Overhead Coiling Door, Chain Lift.....	7,727.19	1,847.11
		<i>For 3/4" Insulated Slats, Add</i>	3,301.81	
08 33 23 11-0072	EA	14' x 24', 20 Gauge Galvanized Steel Overhead Coiling Door, Chain Lift.....	8,846.09	2,032.53
		<i>For 3/4" Insulated Slats, Add</i>	3,890.67	
08 33 23 11-0073	EA	16' x 10', 20 Gauge Galvanized Steel Overhead Coiling Door, Chain Lift.....	5,134.67	1,413.39
		<i>For 3/4" Insulated Slats, Add</i>	1,942.92	
08 33 23 11-0074	EA	16' x 12', 20 Gauge Galvanized Steel Overhead Coiling Door, Chain Lift.....	5,553.66	1,475.20
		<i>For 3/4" Insulated Slats, Add</i>	2,173.73	
08 33 23 11-0075	EA	16' x 14', 20 Gauge Galvanized Steel Overhead Coiling Door, Chain Lift.....	5,932.12	1,537.01
		<i>For 3/4" Insulated Slats, Add</i>	2,374.13	



	MINOR	CSI	UOM	DESCRIPTION	TOTAL DIRECT UNIT COST	DEMOLITION UNIT COST
08 33 23 11-0076	EA			16' x 16', 20 Gauge Galvanized Steel Overhead Coiling Door, Chain Lift <i>For 3/4" Insulated Slats, Add</i>	6,384.10 2,587.95	1,629.72
08 33 23 11-0077	EA			16' x 18', 20 Gauge Galvanized Steel Overhead Coiling Door, Chain Lift <i>For 3/4" Insulated Slats, Add</i>	6,931.69 2,831.77	1,753.33
08 33 23 11-0078	EA			16' x 20', 20 Gauge Galvanized Steel Overhead Coiling Door, Chain Lift <i>For 3/4" Insulated Slats, Add</i>	7,543.10 3,123.45	1,876.95
08 33 23 11-0079	EA			16' x 22', 20 Gauge Galvanized Steel Overhead Coiling Door, Chain Lift <i>For 3/4" Insulated Slats, Add</i>	8,444.37 3,590.80	2,031.46
08 33 23 11-0080	EA			16' x 24', 20 Gauge Galvanized Steel Overhead Coiling Door, Chain Lift <i>For 3/4" Insulated Slats, Add</i>	9,413.59 4,067.40	2,216.88
08 33 23 11-0081	EA			18' x 10', 20 Gauge Galvanized Steel Overhead Coiling Door, Chain Lift <i>For 3/4" Insulated Slats, Add</i>	5,596.79 2,050.96	1,590.08
08 33 23 11-0082	EA			18' x 12', 20 Gauge Galvanized Steel Overhead Coiling Door, Chain Lift <i>For 3/4" Insulated Slats, Add</i>	5,976.87 2,252.58	1,651.89
08 33 23 11-0083	EA			18' x 14', 20 Gauge Galvanized Steel Overhead Coiling Door, Chain Lift <i>For 3/4" Insulated Slats, Add</i>	6,578.92 2,578.96	1,744.59
08 33 23 11-0084	EA			18' x 16', 20 Gauge Galvanized Steel Overhead Coiling Door, Chain Lift <i>For 3/4" Insulated Slats, Add</i>	7,164.30 2,851.11	1,868.21
08 33 23 11-0085	EA			18' x 18', 20 Gauge Galvanized Steel Overhead Coiling Door, Chain Lift <i>For 3/4" Insulated Slats, Add</i>	7,413.62 3,130.26	2,022.73
08 33 23 11-0086	EA			18' x 20', 20 Gauge Galvanized Steel Overhead Coiling Door, Chain Lift <i>For 3/4" Insulated Slats, Add</i>	8,527.16 3,414.35	2,208.15
08 33 23 11-0087	EA			18' x 22', 20 Gauge Galvanized Steel Overhead Coiling Door, Chain Lift <i>For 3/4" Insulated Slats, Add</i>	9,666.37 3,976.72	2,424.46
08 33 23 11-0088	EA			18' x 24', 20 Gauge Galvanized Steel Overhead Coiling Door, Chain Lift <i>For 3/4" Insulated Slats, Add</i>	10,886.07 4,557.74	2,671.69
08 33 23 11-0089	EA			20' x 10', 20 Gauge Galvanized Steel Overhead Coiling Door, Chain Lift <i>For 3/4" Insulated Slats, Add</i>	6,405.71 2,335.65	1,828.59
08 33 23 11-0090	EA			20' x 12', 20 Gauge Galvanized Steel Overhead Coiling Door, Chain Lift <i>For 3/4" Insulated Slats, Add</i>	7,087.00 2,763.18	1,890.40
08 33 23 11-0091	EA			20' x 14', 20 Gauge Galvanized Steel Overhead Coiling Door, Chain Lift <i>For 3/4" Insulated Slats, Add</i>	8,091.62 3,050.47	2,235.75
08 33 23 11-0092	EA			20' x 16', 20 Gauge Galvanized Steel Overhead Coiling Door, Chain Lift <i>For 3/4" Insulated Slats, Add</i>	8,838.51 3,485.48	2,328.47
08 33 23 11-0093	EA			20' x 18', 20 Gauge Galvanized Steel Overhead Coiling Door, Chain Lift <i>For 3/4" Insulated Slats, Add</i>	9,745.75 3,999.03	2,452.08
08 33 23 11-0094	EA			20' x 20', 20 Gauge Galvanized Steel Overhead Coiling Door, Chain Lift <i>For 3/4" Insulated Slats, Add</i>	10,746.51 4,582.73	2,575.70
08 33 23 11-0095	EA			20' x 22', 20 Gauge Galvanized Steel Overhead Coiling Door, Chain Lift <i>For 3/4" Insulated Slats, Add</i>	11,813.51 5,174.38	2,730.21
08 33 23 11-0096	EA			20' x 24', 20 Gauge Galvanized Steel Overhead Coiling Door, Chain Lift <i>For 3/4" Insulated Slats, Add</i>	12,957.77 5,782.25	2,915.63
08 33 23 11-0097	EA			22' x 10', 20 Gauge Galvanized Steel Overhead Coiling Door, Chain Lift <i>For 3/4" Insulated Slats, Add</i>	7,132.21 2,426.87	2,164.68
08 33 23 11-0098	EA			22' x 12', 20 Gauge Galvanized Steel Overhead Coiling Door, Chain Lift <i>For 3/4" Insulated Slats, Add</i>	7,913.39 2,887.59	2,257.39
08 33 23 11-0099	EA			22' x 14', 20 Gauge Galvanized Steel Overhead Coiling Door, Chain Lift <i>For 3/4" Insulated Slats, Add</i>	9,019.72 3,444.67	2,459.32
08 33 23 11-0100	EA			22' x 16', 20 Gauge Galvanized Steel Overhead Coiling Door, Chain Lift <i>For 3/4" Insulated Slats, Add</i>	9,970.74 4,032.77	2,552.04
08 33 23 11-0101	EA			22' x 18', 20 Gauge Galvanized Steel Overhead Coiling Door, Chain Lift <i>For 3/4" Insulated Slats, Add</i>	10,986.49 4,627.71	2,675.65
08 33 23 11-0102	EA			22' x 20', 20 Gauge Galvanized Steel Overhead Coiling Door, Chain Lift <i>For 3/4" Insulated Slats, Add</i>	12,095.45 5,292.55	2,799.26
08 33 23 11-0103	EA			22' x 22', 20 Gauge Galvanized Steel Overhead Coiling Door, Chain Lift <i>For 3/4" Insulated Slats, Add</i>	13,269.28 5,964.33	2,953.78
08 33 23 11-0104	EA			22' x 24', 20 Gauge Galvanized Steel Overhead Coiling Door, Chain Lift <i>For 3/4" Insulated Slats, Add</i>	14,498.72 6,636.09	3,139.20
08 33 23 11-0105	EA			24' x 10', 20 Gauge Galvanized Steel Overhead Coiling Door, Chain Lift <i>For 3/4" Insulated Slats, Add</i>	7,857.51 2,678.57	2,381.14
08 33 23 11-0106	EA			24' x 12', 20 Gauge Galvanized Steel Overhead Coiling Door, Chain Lift <i>For 3/4" Insulated Slats, Add</i>	8,388.39 2,993.28	2,442.94
08 33 23 11-0107	EA			24' x 14', 20 Gauge Galvanized Steel Overhead Coiling Door, Chain Lift <i>For 3/4" Insulated Slats, Add</i>	9,483.12 3,730.89	2,504.75
08 33 23 11-0108	EA			24' x 16', 20 Gauge Galvanized Steel Overhead Coiling Door, Chain Lift <i>For 3/4" Insulated Slats, Add</i>	10,535.83 4,395.26	2,597.47
08 33 23 11-0109	EA			24' x 18', 20 Gauge Galvanized Steel Overhead Coiling Door, Chain Lift <i>For 3/4" Insulated Slats, Add</i>	11,612.19 5,035.65	2,721.08
08 33 23 11-0110	EA			24' x 20', 20 Gauge Galvanized Steel Overhead Coiling Door, Chain Lift <i>For 3/4" Insulated Slats, Add</i>	12,781.03 5,745.41	2,844.69
08 33 23 11-0111	EA			24' x 22', 20 Gauge Galvanized Steel Overhead Coiling Door, Chain Lift <i>For 3/4" Insulated Slats, Add</i>	14,214.73 6,591.23	3,014.66
08 33 23 11-0112	EA			24' x 24', 20 Gauge Galvanized Steel Overhead Coiling Door, Chain Lift <i>For 3/4" Insulated Slats, Add</i>	15,679.65 7,460.45	3,184.62
08 33 23 11-0113				18 Gauge Galvanized Steel Overhead Coiling Doors (08 33 23 11-0001) Note: With curtain hood (barrel cover).		
08 33 23 11-0114	EA			14' x 10', 18 Gauge Galvanized Steel Overhead Coiling Door, Chain Lift <i>For 3/4" Insulated Slats, Add</i>	4,580.28 1,776.02	1,229.04
08 33 23 11-0115	EA			14' x 12', 18 Gauge Galvanized Steel Overhead Coiling Door, Chain Lift <i>For 3/4" Insulated Slats, Add</i>	4,992.04 2,001.40	1,290.85
08 33 23 11-0116	EA			14' x 14', 18 Gauge Galvanized Steel Overhead Coiling Door, Chain Lift <i>For 3/4" Insulated Slats, Add</i>	5,480.44 2,284.27	1,352.65

08 Openings**08 30 Specialty Doors and Frames****08 33 Coiling Doors and Grilles**MINOR
CSI UOM DESCRIPTIONTOTAL DIRECT DEMOLITION
UNIT COST UNIT COST

08 33 23 11-0117	EA 14' x 16', 18 Gauge Galvanized Steel Overhead Coiling Door, Chain Lift..... <i>For 3/4" Insulated Slats, Add</i>	5,982.74 2,535.83	1,445.36
08 33 23 11-0118	EA 14' x 18', 18 Gauge Galvanized Steel Overhead Coiling Door, Chain Lift..... <i>For 3/4" Insulated Slats, Add</i>	6,573.03 2,811.67	1,568.97
08 33 23 11-0119	EA 14' x 20', 18 Gauge Galvanized Steel Overhead Coiling Door, Chain Lift..... <i>For 3/4" Insulated Slats, Add</i>	7,162.83 3,087.15	1,692.58
08 33 23 11-0120	EA 14' x 22', 18 Gauge Galvanized Steel Overhead Coiling Door, Chain Lift..... <i>For 3/4" Insulated Slats, Add</i>	8,332.14 3,755.53	1,847.11
08 33 23 11-0121	EA 14' x 24', 18 Gauge Galvanized Steel Overhead Coiling Door, Chain Lift..... <i>For 3/4" Insulated Slats, Add</i>	9,563.26 4,428.55	2,032.53
08 33 23 11-0122	EA 16' x 10', 18 Gauge Galvanized Steel Overhead Coiling Door, Chain Lift..... <i>For 3/4" Insulated Slats, Add</i>	5,480.84 2,202.55	1,413.39
08 33 23 11-0123	EA 16' x 12', 18 Gauge Galvanized Steel Overhead Coiling Door, Chain Lift..... <i>For 3/4" Insulated Slats, Add</i>	5,944.15 2,466.59	1,475.20
08 33 23 11-0124	EA 16' x 14', 18 Gauge Galvanized Steel Overhead Coiling Door, Chain Lift..... <i>For 3/4" Insulated Slats, Add</i>	6,360.84 2,695.67	1,537.01
08 33 23 11-0125	EA 16' x 16', 18 Gauge Galvanized Steel Overhead Coiling Door, Chain Lift..... <i>For 3/4" Insulated Slats, Add</i>	6,852.81 2,939.49	1,629.72
08 33 23 11-0126	EA 16' x 18', 18 Gauge Galvanized Steel Overhead Coiling Door, Chain Lift..... <i>For 3/4" Insulated Slats, Add</i>	7,445.44 3,217.08	1,753.33
08 33 23 11-0127	EA 16' x 20', 18 Gauge Galvanized Steel Overhead Coiling Door, Chain Lift..... <i>For 3/4" Insulated Slats, Add</i>	8,111.49 3,549.74	1,876.95
08 33 23 11-0128	EA 16' x 22', 18 Gauge Galvanized Steel Overhead Coiling Door, Chain Lift..... <i>For 3/4" Insulated Slats, Add</i>	9,101.59 4,083.71	2,031.46
08 33 23 11-0129	EA 16' x 24', 18 Gauge Galvanized Steel Overhead Coiling Door, Chain Lift..... <i>For 3/4" Insulated Slats, Add</i>	10,160.56 4,627.63	2,216.88
08 33 23 11-0130	EA 18' x 10', 18 Gauge Galvanized Steel Overhead Coiling Door, Chain Lift..... <i>For 3/4" Insulated Slats, Add</i>	5,959.28 2,322.83	1,590.08
08 33 23 11-0131	EA 18' x 12', 18 Gauge Galvanized Steel Overhead Coiling Door, Chain Lift..... <i>For 3/4" Insulated Slats, Add</i>	6,377.83 2,553.30	1,651.89
08 33 23 11-0132	EA 18' x 14', 18 Gauge Galvanized Steel Overhead Coiling Door, Chain Lift..... <i>For 3/4" Insulated Slats, Add</i>	7,042.38 2,926.55	1,744.59
08 33 23 11-0133	EA 18' x 16', 18 Gauge Galvanized Steel Overhead Coiling Door, Chain Lift..... <i>For 3/4" Insulated Slats, Add</i>	7,678.48 3,236.75	1,868.21
08 33 23 11-0134	EA 18' x 18', 18 Gauge Galvanized Steel Overhead Coiling Door, Chain Lift..... <i>For 3/4" Insulated Slats, Add</i>	8,379.99 3,554.29	2,022.73
08 33 23 11-0135	EA 18' x 20', 18 Gauge Galvanized Steel Overhead Coiling Door, Chain Lift..... <i>For 3/4" Insulated Slats, Add</i>	9,143.78 3,876.81	2,208.15
08 33 23 11-0136	EA 18' x 22', 18 Gauge Galvanized Steel Overhead Coiling Door, Chain Lift..... <i>For 3/4" Insulated Slats, Add</i>	10,388.98 4,518.67	2,424.46
08 33 23 11-0137	EA 18' x 24', 18 Gauge Galvanized Steel Overhead Coiling Door, Chain Lift..... <i>For 3/4" Insulated Slats, Add</i>	11,717.47 5,181.29	2,671.69
08 33 23 11-0138	EA 20' x 10', 18 Gauge Galvanized Steel Overhead Coiling Door, Chain Lift..... <i>For 3/4" Insulated Slats, Add</i>	6,817.99 2,644.86	1,828.59
08 33 23 11-0139	EA 20' x 12', 18 Gauge Galvanized Steel Overhead Coiling Door, Chain Lift..... <i>For 3/4" Insulated Slats, Add</i>	7,582.92 3,135.12	1,890.40
08 33 23 11-0140	EA 20' x 14', 18 Gauge Galvanized Steel Overhead Coiling Door, Chain Lift..... <i>For 3/4" Insulated Slats, Add</i>	8,493.86 3,352.15	2,235.75
08 33 23 11-0141	EA 20' x 16', 18 Gauge Galvanized Steel Overhead Coiling Door, Chain Lift..... <i>For 3/4" Insulated Slats, Add</i>	9,303.13 3,833.95	2,328.47
08 33 23 11-0142	EA 20' x 18', 18 Gauge Galvanized Steel Overhead Coiling Door, Chain Lift..... <i>For 3/4" Insulated Slats, Add</i>	10,283.71 4,402.50	2,452.08
08 33 23 11-0143	EA 20' x 20', 18 Gauge Galvanized Steel Overhead Coiling Door, Chain Lift..... <i>For 3/4" Insulated Slats, Add</i>	11,368.21 5,049.00	2,575.70
08 33 23 11-0144	EA 20' x 22', 18 Gauge Galvanized Steel Overhead Coiling Door, Chain Lift..... <i>For 3/4" Insulated Slats, Add</i>	12,519.41 5,703.80	2,730.21
08 33 23 11-0145	EA 20' x 24', 18 Gauge Galvanized Steel Overhead Coiling Door, Chain Lift..... <i>For 3/4" Insulated Slats, Add</i>	13,749.59 6,376.13	2,915.63
08 33 23 11-0146	EA 22' x 10', 18 Gauge Galvanized Steel Overhead Coiling Door, Chain Lift..... <i>For 3/4" Insulated Slats, Add</i>	7,443.64 2,660.44	2,164.68
08 33 23 11-0147	EA 22' x 12', 18 Gauge Galvanized Steel Overhead Coiling Door, Chain Lift..... <i>For 3/4" Insulated Slats, Add</i>	8,291.01 3,170.81	2,257.39
08 33 23 11-0148	EA 22' x 14', 18 Gauge Galvanized Steel Overhead Coiling Door, Chain Lift..... <i>For 3/4" Insulated Slats, Add</i>	9,475.39 3,786.42	2,459.32
08 33 23 11-0149	EA 22' x 16', 18 Gauge Galvanized Steel Overhead Coiling Door, Chain Lift..... <i>For 3/4" Insulated Slats, Add</i>	10,511.47 4,438.32	2,552.04
08 33 23 11-0150	EA 22' x 18', 18 Gauge Galvanized Steel Overhead Coiling Door, Chain Lift..... <i>For 3/4" Insulated Slats, Add</i>	11,612.62 5,097.31	2,675.65
08 33 23 11-0151	EA 22' x 20', 18 Gauge Galvanized Steel Overhead Coiling Door, Chain Lift..... <i>For 3/4" Insulated Slats, Add</i>	12,817.32 5,833.96	2,799.26
08 33 23 11-0152	EA 22' x 22', 18 Gauge Galvanized Steel Overhead Coiling Door, Chain Lift..... <i>For 3/4" Insulated Slats, Add</i>	14,087.25 6,577.80	2,953.78
08 33 23 11-0153	EA 22' x 24', 18 Gauge Galvanized Steel Overhead Coiling Door, Chain Lift..... <i>For 3/4" Insulated Slats, Add</i>	15,412.07 7,321.11	3,139.20
08 33 23 11-0154	EA 24' x 10', 18 Gauge Galvanized Steel Overhead Coiling Door, Chain Lift..... <i>For 3/4" Insulated Slats, Add</i>	8,201.42 2,936.50	2,381.14
08 33 23 11-0155	EA 24' x 12', 18 Gauge Galvanized Steel Overhead Coiling Door, Chain Lift..... <i>For 3/4" Insulated Slats, Add</i>	8,777.55 3,285.15	2,442.94
08 33 23 11-0156	EA 24' x 14', 18 Gauge Galvanized Steel Overhead Coiling Door, Chain Lift..... <i>For 3/4" Insulated Slats, Add</i>	9,980.18 4,103.68	2,504.75
08 33 23 11-0157	EA 24' x 16', 18 Gauge Galvanized Steel Overhead Coiling Door, Chain Lift..... <i>For 3/4" Insulated Slats, Add</i>	11,129.26 4,840.33	2,597.47
08 33 23 11-0158	EA 24' x 18', 18 Gauge Galvanized Steel Overhead Coiling Door, Chain Lift..... <i>For 3/4" Insulated Slats, Add</i>	12,297.75 5,549.82	2,721.08



MINOR	CSI	UOM	DESCRIPTION	TOTAL DIRECT UNIT COST	DEMOLITION UNIT COST
08 33 23	11-0159	EA	24' x 20', 18 Gauge Galvanized Steel Overhead Coiling Door, Chain Lift <i>For 3/4" Insulated Slats, Add</i>	13,568.99 6,336.38	2,844.69
08 33 23	11-0160	EA	24' x 22', 18 Gauge Galvanized Steel Overhead Coiling Door, Chain Lift <i>For 3/4" Insulated Slats, Add</i>	15,124.21 7,273.34	3,014.66
08 33 23	11-0161	EA	24' x 24', 18 Gauge Galvanized Steel Overhead Coiling Door, Chain Lift <i>For 3/4" Insulated Slats, Add</i>	16,714.14 8,236.32	3,184.62
08 33 23 11-0162 Aluminum Overhead Coiling Doors (Width x Height) (08 33 23 11)					
Note: Includes necessary anchors, track and hardware. Includes clear anodized aluminum finish. 20 psf wind load. Non-galvanized exposed ferrous surfaces shall receive one coat of rust-inhibitive primer. Excludes steel framing supports.					
08 33 23 11-0163 0.04" Aluminum Overhead Coiling Doors (08 33 23 11-0162)					
08 33 23	11-0164	EA	4' x 8', 0.04" Aluminum Overhead Coiling Door, Chain Lift.....	2,653.21	703.67
08 33 23	11-0165	EA	4' x 10', 0.04" Aluminum Overhead Coiling Door, Chain Lift.....	2,853.60	742.77
08 33 23	11-0166	EA	4' x 12', 0.04" Aluminum Overhead Coiling Door, Chain Lift.....	3,371.18	773.67
08 33 23	11-0167	EA	6' x 8', 0.04" Aluminum Overhead Coiling Door, Chain Lift.....	3,256.82	820.96
08 33 23	11-0168	EA	6' x 10', 0.04" Aluminum Overhead Coiling Door, Chain Lift.....	3,564.31	899.14
08 33 23	11-0169	EA	6' x 12', 0.04" Aluminum Overhead Coiling Door, Chain Lift.....	3,777.28	930.04
08 33 23	11-0170	EA	6' x 14', 0.04" Aluminum Overhead Coiling Door, Chain Lift.....	4,035.57	960.95
08 33 23	11-0171	EA	6' x 16', 0.04" Aluminum Overhead Coiling Door, Chain Lift.....	4,328.05	1,007.30
08 33 23	11-0172	EA	8' x 8', 0.04" Aluminum Overhead Coiling Door, Chain Lift.....	3,560.54	879.59
08 33 23	11-0173	EA	8' x 10', 0.04" Aluminum Overhead Coiling Door, Chain Lift.....	3,882.39	938.23
08 33 23	11-0174	EA	8' x 12', 0.04" Aluminum Overhead Coiling Door, Chain Lift.....	4,168.37	977.32
08 33 23	11-0175	EA	8' x 14', 0.04" Aluminum Overhead Coiling Door, Chain Lift.....	4,426.88	1,008.23
08 33 23	11-0176	EA	8' x 16', 0.04" Aluminum Overhead Coiling Door, Chain Lift.....	4,717.36	1,054.59
08 33 23	11-0177	EA	10' x 10', 0.04" Aluminum Overhead Coiling Door, Chain Lift.....	4,262.53	1,016.41
08 33 23	11-0178	EA	10' x 12', 0.04" Aluminum Overhead Coiling Door, Chain Lift.....	4,543.80	1,055.51
08 33 23	11-0179	EA	10' x 14', 0.04" Aluminum Overhead Coiling Door, Chain Lift.....	4,917.82	1,117.31
08 33 23	11-0180	EA	10' x 16', 0.04" Aluminum Overhead Coiling Door, Chain Lift.....	5,355.04	1,210.03
08 33 23	11-0181	EA	10' x 18', 0.04" Aluminum Overhead Coiling Door, Chain Lift.....	6,032.85	1,333.64
08 33 23	11-0182	EA	10' x 20', 0.04" Aluminum Overhead Coiling Door, Chain Lift.....	6,772.37	1,488.15
08 33 23	11-0183	EA	10' x 22', 0.04" Aluminum Overhead Coiling Door, Chain Lift.....	7,569.58	1,673.57
08 33 23	11-0184	EA	10' x 24', 0.04" Aluminum Overhead Coiling Door, Chain Lift.....	8,429.81	1,889.90
08 33 23	11-0185	EA	12' x 10', 0.04" Aluminum Overhead Coiling Door, Chain Lift.....	4,538.70	1,055.51
08 33 23	11-0186	EA	12' x 12', 0.04" Aluminum Overhead Coiling Door, Chain Lift.....	5,097.08	1,089.51
08 33 23	11-0187	EA	12' x 14', 0.04" Aluminum Overhead Coiling Door, Chain Lift.....	5,602.88	1,151.31
08 33 23	11-0188	EA	12' x 16', 0.04" Aluminum Overhead Coiling Door, Chain Lift.....	6,172.79	1,244.02
08 33 23	11-0189	EA	12' x 18', 0.04" Aluminum Overhead Coiling Door, Chain Lift.....	6,940.83	1,367.63
08 33 23	11-0190	EA	12' x 20', 0.04" Aluminum Overhead Coiling Door, Chain Lift.....	7,772.67	1,522.15
08 33 23	11-0191	EA	12' x 22', 0.04" Aluminum Overhead Coiling Door, Chain Lift.....	8,378.59	1,707.57
08 33 23	11-0192	EA	12' x 24', 0.04" Aluminum Overhead Coiling Door, Chain Lift.....	9,110.79	1,954.80
08 33 23 11-0193 0.05" Aluminum Overhead Coiling Doors (08 33 23 11-0162)					
08 33 23	11-0194	EA	14' x 10', 0.05" Aluminum Overhead Coiling Door, Chain Lift.....	5,186.76	1,229.04
08 33 23	11-0195	EA	14' x 12', 0.05" Aluminum Overhead Coiling Door, Chain Lift.....	5,856.10	1,290.85
08 33 23	11-0196	EA	14' x 14', 0.05" Aluminum Overhead Coiling Door, Chain Lift.....	6,512.56	1,352.65
08 33 23	11-0197	EA	14' x 16', 0.05" Aluminum Overhead Coiling Door, Chain Lift.....	7,179.11	1,445.36
08 33 23	11-0198	EA	14' x 18', 0.05" Aluminum Overhead Coiling Door, Chain Lift.....	7,949.49	1,568.97
08 33 23	11-0199	EA	14' x 20', 0.05" Aluminum Overhead Coiling Door, Chain Lift.....	8,719.83	1,692.58
08 33 23	11-0200	EA	14' x 22', 0.05" Aluminum Overhead Coiling Door, Chain Lift.....	9,563.30	1,847.11
08 33 23	11-0201	EA	14' x 24', 0.05" Aluminum Overhead Coiling Door, Chain Lift.....	10,468.71	2,032.53
08 33 23	11-0202	EA	16' x 10', 0.05" Aluminum Overhead Coiling Door, Chain Lift.....	6,047.96	1,413.39
08 33 23	11-0203	EA	16' x 12', 0.05" Aluminum Overhead Coiling Door, Chain Lift.....	6,747.98	1,475.20
08 33 23	11-0204	EA	16' x 14', 0.05" Aluminum Overhead Coiling Door, Chain Lift.....	7,418.94	1,537.01
08 33 23	11-0205	EA	16' x 16', 0.05" Aluminum Overhead Coiling Door, Chain Lift.....	8,172.71	1,629.72
08 33 23	11-0206	EA	16' x 18', 0.05" Aluminum Overhead Coiling Door, Chain Lift.....	9,046.43	1,753.33
08 33 23	11-0207	EA	16' x 20', 0.05" Aluminum Overhead Coiling Door, Chain Lift.....	9,968.54	1,876.95
08 33 23	11-0208	EA	16' x 22', 0.05" Aluminum Overhead Coiling Door, Chain Lift.....	10,913.71	2,031.46
08 33 23	11-0209	EA	16' x 24', 0.05" Aluminum Overhead Coiling Door, Chain Lift.....	11,870.66	2,216.88
08 33 23	11-0210	EA	18' x 10', 0.05" Aluminum Overhead Coiling Door, Chain Lift.....	6,758.19	1,590.08
08 33 23	11-0211	EA	18' x 12', 0.05" Aluminum Overhead Coiling Door, Chain Lift.....	7,508.27	1,651.89
08 33 23	11-0212	EA	18' x 14', 0.05" Aluminum Overhead Coiling Door, Chain Lift.....	8,393.44	1,744.59
08 33 23	11-0213	EA	18' x 16', 0.05" Aluminum Overhead Coiling Door, Chain Lift.....	9,327.86	1,868.21
08 33 23	11-0214	EA	18' x 18', 0.05" Aluminum Overhead Coiling Door, Chain Lift.....	10,334.40	2,022.73
08 33 23	11-0215	EA	18' x 20', 0.05" Aluminum Overhead Coiling Door, Chain Lift.....	11,396.31	2,208.15
08 33 23	11-0216	EA	18' x 22', 0.05" Aluminum Overhead Coiling Door, Chain Lift.....	12,518.40	2,424.46
08 33 23	11-0217	EA	18' x 24', 0.05" Aluminum Overhead Coiling Door, Chain Lift.....	13,708.74	2,671.69
08 33 23	11-0218	EA	20' x 10', 0.05" Aluminum Overhead Coiling Door, Chain Lift.....	7,719.60	1,828.59
08 33 23	11-0219	EA	20' x 12', 0.05" Aluminum Overhead Coiling Door, Chain Lift.....	8,484.21	1,890.40
08 33 23	11-0220	EA	20' x 14', 0.05" Aluminum Overhead Coiling Door, Chain Lift.....	9,340.11	1,983.10
08 33 23	11-0221	EA	20' x 16', 0.05" Aluminum Overhead Coiling Door, Chain Lift.....	10,262.30	2,106.71
08 33 23	11-0222	EA	20' x 18', 0.05" Aluminum Overhead Coiling Door, Chain Lift.....	11,244.02	2,261.24
08 33 23	11-0223	EA	20' x 20', 0.05" Aluminum Overhead Coiling Door, Chain Lift.....	12,288.62	2,446.66
08 33 23	11-0224	EA	20' x 22', 0.05" Aluminum Overhead Coiling Door, Chain Lift.....	13,393.35	2,662.97
08 33 23	11-0225	EA	20' x 24', 0.05" Aluminum Overhead Coiling Door, Chain Lift.....	14,563.82	2,910.20
08 33 23	11-0226	EA	22' x 10', 0.05" Aluminum Overhead Coiling Door, Chain Lift.....	9,113.43	2,164.68
08 33 23	11-0227	EA	22' x 12', 0.05" Aluminum Overhead Coiling Door, Chain Lift.....	10,119.06	2,257.39
08 33 23	11-0228	EA	22' x 14', 0.05" Aluminum Overhead Coiling Door, Chain Lift.....	11,159.51	2,459.32
08 33 23	11-0229	EA	22' x 16', 0.05" Aluminum Overhead Coiling Door, Chain Lift.....	12,236.40	2,722.04



MINOR CSI UOM DESCRIPTION	TOTAL DIRECT UNIT COST	DEMOLITION UNIT COST
08 33 23 11-0230 EA 22' x 18', 0.05" Aluminum Overhead Coiling Door, Chain Lift	13,721.51	2,675.65
08 33 23 11-0231 EA 22' x 20', 0.05" Aluminum Overhead Coiling Door, Chain Lift	14,893.89	2,799.26
08 33 23 11-0232 EA 22' x 22', 0.05" Aluminum Overhead Coiling Door, Chain Lift	16,066.76	2,953.78
08 33 23 11-0233 EA 22' x 24', 0.05" Aluminum Overhead Coiling Door, Chain Lift	17,309.46	3,139.20
08 33 23 11-0234 EA 24' x 10', 0.05" Aluminum Overhead Coiling Door, Chain Lift	10,045.32	2,381.14
08 33 23 11-0235 EA 24' x 12', 0.05" Aluminum Overhead Coiling Door, Chain Lift	10,661.39	2,442.94
08 33 23 11-0236 EA 24' x 14', 0.05" Aluminum Overhead Coiling Door, Chain Lift	12,144.65	2,504.75
08 33 23 11-0237 EA 24' x 16', 0.05" Aluminum Overhead Coiling Door, Chain Lift	13,377.83	2,597.47
08 33 23 11-0238 EA 24' x 18', 0.05" Aluminum Overhead Coiling Door, Chain Lift	14,606.75	2,721.08
08 33 23 11-0239 EA 24' x 20', 0.05" Aluminum Overhead Coiling Door, Chain Lift	15,835.67	2,844.69
08 33 23 11-0240 EA 24' x 22', 0.05" Aluminum Overhead Coiling Door, Chain Lift	17,294.30	2,999.20
08 33 23 11-0241 EA 24' x 24', 0.05" Aluminum Overhead Coiling Door, Chain Lift	18,863.20	3,184.62
08 33 23 11-0242 Overhead Coiling Door Accessories (08 33 23 11)		
08 33 23 11-0243 LF Bottom Of Door, Weather Strip Seal For Coiling Doors, Astragal Only	4.66	1.26
08 33 23 11-0244 LF Top Of Door (Lintel), Weather Strip Seal For Coiling Doors	32.30	1.51
08 33 23 11-0245 LF Side Of Door (Guides), Weather Strip Seal For Coiling Doors	30.78	1.51
08 33 23 11-0246 EA Cylinder Lock For Coiling Doors	246.19	62.83
08 33 23 11-0247 EA Up To 12' Height, 1/2 HP Motorized Jackshaft Operator For Coiling Doors And Grilles	1,706.18	201.06
Note: Includes three button inside station controls and mounting hardware.		
08 33 23 11-0248 EA Up To 12' Height, 3/4 HP Motorized Jackshaft Operator For Coiling Doors And Grilles	2,171.83	201.06
Note: Includes three button inside station controls and mounting hardware.		
08 33 23 11-0249 EA >12' To 18' Height, 1/2 HP Motorized Jackshaft Operator For Coiling Doors And Grilles	2,023.98	226.20
Note: Includes three button inside station controls and mounting hardware.		
08 33 23 11-0250 EA >12' To 18' Height, 3/4 HP Motorized Jackshaft Operator For Coiling Doors And Grilles	2,405.89	226.20
Note: Includes three button inside station controls and mounting hardware.		
08 33 23 11-0251 EA >18' To 24' Height, 3/4 HP Motorized Jackshaft Operator For Coiling Doors And Grilles	2,620.88	251.33
Note: Includes motor, supports, push button operator, stationary electronic eye, signal wiring from eye to motor and motor to operator.		
08 33 23 11-0252 EA >18' To 24' Height, 1 HP Motorized Jackshaft Operator For Coiling Doors And Grilles	2,852.57	251.33
Note: Includes motor, supports, push button operator, stationary electronic eye, signal wiring from eye to motor and motor to operator.		
08 33 23 11-0253 LF Safety Edge Bottom Bar Obstruction Detection Device, Electric For Coiling Doors And Grilles	118.02	
08 33 23 11-0254 EA Remote Transmitter Kit For Coiling Door Operators	325.01	100.53
08 33 23 11-0255 Removal And Reinstallation Of Roll-Up Door And Support (08 33 23 11)		
Note: Includes storage, cleaning and supply materials.		
08 33 23 11-0256 SF Removal And Reinstallation Of Metal Roll-up Door And Supports	21.73	
08 33 23 13 Overhead Rapid Coiling Doors (08 33 23)		
Note: Includes panels, guides, counterbalance mechanisms, hardware, operators, frame, supports and/or trim as required. Excludes lifting equipment (forklift or scissor lift) where required. See CSI section 01 22 23 00-1039 for forklift.		
08 33 23 13-0001 32 Ounce Vinyl Panels, Manually Operated Rolling Doors (Rytec® Bantam®) (08 33 23 13)		
Note: Door panel is 32 ounce vinyl. Side frames are fully bolted together, anodized aluminum construction with weather seal. Bottom bar releases in either direction when impacted, without damage to door. Manual drive system.		
08 33 23 13-0002 32 Ounce Vinyl Panels, Manually Operated Rolling Doors (Rytec® Bantam®) (08 33 23 13-0001)		
08 33 23 13-0003 5' Wide, 32 Ounce Vinyl Panels, Manually Operated Rolling Doors (Rytec® Bantam®) (08 33 23 13-0002)		
08 33 23 13-0004 EA 5' x 5', 32 Ounce Vinyl Panels, Manually Operated Rolling Door (Rytec® Bantam®)	3,923.16	367.94
08 33 23 13-0005 EA 5' x 6', 32 Ounce Vinyl Panels, Manually Operated Rolling Door (Rytec® Bantam®)	4,135.48	385.03
08 33 23 13-0006 EA 5' x 7', 32 Ounce Vinyl Panels, Manually Operated Rolling Door (Rytec® Bantam®)	4,346.43	402.13
08 33 23 13-0007 EA 5' x 8', 32 Ounce Vinyl Panels, Manually Operated Rolling Door (Rytec® Bantam®)	4,555.99	419.22
08 33 23 13-0008 EA 5' x 9', 32 Ounce Vinyl Panels, Manually Operated Rolling Door (Rytec® Bantam®)	4,768.31	436.31
08 33 23 13-0009 EA 5' x 10', 32 Ounce Vinyl Panels, Manually Operated Rolling Door (Rytec® Bantam®)	4,979.26	453.40
08 33 23 13-0010 6' Wide, 32 Ounce Vinyl Panels, Manually Operated Rolling Doors (Rytec® Bantam®) (08 33 23 13-0002)		
08 33 23 13-0011 EA 6' x 5', 32 Ounce Vinyl Panels, Manually Operated Rolling Door (Rytec® Bantam®)	4,135.48	385.03
08 33 23 13-0012 EA 6' x 6', 32 Ounce Vinyl Panels, Manually Operated Rolling Door (Rytec® Bantam®)	4,346.43	402.13
08 33 23 13-0013 EA 6' x 7', 32 Ounce Vinyl Panels, Manually Operated Rolling Door (Rytec® Bantam®)	4,555.99	419.22
08 33 23 13-0014 EA 6' x 8', 32 Ounce Vinyl Panels, Manually Operated Rolling Door (Rytec® Bantam®)	4,768.31	436.31
08 33 23 13-0015 EA 6' x 9', 32 Ounce Vinyl Panels, Manually Operated Rolling Door (Rytec® Bantam®)	4,979.26	453.40
08 33 23 13-0016 EA 6' x 10', 32 Ounce Vinyl Panels, Manually Operated Rolling Door (Rytec® Bantam®)	5,190.21	470.49
08 33 23 13-0017 7' Wide, 32 Ounce Vinyl Panels, Manually Operated Rolling Doors (Rytec® Bantam®) (08 33 23 13-0002)		
08 33 23 13-0018 EA 7' x 5', 32 Ounce Vinyl Panels, Manually Operated Rolling Door (Rytec® Bantam®)	4,346.43	402.13
08 33 23 13-0019 EA 7' x 6', 32 Ounce Vinyl Panels, Manually Operated Rolling Door (Rytec® Bantam®)	4,555.99	419.22
08 33 23 13-0020 EA 7' x 7', 32 Ounce Vinyl Panels, Manually Operated Rolling Door (Rytec® Bantam®)	4,768.31	436.31
08 33 23 13-0021 EA 7' x 8', 32 Ounce Vinyl Panels, Manually Operated Rolling Door (Rytec® Bantam®)	4,979.26	453.40



MINOR CSI UOM DESCRIPTION	TOTAL DIRECT UNIT COST	DEMOLITION UNIT COST
08 33 23 13-0022 EA 7' x 9', 32 Ounce Vinyl Panels, Manually Operated Rolling Door (Rytec® Bantam®)	5,190.21	470.49
08 33 23 13-0023 EA 7' x 10', 32 Ounce Vinyl Panels, Manually Operated Rolling Door (Rytec® Bantam®)	5,402.54	487.58
08 33 23 13-0024 8' Wide, 32 Ounce Vinyl Panels, Manually Operated Rolling Doors (Rytec® Bantam®) (08 33 23 13-0002)		
08 33 23 13-0025 EA 8' x 5', 32 Ounce Vinyl Panels, Manually Operated Rolling Door (Rytec® Bantam®)	4,555.99	419.22
08 33 23 13-0026 EA 8' x 6', 32 Ounce Vinyl Panels, Manually Operated Rolling Door (Rytec® Bantam®)	4,768.31	436.31
08 33 23 13-0027 EA 8' x 7', 32 Ounce Vinyl Panels, Manually Operated Rolling Door (Rytec® Bantam®)	4,979.26	453.40
08 33 23 13-0028 EA 8' x 8', 32 Ounce Vinyl Panels, Manually Operated Rolling Door (Rytec® Bantam®)	5,190.21	470.49
08 33 23 13-0029 EA 8' x 9', 32 Ounce Vinyl Panels, Manually Operated Rolling Door (Rytec® Bantam®)	5,402.54	487.58
08 33 23 13-0030 EA 8' x 10', 32 Ounce Vinyl Panels, Manually Operated Rolling Door (Rytec® Bantam®)	5,612.09	504.67
08 33 23 13-0031 9' Wide, 32 Ounce Vinyl Panels, Manually Operated Rolling Doors (Rytec® Bantam®) (08 33 23 13-0002)		
08 33 23 13-0032 EA 9' x 5', 32 Ounce Vinyl Panels, Manually Operated Rolling Door (Rytec® Bantam®)	4,768.31	436.31
08 33 23 13-0033 EA 9' x 6', 32 Ounce Vinyl Panels, Manually Operated Rolling Door (Rytec® Bantam®)	4,979.26	453.40
08 33 23 13-0034 EA 9' x 7', 32 Ounce Vinyl Panels, Manually Operated Rolling Door (Rytec® Bantam®)	5,190.21	470.49
08 33 23 13-0035 EA 9' x 8', 32 Ounce Vinyl Panels, Manually Operated Rolling Door (Rytec® Bantam®)	5,402.54	487.58
08 33 23 13-0036 EA 9' x 9', 32 Ounce Vinyl Panels, Manually Operated Rolling Door (Rytec® Bantam®)	5,612.09	504.67
08 33 23 13-0037 EA 9' x 10', 32 Ounce Vinyl Panels, Manually Operated Rolling Door (Rytec® Bantam®)	5,824.41	521.76
08 33 23 13-0038 10' Wide, 32 Ounce Vinyl Panels, Manually Operated Rolling Doors (Rytec® Bantam®) (08 33 23 13-0002)		
08 33 23 13-0039 EA 10' x 5', 32 Ounce Vinyl Panels, Manually Operated Rolling Door (Rytec® Bantam®)	4,979.26	453.40
08 33 23 13-0040 EA 10' x 6', 32 Ounce Vinyl Panels, Manually Operated Rolling Door (Rytec® Bantam®)	5,190.21	470.49
08 33 23 13-0041 EA 10' x 7', 32 Ounce Vinyl Panels, Manually Operated Rolling Door (Rytec® Bantam®)	5,402.54	487.58
08 33 23 13-0042 EA 10' x 8', 32 Ounce Vinyl Panels, Manually Operated Rolling Door (Rytec® Bantam®)	5,612.09	504.67
08 33 23 13-0043 EA 10' x 9', 32 Ounce Vinyl Panels, Manually Operated Rolling Door (Rytec® Bantam®)	5,824.41	521.76
08 33 23 13-0044 EA 10' x 10', 32 Ounce Vinyl Panels, Manually Operated Rolling Door (Rytec® Bantam®)	6,035.36	538.85
08 33 23 13-0045 Rytec® Bantam® Door Options (08 33 23 13-0001)		
08 33 23 13-0046 SF Upgrade To 2-Ply Rilon Panel Material For Rytec® Bantam® High-Speed Rolling Doors	8.63	
08 33 23 13-0047 SF Upgrade To 3-Ply Rilon Panel Material For Rytec® Bantam® High-Speed Rolling Doors	18.99	
08 33 23 13-0048 LF 31" High Full Vision Panel For Rytec® Bantam® High-Speed Rolling Doors	27.62	
Note: Multiply linear foot price x width of door.		
08 33 23 13-0049 EA Two 17" x 17", 2mm Thick, Replaceable Polyvinyl Chloride (PVC) Windows With Velcro For Rytec® Bantam® High-Speed Rolling Doors	262.38	
08 33 23 13-0050 EA Roll Cover For Rytec® Bantam® High-Speed Rolling Doors	514.82	50.26
08 33 23 13-0051 EA Motor Cover For Rytec® Bantam® High-Speed Rolling Doors	514.82	50.26
08 33 23 13-0052 EA Motor Operator For Rytec® Bantam® High-Speed Rolling Doors	2,168.94	100.53
Note: Includes open/close/stop pushbutton, pneumatic reversing edge and coil cord.		
08 33 23 13-0053 EA Additional NEMA 4 Pushbutton Control For Rytec® Bantam® Motor Operator	280.06	50.26
Note: Includes open/close/stop control.		
08 33 23 13-0054 EA Auto Close Feature For Rytec® Bantam® Motor Operator	273.15	50.26
08 33 23 13-0055 2 Ply Fabric Panel, High-Speed Rolling Doors (Rytec® PredaDoor®) (08 33 23 13-0055)		
Note: Rytec® PredaDoor® PD5500. Door panel is 2-ply multi-filament Rilon. Includes full width vision panel. Side frames are fully bolted together, anodized aluminum construction with weather seal. Bottom bar releases in either direction when impacted, without damage to door. Drive system is a 3 phase, variable-speed AC Drive with brake and absolute encoder. Opens at 50" per second and closes at 21" per second.		
08 33 23 13-0056 2 Ply Fabric Panel, High-Speed Rolling Doors (Rytec® PredaDoor®) (08 33 23 13-0055)		
08 33 23 13-0057 6' Wide, 2 Ply Fabric Panel, High-Speed Rolling Doors (Rytec® PredaDoor®) (08 33 23 13-0056)		
08 33 23 13-0058 EA 6' x 6', 2 Ply Fabric Panel, High-Speed Rolling Door (Rytec® PredaDoor®)	11,908.24	402.13
08 33 23 13-0059 EA 6' x 7', 2 Ply Fabric Panel, High-Speed Rolling Door (Rytec® PredaDoor®)	12,103.53	419.22
08 33 23 13-0060 EA 6' x 8', 2 Ply Fabric Panel, High-Speed Rolling Door (Rytec® PredaDoor®)	12,328.23	436.31
08 33 23 13-0061 EA 6' x 9', 2 Ply Fabric Panel, High-Speed Rolling Door (Rytec® PredaDoor®)	12,639.88	453.40
08 33 23 13-0062 EA 6' x 10', 2 Ply Fabric Panel, High-Speed Rolling Door (Rytec® PredaDoor®)	12,957.94	470.49
08 33 23 13-0063 EA 6' x 11', 2 Ply Fabric Panel, High-Speed Rolling Door (Rytec® PredaDoor®)	13,490.80	487.58
08 33 23 13-0064 EA 6' x 12', 2 Ply Fabric Panel, High-Speed Rolling Door (Rytec® PredaDoor®)	13,870.21	504.67
08 33 23 13-0065 7' Wide, 2 Ply Fabric Panel, High-Speed Rolling Doors (Rytec® PredaDoor®) (08 33 23 13-0056)		
08 33 23 13-0066 EA 7' x 6', 2 Ply Fabric Panel, High-Speed Rolling Door (Rytec® PredaDoor®)	12,145.73	419.22
08 33 23 13-0067 EA 7' x 7', 2 Ply Fabric Panel, High-Speed Rolling Door (Rytec® PredaDoor®)	12,393.44	436.31
08 33 23 13-0068 EA 7' x 8', 2 Ply Fabric Panel, High-Speed Rolling Door (Rytec® PredaDoor®)	12,703.82	453.40
08 33 23 13-0069 EA 7' x 9', 2 Ply Fabric Panel, High-Speed Rolling Door (Rytec® PredaDoor®)	13,032.10	470.49
08 33 23 13-0070 EA 7' x 10', 2 Ply Fabric Panel, High-Speed Rolling Door (Rytec® PredaDoor®)	13,463.95	487.58
08 33 23 13-0071 EA 7' x 11', 2 Ply Fabric Panel, High-Speed Rolling Door (Rytec® PredaDoor®)	13,984.01	504.67
08 33 23 13-0072 EA 7' x 12', 2 Ply Fabric Panel, High-Speed Rolling Door (Rytec® PredaDoor®)	14,395.40	521.76

08	08	Openings
	08 30	Specialty Doors and Frames
	08 33	Coiling Doors and Grilles



MINOR CSI UOM DESCRIPTION	TOTAL DIRECT UNIT COST	DEMOLITION UNIT COST
------------------------------	---------------------------	-------------------------

08 33 23 13-0073	8' Wide, 2 Ply Fabric Panel, High-Speed Rolling Doors (Rytec® PredaDoor®) (08 33 23 13-0056)		
08 33 23 13-0074	EA 8' x 6', 2 Ply Fabric Panel, High-Speed Rolling Door (Rytec® PredaDoor®)	12,434.36	436.31
08 33 23 13-0075	EA 8' x 7', 2 Ply Fabric Panel, High-Speed Rolling Door (Rytec® PredaDoor®)	12,743.46	453.40
08 33 23 13-0076	EA 8' x 8', 2 Ply Fabric Panel, High-Speed Rolling Door (Rytec® PredaDoor®)	13,084.53	470.49
08 33 23 13-0077	EA 8' x 9', 2 Ply Fabric Panel, High-Speed Rolling Door (Rytec® PredaDoor®)	13,529.16	487.58
08 33 23 13-0078	EA 8' x 10', 2 Ply Fabric Panel, High-Speed Rolling Door (Rytec® PredaDoor®)	13,930.31	504.67
08 33 23 13-0079	EA 8' x 11', 2 Ply Fabric Panel, High-Speed Rolling Door (Rytec® PredaDoor®)	14,496.42	521.76
08 33 23 13-0080	EA 8' x 12', 2 Ply Fabric Panel, High-Speed Rolling Door (Rytec® PredaDoor®)	14,961.51	538.85

08 33 23 13-0081	9' Wide, 2 Ply Fabric Panel, High-Speed Rolling Doors (Rytec® PredaDoor®) (08 33 23 13-0056)		
08 33 23 13-0082	EA 9' x 6', 2 Ply Fabric Panel, High-Speed Rolling Door (Rytec® PredaDoor®)	12,785.65	453.40
08 33 23 13-0083	EA 9' x 7', 2 Ply Fabric Panel, High-Speed Rolling Door (Rytec® PredaDoor®)	13,124.17	470.49
08 33 23 13-0084	EA 9' x 8', 2 Ply Fabric Panel, High-Speed Rolling Door (Rytec® PredaDoor®)	13,568.80	487.58
08 33 23 13-0085	EA 9' x 9', 2 Ply Fabric Panel, High-Speed Rolling Door (Rytec® PredaDoor®)	13,982.74	504.67
08 33 23 13-0086	EA 9' x 10', 2 Ply Fabric Panel, High-Speed Rolling Door (Rytec® PredaDoor®)	14,417.14	521.76
08 33 23 13-0087	EA 9' x 11', 2 Ply Fabric Panel, High-Speed Rolling Door (Rytec® PredaDoor®)	14,868.17	538.85
08 33 23 13-0088	EA 9' x 12', 2 Ply Fabric Panel, High-Speed Rolling Door (Rytec® PredaDoor®)	15,362.67	555.94

08 33 23 13-0089	10' Wide, 2 Ply Fabric Panel, High-Speed Rolling Doors (Rytec® PredaDoor®) (08 33 23 13-0056)		
08 33 23 13-0090	EA 10' x 6', 2 Ply Fabric Panel, High-Speed Rolling Door (Rytec® PredaDoor®)	13,157.41	470.49
08 33 23 13-0091	EA 10' x 7', 2 Ply Fabric Panel, High-Speed Rolling Door (Rytec® PredaDoor®)	13,611.00	487.58
08 33 23 13-0092	EA 10' x 8', 2 Ply Fabric Panel, High-Speed Rolling Door (Rytec® PredaDoor®)	14,021.10	504.67
08 33 23 13-0093	EA 10' x 9', 2 Ply Fabric Panel, High-Speed Rolling Door (Rytec® PredaDoor®)	14,459.34	521.76
08 33 23 13-0094	EA 10' x 10', 2 Ply Fabric Panel, High-Speed Rolling Door (Rytec® PredaDoor®)	14,944.89	538.85
08 33 23 13-0095	EA 10' x 11', 2 Ply Fabric Panel, High-Speed Rolling Door (Rytec® PredaDoor®)	15,045.56	555.94
08 33 23 13-0096	EA 10' x 12', 2 Ply Fabric Panel, High-Speed Rolling Door (Rytec® PredaDoor®)	15,868.68	573.03

08 33 23 13-0097	11' Wide, 2 Ply Fabric Panel, High-Speed Rolling Doors (Rytec® PredaDoor®) (08 33 23 13-0056)		
08 33 23 13-0098	EA 11' x 6', 2 Ply Fabric Panel, High-Speed Rolling Door (Rytec® PredaDoor®)	13,635.29	487.58
08 33 23 13-0099	EA 11' x 7', 2 Ply Fabric Panel, High-Speed Rolling Door (Rytec® PredaDoor®)	14,055.62	504.67
08 33 23 13-0100	EA 11' x 8', 2 Ply Fabric Panel, High-Speed Rolling Door (Rytec® PredaDoor®)	14,498.98	521.76
08 33 23 13-0101	EA 11' x 9', 2 Ply Fabric Panel, High-Speed Rolling Door (Rytec® PredaDoor®)	14,985.81	538.85
08 33 23 13-0102	EA 11' x 10', 2 Ply Fabric Panel, High-Speed Rolling Door (Rytec® PredaDoor®)	15,306.41	555.94
08 33 23 13-0103	EA 11' x 11', 2 Ply Fabric Panel, High-Speed Rolling Door (Rytec® PredaDoor®)	15,937.73	573.03
08 33 23 13-0104	EA 11' x 12', 2 Ply Fabric Panel, High-Speed Rolling Door (Rytec® PredaDoor®)	16,455.26	590.12

08 33 23 13-0105	12' Wide, 2 Ply Fabric Panel, High-Speed Rolling Doors (Rytec® PredaDoor®) (08 33 23 13-0056)		
08 33 23 13-0106	EA 12' x 6', 2 Ply Fabric Panel, High-Speed Rolling Door (Rytec® PredaDoor®)	14,067.13	504.67
08 33 23 13-0107	EA 12' x 7', 2 Ply Fabric Panel, High-Speed Rolling Door (Rytec® PredaDoor®)	14,521.99	521.76
08 33 23 13-0108	EA 12' x 8', 2 Ply Fabric Panel, High-Speed Rolling Door (Rytec® PredaDoor®)	15,017.77	538.85
08 33 23 13-0109	EA 12' x 9', 2 Ply Fabric Panel, High-Speed Rolling Door (Rytec® PredaDoor®)	15,349.88	555.94
08 33 23 13-0110	EA 12' x 10', 2 Ply Fabric Panel, High-Speed Rolling Door (Rytec® PredaDoor®)	15,785.57	573.03
08 33 23 13-0111	EA 12' x 11', 2 Ply Fabric Panel, High-Speed Rolling Door (Rytec® PredaDoor®)	16,514.07	590.12
08 33 23 13-0112	EA 12' x 12', 2 Ply Fabric Panel, High-Speed Rolling Door (Rytec® PredaDoor®)	17,021.36	607.20

08 33 23 13-0113	Rytec® PredaDoor® Door Options (08 33 23 13-0055)		
08 33 23 13-0114	EA Up To 10' Wide Doors, Roll And Motor Hood For Rytec® PredaDoor® High-Speed Rolling Doors	616.63	100.53
08 33 23 13-0115	EA >10' To 15' Wide Doors, Roll And Motor Hood For Rytec® PredaDoor® High-Speed Rolling Doors	891.54	100.53
08 33 23 13-0116	SF Upgrade To 3-Ply Rilon Panel Material For Rytec® PredaDoor® High-Speed Rolling Doors	10.36	

08 33 23 13-0117	3 Ply Fabric Panel, High-Speed Rolling Doors (Rytec® Fast-Seal®) (08 33 23 13) Note: Rytec® Fast-Seal® FS1000. Door panel is heavy-duty 3-ply multi-filament Rilon. Independent opening and closing speeds up to 50" per second. Side frames are fully bolted together, reinforced with front and rear wind bar guides and full height vinyl weather seal on either side of the door panel. Counterbalance system consists of guided counterweights custom-sized to provide to provide proper balancing of each door system. The independent tension system maintains constant panel tensioning. The drive system is a 3 phase, variable speed AC drive motor with brake and absolute encoder. Bottom bar breaks away in either direction without damage to the bar, safety astragal, or side covers.		
-------------------------	---	--	--

08 33 23 13-0118	3 Ply Fabric Panel, High-Speed Rolling Doors (Rytec® Fast-Seal®) (08 33 23 13-0117)		
-------------------------	--	--	--

08 33 23 13-0119	8' Wide, 3 Ply Fabric Panel, High-Speed Rolling Doors (Rytec® Fast-Seal®) (08 33 23 13-0118)		
-------------------------	---	--	--



MINOR CSI UOM DESCRIPTION	TOTAL DIRECT UNIT COST	DEMOLITION UNIT COST
08 33 23 13-0120 EA 8' x 8', 3 Ply Fabric Panel, High-Speed Rolling Door (Rytec® Fast-Seal®)..... <i>For NEMA 4X Control Box, Add</i> <i>For 2 Speed Motor, 60" Open, 30" Close, Add</i> <i>For AC Variable Speed Motor And Controls, Add</i> <i>For 304 Stainless Steel Side Frame Tower, Add</i> <i>For 316 Stainless Steel Side Frame Tower, Add</i>	18,122.86 675.00 1,100.00 2,750.00 2,200.00 3,300.00	904.78
08 33 23 13-0121 EA 8' x 9', 3 Ply Fabric Panel, High-Speed Rolling Door (Rytec® Fast-Seal®)..... <i>For NEMA 4X Control Box, Add</i> <i>For 2 Speed Motor, 60" Open, 30" Close, Add</i> <i>For AC Variable Speed Motor And Controls, Add</i> <i>For 304 Stainless Steel Side Frame Tower, Add</i> <i>For 316 Stainless Steel Side Frame Tower, Add</i>	18,942.61 675.00 1,100.00 2,750.00 2,200.00 3,300.00	930.42
08 33 23 13-0122 EA 8' x 10', 3 Ply Fabric Panel, High-Speed Rolling Door (Rytec® Fast-Seal®)..... <i>For NEMA 4X Control Box, Add</i> <i>For 2 Speed Motor, 60" Open, 30" Close, Add</i> <i>For AC Variable Speed Motor And Controls, Add</i> <i>For 304 Stainless Steel Side Frame Tower, Add</i> <i>For 316 Stainless Steel Side Frame Tower, Add</i>	19,657.51 675.00 1,100.00 2,750.00 2,200.00 3,300.00	956.05
08 33 23 13-0123 EA 8' x 11', 3 Ply Fabric Panel, High-Speed Rolling Door (Rytec® Fast-Seal®)..... <i>For NEMA 4X Control Box, Add</i> <i>For 2 Speed Motor, 60" Open, 30" Close, Add</i> <i>For AC Variable Speed Motor And Controls, Add</i> <i>For 304 Stainless Steel Side Frame Tower, Add</i> <i>For 316 Stainless Steel Side Frame Tower, Add</i>	20,426.12 675.00 1,100.00 2,750.00 2,200.00 3,300.00	981.69
08 33 23 13-0124 EA 8' x 12', 3 Ply Fabric Panel, High-Speed Rolling Door (Rytec® Fast-Seal®)..... <i>For NEMA 4X Control Box, Add</i> <i>For 2 Speed Motor, 60" Open, 30" Close, Add</i> <i>For AC Variable Speed Motor And Controls, Add</i> <i>For 304 Stainless Steel Side Frame Tower, Add</i> <i>For 316 Stainless Steel Side Frame Tower, Add</i>	21,297.02 675.00 1,100.00 2,750.00 2,200.00 3,300.00	1,007.32
08 33 23 13-0125 EA 8' x 13', 3 Ply Fabric Panel, High-Speed Rolling Door (Rytec® Fast-Seal®)..... <i>For NEMA 4X Control Box, Add</i> <i>For 2 Speed Motor, 60" Open, 30" Close, Add</i> <i>For AC Variable Speed Motor And Controls, Add</i> <i>For 304 Stainless Steel Side Frame Tower, Add</i> <i>For 316 Stainless Steel Side Frame Tower, Add</i>	21,756.19 675.00 1,100.00 2,750.00 2,200.00 3,300.00	1,032.96
08 33 23 13-0126 EA 8' x 14', 3 Ply Fabric Panel, High-Speed Rolling Door (Rytec® Fast-Seal®)..... <i>For NEMA 4X Control Box, Add</i> <i>For 2 Speed Motor, 60" Open, 30" Close, Add</i> <i>For AC Variable Speed Motor And Controls, Add</i> <i>For 304 Stainless Steel Side Frame Tower, Add</i> <i>For 316 Stainless Steel Side Frame Tower, Add</i>	22,471.09 675.00 1,100.00 2,750.00 2,200.00 3,300.00	1,058.60
08 33 23 13-0127 EA 8' x 15', 3 Ply Fabric Panel, High-Speed Rolling Door (Rytec® Fast-Seal®)..... <i>For NEMA 4X Control Box, Add</i> <i>For 2 Speed Motor, 60" Open, 30" Close, Add</i> <i>For AC Variable Speed Motor And Controls, Add</i> <i>For 304 Stainless Steel Side Frame Tower, Add</i> <i>For 316 Stainless Steel Side Frame Tower, Add</i>	23,109.05 675.00 1,100.00 2,750.00 2,200.00 3,300.00	1,086.12
08 33 23 13-0128 EA 8' x 16', 3 Ply Fabric Panel, High-Speed Rolling Door (Rytec® Fast-Seal®)..... <i>For NEMA 4X Control Box, Add</i> <i>For 2 Speed Motor, 60" Open, 30" Close, Add</i> <i>For AC Variable Speed Motor And Controls, Add</i> <i>For 304 Stainless Steel Side Frame Tower, Add</i> <i>For 316 Stainless Steel Side Frame Tower, Add</i>	24,122.54 675.00 1,100.00 2,750.00 2,200.00 3,300.00	1,114.35
08 33 23 13-0129 EA 8' x 17', 3 Ply Fabric Panel, High-Speed Rolling Door (Rytec® Fast-Seal®)..... <i>For NEMA 4X Control Box, Add</i> <i>For 2 Speed Motor, 60" Open, 30" Close, Add</i> <i>For AC Variable Speed Motor And Controls, Add</i> <i>For 304 Stainless Steel Side Frame Tower, Add</i> <i>For 316 Stainless Steel Side Frame Tower, Add</i>	24,942.78 675.00 1,100.00 2,750.00 2,200.00 3,300.00	1,143.33
08 33 23 13-0130 EA 8' x 18', 3 Ply Fabric Panel, High-Speed Rolling Door (Rytec® Fast-Seal®)..... <i>For NEMA 4X Control Box, Add</i> <i>For 2 Speed Motor, 60" Open, 30" Close, Add</i> <i>For AC Variable Speed Motor And Controls, Add</i> <i>For 304 Stainless Steel Side Frame Tower, Add</i> <i>For 316 Stainless Steel Side Frame Tower, Add</i>	25,957.86 675.00 1,100.00 2,750.00 2,200.00 3,300.00	1,173.05
08 33 23 13-0131 9' Wide, 3 Ply Fabric Panel, High-Speed Rolling Doors (Rytec® Fast-Seal®) <small>(08 33 23 13-0118)</small>		
08 33 23 13-0132 EA 9' x 8', 3 Ply Fabric Panel, High-Speed Rolling Door (Rytec® Fast-Seal®)..... <i>For NEMA 4X Control Box, Add</i> <i>For 2 Speed Motor, 60" Open, 30" Close, Add</i> <i>For AC Variable Speed Motor And Controls, Add</i> <i>For 304 Stainless Steel Side Frame Tower, Add</i> <i>For 316 Stainless Steel Side Frame Tower, Add</i>	18,942.61 675.00 1,100.00 2,750.00 2,750.00 4,125.00	930.42
08 33 23 13-0133 EA 9' x 9', 3 Ply Fabric Panel, High-Speed Rolling Door (Rytec® Fast-Seal®)..... <i>For NEMA 4X Control Box, Add</i> <i>For 2 Speed Motor, 60" Open, 30" Close, Add</i> <i>For AC Variable Speed Motor And Controls, Add</i> <i>For 304 Stainless Steel Side Frame Tower, Add</i> <i>For 316 Stainless Steel Side Frame Tower, Add</i>	19,657.51 675.00 1,100.00 2,750.00 2,750.00 4,125.00	956.05

08 Openings**08 30 Specialty Doors and Frames****08 33 Coiling Doors and Grilles**MINOR
CSI UOM DESCRIPTIONTOTAL DIRECT DEMOLITION
UNIT COST UNIT COST

08 33 23 13-0134	EA	9' x 10', 3 Ply Fabric Panel, High-Speed Rolling Door (Rytec® Fast-Seal®)	20,426.12	981.69
		<i>For NEMA 4X Control Box, Add</i>	675.00	
		<i>For 2 Speed Motor, 60" Open, 30" Close, Add</i>	1,100.00	
		<i>For AC Variable Speed Motor And Controls, Add</i>	2,750.00	
		<i>For 304 Stainless Steel Side Frame Tower, Add</i>	2,750.00	
		<i>For 316 Stainless Steel Side Frame Tower, Add</i>	4,125.00	
08 33 23 13-0135	EA	9' x 11', 3 Ply Fabric Panel, High-Speed Rolling Door (Rytec® Fast-Seal®)	21,297.02	1,007.32
		<i>For NEMA 4X Control Box, Add</i>	675.00	
		<i>For 2 Speed Motor, 60" Open, 30" Close, Add</i>	1,100.00	
		<i>For AC Variable Speed Motor And Controls, Add</i>	2,750.00	
		<i>For 304 Stainless Steel Side Frame Tower, Add</i>	2,750.00	
		<i>For 316 Stainless Steel Side Frame Tower, Add</i>	4,125.00	
08 33 23 13-0136	EA	9' x 12', 3 Ply Fabric Panel, High-Speed Rolling Door (Rytec® Fast-Seal®)	21,756.19	1,032.96
		<i>For NEMA 4X Control Box, Add</i>	675.00	
		<i>For 2 Speed Motor, 60" Open, 30" Close, Add</i>	1,100.00	
		<i>For AC Variable Speed Motor And Controls, Add</i>	2,750.00	
		<i>For 304 Stainless Steel Side Frame Tower, Add</i>	2,750.00	
		<i>For 316 Stainless Steel Side Frame Tower, Add</i>	4,125.00	
08 33 23 13-0137	EA	9' x 13', 3 Ply Fabric Panel, High-Speed Rolling Door (Rytec® Fast-Seal®)	22,471.09	1,058.60
		<i>For NEMA 4X Control Box, Add</i>	675.00	
		<i>For 2 Speed Motor, 60" Open, 30" Close, Add</i>	1,100.00	
		<i>For AC Variable Speed Motor And Controls, Add</i>	2,750.00	
		<i>For 304 Stainless Steel Side Frame Tower, Add</i>	2,750.00	
		<i>For 316 Stainless Steel Side Frame Tower, Add</i>	4,125.00	
08 33 23 13-0138	EA	9' x 14', 3 Ply Fabric Panel, High-Speed Rolling Door (Rytec® Fast-Seal®)	23,391.85	1,084.23
		<i>For NEMA 4X Control Box, Add</i>	675.00	
		<i>For 2 Speed Motor, 60" Open, 30" Close, Add</i>	1,100.00	
		<i>For AC Variable Speed Motor And Controls, Add</i>	2,750.00	
		<i>For 304 Stainless Steel Side Frame Tower, Add</i>	2,750.00	
		<i>For 316 Stainless Steel Side Frame Tower, Add</i>	4,125.00	
08 33 23 13-0139	EA	9' x 15', 3 Ply Fabric Panel, High-Speed Rolling Door (Rytec® Fast-Seal®)	24,122.54	1,114.35
		<i>For NEMA 4X Control Box, Add</i>	675.00	
		<i>For 2 Speed Motor, 60" Open, 30" Close, Add</i>	1,100.00	
		<i>For AC Variable Speed Motor And Controls, Add</i>	2,750.00	
		<i>For 304 Stainless Steel Side Frame Tower, Add</i>	2,750.00	
		<i>For 316 Stainless Steel Side Frame Tower, Add</i>	4,125.00	
08 33 23 13-0140	EA	9' x 16', 3 Ply Fabric Panel, High-Speed Rolling Door (Rytec® Fast-Seal®)	24,942.78	1,143.33
		<i>For NEMA 4X Control Box, Add</i>	675.00	
		<i>For 2 Speed Motor, 60" Open, 30" Close, Add</i>	1,100.00	
		<i>For AC Variable Speed Motor And Controls, Add</i>	2,750.00	
		<i>For 304 Stainless Steel Side Frame Tower, Add</i>	2,750.00	
		<i>For 316 Stainless Steel Side Frame Tower, Add</i>	4,125.00	
08 33 23 13-0141	EA	9' x 17', 3 Ply Fabric Panel, High-Speed Rolling Door (Rytec® Fast-Seal®)	25,957.86	1,173.05
		<i>For NEMA 4X Control Box, Add</i>	675.00	
		<i>For 2 Speed Motor, 60" Open, 30" Close, Add</i>	1,100.00	
		<i>For AC Variable Speed Motor And Controls, Add</i>	2,750.00	
		<i>For 304 Stainless Steel Side Frame Tower, Add</i>	2,750.00	
		<i>For 316 Stainless Steel Side Frame Tower, Add</i>	4,125.00	
08 33 23 13-0142	EA	9' x 18', 3 Ply Fabric Panel, High-Speed Rolling Door (Rytec® Fast-Seal®)	27,166.45	1,203.55
		<i>For NEMA 4X Control Box, Add</i>	675.00	
		<i>For 2 Speed Motor, 60" Open, 30" Close, Add</i>	1,100.00	
		<i>For AC Variable Speed Motor And Controls, Add</i>	2,750.00	
		<i>For 304 Stainless Steel Side Frame Tower, Add</i>	2,750.00	
		<i>For 316 Stainless Steel Side Frame Tower, Add</i>	4,125.00	
08 33 23 13-0143		10' Wide, 3 Ply Fabric Panel, High-Speed Rolling Doors (Rytec® Fast-Seal®) <small>(08 33 23 13-0118)</small>		
08 33 23 13-0144	EA	10' x 8', 3 Ply Fabric Panel, High-Speed Rolling Door (Rytec® Fast-Seal®)	19,657.51	956.05
		<i>For NEMA 4X Control Box, Add</i>	675.00	
		<i>For 2 Speed Motor, 60" Open, 30" Close, Add</i>	1,100.00	
		<i>For AC Variable Speed Motor And Controls, Add</i>	2,750.00	
		<i>For 304 Stainless Steel Side Frame Tower, Add</i>	3,300.00	
		<i>For 316 Stainless Steel Side Frame Tower, Add</i>	4,950.00	
08 33 23 13-0145	EA	10' x 9', 3 Ply Fabric Panel, High-Speed Rolling Door (Rytec® Fast-Seal®)	20,426.12	981.69
		<i>For NEMA 4X Control Box, Add</i>	675.00	
		<i>For 2 Speed Motor, 60" Open, 30" Close, Add</i>	1,100.00	
		<i>For AC Variable Speed Motor And Controls, Add</i>	2,750.00	
		<i>For 304 Stainless Steel Side Frame Tower, Add</i>	3,300.00	
		<i>For 316 Stainless Steel Side Frame Tower, Add</i>	4,950.00	
08 33 23 13-0146	EA	10' x 10', 3 Ply Fabric Panel, High-Speed Rolling Door (Rytec® Fast-Seal®)	21,297.02	1,007.32
		<i>For NEMA 4X Control Box, Add</i>	675.00	
		<i>For 2 Speed Motor, 60" Open, 30" Close, Add</i>	1,100.00	
		<i>For AC Variable Speed Motor And Controls, Add</i>	2,750.00	
		<i>For 304 Stainless Steel Side Frame Tower, Add</i>	3,300.00	
		<i>For 316 Stainless Steel Side Frame Tower, Add</i>	4,950.00	
08 33 23 13-0147	EA	10' x 11', 3 Ply Fabric Panel, High-Speed Rolling Door (Rytec® Fast-Seal®)	21,756.19	1,032.96
		<i>For NEMA 4X Control Box, Add</i>	675.00	
		<i>For 2 Speed Motor, 60" Open, 30" Close, Add</i>	1,100.00	
		<i>For AC Variable Speed Motor And Controls, Add</i>	2,750.00	
		<i>For 304 Stainless Steel Side Frame Tower, Add</i>	3,300.00	
		<i>For 316 Stainless Steel Side Frame Tower, Add</i>	4,950.00	



	MINOR	CSI	UOM	DESCRIPTION	TOTAL DIRECT UNIT COST	DEMOLITION UNIT COST
08 33 23	13-0148	EA		10' x 12', 3 Ply Fabric Panel, High-Speed Rolling Door (Rytec® Fast-Seal®).....	22,471.09	1,058.60
				For NEMA 4X Control Box, Add	675.00	
				For 2 Speed Motor, 60" Open, 30" Close, Add	1,100.00	
				For AC Variable Speed Motor And Controls, Add	2,750.00	
				For 304 Stainless Steel Side Frame Tower, Add	3,300.00	
				For 316 Stainless Steel Side Frame Tower, Add	4,950.00	
08 33 23	13-0149	EA		10' x 13', 3 Ply Fabric Panel, High-Speed Rolling Door (Rytec® Fast-Seal®).....	23,391.85	1,084.23
				For NEMA 4X Control Box, Add	675.00	
				For 2 Speed Motor, 60" Open, 30" Close, Add	1,100.00	
				For AC Variable Speed Motor And Controls, Add	2,750.00	
				For 304 Stainless Steel Side Frame Tower, Add	3,300.00	
				For 316 Stainless Steel Side Frame Tower, Add	4,950.00	
08 33 23	13-0150	EA		10' x 14', 3 Ply Fabric Panel, High-Speed Rolling Door (Rytec® Fast-Seal®).....	24,261.48	1,109.87
				For NEMA 4X Control Box, Add	675.00	
				For 2 Speed Motor, 60" Open, 30" Close, Add	1,100.00	
				For AC Variable Speed Motor And Controls, Add	2,750.00	
				For 304 Stainless Steel Side Frame Tower, Add	3,300.00	
				For 316 Stainless Steel Side Frame Tower, Add	4,950.00	
08 33 23	13-0151	EA		10' x 15', 3 Ply Fabric Panel, High-Speed Rolling Door (Rytec® Fast-Seal®).....	24,941.67	1,142.77
				For NEMA 4X Control Box, Add	675.00	
				For 2 Speed Motor, 60" Open, 30" Close, Add	1,100.00	
				For AC Variable Speed Motor And Controls, Add	2,750.00	
				For 304 Stainless Steel Side Frame Tower, Add	3,300.00	
				For 316 Stainless Steel Side Frame Tower, Add	4,950.00	
08 33 23	13-0152	EA		10' x 16', 3 Ply Fabric Panel, High-Speed Rolling Door (Rytec® Fast-Seal®).....	25,956.72	1,172.49
				For NEMA 4X Control Box, Add	675.00	
				For 2 Speed Motor, 60" Open, 30" Close, Add	1,100.00	
				For AC Variable Speed Motor And Controls, Add	2,750.00	
				For 304 Stainless Steel Side Frame Tower, Add	3,300.00	
				For 316 Stainless Steel Side Frame Tower, Add	4,950.00	
08 33 23	13-0153	EA		10' x 17', 3 Ply Fabric Panel, High-Speed Rolling Door (Rytec® Fast-Seal®).....	27,165.28	1,202.97
				For NEMA 4X Control Box, Add	675.00	
				For 2 Speed Motor, 60" Open, 30" Close, Add	1,100.00	
				For AC Variable Speed Motor And Controls, Add	2,750.00	
				For 304 Stainless Steel Side Frame Tower, Add	3,300.00	
				For 316 Stainless Steel Side Frame Tower, Add	4,950.00	
08 33 23	13-0154	EA		10' x 18', 3 Ply Fabric Panel, High-Speed Rolling Door (Rytec® Fast-Seal®).....	28,184.83	1,234.25
				For NEMA 4X Control Box, Add	675.00	
				For 2 Speed Motor, 60" Open, 30" Close, Add	1,100.00	
				For AC Variable Speed Motor And Controls, Add	2,750.00	
				For 304 Stainless Steel Side Frame Tower, Add	3,300.00	
				For 316 Stainless Steel Side Frame Tower, Add	4,950.00	
08 33 23	13-0155			11' Wide, 3 Ply Fabric Panel, High-Speed Rolling Doors (Rytec® Fast-Seal®) <small>(08 33 23 13-0119)</small>		
08 33 23	13-0156	EA		11' x 8', 3 Ply Fabric Panel, High-Speed Rolling Door (Rytec® Fast-Seal®).....	20,426.12	981.69
				For NEMA 4X Control Box, Add	675.00	
				For 2 Speed Motor, 60" Open, 30" Close, Add	1,100.00	
				For AC Variable Speed Motor And Controls, Add	2,750.00	
				For 304 Stainless Steel Side Frame Tower, Add	3,850.00	
				For 316 Stainless Steel Side Frame Tower, Add	5,775.00	
08 33 23	13-0157	EA		11' x 9', 3 Ply Fabric Panel, High-Speed Rolling Door (Rytec® Fast-Seal®).....	21,297.02	1,007.32
				For NEMA 4X Control Box, Add	675.00	
				For 2 Speed Motor, 60" Open, 30" Close, Add	1,100.00	
				For AC Variable Speed Motor And Controls, Add	2,750.00	
				For 304 Stainless Steel Side Frame Tower, Add	3,850.00	
				For 316 Stainless Steel Side Frame Tower, Add	5,775.00	
08 33 23	13-0158	EA		11' x 10', 3 Ply Fabric Panel, High-Speed Rolling Door (Rytec® Fast-Seal®).....	21,756.19	1,032.96
				For NEMA 4X Control Box, Add	675.00	
				For 2 Speed Motor, 60" Open, 30" Close, Add	1,100.00	
				For AC Variable Speed Motor And Controls, Add	2,750.00	
				For 304 Stainless Steel Side Frame Tower, Add	3,850.00	
				For 316 Stainless Steel Side Frame Tower, Add	5,775.00	
08 33 23	13-0159	EA		11' x 11', 3 Ply Fabric Panel, High-Speed Rolling Door (Rytec® Fast-Seal®).....	22,471.09	1,058.60
				For NEMA 4X Control Box, Add	675.00	
				For 2 Speed Motor, 60" Open, 30" Close, Add	1,100.00	
				For AC Variable Speed Motor And Controls, Add	2,750.00	
				For 304 Stainless Steel Side Frame Tower, Add	3,850.00	
				For 316 Stainless Steel Side Frame Tower, Add	5,775.00	
08 33 23	13-0160	EA		11' x 12', 3 Ply Fabric Panel, High-Speed Rolling Door (Rytec® Fast-Seal®).....	23,391.85	1,084.23
				For NEMA 4X Control Box, Add	675.00	
				For 2 Speed Motor, 60" Open, 30" Close, Add	1,100.00	
				For AC Variable Speed Motor And Controls, Add	2,750.00	
				For 304 Stainless Steel Side Frame Tower, Add	3,850.00	
				For 316 Stainless Steel Side Frame Tower, Add	5,775.00	
08 33 23	13-0161	EA		11' x 13', 3 Ply Fabric Panel, High-Speed Rolling Door (Rytec® Fast-Seal®).....	24,261.48	1,109.87
				For NEMA 4X Control Box, Add	675.00	
				For 2 Speed Motor, 60" Open, 30" Close, Add	1,100.00	
				For AC Variable Speed Motor And Controls, Add	2,750.00	
				For 304 Stainless Steel Side Frame Tower, Add	3,850.00	
				For 316 Stainless Steel Side Frame Tower, Add	5,775.00	

08 Openings**08 30 Specialty Doors and Frames****08 33 Coiling Doors and Grilles**MINOR
CSI UOM DESCRIPTIONTOTAL DIRECT DEMOLITION
UNIT COST UNIT COST

08 33 23 13-0162	EA	11' x 14', 3 Ply Fabric Panel, High-Speed Rolling Door (Rytec® Fast-Seal®).....	25,233.39	1,135.50
		<i>For NEMA 4X Control Box, Add</i>	675.00	
		<i>For 2 Speed Motor, 60" Open, 30" Close, Add</i>	1,100.00	
		<i>For AC Variable Speed Motor And Controls, Add</i>	2,750.00	
		<i>For 304 Stainless Steel Side Frame Tower, Add</i>	3,850.00	
		<i>For 316 Stainless Steel Side Frame Tower, Add</i>	5,775.00	
08 33 23 13-0163	EA	11' x 15', 3 Ply Fabric Panel, High-Speed Rolling Door (Rytec® Fast-Seal®).....	25,953.97	1,171.12
		<i>For NEMA 4X Control Box, Add</i>	675.00	
		<i>For 2 Speed Motor, 60" Open, 30" Close, Add</i>	1,100.00	
		<i>For AC Variable Speed Motor And Controls, Add</i>	2,750.00	
		<i>For 304 Stainless Steel Side Frame Tower, Add</i>	3,850.00	
		<i>For 316 Stainless Steel Side Frame Tower, Add</i>	5,775.00	
08 33 23 13-0164	EA	11' x 16', 3 Ply Fabric Panel, High-Speed Rolling Door (Rytec® Fast-Seal®).....	27,162.47	1,201.56
		<i>For NEMA 4X Control Box, Add</i>	675.00	
		<i>For 2 Speed Motor, 60" Open, 30" Close, Add</i>	1,100.00	
		<i>For AC Variable Speed Motor And Controls, Add</i>	2,750.00	
		<i>For 304 Stainless Steel Side Frame Tower, Add</i>	3,850.00	
		<i>For 316 Stainless Steel Side Frame Tower, Add</i>	5,775.00	
08 33 23 13-0165	EA	11' x 17', 3 Ply Fabric Panel, High-Speed Rolling Door (Rytec® Fast-Seal®).....	28,181.95	1,232.80
		<i>For NEMA 4X Control Box, Add</i>	675.00	
		<i>For 2 Speed Motor, 60" Open, 30" Close, Add</i>	1,100.00	
		<i>For AC Variable Speed Motor And Controls, Add</i>	2,750.00	
		<i>For 304 Stainless Steel Side Frame Tower, Add</i>	3,850.00	
		<i>For 316 Stainless Steel Side Frame Tower, Add</i>	5,775.00	
08 33 23 13-0166	EA	11' x 18', 3 Ply Fabric Panel, High-Speed Rolling Door (Rytec® Fast-Seal®).....	29,392.26	1,264.85
		<i>For NEMA 4X Control Box, Add</i>	675.00	
		<i>For 2 Speed Motor, 60" Open, 30" Close, Add</i>	1,100.00	
		<i>For AC Variable Speed Motor And Controls, Add</i>	2,750.00	
		<i>For 304 Stainless Steel Side Frame Tower, Add</i>	3,850.00	
		<i>For 316 Stainless Steel Side Frame Tower, Add</i>	5,775.00	

08 33 23 13-0167 12' Wide, 3 Ply Fabric Panel, High-Speed Rolling Doors (Rytec® Fast-Seal®)

08 33 23 13-0168	EA	12' x 8', 3 Ply Fabric Panel, High-Speed Rolling Door (Rytec® Fast-Seal®).....	21,297.02	1,007.32
		<i>For NEMA 4X Control Box, Add</i>	675.00	
		<i>For 2 Speed Motor, 60" Open, 30" Close, Add</i>	1,100.00	
		<i>For AC Variable Speed Motor And Controls, Add</i>	2,750.00	
		<i>For 304 Stainless Steel Side Frame Tower, Add</i>	4,400.00	
		<i>For 316 Stainless Steel Side Frame Tower, Add</i>	6,600.00	
08 33 23 13-0169	EA	12' x 9', 3 Ply Fabric Panel, High-Speed Rolling Door (Rytec® Fast-Seal®).....	21,756.19	1,032.96
		<i>For NEMA 4X Control Box, Add</i>	675.00	
		<i>For 2 Speed Motor, 60" Open, 30" Close, Add</i>	1,100.00	
		<i>For AC Variable Speed Motor And Controls, Add</i>	2,750.00	
		<i>For 304 Stainless Steel Side Frame Tower, Add</i>	4,400.00	
		<i>For 316 Stainless Steel Side Frame Tower, Add</i>	6,600.00	
08 33 23 13-0170	EA	12' x 10', 3 Ply Fabric Panel, High-Speed Rolling Door (Rytec® Fast-Seal®).....	22,471.09	1,058.60
		<i>For NEMA 4X Control Box, Add</i>	675.00	
		<i>For 2 Speed Motor, 60" Open, 30" Close, Add</i>	1,100.00	
		<i>For AC Variable Speed Motor And Controls, Add</i>	2,750.00	
		<i>For 304 Stainless Steel Side Frame Tower, Add</i>	4,400.00	
		<i>For 316 Stainless Steel Side Frame Tower, Add</i>	6,600.00	
08 33 23 13-0171	EA	12' x 11', 3 Ply Fabric Panel, High-Speed Rolling Door (Rytec® Fast-Seal®).....	23,391.85	1,084.23
		<i>For NEMA 4X Control Box, Add</i>	675.00	
		<i>For 2 Speed Motor, 60" Open, 30" Close, Add</i>	1,100.00	
		<i>For AC Variable Speed Motor And Controls, Add</i>	2,750.00	
		<i>For 304 Stainless Steel Side Frame Tower, Add</i>	4,400.00	
		<i>For 316 Stainless Steel Side Frame Tower, Add</i>	6,600.00	
08 33 23 13-0172	EA	12' x 12', 3 Ply Fabric Panel, High-Speed Rolling Door (Rytec® Fast-Seal®).....	24,261.48	1,109.87
		<i>For NEMA 4X Control Box, Add</i>	675.00	
		<i>For 2 Speed Motor, 60" Open, 30" Close, Add</i>	1,100.00	
		<i>For AC Variable Speed Motor And Controls, Add</i>	2,750.00	
		<i>For 304 Stainless Steel Side Frame Tower, Add</i>	4,400.00	
		<i>For 316 Stainless Steel Side Frame Tower, Add</i>	6,600.00	
08 33 23 13-0173	EA	12' x 13', 3 Ply Fabric Panel, High-Speed Rolling Door (Rytec® Fast-Seal®).....	25,233.39	1,135.50
		<i>For NEMA 4X Control Box, Add</i>	675.00	
		<i>For 2 Speed Motor, 60" Open, 30" Close, Add</i>	1,100.00	
		<i>For AC Variable Speed Motor And Controls, Add</i>	2,750.00	
		<i>For 304 Stainless Steel Side Frame Tower, Add</i>	4,400.00	
		<i>For 316 Stainless Steel Side Frame Tower, Add</i>	6,600.00	
08 33 23 13-0174	EA	12' x 14', 3 Ply Fabric Panel, High-Speed Rolling Door (Rytec® Fast-Seal®).....	25,932.95	1,161.14
		<i>For NEMA 4X Control Box, Add</i>	675.00	
		<i>For 2 Speed Motor, 60" Open, 30" Close, Add</i>	1,100.00	
		<i>For AC Variable Speed Motor And Controls, Add</i>	2,750.00	
		<i>For 304 Stainless Steel Side Frame Tower, Add</i>	4,400.00	
		<i>For 316 Stainless Steel Side Frame Tower, Add</i>	6,600.00	
08 33 23 13-0175	EA	12' x 15', 3 Ply Fabric Panel, High-Speed Rolling Door (Rytec® Fast-Seal®).....	27,158.25	1,199.45
		<i>For NEMA 4X Control Box, Add</i>	675.00	
		<i>For 2 Speed Motor, 60" Open, 30" Close, Add</i>	1,100.00	
		<i>For AC Variable Speed Motor And Controls, Add</i>	2,750.00	
		<i>For 304 Stainless Steel Side Frame Tower, Add</i>	4,400.00	
		<i>For 316 Stainless Steel Side Frame Tower, Add</i>	6,600.00	



MINOR	CSI	UOM	DESCRIPTION	TOTAL DIRECT UNIT COST	DEMOLITION UNIT COST
08 33 23	13-0176	EA	12' x 16', 3 Ply Fabric Panel, High-Speed Rolling Door (Rytec® Fast-Seal®)..... For NEMA 4X Control Box, Add For 2 Speed Motor, 60" Open, 30" Close, Add For AC Variable Speed Motor And Controls, Add For 304 Stainless Steel Side Frame Tower, Add For 316 Stainless Steel Side Frame Tower, Add	28,177.62 675.00 1,100.00 2,750.00 4,400.00 6,600.00	1,230.64
08 33 23	13-0177	EA	12' x 17', 3 Ply Fabric Panel, High-Speed Rolling Door (Rytec® Fast-Seal®)..... For NEMA 4X Control Box, Add For 2 Speed Motor, 60" Open, 30" Close, Add For AC Variable Speed Motor And Controls, Add For 304 Stainless Steel Side Frame Tower, Add For 316 Stainless Steel Side Frame Tower, Add	29,387.82 675.00 1,100.00 2,750.00 4,400.00 6,600.00	1,262.64
08 33 23	13-0178	EA	12' x 18', 3 Ply Fabric Panel, High-Speed Rolling Door (Rytec® Fast-Seal®)..... For NEMA 4X Control Box, Add For 2 Speed Motor, 60" Open, 30" Close, Add For AC Variable Speed Motor And Controls, Add For 304 Stainless Steel Side Frame Tower, Add For 316 Stainless Steel Side Frame Tower, Add	30,599.68 675.00 1,100.00 2,750.00 4,400.00 6,600.00	1,295.47
08 33 23	13-0179		13' Wide, 3 Ply Fabric Panel, High-Speed Rolling Doors (Rytec® Fast-Seal®) (08 33 23 13-0118)		
08 33 23	13-0180	EA	13' x 8', 3 Ply Fabric Panel, High-Speed Rolling Door (Rytec® Fast-Seal®)..... For NEMA 4X Control Box, Add For 2 Speed Motor, 60" Open, 30" Close, Add For AC Variable Speed Motor And Controls, Add For 304 Stainless Steel Side Frame Tower, Add For 316 Stainless Steel Side Frame Tower, Add	22,283.00 675.00 1,100.00 2,750.00 4,950.00 6,975.00	1,032.96
08 33 23	13-0181	EA	13' x 9', 3 Ply Fabric Panel, High-Speed Rolling Door (Rytec® Fast-Seal®)..... For NEMA 4X Control Box, Add For 2 Speed Motor, 60" Open, 30" Close, Add For AC Variable Speed Motor And Controls, Add For 304 Stainless Steel Side Frame Tower, Add For 316 Stainless Steel Side Frame Tower, Add	23,196.10 675.00 1,100.00 2,750.00 4,950.00 6,975.00	1,058.60
08 33 23	13-0182	EA	13' x 10', 3 Ply Fabric Panel, High-Speed Rolling Door (Rytec® Fast-Seal®)..... For NEMA 4X Control Box, Add For 2 Speed Motor, 60" Open, 30" Close, Add For AC Variable Speed Motor And Controls, Add For 304 Stainless Steel Side Frame Tower, Add For 316 Stainless Steel Side Frame Tower, Add	24,061.87 675.00 1,100.00 2,750.00 4,950.00 6,975.00	1,084.23
08 33 23	13-0183	EA	13' x 11', 3 Ply Fabric Panel, High-Speed Rolling Door (Rytec® Fast-Seal®)..... For NEMA 4X Control Box, Add For 2 Speed Motor, 60" Open, 30" Close, Add For AC Variable Speed Motor And Controls, Add For 304 Stainless Steel Side Frame Tower, Add For 316 Stainless Steel Side Frame Tower, Add	25,067.04 675.00 1,100.00 2,750.00 4,950.00 6,975.00	1,109.87
08 33 23	13-0184	EA	13' x 12', 3 Ply Fabric Panel, High-Speed Rolling Door (Rytec® Fast-Seal®)..... For NEMA 4X Control Box, Add For 2 Speed Motor, 60" Open, 30" Close, Add For AC Variable Speed Motor And Controls, Add For 304 Stainless Steel Side Frame Tower, Add For 316 Stainless Steel Side Frame Tower, Add	26,068.36 675.00 1,100.00 2,750.00 4,950.00 6,975.00	1,135.50
08 33 23	13-0185	EA	13' x 13', 3 Ply Fabric Panel, High-Speed Rolling Door (Rytec® Fast-Seal®)..... For NEMA 4X Control Box, Add For 2 Speed Motor, 60" Open, 30" Close, Add For AC Variable Speed Motor And Controls, Add For 304 Stainless Steel Side Frame Tower, Add For 316 Stainless Steel Side Frame Tower, Add	26,812.67 675.00 1,100.00 2,750.00 4,950.00 6,975.00	1,161.14
08 33 23	13-0186	EA	13' x 14', 3 Ply Fabric Panel, High-Speed Rolling Door (Rytec® Fast-Seal®)..... For NEMA 4X Control Box, Add For 2 Speed Motor, 60" Open, 30" Close, Add For AC Variable Speed Motor And Controls, Add For 304 Stainless Steel Side Frame Tower, Add For 316 Stainless Steel Side Frame Tower, Add	27,379.25 675.00 1,100.00 2,750.00 4,950.00 6,975.00	1,186.78
08 33 23	13-0187	EA	13' x 15', 3 Ply Fabric Panel, High-Speed Rolling Door (Rytec® Fast-Seal®)..... For NEMA 4X Control Box, Add For 2 Speed Motor, 60" Open, 30" Close, Add For AC Variable Speed Motor And Controls, Add For 304 Stainless Steel Side Frame Tower, Add For 316 Stainless Steel Side Frame Tower, Add	28,250.82 675.00 1,100.00 2,750.00 4,950.00 6,975.00	1,227.88
08 33 23	13-0188	EA	13' x 16', 3 Ply Fabric Panel, High-Speed Rolling Door (Rytec® Fast-Seal®)..... For NEMA 4X Control Box, Add For 2 Speed Motor, 60" Open, 30" Close, Add For AC Variable Speed Motor And Controls, Add For 304 Stainless Steel Side Frame Tower, Add For 316 Stainless Steel Side Frame Tower, Add	29,462.25 675.00 1,100.00 2,750.00 4,950.00 6,975.00	1,259.80
08 33 23	13-0189	EA	13' x 17', 3 Ply Fabric Panel, High-Speed Rolling Door (Rytec® Fast-Seal®)..... For NEMA 4X Control Box, Add For 2 Speed Motor, 60" Open, 30" Close, Add For AC Variable Speed Motor And Controls, Add For 304 Stainless Steel Side Frame Tower, Add For 316 Stainless Steel Side Frame Tower, Add	30,679.49 675.00 1,100.00 2,750.00 4,950.00 6,975.00	1,292.57

08 Openings**08 30 Specialty Doors and Frames**

08 33 Coiling Doors and Grilles



MINOR CSI UOM DESCRIPTION	TOTAL DIRECT UNIT COST	DEMOLITION UNIT COST
08 33 23 13-0190 EA 13' x 18', 3 Ply Fabric Panel, High-Speed Rolling Door (Rytec® Fast-Seal®).....	31,752.04	1,326.17
For NEMA 4X Control Box, Add	675.00	
For 2 Speed Motor, 60" Open, 30" Close, Add	1,100.00	
For AC Variable Speed Motor And Controls, Add	2,750.00	
For 304 Stainless Steel Side Frame Tower, Add	4,950.00	
For 316 Stainless Steel Side Frame Tower, Add	6,975.00	
08 33 23 13-0191 14' Wide, 3 Ply Fabric Panel, High-Speed Rolling Doors (Rytec® Fast-Seal®) (08 33 23 13-0118)		
08 33 23 13-0192 EA 14' x 8', 3 Ply Fabric Panel, High-Speed Rolling Door (Rytec® Fast-Seal®).....	23,196.10	1,058.60
For NEMA 4X Control Box, Add	675.00	
For 2 Speed Motor, 60" Open, 30" Close, Add	1,100.00	
For AC Variable Speed Motor And Controls, Add	2,750.00	
For 304 Stainless Steel Side Frame Tower, Add	5,480.00	
For 316 Stainless Steel Side Frame Tower, Add	7,370.00	
08 33 23 13-0193 EA 14' x 9', 3 Ply Fabric Panel, High-Speed Rolling Door (Rytec® Fast-Seal®).....	24,061.87	1,084.23
For NEMA 4X Control Box, Add	675.00	
For 2 Speed Motor, 60" Open, 30" Close, Add	1,100.00	
For AC Variable Speed Motor And Controls, Add	2,750.00	
For 304 Stainless Steel Side Frame Tower, Add	5,480.00	
For 316 Stainless Steel Side Frame Tower, Add	7,370.00	
08 33 23 13-0194 EA 14' x 10', 3 Ply Fabric Panel, High-Speed Rolling Door (Rytec® Fast-Seal®).....	25,067.04	1,109.87
For NEMA 4X Control Box, Add	675.00	
For 2 Speed Motor, 60" Open, 30" Close, Add	1,100.00	
For AC Variable Speed Motor And Controls, Add	2,750.00	
For 304 Stainless Steel Side Frame Tower, Add	5,480.00	
For 316 Stainless Steel Side Frame Tower, Add	7,370.00	
08 33 23 13-0195 EA 14' x 11', 3 Ply Fabric Panel, High-Speed Rolling Door (Rytec® Fast-Seal®).....	26,068.36	1,135.50
For NEMA 4X Control Box, Add	675.00	
For 2 Speed Motor, 60" Open, 30" Close, Add	1,100.00	
For AC Variable Speed Motor And Controls, Add	2,750.00	
For 304 Stainless Steel Side Frame Tower, Add	5,480.00	
For 316 Stainless Steel Side Frame Tower, Add	7,370.00	
08 33 23 13-0196 EA 14' x 12', 3 Ply Fabric Panel, High-Speed Rolling Door (Rytec® Fast-Seal®).....	26,812.67	1,161.14
For NEMA 4X Control Box, Add	675.00	
For 2 Speed Motor, 60" Open, 30" Close, Add	1,100.00	
For AC Variable Speed Motor And Controls, Add	2,750.00	
For 304 Stainless Steel Side Frame Tower, Add	5,480.00	
For 316 Stainless Steel Side Frame Tower, Add	7,370.00	
08 33 23 13-0197 EA 14' x 13', 3 Ply Fabric Panel, High-Speed Rolling Door (Rytec® Fast-Seal®).....	27,379.25	1,186.78
For NEMA 4X Control Box, Add	675.00	
For 2 Speed Motor, 60" Open, 30" Close, Add	1,100.00	
For AC Variable Speed Motor And Controls, Add	2,750.00	
For 304 Stainless Steel Side Frame Tower, Add	5,480.00	
For 316 Stainless Steel Side Frame Tower, Add	7,370.00	
08 33 23 13-0198 EA 14' x 14', 3 Ply Fabric Panel, High-Speed Rolling Door (Rytec® Fast-Seal®).....	28,219.46	1,212.40
For NEMA 4X Control Box, Add	675.00	
For 2 Speed Motor, 60" Open, 30" Close, Add	1,100.00	
For AC Variable Speed Motor And Controls, Add	2,750.00	
For 304 Stainless Steel Side Frame Tower, Add	5,480.00	
For 316 Stainless Steel Side Frame Tower, Add	7,370.00	
08 33 23 13-0199 EA 14' x 15', 3 Ply Fabric Panel, High-Speed Rolling Door (Rytec® Fast-Seal®).....	29,455.14	1,256.25
For NEMA 4X Control Box, Add	675.00	
For 2 Speed Motor, 60" Open, 30" Close, Add	1,100.00	
For AC Variable Speed Motor And Controls, Add	2,750.00	
For 304 Stainless Steel Side Frame Tower, Add	5,480.00	
For 316 Stainless Steel Side Frame Tower, Add	7,370.00	
08 33 23 13-0200 EA 14' x 16', 3 Ply Fabric Panel, High-Speed Rolling Door (Rytec® Fast-Seal®).....	30,672.18	1,288.91
For NEMA 4X Control Box, Add	675.00	
For 2 Speed Motor, 60" Open, 30" Close, Add	1,100.00	
For AC Variable Speed Motor And Controls, Add	2,750.00	
For 304 Stainless Steel Side Frame Tower, Add	5,480.00	
For 316 Stainless Steel Side Frame Tower, Add	7,370.00	
08 33 23 13-0201 EA 14' x 17', 3 Ply Fabric Panel, High-Speed Rolling Door (Rytec® Fast-Seal®).....	31,744.55	1,322.42
For NEMA 4X Control Box, Add	675.00	
For 2 Speed Motor, 60" Open, 30" Close, Add	1,100.00	
For AC Variable Speed Motor And Controls, Add	2,750.00	
For 304 Stainless Steel Side Frame Tower, Add	5,480.00	
For 316 Stainless Steel Side Frame Tower, Add	7,370.00	
08 33 23 13-0202 EA 14' x 18', 3 Ply Fabric Panel, High-Speed Rolling Door (Rytec® Fast-Seal®).....	34,073.95	1,356.81
For NEMA 4X Control Box, Add	675.00	
For 2 Speed Motor, 60" Open, 30" Close, Add	1,100.00	
For AC Variable Speed Motor And Controls, Add	2,750.00	
For 304 Stainless Steel Side Frame Tower, Add	5,480.00	
For 316 Stainless Steel Side Frame Tower, Add	7,370.00	
08 33 23 13-0203 15' Wide, 3 Ply Fabric Panel, High-Speed Rolling Doors (Rytec® Fast-Seal®) (08 33 23 13-0118)		
08 33 23 13-0204 EA 15' x 8', 3 Ply Fabric Panel, High-Speed Rolling Door (Rytec® Fast-Seal®).....	24,011.02	1,058.60
For NEMA 4X Control Box, Add	675.00	
For 2 Speed Motor, 60" Open, 30" Close, Add	1,100.00	
For AC Variable Speed Motor And Controls, Add	2,750.00	



MINOR	CSI	UOM	DESCRIPTION	TOTAL DIRECT UNIT COST	DEMOLITION UNIT COST
08 33 23	13-0205	EA	15' x 9', 3 Ply Fabric Panel, High-Speed Rolling Door (Rytec® Fast-Seal®)..... <i>For NEMA 4X Control Box, Add</i> <i>For 2 Speed Motor, 60" Open, 30" Close, Add</i> <i>For AC Variable Speed Motor And Controls, Add</i>	25,016.54 675.00 1,100.00 2,750.00	1,084.23
08 33 23	13-0206	EA	15' x 10', 3 Ply Fabric Panel, High-Speed Rolling Door (Rytec® Fast-Seal®)..... <i>For NEMA 4X Control Box, Add</i> <i>For 2 Speed Motor, 60" Open, 30" Close, Add</i> <i>For AC Variable Speed Motor And Controls, Add</i>	26,017.91 675.00 1,100.00 2,750.00	1,109.87
08 33 23	13-0207	EA	15' x 11', 3 Ply Fabric Panel, High-Speed Rolling Door (Rytec® Fast-Seal®)..... <i>For NEMA 4X Control Box, Add</i> <i>For 2 Speed Motor, 60" Open, 30" Close, Add</i> <i>For AC Variable Speed Motor And Controls, Add</i>	26,762.43 675.00 1,100.00 2,750.00	1,135.50
08 33 23	13-0208	EA	15' x 12', 3 Ply Fabric Panel, High-Speed Rolling Door (Rytec® Fast-Seal®)..... <i>For NEMA 4X Control Box, Add</i> <i>For 2 Speed Motor, 60" Open, 30" Close, Add</i> <i>For AC Variable Speed Motor And Controls, Add</i>	27,328.80 675.00 1,100.00 2,750.00	1,161.14
08 33 23	13-0209	EA	15' x 13', 3 Ply Fabric Panel, High-Speed Rolling Door (Rytec® Fast-Seal®)..... <i>For NEMA 4X Control Box, Add</i> <i>For 2 Speed Motor, 60" Open, 30" Close, Add</i> <i>For AC Variable Speed Motor And Controls, Add</i>	28,168.60 675.00 1,100.00 2,750.00	1,186.78
08 33 23	13-0210	EA	15' x 14', 3 Ply Fabric Panel, High-Speed Rolling Door (Rytec® Fast-Seal®)..... <i>For NEMA 4X Control Box, Add</i> <i>For 2 Speed Motor, 60" Open, 30" Close, Add</i> <i>For AC Variable Speed Motor And Controls, Add</i>	29,423.22 675.00 1,100.00 2,750.00	1,240.30
08 33 23	13-0211	EA	15' x 15', 3 Ply Fabric Panel, High-Speed Rolling Door (Rytec® Fast-Seal®)..... <i>For NEMA 4X Control Box, Add</i> <i>For 2 Speed Motor, 60" Open, 30" Close, Add</i> <i>For AC Variable Speed Motor And Controls, Add</i>	30,664.65 675.00 1,100.00 2,750.00	1,285.14
08 33 23	13-0212	EA	15' x 16', 3 Ply Fabric Panel, High-Speed Rolling Door (Rytec® Fast-Seal®)..... <i>For NEMA 4X Control Box, Add</i> <i>For 2 Speed Motor, 60" Open, 30" Close, Add</i> <i>For AC Variable Speed Motor And Controls, Add</i>	31,736.82 675.00 1,100.00 2,750.00	1,318.55
08 33 23	13-0213	EA	15' x 17', 3 Ply Fabric Panel, High-Speed Rolling Door (Rytec® Fast-Seal®)..... <i>For NEMA 4X Control Box, Add</i> <i>For 2 Speed Motor, 60" Open, 30" Close, Add</i> <i>For AC Variable Speed Motor And Controls, Add</i>	34,066.02 675.00 1,100.00 2,750.00	1,352.84
08 33 23	13-0214	EA	15' x 18', 3 Ply Fabric Panel, High-Speed Rolling Door (Rytec® Fast-Seal®)..... <i>For NEMA 4X Control Box, Add</i> <i>For 2 Speed Motor, 60" Open, 30" Close, Add</i> <i>For AC Variable Speed Motor And Controls, Add</i>	35,706.53 675.00 1,100.00 2,750.00	1,388.01
08 33 23	13-0215		16' Wide, 3 Ply Fabric Panel, High-Speed Rolling Doors (Rytec® Fast-Seal®) <small>(08 33 23 13-0118)</small>		
08 33 23	13-0216	EA	16' x 8', 3 Ply Fabric Panel, High-Speed Rolling Door (Rytec® Fast-Seal®)..... <i>For NEMA 4X Control Box, Add</i> <i>For 2 Speed Motor, 60" Open, 30" Close, Add</i> <i>For AC Variable Speed Motor And Controls, Add</i> <i>For 304 Stainless Steel Side Frame Tower, Add</i> <i>For 316 Stainless Steel Side Frame Tower, Add</i>	25,063.78 675.00 1,100.00 2,750.00 6,070.00 7,790.00	1,107.85
08 33 23	13-0217	EA	16' x 9', 3 Ply Fabric Panel, High-Speed Rolling Door (Rytec® Fast-Seal®)..... <i>For NEMA 4X Control Box, Add</i> <i>For 2 Speed Motor, 60" Open, 30" Close, Add</i> <i>For AC Variable Speed Motor And Controls, Add</i> <i>For 304 Stainless Steel Side Frame Tower, Add</i> <i>For 316 Stainless Steel Side Frame Tower, Add</i>	26,067.54 675.00 1,100.00 2,750.00 6,070.00 7,790.00	1,134.68
08 33 23	13-0218	EA	16' x 10', 3 Ply Fabric Panel, High-Speed Rolling Door (Rytec® Fast-Seal®)..... <i>For NEMA 4X Control Box, Add</i> <i>For 2 Speed Motor, 60" Open, 30" Close, Add</i> <i>For AC Variable Speed Motor And Controls, Add</i> <i>For 304 Stainless Steel Side Frame Tower, Add</i> <i>For 316 Stainless Steel Side Frame Tower, Add</i>	26,814.45 675.00 1,100.00 2,750.00 6,070.00 7,790.00	1,161.50
08 33 23	13-0219	EA	16' x 11', 3 Ply Fabric Panel, High-Speed Rolling Door (Rytec® Fast-Seal®)..... <i>For NEMA 4X Control Box, Add</i> <i>For 2 Speed Motor, 60" Open, 30" Close, Add</i> <i>For AC Variable Speed Motor And Controls, Add</i> <i>For 304 Stainless Steel Side Frame Tower, Add</i> <i>For 316 Stainless Steel Side Frame Tower, Add</i>	27,383.20 675.00 1,100.00 2,750.00 6,070.00 7,790.00	1,188.34
08 33 23	13-0220	EA	16' x 12', 3 Ply Fabric Panel, High-Speed Rolling Door (Rytec® Fast-Seal®)..... <i>For NEMA 4X Control Box, Add</i> <i>For 2 Speed Motor, 60" Open, 30" Close, Add</i> <i>For AC Variable Speed Motor And Controls, Add</i> <i>For 304 Stainless Steel Side Frame Tower, Add</i> <i>For 316 Stainless Steel Side Frame Tower, Add</i>	28,225.39 675.00 1,100.00 2,750.00 6,070.00 7,790.00	1,215.16
08 33 23	13-0221	EA	16' x 13', 3 Ply Fabric Panel, High-Speed Rolling Door (Rytec® Fast-Seal®)..... <i>For NEMA 4X Control Box, Add</i> <i>For 2 Speed Motor, 60" Open, 30" Close, Add</i> <i>For AC Variable Speed Motor And Controls, Add</i> <i>For 304 Stainless Steel Side Frame Tower, Add</i> <i>For 316 Stainless Steel Side Frame Tower, Add</i>	29,426.62 675.00 1,100.00 2,750.00 6,070.00 7,790.00	1,241.99
08 33 23	13-0222	EA	16' x 14', 3 Ply Fabric Panel, High-Speed Rolling Door (Rytec® Fast-Seal®)..... <i>For NEMA 4X Control Box, Add</i> <i>For 2 Speed Motor, 60" Open, 30" Close, Add</i> <i>For AC Variable Speed Motor And Controls, Add</i> <i>For 304 Stainless Steel Side Frame Tower, Add</i> <i>For 316 Stainless Steel Side Frame Tower, Add</i>	30,632.01 675.00 1,100.00 2,750.00 6,070.00 7,790.00	1,268.82

08 Openings**08 30 Specialty Doors and Frames**

08 33 Coiling Doors and Grilles


**SAN BERNARDINO
COUNTY**

MINOR CSI	UOM	DESCRIPTION	TOTAL DIRECT UNIT COST	DEMOLITION UNIT COST
08 33 23 13-0223	EA	16' x 15', 3 Ply Fabric Panel, High-Speed Rolling Door (Rytec® Fast-Seal®).....	31,729.11	1,314.69
		<i>For NEMA 4X Control Box, Add</i>	675.00	
		<i>For 2 Speed Motor, 60" Open, 30" Close, Add</i>	1,100.00	
		<i>For AC Variable Speed Motor And Controls, Add</i>	2,750.00	
		<i>For 304 Stainless Steel Side Frame Tower, Add</i>	6,070.00	
		<i>For 316 Stainless Steel Side Frame Tower, Add</i>	7,790.00	
08 33 23 13-0224	EA	16' x 16', 3 Ply Fabric Panel, High-Speed Rolling Door (Rytec® Fast-Seal®).....	34,058.11	1,348.88
		<i>For NEMA 4X Control Box, Add</i>	675.00	
		<i>For 2 Speed Motor, 60" Open, 30" Close, Add</i>	1,100.00	
		<i>For AC Variable Speed Motor And Controls, Add</i>	2,750.00	
		<i>For 304 Stainless Steel Side Frame Tower, Add</i>	6,070.00	
		<i>For 316 Stainless Steel Side Frame Tower, Add</i>	7,790.00	
08 33 23 13-0225	EA	16' x 17', 3 Ply Fabric Panel, High-Speed Rolling Door (Rytec® Fast-Seal®).....	35,698.41	1,383.95
		<i>For NEMA 4X Control Box, Add</i>	675.00	
		<i>For 2 Speed Motor, 60" Open, 30" Close, Add</i>	1,100.00	
		<i>For AC Variable Speed Motor And Controls, Add</i>	2,750.00	
		<i>For 304 Stainless Steel Side Frame Tower, Add</i>	6,070.00	
		<i>For 316 Stainless Steel Side Frame Tower, Add</i>	7,790.00	
08 33 23 13-0226	EA	16' x 18', 3 Ply Fabric Panel, High-Speed Rolling Door (Rytec® Fast-Seal®).....	37,348.82	1,419.93
		<i>For NEMA 4X Control Box, Add</i>	675.00	
		<i>For 2 Speed Motor, 60" Open, 30" Close, Add</i>	1,100.00	
		<i>For AC Variable Speed Motor And Controls, Add</i>	2,750.00	
		<i>For 304 Stainless Steel Side Frame Tower, Add</i>	6,070.00	
		<i>For 316 Stainless Steel Side Frame Tower, Add</i>	7,790.00	
08 33 23 13-0227		17' Wide, 3 Ply Fabric Panel, High-Speed Rolling Doors (Rytec® Fast-Seal®) (08 33 23 13-0118)		
08 33 23 13-0228	EA	17' x 8', 3 Ply Fabric Panel, High-Speed Rolling Door (Rytec® Fast-Seal®).....	25,973.69	1,133.33
		<i>For NEMA 4X Control Box, Add</i>	675.00	
		<i>For 2 Speed Motor, 60" Open, 30" Close, Add</i>	1,100.00	
		<i>For AC Variable Speed Motor And Controls, Add</i>	2,750.00	
08 33 23 13-0229	EA	17' x 9', 3 Ply Fabric Panel, High-Speed Rolling Door (Rytec® Fast-Seal®).....	26,812.98	1,160.78
		<i>For NEMA 4X Control Box, Add</i>	675.00	
		<i>For 2 Speed Motor, 60" Open, 30" Close, Add</i>	1,100.00	
		<i>For AC Variable Speed Motor And Controls, Add</i>	2,750.00	
08 33 23 13-0230	EA	17' x 10', 3 Ply Fabric Panel, High-Speed Rolling Door (Rytec® Fast-Seal®).....	27,827.64	1,188.22
		<i>For NEMA 4X Control Box, Add</i>	675.00	
		<i>For 2 Speed Motor, 60" Open, 30" Close, Add</i>	1,100.00	
		<i>For AC Variable Speed Motor And Controls, Add</i>	2,750.00	
08 33 23 13-0231	EA	17' x 11', 3 Ply Fabric Panel, High-Speed Rolling Door (Rytec® Fast-Seal®).....	28,941.73	1,215.67
		<i>For NEMA 4X Control Box, Add</i>	675.00	
		<i>For 2 Speed Motor, 60" Open, 30" Close, Add</i>	1,100.00	
		<i>For AC Variable Speed Motor And Controls, Add</i>	2,750.00	
08 33 23 13-0232	EA	17' x 12', 3 Ply Fabric Panel, High-Speed Rolling Door (Rytec® Fast-Seal®).....	29,964.68	1,243.11
		<i>For NEMA 4X Control Box, Add</i>	675.00	
		<i>For 2 Speed Motor, 60" Open, 30" Close, Add</i>	1,100.00	
		<i>For AC Variable Speed Motor And Controls, Add</i>	2,750.00	
08 33 23 13-0233	EA	17' x 13', 3 Ply Fabric Panel, High-Speed Rolling Door (Rytec® Fast-Seal®).....	31,483.39	1,270.56
		<i>For NEMA 4X Control Box, Add</i>	675.00	
		<i>For 2 Speed Motor, 60" Open, 30" Close, Add</i>	1,100.00	
		<i>For AC Variable Speed Motor And Controls, Add</i>	2,750.00	
08 33 23 13-0234	EA	17' x 14', 3 Ply Fabric Panel, High-Speed Rolling Door (Rytec® Fast-Seal®).....	32,946.87	1,298.00
		<i>For NEMA 4X Control Box, Add</i>	675.00	
		<i>For 2 Speed Motor, 60" Open, 30" Close, Add</i>	1,100.00	
		<i>For AC Variable Speed Motor And Controls, Add</i>	2,750.00	
08 33 23 13-0235	EA	17' x 15', 3 Ply Fabric Panel, High-Speed Rolling Door (Rytec® Fast-Seal®).....	34,050.22	1,344.94
		<i>For NEMA 4X Control Box, Add</i>	675.00	
		<i>For 2 Speed Motor, 60" Open, 30" Close, Add</i>	1,100.00	
		<i>For AC Variable Speed Motor And Controls, Add</i>	2,750.00	
08 33 23 13-0236	EA	17' x 16', 3 Ply Fabric Panel, High-Speed Rolling Door (Rytec® Fast-Seal®).....	35,690.32	1,379.90
		<i>For NEMA 4X Control Box, Add</i>	675.00	
		<i>For 2 Speed Motor, 60" Open, 30" Close, Add</i>	1,100.00	
		<i>For AC Variable Speed Motor And Controls, Add</i>	2,750.00	
08 33 23 13-0237	EA	17' x 17', 3 Ply Fabric Panel, High-Speed Rolling Door (Rytec® Fast-Seal®).....	37,340.52	1,415.78
		<i>For NEMA 4X Control Box, Add</i>	675.00	
		<i>For 2 Speed Motor, 60" Open, 30" Close, Add</i>	1,100.00	
		<i>For AC Variable Speed Motor And Controls, Add</i>	2,750.00	
08 33 23 13-0238	EA	17' x 18', 3 Ply Fabric Panel, High-Speed Rolling Door (Rytec® Fast-Seal®).....	38,941.48	1,452.59
		<i>For NEMA 4X Control Box, Add</i>	675.00	
		<i>For 2 Speed Motor, 60" Open, 30" Close, Add</i>	1,100.00	
		<i>For AC Variable Speed Motor And Controls, Add</i>	2,750.00	
08 33 23 13-0239		18' Wide, 3 Ply Fabric Panel, High-Speed Rolling Doors (Rytec® Fast-Seal®) (08 33 23 13-0118)		
08 33 23 13-0240	EA	18' x 8', 3 Ply Fabric Panel, High-Speed Rolling Door (Rytec® Fast-Seal®).....	27,078.13	1,159.40
		<i>For NEMA 4X Control Box, Add</i>	675.00	
		<i>For 2 Speed Motor, 60" Open, 30" Close, Add</i>	1,100.00	
		<i>For AC Variable Speed Motor And Controls, Add</i>	2,750.00	
		<i>For 304 Stainless Steel Side Frame Tower, Add</i>	6,720.00	
		<i>For 316 Stainless Steel Side Frame Tower, Add</i>	8,230.00	



	MINOR	CSI	UOM	DESCRIPTION	TOTAL DIRECT UNIT COST	DEMOLITION UNIT COST
08 33 23	13-0241	EA		18' x 9', 3 Ply Fabric Panel, High-Speed Rolling Door (Rytec® Fast-Seal®).....	28,185.19	1,187.47
				For NEMA 4X Control Box, Add	675.00	
				For 2 Speed Motor, 60" Open, 30" Close, Add	1,100.00	
				For AC Variable Speed Motor And Controls, Add	2,750.00	
				For 304 Stainless Steel Side Frame Tower, Add	6,720.00	
				For 316 Stainless Steel Side Frame Tower, Add	8,230.00	
08 33 23	13-0242	EA		18' x 10', 3 Ply Fabric Panel, High-Speed Rolling Door (Rytec® Fast-Seal®).....	29,390.31	1,215.55
				For NEMA 4X Control Box, Add	675.00	
				For 2 Speed Motor, 60" Open, 30" Close, Add	1,100.00	
				For AC Variable Speed Motor And Controls, Add	2,750.00	
				For 304 Stainless Steel Side Frame Tower, Add	6,720.00	
				For 316 Stainless Steel Side Frame Tower, Add	8,230.00	
08 33 23	13-0243	EA		18' x 11', 3 Ply Fabric Panel, High-Speed Rolling Door (Rytec® Fast-Seal®).....	30,591.28	1,243.62
				For NEMA 4X Control Box, Add	675.00	
				For 2 Speed Motor, 60" Open, 30" Close, Add	1,100.00	
				For AC Variable Speed Motor And Controls, Add	2,750.00	
				For 304 Stainless Steel Side Frame Tower, Add	6,720.00	
				For 316 Stainless Steel Side Frame Tower, Add	8,230.00	
08 33 23	13-0244	EA		18' x 12', 3 Ply Fabric Panel, High-Speed Rolling Door (Rytec® Fast-Seal®).....	31,843.35	1,271.71
				For NEMA 4X Control Box, Add	675.00	
				For 2 Speed Motor, 60" Open, 30" Close, Add	1,100.00	
				For AC Variable Speed Motor And Controls, Add	2,750.00	
				For 304 Stainless Steel Side Frame Tower, Add	6,720.00	
				For 316 Stainless Steel Side Frame Tower, Add	8,230.00	
08 33 23	13-0245	EA		18' x 13', 3 Ply Fabric Panel, High-Speed Rolling Door (Rytec® Fast-Seal®).....	33,620.19	1,299.78
				For NEMA 4X Control Box, Add	675.00	
				For 2 Speed Motor, 60" Open, 30" Close, Add	1,100.00	
				For AC Variable Speed Motor And Controls, Add	2,750.00	
				For 304 Stainless Steel Side Frame Tower, Add	6,720.00	
				For 316 Stainless Steel Side Frame Tower, Add	8,230.00	
08 33 23	13-0246	EA		18' x 14', 3 Ply Fabric Panel, High-Speed Rolling Door (Rytec® Fast-Seal®).....	35,446.74	1,327.86
				For NEMA 4X Control Box, Add	675.00	
				For 2 Speed Motor, 60" Open, 30" Close, Add	1,100.00	
				For AC Variable Speed Motor And Controls, Add	2,750.00	
				For 304 Stainless Steel Side Frame Tower, Add	6,720.00	
				For 316 Stainless Steel Side Frame Tower, Add	8,230.00	
08 33 23	13-0247	EA		18' x 15', 3 Ply Fabric Panel, High-Speed Rolling Door (Rytec® Fast-Seal®).....	36,352.01	1,375.87
				For NEMA 4X Control Box, Add	675.00	
				For 2 Speed Motor, 60" Open, 30" Close, Add	1,100.00	
				For AC Variable Speed Motor And Controls, Add	2,750.00	
				For 304 Stainless Steel Side Frame Tower, Add	6,720.00	
				For 316 Stainless Steel Side Frame Tower, Add	8,230.00	
08 33 23	13-0248	EA		18' x 16', 3 Ply Fabric Panel, High-Speed Rolling Door (Rytec® Fast-Seal®).....	37,332.23	1,411.65
				For NEMA 4X Control Box, Add	675.00	
				For 2 Speed Motor, 60" Open, 30" Close, Add	1,100.00	
				For AC Variable Speed Motor And Controls, Add	2,750.00	
				For 304 Stainless Steel Side Frame Tower, Add	6,720.00	
				For 316 Stainless Steel Side Frame Tower, Add	8,230.00	
08 33 23	13-0249	EA		18' x 17', 3 Ply Fabric Panel, High-Speed Rolling Door (Rytec® Fast-Seal®).....	38,887.41	1,448.35
				For NEMA 4X Control Box, Add	675.00	
				For 2 Speed Motor, 60" Open, 30" Close, Add	1,100.00	
				For AC Variable Speed Motor And Controls, Add	2,750.00	
				For 304 Stainless Steel Side Frame Tower, Add	6,720.00	
				For 316 Stainless Steel Side Frame Tower, Add	8,230.00	
08 33 23	13-0250	EA		18' x 18', 3 Ply Fabric Panel, High-Speed Rolling Door (Rytec® Fast-Seal®).....	40,492.84	1,486.00
				For NEMA 4X Control Box, Add	675.00	
				For 2 Speed Motor, 60" Open, 30" Close, Add	1,100.00	
				For AC Variable Speed Motor And Controls, Add	2,750.00	
				For 304 Stainless Steel Side Frame Tower, Add	6,720.00	
				For 316 Stainless Steel Side Frame Tower, Add	8,230.00	
08 33 23	13-0251			19' Wide, 3 Ply Fabric Panel, High-Speed Rolling Doors (Rytec® Fast-Seal®) (08 33 23 13-0118)		
08 33 23	13-0252	EA		19' x 8', 3 Ply Fabric Panel, High-Speed Rolling Door (Rytec® Fast-Seal®).....	28,182.37	1,186.06
				For NEMA 4X Control Box, Add	675.00	
				For 2 Speed Motor, 60" Open, 30" Close, Add	1,100.00	
				For AC Variable Speed Motor And Controls, Add	2,750.00	
08 33 23	13-0253	EA		19' x 9', 3 Ply Fabric Panel, High-Speed Rolling Door (Rytec® Fast-Seal®).....	29,388.78	1,214.78
				For NEMA 4X Control Box, Add	675.00	
				For 2 Speed Motor, 60" Open, 30" Close, Add	1,100.00	
				For AC Variable Speed Motor And Controls, Add	2,750.00	
08 33 23	13-0254	EA		19' x 10', 3 Ply Fabric Panel, High-Speed Rolling Door (Rytec® Fast-Seal®).....	30,591.04	1,243.51
				For NEMA 4X Control Box, Add	675.00	
				For 2 Speed Motor, 60" Open, 30" Close, Add	1,100.00	
				For AC Variable Speed Motor And Controls, Add	2,750.00	
08 33 23	13-0255	EA		19' x 11', 3 Ply Fabric Panel, High-Speed Rolling Door (Rytec® Fast-Seal®).....	31,844.41	1,272.23
				For NEMA 4X Control Box, Add	675.00	
				For 2 Speed Motor, 60" Open, 30" Close, Add	1,100.00	
				For AC Variable Speed Motor And Controls, Add	2,750.00	
08 33 23	13-0256	EA		19' x 12', 3 Ply Fabric Panel, High-Speed Rolling Door (Rytec® Fast-Seal®).....	33,622.53	1,300.95
				For NEMA 4X Control Box, Add	675.00	
				For 2 Speed Motor, 60" Open, 30" Close, Add	1,100.00	
				For AC Variable Speed Motor And Controls, Add	2,750.00	

08 Openings**08 30 Specialty Doors and Frames**

08 33 Coiling Doors and Grilles


**SAN BERNARDINO
COUNTY**

MINOR CSI	UOM	DESCRIPTION	TOTAL DIRECT UNIT COST	DEMOLITION UNIT COST
08 33 23 13-0257	EA	19' x 13', 3 Ply Fabric Panel, High-Speed Rolling Door (Rytec® Fast-Seal®)..... <i>For NEMA 4X Control Box, Add</i> <i>For 2 Speed Motor, 60" Open, 30" Close, Add</i> <i>For AC Variable Speed Motor And Controls, Add</i>	35,450.38 675.00 1,100.00 2,750.00	1,329.67
08 33 23 13-0258	EA	19' x 14', 3 Ply Fabric Panel, High-Speed Rolling Door (Rytec® Fast-Seal®)..... <i>For NEMA 4X Control Box, Add</i> <i>For 2 Speed Motor, 60" Open, 30" Close, Add</i> <i>For AC Variable Speed Motor And Controls, Add</i>	36,317.08 675.00 1,100.00 2,750.00	1,358.40
08 33 23 13-0259	EA	19' x 15', 3 Ply Fabric Panel, High-Speed Rolling Door (Rytec® Fast-Seal®)..... <i>For NEMA 4X Control Box, Add</i> <i>For 2 Speed Motor, 60" Open, 30" Close, Add</i> <i>For AC Variable Speed Motor And Controls, Add</i>	37,323.98 675.00 1,100.00 2,750.00	1,407.51
08 33 23 13-0260	EA	19' x 16', 3 Ply Fabric Panel, High-Speed Rolling Door (Rytec® Fast-Seal®)..... <i>For NEMA 4X Control Box, Add</i> <i>For 2 Speed Motor, 60" Open, 30" Close, Add</i> <i>For AC Variable Speed Motor And Controls, Add</i>	38,878.95 675.00 1,100.00 2,750.00	1,444.10
08 33 23 13-0261	EA	19' x 17', 3 Ply Fabric Panel, High-Speed Rolling Door (Rytec® Fast-Seal®)..... <i>For NEMA 4X Control Box, Add</i> <i>For 2 Speed Motor, 60" Open, 30" Close, Add</i> <i>For AC Variable Speed Motor And Controls, Add</i>	40,484.15 675.00 1,100.00 2,750.00	1,481.65
08 33 23 13-0262	EA	19' x 18', 3 Ply Fabric Panel, High-Speed Rolling Door (Rytec® Fast-Seal®)..... <i>For NEMA 4X Control Box, Add</i> <i>For 2 Speed Motor, 60" Open, 30" Close, Add</i> <i>For AC Variable Speed Motor And Controls, Add</i>	42,091.31 675.00 1,100.00 2,750.00	1,520.18
08 33 23 13-0263		20' Wide, 3 Ply Fabric Panel, High-Speed Rolling Doors (Rytec® Fast-Seal®) (08 33 23 13-0118)		
08 33 23 13-0264	EA	20' x 8', 3 Ply Fabric Panel, High-Speed Rolling Door (Rytec® Fast-Seal®)..... <i>For NEMA 4X Control Box, Add</i> <i>For 2 Speed Motor, 60" Open, 30" Close, Add</i> <i>For AC Variable Speed Motor And Controls, Add</i>	29,385.90 675.00 1,100.00 2,750.00	1,213.34
08 33 23 13-0265	EA	20' x 9', 3 Ply Fabric Panel, High-Speed Rolling Door (Rytec® Fast-Seal®)..... <i>For NEMA 4X Control Box, Add</i> <i>For 2 Speed Motor, 60" Open, 30" Close, Add</i> <i>For AC Variable Speed Motor And Controls, Add</i>	30,589.48 675.00 1,100.00 2,750.00	1,242.72
08 33 23 13-0266	EA	20' x 10', 3 Ply Fabric Panel, High-Speed Rolling Door (Rytec® Fast-Seal®)..... <i>For NEMA 4X Control Box, Add</i> <i>For 2 Speed Motor, 60" Open, 30" Close, Add</i> <i>For AC Variable Speed Motor And Controls, Add</i>	31,844.17 675.00 1,100.00 2,750.00	1,272.11
08 33 23 13-0267	EA	20' x 11', 3 Ply Fabric Panel, High-Speed Rolling Door (Rytec® Fast-Seal®)..... <i>For NEMA 4X Control Box, Add</i> <i>For 2 Speed Motor, 60" Open, 30" Close, Add</i> <i>For AC Variable Speed Motor And Controls, Add</i>	33,623.61 675.00 1,100.00 2,750.00	1,301.49
08 33 23 13-0268	EA	20' x 12', 3 Ply Fabric Panel, High-Speed Rolling Door (Rytec® Fast-Seal®)..... <i>For NEMA 4X Control Box, Add</i> <i>For 2 Speed Motor, 60" Open, 30" Close, Add</i> <i>For AC Variable Speed Motor And Controls, Add</i>	35,452.78 675.00 1,100.00 2,750.00	1,330.88
08 33 23 13-0269	EA	20' x 13', 3 Ply Fabric Panel, High-Speed Rolling Door (Rytec® Fast-Seal®)..... <i>For NEMA 4X Control Box, Add</i> <i>For 2 Speed Motor, 60" Open, 30" Close, Add</i> <i>For AC Variable Speed Motor And Controls, Add</i>	36,320.80 675.00 1,100.00 2,750.00	1,360.25
08 33 23 13-0270	EA	20' x 14', 3 Ply Fabric Panel, High-Speed Rolling Door (Rytec® Fast-Seal®)..... <i>For NEMA 4X Control Box, Add</i> <i>For 2 Speed Motor, 60" Open, 30" Close, Add</i> <i>For AC Variable Speed Motor And Controls, Add</i>	37,288.23 675.00 1,100.00 2,750.00	1,389.64
08 33 23 13-0271	EA	20' x 15', 3 Ply Fabric Panel, High-Speed Rolling Door (Rytec® Fast-Seal®)..... <i>For NEMA 4X Control Box, Add</i> <i>For 2 Speed Motor, 60" Open, 30" Close, Add</i> <i>For AC Variable Speed Motor And Controls, Add</i>	38,870.50 675.00 1,100.00 2,750.00	1,439.88
08 33 23 13-0272	EA	20' x 16', 3 Ply Fabric Panel, High-Speed Rolling Door (Rytec® Fast-Seal®)..... <i>For NEMA 4X Control Box, Add</i> <i>For 2 Speed Motor, 60" Open, 30" Close, Add</i> <i>For AC Variable Speed Motor And Controls, Add</i>	40,475.49 675.00 1,100.00 2,750.00	1,477.33
08 33 23 13-0273	EA	20' x 17', 3 Ply Fabric Panel, High-Speed Rolling Door (Rytec® Fast-Seal®)..... <i>For NEMA 4X Control Box, Add</i> <i>For 2 Speed Motor, 60" Open, 30" Close, Add</i> <i>For AC Variable Speed Motor And Controls, Add</i>	42,082.41 675.00 1,100.00 2,750.00	1,515.73
08 33 23 13-0274	EA	20' x 18', 3 Ply Fabric Panel, High-Speed Rolling Door (Rytec® Fast-Seal®)..... <i>For NEMA 4X Control Box, Add</i> <i>For 2 Speed Motor, 60" Open, 30" Close, Add</i> <i>For AC Variable Speed Motor And Controls, Add</i>	43,498.01 675.00 1,100.00 2,750.00	1,555.14
08 33 23 13-0275		21' Wide, 3 Ply Fabric Panel, High-Speed Rolling Doors (Rytec® Fast-Seal®) (08 33 23 13-0118)		
08 33 23 13-0276	EA	21' x 10', 3 Ply Fabric Panel, High-Speed Rolling Door (Rytec® Fast-Seal®)..... <i>For NEMA 4X Control Box, Add</i> <i>For 2 Speed Motor, 60" Open, 30" Close, Add</i> <i>For AC Variable Speed Motor And Controls, Add</i>	36,709.83 675.00 1,100.00 2,750.00	1,301.36
08 33 23 13-0277	EA	21' x 11', 3 Ply Fabric Panel, High-Speed Rolling Door (Rytec® Fast-Seal®)..... <i>For NEMA 4X Control Box, Add</i> <i>For 2 Speed Motor, 60" Open, 30" Close, Add</i> <i>For AC Variable Speed Motor And Controls, Add</i>	38,490.63 675.00 1,100.00 2,750.00	1,331.42



	MINOR	CSI	UOM	DESCRIPTION	TOTAL DIRECT UNIT COST	DEMOLITION UNIT COST
08 33 23	13-0278	EA		21' x 12', 3 Ply Fabric Panel, High-Speed Rolling Door (Rytec® Fast-Seal®)..... <i>For NEMA 4X Control Box, Add</i> <i>For 2 Speed Motor, 60" Open, 30" Close, Add</i> <i>For AC Variable Speed Motor And Controls, Add</i>	40,319.75 675.00 1,100.00 2,750.00	1,361.48
08 33 23	13-0279	EA		21' x 13', 3 Ply Fabric Panel, High-Speed Rolling Door (Rytec® Fast-Seal®)..... <i>For NEMA 4X Control Box, Add</i> <i>For 2 Speed Motor, 60" Open, 30" Close, Add</i> <i>For AC Variable Speed Motor And Controls, Add</i>	41,191.88 675.00 1,100.00 2,750.00	1,391.54
08 33 23	13-0280	EA		21' x 14', 3 Ply Fabric Panel, High-Speed Rolling Door (Rytec® Fast-Seal®)..... <i>For NEMA 4X Control Box, Add</i> <i>For 2 Speed Motor, 60" Open, 30" Close, Add</i> <i>For AC Variable Speed Motor And Controls, Add</i>	42,159.30 675.00 1,100.00 2,750.00	1,421.60
08 33 23	13-0281	EA		21' x 15', 3 Ply Fabric Panel, High-Speed Rolling Door (Rytec® Fast-Seal®)..... <i>For NEMA 4X Control Box, Add</i> <i>For 2 Speed Motor, 60" Open, 30" Close, Add</i> <i>For AC Variable Speed Motor And Controls, Add</i>	43,743.88 675.00 1,100.00 2,750.00	1,473.01
08 33 23	13-0282	EA		21' x 16', 3 Ply Fabric Panel, High-Speed Rolling Door (Rytec® Fast-Seal®)..... <i>For NEMA 4X Control Box, Add</i> <i>For 2 Speed Motor, 60" Open, 30" Close, Add</i> <i>For AC Variable Speed Motor And Controls, Add</i>	45,350.59 675.00 1,100.00 2,750.00	1,511.30
08 33 23	13-0283	EA		21' x 17', 3 Ply Fabric Panel, High-Speed Rolling Door (Rytec® Fast-Seal®)..... <i>For NEMA 4X Control Box, Add</i> <i>For 2 Speed Motor, 60" Open, 30" Close, Add</i> <i>For AC Variable Speed Motor And Controls, Add</i>	46,959.28 675.00 1,100.00 2,750.00	1,550.60
08 33 23	13-0284	EA		21' x 18', 3 Ply Fabric Panel, High-Speed Rolling Door (Rytec® Fast-Seal®)..... <i>For NEMA 4X Control Box, Add</i> <i>For 2 Speed Motor, 60" Open, 30" Close, Add</i> <i>For AC Variable Speed Motor And Controls, Add</i>	48,376.69 675.00 1,100.00 2,750.00	1,590.91
08 33 23	13-0285			22' Wide, 3 Ply Fabric Panel, High-Speed Rolling Doors (Rytec® Fast-Seal®) <small>(08 33 23 13-0118)</small>		
08 33 23	13-0286	EA		22' x 10', 3 Ply Fabric Panel, High-Speed Rolling Door (Rytec® Fast-Seal®)..... <i>For NEMA 4X Control Box, Add</i> <i>For 2 Speed Motor, 60" Open, 30" Close, Add</i> <i>For AC Variable Speed Motor And Controls, Add</i>	38,106.46 675.00 1,100.00 2,750.00	1,331.30
08 33 23	13-0287	EA		22' x 11', 3 Ply Fabric Panel, High-Speed Rolling Door (Rytec® Fast-Seal®)..... <i>For NEMA 4X Control Box, Add</i> <i>For 2 Speed Motor, 60" Open, 30" Close, Add</i> <i>For AC Variable Speed Motor And Controls, Add</i>	39,890.02 675.00 1,100.00 2,750.00	1,362.05
08 33 23	13-0288	EA		22' x 12', 3 Ply Fabric Panel, High-Speed Rolling Door (Rytec® Fast-Seal®)..... <i>For NEMA 4X Control Box, Add</i> <i>For 2 Speed Motor, 60" Open, 30" Close, Add</i> <i>For AC Variable Speed Motor And Controls, Add</i>	41,719.16 675.00 1,100.00 2,750.00	1,392.80
08 33 23	13-0289	EA		22' x 13', 3 Ply Fabric Panel, High-Speed Rolling Door (Rytec® Fast-Seal®)..... <i>For NEMA 4X Control Box, Add</i> <i>For 2 Speed Motor, 60" Open, 30" Close, Add</i> <i>For AC Variable Speed Motor And Controls, Add</i>	42,591.28 675.00 1,100.00 2,750.00	1,423.55
08 33 23	13-0290	EA		22' x 14', 3 Ply Fabric Panel, High-Speed Rolling Door (Rytec® Fast-Seal®)..... <i>For NEMA 4X Control Box, Add</i> <i>For 2 Speed Motor, 60" Open, 30" Close, Add</i> <i>For AC Variable Speed Motor And Controls, Add</i>	43,562.84 675.00 1,100.00 2,750.00	1,454.30
08 33 23	13-0291	EA		22' x 15', 3 Ply Fabric Panel, High-Speed Rolling Door (Rytec® Fast-Seal®)..... <i>For NEMA 4X Control Box, Add</i> <i>For 2 Speed Motor, 60" Open, 30" Close, Add</i> <i>For AC Variable Speed Motor And Controls, Add</i>	45,149.80 675.00 1,100.00 2,750.00	1,506.88
08 33 23	13-0292	EA		22' x 16', 3 Ply Fabric Panel, High-Speed Rolling Door (Rytec® Fast-Seal®)..... <i>For NEMA 4X Control Box, Add</i> <i>For 2 Speed Motor, 60" Open, 30" Close, Add</i> <i>For AC Variable Speed Motor And Controls, Add</i>	46,758.27 675.00 1,100.00 2,750.00	1,546.06
08 33 23	13-0293	EA		22' x 17', 3 Ply Fabric Panel, High-Speed Rolling Door (Rytec® Fast-Seal®)..... <i>For NEMA 4X Control Box, Add</i> <i>For 2 Speed Motor, 60" Open, 30" Close, Add</i> <i>For AC Variable Speed Motor And Controls, Add</i>	48,367.39 675.00 1,100.00 2,750.00	1,586.26
08 33 23	13-0294	EA		22' x 18', 3 Ply Fabric Panel, High-Speed Rolling Door (Rytec® Fast-Seal®)..... <i>For NEMA 4X Control Box, Add</i> <i>For 2 Speed Motor, 60" Open, 30" Close, Add</i> <i>For AC Variable Speed Motor And Controls, Add</i>	49,788.02 675.00 1,100.00 2,750.00	1,627.51
08 33 23	13-0295			23' Wide, 3 Ply Fabric Panel, High-Speed Rolling Doors (Rytec® Fast-Seal®) <small>(08 33 23 13-0118)</small>		
08 33 23	13-0296	EA		23' x 10', 3 Ply Fabric Panel, High-Speed Rolling Door (Rytec® Fast-Seal®)..... <i>For NEMA 4X Control Box, Add</i> <i>For 2 Speed Motor, 60" Open, 30" Close, Add</i> <i>For AC Variable Speed Motor And Controls, Add</i>	39,505.85 675.00 1,100.00 2,750.00	1,361.92
08 33 23	13-0297	EA		23' x 11', 3 Ply Fabric Panel, High-Speed Rolling Door (Rytec® Fast-Seal®)..... <i>For NEMA 4X Control Box, Add</i> <i>For 2 Speed Motor, 60" Open, 30" Close, Add</i> <i>For AC Variable Speed Motor And Controls, Add</i>	41,289.46 675.00 1,100.00 2,750.00	1,393.38
08 33 23	13-0298	EA		23' x 12', 3 Ply Fabric Panel, High-Speed Rolling Door (Rytec® Fast-Seal®)..... <i>For NEMA 4X Control Box, Add</i> <i>For 2 Speed Motor, 60" Open, 30" Close, Add</i> <i>For AC Variable Speed Motor And Controls, Add</i>	43,121.38 675.00 1,100.00 2,750.00	1,424.84

08 Openings**08 30 Specialty Doors and Frames****08 33 Coiling Doors and Grilles**
**SAN BERNARDINO
COUNTY**

MINOR CSI	UOM	DESCRIPTION	TOTAL DIRECT UNIT COST	DEMOLITION UNIT COST
08 33 23 13-0299	EA	23' x 13', 3 Ply Fabric Panel, High-Speed Rolling Door (Rytec® Fast-Seal®)..... <i>For NEMA 4X Control Box, Add</i> <i>For 2 Speed Motor, 60" Open, 30" Close, Add</i> <i>For AC Variable Speed Motor And Controls, Add</i>	43,994.92 675.00 1,100.00 2,750.00	1,456.29
08 33 23 13-0300	EA	23' x 14', 3 Ply Fabric Panel, High-Speed Rolling Door (Rytec® Fast-Seal®)..... <i>For NEMA 4X Control Box, Add</i> <i>For 2 Speed Motor, 60" Open, 30" Close, Add</i> <i>For AC Variable Speed Motor And Controls, Add</i>	44,966.53 675.00 1,100.00 2,750.00	1,487.75
08 33 23 13-0301	EA	23' x 15', 3 Ply Fabric Panel, High-Speed Rolling Door (Rytec® Fast-Seal®)..... <i>For NEMA 4X Control Box, Add</i> <i>For 2 Speed Motor, 60" Open, 30" Close, Add</i> <i>For AC Variable Speed Motor And Controls, Add</i>	46,557.26 675.00 1,100.00 2,750.00	1,541.54
08 33 23 13-0302	EA	23' x 16', 3 Ply Fabric Panel, High-Speed Rolling Door (Rytec® Fast-Seal®)..... <i>For NEMA 4X Control Box, Add</i> <i>For 2 Speed Motor, 60" Open, 30" Close, Add</i> <i>For AC Variable Speed Motor And Controls, Add</i>	48,166.15 675.00 1,100.00 2,750.00	1,581.63
08 33 23 13-0303	EA	23' x 17', 3 Ply Fabric Panel, High-Speed Rolling Door (Rytec® Fast-Seal®)..... <i>For NEMA 4X Control Box, Add</i> <i>For 2 Speed Motor, 60" Open, 30" Close, Add</i> <i>For AC Variable Speed Motor And Controls, Add</i>	49,778.51 675.00 1,100.00 2,750.00	1,622.74
08 33 23 13-0304	EA	23' x 18', 3 Ply Fabric Panel, High-Speed Rolling Door (Rytec® Fast-Seal®)..... <i>For NEMA 4X Control Box, Add</i> <i>For 2 Speed Motor, 60" Open, 30" Close, Add</i> <i>For AC Variable Speed Motor And Controls, Add</i>	51,201.05 675.00 1,100.00 2,750.00	1,664.93
08 33 23 13-0305		24' Wide, 3 Ply Fabric Panel, High-Speed Rolling Doors (Rytec® Fast-Seal®) <small>(08 33 23 13-0118)</small>		
08 33 23 13-0306	EA	24' x 10', 3 Ply Fabric Panel, High-Speed Rolling Door (Rytec® Fast-Seal®)..... <i>For NEMA 4X Control Box, Add</i> <i>For 2 Speed Motor, 60" Open, 30" Close, Add</i> <i>For AC Variable Speed Motor And Controls, Add</i>	40,905.28 675.00 1,100.00 2,750.00	1,393.25
08 33 23 13-0307	EA	24' x 11', 3 Ply Fabric Panel, High-Speed Rolling Door (Rytec® Fast-Seal®)..... <i>For NEMA 4X Control Box, Add</i> <i>For 2 Speed Motor, 60" Open, 30" Close, Add</i> <i>For AC Variable Speed Motor And Controls, Add</i>	42,690.32 675.00 1,100.00 2,750.00	1,425.42
08 33 23 13-0308	EA	24' x 12', 3 Ply Fabric Panel, High-Speed Rolling Door (Rytec® Fast-Seal®)..... <i>For NEMA 4X Control Box, Add</i> <i>For 2 Speed Motor, 60" Open, 30" Close, Add</i> <i>For AC Variable Speed Motor And Controls, Add</i>	44,525.08 675.00 1,100.00 2,750.00	1,457.61
08 33 23 13-0309	EA	24' x 13', 3 Ply Fabric Panel, High-Speed Rolling Door (Rytec® Fast-Seal®)..... <i>For NEMA 4X Control Box, Add</i> <i>For 2 Speed Motor, 60" Open, 30" Close, Add</i> <i>For AC Variable Speed Motor And Controls, Add</i>	45,400.08 675.00 1,100.00 2,750.00	1,489.78
08 33 23 13-0310	EA	24' x 14', 3 Ply Fabric Panel, High-Speed Rolling Door (Rytec® Fast-Seal®)..... <i>For NEMA 4X Control Box, Add</i> <i>For 2 Speed Motor, 60" Open, 30" Close, Add</i> <i>For AC Variable Speed Motor And Controls, Add</i>	46,371.73 675.00 1,100.00 2,750.00	1,521.97
08 33 23 13-0311	EA	24' x 15', 3 Ply Fabric Panel, High-Speed Rolling Door (Rytec® Fast-Seal®)..... <i>For NEMA 4X Control Box, Add</i> <i>For 2 Speed Motor, 60" Open, 30" Close, Add</i> <i>For AC Variable Speed Motor And Controls, Add</i>	47,963.57 675.00 1,100.00 2,750.00	1,577.00
08 33 23 13-0312	EA	24' x 16', 3 Ply Fabric Panel, High-Speed Rolling Door (Rytec® Fast-Seal®)..... <i>For NEMA 4X Control Box, Add</i> <i>For 2 Speed Motor, 60" Open, 30" Close, Add</i> <i>For AC Variable Speed Motor And Controls, Add</i>	49,575.69 675.00 1,100.00 2,750.00	1,617.99
08 33 23 13-0313	EA	24' x 17', 3 Ply Fabric Panel, High-Speed Rolling Door (Rytec® Fast-Seal®)..... <i>For NEMA 4X Control Box, Add</i> <i>For 2 Speed Motor, 60" Open, 30" Close, Add</i> <i>For AC Variable Speed Motor And Controls, Add</i>	51,191.31 675.00 1,100.00 2,750.00	1,660.07
08 33 23 13-0314	EA	24' x 18', 3 Ply Fabric Panel, High-Speed Rolling Door (Rytec® Fast-Seal®)..... <i>For NEMA 4X Control Box, Add</i> <i>For 2 Speed Motor, 60" Open, 30" Close, Add</i> <i>For AC Variable Speed Motor And Controls, Add</i>	52,613.02 675.00 1,100.00 2,750.00	1,703.23
08 33 23 13-0315		Rytec® Fast-Seal® Door Options <small>(08 33 23 13-0117)</small>		
08 33 23 13-0316	LF	Strapped Windbar For Rytec® Fast-Seal® High-Speed Rolling Doors Note: Multiply linear foot price x width of door.	38.36	
08 33 23 13-0317	EA	Up To 10' Wide Doors, Roll And Motor Hood For Rytec® Fast-Seal® High-Speed Rolling Doors	415.57	
08 33 23 13-0318	EA	>10' To 15' Wide Doors, Roll And Motor Hood For Rytec® Fast-Seal® High-Speed Rolling Doors	690.48	
08 33 23 13-0319	EA	>15' To 20' Wide Doors, Roll And Motor Hood For Rytec® Fast-Seal® High-Speed Rolling Doors	1,015.42	
08 33 23 13-0320	EA	>20' To 24' Wide Doors, Roll And Motor Hood For Rytec® Fast-Seal® High-Speed Rolling Doors	1,519.06	
08 33 23 13-0321	EA	One 17" x 17", 2mm Thick, Replaceable Polyvinyl Chloride (PVC) Window With Velcro For Rytec® Fast-Seal® High-Speed Rolling Doors	242.95	
08 33 23 13-0322	EA	Two 17" x 17", 2mm Thick, Replaceable Polyvinyl Chloride (PVC) Windows With Velcro For Rytec® Fast-Seal® High-Speed Rolling Doors	479.50	
08 33 23 13-0323	EA	Three 17" x 17", 2mm Thick, Replaceable Polyvinyl Chloride (PVC) Windows With Velcro For Rytec® Fast-Seal® High-Speed Rolling Doors	607.37	
08 33 23 13-0324	EA	Four 17" x 17", 2mm Thick, Replaceable Polyvinyl Chloride (PVC) Windows With Velcro For Rytec® Fast-Seal® High-Speed Rolling Doors	959.00	
		Note: Door must be at least 136" wide.		



MINOR	CSI	UOM	DESCRIPTION	TOTAL DIRECT UNIT COST	DEMOLITION UNIT COST
08 33 23	13-0325	EA	One 24" x 24", 2mm Thick, Replaceable Polyvinyl Chloride (PVC) Window With Velcro For Rytec® Fast-Seal® High-Speed Rolling Doors	281.31	
08 33 23	13-0326	EA	Two 24" x 24", 2mm Thick, Replaceable Polyvinyl Chloride (PVC) Windows With Velcro For Rytec® Fast-Seal® High-Speed Rolling Doors Note: Door must be at least 108" wide.	556.22	
08 33 23	13-0327	EA	Three 24" x 24", 2mm Thick, Replaceable Polyvinyl Chloride (PVC) Windows With Velcro For Rytec® Fast-Seal® High-Speed Rolling Doors Note: Door must be at least 144" wide.	690.48	
08 33 23	13-0328	EA	Four 24" x 24", 2mm Thick, Replaceable Polyvinyl Chloride (PVC) Windows With Velcro For Rytec® Fast-Seal® High-Speed Rolling Doors Note: Door must be at least 192" wide.	1,112.44	
08 33 23	13-0329	EA	Sloped Roll And Motor Cover For Interior Or Exterior Door Widths Of 8' Or 10' For 304 Stainless Steel, Add For 316 Stainless Steel, Add	719.55 115.13 503.69	
08 33 23	13-0330	EA	Sloped Roll And Motor Cover For Interior Or Exterior Door Widths Of 12' Or 14' For 304 Stainless Steel, Add For 316 Stainless Steel, Add	935.42 149.67 654.79	
08 33 23	13-0331	EA	Sloped Roll And Motor Cover For Interior Or Exterior Door Widths Of 16' Or 18' For 304 Stainless Steel, Add For 316 Stainless Steel, Add	1,223.24 195.72 856.27	
08 33 23	13-0332	EA	Through Wall Brake Release	142.91	
08 33 23	13-0333	EA	Explosion Proof Upgrade Package: Control Box, Motor, Rotary Limit Switch, Photo-eyes, Safety Bar, Push Buttons For NEMA 12 Control Box Mounted Outside Explosion Proof Area, Deduct	20,651.08 -6,200.00	
08 33 23	13-0334		High Performance Rubber, High-Speed Rolling Door (Rytec® Powerhouse™) <small>(08 33 23 13)</small> Note: Rytec® Powerhouse™. Door panel is styrene butadiene rubber (SBR) panel 1/4" thick, made of two 1/8" thick layers, 60 durometer; sandwiched with 1-ply, 110 lbs polyester cord center. Panel includes bonded SBR beveled segmented windlocks to allow the door panel to effectively release from the side frame in case of accidental impact. Vertical orange stripes for visual safety awareness. Side frames are structural columns consisting of 5 x 2 x 1/4" structural steel tubing, welded to a reinforced 0.22" thick steel Z" mounting bracket and 0.18" thick steel hinged cover. Drive system is a 480 volt, 3-phase variable speed AC Drive motor with brake and absolute encoder. Opens at up to 60" per second and closes at 21" per second.		
08 33 23	13-0335		High Performance Rubber, High-Speed Rolling Door (Rytec® Powerhouse™) <small>(08 33 23 13-0334)</small>		
08 33 23	13-0336		8' Wide, High Performance Rubber, High-Speed Rolling Door (Rytec® Powerhouse™) <small>(08 33 23 13-0335)</small>		
08 33 23	13-0337	EA	8' x 8', High Performance Rubber, High-Speed Rolling Door (Rytec® Powerhouse™)	23,905.01	904.78
08 33 23	13-0338	EA	8' x 9', High Performance Rubber, High-Speed Rolling Door (Rytec® Powerhouse™)	24,119.24	930.42
08 33 23	13-0339	EA	8' x 10', High Performance Rubber, High-Speed Rolling Door (Rytec® Powerhouse™)	24,495.03	956.05
08 33 23	13-0340	EA	8' x 11', High Performance Rubber, High-Speed Rolling Door (Rytec® Powerhouse™)	24,870.84	981.69
08 33 23	13-0341	EA	8' x 12', High Performance Rubber, High-Speed Rolling Door (Rytec® Powerhouse™)	25,248.02	1,007.32
08 33 23	13-0342	EA	8' x 13', High Performance Rubber, High-Speed Rolling Door (Rytec® Powerhouse™)	25,623.81	1,032.96
08 33 23	13-0343	EA	8' x 14', High Performance Rubber, High-Speed Rolling Door (Rytec® Powerhouse™)	25,836.66	1,058.60
08 33 23	13-0344	EA	8' x 15', High Performance Rubber, High-Speed Rolling Door (Rytec® Powerhouse™)	26,217.62	1,086.12
08 33 23	13-0345	EA	8' x 16', High Performance Rubber, High-Speed Rolling Door (Rytec® Powerhouse™)	26,923.14	1,114.36
08 33 23	13-0346	EA	8' x 17', High Performance Rubber, High-Speed Rolling Door (Rytec® Powerhouse™)	27,144.05	1,143.33
08 33 23	13-0347	EA	8' x 18', High Performance Rubber, High-Speed Rolling Door (Rytec® Powerhouse™)	27,690.97	1,173.06
08 33 23	13-0348		9' Wide, High Performance Rubber, High-Speed Rolling Door (Rytec® Powerhouse™) <small>(08 33 23 13-0335)</small>		
08 33 23	13-0349	EA	9' x 8', High Performance Rubber, High-Speed Rolling Door (Rytec® Powerhouse™)	24,119.24	930.42
08 33 23	13-0350	EA	9' x 9', High Performance Rubber, High-Speed Rolling Door (Rytec® Powerhouse™)	24,332.08	956.05
08 33 23	13-0351	EA	9' x 10', High Performance Rubber, High-Speed Rolling Door (Rytec® Powerhouse™)	24,709.27	981.69
08 33 23	13-0352	EA	9' x 11', High Performance Rubber, High-Speed Rolling Door (Rytec® Powerhouse™)	25,248.02	1,007.32
08 33 23	13-0353	EA	9' x 12', High Performance Rubber, High-Speed Rolling Door (Rytec® Powerhouse™)	25,460.86	1,032.96
08 33 23	13-0354	EA	9' x 13', High Performance Rubber, High-Speed Rolling Door (Rytec® Powerhouse™)	25,836.66	1,058.60
08 33 23	13-0355	EA	9' x 14', High Performance Rubber, High-Speed Rolling Door (Rytec® Powerhouse™)	26,213.84	1,084.23
08 33 23	13-0356	EA	9' x 15', High Performance Rubber, High-Speed Rolling Door (Rytec® Powerhouse™)	26,598.61	1,114.36
08 33 23	13-0357	EA	9' x 16', High Performance Rubber, High-Speed Rolling Door (Rytec® Powerhouse™)	27,468.58	1,143.33
08 33 23	13-0358	EA	9' x 17', High Performance Rubber, High-Speed Rolling Door (Rytec® Powerhouse™)	28,341.41	1,173.06
08 33 23	13-0359	EA	9' x 18', High Performance Rubber, High-Speed Rolling Door (Rytec® Powerhouse™)	29,214.42	1,203.56
08 33 23	13-0360		10' Wide, High Performance Rubber, High-Speed Rolling Door (Rytec® Powerhouse™) <small>(08 33 23 13-0335)</small>		
08 33 23	13-0361	EA	10' x 8', High Performance Rubber, High-Speed Rolling Door (Rytec® Powerhouse™)	25,307.04	956.05
08 33 23	13-0362	EA	10' x 9', High Performance Rubber, High-Speed Rolling Door (Rytec® Powerhouse™)	25,521.27	981.69
08 33 23	13-0363	EA	10' x 10', High Performance Rubber, High-Speed Rolling Door (Rytec® Powerhouse™)	25,897.07	1,007.32
08 33 23	13-0364	EA	10' x 11', High Performance Rubber, High-Speed Rolling Door (Rytec® Powerhouse™)	26,435.82	1,032.96
08 33 23	13-0365	EA	10' x 12', High Performance Rubber, High-Speed Rolling Door (Rytec® Powerhouse™)	26,811.62	1,058.60
08 33 23	13-0366	EA	10' x 13', High Performance Rubber, High-Speed Rolling Door (Rytec® Powerhouse™)	27,188.80	1,084.23
08 33 23	13-0367	EA	10' x 14', High Performance Rubber, High-Speed Rolling Door (Rytec® Powerhouse™)	27,564.59	1,109.87
08 33 23	13-0368	EA	10' x 15', High Performance Rubber, High-Speed Rolling Door (Rytec® Powerhouse™)	28,117.90	1,142.77
08 33 23	13-0369	EA	10' x 16', High Performance Rubber, High-Speed Rolling Door (Rytec® Powerhouse™)	28,826.37	1,172.49
08 33 23	13-0370	EA	10' x 17', High Performance Rubber, High-Speed Rolling Door (Rytec® Powerhouse™)	29,862.29	1,202.97
08 33 23	13-0371	EA	10' x 18', High Performance Rubber, High-Speed Rolling Door (Rytec® Powerhouse™)	30,738.25	1,234.24



MINOR
CSI UOM DESCRIPTION

TOTAL DIRECT DEMOLITION
UNIT COST UNIT COST

MINOR	CSI	UOM	DESCRIPTION	TOTAL DIRECT UNIT COST	DEMOLITION UNIT COST
08 33 23 13-0372			11' Wide, High Performance Rubber, High-Speed Rolling Door (Rytec® Powerhouse™) <small>(08 33 23 13-0335)</small>		
08 33 23 13-0373	EA		11' x 8', High Performance Rubber, High-Speed Rolling Door (Rytec® Powerhouse™)	25,358.32	981.69
08 33 23 13-0374	EA		11' x 9', High Performance Rubber, High-Speed Rolling Door (Rytec® Powerhouse™)	25,734.12	1,007.32
08 33 23 13-0375	EA		11' x 10', High Performance Rubber, High-Speed Rolling Door (Rytec® Powerhouse™)	26,111.30	1,032.96
08 33 23 13-0376	EA		11' x 11', High Performance Rubber, High-Speed Rolling Door (Rytec® Powerhouse™)	26,650.05	1,058.60
08 33 23 13-0377	EA		11' x 12', High Performance Rubber, High-Speed Rolling Door (Rytec® Powerhouse™)	27,025.84	1,084.23
08 33 23 13-0378	EA		11' x 13', High Performance Rubber, High-Speed Rolling Door (Rytec® Powerhouse™)	27,401.64	1,109.87
08 33 23 13-0379	EA		11' x 14', High Performance Rubber, High-Speed Rolling Door (Rytec® Powerhouse™)	28,266.30	1,135.50
08 33 23 13-0380	EA		11' x 15', High Performance Rubber, High-Speed Rolling Door (Rytec® Powerhouse™)	29,311.10	1,171.11
08 33 23 13-0381	EA		11' x 16', High Performance Rubber, High-Speed Rolling Door (Rytec® Powerhouse™)	30,346.97	1,201.56
08 33 23 13-0382	EA		11' x 17', High Performance Rubber, High-Speed Rolling Door (Rytec® Powerhouse™)	31,384.41	1,232.81
08 33 23 13-0383	EA		11' x 18', High Performance Rubber, High-Speed Rolling Door (Rytec® Powerhouse™)	32,260.52	1,264.85
08 33 23 13-0384			12' Wide, High Performance Rubber, High-Speed Rolling Door (Rytec® Powerhouse™) <small>(08 33 23 13-0335)</small>		
08 33 23 13-0385	EA		12' x 8', High Performance Rubber, High-Speed Rolling Door (Rytec® Powerhouse™)	25,572.54	1,007.32
08 33 23 13-0386	EA		12' x 9', High Performance Rubber, High-Speed Rolling Door (Rytec® Powerhouse™)	25,948.34	1,032.96
08 33 23 13-0387	EA		12' x 10', High Performance Rubber, High-Speed Rolling Door (Rytec® Powerhouse™)	26,324.14	1,058.60
08 33 23 13-0388	EA		12' x 11', High Performance Rubber, High-Speed Rolling Door (Rytec® Powerhouse™)	26,862.89	1,084.23
08 33 23 13-0389	EA		12' x 12', High Performance Rubber, High-Speed Rolling Door (Rytec® Powerhouse™)	27,401.64	1,109.87
08 33 23 13-0390	EA		12' x 13', High Performance Rubber, High-Speed Rolling Door (Rytec® Powerhouse™)	28,427.87	1,135.50
08 33 23 13-0391	EA		12' x 14', High Performance Rubber, High-Speed Rolling Door (Rytec® Powerhouse™)	29,454.10	1,161.14
08 33 23 13-0392	EA		12' x 15', High Performance Rubber, High-Speed Rolling Door (Rytec® Powerhouse™)	30,505.71	1,199.46
08 33 23 13-0393	EA		12' x 16', High Performance Rubber, High-Speed Rolling Door (Rytec® Powerhouse™)	31,704.60	1,230.64
08 33 23 13-0394	EA		12' x 17', High Performance Rubber, High-Speed Rolling Door (Rytec® Powerhouse™)	32,743.56	1,262.64
08 33 23 13-0395	EA		12' x 18', High Performance Rubber, High-Speed Rolling Door (Rytec® Powerhouse™)	33,784.18	1,295.47
08 33 23 13-0396			13' Wide, High Performance Rubber, High-Speed Rolling Door (Rytec® Powerhouse™) <small>(08 33 23 13-0335)</small>		
08 33 23 13-0397	EA		13' x 8', High Performance Rubber, High-Speed Rolling Door (Rytec® Powerhouse™)	25,948.34	1,032.96
08 33 23 13-0398	EA		13' x 9', High Performance Rubber, High-Speed Rolling Door (Rytec® Powerhouse™)	26,162.57	1,058.60
08 33 23 13-0399	EA		13' x 10', High Performance Rubber, High-Speed Rolling Door (Rytec® Powerhouse™)	26,538.36	1,084.23
08 33 23 13-0400	EA		13' x 11', High Performance Rubber, High-Speed Rolling Door (Rytec® Powerhouse™)	27,240.07	1,109.87
08 33 23 13-0401	EA		13' x 12', High Performance Rubber, High-Speed Rolling Door (Rytec® Powerhouse™)	28,427.87	1,135.50
08 33 23 13-0402	EA		13' x 13', High Performance Rubber, High-Speed Rolling Door (Rytec® Powerhouse™)	29,617.06	1,161.14
08 33 23 13-0403	EA		13' x 14', High Performance Rubber, High-Speed Rolling Door (Rytec® Powerhouse™)	30,643.29	1,186.78
08 33 23 13-0404	EA		13' x 15', High Performance Rubber, High-Speed Rolling Door (Rytec® Powerhouse™)	31,862.05	1,227.88
08 33 23 13-0405	EA		13' x 16', High Performance Rubber, High-Speed Rolling Door (Rytec® Powerhouse™)	33,063.81	1,259.80
08 33 23 13-0406	EA		13' x 17', High Performance Rubber, High-Speed Rolling Door (Rytec® Powerhouse™)	34,265.86	1,292.57
08 33 23 13-0407	EA		13' x 18', High Performance Rubber, High-Speed Rolling Door (Rytec® Powerhouse™)	35,308.03	1,326.17
08 33 23 13-0408			14' Wide, High Performance Rubber, High-Speed Rolling Door (Rytec® Powerhouse™) <small>(08 33 23 13-0335)</small>		
08 33 23 13-0409	EA		14' x 8', High Performance Rubber, High-Speed Rolling Door (Rytec® Powerhouse™)	26,162.57	1,058.60
08 33 23 13-0410	EA		14' x 9', High Performance Rubber, High-Speed Rolling Door (Rytec® Powerhouse™)	26,975.41	1,084.23
08 33 23 13-0411	EA		14' x 10', High Performance Rubber, High-Speed Rolling Door (Rytec® Powerhouse™)	26,914.16	1,109.87
08 33 23 13-0412	EA		14' x 11', High Performance Rubber, High-Speed Rolling Door (Rytec® Powerhouse™)	27,940.39	1,135.50
08 33 23 13-0413	EA		14' x 12', High Performance Rubber, High-Speed Rolling Door (Rytec® Powerhouse™)	29,454.10	1,161.14
08 33 23 13-0414	EA		14' x 13', High Performance Rubber, High-Speed Rolling Door (Rytec® Powerhouse™)	30,643.29	1,186.78
08 33 23 13-0415	EA		14' x 14', High Performance Rubber, High-Speed Rolling Door (Rytec® Powerhouse™)	31,994.05	1,212.40
08 33 23 13-0416	EA		14' x 15', High Performance Rubber, High-Speed Rolling Door (Rytec® Powerhouse™)	33,218.25	1,256.25
08 33 23 13-0417	EA		14' x 16', High Performance Rubber, High-Speed Rolling Door (Rytec® Powerhouse™)	34,421.50	1,288.91
08 33 23 13-0418	EA		14' x 17', High Performance Rubber, High-Speed Rolling Door (Rytec® Powerhouse™)	35,625.06	1,322.41
08 33 23 13-0419	EA		14' x 18', High Performance Rubber, High-Speed Rolling Door (Rytec® Powerhouse™)	36,994.69	1,356.80
08 33 23 13-0420			15' Wide, High Performance Rubber, High-Speed Rolling Door (Rytec® Powerhouse™) <small>(08 33 23 13-0335)</small>		
08 33 23 13-0421	EA		15' x 8', High Performance Rubber, High-Speed Rolling Door (Rytec® Powerhouse™)	27,186.22	1,082.94
08 33 23 13-0422	EA		15' x 9', High Performance Rubber, High-Speed Rolling Door (Rytec® Powerhouse™)	27,563.20	1,109.17
08 33 23 13-0423	EA		15' x 10', High Performance Rubber, High-Speed Rolling Door (Rytec® Powerhouse™)	28,103.13	1,135.39
08 33 23 13-0424	EA		15' x 11', High Performance Rubber, High-Speed Rolling Door (Rytec® Powerhouse™)	28,804.64	1,161.61
08 33 23 13-0425	EA		15' x 12', High Performance Rubber, High-Speed Rolling Door (Rytec® Powerhouse™)	30,482.49	1,187.84
08 33 23 13-0426	EA		15' x 13', High Performance Rubber, High-Speed Rolling Door (Rytec® Powerhouse™)	31,834.41	1,214.06
08 33 23 13-0427	EA		15' x 14', High Performance Rubber, High-Speed Rolling Door (Rytec® Powerhouse™)	33,186.36	1,240.30
08 33 23 13-0428	EA		15' x 15', High Performance Rubber, High-Speed Rolling Door (Rytec® Powerhouse™)	34,413.98	1,285.14
08 33 23 13-0429	EA		15' x 16', High Performance Rubber, High-Speed Rolling Door (Rytec® Powerhouse™)	35,780.29	1,318.54
08 33 23 13-0430	EA		15' x 17', High Performance Rubber, High-Speed Rolling Door (Rytec® Powerhouse™)	37,148.34	1,352.84
08 33 23 13-0431	EA		15' x 18', High Performance Rubber, High-Speed Rolling Door (Rytec® Powerhouse™)	38,518.18	1,388.01



MINOR CSI UOM DESCRIPTION	TOTAL DIRECT UNIT COST	DEMOLITION UNIT COST
------------------------------	---------------------------	-------------------------

08 33 23 13-0432	16' Wide, High Performance Rubber, High-Speed Rolling Door (Rytec® Powerhouse™) <small>(08 33 23 13-0335)</small>		
08 33 23 13-0433	EA 16' x 8', High Performance Rubber, High-Speed Rolling Door (Rytec® Powerhouse™)	27,397.61	1,107.85
08 33 23 13-0434	EA 16' x 9', High Performance Rubber, High-Speed Rolling Door (Rytec® Powerhouse™)	27,938.75	1,134.68
08 33 23 13-0435	EA 16' x 10', High Performance Rubber, High-Speed Rolling Door (Rytec® Powerhouse™)	28,479.89	1,161.50
08 33 23 13-0436	EA 16' x 11', High Performance Rubber, High-Speed Rolling Door (Rytec® Powerhouse™)	29,833.03	1,188.33
08 33 23 13-0437	EA 16' x 12', High Performance Rubber, High-Speed Rolling Door (Rytec® Powerhouse™)	31,673.66	1,215.16
08 33 23 13-0438	EA 16' x 13', High Performance Rubber, High-Speed Rolling Door (Rytec® Powerhouse™)	33,028.18	1,241.99
08 33 23 13-0439	EA 16' x 14', High Performance Rubber, High-Speed Rolling Door (Rytec® Powerhouse™)	34,381.33	1,268.81
08 33 23 13-0440	EA 16' x 15', High Performance Rubber, High-Speed Rolling Door (Rytec® Powerhouse™)	35,772.58	1,314.69
08 33 23 13-0441	EA 16' x 16', High Performance Rubber, High-Speed Rolling Door (Rytec® Powerhouse™)	37,140.42	1,348.88
08 33 23 13-0442	EA 16' x 17', High Performance Rubber, High-Speed Rolling Door (Rytec® Powerhouse™)	38,510.06	1,383.95
08 33 23 13-0443	EA 16' x 18', High Performance Rubber, High-Speed Rolling Door (Rytec® Powerhouse™)	40,044.47	1,419.93

08 33 23 13-0444	17' Wide, High Performance Rubber, High-Speed Rolling Door (Rytec® Powerhouse™) <small>(08 33 23 13-0335)</small>		
08 33 23 13-0445	EA 17' x 8', High Performance Rubber, High-Speed Rolling Door (Rytec® Powerhouse™)	27,774.47	1,133.33
08 33 23 13-0446	EA 17' x 9', High Performance Rubber, High-Speed Rolling Door (Rytec® Powerhouse™)	28,153.89	1,160.78
08 33 23 13-0447	EA 17' x 10', High Performance Rubber, High-Speed Rolling Door (Rytec® Powerhouse™)	29,508.26	1,188.22
08 33 23 13-0448	EA 17' x 11', High Performance Rubber, High-Speed Rolling Door (Rytec® Powerhouse™)	30,862.64	1,215.67
08 33 23 13-0449	EA 17' x 12', High Performance Rubber, High-Speed Rolling Door (Rytec® Powerhouse™)	32,704.50	1,243.11
08 33 23 13-0450	EA 17' x 13', High Performance Rubber, High-Speed Rolling Door (Rytec® Powerhouse™)	34,221.84	1,270.56
08 33 23 13-0451	EA 17' x 14', High Performance Rubber, High-Speed Rolling Door (Rytec® Powerhouse™)	35,576.22	1,298.00
08 33 23 13-0452	EA 17' x 15', High Performance Rubber, High-Speed Rolling Door (Rytec® Powerhouse™)	37,132.54	1,344.94
08 33 23 13-0453	EA 17' x 16', High Performance Rubber, High-Speed Rolling Door (Rytec® Powerhouse™)	38,501.97	1,379.90
08 33 23 13-0454	EA 17' x 17', High Performance Rubber, High-Speed Rolling Door (Rytec® Powerhouse™)	40,036.17	1,415.78
08 33 23 13-0455	EA 17' x 18', High Performance Rubber, High-Speed Rolling Door (Rytec® Powerhouse™)	41,572.22	1,452.60

08 33 23 13-0456	18' Wide, High Performance Rubber, High-Speed Rolling Door (Rytec® Powerhouse™) <small>(08 33 23 13-0335)</small>		
08 33 23 13-0457	EA 18' x 8', High Performance Rubber, High-Speed Rolling Door (Rytec® Powerhouse™)	28,151.14	1,159.40
08 33 23 13-0458	EA 18' x 9', High Performance Rubber, High-Speed Rolling Door (Rytec® Powerhouse™)	28,531.82	1,187.47
08 33 23 13-0459	EA 18' x 10', High Performance Rubber, High-Speed Rolling Door (Rytec® Powerhouse™)	30,374.93	1,215.56
08 33 23 13-0460	EA 18' x 11', High Performance Rubber, High-Speed Rolling Door (Rytec® Powerhouse™)	31,893.53	1,243.62
08 33 23 13-0461	EA 18' x 12', High Performance Rubber, High-Speed Rolling Door (Rytec® Powerhouse™)	33,736.66	1,271.70
08 33 23 13-0462	EA 18' x 13', High Performance Rubber, High-Speed Rolling Door (Rytec® Powerhouse™)	35,255.26	1,299.78
08 33 23 13-0463	EA 18' x 14', High Performance Rubber, High-Speed Rolling Door (Rytec® Powerhouse™)	36,936.80	1,327.86
08 33 23 13-0464	EA 18' x 15', High Performance Rubber, High-Speed Rolling Door (Rytec® Powerhouse™)	38,493.90	1,375.87
08 33 23 13-0465	EA 18' x 16', High Performance Rubber, High-Speed Rolling Door (Rytec® Powerhouse™)	40,027.88	1,411.64
08 33 23 13-0466	EA 18' x 17', High Performance Rubber, High-Speed Rolling Door (Rytec® Powerhouse™)	41,563.72	1,448.35
08 33 23 13-0467	EA 18' x 18', High Performance Rubber, High-Speed Rolling Door (Rytec® Powerhouse™)	43,101.49	1,486.00

08 33 23 13-0468	19' Wide, High Performance Rubber, High-Speed Rolling Door (Rytec® Powerhouse™) <small>(08 33 23 13-0335)</small>		
08 33 23 13-0469	EA 19' x 8', High Performance Rubber, High-Speed Rolling Door (Rytec® Powerhouse™)	28,853.52	1,186.06
08 33 23 13-0470	EA 19' x 9', High Performance Rubber, High-Speed Rolling Door (Rytec® Powerhouse™)	29,398.45	1,214.79
08 33 23 13-0471	EA 19' x 10', High Performance Rubber, High-Speed Rolling Door (Rytec® Powerhouse™)	31,405.81	1,243.51
08 33 23 13-0472	EA 19' x 11', High Performance Rubber, High-Speed Rolling Door (Rytec® Powerhouse™)	32,925.71	1,272.23
08 33 23 13-0473	EA 19' x 12', High Performance Rubber, High-Speed Rolling Door (Rytec® Powerhouse™)	34,933.07	1,300.96
08 33 23 13-0474	EA 19' x 13', High Performance Rubber, High-Speed Rolling Door (Rytec® Powerhouse™)	36,452.96	1,329.68
08 33 23 13-0475	EA 19' x 14', High Performance Rubber, High-Speed Rolling Door (Rytec® Powerhouse™)	38,134.43	1,358.40
08 33 23 13-0476	EA 19' x 15', High Performance Rubber, High-Speed Rolling Door (Rytec® Powerhouse™)	39,695.10	1,407.51
08 33 23 13-0477	EA 19' x 16', High Performance Rubber, High-Speed Rolling Door (Rytec® Powerhouse™)	41,392.31	1,444.11
08 33 23 13-0478	EA 19' x 17', High Performance Rubber, High-Speed Rolling Door (Rytec® Powerhouse™)	42,929.84	1,481.66
08 33 23 13-0479	EA 19' x 18', High Performance Rubber, High-Speed Rolling Door (Rytec® Powerhouse™)	44,632.28	1,520.19

08 33 23 13-0480	20' Wide, High Performance Rubber, High-Speed Rolling Door (Rytec® Powerhouse™) <small>(08 33 23 13-0335)</small>		
08 33 23 13-0481	EA 20' x 8', High Performance Rubber, High-Speed Rolling Door (Rytec® Powerhouse™)	29,883.04	1,213.34
08 33 23 13-0482	EA 20' x 9', High Performance Rubber, High-Speed Rolling Door (Rytec® Powerhouse™)	30,429.30	1,242.72
08 33 23 13-0483	EA 20' x 10', High Performance Rubber, High-Speed Rolling Door (Rytec® Powerhouse™)	32,275.03	1,272.11
08 33 23 13-0484	EA 20' x 11', High Performance Rubber, High-Speed Rolling Door (Rytec® Powerhouse™)	33,959.20	1,301.48
08 33 23 13-0485	EA 20' x 12', High Performance Rubber, High-Speed Rolling Door (Rytec® Powerhouse™)	35,967.88	1,330.87
08 33 23 13-0486	EA 20' x 13', High Performance Rubber, High-Speed Rolling Door (Rytec® Powerhouse™)	37,650.67	1,360.26
08 33 23 13-0487	EA 20' x 14', High Performance Rubber, High-Speed Rolling Door (Rytec® Powerhouse™)	39,334.82	1,389.65
08 33 23 13-0488	EA 20' x 15', High Performance Rubber, High-Speed Rolling Door (Rytec® Powerhouse™)	41,059.33	1,439.89
08 33 23 13-0489	EA 20' x 16', High Performance Rubber, High-Speed Rolling Door (Rytec® Powerhouse™)	42,759.61	1,477.33
08 33 23 13-0490	EA 20' x 17', High Performance Rubber, High-Speed Rolling Door (Rytec® Powerhouse™)	44,460.44	1,515.73
08 33 23 13-0491	EA 20' x 18', High Performance Rubber, High-Speed Rolling Door (Rytec® Powerhouse™)	46,163.28	1,555.14

08 33 23 13-0492	21' Wide, High Performance Rubber, High-Speed Rolling Door (Rytec® Powerhouse™) <small>(08 33 23 13-0335)</small>		
08 33 23 13-0493	EA 21' x 8', High Performance Rubber, High-Speed Rolling Door (Rytec® Powerhouse™)	30,101.82	1,241.25

08 Openings**08 30 Specialty Doors and Frames****08 33 Coiling Doors and Grilles**

SAN BERNARDINO
COUNTY

MINOR
CSI UOM DESCRIPTION

TOTAL DIRECT DEMOLITION
UNIT COST UNIT COST

08 33 23 13-0494	EA	21' x 9', High Performance Rubber, High-Speed Rolling Door (Rytec® Powerhouse™)	31,624.38	1,271.31
08 33 23 13-0495	EA	21' x 10', High Performance Rubber, High-Speed Rolling Door (Rytec® Powerhouse™)	33,146.94	1,301.36
08 33 23 13-0496	EA	21' x 11', High Performance Rubber, High-Speed Rolling Door (Rytec® Powerhouse™)	34,994.02	1,331.42
08 33 23 13-0497	EA	21' x 12', High Performance Rubber, High-Speed Rolling Door (Rytec® Powerhouse™)	37,004.05	1,361.48
08 33 23 13-0498	EA	21' x 13', High Performance Rubber, High-Speed Rolling Door (Rytec® Powerhouse™)	38,851.14	1,391.54
08 33 23 13-0499	EA	21' x 14', High Performance Rubber, High-Speed Rolling Door (Rytec® Powerhouse™)	40,535.28	1,421.60
08 33 23 13-0500	EA	21' x 15', High Performance Rubber, High-Speed Rolling Door (Rytec® Powerhouse™)	42,425.06	1,473.01
08 33 23 13-0501	EA	21' x 16', High Performance Rubber, High-Speed Rolling Door (Rytec® Powerhouse™)	44,127.06	1,511.31
08 33 23 13-0502	EA	21' x 17', High Performance Rubber, High-Speed Rolling Door (Rytec® Powerhouse™)	45,829.65	1,550.60
08 33 23 13-0503	EA	21' x 18', High Performance Rubber, High-Speed Rolling Door (Rytec® Powerhouse™)	47,697.25	1,590.91

08 33 23 13-0504		22' Wide, High Performance Rubber, High-Speed Rolling Door (Rytec® Powerhouse™) <small>(08 33 23 13-0335)</small>		
08 33 23 13-0505	EA	22' x 8', High Performance Rubber, High-Speed Rolling Door (Rytec® Powerhouse™)	30,483.44	1,269.80
08 33 23 13-0506	EA	22' x 9', High Performance Rubber, High-Speed Rolling Door (Rytec® Powerhouse™)	31,844.42	1,300.56
08 33 23 13-0507	EA	22' x 10', High Performance Rubber, High-Speed Rolling Door (Rytec® Powerhouse™)	34,181.76	1,331.29
08 33 23 13-0508	EA	22' x 11', High Performance Rubber, High-Speed Rolling Door (Rytec® Powerhouse™)	36,030.22	1,362.05
08 33 23 13-0509	EA	22' x 12', High Performance Rubber, High-Speed Rolling Door (Rytec® Powerhouse™)	38,203.23	1,392.80
08 33 23 13-0510	EA	22' x 13', High Performance Rubber, High-Speed Rolling Door (Rytec® Powerhouse™)	40,051.69	1,423.56
08 33 23 13-0511	EA	22' x 14', High Performance Rubber, High-Speed Rolling Door (Rytec® Powerhouse™)	41,738.60	1,454.29
08 33 23 13-0512	EA	22' x 15', High Performance Rubber, High-Speed Rolling Door (Rytec® Powerhouse™)	43,630.73	1,506.88
08 33 23 13-0513	EA	22' x 16', High Performance Rubber, High-Speed Rolling Door (Rytec® Powerhouse™)	45,496.05	1,546.06
08 33 23 13-0514	EA	22' x 17', High Performance Rubber, High-Speed Rolling Door (Rytec® Powerhouse™)	47,363.41	1,586.26
08 33 23 13-0515	EA	22' x 18', High Performance Rubber, High-Speed Rolling Door (Rytec® Powerhouse™)	49,232.87	1,627.50

08 33 23 13-0516		23' Wide, High Performance Rubber, High-Speed Rolling Door (Rytec® Powerhouse™) <small>(08 33 23 13-0335)</small>		
08 33 23 13-0517	EA	23' x 8', High Performance Rubber, High-Speed Rolling Door (Rytec® Powerhouse™)	31,679.77	1,299.00
08 33 23 13-0518	EA	23' x 9', High Performance Rubber, High-Speed Rolling Door (Rytec® Powerhouse™)	32,879.21	1,330.47
08 33 23 13-0519	EA	23' x 10', High Performance Rubber, High-Speed Rolling Door (Rytec® Powerhouse™)	35,055.00	1,361.92
08 33 23 13-0520	EA	23' x 11', High Performance Rubber, High-Speed Rolling Door (Rytec® Powerhouse™)	37,067.83	1,393.38
08 33 23 13-0521	EA	23' x 12', High Performance Rubber, High-Speed Rolling Door (Rytec® Powerhouse™)	39,242.26	1,424.83
08 33 23 13-0522	EA	23' x 13', High Performance Rubber, High-Speed Rolling Door (Rytec® Powerhouse™)	41,092.14	1,456.29
08 33 23 13-0523	EA	23' x 14', High Performance Rubber, High-Speed Rolling Door (Rytec® Powerhouse™)	43,104.98	1,487.75
08 33 23 13-0524	EA	23' x 15', High Performance Rubber, High-Speed Rolling Door (Rytec® Powerhouse™)	44,999.53	1,541.55
08 33 23 13-0525	EA	23' x 16', High Performance Rubber, High-Speed Rolling Door (Rytec® Powerhouse™)	46,866.66	1,581.62
08 33 23 13-0526	EA	23' x 17', High Performance Rubber, High-Speed Rolling Door (Rytec® Powerhouse™)	48,898.84	1,622.74
08 33 23 13-0527	EA	23' x 18', High Performance Rubber, High-Speed Rolling Door (Rytec® Powerhouse™)	50,770.19	1,664.93

08 33 23 13-0528		24' Wide, High Performance Rubber, High-Speed Rolling Door (Rytec® Powerhouse™) <small>(08 33 23 13-0335)</small>		
08 33 23 13-0529	EA	24' x 8', High Performance Rubber, High-Speed Rolling Door (Rytec® Powerhouse™)	32,714.49	1,328.88
08 33 23 13-0530	EA	24' x 9', High Performance Rubber, High-Speed Rolling Door (Rytec® Powerhouse™)	33,590.86	1,361.06
08 33 23 13-0531	EA	24' x 10', High Performance Rubber, High-Speed Rolling Door (Rytec® Powerhouse™)	36,092.61	1,393.25
08 33 23 13-0532	EA	24' x 11', High Performance Rubber, High-Speed Rolling Door (Rytec® Powerhouse™)	37,943.94	1,425.42
08 33 23 13-0533	EA	24' x 12', High Performance Rubber, High-Speed Rolling Door (Rytec® Powerhouse™)	40,282.75	1,457.61
08 33 23 13-0534	EA	24' x 13', High Performance Rubber, High-Speed Rolling Door (Rytec® Powerhouse™)	42,297.05	1,489.78
08 33 23 13-0535	EA	24' x 14', High Performance Rubber, High-Speed Rolling Door (Rytec® Powerhouse™)	44,309.96	1,521.96
08 33 23 13-0536	EA	24' x 15', High Performance Rubber, High-Speed Rolling Door (Rytec® Powerhouse™)	46,369.94	1,576.99
08 33 23 13-0537	EA	24' x 16', High Performance Rubber, High-Speed Rolling Door (Rytec® Powerhouse™)	48,238.91	1,618.00
08 33 23 13-0538	EA	24' x 17', High Performance Rubber, High-Speed Rolling Door (Rytec® Powerhouse™)	50,272.97	1,660.07
08 33 23 13-0539	EA	24' x 18', High Performance Rubber, High-Speed Rolling Door (Rytec® Powerhouse™)	52,309.22	1,703.23

08 33 23 13-0540		Rytec® Powerhouse™ Door Options <small>(08 33 23 13-0334)</small>		
08 33 23 13-0541	EA	Up To 8' Wide Doors, Sloped Roll And Motor Hood For Rytec® Powerhouse™ High-Speed Rolling Doors	2,112.88	
08 33 23 13-0542	EA	9' Wide Doors, Sloped Roll And Motor Hood For Rytec® Powerhouse™ High-Speed Rolling Doors	2,154.31	
08 33 23 13-0543	EA	10' Wide Doors, Sloped Roll And Motor Hood For Rytec® Powerhouse™ High-Speed Rolling Doors	2,195.74	
08 33 23 13-0544	EA	11' Wide Doors, Sloped Roll And Motor Hood For Rytec® Powerhouse™ High-Speed Rolling Doors	2,237.16	
08 33 23 13-0545	EA	12' Wide Doors, Sloped Roll And Motor Hood For Rytec® Powerhouse™ High-Speed Rolling Doors	2,278.59	
08 33 23 13-0546	EA	13' Wide Doors, Sloped Roll And Motor Hood For Rytec® Powerhouse™ High-Speed Rolling Doors	2,320.02	
08 33 23 13-0547	EA	14' Wide Doors, Sloped Roll And Motor Hood For Rytec® Powerhouse™ High-Speed Rolling Doors	2,361.45	
08 33 23 13-0548	EA	15' Wide Doors, Sloped Roll And Motor Hood For Rytec® Powerhouse™ High-Speed Rolling Doors	2,402.88	
08 33 23 13-0549	EA	16' Wide Doors, Sloped Roll And Motor Hood For Rytec® Powerhouse™ High-Speed Rolling Doors	2,444.31	
08 33 23 13-0550	EA	17' Wide Doors, Sloped Roll And Motor Hood For Rytec® Powerhouse™ High-Speed Rolling Doors	2,485.74	
08 33 23 13-0551	EA	18' Wide Doors, Sloped Roll And Motor Hood For Rytec® Powerhouse™ High-Speed Rolling Doors	2,527.17	
08 33 23 13-0552	EA	19' Wide Doors, Sloped Roll And Motor Hood For Rytec® Powerhouse™ High-Speed Rolling Doors	2,568.60	
08 33 23 13-0553	EA	20' Wide Doors, Sloped Roll And Motor Hood For Rytec® Powerhouse™ High-Speed Rolling Doors	2,610.03	
08 33 23 13-0554	EA	21' Wide Doors, Sloped Roll And Motor Hood For Rytec® Powerhouse™ High-Speed Rolling Doors	2,651.46	
08 33 23 13-0555	EA	22' Wide Doors, Sloped Roll And Motor Hood For Rytec® Powerhouse™ High-Speed Rolling Doors	2,692.88	
08 33 23 13-0556	EA	23' Wide Doors, Sloped Roll And Motor Hood For Rytec® Powerhouse™ High-Speed Rolling Doors	2,734.31	
08 33 23 13-0557	EA	24' Wide Doors, Sloped Roll And Motor Hood For Rytec® Powerhouse™ High-Speed Rolling Doors	2,775.74	
08 33 23 13-0558	EA	11" x 20" Window For Rytec® Powerhouse™ High-Speed Rolling Doors	483.34	
08 33 23 13-0559	EA	208-230 Volt Application For Rytec® Powerhouse™ Door	1,187.63	

Note: Includes System 4 Controller In NEMA 4 Enclosure



MINOR	CSI	UOM	DESCRIPTION	TOTAL DIRECT UNIT COST	DEMOLITION UNIT COST
-------	-----	-----	-------------	------------------------	----------------------

08 33 23 13-0560			Aluminum Rigid Panels, High-Speed Rolling Doors (Rytec® Spiral®) <small>(08 33 23 13)</small>		
			Note: Door panels are double-walled aluminum slats that are 6" high x 1-3/16" thick. Width is variable. Side frames are galvanized steel with full height weather seal on both sides. There are extension springs in each column for counterbalance. The drive system is a 2 HP, 208,230/460 Volt, three-phase motor with variable speed AC drive. Opening and closing speeds up to 60" per second.		
08 33 23 13-0561			Aluminum Rigid Panels, High-Speed Rolling Doors (Rytec® Spiral®) <small>(08 33 23 13-0560)</small>		
08 33 23 13-0562			8' Wide, Aluminum Rigid Panels, High-Speed Rolling Door (Rytec® Spiral®) <small>(08 33 23 13-0561)</small>		
08 33 23 13-0563	EA		8' x 8', Aluminum Rigid Panels, High-Speed Rolling Door (Rytec® Spiral®)	25,780.48	1,206.38
08 33 23 13-0564	EA		8' x 9', Aluminum Rigid Panels, High-Speed Rolling Door (Rytec® Spiral®)	26,523.51	1,232.01
08 33 23 13-0565	EA		8' x 10', Aluminum Rigid Panels, High-Speed Rolling Door (Rytec® Spiral®)	27,266.55	1,257.65
08 33 23 13-0566	EA		8' x 11', Aluminum Rigid Panels, High-Speed Rolling Door (Rytec® Spiral®)	28,010.85	1,283.28
08 33 23 13-0567	EA		8' x 12', Aluminum Rigid Panels, High-Speed Rolling Door (Rytec® Spiral®)	28,753.89	1,308.92
08 33 23 13-0568	EA		8' x 13', Aluminum Rigid Panels, High-Speed Rolling Door (Rytec® Spiral®)	29,496.92	1,334.56
08 33 23 13-0569	EA		8' x 14', Aluminum Rigid Panels, High-Speed Rolling Door (Rytec® Spiral®)	31,622.19	1,360.19
08 33 23 13-0570	EA		8' x 15', Aluminum Rigid Panels, High-Speed Rolling Door (Rytec® Spiral®)	32,365.23	1,387.39
08 33 23 13-0571	EA		8' x 16', Aluminum Rigid Panels, High-Speed Rolling Door (Rytec® Spiral®)	33,102.43	1,415.14
08 33 23 13-0572	EA		8' x 17', Aluminum Rigid Panels, High-Speed Rolling Door (Rytec® Spiral®)	33,844.00	1,443.44
08 33 23 13-0573	EA		8' x 18', Aluminum Rigid Panels, High-Speed Rolling Door (Rytec® Spiral®)	34,586.69	1,472.31
08 33 23 13-0574			9' Wide, Aluminum Rigid Panels, High-Speed Rolling Door (Rytec® Spiral®) <small>(08 33 23 13-0561)</small>		
08 33 23 13-0575	EA		9' x 8', Aluminum Rigid Panels, High-Speed Rolling Door (Rytec® Spiral®)	26,523.51	1,232.01
08 33 23 13-0576	EA		9' x 9', Aluminum Rigid Panels, High-Speed Rolling Door (Rytec® Spiral®)	27,266.55	1,257.65
08 33 23 13-0577	EA		9' x 10', Aluminum Rigid Panels, High-Speed Rolling Door (Rytec® Spiral®)	28,010.85	1,283.28
08 33 23 13-0578	EA		9' x 11', Aluminum Rigid Panels, High-Speed Rolling Door (Rytec® Spiral®)	28,753.89	1,308.92
08 33 23 13-0579	EA		9' x 12', Aluminum Rigid Panels, High-Speed Rolling Door (Rytec® Spiral®)	29,496.92	1,334.56
08 33 23 13-0580	EA		9' x 13', Aluminum Rigid Panels, High-Speed Rolling Door (Rytec® Spiral®)	30,239.95	1,360.19
08 33 23 13-0581	EA		9' x 14', Aluminum Rigid Panels, High-Speed Rolling Door (Rytec® Spiral®)	32,365.23	1,385.82
08 33 23 13-0582	EA		9' x 15', Aluminum Rigid Panels, High-Speed Rolling Door (Rytec® Spiral®)	33,094.73	1,413.54
08 33 23 13-0583	EA		9' x 16', Aluminum Rigid Panels, High-Speed Rolling Door (Rytec® Spiral®)	33,849.01	1,441.81
08 33 23 13-0584	EA		9' x 17', Aluminum Rigid Panels, High-Speed Rolling Door (Rytec® Spiral®)	34,591.64	1,470.65
08 33 23 13-0585	EA		9' x 18', Aluminum Rigid Panels, High-Speed Rolling Door (Rytec® Spiral®)	35,335.43	1,500.55
08 33 23 13-0586			10' Wide, Aluminum Rigid Panels, High-Speed Rolling Door (Rytec® Spiral®) <small>(08 33 23 13-0561)</small>		
08 33 23 13-0587	EA		10' x 8', Aluminum Rigid Panels, High-Speed Rolling Door (Rytec® Spiral®)	27,266.55	1,257.65
08 33 23 13-0588	EA		10' x 9', Aluminum Rigid Panels, High-Speed Rolling Door (Rytec® Spiral®)	28,010.85	1,283.28
08 33 23 13-0589	EA		10' x 10', Aluminum Rigid Panels, High-Speed Rolling Door (Rytec® Spiral®)	28,753.89	1,308.92
08 33 23 13-0590	EA		10' x 11', Aluminum Rigid Panels, High-Speed Rolling Door (Rytec® Spiral®)	29,496.92	1,334.56
08 33 23 13-0591	EA		10' x 12', Aluminum Rigid Panels, High-Speed Rolling Door (Rytec® Spiral®)	30,239.95	1,360.19
08 33 23 13-0592	EA		10' x 13', Aluminum Rigid Panels, High-Speed Rolling Door (Rytec® Spiral®)	30,982.99	1,385.82
08 33 23 13-0593	EA		10' x 14', Aluminum Rigid Panels, High-Speed Rolling Door (Rytec® Spiral®)	33,108.27	1,411.45
08 33 23 13-0594	EA		10' x 15', Aluminum Rigid Panels, High-Speed Rolling Door (Rytec® Spiral®)	33,850.29	1,439.69
08 33 23 13-0595	EA		10' x 16', Aluminum Rigid Panels, High-Speed Rolling Door (Rytec® Spiral®)	34,592.84	1,468.48
08 33 23 13-0596	EA		10' x 17', Aluminum Rigid Panels, High-Speed Rolling Door (Rytec® Spiral®)	35,336.54	1,497.86
08 33 23 13-0597	EA		10' x 18', Aluminum Rigid Panels, High-Speed Rolling Door (Rytec® Spiral®)	36,081.42	1,527.80
08 33 23 13-0598			11' Wide, Aluminum Rigid Panels, High-Speed Rolling Door (Rytec® Spiral®) <small>(08 33 23 13-0561)</small>		
08 33 23 13-0599	EA		11' x 8', Aluminum Rigid Panels, High-Speed Rolling Door (Rytec® Spiral®)	28,010.85	1,283.28
08 33 23 13-0600	EA		11' x 9', Aluminum Rigid Panels, High-Speed Rolling Door (Rytec® Spiral®)	28,753.89	1,308.92
08 33 23 13-0601	EA		11' x 10', Aluminum Rigid Panels, High-Speed Rolling Door (Rytec® Spiral®)	29,496.92	1,334.56
08 33 23 13-0602	EA		11' x 11', Aluminum Rigid Panels, High-Speed Rolling Door (Rytec® Spiral®)	30,239.95	1,360.19
08 33 23 13-0603	EA		11' x 12', Aluminum Rigid Panels, High-Speed Rolling Door (Rytec® Spiral®)	30,982.99	1,385.82
08 33 23 13-0604	EA		11' x 13', Aluminum Rigid Panels, High-Speed Rolling Door (Rytec® Spiral®)	31,726.02	1,411.45
08 33 23 13-0605	EA		11' x 14', Aluminum Rigid Panels, High-Speed Rolling Door (Rytec® Spiral®)	33,850.02	1,437.09
08 33 23 13-0606	EA		11' x 15', Aluminum Rigid Panels, High-Speed Rolling Door (Rytec® Spiral®)	34,594.45	1,465.84
08 33 23 13-0607	EA		11' x 16', Aluminum Rigid Panels, High-Speed Rolling Door (Rytec® Spiral®)	35,338.04	1,495.15
08 33 23 13-0608	EA		11' x 17', Aluminum Rigid Panels, High-Speed Rolling Door (Rytec® Spiral®)	36,082.81	1,525.06
08 33 23 13-0609	EA		11' x 18', Aluminum Rigid Panels, High-Speed Rolling Door (Rytec® Spiral®)	36,828.77	1,555.56
08 33 23 13-0610			12' Wide, Aluminum Rigid Panels, High-Speed Rolling Door (Rytec® Spiral®) <small>(08 33 23 13-0561)</small>		
08 33 23 13-0611	EA		12' x 8', Aluminum Rigid Panels, High-Speed Rolling Door (Rytec® Spiral®)	28,753.89	1,308.92
08 33 23 13-0612	EA		12' x 9', Aluminum Rigid Panels, High-Speed Rolling Door (Rytec® Spiral®)	29,496.92	1,334.56
08 33 23 13-0613	EA		12' x 10', Aluminum Rigid Panels, High-Speed Rolling Door (Rytec® Spiral®)	30,239.95	1,360.19
08 33 23 13-0614	EA		12' x 11', Aluminum Rigid Panels, High-Speed Rolling Door (Rytec® Spiral®)	30,982.99	1,385.82
08 33 23 13-0615	EA		12' x 12', Aluminum Rigid Panels, High-Speed Rolling Door (Rytec® Spiral®)	31,726.02	1,411.45
08 33 23 13-0616	EA		12' x 13', Aluminum Rigid Panels, High-Speed Rolling Door (Rytec® Spiral®)	32,469.05	1,437.09
08 33 23 13-0617	EA		12' x 14', Aluminum Rigid Panels, High-Speed Rolling Door (Rytec® Spiral®)	34,594.33	1,462.73
08 33 23 13-0618	EA		12' x 15', Aluminum Rigid Panels, High-Speed Rolling Door (Rytec® Spiral®)	35,338.62	1,491.98
08 33 23 13-0619	EA		12' x 16', Aluminum Rigid Panels, High-Speed Rolling Door (Rytec® Spiral®)	36,083.26	1,521.82



MINOR	CSI	UOM	DESCRIPTION	TOTAL DIRECT UNIT COST	DEMOLITION UNIT COST
08 33 23 13-0620	EA		12' x 17', Aluminum Rigid Panels, High-Speed Rolling Door (Rytec® Spiral®)	36,829.08	1,552.26
08 33 23 13-0621	EA		12' x 18', Aluminum Rigid Panels, High-Speed Rolling Door (Rytec® Spiral®)	37,577.52	1,583.31
08 33 23 13-0622			13' Wide, Aluminum Rigid Panels, High-Speed Rolling Door (Rytec® Spiral®) <small>(08 33 23 13-0561)</small>		
08 33 23 13-0623	EA		13' x 8', Aluminum Rigid Panels, High-Speed Rolling Door (Rytec® Spiral®)	29,496.82	1,334.56
08 33 23 13-0624	EA		13' x 9', Aluminum Rigid Panels, High-Speed Rolling Door (Rytec® Spiral®)	30,239.95	1,360.19
08 33 23 13-0625	EA		13' x 10', Aluminum Rigid Panels, High-Speed Rolling Door (Rytec® Spiral®)	30,982.99	1,385.82
08 33 23 13-0626	EA		13' x 11', Aluminum Rigid Panels, High-Speed Rolling Door (Rytec® Spiral®)	31,726.02	1,411.45
08 33 23 13-0627	EA		13' x 12', Aluminum Rigid Panels, High-Speed Rolling Door (Rytec® Spiral®)	32,469.05	1,437.09
08 33 23 13-0628	EA		13' x 13', Aluminum Rigid Panels, High-Speed Rolling Door (Rytec® Spiral®)	33,212.08	1,462.73
08 33 23 13-0629	EA		13' x 14', Aluminum Rigid Panels, High-Speed Rolling Door (Rytec® Spiral®)	35,337.36	1,488.36
08 33 23 13-0630	EA		13' x 15', Aluminum Rigid Panels, High-Speed Rolling Door (Rytec® Spiral®)	36,082.77	1,518.13
08 33 23 13-0631	EA		13' x 16', Aluminum Rigid Panels, High-Speed Rolling Door (Rytec® Spiral®)	36,828.45	1,548.49
08 33 23 13-0632	EA		13' x 17', Aluminum Rigid Panels, High-Speed Rolling Door (Rytec® Spiral®)	37,575.36	1,579.47
08 33 23 13-0633	EA		13' x 18', Aluminum Rigid Panels, High-Speed Rolling Door (Rytec® Spiral®)	38,323.49	1,611.05
08 33 23 13-0634			14' Wide, Aluminum Rigid Panels, High-Speed Rolling Door (Rytec® Spiral®) <small>(08 33 23 13-0561)</small>		
08 33 23 13-0635	EA		14' x 8', Aluminum Rigid Panels, High-Speed Rolling Door (Rytec® Spiral®)	31,622.19	1,360.19
08 33 23 13-0636	EA		14' x 9', Aluminum Rigid Panels, High-Speed Rolling Door (Rytec® Spiral®)	32,365.23	1,385.82
08 33 23 13-0637	EA		14' x 10', Aluminum Rigid Panels, High-Speed Rolling Door (Rytec® Spiral®)	33,108.27	1,411.45
08 33 23 13-0638	EA		14' x 11', Aluminum Rigid Panels, High-Speed Rolling Door (Rytec® Spiral®)	33,850.02	1,437.09
08 33 23 13-0639	EA		14' x 12', Aluminum Rigid Panels, High-Speed Rolling Door (Rytec® Spiral®)	34,594.33	1,462.73
08 33 23 13-0640	EA		14' x 13', Aluminum Rigid Panels, High-Speed Rolling Door (Rytec® Spiral®)	35,337.36	1,488.36
08 33 23 13-0641	EA		14' x 14', Aluminum Rigid Panels, High-Speed Rolling Door (Rytec® Spiral®)	36,074.00	1,514.00
08 33 23 13-0642	EA		14' x 15', Aluminum Rigid Panels, High-Speed Rolling Door (Rytec® Spiral®)	36,820.03	1,544.28
08 33 23 13-0643	EA		14' x 16', Aluminum Rigid Panels, High-Speed Rolling Door (Rytec® Spiral®)	37,566.75	1,575.17
08 33 23 13-0644	EA		14' x 17', Aluminum Rigid Panels, High-Speed Rolling Door (Rytec® Spiral®)	38,314.73	1,606.67
08 33 23 13-0645	EA		14' x 18', Aluminum Rigid Panels, High-Speed Rolling Door (Rytec® Spiral®)	39,063.96	1,638.80
08 33 23 13-0646			15' Wide, Aluminum Rigid Panels, High-Speed Rolling Door (Rytec® Spiral®) <small>(08 33 23 13-0561)</small>		
08 33 23 13-0647	EA		15' x 8', Aluminum Rigid Panels, High-Speed Rolling Door (Rytec® Spiral®)	32,361.97	1,387.39
08 33 23 13-0648	EA		15' x 9', Aluminum Rigid Panels, High-Speed Rolling Door (Rytec® Spiral®)	33,107.52	1,413.54
08 33 23 13-0649	EA		15' x 10', Aluminum Rigid Panels, High-Speed Rolling Door (Rytec® Spiral®)	33,850.29	1,439.69
08 33 23 13-0650	EA		15' x 11', Aluminum Rigid Panels, High-Speed Rolling Door (Rytec® Spiral®)	34,594.45	1,465.84
08 33 23 13-0651	EA		15' x 12', Aluminum Rigid Panels, High-Speed Rolling Door (Rytec® Spiral®)	35,338.62	1,491.98
08 33 23 13-0652	EA		15' x 13', Aluminum Rigid Panels, High-Speed Rolling Door (Rytec® Spiral®)	36,082.77	1,518.13
08 33 23 13-0653	EA		15' x 14', Aluminum Rigid Panels, High-Speed Rolling Door (Rytec® Spiral®)	36,820.03	1,544.28
08 33 23 13-0654	EA		15' x 15', Aluminum Rigid Panels, High-Speed Rolling Door (Rytec® Spiral®)	37,566.75	1,575.17
08 33 23 13-0655	EA		15' x 16', Aluminum Rigid Panels, High-Speed Rolling Door (Rytec® Spiral®)	38,314.73	1,606.67
08 33 23 13-0656	EA		15' x 17', Aluminum Rigid Panels, High-Speed Rolling Door (Rytec® Spiral®)	39,063.96	1,638.80
08 33 23 13-0657	EA		15' x 18', Aluminum Rigid Panels, High-Speed Rolling Door (Rytec® Spiral®)	39,814.47	1,671.58
08 33 23 13-0658			16' Wide, Aluminum Rigid Panels, High-Speed Rolling Door (Rytec® Spiral®) <small>(08 33 23 13-0561)</small>		
08 33 23 13-0659	EA		16' x 8', Aluminum Rigid Panels, High-Speed Rolling Door (Rytec® Spiral®)	33,102.43	1,415.14
08 33 23 13-0660	EA		16' x 9', Aluminum Rigid Panels, High-Speed Rolling Door (Rytec® Spiral®)	33,849.01	1,441.81
08 33 23 13-0661	EA		16' x 10', Aluminum Rigid Panels, High-Speed Rolling Door (Rytec® Spiral®)	34,592.84	1,468.48
08 33 23 13-0662	EA		16' x 11', Aluminum Rigid Panels, High-Speed Rolling Door (Rytec® Spiral®)	35,338.04	1,495.15
08 33 23 13-0663	EA		16' x 12', Aluminum Rigid Panels, High-Speed Rolling Door (Rytec® Spiral®)	36,083.26	1,521.82
08 33 23 13-0664	EA		16' x 13', Aluminum Rigid Panels, High-Speed Rolling Door (Rytec® Spiral®)	36,828.45	1,548.49
08 33 23 13-0665	EA		16' x 14', Aluminum Rigid Panels, High-Speed Rolling Door (Rytec® Spiral®)	37,566.75	1,575.17
08 33 23 13-0666	EA		16' x 15', Aluminum Rigid Panels, High-Speed Rolling Door (Rytec® Spiral®)	38,314.73	1,606.67
08 33 23 13-0667	EA		16' x 16', Aluminum Rigid Panels, High-Speed Rolling Door (Rytec® Spiral®)	39,063.96	1,638.80
08 33 23 13-0668	EA		16' x 17', Aluminum Rigid Panels, High-Speed Rolling Door (Rytec® Spiral®)	39,814.47	1,671.58
08 33 23 13-0669	EA		16' x 18', Aluminum Rigid Panels, High-Speed Rolling Door (Rytec® Spiral®)	40,567.67	1,705.01
08 33 23 13-0670			17' Wide, Aluminum Rigid Panels, High-Speed Rolling Door (Rytec® Spiral®) <small>(08 33 23 13-0561)</small>		
08 33 23 13-0671	EA		17' x 8', Aluminum Rigid Panels, High-Speed Rolling Door (Rytec® Spiral®)	33,844.00	1,443.44
08 33 23 13-0672	EA		17' x 9', Aluminum Rigid Panels, High-Speed Rolling Door (Rytec® Spiral®)	34,591.64	1,470.65
08 33 23 13-0673	EA		17' x 10', Aluminum Rigid Panels, High-Speed Rolling Door (Rytec® Spiral®)	35,336.54	1,497.86
08 33 23 13-0674	EA		17' x 11', Aluminum Rigid Panels, High-Speed Rolling Door (Rytec® Spiral®)	36,082.81	1,525.06
08 33 23 13-0675	EA		17' x 12', Aluminum Rigid Panels, High-Speed Rolling Door (Rytec® Spiral®)	36,829.08	1,552.26
08 33 23 13-0676	EA		17' x 13', Aluminum Rigid Panels, High-Speed Rolling Door (Rytec® Spiral®)	37,575.36	1,579.47
08 33 23 13-0677	EA		17' x 14', Aluminum Rigid Panels, High-Speed Rolling Door (Rytec® Spiral®)	38,314.73	1,606.67
08 33 23 13-0678	EA		17' x 15', Aluminum Rigid Panels, High-Speed Rolling Door (Rytec® Spiral®)	39,063.96	1,638.80
08 33 23 13-0679	EA		17' x 16', Aluminum Rigid Panels, High-Speed Rolling Door (Rytec® Spiral®)	39,814.47	1,671.58
08 33 23 13-0680	EA		17' x 17', Aluminum Rigid Panels, High-Speed Rolling Door (Rytec® Spiral®)	40,567.67	1,705.01
08 33 23 13-0681	EA		17' x 18', Aluminum Rigid Panels, High-Speed Rolling Door (Rytec® Spiral®)	41,320.82	1,739.11



MINOR	CSI	UOM	DESCRIPTION	TOTAL DIRECT UNIT COST	DEMOLITION UNIT COST
-------	-----	-----	-------------	------------------------	----------------------

08 33 23 13-0682			18' Wide, Aluminum Rigid Panels, High-Speed Rolling Door (Rytec® Spiral®) <small>(08 33 23 13-0561)</small>		
08 33 23 13-0683	EA		18' x 8', Aluminum Rigid Panels, High-Speed Rolling Door (Rytec® Spiral®)	34,739.98	1,472.31
08 33 23 13-0684	EA		18' x 9', Aluminum Rigid Panels, High-Speed Rolling Door (Rytec® Spiral®)	35,487.34	1,500.05
08 33 23 13-0685	EA		18' x 10', Aluminum Rigid Panels, High-Speed Rolling Door (Rytec® Spiral®)	36,234.70	1,527.80
08 33 23 13-0686	EA		18' x 11', Aluminum Rigid Panels, High-Speed Rolling Door (Rytec® Spiral®)	36,980.68	1,555.56
08 33 23 13-0687	EA		18' x 12', Aluminum Rigid Panels, High-Speed Rolling Door (Rytec® Spiral®)	37,729.43	1,583.31
08 33 23 13-0688	EA		18' x 13', Aluminum Rigid Panels, High-Speed Rolling Door (Rytec® Spiral®)	38,475.39	1,611.05
08 33 23 13-0689	EA		18' x 14', Aluminum Rigid Panels, High-Speed Rolling Door (Rytec® Spiral®)	39,217.24	1,638.80
08 33 23 13-0690	EA		18' x 15', Aluminum Rigid Panels, High-Speed Rolling Door (Rytec® Spiral®)	39,967.75	1,671.58
08 33 23 13-0691	EA		18' x 16', Aluminum Rigid Panels, High-Speed Rolling Door (Rytec® Spiral®)	40,719.57	1,705.01
08 33 23 13-0692	EA		18' x 17', Aluminum Rigid Panels, High-Speed Rolling Door (Rytec® Spiral®)	41,472.73	1,739.11
08 33 23 13-0693	EA		18' x 18', Aluminum Rigid Panels, High-Speed Rolling Door (Rytec® Spiral®)	42,227.26	1,773.90

08 33 23 13-0694			19' Wide, Aluminum Rigid Panels, High-Speed Rolling Door (Rytec® Spiral®) <small>(08 33 23 13-0561)</small>		
08 33 23 13-0695	EA		19' x 8', Aluminum Rigid Panels, High-Speed Rolling Door (Rytec® Spiral®)	35,711.68	1,501.76
08 33 23 13-0696	EA		19' x 9', Aluminum Rigid Panels, High-Speed Rolling Door (Rytec® Spiral®)	36,461.54	1,530.06
08 33 23 13-0697	EA		19' x 10', Aluminum Rigid Panels, High-Speed Rolling Door (Rytec® Spiral®)	37,208.63	1,558.37
08 33 23 13-0698	EA		19' x 11', Aluminum Rigid Panels, High-Speed Rolling Door (Rytec® Spiral®)	37,957.11	1,586.66
08 33 23 13-0699	EA		19' x 12', Aluminum Rigid Panels, High-Speed Rolling Door (Rytec® Spiral®)	38,705.58	1,614.97
08 33 23 13-0700	EA		19' x 13', Aluminum Rigid Panels, High-Speed Rolling Door (Rytec® Spiral®)	39,454.03	1,643.28
08 33 23 13-0701	EA		19' x 14', Aluminum Rigid Panels, High-Speed Rolling Door (Rytec® Spiral®)	40,195.61	1,671.58
08 33 23 13-0702	EA		19' x 15', Aluminum Rigid Panels, High-Speed Rolling Door (Rytec® Spiral®)	40,947.43	1,705.01
08 33 23 13-0703	EA		19' x 16', Aluminum Rigid Panels, High-Speed Rolling Door (Rytec® Spiral®)	41,700.59	1,739.11
08 33 23 13-0704	EA		19' x 17', Aluminum Rigid Panels, High-Speed Rolling Door (Rytec® Spiral®)	42,455.12	1,773.90
08 33 23 13-0705	EA		19' x 18', Aluminum Rigid Panels, High-Speed Rolling Door (Rytec® Spiral®)	43,212.42	1,809.37

08 33 23 13-0706			20' Wide, Aluminum Rigid Panels, High-Speed Rolling Door (Rytec® Spiral®) <small>(08 33 23 13-0561)</small>		
08 33 23 13-0707	EA		20' x 8', Aluminum Rigid Panels, High-Speed Rolling Door (Rytec® Spiral®)	36,913.42	1,532.10
08 33 23 13-0708	EA		20' x 9', Aluminum Rigid Panels, High-Speed Rolling Door (Rytec® Spiral®)	37,664.97	1,560.24
08 33 23 13-0709	EA		20' x 10', Aluminum Rigid Panels, High-Speed Rolling Door (Rytec® Spiral®)	38,412.76	1,589.40
08 33 23 13-0710	EA		20' x 11', Aluminum Rigid Panels, High-Speed Rolling Door (Rytec® Spiral®)	39,162.93	1,618.55
08 33 23 13-0711	EA		20' x 12', Aluminum Rigid Panels, High-Speed Rolling Door (Rytec® Spiral®)	39,912.09	1,647.71
08 33 23 13-0712	EA		20' x 13', Aluminum Rigid Panels, High-Speed Rolling Door (Rytec® Spiral®)	40,661.26	1,675.86
08 33 23 13-0713	EA		20' x 14', Aluminum Rigid Panels, High-Speed Rolling Door (Rytec® Spiral®)	41,404.53	1,705.01
08 33 23 13-0714	EA		20' x 15', Aluminum Rigid Panels, High-Speed Rolling Door (Rytec® Spiral®)	42,157.85	1,739.19
08 33 23 13-0715	EA		20' x 16', Aluminum Rigid Panels, High-Speed Rolling Door (Rytec® Spiral®)	42,912.18	1,774.38
08 33 23 13-0716	EA		20' x 17', Aluminum Rigid Panels, High-Speed Rolling Door (Rytec® Spiral®)	43,668.52	1,809.56
08 33 23 13-0717	EA		20' x 18', Aluminum Rigid Panels, High-Speed Rolling Door (Rytec® Spiral®)	44,425.86	1,845.76

08 33 23 13-0718			Low-Headroom, Aluminum Rigid Panels, High-Speed Rolling Doors (Rytec® Spiral LH®) <small>(08 33 23 13-0560)</small>		
-------------------------	--	--	--	--	--

08 33 23 13-0719			8' Wide, Low-Headroom, Aluminum Rigid Panels, High-Speed Rolling Doors (Rytec® Spiral LH®) <small>(08 33 23 13-0718)</small>		
08 33 23 13-0720	EA		8' x 8', Low-Headroom, Aluminum Rigid Panels, High-Speed Rolling Door (Rytec® Spiral LH®)	25,816.32	804.25
08 33 23 13-0721	EA		8' x 9', Low-Headroom, Aluminum Rigid Panels, High-Speed Rolling Door (Rytec® Spiral LH®)	26,383.70	821.34
08 33 23 13-0722	EA		8' x 10', Low-Headroom, Aluminum Rigid Panels, High-Speed Rolling Door (Rytec® Spiral LH®)	26,951.09	838.43
08 33 23 13-0723	EA		8' x 11', Low-Headroom, Aluminum Rigid Panels, High-Speed Rolling Door (Rytec® Spiral LH®)	27,515.93	855.52
08 33 23 13-0724	EA		8' x 12', Low-Headroom, Aluminum Rigid Panels, High-Speed Rolling Door (Rytec® Spiral LH®)	28,083.32	872.61
08 33 23 13-0725	EA		8' x 13', Low-Headroom, Aluminum Rigid Panels, High-Speed Rolling Door (Rytec® Spiral LH®)	28,650.69	889.70
08 33 23 13-0726	EA		8' x 14', Low-Headroom, Aluminum Rigid Panels, High-Speed Rolling Door (Rytec® Spiral LH®)	34,547.58	906.79

08 33 23 13-0727			9' Wide, Low-Headroom, Aluminum Rigid Panels, High-Speed Rolling Doors (Rytec® Spiral LH®) <small>(08 33 23 13-0718)</small>		
-------------------------	--	--	---	--	--

08 33 23 13-0728	EA		9' x 8', Low-Headroom, Aluminum Rigid Panels, High-Speed Rolling Door (Rytec® Spiral LH®)	26,383.70	821.34
08 33 23 13-0729	EA		9' x 9', Low-Headroom, Aluminum Rigid Panels, High-Speed Rolling Door (Rytec® Spiral LH®)	26,951.09	838.43
08 33 23 13-0730	EA		9' x 10', Low-Headroom, Aluminum Rigid Panels, High-Speed Rolling Door (Rytec® Spiral LH®)	27,515.93	855.52
08 33 23 13-0731	EA		9' x 11', Low-Headroom, Aluminum Rigid Panels, High-Speed Rolling Door (Rytec® Spiral LH®)	28,083.32	872.61
08 33 23 13-0732	EA		9' x 12', Low-Headroom, Aluminum Rigid Panels, High-Speed Rolling Door (Rytec® Spiral LH®)	28,650.69	889.70
08 33 23 13-0733	EA		9' x 13', Low-Headroom, Aluminum Rigid Panels, High-Speed Rolling Door (Rytec® Spiral LH®)	29,218.08	906.79
08 33 23 13-0734	EA		9' x 14', Low-Headroom, Aluminum Rigid Panels, High-Speed Rolling Door (Rytec® Spiral LH®)	35,114.97	923.89

08 33 23 13-0735			10' Wide, Low-Headroom, Aluminum Rigid Panels, High-Speed Rolling Doors (Rytec® Spiral LH®) <small>(08 33 23 13-0718)</small>		
-------------------------	--	--	--	--	--

08 33 23 13-0736	EA		10' x 8', Low-Headroom, Aluminum Rigid Panels, High-Speed Rolling Door (Rytec® Spiral LH®)	26,951.09	838.43
08 33 23 13-0737	EA		10' x 9', Low-Headroom, Aluminum Rigid Panels, High-Speed Rolling Door (Rytec® Spiral LH®)	27,515.93	855.52
08 33 23 13-0738	EA		10' x 10', Low-Headroom, Aluminum Rigid Panels, High-Speed Rolling Door (Rytec® Spiral LH®)	28,083.32	872.61
08 33 23 13-0739	EA		10' x 11', Low-Headroom, Aluminum Rigid Panels, High-Speed Rolling Door (Rytec® Spiral LH®)	28,650.69	889.70
08 33 23 13-0740	EA		10' x 12', Low-Headroom, Aluminum Rigid Panels, High-Speed Rolling Door (Rytec® Spiral LH®)	29,218.08	906.79
08 33 23 13-0741	EA		10' x 13', Low-Headroom, Aluminum Rigid Panels, High-Speed Rolling Door (Rytec® Spiral LH®)	29,785.46	923.89

08 Openings**08 30 Specialty Doors and Frames**

08 33 Coiling Doors and Grilles


**SAN BERNARDINO
COUNTY**

 MINOR
CSI UOM DESCRIPTION

 TOTAL DIRECT DEMOLITION
UNIT COST UNIT COST

08 33 23 13-0742	EA	10' x 14', Low-Headroom, Aluminum Rigid Panels, High-Speed Rolling Door (Rytec® Spiral LH®)	35,682.36	940.98
08 33 23 13-0743		11' Wide, Low-Headroom, Aluminum Rigid Panels, High-Speed Rolling Doors (Rytec® Spiral LH®) (08 33 23 13-0718)		
08 33 23 13-0744	EA	11' x 8', Low-Headroom, Aluminum Rigid Panels, High-Speed Rolling Door (Rytec® Spiral LH®)	27,515.93	855.52
08 33 23 13-0745	EA	11' x 9', Low-Headroom, Aluminum Rigid Panels, High-Speed Rolling Door (Rytec® Spiral LH®)	28,083.82	872.61
08 33 23 13-0746	EA	11' x 10', Low-Headroom, Aluminum Rigid Panels, High-Speed Rolling Door (Rytec® Spiral LH®)	28,650.69	889.70
08 33 23 13-0747	EA	11' x 11', Low-Headroom, Aluminum Rigid Panels, High-Speed Rolling Door (Rytec® Spiral LH®)	29,218.08	906.79
08 33 23 13-0748	EA	11' x 12', Low-Headroom, Aluminum Rigid Panels, High-Speed Rolling Door (Rytec® Spiral LH®)	29,785.46	923.89
08 33 23 13-0749	EA	11' x 13', Low-Headroom, Aluminum Rigid Panels, High-Speed Rolling Door (Rytec® Spiral LH®)	30,352.85	940.98
08 33 23 13-0750	EA	11' x 14', Low-Headroom, Aluminum Rigid Panels, High-Speed Rolling Door (Rytec® Spiral LH®)	30,920.24	958.07
08 33 23 13-0751		12' Wide, Low-Headroom, Aluminum Rigid Panels, High-Speed Rolling Doors (Rytec® Spiral LH®) (08 33 23 13-0718)		
08 33 23 13-0752	EA	12' x 8', Low-Headroom, Aluminum Rigid Panels, High-Speed Rolling Door (Rytec® Spiral LH®)	28,083.32	872.61
08 33 23 13-0753	EA	12' x 9', Low-Headroom, Aluminum Rigid Panels, High-Speed Rolling Door (Rytec® Spiral LH®)	28,650.69	889.70
08 33 23 13-0754	EA	12' x 10', Low-Headroom, Aluminum Rigid Panels, High-Speed Rolling Door (Rytec® Spiral LH®)	29,218.08	906.79
08 33 23 13-0755	EA	12' x 11', Low-Headroom, Aluminum Rigid Panels, High-Speed Rolling Door (Rytec® Spiral LH®)	29,785.46	923.89
08 33 23 13-0756	EA	12' x 12', Low-Headroom, Aluminum Rigid Panels, High-Speed Rolling Door (Rytec® Spiral LH®)	30,352.85	940.98
08 33 23 13-0757	EA	12' x 13', Low-Headroom, Aluminum Rigid Panels, High-Speed Rolling Door (Rytec® Spiral LH®)	30,920.24	958.07
08 33 23 13-0758	EA	12' x 14', Low-Headroom, Aluminum Rigid Panels, High-Speed Rolling Door (Rytec® Spiral LH®)	31,487.63	975.16
08 33 23 13-0759		13' Wide, Low-Headroom, Aluminum Rigid Panels, High-Speed Rolling Doors (Rytec® Spiral LH®) (08 33 23 13-0718)		
08 33 23 13-0760	EA	13' x 8', Low-Headroom, Aluminum Rigid Panels, High-Speed Rolling Door (Rytec® Spiral LH®)	28,650.69	889.70
08 33 23 13-0761	EA	13' x 9', Low-Headroom, Aluminum Rigid Panels, High-Speed Rolling Door (Rytec® Spiral LH®)	29,218.08	906.79
08 33 23 13-0762	EA	13' x 10', Low-Headroom, Aluminum Rigid Panels, High-Speed Rolling Door (Rytec® Spiral LH®)	29,785.46	923.89
08 33 23 13-0763	EA	13' x 11', Low-Headroom, Aluminum Rigid Panels, High-Speed Rolling Door (Rytec® Spiral LH®)	30,352.85	940.98
08 33 23 13-0764	EA	13' x 12', Low-Headroom, Aluminum Rigid Panels, High-Speed Rolling Door (Rytec® Spiral LH®)	30,920.24	958.07
08 33 23 13-0765	EA	13' x 13', Low-Headroom, Aluminum Rigid Panels, High-Speed Rolling Door (Rytec® Spiral LH®)	31,487.63	975.16
08 33 23 13-0766	EA	13' x 14', Low-Headroom, Aluminum Rigid Panels, High-Speed Rolling Door (Rytec® Spiral LH®)	32,055.02	992.24
08 33 23 13-0767		14' Wide, Low-Headroom, Aluminum Rigid Panels, High-Speed Rolling Doors (Rytec® Spiral LH®) (08 33 23 13-0718)		
08 33 23 13-0768	EA	14' x 8', Low-Headroom, Aluminum Rigid Panels, High-Speed Rolling Door (Rytec® Spiral LH®)	34,547.58	906.79
08 33 23 13-0769	EA	14' x 9', Low-Headroom, Aluminum Rigid Panels, High-Speed Rolling Door (Rytec® Spiral LH®)	35,114.97	923.89
08 33 23 13-0770	EA	14' x 10', Low-Headroom, Aluminum Rigid Panels, High-Speed Rolling Door (Rytec® Spiral LH®)	35,682.36	940.98
08 33 23 13-0771	EA	14' x 11', Low-Headroom, Aluminum Rigid Panels, High-Speed Rolling Door (Rytec® Spiral LH®)	36,249.75	958.07
08 33 23 13-0772	EA	14' x 12', Low-Headroom, Aluminum Rigid Panels, High-Speed Rolling Door (Rytec® Spiral LH®)	36,817.14	975.16
08 33 23 13-0773	EA	14' x 13', Low-Headroom, Aluminum Rigid Panels, High-Speed Rolling Door (Rytec® Spiral LH®)	37,384.53	992.24
08 33 23 13-0774	EA	14' x 14', Low-Headroom, Aluminum Rigid Panels, High-Speed Rolling Door (Rytec® Spiral LH®)	37,951.92	1,009.33
08 33 23 13-0775		Full Vision, Aluminum Rigid Panels, High-Speed Rolling Doors (Rytec® Spiral FV®) (08 33 23 13-0560)		
08 33 23 13-0776		8' Wide, Full Vision, Aluminum Rigid Panels, High-Speed Rolling Doors (Rytec® Spiral FV®) (08 33 23 13-0775)		
08 33 23 13-0777	EA	8' x 8', Full Vision, Aluminum Rigid Panels, High-Speed Rolling Door (Rytec® Spiral FV®)	23,989.10	804.25
08 33 23 13-0778	EA	8' x 9', Full Vision, Aluminum Rigid Panels, High-Speed Rolling Door (Rytec® Spiral FV®)	24,556.48	821.34
08 33 23 13-0779	EA	8' x 10', Full Vision, Aluminum Rigid Panels, High-Speed Rolling Door (Rytec® Spiral FV®)	25,123.87	838.43
08 33 23 13-0780	EA	8' x 11', Full Vision, Aluminum Rigid Panels, High-Speed Rolling Door (Rytec® Spiral FV®)	25,691.26	855.52
08 33 23 13-0781	EA	8' x 12', Full Vision, Aluminum Rigid Panels, High-Speed Rolling Door (Rytec® Spiral FV®)	26,258.65	872.61
08 33 23 13-0782	EA	8' x 12' 9", Full Vision, Aluminum Rigid Panels, High-Speed Rolling Door (Rytec® Spiral FV®)	26,826.04	889.70
08 33 23 13-0783	EA	8' x 13', Full Vision, Aluminum Rigid Panels, High-Speed Rolling Door (Rytec® Spiral FV®)	27,393.43	906.79
08 33 23 13-0784		9' Wide, Full Vision, Aluminum Rigid Panels, High-Speed Rolling Doors (Rytec® Spiral FV®) (08 33 23 13-0775)		
08 33 23 13-0785	EA	9' x 8', Full Vision, Aluminum Rigid Panels, High-Speed Rolling Door (Rytec® Spiral FV®)	24,556.48	821.34
08 33 23 13-0786	EA	9' x 9', Full Vision, Aluminum Rigid Panels, High-Speed Rolling Door (Rytec® Spiral FV®)	25,123.87	838.43
08 33 23 13-0787	EA	9' x 10', Full Vision, Aluminum Rigid Panels, High-Speed Rolling Door (Rytec® Spiral FV®)	25,691.26	855.52
08 33 23 13-0788	EA	9' x 11', Full Vision, Aluminum Rigid Panels, High-Speed Rolling Door (Rytec® Spiral FV®)	26,258.65	872.61
08 33 23 13-0789	EA	9' x 12', Full Vision, Aluminum Rigid Panels, High-Speed Rolling Door (Rytec® Spiral FV®)	26,826.04	889.70
08 33 23 13-0790	EA	9' x 12' 9", Full Vision, Aluminum Rigid Panels, High-Speed Rolling Door (Rytec® Spiral FV®)	27,393.43	906.79
08 33 23 13-0791	EA	9' x 13', Full Vision, Aluminum Rigid Panels, High-Speed Rolling Door (Rytec® Spiral FV®)	27,960.82	923.89
08 33 23 13-0792		10' Wide, Full Vision, Aluminum Rigid Panels, High-Speed Rolling Doors (Rytec® Spiral FV®) (08 33 23 13-0775)		
08 33 23 13-0793	EA	10' x 8', Full Vision, Aluminum Rigid Panels, High-Speed Rolling Door (Rytec® Spiral FV®)	25,123.87	838.43
08 33 23 13-0794	EA	10' x 9', Full Vision, Aluminum Rigid Panels, High-Speed Rolling Door (Rytec® Spiral FV®)	25,691.26	855.52
08 33 23 13-0795	EA	10' x 10', Full Vision, Aluminum Rigid Panels, High-Speed Rolling Door (Rytec® Spiral FV®)	26,258.65	872.61
08 33 23 13-0796	EA	10' x 11', Full Vision, Aluminum Rigid Panels, High-Speed Rolling Door (Rytec® Spiral FV®)	26,826.04	889.70



MINOR CSI UOM DESCRIPTION	TOTAL DIRECT UNIT COST	DEMOLITION UNIT COST
08 33 23 13-0797 EA 10' x 12', Full Vision, Aluminum Rigid Panels, High-Speed Rolling Door (Rytec® Spiral FV®).....	27,390.86	906.79
08 33 23 13-0798 EA 10' x 12' 9", Full Vision, Aluminum Rigid Panels, High-Speed Rolling Door (Rytec® Spiral FV®).....	27,949.19	919.36
08 33 23 13-0799 EA 10' x 13', Full Vision, Aluminum Rigid Panels, High-Speed Rolling Door (Rytec® Spiral FV®).....	30,059.10	923.89
08 33 23 13-0800 11' Wide, Full Vision, Aluminum Rigid Panels, High-Speed Rolling Doors (Rytec® Spiral FV®) (08 33 23 13-0775)		
08 33 23 13-0801 EA 11' x 8', Full Vision, Aluminum Rigid Panels, High-Speed Rolling Door (Rytec® Spiral FV®).....	25,689.99	855.52
08 33 23 13-0802 EA 11' x 9', Full Vision, Aluminum Rigid Panels, High-Speed Rolling Door (Rytec® Spiral FV®).....	26,257.37	872.61
08 33 23 13-0803 EA 11' x 10', Full Vision, Aluminum Rigid Panels, High-Speed Rolling Door (Rytec® Spiral FV®).....	26,823.47	889.70
08 33 23 13-0804 EA 11' x 11', Full Vision, Aluminum Rigid Panels, High-Speed Rolling Door (Rytec® Spiral FV®).....	27,390.86	906.79
08 33 23 13-0805 EA 11' x 12', Full Vision, Aluminum Rigid Panels, High-Speed Rolling Door (Rytec® Spiral FV®).....	27,958.24	923.89
08 33 23 13-0806 EA 11' x 12' 9", Full Vision, Aluminum Rigid Panels, High-Speed Rolling Door (Rytec® Spiral FV®).....	28,516.58	936.45
08 33 23 13-0807 EA 11' x 13', Full Vision, Aluminum Rigid Panels, High-Speed Rolling Door (Rytec® Spiral FV®).....	30,785.04	940.98
08 33 23 13-0808 12' Wide, Full Vision, Aluminum Rigid Panels, High-Speed Rolling Doors (Rytec® Spiral FV®) (08 33 23 13-0775)		
08 33 23 13-0809 EA 12' x 8', Full Vision, Aluminum Rigid Panels, High-Speed Rolling Door (Rytec® Spiral FV®).....	26,257.37	872.61
08 33 23 13-0810 EA 12' x 9', Full Vision, Aluminum Rigid Panels, High-Speed Rolling Door (Rytec® Spiral FV®).....	26,823.47	889.70
08 33 23 13-0811 EA 12' x 10', Full Vision, Aluminum Rigid Panels, High-Speed Rolling Door (Rytec® Spiral FV®).....	27,390.86	906.79
08 33 23 13-0812 EA 12' x 11', Full Vision, Aluminum Rigid Panels, High-Speed Rolling Door (Rytec® Spiral FV®).....	27,958.24	923.89
08 33 23 13-0813 EA 12' x 12', Full Vision, Aluminum Rigid Panels, High-Speed Rolling Door (Rytec® Spiral FV®).....	28,525.63	940.98
08 33 23 13-0814 EA 12' x 12' 9", Full Vision, Aluminum Rigid Panels, High-Speed Rolling Door (Rytec® Spiral FV®).....	29,081.96	952.53
08 33 23 13-0815 EA 12' x 13', Full Vision, Aluminum Rigid Panels, High-Speed Rolling Door (Rytec® Spiral FV®).....	31,510.98	958.07
08 33 23 13-0816 13' Wide, Full Vision, Aluminum Rigid Panels, High-Speed Rolling Doors (Rytec® Spiral FV®) (08 33 23 13-0775)		
08 33 23 13-0817 EA 13' x 8', Full Vision, Aluminum Rigid Panels, High-Speed Rolling Door (Rytec® Spiral FV®).....	26,823.47	889.70
08 33 23 13-0818 EA 13' x 9', Full Vision, Aluminum Rigid Panels, High-Speed Rolling Door (Rytec® Spiral FV®).....	27,390.86	906.79
08 33 23 13-0819 EA 13' x 10', Full Vision, Aluminum Rigid Panels, High-Speed Rolling Door (Rytec® Spiral FV®).....	27,958.24	923.89
08 33 23 13-0820 EA 13' x 11', Full Vision, Aluminum Rigid Panels, High-Speed Rolling Door (Rytec® Spiral FV®).....	28,525.63	940.98
08 33 23 13-0821 EA 13' x 12', Full Vision, Aluminum Rigid Panels, High-Speed Rolling Door (Rytec® Spiral FV®).....	29,093.01	958.07
08 33 23 13-0822 EA 13' x 12' 9", Full Vision, Aluminum Rigid Panels, High-Speed Rolling Door (Rytec® Spiral FV®).....	29,650.35	970.13
08 33 23 13-0823 EA 13' x 13', Full Vision, Aluminum Rigid Panels, High-Speed Rolling Door (Rytec® Spiral FV®).....	32,236.93	975.16
08 33 23 13-0824 14' Wide, Full Vision, Aluminum Rigid Panels, High-Speed Rolling Doors (Rytec® Spiral FV®) (08 33 23 13-0775)		
08 33 23 13-0825 EA 14' x 8', Full Vision, Aluminum Rigid Panels, High-Speed Rolling Door (Rytec® Spiral FV®).....	30,715.40	906.79
08 33 23 13-0826 EA 14' x 9', Full Vision, Aluminum Rigid Panels, High-Speed Rolling Door (Rytec® Spiral FV®).....	31,441.34	923.89
08 33 23 13-0827 EA 14' x 10', Full Vision, Aluminum Rigid Panels, High-Speed Rolling Door (Rytec® Spiral FV®).....	32,167.29	940.98
08 33 23 13-0828 EA 14' x 11', Full Vision, Aluminum Rigid Panels, High-Speed Rolling Door (Rytec® Spiral FV®).....	32,891.95	958.07
08 33 23 13-0829 EA 14' x 12', Full Vision, Aluminum Rigid Panels, High-Speed Rolling Door (Rytec® Spiral FV®).....	33,619.18	975.16
08 33 23 13-0830 EA 14' x 12' 9", Full Vision, Aluminum Rigid Panels, High-Speed Rolling Door (Rytec® Spiral FV®).....	34,336.07	987.72
08 33 23 13-0831 EA 14' x 13', Full Vision, Aluminum Rigid Panels, High-Speed Rolling Door (Rytec® Spiral FV®).....	34,345.12	992.24
08 33 23 13-0832 Hurricane Zone, Aluminum Rigid Panels, High-Speed Rolling Doors (Rytec® Spiral SST-HZ®) (08 33 23 13-0560)		
08 33 23 13-0833 8' Wide, Hurricane Zone, Aluminum Rigid Panels, High-Speed Rolling Doors (Rytec® Spiral SST-HZ®) (08 33 23 13-0832)		
08 33 23 13-0834 EA 8' x 8', Hurricane Zone, Aluminum Rigid Panels, High-Speed Rolling Door (Rytec® Spiral SST-HZ®).....	32,108.51	804.25
08 33 23 13-0835 EA 8' x 9', Hurricane Zone, Aluminum Rigid Panels, High-Speed Rolling Door (Rytec® Spiral SST-HZ®).....	32,829.03	821.34
08 33 23 13-0836 EA 8' x 10', Hurricane Zone, Aluminum Rigid Panels, High-Speed Rolling Door (Rytec® Spiral SST-HZ®).....	33,548.17	838.43
08 33 23 13-0837 EA 8' x 11', Hurricane Zone, Aluminum Rigid Panels, High-Speed Rolling Door (Rytec® Spiral SST-HZ®).....	34,647.08	855.52
08 33 23 13-0838 EA 8' x 12', Hurricane Zone, Aluminum Rigid Panels, High-Speed Rolling Door (Rytec® Spiral SST-HZ®).....	35,747.37	872.61
08 33 23 13-0839 EA 8' x 13', Hurricane Zone, Aluminum Rigid Panels, High-Speed Rolling Door (Rytec® Spiral SST-HZ®).....	36,847.64	889.70
08 33 23 13-0840 EA 8' x 14', Hurricane Zone, Aluminum Rigid Panels, High-Speed Rolling Door (Rytec® Spiral SST-HZ®).....	37,947.93	906.79
08 33 23 13-0841 9' Wide, Hurricane Zone, Aluminum Rigid Panels, High-Speed Rolling Doors (Rytec® Spiral SST-HZ®) (08 33 23 13-0832)		
08 33 23 13-0842 EA 9' x 8', Hurricane Zone, Aluminum Rigid Panels, High-Speed Rolling Door (Rytec® Spiral SST-HZ®).....	32,829.03	821.34
08 33 23 13-0843 EA 9' x 9', Hurricane Zone, Aluminum Rigid Panels, High-Speed Rolling Door (Rytec® Spiral SST-HZ®).....	33,548.17	838.43
08 33 23 13-0844 EA 9' x 10', Hurricane Zone, Aluminum Rigid Panels, High-Speed Rolling Door (Rytec® Spiral SST-HZ®).....	34,267.32	855.52
08 33 23 13-0845 EA 9' x 11', Hurricane Zone, Aluminum Rigid Panels, High-Speed Rolling Door (Rytec® Spiral SST-HZ®).....	35,367.60	872.61
08 33 23 13-0846 EA 9' x 12', Hurricane Zone, Aluminum Rigid Panels, High-Speed Rolling Door (Rytec® Spiral SST-HZ®).....	36,466.50	889.70
08 33 23 13-0847 EA 9' x 13', Hurricane Zone, Aluminum Rigid Panels, High-Speed Rolling Door (Rytec® Spiral SST-HZ®).....	37,566.78	906.79
08 33 23 13-0848 EA 9' x 14', Hurricane Zone, Aluminum Rigid Panels, High-Speed Rolling Door (Rytec® Spiral SST-HZ®).....	38,673.97	923.89
08 33 23 13-0849 10' Wide, Hurricane Zone, Aluminum Rigid Panels, High-Speed Rolling Doors (Rytec® Spiral SST-HZ®) (08 33 23 13-0832)		
08 33 23 13-0850 EA 10' x 8', Hurricane Zone, Aluminum Rigid Panels, High-Speed Rolling Door (Rytec® Spiral SST-HZ®).....	33,548.17	838.43
08 33 23 13-0851 EA 10' x 9', Hurricane Zone, Aluminum Rigid Panels, High-Speed Rolling Door (Rytec® Spiral SST-HZ®).....	34,267.32	855.52



MINOR CSI UOM DESCRIPTION	TOTAL DIRECT UNIT COST	DEMOLITION UNIT COST
08 33 23 13-0852 EA 10' x 10', Hurricane Zone, Aluminum Rigid Panels, High-Speed Rolling Door (Rytec® Spiral SST-HZ®).....	34,986.46	872.61
08 33 23 13-0853 EA 10' x 11', Hurricane Zone, Aluminum Rigid Panels, High-Speed Rolling Door (Rytec® Spiral SST-HZ®).....	36,086.73	889.70
08 33 23 13-0854 EA 10' x 12', Hurricane Zone, Aluminum Rigid Panels, High-Speed Rolling Door (Rytec® Spiral SST-HZ®).....	37,185.64	906.79
08 33 23 13-0855 EA 10' x 13', Hurricane Zone, Aluminum Rigid Panels, High-Speed Rolling Door (Rytec® Spiral SST-HZ®).....	38,285.92	923.89
08 33 23 13-0856 EA 10' x 14', Hurricane Zone, Aluminum Rigid Panels, High-Speed Rolling Door (Rytec® Spiral SST-HZ®).....	39,400.02	940.98
08 33 23 13-0857 11' Wide, Hurricane Zone, Aluminum Rigid Panels, High-Speed Rolling Doors (Rytec® Spiral SST-HZ®) (08 33 23 13-0832)		
08 33 23 13-0858 EA 11' x 8', Hurricane Zone, Aluminum Rigid Panels, High-Speed Rolling Door (Rytec® Spiral SST-HZ®).....	34,267.32	855.52
08 33 23 13-0859 EA 11' x 9', Hurricane Zone, Aluminum Rigid Panels, High-Speed Rolling Door (Rytec® Spiral SST-HZ®).....	34,986.46	872.61
08 33 23 13-0860 EA 11' x 10', Hurricane Zone, Aluminum Rigid Panels, High-Speed Rolling Door (Rytec® Spiral SST-HZ®).....	35,705.59	889.70
08 33 23 13-0861 EA 11' x 11', Hurricane Zone, Aluminum Rigid Panels, High-Speed Rolling Door (Rytec® Spiral SST-HZ®).....	36,805.87	906.79
08 33 23 13-0862 EA 11' x 12', Hurricane Zone, Aluminum Rigid Panels, High-Speed Rolling Door (Rytec® Spiral SST-HZ®).....	37,906.16	923.89
08 33 23 13-0863 EA 11' x 13', Hurricane Zone, Aluminum Rigid Panels, High-Speed Rolling Door (Rytec® Spiral SST-HZ®).....	39,009.06	940.98
08 33 23 13-0864 EA 11' x 14', Hurricane Zone, Aluminum Rigid Panels, High-Speed Rolling Door (Rytec® Spiral SST-HZ®).....	40,124.68	958.07
08 33 23 13-0865 12' Wide, Hurricane Zone, Aluminum Rigid Panels, High-Speed Rolling Doors (Rytec® Spiral SST-HZ®) (08 33 23 13-0832)		
08 33 23 13-0866 EA 12' x 8', Hurricane Zone, Aluminum Rigid Panels, High-Speed Rolling Door (Rytec® Spiral SST-HZ®).....	34,986.46	872.61
08 33 23 13-0867 EA 12' x 9', Hurricane Zone, Aluminum Rigid Panels, High-Speed Rolling Door (Rytec® Spiral SST-HZ®).....	35,705.59	889.70
08 33 23 13-0868 EA 12' x 10', Hurricane Zone, Aluminum Rigid Panels, High-Speed Rolling Door (Rytec® Spiral SST-HZ®).....	36,424.72	906.79
08 33 23 13-0869 EA 12' x 11', Hurricane Zone, Aluminum Rigid Panels, High-Speed Rolling Door (Rytec® Spiral SST-HZ®).....	37,525.01	923.89
08 33 23 13-0870 EA 12' x 12', Hurricane Zone, Aluminum Rigid Panels, High-Speed Rolling Door (Rytec® Spiral SST-HZ®).....	38,625.30	940.98
08 33 23 13-0871 EA 12' x 13', Hurricane Zone, Aluminum Rigid Panels, High-Speed Rolling Door (Rytec® Spiral SST-HZ®).....	39,724.20	958.07
08 33 23 13-0872 EA 12' x 14', Hurricane Zone, Aluminum Rigid Panels, High-Speed Rolling Door (Rytec® Spiral SST-HZ®).....	40,825.12	975.16
08 33 23 13-0873 13' Wide, Hurricane Zone, Aluminum Rigid Panels, High-Speed Rolling Doors (Rytec® Spiral SST-HZ®) (08 33 23 13-0832)		
08 33 23 13-0874 EA 13' x 8', Hurricane Zone, Aluminum Rigid Panels, High-Speed Rolling Door (Rytec® Spiral SST-HZ®).....	35,705.59	889.70
08 33 23 13-0875 EA 13' x 9', Hurricane Zone, Aluminum Rigid Panels, High-Speed Rolling Door (Rytec® Spiral SST-HZ®).....	36,424.72	906.79
08 33 23 13-0876 EA 13' x 10', Hurricane Zone, Aluminum Rigid Panels, High-Speed Rolling Door (Rytec® Spiral SST-HZ®).....	37,143.86	923.89
08 33 23 13-0877 EA 13' x 11', Hurricane Zone, Aluminum Rigid Panels, High-Speed Rolling Door (Rytec® Spiral SST-HZ®).....	38,244.15	940.98
08 33 23 13-0878 EA 13' x 12', Hurricane Zone, Aluminum Rigid Panels, High-Speed Rolling Door (Rytec® Spiral SST-HZ®).....	39,344.44	958.07
08 33 23 13-0879 EA 13' x 13', Hurricane Zone, Aluminum Rigid Panels, High-Speed Rolling Door (Rytec® Spiral SST-HZ®).....	40,444.73	975.16
08 33 23 13-0880 EA 13' x 14', Hurricane Zone, Aluminum Rigid Panels, High-Speed Rolling Door (Rytec® Spiral SST-HZ®).....	41,578.16	992.24
08 33 23 13-0881 14' Wide, Hurricane Zone, Aluminum Rigid Panels, High-Speed Rolling Doors (Rytec® Spiral SST-HZ®) (08 33 23 13-0832)		
08 33 23 13-0882 EA 14' x 8', Hurricane Zone, Aluminum Rigid Panels, High-Speed Rolling Door (Rytec® Spiral SST-HZ®).....	36,424.72	906.79
08 33 23 13-0883 EA 14' x 9', Hurricane Zone, Aluminum Rigid Panels, High-Speed Rolling Door (Rytec® Spiral SST-HZ®).....	37,143.86	923.89
08 33 23 13-0884 EA 14' x 10', Hurricane Zone, Aluminum Rigid Panels, High-Speed Rolling Door (Rytec® Spiral SST-HZ®).....	37,863.00	940.98
08 33 23 13-0885 EA 14' x 11', Hurricane Zone, Aluminum Rigid Panels, High-Speed Rolling Door (Rytec® Spiral SST-HZ®).....	38,963.29	958.07
08 33 23 13-0886 EA 14' x 12', Hurricane Zone, Aluminum Rigid Panels, High-Speed Rolling Door (Rytec® Spiral SST-HZ®).....	40,063.58	975.16
08 33 23 13-0887 EA 14' x 13', Hurricane Zone, Aluminum Rigid Panels, High-Speed Rolling Door (Rytec® Spiral SST-HZ®).....	41,163.87	992.24
08 33 23 13-0888 EA 14' x 14', Hurricane Zone, Aluminum Rigid Panels, High-Speed Rolling Door (Rytec® Spiral SST-HZ®).....	42,297.30	1,009.33
08 33 23 13-0889 Rytec® Spiral® Door Options (08 33 23 13-0560)		
08 33 23 13-0890 EA Insulated Slats For Rytec® Spiral® High-Speed Rolling Doors Note: Per door price.	415.57	
08 33 23 13-0891 EA Up To 13' Wide Doors, Width Of Door, Ventilated Slats For Rytec® Spiral® High-Speed Rolling Doors Note: Maximum of 4 per door.	281.31	
08 33 23 13-0892 EA >13' Wide Doors, Width Of Door, Ventilated Slats For Rytec® Spiral® High-Speed Rolling Doors Note: Maximum of 4 per door.	415.57	
08 33 23 13-0893 EA Up To 13' Wide Doors, 6" High x Width Of Door, Window Slats For Rytec® Spiral® High-Speed Rolling Doors Note: Maximum of 4 per door.	281.31	
08 33 23 13-0894 EA >13' Wide Doors, 6" High x Width Of Door, Window Slats For Rytec® Spiral® High-Speed Rolling Doors Note: Maximum of 4 per door.	415.57	
08 33 23 13-0895 EA Right Hand Motor Mount For Rytec® Spiral® High-Speed Rolling Doors	791.01	50.26
08 33 23 13-0896 EA Up To 13' Wide Doors, Full Hood For Rytec® Spiral® High-Speed Rolling Doors	2,272.51	100.53
08 33 23 13-0897 EA >13' To 16' Wide Doors, Full Hood For Rytec® Spiral® High-Speed Rolling Doors	4,069.04	100.53
08 33 23 13-0898 EA >16' Wide Doors, Full Hood For Rytec® Spiral® High-Speed Rolling Doors	4,625.27	100.53
08 33 23 13-0899 EA Through Wall Brake Release For Rytec® Spiral® High-Speed Rolling Doors	483.34	
08 33 23 13-0900 Activation And Control Box Options For High Speed Doors (08 33 23 13)		
08 33 23 13-0901 EA Pull Cord For High-Speed Rolling Doors	202.82	50.26
08 33 23 13-0902 EA Emergency Stop, Pushbutton Control For High-Speed Rolling Doors	152.55	25.13
08 33 23 13-0903 EA NEMA 4 Mushroom Remote Pushbutton Control For High-Speed Rolling Doors	190.91	25.13
08 33 23 13-0904 EA On/Off Selector Switch, Remote Control For High-Speed Rolling Doors	133.37	25.13
08 33 23 13-0905 EA On/Off Key Switch, Remote Control For High-Speed Rolling Doors	203.70	25.13
08 33 23 13-0906 EA Keyed Remote Single Pushbutton Control For High-Speed Rolling Doors	331.57	25.13
08 33 23 13-0907 EA Open/Close/Stop, Remote Pushbutton Control For High-Speed Rolling Doors	363.53	25.13
08 33 23 13-0908 EA Radio Control For High-Speed Rolling Doors	566.36	45.24
Note: Includes one receiver and two transmitters.		



MINOR CSI UOM DESCRIPTION	TOTAL DIRECT UNIT COST	DEMOLITION UNIT COST
08 33 23 13-0909 EA Floor Loop For High-Speed Rolling Doors.....	767.43	
Note: Excludes sealant.		
08 33 23 13-0910 EA Reflective Type Photo Eye For High-Speed Rolling Doors.....	489.26	45.24
08 33 23 13-0911 EA Thru-Beam Type Photo Eye For High-Speed Rolling Doors.....	636.69	45.24
08 33 23 13-0912 EA Motion Detector For High-Speed Rolling Doors.....	546.22	30.16
08 33 23 13-0913 EA Remote Warning Horn For High-Speed Rolling Doors.....	381.84	50.26
Note: Includes wall box and mounting hardware.		
08 33 23 13-0914 EA Remote Strobe Light For High-Speed Rolling Doors.....	516.10	50.26
Note: Includes wall box and mounting hardware.		
08 33 23 13-0915 EA Remote Warning Horn And Strobe Light For High-Speed Rolling Doors.....	586.43	50.26
Note: Includes wall box and mounting hardware.		
08 33 23 13-0916 EA Red And Green Red Light For High-Speed Rolling Doors.....	727.08	50.26
Note: Includes mounting hardware.		
08 33 26 Overhead Coiling Grilles <small>(08 33)</small>		
Note: Includes curtains, guides, counterbalance mechanisms, hardware, operators, frame, supports and/or trim as required. Excludes lifting equipment (forklift or scissor lift) where required. See CSI section 01 22 23 00-1039 for forklift.		
08 33 26 00-0001 Galvanized Steel Overhead Coiling Grilles (Width x Height) <small>(08 33 26)</small>		
08 33 26 00-0002 EA 4' x 8', Galvanized Steel Overhead Coiling Grilles, Manual Lift.....	2,558.81	219.55
For Lexan Lattice Pattern, Add	289.80	
For Aluminum With Clear Or Anodized Bronze Finish, Add	212.41	
For Staggered Brick Pattern, Add	287.53	
08 33 26 00-0003 EA 6' x 8', Galvanized Steel Overhead Coiling Grilles, Manual Lift.....	2,903.54	219.55
For Lexan Lattice Pattern, Add	341.51	
For Aluminum With Clear Or Anodized Bronze Finish, Add	318.63	
For Staggered Brick Pattern, Add	389.41	
08 33 26 00-0004 EA 8' x 8', Galvanized Steel Overhead Coiling Grilles, Manual Lift.....	3,493.15	274.43
For Lexan Lattice Pattern, Add	406.24	
For Aluminum With Clear Or Anodized Bronze Finish, Add	424.83	
For Staggered Brick Pattern, Add	491.28	
08 33 26 00-0005 EA 12' x 8', Galvanized Steel Overhead Coiling Grilles, Manual Lift.....	3,990.30	274.43
For Lexan Lattice Pattern, Add	480.81	
For Aluminum With Clear Or Anodized Bronze Finish, Add	436.11	
For Staggered Brick Pattern, Add	695.03	
08 33 26 00-0006 EA 16' x 8', Galvanized Steel Overhead Coiling Grilles, Manual Lift.....	5,485.33	439.10
For Lexan Lattice Pattern, Add	634.31	
For Aluminum With Clear Or Anodized Bronze Finish, Add	849.66	
For Staggered Brick Pattern, Add	980.16	
08 33 26 00-0007 EA 20' x 8', Galvanized Steel Overhead Coiling Grilles, Manual Lift.....	6,817.15	548.87
For Lexan Lattice Pattern, Add	787.81	
For Aluminum With Clear Or Anodized Bronze Finish, Add	1,062.07	
For Staggered Brick Pattern, Add	1,265.27	
08 33 26 00-0008 EA 24' x 8', Galvanized Steel Overhead Coiling Grilles, Manual Lift.....	8,597.29	658.64
For Lexan Lattice Pattern, Add	1,007.54	
For Aluminum With Clear Or Anodized Bronze Finish, Add	1,274.49	
For Staggered Brick Pattern, Add	1,423.27	
08 33 26 00-0009 EA 30' x 8', Galvanized Steel Overhead Coiling Grilles, Manual Lift.....	10,481.69	805.01
For Lexan Lattice Pattern, Add	1,228.35	
For Aluminum With Clear Or Anodized Bronze Finish, Add	1,476.15	
For Staggered Brick Pattern, Add	1,552.26	
08 33 26 00-0010 EA 4' x 10', Galvanized Steel Overhead Coiling Grilles, Manual Lift.....	2,808.68	219.55
For Lexan Lattice Pattern, Add	327.29	
For Aluminum With Clear Or Anodized Bronze Finish, Add	265.51	
For Staggered Brick Pattern, Add	341.60	
08 33 26 00-0011 EA 6' x 10', Galvanized Steel Overhead Coiling Grilles, Manual Lift.....	3,265.56	219.55
For Lexan Lattice Pattern, Add	395.82	
For Aluminum With Clear Or Anodized Bronze Finish, Add	398.26	
For Staggered Brick Pattern, Add	485.09	
08 33 26 00-0012 EA 8' x 10', Galvanized Steel Overhead Coiling Grilles, Manual Lift.....	3,894.60	274.43
For Lexan Lattice Pattern, Add	466.81	
For Aluminum With Clear Or Anodized Bronze Finish, Add	531.04	
For Staggered Brick Pattern, Add	628.58	
08 33 26 00-0013 EA 12' x 10', Galvanized Steel Overhead Coiling Grilles, Manual Lift.....	4,517.22	274.43
For Lexan Lattice Pattern, Add	560.20	
For Aluminum With Clear Or Anodized Bronze Finish, Add	796.56	
For Staggered Brick Pattern, Add	915.56	
08 33 26 00-0014 EA 16' x 10', Galvanized Steel Overhead Coiling Grilles, Manual Lift.....	6,177.33	439.10
For Lexan Lattice Pattern, Add	738.11	
For Aluminum With Clear Or Anodized Bronze Finish, Add	1,062.07	
For Staggered Brick Pattern, Add	1,262.43	
08 33 26 00-0015 EA 20' x 10', Galvanized Steel Overhead Coiling Grilles, Manual Lift.....	7,671.87	548.87
For Lexan Lattice Pattern, Add	916.02	
For Aluminum With Clear Or Anodized Bronze Finish, Add	1,327.59	
For Staggered Brick Pattern, Add	1,609.29	
08 33 26 00-0016 EA 24' x 10', Galvanized Steel Overhead Coiling Grilles, Manual Lift.....	9,629.96	658.64
For Lexan Lattice Pattern, Add	1,162.44	
For Aluminum With Clear Or Anodized Bronze Finish, Add	1,593.31	
For Staggered Brick Pattern, Add	1,863.69	
08 33 26 00-0017 EA 30' x 10', Galvanized Steel Overhead Coiling Grilles, Manual Lift.....	12,076.26	805.01
For Lexan Lattice Pattern, Add	1,467.54	
For Aluminum With Clear Or Anodized Bronze Finish, Add	1,865.53	
For Staggered Brick Pattern, Add	2,087.75	

08 Openings**08 30 Specialty Doors and Frames****08 33 Coiling Doors and Grilles**

MINOR	CSI	UOM	DESCRIPTION	TOTAL DIRECT UNIT COST	DEMOLITION UNIT COST
08 33 26 00-0018	EA		4' x 12', Galvanized Steel Overhead Coiling Grilles, Manual Lift	3,094.81	219.55
			<i>For Lexan Lattice Pattern, Add</i>	370.20	
			<i>For Aluminum With Clear Or Anodized Bronze Finish, Add</i>	318.63	
			<i>For Staggered Brick Pattern, Add</i>	394.87	
08 33 26 00-0019	EA		6' x 12', Galvanized Steel Overhead Coiling Grilles, Manual Lift	3,177.64	219.55
			<i>For Lexan Lattice Pattern, Add</i>	382.63	
			<i>For Aluminum With Clear Or Anodized Bronze Finish, Add</i>	477.93	
			<i>For Staggered Brick Pattern, Add</i>	579.16	
08 33 26 00-0020	EA		8' x 12', Galvanized Steel Overhead Coiling Grilles, Manual Lift	3,869.28	274.43
			<i>For Lexan Lattice Pattern, Add</i>	462.66	
			<i>For Aluminum With Clear Or Anodized Bronze Finish, Add</i>	637.23	
			<i>For Staggered Brick Pattern, Add</i>	763.45	
08 33 26 00-0021	EA		12' x 12', Galvanized Steel Overhead Coiling Grilles, Manual Lift	5,114.32	274.43
			<i>For Lexan Lattice Pattern, Add</i>	649.42	
			<i>For Aluminum With Clear Or Anodized Bronze Finish, Add</i>	955.83	
			<i>For Staggered Brick Pattern, Add</i>	1,132.02	
08 33 26 00-0022	EA		16' x 12', Galvanized Steel Overhead Coiling Grilles, Manual Lift	7,155.55	439.10
			<i>For Lexan Lattice Pattern, Add</i>	884.85	
			<i>For Aluminum With Clear Or Anodized Bronze Finish, Add</i>	1,274.47	
			<i>For Staggered Brick Pattern, Add</i>	1,573.84	
08 33 26 00-0023	EA		20' x 12', Galvanized Steel Overhead Coiling Grilles, Manual Lift	9,033.56	548.87
			<i>For Lexan Lattice Pattern, Add</i>	1,120.28	
			<i>For Aluminum With Clear Or Anodized Bronze Finish, Add</i>	1,593.10	
			<i>For Staggered Brick Pattern, Add</i>	2,015.65	
08 33 26 00-0024	EA		24' x 12', Galvanized Steel Overhead Coiling Grilles, Manual Lift	10,953.30	658.64
			<i>For Lexan Lattice Pattern, Add</i>	1,360.94	
			<i>For Aluminum With Clear Or Anodized Bronze Finish, Add</i>	1,911.73	
			<i>For Staggered Brick Pattern, Add</i>	2,131.28	
08 33 26 00-0025	EA		30' x 12', Galvanized Steel Overhead Coiling Grilles, Manual Lift	13,651.71	805.01
			<i>For Lexan Lattice Pattern, Add</i>	1,703.85	
			<i>For Aluminum With Clear Or Anodized Bronze Finish, Add</i>	2,215.41	
			<i>For Staggered Brick Pattern, Add</i>	2,322.05	
08 33 26 00-0026	EA		4' x 14', Galvanized Steel Overhead Coiling Grilles, Manual Lift	3,606.58	219.55
			<i>For Lexan Lattice Pattern, Add</i>	446.97	
			<i>For Aluminum With Clear Or Anodized Bronze Finish, Add</i>	371.58	
			<i>For Staggered Brick Pattern, Add</i>	730.37	
08 33 26 00-0027	EA		6' x 14', Galvanized Steel Overhead Coiling Grilles, Manual Lift	4,165.34	219.55
			<i>For Lexan Lattice Pattern, Add</i>	530.78	
			<i>For Aluminum With Clear Or Anodized Bronze Finish, Add</i>	557.49	
			<i>For Staggered Brick Pattern, Add</i>	896.80	
08 33 26 00-0028	EA		8' x 14', Galvanized Steel Overhead Coiling Grilles, Manual Lift	4,886.01	274.43
			<i>For Lexan Lattice Pattern, Add</i>	615.52	
			<i>For Aluminum With Clear Or Anodized Bronze Finish, Add</i>	743.39	
			<i>For Staggered Brick Pattern, Add</i>	1,044.25	
08 33 26 00-0029	EA		12' x 14', Galvanized Steel Overhead Coiling Grilles, Manual Lift	6,059.77	274.43
			<i>For Lexan Lattice Pattern, Add</i>	791.58	
			<i>For Aluminum With Clear Or Anodized Bronze Finish, Add</i>	1,115.17	
			<i>For Staggered Brick Pattern, Add</i>	1,324.18	
08 33 26 00-0030	EA		16' x 14', Galvanized Steel Overhead Coiling Grilles, Manual Lift	8,131.55	439.10
			<i>For Lexan Lattice Pattern, Add</i>	1,031.25	
			<i>For Aluminum With Clear Or Anodized Bronze Finish, Add</i>	1,486.90	
			<i>For Staggered Brick Pattern, Add</i>	1,771.52	
08 33 26 00-0031	EA		20' x 14', Galvanized Steel Overhead Coiling Grilles, Manual Lift	10,037.80	548.87
			<i>For Lexan Lattice Pattern, Add</i>	1,270.91	
			<i>For Aluminum With Clear Or Anodized Bronze Finish, Add</i>	1,858.62	
			<i>For Staggered Brick Pattern, Add</i>	2,218.85	
08 33 26 00-0032	EA		24' x 14', Galvanized Steel Overhead Coiling Grilles, Manual Lift	11,995.94	658.64
			<i>For Lexan Lattice Pattern, Add</i>	1,517.34	
			<i>For Aluminum With Clear Or Anodized Bronze Finish, Add</i>	2,230.35	
			<i>For Staggered Brick Pattern, Add</i>	2,516.42	
08 33 26 00-0033	EA		30' x 14', Galvanized Steel Overhead Coiling Grilles, Manual Lift	15,350.29	805.01
			<i>For Lexan Lattice Pattern, Add</i>	1,958.64	
			<i>For Aluminum With Clear Or Anodized Bronze Finish, Add</i>	2,632.95	
			<i>For Staggered Brick Pattern, Add</i>	2,875.13	
08 33 26 00-0034			Coiling Grilles Accessories (08 33 26)		
08 33 26 00-0035	LF		For Overhead Framed Rolling Grille Supports	119.54	
08 33 36			Side Coiling Grilles (08 33)		
08 33 36 00-0001			Galvanized Steel Side Coiling Grilles (Width x Height) (08 33 36)		
08 33 36 00-0002	EA		12' x 8', Galvanized Steel Side Coiling Grilles, Manually Operated	4,326.91	613.90
			<i>For Lexan Lattice Pattern, Add</i>	385.92	
			<i>For Aluminum With Clear Or Anodized Bronze Finish, Add</i>	637.24	
			<i>For Staggered Brick Pattern, Add</i>	695.03	
08 33 36 00-0003	EA		18' x 8', Galvanized Steel Side Coiling Grilles, Manually Operated	6,030.64	788.59
			<i>For Lexan Lattice Pattern, Add</i>	566.62	
			<i>For Aluminum With Clear Or Anodized Bronze Finish, Add</i>	977.47	
			<i>For Staggered Brick Pattern, Add</i>	1,113.22	
08 33 36 00-0004	EA		24' x 8', Galvanized Steel Side Coiling Grilles, Manually Operated	7,802.42	994.34
			<i>For Lexan Lattice Pattern, Add</i>	744.22	
			<i>For Aluminum With Clear Or Anodized Bronze Finish, Add</i>	1,274.49	
			<i>For Staggered Brick Pattern, Add</i>	1,423.27	



MINOR	CSI	UOM	DESCRIPTION	TOTAL DIRECT UNIT COST	DEMOLITION UNIT COST
08 33 36 00-0005	EA		30' x 8', Galvanized Steel Side Coiling Grilles, Manually Operated <i>For Lexan Lattice Pattern, Add</i> <i>For Aluminum With Clear Or Anodized Bronze Finish, Add</i> <i>For Staggered Brick Pattern, Add</i>	9,339.51 930.28 1,476.15 1,552.26	1,097.74
08 33 36 00-0006	EA		12' x 10', Galvanized Steel Side Coiling Grilles, Manually Operated <i>For Lexan Lattice Pattern, Add</i> <i>For Aluminum With Clear Or Anodized Bronze Finish, Add</i> <i>For Staggered Brick Pattern, Add</i>	5,213.43 482.05 796.56 915.56	699.94
08 33 36 00-0007	EA		18' x 10', Galvanized Steel Side Coiling Grilles, Manually Operated <i>For Lexan Lattice Pattern, Add</i> <i>For Aluminum With Clear Or Anodized Bronze Finish, Add</i> <i>For Staggered Brick Pattern, Add</i>	7,294.66 708.70 1,173.12 1,390.26	898.99
08 33 36 00-0008	EA		24' x 10', Galvanized Steel Side Coiling Grilles, Manually Operated <i>For Lexan Lattice Pattern, Add</i> <i>For Aluminum With Clear Or Anodized Bronze Finish, Add</i> <i>For Staggered Brick Pattern, Add</i>	9,327.83 913.36 1,593.31 1,863.69	1,133.18
08 33 36 00-0009	EA		30' x 10', Galvanized Steel Side Coiling Grilles, Manually Operated <i>For Lexan Lattice Pattern, Add</i> <i>For Aluminum With Clear Or Anodized Bronze Finish, Add</i> <i>For Staggered Brick Pattern, Add</i>	11,340.25 1,162.51 1,865.53 2,087.75	1,251.42
08 33 36 00-0010	EA		12' x 12', Galvanized Steel Side Coiling Grilles, Manually Operated <i>For Lexan Lattice Pattern, Add</i> <i>For Aluminum With Clear Or Anodized Bronze Finish, Add</i> <i>For Staggered Brick Pattern, Add</i>	6,110.70 578.63 955.83 1,132.02	788.59
08 33 36 00-0011	EA		18' x 12', Galvanized Steel Side Coiling Grilles, Manually Operated <i>For Lexan Lattice Pattern, Add</i> <i>For Aluminum With Clear Or Anodized Bronze Finish, Add</i> <i>For Staggered Brick Pattern, Add</i>	8,564.67 849.09 1,411.30 1,726.04	1,012.85
08 33 36 00-0012	EA		24' x 12', Galvanized Steel Side Coiling Grilles, Manually Operated <i>For Lexan Lattice Pattern, Add</i> <i>For Aluminum With Clear Or Anodized Bronze Finish, Add</i> <i>For Staggered Brick Pattern, Add</i>	11,072.32 1,116.33 1,911.73 2,131.28	1,277.04
08 33 36 00-0013	EA		30' x 12', Galvanized Steel Side Coiling Grilles, Manually Operated <i>For Lexan Lattice Pattern, Add</i> <i>For Aluminum With Clear Or Anodized Bronze Finish, Add</i> <i>For Staggered Brick Pattern, Add</i>	13,329.99 1,395.42 2,215.41 2,322.05	1,408.76
08 33 36 00-0014	EA		12' x 14', Galvanized Steel Side Coiling Grilles, Manually Operated <i>For Lexan Lattice Pattern, Add</i> <i>For Aluminum With Clear Or Anodized Bronze Finish, Add</i> <i>For Staggered Brick Pattern, Add</i>	6,999.64 676.57 1,115.17 1,324.18	871.91
08 33 36 00-0015	EA		18' x 14', Galvanized Steel Side Coiling Grilles, Manually Operated <i>For Lexan Lattice Pattern, Add</i> <i>For Aluminum With Clear Or Anodized Bronze Finish, Add</i> <i>For Staggered Brick Pattern, Add</i>	9,834.54 991.17 1,612.95 1,917.75	1,119.69
08 33 36 00-0016	EA		24' x 14', Galvanized Steel Side Coiling Grilles, Manually Operated <i>For Lexan Lattice Pattern, Add</i> <i>For Aluminum With Clear Or Anodized Bronze Finish, Add</i> <i>For Staggered Brick Pattern, Add</i>	12,703.62 1,302.39 2,230.35 2,516.42	1,411.69
08 33 36 00-0017	EA		30' x 14', Galvanized Steel Side Coiling Grilles, Manually Operated <i>For Lexan Lattice Pattern, Add</i> <i>For Aluminum With Clear Or Anodized Bronze Finish, Add</i> <i>For Staggered Brick Pattern, Add</i>	15,300.18 1,627.14 2,632.95 2,875.13	1,558.78
08 33 43 Overhead Coiling Smoke Curtains (08 33)					
08 33 43 00-0001			Elevator Smoke Guard (08 33 43)		
08 33 43 00-0002	EA		Elevator Smoke Guard, 55" Width Housing (Smoke Guard 400).....	14,474.13	613.90
08 33 43 00-0003	EA		Elevator Smoke Guard, 64" Width Housing (Smoke Guard 400).....	15,012.60	613.90
08 33 43 00-0004	EA		Elevator Smoke Guard, 73" Width Housing (Smoke Guard 400).....	15,551.08	613.90
08 34 Special Function Doors (08 30)					
08 34 13 Cold Storage Doors (08 34)					
08 34 13 00-0001			Vertical Sliding Cold Storage Doors (08 34 13) Note: Doors to be filled with foamed-in-place polyurethane.		
08 34 13 00-0002	EA		7'-0" x 8'-0" Single Leaf Vertical Sliding Cold Storage, Filled With 4" Foam In Place (FIP) Polyurethane <i>For Adjusting Height Of Door To Fit Opening <7' Height, Add</i>	7,211.91 426.50	854.67
08 34 13 00-0003	EA		7'-0" x 9'-0" Bi-Pass Vertical Sliding Cold Storage Door, Filled With 4" Foam In Place (FIP) Polyurethane <i>For Adjusting Height Of Door To Fit Opening <7' Height, Add</i>	9,253.14 542.51	1,085.02
08 34 13 00-0004			Horizontal Sliding Cold Storage Doors (08 34 13) Note: Doors to be filled with foamed-in-place polyurethane.		
08 34 13 00-0005	EA		6'-0" x 9'-0" Single Leaf Horizontal Sliding Cold Storage, Filled With 4" Foam In Place (FIP) Polyurethane	5,793.79	682.59
08 34 13 00-0006	EA		7'-0" x 9'-0" Single Leaf Horizontal Sliding Cold Storage, Filled With 4" Foam In Place (FIP) Polyurethane	6,529.31	769.71
08 34 13 00-0007	EA		7'-0" x 9'-0" Bi-Parting Horizontal Sliding Cold Storage, Filled With 4" Foam In Place (FIP) Polyurethane	8,437.56	1,014.39
08 34 13 00-0008	EA		5'-0" x 7'-0" Single Leaf Horizontal Sliding Cold Storage, Filled With 4" Foam In Place (FIP) Polyurethane	5,046.97	620.19
08 34 13 00-0009			Swinging Horizontal Hinged Cold Storage Doors (08 34 13) Note: Doors to be filled with foamed-in-place polyurethane.		
08 34 13 00-0010	EA		3'-0" x 7'-0" Swinging Cold Storage Door, Filled With 4" Foam In Place (FIP) Polyurethane.....	2,891.22	403.41

08	08	Openings
	08 30	Specialty Doors and Frames
	08 34	Special Function Doors



MINOR CSI UOM DESCRIPTION	TOTAL DIRECT UNIT COST	DEMOLITION UNIT COST
------------------------------	---------------------------	-------------------------

08 34 16 Hangar Doors (08 34)

08 34 16 00-0001	SF	70' To 120' Wide X To 20' High Hangar Door 25' Panels Note: Includes motorized opener and special hardware.	77.87	17.54
08 34 16 00-0002	SF	120' To 180' Wide X To 20' High Hangar Door 25' Panels Note: Includes motorized opener and special hardware.	69.34	17.54
08 34 16 00-0003	SF	120' To 180' Wide X 20-40' High Hangar Door 25' Panels Note: Includes motorized opener and special hardware.	73.23	3.76
08 34 16 00-0004	SF	120' To 180' Wide X 40-60' High Hangar Door 25' Panels Note: Includes motorized opener and special hardware.	78.73	2.50
08 34 16 00-0005	SF	120' To 180' Wide X 60-80' High Hangar Door 25' Panels Note: Includes motorized opener and special hardware.	84.35	2.50
08 34 16 00-0006	SF	120' To 180' Wide x >80' High Hangar Door 25' Panels Note: Includes motorized opener and special hardware.	133.80	2.50

08 34 23 Sidewalk and Basement Doors (08 34)

08 34 23 00-0001 Drainage Doors (08 34 23)

08 34 23 00-0002 Single Leaf Aluminum Drainage Doors (08 34 23 00-0001)

Note: Bilco - J Series.

08 34 23 00-0003	EA	2' x 2' Single Leaf Aluminum Drainage Floor, Vault Or Sidewalk Door	1,224.78	179.05
08 34 23 00-0004	EA	2' 6" x 2' 6" Single Leaf Aluminum Drainage Floor, Vault Or Sidewalk Door	1,510.10	187.09
08 34 23 00-0005	EA	3' x 2' 6" Single Leaf Aluminum Drainage Floor, Vault Or Sidewalk Door	1,604.51	191.11
08 34 23 00-0006	EA	3' x 3' Single Leaf Aluminum Drainage Floor, Vault Or Sidewalk Door	1,771.28	195.13
08 34 23 00-0007	EA	3' 6" x 3' 6" Single Leaf Aluminum Drainage Floor, Vault Or Sidewalk Door	2,067.64	205.19
08 34 23 00-0008	EA	2' 6" x 4' Single Leaf Aluminum Drainage Floor, Vault Or Sidewalk Door	2,108.84	200.46
08 34 23 00-0009	EA	3' x 4' Single Leaf Aluminum Drainage Floor, Vault Or Sidewalk Door	2,348.92	205.19
08 34 23 00-0010	EA	2' 6" x 5' Single Leaf Aluminum Drainage Floor, Vault Or Sidewalk Door	2,452.41	209.91
08 34 23 00-0011	EA	3' x 5' Single Leaf Aluminum Drainage Floor, Vault Or Sidewalk Door	2,692.52	214.63
08 34 23 00-0012	EA	3' x 6' Single Leaf Aluminum Drainage Floor, Vault Or Sidewalk Door	3,128.52	226.69

08 34 23 00-0013 Double Leaf Aluminum Drainage Doors (08 34 23 00-0001)

Note: Bilco - JD Series.

08 34 23 00-0014	EA	4' x 2' 6" Double Leaf Aluminum Drainage Floor, Vault Or Sidewalk Door	2,510.66	200.46
08 34 23 00-0015	EA	4' x 4' Double Leaf Aluminum Drainage Floor, Vault Or Sidewalk Door	2,636.26	214.63
08 34 23 00-0016	EA	4' x 6' Double Leaf Aluminum Drainage Floor, Vault Or Sidewalk Door	3,347.54	238.77
08 34 23 00-0017	EA	5' x 5' Double Leaf Aluminum Drainage Floor, Vault Or Sidewalk Door	3,443.97	238.77

08 34 23 00-0018 Single Leaf Aluminum H2O Drainage Doors (08 34 23 00-0001)

Note: Bilco - J H2O Series.

08 34 23 00-0019	EA	2' x 2' Single Leaf Aluminum H2O Drainage Floor, Vault Or Sidewalk Door	1,972.18	179.05
08 34 23 00-0020	EA	2' 6" x 2' 6" Single Leaf Aluminum H2O Drainage Floor, Vault Or Sidewalk Door	2,305.72	187.09
08 34 23 00-0021	EA	3' x 2' 6" Single Leaf Aluminum H2O Drainage Floor, Vault Or Sidewalk Door	2,512.68	191.11
08 34 23 00-0022	EA	3' x 3' Single Leaf Aluminum H2O Drainage Floor, Vault Or Sidewalk Door	2,848.22	195.13
08 34 23 00-0023	EA	3' 6" x 3' 6" Single Leaf Aluminum H2O Drainage Floor, Vault Or Sidewalk Door	3,297.28	205.19

08 34 23 00-0024 Double Leaf Aluminum H2O Drainage Doors (08 34 23 00-0001)

Note: Bilco - JD H2O Series.

08 34 23 00-0025	EA	4' x 2' 6" Double Leaf Aluminum H2O Drainage Floor, Vault Or Sidewalk Door	3,298.25	200.46
08 34 23 00-0026	EA	4' x 4' Double Leaf Aluminum H2O Drainage Floor, Vault Or Sidewalk Door	4,420.39	214.63
08 34 23 00-0027	EA	4' x 6' Double Leaf Aluminum H2O Drainage Floor, Vault Or Sidewalk Door	6,296.97	238.77
08 34 23 00-0028	EA	5' x 5' Double Leaf Aluminum H2O Drainage Floor, Vault Or Sidewalk Door	5,927.28	238.77

08 34 23 00-0029 Single Leaf Steel Drainage Doors (08 34 23 00-0001)

Note: Bilco - J Series.

08 34 23 00-0030	EA	2' x 2' Single Leaf Steel Drainage Floor, Vault Or Sidewalk Door	1,604.18	179.05
08 34 23 00-0031	EA	2' 6" x 2' 6" Single Leaf Steel Drainage Floor, Vault Or Sidewalk Door	1,685.52	187.09
08 34 23 00-0032	EA	3' x 2' 6" Single Leaf Steel Drainage Floor, Vault Or Sidewalk Door	1,879.52	191.11
08 34 23 00-0033	EA	3' x 3' Single Leaf Steel Drainage Floor, Vault Or Sidewalk Door	2,083.45	195.13
08 34 23 00-0034	EA	3' 6" x 3' 6" Single Leaf Steel Drainage Floor, Vault Or Sidewalk Door	2,425.04	205.19
08 34 23 00-0035	EA	2' 6" x 4' Single Leaf Steel Drainage Floor, Vault Or Sidewalk Door	2,309.18	200.46
08 34 23 00-0036	EA	3' x 4' Single Leaf Steel Drainage Floor, Vault Or Sidewalk Door	2,632.83	205.19
08 34 23 00-0037	EA	2' 6" x 5' Single Leaf Steel Drainage Floor, Vault Or Sidewalk Door	2,620.09	209.91
08 34 23 00-0038	EA	3' x 5' Single Leaf Steel Drainage Floor, Vault Or Sidewalk Door	2,923.97	214.63
08 34 23 00-0039	EA	3' x 6' Single Leaf Steel Drainage Floor, Vault Or Sidewalk Door	3,120.17	226.69

08 34 23 00-0040 Double Leaf Steel Drainage Doors (08 34 23 00-0001)

Note: Bilco - JD Series.

08 34 23 00-0041	EA	4' x 2' 6" Double Leaf Steel Drainage Floor, Vault Or Sidewalk Door	2,843.49	200.46
08 34 23 00-0042	EA	4' x 4' Double Leaf Steel Drainage Floor, Vault Or Sidewalk Door	2,983.34	214.63
08 34 23 00-0043	EA	4' x 6' Double Leaf Steel Drainage Floor, Vault Or Sidewalk Door	3,722.05	238.77
08 34 23 00-0044	EA	5' x 5' Double Leaf Steel Drainage Floor, Vault Or Sidewalk Door	3,830.89	238.77



MINOR	CSI	UOM	DESCRIPTION	TOTAL DIRECT UNIT COST	DEMOLITION UNIT COST
08 34 23 00-0045			Single Leaf Steel H2O Drainage Doors (08 34 23 00-0001) Note: Bilco - J H2O Series.		
08 34 23 00-0046	EA		2' x 2' Single Leaf Steel H2O Drainage Floor, Vault Or Sidewalk Door	2,751.94	179.05
08 34 23 00-0047	EA		2' 6" x 2' 6" Single Leaf Steel H2O Drainage Floor, Vault Or Sidewalk Door	2,912.44	187.09
08 34 23 00-0048	EA		3' x 2' 6" Single Leaf Steel H2O Drainage Floor, Vault Or Sidewalk Door	3,017.42	191.11
08 34 23 00-0049	EA		3' x 3' Single Leaf Steel H2O Drainage Floor, Vault Or Sidewalk Door	3,557.76	195.13
08 34 23 00-0050	EA		3' 6" x 3' 6" Single Leaf Steel H2O Drainage Floor, Vault Or Sidewalk Door	4,196.20	205.49
08 34 23 00-0051			Double Leaf Steel H2O Drainage Doors (08 34 23 00-0001) Note: Bilco - JD H2O Series.		
08 34 23 00-0052	EA		4' x 2' 6" Double Leaf Steel H2O Drainage Floor, Vault Or Sidewalk Door	4,624.50	200.46
08 34 23 00-0053	EA		4' x 4' Double Leaf Steel H2O Drainage Floor, Vault Or Sidewalk Door	5,170.02	214.63
08 34 23 00-0054	EA		4' x 6' Double Leaf Steel H2O Drainage Floor, Vault Or Sidewalk Door	7,689.74	238.77
08 34 23 00-0055	EA		5' x 5' Double Leaf Steel H2O Drainage Floor, Vault Or Sidewalk Door	7,491.85	238.77
08 34 23 00-0056			Single Leaf Aluminum Drainage Door (08 34 23 00-0001) Note: Bilco - J-R (Odor Resistant).		
08 34 23 00-0057	EA		2' x 2' Single Leaf Aluminum Drainage Floor, Vault Or Sidewalk Door, Odor Resistant	2,939.48	179.05
08 34 23 00-0058	EA		2' 6" x 2' 6" Single Leaf Aluminum Drainage Floor, Vault Or Sidewalk Door, Odor Resistant	3,538.94	187.09
08 34 23 00-0059	EA		3' x 2' 6" Single Leaf Aluminum Drainage Floor, Vault Or Sidewalk Door, Odor Resistant	3,767.89	191.11
08 34 23 00-0060	EA		3' x 3' Single Leaf Aluminum Drainage Floor, Vault Or Sidewalk Door, Odor Resistant	4,001.17	195.13
08 34 23 00-0061	EA		3' 6" x 3' 6" Single Leaf Aluminum Drainage Floor, Vault Or Sidewalk Door, Odor Resistant	4,556.45	205.19
08 34 23 00-0062			Non-Drainage Doors (08 34 23)		
08 34 23 00-0063			Single Leaf Aluminum Non-Drainage Doors (08 34 23 00-0062) Note: Bilco - Q Series.		
08 34 23 00-0064	EA		2' x 2' Single Leaf Aluminum Non Drainage Floor, Vault Or Sidewalk Door	1,176.65	179.05
08 34 23 00-0065	EA		2' 6" x 2' 6" Single Leaf Aluminum Non Drainage Floor, Vault Or Sidewalk Door	1,429.73	187.09
08 34 23 00-0066	EA		3' x 2' 6" Single Leaf Aluminum Non Drainage Floor, Vault Or Sidewalk Door	1,532.25	191.11
08 34 23 00-0067	EA		3' x 3' Single Leaf Aluminum Non Drainage Floor, Vault Or Sidewalk Door	1,594.51	195.13
08 34 23 00-0068	EA		3' 6" x 3' 6" Single Leaf Aluminum Non Drainage Floor, Vault Or Sidewalk Door	2,011.38	205.19
08 34 23 00-0069	EA		2' 6" x 4' Single Leaf Aluminum Non Drainage Floor, Vault Or Sidewalk Door	1,811.51	200.46
08 34 23 00-0070	EA		3' x 4' Single Leaf Aluminum Non Drainage Floor, Vault Or Sidewalk Door	2,027.45	205.19
08 34 23 00-0071	EA		2' 6" x 5' Single Leaf Aluminum Non Drainage Floor, Vault Or Sidewalk Door	2,275.49	209.91
08 34 23 00-0072	EA		3' x 5' Single Leaf Aluminum Non Drainage Floor, Vault Or Sidewalk Door	2,411.32	214.63
08 34 23 00-0073	EA		3' x 6' Single Leaf Aluminum Non Drainage Floor, Vault Or Sidewalk Door	2,743.03	226.69
08 34 23 00-0074			Single Leaf Aluminum Non-Drainage Doors (08 34 23 00-0062) Note: Bilco - K Series.		
08 34 23 00-0075	EA		2' x 2' Single Leaf Aluminum Non Drainage Floor, Vault Or Sidewalk Door	959.66	179.05
08 34 23 00-0076	EA		2' 6" x 2' 6" Single Leaf Aluminum Non Drainage Floor, Vault Or Sidewalk Door	1,156.49	187.09
08 34 23 00-0077	EA		3' x 2' 6" Single Leaf Aluminum Non Drainage Floor, Vault Or Sidewalk Door	1,283.12	191.11
08 34 23 00-0078	EA		3' x 3' Single Leaf Aluminum Non Drainage Floor, Vault Or Sidewalk Door	1,369.48	195.13
08 34 23 00-0079	EA		3' 6" x 3' 6" Single Leaf Aluminum Non Drainage Floor, Vault Or Sidewalk Door	1,593.48	205.19
08 34 23 00-0080			Double Leaf Aluminum Non-Drainage Doors (08 34 23 00-0062) Note: Bilco - QD Series.		
08 34 23 00-0081	EA		4' x 2' 6" Double Leaf Aluminum Non Drainage Floor, Vault Or Sidewalk Door	2,309.78	200.46
08 34 23 00-0082			Double Leaf Aluminum Non-Drainage Doors (08 34 23 00-0062) Note: Bilco - KD Series.		
08 34 23 00-0083	EA		4' x 4' Double Leaf Aluminum Non Drainage Floor, Vault Or Sidewalk Door	2,210.40	214.63
08 34 23 00-0084	EA		4' x 6' Double Leaf Aluminum Non Drainage Floor, Vault Or Sidewalk Door	3,114.57	238.77
08 34 23 00-0085	EA		5' x 5' Double Leaf Aluminum Non Drainage Floor, Vault Or Sidewalk Door	3,178.87	238.77
08 34 23 00-0086			Single Leaf Aluminum Non-Drainage Doors (08 34 23 00-0062) Note: Bilco - T Series.		
08 34 23 00-0087	EA		2' x 2' Single Leaf Aluminum Non Drainage Door, Floor Installation For Covering	1,056.10	179.05
08 34 23 00-0088	EA		2'-6" x 2'-6" Single Leaf Aluminum Non Drainage Door, Floor Installation For Covering	1,236.86	187.09
08 34 23 00-0089	EA		3' x 2' 6" Single Leaf Aluminum Non Drainage Door, Floor Installation For Covering	1,323.30	191.11
08 34 23 00-0090	EA		3' x 3' Single Leaf Aluminum Non Drainage Door, Floor Installation For Covering	1,449.85	195.13
08 34 23 00-0091	EA		3'-6" x 3'-6" Single Leaf Aluminum Non Drainage Door, Floor Installation For Covering	1,697.95	205.19
08 34 23 00-0092			Double Leaf Aluminum Non-Drainage Doors (08 34 23 00-0062) Note: Bilco - TD Series.		
08 34 23 00-0093	EA		4' x 4' Double Leaf Aluminum Non Drainage Door, Floor Installation For Covering	2,347.02	214.63
08 34 23 00-0094	EA		4' x 6' Double Leaf Aluminum Non Drainage Door, Floor Installation For Covering	3,283.34	238.77
08 34 23 00-0095	EA		5' x 5' Double Leaf Aluminum Non Drainage Door, Floor Installation For Covering	3,331.56	238.77
08 34 23 00-0096			Single Leaf Steel Non-Drainage Doors (08 34 23 00-0062) Note: Bilco - Q Series.		

08 Openings**08 30 Specialty Doors and Frames****08 34 Special Function Doors**

SAN BERNARDINO
COUNTY

MINOR	CSI	UOM	DESCRIPTION	TOTAL DIRECT UNIT COST	DEMOLITION UNIT COST
08 34 23 00-0097	EA		2' x 2' Single Leaf Steel Non Drainage Floor, Vault Or Sidewalk Door	1,089.75	179.05
08 34 23 00-0098	EA		2'-6" x 2'-6" Single Leaf Steel Non Drainage Floor, Vault Or Sidewalk Door	1,220.48	187.09
08 34 23 00-0099	EA		3' x 2'-6" Single Leaf Steel Non Drainage Floor, Vault Or Sidewalk Door	1,374.98	191.11
08 34 23 00-0100	EA		3' x 3' Single Leaf Steel Non Drainage Floor, Vault Or Sidewalk Door	1,460.13	195.13
08 34 23 00-0101	EA		2' 6" x 4' Single Leaf Steel Non Drainage Floor, Vault Or Sidewalk Door	1,667.92	195.13
08 34 23 00-0102			Double Leaf Steel Non-Drainage Doors (08 34 23 00-0062)		
			Note: Bilco - QD Series.		
08 34 23 00-0103	EA		4' x 2' 6" Double Leaf Aluminum Non Drainage Floor, Vault Or Sidewalk Door	2,220.13	200.46
08 34 23 00-0104			Basement Doors (08 34 23)		
			Note: 12 gauge primed steel, center opening, includes assembly and installation hardware.		
08 34 23 00-0105	EA		45-1/4" Wide x 65-1/4" Long, Sloped Wall Basement Door, Factory Primed Metal (Bilco Classic Series)	1,481.59	226.20
08 34 23 00-0106	EA		30" High x 47" Wide x 58" Long, Basement Door (Bilco Classic Series)	1,243.21	171.40
08 34 23 00-0107	EA		22" High x 51" Wide x 64" Long, Basement Door (Bilco Classic Series)	1,291.26	188.49
08 34 23 00-0108	EA		19-1/2" High x 55" Wide x 72" Long, Basement Door (Bilco Classic Series)	1,379.75	201.06
08 34 23 00-0109	EA		52" High x 51" Wide x 43-1/4" Long, Basement Door (Bilco Classic Series)	1,526.96	226.20
08 34 49			Radiation Shielding Doors and Frames (08 34)		
08 34 49 13			Neutron Shielding Doors and Frames (08 34 49)		
08 34 49 13-0001			Lead Lined Doors And Frames (08 34 49 13)		
08 34 49 13-0002	SF		1/16" Thick Laminated Lead In Wood Door	136.15	10.06
08 34 49 13-0003	SF		1/8" Thick Laminated Lead In Wood Door	169.46	10.06
08 34 49 13-0004	LF		1/16" Thick Lead Lined Door Frame	150.71	10.06
08 34 49 13-0005	LF		1/8" Thick Lead Lined Door Frame	161.81	10.06
08 34 53			Security Doors and Frames (08 34)		
08 34 53 00-0001			Metal Security Doors, Bullet Resistant (08 34 53)		
			Note: Includes door, frame, hardware hinges, lockset and cylinder, all UL 753 Listed.		
08 34 53 00-0002	SF		Metal Security Door	74.80	8.58
08 34 53 00-0003	EA		Up To 3' x 7' (.38 caliber) Medium-Small Arms Metal Security Door	3,067.02	428.12
08 34 53 00-0004	EA		Up To 3' x 7' (.44 caliber) Super-Small Arms Metal Security Door	3,639.55	454.46
08 34 53 00-0005			Metal Security Doors (08 34 53)		
			Note: Includes standard pitcher handle latch, pneumatic closure, hinges and baked enamel finish.		
08 34 53 00-0006	EA		Up To 3' x 7' Steel Narrowline Security Door (Kane Screens S-501-28-O)	948.35	78.41
			Note: Top and bottom section are #12 mesh 0.028" stainless steel wire cloth with a bottom kick plate.		
08 34 53 00-0007	EA		Up To 3' x 7' Steel Narrowline Security Door (Kane Screens S-503-28-O)	948.35	78.41
			Note: Top section is #12 mesh 0.028" stainless steel wire cloth and bottom section is a double kick panel.		
08 34 53 00-0008	EA		Up To 3' x 7' Steel Narrowline Security Door (Kane Screens S-504-28-O)	1,344.13	78.41
			Note: Top section includes 1/8" tempered sash unit and #12 mesh 0.028" stainless steel wire cloth. Bottom section is a double kick panel.		
08 34 56			Security Gates (08 34)		
08 34 56 00-0001			Pivoting Double Folding Gate (08 34 56)		
			Note: Includes locking bar, solid steel casters and galvanized finish. Excludes padlock.		
08 34 56 00-0002	EA		6' To 8' Width Opening, 6-1/2' In Use Height, Pivoting Galvanized Double Folding Gate	1,036.06	191.51
08 34 56 00-0003	EA		8' To 10' Width Opening, 6-1/2' In Use Height, Pivoting Galvanized Double Folding Gate	1,163.08	215.45
08 34 56 00-0004	EA		8' To 10' Width Opening, 7' In Use Height, Pivoting Galvanized Double Folding Gate	1,250.54	239.39
08 34 56 00-0005	EA		8' To 10' Width Opening, 8' In Use Height, Pivoting Galvanized Double Folding Gate	1,377.55	263.32
08 34 56 00-0006	EA		10' To 12' Width Opening, 6-1/2' In Use Height, Pivoting Galvanized Double Folding Gate	1,179.23	193.90
08 34 56 00-0007	EA		10' To 12' Width Opening, 7' In Use Height, Pivoting Galvanized Double Folding Gate	1,266.88	217.84
08 34 56 00-0008	EA		10' To 12' Width Opening, 7-1/2' In Use Height, Pivoting Galvanized Double Folding Gate	1,389.06	241.78
08 34 56 00-0009	EA		10' To 12' Width Opening, 8' In Use Height, Pivoting Galvanized Double Folding Gate	1,481.84	265.71
08 34 56 00-0010	EA		12' To 14' Width Opening, 6' In Use Height, Pivoting Galvanized Double Folding Gate	1,243.36	196.29
08 34 56 00-0011	EA		12' To 14' Width Opening, 6-1/2' In Use Height, Pivoting Galvanized Double Folding Gate	1,330.75	220.24
08 34 56 00-0012	EA		12' To 14' Width Opening, 7' In Use Height, Pivoting Galvanized Double Folding Gate	1,404.24	232.20
08 34 56 00-0013	EA		12' To 14' Width Opening, 7-1/2' In Use Height, Pivoting Galvanized Double Folding Gate	1,477.99	244.18
08 34 56 00-0014	EA		12' To 14' Width Opening, 8' In Use Height, Pivoting Galvanized Double Folding Gate	1,575.36	268.11
08 34 56 00-0015	EA		14' To 16' Width Opening, 6' In Use Height, Pivoting Galvanized Double Folding Gate	1,366.98	198.69
08 34 56 00-0016	EA		14' To 16' Width Opening, 6-1/2' In Use Height, Pivoting Galvanized Double Folding Gate	1,454.10	222.63
08 34 56 00-0017	EA		14' To 16' Width Opening, 7' In Use Height, Pivoting Galvanized Double Folding Gate	1,537.42	234.59
08 34 56 00-0018	EA		14' To 16' Width Opening, 7-1/2' In Use Height, Pivoting Galvanized Double Folding Gate	1,641.34	246.57
08 34 56 00-0019	EA		14' To 16' Width Opening, 8' In Use Height, Pivoting Galvanized Double Folding Gate	1,787.70	270.50
08 34 56 00-0020	EA		16' To 18' Width Opening, 6' In Use Height, Pivoting Galvanized Double Folding Gate	1,554.79	203.47
08 34 56 00-0021	EA		16' To 18' Width Opening, 6-1/2' In Use Height, Pivoting Galvanized Double Folding Gate	1,666.38	229.81
08 34 56 00-0022	EA		16' To 18' Width Opening, 7' In Use Height, Pivoting Galvanized Double Folding Gate	1,793.99	244.18
08 34 56 00-0023	EA		16' To 18' Width Opening, 7-1/2' In Use Height, Pivoting Galvanized Double Folding Gate	1,868.74	251.36
08 34 56 00-0024			Pivoting Single Folding Gate (08 34 56)		
			Note: Includes locking bar, solid steel casters and galvanized finish. Excludes padlock.		



MINOR	CSI	UOM	DESCRIPTION	TOTAL DIRECT UNIT COST	DEMOLITION UNIT COST
08 34 56 00-0025	EA		5' To 6' Width Opening, 6' In Use Height, Pivoting Galvanized Single Folding Gate.....	703.48	134.05
08 34 56 00-0026	EA		5' To 6' Width Opening, 6-1/2' In Use Height, Pivoting Galvanized Single Folding Gate.....	752.63	138.84
08 34 56 00-0027	EA		5' To 6' Width Opening, 7' In Use Height, Pivoting Galvanized Single Folding Gate.....	801.78	143.83
08 34 56 00-0028	EA		5' To 6' Width Opening, 7-1/2' In Use Height, Pivoting Galvanized Single Folding Gate.....	860.53	153.21
08 34 56 00-0029	EA		5' To 6' Width Opening, 8' In Use Height, Pivoting Galvanized Single Folding Gate.....	899.46	162.78
08 34 56 00-0030	EA		6' To 7' Width Opening, 6' In Use Height, Pivoting Galvanized Single Folding Gate.....	752.49	138.84
08 34 56 00-0031	EA		6' To 7' Width Opening, 6-1/2' In Use Height, Pivoting Galvanized Single Folding Gate.....	801.84	143.63
08 34 56 00-0032	EA		6' To 7' Width Opening, 7' In Use Height, Pivoting Galvanized Single Folding Gate.....	851.00	148.42
08 34 56 00-0033	EA		6' To 7' Width Opening, 7-1/2' In Use Height, Pivoting Galvanized Single Folding Gate.....	909.69	158.00
08 34 56 00-0034	EA		6' To 7' Width Opening, 8' In Use Height, Pivoting Galvanized Single Folding Gate.....	948.85	167.57
08 34 56 00-0035	EA		7' To 8' Width Opening, 6' In Use Height, Pivoting Galvanized Single Folding Gate.....	821.42	143.63
08 34 56 00-0036	EA		7' To 8' Width Opening, 6-1/2' In Use Height, Pivoting Galvanized Single Folding Gate.....	870.79	148.42
08 34 56 00-0037	EA		7' To 8' Width Opening, 7' In Use Height, Pivoting Galvanized Single Folding Gate.....	919.88	153.21
08 34 56 00-0038	EA		7' To 8' Width Opening, 7-1/2' In Use Height, Pivoting Galvanized Single Folding Gate.....	978.73	162.78
08 34 56 00-0039	EA		7' To 8' Width Opening, 8' In Use Height, Pivoting Galvanized Single Folding Gate.....	1,037.68	172.35
08 34 56 00-0040			Window Gates, Expands From 2' To 4' <small>(08 34 56)</small>		
			Note: Includes padlock hasp and galvanized finish. Excludes padlock.		
08 34 56 00-0041	EA		33" High Window Gate, Up To 4' Wide Opening.....	285.97	52.67
08 34 56 00-0042	EA		37" High Window Gate, Up To 4' Wide Opening.....	295.55	57.45
08 34 56 00-0043	EA		40" High Window Gate, Up To 4' Wide Opening.....	295.55	57.45
08 34 56 00-0044	EA		43" High Window Gate, Up To 4' Wide Opening.....	305.91	62.24
08 34 56 00-0045	EA		46" High Window Gate, Up To 4' Wide Opening.....	305.91	62.24
08 34 56 00-0046	EA		49" High Window Gate, Up To 4' Wide Opening.....	315.49	67.03
08 34 56 00-0047	EA		51" High Window Gate, Up To 4' Wide Opening.....	315.49	67.03
08 34 56 00-0048	EA		53" High Window Gate, Up To 4' Wide Opening.....	325.05	71.81
08 34 56 00-0049	EA		55" High Window Gate, Up To 4' Wide Opening.....	325.05	71.81
08 34 56 00-0050	EA		57" High Window Gate, Up To 4' Wide Opening.....	334.64	76.60
08 34 56 00-0051	EA		59" High Window Gate, Up To 4' Wide Opening.....	334.64	76.60
08 34 56 00-0052			Pivoting Door Gate, Expands From 2' To 4' <small>(08 34 56)</small>		
			Note: Includes padlock hasp and galvanized finish. Excludes padlock.		
08 34 56 00-0053	EA		61" High Pivoting Door Gate, Up To 4' Wide Opening.....	344.21	81.40
08 34 56 00-0054	EA		63" High Pivoting Door Gate, Up To 4' Wide Opening.....	346.62	81.40
08 34 56 00-0055	EA		66" High Pivoting Door Gate, Up To 4' Wide Opening.....	359.41	86.18
08 34 56 00-0056	EA		71" High Pivoting Door Gate, Up To 4' Wide Opening.....	372.18	90.97
08 34 56 00-0057	EA		73" High Pivoting Door Gate, Up To 4' Wide Opening.....	375.39	90.97
08 34 56 00-0058	EA		76" High Pivoting Door Gate, Up To 4' Wide Opening.....	388.17	95.75
08 34 56 00-0059	EA		79" High Pivoting Door Gate, Up To 4' Wide Opening.....	391.38	95.75
08 34 56 00-0060	EA		81" High Pivoting Door Gate, Up To 4' Wide Opening.....	403.17	100.54
08 34 56 00-0061	EA		83" High Pivoting Door Gate, Up To 4' Wide Opening.....	407.36	100.54
08 34 73			Sound Control Door Assemblies <small>(08 34)</small>		
08 34 73 13			Metal Sound Control Door Assemblies <small>(08 34 73)</small>		
08 34 73 13-0001			Steel Acoustical Door Assembly <small>(08 34 73 13)</small>		
			Note: Includes seal.		
08 34 73 13-0002			Steel Acoustical Doors <small>(08 34 73 13-0001)</small>		
			Note: Includes hardware: cam lift hinges and seals. Excludes frame, hardware: locksets, closer, electromagnetic release, etc.		
08 34 73 13-0003	EA		3' x 7', 16 Gauge, STC 50, Steel Acoustical Door (Unrated).....	4,351.73	180.95
			Note: Excludes steel acoustical door frame See CSI section 08 34 73 13-0008 for steel acoustical door frames.		
			For Accent Window Vision Lite, Add	1,674.61	
			For Half Window Vision Lite, Add	1,733.32	
			For Full Window Vision Lite, Add	1,792.02	
			For 8' Height, Add	568.55	
			For 14 Gauge, Add	538.63	
			For 45 Minutes Fire Rated, Add	239.39	
			For 60 Minutes Fire Rated, Add	359.08	
			For 90 Minutes Fire Rated, Add	598.47	
			For 120 Minutes Fire Rated, Add	837.86	
			For 45 STC Rating, Deduct	-1,356.54	
			For 48 STC Rating, Deduct	-718.17	
			For 52 STC Rating, Add	558.57	
			For 55 STC Rating, Add	1,516.13	
08 34 73 13-0004	EA		3'-6" x 7", 16 Gauge, STC 50, Steel Acoustical Door (Unrated).....	4,607.81	188.49
			Note: Excludes steel acoustical door frame See CSI section 08 34 73 13-0008 for steel acoustical door frames.		
			For Accent Window Vision Lite, Add	1,674.61	
			For Half Window Vision Lite, Add	1,733.32	
			For Full Window Vision Lite, Add	1,792.02	
			For 8' Height, Add	602.89	
			For 14 Gauge, Add	571.16	
			For 45 Minutes Fire Rated, Add	253.85	
			For 60 Minutes Fire Rated, Add	380.77	
			For 90 Minutes Fire Rated, Add	634.62	
			For 120 Minutes Fire Rated, Add	888.47	
			For 45 STC Rating, Deduct	-1,438.48	
			For 48 STC Rating, Deduct	-761.55	
			For 52 STC Rating, Add	592.31	
			For 55 STC Rating, Add	1,607.71	

08 Openings**08 30 Specialty Doors and Frames**

08 34 Special Function Doors


**SAN BERNARDINO
COUNTY**

 MINOR
CSI UOM DESCRIPTION

 TOTAL DIRECT DEMOLITION
UNIT COST UNIT COST

08 34 73 13-0005	EA	4' x 7', 16 Gauge, STC 50, Steel Acoustical Door (Unrated)	4,878.96	203.58
		Note: Excludes steel acoustical door frame See CSI section 08 34 73 13-0008 for steel acoustical door frames.		
		For Accent Window Vision Lite, Add	1,674.61	
		For Half Window Vision Lite, Add	1,733.32	
		For Full Window Vision Lite, Add	1,792.02	
		For 8' Height, Add	637.23	
		For 14 Gauge, Add	603.69	
		For 45 Minutes Fire Rated, Add	268.31	
		For 60 Minutes Fire Rated, Add	402.46	
		For 90 Minutes Fire Rated, Add	670.77	
		For 120 Minutes Fire Rated, Add	939.08	
		For 45 STC Rating, Deduct	-1,520.42	
		For 48 STC Rating, Deduct	-804.93	
		For 52 STC Rating, Add	626.05	
		For 55 STC Rating, Add	1,699.29	
08 34 73 13-0006	PR	Pair 3' x 7', 16 Gauge, STC 50, Steel Acoustical Doors (Unrated)	8,667.27	343.82
		Note: Excludes steel acoustical door frame See CSI section 08 34 73 13-0008 for steel acoustical door frames.		
		For Pair Accent Window Vision Lites, Add	3,349.22	
		For Pair Half Window Vision Lites, Add	3,466.63	
		For Pair Full Window Vision Lites, Add	3,584.04	
		For 8' Height, Add	1,137.10	
		For 14 Gauge, Add	1,077.25	
		For 45 Minutes Fire Rated, Add	478.78	
		For 60 Minutes Fire Rated, Add	718.17	
		For 90 Minutes Fire Rated, Add	1,196.95	
		For 120 Minutes Fire Rated, Add	1,675.72	
		For 45 STC Rating, Deduct	-2,713.08	
		For 48 STC Rating, Deduct	-1,436.34	
		For 52 STC Rating, Add	1,117.15	
		For 55 STC Rating, Add	3,032.26	
08 34 73 13-0007	PR	Pair 3'-6" x 7', 16 Gauge, STC 50, Steel Acoustical Door (Unrated)	9,155.29	346.83
		Note: Excludes steel acoustical door frame See CSI section 08 34 73 13-0008 for steel acoustical door frames.		
		For Pair Accent Window Vision Lites, Add	3,349.22	
		For Pair Half Window Vision Lites, Add	3,466.63	
		For Pair Full Window Vision Lites, Add	3,584.04	
		For 8' Height, Add	1,205.78	
		For 14 Gauge, Add	1,142.32	
		For 45 Minutes Fire Rated, Add	507.70	
		For 60 Minutes Fire Rated, Add	761.55	
		For 90 Minutes Fire Rated, Add	1,269.24	
		For 120 Minutes Fire Rated, Add	1,776.94	
		For 45 STC Rating, Deduct	-2,876.95	
		For 48 STC Rating, Deduct	-1,523.09	
		For 52 STC Rating, Add	1,184.63	
		For 55 STC Rating, Add	3,215.42	
08 34 73 13-0008		Steel Acoustical Door Frames (08 34 73 13-0001)		
		Note: Includes threshold		
08 34 73 13-0009	EA	3' x 7', 4-1/2" To 6-1/2" Wall Thickness, 16 Gauge, Split-Frame, Steel Acoustical Door Frame	3,015.15	100.53
		For 8' Height, Add	323.62	
		For 45 Minutes Fire Rated, Add	196.99	
		For 60 Minutes Fire Rated, Add	337.69	
		For 90 Minutes Fire Rated, Add	478.40	
		For 120 Minutes Fire Rated, Add	675.38	
08 34 73 13-0010	EA	3' x 7', 6-1/2" To 8-1/2" Wall Thickness, 16 Gauge, Split-Frame, Steel Acoustical Door Frame	3,094.86	100.53
		For 8' Height, Add	332.79	
		For 45 Minutes Fire Rated, Add	202.57	
		For 60 Minutes Fire Rated, Add	347.26	
		For 90 Minutes Fire Rated, Add	491.95	
		For 120 Minutes Fire Rated, Add	694.51	
08 34 73 13-0011	EA	3' x 7', 8-1/2" To 10-1/2" Wall Thickness, 16 Gauge, Split-Frame, Steel Acoustical Door Frame	3,174.58	100.53
		For 8' Height, Add	341.95	
		For 45 Minutes Fire Rated, Add	208.15	
		For 60 Minutes Fire Rated, Add	356.82	
		For 90 Minutes Fire Rated, Add	505.50	
		For 120 Minutes Fire Rated, Add	713.64	
08 34 73 13-0012	EA	3' x 7', 10-1/2" To 12-1/2" Wall Thickness, 16 Gauge, Split-Frame, Steel Acoustical Door Frame	3,254.29	100.53
		For 8' Height, Add	351.12	
		For 45 Minutes Fire Rated, Add	213.73	
		For 60 Minutes Fire Rated, Add	366.39	
		For 90 Minutes Fire Rated, Add	519.05	
		For 120 Minutes Fire Rated, Add	732.78	
08 34 73 13-0013	EA	3'-6" x 7', 4-1/2" To 6-1/2" Wall Thickness, 16 Gauge, Split-Frame, Steel Acoustical Door Frame	3,450.51	110.59
		For 8' Height, Add	371.37	
		For 45 Minutes Fire Rated, Add	226.05	
		For 60 Minutes Fire Rated, Add	387.52	
		For 90 Minutes Fire Rated, Add	548.99	
		For 120 Minutes Fire Rated, Add	775.04	
08 34 73 13-0014	EA	3'-6" x 7', 6-1/2" To 8-1/2" Wall Thickness, 16 Gauge, Split-Frame, Steel Acoustical Door Frame	3,539.50	110.59
		For 8' Height, Add	381.61	
		For 45 Minutes Fire Rated, Add	232.28	
		For 60 Minutes Fire Rated, Add	398.20	
		For 90 Minutes Fire Rated, Add	564.12	
		For 120 Minutes Fire Rated, Add	796.40	



	MINOR	CSI	UOM	DESCRIPTION	TOTAL DIRECT UNIT COST	DEMOLITION UNIT COST
08 34 73 13-0015	EA			3'-6" x 7', 8-1/2" To 10-1/2" Wall Thickness, 16 Gauge, Split-Frame, Steel Acoustical Door Frame.....	3,619.21	110.59
				For 8' Height, Add	390.77	
				For 45 Minutes Fire Rated, Add	237.86	
				For 60 Minutes Fire Rated, Add	407.76	
				For 90 Minutes Fire Rated, Add	577.67	
				For 120 Minutes Fire Rated, Add	815.93	
08 34 73 13-0016	EA			3'-6" x 7', 10-1/2" To 12-1/2" Wall Thickness, 16 Gauge, Split-Frame, Steel Acoustical Door Frame	3,718.08	110.59
				For 8' Height, Add	402.14	
				For 45 Minutes Fire Rated, Add	244.78	
				For 60 Minutes Fire Rated, Add	419.63	
				For 90 Minutes Fire Rated, Add	594.47	
				For 120 Minutes Fire Rated, Add	839.26	
08 34 73 13-0017	EA			4' x 7', 4-1/2" To 6-1/2" Wall Thickness, 16 Gauge, Split-Frame, Steel Acoustical Door Frame	3,896.21	115.61
				For 8' Height, Add	421.47	
				For 45 Minutes Fire Rated, Add	256.55	
				For 60 Minutes Fire Rated, Add	439.80	
				For 90 Minutes Fire Rated, Add	623.05	
				For 120 Minutes Fire Rated, Add	879.60	
08 34 73 13-0018	EA			4' x 7', 6-1/2" To 8-1/2" Wall Thickness, 16 Gauge, Split-Frame, Steel Acoustical Door Frame.....	3,975.93	115.61
				For 8' Height, Add	430.64	
				For 45 Minutes Fire Rated, Add	262.13	
				For 60 Minutes Fire Rated, Add	449.37	
				For 90 Minutes Fire Rated, Add	636.60	
				For 120 Minutes Fire Rated, Add	898.73	
08 34 73 13-0019	EA			4' x 7', 8-1/2" To 10-1/2" Wall Thickness, 16 Gauge, Split-Frame, Steel Acoustical Door Frame	4,055.64	115.61
				For 8' Height, Add	439.81	
				For 45 Minutes Fire Rated, Add	267.71	
				For 60 Minutes Fire Rated, Add	458.93	
				For 90 Minutes Fire Rated, Add	650.15	
				For 120 Minutes Fire Rated, Add	917.86	
08 34 73 13-0020	EA			4' x 7', 10-1/2" To 12-1/2" Wall Thickness, 16 Gauge, Split-Frame, Steel Acoustical Door Frame	4,144.62	115.61
				For 8' Height, Add	450.04	
				For 45 Minutes Fire Rated, Add	273.94	
				For 60 Minutes Fire Rated, Add	469.61	
				For 90 Minutes Fire Rated, Add	665.28	
				For 120 Minutes Fire Rated, Add	939.22	
08 34 73 13-0021	EA			6' x 7', 4-1/2" To 6-1/2" Wall Thickness, 16 Gauge, Split-Frame, Steel Acoustical Door Frame With Removable Center Mullion	6,931.40	130.69
				For 8' Height, Add	767.05	
				For 45 Minutes Fire Rated, Add	466.90	
				For 60 Minutes Fire Rated, Add	800.40	
				For 90 Minutes Fire Rated, Add	1,133.90	
				For 120 Minutes Fire Rated, Add	1,600.80	
08 34 73 13-0022	EA			6' x 7', 6-1/2" To 8-1/2" Wall Thickness, 16 Gauge, Split-Frame, Steel Acoustical Door Frame With Removable Center Mullion	7,007.41	130.69
				For 8' Height, Add	775.79	
				For 45 Minutes Fire Rated, Add	472.22	
				For 60 Minutes Fire Rated, Add	809.52	
				For 90 Minutes Fire Rated, Add	1,146.83	
				For 120 Minutes Fire Rated, Add	1,619.05	
08 34 73 13-0023	EA			6' x 7', 8-1/2" To 10-1/2" Wall Thickness, 16 Gauge, Split-Frame, Steel Acoustical Door Frame With Removable Center Mullion	7,088.98	130.69
				For 8' Height, Add	785.17	
				For 45 Minutes Fire Rated, Add	477.93	
				For 60 Minutes Fire Rated, Add	819.31	
				For 90 Minutes Fire Rated, Add	1,160.69	
				For 120 Minutes Fire Rated, Add	1,638.62	
08 34 73 13-0024	EA			6' x 7', 10-1/2" To 12-1/2" Wall Thickness, 16 Gauge, Split-Frame, Steel Acoustical Door Frame With Removable Center Mullion	7,172.40	130.69
				For 8' Height, Add	794.77	
				For 45 Minutes Fire Rated, Add	483.77	
				For 60 Minutes Fire Rated, Add	829.32	
				For 90 Minutes Fire Rated, Add	1,174.87	
				For 120 Minutes Fire Rated, Add	1,658.64	
08 34 73 13-0025	EA			7' x 7', 4-1/2" To 6-1/2" Wall Thickness, 16 Gauge, Split-Frame, Steel Acoustical Door Frame With Removable Center Mullion	7,441.72	135.72
				For 8' Height, Add	824.58	
				For 45 Minutes Fire Rated, Add	501.92	
				For 60 Minutes Fire Rated, Add	860.43	
				For 90 Minutes Fire Rated, Add	1,218.95	
				For 120 Minutes Fire Rated, Add	1,720.87	
08 34 73 13-0026	EA			7' x 7', 6-1/2" To 8-1/2" Wall Thickness, 16 Gauge, Split-Frame, Steel Acoustical Door Frame With Removable Center Mullion	7,523.42	135.72
				For 8' Height, Add	833.98	
				For 45 Minutes Fire Rated, Add	507.64	
				For 60 Minutes Fire Rated, Add	870.24	
				For 90 Minutes Fire Rated, Add	1,232.84	
				For 120 Minutes Fire Rated, Add	1,740.48	
08 34 73 13-0027	EA			7' x 7', 8-1/2" To 10-1/2" Wall Thickness, 16 Gauge, Split-Frame, Steel Acoustical Door Frame With Removable Center Mullion	7,611.11	135.72
				For 8' Height, Add	844.06	
				For 45 Minutes Fire Rated, Add	513.78	
				For 60 Minutes Fire Rated, Add	880.76	
				For 90 Minutes Fire Rated, Add	1,247.74	
				For 120 Minutes Fire Rated, Add	1,761.52	

08 Openings**08 30 Specialty Doors and Frames**

08 34 Special Function Doors



MINOR	CSI	UOM	DESCRIPTION	TOTAL DIRECT UNIT COST	DEMOLITION UNIT COST
08 34 73 13-0028	EA		7' x 7', 10-1/2" To 12-1/2" Wall Thickness, 16 Gauge, Split-Frame, Steel Acoustical Door Frame With Removable Center Mullion	7,700.79	135.72
			For 8' Height, Add	854.38	
			For 45 Minutes Fire Rated, Add	520.05	
			For 60 Minutes Fire Rated, Add	891.52	
			For 90 Minutes Fire Rated, Add	1,262.99	
			For 120 Minutes Fire Rated, Add	1,783.04	
08 34 73 13-0029	EA		3' x 7', 4-1/2" To 6-1/2" Wall Thickness, 14 Gauge, Split-Frame, Steel Acoustical Door Frame	3,327.83	100.53
			For 8' Height, Add	359.58	
			For 45 Minutes Fire Rated, Add	218.87	
			For 60 Minutes Fire Rated, Add	375.21	
			For 90 Minutes Fire Rated, Add	531.55	
			For 120 Minutes Fire Rated, Add	750.42	
08 34 73 13-0030	EA		3' x 7', 6-1/2" To 8-1/2" Wall Thickness, 14 Gauge, Split-Frame, Steel Acoustical Door Frame	3,416.40	100.53
			For 8' Height, Add	369.76	
			For 45 Minutes Fire Rated, Add	225.07	
			For 60 Minutes Fire Rated, Add	385.84	
			For 90 Minutes Fire Rated, Add	546.61	
			For 120 Minutes Fire Rated, Add	771.68	
08 34 73 13-0031	EA		3' x 7', 8-1/2" To 10-1/2" Wall Thickness, 14 Gauge, Split-Frame, Steel Acoustical Door Frame	3,504.97	100.53
			For 8' Height, Add	379.95	
			For 45 Minutes Fire Rated, Add	231.27	
			For 60 Minutes Fire Rated, Add	396.47	
			For 90 Minutes Fire Rated, Add	561.66	
			For 120 Minutes Fire Rated, Add	792.94	
08 34 73 13-0032	EA		3' x 7', 10-1/2" To 12-1/2" Wall Thickness, 14 Gauge, Split-Frame, Steel Acoustical Door Frame	3,593.54	100.53
			For 8' Height, Add	390.14	
			For 45 Minutes Fire Rated, Add	237.47	
			For 60 Minutes Fire Rated, Add	407.10	
			For 90 Minutes Fire Rated, Add	576.72	
			For 120 Minutes Fire Rated, Add	814.20	
08 34 73 13-0033	EA		3'-6" x 7', 4-1/2" To 6-1/2" Wall Thickness, 14 Gauge, Split-Frame, Steel Acoustical Door Frame	3,809.33	110.59
			For 8' Height, Add	412.64	
			For 45 Minutes Fire Rated, Add	251.17	
			For 60 Minutes Fire Rated, Add	430.58	
			For 90 Minutes Fire Rated, Add	609.99	
			For 120 Minutes Fire Rated, Add	861.16	
08 34 73 13-0034	EA		3'-6" x 7', 6-1/2" To 8-1/2" Wall Thickness, 14 Gauge, Split-Frame, Steel Acoustical Door Frame	3,908.20	110.59
			For 8' Height, Add	424.01	
			For 45 Minutes Fire Rated, Add	258.09	
			For 60 Minutes Fire Rated, Add	442.44	
			For 90 Minutes Fire Rated, Add	626.80	
			For 120 Minutes Fire Rated, Add	884.89	
08 34 73 13-0035	EA		3'-6" x 7', 8-1/2" To 10-1/2" Wall Thickness, 14 Gauge, Split-Frame, Steel Acoustical Door Frame	3,996.77	110.59
			For 8' Height, Add	434.19	
			For 45 Minutes Fire Rated, Add	264.29	
			For 60 Minutes Fire Rated, Add	453.07	
			For 90 Minutes Fire Rated, Add	641.85	
			For 120 Minutes Fire Rated, Add	906.14	
08 34 73 13-0036	EA		3'-6" x 7', 10-1/2" To 12-1/2" Wall Thickness, 14 Gauge, Split-Frame, Steel Acoustical Door Frame	4,106.63	110.59
			For 8' Height, Add	446.83	
			For 45 Minutes Fire Rated, Add	271.98	
			For 60 Minutes Fire Rated, Add	466.26	
			For 90 Minutes Fire Rated, Add	660.53	
			For 120 Minutes Fire Rated, Add	932.51	
08 34 73 13-0037	EA		4' x 7', 4-1/2" To 6-1/2" Wall Thickness, 14 Gauge, Split-Frame, Steel Acoustical Door Frame	4,303.43	115.61
			For 8' Height, Add	468.30	
			For 45 Minutes Fire Rated, Add	285.05	
			For 60 Minutes Fire Rated, Add	488.67	
			For 90 Minutes Fire Rated, Add	692.28	
			For 120 Minutes Fire Rated, Add	977.33	
08 34 73 13-0038	EA		4' x 7', 6-1/2" To 8-1/2" Wall Thickness, 14 Gauge, Split-Frame, Steel Acoustical Door Frame	4,392.00	115.61
			For 8' Height, Add	478.49	
			For 45 Minutes Fire Rated, Add	291.25	
			For 60 Minutes Fire Rated, Add	499.29	
			For 90 Minutes Fire Rated, Add	707.33	
			For 120 Minutes Fire Rated, Add	998.59	
08 34 73 13-0039	EA		4' x 7', 8-1/2" To 10-1/2" Wall Thickness, 14 Gauge, Split-Frame, Steel Acoustical Door Frame	4,480.58	115.61
			For 8' Height, Add	488.68	
			For 45 Minutes Fire Rated, Add	297.46	
			For 60 Minutes Fire Rated, Add	509.92	
			For 90 Minutes Fire Rated, Add	722.39	
			For 120 Minutes Fire Rated, Add	1,019.85	
08 34 73 13-0040	EA		4' x 7', 10-1/2" To 12-1/2" Wall Thickness, 14 Gauge, Split-Frame, Steel Acoustical Door Frame	4,579.45	115.61
			For 8' Height, Add	500.05	
			For 45 Minutes Fire Rated, Add	304.38	
			For 60 Minutes Fire Rated, Add	521.79	
			For 90 Minutes Fire Rated, Add	739.20	
			For 120 Minutes Fire Rated, Add	1,043.58	
08 34 73 13-0041	EA		6' x 7', 4-1/2" To 6-1/2" Wall Thickness, 14 Gauge, Split-Frame, Steel Acoustical Door Frame With Removable Center Mullion	7,672.52	130.69
			For 8' Height, Add	852.28	
			For 45 Minutes Fire Rated, Add	518.78	
			For 60 Minutes Fire Rated, Add	889.34	
			For 90 Minutes Fire Rated, Add	1,259.89	
			For 120 Minutes Fire Rated, Add	1,778.67	



	MINOR	CSI	UOM	DESCRIPTION	TOTAL DIRECT UNIT COST	DEMOLITION UNIT COST
08 34 73 13-0042	EA			6' x 7', 6-1/2" To 8-1/2" Wall Thickness, 14 Gauge, Split-Frame, Steel Acoustical Door Frame With Removable Center Mullion <i>For 8' Height, Add</i> <i>For 45 Minutes Fire Rated, Add</i> <i>For 60 Minutes Fire Rated, Add</i> <i>For 90 Minutes Fire Rated, Add</i> <i>For 120 Minutes Fire Rated, Add</i>	7,756.97 861.99 524.69 899.47 1,274.25 1,798.94	130.69
08 34 73 13-0043	EA			6' x 7', 8-1/2" To 10-1/2" Wall Thickness, 14 Gauge, Split-Frame, Steel Acoustical Door Frame With Removable Center Mullion <i>For 8' Height, Add</i> <i>For 45 Minutes Fire Rated, Add</i> <i>For 60 Minutes Fire Rated, Add</i> <i>For 90 Minutes Fire Rated, Add</i> <i>For 120 Minutes Fire Rated, Add</i>	7,847.60 872.42 531.04 910.35 1,289.66 1,820.69	130.69
08 34 73 13-0044	EA			6' x 7', 10-1/2" To 12-1/2" Wall Thickness, 14 Gauge, Split-Frame, Steel Acoustical Door Frame With Removable Center Mullion <i>For 8' Height, Add</i> <i>For 45 Minutes Fire Rated, Add</i> <i>For 60 Minutes Fire Rated, Add</i> <i>For 90 Minutes Fire Rated, Add</i> <i>For 120 Minutes Fire Rated, Add</i>	7,940.29 883.07 537.52 921.47 1,305.41 1,842.94	130.69
08 34 73 13-0045	EA			7' x 7', 4-1/2" To 6-1/2" Wall Thickness, 14 Gauge, Split-Frame, Steel Acoustical Door Frame With Removable Center Mullion <i>For 8' Height, Add</i> <i>For 45 Minutes Fire Rated, Add</i> <i>For 60 Minutes Fire Rated, Add</i> <i>For 90 Minutes Fire Rated, Add</i> <i>For 120 Minutes Fire Rated, Add</i>	8,238.41 916.20 557.69 956.04 1,354.38 1,912.07	135.72
08 34 73 13-0046	EA			7' x 7', 6-1/2" To 8-1/2" Wall Thickness, 14 Gauge, Split-Frame, Steel Acoustical Door Frame With Removable Center Mullion <i>For 8' Height, Add</i> <i>For 45 Minutes Fire Rated, Add</i> <i>For 60 Minutes Fire Rated, Add</i> <i>For 90 Minutes Fire Rated, Add</i> <i>For 120 Minutes Fire Rated, Add</i>	8,329.20 926.64 564.04 966.93 1,369.82 1,933.86	135.72
08 34 73 13-0047	EA			7' x 7', 8-1/2" To 10-1/2" Wall Thickness, 14 Gauge, Split-Frame, Steel Acoustical Door Frame With Removable Center Mullion <i>For 8' Height, Add</i> <i>For 45 Minutes Fire Rated, Add</i> <i>For 60 Minutes Fire Rated, Add</i> <i>For 90 Minutes Fire Rated, Add</i> <i>For 120 Minutes Fire Rated, Add</i>	8,426.63 937.85 570.86 978.62 1,386.38 1,957.25	135.72
08 34 73 13-0048	EA			7' x 7', 10-1/2" To 12-1/2" Wall Thickness, 14 Gauge, Split-Frame, Steel Acoustical Door Frame With Removable Center Mullion <i>For 8' Height, Add</i> <i>For 45 Minutes Fire Rated, Add</i> <i>For 60 Minutes Fire Rated, Add</i> <i>For 90 Minutes Fire Rated, Add</i> <i>For 120 Minutes Fire Rated, Add</i>	8,526.27 949.31 577.84 990.58 1,403.32 1,981.16	135.72
08 34 73 16 Wood Sound Control Door Assemblies (08 34 73)						
08 34 73 16-0001 Wood Acoustical Door Assembly (08 34 73 16)						
Note: Includes prefinished wood door, frame, hinges and seals. Excludes hardware: locksets, closer, electromagnetic release, etc.						
08 34 73 16-0002	EA			3' x 7' x 1-3/4" Thick, STC 27, Wood Acoustical Door System (Unrated) Note: Includes the prefinished door, frame, hinges and seals. <i>For 20 Minutes Fire Rated, Add</i> <i>For 45 Minutes Fire Rated, Add</i> <i>For 60 Minutes Fire Rated, Add</i> <i>For 90 Minutes Fire Rated, Add</i>	2,576.51 50.00 80.00 115.00 145.00	281.48
08 34 73 16-0003	EA			3' x 7' x 1-3/4" Thick, STC 29, Wood Acoustical Door System (Unrated) Note: Includes the prefinished door, frame, hinges and seals. <i>For 20 Minutes Fire Rated, Add</i> <i>For 45 Minutes Fire Rated, Add</i> <i>For 60 Minutes Fire Rated, Add</i> <i>For 90 Minutes Fire Rated, Add</i>	2,784.80 50.00 80.00 115.00 145.00	281.48
08 34 73 16-0004	EA			3' x 7' x 1-3/4" Thick, STC 30, Wood Acoustical Door System (Unrated) Note: Includes the prefinished door, frame, hinges and seals. <i>For 20 Minutes Fire Rated, Add</i> <i>For 45 Minutes Fire Rated, Add</i> <i>For 60 Minutes Fire Rated, Add</i> <i>For 90 Minutes Fire Rated, Add</i>	2,900.52 50.00 80.00 115.00 145.00	281.48
08 34 73 16-0005	EA			3' x 7' x 1-3/4" Thick, STC 31, Wood Acoustical Door System (Unrated) Note: Includes the prefinished door, frame, hinges and seals. <i>For 20 Minutes Fire Rated, Add</i> <i>For 45 Minutes Fire Rated, Add</i> <i>For 60 Minutes Fire Rated, Add</i> <i>For 90 Minutes Fire Rated, Add</i>	3,016.24 50.00 80.00 115.00 145.00	281.48
08 34 73 16-0006	EA			3' x 7' x 1-3/4" Thick, STC 36, Wood Acoustical Door System (Unrated) Note: Includes the prefinished door, frame, hinges and seals. <i>For 20 Minutes Fire Rated, Add</i> <i>For 45 Minutes Fire Rated, Add</i> <i>For 60 Minutes Fire Rated, Add</i> <i>For 90 Minutes Fire Rated, Add</i>	3,525.41 50.00 80.00 115.00 145.00	281.48

08	08	Openings
	08 30	Specialty Doors and Frames
	08 34	Special Function Doors



MINOR CSI UOM DESCRIPTION	TOTAL DIRECT UNIT COST	DEMOLITION UNIT COST
08 34 73 16-0007 EA 3' x 7' x 1-3/4" Thick, STC 40, Wood Acoustical Door System (Unrated) Note: Includes the prefinished door, frame, hinges and seals.	4,636.32	281.48
08 34 73 16-0008 EA 3' x 7' x 1-3/4" Thick, STC 42, Wood Acoustical Door System (Unrated) Note: Includes the prefinished door, frame, hinges and seals.	4,851.56	281.48
For 20 Minutes Fire Rated, Add	50.00	
For 45 Minutes Fire Rated, Add	80.00	
For 60 Minutes Fire Rated, Add	115.00	
For 90 Minutes Fire Rated, Add	145.00	
08 34 73 16-0009 EA 3' x 7' x 1-3/4" Thick, STC 46, Wood Acoustical Door System (Unrated) Note: Includes the prefinished door, frame, hinges and seals.	5,712.52	281.48
For 20 Minutes Fire Rated, Add	50.00	
For 45 Minutes Fire Rated, Add	80.00	
For 60 Minutes Fire Rated, Add	115.00	
For 90 Minutes Fire Rated, Add	145.00	
08 34 73 16-0010 EA 3' x 7' x 1-3/4" Thick, STC 49, Wood Acoustical Door System (Unrated) Note: Includes the prefinished door, frame, hinges and seals.	6,354.77	281.48

08 35 Folding Doors and Grilles (08 30)

08 35 13 Folding Doors (08 35)

08 35 13 13 Accordion Folding Doors (08 35 13)

08 35 13 13-0001 Accordion Folding Doors (08 35 13 13)

Note: Includes track, fittings and hardware, complete.

08 35 13 13-0002 SF Fire-Resistant, Vinyl Fabric Installed On Welded Steel Frames, Accordion Folding Door	90.13	10.06
For Fire Retardant, Add	20.27	
08 35 13 13-0003 SF 1/32" Thick, Single Ply Vinyl, Accordion Folding Door	17.11	10.06
For Fire Retardant, Add	2.02	
08 35 13 13-0004 SF 0.04" Thick, Fire-Resistant, Rigid Vinyl Panels, Accordion Folding Door.....	39.98	10.06
For Fire Retardant, Add	7.73	
08 35 13 13-0005 SF 3/8" Thick, Fire-Resistant, Wood Veneer, Vinyl Or High Pressure Laminate, High Density Engineered Wood Core Panel, Accordion Folding Door	57.22	10.06
For Fire Retardant, Add	12.04	

08 36 Panel Doors (08 30)

08 36 13 Sectional Doors (08 36)

Note: Excludes lifting equipment (forklift or scissor lift) where required. See CSI section 01 22 23 00-1039 for forklift.

08 36 13 00-0001 Sectional Wood Overhead Doors (Width x Height) (08 36 13)

08 36 13 00-0002 Wood Sectional Overhead Doors (08 36 13 00-0001)

Note: Includes 1-3/4" door, tracks and hardware. Excludes frame.

08 36 13 00-0003 EA 8' x 8', Wood Sectional Door, Manual Lift	2,449.23	402.13
08 36 13 00-0004 EA 10' x 10', Wood Sectional Door, Manual Lift	3,031.52	446.36
08 36 13 00-0005 EA 12' x 12', Wood Sectional Door, Manual Lift	3,858.75	534.83
08 36 13 00-0006 EA 14' x 14', Wood Sectional Door, Manual Lift	5,520.71	619.28
08 36 13 00-0007 EA 12' x 16', Wood Sectional Door, Manual Lift	5,970.60	804.25
08 36 13 00-0008 EA 20' x 8', Wood Sectional Door, Manual Lift	5,750.41	1,005.31
08 36 13 00-0009 EA 20' x 16', Wood Sectional Door, Manual Lift	10,366.05	1,340.08

08 36 13 00-0010 Residential Grade, Wood Sectional Overhead Doors (08 36 13 00-0001)

Note: Includes 1-3/4" door, tracks and hardware. Excludes frame.

08 36 13 00-0011 EA 9' x 7', Residential Grade, Wood Sectional Door, Manual Lift.....	1,262.61	201.06
For Hardboard Face, Add	115.00	
For Insulation, Add	117.00	
For Motor Operator With Remote Controls, Add	429.70	
For Each Glass Vision Panel In Door, Add	50.00	
08 36 13 00-0012 EA 16' x 7', Residential Grade, Wood Sectional Door, Manual Lift.....	1,968.04	201.06
For Hardboard Face, Add	115.00	
For Insulation, Add	117.00	
For Motor Operator With Remote Controls, Add	459.59	
For Each Glass Vision Panel In Door, Add	50.00	

08 36 13 00-0013 Sectional Metal Overhead Doors (Width x Height) (08 36 13)

Note: Includes tracks and all hardware.

08 36 13 00-0014 Galvanized Steel Sectional Overhead Doors (08 36 13 00-0013)

08 36 13 00-0015 Non-Insulated, 24 Gauge Galvanized Steel Sectional Doors (08 36 13 00-0014)

Note: Includes 2" door, tracks and hardware. Excludes frame.

08 36 13 00-0016 EA 8' x 8', Non Insulated, 24 Gauge Galvanized Steel Sectional Door, Manual Lift	1,718.74	351.86
For 20 Gauge Steel Ribbed, Heavy Duty Door, Add	147.18	
For 16 Gauge Steel Ribbed, Heavy Duty Door, Add	253.76	
For Aluminum, Mill Finish, Add	115.71	
For Aluminum, Anodized Finish, Add	323.79	
08 36 13 00-0017 EA 8' x 10', Non Insulated, 24 Gauge Galvanized Steel Sectional Door, Manual Lift.....	2,029.62	402.13
For 20 Gauge Steel Ribbed, Heavy Duty Door, Add	177.68	
For 16 Gauge Steel Ribbed, Heavy Duty Door, Add	306.34	
For Aluminum, Mill Finish, Add	139.69	
For Aluminum, Anodized Finish, Add	390.89	



	MINOR	CSI	UOM	DESCRIPTION	TOTAL DIRECT UNIT COST	DEMOLITION UNIT COST
08 36 13 00-0018	EA			8' x 12', Non Insulated, 24 Gauge Galvanized Steel Sectional Door, Manual Lift.....	2,503.49	502.65
				<i>For 20 Gauge Steel Ribbed, Heavy Duty Door, Add</i>	217.24	
				<i>For 16 Gauge Steel Ribbed, Heavy Duty Door, Add</i>	374.55	
				<i>For Aluminum, Mill Finish, Add</i>	170.79	
				<i>For Aluminum, Anodized Finish, Add</i>	477.92	
08 36 13 00-0019	EA			10' x 8', Non Insulated, 24 Gauge Galvanized Steel Sectional Door, Manual Lift.....	1,935.94	402.13
				<i>For 20 Gauge Steel Ribbed, Heavy Duty Door, Add</i>	164.10	
				<i>For 16 Gauge Steel Ribbed, Heavy Duty Door, Add</i>	282.92	
				<i>For Aluminum, Mill Finish, Add</i>	129.01	
				<i>For Aluminum, Anodized Finish, Add</i>	361.01	
08 36 13 00-0020	EA			10' x 10', Non Insulated, 24 Gauge Galvanized Steel Sectional Door, Manual Lift.....	2,383.52	502.65
				<i>For 20 Gauge Steel Ribbed, Heavy Duty Door, Add</i>	199.84	
				<i>For 16 Gauge Steel Ribbed, Heavy Duty Door, Add</i>	344.55	
				<i>For Aluminum, Mill Finish, Add</i>	157.12	
				<i>For Aluminum, Anodized Finish, Add</i>	439.65	
08 36 13 00-0021	EA			10' x 12', Non Insulated, 24 Gauge Galvanized Steel Sectional Door, Manual Lift.....	2,992.44	653.46
				<i>For 20 Gauge Steel Ribbed, Heavy Duty Door, Add</i>	244.40	
				<i>For 16 Gauge Steel Ribbed, Heavy Duty Door, Add</i>	421.39	
				<i>For Aluminum, Mill Finish, Add</i>	192.15	
				<i>For Aluminum, Anodized Finish, Add</i>	537.69	
08 36 13 00-0022	EA			10' x 14', Non Insulated, 24 Gauge Galvanized Steel Sectional Door, Manual Lift.....	3,527.43	804.25
				<i>For 20 Gauge Steel Ribbed, Heavy Duty Door, Add</i>	278.24	
				<i>For 16 Gauge Steel Ribbed, Heavy Duty Door, Add</i>	479.73	
				<i>For Aluminum, Mill Finish, Add</i>	218.76	
				<i>For Aluminum, Anodized Finish, Add</i>	612.14	
08 36 13 00-0023	EA			12' x 8', Non Insulated, 24 Gauge Galvanized Steel Sectional Door, Manual Lift.....	2,304.65	502.65
				<i>For 20 Gauge Steel Ribbed, Heavy Duty Door, Add</i>	188.40	
				<i>For 16 Gauge Steel Ribbed, Heavy Duty Door, Add</i>	324.84	
				<i>For Aluminum, Mill Finish, Add</i>	148.12	
				<i>For Aluminum, Anodized Finish, Add</i>	414.49	
08 36 13 00-0024	EA			12' x 10', Non Insulated, 24 Gauge Galvanized Steel Sectional Door, Manual Lift.....	2,874.12	653.46
				<i>For 20 Gauge Steel Ribbed, Heavy Duty Door, Add</i>	227.25	
				<i>For 16 Gauge Steel Ribbed, Heavy Duty Door, Add</i>	391.81	
				<i>For Aluminum, Mill Finish, Add</i>	178.66	
				<i>For Aluminum, Anodized Finish, Add</i>	499.94	
08 36 13 00-0025	EA			12' x 12', Non Insulated, 24 Gauge Galvanized Steel Sectional Door, Manual Lift.....	3,506.04	804.25
				<i>For 20 Gauge Steel Ribbed, Heavy Duty Door, Add</i>	275.14	
				<i>For 16 Gauge Steel Ribbed, Heavy Duty Door, Add</i>	474.39	
				<i>For Aluminum, Mill Finish, Add</i>	216.32	
				<i>For Aluminum, Anodized Finish, Add</i>	605.32	
08 36 13 00-0026	EA			12' x 14', Non Insulated, 24 Gauge Galvanized Steel Sectional Door, Manual Lift.....	4,134.70	955.04
				<i>For 20 Gauge Steel Ribbed, Heavy Duty Door, Add</i>	322.57	
				<i>For 16 Gauge Steel Ribbed, Heavy Duty Door, Add</i>	556.15	
				<i>For Aluminum, Mill Finish, Add</i>	253.61	
				<i>For Aluminum, Anodized Finish, Add</i>	709.65	
08 36 13 00-0027	EA			12' x 16', Non Insulated, 24 Gauge Galvanized Steel Sectional Door, Manual Lift.....	4,929.61	1,156.11
				<i>For 20 Gauge Steel Ribbed, Heavy Duty Door, Add</i>	379.52	
				<i>For 16 Gauge Steel Ribbed, Heavy Duty Door, Add</i>	654.35	
				<i>For Aluminum, Mill Finish, Add</i>	298.38	
				<i>For Aluminum, Anodized Finish, Add</i>	834.95	
08 36 13 00-0028	EA			14' x 8', Non Insulated, 24 Gauge Galvanized Steel Sectional Door, Manual Lift.....	2,718.00	653.46
				<i>For 20 Gauge Steel Ribbed, Heavy Duty Door, Add</i>	204.61	
				<i>For 16 Gauge Steel Ribbed, Heavy Duty Door, Add</i>	352.78	
				<i>For Aluminum, Mill Finish, Add</i>	160.87	
				<i>For Aluminum, Anodized Finish, Add</i>	450.14	
08 36 13 00-0029	EA			14' x 10', Non Insulated, 24 Gauge Galvanized Steel Sectional Door, Manual Lift.....	3,343.35	804.25
				<i>For 20 Gauge Steel Ribbed, Heavy Duty Door, Add</i>	251.55	
				<i>For 16 Gauge Steel Ribbed, Heavy Duty Door, Add</i>	433.71	
				<i>For Aluminum, Mill Finish, Add</i>	197.77	
				<i>For Aluminum, Anodized Finish, Add</i>	553.42	
08 36 13 00-0030	EA			14' x 12', Non Insulated, 24 Gauge Galvanized Steel Sectional Door, Manual Lift.....	4,121.83	1,005.31
				<i>For 20 Gauge Steel Ribbed, Heavy Duty Door, Add</i>	306.12	
				<i>For 16 Gauge Steel Ribbed, Heavy Duty Door, Add</i>	527.80	
				<i>For Aluminum, Mill Finish, Add</i>	240.68	
				<i>For Aluminum, Anodized Finish, Add</i>	673.47	
08 36 13 00-0031	EA			14' x 14', Non Insulated, 24 Gauge Galvanized Steel Sectional Door, Manual Lift.....	4,753.76	1,156.11
				<i>For 20 Gauge Steel Ribbed, Heavy Duty Door, Add</i>	354.02	
				<i>For 16 Gauge Steel Ribbed, Heavy Duty Door, Add</i>	610.39	
				<i>For Aluminum, Mill Finish, Add</i>	278.34	
				<i>For Aluminum, Anodized Finish, Add</i>	778.85	
08 36 13 00-0032	EA			14' x 16', Non Insulated, 24 Gauge Galvanized Steel Sectional Door, Manual Lift.....	5,472.79	1,306.90
				<i>For 20 Gauge Steel Ribbed, Heavy Duty Door, Add</i>	414.55	
				<i>For 16 Gauge Steel Ribbed, Heavy Duty Door, Add</i>	714.75	
				<i>For Aluminum, Mill Finish, Add</i>	325.92	
				<i>For Aluminum, Anodized Finish, Add</i>	912.01	
08 36 13 00-0033	EA			16' x 8', Non Insulated, 24 Gauge Galvanized Steel Sectional Door, Manual Lift.....	3,285.82	804.25
				<i>For 20 Gauge Steel Ribbed, Heavy Duty Door, Add</i>	243.21	
				<i>For 16 Gauge Steel Ribbed, Heavy Duty Door, Add</i>	419.33	
				<i>For Aluminum, Mill Finish, Add</i>	191.21	
				<i>For Aluminum, Anodized Finish, Add</i>	535.07	
08 36 13 00-0034	EA			16' x 10', Non Insulated, 24 Gauge Galvanized Steel Sectional Door, Manual Lift.....	4,061.01	1,005.31
				<i>For 20 Gauge Steel Ribbed, Heavy Duty Door, Add</i>	297.31	
				<i>For 16 Gauge Steel Ribbed, Heavy Duty Door, Add</i>	512.60	
				<i>For Aluminum, Mill Finish, Add</i>	233.74	
				<i>For Aluminum, Anodized Finish, Add</i>	654.07	

08 Openings**08 30 Specialty Doors and Frames****08 36 Panel Doors**

MINOR	CSI	UOM	DESCRIPTION	TOTAL DIRECT UNIT COST	DEMOLITION UNIT COST
08 36 13 00-0035	EA		16' x 12', Non Insulated, 24 Gauge Galvanized Steel Sectional Door, Manual Lift.....	4,784.97	1,156.11
			<i>For 20 Gauge Steel Ribbed, Heavy Duty Door, Add</i>	358.55	
			<i>For 16 Gauge Steel Ribbed, Heavy Duty Door, Add</i>	618.19	
			<i>For Aluminum, Mill Finish, Add</i>	281.89	
			<i>For Aluminum, Anodized Finish, Add</i>	788.81	
08 36 13 00-0036	EA		16' x 14', Non Insulated, 24 Gauge Galvanized Steel Sectional Door, Manual Lift.....	5,719.31	1,306.90
			<i>For 20 Gauge Steel Ribbed, Heavy Duty Door, Add</i>	450.30	
			<i>For 16 Gauge Steel Ribbed, Heavy Duty Door, Add</i>	776.38	
			<i>For Aluminum, Mill Finish, Add</i>	354.03	
			<i>For Aluminum, Anodized Finish, Add</i>	990.65	
08 36 13 00-0037	EA		16' x 16', Non Insulated, 24 Gauge Galvanized Steel Sectional Door, Manual Lift.....	6,665.43	1,507.97
			<i>For 20 Gauge Steel Ribbed, Heavy Duty Door, Add</i>	529.17	
			<i>For 16 Gauge Steel Ribbed, Heavy Duty Door, Add</i>	912.37	
			<i>For Aluminum, Mill Finish, Add</i>	416.04	
			<i>For Aluminum, Anodized Finish, Add</i>	1,164.18	
08 36 13 00-0038	EA		18' x 8', Non Insulated, 24 Gauge Galvanized Steel Sectional Door, Manual Lift.....	4,187.58	1,005.31
			<i>For 20 Gauge Steel Ribbed, Heavy Duty Door, Add</i>	315.66	
			<i>For 16 Gauge Steel Ribbed, Heavy Duty Door, Add</i>	544.24	
			<i>For Aluminum, Mill Finish, Add</i>	248.17	
			<i>For Aluminum, Anodized Finish, Add</i>	694.45	
08 36 13 00-0039	EA		18' x 10', Non Insulated, 24 Gauge Galvanized Steel Sectional Door, Manual Lift.....	5,011.78	1,156.11
			<i>For 20 Gauge Steel Ribbed, Heavy Duty Door, Add</i>	391.44	
			<i>For 16 Gauge Steel Ribbed, Heavy Duty Door, Add</i>	674.89	
			<i>For Aluminum, Mill Finish, Add</i>	307.75	
			<i>For Aluminum, Anodized Finish, Add</i>	861.16	
08 36 13 00-0040	EA		18' x 12', Non Insulated, 24 Gauge Galvanized Steel Sectional Door, Manual Lift.....	6,080.87	1,306.90
			<i>For 20 Gauge Steel Ribbed, Heavy Duty Door, Add</i>	502.72	
			<i>For 16 Gauge Steel Ribbed, Heavy Duty Door, Add</i>	866.77	
			<i>For Aluminum, Mill Finish, Add</i>	395.24	
			<i>For Aluminum, Anodized Finish, Add</i>	1,105.99	
08 36 13 00-0041	EA		18' x 14', Non Insulated, 24 Gauge Galvanized Steel Sectional Door, Manual Lift.....	7,028.64	1,507.97
			<i>For 20 Gauge Steel Ribbed, Heavy Duty Door, Add</i>	581.84	
			<i>For 16 Gauge Steel Ribbed, Heavy Duty Door, Add</i>	1,003.17	
			<i>For Aluminum, Mill Finish, Add</i>	457.45	
			<i>For Aluminum, Anodized Finish, Add</i>	1,280.05	
08 36 13 00-0042	EA		18' x 16', Non Insulated, 24 Gauge Galvanized Steel Sectional Door, Manual Lift.....	8,078.31	1,709.03
			<i>For 20 Gauge Steel Ribbed, Heavy Duty Door, Add</i>	675.73	
			<i>For 16 Gauge Steel Ribbed, Heavy Duty Door, Add</i>	1,165.06	
			<i>For Aluminum, Mill Finish, Add</i>	531.27	
			<i>For Aluminum, Anodized Finish, Add</i>	1,486.61	
08 36 13 00-0043	EA		20' x 8', Non Insulated, 24 Gauge Galvanized Steel Sectional Door, Manual Lift.....	4,753.76	1,156.11
			<i>For 20 Gauge Steel Ribbed, Heavy Duty Door, Add</i>	354.02	
			<i>For 16 Gauge Steel Ribbed, Heavy Duty Door, Add</i>	610.39	
			<i>For Aluminum, Mill Finish, Add</i>	278.34	
			<i>For Aluminum, Anodized Finish, Add</i>	778.85	
08 36 13 00-0044	EA		20' x 10', Non Insulated, 24 Gauge Galvanized Steel Sectional Door, Manual Lift.....	5,577.98	1,306.90
			<i>For 20 Gauge Steel Ribbed, Heavy Duty Door, Add</i>	429.80	
			<i>For 16 Gauge Steel Ribbed, Heavy Duty Door, Add</i>	741.04	
			<i>For Aluminum, Mill Finish, Add</i>	337.92	
			<i>For Aluminum, Anodized Finish, Add</i>	945.57	
08 36 13 00-0045	EA		20' x 12', Non Insulated, 24 Gauge Galvanized Steel Sectional Door, Manual Lift.....	6,902.10	1,507.97
			<i>For 20 Gauge Steel Ribbed, Heavy Duty Door, Add</i>	563.49	
			<i>For 16 Gauge Steel Ribbed, Heavy Duty Door, Add</i>	971.54	
			<i>For Aluminum, Mill Finish, Add</i>	443.02	
			<i>For Aluminum, Anodized Finish, Add</i>	1,239.68	
08 36 13 00-0046	EA		20' x 14', Non Insulated, 24 Gauge Galvanized Steel Sectional Door, Manual Lift.....	7,849.86	1,709.03
			<i>For 20 Gauge Steel Ribbed, Heavy Duty Door, Add</i>	642.61	
			<i>For 16 Gauge Steel Ribbed, Heavy Duty Door, Add</i>	1,107.95	
			<i>For Aluminum, Mill Finish, Add</i>	505.22	
			<i>For Aluminum, Anodized Finish, Add</i>	1,413.74	
08 36 13 00-0047	EA		20' x 16', Non Insulated, 24 Gauge Galvanized Steel Sectional Door, Manual Lift.....	9,727.84	1,910.10
			<i>For 20 Gauge Steel Ribbed, Heavy Duty Door, Add</i>	856.60	
			<i>For 16 Gauge Steel Ribbed, Heavy Duty Door, Add</i>	1,476.91	
			<i>For Aluminum, Mill Finish, Add</i>	673.47	
			<i>For Aluminum, Anodized Finish, Add</i>	1,884.53	
08 36 13 00-0048	EA		22' x 8', Non Insulated, 24 Gauge Galvanized Steel Sectional Door, Manual Lift.....	5,288.72	1,306.90
			<i>For 20 Gauge Steel Ribbed, Heavy Duty Door, Add</i>	387.86	
			<i>For 16 Gauge Steel Ribbed, Heavy Duty Door, Add</i>	668.73	
			<i>For Aluminum, Mill Finish, Add</i>	304.94	
			<i>For Aluminum, Anodized Finish, Add</i>	853.30	
08 36 13 00-0049	EA		22' x 10', Non Insulated, 24 Gauge Galvanized Steel Sectional Door, Manual Lift.....	6,548.76	1,507.97
			<i>For 20 Gauge Steel Ribbed, Heavy Duty Door, Add</i>	512.26	
			<i>For 16 Gauge Steel Ribbed, Heavy Duty Door, Add</i>	883.20	
			<i>For Aluminum, Mill Finish, Add</i>	402.74	
			<i>For Aluminum, Anodized Finish, Add</i>	1,126.97	
08 36 13 00-0050	EA		22' x 12', Non Insulated, 24 Gauge Galvanized Steel Sectional Door, Manual Lift.....	7,775.91	1,709.03
			<i>For 20 Gauge Steel Ribbed, Heavy Duty Door, Add</i>	631.89	
			<i>For 16 Gauge Steel Ribbed, Heavy Duty Door, Add</i>	1,089.46	
			<i>For Aluminum, Mill Finish, Add</i>	496.79	
			<i>For Aluminum, Anodized Finish, Add</i>	1,390.15	
08 36 13 00-0051	EA		22' x 14', Non Insulated, 24 Gauge Galvanized Steel Sectional Door, Manual Lift.....	9,197.00	1,910.10
			<i>For 20 Gauge Steel Ribbed, Heavy Duty Door, Add</i>	779.63	
			<i>For 16 Gauge Steel Ribbed, Heavy Duty Door, Add</i>	1,344.20	
			<i>For Aluminum, Mill Finish, Add</i>	612.95	
			<i>For Aluminum, Anodized Finish, Add</i>	1,715.19	



	MINOR	CSI	UOM	DESCRIPTION	TOTAL DIRECT UNIT COST	DEMOLITION UNIT COST
08 36 13 00-0052	EA			22' x 16', Non Insulated, 24 Gauge Galvanized Steel Sectional Door, Manual Lift..... <i>For 20 Gauge Steel Ribbed, Heavy Duty Door, Add</i> <i>For 16 Gauge Steel Ribbed, Heavy Duty Door, Add</i> <i>For Aluminum, Mill Finish, Add</i> <i>For Aluminum, Anodized Finish, Add</i>	10,379.72 892.63 1,539.36 701.95 1,964.22	2,111.16
08 36 13 00-0053	EA			24' x 8', Non Insulated, 24 Gauge Galvanized Steel Sectional Door, Manual Lift..... <i>For 20 Gauge Steel Ribbed, Heavy Duty Door, Add</i> <i>For 16 Gauge Steel Ribbed, Heavy Duty Door, Add</i> <i>For Aluminum, Mill Finish, Add</i> <i>For Aluminum, Anodized Finish, Add</i>	5,850.29 410.98 708.59 323.11 904.15	1,507.97
08 36 13 00-0054	EA			24' x 10', Non Insulated, 24 Gauge Galvanized Steel Sectional Door, Manual Lift..... <i>For 20 Gauge Steel Ribbed, Heavy Duty Door, Add</i> <i>For 16 Gauge Steel Ribbed, Heavy Duty Door, Add</i> <i>For Aluminum, Mill Finish, Add</i> <i>For Aluminum, Anodized Finish, Add</i>	7,161.24 542.76 935.79 426.72 1,194.07	1,709.03
08 36 13 00-0055	EA			24' x 12', Non Insulated, 24 Gauge Galvanized Steel Sectional Door, Manual Lift..... <i>For 20 Gauge Steel Ribbed, Heavy Duty Door, Add</i> <i>For 16 Gauge Steel Ribbed, Heavy Duty Door, Add</i> <i>For Aluminum, Mill Finish, Add</i> <i>For Aluminum, Anodized Finish, Add</i>	8,756.55 716.77 1,234.08 562.74 1,574.69	1,910.10
08 36 13 00-0056	EA			24' x 14', Non Insulated, 24 Gauge Galvanized Steel Sectional Door, Manual Lift..... <i>For 20 Gauge Steel Ribbed, Heavy Duty Door, Add</i> <i>For 16 Gauge Steel Ribbed, Heavy Duty Door, Add</i> <i>For Aluminum, Mill Finish, Add</i> <i>For Aluminum, Anodized Finish, Add</i>	9,794.66 807.99 1,393.09 635.25 1,777.58	2,111.16
08 36 13 00-0057	EA			24' x 16', Non Insulated, 24 Gauge Galvanized Steel Sectional Door, Manual Lift..... <i>For 20 Gauge Steel Ribbed, Heavy Duty Door, Add</i> <i>For 16 Gauge Steel Ribbed, Heavy Duty Door, Add</i> <i>For Aluminum, Mill Finish, Add</i> <i>For Aluminum, Anodized Finish, Add</i>	11,007.02 925.48 1,595.65 727.62 2,036.05	2,312.22
08 36 13 00-0058				Insulated, 24 Gauge Galvanized Steel Sectional Doors <small>(08 36 13 00-0014)</small> Note: Includes 2" door with polystyrene insulation, 26 gauge interior cover, tracks and hardware. Excludes frame.		
08 36 13 00-0059	EA			8' x 8', Insulated, 24 Gauge Galvanized Steel Sectional Door, Manual Lift..... <i>For 22 Gauge Steel Ribbed, Heavy Duty Door, Add</i> <i>For 20 Gauge Steel Ribbed, Heavy Duty Door, Add</i> <i>For 18 Gauge Steel Ribbed, Heavy Duty Door, Add</i> <i>For 16 Gauge Steel Ribbed, Heavy Duty Door, Add</i> <i>For Aluminum, Mill Finish, Add</i> <i>For Aluminum, Anodized Finish, Add</i>	2,202.38 187.33 374.67 974.13 1,873.33 170.85 478.07	351.86
08 36 13 00-0060	EA			8' x 10', Insulated, 24 Gauge Galvanized Steel Sectional Door, Manual Lift..... <i>For 22 Gauge Steel Ribbed, Heavy Duty Door, Add</i> <i>For 20 Gauge Steel Ribbed, Heavy Duty Door, Add</i> <i>For 18 Gauge Steel Ribbed, Heavy Duty Door, Add</i> <i>For 16 Gauge Steel Ribbed, Heavy Duty Door, Add</i> <i>For Aluminum, Mill Finish, Add</i> <i>For Aluminum, Anodized Finish, Add</i>	2,629.92 228.21 456.42 1,186.69 2,282.09 208.13 582.39	402.13
08 36 13 00-0061	EA			8' x 12', Insulated, 24 Gauge Galvanized Steel Sectional Door, Manual Lift..... <i>For 22 Gauge Steel Ribbed, Heavy Duty Door, Add</i> <i>For 20 Gauge Steel Ribbed, Heavy Duty Door, Add</i> <i>For 18 Gauge Steel Ribbed, Heavy Duty Door, Add</i> <i>For 16 Gauge Steel Ribbed, Heavy Duty Door, Add</i> <i>For Aluminum, Mill Finish, Add</i> <i>For Aluminum, Anodized Finish, Add</i>	3,227.70 277.80 555.60 1,444.55 2,777.99 253.35 708.94	502.65
08 36 13 00-0062	EA			10' x 8', Insulated, 24 Gauge Galvanized Steel Sectional Door, Manual Lift..... <i>For 22 Gauge Steel Ribbed, Heavy Duty Door, Add</i> <i>For 20 Gauge Steel Ribbed, Heavy Duty Door, Add</i> <i>For 18 Gauge Steel Ribbed, Heavy Duty Door, Add</i> <i>For 16 Gauge Steel Ribbed, Heavy Duty Door, Add</i> <i>For Aluminum, Mill Finish, Add</i> <i>For Aluminum, Anodized Finish, Add</i>	2,563.26 219.88 439.75 1,143.36 2,198.76 200.53 561.12	402.13
08 36 13 00-0063	EA			10' x 10', Insulated, 24 Gauge Galvanized Steel Sectional Door, Manual Lift..... <i>For 22 Gauge Steel Ribbed, Heavy Duty Door, Add</i> <i>For 20 Gauge Steel Ribbed, Heavy Duty Door, Add</i> <i>For 18 Gauge Steel Ribbed, Heavy Duty Door, Add</i> <i>For 16 Gauge Steel Ribbed, Heavy Duty Door, Add</i> <i>For Aluminum, Mill Finish, Add</i> <i>For Aluminum, Anodized Finish, Add</i>	3,145.58 267.53 535.07 1,391.18 2,675.34 243.99 682.75	502.65
08 36 13 00-0064	EA			10' x 12', Insulated, 24 Gauge Galvanized Steel Sectional Door, Manual Lift..... <i>For 22 Gauge Steel Ribbed, Heavy Duty Door, Add</i> <i>For 20 Gauge Steel Ribbed, Heavy Duty Door, Add</i> <i>For 18 Gauge Steel Ribbed, Heavy Duty Door, Add</i> <i>For 16 Gauge Steel Ribbed, Heavy Duty Door, Add</i> <i>For Aluminum, Mill Finish, Add</i> <i>For Aluminum, Anodized Finish, Add</i>	3,994.22 335.92 671.83 1,746.76 3,359.15 306.35 857.26	653.46
08 36 13 00-0065	EA			10' x 14', Insulated, 24 Gauge Galvanized Steel Sectional Door, Manual Lift..... <i>For 22 Gauge Steel Ribbed, Heavy Duty Door, Add</i> <i>For 20 Gauge Steel Ribbed, Heavy Duty Door, Add</i> <i>For 18 Gauge Steel Ribbed, Heavy Duty Door, Add</i> <i>For 16 Gauge Steel Ribbed, Heavy Duty Door, Add</i> <i>For Aluminum, Mill Finish, Add</i> <i>For Aluminum, Anodized Finish, Add</i>	4,621.28 376.60 753.20 1,958.31 3,765.98 343.46 961.08	804.25

08 Openings**08 30 Specialty Doors and Frames**

08 36 Panel Doors



MINOR CSI UOM DESCRIPTION	TOTAL DIRECT UNIT COST	DEMOLITION UNIT COST
08 36 13 00-0066 EA 12' x 8', Insulated, 24 Gauge Galvanized Steel Sectional Door, Manual Lift.....	3,020.05	502.65
For 22 Gauge Steel Ribbed, Heavy Duty Door, Add	251.84	
For 20 Gauge Steel Ribbed, Heavy Duty Door, Add	503.69	
For 18 Gauge Steel Ribbed, Heavy Duty Door, Add	1,309.58	
For 16 Gauge Steel Ribbed, Heavy Duty Door, Add	2,518.43	
For Aluminum, Mill Finish, Add	229.68	
For Aluminum, Anodized Finish, Add	642.70	
08 36 13 00-0067 EA 12' x 10', Insulated, 24 Gauge Galvanized Steel Sectional Door, Manual Lift.....	3,757.42	653.46
For 22 Gauge Steel Ribbed, Heavy Duty Door, Add	306.28	
For 20 Gauge Steel Ribbed, Heavy Duty Door, Add	612.56	
For 18 Gauge Steel Ribbed, Heavy Duty Door, Add	1,592.64	
For 16 Gauge Steel Ribbed, Heavy Duty Door, Add	3,062.78	
For Aluminum, Mill Finish, Add	279.33	
For Aluminum, Anodized Finish, Add	781.62	
08 36 13 00-0068 EA 12' x 12', Insulated, 24 Gauge Galvanized Steel Sectional Door, Manual Lift.....	4,579.45	804.25
For 22 Gauge Steel Ribbed, Heavy Duty Door, Add	371.37	
For 20 Gauge Steel Ribbed, Heavy Duty Door, Add	742.74	
For 18 Gauge Steel Ribbed, Heavy Duty Door, Add	1,931.12	
For 16 Gauge Steel Ribbed, Heavy Duty Door, Add	3,713.69	
For Aluminum, Mill Finish, Add	338.69	
For Aluminum, Anodized Finish, Add	947.73	
08 36 13 00-0069 EA 12' x 14', Insulated, 24 Gauge Galvanized Steel Sectional Door, Manual Lift.....	5,350.61	955.04
For 22 Gauge Steel Ribbed, Heavy Duty Door, Add	430.07	
For 20 Gauge Steel Ribbed, Heavy Duty Door, Add	860.13	
For 18 Gauge Steel Ribbed, Heavy Duty Door, Add	2,236.34	
For 16 Gauge Steel Ribbed, Heavy Duty Door, Add	4,300.65	
For Aluminum, Mill Finish, Add	392.22	
For Aluminum, Anodized Finish, Add	1,097.53	
08 36 13 00-0070 EA 12' x 16', Insulated, 24 Gauge Galvanized Steel Sectional Door, Manual Lift.....	6,496.62	1,156.11
For 22 Gauge Steel Ribbed, Heavy Duty Door, Add	523.05	
For 20 Gauge Steel Ribbed, Heavy Duty Door, Add	1,046.10	
For 18 Gauge Steel Ribbed, Heavy Duty Door, Add	2,719.87	
For 16 Gauge Steel Ribbed, Heavy Duty Door, Add	5,230.51	
For Aluminum, Mill Finish, Add	477.02	
For Aluminum, Anodized Finish, Add	1,334.83	
08 36 13 00-0071 EA 14' x 8', Insulated, 24 Gauge Galvanized Steel Sectional Door, Manual Lift.....	3,572.70	653.46
For 22 Gauge Steel Ribbed, Heavy Duty Door, Add	283.23	
For 20 Gauge Steel Ribbed, Heavy Duty Door, Add	566.45	
For 18 Gauge Steel Ribbed, Heavy Duty Door, Add	1,472.77	
For 16 Gauge Steel Ribbed, Heavy Duty Door, Add	2,832.25	
For Aluminum, Mill Finish, Add	258.30	
For Aluminum, Anodized Finish, Add	722.79	
08 36 13 00-0072 EA 14' x 10', Insulated, 24 Gauge Galvanized Steel Sectional Door, Manual Lift.....	4,432.22	804.25
For 22 Gauge Steel Ribbed, Heavy Duty Door, Add	352.97	
For 20 Gauge Steel Ribbed, Heavy Duty Door, Add	705.93	
For 18 Gauge Steel Ribbed, Heavy Duty Door, Add	1,835.42	
For 16 Gauge Steel Ribbed, Heavy Duty Door, Add	3,529.65	
For Aluminum, Mill Finish, Add	321.90	
For Aluminum, Anodized Finish, Add	900.77	
08 36 13 00-0073 EA 14' x 12', Insulated, 24 Gauge Galvanized Steel Sectional Door, Manual Lift.....	5,384.52	1,005.31
For 22 Gauge Steel Ribbed, Heavy Duty Door, Add	421.74	
For 20 Gauge Steel Ribbed, Heavy Duty Door, Add	843.47	
For 18 Gauge Steel Ribbed, Heavy Duty Door, Add	2,193.03	
For 16 Gauge Steel Ribbed, Heavy Duty Door, Add	4,217.36	
For Aluminum, Mill Finish, Add	384.62	
For Aluminum, Anodized Finish, Add	1,076.27	
08 36 13 00-0074 EA 14' x 14', Insulated, 24 Gauge Galvanized Steel Sectional Door, Manual Lift.....	6,354.03	1,156.11
For 22 Gauge Steel Ribbed, Heavy Duty Door, Add	505.23	
For 20 Gauge Steel Ribbed, Heavy Duty Door, Add	1,010.46	
For 18 Gauge Steel Ribbed, Heavy Duty Door, Add	2,627.18	
For 16 Gauge Steel Ribbed, Heavy Duty Door, Add	5,052.28	
For Aluminum, Mill Finish, Add	460.77	
For Aluminum, Anodized Finish, Add	1,289.34	
08 36 13 00-0075 EA 14' x 16', Insulated, 24 Gauge Galvanized Steel Sectional Door, Manual Lift.....	7,298.79	1,306.90
For 22 Gauge Steel Ribbed, Heavy Duty Door, Add	585.62	
For 20 Gauge Steel Ribbed, Heavy Duty Door, Add	1,171.25	
For 18 Gauge Steel Ribbed, Heavy Duty Door, Add	3,045.24	
For 16 Gauge Steel Ribbed, Heavy Duty Door, Add	5,856.23	
For Aluminum, Mill Finish, Add	534.09	
For Aluminum, Anodized Finish, Add	1,494.51	
08 36 13 00-0076 EA 16' x 8', Insulated, 24 Gauge Galvanized Steel Sectional Door, Manual Lift.....	4,272.59	804.25
For 22 Gauge Steel Ribbed, Heavy Duty Door, Add	333.01	
For 20 Gauge Steel Ribbed, Heavy Duty Door, Add	666.02	
For 18 Gauge Steel Ribbed, Heavy Duty Door, Add	1,731.66	
For 16 Gauge Steel Ribbed, Heavy Duty Door, Add	3,330.11	
For Aluminum, Mill Finish, Add	303.71	
For Aluminum, Anodized Finish, Add	849.84	
08 36 13 00-0077 EA 16' x 10', Insulated, 24 Gauge Galvanized Steel Sectional Door, Manual Lift.....	5,508.50	1,005.31
For 22 Gauge Steel Ribbed, Heavy Duty Door, Add	437.23	
For 20 Gauge Steel Ribbed, Heavy Duty Door, Add	874.47	
For 18 Gauge Steel Ribbed, Heavy Duty Door, Add	2,273.62	
For 16 Gauge Steel Ribbed, Heavy Duty Door, Add	4,372.34	
For Aluminum, Mill Finish, Add	398.76	
For Aluminum, Anodized Finish, Add	1,115.82	



MINOR	CSI	UOM	DESCRIPTION	TOTAL DIRECT UNIT COST	DEMOLITION UNIT COST
08 36 13 00-0078	EA		16' x 12', Insulated, 24 Gauge Galvanized Steel Sectional Door, Manual Lift For 22 Gauge Steel Ribbed, Heavy Duty Door, Add For 20 Gauge Steel Ribbed, Heavy Duty Door, Add For 18 Gauge Steel Ribbed, Heavy Duty Door, Add For 16 Gauge Steel Ribbed, Heavy Duty Door, Add For Aluminum, Mill Finish, Add For Aluminum, Anodized Finish, Add	6,437.72 515.69 1,031.38 2,681.58 5,156.89 470.31 1,316.04	1,156.11
08 36 13 00-0079	EA		16' x 14', Insulated, 24 Gauge Galvanized Steel Sectional Door, Manual Lift For 22 Gauge Steel Ribbed, Heavy Duty Door, Add For 20 Gauge Steel Ribbed, Heavy Duty Door, Add For 18 Gauge Steel Ribbed, Heavy Duty Door, Add For 16 Gauge Steel Ribbed, Heavy Duty Door, Add For Aluminum, Mill Finish, Add For Aluminum, Anodized Finish, Add	7,373.16 594.92 1,189.84 3,093.58 5,949.19 542.57 1,518.23	1,306.90
08 36 13 00-0080	EA		16' x 16', Insulated, 24 Gauge Galvanized Steel Sectional Door, Manual Lift For 22 Gauge Steel Ribbed, Heavy Duty Door, Add For 20 Gauge Steel Ribbed, Heavy Duty Door, Add For 18 Gauge Steel Ribbed, Heavy Duty Door, Add For 16 Gauge Steel Ribbed, Heavy Duty Door, Add For Aluminum, Mill Finish, Add For Aluminum, Anodized Finish, Add	8,729.96 714.25 1,428.50 3,714.11 7,142.51 651.40 1,822.77	1,507.97
08 36 13 00-0081	EA		18' x 8', Insulated, 24 Gauge Galvanized Steel Sectional Door, Manual Lift For 22 Gauge Steel Ribbed, Heavy Duty Door, Add For 20 Gauge Steel Ribbed, Heavy Duty Door, Add For 18 Gauge Steel Ribbed, Heavy Duty Door, Add For 16 Gauge Steel Ribbed, Heavy Duty Door, Add For Aluminum, Mill Finish, Add For Aluminum, Anodized Finish, Add	4,907.17 362.07 724.14 1,882.75 3,620.68 330.21 924.00	1,005.31
08 36 13 00-0082	EA		18' x 10', Insulated, 24 Gauge Galvanized Steel Sectional Door, Manual Lift For 22 Gauge Steel Ribbed, Heavy Duty Door, Add For 20 Gauge Steel Ribbed, Heavy Duty Door, Add For 18 Gauge Steel Ribbed, Heavy Duty Door, Add For 16 Gauge Steel Ribbed, Heavy Duty Door, Add For Aluminum, Mill Finish, Add For Aluminum, Anodized Finish, Add	6,107.62 474.43 948.85 2,467.02 4,744.26 432.68 1,210.74	1,156.11
08 36 13 00-0083	EA		18' x 12', Insulated, 24 Gauge Galvanized Steel Sectional Door, Manual Lift For 22 Gauge Steel Ribbed, Heavy Duty Door, Add For 20 Gauge Steel Ribbed, Heavy Duty Door, Add For 18 Gauge Steel Ribbed, Heavy Duty Door, Add For 16 Gauge Steel Ribbed, Heavy Duty Door, Add For Aluminum, Mill Finish, Add For Aluminum, Anodized Finish, Add	7,100.40 560.82 1,121.65 2,916.28 5,608.24 511.47 1,431.22	1,306.90
08 36 13 00-0084	EA		18' x 14', Insulated, 24 Gauge Galvanized Steel Sectional Door, Manual Lift For 22 Gauge Steel Ribbed, Heavy Duty Door, Add For 20 Gauge Steel Ribbed, Heavy Duty Door, Add For 18 Gauge Steel Ribbed, Heavy Duty Door, Add For 16 Gauge Steel Ribbed, Heavy Duty Door, Add For Aluminum, Mill Finish, Add For Aluminum, Anodized Finish, Add	8,888.04 734.01 1,468.02 3,816.86 7,340.11 669.42 1,873.20	1,507.97
08 36 13 00-0085	EA		18' x 16', Insulated, 24 Gauge Galvanized Steel Sectional Door, Manual Lift For 22 Gauge Steel Ribbed, Heavy Duty Door, Add For 20 Gauge Steel Ribbed, Heavy Duty Door, Add For 18 Gauge Steel Ribbed, Heavy Duty Door, Add For 16 Gauge Steel Ribbed, Heavy Duty Door, Add For Aluminum, Mill Finish, Add For Aluminum, Anodized Finish, Add	9,722.55 788.06 1,576.12 4,097.91 7,880.59 718.71 2,011.13	1,709.03
08 36 13 00-0086	EA		20' x 8', Insulated, 24 Gauge Galvanized Steel Sectional Door, Manual Lift For 22 Gauge Steel Ribbed, Heavy Duty Door, Add For 20 Gauge Steel Ribbed, Heavy Duty Door, Add For 18 Gauge Steel Ribbed, Heavy Duty Door, Add For 16 Gauge Steel Ribbed, Heavy Duty Door, Add For Aluminum, Mill Finish, Add For Aluminum, Anodized Finish, Add	6,078.17 470.75 941.49 2,447.87 4,707.45 429.32 1,201.34	1,156.11
08 36 13 00-0087	EA		20' x 10', Insulated, 24 Gauge Galvanized Steel Sectional Door, Manual Lift For 22 Gauge Steel Ribbed, Heavy Duty Door, Add For 20 Gauge Steel Ribbed, Heavy Duty Door, Add For 18 Gauge Steel Ribbed, Heavy Duty Door, Add For 16 Gauge Steel Ribbed, Heavy Duty Door, Add For Aluminum, Mill Finish, Add For Aluminum, Anodized Finish, Add	7,168.61 569.35 1,138.70 2,960.62 5,693.50 519.25 1,452.98	1,306.90
08 36 13 00-0088	EA		20' x 12', Insulated, 24 Gauge Galvanized Steel Sectional Door, Manual Lift For 22 Gauge Steel Ribbed, Heavy Duty Door, Add For 20 Gauge Steel Ribbed, Heavy Duty Door, Add For 18 Gauge Steel Ribbed, Heavy Duty Door, Add For 16 Gauge Steel Ribbed, Heavy Duty Door, Add For Aluminum, Mill Finish, Add For Aluminum, Anodized Finish, Add	9,205.73 773.72 1,547.45 4,023.36 7,737.23 705.63 1,974.54	1,507.97
08 36 13 00-0089	EA		20' x 14', Insulated, 24 Gauge Galvanized Steel Sectional Door, Manual Lift For 22 Gauge Steel Ribbed, Heavy Duty Door, Add For 20 Gauge Steel Ribbed, Heavy Duty Door, Add For 18 Gauge Steel Ribbed, Heavy Duty Door, Add For 16 Gauge Steel Ribbed, Heavy Duty Door, Add For Aluminum, Mill Finish, Add For Aluminum, Anodized Finish, Add	10,006.15 823.51 1,647.02 4,282.25 8,235.09 751.04 2,101.59	1,709.03

08 Openings**08 30 Specialty Doors and Frames****08 36 Panel Doors**

SAN BERNARDINO
COUNTY

MINOR CSI UOM DESCRIPTION	TOTAL DIRECT UNIT COST	DEMOLITION UNIT COST
08 36 13 00-0090 EA 20' x 16', Insulated, 24 Gauge Galvanized Steel Sectional Door, Manual Lift.....	11,643.46	1,910.10
For 22 Gauge Steel Ribbed, Heavy Duty Door, Add	977.91	
For 20 Gauge Steel Ribbed, Heavy Duty Door, Add	1,955.81	
For 18 Gauge Steel Ribbed, Heavy Duty Door, Add	5,085.11	
For 16 Gauge Steel Ribbed, Heavy Duty Door, Add	9,779.05	
For Aluminum, Mill Finish, Add	891.85	
For Aluminum, Anodized Finish, Add	2,495.61	
08 36 13 00-0091 EA 22' x 8', Insulated, 24 Gauge Galvanized Steel Sectional Door, Manual Lift.....	6,658.73	1,306.90
For 22 Gauge Steel Ribbed, Heavy Duty Door, Add	505.62	
For 20 Gauge Steel Ribbed, Heavy Duty Door, Add	1,011.23	
For 18 Gauge Steel Ribbed, Heavy Duty Door, Add	2,629.20	
For 16 Gauge Steel Ribbed, Heavy Duty Door, Add	5,056.15	
For Aluminum, Mill Finish, Add	461.12	
For Aluminum, Anodized Finish, Add	1,290.33	
08 36 13 00-0092 EA 22' x 10', Insulated, 24 Gauge Galvanized Steel Sectional Door, Manual Lift.....	8,260.39	1,507.97
For 22 Gauge Steel Ribbed, Heavy Duty Door, Add	655.56	
For 20 Gauge Steel Ribbed, Heavy Duty Door, Add	1,311.11	
For 18 Gauge Steel Ribbed, Heavy Duty Door, Add	3,408.89	
For 16 Gauge Steel Ribbed, Heavy Duty Door, Add	6,555.55	
For Aluminum, Mill Finish, Add	597.87	
For Aluminum, Anodized Finish, Add	1,672.98	
08 36 13 00-0093 EA 22' x 12', Insulated, 24 Gauge Galvanized Steel Sectional Door, Manual Lift.....	9,835.69	1,709.03
For 22 Gauge Steel Ribbed, Heavy Duty Door, Add	802.20	
For 20 Gauge Steel Ribbed, Heavy Duty Door, Add	1,604.40	
For 18 Gauge Steel Ribbed, Heavy Duty Door, Add	4,171.45	
For 16 Gauge Steel Ribbed, Heavy Duty Door, Add	8,022.01	
For Aluminum, Mill Finish, Add	731.61	
For Aluminum, Anodized Finish, Add	2,047.22	
08 36 13 00-0094 EA 22' x 14', Insulated, 24 Gauge Galvanized Steel Sectional Door, Manual Lift.....	11,056.09	1,910.10
For 22 Gauge Steel Ribbed, Heavy Duty Door, Add	904.48	
For 20 Gauge Steel Ribbed, Heavy Duty Door, Add	1,808.97	
For 18 Gauge Steel Ribbed, Heavy Duty Door, Add	4,703.32	
For 16 Gauge Steel Ribbed, Heavy Duty Door, Add	9,044.84	
For Aluminum, Mill Finish, Add	824.89	
For Aluminum, Anodized Finish, Add	2,308.24	
08 36 13 00-0095 EA 22' x 16', Insulated, 24 Gauge Galvanized Steel Sectional Door, Manual Lift.....	12,631.35	2,111.16
For 22 Gauge Steel Ribbed, Heavy Duty Door, Add	1,051.13	
For 20 Gauge Steel Ribbed, Heavy Duty Door, Add	2,102.26	
For 18 Gauge Steel Ribbed, Heavy Duty Door, Add	5,465.88	
For 16 Gauge Steel Ribbed, Heavy Duty Door, Add	10,511.31	
For Aluminum, Mill Finish, Add	958.63	
For Aluminum, Anodized Finish, Add	2,682.49	
08 36 13 00-0096 EA 24' x 8', Insulated, 24 Gauge Galvanized Steel Sectional Door, Manual Lift.....	7,403.36	1,507.97
For 22 Gauge Steel Ribbed, Heavy Duty Door, Add	548.43	
For 20 Gauge Steel Ribbed, Heavy Duty Door, Add	1,096.85	
For 18 Gauge Steel Ribbed, Heavy Duty Door, Add	2,851.82	
For 16 Gauge Steel Ribbed, Heavy Duty Door, Add	5,484.26	
For Aluminum, Mill Finish, Add	500.16	
For Aluminum, Anodized Finish, Add	1,399.58	
08 36 13 00-0097 EA 24' x 10', Insulated, 24 Gauge Galvanized Steel Sectional Door, Manual Lift.....	9,177.05	1,709.03
For 22 Gauge Steel Ribbed, Heavy Duty Door, Add	719.87	
For 20 Gauge Steel Ribbed, Heavy Duty Door, Add	1,439.74	
For 18 Gauge Steel Ribbed, Heavy Duty Door, Add	3,743.33	
For 16 Gauge Steel Ribbed, Heavy Duty Door, Add	7,198.71	
For Aluminum, Mill Finish, Add	656.52	
For Aluminum, Anodized Finish, Add	1,837.11	
08 36 13 00-0098 EA 24' x 12', Insulated, 24 Gauge Galvanized Steel Sectional Door, Manual Lift.....	10,664.02	1,910.10
For 22 Gauge Steel Ribbed, Heavy Duty Door, Add	855.48	
For 20 Gauge Steel Ribbed, Heavy Duty Door, Add	1,710.95	
For 18 Gauge Steel Ribbed, Heavy Duty Door, Add	4,448.47	
For 16 Gauge Steel Ribbed, Heavy Duty Door, Add	8,554.75	
For Aluminum, Mill Finish, Add	780.19	
For Aluminum, Anodized Finish, Add	2,183.17	
08 36 13 00-0099 EA 24' x 14', Insulated, 24 Gauge Galvanized Steel Sectional Door, Manual Lift.....	12,242.37	2,111.16
For 22 Gauge Steel Ribbed, Heavy Duty Door, Add	1,002.51	
For 20 Gauge Steel Ribbed, Heavy Duty Door, Add	2,005.02	
For 18 Gauge Steel Ribbed, Heavy Duty Door, Add	5,213.05	
For 16 Gauge Steel Ribbed, Heavy Duty Door, Add	10,025.09	
For Aluminum, Mill Finish, Add	914.29	
For Aluminum, Anodized Finish, Add	2,558.40	
08 36 13 00-0100 EA 24' x 16', Insulated, 24 Gauge Galvanized Steel Sectional Door, Manual Lift.....	13,794.42	2,312.22
For 22 Gauge Steel Ribbed, Heavy Duty Door, Add	1,146.25	
For 20 Gauge Steel Ribbed, Heavy Duty Door, Add	2,292.50	
For 18 Gauge Steel Ribbed, Heavy Duty Door, Add	5,960.49	
For 16 Gauge Steel Ribbed, Heavy Duty Door, Add	11,462.49	
For Aluminum, Mill Finish, Add	1,045.38	
For Aluminum, Anodized Finish, Add	2,925.23	
08 36 13 00-0101 Residential Grade, Galvanized Steel Sectional Overhead Doors (08 36 13 00-0013)		
Note: Includes track and hardware. Excludes frame.		
08 36 13 00-0102 EA 9' x 7', Non Insulated, 25 Gauge Residential Grade Galvanized Steel Sectional Door, Manual Lift.....	848.84	201.06
For Aluminum And Fiberglass, Add	107.32	
For Each Glass Vision Panel In Door, Add	50.00	
For Insulated Door, Add	183.48	



MINOR	CSI	UOM	DESCRIPTION	TOTAL DIRECT UNIT COST	DEMOLITION UNIT COST
08 36 13 00-0103	EA		9' x 8', Non Insulated, 25 Gauge Residential Grade Galvanized Steel Sectional Door, Manual Lift <i>For Aluminum And Fiberglass, Add</i> <i>For Each Glass Vision Panel In Door, Add</i> <i>For Insulated Door, Add</i>	910.97 126.58 50.00 216.41	201.06
08 36 13 00-0104	EA		16' x 7', Non Insulated, 25 Gauge Residential Grade Galvanized Steel Sectional Door, Manual Lift <i>For Aluminum And Fiberglass, Add</i> <i>For Each Glass Vision Panel In Door, Add</i> <i>For Insulated Door, Add</i>	1,146.32 177.48 50.00 303.43	230.02
08 36 13 00-0105	EA		16' x 8', Non Insulated, 25 Gauge Residential Grade Galvanized Steel Sectional Door, Manual Lift <i>For Aluminum And Fiberglass, Add</i> <i>For Each Glass Vision Panel In Door, Add</i> <i>For Insulated Door, Add</i>	1,243.94 207.74 50.00 355.17	230.02
08 36 13 00-0106			Removal And Reinstallation Of Sectional Metal Overhead Doors And Supports (08 36 13 00-0103) Note: Includes storage, cleaning and supply materials.		
08 36 13 00-0107	SF		Removal And Reinstallation Of Sectional Metal Overhead Door And Supports	14.63	
08 36 13 00-0108			Sectional Fiberglass Overhead Doors (Width x Height) (08 36 13)		
08 36 13 00-0109			Fiberglass Sectional Overhead Doors (08 36 13 00-0108)		
08 36 13 00-0110			Non-Insulated, Fiberglass Sectional Doors (08 36 13 00-0109) Note: Includes 2" door, tracks and hardware. Excludes frame.		
08 36 13 00-0111	EA		8' x 8', Non Insulated, Fiberglass Sectional Door, Manual Lift	2,232.94	351.86
08 36 13 00-0112	EA		8' x 10', Non Insulated, Fiberglass Sectional Door, Manual Lift	2,647.77	402.13
08 36 13 00-0113	EA		8' x 12', Non Insulated, Fiberglass Sectional Door, Manual Lift	3,138.06	502.65
08 36 13 00-0114	EA		10' x 8', Non Insulated, Fiberglass Sectional Door, Manual Lift	2,617.59	402.13
08 36 13 00-0115	EA		10' x 10', Non Insulated, Fiberglass Sectional Door, Manual Lift	3,117.95	452.39
08 36 13 00-0116	EA		10' x 12', Non Insulated, Fiberglass Sectional Door, Manual Lift	3,899.95	628.33
08 36 13 00-0117	EA		10' x 14', Non Insulated, Fiberglass Sectional Door, Manual Lift	4,686.40	804.25
08 36 13 00-0118	EA		12' x 8', Non Insulated, Fiberglass Sectional Door, Manual Lift	3,095.31	502.65
08 36 13 00-0119	EA		12' x 10', Non Insulated, Fiberglass Sectional Door, Manual Lift	3,882.34	628.33
08 36 13 00-0120	EA		12' x 12', Non Insulated, Fiberglass Sectional Door, Manual Lift	4,659.02	753.99
08 36 13 00-0121	EA		12' x 14', Non Insulated, Fiberglass Sectional Door, Manual Lift	5,685.10	1,005.31
08 36 13 00-0122	EA		12' x 16', Non Insulated, Fiberglass Sectional Door, Manual Lift	6,617.13	1,206.38
08 36 13 00-0123	EA		14' x 8', Non Insulated, Fiberglass Sectional Door, Manual Lift	3,773.86	703.72
08 36 13 00-0124	EA		14' x 10', Non Insulated, Fiberglass Sectional Door, Manual Lift	4,580.77	804.25
08 36 13 00-0125	EA		14' x 12', Non Insulated, Fiberglass Sectional Door, Manual Lift	5,594.56	1,005.31
08 36 13 00-0126	EA		14' x 14', Non Insulated, Fiberglass Sectional Door, Manual Lift	6,607.07	1,206.38
08 36 13 00-0127	EA		14' x 16', Non Insulated, Fiberglass Sectional Door, Manual Lift	7,421.32	1,306.90
08 36 13 00-0128	EA		16' x 8', Non Insulated, Fiberglass Sectional Door, Manual Lift	4,286.51	804.25
08 36 13 00-0129	EA		16' x 10', Non Insulated, Fiberglass Sectional Door, Manual Lift	5,151.91	904.78
08 36 13 00-0130	EA		16' x 12', Non Insulated, Fiberglass Sectional Door, Manual Lift	6,233.95	1,105.85
08 36 13 00-0131	EA		16' x 14', Non Insulated, Fiberglass Sectional Door, Manual Lift	7,303.11	1,306.90
08 36 13 00-0132	EA		16' x 16', Non Insulated, Fiberglass Sectional Door, Manual Lift	8,171.46	1,407.43
08 36 13 00-0133			Insulated, Fiberglass Sectional Doors (08 36 13 00-0109) Note: Includes 2" door with polystyrene insulation, tracks and hardware. Excludes frame.		
08 36 13 00-0134	EA		8' x 8', Insulated, Fiberglass Sectional Door, Manual Lift	2,737.56	351.86
08 36 13 00-0135	EA		8' x 10', Insulated, Fiberglass Sectional Door, Manual Lift	3,256.14	402.13
08 36 13 00-0136	EA		8' x 12', Insulated, Fiberglass Sectional Door, Manual Lift	3,841.87	502.65
08 36 13 00-0137	EA		10' x 8', Insulated, Fiberglass Sectional Door, Manual Lift	3,216.00	402.13
08 36 13 00-0138	EA		10' x 10', Insulated, Fiberglass Sectional Door, Manual Lift	3,848.31	452.39
08 36 13 00-0139	EA		10' x 12', Insulated, Fiberglass Sectional Door, Manual Lift	4,772.24	628.33
08 36 13 00-0140	EA		10' x 14', Insulated, Fiberglass Sectional Door, Manual Lift	5,702.27	804.25
08 36 13 00-0141	EA		12' x 8', Insulated, Fiberglass Sectional Door, Manual Lift	3,785.01	502.65
08 36 13 00-0142	EA		12' x 10', Insulated, Fiberglass Sectional Door, Manual Lift	4,748.82	628.33
08 36 13 00-0143	EA		12' x 12', Insulated, Fiberglass Sectional Door, Manual Lift	5,698.96	753.99
08 36 13 00-0144	EA		12' x 14', Insulated, Fiberglass Sectional Door, Manual Lift	6,897.68	1,005.31
08 36 13 00-0145	EA		12' x 16', Insulated, Fiberglass Sectional Door, Manual Lift	8,004.83	1,206.38
08 36 13 00-0146	EA		14' x 8', Insulated, Fiberglass Sectional Door, Manual Lift	4,554.86	703.72
08 36 13 00-0147	EA		14' x 10', Insulated, Fiberglass Sectional Door, Manual Lift	5,561.78	804.25
08 36 13 00-0148	EA		14' x 12', Insulated, Fiberglass Sectional Door, Manual Lift	6,777.26	1,005.31
08 36 13 00-0149	EA		14' x 14', Insulated, Fiberglass Sectional Door, Manual Lift	7,991.45	1,206.38
08 36 13 00-0150	EA		14' x 16', Insulated, Fiberglass Sectional Door, Manual Lift	9,008.21	1,306.90
08 36 13 00-0151	EA		16' x 8', Insulated, Fiberglass Sectional Door, Manual Lift	5,170.42	804.25
08 36 13 00-0152	EA		16' x 10', Insulated, Fiberglass Sectional Door, Manual Lift	6,254.93	904.78
08 36 13 00-0153	EA		16' x 12', Insulated, Fiberglass Sectional Door, Manual Lift	7,561.06	1,105.85
08 36 13 00-0154	EA		16' x 14', Insulated, Fiberglass Sectional Door, Manual Lift	8,850.99	1,306.90
08 36 13 00-0155	EA		16' x 16', Insulated, Fiberglass Sectional Door, Manual Lift	9,939.28	1,407.43
08 36 13 00-0156			Sectional Overhead Door Accessories (08 36 13)		
08 36 13 00-0157			Sectional Overhead Door Accessories (08 36 13 00-0156)		
08 36 13 00-0158	LF		Flap Seal For Sectional Overhead Doors	4.19	
08 36 13 00-0159	LF		Weather Seal At Top Of Door For Sectional Overhead Doors	6.26	
08 36 13 00-0160	LF		Astragal Only, Weather Strip At Bottom Of Door For Sectional Overhead Doors	3.21	

08 Openings**08 30 Specialty Doors and Frames****08 36 Panel Doors**

SAN BERNARDINO
COUNTY

MINOR
CSI UOM DESCRIPTION

TOTAL DIRECT DEMOLITION
UNIT COST UNIT COST

08 36 13 00-0161	EA	Cylinder Lock For Sectional Overhead Doors.....	400.77	
08 36 13 00-0162	EA	Manual Chain Hoist For Sectional Overhead Doors.....	548.17	
08 36 13 00-0163	EA	3/4 HP, Electric Chain Lift Operator For Sectional Overhead Doors..... Note: Includes motor, supports, push button operator, stationary electronic eye, signal wiring from eye to motor and motor to operator.	2,464.45	
08 36 13 00-0164	EA	1/2 HP Trolley Operator For Sectional Overhead Doors..... Note: Includes motor, supports, push button operator, stationary electronic eye, signal wiring from eye to motor and motor to operator.	1,014.48	
08 36 13 00-0165	EA	3/4 HP Trolley Operator For Sectional Overhead Doors..... Note: Includes motor, supports, push button operator, stationary electronic eye, signal wiring from eye to motor and motor to operator.	1,299.40	
		<i>For Door Height >12', Add</i>	10.00	
		<i>Note: Includes motor, supports, push button operator, stationary electronic eye, signal wiring from eye to motor and motor to operator.</i>		
08 36 13 00-0166	SF	Up To 2 SF Per Window 1/8" Double Strength Glass (DSB) Glazing For Sectional Overhead Doors..... Note: Additional cost for factory supplied.	36.47	
08 36 13 00-0167	SF	>2 SF Per Window 1/8" Double Strength Glass (DSB) Glazing For Sectional Overhead Doors..... Note: Additional cost for factory supplied.	22.74	
08 36 13 00-0168	SF	Up To 2 SF Per Window 1/8" Plexiglas Glazing For Sectional Overhead Doors..... Note: Additional cost for factory supplied.	38.13	
08 36 13 00-0169	SF	>2 SF Per Window 1/8" Plexiglas Glazing For Sectional Overhead Doors..... Note: Additional cost for factory supplied.	25.99	
08 36 13 00-0170	SF	Up To 2 SF Per Window 3/4" Insulated Glazing For Sectional Overhead Doors..... Note: Additional cost for factory supplied.	61.33	
08 36 13 00-0171	SF	>2 SF Per Window 3/4" Insulated Glazing For Sectional Overhead Doors..... Note: Additional cost for factory supplied.	41.40	
08 36 13 00-0172	EA	Vertical Lift Track For Sectional Overhead Doors Up To 12' High Door..... Note: Includes additional installation of vertical track, spring bumpers, counterweights and vertical lift springs.	552.98	
08 36 13 00-0173	EA	Vertical Lift Track For Sectional Overhead Doors >12' To 16' High Door..... Note: Includes additional installation of vertical track, spring bumpers, counterweights and vertical lift springs.	862.21	
08 36 13 00-0174	EA	Vertical Lift Track For Sectional Overhead Doors >16' To 20' High Door..... Note: Includes additional installation of vertical track, spring bumpers, counterweights and vertical lift springs.	1,271.17	
08 36 13 00-0175	SF	25,000 Cycle Spring In Lieu Of 10,000 Cycle For Sectional Overhead Doors..... Note: Additional cost for factory supplied/installed spring. Per SF of Door.	1.70	
08 36 13 00-0176	SF	50,000 Cycle Spring In Lieu Of 10,000 Cycle For Sectional Overhead Doors..... Note: Additional cost for factory supplied/installed spring. Per SF of Door.	2.18	
08 36 13 00-0177	SF	100,000 Cycle Spring In Lieu Of 10,000 Cycle For Sectional Overhead Doors..... Note: Additional cost for factory supplied/installed spring. Per SF of Door.	2.89	

08 38 Traffic Doors (08 30)**08 38 13 Flexible Strip Doors** (08 38)**08 38 13 00-0001 Clear Polyvinyl Chloride (PVC) Strip Doors** (08 38 13)

08 38 13 00-0002	SF	8" Smooth Strip, 0.080" Thick, 50% Overlap, Clear Polyvinyl Chloride (PVC) Strip Door..... <i>For Cooler/Freezer Doors, USDA Grade, Add</i> <i>Note: Low temperature to -40 degree F.</i>	20.69	6.04
		<i>For Ribbed Strip Material, Add</i>	0.76	
			1.60	
08 38 13 00-0003	SF	8" Smooth Strip, 0.080" Thick, 100% Overlap, Clear Polyvinyl Chloride (PVC) Strip Door..... <i>For Cooler/Freezer Doors, USDA Grade, Add</i> <i>Note: Low temperature to -40 degree F.</i>	28.85	8.04
		<i>For Ribbed Strip Material, Add</i>	1.08	
			2.26	
08 38 13 00-0004	SF	12" Smooth Strip, 0.120" Thick, 66% Overlap, Clear Polyvinyl Chloride (PVC) Strip Door..... <i>For Cooler/Freezer Doors, USDA Grade, Add</i> <i>Note: Low temperature to -40 degree F.</i>	18.65	5.03
		<i>For Ribbed Strip Material, Add</i>	0.96	
			2.02	
08 38 13 00-0005	SF	12" Smooth Strip, 0.120" Thick, 100% Overlap, Clear Polyvinyl Chloride (PVC) Strip Door..... <i>For Cooler/Freezer Doors, USDA Grade, Add</i> <i>Note: Low temperature to -40 degree F.</i>	24.12	5.53
		<i>For Ribbed Strip Material, Add</i>	1.21	
			2.53	
08 38 13 00-0006	SF	16" Smooth Strip, 0.160" Thick, 66% Overlap, Clear Polyvinyl Chloride (PVC) Strip Door..... <i>For Cooler/Freezer Doors, USDA Grade, Add</i> <i>Note: Low temperature to -40 degree F.</i>	20.25	5.03
		<i>For Ribbed Strip Material, Add</i>	1.22	
			2.56	

08 38 13 00-0007 Clear Polyvinyl Chloride (PVC) Replacement Strips (08 38 13)

08 38 13 00-0008	EA	8" Smooth Strip, 0.080" Thick, 7' Long, Replacement Strip..... <i>For Cooler/Freezer Doors, USDA Grade, Add</i> <i>Note: Low temperature to -40 degree F.</i>	63.87	28.35
		<i>For Ribbed Strip Material, Add</i>	1.76	
			3.70	
08 38 13 00-0009	EA	8" Smooth Strip, 0.080" Thick, 8' Long, Replacement Strip..... <i>For Cooler/Freezer Doors, USDA Grade, Add</i> <i>Note: Low temperature to -40 degree F.</i>	66.34	28.35
		<i>For Ribbed Strip Material, Add</i>	2.01	
			4.22	
08 38 13 00-0010	EA	12" Smooth Strip, 0.120" Thick, 8' Long, Replacement Strip..... <i>For Cooler/Freezer Doors, USDA Grade, Add</i> <i>Note: Low temperature to -40 degree F.</i>	98.49	35.09
		<i>For Ribbed Strip Material, Add</i>	4.12	
			8.65	
08 38 13 00-0011	EA	12" Smooth Strip, 0.120" Thick, 10' Long, Replacement Strip..... <i>For Cooler/Freezer Doors, USDA Grade, Add</i> <i>Note: Low temperature to -40 degree F.</i>	106.86	35.09
		<i>For Ribbed Strip Material, Add</i>	4.96	
			10.41	



	MINOR CSI UOM DESCRIPTION		TOTAL DIRECT UNIT COST	DEMOLITION UNIT COST
08 38 13 00-0012	EA 12" Smooth Strip, 0.120" Thick, 12' Long, Replacement Strip <i>For Cooler/Freezer Doors, USDA Grade, Add</i> <i>Note: Low temperature to -40 degree F.</i>		114.71	35.09
	<i>For Ribbed Strip Material, Add</i>		5.74	
			12.06	
08 38 13 00-0013	EA 16" Smooth Strip, 0.160" Thick, 14' Long, Replacement Strip <i>For Cooler/Freezer Doors, USDA Grade, Add</i> <i>Note: Low temperature to -40 degree F.</i>		206.11	35.79
	<i>For Ribbed Strip Material, Add</i>		13.45	
			28.24	
08 38 16	Flexible Traffic Doors <small>(08 38)</small>			
	<i>Note: Impact traffic doors also known as double action traffic doors. Includes hardware. Excludes door frame.</i>			
08 38 16 00-0001	0.160" Thick, Clear Polyvinyl Chloride (PVC) Flexible Impact Traffic Doors (TMI Mega-Pro) <small>(08 38 16)</small>			
08 38 16 00-0002	Double Door, 0.160" Thick, Clear Polyvinyl Chloride (PVC) Flexible Impact Traffic Doors <small>(08 38 16 00-0001)</small>			
08 38 16 00-0003	Double Door, 0.160" Thick, Clear Polyvinyl Chloride (PVC) Flexible Impact Traffic Doors <small>(08 38 16 00-0002)</small>			
08 38 16 00-0004	EA 72" x 84" Opening, Double Door, 0.160" Thick, Clear Polyvinyl Chloride (PVC) Flexible Impact Traffic Door		5,812.38	100.53
08 38 16 00-0005	EA 72" x 96" Opening, Double Door, 0.160" Thick, Clear Polyvinyl Chloride (PVC) Flexible Impact Traffic Door		6,294.73	100.53
08 38 16 00-0006	EA 96" x 96" Opening, Double Door, 0.160" Thick, Clear Polyvinyl Chloride (PVC) Flexible Impact Traffic Door		13,244.56	115.61
08 38 16 00-0007	EA 96" x 120" Opening, Double Door, 0.160" Thick, Clear Polyvinyl Chloride (PVC) Flexible Impact Traffic Door		14,869.00	125.66
08 38 16 00-0008	EA 108" x 108" Opening, Double Door, 0.160" Thick, Clear Polyvinyl Chloride (PVC) Flexible Impact Traffic Door		23,216.40	125.66
08 38 16 00-0009	EA 108" x 120" Opening, Double Door, 0.160" Thick, Clear Polyvinyl Chloride (PVC) Flexible Impact Traffic Door		24,296.24	125.66
08 38 16 00-0010	EA 120" x 120" Opening, Double Door, 0.160" Thick, Clear Polyvinyl Chloride (PVC) Flexible Impact Traffic Door		27,026.22	150.79
08 38 16 00-0011	Double Door With Impact Plate, 0.160" Thick, Clear Polyvinyl Chloride (PVC) Flexible Impact Traffic Doors <small>(08 38 16 00-0002)</small>			
08 38 16 00-0012	EA 72" x 84" Opening, Double Door With Impact Plate, 0.160" Thick, Clear Polyvinyl Chloride (PVC) Flexible Impact Traffic Door		6,483.88	100.53
08 38 16 00-0013	EA 72" x 96" Opening, Double Door With Impact Plate, 0.160" Thick, Clear Polyvinyl Chloride (PVC) Flexible Impact Traffic Door		7,021.03	100.53
08 38 16 00-0014	EA 96" x 96" Opening, Double Door With Impact Plate, 0.160" Thick, Clear Polyvinyl Chloride (PVC) Flexible Impact Traffic Door		15,717.98	115.61
08 38 16 00-0015	EA 96" x 120" Opening, Double Door With Impact Plate, 0.160" Thick, Clear Polyvinyl Chloride (PVC) Flexible Impact Traffic Door		17,331.43	125.66
08 38 16 00-0016	EA 108" x 108" Opening, Double Door With Impact Plate, 0.160" Thick, Clear Polyvinyl Chloride (PVC) Flexible Impact Traffic Door		26,040.47	125.66
08 38 16 00-0017	EA 108" x 120" Opening, Double Door With Impact Plate, 0.160" Thick, Clear Polyvinyl Chloride (PVC) Flexible Impact Traffic Door		27,138.90	125.66
08 38 16 00-0018	EA 120" x 120" Opening, Double Door With Impact Plate, 0.160" Thick, Clear Polyvinyl Chloride (PVC) Flexible Impact Traffic Door		30,188.75	150.79
08 38 16 00-0019	0.240" Thick, Double Ply Vinyl Flexible Impact Traffic Doors (Eliaison FMP) <small>(08 38 16)</small>			
	<i>Note: Includes pebble embossed finish and a 14" x 16" vinyl window.</i>			
08 38 16 00-0020	Single Door, 0.240" Thick, Double Ply Vinyl Flexible Impact Traffic Doors <small>(08 38 16 00-0019)</small>			
08 38 16 00-0021	84" Height, Single Door, 0.240" Thick, Double Ply Vinyl Flexible Impact Traffic Doors <small>(08 38 16 00-0020)</small>			
08 38 16 00-0022	EA 24" To 36" Width x 84" Height Opening, Single Door, 0.240" Thick, Double Ply Vinyl Flexible Impact Traffic Doors		2,371.92	55.29
08 38 16 00-0023	EA 40" To 44" Width x 84" Height Opening, Single Door, 0.240" Thick, Double Ply Vinyl Flexible Impact Traffic Doors		2,562.40	55.29
08 38 16 00-0024	96" Height, Single Door, 0.240" Thick, Double Ply Vinyl Flexible Impact Traffic Doors <small>(08 38 16 00-0020)</small>			
08 38 16 00-0025	EA 24" To 36" Width x 96" Height Opening, Single Door, 0.240" Thick, Double Ply Vinyl Flexible Impact Traffic Doors		2,562.40	55.29
08 38 16 00-0026	EA 40" To 44" Width x 96" Height Opening, Single Door, 0.240" Thick, Double Ply Vinyl Flexible Impact Traffic Doors		2,616.13	55.29
08 38 16 00-0027	Double Door, 0.240" Thick, Double Ply Vinyl Flexible Impact Traffic Doors <small>(08 38 16 00-0019)</small>			
08 38 16 00-0028	84" Height, Double Door, 0.240" Thick, Double Ply Vinyl Flexible Impact Traffic Doors <small>(08 38 16 00-0027)</small>			
08 38 16 00-0029	EA 48" To 72" Width x 84" Height Opening, Double Door, 0.240" Thick, Double Ply Vinyl Flexible Impact Traffic Doors		4,713.67	95.50
08 38 16 00-0030	EA 80" To 88" Width x 84" Height Opening, Double Door, 0.240" Thick, Double Ply Vinyl Flexible Impact Traffic Doors		5,094.63	95.50
08 38 16 00-0031	96" Height, Double Door, 0.240" Thick, Double Ply Vinyl Flexible Impact Traffic Doors <small>(08 38 16 00-0027)</small>			
08 38 16 00-0032	EA 48" To 72" Width x 96" Height Opening, Double Door, 0.240" Thick, Double Ply Vinyl Flexible Impact Traffic Doors		5,094.63	95.50
08 38 16 00-0033	EA 80" To 88" Width x 96" Height Opening, Double Door, 0.240" Thick, Double Ply Vinyl Flexible Impact Traffic Doors		5,202.08	95.50

08 38 19 Rigid Traffic Doors (08 38)

08	08	Openings
	08 30	Specialty Doors and Frames
	08 38	Traffic Doors



MINOR	CSI	UOM	DESCRIPTION	TOTAL DIRECT UNIT COST	DEMOLITION UNIT COST
-------	-----	-----	-------------	------------------------	----------------------

Note: Impact traffic doors also known as double action traffic doors. Includes hardware. Excludes door frame.

08 38 19 00-0001			0.063" Thick, Satin Anodized Finish, Tempered Aluminum Alloy Impact Traffic Doors (Eliason LWP-3) <small>(08 38 19)</small>		
			Note: Includes delta formed vertical edges and a 9" x 14" acrylic window.		
08 38 19 00-0002			Single Door, 0.063" Thick, Satin Anodized Finish, Tempered Aluminum Alloy Impact Traffic Doors <small>(08 38 19 00-0001)</small>		
08 38 19 00-0003			84" Height, Single Door, 0.063" Thick, Satin Anodized Finish, Tempered Aluminum Alloy Impact Traffic Doors <small>(08 38 19 00-0002)</small>		
08 38 19 00-0004	EA		24" x 84" Opening, Single Door, 0.063" Thick, Satin Anodized Finish, Tempered Aluminum Alloy Impact Traffic Door.....	1,126.47	55.29
			For Each 14" x 16" Window, Add	22.00	
			For Each 15" x 20" Window, Add	28.00	
			For Each 18" x 30" Window, Add	41.00	
08 38 19 00-0005	EA		28" x 84" Opening, Single Door, 0.063" Thick, Satin Anodized Finish, Tempered Aluminum Alloy Impact Traffic Door.....	1,214.39	55.29
			For Each 14" x 16" Window, Add	22.00	
			For Each 15" x 20" Window, Add	28.00	
			For Each 18" x 30" Window, Add	41.00	
08 38 19 00-0006	EA		30" x 84" Opening, Single Door, 0.063" Thick, Satin Anodized Finish, Tempered Aluminum Alloy Impact Traffic Door.....	1,253.60	57.80
			For Each 14" x 16" Window, Add	22.00	
			For Each 15" x 20" Window, Add	28.00	
			For Each 18" x 30" Window, Add	41.00	
08 38 19 00-0007	EA		32" x 84" Opening, Single Door, 0.063" Thick, Satin Anodized Finish, Tempered Aluminum Alloy Impact Traffic Door.....	1,307.32	57.80
			For Each 14" x 16" Window, Add	22.00	
			For Each 15" x 20" Window, Add	28.00	
			For Each 18" x 30" Window, Add	41.00	
08 38 19 00-0008	EA		36" x 84" Opening, Single Door, 0.063" Thick, Satin Anodized Finish, Tempered Aluminum Alloy Impact Traffic Door.....	1,366.10	60.32
			For Each 14" x 16" Window, Add	22.00	
			For Each 15" x 20" Window, Add	28.00	
			For Each 18" x 30" Window, Add	41.00	
08 38 19 00-0009	EA		40" x 84" Opening, Single Door, 0.063" Thick, Satin Anodized Finish, Tempered Aluminum Alloy Impact Traffic Door.....	1,483.32	60.32
			For Each 14" x 16" Window, Add	22.00	
			For Each 15" x 20" Window, Add	28.00	
			For Each 18" x 30" Window, Add	41.00	
08 38 19 00-0010	EA		42" x 84" Opening, Single Door, 0.063" Thick, Satin Anodized Finish, Tempered Aluminum Alloy Impact Traffic Door.....	1,532.57	67.86
			For Each 14" x 16" Window, Add	22.00	
			For Each 15" x 20" Window, Add	28.00	
			For Each 18" x 30" Window, Add	41.00	
08 38 19 00-0011			96" Height, Single Door, 0.063" Thick, Satin Anodized Finish, Tempered Aluminum Alloy Impact Traffic Doors <small>(08 38 19 00-0002)</small>		
08 38 19 00-0012	EA		24" x 96" Opening, Single Door, 0.063" Thick, Satin Anodized Finish, Tempered Aluminum Alloy Impact Traffic Door.....	1,277.88	55.29
			For Each 14" x 16" Window, Add	22.00	
			For Each 15" x 20" Window, Add	28.00	
			For Each 18" x 30" Window, Add	41.00	
08 38 19 00-0013	EA		28" x 96" Opening, Single Door, 0.063" Thick, Satin Anodized Finish, Tempered Aluminum Alloy Impact Traffic Door.....	1,346.26	55.29
			For Each 14" x 16" Window, Add	22.00	
			For Each 15" x 20" Window, Add	28.00	
			For Each 18" x 30" Window, Add	41.00	
08 38 19 00-0014	EA		30" x 96" Opening, Single Door, 0.063" Thick, Satin Anodized Finish, Tempered Aluminum Alloy Impact Traffic Door.....	1,390.35	57.80
			For Each 14" x 16" Window, Add	22.00	
			For Each 15" x 20" Window, Add	28.00	
			For Each 18" x 30" Window, Add	41.00	
08 38 19 00-0015	EA		32" x 96" Opening, Single Door, 0.063" Thick, Satin Anodized Finish, Tempered Aluminum Alloy Impact Traffic Door.....	1,429.43	57.80
			For Each 14" x 16" Window, Add	22.00	
			For Each 15" x 20" Window, Add	28.00	
			For Each 18" x 30" Window, Add	41.00	
08 38 19 00-0016	EA		36" x 96" Opening, Single Door, 0.063" Thick, Satin Anodized Finish, Tempered Aluminum Alloy Impact Traffic Door.....	1,566.35	60.32
			For Each 14" x 16" Window, Add	22.00	
			For Each 15" x 20" Window, Add	28.00	
			For Each 18" x 30" Window, Add	41.00	
08 38 19 00-0017	EA		40" x 96" Opening, Single Door, 0.063" Thick, Satin Anodized Finish, Tempered Aluminum Alloy Impact Traffic Door.....	1,595.65	60.32
			For Each 14" x 16" Window, Add	22.00	
			For Each 15" x 20" Window, Add	28.00	
			For Each 18" x 30" Window, Add	41.00	
08 38 19 00-0018	EA		42" x 96" Opening, Single Door, 0.063" Thick, Satin Anodized Finish, Tempered Aluminum Alloy Impact Traffic Door.....	1,640.02	67.86
			For Each 14" x 16" Window, Add	22.00	
			For Each 15" x 20" Window, Add	28.00	
			For Each 18" x 30" Window, Add	41.00	



	MINOR	CSI	UOM	DESCRIPTION	TOTAL DIRECT UNIT COST	DEMOLITION UNIT COST
08 38 19 00-0019				Double Door, 0.063" Thick, Satin Anodized Finish, Tempered Aluminum Alloy Impact Traffic Doors <small>(08 38 19 00-0001)</small>		
08 38 19 00-0020				84" Height, Double Door, 0.063" Thick, Satin Anodized Finish, Tempered Aluminum Alloy Impact Traffic Doors <small>(08 38 19 00-0019)</small>		
08 38 19 00-0021	EA			48" x 84" Opening, Double Door, 0.063" Thick, Satin Anodized Finish, Tempered Aluminum Alloy Impact Traffic Door.....	2,222.77	95.50
				For Each 14" x 16" Window, Add	22.00	
				For Each 15" x 20" Window, Add	28.00	
				For Each 18" x 30" Window, Add	41.00	
08 38 19 00-0022	EA			56" x 84" Opening, Double Door, 0.063" Thick, Satin Anodized Finish, Tempered Aluminum Alloy Impact Traffic Door.....	2,398.60	95.50
				For Each 14" x 16" Window, Add	22.00	
				For Each 15" x 20" Window, Add	28.00	
				For Each 18" x 30" Window, Add	41.00	
08 38 19 00-0023	EA			60" x 84" Opening, Double Door, 0.063" Thick, Satin Anodized Finish, Tempered Aluminum Alloy Impact Traffic Door.....	2,466.98	95.50
				For Each 14" x 16" Window, Add	22.00	
				For Each 15" x 20" Window, Add	28.00	
				For Each 18" x 30" Window, Add	41.00	
08 38 19 00-0024	EA			64" x 84" Opening, Double Door, 0.063" Thick, Satin Anodized Finish, Tempered Aluminum Alloy Impact Traffic Door.....	2,574.43	95.50
				For Each 14" x 16" Window, Add	22.00	
				For Each 15" x 20" Window, Add	28.00	
				For Each 18" x 30" Window, Add	41.00	
08 38 19 00-0025	EA			72" x 84" Opening, Double Door, 0.063" Thick, Satin Anodized Finish, Tempered Aluminum Alloy Impact Traffic Door.....	2,691.96	100.53
				For Each 14" x 16" Window, Add	22.00	
				For Each 15" x 20" Window, Add	28.00	
				For Each 18" x 30" Window, Add	41.00	
08 38 19 00-0026	EA			80" x 84" Opening, Double Door, 0.063" Thick, Satin Anodized Finish, Tempered Aluminum Alloy Impact Traffic Door.....	2,926.39	100.53
				For Each 14" x 16" Window, Add	22.00	
				For Each 15" x 20" Window, Add	28.00	
				For Each 18" x 30" Window, Add	41.00	
08 38 19 00-0027	EA			84" x 84" Opening, Double Door, 0.063" Thick, Satin Anodized Finish, Tempered Aluminum Alloy Impact Traffic Door.....	2,994.77	100.53
				For Each 14" x 16" Window, Add	22.00	
				For Each 15" x 20" Window, Add	28.00	
				For Each 18" x 30" Window, Add	41.00	
08 38 19 00-0028				96" Height, Double Door, 0.063" Thick, Satin Anodized Finish, Tempered Aluminum Alloy Impact Traffic Doors <small>(08 38 19 00-0019)</small>		
08 38 19 00-0029	EA			48" x 96" Opening, Double Door, 0.063" Thick, Satin Anodized Finish, Tempered Aluminum Alloy Impact Traffic Door.....	2,525.58	95.50
				For Each 14" x 16" Window, Add	22.00	
				For Each 15" x 20" Window, Add	28.00	
				For Each 18" x 30" Window, Add	41.00	
08 38 19 00-0030	EA			56" x 96" Opening, Double Door, 0.063" Thick, Satin Anodized Finish, Tempered Aluminum Alloy Impact Traffic Door.....	2,662.34	95.50
				For Each 14" x 16" Window, Add	22.00	
				For Each 15" x 20" Window, Add	28.00	
				For Each 18" x 30" Window, Add	41.00	
08 38 19 00-0031	EA			60" x 96" Opening, Double Door, 0.063" Thick, Satin Anodized Finish, Tempered Aluminum Alloy Impact Traffic Door.....	2,740.49	95.50
				For Each 14" x 16" Window, Add	22.00	
				For Each 15" x 20" Window, Add	28.00	
				For Each 18" x 30" Window, Add	41.00	
08 38 19 00-0032	EA			64" x 96" Opening, Double Door, 0.063" Thick, Satin Anodized Finish, Tempered Aluminum Alloy Impact Traffic Door.....	2,818.63	95.50
				For Each 14" x 16" Window, Add	22.00	
				For Each 15" x 20" Window, Add	28.00	
				For Each 18" x 30" Window, Add	41.00	
08 38 19 00-0033	EA			72" x 96" Opening, Double Door, 0.063" Thick, Satin Anodized Finish, Tempered Aluminum Alloy Impact Traffic Door.....	3,092.45	100.53
				For Each 14" x 16" Window, Add	22.00	
				For Each 15" x 20" Window, Add	28.00	
				For Each 18" x 30" Window, Add	41.00	
08 38 19 00-0034	EA			80" x 96" Opening, Double Door, 0.063" Thick, Satin Anodized Finish, Tempered Aluminum Alloy Impact Traffic Door.....	3,151.06	100.53
				For Each 14" x 16" Window, Add	22.00	
				For Each 15" x 20" Window, Add	28.00	
				For Each 18" x 30" Window, Add	41.00	
08 38 19 00-0035	EA			84" x 96" Opening, Double Door, 0.063" Thick, Satin Anodized Finish, Tempered Aluminum Alloy Impact Traffic Door.....	3,209.67	100.53
				For Each 14" x 16" Window, Add	22.00	
				For Each 15" x 20" Window, Add	28.00	
				For Each 18" x 30" Window, Add	41.00	
08 38 19 00-0036				3/4" Thick, Polymer Cell Core Impact Traffic Doors (Eliason P-11 Plus) <small>(08 38 19)</small> Note: Includes 0.125" thick thermoplastic exterior finish, 14 gauge back channel and a 14" x 16" acrylic window.		

08	08	Openings
	08 30	Specialty Doors and Frames
	08 38	Traffic Doors



MINOR	CSI	UOM	DESCRIPTION	TOTAL DIRECT UNIT COST	DEMOLITION UNIT COST
-------	-----	-----	-------------	------------------------	----------------------

08 38 19 00-0037			Single Door, 3/4" Thick, Polymer Cell Core Impact Traffic Doors <small>(08 38 19 00-0036)</small>		
08 38 19 00-0038			84" Height, Single Door, 3/4" Thick, Polymer Cell Core Impact Traffic Doors <small>(08 38 19 00-0037)</small>		
08 38 19 00-0039	EA		24" x 84" Opening, Single Door, 3/4" Thick, Polymer Cell Core Impact Traffic Door	2,025.15	55.29
			For Each 15" x 20" Window, Add	6.00	
			For Each 18" x 30" Window, Add	19.00	
08 38 19 00-0040	EA		28" x 84" Opening, Single Door, 3/4" Thick, Polymer Cell Core Impact Traffic Door	2,254.70	55.29
			For Each 15" x 20" Window, Add	6.00	
			For Each 18" x 30" Window, Add	19.00	
08 38 19 00-0041	EA		30" x 84" Opening, Single Door, 3/4" Thick, Polymer Cell Core Impact Traffic Door	2,352.52	57.80
			For Each 15" x 20" Window, Add	6.00	
			For Each 18" x 30" Window, Add	19.00	
08 38 19 00-0042	EA		32" x 84" Opening, Single Door, 3/4" Thick, Polymer Cell Core Impact Traffic Door	2,450.20	57.80
			For Each 15" x 20" Window, Add	6.00	
			For Each 18" x 30" Window, Add	19.00	
08 38 19 00-0043	EA		36" x 84" Opening, Single Door, 3/4" Thick, Polymer Cell Core Impact Traffic Door	2,484.56	60.32
			For Each 15" x 20" Window, Add	6.00	
			For Each 18" x 30" Window, Add	19.00	
08 38 19 00-0044	EA		40" x 84" Opening, Single Door, 3/4" Thick, Polymer Cell Core Impact Traffic Door	2,684.81	60.32
			For Each 15" x 20" Window, Add	6.00	
			For Each 18" x 30" Window, Add	19.00	
08 38 19 00-0045	EA		42" x 84" Opening, Single Door, 3/4" Thick, Polymer Cell Core Impact Traffic Door	2,880.58	67.86
			For Each 15" x 20" Window, Add	6.00	
			For Each 18" x 30" Window, Add	19.00	
08 38 19 00-0046	EA		44" x 84" Opening, Single Door, 3/4" Thick, Polymer Cell Core Impact Traffic Door	2,914.77	67.86
			For Each 15" x 20" Window, Add	6.00	
			For Each 18" x 30" Window, Add	19.00	
08 38 19 00-0047			96" Height, Single Door, 3/4" Thick, Polymer Cell Core Impact Traffic Doors <small>(08 38 19 00-0037)</small>		
08 38 19 00-0048	EA		24" x 96" Opening, Single Door, 3/4" Thick, Polymer Cell Core Impact Traffic Door	2,220.52	55.29
			For Each 15" x 20" Window, Add	6.00	
			For Each 18" x 30" Window, Add	19.00	
08 38 19 00-0049	EA		28" x 96" Opening, Single Door, 3/4" Thick, Polymer Cell Core Impact Traffic Door	2,459.84	55.29
			For Each 15" x 20" Window, Add	6.00	
			For Each 18" x 30" Window, Add	19.00	
08 38 19 00-0050	EA		30" x 96" Opening, Single Door, 3/4" Thick, Polymer Cell Core Impact Traffic Door	2,557.66	57.80
			For Each 15" x 20" Window, Add	6.00	
			For Each 18" x 30" Window, Add	19.00	
08 38 19 00-0051	EA		32" x 96" Opening, Single Door, 3/4" Thick, Polymer Cell Core Impact Traffic Door	2,679.76	57.80
			For Each 15" x 20" Window, Add	6.00	
			For Each 18" x 30" Window, Add	19.00	
08 38 19 00-0052	EA		36" x 96" Opening, Single Door, 3/4" Thick, Polymer Cell Core Impact Traffic Door	2,772.72	60.32
			For Each 15" x 20" Window, Add	6.00	
			For Each 18" x 30" Window, Add	19.00	
08 38 19 00-0053	EA		40" x 96" Opening, Single Door, 3/4" Thick, Polymer Cell Core Impact Traffic Door	2,968.09	60.32
			For Each 15" x 20" Window, Add	6.00	
			For Each 18" x 30" Window, Add	19.00	
08 38 19 00-0054	EA		42" x 96" Opening, Single Door, 3/4" Thick, Polymer Cell Core Impact Traffic Door	3,061.29	67.86
			For Each 15" x 20" Window, Add	6.00	
			For Each 18" x 30" Window, Add	19.00	
08 38 19 00-0055	EA		44" x 96" Opening, Single Door, 3/4" Thick, Polymer Cell Core Impact Traffic Door	3,183.39	67.86
			For Each 15" x 20" Window, Add	6.00	
			For Each 18" x 30" Window, Add	19.00	
08 38 19 00-0056			Double Door, 3/4" Thick, Polymer Cell Core Impact Traffic Doors <small>(08 38 19 00-0036)</small>		
08 38 19 00-0057			84" Height, Double Door, 3/4" Thick, Polymer Cell Core Impact Traffic Doors <small>(08 38 19 00-0056)</small>		
08 38 19 00-0058	EA		48" x 84" Opening, Double Door, 3/4" Thick, Polymer Cell Core Impact Traffic Door	4,020.12	95.50
			For Each 15" x 20" Window, Add	6.00	
			For Each 18" x 30" Window, Add	19.00	
08 38 19 00-0059	EA		56" x 84" Opening, Double Door, 3/4" Thick, Polymer Cell Core Impact Traffic Door	4,479.23	95.50
			For Each 15" x 20" Window, Add	6.00	
			For Each 18" x 30" Window, Add	19.00	
08 38 19 00-0060	EA		60" x 84" Opening, Double Door, 3/4" Thick, Polymer Cell Core Impact Traffic Door	4,664.82	95.50
			For Each 15" x 20" Window, Add	6.00	
			For Each 18" x 30" Window, Add	19.00	
08 38 19 00-0061	EA		64" x 84" Opening, Double Door, 3/4" Thick, Polymer Cell Core Impact Traffic Door	4,860.19	95.50
			For Each 15" x 20" Window, Add	6.00	
			For Each 18" x 30" Window, Add	19.00	
08 38 19 00-0062	EA		72" x 84" Opening, Double Door, 3/4" Thick, Polymer Cell Core Impact Traffic Door	4,928.88	100.53
			For Each 15" x 20" Window, Add	6.00	
			For Each 18" x 30" Window, Add	19.00	
08 38 19 00-0063	EA		80" x 84" Opening, Double Door, 3/4" Thick, Polymer Cell Core Impact Traffic Door	5,329.38	100.53
			For Each 15" x 20" Window, Add	6.00	
			For Each 18" x 30" Window, Add	19.00	
08 38 19 00-0064	EA		84" x 84" Opening, Double Door, 3/4" Thick, Polymer Cell Core Impact Traffic Door	5,690.80	100.53
			For Each 15" x 20" Window, Add	6.00	
			For Each 18" x 30" Window, Add	19.00	



MINOR	CSI	UOM	DESCRIPTION	TOTAL DIRECT UNIT COST	DEMOLITION UNIT COST
08 38 19 00-0065	EA		88" x 84" Opening, Double Door, 3/4" Thick, Polymer Cell Core Impact Traffic Door..... <i>For Each 15" x 20" Window, Add</i> <i>For Each 18" x 30" Window, Add</i>	5,759.18 6.00 19.00	100.53
08 38 19 00-0066			96" Height, Double Door, 3/4" Thick, Polymer Cell Core Impact Traffic Doors <small>(08 38 19 00-0066)</small>		
08 38 19 00-0067	EA		48" x 96" Opening, Double Door, 3/4" Thick, Polymer Cell Core Impact Traffic Door..... <i>For Each 15" x 20" Window, Add</i> <i>For Each 18" x 30" Window, Add</i>	4,410.85 6.00 19.00	95.50
08 38 19 00-0068	EA		56" x 96" Opening, Double Door, 3/4" Thick, Polymer Cell Core Impact Traffic Door..... <i>For Each 15" x 20" Window, Add</i> <i>For Each 18" x 30" Window, Add</i>	4,889.49 6.00 19.00	95.50
08 38 19 00-0069	EA		60" x 96" Opening, Double Door, 3/4" Thick, Polymer Cell Core Impact Traffic Door..... <i>For Each 15" x 20" Window, Add</i> <i>For Each 18" x 30" Window, Add</i>	5,075.09 6.00 19.00	95.50
08 38 19 00-0070	EA		64" x 96" Opening, Double Door, 3/4" Thick, Polymer Cell Core Impact Traffic Door..... <i>For Each 15" x 20" Window, Add</i> <i>For Each 18" x 30" Window, Add</i>	5,319.30 6.00 19.00	95.50
08 38 19 00-0071	EA		72" x 96" Opening, Double Door, 3/4" Thick, Polymer Cell Core Impact Traffic Door..... <i>For Each 15" x 20" Window, Add</i> <i>For Each 18" x 30" Window, Add</i>	5,505.20 6.00 19.00	100.53
08 38 19 00-0072	EA		80" x 96" Opening, Double Door, 3/4" Thick, Polymer Cell Core Impact Traffic Door..... <i>For Each 15" x 20" Window, Add</i> <i>For Each 18" x 30" Window, Add</i>	5,895.93 6.00 19.00	100.53
08 38 19 00-0073	EA		84" x 96" Opening, Double Door, 3/4" Thick, Polymer Cell Core Impact Traffic Door..... <i>For Each 15" x 20" Window, Add</i> <i>For Each 18" x 30" Window, Add</i>	6,052.22 6.00 19.00	100.53
08 38 19 00-0074	EA		88" x 96" Opening, Double Door, 3/4" Thick, Polymer Cell Core Impact Traffic Door..... <i>For Each 15" x 20" Window, Add</i> <i>For Each 18" x 30" Window, Add</i>	6,296.43 6.00 19.00	100.53
08 38 19 00-0075			3/4" Thick, Double Ply Acrylonitrile Butadiene Styrene (ABS) Impact Traffic Doors (Eliason PMP-2) <small>(08 38 19)</small>		
			Note: Includes textured finish, 16 gauge back channel and a 14" x 16" window.		
08 38 19 00-0076			Single Door, 3/4" Thick, Double Ply Acrylonitrile Butadiene Styrene (ABS) Impact Traffic Doors <small>(08 38 19 00-0075)</small>		
08 38 19 00-0077			84" Height, Single Door, 3/4" Thick, Double Ply Acrylonitrile Butadiene Styrene (ABS) Impact Traffic Doors <small>(08 38 19 00-0076)</small>		
08 38 19 00-0078	EA		24" x 84" Opening, Single Door, 3/4" Thick, Double Ply Acrylonitrile Butadiene Styrene (ABS) Impact Traffic Door..... <i>For Each 15" x 20" Window, Add</i> <i>For Each 18" x 30" Window, Add</i>	2,621.29 6.00 19.00	55.29
08 38 19 00-0079	EA		28" x 84" Opening, Single Door, 3/4" Thick, Double Ply Acrylonitrile Butadiene Styrene (ABS) Impact Traffic Door..... <i>For Each 15" x 20" Window, Add</i> <i>For Each 18" x 30" Window, Add</i>	2,983.42 6.00 19.00	55.29
08 38 19 00-0080	EA		30" x 84" Opening, Single Door, 3/4" Thick, Double Ply Acrylonitrile Butadiene Styrene (ABS) Impact Traffic Door..... <i>For Each 15" x 20" Window, Add</i> <i>For Each 18" x 30" Window, Add</i>	3,085.00 6.00 19.00	57.80
08 38 19 00-0081	EA		32" x 84" Opening, Single Door, 3/4" Thick, Double Ply Acrylonitrile Butadiene Styrene (ABS) Impact Traffic Door..... <i>For Each 15" x 20" Window, Add</i> <i>For Each 18" x 30" Window, Add</i>	3,121.21 6.00 19.00	57.80
08 38 19 00-0082	EA		36" x 84" Opening, Single Door, 3/4" Thick, Double Ply Acrylonitrile Butadiene Styrene (ABS) Impact Traffic Door..... <i>For Each 15" x 20" Window, Add</i> <i>For Each 18" x 30" Window, Add</i>	3,162.48 6.00 19.00	60.32
08 38 19 00-0083	EA		40" x 84" Opening, Single Door, 3/4" Thick, Double Ply Acrylonitrile Butadiene Styrene (ABS) Impact Traffic Door..... <i>For Each 15" x 20" Window, Add</i> <i>For Each 18" x 30" Window, Add</i>	3,500.46 6.00 19.00	60.32
08 38 19 00-0084	EA		42" x 84" Opening, Single Door, 3/4" Thick, Double Ply Acrylonitrile Butadiene Styrene (ABS) Impact Traffic Door..... <i>For Each 15" x 20" Window, Add</i> <i>For Each 18" x 30" Window, Add</i>	3,793.14 6.00 19.00	67.86
08 38 19 00-0085	EA		44" x 84" Opening, Single Door, 3/4" Thick, Double Ply Acrylonitrile Butadiene Styrene (ABS) Impact Traffic Door..... <i>For Each 15" x 20" Window, Add</i> <i>For Each 18" x 30" Window, Add</i>	3,835.39 6.00 19.00	67.86
08 38 19 00-0086			96" Height, Single Door, 3/4" Thick, Double Ply Acrylonitrile Butadiene Styrene (ABS) Impact Traffic Doors <small>(08 38 19 00-0076)</small>		
08 38 19 00-0087	EA		24" x 96" Opening, Single Door, 3/4" Thick, Double Ply Acrylonitrile Butadiene Styrene (ABS) Impact Traffic Door..... <i>For Each 15" x 20" Window, Add</i> <i>For Each 18" x 30" Window, Add</i>	2,699.75 6.00 19.00	55.29
08 38 19 00-0088	EA		28" x 96" Opening, Single Door, 3/4" Thick, Double Ply Acrylonitrile Butadiene Styrene (ABS) Impact Traffic Door..... <i>For Each 15" x 20" Window, Add</i> <i>For Each 18" x 30" Window, Add</i>	3,146.37 6.00 19.00	55.29
08 38 19 00-0089	EA		30" x 96" Opening, Single Door, 3/4" Thick, Double Ply Acrylonitrile Butadiene Styrene (ABS) Impact Traffic Door..... <i>For Each 15" x 20" Window, Add</i> <i>For Each 18" x 30" Window, Add</i>	3,253.99 6.00 19.00	57.80
08 38 19 00-0090	EA		32" x 96" Opening, Single Door, 3/4" Thick, Double Ply Acrylonitrile Butadiene Styrene (ABS) Impact Traffic Door..... <i>For Each 15" x 20" Window, Add</i> <i>For Each 18" x 30" Window, Add</i>	3,302.28 6.00 19.00	57.80

08 Openings**08 30 Specialty Doors and Frames****08 38 Traffic Doors**

SAN BERNARDINO
COUNTY

MINOR	CSI	UOM	DESCRIPTION	TOTAL DIRECT UNIT COST	DEMOLITION UNIT COST
08 38 19 00-0091	EA		36" x 96" Opening, Single Door, 3/4" Thick, Double Ply Acrylonitrile Butadiene Styrene (ABS) Impact Traffic Door..... <i>For Each 15" x 20" Window, Add</i> <i>For Each 18" x 30" Window, Add</i>	3,319.40 6.00 19.00	60.32
08 38 19 00-0092	EA		40" x 96" Opening, Single Door, 3/4" Thick, Double Ply Acrylonitrile Butadiene Styrene (ABS) Impact Traffic Door..... <i>For Each 15" x 20" Window, Add</i> <i>For Each 18" x 30" Window, Add</i>	3,566.85 6.00 19.00	60.32
08 38 19 00-0093	EA		42" x 96" Opening, Single Door, 3/4" Thick, Double Ply Acrylonitrile Butadiene Styrene (ABS) Impact Traffic Door..... <i>For Each 15" x 20" Window, Add</i> <i>For Each 18" x 30" Window, Add</i>	3,853.50 6.00 19.00	67.86
08 38 19 00-0094	EA		44" x 96" Opening, Single Door, 3/4" Thick, Double Ply Acrylonitrile Butadiene Styrene (ABS) Impact Traffic Door..... <i>For Each 15" x 20" Window, Add</i> <i>For Each 18" x 30" Window, Add</i>	3,901.78 6.00 19.00	67.86
08 38 19 00-0095			Double Door, 3/4" Thick, Double Ply Acrylonitrile Butadiene Styrene (ABS) Impact Traffic Doors (08 38 19 00-0075)		
08 38 19 00-0096			84" Height, Double Door, 3/4" Thick, Double Ply Acrylonitrile Butadiene Styrene (ABS) Impact Traffic Doors (08 38 19 00-0095)		
08 38 19 00-0097	EA		48" x 84" Opening, Double Door, 3/4" Thick, Double Ply Acrylonitrile Butadiene Styrene (ABS) Impact Traffic Door..... <i>For Each 15" x 20" Window, Add</i> <i>For Each 18" x 30" Window, Add</i>	5,212.41 6.00 19.00	95.50
08 38 19 00-0098	EA		56" x 84" Opening, Double Door, 3/4" Thick, Double Ply Acrylonitrile Butadiene Styrene (ABS) Impact Traffic Door..... <i>For Each 15" x 20" Window, Add</i> <i>For Each 18" x 30" Window, Add</i>	5,936.65 6.00 19.00	95.50
08 38 19 00-0099	EA		60" x 84" Opening, Double Door, 3/4" Thick, Double Ply Acrylonitrile Butadiene Styrene (ABS) Impact Traffic Door..... <i>For Each 15" x 20" Window, Add</i> <i>For Each 18" x 30" Window, Add</i>	6,129.78 6.00 19.00	95.50
08 38 19 00-0100	EA		64" x 84" Opening, Double Door, 3/4" Thick, Double Ply Acrylonitrile Butadiene Styrene (ABS) Impact Traffic Door..... <i>For Each 15" x 20" Window, Add</i> <i>For Each 18" x 30" Window, Add</i>	6,202.21 6.00 19.00	95.50
08 38 19 00-0101	EA		72" x 84" Opening, Double Door, 3/4" Thick, Double Ply Acrylonitrile Butadiene Styrene (ABS) Impact Traffic Door..... <i>For Each 15" x 20" Window, Add</i> <i>For Each 18" x 30" Window, Add</i>	6,284.71 6.00 19.00	100.53
08 38 19 00-0102	EA		80" x 84" Opening, Double Door, 3/4" Thick, Double Ply Acrylonitrile Butadiene Styrene (ABS) Impact Traffic Door..... <i>For Each 15" x 20" Window, Add</i> <i>For Each 18" x 30" Window, Add</i>	6,960.67 6.00 19.00	100.53
08 38 19 00-0103	EA		84" x 84" Opening, Double Door, 3/4" Thick, Double Ply Acrylonitrile Butadiene Styrene (ABS) Impact Traffic Door..... <i>For Each 15" x 20" Window, Add</i> <i>For Each 18" x 30" Window, Add</i>	7,515.93 6.00 19.00	100.53
08 38 19 00-0104	EA		88" x 84" Opening, Double Door, 3/4" Thick, Double Ply Acrylonitrile Butadiene Styrene (ABS) Impact Traffic Door..... <i>For Each 15" x 20" Window, Add</i> <i>For Each 18" x 30" Window, Add</i>	7,600.42 6.00 19.00	100.53
08 38 19 00-0105			96" Height, Double Door, 3/4" Thick, Double Ply Acrylonitrile Butadiene Styrene (ABS) Impact Traffic Doors (08 38 19 00-0095)		
08 38 19 00-0106	EA		48" x 96" Opening, Double Door, 3/4" Thick, Double Ply Acrylonitrile Butadiene Styrene (ABS) Impact Traffic Door..... <i>For Each 15" x 20" Window, Add</i> <i>For Each 18" x 30" Window, Add</i>	5,369.33 6.00 19.00	95.50
08 38 19 00-0107	EA		56" x 96" Opening, Double Door, 3/4" Thick, Double Ply Acrylonitrile Butadiene Styrene (ABS) Impact Traffic Door..... <i>For Each 15" x 20" Window, Add</i> <i>For Each 18" x 30" Window, Add</i>	6,262.56 6.00 19.00	95.50
08 38 19 00-0108	EA		60" x 96" Opening, Double Door, 3/4" Thick, Double Ply Acrylonitrile Butadiene Styrene (ABS) Impact Traffic Door..... <i>For Each 15" x 20" Window, Add</i> <i>For Each 18" x 30" Window, Add</i>	6,467.76 6.00 19.00	95.50
08 38 19 00-0109	EA		64" x 96" Opening, Double Door, 3/4" Thick, Double Ply Acrylonitrile Butadiene Styrene (ABS) Impact Traffic Door..... <i>For Each 15" x 20" Window, Add</i> <i>For Each 18" x 30" Window, Add</i>	6,564.33 6.00 19.00	95.50
08 38 19 00-0110	EA		72" x 96" Opening, Double Door, 3/4" Thick, Double Ply Acrylonitrile Butadiene Styrene (ABS) Impact Traffic Door..... <i>For Each 15" x 20" Window, Add</i> <i>For Each 18" x 30" Window, Add</i>	6,598.55 6.00 19.00	100.53
08 38 19 00-0111	EA		80" x 96" Opening, Double Door, 3/4" Thick, Double Ply Acrylonitrile Butadiene Styrene (ABS) Impact Traffic Door..... <i>For Each 15" x 20" Window, Add</i> <i>For Each 18" x 30" Window, Add</i>	7,093.45 6.00 19.00	100.53
08 38 19 00-0112	EA		84" x 96" Opening, Double Door, 3/4" Thick, Double Ply Acrylonitrile Butadiene Styrene (ABS) Impact Traffic Door..... <i>For Each 15" x 20" Window, Add</i> <i>For Each 18" x 30" Window, Add</i>	7,636.64 6.00 19.00	100.53
08 38 19 00-0113	EA		88" x 96" Opening, Double Door, 3/4" Thick, Double Ply Acrylonitrile Butadiene Styrene (ABS) Impact Traffic Door..... <i>For Each 15" x 20" Window, Add</i> <i>For Each 18" x 30" Window, Add</i>	7,733.20 6.00 19.00	100.53
08 38 19 00-0114			1" Thick, Exterior Grade Solid Wood Core Impact Traffic Doors (Eliason SCP-2) (08 38 19)		
			Note: Includes 0.032" tempered aluminum alloy top panel, 48" high 16 gauge stainless steel front and galvanized back base plate, 14 gauge galvanized steel back channel and a 9" x 14" window.		
08 38 19 00-0115			Single Door, 1" Thick, Exterior Grade Solid Wood Core Impact Traffic Doors (08 38 19 00-0114)		
08 38 19 00-0116			84" Height, Single Door, 1" Thick, Exterior Grade Solid Wood Core Impact Traffic Doors (08 38 19 00-0115)		



Openings	08	08
Specialty Doors and Frames	08 30	
Traffic Doors	08 38	

MINOR	CSI	UOM	DESCRIPTION	TOTAL DIRECT UNIT COST	DEMOLITION UNIT COST
08 38 19 00-0117	EA		24" x 84" Opening, Single Door, 1" Thick, Exterior Grade Solid Wood Core Impact Traffic Door <i>For Each 14" x 16" Window, Add</i> <i>For Each 15" x 20" Window, Add</i> <i>For Each 18" x 30" Window, Add</i>	2,728.46 22.00 28.00 41.00	55.29
08 38 19 00-0118	EA		28" x 84" Opening, Single Door, 1" Thick, Exterior Grade Solid Wood Core Impact Traffic Door <i>For Each 14" x 16" Window, Add</i> <i>For Each 15" x 20" Window, Add</i> <i>For Each 18" x 30" Window, Add</i>	2,987.32 22.00 28.00 41.00	55.29
08 38 19 00-0119	EA		30" x 84" Opening, Single Door, 1" Thick, Exterior Grade Solid Wood Core Impact Traffic Door <i>For Each 14" x 16" Window, Add</i> <i>For Each 15" x 20" Window, Add</i> <i>For Each 18" x 30" Window, Add</i>	3,060.72 22.00 28.00 41.00	57.80
08 38 19 00-0120	EA		32" x 84" Opening, Single Door, 1" Thick, Exterior Grade Solid Wood Core Impact Traffic Door <i>For Each 14" x 16" Window, Add</i> <i>For Each 15" x 20" Window, Add</i> <i>For Each 18" x 30" Window, Add</i>	3,124.21 22.00 28.00 41.00	57.80
08 38 19 00-0121	EA		36" x 84" Opening, Single Door, 1" Thick, Exterior Grade Solid Wood Core Impact Traffic Door <i>For Each 14" x 16" Window, Add</i> <i>For Each 15" x 20" Window, Add</i> <i>For Each 18" x 30" Window, Add</i>	3,236.71 22.00 28.00 41.00	60.32
08 38 19 00-0122	EA		40" x 84" Opening, Single Door, 1" Thick, Exterior Grade Solid Wood Core Impact Traffic Door <i>For Each 14" x 16" Window, Add</i> <i>For Each 15" x 20" Window, Add</i> <i>For Each 18" x 30" Window, Add</i>	3,358.81 22.00 28.00 41.00	60.32
08 38 19 00-0123	EA		42" x 84" Opening, Single Door, 1" Thick, Exterior Grade Solid Wood Core Impact Traffic Door <i>For Each 14" x 16" Window, Add</i> <i>For Each 15" x 20" Window, Add</i> <i>For Each 18" x 30" Window, Add</i>	3,471.56 22.00 28.00 41.00	67.86
08 38 19 00-0124	EA		44" x 84" Opening, Single Door, 1" Thick, Exterior Grade Solid Wood Core Impact Traffic Door <i>For Each 14" x 16" Window, Add</i> <i>For Each 15" x 20" Window, Add</i> <i>For Each 18" x 30" Window, Add</i>	3,554.59 22.00 28.00 41.00	67.86
08 38 19 00-0125			96" Height, Single Door, 1" Thick, Exterior Grade Solid Wood Core Impact Traffic Doors <small>(08 38 19 00-0115)</small>		
08 38 19 00-0126	EA		24" x 96" Opening, Single Door, 1" Thick, Exterior Grade Solid Wood Core Impact Traffic Door <i>For Each 14" x 16" Window, Add</i> <i>For Each 15" x 20" Window, Add</i> <i>For Each 18" x 30" Window, Add</i>	2,948.25 22.00 28.00 41.00	55.29
08 38 19 00-0127	EA		28" x 96" Opening, Single Door, 1" Thick, Exterior Grade Solid Wood Core Impact Traffic Door <i>For Each 14" x 16" Window, Add</i> <i>For Each 15" x 20" Window, Add</i> <i>For Each 18" x 30" Window, Add</i>	3,221.76 22.00 28.00 41.00	55.29
08 38 19 00-0128	EA		30" x 96" Opening, Single Door, 1" Thick, Exterior Grade Solid Wood Core Impact Traffic Door <i>For Each 14" x 16" Window, Add</i> <i>For Each 15" x 20" Window, Add</i> <i>For Each 18" x 30" Window, Add</i>	3,300.04 22.00 28.00 41.00	57.80
08 38 19 00-0129	EA		32" x 96" Opening, Single Door, 1" Thick, Exterior Grade Solid Wood Core Impact Traffic Door <i>For Each 14" x 16" Window, Add</i> <i>For Each 15" x 20" Window, Add</i> <i>For Each 18" x 30" Window, Add</i>	3,334.23 22.00 28.00 41.00	57.80
08 38 19 00-0130	EA		36" x 96" Opening, Single Door, 1" Thick, Exterior Grade Solid Wood Core Impact Traffic Door <i>For Each 14" x 16" Window, Add</i> <i>For Each 15" x 20" Window, Add</i> <i>For Each 18" x 30" Window, Add</i>	3,436.96 22.00 28.00 41.00	60.32
08 38 19 00-0131	EA		40" x 96" Opening, Single Door, 1" Thick, Exterior Grade Solid Wood Core Impact Traffic Door <i>For Each 14" x 16" Window, Add</i> <i>For Each 15" x 20" Window, Add</i> <i>For Each 18" x 30" Window, Add</i>	3,598.14 22.00 28.00 41.00	60.32
08 38 19 00-0132	EA		42" x 96" Opening, Single Door, 1" Thick, Exterior Grade Solid Wood Core Impact Traffic Door <i>For Each 14" x 16" Window, Add</i> <i>For Each 15" x 20" Window, Add</i> <i>For Each 18" x 30" Window, Add</i>	3,691.34 22.00 28.00 41.00	67.86
08 38 19 00-0133	EA		44" x 96" Opening, Single Door, 1" Thick, Exterior Grade Solid Wood Core Impact Traffic Door <i>For Each 14" x 16" Window, Add</i> <i>For Each 15" x 20" Window, Add</i> <i>For Each 18" x 30" Window, Add</i>	3,774.37 22.00 28.00 41.00	67.86
08 38 19 00-0134			Double Door, 1" Thick, Exterior Grade Solid Wood Core Impact Traffic Doors <small>(08 38 19 00-0114)</small>		
08 38 19 00-0135			84" Height, Double Door, 1" Thick, Exterior Grade Solid Wood Core Impact Traffic Doors <small>(08 38 19 00-0134)</small>		
08 38 19 00-0136	EA		48" x 84" Opening, Double Door, 1" Thick, Exterior Grade Solid Wood Core Impact Traffic Door <i>For Each 14" x 16" Window, Add</i> <i>For Each 15" x 20" Window, Add</i> <i>For Each 18" x 30" Window, Add</i>	5,426.75 22.00 28.00 41.00	95.50
08 38 19 00-0137	EA		56" x 84" Opening, Double Door, 1" Thick, Exterior Grade Solid Wood Core Impact Traffic Door <i>For Each 14" x 16" Window, Add</i> <i>For Each 15" x 20" Window, Add</i> <i>For Each 18" x 30" Window, Add</i>	5,944.46 22.00 28.00 41.00	95.50

08	08	Openings
	08 30	Specialty Doors and Frames
	08 38	Traffic Doors



MINOR CSI UOM DESCRIPTION	TOTAL DIRECT UNIT COST	DEMOLITION UNIT COST
08 38 19 00-0138 EA 60" x 84" Opening, Double Door, 1" Thick, Exterior Grade Solid Wood Core Impact Traffic Door.....	6,081.22	95.50
For Each 14" x 16" Window, Add	22.00	
For Each 15" x 20" Window, Add	28.00	
For Each 18" x 30" Window, Add	41.00	
08 38 19 00-0139 EA 64" x 84" Opening, Double Door, 1" Thick, Exterior Grade Solid Wood Core Impact Traffic Door.....	6,208.20	95.50
For Each 14" x 16" Window, Add	22.00	
For Each 15" x 20" Window, Add	28.00	
For Each 18" x 30" Window, Add	41.00	
08 38 19 00-0140 EA 72" x 84" Opening, Double Door, 1" Thick, Exterior Grade Solid Wood Core Impact Traffic Door.....	6,433.18	100.53
For Each 14" x 16" Window, Add	22.00	
For Each 15" x 20" Window, Add	28.00	
For Each 18" x 30" Window, Add	41.00	
08 38 19 00-0141 EA 80" x 84" Opening, Double Door, 1" Thick, Exterior Grade Solid Wood Core Impact Traffic Door.....	6,677.39	100.53
For Each 14" x 16" Window, Add	22.00	
For Each 15" x 20" Window, Add	28.00	
For Each 18" x 30" Window, Add	41.00	
08 38 19 00-0142 EA 84" x 84" Opening, Double Door, 1" Thick, Exterior Grade Solid Wood Core Impact Traffic Door.....	6,872.75	100.53
For Each 14" x 16" Window, Add	22.00	
For Each 15" x 20" Window, Add	28.00	
For Each 18" x 30" Window, Add	41.00	
08 38 19 00-0143 EA 88" x 84" Opening, Double Door, 1" Thick, Exterior Grade Solid Wood Core Impact Traffic Door.....	7,038.81	100.53
For Each 14" x 16" Window, Add	22.00	
For Each 15" x 20" Window, Add	28.00	
For Each 18" x 30" Window, Add	41.00	
08 38 19 00-0144 96" Height, Double Door, 1" Thick, Exterior Grade Solid Wood Core Impact Traffic Doors <small>(08 38 19 00-0134)</small>		
08 38 19 00-0145 EA 48" x 96" Opening, Double Door, 1" Thick, Exterior Grade Solid Wood Core Impact Traffic Door.....	5,866.32	95.50
For Each 14" x 16" Window, Add	22.00	
For Each 15" x 20" Window, Add	28.00	
For Each 18" x 30" Window, Add	41.00	
08 38 19 00-0146 EA 56" x 96" Opening, Double Door, 1" Thick, Exterior Grade Solid Wood Core Impact Traffic Door.....	6,413.34	95.50
For Each 14" x 16" Window, Add	22.00	
For Each 15" x 20" Window, Add	28.00	
For Each 18" x 30" Window, Add	41.00	
08 38 19 00-0147 EA 60" x 96" Opening, Double Door, 1" Thick, Exterior Grade Solid Wood Core Impact Traffic Door.....	6,559.86	95.50
For Each 14" x 16" Window, Add	22.00	
For Each 15" x 20" Window, Add	28.00	
For Each 18" x 30" Window, Add	41.00	
08 38 19 00-0148 EA 64" x 96" Opening, Double Door, 1" Thick, Exterior Grade Solid Wood Core Impact Traffic Door.....	6,628.24	95.50
For Each 14" x 16" Window, Add	22.00	
For Each 15" x 20" Window, Add	28.00	
For Each 18" x 30" Window, Add	41.00	
08 38 19 00-0149 EA 72" x 96" Opening, Double Door, 1" Thick, Exterior Grade Solid Wood Core Impact Traffic Door.....	6,833.68	100.53
For Each 14" x 16" Window, Add	22.00	
For Each 15" x 20" Window, Add	28.00	
For Each 18" x 30" Window, Add	41.00	
08 38 19 00-0150 EA 80" x 96" Opening, Double Door, 1" Thick, Exterior Grade Solid Wood Core Impact Traffic Door.....	7,156.03	100.53
For Each 14" x 16" Window, Add	22.00	
For Each 15" x 20" Window, Add	28.00	
For Each 18" x 30" Window, Add	41.00	
08 38 19 00-0151 EA 84" x 96" Opening, Double Door, 1" Thick, Exterior Grade Solid Wood Core Impact Traffic Door.....	7,312.32	100.53
For Each 14" x 16" Window, Add	22.00	
For Each 15" x 20" Window, Add	28.00	
For Each 18" x 30" Window, Add	41.00	
08 38 19 00-0152 EA 88" x 96" Opening, Double Door, 1" Thick, Exterior Grade Solid Wood Core Impact Traffic Door.....	7,478.38	100.53
For Each 14" x 16" Window, Add	22.00	
For Each 15" x 20" Window, Add	28.00	
For Each 18" x 30" Window, Add	41.00	
08 38 19 00-0153 1-1/2" Thick, Polymer Cell Core Impact Traffic Doors (Eliaison HCP-10) <small>(08 38 19)</small>		
Note: Includes 0.125" thick thermoplastic exterior finish, 14" x 16" acrylic window and 18" high easy spring bumpers.		
08 38 19 00-0154 Single Door, 1-1/2" Thick, Polymer Cell Core Impact Traffic Doors <small>(08 38 19 00-0153)</small>		
08 38 19 00-0155 84" Height, Single Door, 1-1/2" Thick, Polymer Cell Core Impact Traffic Doors <small>(08 38 19 00-0154)</small>		
08 38 19 00-0156 EA 24" x 84" Opening, Single Door, 1-1/2" Thick, Polymer Cell Core Impact Traffic Door.....	2,679.62	55.29
For Each 15" x 20" Window, Add	6.00	
For Each 18" x 30" Window, Add	19.00	
08 38 19 00-0157 EA 28" x 84" Opening, Single Door, 1-1/2" Thick, Polymer Cell Core Impact Traffic Door.....	2,821.26	55.29
For Each 15" x 20" Window, Add	6.00	
For Each 18" x 30" Window, Add	19.00	
08 38 19 00-0158 EA 30" x 84" Opening, Single Door, 1-1/2" Thick, Polymer Cell Core Impact Traffic Door.....	2,953.27	57.80
For Each 15" x 20" Window, Add	6.00	
For Each 18" x 30" Window, Add	19.00	
08 38 19 00-0159 EA 32" x 84" Opening, Single Door, 1-1/2" Thick, Polymer Cell Core Impact Traffic Door.....	3,036.30	57.80
For Each 15" x 20" Window, Add	6.00	
For Each 18" x 30" Window, Add	19.00	
08 38 19 00-0160 EA 36" x 84" Opening, Single Door, 1-1/2" Thick, Polymer Cell Core Impact Traffic Door.....	3,246.48	60.32
For Each 15" x 20" Window, Add	6.00	
For Each 18" x 30" Window, Add	19.00	



MINOR	CSI	UOM	DESCRIPTION	TOTAL DIRECT UNIT COST	DEMOLITION UNIT COST
08 38 19 00-0161	EA		40" x 84" Opening, Single Door, 1-1/2" Thick, Polymer Cell Core Impact Traffic Door..... <i>For Each 15" x 20" Window, Add</i> <i>For Each 18" x 30" Window, Add</i>	3,412.54 6.00 19.00	60.32
08 38 19 00-0162	EA		42" x 84" Opening, Single Door, 1-1/2" Thick, Polymer Cell Core Impact Traffic Door..... <i>For Each 15" x 20" Window, Add</i> <i>For Each 18" x 30" Window, Add</i>	3,559.47 6.00 19.00	67.86
08 38 19 00-0163	EA		44" x 84" Opening, Single Door, 1-1/2" Thick, Polymer Cell Core Impact Traffic Door..... <i>For Each 15" x 20" Window, Add</i> <i>For Each 18" x 30" Window, Add</i>	3,715.76 6.00 19.00	67.86
08 38 19 00-0164			90" Height, Single Door, 1-1/2" Thick, Polymer Cell Core Impact Traffic Doors <small>(08 38 19 00-0154)</small>		
08 38 19 00-0165	EA		24" x 90" Opening, Single Door, 1-1/2" Thick, Polymer Cell Core Impact Traffic Door..... <i>For Each 15" x 20" Window, Add</i> <i>For Each 18" x 30" Window, Add</i>	2,777.30 6.00 19.00	55.29
08 38 19 00-0166	EA		28" x 90" Opening, Single Door, 1-1/2" Thick, Polymer Cell Core Impact Traffic Door..... <i>For Each 15" x 20" Window, Add</i> <i>For Each 18" x 30" Window, Add</i>	2,948.25 6.00 19.00	55.29
08 38 19 00-0167	EA		30" x 90" Opening, Single Door, 1-1/2" Thick, Polymer Cell Core Impact Traffic Door..... <i>For Each 15" x 20" Window, Add</i> <i>For Each 18" x 30" Window, Add</i>	3,036.30 6.00 19.00	57.80
08 38 19 00-0168	EA		32" x 90" Opening, Single Door, 1-1/2" Thick, Polymer Cell Core Impact Traffic Door..... <i>For Each 15" x 20" Window, Add</i> <i>For Each 18" x 30" Window, Add</i>	3,153.52 6.00 19.00	57.80
08 38 19 00-0169	EA		36" x 90" Opening, Single Door, 1-1/2" Thick, Polymer Cell Core Impact Traffic Door..... <i>For Each 15" x 20" Window, Add</i> <i>For Each 18" x 30" Window, Add</i>	3,378.35 6.00 19.00	60.32
08 38 19 00-0170	EA		40" x 90" Opening, Single Door, 1-1/2" Thick, Polymer Cell Core Impact Traffic Door..... <i>For Each 15" x 20" Window, Add</i> <i>For Each 18" x 30" Window, Add</i>	3,578.60 6.00 19.00	60.32
08 38 19 00-0171	EA		42" x 90" Opening, Single Door, 1-1/2" Thick, Polymer Cell Core Impact Traffic Door..... <i>For Each 15" x 20" Window, Add</i> <i>For Each 18" x 30" Window, Add</i>	3,715.76 6.00 19.00	67.86
08 38 19 00-0172	EA		44" x 90" Opening, Single Door, 1-1/2" Thick, Polymer Cell Core Impact Traffic Door..... <i>For Each 15" x 20" Window, Add</i> <i>For Each 18" x 30" Window, Add</i>	3,862.29 6.00 19.00	67.86
08 38 19 00-0173			96" Height, Single Door, 1-1/2" Thick, Polymer Cell Core Impact Traffic Doors <small>(08 38 19 00-0154)</small>		
08 38 19 00-0174	EA		24" x 96" Opening, Single Door, 1-1/2" Thick, Polymer Cell Core Impact Traffic Door..... <i>For Each 15" x 20" Window, Add</i> <i>For Each 18" x 30" Window, Add</i>	3,026.39 6.00 19.00	55.29
08 38 19 00-0175	EA		28" x 96" Opening, Single Door, 1-1/2" Thick, Polymer Cell Core Impact Traffic Door..... <i>For Each 15" x 20" Window, Add</i> <i>For Each 18" x 30" Window, Add</i>	3,060.58 6.00 19.00	55.29
08 38 19 00-0176	EA		30" x 96" Opening, Single Door, 1-1/2" Thick, Polymer Cell Core Impact Traffic Door..... <i>For Each 15" x 20" Window, Add</i> <i>For Each 18" x 30" Window, Add</i>	3,207.24 6.00 19.00	57.80
08 38 19 00-0177	EA		32" x 96" Opening, Single Door, 1-1/2" Thick, Polymer Cell Core Impact Traffic Door..... <i>For Each 15" x 20" Window, Add</i> <i>For Each 18" x 30" Window, Add</i>	3,314.69 6.00 19.00	57.80
08 38 19 00-0178	EA		36" x 96" Opening, Single Door, 1-1/2" Thick, Polymer Cell Core Impact Traffic Door..... <i>For Each 15" x 20" Window, Add</i> <i>For Each 18" x 30" Window, Add</i>	3,544.41 6.00 19.00	60.32
08 38 19 00-0179	EA		40" x 96" Opening, Single Door, 1-1/2" Thick, Polymer Cell Core Impact Traffic Door..... <i>For Each 15" x 20" Window, Add</i> <i>For Each 18" x 30" Window, Add</i>	3,783.73 6.00 19.00	60.32
08 38 19 00-0180	EA		42" x 96" Opening, Single Door, 1-1/2" Thick, Polymer Cell Core Impact Traffic Door..... <i>For Each 15" x 20" Window, Add</i> <i>For Each 18" x 30" Window, Add</i>	3,911.13 6.00 19.00	67.86
08 38 19 00-0181	EA		44" x 96" Opening, Single Door, 1-1/2" Thick, Polymer Cell Core Impact Traffic Door..... <i>For Each 15" x 20" Window, Add</i> <i>For Each 18" x 30" Window, Add</i>	4,057.65 6.00 19.00	67.86
08 38 19 00-0182			Double Door, 1-1/2" Thick, Polymer Cell Core Impact Traffic Doors <small>(08 38 19 00-0153)</small>		
08 38 19 00-0183			84" Height, Double Door, 1-1/2" Thick, Polymer Cell Core Impact Traffic Doors <small>(08 38 19 00-0182)</small>		
08 38 19 00-0184	EA		48" x 84" Opening, Double Door, 1-1/2" Thick, Polymer Cell Core Impact Traffic Door..... <i>For Each 15" x 20" Window, Add</i> <i>For Each 18" x 30" Window, Add</i>	5,329.06 6.00 19.00	95.50
08 38 19 00-0185	EA		56" x 84" Opening, Double Door, 1-1/2" Thick, Polymer Cell Core Impact Traffic Door..... <i>For Each 15" x 20" Window, Add</i> <i>For Each 18" x 30" Window, Add</i>	5,612.34 6.00 19.00	95.50
08 38 19 00-0186	EA		60" x 84" Opening, Double Door, 1-1/2" Thick, Polymer Cell Core Impact Traffic Door..... <i>For Each 15" x 20" Window, Add</i> <i>For Each 18" x 30" Window, Add</i>	5,866.32 6.00 19.00	95.50
08 38 19 00-0187	EA		64" x 84" Opening, Double Door, 1-1/2" Thick, Polymer Cell Core Impact Traffic Door..... <i>For Each 15" x 20" Window, Add</i> <i>For Each 18" x 30" Window, Add</i>	6,032.38 6.00 19.00	95.50

08 Openings**08 30 Specialty Doors and Frames****08 38 Traffic Doors**

SAN BERNARDINO
COUNTY

MINOR	CSI	UOM	DESCRIPTION	TOTAL DIRECT UNIT COST	DEMOLITION UNIT COST
08 38 19 00-0188	EA		72" x 84" Opening, Double Door, 1-1/2" Thick, Polymer Cell Core Impact Traffic Door..... <i>For Each 15" x 20" Window, Add</i> <i>For Each 18" x 30" Window, Add</i>	6,452.72 6.00 19.00	100.53
08 38 19 00-0189	EA		80" x 84" Opening, Double Door, 1-1/2" Thick, Polymer Cell Core Impact Traffic Door..... <i>For Each 15" x 20" Window, Add</i> <i>For Each 18" x 30" Window, Add</i>	6,784.84 6.00 19.00	100.53
08 38 19 00-0190	EA		84" x 84" Opening, Double Door, 1-1/2" Thick, Polymer Cell Core Impact Traffic Door..... <i>For Each 15" x 20" Window, Add</i> <i>For Each 18" x 30" Window, Add</i>	7,048.58 6.00 19.00	100.53
08 38 19 00-0191	EA		88" x 84" Opening, Double Door, 1-1/2" Thick, Polymer Cell Core Impact Traffic Door..... <i>For Each 15" x 20" Window, Add</i> <i>For Each 18" x 30" Window, Add</i>	7,361.17 6.00 19.00	100.53
08 38 19 00-0192			90" Height, Double Door, 1-1/2" Thick, Polymer Cell Core Impact Traffic Doors <small>(08 38 19 00-0182)</small>		
08 38 19 00-0193	EA		48" x 90" Opening, Double Door, 1-1/2" Thick, Polymer Cell Core Impact Traffic Door..... <i>For Each 15" x 20" Window, Add</i> <i>For Each 18" x 30" Window, Add</i>	5,524.43 6.00 19.00	95.50
08 38 19 00-0194	EA		56" x 90" Opening, Double Door, 1-1/2" Thick, Polymer Cell Core Impact Traffic Door..... <i>For Each 15" x 20" Window, Add</i> <i>For Each 18" x 30" Window, Add</i>	5,866.32 6.00 19.00	95.50
08 38 19 00-0195	EA		60" x 90" Opening, Double Door, 1-1/2" Thick, Polymer Cell Core Impact Traffic Door..... <i>For Each 15" x 20" Window, Add</i> <i>For Each 18" x 30" Window, Add</i>	6,032.38 6.00 19.00	95.50
08 38 19 00-0196	EA		64" x 90" Opening, Double Door, 1-1/2" Thick, Polymer Cell Core Impact Traffic Door..... <i>For Each 15" x 20" Window, Add</i> <i>For Each 18" x 30" Window, Add</i>	6,266.81 6.00 19.00	95.50
08 38 19 00-0197	EA		72" x 90" Opening, Double Door, 1-1/2" Thick, Polymer Cell Core Impact Traffic Door..... <i>For Each 15" x 20" Window, Add</i> <i>For Each 18" x 30" Window, Add</i>	6,716.46 6.00 19.00	100.53
08 38 19 00-0198	EA		80" x 90" Opening, Double Door, 1-1/2" Thick, Polymer Cell Core Impact Traffic Door..... <i>For Each 15" x 20" Window, Add</i> <i>For Each 18" x 30" Window, Add</i>	7,116.96 6.00 19.00	100.53
08 38 19 00-0199	EA		84" x 90" Opening, Double Door, 1-1/2" Thick, Polymer Cell Core Impact Traffic Door..... <i>For Each 15" x 20" Window, Add</i> <i>For Each 18" x 30" Window, Add</i>	7,361.17 6.00 19.00	100.53
08 38 19 00-0200	EA		88" x 90" Opening, Double Door, 1-1/2" Thick, Polymer Cell Core Impact Traffic Door..... <i>For Each 15" x 20" Window, Add</i> <i>For Each 18" x 30" Window, Add</i>	7,654.21 6.00 19.00	100.53
08 38 19 00-0201			96" Height, Double Door, 1-1/2" Thick, Polymer Cell Core Impact Traffic Doors <small>(08 38 19 00-0182)</small>		
08 38 19 00-0202	EA		48" x 96" Opening, Double Door, 1-1/2" Thick, Polymer Cell Core Impact Traffic Door..... <i>For Each 15" x 20" Window, Add</i> <i>For Each 18" x 30" Window, Add</i>	6,022.61 6.00 19.00	95.50
08 38 19 00-0203	EA		56" x 96" Opening, Double Door, 1-1/2" Thick, Polymer Cell Core Impact Traffic Door..... <i>For Each 15" x 20" Window, Add</i> <i>For Each 18" x 30" Window, Add</i>	6,090.98 6.00 19.00	95.50
08 38 19 00-0204	EA		60" x 96" Opening, Double Door, 1-1/2" Thick, Polymer Cell Core Impact Traffic Door..... <i>For Each 15" x 20" Window, Add</i> <i>For Each 18" x 30" Window, Add</i>	6,374.26 6.00 19.00	95.50
08 38 19 00-0205	EA		64" x 96" Opening, Double Door, 1-1/2" Thick, Polymer Cell Core Impact Traffic Door..... <i>For Each 15" x 20" Window, Add</i> <i>For Each 18" x 30" Window, Add</i>	6,589.16 6.00 19.00	95.50
08 38 19 00-0206	EA		72" x 96" Opening, Double Door, 1-1/2" Thick, Polymer Cell Core Impact Traffic Door..... <i>For Each 15" x 20" Window, Add</i> <i>For Each 18" x 30" Window, Add</i>	7,048.58 6.00 19.00	100.53
08 38 19 00-0207	EA		80" x 96" Opening, Double Door, 1-1/2" Thick, Polymer Cell Core Impact Traffic Door..... <i>For Each 15" x 20" Window, Add</i> <i>For Each 18" x 30" Window, Add</i>	7,527.22 6.00 19.00	100.53
08 38 19 00-0208	EA		84" x 96" Opening, Double Door, 1-1/2" Thick, Polymer Cell Core Impact Traffic Door..... <i>For Each 15" x 20" Window, Add</i> <i>For Each 18" x 30" Window, Add</i>	7,751.89 6.00 19.00	100.53
08 38 19 00-0209	EA		88" x 96" Opening, Double Door, 1-1/2" Thick, Polymer Cell Core Impact Traffic Door..... <i>For Each 15" x 20" Window, Add</i> <i>For Each 18" x 30" Window, Add</i>	8,044.94 6.00 19.00	100.53
08 38 19 00-0210			1-1/2" Thick, Urethane Foam Core Impact Traffic Doors (Eliaison HFG-10) <small>(08 38 19 00-0210)</small>		
			Note: Includes 0.125" thick thermoplastic exterior finish, 14" x 16" acrylic window, 18" high easy spring bumpers, and perimeter gasketing.		
08 38 19 00-0211			Single Door, 1-1/2" Thick, Urethane Foam Core Impact Traffic Doors <small>(08 38 19 00-0210)</small>		
08 38 19 00-0212			84" Height, Single Door, 1-1/2" Thick, Urethane Foam Core Impact Traffic Doors <small>(08 38 19 00-0211)</small>		
08 38 19 00-0213	EA		24" x 84" Opening, Single Door, 1-1/2" Thick, Urethane Foam Core Impact Traffic Door <i>For Each 15" x 20" Window, Add</i> <i>For Each 18" x 30" Window, Add</i>	2,679.62 6.00 19.00	55.29



	MINOR	CSI	UOM	DESCRIPTION	TOTAL DIRECT UNIT COST	DEMOLITION UNIT COST
08 38 19 00-0214	EA			28" x 84" Opening, Single Door, 1-1/2" Thick, Urethane Foam Core Impact Traffic Door <i>For Each 15" x 20" Window, Add</i> <i>For Each 18" x 30" Window, Add</i>	2,821.26 6.00 19.00	55.29
08 38 19 00-0215	EA			30" x 84" Opening, Single Door, 1-1/2" Thick, Urethane Foam Core Impact Traffic Door <i>For Each 15" x 20" Window, Add</i> <i>For Each 18" x 30" Window, Add</i>	2,953.27 6.00 19.00	57.80
08 38 19 00-0216	EA			32" x 84" Opening, Single Door, 1-1/2" Thick, Urethane Foam Core Impact Traffic Door <i>For Each 15" x 20" Window, Add</i> <i>For Each 18" x 30" Window, Add</i>	3,036.30 6.00 19.00	57.80
08 38 19 00-0217	EA			36" x 84" Opening, Single Door, 1-1/2" Thick, Urethane Foam Core Impact Traffic Door <i>For Each 15" x 20" Window, Add</i> <i>For Each 18" x 30" Window, Add</i>	3,246.48 6.00 19.00	60.32
08 38 19 00-0218	EA			40" x 84" Opening, Single Door, 1-1/2" Thick, Urethane Foam Core Impact Traffic Door <i>For Each 15" x 20" Window, Add</i> <i>For Each 18" x 30" Window, Add</i>	3,412.54 6.00 19.00	60.32
08 38 19 00-0219	EA			42" x 84" Opening, Single Door, 1-1/2" Thick, Urethane Foam Core Impact Traffic Door <i>For Each 15" x 20" Window, Add</i> <i>For Each 18" x 30" Window, Add</i>	3,559.47 6.00 19.00	67.86
08 38 19 00-0220	EA			44" x 84" Opening, Single Door, 1-1/2" Thick, Urethane Foam Core Impact Traffic Door <i>For Each 15" x 20" Window, Add</i> <i>For Each 18" x 30" Window, Add</i>	3,715.76 6.00 19.00	67.86
08 38 19 00-0221				90" Height, Single Door, 1-1/2" Thick, Urethane Foam Core Impact Traffic Doors <small>(08 38 19 00-0211)</small>		
08 38 19 00-0222	EA			24" x 90" Opening, Single Door, 1-1/2" Thick, Urethane Foam Core Impact Traffic Door <i>For Each 15" x 20" Window, Add</i> <i>For Each 18" x 30" Window, Add</i>	2,777.30 6.00 19.00	55.29
08 38 19 00-0223	EA			28" x 90" Opening, Single Door, 1-1/2" Thick, Urethane Foam Core Impact Traffic Door <i>For Each 15" x 20" Window, Add</i> <i>For Each 18" x 30" Window, Add</i>	2,948.25 6.00 19.00	55.29
08 38 19 00-0224	EA			30" x 90" Opening, Single Door, 1-1/2" Thick, Urethane Foam Core Impact Traffic Door <i>For Each 15" x 20" Window, Add</i> <i>For Each 18" x 30" Window, Add</i>	3,036.30 6.00 19.00	57.80
08 38 19 00-0225	EA			32" x 90" Opening, Single Door, 1-1/2" Thick, Urethane Foam Core Impact Traffic Door <i>For Each 15" x 20" Window, Add</i> <i>For Each 18" x 30" Window, Add</i>	3,153.52 6.00 19.00	57.80
08 38 19 00-0226	EA			36" x 90" Opening, Single Door, 1-1/2" Thick, Urethane Foam Core Impact Traffic Door <i>For Each 15" x 20" Window, Add</i> <i>For Each 18" x 30" Window, Add</i>	3,378.35 6.00 19.00	60.32
08 38 19 00-0227	EA			40" x 90" Opening, Single Door, 1-1/2" Thick, Urethane Foam Core Impact Traffic Door <i>For Each 15" x 20" Window, Add</i> <i>For Each 18" x 30" Window, Add</i>	3,578.60 6.00 19.00	60.32
08 38 19 00-0228	EA			42" x 90" Opening, Single Door, 1-1/2" Thick, Urethane Foam Core Impact Traffic Door <i>For Each 15" x 20" Window, Add</i> <i>For Each 18" x 30" Window, Add</i>	3,715.76 6.00 19.00	67.86
08 38 19 00-0229	EA			44" x 90" Opening, Single Door, 1-1/2" Thick, Urethane Foam Core Impact Traffic Door <i>For Each 15" x 20" Window, Add</i> <i>For Each 18" x 30" Window, Add</i>	3,862.29 6.00 19.00	67.86
08 38 19 00-0230				96" Height, Single Door, 1-1/2" Thick, Urethane Foam Core Impact Traffic Doors <small>(08 38 19 00-0211)</small>		
08 38 19 00-0231	EA			24" x 96" Opening, Single Door, 1-1/2" Thick, Urethane Foam Core Impact Traffic Door <i>For Each 15" x 20" Window, Add</i> <i>For Each 18" x 30" Window, Add</i>	3,026.39 6.00 19.00	55.29
08 38 19 00-0232	EA			28" x 96" Opening, Single Door, 1-1/2" Thick, Urethane Foam Core Impact Traffic Door <i>For Each 15" x 20" Window, Add</i> <i>For Each 18" x 30" Window, Add</i>	3,060.58 6.00 19.00	55.29
08 38 19 00-0233	EA			30" x 96" Opening, Single Door, 1-1/2" Thick, Urethane Foam Core Impact Traffic Door <i>For Each 15" x 20" Window, Add</i> <i>For Each 18" x 30" Window, Add</i>	3,207.24 6.00 19.00	57.80
08 38 19 00-0234	EA			32" x 96" Opening, Single Door, 1-1/2" Thick, Urethane Foam Core Impact Traffic Door <i>For Each 15" x 20" Window, Add</i> <i>For Each 18" x 30" Window, Add</i>	3,314.69 6.00 19.00	57.80
08 38 19 00-0235	EA			36" x 96" Opening, Single Door, 1-1/2" Thick, Urethane Foam Core Impact Traffic Door <i>For Each 15" x 20" Window, Add</i> <i>For Each 18" x 30" Window, Add</i>	3,544.41 6.00 19.00	60.32
08 38 19 00-0236	EA			40" x 96" Opening, Single Door, 1-1/2" Thick, Urethane Foam Core Impact Traffic Door <i>For Each 15" x 20" Window, Add</i> <i>For Each 18" x 30" Window, Add</i>	3,783.73 6.00 19.00	60.32
08 38 19 00-0237	EA			42" x 96" Opening, Single Door, 1-1/2" Thick, Urethane Foam Core Impact Traffic Door <i>For Each 15" x 20" Window, Add</i> <i>For Each 18" x 30" Window, Add</i>	3,911.13 6.00 19.00	67.86
08 38 19 00-0238	EA			44" x 96" Opening, Single Door, 1-1/2" Thick, Urethane Foam Core Impact Traffic Door <i>For Each 15" x 20" Window, Add</i> <i>For Each 18" x 30" Window, Add</i>	4,057.65 6.00 19.00	67.86
08 38 19 00-0239				Double Door, 1-1/2" Thick, Urethane Foam Core Impact Traffic Doors <small>(08 38 19 00-0210)</small>		
08 38 19 00-0240				84" Height, Double Door, 1-1/2" Thick, Urethane Foam Core Impact Traffic Doors <small>(08 38 19 00-0239)</small>		

08 Openings**08 30 Specialty Doors and Frames****08 38 Traffic Doors**

MINOR	CSI	UOM	DESCRIPTION	TOTAL DIRECT UNIT COST	DEMOLITION UNIT COST
08 38 19 00-0241	EA		48" x 84" Opening, Double Door, 1-1/2" Thick, Urethane Foam Core Impact Traffic Door..... <i>For Each 15" x 20" Window, Add</i> <i>For Each 18" x 30" Window, Add</i>	5,329.06 6.00 19.00	95.50
08 38 19 00-0242	EA		56" x 84" Opening, Double Door, 1-1/2" Thick, Urethane Foam Core Impact Traffic Door..... <i>For Each 15" x 20" Window, Add</i> <i>For Each 18" x 30" Window, Add</i>	5,612.34 6.00 19.00	95.50
08 38 19 00-0243	EA		60" x 84" Opening, Double Door, 1-1/2" Thick, Urethane Foam Core Impact Traffic Door..... <i>For Each 15" x 20" Window, Add</i> <i>For Each 18" x 30" Window, Add</i>	5,866.32 6.00 19.00	95.50
08 38 19 00-0244	EA		64" x 84" Opening, Double Door, 1-1/2" Thick, Urethane Foam Core Impact Traffic Door..... <i>For Each 15" x 20" Window, Add</i> <i>For Each 18" x 30" Window, Add</i>	6,032.38 6.00 19.00	95.50
08 38 19 00-0245	EA		72" x 84" Opening, Double Door, 1-1/2" Thick, Urethane Foam Core Impact Traffic Door..... <i>For Each 15" x 20" Window, Add</i> <i>For Each 18" x 30" Window, Add</i>	6,452.72 6.00 19.00	100.53
08 38 19 00-0246	EA		80" x 84" Opening, Double Door, 1-1/2" Thick, Urethane Foam Core Impact Traffic Door..... <i>For Each 15" x 20" Window, Add</i> <i>For Each 18" x 30" Window, Add</i>	6,784.84 6.00 19.00	100.53
08 38 19 00-0247	EA		84" x 84" Opening, Double Door, 1-1/2" Thick, Urethane Foam Core Impact Traffic Door..... <i>For Each 15" x 20" Window, Add</i> <i>For Each 18" x 30" Window, Add</i>	7,048.58 6.00 19.00	100.53
08 38 19 00-0248	EA		88" x 84" Opening, Double Door, 1-1/2" Thick, Urethane Foam Core Impact Traffic Door..... <i>For Each 15" x 20" Window, Add</i> <i>For Each 18" x 30" Window, Add</i>	7,361.17 6.00 19.00	100.53
08 38 19 00-0249			90" Height, Double Door, 1-1/2" Thick, Urethane Foam Core Impact Traffic Doors <small>(08 38 19 00-0239)</small>		
08 38 19 00-0250	EA		48" x 90" Opening, Double Door, 1-1/2" Thick, Urethane Foam Core Impact Traffic Door..... <i>For Each 15" x 20" Window, Add</i> <i>For Each 18" x 30" Window, Add</i>	5,524.43 6.00 19.00	95.50
08 38 19 00-0251	EA		56" x 90" Opening, Double Door, 1-1/2" Thick, Urethane Foam Core Impact Traffic Door..... <i>For Each 15" x 20" Window, Add</i> <i>For Each 18" x 30" Window, Add</i>	5,866.32 6.00 19.00	95.50
08 38 19 00-0252	EA		60" x 90" Opening, Double Door, 1-1/2" Thick, Urethane Foam Core Impact Traffic Door..... <i>For Each 15" x 20" Window, Add</i> <i>For Each 18" x 30" Window, Add</i>	6,032.38 6.00 19.00	95.50
08 38 19 00-0253	EA		64" x 90" Opening, Double Door, 1-1/2" Thick, Urethane Foam Core Impact Traffic Door..... <i>For Each 15" x 20" Window, Add</i> <i>For Each 18" x 30" Window, Add</i>	6,266.81 6.00 19.00	95.50
08 38 19 00-0254	EA		72" x 90" Opening, Double Door, 1-1/2" Thick, Urethane Foam Core Impact Traffic Door..... <i>For Each 15" x 20" Window, Add</i> <i>For Each 18" x 30" Window, Add</i>	6,716.46 6.00 19.00	100.53
08 38 19 00-0255	EA		80" x 90" Opening, Double Door, 1-1/2" Thick, Urethane Foam Core Impact Traffic Door..... <i>For Each 15" x 20" Window, Add</i> <i>For Each 18" x 30" Window, Add</i>	7,116.96 6.00 19.00	100.53
08 38 19 00-0256	EA		84" x 90" Opening, Double Door, 1-1/2" Thick, Urethane Foam Core Impact Traffic Door..... <i>For Each 15" x 20" Window, Add</i> <i>For Each 18" x 30" Window, Add</i>	7,361.17 6.00 19.00	100.53
08 38 19 00-0257	EA		88" x 90" Opening, Double Door, 1-1/2" Thick, Urethane Foam Core Impact Traffic Door..... <i>For Each 15" x 20" Window, Add</i> <i>For Each 18" x 30" Window, Add</i>	7,654.21 6.00 19.00	100.53
08 38 19 00-0258			96" Height, Double Door, 1-1/2" Thick, Urethane Foam Core Impact Traffic Doors <small>(08 38 19 00-0239)</small>		
08 38 19 00-0259	EA		48" x 96" Opening, Double Door, 1-1/2" Thick, Urethane Foam Core Impact Traffic Door..... <i>For Each 15" x 20" Window, Add</i> <i>For Each 18" x 30" Window, Add</i>	6,022.61 6.00 19.00	95.50
08 38 19 00-0260	EA		56" x 96" Opening, Double Door, 1-1/2" Thick, Urethane Foam Core Impact Traffic Door..... <i>For Each 15" x 20" Window, Add</i> <i>For Each 18" x 30" Window, Add</i>	6,090.98 6.00 19.00	95.50
08 38 19 00-0261	EA		60" x 96" Opening, Double Door, 1-1/2" Thick, Urethane Foam Core Impact Traffic Door..... <i>For Each 15" x 20" Window, Add</i> <i>For Each 18" x 30" Window, Add</i>	6,374.26 6.00 19.00	95.50
08 38 19 00-0262	EA		64" x 96" Opening, Double Door, 1-1/2" Thick, Urethane Foam Core Impact Traffic Door..... <i>For Each 15" x 20" Window, Add</i> <i>For Each 18" x 30" Window, Add</i>	6,589.16 6.00 19.00	95.50
08 38 19 00-0263	EA		72" x 96" Opening, Double Door, 1-1/2" Thick, Urethane Foam Core Impact Traffic Door..... <i>For Each 15" x 20" Window, Add</i> <i>For Each 18" x 30" Window, Add</i>	7,048.58 6.00 19.00	100.53
08 38 19 00-0264	EA		80" x 96" Opening, Double Door, 1-1/2" Thick, Urethane Foam Core Impact Traffic Door..... <i>For Each 15" x 20" Window, Add</i> <i>For Each 18" x 30" Window, Add</i>	7,527.22 6.00 19.00	100.53
08 38 19 00-0265	EA		84" x 96" Opening, Double Door, 1-1/2" Thick, Urethane Foam Core Impact Traffic Door..... <i>For Each 15" x 20" Window, Add</i> <i>For Each 18" x 30" Window, Add</i>	7,751.89 6.00 19.00	100.53
08 38 19 00-0266	EA		88" x 96" Opening, Double Door, 1-1/2" Thick, Urethane Foam Core Impact Traffic Door..... <i>For Each 15" x 20" Window, Add</i> <i>For Each 18" x 30" Window, Add</i>	8,044.94 6.00 19.00	100.53
08 38 19 00-0267			Rigid Impact Traffic Door Accessories <small>(08 38 19)</small>		



MINOR	CSI	UOM	DESCRIPTION	TOTAL DIRECT UNIT COST	DEMOLITION UNIT COST
08 38 19 00-0268			Bumper Strips For Impact Traffic Doors (08 38 19 00-0267) Note: Includes two bumpers per set.		
08 38 19 00-0269	SET		24" Wide, Bumper Strips For Impact Traffic Doors	220.92	40.21
08 38 19 00-0270	SET		30" Wide, Bumper Strips For Impact Traffic Doors	245.34	40.21
08 38 19 00-0271	SET		36" Wide, Bumper Strips For Impact Traffic Doors	264.88	40.21
08 38 19 00-0272	SET		48" Wide, Bumper Strips For Impact Traffic Doors	299.07	40.21
08 38 19 00-0273			Easy Spring Bumpers For Impact Traffic Doors (08 38 19 00-0267) Note: Includes two bumpers per set.		
08 38 19 00-0274	SET		18" Height, Easy Spring Bumpers For Impact Traffic Doors	616.53	40.21
08 38 19 00-0275	SET		24" Height, Easy Spring Bumpers For Impact Traffic Doors	821.67	40.21
08 38 19 00-0276	SET		36" Height, Easy Spring Bumpers For Impact Traffic Doors	1,217.28	40.21
08 38 19 00-0277	SET		42" Height, Easy Spring Bumpers For Impact Traffic Doors	1,407.76	40.21
08 38 19 00-0278	SET		48" Height, Easy Spring Bumpers For Impact Traffic Doors	1,603.13	40.21
08 38 19 00-0279			Scuff Plates For Impact Traffic Doors (08 38 19 00-0267) Note: Includes two 0.090" thermoplastic plates per set.		
08 38 19 00-0280			12" High, Scuff Plates For Impact Traffic Doors (08 38 19 00-0279)		
08 38 19 00-0281	SET		24" Wide x 12" High, Impact Traffic Door Scuff Plates	264.88	40.21
08 38 19 00-0282	SET		30" Wide x 12" High, Impact Traffic Door Scuff Plates	284.42	40.21
08 38 19 00-0283	SET		36" Wide x 12" High, Impact Traffic Door Scuff Plates	308.84	40.21
08 38 19 00-0284	SET		42" Wide x 12" High, Impact Traffic Door Scuff Plates	343.02	40.21
08 38 19 00-0285	SET		48" Wide x 12" High, Impact Traffic Door Scuff Plates	362.56	40.21
08 38 19 00-0286			24" High, Scuff Plates For Impact Traffic Doors (08 38 19 00-0279)		
08 38 19 00-0287	SET		24" Wide x 24" High, Impact Traffic Door Scuff Plates	362.56	40.21
08 38 19 00-0288	SET		30" Wide x 24" High, Impact Traffic Door Scuff Plates	450.48	40.21
08 38 19 00-0289	SET		36" Wide x 24" High, Impact Traffic Door Scuff Plates	499.32	40.21
08 38 19 00-0290	SET		42" Wide x 24" High, Impact Traffic Door Scuff Plates	567.69	40.21
08 38 19 00-0291	SET		48" Wide x 24" High, Impact Traffic Door Scuff Plates	611.65	40.21
08 38 19 00-0292			30" High, Scuff Plates For Impact Traffic Doors (08 38 19 00-0279)		
08 38 19 00-0293	SET		24" Wide x 30" High, Impact Traffic Door Scuff Plates	450.48	40.21
08 38 19 00-0294	SET		30" Wide x 30" High, Impact Traffic Door Scuff Plates	528.62	40.21
08 38 19 00-0295	SET		36" Wide x 30" High, Impact Traffic Door Scuff Plates	587.23	40.21
08 38 19 00-0296	SET		42" Wide x 30" High, Impact Traffic Door Scuff Plates	694.68	40.21
08 38 19 00-0297	SET		48" Wide x 30" High, Impact Traffic Door Scuff Plates	767.94	40.21
08 38 19 00-0298			36" High, Scuff Plates For Impact Traffic Doors (08 38 19 00-0279)		
08 38 19 00-0299	SET		24" Wide x 36" High, Impact Traffic Door Scuff Plates	499.32	40.21
08 38 19 00-0300	SET		30" Wide x 36" High, Impact Traffic Door Scuff Plates	587.23	40.21
08 38 19 00-0301	SET		36" Wide x 36" High, Impact Traffic Door Scuff Plates	684.91	40.21
08 38 19 00-0302	SET		42" Wide x 36" High, Impact Traffic Door Scuff Plates	738.64	40.21
08 38 19 00-0303	SET		48" Wide x 36" High, Impact Traffic Door Scuff Plates	821.67	40.21
08 38 19 00-0304			48" High, Scuff Plates For Impact Traffic Doors (08 38 19 00-0279)		
08 38 19 00-0305	SET		24" Wide x 48" High, Impact Traffic Door Scuff Plates	611.65	40.21
08 38 19 00-0306	SET		30" Wide x 48" High, Impact Traffic Door Scuff Plates	767.94	40.21
08 38 19 00-0307	SET		36" Wide x 48" High, Impact Traffic Door Scuff Plates	821.67	40.21
08 38 19 00-0308	SET		42" Wide x 48" High, Impact Traffic Door Scuff Plates	924.23	40.21
08 38 19 00-0309	SET		48" Wide x 48" High, Impact Traffic Door Scuff Plates	1,036.57	40.21
08 38 19 00-0310			Base Plates For Impact Traffic Doors (08 38 19 00-0267) Note: Includes two base plates per set.		
08 38 19 00-0311			Galvanized, 18 Gauge Base Plates For Impact Traffic Doors (08 38 19 00-0310)		
08 38 19 00-0312			12" High, Galvanized, 18 Gauge Base Plates For Impact Traffic Doors (08 38 19 00-0311)		
08 38 19 00-0313	SET		24" Wide x 12" High, Galvanized, 18 Gauge Base Plates For Impact Traffic Doors	255.11	40.21
08 38 19 00-0314	SET		30" Wide x 12" High, Galvanized, 18 Gauge Base Plates For Impact Traffic Doors	274.65	40.21
08 38 19 00-0315	SET		36" Wide x 12" High, Galvanized, 18 Gauge Base Plates For Impact Traffic Doors	284.42	40.21
08 38 19 00-0316	SET		42" Wide x 12" High, Galvanized, 18 Gauge Base Plates For Impact Traffic Doors	328.37	40.21
08 38 19 00-0317	SET		48" Wide x 12" High, Galvanized, 18 Gauge Base Plates For Impact Traffic Doors	347.91	40.21
08 38 19 00-0318			24" High, Galvanized, 18 Gauge Base Plates For Impact Traffic Doors (08 38 19 00-0311)		
08 38 19 00-0319	SET		24" Wide x 24" High, Galvanized, 18 Gauge Base Plates For Impact Traffic Doors	328.37	40.21
08 38 19 00-0320	SET		30" Wide x 24" High, Galvanized, 18 Gauge Base Plates For Impact Traffic Doors	357.68	40.21
08 38 19 00-0321	SET		36" Wide x 24" High, Galvanized, 18 Gauge Base Plates For Impact Traffic Doors	386.98	40.21
08 38 19 00-0322	SET		42" Wide x 24" High, Galvanized, 18 Gauge Base Plates For Impact Traffic Doors	411.40	40.21
08 38 19 00-0323	SET		48" Wide x 24" High, Galvanized, 18 Gauge Base Plates For Impact Traffic Doors	450.48	40.21

08	08	Openings
	08 30	Specialty Doors and Frames
	08 38	Traffic Doors



MINOR	CSI	UOM	DESCRIPTION	TOTAL DIRECT UNIT COST	DEMOLITION UNIT COST
08 38 19 00-0324			30" High, Galvanized, 18 Gauge Base Plates For Impact Traffic Doors (08 38 19 00-0311)		
	08 38 19 00-0325	SET	24" Wide x 30" High, Galvanized, 18 Gauge Base Plates For Impact Traffic Doors.....	377.21	40.21
	08 38 19 00-0326	SET	30" Wide x 30" High, Galvanized, 18 Gauge Base Plates For Impact Traffic Doors.....	401.63	40.21
	08 38 19 00-0327	SET	36" Wide x 30" High, Galvanized, 18 Gauge Base Plates For Impact Traffic Doors.....	460.24	40.21
	08 38 19 00-0328	SET	42" Wide x 30" High, Galvanized, 18 Gauge Base Plates For Impact Traffic Doors.....	523.74	40.21
	08 38 19 00-0329	SET	48" Wide x 30" High, Galvanized, 18 Gauge Base Plates For Impact Traffic Doors.....	553.04	40.21
08 38 19 00-0330			36" High, Galvanized, 18 Gauge Base Plates For Impact Traffic Doors (08 38 19 00-0311)		
	08 38 19 00-0331	SET	24" Wide x 36" High, Galvanized, 18 Gauge Base Plates For Impact Traffic Doors.....	401.63	40.21
	08 38 19 00-0332	SET	30" Wide x 36" High, Galvanized, 18 Gauge Base Plates For Impact Traffic Doors.....	450.48	40.21
	08 38 19 00-0333	SET	36" Wide x 36" High, Galvanized, 18 Gauge Base Plates For Impact Traffic Doors.....	523.74	40.21
	08 38 19 00-0334	SET	42" Wide x 36" High, Galvanized, 18 Gauge Base Plates For Impact Traffic Doors.....	582.35	40.21
	08 38 19 00-0335	SET	48" Wide x 36" High, Galvanized, 18 Gauge Base Plates For Impact Traffic Doors.....	616.53	40.21
08 38 19 00-0336			48" High, Galvanized, 18 Gauge Base Plates For Impact Traffic Doors (08 38 19 00-0311)		
	08 38 19 00-0337	SET	24" Wide x 48" High, Galvanized, 18 Gauge Base Plates For Impact Traffic Doors.....	513.97	40.21
	08 38 19 00-0338	SET	30" Wide x 48" High, Galvanized, 18 Gauge Base Plates For Impact Traffic Doors.....	582.35	40.21
	08 38 19 00-0339	SET	36" Wide x 48" High, Galvanized, 18 Gauge Base Plates For Impact Traffic Doors.....	675.14	40.21
	08 38 19 00-0340	SET	42" Wide x 48" High, Galvanized, 18 Gauge Base Plates For Impact Traffic Doors.....	719.10	40.21
	08 38 19 00-0341	SET	48" Wide x 48" High, Galvanized, 18 Gauge Base Plates For Impact Traffic Doors.....	777.71	40.21
08 38 19 00-0342			Stainless Steel, 18 Gauge Base Plates For Impact Traffic Doors (08 38 19 00-0310)		
08 38 19 00-0343			12" High, Stainless Steel, 18 Gauge Base Plates For Impact Traffic Doors (08 38 19 00-0342)		
	08 38 19 00-0344	SET	24" Wide x 12" High, Stainless Steel, 18 Gauge Base Plates For Impact Traffic Doors.....	343.02	40.21
	08 38 19 00-0345	SET	30" Wide x 12" High, Stainless Steel, 18 Gauge Base Plates For Impact Traffic Doors.....	362.56	40.21
	08 38 19 00-0346	SET	36" Wide x 12" High, Stainless Steel, 18 Gauge Base Plates For Impact Traffic Doors.....	421.17	40.21
	08 38 19 00-0347	SET	42" Wide x 12" High, Stainless Steel, 18 Gauge Base Plates For Impact Traffic Doors.....	450.48	40.21
	08 38 19 00-0348	SET	48" Wide x 12" High, Stainless Steel, 18 Gauge Base Plates For Impact Traffic Doors.....	533.51	40.21
08 38 19 00-0349			24" High, Stainless Steel, 18 Gauge Base Plates For Impact Traffic Doors (08 38 19 00-0342)		
	08 38 19 00-0350	SET	24" Wide x 24" High, Stainless Steel, 18 Gauge Base Plates For Impact Traffic Doors.....	479.78	40.21
	08 38 19 00-0351	SET	30" Wide x 24" High, Stainless Steel, 18 Gauge Base Plates For Impact Traffic Doors.....	567.69	40.21
	08 38 19 00-0352	SET	36" Wide x 24" High, Stainless Steel, 18 Gauge Base Plates For Impact Traffic Doors.....	655.61	40.21
	08 38 19 00-0353	SET	42" Wide x 24" High, Stainless Steel, 18 Gauge Base Plates For Impact Traffic Doors.....	763.06	40.21
	08 38 19 00-0354	SET	48" Wide x 24" High, Stainless Steel, 18 Gauge Base Plates For Impact Traffic Doors.....	860.74	40.21
08 38 19 00-0355			30" High, Stainless Steel, 18 Gauge Base Plates For Impact Traffic Doors (08 38 19 00-0342)		
	08 38 19 00-0356	SET	24" Wide x 30" High, Stainless Steel, 18 Gauge Base Plates For Impact Traffic Doors.....	548.16	40.21
	08 38 19 00-0357	SET	30" Wide x 30" High, Stainless Steel, 18 Gauge Base Plates For Impact Traffic Doors.....	665.38	40.21
	08 38 19 00-0358	SET	36" Wide x 30" High, Stainless Steel, 18 Gauge Base Plates For Impact Traffic Doors.....	772.83	40.21
	08 38 19 00-0359	SET	42" Wide x 30" High, Stainless Steel, 18 Gauge Base Plates For Impact Traffic Doors.....	885.16	40.21
	08 38 19 00-0360	SET	48" Wide x 30" High, Stainless Steel, 18 Gauge Base Plates For Impact Traffic Doors.....	1,017.03	40.21
08 38 19 00-0361			36" High, Stainless Steel, 18 Gauge Base Plates For Impact Traffic Doors (08 38 19 00-0342)		
	08 38 19 00-0362	SET	24" Wide x 36" High, Stainless Steel, 18 Gauge Base Plates For Impact Traffic Doors.....	636.07	40.21
	08 38 19 00-0363	SET	30" Wide x 36" High, Stainless Steel, 18 Gauge Base Plates For Impact Traffic Doors.....	763.06	40.21
	08 38 19 00-0364	SET	36" Wide x 36" High, Stainless Steel, 18 Gauge Base Plates For Impact Traffic Doors.....	909.58	40.21
	08 38 19 00-0365	SET	42" Wide x 36" High, Stainless Steel, 18 Gauge Base Plates For Impact Traffic Doors.....	1,051.22	40.21
	08 38 19 00-0366	SET	48" Wide x 36" High, Stainless Steel, 18 Gauge Base Plates For Impact Traffic Doors.....	1,173.32	40.21
08 38 19 00-0367			48" High, Stainless Steel, 18 Gauge Base Plates For Impact Traffic Doors (08 38 19 00-0342)		
	08 38 19 00-0368	SET	24" Wide x 48" High, Stainless Steel, 18 Gauge Base Plates For Impact Traffic Doors.....	792.36	40.21
	08 38 19 00-0369	SET	30" Wide x 48" High, Stainless Steel, 18 Gauge Base Plates For Impact Traffic Doors.....	1,095.18	40.21
	08 38 19 00-0370	SET	36" Wide x 48" High, Stainless Steel, 18 Gauge Base Plates For Impact Traffic Doors.....	1,173.32	40.21
	08 38 19 00-0371	SET	42" Wide x 48" High, Stainless Steel, 18 Gauge Base Plates For Impact Traffic Doors.....	1,407.76	40.21
	08 38 19 00-0372	SET	48" Wide x 48" High, Stainless Steel, 18 Gauge Base Plates For Impact Traffic Doors.....	1,544.52	40.21
08 38 19 00-0373			One Galvanized And One Stainless Steel, 18 Gauge Base Plates For Impact Traffic Doors (08 38 19 00-0310)		
08 38 19 00-0374			12" High, One Galvanized And One Stainless Steel, 18 Gauge Base Plates For Impact Traffic Doors (08 38 19 00-0373)		
	08 38 19 00-0375	SET	24" Wide x 12" High, One Galvanized And One Stainless Steel, 18 Gauge Base Plates For Impact Traffic Doors.....	303.95	40.21
	08 38 19 00-0376	SET	30" Wide x 12" High, One Galvanized And One Stainless Steel, 18 Gauge Base Plates For Impact Traffic Doors.....	328.37	40.21
	08 38 19 00-0377	SET	36" Wide x 12" High, One Galvanized And One Stainless Steel, 18 Gauge Base Plates For Impact Traffic Doors.....	357.68	40.21



MINOR CSI UOM DESCRIPTION	TOTAL DIRECT UNIT COST	DEMOLITION UNIT COST
08 38 19 00-0378 SET 42" Wide x 12" High, One Galvanized And One Stainless Steel, 18 Gauge Base Plates For Impact Traffic Doors	391.87	40.21
08 38 19 00-0379 SET 48" Wide x 12" High, One Galvanized And One Stainless Steel, 18 Gauge Base Plates For Impact Traffic Doors	445.59	40.21
08 38 19 00-0380 24" High, One Galvanized And One Stainless Steel, 18 Gauge Base Plates For Impact Traffic Doors (08 38 19 00-0378)		
08 38 19 00-0381 SET 24" Wide x 24" High, One Galvanized And One Stainless Steel, 18 Gauge Base Plates For Impact Traffic Doors	411.40	40.21
08 38 19 00-0382 SET 30" Wide x 24" High, One Galvanized And One Stainless Steel, 18 Gauge Base Plates For Impact Traffic Doors	470.01	40.21
08 38 19 00-0383 SET 36" Wide x 24" High, One Galvanized And One Stainless Steel, 18 Gauge Base Plates For Impact Traffic Doors	528.62	40.21
08 38 19 00-0384 SET 42" Wide x 24" High, One Galvanized And One Stainless Steel, 18 Gauge Base Plates For Impact Traffic Doors	592.11	40.21
08 38 19 00-0385 SET 48" Wide x 24" High, One Galvanized And One Stainless Steel, 18 Gauge Base Plates For Impact Traffic Doors	665.38	40.21
08 38 19 00-0386 30" High, One Galvanized And One Stainless Steel, 18 Gauge Base Plates For Impact Traffic Doors (08 38 19 00-0373)		
08 38 19 00-0387 SET 24" Wide x 30" High, One Galvanized And One Stainless Steel, 18 Gauge Base Plates For Impact Traffic Doors	470.01	40.21
08 38 19 00-0388 SET 30" Wide x 30" High, One Galvanized And One Stainless Steel, 18 Gauge Base Plates For Impact Traffic Doors	543.27	40.21
08 38 19 00-0389 SET 36" Wide x 30" High, One Galvanized And One Stainless Steel, 18 Gauge Base Plates For Impact Traffic Doors	626.30	40.21
08 38 19 00-0390 SET 42" Wide x 30" High, One Galvanized And One Stainless Steel, 18 Gauge Base Plates For Impact Traffic Doors	728.87	40.21
08 38 19 00-0391 SET 48" Wide x 30" High, One Galvanized And One Stainless Steel, 18 Gauge Base Plates For Impact Traffic Doors	797.25	40.21
08 38 19 00-0392 36" High, One Galvanized And One Stainless Steel, 18 Gauge Base Plates For Impact Traffic Doors (08 38 19 00-0373)		
08 38 19 00-0393 SET 24" Wide x 36" High, One Galvanized And One Stainless Steel, 18 Gauge Base Plates For Impact Traffic Doors	528.62	40.21
08 38 19 00-0394 SET 30" Wide x 36" High, One Galvanized And One Stainless Steel, 18 Gauge Base Plates For Impact Traffic Doors	626.30	40.21
08 38 19 00-0395 SET 36" Wide x 36" High, One Galvanized And One Stainless Steel, 18 Gauge Base Plates For Impact Traffic Doors	728.87	40.21
08 38 19 00-0396 SET 42" Wide x 36" High, One Galvanized And One Stainless Steel, 18 Gauge Base Plates For Impact Traffic Doors	831.44	40.21
08 38 19 00-0397 SET 48" Wide x 36" High, One Galvanized And One Stainless Steel, 18 Gauge Base Plates For Impact Traffic Doors	904.70	40.21
08 38 19 00-0398 48" High, One Galvanized And One Stainless Steel, 18 Gauge Base Plates For Impact Traffic Doors (08 38 19 00-0373)		
08 38 19 00-0399 SET 24" Wide x 48" High, One Galvanized And One Stainless Steel, 18 Gauge Base Plates For Impact Traffic Doors	665.38	40.21
08 38 19 00-0400 SET 30" Wide x 48" High, One Galvanized And One Stainless Steel, 18 Gauge Base Plates For Impact Traffic Doors	816.78	40.21
08 38 19 00-0401 SET 36" Wide x 48" High, One Galvanized And One Stainless Steel, 18 Gauge Base Plates For Impact Traffic Doors	904.70	40.21
08 38 19 00-0402 SET 42" Wide x 48" High, One Galvanized And One Stainless Steel, 18 Gauge Base Plates For Impact Traffic Doors	1,080.53	40.21
08 38 19 00-0403 SET 48" Wide x 48" High, One Galvanized And One Stainless Steel, 18 Gauge Base Plates For Impact Traffic Doors	1,129.37	40.21
08 38 19 00-0404 Jamb Guards For Impact Traffic Doors (08 38 19 00-0267)		
08 38 19 00-0405 EA 3" x 9", Jamb Guard For Impact Traffic Doors	416.57	50.26
08 38 19 00-0406 EA 5" x 18", Jamb Guard For Impact Traffic Doors	563.09	50.26
08 38 19 00-0407 EA 5" x 18", Stainless Steel Jamb Guard For Impact Traffic Doors	1,100.34	50.26
08 38 19 00-0408 Other Impact Traffic Door Accessories (08 38 19 00-0267)		
08 38 19 00-0409 EA Push Plate For Impact Traffic Doors	103.28	25.13
08 38 19 00-0410 EA Pull Handle For Impact Traffic Doors	137.46	25.13
08 38 19 00-0411 EA Deadbolt Lock For Impact Traffic Doors	347.48	25.13
08 38 19 00-0412 PR Lock Hole Reinforcements For Impact Traffic Doors	435.40	25.13
08 38 19 00-0413 PR Padlock Brackets For Impact Traffic Doors	171.65	25.13
08 38 19 00-0414 Impact Traffic Door Knock Down Frames (08 38 19)		
Note: Frames are 16 gauge galvanized steel with reinforcement at hardware locations.		
08 38 19 00-0415 Single Door, Impact Traffic Door Knock Down Frames (08 38 19 00-0414)		
08 38 19 00-0416 84" Height, Single Door, Impact Traffic Door Knock Down Frames (08 38 19 00-0415)		
08 38 19 00-0417 EA 24" x 84" Opening, Single Door, Impact Traffic Door Knock Down Frame	1,023.14	75.40
08 38 19 00-0418 EA 28" x 84" Opening, Single Door, Impact Traffic Door Knock Down Frame	1,204.39	82.93
08 38 19 00-0419 EA 30" x 84" Opening, Single Door, Impact Traffic Door Knock Down Frame	1,231.03	87.96
08 38 19 00-0420 EA 32" x 84" Opening, Single Door, Impact Traffic Door Knock Down Frame	1,260.63	95.50
08 38 19 00-0421 EA 36" x 84" Opening, Single Door, Impact Traffic Door Knock Down Frame	1,289.39	100.53
08 38 19 00-0422 EA 40" x 84" Opening, Single Door, Impact Traffic Door Knock Down Frame	1,344.22	105.56
08 38 19 00-0423 EA 42" x 84" Opening, Single Door, Impact Traffic Door Knock Down Frame	1,384.27	110.59
08 38 19 00-0424 EA 44" x 84" Opening, Single Door, Impact Traffic Door Knock Down Frame	1,410.73	115.61
08 38 19 00-0425 90" Height, Single Door, Impact Traffic Door Knock Down Frames (08 38 19 00-0415)		
08 38 19 00-0426 EA 24" x 90" Opening, Single Door, Impact Traffic Door Knock Down Frame	1,044.92	75.40
08 38 19 00-0427 EA 28" x 90" Opening, Single Door, Impact Traffic Door Knock Down Frame	1,230.32	82.93
08 38 19 00-0428 EA 30" x 90" Opening, Single Door, Impact Traffic Door Knock Down Frame	1,257.42	87.96
08 38 19 00-0429 EA 32" x 90" Opening, Single Door, Impact Traffic Door Knock Down Frame	1,287.37	95.50
08 38 19 00-0430 EA 36" x 90" Opening, Single Door, Impact Traffic Door Knock Down Frame	1,316.59	100.53
08 38 19 00-0431 EA 40" x 90" Opening, Single Door, Impact Traffic Door Knock Down Frame	1,372.55	105.56
08 38 19 00-0432 EA 42" x 90" Opening, Single Door, Impact Traffic Door Knock Down Frame	1,413.33	110.59
08 38 19 00-0433 EA 44" x 90" Opening, Single Door, Impact Traffic Door Knock Down Frame	1,440.23	115.61

08	08	Openings
	08 30	Specialty Doors and Frames
	08 38	Traffic Doors



MINOR CSI UOM DESCRIPTION	TOTAL DIRECT UNIT COST	DEMOLITION UNIT COST
------------------------------	---------------------------	-------------------------

08 38 19 00-0434	96" Height, Single Door, Impact Traffic Door Knock Down Frames <small>(08 38 19 00-0415)</small>		
08 38 19 00-0435	EA 24" x 96" Opening, Single Door, Impact Traffic Door Knock Down Frame.....	1,073.89	75.40
08 38 19 00-0436	EA 28" x 96" Opening, Single Door, Impact Traffic Door Knock Down Frame.....	1,264.80	82.93
08 38 19 00-0437	EA 30" x 96" Opening, Single Door, Impact Traffic Door Knock Down Frame.....	1,292.44	87.96
08 38 19 00-0438	EA 32" x 96" Opening, Single Door, Impact Traffic Door Knock Down Frame.....	1,314.31	95.50
08 38 19 00-0439	EA 36" x 96" Opening, Single Door, Impact Traffic Door Knock Down Frame.....	1,352.73	100.53
08 38 19 00-0440	EA 40" x 96" Opening, Single Door, Impact Traffic Door Knock Down Frame.....	1,400.88	105.56
08 38 19 00-0441	EA 42" x 96" Opening, Single Door, Impact Traffic Door Knock Down Frame.....	1,451.97	110.59
08 38 19 00-0442	EA 44" x 96" Opening, Single Door, Impact Traffic Door Knock Down Frame.....	1,481.55	113.09

08 38 19 00-0443	Double Door, Impact Traffic Door Knock Down Frames <small>(08 38 19 00-0414)</small>		
08 38 19 00-0444	84" Height, Double Door, Impact Traffic Door Knock Down Frames <small>(08 38 19 00-0443)</small>		
08 38 19 00-0445	EA 48" x 84" Opening, Double Door, Impact Traffic Door Knock Down Frame.....	1,435.89	115.61
08 38 19 00-0446	EA 56" x 84" Opening, Double Door, Impact Traffic Door Knock Down Frame.....	1,458.80	117.62
08 38 19 00-0447	EA 60" x 84" Opening, Double Door, Impact Traffic Door Knock Down Frame.....	1,487.46	120.63
08 38 19 00-0448	EA 64" x 84" Opening, Double Door, Impact Traffic Door Knock Down Frame.....	1,525.59	125.66
08 38 19 00-0449	EA 72" x 84" Opening, Double Door, Impact Traffic Door Knock Down Frame.....	1,549.08	130.69
08 38 19 00-0450	EA 80" x 84" Opening, Double Door, Impact Traffic Door Knock Down Frame.....	1,601.88	131.70
08 38 19 00-0451	EA 84" x 84" Opening, Double Door, Impact Traffic Door Knock Down Frame.....	1,637.21	133.21
08 38 19 00-0452	EA 88" x 84" Opening, Double Door, Impact Traffic Door Knock Down Frame.....	1,679.68	135.72

08 38 19 00-0453	90" Height, Double Door, Impact Traffic Door Knock Down Frames <small>(08 38 19 00-0443)</small>		
08 38 19 00-0454	EA 48" x 90" Opening, Double Door, Impact Traffic Door Knock Down Frame.....	1,465.97	115.61
08 38 19 00-0455	EA 56" x 90" Opening, Double Door, Impact Traffic Door Knock Down Frame.....	1,489.32	117.62
08 38 19 00-0456	EA 60" x 90" Opening, Double Door, Impact Traffic Door Knock Down Frame.....	1,518.62	120.63
08 38 19 00-0457	EA 64" x 90" Opening, Double Door, Impact Traffic Door Knock Down Frame.....	1,557.44	125.66
08 38 19 00-0458	EA 72" x 90" Opening, Double Door, Impact Traffic Door Knock Down Frame.....	1,581.31	130.69
08 38 19 00-0459	EA 80" x 90" Opening, Double Door, Impact Traffic Door Knock Down Frame.....	1,635.34	131.70
08 38 19 00-0460	EA 84" x 90" Opening, Double Door, Impact Traffic Door Knock Down Frame.....	1,671.47	133.21
08 38 19 00-0461	EA 88" x 90" Opening, Double Door, Impact Traffic Door Knock Down Frame.....	1,714.89	135.72

08 38 19 00-0462	96" Height, Double Door, Impact Traffic Door Knock Down Frames <small>(08 38 19 00-0443)</small>		
08 38 19 00-0463	EA 48" x 96" Opening, Double Door, Impact Traffic Door Knock Down Frame.....	1,501.09	115.61
08 38 19 00-0464	EA 56" x 96" Opening, Double Door, Impact Traffic Door Knock Down Frame.....	1,519.80	117.62
08 38 19 00-0465	EA 60" x 96" Opening, Double Door, Impact Traffic Door Knock Down Frame.....	1,559.99	120.63
08 38 19 00-0466	EA 64" x 96" Opening, Double Door, Impact Traffic Door Knock Down Frame.....	1,589.28	125.66
08 38 19 00-0467	EA 72" x 96" Opening, Double Door, Impact Traffic Door Knock Down Frame.....	1,624.05	130.69
08 38 19 00-0468	EA 80" x 96" Opening, Double Door, Impact Traffic Door Knock Down Frame.....	1,684.67	131.70
08 38 19 00-0469	EA 84" x 96" Opening, Double Door, Impact Traffic Door Knock Down Frame.....	1,716.99	133.21
08 38 19 00-0470	EA 88" x 96" Opening, Double Door, Impact Traffic Door Knock Down Frame.....	1,753.41	135.72

08 40 Entrances, Storefronts, and Curtain Walls (08)

08 42 Entrances (08 40)

08 42 13 Aluminum-Framed Entrances (08 42)

08 42 13 00-0001	Aluminum Framed Entrance Doors <small>(08 42 13)</small>		
	Note: Includes frame, trim, necessary anchors, tempered glass, standard hardware (hinges, pull handle, push plate, threshold, door sweep) and prepared for panic device. Fixed doors mullion (on pairs). Excludes exit device and closer. See CSI section 08 71 11 00-2105 for exit device, 08 71 11 00-2256 for closer.		
08 42 13 00-0002	EA 3' x 7' x 1-3/4" Medium Stile, Clear Anodized Finish, Aluminum Framed Entrance Doors.....	6,049.67	697.32
	Note: Including Glazing, Trim And Hardware		
	For Bronze Finish, Add	555.47	
	For Black Finish, Add	1,595.34	
	For 8' High Door, Add	575.48	
	For 10' High Door, Add	1,251.05	
	For 1" Insulated Glazing, Add	142.56	
08 42 13 00-0003	EA 3'-6" x 7' x 1-3/4" Medium Stile, Clear Anodized Finish, Aluminum Framed Entrance Doors.....	6,186.63	766.32
	Note: Including Glazing, Trim And Hardware		
	For Bronze Finish, Add	559.06	
	For Black Finish, Add	1,605.67	
	For 8' High Door, Add	579.21	
	For 10' High Door, Add	1,259.16	
	For 1" Insulated Glazing, Add	142.56	
08 42 13 00-0004	PR 6' x 7' x 1-3/4" Medium Stile, Clear Anodized Finish, Aluminum Framed Entrance Doors.....	10,235.76	1,045.78
	Note: Including Glazing, Trim And Hardware		
	For Bronze Finish, Add	962.45	
	For Black Finish, Add	2,764.22	
	For 8' High Door, Add	997.13	
	For 10' High Door, Add	2,167.68	
	For 1" Insulated Glazing, Add	285.11	



Openings	08
Entrances, Storefronts, and Curtain Walls	08 40
Entrances	08 42

MINOR	CSI	UOM	DESCRIPTION	TOTAL DIRECT UNIT COST	DEMOLITION UNIT COST
08 42 13 00-0005	PR		7' x 7' x 1-3/4" Medium Stile, Clear Anodized Finish, Aluminum Framed Entrance Doors.....	11,980.65	1,139.56
			Note: Including Glazing, Trim And Hardware		
			For Bronze Finish, Add	1,139.54	
			For Black Finish, Add	3,272.83	
			For 8' High Door, Add	1,180.60	
			For 10' High Door, Add	2,566.52	
			For 1" Insulated Glazing, Add	285.11	
08 42 13 00-0006	EA		3' x 7' x 1-3/4" Wide Stile, Clear Anodized Finish, Aluminum Framed Entrance Doors.....	6,730.62	697.32
			Note: Including Glazing, Trim And Hardware		
			For Bronze Finish, Add	631.05	
			For Black Finish, Add	1,812.43	
			For 8' High Door, Add	653.79	
			For 10' High Door, Add	1,421.29	
			For 1" Insulated Glazing, Add	142.56	
08 42 13 00-0007	EA		3'-6" x 7' x 1-3/4" Wide Stile, Clear Anodized Finish, Aluminum Framed Entrance Doors.....	6,909.75	766.32
			Note: Including Glazing, Trim And Hardware		
			For Bronze Finish, Add	639.33	
			For Black Finish, Add	1,836.21	
			For 8' High Door, Add	662.37	
			For 10' High Door, Add	1,439.94	
			For 1" Insulated Glazing, Add	142.56	
08 42 13 00-0008	PR		6' x 7' x 1-3/4" Wide Stile, Clear Anodized Finish, Aluminum Framed Entrance Doors.....	11,523.09	1,045.78
			Note: Including Glazing, Trim And Hardware		
			For Bronze Finish, Add	1,105.34	
			For Black Finish, Add	3,174.62	
			For 8' High Door, Add	1,145.17	
			For 10' High Door, Add	2,489.51	
			For 1" Insulated Glazing, Add	285.11	
08 42 13 00-0009	PR		7' x 7' x 1-3/4" Wide Stile, Clear Anodized Finish, Aluminum Framed Entrance Doors.....	13,230.41	1,139.56
			Note: Including Glazing, Trim And Hardware		
			For Bronze Finish, Add	1,278.26	
			For Black Finish, Add	3,671.25	
			For 8' High Door, Add	1,324.32	
			For 10' High Door, Add	2,878.96	
			For 1" Insulated Glazing, Add	285.11	

08 42 26 All-Glass Entrances (08 42)

08 42 26 00-0001 Full Glass Entrance Doors (08 42 26)

Note: Includes trim, necessary anchors, tempered glass, and standard hardware (hinges, handle, push plate, lock, closer). Excludes panic devices.

08 42 26 00-0002	EA		3' x 7' x 1/2" Thick, Full Glass, Tempered, Glass Entrance Door.....	4,670.83	261.37
			Note: Including Trim And Hardware		
			For Anodized Color, Add	652.56	
			For Stainless Steel, Add	2,356.48	
			For 8' High Door, Add	416.92	
			For 10' High Door, Add	906.34	
			For 1" Insulated Glazing, Add	142.56	
08 42 26 00-0003	PR		6' x 7' x 1/2" Thick, Full Glass, Tempered, Glass Entrance Door (Per Pair 3' x 7' x 1/2").....	8,338.65	313.64
			Note: Including Trim And Hardware		
			For Anodized Color, Add	1,232.12	
			For Stainless Steel, Add	4,449.33	
			For 8' High Door, Add	787.19	
			For 10' High Door, Add	1,711.28	
			For 1" Insulated Glazing, Add	285.11	
08 42 26 00-0004	EA		3' x 7' x 5/8" Thick, Full Glass, Tempered, Glass Entrance Door.....	5,323.95	261.37
			Note: Including Trim And Hardware		
			For Anodized Color, Add	770.13	
			For Stainless Steel, Add	2,781.01	
			For 8' High Door, Add	492.03	
			For 10' High Door, Add	1,069.62	
			For 1" Insulated Glazing, Add	142.56	
08 42 26 00-0005	PR		6' x 7' x 5/8" Thick, Full Glass, Tempered, Glass Entrance Door (Per Pair 3' x 7' x 5/8").....	9,744.88	313.64
			Note: Including Trim And Hardware		
			For Anodized Color, Add	1,485.24	
			For Stainless Steel, Add	5,363.38	
			For 8' High Door, Add	948.91	
			For 10' High Door, Add	2,062.84	
			For 1" Insulated Glazing, Add	285.11	
08 42 26 00-0006	EA		3' x 7' x 3/4" Thick, Full Glass, Tempered, Glass Entrance Door.....	5,974.52	261.37
			Note: Including Trim And Hardware		
			For Anodized Color, Add	887.23	
			For Stainless Steel, Add	3,203.88	
			For 8' High Door, Add	566.84	
			For 10' High Door, Add	1,232.26	
			For 1" Insulated Glazing, Add	142.56	
08 42 26 00-0007	PR		6' x 7' x 3/4" Thick, Full Glass, Tempered, Glass Entrance Door (Per Pair 3' x 7' x 3/4").....	11,148.81	313.64
			Note: Including Trim And Hardware		
			For Anodized Color, Add	1,737.95	
			For Stainless Steel, Add	6,275.94	
			For 8' High Door, Add	1,110.36	
			For 10' High Door, Add	2,413.82	
			For 1" Insulated Glazing, Add	285.11	

08 Openings**08 40 Entrances, Storefronts, and Curtain Walls****08 42 Entrances**

SAN BERNARDINO
COUNTY

MINOR CSI UOM DESCRIPTION	TOTAL DIRECT UNIT COST	DEMOLITION UNIT COST
08 42 26 00-0008 EA 3' x 7' x 1" Thick, Full Glass, Tempered, Glass Entrance Door.....	7,278.19	261.37
Note: Including Trim And Hardware		
For Anodized Color, Add	1,121.89	
For Stainless Steel, Add	4,051.27	
For 8' High Door, Add	716.76	
For 10' High Door, Add	1,558.18	
For 1" Insulated Glazing, Add	142.56	
08 42 26 00-0009 PR 6' x 7' x 1" Thick, Full Glass, Tempered, Glass Entrance Door (Per Pair 3' x 7' x 1")	13,958.96	313.64
Note: Including Trim And Hardware		
For Anodized Color, Add	2,243.78	
For Stainless Steel, Add	8,102.54	
For 8' High Door, Add	1,433.53	
For 10' High Door, Add	3,116.36	
For 1" Insulated Glazing, Add	285.11	
08 42 26 00-0010 Frames For Full Glass Doors (08 42 26)		
08 42 26 00-0011 LF Glass Entrance Door, Light Weight Aluminum Frame, 1/8" x 17" Shaped Jamb - Head.....	25.12	3.13
08 42 26 00-0012 LF Glass Entrance Door, Heavy Weight Aluminum Frame, 1/8" x 17" Shaped Jamb - Head	32.57	4.18
08 42 29 Automatic Entrances (08 42)		
08 42 29 23 Sliding Automatic Entrances (08 42 29)		
Note: Power-operated automatic sliding doors may be used as emergency egress doors as they can break-out in the direction of egress. Excludes glazing. See CSI section 08 80 00 00-0000 for glazing.		
08 42 29 23-0001 Bronze Finished Framed Sliding Automatic Entrances (08 42 29 23)		
08 42 29 23-0002 2 Panel, Bronze Finished Framed Sliding Automatic Entrance (08 42 29 23-0001)		
Note: Single sliding.		
08 42 29 23-0003 EA 5'-0" x 6'-8" 2 Panel, Bronze Finished Framed Sliding Automatic Entrance.....	2,578.26	104.54
For 7'-8" Frame Height (6'-11" Clear Door Opening Height), Add	177.69	
For Emergency Egress On All Panels, Add	473.83	
08 42 29 23-0004 EA 6'-0" x 6'-8" 2 Panel, Bronze Finished Framed Sliding Automatic Entrance.....	2,863.47	141.14
For 7'-8" Frame Height (6'-11" Clear Door Opening Height), Add	193.59	
For Emergency Egress On All Panels, Add	516.24	
08 42 29 23-0005 EA 7'-0" x 6'-8" 2 Panel, Bronze Finished Framed Sliding Automatic Entrance.....	3,114.72	156.82
For 7'-8" Frame Height (6'-11" Clear Door Opening Height), Add	210.08	
For Emergency Egress On All Panels, Add	560.22	
08 42 29 23-0006 EA 8'-0" x 6'-8" 2 Panel, Bronze Finished Framed Sliding Automatic Entrance.....	3,358.89	172.51
For 7'-8" Frame Height (6'-11" Clear Door Opening Height), Add	226.04	
For Emergency Egress On All Panels, Add	602.78	
08 42 29 23-0007 EA 10'-0" x 6'-8" 2 Panel, Bronze Finished Framed Sliding Automatic Entrance.....	4,414.57	209.10
For 7'-8" Frame Height (6'-11" Clear Door Opening Height), Add	299.73	
For Emergency Egress On All Panels, Add	799.28	
08 42 29 23-0008 EA 12'-0" x 6'-8" 2 Panel, Bronze Finished Framed Sliding Automatic Entrance.....	4,582.09	245.69
For 7'-8" Frame Height (6'-11" Clear Door Opening Height), Add	306.80	
For Emergency Egress On All Panels, Add	818.14	
08 42 29 23-0009 EA 15'-0" x 6'-8" 2 Panel, Bronze Finished Framed Sliding Automatic Entrance.....	6,128.71	282.28
For 7'-8" Frame Height (6'-11" Clear Door Opening Height), Add	417.31	
For Emergency Egress On All Panels, Add	1,112.83	
08 42 29 23-0010 4 Panel, Bronze Finished Framed Sliding Automatic Entrance (08 42 29 23-0001)		
Note: Bi-parting.		
08 42 29 23-0011 EA 12'-0" x 6'-8" 4 Panel, Bronze Finished Framed Sliding Automatic Entrance.....	5,159.27	261.37
For 7'-8" Frame Height (6'-11" Clear Door Opening Height), Add	347.74	
For Emergency Egress On All Panels, Add	927.31	
08 42 29 23-0012 EA 14'-0" x 6'-8" 4 Panel, Bronze Finished Framed Sliding Automatic Entrance.....	5,656.81	287.50
For 7'-8" Frame Height (6'-11" Clear Door Opening Height), Add	381.14	
For Emergency Egress On All Panels, Add	1,016.36	
08 42 29 23-0013 EA 16'-0" x 6'-8" 4 Panel, Bronze Finished Framed Sliding Automatic Entrance.....	6,154.36	313.64
For 7'-8" Frame Height (6'-11" Clear Door Opening Height), Add	414.53	
For Emergency Egress On All Panels, Add	1,105.42	
08 42 29 23-0014 EA 18'-0" x 6'-8" 4 Panel, Bronze Finished Framed Sliding Automatic Entrance.....	7,444.05	339.77
For 7'-8" Frame Height (6'-11" Clear Door Opening Height), Add	507.34	
For Emergency Egress On All Panels, Add	1,352.90	
08 42 29 23-0015 EA 20'-0" x 6'-8" 4 Panel, Bronze Finished Framed Sliding Automatic Entrance.....	8,733.74	365.81
For 7'-8" Frame Height (6'-11" Clear Door Opening Height), Add	600.14	
For Emergency Egress On All Panels, Add	1,600.38	
08 42 29 23-0016 Aluminum Finished Framed Sliding Automatic Entrances (08 42 29 23)		
08 42 29 23-0017 2 Panel, Aluminum Finished Framed Sliding Automatic Entrance (08 42 29 23-0016)		
Note: Single sliding.		
08 42 29 23-0018 EA 5'-0" x 6'-8" 2 Panel, Aluminum Finished Framed Sliding Automatic Entrance.....	2,355.06	104.54
For 7'-8" Frame Height (6'-11" Clear Door Opening Height), Add	160.95	
For Emergency Egress On All Panels, Add	429.19	
08 42 29 23-0019 EA 6'-0" x 6'-8" 2 Panel, Aluminum Finished Framed Sliding Automatic Entrance.....	2,620.31	141.14
For 7'-8" Frame Height (6'-11" Clear Door Opening Height), Add	175.35	
For Emergency Egress On All Panels, Add	467.61	
08 42 29 23-0020 EA 7'-0" x 6'-8" 2 Panel, Aluminum Finished Framed Sliding Automatic Entrance.....	2,846.74	156.82
For 7'-8" Frame Height (6'-11" Clear Door Opening Height), Add	189.98	
For Emergency Egress On All Panels, Add	506.62	



MINOR CSI UOM DESCRIPTION	TOTAL DIRECT UNIT COST	DEMOLITION UNIT COST
08 42 29 23-0021 EA 8'-0" x 6'-8" 2 Panel, Aluminum Finished Framed Sliding Automatic Entrance <i>For 7'-8" Frame Height (6'-11" Clear Door Opening Height), Add</i> <i>For Emergency Egress On All Panels, Add</i>	3,074.95 204.75 545.99	172.51
08 42 29 23-0022 EA 10'-0" x 6'-8" 2 Panel, Aluminum Finished Framed Sliding Automatic Entrance <i>For 7'-8" Frame Height (6'-11" Clear Door Opening Height), Add</i> <i>For Emergency Egress On All Panels, Add</i>	4,038.10 271.49 723.98	209.10
08 42 29 23-0023 EA 12'-0" x 6'-8" 2 Panel, Aluminum Finished Framed Sliding Automatic Entrance <i>For 7'-8" Frame Height (6'-11" Clear Door Opening Height), Add</i> <i>For Emergency Egress On All Panels, Add</i>	4,196.71 277.90 741.07	245.69
08 42 29 23-0024 EA 15'-0" x 6'-8" 2 Panel, Aluminum Finished Framed Sliding Automatic Entrance <i>For 7'-8" Frame Height (6'-11" Clear Door Opening Height), Add</i> <i>For Emergency Egress On All Panels, Add</i>	5,604.57 378.00 1,008.00	282.28
08 42 29 23-0025 4 Panel, Aluminum Finished Framed Sliding Automatic Entrance (08 42 29 23-0016) Note: Bi-parting.		
08 42 29 23-0026 EA 12'-0" x 6'-8" 4 Panel, Aluminum Finished Framed Sliding Automatic Entrance <i>For 7'-8" Frame Height (6'-11" Clear Door Opening Height), Add</i> <i>For Emergency Egress On All Panels, Add</i>	4,722.49 314.98 939.95	261.37
08 42 29 23-0027 EA 14'-0" x 6'-8" 4 Panel, Aluminum Finished Framed Sliding Automatic Entrance <i>For 7'-8" Frame Height (6'-11" Clear Door Opening Height), Add</i> <i>For Emergency Egress On All Panels, Add</i>	5,178.07 345.23 920.61	287.50
08 42 29 23-0028 EA 16'-0" x 6'-8" 4 Panel, Aluminum Finished Framed Sliding Automatic Entrance <i>For 7'-8" Frame Height (6'-11" Clear Door Opening Height), Add</i> <i>For Emergency Egress On All Panels, Add</i>	5,633.65 375.48 1,001.27	313.64
08 42 29 23-0029 EA 18'-0" x 6'-8" 4 Panel, Aluminum Finished Framed Sliding Automatic Entrance <i>For 7'-8" Frame Height (6'-11" Clear Door Opening Height), Add</i> <i>For Emergency Egress On All Panels, Add</i>	6,806.79 459.54 1,225.45	339.77
08 42 29 23-0030 EA 20'-0" x 6'-8" 4 Panel, Aluminum Finished Framed Sliding Automatic Entrance <i>For 7'-8" Frame Height (6'-11" Clear Door Opening Height), Add</i> <i>For Emergency Egress On All Panels, Add</i>	7,979.94 543.61 1,449.62	365.81
08 42 29 23-0031 Stainless Steel Framed Sliding Automatic Entrances (08 42 29 23)		
08 42 29 23-0032 2 Panel, Stainless Steel Framed Sliding Automatic Entrance (08 42 29 23-0031) Note: Single sliding.		
08 42 29 23-0033 EA 5'-0" x 6'-8" 2 Panel, Stainless Steel Framed Sliding Automatic Entrance <i>For 7'-8" Frame Height (6'-11" Clear Door Opening Height), Add</i> <i>For Emergency Egress On All Panels, Add</i>	2,955.50 205.98 549.28	104.54
08 42 29 23-0034 EA 6'-0" x 6'-8" 2 Panel, Stainless Steel Framed Sliding Automatic Entrance <i>For 7'-8" Frame Height (6'-11" Clear Door Opening Height), Add</i> <i>For Emergency Egress On All Panels, Add</i>	3,274.49 224.42 598.44	141.14
08 42 29 23-0035 EA 7'-0" x 6'-8" 2 Panel, Stainless Steel Framed Sliding Automatic Entrance <i>For 7'-8" Frame Height (6'-11" Clear Door Opening Height), Add</i> <i>For Emergency Egress On All Panels, Add</i>	3,807.43 262.03 698.76	156.82
08 42 29 23-0036 EA 8'-0" x 6'-8" 2 Panel, Stainless Steel Framed Sliding Automatic Entrance <i>For 7'-8" Frame Height (6'-11" Clear Door Opening Height), Add</i> <i>For Emergency Egress On All Panels, Add</i>	4,370.81 301.94 805.16	172.51
08 42 29 23-0037 EA 10'-0" x 6'-8" 2 Panel, Stainless Steel Framed Sliding Automatic Entrance <i>For 7'-8" Frame Height (6'-11" Clear Door Opening Height), Add</i> <i>For Emergency Egress On All Panels, Add</i>	5,050.95 347.46 926.55	209.10
08 42 29 23-0038 EA 12'-0" x 6'-8" 2 Panel, Stainless Steel Framed Sliding Automatic Entrance <i>For 7'-8" Frame Height (6'-11" Clear Door Opening Height), Add</i> <i>For Emergency Egress On All Panels, Add</i>	5,233.46 355.66 948.42	245.69
08 42 29 23-0039 EA 15'-0" x 6'-8" 2 Panel, Stainless Steel Framed Sliding Automatic Entrance <i>For 7'-8" Frame Height (6'-11" Clear Door Opening Height), Add</i> <i>For Emergency Egress On All Panels, Add</i>	7,014.77 483.77 1,290.04	282.28
08 42 29 23-0040 4 Panel, Stainless Steel Framed Sliding Automatic Entrance (08 42 29 23-0031) Note: Bi-parting.		
08 42 29 23-0041 EA 12'-0" x 6'-8" 4 Panel, Stainless Steel Framed Sliding Automatic Entrance <i>For 7'-8" Frame Height (6'-11" Clear Door Opening Height), Add</i> <i>For Emergency Egress On All Panels, Add</i>	5,897.58 403.11 1,074.97	261.37
08 42 29 23-0042 EA 14'-0" x 6'-8" 4 Panel, Stainless Steel Framed Sliding Automatic Entrance <i>For 7'-8" Frame Height (6'-11" Clear Door Opening Height), Add</i> <i>For Emergency Egress On All Panels, Add</i>	6,466.00 441.83 1,178.20	287.50
08 42 29 23-0043 EA 16'-0" x 6'-8" 4 Panel, Stainless Steel Framed Sliding Automatic Entrance <i>For 7'-8" Frame Height (6'-11" Clear Door Opening Height), Add</i> <i>For Emergency Egress On All Panels, Add</i>	7,034.43 480.54 1,281.43	313.64
08 42 29 23-0044 EA 18'-0" x 6'-8" 4 Panel, Stainless Steel Framed Sliding Automatic Entrance <i>For 7'-8" Frame Height (6'-11" Clear Door Opening Height), Add</i> <i>For Emergency Egress On All Panels, Add</i>	8,521.19 588.12 1,568.33	339.77
08 42 29 23-0045 EA 20'-0" x 6'-8" 4 Panel, Stainless Steel Framed Sliding Automatic Entrance <i>For 7'-8" Frame Height (6'-11" Clear Door Opening Height), Add</i> <i>For Emergency Egress On All Panels, Add</i>	10,007.96 695.71 1,855.23	365.91
08 42 29 23-0046 Accessories For Sliding Automatic Entrances (08 42 29 23)		
See CSI section 08 42 29 33-0006 for eye operators.		
08 42 29 23-0047 EA Automatic 2 Panel Sliding Door Motor, Activation Eye Or Push Button Controls..... Note: Includes motor for pair of sliding doors (2 panels).	6,133.79	1,005.31
08 42 29 23-0048 EA Automatic 4 Panel Sliding Door Motor, Activation Eye Or Push Button Controls..... Note: Includes motor for pair of sliding doors (4 panel).	10,331.22	1,507.97

08	08	Openings
	08 40	Entrances, Storefronts, and Curtain Walls
	08 42	Entrances



MINOR CSI UOM DESCRIPTION	TOTAL DIRECT UNIT COST	DEMOLITION UNIT COST
------------------------------	---------------------------	-------------------------

08 42 29 33 Swinging Automatic Entrances (08 42 29)

Note: Excludes glazing.

08 42 29 33-0001	Swing Door Operators, Up To 350 LB Panel Weight (08 42 29 33)		
	Note: Includes electro-mechanical swinging door operator and electrical controls, aluminum header, connecting hardware, actuating controls, and on/off/hold open switch. Excludes activation device, doors, and power connection. Stanley Magic Force or equal.		
08 42 29 33-0002	EA Concealed Single Door Swing Door Operator, Up To 350 LB Panel Note: For new storefront or existing concealed operator installations.	4,308.88	604.77
08 42 29 33-0003	EA Concealed Pair Of Doors Swing Door Operator, Up To 350 LB Panel Note: For new storefront or existing concealed operator installations.	7,408.93	806.40
08 42 29 33-0004	EA Exposed Single Door Swing Door Operator, Up To 350 LB Panel	3,582.85	483.81
08 42 29 33-0005	EA Exposed Pair Of Doors Swing Door Operator, Up To 350 LB Panel	6,439.34	725.72

08 42 29 33-0006 Activation Devices For Door Operators (08 42 29 33)

08 42 29 33-0007	EA Overhead Active Infrared Presence Detector For Door Operators (MS Sedco DH97) Note: Includes wiring harness and relays.	476.85	48.38
08 42 29 33-0008	EA On Door Active Infrared Presence Detector For Door Operator (Stanley Sentrex RS) Note: Includes wiring harness and relays.	422.97	48.38
08 42 29 33-0009	EA Microwave Motion Sensor For Door Operator (MS Sedco D38) Note: Includes wiring harness and relays.	427.27	48.38
08 42 29 33-0010	EA 4" x 4", Americans With Disabilities Act Compliant Push Button For Door Operator (MS Sedco 59-H) Note: Excludes wiring from operator to push plate.	197.52	48.38
08 42 29 33-0011	EA 1-1/2" x 4", Americans With Disabilities Act Compliant Push Button For Door Operator (MS Sedco 59J-H) Note: Excludes wiring from operator to push button.	212.16	48.38
08 42 29 33-0012	EA 1-11/16" x 4-1/2", Jamb Mounted Push Button For Door Operator (MS Sedco 425) Note: Excludes wiring from operator to push button.	144.09	48.38
08 42 29 33-0013	EA Radio Control System For Door Operator (MS Sedco Clearpath) Note: Includes receiver and two push plate transmitters.	724.76	120.96
08 42 29 33-0014	EA For Single Transmitter (Includes Receiver, One Push Plate Transmitter, And One Jamb Mounted Push Button), Deduct Combination Digital Camera/Motion Detector For Door Operators (Stanley StanVision)	-64.00 1,031.15	60.47
08 42 29 33-0015	EA Guard Rail For Door With Operator	253.79	60.47

08 42 33 Revolving Door Entrances (08 42)

08 42 33 00-0001 Aluminum Revolving Doors (08 42 33)

Note: Includes 3/4" tempered glass.

08 42 33 00-0002	EA 4'-6" To 5' Diameter Revolving Door 6'-10" To 7' High Door, Aluminum, With Frame And Hardware For Automatic Controls, Add For Powder Coated, Add	35,631.54 8,014.99 1,380.94	5,754.47
08 42 33 00-0003	EA 5'-6" To 6' Diameter Revolving Door 6'-10" To 7' High Door, Aluminum, With Frame And Hardware For Automatic Controls, Add For Powder Coated, Add	48,276.52 9,597.49 1,735.31	8,631.83
08 42 33 00-0004	EA 6'-6" To 7' Diameter Revolving Door 6'-10" To 7' High Door, Aluminum, With Frame And Hardware For Automatic Controls, Add For Powder Coated, Add	73,106.99 10,546.99 3,068.75	10,358.15
08 42 33 00-0005	EA 4'-6" To 5' Diameter Revolving Door 7'-2" To 8' High Door, Aluminum, With Frame And Hardware For Automatic Controls, Add For Powder Coated, Add	39,646.62 8,337.95 1,546.50	6,329.87
08 42 33 00-0006	EA 5'-6" To 6' Diameter Revolving Door 7'-2" To 8' High Door, Aluminum, With Frame And Hardware For Automatic Controls, Add For Powder Coated, Add	53,439.00 10,029.08 1,943.35	9,495.31
08 42 33 00-0007	EA 6'-6" To 7' Diameter Revolving Door 7'-2" To 8' High Door, Aluminum, With Frame And Hardware For Automatic Controls, Add For Powder Coated, Add	81,644.44 11,179.98 3,436.67	11,393.97

08 42 33 00-0008 Stainless Steel Revolving Doors (08 42 33)

Note: Includes 3/4" tempered glass.

08 42 33 00-0009	EA 4'-6" To 5' Diameter Revolving Door 6'-10" To 7' High Door, Stainless Steel, With Frame And Hardware For Automatic Controls, Add	36,546.95 8,014.99	5,754.47
08 42 33 00-0010	EA 5'-6" To 6' Diameter Revolving Door 6'-10" To 7' High Door, Stainless Steel, With Frame And Hardware For Automatic Controls, Add	49,426.84 9,597.49	8,631.83
08 42 33 00-0011	EA 6'-6" To 7' Diameter Revolving Door 6'-10" To 7' High Door, Stainless Steel, With Frame And Hardware For Automatic Controls, Add	75,141.24 10,546.99	10,358.15
08 42 33 00-0012	EA 4'-6" To 5' Diameter Revolving Door 7'-2" To 8' High Door, Stainless Steel, With Frame And Hardware For Automatic Controls, Add	40,674.22 8,337.95	6,329.87
08 42 33 00-0013	EA 5'-6" To 6' Diameter Revolving Door 7'-2" To 8' High Door, Stainless Steel, With Frame And Hardware For Automatic Controls, Add	54,730.29 10,029.08	9,495.31
08 42 33 00-0014	EA 6'-6" To 7' Diameter Revolving Door 7'-2" To 8' High Door, Stainless Steel, With Frame And Hardware For Automatic Controls, Add	83,928.00 11,179.98	11,393.97

08 42 33 00-0015 Bronze Revolving Doors (08 42 33)

Note: Includes 3/4" tempered glass.

08 42 33 00-0016	EA 4'-6" To 5' Diameter Revolving Door 6'-10" To 7' High Door, Bronze, With Frame And Hardware For Automatic Controls, Add	33,318.64 8,014.99	5,754.47
08 42 33 00-0017	EA 5'-6" To 6' Diameter Revolving Door 6'-10" To 7' High Door, Bronze, With Frame And Hardware For Automatic Controls, Add	45,370.10 9,597.49	8,631.83



MINOR CSI UOM DESCRIPTION	TOTAL DIRECT UNIT COST	DEMOLITION UNIT COST
08 42 33 00-0018 EA 6'-6" To 7' Diameter Revolving Door 6'-10" To 7' High Door, Bronze, With Frame And Hardware <i>For Automatic Controls, Add</i>	67,967.20 10,546.99	10,358.15
08 42 33 00-0019 EA 4'-6" To 5' Diameter Revolving Door 7'-2" To 8' High Door, Bronze, With Frame And Hardware <i>For Automatic Controls, Add</i>	37,058.51 8,337.95	6,329.87
08 42 33 00-0020 EA 5'-6" To 6' Diameter Revolving Door 7'-2" To 8' High Door, Bronze, With Frame And Hardware <i>For Automatic Controls, Add</i>	50,186.74 10,029.08	9,495.31
08 42 33 00-0021 EA 6'-6" To 7' Diameter Revolving Door 7'-2" To 8' High Door, Bronze, With Frame And Hardware <i>For Automatic Controls, Add</i>	75,893.08 11,179.98	11,393.97
08 42 36 Balanced Door Entrances (08 42)		
08 42 36 00-0001 Balanced Doors, With Glass (08 42 36)		
Note: Includes 3/4" tempered glass, check and door guide, top pivot with bearing, torsion bar closer spring, bottom arm, semi-automatic hold open device, floor box, door roller guide, bottom pivot, top arm.		
08 42 36 00-0002 EA 2'-0" x 7'-0" Balanced Door, Stainless Steel <i>For Bronze Instead Of Stainless Steel, Deduct</i> <i>For 70% Fluoropolymer Exterior Finish (Duranar), Add</i> <i>For Tinted Glass, Add</i> <i>For Aluminum, Painted Finish, Deduct</i>	21,614.90 -5,218.06 2,085.22 1,042.61 -6,255.67	304.97
08 42 36 00-0003 EA 3'-0" x 7'-0" Balanced Door, Stainless Steel <i>For Bronze Instead Of Stainless Steel, Deduct</i> <i>For 70% Fluoropolymer Exterior Finish (Duranar), Add</i> <i>For Tinted Glass, Add</i> <i>For Aluminum, Painted Finish, Deduct</i>	22,461.71 -5,424.76 2,169.90 1,084.95 -6,509.71	304.97
08 42 36 00-0004 EA 3'-0" x 7'-0" Balanced Door, Stainless Steel <i>For Bronze Instead Of Stainless Steel, Deduct</i> <i>For 70% Fluoropolymer Exterior Finish (Duranar), Add</i> <i>For Tinted Glass, Add</i> <i>For Aluminum, Painted Finish, Deduct</i>	24,518.39 -5,938.93 2,375.57 1,187.79 -7,126.72	304.97
08 42 36 00-0005 EA 4'-0" x 7'-0" Balanced Door, Stainless Steel <i>For Bronze Instead Of Stainless Steel, Deduct</i> <i>For 70% Fluoropolymer Exterior Finish (Duranar), Add</i> <i>For Tinted Glass, Add</i> <i>For Aluminum, Painted Finish, Deduct</i>	26,938.07 -6,543.85 2,617.54 1,308.77 -7,852.62	304.97
08 42 36 00-0006 PR Pair 3'-0" x 7'-0" Balanced Door, Stainless Steel <i>For Bronze Instead Of Stainless Steel, Deduct</i> <i>For 70% Fluoropolymer Exterior Finish (Duranar), Add</i> <i>For Tinted Glass, Add</i> <i>For Aluminum, Painted Finish, Deduct</i>	44,847.21 -10,849.53 4,339.81 2,169.91 -13,019.44	579.63
08 43 Storefronts (08 40)		
08 43 13 Aluminum-Framed Storefronts (08 43)		
08 43 13 00-0001 Aluminum Storefront Framing Assembly (08 43 13)		
Note: Includes frames, fasteners and accessories. Excludes steel reinforcement, doors (revolving, full-glass, balanced, sliding, bi-parting, etc.) and glazing. See CSI section 08 43 13 00-0083 for reinforcing steel (where required), 08 81 23 23-0012 for tempered glazing, 08 81 23 23-0045 for laminated glazing, 08 81 23 23-0051 for insulated glazing.		
08 43 13 00-0002 1-3/4" x 4-1/2" Frame, Aluminum Storefront Framing Assembly (08 43 13 00-0001)		
Note: Includes subsill flashing, clear class II finish frames (sill, head jamb, vertical wall jamb), fasteners, caulking and accessories. Excludes steel reinforcement, doors (revolving, full-glass, balanced, sliding, bi-parting, etc.) and glazing.		
08 43 13 00-0003 SF 5' High, 1-3/4" x 4-1/2" Frame, Vertical Mullions 4' On Center, Aluminum Storefront Framing Assembly <i>For Various Color Class I Anodized Finish, Add</i> <i>For Black Color Class I Anodized Finish, Add</i>	26.70 0.90 2.71	7.67
08 43 13 00-0004 SF 6' High, 1-3/4" x 4-1/2" Frame, Vertical Mullions 4' On Center, Aluminum Storefront Framing Assembly <i>For Various Color Class I Anodized Finish, Add</i> <i>For Black Color Class I Anodized Finish, Add</i>	23.99 0.81 2.43	6.91
08 43 13 00-0005 SF 7' High, 1-3/4" x 4-1/2" Frame, Vertical Mullions 4' On Center, Aluminum Storefront Framing Assembly <i>For Various Color Class I Anodized Finish, Add</i> <i>For Black Color Class I Anodized Finish, Add</i>	22.06 0.74 2.23	6.37
08 43 13 00-0006 SF 8' High, 1-3/4" x 4-1/2" Frame, Vertical Mullions 4' On Center, Aluminum Storefront Framing Assembly <i>For Various Color Class I Anodized Finish, Add</i> <i>For Black Color Class I Anodized Finish, Add</i>	20.61 0.69 2.08	5.96
08 43 13 00-0007 SF 9' High, 1-3/4" x 4-1/2" Frame, Vertical Mullions 4' On Center, Aluminum Storefront Framing Assembly <i>For Various Color Class I Anodized Finish, Add</i> <i>For Black Color Class I Anodized Finish, Add</i>	19.49 0.66 1.97	5.64
08 43 13 00-0008 SF 10' High, 1-3/4" x 4-1/2" Frame, Vertical Mullions 4' On Center, Aluminum Storefront Framing Assembly <i>For Various Color Class I Anodized Finish, Add</i> <i>For Black Color Class I Anodized Finish, Add</i>	18.58 0.62 1.87	5.39
08 43 13 00-0009 SF 11' High, 1-3/4" x 4-1/2" Frame, Vertical Mullions 4' On Center, Aluminum Storefront Framing Assembly <i>For Various Color Class I Anodized Finish, Add</i> <i>For Black Color Class I Anodized Finish, Add</i>	17.84 0.60 1.80	5.19
08 43 13 00-0010 SF 12' High, 1-3/4" x 4-1/2" Frame, Vertical Mullions 4' On Center, Aluminum Storefront Framing Assembly <i>For Various Color Class I Anodized Finish, Add</i> <i>For Black Color Class I Anodized Finish, Add</i>	17.23 0.58 1.74	5.01

08	08	Openings
	08 40	Entrances, Storefronts, and Curtain Walls
	08 43	Storefronts



MINOR CSI UOM DESCRIPTION	TOTAL DIRECT UNIT COST	DEMOLITION UNIT COST
------------------------------	---------------------------	-------------------------

08 43 13 00-0011	1-3/4" x 4-1/2" Frame With Horizontal Mullion, Aluminum Storefront Framing Assembly <small>(08 43 13 00-0001)</small> Note: Includes subsill flashing, clear class II finish frames (sill, head jamb, vertical wall jamb, single horizontal mullion), fasteners, caulking and accessories. Excludes steel reinforcement, doors (revolving, full-glass, balanced, sliding, bi-parting, etc.) and glazing.		
08 43 13 00-0012	SF 5' High With Horizontal Mullion, 1-3/4" x 4-1/2" Frame, Vertical Mullions 4' On Center, Aluminum Storefront Framing Assembly <i>For Various Color Class I Anodized Finish, Add</i> <i>For Black Color Class I Anodized Finish, Add</i>	34.84 1.18 3.54	10.04
08 43 13 00-0013	SF 6' High With Horizontal Mullion, 1-3/4" x 4-1/2" Frame, Vertical Mullions 4' On Center, Aluminum Storefront Framing Assembly <i>For Various Color Class I Anodized Finish, Add</i> <i>For Black Color Class I Anodized Finish, Add</i>	30.74 1.04 3.12	8.89
08 43 13 00-0014	SF 7' High, With Horizontal Mullion, 1-3/4" x 4-1/2" Frame, Vertical Mullions 4' On Center, Aluminum Storefront Framing Assembly <i>For Various Color Class I Anodized Finish, Add</i> <i>For Black Color Class I Anodized Finish, Add</i>	27.93 0.94 2.83	8.05
08 43 13 00-0015	SF 8' High, With Horizontal Mullion, 1-3/4" x 4-1/2" Frame, Vertical Mullions 4' On Center, Aluminum Storefront Framing Assembly <i>For Various Color Class I Anodized Finish, Add</i> <i>For Black Color Class I Anodized Finish, Add</i>	25.75 0.87 2.50	7.43
08 43 13 00-0016	SF 9' High, With Horizontal Mullion, 1-3/4" x 4-1/2" Frame, Vertical Mullions 4' On Center, Aluminum Storefront Framing Assembly <i>For Various Color Class I Anodized Finish, Add</i> <i>For Black Color Class I Anodized Finish, Add</i>	24.05 0.81 2.43	6.90
08 43 13 00-0017	SF 10' High, With Horizontal Mullion, 1-3/4" x 4-1/2" Frame, Vertical Mullions 4' On Center, Aluminum Storefront Framing Assembly <i>For Various Color Class I Anodized Finish, Add</i> <i>For Black Color Class I Anodized Finish, Add</i>	22.66 0.76 2.29	6.59
08 43 13 00-0018	SF 11' High, With Horizontal Mullion, 1-3/4" x 4-1/2" Frame, Vertical Mullions 4' On Center, Aluminum Storefront Framing Assembly <i>For Various Color Class I Anodized Finish, Add</i> <i>For Black Color Class I Anodized Finish, Add</i>	21.60 0.73 2.18	6.27
08 43 13 00-0019	SF 12' High, With Horizontal Mullion, 1-3/4" x 4-1/2" Frame, Vertical Mullions 4' On Center, Aluminum Storefront Framing Assembly <i>For Various Color Class I Anodized Finish, Add</i> <i>For Black Color Class I Anodized Finish, Add</i>	20.66 0.69 2.08	5.96
08 43 13 00-0020	1-3/4" x 4-1/2" Frame With Two Horizontal Mullions, Aluminum Storefront Framing Assembly <small>(08 43 13 00-0001)</small> Note: Includes subsill flashing, clear class II finish frames (sill, head jamb, vertical wall jamb, two horizontal mullion), fasteners, caulking and accessories. Excludes steel reinforcement, doors (revolving, full-glass, balanced, sliding, bi-parting, etc.) and glazing.		
08 43 13 00-0021	SF 5' High With Two Horizontal Mullions, 1-3/4" x 4-1/2" Frame, Vertical Mullions 4' On Center, Aluminum Storefront Framing Assembly <i>For Various Color Class I Anodized Finish, Add</i> <i>For Black Color Class I Anodized Finish, Add</i>	43.00 1.46 4.37	12.33
08 43 13 00-0022	SF 6' High With Two Horizontal Mullions, 1-3/4" x 4-1/2" Frame, Vertical Mullions 4' On Center, Aluminum Storefront Framing Assembly <i>For Various Color Class I Anodized Finish, Add</i> <i>For Black Color Class I Anodized Finish, Add</i>	37.62 1.27 3.82	10.77
08 43 13 00-0023	SF 7' High, With Two Horizontal Mullions, 1-3/4" x 4-1/2" Frame, Vertical Mullions 4' On Center, Aluminum Storefront Framing Assembly <i>For Various Color Class I Anodized Finish, Add</i> <i>For Black Color Class I Anodized Finish, Add</i>	33.73 1.14 3.42	9.72
08 43 13 00-0024	SF 8' High, With Two Horizontal Mullions, 1-3/4" x 4-1/2" Frame, Vertical Mullions 4' On Center, Aluminum Storefront Framing Assembly <i>For Various Color Class I Anodized Finish, Add</i> <i>For Black Color Class I Anodized Finish, Add</i>	30.82 1.04 3.12	8.89
08 43 13 00-0025	SF 9' High, With Two Horizontal Mullions, 1-3/4" x 4-1/2" Frame, Vertical Mullions 4' On Center, Aluminum Storefront Framing Assembly <i>For Various Color Class I Anodized Finish, Add</i> <i>For Black Color Class I Anodized Finish, Add</i>	28.50 0.96 2.89	8.26
08 43 13 00-0026	SF 10' High, With Two Horizontal Mullions, 1-3/4" x 4-1/2" Frame, Vertical Mullions 4' On Center, Aluminum Storefront Framing Assembly <i>For Various Color Class I Anodized Finish, Add</i> <i>For Black Color Class I Anodized Finish, Add</i>	26.73 0.90 2.70	7.74
08 43 13 00-0027	SF 11' High, With Two Horizontal Mullions, 1-3/4" x 4-1/2" Frame, Vertical Mullions 4' On Center, Aluminum Storefront Framing Assembly <i>For Various Color Class I Anodized Finish, Add</i> <i>For Black Color Class I Anodized Finish, Add</i>	25.27 0.85 2.55	7.32
08 43 13 00-0028	SF 12' High, With Two Horizontal Mullions, 1-3/4" x 4-1/2" Frame, Vertical Mullions 4' On Center, Aluminum Storefront Framing Assembly <i>For Various Color Class I Anodized Finish, Add</i> <i>For Black Color Class I Anodized Finish, Add</i>	24.04 0.81 2.43	7.00
08 43 13 00-0029	2" x 4-1/2" Frame, Aluminum Storefront Framing Assembly <small>(08 43 13 00-0001)</small> Note: Includes subsill flashing, clear class II finish frames (sill, head jamb, vertical wall jamb), fasteners, caulking and accessories. Excludes steel reinforcement, doors (revolving, full-glass, balanced, sliding, bi-parting, etc.) and glazing.		



MINOR CSI UOM DESCRIPTION	TOTAL DIRECT UNIT COST	DEMOLITION UNIT COST
08 43 13 00-0030 SF 5' High, 2" x 4-1/2" Frame, Vertical Mullions 4' On Center, Aluminum Storefront Framing Assembly..... <i>For Various Color Class I Anodized Finish, Add</i> <i>For Black Color Class I Anodized Finish, Add</i>	27.52 0.92 2.77	8.05
08 43 13 00-0031 SF 6' High, 2" x 4-1/2" Frame, Vertical Mullions 4' On Center, Aluminum Storefront Framing Assembly..... <i>For Various Color Class I Anodized Finish, Add</i> <i>For Black Color Class I Anodized Finish, Add</i>	24.73 0.83 2.48	7.22
08 43 13 00-0032 SF 7' High, 2" x 4-1/2" Frame, Vertical Mullions 4' On Center, Aluminum Storefront Framing Assembly..... <i>For Various Color Class I Anodized Finish, Add</i> <i>For Black Color Class I Anodized Finish, Add</i>	22.64 0.76 2.27	6.69
08 43 13 00-0033 SF 8' High, 2" x 4-1/2" Frame, Vertical Mullions 4' On Center, Aluminum Storefront Framing Assembly..... <i>For Various Color Class I Anodized Finish, Add</i> <i>For Black Color Class I Anodized Finish, Add</i>	21.13 0.70 2.11	6.27
08 43 13 00-0034 SF 9' High, 2" x 4-1/2" Frame, Vertical Mullions 4' On Center, Aluminum Storefront Framing Assembly..... <i>For Various Color Class I Anodized Finish, Add</i> <i>For Black Color Class I Anodized Finish, Add</i>	19.93 0.66 1.99	5.85
08 43 13 00-0035 SF 10' High, 2" x 4-1/2" Frame, Vertical Mullions 4' On Center, Aluminum Storefront Framing Assembly..... <i>For Various Color Class I Anodized Finish, Add</i> <i>For Black Color Class I Anodized Finish, Add</i>	19.08 0.63 1.89	5.64
08 43 13 00-0036 SF 11' High, 2" x 4-1/2" Frame, Vertical Mullions 4' On Center, Aluminum Storefront Framing Assembly..... <i>For Various Color Class I Anodized Finish, Add</i> <i>For Black Color Class I Anodized Finish, Add</i>	18.20 0.60 1.81	5.43
08 43 13 00-0037 SF 12' High, 2" x 4-1/2" Frame, Vertical Mullions 4' On Center, Aluminum Storefront Framing Assembly..... <i>For Various Color Class I Anodized Finish, Add</i> <i>For Black Color Class I Anodized Finish, Add</i>	17.62 0.58 1.74	5.23
08 43 13 00-0038 2" x 4-1/2" Frame With Horizontal Mullion, Aluminum Storefront Framing Assembly (08 43 13 00-0001) Note: Includes subsill flashing, clear class II finish frames (sill, head jamb, vertical wall jamb, single horizontal mullion), fasteners, caulking and accessories. Excludes steel reinforcement, doors (revolving, full-glass, balanced, sliding, bi-parting, etc.) and glazing.		
08 43 13 00-0039 SF 5' High With Horizontal Mullion, 2" x 4-1/2" Frame, Vertical Mullions 4' On Center, Aluminum Storefront Framing Assembly..... <i>For Various Color Class I Anodized Finish, Add</i> <i>For Black Color Class I Anodized Finish, Add</i>	36.53 1.20 3.60	10.87
08 43 13 00-0040 SF 6' High With Horizontal Mullion, 2" x 4-1/2" Frame, Vertical Mullions 4' On Center, Aluminum Storefront Framing Assembly..... <i>For Various Color Class I Anodized Finish, Add</i> <i>For Black Color Class I Anodized Finish, Add</i>	32.13 1.06 3.17	9.61
08 43 13 00-0041 SF 7' High With Horizontal Mullion, 2" x 4-1/2" Frame, Vertical Mullions 4' On Center, Aluminum Storefront Framing Assembly..... <i>For Various Color Class I Anodized Finish, Add</i> <i>For Black Color Class I Anodized Finish, Add</i>	29.06 0.95 2.86	8.68
08 43 13 00-0042 SF 8' High With Horizontal Mullion, 2" x 4-1/2" Frame, Vertical Mullions 4' On Center, Aluminum Storefront Framing Assembly..... <i>For Various Color Class I Anodized Finish, Add</i> <i>For Black Color Class I Anodized Finish, Add</i>	26.72 0.88 2.63	8.05
08 43 13 00-0043 SF 9' High With Horizontal Mullion, 2" x 4-1/2" Frame, Vertical Mullions 4' On Center, Aluminum Storefront Framing Assembly..... <i>For Various Color Class I Anodized Finish, Add</i> <i>For Black Color Class I Anodized Finish, Add</i>	25.00 0.82 2.45	7.53
08 43 13 00-0044 SF 10' High With Horizontal Mullion, 2" x 4-1/2" Frame, Vertical Mullions 4' On Center, Aluminum Storefront Framing Assembly..... <i>For Various Color Class I Anodized Finish, Add</i> <i>For Black Color Class I Anodized Finish, Add</i>	23.46 0.77 2.30	7.10
08 43 13 00-0045 SF 11' High With Horizontal Mullion, 2" x 4-1/2" Frame, Vertical Mullions 4' On Center, Aluminum Storefront Framing Assembly..... <i>For Various Color Class I Anodized Finish, Add</i> <i>For Black Color Class I Anodized Finish, Add</i>	22.28 0.73 2.19	6.69
08 43 13 00-0046 SF 12' High With Horizontal Mullion, 2" x 4-1/2" Frame, Vertical Mullions 4' On Center, Aluminum Storefront Framing Assembly..... <i>For Various Color Class I Anodized Finish, Add</i> <i>For Black Color Class I Anodized Finish, Add</i>	21.32 0.70 2.09	6.38
08 43 13 00-0047 2" x 4-1/2" Frame With Two Horizontal Mullions, Aluminum Storefront Framing Assembly (08 43 13 00-0001) Note: Includes subsill flashing, clear class II finish frames (sill, head jamb, vertical wall jamb, two horizontal mullion), fasteners, caulking and accessories. Excludes steel reinforcement, doors (revolving, full-glass, balanced, sliding, bi-parting, etc.) and glazing.		
08 43 13 00-0048 SF 5' High With Two Horizontal Mullions, 2" x 4-1/2" Frame, Vertical Mullions 4' On Center, Aluminum Storefront Framing Assembly..... <i>For Various Color Class I Anodized Finish, Add</i> <i>For Black Color Class I Anodized Finish, Add</i>	44.17 1.48 4.43	12.96
08 43 13 00-0049 SF 6' High With Two Horizontal Mullions, 2" x 4-1/2" Frame, Vertical Mullions 4' On Center, Aluminum Storefront Framing Assembly..... <i>For Various Color Class I Anodized Finish, Add</i> <i>For Black Color Class I Anodized Finish, Add</i>	38.59 1.29 3.86	11.29
08 43 13 00-0050 SF 7' High With Two Horizontal Mullions, 2" x 4-1/2" Frame, Vertical Mullions 4' On Center, Aluminum Storefront Framing Assembly..... <i>For Various Color Class I Anodized Finish, Add</i> <i>For Black Color Class I Anodized Finish, Add</i>	34.55 1.15 3.45	10.14

08 Openings**08 40 Entrances, Storefronts, and Curtain Walls****08 43 Storefronts**

MINOR	CSI	UOM	DESCRIPTION	TOTAL DIRECT UNIT COST	DEMOLITION UNIT COST
08 43 13 00-0051	SF		8' High With Two Horizontal Mullions, 2" x 4-1/2" Frame, Vertical Mullions 4' On Center, Aluminum Storefront Framing Assembly.....	31.60	9.30
			<i>For Various Color Class I Anodized Finish, Add</i>	1.05	
			<i>For Black Color Class I Anodized Finish, Add</i>	3.15	
08 43 13 00-0052	SF		9' High With Two Horizontal Mullions, 2" x 4-1/2" Frame, Vertical Mullions 4' On Center, Aluminum Storefront Framing Assembly.....	29.23	8.58
			<i>For Various Color Class I Anodized Finish, Add</i>	0.97	
			<i>For Black Color Class I Anodized Finish, Add</i>	2.91	
08 43 13 00-0053	SF		10' High With Two Horizontal Mullions, 2" x 4-1/2" Frame, Vertical Mullions 4' On Center, Aluminum Storefront Framing Assembly.....	27.34	8.05
			<i>For Various Color Class I Anodized Finish, Add</i>	0.91	
			<i>For Black Color Class I Anodized Finish, Add</i>	2.72	
08 43 13 00-0054	SF		11' High With Two Horizontal Mullions, 2" x 4-1/2" Frame, Vertical Mullions 4' On Center, Aluminum Storefront Framing Assembly.....	25.85	7.63
			<i>For Various Color Class I Anodized Finish, Add</i>	0.85	
			<i>For Black Color Class I Anodized Finish, Add</i>	2.56	
08 43 13 00-0055	SF		12' High With Two Horizontal Mullions, 2" x 4-1/2" Frame, Vertical Mullions 4' On Center, Aluminum Storefront Framing Assembly.....	24.49	7.32
			<i>For Various Color Class I Anodized Finish, Add</i>	0.81	
			<i>For Black Color Class I Anodized Finish, Add</i>	2.43	
08 43 13 00-0056			2-1/2" x 5" Frame, Aluminum Storefront Framing Assembly <small>(08 43 13 00-0001)</small> Note: Includes subsill flashing, clear class II finish frames (sill, head jamb, vertical wall jamb), fasteners, caulking and accessories. Excludes steel reinforcement, doors (revolving, full-glass, balanced, sliding, bi-parting, etc.) and glazing.		
08 43 13 00-0057	SF		5' High, 2-1/2" x 5" Frame, Vertical Mullions 4' On Center, Aluminum Storefront Framing Assembly.....	34.16	8.26
			<i>For Various Color Class I Anodized Finish, Add</i>	1.30	
			<i>For Black Color Class I Anodized Finish, Add</i>	3.91	
08 43 13 00-0058	SF		6' High, 2-1/2" x 5" Frame, Vertical Mullions 4' On Center, Aluminum Storefront Framing Assembly.....	30.72	7.43
			<i>For Various Color Class I Anodized Finish, Add</i>	1.17	
			<i>For Black Color Class I Anodized Finish, Add</i>	3.52	
08 43 13 00-0059	SF		7' High, 2-1/2" x 5" Frame, Vertical Mullions 4' On Center, Aluminum Storefront Framing Assembly.....	28.32	6.79
			<i>For Various Color Class I Anodized Finish, Add</i>	1.08	
			<i>For Black Color Class I Anodized Finish, Add</i>	3.23	
08 43 13 00-0060	SF		8' High, 2-1/2" x 5" Frame, Vertical Mullions 4' On Center, Aluminum Storefront Framing Assembly.....	26.52	6.38
			<i>For Various Color Class I Anodized Finish, Add</i>	1.01	
			<i>For Black Color Class I Anodized Finish, Add</i>	3.02	
08 43 13 00-0061	SF		9' High, 2-1/2" x 5" Frame, Vertical Mullions 4' On Center, Aluminum Storefront Framing Assembly.....	25.09	6.07
			<i>For Various Color Class I Anodized Finish, Add</i>	0.95	
			<i>For Black Color Class I Anodized Finish, Add</i>	2.86	
08 43 13 00-0062	SF		10' High, 2-1/2" x 5" Frame, Vertical Mullions 4' On Center, Aluminum Storefront Framing Assembly.....	23.94	5.75
			<i>For Various Color Class I Anodized Finish, Add</i>	0.91	
			<i>For Black Color Class I Anodized Finish, Add</i>	2.73	
08 43 13 00-0063	SF		11' High, 2-1/2" x 5" Frame, Vertical Mullions 4' On Center, Aluminum Storefront Framing Assembly.....	23.04	5.54
			<i>For Various Color Class I Anodized Finish, Add</i>	0.87	
			<i>For Black Color Class I Anodized Finish, Add</i>	2.62	
08 43 13 00-0064	SF		12' High, 2-1/2" x 5" Frame, Vertical Mullions 4' On Center, Aluminum Storefront Framing Assembly.....	22.22	5.33
			<i>For Various Color Class I Anodized Finish, Add</i>	0.84	
			<i>For Black Color Class I Anodized Finish, Add</i>	2.53	
08 43 13 00-0065			2-1/2" x 5" Frame With Horizontal Mullion, Aluminum Storefront Framing Assembly <small>(08 43 13 00-0001)</small> Note: Includes subsill flashing, clear class II finish frames (sill, head jamb, vertical wall jamb, single horizontal mullion), fasteners, caulking and accessories. Excludes steel reinforcement, doors (revolving, full-glass, balanced, sliding, bi-parting, etc.) and glazing.		
08 43 13 00-0066	SF		5' High with Horizontal Mullion, 2-1/2" x 5" Frame, Vertical Mullions 4' On Center, Aluminum Storefront Framing Assembly.....	45.10	11.09
			<i>For Various Color Class I Anodized Finish, Add</i>	1.70	
			<i>For Black Color Class I Anodized Finish, Add</i>	5.09	
08 43 13 00-0067	SF		6' High with Horizontal Mullion, 2-1/2" x 5" Frame, Vertical Mullions 4' On Center, Aluminum Storefront Framing Assembly.....	39.84	9.83
			<i>For Various Color Class I Anodized Finish, Add</i>	1.50	
			<i>For Black Color Class I Anodized Finish, Add</i>	4.50	
08 43 13 00-0068	SF		7' High with Horizontal Mullion, 2-1/2" x 5" Frame, Vertical Mullions 4' On Center, Aluminum Storefront Framing Assembly.....	36.14	8.89
			<i>For Various Color Class I Anodized Finish, Add</i>	1.36	
			<i>For Black Color Class I Anodized Finish, Add</i>	4.08	
08 43 13 00-0069	SF		8' High with Horizontal Mullion, 2-1/2" x 5" Frame, Vertical Mullions 4' On Center, Aluminum Storefront Framing Assembly.....	33.35	8.15
			<i>For Various Color Class I Anodized Finish, Add</i>	1.25	
			<i>For Black Color Class I Anodized Finish, Add</i>	3.76	
08 43 13 00-0070	SF		9' High with Horizontal Mullion, 2-1/2" x 5" Frame, Vertical Mullions 4' On Center, Aluminum Storefront Framing Assembly.....	31.15	7.63
			<i>For Various Color Class I Anodized Finish, Add</i>	1.17	
			<i>For Black Color Class I Anodized Finish, Add</i>	3.52	
08 43 13 00-0071	SF		10' High with Horizontal Mullion, 2-1/2" x 5" Frame, Vertical Mullions 4' On Center, Aluminum Storefront Framing Assembly.....	29.42	7.22
			<i>For Various Color Class I Anodized Finish, Add</i>	1.11	
			<i>For Black Color Class I Anodized Finish, Add</i>	3.32	
08 43 13 00-0072	SF		11' High with Horizontal Mullion, 2-1/2" x 5" Frame, Vertical Mullions 4' On Center, Aluminum Storefront Framing Assembly.....	28.00	6.90
			<i>For Various Color Class I Anodized Finish, Add</i>	1.05	
			<i>For Black Color Class I Anodized Finish, Add</i>	3.16	



MINOR CSI UOM DESCRIPTION	TOTAL DIRECT UNIT COST	DEMOLITION UNIT COST
08 43 13 00-0073 SF 12' High with Horizontal Mullion, 2-1/2" x 5" Frame, Vertical Mullions 4' On Center, Aluminum Storefront Framing Assembly.....	26.75	6.59
For Various Color Class I Anodized Finish, Add	1.01	
For Black Color Class I Anodized Finish, Add	3.03	
08 43 13 00-0074 2-1/2" x 5" Frame With Two Horizontal Mullions, Aluminum Storefront Framing Assembly (08 43 13 00-0001)		
Note: Includes subsill flashing, clear class II finish frames (sill, head jamb, vertical wall jamb, two horizontal mullion), fasteners, caulking and accessories. Excludes steel reinforcement, doors (revolving, full-glass, balanced, sliding, bi-parting, etc.) and glazing.		
08 43 13 00-0075 SF 5' High With Two Horizontal Mullions, 2-1/2" x 5" Frame, Vertical Mullions 4' On Center, Aluminum Storefront Framing Assembly.....	54.39	12.96
For Various Color Class I Anodized Finish, Add	2.09	
For Black Color Class I Anodized Finish, Add	6.27	
08 43 13 00-0076 SF 6' High With Two Horizontal Mullions, 2-1/2" x 5" Frame, Vertical Mullions 4' On Center, Aluminum Storefront Framing Assembly.....	47.82	11.50
For Various Color Class I Anodized Finish, Add	1.83	
For Black Color Class I Anodized Finish, Add	5.48	
08 43 13 00-0077 SF 7' High With Two Horizontal Mullions, 2-1/2" x 5" Frame, Vertical Mullions 4' On Center, Aluminum Storefront Framing Assembly.....	42.93	10.35
For Various Color Class I Anodized Finish, Add	1.64	
For Black Color Class I Anodized Finish, Add	4.92	
08 43 13 00-0078 SF 8' High With Two Horizontal Mullions, 2-1/2" x 5" Frame, Vertical Mullions 4' On Center, Aluminum Storefront Framing Assembly.....	39.32	9.41
For Various Color Class I Anodized Finish, Add	1.50	
For Black Color Class I Anodized Finish, Add	4.50	
08 43 13 00-0079 SF 9' High With Two Horizontal Mullions, 2-1/2" x 5" Frame, Vertical Mullions 4' On Center, Aluminum Storefront Framing Assembly.....	36.46	8.78
For Various Color Class I Anodized Finish, Add	1.39	
For Black Color Class I Anodized Finish, Add	4.17	
08 43 13 00-0080 SF 10' High With Two Horizontal Mullions, 2-1/2" x 5" Frame, Vertical Mullions 4' On Center, Aluminum Storefront Framing Assembly.....	34.18	8.26
For Various Color Class I Anodized Finish, Add	1.30	
For Black Color Class I Anodized Finish, Add	3.91	
08 43 13 00-0081 SF 11' High With Two Horizontal Mullions, 2-1/2" x 5" Frame, Vertical Mullions 4' On Center, Aluminum Storefront Framing Assembly.....	32.25	7.74
For Various Color Class I Anodized Finish, Add	1.23	
For Black Color Class I Anodized Finish, Add	3.70	
08 43 13 00-0082 SF 12' High With Two Horizontal Mullions, 2-1/2" x 5" Frame, Vertical Mullions 4' On Center, Aluminum Storefront Framing Assembly.....	30.73	7.43
For Various Color Class I Anodized Finish, Add	1.17	
For Black Color Class I Anodized Finish, Add	3.52	
08 43 13 00-0083 Accessories For Aluminum Storefront Framing Assembly (08 43 13 00-0001)		
08 43 13 00-0084 LF For 3/4" x 4-3/16" x 10 Gauge Galvanized Steel Reinforcing, Storefront Framing.....	34.81	6.95
08 43 13 00-0085 LF For 1-1/4" x 4-3/16" x 10 Gauge Galvanized Steel Reinforcing, Storefront Framing.....	39.68	7.65
08 43 13 00-0086 LF For 1-7/16" x 4-5/8" x 1/4" Steel Reinforcing, Storefront Framing.....	60.73	8.41
08 43 19 Stainless-Steel-Framed Storefronts (08 43)		
08 43 19 00-0001 Stainless Steel Storefront Framing Assembly (08 43 19)		
Note: Includes frames, reinforcing and accessories. Excludes doors (revolving, full-glass, balanced, sliding, bi-parting, etc.) and glazing. Per SF of opening area. See CSI section 08 81 23 23-0051 for insulated glazing.		
08 43 19 00-0002 SF Stainless Steel Storefront Framing Assembly.....	41.46	5.23
For 70% Fluoropolymer Exterior Finish (Duranar), Add	3.35	
08 44 Curtain Wall and Glazed Assemblies (08 40)		
08 44 13 Glazed Aluminum Curtain Walls (08 44)		
08 44 13 00-0001 Curtain Walls (08 44 13)		
08 44 13 00-0002 Coping Sections (08 44 13 00-0001)		
08 44 13 00-0003 LF Curtain Wall, 1/8" x 8" Coping Section Shaped (3") Aluminum System Framing Section.....	67.44	3.13
For Bronze Anodized Aluminum, Add	7.37	
For Stainless Steel, Add	30.38	
For Black Anodized Finish, Add	13.26	
08 44 13 00-0004 LF Curtain Wall, 1/8" x 9" Coping Section Shaped (4") Aluminum System Framing Section.....	70.06	3.13
For Bronze Anodized Aluminum, Add	7.76	
For Stainless Steel, Add	31.95	
For Black Anodized Finish, Add	13.96	
08 44 13 00-0005 LF Curtain Wall, 1/8" x 12-1/2" Coping Section Shaped (5-1/2") Aluminum Framing Section.....	84.24	4.18
For Bronze Anodized Aluminum, Add	9.21	
For Stainless Steel, Add	37.97	
For Black Anodized Finish, Add	16.57	
08 44 13 00-0006 Sill Section (08 44 13 00-0001)		

08 Openings**08 40 Entrances, Storefronts, and Curtain Walls**

08 44 Curtain Wall and Glazed Assemblies


**SAN BERNARDINO
COUNTY**

MINOR CSI	UOM	DESCRIPTION	TOTAL DIRECT UNIT COST	DEMOLITION UNIT COST
08 44 13 00-0007	LF	Aluminum Curtain Wall, 1/8" x 6" Sill Section Shaped Aluminum System Framing Section	53.15	2.09
		<i>For Bronze Anodized Aluminum, Add</i>	6.04	
		<i>For Stainless Steel, Add</i>	24.79	
		<i>For Black Anodized Finish, Add</i>	10.86	
08 44 13 00-0008	LF	Aluminum Curtain Wall, 1/8" x 7" Sill Section Shaped Aluminum System Framing Section	57.44	2.09
		<i>For Bronze Anodized Aluminum, Add</i>	6.68	
		<i>For Stainless Steel, Add</i>	27.36	
		<i>For Black Anodized Finish, Add</i>	12.02	
08 44 13 00-0009	LF	Aluminum Curtain Wall, 1/8" x 8-1/2" Sill Section Shaped Aluminum System Framing Section	61.79	2.09
		<i>For Bronze Anodized Aluminum, Add</i>	7.33	
		<i>For Stainless Steel, Add</i>	29.97	
		<i>For Black Anodized Finish, Add</i>	13.20	
08 44 13 00-0010		Aluminum Column Covers (08 44 13 00-0001)		
		Note: Includes all clips and fasteners.		
08 44 13 00-0011	LF	Aluminum Column Covers, 1/8" x 26", Shaped.....	136.71	5.23
		<i>For Bronze Anodized Aluminum, Add</i>	16.09	
		<i>For Stainless Steel, Add</i>	65.83	
		<i>For Black Anodized Finish, Add</i>	28.96	
08 44 13 00-0012	LF	Aluminum Column Covers, 1/8" x 34", Shaped.....	168.16	5.23
		<i>For Bronze Anodized Aluminum, Add</i>	20.54	
		<i>For Stainless Steel, Add</i>	83.73	
		<i>For Black Anodized Finish, Add</i>	36.98	
08 44 13 00-0013	LF	Aluminum Column Covers, 1/8" x 38", Shaped.....	180.30	5.23
		<i>For Bronze Anodized Aluminum, Add</i>	22.36	
		<i>For Stainless Steel, Add</i>	91.01	
		<i>For Black Anodized Finish, Add</i>	40.25	
08 44 13 00-0014		Spandrel Covers (08 44 13 00-0001)		
		Note: Where exterior facing only is described in the following the interior face will be tempered hardboard (to be painted).		
08 44 13 00-0015	SF	1" Spandrel Cover, Aluminum Both Faces.....	55.31	2.09
		<i>For Bronze Anodized Aluminum, Add</i>	6.98	
		<i>For Stainless Steel, Add</i>	28.35	
		<i>For Black Anodized Finish, Add</i>	12.56	
08 44 13 00-0016	SF	1" Spandrel Cover, Aluminum Exterior Face.....	48.41	2.09
		<i>For Bronze Anodized Aluminum, Add</i>	5.94	
		<i>For Stainless Steel, Add</i>	24.21	
		<i>For Black Anodized Finish, Add</i>	10.70	
08 44 13 00-0017	SF	1" Spandrel Cover, Epoxy Both Faces.....	105.57	2.09
		<i>For Bronze Anodized Aluminum, Add</i>	14.52	
		<i>For Stainless Steel, Add</i>	58.51	
		<i>For Black Anodized Finish, Add</i>	26.13	
08 44 13 00-0018	SF	1" Spandrel Cover, Epoxy Exterior Face Only.....	86.10	2.09
		<i>For Bronze Anodized Aluminum, Add</i>	11.60	
		<i>For Stainless Steel, Add</i>	46.83	
		<i>For Black Anodized Finish, Add</i>	20.87	
08 44 13 00-0019	SF	2" Spandrel Cover, Aluminum Both Faces.....	62.10	2.09
		<i>For Bronze Anodized Aluminum, Add</i>	7.65	
		<i>For Stainless Steel, Add</i>	31.17	
		<i>For Black Anodized Finish, Add</i>	13.78	
08 44 13 00-0020	SF	2" Spandrel Cover, Aluminum Exterior Face.....	55.57	2.09
		<i>For Bronze Anodized Aluminum, Add</i>	6.68	
		<i>For Stainless Steel, Add</i>	27.25	
		<i>For Black Anodized Finish, Add</i>	12.02	
08 44 13 00-0021	SF	2" Spandrel Cover, Epoxy Both Faces.....	120.59	2.09
		<i>For Bronze Anodized Aluminum, Add</i>	16.43	
		<i>For Stainless Steel, Add</i>	66.27	
		<i>For Black Anodized Finish, Add</i>	29.57	
08 44 13 00-0022	SF	2" Spandrel Cover, Epoxy Exterior Face Only.....	98.13	2.09
		<i>For Bronze Anodized Aluminum, Add</i>	13.06	
		<i>For Stainless Steel, Add</i>	52.79	
		<i>For Black Anodized Finish, Add</i>	23.51	
08 44 13 00-0023		Curtain Wall, Aluminum System Framing Sections (08 44 13 00-0001)		
		Note: The prices are based on stock shapes of anodized aluminum, plain color and of 0.125" thickness.		
08 44 13 00-0024	LF	Aluminum System Curtain Wall, 1-1/2" x 3" Jamb Aluminum Framed Window Walls.....	76.51	2.09
		<i>For Bronze Anodized Aluminum, Add</i>	10.23	
		<i>For Stainless Steel, Add</i>	41.35	
		<i>For Black Anodized Finish, Add</i>	18.42	
08 44 13 00-0025	LF	Aluminum System Curtain Wall, 1-1/2" x 3" Head Aluminum Framed Window Walls.....	76.35	2.09
		<i>For Bronze Anodized Aluminum, Add</i>	10.23	
		<i>For Stainless Steel, Add</i>	41.34	
		<i>For Black Anodized Finish, Add</i>	18.42	
08 44 13 00-0026	LF	Aluminum System Curtain Wall, 1-1/2" x 3" Mullion Aluminum Framed Window Walls	76.35	2.09
		<i>For Bronze Anodized Aluminum, Add</i>	10.23	
		<i>For Stainless Steel, Add</i>	41.34	
		<i>For Black Anodized Finish, Add</i>	18.42	
		<i>For Corner Mullion, Add</i>	18.27	



MINOR CSI UOM DESCRIPTION	TOTAL DIRECT UNIT COST	DEMOLITION UNIT COST
08 44 13 00-0027 LF Aluminum System Curtain Wall, 2" x 4" Jamb Aluminum Framed Window Walls.....	94.07	4.18
<i>For Bronze Anodized Aluminum, Add</i>	12.23	
<i>For Stainless Steel, Add</i>	49.54	
<i>For Black Anodized Finish, Add</i>	22.01	
08 44 13 00-0028 LF Aluminum System Curtain Wall, 2" x 4" Horizontal Aluminum Framed Window Walls	94.07	4.18
<i>For Bronze Anodized Aluminum, Add</i>	12.23	
<i>For Stainless Steel, Add</i>	49.54	
<i>For Black Anodized Finish, Add</i>	22.01	
08 44 13 00-0029 LF Aluminum System Curtain Wall, 2" x 4" Mullion Aluminum Framed Window Walls	94.07	4.18
<i>For Bronze Anodized Aluminum, Add</i>	12.23	
<i>For Stainless Steel, Add</i>	49.54	
<i>For Black Anodized Finish, Add</i>	22.01	
<i>For Corner Mullion, Add</i>	22.26	
08 44 13 00-0030 LF Aluminum System Curtain Wall, 2" x 6" Jamb Aluminum Framed Window Walls.....	103.28	4.60
<i>For Bronze Anodized Aluminum, Add</i>	13.40	
<i>For Stainless Steel, Add</i>	54.30	
<i>For Black Anodized Finish, Add</i>	24.12	
08 44 13 00-0031 LF Aluminum System Curtain Wall, 2" x 6" Horizontal Aluminum Framed Window Walls	103.28	4.60
<i>For Bronze Anodized Aluminum, Add</i>	13.40	
<i>For Stainless Steel, Add</i>	54.30	
<i>For Black Anodized Finish, Add</i>	24.12	
08 44 13 00-0032 LF Aluminum System Curtain Wall, 2" x 6" Mullion Aluminum Framed Window Walls	103.28	4.60
<i>For Bronze Anodized Aluminum, Add</i>	13.40	
<i>For Stainless Steel, Add</i>	54.30	
<i>For Black Anodized Finish, Add</i>	24.12	
<i>For Corner Mullion, Add</i>	24.43	
08 44 13 00-0033 LF Aluminum System Curtain Wall, 3" x 5-1/2" Jamb Aluminum Framed Window Walls.....	112.69	5.23
<i>For Bronze Anodized Aluminum, Add</i>	14.58	
<i>For Stainless Steel, Add</i>	59.09	
<i>For Black Anodized Finish, Add</i>	26.24	
08 44 13 00-0034 LF Aluminum System Curtain Wall, 3" x 5-1/2" Horizontal Aluminum Framed Window Walls	112.69	5.23
<i>For Bronze Anodized Aluminum, Add</i>	14.58	
<i>For Stainless Steel, Add</i>	59.09	
<i>For Black Anodized Finish, Add</i>	26.24	
08 44 13 00-0035 LF Aluminum System Curtain Wall, 3" x 5-1/2" Mullion Aluminum Framed Window Walls	112.69	5.23
<i>For Bronze Anodized Aluminum, Add</i>	14.58	
<i>For Stainless Steel, Add</i>	59.09	
<i>For Black Anodized Finish, Add</i>	26.24	
<i>For Corner Mullion, Add</i>	26.62	
08 44 13 00-0036 LF Aluminum System Curtain Wall, 3" x 6-3/4" Jamb Aluminum Framed Window Walls.....	126.54	5.64
<i>For Bronze Anodized Aluminum, Add</i>	16.44	
<i>For Stainless Steel, Add</i>	66.62	
<i>For Black Anodized Finish, Add</i>	29.60	
08 44 13 00-0037 LF Aluminum System Curtain Wall, 3" x 6-3/4" Horizontal Aluminum Framed Window Walls	126.54	5.64
<i>For Bronze Anodized Aluminum, Add</i>	16.44	
<i>For Stainless Steel, Add</i>	66.62	
<i>For Black Anodized Finish, Add</i>	29.60	
08 44 13 00-0038 LF Aluminum System Curtain Wall, 3" x 6-3/4" Mullion Aluminum Framed Window Walls	126.54	5.64
<i>For Bronze Anodized Aluminum, Add</i>	16.44	
<i>For Stainless Steel, Add</i>	66.62	
<i>For Black Anodized Finish, Add</i>	29.60	
<i>For Corner Mullion, Add</i>	29.94	
08 44 13 00-0039 LF Aluminum System Curtain Wall, 3" x 8-3/4" Jamb Aluminum Framed Window Walls.....	145.26	6.27
<i>For Bronze Anodized Aluminum, Add</i>	18.88	
<i>For Stainless Steel, Add</i>	76.49	
<i>For Black Anodized Finish, Add</i>	33.98	
08 44 13 00-0040 LF Aluminum System Curtain Wall, 3" x 8-3/4" Horizontal Aluminum Framed Window Walls	145.26	6.27
<i>For Bronze Anodized Aluminum, Add</i>	18.88	
<i>For Stainless Steel, Add</i>	76.49	
<i>For Black Anodized Finish, Add</i>	33.98	
08 44 13 00-0041 LF Aluminum System Curtain Wall, 3" x 8-3/4" Mullion Aluminum Framed Window Walls	145.26	6.27
<i>For Bronze Anodized Aluminum, Add</i>	18.88	
<i>For Stainless Steel, Add</i>	76.49	
<i>For Black Anodized Finish, Add</i>	33.98	
<i>For Corner Mullion, Add</i>	34.38	

08 45 Translucent Wall and Roof Assemblies (08 40)

08 45 23 Fiberglass-Sandwich-Panel Assemblies (08 45)

08 45 23 00-0001 Translucent Fiberglass Sandwich-Panels 2-3/4" Thick (08 45 23)

08 45 23 00-0002 SF <5,000 SF Translucent Fiberglass Sandwich-Panel 2-3/4" Thick, Metal Framed	127.71	5.33
<i>For Aluminum Frame, Add</i>	11.97	
08 45 23 00-0003 SF >5,000 SF Translucent Fiberglass Sandwich-Panel 2-3/4" Thick, Metal Framed	117.09	4.54
<i>For Aluminum Frame, Add</i>	11.03	

08 50 Windows (08)

Note: Includes hardware, caulk, sealant and mounting anchors. Operable windows include weather stripping. Demolition includes removal of frame, glass and insect screens.

08 51 Metal Windows (08 50)

08 51 13 Aluminum Windows (08 51)

08 Openings

08 50 Windows

08 51 Metal Windows


**SAN BERNARDINO
COUNTY**

 MINOR
CSI UOM DESCRIPTION

 TOTAL DIRECT DEMOLITION
UNIT COST UNIT COST

See CSI section 08 80 00 00-0000 for glazing.

08 51 13 00-0001	Aluminum Windows (08 51 13)		
	Note: Includes standard acrylic paint finish. Excludes glazing, panning and aluminum trim.		
08 51 13 00-0002	Single Hung Aluminum Windows (08 51 13 00-0001)		
08 51 13 00-0003	2-3/8" Frame Depth, C 30, Single Hung Aluminum Window (Torrance Aluminum Series 350) (08 51 13 00-0002)		
08 51 13 00-0004	EA Up To 6 SF, 2-3/8" Frame Depth, C 30, Single Hung Aluminum Window (Torrance Aluminum Series 350).....	502.97	96.51
	For 50% Fluoropolymer Finish (Acrynar), Add	6.84	
	For 70% Fluoropolymer Finish (Durandar), Add	20.53	
	For Clear Anodized Finish, Add	17.11	
	For Color Anodized Finish, Add	23.95	
08 51 13 00-0005	EA >6 To 10 SF, 2-3/8" Frame Depth, C 30, Single Hung Aluminum Window (Torrance Aluminum Series 350).....	565.84	102.54
	For 50% Fluoropolymer Finish (Acrynar), Add	7.90	
	For 70% Fluoropolymer Finish (Durandar), Add	23.70	
	For Clear Anodized Finish, Add	19.75	
	For Color Anodized Finish, Add	27.65	
08 51 13 00-0006	EA >10 To 15 SF, 2-3/8" Frame Depth, C 30, Single Hung Aluminum Window (Torrance Aluminum Series 350).....	619.51	108.57
	For 50% Fluoropolymer Finish (Acrynar), Add	8.77	
	For 70% Fluoropolymer Finish (Durandar), Add	26.31	
	For Clear Anodized Finish, Add	21.93	
	For Color Anodized Finish, Add	30.70	
08 51 13 00-0007	EA >15 To 20 SF, 2-3/8" Frame Depth, C 30, Single Hung Aluminum Window (Torrance Aluminum Series 350).....	664.01	114.61
	For 50% Fluoropolymer Finish (Acrynar), Add	9.46	
	For 70% Fluoropolymer Finish (Durandar), Add	28.38	
	For Clear Anodized Finish, Add	23.65	
	For Color Anodized Finish, Add	33.11	
08 51 13 00-0008	EA >20 To 30 SF, 2-3/8" Frame Depth, C 30, Single Hung Aluminum Window (Torrance Aluminum Series 350).....	763.61	120.63
	For 50% Fluoropolymer Finish (Acrynar), Add	11.25	
	For 70% Fluoropolymer Finish (Durandar), Add	33.75	
	For Clear Anodized Finish, Add	28.13	
	For Color Anodized Finish, Add	39.38	
08 51 13 00-0009	SF >30 SF, 2-3/8" Frame Depth, C 30, Single Hung Aluminum Window (Torrance Aluminum Series 350).....	24.80	3.62
	For 50% Fluoropolymer Finish (Acrynar), Add	0.38	
	For 70% Fluoropolymer Finish (Durandar), Add	1.13	
	For Clear Anodized Finish, Add	0.94	
	For Color Anodized Finish, Add	1.31	
08 51 13 00-0010	2-3/4" Frame Depth, C 35, Tilt In Sash, Single Hung Aluminum Window (Traco TR-5400) (08 51 13 00-0002)		
08 51 13 00-0011	EA Up To 6 SF, 2-3/4" Frame Depth, C 35, Tilt In Sash, Single Hung Aluminum Window (Traco TR-5400).....	540.98	96.51
	For 50% Fluoropolymer Finish (Acrynar), Add	7.60	
	For 70% Fluoropolymer Finish (Durandar), Add	22.81	
	For Clear Anodized Finish, Add	19.01	
	For Color Anodized Finish, Add	26.61	
08 51 13 00-0012	EA >6 To 10 SF, 2-3/4" Frame Depth, C 35, Tilt In Sash, Single Hung Aluminum Window (Traco TR-5400).....	609.72	102.54
	For 50% Fluoropolymer Finish (Acrynar), Add	8.78	
	For 70% Fluoropolymer Finish (Durandar), Add	26.33	
	For Clear Anodized Finish, Add	21.94	
	For Color Anodized Finish, Add	30.72	
08 51 13 00-0013	EA >10 To 15 SF, 2-3/4" Frame Depth, C 35, Tilt In Sash, Single Hung Aluminum Window (Traco TR-5400).....	668.23	108.57
	For 50% Fluoropolymer Finish (Acrynar), Add	9.75	
	For 70% Fluoropolymer Finish (Durandar), Add	29.24	
	For Clear Anodized Finish, Add	24.36	
	For Color Anodized Finish, Add	34.11	
08 51 13 00-0014	EA >15 To 20 SF, 2-3/4" Frame Depth, C 35, Tilt In Sash, Single Hung Aluminum Window (Traco TR-5400).....	716.56	114.61
	For 50% Fluoropolymer Finish (Acrynar), Add	10.51	
	For 70% Fluoropolymer Finish (Durandar), Add	31.53	
	For Clear Anodized Finish, Add	26.28	
	For Color Anodized Finish, Add	36.79	
08 51 13 00-0015	EA >20 To 30 SF, 2-3/4" Frame Depth, C 35, Tilt In Sash, Single Hung Aluminum Window (Traco TR-5400).....	826.11	120.63
	For 50% Fluoropolymer Finish (Acrynar), Add	12.50	
	For 70% Fluoropolymer Finish (Durandar), Add	37.50	
	For Clear Anodized Finish, Add	31.25	
	For Color Anodized Finish, Add	43.75	
08 51 13 00-0016	SF >30 SF, 2-3/4" Frame Depth, C 35, Tilt In Sash, Single Hung Aluminum Window (Traco TR-5400).....	26.88	3.62
	For 50% Fluoropolymer Finish (Acrynar), Add	0.42	
	For 70% Fluoropolymer Finish (Durandar), Add	1.25	
	For Clear Anodized Finish, Add	1.04	
	For Color Anodized Finish, Add	1.46	
08 51 13 00-0017	3-1/4" Frame Depth, HC 40, Side Loading Sash, Single Hung Aluminum Window (Traco TR-9100) (08 51 13 00-0002)		
08 51 13 00-0018	EA Up To 6 SF, 3-1/4" Frame Depth, HC 40, Side Loading Sash, Single Hung Aluminum Window (Traco TR-9100).....	811.41	96.51
	For 50% Fluoropolymer Finish (Acrynar), Add	13.01	
	For 70% Fluoropolymer Finish (Durandar), Add	39.03	
	For Clear Anodized Finish, Add	32.53	
	For Color Anodized Finish, Add	45.54	



Openings	08	08
Windows	08 50	
Metal Windows	08 51	

MINOR	CSI	UOM	DESCRIPTION	TOTAL DIRECT UNIT COST	DEMOLITION UNIT COST
08 51 13 00-0019	EA		>6 To 10 SF, 3-1/4" Frame Depth, HC 40, Side Loading Sash, Single Hung Aluminum Window (Traco TR-9100).....	903.11	102.54
			<i>For 50% Fluoropolymer Finish (Acrynar), Add</i>	14.64	
			<i>For 70% Fluoropolymer Finish (Duramar), Add</i>	43.93	
			<i>For Clear Anodized Finish, Add</i>	36.61	
			<i>For Color Anodized Finish, Add</i>	51.25	
08 51 13 00-0020	EA		>10 To 15 SF, 3-1/4" Frame Depth, HC 40, Side Loading Sash, Single Hung Aluminum Window (Traco TR-9100).....	979.49	108.57
			<i>For 50% Fluoropolymer Finish (Acrynar), Add</i>	15.97	
			<i>For 70% Fluoropolymer Finish (Duramar), Add</i>	47.91	
			<i>For Clear Anodized Finish, Add</i>	39.93	
			<i>For Color Anodized Finish, Add</i>	55.90	
08 51 13 00-0021	EA		>15 To 20 SF, 3-1/4" Frame Depth, HC 40, Side Loading Sash, Single Hung Aluminum Window (Traco TR-9100).....	1,053.33	114.61
			<i>For 50% Fluoropolymer Finish (Acrynar), Add</i>	17.25	
			<i>For 70% Fluoropolymer Finish (Duramar), Add</i>	51.74	
			<i>For Clear Anodized Finish, Add</i>	43.12	
			<i>For Color Anodized Finish, Add</i>	60.36	
08 51 13 00-0022	EA		>20 To 30 SF, 3-1/4" Frame Depth, HC 40, Side Loading Sash, Single Hung Aluminum Window (Traco TR-9100).....	1,254.72	120.63
			<i>For 50% Fluoropolymer Finish (Acrynar), Add</i>	21.07	
			<i>For 70% Fluoropolymer Finish (Duramar), Add</i>	68.22	
			<i>For Clear Anodized Finish, Add</i>	52.68	
			<i>For Color Anodized Finish, Add</i>	73.76	
08 51 13 00-0023	SF		>30 SF, 3-1/4" Frame Depth, HC 40, Side Loading Sash, Single Hung Aluminum Window (Traco TR-9100).....	41.17	3.62
			<i>For 50% Fluoropolymer Finish (Acrynar), Add</i>	0.70	
			<i>For 70% Fluoropolymer Finish (Duramar), Add</i>	2.11	
			<i>For Clear Anodized Finish, Add</i>	1.76	
			<i>For Color Anodized Finish, Add</i>	2.46	
08 51 13 00-0024			3-1/4" Frame Depth, HC 40, Side Loading Sash, Single Hung Aluminum Window (Traco TR-9700) <small>(08 51 13 00-0002)</small>		
08 51 13 00-0025	EA		Up To 6 SF, 3-1/4" Frame Depth, HC 40, Side Loading Sash, Single Hung Aluminum Window (Traco TR-9700).....	857.34	96.51
			<i>For 50% Fluoropolymer Finish (Acrynar), Add</i>	13.93	
			<i>For 70% Fluoropolymer Finish (Duramar), Add</i>	41.79	
			<i>For Clear Anodized Finish, Add</i>	34.82	
			<i>For Color Anodized Finish, Add</i>	48.75	
08 51 13 00-0026	EA		>6 To 10 SF, 3-1/4" Frame Depth, HC 40, Side Loading Sash, Single Hung Aluminum Window (Traco TR-9700).....	966.89	102.54
			<i>For 50% Fluoropolymer Finish (Acrynar), Add</i>	15.92	
			<i>For 70% Fluoropolymer Finish (Duramar), Add</i>	47.76	
			<i>For Clear Anodized Finish, Add</i>	39.80	
			<i>For Color Anodized Finish, Add</i>	55.72	
08 51 13 00-0027	EA		>10 To 15 SF, 3-1/4" Frame Depth, HC 40, Side Loading Sash, Single Hung Aluminum Window (Traco TR-9700).....	1,056.02	108.57
			<i>For 50% Fluoropolymer Finish (Acrynar), Add</i>	17.50	
			<i>For 70% Fluoropolymer Finish (Duramar), Add</i>	52.50	
			<i>For Clear Anodized Finish, Add</i>	43.75	
			<i>For Color Anodized Finish, Add</i>	61.25	
08 51 13 00-0028	EA		>15 To 20 SF, 3-1/4" Frame Depth, HC 40, Side Loading Sash, Single Hung Aluminum Window (Traco TR-9700).....	1,142.62	114.61
			<i>For 50% Fluoropolymer Finish (Acrynar), Add</i>	19.03	
			<i>For 70% Fluoropolymer Finish (Duramar), Add</i>	57.10	
			<i>For Clear Anodized Finish, Add</i>	47.58	
			<i>For Color Anodized Finish, Add</i>	66.61	
08 51 13 00-0029	EA		>20 To 30 SF, 3-1/4" Frame Depth, HC 40, Side Loading Sash, Single Hung Aluminum Window (Traco TR-9700).....	1,364.42	120.63
			<i>For 50% Fluoropolymer Finish (Acrynar), Add</i>	23.27	
			<i>For 70% Fluoropolymer Finish (Duramar), Add</i>	69.80	
			<i>For Clear Anodized Finish, Add</i>	58.17	
			<i>For Color Anodized Finish, Add</i>	81.44	
08 51 13 00-0030	SF		>30 SF, 3-1/4" Frame Depth, HC 40, Side Loading Sash, Single Hung Aluminum Window (Traco TR-9700).....	44.82	3.62
			<i>For 50% Fluoropolymer Finish (Acrynar), Add</i>	0.78	
			<i>For 70% Fluoropolymer Finish (Duramar), Add</i>	2.33	
			<i>For Clear Anodized Finish, Add</i>	1.94	
			<i>For Color Anodized Finish, Add</i>	2.71	
08 51 13 00-0031			4" Frame Depth, HC 40, Side Loading Sash, Single Hung Aluminum Window (Traco TR-9700) <small>(08 51 13 00-0002)</small>		
08 51 13 00-0032	EA		Up To 6 SF, 4" Frame Depth, HC 40, Side Loading Sash, Single Hung Aluminum Window (Traco TR-9700).....	944.08	96.51
			<i>For 50% Fluoropolymer Finish (Acrynar), Add</i>	15.66	
			<i>For 70% Fluoropolymer Finish (Duramar), Add</i>	46.99	
			<i>For Clear Anodized Finish, Add</i>	39.16	
			<i>For Color Anodized Finish, Add</i>	54.83	
08 51 13 00-0033	EA		>6 To 10 SF, 4" Frame Depth, HC 40, Side Loading Sash, Single Hung Aluminum Window (Traco TR-9700).....	1,086.80	102.54
			<i>For 50% Fluoropolymer Finish (Acrynar), Add</i>	18.32	
			<i>For 70% Fluoropolymer Finish (Duramar), Add</i>	54.95	
			<i>For Clear Anodized Finish, Add</i>	45.79	
			<i>For Color Anodized Finish, Add</i>	64.11	
08 51 13 00-0034	EA		>10 To 15 SF, 4" Frame Depth, HC 40, Side Loading Sash, Single Hung Aluminum Window (Traco TR-9700).....	1,178.48	108.57
			<i>For 50% Fluoropolymer Finish (Acrynar), Add</i>	19.95	
			<i>For 70% Fluoropolymer Finish (Duramar), Add</i>	59.85	
			<i>For Clear Anodized Finish, Add</i>	49.88	
			<i>For Color Anodized Finish, Add</i>	69.83	
08 51 13 00-0035	EA		>15 To 20 SF, 4" Frame Depth, HC 40, Side Loading Sash, Single Hung Aluminum Window (Traco TR-9700).....	1,265.08	114.61
			<i>For 50% Fluoropolymer Finish (Acrynar), Add</i>	21.48	
			<i>For 70% Fluoropolymer Finish (Duramar), Add</i>	64.44	
			<i>For Clear Anodized Finish, Add</i>	53.70	
			<i>For Color Anodized Finish, Add</i>	75.18	

08 Openings**08 50 Windows**

08 51 Metal Windows


**SAN BERNARDINO
COUNTY**

MINOR CSI UOM DESCRIPTION	TOTAL DIRECT UNIT COST	DEMOLITION UNIT COST
08 51 13 00-0036 EA >20 To 30 SF, 4" Frame Depth, HC 40, Side Loading Sash, Single Hung Aluminum Window (Traco TR-9700)	1,469.02	120.63
For 50% Fluoropolymer Finish (Acrynar), Add	25.36	
For 70% Fluoropolymer Finish (Duramar), Add	76.08	
For Clear Anodized Finish, Add	63.40	
For Color Anodized Finish, Add	88.76	
08 51 13 00-0037 SF >30 SF, 4" Frame Depth, HC 40, Side Loading Sash, Single Hung Aluminum Window (Traco TR-9700).....	48.31	3.62
For 50% Fluoropolymer Finish (Acrynar), Add	0.85	
For 70% Fluoropolymer Finish (Duramar), Add	2.54	
For Clear Anodized Finish, Add	2.11	
For Color Anodized Finish, Add	2.96	
08 51 13 00-0038 4" Frame Depth, HC 70, Single Hung Aluminum Window (Kawneer 8400TL) (08 51 13 00-0002)		
08 51 13 00-0039 EA Up To 6 SF, 4" Frame Depth, HC 70, Single Hung Aluminum Window (Kawneer 8400TL).....	1,139.87	96.51
For 50% Fluoropolymer Finish (Acrynar), Add	19.58	
For 70% Fluoropolymer Finish (Duramar), Add	58.74	
For Clear Anodized Finish, Add	48.95	
For Color Anodized Finish, Add	68.53	
08 51 13 00-0040 EA >6 To 10 SF, 4" Frame Depth, HC 70, Single Hung Aluminum Window (Kawneer 8400TL).....	1,315.76	102.54
For 50% Fluoropolymer Finish (Acrynar), Add	22.90	
For 70% Fluoropolymer Finish (Duramar), Add	68.69	
For Clear Anodized Finish, Add	57.24	
For Color Anodized Finish, Add	80.14	
08 51 13 00-0041 EA >10 To 15 SF, 4" Frame Depth, HC 70, Single Hung Aluminum Window (Kawneer 8400TL).....	1,427.85	108.57
For 50% Fluoropolymer Finish (Acrynar), Add	24.94	
For 70% Fluoropolymer Finish (Duramar), Add	74.81	
For Clear Anodized Finish, Add	62.35	
For Color Anodized Finish, Add	87.28	
08 51 13 00-0042 EA >15 To 20 SF, 4" Frame Depth, HC 70, Single Hung Aluminum Window (Kawneer 8400TL).....	1,533.61	114.61
For 50% Fluoropolymer Finish (Acrynar), Add	26.85	
For 70% Fluoropolymer Finish (Duramar), Add	80.56	
For Clear Anodized Finish, Add	67.13	
For Color Anodized Finish, Add	93.98	
08 51 13 00-0043 EA >20 To 30 SF, 4" Frame Depth, HC 70, Single Hung Aluminum Window (Kawneer 8400TL).....	1,786.02	120.63
For 50% Fluoropolymer Finish (Acrynar), Add	31.70	
For 70% Fluoropolymer Finish (Duramar), Add	95.10	
For Clear Anodized Finish, Add	79.25	
For Color Anodized Finish, Add	110.95	
08 51 13 00-0044 SF >30 SF, 4" Frame Depth, HC 70, Single Hung Aluminum Window (Kawneer 8400TL).....	58.87	3.62
For 50% Fluoropolymer Finish (Acrynar), Add	1.06	
For 70% Fluoropolymer Finish (Duramar), Add	3.17	
For Clear Anodized Finish, Add	2.64	
For Color Anodized Finish, Add	3.70	
08 51 13 00-0045 Double Hung Aluminum Windows (08 51 13 00-0001)		
08 51 13 00-0046 3-1/4" Frame Depth, C 45, Tilt In Sash, Double Hung Aluminum Window (Traco TR-5000) (08 51 13 00-0045)		
08 51 13 00-0047 EA Up To 6 SF, 3-1/4" Frame Depth, C 45, Tilt In Sash, Double Hung Aluminum Window (Traco TR-5000).....	609.87	96.51
For 50% Fluoropolymer Finish (Acrynar), Add	8.98	
For 70% Fluoropolymer Finish (Duramar), Add	26.94	
For Clear Anodized Finish, Add	22.45	
For Color Anodized Finish, Add	31.43	
08 51 13 00-0048 EA >6 To 10 SF, 3-1/4" Frame Depth, C 45, Tilt In Sash, Double Hung Aluminum Window (Traco TR-5000).....	676.05	102.54
For 50% Fluoropolymer Finish (Acrynar), Add	10.10	
For 70% Fluoropolymer Finish (Duramar), Add	30.31	
For Clear Anodized Finish, Add	25.26	
For Color Anodized Finish, Add	35.36	
08 51 13 00-0049 EA >10 To 15 SF, 3-1/4" Frame Depth, C 45, Tilt In Sash, Double Hung Aluminum Window (Traco TR-5000).....	732.02	108.57
For 50% Fluoropolymer Finish (Acrynar), Add	11.02	
For 70% Fluoropolymer Finish (Duramar), Add	33.06	
For Clear Anodized Finish, Add	27.55	
For Color Anodized Finish, Add	38.57	
08 51 13 00-0050 EA >15 To 20 SF, 3-1/4" Frame Depth, C 45, Tilt In Sash, Double Hung Aluminum Window (Traco TR-5000).....	790.55	114.61
For 50% Fluoropolymer Finish (Acrynar), Add	11.99	
For 70% Fluoropolymer Finish (Duramar), Add	35.97	
For Clear Anodized Finish, Add	29.98	
For Color Anodized Finish, Add	41.97	
08 51 13 00-0051 EA >20 To 30 SF, 3-1/4" Frame Depth, C 45, Tilt In Sash, Double Hung Aluminum Window (Traco TR-5000).....	925.61	120.63
For 50% Fluoropolymer Finish (Acrynar), Add	14.49	
For 70% Fluoropolymer Finish (Duramar), Add	43.47	
For Clear Anodized Finish, Add	36.23	
For Color Anodized Finish, Add	50.72	
08 51 13 00-0052 SF >30 SF, 3-1/4" Frame Depth, C 45, Tilt In Sash, Double Hung Aluminum Window (Traco TR-5000).....	30.20	3.62
For 50% Fluoropolymer Finish (Acrynar), Add	0.48	
For 70% Fluoropolymer Finish (Duramar), Add	1.45	
For Clear Anodized Finish, Add	1.21	
For Color Anodized Finish, Add	1.69	
08 51 13 00-0053 4" Frame Depth, HC 45, Tilt In Sash, Double Hung Aluminum Window (Traco TR-9000) (08 51 13 00-0045)		



Openings	08	08
Windows	08 50	
Metal Windows	08 51	

MINOR	CSI	UOM	DESCRIPTION	TOTAL DIRECT UNIT COST	DEMOLITION UNIT COST
08 51 13 00-0054	EA		Up To 6 SF, 4" Frame Depth, HC 45, Tilt In Sash, Double Hung Aluminum Window (Traco TR-9000).....	755.29	96.51
			<i>For 50% Fluoropolymer Finish (Acrynar), Add</i>	11.89	
			<i>For 70% Fluoropolymer Finish (Duramar), Add</i>	35.67	
			<i>For Clear Anodized Finish, Add</i>	29.72	
			<i>For Color Anodized Finish, Add</i>	41.61	
08 51 13 00-0055	EA		>6 To 10 SF, 4" Frame Depth, HC 45, Tilt In Sash, Double Hung Aluminum Window (Traco TR-9000).....	877.60	102.54
			<i>For 50% Fluoropolymer Finish (Acrynar), Add</i>	14.13	
			<i>For 70% Fluoropolymer Finish (Duramar), Add</i>	42.40	
			<i>For Clear Anodized Finish, Add</i>	35.33	
			<i>For Color Anodized Finish, Add</i>	49.47	
08 51 13 00-0056	EA		>10 To 15 SF, 4" Frame Depth, HC 45, Tilt In Sash, Double Hung Aluminum Window (Traco TR-9000).....	976.93	108.57
			<i>For 50% Fluoropolymer Finish (Acrynar), Add</i>	15.92	
			<i>For 70% Fluoropolymer Finish (Duramar), Add</i>	47.76	
			<i>For Clear Anodized Finish, Add</i>	39.80	
			<i>For Color Anodized Finish, Add</i>	55.72	
08 51 13 00-0057	EA		>15 To 20 SF, 4" Frame Depth, HC 45, Tilt In Sash, Double Hung Aluminum Window (Traco TR-9000).....	1,089.04	114.61
			<i>For 50% Fluoropolymer Finish (Acrynar), Add</i>	17.96	
			<i>For 70% Fluoropolymer Finish (Duramar), Add</i>	53.88	
			<i>For Clear Anodized Finish, Add</i>	44.90	
			<i>For Color Anodized Finish, Add</i>	62.86	
08 51 13 00-0058	EA		>20 To 30 SF, 4" Frame Depth, HC 45, Tilt In Sash, Double Hung Aluminum Window (Traco TR-9000).....	1,295.54	120.63
			<i>For 50% Fluoropolymer Finish (Acrynar), Add</i>	21.89	
			<i>For 70% Fluoropolymer Finish (Duramar), Add</i>	65.67	
			<i>For Clear Anodized Finish, Add</i>	54.72	
			<i>For Color Anodized Finish, Add</i>	76.61	
08 51 13 00-0059	SF		>30 SF, 4" Frame Depth, HC 45, Tilt In Sash, Double Hung Aluminum Window (Traco TR-9000).....	42.52	3.62
			<i>For 50% Fluoropolymer Finish (Acrynar), Add</i>	0.73	
			<i>For 70% Fluoropolymer Finish (Duramar), Add</i>	2.19	
			<i>For Clear Anodized Finish, Add</i>	1.82	
			<i>For Color Anodized Finish, Add</i>	2.55	
08 51 13 00-0060			4" Frame Depth, HC 50, Side Loading Sash, Double Hung Aluminum Window (Traco TR-9400) <small>(08 51 13 00-0045)</small>		
08 51 13 00-0061	EA		Up To 6 SF, 4" Frame Depth, HC 50, Side Loading Sash, Double Hung Aluminum Window (Traco TR-9400).....	956.83	96.51
			<i>For 50% Fluoropolymer Finish (Acrynar), Add</i>	15.92	
			<i>For 70% Fluoropolymer Finish (Duramar), Add</i>	47.76	
			<i>For Clear Anodized Finish, Add</i>	39.80	
			<i>For Color Anodized Finish, Add</i>	55.72	
08 51 13 00-0062	EA		>6 To 10 SF, 4" Frame Depth, HC 50, Side Loading Sash, Double Hung Aluminum Window (Traco TR-9400).....	1,099.56	102.54
			<i>For 50% Fluoropolymer Finish (Acrynar), Add</i>	18.57	
			<i>For 70% Fluoropolymer Finish (Duramar), Add</i>	55.72	
			<i>For Clear Anodized Finish, Add</i>	46.43	
			<i>For Color Anodized Finish, Add</i>	65.01	
08 51 13 00-0063	EA		>10 To 15 SF, 4" Frame Depth, HC 50, Side Loading Sash, Double Hung Aluminum Window (Traco TR-9400).....	1,219.30	108.57
			<i>For 50% Fluoropolymer Finish (Acrynar), Add</i>	20.77	
			<i>For 70% Fluoropolymer Finish (Duramar), Add</i>	62.30	
			<i>For Clear Anodized Finish, Add</i>	51.92	
			<i>For Color Anodized Finish, Add</i>	72.68	
08 51 13 00-0064	EA		>15 To 20 SF, 4" Frame Depth, HC 50, Side Loading Sash, Double Hung Aluminum Window (Traco TR-9400).....	1,336.51	114.61
			<i>For 50% Fluoropolymer Finish (Acrynar), Add</i>	22.91	
			<i>For 70% Fluoropolymer Finish (Duramar), Add</i>	68.73	
			<i>For Clear Anodized Finish, Add</i>	57.28	
			<i>For Color Anodized Finish, Add</i>	80.19	
08 51 13 00-0065	EA		>20 To 30 SF, 4" Frame Depth, HC 50, Side Loading Sash, Double Hung Aluminum Window (Traco TR-9400).....	1,619.54	120.63
			<i>For 50% Fluoropolymer Finish (Acrynar), Add</i>	28.37	
			<i>For 70% Fluoropolymer Finish (Duramar), Add</i>	85.11	
			<i>For Clear Anodized Finish, Add</i>	70.92	
			<i>For Color Anodized Finish, Add</i>	99.29	
08 51 13 00-0066	SF		>30 SF, 4" Frame Depth, HC 50, Side Loading Sash, Double Hung Aluminum Window (Traco TR-9400).....	53.31	3.62
			<i>For 50% Fluoropolymer Finish (Acrynar), Add</i>	0.95	
			<i>For 70% Fluoropolymer Finish (Duramar), Add</i>	2.84	
			<i>For Clear Anodized Finish, Add</i>	2.36	
			<i>For Color Anodized Finish, Add</i>	3.31	
08 51 13 00-0067			4-1/2" Frame Depth, HC 65, Side Loading Sash, Double Hung Aluminum Window (Traco TR-9900) <small>(08 51 13 00-0045)</small>		
08 51 13 00-0068	EA		Up To 10 SF, 4-1/2" Frame Depth, HC 65, Side Loading Sash, Double Hung Aluminum Window (Traco TR-9900).....	1,505.20	102.54
			<i>For 50% Fluoropolymer Finish (Acrynar), Add</i>	26.69	
			<i>For 70% Fluoropolymer Finish (Duramar), Add</i>	80.06	
			<i>For Clear Anodized Finish, Add</i>	66.71	
			<i>For Color Anodized Finish, Add</i>	93.40	
08 51 13 00-0069	EA		>10 To 15 SF, 4-1/2" Frame Depth, HC 65, Side Loading Sash, Double Hung Aluminum Window (Traco TR-9900).....	1,650.46	108.57
			<i>For 50% Fluoropolymer Finish (Acrynar), Add</i>	29.39	
			<i>For 70% Fluoropolymer Finish (Duramar), Add</i>	88.17	
			<i>For Clear Anodized Finish, Add</i>	73.48	
			<i>For Color Anodized Finish, Add</i>	102.87	
08 51 13 00-0070	EA		>15 To 20 SF, 4-1/2" Frame Depth, HC 65, Side Loading Sash, Double Hung Aluminum Window (Traco TR-9900).....	1,821.25	114.61
			<i>For 50% Fluoropolymer Finish (Acrynar), Add</i>	32.60	
			<i>For 70% Fluoropolymer Finish (Duramar), Add</i>	97.81	
			<i>For Clear Anodized Finish, Add</i>	81.51	
			<i>For Color Anodized Finish, Add</i>	114.12	

08 Openings**08 50 Windows****08 51 Metal Windows**

MINOR CSI UOM DESCRIPTION	TOTAL DIRECT UNIT COST	DEMOLITION UNIT COST
08 51 13 00-0071 EA >20 To 30 SF, 4-1/2" Frame Depth, HC 65, Side Loading Sash, Double Hung Aluminum Window (Traco TR-9900).....	2,109.38	120.63
For 50% Fluoropolymer Finish (Acrynar), Add	38.17	
For 70% Fluoropolymer Finish (Duramar), Add	114.50	
For Clear Anodized Finish, Add	95.42	
For Color Anodized Finish, Add	133.58	
08 51 13 00-0072 SF >30 SF, 4-1/2" Frame Depth, HC 65, Side Loading Sash, Double Hung Aluminum Window (Traco TR-9900).....	69.57	3.62
For 50% Fluoropolymer Finish (Acrynar), Add	1.27	
For 70% Fluoropolymer Finish (Duramar), Add	3.81	
For Clear Anodized Finish, Add	3.18	
For Color Anodized Finish, Add	4.45	
08 51 13 00-0073 5-1/4" Frame Depth, HC 80, Side Loading Sash, Double Hung Aluminum Window (Traco TR-9600) (08 51 13 00-0045)		
08 51 13 00-0074 EA Up To 10 SF, 5-1/4" Frame Depth, HC 80, Side Loading Sash, Double Hung Aluminum Window (Traco TR-9600).....	2,081.78	102.54
For 50% Fluoropolymer Finish (Acrynar), Add	38.22	
For 70% Fluoropolymer Finish (Duramar), Add	114.65	
For Clear Anodized Finish, Add	95.54	
For Color Anodized Finish, Add	133.76	
08 51 13 00-0075 EA >10 To 15 SF, 5-1/4" Frame Depth, HC 80, Side Loading Sash, Double Hung Aluminum Window (Traco TR-9600).....	2,244.90	108.57
For 50% Fluoropolymer Finish (Acrynar), Add	41.28	
For 70% Fluoropolymer Finish (Duramar), Add	123.84	
For Clear Anodized Finish, Add	103.20	
For Color Anodized Finish, Add	144.48	
08 51 13 00-0076 EA >15 To 20 SF, 5-1/4" Frame Depth, HC 80, Side Loading Sash, Double Hung Aluminum Window (Traco TR-9600).....	2,430.99	114.61
For 50% Fluoropolymer Finish (Acrynar), Add	44.80	
For 70% Fluoropolymer Finish (Duramar), Add	134.40	
For Clear Anodized Finish, Add	112.00	
For Color Anodized Finish, Add	156.80	
08 51 13 00-0077 EA >20 To 30 SF, 5-1/4" Frame Depth, HC 80, Side Loading Sash, Double Hung Aluminum Window (Traco TR-9600).....	2,754.84	120.63
For 50% Fluoropolymer Finish (Acrynar), Add	51.08	
For 70% Fluoropolymer Finish (Duramar), Add	153.23	
For Clear Anodized Finish, Add	127.69	
For Color Anodized Finish, Add	178.76	
08 51 13 00-0078 SF >30 SF, 5-1/4" Frame Depth, HC 80, Side Loading Sash, Double Hung Aluminum Window (Traco TR-9600).....	91.25	3.62
For 50% Fluoropolymer Finish (Acrynar), Add	1.70	
For 70% Fluoropolymer Finish (Duramar), Add	5.11	
For Clear Anodized Finish, Add	4.26	
For Color Anodized Finish, Add	5.96	
08 51 13 00-0079 Horizontal Sliding Aluminum Windows (08 51 13 00-0001)		
08 51 13 00-0080 One Rolling Sash And One Stationary Sash, Horizontal Sliding Aluminum Windows (08 51 13 00-0079)		
08 51 13 00-0081 2-3/4" Frame Depth, C 40, One Rolling Sash And One Stationary Sash, Horizontal Sliding Aluminum Window (Traco TR-6400) (08 51 13 00-0080)		
08 51 13 00-0082 EA Up To 6 SF, 2-3/4" Frame Depth, C 40, One Rolling Sash And One Stationary Sash, Horizontal Sliding Aluminum Window (Traco TR-6400).....	553.74	96.51
For 50% Fluoropolymer Finish (Acrynar), Add	7.86	
For 70% Fluoropolymer Finish (Duramar), Add	23.57	
For Clear Anodized Finish, Add	19.64	
For Color Anodized Finish, Add	27.50	
08 51 13 00-0083 EA >6 To 10 SF, 2-3/4" Frame Depth, C 40, One Rolling Sash And One Stationary Sash, Horizontal Sliding Aluminum Window (Traco TR-6400).....	625.03	102.54
For 50% Fluoropolymer Finish (Acrynar), Add	9.08	
For 70% Fluoropolymer Finish (Duramar), Add	27.25	
For Clear Anodized Finish, Add	22.71	
For Color Anodized Finish, Add	31.79	
08 51 13 00-0084 EA >10 To 15 SF, 2-3/4" Frame Depth, C 40, One Rolling Sash And One Stationary Sash, Horizontal Sliding Aluminum Window (Traco TR-6400).....	678.44	108.57
For 50% Fluoropolymer Finish (Acrynar), Add	9.95	
For 70% Fluoropolymer Finish (Duramar), Add	29.85	
For Clear Anodized Finish, Add	24.87	
For Color Anodized Finish, Add	34.82	
08 51 13 00-0085 EA >15 To 20 SF, 2-3/4" Frame Depth, C 40, One Rolling Sash And One Stationary Sash, Horizontal Sliding Aluminum Window (Traco TR-6400).....	734.42	114.61
For 50% Fluoropolymer Finish (Acrynar), Add	10.87	
For 70% Fluoropolymer Finish (Duramar), Add	32.60	
For Clear Anodized Finish, Add	27.17	
For Color Anodized Finish, Add	38.04	
08 51 13 00-0086 EA >20 To 30 SF, 2-3/4" Frame Depth, C 40, One Rolling Sash And One Stationary Sash, Horizontal Sliding Aluminum Window (Traco TR-6400).....	849.07	120.63
For 50% Fluoropolymer Finish (Acrynar), Add	12.96	
For 70% Fluoropolymer Finish (Duramar), Add	38.88	
For Clear Anodized Finish, Add	32.40	
For Color Anodized Finish, Add	45.36	
08 51 13 00-0087 SF >30 SF, 2-3/4" Frame Depth, C 40, One Rolling Sash And One Stationary Sash, Horizontal Sliding Aluminum Window (Traco TR-6400).....	27.65	3.62
For 50% Fluoropolymer Finish (Acrynar), Add	0.43	
For 70% Fluoropolymer Finish (Duramar), Add	1.30	
For Clear Anodized Finish, Add	1.08	
For Color Anodized Finish, Add	1.51	



Openings	08	08
Windows	08 50	
Metal Windows	08 51	

MINOR CSI UOM DESCRIPTION	TOTAL DIRECT UNIT COST	DEMOLITION UNIT COST
------------------------------	---------------------------	-------------------------

08 51 13 00-0088	3-1/4" Frame Depth, HC 60, One Rolling Sash And One Stationary Sash, Horizontal Sliding Aluminum Window (Traco TR-6800) <small>(08 51 13 00-0080)</small>		
08 51 13 00-0089	EA Up To 6 SF, 3-1/4" Frame Depth, HC 60, One Rolling Sash And One Stationary Sash, Horizontal Sliding Aluminum Window (Traco TR-6800) For 50% Fluoropolymer Finish (Acrynar), Add For 70% Fluoropolymer Finish (Duranar), Add For Clear Anodized Finish, Add For Color Anodized Finish, Add	877.75 14.34 43.01 35.85 50.78	96.51
08 51 13 00-0090	EA >6 To 10 SF, 3-1/4" Frame Depth, HC 60, One Rolling Sash And One Stationary Sash, Horizontal Sliding Aluminum Window (Traco TR-6800) For 50% Fluoropolymer Finish (Acrynar), Add For 70% Fluoropolymer Finish (Duranar), Add For Clear Anodized Finish, Add For Color Anodized Finish, Add	989.85 16.38 49.14 40.95 57.33	102.54
08 51 13 00-0091	EA >10 To 15 SF, 3-1/4" Frame Depth, HC 60, One Rolling Sash And One Stationary Sash, Horizontal Sliding Aluminum Window (Traco TR-6800) For 50% Fluoropolymer Finish (Acrynar), Add For 70% Fluoropolymer Finish (Duranar), Add For Clear Anodized Finish, Add For Color Anodized Finish, Add	1,078.98 17.96 53.88 44.90 62.86	108.57
08 51 13 00-0092	EA >15 To 20 SF, 3-1/4" Frame Depth, HC 60, One Rolling Sash And One Stationary Sash, Horizontal Sliding Aluminum Window (Traco TR-6800) For 50% Fluoropolymer Finish (Acrynar), Add For 70% Fluoropolymer Finish (Duranar), Add For Clear Anodized Finish, Add For Color Anodized Finish, Add	1,165.58 19.49 58.47 48.73 68.22	114.61
08 51 13 00-0093	EA >20 To 30 SF, 3-1/4" Frame Depth, HC 60, One Rolling Sash And One Stationary Sash, Horizontal Sliding Aluminum Window (Traco TR-6800) For 50% Fluoropolymer Finish (Acrynar), Add For 70% Fluoropolymer Finish (Duranar), Add For Clear Anodized Finish, Add For Color Anodized Finish, Add	1,354.22 23.06 69.19 57.66 80.72	120.63
08 51 13 00-0094	SF >30 SF, 3-1/4" Frame Depth, HC 60, One Rolling Sash And One Stationary Sash, Horizontal Sliding Aluminum Window (Traco TR-6800) For 50% Fluoropolymer Finish (Acrynar), Add For 70% Fluoropolymer Finish (Duranar), Add For Clear Anodized Finish, Add For Color Anodized Finish, Add	44.49 0.77 2.31 1.92 2.69	3.62
08 51 13 00-0095	Two Rolling Sashes, Horizontal Sliding Aluminum Windows <small>(08 51 13 00-0079)</small>		
08 51 13 00-0096	3-1/4" Frame Depth, C 45, Two Rolling Sashes, Horizontal Sliding Aluminum Window (Traco TR-6000) <small>(08 51 13 00-0095)</small>		
08 51 13 00-0097	EA Up To 6 SF, 3-1/4" Frame Depth, C 45, Two Rolling Sashes, Horizontal Sliding Aluminum Window (Traco TR-6000) For 50% Fluoropolymer Finish (Acrynar), Add For 70% Fluoropolymer Finish (Duranar), Add For Clear Anodized Finish, Add For Color Anodized Finish, Add	620.07 9.18 27.55 22.96 32.15	96.51
08 51 13 00-0098	EA >6 To 10 SF, 3-1/4" Frame Depth, C 45, Two Rolling Sashes, Horizontal Sliding Aluminum Window (Traco TR-6000) For 50% Fluoropolymer Finish (Acrynar), Add For 70% Fluoropolymer Finish (Duranar), Add For Clear Anodized Finish, Add For Color Anodized Finish, Add	711.77 10.82 32.45 27.04 37.86	102.54
08 51 13 00-0099	EA >10 To 15 SF, 3-1/4" Frame Depth, C 45, Two Rolling Sashes, Horizontal Sliding Aluminum Window (Traco TR-6000) For 50% Fluoropolymer Finish (Acrynar), Add For 70% Fluoropolymer Finish (Duranar), Add For Clear Anodized Finish, Add For Color Anodized Finish, Add	772.84 11.84 35.51 29.59 41.43	108.57
08 51 13 00-0100	EA >15 To 20 SF, 3-1/4" Frame Depth, C 45, Two Rolling Sashes, Horizontal Sliding Aluminum Window (Traco TR-6000) For 50% Fluoropolymer Finish (Acrynar), Add For 70% Fluoropolymer Finish (Duranar), Add For Clear Anodized Finish, Add For Color Anodized Finish, Add	823.71 12.65 37.96 31.64 44.29	114.61
08 51 13 00-0101	EA >20 To 30 SF, 3-1/4" Frame Depth, C 45, Two Rolling Sashes, Horizontal Sliding Aluminum Window (Traco TR-6000) For 50% Fluoropolymer Finish (Acrynar), Add For 70% Fluoropolymer Finish (Duranar), Add For Clear Anodized Finish, Add For Color Anodized Finish, Add	953.67 15.05 45.16 37.63 52.68	120.63
08 51 13 00-0102	SF >30 SF, 3-1/4" Frame Depth, C 45, Two Rolling Sashes, Horizontal Sliding Aluminum Window (Traco TR-6000) For 50% Fluoropolymer Finish (Acrynar), Add For 70% Fluoropolymer Finish (Duranar), Add For Clear Anodized Finish, Add For Color Anodized Finish, Add	31.12 0.50 1.50 1.25 1.76	3.62
08 51 13 00-0103	Two Rolling Sashes And One Stationary Sash, Horizontal Sliding Aluminum Windows <small>(08 51 13 00-0079)</small>		

08	08	Openings
	08 50	Windows
	08 51	Metal Windows



MINOR CSI UOM DESCRIPTION	TOTAL DIRECT UNIT COST	DEMOLITION UNIT COST
------------------------------	---------------------------	-------------------------

08 51 13 00-0104	4" Frame Depth, HC 65, Two Rolling Sashes And One Stationary Sash, Horizontal Sliding Aluminum Window (Traco TR-6330) <small>(08 51 13 00-0103)</small>		
08 51 13 00-0105	EA Up To 12 SF, 4" Frame Depth, HC 65, Two Rolling Sashes And One Stationary Sash, Horizontal Sliding Aluminum Window (Traco TR-6330).....	1,586.99	96.51
	For 50% Fluoropolymer Finish (Acrynar), Add	28.52	
	For 70% Fluoropolymer Finish (Duramar), Add	85.57	
	For Clear Anodized Finish, Add	71.31	
	For Color Anodized Finish, Add	99.83	
08 51 13 00-0106	EA >12 To 18 SF, 4" Frame Depth, HC 65, Two Rolling Sashes And One Stationary Sash, Horizontal Sliding Aluminum Window (Traco TR-6330).....	1,826.42	111.59
	For 50% Fluoropolymer Finish (Acrynar), Add	32.81	
	For 70% Fluoropolymer Finish (Duramar), Add	98.43	
	For Clear Anodized Finish, Add	82.02	
	For Color Anodized Finish, Add	114.83	
08 51 13 00-0107	EA >18 To 24 SF, 4" Frame Depth, HC 65, Two Rolling Sashes And One Stationary Sash, Horizontal Sliding Aluminum Window (Traco TR-6330).....	1,974.25	117.62
	For 50% Fluoropolymer Finish (Acrynar), Add	35.56	
	For 70% Fluoropolymer Finish (Duramar), Add	106.69	
	For Clear Anodized Finish, Add	88.91	
	For Color Anodized Finish, Add	124.47	
08 51 13 00-0108	EA >24 To 40 SF, 4" Frame Depth, HC 65, Two Rolling Sashes And One Stationary Sash, Horizontal Sliding Aluminum Window (Traco TR-6330).....	2,387.16	132.70
	For 50% Fluoropolymer Finish (Acrynar), Add	43.32	
	For 70% Fluoropolymer Finish (Duramar), Add	129.96	
	For Clear Anodized Finish, Add	108.30	
	For Color Anodized Finish, Add	151.62	
08 51 13 00-0109	EA >40 To 60 SF, 4" Frame Depth, HC 65, Two Rolling Sashes And One Stationary Sash, Horizontal Sliding Aluminum Window (Traco TR-6330).....	2,756.64	150.79
	For 50% Fluoropolymer Finish (Acrynar), Add	50.11	
	For 70% Fluoropolymer Finish (Duramar), Add	150.32	
	For Clear Anodized Finish, Add	125.27	
	For Color Anodized Finish, Add	175.37	
08 51 13 00-0110	SF >60 SF, 4" Frame Depth, HC 65, Two Rolling Sashes And One Stationary Sash, Horizontal Sliding Aluminum Window (Traco TR-6330).....	47.78	3.62
	For 50% Fluoropolymer Finish (Acrynar), Add	0.83	
	For 70% Fluoropolymer Finish (Duramar), Add	2.50	
	For Clear Anodized Finish, Add	2.09	
	For Color Anodized Finish, Add	2.92	
08 51 13 00-0111	Fixed Aluminum Windows <small>(08 51 13 00-0001)</small>		
08 51 13 00-0112	2-1/4" Frame Depth, C 50, Fixed Aluminum Window (Traco NX-280) <small>(08 51 13 00-0111)</small>		
08 51 13 00-0113	EA Up To 6 SF, 2-1/4" Frame Depth, C 50, Fixed Aluminum Window (Traco NX-280).....	433.83	96.51
	For 50% Fluoropolymer Finish (Acrynar), Add	5.46	
	For 70% Fluoropolymer Finish (Duramar), Add	16.38	
	For Clear Anodized Finish, Add	13.65	
	For Color Anodized Finish, Add	19.11	
08 51 13 00-0114	EA >6 To 10 SF, 2-1/4" Frame Depth, C 50, Fixed Aluminum Window (Traco NX-280).....	494.92	102.54
	For 50% Fluoropolymer Finish (Acrynar), Add	6.48	
	For 70% Fluoropolymer Finish (Duramar), Add	19.44	
	For Clear Anodized Finish, Add	16.20	
	For Color Anodized Finish, Add	22.68	
08 51 13 00-0115	EA >10 To 15 SF, 2-1/4" Frame Depth, C 50, Fixed Aluminum Window (Traco NX-280).....	522.81	108.57
	For 50% Fluoropolymer Finish (Acrynar), Add	6.84	
	For 70% Fluoropolymer Finish (Duramar), Add	20.51	
	For Clear Anodized Finish, Add	17.09	
	For Color Anodized Finish, Add	23.93	
08 51 13 00-0116	EA >15 To 20 SF, 2-1/4" Frame Depth, C 50, Fixed Aluminum Window (Traco NX-280).....	550.73	114.61
	For 50% Fluoropolymer Finish (Acrynar), Add	7.19	
	For 70% Fluoropolymer Finish (Duramar), Add	21.58	
	For Clear Anodized Finish, Add	17.99	
	For Color Anodized Finish, Add	25.18	
08 51 13 00-0117	EA >20 To 30 SF, 2-1/4" Frame Depth, C 50, Fixed Aluminum Window (Traco NX-280).....	726.61	120.63
	For 50% Fluoropolymer Finish (Acrynar), Add	10.51	
	For 70% Fluoropolymer Finish (Duramar), Add	31.53	
	For Clear Anodized Finish, Add	26.28	
	For Color Anodized Finish, Add	36.79	
08 51 13 00-0118	SF >30 SF, 2-1/4" Frame Depth, C 50, Fixed Aluminum Window (Traco NX-280).....	23.57	3.62
	For 50% Fluoropolymer Finish (Acrynar), Add	0.35	
	For 70% Fluoropolymer Finish (Duramar), Add	1.05	
	For Clear Anodized Finish, Add	0.88	
	For Color Anodized Finish, Add	1.23	
08 51 13 00-0119	2-1/4" Frame Depth, HC 65, Fixed Aluminum Window (Traco TR-2800) <small>(08 51 13 00-0111)</small>		
08 51 13 00-0120	EA Up To 6 SF, 2-1/4" Frame Depth, HC 65, Fixed Aluminum Window (Traco TR-2800).....	546.09	96.51
	For 50% Fluoropolymer Finish (Acrynar), Add	7.70	
	For 70% Fluoropolymer Finish (Duramar), Add	23.11	
	For Clear Anodized Finish, Add	19.26	
	For Color Anodized Finish, Add	26.97	



Openings	08	08
Windows	08 50	
Metal Windows	08 51	

MINOR	CSI	UOM	DESCRIPTION	TOTAL DIRECT UNIT COST	DEMOLITION UNIT COST
08 51	13 00-0121	EA	>6 To 10 SF, 2-1/4" Frame Depth, HC 65, Fixed Aluminum Window (Traco TR-2800)..... <i>For 50% Fluoropolymer Finish (Acrynar), Add</i> <i>For 70% Fluoropolymer Finish (Duranar), Add</i> <i>For Clear Anodized Finish, Add</i> <i>For Color Anodized Finish, Add</i>	625.03 9.08 27.25 22.71 31.79	102.54
08 51	13 00-0122	EA	>10 To 15 SF, 2-1/4" Frame Depth, HC 65, Fixed Aluminum Window (Traco TR-2800)..... <i>For 50% Fluoropolymer Finish (Acrynar), Add</i> <i>For 70% Fluoropolymer Finish (Duranar), Add</i> <i>For Clear Anodized Finish, Add</i> <i>For Color Anodized Finish, Add</i>	673.34 9.85 29.54 24.62 34.47	108.57
08 51	13 00-0123	EA	>15 To 20 SF, 2-1/4" Frame Depth, HC 65, Fixed Aluminum Window (Traco TR-2800)..... <i>For 50% Fluoropolymer Finish (Acrynar), Add</i> <i>For 70% Fluoropolymer Finish (Duranar), Add</i> <i>For Clear Anodized Finish, Add</i> <i>For Color Anodized Finish, Add</i>	724.22 10.66 31.99 26.68 37.32	114.61
08 51	13 00-0124	EA	>20 To 30 SF, 2-1/4" Frame Depth, HC 65, Fixed Aluminum Window (Traco TR-2800)..... <i>For 50% Fluoropolymer Finish (Acrynar), Add</i> <i>For 70% Fluoropolymer Finish (Duranar), Add</i> <i>For Clear Anodized Finish, Add</i> <i>For Color Anodized Finish, Add</i>	953.67 15.05 45.16 37.63 52.68	120.63
08 51	13 00-0125	SF	>30 SF, 2-1/4" Frame Depth, HC 65, Fixed Aluminum Window (Traco TR-2800)..... <i>For 50% Fluoropolymer Finish (Acrynar), Add</i> <i>For 70% Fluoropolymer Finish (Duranar), Add</i> <i>For Clear Anodized Finish, Add</i> <i>For Color Anodized Finish, Add</i>	31.12 0.50 1.50 1.25 1.76	3.62
08 51	13 00-0126		3-1/4" Frame Depth, HC 65, Fixed Aluminum Window (Traco TR-7100) (08 51 13 00-0111)		
08 51	13 00-0127	EA	Up To 6 SF, 3-1/4" Frame Depth, HC 65, Fixed Aluminum Window (Traco TR-7100)..... <i>For 50% Fluoropolymer Finish (Acrynar), Add</i> <i>For 70% Fluoropolymer Finish (Duranar), Add</i> <i>For Clear Anodized Finish, Add</i> <i>For Color Anodized Finish, Add</i>	469.55 6.17 18.52 15.44 21.61	96.51
08 51	13 00-0128	EA	>6 To 10 SF, 3-1/4" Frame Depth, HC 65, Fixed Aluminum Window (Traco TR-7100)..... <i>For 50% Fluoropolymer Finish (Acrynar), Add</i> <i>For 70% Fluoropolymer Finish (Duranar), Add</i> <i>For Clear Anodized Finish, Add</i> <i>For Color Anodized Finish, Add</i>	548.49 7.55 22.65 18.88 26.43	102.54
08 51	13 00-0129	EA	>10 To 15 SF, 3-1/4" Frame Depth, HC 65, Fixed Aluminum Window (Traco TR-7100)..... <i>For 50% Fluoropolymer Finish (Acrynar), Add</i> <i>For 70% Fluoropolymer Finish (Duranar), Add</i> <i>For Clear Anodized Finish, Add</i> <i>For Color Anodized Finish, Add</i>	591.70 8.22 24.65 20.54 28.75	108.57
08 51	13 00-0130	EA	>15 To 20 SF, 3-1/4" Frame Depth, HC 65, Fixed Aluminum Window (Traco TR-7100)..... <i>For 50% Fluoropolymer Finish (Acrynar), Add</i> <i>For 70% Fluoropolymer Finish (Duranar), Add</i> <i>For Clear Anodized Finish, Add</i> <i>For Color Anodized Finish, Add</i>	637.48 8.93 26.79 22.32 31.25	114.61
08 51	13 00-0131	EA	>20 To 30 SF, 3-1/4" Frame Depth, HC 65, Fixed Aluminum Window (Traco TR-7100)..... <i>For 50% Fluoropolymer Finish (Acrynar), Add</i> <i>For 70% Fluoropolymer Finish (Duranar), Add</i> <i>For Clear Anodized Finish, Add</i> <i>For Color Anodized Finish, Add</i>	854.17 13.06 39.19 32.66 45.72	120.63
08 51	13 00-0132	SF	>30 SF, 3-1/4" Frame Depth, HC 65, Fixed Aluminum Window (Traco TR-7100)..... <i>For 50% Fluoropolymer Finish (Acrynar), Add</i> <i>For 70% Fluoropolymer Finish (Duranar), Add</i> <i>For Clear Anodized Finish, Add</i> <i>For Color Anodized Finish, Add</i>	27.80 0.44 1.31 1.09 1.52	3.62
08 51	13 00-0133		4" Frame Depth, HC 65, Fixed Aluminum Window (Traco TR-9500) (08 51 13 00-0111)		
08 51	13 00-0134	EA	Up To 6 SF, 4" Frame Depth, HC 65, Fixed Aluminum Window (Traco TR-9500)..... <i>For 50% Fluoropolymer Finish (Acrynar), Add</i> <i>For 70% Fluoropolymer Finish (Duranar), Add</i> <i>For Clear Anodized Finish, Add</i> <i>For Color Anodized Finish, Add</i>	467.00 6.12 18.37 15.31 21.43	96.51
08 51	13 00-0135	EA	>6 To 10 SF, 4" Frame Depth, HC 65, Fixed Aluminum Window (Traco TR-9500)..... <i>For 50% Fluoropolymer Finish (Acrynar), Add</i> <i>For 70% Fluoropolymer Finish (Duranar), Add</i> <i>For Clear Anodized Finish, Add</i> <i>For Color Anodized Finish, Add</i>	538.29 7.35 22.04 18.37 25.72	102.54
08 51	13 00-0136	EA	>10 To 15 SF, 4" Frame Depth, HC 65, Fixed Aluminum Window (Traco TR-9500)..... <i>For 50% Fluoropolymer Finish (Acrynar), Add</i> <i>For 70% Fluoropolymer Finish (Duranar), Add</i> <i>For Clear Anodized Finish, Add</i> <i>For Color Anodized Finish, Add</i>	581.49 8.01 24.03 20.03 28.04	108.57
08 51	13 00-0137	EA	>15 To 20 SF, 4" Frame Depth, HC 65, Fixed Aluminum Window (Traco TR-9500)..... <i>For 50% Fluoropolymer Finish (Acrynar), Add</i> <i>For 70% Fluoropolymer Finish (Duranar), Add</i> <i>For Clear Anodized Finish, Add</i> <i>For Color Anodized Finish, Add</i>	627.27 8.73 26.18 21.81 30.54	114.61

08	08	Openings
	08 50	Windows
	08 51	Metal Windows



MINOR	CSI	UOM	DESCRIPTION	TOTAL DIRECT UNIT COST	DEMOLITION UNIT COST
08 51	13 00-0138	EA	>20 To 30 SF, 4" Frame Depth, HC 65, Fixed Aluminum Window (Traco TR-9500) For 50% Fluoropolymer Finish (Acrynar), Add For 70% Fluoropolymer Finish (Duramar), Add For Clear Anodized Finish, Add For Color Anodized Finish, Add	843.97 12.86 38.57 32.15 45.00	120.63
08 51	13 00-0139	SF	>30 SF, 4" Frame Depth, HC 65, Fixed Aluminum Window (Traco TR-9500) For 50% Fluoropolymer Finish (Acrynar), Add For 70% Fluoropolymer Finish (Duramar), Add For Clear Anodized Finish, Add For Color Anodized Finish, Add	27.47 0.43 1.29 1.07 1.50	3.62
08 51	13 00-0140		4" Frame Depth, HC 100, Fixed Aluminum Window (Kawneer 8400TL) (08 51 13 00-0111)		
08 51	13 00-0141	EA	Up To 6 SF, 4" Frame Depth, HC 100, Fixed Aluminum Window (Kawneer 8400TL) For 50% Fluoropolymer Finish (Acrynar), Add For 70% Fluoropolymer Finish (Duramar), Add For Clear Anodized Finish, Add For Color Anodized Finish, Add	558.84 7.96 23.88 19.90 27.86	96.51
08 51	13 00-0142	EA	>6 To 10 SF, 4" Frame Depth, HC 100, Fixed Aluminum Window (Kawneer 8400TL) For 50% Fluoropolymer Finish (Acrynar), Add For 70% Fluoropolymer Finish (Duramar), Add For Clear Anodized Finish, Add For Color Anodized Finish, Add	648.50 9.55 28.66 23.88 33.43	102.54
08 51	13 00-0143	EA	>10 To 15 SF, 4" Frame Depth, HC 100, Fixed Aluminum Window (Kawneer 8400TL) For 50% Fluoropolymer Finish (Acrynar), Add For 70% Fluoropolymer Finish (Duramar), Add For Clear Anodized Finish, Add For Color Anodized Finish, Add	701.66 10.41 31.24 26.04 36.45	108.57
08 51	13 00-0144	EA	>15 To 20 SF, 4" Frame Depth, HC 100, Fixed Aluminum Window (Kawneer 8400TL) For 50% Fluoropolymer Finish (Acrynar), Add For 70% Fluoropolymer Finish (Duramar), Add For Clear Anodized Finish, Add For Color Anodized Finish, Add	758.15 11.34 34.03 28.36 39.70	114.61
08 51	13 00-0145	EA	>20 To 30 SF, 4" Frame Depth, HC 100, Fixed Aluminum Window (Kawneer 8400TL) For 50% Fluoropolymer Finish (Acrynar), Add For 70% Fluoropolymer Finish (Duramar), Add For Clear Anodized Finish, Add For Color Anodized Finish, Add	1,036.84 16.72 50.15 41.79 58.50	120.63
08 51	13 00-0146	SF	>30 SF, 4" Frame Depth, HC 100, Fixed Aluminum Window (Kawneer 8400TL) For 50% Fluoropolymer Finish (Acrynar), Add For 70% Fluoropolymer Finish (Duramar), Add For Clear Anodized Finish, Add For Color Anodized Finish, Add	33.89 0.56 1.67 1.39 1.95	3.62
08 51	13 00-0147		Projected Aluminum Windows (08 51 13 00-0001)		
08 51	13 00-0148		Single Vent, Projected Aluminum Windows (08 51 13 00-0147)		
08 51	13 00-0149		2-1/4" Frame Depth, C 50, Overlap, Single Vent, Projected Aluminum Window (Traco NX-240/250) (08 51 13 00-0148)		
08 51	13 00-0150	EA	Up To 6 SF, 2-1/4" Frame Depth, C 50, Overlap, Single Vent, Projected Aluminum Window (Traco NX-240/250) For 50% Fluoropolymer Finish (Acrynar), Add For 70% Fluoropolymer Finish (Duramar), Add For Clear Anodized Finish, Add For Color Anodized Finish, Add	625.68 9.30 27.89 23.24 32.54	96.51
08 51	13 00-0151	EA	>6 To 10 SF, 2-1/4" Frame Depth, C 50, Overlap, Single Vent, Projected Aluminum Window (Traco NX-240/250) For 50% Fluoropolymer Finish (Acrynar), Add For 70% Fluoropolymer Finish (Duramar), Add For Clear Anodized Finish, Add For Color Anodized Finish, Add	678.35 10.15 30.45 25.37 35.52	102.54
08 51	13 00-0152	EA	>10 To 15 SF, 2-1/4" Frame Depth, C 50, Overlap, Single Vent, Projected Aluminum Window (Traco NX-240/250) For 50% Fluoropolymer Finish (Acrynar), Add For 70% Fluoropolymer Finish (Duramar), Add For Clear Anodized Finish, Add For Color Anodized Finish, Add	739.67 11.17 33.52 27.94 39.11	108.57
08 51	13 00-0153	SF	>15 SF, 2-1/4" Frame Depth, C 50, Overlap, Single Vent, Projected Aluminum Window (Traco NX-240/250) For 50% Fluoropolymer Finish (Acrynar), Add For 70% Fluoropolymer Finish (Duramar), Add For Clear Anodized Finish, Add For Color Anodized Finish, Add	43.29 0.75 2.24 1.86 2.61	3.62
08 51	13 00-0154		2-1/4" Frame Depth, HC 80, Flush, Single Vent, Projected Aluminum Window (Traco TR-2400/2500) (08 51 13 00-0149)		
08 51	13 00-0155	EA	Up To 6 SF, 2-1/4" Frame Depth, HC 80, Flush, Single Vent, Projected Aluminum Window (Traco TR-2400/2500) For 50% Fluoropolymer Finish (Acrynar), Add For 70% Fluoropolymer Finish (Duramar), Add For Clear Anodized Finish, Add For Color Anodized Finish, Add	851.24 13.81 41.42 34.52 48.33	96.51



Openings	08	08
Windows	08 50	
Metal Windows	08 51	

MINOR	CSI	UOM	DESCRIPTION	TOTAL DIRECT UNIT COST	DEMOLITION UNIT COST
08 51	13 00-0156	EA	>6 To 10 SF, 2-1/4" Frame Depth, HC 80, Flush, Single Vent, Projected Aluminum Window (Traco TR-2400/2500) For 50% Fluoropolymer Finish (Acrynar), Add For 70% Fluoropolymer Finish (Duranar), Add For Clear Anodized Finish, Add For Color Anodized Finish, Add	941.15 15.40 46.21 38.51 53.92	102.54
08 51	13 00-0157	EA	>10 To 15 SF, 2-1/4" Frame Depth, HC 80, Flush, Single Vent, Projected Aluminum Window (Traco TR-2400/2500) For 50% Fluoropolymer Finish (Acrynar), Add For 70% Fluoropolymer Finish (Duranar), Add For Clear Anodized Finish, Add For Color Anodized Finish, Add	1,045.82 17.30 51.89 43.24 60.54	108.57
08 51	13 00-0158	SF	>15 SF, 2-1/4" Frame Depth, HC 80, Flush, Single Vent, Projected Aluminum Window (Traco TR-2400/2500) For 50% Fluoropolymer Finish (Acrynar), Add For 70% Fluoropolymer Finish (Duranar), Add For Clear Anodized Finish, Add For Color Anodized Finish, Add	63.70 1.15 3.46 2.88 4.04	3.62
08 51	13 00-0159		3-1/4" Frame Depth, HC 80, Overlap, Single Vent, Projected Aluminum Window (Traco TR-3400/3500) (08 51 13 00-0148)		
08 51	13 00-0160	EA	Up To 6 SF, 3-1/4" Frame Depth, HC 80, Overlap, Single Vent, Projected Aluminum Window (Traco TR-3400/3500) For 50% Fluoropolymer Finish (Acrynar), Add For 70% Fluoropolymer Finish (Duranar), Add For Clear Anodized Finish, Add For Color Anodized Finish, Add	935.84 15.50 46.50 38.75 54.25	96.51
08 51	13 00-0161	EA	>6 To 10 SF, 3-1/4" Frame Depth, HC 80, Overlap, Single Vent, Projected Aluminum Window (Traco TR-3400/3500) For 50% Fluoropolymer Finish (Acrynar), Add For 70% Fluoropolymer Finish (Duranar), Add For Clear Anodized Finish, Add For Color Anodized Finish, Add	1,039.68 17.38 52.13 43.44 60.81	102.54
08 51	13 00-0162	EA	>10 To 15 SF, 3-1/4" Frame Depth, HC 80, Overlap, Single Vent, Projected Aluminum Window (Traco TR-3400/3500) For 50% Fluoropolymer Finish (Acrynar), Add For 70% Fluoropolymer Finish (Duranar), Add For Clear Anodized Finish, Add For Color Anodized Finish, Add	1,160.62 19.59 58.78 48.98 68.58	108.57
08 51	13 00-0163	SF	>15 SF, 3-1/4" Frame Depth, HC 80, Overlap, Single Vent, Projected Aluminum Window (Traco TR-3400/3500) For 50% Fluoropolymer Finish (Acrynar), Add For 70% Fluoropolymer Finish (Duranar), Add For Clear Anodized Finish, Add For Color Anodized Finish, Add	71.35 1.31 3.92 3.27 4.57	3.62
08 51	13 00-0164		3-1/4" Frame Depth, HC 50, Top Hinge, Overlap, Single Vent, Projected Aluminum Window (Traco TR-3600) (08 51 13 00-0148)		
08 51	13 00-0165	EA	Up To 6 SF, 3-1/4" Frame Depth, HC 50, Top Hinge, Overlap, Single Vent, Projected Aluminum Window (Traco TR-3600) For 50% Fluoropolymer Finish (Acrynar), Add For 70% Fluoropolymer Finish (Duranar), Add For Clear Anodized Finish, Add For Color Anodized Finish, Add	994.11 16.67 50.00 41.66 58.33	96.51
08 51	13 00-0166	EA	>6 To 10 SF, Single Vent, 3-1/4" Frame Depth, HC 50, Top Hinge, Overlap Projected Aluminum Window (Traco TR-3600) For 50% Fluoropolymer Finish (Acrynar), Add For 70% Fluoropolymer Finish (Duranar), Add For Clear Anodized Finish, Add For Color Anodized Finish, Add	1,107.57 18.73 56.20 46.83 65.57	102.54
08 51	13 00-0167	EA	>10 To 15 SF, Single Vent, 3-1/4" Frame Depth, HC 50, Top Hinge, Overlap Projected Aluminum Window (Traco TR-3600) For 50% Fluoropolymer Finish (Acrynar), Add For 70% Fluoropolymer Finish (Duranar), Add For Clear Anodized Finish, Add For Color Anodized Finish, Add	1,239.71 21.18 63.53 52.94 74.11	108.57
08 51	13 00-0168	SF	>15 SF, Single Vent, 3-1/4" Frame Depth, HC 50, Top Hinge, Overlap Projected Aluminum Window (Traco TR-3600) For 50% Fluoropolymer Finish (Acrynar), Add For 70% Fluoropolymer Finish (Duranar), Add For Clear Anodized Finish, Add For Color Anodized Finish, Add	76.63 1.41 4.24 3.53 4.94	3.62
08 51	13 00-0169		4-5/8" Frame Depth, HC 80, Flush, Single Vent, Projected Aluminum Window (Traco TR-740/750) (08 51 13 00-0148)		
08 51	13 00-0170	EA	Up To 6 SF, 4-5/8" Frame Depth, HC 80, Flush, Single Vent, Projected Aluminum Window (Traco TR-740/750) For 50% Fluoropolymer Finish (Acrynar), Add For 70% Fluoropolymer Finish (Duranar), Add For Clear Anodized Finish, Add For Color Anodized Finish, Add	986.58 16.51 49.54 41.29 57.80	96.51

08 Openings

08 50 Windows

08 51 Metal Windows


**SAN BERNARDINO
COUNTY**

MINOR CSI	UOM	DESCRIPTION	TOTAL DIRECT UNIT COST	DEMOLITION UNIT COST
08 51 13 00-0171	EA	>6 To 10 SF, 4-5/8" Frame Depth, HC 80, Flush, Single Vent, Projected Aluminum Window (Traco TR-740/750).....	1,098.82	102.54
		<i>For 50% Fluoropolymer Finish (Acrynar), Add</i>	18.56	
		<i>For 70% Fluoropolymer Finish (Duramar), Add</i>	55.67	
		<i>For Clear Anodized Finish, Add</i>	46.40	
		<i>For Color Anodized Finish, Add</i>	64.95	
08 51 13 00-0172	EA	>10 To 15 SF, 4-5/8" Frame Depth, HC 80, Flush, Single Vent, Projected Aluminum Window (Traco TR-740/750).....	1,229.51	108.57
		<i>For 50% Fluoropolymer Finish (Acrynar), Add</i>	20.97	
		<i>For 70% Fluoropolymer Finish (Duramar), Add</i>	62.91	
		<i>For Clear Anodized Finish, Add</i>	52.43	
		<i>For Color Anodized Finish, Add</i>	73.40	
08 51 13 00-0173	SF	>15 SF, 4-5/8" Frame Depth, HC 80, Flush, Single Vent, Projected Aluminum Window (Traco TR-740/750).....	75.94	3.62
		<i>For 50% Fluoropolymer Finish (Acrynar), Add</i>	1.40	
		<i>For 70% Fluoropolymer Finish (Duramar), Add</i>	4.19	
		<i>For Clear Anodized Finish, Add</i>	3.50	
		<i>For Color Anodized Finish, Add</i>	4.89	
08 51 13 00-0174		Fixed Over Vent, Projected Aluminum Windows (08 51 13 00-0147)		
08 51 13 00-0175		2-1/4" Frame Depth, C 50, Overlap, Fixed Over Vent, Projected Aluminum Window (Traco NX-240/250) (08 51 13 00-0174)		
08 51 13 00-0176	EA	Up To 6 SF, 2-1/4" Frame Depth, C 50, Overlap, Fixed Over Vent, Projected Aluminum Window (Traco NX-240/250).....	871.93	96.51
		<i>For 50% Fluoropolymer Finish (Acrynar), Add</i>	14.22	
		<i>For 70% Fluoropolymer Finish (Duramar), Add</i>	42.66	
		<i>For Clear Anodized Finish, Add</i>	35.55	
		<i>For Color Anodized Finish, Add</i>	49.78	
08 51 13 00-0177	EA	>6 To 10 SF, 2-1/4" Frame Depth, C 50, Overlap, Fixed Over Vent, Projected Aluminum Window (Traco NX-240/250).....	965.24	102.54
		<i>For 50% Fluoropolymer Finish (Acrynar), Add</i>	15.89	
		<i>For 70% Fluoropolymer Finish (Duramar), Add</i>	47.66	
		<i>For Clear Anodized Finish, Add</i>	39.72	
		<i>For Color Anodized Finish, Add</i>	55.60	
08 51 13 00-0178	EA	>10 To 15 SF, 2-1/4" Frame Depth, C 50, Overlap, Fixed Over Vent, Projected Aluminum Window (Traco NX-240/250).....	1,073.88	108.57
		<i>For 50% Fluoropolymer Finish (Acrynar), Add</i>	17.86	
		<i>For 70% Fluoropolymer Finish (Duramar), Add</i>	53.58	
		<i>For Clear Anodized Finish, Add</i>	44.65	
		<i>For Color Anodized Finish, Add</i>	62.51	
08 51 13 00-0179	SF	>15 SF, 2-1/4" Frame Depth, C 50, Overlap, Fixed Over Vent, Projected Aluminum Window (Traco NX-240/250).....	65.48	3.62
		<i>For 50% Fluoropolymer Finish (Acrynar), Add</i>	1.19	
		<i>For 70% Fluoropolymer Finish (Duramar), Add</i>	3.57	
		<i>For Clear Anodized Finish, Add</i>	2.97	
		<i>For Color Anodized Finish, Add</i>	4.16	
08 51 13 00-0180		2-1/4" Frame Depth, HC 80, Flush, Fixed Over Vent, Projected Aluminum Window (Traco TR-2400/2500) (08 51 13 00-0174)		
08 51 13 00-0181	EA	Up To 6 SF, 2-1/4" Frame Depth, HC 80, Flush, Fixed Over Vent, Projected Aluminum Window (Traco TR-2400/2500).....	1,229.08	96.51
		<i>For 50% Fluoropolymer Finish (Acrynar), Add</i>	21.36	
		<i>For 70% Fluoropolymer Finish (Duramar), Add</i>	64.09	
		<i>For Clear Anodized Finish, Add</i>	53.41	
		<i>For Color Anodized Finish, Add</i>	74.78	
08 51 13 00-0182	EA	>6 To 10 SF, 2-1/4" Frame Depth, HC 80, Flush, Fixed Over Vent, Projected Aluminum Window (Traco TR-2400/2500).....	1,381.32	102.54
		<i>For 50% Fluoropolymer Finish (Acrynar), Add</i>	24.21	
		<i>For 70% Fluoropolymer Finish (Duramar), Add</i>	72.62	
		<i>For Clear Anodized Finish, Add</i>	60.52	
		<i>For Color Anodized Finish, Add</i>	84.73	
08 51 13 00-0183	EA	>10 To 15 SF, 2-1/4" Frame Depth, HC 80, Flush, Fixed Over Vent, Projected Aluminum Window (Traco TR-2400/2500).....	1,558.61	108.57
		<i>For 50% Fluoropolymer Finish (Acrynar), Add</i>	27.55	
		<i>For 70% Fluoropolymer Finish (Duramar), Add</i>	82.66	
		<i>For Clear Anodized Finish, Add</i>	68.88	
		<i>For Color Anodized Finish, Add</i>	96.44	
08 51 13 00-0184	SF	>15 SF, 2-1/4" Frame Depth, HC 80, Flush, Fixed Over Vent, Projected Aluminum Window (Traco TR-2400/2500).....	97.88	3.62
		<i>For 50% Fluoropolymer Finish (Acrynar), Add</i>	1.84	
		<i>For 70% Fluoropolymer Finish (Duramar), Add</i>	5.51	
		<i>For Clear Anodized Finish, Add</i>	4.59	
		<i>For Color Anodized Finish, Add</i>	6.43	
08 51 13 00-0185		3-1/4" Frame Depth, HC 80, Overlap, Fixed Over Vent, Projected Aluminum Window (Traco TR-3400/3500) (08 51 13 00-0174)		
08 51 13 00-0186	EA	Up To 6 SF, 3-1/4" Frame Depth, HC 80, Overlap, Fixed Over Vent, Projected Aluminum Window (Traco TR-3400/3500).....	1,304.26	96.51
		<i>For 50% Fluoropolymer Finish (Acrynar), Add</i>	22.87	
		<i>For 70% Fluoropolymer Finish (Duramar), Add</i>	68.60	
		<i>For Clear Anodized Finish, Add</i>	57.17	
		<i>For Color Anodized Finish, Add</i>	80.04	



Openings	08	08
Windows	08 50	
Metal Windows	08 51	

MINOR	CSI	UOM	DESCRIPTION	TOTAL DIRECT UNIT COST	DEMOLITION UNIT COST
08 51 13 00-0187	EA	>6 To 10 SF, 3-1/4" Frame Depth, HC 80, Overlap, Fixed Over Vent, Projected Aluminum Window (Traco TR-3400/3500)	1,468.90	102.54	
		<i>For 50% Fluoropolymer Finish (Acrynar), Add</i>	25.96		
		<i>For 70% Fluoropolymer Finish (Duranar), Add</i>	77.88		
		<i>For Clear Anodized Finish, Add</i>	64.90		
		<i>For Color Anodized Finish, Add</i>	90.86		
08 51 13 00-0188	EA	>10 To 15 SF, 3-1/4" Frame Depth, HC 80, Overlap, Fixed Over Vent, Projected Aluminum Window (Traco TR-3400/3500)	1,660.66	108.57	
		<i>For 50% Fluoropolymer Finish (Acrynar), Add</i>	29.59		
		<i>For 70% Fluoropolymer Finish (Duranar), Add</i>	88.78		
		<i>For Clear Anodized Finish, Add</i>	73.99		
		<i>For Color Anodized Finish, Add</i>	103.88		
08 51 13 00-0189	SF	>15 SF, 3-1/4" Frame Depth, HC 80, Overlap, Fixed Over Vent, Projected Aluminum Window (Traco TR-3400/3500)	104.52	3.62	
		<i>For 50% Fluoropolymer Finish (Acrynar), Add</i>	1.97		
		<i>For 70% Fluoropolymer Finish (Duranar), Add</i>	5.91		
		<i>For Clear Anodized Finish, Add</i>	4.92		
		<i>For Color Anodized Finish, Add</i>	6.89		
08 51 13 00-0190		3-1/4" Frame Depth, HC 50, Top Hinge, Overlap, Fixed Over Vent, Projected Aluminum Window (Traco TR-3600) <small>(08 51 13 00-0174)</small>			
08 51 13 00-0191	EA	Up To 6 SF, 3-1/4" Frame Depth, HC 50, Top Hinge, Overlap, Fixed Over Vent, Projected Aluminum Window (Traco TR-3600)	1,296.76	96.51	
		<i>For 50% Fluoropolymer Finish (Acrynar), Add</i>	22.72		
		<i>For 70% Fluoropolymer Finish (Duranar), Add</i>	68.15		
		<i>For Clear Anodized Finish, Add</i>	56.80		
		<i>For Color Anodized Finish, Add</i>	79.51		
08 51 13 00-0192	EA	>6 To 10 SF, 3-1/4" Frame Depth, HC 50, Top Hinge, Overlap, Fixed Over Vent, Projected Aluminum Window (Traco TR-3600)	1,460.15	102.54	
		<i>For 50% Fluoropolymer Finish (Acrynar), Add</i>	25.78		
		<i>For 70% Fluoropolymer Finish (Duranar), Add</i>	77.35		
		<i>For Clear Anodized Finish, Add</i>	64.46		
		<i>For Color Anodized Finish, Add</i>	90.25		
08 51 13 00-0193	EA	>10 To 15 SF, 3-1/4" Frame Depth, HC 50, Top Hinge, Overlap, Fixed Over Vent, Projected Aluminum Window (Traco TR-3600)	1,650.46	108.57	
		<i>For 50% Fluoropolymer Finish (Acrynar), Add</i>	29.39		
		<i>For 70% Fluoropolymer Finish (Duranar), Add</i>	88.17		
		<i>For Clear Anodized Finish, Add</i>	73.48		
		<i>For Color Anodized Finish, Add</i>	102.87		
08 51 13 00-0194	SF	>15 SF, 3-1/4" Frame Depth, HC 50, Top Hinge, Overlap, Fixed Over Vent, Projected Aluminum Window (Traco TR-3600)	104.01	3.62	
		<i>For 50% Fluoropolymer Finish (Acrynar), Add</i>	1.96		
		<i>For 70% Fluoropolymer Finish (Duranar), Add</i>	5.88		
		<i>For Clear Anodized Finish, Add</i>	4.90		
		<i>For Color Anodized Finish, Add</i>	6.86		
08 51 13 00-0195		4-5/8" Frame Depth, HC 80, Flush, Fixed Over Vent, Projected Aluminum Window (Traco TR-740/750) <small>(08 51 13 00-0174)</small>			
08 51 13 00-0196	EA	Up To 6 SF, 4-5/8" Frame Depth, HC 80, Flush, Fixed Over Vent, Projected Aluminum Window (Traco TR-740/750)	1,413.30	96.51	
		<i>For 50% Fluoropolymer Finish (Acrynar), Add</i>	25.05		
		<i>For 70% Fluoropolymer Finish (Duranar), Add</i>	75.15		
		<i>For Clear Anodized Finish, Add</i>	62.62		
		<i>For Color Anodized Finish, Add</i>	87.67		
08 51 13 00-0197	EA	>6 To 10 SF, 4-5/8" Frame Depth, HC 80, Flush, Fixed Over Vent, Projected Aluminum Window (Traco TR-740/750)	1,595.93	102.54	
		<i>For 50% Fluoropolymer Finish (Acrynar), Add</i>	28.50		
		<i>For 70% Fluoropolymer Finish (Duranar), Add</i>	85.50		
		<i>For Clear Anodized Finish, Add</i>	71.25		
		<i>For Color Anodized Finish, Add</i>	99.75		
08 51 13 00-0198	EA	>10 To 15 SF, 4-5/8" Frame Depth, HC 80, Flush, Fixed Over Vent, Projected Aluminum Window (Traco TR-740/750)	1,808.63	108.57	
		<i>For 50% Fluoropolymer Finish (Acrynar), Add</i>	32.55		
		<i>For 70% Fluoropolymer Finish (Duranar), Add</i>	97.66		
		<i>For Clear Anodized Finish, Add</i>	81.38		
		<i>For Color Anodized Finish, Add</i>	113.94		
08 51 13 00-0199	SF	>15 SF, 4-5/8" Frame Depth, HC 80, Flush, Fixed Over Vent, Projected Aluminum Window (Traco TR-740/750)	114.47	3.62	
		<i>For 50% Fluoropolymer Finish (Acrynar), Add</i>	2.17		
		<i>For 70% Fluoropolymer Finish (Duranar), Add</i>	6.51		
		<i>For Clear Anodized Finish, Add</i>	5.42		
		<i>For Color Anodized Finish, Add</i>	7.59		
08 51 13 00-0200		Casement Aluminum Windows <small>(08 51 13 00-0001)</small>			
08 51 13 00-0201		Single Vent, Casement Aluminum Windows <small>(08 51 13 00-0200)</small>			
08 51 13 00-0202		2-1/4" Frame Depth, C 50, Overlap, Single Vent, Casement Aluminum Window (Traco NX-210/220) <small>(08 51 13 00-0201)</small>			

08 Openings**08 50 Windows****08 51 Metal Windows**

MINOR	CSI	UOM	DESCRIPTION	TOTAL DIRECT UNIT COST	DEMOLITION UNIT COST
08 51 13 00-0203	EA		Up To 6 SF, 2-1/4" Frame Depth, C 50, Overlap, Single Vent, Casement Aluminum Window (Traco NX-210/220).....	717.78	96.51
			<i>For 50% Fluoropolymer Finish (Acrynar), Add</i>	11.14	
			<i>For 70% Fluoropolymer Finish (Durandar), Add</i>	33.42	
			<i>For Clear Anodized Finish, Add</i>	27.85	
			<i>For Color Anodized Finish, Add</i>	38.99	
08 51 13 00-0204	EA		>6 To 10 SF, 2-1/4" Frame Depth, C 50, Overlap, Single Vent, Casement Aluminum Window (Traco NX-210/220).....	785.65	102.54
			<i>For 50% Fluoropolymer Finish (Acrynar), Add</i>	12.29	
			<i>For 70% Fluoropolymer Finish (Durandar), Add</i>	36.88	
			<i>For Clear Anodized Finish, Add</i>	30.74	
			<i>For Color Anodized Finish, Add</i>	43.03	
08 51 13 00-0205	EA		>10 To 15 SF, 2-1/4" Frame Depth, C 50, Overlap, Single Vent, Casement Aluminum Window (Traco NX-210/220).....	864.68	108.57
			<i>For 50% Fluoropolymer Finish (Acrynar), Add</i>	13.67	
			<i>For 70% Fluoropolymer Finish (Durandar), Add</i>	41.02	
			<i>For Clear Anodized Finish, Add</i>	34.19	
			<i>For Color Anodized Finish, Add</i>	47.86	
08 51 13 00-0206	SF		>15 SF, 2-1/4" Frame Depth, C 50, Overlap, Single Vent, Casement Aluminum Window (Traco NX-210/220).....	51.63	3.62
			<i>For 50% Fluoropolymer Finish (Acrynar), Add</i>	0.91	
			<i>For 70% Fluoropolymer Finish (Durandar), Add</i>	2.74	
			<i>For Clear Anodized Finish, Add</i>	2.28	
			<i>For Color Anodized Finish, Add</i>	3.19	
08 51 13 00-0207			2-1/4" Frame Depth, HC 80, Flush, Single Vent, Casement Aluminum Window (Traco TR-2100/2200) (08 51 13 00-0201)		
08 51 13 00-0208	EA		Up To 6 SF, 2-1/4" Frame Depth, HC 80, Flush, Single Vent, Casement Aluminum Window (Traco TR-2100/2200).....	1,059.90	96.51
			<i>For 50% Fluoropolymer Finish (Acrynar), Add</i>	17.98	
			<i>For 70% Fluoropolymer Finish (Durandar), Add</i>	53.94	
			<i>For Clear Anodized Finish, Add</i>	44.95	
			<i>For Color Anodized Finish, Add</i>	62.93	
08 51 13 00-0209	EA		>6 To 10 SF, 2-1/4" Frame Depth, HC 80, Flush, Single Vent, Casement Aluminum Window (Traco TR-2100/2200).....	1,184.21	102.54
			<i>For 50% Fluoropolymer Finish (Acrynar), Add</i>	20.27	
			<i>For 70% Fluoropolymer Finish (Durandar), Add</i>	60.80	
			<i>For Clear Anodized Finish, Add</i>	50.67	
			<i>For Color Anodized Finish, Add</i>	70.93	
08 51 13 00-0210	EA		>10 To 15 SF, 2-1/4" Frame Depth, HC 80, Flush, Single Vent, Casement Aluminum Window (Traco TR-2100/2200).....	1,329.00	108.57
			<i>For 50% Fluoropolymer Finish (Acrynar), Add</i>	22.96	
			<i>For 70% Fluoropolymer Finish (Durandar), Add</i>	68.88	
			<i>For Clear Anodized Finish, Add</i>	57.40	
			<i>For Color Anodized Finish, Add</i>	80.36	
08 51 13 00-0211	SF		>15 SF, 2-1/4" Frame Depth, HC 80, Flush, Single Vent, Casement Aluminum Window (Traco TR-2100/2200).....	82.58	3.62
			<i>For 50% Fluoropolymer Finish (Acrynar), Add</i>	1.53	
			<i>For 70% Fluoropolymer Finish (Durandar), Add</i>	4.59	
			<i>For Clear Anodized Finish, Add</i>	3.83	
			<i>For Color Anodized Finish, Add</i>	5.36	
08 51 13 00-0212			3-1/4" Frame Depth, HC 80, Overlap, Single Vent, Casement Aluminum Window (Traco TR-3100/3200) (08 51 13 00-0201)		
08 51 13 00-0213	EA		Up To 6 SF, 3-1/4" Frame Depth, HC 80, Overlap, Single Vent, Casement Aluminum Window (Traco TR-3100/3200).....	1,065.54	96.51
			<i>For 50% Fluoropolymer Finish (Acrynar), Add</i>	18.09	
			<i>For 70% Fluoropolymer Finish (Durandar), Add</i>	54.28	
			<i>For Clear Anodized Finish, Add</i>	45.23	
			<i>For Color Anodized Finish, Add</i>	63.33	
08 51 13 00-0214	EA		>6 To 10 SF, 3-1/4" Frame Depth, HC 80, Overlap, Single Vent, Casement Aluminum Window (Traco TR-3100/3200).....	1,190.79	102.54
			<i>For 50% Fluoropolymer Finish (Acrynar), Add</i>	20.40	
			<i>For 70% Fluoropolymer Finish (Durandar), Add</i>	61.19	
			<i>For Clear Anodized Finish, Add</i>	50.99	
			<i>For Color Anodized Finish, Add</i>	71.39	
08 51 13 00-0215	EA		>10 To 15 SF, 3-1/4" Frame Depth, HC 80, Overlap, Single Vent, Casement Aluminum Window (Traco TR-3100/3200).....	1,336.66	108.57
			<i>For 50% Fluoropolymer Finish (Acrynar), Add</i>	23.11	
			<i>For 70% Fluoropolymer Finish (Durandar), Add</i>	69.34	
			<i>For Clear Anodized Finish, Add</i>	57.79	
			<i>For Color Anodized Finish, Add</i>	80.90	
08 51 13 00-0216	SF		>15 SF, 3-1/4" Frame Depth, HC 80, Overlap, Single Vent, Casement Aluminum Window (Traco TR-3100/3200).....	83.09	3.62
			<i>For 50% Fluoropolymer Finish (Acrynar), Add</i>	1.54	
			<i>For 70% Fluoropolymer Finish (Durandar), Add</i>	4.62	
			<i>For Clear Anodized Finish, Add</i>	3.85	
			<i>For Color Anodized Finish, Add</i>	5.39	
08 51 13 00-0217			4-5/8" Frame Depth, HC 80, Flush, Single Vent, Casement Aluminum Window (Traco TR-710/720) (08 51 13 00-0201)		
08 51 13 00-0218	EA		Up To 6 SF, 4-5/8" Frame Depth, HC 80, Flush, Single Vent, Casement Aluminum Window (Traco TR-710/720).....	1,123.81	96.51
			<i>For 50% Fluoropolymer Finish (Acrynar), Add</i>	19.26	
			<i>For 70% Fluoropolymer Finish (Durandar), Add</i>	57.78	
			<i>For Clear Anodized Finish, Add</i>	48.15	
			<i>For Color Anodized Finish, Add</i>	67.41	



Openings	08	08
Windows	08 50	
Metal Windows	08 51	

MINOR	CSI	UOM	DESCRIPTION	TOTAL DIRECT UNIT COST	DEMOLITION UNIT COST
08 51 13 00-0219	EA		>6 To 10 SF, 4-5/8" Frame Depth, HC 80, Flush, Single Vent, Casement Aluminum Window (Traco TR-710/720).....	1,258.68	102.54
			<i>For 50% Fluoropolymer Finish (Acrynar), Add</i>	21.76	
			<i>For 70% Fluoropolymer Finish (Duranar), Add</i>	65.27	
			<i>For Clear Anodized Finish, Add</i>	54.39	
			<i>For Color Anodized Finish, Add</i>	76.14	
08 51 13 00-0220	EA		>10 To 15 SF, 4-5/8" Frame Depth, HC 80, Flush, Single Vent, Casement Aluminum Window (Traco TR-710/720).....	1,415.75	108.57
			<i>For 50% Fluoropolymer Finish (Acrynar), Add</i>	24.70	
			<i>For 70% Fluoropolymer Finish (Duranar), Add</i>	74.09	
			<i>For Clear Anodized Finish, Add</i>	61.74	
			<i>For Color Anodized Finish, Add</i>	86.44	
08 51 13 00-0221	SF		>15 SF, 4-5/8" Frame Depth, HC 80, Flush, Single Vent, Casement Aluminum Window (Traco TR-710/720).....	88.37	3.62
			<i>For 50% Fluoropolymer Finish (Acrynar), Add</i>	1.65	
			<i>For 70% Fluoropolymer Finish (Duranar), Add</i>	4.94	
			<i>For Clear Anodized Finish, Add</i>	4.12	
			<i>For Color Anodized Finish, Add</i>	5.76	
08 51 13 00-0222			Fixed Over Vent, Casement Aluminum Windows <small>(08 51 13 00-0200)</small>		
08 51 13 00-0223			2-1/4" Frame Depth, C 50, Overlap, Fixed Over Vent, Casement Aluminum Window (Traco NX-210/220) <small>(08 51 13 00-0222)</small>		
08 51 13 00-0224	EA		Up To 6 SF, 2-1/4" Frame Depth, C 50, Overlap, Fixed Over Vent, Casement Aluminum Window (Traco NX-210/220).....	821.17	96.51
			<i>For 50% Fluoropolymer Finish (Acrynar), Add</i>	13.21	
			<i>For 70% Fluoropolymer Finish (Duranar), Add</i>	39.62	
			<i>For Clear Anodized Finish, Add</i>	33.02	
			<i>For Color Anodized Finish, Add</i>	46.22	
08 51 13 00-0225	EA		>6 To 10 SF, 2-1/4" Frame Depth, C 50, Overlap, Fixed Over Vent, Casement Aluminum Window (Traco NX-210/220).....	906.10	102.54
			<i>For 50% Fluoropolymer Finish (Acrynar), Add</i>	14.70	
			<i>For 70% Fluoropolymer Finish (Duranar), Add</i>	44.11	
			<i>For Clear Anodized Finish, Add</i>	36.76	
			<i>For Color Anodized Finish, Add</i>	51.46	
08 51 13 00-0226	EA		>10 To 15 SF, 2-1/4" Frame Depth, C 50, Overlap, Fixed Over Vent, Casement Aluminum Window (Traco NX-210/220).....	1,005.00	108.57
			<i>For 50% Fluoropolymer Finish (Acrynar), Add</i>	16.48	
			<i>For 70% Fluoropolymer Finish (Duranar), Add</i>	49.44	
			<i>For Clear Anodized Finish, Add</i>	41.20	
			<i>For Color Anodized Finish, Add</i>	57.68	
08 51 13 00-0227	SF		>15 SF, 2-1/4" Frame Depth, C 50, Overlap, Fixed Over Vent, Casement Aluminum Window (Traco NX-210/220).....	60.97	3.62
			<i>For 50% Fluoropolymer Finish (Acrynar), Add</i>	1.10	
			<i>For 70% Fluoropolymer Finish (Duranar), Add</i>	3.30	
			<i>For Clear Anodized Finish, Add</i>	2.75	
			<i>For Color Anodized Finish, Add</i>	3.85	
08 51 13 00-0228			2-1/4" Frame Depth, HC 80, Flush, Fixed Over Vent, Casement Aluminum Window (Traco TR-2100/2200) <small>(08 51 13 00-0222)</small>		
08 51 13 00-0229	EA		Up To 6 SF, 2-1/4" Frame Depth, HC 80, Flush, Fixed Over Vent, Casement Aluminum Window (Traco TR-2100/2200).....	1,163.28	96.51
			<i>For 50% Fluoropolymer Finish (Acrynar), Add</i>	20.05	
			<i>For 70% Fluoropolymer Finish (Duranar), Add</i>	60.15	
			<i>For Clear Anodized Finish, Add</i>	50.12	
			<i>For Color Anodized Finish, Add</i>	70.17	
08 51 13 00-0230	EA		>6 To 10 SF, 2-1/4" Frame Depth, HC 80, Flush, Fixed Over Vent, Casement Aluminum Window (Traco TR-2100/2200).....	1,304.65	102.54
			<i>For 50% Fluoropolymer Finish (Acrynar), Add</i>	22.67	
			<i>For 70% Fluoropolymer Finish (Duranar), Add</i>	68.02	
			<i>For Clear Anodized Finish, Add</i>	56.69	
			<i>For Color Anodized Finish, Add</i>	79.36	
08 51 13 00-0231	EA		>10 To 15 SF, 2-1/4" Frame Depth, HC 80, Flush, Fixed Over Vent, Casement Aluminum Window (Traco TR-2100/2200).....	1,469.32	108.57
			<i>For 50% Fluoropolymer Finish (Acrynar), Add</i>	25.77	
			<i>For 70% Fluoropolymer Finish (Duranar), Add</i>	77.30	
			<i>For Clear Anodized Finish, Add</i>	64.42	
			<i>For Color Anodized Finish, Add</i>	90.19	
08 51 13 00-0232	SF		>15 SF, 2-1/4" Frame Depth, HC 80, Flush, Fixed Over Vent, Casement Aluminum Window (Traco TR-2100/2200).....	91.94	3.62
			<i>For 50% Fluoropolymer Finish (Acrynar), Add</i>	1.72	
			<i>For 70% Fluoropolymer Finish (Duranar), Add</i>	5.15	
			<i>For Clear Anodized Finish, Add</i>	4.30	
			<i>For Color Anodized Finish, Add</i>	6.01	
08 51 13 00-0233			3-1/4" Frame Depth, HC 80, Overlap, Fixed Over Vent, Casement Aluminum Window (Traco TR-3100/3200) <small>(08 51 13 00-0222)</small>		
08 51 13 00-0234	EA		Up To 6 SF, 3-1/4" Frame Depth, HC 80, Overlap, Fixed Over Vent, Casement Aluminum Window (Traco TR-3100/3200).....	1,289.23	96.51
			<i>For 50% Fluoropolymer Finish (Acrynar), Add</i>	22.57	
			<i>For 70% Fluoropolymer Finish (Duranar), Add</i>	67.70	
			<i>For Clear Anodized Finish, Add</i>	56.42	
			<i>For Color Anodized Finish, Add</i>	78.99	

08 Openings

08 50 Windows

08 51 Metal Windows


**SAN BERNARDINO
COUNTY**

MINOR		TOTAL DIRECT	DEMOLITION
CSI	UOM DESCRIPTION	UNIT COST	UNIT COST
08 51 13 00-0235	EA >6 To 10 SF, 3-1/4" Frame Depth, HC 80, Overlap, Fixed Over Vent, Casement Aluminum Window (Traco TR-3100/3200)	1,451.40	102.54
	For 50% Fluoropolymer Finish (Acrynar), Add	25.61	
	For 70% Fluoropolymer Finish (Duramar), Add	76.83	
	For Clear Anodized Finish, Add	64.02	
	For Color Anodized Finish, Add	89.63	
08 51 13 00-0236	EA >10 To 15 SF, 3-1/4" Frame Depth, HC 80, Overlap, Fixed Over Vent, Casement Aluminum Window (Traco TR-3100/3200)	1,640.25	108.57
	For 50% Fluoropolymer Finish (Acrynar), Add	29.19	
	For 70% Fluoropolymer Finish (Duramar), Add	87.56	
	For Clear Anodized Finish, Add	72.97	
	For Color Anodized Finish, Add	102.15	
08 51 13 00-0237	SF >15 SF, 3-1/4" Frame Depth, HC 80, Overlap, Fixed Over Vent, Casement Aluminum Window (Traco TR-3100/3200)	103.32	3.62
	For 50% Fluoropolymer Finish (Acrynar), Add	1.95	
	For 70% Fluoropolymer Finish (Duramar), Add	5.84	
	For Clear Anodized Finish, Add	4.86	
	For Color Anodized Finish, Add	6.81	
08 51 13 00-0238	4-5/8" Frame Depth, HC 80, Flush, Fixed Over Vent, Casement Aluminum Window (Traco TR-710/720) <small>(08 51 13 00-0222)</small>		
08 51 13 00-0239	EA Up To 6 SF, 4-5/8" Frame Depth, HC 80, Flush, Fixed Over Vent, Casement Aluminum Window (Traco TR-710/720)	1,403.89	96.51
	For 50% Fluoropolymer Finish (Acrynar), Add	24.86	
	For 70% Fluoropolymer Finish (Duramar), Add	74.58	
	For Clear Anodized Finish, Add	62.15	
	For Color Anodized Finish, Add	87.01	
08 51 13 00-0240	EA >6 To 10 SF, 4-5/8" Frame Depth, HC 80, Flush, Fixed Over Vent, Casement Aluminum Window (Traco TR-710/720)	1,584.98	102.54
	For 50% Fluoropolymer Finish (Acrynar), Add	28.28	
	For 70% Fluoropolymer Finish (Duramar), Add	84.84	
	For Clear Anodized Finish, Add	70.70	
	For Color Anodized Finish, Add	98.98	
08 51 13 00-0241	EA >10 To 15 SF, 4-5/8" Frame Depth, HC 80, Flush, Fixed Over Vent, Casement Aluminum Window (Traco TR-710/720)	1,795.88	108.57
	For 50% Fluoropolymer Finish (Acrynar), Add	32.30	
	For 70% Fluoropolymer Finish (Duramar), Add	96.90	
	For Clear Anodized Finish, Add	80.75	
	For Color Anodized Finish, Add	113.05	
08 51 13 00-0242	SF >15 SF, 4-5/8" Frame Depth, HC 80, Flush, Fixed Over Vent, Casement Aluminum Window (Traco TR-710/720)	113.70	3.62
	For 50% Fluoropolymer Finish (Acrynar), Add	2.15	
	For 70% Fluoropolymer Finish (Duramar), Add	6.46	
	For Clear Anodized Finish, Add	5.38	
	For Color Anodized Finish, Add	7.54	
08 51 13 00-0243	Aluminum Window Accessories <small>(08 51 13)</small>		
08 51 13 00-0244	Aluminum Window Mullions <small>(08 51 13 00-0243)</small>		
08 51 13 00-0245	LF Integral Mullions For Aluminum Windows	24.61	4.52
	For 50% Fluoropolymer Finish (Acrynar), Add	0.32	
	For 70% Fluoropolymer Finish (Duramar), Add	0.97	
	For Clear Anodized Finish, Add	0.81	
	For Color Anodized Finish, Add	1.14	
08 51 13 00-0246	Aluminum Window Panning <small>(08 51 13 00-0243)</small>		
	Note: Panning price is determined by window size. For windows greater than 30 square feet multiply window square footage by square foot price.		
08 51 13 00-0247	EA Up To 6 SF Window, Aluminum Window Panning	255.10	37.56
	For 50% Fluoropolymer Finish (Acrynar), Add	3.85	
	For 70% Fluoropolymer Finish (Duramar), Add	11.55	
	For Clear Anodized Finish, Add	9.63	
	For Color Anodized Finish, Add	13.48	
08 51 13 00-0248	EA >6 To 10 SF Window, Aluminum Window Panning	352.50	62.60
	For 50% Fluoropolymer Finish (Acrynar), Add	4.96	
	For 70% Fluoropolymer Finish (Duramar), Add	14.89	
	For Clear Anodized Finish, Add	12.41	
	For Color Anodized Finish, Add	17.37	
08 51 13 00-0249	EA >10 To 15 SF Window, Aluminum Window Panning	427.86	93.90
	For 50% Fluoropolymer Finish (Acrynar), Add	5.43	
	For 70% Fluoropolymer Finish (Duramar), Add	16.28	
	For Clear Anodized Finish, Add	13.57	
	For Color Anodized Finish, Add	19.00	
08 51 13 00-0250	EA >15 To 20 SF Window, Aluminum Window Panning	507.86	125.20
	For 50% Fluoropolymer Finish (Acrynar), Add	5.98	
	For 70% Fluoropolymer Finish (Duramar), Add	17.95	
	For Clear Anodized Finish, Add	14.96	
	For Color Anodized Finish, Add	20.94	
08 51 13 00-0251	EA >20 To 30 SF Window, Aluminum Window Panning	665.53	187.80
	For 50% Fluoropolymer Finish (Acrynar), Add	7.05	
	For 70% Fluoropolymer Finish (Duramar), Add	21.15	
	For Clear Anodized Finish, Add	17.63	
	For Color Anodized Finish, Add	24.68	



Openings	08	08
Windows	08 50	
Metal Windows	08 51	

MINOR	CSI	UOM	DESCRIPTION	TOTAL DIRECT UNIT COST	DEMOLITION UNIT COST
08 51	13 00-0252	SF	>30 SF Window, Aluminum Window Panning..... For 50% Fluoropolymer Finish (Acrynar), Add For 70% Fluoropolymer Finish (Duranar), Add For Clear Anodized Finish, Add For Color Anodized Finish, Add	24.06 0.22 0.66 0.55 0.77	7.83
08 51 13 00-0253 Aluminum Window Muntins, Grilles Or Dividers (08 51 13 00-0243)					
08 51	13 00-0254	SF	Applied (Per Side) Muntins Grilles Or Dividers For Aluminum Windows For 50% Fluoropolymer Finish (Acrynar), Add For 70% Fluoropolymer Finish (Duranar), Add For Clear Anodized Finish, Add For Color Anodized Finish, Add	7.08 0.02 0.06 0.05 0.07	4.52
08 51	13 00-0255	SF	Internal Only (Between Glass) Muntins, Grilles Or Dividers For Aluminum Windows For 50% Fluoropolymer Finish (Acrynar), Add For 70% Fluoropolymer Finish (Duranar), Add For Clear Anodized Finish, Add For Color Anodized Finish, Add	10.10 0.08 0.24 0.20 0.28	4.52
08 51	13 00-0256	SF	Simulated Divided Lite Muntins Grilles Or Dividers For Aluminum Windows For 50% Fluoropolymer Finish (Acrynar), Add For 70% Fluoropolymer Finish (Duranar), Add For Clear Anodized Finish, Add For Color Anodized Finish, Add	20.88 0.12 0.35 0.29 0.41	4.52
08 51	13 00-0257	SF	True Divided Lite Muntins Grilles Or Dividers For Aluminum Windows For 50% Fluoropolymer Finish (Acrynar), Add For 70% Fluoropolymer Finish (Duranar), Add For Clear Anodized Finish, Add For Color Anodized Finish, Add	25.21 0.16 0.49 0.41 0.57	4.52
08 51 13 00-0258 Other Aluminum Window Accessories (08 51 13 00-0243)					
08 51	13 00-0259	EA	Roto Operator For Casement Aluminum Windows	203.31	20.09
08 51	13 00-0260	EA	Head And Sill Automatic Locks For Hung Aluminum Windows.....	101.27	20.09
08 51 19 Stainless-Steel Windows (08 51)					
See CSI section 08 80 00 00-0000 for glazing.					
08 51 19 00-0001 Stainless Steel Windows Types (08 51 19)					
08 51 19 00-0002 Industrial (08 51 19 00-0001)					
08 51	19 00-0003	SF	Stainless Steel Window With Horizontal Pivot Sash	86.88	6.04
08 51	19 00-0004	SF	Stainless Steel Window, Fixed Sash	65.20	6.04
08 51 19 00-0005 Projected Sash (08 51 19 00-0001)					
08 51	19 00-0006	SF	Commercial Projected Sash Window - 40% Vented Stainless Steel	90.93	6.04
08 51	19 00-0007	SF	Intermediate Projected Sash Window - 40% Vented Stainless Steel.....	100.52	6.04
08 51 19 00-0008 Other Type Sash (08 51 19 00-0001)					
08 51	19 00-0009	SF	Double Hung Stainless Steel Window Sash	110.08	6.04
08 51	19 00-0010	SF	Single Hung Stainless Steel Window Sash.....	77.51	6.04
08 51	19 00-0011	SF	Stainless Steel Picture Window Sash	64.56	6.04
08 51	19 00-0012	SF	Sliding Stainless Steel Window.....	113.59	6.04
08 51 19 00-0013 Casements (08 51 19 00-0001)					
08 51	19 00-0014	SF	Stainless Steel Window Casements, 100% Vented Operable, Factory Primed.....	98.53	6.04
08 51	19 00-0015	SF	Stainless Steel Window Casements, 50% Vented Operable, Factory Primed	85.05	6.04
08 51	19 00-0016	SF	Stainless Steel Window Casements, Fixed Sash, Factory Primed	59.62	6.04
08 51 23 Steel Windows (08 51)					
Note: All sashes are factory primed. See CSI section 08 80 00 00-0000 for glazing.					
08 51 23 00-0001 Steel Windows (08 51 23)					
08 51 23 00-0002 Industrial (08 51 23 00-0001)					
08 51	23 00-0003	SF	Industrial Steel Window With Horizontal Pivot Sash	52.67	6.04
08 51	23 00-0004	SF	Industrial Steel Window, With Fixed Sash	47.47	6.04
08 51	23 00-0005	SF	Industrial Steel Window, With Operable Security Sash	74.02	6.04
08 51	23 00-0006	SF	Industrial Steel Window, With Fixed Security Sash	63.61	6.04
08 51 23 00-0007 Projected Sash (08 51 23 00-0001)					
08 51	23 00-0008	SF	Commercial Projected Sash Window - 40% Vented Steel.....	58.43	6.04
08 51	23 00-0009	SF	Intermediate Projected Sash Window - 40% Vented Steel	64.15	6.04
08 51 23 00-0010 Other Type Sash (08 51 23 00-0001)					
08 51	23 00-0011	SF	Double Hung Steel Window Sash.....	74.26	6.04

08	08	Openings
	08 50	Windows
	08 51	Metal Windows



MINOR	CSI	UOM	DESCRIPTION	TOTAL DIRECT UNIT COST	DEMOLITION UNIT COST
08 51 23 00-0012	SF		Steel Picture Window Sash.....	33.50	6.04
08 51 23 00-0013	SF		Fire Rated Double Hung Steel Window Sash	76.52	7.54
08 51 23 00-0014	SF		Single Hung Steel Window Sash	53.36	6.04
08 51 23 00-0015			Casements (08 51 23 00-0001)		
08 51 23 00-0016	SF		Steel Window Casements, 100% Vented Operable, Factory Primed	66.87	3.01
08 51 23 00-0017	SF		Steel Window Casements, 50% Vented Operable, Factory Primed	58.21	3.01
08 51 23 00-0018	SF		Steel Window Casements, Fixed Sash, Factory Primed.....	41.88	4.52
08 51 23 00-0019			Mullions (08 51 23 00-0001)		
08 51 23 00-0020	LF		Open Faced Steel Mullion.....	25.52	4.52
08 51 23 00-0021	LF		Covered Steel Mullions	41.88	4.52
08 51 23 00-0022			Removal And Reinstallation Of Metal Window And Frame (08 51 23)		
			Note: Steel or aluminum frame. Includes storage, cleaning and supply materials, caulk and sealants.		
08 51 23 00-0023	SF		Removal And Reinstallation Of Metal Window And Frame	15.57	
08 51 69			Metal Storm Windows (08 51)		
08 51 69 00-0001			Storm Windows (08 51 69)		
08 51 69 00-0002	SF		Double Hung, Aluminum, Combination Storm And Screen.....	46.23	3.01
08 52			Wood Windows (08 50)		
08 52 11			Wood Windows (08 52)		
08 52 11 00-0001			Sash-Only Replacement Kits For Double Hung Wood Windows (08 52 11)		
			Note: Includes demo of the existing sashes and jamb liners. Includes two sashes, jamb liners, insulated glass and all hardware needed for installation. Includes primed pine wood interior and exterior. Excludes window frame, trim, insect screens and grilles.		
08 52 11 00-0002			30" Height, Sash-Only Replacement Kits For Double Hung Wood Windows (08 52 11 00-0001)		
08 52 11 00-0003	EA		20" x 30", Sash-Only Replacement Kit For Double Hung Wood Windows.....	347.59	
			For Low-E Insulated Glass, Add	31.72	
			For Aluminum Clad Exterior, Add	33.98	
08 52 11 00-0004	EA		24" x 30", Sash-Only Replacement Kit For Double Hung Wood Windows.....	369.51	
			For Low-E Insulated Glass, Add	34.00	
			For Aluminum Clad Exterior, Add	36.43	
08 52 11 00-0005	EA		28" x 30", Sash-Only Replacement Kit For Double Hung Wood Windows.....	393.07	
			For Low-E Insulated Glass, Add	36.51	
			For Aluminum Clad Exterior, Add	39.12	
08 52 11 00-0006	EA		30" x 30", Sash-Only Replacement Kit For Double Hung Wood Windows.....	405.66	
			For Low-E Insulated Glass, Add	37.88	
			For Aluminum Clad Exterior, Add	40.58	
08 52 11 00-0007	EA		32" x 30", Sash-Only Replacement Kit For Double Hung Wood Windows.....	416.62	
			For Low-E Insulated Glass, Add	39.02	
			For Aluminum Clad Exterior, Add	41.81	
08 52 11 00-0008	EA		34" x 30", Sash-Only Replacement Kit For Double Hung Wood Windows.....	430.86	
			For Low-E Insulated Glass, Add	40.62	
			For Aluminum Clad Exterior, Add	43.52	
08 52 11 00-0009	EA		36" x 30", Sash-Only Replacement Kit For Double Hung Wood Windows.....	436.98	
			For Low-E Insulated Glass, Add	41.08	
			For Aluminum Clad Exterior, Add	44.01	
08 52 11 00-0010	EA		40" x 30", Sash-Only Replacement Kit For Double Hung Wood Windows.....	465.38	
			For Low-E Insulated Glass, Add	44.27	
			For Aluminum Clad Exterior, Add	47.43	
08 52 11 00-0011	EA		44" x 30", Sash-Only Replacement Kit For Double Hung Wood Windows.....	488.92	
			For Low-E Insulated Glass, Add	46.78	
			For Aluminum Clad Exterior, Add	50.12	
08 52 11 00-0012			34" Height, Sash-Only Replacement Kits For Double Hung Wood Windows (08 52 11 00-0001)		
08 52 11 00-0013	EA		20" x 34", Sash-Only Replacement Kit For Double Hung Wood Windows.....	369.51	
			For Low-E Insulated Glass, Add	34.00	
			For Aluminum Clad Exterior, Add	36.43	
08 52 11 00-0014	EA		24" x 34", Sash-Only Replacement Kit For Double Hung Wood Windows.....	393.07	
			For Low-E Insulated Glass, Add	36.51	
			For Aluminum Clad Exterior, Add	39.12	
08 52 11 00-0015	EA		28" x 34", Sash-Only Replacement Kit For Double Hung Wood Windows.....	413.81	
			For Low-E Insulated Glass, Add	39.02	
			For Aluminum Clad Exterior, Add	41.81	
08 52 11 00-0016	EA		30" x 34", Sash-Only Replacement Kit For Double Hung Wood Windows.....	430.86	
			For Low-E Insulated Glass, Add	40.62	
			For Aluminum Clad Exterior, Add	43.52	
08 52 11 00-0017	EA		32" x 34", Sash-Only Replacement Kit For Double Hung Wood Windows.....	441.82	
			For Low-E Insulated Glass, Add	41.76	
			For Aluminum Clad Exterior, Add	44.74	



Openings	08	08
Windows	08 50	
Wood Windows	08 52	

MINOR	CSI	UOM	DESCRIPTION	TOTAL DIRECT UNIT COST	DEMOLITION UNIT COST
08 52 11 00-0018	EA		34" x 34", Sash-Only Replacement Kit For Double Hung Wood Windows <i>For Low-E Insulated Glass, Add</i> <i>For Aluminum Clad Exterior, Add</i>	454.41 43.13 46.21	
08 52 11 00-0019	EA		36" x 34", Sash-Only Replacement Kit For Double Hung Wood Windows <i>For Low-E Insulated Glass, Add</i> <i>For Aluminum Clad Exterior, Add</i>	465.38 44.27 47.43	
08 52 11 00-0020	EA		40" x 34", Sash-Only Replacement Kit For Double Hung Wood Windows <i>For Low-E Insulated Glass, Add</i> <i>For Aluminum Clad Exterior, Add</i>	488.92 46.78 50.12	
08 52 11 00-0021	EA		44" x 34", Sash-Only Replacement Kit For Double Hung Wood Windows <i>For Low-E Insulated Glass, Add</i> <i>For Aluminum Clad Exterior, Add</i>	512.49 49.29 52.81	
08 52 11 00-0022			36" Height, Sash-Only Replacement Kits For Double Hung Wood Windows <small>(08 52 11 00-0001)</small>		
08 52 11 00-0023	EA		20" x 36", Sash-Only Replacement Kit For Double Hung Wood Windows <i>For Low-E Insulated Glass, Add</i> <i>For Aluminum Clad Exterior, Add</i>	380.70 35.37 37.89	
08 52 11 00-0024	EA		24" x 36", Sash-Only Replacement Kit For Double Hung Wood Windows <i>For Low-E Insulated Glass, Add</i> <i>For Aluminum Clad Exterior, Add</i>	404.25 37.88 40.58	
08 52 11 00-0025	EA		28" x 36", Sash-Only Replacement Kit For Double Hung Wood Windows <i>For Low-E Insulated Glass, Add</i> <i>For Aluminum Clad Exterior, Add</i>	429.45 40.62 43.52	
08 52 11 00-0026	EA		30" x 36", Sash-Only Replacement Kit For Double Hung Wood Windows <i>For Low-E Insulated Glass, Add</i> <i>For Aluminum Clad Exterior, Add</i>	440.41 41.76 44.74	
08 52 11 00-0027	EA		32" x 36", Sash-Only Replacement Kit For Double Hung Wood Windows <i>For Low-E Insulated Glass, Add</i> <i>For Aluminum Clad Exterior, Add</i>	453.01 43.13 46.21	
08 52 11 00-0028	EA		34" x 36", Sash-Only Replacement Kit For Double Hung Wood Windows <i>For Low-E Insulated Glass, Add</i> <i>For Aluminum Clad Exterior, Add</i>	463.97 44.27 47.43	
08 52 11 00-0029	EA		36" x 36", Sash-Only Replacement Kit For Double Hung Wood Windows <i>For Low-E Insulated Glass, Add</i> <i>For Aluminum Clad Exterior, Add</i>	476.56 45.64 48.90	
08 52 11 00-0030	EA		40" x 36", Sash-Only Replacement Kit For Double Hung Wood Windows <i>For Low-E Insulated Glass, Add</i> <i>For Aluminum Clad Exterior, Add</i>	498.48 47.92 51.34	
08 52 11 00-0031	EA		44" x 36", Sash-Only Replacement Kit For Double Hung Wood Windows <i>For Low-E Insulated Glass, Add</i> <i>For Aluminum Clad Exterior, Add</i>	522.05 50.43 54.03	
08 52 11 00-0032			38" Height, Sash-Only Replacement Kits For Double Hung Wood Windows <small>(08 52 11 00-0001)</small>		
08 52 11 00-0033	EA		20" x 38", Sash-Only Replacement Kit For Double Hung Wood Windows <i>For Low-E Insulated Glass, Add</i> <i>For Aluminum Clad Exterior, Add</i>	394.47 36.51 39.12	
08 52 11 00-0034	EA		24" x 38", Sash-Only Replacement Kit For Double Hung Wood Windows <i>For Low-E Insulated Glass, Add</i> <i>For Aluminum Clad Exterior, Add</i>	418.04 39.02 41.81	
08 52 11 00-0035	EA		28" x 38", Sash-Only Replacement Kit For Double Hung Wood Windows <i>For Low-E Insulated Glass, Add</i> <i>For Aluminum Clad Exterior, Add</i>	443.23 41.76 44.74	
08 52 11 00-0036	EA		30" x 38", Sash-Only Replacement Kit For Double Hung Wood Windows <i>For Low-E Insulated Glass, Add</i> <i>For Aluminum Clad Exterior, Add</i>	455.82 43.13 46.21	
08 52 11 00-0037	EA		32" x 38", Sash-Only Replacement Kit For Double Hung Wood Windows <i>For Low-E Insulated Glass, Add</i> <i>For Aluminum Clad Exterior, Add</i>	466.78 44.27 47.43	
08 52 11 00-0038	EA		34" x 38", Sash-Only Replacement Kit For Double Hung Wood Windows <i>For Low-E Insulated Glass, Add</i> <i>For Aluminum Clad Exterior, Add</i>	479.38 45.64 48.90	
08 52 11 00-0039	EA		36" x 38", Sash-Only Replacement Kit For Double Hung Wood Windows <i>For Low-E Insulated Glass, Add</i> <i>For Aluminum Clad Exterior, Add</i>	490.33 46.78 50.12	
08 52 11 00-0040	EA		40" x 38", Sash-Only Replacement Kit For Double Hung Wood Windows <i>For Low-E Insulated Glass, Add</i> <i>For Aluminum Clad Exterior, Add</i>	513.90 49.29 52.81	
08 52 11 00-0041	EA		44" x 38", Sash-Only Replacement Kit For Double Hung Wood Windows <i>For Low-E Insulated Glass, Add</i> <i>For Aluminum Clad Exterior, Add</i>	537.45 51.80 55.50	
08 52 11 00-0042			46" Height, Sash-Only Replacement Kits For Double Hung Wood Windows <small>(08 52 11 00-0001)</small>		
08 52 11 00-0043	EA		20" x 46", Sash-Only Replacement Kit For Double Hung Wood Windows <i>For Low-E Insulated Glass, Add</i> <i>For Aluminum Clad Exterior, Add</i>	441.82 41.76 44.74	
08 52 11 00-0044	EA		24" x 46", Sash-Only Replacement Kit For Double Hung Wood Windows <i>For Low-E Insulated Glass, Add</i> <i>For Aluminum Clad Exterior, Add</i>	465.38 44.27 47.43	

08 Openings**08 50 Windows**

08 52 Wood Windows



MINOR	CSI	UOM	DESCRIPTION	TOTAL DIRECT UNIT COST	DEMOLITION UNIT COST
08 52 11 00-0045	EA		28" x 46", Sash-Only Replacement Kit For Double Hung Wood Windows.....	488.92	
			<i>For Low-E Insulated Glass, Add</i>	46.78	
			<i>For Aluminum Clad Exterior, Add</i>	50.12	
08 52 11 00-0046	EA		30" x 46", Sash-Only Replacement Kit For Double Hung Wood Windows.....	499.90	
			<i>For Low-E Insulated Glass, Add</i>	47.92	
			<i>For Aluminum Clad Exterior, Add</i>	51.34	
08 52 11 00-0047	EA		32" x 46", Sash-Only Replacement Kit For Double Hung Wood Windows.....	512.49	
			<i>For Low-E Insulated Glass, Add</i>	49.29	
			<i>For Aluminum Clad Exterior, Add</i>	52.81	
08 52 11 00-0048	EA		34" x 46", Sash-Only Replacement Kit For Double Hung Wood Windows.....	523.45	
			<i>For Low-E Insulated Glass, Add</i>	50.43	
			<i>For Aluminum Clad Exterior, Add</i>	54.03	
08 52 11 00-0049	EA		36" x 46", Sash-Only Replacement Kit For Double Hung Wood Windows.....	536.05	
			<i>For Low-E Insulated Glass, Add</i>	51.80	
			<i>For Aluminum Clad Exterior, Add</i>	55.50	
08 52 11 00-0050	EA		40" x 46", Sash-Only Replacement Kit For Double Hung Wood Windows.....	559.60	
			<i>For Low-E Insulated Glass, Add</i>	54.31	
			<i>For Aluminum Clad Exterior, Add</i>	58.19	
08 52 11 00-0051	EA		44" x 46", Sash-Only Replacement Kit For Double Hung Wood Windows.....	584.80	
			<i>For Low-E Insulated Glass, Add</i>	57.04	
			<i>For Aluminum Clad Exterior, Add</i>	61.12	
08 52 11 00-0052			48" Height, Sash-Only Replacement Kits For Double Hung Wood Windows		
			<small>(08 52 11 00-0001)</small>		
08 52 11 00-0053	EA		20" x 48", Sash-Only Replacement Kit For Double Hung Wood Windows.....	453.01	
			<i>For Low-E Insulated Glass, Add</i>	43.13	
			<i>For Aluminum Clad Exterior, Add</i>	46.21	
08 52 11 00-0054	EA		24" x 48", Sash-Only Replacement Kit For Double Hung Wood Windows.....	476.56	
			<i>For Low-E Insulated Glass, Add</i>	45.64	
			<i>For Aluminum Clad Exterior, Add</i>	48.90	
08 52 11 00-0055	EA		28" x 48", Sash-Only Replacement Kit For Double Hung Wood Windows.....	498.48	
			<i>For Low-E Insulated Glass, Add</i>	47.92	
			<i>For Aluminum Clad Exterior, Add</i>	51.34	
08 52 11 00-0056	EA		30" x 48", Sash-Only Replacement Kit For Double Hung Wood Windows.....	511.08	
			<i>For Low-E Insulated Glass, Add</i>	49.29	
			<i>For Aluminum Clad Exterior, Add</i>	52.81	
08 52 11 00-0057	EA		32" x 48", Sash-Only Replacement Kit For Double Hung Wood Windows.....	522.05	
			<i>For Low-E Insulated Glass, Add</i>	50.43	
			<i>For Aluminum Clad Exterior, Add</i>	54.03	
08 52 11 00-0058	EA		34" x 48", Sash-Only Replacement Kit For Double Hung Wood Windows.....	534.64	
			<i>For Low-E Insulated Glass, Add</i>	51.80	
			<i>For Aluminum Clad Exterior, Add</i>	55.50	
08 52 11 00-0059	EA		36" x 48", Sash-Only Replacement Kit For Double Hung Wood Windows.....	545.60	
			<i>For Low-E Insulated Glass, Add</i>	52.94	
			<i>For Aluminum Clad Exterior, Add</i>	56.72	
08 52 11 00-0060	EA		40" x 48", Sash-Only Replacement Kit For Double Hung Wood Windows.....	570.79	
			<i>For Low-E Insulated Glass, Add</i>	55.68	
			<i>For Aluminum Clad Exterior, Add</i>	59.65	
08 52 11 00-0061	EA		44" x 48", Sash-Only Replacement Kit For Double Hung Wood Windows.....	594.36	
			<i>For Low-E Insulated Glass, Add</i>	58.19	
			<i>For Aluminum Clad Exterior, Add</i>	62.34	
08 52 11 00-0062			50" Height, Sash-Only Replacement Kits For Double Hung Wood Windows		
			<small>(08 52 11 00-0001)</small>		
08 52 11 00-0063	EA		20" x 50", Sash-Only Replacement Kit For Double Hung Wood Windows.....	466.78	
			<i>For Low-E Insulated Glass, Add</i>	44.27	
			<i>For Aluminum Clad Exterior, Add</i>	47.43	
08 52 11 00-0064	EA		24" x 50", Sash-Only Replacement Kit For Double Hung Wood Windows.....	490.33	
			<i>For Low-E Insulated Glass, Add</i>	46.78	
			<i>For Aluminum Clad Exterior, Add</i>	50.12	
08 52 11 00-0065	EA		28" x 50", Sash-Only Replacement Kit For Double Hung Wood Windows.....	513.90	
			<i>For Low-E Insulated Glass, Add</i>	49.29	
			<i>For Aluminum Clad Exterior, Add</i>	52.81	
08 52 11 00-0066	EA		30" x 50", Sash-Only Replacement Kit For Double Hung Wood Windows.....	524.86	
			<i>For Low-E Insulated Glass, Add</i>	50.43	
			<i>For Aluminum Clad Exterior, Add</i>	54.03	
08 52 11 00-0067	EA		32" x 50", Sash-Only Replacement Kit For Double Hung Wood Windows.....	537.45	
			<i>For Low-E Insulated Glass, Add</i>	51.80	
			<i>For Aluminum Clad Exterior, Add</i>	55.50	
08 52 11 00-0068	EA		34" x 50", Sash-Only Replacement Kit For Double Hung Wood Windows.....	548.42	
			<i>For Low-E Insulated Glass, Add</i>	52.94	
			<i>For Aluminum Clad Exterior, Add</i>	56.72	
08 52 11 00-0069	EA		36" x 50", Sash-Only Replacement Kit For Double Hung Wood Windows.....	561.01	
			<i>For Low-E Insulated Glass, Add</i>	54.31	
			<i>For Aluminum Clad Exterior, Add</i>	58.19	
08 52 11 00-0070	EA		40" x 50", Sash-Only Replacement Kit For Double Hung Wood Windows.....	586.21	
			<i>For Low-E Insulated Glass, Add</i>	57.04	
			<i>For Aluminum Clad Exterior, Add</i>	61.12	
08 52 11 00-0071	EA		44" x 50", Sash-Only Replacement Kit For Double Hung Wood Windows.....	609.76	
			<i>For Low-E Insulated Glass, Add</i>	59.55	
			<i>For Aluminum Clad Exterior, Add</i>	63.81	



Openings	08	08
Windows	08 50	
Wood Windows	08 52	

MINOR CSI UOM DESCRIPTION	TOTAL DIRECT UNIT COST	DEMOLITION UNIT COST
------------------------------	---------------------------	-------------------------

08 52 11 00-0072 54" Height, Sash-Only Replacement Kits For Double Hung Wood Windows
(08 52 11 00-0001)

08 52 11 00-0073	EA 20" x 54", Sash-Only Replacement Kit For Double Hung Wood Windows	490.33
	For Low-E Insulated Glass, Add	46.78
	For Aluminum Clad Exterior, Add	50.12
08 52 11 00-0074	EA 24" x 54", Sash-Only Replacement Kit For Double Hung Wood Windows	513.90
	For Low-E Insulated Glass, Add	49.29
	For Aluminum Clad Exterior, Add	52.81
08 52 11 00-0075	EA 28" x 54", Sash-Only Replacement Kit For Double Hung Wood Windows	537.45
	For Low-E Insulated Glass, Add	51.80
	For Aluminum Clad Exterior, Add	55.50
08 52 11 00-0076	EA 30" x 54", Sash-Only Replacement Kit For Double Hung Wood Windows	548.42
	For Low-E Insulated Glass, Add	52.94
	For Aluminum Clad Exterior, Add	56.72
08 52 11 00-0077	EA 32" x 54", Sash-Only Replacement Kit For Double Hung Wood Windows	561.01
	For Low-E Insulated Glass, Add	54.31
	For Aluminum Clad Exterior, Add	58.19
08 52 11 00-0078	EA 34" x 54", Sash-Only Replacement Kit For Double Hung Wood Windows	573.61
	For Low-E Insulated Glass, Add	55.68
	For Aluminum Clad Exterior, Add	59.65
08 52 11 00-0079	EA 36" x 54", Sash-Only Replacement Kit For Double Hung Wood Windows	586.21
	For Low-E Insulated Glass, Add	57.04
	For Aluminum Clad Exterior, Add	61.12
08 52 11 00-0080	EA 40" x 54", Sash-Only Replacement Kit For Double Hung Wood Windows	609.76
	For Low-E Insulated Glass, Add	59.55
	For Aluminum Clad Exterior, Add	63.81
08 52 11 00-0081	EA 44" x 54", Sash-Only Replacement Kit For Double Hung Wood Windows	633.31
	For Low-E Insulated Glass, Add	62.06
	For Aluminum Clad Exterior, Add	66.50

08 52 11 00-0082 58" Height, Sash-Only Replacement Kits For Double Hung Wood Windows
(08 52 11 00-0001)

08 52 11 00-0083	EA 20" x 58", Sash-Only Replacement Kit For Double Hung Wood Windows	512.49
	For Low-E Insulated Glass, Add	49.29
	For Aluminum Clad Exterior, Add	52.81
08 52 11 00-0084	EA 24" x 58", Sash-Only Replacement Kit For Double Hung Wood Windows	536.05
	For Low-E Insulated Glass, Add	51.80
	For Aluminum Clad Exterior, Add	55.50
08 52 11 00-0085	EA 28" x 58", Sash-Only Replacement Kit For Double Hung Wood Windows	559.60
	For Low-E Insulated Glass, Add	54.31
	For Aluminum Clad Exterior, Add	58.19
08 52 11 00-0086	EA 30" x 58", Sash-Only Replacement Kit For Double Hung Wood Windows	572.20
	For Low-E Insulated Glass, Add	55.68
	For Aluminum Clad Exterior, Add	59.65
08 52 11 00-0087	EA 32" x 58", Sash-Only Replacement Kit For Double Hung Wood Windows	584.80
	For Low-E Insulated Glass, Add	57.04
	For Aluminum Clad Exterior, Add	61.12
08 52 11 00-0088	EA 34" x 58", Sash-Only Replacement Kit For Double Hung Wood Windows	595.76
	For Low-E Insulated Glass, Add	58.19
	For Aluminum Clad Exterior, Add	62.34
08 52 11 00-0089	EA 36" x 58", Sash-Only Replacement Kit For Double Hung Wood Windows	608.36
	For Low-E Insulated Glass, Add	59.55
	For Aluminum Clad Exterior, Add	63.81
08 52 11 00-0090	EA 40" x 58", Sash-Only Replacement Kit For Double Hung Wood Windows	631.90
	For Low-E Insulated Glass, Add	62.06
	For Aluminum Clad Exterior, Add	66.50
08 52 11 00-0091	EA 44" x 58", Sash-Only Replacement Kit For Double Hung Wood Windows	653.84
	For Low-E Insulated Glass, Add	64.35
	For Aluminum Clad Exterior, Add	68.94

08 52 11 00-0092 60" Height, Sash-Only Replacement Kits For Double Hung Wood Windows
(08 52 11 00-0001)

08 52 11 00-0093	EA 20" x 60", Sash-Only Replacement Kit For Double Hung Wood Windows	522.05
	For Low-E Insulated Glass, Add	50.43
	For Aluminum Clad Exterior, Add	54.03
08 52 11 00-0094	EA 24" x 60", Sash-Only Replacement Kit For Double Hung Wood Windows	545.60
	For Low-E Insulated Glass, Add	52.94
	For Aluminum Clad Exterior, Add	56.72
08 52 11 00-0095	EA 28" x 60", Sash-Only Replacement Kit For Double Hung Wood Windows	570.79
	For Low-E Insulated Glass, Add	55.68
	For Aluminum Clad Exterior, Add	59.65
08 52 11 00-0096	EA 30" x 60", Sash-Only Replacement Kit For Double Hung Wood Windows	583.39
	For Low-E Insulated Glass, Add	57.04
	For Aluminum Clad Exterior, Add	61.12
08 52 11 00-0097	EA 32" x 60", Sash-Only Replacement Kit For Double Hung Wood Windows	594.36
	For Low-E Insulated Glass, Add	58.19
	For Aluminum Clad Exterior, Add	62.34
08 52 11 00-0098	EA 34" x 60", Sash-Only Replacement Kit For Double Hung Wood Windows	606.95
	For Low-E Insulated Glass, Add	59.55
	For Aluminum Clad Exterior, Add	63.81
08 52 11 00-0099	EA 36" x 60", Sash-Only Replacement Kit For Double Hung Wood Windows	617.90
	For Low-E Insulated Glass, Add	60.69
	For Aluminum Clad Exterior, Add	65.03

08 Openings**08 50 Windows**

08 52 Wood Windows



MINOR	CSI	UOM	DESCRIPTION	TOTAL DIRECT UNIT COST	DEMOLITION UNIT COST
08 52 11 00-0100	EA		40" x 60", Sash-Only Replacement Kit For Double Hung Wood Windows.....	641.46	
			<i>For Low-E Insulated Glass, Add</i>	63.20	
			<i>For Aluminum Clad Exterior, Add</i>	67.72	
08 52 11 00-0101	EA		44" x 60", Sash-Only Replacement Kit For Double Hung Wood Windows.....	665.03	
			<i>For Low-E Insulated Glass, Add</i>	65.71	
			<i>For Aluminum Clad Exterior, Add</i>	70.41	
08 52 11 00-0102			62" Height, Sash-Only Replacement Kits For Double Hung Wood Windows		
			<small>(08 52 11 00-0001)</small>		
08 52 11 00-0103	EA		20" x 62", Sash-Only Replacement Kit For Double Hung Wood Windows.....	537.45	
			<i>For Low-E Insulated Glass, Add</i>	51.80	
			<i>For Aluminum Clad Exterior, Add</i>	55.50	
08 52 11 00-0104	EA		24" x 62", Sash-Only Replacement Kit For Double Hung Wood Windows.....	561.01	
			<i>For Low-E Insulated Glass, Add</i>	54.31	
			<i>For Aluminum Clad Exterior, Add</i>	58.19	
08 52 11 00-0105	EA		28" x 62", Sash-Only Replacement Kit For Double Hung Wood Windows.....	586.21	
			<i>For Low-E Insulated Glass, Add</i>	57.04	
			<i>For Aluminum Clad Exterior, Add</i>	61.12	
08 52 11 00-0106	EA		30" x 62", Sash-Only Replacement Kit For Double Hung Wood Windows.....	597.17	
			<i>For Low-E Insulated Glass, Add</i>	58.19	
			<i>For Aluminum Clad Exterior, Add</i>	62.34	
08 52 11 00-0107	EA		32" x 62", Sash-Only Replacement Kit For Double Hung Wood Windows.....	609.76	
			<i>For Low-E Insulated Glass, Add</i>	59.55	
			<i>For Aluminum Clad Exterior, Add</i>	63.81	
08 52 11 00-0108	EA		34" x 62", Sash-Only Replacement Kit For Double Hung Wood Windows.....	620.72	
			<i>For Low-E Insulated Glass, Add</i>	60.69	
			<i>For Aluminum Clad Exterior, Add</i>	65.03	
08 52 11 00-0109	EA		36" x 62", Sash-Only Replacement Kit For Double Hung Wood Windows.....	633.31	
			<i>For Low-E Insulated Glass, Add</i>	62.06	
			<i>For Aluminum Clad Exterior, Add</i>	66.50	
08 52 11 00-0110	EA		40" x 62", Sash-Only Replacement Kit For Double Hung Wood Windows.....	655.25	
			<i>For Low-E Insulated Glass, Add</i>	64.35	
			<i>For Aluminum Clad Exterior, Add</i>	68.94	
08 52 11 00-0111	EA		44" x 62", Sash-Only Replacement Kit For Double Hung Wood Windows.....	678.80	
			<i>For Low-E Insulated Glass, Add</i>	66.86	
			<i>For Aluminum Clad Exterior, Add</i>	71.63	
08 52 11 00-0112			66" Height, Sash-Only Replacement Kits For Double Hung Wood Windows		
			<small>(08 52 11 00-0001)</small>		
08 52 11 00-0113	EA		20" x 66", Sash-Only Replacement Kit For Double Hung Wood Windows.....	561.01	
			<i>For Low-E Insulated Glass, Add</i>	54.31	
			<i>For Aluminum Clad Exterior, Add</i>	58.19	
08 52 11 00-0114	EA		24" x 66", Sash-Only Replacement Kit For Double Hung Wood Windows.....	586.21	
			<i>For Low-E Insulated Glass, Add</i>	57.04	
			<i>For Aluminum Clad Exterior, Add</i>	61.12	
08 52 11 00-0115	EA		28" x 66", Sash-Only Replacement Kit For Double Hung Wood Windows.....	609.76	
			<i>For Low-E Insulated Glass, Add</i>	59.55	
			<i>For Aluminum Clad Exterior, Add</i>	63.81	
08 52 11 00-0116	EA		30" x 66", Sash-Only Replacement Kit For Double Hung Wood Windows.....	620.72	
			<i>For Low-E Insulated Glass, Add</i>	60.69	
			<i>For Aluminum Clad Exterior, Add</i>	65.03	
08 52 11 00-0117	EA		32" x 66", Sash-Only Replacement Kit For Double Hung Wood Windows.....	633.31	
			<i>For Low-E Insulated Glass, Add</i>	62.06	
			<i>For Aluminum Clad Exterior, Add</i>	66.50	
08 52 11 00-0118	EA		34" x 66", Sash-Only Replacement Kit For Double Hung Wood Windows.....	644.27	
			<i>For Low-E Insulated Glass, Add</i>	63.20	
			<i>For Aluminum Clad Exterior, Add</i>	67.72	
08 52 11 00-0119	EA		36" x 66", Sash-Only Replacement Kit For Double Hung Wood Windows.....	655.25	
			<i>For Low-E Insulated Glass, Add</i>	64.35	
			<i>For Aluminum Clad Exterior, Add</i>	68.94	
08 52 11 00-0120	EA		40" x 66", Sash-Only Replacement Kit For Double Hung Wood Windows.....	678.80	
			<i>For Low-E Insulated Glass, Add</i>	66.86	
			<i>For Aluminum Clad Exterior, Add</i>	71.63	
08 52 11 00-0121	EA		44" x 66", Sash-Only Replacement Kit For Double Hung Wood Windows.....	702.36	
			<i>For Low-E Insulated Glass, Add</i>	69.37	
			<i>For Aluminum Clad Exterior, Add</i>	74.32	
08 52 11 00-0122			70" Height, Sash-Only Replacement Kits For Double Hung Wood Windows		
			<small>(08 52 11 00-0001)</small>		
08 52 11 00-0123	EA		20" x 70", Sash-Only Replacement Kit For Double Hung Wood Windows.....	584.80	
			<i>For Low-E Insulated Glass, Add</i>	57.04	
			<i>For Aluminum Clad Exterior, Add</i>	61.12	
08 52 11 00-0124	EA		24" x 70", Sash-Only Replacement Kit For Double Hung Wood Windows.....	608.36	
			<i>For Low-E Insulated Glass, Add</i>	59.55	
			<i>For Aluminum Clad Exterior, Add</i>	63.81	
08 52 11 00-0125	EA		28" x 70", Sash-Only Replacement Kit For Double Hung Wood Windows.....	631.90	
			<i>For Low-E Insulated Glass, Add</i>	62.06	
			<i>For Aluminum Clad Exterior, Add</i>	66.50	
08 52 11 00-0126	EA		30" x 70", Sash-Only Replacement Kit For Double Hung Wood Windows.....	642.87	
			<i>For Low-E Insulated Glass, Add</i>	63.20	
			<i>For Aluminum Clad Exterior, Add</i>	67.72	



MINOR CSI UOM DESCRIPTION	TOTAL DIRECT UNIT COST	DEMOLITION UNIT COST
08 52 11 00-0127 EA 32" x 70", Sash-Only Replacement Kit For Double Hung Wood Windows <i>For Low-E Insulated Glass, Add</i> <i>For Aluminum Clad Exterior, Add</i>	653.84 64.35 68.94	
08 52 11 00-0128 EA 34" x 70", Sash-Only Replacement Kit For Double Hung Wood Windows <i>For Low-E Insulated Glass, Add</i> <i>For Aluminum Clad Exterior, Add</i>	671.27 66.39 71.13	
08 52 11 00-0129 EA 36" x 70", Sash-Only Replacement Kit For Double Hung Wood Windows <i>For Low-E Insulated Glass, Add</i> <i>For Aluminum Clad Exterior, Add</i>	679.10 67.09 71.89	
08 52 11 00-0130 EA 40" x 70", Sash-Only Replacement Kit For Double Hung Wood Windows <i>For Low-E Insulated Glass, Add</i> <i>For Aluminum Clad Exterior, Add</i>	700.95 69.37 74.32	
08 52 11 00-0131 EA 44" x 70", Sash-Only Replacement Kit For Double Hung Wood Windows <i>For Low-E Insulated Glass, Add</i> <i>For Aluminum Clad Exterior, Add</i>	726.14 72.10 77.25	
08 52 11 00-0132 74" Height, Sash-Only Replacement Kits For Double Hung Wood Windows <small>(08 52 11 00-0001)</small>		
08 52 11 00-0133 EA 20" x 74", Sash-Only Replacement Kit For Double Hung Wood Windows <i>For Low-E Insulated Glass, Add</i> <i>For Aluminum Clad Exterior, Add</i>	609.76 59.55 63.81	
08 52 11 00-0134 EA 24" x 74", Sash-Only Replacement Kit For Double Hung Wood Windows <i>For Low-E Insulated Glass, Add</i> <i>For Aluminum Clad Exterior, Add</i>	633.31 62.06 66.50	
08 52 11 00-0135 EA 28" x 74", Sash-Only Replacement Kit For Double Hung Wood Windows <i>For Low-E Insulated Glass, Add</i> <i>For Aluminum Clad Exterior, Add</i>	655.25 64.35 68.94	
08 52 11 00-0136 EA 30" x 74", Sash-Only Replacement Kit For Double Hung Wood Windows <i>For Low-E Insulated Glass, Add</i> <i>For Aluminum Clad Exterior, Add</i>	667.84 65.71 70.41	
08 52 11 00-0137 EA 32" x 74", Sash-Only Replacement Kit For Double Hung Wood Windows <i>For Low-E Insulated Glass, Add</i> <i>For Aluminum Clad Exterior, Add</i>	678.80 66.86 71.63	
08 52 11 00-0138 EA 34" x 74", Sash-Only Replacement Kit For Double Hung Wood Windows <i>For Low-E Insulated Glass, Add</i> <i>For Aluminum Clad Exterior, Add</i>	691.40 68.22 73.10	
08 52 11 00-0139 EA 36" x 74", Sash-Only Replacement Kit For Double Hung Wood Windows <i>For Low-E Insulated Glass, Add</i> <i>For Aluminum Clad Exterior, Add</i>	702.36 69.37 74.32	
08 52 11 00-0140 EA 40" x 74", Sash-Only Replacement Kit For Double Hung Wood Windows <i>For Low-E Insulated Glass, Add</i> <i>For Aluminum Clad Exterior, Add</i>	727.56 72.10 77.25	
08 52 11 00-0141 EA 44" x 74", Sash-Only Replacement Kit For Double Hung Wood Windows <i>For Low-E Insulated Glass, Add</i> <i>For Aluminum Clad Exterior, Add</i>	751.10 74.61 79.94	
08 52 11 00-0142 78" Height, Sash-Only Replacement Kits For Double Hung Wood Windows <small>(08 52 11 00-0001)</small>		
08 52 11 00-0143 EA 20" x 78", Sash-Only Replacement Kit For Double Hung Wood Windows <i>For Low-E Insulated Glass, Add</i> <i>For Aluminum Clad Exterior, Add</i>	638.95 62.06 66.50	
08 52 11 00-0144 EA 24" x 78", Sash-Only Replacement Kit For Double Hung Wood Windows <i>For Low-E Insulated Glass, Add</i> <i>For Aluminum Clad Exterior, Add</i>	660.87 64.35 68.94	
08 52 11 00-0145 EA 28" x 78", Sash-Only Replacement Kit For Double Hung Wood Windows <i>For Low-E Insulated Glass, Add</i> <i>For Aluminum Clad Exterior, Add</i>	684.43 66.86 71.63	
08 52 11 00-0146 EA 30" x 78", Sash-Only Replacement Kit For Double Hung Wood Windows <i>For Low-E Insulated Glass, Add</i> <i>For Aluminum Clad Exterior, Add</i>	697.02 68.22 73.10	
08 52 11 00-0147 EA 32" x 78", Sash-Only Replacement Kit For Double Hung Wood Windows <i>For Low-E Insulated Glass, Add</i> <i>For Aluminum Clad Exterior, Add</i>	708.00 69.37 74.32	
08 52 11 00-0148 EA 34" x 78", Sash-Only Replacement Kit For Double Hung Wood Windows <i>For Low-E Insulated Glass, Add</i> <i>For Aluminum Clad Exterior, Add</i>	720.59 70.74 75.79	
08 52 11 00-0149 EA 36" x 78", Sash-Only Replacement Kit For Double Hung Wood Windows <i>For Low-E Insulated Glass, Add</i> <i>For Aluminum Clad Exterior, Add</i>	733.18 72.10 77.25	
08 52 11 00-0150 EA 40" x 78", Sash-Only Replacement Kit For Double Hung Wood Windows <i>For Low-E Insulated Glass, Add</i> <i>For Aluminum Clad Exterior, Add</i>	756.73 74.61 79.94	
08 52 11 00-0151 EA 44" x 78", Sash-Only Replacement Kit For Double Hung Wood Windows <i>For Low-E Insulated Glass, Add</i> <i>For Aluminum Clad Exterior, Add</i>	780.29 77.12 82.63	
08 52 11 00-0152 Commercial And Institutional Heavy Double Hung Windows <small>(08 52 11)</small> Note: With true divided lites. Performance grade DP 40 in NWWDA I.S. 2-93. Includes complete unit with hardware, blocking and accessories, glazing, caulking, prepare opening, anchors, testing and certifications. Excludes painting.		
08 52 11 00-0153 SF Up To 21 SF Double Hung Wood Window With True Divided Lite <i>For Insulating Glass, Add</i>	105.58 6.84	12.57

08	08	Openings
	08 50	Windows
	08 52	Wood Windows



MINOR CSI	UOM	DESCRIPTION	TOTAL DIRECT UNIT COST	DEMOLITION UNIT COST
08 52 11 00-0154	SF	21 To 40 SF Double Hung Wood Window With True Divided Lite <i>For Insulating Glass, Add</i>	99.95 6.12	13.98
08 52 11 00-0155	SF	40 SF And Over Double Hung Wood Window With True Divided Lite <i>For Insulating Glass, Add</i>	94.81 5.39	15.68
08 52 11 00-0156		Architectural And Historic Reproduction Wood Windows <small>(08 52 11)</small> Note: Fixed casement, awning, and double hung. With true divided lites. Casement performance grade DP 40; awning performance grade DP 25; double hung performance grade DP 30. Includes complete unit with hardware, blocking and accessories, glazing, caulking, prepare opening, anchors, testing and certifications. Excludes painting.		
08 52 11 00-0157	SF	Up To 21 SF Architectural And Historic Reproduction Wood Window <i>For Insulating Glass, Add</i>	114.06 7.56	12.56
08 52 11 00-0158	SF	21 To 40 SF Architectural And Historic Reproduction Wood Window <i>For Insulating Glass, Add</i>	104.53 6.51	13.97
08 52 11 00-0159	SF	40 SF And Over Architectural And Historic Reproduction Wood Window <i>For Insulating Glass, Add</i>	97.49 5.62	15.67
08 52 11 00-0160		Removal And Reinstallation Of Wood Window And Frame <small>(08 52 11)</small> Note: Includes storage, cleaning and supply materials.		
08 52 11 00-0161	SF	Removal And Reinstallation Of Wood Windows And Frames	23.52	
08 52 13		Metal-Clad Wood Windows <small>(08 52)</small>		
08 52 13 00-0001		Double Hung Metal Clad Windows <small>(08 52 13)</small>		
08 52 13 00-0002		Double Hung Metal Clad Windows <small>(08 52 13 00-0001)</small> Note: Includes painted or stained wood interior, metal clad exterior, standard hardware and Low-E insulated glass. Excludes grilles and insect screens.		
08 52 13 00-0003		36-7/8" Height, Double Hung Metal Clad Windows <small>(08 52 13 00-0002)</small>		
08 52 13 00-0004	EA	21-5/8" x 36-7/8" Double Hung Metal Clad Wood Window (Jeld-Wen 'Builders-Clad') <i>For Tempered Low-E Insulated Glass, Add</i>	682.11 118.13	46.24
08 52 13 00-0005	EA	25-5/8" x 36-7/8" Double Hung Metal Clad Wood Window (Jeld-Wen 'Builders-Clad') <i>For Tempered Low-E Insulated Glass, Add</i>	724.70 125.84	47.76
08 52 13 00-0006	EA	29-5/8" x 36-7/8" Double Hung Metal Clad Wood Window (Jeld-Wen 'Builders-Clad') <i>For Tempered Low-E Insulated Glass, Add</i>	769.71 134.04	49.76
08 52 13 00-0007	EA	31-5/8" x 36-7/8" Double Hung Metal Clad Wood Window (Jeld-Wen 'Builders-Clad') <i>For Tempered Low-E Insulated Glass, Add</i>	793.43 138.38	51.27
08 52 13 00-0008	EA	33-5/8" x 36-7/8" Double Hung Metal Clad Wood Window (Jeld-Wen 'Builders-Clad') <i>For Tempered Low-E Insulated Glass, Add</i>	814.73 142.24	52.28
08 52 13 00-0009	EA	35-5/8" x 36-7/8" Double Hung Metal Clad Wood Window (Jeld-Wen 'Builders-Clad') <i>For Tempered Low-E Insulated Glass, Add</i>	836.03 146.09	53.28
08 52 13 00-0010	EA	37-5/8" x 36-7/8" Double Hung Metal Clad Wood Window (Jeld-Wen 'Builders-Clad') <i>For Tempered Low-E Insulated Glass, Add</i>	859.74 150.43	53.78
08 52 13 00-0011	EA	41-5/8" x 36-7/8" Double Hung Metal Clad Wood Window (Jeld-Wen 'Builders-Clad') <i>For Tempered Low-E Insulated Glass, Add</i>	902.33 158.15	55.80
08 52 13 00-0012	EA	45-5/8" x 36-7/8" Double Hung Metal Clad Wood Window (Jeld-Wen 'Builders-Clad') <i>For Tempered Low-E Insulated Glass, Add</i>	947.32 166.34	57.80
08 52 13 00-0013		40-7/8" Height, Double Hung Metal Clad Windows <small>(08 52 13 00-0002)</small>		
08 52 13 00-0014	EA	21-5/8" x 40-7/8" Double Hung Metal Clad Wood Window (Jeld-Wen 'Builders-Clad') <i>For Tempered Low-E Insulated Glass, Add</i>	724.70 125.84	48.26
08 52 13 00-0015	EA	25-5/8" x 40-7/8" Double Hung Metal Clad Wood Window (Jeld-Wen 'Builders-Clad') <i>For Tempered Low-E Insulated Glass, Add</i>	769.71 134.04	49.76
08 52 13 00-0016	EA	29-5/8" x 40-7/8" Double Hung Metal Clad Wood Window (Jeld-Wen 'Builders-Clad') <i>For Tempered Low-E Insulated Glass, Add</i>	814.73 142.24	51.78
08 52 13 00-0017	EA	31-5/8" x 40-7/8" Double Hung Metal Clad Wood Window (Jeld-Wen 'Builders-Clad') <i>For Tempered Low-E Insulated Glass, Add</i>	836.03 146.09	53.28
08 52 13 00-0018	EA	33-5/8" x 40-7/8" Double Hung Metal Clad Wood Window (Jeld-Wen 'Builders-Clad') <i>For Tempered Low-E Insulated Glass, Add</i>	859.74 150.43	54.29
08 52 13 00-0019	EA	35-5/8" x 40-7/8" Double Hung Metal Clad Wood Window (Jeld-Wen 'Builders-Clad') <i>For Tempered Low-E Insulated Glass, Add</i>	881.03 154.29	55.29
08 52 13 00-0020	EA	37-5/8" x 40-7/8" Double Hung Metal Clad Wood Window (Jeld-Wen 'Builders-Clad') <i>For Tempered Low-E Insulated Glass, Add</i>	902.33 158.15	55.80
08 52 13 00-0021	EA	41-5/8" x 40-7/8" Double Hung Metal Clad Wood Window (Jeld-Wen 'Builders-Clad') <i>For Tempered Low-E Insulated Glass, Add</i>	947.32 166.34	57.80
08 52 13 00-0022	EA	45-5/8" x 40-7/8" Double Hung Metal Clad Wood Window (Jeld-Wen 'Builders-Clad') <i>For Tempered Low-E Insulated Glass, Add</i>	992.32 174.54	59.82
08 52 13 00-0023		44-7/8" Height, Double Hung Metal Clad Windows <small>(08 52 13 00-0002)</small>		
08 52 13 00-0024	EA	21-5/8" x 44-7/8" Double Hung Metal Clad Wood Window (Jeld-Wen 'Builders-Clad') <i>For Tempered Low-E Insulated Glass, Add</i>	769.71 134.04	50.26
08 52 13 00-0025	EA	25-5/8" x 44-7/8" Double Hung Metal Clad Wood Window (Jeld-Wen 'Builders-Clad') <i>For Tempered Low-E Insulated Glass, Add</i>	814.73 142.24	51.78
08 52 13 00-0026	EA	29-5/8" x 44-7/8" Double Hung Metal Clad Wood Window (Jeld-Wen 'Builders-Clad') <i>For Tempered Low-E Insulated Glass, Add</i>	859.74 150.43	53.78
08 52 13 00-0027	EA	31-5/8" x 44-7/8" Double Hung Metal Clad Wood Window (Jeld-Wen 'Builders-Clad') <i>For Tempered Low-E Insulated Glass, Add</i>	881.03 154.29	55.29



Openings	08
Windows	08 50
Wood Windows	08 52

MINOR	CSI	UOM	DESCRIPTION	TOTAL DIRECT UNIT COST	DEMOLITION UNIT COST
08 52 13 00-0028	EA		33-5/8" x 44-7/8" Double Hung Metal Clad Wood Window (Jeld-Wen 'Builders-Clad').....	902.33	56.30
			<i>For Tempered Low-E Insulated Glass, Add</i>	158.15	
08 52 13 00-0029	EA		35-5/8" x 44-7/8" Double Hung Metal Clad Wood Window (Jeld-Wen 'Builders-Clad').....	926.02	57.30
			<i>For Tempered Low-E Insulated Glass, Add</i>	162.48	
08 52 13 00-0030	EA		37-5/8" x 44-7/8" Double Hung Metal Clad Wood Window (Jeld-Wen 'Builders-Clad').....	947.32	57.80
			<i>For Tempered Low-E Insulated Glass, Add</i>	166.34	
08 52 13 00-0031	EA		41-5/8" x 44-7/8" Double Hung Metal Clad Wood Window (Jeld-Wen 'Builders-Clad').....	992.32	59.82
			<i>For Tempered Low-E Insulated Glass, Add</i>	174.54	
08 52 13 00-0032	EA		45-5/8" x 44-7/8" Double Hung Metal Clad Wood Window (Jeld-Wen 'Builders-Clad').....	1,037.34	61.82
			<i>For Tempered Low-E Insulated Glass, Add</i>	182.74	
08 52 13 00-0033			48-7/8" Height, Double Hung Metal Clad Windows (08 52 13 00-0002)		
08 52 13 00-0034	EA		21-5/8" x 48-7/8" Double Hung Metal Clad Wood Window (Jeld-Wen 'Builders-Clad').....	814.73	52.28
			<i>For Tempered Low-E Insulated Glass, Add</i>	142.24	
08 52 13 00-0035	EA		25-5/8" x 48-7/8" Double Hung Metal Clad Wood Window (Jeld-Wen 'Builders-Clad').....	859.74	53.78
			<i>For Tempered Low-E Insulated Glass, Add</i>	150.43	
08 52 13 00-0036	EA		29-5/8" x 48-7/8" Double Hung Metal Clad Wood Window (Jeld-Wen 'Builders-Clad').....	902.33	55.80
			<i>For Tempered Low-E Insulated Glass, Add</i>	158.15	
08 52 13 00-0037	EA		31-5/8" x 48-7/8" Double Hung Metal Clad Wood Window (Jeld-Wen 'Builders-Clad').....	926.02	57.30
			<i>For Tempered Low-E Insulated Glass, Add</i>	162.48	
08 52 13 00-0038	EA		33-5/8" x 48-7/8" Double Hung Metal Clad Wood Window (Jeld-Wen 'Builders-Clad').....	947.32	58.31
			<i>For Tempered Low-E Insulated Glass, Add</i>	166.34	
08 52 13 00-0039	EA		35-5/8" x 48-7/8" Double Hung Metal Clad Wood Window (Jeld-Wen 'Builders-Clad').....	968.61	59.31
			<i>For Tempered Low-E Insulated Glass, Add</i>	170.20	
08 52 13 00-0040	EA		37-5/8" x 48-7/8" Double Hung Metal Clad Wood Window (Jeld-Wen 'Builders-Clad').....	992.32	59.82
			<i>For Tempered Low-E Insulated Glass, Add</i>	174.54	
08 52 13 00-0041	EA		41-5/8" x 48-7/8" Double Hung Metal Clad Wood Window (Jeld-Wen 'Builders-Clad').....	1,037.34	61.82
			<i>For Tempered Low-E Insulated Glass, Add</i>	182.74	
08 52 13 00-0042	EA		45-5/8" x 48-7/8" Double Hung Metal Clad Wood Window (Jeld-Wen 'Builders-Clad').....	1,079.94	63.84
			<i>For Tempered Low-E Insulated Glass, Add</i>	190.45	
08 52 13 00-0043			52-7/8" Height, Double Hung Metal Clad Windows (08 52 13 00-0002)		
08 52 13 00-0044	EA		21-5/8" x 52-7/8" Double Hung Metal Clad Wood Window (Jeld-Wen 'Builders-Clad').....	859.74	54.29
			<i>For Tempered Low-E Insulated Glass, Add</i>	150.43	
08 52 13 00-0045	EA		25-5/8" x 52-7/8" Double Hung Metal Clad Wood Window (Jeld-Wen 'Builders-Clad').....	902.33	55.80
			<i>For Tempered Low-E Insulated Glass, Add</i>	158.15	
08 52 13 00-0046	EA		29-5/8" x 52-7/8" Double Hung Metal Clad Wood Window (Jeld-Wen 'Builders-Clad').....	947.32	57.80
			<i>For Tempered Low-E Insulated Glass, Add</i>	166.34	
08 52 13 00-0047	EA		31-5/8" x 52-7/8" Double Hung Metal Clad Wood Window (Jeld-Wen 'Builders-Clad').....	968.61	59.31
			<i>For Tempered Low-E Insulated Glass, Add</i>	170.20	
08 52 13 00-0048	EA		33-5/8" x 52-7/8" Double Hung Metal Clad Wood Window (Jeld-Wen 'Builders-Clad').....	992.32	60.32
			<i>For Tempered Low-E Insulated Glass, Add</i>	174.54	
08 52 13 00-0049	EA		35-5/8" x 52-7/8" Double Hung Metal Clad Wood Window (Jeld-Wen 'Builders-Clad').....	1,013.62	61.33
			<i>For Tempered Low-E Insulated Glass, Add</i>	178.40	
08 52 13 00-0050	EA		37-5/8" x 52-7/8" Double Hung Metal Clad Wood Window (Jeld-Wen 'Builders-Clad').....	1,037.34	61.82
			<i>For Tempered Low-E Insulated Glass, Add</i>	182.74	
08 52 13 00-0051	EA		41-5/8" x 52-7/8" Double Hung Metal Clad Wood Window (Jeld-Wen 'Builders-Clad').....	1,079.94	63.84
			<i>For Tempered Low-E Insulated Glass, Add</i>	190.45	
08 52 13 00-0052	EA		45-5/8" x 52-7/8" Double Hung Metal Clad Wood Window (Jeld-Wen 'Builders-Clad').....	1,124.94	65.84
			<i>For Tempered Low-E Insulated Glass, Add</i>	198.65	
08 52 13 00-0053			56-7/8" Height, Double Hung Metal Clad Windows (08 52 13 00-0002)		
08 52 13 00-0054	EA		21-5/8" x 56-7/8" Double Hung Metal Clad Wood Window (Jeld-Wen 'Builders-Clad').....	902.33	56.30
			<i>For Tempered Low-E Insulated Glass, Add</i>	158.15	
08 52 13 00-0055	EA		25-5/8" x 56-7/8" Double Hung Metal Clad Wood Window (Jeld-Wen 'Builders-Clad').....	947.32	57.80
			<i>For Tempered Low-E Insulated Glass, Add</i>	166.34	
08 52 13 00-0056	EA		29-5/8" x 56-7/8" Double Hung Metal Clad Wood Window (Jeld-Wen 'Builders-Clad').....	992.32	59.82
			<i>For Tempered Low-E Insulated Glass, Add</i>	174.54	
08 52 13 00-0057	EA		31-5/8" x 56-7/8" Double Hung Metal Clad Wood Window (Jeld-Wen 'Builders-Clad').....	1,013.62	61.33
			<i>For Tempered Low-E Insulated Glass, Add</i>	178.40	
08 52 13 00-0058	EA		33-5/8" x 56-7/8" Double Hung Metal Clad Wood Window (Jeld-Wen 'Builders-Clad').....	1,037.34	62.33
			<i>For Tempered Low-E Insulated Glass, Add</i>	182.74	
08 52 13 00-0059	EA		35-5/8" x 56-7/8" Double Hung Metal Clad Wood Window (Jeld-Wen 'Builders-Clad').....	1,058.63	63.33
			<i>For Tempered Low-E Insulated Glass, Add</i>	186.59	
08 52 13 00-0060	EA		37-5/8" x 56-7/8" Double Hung Metal Clad Wood Window (Jeld-Wen 'Builders-Clad').....	1,079.94	63.84
			<i>For Tempered Low-E Insulated Glass, Add</i>	190.45	
08 52 13 00-0061	EA		41-5/8" x 56-7/8" Double Hung Metal Clad Wood Window (Jeld-Wen 'Builders-Clad').....	1,124.94	65.84
			<i>For Tempered Low-E Insulated Glass, Add</i>	198.65	
08 52 13 00-0062	EA		45-5/8" x 56-7/8" Double Hung Metal Clad Wood Window (Jeld-Wen 'Builders-Clad').....	1,169.93	67.86
			<i>For Tempered Low-E Insulated Glass, Add</i>	206.84	
08 52 13 00-0063			60-7/8" Height, Double Hung Metal Clad Windows (08 52 13 00-0002)		
08 52 13 00-0064	EA		21-5/8" x 60-7/8" Double Hung Metal Clad Wood Window (Jeld-Wen 'Builders-Clad').....	947.32	58.31
			<i>For Tempered Low-E Insulated Glass, Add</i>	166.34	
08 52 13 00-0065	EA		25-5/8" x 60-7/8" Double Hung Metal Clad Wood Window (Jeld-Wen 'Builders-Clad').....	992.32	59.82
			<i>For Tempered Low-E Insulated Glass, Add</i>	174.54	
08 52 13 00-0066	EA		29-5/8" x 60-7/8" Double Hung Metal Clad Wood Window (Jeld-Wen 'Builders-Clad').....	1,037.34	61.82
			<i>For Tempered Low-E Insulated Glass, Add</i>	182.74	

08	08	Openings
	08 50	Windows
	08 52	Wood Windows



MINOR	CSI	UOM	DESCRIPTION	TOTAL DIRECT UNIT COST	DEMOLITION UNIT COST
08 52 13 00-0067	EA		31-5/8" x 60-7/8" Double Hung Metal Clad Wood Window (Jeld-Wen 'Builders-Clad') <i>For Tempered Low-E Insulated Glass, Add</i>	1,058.63 186.59	63.33
08 52 13 00-0068	EA		33-5/8" x 60-7/8" Double Hung Metal Clad Wood Window (Jeld-Wen 'Builders-Clad') <i>For Tempered Low-E Insulated Glass, Add</i>	1,079.94 190.45	64.34
08 52 13 00-0069	EA		35-5/8" x 60-7/8" Double Hung Metal Clad Wood Window (Jeld-Wen 'Builders-Clad') <i>For Tempered Low-E Insulated Glass, Add</i>	1,103.64 194.79	65.35
08 52 13 00-0070	EA		37-5/8" x 60-7/8" Double Hung Metal Clad Wood Window (Jeld-Wen 'Builders-Clad') <i>For Tempered Low-E Insulated Glass, Add</i>	1,124.94 198.65	65.84
08 52 13 00-0071	EA		41-5/8" x 60-7/8" Double Hung Metal Clad Wood Window (Jeld-Wen 'Builders-Clad') <i>For Tempered Low-E Insulated Glass, Add</i>	1,169.93 206.84	67.86
08 52 13 00-0072	EA		45-5/8" x 60-7/8" Double Hung Metal Clad Wood Window (Jeld-Wen 'Builders-Clad') <i>For Tempered Low-E Insulated Glass, Add</i>	1,212.52 214.56	69.86
08 52 13 00-0073			64-7/8" Height, Double Hung Metal Clad Windows <small>(08 52 13 00-0002)</small>		
08 52 13 00-0074	EA		21-5/8" x 64-7/8" Double Hung Metal Clad Wood Window (Jeld-Wen 'Builders-Clad') <i>For Tempered Low-E Insulated Glass, Add</i>	992.32 174.54	60.32
08 52 13 00-0075	EA		25-5/8" x 64-7/8" Double Hung Metal Clad Wood Window (Jeld-Wen 'Builders-Clad') <i>For Tempered Low-E Insulated Glass, Add</i>	1,037.34 182.74	61.82
08 52 13 00-0076	EA		29-5/8" x 64-7/8" Double Hung Metal Clad Wood Window (Jeld-Wen 'Builders-Clad') <i>For Tempered Low-E Insulated Glass, Add</i>	1,079.94 190.45	63.84
08 52 13 00-0077	EA		31-5/8" x 64-7/8" Double Hung Metal Clad Wood Window (Jeld-Wen 'Builders-Clad') <i>For Tempered Low-E Insulated Glass, Add</i>	1,103.64 194.79	65.35
08 52 13 00-0078	EA		33-5/8" x 64-7/8" Double Hung Metal Clad Wood Window (Jeld-Wen 'Builders-Clad') <i>For Tempered Low-E Insulated Glass, Add</i>	1,124.94 198.65	66.35
08 52 13 00-0079	EA		35-5/8" x 64-7/8" Double Hung Metal Clad Wood Window (Jeld-Wen 'Builders-Clad') <i>For Tempered Low-E Insulated Glass, Add</i>	1,146.23 202.51	67.36
08 52 13 00-0080	EA		37-5/8" x 64-7/8" Double Hung Metal Clad Wood Window (Jeld-Wen 'Builders-Clad') <i>For Tempered Low-E Insulated Glass, Add</i>	1,169.93 206.84	67.86
08 52 13 00-0081	EA		41-5/8" x 64-7/8" Double Hung Metal Clad Wood Window (Jeld-Wen 'Builders-Clad') <i>For Tempered Low-E Insulated Glass, Add</i>	1,212.52 214.56	69.86
08 52 13 00-0082	EA		45-5/8" x 64-7/8" Double Hung Metal Clad Wood Window (Jeld-Wen 'Builders-Clad') <i>For Tempered Low-E Insulated Glass, Add</i>	1,257.53 222.75	71.88
08 52 13 00-0083			68-7/8" Height, Double Hung Metal Clad Windows <small>(08 52 13 00-0002)</small>		
08 52 13 00-0084	EA		21-5/8" x 68-7/8" Double Hung Metal Clad Wood Window (Jeld-Wen 'Builders-Clad') <i>For Tempered Low-E Insulated Glass, Add</i>	1,037.34 182.74	62.33
08 52 13 00-0085	EA		25-5/8" x 68-7/8" Double Hung Metal Clad Wood Window (Jeld-Wen 'Builders-Clad') <i>For Tempered Low-E Insulated Glass, Add</i>	1,079.94 190.45	63.84
08 52 13 00-0086	EA		29-5/8" x 68-7/8" Double Hung Metal Clad Wood Window (Jeld-Wen 'Builders-Clad') <i>For Tempered Low-E Insulated Glass, Add</i>	1,124.94 198.65	65.84
08 52 13 00-0087	EA		31-5/8" x 68-7/8" Double Hung Metal Clad Wood Window (Jeld-Wen 'Builders-Clad') <i>For Tempered Low-E Insulated Glass, Add</i>	1,146.23 202.51	67.36
08 52 13 00-0088	EA		33-5/8" x 68-7/8" Double Hung Metal Clad Wood Window (Jeld-Wen 'Builders-Clad') <i>For Tempered Low-E Insulated Glass, Add</i>	1,169.93 206.84	68.36
08 52 13 00-0089	EA		35-5/8" x 68-7/8" Double Hung Metal Clad Wood Window (Jeld-Wen 'Builders-Clad') <i>For Tempered Low-E Insulated Glass, Add</i>	1,191.22 210.70	69.37
08 52 13 00-0090	EA		37-5/8" x 68-7/8" Double Hung Metal Clad Wood Window (Jeld-Wen 'Builders-Clad') <i>For Tempered Low-E Insulated Glass, Add</i>	1,212.52 214.56	69.86
08 52 13 00-0091	EA		41-5/8" x 68-7/8" Double Hung Metal Clad Wood Window (Jeld-Wen 'Builders-Clad') <i>For Tempered Low-E Insulated Glass, Add</i>	1,257.53 222.75	71.88
08 52 13 00-0092	EA		45-5/8" x 68-7/8" Double Hung Metal Clad Wood Window (Jeld-Wen 'Builders-Clad') <i>For Tempered Low-E Insulated Glass, Add</i>	1,302.54 230.95	73.90
08 52 13 00-0093			72-7/8" Height, Double Hung Metal Clad Windows <small>(08 52 13 00-0002)</small>		
08 52 13 00-0094	EA		21-5/8" x 72-7/8" Double Hung Metal Clad Wood Window (Jeld-Wen 'Builders-Clad') <i>For Tempered Low-E Insulated Glass, Add</i>	1,079.94 190.45	64.34
08 52 13 00-0095	EA		25-5/8" x 72-7/8" Double Hung Metal Clad Wood Window (Jeld-Wen 'Builders-Clad') <i>For Tempered Low-E Insulated Glass, Add</i>	1,124.94 198.65	65.84
08 52 13 00-0096	EA		29-5/8" x 72-7/8" Double Hung Metal Clad Wood Window (Jeld-Wen 'Builders-Clad') <i>For Tempered Low-E Insulated Glass, Add</i>	1,169.93 206.84	67.86
08 52 13 00-0097	EA		31-5/8" x 72-7/8" Double Hung Metal Clad Wood Window (Jeld-Wen 'Builders-Clad') <i>For Tempered Low-E Insulated Glass, Add</i>	1,191.22 210.70	69.37
08 52 13 00-0098	EA		33-5/8" x 72-7/8" Double Hung Metal Clad Wood Window (Jeld-Wen 'Builders-Clad') <i>For Tempered Low-E Insulated Glass, Add</i>	1,212.52 214.56	70.37
08 52 13 00-0099	EA		35-5/8" x 72-7/8" Double Hung Metal Clad Wood Window (Jeld-Wen 'Builders-Clad') <i>For Tempered Low-E Insulated Glass, Add</i>	1,236.22 218.90	71.38
08 52 13 00-0100	EA		37-5/8" x 72-7/8" Double Hung Metal Clad Wood Window (Jeld-Wen 'Builders-Clad') <i>For Tempered Low-E Insulated Glass, Add</i>	1,257.53 222.75	71.88
08 52 13 00-0101	EA		41-5/8" x 72-7/8" Double Hung Metal Clad Wood Window (Jeld-Wen 'Builders-Clad') <i>For Tempered Low-E Insulated Glass, Add</i>	1,302.54 230.95	73.90
08 52 13 00-0102	EA		45-5/8" x 72-7/8" Double Hung Metal Clad Wood Window (Jeld-Wen 'Builders-Clad') <i>For Tempered Low-E Insulated Glass, Add</i>	1,347.55 239.15	75.90
08 52 13 00-0103			76-7/8" Height, Double Hung Metal Clad Windows <small>(08 52 13 00-0002)</small>		
08 52 13 00-0104	EA		21-5/8" x 76-7/8" Double Hung Metal Clad Wood Window (Jeld-Wen 'Builders-Clad') <i>For Tempered Low-E Insulated Glass, Add</i>	1,124.94 198.65	66.35
08 52 13 00-0105	EA		25-5/8" x 76-7/8" Double Hung Metal Clad Wood Window (Jeld-Wen 'Builders-Clad') <i>For Tempered Low-E Insulated Glass, Add</i>	1,169.93 206.84	67.86



MINOR	CSI	UOM	DESCRIPTION	TOTAL DIRECT UNIT COST	DEMOLITION UNIT COST
08 52 13 00-0106	EA		29-5/8" x 76-7/8" Double Hung Metal Clad Wood Window (Jeld-Wen 'Builders-Clad') <i>For Tempered Low-E Insulated Glass, Add</i>	1,212.52 214.66	69.86
08 52 13 00-0107	EA		31-5/8" x 76-7/8" Double Hung Metal Clad Wood Window (Jeld-Wen 'Builders-Clad') <i>For Tempered Low-E Insulated Glass, Add</i>	1,236.22 218.90	71.38
08 52 13 00-0108	EA		33-5/8" x 76-7/8" Double Hung Metal Clad Wood Window (Jeld-Wen 'Builders-Clad') <i>For Tempered Low-E Insulated Glass, Add</i>	1,257.53 222.75	72.38
08 52 13 00-0109	EA		35-5/8" x 76-7/8" Double Hung Metal Clad Wood Window (Jeld-Wen 'Builders-Clad') <i>For Tempered Low-E Insulated Glass, Add</i>	1,281.24 227.09	73.39
08 52 13 00-0110	EA		37-5/8" x 76-7/8" Double Hung Metal Clad Wood Window (Jeld-Wen 'Builders-Clad') <i>For Tempered Low-E Insulated Glass, Add</i>	1,302.54 230.95	73.90
08 52 13 00-0111	EA		41-5/8" x 76-7/8" Double Hung Metal Clad Wood Window (Jeld-Wen 'Builders-Clad') <i>For Tempered Low-E Insulated Glass, Add</i>	1,347.55 239.15	75.90
08 52 13 00-0112	EA		45-5/8" x 76-7/8" Double Hung Metal Clad Wood Window (Jeld-Wen 'Builders-Clad') <i>For Tempered Low-E Insulated Glass, Add</i>	1,390.14 246.86	77.92
08 52 13 00-0113			84-7/8" Height, Double Hung Metal Clad Windows <small>(08 52 13 00-0002)</small>		
08 52 13 00-0114	EA		21-5/8" x 84-7/8" Double Hung Metal Clad Wood Window (Jeld-Wen 'Builders-Clad') <i>For Tempered Low-E Insulated Glass, Add</i>	1,786.30 329.31	70.37
08 52 13 00-0115	EA		25-5/8" x 84-7/8" Double Hung Metal Clad Wood Window (Jeld-Wen 'Builders-Clad') <i>For Tempered Low-E Insulated Glass, Add</i>	1,850.59 341.37	71.88
08 52 13 00-0116	EA		29-5/8" x 84-7/8" Double Hung Metal Clad Wood Window (Jeld-Wen 'Builders-Clad') <i>For Tempered Low-E Insulated Glass, Add</i>	1,914.87 353.42	73.90
08 52 13 00-0117	EA		31-5/8" x 84-7/8" Double Hung Metal Clad Wood Window (Jeld-Wen 'Builders-Clad') <i>For Tempered Low-E Insulated Glass, Add</i>	1,945.82 359.20	75.40
08 52 13 00-0118	EA		33-5/8" x 84-7/8" Double Hung Metal Clad Wood Window (Jeld-Wen 'Builders-Clad') <i>For Tempered Low-E Insulated Glass, Add</i>	1,979.16 365.47	76.40
08 52 13 00-0119	EA		35-5/8" x 84-7/8" Double Hung Metal Clad Wood Window (Jeld-Wen 'Builders-Clad') <i>For Tempered Low-E Insulated Glass, Add</i>	2,010.11 371.26	77.41
08 52 13 00-0120	EA		37-5/8" x 84-7/8" Double Hung Metal Clad Wood Window (Jeld-Wen 'Builders-Clad') <i>For Tempered Low-E Insulated Glass, Add</i>	2,041.05 377.05	77.92
08 52 13 00-0121	EA		41-5/8" x 84-7/8" Double Hung Metal Clad Wood Window (Jeld-Wen 'Builders-Clad') <i>For Tempered Low-E Insulated Glass, Add</i>	2,105.34 389.10	79.92
08 52 13 00-0122	EA		45-5/8" x 84-7/8" Double Hung Metal Clad Wood Window (Jeld-Wen 'Builders-Clad') <i>For Tempered Low-E Insulated Glass, Add</i>	2,169.61 401.15	81.94
08 52 13 00-0123			88-7/8" Height, Double Hung Metal Clad Windows <small>(08 52 13 00-0002)</small>		
08 52 13 00-0124	EA		21-5/8" x 88-7/8" Double Hung Metal Clad Wood Window (Jeld-Wen 'Builders-Clad') <i>For Tempered Low-E Insulated Glass, Add</i>	1,850.59 341.37	72.38
08 52 13 00-0125	EA		25-5/8" x 88-7/8" Double Hung Metal Clad Wood Window (Jeld-Wen 'Builders-Clad') <i>For Tempered Low-E Insulated Glass, Add</i>	1,914.87 353.42	73.90
08 52 13 00-0126	EA		29-5/8" x 88-7/8" Double Hung Metal Clad Wood Window (Jeld-Wen 'Builders-Clad') <i>For Tempered Low-E Insulated Glass, Add</i>	1,979.16 365.47	75.90
08 52 13 00-0127	EA		31-5/8" x 88-7/8" Double Hung Metal Clad Wood Window (Jeld-Wen 'Builders-Clad') <i>For Tempered Low-E Insulated Glass, Add</i>	2,010.11 371.26	77.41
08 52 13 00-0128	EA		33-5/8" x 88-7/8" Double Hung Metal Clad Wood Window (Jeld-Wen 'Builders-Clad') <i>For Tempered Low-E Insulated Glass, Add</i>	2,041.05 377.05	78.41
08 52 13 00-0129	EA		35-5/8" x 88-7/8" Double Hung Metal Clad Wood Window (Jeld-Wen 'Builders-Clad') <i>For Tempered Low-E Insulated Glass, Add</i>	2,074.41 383.31	79.42
08 52 13 00-0130	EA		37-5/8" x 88-7/8" Double Hung Metal Clad Wood Window (Jeld-Wen 'Builders-Clad') <i>For Tempered Low-E Insulated Glass, Add</i>	2,105.34 389.10	79.92
08 52 13 00-0131	EA		41-5/8" x 88-7/8" Double Hung Metal Clad Wood Window (Jeld-Wen 'Builders-Clad') <i>For Tempered Low-E Insulated Glass, Add</i>	2,169.61 401.15	81.94
08 52 13 00-0132	EA		45-5/8" x 88-7/8" Double Hung Metal Clad Wood Window (Jeld-Wen 'Builders-Clad') <i>For Tempered Low-E Insulated Glass, Add</i>	2,233.91 413.21	83.94
08 52 13 00-0133			Casement Metal Clad Windows <small>(08 52 13)</small>		
08 52 13 00-0134			Casement Metal Clad Windows <small>(08 52 13 00-0133)</small>		
			Note: Includes painted or stained wood interior, metal clad exterior, standard hardware and Low-E insulated glass. Excludes grilles and insect screens.		
08 52 13 00-0135			One Operating Sash, Casement Metal Clad Windows <small>(08 52 13 00-0134)</small>		
08 52 13 00-0136			24-1/8" Height, One Operating Sash, Casement Metal Clad Windows <small>(08 52 13 00-0135)</small>		
08 52 13 00-0137	EA		17" x 24-1/8", One Operating Sash, Casement Metal Clad Wood Window (Jeld-Wen 'Builders-Clad') <i>For Tempered Low-E Insulated Glass, Add</i>	432.02 71.32	38.20
08 52 13 00-0138	EA		20-1/2" x 24-1/8", One Operating Sash, Casement Metal Clad Wood Window (Jeld-Wen 'Builders-Clad') <i>For Tempered Low-E Insulated Glass, Add</i>	457.17 75.75	39.21
08 52 13 00-0139	EA		24-1/8" x 24-1/8", One Operating Sash, Casement Metal Clad Wood Window (Jeld-Wen 'Builders-Clad') <i>For Tempered Low-E Insulated Glass, Add</i>	485.15 80.54	41.22
08 52 13 00-0140	EA		28-3/8" x 24-1/8", One Operating Sash, Casement Metal Clad Wood Window (Jeld-Wen 'Builders-Clad') <i>For Tempered Low-E Insulated Glass, Add</i>	510.91 84.89	43.23
08 52 13 00-0141			28-3/8" Height, One Operating Sash, Casement Metal Clad Windows <small>(08 52 13 00-0135)</small>		
08 52 13 00-0142	EA		17" x 28-3/8", One Operating Sash, Casement Metal Clad Wood Window (Jeld-Wen 'Builders-Clad') <i>For Tempered Low-E Insulated Glass, Add</i>	463.69 76.85	40.21
08 52 13 00-0143	EA		20-1/2" x 28-3/8", One Operating Sash, Casement Metal Clad Wood Window (Jeld-Wen 'Builders-Clad') <i>For Tempered Low-E Insulated Glass, Add</i>	488.84 81.28	41.22

08 Openings**08 50 Windows**

08 52 Wood Windows



MINOR	CSI	UOM	DESCRIPTION	TOTAL DIRECT UNIT COST	DEMOLITION UNIT COST
08 52 13 00-0144	EA		24-1/8" x 28-3/8", One Operating Sash, Casement Metal Clad Wood Window (Jeld-Wen 'Builders-Clad') <i>For Tempered Low-E Insulated Glass, Add</i>	516.84 86.08	43.23
08 52 13 00-0145	EA		28-3/8" x 28-3/8", One Operating Sash, Casement Metal Clad Wood Window (Jeld-Wen 'Builders-Clad') <i>For Tempered Low-E Insulated Glass, Add</i>	530.32 87.97	45.24
08 52 13 00-0146	EA		31-1/2" x 28-3/8", One Operating Sash, Casement Metal Clad Wood Window (Jeld-Wen 'Builders-Clad') <i>For Tempered Low-E Insulated Glass, Add</i>	563.05 93.91	47.25
08 52 13 00-0147			35-15/16" Height, One Operating Sash, Casement Metal Clad Windows (08 52)		
08 52 13 00-0148	EA		17" x 35-15/16", One Operating Sash, Casement Metal Clad Wood Window (Jeld-Wen 'Builders-Clad') <i>For Tempered Low-E Insulated Glass, Add</i>	520.51 86.81	43.23
08 52 13 00-0149	EA		20-1/2" x 35-15/16", One Operating Sash, Casement Metal Clad Wood Window (Jeld-Wen 'Builders-Clad') <i>For Tempered Low-E Insulated Glass, Add</i>	547.49 91.60	45.24
08 52 13 00-0150	EA		24-1/8" x 35-15/16", One Operating Sash, Casement Metal Clad Wood Window (Jeld-Wen 'Builders-Clad') <i>For Tempered Low-E Insulated Glass, Add</i>	575.50 96.40	46.75
08 52 13 00-0151	EA		28-3/8" x 35-15/16", One Operating Sash, Casement Metal Clad Wood Window (Jeld-Wen 'Builders-Clad') <i>For Tempered Low-E Insulated Glass, Add</i>	620.09 104.51	48.75
08 52 13 00-0152	EA		31-1/2" x 35-15/16", One Operating Sash, Casement Metal Clad Wood Window (Jeld-Wen 'Builders-Clad') <i>For Tempered Low-E Insulated Glass, Add</i>	662.66 112.43	50.26
08 52 13 00-0153	EA		35-15/16" x 35-15/16", One Operating Sash, Casement Metal Clad Wood Window (Jeld-Wen 'Builders-Clad') <i>For Tempered Low-E Insulated Glass, Add</i>	704.37 120.37	51.27
08 52 13 00-0154			40-13/16" Height, One Operating Sash, Casement Metal Clad Windows (08 52)		
08 52 13 00-0155	EA		17" x 40-13/16", One Operating Sash, Casement Metal Clad Wood Window (Jeld-Wen 'Builders-Clad') <i>For Tempered Low-E Insulated Glass, Add</i>	558.73 93.45	46.24
08 52 13 00-0156	EA		20-1/2" x 40-13/16", One Operating Sash, Casement Metal Clad Wood Window (Jeld-Wen 'Builders-Clad') <i>For Tempered Low-E Insulated Glass, Add</i>	583.87 97.87	47.25
08 52 13 00-0157	EA		24-1/8" x 40-13/16", One Operating Sash, Casement Metal Clad Wood Window (Jeld-Wen 'Builders-Clad') <i>For Tempered Low-E Insulated Glass, Add</i>	611.86 102.67	49.26
08 52 13 00-0158	EA		28-3/8" x 40-13/16", One Operating Sash, Casement Metal Clad Wood Window (Jeld-Wen 'Builders-Clad') <i>For Tempered Low-E Insulated Glass, Add</i>	676.73 114.84	51.27
08 52 13 00-0159	EA		31-1/2" x 40-13/16", One Operating Sash, Casement Metal Clad Wood Window (Jeld-Wen 'Builders-Clad') <i>For Tempered Low-E Insulated Glass, Add</i>	721.38 123.16	53.28
08 52 13 00-0160	EA		35-15/16" x 40-13/16", One Operating Sash, Casement Metal Clad Wood Window (Jeld-Wen 'Builders-Clad') <i>For Tempered Low-E Insulated Glass, Add</i>	763.06 130.70	55.29
08 52 13 00-0161			48" Height, One Operating Sash, Casement Metal Clad Windows (08 52 13 00-0135)		
08 52 13 00-0162	EA		17" x 48", One Operating Sash, Casement Metal Clad Wood Window (Jeld-Wen 'Builders-Clad') <i>For Tempered Low-E Insulated Glass, Add</i>	612.86 102.67	50.26
08 52 13 00-0163	EA		20-1/2" x 48", One Operating Sash, Casement Metal Clad Wood Window (Jeld-Wen 'Builders-Clad') <i>For Tempered Low-E Insulated Glass, Add</i>	639.85 107.46	51.27
08 52 13 00-0164	EA		24-1/8" x 48", One Operating Sash, Casement Metal Clad Wood Window (Jeld-Wen 'Builders-Clad') <i>For Tempered Low-E Insulated Glass, Add</i>	667.85 112.26	53.28
08 52 13 00-0165	EA		28-3/8" x 48", One Operating Sash, Casement Metal Clad Wood Window (Jeld-Wen 'Builders-Clad') <i>For Tempered Low-E Insulated Glass, Add</i>	757.59 129.40	55.29
08 52 13 00-0166	EA		31-1/2" x 48", One Operating Sash, Casement Metal Clad Wood Window (Jeld-Wen 'Builders-Clad') <i>For Tempered Low-E Insulated Glass, Add</i>	792.43 135.77	57.30
08 52 13 00-0167	EA		35-15/16" x 48", One Operating Sash, Casement Metal Clad Wood Window (Jeld-Wen 'Builders-Clad') <i>For Tempered Low-E Insulated Glass, Add</i>	844.83 145.44	59.31
08 52 13 00-0168			52-13/16" Height, One Operating Sash, Casement Metal Clad Windows (08 52)		
08 52 13 00-0169	EA		17" x 52-13/16", One Operating Sash, Casement Metal Clad Wood Window (Jeld-Wen 'Builders-Clad') <i>For Tempered Low-E Insulated Glass, Add</i>	650.07 109.30	52.28
08 52 13 00-0170	EA		20-1/2" x 52-13/16", One Operating Sash, Casement Metal Clad Wood Window (Jeld-Wen 'Builders-Clad') <i>For Tempered Low-E Insulated Glass, Add</i>	675.22 113.73	53.28
08 52 13 00-0171	EA		24-1/8" x 52-13/16", One Operating Sash, Casement Metal Clad Wood Window (Jeld-Wen 'Builders-Clad') <i>For Tempered Low-E Insulated Glass, Add</i>	703.22 118.53	55.29
08 52 13 00-0172	EA		28-3/8" x 52-13/16", One Operating Sash, Casement Metal Clad Wood Window (Jeld-Wen 'Builders-Clad') <i>For Tempered Low-E Insulated Glass, Add</i>	814.17 139.91	57.30
08 52 13 00-0173	EA		31-1/2" x 52-13/16", One Operating Sash, Casement Metal Clad Wood Window (Jeld-Wen 'Builders-Clad') <i>For Tempered Low-E Insulated Glass, Add</i>	866.48 149.77	59.31
08 52 13 00-0174	EA		35-15/16" x 52-13/16", One Operating Sash, Casement Metal Clad Wood Window (Jeld-Wen 'Builders-Clad') <i>For Tempered Low-E Insulated Glass, Add</i>	900.49 155.77	61.33
08 52 13 00-0175			59-7/8" Height, One Operating Sash, Casement Metal Clad Windows (08 52 13 00-0135)		
08 52 13 00-0176	EA		17" x 59-7/8", One Operating Sash, Casement Metal Clad Wood Window (Jeld-Wen 'Builders-Clad') <i>For Tempered Low-E Insulated Glass, Add</i>	703.22 118.53	55.29
08 52 13 00-0177	EA		20-1/2" x 59-7/8", One Operating Sash, Casement Metal Clad Wood Window (Jeld-Wen 'Builders-Clad') <i>For Tempered Low-E Insulated Glass, Add</i>	730.20 123.32	57.30
08 52 13 00-0178	EA		24-1/8" x 59-7/8", One Operating Sash, Casement Metal Clad Wood Window (Jeld-Wen 'Builders-Clad') <i>For Tempered Low-E Insulated Glass, Add</i>	758.17 128.11	58.81
08 52 13 00-0179	EA		28-3/8" x 59-7/8", One Operating Sash, Casement Metal Clad Wood Window (Jeld-Wen 'Builders-Clad') <i>For Tempered Low-E Insulated Glass, Add</i>	894.95 154.66	60.83
08 52 13 00-0180	EA		31-1/2" x 59-7/8", One Operating Sash, Casement Metal Clad Wood Window (Jeld-Wen 'Builders-Clad') <i>For Tempered Low-E Insulated Glass, Add</i>	931.87 161.44	62.33
08 52 13 00-0181	EA		35-15/16" x 59-7/8", One Operating Sash, Casement Metal Clad Wood Window (Jeld-Wen 'Builders-Clad') <i>For Tempered Low-E Insulated Glass, Add</i>	981.26 170.52	64.34



Openings	08	08
Windows	08 50	
Wood Windows	08 52	

MINOR CSI UOM DESCRIPTION	TOTAL DIRECT UNIT COST	DEMOLITION UNIT COST
08 52 13 00-0182 64-13/16" Height, One Operating Sash, Casement Metal Clad Windows <small>(08 52 13 00-0135)</small>		
EA 17" x 64-13/16", One Operating Sash, Casement Metal Clad Wood Window (Jeld-Wen 'Builders-Clad').....	741.42	58.31
For Tempered Low-E Insulated Glass, Add	125.16	
08 52 13 00-0184 EA 20-1/2" x 64-13/16", One Operating Sash, Casement Metal Clad Wood Window (Jeld-Wen 'Builders-Clad').....	766.57	59.31
For Tempered Low-E Insulated Glass, Add	129.59	
08 52 13 00-0185 EA 24-1/8" x 64-13/16", One Operating Sash, Casement Metal Clad Wood Window (Jeld-Wen 'Builders-Clad').....	794.56	61.33
For Tempered Low-E Insulated Glass, Add	134.38	
08 52 13 00-0186 EA 28-3/8" x 64-13/16", One Operating Sash, Casement Metal Clad Wood Window (Jeld-Wen 'Builders-Clad').....	951.60	63.33
For Tempered Low-E Insulated Glass, Add	164.99	
08 52 13 00-0187 EA 31-1/2" x 64-13/16", One Operating Sash, Casement Metal Clad Wood Window (Jeld-Wen 'Builders-Clad').....	985.89	65.35
For Tempered Low-E Insulated Glass, Add	171.24	
08 52 13 00-0188 EA 35-15/16" x 64-13/16", One Operating Sash, Casement Metal Clad Wood Window (Jeld-Wen 'Builders-Clad').....	1,037.92	67.36
For Tempered Low-E Insulated Glass, Add	180.84	
08 52 13 00-0189 71-7/8" Height, One Operating Sash, Casement Metal Clad Windows <small>(08 52 13 00-0135)</small>		
EA 17" x 71-7/8", One Operating Sash, Casement Metal Clad Wood Window (Jeld-Wen 'Builders-Clad').....	794.56	61.33
For Tempered Low-E Insulated Glass, Add	134.38	
08 52 13 00-0191 EA 20-1/2" x 71-7/8", One Operating Sash, Casement Metal Clad Wood Window (Jeld-Wen 'Builders-Clad').....	821.52	63.33
For Tempered Low-E Insulated Glass, Add	139.17	
08 52 13 00-0192 EA 24-1/8" x 71-7/8", One Operating Sash, Casement Metal Clad Wood Window (Jeld-Wen 'Builders-Clad').....	849.52	64.85
For Tempered Low-E Insulated Glass, Add	143.97	
08 52 13 00-0193 EA 28-3/8" x 71-7/8", One Operating Sash, Casement Metal Clad Wood Window (Jeld-Wen 'Builders-Clad').....	1,032.39	66.85
For Tempered Low-E Insulated Glass, Add	179.74	
08 52 13 00-0194 EA 31-1/2" x 71-7/8", One Operating Sash, Casement Metal Clad Wood Window (Jeld-Wen 'Builders-Clad').....	1,074.61	68.36
For Tempered Low-E Insulated Glass, Add	187.58	
08 52 13 00-0195 EA 35-15/16" x 71-7/8", One Operating Sash, Casement Metal Clad Wood Window (Jeld-Wen 'Builders-Clad').....	1,118.72	70.37
For Tempered Low-E Insulated Glass, Add	195.59	
08 52 13 00-0196 Two Operating Sashes, Casement Metal Clad Windows <small>(08 52 13 00-0134)</small>		
08 52 13 00-0197 24-1/8" Height, Two Operating Sashes, Casement Metal Clad Windows <small>(08 52 13 00-0196)</small>		
EA 40-3/4" x 24-1/8", Two Operating Sashes, Casement Metal Clad Wood Window (Jeld-Wen 'Builders-Clad').....	781.39	49.26
For Tempered Low-E Insulated Glass, Add	136.57	
08 52 13 00-0199 EA 48" x 24-1/8", Two Operating Sashes, Casement Metal Clad Wood Window (Jeld-Wen 'Builders-Clad').....	889.28	53.28
For Tempered Low-E Insulated Glass, Add	156.54	
08 52 13 00-0200 EA 56-1/2" x 24-1/8", Two Operating Sashes, Casement Metal Clad Wood Window (Jeld-Wen 'Builders-Clad').....	1,014.51	57.30
For Tempered Low-E Insulated Glass, Add	179.98	
08 52 13 00-0201 28-3/8" Height, Two Operating Sashes, Casement Metal Clad Windows <small>(08 52 13 00-0196)</small>		
EA 40-3/4" x 28-3/8", Two Operating Sashes, Casement Metal Clad Wood Window (Jeld-Wen 'Builders-Clad').....	843.91	51.27
For Tempered Low-E Insulated Glass, Add	148.27	
08 52 13 00-0203 EA 48" x 28-3/8", Two Operating Sashes, Casement Metal Clad Wood Window (Jeld-Wen 'Builders-Clad').....	951.80	55.29
For Tempered Low-E Insulated Glass, Add	168.24	
08 52 13 00-0204 EA 56-1/2" x 28-3/8", Two Operating Sashes, Casement Metal Clad Wood Window (Jeld-Wen 'Builders-Clad').....	1,077.04	59.31
For Tempered Low-E Insulated Glass, Add	191.68	
08 52 13 00-0205 35-15/16" Height, Two Operating Sashes, Casement Metal Clad Windows <small>(08 52 13 00-0196)</small>		
EA 33-3/4" x 35-15/16", Two Operating Sashes, Casement Metal Clad Wood Window (Jeld-Wen 'Builders-Clad').....	836.06	51.27
For Tempered Low-E Insulated Glass, Add	146.70	
08 52 13 00-0207 EA 40-3/4" x 35-15/16", Two Operating Sashes, Casement Metal Clad Wood Window (Jeld-Wen 'Builders-Clad').....	946.36	55.29
For Tempered Low-E Insulated Glass, Add	167.36	
08 52 13 00-0208 EA 48" x 35-15/16", Two Operating Sashes, Casement Metal Clad Wood Window (Jeld-Wen 'Builders-Clad').....	1,061.34	59.31
For Tempered Low-E Insulated Glass, Add	188.74	
08 52 13 00-0209 EA 56-1/2" x 35-15/16", Two Operating Sashes, Casement Metal Clad Wood Window (Jeld-Wen 'Builders-Clad').....	1,194.75	62.83
For Tempered Low-E Insulated Glass, Add	213.82	
08 52 13 00-0210 EA 62-3/4" x 35-15/16", Two Operating Sashes, Casement Metal Clad Wood Window (Jeld-Wen 'Builders-Clad').....	1,283.98	65.84
For Tempered Low-E Insulated Glass, Add	230.46	
08 52 13 00-0211 EA 71-5/8" x 35-15/16", Two Operating Sashes, Casement Metal Clad Wood Window (Jeld-Wen 'Builders-Clad').....	1,432.94	70.37
For Tempered Low-E Insulated Glass, Add	258.44	
08 52 13 00-0212 40-13/16" Height, Two Operating Sashes, Casement Metal Clad Windows <small>(08 52 13 00-0196)</small>		
EA 33-3/4" x 40-13/16", Two Operating Sashes, Casement Metal Clad Wood Window (Jeld-Wen 'Builders-Clad').....	913.01	53.78
For Tempered Low-E Insulated Glass, Add	161.09	
08 52 13 00-0214 EA 40-3/4" x 40-13/16", Two Operating Sashes, Casement Metal Clad Wood Window (Jeld-Wen 'Builders-Clad').....	1,023.29	57.30
For Tempered Low-E Insulated Glass, Add	181.74	
08 52 13 00-0215 EA 48" x 40-13/16", Two Operating Sashes, Casement Metal Clad Wood Window (Jeld-Wen 'Builders-Clad').....	1,138.26	61.33
For Tempered Low-E Insulated Glass, Add	203.12	
08 52 13 00-0216 EA 56-1/2" x 40-13/16", Two Operating Sashes, Casement Metal Clad Wood Window (Jeld-Wen 'Builders-Clad').....	1,271.69	65.35
For Tempered Low-E Insulated Glass, Add	228.20	
08 52 13 00-0217 EA 62-3/4" x 40-13/16", Two Operating Sashes, Casement Metal Clad Wood Window (Jeld-Wen 'Builders-Clad').....	1,370.71	68.36
For Tempered Low-E Insulated Glass, Add	246.80	
08 52 13 00-0218 EA 71-5/8" x 40-13/16", Two Operating Sashes, Casement Metal Clad Wood Window (Jeld-Wen 'Builders-Clad').....	1,791.96	72.89
For Tempered Low-E Insulated Glass, Add	329.24	

08	08	Openings
	08 50	Windows
	08 52	Wood Windows



MINOR	CSI	UOM	DESCRIPTION	TOTAL DIRECT UNIT COST	DEMOLITION UNIT COST
-------	-----	-----	-------------	------------------------	----------------------

08 52 13 00-0219			48" Height, Two Operating Sashes, Casement Metal Clad Windows <small>(08 52 13 00-0196)</small>		
08 52 13 00-0220	EA		33-3/4" x 48", Two Operating Sashes, Casement Metal Clad Wood Window (Jeld-Wen 'Builders-Clad')	1,026.15	57.80
			<i>For Tempered Low-E Insulated Glass, Add</i>	182.11	
08 52 13 00-0221	EA		40-3/4" x 48", Two Operating Sashes, Casement Metal Clad Wood Window (Jeld-Wen 'Builders-Clad')	1,138.26	61.33
			<i>For Tempered Low-E Insulated Glass, Add</i>	203.12	
08 52 13 00-0222	EA		48" x 48", Two Operating Sashes, Casement Metal Clad Wood Window (Jeld-Wen 'Builders-Clad')	1,253.26	65.35
			<i>For Tempered Low-E Insulated Glass, Add</i>	224.51	
08 52 13 00-0223	EA		56-1/2" x 48", Two Operating Sashes, Casement Metal Clad Wood Window (Jeld-Wen 'Builders-Clad')	1,386.67	69.37
			<i>For Tempered Low-E Insulated Glass, Add</i>	249.59	
08 52 13 00-0224	EA		62-3/4" x 48", Two Operating Sashes, Casement Metal Clad Wood Window (Jeld-Wen 'Builders-Clad')	1,481.43	72.38
			<i>For Tempered Low-E Insulated Glass, Add</i>	267.33	
08 52 13 00-0225	EA		71-5/8" x 48", Two Operating Sashes, Casement Metal Clad Wood Window (Jeld-Wen 'Builders-Clad')	1,624.83	76.91
			<i>For Tempered Low-E Insulated Glass, Add</i>	294.20	

08 52 13 00-0226			52-13/16" Height, Two Operating Sashes, Casement Metal Clad Windows <small>(08 52 13 00-0196)</small>		
08 52 13 00-0227	EA		33-3/4" x 52-13/16", Two Operating Sashes, Casement Metal Clad Wood Window (Jeld-Wen 'Builders-Clad')	1,102.06	59.82
			<i>For Tempered Low-E Insulated Glass, Add</i>	196.49	
08 52 13 00-0228	EA		40-3/4" x 52-13/16", Two Operating Sashes, Casement Metal Clad Wood Window (Jeld-Wen 'Builders-Clad')	1,212.36	63.33
			<i>For Tempered Low-E Insulated Glass, Add</i>	217.14	
08 52 13 00-0229	EA		48" x 52-13/16", Two Operating Sashes, Casement Metal Clad Wood Window (Jeld-Wen 'Builders-Clad')	1,313.65	67.36
			<i>For Tempered Low-E Insulated Glass, Add</i>	235.79	
08 52 13 00-0230	EA		56-1/2" x 52-13/16", Two Operating Sashes, Casement Metal Clad Wood Window (Jeld-Wen 'Builders-Clad')	1,460.75	71.38
			<i>For Tempered Low-E Insulated Glass, Add</i>	263.60	
08 52 13 00-0231	EA		62-3/4" x 52-13/16", Two Operating Sashes, Casement Metal Clad Wood Window (Jeld-Wen 'Builders-Clad')	1,560.13	74.39
			<i>For Tempered Low-E Insulated Glass, Add</i>	282.27	
08 52 13 00-0232	EA		71-5/8" x 52-13/16", Two Operating Sashes, Casement Metal Clad Wood Window (Jeld-Wen 'Builders-Clad')	1,700.77	78.91
			<i>For Tempered Low-E Insulated Glass, Add</i>	308.59	

08 52 13 00-0233			59-7/8" Height, Two Operating Sashes, Casement Metal Clad Windows <small>(08 52 13 00-0196)</small>		
08 52 13 00-0234	EA		33-3/4" x 59-7/8", Two Operating Sashes, Casement Metal Clad Wood Window (Jeld-Wen 'Builders-Clad')	1,214.20	63.33
			<i>For Tempered Low-E Insulated Glass, Add</i>	217.51	
08 52 13 00-0235	EA		40-3/4" x 59-7/8", Two Operating Sashes, Casement Metal Clad Wood Window (Jeld-Wen 'Builders-Clad')	1,324.46	67.36
			<i>For Tempered Low-E Insulated Glass, Add</i>	238.15	
08 52 13 00-0236	EA		48" x 59-7/8", Two Operating Sashes, Casement Metal Clad Wood Window (Jeld-Wen 'Builders-Clad')	1,439.46	71.38
			<i>For Tempered Low-E Insulated Glass, Add</i>	259.54	
08 52 13 00-0237	EA		56-1/2" x 59-7/8", Two Operating Sashes, Casement Metal Clad Wood Window (Jeld-Wen 'Builders-Clad')	1,572.89	74.89
			<i>For Tempered Low-E Insulated Glass, Add</i>	284.62	
08 52 13 00-0238	EA		62-3/4" x 59-7/8", Two Operating Sashes, Casement Metal Clad Wood Window (Jeld-Wen 'Builders-Clad')	1,672.25	77.92
			<i>For Tempered Low-E Insulated Glass, Add</i>	303.29	
08 52 13 00-0239	EA		71-5/8" x 59-7/8", Two Operating Sashes, Casement Metal Clad Wood Window (Jeld-Wen 'Builders-Clad')	1,811.06	82.44
			<i>For Tempered Low-E Insulated Glass, Add</i>	329.24	

08 52 13 00-0240			64-13/16" Height, Two Operating Sashes, Casement Metal Clad Windows <small>(08 52 13 00-0196)</small>		
08 52 13 00-0241	EA		33-3/4" x 64-13/16", Two Operating Sashes, Casement Metal Clad Wood Window (Jeld-Wen 'Builders-Clad')	1,291.12	65.84
			<i>For Tempered Low-E Insulated Glass, Add</i>	231.88	
08 52 13 00-0242	EA		40-3/4" x 64-13/16", Two Operating Sashes, Casement Metal Clad Wood Window (Jeld-Wen 'Builders-Clad')	1,401.41	69.37
			<i>For Tempered Low-E Insulated Glass, Add</i>	252.54	
08 52 13 00-0243	EA		48" x 64-13/16", Two Operating Sashes, Casement Metal Clad Wood Window (Jeld-Wen 'Builders-Clad')	1,518.22	73.39
			<i>For Tempered Low-E Insulated Glass, Add</i>	274.29	
08 52 13 00-0244	EA		56-1/2" x 64-13/16", Two Operating Sashes, Casement Metal Clad Wood Window (Jeld-Wen 'Builders-Clad')	1,651.66	77.41
			<i>For Tempered Low-E Insulated Glass, Add</i>	299.37	

08 52 13 00-0245			71-7/8" Height, Two Operating Sashes, Casement Metal Clad Windows <small>(08 52 13 00-0196)</small>		
08 52 13 00-0246	EA		33-3/4" x 71-7/8", Two Operating Sashes, Casement Metal Clad Wood Window (Jeld-Wen 'Builders-Clad')	1,403.25	69.37
			<i>For Tempered Low-E Insulated Glass, Add</i>	252.90	
08 52 13 00-0247	EA		40-3/4" x 71-7/8", Two Operating Sashes, Casement Metal Clad Wood Window (Jeld-Wen 'Builders-Clad')	1,513.55	73.39
			<i>For Tempered Low-E Insulated Glass, Add</i>	273.56	
08 52 13 00-0248	EA		48" x 71-7/8", Two Operating Sashes, Casement Metal Clad Wood Window (Jeld-Wen 'Builders-Clad')	1,628.53	77.41
			<i>For Tempered Low-E Insulated Glass, Add</i>	294.94	
08 52 13 00-0249	EA		56-1/2" x 71-7/8", Two Operating Sashes, Casement Metal Clad Wood Window (Jeld-Wen 'Builders-Clad')	1,761.94	80.93
			<i>For Tempered Low-E Insulated Glass, Add</i>	320.02	

08 52 13 00-0250			One Stationary Sash And Two Operating Sashes, Casement Metal Clad Windows <small>(08 52 13 00-0134)</small>		
08 52 13 00-0251			24-1/8" Height, One Stationary Sash And Two Operating Sashes, Casement Metal Clad Windows <small>(08 52 13 00-0250)</small>		
08 52 13 00-0252	EA		71-7/8" x 24-1/8", One Stationary Sash And Two Operating Sashes, Casement Metal Clad Wood Window (Jeld-Wen 'Builders-Clad')	1,245.01	64.85
			<i>For Tempered Low-E Insulated Glass, Add</i>	223.07	
08 52 13 00-0253	EA		84-5/8" x 24-1/8", One Stationary Sash And Two Operating Sashes, Casement Metal Clad Wood Window (Jeld-Wen 'Builders-Clad')	1,450.02	71.38
			<i>For Tempered Low-E Insulated Glass, Add</i>	261.45	



Openings	08	08
Windows	08 50	
Wood Windows	08 52	

MINOR CSI UOM DESCRIPTION	TOTAL DIRECT UNIT COST	DEMOLITION UNIT COST
08 52 13 00-0254 28-3/8" Height, One Stationary Sash And Two Operating Sashes, Casement Metal Clad Windows (08 52 13 00-0250)		
08 52 13 00-0255 EA 71-7/8" x 28-3/8", One Stationary Sash And Two Operating Sashes, Casement Metal Clad Wood Window (Jeld-Wen 'Builders-Clad').....	1,322.08	66.85
For Tempered Low-E Insulated Glass, Add	237.68	
08 52 13 00-0256 EA 84-5/8" x 28-3/8", One Stationary Sash And Two Operating Sashes, Casement Metal Clad Wood Window (Jeld-Wen 'Builders-Clad').....	1,513.40	73.39
For Tempered Low-E Insulated Glass, Add	273.33	
08 52 13 00-0257 35-15/16" Height, One Stationary Sash And Two Operating Sashes, Casement Metal Clad Windows (08 52 13 00-0250)		
08 52 13 00-0258 EA 61" x 35-15/16", One Stationary Sash And Two Operating Sashes, Casement Metal Clad Wood Window (Jeld-Wen 'Builders-Clad').....	1,272.06	65.35
For Tempered Low-E Insulated Glass, Add	228.27	
08 52 13 00-0259 EA 71-7/8" x 35-15/16", One Stationary Sash And Two Operating Sashes, Casement Metal Clad Wood Window (Jeld-Wen 'Builders-Clad').....	1,436.61	70.37
For Tempered Low-E Insulated Glass, Add	259.17	
08 52 13 00-0260 EA 84-5/8" x 35-15/16", One Stationary Sash And Two Operating Sashes, Casement Metal Clad Wood Window (Jeld-Wen 'Builders-Clad').....	1,639.60	77.41
For Tempered Low-E Insulated Glass, Add	297.16	
08 52 13 00-0261 40-13/16" Height, One Stationary Sash And Two Operating Sashes, Casement Metal Clad Windows (08 52 13 00-0250)		
08 52 13 00-0262 EA 61" x 40-13/16", One Stationary Sash And Two Operating Sashes, Casement Metal Clad Wood Window (Jeld-Wen 'Builders-Clad').....	1,345.24	68.36
For Tempered Low-E Insulated Glass, Add	241.90	
08 52 13 00-0263 EA 71-7/8" x 40-13/16", One Stationary Sash And Two Operating Sashes, Casement Metal Clad Wood Window (Jeld-Wen 'Builders-Clad').....	1,515.38	72.89
For Tempered Low-E Insulated Glass, Add	273.92	
08 52 13 00-0264 EA 84-5/8" x 40-13/16", One Stationary Sash And Two Operating Sashes, Casement Metal Clad Wood Window (Jeld-Wen 'Builders-Clad').....	1,716.50	79.42
For Tempered Low-E Insulated Glass, Add	311.53	
08 52 13 00-0265 48" Height, One Stationary Sash And Two Operating Sashes, Casement Metal Clad Windows (08 52 13 00-0250)		
08 52 13 00-0266 EA 71-7/8" x 48", One Stationary Sash And Two Operating Sashes, Casement Metal Clad Wood Window (Jeld-Wen 'Builders-Clad').....	1,628.53	76.91
For Tempered Low-E Insulated Glass, Add	294.94	
08 52 13 00-0267 EA 84-5/8" x 48", One Stationary Sash And Two Operating Sashes, Casement Metal Clad Wood Window (Jeld-Wen 'Builders-Clad').....	1,829.66	83.44
For Tempered Low-E Insulated Glass, Add	332.55	
08 52 13 00-0268 52-13/16" Height, One Stationary Sash And Two Operating Sashes, Casement Metal Clad Windows (08 52 13 00-0250)		
08 52 13 00-0269 EA 71-7/8" x 52-13/16", One Stationary Sash And Two Operating Sashes, Casement Metal Clad Wood Window (Jeld-Wen 'Builders-Clad').....	1,704.47	78.91
For Tempered Low-E Insulated Glass, Add	309.33	
08 52 13 00-0270 EA 84-5/8" x 52-13/16", One Stationary Sash And Two Operating Sashes, Casement Metal Clad Wood Window (Jeld-Wen 'Builders-Clad').....	1,905.60	85.45
For Tempered Low-E Insulated Glass, Add	346.94	
08 52 13 00-0271 59-7/8" Height, One Stationary Sash And Two Operating Sashes, Casement Metal Clad Windows (08 52 13 00-0250)		
08 52 13 00-0272 EA 71-7/8" x 59-7/8", One Stationary Sash And Two Operating Sashes, Casement Metal Clad Wood Window (Jeld-Wen 'Builders-Clad').....	1,814.74	82.44
For Tempered Low-E Insulated Glass, Add	329.97	
08 52 13 00-0273 EA 84-5/8" x 59-7/8", One Stationary Sash And Two Operating Sashes, Casement Metal Clad Wood Window (Jeld-Wen 'Builders-Clad').....	2,017.72	89.47
For Tempered Low-E Insulated Glass, Add	367.96	
08 52 13 00-0274 Awning Metal Clad Windows (08 52 13)		
08 52 13 00-0275 Awning Metal Clad Windows (08 52 13 00-0274)		
Note: Includes painted or stained wood interior, metal clad exterior, standard hardware and Low-E insulated glass. Excludes grilles and insect screens.		
08 52 13 00-0276 Venting, Awning Metal Clad Windows (08 52 13 00-0275)		
08 52 13 00-0277 17" Height, Venting, Awning Metal Clad Windows (08 52 13 00-0276)		
08 52 13 00-0278 EA 24-1/8" x 17", Venting, Awning Metal Clad Wood Window (Jeld-Wen 'Builders-Clad').....	467.58	41.22
For Tempered Low-E Insulated Glass, Add	77.03	
08 52 13 00-0279 EA 28-3/8" x 17", Venting, Awning Metal Clad Wood Window (Jeld-Wen 'Builders-Clad').....	501.08	43.23
For Tempered Low-E Insulated Glass, Add	82.92	

08 Openings**08 50 Windows**

08 52 Wood Windows



MINOR	CSI	UOM	DESCRIPTION	TOTAL DIRECT UNIT COST	DEMOLITION UNIT COST
08 52 13 00-0280	EA		31-1/2" x 17", Venting, Awning Metal Clad Wood Window (Jeld-Wen 'Builders-Clad')	528.62	44.73
			<i>For Tempered Low-E Insulated Glass, Add</i>	87.83	
08 52 13 00-0281	EA		35-15/16" x 17", Venting, Awning Metal Clad Wood Window (Jeld-Wen 'Builders-Clad')	563.44	46.75
			<i>For Tempered Low-E Insulated Glass, Add</i>	93.99	
08 52 13 00-0282	EA		40-13/16" x 17", Venting, Awning Metal Clad Wood Window (Jeld-Wen 'Builders-Clad')	603.50	49.26
			<i>For Tempered Low-E Insulated Glass, Add</i>	101.00	
08 52 13 00-0283	EA		48" x 17", Venting, Awning Metal Clad Wood Window (Jeld-Wen 'Builders-Clad')	665.01	53.28
			<i>For Tempered Low-E Insulated Glass, Add</i>	111.69	
08 52 13 00-0284	EA		52-13/16" x 17", Venting, Awning Metal Clad Wood Window (Jeld-Wen 'Builders-Clad')	704.07	55.29
			<i>For Tempered Low-E Insulated Glass, Add</i>	118.70	
08 52 13 00-0285	EA		59-7/8" x 17", Venting, Awning Metal Clad Wood Window (Jeld-Wen 'Builders-Clad')	760.88	59.31
			<i>For Tempered Low-E Insulated Glass, Add</i>	128.65	
08 52 13 00-0286	EA		64-13/16" x 17", Venting, Awning Metal Clad Wood Window (Jeld-Wen 'Builders-Clad')	781.68	61.33
			<i>For Tempered Low-E Insulated Glass, Add</i>	131.81	
08 52 13 00-0287	EA		71-7/8" x 17", Venting, Awning Metal Clad Wood Window (Jeld-Wen 'Builders-Clad')	837.87	64.85
			<i>For Tempered Low-E Insulated Glass, Add</i>	141.64	
08 52 13 00-0288			20-1/2" Height, Venting, Awning Metal Clad Windows <small>(08 52 13 00-0276)</small>		
08 52 13 00-0289	EA		24-1/8" x 20-1/2", Venting, Awning Metal Clad Wood Window (Jeld-Wen 'Builders-Clad')	493.62	43.23
			<i>For Tempered Low-E Insulated Glass, Add</i>	81.63	
08 52 13 00-0290	EA		28-3/8" x 20-1/2", Venting, Awning Metal Clad Wood Window (Jeld-Wen 'Builders-Clad')	529.93	45.24
			<i>For Tempered Low-E Insulated Glass, Add</i>	88.09	
08 52 13 00-0291	EA		31-1/2" x 20-1/2", Venting, Awning Metal Clad Wood Window (Jeld-Wen 'Builders-Clad')	553.52	46.24
			<i>For Tempered Low-E Insulated Glass, Add</i>	92.21	
08 52 13 00-0292	EA		35-15/16" x 20-1/2", Venting, Awning Metal Clad Wood Window (Jeld-Wen 'Builders-Clad')	592.26	48.26
			<i>For Tempered Low-E Insulated Glass, Add</i>	99.15	
08 52 13 00-0293	EA		40-13/16" x 20-1/2", Venting, Awning Metal Clad Wood Window (Jeld-Wen 'Builders-Clad')	632.33	51.27
			<i>For Tempered Low-E Insulated Glass, Add</i>	106.16	
08 52 13 00-0294	EA		48" x 20-1/2", Venting, Awning Metal Clad Wood Window (Jeld-Wen 'Builders-Clad')	691.99	54.79
			<i>For Tempered Low-E Insulated Glass, Add</i>	116.48	
08 52 13 00-0295	EA		52-13/16" x 20-1/2", Venting, Awning Metal Clad Wood Window (Jeld-Wen 'Builders-Clad')	731.05	57.30
			<i>For Tempered Low-E Insulated Glass, Add</i>	123.49	
08 52 13 00-0296	EA		59-7/8" x 20-1/2", Venting, Awning Metal Clad Wood Window (Jeld-Wen 'Builders-Clad')	789.70	60.32
			<i>For Tempered Low-E Insulated Glass, Add</i>	133.81	
08 52 13 00-0297	EA		64-13/16" x 20-1/2", Venting, Awning Metal Clad Wood Window (Jeld-Wen 'Builders-Clad')	808.37	63.33
			<i>For Tempered Low-E Insulated Glass, Add</i>	136.54	
08 52 13 00-0298	EA		71-7/8" x 20-1/2", Venting, Awning Metal Clad Wood Window (Jeld-Wen 'Builders-Clad')	866.38	66.35
			<i>For Tempered Low-E Insulated Glass, Add</i>	146.74	
08 52 13 00-0299	EA		84-5/8" x 20-1/2", Venting, Awning Metal Clad Wood Window (Jeld-Wen 'Builders-Clad')	1,347.69	73.39
			<i>For Tempered Low-E Insulated Glass, Add</i>	240.38	
08 52 13 00-0300			24-1/8" Height, Venting, Awning Metal Clad Windows <small>(08 52 13 00-0276)</small>		
08 52 13 00-0301	EA		24-1/8" x 24-1/8", Venting, Awning Metal Clad Wood Window (Jeld-Wen 'Builders-Clad')	526.23	45.24
			<i>For Tempered Low-E Insulated Glass, Add</i>	87.35	
08 52 13 00-0302	EA		28-3/8" x 24-1/8", Venting, Awning Metal Clad Wood Window (Jeld-Wen 'Builders-Clad')	559.77	47.25
			<i>For Tempered Low-E Insulated Glass, Add</i>	93.25	
08 52 13 00-0303	EA		31-1/2" x 24-1/8", Venting, Awning Metal Clad Wood Window (Jeld-Wen 'Builders-Clad')	699.06	48.26
			<i>For Tempered Low-E Insulated Glass, Add</i>	120.51	
08 52 13 00-0304	EA		35-15/16" x 24-1/8", Venting, Awning Metal Clad Wood Window (Jeld-Wen 'Builders-Clad')	747.48	50.26
			<i>For Tempered Low-E Insulated Glass, Add</i>	129.39	
08 52 13 00-0305	EA		40-13/16" x 24-1/8", Venting, Awning Metal Clad Wood Window (Jeld-Wen 'Builders-Clad')	662.16	53.28
			<i>For Tempered Low-E Insulated Glass, Add</i>	111.32	
08 52 13 00-0306	EA		48" x 24-1/8", Venting, Awning Metal Clad Wood Window (Jeld-Wen 'Builders-Clad')	723.68	56.80
			<i>For Tempered Low-E Insulated Glass, Add</i>	122.02	
08 52 13 00-0307	EA		52-13/16" x 24-1/8", Venting, Awning Metal Clad Wood Window (Jeld-Wen 'Builders-Clad')	762.71	59.31
			<i>For Tempered Low-E Insulated Glass, Add</i>	129.02	
08 52 13 00-0308	EA		59-7/8" x 24-1/8", Venting, Awning Metal Clad Wood Window (Jeld-Wen 'Builders-Clad')	821.40	62.33
			<i>For Tempered Low-E Insulated Glass, Add</i>	139.35	
08 52 13 00-0309	EA		64-13/16" x 24-1/8", Venting, Awning Metal Clad Wood Window (Jeld-Wen 'Builders-Clad')	837.87	65.35
			<i>For Tempered Low-E Insulated Glass, Add</i>	141.64	
08 52 13 00-0310	EA		71-7/8" x 24-1/8", Venting, Awning Metal Clad Wood Window (Jeld-Wen 'Builders-Clad')	893.99	68.36
			<i>For Tempered Low-E Insulated Glass, Add</i>	151.45	
08 52 13 00-0311	EA		84-5/8" x 24-1/8", Venting, Awning Metal Clad Wood Window (Jeld-Wen 'Builders-Clad')	1,418.96	75.40
			<i>For Tempered Low-E Insulated Glass, Add</i>	253.83	
08 52 13 00-0312			28-3/8" Height, Venting, Awning Metal Clad Windows <small>(08 52 13 00-0276)</small>		
08 52 13 00-0313	EA		24-1/8" x 28-3/8", Venting, Awning Metal Clad Wood Window (Jeld-Wen 'Builders-Clad')	524.73	47.25
			<i>For Tempered Low-E Insulated Glass, Add</i>	86.25	
08 52 13 00-0314	EA		28-3/8" x 28-3/8", Venting, Awning Metal Clad Wood Window (Jeld-Wen 'Builders-Clad')	691.46	49.26
			<i>For Tempered Low-E Insulated Glass, Add</i>	118.79	
08 52 13 00-0315	EA		31-1/2" x 28-3/8", Venting, Awning Metal Clad Wood Window (Jeld-Wen 'Builders-Clad')	732.40	50.26
			<i>For Tempered Low-E Insulated Glass, Add</i>	126.37	
08 52 13 00-0316	EA		35-15/16" x 28-3/8", Venting, Awning Metal Clad Wood Window (Jeld-Wen 'Builders-Clad')	672.22	52.28
			<i>For Tempered Low-E Insulated Glass, Add</i>	113.53	
08 52 13 00-0317	EA		40-13/16" x 28-3/8", Venting, Awning Metal Clad Wood Window (Jeld-Wen 'Builders-Clad')	734.40	55.29
			<i>For Tempered Low-E Insulated Glass, Add</i>	124.96	
08 52 13 00-0318	EA		48" x 28-3/8", Venting, Awning Metal Clad Wood Window (Jeld-Wen 'Builders-Clad')	825.40	58.81
			<i>For Tempered Low-E Insulated Glass, Add</i>	141.56	
08 52 13 00-0319	EA		52-13/16" x 28-3/8", Venting, Awning Metal Clad Wood Window (Jeld-Wen 'Builders-Clad')	884.74	61.33
			<i>For Tempered Low-E Insulated Glass, Add</i>	152.62	



Openings	08	08
Windows	08 50	
Wood Windows	08 52	

MINOR	CSI	UOM	DESCRIPTION	TOTAL DIRECT UNIT COST	DEMOLITION UNIT COST
08 52 13 00-0320	EA		59-7/8" x 28-3/8", Venting, Awning Metal Clad Wood Window (Jeld-Wen 'Builders-Clad')..... <i>For Tempered Low-E Insulated Glass, Add</i>	974.76 169.22	64.34
08 52 13 00-0321	EA		64-13/16" x 28-3/8", Venting, Awning Metal Clad Wood Window (Jeld-Wen 'Builders-Clad')..... <i>For Tempered Low-E Insulated Glass, Add</i>	1,007.54 174.77	67.36
08 52 13 00-0322	EA		71-7/8" x 28-3/8", Venting, Awning Metal Clad Wood Window (Jeld-Wen 'Builders-Clad')..... <i>For Tempered Low-E Insulated Glass, Add</i>	1,094.68 190.79	70.37
08 52 13 00-0323	EA		84-5/8" x 28-3/8", Venting, Awning Metal Clad Wood Window (Jeld-Wen 'Builders-Clad')..... <i>For Tempered Low-E Insulated Glass, Add</i>	1,457.51 260.74	77.41
08 52 13 00-0324			31-1/2" Height, Venting, Awning Metal Clad Windows (08 52 13 00-0276)		
08 52 13 00-0325	EA		28-3/8" x 31-1/2", Venting, Awning Metal Clad Wood Window (Jeld-Wen 'Builders-Clad')..... <i>For Tempered Low-E Insulated Glass, Add</i>	610.03 101.90	50.26
08 52 13 00-0326	EA		31-1/2" x 31-1/2", Venting, Awning Metal Clad Wood Window (Jeld-Wen 'Builders-Clad')..... <i>For Tempered Low-E Insulated Glass, Add</i>	645.89 108.47	51.78
08 52 13 00-0327	EA		35-15/16" x 31-1/2", Venting, Awning Metal Clad Wood Window (Jeld-Wen 'Builders-Clad')..... <i>For Tempered Low-E Insulated Glass, Add</i>	695.26 117.54	53.78
08 52 13 00-0328	EA		40-13/16" x 31-1/2", Venting, Awning Metal Clad Wood Window (Jeld-Wen 'Builders-Clad')..... <i>For Tempered Low-E Insulated Glass, Add</i>	750.31 127.54	56.30
08 52 13 00-0329	EA		48" x 31-1/2", Venting, Awning Metal Clad Wood Window (Jeld-Wen 'Builders-Clad')..... <i>For Tempered Low-E Insulated Glass, Add</i>	830.29 141.93	60.32
08 52 13 00-0330	EA		52-13/16" x 31-1/2", Venting, Awning Metal Clad Wood Window (Jeld-Wen 'Builders-Clad')..... <i>For Tempered Low-E Insulated Glass, Add</i>	885.92 152.25	62.33
08 52 13 00-0331	EA		59-7/8" x 31-1/2", Venting, Awning Metal Clad Wood Window (Jeld-Wen 'Builders-Clad')..... <i>For Tempered Low-E Insulated Glass, Add</i>	964.88 166.64	66.35
08 52 13 00-0332	EA		64-13/16" x 31-1/2", Venting, Awning Metal Clad Wood Window (Jeld-Wen 'Builders-Clad')..... <i>For Tempered Low-E Insulated Glass, Add</i>	1,019.96 176.65	68.36
08 52 13 00-0333	EA		71-7/8" x 31-1/2", Venting, Awning Metal Clad Wood Window (Jeld-Wen 'Builders-Clad')..... <i>For Tempered Low-E Insulated Glass, Add</i>	1,100.47 191.34	71.88
08 52 13 00-0334	EA		84-5/8" x 31-1/2", Venting, Awning Metal Clad Wood Window (Jeld-Wen 'Builders-Clad')..... <i>For Tempered Low-E Insulated Glass, Add</i>	1,555.61 279.76	78.41
08 52 13 00-0335			35-15/16" Height, Venting, Awning Metal Clad Windows (08 52 13 00-0276)		
08 52 13 00-0336	EA		31-1/2" x 35-15/16", Venting, Awning Metal Clad Wood Window (Jeld-Wen 'Builders-Clad')..... <i>For Tempered Low-E Insulated Glass, Add</i>	695.26 117.54	53.78
08 52 13 00-0337	EA		35-15/16" x 35-15/16", Venting, Awning Metal Clad Wood Window (Jeld-Wen 'Builders-Clad')..... <i>For Tempered Low-E Insulated Glass, Add</i>	765.92 130.87	55.80
08 52 13 00-0338	EA		40-13/16" x 35-15/16", Venting, Awning Metal Clad Wood Window (Jeld-Wen 'Builders-Clad')..... <i>For Tempered Low-E Insulated Glass, Add</i>	828.09 142.30	58.31
08 52 13 00-0339	EA		48" x 35-15/16", Venting, Awning Metal Clad Wood Window (Jeld-Wen 'Builders-Clad')..... <i>For Tempered Low-E Insulated Glass, Add</i>	919.10 158.89	62.33
08 52 13 00-0340	EA		52-13/16" x 35-15/16", Venting, Awning Metal Clad Wood Window (Jeld-Wen 'Builders-Clad')..... <i>For Tempered Low-E Insulated Glass, Add</i>	980.27 170.32	64.34
08 52 13 00-0341	EA		59-7/8" x 35-15/16", Venting, Awning Metal Clad Wood Window (Jeld-Wen 'Builders-Clad')..... <i>For Tempered Low-E Insulated Glass, Add</i>	1,068.44 186.54	68.36
08 52 13 00-0342	EA		64-13/16" x 35-15/16", Venting, Awning Metal Clad Wood Window (Jeld-Wen 'Builders-Clad')..... <i>For Tempered Low-E Insulated Glass, Add</i>	929.04 157.66	70.37
08 52 13 00-0343	EA		71-7/8" x 35-15/16", Venting, Awning Metal Clad Wood Window (Jeld-Wen 'Builders-Clad')..... <i>For Tempered Low-E Insulated Glass, Add</i>	997.95 170.03	73.90
08 52 13 00-0344			40-3/4" Height, Venting, Awning Metal Clad Windows (08 52 13 00-0276)		
08 52 13 00-0345	EA		35-15/16" x 40-3/4", Venting, Awning Metal Clad Wood Window (Jeld-Wen 'Builders-Clad')..... <i>For Tempered Low-E Insulated Glass, Add</i>	812.00 140.08	58.31
08 52 13 00-0346	EA		40-13/16" x 40-3/4", Venting, Awning Metal Clad Wood Window (Jeld-Wen 'Builders-Clad')..... <i>For Tempered Low-E Insulated Glass, Add</i>	924.63 159.99	62.33
08 52 13 00-0347			48" Height, Venting, Awning Metal Clad Windows (08 52 13 00-0276)		
08 52 13 00-0348	EA		35-15/16" x 48", Venting, Awning Metal Clad Wood Window (Jeld-Wen 'Builders-Clad')..... <i>For Tempered Low-E Insulated Glass, Add</i>	974.41 169.95	62.33
08 52 13 00-0349	EA		40-13/16" x 48", Venting, Awning Metal Clad Wood Window (Jeld-Wen 'Builders-Clad')..... <i>For Tempered Low-E Insulated Glass, Add</i>	1,080.83 190.23	65.35
08 52 13 00-0350	EA		48" x 48", Venting, Awning Metal Clad Wood Window (Jeld-Wen 'Builders-Clad')..... <i>For Tempered Low-E Insulated Glass, Add</i>	1,236.38 219.73	68.87
08 52 13 00-0351			59-13/16" Height, Venting, Awning Metal Clad Windows (08 52 13 00-0276)		
08 52 13 00-0352	EA		35-15/16" x 59-13/16", Venting, Awning Metal Clad Wood Window (Jeld-Wen 'Builders-Clad')..... <i>For Tempered Low-E Insulated Glass, Add</i>	1,210.02 214.86	67.86
08 52 13 00-0353	EA		40-13/16" x 59-13/16", Venting, Awning Metal Clad Wood Window (Jeld-Wen 'Builders-Clad')..... <i>For Tempered Low-E Insulated Glass, Add</i>	1,303.11 232.47	70.37
08 52 13 00-0354			71-7/8" Height, Venting, Awning Metal Clad Windows (08 52 13 00-0276)		
08 52 13 00-0355	EA		24-1/8" x 71-7/8", Venting, Awning Metal Clad Wood Window (Jeld-Wen 'Builders-Clad')..... <i>For Tempered Low-E Insulated Glass, Add</i>	1,325.50 237.75	68.36
08 52 13 00-0356	EA		35-15/16" x 71-7/8", Venting, Awning Metal Clad Wood Window (Jeld-Wen 'Builders-Clad')..... <i>For Tempered Low-E Insulated Glass, Add</i>	1,370.16 244.48	73.90
08 52 13 00-0357	EA		40-13/16" x 71-7/8", Venting, Awning Metal Clad Wood Window (Jeld-Wen 'Builders-Clad')..... <i>For Tempered Low-E Insulated Glass, Add</i>	1,518.45 273.13	76.40

08	08	Openings
	08 50	Windows
	08 52	Wood Windows



MINOR		TOTAL DIRECT	DEMOLITION
CSI	UOM DESCRIPTION	UNIT COST	UNIT COST
08 52 13 00-0358	EA 48" x 71-7/8", Venting, Awning Metal Clad Wood Window (Jeld-Wen 'Builders-Clad') <i>For Tempered Low-E Insulated Glass, Add</i>	1,669.38 301.71	80.43
08 52 13 00-0359	Stationary, Awning Metal Clad Windows <small>(08 52 13 00-0275)</small>		
08 52 13 00-0360	17" Height, Stationary, Awning Metal Clad Windows <small>(08 52 13 00-0359)</small>		
08 52 13 00-0361	EA 24-1/8" x 17", Stationary, Awning Metal Clad Wood Window (Jeld-Wen 'Builders-Clad') <i>For Tempered Low-E Insulated Glass, Add</i>	410.41 65.59	41.22
08 52 13 00-0362	EA 28-3/8" x 17", Stationary, Awning Metal Clad Wood Window (Jeld-Wen 'Builders-Clad') <i>For Tempered Low-E Insulated Glass, Add</i>	442.10 71.13	43.23
08 52 13 00-0363	EA 31-1/2" x 17", Stationary, Awning Metal Clad Wood Window (Jeld-Wen 'Builders-Clad') <i>For Tempered Low-E Insulated Glass, Add</i>	462.92 74.69	44.73
08 52 13 00-0364	EA 35-15/16" x 17", Stationary, Awning Metal Clad Wood Window (Jeld-Wen 'Builders-Clad') <i>For Tempered Low-E Insulated Glass, Add</i>	497.08 80.72	46.75
08 52 13 00-0365	EA 40-13/16" x 17", Stationary, Awning Metal Clad Wood Window (Jeld-Wen 'Builders-Clad') <i>For Tempered Low-E Insulated Glass, Add</i>	533.44 86.98	49.26
08 52 13 00-0366	EA 48" x 17", Stationary, Awning Metal Clad Wood Window (Jeld-Wen 'Builders-Clad') <i>For Tempered Low-E Insulated Glass, Add</i>	589.41 96.57	53.28
08 52 13 00-0367	EA 52-13/16" x 17", Stationary, Awning Metal Clad Wood Window (Jeld-Wen 'Builders-Clad') <i>For Tempered Low-E Insulated Glass, Add</i>	622.94 102.47	55.29
08 52 13 00-0368	EA 59-7/8" x 17", Stationary, Awning Metal Clad Wood Window (Jeld-Wen 'Builders-Clad') <i>For Tempered Low-E Insulated Glass, Add</i>	676.06 111.69	59.31
08 52 13 00-0369	EA 64-13/16" x 17", Stationary, Awning Metal Clad Wood Window (Jeld-Wen 'Builders-Clad') <i>For Tempered Low-E Insulated Glass, Add</i>	712.43 117.96	61.33
08 52 13 00-0370	EA 71-7/8" x 17", Stationary, Awning Metal Clad Wood Window (Jeld-Wen 'Builders-Clad') <i>For Tempered Low-E Insulated Glass, Add</i>	765.57 127.18	64.85
08 52 13 00-0371	20-1/2" Height, Stationary, Awning Metal Clad Windows <small>(08 52 13 00-0359)</small>		
08 52 13 00-0372	EA 24-1/8" x 20-1/2", Stationary, Awning Metal Clad Wood Window (Jeld-Wen 'Builders-Clad') <i>For Tempered Low-E Insulated Glass, Add</i>	435.55 70.02	43.23
08 52 13 00-0373	EA 28-3/8" x 20-1/2", Stationary, Awning Metal Clad Wood Window (Jeld-Wen 'Builders-Clad') <i>For Tempered Low-E Insulated Glass, Add</i>	467.22 75.55	45.24
08 52 13 00-0374	EA 31-1/2" x 20-1/2", Stationary, Awning Metal Clad Wood Window (Jeld-Wen 'Builders-Clad') <i>For Tempered Low-E Insulated Glass, Add</i>	486.29 78.76	46.24
08 52 13 00-0375	EA 35-15/16" x 20-1/2", Stationary, Awning Metal Clad Wood Window (Jeld-Wen 'Builders-Clad') <i>For Tempered Low-E Insulated Glass, Add</i>	524.04 85.51	48.26
08 52 13 00-0376	EA 40-13/16" x 20-1/2", Stationary, Awning Metal Clad Wood Window (Jeld-Wen 'Builders-Clad') <i>For Tempered Low-E Insulated Glass, Add</i>	560.41 91.77	51.27
08 52 13 00-0377	EA 48" x 20-1/2", Stationary, Awning Metal Clad Wood Window (Jeld-Wen 'Builders-Clad') <i>For Tempered Low-E Insulated Glass, Add</i>	614.56 101.00	54.79
08 52 13 00-0378	EA 52-13/16" x 20-1/2", Stationary, Awning Metal Clad Wood Window (Jeld-Wen 'Builders-Clad') <i>For Tempered Low-E Insulated Glass, Add</i>	649.92 107.26	57.30
08 52 13 00-0379	EA 59-7/8" x 20-1/2", Stationary, Awning Metal Clad Wood Window (Jeld-Wen 'Builders-Clad') <i>For Tempered Low-E Insulated Glass, Add</i>	701.20 116.11	60.32
08 52 13 00-0380	EA 64-13/16" x 20-1/2", Stationary, Awning Metal Clad Wood Window (Jeld-Wen 'Builders-Clad') <i>For Tempered Low-E Insulated Glass, Add</i>	739.41 122.75	63.33
08 52 13 00-0381	EA 71-7/8" x 20-1/2", Stationary, Awning Metal Clad Wood Window (Jeld-Wen 'Builders-Clad') <i>For Tempered Low-E Insulated Glass, Add</i>	790.70 131.60	66.35
08 52 13 00-0382	24-1/8" Height, Stationary, Awning Metal Clad Windows <small>(08 52 13 00-0359)</small>		
08 52 13 00-0383	EA 24-1/8" x 24-1/8", Stationary, Awning Metal Clad Wood Window (Jeld-Wen 'Builders-Clad') <i>For Tempered Low-E Insulated Glass, Add</i>	463.54 74.81	45.24
08 52 13 00-0384	EA 28-3/8" x 24-1/8", Stationary, Awning Metal Clad Wood Window (Jeld-Wen 'Builders-Clad') <i>For Tempered Low-E Insulated Glass, Add</i>	495.22 80.34	47.25
08 52 13 00-0385	EA 31-1/2" x 24-1/8", Stationary, Awning Metal Clad Wood Window (Jeld-Wen 'Builders-Clad') <i>For Tempered Low-E Insulated Glass, Add</i>	512.19 83.14	48.26
08 52 13 00-0386	EA 35-15/16" x 24-1/8", Stationary, Awning Metal Clad Wood Window (Jeld-Wen 'Builders-Clad') <i>For Tempered Low-E Insulated Glass, Add</i>	550.19 89.93	50.26
08 52 13 00-0387	EA 40-13/16" x 24-1/8", Stationary, Awning Metal Clad Wood Window (Jeld-Wen 'Builders-Clad') <i>For Tempered Low-E Insulated Glass, Add</i>	586.57 96.20	53.28
08 52 13 00-0388	EA 48" x 24-1/8", Stationary, Awning Metal Clad Wood Window (Jeld-Wen 'Builders-Clad') <i>For Tempered Low-E Insulated Glass, Add</i>	640.69 105.42	56.80
08 52 13 00-0389	EA 52-13/16" x 24-1/8", Stationary, Awning Metal Clad Wood Window (Jeld-Wen 'Builders-Clad') <i>For Tempered Low-E Insulated Glass, Add</i>	676.06 111.69	59.31
08 52 13 00-0390	EA 59-7/8" x 24-1/8", Stationary, Awning Metal Clad Wood Window (Jeld-Wen 'Builders-Clad') <i>For Tempered Low-E Insulated Glass, Add</i>	729.20 120.91	62.33
08 52 13 00-0391	EA 64-13/16" x 24-1/8", Stationary, Awning Metal Clad Wood Window (Jeld-Wen 'Builders-Clad') <i>For Tempered Low-E Insulated Glass, Add</i>	765.57 127.18	65.35
08 52 13 00-0392	EA 71-7/8" x 24-1/8", Stationary, Awning Metal Clad Wood Window (Jeld-Wen 'Builders-Clad') <i>For Tempered Low-E Insulated Glass, Add</i>	818.70 136.39	68.36
08 52 13 00-0393	28-3/8" Height, Stationary, Awning Metal Clad Windows <small>(08 52 13 00-0359)</small>		
08 52 13 00-0394	EA 24-1/8" x 28-3/8", Stationary, Awning Metal Clad Wood Window (Jeld-Wen 'Builders-Clad') <i>For Tempered Low-E Insulated Glass, Add</i>	465.74 74.45	47.25
08 52 13 00-0395	EA 28-3/8" x 28-3/8", Stationary, Awning Metal Clad Wood Window (Jeld-Wen 'Builders-Clad') <i>For Tempered Low-E Insulated Glass, Add</i>	508.47 82.19	49.26
08 52 13 00-0396	EA 31-1/2" x 28-3/8", Stationary, Awning Metal Clad Wood Window (Jeld-Wen 'Builders-Clad') <i>For Tempered Low-E Insulated Glass, Add</i>	531.85 86.26	50.26



Openings	08	08
Windows	08 50	
Wood Windows	08 52	

MINOR	CSI	UOM	DESCRIPTION	TOTAL DIRECT UNIT COST	DEMOLITION UNIT COST
08 52 13 00-0397	EA		35-15/16" x 28-3/8", Stationary, Awning Metal Clad Wood Window (Jeld-Wen 'Builders-Clad') <i>For Tempered Low-E Insulated Glass, Add</i>	554.21 89.93	52.28
08 52 13 00-0398	EA		40-13/16" x 28-3/8", Stationary, Awning Metal Clad Wood Window (Jeld-Wen 'Builders-Clad') <i>For Tempered Low-E Insulated Glass, Add</i>	634.84 105.05	55.29
08 52 13 00-0399	EA		48" x 28-3/8", Stationary, Awning Metal Clad Wood Window (Jeld-Wen 'Builders-Clad') <i>For Tempered Low-E Insulated Glass, Add</i>	707.40 117.96	58.81
08 52 13 00-0400	EA		52-13/16" x 28-3/8", Stationary, Awning Metal Clad Wood Window (Jeld-Wen 'Builders-Clad') <i>For Tempered Low-E Insulated Glass, Add</i>	755.69 126.81	61.33
08 52 13 00-0401	EA		59-7/8" x 28-3/8", Stationary, Awning Metal Clad Wood Window (Jeld-Wen 'Builders-Clad') <i>For Tempered Low-E Insulated Glass, Add</i>	827.25 139.71	64.34
08 52 13 00-0402	EA		64-13/16" x 28-3/8", Stationary, Awning Metal Clad Wood Window (Jeld-Wen 'Builders-Clad') <i>For Tempered Low-E Insulated Glass, Add</i>	878.36 148.93	67.36
08 52 13 00-0403	EA		71-7/8" x 28-3/8", Stationary, Awning Metal Clad Wood Window (Jeld-Wen 'Builders-Clad') <i>For Tempered Low-E Insulated Glass, Add</i>	949.95 161.84	70.37
08 52 13 00-0404			31-1/2" Height, Stationary, Awning Metal Clad Windows <small>(08 52 13 00-0359)</small>		
08 52 13 00-0405	EA		28-3/8" x 31-1/2", Stationary, Awning Metal Clad Wood Window (Jeld-Wen 'Builders-Clad') <i>For Tempered Low-E Insulated Glass, Add</i>	531.85 86.26	50.26
08 52 13 00-0406	EA		31-1/2" x 31-1/2", Stationary, Awning Metal Clad Wood Window (Jeld-Wen 'Builders-Clad') <i>For Tempered Low-E Insulated Glass, Add</i>	561.46 91.58	51.78
08 52 13 00-0407	EA		35-15/16" x 31-1/2", Stationary, Awning Metal Clad Wood Window (Jeld-Wen 'Builders-Clad') <i>For Tempered Low-E Insulated Glass, Add</i>	601.44 98.77	53.78
08 52 13 00-0408	EA		40-13/16" x 31-1/2", Stationary, Awning Metal Clad Wood Window (Jeld-Wen 'Builders-Clad') <i>For Tempered Low-E Insulated Glass, Add</i>	647.12 106.91	56.30
08 52 13 00-0409	EA		48" x 31-1/2", Stationary, Awning Metal Clad Wood Window (Jeld-Wen 'Builders-Clad') <i>For Tempered Low-E Insulated Glass, Add</i>	713.00 118.47	60.32
08 52 13 00-0410	EA		52-13/16" x 31-1/2", Stationary, Awning Metal Clad Wood Window (Jeld-Wen 'Builders-Clad') <i>For Tempered Low-E Insulated Glass, Add</i>	757.70 126.61	62.33
08 52 13 00-0411	EA		59-7/8" x 31-1/2", Stationary, Awning Metal Clad Wood Window (Jeld-Wen 'Builders-Clad') <i>For Tempered Low-E Insulated Glass, Add</i>	822.58 138.18	66.35
08 52 13 00-0412	EA		64-13/16" x 31-1/2", Stationary, Awning Metal Clad Wood Window (Jeld-Wen 'Builders-Clad') <i>For Tempered Low-E Insulated Glass, Add</i>	866.71 146.00	68.36
08 52 13 00-0413	EA		71-7/8" x 31-1/2", Stationary, Awning Metal Clad Wood Window (Jeld-Wen 'Builders-Clad') <i>For Tempered Low-E Insulated Glass, Add</i>	931.61 157.57	71.88
08 52 13 00-0414			35-15/16" Height, Stationary, Awning Metal Clad Windows <small>(08 52 13 00-0359)</small>		
08 52 13 00-0415	EA		31-1/2" x 35-15/16", Stationary, Awning Metal Clad Wood Window (Jeld-Wen 'Builders-Clad') <i>For Tempered Low-E Insulated Glass, Add</i>	601.44 98.77	53.78
08 52 13 00-0416	EA		35-15/16" x 35-15/16", Stationary, Awning Metal Clad Wood Window (Jeld-Wen 'Builders-Clad') <i>For Tempered Low-E Insulated Glass, Add</i>	660.82 109.85	55.80
08 52 13 00-0417	EA		40-13/16" x 35-15/16", Stationary, Awning Metal Clad Wood Window (Jeld-Wen 'Builders-Clad') <i>For Tempered Low-E Insulated Glass, Add</i>	710.09 118.70	58.31
08 52 13 00-0418	EA		48" x 35-15/16", Stationary, Awning Metal Clad Wood Window (Jeld-Wen 'Builders-Clad') <i>For Tempered Low-E Insulated Glass, Add</i>	784.52 131.97	62.33
08 52 13 00-0419	EA		52-13/16" x 35-15/16", Stationary, Awning Metal Clad Wood Window (Jeld-Wen 'Builders-Clad') <i>For Tempered Low-E Insulated Glass, Add</i>	832.79 140.82	64.34
08 52 13 00-0420	EA		59-7/8" x 35-15/16", Stationary, Awning Metal Clad Wood Window (Jeld-Wen 'Builders-Clad') <i>For Tempered Low-E Insulated Glass, Add</i>	904.35 153.73	68.36
08 52 13 00-0421	EA		64-13/16" x 35-15/16", Stationary, Awning Metal Clad Wood Window (Jeld-Wen 'Builders-Clad') <i>For Tempered Low-E Insulated Glass, Add</i>	953.63 162.58	70.37
08 52 13 00-0422	EA		71-7/8" x 35-15/16", Stationary, Awning Metal Clad Wood Window (Jeld-Wen 'Builders-Clad') <i>For Tempered Low-E Insulated Glass, Add</i>	1,025.20 175.48	73.90
08 52 13 00-0423			Horizontal Sliding Metal Clad Windows <small>(08 52 13)</small>		
08 52 13 00-0424			One Operating Sash, Horizontal Sliding Metal Clad Windows <small>(08 52 13 00-0423)</small> Note: Includes painted or stained wood interior, metal clad exterior, standard hardware and clear insulated glass. Excludes grilles and insect screens.		
08 52 13 00-0425			17-1/2" Height, One Operating Sash, Horizontal Sliding Metal Clad Windows <small>(08 52 13 00-0424)</small>		
08 52 13 00-0426	EA		47-1/2" x 17-1/2", One Operating Sash, Horizontal Sliding Metal Clad Wood Window (Jeld-Wen 'Builders-Clad') <i>For Tempered Low-E Insulated Glass, Add</i>	578.88 94.66	53.28
08 52 13 00-0427			23-1/2" Height, One Operating Sash, Horizontal Sliding Metal Clad Windows <small>(08 52 13 00-0424)</small>		
08 52 13 00-0428	EA		35-1/2" x 23-1/2", One Operating Sash, Horizontal Sliding Metal Clad Wood Window (Jeld-Wen 'Builders-Clad') <i>For Tempered Low-E Insulated Glass, Add</i>	531.87 86.47	49.26
08 52 13 00-0429	EA		47-1/2" x 23-1/2", One Operating Sash, Horizontal Sliding Metal Clad Wood Window (Jeld-Wen 'Builders-Clad') <i>For Tempered Low-E Insulated Glass, Add</i>	623.57 102.40	56.30
08 52 13 00-0430			35-1/2" Height, One Operating Sash, Horizontal Sliding Metal Clad Windows <small>(08 52 13 00-0424)</small>		
08 52 13 00-0431	EA		35-1/2" x 35-1/2", One Operating Sash, Horizontal Sliding Metal Clad Wood Window (Jeld-Wen 'Builders-Clad') <i>For Tempered Low-E Insulated Glass, Add</i>	623.57 102.40	56.30
08 52 13 00-0432	EA		47-1/2" x 35-1/2", One Operating Sash, Horizontal Sliding Metal Clad Wood Window (Jeld-Wen 'Builders-Clad') <i>For Tempered Low-E Insulated Glass, Add</i>	715.30 118.33	62.33

08	08	Openings
	08 50	Windows
	08 52	Wood Windows



MINOR	CSI	UOM	DESCRIPTION	TOTAL DIRECT UNIT COST	DEMOLITION UNIT COST
08 52 13 00-0433	EA		59-1/2" x 35-1/2", One Operating Sash, Horizontal Sliding Metal Clad Wood Window (Jeld-Wen 'Builders-Clad') <i>For Tempered Low-E Insulated Glass, Add</i>	806.99 134.25	67.86
08 52 13 00-0434	EA		71-1/2" x 35-1/2", One Operating Sash, Horizontal Sliding Metal Clad Wood Window (Jeld-Wen 'Builders-Clad') <i>For Tempered Low-E Insulated Glass, Add</i>	898.71 150.19	73.90
08 52 13 00-0435			41-1/2" Height, One Operating Sash, Horizontal Sliding Metal Clad Windows <small>(08 52 13 00-0424)</small>		
08 52 13 00-0436	EA		35-1/2" x 41-1/2", One Operating Sash, Horizontal Sliding Metal Clad Wood Window (Jeld-Wen 'Builders-Clad') <i>For Tempered Low-E Insulated Glass, Add</i>	670.57 110.59	59.31
08 52 13 00-0437	EA		47-1/2" x 41-1/2", One Operating Sash, Horizontal Sliding Metal Clad Wood Window (Jeld-Wen 'Builders-Clad') <i>For Tempered Low-E Insulated Glass, Add</i>	759.99 126.06	65.35
08 52 13 00-0438	EA		59-1/2" x 41-1/2", One Operating Sash, Horizontal Sliding Metal Clad Wood Window (Jeld-Wen 'Builders-Clad') <i>For Tempered Low-E Insulated Glass, Add</i>	851.70 141.99	70.87
08 52 13 00-0439	EA		71-1/2" x 41-1/2", One Operating Sash, Horizontal Sliding Metal Clad Wood Window (Jeld-Wen 'Builders-Clad') <i>For Tempered Low-E Insulated Glass, Add</i>	1,023.07 173.85	76.91
08 52 13 00-0440			47-1/2" Height, One Operating Sash, Horizontal Sliding Metal Clad Windows <small>(08 52 13 00-0424)</small>		
08 52 13 00-0441	EA		35-1/2" x 47-1/2", One Operating Sash, Horizontal Sliding Metal Clad Wood Window (Jeld-Wen 'Builders-Clad') <i>For Tempered Low-E Insulated Glass, Add</i>	715.30 118.33	62.33
08 52 13 00-0442	EA		47-1/2" x 47-1/2", One Operating Sash, Horizontal Sliding Metal Clad Wood Window (Jeld-Wen 'Builders-Clad') <i>For Tempered Low-E Insulated Glass, Add</i>	806.99 134.25	68.36
08 52 13 00-0443	EA		59-1/2" x 47-1/2", One Operating Sash, Horizontal Sliding Metal Clad Wood Window (Jeld-Wen 'Builders-Clad') <i>For Tempered Low-E Insulated Glass, Add</i>	898.71 150.19	73.90
08 52 13 00-0444	EA		71-1/2" x 47-1/2", One Operating Sash, Horizontal Sliding Metal Clad Wood Window (Jeld-Wen 'Builders-Clad') <i>For Tempered Low-E Insulated Glass, Add</i>	990.40 166.11	79.92
08 52 13 00-0445			53-1/2" Height, One Operating Sash, Horizontal Sliding Metal Clad Windows <small>(08 52 13 00-0424)</small>		
08 52 13 00-0446	EA		47-1/2" x 53-1/2", One Operating Sash, Horizontal Sliding Metal Clad Wood Window (Jeld-Wen 'Builders-Clad') <i>For Tempered Low-E Insulated Glass, Add</i>	851.70 141.99	71.38
08 52 13 00-0447	EA		59-1/2" x 53-1/2", One Operating Sash, Horizontal Sliding Metal Clad Wood Window (Jeld-Wen 'Builders-Clad') <i>For Tempered Low-E Insulated Glass, Add</i>	943.41 157.92	76.91
08 52 13 00-0448	EA		71-1/2" x 53-1/2", One Operating Sash, Horizontal Sliding Metal Clad Wood Window (Jeld-Wen 'Builders-Clad') <i>For Tempered Low-E Insulated Glass, Add</i>	1,035.13 173.85	82.93
08 52 13 00-0449			59-1/2" Height, One Operating Sash, Horizontal Sliding Metal Clad Windows <small>(08 52 13 00-0424)</small>		
08 52 13 00-0450	EA		47-1/2" x 59-1/2", One Operating Sash, Horizontal Sliding Metal Clad Wood Window (Jeld-Wen 'Builders-Clad') <i>For Tempered Low-E Insulated Glass, Add</i>	898.71 150.19	74.39
08 52 13 00-0451	EA		59-1/2" x 59-1/2", One Operating Sash, Horizontal Sliding Metal Clad Wood Window (Jeld-Wen 'Builders-Clad') <i>For Tempered Low-E Insulated Glass, Add</i>	990.40 166.11	79.92
08 52 13 00-0452	EA		71-1/2" x 59-1/2", One Operating Sash, Horizontal Sliding Metal Clad Wood Window (Jeld-Wen 'Builders-Clad') <i>For Tempered Low-E Insulated Glass, Add</i>	1,082.27 182.07	85.96
08 52 13 00-0453			Two Operating Sashes, Horizontal Sliding Metal Clad Windows <small>(08 52 13 00-0423)</small> Note: Includes painted or stained wood interior, metal clad exterior, standard hardware and Low-E insulated glass. Excludes grilles and insect screens.		
08 52 13 00-0454			22-1/4" Height, Two Operating Sashes, Horizontal Sliding Metal Clad Windows <small>(08 52 13 00-0453)</small>		
08 52 13 00-0455	EA		35-1/4" x 22-1/4", Two Operating Sashes, Horizontal Sliding Metal Clad Wood Window (Jeld-Wen 'Builders-Clad') <i>For Tempered Low-E Insulated Glass, Add</i>	1,330.33 246.16	49.26
08 52 13 00-0456	EA		47-1/4" x 22-1/4", Two Operating Sashes, Horizontal Sliding Metal Clad Wood Window (Jeld-Wen 'Builders-Clad') <i>For Tempered Low-E Insulated Glass, Add</i>	1,585.89 294.86	56.30
08 52 13 00-0457			35-1/4" Height, Two Operating Sashes, Horizontal Sliding Metal Clad Windows <small>(08 52 13 00-0453)</small>		
08 52 13 00-0458	EA		35-1/4" x 35-1/4", Two Operating Sashes, Horizontal Sliding Metal Clad Wood Window (Jeld-Wen 'Builders-Clad') <i>For Tempered Low-E Insulated Glass, Add</i>	1,606.37 298.96	56.30
08 52 13 00-0459	EA		47-1/4" x 35-1/4", Two Operating Sashes, Horizontal Sliding Metal Clad Wood Window (Jeld-Wen 'Builders-Clad') <i>For Tempered Low-E Insulated Glass, Add</i>	1,864.20 348.11	62.33
08 52 13 00-0460	EA		59-1/4" x 35-1/4", Two Operating Sashes, Horizontal Sliding Metal Clad Wood Window (Jeld-Wen 'Builders-Clad') <i>For Tempered Low-E Insulated Glass, Add</i>	2,119.73 396.80	67.86
08 52 13 00-0461	EA		71-1/4" x 35-1/4", Two Operating Sashes, Horizontal Sliding Metal Clad Wood Window (Jeld-Wen 'Builders-Clad') <i>For Tempered Low-E Insulated Glass, Add</i>	2,375.28 445.50	73.90
08 52 13 00-0462			41-1/4" Height, Two Operating Sashes, Horizontal Sliding Metal Clad Windows <small>(08 52 13 00-0453)</small>		
08 52 13 00-0463	EA		35-1/4" x 41-1/4", Two Operating Sashes, Horizontal Sliding Metal Clad Wood Window (Jeld-Wen 'Builders-Clad') <i>For Tempered Low-E Insulated Glass, Add</i>	1,735.27 323.53	59.31
08 52 13 00-0464	EA		47-1/4" x 41-1/4", Two Operating Sashes, Horizontal Sliding Metal Clad Wood Window (Jeld-Wen 'Builders-Clad') <i>For Tempered Low-E Insulated Glass, Add</i>	1,990.82 372.23	65.35



Openings	08	08
Windows	08 50	
Wood Windows	08 52	

MINOR	CSI	UOM	DESCRIPTION	TOTAL DIRECT UNIT COST	DEMOLITION UNIT COST
08 52 13 00-0465	EA		59-1/4" x 41-1/4", Two Operating Sashes, Horizontal Sliding Metal Clad Wood Window (Jeld-Wen 'Builders-Clad')..... <i>For Tempered Low-E Insulated Glass, Add</i>	2,248.64 421.38	70.87
08 52 13 00-0466	EA		71-1/4" x 41-1/4", Two Operating Sashes, Horizontal Sliding Metal Clad Wood Window (Jeld-Wen 'Builders-Clad')..... <i>For Tempered Low-E Insulated Glass, Add</i>	2,504.19 470.07	76.91
08 52 13 00-0467			47-1/4" Height, Two Operating Sashes, Horizontal Sliding Metal Clad Windows (08 52 13 00-0453)		
08 52 13 00-0468	EA		35-1/4" x 47-1/4", Two Operating Sashes, Horizontal Sliding Metal Clad Wood Window (Jeld-Wen 'Builders-Clad')..... <i>For Tempered Low-E Insulated Glass, Add</i>	1,864.20 348.11	62.33
08 52 13 00-0469	EA		47-1/4" x 47-1/4", Two Operating Sashes, Horizontal Sliding Metal Clad Wood Window (Jeld-Wen 'Builders-Clad')..... <i>For Tempered Low-E Insulated Glass, Add</i>	2,119.73 396.80	68.36
08 52 13 00-0470	EA		59-1/4" x 47-1/4", Two Operating Sashes, Horizontal Sliding Metal Clad Wood Window (Jeld-Wen 'Builders-Clad')..... <i>For Tempered Low-E Insulated Glass, Add</i>	2,375.28 445.50	73.90
08 52 13 00-0471	EA		71-1/4" x 47-1/4", Two Operating Sashes, Horizontal Sliding Metal Clad Wood Window (Jeld-Wen 'Builders-Clad')..... <i>For Tempered Low-E Insulated Glass, Add</i>	2,633.08 494.65	79.92
08 52 13 00-0472			59-1/4" Height, Two Operating Sashes, Horizontal Sliding Metal Clad Windows (08 52 13 00-0453)		
08 52 13 00-0473	EA		35-1/4" x 59-1/4", Two Operating Sashes, Horizontal Sliding Metal Clad Wood Window (Jeld-Wen 'Builders-Clad')..... <i>For Tempered Low-E Insulated Glass, Add</i>	2,119.73 396.80	68.36
08 52 13 00-0474	EA		47-1/4" x 59-1/4", Two Operating Sashes, Horizontal Sliding Metal Clad Wood Window (Jeld-Wen 'Builders-Clad')..... <i>For Tempered Low-E Insulated Glass, Add</i>	2,375.28 445.50	74.39
08 52 13 00-0475	EA		59-1/4" x 59-1/4", Two Operating Sashes, Horizontal Sliding Metal Clad Wood Window (Jeld-Wen 'Builders-Clad')..... <i>For Tempered Low-E Insulated Glass, Add</i>	2,633.08 494.65	79.92
08 52 13 00-0476	EA		71-1/4" x 59-1/4", Two Operating Sashes, Horizontal Sliding Metal Clad Wood Window (Jeld-Wen 'Builders-Clad')..... <i>For Tempered Low-E Insulated Glass, Add</i>	2,888.63 543.35	85.96
08 52 13 00-0477			Picture Metal Clad Windows (08 52 13)		
08 52 13 00-0478			Picture Metal Clad Windows For Awning And Casement Windows (08 52 13 00-0477)		
08 52 13 00-0479			Picture Metal Clad Windows For Awning And Casement Windows (08 52 13 00-0478) Note: Includes painted or stained wood interior, metal clad exterior, standard hardware and Low-E insulated glass. Excludes grilles and insect screens.		
08 52 13 00-0480			12" Height, Picture Metal Clad Windows For Awning And Casement Windows (08 52 13 00-0479)		
08 52 13 00-0481	EA		40-13/16" x 12", Picture Metal Clad Wood Window For Awning And Casement Windows (Jeld-Wen 'Builders-Clad')..... <i>For Tempered Low-E Insulated Glass, Add</i>	455.90 75.09	40.21
08 52 13 00-0482	EA		48" x 12", Picture Metal Clad Wood Window For Awning And Casement Windows (Jeld-Wen 'Builders-Clad')..... <i>For Tempered Low-E Insulated Glass, Add</i>	535.08 89.32	44.24
08 52 13 00-0483	EA		52-13/16" x 12", Picture Metal Clad Wood Window For Awning And Casement Windows (Jeld-Wen 'Builders-Clad')..... <i>For Tempered Low-E Insulated Glass, Add</i>	568.88 95.28	46.24
08 52 13 00-0484	EA		59-7/8" x 12", Picture Metal Clad Wood Window For Awning And Casement Windows (Jeld-Wen 'Builders-Clad')..... <i>For Tempered Low-E Insulated Glass, Add</i>	617.27 103.55	50.26
08 52 13 00-0485	EA		64-13/16" x 12", Picture Metal Clad Wood Window For Awning And Casement Windows (Jeld-Wen 'Builders-Clad')..... <i>For Tempered Low-E Insulated Glass, Add</i>	650.40 109.17	52.28
08 52 13 00-0486	EA		71-7/8" x 12", Picture Metal Clad Wood Window For Awning And Casement Windows (Jeld-Wen 'Builders-Clad')..... <i>For Tempered Low-E Insulated Glass, Add</i>	698.80 117.44	56.30
08 52 13 00-0487			35-15/16" Height, Picture Metal Clad Windows For Awning And Casement Windows (08 52 13 00-0479)		
08 52 13 00-0488	EA		35-15/16" x 35-15/16", Picture Metal Clad Wood Window For Awning And Casement Windows (Jeld-Wen 'Builders-Clad')..... <i>For Tempered Low-E Insulated Glass, Add</i>	503.62 81.02	49.26
08 52 13 00-0489	EA		40-13/16" x 35-15/16", Picture Metal Clad Wood Window For Awning And Casement Windows (Jeld-Wen 'Builders-Clad')..... <i>For Tempered Low-E Insulated Glass, Add</i>	585.18 96.33	52.28
08 52 13 00-0490	EA		48" x 35-15/16", Picture Metal Clad Wood Window For Awning And Casement Windows (Jeld-Wen 'Builders-Clad')..... <i>For Tempered Low-E Insulated Glass, Add</i>	705.23 118.73	55.80
08 52 13 00-0491	EA		52-13/16" x 35-15/16", Picture Metal Clad Wood Window For Awning And Casement Windows (Jeld-Wen 'Builders-Clad')..... <i>For Tempered Low-E Insulated Glass, Add</i>	783.92 133.66	57.80
08 52 13 00-0492	EA		59-7/8" x 35-15/16", Picture Metal Clad Wood Window For Awning And Casement Windows (Jeld-Wen 'Builders-Clad')..... <i>For Tempered Low-E Insulated Glass, Add</i>	901.11 155.69	61.33
08 52 13 00-0493	EA		64-13/16" x 35-15/16", Picture Metal Clad Wood Window For Awning And Casement Windows (Jeld-Wen 'Builders-Clad')..... <i>For Tempered Low-E Insulated Glass, Add</i>	982.67 171.00	63.84
08 52 13 00-0494	EA		71-7/8" x 35-15/16", Picture Metal Clad Wood Window For Awning And Casement Windows (Jeld-Wen 'Builders-Clad')..... <i>For Tempered Low-E Insulated Glass, Add</i>	1,473.21 267.70	67.36

08	08	Openings
	08 50	Windows
	08 52	Wood Windows



MINOR	CSI	UOM	DESCRIPTION	TOTAL DIRECT UNIT COST	DEMOLITION UNIT COST
-------	-----	-----	-------------	------------------------	----------------------

08 52 13 00-0495			40-13/16" Height, Picture Metal Clad Windows For Awning And Casement Windows <i>(08 52 13 00-0479)</i>		
08 52 13 00-0496	EA		35-15/16" x 40-13/16", Picture Metal Clad Wood Window For Awning And Casement Windows (Jeld-Wen 'Builders-Clad')	585.18	52.28
			<i>For Tempered Low-E Insulated Glass, Add</i>	96.33	
08 52 13 00-0497	EA		40-13/16" x 40-13/16", Picture Metal Clad Wood Window For Awning And Casement Windows (Jeld-Wen 'Builders-Clad')	666.73	54.29
			<i>For Tempered Low-E Insulated Glass, Add</i>	111.63	
08 52 13 00-0498	EA		48" x 40-13/16", Picture Metal Clad Wood Window For Awning And Casement Windows (Jeld-Wen 'Builders-Clad')	786.78	58.31
			<i>For Tempered Low-E Insulated Glass, Add</i>	134.03	
08 52 13 00-0499	EA		52-13/16" x 40-13/16", Picture Metal Clad Wood Window For Awning And Casement Windows (Jeld-Wen 'Builders-Clad')	865.47	60.32
			<i>For Tempered Low-E Insulated Glass, Add</i>	148.97	
08 52 13 00-0500	EA		59-7/8" x 40-13/16", Picture Metal Clad Wood Window For Awning And Casement Windows (Jeld-Wen 'Builders-Clad')	982.67	64.34
			<i>For Tempered Low-E Insulated Glass, Add</i>	171.00	
08 52 13 00-0501	EA		64-13/16" x 40-13/16", Picture Metal Clad Wood Window For Awning And Casement Windows (Jeld-Wen 'Builders-Clad')	1,064.22	66.35
			<i>For Tempered Low-E Insulated Glass, Add</i>	186.30	
08 52 13 00-0502	EA		71-7/8" x 40-13/16", Picture Metal Clad Wood Window For Awning And Casement Windows (Jeld-Wen 'Builders-Clad')	1,181.41	70.37
			<i>For Tempered Low-E Insulated Glass, Add</i>	208.33	
08 52 13 00-0503			48" Height, Picture Metal Clad Windows For Awning And Casement Windows <i>(08 52 13 00-0479)</i>		
08 52 13 00-0504	EA		35-15/16" x 48", Picture Metal Clad Wood Window For Awning And Casement Windows (Jeld-Wen 'Builders-Clad')	705.23	56.30
			<i>For Tempered Low-E Insulated Glass, Add</i>	118.73	
08 52 13 00-0505	EA		40-13/16" x 48", Picture Metal Clad Wood Window For Awning And Casement Windows (Jeld-Wen 'Builders-Clad')	786.78	58.31
			<i>For Tempered Low-E Insulated Glass, Add</i>	134.03	
08 52 13 00-0506	EA		48" x 48", Picture Metal Clad Wood Window For Awning And Casement Windows (Jeld-Wen 'Builders-Clad')	906.84	62.33
			<i>For Tempered Low-E Insulated Glass, Add</i>	156.44	
08 52 13 00-0507	EA		52-13/16" x 48", Picture Metal Clad Wood Window For Awning And Casement Windows (Jeld-Wen 'Builders-Clad')	985.53	64.34
			<i>For Tempered Low-E Insulated Glass, Add</i>	171.37	
08 52 13 00-0508	EA		59-7/8" x 48", Picture Metal Clad Wood Window For Awning And Casement Windows (Jeld-Wen 'Builders-Clad')	1,102.72	68.36
			<i>For Tempered Low-E Insulated Glass, Add</i>	193.40	
08 52 13 00-0509	EA		64-13/16" x 48", Picture Metal Clad Wood Window For Awning And Casement Windows (Jeld-Wen 'Builders-Clad')	1,184.28	70.37
			<i>For Tempered Low-E Insulated Glass, Add</i>	208.71	
08 52 13 00-0510	EA		71-7/8" x 48", Picture Metal Clad Wood Window For Awning And Casement Windows (Jeld-Wen 'Builders-Clad')	1,301.46	74.39
			<i>For Tempered Low-E Insulated Glass, Add</i>	230.74	
08 52 13 00-0511			52-13/16" Height, Picture Metal Clad Windows For Awning And Casement Windows <i>(08 52 13 00-0479)</i>		
08 52 13 00-0512	EA		35-15/16" x 52-13/16", Picture Metal Clad Wood Window For Awning And Casement Windows (Jeld-Wen 'Builders-Clad')	783.92	58.31
			<i>For Tempered Low-E Insulated Glass, Add</i>	133.66	
08 52 13 00-0513	EA		40-13/16" x 52-13/16", Picture Metal Clad Wood Window For Awning And Casement Windows (Jeld-Wen 'Builders-Clad')	865.47	60.32
			<i>For Tempered Low-E Insulated Glass, Add</i>	148.97	
08 52 13 00-0514	EA		48" x 52-13/16", Picture Metal Clad Wood Window For Awning And Casement Windows (Jeld-Wen 'Builders-Clad')	985.53	64.34
			<i>For Tempered Low-E Insulated Glass, Add</i>	171.37	
08 52 13 00-0515	EA		52-13/16" x 52-13/16", Picture Metal Clad Wood Window For Awning And Casement Windows (Jeld-Wen 'Builders-Clad')	1,064.22	66.35
			<i>For Tempered Low-E Insulated Glass, Add</i>	186.30	
08 52 13 00-0516	EA		59-7/8" x 52-13/16", Picture Metal Clad Wood Window For Awning And Casement Windows (Jeld-Wen 'Builders-Clad')	1,181.41	70.37
			<i>For Tempered Low-E Insulated Glass, Add</i>	208.33	
08 52 13 00-0517	EA		64-13/16" x 52-13/16", Picture Metal Clad Wood Window For Awning And Casement Windows (Jeld-Wen 'Builders-Clad')	1,262.97	72.38
			<i>For Tempered Low-E Insulated Glass, Add</i>	223.64	
08 52 13 00-0518	EA		71-7/8" x 52-13/16", Picture Metal Clad Wood Window For Awning And Casement Windows (Jeld-Wen 'Builders-Clad')	1,490.30	76.40
			<i>For Tempered Low-E Insulated Glass, Add</i>	267.70	
08 52 13 00-0519			59-7/8" Height, Picture Metal Clad Windows For Awning And Casement Windows <i>(08 52 13 00-0479)</i>		
08 52 13 00-0520	EA		35-15/16" x 59-7/8", Picture Metal Clad Wood Window For Awning And Casement Windows (Jeld-Wen 'Builders-Clad')	901.11	61.33
			<i>For Tempered Low-E Insulated Glass, Add</i>	155.69	
08 52 13 00-0521	EA		40-13/16" x 59-7/8", Picture Metal Clad Wood Window For Awning And Casement Windows (Jeld-Wen 'Builders-Clad')	982.67	64.34
			<i>For Tempered Low-E Insulated Glass, Add</i>	171.00	
08 52 13 00-0522	EA		48" x 59-7/8", Picture Metal Clad Wood Window For Awning And Casement Windows (Jeld-Wen 'Builders-Clad')	1,102.72	67.86
			<i>For Tempered Low-E Insulated Glass, Add</i>	193.40	



Openings	08	08
Windows	08 50	
Wood Windows	08 52	

MINOR	CSI	UOM	DESCRIPTION	TOTAL DIRECT UNIT COST	DEMOLITION UNIT COST
08 52 13 00-0523	EA		52-13/16" x 59-7/8", Picture Metal Clad Wood Window For Awning And Casement Windows (Jeld-Wen 'Builders-Clad').....	1,181.41	69.86
			<i>For Tempered Low-E Insulated Glass, Add</i>	208.33	
08 52 13 00-0524	EA		59-7/8" x 59-7/8", Picture Metal Clad Wood Window For Awning And Casement Windows (Jeld-Wen 'Builders-Clad').....	1,298.59	73.39
			<i>For Tempered Low-E Insulated Glass, Add</i>	230.36	
08 52 13 00-0525	EA		64-13/16" x 59-7/8", Picture Metal Clad Wood Window For Awning And Casement Windows (Jeld-Wen 'Builders-Clad').....	1,380.15	75.90
			<i>For Tempered Low-E Insulated Glass, Add</i>	245.67	
08 52 13 00-0526	EA		71-7/8" x 59-7/8", Picture Metal Clad Wood Window For Awning And Casement Windows (Jeld-Wen 'Builders-Clad').....	1,497.33	79.42
			<i>For Tempered Low-E Insulated Glass, Add</i>	267.70	
08 52 13 00-0527			64-13/16" Height, Picture Metal Clad Windows For Awning And Casement Windows <small>(08 52 13 00-0479)</small>		
08 52 13 00-0528	EA		35-15/16" x 64-13/16", Picture Metal Clad Wood Window For Awning And Casement Windows (Jeld-Wen 'Builders-Clad').....	982.67	64.34
			<i>For Tempered Low-E Insulated Glass, Add</i>	171.00	
08 52 13 00-0529	EA		40-13/16" x 64-13/16", Picture Metal Clad Wood Window For Awning And Casement Windows (Jeld-Wen 'Builders-Clad').....	1,064.22	66.35
			<i>For Tempered Low-E Insulated Glass, Add</i>	186.30	
08 52 13 00-0530	EA		48" x 64-13/16", Picture Metal Clad Wood Window For Awning And Casement Windows (Jeld-Wen 'Builders-Clad').....	1,184.28	70.37
			<i>For Tempered Low-E Insulated Glass, Add</i>	208.71	
08 52 13 00-0531	EA		52-13/16" x 64-13/16", Picture Metal Clad Wood Window For Awning And Casement Windows (Jeld-Wen 'Builders-Clad').....	1,262.97	72.38
			<i>For Tempered Low-E Insulated Glass, Add</i>	223.64	
08 52 13 00-0532	EA		59-7/8" x 64-13/16", Picture Metal Clad Wood Window For Awning And Casement Windows (Jeld-Wen 'Builders-Clad').....	1,490.30	76.40
			<i>For Tempered Low-E Insulated Glass, Add</i>	267.70	
08 52 13 00-0533			71-7/8" Height, Picture Metal Clad Windows For Awning And Casement Windows <small>(08 52 13 00-0479)</small>		
08 52 13 00-0534	EA		35-15/16" x 71-7/8", Picture Metal Clad Wood Window For Awning And Casement Windows (Jeld-Wen 'Builders-Clad').....	1,099.85	67.36
			<i>For Tempered Low-E Insulated Glass, Add</i>	193.03	
08 52 13 00-0535	EA		40-13/16" x 71-7/8", Picture Metal Clad Wood Window For Awning And Casement Windows (Jeld-Wen 'Builders-Clad').....	1,181.41	70.37
			<i>For Tempered Low-E Insulated Glass, Add</i>	208.33	
08 52 13 00-0536	EA		48" x 71-7/8", Picture Metal Clad Wood Window For Awning And Casement Windows (Jeld-Wen 'Builders-Clad').....	1,301.46	73.90
			<i>For Tempered Low-E Insulated Glass, Add</i>	230.74	
08 52 13 00-0537	EA		52-13/16" x 71-7/8", Picture Metal Clad Wood Window For Awning And Casement Windows (Jeld-Wen 'Builders-Clad').....	1,380.15	75.90
			<i>For Tempered Low-E Insulated Glass, Add</i>	245.67	
08 52 13 00-0538	EA		59-7/8" x 71-7/8", Picture Metal Clad Wood Window For Awning And Casement Windows (Jeld-Wen 'Builders-Clad').....	1,497.33	79.42
			<i>For Tempered Low-E Insulated Glass, Add</i>	267.70	
08 52 13 00-0539			Picture Metal Clad Windows For Double Hung Windows <small>(08 52 13 00-0477)</small>		
08 52 13 00-0540			Picture Metal Clad Windows For Double Hung Windows <small>(08 52 13 00-0539)</small>		
			Note: Includes painted or stained wood interior, metal clad exterior, standard hardware and Low-E insulated glass. Excludes grilles and insect screens.		
08 52 13 00-0541			48-7/8" Height, Picture Metal Clad Windows For Double Hung Windows <small>(08 52 13 00-0540)</small>		
08 52 13 00-0542	EA		12" x 48-7/8", Picture Metal Clad Wood Window For Double Hung Windows (Jeld-Wen 'Builders-Clad').....	733.69	47.25
			<i>For Tempered Low-E Insulated Glass, Add</i>	127.84	
08 52 13 00-0543	EA		37-5/8" x 48-7/8", Picture Metal Clad Wood Window For Double Hung Windows (Jeld-Wen 'Builders-Clad').....	1,028.37	60.32
			<i>For Tempered Low-E Insulated Glass, Add</i>	181.75	
08 52 13 00-0544	EA		41-5/8" x 48-7/8", Picture Metal Clad Wood Window For Double Hung Windows (Jeld-Wen 'Builders-Clad').....	1,073.25	61.82
			<i>For Tempered Low-E Insulated Glass, Add</i>	189.92	
08 52 13 00-0545	EA		47-5/16" x 48-7/8", Picture Metal Clad Wood Window For Double Hung Windows (Jeld-Wen 'Builders-Clad').....	1,140.54	64.85
			<i>For Tempered Low-E Insulated Glass, Add</i>	202.17	
08 52 13 00-0546	EA		51-5/16" x 48-7/8", Picture Metal Clad Wood Window For Double Hung Windows (Jeld-Wen 'Builders-Clad').....	1,185.41	67.36
			<i>For Tempered Low-E Insulated Glass, Add</i>	210.34	
08 52 13 00-0547	EA		59-5/16" x 48-7/8", Picture Metal Clad Wood Window For Double Hung Windows (Jeld-Wen 'Builders-Clad').....	1,277.16	70.87
			<i>For Tempered Low-E Insulated Glass, Add</i>	227.08	
08 52 13 00-0548	EA		67-5/16" x 48-7/8", Picture Metal Clad Wood Window For Double Hung Windows (Jeld-Wen 'Builders-Clad').....	1,368.94	75.40
			<i>For Tempered Low-E Insulated Glass, Add</i>	243.83	
08 52 13 00-0549			52-7/8" Height, Picture Metal Clad Windows For Double Hung Windows <small>(08 52 13 00-0540)</small>		
08 52 13 00-0550	EA		12" x 52-7/8", Picture Metal Clad Wood Window For Double Hung Windows (Jeld-Wen 'Builders-Clad').....	780.58	49.26
			<i>For Tempered Low-E Insulated Glass, Add</i>	136.41	
08 52 13 00-0551	EA		37-5/8" x 52-7/8", Picture Metal Clad Wood Window For Double Hung Windows (Jeld-Wen 'Builders-Clad').....	1,073.25	62.33
			<i>For Tempered Low-E Insulated Glass, Add</i>	189.92	
08 52 13 00-0552	EA		41-5/8" x 52-7/8", Picture Metal Clad Wood Window For Double Hung Windows (Jeld-Wen 'Builders-Clad').....	1,120.14	63.84
			<i>For Tempered Low-E Insulated Glass, Add</i>	198.49	
08 52 13 00-0553	EA		47-5/16" x 52-7/8", Picture Metal Clad Wood Window For Double Hung Windows (Jeld-Wen 'Builders-Clad').....	1,185.41	66.85
			<i>For Tempered Low-E Insulated Glass, Add</i>	210.34	

08 Openings

08 50 Windows

08 52 Wood Windows



MINOR	CSI	UOM	DESCRIPTION	TOTAL DIRECT UNIT COST	DEMOLITION UNIT COST
08 52 13 00-0554	EA		51-5/16" x 52-7/8", Picture Metal Clad Wood Window For Double Hung Windows (Jeld-Wen 'Builders-Clad') <i>For Tempered Low-E Insulated Glass, Add</i>	1,232.30 218.92	69.37
08 52 13 00-0555	EA		59-5/16" x 52-7/8", Picture Metal Clad Wood Window For Double Hung Windows (Jeld-Wen 'Builders-Clad') <i>For Tempered Low-E Insulated Glass, Add</i>	1,324.07 235.66	72.89
08 52 13 00-0556	EA		67-5/16" x 52-7/8", Picture Metal Clad Wood Window For Double Hung Windows (Jeld-Wen 'Builders-Clad') <i>For Tempered Low-E Insulated Glass, Add</i>	1,415.86 252.41	77.41
08 52 13 00-0557			56-7/8" Height, Picture Metal Clad Windows For Double Hung Windows <small>(08 52)</small>		
08 52 13 00-0558	EA		12" x 56-7/8", Picture Metal Clad Wood Window For Double Hung Windows (Jeld-Wen 'Builders-Clad') <i>For Tempered Low-E Insulated Glass, Add</i>	825.45 144.58	51.27
08 52 13 00-0559	EA		37-5/8" x 56-7/8", Picture Metal Clad Wood Window For Double Hung Windows (Jeld-Wen 'Builders-Clad') <i>For Tempered Low-E Insulated Glass, Add</i>	1,120.14 198.49	64.34
08 52 13 00-0560	EA		41-5/8" x 56-7/8", Picture Metal Clad Wood Window For Double Hung Windows (Jeld-Wen 'Builders-Clad') <i>For Tempered Low-E Insulated Glass, Add</i>	1,165.01 206.66	65.84
08 52 13 00-0561	EA		47-5/16" x 56-7/8", Picture Metal Clad Wood Window For Double Hung Windows (Jeld-Wen 'Builders-Clad') <i>For Tempered Low-E Insulated Glass, Add</i>	1,232.30 218.92	68.87
08 52 13 00-0562	EA		51-5/16" x 56-7/8", Picture Metal Clad Wood Window For Double Hung Windows (Jeld-Wen 'Builders-Clad') <i>For Tempered Low-E Insulated Glass, Add</i>	1,277.16 227.08	71.38
08 52 13 00-0563	EA		59-5/16" x 56-7/8", Picture Metal Clad Wood Window For Double Hung Windows (Jeld-Wen 'Builders-Clad') <i>For Tempered Low-E Insulated Glass, Add</i>	1,368.94 243.83	74.89
08 52 13 00-0564	EA		67-5/16" x 56-7/8", Picture Metal Clad Wood Window For Double Hung Windows (Jeld-Wen 'Builders-Clad') <i>For Tempered Low-E Insulated Glass, Add</i>	1,462.75 260.98	79.42
08 52 13 00-0565			60-7/8" Height, Picture Metal Clad Windows For Double Hung Windows <small>(08 52)</small>		
08 52 13 00-0566	EA		12" x 60-7/8", Picture Metal Clad Wood Window For Double Hung Windows (Jeld-Wen 'Builders-Clad') <i>For Tempered Low-E Insulated Glass, Add</i>	872.38 153.16	53.28
08 52 13 00-0567	EA		37-5/8" x 60-7/8", Picture Metal Clad Wood Window For Double Hung Windows (Jeld-Wen 'Builders-Clad') <i>For Tempered Low-E Insulated Glass, Add</i>	1,165.01 206.66	66.35
08 52 13 00-0568	EA		41-5/8" x 60-7/8", Picture Metal Clad Wood Window For Double Hung Windows (Jeld-Wen 'Builders-Clad') <i>For Tempered Low-E Insulated Glass, Add</i>	1,211.93 215.24	67.86
08 52 13 00-0569	EA		47-5/16" x 60-7/8", Picture Metal Clad Wood Window For Double Hung Windows (Jeld-Wen 'Builders-Clad') <i>For Tempered Low-E Insulated Glass, Add</i>	1,277.16 227.08	70.87
08 52 13 00-0570	EA		51-5/16" x 60-7/8", Picture Metal Clad Wood Window For Double Hung Windows (Jeld-Wen 'Builders-Clad') <i>For Tempered Low-E Insulated Glass, Add</i>	1,324.07 235.66	73.39
08 52 13 00-0571	EA		59-5/16" x 60-7/8", Picture Metal Clad Wood Window For Double Hung Windows (Jeld-Wen 'Builders-Clad') <i>For Tempered Low-E Insulated Glass, Add</i>	1,415.86 252.41	76.91
08 52 13 00-0572	EA		67-5/16" x 60-7/8", Picture Metal Clad Wood Window For Double Hung Windows (Jeld-Wen 'Builders-Clad') <i>For Tempered Low-E Insulated Glass, Add</i>	1,507.62 269.15	81.43
08 52 13 00-0573			64-7/8" Height, Picture Metal Clad Windows For Double Hung Windows <small>(08 52)</small>		
08 52 13 00-0574	EA		12" x 64-7/8", Picture Metal Clad Wood Window For Double Hung Windows (Jeld-Wen 'Builders-Clad') <i>For Tempered Low-E Insulated Glass, Add</i>	917.22 161.33	55.29
08 52 13 00-0575	EA		37-5/8" x 64-7/8", Picture Metal Clad Wood Window For Double Hung Windows (Jeld-Wen 'Builders-Clad') <i>For Tempered Low-E Insulated Glass, Add</i>	1,211.93 215.24	68.36
08 52 13 00-0576	EA		41-5/8" x 64-7/8", Picture Metal Clad Wood Window For Double Hung Windows (Jeld-Wen 'Builders-Clad') <i>For Tempered Low-E Insulated Glass, Add</i>	1,258.82 223.82	69.86
08 52 13 00-0577	EA		47-5/16" x 64-7/8", Picture Metal Clad Wood Window For Double Hung Windows (Jeld-Wen 'Builders-Clad') <i>For Tempered Low-E Insulated Glass, Add</i>	1,324.07 235.66	72.89
08 52 13 00-0578	EA		51-5/16" x 64-7/8", Picture Metal Clad Wood Window For Double Hung Windows (Jeld-Wen 'Builders-Clad') <i>For Tempered Low-E Insulated Glass, Add</i>	1,368.94 243.83	75.40
08 52 13 00-0579	EA		59-5/16" x 64-7/8", Picture Metal Clad Wood Window For Double Hung Windows (Jeld-Wen 'Builders-Clad') <i>For Tempered Low-E Insulated Glass, Add</i>	1,462.75 260.98	78.91
08 52 13 00-0580	EA		67-5/16" x 64-7/8", Picture Metal Clad Wood Window For Double Hung Windows (Jeld-Wen 'Builders-Clad') <i>For Tempered Low-E Insulated Glass, Add</i>	1,554.53 277.73	83.44
08 52 13 00-0581			68-7/8" Height, Picture Metal Clad Windows For Double Hung Windows <small>(08 52)</small>		
08 52 13 00-0582	EA		12" x 68-7/8", Picture Metal Clad Wood Window For Double Hung Windows (Jeld-Wen 'Builders-Clad') <i>For Tempered Low-E Insulated Glass, Add</i>	964.14 169.91	57.30
08 52 13 00-0583	EA		37-5/8" x 68-7/8", Picture Metal Clad Wood Window For Double Hung Windows (Jeld-Wen 'Builders-Clad') <i>For Tempered Low-E Insulated Glass, Add</i>	1,258.82 223.82	70.37
08 52 13 00-0584	EA		41-5/8" x 68-7/8", Picture Metal Clad Wood Window For Double Hung Windows (Jeld-Wen 'Builders-Clad') <i>For Tempered Low-E Insulated Glass, Add</i>	1,303.69 231.99	71.88
08 52 13 00-0585	EA		47-5/16" x 68-7/8", Picture Metal Clad Wood Window For Double Hung Windows (Jeld-Wen 'Builders-Clad') <i>For Tempered Low-E Insulated Glass, Add</i>	1,368.94 243.83	74.89
08 52 13 00-0586	EA		51-5/16" x 68-7/8", Picture Metal Clad Wood Window For Double Hung Windows (Jeld-Wen 'Builders-Clad') <i>For Tempered Low-E Insulated Glass, Add</i>	1,415.86 252.41	77.41
08 52 13 00-0587	EA		59-5/16" x 68-7/8", Picture Metal Clad Wood Window For Double Hung Windows (Jeld-Wen 'Builders-Clad') <i>For Tempered Low-E Insulated Glass, Add</i>	1,507.62 269.15	80.93
08 52 13 00-0588	EA		67-5/16" x 68-7/8", Picture Metal Clad Wood Window For Double Hung Windows (Jeld-Wen 'Builders-Clad') <i>For Tempered Low-E Insulated Glass, Add</i>	1,599.40 285.90	85.45
08 52 13 00-0589			72-7/8" Height, Picture Metal Clad Windows For Double Hung Windows <small>(08 52)</small>		
08 52 13 00-0590	EA		12" x 72-7/8", Picture Metal Clad Wood Window For Double Hung Windows (Jeld-Wen 'Builders-Clad') <i>For Tempered Low-E Insulated Glass, Add</i>	1,009.00 178.07	59.31



Openings	08	08
Windows	08 50	
Wood Windows	08 52	

MINOR	CSI	UOM	DESCRIPTION	TOTAL DIRECT UNIT COST	DEMOLITION UNIT COST
08 52 13 00-0591	EA		37-5/8" x 72-7/8", Picture Metal Clad Wood Window For Double Hung Windows (Jeld-Wen 'Builders-Clad') <i>For Tempered Low-E Insulated Glass, Add</i>	1,303.69 231.99	72.38
08 52 13 00-0592	EA		41-5/8" x 72-7/8", Picture Metal Clad Wood Window For Double Hung Windows (Jeld-Wen 'Builders-Clad') <i>For Tempered Low-E Insulated Glass, Add</i>	1,350.60 240.56	73.90
08 52 13 00-0593	EA		47-5/16" x 72-7/8", Picture Metal Clad Wood Window For Double Hung Windows (Jeld-Wen 'Builders-Clad') <i>For Tempered Low-E Insulated Glass, Add</i>	1,415.86 252.41	76.91
08 52 13 00-0594	EA		51-5/16" x 72-7/8", Picture Metal Clad Wood Window For Double Hung Windows (Jeld-Wen 'Builders-Clad') <i>For Tempered Low-E Insulated Glass, Add</i>	1,462.75 260.98	79.42
08 52 13 00-0595	EA		59-5/16" x 72-7/8", Picture Metal Clad Wood Window For Double Hung Windows (Jeld-Wen 'Builders-Clad') <i>For Tempered Low-E Insulated Glass, Add</i>	1,554.53 277.73	82.93
08 52 13 00-0596	EA		67-5/16" x 72-7/8", Picture Metal Clad Wood Window For Double Hung Windows (Jeld-Wen 'Builders-Clad') <i>For Tempered Low-E Insulated Glass, Add</i>	1,646.29 294.47	87.46
08 52 13 00-0597			76-7/8" Height, Picture Metal Clad Windows For Double Hung Windows <small>(08 52 13 00-0540)</small>		
08 52 13 00-0598	EA		12" x 76-7/8", Picture Metal Clad Wood Window For Double Hung Windows (Jeld-Wen 'Builders-Clad') <i>For Tempered Low-E Insulated Glass, Add</i>	1,055.89 186.65	61.33
08 52 13 00-0599	EA		37-5/8" x 76-7/8", Picture Metal Clad Wood Window For Double Hung Windows (Jeld-Wen 'Builders-Clad') <i>For Tempered Low-E Insulated Glass, Add</i>	1,350.60 240.56	74.39
08 52 13 00-0600	EA		41-5/8" x 76-7/8", Picture Metal Clad Wood Window For Double Hung Windows (Jeld-Wen 'Builders-Clad') <i>For Tempered Low-E Insulated Glass, Add</i>	1,395.44 248.73	75.90
08 52 13 00-0601	EA		47-5/16" x 76-7/8", Picture Metal Clad Wood Window For Double Hung Windows (Jeld-Wen 'Builders-Clad') <i>For Tempered Low-E Insulated Glass, Add</i>	1,462.75 260.98	78.91
08 52 13 00-0602	EA		51-5/16" x 76-7/8", Picture Metal Clad Wood Window For Double Hung Windows (Jeld-Wen 'Builders-Clad') <i>For Tempered Low-E Insulated Glass, Add</i>	1,507.62 269.15	81.43
08 52 13 00-0603	EA		59-5/16" x 76-7/8", Picture Metal Clad Wood Window For Double Hung Windows (Jeld-Wen 'Builders-Clad') <i>For Tempered Low-E Insulated Glass, Add</i>	1,599.40 285.90	84.95
08 52 13 00-0604	EA		67-5/16" x 76-7/8", Picture Metal Clad Wood Window For Double Hung Windows (Jeld-Wen 'Builders-Clad') <i>For Tempered Low-E Insulated Glass, Add</i>	1,691.16 302.64	89.47
08 52 13 00-0605			Picture Metal Clad Windows For Horizontal Sliding Windows <small>(08 52 13 00-0477)</small>		
08 52 13 00-0606			Picture Metal Clad Windows For Horizontal Sliding Windows <small>(08 52 13 00-0605)</small> Note: Includes painted or stained wood interior, colored PVC clad exterior, standard hardware and clear insulated glass. Excludes grilles and insect screens.		
08 52 13 00-0607			35-1/2" Height, Picture Metal Clad Windows For Horizontal Sliding Windows <small>(08 52 13 00-0606)</small>		
08 52 13 00-0608	EA		56-1/2" x 35-1/2", Picture Metal Clad Wood Window For Horizontal Sliding Windows (Jeld-Wen 'Builders-Clad') <i>For Tempered Low-E Insulated Glass, Add</i> <i>For Tempered Clear Insulated Glass, Add</i>	646.39 104.15 104.15	62.83
08 52 13 00-0609	EA		59-1/2" x 35-1/2", Picture Metal Clad Wood Window For Horizontal Sliding Windows (Jeld-Wen 'Builders-Clad') <i>For Tempered Low-E Insulated Glass, Add</i> <i>For Tempered Clear Insulated Glass, Add</i>	663.72 107.01 107.01	64.34
08 52 13 00-0610			47-1/2" Height, Picture Metal Clad Windows For Horizontal Sliding Windows <small>(08 52 13 00-0606)</small>		
08 52 13 00-0611	EA		47-1/2" x 47-1/2", Picture Metal Clad Wood Window For Horizontal Sliding Windows (Jeld-Wen 'Builders-Clad') <i>For Tempered Low-E Insulated Glass, Add</i> <i>For Tempered Clear Insulated Glass, Add</i>	663.72 107.01 107.01	64.34
08 52 13 00-0612	EA		71-1/2" x 47-1/2", Picture Metal Clad Wood Window For Horizontal Sliding Windows (Jeld-Wen 'Builders-Clad') <i>For Tempered Low-E Insulated Glass, Add</i> <i>For Tempered Clear Insulated Glass, Add</i>	806.29 130.70 130.70	76.40
08 52 13 00-0613			53-1/2" Height, Picture Metal Clad Windows For Horizontal Sliding Windows <small>(08 52 13 00-0606)</small>		
08 52 13 00-0614	EA		56-1/2" x 53-1/2", Picture Metal Clad Wood Window For Horizontal Sliding Windows (Jeld-Wen 'Builders-Clad') <i>For Tempered Low-E Insulated Glass, Add</i> <i>For Tempered Clear Insulated Glass, Add</i>	754.37 122.12 122.12	71.88
08 52 13 00-0615	EA		59-1/2" x 53-1/2", Picture Metal Clad Wood Window For Horizontal Sliding Windows (Jeld-Wen 'Builders-Clad') <i>For Tempered Low-E Insulated Glass, Add</i> <i>For Tempered Clear Insulated Glass, Add</i>	771.66 124.98 124.98	73.39
08 52 13 00-0616			56-1/2" Height, Picture Metal Clad Windows For Horizontal Sliding Windows <small>(08 52 13 00-0606)</small>		
08 52 13 00-0617	EA		35-1/2" x 56-1/2", Picture Metal Clad Wood Window For Horizontal Sliding Windows (Jeld-Wen 'Builders-Clad') <i>For Tempered Low-E Insulated Glass, Add</i> <i>For Tempered Clear Insulated Glass, Add</i>	646.39 104.15 104.15	63.33
08 52 13 00-0618	EA		53-1/2" x 56-1/2", Picture Metal Clad Wood Window For Horizontal Sliding Windows (Jeld-Wen 'Builders-Clad') <i>For Tempered Low-E Insulated Glass, Add</i> <i>For Tempered Clear Insulated Glass, Add</i>	754.37 122.12 122.12	71.88
08 52 13 00-0619			59-1/2" Height, Picture Metal Clad Windows For Horizontal Sliding Windows <small>(08 52 13 00-0606)</small>		
08 52 13 00-0620	EA		35-1/2" x 59-1/2", Picture Metal Clad Wood Window For Horizontal Sliding Windows (Jeld-Wen 'Builders-Clad') <i>For Tempered Low-E Insulated Glass, Add</i> <i>For Tempered Clear Insulated Glass, Add</i>	663.72 107.01 107.01	64.34

08	08	Openings
	08 50	Windows
	08 52	Wood Windows



MINOR CSI UOM DESCRIPTION	TOTAL DIRECT UNIT COST	DEMOLITION UNIT COST
08 52 13 00-0621 EA 53-1/2" x 59-1/2", Picture Metal Clad Wood Window For Horizontal Sliding Windows (Jeld-Wen 'Builders-Clad') <i>For Tempered Low-E Insulated Glass, Add For Tempered Clear Insulated Glass, Add</i>	771.66 124.98 124.98	73.39
08 52 13 00-0622 EA 59-1/2" x 59-1/2", Picture Metal Clad Wood Window For Horizontal Sliding Windows (Jeld-Wen 'Builders-Clad') <i>For Tempered Low-E Insulated Glass, Add For Tempered Clear Insulated Glass, Add</i>	806.29 130.70 130.70	76.40
08 52 13 00-0623 EA 65-1/2" x 59-1/2", Picture Metal Clad Wood Window For Horizontal Sliding Windows (Jeld-Wen 'Builders-Clad') <i>For Tempered Low-E Insulated Glass, Add For Tempered Clear Insulated Glass, Add</i>	842.94 136.82 136.82	79.42
08 52 13 00-0624 65-1/2" Height, Picture Metal Clad Windows For Horizontal Sliding Windows <small>(08 52 13 00-0606)</small>		
08 52 13 00-0625 EA 59-1/2" x 65-1/2", Picture Metal Clad Wood Window For Horizontal Sliding Windows (Jeld-Wen 'Builders-Clad') <i>For Tempered Low-E Insulated Glass, Add For Tempered Clear Insulated Glass, Add</i>	842.94 136.82 136.82	79.42
08 52 13 00-0626 71-1/2" Height, Picture Metal Clad Windows For Horizontal Sliding Windows <small>(08 52 13 00-0606)</small>		
08 52 13 00-0627 EA 47-1/2" x 71-1/2", Picture Metal Clad Wood Window For Horizontal Sliding Windows (Jeld-Wen 'Builders-Clad') <i>For Tempered Low-E Insulated Glass, Add For Tempered Clear Insulated Glass, Add</i>	806.29 130.70 130.70	76.40
08 52 13 00-0628 Basement Metal Clad Windows <small>(08 52 13)</small>		
08 52 13 00-0629 Basement Metal Clad Windows <small>(08 52 13 00-0628)</small> Note: Includes painted or stained wood interior, metal clad exterior, standard hardware, Low-E insulated glass and insect screens. Excludes grilles.		
08 52 13 00-0630 EA 32-1/4" x 15-3/4", Basement Metal Clad Wood Window (Jeld-Wen 'Builders-Clad') <i>For Tempered Low-E Insulated Glass, Add</i>	338.32 51.58	40.21
08 52 13 00-0631 EA 32-1/4" x 19-3/4", Basement Metal Clad Wood Window (Jeld-Wen 'Builders-Clad') <i>For Tempered Low-E Insulated Glass, Add</i>	357.70 55.45	40.21
08 52 13 00-0632 EA 32-1/4" x 23-3/4", Basement Metal Clad Wood Window (Jeld-Wen 'Builders-Clad') <i>For Tempered Low-E Insulated Glass, Add</i>	374.73 58.86	40.21
08 52 13 00-0633 Accessories For Metal Clad Windows <small>(08 52 13)</small>		
08 52 13 00-0634 Insect Screens For Metal Clad Windows <small>(08 52 13 00-0633)</small>		
08 52 13 00-0635 EA Up To 6 SF, Insect Screen For Metal Clad Wood Windows	60.08	8.95
08 52 13 00-0636 EA >6 To 9 SF, Insect Screen For Metal Clad Wood Windows	72.14	8.95
08 52 13 00-0637 EA >9 To 12 SF, Insect Screen For Metal Clad Wood Windows	78.18	8.95
08 52 13 00-0638 EA >12 To 15 SF, Insect Screen For Metal Clad Wood Windows	90.23	8.95
08 52 13 00-0639 EA >15 To 20 SF, Insect Screen For Metal Clad Wood Windows	114.34	8.95
08 52 13 00-0640 EA >20 To 25 SF, Insect Screen For Metal Clad Wood Windows	126.40	8.95
08 52 13 00-0641 EA >25 To 30 SF, Insect Screen For Metal Clad Wood Windows	138.43	8.95
08 52 13 00-0642 EA >30 To 35 SF, Insect Screen For Metal Clad Wood Windows	150.48	8.95
08 52 13 00-0643 SF >35 SF, Insect Screen For Metal Clad Wood Windows	4.58	0.18
08 52 13 00-0644 Factory Installed Grilles For Metal Clad Windows <small>(08 52 13 00-0633)</small>		
08 52 13 00-0645 Fixed Grille Installed Between Glass Panes, Factory Installed Grilles For Metal Clad Windows <small>(08 52 13 00-0644)</small>		
08 52 13 00-0646 EA Up To 9 SF Windows, Fixed Grille Installed Between Glass Panes, Factory Installed Grilles For Metal Clad Wood Windows	47.99	
08 52 13 00-0647 EA >9 To 18 SF Windows, Fixed Grille Installed Between Glass Panes, Factory Installed Grilles For Metal Clad Wood Windows	102.87	
08 52 13 00-0648 EA >18 To 24 SF Windows, Fixed Grille Installed Between Glass Panes, Factory Installed Grilles For Metal Clad Wood Windows	139.61	
08 52 13 00-0649 EA >24 To 36 SF Windows, Fixed Grille Installed Between Glass Panes, Factory Installed Grilles For Metal Clad Wood Windows	176.35	
08 52 13 00-0650 EA >36 SF Windows, Fixed Grille Installed Between Glass Panes, Factory Installed Grilles For Metal Clad Wood Windows	249.83	
08 52 13 00-0651 Fixed Exterior And Removable Interior Grilles, Factory Installed Grilles For Metal Clad Windows <small>(08 52 13 00-0644)</small>		
08 52 13 00-0652 EA Up To 9 SF Windows, Fixed Grille Installed Between Glass Panes, Factory Installed Grilles For Metal Clad Wood Windows	47.99	
08 52 13 00-0653 EA >9 To 18 SF Windows, Fixed Grille Installed Between Glass Panes, Factory Installed Grilles For Metal Clad Wood Windows	102.87	
08 52 13 00-0654 EA >18 To 24 SF Windows, Fixed Grille Installed Between Glass Panes, Factory Installed Grilles For Metal Clad Wood Windows	139.61	
08 52 13 00-0655 EA >24 To 36 SF Windows, Fixed Grille Installed Between Glass Panes, Factory Installed Grilles For Metal Clad Wood Windows	176.35	
08 52 13 00-0656 EA >36 SF Windows, Fixed Grille Installed Between Glass Panes, Factory Installed Grilles For Metal Clad Wood Windows	249.83	



Openings	08	08
Windows	08 50	
Wood Windows	08 52	

MINOR CSI UOM DESCRIPTION	TOTAL DIRECT UNIT COST	DEMOLITION UNIT COST
08 52 13 00-0657 Fixed Exterior And Interior Grilles, Factory Installed Grilles For Metal Clad Windows <small>(08 52 13 00-0644)</small>		
08 52 13 00-0658 EA Up To 9 SF Windows, Fixed Exterior And Interior Grilles, Factory Installed Grilles For Metal Clad Wood Windows.....	83.77	
08 52 13 00-0659 EA >9 To 18 SF Windows, Fixed Exterior And Interior Grilles, Factory Installed Grilles For Metal Clad Wood Windows.....	123.44	
08 52 13 00-0660 EA >18 To 24 SF Windows, Fixed Exterior And Interior Grilles, Factory Installed Grilles For Metal Clad Wood Windows.....	167.53	
08 52 13 00-0661 EA >24 To 36 SF Windows, Fixed Exterior And Interior Grilles, Factory Installed Grilles For Metal Clad Wood Windows.....	211.62	
08 52 13 00-0662 EA >36 SF Windows, Fixed Exterior And Interior Grilles, Factory Installed Grilles For Metal Clad Wood Windows.....	299.79	
08 52 13 00-0663 Fixed Exterior And Interior Grilles With Spacers, Factory Installed Grilles For Metal Clad Windows <small>(08 52 13 00-0644)</small>		
08 52 13 00-0664 EA Up To 9 SF Windows, Fixed Exterior And Interior Grilles With Spacers, Factory Installed Grilles For Metal Clad Wood Windows.....	100.53	
08 52 13 00-0665 EA >9 To 18 SF Windows, Fixed Exterior And Interior Grilles With Spacers, Factory Installed Grilles For Metal Clad Wood Windows.....	148.13	
08 52 13 00-0666 EA >18 To 24 SF Windows, Fixed Exterior And Interior Grilles With Spacers, Factory Installed Grilles For Metal Clad Wood Windows.....	201.03	
08 52 13 00-0667 EA >24 To 36 SF Windows, Fixed Exterior And Interior Grilles With Spacers, Factory Installed Grilles For Metal Clad Wood Windows.....	253.94	
08 52 13 00-0668 EA >36 SF Windows, Fixed Exterior And Interior Grilles With Spacers, Factory Installed Grilles For Metal Clad Wood Windows.....	359.75	
08 52 16 Plastic-Clad Wood Windows <small>(08 52)</small>		
08 52 16 00-0001 Single Hung Wood Clad Windows <small>(08 52 16)</small>		
Note: Single Hung windows feature a movable bottom sash and stationary top sash.		
08 52 16 00-0002 Single Hung Wood Clad Windows <small>(08 52 16 00-0001)</small>		
Note: Includes painted or stained wood interior, colored PVC clad exterior, standard hardware and clear insulated glass. Excludes grilles and insect screens.		
08 52 16 00-0003 35-1/2" Height, Single Hung Wood Clad Windows <small>(08 52 16 00-0002)</small>		
08 52 16 00-0004 EA 23-1/2" x 35-1/2" Single Hung Wood Clad Window.....	278.74	46.24
For Tempered Low-E Insulated Glass, Add		
For Low-E Insulated Glass, Add		
For Tempered Clear Insulated Glass, Add		
08 52 16 00-0005 EA 27-1/2" x 35-1/2" Single Hung Wood Clad Window.....	294.84	48.26
For Tempered Low-E Insulated Glass, Add		
For Low-E Insulated Glass, Add		
For Tempered Clear Insulated Glass, Add		
08 52 16 00-0006 EA 31-1/2" x 35-1/2" Single Hung Wood Clad Window.....	309.93	50.26
For Tempered Low-E Insulated Glass, Add		
For Low-E Insulated Glass, Add		
For Tempered Clear Insulated Glass, Add		
08 52 16 00-0007 EA 35-1/2" x 35-1/2" Single Hung Wood Clad Window.....	325.03	52.28
For Tempered Low-E Insulated Glass, Add		
For Low-E Insulated Glass, Add		
For Tempered Clear Insulated Glass, Add		
08 52 16 00-0008 41-1/2" Height, Single Hung Wood Clad Windows <small>(08 52 16 00-0002)</small>		
08 52 16 00-0009 EA 23-1/2" x 41-1/2" Single Hung Wood Clad Window.....	301.88	49.26
For Tempered Low-E Insulated Glass, Add		
For Low-E Insulated Glass, Add		
For Tempered Clear Insulated Glass, Add		
08 52 16 00-0010 EA 27-1/2" x 41-1/2" Single Hung Wood Clad Window.....	317.98	51.27
For Tempered Low-E Insulated Glass, Add		
For Low-E Insulated Glass, Add		
For Tempered Clear Insulated Glass, Add		
08 52 16 00-0011 EA 31-1/2" x 41-1/2" Single Hung Wood Clad Window.....	333.09	53.28
For Tempered Low-E Insulated Glass, Add		
For Low-E Insulated Glass, Add		
For Tempered Clear Insulated Glass, Add		
08 52 16 00-0012 EA 35-1/2" x 41-1/2" Single Hung Wood Clad Window.....	348.18	55.29
For Tempered Low-E Insulated Glass, Add		
For Low-E Insulated Glass, Add		
For Tempered Clear Insulated Glass, Add		
08 52 16 00-0013 47-1/2" Height, Single Hung Wood Clad Windows <small>(08 52 16 00-0002)</small>		
08 52 16 00-0014 EA 23-1/2" x 47-1/2" Single Hung Wood Clad Window.....	325.03	52.28
For Tempered Low-E Insulated Glass, Add		
For Low-E Insulated Glass, Add		
For Tempered Clear Insulated Glass, Add		
08 52 16 00-0015 EA 27-1/2" x 47-1/2" Single Hung Wood Clad Window.....	340.12	54.29
For Tempered Low-E Insulated Glass, Add		
For Low-E Insulated Glass, Add		
For Tempered Clear Insulated Glass, Add		

08 Openings**08 50 Windows****08 52 Wood Windows**

MINOR	CSI	UOM	DESCRIPTION	TOTAL DIRECT UNIT COST	DEMOLITION UNIT COST
08 52 16 00-0016	EA		31-1/2" x 47-1/2" Single Hung Wood Clad Window	356.22	56.30
			<i>For Tempered Low-E Insulated Glass, Add</i>	48.73	
			<i>For Low-E Insulated Glass, Add</i>	29.24	
			<i>For Tempered Clear Insulated Glass, Add</i>	48.73	
08 52 16 00-0017	EA		35-1/2" x 47-1/2" Single Hung Wood Clad Window	371.32	58.31
			<i>For Tempered Low-E Insulated Glass, Add</i>	50.94	
			<i>For Low-E Insulated Glass, Add</i>	30.57	
			<i>For Tempered Clear Insulated Glass, Add</i>	50.94	
08 52 16 00-0018			53-1/2" Height, Single Hung Wood Clad Windows (08 52 16 00-0002)		
08 52 16 00-0019	EA		23-1/2" x 53-1/2" Single Hung Wood Clad Window	348.18	55.29
			<i>For Tempered Low-E Insulated Glass, Add</i>	47.52	
			<i>For Low-E Insulated Glass, Add</i>	28.51	
			<i>For Tempered Clear Insulated Glass, Add</i>	47.52	
08 52 16 00-0020	EA		27-1/2" x 53-1/2" Single Hung Wood Clad Window	363.27	57.30
			<i>For Tempered Low-E Insulated Glass, Add</i>	49.73	
			<i>For Low-E Insulated Glass, Add</i>	29.84	
			<i>For Tempered Clear Insulated Glass, Add</i>	49.73	
08 52 16 00-0021	EA		31-1/2" x 53-1/2" Single Hung Wood Clad Window	378.37	59.31
			<i>For Tempered Low-E Insulated Glass, Add</i>	51.95	
			<i>For Low-E Insulated Glass, Add</i>	31.17	
			<i>For Tempered Clear Insulated Glass, Add</i>	51.95	
08 52 16 00-0022	EA		35-1/2" x 53-1/2" Single Hung Wood Clad Window	394.47	61.33
			<i>For Tempered Low-E Insulated Glass, Add</i>	54.36	
			<i>For Low-E Insulated Glass, Add</i>	32.62	
			<i>For Tempered Clear Insulated Glass, Add</i>	54.36	
08 52 16 00-0023			56-1/2" Height, Single Hung Wood Clad Windows (08 52 16 00-0002)		
08 52 16 00-0024	EA		19-1/2" x 56-1/2" Single Hung Wood Clad Window	344.15	55.29
			<i>For Tempered Low-E Insulated Glass, Add</i>	46.91	
			<i>For Low-E Insulated Glass, Add</i>	28.15	
			<i>For Tempered Clear Insulated Glass, Add</i>	46.91	
08 52 16 00-0025	EA		23-1/2" x 56-1/2" Single Hung Wood Clad Window	359.24	56.80
			<i>For Tempered Low-E Insulated Glass, Add</i>	49.13	
			<i>For Low-E Insulated Glass, Add</i>	29.48	
			<i>For Tempered Clear Insulated Glass, Add</i>	49.13	
08 52 16 00-0026	EA		27-1/2" x 56-1/2" Single Hung Wood Clad Window	375.35	59.31
			<i>For Tempered Low-E Insulated Glass, Add</i>	51.55	
			<i>For Low-E Insulated Glass, Add</i>	30.93	
			<i>For Tempered Clear Insulated Glass, Add</i>	51.55	
08 52 16 00-0027	EA		31-1/2" x 56-1/2" Single Hung Wood Clad Window	390.44	61.33
			<i>For Tempered Low-E Insulated Glass, Add</i>	53.76	
			<i>For Low-E Insulated Glass, Add</i>	32.26	
			<i>For Tempered Clear Insulated Glass, Add</i>	53.76	
08 52 16 00-0028	EA		35-1/2" x 56-1/2" Single Hung Wood Clad Window	405.53	63.33
			<i>For Tempered Low-E Insulated Glass, Add</i>	55.97	
			<i>For Low-E Insulated Glass, Add</i>	33.58	
			<i>For Tempered Clear Insulated Glass, Add</i>	55.97	
08 52 16 00-0029	EA		39-1/2" x 56-1/2" Single Hung Wood Clad Window	420.63	65.35
			<i>For Tempered Low-E Insulated Glass, Add</i>	58.19	
			<i>For Low-E Insulated Glass, Add</i>	34.91	
			<i>For Tempered Clear Insulated Glass, Add</i>	58.19	
08 52 16 00-0030			59-1/2" Height, Single Hung Wood Clad Windows (08 52 16 00-0002)		
08 52 16 00-0031	EA		19-1/2" x 59-1/2" Single Hung Wood Clad Window	356.22	56.30
			<i>For Tempered Low-E Insulated Glass, Add</i>	48.73	
			<i>For Low-E Insulated Glass, Add</i>	29.24	
			<i>For Tempered Clear Insulated Glass, Add</i>	48.73	
08 52 16 00-0032	EA		23-1/2" x 59-1/2" Single Hung Wood Clad Window	371.32	58.31
			<i>For Tempered Low-E Insulated Glass, Add</i>	50.94	
			<i>For Low-E Insulated Glass, Add</i>	30.57	
			<i>For Tempered Clear Insulated Glass, Add</i>	50.94	
08 52 16 00-0033	EA		27-1/2" x 59-1/2" Single Hung Wood Clad Window	386.41	60.32
			<i>For Tempered Low-E Insulated Glass, Add</i>	53.16	
			<i>For Low-E Insulated Glass, Add</i>	31.89	
			<i>For Tempered Clear Insulated Glass, Add</i>	53.16	
08 52 16 00-0034	EA		31-1/2" x 59-1/2" Single Hung Wood Clad Window	401.51	62.33
			<i>For Tempered Low-E Insulated Glass, Add</i>	55.37	
			<i>For Low-E Insulated Glass, Add</i>	33.22	
			<i>For Tempered Clear Insulated Glass, Add</i>	55.37	
08 52 16 00-0035	EA		35-1/2" x 59-1/2" Single Hung Wood Clad Window	416.61	64.34
			<i>For Tempered Low-E Insulated Glass, Add</i>	57.59	
			<i>For Low-E Insulated Glass, Add</i>	34.55	
			<i>For Tempered Clear Insulated Glass, Add</i>	57.59	
08 52 16 00-0036	EA		39-1/2" x 59-1/2" Single Hung Wood Clad Window	432.71	66.35
			<i>For Tempered Low-E Insulated Glass, Add</i>	60.00	
			<i>For Low-E Insulated Glass, Add</i>	36.00	
			<i>For Tempered Clear Insulated Glass, Add</i>	60.00	
08 52 16 00-0037			65-1/2" Height, Single Hung Wood Clad Windows (08 52 16 00-0002)		



MINOR	CSI	UOM	DESCRIPTION	TOTAL DIRECT UNIT COST	DEMOLITION UNIT COST
08 52 16 00-0038	EA		23-1/2" x 65-1/2" Single Hung Wood Clad Window <i>For Tempered Low-E Insulated Glass, Add</i> <i>For Low-E Insulated Glass, Add</i> <i>For Tempered Clear Insulated Glass, Add</i>	394.47 54.36 32.82 54.36	61.33
08 52 16 00-0039	EA		27-1/2" x 65-1/2" Single Hung Wood Clad Window <i>For Tempered Low-E Insulated Glass, Add</i> <i>For Low-E Insulated Glass, Add</i> <i>For Tempered Clear Insulated Glass, Add</i>	409.56 56.58 33.95 56.58	63.33
08 52 16 00-0040	EA		31-1/2" x 65-1/2" Single Hung Wood Clad Window <i>For Tempered Low-E Insulated Glass, Add</i> <i>For Low-E Insulated Glass, Add</i> <i>For Tempered Clear Insulated Glass, Add</i>	424.66 58.79 35.28 58.79	85.35
08 52 16 00-0041	EA		35-1/2" x 65-1/2" Single Hung Wood Clad Window <i>For Tempered Low-E Insulated Glass, Add</i> <i>For Low-E Insulated Glass, Add</i> <i>For Tempered Clear Insulated Glass, Add</i>	439.75 61.01 36.60 61.01	67.36
08 52 16 00-0042			71-1/2" Height, Single Hung Wood Clad Windows (08 52 16 00-0002)		
08 52 16 00-0043	EA		23-1/2" x 71-1/2" Single Hung Wood Clad Window <i>For Tempered Low-E Insulated Glass, Add</i> <i>For Low-E Insulated Glass, Add</i> <i>For Tempered Clear Insulated Glass, Add</i>	416.61 57.59 34.55 57.59	64.34
08 52 16 00-0044	EA		27-1/2" x 71-1/2" Single Hung Wood Clad Window <i>For Tempered Low-E Insulated Glass, Add</i> <i>For Low-E Insulated Glass, Add</i> <i>For Tempered Clear Insulated Glass, Add</i>	432.71 60.00 36.00 60.00	66.35
08 52 16 00-0045	EA		31-1/2" x 71-1/2" Single Hung Wood Clad Window <i>For Tempered Low-E Insulated Glass, Add</i> <i>For Low-E Insulated Glass, Add</i> <i>For Tempered Clear Insulated Glass, Add</i>	447.81 62.22 37.33 62.22	68.36
08 52 16 00-0046	EA		35-1/2" x 71-1/2" Single Hung Wood Clad Window <i>For Tempered Low-E Insulated Glass, Add</i> <i>For Low-E Insulated Glass, Add</i> <i>For Tempered Clear Insulated Glass, Add</i>	462.91 64.43 38.66 64.43	70.37
08 52 16 00-0047			Single Hung Wood Clad Windows (08 52 16 00-0001) Note: Includes painted or stained wood interior, colored PVC clad exterior, standard hardware and Low-E insulated glass. Excludes grilles and insect screens.		
08 52 16 00-0048			36-7/8" Height, Single Hung Wood Clad Windows (08 52 16 00-0047)		
08 52 16 00-0049	EA		21-5/8" x 36-7/8" Single Hung Wood Clad Window <i>For Tempered Low-E Insulated Glass, Add</i>	338.13 49.33	46.24
08 52 16 00-0050	EA		25-5/8" x 36-7/8" Single Hung Wood Clad Window <i>For Tempered Low-E Insulated Glass, Add</i>	358.26 52.55	47.76
08 52 16 00-0051	EA		29-5/8" x 36-7/8" Single Hung Wood Clad Window <i>For Tempered Low-E Insulated Glass, Add</i>	379.39 55.97	49.76
08 52 16 00-0052	EA		31-5/8" x 36-7/8" Single Hung Wood Clad Window <i>For Tempered Low-E Insulated Glass, Add</i>	390.47 57.79	51.27
08 52 16 00-0053	EA		33-5/8" x 36-7/8" Single Hung Wood Clad Window <i>For Tempered Low-E Insulated Glass, Add</i>	400.54 59.40	52.28
08 52 16 00-0054	EA		35-5/8" x 36-7/8" Single Hung Wood Clad Window <i>For Tempered Low-E Insulated Glass, Add</i>	410.60 61.01	53.28
08 52 16 00-0055	EA		37-5/8" x 36-7/8" Single Hung Wood Clad Window <i>For Tempered Low-E Insulated Glass, Add</i>	421.67 62.82	53.78
08 52 16 00-0056	EA		41-5/8" x 36-7/8" Single Hung Wood Clad Window <i>For Tempered Low-E Insulated Glass, Add</i>	441.80 66.04	55.80
08 52 16 00-0057	EA		45-5/8" x 36-7/8" Single Hung Wood Clad Window <i>For Tempered Low-E Insulated Glass, Add</i>	462.94 69.47	57.80
08 52 16 00-0058			40-7/8" Height, Single Hung Wood Clad Windows (08 52 16 00-0047)		
08 52 16 00-0059	EA		21-5/8" x 40-7/8" Single Hung Wood Clad Window <i>For Tempered Low-E Insulated Glass, Add</i>	358.26 52.55	48.26
08 52 16 00-0060	EA		25-5/8" x 40-7/8" Single Hung Wood Clad Window <i>For Tempered Low-E Insulated Glass, Add</i>	379.39 55.97	49.76
08 52 16 00-0061	EA		29-5/8" x 40-7/8" Single Hung Wood Clad Window <i>For Tempered Low-E Insulated Glass, Add</i>	400.54 59.40	51.78
08 52 16 00-0062	EA		31-5/8" x 40-7/8" Single Hung Wood Clad Window <i>For Tempered Low-E Insulated Glass, Add</i>	410.60 61.01	53.28
08 52 16 00-0063	EA		33-5/8" x 40-7/8" Single Hung Wood Clad Window <i>For Tempered Low-E Insulated Glass, Add</i>	421.67 62.82	54.29
08 52 16 00-0064	EA		35-5/8" x 40-7/8" Single Hung Wood Clad Window <i>For Tempered Low-E Insulated Glass, Add</i>	431.74 64.43	55.29
08 52 16 00-0065	EA		37-5/8" x 40-7/8" Single Hung Wood Clad Window <i>For Tempered Low-E Insulated Glass, Add</i>	441.80 66.04	55.80
08 52 16 00-0066	EA		41-5/8" x 40-7/8" Single Hung Wood Clad Window <i>For Tempered Low-E Insulated Glass, Add</i>	462.94 69.47	57.80
08 52 16 00-0067	EA		45-5/8" x 40-7/8" Single Hung Wood Clad Window <i>For Tempered Low-E Insulated Glass, Add</i>	484.07 72.89	59.82
08 52 16 00-0068			44-7/8" Height, Single Hung Wood Clad Windows (08 52 16 00-0047)		

08 Openings

08 50 Windows

08 52 Wood Windows



MINOR CSI UOM DESCRIPTION	TOTAL DIRECT UNIT COST	DEMOLITION UNIT COST
08 52 16 00-0069 EA 21-5/8" x 44-7/8" Single Hung Wood Clad Window	379.39	50.26
For Tempered Low-E Insulated Glass, Add	55.97	
08 52 16 00-0070 EA 25-5/8" x 44-7/8" Single Hung Wood Clad Window	400.54	51.78
For Tempered Low-E Insulated Glass, Add	59.40	
08 52 16 00-0071 EA 29-5/8" x 44-7/8" Single Hung Wood Clad Window	421.67	53.78
For Tempered Low-E Insulated Glass, Add	62.82	
08 52 16 00-0072 EA 31-5/8" x 44-7/8" Single Hung Wood Clad Window	431.74	55.29
For Tempered Low-E Insulated Glass, Add	64.43	
08 52 16 00-0073 EA 33-5/8" x 44-7/8" Single Hung Wood Clad Window	441.80	56.30
For Tempered Low-E Insulated Glass, Add	66.04	
08 52 16 00-0074 EA 35-5/8" x 44-7/8" Single Hung Wood Clad Window	452.87	57.30
For Tempered Low-E Insulated Glass, Add	67.85	
08 52 16 00-0075 EA 37-5/8" x 44-7/8" Single Hung Wood Clad Window	462.94	57.80
For Tempered Low-E Insulated Glass, Add	69.47	
08 52 16 00-0076 EA 41-5/8" x 44-7/8" Single Hung Wood Clad Window	484.07	59.82
For Tempered Low-E Insulated Glass, Add	72.89	
08 52 16 00-0077 EA 45-5/8" x 44-7/8" Single Hung Wood Clad Window	505.21	61.82
For Tempered Low-E Insulated Glass, Add	76.31	
08 52 16 00-0078 48-7/8" Height, Single Hung Wood Clad Windows (08 52 16 00-0047)		
08 52 16 00-0079 EA 21-5/8" x 48-7/8" Single Hung Wood Clad Window	400.54	52.28
For Tempered Low-E Insulated Glass, Add	59.40	
08 52 16 00-0080 EA 25-5/8" x 48-7/8" Single Hung Wood Clad Window	421.67	53.78
For Tempered Low-E Insulated Glass, Add	62.82	
08 52 16 00-0081 EA 29-5/8" x 48-7/8" Single Hung Wood Clad Window	441.80	55.80
For Tempered Low-E Insulated Glass, Add	66.04	
08 52 16 00-0082 EA 31-5/8" x 48-7/8" Single Hung Wood Clad Window	452.87	57.30
For Tempered Low-E Insulated Glass, Add	67.85	
08 52 16 00-0083 EA 33-5/8" x 48-7/8" Single Hung Wood Clad Window	462.94	58.31
For Tempered Low-E Insulated Glass, Add	69.47	
08 52 16 00-0084 EA 35-5/8" x 48-7/8" Single Hung Wood Clad Window	473.00	59.31
For Tempered Low-E Insulated Glass, Add	71.08	
08 52 16 00-0085 EA 37-5/8" x 48-7/8" Single Hung Wood Clad Window	484.07	59.82
For Tempered Low-E Insulated Glass, Add	72.89	
08 52 16 00-0086 EA 41-5/8" x 48-7/8" Single Hung Wood Clad Window	505.21	61.82
For Tempered Low-E Insulated Glass, Add	76.31	
08 52 16 00-0087 EA 45-5/8" x 48-7/8" Single Hung Wood Clad Window	525.34	63.84
For Tempered Low-E Insulated Glass, Add	79.53	
08 52 16 00-0088 52-7/8" Height, Single Hung Wood Clad Windows (08 52 16 00-0047)		
08 52 16 00-0089 EA 21-5/8" x 52-7/8" Single Hung Wood Clad Window	421.67	54.29
For Tempered Low-E Insulated Glass, Add	62.82	
08 52 16 00-0090 EA 25-5/8" x 52-7/8" Single Hung Wood Clad Window	441.80	55.80
For Tempered Low-E Insulated Glass, Add	66.04	
08 52 16 00-0091 EA 29-5/8" x 52-7/8" Single Hung Wood Clad Window	462.94	57.80
For Tempered Low-E Insulated Glass, Add	69.47	
08 52 16 00-0092 EA 31-5/8" x 52-7/8" Single Hung Wood Clad Window	473.00	59.31
For Tempered Low-E Insulated Glass, Add	71.08	
08 52 16 00-0093 EA 33-5/8" x 52-7/8" Single Hung Wood Clad Window	484.07	60.32
For Tempered Low-E Insulated Glass, Add	72.89	
08 52 16 00-0094 EA 35-5/8" x 52-7/8" Single Hung Wood Clad Window	494.13	61.33
For Tempered Low-E Insulated Glass, Add	74.50	
08 52 16 00-0095 EA 37-5/8" x 52-7/8" Single Hung Wood Clad Window	505.21	61.82
For Tempered Low-E Insulated Glass, Add	76.31	
08 52 16 00-0096 EA 41-5/8" x 52-7/8" Single Hung Wood Clad Window	525.34	63.84
For Tempered Low-E Insulated Glass, Add	79.53	
08 52 16 00-0097 EA 45-5/8" x 52-7/8" Single Hung Wood Clad Window	546.48	65.84
For Tempered Low-E Insulated Glass, Add	82.96	
08 52 16 00-0098 56-7/8" Height, Single Hung Wood Clad Windows (08 52 16 00-0047)		
08 52 16 00-0099 EA 21-5/8" x 56-7/8" Single Hung Wood Clad Window	441.80	56.30
For Tempered Low-E Insulated Glass, Add	66.04	
08 52 16 00-0100 EA 25-5/8" x 56-7/8" Single Hung Wood Clad Window	462.94	57.80
For Tempered Low-E Insulated Glass, Add	69.47	
08 52 16 00-0101 EA 29-5/8" x 56-7/8" Single Hung Wood Clad Window	484.07	59.82
For Tempered Low-E Insulated Glass, Add	72.89	
08 52 16 00-0102 EA 31-5/8" x 56-7/8" Single Hung Wood Clad Window	494.13	61.33
For Tempered Low-E Insulated Glass, Add	74.50	
08 52 16 00-0103 EA 33-5/8" x 56-7/8" Single Hung Wood Clad Window	505.21	62.33
For Tempered Low-E Insulated Glass, Add	76.31	
08 52 16 00-0104 EA 35-5/8" x 56-7/8" Single Hung Wood Clad Window	515.27	63.33
For Tempered Low-E Insulated Glass, Add	77.92	
08 52 16 00-0105 EA 37-5/8" x 56-7/8" Single Hung Wood Clad Window	525.34	63.84
For Tempered Low-E Insulated Glass, Add	79.53	
08 52 16 00-0106 EA 41-5/8" x 56-7/8" Single Hung Wood Clad Window	546.48	65.84
For Tempered Low-E Insulated Glass, Add	82.96	
08 52 16 00-0107 EA 45-5/8" x 56-7/8" Single Hung Wood Clad Window	567.61	67.86
For Tempered Low-E Insulated Glass, Add	86.38	



Openings	08	08
Windows	08 50	
Wood Windows	08 52	

MINOR CSI UOM DESCRIPTION	TOTAL DIRECT UNIT COST	DEMOLITION UNIT COST
08 52 16 00-0108 60-7/8" Height, Single Hung Wood Clad Windows (08 52 16 00-0047)		
08 52 16 00-0109 EA 21-5/8" x 60-7/8" Single Hung Wood Clad Window	462.94	58.31
For Tempered Low-E Insulated Glass, Add	69.47	
08 52 16 00-0110 EA 25-5/8" x 60-7/8" Single Hung Wood Clad Window	484.07	59.82
For Tempered Low-E Insulated Glass, Add	72.89	
08 52 16 00-0111 EA 29-5/8" x 60-7/8" Single Hung Wood Clad Window	505.21	61.82
For Tempered Low-E Insulated Glass, Add	76.31	
08 52 16 00-0112 EA 31-5/8" x 60-7/8" Single Hung Wood Clad Window	515.27	63.33
For Tempered Low-E Insulated Glass, Add	77.92	
08 52 16 00-0113 EA 33-5/8" x 60-7/8" Single Hung Wood Clad Window	525.34	64.34
For Tempered Low-E Insulated Glass, Add	79.53	
08 52 16 00-0114 EA 35-5/8" x 60-7/8" Single Hung Wood Clad Window	536.40	65.35
For Tempered Low-E Insulated Glass, Add	81.34	
08 52 16 00-0115 EA 37-5/8" x 60-7/8" Single Hung Wood Clad Window	546.48	65.84
For Tempered Low-E Insulated Glass, Add	82.96	
08 52 16 00-0116 EA 41-5/8" x 60-7/8" Single Hung Wood Clad Window	567.61	67.86
For Tempered Low-E Insulated Glass, Add	86.38	
08 52 16 00-0117 EA 45-5/8" x 60-7/8" Single Hung Wood Clad Window	587.74	69.86
For Tempered Low-E Insulated Glass, Add	89.60	
08 52 16 00-0118 64-7/8" Height, Single Hung Wood Clad Windows (08 52 16 00-0047)		
08 52 16 00-0119 EA 21-5/8" x 64-7/8" Single Hung Wood Clad Window	484.07	60.32
For Tempered Low-E Insulated Glass, Add	72.89	
08 52 16 00-0120 EA 25-5/8" x 64-7/8" Single Hung Wood Clad Window	505.21	61.82
For Tempered Low-E Insulated Glass, Add	76.31	
08 52 16 00-0121 EA 29-5/8" x 64-7/8" Single Hung Wood Clad Window	525.34	63.84
For Tempered Low-E Insulated Glass, Add	79.53	
08 52 16 00-0122 EA 31-5/8" x 64-7/8" Single Hung Wood Clad Window	536.40	65.35
For Tempered Low-E Insulated Glass, Add	81.34	
08 52 16 00-0123 EA 33-5/8" x 64-7/8" Single Hung Wood Clad Window	546.48	66.35
For Tempered Low-E Insulated Glass, Add	82.96	
08 52 16 00-0124 EA 35-5/8" x 64-7/8" Single Hung Wood Clad Window	556.53	67.36
For Tempered Low-E Insulated Glass, Add	84.57	
08 52 16 00-0125 EA 37-5/8" x 64-7/8" Single Hung Wood Clad Window	567.61	67.86
For Tempered Low-E Insulated Glass, Add	86.38	
08 52 16 00-0126 EA 41-5/8" x 64-7/8" Single Hung Wood Clad Window	587.74	69.86
For Tempered Low-E Insulated Glass, Add	89.60	
08 52 16 00-0127 EA 45-5/8" x 64-7/8" Single Hung Wood Clad Window	608.87	71.88
For Tempered Low-E Insulated Glass, Add	93.02	
08 52 16 00-0128 68-7/8" Height, Single Hung Wood Clad Windows (08 52 16 00-0047)		
08 52 16 00-0129 EA 21-5/8" x 68-7/8" Single Hung Wood Clad Window	505.21	62.33
For Tempered Low-E Insulated Glass, Add	76.31	
08 52 16 00-0130 EA 25-5/8" x 68-7/8" Single Hung Wood Clad Window	525.34	63.84
For Tempered Low-E Insulated Glass, Add	79.53	
08 52 16 00-0131 EA 29-5/8" x 68-7/8" Single Hung Wood Clad Window	546.48	65.84
For Tempered Low-E Insulated Glass, Add	82.96	
08 52 16 00-0132 EA 31-5/8" x 68-7/8" Single Hung Wood Clad Window	556.53	67.36
For Tempered Low-E Insulated Glass, Add	84.57	
08 52 16 00-0133 EA 33-5/8" x 68-7/8" Single Hung Wood Clad Window	567.61	68.36
For Tempered Low-E Insulated Glass, Add	86.38	
08 52 16 00-0134 EA 35-5/8" x 68-7/8" Single Hung Wood Clad Window	577.67	69.37
For Tempered Low-E Insulated Glass, Add	87.99	
08 52 16 00-0135 EA 37-5/8" x 68-7/8" Single Hung Wood Clad Window	587.74	69.86
For Tempered Low-E Insulated Glass, Add	89.60	
08 52 16 00-0136 EA 41-5/8" x 68-7/8" Single Hung Wood Clad Window	608.87	71.88
For Tempered Low-E Insulated Glass, Add	93.02	
08 52 16 00-0137 EA 45-5/8" x 68-7/8" Single Hung Wood Clad Window	630.01	73.90
For Tempered Low-E Insulated Glass, Add	96.45	
08 52 16 00-0138 72-7/8" Height, Single Hung Wood Clad Windows (08 52 16 00-0047)		
08 52 16 00-0139 EA 21-5/8" x 72-7/8" Single Hung Wood Clad Window	525.34	64.34
For Tempered Low-E Insulated Glass, Add	79.53	
08 52 16 00-0140 EA 25-5/8" x 72-7/8" Single Hung Wood Clad Window	546.48	65.84
For Tempered Low-E Insulated Glass, Add	82.96	
08 52 16 00-0141 EA 29-5/8" x 72-7/8" Single Hung Wood Clad Window	567.61	67.86
For Tempered Low-E Insulated Glass, Add	86.38	
08 52 16 00-0142 EA 31-5/8" x 72-7/8" Single Hung Wood Clad Window	577.67	69.37
For Tempered Low-E Insulated Glass, Add	87.99	
08 52 16 00-0143 EA 33-5/8" x 72-7/8" Single Hung Wood Clad Window	587.74	70.37
For Tempered Low-E Insulated Glass, Add	89.60	
08 52 16 00-0144 EA 35-5/8" x 72-7/8" Single Hung Wood Clad Window	598.80	71.38
For Tempered Low-E Insulated Glass, Add	91.41	
08 52 16 00-0145 EA 37-5/8" x 72-7/8" Single Hung Wood Clad Window	608.87	71.88
For Tempered Low-E Insulated Glass, Add	93.02	
08 52 16 00-0146 EA 41-5/8" x 72-7/8" Single Hung Wood Clad Window	630.01	73.90
For Tempered Low-E Insulated Glass, Add	96.45	
08 52 16 00-0147 EA 45-5/8" x 72-7/8" Single Hung Wood Clad Window	651.14	75.90
For Tempered Low-E Insulated Glass, Add	99.87	

08 Openings

08 50 Windows

08 52 Wood Windows


**SAN BERNARDINO
COUNTY**

 MINOR
CSI UOM DESCRIPTION

 TOTAL DIRECT DEMOLITION
UNIT COST UNIT COST

MINOR	CSI	UOM	DESCRIPTION	TOTAL DIRECT UNIT COST	DEMOLITION UNIT COST
08 52 16 00-0148			76-7/8" Height, Single Hung Wood Clad Windows (08 52 16 00-0047)		
08 52 16 00-0149	EA		21-5/8" x 76-7/8" Single Hung Wood Clad Window	546.48	66.35
			<i>For Tempered Low-E Insulated Glass, Add</i>	82.96	
08 52 16 00-0150	EA		25-5/8" x 76-7/8" Single Hung Wood Clad Window	567.61	67.86
			<i>For Tempered Low-E Insulated Glass, Add</i>	86.38	
08 52 16 00-0151	EA		29-5/8" x 76-7/8" Single Hung Wood Clad Window	587.74	69.86
			<i>For Tempered Low-E Insulated Glass, Add</i>	89.60	
08 52 16 00-0152	EA		31-5/8" x 76-7/8" Single Hung Wood Clad Window	598.80	71.38
			<i>For Tempered Low-E Insulated Glass, Add</i>	91.41	
08 52 16 00-0153	EA		33-5/8" x 76-7/8" Single Hung Wood Clad Window	608.87	72.38
			<i>For Tempered Low-E Insulated Glass, Add</i>	93.02	
08 52 16 00-0154	EA		35-5/8" x 76-7/8" Single Hung Wood Clad Window	619.94	73.39
			<i>For Tempered Low-E Insulated Glass, Add</i>	94.83	
08 52 16 00-0155	EA		37-5/8" x 76-7/8" Single Hung Wood Clad Window	630.01	73.90
			<i>For Tempered Low-E Insulated Glass, Add</i>	96.45	
08 52 16 00-0156	EA		41-5/8" x 76-7/8" Single Hung Wood Clad Window	651.14	75.90
			<i>For Tempered Low-E Insulated Glass, Add</i>	99.87	
08 52 16 00-0157	EA		45-5/8" x 76-7/8" Single Hung Wood Clad Window	671.27	77.92
			<i>For Tempered Low-E Insulated Glass, Add</i>	103.09	
08 52 16 00-0158			84-7/8" Height, Single Hung Wood Clad Windows (08 52 16 00-0047)		
08 52 16 00-0159	EA		21-5/8" x 84-7/8" Single Hung Wood Clad Window	827.33	70.37
			<i>For Tempered Low-E Insulated Glass, Add</i>	137.52	
08 52 16 00-0160	EA		25-5/8" x 84-7/8" Single Hung Wood Clad Window	856.52	71.88
			<i>For Tempered Low-E Insulated Glass, Add</i>	142.55	
08 52 16 00-0161	EA		29-5/8" x 84-7/8" Single Hung Wood Clad Window	885.71	73.90
			<i>For Tempered Low-E Insulated Glass, Add</i>	147.59	
08 52 16 00-0162	EA		31-5/8" x 84-7/8" Single Hung Wood Clad Window	899.81	75.40
			<i>For Tempered Low-E Insulated Glass, Add</i>	150.00	
08 52 16 00-0163	EA		33-5/8" x 84-7/8" Single Hung Wood Clad Window	914.90	76.40
			<i>For Tempered Low-E Insulated Glass, Add</i>	152.62	
08 52 16 00-0164	EA		35-5/8" x 84-7/8" Single Hung Wood Clad Window	929.00	77.41
			<i>For Tempered Low-E Insulated Glass, Add</i>	155.04	
08 52 16 00-0165	EA		37-5/8" x 84-7/8" Single Hung Wood Clad Window	943.08	77.92
			<i>For Tempered Low-E Insulated Glass, Add</i>	157.45	
08 52 16 00-0166	EA		41-5/8" x 84-7/8" Single Hung Wood Clad Window	972.27	79.92
			<i>For Tempered Low-E Insulated Glass, Add</i>	162.49	
08 52 16 00-0167	EA		45-5/8" x 84-7/8" Single Hung Wood Clad Window	1,001.46	81.94
			<i>For Tempered Low-E Insulated Glass, Add</i>	167.52	
08 52 16 00-0168			88-7/8" Height, Single Hung Wood Clad Windows (08 52 16 00-0047)		
08 52 16 00-0169	EA		21-5/8" x 88-7/8" Single Hung Wood Clad Window	856.52	72.38
			<i>For Tempered Low-E Insulated Glass, Add</i>	142.55	
08 52 16 00-0170	EA		25-5/8" x 88-7/8" Single Hung Wood Clad Window	885.71	73.90
			<i>For Tempered Low-E Insulated Glass, Add</i>	147.59	
08 52 16 00-0171	EA		29-5/8" x 88-7/8" Single Hung Wood Clad Window	914.90	75.90
			<i>For Tempered Low-E Insulated Glass, Add</i>	152.62	
08 52 16 00-0172	EA		31-5/8" x 88-7/8" Single Hung Wood Clad Window	929.00	77.41
			<i>For Tempered Low-E Insulated Glass, Add</i>	155.04	
08 52 16 00-0173	EA		33-5/8" x 88-7/8" Single Hung Wood Clad Window	943.08	78.41
			<i>For Tempered Low-E Insulated Glass, Add</i>	157.45	
08 52 16 00-0174	EA		35-5/8" x 88-7/8" Single Hung Wood Clad Window	958.19	79.42
			<i>For Tempered Low-E Insulated Glass, Add</i>	160.07	
08 52 16 00-0175	EA		37-5/8" x 88-7/8" Single Hung Wood Clad Window	972.27	79.92
			<i>For Tempered Low-E Insulated Glass, Add</i>	162.49	
08 52 16 00-0176	EA		41-5/8" x 88-7/8" Single Hung Wood Clad Window	1,001.46	81.94
			<i>For Tempered Low-E Insulated Glass, Add</i>	167.52	
08 52 16 00-0177	EA		45-5/8" x 88-7/8" Single Hung Wood Clad Window	1,030.64	83.94
			<i>For Tempered Low-E Insulated Glass, Add</i>	172.55	
08 52 16 00-0178			Double Hung Wood Clad Windows (08 52 16)		
			Note: Double hung windows feature two movable sashes that operate vertically and open independently.		
08 52 16 00-0179			Double Hung Wood Clad Windows (Andersen 200 TW Series) (08 52 16 00-0178)		
			Note: Includes painted or stained wood interior, colored PVC clad exterior, standard hardware and clear insulated glass. Excludes grilles and insect screens.		
08 52 16 00-0180			35-1/2" Height, Double Hung Wood Clad Windows (Andersen 200 TW Series) (08 52 16 00-0179)		
08 52 16 00-0181	EA		23-1/2" x 35-1/2" Double Hung Wood Clad Window (Andersen 200 TW Series).....	311.60	46.24
			<i>For Low-E Insulated Glass, Add</i>	26.29	
			<i>For Tempered Clear Insulated Glass, Add</i>	43.82	
08 52 16 00-0182	EA		27-1/2" x 35-1/2" Double Hung Wood Clad Window (Andersen 200 TW Series).....	329.84	48.26
			<i>For Low-E Insulated Glass, Add</i>	28.00	
			<i>For Tempered Clear Insulated Glass, Add</i>	46.67	
08 52 16 00-0183	EA		31-1/2" x 35-1/2" Double Hung Wood Clad Window (Andersen 200 TW Series).....	346.89	50.26
			<i>For Low-E Insulated Glass, Add</i>	29.56	
			<i>For Tempered Clear Insulated Glass, Add</i>	49.27	



Openings	08	08
Windows	08 50	
Wood Windows	08 52	

MINOR	CSI	UOM	DESCRIPTION	TOTAL DIRECT UNIT COST	DEMOLITION UNIT COST
08 52 16 00-0184	EA		35-1/2" x 35-1/2" Double Hung Wood Clad Window (Andersen 200 TW Series)..... <i>For Low-E Insulated Glass, Add</i> <i>For Tempered Clear Insulated Glass, Add</i>	363.93 31.13 51.88	52.28
08 52 16 00-0185 41-1/2" Height, Double Hung Wood Clad Windows (Andersen 200 TW Series) (08 52 16 00-0179)					
08 52 16 00-0186	EA		23-1/2" x 41-1/2" Double Hung Wood Clad Window (Andersen 200 TW Series)..... <i>For Low-E Insulated Glass, Add</i> <i>For Tempered Clear Insulated Glass, Add</i>	337.77 28.71 47.85	49.26
08 52 16 00-0187	EA		27-1/2" x 41-1/2" Double Hung Wood Clad Window (Andersen 200 TW Series)..... <i>For Low-E Insulated Glass, Add</i> <i>For Tempered Clear Insulated Glass, Add</i>	356.00 30.42 50.69	51.27
08 52 16 00-0188	EA		31-1/2" x 41-1/2" Double Hung Wood Clad Window (Andersen 200 TW Series)..... <i>For Low-E Insulated Glass, Add</i> <i>For Tempered Clear Insulated Glass, Add</i>	373.06 31.98 53.30	53.28
08 52 16 00-0189	EA		35-1/2" x 41-1/2" Double Hung Wood Clad Window (Andersen 200 TW Series)..... <i>For Low-E Insulated Glass, Add</i> <i>For Tempered Clear Insulated Glass, Add</i>	390.11 33.54 55.90	55.29
08 52 16 00-0190 47-1/2" Height, Double Hung Wood Clad Windows (Andersen 200 TW Series) (08 52 16 00-0179)					
08 52 16 00-0191	EA		23-1/2" x 47-1/2" Double Hung Wood Clad Window (Andersen 200 TW Series)..... <i>For Low-E Insulated Glass, Add</i> <i>For Tempered Clear Insulated Glass, Add</i>	363.93 31.13 51.88	52.28
08 52 16 00-0192	EA		27-1/2" x 47-1/2" Double Hung Wood Clad Window (Andersen 200 TW Series)..... <i>For Low-E Insulated Glass, Add</i> <i>For Tempered Clear Insulated Glass, Add</i>	380.98 32.69 54.48	54.29
08 52 16 00-0193	EA		31-1/2" x 47-1/2" Double Hung Wood Clad Window (Andersen 200 TW Series)..... <i>For Low-E Insulated Glass, Add</i> <i>For Tempered Clear Insulated Glass, Add</i>	399.21 34.39 57.32	56.30
08 52 16 00-0194	EA		35-1/2" x 47-1/2" Double Hung Wood Clad Window (Andersen 200 TW Series)..... <i>For Low-E Insulated Glass, Add</i> <i>For Tempered Clear Insulated Glass, Add</i>	416.26 35.96 59.93	58.31
08 52 16 00-0195 53-1/2" Height, Double Hung Wood Clad Windows (Andersen 200 TW Series) (08 52 16 00-0179)					
08 52 16 00-0196	EA		23-1/2" x 53-1/2" Double Hung Wood Clad Window (Andersen 200 TW Series)..... <i>For Low-E Insulated Glass, Add</i> <i>For Tempered Clear Insulated Glass, Add</i>	390.11 33.54 55.90	55.29
08 52 16 00-0197	EA		27-1/2" x 53-1/2" Double Hung Wood Clad Window (Andersen 200 TW Series)..... <i>For Low-E Insulated Glass, Add</i> <i>For Tempered Clear Insulated Glass, Add</i>	407.16 35.11 58.51	57.30
08 52 16 00-0198	EA		31-1/2" x 53-1/2" Double Hung Wood Clad Window (Andersen 200 TW Series)..... <i>For Low-E Insulated Glass, Add</i> <i>For Tempered Clear Insulated Glass, Add</i>	424.21 36.67 61.12	59.31
08 52 16 00-0199	EA		35-1/2" x 53-1/2" Double Hung Wood Clad Window (Andersen 200 TW Series)..... <i>For Low-E Insulated Glass, Add</i> <i>For Tempered Clear Insulated Glass, Add</i>	442.44 38.37 63.96	61.33
08 52 16 00-0200 56-1/2" Height, Double Hung Wood Clad Windows (Andersen 200 TW Series) (08 52 16 00-0179)					
08 52 16 00-0201	EA		19-1/2" x 56-1/2" Double Hung Wood Clad Window (Andersen 200 TW Series)..... <i>For Low-E Insulated Glass, Add</i> <i>For Tempered Clear Insulated Glass, Add</i>	385.55 33.12 55.19	55.29
08 52 16 00-0202	EA		23-1/2" x 56-1/2" Double Hung Wood Clad Window (Andersen 200 TW Series)..... <i>For Low-E Insulated Glass, Add</i> <i>For Tempered Clear Insulated Glass, Add</i>	402.59 34.68 57.80	56.80
08 52 16 00-0203	EA		27-1/2" x 56-1/2" Double Hung Wood Clad Window (Andersen 200 TW Series)..... <i>For Low-E Insulated Glass, Add</i> <i>For Tempered Clear Insulated Glass, Add</i>	420.83 36.39 60.64	59.31
08 52 16 00-0204	EA		31-1/2" x 56-1/2" Double Hung Wood Clad Window (Andersen 200 TW Series)..... <i>For Low-E Insulated Glass, Add</i> <i>For Tempered Clear Insulated Glass, Add</i>	437.87 37.95 63.25	61.33
08 52 16 00-0205	EA		35-1/2" x 56-1/2" Double Hung Wood Clad Window (Andersen 200 TW Series)..... <i>For Low-E Insulated Glass, Add</i> <i>For Tempered Clear Insulated Glass, Add</i>	454.92 39.51 65.85	63.33
08 52 16 00-0206	EA		39-1/2" x 56-1/2" Double Hung Wood Clad Window (Andersen 200 TW Series)..... <i>For Low-E Insulated Glass, Add</i> <i>For Tempered Clear Insulated Glass, Add</i>	471.97 41.07 68.46	65.35
08 52 16 00-0207 59-1/2" Height, Double Hung Wood Clad Windows (Andersen 200 TW Series) (08 52 16 00-0179)					
08 52 16 00-0208	EA		19-1/2" x 59-1/2" Double Hung Wood Clad Window (Andersen 200 TW Series)..... <i>For Low-E Insulated Glass, Add</i> <i>For Tempered Clear Insulated Glass, Add</i>	399.21 34.39 57.32	56.30

08 Openings**08 50 Windows**

08 52 Wood Windows



MINOR	CSI	UOM	DESCRIPTION	TOTAL DIRECT UNIT COST	DEMOLITION UNIT COST
08 52 16 00-0209	EA		23-1/2" x 59-1/2" Double Hung Wood Clad Window (Andersen 200 TW Series)..... <i>For Low-E Insulated Glass, Add</i> <i>For Tempered Clear Insulated Glass, Add</i>	416.26 35.96 59.93	58.31
08 52 16 00-0210	EA		27-1/2" x 59-1/2" Double Hung Wood Clad Window (Andersen 200 TW Series)..... <i>For Low-E Insulated Glass, Add</i> <i>For Tempered Clear Insulated Glass, Add</i>	433.31 37.52 62.54	60.32
08 52 16 00-0211	EA		31-1/2" x 59-1/2" Double Hung Wood Clad Window (Andersen 200 TW Series)..... <i>For Low-E Insulated Glass, Add</i> <i>For Tempered Clear Insulated Glass, Add</i>	450.37 39.09 65.14	62.33
08 52 16 00-0212	EA		35-1/2" x 59-1/2" Double Hung Wood Clad Window (Andersen 200 TW Series)..... <i>For Low-E Insulated Glass, Add</i> <i>For Tempered Clear Insulated Glass, Add</i>	467.42 40.65 67.75	64.34
08 52 16 00-0213	EA		39-1/2" x 59-1/2" Double Hung Wood Clad Window (Andersen 200 TW Series)..... <i>For Low-E Insulated Glass, Add</i> <i>For Tempered Clear Insulated Glass, Add</i>	485.65 42.35 70.59	66.35
08 52 16 00-0214			65-1/2" Height, Double Hung Wood Clad Windows (Andersen 200 TW Series) (08 52 16 00-0179)		
08 52 16 00-0215	EA		23-1/2" x 65-1/2" Double Hung Wood Clad Window (Andersen 200 TW Series)..... <i>For Low-E Insulated Glass, Add</i> <i>For Tempered Clear Insulated Glass, Add</i>	442.44 38.37 63.96	61.33
08 52 16 00-0216	EA		27-1/2" x 65-1/2" Double Hung Wood Clad Window (Andersen 200 TW Series)..... <i>For Low-E Insulated Glass, Add</i> <i>For Tempered Clear Insulated Glass, Add</i>	459.49 39.94 66.56	63.33
08 52 16 00-0217	EA		31-1/2" x 65-1/2" Double Hung Wood Clad Window (Andersen 200 TW Series)..... <i>For Low-E Insulated Glass, Add</i> <i>For Tempered Clear Insulated Glass, Add</i>	476.53 41.50 69.17	65.35
08 52 16 00-0218	EA		35-1/2" x 65-1/2" Double Hung Wood Clad Window (Andersen 200 TW Series)..... <i>For Low-E Insulated Glass, Add</i> <i>For Tempered Clear Insulated Glass, Add</i>	493.58 43.06 71.77	67.36
08 52 16 00-0219			71-1/2" Height, Double Hung Wood Clad Windows (Andersen 200 TW Series) (08 52 16 00-0179)		
08 52 16 00-0220	EA		23-1/2" x 71-1/2" Double Hung Wood Clad Window (Andersen 200 TW Series)..... <i>For Low-E Insulated Glass, Add</i> <i>For Tempered Clear Insulated Glass, Add</i>	467.42 40.65 67.75	64.34
08 52 16 00-0221	EA		27-1/2" x 71-1/2" Double Hung Wood Clad Window (Andersen 200 TW Series)..... <i>For Low-E Insulated Glass, Add</i> <i>For Tempered Clear Insulated Glass, Add</i>	485.65 42.35 70.59	66.35
08 52 16 00-0222	EA		31-1/2" x 71-1/2" Double Hung Wood Clad Window (Andersen 200 TW Series)..... <i>For Low-E Insulated Glass, Add</i> <i>For Tempered Clear Insulated Glass, Add</i>	502.71 43.92 73.20	68.36
08 52 16 00-0223	EA		35-1/2" x 71-1/2" Double Hung Wood Clad Window (Andersen 200 TW Series)..... <i>For Low-E Insulated Glass, Add</i> <i>For Tempered Clear Insulated Glass, Add</i>	519.76 45.48 75.80	70.37
08 52 16 00-0224			Double Hung Wood Clad Windows (Andersen 400 TW Series) (08 52 16 00-0178) Note: Includes painted or stained wood interior, colored PVC clad exterior, standard hardware and Low-E insulated glass. Excludes grilles and insect screens.		
08 52 16 00-0225			36-7/8" Height, Double Hung Wood Clad Windows (Andersen 400 TW Series) (08 52 16 00-0224)		
08 52 16 00-0226	EA		21-5/8" x 36-7/8" Double Hung Wood Clad Window (Andersen 400 TW Series)..... <i>For Tempered Low-E Insulated Glass, Add</i>	381.66 58.04	46.24
08 52 16 00-0227	EA		25-5/8" x 36-7/8" Double Hung Wood Clad Window (Andersen 400 TW Series)..... <i>For Tempered Low-E Insulated Glass, Add</i>	404.63 61.83	47.76
08 52 16 00-0228	EA		29-5/8" x 36-7/8" Double Hung Wood Clad Window (Andersen 400 TW Series)..... <i>For Tempered Low-E Insulated Glass, Add</i>	428.78 65.85	49.76
08 52 16 00-0229	EA		31-5/8" x 36-7/8" Double Hung Wood Clad Window (Andersen 400 TW Series)..... <i>For Tempered Low-E Insulated Glass, Add</i>	441.46 67.98	51.27
08 52 16 00-0230	EA		33-5/8" x 36-7/8" Double Hung Wood Clad Window (Andersen 400 TW Series)..... <i>For Tempered Low-E Insulated Glass, Add</i>	452.95 69.88	52.28
08 52 16 00-0231	EA		35-5/8" x 36-7/8" Double Hung Wood Clad Window (Andersen 400 TW Series)..... <i>For Tempered Low-E Insulated Glass, Add</i>	464.43 71.77	53.28
08 52 16 00-0232	EA		37-5/8" x 36-7/8" Double Hung Wood Clad Window (Andersen 400 TW Series)..... <i>For Tempered Low-E Insulated Glass, Add</i>	477.10 73.91	53.78
08 52 16 00-0233	EA		41-5/8" x 36-7/8" Double Hung Wood Clad Window (Andersen 400 TW Series)..... <i>For Tempered Low-E Insulated Glass, Add</i>	500.07 77.70	55.80
08 52 16 00-0234	EA		45-5/8" x 36-7/8" Double Hung Wood Clad Window (Andersen 400 TW Series)..... <i>For Tempered Low-E Insulated Glass, Add</i>	524.23 81.72	57.80
08 52 16 00-0235			40-7/8" Height, Double Hung Wood Clad Windows (Andersen 400 TW Series) (08 52 16 00-0224)		
08 52 16 00-0236	EA		21-5/8" x 40-7/8" Double Hung Wood Clad Window (Andersen 400 TW Series)..... <i>For Tempered Low-E Insulated Glass, Add</i>	404.63 61.83	48.26
08 52 16 00-0237	EA		25-5/8" x 40-7/8" Double Hung Wood Clad Window (Andersen 400 TW Series)..... <i>For Tempered Low-E Insulated Glass, Add</i>	428.78 65.85	49.76
08 52 16 00-0238	EA		29-5/8" x 40-7/8" Double Hung Wood Clad Window (Andersen 400 TW Series)..... <i>For Tempered Low-E Insulated Glass, Add</i>	452.95 69.88	51.78



MINOR	CSI	UOM	DESCRIPTION	TOTAL DIRECT UNIT COST	DEMOLITION UNIT COST
08 52 16 00-0239	EA		31-5/8" x 40-7/8" Double Hung Wood Clad Window (Andersen 400 TW Series)..... <i>For Tempered Low-E Insulated Glass, Add</i>	464.43 71.77	53.28
08 52 16 00-0240	EA		33-5/8" x 40-7/8" Double Hung Wood Clad Window (Andersen 400 TW Series)..... <i>For Tempered Low-E Insulated Glass, Add</i>	477.10 73.91	54.29
08 52 16 00-0241	EA		35-5/8" x 40-7/8" Double Hung Wood Clad Window (Andersen 400 TW Series)..... <i>For Tempered Low-E Insulated Glass, Add</i>	488.59 75.80	55.29
08 52 16 00-0242	EA		37-5/8" x 40-7/8" Double Hung Wood Clad Window (Andersen 400 TW Series)..... <i>For Tempered Low-E Insulated Glass, Add</i>	500.07 77.70	55.80
08 52 16 00-0243	EA		41-5/8" x 40-7/8" Double Hung Wood Clad Window (Andersen 400 TW Series)..... <i>For Tempered Low-E Insulated Glass, Add</i>	524.23 81.72	57.80
08 52 16 00-0244	EA		45-5/8" x 40-7/8" Double Hung Wood Clad Window (Andersen 400 TW Series)..... <i>For Tempered Low-E Insulated Glass, Add</i>	548.38 85.75	59.82
08 52 16 00-0245			44-7/8" Height, Double Hung Wood Clad Windows (Andersen 400 TW Series) <small>(08 52 16 00-0224)</small>		
08 52 16 00-0246	EA		21-5/8" x 44-7/8" Double Hung Wood Clad Window (Andersen 400 TW Series)..... <i>For Tempered Low-E Insulated Glass, Add</i>	428.78 65.85	50.26
08 52 16 00-0247	EA		25-5/8" x 44-7/8" Double Hung Wood Clad Window (Andersen 400 TW Series)..... <i>For Tempered Low-E Insulated Glass, Add</i>	452.95 69.88	51.78
08 52 16 00-0248	EA		29-5/8" x 44-7/8" Double Hung Wood Clad Window (Andersen 400 TW Series)..... <i>For Tempered Low-E Insulated Glass, Add</i>	477.10 73.91	53.78
08 52 16 00-0249	EA		31-5/8" x 44-7/8" Double Hung Wood Clad Window (Andersen 400 TW Series)..... <i>For Tempered Low-E Insulated Glass, Add</i>	488.59 75.80	55.29
08 52 16 00-0250	EA		33-5/8" x 44-7/8" Double Hung Wood Clad Window (Andersen 400 TW Series)..... <i>For Tempered Low-E Insulated Glass, Add</i>	500.07 77.70	56.30
08 52 16 00-0251	EA		35-5/8" x 44-7/8" Double Hung Wood Clad Window (Andersen 400 TW Series)..... <i>For Tempered Low-E Insulated Glass, Add</i>	512.74 79.83	57.30
08 52 16 00-0252	EA		37-5/8" x 44-7/8" Double Hung Wood Clad Window (Andersen 400 TW Series)..... <i>For Tempered Low-E Insulated Glass, Add</i>	524.23 81.72	57.80
08 52 16 00-0253	EA		41-5/8" x 44-7/8" Double Hung Wood Clad Window (Andersen 400 TW Series)..... <i>For Tempered Low-E Insulated Glass, Add</i>	548.38 85.75	59.82
08 52 16 00-0254	EA		45-5/8" x 44-7/8" Double Hung Wood Clad Window (Andersen 400 TW Series)..... <i>For Tempered Low-E Insulated Glass, Add</i>	572.55 89.78	61.82
08 52 16 00-0255			48-7/8" Height, Double Hung Wood Clad Windows (Andersen 400 TW Series) <small>(08 52 16 00-0224)</small>		
08 52 16 00-0256	EA		21-5/8" x 48-7/8" Double Hung Wood Clad Window (Andersen 400 TW Series)..... <i>For Tempered Low-E Insulated Glass, Add</i>	452.95 69.88	52.28
08 52 16 00-0257	EA		25-5/8" x 48-7/8" Double Hung Wood Clad Window (Andersen 400 TW Series)..... <i>For Tempered Low-E Insulated Glass, Add</i>	477.10 73.91	53.78
08 52 16 00-0258	EA		29-5/8" x 48-7/8" Double Hung Wood Clad Window (Andersen 400 TW Series)..... <i>For Tempered Low-E Insulated Glass, Add</i>	500.07 77.70	55.80
08 52 16 00-0259	EA		31-5/8" x 48-7/8" Double Hung Wood Clad Window (Andersen 400 TW Series)..... <i>For Tempered Low-E Insulated Glass, Add</i>	512.74 79.83	57.30
08 52 16 00-0260	EA		33-5/8" x 48-7/8" Double Hung Wood Clad Window (Andersen 400 TW Series)..... <i>For Tempered Low-E Insulated Glass, Add</i>	524.23 81.72	58.31
08 52 16 00-0261	EA		35-5/8" x 48-7/8" Double Hung Wood Clad Window (Andersen 400 TW Series)..... <i>For Tempered Low-E Insulated Glass, Add</i>	535.71 83.62	59.31
08 52 16 00-0262	EA		37-5/8" x 48-7/8" Double Hung Wood Clad Window (Andersen 400 TW Series)..... <i>For Tempered Low-E Insulated Glass, Add</i>	548.38 85.75	59.82
08 52 16 00-0263	EA		41-5/8" x 48-7/8" Double Hung Wood Clad Window (Andersen 400 TW Series)..... <i>For Tempered Low-E Insulated Glass, Add</i>	572.55 89.78	61.82
08 52 16 00-0264	EA		45-5/8" x 48-7/8" Double Hung Wood Clad Window (Andersen 400 TW Series)..... <i>For Tempered Low-E Insulated Glass, Add</i>	595.52 93.57	63.84
08 52 16 00-0265			52-7/8" Height, Double Hung Wood Clad Windows (Andersen 400 TW Series) <small>(08 52 16 00-0224)</small>		
08 52 16 00-0266	EA		21-5/8" x 52-7/8" Double Hung Wood Clad Window (Andersen 400 TW Series)..... <i>For Tempered Low-E Insulated Glass, Add</i>	477.10 73.91	54.29
08 52 16 00-0267	EA		25-5/8" x 52-7/8" Double Hung Wood Clad Window (Andersen 400 TW Series)..... <i>For Tempered Low-E Insulated Glass, Add</i>	500.07 77.70	55.80
08 52 16 00-0268	EA		29-5/8" x 52-7/8" Double Hung Wood Clad Window (Andersen 400 TW Series)..... <i>For Tempered Low-E Insulated Glass, Add</i>	524.23 81.72	57.80
08 52 16 00-0269	EA		31-5/8" x 52-7/8" Double Hung Wood Clad Window (Andersen 400 TW Series)..... <i>For Tempered Low-E Insulated Glass, Add</i>	535.71 83.62	59.31
08 52 16 00-0270	EA		33-5/8" x 52-7/8" Double Hung Wood Clad Window (Andersen 400 TW Series)..... <i>For Tempered Low-E Insulated Glass, Add</i>	548.38 85.75	60.32
08 52 16 00-0271	EA		35-5/8" x 52-7/8" Double Hung Wood Clad Window (Andersen 400 TW Series)..... <i>For Tempered Low-E Insulated Glass, Add</i>	559.87 87.65	61.33
08 52 16 00-0272	EA		37-5/8" x 52-7/8" Double Hung Wood Clad Window (Andersen 400 TW Series)..... <i>For Tempered Low-E Insulated Glass, Add</i>	572.55 89.78	61.82
08 52 16 00-0273	EA		41-5/8" x 52-7/8" Double Hung Wood Clad Window (Andersen 400 TW Series)..... <i>For Tempered Low-E Insulated Glass, Add</i>	595.52 93.57	63.84
08 52 16 00-0274	EA		45-5/8" x 52-7/8" Double Hung Wood Clad Window (Andersen 400 TW Series)..... <i>For Tempered Low-E Insulated Glass, Add</i>	619.67 97.59	65.84
08 52 16 00-0275			56-7/8" Height, Double Hung Wood Clad Windows (Andersen 400 TW Series) <small>(08 52 16 00-0224)</small>		

08 Openings**08 50 Windows**

08 52 Wood Windows



MINOR CSI UOM DESCRIPTION	TOTAL DIRECT UNIT COST	DEMOLITION UNIT COST
08 52 16 00-0276 EA 21-5/8" x 56-7/8" Double Hung Wood Clad Window (Andersen 400 TW Series).....	500.07	56.30
<i>For Tempered Low-E Insulated Glass, Add</i>	77.70	
08 52 16 00-0277 EA 25-5/8" x 56-7/8" Double Hung Wood Clad Window (Andersen 400 TW Series).....	524.23	57.80
<i>For Tempered Low-E Insulated Glass, Add</i>	81.72	
08 52 16 00-0278 EA 29-5/8" x 56-7/8" Double Hung Wood Clad Window (Andersen 400 TW Series).....	548.38	59.82
<i>For Tempered Low-E Insulated Glass, Add</i>	85.75	
08 52 16 00-0279 EA 31-5/8" x 56-7/8" Double Hung Wood Clad Window (Andersen 400 TW Series).....	559.87	61.33
<i>For Tempered Low-E Insulated Glass, Add</i>	87.65	
08 52 16 00-0280 EA 33-5/8" x 56-7/8" Double Hung Wood Clad Window (Andersen 400 TW Series).....	572.55	62.33
<i>For Tempered Low-E Insulated Glass, Add</i>	89.78	
08 52 16 00-0281 EA 35-5/8" x 56-7/8" Double Hung Wood Clad Window (Andersen 400 TW Series).....	584.02	63.33
<i>For Tempered Low-E Insulated Glass, Add</i>	91.67	
08 52 16 00-0282 EA 37-5/8" x 56-7/8" Double Hung Wood Clad Window (Andersen 400 TW Series).....	595.52	63.84
<i>For Tempered Low-E Insulated Glass, Add</i>	93.57	
08 52 16 00-0283 EA 41-5/8" x 56-7/8" Double Hung Wood Clad Window (Andersen 400 TW Series).....	619.67	65.84
<i>For Tempered Low-E Insulated Glass, Add</i>	97.59	
08 52 16 00-0284 EA 45-5/8" x 56-7/8" Double Hung Wood Clad Window (Andersen 400 TW Series).....	643.83	67.86
<i>For Tempered Low-E Insulated Glass, Add</i>	101.62	
08 52 16 00-0285 60-7/8" Height, Double Hung Wood Clad Windows (Andersen 400 TW Series) (08 52 16 00-0224)		
08 52 16 00-0286 EA 21-5/8" x 60-7/8" Double Hung Wood Clad Window (Andersen 400 TW Series).....	524.23	58.31
<i>For Tempered Low-E Insulated Glass, Add</i>	81.72	
08 52 16 00-0287 EA 25-5/8" x 60-7/8" Double Hung Wood Clad Window (Andersen 400 TW Series).....	548.38	59.82
<i>For Tempered Low-E Insulated Glass, Add</i>	85.75	
08 52 16 00-0288 EA 29-5/8" x 60-7/8" Double Hung Wood Clad Window (Andersen 400 TW Series).....	572.55	61.82
<i>For Tempered Low-E Insulated Glass, Add</i>	89.78	
08 52 16 00-0289 EA 31-5/8" x 60-7/8" Double Hung Wood Clad Window (Andersen 400 TW Series).....	584.02	63.33
<i>For Tempered Low-E Insulated Glass, Add</i>	91.67	
08 52 16 00-0290 EA 33-5/8" x 60-7/8" Double Hung Wood Clad Window (Andersen 400 TW Series).....	595.52	64.34
<i>For Tempered Low-E Insulated Glass, Add</i>	93.57	
08 52 16 00-0291 EA 35-5/8" x 60-7/8" Double Hung Wood Clad Window (Andersen 400 TW Series).....	608.18	65.35
<i>For Tempered Low-E Insulated Glass, Add</i>	95.70	
08 52 16 00-0292 EA 37-5/8" x 60-7/8" Double Hung Wood Clad Window (Andersen 400 TW Series).....	619.67	65.84
<i>For Tempered Low-E Insulated Glass, Add</i>	97.59	
08 52 16 00-0293 EA 41-5/8" x 60-7/8" Double Hung Wood Clad Window (Andersen 400 TW Series).....	643.83	67.86
<i>For Tempered Low-E Insulated Glass, Add</i>	101.62	
08 52 16 00-0294 EA 45-5/8" x 60-7/8" Double Hung Wood Clad Window (Andersen 400 TW Series).....	666.80	69.86
<i>For Tempered Low-E Insulated Glass, Add</i>	105.41	
08 52 16 00-0295 64-7/8" Height, Double Hung Wood Clad Windows (Andersen 400 TW Series) (08 52 16 00-0224)		
08 52 16 00-0296 EA 21-5/8" x 64-7/8" Double Hung Wood Clad Window (Andersen 400 TW Series).....	548.38	60.32
<i>For Tempered Low-E Insulated Glass, Add</i>	85.75	
08 52 16 00-0297 EA 25-5/8" x 64-7/8" Double Hung Wood Clad Window (Andersen 400 TW Series).....	572.55	61.82
<i>For Tempered Low-E Insulated Glass, Add</i>	89.78	
08 52 16 00-0298 EA 29-5/8" x 64-7/8" Double Hung Wood Clad Window (Andersen 400 TW Series).....	595.52	63.84
<i>For Tempered Low-E Insulated Glass, Add</i>	93.57	
08 52 16 00-0299 EA 31-5/8" x 64-7/8" Double Hung Wood Clad Window (Andersen 400 TW Series).....	608.18	65.35
<i>For Tempered Low-E Insulated Glass, Add</i>	95.70	
08 52 16 00-0300 EA 33-5/8" x 64-7/8" Double Hung Wood Clad Window (Andersen 400 TW Series).....	619.67	66.35
<i>For Tempered Low-E Insulated Glass, Add</i>	97.59	
08 52 16 00-0301 EA 35-5/8" x 64-7/8" Double Hung Wood Clad Window (Andersen 400 TW Series).....	631.15	67.36
<i>For Tempered Low-E Insulated Glass, Add</i>	99.49	
08 52 16 00-0302 EA 37-5/8" x 64-7/8" Double Hung Wood Clad Window (Andersen 400 TW Series).....	643.83	67.86
<i>For Tempered Low-E Insulated Glass, Add</i>	101.62	
08 52 16 00-0303 EA 41-5/8" x 64-7/8" Double Hung Wood Clad Window (Andersen 400 TW Series).....	666.80	69.86
<i>For Tempered Low-E Insulated Glass, Add</i>	105.41	
08 52 16 00-0304 EA 45-5/8" x 64-7/8" Double Hung Wood Clad Window (Andersen 400 TW Series).....	690.95	71.88
<i>For Tempered Low-E Insulated Glass, Add</i>	109.44	
08 52 16 00-0305 68-7/8" Height, Double Hung Wood Clad Windows (Andersen 400 TW Series) (08 52 16 00-0224)		
08 52 16 00-0306 EA 21-5/8" x 68-7/8" Double Hung Wood Clad Window (Andersen 400 TW Series).....	572.55	62.33
<i>For Tempered Low-E Insulated Glass, Add</i>	89.78	
08 52 16 00-0307 EA 25-5/8" x 68-7/8" Double Hung Wood Clad Window (Andersen 400 TW Series).....	595.52	63.84
<i>For Tempered Low-E Insulated Glass, Add</i>	93.57	
08 52 16 00-0308 EA 29-5/8" x 68-7/8" Double Hung Wood Clad Window (Andersen 400 TW Series).....	619.67	65.84
<i>For Tempered Low-E Insulated Glass, Add</i>	97.59	
08 52 16 00-0309 EA 31-5/8" x 68-7/8" Double Hung Wood Clad Window (Andersen 400 TW Series).....	631.15	67.36
<i>For Tempered Low-E Insulated Glass, Add</i>	99.49	
08 52 16 00-0310 EA 33-5/8" x 68-7/8" Double Hung Wood Clad Window (Andersen 400 TW Series).....	643.83	68.36
<i>For Tempered Low-E Insulated Glass, Add</i>	101.62	
08 52 16 00-0311 EA 35-5/8" x 68-7/8" Double Hung Wood Clad Window (Andersen 400 TW Series).....	655.30	69.37
<i>For Tempered Low-E Insulated Glass, Add</i>	103.52	
08 52 16 00-0312 EA 37-5/8" x 68-7/8" Double Hung Wood Clad Window (Andersen 400 TW Series).....	666.80	69.86
<i>For Tempered Low-E Insulated Glass, Add</i>	105.41	
08 52 16 00-0313 EA 41-5/8" x 68-7/8" Double Hung Wood Clad Window (Andersen 400 TW Series).....	690.95	71.88
<i>For Tempered Low-E Insulated Glass, Add</i>	109.44	



MINOR	CSI	UOM	DESCRIPTION	TOTAL DIRECT UNIT COST	DEMOLITION UNIT COST
08 52 16 00-0314	EA		45-5/8" x 68-7/8" Double Hung Wood Clad Window (Andersen 400 TW Series)..... <i>For Tempered Low-E Insulated Glass, Add</i>	715.11 113.47	73.90
08 52 16 00-0315			72-7/8" Height, Double Hung Wood Clad Windows (Andersen 400 TW Series) (08 52 16 00-0224)		
08 52 16 00-0316	EA		21-5/8" x 72-7/8" Double Hung Wood Clad Window (Andersen 400 TW Series)..... <i>For Tempered Low-E Insulated Glass, Add</i>	595.52 93.57	64.84
08 52 16 00-0317	EA		25-5/8" x 72-7/8" Double Hung Wood Clad Window (Andersen 400 TW Series)..... <i>For Tempered Low-E Insulated Glass, Add</i>	619.67 97.59	65.84
08 52 16 00-0318	EA		29-5/8" x 72-7/8" Double Hung Wood Clad Window (Andersen 400 TW Series)..... <i>For Tempered Low-E Insulated Glass, Add</i>	643.83 101.62	67.86
08 52 16 00-0319	EA		31-5/8" x 72-7/8" Double Hung Wood Clad Window (Andersen 400 TW Series)..... <i>For Tempered Low-E Insulated Glass, Add</i>	655.30 103.52	69.37
08 52 16 00-0320	EA		33-5/8" x 72-7/8" Double Hung Wood Clad Window (Andersen 400 TW Series)..... <i>For Tempered Low-E Insulated Glass, Add</i>	666.80 105.41	70.37
08 52 16 00-0321	EA		35-5/8" x 72-7/8" Double Hung Wood Clad Window (Andersen 400 TW Series)..... <i>For Tempered Low-E Insulated Glass, Add</i>	679.46 107.54	71.38
08 52 16 00-0322	EA		37-5/8" x 72-7/8" Double Hung Wood Clad Window (Andersen 400 TW Series)..... <i>For Tempered Low-E Insulated Glass, Add</i>	690.95 109.44	71.88
08 52 16 00-0323	EA		41-5/8" x 72-7/8" Double Hung Wood Clad Window (Andersen 400 TW Series)..... <i>For Tempered Low-E Insulated Glass, Add</i>	715.11 113.47	73.90
08 52 16 00-0324	EA		45-5/8" x 72-7/8" Double Hung Wood Clad Window (Andersen 400 TW Series)..... <i>For Tempered Low-E Insulated Glass, Add</i>	739.26 117.49	75.90
08 52 16 00-0325			76-7/8" Height, Double Hung Wood Clad Windows (Andersen 400 TW Series) (08 52 16 00-0224)		
08 52 16 00-0326	EA		21-5/8" x 76-7/8" Double Hung Wood Clad Window (Andersen 400 TW Series)..... <i>For Tempered Low-E Insulated Glass, Add</i>	619.67 97.59	66.35
08 52 16 00-0327	EA		25-5/8" x 76-7/8" Double Hung Wood Clad Window (Andersen 400 TW Series)..... <i>For Tempered Low-E Insulated Glass, Add</i>	643.83 101.62	67.86
08 52 16 00-0328	EA		29-5/8" x 76-7/8" Double Hung Wood Clad Window (Andersen 400 TW Series)..... <i>For Tempered Low-E Insulated Glass, Add</i>	666.80 105.41	69.86
08 52 16 00-0329	EA		31-5/8" x 76-7/8" Double Hung Wood Clad Window (Andersen 400 TW Series)..... <i>For Tempered Low-E Insulated Glass, Add</i>	679.46 107.54	71.38
08 52 16 00-0330	EA		33-5/8" x 76-7/8" Double Hung Wood Clad Window (Andersen 400 TW Series)..... <i>For Tempered Low-E Insulated Glass, Add</i>	690.95 109.44	72.38
08 52 16 00-0331	EA		35-5/8" x 76-7/8" Double Hung Wood Clad Window (Andersen 400 TW Series)..... <i>For Tempered Low-E Insulated Glass, Add</i>	703.62 111.57	73.39
08 52 16 00-0332	EA		37-5/8" x 76-7/8" Double Hung Wood Clad Window (Andersen 400 TW Series)..... <i>For Tempered Low-E Insulated Glass, Add</i>	715.11 113.47	73.90
08 52 16 00-0333	EA		41-5/8" x 76-7/8" Double Hung Wood Clad Window (Andersen 400 TW Series)..... <i>For Tempered Low-E Insulated Glass, Add</i>	739.26 117.49	75.90
08 52 16 00-0334	EA		45-5/8" x 76-7/8" Double Hung Wood Clad Window (Andersen 400 TW Series)..... <i>For Tempered Low-E Insulated Glass, Add</i>	762.23 121.28	77.92
08 52 16 00-0335			84-7/8" Height, Double Hung Wood Clad Windows (Andersen 400 TW Series) (08 52 16 00-0224)		
08 52 16 00-0336	EA		21-5/8" x 84-7/8" Double Hung Wood Clad Window (Andersen 400 TW Series)..... <i>For Tempered Low-E Insulated Glass, Add</i>	948.69 161.79	70.37
08 52 16 00-0337	EA		25-5/8" x 84-7/8" Double Hung Wood Clad Window (Andersen 400 TW Series)..... <i>For Tempered Low-E Insulated Glass, Add</i>	982.32 167.71	71.88
08 52 16 00-0338	EA		29-5/8" x 84-7/8" Double Hung Wood Clad Window (Andersen 400 TW Series)..... <i>For Tempered Low-E Insulated Glass, Add</i>	1,015.95 173.63	73.90
08 52 16 00-0339	EA		31-5/8" x 84-7/8" Double Hung Wood Clad Window (Andersen 400 TW Series)..... <i>For Tempered Low-E Insulated Glass, Add</i>	1,032.18 176.48	75.40
08 52 16 00-0340	EA		33-5/8" x 84-7/8" Double Hung Wood Clad Window (Andersen 400 TW Series)..... <i>For Tempered Low-E Insulated Glass, Add</i>	1,049.58 179.56	76.40
08 52 16 00-0341	EA		35-5/8" x 84-7/8" Double Hung Wood Clad Window (Andersen 400 TW Series)..... <i>For Tempered Low-E Insulated Glass, Add</i>	1,065.81 182.40	77.41
08 52 16 00-0342	EA		37-5/8" x 84-7/8" Double Hung Wood Clad Window (Andersen 400 TW Series)..... <i>For Tempered Low-E Insulated Glass, Add</i>	1,082.02 185.24	77.92
08 52 16 00-0343	EA		41-5/8" x 84-7/8" Double Hung Wood Clad Window (Andersen 400 TW Series)..... <i>For Tempered Low-E Insulated Glass, Add</i>	1,115.65 191.16	79.92
08 52 16 00-0344	EA		45-5/8" x 84-7/8" Double Hung Wood Clad Window (Andersen 400 TW Series)..... <i>For Tempered Low-E Insulated Glass, Add</i>	1,149.28 197.08	81.94
08 52 16 00-0345			88-7/8" Height, Double Hung Wood Clad Windows (Andersen 400 TW Series) (08 52 16 00-0224)		
08 52 16 00-0346	EA		21-5/8" x 88-7/8" Double Hung Wood Clad Window (Andersen 400 TW Series)..... <i>For Tempered Low-E Insulated Glass, Add</i>	982.32 167.71	72.38
08 52 16 00-0347	EA		25-5/8" x 88-7/8" Double Hung Wood Clad Window (Andersen 400 TW Series)..... <i>For Tempered Low-E Insulated Glass, Add</i>	1,015.95 173.63	73.90
08 52 16 00-0348	EA		29-5/8" x 88-7/8" Double Hung Wood Clad Window (Andersen 400 TW Series)..... <i>For Tempered Low-E Insulated Glass, Add</i>	1,049.58 179.56	75.90
08 52 16 00-0349	EA		31-5/8" x 88-7/8" Double Hung Wood Clad Window (Andersen 400 TW Series)..... <i>For Tempered Low-E Insulated Glass, Add</i>	1,065.81 182.40	77.41
08 52 16 00-0350	EA		33-5/8" x 88-7/8" Double Hung Wood Clad Window (Andersen 400 TW Series)..... <i>For Tempered Low-E Insulated Glass, Add</i>	1,082.02 185.24	78.41

08 Openings**08 50 Windows**

08 52 Wood Windows


**SAN BERNARDINO
COUNTY**

MINOR CSI UOM DESCRIPTION	TOTAL DIRECT UNIT COST	DEMOLITION UNIT COST
08 52 16 00-0351 EA 35-5/8" x 88-7/8" Double Hung Wood Clad Window (Andersen 400 TW Series).....	1,099.44	79.42
For Tempered Low-E Insulated Glass, Add	188.32	
08 52 16 00-0352 EA 37-5/8" x 88-7/8" Double Hung Wood Clad Window (Andersen 400 TW Series).....	1,115.65	79.92
For Tempered Low-E Insulated Glass, Add	191.16	
08 52 16 00-0353 EA 41-5/8" x 88-7/8" Double Hung Wood Clad Window (Andersen 400 TW Series).....	1,149.28	81.94
For Tempered Low-E Insulated Glass, Add	197.08	
08 52 16 00-0354 EA 45-5/8" x 88-7/8" Double Hung Wood Clad Window (Andersen 400 TW Series).....	1,182.91	83.94
For Tempered Low-E Insulated Glass, Add	203.01	
08 52 16 00-0355 Casement Wood Clad Windows <small>(08 52 16)</small>		
Note: Casement windows are hinged on one side and swing inward or outward with a crank or push out operation.		
08 52 16 00-0356 Casement Wood Clad Windows (Andersen 200 Series) <small>(08 52 16 00-0355)</small>		
Note: Includes painted or stained wood interior, colored PVC clad exterior, standard hardware and clear insulated glass. Excludes grilles and insect screens.		
08 52 16 00-0357 One Operating Sash, Casement Wood Clad Windows (Andersen 200 Series) <small>(08 52 16 00-0356)</small>		
08 52 16 00-0358 24-1/8" Height, One Operating Sash, Casement Wood Clad Windows (Andersen 200 Series) <small>(08 52 16 00-0357)</small>		
08 52 16 00-0359 EA 17" x 24-1/8", One Operating Sash, Casement Wood Clad Window (Andersen 200 Series)	384.16	38.20
For Tempered Clear Insulated Glass, Add	61.75	
08 52 16 00-0360 EA 20-1/2" x 24-1/8", One Operating Sash, Casement Wood Clad Window (Andersen 200 Series)	406.33	39.21
For Tempered Clear Insulated Glass, Add	65.58	
08 52 16 00-0361 EA 24-1/8" x 24-1/8", One Operating Sash, Casement Wood Clad Window (Andersen 200 Series)	431.11	41.22
For Tempered Clear Insulated Glass, Add	69.73	
08 52 16 00-0362 EA 28-3/8" x 24-1/8", One Operating Sash, Casement Wood Clad Window (Andersen 200 Series)	453.94	43.23
For Tempered Clear Insulated Glass, Add	73.50	
08 52 16 00-0363 28-3/8" Height, One Operating Sash, Casement Wood Clad Windows (Andersen 200 Series) <small>(08 52 16 00-0357)</small>		
08 52 16 00-0364 EA 17" x 28-3/8", One Operating Sash, Casement Wood Clad Window (Andersen 200 Series)	412.13	40.21
For Tempered Clear Insulated Glass, Add	66.54	
08 52 16 00-0365 EA 20-1/2" x 28-3/8", One Operating Sash, Casement Wood Clad Window (Andersen 200 Series)	434.30	41.22
For Tempered Clear Insulated Glass, Add	70.37	
08 52 16 00-0366 EA 24-1/8" x 28-3/8", One Operating Sash, Casement Wood Clad Window (Andersen 200 Series)	459.08	43.23
For Tempered Clear Insulated Glass, Add	74.52	
08 52 16 00-0367 EA 28-3/8" x 28-3/8", One Operating Sash, Casement Wood Clad Window (Andersen 200 Series)	471.30	45.24
For Tempered Clear Insulated Glass, Add	76.16	
08 52 16 00-0368 EA 31-1/2" x 28-3/8", One Operating Sash, Casement Wood Clad Window (Andersen 200 Series)	500.04	47.25
For Tempered Clear Insulated Glass, Add	81.31	
08 52 16 00-0369 35-15/16" Height, One Operating Sash, Casement Wood Clad Windows (Andersen 200 Series) <small>(08 52 16 00-0357)</small>		
08 52 16 00-0370 EA 17" x 35-15/16", One Operating Sash, Casement Wood Clad Window (Andersen 200 Series)	462.27	43.23
For Tempered Clear Insulated Glass, Add	75.16	
08 52 16 00-0371 EA 20-1/2" x 35-15/16", One Operating Sash, Casement Wood Clad Window (Andersen 200 Series)	486.03	45.24
For Tempered Clear Insulated Glass, Add	79.31	
08 52 16 00-0372 EA 24-1/8" x 35-15/16", One Operating Sash, Casement Wood Clad Window (Andersen 200 Series)	510.81	46.75
For Tempered Clear Insulated Glass, Add	83.46	
08 52 16 00-0373 EA 28-3/8" x 35-15/16", One Operating Sash, Casement Wood Clad Window (Andersen 200 Series)	549.95	48.75
For Tempered Clear Insulated Glass, Add	90.49	
08 52 16 00-0374 EA 31-1/2" x 35-15/16", One Operating Sash, Casement Wood Clad Window (Andersen 200 Series)	587.23	50.26
For Tempered Clear Insulated Glass, Add	97.34	
08 52 16 00-0375 EA 35-15/16" x 35-15/16", One Operating Sash, Casement Wood Clad Window (Andersen 200 Series)	623.61	51.27
For Tempered Clear Insulated Glass, Add	104.21	
08 52 16 00-0376 40-13/16" Height, One Operating Sash, Casement Wood Clad Windows (Andersen 200 Series) <small>(08 52 16 00-0357)</small>		
08 52 16 00-0377 EA 17" x 40-13/16", One Operating Sash, Casement Wood Clad Window (Andersen 200 Series)	496.02	46.24
For Tempered Clear Insulated Glass, Add	80.91	
08 52 16 00-0378 EA 20-1/2" x 40-13/16", One Operating Sash, Casement Wood Clad Window (Andersen 200 Series)	518.20	47.25
For Tempered Clear Insulated Glass, Add	84.74	
08 52 16 00-0379 EA 24-1/8" x 40-13/16", One Operating Sash, Casement Wood Clad Window (Andersen 200 Series)	542.97	49.26
For Tempered Clear Insulated Glass, Add	88.89	
08 52 16 00-0380 EA 28-3/8" x 40-13/16", One Operating Sash, Casement Wood Clad Window (Andersen 200 Series)	599.67	51.27
For Tempered Clear Insulated Glass, Add	99.43	
08 52 16 00-0381 EA 31-1/2" x 40-13/16", One Operating Sash, Casement Wood Clad Window (Andersen 200 Series)	638.74	53.28
For Tempered Clear Insulated Glass, Add	106.64	
08 52 16 00-0382 EA 35-15/16" x 40-13/16", One Operating Sash, Casement Wood Clad Window (Andersen 200 Series)	675.35	55.29
For Tempered Clear Insulated Glass, Add	113.15	
08 52 16 00-0383 48" Height, One Operating Sash, Casement Wood Clad Windows (Andersen 200 Series) <small>(08 52 16 00-0357)</small>		



Openings	08	08
Windows	08 50	
Wood Windows	08 52	

MINOR	CSI	UOM	DESCRIPTION	TOTAL DIRECT UNIT COST	DEMOLITION UNIT COST
08 52 16 00-0384	EA		17" x 48", One Operating Sash, Casement Wood Clad Window (Andersen 200 Series)	543.97	50.26
			<i>For Tempered Clear Insulated Glass, Add</i>	88.69	
08 52 16 00-0385	EA		20-1/2" x 48", One Operating Sash, Casement Wood Clad Window (Andersen 200 Series)	567.74	51.27
			<i>For Tempered Clear Insulated Glass, Add</i>	93.04	
08 52 16 00-0386	EA		24-1/8" x 48", One Operating Sash, Casement Wood Clad Window (Andersen 200 Series)	592.52	53.28
			<i>For Tempered Clear Insulated Glass, Add</i>	97.19	
08 52 16 00-0387	EA		28-3/8" x 48", One Operating Sash, Casement Wood Clad Window (Andersen 200 Series)	670.76	55.29
			<i>For Tempered Clear Insulated Glass, Add</i>	112.03	
08 52 16 00-0388	EA		31-1/2" x 48", One Operating Sash, Casement Wood Clad Window (Andersen 200 Series)	701.34	57.30
			<i>For Tempered Clear Insulated Glass, Add</i>	117.55	
08 52 16 00-0389	EA		35-15/16" x 48", One Operating Sash, Casement Wood Clad Window (Andersen 200 Series)	747.24	59.31
			<i>For Tempered Clear Insulated Glass, Add</i>	125.92	
08 52 16 00-0390			52-13/16" Height, One Operating Sash, Casement Wood Clad Windows		
			(Andersen 200 Series) <small>(08 52 16 00-0357)</small>		
08 52 16 00-0391	EA		17" x 52-13/16", One Operating Sash, Casement Wood Clad Window (Andersen 200 Series)	576.73	52.28
			<i>For Tempered Clear Insulated Glass, Add</i>	94.64	
08 52 16 00-0392	EA		20-1/2" x 52-13/16", One Operating Sash, Casement Wood Clad Window (Andersen 200 Series)	598.91	53.28
			<i>For Tempered Clear Insulated Glass, Add</i>	98.47	
08 52 16 00-0393	EA		24-1/8" x 52-13/16", One Operating Sash, Casement Wood Clad Window (Andersen 200 Series)	623.68	55.29
			<i>For Tempered Clear Insulated Glass, Add</i>	102.62	
08 52 16 00-0394	EA		28-3/8" x 52-13/16", One Operating Sash, Casement Wood Clad Window (Andersen 200 Series)	720.29	57.30
			<i>For Tempered Clear Insulated Glass, Add</i>	121.14	
08 52 16 00-0395	EA		31-1/2" x 52-13/16", One Operating Sash, Casement Wood Clad Window (Andersen 200 Series)	765.98	59.31
			<i>For Tempered Clear Insulated Glass, Add</i>	129.67	
08 52 16 00-0396	EA		35-15/16" x 52-13/16", One Operating Sash, Casement Wood Clad Window (Andersen 200 Series)	795.96	61.33
			<i>For Tempered Clear Insulated Glass, Add</i>	134.86	
08 52 16 00-0397			59-7/8" Height, One Operating Sash, Casement Wood Clad Windows		
			(Andersen 200 Series) <small>(08 52 16 00-0357)</small>		
08 52 16 00-0398	EA		17" x 59-7/8", One Operating Sash, Casement Wood Clad Window (Andersen 200 Series)	623.68	55.29
			<i>For Tempered Clear Insulated Glass, Add</i>	102.62	
08 52 16 00-0399	EA		20-1/2" x 59-7/8", One Operating Sash, Casement Wood Clad Window (Andersen 200 Series)	647.44	57.30
			<i>For Tempered Clear Insulated Glass, Add</i>	106.77	
08 52 16 00-0400	EA		24-1/8" x 59-7/8", One Operating Sash, Casement Wood Clad Window (Andersen 200 Series)	672.22	58.81
			<i>For Tempered Clear Insulated Glass, Add</i>	110.92	
08 52 16 00-0401	EA		28-3/8" x 59-7/8", One Operating Sash, Casement Wood Clad Window (Andersen 200 Series)	791.17	60.83
			<i>For Tempered Clear Insulated Glass, Add</i>	133.91	
08 52 16 00-0402	EA		31-1/2" x 59-7/8", One Operating Sash, Casement Wood Clad Window (Andersen 200 Series)	823.53	62.33
			<i>For Tempered Clear Insulated Glass, Add</i>	139.77	
08 52 16 00-0403	EA		35-15/16" x 59-7/8", One Operating Sash, Casement Wood Clad Window (Andersen 200 Series)	866.85	64.34
			<i>For Tempered Clear Insulated Glass, Add</i>	147.63	
08 52 16 00-0404			64-13/16" Height, One Operating Sash, Casement Wood Clad Windows		
			(Andersen 200 Series) <small>(08 52 16 00-0357)</small>		
08 52 16 00-0405	EA		17" x 64-13/16", One Operating Sash, Casement Wood Clad Window (Andersen 200 Series)	657.44	58.31
			<i>For Tempered Clear Insulated Glass, Add</i>	108.37	
08 52 16 00-0406	EA		20-1/2" x 64-13/16", One Operating Sash, Casement Wood Clad Window (Andersen 200 Series)	679.61	59.31
			<i>For Tempered Clear Insulated Glass, Add</i>	112.20	
08 52 16 00-0407	EA		24-1/8" x 64-13/16", One Operating Sash, Casement Wood Clad Window (Andersen 200 Series)	704.38	61.33
			<i>For Tempered Clear Insulated Glass, Add</i>	116.35	
08 52 16 00-0408	EA		28-3/8" x 64-13/16", One Operating Sash, Casement Wood Clad Window (Andersen 200 Series)	840.90	63.33
			<i>For Tempered Clear Insulated Glass, Add</i>	142.85	
08 52 16 00-0409	EA		31-1/2" x 64-13/16", One Operating Sash, Casement Wood Clad Window (Andersen 200 Series)	870.99	65.35
			<i>For Tempered Clear Insulated Glass, Add</i>	148.26	
08 52 16 00-0410	EA		35-15/16" x 64-13/16", One Operating Sash, Casement Wood Clad Window (Andersen 200 Series)	916.57	67.36
			<i>For Tempered Clear Insulated Glass, Add</i>	156.57	
08 52 16 00-0411			71-7/8" Height, One Operating Sash, Casement Wood Clad Windows		
			(Andersen 200 Series) <small>(08 52 16 00-0357)</small>		
08 52 16 00-0412	EA		17" x 71-7/8", One Operating Sash, Casement Wood Clad Window (Andersen 200 Series)	704.38	61.33
			<i>For Tempered Clear Insulated Glass, Add</i>	116.35	
08 52 16 00-0413	EA		20-1/2" x 71-7/8", One Operating Sash, Casement Wood Clad Window (Andersen 200 Series)	728.15	63.33
			<i>For Tempered Clear Insulated Glass, Add</i>	120.50	
08 52 16 00-0414	EA		24-1/8" x 71-7/8", One Operating Sash, Casement Wood Clad Window (Andersen 200 Series)	752.92	64.85
			<i>For Tempered Clear Insulated Glass, Add</i>	124.65	
08 52 16 00-0415	EA		28-3/8" x 71-7/8", One Operating Sash, Casement Wood Clad Window (Andersen 200 Series)	911.78	66.85
			<i>For Tempered Clear Insulated Glass, Add</i>	155.62	
08 52 16 00-0416	EA		31-1/2" x 71-7/8", One Operating Sash, Casement Wood Clad Window (Andersen 200 Series)	948.76	68.36
			<i>For Tempered Clear Insulated Glass, Add</i>	162.41	
08 52 16 00-0417	EA		35-15/16" x 71-7/8", One Operating Sash, Casement Wood Clad Window (Andersen 200 Series)	987.47	70.37
			<i>For Tempered Clear Insulated Glass, Add</i>	169.34	
08 52 16 00-0418			Two Operating Sashes, Casement Wood Clad Windows (Andersen 200 Series) <small>(08 52 16 00-0356)</small>		

08	08	Openings
	08 50	Windows
	08 52	Wood Windows



MINOR CSI	UOM	DESCRIPTION	TOTAL DIRECT UNIT COST	DEMOLITION UNIT COST
08 52 16 00-0419		24-1/8" Height, Two Operating Sashes, Casement Wood Clad Windows (Andersen 200 Series) <small>(08 52 16 00-0418)</small>		
08 52 16 00-0420	EA	40-3/4" x 24-1/8", Two Operating Sashes, Casement Wood Clad Window (Andersen 200 Series).....	689.74	49.26
		<i>For Tempered Clear Insulated Glass, Add</i>	118.24	
08 52 16 00-0421	EA	48" x 24-1/8", Two Operating Sashes, Casement Wood Clad Window (Andersen 200 Series).....	784.23	53.28
		<i>For Tempered Clear Insulated Glass, Add</i>	135.53	
08 52 16 00-0422	EA	56-1/2" x 24-1/8", Two Operating Sashes, Casement Wood Clad Window (Andersen 200 Series).....	893.75	57.30
		<i>For Tempered Clear Insulated Glass, Add</i>	155.83	
08 52 16 00-0423		28-3/8" Height, Two Operating Sashes, Casement Wood Clad Windows (Andersen 200 Series) <small>(08 52 16 00-0418)</small>		
08 52 16 00-0424	EA	40-3/4" x 28-3/8", Two Operating Sashes, Casement Wood Clad Window (Andersen 200 Series).....	744.42	51.27
		<i>For Tempered Clear Insulated Glass, Add</i>	128.38	
08 52 16 00-0425	EA	48" x 28-3/8", Two Operating Sashes, Casement Wood Clad Window (Andersen 200 Series).....	838.91	55.29
		<i>For Tempered Clear Insulated Glass, Add</i>	145.66	
08 52 16 00-0426	EA	56-1/2" x 28-3/8", Two Operating Sashes, Casement Wood Clad Window (Andersen 200 Series).....	948.43	59.31
		<i>For Tempered Clear Insulated Glass, Add</i>	165.96	
08 52 16 00-0427		35-15/16" Height, Two Operating Sashes, Casement Wood Clad Windows (Andersen 200 Series) <small>(08 52 16 00-0418)</small>		
08 52 16 00-0428	EA	33-3/4" x 35-15/16", Two Operating Sashes, Casement Wood Clad Window (Andersen 200 Series).....	737.63	51.27
		<i>For Tempered Clear Insulated Glass, Add</i>	127.02	
08 52 16 00-0429	EA	40-3/4" x 35-15/16", Two Operating Sashes, Casement Wood Clad Window (Andersen 200 Series).....	834.06	55.29
		<i>For Tempered Clear Insulated Glass, Add</i>	144.90	
08 52 16 00-0430	EA	48" x 35-15/16", Two Operating Sashes, Casement Wood Clad Window (Andersen 200 Series).....	934.69	59.31
		<i>For Tempered Clear Insulated Glass, Add</i>	163.41	
08 52 16 00-0431	EA	56-1/2" x 35-15/16", Two Operating Sashes, Casement Wood Clad Window (Andersen 200 Series).....	1,051.28	62.83
		<i>For Tempered Clear Insulated Glass, Add</i>	185.12	
08 52 16 00-0432	EA	62-3/4" x 35-15/16", Two Operating Sashes, Casement Wood Clad Window (Andersen 200 Series).....	1,129.35	65.84
		<i>For Tempered Clear Insulated Glass, Add</i>	199.53	
08 52 16 00-0433	EA	71-5/8" x 35-15/16", Two Operating Sashes, Casement Wood Clad Window (Andersen 200 Series).....	1,259.52	70.37
		<i>For Tempered Clear Insulated Glass, Add</i>	223.75	
08 52 16 00-0434		40-13/16" Height, Two Operating Sashes, Casement Wood Clad Windows (Andersen 200 Series) <small>(08 52 16 00-0418)</small>		
08 52 16 00-0435	EA	33-3/4" x 40-13/16", Two Operating Sashes, Casement Wood Clad Window (Andersen 200 Series).....	804.91	53.78
		<i>For Tempered Clear Insulated Glass, Add</i>	139.47	
08 52 16 00-0436	EA	40-3/4" x 40-13/16", Two Operating Sashes, Casement Wood Clad Window (Andersen 200 Series).....	901.35	57.30
		<i>For Tempered Clear Insulated Glass, Add</i>	157.35	
08 52 16 00-0437	EA	48" x 40-13/16", Two Operating Sashes, Casement Wood Clad Window (Andersen 200 Series).....	1,001.97	61.33
		<i>For Tempered Clear Insulated Glass, Add</i>	175.86	
08 52 16 00-0438	EA	56-1/2" x 40-13/16", Two Operating Sashes, Casement Wood Clad Window (Andersen 200 Series).....	1,118.56	65.35
		<i>For Tempered Clear Insulated Glass, Add</i>	197.57	
08 52 16 00-0439	EA	62-3/4" x 40-13/16", Two Operating Sashes, Casement Wood Clad Window (Andersen 200 Series).....	1,205.11	68.36
		<i>For Tempered Clear Insulated Glass, Add</i>	213.68	
08 52 16 00-0440	EA	71-5/8" x 40-13/16", Two Operating Sashes, Casement Wood Clad Window (Andersen 200 Series).....	1,571.03	72.89
		<i>For Tempered Clear Insulated Glass, Add</i>	285.05	
08 52 16 00-0441		48" Height, Two Operating Sashes, Casement Wood Clad Windows (Andersen 200 Series) <small>(08 52 16 00-0418)</small>		
08 52 16 00-0442	EA	33-3/4" x 48", Two Operating Sashes, Casement Wood Clad Window (Andersen 200 Series).....	903.94	57.80
		<i>For Tempered Clear Insulated Glass, Add</i>	157.67	
08 52 16 00-0443	EA	40-3/4" x 48", Two Operating Sashes, Casement Wood Clad Window (Andersen 200 Series).....	1,001.97	61.33
		<i>For Tempered Clear Insulated Glass, Add</i>	175.86	
08 52 16 00-0444	EA	48" x 48", Two Operating Sashes, Casement Wood Clad Window (Andersen 200 Series).....	1,102.60	65.35
		<i>For Tempered Clear Insulated Glass, Add</i>	194.38	
08 52 16 00-0445	EA	56-1/2" x 48", Two Operating Sashes, Casement Wood Clad Window (Andersen 200 Series).....	1,219.19	69.37
		<i>For Tempered Clear Insulated Glass, Add</i>	216.09	
08 52 16 00-0446	EA	62-3/4" x 48", Two Operating Sashes, Casement Wood Clad Window (Andersen 200 Series).....	1,302.05	72.38
		<i>For Tempered Clear Insulated Glass, Add</i>	231.46	
08 52 16 00-0447	EA	71-5/8" x 48", Two Operating Sashes, Casement Wood Clad Window (Andersen 200 Series).....	1,427.43	76.91
		<i>For Tempered Clear Insulated Glass, Add</i>	254.72	
08 52 16 00-0448		52-13/16" Height, Two Operating Sashes, Casement Wood Clad Windows (Andersen 200 Series) <small>(08 52 16 00-0418)</small>		
08 52 16 00-0449	EA	33-3/4" x 52-13/16", Two Operating Sashes, Casement Wood Clad Window (Andersen 200 Series).....	970.22	59.82
		<i>For Tempered Clear Insulated Glass, Add</i>	170.12	
08 52 16 00-0450	EA	40-3/4" x 52-13/16", Two Operating Sashes, Casement Wood Clad Window (Andersen 200 Series).....	1,066.65	63.33
		<i>For Tempered Clear Insulated Glass, Add</i>	188.00	
08 52 16 00-0451	EA	48" x 52-13/16", Two Operating Sashes, Casement Wood Clad Window (Andersen 200 Series).....	1,155.43	67.36
		<i>For Tempered Clear Insulated Glass, Add</i>	204.14	
08 52 16 00-0452	EA	56-1/2" x 52-13/16", Two Operating Sashes, Casement Wood Clad Window (Andersen 200 Series).....	1,283.87	71.38
		<i>For Tempered Clear Insulated Glass, Add</i>	228.22	
08 52 16 00-0453	EA	62-3/4" x 52-13/16", Two Operating Sashes, Casement Wood Clad Window (Andersen 200 Series).....	1,370.74	74.39
		<i>For Tempered Clear Insulated Glass, Add</i>	244.39	



Openings	08	08
Windows	08 50	
Wood Windows	08 52	

MINOR	CSI	UOM	DESCRIPTION	TOTAL DIRECT UNIT COST	DEMOLITION UNIT COST
08 52 16 00-0454	EA		71-5/8" x 52-13/16", Two Operating Sashes, Casement Wood Clad Window (Andersen 200 Series) <i>For Tempered Clear Insulated Glass, Add</i>	1,493.71 267.17	78.91
08 52 16 00-0455			59-7/8" Height, Two Operating Sashes, Casement Wood Clad Windows (Andersen 200 Series) <small>(08 52 16 00-0418)</small>		
08 52 16 00-0456	EA		33-3/4" x 59-7/8", Two Operating Sashes, Casement Wood Clad Window (Andersen 200 Series) <i>For Tempered Clear Insulated Glass, Add</i>	1,068.25 188.32	63.83
08 52 16 00-0457	EA		40-3/4" x 59-7/8", Two Operating Sashes, Casement Wood Clad Window (Andersen 200 Series) <i>For Tempered Clear Insulated Glass, Add</i>	1,164.67 206.19	67.36
08 52 16 00-0458	EA		48" x 59-7/8", Two Operating Sashes, Casement Wood Clad Window (Andersen 200 Series) <i>For Tempered Clear Insulated Glass, Add</i>	1,265.30 224.71	71.38
08 52 16 00-0459	EA		56-1/2" x 59-7/8", Two Operating Sashes, Casement Wood Clad Window (Andersen 200 Series) <i>For Tempered Clear Insulated Glass, Add</i>	1,381.91 246.42	74.89
08 52 16 00-0460	EA		62-3/4" x 59-7/8", Two Operating Sashes, Casement Wood Clad Window (Andersen 200 Series) <i>For Tempered Clear Insulated Glass, Add</i>	1,468.76 262.59	77.92
08 52 16 00-0461	EA		71-5/8" x 59-7/8", Two Operating Sashes, Casement Wood Clad Window (Andersen 200 Series) <i>For Tempered Clear Insulated Glass, Add</i>	1,590.13 285.05	82.44
08 52 16 00-0462			64-13/16" Height, Two Operating Sashes, Casement Wood Clad Windows (Andersen 200 Series) <small>(08 52 16 00-0418)</small>		
08 52 16 00-0463	EA		33-3/4" x 64-13/16", Two Operating Sashes, Casement Wood Clad Window (Andersen 200 Series) <i>For Tempered Clear Insulated Glass, Add</i>	1,135.54 200.77	65.84
08 52 16 00-0464	EA		40-3/4" x 64-13/16", Two Operating Sashes, Casement Wood Clad Window (Andersen 200 Series) <i>For Tempered Clear Insulated Glass, Add</i>	1,231.96 218.65	69.37
08 52 16 00-0465	EA		48" x 64-13/16", Two Operating Sashes, Casement Wood Clad Window (Andersen 200 Series) <i>For Tempered Clear Insulated Glass, Add</i>	1,334.18 237.48	73.39
08 52 16 00-0466	EA		56-1/2" x 64-13/16", Two Operating Sashes, Casement Wood Clad Window (Andersen 200 Series) <i>For Tempered Clear Insulated Glass, Add</i>	1,450.77 259.19	77.41
08 52 16 00-0467			71-7/8" Height, Two Operating Sashes, Casement Wood Clad Windows (Andersen 200 Series) <small>(08 52 16 00-0418)</small>		
08 52 16 00-0468	EA		33-3/4" x 71-7/8", Two Operating Sashes, Casement Wood Clad Window (Andersen 200 Series) <i>For Tempered Clear Insulated Glass, Add</i>	1,233.56 218.97	69.37
08 52 16 00-0469	EA		40-3/4" x 71-7/8", Two Operating Sashes, Casement Wood Clad Window (Andersen 200 Series) <i>For Tempered Clear Insulated Glass, Add</i>	1,329.99 236.84	73.39
08 52 16 00-0470	EA		48" x 71-7/8", Two Operating Sashes, Casement Wood Clad Window (Andersen 200 Series) <i>For Tempered Clear Insulated Glass, Add</i>	1,430.63 255.36	77.41
08 52 16 00-0471	EA		56-1/2" x 71-7/8", Two Operating Sashes, Casement Wood Clad Window (Andersen 200 Series) <i>For Tempered Clear Insulated Glass, Add</i>	1,547.22 277.07	80.93
08 52 16 00-0472			One Stationary Sash And Two Operating Sashes, Casement Wood Clad Windows (Andersen 200 Series) <small>(08 52 16 00-0356)</small>		
08 52 16 00-0473			24-1/8" Height, One Stationary Sash And Two Operating Sashes, Casement Wood Clad Windows (Andersen 200 Series) <small>(08 52 16 00-0472)</small>		
08 52 16 00-0474	EA		71-7/8" x 24-1/8", One Stationary Sash And Two Operating Sashes, Casement Wood Clad Window (Andersen 200 Series) <i>For Tempered Clear Insulated Glass, Add</i>	1,095.34 193.13	64.85
08 52 16 00-0475	EA		84-5/8" x 24-1/8", One Stationary Sash And Two Operating Sashes, Casement Wood Clad Window (Andersen 200 Series) <i>For Tempered Clear Insulated Glass, Add</i>	1,274.59 226.37	71.38
08 52 16 00-0476			28-3/8" Height, One Stationary Sash And Two Operating Sashes, Casement Wood Clad Windows (Andersen 200 Series) <small>(08 52 16 00-0472)</small>		
08 52 16 00-0477	EA		71-7/8" x 28-3/8", One Stationary Sash And Two Operating Sashes, Casement Wood Clad Window (Andersen 200 Series) <i>For Tempered Clear Insulated Glass, Add</i>	1,162.59 205.78	66.85
08 52 16 00-0478	EA		84-5/8" x 28-3/8", One Stationary Sash And Two Operating Sashes, Casement Wood Clad Window (Andersen 200 Series) <i>For Tempered Clear Insulated Glass, Add</i>	1,330.00 236.65	73.39
08 52 16 00-0479			35-15/16" Height, One Stationary Sash And Two Operating Sashes, Casement Wood Clad Windows (Andersen 200 Series) <small>(08 52 16 00-0472)</small>		
08 52 16 00-0480	EA		61" x 35-15/16", One Stationary Sash And Two Operating Sashes, Casement Wood Clad Window (Andersen 200 Series) <i>For Tempered Clear Insulated Glass, Add</i>	1,118.89 197.64	65.35
08 52 16 00-0481	EA		71-7/8" x 35-15/16", One Stationary Sash And Two Operating Sashes, Casement Wood Clad Window (Andersen 200 Series) <i>For Tempered Clear Insulated Glass, Add</i>	1,262.71 224.39	70.37
08 52 16 00-0482	EA		84-5/8" x 35-15/16", One Stationary Sash And Two Operating Sashes, Casement Wood Clad Window (Andersen 200 Series) <i>For Tempered Clear Insulated Glass, Add</i>	1,440.20 257.28	77.41

08	08	Openings
	08 50	Windows
	08 52	Wood Windows



MINOR CSI UOM DESCRIPTION	TOTAL DIRECT UNIT COST	DEMOLITION UNIT COST
------------------------------	---------------------------	-------------------------

08 52 16 00-0483	40-13/16" Height, One Stationary Sash And Two Operating Sashes, Casement Wood Clad Windows (Andersen 200 Series) <small>(08 52 16 00-0472)</small>	
08 52 16 00-0484	EA 61" x 40-13/16", One Stationary Sash And Two Operating Sashes, Casement Wood Clad Window (Andersen 200 Series).....	1,182.92 68.36
	<i>For Tempered Clear Insulated Glass, Add</i>	209.44
08 52 16 00-0485	EA 71-7/8" x 40-13/16", One Stationary Sash And Two Operating Sashes, Casement Wood Clad Window (Andersen 200 Series).....	1,331.59 72.89
	<i>For Tempered Clear Insulated Glass, Add</i>	237.16
08 52 16 00-0486	EA 84-5/8" x 40-13/16", One Stationary Sash And Two Operating Sashes, Casement Wood Clad Window (Andersen 200 Series).....	1,507.47 79.42
	<i>For Tempered Clear Insulated Glass, Add</i>	269.73
08 52 16 00-0487	48" Height, One Stationary Sash And Two Operating Sashes, Casement Wood Clad Windows (Andersen 200 Series) <small>(08 52 16 00-0472)</small>	
08 52 16 00-0488	EA 71-7/8" x 48", One Stationary Sash And Two Operating Sashes, Casement Wood Clad Window (Andersen 200 Series).....	1,430.63 76.91
	<i>For Tempered Clear Insulated Glass, Add</i>	255.36
08 52 16 00-0489	EA 84-5/8" x 48", One Stationary Sash And Two Operating Sashes, Casement Wood Clad Window (Andersen 200 Series).....	1,606.52 83.44
	<i>For Tempered Clear Insulated Glass, Add</i>	287.93
08 52 16 00-0490	52-13/16" Height, One Stationary Sash And Two Operating Sashes, Casement Wood Clad Windows (Andersen 200 Series) <small>(08 52 16 00-0472)</small>	
08 52 16 00-0491	EA 71-7/8" x 52-13/16", One Stationary Sash And Two Operating Sashes, Casement Wood Clad Window (Andersen 200 Series).....	1,496.90 78.91
	<i>For Tempered Clear Insulated Glass, Add</i>	267.81
08 52 16 00-0492	EA 84-5/8" x 52-13/16", One Stationary Sash And Two Operating Sashes, Casement Wood Clad Window (Andersen 200 Series).....	1,672.80 85.45
	<i>For Tempered Clear Insulated Glass, Add</i>	300.38
08 52 16 00-0493	59-7/8" Height, One Stationary Sash And Two Operating Sashes, Casement Wood Clad Windows (Andersen 200 Series) <small>(08 52 16 00-0472)</small>	
08 52 16 00-0494	EA 71-7/8" x 59-7/8", One Stationary Sash And Two Operating Sashes, Casement Wood Clad Window (Andersen 200 Series).....	1,593.33 82.44
	<i>For Tempered Clear Insulated Glass, Add</i>	285.69
08 52 16 00-0495	EA 84-5/8" x 59-7/8", One Stationary Sash And Two Operating Sashes, Casement Wood Clad Window (Andersen 200 Series).....	1,770.82 89.47
	<i>For Tempered Clear Insulated Glass, Add</i>	318.58
08 52 16 00-0496	Casement Wood Clad Windows (Andersen 400 Series) <small>(08 52 16 00-0355)</small>	
	Note: Includes painted or stained wood interior, colored PVC clad exterior, standard hardware and Low-E insulated glass. Excludes grilles and insect screens.	
08 52 16 00-0497	One Operating Sash, Casement Wood Clad Windows (Andersen 400 Series) <small>(08 52 16 00-0496)</small>	
08 52 16 00-0498	24-1/8" Height, One Operating Sash, Casement Wood Clad Windows (Andersen 400 Series) <small>(08 52 16 00-0497)</small>	
08 52 16 00-0499	EA 17" x 24-1/8", One Operating Sash, Casement Wood Clad Window (Andersen 400 Series).....	458.39 38.20
	<i>For Tempered Low-E Insulated Glass, Add</i>	76.60
08 52 16 00-0500	EA 20-1/2" x 24-1/8", One Operating Sash, Casement Wood Clad Window (Andersen 400 Series).....	485.35 39.21
	<i>For Tempered Low-E Insulated Glass, Add</i>	81.39
08 52 16 00-0501	EA 24-1/8" x 24-1/8", One Operating Sash, Casement Wood Clad Window (Andersen 400 Series).....	515.32 41.22
	<i>For Tempered Low-E Insulated Glass, Add</i>	86.58
08 52 16 00-0502	EA 28-3/8" x 24-1/8", One Operating Sash, Casement Wood Clad Window (Andersen 400 Series).....	542.85 43.23
	<i>For Tempered Low-E Insulated Glass, Add</i>	91.28
08 52 16 00-0503	28-3/8" Height, One Operating Sash, Casement Wood Clad Windows (Andersen 400 Series) <small>(08 52 16 00-0497)</small>	
08 52 16 00-0504	EA 17" x 28-3/8", One Operating Sash, Casement Wood Clad Window (Andersen 400 Series).....	492.34 40.21
	<i>For Tempered Low-E Insulated Glass, Add</i>	82.58
08 52 16 00-0505	EA 20-1/2" x 28-3/8", One Operating Sash, Casement Wood Clad Window (Andersen 400 Series).....	519.31 41.22
	<i>For Tempered Low-E Insulated Glass, Add</i>	87.37
08 52 16 00-0506	EA 24-1/8" x 28-3/8", One Operating Sash, Casement Wood Clad Window (Andersen 400 Series).....	549.27 43.23
	<i>For Tempered Low-E Insulated Glass, Add</i>	92.56
08 52 16 00-0507	EA 28-3/8" x 28-3/8", One Operating Sash, Casement Wood Clad Window (Andersen 400 Series).....	563.54 45.24
	<i>For Tempered Low-E Insulated Glass, Add</i>	94.61
08 52 16 00-0508	EA 31-1/2" x 28-3/8", One Operating Sash, Casement Wood Clad Window (Andersen 400 Series).....	598.72 47.25
	<i>For Tempered Low-E Insulated Glass, Add</i>	101.04
08 52 16 00-0509	35-15/16" Height, One Operating Sash, Casement Wood Clad Windows (Andersen 400 Series) <small>(08 52 16 00-0497)</small>	
08 52 16 00-0510	EA 17" x 35-15/16", One Operating Sash, Casement Wood Clad Window (Andersen 400 Series).....	553.26 43.23
	<i>For Tempered Low-E Insulated Glass, Add</i>	93.36



Openings	08	08
Windows	08 50	
Wood Windows	08 52	

MINOR	CSI	UOM	DESCRIPTION	TOTAL DIRECT UNIT COST	DEMOLITION UNIT COST
08 52 16 00-0511	EA		20-1/2" x 35-15/16", One Operating Sash, Casement Wood Clad Window (Andersen 400 Series) <i>For Tempered Low-E Insulated Glass, Add</i>	582.21 98.65	45.24
08 52 16 00-0512	EA		24-1/8" x 35-15/16", One Operating Sash, Casement Wood Clad Window (Andersen 400 Series) <i>For Tempered Low-E Insulated Glass, Add</i>	612.18 103.74	46.75
08 52 16 00-0513	EA		28-3/8" x 35-15/16", One Operating Sash, Casement Wood Clad Window (Andersen 400 Series) <i>For Tempered Low-E Insulated Glass, Add</i>	660.10 112.52	48.75
08 52 16 00-0514	EA		31-1/2" x 35-15/16", One Operating Sash, Casement Wood Clad Window (Andersen 400 Series) <i>For Tempered Low-E Insulated Glass, Add</i>	705.95 121.08	50.26
08 52 16 00-0515	EA		35-15/16" x 35-15/16", One Operating Sash, Casement Wood Clad Window (Andersen 400 Series) <i>For Tempered Low-E Insulated Glass, Add</i>	750.92 129.68	51.27
08 52 16 00-0516			40-13/16" Height, One Operating Sash, Casement Wood Clad Windows (Andersen 400 Series) (08 52 16 00-0497)		
08 52 16 00-0517	EA		17" x 40-13/16", One Operating Sash, Casement Wood Clad Window (Andersen 400 Series) <i>For Tempered Low-E Insulated Glass, Add</i>	594.20 100.54	46.24
08 52 16 00-0518	EA		20-1/2" x 40-13/16", One Operating Sash, Casement Wood Clad Window (Andersen 400 Series) <i>For Tempered Low-E Insulated Glass, Add</i>	621.16 105.33	47.25
08 52 16 00-0519	EA		24-1/8" x 40-13/16", One Operating Sash, Casement Wood Clad Window (Andersen 400 Series) <i>For Tempered Low-E Insulated Glass, Add</i>	651.12 110.52	49.26
08 52 16 00-0520	EA		28-3/8" x 40-13/16", One Operating Sash, Casement Wood Clad Window (Andersen 400 Series) <i>For Tempered Low-E Insulated Glass, Add</i>	720.99 123.69	51.27
08 52 16 00-0521	EA		31-1/2" x 40-13/16", One Operating Sash, Casement Wood Clad Window (Andersen 400 Series) <i>For Tempered Low-E Insulated Glass, Add</i>	769.07 132.70	53.28
08 52 16 00-0522	EA		35-15/16" x 40-13/16", One Operating Sash, Casement Wood Clad Window (Andersen 400 Series) <i>For Tempered Low-E Insulated Glass, Add</i>	813.83 140.85	55.29
08 52 16 00-0523			48" Height, One Operating Sash, Casement Wood Clad Windows (Andersen 400 Series) (08 52 16 00-0497)		
08 52 16 00-0524	EA		17" x 48", One Operating Sash, Casement Wood Clad Window (Andersen 400 Series) <i>For Tempered Low-E Insulated Glass, Add</i>	652.12 110.52	50.26
08 52 16 00-0525	EA		20-1/2" x 48", One Operating Sash, Casement Wood Clad Window (Andersen 400 Series) <i>For Tempered Low-E Insulated Glass, Add</i>	681.08 115.71	51.27
08 52 16 00-0526	EA		24-1/8" x 48", One Operating Sash, Casement Wood Clad Window (Andersen 400 Series) <i>For Tempered Low-E Insulated Glass, Add</i>	711.05 120.90	53.28
08 52 16 00-0527	EA		28-3/8" x 48", One Operating Sash, Casement Wood Clad Window (Andersen 400 Series) <i>For Tempered Low-E Insulated Glass, Add</i>	807.84 139.45	55.29
08 52 16 00-0528	EA		31-1/2" x 48", One Operating Sash, Casement Wood Clad Window (Andersen 400 Series) <i>For Tempered Low-E Insulated Glass, Add</i>	845.31 146.34	57.30
08 52 16 00-0529	EA		35-15/16" x 48", One Operating Sash, Casement Wood Clad Window (Andersen 400 Series) <i>For Tempered Low-E Insulated Glass, Add</i>	901.69 156.81	59.31
08 52 16 00-0530			52-13/16" Height, One Operating Sash, Casement Wood Clad Windows (Andersen 400 Series) (08 52 16 00-0497)		
08 52 16 00-0531	EA		17" x 52-13/16", One Operating Sash, Casement Wood Clad Window (Andersen 400 Series) <i>For Tempered Low-E Insulated Glass, Add</i>	692.07 117.70	52.28
08 52 16 00-0532	EA		20-1/2" x 52-13/16", One Operating Sash, Casement Wood Clad Window (Andersen 400 Series) <i>For Tempered Low-E Insulated Glass, Add</i>	719.03 122.49	53.28
08 52 16 00-0533	EA		24-1/8" x 52-13/16", One Operating Sash, Casement Wood Clad Window (Andersen 400 Series) <i>For Tempered Low-E Insulated Glass, Add</i>	748.99 127.68	55.29
08 52 16 00-0534	EA		28-3/8" x 52-13/16", One Operating Sash, Casement Wood Clad Window (Andersen 400 Series) <i>For Tempered Low-E Insulated Glass, Add</i>	868.75 150.83	57.30
08 52 16 00-0535	EA		31-1/2" x 52-13/16", One Operating Sash, Casement Wood Clad Window (Andersen 400 Series) <i>For Tempered Low-E Insulated Glass, Add</i>	925.10 161.50	59.31
08 52 16 00-0536	EA		35-15/16" x 52-13/16", One Operating Sash, Casement Wood Clad Window (Andersen 400 Series) <i>For Tempered Low-E Insulated Glass, Add</i>	961.58 167.99	61.33
08 52 16 00-0537			59-7/8" Height, One Operating Sash, Casement Wood Clad Windows (Andersen 400 Series) (08 52 16 00-0497)		
08 52 16 00-0538	EA		17" x 59-7/8", One Operating Sash, Casement Wood Clad Window (Andersen 400 Series) <i>For Tempered Low-E Insulated Glass, Add</i>	748.99 127.68	55.29
08 52 16 00-0539	EA		20-1/2" x 59-7/8", One Operating Sash, Casement Wood Clad Window (Andersen 400 Series) <i>For Tempered Low-E Insulated Glass, Add</i>	777.94 132.87	57.30
08 52 16 00-0540	EA		24-1/8" x 59-7/8", One Operating Sash, Casement Wood Clad Window (Andersen 400 Series) <i>For Tempered Low-E Insulated Glass, Add</i>	807.90 138.06	58.81
08 52 16 00-0541	EA		28-3/8" x 59-7/8", One Operating Sash, Casement Wood Clad Window (Andersen 400 Series) <i>For Tempered Low-E Insulated Glass, Add</i>	955.59 166.79	60.83
08 52 16 00-0542	EA		31-1/2" x 59-7/8", One Operating Sash, Casement Wood Clad Window (Andersen 400 Series) <i>For Tempered Low-E Insulated Glass, Add</i>	995.29 174.13	62.33
08 52 16 00-0543	EA		35-15/16" x 59-7/8", One Operating Sash, Casement Wood Clad Window (Andersen 400 Series) <i>For Tempered Low-E Insulated Glass, Add</i>	1,048.43 183.95	64.34
08 52 16 00-0544			64-13/16" Height, One Operating Sash, Casement Wood Clad Windows (Andersen 400 Series) (08 52 16 00-0497)		
08 52 16 00-0545	EA		17" x 64-13/16", One Operating Sash, Casement Wood Clad Window (Andersen 400 Series) <i>For Tempered Low-E Insulated Glass, Add</i>	789.93 134.86	58.31

08 Openings**08 50 Windows**

08 52 Wood Windows



MINOR CSI UOM DESCRIPTION	TOTAL DIRECT UNIT COST	DEMOLITION UNIT COST
08 52 16 00-0546 EA 20-1/2" x 64-13/16", One Operating Sash, Casement Wood Clad Window (Andersen 400 Series)	816.90	59.31
For Tempered Low-E Insulated Glass, Add	139.65	
08 52 16 00-0547 EA 24-1/8" x 64-13/16", One Operating Sash, Casement Wood Clad Window (Andersen 400 Series)	846.86	61.33
For Tempered Low-E Insulated Glass, Add	144.84	
08 52 16 00-0548 EA 28-3/8" x 64-13/16", One Operating Sash, Casement Wood Clad Window (Andersen 400 Series)	1,016.49	63.33
For Tempered Low-E Insulated Glass, Add	177.96	
08 52 16 00-0549 EA 31-1/2" x 64-13/16", One Operating Sash, Casement Wood Clad Window (Andersen 400 Series)	1,053.35	65.35
For Tempered Low-E Insulated Glass, Add	184.73	
08 52 16 00-0550 EA 35-15/16" x 64-13/16", One Operating Sash, Casement Wood Clad Window (Andersen 400 Series)	1,109.33	67.36
For Tempered Low-E Insulated Glass, Add	195.13	
08 52 16 00-0551 71-7/8" Height, One Operating Sash, Casement Wood Clad Windows (Andersen 400 Series) (08 52 16 00-0497)		
08 52 16 00-0552 EA 17" x 71-7/8", One Operating Sash, Casement Wood Clad Window (Andersen 400 Series)	846.86	61.33
For Tempered Low-E Insulated Glass, Add	144.84	
08 52 16 00-0553 EA 20-1/2" x 71-7/8", One Operating Sash, Casement Wood Clad Window (Andersen 400 Series)	875.81	63.33
For Tempered Low-E Insulated Glass, Add	150.03	
08 52 16 00-0554 EA 24-1/8" x 71-7/8", One Operating Sash, Casement Wood Clad Window (Andersen 400 Series)	905.77	64.85
For Tempered Low-E Insulated Glass, Add	155.22	
08 52 16 00-0555 EA 28-3/8" x 71-7/8", One Operating Sash, Casement Wood Clad Window (Andersen 400 Series)	1,103.34	66.85
For Tempered Low-E Insulated Glass, Add	193.93	
08 52 16 00-0556 EA 31-1/2" x 71-7/8", One Operating Sash, Casement Wood Clad Window (Andersen 400 Series)	1,148.80	68.36
For Tempered Low-E Insulated Glass, Add	202.41	
08 52 16 00-0557 EA 35-15/16" x 71-7/8", One Operating Sash, Casement Wood Clad Window (Andersen 400 Series)	1,196.19	70.37
For Tempered Low-E Insulated Glass, Add	211.09	
08 52 16 00-0558 Two Operating Sashes, Casement Wood Clad Windows (Andersen 400 Series) (08 52 16 00-0496)		
08 52 16 00-0559 24-1/8" Height, Two Operating Sashes, Casement Wood Clad Windows (Andersen 400 Series) (08 52 16 00-0558)		
08 52 16 00-0560 EA 40-3/4" x 24-1/8", Two Operating Sashes, Casement Wood Clad Window (Andersen 400 Series)	831.62	49.26
For Tempered Low-E Insulated Glass, Add	146.62	
08 52 16 00-0561 EA 48" x 24-1/8", Two Operating Sashes, Casement Wood Clad Window (Andersen 400 Series)	947.72	53.28
For Tempered Low-E Insulated Glass, Add	168.23	
08 52 16 00-0562 EA 56-1/2" x 24-1/8", Two Operating Sashes, Casement Wood Clad Window (Andersen 400 Series)	1,082.61	57.30
For Tempered Low-E Insulated Glass, Add	193.60	
08 52 16 00-0563 28-3/8" Height, Two Operating Sashes, Casement Wood Clad Windows (Andersen 400 Series) (08 52 16 00-0558)		
08 52 16 00-0564 EA 40-3/4" x 28-3/8", Two Operating Sashes, Casement Wood Clad Window (Andersen 400 Series)	898.96	51.27
For Tempered Low-E Insulated Glass, Add	159.28	
08 52 16 00-0565 EA 48" x 28-3/8", Two Operating Sashes, Casement Wood Clad Window (Andersen 400 Series)	1,015.07	55.29
For Tempered Low-E Insulated Glass, Add	180.90	
08 52 16 00-0566 EA 56-1/2" x 28-3/8", Two Operating Sashes, Casement Wood Clad Window (Andersen 400 Series)	1,149.95	59.31
For Tempered Low-E Insulated Glass, Add	206.26	
08 52 16 00-0567 35-15/16" Height, Two Operating Sashes, Casement Wood Clad Windows (Andersen 400 Series) (08 52 16 00-0558)		
08 52 16 00-0568 EA 33-3/4" x 35-15/16", Two Operating Sashes, Casement Wood Clad Window (Andersen 400 Series)	890.47	51.27
For Tempered Low-E Insulated Glass, Add	157.59	
08 52 16 00-0569 EA 40-3/4" x 35-15/16", Two Operating Sashes, Casement Wood Clad Window (Andersen 400 Series)	1,009.26	55.29
For Tempered Low-E Insulated Glass, Add	179.94	
08 52 16 00-0570 EA 48" x 35-15/16", Two Operating Sashes, Casement Wood Clad Window (Andersen 400 Series)	1,133.03	59.31
For Tempered Low-E Insulated Glass, Add	203.08	
08 52 16 00-0571 EA 56-1/2" x 35-15/16", Two Operating Sashes, Casement Wood Clad Window (Andersen 400 Series)	1,276.76	62.83
For Tempered Low-E Insulated Glass, Add	230.22	
08 52 16 00-0572 EA 62-3/4" x 35-15/16", Two Operating Sashes, Casement Wood Clad Window (Andersen 400 Series)	1,372.84	65.84
For Tempered Low-E Insulated Glass, Add	248.23	
08 52 16 00-0573 EA 71-5/8" x 35-15/16", Two Operating Sashes, Casement Wood Clad Window (Andersen 400 Series)	1,533.29	70.37
For Tempered Low-E Insulated Glass, Add	278.51	
08 52 16 00-0574 40-13/16" Height, Two Operating Sashes, Casement Wood Clad Windows (Andersen 400 Series) (08 52 16 00-0558)		
08 52 16 00-0575 EA 33-3/4" x 40-13/16", Two Operating Sashes, Casement Wood Clad Window (Andersen 400 Series)	973.32	53.78
For Tempered Low-E Insulated Glass, Add	173.15	
08 52 16 00-0576 EA 40-3/4" x 40-13/16", Two Operating Sashes, Casement Wood Clad Window (Andersen 400 Series)	1,092.11	57.30
For Tempered Low-E Insulated Glass, Add	195.50	
08 52 16 00-0577 EA 48" x 40-13/16", Two Operating Sashes, Casement Wood Clad Window (Andersen 400 Series)	1,215.88	61.33
For Tempered Low-E Insulated Glass, Add	218.65	
08 52 16 00-0578 EA 56-1/2" x 40-13/16", Two Operating Sashes, Casement Wood Clad Window (Andersen 400 Series)	1,359.61	65.35
For Tempered Low-E Insulated Glass, Add	245.78	
08 52 16 00-0579 EA 62-3/4" x 40-13/16", Two Operating Sashes, Casement Wood Clad Window (Andersen 400 Series)	1,466.28	68.36
For Tempered Low-E Insulated Glass, Add	265.91	
08 52 16 00-0580 EA 71-5/8" x 40-13/16", Two Operating Sashes, Casement Wood Clad Window (Andersen 400 Series)	1,921.43	72.89
For Tempered Low-E Insulated Glass, Add	355.13	



Openings	08	08
Windows	08 50	
Wood Windows	08 52	

MINOR CSI UOM DESCRIPTION	TOTAL DIRECT UNIT COST	DEMOLITION UNIT COST
08 52 16 00-0581 48" Height, Two Operating Sashes, Casement Wood Clad Windows (Andersen 400 Series) (08 52 16 00-0558)		
08 52 16 00-0582 EA 33-3/4" x 48", Two Operating Sashes, Casement Wood Clad Window (Andersen 400 Series).....	1,095.10	57.80
For Tempered Low-E Insulated Glass, Add	195.90	
08 52 16 00-0583 EA 40-3/4" x 48", Two Operating Sashes, Casement Wood Clad Window (Andersen 400 Series).....	1,215.88	61.33
For Tempered Low-E Insulated Glass, Add	218.65	
08 52 16 00-0584 EA 48" x 48", Two Operating Sashes, Casement Wood Clad Window (Andersen 400 Series).....	1,339.65	65.35
For Tempered Low-E Insulated Glass, Add	241.79	
08 52 16 00-0585 EA 56-1/2" x 48", Two Operating Sashes, Casement Wood Clad Window (Andersen 400 Series).....	1,483.38	69.37
For Tempered Low-E Insulated Glass, Add	268.93	
08 52 16 00-0586 EA 62-3/4" x 48", Two Operating Sashes, Casement Wood Clad Window (Andersen 400 Series).....	1,585.45	72.38
For Tempered Low-E Insulated Glass, Add	288.14	
08 52 16 00-0587 EA 71-5/8" x 48", Two Operating Sashes, Casement Wood Clad Window (Andersen 400 Series).....	1,739.91	76.91
For Tempered Low-E Insulated Glass, Add	317.22	
08 52 16 00-0588 52-13/16" Height, Two Operating Sashes, Casement Wood Clad Windows (Andersen 400 Series) (08 52 16 00-0558)		
08 52 16 00-0589 EA 33-3/4" x 52-13/16", Two Operating Sashes, Casement Wood Clad Window (Andersen 400 Series).....	1,176.94	59.82
For Tempered Low-E Insulated Glass, Add	211.46	
08 52 16 00-0590 EA 40-3/4" x 52-13/16", Two Operating Sashes, Casement Wood Clad Window (Andersen 400 Series).....	1,295.73	63.33
For Tempered Low-E Insulated Glass, Add	233.81	
08 52 16 00-0591 EA 48" x 52-13/16", Two Operating Sashes, Casement Wood Clad Window (Andersen 400 Series).....	1,407.65	67.36
For Tempered Low-E Insulated Glass, Add	254.59	
08 52 16 00-0592 EA 56-1/2" x 52-13/16", Two Operating Sashes, Casement Wood Clad Window (Andersen 400 Series).....	1,563.23	71.38
For Tempered Low-E Insulated Glass, Add	284.10	
08 52 16 00-0593 EA 62-3/4" x 52-13/16", Two Operating Sashes, Casement Wood Clad Window (Andersen 400 Series).....	1,670.30	74.39
For Tempered Low-E Insulated Glass, Add	304.30	
08 52 16 00-0594 EA 71-5/8" x 52-13/16", Two Operating Sashes, Casement Wood Clad Window (Andersen 400 Series).....	1,821.75	78.91
For Tempered Low-E Insulated Glass, Add	332.78	
08 52 16 00-0595 59-7/8" Height, Two Operating Sashes, Casement Wood Clad Windows (Andersen 400 Series) (08 52 16 00-0558)		
08 52 16 00-0596 EA 33-3/4" x 59-7/8", Two Operating Sashes, Casement Wood Clad Window (Andersen 400 Series).....	1,297.72	63.33
For Tempered Low-E Insulated Glass, Add	234.21	
08 52 16 00-0597 EA 40-3/4" x 59-7/8", Two Operating Sashes, Casement Wood Clad Window (Andersen 400 Series).....	1,416.49	67.36
For Tempered Low-E Insulated Glass, Add	256.56	
08 52 16 00-0598 EA 48" x 59-7/8", Two Operating Sashes, Casement Wood Clad Window (Andersen 400 Series).....	1,540.27	71.38
For Tempered Low-E Insulated Glass, Add	279.71	
08 52 16 00-0599 EA 56-1/2" x 59-7/8", Two Operating Sashes, Casement Wood Clad Window (Andersen 400 Series).....	1,684.01	74.89
For Tempered Low-E Insulated Glass, Add	306.84	
08 52 16 00-0600 EA 62-3/4" x 59-7/8", Two Operating Sashes, Casement Wood Clad Window (Andersen 400 Series).....	1,791.07	77.92
For Tempered Low-E Insulated Glass, Add	327.05	
08 52 16 00-0601 EA 71-5/8" x 59-7/8", Two Operating Sashes, Casement Wood Clad Window (Andersen 400 Series).....	1,940.53	82.44
For Tempered Low-E Insulated Glass, Add	355.13	
08 52 16 00-0602 64-13/16" Height, Two Operating Sashes, Casement Wood Clad Windows (Andersen 400 Series) (08 52 16 00-0558)		
08 52 16 00-0603 EA 33-3/4" x 64-13/16", Two Operating Sashes, Casement Wood Clad Window (Andersen 400 Series).....	1,380.57	65.84
For Tempered Low-E Insulated Glass, Add	249.77	
08 52 16 00-0604 EA 40-3/4" x 64-13/16", Two Operating Sashes, Casement Wood Clad Window (Andersen 400 Series).....	1,499.34	69.37
For Tempered Low-E Insulated Glass, Add	272.12	
08 52 16 00-0605 EA 48" x 64-13/16", Two Operating Sashes, Casement Wood Clad Window (Andersen 400 Series).....	1,625.11	73.39
For Tempered Low-E Insulated Glass, Add	295.67	
08 52 16 00-0606 EA 56-1/2" x 64-13/16", Two Operating Sashes, Casement Wood Clad Window (Andersen 400 Series).....	1,768.84	77.41
For Tempered Low-E Insulated Glass, Add	322.81	
08 52 16 00-0607 71-7/8" Height, Two Operating Sashes, Casement Wood Clad Windows (Andersen 400 Series) (08 52 16 00-0558)		
08 52 16 00-0608 EA 33-3/4" x 71-7/8", Two Operating Sashes, Casement Wood Clad Window (Andersen 400 Series).....	1,501.34	69.37
For Tempered Low-E Insulated Glass, Add	272.52	
08 52 16 00-0609 EA 40-3/4" x 71-7/8", Two Operating Sashes, Casement Wood Clad Window (Andersen 400 Series).....	1,620.12	73.39
For Tempered Low-E Insulated Glass, Add	294.87	
08 52 16 00-0610 EA 48" x 71-7/8", Two Operating Sashes, Casement Wood Clad Window (Andersen 400 Series).....	1,743.90	77.41
For Tempered Low-E Insulated Glass, Add	318.02	
08 52 16 00-0611 EA 56-1/2" x 71-7/8", Two Operating Sashes, Casement Wood Clad Window (Andersen 400 Series).....	1,887.63	80.93
For Tempered Low-E Insulated Glass, Add	345.15	
08 52 16 00-0612 One Stationary Sash And Two Operating Sashes, Casement Wood Clad Windows (Andersen 400 Series) (08 52 16 00-0496)		
08 52 16 00-0613 24-1/8" Height, One Stationary Sash And Two Operating Sashes, Casement Wood Clad Windows (Andersen 400 Series) (08 52 16 00-0612)		

08	08	Openings
	08 50	Windows
	08 52	Wood Windows



MINOR	CSI	UOM	DESCRIPTION	TOTAL DIRECT UNIT COST	DEMOLITION UNIT COST
08 52 16 00-0614	EA		71-7/8" x 24-1/8", One Stationary Sash And Two Operating Sashes, Casement Wood Clad Window (Andersen 400 Series) <i>For Tempered Low-E Insulated Glass, Add</i>	1,333.79 240.82	64.85
08 52 16 00-0615	EA		84-5/8" x 24-1/8", One Stationary Sash And Two Operating Sashes, Casement Wood Clad Window (Andersen 400 Series) <i>For Tempered Low-E Insulated Glass, Add</i>	1,551.63 281.78	71.38
08 52 16 00-0616			28-3/8" Height, One Stationary Sash And Two Operating Sashes, Casement Wood Clad Windows (Andersen 400 Series) (08 52 16 00-0612)		
08 52 16 00-0617	EA		71-7/8" x 28-3/8", One Stationary Sash And Two Operating Sashes, Casement Wood Clad Window (Andersen 400 Series) <i>For Tempered Low-E Insulated Glass, Add</i>	1,413.89 256.04	66.85
08 52 16 00-0618	EA		84-5/8" x 28-3/8", One Stationary Sash And Two Operating Sashes, Casement Wood Clad Window (Andersen 400 Series) <i>For Tempered Low-E Insulated Glass, Add</i>	1,619.85 294.62	73.39
08 52 16 00-0619			35-15/16" Height, One Stationary Sash And Two Operating Sashes, Casement Wood Clad Windows (Andersen 400 Series) (08 52 16 00-0612)		
08 52 16 00-0620	EA		61" x 35-15/16", One Stationary Sash And Two Operating Sashes, Casement Wood Clad Window (Andersen 400 Series) <i>For Tempered Low-E Insulated Glass, Add</i>	1,360.01 245.86	65.35
08 52 16 00-0621	EA		71-7/8" x 35-15/16", One Stationary Sash And Two Operating Sashes, Casement Wood Clad Window (Andersen 400 Series) <i>For Tempered Low-E Insulated Glass, Add</i>	1,537.28 279.31	70.37
08 52 16 00-0622	EA		84-5/8" x 35-15/16", One Stationary Sash And Two Operating Sashes, Casement Wood Clad Window (Andersen 400 Series) <i>For Tempered Low-E Insulated Glass, Add</i>	1,755.88 320.41	77.41
08 52 16 00-0623			40-13/16" Height, One Stationary Sash And Two Operating Sashes, Casement Wood Clad Windows (Andersen 400 Series) (08 52 16 00-0612)		
08 52 16 00-0624	EA		61" x 40-13/16", One Stationary Sash And Two Operating Sashes, Casement Wood Clad Window (Andersen 400 Series) <i>For Tempered Low-E Insulated Glass, Add</i>	1,438.80 260.62	68.36
08 52 16 00-0625	EA		71-7/8" x 40-13/16", One Stationary Sash And Two Operating Sashes, Casement Wood Clad Window (Andersen 400 Series) <i>For Tempered Low-E Insulated Glass, Add</i>	1,622.12 295.27	72.89
08 52 16 00-0626	EA		84-5/8" x 40-13/16", One Stationary Sash And Two Operating Sashes, Casement Wood Clad Window (Andersen 400 Series) <i>For Tempered Low-E Insulated Glass, Add</i>	1,838.71 335.98	79.42
08 52 16 00-0627			48" Height, One Stationary Sash And Two Operating Sashes, Casement Wood Clad Windows (Andersen 400 Series) (08 52 16 00-0612)		
08 52 16 00-0628	EA		71-7/8" x 48", One Stationary Sash And Two Operating Sashes, Casement Wood Clad Window (Andersen 400 Series) <i>For Tempered Low-E Insulated Glass, Add</i>	1,743.90 318.02	76.91
08 52 16 00-0629	EA		84-5/8" x 48", One Stationary Sash And Two Operating Sashes, Casement Wood Clad Window (Andersen 400 Series) <i>For Tempered Low-E Insulated Glass, Add</i>	1,960.50 358.72	83.44
08 52 16 00-0630			52-13/16" Height, One Stationary Sash And Two Operating Sashes, Casement Wood Clad Windows (Andersen 400 Series) (08 52 16 00-0612)		
08 52 16 00-0631	EA		71-7/8" x 52-13/16", One Stationary Sash And Two Operating Sashes, Casement Wood Clad Window (Andersen 400 Series) <i>For Tempered Low-E Insulated Glass, Add</i>	1,825.74 333.58	78.91
08 52 16 00-0632	EA		84-5/8" x 52-13/16", One Stationary Sash And Two Operating Sashes, Casement Wood Clad Window (Andersen 400 Series) <i>For Tempered Low-E Insulated Glass, Add</i>	2,042.35 374.29	85.45
08 52 16 00-0633			59-7/8" Height, One Stationary Sash And Two Operating Sashes, Casement Wood Clad Windows (Andersen 400 Series) (08 52 16 00-0612)		
08 52 16 00-0634	EA		71-7/8" x 59-7/8", One Stationary Sash And Two Operating Sashes, Casement Wood Clad Window (Andersen 400 Series) <i>For Tempered Low-E Insulated Glass, Add</i>	1,944.52 355.93	82.44
08 52 16 00-0635	EA		84-5/8" x 59-7/8", One Stationary Sash And Two Operating Sashes, Casement Wood Clad Window (Andersen 400 Series) <i>For Tempered Low-E Insulated Glass, Add</i>	2,163.11 397.03	89.47
08 52 16 00-0636			Awning Wood Clad Windows (08 52 16)		
08 52 16 00-0637			Awning Wood Clad Windows (Andersen 200 Series) (08 52 16 00-0636) Note: Includes painted or stained wood interior, colored PVC clad exterior, standard hardware and clear insulated glass. Excludes grilles and insect screens.		
08 52 16 00-0638			Venting, Awning Wood Clad Windows (Andersen 200 Series) (08 52 16 00-0637)		



MINOR CSI UOM DESCRIPTION	TOTAL DIRECT UNIT COST	DEMOLITION UNIT COST
08 52 16 00-0639 17" Height, Venting, Awning Wood Clad Windows (Andersen 200 Series) ^(08 52 16 00-0639)		
08 52 16 00-0640 EA 24-1/8" x 17", Venting, Awning Wood Clad Window (Andersen 200 Series).....	415.89	41.22
For Tempered Clear Insulated Glass, Add	66.69	
08 52 16 00-0641 EA 28-3/8" x 17", Venting, Awning Wood Clad Window (Andersen 200 Series).....	445.45	43.23
For Tempered Clear Insulated Glass, Add	71.80	
08 52 16 00-0642 EA 31-1/2" x 17", Venting, Awning Wood Clad Window (Andersen 200 Series).....	469.68	44.73
For Tempered Clear Insulated Glass, Add	76.04	
08 52 16 00-0643 EA 35-15/16" x 17", Venting, Awning Wood Clad Window (Andersen 200 Series).....	500.38	46.75
For Tempered Clear Insulated Glass, Add	81.38	
08 52 16 00-0644 EA 40-13/16" x 17", Venting, Awning Wood Clad Window (Andersen 200 Series).....	535.73	49.26
For Tempered Clear Insulated Glass, Add	87.44	
08 52 16 00-0645 EA 48" x 17", Venting, Awning Wood Clad Window (Andersen 200 Series).....	590.07	53.28
For Tempered Clear Insulated Glass, Add	96.70	
08 52 16 00-0646 EA 52-13/16" x 17", Venting, Awning Wood Clad Window (Andersen 200 Series).....	624.42	55.29
For Tempered Clear Insulated Glass, Add	102.77	
08 52 16 00-0647 EA 59-7/8" x 17", Venting, Awning Wood Clad Window (Andersen 200 Series).....	674.55	59.31
For Tempered Clear Insulated Glass, Add	111.39	
08 52 16 00-0648 EA 64-13/16" x 17", Venting, Awning Wood Clad Window (Andersen 200 Series).....	693.24	61.33
For Tempered Clear Insulated Glass, Add	114.12	
08 52 16 00-0649 EA 71-7/8" x 17", Venting, Awning Wood Clad Window (Andersen 200 Series).....	742.83	64.85
For Tempered Clear Insulated Glass, Add	122.63	
08 52 16 00-0650 20-1/2" Height, Venting, Awning Wood Clad Windows (Andersen 200 Series) ^(08 52 16 00-0639)		
08 52 16 00-0651 EA 24-1/8" x 20-1/2", Venting, Awning Wood Clad Window (Andersen 200 Series).....	438.84	43.23
For Tempered Clear Insulated Glass, Add	70.68	
08 52 16 00-0652 EA 28-3/8" x 20-1/2", Venting, Awning Wood Clad Window (Andersen 200 Series).....	470.81	45.24
For Tempered Clear Insulated Glass, Add	76.27	
08 52 16 00-0653 EA 31-1/2" x 20-1/2", Venting, Awning Wood Clad Window (Andersen 200 Series).....	491.65	46.24
For Tempered Clear Insulated Glass, Add	79.83	
08 52 16 00-0654 EA 35-15/16" x 20-1/2", Venting, Awning Wood Clad Window (Andersen 200 Series).....	525.74	48.26
For Tempered Clear Insulated Glass, Add	85.85	
08 52 16 00-0655 EA 40-13/16" x 20-1/2", Venting, Awning Wood Clad Window (Andersen 200 Series).....	561.10	51.27
For Tempered Clear Insulated Glass, Add	91.91	
08 52 16 00-0656 EA 48" x 20-1/2", Venting, Awning Wood Clad Window (Andersen 200 Series).....	613.83	54.79
For Tempered Clear Insulated Glass, Add	100.85	
08 52 16 00-0657 EA 52-13/16" x 20-1/2", Venting, Awning Wood Clad Window (Andersen 200 Series).....	648.18	57.30
For Tempered Clear Insulated Glass, Add	106.92	
08 52 16 00-0658 EA 59-7/8" x 20-1/2", Venting, Awning Wood Clad Window (Andersen 200 Series).....	699.91	60.32
For Tempered Clear Insulated Glass, Add	115.86	
08 52 16 00-0659 EA 64-13/16" x 20-1/2", Venting, Awning Wood Clad Window (Andersen 200 Series).....	716.74	63.33
For Tempered Clear Insulated Glass, Add	118.22	
08 52 16 00-0660 EA 71-7/8" x 20-1/2", Venting, Awning Wood Clad Window (Andersen 200 Series).....	767.91	66.35
For Tempered Clear Insulated Glass, Add	127.04	
08 52 16 00-0661 EA 84-5/8" x 20-1/2", Venting, Awning Wood Clad Window (Andersen 200 Series).....	1,186.39	73.39
For Tempered Clear Insulated Glass, Add	208.12	
08 52 16 00-0662 24-1/8" Height, Venting, Awning Wood Clad Windows (Andersen 200 Series) ^(08 52 16 00-0639)		
08 52 16 00-0663 EA 24-1/8" x 24-1/8", Venting, Awning Wood Clad Window (Andersen 200 Series).....	467.62	45.24
For Tempered Clear Insulated Glass, Add	75.63	
08 52 16 00-0664 EA 28-3/8" x 24-1/8", Venting, Awning Wood Clad Window (Andersen 200 Series).....	497.19	47.25
For Tempered Clear Insulated Glass, Add	80.74	
08 52 16 00-0665 EA 31-1/2" x 24-1/8", Venting, Awning Wood Clad Window (Andersen 200 Series).....	517.33	48.26
For Tempered Clear Insulated Glass, Add	84.16	
08 52 16 00-0666 EA 35-15/16" x 24-1/8", Venting, Awning Wood Clad Window (Andersen 200 Series).....	552.11	50.26
For Tempered Clear Insulated Glass, Add	90.32	
08 52 16 00-0667 EA 40-13/16" x 24-1/8", Venting, Awning Wood Clad Window (Andersen 200 Series).....	587.47	53.28
For Tempered Clear Insulated Glass, Add	96.38	
08 52 16 00-0668 EA 48" x 24-1/8", Venting, Awning Wood Clad Window (Andersen 200 Series).....	641.80	56.80
For Tempered Clear Insulated Glass, Add	105.64	
08 52 16 00-0669 EA 52-13/16" x 24-1/8", Venting, Awning Wood Clad Window (Andersen 200 Series).....	676.15	59.31
For Tempered Clear Insulated Glass, Add	111.71	
08 52 16 00-0670 EA 59-7/8" x 24-1/8", Venting, Awning Wood Clad Window (Andersen 200 Series).....	727.89	62.33
For Tempered Clear Insulated Glass, Add	120.65	
08 52 16 00-0671 EA 64-13/16" x 24-1/8", Venting, Awning Wood Clad Window (Andersen 200 Series).....	742.83	65.35
For Tempered Clear Insulated Glass, Add	122.63	
08 52 16 00-0672 EA 71-7/8" x 24-1/8", Venting, Awning Wood Clad Window (Andersen 200 Series).....	792.37	68.36
For Tempered Clear Insulated Glass, Add	131.13	
08 52 16 00-0673 EA 84-5/8" x 24-1/8", Venting, Awning Wood Clad Window (Andersen 200 Series).....	1,248.63	75.40
For Tempered Clear Insulated Glass, Add	219.77	
08 52 16 00-0674 28-3/8" Height, Venting, Awning Wood Clad Windows (Andersen 200 Series) ^(08 52 16 00-0639)		
08 52 16 00-0675 EA 24-1/8" x 28-3/8", Venting, Awning Wood Clad Window (Andersen 200 Series).....	466.86	47.25
For Tempered Clear Insulated Glass, Add	74.67	
08 52 16 00-0676 EA 28-3/8" x 28-3/8", Venting, Awning Wood Clad Window (Andersen 200 Series).....	512.38	49.26
For Tempered Clear Insulated Glass, Add	82.97	

08 Openings**08 50 Windows****08 52 Wood Windows**

MINOR CSI UOM DESCRIPTION	TOTAL DIRECT UNIT COST	DEMOLITION UNIT COST
08 52 16 00-0677 EA 31-1/2" x 28-3/8", Venting, Awning Wood Clad Window (Andersen 200 Series)	541.66	50.26
For Tempered Clear Insulated Glass, Add	88.23	
08 52 16 00-0678 EA 35-15/16" x 28-3/8", Venting, Awning Wood Clad Window (Andersen 200 Series)	596.03	52.28
For Tempered Clear Insulated Glass, Add	98.30	
08 52 16 00-0679 EA 40-13/16" x 28-3/8", Venting, Awning Wood Clad Window (Andersen 200 Series)	650.55	55.29
For Tempered Clear Insulated Glass, Add	108.19	
08 52 16 00-0680 EA 48" x 28-3/8", Venting, Awning Wood Clad Window (Andersen 200 Series)	730.42	58.81
For Tempered Clear Insulated Glass, Add	122.56	
08 52 16 00-0681 EA 52-13/16" x 28-3/8", Venting, Awning Wood Clad Window (Andersen 200 Series)	782.33	61.33
For Tempered Clear Insulated Glass, Add	132.14	
08 52 16 00-0682 EA 59-7/8" x 28-3/8", Venting, Awning Wood Clad Window (Andersen 200 Series)	861.21	64.34
For Tempered Clear Insulated Glass, Add	146.51	
08 52 16 00-0683 EA 64-13/16" x 28-3/8", Venting, Awning Wood Clad Window (Andersen 200 Series)	890.27	67.36
For Tempered Clear Insulated Glass, Add	151.31	
08 52 16 00-0684 EA 71-7/8" x 28-3/8", Venting, Awning Wood Clad Window (Andersen 200 Series)	966.67	70.37
For Tempered Clear Insulated Glass, Add	165.18	
08 52 16 00-0685 EA 84-5/8" x 28-3/8", Venting, Awning Wood Clad Window (Andersen 200 Series)	1,282.56	77.41
For Tempered Clear Insulated Glass, Add	225.75	
08 52 16 00-0686 31-1/2" Height, Venting, Awning Wood Clad Windows (Andersen 200 Series) (08 52 16 00-0638)		
08 52 16 00-0687 EA 28-3/8" x 31-1/2", Venting, Awning Wood Clad Window (Andersen 200 Series)	541.66	50.26
For Tempered Clear Insulated Glass, Add	88.23	
08 52 16 00-0688 EA 31-1/2" x 31-1/2", Venting, Awning Wood Clad Window (Andersen 200 Series)	573.11	51.78
For Tempered Clear Insulated Glass, Add	93.91	
08 52 16 00-0689 EA 35-15/16" x 31-1/2", Venting, Awning Wood Clad Window (Andersen 200 Series)	616.39	53.78
For Tempered Clear Insulated Glass, Add	101.76	
08 52 16 00-0690 EA 40-13/16" x 31-1/2", Venting, Awning Wood Clad Window (Andersen 200 Series)	664.73	56.30
For Tempered Clear Insulated Glass, Add	110.43	
08 52 16 00-0691 EA 48" x 31-1/2", Venting, Awning Wood Clad Window (Andersen 200 Series)	735.05	60.32
For Tempered Clear Insulated Glass, Add	122.88	
08 52 16 00-0692 EA 52-13/16" x 31-1/2", Venting, Awning Wood Clad Window (Andersen 200 Series)	783.76	62.33
For Tempered Clear Insulated Glass, Add	131.82	
08 52 16 00-0693 EA 59-7/8" x 31-1/2", Venting, Awning Wood Clad Window (Andersen 200 Series)	853.07	66.35
For Tempered Clear Insulated Glass, Add	144.27	
08 52 16 00-0694 EA 64-13/16" x 31-1/2", Venting, Awning Wood Clad Window (Andersen 200 Series)	901.43	68.36
For Tempered Clear Insulated Glass, Add	152.94	
08 52 16 00-0695 EA 71-7/8" x 31-1/2", Venting, Awning Wood Clad Window (Andersen 200 Series)	972.09	71.88
For Tempered Clear Insulated Glass, Add	165.67	
08 52 16 00-0696 EA 84-5/8" x 31-1/2", Venting, Awning Wood Clad Window (Andersen 200 Series)	1,367.89	78.41
For Tempered Clear Insulated Glass, Add	242.21	
08 52 16 00-0697 35-15/16" Height, Venting, Awning Wood Clad Windows (Andersen 200 Series) (08 52 16 00-0638)		
08 52 16 00-0698 EA 31-1/2" x 35-15/16", Venting, Awning Wood Clad Window (Andersen 200 Series)	616.39	53.78
For Tempered Clear Insulated Glass, Add	101.76	
08 52 16 00-0699 EA 35-15/16" x 35-15/16", Venting, Awning Wood Clad Window (Andersen 200 Series)	678.10	55.80
For Tempered Clear Insulated Glass, Add	113.30	
08 52 16 00-0700 EA 40-13/16" x 35-15/16", Venting, Awning Wood Clad Window (Andersen 200 Series)	732.61	58.31
For Tempered Clear Insulated Glass, Add	123.20	
08 52 16 00-0701 EA 48" x 35-15/16", Venting, Awning Wood Clad Window (Andersen 200 Series)	812.49	62.33
For Tempered Clear Insulated Glass, Add	137.57	
08 52 16 00-0702 EA 52-13/16" x 35-15/16", Venting, Awning Wood Clad Window (Andersen 200 Series)	866.00	64.34
For Tempered Clear Insulated Glass, Add	147.46	
08 52 16 00-0703 EA 59-7/8" x 35-15/16", Venting, Awning Wood Clad Window (Andersen 200 Series)	943.28	68.36
For Tempered Clear Insulated Glass, Add	161.51	
08 52 16 00-0704 EA 64-13/16" x 35-15/16", Venting, Awning Wood Clad Window (Andersen 200 Series)	823.25	70.37
For Tempered Clear Insulated Glass, Add	136.50	
08 52 16 00-0705 EA 71-7/8" x 35-15/16", Venting, Awning Wood Clad Window (Andersen 200 Series)	883.86	73.90
For Tempered Clear Insulated Glass, Add	147.22	
08 52 16 00-0706 40-3/4" Height, Venting, Awning Wood Clad Windows (Andersen 200 Series) (08 52 16 00-0638)		
08 52 16 00-0707 EA 35-15/16" x 40-3/4", Venting, Awning Wood Clad Window (Andersen 200 Series)	723.03	58.31
For Tempered Clear Insulated Glass, Add	121.28	
08 52 16 00-0708 EA 40-13/16" x 40-3/4", Venting, Awning Wood Clad Window (Andersen 200 Series)	814.26	61.33
For Tempered Clear Insulated Glass, Add	138.52	
08 52 16 00-0709 48" Height, Venting, Awning Wood Clad Windows (Andersen 200 Series) (08 52 16 00-0638)		
08 52 16 00-0710 EA 35-15/16" x 48", Venting, Awning Wood Clad Window (Andersen 200 Series)	860.38	62.33
For Tempered Clear Insulated Glass, Add	147.14	
08 52 16 00-0711 EA 40-13/16" x 48", Venting, Awning Wood Clad Window (Andersen 200 Series)	953.20	65.35
For Tempered Clear Insulated Glass, Add	164.70	
08 52 16 00-0712 EA 48" x 48", Venting, Awning Wood Clad Window (Andersen 200 Series)	1,088.94	68.87
For Tempered Clear Insulated Glass, Add	190.24	



Openings	08	08
Windows	08 50	
Wood Windows	08 52	

MINOR CSI UOM DESCRIPTION	TOTAL DIRECT UNIT COST	DEMOLITION UNIT COST
08 52 16 00-0713 59-13/16" Height, Venting, Awning Wood Clad Windows (Andersen 200 Series) <small>(08 52 16 00-0638)</small>		
08 52 16 00-0714 EA 35-15/16" x 59-13/16", Venting, Awning Wood Clad Window (Andersen 200 Series).....	1,065.85	67.86
For Tempered Clear Insulated Glass, Add	186.03	
08 52 16 00-0715 EA 40-13/16" x 59-13/16", Venting, Awning Wood Clad Window (Andersen 200 Series).....	1,147.12	70.37
For Tempered Clear Insulated Glass, Add	201.27	
08 52 16 00-0716 71-7/8" Height, Venting, Awning Wood Clad Windows (Andersen 200 Series) <small>(08 52 16 00-0638)</small>		
08 52 16 00-0717 EA 24-1/8" x 71-7/8", Venting, Awning Wood Clad Window (Andersen 200 Series).....	1,165.97	68.36
For Tempered Clear Insulated Glass, Add	205.65	
08 52 16 00-0718 EA 35-15/16" x 71-7/8", Venting, Awning Wood Clad Window (Andersen 200 Series).....	1,208.12	73.90
For Tempered Clear Insulated Glass, Add	211.67	
08 52 16 00-0719 EA 40-13/16" x 71-7/8", Venting, Awning Wood Clad Window (Andersen 200 Series).....	1,335.18	76.40
For Tempered Clear Insulated Glass, Add	236.47	
08 52 16 00-0720 EA 48" x 71-7/8", Venting, Awning Wood Clad Window (Andersen 200 Series).....	1,466.94	80.43
For Tempered Clear Insulated Glass, Add	261.22	
08 52 16 00-0721 Stationary, Awning Wood Clad Windows (Andersen 200 Series) <small>(08 52 16 00-0637)</small>		
08 52 16 00-0722 17" Height, Stationary, Awning Wood Clad Windows (Andersen 200 Series) <small>(08 52 16 00-0721)</small>		
08 52 16 00-0723 EA 24-1/8" x 17", Stationary, Awning Wood Clad Window (Andersen 200 Series).....	366.40	41.22
For Tempered Clear Insulated Glass, Add	56.79	
08 52 16 00-0724 EA 28-3/8" x 17", Stationary, Awning Wood Clad Window (Andersen 200 Series).....	394.37	43.23
For Tempered Clear Insulated Glass, Add	61.58	
08 52 16 00-0725 EA 31-1/2" x 17", Stationary, Awning Wood Clad Window (Andersen 200 Series).....	412.82	44.73
For Tempered Clear Insulated Glass, Add	64.67	
08 52 16 00-0726 EA 35-15/16" x 17", Stationary, Awning Wood Clad Window (Andersen 200 Series).....	442.91	46.75
For Tempered Clear Insulated Glass, Add	69.88	
08 52 16 00-0727 EA 40-13/16" x 17", Stationary, Awning Wood Clad Window (Andersen 200 Series).....	475.07	49.26
For Tempered Clear Insulated Glass, Add	75.31	
08 52 16 00-0728 EA 48" x 17", Stationary, Awning Wood Clad Window (Andersen 200 Series).....	524.62	53.28
For Tempered Clear Insulated Glass, Add	83.61	
08 52 16 00-0729 EA 52-13/16" x 17", Stationary, Awning Wood Clad Window (Andersen 200 Series).....	554.18	55.29
For Tempered Clear Insulated Glass, Add	88.72	
08 52 16 00-0730 EA 59-7/8" x 17", Stationary, Awning Wood Clad Window (Andersen 200 Series).....	601.12	59.31
For Tempered Clear Insulated Glass, Add	96.70	
08 52 16 00-0731 EA 64-13/16" x 17", Stationary, Awning Wood Clad Window (Andersen 200 Series).....	633.29	61.33
For Tempered Clear Insulated Glass, Add	102.13	
08 52 16 00-0732 EA 71-7/8" x 17", Stationary, Awning Wood Clad Window (Andersen 200 Series).....	680.23	64.85
For Tempered Clear Insulated Glass, Add	110.11	
08 52 16 00-0733 20-1/2" Height, Stationary, Awning Wood Clad Windows (Andersen 200 Series) <small>(08 52 16 00-0721)</small>		
08 52 16 00-0734 EA 24-1/8" x 20-1/2", Stationary, Awning Wood Clad Window (Andersen 200 Series).....	388.57	43.23
For Tempered Clear Insulated Glass, Add	60.62	
08 52 16 00-0735 EA 28-3/8" x 20-1/2", Stationary, Awning Wood Clad Window (Andersen 200 Series).....	416.53	45.24
For Tempered Clear Insulated Glass, Add	65.41	
08 52 16 00-0736 EA 31-1/2" x 20-1/2", Stationary, Awning Wood Clad Window (Andersen 200 Series).....	433.44	46.24
For Tempered Clear Insulated Glass, Add	68.19	
08 52 16 00-0737 EA 35-15/16" x 20-1/2", Stationary, Awning Wood Clad Window (Andersen 200 Series).....	466.67	48.26
For Tempered Clear Insulated Glass, Add	74.03	
08 52 16 00-0738 EA 40-13/16" x 20-1/2", Stationary, Awning Wood Clad Window (Andersen 200 Series).....	498.84	51.27
For Tempered Clear Insulated Glass, Add	79.46	
08 52 16 00-0739 EA 48" x 20-1/2", Stationary, Awning Wood Clad Window (Andersen 200 Series).....	546.79	54.79
For Tempered Clear Insulated Glass, Add	87.44	
08 52 16 00-0740 EA 52-13/16" x 20-1/2", Stationary, Awning Wood Clad Window (Andersen 200 Series).....	577.95	57.30
For Tempered Clear Insulated Glass, Add	92.87	
08 52 16 00-0741 EA 59-7/8" x 20-1/2", Stationary, Awning Wood Clad Window (Andersen 200 Series).....	623.29	60.32
For Tempered Clear Insulated Glass, Add	100.53	
08 52 16 00-0742 EA 64-13/16" x 20-1/2", Stationary, Awning Wood Clad Window (Andersen 200 Series).....	657.05	63.33
For Tempered Clear Insulated Glass, Add	106.28	
08 52 16 00-0743 EA 71-7/8" x 20-1/2", Stationary, Awning Wood Clad Window (Andersen 200 Series).....	702.40	66.35
For Tempered Clear Insulated Glass, Add	113.94	
08 52 16 00-0744 24-1/8" Height, Stationary, Awning Wood Clad Windows (Andersen 200 Series) <small>(08 52 16 00-0721)</small>		
08 52 16 00-0745 EA 24-1/8" x 24-1/8", Stationary, Awning Wood Clad Window (Andersen 200 Series).....	413.34	45.24
For Tempered Clear Insulated Glass, Add	64.77	
08 52 16 00-0746 EA 28-3/8" x 24-1/8", Stationary, Awning Wood Clad Window (Andersen 200 Series).....	441.32	47.25
For Tempered Clear Insulated Glass, Add	69.56	
08 52 16 00-0747 EA 31-1/2" x 24-1/8", Stationary, Awning Wood Clad Window (Andersen 200 Series).....	456.41	48.26
For Tempered Clear Insulated Glass, Add	71.98	
08 52 16 00-0748 EA 35-15/16" x 24-1/8", Stationary, Awning Wood Clad Window (Andersen 200 Series).....	489.85	50.26
For Tempered Clear Insulated Glass, Add	77.86	
08 52 16 00-0749 EA 40-13/16" x 24-1/8", Stationary, Awning Wood Clad Window (Andersen 200 Series).....	522.02	53.28
For Tempered Clear Insulated Glass, Add	83.29	

08 Openings**08 50 Windows**

08 52 Wood Windows



MINOR	CSI	UOM	DESCRIPTION	TOTAL DIRECT UNIT COST	DEMOLITION UNIT COST
08 52 16 00-0750	EA		48" x 24-1/8", Stationary, Awning Wood Clad Window (Andersen 200 Series)	569.97	56.80
			<i>For Tempered Clear Insulated Glass, Add</i>	91.27	
08 52 16 00-0751	EA		52-13/16" x 24-1/8", Stationary, Awning Wood Clad Window (Andersen 200 Series)	601.12	59.31
			<i>For Tempered Clear Insulated Glass, Add</i>	96.70	
08 52 16 00-0752	EA		59-7/8" x 24-1/8", Stationary, Awning Wood Clad Window (Andersen 200 Series)	648.07	62.33
			<i>For Tempered Clear Insulated Glass, Add</i>	104.68	
08 52 16 00-0753	EA		64-13/16" x 24-1/8", Stationary, Awning Wood Clad Window (Andersen 200 Series)	680.23	65.35
			<i>For Tempered Clear Insulated Glass, Add</i>	110.11	
08 52 16 00-0754	EA		71-7/8" x 24-1/8", Stationary, Awning Wood Clad Window (Andersen 200 Series)	727.19	68.36
			<i>For Tempered Clear Insulated Glass, Add</i>	118.09	
08 52 16 00-0755			28-3/8" Height, Stationary, Awning Wood Clad Windows (Andersen 200 Series) <small>(08 52 16 00-0721)</small>		
08 52 16 00-0756	EA		24-1/8" x 28-3/8", Stationary, Awning Wood Clad Window (Andersen 200 Series)	415.77	47.25
			<i>For Tempered Clear Insulated Glass, Add</i>	64.45	
08 52 16 00-0757	EA		28-3/8" x 28-3/8", Stationary, Awning Wood Clad Window (Andersen 200 Series)	453.32	49.26
			<i>For Tempered Clear Insulated Glass, Add</i>	71.16	
08 52 16 00-0758	EA		31-1/2" x 28-3/8", Stationary, Awning Wood Clad Window (Andersen 200 Series)	473.97	50.26
			<i>For Tempered Clear Insulated Glass, Add</i>	74.69	
08 52 16 00-0759	EA		35-15/16" x 28-3/8", Stationary, Awning Wood Clad Window (Andersen 200 Series)	493.87	52.28
			<i>For Tempered Clear Insulated Glass, Add</i>	77.86	
08 52 16 00-0760	EA		40-13/16" x 28-3/8", Stationary, Awning Wood Clad Window (Andersen 200 Series)	564.35	55.29
			<i>For Tempered Clear Insulated Glass, Add</i>	90.95	
08 52 16 00-0761	EA		48" x 28-3/8", Stationary, Awning Wood Clad Window (Andersen 200 Series)	628.26	58.81
			<i>For Tempered Clear Insulated Glass, Add</i>	102.13	
08 52 16 00-0762	EA		52-13/16" x 28-3/8", Stationary, Awning Wood Clad Window (Andersen 200 Series)	670.59	61.33
			<i>For Tempered Clear Insulated Glass, Add</i>	109.79	
08 52 16 00-0763	EA		59-7/8" x 28-3/8", Stationary, Awning Wood Clad Window (Andersen 200 Series)	733.50	64.34
			<i>For Tempered Clear Insulated Glass, Add</i>	120.96	
08 52 16 00-0764	EA		64-13/16" x 28-3/8", Stationary, Awning Wood Clad Window (Andersen 200 Series)	778.43	67.36
			<i>For Tempered Clear Insulated Glass, Add</i>	128.95	
08 52 16 00-0765	EA		71-7/8" x 28-3/8", Stationary, Awning Wood Clad Window (Andersen 200 Series)	841.35	70.37
			<i>For Tempered Clear Insulated Glass, Add</i>	140.12	
08 52 16 00-0766			31-1/2" Height, Stationary, Awning Wood Clad Windows (Andersen 200 Series) <small>(08 52 16 00-0721)</small>		
08 52 16 00-0767	EA		28-3/8" x 31-1/2", Stationary, Awning Wood Clad Window (Andersen 200 Series)	473.97	50.26
			<i>For Tempered Clear Insulated Glass, Add</i>	74.69	
08 52 16 00-0768	EA		31-1/2" x 31-1/2", Stationary, Awning Wood Clad Window (Andersen 200 Series)	500.00	51.78
			<i>For Tempered Clear Insulated Glass, Add</i>	79.29	
08 52 16 00-0769	EA		35-15/16" x 31-1/2", Stationary, Awning Wood Clad Window (Andersen 200 Series)	535.16	53.78
			<i>For Tempered Clear Insulated Glass, Add</i>	85.52	
08 52 16 00-0770	EA		40-13/16" x 31-1/2", Stationary, Awning Wood Clad Window (Andersen 200 Series)	575.38	56.30
			<i>For Tempered Clear Insulated Glass, Add</i>	92.56	
08 52 16 00-0771	EA		48" x 31-1/2", Stationary, Awning Wood Clad Window (Andersen 200 Series)	633.51	60.32
			<i>For Tempered Clear Insulated Glass, Add</i>	102.58	
08 52 16 00-0772	EA		52-13/16" x 31-1/2", Stationary, Awning Wood Clad Window (Andersen 200 Series)	672.74	62.33
			<i>For Tempered Clear Insulated Glass, Add</i>	109.62	
08 52 16 00-0773	EA		59-7/8" x 31-1/2", Stationary, Awning Wood Clad Window (Andersen 200 Series)	729.87	66.35
			<i>For Tempered Clear Insulated Glass, Add</i>	119.63	
08 52 16 00-0774	EA		64-13/16" x 31-1/2", Stationary, Awning Wood Clad Window (Andersen 200 Series)	768.75	68.36
			<i>For Tempered Clear Insulated Glass, Add</i>	126.40	
08 52 16 00-0775	EA		71-7/8" x 31-1/2", Stationary, Awning Wood Clad Window (Andersen 200 Series)	825.87	71.88
			<i>For Tempered Clear Insulated Glass, Add</i>	136.42	
08 52 16 00-0776			35-15/16" Height, Stationary, Awning Wood Clad Windows (Andersen 200 Series) <small>(08 52 16 00-0721)</small>		
08 52 16 00-0777	EA		31-1/2" x 35-15/16", Stationary, Awning Wood Clad Window (Andersen 200 Series)	535.16	53.78
			<i>For Tempered Clear Insulated Glass, Add</i>	85.52	
08 52 16 00-0778	EA		35-15/16" x 35-15/16", Stationary, Awning Wood Clad Window (Andersen 200 Series)	587.11	55.80
			<i>For Tempered Clear Insulated Glass, Add</i>	95.10	
08 52 16 00-0779	EA		40-13/16" x 35-15/16", Stationary, Awning Wood Clad Window (Andersen 200 Series)	630.44	58.31
			<i>For Tempered Clear Insulated Glass, Add</i>	102.77	
08 52 16 00-0780	EA		48" x 35-15/16", Stationary, Awning Wood Clad Window (Andersen 200 Series)	695.96	62.33
			<i>For Tempered Clear Insulated Glass, Add</i>	114.26	
08 52 16 00-0781	EA		52-13/16" x 35-15/16", Stationary, Awning Wood Clad Window (Andersen 200 Series)	738.29	64.34
			<i>For Tempered Clear Insulated Glass, Add</i>	121.92	
08 52 16 00-0782	EA		59-7/8" x 35-15/16", Stationary, Awning Wood Clad Window (Andersen 200 Series)	801.20	68.36
			<i>For Tempered Clear Insulated Glass, Add</i>	133.10	
08 52 16 00-0783	EA		64-13/16" x 35-15/16", Stationary, Awning Wood Clad Window (Andersen 200 Series)	844.54	70.37
			<i>For Tempered Clear Insulated Glass, Add</i>	140.76	
08 52 16 00-0784	EA		71-7/8" x 35-15/16", Stationary, Awning Wood Clad Window (Andersen 200 Series)	907.45	73.90
			<i>For Tempered Clear Insulated Glass, Add</i>	151.93	
08 52 16 00-0785			Awning Wood Clad Windows (Andersen 400 Series) <small>(08 52 16 00-0636)</small>		
			Note: Includes painted or stained wood interior, colored PVC clad exterior, standard hardware and Low-E insulated glass. Excludes grilles and insect screens.		
08 52 16 00-0786			Venting, Awning Wood Clad Windows (Andersen 400 Series) <small>(08 52 16 00-0785)</small>		



Openings	08	08
Windows	08 50	
Wood Windows	08 52	

MINOR CSI UOM DESCRIPTION	TOTAL DIRECT UNIT COST	DEMOLITION UNIT COST
------------------------------	---------------------------	-------------------------

08 52 16 00-0787	17" Height, Venting, Awning Wood Clad Windows (Andersen 400 Series) ^(08 52 16 00-0786)		
08 52 16 00-0788	EA 24-1/8" x 17", Venting, Awning Wood Clad Window (Andersen 400 Series)	494.91	41.22
	<i>For Tempered Low-E Insulated Glass, Add</i>	82.49	
08 52 16 00-0789	EA 28-3/8" x 17", Venting, Awning Wood Clad Window (Andersen 400 Series)	530.85	43.23
	<i>For Tempered Low-E Insulated Glass, Add</i>	88.88	
08 52 16 00-0790	EA 31-1/2" x 17", Venting, Awning Wood Clad Window (Andersen 400 Series)	560.38	44.73
	<i>For Tempered Low-E Insulated Glass, Add</i>	94.18	
08 52 16 00-0791	EA 35-15/16" x 17", Venting, Awning Wood Clad Window (Andersen 400 Series)	597.75	46.75
	<i>For Tempered Low-E Insulated Glass, Add</i>	100.85	
08 52 16 00-0792	EA 40-13/16" x 17", Venting, Awning Wood Clad Window (Andersen 400 Series)	640.69	49.26
	<i>For Tempered Low-E Insulated Glass, Add</i>	108.43	
08 52 16 00-0793	EA 48" x 17", Venting, Awning Wood Clad Window (Andersen 400 Series)	706.60	53.28
	<i>For Tempered Low-E Insulated Glass, Add</i>	120.01	
08 52 16 00-0794	EA 52-13/16" x 17", Venting, Awning Wood Clad Window (Andersen 400 Series)	748.54	55.29
	<i>For Tempered Low-E Insulated Glass, Add</i>	127.59	
08 52 16 00-0795	EA 59-7/8" x 17", Venting, Awning Wood Clad Window (Andersen 400 Series)	809.44	59.31
	<i>For Tempered Low-E Insulated Glass, Add</i>	138.36	
08 52 16 00-0796	EA 64-13/16" x 17", Venting, Awning Wood Clad Window (Andersen 400 Series)	831.55	61.33
	<i>For Tempered Low-E Insulated Glass, Add</i>	141.78	
08 52 16 00-0797	EA 71-7/8" x 17", Venting, Awning Wood Clad Window (Andersen 400 Series)	891.77	64.85
	<i>For Tempered Low-E Insulated Glass, Add</i>	152.42	
08 52 16 00-0798	20-1/2" Height, Venting, Awning Wood Clad Windows (Andersen 400 Series) ^(08 52 16 00-0786)		
08 52 16 00-0799	EA 24-1/8" x 20-1/2", Venting, Awning Wood Clad Window (Andersen 400 Series)	522.85	43.23
	<i>For Tempered Low-E Insulated Glass, Add</i>	87.48	
08 52 16 00-0800	EA 28-3/8" x 20-1/2", Venting, Awning Wood Clad Window (Andersen 400 Series)	561.80	45.24
	<i>For Tempered Low-E Insulated Glass, Add</i>	94.47	
08 52 16 00-0801	EA 31-1/2" x 20-1/2", Venting, Awning Wood Clad Window (Andersen 400 Series)	587.10	46.24
	<i>For Tempered Low-E Insulated Glass, Add</i>	98.92	
08 52 16 00-0802	EA 35-15/16" x 20-1/2", Venting, Awning Wood Clad Window (Andersen 400 Series)	628.70	48.26
	<i>For Tempered Low-E Insulated Glass, Add</i>	106.44	
08 52 16 00-0803	EA 40-13/16" x 20-1/2", Venting, Awning Wood Clad Window (Andersen 400 Series)	671.64	51.27
	<i>For Tempered Low-E Insulated Glass, Add</i>	114.02	
08 52 16 00-0804	EA 48" x 20-1/2", Venting, Awning Wood Clad Window (Andersen 400 Series)	735.55	54.79
	<i>For Tempered Low-E Insulated Glass, Add</i>	125.19	
08 52 16 00-0805	EA 52-13/16" x 20-1/2", Venting, Awning Wood Clad Window (Andersen 400 Series)	777.49	57.30
	<i>For Tempered Low-E Insulated Glass, Add</i>	132.78	
08 52 16 00-0806	EA 59-7/8" x 20-1/2", Venting, Awning Wood Clad Window (Andersen 400 Series)	840.39	60.32
	<i>For Tempered Low-E Insulated Glass, Add</i>	143.95	
08 52 16 00-0807	EA 64-13/16" x 20-1/2", Venting, Awning Wood Clad Window (Andersen 400 Series)	860.17	63.33
	<i>For Tempered Low-E Insulated Glass, Add</i>	146.90	
08 52 16 00-0808	EA 71-7/8" x 20-1/2", Venting, Awning Wood Clad Window (Andersen 400 Series)	922.37	66.35
	<i>For Tempered Low-E Insulated Glass, Add</i>	157.93	
08 52 16 00-0809	EA 84-5/8" x 20-1/2", Venting, Awning Wood Clad Window (Andersen 400 Series)	1,442.20	73.39
	<i>For Tempered Low-E Insulated Glass, Add</i>	259.29	
08 52 16 00-0810	24-1/8" Height, Venting, Awning Wood Clad Windows (Andersen 400 Series) ^(08 52 16 00-0786)		
08 52 16 00-0811	EA 24-1/8" x 24-1/8", Venting, Awning Wood Clad Window (Andersen 400 Series)	557.81	45.24
	<i>For Tempered Low-E Insulated Glass, Add</i>	93.67	
08 52 16 00-0812	EA 28-3/8" x 24-1/8", Venting, Awning Wood Clad Window (Andersen 400 Series)	593.76	47.25
	<i>For Tempered Low-E Insulated Glass, Add</i>	100.05	
08 52 16 00-0813	EA 31-1/2" x 24-1/8", Venting, Awning Wood Clad Window (Andersen 400 Series)	618.19	48.26
	<i>For Tempered Low-E Insulated Glass, Add</i>	104.34	
08 52 16 00-0814	EA 35-15/16" x 24-1/8", Venting, Awning Wood Clad Window (Andersen 400 Series)	660.66	50.26
	<i>For Tempered Low-E Insulated Glass, Add</i>	112.03	
08 52 16 00-0815	EA 40-13/16" x 24-1/8", Venting, Awning Wood Clad Window (Andersen 400 Series)	703.60	53.28
	<i>For Tempered Low-E Insulated Glass, Add</i>	119.61	
08 52 16 00-0816	EA 48" x 24-1/8", Venting, Awning Wood Clad Window (Andersen 400 Series)	769.50	56.80
	<i>For Tempered Low-E Insulated Glass, Add</i>	131.18	
08 52 16 00-0817	EA 52-13/16" x 24-1/8", Venting, Awning Wood Clad Window (Andersen 400 Series)	811.44	59.31
	<i>For Tempered Low-E Insulated Glass, Add</i>	138.76	
08 52 16 00-0818	EA 59-7/8" x 24-1/8", Venting, Awning Wood Clad Window (Andersen 400 Series)	874.35	62.33
	<i>For Tempered Low-E Insulated Glass, Add</i>	149.94	
08 52 16 00-0819	EA 64-13/16" x 24-1/8", Venting, Awning Wood Clad Window (Andersen 400 Series)	891.77	65.35
	<i>For Tempered Low-E Insulated Glass, Add</i>	152.42	
08 52 16 00-0820	EA 71-7/8" x 24-1/8", Venting, Awning Wood Clad Window (Andersen 400 Series)	951.94	68.36
	<i>For Tempered Low-E Insulated Glass, Add</i>	163.04	
08 52 16 00-0821	EA 84-5/8" x 24-1/8", Venting, Awning Wood Clad Window (Andersen 400 Series)	1,519.00	75.40
	<i>For Tempered Low-E Insulated Glass, Add</i>	273.84	
08 52 16 00-0822	28-3/8" Height, Venting, Awning Wood Clad Windows (Andersen 400 Series) ^(08 52 16 00-0786)		
08 52 16 00-0823	EA 24-1/8" x 28-3/8", Venting, Awning Wood Clad Window (Andersen 400 Series)	555.85	47.25
	<i>For Tempered Low-E Insulated Glass, Add</i>	92.47	
08 52 16 00-0824	EA 28-3/8" x 28-3/8", Venting, Awning Wood Clad Window (Andersen 400 Series)	611.75	49.26
	<i>For Tempered Low-E Insulated Glass, Add</i>	102.85	

08	08	Openings
	08 50	Windows
	08 52	Wood Windows



MINOR CSI UOM DESCRIPTION	TOTAL DIRECT UNIT COST	DEMOLITION UNIT COST
08 52 16 00-0825 EA 31-1/2" x 28-3/8", Venting, Awning Wood Clad Window (Andersen 400 Series) <i>For Tempered Low-E Insulated Glass, Add</i>	647.60 109.41	50.26
08 52 16 00-0826 EA 35-15/16" x 28-3/8", Venting, Awning Wood Clad Window (Andersen 200 Series) <i>For Tempered Low-E Insulated Glass, Add</i>	714.56 122.00	52.28
08 52 16 00-0827 EA 40-13/16" x 28-3/8", Venting, Awning Wood Clad Window (Andersen 400 Series) <i>For Tempered Low-E Insulated Glass, Add</i>	781.45 134.37	55.29
08 52 16 00-0828 EA 48" x 28-3/8", Venting, Awning Wood Clad Window (Andersen 400 Series) <i>For Tempered Low-E Insulated Glass, Add</i>	879.28 152.33	58.81
08 52 16 00-0829 EA 52-13/16" x 28-3/8", Venting, Awning Wood Clad Window (Andersen 400 Series) <i>For Tempered Low-E Insulated Glass, Add</i>	943.16 164.30	61.33
08 52 16 00-0830 EA 59-7/8" x 28-3/8", Venting, Awning Wood Clad Window (Andersen 400 Series) <i>For Tempered Low-E Insulated Glass, Add</i>	1,040.00 182.26	64.34
08 52 16 00-0831 EA 64-13/16" x 28-3/8", Venting, Awning Wood Clad Window (Andersen 400 Series) <i>For Tempered Low-E Insulated Glass, Add</i>	1,075.07 188.27	67.36
08 52 16 00-0832 EA 71-7/8" x 28-3/8", Venting, Awning Wood Clad Window (Andersen 400 Series) <i>For Tempered Low-E Insulated Glass, Add</i>	1,342.59 240.37	70.37
08 52 16 00-0833 EA 84-5/8" x 28-3/8", Venting, Awning Wood Clad Window (Andersen 400 Series) <i>For Tempered Low-E Insulated Glass, Add</i>	1,560.40 281.32	77.41
08 52 16 00-0834 31-1/2" Height, Venting, Awning Wood Clad Windows (Andersen 400 Series) (08 52 16 00-0786)		
08 52 16 00-0835 EA 28-3/8" x 31-1/2", Venting, Awning Wood Clad Window (Andersen 400 Series) <i>For Tempered Low-E Insulated Glass, Add</i>	647.60 109.41	50.26
08 52 16 00-0836 EA 31-1/2" x 31-1/2", Venting, Awning Wood Clad Window (Andersen 400 Series) <i>For Tempered Low-E Insulated Glass, Add</i>	686.16 116.52	51.78
08 52 16 00-0837 EA 35-15/16" x 31-1/2", Venting, Awning Wood Clad Window (Andersen 400 Series) <i>For Tempered Low-E Insulated Glass, Add</i>	739.25 126.34	53.78
08 52 16 00-0838 EA 40-13/16" x 31-1/2", Venting, Awning Wood Clad Window (Andersen 400 Series) <i>For Tempered Low-E Insulated Glass, Add</i>	798.43 137.17	56.30
08 52 16 00-0839 EA 48" x 31-1/2", Venting, Awning Wood Clad Window (Andersen 400 Series) <i>For Tempered Low-E Insulated Glass, Add</i>	884.31 152.74	60.32
08 52 16 00-0840 EA 52-13/16" x 31-1/2", Venting, Awning Wood Clad Window (Andersen 400 Series) <i>For Tempered Low-E Insulated Glass, Add</i>	944.19 163.91	62.33
08 52 16 00-0841 EA 59-7/8" x 31-1/2", Venting, Awning Wood Clad Window (Andersen 400 Series) <i>For Tempered Low-E Insulated Glass, Add</i>	1,029.07 179.47	66.35
08 52 16 00-0842 EA 64-13/16" x 31-1/2", Venting, Awning Wood Clad Window (Andersen 400 Series) <i>For Tempered Low-E Insulated Glass, Add</i>	1,088.26 190.31	68.36
08 52 16 00-0843 EA 71-7/8" x 31-1/2", Venting, Awning Wood Clad Window (Andersen 400 Series) <i>For Tempered Low-E Insulated Glass, Add</i>	1,174.82 206.21	71.88
08 52 16 00-0844 EA 84-5/8" x 31-1/2", Venting, Awning Wood Clad Window (Andersen 400 Series) <i>For Tempered Low-E Insulated Glass, Add</i>	1,666.31 301.90	78.41
08 52 16 00-0845 35-15/16" Height, Venting, Awning Wood Clad Windows (Andersen 400 Series) (08 52 16 00-0786)		
08 52 16 00-0846 EA 31-1/2" x 35-15/16", Venting, Awning Wood Clad Window (Andersen 400 Series) <i>For Tempered Low-E Insulated Glass, Add</i>	739.25 126.34	53.78
08 52 16 00-0847 EA 35-15/16" x 35-15/16", Venting, Awning Wood Clad Window (Andersen 400 Series) <i>For Tempered Low-E Insulated Glass, Add</i>	815.38 140.76	55.80
08 52 16 00-0848 EA 40-13/16" x 35-15/16", Venting, Awning Wood Clad Window (Andersen 400 Series) <i>For Tempered Low-E Insulated Glass, Add</i>	882.26 153.13	58.31
08 52 16 00-0849 EA 48" x 35-15/16", Venting, Awning Wood Clad Window (Andersen 400 Series) <i>For Tempered Low-E Insulated Glass, Add</i>	980.10 171.09	62.33
08 52 16 00-0850 EA 52-13/16" x 35-15/16", Venting, Awning Wood Clad Window (Andersen 400 Series) <i>For Tempered Low-E Insulated Glass, Add</i>	1,045.98 183.46	64.34
08 52 16 00-0851 EA 59-7/8" x 35-15/16", Venting, Awning Wood Clad Window (Andersen 400 Series) <i>For Tempered Low-E Insulated Glass, Add</i>	1,140.82 201.02	68.36
08 52 16 00-0852 EA 64-13/16" x 35-15/16", Venting, Awning Wood Clad Window (Andersen 400 Series) <i>For Tempered Low-E Insulated Glass, Add</i>	989.53 169.76	70.37
08 52 16 00-0853 EA 71-7/8" x 35-15/16", Venting, Awning Wood Clad Window (Andersen 400 Series) <i>For Tempered Low-E Insulated Glass, Add</i>	1,063.54 183.15	73.90
08 52 16 00-0854 40-3/4" Height, Venting, Awning Wood Clad Windows (Andersen 400 Series) (08 52 16 00-0786)		
08 52 16 00-0855 EA 35-15/16" x 40-3/4", Venting, Awning Wood Clad Window (Andersen 400 Series) <i>For Tempered Low-E Insulated Glass, Add</i>	865.27 150.74	58.31
08 52 16 00-0856 EA 40-13/16" x 40-3/4", Venting, Awning Wood Clad Window (Andersen 400 Series) <i>For Tempered Low-E Insulated Glass, Add</i>	986.09 172.29	62.33
08 52 16 00-0857 48" Height, Venting, Awning Wood Clad Windows (Andersen 400 Series) (08 52 16 00-0786)		
08 52 16 00-0858 EA 35-15/16" x 48", Venting, Awning Wood Clad Window (Andersen 400 Series) <i>For Tempered Low-E Insulated Glass, Add</i>	1,039.97 183.06	62.33
08 52 16 00-0859 EA 40-13/16" x 48", Venting, Awning Wood Clad Window (Andersen 400 Series) <i>For Tempered Low-E Insulated Glass, Add</i>	1,154.73 205.01	65.35
08 52 16 00-0860 EA 48" x 48", Venting, Awning Wood Clad Window (Andersen 400 Series) <i>For Tempered Low-E Insulated Glass, Add</i>	1,322.41 236.94	68.87



		Openings	08
		Windows	08 50
		Wood Windows	08 52

MINOR	CSI	UOM	DESCRIPTION	TOTAL DIRECT UNIT COST	DEMOLITION UNIT COST
08 52 16 00-0861			59-13/16" Height, Venting, Awning Wood Clad Windows (Andersen 400 Series) <small>(08 52 16 00-0786)</small>		
08 52 16 00-0862	EA		35-15/16" x 59-13/16", Venting, Awning Wood Clad Window (Andersen 400 Series).....	1,294.04	67.86
			<i>For Tempered Low-E Insulated Glass, Add</i>	231.66	
08 52 16 00-0863	EA		40-13/16" x 59-13/16", Venting, Awning Wood Clad Window (Andersen 400 Series).....	1,394.36	70.37
			<i>For Tempered Low-E Insulated Glass, Add</i>	250.72	
08 52 16 00-0864			71-7/8" Height, Venting, Awning Wood Clad Windows (Andersen 400 Series) <small>(08 52 16 00-0786)</small>		
08 52 16 00-0865	EA		24-1/8" x 71-7/8", Venting, Awning Wood Clad Window (Andersen 400 Series).....	1,418.94	68.36
			<i>For Tempered Low-E Insulated Glass, Add</i>	256.44	
08 52 16 00-0866	EA		35-15/16" x 71-7/8", Venting, Awning Wood Clad Window (Andersen 400 Series).....	1,466.36	73.90
			<i>For Tempered Low-E Insulated Glass, Add</i>	263.72	
08 52 16 00-0867	EA		40-13/16" x 71-7/8", Venting, Awning Wood Clad Window (Andersen 400 Series).....	1,626.42	76.40
			<i>For Tempered Low-E Insulated Glass, Add</i>	294.72	
08 52 16 00-0868	EA		48" x 71-7/8", Venting, Awning Wood Clad Window (Andersen 400 Series).....	1,789.12	80.43
			<i>For Tempered Low-E Insulated Glass, Add</i>	325.65	
08 52 16 00-0869			Stationary, Awning Wood Clad Windows (Andersen 400 Series) <small>(08 52 16 00-0785)</small>		
08 52 16 00-0870			17" Height, Stationary, Awning Wood Clad Windows (Andersen 400 Series) <small>(08 52 16 00-0869)</small>		
08 52 16 00-0871	EA		24-1/8" x 17", Stationary, Awning Wood Clad Window (Andersen 400 Series).....	433.05	41.22
			<i>For Tempered Low-E Insulated Glass, Add</i>	70.12	
08 52 16 00-0872	EA		28-3/8" x 17", Stationary, Awning Wood Clad Window (Andersen 400 Series).....	467.00	43.23
			<i>For Tempered Low-E Insulated Glass, Add</i>	76.11	
08 52 16 00-0873	EA		31-1/2" x 17", Stationary, Awning Wood Clad Window (Andersen 400 Series).....	489.31	44.73
			<i>For Tempered Low-E Insulated Glass, Add</i>	79.97	
08 52 16 00-0874	EA		35-15/16" x 17", Stationary, Awning Wood Clad Window (Andersen 400 Series).....	525.92	46.75
			<i>For Tempered Low-E Insulated Glass, Add</i>	86.48	
08 52 16 00-0875	EA		40-13/16" x 17", Stationary, Awning Wood Clad Window (Andersen 400 Series).....	564.86	49.26
			<i>For Tempered Low-E Insulated Glass, Add</i>	93.27	
08 52 16 00-0876	EA		48" x 17", Stationary, Awning Wood Clad Window (Andersen 400 Series).....	624.79	53.28
			<i>For Tempered Low-E Insulated Glass, Add</i>	103.64	
08 52 16 00-0877	EA		52-13/16" x 17", Stationary, Awning Wood Clad Window (Andersen 400 Series).....	660.74	55.29
			<i>For Tempered Low-E Insulated Glass, Add</i>	110.03	
08 52 16 00-0878	EA		59-7/8" x 17", Stationary, Awning Wood Clad Window (Andersen 400 Series).....	717.65	59.31
			<i>For Tempered Low-E Insulated Glass, Add</i>	120.01	
08 52 16 00-0879	EA		64-13/16" x 17", Stationary, Awning Wood Clad Window (Andersen 400 Series).....	756.61	61.33
			<i>For Tempered Low-E Insulated Glass, Add</i>	126.79	
08 52 16 00-0880	EA		71-7/8" x 17", Stationary, Awning Wood Clad Window (Andersen 400 Series).....	813.52	64.85
			<i>For Tempered Low-E Insulated Glass, Add</i>	136.77	
08 52 16 00-0881			20-1/2" Height, Stationary, Awning Wood Clad Windows (Andersen 400 Series) <small>(08 52 16 00-0869)</small>		
08 52 16 00-0882	EA		24-1/8" x 20-1/2", Stationary, Awning Wood Clad Window (Andersen 400 Series).....	460.00	43.23
			<i>For Tempered Low-E Insulated Glass, Add</i>	74.91	
08 52 16 00-0883	EA		28-3/8" x 20-1/2", Stationary, Awning Wood Clad Window (Andersen 400 Series).....	493.95	45.24
			<i>For Tempered Low-E Insulated Glass, Add</i>	80.90	
08 52 16 00-0884	EA		31-1/2" x 20-1/2", Stationary, Awning Wood Clad Window (Andersen 400 Series).....	514.33	46.24
			<i>For Tempered Low-E Insulated Glass, Add</i>	84.37	
08 52 16 00-0885	EA		35-15/16" x 20-1/2", Stationary, Awning Wood Clad Window (Andersen 400 Series).....	554.87	48.26
			<i>For Tempered Low-E Insulated Glass, Add</i>	91.67	
08 52 16 00-0886	EA		40-13/16" x 20-1/2", Stationary, Awning Wood Clad Window (Andersen 400 Series).....	593.82	51.27
			<i>For Tempered Low-E Insulated Glass, Add</i>	98.46	
08 52 16 00-0887	EA		48" x 20-1/2", Stationary, Awning Wood Clad Window (Andersen 400 Series).....	651.75	54.79
			<i>For Tempered Low-E Insulated Glass, Add</i>	108.43	
08 52 16 00-0888	EA		52-13/16" x 20-1/2", Stationary, Awning Wood Clad Window (Andersen 400 Series).....	689.69	57.30
			<i>For Tempered Low-E Insulated Glass, Add</i>	115.22	
08 52 16 00-0889	EA		59-7/8" x 20-1/2", Stationary, Awning Wood Clad Window (Andersen 400 Series).....	744.61	60.32
			<i>For Tempered Low-E Insulated Glass, Add</i>	124.80	
08 52 16 00-0890	EA		64-13/16" x 20-1/2", Stationary, Awning Wood Clad Window (Andersen 400 Series).....	785.56	63.33
			<i>For Tempered Low-E Insulated Glass, Add</i>	131.98	
08 52 16 00-0891	EA		71-7/8" x 20-1/2", Stationary, Awning Wood Clad Window (Andersen 400 Series).....	840.49	66.35
			<i>For Tempered Low-E Insulated Glass, Add</i>	141.56	
08 52 16 00-0892			24-1/8" Height, Stationary, Awning Wood Clad Windows (Andersen 400 Series) <small>(08 52 16 00-0869)</small>		
08 52 16 00-0893	EA		24-1/8" x 24-1/8", Stationary, Awning Wood Clad Window (Andersen 400 Series).....	489.96	45.24
			<i>For Tempered Low-E Insulated Glass, Add</i>	80.10	
08 52 16 00-0894	EA		28-3/8" x 24-1/8", Stationary, Awning Wood Clad Window (Andersen 400 Series).....	523.92	47.25
			<i>For Tempered Low-E Insulated Glass, Add</i>	86.08	
08 52 16 00-0895	EA		31-1/2" x 24-1/8", Stationary, Awning Wood Clad Window (Andersen 400 Series).....	542.04	48.26
			<i>For Tempered Low-E Insulated Glass, Add</i>	89.11	
08 52 16 00-0896	EA		35-15/16" x 24-1/8", Stationary, Awning Wood Clad Window (Andersen 400 Series).....	582.84	50.26
			<i>For Tempered Low-E Insulated Glass, Add</i>	96.46	
08 52 16 00-0897	EA		40-13/16" x 24-1/8", Stationary, Awning Wood Clad Window (Andersen 400 Series).....	621.79	53.28
			<i>For Tempered Low-E Insulated Glass, Add</i>	103.25	

08 Openings**08 50 Windows**

08 52 Wood Windows


**SAN BERNARDINO
COUNTY**

MINOR CSI UOM DESCRIPTION	TOTAL DIRECT UNIT COST	DEMOLITION UNIT COST
08 52 16 00-0898 EA 48" x 24-1/8", Stationary, Awning Wood Clad Window (Andersen 400 Series) <i>For Tempered Low-E Insulated Glass, Add</i>	679.71 113.22	56.80
08 52 16 00-0899 EA 52-13/16" x 24-1/8", Stationary, Awning Wood Clad Window (Andersen 400 Series) <i>For Tempered Low-E Insulated Glass, Add</i>	717.65 120.01	59.31
08 52 16 00-0900 EA 59-7/8" x 24-1/8", Stationary, Awning Wood Clad Window (Andersen 400 Series) <i>For Tempered Low-E Insulated Glass, Add</i>	774.58 129.98	62.33
08 52 16 00-0901 EA 64-13/16" x 24-1/8", Stationary, Awning Wood Clad Window (Andersen 400 Series) <i>For Tempered Low-E Insulated Glass, Add</i>	813.52 136.77	65.35
08 52 16 00-0902 EA 71-7/8" x 24-1/8", Stationary, Awning Wood Clad Window (Andersen 400 Series) <i>For Tempered Low-E Insulated Glass, Add</i>	870.46 146.75	68.36
08 52 16 00-0903 28-3/8" Height, Stationary, Awning Wood Clad Windows (Andersen 400 Series) (08 52 16 00-0899)		
08 52 16 00-0904 EA 24-1/8" x 28-3/8", Stationary, Awning Wood Clad Window (Andersen 400 Series) <i>For Tempered Low-E Insulated Glass, Add</i>	492.00 79.70	47.25
08 52 16 00-0905 EA 28-3/8" x 28-3/8", Stationary, Awning Wood Clad Window (Andersen 400 Series) <i>For Tempered Low-E Insulated Glass, Add</i>	537.92 88.08	49.26
08 52 16 00-0906 EA 31-1/2" x 28-3/8", Stationary, Awning Wood Clad Window (Andersen 400 Series) <i>For Tempered Low-E Insulated Glass, Add</i>	562.98 92.49	50.26
08 52 16 00-0907 EA 35-15/16" x 28-3/8", Stationary, Awning Wood Clad Window (Andersen 400 Series) <i>For Tempered Low-E Insulated Glass, Add</i>	586.86 96.46	52.28
08 52 16 00-0908 EA 40-13/16" x 28-3/8", Stationary, Awning Wood Clad Window (Andersen 400 Series) <i>For Tempered Low-E Insulated Glass, Add</i>	673.70 112.82	55.29
08 52 16 00-0909 EA 48" x 28-3/8", Stationary, Awning Wood Clad Window (Andersen 400 Series) <i>For Tempered Low-E Insulated Glass, Add</i>	751.58 126.79	58.81
08 52 16 00-0910 EA 52-13/16" x 28-3/8", Stationary, Awning Wood Clad Window (Andersen 400 Series) <i>For Tempered Low-E Insulated Glass, Add</i>	803.49 136.37	61.33
08 52 16 00-0911 EA 59-7/8" x 28-3/8", Stationary, Awning Wood Clad Window (Andersen 400 Series) <i>For Tempered Low-E Insulated Glass, Add</i>	880.36 150.34	64.34
08 52 16 00-0912 EA 64-13/16" x 28-3/8", Stationary, Awning Wood Clad Window (Andersen 400 Series) <i>For Tempered Low-E Insulated Glass, Add</i>	935.27 160.31	67.36
08 52 16 00-0913 EA 71-7/8" x 28-3/8", Stationary, Awning Wood Clad Window (Andersen 400 Series) <i>For Tempered Low-E Insulated Glass, Add</i>	1,012.16 174.28	70.37
08 52 16 00-0914 31-1/2" Height, Stationary, Awning Wood Clad Windows (Andersen 400 Series) (08 52 16 00-0899)		
08 52 16 00-0915 EA 28-3/8" x 31-1/2", Stationary, Awning Wood Clad Window (Andersen 200 Series) <i>For Tempered Low-E Insulated Glass, Add</i>	562.98 92.49	50.26
08 52 16 00-0916 EA 31-1/2" x 31-1/2", Stationary, Awning Wood Clad Window (Andersen 400 Series) <i>For Tempered Low-E Insulated Glass, Add</i>	594.77 98.24	51.78
08 52 16 00-0917 EA 35-15/16" x 31-1/2", Stationary, Awning Wood Clad Window (Andersen 400 Series) <i>For Tempered Low-E Insulated Glass, Add</i>	637.71 106.03	53.78
08 52 16 00-0918 EA 40-13/16" x 31-1/2", Stationary, Awning Wood Clad Window (Andersen 400 Series) <i>For Tempered Low-E Insulated Glass, Add</i>	686.73 114.83	56.30
08 52 16 00-0919 EA 48" x 31-1/2", Stationary, Awning Wood Clad Window (Andersen 400 Series) <i>For Tempered Low-E Insulated Glass, Add</i>	757.39 127.35	60.32
08 52 16 00-0920 EA 52-13/16" x 31-1/2", Stationary, Awning Wood Clad Window (Andersen 400 Series) <i>For Tempered Low-E Insulated Glass, Add</i>	805.42 136.15	62.33
08 52 16 00-0921 EA 59-7/8" x 31-1/2", Stationary, Awning Wood Clad Window (Andersen 400 Series) <i>For Tempered Low-E Insulated Glass, Add</i>	875.07 148.67	66.35
08 52 16 00-0922 EA 64-13/16" x 31-1/2", Stationary, Awning Wood Clad Window (Andersen 400 Series) <i>For Tempered Low-E Insulated Glass, Add</i>	922.41 157.14	68.36
08 52 16 00-0923 EA 71-7/8" x 31-1/2", Stationary, Awning Wood Clad Window (Andersen 400 Series) <i>For Tempered Low-E Insulated Glass, Add</i>	992.06 169.66	71.88
08 52 16 00-0924 35-15/16" Height, Stationary, Awning Wood Clad Windows (Andersen 400 Series) (08 52 16 00-0899)		
08 52 16 00-0925 EA 31-1/2" x 35-15/16", Stationary, Awning Wood Clad Window (Andersen 400 Series) <i>For Tempered Low-E Insulated Glass, Add</i>	637.71 106.03	53.78
08 52 16 00-0926 EA 35-15/16" x 35-15/16", Stationary, Awning Wood Clad Window (Andersen 400 Series) <i>For Tempered Low-E Insulated Glass, Add</i>	701.65 118.01	55.80
08 52 16 00-0927 EA 40-13/16" x 35-15/16", Stationary, Awning Wood Clad Window (Andersen 400 Series) <i>For Tempered Low-E Insulated Glass, Add</i>	754.56 127.59	58.31
08 52 16 00-0928 EA 48" x 35-15/16", Stationary, Awning Wood Clad Window (Andersen 400 Series) <i>For Tempered Low-E Insulated Glass, Add</i>	834.44 141.96	62.33
08 52 16 00-0929 EA 52-13/16" x 35-15/16", Stationary, Awning Wood Clad Window (Andersen 400 Series) <i>For Tempered Low-E Insulated Glass, Add</i>	886.35 151.53	64.34
08 52 16 00-0930 EA 59-7/8" x 35-15/16", Stationary, Awning Wood Clad Window (Andersen 400 Series) <i>For Tempered Low-E Insulated Glass, Add</i>	963.23 165.50	68.36
08 52 16 00-0931 EA 64-13/16" x 35-15/16", Stationary, Awning Wood Clad Window (Andersen 400 Series) <i>For Tempered Low-E Insulated Glass, Add</i>	1,016.15 175.08	70.37
08 52 16 00-0932 EA 71-7/8" x 35-15/16", Stationary, Awning Wood Clad Window (Andersen 400 Series) <i>For Tempered Low-E Insulated Glass, Add</i>	1,093.02 189.05	73.90
08 52 16 00-0933 Horizontal Sliding Wood Clad Windows (08 52 16) Note: Sliding windows open horizontally with one or more operating sashes combined with stationary sashes		



Openings	08	08
Windows	08 50	
Wood Windows	08 52	

MINOR CSI UOM DESCRIPTION	TOTAL DIRECT UNIT COST	DEMOLITION UNIT COST
08 52 16 00-0934 One Operating Sash, Horizontal Sliding Wood Clad Windows (Andersen 200 Series) <small>(08 52 16 00-0933)</small> Note: Includes painted or stained wood interior, colored PVC clad exterior, standard hardware and clear insulated glass. Excludes grilles and insect screens.		
08 52 16 00-0935 17-1/2" Height, One Operating Sash, Horizontal Sliding Wood Clad Windows (Andersen 200 Series) <small>(08 52 16 00-0934)</small>		
08 52 16 00-0936 EA 47-1/2" x 17-1/2", One Operating Sash, Horizontal Sliding Wood Clad Window (Andersen 200 Series).....	515.35	53.28
For Tempered Clear Insulated Glass, Add	81.96	
08 52 16 00-0937 23-1/2" Height, One Operating Sash, Horizontal Sliding Wood Clad Windows (Andersen 200 Series) <small>(08 52 16 00-0934)</small>		
08 52 16 00-0938 EA 35-1/2" x 23-1/2", One Operating Sash, Horizontal Sliding Wood Clad Window (Andersen 200 Series).....	473.85	49.26
For Tempered Clear Insulated Glass, Add	74.87	
08 52 16 00-0939 EA 47-1/2" x 23-1/2", One Operating Sash, Horizontal Sliding Wood Clad Window (Andersen 200 Series).....	554.87	56.30
For Tempered Clear Insulated Glass, Add	68.66	
08 52 16 00-0940 35-1/2" Height, One Operating Sash, Horizontal Sliding Wood Clad Windows (Andersen 200 Series) <small>(08 52 16 00-0934)</small>		
08 52 16 00-0941 EA 35-1/2" x 35-1/2", One Operating Sash, Horizontal Sliding Wood Clad Window (Andersen 200 Series).....	554.87	56.30
For Tempered Clear Insulated Glass, Add	88.66	
08 52 16 00-0942 EA 47-1/2" x 35-1/2", One Operating Sash, Horizontal Sliding Wood Clad Window (Andersen 200 Series).....	635.90	62.33
For Tempered Clear Insulated Glass, Add	102.45	
08 52 16 00-0943 EA 59-1/2" x 35-1/2", One Operating Sash, Horizontal Sliding Wood Clad Window (Andersen 200 Series).....	716.91	67.86
For Tempered Clear Insulated Glass, Add	116.24	
08 52 16 00-0944 EA 71-1/2" x 35-1/2", One Operating Sash, Horizontal Sliding Wood Clad Window (Andersen 200 Series).....	797.93	73.90
For Tempered Clear Insulated Glass, Add	130.03	
08 52 16 00-0945 41-1/2" Height, One Operating Sash, Horizontal Sliding Wood Clad Windows (Andersen 200 Series) <small>(08 52 16 00-0934)</small>		
08 52 16 00-0946 EA 35-1/2" x 41-1/2", One Operating Sash, Horizontal Sliding Wood Clad Window (Andersen 200 Series).....	596.36	59.31
For Tempered Clear Insulated Glass, Add	95.75	
08 52 16 00-0947 EA 47-1/2" x 41-1/2", One Operating Sash, Horizontal Sliding Wood Clad Window (Andersen 200 Series).....	675.41	65.35
For Tempered Clear Insulated Glass, Add	109.15	
08 52 16 00-0948 EA 59-1/2" x 41-1/2", One Operating Sash, Horizontal Sliding Wood Clad Window (Andersen 200 Series).....	756.42	70.87
For Tempered Clear Insulated Glass, Add	122.94	
08 52 16 00-0949 EA 71-1/2" x 41-1/2", One Operating Sash, Horizontal Sliding Wood Clad Window (Andersen 200 Series).....	906.41	76.91
For Tempered Clear Insulated Glass, Add	150.52	
08 52 16 00-0950 47-1/2" Height, One Operating Sash, Horizontal Sliding Wood Clad Windows (Andersen 200 Series) <small>(08 52 16 00-0934)</small>		
08 52 16 00-0951 EA 35-1/2" x 47-1/2", One Operating Sash, Horizontal Sliding Wood Clad Window (Andersen 200 Series).....	635.90	62.33
For Tempered Clear Insulated Glass, Add	102.45	
08 52 16 00-0952 EA 47-1/2" x 47-1/2", One Operating Sash, Horizontal Sliding Wood Clad Window (Andersen 200 Series).....	716.91	68.36
For Tempered Clear Insulated Glass, Add	116.24	
08 52 16 00-0953 EA 59-1/2" x 47-1/2", One Operating Sash, Horizontal Sliding Wood Clad Window (Andersen 200 Series).....	797.93	73.90
For Tempered Clear Insulated Glass, Add	130.03	
08 52 16 00-0954 EA 71-1/2" x 47-1/2", One Operating Sash, Horizontal Sliding Wood Clad Window (Andersen 200 Series).....	878.94	79.92
For Tempered Clear Insulated Glass, Add	143.82	
08 52 16 00-0955 53-1/2" Height, One Operating Sash, Horizontal Sliding Wood Clad Windows (Andersen 200 Series) <small>(08 52 16 00-0934)</small>		
08 52 16 00-0956 EA 47-1/2" x 53-1/2", One Operating Sash, Horizontal Sliding Wood Clad Window (Andersen 200 Series).....	756.42	71.38
For Tempered Clear Insulated Glass, Add	122.94	
08 52 16 00-0957 EA 59-1/2" x 53-1/2", One Operating Sash, Horizontal Sliding Wood Clad Window (Andersen 200 Series).....	837.46	76.91
For Tempered Clear Insulated Glass, Add	136.73	
08 52 16 00-0958 EA 71-1/2" x 53-1/2", One Operating Sash, Horizontal Sliding Wood Clad Window (Andersen 200 Series).....	918.47	82.93
For Tempered Clear Insulated Glass, Add	150.52	
08 52 16 00-0959 59-1/2" Height, One Operating Sash, Horizontal Sliding Wood Clad Windows (Andersen 200 Series) <small>(08 52 16 00-0934)</small>		
08 52 16 00-0960 EA 47-1/2" x 59-1/2", One Operating Sash, Horizontal Sliding Wood Clad Window (Andersen 200 Series).....	797.93	74.39
For Tempered Clear Insulated Glass, Add	130.03	
08 52 16 00-0961 EA 59-1/2" x 59-1/2", One Operating Sash, Horizontal Sliding Wood Clad Window (Andersen 200 Series).....	878.94	79.92
For Tempered Clear Insulated Glass, Add	143.82	
08 52 16 00-0962 EA 71-1/2" x 59-1/2", One Operating Sash, Horizontal Sliding Wood Clad Window (Andersen 200 Series).....	960.11	85.96
For Tempered Clear Insulated Glass, Add	157.64	
08 52 16 00-0963 Two Operating Sashes, Horizontal Sliding Wood Clad Windows (Andersen 400 Series) <small>(08 52 16 00-0933)</small> Note: Includes painted or stained wood interior, colored PVC clad exterior, standard hardware and Low-E insulated glass. Excludes grilles and insect screens.		

08	08	Openings
	08 50	Windows
	08 52	Wood Windows



MINOR CSI	UOM	DESCRIPTION	TOTAL DIRECT UNIT COST	DEMOLITION UNIT COST
--------------	-----	-------------	---------------------------	-------------------------

08 52 16 00-0964		22-1/4" Height, Two Operating Sashes, Horizontal Sliding Wood Clad Windows (Andersen 400 Series) (08 52 16 00-0963)		
08 52 16 00-0965	EA	35-1/4" x 22-1/4", Two Operating Sashes, Horizontal Sliding Wood Clad Window (Andersen 400 Series).....	1,165.16	49.26
		<i>For Tempered Low-E Insulated Glass, Add</i>	213.13	
08 52 16 00-0966	EA	47-1/4" x 22-1/4", Two Operating Sashes, Horizontal Sliding Wood Clad Window (Andersen 400 Series).....	1,388.04	56.30
		<i>For Tempered Low-E Insulated Glass, Add</i>	255.29	
08 52 16 00-0967		35-1/4" Height, Two Operating Sashes, Horizontal Sliding Wood Clad Windows (Andersen 400 Series) (08 52 16 00-0963)		
08 52 16 00-0968	EA	35-1/4" x 35-1/4", Two Operating Sashes, Horizontal Sliding Wood Clad Window (Andersen 400 Series).....	1,405.77	56.30
		<i>For Tempered Low-E Insulated Glass, Add</i>	258.84	
08 52 16 00-0969	EA	47-1/4" x 35-1/4", Two Operating Sashes, Horizontal Sliding Wood Clad Window (Andersen 400 Series).....	1,630.61	62.33
		<i>For Tempered Low-E Insulated Glass, Add</i>	301.39	
08 52 16 00-0970	EA	59-1/4" x 35-1/4", Two Operating Sashes, Horizontal Sliding Wood Clad Window (Andersen 400 Series).....	1,853.48	67.86
		<i>For Tempered Low-E Insulated Glass, Add</i>	343.55	
08 52 16 00-0971	EA	71-1/4" x 35-1/4", Two Operating Sashes, Horizontal Sliding Wood Clad Window (Andersen 400 Series).....	2,076.34	73.90
		<i>For Tempered Low-E Insulated Glass, Add</i>	385.71	
08 52 16 00-0972		41-1/4" Height, Two Operating Sashes, Horizontal Sliding Wood Clad Windows (Andersen 400 Series) (08 52 16 00-0963)		
08 52 16 00-0973	EA	35-1/4" x 41-1/4", Two Operating Sashes, Horizontal Sliding Wood Clad Window (Andersen 400 Series).....	1,518.19	59.31
		<i>For Tempered Low-E Insulated Glass, Add</i>	280.11	
08 52 16 00-0974	EA	47-1/4" x 41-1/4", Two Operating Sashes, Horizontal Sliding Wood Clad Window (Andersen 400 Series).....	1,741.05	65.35
		<i>For Tempered Low-E Insulated Glass, Add</i>	322.27	
08 52 16 00-0975	EA	59-1/4" x 41-1/4", Two Operating Sashes, Horizontal Sliding Wood Clad Window (Andersen 400 Series).....	1,965.89	70.87
		<i>For Tempered Low-E Insulated Glass, Add</i>	364.83	
08 52 16 00-0976	EA	71-1/4" x 41-1/4", Two Operating Sashes, Horizontal Sliding Wood Clad Window (Andersen 400 Series).....	2,188.77	76.91
		<i>For Tempered Low-E Insulated Glass, Add</i>	406.99	
08 52 16 00-0977		47-1/4" Height, Two Operating Sashes, Horizontal Sliding Wood Clad Windows (Andersen 400 Series) (08 52 16 00-0963)		
08 52 16 00-0978	EA	35-1/4" x 47-1/4", Two Operating Sashes, Horizontal Sliding Wood Clad Window (Andersen 400 Series).....	1,630.61	62.33
		<i>For Tempered Low-E Insulated Glass, Add</i>	301.39	
08 52 16 00-0979	EA	47-1/4" x 47-1/4", Two Operating Sashes, Horizontal Sliding Wood Clad Window (Andersen 400 Series).....	1,853.48	68.36
		<i>For Tempered Low-E Insulated Glass, Add</i>	343.55	
08 52 16 00-0980	EA	59-1/4" x 47-1/4", Two Operating Sashes, Horizontal Sliding Wood Clad Window (Andersen 400 Series).....	2,076.34	73.90
		<i>For Tempered Low-E Insulated Glass, Add</i>	385.71	
08 52 16 00-0981	EA	71-1/4" x 47-1/4", Two Operating Sashes, Horizontal Sliding Wood Clad Window (Andersen 400 Series).....	2,301.18	79.92
		<i>For Tempered Low-E Insulated Glass, Add</i>	428.27	
08 52 16 00-0982		59-1/4" Height, Two Operating Sashes, Horizontal Sliding Wood Clad Windows (Andersen 400 Series) (08 52 16 00-0963)		
08 52 16 00-0983	EA	35-1/4" x 59-1/4", Two Operating Sashes, Horizontal Sliding Wood Clad Window (Andersen 400 Series).....	1,853.48	68.36
		<i>For Tempered Low-E Insulated Glass, Add</i>	343.55	
08 52 16 00-0984	EA	47-1/4" x 59-1/4", Two Operating Sashes, Horizontal Sliding Wood Clad Window (Andersen 400 Series).....	2,076.34	74.39
		<i>For Tempered Low-E Insulated Glass, Add</i>	385.71	
08 52 16 00-0985	EA	59-1/4" x 59-1/4", Two Operating Sashes, Horizontal Sliding Wood Clad Window (Andersen 400 Series).....	2,301.18	79.92
		<i>For Tempered Low-E Insulated Glass, Add</i>	428.27	
08 52 16 00-0986	EA	71-1/4" x 59-1/4", Two Operating Sashes, Horizontal Sliding Wood Clad Window (Andersen 400 Series).....	2,524.04	85.96
		<i>For Tempered Low-E Insulated Glass, Add</i>	470.43	
08 52 16 00-0987		Picture Wood Clad Windows (08 52 16)		
		Note: Picture windows are fixed windows.		
08 52 16 00-0988		Picture Wood Clad Windows For Awning And Casement Windows (08 52 16 00-0987)		
08 52 16 00-0989		Picture Wood Clad Windows For Awning And Casement Windows (Andersen 200 Series) (08 52 16 00-0988)		
		Note: Includes painted or stained wood interior, colored PVC clad exterior, standard hardware and clear insulated glass. Excludes grilles and insect screens.		
08 52 16 00-0990		12" Height, Picture Wood Clad Windows For Awning And Casement Windows (Andersen 200 Series) (08 52 16 00-0989)		
08 52 16 00-0991	EA	40-13/16" x 12", Picture Wood Clad Window For Awning And Casement Windows (Andersen 200 Series).....	405.53	40.21
		<i>For Tempered Clear Insulated Glass, Add</i>	65.02	
08 52 16 00-0992	EA	48" x 12", Picture Wood Clad Window For Awning And Casement Windows (Andersen 200 Series).....	475.15	44.24
		<i>For Tempered Clear Insulated Glass, Add</i>	77.34	
08 52 16 00-0993	EA	52-13/16" x 12", Picture Wood Clad Window For Awning And Casement Windows (Andersen 200 Series).....	504.95	46.24
		<i>For Tempered Clear Insulated Glass, Add</i>	82.49	
08 52 16 00-0994	EA	59-7/8" x 12", Picture Wood Clad Window For Awning And Casement Windows (Andersen 200 Series).....	547.78	50.26
		<i>For Tempered Clear Insulated Glass, Add</i>	89.65	
08 52 16 00-0995	EA	64-13/16" x 12", Picture Wood Clad Window For Awning And Casement Windows (Andersen 200 Series).....	577.16	52.28
		<i>For Tempered Clear Insulated Glass, Add</i>	94.52	
08 52 16 00-0996	EA	71-7/8" x 12", Picture Wood Clad Window For Awning And Casement Windows (Andersen 200 Series).....	620.00	56.30
		<i>For Tempered Clear Insulated Glass, Add</i>	101.68	



Openings	08	08
Windows	08 50	
Wood Windows	08 52	

MINOR CSI UOM DESCRIPTION	TOTAL DIRECT UNIT COST	DEMOLITION UNIT COST
------------------------------	---------------------------	-------------------------

08 52 16 00-0997 35-15/16" Height, Picture Wood Clad Windows For Awning And Casement Windows (Andersen 200 Series) (08 52 16 00-0999)		
08 52 16 00-0998 EA 35-15/16" x 35-15/16", Picture Wood Clad Window For Awning And Casement Windows (Andersen 200 Series).....	449.25	49.26
<i>For Tempered Clear Insulated Glass, Add</i>		
	70.15	
08 52 16 00-0999 EA 40-13/16" x 35-15/16", Picture Wood Clad Window For Awning And Casement Windows (Andersen 200 Series).....	520.55	52.28
<i>For Tempered Clear Insulated Glass, Add</i>		
	83.40	
08 52 16 00-1000 EA 48" x 35-15/16", Picture Wood Clad Window For Awning And Casement Windows (Andersen 200 Series).....	625.56	55.80
<i>For Tempered Clear Insulated Glass, Add</i>		
	102.79	
08 52 16 00-1001 EA 52-13/16" x 35-15/16", Picture Wood Clad Window For Awning And Casement Windows (Andersen 200 Series).....	694.24	57.80
<i>For Tempered Clear Insulated Glass, Add</i>		
	115.73	
08 52 16 00-1002 EA 59-7/8" x 35-15/16", Picture Wood Clad Window For Awning And Casement Windows (Andersen 200 Series).....	796.64	61.33
<i>For Tempered Clear Insulated Glass, Add</i>		
	134.80	
08 52 16 00-1003 EA 64-13/16" x 35-15/16", Picture Wood Clad Window For Awning And Casement Windows (Andersen 200 Series).....	867.93	63.84
<i>For Tempered Clear Insulated Glass, Add</i>		
	148.05	
08 52 16 00-1004 EA 71-7/8" x 35-15/16", Picture Wood Clad Window For Awning And Casement Windows (Andersen 200 Series).....	1,293.58	67.36
<i>For Tempered Clear Insulated Glass, Add</i>		
	231.77	
08 52 16 00-1005 40-13/16" Height, Picture Wood Clad Windows For Awning And Casement Windows (Andersen 200 Series) (08 52 16 00-0999)		
08 52 16 00-1006 EA 35-15/16" x 40-13/16", Picture Wood Clad Window For Awning And Casement Windows (Andersen 200 Series).....	520.55	52.28
<i>For Tempered Clear Insulated Glass, Add</i>		
	83.40	
08 52 16 00-1007 EA 40-13/16" x 40-13/16", Picture Wood Clad Window For Awning And Casement Windows (Andersen 200 Series).....	591.84	54.29
<i>For Tempered Clear Insulated Glass, Add</i>		
	96.65	
08 52 16 00-1008 EA 48" x 40-13/16", Picture Wood Clad Window For Awning And Casement Windows (Andersen 200 Series).....	696.85	58.31
<i>For Tempered Clear Insulated Glass, Add</i>		
	116.05	
08 52 16 00-1009 EA 52-13/16" x 40-13/16", Picture Wood Clad Window For Awning And Casement Windows (Andersen 200 Series).....	765.52	60.32
<i>For Tempered Clear Insulated Glass, Add</i>		
	128.98	
08 52 16 00-1010 EA 59-7/8" x 40-13/16", Picture Wood Clad Window For Awning And Casement Windows (Andersen 200 Series).....	867.93	64.34
<i>For Tempered Clear Insulated Glass, Add</i>		
	148.05	
08 52 16 00-1011 EA 64-13/16" x 40-13/16", Picture Wood Clad Window For Awning And Casement Windows (Andersen 200 Series).....	939.22	66.35
<i>For Tempered Clear Insulated Glass, Add</i>		
	161.30	
08 52 16 00-1012 EA 71-7/8" x 40-13/16", Picture Wood Clad Window For Awning And Casement Windows (Andersen 200 Series).....	1,041.62	70.37
<i>For Tempered Clear Insulated Glass, Add</i>		
	180.38	
08 52 16 00-1013 48" Height, Picture Wood Clad Windows For Awning And Casement Windows (Andersen 200 Series) (08 52 16 00-0999)		
08 52 16 00-1014 EA 35-15/16" x 48", Picture Wood Clad Window For Awning And Casement Windows (Andersen 200 Series).....	625.56	56.30
<i>For Tempered Clear Insulated Glass, Add</i>		
	102.79	
08 52 16 00-1015 EA 40-13/16" x 48", Picture Wood Clad Window For Awning And Casement Windows (Andersen 200 Series).....	696.85	58.31
<i>For Tempered Clear Insulated Glass, Add</i>		
	116.05	
08 52 16 00-1016 EA 48" x 48", Picture Wood Clad Window For Awning And Casement Windows (Andersen 200 Series).....	801.88	62.33
<i>For Tempered Clear Insulated Glass, Add</i>		
	135.44	
08 52 16 00-1017 EA 52-13/16" x 48", Picture Wood Clad Window For Awning And Casement Windows (Andersen 200 Series).....	870.55	64.34
<i>For Tempered Clear Insulated Glass, Add</i>		
	148.37	
08 52 16 00-1018 EA 59-7/8" x 48", Picture Wood Clad Window For Awning And Casement Windows (Andersen 200 Series).....	972.95	68.36
<i>For Tempered Clear Insulated Glass, Add</i>		
	167.45	
08 52 16 00-1019 EA 64-13/16" x 48", Picture Wood Clad Window For Awning And Casement Windows (Andersen 200 Series).....	1,044.25	70.37
<i>For Tempered Clear Insulated Glass, Add</i>		
	180.70	
08 52 16 00-1020 EA 71-7/8" x 48", Picture Wood Clad Window For Awning And Casement Windows (Andersen 200 Series).....	1,146.64	74.39
<i>For Tempered Clear Insulated Glass, Add</i>		
	199.77	
08 52 16 00-1021 52-13/16" Height, Picture Wood Clad Windows For Awning And Casement Windows (Andersen 200 Series) (08 52 16 00-0999)		
08 52 16 00-1022 EA 35-15/16" x 52-13/16", Picture Wood Clad Window For Awning And Casement Windows (Andersen 200 Series).....	694.24	58.31
<i>For Tempered Clear Insulated Glass, Add</i>		
	115.73	
08 52 16 00-1023 EA 40-13/16" x 52-13/16", Picture Wood Clad Window For Awning And Casement Windows (Andersen 200 Series).....	765.52	60.32
<i>For Tempered Clear Insulated Glass, Add</i>		
	128.98	
08 52 16 00-1024 EA 48" x 52-13/16", Picture Wood Clad Window For Awning And Casement Windows (Andersen 200 Series).....	870.55	64.34
<i>For Tempered Clear Insulated Glass, Add</i>		
	148.37	
08 52 16 00-1025 EA 52-13/16" x 52-13/16", Picture Wood Clad Window For Awning And Casement Windows (Andersen 200 Series).....	939.22	66.35
<i>For Tempered Clear Insulated Glass, Add</i>		
	161.30	
08 52 16 00-1026 EA 59-7/8" x 52-13/16", Picture Wood Clad Window For Awning And Casement Windows (Andersen 200 Series).....	1,041.62	70.37
<i>For Tempered Clear Insulated Glass, Add</i>		
	180.38	
08 52 16 00-1027 EA 64-13/16" x 52-13/16", Picture Wood Clad Window For Awning And Casement Windows (Andersen 200 Series).....	1,112.92	72.38
<i>For Tempered Clear Insulated Glass, Add</i>		
	193.63	
08 52 16 00-1028 EA 71-7/8" x 52-13/16", Picture Wood Clad Window For Awning And Casement Windows (Andersen 200 Series).....	1,310.67	76.40
<i>For Tempered Clear Insulated Glass, Add</i>		
	231.77	
08 52 16 00-1029 59-7/8" Height, Picture Wood Clad Windows For Awning And Casement Windows (Andersen 200 Series) (08 52 16 00-0999)		
08 52 16 00-1030 EA 35-15/16" x 59-7/8", Picture Wood Clad Window For Awning And Casement Windows (Andersen 200 Series).....	796.64	61.33
<i>For Tempered Clear Insulated Glass, Add</i>		
	134.80	
08 52 16 00-1031 EA 40-13/16" x 59-7/8", Picture Wood Clad Window For Awning And Casement Windows (Andersen 200 Series).....	867.93	64.34
<i>For Tempered Clear Insulated Glass, Add</i>		
	148.05	

08	08	Openings
	08 50	Windows
	08 52	Wood Windows



MINOR CSI	UOM	DESCRIPTION	TOTAL DIRECT UNIT COST	DEMOLITION UNIT COST
08 52 16 00-1032	EA	48" x 59-7/8", Picture Wood Clad Window For Awning And Casement Windows (Andersen 200 Series)..... <i>For Tempered Clear Insulated Glass, Add</i>	972.95 167.45	67.86
08 52 16 00-1033	EA	52-13/16" x 59-7/8", Picture Wood Clad Window For Awning And Casement Windows (Andersen 200 Series)..... <i>For Tempered Clear Insulated Glass, Add</i>	1,041.62 180.38	69.86
08 52 16 00-1034	EA	59-7/8" x 59-7/8", Picture Wood Clad Window For Awning And Casement Windows (Andersen 200 Series)..... <i>For Tempered Clear Insulated Glass, Add</i>	1,144.01 199.45	73.39
08 52 16 00-1035	EA	64-13/16" x 59-7/8", Picture Wood Clad Window For Awning And Casement Windows (Andersen 200 Series)..... <i>For Tempered Clear Insulated Glass, Add</i>	1,215.31 212.70	75.90
08 52 16 00-1036	EA	71-7/8" x 59-7/8", Picture Wood Clad Window For Awning And Casement Windows (Andersen 200 Series)..... <i>For Tempered Clear Insulated Glass, Add</i>	1,317.70 231.77	79.42
08 52 16 00-1037		64-13/16" Height, Picture Wood Clad Windows For Awning And Casement Windows (Andersen 200 Series) (08 52 16 00-0989)		
08 52 16 00-1038	EA	35-15/16" x 64-13/16", Picture Wood Clad Window For Awning And Casement Windows (Andersen 200 Series)..... <i>For Tempered Clear Insulated Glass, Add</i>	867.93 148.05	64.34
08 52 16 00-1039	EA	40-13/16" x 64-13/16", Picture Wood Clad Window For Awning And Casement Windows (Andersen 200 Series)..... <i>For Tempered Clear Insulated Glass, Add</i>	939.22 161.30	66.35
08 52 16 00-1040	EA	48" x 64-13/16", Picture Wood Clad Window For Awning And Casement Windows (Andersen 200 Series)..... <i>For Tempered Clear Insulated Glass, Add</i>	1,044.25 180.70	70.37
08 52 16 00-1041	EA	52-13/16" x 64-13/16", Picture Wood Clad Window For Awning And Casement Windows (Andersen 200 Series)..... <i>For Tempered Clear Insulated Glass, Add</i>	1,112.92 193.63	72.38
08 52 16 00-1042	EA	59-7/8" x 64-13/16", Picture Wood Clad Window For Awning And Casement Windows (Andersen 200 Series)..... <i>For Tempered Clear Insulated Glass, Add</i>	1,310.67 231.77	76.40
08 52 16 00-1043		71-7/8" Height, Picture Wood Clad Windows For Awning And Casement Windows (Andersen 200 Series) (08 52 16 00-0989)		
08 52 16 00-1044	EA	35-15/16" x 71-7/8", Picture Wood Clad Window For Awning And Casement Windows (Andersen 200 Series)..... <i>For Tempered Clear Insulated Glass, Add</i>	970.32 167.12	67.36
08 52 16 00-1045	EA	40-13/16" x 71-7/8", Picture Wood Clad Window For Awning And Casement Windows (Andersen 200 Series)..... <i>For Tempered Clear Insulated Glass, Add</i>	1,041.62 180.38	70.37
08 52 16 00-1046	EA	48" x 71-7/8", Picture Wood Clad Window For Awning And Casement Windows (Andersen 200 Series)..... <i>For Tempered Clear Insulated Glass, Add</i>	1,146.64 199.77	73.90
08 52 16 00-1047	EA	52-13/16" x 71-7/8", Picture Wood Clad Window For Awning And Casement Windows (Andersen 200 Series)..... <i>For Tempered Clear Insulated Glass, Add</i>	1,215.31 212.70	75.90
08 52 16 00-1048	EA	59-7/8" x 71-7/8", Picture Wood Clad Window For Awning And Casement Windows (Andersen 200 Series)..... <i>For Tempered Clear Insulated Glass, Add</i>	1,317.70 231.77	79.42
08 52 16 00-1049		Picture Wood Clad Windows For Awning And Casement Windows (Andersen 400 Series) (08 52 16 00-0989)		
		Note: Includes painted or stained wood interior, colored PVC clad exterior, standard hardware and Low-E insulated glass. Excludes grilles and insect screens.		
08 52 16 00-1050		12" Height, Picture Wood Clad Windows For Awning And Casement Windows (Andersen 400 Series) (08 52 16 00-1049)		
08 52 16 00-1051	EA	40-13/16" x 12", Picture Wood Clad Window For Awning And Casement Windows (Andersen 400 Series)..... <i>For Tempered Low-E Insulated Glass, Add</i>	481.78 80.27	40.21
08 52 16 00-1052	EA	48" x 12", Picture Wood Clad Window For Awning And Casement Windows (Andersen 400 Series)..... <i>For Tempered Low-E Insulated Glass, Add</i>	565.85 95.48	44.24
08 52 16 00-1053	EA	52-13/16" x 12", Picture Wood Clad Window For Awning And Casement Windows (Andersen 400 Series)..... <i>For Tempered Low-E Insulated Glass, Add</i>	601.70 101.84	46.24
08 52 16 00-1054	EA	59-7/8" x 12", Picture Wood Clad Window For Awning And Casement Windows (Andersen 400 Series)..... <i>For Tempered Low-E Insulated Glass, Add</i>	652.93 110.68	50.26
08 52 16 00-1055	EA	64-13/16" x 12", Picture Wood Clad Window For Awning And Casement Windows (Andersen 400 Series)..... <i>For Tempered Low-E Insulated Glass, Add</i>	688.01 116.69	52.28
08 52 16 00-1056	EA	71-7/8" x 12", Picture Wood Clad Window For Awning And Casement Windows (Andersen 400 Series)..... <i>For Tempered Low-E Insulated Glass, Add</i>	739.26 125.53	56.30
08 52 16 00-1057		35-15/16" Height, Picture Wood Clad Windows For Awning And Casement Windows (Andersen 400 Series) (08 52 16 00-1049)		
08 52 16 00-1058	EA	35-15/16" x 35-15/16", Picture Wood Clad Window For Awning And Casement Windows (Andersen 400 Series)..... <i>For Tempered Low-E Insulated Glass, Add</i>	531.52 86.60	49.26
08 52 16 00-1059	EA	40-13/16" x 35-15/16", Picture Wood Clad Window For Awning And Casement Windows (Andersen 400 Series)..... <i>For Tempered Low-E Insulated Glass, Add</i>	618.36 102.96	52.28
08 52 16 00-1060	EA	48" x 35-15/16", Picture Wood Clad Window For Awning And Casement Windows (Andersen 400 Series)..... <i>For Tempered Low-E Insulated Glass, Add</i>	746.13 126.91	55.80
08 52 16 00-1061	EA	52-13/16" x 35-15/16", Picture Wood Clad Window For Awning And Casement Windows (Andersen 400 Series)..... <i>For Tempered Low-E Insulated Glass, Add</i>	829.96 142.87	57.80
08 52 16 00-1062	EA	59-7/8" x 35-15/16", Picture Wood Clad Window For Awning And Casement Windows (Andersen 400 Series)..... <i>For Tempered Low-E Insulated Glass, Add</i>	954.73 166.42	61.33
08 52 16 00-1063	EA	64-13/16" x 35-15/16", Picture Wood Clad Window For Awning And Casement Windows (Andersen 400 Series)..... <i>For Tempered Low-E Insulated Glass, Add</i>	1,041.57 182.78	63.84
08 52 16 00-1064	EA	71-7/8" x 35-15/16", Picture Wood Clad Window For Awning And Casement Windows (Andersen 400 Series)..... <i>For Tempered Low-E Insulated Glass, Add</i>	1,565.41 286.14	67.36
08 52 16 00-1065		40-13/16" Height, Picture Wood Clad Windows For Awning And Casement Windows (Andersen 400 Series) (08 52 16 00-1049)		



MINOR	CSI	UOM	DESCRIPTION	TOTAL DIRECT UNIT COST	DEMOLITION UNIT COST
08 52 16 00-1066	EA		35-15/16" x 40-13/16", Picture Wood Clad Window For Awning And Casement Windows (Andersen 400 Series).....	618.36	52.28
			<i>For Tempered Low-E Insulated Glass, Add</i>	102.96	
08 52 16 00-1067	EA		40-13/16" x 40-13/16", Picture Wood Clad Window For Awning And Casement Windows (Andersen 400 Series).....	705.19	54.29
			<i>For Tempered Low-E Insulated Glass, Add</i>	119.32	
08 52 16 00-1068	EA		48" x 40-13/16", Picture Wood Clad Window For Awning And Casement Windows (Andersen 400 Series).....	832.96	58.31
			<i>For Tempered Low-E Insulated Glass, Add</i>	143.27	
08 52 16 00-1069	EA		52-13/16" x 40-13/16", Picture Wood Clad Window For Awning And Casement Windows (Andersen 400 Series).....	916.79	60.32
			<i>For Tempered Low-E Insulated Glass, Add</i>	159.23	
08 52 16 00-1070	EA		59-7/8" x 40-13/16", Picture Wood Clad Window For Awning And Casement Windows (Andersen 400 Series).....	1,041.57	64.34
			<i>For Tempered Low-E Insulated Glass, Add</i>	182.78	
08 52 16 00-1071	EA		64-13/16" x 40-13/16", Picture Wood Clad Window For Awning And Casement Windows (Andersen 400 Series).....	1,128.40	66.35
			<i>For Tempered Low-E Insulated Glass, Add</i>	199.14	
08 52 16 00-1072	EA		71-7/8" x 40-13/16", Picture Wood Clad Window For Awning And Casement Windows (Andersen 400 Series).....	1,253.17	70.37
			<i>For Tempered Low-E Insulated Glass, Add</i>	222.69	
08 52 16 00-1073			48" Height, Picture Wood Clad Windows For Awning And Casement Windows (Andersen 400 Series) (08 52 16 00-1049)		
08 52 16 00-1074	EA		35-15/16" x 48", Picture Wood Clad Window For Awning And Casement Windows (Andersen 400 Series).....	746.13	56.30
			<i>For Tempered Low-E Insulated Glass, Add</i>	126.91	
08 52 16 00-1075	EA		40-13/16" x 48", Picture Wood Clad Window For Awning And Casement Windows (Andersen 400 Series).....	832.96	58.31
			<i>For Tempered Low-E Insulated Glass, Add</i>	143.27	
08 52 16 00-1076	EA		48" x 48", Picture Wood Clad Window For Awning And Casement Windows (Andersen 400 Series).....	960.73	62.33
			<i>For Tempered Low-E Insulated Glass, Add</i>	167.21	
08 52 16 00-1077	EA		52-13/16" x 48", Picture Wood Clad Window For Awning And Casement Windows (Andersen 400 Series).....	1,044.57	64.34
			<i>For Tempered Low-E Insulated Glass, Add</i>	183.18	
08 52 16 00-1078	EA		59-7/8" x 48", Picture Wood Clad Window For Awning And Casement Windows (Andersen 400 Series).....	1,169.34	68.36
			<i>For Tempered Low-E Insulated Glass, Add</i>	206.72	
08 52 16 00-1079	EA		64-13/16" x 48", Picture Wood Clad Window For Awning And Casement Windows (Andersen 400 Series).....	1,256.18	70.37
			<i>For Tempered Low-E Insulated Glass, Add</i>	223.09	
08 52 16 00-1080	EA		71-7/8" x 48", Picture Wood Clad Window For Awning And Casement Windows (Andersen 400 Series).....	1,380.94	74.39
			<i>For Tempered Low-E Insulated Glass, Add</i>	246.63	
08 52 16 00-1081			52-13/16" Height, Picture Wood Clad Windows For Awning And Casement Windows (Andersen 400 Series) (08 52 16 00-1049)		
08 52 16 00-1082	EA		35-15/16" x 52-13/16", Picture Wood Clad Window For Awning And Casement Windows (Andersen 400 Series).....	829.96	58.31
			<i>For Tempered Low-E Insulated Glass, Add</i>	142.87	
08 52 16 00-1083	EA		40-13/16" x 52-13/16", Picture Wood Clad Window For Awning And Casement Windows (Andersen 400 Series).....	916.79	60.32
			<i>For Tempered Low-E Insulated Glass, Add</i>	159.23	
08 52 16 00-1084	EA		48" x 52-13/16", Picture Wood Clad Window For Awning And Casement Windows (Andersen 400 Series).....	1,044.57	64.34
			<i>For Tempered Low-E Insulated Glass, Add</i>	183.18	
08 52 16 00-1085	EA		52-13/16" x 52-13/16", Picture Wood Clad Window For Awning And Casement Windows (Andersen 400 Series).....	1,128.40	66.35
			<i>For Tempered Low-E Insulated Glass, Add</i>	199.14	
08 52 16 00-1086	EA		59-7/8" x 52-13/16", Picture Wood Clad Window For Awning And Casement Windows (Andersen 400 Series).....	1,253.17	70.37
			<i>For Tempered Low-E Insulated Glass, Add</i>	222.69	
08 52 16 00-1087	EA		64-13/16" x 52-13/16", Picture Wood Clad Window For Awning And Casement Windows (Andersen 400 Series).....	1,340.01	72.38
			<i>For Tempered Low-E Insulated Glass, Add</i>	239.05	
08 52 16 00-1088	EA		71-7/8" x 52-13/16", Picture Wood Clad Window For Awning And Casement Windows (Andersen 400 Series).....	1,582.50	76.40
			<i>For Tempered Low-E Insulated Glass, Add</i>	286.14	
08 52 16 00-1089			59-7/8" Height, Picture Wood Clad Windows For Awning And Casement Windows (Andersen 400 Series) (08 52 16 00-1049)		
08 52 16 00-1090	EA		35-15/16" x 59-7/8", Picture Wood Clad Window For Awning And Casement Windows (Andersen 400 Series).....	954.73	61.33
			<i>For Tempered Low-E Insulated Glass, Add</i>	166.42	
08 52 16 00-1091	EA		40-13/16" x 59-7/8", Picture Wood Clad Window For Awning And Casement Windows (Andersen 400 Series).....	1,041.57	64.34
			<i>For Tempered Low-E Insulated Glass, Add</i>	182.78	
08 52 16 00-1092	EA		48" x 59-7/8", Picture Wood Clad Window For Awning And Casement Windows (Andersen 400 Series).....	1,169.34	67.86
			<i>For Tempered Low-E Insulated Glass, Add</i>	206.72	
08 52 16 00-1093	EA		52-13/16" x 59-7/8", Picture Wood Clad Window For Awning And Casement Windows (Andersen 400 Series).....	1,253.17	69.86
			<i>For Tempered Low-E Insulated Glass, Add</i>	222.69	
08 52 16 00-1094	EA		59-7/8" x 59-7/8", Picture Wood Clad Window For Awning And Casement Windows (Andersen 400 Series).....	1,377.93	73.39
			<i>For Tempered Low-E Insulated Glass, Add</i>	246.23	
08 52 16 00-1095	EA		64-13/16" x 59-7/8", Picture Wood Clad Window For Awning And Casement Windows (Andersen 400 Series).....	1,464.77	75.90
			<i>For Tempered Low-E Insulated Glass, Add</i>	262.59	
08 52 16 00-1096	EA		71-7/8" x 59-7/8", Picture Wood Clad Window For Awning And Casement Windows (Andersen 400 Series).....	1,589.53	79.42
			<i>For Tempered Low-E Insulated Glass, Add</i>	286.14	
08 52 16 00-1097			64-13/16" Height, Picture Wood Clad Windows For Awning And Casement Windows (Andersen 400 Series) (08 52 16 00-1049)		
08 52 16 00-1098	EA		35-15/16" x 64-13/16", Picture Wood Clad Window For Awning And Casement Windows (Andersen 400 Series).....	1,041.57	64.34
			<i>For Tempered Low-E Insulated Glass, Add</i>	182.78	
08 52 16 00-1099	EA		40-13/16" x 64-13/16", Picture Wood Clad Window For Awning And Casement Windows (Andersen 400 Series).....	1,128.40	66.35
			<i>For Tempered Low-E Insulated Glass, Add</i>	199.14	
08 52 16 00-1100	EA		48" x 64-13/16", Picture Wood Clad Window For Awning And Casement Windows (Andersen 400 Series).....	1,256.18	70.37
			<i>For Tempered Low-E Insulated Glass, Add</i>	223.09	
08 52 16 00-1101	EA		52-13/16" x 64-13/16", Picture Wood Clad Window For Awning And Casement Windows (Andersen 400 Series).....	1,340.01	72.38
			<i>For Tempered Low-E Insulated Glass, Add</i>	239.05	
08 52 16 00-1102	EA		59-7/8" x 64-13/16", Picture Wood Clad Window For Awning And Casement Windows (Andersen 400 Series).....	1,582.50	76.40
			<i>For Tempered Low-E Insulated Glass, Add</i>	286.14	

08	08	Openings
	08 50	Windows
	08 52	Wood Windows



MINOR CSI	UOM	DESCRIPTION	TOTAL DIRECT UNIT COST	DEMOLITION UNIT COST
--------------	-----	-------------	---------------------------	-------------------------

08 52 16 00-1103		71-7/8" Height, Picture Wood Clad Windows For Awning And Casement Windows (Andersen 400 Series) (08 52 16 00-1049)		
08 52 16 00-1104	EA	35-15/16" x 71-7/8", Picture Wood Clad Window For Awning And Casement Windows (Andersen 400 Series).....	1,166.33	67.36
		<i>For Tempered Low-E Insulated Glass, Add</i>	206.32	
08 52 16 00-1105	EA	40-13/16" x 71-7/8", Picture Wood Clad Window For Awning And Casement Windows (Andersen 400 Series).....	1,253.17	70.37
		<i>For Tempered Low-E Insulated Glass, Add</i>	222.69	
08 52 16 00-1106	EA	48" x 71-7/8", Picture Wood Clad Window For Awning And Casement Windows (Andersen 400 Series).....	1,380.94	73.90
		<i>For Tempered Low-E Insulated Glass, Add</i>	246.63	
08 52 16 00-1107	EA	52-13/16" x 71-7/8", Picture Wood Clad Window For Awning And Casement Windows (Andersen 400 Series).....	1,464.77	75.90
		<i>For Tempered Low-E Insulated Glass, Add</i>	262.59	
08 52 16 00-1108	EA	59-7/8" x 71-7/8", Picture Wood Clad Window For Awning And Casement Windows (Andersen 400 Series).....	1,589.53	79.42
		<i>For Tempered Low-E Insulated Glass, Add</i>	286.14	
08 52 16 00-1109		Picture Wood Clad Windows For Double Hung Windows (08 52 16 00-0987)		
08 52 16 00-1110		Picture Wood Clad Windows For Double Hung Windows (Andersen 200 Series) (08 52 16 00-1109) Note: Includes painted or stained wood interior, colored PVC clad exterior, standard hardware and clear insulated glass. Excludes grilles and insect screens.		
08 52 16 00-1111		35-1/2" Height, Picture Wood Clad Windows For Double Hung Windows (Andersen 200 Series) (08 52 16 00-1110)		
08 52 16 00-1112	EA	56-1/2" x 35-1/2", Picture Wood Clad Window For Double Hung Windows (Andersen 200 Series).....	576.52	62.83
		<i>For Tempered Clear Insulated Glass, Add</i>	90.17	
08 52 16 00-1113	EA	59-1/2" x 35-1/2", Picture Wood Clad Window For Double Hung Windows (Andersen 200 Series).....	591.92	64.34
		<i>For Tempered Clear Insulated Glass, Add</i>	92.65	
08 52 16 00-1114		47-1/2" Height, Picture Wood Clad Windows For Double Hung Windows (Andersen 200 Series) (08 52 16 00-1110)		
08 52 16 00-1115	EA	47-1/2" x 47-1/2", Picture Wood Clad Window For Double Hung Windows (Andersen 200 Series).....	591.92	64.34
		<i>For Tempered Clear Insulated Glass, Add</i>	92.65	
08 52 16 00-1116	EA	71-1/2" x 47-1/2", Picture Wood Clad Window For Double Hung Windows (Andersen 200 Series).....	718.59	76.40
		<i>For Tempered Clear Insulated Glass, Add</i>	113.16	
08 52 16 00-1117		53-1/2" Height, Picture Wood Clad Windows For Double Hung Windows (Andersen 200 Series) (08 52 16 00-1110)		
08 52 16 00-1118	EA	56-1/2" x 53-1/2", Picture Wood Clad Window For Double Hung Windows (Andersen 200 Series).....	672.41	71.88
		<i>For Tempered Clear Insulated Glass, Add</i>	105.73	
08 52 16 00-1119	EA	59-1/2" x 53-1/2", Picture Wood Clad Window For Double Hung Windows (Andersen 200 Series).....	687.80	73.39
		<i>For Tempered Clear Insulated Glass, Add</i>	108.21	
08 52 16 00-1120		56-1/2" Height, Picture Wood Clad Windows For Double Hung Windows (Andersen 200 Series) (08 52 16 00-1110)		
08 52 16 00-1121	EA	56-1/2" x 56-1/2", Picture Wood Clad Window For Double Hung Windows (Andersen 200 Series).....	576.52	63.33
		<i>For Tempered Clear Insulated Glass, Add</i>	90.17	
08 52 16 00-1122	EA	53-1/2" x 56-1/2", Picture Wood Clad Window For Double Hung Windows (Andersen 200 Series).....	672.41	71.88
		<i>For Tempered Clear Insulated Glass, Add</i>	105.73	
08 52 16 00-1123		59-1/2" Height, Picture Wood Clad Windows For Double Hung Windows (Andersen 200 Series) (08 52 16 00-1110)		
08 52 16 00-1124	EA	35-1/2" x 59-1/2", Picture Wood Clad Window For Double Hung Windows (Andersen 200 Series).....	591.92	64.34
		<i>For Tempered Clear Insulated Glass, Add</i>	92.65	
08 52 16 00-1125	EA	53-1/2" x 59-1/2", Picture Wood Clad Window For Double Hung Windows (Andersen 200 Series).....	687.80	73.39
		<i>For Tempered Clear Insulated Glass, Add</i>	108.21	
08 52 16 00-1126	EA	59-1/2" x 59-1/2", Picture Wood Clad Window For Double Hung Windows (Andersen 200 Series).....	718.59	76.40
		<i>For Tempered Clear Insulated Glass, Add</i>	113.16	
08 52 16 00-1127	EA	65-1/2" x 59-1/2", Picture Wood Clad Window For Double Hung Windows (Andersen 200 Series).....	751.13	79.42
		<i>For Tempered Clear Insulated Glass, Add</i>	118.46	
08 52 16 00-1128		65-1/2" Height, Picture Wood Clad Windows For Double Hung Windows (Andersen 200 Series) (08 52 16 00-1110)		
08 52 16 00-1129	EA	59-1/2" x 65-1/2", Picture Wood Clad Window For Double Hung Windows (Andersen 200 Series).....	751.13	79.42
		<i>For Tempered Clear Insulated Glass, Add</i>	118.46	
08 52 16 00-1130		71-1/2" Height, Picture Wood Clad Windows For Double Hung Windows (Andersen 200 Series) (08 52 16 00-1110)		
08 52 16 00-1131	EA	47-1/2" x 71-1/2", Picture Wood Clad Window For Double Hung Windows (Andersen 200 Series).....	718.59	76.40
		<i>For Tempered Clear Insulated Glass, Add</i>	113.16	



Openings	08	08
Windows	08 50	
Wood Windows	08 52	

MINOR CSI UOM DESCRIPTION	TOTAL DIRECT UNIT COST	DEMOLITION UNIT COST
08 52 16 00-1132 Picture Wood Clad Windows For Double Hung Windows (Andersen 400 Series) <small>(08 52 16 00-1109)</small>		
Note: Includes painted or stained wood interior, colored PVC clad exterior, standard hardware and Low-E insulated glass. Excludes grilles and insect screens.		
08 52 16 00-1133 48-7/8" Height, Picture Wood Clad Windows For Double Hung Windows (Andersen 400 Series) <small>(08 52 16 00-1132)</small>		
08 52 16 00-1134 EA 12" x 48-7/8", Picture Wood Clad Window For Double Hung Windows (Andersen 400 Series)	647.91	47.25
For Tempered Low-E Insulated Glass, Add	110.68	
08 52 16 00-1135 EA 37-5/8" x 48-7/8", Picture Wood Clad Window For Double Hung Windows (Andersen 400 Series)	906.42	60.32
For Tempered Low-E Insulated Glass, Add	157.36	
08 52 16 00-1136 EA 41-5/8" x 48-7/8", Picture Wood Clad Window For Double Hung Windows (Andersen 400 Series)	945.81	61.82
For Tempered Low-E Insulated Glass, Add	164.43	
08 52 16 00-1137 EA 47-5/16" x 48-7/8", Picture Wood Clad Window For Double Hung Windows (Andersen 400 Series)	1,004.88	64.85
For Tempered Low-E Insulated Glass, Add	175.04	
08 52 16 00-1138 EA 51-5/16" x 48-7/8", Picture Wood Clad Window For Double Hung Windows (Andersen 400 Series)	1,044.26	67.36
For Tempered Low-E Insulated Glass, Add	182.11	
08 52 16 00-1139 EA 59-5/16" x 48-7/8", Picture Wood Clad Window For Double Hung Windows (Andersen 400 Series)	1,124.79	70.87
For Tempered Low-E Insulated Glass, Add	196.61	
08 52 16 00-1140 EA 67-5/16" x 48-7/8", Picture Wood Clad Window For Double Hung Windows (Andersen 400 Series)	1,205.34	75.40
For Tempered Low-E Insulated Glass, Add	211.11	
08 52 16 00-1141 52-7/8" Height, Picture Wood Clad Windows For Double Hung Windows (Andersen 400 Series) <small>(08 52 16 00-1132)</small>		
08 52 16 00-1142 EA 12" x 52-7/8", Picture Wood Clad Window For Double Hung Windows (Andersen 400 Series)	689.06	49.26
For Tempered Low-E Insulated Glass, Add	118.11	
08 52 16 00-1143 EA 37-5/8" x 52-7/8", Picture Wood Clad Window For Double Hung Windows (Andersen 400 Series)	945.81	62.33
For Tempered Low-E Insulated Glass, Add	164.43	
08 52 16 00-1144 EA 41-5/8" x 52-7/8", Picture Wood Clad Window For Double Hung Windows (Andersen 400 Series)	986.96	63.84
For Tempered Low-E Insulated Glass, Add	171.86	
08 52 16 00-1145 EA 47-5/16" x 52-7/8", Picture Wood Clad Window For Double Hung Windows (Andersen 400 Series)	1,044.26	66.85
For Tempered Low-E Insulated Glass, Add	182.11	
08 52 16 00-1146 EA 51-5/16" x 52-7/8", Picture Wood Clad Window For Double Hung Windows (Andersen 400 Series)	1,085.41	69.37
For Tempered Low-E Insulated Glass, Add	189.54	
08 52 16 00-1147 EA 59-5/16" x 52-7/8", Picture Wood Clad Window For Double Hung Windows (Andersen 400 Series)	1,165.95	72.89
For Tempered Low-E Insulated Glass, Add	204.04	
08 52 16 00-1148 EA 67-5/16" x 52-7/8", Picture Wood Clad Window For Double Hung Windows (Andersen 400 Series)	1,246.49	77.41
For Tempered Low-E Insulated Glass, Add	218.53	
08 52 16 00-1149 56-7/8" Height, Picture Wood Clad Windows For Double Hung Windows (Andersen 400 Series) <small>(08 52 16 00-1132)</small>		
08 52 16 00-1150 EA 12" x 56-7/8", Picture Wood Clad Window For Double Hung Windows (Andersen 400 Series)	728.44	51.27
For Tempered Low-E Insulated Glass, Add	125.18	
08 52 16 00-1151 EA 37-5/8" x 56-7/8", Picture Wood Clad Window For Double Hung Windows (Andersen 400 Series)	986.96	64.34
For Tempered Low-E Insulated Glass, Add	171.86	
08 52 16 00-1152 EA 41-5/8" x 56-7/8", Picture Wood Clad Window For Double Hung Windows (Andersen 400 Series)	1,026.35	65.84
For Tempered Low-E Insulated Glass, Add	178.93	
08 52 16 00-1153 EA 47-5/16" x 56-7/8", Picture Wood Clad Window For Double Hung Windows (Andersen 400 Series)	1,085.41	68.87
For Tempered Low-E Insulated Glass, Add	189.54	
08 52 16 00-1154 EA 51-5/16" x 56-7/8", Picture Wood Clad Window For Double Hung Windows (Andersen 400 Series)	1,124.79	71.38
For Tempered Low-E Insulated Glass, Add	196.61	
08 52 16 00-1155 EA 59-5/16" x 56-7/8", Picture Wood Clad Window For Double Hung Windows (Andersen 400 Series)	1,205.34	74.89
For Tempered Low-E Insulated Glass, Add	211.11	
08 52 16 00-1156 EA 67-5/16" x 56-7/8", Picture Wood Clad Window For Double Hung Windows (Andersen 400 Series)	1,287.64	79.42
For Tempered Low-E Insulated Glass, Add	225.96	
08 52 16 00-1157 60-7/8" Height, Picture Wood Clad Windows For Double Hung Windows (Andersen 400 Series) <small>(08 52 16 00-1132)</small>		
08 52 16 00-1158 EA 12" x 60-7/8", Picture Wood Clad Window For Double Hung Windows (Andersen 400 Series)	769.60	53.28
For Tempered Low-E Insulated Glass, Add	132.61	
08 52 16 00-1159 EA 37-5/8" x 60-7/8", Picture Wood Clad Window For Double Hung Windows (Andersen 400 Series)	1,026.35	66.35
For Tempered Low-E Insulated Glass, Add	178.93	
08 52 16 00-1160 EA 41-5/8" x 60-7/8", Picture Wood Clad Window For Double Hung Windows (Andersen 400 Series)	1,067.50	67.86
For Tempered Low-E Insulated Glass, Add	186.36	
08 52 16 00-1161 EA 47-5/16" x 60-7/8", Picture Wood Clad Window For Double Hung Windows (Andersen 400 Series)	1,124.79	70.87
For Tempered Low-E Insulated Glass, Add	196.61	
08 52 16 00-1162 EA 51-5/16" x 60-7/8", Picture Wood Clad Window For Double Hung Windows (Andersen 400 Series)	1,165.95	73.39
For Tempered Low-E Insulated Glass, Add	204.04	
08 52 16 00-1163 EA 59-5/16" x 60-7/8", Picture Wood Clad Window For Double Hung Windows (Andersen 400 Series)	1,246.49	76.91
For Tempered Low-E Insulated Glass, Add	218.53	
08 52 16 00-1164 EA 67-5/16" x 60-7/8", Picture Wood Clad Window For Double Hung Windows (Andersen 400 Series)	1,327.02	81.43
For Tempered Low-E Insulated Glass, Add	233.03	
08 52 16 00-1165 64-7/8" Height, Picture Wood Clad Windows For Double Hung Windows (Andersen 400 Series) <small>(08 52 16 00-1132)</small>		
08 52 16 00-1166 EA 12" x 64-7/8", Picture Wood Clad Window For Double Hung Windows (Andersen 400 Series)	808.98	55.29
For Tempered Low-E Insulated Glass, Add	139.68	

08 Openings

08 50 Windows

08 52 Wood Windows


**SAN BERNARDINO
COUNTY**

MINOR CSI	UOM	DESCRIPTION	TOTAL DIRECT UNIT COST	DEMOLITION UNIT COST
08 52 16 00-1167	EA	37-5/8" x 64-7/8", Picture Wood Clad Window For Double Hung Windows (Andersen 400 Series) <i>For Tempered Low-E Insulated Glass, Add</i>	1,067.50 186.36	68.36
08 52 16 00-1168	EA	41-5/8" x 64-7/8", Picture Wood Clad Window For Double Hung Windows (Andersen 400 Series) <i>For Tempered Low-E Insulated Glass, Add</i>	1,108.64 193.78	69.86
08 52 16 00-1169	EA	47-5/16" x 64-7/8", Picture Wood Clad Window For Double Hung Windows (Andersen 400 Series) <i>For Tempered Low-E Insulated Glass, Add</i>	1,165.95 204.04	72.89
08 52 16 00-1170	EA	51-5/16" x 64-7/8", Picture Wood Clad Window For Double Hung Windows (Andersen 400 Series) <i>For Tempered Low-E Insulated Glass, Add</i>	1,205.34 211.11	75.40
08 52 16 00-1171	EA	59-5/16" x 64-7/8", Picture Wood Clad Window For Double Hung Windows (Andersen 400 Series) <i>For Tempered Low-E Insulated Glass, Add</i>	1,287.64 225.96	78.91
08 52 16 00-1172	EA	67-5/16" x 64-7/8", Picture Wood Clad Window For Double Hung Windows (Andersen 400 Series) <i>For Tempered Low-E Insulated Glass, Add</i>	1,368.17 240.46	83.44
08 52 16 00-1173		68-7/8" Height, Picture Wood Clad Windows For Double Hung Windows (Andersen 400 Series) <small>(08 52 16 00-1132)</small>		
08 52 16 00-1174	EA	12" x 68-7/8", Picture Wood Clad Window For Double Hung Windows (Andersen 400 Series) <i>For Tempered Low-E Insulated Glass, Add</i>	850.13 147.10	57.30
08 52 16 00-1175	EA	37-5/8" x 68-7/8", Picture Wood Clad Window For Double Hung Windows (Andersen 400 Series) <i>For Tempered Low-E Insulated Glass, Add</i>	1,108.64 193.78	70.37
08 52 16 00-1176	EA	41-5/8" x 68-7/8", Picture Wood Clad Window For Double Hung Windows (Andersen 400 Series) <i>For Tempered Low-E Insulated Glass, Add</i>	1,148.03 200.85	71.88
08 52 16 00-1177	EA	47-5/16" x 68-7/8", Picture Wood Clad Window For Double Hung Windows (Andersen 400 Series) <i>For Tempered Low-E Insulated Glass, Add</i>	1,205.34 211.11	74.89
08 52 16 00-1178	EA	51-5/16" x 68-7/8", Picture Wood Clad Window For Double Hung Windows (Andersen 400 Series) <i>For Tempered Low-E Insulated Glass, Add</i>	1,246.49 218.53	77.41
08 52 16 00-1179	EA	59-5/16" x 68-7/8", Picture Wood Clad Window For Double Hung Windows (Andersen 400 Series) <i>For Tempered Low-E Insulated Glass, Add</i>	1,327.02 233.03	80.93
08 52 16 00-1180	EA	67-5/16" x 68-7/8", Picture Wood Clad Window For Double Hung Windows (Andersen 400 Series) <i>For Tempered Low-E Insulated Glass, Add</i>	1,407.55 247.53	85.45
08 52 16 00-1181		72-7/8" Height, Picture Wood Clad Windows For Double Hung Windows (Andersen 400 Series) <small>(08 52 16 00-1132)</small>		
08 52 16 00-1182	EA	12" x 72-7/8", Picture Wood Clad Window For Double Hung Windows (Andersen 400 Series) <i>For Tempered Low-E Insulated Glass, Add</i>	889.51 154.18	59.31
08 52 16 00-1183	EA	37-5/8" x 72-7/8", Picture Wood Clad Window For Double Hung Windows (Andersen 400 Series) <i>For Tempered Low-E Insulated Glass, Add</i>	1,148.03 200.85	72.38
08 52 16 00-1184	EA	41-5/8" x 72-7/8", Picture Wood Clad Window For Double Hung Windows (Andersen 400 Series) <i>For Tempered Low-E Insulated Glass, Add</i>	1,189.18 208.28	73.90
08 52 16 00-1185	EA	47-5/16" x 72-7/8", Picture Wood Clad Window For Double Hung Windows (Andersen 400 Series) <i>For Tempered Low-E Insulated Glass, Add</i>	1,246.49 218.53	76.91
08 52 16 00-1186	EA	51-5/16" x 72-7/8", Picture Wood Clad Window For Double Hung Windows (Andersen 400 Series) <i>For Tempered Low-E Insulated Glass, Add</i>	1,287.64 225.96	79.42
08 52 16 00-1187	EA	59-5/16" x 72-7/8", Picture Wood Clad Window For Double Hung Windows (Andersen 400 Series) <i>For Tempered Low-E Insulated Glass, Add</i>	1,368.17 240.46	82.93
08 52 16 00-1188	EA	67-5/16" x 72-7/8", Picture Wood Clad Window For Double Hung Windows (Andersen 400 Series) <i>For Tempered Low-E Insulated Glass, Add</i>	1,448.70 254.96	87.46
08 52 16 00-1189		76-7/8" Height, Picture Wood Clad Windows For Double Hung Windows (Andersen 400 Series) <small>(08 52 16 00-1132)</small>		
08 52 16 00-1190	EA	12" x 76-7/8", Picture Wood Clad Window For Double Hung Windows (Andersen 400 Series) <i>For Tempered Low-E Insulated Glass, Add</i>	930.66 161.60	61.33
08 52 16 00-1191	EA	37-5/8" x 76-7/8", Picture Wood Clad Window For Double Hung Windows (Andersen 400 Series) <i>For Tempered Low-E Insulated Glass, Add</i>	1,189.18 208.28	74.39
08 52 16 00-1192	EA	41-5/8" x 76-7/8", Picture Wood Clad Window For Double Hung Windows (Andersen 400 Series) <i>For Tempered Low-E Insulated Glass, Add</i>	1,228.56 215.35	75.90
08 52 16 00-1193	EA	47-5/16" x 76-7/8", Picture Wood Clad Window For Double Hung Windows (Andersen 400 Series) <i>For Tempered Low-E Insulated Glass, Add</i>	1,287.64 225.96	78.91
08 52 16 00-1194	EA	51-5/16" x 76-7/8", Picture Wood Clad Window For Double Hung Windows (Andersen 400 Series) <i>For Tempered Low-E Insulated Glass, Add</i>	1,327.02 233.03	81.43
08 52 16 00-1195	EA	59-5/16" x 76-7/8", Picture Wood Clad Window For Double Hung Windows (Andersen 400 Series) <i>For Tempered Low-E Insulated Glass, Add</i>	1,407.55 247.53	84.95
08 52 16 00-1196	EA	67-5/16" x 76-7/8", Picture Wood Clad Window For Double Hung Windows (Andersen 400 Series) <i>For Tempered Low-E Insulated Glass, Add</i>	1,488.08 262.03	89.47
08 52 16 00-1197		Picture Wood Clad Windows For Horizontal Sliding Windows <small>(08 52 16 00-0987)</small>		
08 52 16 00-1198		Picture Wood Clad Windows For Horizontal Sliding Windows (Andersen 200 Series) <small>(08 52 16 00-1197)</small> Note: Includes painted or stained wood interior, colored PVC clad exterior, standard hardware and clear insulated glass. Excludes grilles and insect screens.		
08 52 16 00-1199		35-1/2" Height, Picture Wood Clad Windows For Horizontal Sliding Windows (Andersen 200 Series) <small>(08 52 16 00-1198)</small>		
08 52 16 00-1200	EA	56-1/2" x 35-1/2", Picture Wood Clad Window For Horizontal Sliding Windows (Andersen 200 Series) <i>For Tempered Clear Insulated Glass, Add</i>	576.52 90.17	62.83
08 52 16 00-1201	EA	59-1/2" x 35-1/2", Picture Wood Clad Window For Horizontal Sliding Windows (Andersen 200 Series) <i>For Tempered Clear Insulated Glass, Add</i>	591.92 92.65	64.34



Openings	08	08
Windows	08 50	
Wood Windows	08 52	

MINOR CSI UOM DESCRIPTION	TOTAL DIRECT UNIT COST	DEMOLITION UNIT COST
08 52 16 00-1202 47-1/2" Height, Picture Wood Clad Windows For Horizontal Sliding Windows (Andersen 200 Series) <small>(08 52 16 00-1198)</small>		
08 52 16 00-1203 EA 47-1/2" x 47-1/2", Picture Wood Clad Window For Horizontal Sliding Windows (Andersen 200 Series) <i>For Tempered Clear Insulated Glass, Add</i>	591.92 92.65	64.34
08 52 16 00-1204 EA 71-1/2" x 47-1/2", Picture Wood Clad Window For Horizontal Sliding Windows (Andersen 200 Series) <i>For Tempered Clear Insulated Glass, Add</i>	718.59 113.16	76.40
08 52 16 00-1205 53-1/2" Height, Picture Wood Clad Windows For Horizontal Sliding Windows (Andersen 200 Series) <small>(08 52 16 00-1198)</small>		
08 52 16 00-1206 EA 56-1/2" x 53-1/2", Picture Wood Clad Window For Horizontal Sliding Windows (Andersen 200 Series) <i>For Tempered Clear Insulated Glass, Add</i>	672.41 105.73	71.88
08 52 16 00-1207 EA 59-1/2" x 53-1/2", Picture Wood Clad Window For Horizontal Sliding Windows (Andersen 200 Series) <i>For Tempered Clear Insulated Glass, Add</i>	687.80 108.21	73.39
08 52 16 00-1208 56-1/2" Height, Picture Wood Clad Windows For Horizontal Sliding Windows (Andersen 200 Series) <small>(08 52 16 00-1198)</small>		
08 52 16 00-1209 EA 35-1/2" x 56-1/2", Picture Wood Clad Window For Horizontal Sliding Windows (Andersen 200 Series) <i>For Tempered Clear Insulated Glass, Add</i>	576.52 90.17	63.33
08 52 16 00-1210 EA 53-1/2" x 56-1/2", Picture Wood Clad Window For Horizontal Sliding Windows (Andersen 200 Series) <i>For Tempered Clear Insulated Glass, Add</i>	672.41 105.73	71.88
08 52 16 00-1211 59-1/2" Height, Picture Wood Clad Windows For Horizontal Sliding Windows (Andersen 200 Series) <small>(08 52 16 00-1198)</small>		
08 52 16 00-1212 EA 35-1/2" x 59-1/2", Picture Wood Clad Window For Horizontal Sliding Windows (Andersen 200 Series) <i>For Tempered Clear Insulated Glass, Add</i>	591.92 92.65	64.34
08 52 16 00-1213 EA 53-1/2" x 59-1/2", Picture Wood Clad Window For Horizontal Sliding Windows (Andersen 200 Series) <i>For Tempered Clear Insulated Glass, Add</i>	687.80 108.21	73.39
08 52 16 00-1214 EA 59-1/2" x 59-1/2", Picture Wood Clad Window For Horizontal Sliding Windows (Andersen 200 Series) <i>For Tempered Clear Insulated Glass, Add</i>	718.59 113.16	76.40
08 52 16 00-1215 EA 65-1/2" x 59-1/2", Picture Wood Clad Window For Horizontal Sliding Windows (Andersen 200 Series) <i>For Tempered Clear Insulated Glass, Add</i>	751.13 118.46	79.42
08 52 16 00-1216 65-1/2" Height, Picture Wood Clad Windows For Horizontal Sliding Windows (Andersen 200 Series) <small>(08 52 16 00-1198)</small>		
08 52 16 00-1217 EA 59-1/2" x 65-1/2", Picture Wood Clad Window For Horizontal Sliding Windows (Andersen 200 Series) <i>For Tempered Clear Insulated Glass, Add</i>	751.13 118.46	79.42
08 52 16 00-1218 71-1/2" Height, Picture Wood Clad Windows For Horizontal Sliding Windows (Andersen 200 Series) <small>(08 52 16 00-1198)</small>		
08 52 16 00-1219 EA 47-1/2" x 71-1/2", Picture Wood Clad Window For Horizontal Sliding Windows (Andersen 200 Series) <i>For Tempered Clear Insulated Glass, Add</i>	718.59 113.16	76.40
08 52 16 00-1220 Basement Wood Clad Windows <small>(08 52 16)</small>		
Note: Basement windows are hinged at the bottom of the frame and swing outward with a crank or push out operation.		
08 52 16 00-1221 Basement Wood Clad Windows (Andersen 400 Series) <small>(08 52 16 00-1220)</small>		
Note: Includes painted or stained wood interior, colored PVC clad exterior, standard hardware, Low-E insulated glass and insect screens. Excludes grilles.		
08 52 16 00-1222 EA 32-1/4" x 15-3/4", Basement Wood Clad Window (Andersen 400 Series)	303.71	40.21
08 52 16 00-1223 EA 32-1/4" x 19-3/4", Basement Wood Clad Window (Andersen 400 Series)	320.48	40.21
08 52 16 00-1224 EA 32-1/4" x 23-3/4", Basement Wood Clad Window (Andersen 400 Series)	335.23	40.21
08 52 16 00-1225 Factory Installed Grilles For Wood Clad Windows <small>(08 52 16)</small>		
08 52 16 00-1226 Fixed Grille Installed Between Glass Panes, Factory Installed Grilles For Wood Clad Windows <small>(08 52 16 00-1225)</small>		
08 52 16 00-1227 EA Up To 9 SF Windows, Fixed Grille Installed Between Glass Panes, Factory Installed Grilles For Wood Clad Windows	43.63	
08 52 16 00-1228 EA >9 To 18 SF Windows, Fixed Grille Installed Between Glass Panes, Factory Installed Grilles For Wood Clad Windows	64.29	
08 52 16 00-1229 EA >18 To 24 SF Windows, Fixed Grille Installed Between Glass Panes, Factory Installed Grilles For Wood Clad Windows	87.26	
08 52 16 00-1230 EA >24 To 36 SF Windows, Fixed Grille Installed Between Glass Panes, Factory Installed Grilles For Wood Clad Windows	110.22	
08 52 16 00-1231 EA >36 SF Windows, Fixed Grille Installed Between Glass Panes, Factory Installed Grilles For Wood Clad Windows	156.14	
08 52 16 00-1232 Fixed Exterior And Removable Interior Grilles, Factory Installed Grilles For Wood Clad Windows <small>(08 52 16 00-1225)</small>		
08 52 16 00-1233 EA Up To 9 SF Windows, Fixed Grille Installed Between Glass Panes, Factory Installed Grilles For Wood Clad Windows	69.80	

08	08	Openings
	08 50	Windows
	08 52	Wood Windows



MINOR CSI UOM DESCRIPTION	TOTAL DIRECT UNIT COST	DEMOLITION UNIT COST
------------------------------	---------------------------	-------------------------

08 52 16 00-1234	EA	>9 To 18 SF Windows, Fixed Grille Installed Between Glass Panes, Factory Installed Grilles For Wood Clad Windows	102.87	
08 52 16 00-1235	EA	>18 To 24 SF Windows, Fixed Grille Installed Between Glass Panes, Factory Installed Grilles For Wood Clad Windows	139.61	
08 52 16 00-1236	EA	>24 To 36 SF Windows, Fixed Grille Installed Between Glass Panes, Factory Installed Grilles For Wood Clad Windows	176.35	
08 52 16 00-1237	EA	>36 SF Windows, Fixed Grille Installed Between Glass Panes, Factory Installed Grilles For Wood Clad Windows	249.83	

08 52 16 00-1238 Fixed Exterior And Interior Grilles, Factory Installed Grilles For Wood Clad Windows (08 52 16 00-1225)

08 52 16 00-1239	EA	Up To 9 SF Windows, Fixed Exterior And Interior Grilles, Factory Installed Grilles For Wood Clad Windows	83.77	
08 52 16 00-1240	EA	>9 To 18 SF Windows, Fixed Exterior And Interior Grilles, Factory Installed Grilles For Wood Clad Windows	123.44	
08 52 16 00-1241	EA	>18 To 24 SF Windows, Fixed Exterior And Interior Grilles, Factory Installed Grilles For Wood Clad Windows	167.53	
08 52 16 00-1242	EA	>24 To 36 SF Windows, Fixed Exterior And Interior Grilles, Factory Installed Grilles For Wood Clad Windows	211.62	
08 52 16 00-1243	EA	>36 SF Windows, Fixed Exterior And Interior Grilles, Factory Installed Grilles For Wood Clad Windows	299.79	

08 52 16 00-1244 Fixed Exterior And Interior Grilles With Spacers, Factory Installed Grilles For Wood Clad Windows (08 52 16 00-1225)

08 52 16 00-1245	EA	Up To 9 SF Windows, Fixed Exterior And Interior Grilles With Spacers, Factory Installed Grilles For Wood Clad Windows	100.53	
08 52 16 00-1246	EA	>9 To 18 SF Windows, Fixed Exterior And Interior Grilles With Spacers, Factory Installed Grilles For Wood Clad Windows	148.13	
08 52 16 00-1247	EA	>18 To 24 SF Windows, Fixed Exterior And Interior Grilles With Spacers, Factory Installed Grilles For Wood Clad Windows	201.03	
08 52 16 00-1248	EA	>24 To 36 SF Windows, Fixed Exterior And Interior Grilles With Spacers, Factory Installed Grilles For Wood Clad Windows	253.94	
08 52 16 00-1249	EA	>36 SF Windows, Fixed Exterior And Interior Grilles With Spacers, Factory Installed Grilles For Wood Clad Windows	359.75	

08 52 66 Wood Window Screens (08 52)

08 52 66 00-0001 Insect Screens For Wood Clad Windows (08 52 66)

08 52 66 00-0002	EA	Up To 6 SF, Insect Screen For Wood Clad Windows	38.63	8.95
08 52 66 00-0003	EA	>6 To 9 SF, Insect Screen For Wood Clad Windows	44.55	8.95
08 52 66 00-0004	EA	>9 To 12 SF, Insect Screen For Wood Clad Windows	47.51	8.95
08 52 66 00-0005	EA	>12 To 15 SF, Insect Screen For Wood Clad Windows	53.43	8.95
08 52 66 00-0006	EA	>15 To 20 SF, Insect Screen For Wood Clad Windows	65.28	8.95
08 52 66 00-0007	EA	>20 To 25 SF, Insect Screen For Wood Clad Windows	71.20	8.95
08 52 66 00-0008	EA	>25 To 30 SF, Insect Screen For Wood Clad Windows	77.12	8.95
08 52 66 00-0009	EA	>30 To 35 SF, Insect Screen For Wood Clad Windows	83.04	8.95
08 52 66 00-0010	SF	>35 SF, Insect Screen For Wood Clad Windows	2.48	0.18

08 53 Plastic Windows (08 50)

08 53 13 Vinyl Windows (08 53)

08 53 13 00-0001 Single Hung Vinyl Windows (08 53 13)

08 53 13 00-0002 New Construction, Single Hung Vinyl Windows (Silver Line 2200) (08 53 13 00-0001)
 Note: Includes white solid vinyl interior and exterior, standard hardware, clear insulated glass and insect screen. Excludes grilles.

08 53 13 00-0003 34" Height, New Construction, Single Hung Vinyl Windows (Silver Line 2200) (08 53 13 00-0002)

08 53 13 00-0004	EA	24" x 34", New Construction, Single Hung Vinyl Window (Silver Line 2200)	270.77	46.24
		For Colored Vinyl, Add	17.83	
		For Tinted Glass, Add	21.39	
		For Low-E Insulated Glass, Add	44.57	
		For Obscure Glass, Add	49.03	
08 53 13 00-0005	EA	28" x 34", New Construction, Single Hung Vinyl Window (Silver Line 2200)	284.73	48.26
		For Colored Vinyl, Add	18.82	
		For Tinted Glass, Add	22.59	
		For Low-E Insulated Glass, Add	47.06	
		For Obscure Glass, Add	51.76	
08 53 13 00-0006	EA	30" x 34", New Construction, Single Hung Vinyl Window (Silver Line 2200)	290.57	49.26
		For Colored Vinyl, Add	19.21	
		For Tinted Glass, Add	23.05	
		For Low-E Insulated Glass, Add	48.01	
		For Obscure Glass, Add	52.81	
08 53 13 00-0007	EA	32" x 34", New Construction, Single Hung Vinyl Window (Silver Line 2200)	296.92	50.26
		For Colored Vinyl, Add	19.64	
		For Tinted Glass, Add	23.57	
		For Low-E Insulated Glass, Add	49.10	
		For Obscure Glass, Add	54.01	
08 53 13 00-0008	EA	36" x 34", New Construction, Single Hung Vinyl Window (Silver Line 2200)	313.09	52.28
		For Colored Vinyl, Add	20.85	
		For Tinted Glass, Add	25.02	
		For Low-E Insulated Glass, Add	52.14	
		For Obscure Glass, Add	57.35	



Openings	08	08
Windows	08 50	
Plastic Windows	08 53	

MINOR	CSI	UOM	DESCRIPTION	TOTAL DIRECT UNIT COST	DEMOLITION UNIT COST
08 53 13 00-0009	EA		44" x 34", New Construction, Single Hung Vinyl Window (Silver Line 2200) <i>For Colored Vinyl, Add</i> <i>For Tinted Glass, Add</i> <i>For Low-E Insulated Glass, Add</i> <i>For Obscure Glass, Add</i>	339.49 22.69 27.23 56.73 62.40	56.30
08 53 13 00-0010			36" Height, New Construction, Single Hung Vinyl Windows (Silver Line 2200) <small>(08 53 13 00-0002)</small>		
08 53 13 00-0011	EA		24" x 36", New Construction, Single Hung Vinyl Window (Silver Line 2200) <i>For Colored Vinyl, Add</i> <i>For Tinted Glass, Add</i> <i>For Low-E Insulated Glass, Add</i> <i>For Obscure Glass, Add</i>	276.28 18.18 21.81 45.45 49.99	47.25
08 53 13 00-0012	EA		28" x 36", New Construction, Single Hung Vinyl Window (Silver Line 2200) <i>For Colored Vinyl, Add</i> <i>For Tinted Glass, Add</i> <i>For Low-E Insulated Glass, Add</i> <i>For Obscure Glass, Add</i>	290.24 19.17 23.01 47.93 52.72	48.26
08 53 13 00-0013	EA		30" x 36", New Construction, Single Hung Vinyl Window (Silver Line 2200) <i>For Colored Vinyl, Add</i> <i>For Tinted Glass, Add</i> <i>For Low-E Insulated Glass, Add</i> <i>For Obscure Glass, Add</i>	296.08 19.56 23.47 48.89 53.78	50.26
08 53 13 00-0014	EA		32" x 36", New Construction, Single Hung Vinyl Window (Silver Line 2200) <i>For Colored Vinyl, Add</i> <i>For Tinted Glass, Add</i> <i>For Low-E Insulated Glass, Add</i> <i>For Obscure Glass, Add</i>	302.43 19.99 23.99 49.97 54.97	51.27
08 53 13 00-0015	EA		36" x 36", New Construction, Single Hung Vinyl Window (Silver Line 2200) <i>For Colored Vinyl, Add</i> <i>For Tinted Glass, Add</i> <i>For Low-E Insulated Glass, Add</i> <i>For Obscure Glass, Add</i>	318.61 21.20 25.44 53.01 58.31	53.28
08 53 13 00-0016	EA		44" x 36", New Construction, Single Hung Vinyl Window (Silver Line 2200) <i>For Colored Vinyl, Add</i> <i>For Tinted Glass, Add</i> <i>For Low-E Insulated Glass, Add</i> <i>For Obscure Glass, Add</i>	345.01 23.04 27.65 57.60 63.36	57.30
08 53 13 00-0017			38" Height, New Construction, Single Hung Vinyl Windows (Silver Line 2200) <small>(08 53 13 00-0002)</small>		
08 53 13 00-0018	EA		24" x 38", New Construction, Single Hung Vinyl Window (Silver Line 2200) <i>For Colored Vinyl, Add</i> <i>For Tinted Glass, Add</i> <i>For Low-E Insulated Glass, Add</i> <i>For Obscure Glass, Add</i>	281.62 18.51 22.21 46.28 50.91	48.26
08 53 13 00-0019	EA		28" x 38", New Construction, Single Hung Vinyl Window (Silver Line 2200) <i>For Colored Vinyl, Add</i> <i>For Tinted Glass, Add</i> <i>For Low-E Insulated Glass, Add</i> <i>For Obscure Glass, Add</i>	295.58 19.51 23.41 48.76 53.64	50.26
08 53 13 00-0020	EA		30" x 38", New Construction, Single Hung Vinyl Window (Silver Line 2200) <i>For Colored Vinyl, Add</i> <i>For Tinted Glass, Add</i> <i>For Low-E Insulated Glass, Add</i> <i>For Obscure Glass, Add</i>	301.64 19.91 23.89 49.78 54.75	51.27
08 53 13 00-0021	EA		32" x 38", New Construction, Single Hung Vinyl Window (Silver Line 2200) <i>For Colored Vinyl, Add</i> <i>For Tinted Glass, Add</i> <i>For Low-E Insulated Glass, Add</i> <i>For Obscure Glass, Add</i>	307.99 20.34 24.41 50.86 55.95	52.28
08 53 13 00-0022	EA		36" x 38", New Construction, Single Hung Vinyl Window (Silver Line 2200) <i>For Colored Vinyl, Add</i> <i>For Tinted Glass, Add</i> <i>For Low-E Insulated Glass, Add</i> <i>For Obscure Glass, Add</i>	324.41 21.58 25.90 53.96 59.36	54.29
08 53 13 00-0023	EA		44" x 38", New Construction, Single Hung Vinyl Window (Silver Line 2200) <i>For Colored Vinyl, Add</i> <i>For Tinted Glass, Add</i> <i>For Low-E Insulated Glass, Add</i> <i>For Obscure Glass, Add</i>	351.15 23.45 28.14 58.64 64.50	58.31
08 53 13 00-0024			44" Height, New Construction, Single Hung Vinyl Windows (Silver Line 2200) <small>(08 53 13 00-0002)</small>		
08 53 13 00-0025	EA		24" x 44", New Construction, Single Hung Vinyl Window (Silver Line 2200) <i>For Colored Vinyl, Add</i> <i>For Tinted Glass, Add</i> <i>For Low-E Insulated Glass, Add</i> <i>For Obscure Glass, Add</i>	297.95 19.54 23.45 48.85 53.74	51.27

08 Openings**08 50 Windows**

08 53 Plastic Windows



MINOR	CSI	UOM	DESCRIPTION	TOTAL DIRECT UNIT COST	DEMOLITION UNIT COST
08 53 13 00-0026	EA		28" x 44", New Construction, Single Hung Vinyl Window (Silver Line 2200)	311.92	53.28
			<i>For Colored Vinyl, Add</i>	20.54	
			<i>For Tinted Glass, Add</i>	24.64	
			<i>For Low-E Insulated Glass, Add</i>	51.34	
			<i>For Obscure Glass, Add</i>	56.47	
08 53 13 00-0027	EA		30" x 44", New Construction, Single Hung Vinyl Window (Silver Line 2200)	318.70	54.29
			<i>For Colored Vinyl, Add</i>	21.01	
			<i>For Tinted Glass, Add</i>	25.22	
			<i>For Low-E Insulated Glass, Add</i>	52.53	
			<i>For Obscure Glass, Add</i>	57.79	
08 53 13 00-0028	EA		32" x 44", New Construction, Single Hung Vinyl Window (Silver Line 2200)	325.06	55.29
			<i>For Colored Vinyl, Add</i>	21.45	
			<i>For Tinted Glass, Add</i>	25.74	
			<i>For Low-E Insulated Glass, Add</i>	53.62	
			<i>For Obscure Glass, Add</i>	58.98	
08 53 13 00-0029	EA		36" x 44", New Construction, Single Hung Vinyl Window (Silver Line 2200)	342.21	57.30
			<i>For Colored Vinyl, Add</i>	22.76	
			<i>For Tinted Glass, Add</i>	27.31	
			<i>For Low-E Insulated Glass, Add</i>	56.90	
			<i>For Obscure Glass, Add</i>	62.59	
08 53 13 00-0030	EA		44" x 44", New Construction, Single Hung Vinyl Window (Silver Line 2200)	369.87	61.33
			<i>For Colored Vinyl, Add</i>	24.72	
			<i>For Tinted Glass, Add</i>	29.67	
			<i>For Low-E Insulated Glass, Add</i>	61.81	
			<i>For Obscure Glass, Add</i>	67.99	
08 53 13 00-0031			46" Height, New Construction, Single Hung Vinyl Windows (Silver Line 2200) <small>(08 53 13 00-0002)</small>		
08 53 13 00-0032	EA		24" x 46", New Construction, Single Hung Vinyl Window (Silver Line 2200)	303.46	52.28
			<i>For Colored Vinyl, Add</i>	19.89	
			<i>For Tinted Glass, Add</i>	23.87	
			<i>For Low-E Insulated Glass, Add</i>	49.73	
			<i>For Obscure Glass, Add</i>	54.70	
08 53 13 00-0033	EA		28" x 46", New Construction, Single Hung Vinyl Window (Silver Line 2200)	317.42	54.29
			<i>For Colored Vinyl, Add</i>	20.89	
			<i>For Tinted Glass, Add</i>	25.06	
			<i>For Low-E Insulated Glass, Add</i>	52.21	
			<i>For Obscure Glass, Add</i>	57.43	
08 53 13 00-0034	EA		30" x 46", New Construction, Single Hung Vinyl Window (Silver Line 2200)	324.45	55.29
			<i>For Colored Vinyl, Add</i>	21.39	
			<i>For Tinted Glass, Add</i>	25.66	
			<i>For Low-E Insulated Glass, Add</i>	53.47	
			<i>For Obscure Glass, Add</i>	58.81	
08 53 13 00-0035	EA		32" x 46", New Construction, Single Hung Vinyl Window (Silver Line 2200)	330.79	56.30
			<i>For Colored Vinyl, Add</i>	21.82	
			<i>For Tinted Glass, Add</i>	26.18	
			<i>For Low-E Insulated Glass, Add</i>	54.55	
			<i>For Obscure Glass, Add</i>	60.01	
08 53 13 00-0036	EA		36" x 46", New Construction, Single Hung Vinyl Window (Silver Line 2200)	348.16	58.31
			<i>For Colored Vinyl, Add</i>	23.16	
			<i>For Tinted Glass, Add</i>	27.79	
			<i>For Low-E Insulated Glass, Add</i>	57.89	
			<i>For Obscure Glass, Add</i>	63.68	
08 53 13 00-0037	EA		44" x 46", New Construction, Single Hung Vinyl Window (Silver Line 2200)	376.17	62.33
			<i>For Colored Vinyl, Add</i>	25.15	
			<i>For Tinted Glass, Add</i>	30.18	
			<i>For Low-E Insulated Glass, Add</i>	62.88	
			<i>For Obscure Glass, Add</i>	69.17	
08 53 13 00-0038			48" Height, New Construction, Single Hung Vinyl Windows (Silver Line 2200) <small>(08 53 13 00-0002)</small>		
08 53 13 00-0039	EA		24" x 48", New Construction, Single Hung Vinyl Window (Silver Line 2200)	309.03	53.28
			<i>For Colored Vinyl, Add</i>	20.25	
			<i>For Tinted Glass, Add</i>	24.30	
			<i>For Low-E Insulated Glass, Add</i>	50.62	
			<i>For Obscure Glass, Add</i>	55.68	
08 53 13 00-0040	EA		28" x 48", New Construction, Single Hung Vinyl Window (Silver Line 2200)	322.99	55.29
			<i>For Colored Vinyl, Add</i>	21.24	
			<i>For Tinted Glass, Add</i>	25.49	
			<i>For Low-E Insulated Glass, Add</i>	53.10	
			<i>For Obscure Glass, Add</i>	58.41	
08 53 13 00-0041	EA		30" x 48", New Construction, Single Hung Vinyl Window (Silver Line 2200)	330.23	56.30
			<i>For Colored Vinyl, Add</i>	21.76	
			<i>For Tinted Glass, Add</i>	26.12	
			<i>For Low-E Insulated Glass, Add</i>	54.41	
			<i>For Obscure Glass, Add</i>	59.85	
08 53 13 00-0042	EA		32" x 48", New Construction, Single Hung Vinyl Window (Silver Line 2200)	336.58	57.30
			<i>For Colored Vinyl, Add</i>	22.20	
			<i>For Tinted Glass, Add</i>	26.64	
			<i>For Low-E Insulated Glass, Add</i>	55.49	
			<i>For Obscure Glass, Add</i>	61.04	



Openings	08	08
Windows	08 50	
Plastic Windows	08 53	

MINOR	CSI	UOM	DESCRIPTION	TOTAL DIRECT UNIT COST	DEMOLITION UNIT COST
08 53 13 00-0043	EA		36" x 48", New Construction, Single Hung Vinyl Window (Silver Line 2200)	354.21	59.31
			<i>For Colored Vinyl, Add</i>	23.56	
			<i>For Tinted Glass, Add</i>	28.27	
			<i>For Low-E Insulated Glass, Add</i>	59.90	
			<i>For Obscure Glass, Add</i>	64.78	
08 53 13 00-0044	EA		44" x 48", New Construction, Single Hung Vinyl Window (Silver Line 2200)	382.51	63.33
			<i>For Colored Vinyl, Add</i>	25.58	
			<i>For Tinted Glass, Add</i>	30.70	
			<i>For Low-E Insulated Glass, Add</i>	63.96	
			<i>For Obscure Glass, Add</i>	70.36	
08 53 13 00-0045			50" Height, New Construction, Single Hung Vinyl Windows (Silver Line 2200) <small>(08 53 13 00-0002)</small>		
08 53 13 00-0046	EA		24" x 50", New Construction, Single Hung Vinyl Window (Silver Line 2200)	314.37	54.29
			<i>For Colored Vinyl, Add</i>	20.58	
			<i>For Tinted Glass, Add</i>	24.70	
			<i>For Low-E Insulated Glass, Add</i>	51.45	
			<i>For Obscure Glass, Add</i>	56.60	
08 53 13 00-0047	EA		28" x 50", New Construction, Single Hung Vinyl Window (Silver Line 2200)	328.32	56.30
			<i>For Colored Vinyl, Add</i>	21.57	
			<i>For Tinted Glass, Add</i>	25.89	
			<i>For Low-E Insulated Glass, Add</i>	53.93	
			<i>For Obscure Glass, Add</i>	59.33	
08 53 13 00-0048	EA		30" x 50", New Construction, Single Hung Vinyl Window (Silver Line 2200)	335.83	57.30
			<i>For Colored Vinyl, Add</i>	22.12	
			<i>For Tinted Glass, Add</i>	26.55	
			<i>For Low-E Insulated Glass, Add</i>	55.31	
			<i>For Obscure Glass, Add</i>	60.84	
08 53 13 00-0049	EA		32" x 50", New Construction, Single Hung Vinyl Window (Silver Line 2200)	342.17	58.31
			<i>For Colored Vinyl, Add</i>	22.56	
			<i>For Tinted Glass, Add</i>	27.07	
			<i>For Low-E Insulated Glass, Add</i>	56.39	
			<i>For Obscure Glass, Add</i>	62.03	
08 53 13 00-0050	EA		36" x 50", New Construction, Single Hung Vinyl Window (Silver Line 2200)	360.01	60.32
			<i>For Colored Vinyl, Add</i>	23.94	
			<i>For Tinted Glass, Add</i>	28.73	
			<i>For Low-E Insulated Glass, Add</i>	59.85	
			<i>For Obscure Glass, Add</i>	65.83	
08 53 13 00-0051	EA		44" x 50", New Construction, Single Hung Vinyl Window (Silver Line 2200)	388.64	64.34
			<i>For Colored Vinyl, Add</i>	26.00	
			<i>For Tinted Glass, Add</i>	31.20	
			<i>For Low-E Insulated Glass, Add</i>	64.99	
			<i>For Obscure Glass, Add</i>	71.49	
08 53 13 00-0052			52" Height, New Construction, Single Hung Vinyl Windows (Silver Line 2200) <small>(08 53 13 00-0002)</small>		
08 53 13 00-0053	EA		24" x 52", New Construction, Single Hung Vinyl Window (Silver Line 2200)	319.74	55.29
			<i>For Colored Vinyl, Add</i>	20.92	
			<i>For Tinted Glass, Add</i>	25.10	
			<i>For Low-E Insulated Glass, Add</i>	52.29	
			<i>For Obscure Glass, Add</i>	57.52	
08 53 13 00-0054	EA		28" x 52", New Construction, Single Hung Vinyl Window (Silver Line 2200)	333.70	57.30
			<i>For Colored Vinyl, Add</i>	21.91	
			<i>For Tinted Glass, Add</i>	26.29	
			<i>For Low-E Insulated Glass, Add</i>	54.77	
			<i>For Obscure Glass, Add</i>	60.25	
08 53 13 00-0055	EA		30" x 52", New Construction, Single Hung Vinyl Window (Silver Line 2200)	341.44	58.31
			<i>For Colored Vinyl, Add</i>	22.48	
			<i>For Tinted Glass, Add</i>	26.98	
			<i>For Low-E Insulated Glass, Add</i>	56.21	
			<i>For Obscure Glass, Add</i>	61.83	
08 53 13 00-0056	EA		32" x 52", New Construction, Single Hung Vinyl Window (Silver Line 2200)	347.80	59.31
			<i>For Colored Vinyl, Add</i>	22.92	
			<i>For Tinted Glass, Add</i>	27.50	
			<i>For Low-E Insulated Glass, Add</i>	57.29	
			<i>For Obscure Glass, Add</i>	63.02	
08 53 13 00-0057	EA		36" x 52", New Construction, Single Hung Vinyl Window (Silver Line 2200)	365.90	61.33
			<i>For Colored Vinyl, Add</i>	24.33	
			<i>For Tinted Glass, Add</i>	29.19	
			<i>For Low-E Insulated Glass, Add</i>	60.81	
			<i>For Obscure Glass, Add</i>	66.89	
08 53 13 00-0058	EA		44" x 52", New Construction, Single Hung Vinyl Window (Silver Line 2200)	394.82	65.35
			<i>For Colored Vinyl, Add</i>	26.41	
			<i>For Tinted Glass, Add</i>	31.70	
			<i>For Low-E Insulated Glass, Add</i>	66.03	
			<i>For Obscure Glass, Add</i>	72.64	
08 53 13 00-0059			54" Height, New Construction, Single Hung Vinyl Windows (Silver Line 2200) <small>(08 53 13 00-0002)</small>		

08 Openings

08 50 Windows

08 53 Plastic Windows



MINOR CSI	UOM	DESCRIPTION	TOTAL DIRECT UNIT COST	DEMOLITION UNIT COST
08 53 13 00-0060	EA	24" x 54", New Construction, Single Hung Vinyl Window (Silver Line 2200)	325.10	56.30
		<i>For Colored Vinyl, Add</i>	21.25	
		<i>For Tinted Glass, Add</i>	25.50	
		<i>For Low-E Insulated Glass, Add</i>	53.13	
		<i>For Obscure Glass, Add</i>	58.44	
08 53 13 00-0061	EA	28" x 54", New Construction, Single Hung Vinyl Window (Silver Line 2200)	339.06	58.31
		<i>For Colored Vinyl, Add</i>	22.25	
		<i>For Tinted Glass, Add</i>	26.69	
		<i>For Low-E Insulated Glass, Add</i>	55.61	
		<i>For Obscure Glass, Add</i>	61.17	
08 53 13 00-0062	EA	30" x 54", New Construction, Single Hung Vinyl Window (Silver Line 2200)	347.04	59.31
		<i>For Colored Vinyl, Add</i>	22.84	
		<i>For Tinted Glass, Add</i>	27.41	
		<i>For Low-E Insulated Glass, Add</i>	57.10	
		<i>For Obscure Glass, Add</i>	62.81	
08 53 13 00-0063	EA	32" x 54", New Construction, Single Hung Vinyl Window (Silver Line 2200)	353.38	60.32
		<i>For Colored Vinyl, Add</i>	23.28	
		<i>For Tinted Glass, Add</i>	27.93	
		<i>For Low-E Insulated Glass, Add</i>	58.19	
		<i>For Obscure Glass, Add</i>	64.01	
08 53 13 00-0064	EA	36" x 54", New Construction, Single Hung Vinyl Window (Silver Line 2200)	371.71	62.33
		<i>For Colored Vinyl, Add</i>	24.71	
		<i>For Tinted Glass, Add</i>	29.65	
		<i>For Low-E Insulated Glass, Add</i>	61.76	
		<i>For Obscure Glass, Add</i>	67.94	
08 53 13 00-0065	EA	44" x 54", New Construction, Single Hung Vinyl Window (Silver Line 2200)	400.94	66.35
		<i>For Colored Vinyl, Add</i>	26.82	
		<i>For Tinted Glass, Add</i>	32.19	
		<i>For Low-E Insulated Glass, Add</i>	67.06	
		<i>For Obscure Glass, Add</i>	73.77	
08 53 13 00-0066		60" Height, New Construction, Single Hung Vinyl Windows (Silver Line 2200) <small>(08 53 13 00-0002)</small>		
08 53 13 00-0067	EA	24" x 60", New Construction, Single Hung Vinyl Window (Silver Line 2200)	341.64	59.31
		<i>For Colored Vinyl, Add</i>	22.30	
		<i>For Tinted Glass, Add</i>	26.76	
		<i>For Low-E Insulated Glass, Add</i>	55.75	
		<i>For Obscure Glass, Add</i>	61.33	
08 53 13 00-0068	EA	28" x 60", New Construction, Single Hung Vinyl Window (Silver Line 2200)	355.60	61.33
		<i>For Colored Vinyl, Add</i>	23.30	
		<i>For Tinted Glass, Add</i>	27.95	
		<i>For Low-E Insulated Glass, Add</i>	58.24	
		<i>For Obscure Glass, Add</i>	64.06	
08 53 13 00-0069	EA	30" x 60", New Construction, Single Hung Vinyl Window (Silver Line 2200)	364.24	62.33
		<i>For Colored Vinyl, Add</i>	23.96	
		<i>For Tinted Glass, Add</i>	28.75	
		<i>For Low-E Insulated Glass, Add</i>	59.90	
		<i>For Obscure Glass, Add</i>	65.88	
08 53 13 00-0070	EA	32" x 60", New Construction, Single Hung Vinyl Window (Silver Line 2200)	370.59	63.33
		<i>For Colored Vinyl, Add</i>	24.39	
		<i>For Tinted Glass, Add</i>	29.27	
		<i>For Low-E Insulated Glass, Add</i>	60.98	
		<i>For Obscure Glass, Add</i>	67.08	
08 53 13 00-0071	EA	36" x 60", New Construction, Single Hung Vinyl Window (Silver Line 2200)	389.64	65.35
		<i>For Colored Vinyl, Add</i>	25.90	
		<i>For Tinted Glass, Add</i>	31.07	
		<i>For Low-E Insulated Glass, Add</i>	64.74	
		<i>For Obscure Glass, Add</i>	71.21	
08 53 13 00-0072	EA	44" x 60", New Construction, Single Hung Vinyl Window (Silver Line 2200)	419.82	69.37
		<i>For Colored Vinyl, Add</i>	28.11	
		<i>For Tinted Glass, Add</i>	33.73	
		<i>For Low-E Insulated Glass, Add</i>	70.27	
		<i>For Obscure Glass, Add</i>	77.30	
08 53 13 00-0073		62" Height, New Construction, Single Hung Vinyl Windows (Silver Line 2200) <small>(08 53 13 00-0002)</small>		
08 53 13 00-0074	EA	24" x 62", New Construction, Single Hung Vinyl Window (Silver Line 2200)	347.00	60.32
		<i>For Colored Vinyl, Add</i>	22.64	
		<i>For Tinted Glass, Add</i>	27.16	
		<i>For Low-E Insulated Glass, Add</i>	56.59	
		<i>For Obscure Glass, Add</i>	62.25	
08 53 13 00-0075	EA	28" x 62", New Construction, Single Hung Vinyl Window (Silver Line 2200)	360.97	62.33
		<i>For Colored Vinyl, Add</i>	23.63	
		<i>For Tinted Glass, Add</i>	28.36	
		<i>For Low-E Insulated Glass, Add</i>	59.08	
		<i>For Obscure Glass, Add</i>	64.99	
08 53 13 00-0076	EA	30" x 62", New Construction, Single Hung Vinyl Window (Silver Line 2200)	369.89	63.33
		<i>For Colored Vinyl, Add</i>	24.32	
		<i>For Tinted Glass, Add</i>	29.19	
		<i>For Low-E Insulated Glass, Add</i>	60.81	
		<i>For Obscure Glass, Add</i>	66.89	



Openings	08	08
Windows	08 50	
Plastic Windows	08 53	

MINOR	CSI	UOM	DESCRIPTION	TOTAL DIRECT UNIT COST	DEMOLITION UNIT COST
08 53 13 00-0077	EA		32" x 62", New Construction, Single Hung Vinyl Window (Silver Line 2200)	376.24	64.34
			For Colored Vinyl, Add	24.76	
			For Tinted Glass, Add	29.71	
			For Low-E Insulated Glass, Add	61.89	
			For Obscure Glass, Add	68.08	
08 53 13 00-0078	EA		36" x 62", New Construction, Single Hung Vinyl Window (Silver Line 2200)	395.51	66.35
			For Colored Vinyl, Add	26.28	
			For Tinted Glass, Add	31.54	
			For Low-E Insulated Glass, Add	65.70	
			For Obscure Glass, Add	72.27	
08 53 13 00-0079	EA		44" x 62", New Construction, Single Hung Vinyl Window (Silver Line 2200)	426.04	70.37
			For Colored Vinyl, Add	28.53	
			For Tinted Glass, Add	34.23	
			For Low-E Insulated Glass, Add	71.32	
			For Obscure Glass, Add	78.45	
08 53 13 00-0080			66" Height, New Construction, Single Hung Vinyl Windows (Silver Line 2200) <small>(08 53 13 00-0002)</small>		
08 53 13 00-0081	EA		24" x 66", New Construction, Single Hung Vinyl Window (Silver Line 2200)	357.91	62.33
			For Colored Vinyl, Add	23.33	
			For Tinted Glass, Add	27.99	
			For Low-E Insulated Glass, Add	58.31	
			For Obscure Glass, Add	64.14	
08 53 13 00-0082	EA		28" x 66", New Construction, Single Hung Vinyl Window (Silver Line 2200)	371.87	64.34
			For Colored Vinyl, Add	24.32	
			For Tinted Glass, Add	29.18	
			For Low-E Insulated Glass, Add	60.80	
			For Obscure Glass, Add	66.88	
08 53 13 00-0083	EA		30" x 66", New Construction, Single Hung Vinyl Window (Silver Line 2200)	381.24	65.35
			For Colored Vinyl, Add	25.06	
			For Tinted Glass, Add	30.07	
			For Low-E Insulated Glass, Add	62.64	
			For Obscure Glass, Add	68.90	
08 53 13 00-0084	EA		32" x 66", New Construction, Single Hung Vinyl Window (Silver Line 2200)	387.59	66.35
			For Colored Vinyl, Add	25.49	
			For Tinted Glass, Add	30.59	
			For Low-E Insulated Glass, Add	63.72	
			For Obscure Glass, Add	70.09	
08 53 13 00-0085	EA		36" x 66", New Construction, Single Hung Vinyl Window (Silver Line 2200)	407.38	68.36
			For Colored Vinyl, Add	27.07	
			For Tinted Glass, Add	32.48	
			For Low-E Insulated Glass, Add	67.66	
			For Obscure Glass, Add	74.43	
08 53 13 00-0086	EA		44" x 66", New Construction, Single Hung Vinyl Window (Silver Line 2200)	438.49	72.38
			For Colored Vinyl, Add	29.37	
			For Tinted Glass, Add	35.25	
			For Low-E Insulated Glass, Add	73.43	
			For Obscure Glass, Add	80.77	
08 53 13 00-0087			72" Height, New Construction, Single Hung Vinyl Windows (Silver Line 2200) <small>(08 53 13 00-0002)</small>		
08 53 13 00-0088	EA		24" x 72", New Construction, Single Hung Vinyl Window (Silver Line 2200)	374.44	65.35
			For Colored Vinyl, Add	24.38	
			For Tinted Glass, Add	29.25	
			For Low-E Insulated Glass, Add	60.94	
			For Obscure Glass, Add	67.03	
08 53 13 00-0089	EA		28" x 72", New Construction, Single Hung Vinyl Window (Silver Line 2200)	388.40	67.36
			For Colored Vinyl, Add	25.37	
			For Tinted Glass, Add	30.44	
			For Low-E Insulated Glass, Add	63.42	
			For Obscure Glass, Add	69.76	
08 53 13 00-0090	EA		30" x 72", New Construction, Single Hung Vinyl Window (Silver Line 2200)	397.78	68.36
			For Colored Vinyl, Add	26.11	
			For Tinted Glass, Add	31.33	
			For Low-E Insulated Glass, Add	65.26	
			For Obscure Glass, Add	71.79	
08 53 13 00-0091	EA		32" x 72", New Construction, Single Hung Vinyl Window (Silver Line 2200)	404.12	69.37
			For Colored Vinyl, Add	26.54	
			For Tinted Glass, Add	31.85	
			For Low-E Insulated Glass, Add	66.35	
			For Obscure Glass, Add	72.98	
08 53 13 00-0092	EA		36" x 72", New Construction, Single Hung Vinyl Window (Silver Line 2200)	423.90	71.38
			For Colored Vinyl, Add	28.12	
			For Tinted Glass, Add	33.74	
			For Low-E Insulated Glass, Add	70.29	
			For Obscure Glass, Add	77.32	
08 53 13 00-0093	EA		44" x 72", New Construction, Single Hung Vinyl Window (Silver Line 2200)	455.00	75.40
			For Colored Vinyl, Add	30.42	
			For Tinted Glass, Add	36.51	
			For Low-E Insulated Glass, Add	76.05	
			For Obscure Glass, Add	83.66	

08 Openings**08 50 Windows**

08 53 Plastic Windows


**SAN BERNARDINO
COUNTY**

 MINOR
CSI UOM DESCRIPTION

 TOTAL DIRECT DEMOLITION
UNIT COST UNIT COST

MINOR	CSI	UOM	DESCRIPTION	TOTAL DIRECT UNIT COST	DEMOLITION UNIT COST
08 53 13 00-0094			Replacement, Single Hung Vinyl Windows (Silver Line 2000) <small>(08 53 13 00-0001)</small> Note: Includes white solid vinyl interior and exterior, standard hardware, clear insulated glass and insect screen. Excludes grilles. Pricing calculated by the United Inch (the combined inches of one width and one height).		
08 53 13 00-0095	EA		Up To 73" UI, Replacement, Single Hung Vinyl Window (Silver Line 2000)	391.64	52.78
			For Colored Vinyl, Add	28.61	
			For Tinted Glass, Add	34.33	
			For Low-E Insulated Glass, Add	71.52	
			For Obscure Glass, Add	78.67	
08 53 13 00-0096	EA		>73" To 83" UI, Replacement, Single Hung Vinyl Window (Silver Line 2000)	429.26	57.80
			For Colored Vinyl, Add	31.37	
			For Tinted Glass, Add	37.64	
			For Low-E Insulated Glass, Add	78.41	
			For Obscure Glass, Add	86.25	
08 53 13 00-0097	EA		>83" To 93" UI, Replacement, Single Hung Vinyl Window (Silver Line 2000)	464.08	62.83
			For Colored Vinyl, Add	33.84	
			For Tinted Glass, Add	40.61	
			For Low-E Insulated Glass, Add	84.61	
			For Obscure Glass, Add	93.07	
08 53 13 00-0098	EA		>93" To 101" UI, Replacement, Single Hung Vinyl Window (Silver Line 2000)	489.12	67.86
			For Colored Vinyl, Add	35.34	
			For Tinted Glass, Add	42.41	
			For Low-E Insulated Glass, Add	88.35	
			For Obscure Glass, Add	97.19	
08 53 13 00-0099	EA		>101" To 110" UI, Replacement, Single Hung Vinyl Window (Silver Line 2000)	515.26	72.89
			For Colored Vinyl, Add	36.95	
			For Tinted Glass, Add	44.34	
			For Low-E Insulated Glass, Add	92.37	
			For Obscure Glass, Add	101.61	
08 53 13 00-0100	EA		>110" To 120" UI, Replacement, Single Hung Vinyl Window (Silver Line 2000)	558.90	77.92
			For Colored Vinyl, Add	40.31	
			For Tinted Glass, Add	48.37	
			For Low-E Insulated Glass, Add	100.77	
			For Obscure Glass, Add	110.85	
08 53 13 00-0101	UI		>120" UI, Replacement, Single Hung Vinyl Window (Silver Line 2000)	4.67	0.65
			For Colored Vinyl, Add	0.34	
			For Tinted Glass, Add	0.40	
			For Low-E Insulated Glass, Add	0.84	
			For Obscure Glass, Add	0.92	
08 53 13 00-0102			Double Hung Vinyl Windows <small>(08 53 13)</small>		
08 53 13 00-0103			New Construction, Double Hung Vinyl Windows (Silver Line 3900) <small>(08 53 13 00-0102)</small> Note: Includes white solid vinyl interior and exterior, standard hardware, clear insulated glass and insect screen. Excludes grilles.		
08 53 13 00-0104			34" Height, New Construction, Double Hung Vinyl Windows (Silver Line 3900) <small>(08 53 13 00-0103)</small>		
08 53 13 00-0105	EA		24" x 34", New Construction, Double Hung Vinyl Window (Silver Line 3900)	378.45	46.24
			For Colored Vinyl, Add	28.60	
			For Tinted Glass, Add	34.32	
			For Low-E Insulated Glass, Add	71.49	
			For Obscure Glass, Add	78.64	
08 53 13 00-0106	EA		28" x 34", New Construction, Double Hung Vinyl Window (Silver Line 3900)	392.41	48.26
			For Colored Vinyl, Add	29.59	
			For Tinted Glass, Add	35.51	
			For Low-E Insulated Glass, Add	73.98	
			For Obscure Glass, Add	81.37	
08 53 13 00-0107	EA		30" x 34", New Construction, Double Hung Vinyl Window (Silver Line 3900)	399.18	49.26
			For Colored Vinyl, Add	30.07	
			For Tinted Glass, Add	36.08	
			For Low-E Insulated Glass, Add	75.17	
			For Obscure Glass, Add	82.68	
08 53 13 00-0108	EA		32" x 34", New Construction, Double Hung Vinyl Window (Silver Line 3900)	405.53	50.26
			For Colored Vinyl, Add	30.50	
			For Tinted Glass, Add	36.60	
			For Low-E Insulated Glass, Add	76.25	
			For Obscure Glass, Add	83.88	
08 53 13 00-0109	EA		36" x 34", New Construction, Double Hung Vinyl Window (Silver Line 3900)	420.77	52.28
			For Colored Vinyl, Add	31.62	
			For Tinted Glass, Add	37.95	
			For Low-E Insulated Glass, Add	79.06	
			For Obscure Glass, Add	86.96	
08 53 13 00-0110	EA		44" x 34", New Construction, Double Hung Vinyl Window (Silver Line 3900)	445.97	56.30
			For Colored Vinyl, Add	33.34	
			For Tinted Glass, Add	40.01	
			For Low-E Insulated Glass, Add	83.35	
			For Obscure Glass, Add	91.68	
08 53 13 00-0111			36" Height, New Construction, Double Hung Vinyl Windows (Silver Line 3900) <small>(08 53 13 00-0103)</small>		



Openings	08	08
Windows	08 50	
Plastic Windows	08 53	

MINOR	CSI	UOM	DESCRIPTION	TOTAL DIRECT UNIT COST	DEMOLITION UNIT COST
08 53 13 00-0112	EA		24" x 36", New Construction, Double Hung Vinyl Window (Silver Line 3900).....	383.96	47.25
			<i>For Colored Vinyl, Add</i>	28.95	
			<i>For Tinted Glass, Add</i>	34.74	
			<i>For Low-E Insulated Glass, Add</i>	72.37	
			<i>For Obscure Glass, Add</i>	79.60	
08 53 13 00-0113	EA		28" x 36", New Construction, Double Hung Vinyl Window (Silver Line 3900).....	397.92	49.26
			<i>For Colored Vinyl, Add</i>	29.94	
			<i>For Tinted Glass, Add</i>	35.93	
			<i>For Low-E Insulated Glass, Add</i>	74.85	
			<i>For Obscure Glass, Add</i>	82.34	
08 53 13 00-0114	EA		30" x 36", New Construction, Double Hung Vinyl Window (Silver Line 3900).....	404.69	50.26
			<i>For Colored Vinyl, Add</i>	30.42	
			<i>For Tinted Glass, Add</i>	36.50	
			<i>For Low-E Insulated Glass, Add</i>	76.04	
			<i>For Obscure Glass, Add</i>	83.64	
08 53 13 00-0115	EA		32" x 36", New Construction, Double Hung Vinyl Window (Silver Line 3900).....	411.04	51.27
			<i>For Colored Vinyl, Add</i>	30.85	
			<i>For Tinted Glass, Add</i>	37.02	
			<i>For Low-E Insulated Glass, Add</i>	77.13	
			<i>For Obscure Glass, Add</i>	84.84	
08 53 13 00-0116	EA		36" x 36", New Construction, Double Hung Vinyl Window (Silver Line 3900).....	426.29	53.28
			<i>For Colored Vinyl, Add</i>	31.97	
			<i>For Tinted Glass, Add</i>	38.37	
			<i>For Low-E Insulated Glass, Add</i>	79.93	
			<i>For Obscure Glass, Add</i>	87.92	
08 53 13 00-0117	EA		44" x 36", New Construction, Double Hung Vinyl Window (Silver Line 3900).....	451.49	57.30
			<i>For Colored Vinyl, Add</i>	33.69	
			<i>For Tinted Glass, Add</i>	40.43	
			<i>For Low-E Insulated Glass, Add</i>	84.22	
			<i>For Obscure Glass, Add</i>	92.64	
08 53 13 00-0118			38" Height, New Construction, Double Hung Vinyl Windows (Silver Line 3900) <small>(08 53 13 00-0103)</small>		
08 53 13 00-0119	EA		24" x 38", New Construction, Double Hung Vinyl Window (Silver Line 3900).....	388.97	48.26
			<i>For Colored Vinyl, Add</i>	29.25	
			<i>For Tinted Glass, Add</i>	35.10	
			<i>For Low-E Insulated Glass, Add</i>	73.12	
			<i>For Obscure Glass, Add</i>	80.43	
08 53 13 00-0120	EA		28" x 38", New Construction, Double Hung Vinyl Window (Silver Line 3900).....	402.92	50.26
			<i>For Colored Vinyl, Add</i>	30.24	
			<i>For Tinted Glass, Add</i>	36.29	
			<i>For Low-E Insulated Glass, Add</i>	75.60	
			<i>For Obscure Glass, Add</i>	83.16	
08 53 13 00-0121	EA		30" x 38", New Construction, Double Hung Vinyl Window (Silver Line 3900).....	409.89	51.27
			<i>For Colored Vinyl, Add</i>	30.74	
			<i>For Tinted Glass, Add</i>	36.88	
			<i>For Low-E Insulated Glass, Add</i>	76.84	
			<i>For Obscure Glass, Add</i>	84.52	
08 53 13 00-0122	EA		32" x 38", New Construction, Double Hung Vinyl Window (Silver Line 3900).....	416.24	52.28
			<i>For Colored Vinyl, Add</i>	31.17	
			<i>For Tinted Glass, Add</i>	37.40	
			<i>For Low-E Insulated Glass, Add</i>	77.92	
			<i>For Obscure Glass, Add</i>	85.71	
08 53 13 00-0123	EA		36" x 38", New Construction, Double Hung Vinyl Window (Silver Line 3900).....	431.76	54.29
			<i>For Colored Vinyl, Add</i>	32.32	
			<i>For Tinted Glass, Add</i>	38.78	
			<i>For Low-E Insulated Glass, Add</i>	80.80	
			<i>For Obscure Glass, Add</i>	88.88	
08 53 13 00-0124	EA		44" x 38", New Construction, Double Hung Vinyl Window (Silver Line 3900).....	457.24	58.31
			<i>For Colored Vinyl, Add</i>	34.06	
			<i>For Tinted Glass, Add</i>	40.88	
			<i>For Low-E Insulated Glass, Add</i>	85.16	
			<i>For Obscure Glass, Add</i>	93.67	
08 53 13 00-0125			44" Height, New Construction, Double Hung Vinyl Windows (Silver Line 3900) <small>(08 53 13 00-0103)</small>		
08 53 13 00-0126	EA		24" x 44", New Construction, Double Hung Vinyl Window (Silver Line 3900).....	405.89	51.27
			<i>For Colored Vinyl, Add</i>	30.34	
			<i>For Tinted Glass, Add</i>	36.40	
			<i>For Low-E Insulated Glass, Add</i>	75.84	
			<i>For Obscure Glass, Add</i>	83.42	
08 53 13 00-0127	EA		28" x 44", New Construction, Double Hung Vinyl Window (Silver Line 3900).....	419.85	53.28
			<i>For Colored Vinyl, Add</i>	31.33	
			<i>For Tinted Glass, Add</i>	37.59	
			<i>For Low-E Insulated Glass, Add</i>	78.32	
			<i>For Obscure Glass, Add</i>	86.15	
08 53 13 00-0128	EA		30" x 44", New Construction, Double Hung Vinyl Window (Silver Line 3900).....	425.66	54.29
			<i>For Colored Vinyl, Add</i>	31.71	
			<i>For Tinted Glass, Add</i>	38.05	
			<i>For Low-E Insulated Glass, Add</i>	79.27	
			<i>For Obscure Glass, Add</i>	87.20	

08 Openings**08 50 Windows**

08 53 Plastic Windows



MINOR	CSI	UOM	DESCRIPTION	TOTAL DIRECT UNIT COST	DEMOLITION UNIT COST
08 53 13 00-0129	EA		32" x 44", New Construction, Double Hung Vinyl Window (Silver Line 3900).....	432.02	55.29
			<i>For Colored Vinyl, Add</i>	32.14	
			<i>For Tinted Glass, Add</i>	38.57	
			<i>For Low-E Insulated Glass, Add</i>	80.36	
			<i>For Obscure Glass, Add</i>	88.39	
08 53 13 00-0130	EA		36" x 44", New Construction, Double Hung Vinyl Window (Silver Line 3900).....	448.16	57.30
			<i>For Colored Vinyl, Add</i>	33.36	
			<i>For Tinted Glass, Add</i>	40.03	
			<i>For Low-E Insulated Glass, Add</i>	83.39	
			<i>For Obscure Glass, Add</i>	91.73	
08 53 13 00-0131	EA		44" x 44", New Construction, Double Hung Vinyl Window (Silver Line 3900).....	475.04	61.33
			<i>For Colored Vinyl, Add</i>	35.24	
			<i>For Tinted Glass, Add</i>	42.29	
			<i>For Low-E Insulated Glass, Add</i>	88.10	
			<i>For Obscure Glass, Add</i>	96.91	
08 53 13 00-0132			46" Height, New Construction, Double Hung Vinyl Windows (Silver Line 3900) <small>(08 53 13 00-0103)</small>		
08 53 13 00-0133	EA		24" x 46", New Construction, Double Hung Vinyl Window (Silver Line 3900).....	410.86	52.28
			<i>For Colored Vinyl, Add</i>	30.63	
			<i>For Tinted Glass, Add</i>	36.76	
			<i>For Low-E Insulated Glass, Add</i>	76.58	
			<i>For Obscure Glass, Add</i>	84.24	
08 53 13 00-0134	EA		28" x 46", New Construction, Double Hung Vinyl Window (Silver Line 3900).....	424.82	54.29
			<i>For Colored Vinyl, Add</i>	31.63	
			<i>For Tinted Glass, Add</i>	37.95	
			<i>For Low-E Insulated Glass, Add</i>	79.06	
			<i>For Obscure Glass, Add</i>	86.97	
08 53 13 00-0135	EA		30" x 46", New Construction, Double Hung Vinyl Window (Silver Line 3900).....	430.95	55.29
			<i>For Colored Vinyl, Add</i>	32.04	
			<i>For Tinted Glass, Add</i>	38.44	
			<i>For Low-E Insulated Glass, Add</i>	80.09	
			<i>For Obscure Glass, Add</i>	88.10	
08 53 13 00-0136	EA		32" x 46", New Construction, Double Hung Vinyl Window (Silver Line 3900).....	437.29	56.30
			<i>For Colored Vinyl, Add</i>	32.47	
			<i>For Tinted Glass, Add</i>	38.96	
			<i>For Low-E Insulated Glass, Add</i>	81.18	
			<i>For Obscure Glass, Add</i>	89.29	
08 53 13 00-0137	EA		36" x 46", New Construction, Double Hung Vinyl Window (Silver Line 3900).....	453.63	58.31
			<i>For Colored Vinyl, Add</i>	33.70	
			<i>For Tinted Glass, Add</i>	40.44	
			<i>For Low-E Insulated Glass, Add</i>	84.26	
			<i>For Obscure Glass, Add</i>	92.68	
08 53 13 00-0138	EA		44" x 46", New Construction, Double Hung Vinyl Window (Silver Line 3900).....	481.36	62.33
			<i>For Colored Vinyl, Add</i>	35.67	
			<i>For Tinted Glass, Add</i>	42.80	
			<i>For Low-E Insulated Glass, Add</i>	89.18	
			<i>For Obscure Glass, Add</i>	98.09	
08 53 13 00-0139			48" Height, New Construction, Double Hung Vinyl Windows (Silver Line 3900) <small>(08 53 13 00-0103)</small>		
08 53 13 00-0140	EA		24" x 48", New Construction, Double Hung Vinyl Window (Silver Line 3900).....	415.91	53.28
			<i>For Colored Vinyl, Add</i>	30.93	
			<i>For Tinted Glass, Add</i>	37.12	
			<i>For Low-E Insulated Glass, Add</i>	77.34	
			<i>For Obscure Glass, Add</i>	85.07	
08 53 13 00-0141	EA		28" x 48", New Construction, Double Hung Vinyl Window (Silver Line 3900).....	429.86	55.29
			<i>For Colored Vinyl, Add</i>	31.93	
			<i>For Tinted Glass, Add</i>	38.31	
			<i>For Low-E Insulated Glass, Add</i>	79.82	
			<i>For Obscure Glass, Add</i>	87.80	
08 53 13 00-0142	EA		30" x 48", New Construction, Double Hung Vinyl Window (Silver Line 3900).....	436.15	56.30
			<i>For Colored Vinyl, Add</i>	32.36	
			<i>For Tinted Glass, Add</i>	38.83	
			<i>For Low-E Insulated Glass, Add</i>	80.89	
			<i>For Obscure Glass, Add</i>	88.98	
08 53 13 00-0143	EA		32" x 48", New Construction, Double Hung Vinyl Window (Silver Line 3900).....	442.50	57.30
			<i>For Colored Vinyl, Add</i>	32.79	
			<i>For Tinted Glass, Add</i>	39.35	
			<i>For Low-E Insulated Glass, Add</i>	81.97	
			<i>For Obscure Glass, Add</i>	90.17	
08 53 13 00-0144	EA		36" x 48", New Construction, Double Hung Vinyl Window (Silver Line 3900).....	459.12	59.31
			<i>For Colored Vinyl, Add</i>	34.05	
			<i>For Tinted Glass, Add</i>	40.86	
			<i>For Low-E Insulated Glass, Add</i>	85.12	
			<i>For Obscure Glass, Add</i>	93.63	
08 53 13 00-0145	EA		44" x 48", New Construction, Double Hung Vinyl Window (Silver Line 3900).....	487.57	63.33
			<i>For Colored Vinyl, Add</i>	36.09	
			<i>For Tinted Glass, Add</i>	43.31	
			<i>For Low-E Insulated Glass, Add</i>	90.23	
			<i>For Obscure Glass, Add</i>	99.25	



Openings	08	08
Windows	08 50	
Plastic Windows	08 53	

MINOR CSI UOM DESCRIPTION	TOTAL DIRECT UNIT COST	DEMOLITION UNIT COST
------------------------------	---------------------------	-------------------------

08 53 13 00-0146 50" Height, New Construction, Double Hung Vinyl Windows (Silver Line 3900) (08 53 13 00-0103)

08 53 13 00-0147	EA 24" x 50", New Construction, Double Hung Vinyl Window (Silver Line 3900).....	420.87		54.29
	For Colored Vinyl, Add	31.23		
	For Tinted Glass, Add	37.48		
	For Low-E Insulated Glass, Add	78.08		
	For Obscure Glass, Add	85.88		
08 53 13 00-0148	EA 28" x 50", New Construction, Double Hung Vinyl Window (Silver Line 3900).....	434.83		56.30
	For Colored Vinyl, Add	32.22		
	For Tinted Glass, Add	38.67		
	For Low-E Insulated Glass, Add	80.56		
	For Obscure Glass, Add	88.62		
08 53 13 00-0149	EA 30" x 50", New Construction, Double Hung Vinyl Window (Silver Line 3900).....	441.41		57.30
	For Colored Vinyl, Add	32.68		
	For Tinted Glass, Add	39.22		
	For Low-E Insulated Glass, Add	81.70		
	For Obscure Glass, Add	89.87		
08 53 13 00-0150	EA 32" x 50", New Construction, Double Hung Vinyl Window (Silver Line 3900).....	447.75		58.31
	For Colored Vinyl, Add	33.11		
	For Tinted Glass, Add	39.74		
	For Low-E Insulated Glass, Add	82.79		
	For Obscure Glass, Add	91.06		
08 53 13 00-0151	EA 36" x 50", New Construction, Double Hung Vinyl Window (Silver Line 3900).....	464.59		60.32
	For Colored Vinyl, Add	34.40		
	For Tinted Glass, Add	41.28		
	For Low-E Insulated Glass, Add	85.99		
	For Obscure Glass, Add	94.59		
08 53 13 00-0152	EA 44" x 50", New Construction, Double Hung Vinyl Window (Silver Line 3900).....	493.86		64.34
	For Colored Vinyl, Add	36.52		
	For Tinted Glass, Add	43.82		
	For Low-E Insulated Glass, Add	91.30		
	For Obscure Glass, Add	100.42		

08 53 13 00-0153 52" Height, New Construction, Double Hung Vinyl Windows (Silver Line 3900) (08 53 13 00-0103)

08 53 13 00-0154	EA 24" x 52", New Construction, Double Hung Vinyl Window (Silver Line 3900).....	425.89		55.29
	For Colored Vinyl, Add	31.53		
	For Tinted Glass, Add	37.84		
	For Low-E Insulated Glass, Add	78.83		
	For Obscure Glass, Add	86.71		
08 53 13 00-0155	EA 28" x 52", New Construction, Double Hung Vinyl Window (Silver Line 3900).....	439.85		57.30
	For Colored Vinyl, Add	32.52		
	For Tinted Glass, Add	39.03		
	For Low-E Insulated Glass, Add	81.31		
	For Obscure Glass, Add	89.44		
08 53 13 00-0156	EA 30" x 52", New Construction, Double Hung Vinyl Window (Silver Line 3900).....	446.60		58.31
	For Colored Vinyl, Add	33.00		
	For Tinted Glass, Add	39.60		
	For Low-E Insulated Glass, Add	82.50		
	For Obscure Glass, Add	90.75		
08 53 13 00-0157	EA 32" x 52", New Construction, Double Hung Vinyl Window (Silver Line 3900).....	452.96		59.31
	For Colored Vinyl, Add	33.43		
	For Tinted Glass, Add	40.12		
	For Low-E Insulated Glass, Add	83.58		
	For Obscure Glass, Add	91.94		
08 53 13 00-0158	EA 36" x 52", New Construction, Double Hung Vinyl Window (Silver Line 3900).....	470.56		61.33
	For Colored Vinyl, Add	34.79		
	For Tinted Glass, Add	41.75		
	For Low-E Insulated Glass, Add	86.98		
	For Obscure Glass, Add	95.68		
08 53 13 00-0159	EA 44" x 52", New Construction, Double Hung Vinyl Window (Silver Line 3900).....	500.04		65.35
	For Colored Vinyl, Add	36.94		
	For Tinted Glass, Add	44.32		
	For Low-E Insulated Glass, Add	92.34		
	For Obscure Glass, Add	101.57		

08 53 13 00-0160 54" Height, New Construction, Double Hung Vinyl Windows (Silver Line 3900) (08 53 13 00-0103)

08 53 13 00-0161	EA 24" x 54", New Construction, Double Hung Vinyl Window (Silver Line 3900).....	430.91		56.30
	For Colored Vinyl, Add	31.83		
	For Tinted Glass, Add	38.20		
	For Low-E Insulated Glass, Add	79.58		
	For Obscure Glass, Add	87.54		
08 53 13 00-0162	EA 28" x 54", New Construction, Double Hung Vinyl Window (Silver Line 3900).....	444.87		58.31
	For Colored Vinyl, Add	32.83		
	For Tinted Glass, Add	39.39		
	For Low-E Insulated Glass, Add	82.07		
	For Obscure Glass, Add	90.27		

08 Openings**08 50 Windows**

08 53 Plastic Windows



MINOR	CSI	UOM	DESCRIPTION	TOTAL DIRECT UNIT COST	DEMOLITION UNIT COST
08 53 13 00-0163	EA		30" x 54", New Construction, Double Hung Vinyl Window (Silver Line 3900).....	451.90	59.31
			<i>For Colored Vinyl, Add</i>	33.33	
			<i>For Tinted Glass, Add</i>	39.99	
			<i>For Low-E Insulated Glass, Add</i>	83.32	
			<i>For Obscure Glass, Add</i>	91.65	
08 53 13 00-0164	EA		32" x 54", New Construction, Double Hung Vinyl Window (Silver Line 3900).....	458.24	60.32
			<i>For Colored Vinyl, Add</i>	33.76	
			<i>For Tinted Glass, Add</i>	40.51	
			<i>For Low-E Insulated Glass, Add</i>	84.40	
			<i>For Obscure Glass, Add</i>	92.84	
08 53 13 00-0165	EA		36" x 54", New Construction, Double Hung Vinyl Window (Silver Line 3900).....	476.52	62.33
			<i>For Colored Vinyl, Add</i>	35.19	
			<i>For Tinted Glass, Add</i>	42.22	
			<i>For Low-E Insulated Glass, Add</i>	87.97	
			<i>For Obscure Glass, Add</i>	96.76	
08 53 13 00-0166	EA		44" x 54", New Construction, Double Hung Vinyl Window (Silver Line 3900).....	506.25	66.35
			<i>For Colored Vinyl, Add</i>	37.36	
			<i>For Tinted Glass, Add</i>	44.83	
			<i>For Low-E Insulated Glass, Add</i>	93.39	
			<i>For Obscure Glass, Add</i>	102.73	
08 53 13 00-0167			60" Height, New Construction, Double Hung Vinyl Windows (Silver Line 3900) <small>(08 53 13 00-0103)</small>		
08 53 13 00-0168	EA		24" x 60", New Construction, Double Hung Vinyl Window (Silver Line 3900).....	445.99	59.31
			<i>For Colored Vinyl, Add</i>	32.74	
			<i>For Tinted Glass, Add</i>	39.28	
			<i>For Low-E Insulated Glass, Add</i>	81.84	
			<i>For Obscure Glass, Add</i>	90.02	
08 53 13 00-0169	EA		28" x 60", New Construction, Double Hung Vinyl Window (Silver Line 3900).....	459.95	61.33
			<i>For Colored Vinyl, Add</i>	33.73	
			<i>For Tinted Glass, Add</i>	40.48	
			<i>For Low-E Insulated Glass, Add</i>	84.33	
			<i>For Obscure Glass, Add</i>	92.76	
08 53 13 00-0170	EA		30" x 60", New Construction, Double Hung Vinyl Window (Silver Line 3900).....	468.62	62.33
			<i>For Colored Vinyl, Add</i>	34.40	
			<i>For Tinted Glass, Add</i>	41.28	
			<i>For Low-E Insulated Glass, Add</i>	85.99	
			<i>For Obscure Glass, Add</i>	94.59	
08 53 13 00-0171	EA		32" x 60", New Construction, Double Hung Vinyl Window (Silver Line 3900).....	474.97	63.33
			<i>For Colored Vinyl, Add</i>	34.83	
			<i>For Tinted Glass, Add</i>	41.80	
			<i>For Low-E Insulated Glass, Add</i>	87.08	
			<i>For Obscure Glass, Add</i>	95.78	
08 53 13 00-0172	EA		36" x 60", New Construction, Double Hung Vinyl Window (Silver Line 3900).....	494.30	65.35
			<i>For Colored Vinyl, Add</i>	36.36	
			<i>For Tinted Glass, Add</i>	43.63	
			<i>For Low-E Insulated Glass, Add</i>	90.90	
			<i>For Obscure Glass, Add</i>	99.99	
08 53 13 00-0173	EA		44" x 60", New Construction, Double Hung Vinyl Window (Silver Line 3900).....	524.93	69.37
			<i>For Colored Vinyl, Add</i>	38.62	
			<i>For Tinted Glass, Add</i>	46.34	
			<i>For Low-E Insulated Glass, Add</i>	96.55	
			<i>For Obscure Glass, Add</i>	106.21	
08 53 13 00-0174			62" Height, New Construction, Double Hung Vinyl Windows (Silver Line 3900) <small>(08 53 13 00-0103)</small>		
08 53 13 00-0175	EA		24" x 62", New Construction, Double Hung Vinyl Window (Silver Line 3900).....	450.99	60.32
			<i>For Colored Vinyl, Add</i>	33.04	
			<i>For Tinted Glass, Add</i>	39.64	
			<i>For Low-E Insulated Glass, Add</i>	82.59	
			<i>For Obscure Glass, Add</i>	90.85	
08 53 13 00-0176	EA		28" x 62", New Construction, Double Hung Vinyl Window (Silver Line 3900).....	464.96	62.33
			<i>For Colored Vinyl, Add</i>	34.03	
			<i>For Tinted Glass, Add</i>	40.84	
			<i>For Low-E Insulated Glass, Add</i>	85.08	
			<i>For Obscure Glass, Add</i>	93.58	
08 53 13 00-0177	EA		30" x 62", New Construction, Double Hung Vinyl Window (Silver Line 3900).....	474.30	63.33
			<i>For Colored Vinyl, Add</i>	34.76	
			<i>For Tinted Glass, Add</i>	41.72	
			<i>For Low-E Insulated Glass, Add</i>	86.91	
			<i>For Obscure Glass, Add</i>	95.60	
08 53 13 00-0178	EA		32" x 62", New Construction, Double Hung Vinyl Window (Silver Line 3900).....	480.65	64.34
			<i>For Colored Vinyl, Add</i>	35.20	
			<i>For Tinted Glass, Add</i>	42.24	
			<i>For Low-E Insulated Glass, Add</i>	87.99	
			<i>For Obscure Glass, Add</i>	96.79	
08 53 13 00-0179	EA		36" x 62", New Construction, Double Hung Vinyl Window (Silver Line 3900).....	500.20	66.35
			<i>For Colored Vinyl, Add</i>	36.75	
			<i>For Tinted Glass, Add</i>	44.10	
			<i>For Low-E Insulated Glass, Add</i>	91.88	
			<i>For Obscure Glass, Add</i>	101.06	



Openings	08	08
Windows	08 50	
Plastic Windows	08 53	

MINOR CSI UOM DESCRIPTION	TOTAL DIRECT UNIT COST	DEMOLITION UNIT COST
08 53 13 00-0180 EA 44" x 62", New Construction, Double Hung Vinyl Window (Silver Line 3900).....	531.71	70.37
For Colored Vinyl, Add	39.10	
For Tinted Glass, Add	46.92	
For Low-E Insulated Glass, Add	97.74	
For Obscure Glass, Add	107.51	
08 53 13 00-0181 66" Height, New Construction, Double Hung Vinyl Windows (Silver Line 3900) <small>(08 53 13 00-0103)</small>		
08 53 13 00-0182 EA 24" x 66", New Construction, Double Hung Vinyl Window (Silver Line 3900).....	462.02	62.33
For Colored Vinyl, Add	33.74	
For Tinted Glass, Add	40.48	
For Low-E Insulated Glass, Add	84.34	
For Obscure Glass, Add	92.77	
08 53 13 00-0183 EA 28" x 66", New Construction, Double Hung Vinyl Window (Silver Line 3900).....	475.97	64.34
For Colored Vinyl, Add	34.73	
For Tinted Glass, Add	41.67	
For Low-E Insulated Glass, Add	86.82	
For Obscure Glass, Add	95.50	
08 53 13 00-0184 EA 30" x 66", New Construction, Double Hung Vinyl Window (Silver Line 3900).....	485.68	65.35
For Colored Vinyl, Add	35.50	
For Tinted Glass, Add	42.60	
For Low-E Insulated Glass, Add	88.75	
For Obscure Glass, Add	97.62	
08 53 13 00-0185 EA 32" x 66", New Construction, Double Hung Vinyl Window (Silver Line 3900).....	492.03	66.35
For Colored Vinyl, Add	35.93	
For Tinted Glass, Add	43.12	
For Low-E Insulated Glass, Add	89.83	
For Obscure Glass, Add	98.82	
08 53 13 00-0186 EA 36" x 66", New Construction, Double Hung Vinyl Window (Silver Line 3900).....	512.13	68.36
For Colored Vinyl, Add	37.54	
For Tinted Glass, Add	45.05	
For Low-E Insulated Glass, Add	93.85	
For Obscure Glass, Add	103.24	
08 53 13 00-0187 EA 44" x 66", New Construction, Double Hung Vinyl Window (Silver Line 3900).....	544.80	72.38
For Colored Vinyl, Add	40.00	
For Tinted Glass, Add	48.00	
For Low-E Insulated Glass, Add	100.01	
For Obscure Glass, Add	110.01	
08 53 13 00-0188 72" Height, New Construction, Double Hung Vinyl Windows (Silver Line 3900) <small>(08 53 13 00-0103)</small>		
08 53 13 00-0189 EA 24" x 72", New Construction, Double Hung Vinyl Window (Silver Line 3900).....	478.54	65.35
For Colored Vinyl, Add	34.79	
For Tinted Glass, Add	41.74	
For Low-E Insulated Glass, Add	86.96	
For Obscure Glass, Add	95.66	
08 53 13 00-0190 EA 28" x 72", New Construction, Double Hung Vinyl Window (Silver Line 3900).....	492.50	67.36
For Colored Vinyl, Add	35.78	
For Tinted Glass, Add	42.93	
For Low-E Insulated Glass, Add	89.45	
For Obscure Glass, Add	98.39	
08 53 13 00-0191 EA 30" x 72", New Construction, Double Hung Vinyl Window (Silver Line 3900).....	502.22	68.36
For Colored Vinyl, Add	36.55	
For Tinted Glass, Add	43.86	
For Low-E Insulated Glass, Add	91.37	
For Obscure Glass, Add	100.51	
08 53 13 00-0192 EA 32" x 72", New Construction, Double Hung Vinyl Window (Silver Line 3900).....	508.56	69.37
For Colored Vinyl, Add	36.98	
For Tinted Glass, Add	44.38	
For Low-E Insulated Glass, Add	92.46	
For Obscure Glass, Add	101.70	
08 53 13 00-0193 EA 36" x 72", New Construction, Double Hung Vinyl Window (Silver Line 3900).....	528.64	71.38
For Colored Vinyl, Add	38.59	
For Tinted Glass, Add	46.31	
For Low-E Insulated Glass, Add	96.47	
For Obscure Glass, Add	106.12	
08 53 13 00-0194 EA 44" x 72", New Construction, Double Hung Vinyl Window (Silver Line 3900).....	561.32	75.40
For Colored Vinyl, Add	41.05	
For Tinted Glass, Add	49.26	
For Low-E Insulated Glass, Add	102.63	
For Obscure Glass, Add	112.90	
08 53 13 00-0195 Replacement, Double Hung Vinyl Windows (Silver Line 8500) <small>(08 53 13 00-0102)</small>		
Note: Includes white solid vinyl interior and exterior, standard hardware, clear insulated glass and insect screen. Excludes grilles. Pricing calculated by the United Inch (the combined inches of one width and one height).		
08 53 13 00-0196 EA Up To 73" UI, Replacement, Double Hung Vinyl Window (Silver Line 8500).....	463.15	52.78
For Colored Vinyl, Add	35.76	
For Tinted Glass, Add	42.91	
For Low-E Insulated Glass, Add	89.40	
For Obscure Glass, Add	98.34	

08 Openings

08 50 Windows

08 53 Plastic Windows


**SAN BERNARDINO
COUNTY**

MINOR CSI	UOM	DESCRIPTION	TOTAL DIRECT UNIT COST	DEMOLITION UNIT COST
08 53 13 00-0197	EA	>73" To 83" UI, Replacement, Double Hung Vinyl Window (Silver Line 8500).....	510.57	57.80
		<i>For Colored Vinyl, Add</i>	39.50	
		<i>For Tinted Glass, Add</i>	47.40	
		<i>For Low-E Insulated Glass, Add</i>	98.74	
		<i>For Obscure Glass, Add</i>	108.61	
08 53 13 00-0198	EA	>83" To 93" UI, Replacement, Double Hung Vinyl Window (Silver Line 8500).....	555.19	62.83
		<i>For Colored Vinyl, Add</i>	42.95	
		<i>For Tinted Glass, Add</i>	51.54	
		<i>For Low-E Insulated Glass, Add</i>	107.38	
		<i>For Obscure Glass, Add</i>	118.12	
08 53 13 00-0199	EA	>93" To 101" UI, Replacement, Double Hung Vinyl Window (Silver Line 8500).....	588.07	67.86
		<i>For Colored Vinyl, Add</i>	45.24	
		<i>For Tinted Glass, Add</i>	54.28	
		<i>For Low-E Insulated Glass, Add</i>	113.09	
		<i>For Obscure Glass, Add</i>	124.40	
08 53 13 00-0200	EA	>101" To 110" UI, Replacement, Double Hung Vinyl Window (Silver Line 8500).....	623.03	72.89
		<i>For Colored Vinyl, Add</i>	47.73	
		<i>For Tinted Glass, Add</i>	57.27	
		<i>For Low-E Insulated Glass, Add</i>	119.32	
		<i>For Obscure Glass, Add</i>	131.25	
08 53 13 00-0201	EA	>110" To 120" UI, Replacement, Double Hung Vinyl Window (Silver Line 8500).....	676.47	77.92
		<i>For Colored Vinyl, Add</i>	52.07	
		<i>For Tinted Glass, Add</i>	62.48	
		<i>For Low-E Insulated Glass, Add</i>	130.16	
		<i>For Obscure Glass, Add</i>	143.18	
08 53 13 00-0202	UI	>120" UI, Replacement, Double Hung Vinyl Window (Silver Line 8500).....	5.65	0.65
		<i>For Colored Vinyl, Add</i>	0.43	
		<i>For Tinted Glass, Add</i>	0.52	
		<i>For Low-E Insulated Glass, Add</i>	1.09	
		<i>For Obscure Glass, Add</i>	1.19	
08 53 13 00-0203		Casement Vinyl Windows (08 53 13)		
08 53 13 00-0204		New Construction, Casement Vinyl Windows (Silver Line 7550) (08 53 13 00-0203)		
		Note: Includes white solid vinyl interior and exterior, standard hardware, clear insulated glass and insect screen. Excludes grilles.		
08 53 13 00-0205		One Operating Sash, New Construction, Casement Vinyl Windows (Silver Line 7550) (08 53 13 00-0204)		
08 53 13 00-0206		24" Height, One Operating Sash, New Construction, Casement Vinyl Windows (Silver Line 7550) (08 53 13 00-0205)		
08 53 13 00-0207	EA	17" x 24", One Operating Sash, New Construction, Casement Vinyl Window (Silver Line 7550).....	344.85	38.20
		<i>For Colored Vinyl, Add</i>	26.95	
		<i>For Tinted Glass, Add</i>	32.33	
		<i>For Low-E Insulated Glass, Add</i>	67.36	
		<i>For Obscure Glass, Add</i>	74.10	
08 53 13 00-0208	EA	20" x 24", One Operating Sash, New Construction, Casement Vinyl Window (Silver Line 7550).....	356.96	39.21
		<i>For Colored Vinyl, Add</i>	27.86	
		<i>For Tinted Glass, Add</i>	33.43	
		<i>For Low-E Insulated Glass, Add</i>	69.64	
		<i>For Obscure Glass, Add</i>	76.60	
08 53 13 00-0209	EA	24" x 24", One Operating Sash, New Construction, Casement Vinyl Window (Silver Line 7550).....	370.08	41.22
		<i>For Colored Vinyl, Add</i>	28.76	
		<i>For Tinted Glass, Add</i>	34.52	
		<i>For Low-E Insulated Glass, Add</i>	71.91	
		<i>For Obscure Glass, Add</i>	79.10	
08 53 13 00-0210	EA	28" x 24", One Operating Sash, New Construction, Casement Vinyl Window (Silver Line 7550).....	393.22	43.23
		<i>For Colored Vinyl, Add</i>	30.68	
		<i>For Tinted Glass, Add</i>	36.81	
		<i>For Low-E Insulated Glass, Add</i>	76.69	
		<i>For Obscure Glass, Add</i>	84.36	
08 53 13 00-0211		28" Height, One Operating Sash, New Construction, Casement Vinyl Windows (Silver Line 7550) (08 53 13 00-0205)		
08 53 13 00-0212	EA	17" x 28", One Operating Sash, New Construction, Casement Vinyl Window (Silver Line 7550).....	365.80	40.21
		<i>For Colored Vinyl, Add</i>	28.64	
		<i>For Tinted Glass, Add</i>	34.37	
		<i>For Low-E Insulated Glass, Add</i>	71.60	
		<i>For Obscure Glass, Add</i>	78.75	
08 53 13 00-0213	EA	20" x 28", One Operating Sash, New Construction, Casement Vinyl Window (Silver Line 7550).....	378.96	41.22
		<i>For Colored Vinyl, Add</i>	29.65	
		<i>For Tinted Glass, Add</i>	35.58	
		<i>For Low-E Insulated Glass, Add</i>	74.13	
		<i>For Obscure Glass, Add</i>	81.54	
08 53 13 00-0214	EA	24" x 28", One Operating Sash, New Construction, Casement Vinyl Window (Silver Line 7550).....	393.08	43.23
		<i>For Colored Vinyl, Add</i>	30.66	
		<i>For Tinted Glass, Add</i>	36.79	
		<i>For Low-E Insulated Glass, Add</i>	76.66	
		<i>For Obscure Glass, Add</i>	84.32	



Openings	08	08
Windows	08 50	
Plastic Windows	08 53	

MINOR	CSI	UOM	DESCRIPTION	TOTAL DIRECT UNIT COST	DEMOLITION UNIT COST
08 53 13 00-0215	EA		28" x 28", One Operating Sash, New Construction, Casement Vinyl Window (Silver Line 7550).....	417.45	45.24
			<i>For Colored Vinyl, Add</i>	32.70	
			<i>For Tinted Glass, Add</i>	39.24	
			<i>For Low-E Insulated Glass, Add</i>	81.74	
			<i>For Obscure Glass, Add</i>	89.92	
08 53 13 00-0216			36" Height, One Operating Sash, New Construction, Casement Vinyl Windows (Silver Line 7550) (08 53 13 00-0205)		
08 53 13 00-0217	EA		17" x 36", One Operating Sash, New Construction, Casement Vinyl Window (Silver Line 7550).....	391.04	43.23
			<i>For Colored Vinyl, Add</i>	30.46	
			<i>For Tinted Glass, Add</i>	36.55	
			<i>For Low-E Insulated Glass, Add</i>	76.15	
			<i>For Obscure Glass, Add</i>	83.76	
08 53 13 00-0218	EA		20" x 36", One Operating Sash, New Construction, Casement Vinyl Window (Silver Line 7550).....	404.68	45.24
			<i>For Colored Vinyl, Add</i>	31.52	
			<i>For Tinted Glass, Add</i>	37.83	
			<i>For Low-E Insulated Glass, Add</i>	78.80	
			<i>For Obscure Glass, Add</i>	86.68	
08 53 13 00-0219	EA		24" x 36", One Operating Sash, New Construction, Casement Vinyl Window (Silver Line 7550).....	419.38	46.75
			<i>For Colored Vinyl, Add</i>	32.59	
			<i>For Tinted Glass, Add</i>	39.11	
			<i>For Low-E Insulated Glass, Add</i>	81.47	
			<i>For Obscure Glass, Add</i>	89.62	
08 53 13 00-0220	EA		28" x 36", One Operating Sash, New Construction, Casement Vinyl Window (Silver Line 7550).....	444.73	48.75
			<i>For Colored Vinyl, Add</i>	34.72	
			<i>For Tinted Glass, Add</i>	41.67	
			<i>For Low-E Insulated Glass, Add</i>	86.80	
			<i>For Obscure Glass, Add</i>	95.48	
08 53 13 00-0221			40" Height, One Operating Sash, New Construction, Casement Vinyl Windows (Silver Line 7550) (08 53 13 00-0205)		
08 53 13 00-0222	EA		17" x 40", One Operating Sash, New Construction, Casement Vinyl Window (Silver Line 7550).....	413.61	46.24
			<i>For Colored Vinyl, Add</i>	32.21	
			<i>For Tinted Glass, Add</i>	38.66	
			<i>For Low-E Insulated Glass, Add</i>	80.53	
			<i>For Obscure Glass, Add</i>	88.59	
08 53 13 00-0223	EA		20" x 40", One Operating Sash, New Construction, Casement Vinyl Window (Silver Line 7550).....	427.99	47.25
			<i>For Colored Vinyl, Add</i>	33.35	
			<i>For Tinted Glass, Add</i>	40.02	
			<i>For Low-E Insulated Glass, Add</i>	83.37	
			<i>For Obscure Glass, Add</i>	91.71	
08 53 13 00-0224	EA		24" x 40", One Operating Sash, New Construction, Casement Vinyl Window (Silver Line 7550).....	443.38	49.26
			<i>For Colored Vinyl, Add</i>	34.49	
			<i>For Tinted Glass, Add</i>	41.38	
			<i>For Low-E Insulated Glass, Add</i>	86.22	
			<i>For Obscure Glass, Add</i>	94.84	
08 53 13 00-0225	EA		28" x 40", One Operating Sash, New Construction, Casement Vinyl Window (Silver Line 7550).....	470.74	51.27
			<i>For Colored Vinyl, Add</i>	36.82	
			<i>For Tinted Glass, Add</i>	44.18	
			<i>For Low-E Insulated Glass, Add</i>	92.05	
			<i>For Obscure Glass, Add</i>	101.26	
08 53 13 00-0226			48" Height, One Operating Sash, New Construction, Casement Vinyl Windows (Silver Line 7550) (08 53 13 00-0205)		
08 53 13 00-0227	EA		17" x 48", One Operating Sash, New Construction, Casement Vinyl Window (Silver Line 7550).....	439.37	50.26
			<i>For Colored Vinyl, Add</i>	33.99	
			<i>For Tinted Glass, Add</i>	40.78	
			<i>For Low-E Insulated Glass, Add</i>	84.96	
			<i>For Obscure Glass, Add</i>	93.46	
08 53 13 00-0228	EA		20" x 48", One Operating Sash, New Construction, Casement Vinyl Window (Silver Line 7550).....	454.37	51.27
			<i>For Colored Vinyl, Add</i>	35.18	
			<i>For Tinted Glass, Add</i>	42.22	
			<i>For Low-E Insulated Glass, Add</i>	87.96	
			<i>For Obscure Glass, Add</i>	96.75	
08 53 13 00-0229	EA		24" x 48", One Operating Sash, New Construction, Casement Vinyl Window (Silver Line 7550).....	470.41	53.28
			<i>For Colored Vinyl, Add</i>	36.38	
			<i>For Tinted Glass, Add</i>	43.66	
			<i>For Low-E Insulated Glass, Add</i>	90.96	
			<i>For Obscure Glass, Add</i>	100.06	
08 53 13 00-0230	EA		28" x 48", One Operating Sash, New Construction, Casement Vinyl Window (Silver Line 7550).....	500.43	55.29
			<i>For Colored Vinyl, Add</i>	38.98	
			<i>For Tinted Glass, Add</i>	46.78	
			<i>For Low-E Insulated Glass, Add</i>	97.46	
			<i>For Obscure Glass, Add</i>	107.21	
08 53 13 00-0231			52" Height, One Operating Sash, New Construction, Casement Vinyl Windows (Silver Line 7550) (08 53 13 00-0205)		

08 Openings**08 50 Windows**

08 53 Plastic Windows



MINOR CSI UOM DESCRIPTION	TOTAL DIRECT UNIT COST	DEMOLITION UNIT COST
08 53 13 00-0232 EA 17" x 52", One Operating Sash, New Construction, Casement Vinyl Window (Silver Line 7550).....	461.03	52.28
For Colored Vinyl, Add	35.75	
For Tinted Glass, Add	42.90	
For Low-E Insulated Glass, Add	89.37	
For Obscure Glass, Add	98.31	
08 53 13 00-0233 EA 20" x 52", One Operating Sash, New Construction, Casement Vinyl Window (Silver Line 7550).....	476.87	53.28
For Colored Vinyl, Add	37.03	
For Tinted Glass, Add	44.44	
For Low-E Insulated Glass, Add	92.58	
For Obscure Glass, Add	101.83	
08 53 13 00-0234 EA 28" x 52", One Operating Sash, New Construction, Casement Vinyl Window (Silver Line 7550).....	493.68	55.29
For Colored Vinyl, Add	38.31	
For Tinted Glass, Add	45.97	
For Low-E Insulated Glass, Add	95.77	
For Obscure Glass, Add	105.35	
08 53 13 00-0235 EA 28" x 52", One Operating Sash, New Construction, Casement Vinyl Window (Silver Line 7550).....	524.21	57.30
For Colored Vinyl, Add	40.96	
For Tinted Glass, Add	49.15	
For Low-E Insulated Glass, Add	102.40	
For Obscure Glass, Add	112.64	
08 53 13 00-0236 60" Height, One Operating Sash, New Construction, Casement Vinyl Windows (Silver Line 7550) (08 53 13 00-0205)		
08 53 13 00-0237 EA 17" x 60", One Operating Sash, New Construction, Casement Vinyl Window (Silver Line 7550).....	485.71	55.29
For Colored Vinyl, Add	37.51	
For Tinted Glass, Add	45.01	
For Low-E Insulated Glass, Add	93.78	
For Obscure Glass, Add	103.16	
08 53 13 00-0238 EA 20" x 60", One Operating Sash, New Construction, Casement Vinyl Window (Silver Line 7550).....	502.35	57.30
For Colored Vinyl, Add	38.88	
For Tinted Glass, Add	46.65	
For Low-E Insulated Glass, Add	97.19	
For Obscure Glass, Add	106.91	
08 53 13 00-0239 EA 24" x 60", One Operating Sash, New Construction, Casement Vinyl Window (Silver Line 7550).....	520.00	58.81
For Colored Vinyl, Add	40.24	
For Tinted Glass, Add	48.29	
For Low-E Insulated Glass, Add	100.60	
For Obscure Glass, Add	110.65	
08 53 13 00-0240 EA 28" x 60", One Operating Sash, New Construction, Casement Vinyl Window (Silver Line 7550).....	551.00	60.83
For Colored Vinyl, Add	42.94	
For Tinted Glass, Add	51.52	
For Low-E Insulated Glass, Add	107.34	
For Obscure Glass, Add	118.07	
08 53 13 00-0241 64" Height, One Operating Sash, New Construction, Casement Vinyl Windows (Silver Line 7550) (08 53 13 00-0205)		
08 53 13 00-0242 EA 17" x 64", One Operating Sash, New Construction, Casement Vinyl Window (Silver Line 7550).....	507.94	58.31
For Colored Vinyl, Add	39.23	
For Tinted Glass, Add	47.08	
For Low-E Insulated Glass, Add	98.08	
For Obscure Glass, Add	107.89	
08 53 13 00-0243 EA 20" x 64", One Operating Sash, New Construction, Casement Vinyl Window (Silver Line 7550).....	525.01	59.31
For Colored Vinyl, Add	40.64	
For Tinted Glass, Add	48.77	
For Low-E Insulated Glass, Add	101.60	
For Obscure Glass, Add	111.75	
08 53 13 00-0244 EA 24" x 64", One Operating Sash, New Construction, Casement Vinyl Window (Silver Line 7550).....	543.79	61.33
For Colored Vinyl, Add	42.11	
For Tinted Glass, Add	50.54	
For Low-E Insulated Glass, Add	105.29	
For Obscure Glass, Add	115.81	
08 53 13 00-0245 EA 28" x 64", One Operating Sash, New Construction, Casement Vinyl Window (Silver Line 7550).....	574.09	63.33
For Colored Vinyl, Add	44.74	
For Tinted Glass, Add	53.69	
For Low-E Insulated Glass, Add	111.86	
For Obscure Glass, Add	123.04	
08 53 13 00-0246 72" Height, One Operating Sash, New Construction, Casement Vinyl Windows (Silver Line 7550) (08 53 13 00-0205)		
08 53 13 00-0247 EA 17" x 72", One Operating Sash, New Construction, Casement Vinyl Window (Silver Line 7550).....	535.33	61.33
For Colored Vinyl, Add	41.27	
For Tinted Glass, Add	49.52	
For Low-E Insulated Glass, Add	103.17	
For Obscure Glass, Add	113.49	
08 53 13 00-0248 EA 20" x 72", One Operating Sash, New Construction, Casement Vinyl Window (Silver Line 7550).....	553.26	63.33
For Colored Vinyl, Add	42.76	
For Tinted Glass, Add	51.31	
For Low-E Insulated Glass, Add	106.90	
For Obscure Glass, Add	117.59	



Openings	08	08
Windows	08 50	
Plastic Windows	08 53	

MINOR CSI UOM DESCRIPTION	TOTAL DIRECT UNIT COST	DEMOLITION UNIT COST
08 53 13 00-0249 EA 24" x 72", One Operating Sash, New Construction, Casement Vinyl Window (Silver Line 7550).....	571.25	64.85
For Colored Vinyl, Add	44.16	
For Tinted Glass, Add	52.99	
For Low-E Insulated Glass, Add	110.39	
For Obscure Glass, Add	121.43	
08 53 13 00-0250 EA 28" x 72", One Operating Sash, New Construction, Casement Vinyl Window (Silver Line 7550).....	601.19	66.85
For Colored Vinyl, Add	46.75	
For Tinted Glass, Add	56.10	
For Low-E Insulated Glass, Add	116.87	
For Obscure Glass, Add	128.56	
08 53 13 00-0251 Two Operating Sashes, New Construction, Casement Vinyl Windows		
(Silver Line 7550) (08 53 13 00-0204)		
08 53 13 00-0252 36" Height, Two Operating Sashes, New Construction, Casement Vinyl		
Windows (Silver Line 7550) (08 53 13 00-0251)		
08 53 13 00-0253 EA 33" x 36", Two Operating Sashes, New Construction, Casement Vinyl Window (Silver Line 7550).....	687.54	51.27
For Colored Vinyl, Add	58.50	
For Tinted Glass, Add	70.20	
For Low-E Insulated Glass, Add	146.25	
For Obscure Glass, Add	160.88	
08 53 13 00-0254 EA 40" x 36", Two Operating Sashes, New Construction, Casement Vinyl Window (Silver Line 7550).....	712.94	55.29
For Colored Vinyl, Add	60.34	
For Tinted Glass, Add	72.40	
For Low-E Insulated Glass, Add	150.84	
For Obscure Glass, Add	165.92	
08 53 13 00-0255 EA 48" x 36", Two Operating Sashes, New Construction, Casement Vinyl Window (Silver Line 7550).....	739.37	59.31
For Colored Vinyl, Add	62.18	
For Tinted Glass, Add	74.61	
For Low-E Insulated Glass, Add	155.44	
For Obscure Glass, Add	170.98	
08 53 13 00-0256 EA 56" x 36", Two Operating Sashes, New Construction, Casement Vinyl Window (Silver Line 7550).....	769.22	62.83
For Colored Vinyl, Add	64.36	
For Tinted Glass, Add	77.23	
For Low-E Insulated Glass, Add	160.89	
For Obscure Glass, Add	176.98	
08 53 13 00-0257 40" Height, Two Operating Sashes, New Construction, Casement Vinyl		
Windows (Silver Line 7550) (08 53 13 00-0251)		
08 53 13 00-0258 EA 33" x 40", Two Operating Sashes, New Construction, Casement Vinyl Window (Silver Line 7550).....	727.95	53.78
For Colored Vinyl, Add	62.04	
For Tinted Glass, Add	74.45	
For Low-E Insulated Glass, Add	155.10	
For Obscure Glass, Add	170.60	
08 53 13 00-0259 EA 40" x 40", Two Operating Sashes, New Construction, Casement Vinyl Window (Silver Line 7550).....	754.86	57.30
For Colored Vinyl, Add	64.03	
For Tinted Glass, Add	76.83	
For Low-E Insulated Glass, Add	160.06	
For Obscure Glass, Add	176.07	
08 53 13 00-0260 EA 48" x 40", Two Operating Sashes, New Construction, Casement Vinyl Window (Silver Line 7550).....	782.81	61.33
For Colored Vinyl, Add	66.02	
For Tinted Glass, Add	79.22	
For Low-E Insulated Glass, Add	165.04	
For Obscure Glass, Add	181.54	
08 53 13 00-0261 EA 56" x 40", Two Operating Sashes, New Construction, Casement Vinyl Window (Silver Line 7550).....	811.73	65.35
For Colored Vinyl, Add	68.10	
For Tinted Glass, Add	81.72	
For Low-E Insulated Glass, Add	170.26	
For Obscure Glass, Add	187.29	
08 53 13 00-0262 48" Height, Two Operating Sashes, New Construction, Casement Vinyl		
Windows (Silver Line 7550) (08 53 13 00-0251)		
08 53 13 00-0263 EA 33" x 48", Two Operating Sashes, New Construction, Casement Vinyl Window (Silver Line 7550).....	772.07	57.80
For Colored Vinyl, Add	65.65	
For Tinted Glass, Add	78.78	
For Low-E Insulated Glass, Add	164.12	
For Obscure Glass, Add	180.53	
08 53 13 00-0264 EA 40" x 48", Two Operating Sashes, New Construction, Casement Vinyl Window (Silver Line 7550).....	800.08	61.33
For Colored Vinyl, Add	67.74	
For Tinted Glass, Add	81.29	
For Low-E Insulated Glass, Add	169.36	
For Obscure Glass, Add	186.29	
08 53 13 00-0265 EA 48" x 48", Two Operating Sashes, New Construction, Casement Vinyl Window (Silver Line 7550).....	829.11	65.35
For Colored Vinyl, Add	69.84	
For Tinted Glass, Add	83.81	
For Low-E Insulated Glass, Add	174.61	
For Obscure Glass, Add	192.07	

08	08	Openings
	08 50	Windows
	08 53	Plastic Windows



MINOR CSI UOM DESCRIPTION	TOTAL DIRECT UNIT COST	DEMOLITION UNIT COST
08 53 13 00-0266 EA 56" x 48", Two Operating Sashes, New Construction, Casement Vinyl Window (Silver Line 7550)	860.58	69.37
For Colored Vinyl, Add	72.19	
For Tinted Glass, Add	86.62	
For Low-E Insulated Glass, Add	180.46	
For Obscure Glass, Add	198.51	
08 53 13 00-0267 52" Height, Two Operating Sashes, New Construction, Casement Vinyl Windows (Silver Line 7550) (08 53 13 00-0251)		
08 53 13 00-0268 EA 33" x 52", Two Operating Sashes, New Construction, Casement Vinyl Window (Silver Line 7550)	812.09	59.82
For Colored Vinyl, Add	69.25	
For Tinted Glass, Add	83.10	
For Low-E Insulated Glass, Add	173.12	
For Obscure Glass, Add	190.43	
08 53 13 00-0269 EA 40" x 52", Two Operating Sashes, New Construction, Casement Vinyl Window (Silver Line 7550)	841.55	63.33
For Colored Vinyl, Add	71.49	
For Tinted Glass, Add	85.79	
For Low-E Insulated Glass, Add	178.72	
For Obscure Glass, Add	196.59	
08 53 13 00-0270 EA 48" x 52", Two Operating Sashes, New Construction, Casement Vinyl Window (Silver Line 7550)	872.01	67.36
For Colored Vinyl, Add	73.73	
For Tinted Glass, Add	88.48	
For Low-E Insulated Glass, Add	184.33	
For Obscure Glass, Add	202.76	
08 53 13 00-0271 EA 56" x 52", Two Operating Sashes, New Construction, Casement Vinyl Window (Silver Line 7550)	903.98	71.38
For Colored Vinyl, Add	76.12	
For Tinted Glass, Add	91.35	
For Low-E Insulated Glass, Add	190.31	
For Obscure Glass, Add	209.34	
08 53 13 00-0272 60" Height, Two Operating Sashes, New Construction, Casement Vinyl Windows (Silver Line 7550) (08 53 13 00-0251)		
08 53 13 00-0273 EA 33" x 60", Two Operating Sashes, New Construction, Casement Vinyl Window (Silver Line 7550)	855.13	63.33
For Colored Vinyl, Add	72.85	
For Tinted Glass, Add	87.42	
For Low-E Insulated Glass, Add	182.12	
For Obscure Glass, Add	200.33	
08 53 13 00-0274 EA 40" x 60", Two Operating Sashes, New Construction, Casement Vinyl Window (Silver Line 7550)	886.03	67.36
For Colored Vinyl, Add	75.23	
For Tinted Glass, Add	90.28	
For Low-E Insulated Glass, Add	188.08	
For Obscure Glass, Add	206.89	
08 53 13 00-0275 EA 48" x 60", Two Operating Sashes, New Construction, Casement Vinyl Window (Silver Line 7550)	917.92	71.38
For Colored Vinyl, Add	77.62	
For Tinted Glass, Add	93.14	
For Low-E Insulated Glass, Add	194.05	
For Obscure Glass, Add	213.45	
08 53 13 00-0276 EA 56" x 60", Two Operating Sashes, New Construction, Casement Vinyl Window (Silver Line 7550)	950.39	74.89
For Colored Vinyl, Add	80.06	
For Tinted Glass, Add	96.07	
For Low-E Insulated Glass, Add	200.15	
For Obscure Glass, Add	220.16	
08 53 13 00-0277 64" Height, Two Operating Sashes, New Construction, Casement Vinyl Windows (Silver Line 7550) (08 53 13 00-0251)		
08 53 13 00-0278 EA 33" x 64", Two Operating Sashes, New Construction, Casement Vinyl Window (Silver Line 7550)	897.33	65.84
For Colored Vinyl, Add	76.56	
For Tinted Glass, Add	91.88	
For Low-E Insulated Glass, Add	191.41	
For Obscure Glass, Add	210.55	
08 53 13 00-0279 EA 40" x 64", Two Operating Sashes, New Construction, Casement Vinyl Window (Silver Line 7550)	928.24	69.37
For Colored Vinyl, Add	78.95	
For Tinted Glass, Add	94.74	
For Low-E Insulated Glass, Add	197.38	
For Obscure Glass, Add	217.12	
08 53 13 00-0280 EA 48" x 64", Two Operating Sashes, New Construction, Casement Vinyl Window (Silver Line 7550)	960.01	73.39
For Colored Vinyl, Add	81.32	
For Tinted Glass, Add	97.59	
For Low-E Insulated Glass, Add	203.31	
For Obscure Glass, Add	223.64	
08 53 13 00-0281 EA 56" x 64", Two Operating Sashes, New Construction, Casement Vinyl Window (Silver Line 7550)	992.57	77.41
For Colored Vinyl, Add	83.78	
For Tinted Glass, Add	100.53	
For Low-E Insulated Glass, Add	209.44	
For Obscure Glass, Add	230.38	
08 53 13 00-0282 72" Height, Two Operating Sashes, New Construction, Casement Vinyl Windows (Silver Line 7550) (08 53 13 00-0251)		



Openings	08	08
Windows	08 50	
Plastic Windows	08 53	

MINOR	CSI	UOM	DESCRIPTION	TOTAL DIRECT UNIT COST	DEMOLITION UNIT COST
08 53 13 00-0283	EA		33" x 72", Two Operating Sashes, New Construction, Casement Vinyl Window (Silver Line 7550).....	943.94	69.37
			<i>For Colored Vinyl, Add</i>	80.52	
			<i>For Tinted Glass, Add</i>	96.63	
			<i>For Low-E Insulated Glass, Add</i>	201.30	
			<i>For Obscure Glass, Add</i>	221.43	
08 53 13 00-0284	EA		40" x 72", Two Operating Sashes, New Construction, Casement Vinyl Window (Silver Line 7550).....	974.86	73.39
			<i>For Colored Vinyl, Add</i>	82.91	
			<i>For Tinted Glass, Add</i>	99.49	
			<i>For Low-E Insulated Glass, Add</i>	207.27	
			<i>For Obscure Glass, Add</i>	228.00	
08 53 13 00-0285	EA		48" x 72", Two Operating Sashes, New Construction, Casement Vinyl Window (Silver Line 7550).....	1,006.78	77.41
			<i>For Colored Vinyl, Add</i>	85.30	
			<i>For Tinted Glass, Add</i>	102.36	
			<i>For Low-E Insulated Glass, Add</i>	213.24	
			<i>For Obscure Glass, Add</i>	234.56	
08 53 13 00-0286	EA		56" x 72", Two Operating Sashes, New Construction, Casement Vinyl Window (Silver Line 7550).....	1,039.23	80.93
			<i>For Colored Vinyl, Add</i>	87.74	
			<i>For Tinted Glass, Add</i>	105.28	
			<i>For Low-E Insulated Glass, Add</i>	219.34	
			<i>For Obscure Glass, Add</i>	241.28	
08 53 13 00-0287			Three Operating Sashes, New Construction, Casement Vinyl Windows (Silver Line 7550) <small>(08 53 13 00-0204)</small>		
08 53 13 00-0288			36" Height, Three Operating Sashes, New Construction, Casement Vinyl Windows (Silver Line 7550) <small>(08 53 13 00-0287)</small>		
08 53 13 00-0289	EA		62" x 36", Three Operating Sashes, New Construction, Casement Vinyl Window (Silver Line 7550).....	849.04	65.35
			<i>For Colored Vinyl, Add</i>	71.84	
			<i>For Tinted Glass, Add</i>	86.20	
			<i>For Low-E Insulated Glass, Add</i>	179.59	
			<i>For Obscure Glass, Add</i>	197.55	
08 53 13 00-0290	EA		72" x 36", Three Operating Sashes, New Construction, Casement Vinyl Window (Silver Line 7550).....	889.36	70.37
			<i>For Colored Vinyl, Add</i>	74.86	
			<i>For Tinted Glass, Add</i>	89.83	
			<i>For Low-E Insulated Glass, Add</i>	187.15	
			<i>For Obscure Glass, Add</i>	205.87	
08 53 13 00-0291	EA		86" x 36", Three Operating Sashes, New Construction, Casement Vinyl Window (Silver Line 7550).....	961.37	77.92
			<i>For Colored Vinyl, Add</i>	80.56	
			<i>For Tinted Glass, Add</i>	96.67	
			<i>For Low-E Insulated Glass, Add</i>	201.39	
			<i>For Obscure Glass, Add</i>	221.53	
08 53 13 00-0292			40" Height, Three Operating Sashes, New Construction, Casement Vinyl Windows (Silver Line 7550) <small>(08 53 13 00-0287)</small>		
08 53 13 00-0293	EA		62" x 40", Three Operating Sashes, New Construction, Casement Vinyl Window (Silver Line 7550).....	904.54	68.36
			<i>For Colored Vinyl, Add</i>	76.88	
			<i>For Tinted Glass, Add</i>	92.26	
			<i>For Low-E Insulated Glass, Add</i>	192.21	
			<i>For Obscure Glass, Add</i>	211.43	
08 53 13 00-0294	EA		72" x 40", Three Operating Sashes, New Construction, Casement Vinyl Window (Silver Line 7550).....	945.16	72.89
			<i>For Colored Vinyl, Add</i>	79.94	
			<i>For Tinted Glass, Add</i>	95.93	
			<i>For Low-E Insulated Glass, Add</i>	199.85	
			<i>For Obscure Glass, Add</i>	219.83	
08 53 13 00-0295	EA		86" x 40", Three Operating Sashes, New Construction, Casement Vinyl Window (Silver Line 7550).....	1,021.26	80.43
			<i>For Colored Vinyl, Add</i>	86.04	
			<i>For Tinted Glass, Add</i>	103.25	
			<i>For Low-E Insulated Glass, Add</i>	215.10	
			<i>For Obscure Glass, Add</i>	236.61	
08 53 13 00-0296			48" Height, Three Operating Sashes, New Construction, Casement Vinyl Windows (Silver Line 7550) <small>(08 53 13 00-0287)</small>		
08 53 13 00-0297	EA		62" x 48", Three Operating Sashes, New Construction, Casement Vinyl Window (Silver Line 7550).....	956.84	72.38
			<i>For Colored Vinyl, Add</i>	81.21	
			<i>For Tinted Glass, Add</i>	97.45	
			<i>For Low-E Insulated Glass, Add</i>	203.02	
			<i>For Obscure Glass, Add</i>	223.32	
08 53 13 00-0298	EA		72" x 48", Three Operating Sashes, New Construction, Casement Vinyl Window (Silver Line 7550).....	1,004.71	76.91
			<i>For Colored Vinyl, Add</i>	85.09	
			<i>For Tinted Glass, Add</i>	102.11	
			<i>For Low-E Insulated Glass, Add</i>	212.72	
			<i>For Obscure Glass, Add</i>	233.99	
08 53 13 00-0299	EA		86" x 48", Three Operating Sashes, New Construction, Casement Vinyl Window (Silver Line 7550).....	1,084.30	84.45
			<i>For Colored Vinyl, Add</i>	91.54	
			<i>For Tinted Glass, Add</i>	109.85	
			<i>For Low-E Insulated Glass, Add</i>	228.85	
			<i>For Obscure Glass, Add</i>	251.74	

08	08	Openings
	08 50	Windows
	08 53	Plastic Windows



MINOR	CSI	UOM	DESCRIPTION	TOTAL DIRECT UNIT COST	DEMOLITION UNIT COST
-------	-----	-----	-------------	------------------------	----------------------

08 53 13 00-0300			52" Height, Three Operating Sashes, New Construction, Casement Vinyl Windows (Silver Line 7550) <small>(08 53 13 00-0287)</small>		
08 53 13 00-0301	EA		62" x 52", Three Operating Sashes, New Construction, Casement Vinyl Window (Silver Line 7550).....	1,009.59	74.39
			<i>For Colored Vinyl, Add</i>	86.08	
			<i>For Tinted Glass, Add</i>	103.30	
			<i>For Low-E Insulated Glass, Add</i>	215.20	
			<i>For Obscure Glass, Add</i>	236.72	
08 53 13 00-0302	EA		72" x 52", Three Operating Sashes, New Construction, Casement Vinyl Window (Silver Line 7550).....	1,060.58	79.42
			<i>For Colored Vinyl, Add</i>	90.18	
			<i>For Tinted Glass, Add</i>	108.21	
			<i>For Low-E Insulated Glass, Add</i>	225.44	
			<i>For Obscure Glass, Add</i>	247.98	
08 53 13 00-0303	EA		86" x 52", Three Operating Sashes, New Construction, Casement Vinyl Window (Silver Line 7550).....	1,151.42	86.46
			<i>For Colored Vinyl, Add</i>	97.85	
			<i>For Tinted Glass, Add</i>	117.42	
			<i>For Low-E Insulated Glass, Add</i>	244.63	
			<i>For Obscure Glass, Add</i>	269.09	
08 53 13 00-0304			60" Height, Three Operating Sashes, New Construction, Casement Vinyl Windows (Silver Line 7550) <small>(08 53 13 00-0287)</small>		
08 53 13 00-0305	EA		62" x 60", Three Operating Sashes, New Construction, Casement Vinyl Window (Silver Line 7550).....	1,065.33	77.92
			<i>For Colored Vinyl, Add</i>	90.95	
			<i>For Tinted Glass, Add</i>	109.14	
			<i>For Low-E Insulated Glass, Add</i>	227.38	
			<i>For Obscure Glass, Add</i>	250.12	
08 53 13 00-0306	EA		72" x 60", Three Operating Sashes, New Construction, Casement Vinyl Window (Silver Line 7550).....	1,118.47	82.93
			<i>For Colored Vinyl, Add</i>	95.26	
			<i>For Tinted Glass, Add</i>	114.31	
			<i>For Low-E Insulated Glass, Add</i>	238.15	
			<i>For Obscure Glass, Add</i>	261.96	
08 53 13 00-0307	EA		86" x 60", Three Operating Sashes, New Construction, Casement Vinyl Window (Silver Line 7550).....	1,221.55	89.98
			<i>For Colored Vinyl, Add</i>	104.16	
			<i>For Tinted Glass, Add</i>	124.99	
			<i>For Low-E Insulated Glass, Add</i>	260.40	
			<i>For Obscure Glass, Add</i>	286.44	
08 53 13 00-0308			64" Height, Three Operating Sashes, New Construction, Casement Vinyl Windows (Silver Line 7550) <small>(08 53 13 00-0287)</small>		
08 53 13 00-0309	EA		62" x 64", Three Operating Sashes, New Construction, Casement Vinyl Window (Silver Line 7550).....	1,125.39	80.43
			<i>For Colored Vinyl, Add</i>	96.45	
			<i>For Tinted Glass, Add</i>	115.74	
			<i>For Low-E Insulated Glass, Add</i>	241.14	
			<i>For Obscure Glass, Add</i>	265.25	
08 53 13 00-0310	EA		72" x 64", Three Operating Sashes, New Construction, Casement Vinyl Window (Silver Line 7550).....	1,178.50	85.45
			<i>For Colored Vinyl, Add</i>	100.76	
			<i>For Tinted Glass, Add</i>	120.91	
			<i>For Low-E Insulated Glass, Add</i>	251.90	
			<i>For Obscure Glass, Add</i>	277.09	
08 53 13 00-0311	EA		86" x 64", Three Operating Sashes, New Construction, Casement Vinyl Window (Silver Line 7550).....	1,281.57	92.49
			<i>For Colored Vinyl, Add</i>	109.66	
			<i>For Tinted Glass, Add</i>	131.59	
			<i>For Low-E Insulated Glass, Add</i>	274.15	
			<i>For Obscure Glass, Add</i>	301.57	
08 53 13 00-0312			72" Height, Three Operating Sashes, New Construction, Casement Vinyl Windows (Silver Line 7550) <small>(08 53 13 00-0287)</small>		
08 53 13 00-0313	EA		62" x 72", Three Operating Sashes, New Construction, Casement Vinyl Window (Silver Line 7550).....	1,187.56	83.94
			<i>For Colored Vinyl, Add</i>	101.97	
			<i>For Tinted Glass, Add</i>	122.36	
			<i>For Low-E Insulated Glass, Add</i>	254.92	
			<i>For Obscure Glass, Add</i>	280.41	
08 53 13 00-0314	EA		72" x 72", Three Operating Sashes, New Construction, Casement Vinyl Window (Silver Line 7550).....	1,240.67	88.97
			<i>For Colored Vinyl, Add</i>	106.27	
			<i>For Tinted Glass, Add</i>	127.53	
			<i>For Low-E Insulated Glass, Add</i>	265.68	
			<i>For Obscure Glass, Add</i>	292.25	
08 53 13 00-0315	EA		86" x 72", Three Operating Sashes, New Construction, Casement Vinyl Window (Silver Line 7550).....	1,343.77	96.00
			<i>For Colored Vinyl, Add</i>	115.18	
			<i>For Tinted Glass, Add</i>	138.21	
			<i>For Low-E Insulated Glass, Add</i>	287.94	
			<i>For Obscure Glass, Add</i>	316.73	
08 53 13 00-0316			Replacement, Casement Vinyl Windows (Silver Line 7500) <small>(08 53 13 00-0203)</small>		
			Note: Includes white solid vinyl interior and exterior, standard hardware, clear insulated glass and insect screen. Excludes grilles. Pricing calculated by the United Inch (the combined inches of one width and one height).		
08 53 13 00-0317			One Operating Sash, Replacement, Casement Vinyl Windows (Silver Line 7500) <small>(08 53 13 00-0316)</small>		



Openings	08	08
Windows	08 50	
Plastic Windows	08 53	

MINOR	CSI	UOM	DESCRIPTION	TOTAL DIRECT UNIT COST	DEMOLITION UNIT COST
08 53 13 00-0318	EA		Up To 53" UI, One Operating Sash, Replacement, Casement Vinyl Window (Silver Line 7500).....	441.50	42.73
			<i>For Colored Vinyl, Add</i>	35.61	
			<i>For Tinted Glass, Add</i>	42.73	
			<i>For Low-E Insulated Glass, Add</i>	89.01	
			<i>For Obscure Glass, Add</i>	97.91	
08 53 13 00-0319	EA		>53 To 63" UI, One Operating Sash, Replacement, Casement Vinyl Window (Silver Line 7500).....	501.10	47.76
			<i>For Colored Vinyl, Add</i>	40.56	
			<i>For Tinted Glass, Add</i>	48.67	
			<i>For Low-E Insulated Glass, Add</i>	101.40	
			<i>For Obscure Glass, Add</i>	111.54	
08 53 13 00-0320	EA		>63 To 73" UI, One Operating Sash, Replacement, Casement Vinyl Window (Silver Line 7500).....	555.11	52.78
			<i>For Colored Vinyl, Add</i>	44.96	
			<i>For Tinted Glass, Add</i>	53.95	
			<i>For Low-E Insulated Glass, Add</i>	112.39	
			<i>For Obscure Glass, Add</i>	123.63	
08 53 13 00-0321	EA		>73" To 83" UI, One Operating Sash, Replacement, Casement Vinyl Window (Silver Line 7500).....	603.51	57.80
			<i>For Colored Vinyl, Add</i>	48.79	
			<i>For Tinted Glass, Add</i>	58.55	
			<i>For Low-E Insulated Glass, Add</i>	121.98	
			<i>For Obscure Glass, Add</i>	134.17	
08 53 13 00-0322	EA		>83" To 93" UI, One Operating Sash, Replacement, Casement Vinyl Window (Silver Line 7500).....	646.31	62.83
			<i>For Colored Vinyl, Add</i>	52.07	
			<i>For Tinted Glass, Add</i>	62.48	
			<i>For Low-E Insulated Glass, Add</i>	130.16	
			<i>For Obscure Glass, Add</i>	143.18	
08 53 13 00-0323	EA		>93" To 101" UI, One Operating Sash, Replacement, Casement Vinyl Window (Silver Line 7500).....	672.88	67.86
			<i>For Colored Vinyl, Add</i>	53.72	
			<i>For Tinted Glass, Add</i>	64.46	
			<i>For Low-E Insulated Glass, Add</i>	134.29	
			<i>For Obscure Glass, Add</i>	147.72	
08 53 13 00-0324	UI		>101" UI, One Operating Sash, Replacement, Casement Vinyl Window (Silver Line 7500).....	6.63	0.65
			<i>For Colored Vinyl, Add</i>	0.53	
			<i>For Tinted Glass, Add</i>	0.64	
			<i>For Low-E Insulated Glass, Add</i>	1.33	
			<i>For Obscure Glass, Add</i>	1.46	
08 53 13 00-0325			Two Operating Sashes, Replacement, Casement Vinyl Windows (Silver Line 7500) <small>(08 53 13 00-0316)</small>		
08 53 13 00-0326	EA		Up To 73" UI, Two Operating Sashes, Replacement, Casement Vinyl Window (Silver Line 7500).....	728.80	52.78
			<i>For Colored Vinyl, Add</i>	62.32	
			<i>For Tinted Glass, Add</i>	74.79	
			<i>For Low-E Insulated Glass, Add</i>	155.81	
			<i>For Obscure Glass, Add</i>	171.39	
08 53 13 00-0327	EA		>73" To 83" UI, Two Operating Sashes, Replacement, Casement Vinyl Window (Silver Line 7500).....	800.99	57.80
			<i>For Colored Vinyl, Add</i>	68.54	
			<i>For Tinted Glass, Add</i>	82.25	
			<i>For Low-E Insulated Glass, Add</i>	171.35	
			<i>For Obscure Glass, Add</i>	188.48	
08 53 13 00-0328	EA		>83" To 93" UI, Two Operating Sashes, Replacement, Casement Vinyl Window (Silver Line 7500).....	867.58	62.83
			<i>For Colored Vinyl, Add</i>	74.19	
			<i>For Tinted Glass, Add</i>	89.03	
			<i>For Low-E Insulated Glass, Add</i>	185.48	
			<i>For Obscure Glass, Add</i>	204.03	
08 53 13 00-0329	EA		>93" To 101" UI, Two Operating Sashes, Replacement, Casement Vinyl Window (Silver Line 7500).....	913.19	67.86
			<i>For Colored Vinyl, Add</i>	77.75	
			<i>For Tinted Glass, Add</i>	93.30	
			<i>For Low-E Insulated Glass, Add</i>	194.37	
			<i>For Obscure Glass, Add</i>	213.80	
08 53 13 00-0330	EA		>101" To 110" UI, Two Operating Sashes, Replacement, Casement Vinyl Window (Silver Line 7500).....	961.73	72.89
			<i>For Colored Vinyl, Add</i>	81.60	
			<i>For Tinted Glass, Add</i>	97.92	
			<i>For Low-E Insulated Glass, Add</i>	203.99	
			<i>For Obscure Glass, Add</i>	224.39	
08 53 13 00-0331	EA		>110" To 120" UI, Two Operating Sashes, Replacement, Casement Vinyl Window (Silver Line 7500).....	1,012.37	77.92
			<i>For Colored Vinyl, Add</i>	85.66	
			<i>For Tinted Glass, Add</i>	102.79	
			<i>For Low-E Insulated Glass, Add</i>	214.14	
			<i>For Obscure Glass, Add</i>	235.55	
08 53 13 00-0332	UI		>120" UI, Two Operating Sashes, Replacement, Casement Vinyl Window (Silver Line 7500).....	8.45	0.65
			<i>For Colored Vinyl, Add</i>	0.71	
			<i>For Tinted Glass, Add</i>	0.86	
			<i>For Low-E Insulated Glass, Add</i>	1.79	
			<i>For Obscure Glass, Add</i>	1.96	
08 53 13 00-0333			Three Operating Sashes, Replacement, Casement Vinyl Windows (Silver Line 7500) <small>(08 53 13 00-0316)</small>		
08 53 13 00-0334	EA		Up To 73" UI, Three Operating Sashes, Replacement, Casement Vinyl Window (Silver Line 7500).....	759.45	52.78
			<i>For Colored Vinyl, Add</i>	65.39	
			<i>For Tinted Glass, Add</i>	78.47	
			<i>For Low-E Insulated Glass, Add</i>	163.47	
			<i>For Obscure Glass, Add</i>	179.82	

08 Openings**08 50 Windows****08 53 Plastic Windows**

MINOR	CSI	UOM	DESCRIPTION	TOTAL DIRECT UNIT COST	DEMOLITION UNIT COST
08 53 13 00-0335	EA		>73" To 83" UI, Three Operating Sashes, Replacement, Casement Vinyl Window (Silver Line 7500).....	835.00	57.80
			<i>For Colored Vinyl, Add</i>	71.94	
			<i>For Tinted Glass, Add</i>	86.33	
			<i>For Low-E Insulated Glass, Add</i>	179.85	
			<i>For Obscure Glass, Add</i>	197.83	
08 53 13 00-0336	EA		>83" To 93" UI, Three Operating Sashes, Replacement, Casement Vinyl Window (Silver Line 7500).....	906.63	62.83
			<i>For Colored Vinyl, Add</i>	78.10	
			<i>For Tinted Glass, Add</i>	93.72	
			<i>For Low-E Insulated Glass, Add</i>	195.24	
			<i>For Obscure Glass, Add</i>	214.77	
08 53 13 00-0337	EA		>93" To 101" UI, Three Operating Sashes, Replacement, Casement Vinyl Window (Silver Line 7500).....	955.60	67.86
			<i>For Colored Vinyl, Add</i>	81.99	
			<i>For Tinted Glass, Add</i>	98.39	
			<i>For Low-E Insulated Glass, Add</i>	204.97	
			<i>For Obscure Glass, Add</i>	225.47	
08 53 13 00-0338	EA		>101" To 110" UI, Three Operating Sashes, Replacement, Casement Vinyl Window (Silver Line 7500).....	1,007.91	72.89
			<i>For Colored Vinyl, Add</i>	86.21	
			<i>For Tinted Glass, Add</i>	103.46	
			<i>For Low-E Insulated Glass, Add</i>	215.54	
			<i>For Obscure Glass, Add</i>	237.09	
08 53 13 00-0339	EA		>110" To 120" UI, Three Operating Sashes, Replacement, Casement Vinyl Window (Silver Line 7500).....	1,062.75	77.92
			<i>For Colored Vinyl, Add</i>	90.59	
			<i>For Tinted Glass, Add</i>	108.83	
			<i>For Low-E Insulated Glass, Add</i>	226.73	
			<i>For Obscure Glass, Add</i>	249.41	
08 53 13 00-0340	UI		>120" UI, Three Operating Sashes, Replacement, Casement Vinyl Window (Silver Line 7500).....	8.87	0.65
			<i>For Colored Vinyl, Add</i>	0.76	
			<i>For Tinted Glass, Add</i>	0.91	
			<i>For Low-E Insulated Glass, Add</i>	1.89	
			<i>For Obscure Glass, Add</i>	2.08	
08 53 13 00-0341			Awning Vinyl Windows (08 53 13)		
08 53 13 00-0342			New Construction, Awning Vinyl Windows (Silver Line 7450) (08 53 13 00-0341)		
			Note: Includes white solid vinyl interior and exterior, standard hardware, clear insulated glass and insect screen. Excludes grilles.		
08 53 13 00-0343			Venting, New Construction, Awning Vinyl Windows (Silver Line 7450) (08 53 13 00-0342)		
08 53 13 00-0344			17" Height, Venting, New Construction, Awning Vinyl Windows (Silver Line 7450) (08 53 13 00-0343)		
08 53 13 00-0345	EA		24" x 17", Venting, New Construction, Awning Vinyl Window (Silver Line 7450).....	444.01	41.22
			<i>For Colored Vinyl, Add</i>	36.16	
			<i>For Tinted Glass, Add</i>	43.39	
			<i>For Low-E Insulated Glass, Add</i>	90.39	
			<i>For Obscure Glass, Add</i>	99.43	
08 53 13 00-0346	EA		28" x 17", Venting, New Construction, Awning Vinyl Window (Silver Line 7450).....	464.82	43.23
			<i>For Colored Vinyl, Add</i>	37.84	
			<i>For Tinted Glass, Add</i>	45.40	
			<i>For Low-E Insulated Glass, Add</i>	94.59	
			<i>For Obscure Glass, Add</i>	104.05	
08 53 13 00-0347	EA		36" x 17", Venting, New Construction, Awning Vinyl Window (Silver Line 7450).....	497.06	46.75
			<i>For Colored Vinyl, Add</i>	40.36	
			<i>For Tinted Glass, Add</i>	48.43	
			<i>For Low-E Insulated Glass, Add</i>	100.89	
			<i>For Obscure Glass, Add</i>	110.98	
08 53 13 00-0348	EA		40" x 17", Venting, New Construction, Awning Vinyl Window (Silver Line 7450).....	517.92	49.26
			<i>For Colored Vinyl, Add</i>	41.94	
			<i>For Tinted Glass, Add</i>	50.33	
			<i>For Low-E Insulated Glass, Add</i>	104.85	
			<i>For Obscure Glass, Add</i>	115.34	
08 53 13 00-0349	EA		48" x 17", Venting, New Construction, Awning Vinyl Window (Silver Line 7450).....	552.11	53.28
			<i>For Colored Vinyl, Add</i>	44.55	
			<i>For Tinted Glass, Add</i>	53.46	
			<i>For Low-E Insulated Glass, Add</i>	111.39	
			<i>For Obscure Glass, Add</i>	122.52	
08 53 13 00-0350			20" Height, Venting, New Construction, Awning Vinyl Windows (Silver Line 7450) (08 53 13 00-0349)		
08 53 13 00-0351	EA		24" x 20", Venting, New Construction, Awning Vinyl Window (Silver Line 7450).....	468.01	43.23
			<i>For Colored Vinyl, Add</i>	38.26	
			<i>For Tinted Glass, Add</i>	45.91	
			<i>For Low-E Insulated Glass, Add</i>	95.64	
			<i>For Obscure Glass, Add</i>	105.20	
08 53 13 00-0352	EA		28" x 20", Venting, New Construction, Awning Vinyl Window (Silver Line 7450).....	488.83	45.24
			<i>For Colored Vinyl, Add</i>	39.94	
			<i>For Tinted Glass, Add</i>	47.92	
			<i>For Low-E Insulated Glass, Add</i>	99.84	
			<i>For Obscure Glass, Add</i>	109.82	



Openings	08	08
Windows	08 50	
Plastic Windows	08 53	

MINOR	CSI	UOM	DESCRIPTION	TOTAL DIRECT UNIT COST	DEMOLITION UNIT COST
08 53 13 00-0353	EA		36" x 20", Venting, New Construction, Awning Vinyl Window (Silver Line 7450).....	523.38	48.26
			<i>For Colored Vinyl, Add</i>	42.69	
			<i>For Tinted Glass, Add</i>	51.22	
			<i>For Low-E Insulated Glass, Add</i>	106.72	
			<i>For Obscure Glass, Add</i>	117.39	
08 53 13 00-0354	EA		40" x 20", Venting, New Construction, Awning Vinyl Window (Silver Line 7450).....	544.28	51.27
			<i>For Colored Vinyl, Add</i>	44.27	
			<i>For Tinted Glass, Add</i>	53.13	
			<i>For Low-E Insulated Glass, Add</i>	110.69	
			<i>For Obscure Glass, Add</i>	121.75	
08 53 13 00-0355	EA		48" x 20", Venting, New Construction, Awning Vinyl Window (Silver Line 7450).....	580.76	54.79
			<i>For Colored Vinyl, Add</i>	47.12	
			<i>For Tinted Glass, Add</i>	56.54	
			<i>For Low-E Insulated Glass, Add</i>	117.80	
			<i>For Obscure Glass, Add</i>	129.57	
08 53 13 00-0356			24" Height, Venting, New Construction, Awning Vinyl Windows (Silver Line 7450) <small>(08 53 13 00-0343)</small>		
08 53 13 00-0357	EA		24" x 24", Venting, New Construction, Awning Vinyl Window (Silver Line 7450).....	483.68	45.24
			<i>For Colored Vinyl, Add</i>	39.42	
			<i>For Tinted Glass, Add</i>	47.31	
			<i>For Low-E Insulated Glass, Add</i>	98.55	
			<i>For Obscure Glass, Add</i>	108.41	
08 53 13 00-0358	EA		28" x 24", Venting, New Construction, Awning Vinyl Window (Silver Line 7450).....	504.50	47.25
			<i>For Colored Vinyl, Add</i>	41.10	
			<i>For Tinted Glass, Add</i>	49.32	
			<i>For Low-E Insulated Glass, Add</i>	102.75	
			<i>For Obscure Glass, Add</i>	113.03	
08 53 13 00-0359	EA		36" x 24", Venting, New Construction, Awning Vinyl Window (Silver Line 7450).....	540.22	50.26
			<i>For Colored Vinyl, Add</i>	43.97	
			<i>For Tinted Glass, Add</i>	52.76	
			<i>For Low-E Insulated Glass, Add</i>	109.92	
			<i>For Obscure Glass, Add</i>	120.91	
08 53 13 00-0360	EA		40" x 24", Venting, New Construction, Awning Vinyl Window (Silver Line 7450).....	563.00	53.28
			<i>For Colored Vinyl, Add</i>	45.74	
			<i>For Tinted Glass, Add</i>	54.89	
			<i>For Low-E Insulated Glass, Add</i>	114.36	
			<i>For Obscure Glass, Add</i>	125.80	
08 53 13 00-0361	EA		48" x 24", Venting, New Construction, Awning Vinyl Window (Silver Line 7450).....	599.96	56.80
			<i>For Colored Vinyl, Add</i>	48.64	
			<i>For Tinted Glass, Add</i>	58.36	
			<i>For Low-E Insulated Glass, Add</i>	121.59	
			<i>For Obscure Glass, Add</i>	133.75	
08 53 13 00-0362			28" Height, Venting, New Construction, Awning Vinyl Windows (Silver Line 7450) <small>(08 53 13 00-0343)</small>		
08 53 13 00-0363	EA		24" x 28", Venting, New Construction, Awning Vinyl Window (Silver Line 7450).....	499.38	47.25
			<i>For Colored Vinyl, Add</i>	40.59	
			<i>For Tinted Glass, Add</i>	48.71	
			<i>For Low-E Insulated Glass, Add</i>	101.47	
			<i>For Obscure Glass, Add</i>	111.62	
08 53 13 00-0364	EA		28" x 28", Venting, New Construction, Awning Vinyl Window (Silver Line 7450).....	520.19	49.26
			<i>For Colored Vinyl, Add</i>	42.27	
			<i>For Tinted Glass, Add</i>	50.72	
			<i>For Low-E Insulated Glass, Add</i>	105.67	
			<i>For Obscure Glass, Add</i>	116.23	
08 53 13 00-0365	EA		36" x 28", Venting, New Construction, Awning Vinyl Window (Silver Line 7450).....	557.09	52.28
			<i>For Colored Vinyl, Add</i>	45.25	
			<i>For Tinted Glass, Add</i>	54.30	
			<i>For Low-E Insulated Glass, Add</i>	113.14	
			<i>For Obscure Glass, Add</i>	124.45	
08 53 13 00-0366	EA		40" x 28", Venting, New Construction, Awning Vinyl Window (Silver Line 7450).....	581.60	55.29
			<i>For Colored Vinyl, Add</i>	47.20	
			<i>For Tinted Glass, Add</i>	56.64	
			<i>For Low-E Insulated Glass, Add</i>	118.01	
			<i>For Obscure Glass, Add</i>	129.81	
08 53 13 00-0367	EA		48" x 28", Venting, New Construction, Awning Vinyl Window (Silver Line 7450).....	619.15	58.81
			<i>For Colored Vinyl, Add</i>	50.15	
			<i>For Tinted Glass, Add</i>	60.18	
			<i>For Low-E Insulated Glass, Add</i>	125.38	
			<i>For Obscure Glass, Add</i>	137.92	
08 53 13 00-0368			36" Height, Venting, New Construction, Awning Vinyl Windows (Silver Line 7450) <small>(08 53 13 00-0343)</small>		
08 53 13 00-0369	EA		36" x 36", Venting, New Construction, Awning Vinyl Window (Silver Line 7450).....	589.77	55.80
			<i>For Colored Vinyl, Add</i>	47.82	
			<i>For Tinted Glass, Add</i>	57.38	
			<i>For Low-E Insulated Glass, Add</i>	119.55	
			<i>For Obscure Glass, Add</i>	131.50	

08	08	Openings
	08 50	Windows
	08 53	Plastic Windows



MINOR CSI UOM DESCRIPTION	TOTAL DIRECT UNIT COST	DEMOLITION UNIT COST
08 53 13 00-0370 EA 40" x 36", Venting, New Construction, Awning Vinyl Window (Silver Line 7450).....	614.30	58.31
For Colored Vinyl, Add	49.77	
For Tinted Glass, Add	59.72	
For Low-E Insulated Glass, Add	124.42	
For Obscure Glass, Add	136.86	
08 53 13 00-0371 EA 48" x 36", Venting, New Construction, Awning Vinyl Window (Silver Line 7450).....	654.18	62.33
For Colored Vinyl, Add	52.95	
For Tinted Glass, Add	63.54	
For Low-E Insulated Glass, Add	132.38	
For Obscure Glass, Add	145.62	
08 53 13 00-0372 Replacement, Awning Vinyl Windows (Silver Line 7400) <small>(08 53 13 00-0341)</small>		
Note: Includes white solid vinyl interior and exterior, standard hardware, clear insulated glass and insect screen. Excludes grilles. Pricing calculated by the United Inch (the combined inches of one width and one height).		
08 53 13 00-0373 EA Up To 53" UI, Replacement, Awning Vinyl Window (Silver Line 7400).....	463.76	42.73
For Colored Vinyl, Add	37.83	
For Tinted Glass, Add	45.40	
For Low-E Insulated Glass, Add	94.58	
For Obscure Glass, Add	104.04	
08 53 13 00-0374 EA >53" To 63" UI, Replacement, Awning Vinyl Window (Silver Line 7400).....	536.37	47.76
For Colored Vinyl, Add	44.09	
For Tinted Glass, Add	52.90	
For Low-E Insulated Glass, Add	110.22	
For Obscure Glass, Add	121.24	
08 53 13 00-0375 EA >63" To 73" UI, Replacement, Awning Vinyl Window (Silver Line 7400).....	606.19	52.78
For Colored Vinyl, Add	50.06	
For Tinted Glass, Add	60.08	
For Low-E Insulated Glass, Add	125.16	
For Obscure Glass, Add	137.67	
08 53 13 00-0376 EA >73" To 83" UI, Replacement, Awning Vinyl Window (Silver Line 7400).....	673.20	57.80
For Colored Vinyl, Add	55.76	
For Tinted Glass, Add	66.91	
For Low-E Insulated Glass, Add	139.40	
For Obscure Glass, Add	153.34	
08 53 13 00-0377 EA >83" To 93" UI, Replacement, Awning Vinyl Window (Silver Line 7400).....	737.42	62.83
For Colored Vinyl, Add	61.18	
For Tinted Glass, Add	73.41	
For Low-E Insulated Glass, Add	152.94	
For Obscure Glass, Add	168.23	
08 53 13 00-0378 EA >93" To 101" UI, Replacement, Awning Vinyl Window (Silver Line 7400).....	771.83	67.86
For Colored Vinyl, Add	63.61	
For Tinted Glass, Add	76.33	
For Low-E Insulated Glass, Add	159.03	
For Obscure Glass, Add	174.93	
08 53 13 00-0379 UI >101" UI, Replacement, Awning Vinyl Window (Silver Line 7400).....	7.61	0.65
For Colored Vinyl, Add	0.63	
For Tinted Glass, Add	0.76	
For Low-E Insulated Glass, Add	1.58	
For Obscure Glass, Add	1.73	
08 53 13 00-0380 Horizontal Sliding Vinyl Windows <small>(08 53 13)</small>		
08 53 13 00-0381 New Construction, Horizontal Sliding Vinyl Windows (Silver Line 2800) <small>(08 53 13 00-0380)</small>		
Note: Includes white solid vinyl interior and exterior, standard hardware, clear insulated glass and insect screen. Excludes grilles.		
08 53 13 00-0382 20" Height, New Construction, Horizontal Sliding Vinyl Windows (Silver Line 2800) <small>(08 53 13 00-0381)</small>		
08 53 13 00-0383 EA 36" x 20", New Construction, Horizontal Sliding Vinyl Window (Silver Line 2800).....	266.51	49.26
For Colored Vinyl, Add	16.90	
For Tinted Glass, Add	20.28	
For Low-E Insulated Glass, Add	42.25	
For Obscure Glass, Add	46.47	
08 53 13 00-0384 EA 48" x 20", New Construction, Horizontal Sliding Vinyl Window (Silver Line 2800).....	295.14	55.29
For Colored Vinyl, Add	18.56	
For Tinted Glass, Add	22.27	
For Low-E Insulated Glass, Add	46.39	
For Obscure Glass, Add	51.03	
08 53 13 00-0385 EA 54" x 20", New Construction, Horizontal Sliding Vinyl Window (Silver Line 2800).....	309.45	57.80
For Colored Vinyl, Add	19.38	
For Tinted Glass, Add	23.26	
For Low-E Insulated Glass, Add	48.46	
For Obscure Glass, Add	53.31	
08 53 13 00-0386 EA 60" x 20", New Construction, Horizontal Sliding Vinyl Window (Silver Line 2800).....	323.77	60.83
For Colored Vinyl, Add	20.21	
For Tinted Glass, Add	24.26	
For Low-E Insulated Glass, Add	50.53	
For Obscure Glass, Add	55.59	
08 53 13 00-0387 EA 64" x 20", New Construction, Horizontal Sliding Vinyl Window (Silver Line 2800).....	333.30	63.33
For Colored Vinyl, Add	20.76	
For Tinted Glass, Add	24.92	
For Low-E Insulated Glass, Add	51.91	
For Obscure Glass, Add	57.10	



Openings	08	08
Windows	08 50	
Plastic Windows	08 53	

MINOR CSI UOM DESCRIPTION	TOTAL DIRECT UNIT COST	DEMOLITION UNIT COST
08 53 13 00-0388 EA 72" x 20", New Construction, Horizontal Sliding Vinyl Window (Silver Line 2800).....	352.40	66.85
For Colored Vinyl, Add	21.67	
For Tinted Glass, Add	26.24	
For Low-E Insulated Glass, Add	54.68	
For Obscure Glass, Add	60.14	
08 53 13 00-0389 24" Height, New Construction, Horizontal Sliding Vinyl Windows (Silver Line 2800) (08 53 13 00-0381)		
08 53 13 00-0390 EA 36" x 24", New Construction, Horizontal Sliding Vinyl Window (Silver Line 2800).....	279.85	51.27
For Colored Vinyl, Add	17.83	
For Tinted Glass, Add	21.40	
For Low-E Insulated Glass, Add	44.58	
For Obscure Glass, Add	49.04	
08 53 13 00-0391 EA 48" x 24", New Construction, Horizontal Sliding Vinyl Window (Silver Line 2800).....	309.23	57.30
For Colored Vinyl, Add	19.56	
For Tinted Glass, Add	23.48	
For Low-E Insulated Glass, Add	48.91	
For Obscure Glass, Add	53.80	
08 53 13 00-0392 EA 54" x 24", New Construction, Horizontal Sliding Vinyl Window (Silver Line 2800).....	324.03	59.82
For Colored Vinyl, Add	20.44	
For Tinted Glass, Add	24.53	
For Low-E Insulated Glass, Add	51.10	
For Obscure Glass, Add	56.21	
08 53 13 00-0393 EA 60" x 24", New Construction, Horizontal Sliding Vinyl Window (Silver Line 2800).....	338.65	62.83
For Colored Vinyl, Add	21.30	
For Tinted Glass, Add	25.56	
For Low-E Insulated Glass, Add	53.25	
For Obscure Glass, Add	58.57	
08 53 13 00-0394 EA 64" x 24", New Construction, Horizontal Sliding Vinyl Window (Silver Line 2800).....	348.44	65.35
For Colored Vinyl, Add	21.88	
For Tinted Glass, Add	26.25	
For Low-E Insulated Glass, Add	54.69	
For Obscure Glass, Add	60.16	
08 53 13 00-0395 EA 72" x 24", New Construction, Horizontal Sliding Vinyl Window (Silver Line 2800).....	368.04	68.87
For Colored Vinyl, Add	23.03	
For Tinted Glass, Add	27.64	
For Low-E Insulated Glass, Add	57.58	
For Obscure Glass, Add	63.34	
08 53 13 00-0396 36" Height, New Construction, Horizontal Sliding Vinyl Windows (Silver Line 2800) (08 53 13 00-0381)		
08 53 13 00-0397 EA 36" x 36", New Construction, Horizontal Sliding Vinyl Window (Silver Line 2800).....	320.12	57.30
For Colored Vinyl, Add	20.65	
For Tinted Glass, Add	24.78	
For Low-E Insulated Glass, Add	51.63	
For Obscure Glass, Add	56.79	
08 53 13 00-0398 EA 48" x 36", New Construction, Horizontal Sliding Vinyl Window (Silver Line 2800).....	351.94	63.33
For Colored Vinyl, Add	22.63	
For Tinted Glass, Add	27.15	
For Low-E Insulated Glass, Add	56.57	
For Obscure Glass, Add	62.23	
08 53 13 00-0399 EA 54" x 36", New Construction, Horizontal Sliding Vinyl Window (Silver Line 2800).....	367.89	65.84
For Colored Vinyl, Add	23.62	
For Tinted Glass, Add	28.34	
For Low-E Insulated Glass, Add	59.05	
For Obscure Glass, Add	64.95	
08 53 13 00-0400 EA 60" x 36", New Construction, Horizontal Sliding Vinyl Window (Silver Line 2800).....	383.80	68.87
For Colored Vinyl, Add	24.61	
For Tinted Glass, Add	29.53	
For Low-E Insulated Glass, Add	61.52	
For Obscure Glass, Add	67.67	
08 53 13 00-0401 EA 64" x 36", New Construction, Horizontal Sliding Vinyl Window (Silver Line 2800).....	394.42	70.37
For Colored Vinyl, Add	25.27	
For Tinted Glass, Add	30.32	
For Low-E Insulated Glass, Add	63.17	
For Obscure Glass, Add	69.49	
08 53 13 00-0402 EA 72" x 36", New Construction, Horizontal Sliding Vinyl Window (Silver Line 2800).....	415.67	74.89
For Colored Vinyl, Add	26.59	
For Tinted Glass, Add	31.90	
For Low-E Insulated Glass, Add	66.47	
For Obscure Glass, Add	73.11	
08 53 13 00-0403 42" Height, New Construction, Horizontal Sliding Vinyl Windows (Silver Line 2800) (08 53 13 00-0381)		
08 53 13 00-0404 EA 36" x 42", New Construction, Horizontal Sliding Vinyl Window (Silver Line 2800).....	340.26	60.32
For Colored Vinyl, Add	22.06	
For Tinted Glass, Add	26.48	
For Low-E Insulated Glass, Add	55.16	
For Obscure Glass, Add	60.67	

08 Openings**08 50 Windows**

08 53 Plastic Windows



MINOR	CSI	UOM	DESCRIPTION	TOTAL DIRECT UNIT COST	DEMOLITION UNIT COST
08 53 13 00-0405	EA		48" x 42", New Construction, Horizontal Sliding Vinyl Window (Silver Line 2800).....	373.32	66.35
			<i>For Colored Vinyl, Add</i>	24.16	
			<i>For Tinted Glass, Add</i>	28.99	
			<i>For Low-E Insulated Glass, Add</i>	60.41	
			<i>For Obscure Glass, Add</i>	66.45	
08 53 13 00-0406	EA		54" x 42", New Construction, Horizontal Sliding Vinyl Window (Silver Line 2800).....	389.87	68.87
			<i>For Colored Vinyl, Add</i>	25.22	
			<i>For Tinted Glass, Add</i>	30.26	
			<i>For Low-E Insulated Glass, Add</i>	63.04	
			<i>For Obscure Glass, Add</i>	69.34	
08 53 13 00-0407	EA		60" x 42", New Construction, Horizontal Sliding Vinyl Window (Silver Line 2800).....	406.41	71.88
			<i>For Colored Vinyl, Add</i>	26.27	
			<i>For Tinted Glass, Add</i>	31.52	
			<i>For Low-E Insulated Glass, Add</i>	65.66	
			<i>For Obscure Glass, Add</i>	72.23	
08 53 13 00-0408	EA		64" x 42", New Construction, Horizontal Sliding Vinyl Window (Silver Line 2800).....	417.40	74.39
			<i>For Colored Vinyl, Add</i>	26.96	
			<i>For Tinted Glass, Add</i>	32.35	
			<i>For Low-E Insulated Glass, Add</i>	67.41	
			<i>For Obscure Glass, Add</i>	74.15	
08 53 13 00-0409	EA		72" x 42", New Construction, Horizontal Sliding Vinyl Window (Silver Line 2800).....	439.46	77.92
			<i>For Colored Vinyl, Add</i>	28.36	
			<i>For Tinted Glass, Add</i>	34.04	
			<i>For Low-E Insulated Glass, Add</i>	70.91	
			<i>For Obscure Glass, Add</i>	78.00	
08 53 13 00-0410			44" Height, New Construction, Horizontal Sliding Vinyl Windows (Silver Line 2800) (08 53 13 00-0381)		
08 53 13 00-0411	EA		36" x 44", New Construction, Horizontal Sliding Vinyl Window (Silver Line 2800).....	346.97	61.33
			<i>For Colored Vinyl, Add</i>	22.53	
			<i>For Tinted Glass, Add</i>	27.04	
			<i>For Low-E Insulated Glass, Add</i>	56.33	
			<i>For Obscure Glass, Add</i>	61.97	
08 53 13 00-0412	EA		48" x 44", New Construction, Horizontal Sliding Vinyl Window (Silver Line 2800).....	380.45	67.36
			<i>For Colored Vinyl, Add</i>	24.68	
			<i>For Tinted Glass, Add</i>	29.61	
			<i>For Low-E Insulated Glass, Add</i>	61.69	
			<i>For Obscure Glass, Add</i>	67.86	
08 53 13 00-0413	EA		54" x 44", New Construction, Horizontal Sliding Vinyl Window (Silver Line 2800).....	397.18	69.86
			<i>For Colored Vinyl, Add</i>	25.74	
			<i>For Tinted Glass, Add</i>	30.89	
			<i>For Low-E Insulated Glass, Add</i>	64.36	
			<i>For Obscure Glass, Add</i>	70.80	
08 53 13 00-0414	EA		60" x 44", New Construction, Horizontal Sliding Vinyl Window (Silver Line 2800).....	413.93	72.89
			<i>For Colored Vinyl, Add</i>	26.82	
			<i>For Tinted Glass, Add</i>	32.18	
			<i>For Low-E Insulated Glass, Add</i>	67.04	
			<i>For Obscure Glass, Add</i>	73.74	
08 53 13 00-0415	EA		64" x 44", New Construction, Horizontal Sliding Vinyl Window (Silver Line 2800).....	425.10	75.40
			<i>For Colored Vinyl, Add</i>	27.53	
			<i>For Tinted Glass, Add</i>	33.04	
			<i>For Low-E Insulated Glass, Add</i>	68.83	
			<i>For Obscure Glass, Add</i>	75.71	
08 53 13 00-0416	EA		72" x 44", New Construction, Horizontal Sliding Vinyl Window (Silver Line 2800).....	447.39	78.91
			<i>For Colored Vinyl, Add</i>	28.96	
			<i>For Tinted Glass, Add</i>	34.75	
			<i>For Low-E Insulated Glass, Add</i>	72.39	
			<i>For Obscure Glass, Add</i>	79.63	
08 53 13 00-0417			46" Height, New Construction, Horizontal Sliding Vinyl Windows (Silver Line 2800) (08 53 13 00-0381)		
08 53 13 00-0418	EA		36" x 46", New Construction, Horizontal Sliding Vinyl Window (Silver Line 2800).....	353.70	62.33
			<i>For Colored Vinyl, Add</i>	23.00	
			<i>For Tinted Glass, Add</i>	27.60	
			<i>For Low-E Insulated Glass, Add</i>	57.51	
			<i>For Obscure Glass, Add</i>	63.26	
08 53 13 00-0419	EA		48" x 46", New Construction, Horizontal Sliding Vinyl Window (Silver Line 2800).....	387.56	68.36
			<i>For Colored Vinyl, Add</i>	25.18	
			<i>For Tinted Glass, Add</i>	30.22	
			<i>For Low-E Insulated Glass, Add</i>	62.96	
			<i>For Obscure Glass, Add</i>	69.26	
08 53 13 00-0420	EA		54" x 46", New Construction, Horizontal Sliding Vinyl Window (Silver Line 2800).....	404.50	70.87
			<i>For Colored Vinyl, Add</i>	26.28	
			<i>For Tinted Glass, Add</i>	31.53	
			<i>For Low-E Insulated Glass, Add</i>	65.69	
			<i>For Obscure Glass, Add</i>	72.26	
08 53 13 00-0421	EA		60" x 46", New Construction, Horizontal Sliding Vinyl Window (Silver Line 2800).....	421.43	73.90
			<i>For Colored Vinyl, Add</i>	27.37	
			<i>For Tinted Glass, Add</i>	32.84	
			<i>For Low-E Insulated Glass, Add</i>	68.41	
			<i>For Obscure Glass, Add</i>	75.25	



Openings	08	08
Windows	08 50	
Plastic Windows	08 53	

MINOR	CSI	UOM	DESCRIPTION	TOTAL DIRECT UNIT COST	DEMOLITION UNIT COST
08 53 13 00-0422	EA		64" x 46", New Construction, Horizontal Sliding Vinyl Window (Silver Line 2800).....	432.72	76.40
			<i>For Colored Vinyl, Add</i>	28.09	
			<i>For Tinted Glass, Add</i>	33.71	
			<i>For Low-E Insulated Glass, Add</i>	70.23	
			<i>For Obscure Glass, Add</i>	77.25	
08 53 13 00-0423	EA		72" x 46", New Construction, Horizontal Sliding Vinyl Window (Silver Line 2800).....	455.32	79.92
			<i>For Colored Vinyl, Add</i>	29.55	
			<i>For Tinted Glass, Add</i>	35.46	
			<i>For Low-E Insulated Glass, Add</i>	73.87	
			<i>For Obscure Glass, Add</i>	81.26	
08 53 13 00-0424			48" Height, New Construction, Horizontal Sliding Vinyl Windows (Silver Line 2800) <small>(08 53 13 00-0381)</small>		
08 53 13 00-0425	EA		36" x 48", New Construction, Horizontal Sliding Vinyl Window (Silver Line 2800).....	360.40	63.33
			<i>For Colored Vinyl, Add</i>	23.47	
			<i>For Tinted Glass, Add</i>	28.17	
			<i>For Low-E Insulated Glass, Add</i>	58.69	
			<i>For Obscure Glass, Add</i>	64.55	
08 53 13 00-0426	EA		48" x 48", New Construction, Horizontal Sliding Vinyl Window (Silver Line 2800).....	394.68	69.37
			<i>For Colored Vinyl, Add</i>	25.70	
			<i>For Tinted Glass, Add</i>	30.84	
			<i>For Low-E Insulated Glass, Add</i>	64.24	
			<i>For Obscure Glass, Add</i>	70.66	
08 53 13 00-0427	EA		54" x 48", New Construction, Horizontal Sliding Vinyl Window (Silver Line 2800).....	411.84	71.88
			<i>For Colored Vinyl, Add</i>	26.81	
			<i>For Tinted Glass, Add</i>	32.17	
			<i>For Low-E Insulated Glass, Add</i>	67.02	
			<i>For Obscure Glass, Add</i>	73.72	
08 53 13 00-0428	EA		60" x 48", New Construction, Horizontal Sliding Vinyl Window (Silver Line 2800).....	428.96	74.89
			<i>For Colored Vinyl, Add</i>	27.92	
			<i>For Tinted Glass, Add</i>	33.50	
			<i>For Low-E Insulated Glass, Add</i>	69.79	
			<i>For Obscure Glass, Add</i>	76.77	
08 53 13 00-0429	EA		64" x 48", New Construction, Horizontal Sliding Vinyl Window (Silver Line 2800).....	440.40	77.41
			<i>For Colored Vinyl, Add</i>	28.66	
			<i>For Tinted Glass, Add</i>	34.39	
			<i>For Low-E Insulated Glass, Add</i>	71.65	
			<i>For Obscure Glass, Add</i>	78.81	
08 53 13 00-0430	EA		72" x 48", New Construction, Horizontal Sliding Vinyl Window (Silver Line 2800).....	463.27	80.93
			<i>For Colored Vinyl, Add</i>	30.14	
			<i>For Tinted Glass, Add</i>	36.17	
			<i>For Low-E Insulated Glass, Add</i>	75.35	
			<i>For Obscure Glass, Add</i>	82.89	
08 53 13 00-0431			50" Height, New Construction, Horizontal Sliding Vinyl Windows (Silver Line 2800) <small>(08 53 13 00-0381)</small>		
08 53 13 00-0432	EA		36" x 50", New Construction, Horizontal Sliding Vinyl Window (Silver Line 2800).....	367.12	64.34
			<i>For Colored Vinyl, Add</i>	23.94	
			<i>For Tinted Glass, Add</i>	28.73	
			<i>For Low-E Insulated Glass, Add</i>	59.86	
			<i>For Obscure Glass, Add</i>	65.85	
08 53 13 00-0433	EA		48" x 50", New Construction, Horizontal Sliding Vinyl Window (Silver Line 2800).....	401.80	70.37
			<i>For Colored Vinyl, Add</i>	26.21	
			<i>For Tinted Glass, Add</i>	31.45	
			<i>For Low-E Insulated Glass, Add</i>	65.52	
			<i>For Obscure Glass, Add</i>	72.07	
08 53 13 00-0434	EA		54" x 50", New Construction, Horizontal Sliding Vinyl Window (Silver Line 2800).....	419.14	72.89
			<i>For Colored Vinyl, Add</i>	27.34	
			<i>For Tinted Glass, Add</i>	32.80	
			<i>For Low-E Insulated Glass, Add</i>	68.34	
			<i>For Obscure Glass, Add</i>	75.18	
08 53 13 00-0435	EA		60" x 50", New Construction, Horizontal Sliding Vinyl Window (Silver Line 2800).....	436.48	75.90
			<i>For Colored Vinyl, Add</i>	28.47	
			<i>For Tinted Glass, Add</i>	34.16	
			<i>For Low-E Insulated Glass, Add</i>	71.17	
			<i>For Obscure Glass, Add</i>	78.29	
08 53 13 00-0436	EA		64" x 50", New Construction, Horizontal Sliding Vinyl Window (Silver Line 2800).....	448.05	78.41
			<i>For Colored Vinyl, Add</i>	29.22	
			<i>For Tinted Glass, Add</i>	35.07	
			<i>For Low-E Insulated Glass, Add</i>	73.06	
			<i>For Obscure Glass, Add</i>	80.36	
08 53 13 00-0437	EA		72" x 50", New Construction, Horizontal Sliding Vinyl Window (Silver Line 2800).....	471.18	81.94
			<i>For Colored Vinyl, Add</i>	30.73	
			<i>For Tinted Glass, Add</i>	36.88	
			<i>For Low-E Insulated Glass, Add</i>	76.83	
			<i>For Obscure Glass, Add</i>	84.51	
08 53 13 00-0438			52" Height, New Construction, Horizontal Sliding Vinyl Windows (Silver Line 2800) <small>(08 53 13 00-0381)</small>		

08 Openings**08 50 Windows**

08 53 Plastic Windows



MINOR	CSI	UOM	DESCRIPTION	TOTAL DIRECT UNIT COST	DEMOLITION UNIT COST
08 53 13 00-0439	EA		36" x 52", New Construction, Horizontal Sliding Vinyl Window (Silver Line 2800).....	373.82	65.35
			<i>For Colored Vinyl, Add</i>	24.41	
			<i>For Tinted Glass, Add</i>	29.30	
			<i>For Low-E Insulated Glass, Add</i>	61.04	
			<i>For Obscure Glass, Add</i>	67.14	
08 53 13 00-0440	EA		48" x 52", New Construction, Horizontal Sliding Vinyl Window (Silver Line 2800).....	408.92	71.38
			<i>For Colored Vinyl, Add</i>	26.72	
			<i>For Tinted Glass, Add</i>	32.06	
			<i>For Low-E Insulated Glass, Add</i>	66.80	
			<i>For Obscure Glass, Add</i>	73.47	
08 53 13 00-0441	EA		54" x 52", New Construction, Horizontal Sliding Vinyl Window (Silver Line 2800).....	426.47	73.90
			<i>For Colored Vinyl, Add</i>	27.87	
			<i>For Tinted Glass, Add</i>	33.44	
			<i>For Low-E Insulated Glass, Add</i>	69.67	
			<i>For Obscure Glass, Add</i>	76.64	
08 53 13 00-0442	EA		60" x 52", New Construction, Horizontal Sliding Vinyl Window (Silver Line 2800).....	444.04	76.91
			<i>For Colored Vinyl, Add</i>	29.02	
			<i>For Tinted Glass, Add</i>	34.83	
			<i>For Low-E Insulated Glass, Add</i>	72.56	
			<i>For Obscure Glass, Add</i>	79.81	
08 53 13 00-0443	EA		64" x 52", New Construction, Horizontal Sliding Vinyl Window (Silver Line 2800).....	455.73	79.42
			<i>For Colored Vinyl, Add</i>	29.79	
			<i>For Tinted Glass, Add</i>	35.75	
			<i>For Low-E Insulated Glass, Add</i>	74.47	
			<i>For Obscure Glass, Add</i>	81.92	
08 53 13 00-0444	EA		72" x 52", New Construction, Horizontal Sliding Vinyl Window (Silver Line 2800).....	479.14	82.93
			<i>For Colored Vinyl, Add</i>	31.33	
			<i>For Tinted Glass, Add</i>	37.59	
			<i>For Low-E Insulated Glass, Add</i>	78.32	
			<i>For Obscure Glass, Add</i>	86.15	
08 53 13 00-0445			54" Height, New Construction, Horizontal Sliding Vinyl Windows (Silver Line 2800) <small>(08 53 13 00-0381)</small>		
08 53 13 00-0446	EA		36" x 54", New Construction, Horizontal Sliding Vinyl Window (Silver Line 2800).....	380.55	66.35
			<i>For Colored Vinyl, Add</i>	24.89	
			<i>For Tinted Glass, Add</i>	29.86	
			<i>For Low-E Insulated Glass, Add</i>	62.21	
			<i>For Obscure Glass, Add</i>	68.43	
08 53 13 00-0447	EA		48" x 54", New Construction, Horizontal Sliding Vinyl Window (Silver Line 2800).....	416.04	72.38
			<i>For Colored Vinyl, Add</i>	27.23	
			<i>For Tinted Glass, Add</i>	32.67	
			<i>For Low-E Insulated Glass, Add</i>	68.07	
			<i>For Obscure Glass, Add</i>	74.88	
08 53 13 00-0448	EA		54" x 54", New Construction, Horizontal Sliding Vinyl Window (Silver Line 2800).....	433.80	74.89
			<i>For Colored Vinyl, Add</i>	28.40	
			<i>For Tinted Glass, Add</i>	34.08	
			<i>For Low-E Insulated Glass, Add</i>	71.00	
			<i>For Obscure Glass, Add</i>	78.10	
08 53 13 00-0449	EA		60" x 54", New Construction, Horizontal Sliding Vinyl Window (Silver Line 2800).....	451.55	77.92
			<i>For Colored Vinyl, Add</i>	29.57	
			<i>For Tinted Glass, Add</i>	35.49	
			<i>For Low-E Insulated Glass, Add</i>	73.93	
			<i>For Obscure Glass, Add</i>	81.33	
08 53 13 00-0450	EA		64" x 54", New Construction, Horizontal Sliding Vinyl Window (Silver Line 2800).....	463.38	80.43
			<i>For Colored Vinyl, Add</i>	30.35	
			<i>For Tinted Glass, Add</i>	36.42	
			<i>For Low-E Insulated Glass, Add</i>	75.89	
			<i>For Obscure Glass, Add</i>	83.47	
08 53 13 00-0451	EA		72" x 54", New Construction, Horizontal Sliding Vinyl Window (Silver Line 2800).....	487.04	83.94
			<i>For Colored Vinyl, Add</i>	31.92	
			<i>For Tinted Glass, Add</i>	38.30	
			<i>For Low-E Insulated Glass, Add</i>	79.79	
			<i>For Obscure Glass, Add</i>	87.77	
08 53 13 00-0452			60" Height, New Construction, Horizontal Sliding Vinyl Windows (Silver Line 2800) <small>(08 53 13 00-0381)</small>		
08 53 13 00-0453	EA		36" x 60", New Construction, Horizontal Sliding Vinyl Window (Silver Line 2800).....	413.07	69.37
			<i>For Colored Vinyl, Add</i>	27.54	
			<i>For Tinted Glass, Add</i>	33.04	
			<i>For Low-E Insulated Glass, Add</i>	68.84	
			<i>For Obscure Glass, Add</i>	75.72	
08 53 13 00-0454	EA		48" x 60", New Construction, Horizontal Sliding Vinyl Window (Silver Line 2800).....	437.41	75.40
			<i>For Colored Vinyl, Add</i>	28.76	
			<i>For Tinted Glass, Add</i>	34.51	
			<i>For Low-E Insulated Glass, Add</i>	71.90	
			<i>For Obscure Glass, Add</i>	79.09	
08 53 13 00-0455	EA		54" x 60", New Construction, Horizontal Sliding Vinyl Window (Silver Line 2800).....	455.78	77.92
			<i>For Colored Vinyl, Add</i>	30.00	
			<i>For Tinted Glass, Add</i>	36.00	
			<i>For Low-E Insulated Glass, Add</i>	74.99	
			<i>For Obscure Glass, Add</i>	82.49	



Openings	08	08
Windows	08 50	
Plastic Windows	08 53	

MINOR	CSI	UOM	DESCRIPTION	TOTAL DIRECT UNIT COST	DEMOLITION UNIT COST
08 53 13 00-0456	EA		60" x 60", New Construction, Horizontal Sliding Vinyl Window (Silver Line 2800).....	474.14	80.93
			<i>For Colored Vinyl, Add</i>	31.23	
			<i>For Tinted Glass, Add</i>	37.47	
			<i>For Low-E Insulated Glass, Add</i>	79.07	
			<i>For Obscure Glass, Add</i>	85.88	
08 53 13 00-0457	EA		64" x 60", New Construction, Horizontal Sliding Vinyl Window (Silver Line 2800).....	486.38	83.44
			<i>For Colored Vinyl, Add</i>	32.05	
			<i>For Tinted Glass, Add</i>	38.46	
			<i>For Low-E Insulated Glass, Add</i>	80.13	
			<i>For Obscure Glass, Add</i>	88.14	
08 53 13 00-0458	EA		72" x 60", New Construction, Horizontal Sliding Vinyl Window (Silver Line 2800).....	510.86	86.95
			<i>For Colored Vinyl, Add</i>	33.69	
			<i>For Tinted Glass, Add</i>	40.43	
			<i>For Low-E Insulated Glass, Add</i>	84.24	
			<i>For Obscure Glass, Add</i>	92.66	
08 53 13 00-0459			Replacement, Horizontal Sliding Vinyl Windows (Silver Line 8700) <small>(08 53 13 00-0380)</small>		
			Note: Includes white solid vinyl interior and exterior, standard hardware, clear insulated glass and insect screen. Excludes grilles. Pricing calculated by the United Inch (the combined inches of one width and one height).		
08 53 13 00-0460	EA		Up To 73" UI, Replacement, Horizontal Sliding Vinyl Window (Silver Line 8700).....	422.29	52.78
			<i>For Colored Vinyl, Add</i>	31.67	
			<i>For Tinted Glass, Add</i>	38.01	
			<i>For Low-E Insulated Glass, Add</i>	79.18	
			<i>For Obscure Glass, Add</i>	87.10	
08 53 13 00-0461	EA		>73" To 83" UI, Replacement, Horizontal Sliding Vinyl Window (Silver Line 8700).....	464.11	57.80
			<i>For Colored Vinyl, Add</i>	34.85	
			<i>For Tinted Glass, Add</i>	41.82	
			<i>For Low-E Insulated Glass, Add</i>	87.13	
			<i>For Obscure Glass, Add</i>	95.84	
08 53 13 00-0462	EA		>83" To 93" UI, Replacement, Horizontal Sliding Vinyl Window (Silver Line 8700).....	503.13	62.83
			<i>For Colored Vinyl, Add</i>	37.75	
			<i>For Tinted Glass, Add</i>	45.30	
			<i>For Low-E Insulated Glass, Add</i>	94.37	
			<i>For Obscure Glass, Add</i>	103.80	
08 53 13 00-0463	EA		>93" To 101" UI, Replacement, Horizontal Sliding Vinyl Window (Silver Line 8700).....	531.52	67.86
			<i>For Colored Vinyl, Add</i>	39.58	
			<i>For Tinted Glass, Add</i>	47.50	
			<i>For Low-E Insulated Glass, Add</i>	98.95	
			<i>For Obscure Glass, Add</i>	108.85	
08 53 13 00-0464	EA		>101" To 110" UI, Replacement, Horizontal Sliding Vinyl Window (Silver Line 8700).....	561.45	72.89
			<i>For Colored Vinyl, Add</i>	41.57	
			<i>For Tinted Glass, Add</i>	49.88	
			<i>For Low-E Insulated Glass, Add</i>	103.92	
			<i>For Obscure Glass, Add</i>	114.31	
08 53 13 00-0465	EA		>110" To 120" UI, Replacement, Horizontal Sliding Vinyl Window (Silver Line 8700).....	609.29	77.92
			<i>For Colored Vinyl, Add</i>	45.35	
			<i>For Tinted Glass, Add</i>	54.42	
			<i>For Low-E Insulated Glass, Add</i>	113.37	
			<i>For Obscure Glass, Add</i>	124.70	
08 53 13 00-0466	UI		>120" UI, Replacement, Horizontal Sliding Vinyl Window (Silver Line 8700).....	5.09	0.65
			<i>For Colored Vinyl, Add</i>	0.38	
			<i>For Tinted Glass, Add</i>	0.45	
			<i>For Low-E Insulated Glass, Add</i>	0.95	
			<i>For Obscure Glass, Add</i>	1.04	
08 53 13 00-0467			Basement Vinyl Windows <small>(08 53 13)</small>		
08 53 13 00-0468			New Construction, Basement Vinyl Windows (Silver Line 5900) <small>(08 53 13 00-0467)</small>		
			Note: Includes white solid vinyl interior and exterior, standard hardware, clear insulated glass and insect screen. Excludes grilles.		
08 53 13 00-0469	EA		32" x 15", New Construction, Basement Vinyl Window (Silver Line 5900).....	248.38	40.21
			<i>For Colored Vinyl, Add</i>	16.80	
			<i>For Tinted Glass, Add</i>	20.15	
			<i>For Low-E Insulated Glass, Add</i>	41.99	
			<i>For Obscure Glass, Add</i>	46.19	
08 53 13 00-0470	EA		32" x 20", New Construction, Basement Vinyl Window (Silver Line 5900).....	267.97	40.21
			<i>For Colored Vinyl, Add</i>	18.75	
			<i>For Tinted Glass, Add</i>	22.50	
			<i>For Low-E Insulated Glass, Add</i>	46.89	
			<i>For Obscure Glass, Add</i>	51.57	
08 53 13 00-0471	EA		32" x 23", New Construction, Basement Vinyl Window (Silver Line 5900).....	279.17	40.21
			<i>For Colored Vinyl, Add</i>	19.87	
			<i>For Tinted Glass, Add</i>	23.85	
			<i>For Low-E Insulated Glass, Add</i>	49.69	
			<i>For Obscure Glass, Add</i>	54.65	
08 53 13 00-0472			Replacement, Basement Vinyl Windows <small>(08 53 13 00-0467)</small>		
			Note: Includes white solid vinyl interior and exterior, standard hardware, clear insulated glass and insect screen. Excludes grilles. Pricing calculated by the United Inch (the combined inches of one width and one height).		

08	08	Openings
	08 50	Windows
	08 53	Plastic Windows



MINOR CSI UOM DESCRIPTION	TOTAL DIRECT UNIT COST	DEMOLITION UNIT COST
08 53 13 00-0473 EA Up To 47" UI, Replacement, Basement Vinyl Window.....	316.34	39.21
For Colored Vinyl, Add	23.79	
For Tinted Glass, Add	28.55	
For Low-E Insulated Glass, Add	59.48	
For Obscure Glass, Add	65.43	
08 53 13 00-0474 EA >47" To 55" UI, Replacement, Basement Vinyl Window.....	352.20	45.24
For Colored Vinyl, Add	26.17	
For Tinted Glass, Add	31.41	
For Low-E Insulated Glass, Add	65.43	
For Obscure Glass, Add	71.97	
08 53 13 00-0475 UI >55" UI, Replacement, Basement Vinyl Window.....	6.07	0.65
For Colored Vinyl, Add	0.48	
For Tinted Glass, Add	0.57	
For Low-E Insulated Glass, Add	1.19	
For Obscure Glass, Add	1.31	
08 53 13 00-0476 Accessories For Vinyl Windows (08 53 13)		
08 53 13 00-0477 Factory Installed Grilles For Vinyl Windows (08 53 13 00-0476)		
08 53 13 00-0478 Fixed Grille Installed Between Glass Panes, Factory Installed Grilles For Vinyl Windows (08 53 13 00-0477)		
08 53 13 00-0479 EA Up To 9 SF Windows, Fixed Grille Installed Between Glass Panes, Factory Installed Grilles For Vinyl Windows.....	39.19	
08 53 13 00-0480 EA >9 To 18 SF Windows, Fixed Grille Installed Between Glass Panes, Factory Installed Grilles For Vinyl Windows.....	50.39	
08 53 13 00-0481 EA >18 To 24 SF Windows, Fixed Grille Installed Between Glass Panes, Factory Installed Grilles For Vinyl Windows.....	64.89	
08 53 13 00-0482 EA >24 To 36 SF Windows, Fixed Grille Installed Between Glass Panes, Factory Installed Grilles For Vinyl Windows.....	76.60	
08 53 13 00-0483 EA >36 SF Windows, Fixed Grille Installed Between Glass Panes, Factory Installed Grilles For Vinyl Windows.....	94.15	
08 53 13 00-0484 Fixed Exterior And Interior Grilles With Spacers, Factory Installed Grilles For Vinyl Windows (08 53 13 00-0477)		
08 53 13 00-0485 EA Up To 9 SF Windows, Fixed Exterior And Interior Grilles With Spacers, Factory Installed Grilles For Vinyl Windows.....	89.06	
08 53 13 00-0486 EA >9 To 18 SF Windows, Fixed Exterior And Interior Grilles With Spacers, Factory Installed Grilles For Vinyl Windows.....	106.88	
08 53 13 00-0487 EA >18 To 24 SF Windows, Fixed Exterior And Interior Grilles With Spacers, Factory Installed Grilles For Vinyl Windows.....	134.87	
08 53 13 00-0488 EA >24 To 36 SF Windows, Fixed Exterior And Interior Grilles With Spacers, Factory Installed Grilles For Vinyl Windows.....	167.95	
08 53 13 00-0489 EA >36 SF Windows, Fixed Exterior And Interior Grilles With Spacers, Factory Installed Grilles For Vinyl Windows.....	201.03	
08 53 66 Vinyl Window Screens (08 53)		
08 53 66 00-0001 Insect Screens For Vinyl Windows (08 53 66)		
08 53 66 00-0002 EA Up To 6 SF, Insect Screen For Vinyl Windows.....	43.35	8.95
08 53 66 00-0003 EA >6 To 9 SF, Insect Screen For Vinyl Windows.....	58.62	8.95
08 53 66 00-0004 EA >9 To 12 SF, Insect Screen For Vinyl Windows.....	63.70	8.95
08 53 66 00-0005 EA >12 To 15 SF, Insect Screen For Vinyl Windows.....	73.88	8.95
08 53 66 00-0006 EA >15 To 20 SF, Insect Screen For Vinyl Windows.....	96.79	8.95
08 53 66 00-0007 EA >20 To 25 SF, Insect Screen For Vinyl Windows.....	106.96	8.95
08 53 66 00-0008 EA >25 To 30 SF, Insect Screen For Vinyl Windows.....	122.23	8.95
08 53 66 00-0009 EA >30 To 35 SF, Insect Screen For Vinyl Windows.....	132.41	8.95
08 53 66 00-0010 SF >35 SF, Insect Screen For Vinyl Windows.....	4.01	0.18
08 54 Composite Windows (08 50)		
08 54 13 Fiberglass Windows (08 54)		
08 54 13 00-0001 Single Hung Fiberglass Windows (08 54 13)		
08 54 13 00-0002 New Construction, Single Hung Fiberglass Windows (08 54 13 00-0001)		
Note: Includes white solid fiberglass interior and exterior, standard hardware, clear insulated glass and insect screen. Excludes grilles.		
08 54 13 00-0003 34" Height, New Construction, Single Hung Fiberglass Windows (08 54 13 00-0002)		
08 54 13 00-0004 EA 24" x 34", New Construction, Single Hung Fiberglass Window.....	378.91	46.24
For Colored Vinyl, Add	28.64	
For Tinted Glass, Add	34.37	
For Low-E Insulated Glass, Add	71.61	
For Obscure Glass, Add	78.77	
08 54 13 00-0005 EA 28" x 34", New Construction, Single Hung Fiberglass Window.....	398.87	48.26
For Colored Vinyl, Add	30.24	
For Tinted Glass, Add	36.28	
For Low-E Insulated Glass, Add	75.59	
For Obscure Glass, Add	83.15	
08 54 13 00-0006 EA 30" x 34", New Construction, Single Hung Fiberglass Window.....	407.05	49.26
For Colored Vinyl, Add	30.85	
For Tinted Glass, Add	37.02	
For Low-E Insulated Glass, Add	77.13	
For Obscure Glass, Add	84.85	



Openings	08	08
Windows	08 50	
Composite Windows	08 54	

MINOR	CSI	UOM	DESCRIPTION	TOTAL DIRECT UNIT COST	DEMOLITION UNIT COST
08 54 13 00-0007	EA		32" x 34", New Construction, Single Hung Fiberglass Window.....	416.02	50.26
			For Colored Vinyl, Add	31.55	
			For Tinted Glass, Add	37.86	
			For Low-E Insulated Glass, Add	78.87	
			For Obscure Glass, Add	86.76	
08 54 13 00-0008	EA		36" x 34", New Construction, Single Hung Fiberglass Window.....	439.57	52.28
			For Colored Vinyl, Add	33.50	
			For Tinted Glass, Add	40.20	
			For Low-E Insulated Glass, Add	83.76	
			For Obscure Glass, Add	92.13	
08 54 13 00-0009	EA		44" x 34", New Construction, Single Hung Fiberglass Window.....	477.12	56.30
			For Colored Vinyl, Add	36.45	
			For Tinted Glass, Add	43.74	
			For Low-E Insulated Glass, Add	91.13	
			For Obscure Glass, Add	100.25	
08 54 13 00-0010			36" Height, New Construction, Single Hung Fiberglass Windows (08 54 13 00-0002)		
08 54 13 00-0011	EA		24" x 36", New Construction, Single Hung Fiberglass Window.....	386.52	47.25
			For Colored Vinyl, Add	29.20	
			For Tinted Glass, Add	35.04	
			For Low-E Insulated Glass, Add	73.01	
			For Obscure Glass, Add	80.31	
08 54 13 00-0012	EA		28" x 36", New Construction, Single Hung Fiberglass Window.....	406.51	48.26
			For Colored Vinyl, Add	30.80	
			For Tinted Glass, Add	36.96	
			For Low-E Insulated Glass, Add	77.00	
			For Obscure Glass, Add	84.70	
08 54 13 00-0013	EA		30" x 36", New Construction, Single Hung Fiberglass Window.....	414.69	50.26
			For Colored Vinyl, Add	31.42	
			For Tinted Glass, Add	37.70	
			For Low-E Insulated Glass, Add	78.54	
			For Obscure Glass, Add	86.39	
08 54 13 00-0014	EA		32" x 36", New Construction, Single Hung Fiberglass Window.....	423.66	51.27
			For Colored Vinyl, Add	32.11	
			For Tinted Glass, Add	38.53	
			For Low-E Insulated Glass, Add	80.28	
			For Obscure Glass, Add	88.31	
08 54 13 00-0015	EA		36" x 36", New Construction, Single Hung Fiberglass Window.....	447.20	53.28
			For Colored Vinyl, Add	34.06	
			For Tinted Glass, Add	40.88	
			For Low-E Insulated Glass, Add	85.16	
			For Obscure Glass, Add	93.67	
08 54 13 00-0016	EA		44" x 36", New Construction, Single Hung Fiberglass Window.....	484.75	57.30
			For Colored Vinyl, Add	37.01	
			For Tinted Glass, Add	44.42	
			For Low-E Insulated Glass, Add	92.54	
			For Obscure Glass, Add	101.79	
08 54 13 00-0017			38" Height, New Construction, Single Hung Fiberglass Windows (08 54 13 00-0002)		
08 54 13 00-0018	EA		24" x 38", New Construction, Single Hung Fiberglass Window.....	393.89	48.26
			For Colored Vinyl, Add	29.74	
			For Tinted Glass, Add	35.69	
			For Low-E Insulated Glass, Add	74.35	
			For Obscure Glass, Add	81.78	
08 54 13 00-0019	EA		28" x 38", New Construction, Single Hung Fiberglass Window.....	413.88	50.26
			For Colored Vinyl, Add	31.34	
			For Tinted Glass, Add	37.60	
			For Low-E Insulated Glass, Add	78.34	
			For Obscure Glass, Add	86.17	
08 54 13 00-0020	EA		30" x 38", New Construction, Single Hung Fiberglass Window.....	422.40	51.27
			For Colored Vinyl, Add	31.99	
			For Tinted Glass, Add	38.38	
			For Low-E Insulated Glass, Add	79.97	
			For Obscure Glass, Add	87.96	
08 54 13 00-0021	EA		32" x 38", New Construction, Single Hung Fiberglass Window.....	431.40	52.28
			For Colored Vinyl, Add	32.69	
			For Tinted Glass, Add	39.22	
			For Low-E Insulated Glass, Add	81.71	
			For Obscure Glass, Add	89.88	
08 54 13 00-0022	EA		36" x 38", New Construction, Single Hung Fiberglass Window.....	455.33	54.29
			For Colored Vinyl, Add	34.68	
			For Tinted Glass, Add	41.61	
			For Low-E Insulated Glass, Add	86.69	
			For Obscure Glass, Add	95.36	
08 54 13 00-0023	EA		44" x 38", New Construction, Single Hung Fiberglass Window.....	493.41	58.31
			For Colored Vinyl, Add	37.68	
			For Tinted Glass, Add	45.22	
			For Low-E Insulated Glass, Add	94.20	
			For Obscure Glass, Add	103.62	
08 54 13 00-0024			44" Height, New Construction, Single Hung Fiberglass Windows (08 54 13 00-0002)		

08 Openings**08 50 Windows**

08 54 Composite Windows



MINOR	CSI	UOM	DESCRIPTION	TOTAL DIRECT UNIT COST	DEMOLITION UNIT COST
08 54 13 00-0025	EA		24" x 44", New Construction, Single Hung Fiberglass Window.....	416.48	51.27
			<i>For Colored Vinyl, Add</i>	31.39	
			<i>For Tinted Glass, Add</i>	37.67	
			<i>For Low-E Insulated Glass, Add</i>	78.49	
			<i>For Obscure Glass, Add</i>	86.33	
08 54 13 00-0026	EA		28" x 44", New Construction, Single Hung Fiberglass Window.....	436.46	53.28
			<i>For Colored Vinyl, Add</i>	32.99	
			<i>For Tinted Glass, Add</i>	39.59	
			<i>For Low-E Insulated Glass, Add</i>	82.47	
			<i>For Obscure Glass, Add</i>	90.72	
08 54 13 00-0027	EA		30" x 44", New Construction, Single Hung Fiberglass Window.....	446.16	54.29
			<i>For Colored Vinyl, Add</i>	33.76	
			<i>For Tinted Glass, Add</i>	40.51	
			<i>For Low-E Insulated Glass, Add</i>	84.40	
			<i>For Obscure Glass, Add</i>	92.84	
08 54 13 00-0028	EA		32" x 44", New Construction, Single Hung Fiberglass Window.....	455.14	55.29
			<i>For Colored Vinyl, Add</i>	34.46	
			<i>For Tinted Glass, Add</i>	41.35	
			<i>For Low-E Insulated Glass, Add</i>	86.14	
			<i>For Obscure Glass, Add</i>	94.75	
08 54 13 00-0029	EA		36" x 44", New Construction, Single Hung Fiberglass Window.....	480.26	57.30
			<i>For Colored Vinyl, Add</i>	36.57	
			<i>For Tinted Glass, Add</i>	43.88	
			<i>For Low-E Insulated Glass, Add</i>	91.41	
			<i>For Obscure Glass, Add</i>	100.55	
08 54 13 00-0030	EA		44" x 44", New Construction, Single Hung Fiberglass Window.....	519.82	61.33
			<i>For Colored Vinyl, Add</i>	39.72	
			<i>For Tinted Glass, Add</i>	47.66	
			<i>For Low-E Insulated Glass, Add</i>	99.29	
			<i>For Obscure Glass, Add</i>	109.22	
08 54 13 00-0031			46" Height, New Construction, Single Hung Fiberglass Windows (08 54 13 00-0002)		
08 54 13 00-0032	EA		24" x 46", New Construction, Single Hung Fiberglass Window.....	424.10	52.28
			<i>For Colored Vinyl, Add</i>	31.96	
			<i>For Tinted Glass, Add</i>	38.35	
			<i>For Low-E Insulated Glass, Add</i>	79.89	
			<i>For Obscure Glass, Add</i>	87.88	
08 54 13 00-0033	EA		28" x 46", New Construction, Single Hung Fiberglass Window.....	444.09	54.29
			<i>For Colored Vinyl, Add</i>	33.55	
			<i>For Tinted Glass, Add</i>	40.26	
			<i>For Low-E Insulated Glass, Add</i>	83.88	
			<i>For Obscure Glass, Add</i>	92.27	
08 54 13 00-0034	EA		30" x 46", New Construction, Single Hung Fiberglass Window.....	454.15	55.29
			<i>For Colored Vinyl, Add</i>	34.36	
			<i>For Tinted Glass, Add</i>	41.23	
			<i>For Low-E Insulated Glass, Add</i>	85.89	
			<i>For Obscure Glass, Add</i>	94.48	
08 54 13 00-0035	EA		32" x 46", New Construction, Single Hung Fiberglass Window.....	463.13	56.30
			<i>For Colored Vinyl, Add</i>	35.05	
			<i>For Tinted Glass, Add</i>	42.06	
			<i>For Low-E Insulated Glass, Add</i>	87.64	
			<i>For Obscure Glass, Add</i>	96.40	
08 54 13 00-0036	EA		36" x 46", New Construction, Single Hung Fiberglass Window.....	488.59	58.31
			<i>For Colored Vinyl, Add</i>	37.20	
			<i>For Tinted Glass, Add</i>	44.64	
			<i>For Low-E Insulated Glass, Add</i>	93.00	
			<i>For Obscure Glass, Add</i>	102.29	
08 54 13 00-0037	EA		44" x 46", New Construction, Single Hung Fiberglass Window.....	528.72	62.33
			<i>For Colored Vinyl, Add</i>	40.41	
			<i>For Tinted Glass, Add</i>	48.49	
			<i>For Low-E Insulated Glass, Add</i>	101.02	
			<i>For Obscure Glass, Add</i>	111.12	
08 54 13 00-0038			48" Height, New Construction, Single Hung Fiberglass Windows (08 54 13 00-0002)		
08 54 13 00-0039	EA		24" x 48", New Construction, Single Hung Fiberglass Window.....	431.84	53.28
			<i>For Colored Vinyl, Add</i>	32.53	
			<i>For Tinted Glass, Add</i>	39.03	
			<i>For Low-E Insulated Glass, Add</i>	81.32	
			<i>For Obscure Glass, Add</i>	89.45	
08 54 13 00-0040	EA		28" x 48", New Construction, Single Hung Fiberglass Window.....	451.81	55.29
			<i>For Colored Vinyl, Add</i>	34.12	
			<i>For Tinted Glass, Add</i>	40.95	
			<i>For Low-E Insulated Glass, Add</i>	85.31	
			<i>For Obscure Glass, Add</i>	93.84	
08 54 13 00-0041	EA		30" x 48", New Construction, Single Hung Fiberglass Window.....	462.23	56.30
			<i>For Colored Vinyl, Add</i>	34.96	
			<i>For Tinted Glass, Add</i>	41.96	
			<i>For Low-E Insulated Glass, Add</i>	87.41	
			<i>For Obscure Glass, Add</i>	96.15	
08 54 13 00-0042	EA		32" x 48", New Construction, Single Hung Fiberglass Window.....	471.21	57.30
			<i>For Colored Vinyl, Add</i>	35.66	
			<i>For Tinted Glass, Add</i>	42.79	
			<i>For Low-E Insulated Glass, Add</i>	89.15	
			<i>For Obscure Glass, Add</i>	98.07	



Openings	08
Windows	08 50
Composite Windows	08 54

MINOR	CSI	UOM	DESCRIPTION	TOTAL DIRECT UNIT COST	DEMOLITION UNIT COST
08 54 13 00-0043	EA		36" x 48", New Construction, Single Hung Fiberglass Window.....	497.10	59.31
			<i>For Colored Vinyl, Add</i>	37.85	
			<i>For Tinted Glass, Add</i>	45.42	
			<i>For Low-E Insulated Glass, Add</i>	94.62	
			<i>For Obscure Glass, Add</i>	104.08	
08 54 13 00-0044	EA		44" x 48", New Construction, Single Hung Fiberglass Window.....	537.69	63.33
			<i>For Colored Vinyl, Add</i>	41.10	
			<i>For Tinted Glass, Add</i>	49.32	
			<i>For Low-E Insulated Glass, Add</i>	102.76	
			<i>For Obscure Glass, Add</i>	113.03	
08 54 13 00-0045			50" Height, New Construction, Single Hung Fiberglass Windows (08 54 13 00-0002)		
08 54 13 00-0046	EA		24" x 50", New Construction, Single Hung Fiberglass Window.....	439.18	54.29
			<i>For Colored Vinyl, Add</i>	33.06	
			<i>For Tinted Glass, Add</i>	39.67	
			<i>For Low-E Insulated Glass, Add</i>	82.65	
			<i>For Obscure Glass, Add</i>	90.92	
08 54 13 00-0047	EA		28" x 50", New Construction, Single Hung Fiberglass Window.....	459.17	56.30
			<i>For Colored Vinyl, Add</i>	34.66	
			<i>For Tinted Glass, Add</i>	41.59	
			<i>For Low-E Insulated Glass, Add</i>	86.65	
			<i>For Obscure Glass, Add</i>	95.31	
08 54 13 00-0048	EA		30" x 50", New Construction, Single Hung Fiberglass Window.....	469.99	57.30
			<i>For Colored Vinyl, Add</i>	35.54	
			<i>For Tinted Glass, Add</i>	42.65	
			<i>For Low-E Insulated Glass, Add</i>	88.85	
			<i>For Obscure Glass, Add</i>	97.73	
08 54 13 00-0049	EA		32" x 50", New Construction, Single Hung Fiberglass Window.....	478.98	58.31
			<i>For Colored Vinyl, Add</i>	36.24	
			<i>For Tinted Glass, Add</i>	43.48	
			<i>For Low-E Insulated Glass, Add</i>	90.59	
			<i>For Obscure Glass, Add</i>	99.65	
08 54 13 00-0050	EA		36" x 50", New Construction, Single Hung Fiberglass Window.....	505.20	60.32
			<i>For Colored Vinyl, Add</i>	38.46	
			<i>For Tinted Glass, Add</i>	46.15	
			<i>For Low-E Insulated Glass, Add</i>	96.14	
			<i>For Obscure Glass, Add</i>	105.76	
08 54 13 00-0051	EA		44" x 50", New Construction, Single Hung Fiberglass Window.....	546.30	64.34
			<i>For Colored Vinyl, Add</i>	41.76	
			<i>For Tinted Glass, Add</i>	50.11	
			<i>For Low-E Insulated Glass, Add</i>	104.41	
			<i>For Obscure Glass, Add</i>	114.85	
08 54 13 00-0052			52" Height, New Construction, Single Hung Fiberglass Windows (08 54 13 00-0002)		
08 54 13 00-0053	EA		24" x 52", New Construction, Single Hung Fiberglass Window.....	446.60	55.29
			<i>For Colored Vinyl, Add</i>	33.60	
			<i>For Tinted Glass, Add</i>	40.32	
			<i>For Low-E Insulated Glass, Add</i>	84.00	
			<i>For Obscure Glass, Add</i>	92.40	
08 54 13 00-0054	EA		28" x 52", New Construction, Single Hung Fiberglass Window.....	466.59	57.30
			<i>For Colored Vinyl, Add</i>	35.20	
			<i>For Tinted Glass, Add</i>	42.24	
			<i>For Low-E Insulated Glass, Add</i>	88.00	
			<i>For Obscure Glass, Add</i>	96.79	
08 54 13 00-0055	EA		30" x 52", New Construction, Single Hung Fiberglass Window.....	477.80	58.31
			<i>For Colored Vinyl, Add</i>	36.12	
			<i>For Tinted Glass, Add</i>	43.34	
			<i>For Low-E Insulated Glass, Add</i>	90.30	
			<i>For Obscure Glass, Add</i>	99.33	
08 54 13 00-0056	EA		32" x 52", New Construction, Single Hung Fiberglass Window.....	486.78	59.31
			<i>For Colored Vinyl, Add</i>	36.82	
			<i>For Tinted Glass, Add</i>	44.18	
			<i>For Low-E Insulated Glass, Add</i>	92.04	
			<i>For Obscure Glass, Add</i>	101.24	
08 54 13 00-0057	EA		36" x 52", New Construction, Single Hung Fiberglass Window.....	513.44	61.33
			<i>For Colored Vinyl, Add</i>	39.08	
			<i>For Tinted Glass, Add</i>	46.89	
			<i>For Low-E Insulated Glass, Add</i>	97.70	
			<i>For Obscure Glass, Add</i>	107.47	
08 54 13 00-0058	EA		44" x 52", New Construction, Single Hung Fiberglass Window.....	555.02	65.35
			<i>For Colored Vinyl, Add</i>	42.43	
			<i>For Tinted Glass, Add</i>	50.92	
			<i>For Low-E Insulated Glass, Add</i>	106.08	
			<i>For Obscure Glass, Add</i>	116.69	
08 54 13 00-0059			54" Height, New Construction, Single Hung Fiberglass Windows (08 54 13 00-0002)		
08 54 13 00-0060	EA		24" x 54", New Construction, Single Hung Fiberglass Window.....	453.99	56.30
			<i>For Colored Vinyl, Add</i>	34.14	
			<i>For Tinted Glass, Add</i>	40.97	
			<i>For Low-E Insulated Glass, Add</i>	85.35	
			<i>For Obscure Glass, Add</i>	93.89	

08 Openings**08 50 Windows**

08 54 Composite Windows



MINOR	CSI	UOM	DESCRIPTION	TOTAL DIRECT UNIT COST	DEMOLITION UNIT COST
08 54 13 00-0061	EA		28" x 54", New Construction, Single Hung Fiberglass Window.....	473.98	58.31
			<i>For Colored Vinyl, Add</i>	35.74	
			<i>For Tinted Glass, Add</i>	42.88	
			<i>For Low-E Insulated Glass, Add</i>	89.34	
			<i>For Obscure Glass, Add</i>	98.28	
08 54 13 00-0062	EA		30" x 54", New Construction, Single Hung Fiberglass Window.....	485.57	59.31
			<i>For Colored Vinyl, Add</i>	36.69	
			<i>For Tinted Glass, Add</i>	44.03	
			<i>For Low-E Insulated Glass, Add</i>	91.74	
			<i>For Obscure Glass, Add</i>	100.91	
08 54 13 00-0063	EA		32" x 54", New Construction, Single Hung Fiberglass Window.....	494.55	60.32
			<i>For Colored Vinyl, Add</i>	37.39	
			<i>For Tinted Glass, Add</i>	44.87	
			<i>For Low-E Insulated Glass, Add</i>	93.48	
			<i>For Obscure Glass, Add</i>	102.83	
08 54 13 00-0064	EA		36" x 54", New Construction, Single Hung Fiberglass Window.....	521.56	62.33
			<i>For Colored Vinyl, Add</i>	39.69	
			<i>For Tinted Glass, Add</i>	47.63	
			<i>For Low-E Insulated Glass, Add</i>	99.23	
			<i>For Obscure Glass, Add</i>	109.15	
08 54 13 00-0065	EA		44" x 54", New Construction, Single Hung Fiberglass Window.....	563.63	66.35
			<i>For Colored Vinyl, Add</i>	43.09	
			<i>For Tinted Glass, Add</i>	51.71	
			<i>For Low-E Insulated Glass, Add</i>	107.73	
			<i>For Obscure Glass, Add</i>	118.51	
08 54 13 00-0066			60" Height, New Construction, Single Hung Fiberglass Windows (08 54 13 00-0002)		
08 54 13 00-0067	EA		24" x 60", New Construction, Single Hung Fiberglass Window.....	476.90	59.31
			<i>For Colored Vinyl, Add</i>	35.83	
			<i>For Tinted Glass, Add</i>	42.99	
			<i>For Low-E Insulated Glass, Add</i>	89.57	
			<i>For Obscure Glass, Add</i>	98.52	
08 54 13 00-0068	EA		28" x 60", New Construction, Single Hung Fiberglass Window.....	496.89	61.33
			<i>For Colored Vinyl, Add</i>	37.42	
			<i>For Tinted Glass, Add</i>	44.91	
			<i>For Low-E Insulated Glass, Add</i>	93.56	
			<i>For Obscure Glass, Add</i>	102.92	
08 54 13 00-0069	EA		30" x 60", New Construction, Single Hung Fiberglass Window.....	509.55	62.33
			<i>For Colored Vinyl, Add</i>	38.49	
			<i>For Tinted Glass, Add</i>	46.19	
			<i>For Low-E Insulated Glass, Add</i>	96.22	
			<i>For Obscure Glass, Add</i>	105.84	
08 54 13 00-0070	EA		32" x 60", New Construction, Single Hung Fiberglass Window.....	518.54	63.33
			<i>For Colored Vinyl, Add</i>	39.19	
			<i>For Tinted Glass, Add</i>	47.02	
			<i>For Low-E Insulated Glass, Add</i>	97.97	
			<i>For Obscure Glass, Add</i>	107.76	
08 54 13 00-0071	EA		36" x 60", New Construction, Single Hung Fiberglass Window.....	546.71	65.35
			<i>For Colored Vinyl, Add</i>	41.60	
			<i>For Tinted Glass, Add</i>	49.92	
			<i>For Low-E Insulated Glass, Add</i>	104.01	
			<i>For Obscure Glass, Add</i>	114.41	
08 54 13 00-0072	EA		44" x 60", New Construction, Single Hung Fiberglass Window.....	590.31	69.37
			<i>For Colored Vinyl, Add</i>	45.16	
			<i>For Tinted Glass, Add</i>	54.19	
			<i>For Low-E Insulated Glass, Add</i>	112.90	
			<i>For Obscure Glass, Add</i>	124.18	
08 54 13 00-0073			62" Height, New Construction, Single Hung Fiberglass Windows (08 54 13 00-0002)		
08 54 13 00-0074	EA		24" x 62", New Construction, Single Hung Fiberglass Window.....	484.30	60.32
			<i>For Colored Vinyl, Add</i>	36.37	
			<i>For Tinted Glass, Add</i>	43.64	
			<i>For Low-E Insulated Glass, Add</i>	90.92	
			<i>For Obscure Glass, Add</i>	100.01	
08 54 13 00-0075	EA		28" x 62", New Construction, Single Hung Fiberglass Window.....	504.28	62.33
			<i>For Colored Vinyl, Add</i>	37.96	
			<i>For Tinted Glass, Add</i>	45.55	
			<i>For Low-E Insulated Glass, Add</i>	94.91	
			<i>For Obscure Glass, Add</i>	104.40	
08 54 13 00-0076	EA		30" x 62", New Construction, Single Hung Fiberglass Window.....	517.42	63.33
			<i>For Colored Vinyl, Add</i>	39.08	
			<i>For Tinted Glass, Add</i>	46.89	
			<i>For Low-E Insulated Glass, Add</i>	97.69	
			<i>For Obscure Glass, Add</i>	107.46	
08 54 13 00-0077	EA		32" x 62", New Construction, Single Hung Fiberglass Window.....	526.39	64.34
			<i>For Colored Vinyl, Add</i>	39.77	
			<i>For Tinted Glass, Add</i>	47.73	
			<i>For Low-E Insulated Glass, Add</i>	99.43	
			<i>For Obscure Glass, Add</i>	109.37	
08 54 13 00-0078	EA		36" x 62", New Construction, Single Hung Fiberglass Window.....	554.91	66.35
			<i>For Colored Vinyl, Add</i>	42.22	
			<i>For Tinted Glass, Add</i>	50.67	
			<i>For Low-E Insulated Glass, Add</i>	105.55	
			<i>For Obscure Glass, Add</i>	116.11	



Openings	08	08
Windows	08 50	
Composite Windows	08 54	

MINOR	CSI	UOM	DESCRIPTION	TOTAL DIRECT UNIT COST	DEMOLITION UNIT COST
08 54 13 00-0079	EA		44" x 62", New Construction, Single Hung Fiberglass Window..... <i>For Colored Vinyl, Add</i> <i>For Tinted Glass, Add</i> <i>For Low-E Insulated Glass, Add</i> <i>For Obscure Glass, Add</i>	599.07 45.63 55.00 114.58 126.04	70.37
08 54 13 00-0080			66" Height, New Construction, Single Hung Fiberglass Windows (08 54 13 00-0002)		
08 54 13 00-0081	EA		24" x 66", New Construction, Single Hung Fiberglass Window..... <i>For Colored Vinyl, Add</i> <i>For Tinted Glass, Add</i> <i>For Low-E Insulated Glass, Add</i> <i>For Obscure Glass, Add</i>	499.39 37.47 44.97 93.68 103.05	62.33
08 54 13 00-0082	EA		28" x 66", New Construction, Single Hung Fiberglass Window..... <i>For Colored Vinyl, Add</i> <i>For Tinted Glass, Add</i> <i>For Low-E Insulated Glass, Add</i> <i>For Obscure Glass, Add</i>	519.38 39.07 46.88 97.68 107.44	64.34
08 54 13 00-0083	EA		30" x 66", New Construction, Single Hung Fiberglass Window..... <i>For Colored Vinyl, Add</i> <i>For Tinted Glass, Add</i> <i>For Low-E Insulated Glass, Add</i> <i>For Obscure Glass, Add</i>	533.22 40.25 48.30 100.63 110.70	65.35
08 54 13 00-0084	EA		32" x 66", New Construction, Single Hung Fiberglass Window..... <i>For Colored Vinyl, Add</i> <i>For Tinted Glass, Add</i> <i>For Low-E Insulated Glass, Add</i> <i>For Obscure Glass, Add</i>	542.19 40.95 49.14 102.37 112.61	66.35
08 54 13 00-0085	EA		36" x 66", New Construction, Single Hung Fiberglass Window..... <i>For Colored Vinyl, Add</i> <i>For Tinted Glass, Add</i> <i>For Low-E Insulated Glass, Add</i> <i>For Obscure Glass, Add</i>	571.53 43.48 52.18 108.70 119.57	68.36
08 54 13 00-0086	EA		44" x 66", New Construction, Single Hung Fiberglass Window..... <i>For Colored Vinyl, Add</i> <i>For Tinted Glass, Add</i> <i>For Low-E Insulated Glass, Add</i> <i>For Obscure Glass, Add</i>	616.63 47.19 56.62 117.97 129.76	72.38
08 54 13 00-0087			72" Height, New Construction, Single Hung Fiberglass Windows (08 54 13 00-0002)		
08 54 13 00-0088	EA		24" x 72", New Construction, Single Hung Fiberglass Window..... <i>For Colored Vinyl, Add</i> <i>For Tinted Glass, Add</i> <i>For Low-E Insulated Glass, Add</i> <i>For Obscure Glass, Add</i>	522.29 39.16 46.99 97.90 107.69	65.35
08 54 13 00-0089	EA		28" x 72", New Construction, Single Hung Fiberglass Window..... <i>For Colored Vinyl, Add</i> <i>For Tinted Glass, Add</i> <i>For Low-E Insulated Glass, Add</i> <i>For Obscure Glass, Add</i>	542.26 40.76 48.91 101.69 112.08	67.36
08 54 13 00-0090	EA		30" x 72", New Construction, Single Hung Fiberglass Window..... <i>For Colored Vinyl, Add</i> <i>For Tinted Glass, Add</i> <i>For Low-E Insulated Glass, Add</i> <i>For Obscure Glass, Add</i>	556.10 41.94 50.32 104.84 115.33	68.36
08 54 13 00-0091	EA		32" x 72", New Construction, Single Hung Fiberglass Window..... <i>For Colored Vinyl, Add</i> <i>For Tinted Glass, Add</i> <i>For Low-E Insulated Glass, Add</i> <i>For Obscure Glass, Add</i>	565.09 42.64 51.16 106.59 117.25	69.37
08 54 13 00-0092	EA		36" x 72", New Construction, Single Hung Fiberglass Window..... <i>For Colored Vinyl, Add</i> <i>For Tinted Glass, Add</i> <i>For Low-E Insulated Glass, Add</i> <i>For Obscure Glass, Add</i>	594.42 45.17 54.20 112.92 124.21	71.38
08 54 13 00-0093	EA		44" x 72", New Construction, Single Hung Fiberglass Window..... <i>For Colored Vinyl, Add</i> <i>For Tinted Glass, Add</i> <i>For Low-E Insulated Glass, Add</i> <i>For Obscure Glass, Add</i>	639.52 48.87 58.65 122.18 134.40	75.40
08 54 13 00-0094			Replacement, Single Hung Fiberglass Windows (08 54 13 00-0001)		
08 54 13 00-0095	EA		Up To 73" UI, Replacement, Single Hung Fiberglass Window <i>For Colored Vinyl, Add</i> <i>For Tinted Glass, Add</i> <i>For Low-E Insulated Glass, Add</i> <i>For Obscure Glass, Add</i>	565.14 45.96 55.15 114.90 126.38	52.78

08 Openings

08 50 Windows

08 54 Composite Windows


**SAN BERNARDINO
COUNTY**

MINOR CSI UOM DESCRIPTION	TOTAL DIRECT UNIT COST	DEMOLITION UNIT COST
08 54 13 00-0096 EA >73" To 83" UI, Replacement, Single Hung Fiberglass Window.....	619.49	57.80
For Colored Vinyl, Add	50.39	
For Tinted Glass, Add	60.47	
For Low-E Insulated Glass, Add	125.97	
For Obscure Glass, Add	138.57	
08 54 13 00-0097 EA >83" To 93" UI, Replacement, Single Hung Fiberglass Window.....	669.34	62.83
For Colored Vinyl, Add	54.37	
For Tinted Glass, Add	65.24	
For Low-E Insulated Glass, Add	135.92	
For Obscure Glass, Add	149.51	
08 54 13 00-0098 EA >93" To 101" UI, Replacement, Single Hung Fiberglass Window.....	703.46	67.86
For Colored Vinyl, Add	56.77	
For Tinted Glass, Add	68.13	
For Low-E Insulated Glass, Add	141.94	
For Obscure Glass, Add	156.13	
08 54 13 00-0099 EA >101" To 110" UI, Replacement, Single Hung Fiberglass Window.....	739.37	72.89
For Colored Vinyl, Add	59.36	
For Tinted Glass, Add	71.23	
For Low-E Insulated Glass, Add	148.40	
For Obscure Glass, Add	163.24	
08 54 13 00-0100 EA >110" To 120" UI, Replacement, Single Hung Fiberglass Window.....	803.38	77.92
For Colored Vinyl, Add	64.76	
For Tinted Glass, Add	77.71	
For Low-E Insulated Glass, Add	161.89	
For Obscure Glass, Add	178.08	
08 54 13 00-0101 UI >120" UI, Replacement, Single Hung Fiberglass Window.....	6.72	0.65
For Colored Vinyl, Add	0.54	
For Tinted Glass, Add	0.65	
For Low-E Insulated Glass, Add	1.35	
For Obscure Glass, Add	1.49	
08 54 13 00-0102 Double Hung Fiberglass Windows (08 54 13)		
08 54 13 00-0103 New Construction, Double Hung Fiberglass Windows (08 54 13 00-0102)		
Note: Includes white solid fiberglass interior and exterior, standard hardware, clear insulated glass and insect screen. Excludes grilles.		
08 54 13 00-0104 34" Height, New Construction, Double Hung Fiberglass Windows (08 54 13 00-0103)		
08 54 13 00-0105 EA 24" x 34", New Construction, Double Hung Fiberglass Window.....	551.89	46.24
For Colored Vinyl, Add	45.94	
For Tinted Glass, Add	55.13	
For Low-E Insulated Glass, Add	114.85	
For Obscure Glass, Add	126.34	
08 54 13 00-0106 EA 28" x 34", New Construction, Double Hung Fiberglass Window.....	571.88	48.26
For Colored Vinyl, Add	47.54	
For Tinted Glass, Add	57.04	
For Low-E Insulated Glass, Add	118.84	
For Obscure Glass, Add	130.73	
08 54 13 00-0107 EA 30" x 34", New Construction, Double Hung Fiberglass Window.....	581.52	49.26
For Colored Vinyl, Add	48.30	
For Tinted Glass, Add	57.96	
For Low-E Insulated Glass, Add	120.75	
For Obscure Glass, Add	132.83	
08 54 13 00-0108 EA 32" x 34", New Construction, Double Hung Fiberglass Window.....	590.52	50.26
For Colored Vinyl, Add	49.00	
For Tinted Glass, Add	58.80	
For Low-E Insulated Glass, Add	122.50	
For Obscure Glass, Add	134.75	
08 54 13 00-0109 EA 36" x 34", New Construction, Double Hung Fiberglass Window.....	612.56	52.28
For Colored Vinyl, Add	50.80	
For Tinted Glass, Add	60.96	
For Low-E Insulated Glass, Add	127.00	
For Obscure Glass, Add	139.70	
08 54 13 00-0110 EA 44" x 34", New Construction, Double Hung Fiberglass Window.....	648.17	56.30
For Colored Vinyl, Add	53.56	
For Tinted Glass, Add	64.27	
For Low-E Insulated Glass, Add	133.90	
For Obscure Glass, Add	147.28	
08 54 13 00-0111 36" Height, New Construction, Double Hung Fiberglass Windows (08 54 13 00-0103)		
08 54 13 00-0112 EA 24" x 36", New Construction, Double Hung Fiberglass Window.....	559.53	47.25
For Colored Vinyl, Add	46.50	
For Tinted Glass, Add	55.80	
For Low-E Insulated Glass, Add	116.26	
For Obscure Glass, Add	127.88	
08 54 13 00-0113 EA 28" x 36", New Construction, Double Hung Fiberglass Window.....	579.52	49.26
For Colored Vinyl, Add	48.10	
For Tinted Glass, Add	57.72	
For Low-E Insulated Glass, Add	120.25	
For Obscure Glass, Add	132.28	



Openings	08	08
Windows	08 50	
Composite Windows	08 54	

MINOR	CSI	UOM	DESCRIPTION	TOTAL DIRECT UNIT COST	DEMOLITION UNIT COST
08 54 13 00-0114	EA		30" x 36", New Construction, Double Hung Fiberglass Window	589.17	50.26
			For Colored Vinyl, Add	48.66	
			For Tinted Glass, Add	58.64	
			For Low-E Insulated Glass, Add	122.16	
			For Obscure Glass, Add	134.38	
08 54 13 00-0115	EA		32" x 36", New Construction, Double Hung Fiberglass Window	598.14	51.27
			For Colored Vinyl, Add	49.56	
			For Tinted Glass, Add	59.47	
			For Low-E Insulated Glass, Add	123.90	
			For Obscure Glass, Add	136.29	
08 54 13 00-0116	EA		36" x 36", New Construction, Double Hung Fiberglass Window	620.21	53.28
			For Colored Vinyl, Add	51.36	
			For Tinted Glass, Add	61.64	
			For Low-E Insulated Glass, Add	128.41	
			For Obscure Glass, Add	141.25	
08 54 13 00-0117	EA		44" x 36", New Construction, Double Hung Fiberglass Window	655.82	57.30
			For Colored Vinyl, Add	54.12	
			For Tinted Glass, Add	64.95	
			For Low-E Insulated Glass, Add	135.30	
			For Obscure Glass, Add	148.83	
08 54 13 00-0118			38" Height, New Construction, Double Hung Fiberglass Windows (08 54 13 00-0103)		
08 54 13 00-0119	EA		24" x 38", New Construction, Double Hung Fiberglass Window	566.34	48.26
			For Colored Vinyl, Add	46.98	
			For Tinted Glass, Add	56.38	
			For Low-E Insulated Glass, Add	117.46	
			For Obscure Glass, Add	129.20	
08 54 13 00-0120	EA		28" x 38", New Construction, Double Hung Fiberglass Window	586.33	50.26
			For Colored Vinyl, Add	48.58	
			For Tinted Glass, Add	58.30	
			For Low-E Insulated Glass, Add	121.45	
			For Obscure Glass, Add	133.60	
08 54 13 00-0121	EA		30" x 38", New Construction, Double Hung Fiberglass Window	596.31	51.27
			For Colored Vinyl, Add	49.38	
			For Tinted Glass, Add	59.25	
			For Low-E Insulated Glass, Add	123.44	
			For Obscure Glass, Add	135.79	
08 54 13 00-0122	EA		32" x 38", New Construction, Double Hung Fiberglass Window	605.28	52.28
			For Colored Vinyl, Add	50.07	
			For Tinted Glass, Add	60.09	
			For Low-E Insulated Glass, Add	125.18	
			For Obscure Glass, Add	137.70	
08 54 13 00-0123	EA		36" x 38", New Construction, Double Hung Fiberglass Window	627.79	54.29
			For Colored Vinyl, Add	51.92	
			For Tinted Glass, Add	62.31	
			For Low-E Insulated Glass, Add	129.81	
			For Obscure Glass, Add	142.79	
08 54 13 00-0124	EA		44" x 38", New Construction, Double Hung Fiberglass Window	663.83	58.31
			For Colored Vinyl, Add	54.72	
			For Tinted Glass, Add	65.67	
			For Low-E Insulated Glass, Add	136.81	
			For Obscure Glass, Add	150.49	
08 54 13 00-0125			44" Height, New Construction, Double Hung Fiberglass Windows (08 54 13 00-0103)		
08 54 13 00-0126	EA		24" x 44", New Construction, Double Hung Fiberglass Window	589.87	51.27
			For Colored Vinyl, Add	48.73	
			For Tinted Glass, Add	58.48	
			For Low-E Insulated Glass, Add	121.83	
			For Obscure Glass, Add	134.02	
08 54 13 00-0127	EA		28" x 44", New Construction, Double Hung Fiberglass Window	609.87	53.28
			For Colored Vinyl, Add	50.33	
			For Tinted Glass, Add	60.40	
			For Low-E Insulated Glass, Add	125.83	
			For Obscure Glass, Add	138.41	
08 54 13 00-0128	EA		30" x 44", New Construction, Double Hung Fiberglass Window	617.97	54.29
			For Colored Vinyl, Add	50.94	
			For Tinted Glass, Add	61.13	
			For Low-E Insulated Glass, Add	127.35	
			For Obscure Glass, Add	140.09	
08 54 13 00-0129	EA		32" x 44", New Construction, Double Hung Fiberglass Window	626.98	55.29
			For Colored Vinyl, Add	51.64	
			For Tinted Glass, Add	61.97	
			For Low-E Insulated Glass, Add	129.10	
			For Obscure Glass, Add	142.01	
08 54 13 00-0130	EA		36" x 44", New Construction, Double Hung Fiberglass Window	650.46	57.30
			For Colored Vinyl, Add	53.59	
			For Tinted Glass, Add	64.30	
			For Low-E Insulated Glass, Add	133.96	
			For Obscure Glass, Add	147.36	
08 54 13 00-0131	EA		44" x 44", New Construction, Double Hung Fiberglass Window	688.77	61.33
			For Colored Vinyl, Add	56.61	
			For Tinted Glass, Add	67.93	
			For Low-E Insulated Glass, Add	141.53	
			For Obscure Glass, Add	155.68	

08	08	Openings
	08 50	Windows
	08 54	Composite Windows



MINOR CSI UOM DESCRIPTION	TOTAL DIRECT UNIT COST	DEMOLITION UNIT COST
------------------------------	---------------------------	-------------------------

08 54 13 00-0132	46" Height, New Construction, Double Hung Fiberglass Windows <small>(08 54 13 00-0103)</small>		
08 54 13 00-0133	EA 24" x 46", New Construction, Double Hung Fiberglass Window	596.65	52.28
	<i>For Colored Vinyl, Add</i>	49.21	
	<i>For Tinted Glass, Add</i>	59.05	
	<i>For Low-E Insulated Glass, Add</i>	123.03	
	<i>For Obscure Glass, Add</i>	135.33	
08 54 13 00-0134	EA 28" x 46", New Construction, Double Hung Fiberglass Window	616.62	54.29
	<i>For Colored Vinyl, Add</i>	50.81	
	<i>For Tinted Glass, Add</i>	60.97	
	<i>For Low-E Insulated Glass, Add</i>	127.01	
	<i>For Obscure Glass, Add</i>	139.71	
08 54 13 00-0135	EA 30" x 46", New Construction, Double Hung Fiberglass Window	625.26	55.29
	<i>For Colored Vinyl, Add</i>	51.47	
	<i>For Tinted Glass, Add</i>	61.76	
	<i>For Low-E Insulated Glass, Add</i>	128.67	
	<i>For Obscure Glass, Add</i>	141.53	
08 54 13 00-0136	EA 32" x 46", New Construction, Double Hung Fiberglass Window	634.22	56.30
	<i>For Colored Vinyl, Add</i>	52.16	
	<i>For Tinted Glass, Add</i>	62.60	
	<i>For Low-E Insulated Glass, Add</i>	130.41	
	<i>For Obscure Glass, Add</i>	143.45	
08 54 13 00-0137	EA 36" x 46", New Construction, Double Hung Fiberglass Window	658.04	58.31
	<i>For Colored Vinyl, Add</i>	54.14	
	<i>For Tinted Glass, Add</i>	64.97	
	<i>For Low-E Insulated Glass, Add</i>	135.36	
	<i>For Obscure Glass, Add</i>	148.89	
08 54 13 00-0138	EA 44" x 46", New Construction, Double Hung Fiberglass Window	697.69	62.33
	<i>For Colored Vinyl, Add</i>	57.30	
	<i>For Tinted Glass, Add</i>	68.76	
	<i>For Low-E Insulated Glass, Add</i>	143.26	
	<i>For Obscure Glass, Add</i>	157.58	
08 54 13 00-0139	48" Height, New Construction, Double Hung Fiberglass Windows <small>(08 54 13 00-0103)</small>		
08 54 13 00-0140	EA 24" x 48", New Construction, Double Hung Fiberglass Window	603.52	53.28
	<i>For Colored Vinyl, Add</i>	49.70	
	<i>For Tinted Glass, Add</i>	59.63	
	<i>For Low-E Insulated Glass, Add</i>	124.24	
	<i>For Obscure Glass, Add</i>	136.66	
08 54 13 00-0141	EA 28" x 48", New Construction, Double Hung Fiberglass Window	623.51	55.29
	<i>For Colored Vinyl, Add</i>	51.29	
	<i>For Tinted Glass, Add</i>	61.55	
	<i>For Low-E Insulated Glass, Add</i>	128.23	
	<i>For Obscure Glass, Add</i>	141.05	
08 54 13 00-0142	EA 30" x 48", New Construction, Double Hung Fiberglass Window	632.40	56.30
	<i>For Colored Vinyl, Add</i>	51.98	
	<i>For Tinted Glass, Add</i>	62.38	
	<i>For Low-E Insulated Glass, Add</i>	129.95	
	<i>For Obscure Glass, Add</i>	142.95	
08 54 13 00-0143	EA 32" x 48", New Construction, Double Hung Fiberglass Window	641.38	57.30
	<i>For Colored Vinyl, Add</i>	52.68	
	<i>For Tinted Glass, Add</i>	63.21	
	<i>For Low-E Insulated Glass, Add</i>	131.69	
	<i>For Obscure Glass, Add</i>	144.86	
08 54 13 00-0144	EA 36" x 48", New Construction, Double Hung Fiberglass Window	665.63	59.31
	<i>For Colored Vinyl, Add</i>	54.70	
	<i>For Tinted Glass, Add</i>	65.64	
	<i>For Low-E Insulated Glass, Add</i>	136.75	
	<i>For Obscure Glass, Add</i>	150.43	
08 54 13 00-0145	EA 44" x 48", New Construction, Double Hung Fiberglass Window	706.46	63.33
	<i>For Colored Vinyl, Add</i>	57.98	
	<i>For Tinted Glass, Add</i>	69.57	
	<i>For Low-E Insulated Glass, Add</i>	144.95	
	<i>For Obscure Glass, Add</i>	159.44	
08 54 13 00-0146	50" Height, New Construction, Double Hung Fiberglass Windows <small>(08 54 13 00-0103)</small>		
08 54 13 00-0147	EA 24" x 50", New Construction, Double Hung Fiberglass Window	610.29	54.29
	<i>For Colored Vinyl, Add</i>	50.17	
	<i>For Tinted Glass, Add</i>	60.21	
	<i>For Low-E Insulated Glass, Add</i>	125.43	
	<i>For Obscure Glass, Add</i>	137.97	
08 54 13 00-0148	EA 28" x 50", New Construction, Double Hung Fiberglass Window	630.28	56.30
	<i>For Colored Vinyl, Add</i>	51.77	
	<i>For Tinted Glass, Add</i>	62.12	
	<i>For Low-E Insulated Glass, Add</i>	129.42	
	<i>For Obscure Glass, Add</i>	142.36	
08 54 13 00-0149	EA 30" x 50", New Construction, Double Hung Fiberglass Window	639.62	57.30
	<i>For Colored Vinyl, Add</i>	52.50	
	<i>For Tinted Glass, Add</i>	63.00	
	<i>For Low-E Insulated Glass, Add</i>	131.25	
	<i>For Obscure Glass, Add</i>	144.38	



Openings	08	08
Windows	08 50	
Composite Windows	08 54	

MINOR	CSI	UOM	DESCRIPTION	TOTAL DIRECT UNIT COST	DEMOLITION UNIT COST
08 54 13 00-0150	EA		32" x 50", New Construction, Double Hung Fiberglass Window <i>For Colored Vinyl, Add</i> <i>For Tinted Glass, Add</i> <i>For Low-E Insulated Glass, Add</i> <i>For Obscure Glass, Add</i>	648.60 53.20 63.84 133.00 146.30	58.31
08 54 13 00-0151	EA		36" x 50", New Construction, Double Hung Fiberglass Window <i>For Colored Vinyl, Add</i> <i>For Tinted Glass, Add</i> <i>For Low-E Insulated Glass, Add</i> <i>For Obscure Glass, Add</i>	673.21 55.26 66.31 138.15 151.96	60.32
08 54 13 00-0152	EA		44" x 50", New Construction, Double Hung Fiberglass Window <i>For Colored Vinyl, Add</i> <i>For Tinted Glass, Add</i> <i>For Low-E Insulated Glass, Add</i> <i>For Obscure Glass, Add</i>	715.34 58.67 70.40 146.67 161.33	64.34
08 54 13 00-0153			52" Height, New Construction, Double Hung Fiberglass Windows (08 54 13 00-0103)		
08 54 13 00-0154	EA		24" x 52", New Construction, Double Hung Fiberglass Window <i>For Colored Vinyl, Add</i> <i>For Tinted Glass, Add</i> <i>For Low-E Insulated Glass, Add</i> <i>For Obscure Glass, Add</i>	617.13 50.65 60.78 126.64 139.30	55.29
08 54 13 00-0155	EA		28" x 52", New Construction, Double Hung Fiberglass Window <i>For Colored Vinyl, Add</i> <i>For Tinted Glass, Add</i> <i>For Low-E Insulated Glass, Add</i> <i>For Obscure Glass, Add</i>	637.10 52.25 62.70 130.62 143.68	57.30
08 54 13 00-0156	EA		30" x 52", New Construction, Double Hung Fiberglass Window <i>For Colored Vinyl, Add</i> <i>For Tinted Glass, Add</i> <i>For Low-E Insulated Glass, Add</i> <i>For Obscure Glass, Add</i>	646.76 53.02 63.62 132.54 145.79	58.31
08 54 13 00-0157	EA		32" x 52", New Construction, Double Hung Fiberglass Window <i>For Colored Vinyl, Add</i> <i>For Tinted Glass, Add</i> <i>For Low-E Insulated Glass, Add</i> <i>For Obscure Glass, Add</i>	655.74 53.71 64.45 134.28 147.71	59.31
08 54 13 00-0158	EA		36" x 52", New Construction, Double Hung Fiberglass Window <i>For Colored Vinyl, Add</i> <i>For Tinted Glass, Add</i> <i>For Low-E Insulated Glass, Add</i> <i>For Obscure Glass, Add</i>	681.56 55.89 67.07 139.73 153.70	61.33
08 54 13 00-0159	EA		44" x 52", New Construction, Double Hung Fiberglass Window <i>For Colored Vinyl, Add</i> <i>For Tinted Glass, Add</i> <i>For Low-E Insulated Glass, Add</i> <i>For Obscure Glass, Add</i>	724.06 59.34 71.20 148.34 163.18	65.35
08 54 13 00-0160			54" Height, New Construction, Double Hung Fiberglass Windows (08 54 13 00-0103)		
08 54 13 00-0161	EA		24" x 54", New Construction, Double Hung Fiberglass Window <i>For Colored Vinyl, Add</i> <i>For Tinted Glass, Add</i> <i>For Low-E Insulated Glass, Add</i> <i>For Obscure Glass, Add</i>	623.97 51.14 61.37 127.85 140.63	56.30
08 54 13 00-0162	EA		28" x 54", New Construction, Double Hung Fiberglass Window <i>For Colored Vinyl, Add</i> <i>For Tinted Glass, Add</i> <i>For Low-E Insulated Glass, Add</i> <i>For Obscure Glass, Add</i>	643.96 52.74 63.28 131.84 145.02	58.31
08 54 13 00-0163	EA		30" x 54", New Construction, Double Hung Fiberglass Window <i>For Colored Vinyl, Add</i> <i>For Tinted Glass, Add</i> <i>For Low-E Insulated Glass, Add</i> <i>For Obscure Glass, Add</i>	654.03 53.54 64.25 133.85 147.24	59.31
08 54 13 00-0164	EA		32" x 54", New Construction, Double Hung Fiberglass Window <i>For Colored Vinyl, Add</i> <i>For Tinted Glass, Add</i> <i>For Low-E Insulated Glass, Add</i> <i>For Obscure Glass, Add</i>	663.01 54.24 65.09 135.60 149.15	60.32
08 54 13 00-0165	EA		36" x 54", New Construction, Double Hung Fiberglass Window <i>For Colored Vinyl, Add</i> <i>For Tinted Glass, Add</i> <i>For Low-E Insulated Glass, Add</i> <i>For Obscure Glass, Add</i>	689.92 56.53 67.83 141.32 155.45	62.33
08 54 13 00-0166	EA		44" x 54", New Construction, Double Hung Fiberglass Window <i>For Colored Vinyl, Add</i> <i>For Tinted Glass, Add</i> <i>For Low-E Insulated Glass, Add</i> <i>For Obscure Glass, Add</i>	732.81 60.01 72.01 150.03 165.03	66.35
08 54 13 00-0167			60" Height, New Construction, Double Hung Fiberglass Windows (08 54 13 00-0103)		

08 Openings

08 50 Windows

08 54 Composite Windows



MINOR	CSI	UOM	DESCRIPTION	TOTAL DIRECT UNIT COST	DEMOLITION UNIT COST
08 54 13 00-0168	EA		24" x 60", New Construction, Double Hung Fiberglass Window	644.54	59.31
			<i>For Colored Vinyl, Add</i>	52.59	
			<i>For Tinted Glass, Add</i>	63.11	
			<i>For Low-E Insulated Glass, Add</i>	131.48	
			<i>For Obscure Glass, Add</i>	144.63	
08 54 13 00-0169	EA		28" x 60", New Construction, Double Hung Fiberglass Window	664.53	61.33
			<i>For Colored Vinyl, Add</i>	54.19	
			<i>For Tinted Glass, Add</i>	65.03	
			<i>For Low-E Insulated Glass, Add</i>	135.47	
			<i>For Obscure Glass, Add</i>	149.02	
08 54 13 00-0170	EA		30" x 60", New Construction, Double Hung Fiberglass Window	677.24	62.33
			<i>For Colored Vinyl, Add</i>	55.26	
			<i>For Tinted Glass, Add</i>	66.31	
			<i>For Low-E Insulated Glass, Add</i>	138.15	
			<i>For Obscure Glass, Add</i>	151.96	
08 54 13 00-0171	EA		32" x 60", New Construction, Double Hung Fiberglass Window	686.21	63.33
			<i>For Colored Vinyl, Add</i>	55.95	
			<i>For Tinted Glass, Add</i>	67.14	
			<i>For Low-E Insulated Glass, Add</i>	139.89	
			<i>For Obscure Glass, Add</i>	153.87	
08 54 13 00-0172	EA		36" x 60", New Construction, Double Hung Fiberglass Window	714.85	65.35
			<i>For Colored Vinyl, Add</i>	58.42	
			<i>For Tinted Glass, Add</i>	70.10	
			<i>For Low-E Insulated Glass, Add</i>	146.04	
			<i>For Obscure Glass, Add</i>	160.64	
08 54 13 00-0173	EA		44" x 60", New Construction, Double Hung Fiberglass Window	759.18	69.37
			<i>For Colored Vinyl, Add</i>	62.05	
			<i>For Tinted Glass, Add</i>	74.45	
			<i>For Low-E Insulated Glass, Add</i>	155.11	
			<i>For Obscure Glass, Add</i>	170.62	
08 54 13 00-0174			62" Height, New Construction, Double Hung Fiberglass Windows (08 54 13 00-0103)		
08 54 13 00-0175	EA		24" x 62", New Construction, Double Hung Fiberglass Window	651.36	60.32
			<i>For Colored Vinyl, Add</i>	53.07	
			<i>For Tinted Glass, Add</i>	63.69	
			<i>For Low-E Insulated Glass, Add</i>	132.68	
			<i>For Obscure Glass, Add</i>	145.95	
08 54 13 00-0176	EA		28" x 62", New Construction, Double Hung Fiberglass Window	671.34	62.33
			<i>For Colored Vinyl, Add</i>	54.67	
			<i>For Tinted Glass, Add</i>	65.60	
			<i>For Low-E Insulated Glass, Add</i>	136.67	
			<i>For Obscure Glass, Add</i>	150.34	
08 54 13 00-0177	EA		30" x 62", New Construction, Double Hung Fiberglass Window	685.15	63.33
			<i>For Colored Vinyl, Add</i>	55.85	
			<i>For Tinted Glass, Add</i>	67.02	
			<i>For Low-E Insulated Glass, Add</i>	139.62	
			<i>For Obscure Glass, Add</i>	153.58	
08 54 13 00-0178	EA		32" x 62", New Construction, Double Hung Fiberglass Window	694.12	64.34
			<i>For Colored Vinyl, Add</i>	56.54	
			<i>For Tinted Glass, Add</i>	67.85	
			<i>For Low-E Insulated Glass, Add</i>	141.36	
			<i>For Obscure Glass, Add</i>	155.50	
08 54 13 00-0179	EA		36" x 62", New Construction, Double Hung Fiberglass Window	723.10	66.35
			<i>For Colored Vinyl, Add</i>	59.04	
			<i>For Tinted Glass, Add</i>	70.85	
			<i>For Low-E Insulated Glass, Add</i>	147.60	
			<i>For Obscure Glass, Add</i>	162.36	
08 54 13 00-0180	EA		44" x 62", New Construction, Double Hung Fiberglass Window	768.83	70.37
			<i>For Colored Vinyl, Add</i>	62.81	
			<i>For Tinted Glass, Add</i>	75.37	
			<i>For Low-E Insulated Glass, Add</i>	157.02	
			<i>For Obscure Glass, Add</i>	172.72	
08 54 13 00-0181			66" Height, New Construction, Double Hung Fiberglass Windows (08 54 13 00-0103)		
08 54 13 00-0182	EA		24" x 66", New Construction, Double Hung Fiberglass Window	666.63	62.33
			<i>For Colored Vinyl, Add</i>	54.20	
			<i>For Tinted Glass, Add</i>	65.04	
			<i>For Low-E Insulated Glass, Add</i>	135.49	
			<i>For Obscure Glass, Add</i>	149.04	
08 54 13 00-0183	EA		28" x 66", New Construction, Double Hung Fiberglass Window	686.62	64.34
			<i>For Colored Vinyl, Add</i>	55.79	
			<i>For Tinted Glass, Add</i>	66.95	
			<i>For Low-E Insulated Glass, Add</i>	139.49	
			<i>For Obscure Glass, Add</i>	153.43	
08 54 13 00-0184	EA		30" x 66", New Construction, Double Hung Fiberglass Window	701.00	65.35
			<i>For Colored Vinyl, Add</i>	57.03	
			<i>For Tinted Glass, Add</i>	68.44	
			<i>For Low-E Insulated Glass, Add</i>	142.58	
			<i>For Obscure Glass, Add</i>	156.84	
08 54 13 00-0185	EA		32" x 66", New Construction, Double Hung Fiberglass Window	709.97	66.35
			<i>For Colored Vinyl, Add</i>	57.73	
			<i>For Tinted Glass, Add</i>	69.27	
			<i>For Low-E Insulated Glass, Add</i>	144.32	
			<i>For Obscure Glass, Add</i>	158.75	



Openings	08	08
Windows	08 50	
Composite Windows	08 54	

MINOR	CSI	UOM	DESCRIPTION	TOTAL DIRECT UNIT COST	DEMOLITION UNIT COST
08 54 13 00-0186	EA		36" x 66", New Construction, Double Hung Fiberglass Window	739.81	68.36
			For Colored Vinyl, Add	60.31	
			For Tinted Glass, Add	72.37	
			For Low-E Insulated Glass, Add	150.77	
			For Obscure Glass, Add	165.85	
08 54 13 00-0187	EA		44" x 66", New Construction, Double Hung Fiberglass Window	787.42	72.38
			For Colored Vinyl, Add	64.27	
			For Tinted Glass, Add	77.12	
			For Low-E Insulated Glass, Add	160.66	
			For Obscure Glass, Add	176.73	
08 54 13 00-0188			72" Height, New Construction, Double Hung Fiberglass Windows <small>(08 54 13 00-0103)</small>		
08 54 13 00-0189	EA		24" x 72", New Construction, Double Hung Fiberglass Window	689.53	65.35
			For Colored Vinyl, Add	55.88	
			For Tinted Glass, Add	67.06	
			For Low-E Insulated Glass, Add	139.71	
			For Obscure Glass, Add	153.68	
08 54 13 00-0190	EA		28" x 72", New Construction, Double Hung Fiberglass Window	709.50	67.36
			For Colored Vinyl, Add	57.48	
			For Tinted Glass, Add	68.97	
			For Low-E Insulated Glass, Add	143.70	
			For Obscure Glass, Add	158.07	
08 54 13 00-0191	EA		30" x 72", New Construction, Double Hung Fiberglass Window	723.89	68.36
			For Colored Vinyl, Add	58.72	
			For Tinted Glass, Add	70.46	
			For Low-E Insulated Glass, Add	146.79	
			For Obscure Glass, Add	161.47	
08 54 13 00-0192	EA		32" x 72", New Construction, Double Hung Fiberglass Window	732.87	69.37
			For Colored Vinyl, Add	59.41	
			For Tinted Glass, Add	71.30	
			For Low-E Insulated Glass, Add	148.54	
			For Obscure Glass, Add	163.39	
08 54 13 00-0193	EA		36" x 72", New Construction, Double Hung Fiberglass Window	762.70	71.38
			For Colored Vinyl, Add	62.00	
			For Tinted Glass, Add	74.39	
			For Low-E Insulated Glass, Add	154.99	
			For Obscure Glass, Add	170.49	
08 54 13 00-0194	EA		44" x 72", New Construction, Double Hung Fiberglass Window	810.32	75.40
			For Colored Vinyl, Add	65.95	
			For Tinted Glass, Add	79.14	
			For Low-E Insulated Glass, Add	164.88	
			For Obscure Glass, Add	181.37	
08 54 13 00-0195			Replacement, Double Hung Fiberglass Windows <small>(08 54 13 00-0102)</small>		
			Note: Includes white solid fiberglass interior and exterior, standard hardware, clear insulated glass and insect screen. Excludes grilles. Pricing calculated by the United Inch (the combined inches of one width and one height).		
08 54 13 00-0196	EA		Up To 73" UI, Replacement, Double Hung Fiberglass Window	680.03	52.78
			For Colored Vinyl, Add	57.45	
			For Tinted Glass, Add	68.94	
			For Low-E Insulated Glass, Add	143.62	
			For Obscure Glass, Add	157.98	
08 54 13 00-0197	EA		>73" To 83" UI, Replacement, Double Hung Fiberglass Window	750.13	57.80
			For Colored Vinyl, Add	63.45	
			For Tinted Glass, Add	76.14	
			For Low-E Insulated Glass, Add	158.63	
			For Obscure Glass, Add	174.49	
08 54 13 00-0198	EA		>83" To 93" UI, Replacement, Double Hung Fiberglass Window	815.71	62.83
			For Colored Vinyl, Add	69.01	
			For Tinted Glass, Add	82.81	
			For Low-E Insulated Glass, Add	172.51	
			For Obscure Glass, Add	189.76	
08 54 13 00-0199	EA		>93" To 101" UI, Replacement, Double Hung Fiberglass Window	862.41	67.86
			For Colored Vinyl, Add	72.67	
			For Tinted Glass, Add	87.20	
			For Low-E Insulated Glass, Add	181.67	
			For Obscure Glass, Add	199.84	
08 54 13 00-0200	EA		>101" To 110" UI, Replacement, Double Hung Fiberglass Window	912.49	72.89
			For Colored Vinyl, Add	76.67	
			For Tinted Glass, Add	92.01	
			For Low-E Insulated Glass, Add	191.68	
			For Obscure Glass, Add	210.85	
08 54 13 00-0201	EA		>110" To 120" UI, Replacement, Double Hung Fiberglass Window	992.25	77.92
			For Colored Vinyl, Add	83.64	
			For Tinted Glass, Add	100.37	
			For Low-E Insulated Glass, Add	209.11	
			For Obscure Glass, Add	230.02	
08 54 13 00-0202	UI		>120" UI, Replacement, Double Hung Fiberglass Window	8.27	0.65
			For Colored Vinyl, Add	0.70	
			For Tinted Glass, Add	0.84	
			For Low-E Insulated Glass, Add	1.74	
			For Obscure Glass, Add	1.91	

08 54 13 00-0203 Casement Fiberglass Windows (08 54 13)

08	08	Openings
	08 50	Windows
	08 54	Composite Windows



MINOR	CSI	UOM	DESCRIPTION	TOTAL DIRECT UNIT COST	DEMOLITION UNIT COST
-------	-----	-----	-------------	------------------------	----------------------

08 54 13 00-0204			New Construction, Casement Fiberglass Windows <small>(08 54 13 00-0203)</small> Note: Includes white solid fiberglass interior and exterior, standard hardware, clear insulated glass and insect screen. Excludes grilles.		
08 54 13 00-0205			One Operating Sash, New Construction, Casement Fiberglass Windows <small>(08 54 13 00-0204)</small>		
08 54 13 00-0206			24" Height, One Operating Sash, New Construction, Casement Fiberglass Windows <small>(08 54 13 00-0205)</small>		
08 54 13 00-0207	EA		17" x 24", One Operating Sash, New Construction, Casement Fiberglass Window	508.27	38.20
			<i>For Colored Vinyl, Add</i>	43.29	
			<i>For Tinted Glass, Add</i>	51.94	
			<i>For Low-E Insulated Glass, Add</i>	108.22	
			<i>For Obscure Glass, Add</i>	119.04	
08 54 13 00-0208	EA		20" x 24", One Operating Sash, New Construction, Casement Fiberglass Window	525.89	39.21
			<i>For Colored Vinyl, Add</i>	44.75	
			<i>For Tinted Glass, Add</i>	53.70	
			<i>For Low-E Insulated Glass, Add</i>	111.87	
			<i>For Obscure Glass, Add</i>	123.06	
08 54 13 00-0209	EA		24" x 24", One Operating Sash, New Construction, Casement Fiberglass Window	544.54	41.22
			<i>For Colored Vinyl, Add</i>	46.21	
			<i>For Tinted Glass, Add</i>	55.45	
			<i>For Low-E Insulated Glass, Add</i>	115.53	
			<i>For Obscure Glass, Add</i>	127.08	
08 54 13 00-0210	EA		28" x 24", One Operating Sash, New Construction, Casement Fiberglass Window	579.29	43.23
			<i>For Colored Vinyl, Add</i>	49.28	
			<i>For Tinted Glass, Add</i>	59.14	
			<i>For Low-E Insulated Glass, Add</i>	123.21	
			<i>For Obscure Glass, Add</i>	135.53	
08 54 13 00-0211			28" Height, One Operating Sash, New Construction, Casement Fiberglass Windows <small>(08 54 13 00-0205)</small>		
08 54 13 00-0212	EA		17" x 28", One Operating Sash, New Construction, Casement Fiberglass Window	539.50	40.21
			<i>For Colored Vinyl, Add</i>	46.01	
			<i>For Tinted Glass, Add</i>	55.21	
			<i>For Low-E Insulated Glass, Add</i>	115.02	
			<i>For Obscure Glass, Add</i>	126.52	
08 54 13 00-0213	EA		20" x 28", One Operating Sash, New Construction, Casement Fiberglass Window	558.80	41.22
			<i>For Colored Vinyl, Add</i>	47.64	
			<i>For Tinted Glass, Add</i>	57.16	
			<i>For Low-E Insulated Glass, Add</i>	119.09	
			<i>For Obscure Glass, Add</i>	131.00	
08 54 13 00-0214	EA		24" x 28", One Operating Sash, New Construction, Casement Fiberglass Window	579.06	43.23
			<i>For Colored Vinyl, Add</i>	49.26	
			<i>For Tinted Glass, Add</i>	59.11	
			<i>For Low-E Insulated Glass, Add</i>	123.15	
			<i>For Obscure Glass, Add</i>	135.47	
08 54 13 00-0215	EA		28" x 28", One Operating Sash, New Construction, Casement Fiberglass Window	615.76	45.24
			<i>For Colored Vinyl, Add</i>	52.53	
			<i>For Tinted Glass, Add</i>	63.03	
			<i>For Low-E Insulated Glass, Add</i>	131.32	
			<i>For Obscure Glass, Add</i>	144.45	
08 54 13 00-0216			36" Height, One Operating Sash, New Construction, Casement Fiberglass Windows <small>(08 54 13 00-0205)</small>		
08 54 13 00-0217	EA		17" x 36", One Operating Sash, New Construction, Casement Fiberglass Window	575.77	43.23
			<i>For Colored Vinyl, Add</i>	48.93	
			<i>For Tinted Glass, Add</i>	58.72	
			<i>For Low-E Insulated Glass, Add</i>	122.33	
			<i>For Obscure Glass, Add</i>	134.56	
08 54 13 00-0218	EA		20" x 36", One Operating Sash, New Construction, Casement Fiberglass Window	595.88	45.24
			<i>For Colored Vinyl, Add</i>	50.64	
			<i>For Tinted Glass, Add</i>	60.77	
			<i>For Low-E Insulated Glass, Add</i>	126.60	
			<i>For Obscure Glass, Add</i>	139.26	
08 54 13 00-0219	EA		24" x 36", One Operating Sash, New Construction, Casement Fiberglass Window	617.03	46.75
			<i>For Colored Vinyl, Add</i>	52.35	
			<i>For Tinted Glass, Add</i>	62.82	
			<i>For Low-E Insulated Glass, Add</i>	130.88	
			<i>For Obscure Glass, Add</i>	143.97	
08 54 13 00-0220	EA		28" x 36", One Operating Sash, New Construction, Casement Fiberglass Window	655.33	48.75
			<i>For Colored Vinyl, Add</i>	55.78	
			<i>For Tinted Glass, Add</i>	66.94	
			<i>For Low-E Insulated Glass, Add</i>	139.45	
			<i>For Obscure Glass, Add</i>	153.40	
08 54 13 00-0221			40" Height, One Operating Sash, New Construction, Casement Fiberglass Windows <small>(08 54 13 00-0205)</small>		



Openings	08	08
Windows	08 50	
Composite Windows	08 54	

MINOR	CSI	UOM	DESCRIPTION	TOTAL DIRECT UNIT COST	DEMOLITION UNIT COST
08 54 13 00-0222	EA		17" x 40", One Operating Sash, New Construction, Casement Fiberglass Window	608.99	46.24
			<i>For Colored Vinyl, Add</i>	51.75	
			<i>For Tinted Glass, Add</i>	62.10	
			<i>For Low-E Insulated Glass, Add</i>	129.38	
			<i>For Obscure Glass, Add</i>	142.32	
08 54 13 00-0223	EA		20" x 40", One Operating Sash, New Construction, Casement Fiberglass Window	630.26	47.25
			<i>For Colored Vinyl, Add</i>	53.68	
			<i>For Tinted Glass, Add</i>	64.29	
			<i>For Low-E Insulated Glass, Add</i>	133.94	
			<i>For Obscure Glass, Add</i>	147.33	
08 54 13 00-0224	EA		24" x 40", One Operating Sash, New Construction, Casement Fiberglass Window	652.54	49.26
			<i>For Colored Vinyl, Add</i>	55.40	
			<i>For Tinted Glass, Add</i>	66.48	
			<i>For Low-E Insulated Glass, Add</i>	138.51	
			<i>For Obscure Glass, Add</i>	152.36	
08 54 13 00-0225	EA		28" x 40", One Operating Sash, New Construction, Casement Fiberglass Window	694.07	51.27
			<i>For Colored Vinyl, Add</i>	59.15	
			<i>For Tinted Glass, Add</i>	70.98	
			<i>For Low-E Insulated Glass, Add</i>	147.88	
			<i>For Obscure Glass, Add</i>	162.67	
08 54 13 00-0226			48" Height, One Operating Sash, New Construction, Casement Fiberglass Windows <small>(08 54 13 00-0205)</small>		
08 54 13 00-0227	EA		17" x 48", One Operating Sash, New Construction, Casement Fiberglass Window	645.50	50.26
			<i>For Colored Vinyl, Add</i>	54.60	
			<i>For Tinted Glass, Add</i>	65.52	
			<i>For Low-E Insulated Glass, Add</i>	136.50	
			<i>For Obscure Glass, Add</i>	150.14	
08 54 13 00-0228	EA		20" x 48", One Operating Sash, New Construction, Casement Fiberglass Window	667.76	51.27
			<i>For Colored Vinyl, Add</i>	56.52	
			<i>For Tinted Glass, Add</i>	67.83	
			<i>For Low-E Insulated Glass, Add</i>	141.31	
			<i>For Obscure Glass, Add</i>	155.44	
08 54 13 00-0229	EA		24" x 48", One Operating Sash, New Construction, Casement Fiberglass Window	691.09	53.28
			<i>For Colored Vinyl, Add</i>	58.45	
			<i>For Tinted Glass, Add</i>	70.14	
			<i>For Low-E Insulated Glass, Add</i>	146.13	
			<i>For Obscure Glass, Add</i>	160.74	
08 54 13 00-0230	EA		28" x 48", One Operating Sash, New Construction, Casement Fiberglass Window	736.87	55.29
			<i>For Colored Vinyl, Add</i>	62.63	
			<i>For Tinted Glass, Add</i>	75.15	
			<i>For Low-E Insulated Glass, Add</i>	156.57	
			<i>For Obscure Glass, Add</i>	172.23	
08 54 13 00-0231			52" Height, One Operating Sash, New Construction, Casement Fiberglass Windows <small>(08 54 13 00-0205)</small>		
08 54 13 00-0232	EA		17" x 52", One Operating Sash, New Construction, Casement Fiberglass Window	677.84	52.28
			<i>For Colored Vinyl, Add</i>	57.43	
			<i>For Tinted Glass, Add</i>	68.91	
			<i>For Low-E Insulated Glass, Add</i>	143.57	
			<i>For Obscure Glass, Add</i>	157.93	
08 54 13 00-0233	EA		20" x 52", One Operating Sash, New Construction, Casement Fiberglass Window	701.47	53.28
			<i>For Colored Vinyl, Add</i>	59.49	
			<i>For Tinted Glass, Add</i>	71.39	
			<i>For Low-E Insulated Glass, Add</i>	148.73	
			<i>For Obscure Glass, Add</i>	163.60	
08 54 13 00-0234	EA		24" x 52", One Operating Sash, New Construction, Casement Fiberglass Window	726.04	55.29
			<i>For Colored Vinyl, Add</i>	61.55	
			<i>For Tinted Glass, Add</i>	73.85	
			<i>For Low-E Insulated Glass, Add</i>	153.86	
			<i>For Obscure Glass, Add</i>	169.25	
08 54 13 00-0235	EA		28" x 52", One Operating Sash, New Construction, Casement Fiberglass Window	772.65	57.30
			<i>For Colored Vinyl, Add</i>	65.80	
			<i>For Tinted Glass, Add</i>	78.96	
			<i>For Low-E Insulated Glass, Add</i>	164.51	
			<i>For Obscure Glass, Add</i>	180.96	
08 54 13 00-0236			60" Height, One Operating Sash, New Construction, Casement Fiberglass Windows <small>(08 54 13 00-0205)</small>		
08 54 13 00-0237	EA		17" x 60", One Operating Sash, New Construction, Casement Fiberglass Window	713.22	55.29
			<i>For Colored Vinyl, Add</i>	60.26	
			<i>For Tinted Glass, Add</i>	72.32	
			<i>For Low-E Insulated Glass, Add</i>	150.66	
			<i>For Obscure Glass, Add</i>	165.72	
08 54 13 00-0238	EA		20" x 60", One Operating Sash, New Construction, Casement Fiberglass Window	738.12	57.30
			<i>For Colored Vinyl, Add</i>	62.45	
			<i>For Tinted Glass, Add</i>	74.94	
			<i>For Low-E Insulated Glass, Add</i>	156.13	
			<i>For Obscure Glass, Add</i>	171.74	

08 Openings

08 50 Windows

08 54 Composite Windows


**SAN BERNARDINO
COUNTY**

MINOR	CSI	UOM	DESCRIPTION	TOTAL DIRECT UNIT COST	DEMOLITION UNIT COST
08 54 13 00-0239	EA		24" x 60", One Operating Sash, New Construction, Casement Fiberglass Window	764.06	58.81
			<i>For Colored Vinyl, Add</i>	64.64	
			<i>For Tinted Glass, Add</i>	77.57	
			<i>For Low-E Insulated Glass, Add</i>	161.61	
			<i>For Obscure Glass, Add</i>	177.77	
08 54 13 00-0240	EA		28" x 60", One Operating Sash, New Construction, Casement Fiberglass Window	811.42	60.83
			<i>For Colored Vinyl, Add</i>	68.98	
			<i>For Tinted Glass, Add</i>	82.77	
			<i>For Low-E Insulated Glass, Add</i>	172.45	
			<i>For Obscure Glass, Add</i>	189.69	
08 54 13 00-0241			64" Height, One Operating Sash, New Construction, Casement Fiberglass		
			Windows <small>(08 54 13 00-0205)</small>		
08 54 13 00-0242	EA		17" x 64", One Operating Sash, New Construction, Casement Fiberglass Window	745.90	58.31
			<i>For Colored Vinyl, Add</i>	63.03	
			<i>For Tinted Glass, Add</i>	75.63	
			<i>For Low-E Insulated Glass, Add</i>	157.57	
			<i>For Obscure Glass, Add</i>	173.33	
08 54 13 00-0243	EA		20" x 64", One Operating Sash, New Construction, Casement Fiberglass Window	771.49	59.31
			<i>For Colored Vinyl, Add</i>	65.29	
			<i>For Tinted Glass, Add</i>	78.34	
			<i>For Low-E Insulated Glass, Add</i>	163.22	
			<i>For Obscure Glass, Add</i>	179.54	
08 54 13 00-0244	EA		24" x 64", One Operating Sash, New Construction, Casement Fiberglass Window	799.20	61.33
			<i>For Colored Vinyl, Add</i>	67.66	
			<i>For Tinted Glass, Add</i>	81.19	
			<i>For Low-E Insulated Glass, Add</i>	169.14	
			<i>For Obscure Glass, Add</i>	186.05	
08 54 13 00-0245	EA		28" x 64", One Operating Sash, New Construction, Casement Fiberglass Window	845.46	63.33
			<i>For Colored Vinyl, Add</i>	71.88	
			<i>For Tinted Glass, Add</i>	86.25	
			<i>For Low-E Insulated Glass, Add</i>	179.70	
			<i>For Obscure Glass, Add</i>	197.67	
08 54 13 00-0246			72" Height, One Operating Sash, New Construction, Casement Fiberglass		
			Windows <small>(08 54 13 00-0205)</small>		
08 54 13 00-0247	EA		17" x 72", One Operating Sash, New Construction, Casement Fiberglass Window	785.62	61.33
			<i>For Colored Vinyl, Add</i>	66.30	
			<i>For Tinted Glass, Add</i>	79.56	
			<i>For Low-E Insulated Glass, Add</i>	165.74	
			<i>For Obscure Glass, Add</i>	182.32	
08 54 13 00-0248	EA		20" x 72", One Operating Sash, New Construction, Casement Fiberglass Window	812.62	63.33
			<i>For Colored Vinyl, Add</i>	68.70	
			<i>For Tinted Glass, Add</i>	82.44	
			<i>For Low-E Insulated Glass, Add</i>	171.74	
			<i>For Obscure Glass, Add</i>	188.91	
08 54 13 00-0249	EA		24" x 72", One Operating Sash, New Construction, Casement Fiberglass Window	839.07	64.85
			<i>For Colored Vinyl, Add</i>	70.94	
			<i>For Tinted Glass, Add</i>	85.13	
			<i>For Low-E Insulated Glass, Add</i>	177.35	
			<i>For Obscure Glass, Add</i>	195.08	
08 54 13 00-0250	EA		28" x 72", One Operating Sash, New Construction, Casement Fiberglass Window	884.74	66.85
			<i>For Colored Vinyl, Add</i>	75.10	
			<i>For Tinted Glass, Add</i>	90.12	
			<i>For Low-E Insulated Glass, Add</i>	187.76	
			<i>For Obscure Glass, Add</i>	206.54	
08 54 13 00-0251			Two Operating Sashes, New Construction, Casement Fiberglass Windows		
			<small>(08 54 13 00-0204)</small>		
08 54 13 00-0252			36" Height, Two Operating Sashes, New Construction, Casement		
			Fiberglass Windows <small>(08 54 13 00-0251)</small>		
08 54 13 00-0253	EA		33" x 36", Two Operating Sashes, New Construction, Casement Fiberglass Window	1,042.35	51.27
			<i>For Colored Vinyl, Add</i>	93.98	
			<i>For Tinted Glass, Add</i>	112.78	
			<i>For Low-E Insulated Glass, Add</i>	234.95	
			<i>For Obscure Glass, Add</i>	258.45	
08 54 13 00-0254	EA		40" x 36", Two Operating Sashes, New Construction, Casement Fiberglass Window	1,078.90	55.29
			<i>For Colored Vinyl, Add</i>	96.93	
			<i>For Tinted Glass, Add</i>	116.32	
			<i>For Low-E Insulated Glass, Add</i>	242.33	
			<i>For Obscure Glass, Add</i>	266.56	
08 54 13 00-0255	EA		48" x 36", Two Operating Sashes, New Construction, Casement Fiberglass Window	1,116.47	59.31
			<i>For Colored Vinyl, Add</i>	99.89	
			<i>For Tinted Glass, Add</i>	119.86	
			<i>For Low-E Insulated Glass, Add</i>	249.71	
			<i>For Obscure Glass, Add</i>	274.68	
08 54 13 00-0256	EA		56" x 36", Two Operating Sashes, New Construction, Casement Fiberglass Window	1,159.56	62.83
			<i>For Colored Vinyl, Add</i>	103.39	
			<i>For Tinted Glass, Add</i>	124.07	
			<i>For Low-E Insulated Glass, Add</i>	258.48	
			<i>For Obscure Glass, Add</i>	284.32	



Openings	08	08
Windows	08 50	
Composite Windows	08 54	

MINOR CSI UOM DESCRIPTION	TOTAL DIRECT UNIT COST	DEMOLITION UNIT COST
08 54 13 00-0257 40" Height, Two Operating Sashes, New Construction, Casement Fiberglass Windows <small>(08 54 13 00-0251)</small>		
08 54 13 00-0258 EA 33" x 40", Two Operating Sashes, New Construction, Casement Fiberglass Window	1,104.21	53.78
For Colored Vinyl, Add	99.66	
For Tinted Glass, Add	119.60	
For Low-E Insulated Glass, Add	249.16	
For Obscure Glass, Add	274.08	
08 54 13 00-0259 EA 40" x 40", Two Operating Sashes, New Construction, Casement Fiberglass Window	1,143.19	57.30
For Colored Vinyl, Add	102.86	
For Tinted Glass, Add	123.43	
For Low-E Insulated Glass, Add	257.15	
For Obscure Glass, Add	282.86	
08 54 13 00-0260 EA 48" x 40", Two Operating Sashes, New Construction, Casement Fiberglass Window	1,183.19	61.33
For Colored Vinyl, Add	106.05	
For Tinted Glass, Add	127.26	
For Low-E Insulated Glass, Add	265.14	
For Obscure Glass, Add	291.65	
08 54 13 00-0261 EA 56" x 40", Two Operating Sashes, New Construction, Casement Fiberglass Window	1,224.79	65.35
For Colored Vinyl, Add	109.41	
For Tinted Glass, Add	131.29	
For Low-E Insulated Glass, Add	273.53	
For Obscure Glass, Add	300.88	
08 54 13 00-0262 48" Height, Two Operating Sashes, New Construction, Casement Fiberglass Windows <small>(08 54 13 00-0251)</small>		
08 54 13 00-0263 EA 33" x 48", Two Operating Sashes, New Construction, Casement Fiberglass Window	1,170.23	57.80
For Colored Vinyl, Add	105.46	
For Tinted Glass, Add	126.55	
For Low-E Insulated Glass, Add	263.66	
For Obscure Glass, Add	290.02	
08 54 13 00-0264 EA 40" x 48", Two Operating Sashes, New Construction, Casement Fiberglass Window	1,210.94	61.33
For Colored Vinyl, Add	108.83	
For Tinted Glass, Add	130.59	
For Low-E Insulated Glass, Add	272.07	
For Obscure Glass, Add	299.28	
08 54 13 00-0265 EA 48" x 48", Two Operating Sashes, New Construction, Casement Fiberglass Window	1,252.72	65.35
For Colored Vinyl, Add	112.20	
For Tinted Glass, Add	134.64	
For Low-E Insulated Glass, Add	280.51	
For Obscure Glass, Add	308.56	
08 54 13 00-0266 EA 56" x 48", Two Operating Sashes, New Construction, Casement Fiberglass Window	1,298.40	69.37
For Colored Vinyl, Add	115.97	
For Tinted Glass, Add	139.16	
For Low-E Insulated Glass, Add	289.92	
For Obscure Glass, Add	318.91	
08 54 13 00-0267 52" Height, Two Operating Sashes, New Construction, Casement Fiberglass Windows <small>(08 54 13 00-0251)</small>		
08 54 13 00-0268 EA 33" x 52", Two Operating Sashes, New Construction, Casement Fiberglass Window	1,232.07	59.82
For Colored Vinyl, Add	111.24	
For Tinted Glass, Add	133.49	
For Low-E Insulated Glass, Add	278.11	
For Obscure Glass, Add	305.92	
08 54 13 00-0269 EA 40" x 52", Two Operating Sashes, New Construction, Casement Fiberglass Window	1,275.15	63.33
For Colored Vinyl, Add	114.85	
For Tinted Glass, Add	137.82	
For Low-E Insulated Glass, Add	287.12	
For Obscure Glass, Add	315.83	
08 54 13 00-0270 EA 48" x 52", Two Operating Sashes, New Construction, Casement Fiberglass Window	1,319.20	67.36
For Colored Vinyl, Add	118.45	
For Tinted Glass, Add	142.14	
For Low-E Insulated Glass, Add	296.12	
For Obscure Glass, Add	325.73	
08 54 13 00-0271 EA 56" x 52", Two Operating Sashes, New Construction, Casement Fiberglass Window	1,365.69	71.38
For Colored Vinyl, Add	122.29	
For Tinted Glass, Add	146.75	
For Low-E Insulated Glass, Add	305.74	
For Obscure Glass, Add	336.31	
08 54 13 00-0272 60" Height, Two Operating Sashes, New Construction, Casement Fiberglass Windows <small>(08 54 13 00-0251)</small>		
08 54 13 00-0273 EA 33" x 60", Two Operating Sashes, New Construction, Casement Fiberglass Window	1,296.95	63.33
For Colored Vinyl, Add	117.03	
For Tinted Glass, Add	140.43	
For Low-E Insulated Glass, Add	292.57	
For Obscure Glass, Add	321.83	

08 Openings

08 50 Windows

08 54 Composite Windows


**SAN BERNARDINO
COUNTY**

MINOR CSI UOM DESCRIPTION	TOTAL DIRECT UNIT COST	DEMOLITION UNIT COST
08 54 13 00-0274 EA 40" x 60", Two Operating Sashes, New Construction, Casement Fiberglass Window.....	1,342.34	67.36
For Colored Vinyl, Add	120.86	
For Tinted Glass, Add	145.04	
For Low-E Insulated Glass, Add	302.16	
For Obscure Glass, Add	332.38	
08 54 13 00-0275 EA 48" x 60", Two Operating Sashes, New Construction, Casement Fiberglass Window.....	1,388.69	71.38
For Colored Vinyl, Add	124.70	
For Tinted Glass, Add	149.63	
For Low-E Insulated Glass, Add	311.74	
For Obscure Glass, Add	342.91	
08 54 13 00-0276 EA 56" x 60", Two Operating Sashes, New Construction, Casement Fiberglass Window.....	1,435.97	74.89
For Colored Vinyl, Add	128.62	
For Tinted Glass, Add	154.34	
For Low-E Insulated Glass, Add	321.54	
For Obscure Glass, Add	353.70	
08 54 13 00-0277 64" Height, Two Operating Sashes, New Construction, Casement Fiberglass Windows (08 54 13 00-0251)		
08 54 13 00-0278 EA 33" x 64", Two Operating Sashes, New Construction, Casement Fiberglass Window.....	1,361.69	65.84
For Colored Vinyl, Add	123.00	
For Tinted Glass, Add	147.60	
For Low-E Insulated Glass, Add	307.50	
For Obscure Glass, Add	338.25	
08 54 13 00-0279 EA 40" x 64", Two Operating Sashes, New Construction, Casement Fiberglass Window.....	1,407.08	69.37
For Colored Vinyl, Add	126.84	
For Tinted Glass, Add	152.20	
For Low-E Insulated Glass, Add	317.09	
For Obscure Glass, Add	348.80	
08 54 13 00-0280 EA 48" x 64", Two Operating Sashes, New Construction, Casement Fiberglass Window.....	1,453.25	73.39
For Colored Vinyl, Add	130.65	
For Tinted Glass, Add	156.78	
For Low-E Insulated Glass, Add	326.62	
For Obscure Glass, Add	359.28	
08 54 13 00-0281 EA 56" x 64", Two Operating Sashes, New Construction, Casement Fiberglass Window.....	1,500.69	77.41
For Colored Vinyl, Add	134.59	
For Tinted Glass, Add	161.51	
For Low-E Insulated Glass, Add	336.47	
For Obscure Glass, Add	370.12	
08 54 13 00-0282 72" Height, Two Operating Sashes, New Construction, Casement Fiberglass Windows (08 54 13 00-0251)		
08 54 13 00-0283 EA 33" x 72", Two Operating Sashes, New Construction, Casement Fiberglass Window.....	1,432.31	69.37
For Colored Vinyl, Add	129.36	
For Tinted Glass, Add	155.23	
For Low-E Insulated Glass, Add	323.40	
For Obscure Glass, Add	355.73	
08 54 13 00-0284 EA 40" x 72", Two Operating Sashes, New Construction, Casement Fiberglass Window.....	1,477.70	73.39
For Colored Vinyl, Add	133.19	
For Tinted Glass, Add	159.83	
For Low-E Insulated Glass, Add	332.98	
For Obscure Glass, Add	366.28	
08 54 13 00-0285 EA 48" x 72", Two Operating Sashes, New Construction, Casement Fiberglass Window.....	1,524.11	77.41
For Colored Vinyl, Add	137.03	
For Tinted Glass, Add	164.43	
For Low-E Insulated Glass, Add	342.57	
For Obscure Glass, Add	376.83	
08 54 13 00-0286 EA 56" x 72", Two Operating Sashes, New Construction, Casement Fiberglass Window.....	1,571.37	80.93
For Colored Vinyl, Add	140.95	
For Tinted Glass, Add	169.14	
For Low-E Insulated Glass, Add	352.38	
For Obscure Glass, Add	387.62	
08 54 13 00-0287 Three Operating Sashes, New Construction, Casement Fiberglass Windows (08 54 13 00-0204)		
08 54 13 00-0288 36" Height, Three Operating Sashes, New Construction, Casement Fiberglass Windows (08 54 13 00-0287)		
08 54 13 00-0289 EA 62" x 36", Three Operating Sashes, New Construction, Casement Fiberglass Window.....	1,284.73	65.35
For Colored Vinyl, Add	115.40	
For Tinted Glass, Add	138.48	
For Low-E Insulated Glass, Add	288.51	
For Obscure Glass, Add	317.36	
08 54 13 00-0290 EA 72" x 36", Three Operating Sashes, New Construction, Casement Fiberglass Window.....	1,343.40	70.37
For Colored Vinyl, Add	120.27	
For Tinted Glass, Add	144.32	
For Low-E Insulated Glass, Add	300.66	
For Obscure Glass, Add	330.73	



Openings	08	08
Windows	08 50	
Composite Windows	08 54	

MINOR CSI UOM DESCRIPTION	TOTAL DIRECT UNIT COST	DEMOLITION UNIT COST
08 54 13 00-0291 EA 86" x 36", Three Operating Sashes, New Construction, Casement Fiberglass Window For Colored Vinyl, Add For Tinted Glass, Add For Low-E Insulated Glass, Add For Obscure Glass, Add	1,449.94 129.41 155.29 323.53 355.88	77.92
08 54 13 00-0292 40" Height, Three Operating Sashes, New Construction, Casement Fiberglass Windows (08 54 13 00-0287)		
08 54 13 00-0293 EA 62" x 40", Three Operating Sashes, New Construction, Casement Fiberglass Window For Colored Vinyl, Add For Tinted Glass, Add For Low-E Insulated Glass, Add For Obscure Glass, Add	1,370.85 123.51 148.22 308.78 339.66	68.36
08 54 13 00-0294 EA 72" x 40", Three Operating Sashes, New Construction, Casement Fiberglass Window For Colored Vinyl, Add For Tinted Glass, Add For Low-E Insulated Glass, Add For Obscure Glass, Add	1,430.00 128.42 154.11 321.06 353.16	72.89
08 54 13 00-0295 EA 86" x 40", Three Operating Sashes, New Construction, Casement Fiberglass Window For Colored Vinyl, Add For Tinted Glass, Add For Low-E Insulated Glass, Add For Obscure Glass, Add	1,543.10 138.23 165.87 345.56 380.12	80.43
08 54 13 00-0296 48" Height, Three Operating Sashes, New Construction, Casement Fiberglass Windows (08 54 13 00-0287)		
08 54 13 00-0297 EA 62" x 48", Three Operating Sashes, New Construction, Casement Fiberglass Window For Colored Vinyl, Add For Tinted Glass, Add For Low-E Insulated Glass, Add For Obscure Glass, Add	1,449.36 130.46 156.55 326.15 358.76	72.38
08 54 13 00-0298 EA 72" x 48", Three Operating Sashes, New Construction, Casement Fiberglass Window For Colored Vinyl, Add For Tinted Glass, Add For Low-E Insulated Glass, Add For Obscure Glass, Add	1,520.80 136.70 164.04 341.75 375.92	76.91
08 54 13 00-0299 EA 86" x 48", Three Operating Sashes, New Construction, Casement Fiberglass Window For Colored Vinyl, Add For Tinted Glass, Add For Low-E Insulated Glass, Add For Obscure Glass, Add	1,639.53 147.06 176.48 367.66 404.43	84.45
08 54 13 00-0300 52" Height, Three Operating Sashes, New Construction, Casement Fiberglass Windows (08 54 13 00-0287)		
08 54 13 00-0301 EA 62" x 52", Three Operating Sashes, New Construction, Casement Fiberglass Window For Colored Vinyl, Add For Tinted Glass, Add For Low-E Insulated Glass, Add For Obscure Glass, Add	1,531.67 138.29 165.95 345.72 380.29	74.39
08 54 13 00-0302 EA 72" x 52", Three Operating Sashes, New Construction, Casement Fiberglass Window For Colored Vinyl, Add For Tinted Glass, Add For Low-E Insulated Glass, Add For Obscure Glass, Add	1,607.51 144.87 173.84 362.17 398.39	79.42
08 54 13 00-0803 EA 86" x 52", Three Operating Sashes, New Construction, Casement Fiberglass Window For Colored Vinyl, Add For Tinted Glass, Add For Low-E Insulated Glass, Add For Obscure Glass, Add	1,744.91 157.20 188.64 393.00 432.30	86.46
08 54 13 00-0304 60" Height, Three Operating Sashes, New Construction, Casement Fiberglass Windows (08 54 13 00-0287)		
08 54 13 00-0305 EA 62" x 60", Three Operating Sashes, New Construction, Casement Fiberglass Window For Colored Vinyl, Add For Tinted Glass, Add For Low-E Insulated Glass, Add For Obscure Glass, Add	1,616.95 146.11 175.34 365.28 401.81	77.92
08 54 13 00-0306 EA 72" x 60", Three Operating Sashes, New Construction, Casement Fiberglass Window For Colored Vinyl, Add For Tinted Glass, Add For Low-E Insulated Glass, Add For Obscure Glass, Add	1,696.23 153.04 183.64 382.59 420.85	82.93
08 54 13 00-0307 EA 86" x 60", Three Operating Sashes, New Construction, Casement Fiberglass Window For Colored Vinyl, Add For Tinted Glass, Add For Low-E Insulated Glass, Add For Obscure Glass, Add	1,853.30 167.34 200.80 418.34 460.17	89.98

08 Openings**08 50 Windows**

08 54 Composite Windows


**SAN BERNARDINO
COUNTY**

 MINOR
CSI UOM DESCRIPTION

 TOTAL DIRECT DEMOLITION
UNIT COST UNIT COST

MINOR	CSI	UOM	DESCRIPTION	TOTAL DIRECT UNIT COST	DEMOLITION UNIT COST
08 54 13 00-0308			64" Height, Three Operating Sashes, New Construction, Casement Fiberglass Windows <small>(08 54 13 00-0287)</small>		
08 54 13 00-0309	EA		62" x 64", Three Operating Sashes, New Construction, Casement Fiberglass Window.....	1,710.39	80.43
			<i>For Colored Vinyl, Add</i>	154.95	
			<i>For Tinted Glass, Add</i>	185.94	
			<i>For Low-E Insulated Glass, Add</i>	387.39	
			<i>For Obscure Glass, Add</i>	426.12	
08 54 13 00-0310	EA		72" x 64", Three Operating Sashes, New Construction, Casement Fiberglass Window.....	1,789.62	85.45
			<i>For Colored Vinyl, Add</i>	161.87	
			<i>For Tinted Glass, Add</i>	194.25	
			<i>For Low-E Insulated Glass, Add</i>	404.68	
			<i>For Obscure Glass, Add</i>	445.15	
08 54 13 00-0311	EA		86" x 64", Three Operating Sashes, New Construction, Casement Fiberglass Window.....	1,946.68	92.49
			<i>For Colored Vinyl, Add</i>	176.17	
			<i>For Tinted Glass, Add</i>	211.41	
			<i>For Low-E Insulated Glass, Add</i>	440.43	
			<i>For Obscure Glass, Add</i>	484.47	
08 54 13 00-0312			72" Height, Three Operating Sashes, New Construction, Casement Fiberglass Windows <small>(08 54 13 00-0287)</small>		
08 54 13 00-0313	EA		62" x 72", Three Operating Sashes, New Construction, Casement Fiberglass Window.....	1,806.03	83.94
			<i>For Colored Vinyl, Add</i>	163.82	
			<i>For Tinted Glass, Add</i>	196.58	
			<i>For Low-E Insulated Glass, Add</i>	409.54	
			<i>For Obscure Glass, Add</i>	450.49	
08 54 13 00-0314	EA		72" x 72", Three Operating Sashes, New Construction, Casement Fiberglass Window.....	1,885.24	88.97
			<i>For Colored Vinyl, Add</i>	170.73	
			<i>For Tinted Glass, Add</i>	204.88	
			<i>For Low-E Insulated Glass, Add</i>	426.83	
			<i>For Obscure Glass, Add</i>	469.51	
08 54 13 00-0315	EA		86" x 72", Three Operating Sashes, New Construction, Casement Fiberglass Window.....	2,042.32	96.00
			<i>For Colored Vinyl, Add</i>	185.03	
			<i>For Tinted Glass, Add</i>	222.04	
			<i>For Low-E Insulated Glass, Add</i>	462.58	
			<i>For Obscure Glass, Add</i>	508.83	
08 54 13 00-0316			Replacement, Casement Fiberglass Windows <small>(08 54 13 00-0203)</small>		
			Note: Includes white solid fiberglass interior and exterior, standard hardware, clear insulated glass and insect screen. Excludes grilles. Pricing calculated by the United Inch (the combined inches of one width and one height).		
08 54 13 00-0317			One Operating Sash, Replacement, Casement Fiberglass Windows <small>(08 54 13 00-0316)</small>		
08 54 13 00-0318	EA		Up To 53" UI, One Operating Sash, Replacement, Casement Fiberglass Window.....	657.45	42.73
			<i>For Colored Vinyl, Add</i>	57.20	
			<i>For Tinted Glass, Add</i>	68.64	
			<i>For Low-E Insulated Glass, Add</i>	143.00	
			<i>For Obscure Glass, Add</i>	157.30	
08 54 13 00-0319	EA		>53 To 63" UI, One Operating Sash, Replacement, Casement Fiberglass Window.....	747.10	47.76
			<i>For Colored Vinyl, Add</i>	65.16	
			<i>For Tinted Glass, Add</i>	78.19	
			<i>For Low-E Insulated Glass, Add</i>	162.90	
			<i>For Obscure Glass, Add</i>	179.19	
08 54 13 00-0320	EA		>63 To 73" UI, One Operating Sash, Replacement, Casement Fiberglass Window.....	827.77	52.78
			<i>For Colored Vinyl, Add</i>	72.22	
			<i>For Tinted Glass, Add</i>	86.67	
			<i>For Low-E Insulated Glass, Add</i>	180.55	
			<i>For Obscure Glass, Add</i>	198.61	
08 54 13 00-0321	EA		>73" To 83" UI, One Operating Sash, Replacement, Casement Fiberglass Window.....	899.42	57.80
			<i>For Colored Vinyl, Add</i>	78.38	
			<i>For Tinted Glass, Add</i>	94.06	
			<i>For Low-E Insulated Glass, Add</i>	195.95	
			<i>For Obscure Glass, Add</i>	215.55	
08 54 13 00-0322	EA		>83" To 93" UI, One Operating Sash, Replacement, Casement Fiberglass Window.....	962.09	62.83
			<i>For Colored Vinyl, Add</i>	83.64	
			<i>For Tinted Glass, Add</i>	100.37	
			<i>For Low-E Insulated Glass, Add</i>	209.11	
			<i>For Obscure Glass, Add</i>	230.02	
08 54 13 00-0323	EA		>93" To 101" UI, One Operating Sash, Replacement, Casement Fiberglass Window.....	998.68	67.86
			<i>For Colored Vinyl, Add</i>	86.30	
			<i>For Tinted Glass, Add</i>	103.56	
			<i>For Low-E Insulated Glass, Add</i>	215.74	
			<i>For Obscure Glass, Add</i>	237.31	
08 54 13 00-0324	UI		>101" UI, One Operating Sash, Replacement, Casement Fiberglass Window.....	9.85	0.65
			<i>For Colored Vinyl, Add</i>	0.85	
			<i>For Tinted Glass, Add</i>	1.02	
			<i>For Low-E Insulated Glass, Add</i>	2.14	
			<i>For Obscure Glass, Add</i>	2.35	
08 54 13 00-0325			Two Operating Sashes, Replacement, Casement Fiberglass Windows <small>(08 54 13 00-0316)</small>		



Openings	08	08
Windows	08 50	
Composite Windows	08 54	

MINOR	CSI	UOM	DESCRIPTION	TOTAL DIRECT UNIT COST	DEMOLITION UNIT COST
08 54 13 00-0326	EA		Up To 73" UI, Two Operating Sashes, Replacement, Casement Fiberglass Window	1,106.80	52.78
			For Colored Vinyl, Add	100.12	
			For Tinted Glass, Add	120.15	
			For Low-E Insulated Glass, Add	250.31	
			For Obscure Glass, Add	275.34	
08 54 13 00-0327	EA		>73" To 83" UI, Two Operating Sashes, Replacement, Casement Fiberglass Window.....	1,216.67	57.80
			For Colored Vinyl, Add	110.11	
			For Tinted Glass, Add	132.13	
			For Low-E Insulated Glass, Add	275.27	
			For Obscure Glass, Add	302.79	
08 54 13 00-0328	EA		>83" To 93" UI, Two Operating Sashes, Replacement, Casement Fiberglass Window.....	1,317.56	62.83
			For Colored Vinyl, Add	119.19	
			For Tinted Glass, Add	143.03	
			For Low-E Insulated Glass, Add	297.98	
			For Obscure Glass, Add	327.77	
08 54 13 00-0329	EA		>93" To 101" UI, Two Operating Sashes, Replacement, Casement Fiberglass Window.....	1,384.74	67.86
			For Colored Vinyl, Add	124.90	
			For Tinted Glass, Add	149.88	
			For Low-E Insulated Glass, Add	312.26	
			For Obscure Glass, Add	343.48	
08 54 13 00-0330	EA		>101" To 110" UI, Two Operating Sashes, Replacement, Casement Fiberglass Window.....	1,456.62	72.89
			For Colored Vinyl, Add	131.09	
			For Tinted Glass, Add	157.30	
			For Low-E Insulated Glass, Add	327.71	
			For Obscure Glass, Add	360.48	
08 54 13 00-0331	EA		>110" To 120" UI, Two Operating Sashes, Replacement, Casement Fiberglass Window.....	1,531.88	77.92
			For Colored Vinyl, Add	137.61	
			For Tinted Glass, Add	165.13	
			For Low-E Insulated Glass, Add	344.02	
			For Obscure Glass, Add	378.42	
08 54 13 00-0332	UI		>120" UI, Two Operating Sashes, Replacement, Casement Fiberglass Window.....	12.77	0.65
			For Colored Vinyl, Add	1.15	
			For Tinted Glass, Add	1.38	
			For Low-E Insulated Glass, Add	2.87	
			For Obscure Glass, Add	3.15	
08 54 13 00-0333			Three Operating Sashes, Replacement, Casement Fiberglass Windows <small>(08 54 13 00-0316)</small>		
08 54 13 00-0334	EA		Up To 73" UI, Three Operating Sashes, Replacement, Casement Fiberglass Window.....	1,156.03	52.78
			For Colored Vinyl, Add	105.05	
			For Tinted Glass, Add	126.06	
			For Low-E Insulated Glass, Add	262.62	
			For Obscure Glass, Add	288.88	
08 54 13 00-0335	EA		>73" To 83" UI, Three Operating Sashes, Replacement, Casement Fiberglass Window.....	1,271.32	57.80
			For Colored Vinyl, Add	115.57	
			For Tinted Glass, Add	138.69	
			For Low-E Insulated Glass, Add	288.93	
			For Obscure Glass, Add	317.82	
08 54 13 00-0336	EA		>83" To 93" UI, Three Operating Sashes, Replacement, Casement Fiberglass Window.....	1,380.29	62.83
			For Colored Vinyl, Add	125.46	
			For Tinted Glass, Add	150.56	
			For Low-E Insulated Glass, Add	313.66	
			For Obscure Glass, Add	345.02	
08 54 13 00-0337	EA		>93" To 101" UI, Three Operating Sashes, Replacement, Casement Fiberglass Window.....	1,452.86	67.86
			For Colored Vinyl, Add	131.71	
			For Tinted Glass, Add	158.06	
			For Low-E Insulated Glass, Add	329.29	
			For Obscure Glass, Add	362.21	
08 54 13 00-0338	EA		>101" To 110" UI, Three Operating Sashes, Replacement, Casement Fiberglass Window.....	1,530.82	72.89
			For Colored Vinyl, Add	138.51	
			For Tinted Glass, Add	166.21	
			For Low-E Insulated Glass, Add	346.26	
			For Obscure Glass, Add	380.89	
08 54 13 00-0339	EA		>110" To 120" UI, Three Operating Sashes, Replacement, Casement Fiberglass Window.....	1,612.83	77.92
			For Colored Vinyl, Add	145.70	
			For Tinted Glass, Add	174.84	
			For Low-E Insulated Glass, Add	364.25	
			For Obscure Glass, Add	400.68	
08 54 13 00-0340	UI		>120" UI, Three Operating Sashes, Replacement, Casement Fiberglass Window.....	13.45	0.65
			For Colored Vinyl, Add	1.21	
			For Tinted Glass, Add	1.46	
			For Low-E Insulated Glass, Add	3.04	
			For Obscure Glass, Add	3.34	
08 54 13 00-0341			Awning Fiberglass Windows <small>(08 54 13)</small>		
08 54 13 00-0342			New Construction, Awning Fiberglass Windows <small>(08 54 13 00-0341)</small> Note: Includes white solid fiberglass interior and exterior, standard hardware, clear insulated glass and insect screen. Excludes grilles.		
08 54 13 00-0343			Venting, New Construction, Awning Fiberglass Windows <small>(08 54 13 00-0342)</small>		
08 54 13 00-0344			17" Height, Venting, New Construction, Awning Fiberglass Windows <small>(08 54 13 00-0343)</small>		

08 Openings**08 50 Windows****08 54 Composite Windows**

MINOR	CSI	UOM	DESCRIPTION	TOTAL DIRECT UNIT COST	DEMOLITION UNIT COST
08 54 13 00-0345	EA		24" x 17", Venting, New Construction, Awning Fiberglass Window	663.31	41.22
			<i>For Colored Vinyl, Add</i>	58.09	
			<i>For Tinted Glass, Add</i>	69.70	
			<i>For Low-E Insulated Glass, Add</i>	145.22	
			<i>For Obscure Glass, Add</i>	159.74	
08 54 13 00-0346	EA		28" x 17", Venting, New Construction, Awning Fiberglass Window	694.32	43.23
			<i>For Colored Vinyl, Add</i>	60.79	
			<i>For Tinted Glass, Add</i>	72.94	
			<i>For Low-E Insulated Glass, Add</i>	151.97	
			<i>For Obscure Glass, Add</i>	167.16	
08 54 13 00-0347	EA		36" x 17", Venting, New Construction, Awning Fiberglass Window	741.83	46.75
			<i>For Colored Vinyl, Add</i>	64.83	
			<i>For Tinted Glass, Add</i>	77.80	
			<i>For Low-E Insulated Glass, Add</i>	162.08	
			<i>For Obscure Glass, Add</i>	178.29	
08 54 13 00-0348	EA		40" x 17", Venting, New Construction, Awning Fiberglass Window	772.30	49.26
			<i>For Colored Vinyl, Add</i>	67.38	
			<i>For Tinted Glass, Add</i>	80.85	
			<i>For Low-E Insulated Glass, Add</i>	168.45	
			<i>For Obscure Glass, Add</i>	185.29	
08 54 13 00-0349	EA		48" x 17", Venting, New Construction, Awning Fiberglass Window	822.34	53.28
			<i>For Colored Vinyl, Add</i>	71.58	
			<i>For Tinted Glass, Add</i>	85.89	
			<i>For Low-E Insulated Glass, Add</i>	178.94	
			<i>For Obscure Glass, Add</i>	196.84	
08 54 13 00-0350			20" Height, Venting, New Construction, Awning Fiberglass Windows		
08 54 13 00-0351	EA		24" x 20", Venting, New Construction, Awning Fiberglass Window	700.04	43.23
			<i>For Colored Vinyl, Add</i>	61.46	
			<i>For Tinted Glass, Add</i>	73.75	
			<i>For Low-E Insulated Glass, Add</i>	153.65	
			<i>For Obscure Glass, Add</i>	169.01	
08 54 13 00-0352	EA		28" x 20", Venting, New Construction, Awning Fiberglass Window	731.04	45.24
			<i>For Colored Vinyl, Add</i>	64.16	
			<i>For Tinted Glass, Add</i>	76.99	
			<i>For Low-E Insulated Glass, Add</i>	160.39	
			<i>For Obscure Glass, Add</i>	176.43	
08 54 13 00-0353	EA		36" x 20", Venting, New Construction, Awning Fiberglass Window	782.30	48.26
			<i>For Colored Vinyl, Add</i>	68.58	
			<i>For Tinted Glass, Add</i>	82.29	
			<i>For Low-E Insulated Glass, Add</i>	171.45	
			<i>For Obscure Glass, Add</i>	188.59	
08 54 13 00-0354	EA		40" x 20", Venting, New Construction, Awning Fiberglass Window	812.83	51.27
			<i>For Colored Vinyl, Add</i>	71.13	
			<i>For Tinted Glass, Add</i>	85.35	
			<i>For Low-E Insulated Glass, Add</i>	177.82	
			<i>For Obscure Glass, Add</i>	195.60	
08 54 13 00-0355	EA		48" x 20", Venting, New Construction, Awning Fiberglass Window	866.54	54.79
			<i>For Colored Vinyl, Add</i>	75.70	
			<i>For Tinted Glass, Add</i>	90.84	
			<i>For Low-E Insulated Glass, Add</i>	189.24	
			<i>For Obscure Glass, Add</i>	208.16	
08 54 13 00-0356			24" Height, Venting, New Construction, Awning Fiberglass Windows		
08 54 13 00-0357	EA		24" x 24", Venting, New Construction, Awning Fiberglass Window	722.78	45.24
			<i>For Colored Vinyl, Add</i>	63.33	
			<i>For Tinted Glass, Add</i>	76.00	
			<i>For Low-E Insulated Glass, Add</i>	158.33	
			<i>For Obscure Glass, Add</i>	174.16	
08 54 13 00-0358	EA		28" x 24", Venting, New Construction, Awning Fiberglass Window	753.79	47.25
			<i>For Colored Vinyl, Add</i>	66.03	
			<i>For Tinted Glass, Add</i>	79.23	
			<i>For Low-E Insulated Glass, Add</i>	165.07	
			<i>For Obscure Glass, Add</i>	181.58	
08 54 13 00-0359	EA		36" x 24", Venting, New Construction, Awning Fiberglass Window	806.91	50.26
			<i>For Colored Vinyl, Add</i>	70.64	
			<i>For Tinted Glass, Add</i>	84.77	
			<i>For Low-E Insulated Glass, Add</i>	176.60	
			<i>For Obscure Glass, Add</i>	194.25	
08 54 13 00-0360	EA		40" x 24", Venting, New Construction, Awning Fiberglass Window	840.45	53.28
			<i>For Colored Vinyl, Add</i>	73.49	
			<i>For Tinted Glass, Add</i>	88.19	
			<i>For Low-E Insulated Glass, Add</i>	183.72	
			<i>For Obscure Glass, Add</i>	202.09	
08 54 13 00-0361	EA		48" x 24", Venting, New Construction, Awning Fiberglass Window	894.94	56.80
			<i>For Colored Vinyl, Add</i>	78.13	
			<i>For Tinted Glass, Add</i>	93.76	
			<i>For Low-E Insulated Glass, Add</i>	195.34	
			<i>For Obscure Glass, Add</i>	214.87	
08 54 13 00-0362			28" Height, Venting, New Construction, Awning Fiberglass Windows		



Openings	08	08
Windows	08 50	
Composite Windows	08 54	

MINOR	CSI	UOM	DESCRIPTION	TOTAL DIRECT UNIT COST	DEMOLITION UNIT COST
08 54 13 00-0363	EA		24" x 28", Venting, New Construction, Awning Fiberglass Window	745.55	47.25
			For Colored Vinyl, Add	65.21	
			For Tinted Glass, Add	78.25	
			For Low-E Insulated Glass, Add	163.01	
			For Obscure Glass, Add	179.31	
08 54 13 00-0364	EA		28" x 28", Venting, New Construction, Awning Fiberglass Window	776.55	49.26
			For Colored Vinyl, Add	67.90	
			For Tinted Glass, Add	81.48	
			For Low-E Insulated Glass, Add	169.76	
			For Obscure Glass, Add	186.73	
08 54 13 00-0365	EA		36" x 28", Venting, New Construction, Awning Fiberglass Window	831.56	52.28
			For Colored Vinyl, Add	72.70	
			For Tinted Glass, Add	87.24	
			For Low-E Insulated Glass, Add	181.75	
			For Obscure Glass, Add	199.93	
08 54 13 00-0366	EA		40" x 28", Venting, New Construction, Awning Fiberglass Window	867.90	55.29
			For Colored Vinyl, Add	75.83	
			For Tinted Glass, Add	91.00	
			For Low-E Insulated Glass, Add	189.58	
			For Obscure Glass, Add	208.54	
08 54 13 00-0367	EA		48" x 28", Venting, New Construction, Awning Fiberglass Window	923.33	58.81
			For Colored Vinyl, Add	80.57	
			For Tinted Glass, Add	96.69	
			For Low-E Insulated Glass, Add	201.43	
			For Obscure Glass, Add	221.57	
08 54 13 00-0368			36" Height, Venting, New Construction, Awning Fiberglass Windows (08 54 13 00-0343)		
08 54 13 00-0369	EA		36" x 36", Venting, New Construction, Awning Fiberglass Window	879.79	55.80
			For Colored Vinyl, Add	76.82	
			For Tinted Glass, Add	92.18	
			For Low-E Insulated Glass, Add	192.05	
			For Obscure Glass, Add	211.26	
08 54 13 00-0370	EA		40" x 36", Venting, New Construction, Awning Fiberglass Window	916.17	58.31
			For Colored Vinyl, Add	79.96	
			For Tinted Glass, Add	95.95	
			For Low-E Insulated Glass, Add	199.89	
			For Obscure Glass, Add	219.88	
08 54 13 00-0371	EA		48" x 36", Venting, New Construction, Awning Fiberglass Window	975.35	62.33
			For Colored Vinyl, Add	85.07	
			For Tinted Glass, Add	102.08	
			For Low-E Insulated Glass, Add	212.67	
			For Obscure Glass, Add	233.94	
08 54 13 00-0372			Replacement, Awning Fiberglass Windows (08 54 13 00-0341)		
			Note: Includes white solid fiberglass interior and exterior, standard hardware, clear insulated glass and insect screen. Excludes grilles. Pricing calculated by the United Inch (the combined inches of one width and one height).		
08 54 13 00-0373	EA		Up To 53" UI, Replacement, Awning Fiberglass Window	693.22	42.73
			For Colored Vinyl, Add	60.78	
			For Tinted Glass, Add	72.93	
			For Low-E Insulated Glass, Add	151.94	
			For Obscure Glass, Add	167.14	
08 54 13 00-0374	EA		>53" To 63" UI, Replacement, Awning Fiberglass Window	803.77	47.76
			For Colored Vinyl, Add	70.83	
			For Tinted Glass, Add	84.99	
			For Low-E Insulated Glass, Add	177.07	
			For Obscure Glass, Add	194.77	
08 54 13 00-0875	EA		>63" To 73" UI, Replacement, Awning Fiberglass Window	909.82	52.78
			For Colored Vinyl, Add	80.43	
			For Tinted Glass, Add	96.51	
			For Low-E Insulated Glass, Add	201.07	
			For Obscure Glass, Add	221.17	
08 54 13 00-0376	EA		>73" To 83" UI, Replacement, Awning Fiberglass Window	1,011.39	57.80
			For Colored Vinyl, Add	89.58	
			For Tinted Glass, Add	107.49	
			For Low-E Insulated Glass, Add	223.95	
			For Obscure Glass, Add	246.34	
08 54 13 00-0377	EA		>83" To 93" UI, Replacement, Awning Fiberglass Window	1,108.47	62.83
			For Colored Vinyl, Add	98.28	
			For Tinted Glass, Add	117.94	
			For Low-E Insulated Glass, Add	245.70	
			For Obscure Glass, Add	270.27	
08 54 13 00-0378	EA		>93" To 101" UI, Replacement, Awning Fiberglass Window	1,157.63	67.86
			For Colored Vinyl, Add	102.19	
			For Tinted Glass, Add	122.63	
			For Low-E Insulated Glass, Add	255.48	
			For Obscure Glass, Add	281.03	
08 54 13 00-0379	UI		>101" UI, Replacement, Awning Fiberglass Window	11.42	0.65
			For Colored Vinyl, Add	1.01	
			For Tinted Glass, Add	1.21	
			For Low-E Insulated Glass, Add	2.53	
			For Obscure Glass, Add	2.78	

08	08	Openings
	08 50	Windows
	08 54	Composite Windows



MINOR		TOTAL DIRECT		DEMOLITION	
CSI	UOM	DESCRIPTION	UNIT COST	UNIT COST	UNIT COST
08 54 13 00-0380		Horizontal Sliding Fiberglass Windows <small>(08 54 13)</small>			
08 54 13 00-0381		New Construction, Horizontal Sliding Fiberglass Windows <small>(08 54 13 00-0380)</small>			
		Note: Includes white solid fiberglass interior and exterior, standard hardware, clear insulated glass and insect screen. Excludes grilles.			
08 54 13 00-0382		20" Height, New Construction, Horizontal Sliding Fiberglass Windows <small>(08 54 13 00-0381)</small>			
08 54 13 00-0383	EA	36" x 20", New Construction, Horizontal Sliding Fiberglass Window	369.00		49.26
		For Colored Vinyl, Add	27.15		
		For Tinted Glass, Add	32.58		
		For Low-E Insulated Glass, Add	67.87		
		For Obscure Glass, Add	74.56		
08 54 13 00-0384	EA	48" x 20", New Construction, Horizontal Sliding Fiberglass Window	407.69		55.29
		For Colored Vinyl, Add	29.81		
		For Tinted Glass, Add	35.77		
		For Low-E Insulated Glass, Add	74.53		
		For Obscure Glass, Add	81.98		
08 54 13 00-0385	EA	54" x 20", New Construction, Horizontal Sliding Fiberglass Window	427.03		57.80
		For Colored Vinyl, Add	31.14		
		For Tinted Glass, Add	37.37		
		For Low-E Insulated Glass, Add	77.86		
		For Obscure Glass, Add	85.64		
08 54 13 00-0386	EA	60" x 20", New Construction, Horizontal Sliding Fiberglass Window	446.57		60.83
		For Colored Vinyl, Add	32.47		
		For Tinted Glass, Add	38.97		
		For Low-E Insulated Glass, Add	81.18		
		For Obscure Glass, Add	89.30		
08 54 13 00-0387	EA	64" x 20", New Construction, Horizontal Sliding Fiberglass Window	459.24		63.33
		For Colored Vinyl, Add	33.36		
		For Tinted Glass, Add	40.03		
		For Low-E Insulated Glass, Add	83.40		
		For Obscure Glass, Add	91.73		
08 54 13 00-0388	EA	72" x 20", New Construction, Horizontal Sliding Fiberglass Window	485.05		66.85
		For Colored Vinyl, Add	35.14		
		For Tinted Glass, Add	42.16		
		For Low-E Insulated Glass, Add	87.84		
		For Obscure Glass, Add	96.62		
08 54 13 00-0389		24" Height, New Construction, Horizontal Sliding Fiberglass Windows <small>(08 54 13 00-0381)</small>			
08 54 13 00-0390	EA	36" x 24", New Construction, Horizontal Sliding Fiberglass Window	388.00		51.27
		For Colored Vinyl, Add	28.65		
		For Tinted Glass, Add	34.38		
		For Low-E Insulated Glass, Add	71.62		
		For Obscure Glass, Add	78.78		
08 54 13 00-0391	EA	48" x 24", New Construction, Horizontal Sliding Fiberglass Window	427.90		57.30
		For Colored Vinyl, Add	31.43		
		For Tinted Glass, Add	37.72		
		For Low-E Insulated Glass, Add	78.58		
		For Obscure Glass, Add	86.43		
08 54 13 00-0392	EA	54" x 24", New Construction, Horizontal Sliding Fiberglass Window	447.98		59.82
		For Colored Vinyl, Add	32.84		
		For Tinted Glass, Add	39.40		
		For Low-E Insulated Glass, Add	82.09		
		For Obscure Glass, Add	90.30		
08 54 13 00-0393	EA	60" x 24", New Construction, Horizontal Sliding Fiberglass Window	467.82		62.83
		For Colored Vinyl, Add	34.22		
		For Tinted Glass, Add	41.06		
		For Low-E Insulated Glass, Add	85.54		
		For Obscure Glass, Add	94.09		
08 54 13 00-0394	EA	64" x 24", New Construction, Horizontal Sliding Fiberglass Window	481.12		65.35
		For Colored Vinyl, Add	35.14		
		For Tinted Glass, Add	42.17		
		For Low-E Insulated Glass, Add	87.86		
		For Obscure Glass, Add	96.65		
08 54 13 00-0395	EA	72" x 24", New Construction, Horizontal Sliding Fiberglass Window	507.72		68.87
		For Colored Vinyl, Add	37.00		
		For Tinted Glass, Add	44.40		
		For Low-E Insulated Glass, Add	92.50		
		For Obscure Glass, Add	101.75		
08 54 13 00-0396		36" Height, New Construction, Horizontal Sliding Fiberglass Windows <small>(08 54 13 00-0381)</small>			
08 54 13 00-0397	EA	36" x 36", New Construction, Horizontal Sliding Fiberglass Window	445.38		57.30
		For Colored Vinyl, Add	33.18		
		For Tinted Glass, Add	39.81		
		For Low-E Insulated Glass, Add	82.95		
		For Obscure Glass, Add	91.24		
08 54 13 00-0398	EA	48" x 36", New Construction, Horizontal Sliding Fiberglass Window	489.20		63.33
		For Colored Vinyl, Add	36.35		
		For Tinted Glass, Add	43.62		
		For Low-E Insulated Glass, Add	90.89		
		For Obscure Glass, Add	99.97		



Openings	08	08
Windows	08 50	
Composite Windows	08 54	

MINOR	CSI	UOM	DESCRIPTION	TOTAL DIRECT UNIT COST	DEMOLITION UNIT COST
08 54 13 00-0399	EA		54" x 36", New Construction, Horizontal Sliding Fiberglass Window	511.14	65.84
			For Colored Vinyl, Add	37.94	
			For Tinted Glass, Add	45.53	
			For Low-E Insulated Glass, Add	94.86	
			For Obscure Glass, Add	104.35	
08 54 13 00-0400	EA		60" x 36", New Construction, Horizontal Sliding Fiberglass Window	533.04	68.87
			For Colored Vinyl, Add	39.53	
			For Tinted Glass, Add	47.44	
			For Low-E Insulated Glass, Add	98.83	
			For Obscure Glass, Add	108.71	
08 54 13 00-0401	EA		64" x 36", New Construction, Horizontal Sliding Fiberglass Window	547.67	70.37
			For Colored Vinyl, Add	40.59	
			For Tinted Glass, Add	48.71	
			For Low-E Insulated Glass, Add	101.48	
			For Obscure Glass, Add	111.63	
08 54 13 00-0402	EA		72" x 36", New Construction, Horizontal Sliding Fiberglass Window	576.92	74.89
			For Colored Vinyl, Add	42.71	
			For Tinted Glass, Add	51.25	
			For Low-E Insulated Glass, Add	106.78	
			For Obscure Glass, Add	117.46	
08 54 13 00-0403			42" Height, New Construction, Horizontal Sliding Fiberglass Windows		
			<small>(08 54 13 00-0381)</small>		
08 54 13 00-0404	EA		36" x 42", New Construction, Horizontal Sliding Fiberglass Window	474.07	60.32
			For Colored Vinyl, Add	35.44	
			For Tinted Glass, Add	42.53	
			For Low-E Insulated Glass, Add	88.61	
			For Obscure Glass, Add	97.47	
08 54 13 00-0405	EA		48" x 42", New Construction, Horizontal Sliding Fiberglass Window	519.88	66.35
			For Colored Vinyl, Add	38.82	
			For Tinted Glass, Add	46.58	
			For Low-E Insulated Glass, Add	97.05	
			For Obscure Glass, Add	106.75	
08 54 13 00-0406	EA		54" x 42", New Construction, Horizontal Sliding Fiberglass Window	542.79	68.87
			For Colored Vinyl, Add	40.51	
			For Tinted Glass, Add	48.61	
			For Low-E Insulated Glass, Add	101.27	
			For Obscure Glass, Add	111.39	
08 54 13 00-0407	EA		60" x 42", New Construction, Horizontal Sliding Fiberglass Window	565.70	71.88
			For Colored Vinyl, Add	42.19	
			For Tinted Glass, Add	50.63	
			For Low-E Insulated Glass, Add	105.49	
			For Obscure Glass, Add	116.03	
08 54 13 00-0408	EA		64" x 42", New Construction, Horizontal Sliding Fiberglass Window	580.92	74.39
			For Colored Vinyl, Add	43.31	
			For Tinted Glass, Add	51.98	
			For Low-E Insulated Glass, Add	108.29	
			For Obscure Glass, Add	119.11	
08 54 13 00-0409	EA		72" x 42", New Construction, Horizontal Sliding Fiberglass Window	611.50	77.92
			For Colored Vinyl, Add	45.57	
			For Tinted Glass, Add	54.68	
			For Low-E Insulated Glass, Add	113.92	
			For Obscure Glass, Add	125.31	
08 54 13 00-0410			44" Height, New Construction, Horizontal Sliding Fiberglass Windows		
			<small>(08 54 13 00-0381)</small>		
08 54 13 00-0411	EA		36" x 44", New Construction, Horizontal Sliding Fiberglass Window	483.65	61.33
			For Colored Vinyl, Add	36.20	
			For Tinted Glass, Add	43.44	
			For Low-E Insulated Glass, Add	90.50	
			For Obscure Glass, Add	99.55	
08 54 13 00-0412	EA		48" x 44", New Construction, Horizontal Sliding Fiberglass Window	530.10	67.36
			For Colored Vinyl, Add	39.64	
			For Tinted Glass, Add	47.57	
			For Low-E Insulated Glass, Add	99.10	
			For Obscure Glass, Add	109.01	
08 54 13 00-0413	EA		54" x 44", New Construction, Horizontal Sliding Fiberglass Window	553.33	69.86
			For Colored Vinyl, Add	41.36	
			For Tinted Glass, Add	49.63	
			For Low-E Insulated Glass, Add	103.40	
			For Obscure Glass, Add	113.74	
08 54 13 00-0414	EA		60" x 44", New Construction, Horizontal Sliding Fiberglass Window	576.56	72.89
			For Colored Vinyl, Add	43.08	
			For Tinted Glass, Add	51.69	
			For Low-E Insulated Glass, Add	107.70	
			For Obscure Glass, Add	118.47	
08 54 13 00-0415	EA		64" x 44", New Construction, Horizontal Sliding Fiberglass Window	592.08	75.40
			For Colored Vinyl, Add	44.23	
			For Tinted Glass, Add	53.07	
			For Low-E Insulated Glass, Add	110.57	
			For Obscure Glass, Add	121.63	

08 Openings**08 50 Windows**

08 54 Composite Windows



MINOR	CSI	UOM	DESCRIPTION	TOTAL DIRECT UNIT COST	DEMOLITION UNIT COST
08 54 13 00-0416	EA		72" x 44", New Construction, Horizontal Sliding Fiberglass Window	623.01	78.91
			<i>For Colored Vinyl, Add</i>	46.52	
			<i>For Tinted Glass, Add</i>	55.82	
			<i>For Low-E Insulated Glass, Add</i>	116.29	
			<i>For Obscure Glass, Add</i>	127.92	
08 54 13 00-0417			46" Height, New Construction, Horizontal Sliding Fiberglass Windows (08 54 13 00-0381)		
08 54 13 00-0418	EA		36" x 46", New Construction, Horizontal Sliding Fiberglass Window	493.21	62.33
			<i>For Colored Vinyl, Add</i>	36.96	
			<i>For Tinted Glass, Add</i>	44.35	
			<i>For Low-E Insulated Glass, Add</i>	92.39	
			<i>For Obscure Glass, Add</i>	101.63	
08 54 13 00-0419	EA		48" x 46", New Construction, Horizontal Sliding Fiberglass Window	540.32	68.36
			<i>For Colored Vinyl, Add</i>	40.46	
			<i>For Tinted Glass, Add</i>	48.55	
			<i>For Low-E Insulated Glass, Add</i>	101.15	
			<i>For Obscure Glass, Add</i>	111.27	
08 54 13 00-0420	EA		54" x 46", New Construction, Horizontal Sliding Fiberglass Window	563.86	70.87
			<i>For Colored Vinyl, Add</i>	42.21	
			<i>For Tinted Glass, Add</i>	50.65	
			<i>For Low-E Insulated Glass, Add</i>	105.53	
			<i>For Obscure Glass, Add</i>	116.08	
08 54 13 00-0421	EA		60" x 46", New Construction, Horizontal Sliding Fiberglass Window	587.40	73.90
			<i>For Colored Vinyl, Add</i>	43.96	
			<i>For Tinted Glass, Add</i>	52.75	
			<i>For Low-E Insulated Glass, Add</i>	109.91	
			<i>For Obscure Glass, Add</i>	120.90	
08 54 13 00-0422	EA		64" x 46", New Construction, Horizontal Sliding Fiberglass Window	603.11	76.40
			<i>For Colored Vinyl, Add</i>	45.13	
			<i>For Tinted Glass, Add</i>	54.16	
			<i>For Low-E Insulated Glass, Add</i>	112.83	
			<i>For Obscure Glass, Add</i>	124.11	
08 54 13 00-0423	EA		72" x 46", New Construction, Horizontal Sliding Fiberglass Window	634.53	79.92
			<i>For Colored Vinyl, Add</i>	47.47	
			<i>For Tinted Glass, Add</i>	56.96	
			<i>For Low-E Insulated Glass, Add</i>	118.67	
			<i>For Obscure Glass, Add</i>	130.54	
08 54 13 00-0424			48" Height, New Construction, Horizontal Sliding Fiberglass Windows (08 54 13 00-0381)		
08 54 13 00-0425	EA		36" x 48", New Construction, Horizontal Sliding Fiberglass Window	502.78	63.33
			<i>For Colored Vinyl, Add</i>	37.71	
			<i>For Tinted Glass, Add</i>	45.25	
			<i>For Low-E Insulated Glass, Add</i>	94.28	
			<i>For Obscure Glass, Add</i>	103.71	
08 54 13 00-0426	EA		48" x 48", New Construction, Horizontal Sliding Fiberglass Window	550.54	69.37
			<i>For Colored Vinyl, Add</i>	41.28	
			<i>For Tinted Glass, Add</i>	49.54	
			<i>For Low-E Insulated Glass, Add</i>	103.21	
			<i>For Obscure Glass, Add</i>	113.53	
08 54 13 00-0427	EA		54" x 48", New Construction, Horizontal Sliding Fiberglass Window	574.42	71.88
			<i>For Colored Vinyl, Add</i>	43.07	
			<i>For Tinted Glass, Add</i>	51.68	
			<i>For Low-E Insulated Glass, Add</i>	107.67	
			<i>For Obscure Glass, Add</i>	118.43	
08 54 13 00-0428	EA		60" x 48", New Construction, Horizontal Sliding Fiberglass Window	598.28	74.89
			<i>For Colored Vinyl, Add</i>	44.85	
			<i>For Tinted Glass, Add</i>	53.82	
			<i>For Low-E Insulated Glass, Add</i>	112.12	
			<i>For Obscure Glass, Add</i>	123.33	
08 54 13 00-0429	EA		64" x 48", New Construction, Horizontal Sliding Fiberglass Window	614.21	77.41
			<i>For Colored Vinyl, Add</i>	46.04	
			<i>For Tinted Glass, Add</i>	55.25	
			<i>For Low-E Insulated Glass, Add</i>	115.10	
			<i>For Obscure Glass, Add</i>	126.61	
08 54 13 00-0430	EA		72" x 48", New Construction, Horizontal Sliding Fiberglass Window	646.08	80.93
			<i>For Colored Vinyl, Add</i>	48.42	
			<i>For Tinted Glass, Add</i>	58.11	
			<i>For Low-E Insulated Glass, Add</i>	121.06	
			<i>For Obscure Glass, Add</i>	133.16	
08 54 13 00-0431			50" Height, New Construction, Horizontal Sliding Fiberglass Windows (08 54 13 00-0381)		
08 54 13 00-0432	EA		36" x 50", New Construction, Horizontal Sliding Fiberglass Window	512.34	64.34
			<i>For Colored Vinyl, Add</i>	38.47	
			<i>For Tinted Glass, Add</i>	46.16	
			<i>For Low-E Insulated Glass, Add</i>	96.17	
			<i>For Obscure Glass, Add</i>	105.78	
08 54 13 00-0433	EA		48" x 50", New Construction, Horizontal Sliding Fiberglass Window	560.74	70.37
			<i>For Colored Vinyl, Add</i>	42.10	
			<i>For Tinted Glass, Add</i>	50.52	
			<i>For Low-E Insulated Glass, Add</i>	105.25	
			<i>For Obscure Glass, Add</i>	115.78	



Openings	08	08
Windows	08 50	
Composite Windows	08 54	

MINOR	CSI	UOM	DESCRIPTION	TOTAL DIRECT UNIT COST	DEMOLITION UNIT COST
08 54 13 00-0434	EA		54" x 50", New Construction, Horizontal Sliding Fiberglass Window	584.94	72.89
			For Colored Vinyl, Add	43.92	
			For Tinted Glass, Add	52.70	
			For Low-E Insulated Glass, Add	109.79	
			For Obscure Glass, Add	120.77	
08 54 13 00-0435	EA		60" x 50", New Construction, Horizontal Sliding Fiberglass Window	609.13	75.90
			For Colored Vinyl, Add	45.73	
			For Tinted Glass, Add	54.88	
			For Low-E Insulated Glass, Add	114.33	
			For Obscure Glass, Add	125.77	
08 54 13 00-0436	EA		64" x 50", New Construction, Horizontal Sliding Fiberglass Window	625.29	78.41
			For Colored Vinyl, Add	46.95	
			For Tinted Glass, Add	56.34	
			For Low-E Insulated Glass, Add	117.37	
			For Obscure Glass, Add	129.10	
08 54 13 00-0437	EA		72" x 50", New Construction, Horizontal Sliding Fiberglass Window	657.59	81.94
			For Colored Vinyl, Add	49.37	
			For Tinted Glass, Add	59.25	
			For Low-E Insulated Glass, Add	123.43	
			For Obscure Glass, Add	135.78	
08 54 13 00-0438			52" Height, New Construction, Horizontal Sliding Fiberglass Windows (08 54 13 00-0381)		
08 54 13 00-0439	EA		36" x 52", New Construction, Horizontal Sliding Fiberglass Window	521.89	65.35
			For Colored Vinyl, Add	39.22	
			For Tinted Glass, Add	47.07	
			For Low-E Insulated Glass, Add	98.05	
			For Obscure Glass, Add	107.86	
08 54 13 00-0440	EA		48" x 52", New Construction, Horizontal Sliding Fiberglass Window	570.98	71.38
			For Colored Vinyl, Add	42.92	
			For Tinted Glass, Add	51.51	
			For Low-E Insulated Glass, Add	107.31	
			For Obscure Glass, Add	118.04	
08 54 13 00-0441	EA		54" x 52", New Construction, Horizontal Sliding Fiberglass Window	595.49	73.90
			For Colored Vinyl, Add	44.77	
			For Tinted Glass, Add	53.73	
			For Low-E Insulated Glass, Add	111.93	
			For Obscure Glass, Add	123.12	
08 54 13 00-0442	EA		60" x 52", New Construction, Horizontal Sliding Fiberglass Window	620.07	76.91
			For Colored Vinyl, Add	46.63	
			For Tinted Glass, Add	55.95	
			For Low-E Insulated Glass, Add	116.56	
			For Obscure Glass, Add	128.22	
08 54 13 00-0443	EA		64" x 52", New Construction, Horizontal Sliding Fiberglass Window	636.41	79.42
			For Colored Vinyl, Add	47.86	
			For Tinted Glass, Add	57.43	
			For Low-E Insulated Glass, Add	119.64	
			For Obscure Glass, Add	131.61	
08 54 13 00-0444	EA		72" x 52", New Construction, Horizontal Sliding Fiberglass Window	669.13	82.93
			For Colored Vinyl, Add	50.33	
			For Tinted Glass, Add	60.39	
			For Low-E Insulated Glass, Add	125.81	
			For Obscure Glass, Add	138.39	
08 54 13 00-0445			54" Height, New Construction, Horizontal Sliding Fiberglass Windows (08 54 13 00-0381)		
08 54 13 00-0446	EA		36" x 54", New Construction, Horizontal Sliding Fiberglass Window	531.48	66.35
			For Colored Vinyl, Add	39.98	
			For Tinted Glass, Add	47.97	
			For Low-E Insulated Glass, Add	99.95	
			For Obscure Glass, Add	109.94	
08 54 13 00-0447	EA		48" x 54", New Construction, Horizontal Sliding Fiberglass Window	581.18	72.38
			For Colored Vinyl, Add	43.74	
			For Tinted Glass, Add	52.49	
			For Low-E Insulated Glass, Add	109.36	
			For Obscure Glass, Add	120.29	
08 54 13 00-0448	EA		54" x 54", New Construction, Horizontal Sliding Fiberglass Window	606.05	74.89
			For Colored Vinyl, Add	45.63	
			For Tinted Glass, Add	54.75	
			For Low-E Insulated Glass, Add	114.06	
			For Obscure Glass, Add	125.47	
08 54 13 00-0449	EA		60" x 54", New Construction, Horizontal Sliding Fiberglass Window	630.92	77.92
			For Colored Vinyl, Add	47.51	
			For Tinted Glass, Add	57.01	
			For Low-E Insulated Glass, Add	118.78	
			For Obscure Glass, Add	130.65	
08 54 13 00-0450	EA		64" x 54", New Construction, Horizontal Sliding Fiberglass Window	647.48	80.43
			For Colored Vinyl, Add	48.76	
			For Tinted Glass, Add	58.52	
			For Low-E Insulated Glass, Add	121.91	
			For Obscure Glass, Add	134.10	

08	08	Openings
	08 50	Windows
	08 54	Composite Windows



MINOR		TOTAL DIRECT	DEMOLITION
CSI	UOM DESCRIPTION	UNIT COST	UNIT COST
08 54 13 00-0451	EA 72" x 54", New Construction, Horizontal Sliding Fiberglass Window <i>For Colored Vinyl, Add</i> <i>For Tinted Glass, Add</i> <i>For Low-E Insulated Glass, Add</i> <i>For Obscure Glass, Add</i>	680.62 51.27 61.53 128.19 141.00	83.94
08 54 13 00-0452	60" Height, New Construction, Horizontal Sliding Fiberglass Windows (08 54 13 00-0381)		
08 54 13 00-0453	EA 36" x 60", New Construction, Horizontal Sliding Fiberglass Window <i>For Colored Vinyl, Add</i> <i>For Tinted Glass, Add</i> <i>For Low-E Insulated Glass, Add</i> <i>For Obscure Glass, Add</i>	580.09 44.24 53.08 110.59 121.65	69.37
08 54 13 00-0454	EA 48" x 60", New Construction, Horizontal Sliding Fiberglass Window <i>For Colored Vinyl, Add</i> <i>For Tinted Glass, Add</i> <i>For Low-E Insulated Glass, Add</i> <i>For Obscure Glass, Add</i>	611.86 46.21 55.45 115.52 127.07	75.40
08 54 13 00-0455	EA 54" x 60", New Construction, Horizontal Sliding Fiberglass Window <i>For Colored Vinyl, Add</i> <i>For Tinted Glass, Add</i> <i>For Low-E Insulated Glass, Add</i> <i>For Obscure Glass, Add</i>	637.70 48.19 57.83 120.47 132.52	77.92
08 54 13 00-0456	EA 60" x 60", New Construction, Horizontal Sliding Fiberglass Window <i>For Colored Vinyl, Add</i> <i>For Tinted Glass, Add</i> <i>For Low-E Insulated Glass, Add</i> <i>For Obscure Glass, Add</i>	663.54 50.17 60.20 125.42 137.96	80.93
08 54 13 00-0457	EA 64" x 60", New Construction, Horizontal Sliding Fiberglass Window <i>For Colored Vinyl, Add</i> <i>For Tinted Glass, Add</i> <i>For Low-E Insulated Glass, Add</i> <i>For Obscure Glass, Add</i>	680.78 51.49 61.79 128.73 141.60	83.44
08 54 13 00-0458	EA 72" x 60", New Construction, Horizontal Sliding Fiberglass Window <i>For Colored Vinyl, Add</i> <i>For Tinted Glass, Add</i> <i>For Low-E Insulated Glass, Add</i> <i>For Obscure Glass, Add</i>	715.22 54.13 64.96 135.33 148.86	86.95
08 54 13 00-0459	Replacement, Horizontal Sliding Fiberglass Windows (08 54 13 00-0380) Note: Includes white solid fiberglass interior and exterior, standard hardware, clear insulated glass and insect screen. Excludes grilles. Pricing calculated by the United Inch (the combined inches of one width and one height).		
08 54 13 00-0460	EA Up To 73" UI, Replacement, Horizontal Sliding Fiberglass Window <i>For Colored Vinyl, Add</i> <i>For Tinted Glass, Add</i> <i>For Low-E Insulated Glass, Add</i> <i>For Obscure Glass, Add</i>	614.38 50.88 61.06 127.21 139.93	52.78
08 54 13 00-0461	EA >73" To 83" UI, Replacement, Horizontal Sliding Fiberglass Window <i>For Colored Vinyl, Add</i> <i>For Tinted Glass, Add</i> <i>For Low-E Insulated Glass, Add</i> <i>For Obscure Glass, Add</i>	675.47 55.99 67.18 139.97 153.96	57.80
08 54 13 00-0462	EA >83" To 93" UI, Replacement, Horizontal Sliding Fiberglass Window <i>For Colored Vinyl, Add</i> <i>For Tinted Glass, Add</i> <i>For Low-E Insulated Glass, Add</i> <i>For Obscure Glass, Add</i>	732.07 60.64 72.77 151.60 166.76	62.83
08 54 13 00-0463	EA >93" To 101" UI, Replacement, Horizontal Sliding Fiberglass Window <i>For Colored Vinyl, Add</i> <i>For Tinted Glass, Add</i> <i>For Low-E Insulated Glass, Add</i> <i>For Obscure Glass, Add</i>	771.60 63.59 76.31 158.97 174.87	67.86
08 54 13 00-0464	EA >101" To 110" UI, Replacement, Horizontal Sliding Fiberglass Window <i>For Colored Vinyl, Add</i> <i>For Tinted Glass, Add</i> <i>For Low-E Insulated Glass, Add</i> <i>For Obscure Glass, Add</i>	813.56 66.78 80.13 166.95 183.64	72.89
08 54 13 00-0465	EA >110" To 120" UI, Replacement, Horizontal Sliding Fiberglass Window <i>For Colored Vinyl, Add</i> <i>For Tinted Glass, Add</i> <i>For Low-E Insulated Glass, Add</i> <i>For Obscure Glass, Add</i>	884.31 72.85 87.42 182.12 200.33	77.92
08 54 13 00-0466	UI >120" UI, Replacement, Horizontal Sliding Fiberglass Window <i>For Colored Vinyl, Add</i> <i>For Tinted Glass, Add</i> <i>For Low-E Insulated Glass, Add</i> <i>For Obscure Glass, Add</i>	7.39 0.61 0.73 1.52 1.67	0.65
08 54 13 00-0467	Basement Fiberglass Windows (08 54 13)		
08 54 13 00-0468	New Construction, Basement Fiberglass Windows (08 54 13 00-0467) Note: Includes white solid fiberglass interior and exterior, standard hardware, clear insulated glass and insect screen. Excludes grilles.		



Openings	08	08
Windows	08 50	
Composite Windows	08 54	

MINOR	CSI	UOM	DESCRIPTION	TOTAL DIRECT UNIT COST	DEMOLITION UNIT COST
08 54 13 00-0469	EA		32" x 15", New Construction, Basement Fiberglass Window.....	350.25	40.21
			For Colored Vinyl, Add	26.96	
			For Tinted Glass, Add	32.38	
			For Low-E Insulated Glass, Add	67.46	
			For Obscure Glass, Add	74.20	
08 54 13 00-0470	EA		32" x 20", New Construction, Basement Fiberglass Window.....	381.73	40.21
			For Colored Vinyl, Add	30.13	
			For Tinted Glass, Add	36.16	
			For Low-E Insulated Glass, Add	75.33	
			For Obscure Glass, Add	82.86	
08 54 13 00-0471	EA		32" x 23", New Construction, Basement Fiberglass Window.....	399.71	40.21
			For Colored Vinyl, Add	31.93	
			For Tinted Glass, Add	38.31	
			For Low-E Insulated Glass, Add	79.62	
			For Obscure Glass, Add	87.80	
08 54 13 00-0472			Replacement, Basement Fiberglass Windows (08 54 13 00-0467)		
			Note: Includes white solid fiberglass interior and exterior, standard hardware, clear insulated glass and insect screen. Excludes grilles. Pricing calculated by the United Inch (the combined inches of one width and one height).		
08 54 13 00-0473	EA		Up To 47" UI, Replacement, Basement Fiberglass Window.....	460.64	39.21
			For Colored Vinyl, Add	38.22	
			For Tinted Glass, Add	45.87	
			For Low-E Insulated Glass, Add	95.56	
			For Obscure Glass, Add	105.11	
08 54 13 00-0474	EA		>47" To 55" UI, Replacement, Basement Fiberglass Window.....	510.94	45.24
			For Colored Vinyl, Add	42.05	
			For Tinted Glass, Add	50.46	
			For Low-E Insulated Glass, Add	105.12	
			For Obscure Glass, Add	115.63	
08 54 13 00-0475	UI		>55" UI, Replacement, Basement Fiberglass Window.....	8.95	0.65
			For Colored Vinyl, Add	0.76	
			For Tinted Glass, Add	0.92	
			For Low-E Insulated Glass, Add	1.91	
			For Obscure Glass, Add	2.10	
08 54 66			Fiberglass Window Screens (08 54)		
08 54 66 00-0001			Insect Screens For Fiberglass Windows (08 54 66)		
08 54 66 00-0002	EA		Up To 6 SF, Insect Screen For Fiberglass Windows.....	45.89	8.95
08 54 66 00-0003	EA		>6 To 9 SF, Insect Screen For Fiberglass Windows.....	62.69	8.95
08 54 66 00-0004	EA		>9 To 12 SF, Insect Screen For Fiberglass Windows.....	68.29	8.95
08 54 66 00-0005	EA		>12 To 15 SF, Insect Screen For Fiberglass Windows.....	79.48	8.95
08 54 66 00-0006	EA		>15 To 20 SF, Insect Screen For Fiberglass Windows.....	104.67	8.95
08 54 66 00-0007	EA		>20 To 25 SF, Insect Screen For Fiberglass Windows.....	115.87	8.95
08 54 66 00-0008	EA		>25 To 30 SF, Insect Screen For Fiberglass Windows.....	132.67	8.95
08 54 66 00-0009	EA		>30 To 35 SF, Insect Screen For Fiberglass Windows.....	143.86	8.95
08 54 66 00-0010	SF		>35 SF, Insect Screen For Fiberglass Windows.....	4.37	0.18
08 54 66 00-0011			Factory Installed Grilles For Fiberglass Windows (08 54 66)		
08 54 66 00-0012			Fixed Grille Installed Between Glass Panes, Factory Installed Grilles For Fiberglass Windows (08 54 66 00-0011)		
08 54 66 00-0013	EA		Up To 9 SF Windows, Fixed Grille Installed Between Glass Panes, Factory Installed Grilles For Fiberglass Windows.....	43.11	
08 54 66 00-0014	EA		>9 To 18 SF Windows, Fixed Grille Installed Between Glass Panes, Factory Installed Grilles For Fiberglass Windows.....	55.42	
08 54 66 00-0015	EA		>18 To 24 SF Windows, Fixed Grille Installed Between Glass Panes, Factory Installed Grilles For Fiberglass Windows.....	71.38	
08 54 66 00-0016	EA		>24 To 36 SF Windows, Fixed Grille Installed Between Glass Panes, Factory Installed Grilles For Fiberglass Windows.....	84.26	
08 54 66 00-0017	EA		>36 SF Windows, Fixed Grille Installed Between Glass Panes, Factory Installed Grilles For Fiberglass Windows.....	103.57	
08 54 66 00-0018			Fixed Exterior And Interior Grilles With Spacers, Factory Installed Grilles For Fiberglass Windows (08 54 66 00-0011)		
08 54 66 00-0019	EA		Up To 9 SF Windows, Fixed Exterior And Interior Grilles With Spacers, Factory Installed Grilles For Fiberglass Windows.....	97.97	
08 54 66 00-0020	EA		>9 To 18 SF Windows, Fixed Exterior And Interior Grilles With Spacers, Factory Installed Grilles For Fiberglass Windows.....	117.57	
08 54 66 00-0021	EA		>18 To 24 SF Windows, Fixed Exterior And Interior Grilles With Spacers, Factory Installed Grilles For Fiberglass Windows.....	148.36	
08 54 66 00-0022	EA		>24 To 36 SF Windows, Fixed Exterior And Interior Grilles With Spacers, Factory Installed Grilles For Fiberglass Windows.....	184.75	
08 54 66 00-0023	EA		>36 SF Windows, Fixed Exterior And Interior Grilles With Spacers, Factory Installed Grilles For Fiberglass Windows.....	221.13	

08 56 Special Function Windows (08 50)

08 56 19 Pass Windows (08 56)

08	08	Openings
	08 50	Windows
	08 56	Special Function Windows



MINOR	CSI	UOM	DESCRIPTION	TOTAL DIRECT UNIT COST	DEMOLITION UNIT COST
-------	-----	-----	-------------	------------------------	----------------------

08 56 19 00-0001			Bullet Resistant Pass Through Service Window, Steel Frame <small>(08 56 19)</small>		
			Note: Secure air passage for voice transmission; Natural Voice Transmission (NVR)		
08 56 19 00-0002	EA		24" x 36", Bullet Resistant Pass Through Service Window, 1.25" Acrylic Glazing Level I, Steel Frame	4,385.69	627.28
			For 1.375" Acrylic Level II Bullet Resistant Glazing, Add	45.00	
			For 1.25" Multi-Ply Polycarbonate Level III Bullet Resistant Glazing, Add	295.00	
08 56 19 00-0003	EA		30" x 36", Bullet Resistant Pass Through Service Window, 1.25" Acrylic Glazing Level I, Steel Frame	4,832.07	679.55
			For 1.375" Acrylic Level II Bullet Resistant Glazing, Add	60.00	
			For 1.25" Multi-Ply Polycarbonate Level III Bullet Resistant Glazing, Add	370.00	
08 56 19 00-0004	EA		36" x 36", Bullet Resistant Pass Through Service Window, 1.25" Acrylic Glazing Level I, Steel Frame	5,081.31	731.83
			For 1.375" Acrylic Level II Bullet Resistant Glazing, Add	70.00	
			For 1.25" Multi-Ply Polycarbonate Level III Bullet Resistant Glazing, Add	445.00	
08 56 19 00-0005	EA		48" x 40", Bullet Resistant Pass Through Service Window, 1.25" Acrylic Glazing Level I, Steel Frame	6,360.74	836.37
			For 1.375" Acrylic Level II Bullet Resistant Glazing, Add	100.00	
			For 1.25" Multi-Ply Polycarbonate Level III Bullet Resistant Glazing, Add	650.00	
08 56 19 00-0006	EA		72" x 40", Bullet Resistant Pass Through Service Window, 1.25" Acrylic Glazing Level I, Steel Frame	8,578.96	1,254.56
			For 1.375" Acrylic Level II Bullet Resistant Glazing, Add	150.00	
			For 1.25" Multi-Ply Polycarbonate Level III Bullet Resistant Glazing, Add	975.00	

08 56 49 Radiation Shielding Windows (08 56)

08 56 49 00-0001			Lead Lined Window Frames <small>(08 56 49)</small>		
08 56 49 00-0002	LF		1/16" Lead Lined, 16 Gauge Telescoping Window Frame	48.76	7.54
08 56 49 00-0003	LF		1/8" Lead Lined, 16 Gauge Telescoping Window Frame	55.20	7.54

08 56 56 Security Window Screens (08 56)

Note: Includes frame and mounting hardware. Operable security screens include hinges and related hardware.

08 56 56 00-0001			Wire Mesh Security Screen <small>(08 56 56)</small>		
08 56 56 00-0002			Wire Mesh, Inoperable, Security Window Screen <small>(08 56 56 00-0001)</small>		
08 56 56 00-0003	SF		13 Gauge, Wire Mesh, Inoperable, Steel Security Window Screen	23.16	4.71
			For Painted Steel, Add	1.69	
			For Galvanized Steel, Add	3.38	
			For Aluminum, Add	6.76	
			For Stainless Steel, Add	29.56	
08 56 56 00-0004	SF		11 Gauge, Wire Mesh, Inoperable, Steel Security Window Screen	23.64	4.71
			For Painted Steel, Add	1.74	
			For Galvanized Steel, Add	3.47	
			For Aluminum, Add	6.95	
			For Stainless Steel, Add	30.40	
08 56 56 00-0005	SF		9 Gauge, Wire Mesh, Inoperable, Steel Security Window Screen	25.87	4.71
			For Painted Steel, Add	1.96	
			For Galvanized Steel, Add	3.92	
			For Aluminum, Add	7.84	
			For Stainless Steel, Add	34.30	
08 56 56 00-0006	SF		6 Gauge, Wire Mesh, Inoperable, Steel Security Window Screen	30.63	4.71
			For Painted Steel, Add	2.44	
			For Galvanized Steel, Add	4.87	
			For Aluminum, Add	9.74	
			For Stainless Steel, Add	42.63	
08 56 56 00-0007			Wire Mesh, Operable, Security Window Screen <small>(08 56 56 00-0001)</small>		
08 56 56 00-0008	SF		13 Gauge, Wire Mesh, Operable, Steel Security Window Screen	32.42	5.75
			For Painted Steel, Add	2.41	
			For Galvanized Steel, Add	4.81	
			For Aluminum, Add	9.62	
			For Stainless Steel, Add	42.11	
08 56 56 00-0009	SF		11 Gauge, Wire Mesh, Operable, Steel Security Window Screen	33.15	5.75
			For Painted Steel, Add	2.48	
			For Galvanized Steel, Add	4.96	
			For Aluminum, Add	9.92	
			For Stainless Steel, Add	43.38	
08 56 56 00-0010	SF		9 Gauge, Wire Mesh, Operable, Steel Security Window Screen	36.35	5.75
			For Painted Steel, Add	2.80	
			For Galvanized Steel, Add	5.60	
			For Aluminum, Add	11.20	
			For Stainless Steel, Add	48.98	
08 56 56 00-0011	SF		6 Gauge, Wire Mesh, Operable, Steel Security Window Screen	43.03	5.75
			For Painted Steel, Add	3.47	
			For Galvanized Steel, Add	6.93	
			For Aluminum, Add	13.87	
			For Stainless Steel, Add	60.67	

08 56 56 00-0012			Wire Cloth Security Screen <small>(08 56 56)</small>		
			Note: Wire cloth has from 10 to 12 strands per 1".		
08 56 56 00-0013			Wire Cloth, Inoperable, Security Window Screens <small>(08 56 56 00-0012)</small>		



Openings	08	08
Windows	08 50	
Special Function Windows	08 56	

MINOR	CSI	UOM	DESCRIPTION	TOTAL DIRECT UNIT COST	DEMOLITION UNIT COST
08 56 56 00-0014	SF		24 Gauge, Wire Cloth, Inoperable, Steel Security Window Screen <i>For Painted Steel, Add</i> <i>For Galvanized Steel, Add</i> <i>For Aluminum, Add</i> <i>For Stainless Steel, Add</i>	15.30 0.60 1.51 3.02 12.59	3.13
08 56 56 00-0015	SF		22 Gauge, Wire Cloth, Inoperable, Steel Security Window Screen <i>For Painted Steel, Add</i> <i>For Galvanized Steel, Add</i> <i>For Aluminum, Add</i> <i>For Stainless Steel, Add</i>	15.98 0.64 1.61 3.23 13.44	3.13
08 56 56 00-0016	SF		20 Gauge, Wire Cloth, Inoperable, Steel Security Window Screen <i>For Painted Steel, Add</i> <i>For Galvanized Steel, Add</i> <i>For Aluminum, Add</i> <i>For Stainless Steel, Add</i>	17.04 0.59 1.77 3.54 14.76	3.13
08 56 56 00-0017	SF		18 Gauge, Wire Cloth, Inoperable, Steel Security Window Screen <i>For Painted Steel, Add</i> <i>For Galvanized Steel, Add</i> <i>For Aluminum, Add</i> <i>For Stainless Steel, Add</i>	19.08 0.69 2.08 4.16 17.31	3.13
08 56 56 00-0018			Wire Cloth, Operable, Security Window Screens (08 56 56 00-0012)		
08 56 56 00-0019	SF		24 Gauge, Wire Cloth, Operable, Steel Security Window Screen <i>For Painted Steel, Add</i> <i>For Galvanized Steel, Add</i> <i>For Aluminum, Add</i> <i>For Stainless Steel, Add</i>	20.62 0.72 2.15 4.31 17.94	4.18
08 56 56 00-0020	SF		22 Gauge, Wire Cloth, Operable, Steel Security Window Screen <i>For Painted Steel, Add</i> <i>For Galvanized Steel, Add</i> <i>For Aluminum, Add</i> <i>For Stainless Steel, Add</i>	21.67 0.77 2.31 4.62 19.25	4.18
08 56 56 00-0021	SF		20 Gauge, Wire Cloth, Operable, Steel Security Window Screen <i>For Painted Steel, Add</i> <i>For Galvanized Steel, Add</i> <i>For Aluminum, Add</i> <i>For Stainless Steel, Add</i>	23.12 0.84 2.53 5.06 21.06	4.18
08 56 56 00-0022	SF		18 Gauge, Wire Cloth, Operable, Steel Security Window Screen <i>For Painted Steel, Add</i> <i>For Galvanized Steel, Add</i> <i>For Aluminum, Add</i> <i>For Stainless Steel, Add</i>	26.03 0.99 2.96 5.93 24.70	4.18
08 56 56 00-0023			Expanded Metal Security Screen (08 56 56) Note: Flattened or standard pattern. Dimension given is the short distance across the opening (SWO). The # designation is the pattern number of the expanded metal and is not the gauge.		
08 56 56 00-0024			Expanded Metal, Inoperable, Security Screen (08 56 56 00-0023)		
08 56 56 00-0025	SF		1/4" #18, Thickness 0.04" Expanded Metal, Inoperable, Steel Security Window Screen <i>For Painted Steel, Add</i> <i>For Galvanized Steel, Add</i> <i>For Aluminum, Add</i> <i>For Stainless Steel, Add</i>	29.07 0.98 2.95 5.90 24.58	7.84
08 56 56 00-0026	SF		1/2" #13, Thickness 0.07" Expanded Metal, Inoperable, Steel Security Window Screen <i>For Painted Steel, Add</i> <i>For Galvanized Steel, Add</i> <i>For Aluminum, Add</i> <i>For Stainless Steel, Add</i>	33.97 1.12 3.37 6.74 28.09	9.41
08 56 56 00-0027	SF		3/4" #13, Thickness 0.07" Expanded Metal, Inoperable, Steel Security Window Screen <i>For Painted Steel, Add</i> <i>For Galvanized Steel, Add</i> <i>For Aluminum, Add</i> <i>For Stainless Steel, Add</i>	38.09 1.23 3.68 7.35 30.63	11.50
08 56 56 00-0028	SF		3/4" #9, Thickness 0.12" Expanded Metal, Inoperable, Steel Security Window Screen <i>For Painted Steel, Add</i> <i>For Galvanized Steel, Add</i> <i>For Aluminum, Add</i> <i>For Stainless Steel, Add</i>	44.72 1.40 4.20 8.40 34.99	13.59
08 56 56 00-0029	SF		1-1/2" #9, Thickness 0.11" Expanded Metal, Inoperable, Steel Security Window Screen <i>For Painted Steel, Add</i> <i>For Galvanized Steel, Add</i> <i>For Aluminum, Add</i> <i>For Stainless Steel, Add</i>	41.63 1.30 3.89 7.79 32.44	13.07
08 56 56 00-0030	SF		3 LB/SF Expanded Metal, Inoperable, Steel Security Window Screen <i>For Painted Steel, Add</i> <i>For Galvanized Steel, Add</i> <i>For Aluminum, Add</i> <i>For Stainless Steel, Add</i>	52.50 1.63 4.90 9.79 40.80	16.73
08 56 56 00-0031			Expanded Metal, Operable, Security Screen (08 56 56 00-0023)		

08 Openings**08 50 Windows**

08 56 Special Function Windows


**SAN BERNARDINO
COUNTY**

MINOR CSI	UOM	DESCRIPTION	TOTAL DIRECT UNIT COST	DEMOLITION UNIT COST
08 56 56 00-0032	SF	1/4" #18, Thickness 0.04" Expanded Metal, Operable, Steel Security Window Screen.....	37.93	9.41
		<i>For Painted Steel, Add</i>	1.32	
		<i>For Galvanized Steel, Add</i>	3.96	
		<i>For Aluminum, Add</i>	7.93	
		<i>For Stainless Steel, Add</i>	33.04	
08 56 56 00-0033	SF	1/2" #13, Thickness 0.07" Expanded Metal, Operable, Steel Security Window Screen.....	45.64	11.50
		<i>For Painted Steel, Add</i>	1.60	
		<i>For Galvanized Steel, Add</i>	4.81	
		<i>For Aluminum, Add</i>	9.62	
		<i>For Stainless Steel, Add</i>	40.06	
08 56 56 00-0034	SF	3/4" #13, Thickness 0.07" Expanded Metal, Operable, Steel Security Window Screen.....	50.64	13.07
		<i>For Painted Steel, Add</i>	1.75	
		<i>For Galvanized Steel, Add</i>	5.24	
		<i>For Aluminum, Add</i>	10.49	
		<i>For Stainless Steel, Add</i>	43.70	
08 56 56 00-0035	SF	1-1/2" #9, Thickness 0.11" Expanded Metal, Operable, Steel Security Window Screen.....	54.77	14.63
		<i>For Painted Steel, Add</i>	1.85	
		<i>For Galvanized Steel, Add</i>	5.55	
		<i>For Aluminum, Add</i>	11.10	
		<i>For Stainless Steel, Add</i>	46.24	
08 56 56 00-0036	SF	3/4" #9, Thickness 0.12" Expanded Metal, Operable, Steel Security Window Screen.....	59.74	16.73
		<i>For Painted Steel, Add</i>	1.99	
		<i>For Galvanized Steel, Add</i>	5.98	
		<i>For Aluminum, Add</i>	11.96	
		<i>For Stainless Steel, Add</i>	49.85	
08 56 56 00-0037	SF	3 LB/SF Expanded Metal, Operable, Steel Security Window Screen.....	68.44	18.30
		<i>For Painted Steel, Add</i>	2.32	
		<i>For Galvanized Steel, Add</i>	6.97	
		<i>For Aluminum, Add</i>	13.94	
		<i>For Stainless Steel, Add</i>	58.10	
08 56 56 00-0038		Perforated Metal Security Screen <small>(08 56 56)</small>		
08 56 56 00-0039		Perforated Metal, Inoperable, Steel Security Window Screen <small>(08 56 56 00-0038)</small>		
08 56 56 00-0040	SF	22 Gauge Perforated Metal, 63% Openings, Inoperable, Steel Security Window Screen.....	25.83	4.71
		<i>For Painted Steel, Add</i>	0.98	
		<i>For Galvanized Steel, Add</i>	2.93	
		<i>For Aluminum, Add</i>	5.87	
		<i>For Stainless Steel, Add</i>	19.56	
08 56 56 00-0041	SF	20 Gauge Perforated Metal, 63% Openings, Inoperable, Steel Security Window Screen.....	26.61	4.71
		<i>For Painted Steel, Add</i>	1.02	
		<i>For Galvanized Steel, Add</i>	3.05	
		<i>For Aluminum, Add</i>	6.10	
		<i>For Stainless Steel, Add</i>	20.34	
08 56 56 00-0042	SF	18 Gauge Perforated Metal, 63% Openings, Inoperable, Steel Security Window Screen.....	29.22	4.71
		<i>For Painted Steel, Add</i>	1.15	
		<i>For Galvanized Steel, Add</i>	3.44	
		<i>For Aluminum, Add</i>	6.89	
		<i>For Stainless Steel, Add</i>	22.95	
08 56 56 00-0043	SF	16 Gauge Perforated Metal, 63% Openings, Inoperable, Steel Security Window Screen.....	34.16	4.71
		<i>For Painted Steel, Add</i>	1.39	
		<i>For Galvanized Steel, Add</i>	4.18	
		<i>For Aluminum, Add</i>	8.37	
		<i>For Stainless Steel, Add</i>	27.89	
08 56 56 00-0044		Perforated Metal, Operable, Steel Security Window Screen <small>(08 56 56 00-0038)</small>		
08 56 56 00-0045	SF	22 Gauge Perforated Metal, 63% Openings, Operable, Steel Security Window Screen.....	36.15	5.75
		<i>For Painted Steel, Add</i>	1.39	
		<i>For Galvanized Steel, Add</i>	4.17	
		<i>For Aluminum, Add</i>	8.34	
		<i>For Stainless Steel, Add</i>	27.79	
08 56 56 00-0046	SF	20 Gauge Perforated Metal, 63% Openings, Operable, Steel Security Window Screen.....	37.51	5.75
		<i>For Painted Steel, Add</i>	1.46	
		<i>For Galvanized Steel, Add</i>	4.37	
		<i>For Aluminum, Add</i>	8.75	
		<i>For Stainless Steel, Add</i>	29.15	
08 56 56 00-0047	SF	18 Gauge Perforated Metal, 63% Openings, Operable, Steel Security Window Screen.....	40.90	5.75
		<i>For Painted Steel, Add</i>	1.63	
		<i>For Galvanized Steel, Add</i>	4.88	
		<i>For Aluminum, Add</i>	9.76	
		<i>For Stainless Steel, Add</i>	32.54	
08 56 56 00-0048	SF	16 Gauge Perforated Metal, 63% Openings, Operable, Steel Security Window Screen.....	47.97	5.75
		<i>For Painted Steel, Add</i>	1.98	
		<i>For Galvanized Steel, Add</i>	5.94	
		<i>For Aluminum, Add</i>	11.88	
		<i>For Stainless Steel, Add</i>	39.61	
08 56 56 00-0049		Removal And Reinstallation Of Security Screens And Guards <small>(08 56 56)</small>		
		Note: Includes storage, cleaning and supply materials.		
08 56 56 00-0050	SF	Removal And Reinstallation Of Security Screens.....	13.17	



Openings	08	08
Windows	08 50	
Special Function Windows	08 56	

MINOR CSI UOM DESCRIPTION	TOTAL DIRECT UNIT COST	DEMOLITION UNIT COST
------------------------------	---------------------------	-------------------------

08 56 59 Service and Teller Window Units (08 56)

08 56 59 00-0001 Communicator For Window (08 56 59)

08 56 59 00-0002	EA	Electronic Two-Way Talk-thru Hands-Free Audio Communicator (Haven SC-350).....	2,510.49	209.10
Note: Communicator is designed for applications where a fire shutter or window shade is present. Two-way communication is accomplished through the use of speakers and micro-phones located on each side of the partition. The Master unit is equipped with a 15" gooseneck microphone, power on/off switch, power-on LED, and external volume controls. The Remote Unit is window-mounted and may incorporate a level 3 bullet-resistant insert.				
08 56 59 00-0003	EA	Electronic Two-Way Audio Communicator (Haven SC-300).....	2,182.77	209.10
Note: Communicator is designed for application where a cutout in the barrier is impractical. Two-way communication is accomplished through the use of speakers and microphones located on each side of the partition. The master unit is equipped with a 20" gooseneck microphone, power on/off switch, power-on LED, and external volume controls. The Remote unit is vandal-resistant with all controls located within the housing.				
08 56 59 00-0004	EA	Electronic Two-Way Talk-Thru Communication System (Norcon TTU-1).....	1,980.50	209.10

08 56 59 00-0005 Speak-Thru Communicator For Window (08 56 59)

08 56 59 00-0006	EA	5-5/16" Diameter, Satin Anodized Aluminum, No-Draft Speak-Thru (CRL 834A).....	140.27	
Note: Includes gaskets and mounting screws for installation on glass from 1/4" (6 mm) to 1/2" (12 mm) thick. Require a minimum hole diameter of 2-1/4" (57 mm), and will cover holes up to 4-1/4" (108 mm). Recommended hole diameter is 3-1/2" (89 mm).				
08 56 59 00-0007	EA	6-3/16" Diameter, Polished Stainless Steel, No-Draft Speak-Thru (Brixwell 834LPS).....	211.24	
Note: Includes gaskets and mounting screws for installation on glass from 1/4" (6 mm) to 1/2" (12 mm) thick. Require a minimum hole diameter of 2-1/4" (57 mm), and will cover holes up to 4-1/4" (108 mm). Recommended hole diameter is 3-1/2" (89 mm).				

08 56 59 00-0008 Counter Drop-In Deal Tray (08 56 59)

08 56 59 00-0009	EA	16" Wide x 10" Deep x 1-9/16" High, Brushed Stainless Steel, Standard Drop-In Deal Tray (CRL CTDB16).....	404.36	38.00
------------------	----	---	--------	-------

08 60 Roof Windows and Skylights (08)

Note: Includes hardware, caulk, sealant and necessary anchors.

08 62 Unit Skylights (08 60)

08 62 23 Tubular Skylights (08 62)

08 62 23 00-0001 Aluminum Framed Solar Tube Skylights (08 62 23)

Note: Includes knock down curb with safety security guard, class 1 hail rated double glazed skylight, light shaft top trim, reflective light well, T-bar ceiling frame, acrylic diffuser lens and lens clip.

08 62 23 00-0002 31-5/8" x 31-5/8" Inside Frame Dimensions, Acrylic/Acrylic Double Glazed Prismatic Lens, Industrial Style Fixed Dome, Aluminum Framed Solar Tube Skylights (08 62 23 00-0001)

08 62 23 00-0003	EA	2' Shaft Length, 31-5/8" x 31-5/8" Inside Frame Dimensions, Acrylic/Acrylic Double Glazed Prismatic Lens, Industrial Style Fixed Dome, Aluminum Framed Solar Tube Skylight.....	1,235.72	175.05
For Class 3 Hail Rated, Add				
For Polycarbonate Diffuser Lens, Add				
For High Velocity Hurricane Zone Rated, Add				
For FM Approved, Add				
For 18 Gauge, Insulated Galvanized Steel Roof Curb, Add				
For 14 Gauge, Insulated Galvanized Steel Roof Curb, Add				
For Single Blade Louver, Add				
08 62 23 00-0004	EA	3' Shaft Length, 31-5/8" x 31-5/8" Inside Frame Dimensions, Acrylic/Acrylic Double Glazed Prismatic Lens, Industrial Style Fixed Dome, Aluminum Framed Solar Tube Skylight.....	1,306.12	179.43
For Class 3 Hail Rated, Add				
For Polycarbonate Diffuser Lens, Add				
For High Velocity Hurricane Zone Rated, Add				
For FM Approved, Add				
For 18 Gauge, Insulated Galvanized Steel Roof Curb, Add				
For 14 Gauge, Insulated Galvanized Steel Roof Curb, Add				
For Single Blade Louver, Add				
08 62 23 00-0005	EA	4' Shaft Length, 31-5/8" x 31-5/8" Inside Frame Dimensions, Acrylic/Acrylic Double Glazed Prismatic Lens, Industrial Style Fixed Dome, Aluminum Framed Solar Tube Skylight.....	1,374.46	183.80
For Class 3 Hail Rated, Add				
For Polycarbonate Diffuser Lens, Add				
For High Velocity Hurricane Zone Rated, Add				
For FM Approved, Add				
For 18 Gauge, Insulated Galvanized Steel Roof Curb, Add				
For 14 Gauge, Insulated Galvanized Steel Roof Curb, Add				
For Single Blade Louver, Add				
08 62 23 00-0006	EA	5' Shaft Length, 31-5/8" x 31-5/8" Inside Frame Dimensions, Acrylic/Acrylic Double Glazed Prismatic Lens, Industrial Style Fixed Dome, Aluminum Framed Solar Tube Skylight.....	1,471.57	188.18
For Class 3 Hail Rated, Add				
For Polycarbonate Diffuser Lens, Add				
For High Velocity Hurricane Zone Rated, Add				
For FM Approved, Add				
For 18 Gauge, Insulated Galvanized Steel Roof Curb, Add				
For 14 Gauge, Insulated Galvanized Steel Roof Curb, Add				
For Single Blade Louver, Add				

08 Openings**08 60 Roof Windows and Skylights**

08 62 Unit Skylights


**SAN BERNARDINO
COUNTY**

 MINOR
CSI UOM DESCRIPTION

 TOTAL DIRECT DEMOLITION
UNIT COST UNIT COST

08 62 23 00-0007	EA	6' Shaft Length, 31-5/8" x 31-5/8" Inside Frame Dimensions, Acrylic/Acrylic Double Glazed Prismatic Lens, Industrial Style Fixed Dome, Aluminum Framed Solar Tube Skylight.....	1,556.36	192.56
		<i>For Class 3 Hail Rated, Add</i>	4.00	
		<i>For Polycarbonate Diffuser Lens, Add</i>	7.00	
		<i>For High Velocity Hurricane Zone Rated, Add</i>	14.00	
		<i>For FM Approved, Add</i>	20.00	
		<i>For 18 Gauge, Insulated Galvanized Steel Roof Curb, Add</i>	49.00	
		<i>For 14 Gauge, Insulated Galvanized Steel Roof Curb, Add</i>	69.00	
		<i>For Single Blade Louver, Add</i>	983.72	
08 62 23 00-0008	EA	7' Shaft Length, 31-5/8" x 31-5/8" Inside Frame Dimensions, Acrylic/Acrylic Double Glazed Prismatic Lens, Industrial Style Fixed Dome, Aluminum Framed Solar Tube Skylight.....	1,624.70	196.93
		<i>For Class 3 Hail Rated, Add</i>	4.00	
		<i>For Polycarbonate Diffuser Lens, Add</i>	7.00	
		<i>For High Velocity Hurricane Zone Rated, Add</i>	14.00	
		<i>For FM Approved, Add</i>	20.00	
		<i>For 18 Gauge, Insulated Galvanized Steel Roof Curb, Add</i>	49.00	
		<i>For 14 Gauge, Insulated Galvanized Steel Roof Curb, Add</i>	69.00	
		<i>For Single Blade Louver, Add</i>	984.60	
08 62 23 00-0009	EA	8' Shaft Length, 31-5/8" x 31-5/8" Inside Frame Dimensions, Acrylic/Acrylic Double Glazed Prismatic Lens, Industrial Style Fixed Dome, Aluminum Framed Solar Tube Skylight.....	1,693.03	201.31
		<i>For Class 3 Hail Rated, Add</i>	4.00	
		<i>For Polycarbonate Diffuser Lens, Add</i>	7.00	
		<i>For High Velocity Hurricane Zone Rated, Add</i>	14.00	
		<i>For FM Approved, Add</i>	20.00	
		<i>For 18 Gauge, Insulated Galvanized Steel Roof Curb, Add</i>	49.00	
		<i>For 14 Gauge, Insulated Galvanized Steel Roof Curb, Add</i>	69.00	
		<i>For Single Blade Louver, Add</i>	985.47	
08 62 23 00-0010	EA	9' Shaft Length, 31-5/8" x 31-5/8" Inside Frame Dimensions, Acrylic/Acrylic Double Glazed Prismatic Lens, Industrial Style Fixed Dome, Aluminum Framed Solar Tube Skylight.....	1,806.58	205.69
		<i>For Class 3 Hail Rated, Add</i>	4.00	
		<i>For Polycarbonate Diffuser Lens, Add</i>	7.00	
		<i>For High Velocity Hurricane Zone Rated, Add</i>	14.00	
		<i>For FM Approved, Add</i>	20.00	
		<i>For 18 Gauge, Insulated Galvanized Steel Roof Curb, Add</i>	49.00	
		<i>For 14 Gauge, Insulated Galvanized Steel Roof Curb, Add</i>	69.00	
		<i>For Single Blade Louver, Add</i>	986.35	
08 62 23 00-0011	EA	10' Shaft Length, 31-5/8" x 31-5/8" Inside Frame Dimensions, Acrylic/Acrylic Double Glazed Prismatic Lens, Industrial Style Fixed Dome, Aluminum Framed Solar Tube Skylight.....	1,874.93	210.06
		<i>For Class 3 Hail Rated, Add</i>	4.00	
		<i>For Polycarbonate Diffuser Lens, Add</i>	7.00	
		<i>For High Velocity Hurricane Zone Rated, Add</i>	14.00	
		<i>For FM Approved, Add</i>	20.00	
		<i>For 18 Gauge, Insulated Galvanized Steel Roof Curb, Add</i>	49.00	
		<i>For 14 Gauge, Insulated Galvanized Steel Roof Curb, Add</i>	69.00	
		<i>For Single Blade Louver, Add</i>	987.22	
08 62 23 00-0012	EA	11' Shaft Length, 31-5/8" x 31-5/8" Inside Frame Dimensions, Acrylic/Acrylic Double Glazed Prismatic Lens, Industrial Style Fixed Dome, Aluminum Framed Solar Tube Skylight.....	1,945.32	214.44
		<i>For Class 3 Hail Rated, Add</i>	4.00	
		<i>For Polycarbonate Diffuser Lens, Add</i>	7.00	
		<i>For High Velocity Hurricane Zone Rated, Add</i>	14.00	
		<i>For FM Approved, Add</i>	20.00	
		<i>For 18 Gauge, Insulated Galvanized Steel Roof Curb, Add</i>	49.00	
		<i>For 14 Gauge, Insulated Galvanized Steel Roof Curb, Add</i>	69.00	
		<i>For Single Blade Louver, Add</i>	988.10	
08 62 23 00-0013	EA	12' Shaft Length, 31-5/8" x 31-5/8" Inside Frame Dimensions, Acrylic/Acrylic Double Glazed Prismatic Lens, Industrial Style Fixed Dome, Aluminum Framed Solar Tube Skylight.....	2,013.66	218.82
		<i>For Class 3 Hail Rated, Add</i>	4.00	
		<i>For Polycarbonate Diffuser Lens, Add</i>	7.00	
		<i>For High Velocity Hurricane Zone Rated, Add</i>	14.00	
		<i>For FM Approved, Add</i>	20.00	
		<i>For 18 Gauge, Insulated Galvanized Steel Roof Curb, Add</i>	49.00	
		<i>For 14 Gauge, Insulated Galvanized Steel Roof Curb, Add</i>	69.00	
		<i>For Single Blade Louver, Add</i>	988.97	
08 62 23 00-0014	EA	13' Shaft Length, 31-5/8" x 31-5/8" Inside Frame Dimensions, Acrylic/Acrylic Double Glazed Prismatic Lens, Industrial Style Fixed Dome, Aluminum Framed Solar Tube Skylight.....	2,127.21	223.19
		<i>For Class 3 Hail Rated, Add</i>	4.00	
		<i>For Polycarbonate Diffuser Lens, Add</i>	7.00	
		<i>For High Velocity Hurricane Zone Rated, Add</i>	14.00	
		<i>For FM Approved, Add</i>	20.00	
		<i>For 18 Gauge, Insulated Galvanized Steel Roof Curb, Add</i>	49.00	
		<i>For 14 Gauge, Insulated Galvanized Steel Roof Curb, Add</i>	69.00	
		<i>For Single Blade Louver, Add</i>	989.85	
08 62 23 00-0015	EA	14' Shaft Length, 31-5/8" x 31-5/8" Inside Frame Dimensions, Acrylic/Acrylic Double Glazed Prismatic Lens, Industrial Style Fixed Dome, Aluminum Framed Solar Tube Skylight.....	2,195.56	227.57
		<i>For Class 3 Hail Rated, Add</i>	4.00	
		<i>For Polycarbonate Diffuser Lens, Add</i>	7.00	
		<i>For High Velocity Hurricane Zone Rated, Add</i>	14.00	
		<i>For FM Approved, Add</i>	20.00	
		<i>For 18 Gauge, Insulated Galvanized Steel Roof Curb, Add</i>	49.00	
		<i>For 14 Gauge, Insulated Galvanized Steel Roof Curb, Add</i>	69.00	
		<i>For Single Blade Louver, Add</i>	990.72	



Openings	08
Roof Windows and Skylights	08 60
Unit Skylights	08 62

MINOR	CSI	UOM	DESCRIPTION	TOTAL DIRECT UNIT COST	DEMOLITION UNIT COST
08 62 23 00-0016	EA		15' Shaft Length, 31-5/8" x 31-5/8" Inside Frame Dimensions, Acrylic/Acrylic Double Glazed Prismatic Lens, Industrial Style Fixed Dome, Aluminum Framed Solar Tube Skylight.....	2,263.89	231.94
			<i>For Class 3 Hail Rated, Add</i>	4.00	
			<i>For Polycarbonate Diffuser Lens, Add</i>	7.00	
			<i>For High Velocity Hurricane Zone Rated, Add</i>	14.00	
			<i>For FM Approved, Add</i>	20.00	
			<i>For 18 Gauge, Insulated Galvanized Steel Roof Curb, Add</i>	49.00	
			<i>For 14 Gauge, Insulated Galvanized Steel Roof Curb, Add</i>	69.00	
			<i>For Single Blade Louver, Add</i>	991.60	
08 62 23 00-0017	EA		16' Shaft Length, 31-5/8" x 31-5/8" Inside Frame Dimensions, Acrylic/Acrylic Double Glazed Prismatic Lens, Industrial Style Fixed Dome, Aluminum Framed Solar Tube Skylight.....	2,332.23	236.32
			<i>For Class 3 Hail Rated, Add</i>	4.00	
			<i>For Polycarbonate Diffuser Lens, Add</i>	7.00	
			<i>For High Velocity Hurricane Zone Rated, Add</i>	14.00	
			<i>For FM Approved, Add</i>	20.00	
			<i>For 18 Gauge, Insulated Galvanized Steel Roof Curb, Add</i>	49.00	
			<i>For 14 Gauge, Insulated Galvanized Steel Roof Curb, Add</i>	69.00	
			<i>For Single Blade Louver, Add</i>	992.47	
08 62 23 00-0018			31-5/8" x 55-5/8" Inside Frame Dimensions, Acrylic/Acrylic Double Glazed Prismatic Lens, Industrial Style Fixed Dome, Aluminum Framed Solar Tube Skylights <small>(08 62 23 00-0001)</small>		
08 62 23 00-0019	EA		2' Shaft Length, 31-5/8" x 55-5/8" Inside Frame Dimensions, Acrylic/Acrylic Double Glazed Prismatic Lens, Industrial Style Fixed Dome, Aluminum Framed Solar Tube Skylight.....	1,513.12	175.05
			<i>For Class 3 Hail Rated, Add</i>	5.00	
			<i>For Polycarbonate Diffuser Lens, Add</i>	8.00	
			<i>For High Velocity Hurricane Zone Rated, Add</i>	14.00	
			<i>For FM Approved, Add</i>	22.00	
			<i>For 18 Gauge, Insulated Galvanized Steel Roof Curb, Add</i>	50.00	
			<i>For 14 Gauge, Insulated Galvanized Steel Roof Curb, Add</i>	86.00	
			<i>For Single Blade Louver, Add</i>	980.22	
08 62 23 00-0020	EA		3' Shaft Length, 31-5/8" x 55-5/8" Inside Frame Dimensions, Acrylic/Acrylic Double Glazed Prismatic Lens, Industrial Style Fixed Dome, Aluminum Framed Solar Tube Skylight.....	1,610.23	179.43
			<i>For Class 3 Hail Rated, Add</i>	5.00	
			<i>For Polycarbonate Diffuser Lens, Add</i>	8.00	
			<i>For High Velocity Hurricane Zone Rated, Add</i>	14.00	
			<i>For FM Approved, Add</i>	22.00	
			<i>For 18 Gauge, Insulated Galvanized Steel Roof Curb, Add</i>	50.00	
			<i>For 14 Gauge, Insulated Galvanized Steel Roof Curb, Add</i>	86.00	
			<i>For Single Blade Louver, Add</i>	981.10	
08 62 23 00-0021	EA		4' Shaft Length, 31-5/8" x 55-5/8" Inside Frame Dimensions, Acrylic/Acrylic Double Glazed Prismatic Lens, Industrial Style Fixed Dome, Aluminum Framed Solar Tube Skylight.....	1,707.34	183.80
			<i>For Class 3 Hail Rated, Add</i>	5.00	
			<i>For Polycarbonate Diffuser Lens, Add</i>	8.00	
			<i>For High Velocity Hurricane Zone Rated, Add</i>	14.00	
			<i>For FM Approved, Add</i>	22.00	
			<i>For 18 Gauge, Insulated Galvanized Steel Roof Curb, Add</i>	50.00	
			<i>For 14 Gauge, Insulated Galvanized Steel Roof Curb, Add</i>	86.00	
			<i>For Single Blade Louver, Add</i>	981.97	
08 62 23 00-0022	EA		5' Shaft Length, 31-5/8" x 55-5/8" Inside Frame Dimensions, Acrylic/Acrylic Double Glazed Prismatic Lens, Industrial Style Fixed Dome, Aluminum Framed Solar Tube Skylight.....	1,804.45	188.18
			<i>For Class 3 Hail Rated, Add</i>	5.00	
			<i>For Polycarbonate Diffuser Lens, Add</i>	8.00	
			<i>For High Velocity Hurricane Zone Rated, Add</i>	14.00	
			<i>For FM Approved, Add</i>	22.00	
			<i>For 18 Gauge, Insulated Galvanized Steel Roof Curb, Add</i>	50.00	
			<i>For 14 Gauge, Insulated Galvanized Steel Roof Curb, Add</i>	86.00	
			<i>For Single Blade Louver, Add</i>	982.85	
08 62 23 00-0023	EA		6' Shaft Length, 31-5/8" x 55-5/8" Inside Frame Dimensions, Acrylic/Acrylic Double Glazed Prismatic Lens, Industrial Style Fixed Dome, Aluminum Framed Solar Tube Skylight.....	1,963.21	192.56
			<i>For Class 3 Hail Rated, Add</i>	5.00	
			<i>For Polycarbonate Diffuser Lens, Add</i>	8.00	
			<i>For High Velocity Hurricane Zone Rated, Add</i>	14.00	
			<i>For FM Approved, Add</i>	22.00	
			<i>For 18 Gauge, Insulated Galvanized Steel Roof Curb, Add</i>	50.00	
			<i>For 14 Gauge, Insulated Galvanized Steel Roof Curb, Add</i>	86.00	
			<i>For Single Blade Louver, Add</i>	983.72	
08 62 23 00-0024	EA		7' Shaft Length, 31-5/8" x 55-5/8" Inside Frame Dimensions, Acrylic/Acrylic Double Glazed Prismatic Lens, Industrial Style Fixed Dome, Aluminum Framed Solar Tube Skylight.....	2,060.31	196.93
			<i>For Class 3 Hail Rated, Add</i>	5.00	
			<i>For Polycarbonate Diffuser Lens, Add</i>	8.00	
			<i>For High Velocity Hurricane Zone Rated, Add</i>	14.00	
			<i>For FM Approved, Add</i>	22.00	
			<i>For 18 Gauge, Insulated Galvanized Steel Roof Curb, Add</i>	50.00	
			<i>For 14 Gauge, Insulated Galvanized Steel Roof Curb, Add</i>	86.00	
			<i>For Single Blade Louver, Add</i>	984.60	
08 62 23 00-0025	EA		8' Shaft Length, 31-5/8" x 55-5/8" Inside Frame Dimensions, Acrylic/Acrylic Double Glazed Prismatic Lens, Industrial Style Fixed Dome, Aluminum Framed Solar Tube Skylight.....	2,157.42	201.31
			<i>For Class 3 Hail Rated, Add</i>	5.00	
			<i>For Polycarbonate Diffuser Lens, Add</i>	8.00	
			<i>For High Velocity Hurricane Zone Rated, Add</i>	14.00	
			<i>For FM Approved, Add</i>	22.00	
			<i>For 18 Gauge, Insulated Galvanized Steel Roof Curb, Add</i>	50.00	
			<i>For 14 Gauge, Insulated Galvanized Steel Roof Curb, Add</i>	86.00	
			<i>For Single Blade Louver, Add</i>	985.47	

08 Openings**08 60 Roof Windows and Skylights****08 62 Unit Skylights**
**SAN BERNARDINO
COUNTY**

 MINOR
CSI UOM DESCRIPTION

 TOTAL DIRECT DEMOLITION
UNIT COST UNIT COST

08 62 23 00-0026	EA	9' Shaft Length, 31-5/8" x 55-5/8" Inside Frame Dimensions, Acrylic/Acrylic Double Glazed Prismatic Lens, Industrial Style Fixed Dome, Aluminum Framed Solar Tube Skylight.....	2,316.17	205.69
		<i>For Class 3 Hail Rated, Add</i>	5.00	
		<i>For Polycarbonate Diffuser Lens, Add</i>	8.00	
		<i>For High Velocity Hurricane Zone Rated, Add</i>	14.00	
		<i>For FM Approved, Add</i>	22.00	
		<i>For 18 Gauge, Insulated Galvanized Steel Roof Curb, Add</i>	50.00	
		<i>For 14 Gauge, Insulated Galvanized Steel Roof Curb, Add</i>	86.00	
		<i>For Single Blade Louver, Add</i>	986.35	
08 62 23 00-0027	EA	10' Shaft Length, 31-5/8" x 55-5/8" Inside Frame Dimensions, Acrylic/Acrylic Double Glazed Prismatic Lens, Industrial Style Fixed Dome, Aluminum Framed Solar Tube Skylight.....	2,413.29	210.06
		<i>For Class 3 Hail Rated, Add</i>	5.00	
		<i>For Polycarbonate Diffuser Lens, Add</i>	8.00	
		<i>For High Velocity Hurricane Zone Rated, Add</i>	14.00	
		<i>For FM Approved, Add</i>	22.00	
		<i>For 18 Gauge, Insulated Galvanized Steel Roof Curb, Add</i>	50.00	
		<i>For 14 Gauge, Insulated Galvanized Steel Roof Curb, Add</i>	86.00	
		<i>For Single Blade Louver, Add</i>	987.22	
08 62 23 00-0028	EA	11' Shaft Length, 31-5/8" x 55-5/8" Inside Frame Dimensions, Acrylic/Acrylic Double Glazed Prismatic Lens, Industrial Style Fixed Dome, Aluminum Framed Solar Tube Skylight.....	2,510.39	214.44
		<i>For Class 3 Hail Rated, Add</i>	5.00	
		<i>For Polycarbonate Diffuser Lens, Add</i>	8.00	
		<i>For High Velocity Hurricane Zone Rated, Add</i>	14.00	
		<i>For FM Approved, Add</i>	22.00	
		<i>For 18 Gauge, Insulated Galvanized Steel Roof Curb, Add</i>	50.00	
		<i>For 14 Gauge, Insulated Galvanized Steel Roof Curb, Add</i>	86.00	
		<i>For Single Blade Louver, Add</i>	988.10	
08 62 23 00-0029	EA	12' Shaft Length, 31-5/8" x 55-5/8" Inside Frame Dimensions, Acrylic/Acrylic Double Glazed Prismatic Lens, Industrial Style Fixed Dome, Aluminum Framed Solar Tube Skylight.....	2,607.50	218.82
		<i>For Class 3 Hail Rated, Add</i>	5.00	
		<i>For Polycarbonate Diffuser Lens, Add</i>	8.00	
		<i>For High Velocity Hurricane Zone Rated, Add</i>	14.00	
		<i>For FM Approved, Add</i>	22.00	
		<i>For 18 Gauge, Insulated Galvanized Steel Roof Curb, Add</i>	50.00	
		<i>For 14 Gauge, Insulated Galvanized Steel Roof Curb, Add</i>	86.00	
		<i>For Single Blade Louver, Add</i>	988.97	
08 62 23 00-0030	EA	13' Shaft Length, 31-5/8" x 55-5/8" Inside Frame Dimensions, Acrylic/Acrylic Double Glazed Prismatic Lens, Industrial Style Fixed Dome, Aluminum Framed Solar Tube Skylight.....	2,766.25	223.19
		<i>For Class 3 Hail Rated, Add</i>	5.00	
		<i>For Polycarbonate Diffuser Lens, Add</i>	8.00	
		<i>For High Velocity Hurricane Zone Rated, Add</i>	14.00	
		<i>For FM Approved, Add</i>	22.00	
		<i>For 18 Gauge, Insulated Galvanized Steel Roof Curb, Add</i>	50.00	
		<i>For 14 Gauge, Insulated Galvanized Steel Roof Curb, Add</i>	86.00	
		<i>For Single Blade Louver, Add</i>	989.85	
08 62 23 00-0031	EA	14' Shaft Length, 31-5/8" x 55-5/8" Inside Frame Dimensions, Acrylic/Acrylic Double Glazed Prismatic Lens, Industrial Style Fixed Dome, Aluminum Framed Solar Tube Skylight.....	2,863.37	227.57
		<i>For Class 3 Hail Rated, Add</i>	5.00	
		<i>For Polycarbonate Diffuser Lens, Add</i>	8.00	
		<i>For High Velocity Hurricane Zone Rated, Add</i>	14.00	
		<i>For FM Approved, Add</i>	22.00	
		<i>For 18 Gauge, Insulated Galvanized Steel Roof Curb, Add</i>	50.00	
		<i>For 14 Gauge, Insulated Galvanized Steel Roof Curb, Add</i>	86.00	
		<i>For Single Blade Louver, Add</i>	990.72	
08 62 23 00-0032	EA	15' Shaft Length, 31-5/8" x 55-5/8" Inside Frame Dimensions, Acrylic/Acrylic Double Glazed Prismatic Lens, Industrial Style Fixed Dome, Aluminum Framed Solar Tube Skylight.....	2,960.47	231.94
		<i>For Class 3 Hail Rated, Add</i>	5.00	
		<i>For Polycarbonate Diffuser Lens, Add</i>	8.00	
		<i>For High Velocity Hurricane Zone Rated, Add</i>	14.00	
		<i>For FM Approved, Add</i>	22.00	
		<i>For 18 Gauge, Insulated Galvanized Steel Roof Curb, Add</i>	50.00	
		<i>For 14 Gauge, Insulated Galvanized Steel Roof Curb, Add</i>	86.00	
		<i>For Single Blade Louver, Add</i>	991.60	
08 62 23 00-0033	EA	16' Shaft Length, 31-5/8" x 55-5/8" Inside Frame Dimensions, Acrylic/Acrylic Double Glazed Prismatic Lens, Industrial Style Fixed Dome, Aluminum Framed Solar Tube Skylight.....	3,057.58	236.32
		<i>For Class 3 Hail Rated, Add</i>	5.00	
		<i>For Polycarbonate Diffuser Lens, Add</i>	8.00	
		<i>For High Velocity Hurricane Zone Rated, Add</i>	14.00	
		<i>For FM Approved, Add</i>	22.00	
		<i>For 18 Gauge, Insulated Galvanized Steel Roof Curb, Add</i>	50.00	
		<i>For 14 Gauge, Insulated Galvanized Steel Roof Curb, Add</i>	86.00	
		<i>For Single Blade Louver, Add</i>	992.47	
08 62 23 00-0034		55-5/8" x 55-5/8" Inside Frame Dimensions, Acrylic/Acrylic Double Glazed Prismatic Lens, Industrial Style Fixed Dome, Aluminum Framed Solar Tube Skylights (08 62 23 00-0001)		
08 62 23 00-0035	EA	2' Shaft Length, 55-5/8" x 55-5/8" Inside Frame Dimensions, Acrylic/Acrylic Double Glazed Prismatic Lens, Industrial Style Fixed Dome, Aluminum Framed Solar Tube Skylight.....	2,035.66	196.93
		<i>For Class 3 Hail Rated, Add</i>	10.00	
		<i>For Polycarbonate Diffuser Lens, Add</i>	14.00	
		<i>For High Velocity Hurricane Zone Rated, Add</i>	22.00	
		<i>For FM Approved, Add</i>	36.00	
		<i>For 18 Gauge, Insulated Galvanized Steel Roof Curb, Add</i>	95.00	
		<i>For 14 Gauge, Insulated Galvanized Steel Roof Curb, Add</i>	145.00	
		<i>For Single Blade Louver, Add</i>	984.60	



Openings	08
Roof Windows and Skylights	08 60
Unit Skylights	08 62

08

MINOR	CSI	UOM	DESCRIPTION	TOTAL DIRECT UNIT COST	DEMOLITION UNIT COST
08 62 23 00-0036	EA		3' Shaft Length, 55-5/8" x 55-5/8" Inside Frame Dimensions, Acrylic/Acrylic Double Glazed Prismatic Lens, Industrial Style Fixed Dome, Aluminum Framed Solar Tube Skylight.....	2,171.80	201.31
			<i>For Class 3 Hail Rated, Add</i>	10.00	
			<i>For Polycarbonate Diffuser Lens, Add</i>	14.00	
			<i>For High Velocity Hurricane Zone Rated, Add</i>	22.00	
			<i>For FM Approved, Add</i>	36.00	
			<i>For 18 Gauge, Insulated Galvanized Steel Roof Curb, Add</i>	95.00	
			<i>For 14 Gauge, Insulated Galvanized Steel Roof Curb, Add</i>	145.00	
			<i>For Single Blade Louver, Add</i>	985.47	
08 62 23 00-0037	EA		4' Shaft Length, 55-5/8" x 55-5/8" Inside Frame Dimensions, Acrylic/Acrylic Double Glazed Prismatic Lens, Industrial Style Fixed Dome, Aluminum Framed Solar Tube Skylight.....	2,310.01	205.69
			<i>For Class 3 Hail Rated, Add</i>	10.00	
			<i>For Polycarbonate Diffuser Lens, Add</i>	14.00	
			<i>For High Velocity Hurricane Zone Rated, Add</i>	22.00	
			<i>For FM Approved, Add</i>	36.00	
			<i>For 18 Gauge, Insulated Galvanized Steel Roof Curb, Add</i>	95.00	
			<i>For 14 Gauge, Insulated Galvanized Steel Roof Curb, Add</i>	145.00	
			<i>For Single Blade Louver, Add</i>	986.35	
08 62 23 00-0038	EA		5' Shaft Length, 55-5/8" x 55-5/8" Inside Frame Dimensions, Acrylic/Acrylic Double Glazed Prismatic Lens, Industrial Style Fixed Dome, Aluminum Framed Solar Tube Skylight.....	2,446.16	210.06
			<i>For Class 3 Hail Rated, Add</i>	10.00	
			<i>For Polycarbonate Diffuser Lens, Add</i>	14.00	
			<i>For High Velocity Hurricane Zone Rated, Add</i>	22.00	
			<i>For FM Approved, Add</i>	36.00	
			<i>For 18 Gauge, Insulated Galvanized Steel Roof Curb, Add</i>	95.00	
			<i>For 14 Gauge, Insulated Galvanized Steel Roof Curb, Add</i>	145.00	
			<i>For Single Blade Louver, Add</i>	987.22	
08 62 23 00-0039	EA		6' Shaft Length, 55-5/8" x 55-5/8" Inside Frame Dimensions, Acrylic/Acrylic Double Glazed Prismatic Lens, Industrial Style Fixed Dome, Aluminum Framed Solar Tube Skylight.....	2,664.50	214.44
			<i>For Class 3 Hail Rated, Add</i>	10.00	
			<i>For Polycarbonate Diffuser Lens, Add</i>	14.00	
			<i>For High Velocity Hurricane Zone Rated, Add</i>	22.00	
			<i>For FM Approved, Add</i>	36.00	
			<i>For 18 Gauge, Insulated Galvanized Steel Roof Curb, Add</i>	95.00	
			<i>For 14 Gauge, Insulated Galvanized Steel Roof Curb, Add</i>	145.00	
			<i>For Single Blade Louver, Add</i>	988.10	
08 62 23 00-0040	EA		7' Shaft Length, 55-5/8" x 55-5/8" Inside Frame Dimensions, Acrylic/Acrylic Double Glazed Prismatic Lens, Industrial Style Fixed Dome, Aluminum Framed Solar Tube Skylight.....	2,800.65	218.82
			<i>For Class 3 Hail Rated, Add</i>	10.00	
			<i>For Polycarbonate Diffuser Lens, Add</i>	14.00	
			<i>For High Velocity Hurricane Zone Rated, Add</i>	22.00	
			<i>For FM Approved, Add</i>	36.00	
			<i>For 18 Gauge, Insulated Galvanized Steel Roof Curb, Add</i>	95.00	
			<i>For 14 Gauge, Insulated Galvanized Steel Roof Curb, Add</i>	145.00	
			<i>For Single Blade Louver, Add</i>	988.97	
08 62 23 00-0041	EA		8' Shaft Length, 55-5/8" x 55-5/8" Inside Frame Dimensions, Acrylic/Acrylic Double Glazed Prismatic Lens, Industrial Style Fixed Dome, Aluminum Framed Solar Tube Skylight.....	2,936.80	223.19
			<i>For Class 3 Hail Rated, Add</i>	10.00	
			<i>For Polycarbonate Diffuser Lens, Add</i>	14.00	
			<i>For High Velocity Hurricane Zone Rated, Add</i>	22.00	
			<i>For FM Approved, Add</i>	36.00	
			<i>For 18 Gauge, Insulated Galvanized Steel Roof Curb, Add</i>	95.00	
			<i>For 14 Gauge, Insulated Galvanized Steel Roof Curb, Add</i>	145.00	
			<i>For Single Blade Louver, Add</i>	989.85	
08 62 23 00-0042	EA		9' Shaft Length, 55-5/8" x 55-5/8" Inside Frame Dimensions, Acrylic/Acrylic Double Glazed Prismatic Lens, Industrial Style Fixed Dome, Aluminum Framed Solar Tube Skylight.....	3,157.20	227.57
			<i>For Class 3 Hail Rated, Add</i>	10.00	
			<i>For Polycarbonate Diffuser Lens, Add</i>	14.00	
			<i>For High Velocity Hurricane Zone Rated, Add</i>	22.00	
			<i>For FM Approved, Add</i>	36.00	
			<i>For 18 Gauge, Insulated Galvanized Steel Roof Curb, Add</i>	95.00	
			<i>For 14 Gauge, Insulated Galvanized Steel Roof Curb, Add</i>	145.00	
			<i>For Single Blade Louver, Add</i>	990.72	
08 62 23 00-0043	EA		10' Shaft Length, 55-5/8" x 55-5/8" Inside Frame Dimensions, Acrylic/Acrylic Double Glazed Prismatic Lens, Industrial Style Fixed Dome, Aluminum Framed Solar Tube Skylight.....	3,293.35	231.94
			<i>For Class 3 Hail Rated, Add</i>	10.00	
			<i>For Polycarbonate Diffuser Lens, Add</i>	14.00	
			<i>For High Velocity Hurricane Zone Rated, Add</i>	22.00	
			<i>For FM Approved, Add</i>	36.00	
			<i>For 18 Gauge, Insulated Galvanized Steel Roof Curb, Add</i>	95.00	
			<i>For 14 Gauge, Insulated Galvanized Steel Roof Curb, Add</i>	145.00	
			<i>For Single Blade Louver, Add</i>	991.60	
08 62 23 00-0044	EA		11' Shaft Length, 55-5/8" x 55-5/8" Inside Frame Dimensions, Acrylic/Acrylic Double Glazed Prismatic Lens, Industrial Style Fixed Dome, Aluminum Framed Solar Tube Skylight.....	3,429.50	236.32
			<i>For Class 3 Hail Rated, Add</i>	10.00	
			<i>For Polycarbonate Diffuser Lens, Add</i>	14.00	
			<i>For High Velocity Hurricane Zone Rated, Add</i>	22.00	
			<i>For FM Approved, Add</i>	36.00	
			<i>For 18 Gauge, Insulated Galvanized Steel Roof Curb, Add</i>	95.00	
			<i>For 14 Gauge, Insulated Galvanized Steel Roof Curb, Add</i>	145.00	
			<i>For Single Blade Louver, Add</i>	992.47	

08 Openings**08 60 Roof Windows and Skylights****08 62 Unit Skylights**

SAN BERNARDINO
COUNTY

MINOR
CSI UOM DESCRIPTION

TOTAL DIRECT DEMOLITION
UNIT COST UNIT COST

08 62 23 00-0045	EA	12' Shaft Length, 55-5/8" x 55-5/8" Inside Frame Dimensions, Acrylic/Acrylic Double Glazed Prismatic Lens, Industrial Style Fixed Dome, Aluminum Framed Solar Tube Skylight.....	3,565.64	240.70
		<i>For Class 3 Hail Rated, Add</i>	10.00	
		<i>For Polycarbonate Diffuser Lens, Add</i>	14.00	
		<i>For High Velocity Hurricane Zone Rated, Add</i>	22.00	
		<i>For FM Approved, Add</i>	36.00	
		<i>For 18 Gauge, Insulated Galvanized Steel Roof Curb, Add</i>	95.00	
		<i>For 14 Gauge, Insulated Galvanized Steel Roof Curb, Add</i>	145.00	
		<i>For Single Blade Louver, Add</i>	993.35	
08 62 23 00-0046	EA	13' Shaft Length, 55-5/8" x 55-5/8" Inside Frame Dimensions, Acrylic/Acrylic Double Glazed Prismatic Lens, Industrial Style Fixed Dome, Aluminum Framed Solar Tube Skylight.....	3,783.99	245.07
		<i>For Class 3 Hail Rated, Add</i>	10.00	
		<i>For Polycarbonate Diffuser Lens, Add</i>	14.00	
		<i>For High Velocity Hurricane Zone Rated, Add</i>	22.00	
		<i>For FM Approved, Add</i>	36.00	
		<i>For 18 Gauge, Insulated Galvanized Steel Roof Curb, Add</i>	95.00	
		<i>For 14 Gauge, Insulated Galvanized Steel Roof Curb, Add</i>	145.00	
		<i>For Single Blade Louver, Add</i>	994.23	
08 62 23 00-0047	EA	14' Shaft Length, 55-5/8" x 55-5/8" Inside Frame Dimensions, Acrylic/Acrylic Double Glazed Prismatic Lens, Industrial Style Fixed Dome, Aluminum Framed Solar Tube Skylight.....	3,920.14	249.45
		<i>For Class 3 Hail Rated, Add</i>	10.00	
		<i>For Polycarbonate Diffuser Lens, Add</i>	14.00	
		<i>For High Velocity Hurricane Zone Rated, Add</i>	22.00	
		<i>For FM Approved, Add</i>	36.00	
		<i>For 18 Gauge, Insulated Galvanized Steel Roof Curb, Add</i>	95.00	
		<i>For 14 Gauge, Insulated Galvanized Steel Roof Curb, Add</i>	145.00	
		<i>For Single Blade Louver, Add</i>	995.10	
08 62 23 00-0048	EA	15' Shaft Length, 55-5/8" x 55-5/8" Inside Frame Dimensions, Acrylic/Acrylic Double Glazed Prismatic Lens, Industrial Style Fixed Dome, Aluminum Framed Solar Tube Skylight.....	4,058.34	253.83
		<i>For Class 3 Hail Rated, Add</i>	10.00	
		<i>For Polycarbonate Diffuser Lens, Add</i>	14.00	
		<i>For High Velocity Hurricane Zone Rated, Add</i>	22.00	
		<i>For FM Approved, Add</i>	36.00	
		<i>For 18 Gauge, Insulated Galvanized Steel Roof Curb, Add</i>	95.00	
		<i>For 14 Gauge, Insulated Galvanized Steel Roof Curb, Add</i>	145.00	
		<i>For Single Blade Louver, Add</i>	995.98	
08 62 23 00-0049	EA	16' Shaft Length, 55-5/8" x 55-5/8" Inside Frame Dimensions, Acrylic/Acrylic Double Glazed Prismatic Lens, Industrial Style Fixed Dome, Aluminum Framed Solar Tube Skylight.....	4,194.49	258.20
		<i>For Class 3 Hail Rated, Add</i>	10.00	
		<i>For Polycarbonate Diffuser Lens, Add</i>	14.00	
		<i>For High Velocity Hurricane Zone Rated, Add</i>	22.00	
		<i>For FM Approved, Add</i>	36.00	
		<i>For 18 Gauge, Insulated Galvanized Steel Roof Curb, Add</i>	95.00	
		<i>For 14 Gauge, Insulated Galvanized Steel Roof Curb, Add</i>	145.00	
		<i>For Single Blade Louver, Add</i>	996.85	

08 63 Metal-Framed Skylights (08 60)**08 63 13 Domed Metal-Framed Skylights** (08 63)08 63 13 00-0001 Domed Aluminum Framed Skylights (08 63 13)08 63 13 00-0002 Fixed Dome, Aluminum Framed Skylights (08 63 13 00-0001)08 63 13 00-0003 Industrial Style Fixed Dome, Aluminum Framed Skylights (08 63 13 00-0002)08 63 13 00-0004 Class 1 Hail Rated, Acrylic/Acrylic Double Glazed Prismatic Lens, Industrial Style Fixed Dome, Aluminum Framed Skylights (08 63 13 00-0003)

Note: Includes mill finish aluminum frame, integral condensation and weepage gutters, insulated thermal break, weather sweep, curb seal tape and fasteners. Excludes roof curb.

08 63 13 00-0005	EA	27-1/4" x 27-1/4" Inside Frame Dimensions, Class 1 Hail Rated, Acrylic/Acrylic Double Glazed Prismatic Lens, Industrial Style Fixed Dome, Aluminum Framed Skylight	674.96	118.16
08 63 13 00-0006	EA	27-1/4" x 51-1/4" Inside Frame Dimensions, Class 1 Hail Rated, Acrylic/Acrylic Double Glazed Prismatic Lens, Industrial Style Fixed Dome, Aluminum Framed Skylight	802.41	126.91
08 63 13 00-0007	EA	27-1/4" x 99-1/4" Inside Frame Dimensions, Class 1 Hail Rated, Acrylic/Acrylic Double Glazed Prismatic Lens, Industrial Style Fixed Dome, Aluminum Framed Skylight	1,056.64	140.04
08 63 13 00-0008	EA	27-1/4" x 123-1/4" Inside Frame Dimensions, Class 1 Hail Rated, Acrylic/Acrylic Double Glazed Prismatic Lens, Industrial Style Fixed Dome, Aluminum Framed Skylight	1,181.44	148.79
08 63 13 00-0009	EA	39-1/4" x 39-1/4" Inside Frame Dimensions, Class 1 Hail Rated, Acrylic/Acrylic Double Glazed Prismatic Lens, Industrial Style Fixed Dome, Aluminum Framed Skylight	841.19	126.91
08 63 13 00-0010	EA	39-1/4" x 63-1/4" Inside Frame Dimensions, Class 1 Hail Rated, Acrylic/Acrylic Double Glazed Prismatic Lens, Industrial Style Fixed Dome, Aluminum Framed Skylight	1,031.05	140.04
08 63 13 00-0011	EA	39-1/4" x 75-1/4" Inside Frame Dimensions, Class 1 Hail Rated, Acrylic/Acrylic Double Glazed Prismatic Lens, Industrial Style Fixed Dome, Aluminum Framed Skylight	1,115.42	148.79
08 63 13 00-0012	EA	39-1/4" x 99-1/4" Inside Frame Dimensions, Class 1 Hail Rated, Acrylic/Acrylic Double Glazed Prismatic Lens, Industrial Style Fixed Dome, Aluminum Framed Skylight	1,255.23	157.55
08 63 13 00-0013	EA	39-1/4" x 123-1/4" Inside Frame Dimensions, Class 1 Hail Rated, Acrylic/Acrylic Double Glazed Prismatic Lens, Industrial Style Fixed Dome, Aluminum Framed Skylight	1,443.43	170.68
08 63 13 00-0014	EA	51-1/4" x 51-1/4" Inside Frame Dimensions, Class 1 Hail Rated, Acrylic/Acrylic Double Glazed Prismatic Lens, Industrial Style Fixed Dome, Aluminum Framed Skylight	1,050.37	148.79
08 63 13 00-0015	EA	51-1/4" x 63-1/4" Inside Frame Dimensions, Class 1 Hail Rated, Acrylic/Acrylic Double Glazed Prismatic Lens, Industrial Style Fixed Dome, Aluminum Framed Skylight	1,131.26	153.17
08 63 13 00-0016	EA	51-1/4" x 75-1/4" Inside Frame Dimensions, Class 1 Hail Rated, Acrylic/Acrylic Double Glazed Prismatic Lens, Industrial Style Fixed Dome, Aluminum Framed Skylight	1,259.69	157.55



MINOR	CSI	UOM	DESCRIPTION	TOTAL DIRECT UNIT COST	DEMOLITION UNIT COST
08 63 13 00-0017	EA		51-1/4" x 87-1/4" Inside Frame Dimensions, Class 1 Hail Rated, Acrylic/Acrylic Double Glazed Prismatic Lens, Industrial Style Fixed Dome, Aluminum Framed Skylight	1,356.43	161.92
08 63 13 00-0018	EA		52-1/4" x 100-1/4" Inside Frame Dimensions, Class 1 Hail Rated, Acrylic/Acrylic Double Glazed Prismatic Lens, Industrial Style Fixed Dome, Aluminum Framed Skylight	1,491.80	175.05
08 63 13 00-0019	EA		52-1/4" x 123-1/4" Inside Frame Dimensions, Class 1 Hail Rated, Acrylic/Acrylic Double Glazed Prismatic Lens, Industrial Style Fixed Dome, Aluminum Framed Skylight	1,658.03	183.80
08 63 13 00-0020	EA		63-1/4" x 63-1/4" Inside Frame Dimensions, Class 1 Hail Rated, Acrylic/Acrylic Double Glazed Prismatic Lens, Industrial Style Fixed Dome, Aluminum Framed Skylight	1,227.99	157.55
08 63 13 00-0021	EA		63-5/8" x 75-5/8" Inside Frame Dimensions, Class 1 Hail Rated, Acrylic/Acrylic Double Glazed Prismatic Lens, Industrial Style Fixed Dome, Aluminum Framed Skylight	1,330.85	166.30
08 63 13 00-0022	EA		63-1/4" x 87-1/4" Inside Frame Dimensions, Class 1 Hail Rated, Acrylic/Acrylic Double Glazed Prismatic Lens, Industrial Style Fixed Dome, Aluminum Framed Skylight	1,485.68	170.68
08 63 13 00-0023	EA		63-1/4" x 99-5/8" Inside Frame Dimensions, Class 1 Hail Rated, Acrylic/Acrylic Double Glazed Prismatic Lens, Industrial Style Fixed Dome, Aluminum Framed Skylight	1,571.86	179.43
08 63 13 00-0024	EA		63-1/4" x 123-1/4" Inside Frame Dimensions, Class 1 Hail Rated, Acrylic/Acrylic Double Glazed Prismatic Lens, Industrial Style Fixed Dome, Aluminum Framed Skylight	1,790.92	188.18
08 63 13 00-0025			Class 3 Hail Rated, Acrylic/Acrylic Double Glazed Prismatic Lens, Industrial Style Fixed Dome, Aluminum Framed Skylights <small>(08 63 13 00-0003)</small> Note: Includes mill finish aluminum frame, integral condensation and weepage gutters, insulated thermal break, weather sweep, curb seal tape and fasteners. Excludes roof curb.		
08 63 13 00-0026	EA		27-1/4" x 27-1/4" Inside Frame Dimensions, Class 3 Hail Rated, Acrylic/Acrylic Double Glazed Prismatic Lens, Industrial Style Fixed Dome, Aluminum Framed Skylight	807.01	118.16
08 63 13 00-0027	EA		27-1/4" x 51-1/4" Inside Frame Dimensions, Class 3 Hail Rated, Acrylic/Acrylic Double Glazed Prismatic Lens, Industrial Style Fixed Dome, Aluminum Framed Skylight	931.83	126.91
08 63 13 00-0028	EA		27-1/4" x 99-1/4" Inside Frame Dimensions, Class 3 Hail Rated, Acrylic/Acrylic Double Glazed Prismatic Lens, Industrial Style Fixed Dome, Aluminum Framed Skylight	1,159.64	140.04
08 63 13 00-0029	EA		27-1/4" x 123-1/4" Inside Frame Dimensions, Class 3 Hail Rated, Acrylic/Acrylic Double Glazed Prismatic Lens, Industrial Style Fixed Dome, Aluminum Framed Skylight	1,287.09	148.79
08 63 13 00-0030	EA		39-1/4" x 39-1/4" Inside Frame Dimensions, Class 3 Hail Rated, Acrylic/Acrylic Double Glazed Prismatic Lens, Industrial Style Fixed Dome, Aluminum Framed Skylight	936.27	126.91
08 63 13 00-0031	EA		39-1/4" x 63-1/4" Inside Frame Dimensions, Class 3 Hail Rated, Acrylic/Acrylic Double Glazed Prismatic Lens, Industrial Style Fixed Dome, Aluminum Framed Skylight	1,105.00	140.04
08 63 13 00-0032	EA		39-1/4" x 75-1/4" Inside Frame Dimensions, Class 3 Hail Rated, Acrylic/Acrylic Double Glazed Prismatic Lens, Industrial Style Fixed Dome, Aluminum Framed Skylight	1,194.65	148.79
08 63 13 00-0033	EA		39-1/4" x 99-1/4" Inside Frame Dimensions, Class 3 Hail Rated, Acrylic/Acrylic Double Glazed Prismatic Lens, Industrial Style Fixed Dome, Aluminum Framed Skylight	1,345.03	157.55
08 63 13 00-0034	EA		39-1/4" x 123-1/4" Inside Frame Dimensions, Class 3 Hail Rated, Acrylic/Acrylic Double Glazed Prismatic Lens, Industrial Style Fixed Dome, Aluminum Framed Skylight	1,496.25	170.68
08 63 13 00-0035	EA		51-1/4" x 51-1/4" Inside Frame Dimensions, Class 3 Hail Rated, Acrylic/Acrylic Double Glazed Prismatic Lens, Industrial Style Fixed Dome, Aluminum Framed Skylight	1,124.32	148.79
08 63 13 00-0036	EA		51-1/4" x 63-1/4" Inside Frame Dimensions, Class 3 Hail Rated, Acrylic/Acrylic Double Glazed Prismatic Lens, Industrial Style Fixed Dome, Aluminum Framed Skylight	1,215.78	153.17
08 63 13 00-0037	EA		51-1/4" x 75-1/4" Inside Frame Dimensions, Class 3 Hail Rated, Acrylic/Acrylic Double Glazed Prismatic Lens, Industrial Style Fixed Dome, Aluminum Framed Skylight	1,304.59	157.55
08 63 13 00-0038	EA		51-1/4" x 87-1/4" Inside Frame Dimensions, Class 3 Hail Rated, Acrylic/Acrylic Double Glazed Prismatic Lens, Industrial Style Fixed Dome, Aluminum Framed Skylight	1,406.61	161.92
08 63 13 00-0039	EA		52-1/4" x 100-1/4" Inside Frame Dimensions, Class 3 Hail Rated, Acrylic/Acrylic Double Glazed Prismatic Lens, Industrial Style Fixed Dome, Aluminum Framed Skylight	1,518.21	175.05
08 63 13 00-0040	EA		52-1/4" x 123-1/4" Inside Frame Dimensions, Class 3 Hail Rated, Acrylic/Acrylic Double Glazed Prismatic Lens, Industrial Style Fixed Dome, Aluminum Framed Skylight	1,687.08	183.80
08 63 13 00-0041	EA		63-1/4" x 63-1/4" Inside Frame Dimensions, Class 3 Hail Rated, Acrylic/Acrylic Double Glazed Prismatic Lens, Industrial Style Fixed Dome, Aluminum Framed Skylight	1,315.15	157.55
08 63 13 00-0042	EA		63-5/8" x 75-5/8" Inside Frame Dimensions, Class 3 Hail Rated, Acrylic/Acrylic Double Glazed Prismatic Lens, Industrial Style Fixed Dome, Aluminum Framed Skylight	1,425.93	166.30
08 63 13 00-0043	EA		63-1/4" x 87-1/4" Inside Frame Dimensions, Class 3 Hail Rated, Acrylic/Acrylic Double Glazed Prismatic Lens, Industrial Style Fixed Dome, Aluminum Framed Skylight	1,541.15	170.68
08 63 13 00-0044	EA		63-1/4" x 99-5/8" Inside Frame Dimensions, Class 3 Hail Rated, Acrylic/Acrylic Double Glazed Prismatic Lens, Industrial Style Fixed Dome, Aluminum Framed Skylight	1,632.61	179.43
08 63 13 00-0045	EA		63-1/4" x 123-1/4" Inside Frame Dimensions, Class 3 Hail Rated, Acrylic/Acrylic Double Glazed Prismatic Lens, Industrial Style Fixed Dome, Aluminum Framed Skylight	1,830.54	188.18
08 63 13 00-0046			High Velocity Hurricane Zone Rated, Polycarbonate/Acrylic Double Glazed Prismatic Lens, Industrial Style Fixed Dome, Aluminum Framed Skylights <small>(08 63 13 00-0003)</small> Note: Includes mill finish aluminum frame, integral condensation and weepage gutters, insulated thermal break, weather sweep, curb seal tape and fasteners. Excludes roof curb.		
08 63 13 00-0047	EA		27-1/4" x 27-1/4" Inside Frame Dimensions, High Velocity Hurricane Zone Rated, Polycarbonate/Acrylic Double Glazed Prismatic Lens, Industrial Style Fixed Dome, Aluminum Framed Skylight	817.57	118.16
08 63 13 00-0048	EA		27-1/4" x 51-1/4" Inside Frame Dimensions, High Velocity Hurricane Zone Rated, Polycarbonate/Acrylic Double Glazed Prismatic Lens, Industrial Style Fixed Dome, Aluminum Framed Skylight	952.96	126.91
08 63 13 00-0049	EA		27-1/4" x 99-1/4" Inside Frame Dimensions, High Velocity Hurricane Zone Rated, Polycarbonate/Acrylic Double Glazed Prismatic Lens, Industrial Style Fixed Dome, Aluminum Framed Skylight	1,188.69	140.04
08 63 13 00-0050	EA		39-1/4" x 39-1/4" Inside Frame Dimensions, High Velocity Hurricane Zone Rated, Polycarbonate/Acrylic Double Glazed Prismatic Lens, Industrial Style Fixed Dome, Aluminum Framed Skylight	962.68	126.91
08 63 13 00-0051	EA		39-1/4" x 63-1/4" Inside Frame Dimensions, High Velocity Hurricane Zone Rated, Polycarbonate/Acrylic Double Glazed Prismatic Lens, Industrial Style Fixed Dome, Aluminum Framed Skylight	1,141.98	140.04
08 63 13 00-0052	EA		39-1/4" x 75-1/4" Inside Frame Dimensions, High Velocity Hurricane Zone Rated, Polycarbonate/Acrylic Double Glazed Prismatic Lens, Industrial Style Fixed Dome, Aluminum Framed Skylight	1,223.70	148.79
08 63 13 00-0053	EA		39-1/4" x 99-1/4" Inside Frame Dimensions, High Velocity Hurricane Zone Rated, Polycarbonate/Acrylic Double Glazed Prismatic Lens, Industrial Style Fixed Dome, Aluminum Framed Skylight	1,376.72	157.55

08 Openings**08 60 Roof Windows and Skylights****08 63 Metal-Framed Skylights**

MINOR CSI UOM DESCRIPTION	TOTAL DIRECT UNIT COST	DEMOLITION UNIT COST
08 63 13 00-0054 EA 51-1/4" x 51-1/4" Inside Frame Dimensions, High Velocity Hurricane Zone Rated, Polycarbonate/Acrylic Double Glazed Prismatic Lens, Industrial Style Fixed Dome, Aluminum Framed Skylight	1,148.09	148.79
08 63 13 00-0055 EA 51-1/4" x 63-1/4" Inside Frame Dimensions, High Velocity Hurricane Zone Rated, Polycarbonate/Acrylic Double Glazed Prismatic Lens, Industrial Style Fixed Dome, Aluminum Framed Skylight	1,236.91	153.17
08 63 13 00-0056 EA 51-1/4" x 75-1/4" Inside Frame Dimensions, High Velocity Hurricane Zone Rated, Polycarbonate/Acrylic Double Glazed Prismatic Lens, Industrial Style Fixed Dome, Aluminum Framed Skylight	1,338.92	157.55
08 63 13 00-0057 EA 51-1/4" x 87-1/4" Inside Frame Dimensions, High Velocity Hurricane Zone Rated, Polycarbonate/Acrylic Double Glazed Prismatic Lens, Industrial Style Fixed Dome, Aluminum Framed Skylight	1,440.95	161.92
08 63 13 00-0058 EA 52-1/4" x 100-1/4" Inside Frame Dimensions, High Velocity Hurricane Zone Rated, Polycarbonate/Acrylic Double Glazed Prismatic Lens, Industrial Style Fixed Dome, Aluminum Framed Skylight	1,560.47	175.05
08 63 13 00-0059 EA 63-1/4" x 63-1/4" Inside Frame Dimensions, High Velocity Hurricane Zone Rated, Polycarbonate/Acrylic Double Glazed Prismatic Lens, Industrial Style Fixed Dome, Aluminum Framed Skylight	1,346.84	157.55
08 63 13 00-0060 EA 63-5/8" x 75-5/8" Inside Frame Dimensions, High Velocity Hurricane Zone Rated, Polycarbonate/Acrylic Double Glazed Prismatic Lens, Industrial Style Fixed Dome, Aluminum Framed Skylight	1,468.18	166.30
08 63 13 00-0061 EA 63-1/4" x 87-1/4" Inside Frame Dimensions, High Velocity Hurricane Zone Rated, Polycarbonate/Acrylic Double Glazed Prismatic Lens, Industrial Style Fixed Dome, Aluminum Framed Skylight	1,583.40	170.68
08 63 13 00-0062 EA 63-1/4" x 99-5/8" Inside Frame Dimensions, High Velocity Hurricane Zone Rated, Polycarbonate/Acrylic Double Glazed Prismatic Lens, Industrial Style Fixed Dome, Aluminum Framed Skylight	1,674.87	179.43
08 63 13 00-0063 FM Approved, Polycarbonate/Polycarbonate Double Glazed Prismatic Lens, Industrial Style Fixed Dome, Aluminum Framed Skylights <small>(08 63 13 00-0063)</small>		
Note: Includes mill finish aluminum frame, integral condensation and weepage gutters, insulated thermal break, weather sweep, curb seal tape and fasteners. Excludes roof curb.		
08 63 13 00-0064 EA 27-1/4" x 27-1/4" Inside Frame Dimensions, FM Approved, Polycarbonate/Polycarbonate Double Glazed Prismatic Lens, Industrial Style Fixed Dome, Aluminum Framed Skylight	836.06	118.16
08 63 13 00-0065 EA 27-1/4" x 51-1/4" Inside Frame Dimensions, FM Approved, Polycarbonate/Polycarbonate Double Glazed Prismatic Lens, Industrial Style Fixed Dome, Aluminum Framed Skylight	982.01	126.91
08 63 13 00-0066 EA 27-1/4" x 99-1/4" Inside Frame Dimensions, FM Approved, Polycarbonate/Polycarbonate Double Glazed Prismatic Lens, Industrial Style Fixed Dome, Aluminum Framed Skylight	1,215.10	140.04
08 63 13 00-0067 EA 27-1/4" x 123-1/4" Inside Frame Dimensions, FM Approved, Polycarbonate/Polycarbonate Double Glazed Prismatic Lens, Industrial Style Fixed Dome, Aluminum Framed Skylight	1,382.17	148.79
08 63 13 00-0068 EA 39-1/4" x 39-1/4" Inside Frame Dimensions, FM Approved, Polycarbonate/Polycarbonate Double Glazed Prismatic Lens, Industrial Style Fixed Dome, Aluminum Framed Skylight	989.10	126.91
08 63 13 00-0069 EA 39-1/4" x 63-1/4" Inside Frame Dimensions, FM Approved, Polycarbonate/Polycarbonate Double Glazed Prismatic Lens, Industrial Style Fixed Dome, Aluminum Framed Skylight	1,165.75	140.04
08 63 13 00-0070 EA 39-1/4" x 75-1/4" Inside Frame Dimensions, FM Approved, Polycarbonate/Polycarbonate Double Glazed Prismatic Lens, Industrial Style Fixed Dome, Aluminum Framed Skylight	1,250.11	148.79
08 63 13 00-0071 EA 39-1/4" x 99-1/4" Inside Frame Dimensions, FM Approved, Polycarbonate/Polycarbonate Double Glazed Prismatic Lens, Industrial Style Fixed Dome, Aluminum Framed Skylight	1,416.34	157.55
08 63 13 00-0072 EA 51-1/4" x 51-1/4" Inside Frame Dimensions, FM Approved, Polycarbonate/Polycarbonate Double Glazed Prismatic Lens, Industrial Style Fixed Dome, Aluminum Framed Skylight	1,177.14	148.79
08 63 13 00-0073 EA 51-1/4" x 63-1/4" Inside Frame Dimensions, FM Approved, Polycarbonate/Polycarbonate Double Glazed Prismatic Lens, Industrial Style Fixed Dome, Aluminum Framed Skylight	1,265.96	153.17
08 63 13 00-0074 EA 51-1/4" x 75-1/4" Inside Frame Dimensions, FM Approved, Polycarbonate/Polycarbonate Double Glazed Prismatic Lens, Industrial Style Fixed Dome, Aluminum Framed Skylight	1,375.90	157.55
08 63 13 00-0075 EA 51-1/4" x 87-1/4" Inside Frame Dimensions, FM Approved, Polycarbonate/Polycarbonate Double Glazed Prismatic Lens, Industrial Style Fixed Dome, Aluminum Framed Skylight	1,480.56	161.92
08 63 13 00-0076 EA 52-1/4" x 100-1/4" Inside Frame Dimensions, FM Approved, Polycarbonate/Polycarbonate Double Glazed Prismatic Lens, Industrial Style Fixed Dome, Aluminum Framed Skylight	1,602.73	175.05
08 63 13 00-0077 EA 63-1/4" x 63-1/4" Inside Frame Dimensions, FM Approved, Polycarbonate/Polycarbonate Double Glazed Prismatic Lens, Industrial Style Fixed Dome, Aluminum Framed Skylight	1,386.46	157.55
08 63 13 00-0078 EA 63-5/8" x 75-5/8" Inside Frame Dimensions, FM Approved, Polycarbonate/Polycarbonate Double Glazed Prismatic Lens, Industrial Style Fixed Dome, Aluminum Framed Skylight	1,507.80	166.30
08 63 13 00-0079 EA 63-1/4" x 87-1/4" Inside Frame Dimensions, FM Approved, Polycarbonate/Polycarbonate Double Glazed Prismatic Lens, Industrial Style Fixed Dome, Aluminum Framed Skylight	1,625.66	170.68
08 63 13 00-0080 EA 63-1/4" x 99-5/8" Inside Frame Dimensions, FM Approved, Polycarbonate/Polycarbonate Double Glazed Prismatic Lens, Industrial Style Fixed Dome, Aluminum Framed Skylight	1,722.41	179.43
08 63 13 00-0081 Curb Top Inserts <small>(08 63 13 00-0081)</small>		
Note: For use with industrial style fixed dome skylights for better u-value and solar heat gain coefficient/shading coefficient (SHGC/SC) properties. Includes mill finish aluminum frame and acrylic or polycarbonate glazing. Excludes roof curb.		
08 63 13 00-0082 Single Glazed, Aluminum Framed Curb Top Inserts <small>(08 63 13 00-0082)</small>		
08 63 13 00-0083 EA 27-1/4" x 51-1/4" Inside Frame Dimensions, Single Glazed, Aluminum Framed Curb Top Insert	249.02	56.89
08 63 13 00-0084 EA 51-1/4" x 51-1/4" Inside Frame Dimensions, Single Glazed, Aluminum Framed Curb Top Insert	330.49	65.64
08 63 13 00-0085 EA 52-1/4" x 100-1/4" Inside Frame Dimensions, Single Glazed, Aluminum Framed Curb Top Insert	533.81	87.53
08 63 13 00-0086 EA 63-5/8" x 75-5/8" Inside Frame Dimensions, Single Glazed, Aluminum Framed Curb Top Insert	493.44	78.77
08 63 13 00-0087 EA 63-1/4" x 99-5/8" Inside Frame Dimensions, Single Glazed, Aluminum Framed Curb Top Insert	591.35	87.53
08 63 13 00-0088 Double Glazed, Aluminum Framed Curb Top Inserts <small>(08 63 13 00-0088)</small>		
08 63 13 00-0089 EA 27-1/4" x 51-1/4" Inside Frame Dimensions, Double Glazed, Aluminum Framed Curb Top Insert	333.27	56.89
08 63 13 00-0090 EA 51-1/4" x 51-1/4" Inside Frame Dimensions, Double Glazed, Aluminum Framed Curb Top Insert	492.82	65.64
08 63 13 00-0091 EA 52-1/4" x 100-1/4" Inside Frame Dimensions, Double Glazed, Aluminum Framed Curb Top Insert	827.65	87.53
08 63 13 00-0092 EA 63-5/8" x 75-5/8" Inside Frame Dimensions, Double Glazed, Aluminum Framed Curb Top Insert	805.77	78.77
08 63 13 00-0093 EA 63-1/4" x 99-5/8" Inside Frame Dimensions, Double Glazed, Aluminum Framed Curb Top Insert	998.20	87.53
08 63 13 00-0094 Triple Glazed, Aluminum Framed Curb Top Inserts <small>(08 63 13 00-0094)</small>		
08 63 13 00-0095 EA 27-1/4" x 51-1/4" Inside Frame Dimensions, Triple Glazed, Aluminum Framed Curb Top Insert	415.46	56.89



MINOR CSI UOM DESCRIPTION	TOTAL DIRECT UNIT COST	DEMOLITION UNIT COST
08 63 13 00-0096 EA 51-1/4" x 51-1/4" Inside Frame Dimensions, Triple Glazed, Aluminum Framed Curb Top Insert	646.93	65.64
08 63 13 00-0097 EA 52-1/4" x 100-1/4" Inside Frame Dimensions, Triple Glazed, Aluminum Framed Curb Top Insert	1,189.29	87.53
08 63 13 00-0098 EA 63-5/8" x 75-5/8" Inside Frame Dimensions, Triple Glazed, Aluminum Framed Curb Top Insert	1,097.55	78.77
08 63 13 00-0099 EA 63-1/4" x 99-5/8" Inside Frame Dimensions, Triple Glazed, Aluminum Framed Curb Top Insert	1,376.28	87.53
08 63 13 00-0100 Pyramid Style Fixed Dome, Aluminum Framed Skylights <small>(08 63 13 00-0002)</small>		
08 63 13 00-0101 Acrylic/Acrylic Double Glazed Prismatic Lens, Pyramid Style Fixed Dome, Aluminum Framed Skylight <small>(08 63 13 00-0100)</small>		
<small>Note: Includes mill finish aluminum frame, integral condensation and weepage gutters, insulated thermal break, weather sweep, curb seal tape and fasteners. Excludes roof curb.</small>		
08 63 13 00-0102 EA 27-1/4" x 27-1/4" Inside Frame Dimensions, Acrylic/Acrylic Double Glazed Prismatic Lens, Pyramid Style Fixed Dome, Aluminum Framed Skylight	627.42	118.16
08 63 13 00-0103 EA 39-1/4" x 39-1/4" Inside Frame Dimensions, Acrylic/Acrylic Double Glazed Prismatic Lens, Pyramid Style Fixed Dome, Aluminum Framed Skylight	767.24	126.91
08 63 13 00-0104 EA 51-1/4" x 51-1/4" Inside Frame Dimensions, Acrylic/Acrylic Double Glazed Prismatic Lens, Pyramid Style Fixed Dome, Aluminum Framed Skylight	976.41	148.79
08 63 13 00-0105 EA 63-1/4" x 63-1/4" Inside Frame Dimensions, Acrylic/Acrylic Double Glazed Prismatic Lens, Pyramid Style Fixed Dome, Aluminum Framed Skylight	1,198.94	157.55
08 63 13 00-0106 Polycarbonate/Polycarbonate Double Glazed Prismatic Lens, Pyramid Style Fixed Dome, Aluminum Framed Skylight <small>(08 63 13 00-0100)</small>		
<small>Note: Includes mill finish aluminum frame, integral condensation and weepage gutters, insulated thermal break, weather sweep, curb seal tape and fasteners. Excludes roof curb.</small>		
08 63 13 00-0107 EA 27-1/4" x 27-1/4" Inside Frame Dimensions, Polycarbonate/Polycarbonate Double Glazed Prismatic Lens, Pyramid Style Fixed Dome, Aluminum Framed Skylight	833.42	118.16
08 63 13 00-0108 EA 39-1/4" x 39-1/4" Inside Frame Dimensions, Polycarbonate/Polycarbonate Double Glazed Prismatic Lens, Pyramid Style Fixed Dome, Aluminum Framed Skylight	978.53	126.91
08 63 13 00-0109 EA 51-1/4" x 51-1/4" Inside Frame Dimensions, Polycarbonate/Polycarbonate Double Glazed Prismatic Lens, Pyramid Style Fixed Dome, Aluminum Framed Skylight	1,169.21	148.79
08 63 13 00-0110 EA 63-1/4" x 63-1/4" Inside Frame Dimensions, Polycarbonate/Polycarbonate Double Glazed Prismatic Lens, Pyramid Style Fixed Dome, Aluminum Framed Skylight	1,375.90	157.55
08 63 13 00-0111 Double Hip Style Fixed Dome, Aluminum Framed Skylights <small>(08 63 13 00-0002)</small>		
08 63 13 00-0112 Acrylic/Acrylic Double Glazed Prismatic Lens, Double Hip Style Fixed Dome, Aluminum Framed Skylight <small>(08 63 13 00-0111)</small>		
<small>Note: Includes mill finish aluminum frame, integral condensation and weepage gutters, insulated thermal break, weather sweep, curb seal tape and fasteners. Excludes roof curb.</small>		
08 63 13 00-0113 EA 27-1/4" x 51-1/4" Inside Frame Dimensions, Acrylic/Acrylic Double Glazed Prismatic Lens, Double Hip Style Fixed Dome, Aluminum Framed Skylight	725.14	118.16
08 63 13 00-0114 EA 27-1/4" x 99-1/4" Inside Frame Dimensions, Acrylic/Acrylic Double Glazed Prismatic Lens, Double Hip Style Fixed Dome, Aluminum Framed Skylight	977.40	140.04
08 63 13 00-0115 EA 27-1/4" x 123-1/4" Inside Frame Dimensions, Acrylic/Acrylic Double Glazed Prismatic Lens, Double Hip Style Fixed Dome, Aluminum Framed Skylight	1,139.18	148.79
08 63 13 00-0116 EA 39-1/4" x 63-1/4" Inside Frame Dimensions, Acrylic/Acrylic Double Glazed Prismatic Lens, Double Hip Style Fixed Dome, Aluminum Framed Skylight	930.69	140.04
08 63 13 00-0117 EA 39-1/4" x 75-1/4" Inside Frame Dimensions, Acrylic/Acrylic Double Glazed Prismatic Lens, Double Hip Style Fixed Dome, Aluminum Framed Skylight	1,012.41	148.79
08 63 13 00-0118 EA 39-1/4" x 99-1/4" Inside Frame Dimensions, Acrylic/Acrylic Double Glazed Prismatic Lens, Double Hip Style Fixed Dome, Aluminum Framed Skylight	1,197.13	157.55
08 63 13 00-0119 EA 39-1/4" x 123-1/4" Inside Frame Dimensions, Acrylic/Acrylic Double Glazed Prismatic Lens, Double Hip Style Fixed Dome, Aluminum Framed Skylight	1,387.96	170.68
08 63 13 00-0120 EA 51-1/4" x 63-1/4" Inside Frame Dimensions, Acrylic/Acrylic Double Glazed Prismatic Lens, Double Hip Style Fixed Dome, Aluminum Framed Skylight	1,059.95	153.17
08 63 13 00-0121 EA 51-1/4" x 75-1/4" Inside Frame Dimensions, Acrylic/Acrylic Double Glazed Prismatic Lens, Double Hip Style Fixed Dome, Aluminum Framed Skylight	1,156.68	157.55
08 63 13 00-0122 EA 51-1/4" x 87-1/4" Inside Frame Dimensions, Acrylic/Acrylic Double Glazed Prismatic Lens, Double Hip Style Fixed Dome, Aluminum Framed Skylight	1,261.35	161.92
08 63 13 00-0123 EA 52-1/4" x 100-1/4" Inside Frame Dimensions, Acrylic/Acrylic Double Glazed Prismatic Lens, Double Hip Style Fixed Dome, Aluminum Framed Skylight	1,375.59	175.05
08 63 13 00-0124 EA 52-1/4" x 123-1/4" Inside Frame Dimensions, Acrylic/Acrylic Double Glazed Prismatic Lens, Double Hip Style Fixed Dome, Aluminum Framed Skylight	1,599.93	183.80
08 63 13 00-0125 EA 63-5/8" x 75-5/8" Inside Frame Dimensions, Acrylic/Acrylic Double Glazed Prismatic Lens, Double Hip Style Fixed Dome, Aluminum Framed Skylight	1,301.79	166.30
08 63 13 00-0126 EA 63-1/4" x 87-1/4" Inside Frame Dimensions, Acrylic/Acrylic Double Glazed Prismatic Lens, Double Hip Style Fixed Dome, Aluminum Framed Skylight	1,446.07	170.68
08 63 13 00-0127 EA 63-1/4" x 99-5/8" Inside Frame Dimensions, Acrylic/Acrylic Double Glazed Prismatic Lens, Double Hip Style Fixed Dome, Aluminum Framed Skylight	1,545.45	179.43
08 63 13 00-0128 EA 63-1/4" x 123-1/4" Inside Frame Dimensions, Acrylic/Acrylic Double Glazed Prismatic Lens, Double Hip Style Fixed Dome, Aluminum Framed Skylight	1,761.87	188.18
08 63 13 00-0129 Polycarbonate/Acrylic Double Glazed Prismatic Lens, Double Hip Style Fixed Dome, Aluminum Framed Skylight <small>(08 63 13 00-0111)</small>		
<small>Note: Includes mill finish aluminum frame, integral condensation and weepage gutters, insulated thermal break, weather sweep, curb seal tape and fasteners. Excludes roof curb.</small>		
08 63 13 00-0130 EA 27-1/4" x 27-1/4" Inside Frame Dimensions, Polycarbonate/Acrylic Double Glazed Prismatic Lens, Double Hip Style Fixed Dome, Aluminum Framed Skylight	814.93	118.16

08 Openings**08 60 Roof Windows and Skylights****08 63 Metal-Framed Skylights**

SAN BERNARDINO
COUNTY

MINOR CSI UOM DESCRIPTION	TOTAL DIRECT UNIT COST	DEMOLITION UNIT COST
08 63 13 00-0131 EA 27-1/4" x 51-1/4" Inside Frame Dimensions, Polycarbonate/Acrylic Double Glazed Prismatic Lens, Double Hip Style Fixed Dome, Aluminum Framed Skylight.....	945.03	126.91
08 63 13 00-0132 EA 27-1/4" x 99-1/4" Inside Frame Dimensions, Polycarbonate/Acrylic Double Glazed Prismatic Lens, Double Hip Style Fixed Dome, Aluminum Framed Skylight.....	1,172.84	140.04
08 63 13 00-0133 EA 39-1/4" x 39-1/4" Inside Frame Dimensions, Polycarbonate/Acrylic Double Glazed Prismatic Lens, Double Hip Style Fixed Dome, Aluminum Framed Skylight.....	954.76	126.91
08 63 13 00-0134 EA 39-1/4" x 51-1/4" Inside Frame Dimensions, Polycarbonate/Acrylic Double Glazed Prismatic Lens, Double Hip Style Fixed Dome, Aluminum Framed Skylight.....	1,049.69	135.67
08 63 13 00-0135 EA 39-1/4" x 63-1/4" Inside Frame Dimensions, Polycarbonate/Acrylic Double Glazed Prismatic Lens, Double Hip Style Fixed Dome, Aluminum Framed Skylight.....	1,126.13	140.04
08 63 13 00-0136 EA 39-1/4" x 75-1/4" Inside Frame Dimensions, Polycarbonate/Acrylic Double Glazed Prismatic Lens, Double Hip Style Fixed Dome, Aluminum Framed Skylight.....	1,207.85	148.79
08 63 13 00-0137 EA 39-1/4" x 99-1/4" Inside Frame Dimensions, Polycarbonate/Acrylic Double Glazed Prismatic Lens, Double Hip Style Fixed Dome, Aluminum Framed Skylight.....	1,363.52	157.55
08 63 13 00-0138 EA 51-1/4" x 51-1/4" Inside Frame Dimensions, Polycarbonate/Acrylic Double Glazed Prismatic Lens, Double Hip Style Fixed Dome, Aluminum Framed Skylight.....	1,137.52	153.17
08 63 13 00-0139 EA 51-1/4" x 63-1/4" Inside Frame Dimensions, Polycarbonate/Acrylic Double Glazed Prismatic Lens, Double Hip Style Fixed Dome, Aluminum Framed Skylight.....	1,226.34	153.17
08 63 13 00-0140 EA 51-1/4" x 75-1/4" Inside Frame Dimensions, Polycarbonate/Acrylic Double Glazed Prismatic Lens, Double Hip Style Fixed Dome, Aluminum Framed Skylight.....	1,323.07	157.55
08 63 13 00-0141 EA 51-1/4" x 87-1/4" Inside Frame Dimensions, Polycarbonate/Acrylic Double Glazed Prismatic Lens, Double Hip Style Fixed Dome, Aluminum Framed Skylight.....	1,422.46	161.92
08 63 13 00-0142 EA 52-1/4" x 100-1/4" Inside Frame Dimensions, Polycarbonate/Acrylic Double Glazed Prismatic Lens, Double Hip Style Fixed Dome, Aluminum Framed Skylight.....	1,539.34	175.05
08 63 13 00-0143 EA 63-1/4" x 63-1/4" Inside Frame Dimensions, Polycarbonate/Acrylic Double Glazed Prismatic Lens, Double Hip Style Fixed Dome, Aluminum Framed Skylight.....	1,328.36	157.55
08 63 13 00-0144 EA 63-5/8" x 75-5/8" Inside Frame Dimensions, Polycarbonate/Acrylic Double Glazed Prismatic Lens, Double Hip Style Fixed Dome, Aluminum Framed Skylight.....	1,449.70	166.30
08 63 13 00-0145 EA 63-1/4" x 87-1/4" Inside Frame Dimensions, Polycarbonate/Acrylic Double Glazed Prismatic Lens, Double Hip Style Fixed Dome, Aluminum Framed Skylight.....	1,562.28	170.68
08 63 13 00-0146 EA 63-1/4" x 99-5/8" Inside Frame Dimensions, Polycarbonate/Acrylic Double Glazed Prismatic Lens, Double Hip Style Fixed Dome, Aluminum Framed Skylight.....	1,651.10	179.43
08 63 13 00-0147 Polycarbonate/Polycarbonate Double Glazed Prismatic Lens, Double Hip Style Fixed Dome, Aluminum Framed Skylight (08 63 13 00-0111)		
Note: Includes mill finish aluminum frame, integral condensation and weepage gutters, insulated thermal break, weather sweep, curb seal tape and fasteners. Excludes roof curb.		
08 63 13 00-0148 EA 27-1/4" x 51-1/4" Inside Frame Dimensions, Polycarbonate/Polycarbonate Double Glazed Prismatic Lens, Double Hip Style Fixed Dome, Aluminum Framed Skylight.....	937.11	126.91
08 63 13 00-0149 EA 27-1/4" x 99-1/4" Inside Frame Dimensions, Polycarbonate/Polycarbonate Double Glazed Prismatic Lens, Double Hip Style Fixed Dome, Aluminum Framed Skylight.....	1,207.18	140.04
08 63 13 00-0150 EA 39-1/4" x 63-1/4" Inside Frame Dimensions, Polycarbonate/Polycarbonate Double Glazed Prismatic Lens, Double Hip Style Fixed Dome, Aluminum Framed Skylight.....	1,155.18	140.04
08 63 13 00-0151 EA 39-1/4" x 75-1/4" Inside Frame Dimensions, Polycarbonate/Polycarbonate Double Glazed Prismatic Lens, Double Hip Style Fixed Dome, Aluminum Framed Skylight.....	1,242.19	148.79
08 63 13 00-0152 EA 39-1/4" x 99-1/4" Inside Frame Dimensions, Polycarbonate/Polycarbonate Double Glazed Prismatic Lens, Double Hip Style Fixed Dome, Aluminum Framed Skylight.....	1,405.77	157.55
08 63 13 00-0153 EA 51-1/4" x 63-1/4" Inside Frame Dimensions, Polycarbonate/Polycarbonate Double Glazed Prismatic Lens, Double Hip Style Fixed Dome, Aluminum Framed Skylight.....	1,258.03	153.17
08 63 13 00-0154 EA 51-1/4" x 75-1/4" Inside Frame Dimensions, Polycarbonate/Polycarbonate Double Glazed Prismatic Lens, Double Hip Style Fixed Dome, Aluminum Framed Skylight.....	1,362.69	157.55
08 63 13 00-0155 EA 51-1/4" x 87-1/4" Inside Frame Dimensions, Polycarbonate/Polycarbonate Double Glazed Prismatic Lens, Double Hip Style Fixed Dome, Aluminum Framed Skylight.....	1,470.00	161.92
08 63 13 00-0156 EA 52-1/4" x 100-1/4" Inside Frame Dimensions, Polycarbonate/Polycarbonate Double Glazed Prismatic Lens, Double Hip Style Fixed Dome, Aluminum Framed Skylight.....	1,581.60	175.05
08 63 13 00-0157 EA 63-5/8" x 75-5/8" Inside Frame Dimensions, Polycarbonate/Polycarbonate Double Glazed Prismatic Lens, Double Hip Style Fixed Dome, Aluminum Framed Skylight.....	1,497.24	166.30
08 63 13 00-0158 EA 63-1/4" x 87-1/4" Inside Frame Dimensions, Polycarbonate/Polycarbonate Double Glazed Prismatic Lens, Double Hip Style Fixed Dome, Aluminum Framed Skylight.....	1,615.10	170.68
08 63 13 00-0159 EA 63-1/4" x 99-5/8" Inside Frame Dimensions, Polycarbonate/Polycarbonate Double Glazed Prismatic Lens, Double Hip Style Fixed Dome, Aluminum Framed Skylight.....	1,709.20	179.43
08 63 13 00-0160 Smoke Vent Dome, Aluminum Framed Skylights (08 63 13 00-0001)		
08 63 13 00-0161 Industrial Style Smoke Vent Dome, Aluminum Framed Skylights (08 63 13 00-0160)		
Note: UL listed or FM approved. Includes mill finish aluminum frame, integral condensation and weepage gutters, insulated thermal break, curb seal tape, weather sweep, fasteners, fusible link with a minimum temperature rating of 165 degrees, gas shocks and exterior manual release cable for testing.		
08 63 13 00-0162 Acrylic/Acrylic Double Glazed Prismatic Lens, Industrial Style Smoke Vent Dome, Aluminum Framed Skylights (08 63 13 00-0161)		
08 63 13 00-0163 10 LB Uplift Rated, Acrylic/Acrylic Double Glazed Prismatic Lens, Industrial Style Smoke Vent Dome, Aluminum Framed Skylights (08 63 13 00-0162)		
08 63 13 00-0164 EA 52-1/4" x 100-1/4" Inside Frame Dimensions, 10 LB Uplift Rated, Acrylic/Acrylic Double Glazed Prismatic Lens, Industrial Style Smoke Vent Dome, Aluminum Framed Skylight.....	3,609.96	175.05
08 63 13 00-0165 EA 63-5/8" x 75-5/8" Inside Frame Dimensions, 10 LB Uplift Rated, Acrylic/Acrylic Double Glazed Prismatic Lens, Industrial Style Smoke Vent Dome, Aluminum Framed Skylight.....	3,352.11	166.30
08 63 13 00-0166 EA 63-1/4" x 99-5/8" Inside Frame Dimensions, 10 LB Uplift Rated, Acrylic/Acrylic Double Glazed Prismatic Lens, Industrial Style Smoke Vent Dome, Aluminum Framed Skylight.....	3,786.92	175.05



MINOR CSI UOM DESCRIPTION	TOTAL DIRECT UNIT COST	DEMOLITION UNIT COST
08 63 13 00-0167 25 LB Uplift Rated, Acrylic/Acrylic Double Glazed Prismatic Lens, Industrial Style Smoke Vent Dome, Aluminum Framed Skylights <small>(08 63 13 00-0162)</small>		
08 63 13 00-0168 EA 52-1/4" x 100-1/4" Inside Frame Dimensions, 25 LB Uplift Rated, Acrylic/Acrylic Double Glazed Prismatic Lens, Industrial Style Smoke Vent Dome, Aluminum Framed Skylight	4,663.76	175.05
08 63 13 00-0169 EA 63-5/8" x 75-5/8" Inside Frame Dimensions, 25 LB Uplift Rated, Acrylic/Acrylic Double Glazed Prismatic Lens, Industrial Style Smoke Vent Dome, Aluminum Framed Skylight	4,416.48	166.30
08 63 13 00-0170 EA 63-1/4" x 99-5/8" Inside Frame Dimensions, 25 LB Uplift Rated, Acrylic/Acrylic Double Glazed Prismatic Lens, Industrial Style Smoke Vent Dome, Aluminum Framed Skylight	4,904.10	175.05
08 63 13 00-0171 30 LB Uplift Rated, Acrylic/Acrylic Double Glazed Prismatic Lens, Industrial Style Smoke Vent Dome, Aluminum Framed Skylights <small>(08 63 13 00-0162)</small>		
08 63 13 00-0172 EA 52-1/4" x 100-1/4" Inside Frame Dimensions, 30 LB Uplift Rated, Acrylic/Acrylic Double Glazed Prismatic Lens, Industrial Style Smoke Vent Dome, Aluminum Framed Skylight	4,967.49	175.05
08 63 13 00-0173 EA 63-5/8" x 75-5/8" Inside Frame Dimensions, 30 LB Uplift Rated, Acrylic/Acrylic Double Glazed Prismatic Lens, Industrial Style Smoke Vent Dome, Aluminum Framed Skylight	4,714.92	166.30
08 63 13 00-0174 EA 63-1/4" x 99-5/8" Inside Frame Dimensions, 30 LB Uplift Rated, Acrylic/Acrylic Double Glazed Prismatic Lens, Industrial Style Smoke Vent Dome, Aluminum Framed Skylight	5,202.55	175.05
08 63 13 00-0175 Polycarbonate/Polycarbonate Double Glazed Prismatic Lens, Industrial Style Smoke Vent Dome, Aluminum Framed Skylights <small>(08 63 13 00-0161)</small>		
08 63 13 00-0176 10 LB Uplift Rated, Polycarbonate/Polycarbonate Double Glazed Prismatic Lens, Industrial Style Smoke Vent Dome, Aluminum Framed Skylights <small>(08 63 13 00-0175)</small>		
08 63 13 00-0177 EA 52-1/4" x 100-1/4" Inside Frame Dimensions, 10 LB Uplift Rated, Polycarbonate/Polycarbonate Double Glazed Prismatic Lens, Industrial Style Smoke Vent Dome, Aluminum Framed Skylight	3,625.81	175.05
08 63 13 00-0178 EA 63-5/8" x 75-5/8" Inside Frame Dimensions, 10 LB Uplift Rated, Polycarbonate/Polycarbonate Double Glazed Prismatic Lens, Industrial Style Smoke Vent Dome, Aluminum Framed Skylight	3,367.96	166.30
08 63 13 00-0179 EA 63-1/4" x 99-5/8" Inside Frame Dimensions, 10 LB Uplift Rated, Polycarbonate/Polycarbonate Double Glazed Prismatic Lens, Industrial Style Smoke Vent Dome, Aluminum Framed Skylight	3,810.69	175.05
08 63 13 00-0180 25 LB Uplift Rated, Polycarbonate/Polycarbonate Double Glazed Prismatic Lens, Industrial Style Smoke Vent Dome, Aluminum Framed Skylights <small>(08 63 13 00-0175)</small>		
08 63 13 00-0181 EA 52-1/4" x 100-1/4" Inside Frame Dimensions, 25 LB Uplift Rated, Polycarbonate/Polycarbonate Double Glazed Prismatic Lens, Industrial Style Smoke Vent Dome, Aluminum Framed Skylight	4,684.89	175.05
08 63 13 00-0182 EA 63-5/8" x 75-5/8" Inside Frame Dimensions, 25 LB Uplift Rated, Polycarbonate/Polycarbonate Double Glazed Prismatic Lens, Industrial Style Smoke Vent Dome, Aluminum Framed Skylight	4,432.32	166.30
08 63 13 00-0183 EA 63-1/4" x 99-5/8" Inside Frame Dimensions, 25 LB Uplift Rated, Polycarbonate/Polycarbonate Double Glazed Prismatic Lens, Industrial Style Smoke Vent Dome, Aluminum Framed Skylight	4,930.51	175.05
08 63 13 00-0184 30 LB Uplift Rated, Polycarbonate/Polycarbonate Double Glazed Prismatic Lens, Industrial Style Smoke Vent Dome, Aluminum Framed Skylights <small>(08 63 13 00-0175)</small>		
08 63 13 00-0185 EA 52-1/4" x 100-1/4" Inside Frame Dimensions, 30 LB Uplift Rated, Polycarbonate/Polycarbonate Double Glazed Prismatic Lens, Industrial Style Smoke Vent Dome, Aluminum Framed Skylight	4,983.34	175.05
08 63 13 00-0186 EA 63-5/8" x 75-5/8" Inside Frame Dimensions, 30 LB Uplift Rated, Polycarbonate/Polycarbonate Double Glazed Prismatic Lens, Industrial Style Smoke Vent Dome, Aluminum Framed Skylight	4,730.77	166.30
08 63 13 00-0187 EA 63-1/4" x 99-5/8" Inside Frame Dimensions, 30 LB Uplift Rated, Polycarbonate/Polycarbonate Double Glazed Prismatic Lens, Industrial Style Smoke Vent Dome, Aluminum Framed Skylight	5,228.96	175.05
08 66 Wood-Framed Skylights <small>(08 60)</small>		
08 66 00 00-0001 Wood-Framed Skylights (Andersen 400 Series) <small>(08 66)</small>		
08 66 00 00-0002 EA 16-1/2" x 38", Domed, Wood-Framed Skylight (Andersen 400 Series)	642.43	125.66
<i>For Tempered Laminated Low-E Insulated Glass, Add</i>	97.78	
<i>For Aluminum Shingle Flashing, Add</i>	78.22	
08 66 00 00-0003 EA 16-1/2" x 46", Domed, Wood-Framed Skylight (Andersen 400 Series)	658.39	125.66
<i>For Tempered Laminated Low-E Insulated Glass, Add</i>	101.77	
<i>For Aluminum Shingle Flashing, Add</i>	81.41	
08 66 00 00-0004 EA 24-1/2" x 27", Domed, Wood-Framed Skylight (Andersen 400 Series)	620.48	125.66
<i>For Tempered Laminated Low-E Insulated Glass, Add</i>	92.29	
<i>For Aluminum Shingle Flashing, Add</i>	73.83	
08 66 00 00-0005 EA 24-1/2" x 38", Domed, Wood-Framed Skylight (Andersen 400 Series)	670.36	125.66
<i>For Tempered Laminated Low-E Insulated Glass, Add</i>	104.76	
<i>For Aluminum Shingle Flashing, Add</i>	83.81	
08 66 00 00-0006 EA 24-1/2" x 46", Domed, Wood-Framed Skylight (Andersen 400 Series)	712.27	125.66
<i>For Tempered Laminated Low-E Insulated Glass, Add</i>	115.24	
<i>For Aluminum Shingle Flashing, Add</i>	92.19	
08 66 00 00-0007 EA 24-1/2" x 57", Domed, Wood-Framed Skylight (Andersen 400 Series)	780.11	125.66
<i>For Tempered Laminated Low-E Insulated Glass, Add</i>	132.20	
<i>For Aluminum Shingle Flashing, Add</i>	105.76	
08 66 00 00-0008 EA 24-1/2" x 72", Domed, Wood-Framed Skylight (Andersen 400 Series)	865.91	125.66
<i>For Tempered Laminated Low-E Insulated Glass, Add</i>	153.65	
<i>For Aluminum Shingle Flashing, Add</i>	122.92	

08	08	Openings
	08 60	Roof Windows and Skylights
	08 66	Wood-Framed Skylights



MINOR CSI UOM DESCRIPTION	TOTAL DIRECT UNIT COST	DEMOLITION UNIT COST
08 66 00 00-0009 EA 27" x 24-1/2", Domed, Wood-Framed Skylight (Andersen 400 Series).....	620.48	125.66
For Tempered Laminated Low-E Insulated Glass, Add	92.29	
For Aluminum Shingle Flashing, Add	73.83	
08 66 00 00-0010 EA 28" x 38", Domed, Wood-Framed Skylight (Andersen 400 Series).....	722.24	125.66
For Tempered Laminated Low-E Insulated Glass, Add	117.73	
For Aluminum Shingle Flashing, Add	94.18	
08 66 00 00-0011 EA 28" x 46", Domed, Wood-Framed Skylight (Andersen 400 Series).....	780.11	125.66
For Tempered Laminated Low-E Insulated Glass, Add	132.20	
For Aluminum Shingle Flashing, Add	105.76	
08 66 00 00-0012 EA 28" x 57", Domed, Wood-Framed Skylight (Andersen 400 Series).....	845.96	125.66
For Tempered Laminated Low-E Insulated Glass, Add	148.66	
For Aluminum Shingle Flashing, Add	118.93	
08 66 00 00-0013 EA 28" x 72", Domed, Wood-Framed Skylight (Andersen 400 Series).....	933.76	125.66
For Tempered Laminated Low-E Insulated Glass, Add	170.61	
For Aluminum Shingle Flashing, Add	136.49	
08 66 00 00-0014 EA 38" x 16-1/2", Domed, Wood-Framed Skylight (Andersen 400 Series).....	642.43	125.66
For Tempered Laminated Low-E Insulated Glass, Add	97.78	
For Aluminum Shingle Flashing, Add	78.22	
08 66 00 00-0015 EA 38" x 24-1/2", Domed, Wood-Framed Skylight (Andersen 400 Series).....	670.36	125.66
For Tempered Laminated Low-E Insulated Glass, Add	104.76	
For Aluminum Shingle Flashing, Add	83.81	
08 66 00 00-0016 EA 38" x 28", Domed, Wood-Framed Skylight (Andersen 400 Series).....	722.24	125.66
For Tempered Laminated Low-E Insulated Glass, Add	117.73	
For Aluminum Shingle Flashing, Add	94.18	
08 66 00 00-0017 EA 44" x 46", Domed, Wood-Framed Skylight (Andersen 400 Series).....	905.82	125.66
For Tempered Laminated Low-E Insulated Glass, Add	163.62	
For Aluminum Shingle Flashing, Add	130.90	
08 66 00 00-0018 EA 46" x 16-1/2", Domed, Wood-Framed Skylight (Andersen 400 Series).....	658.39	125.66
For Tempered Laminated Low-E Insulated Glass, Add	101.77	
For Aluminum Shingle Flashing, Add	81.41	
08 66 00 00-0019 EA 46" x 24-1/2", Domed, Wood-Framed Skylight (Andersen 400 Series).....	712.27	125.66
For Tempered Laminated Low-E Insulated Glass, Add	115.24	
For Aluminum Shingle Flashing, Add	92.19	
08 66 00 00-0020 EA 46" x 28", Domed, Wood-Framed Skylight (Andersen 400 Series).....	780.11	125.66
For Tempered Laminated Low-E Insulated Glass, Add	132.20	
For Aluminum Shingle Flashing, Add	105.76	
08 66 00 00-0021 EA 46" x 44", Domed, Wood-Framed Skylight (Andersen 400 Series).....	905.82	125.66
For Tempered Laminated Low-E Insulated Glass, Add	163.62	
For Aluminum Shingle Flashing, Add	130.90	
08 66 00 00-0022 EA 57" x 24-1/2", Domed, Wood-Framed Skylight (Andersen 400 Series).....	780.11	125.66
For Tempered Laminated Low-E Insulated Glass, Add	132.20	
For Aluminum Shingle Flashing, Add	105.76	
08 66 00 00-0023 EA 57" x 28", Domed, Wood-Framed Skylight (Andersen 400 Series).....	845.96	125.66
For Tempered Laminated Low-E Insulated Glass, Add	148.66	
For Aluminum Shingle Flashing, Add	118.93	
08 66 00 00-0024 EA 72" x 24-1/2", Domed, Wood-Framed Skylight (Andersen 400 Series).....	865.91	125.66
For Tempered Laminated Low-E Insulated Glass, Add	153.65	
For Aluminum Shingle Flashing, Add	122.92	
08 66 00 00-0025 EA 72" x 28", Domed, Wood-Framed Skylight (Andersen 400 Series).....	933.76	125.66
For Tempered Laminated Low-E Insulated Glass, Add	170.61	
For Aluminum Shingle Flashing, Add	136.49	

08 70 Hardware (08)

08 71 Door Hardware (08 70)

08 71 11 Door Hardware (08 71)

Note: All hardware is ANSI/BHMA Grade 1 unless otherwise noted. See CSI section 08 05 13 00-0050 for removal and reinstallation of existing door where required for modifications.

08 71 11 00-0001	Hinges <small>(08 71 11)</small>		
Note: Unit of measure "PR" indicates that two (2) sets of hinges (top and bottom) are priced. For doors with three (3) sets of hinges (top, middle and bottom), use 1.5 pairs. Excludes mortise preparation for wood doors.			
08 71 11 00-0002	Brass/Bronze, Satin Chrome Finish Hinges <small>(08 71 11 00-0001)</small>		
Note: US26D (BHMA 626) satin chrome finish.			
08 71 11 00-0003	Standard Duty, Full Mortise, Plain Bearing, Brass/Bronze, Satin Chrome Finish Hinges <small>(08 71 11 00-0002)</small>		
Note: Set into the mortised edge of the door and mortised rabbet edge of the frame.			
08 71 11 00-0004	PR 3-1/2" x 3-1/2" Standard Duty, Full Mortise, Plain Bearing, Brass/Bronze, Satin Chrome Finish Hinge.....	79.34	7.03
For Clear Coated Bright Brass, Add		5.90	
For Pair Of Non-Removable Pins (NRP), Add		6.00	
08 71 11 00-0005	PR 4" x 4" Standard Duty, Full Mortise, Plain Bearing, Brass/Bronze, Satin Chrome Finish Hinge.....	87.10	10.06
For Clear Coated Bright Brass, Add		6.56	
For Pair Of Non-Removable Pins (NRP), Add		6.00	
08 71 11 00-0006	PR 4-1/2" x 4-1/2" Standard Duty, Full Mortise, Plain Bearing, Brass/Bronze, Satin Chrome Finish Hinge.....	96.67	11.05
For Clear Coated Bright Brass, Add		5.49	
For Pair Of Non-Removable Pins (NRP), Add		6.00	

08 71 11 00-0007 Standard Duty, Full Mortise, Ball Bearing, Brass/Bronze, Satin Chrome Finish Hinges (08 71 11 00-0002)
 Note: Set into the mortised edge of the door and mortised rabbet edge of the frame.



Openings	08	08
Hardware	08 70	
Door Hardware	08 71	

MINOR	CSI	UOM	DESCRIPTION	TOTAL DIRECT UNIT COST	DEMOLITION UNIT COST
08 71 11 00-0008	PR		3-1/2" x 3-1/2" Standard Duty, Full Mortise, Ball Bearing, Brass/Bronze, Satin Chrome Finish Hinge <i>For Clear Coated Bright Brass, Add</i> <i>For Pair Of Non-Removable Pins (NRP), Add</i>	91.99 7.57 6.00	7.03
08 71 11 00-0009	PR		4" x 4" Standard Duty, Full Mortise, Ball Bearing, Brass/Bronze, Satin Chrome Finish Hinge..... <i>For Clear Coated Bright Brass, Add</i> <i>For Pair Of Non-Removable Pins (NRP), Add</i>	104.31 7.57 6.00	10.06
08 71 11 00-0010	PR		4-1/2" x 4-1/2" Standard Duty, Full Mortise, Ball Bearing, Brass/Bronze, Satin Chrome Finish Hinge <i>For Clear Coated Bright Brass, Add</i> <i>For Pair Of Non-Removable Pins (NRP), Add</i>	105.21 6.69 6.00	11.05
08 71 11 00-0011	PR		5" x 4-1/2" Standard Duty, Full Mortise, Ball Bearing, Brass/Bronze, Satin Chrome Finish Hinge..... <i>For Clear Coated Bright Brass, Add</i> <i>For Pair Of Non-Removable Pins (NRP), Add</i>	122.91 7.82 6.00	13.07
08 71 11 00-0012	PR		5" x 5" Standard Duty, Full Mortise, Ball Bearing, Brass/Bronze, Satin Chrome Finish Hinge..... <i>For Clear Coated Bright Brass, Add</i> <i>For Pair Of Non-Removable Pins (NRP), Add</i>	123.76 7.94 6.00	13.07
08 71 11 00-0013	PR		6" x 5" Standard Duty, Full Mortise, Ball Bearing, Brass/Bronze, Satin Chrome Finish Hinge..... <i>For Clear Coated Bright Brass, Add</i> <i>For Pair Of Non-Removable Pins (NRP), Add</i>	133.49 9.31 6.00	16.79
08 71 11 00-0014			Standard Duty, Full Mortise, Concealed Ball Bearing, Brass/Bronze, Satin Chrome Finish Hinges (08 71 11 00-0002) Note: Set into the mortised edge of the door and mortised rabbet edge of the frame.		
08 71 11 00-0015	PR		3-1/2" x 3-1/2", Standard Duty, Full Mortise, Concealed Ball Bearing, Brass/Bronze, Satin Chrome Finish Hinge	105.01	7.03
08 71 11 00-0016	PR		4" x 4", Standard Duty, Full Mortise, Concealed Ball Bearing, Brass/Bronze, Satin Chrome Finish Hinge.....	117.33	10.06
08 71 11 00-0017	PR		4-1/2" x 4-1/2", Standard Duty, Full Mortise, Concealed Ball Bearing, Brass/Bronze, Satin Chrome Finish Hinge	119.37	11.05
08 71 11 00-0018	PR		5" x 4", Standard Duty, Full Mortise, Concealed Ball Bearing, Brass/Bronze, Satin Chrome Finish Hinge.....	138.53	13.07
08 71 11 00-0019			Standard Duty, Half Surface, Ball Bearing, Brass/Bronze, Satin Chrome Finish Hinges (08 71 11 00-0002) Note: Surface mounted to the face of the door and set into mortised rabbet edge of the frame.		
08 71 11 00-0020	PR		4-1/2" x 4-1/2" Standard Duty, Half Surface, Ball Bearing, Brass/Bronze, Satin Chrome Finish Hinge	133.63 10.67 6.00	11.05
08 71 11 00-0021	PR		5" x 4" Standard Duty, Half Surface, Ball Bearing, Brass/Bronze, Satin Chrome Finish Hinge	151.57 11.84 6.00	13.07
08 71 11 00-0022	PR		5" x 5" Standard Duty, Half Surface, Ball Bearing, Brass/Bronze, Satin Chrome Finish Hinge	169.47 14.34 6.00	13.07
08 71 11 00-0023			Standard Duty, Half Mortise, Ball Bearing, Brass/Bronze, Satin Chrome Finish Hinges (08 71 11 00-0002) Note: Set into mortised edge of the door and surface applied to the face of the frame.		
08 71 11 00-0024	PR		4-1/2" x 4-1/2" Standard Duty, Half Mortise, Ball Bearing, Brass/Bronze, Satin Chrome Finish Hinge.....	137.17 11.16 6.00	11.05
08 71 11 00-0025	PR		5" x 4" Standard Duty, Half Mortise, Ball Bearing, Brass/Bronze, Satin Chrome Finish Hinge	161.64 13.25 6.00	13.07
08 71 11 00-0026			Heavy Duty, Full Mortise, Plain Bearing, Brass/Bronze Satin Chrome Finish Hinge (08 71 11 00-0002) Note: Set into the mortised edge of the door and mortised rabbet edge of the frame.		
08 71 11 00-0027	PR		4-1/2" x 4-1/2" Heavy Duty, Full Mortise, Plain Bearing, Brass/Bronze, Satin Chrome Finish Hinge.....	132.89 10.56 6.00	11.05
08 71 11 00-0028	PR		5" x 5" Heavy Duty, Full Mortise, Plain Bearing, Brass/Bronze, Satin Chrome Finish Hinge.....	153.52 12.11 6.00	16.79
08 71 11 00-0029	PR		6" x 5" Heavy Duty, Full Mortise, Plain Bearing, Brass/Bronze, Satin Chrome Finish Hinge.....	184.27 16.42 6.00	16.79
08 71 11 00-0030			Mortised, Wrought Steel Hinges (08 71 11 00-0001) Note: Clear coated, US 26D satin chrome finish (BHMA 652).		
08 71 11 00-0031			Full Mortise, Plain Bearing, Wrought Steel Hinges (08 71 11 00-0030) Note: Set into the mortised edge of the door and mortised rabbet edge of the frame.		
08 71 11 00-0032	PR		3-1/2" x 3-1/2", Standard Duty, Full Mortise, Plain Bearing, Wrought Steel Hinge..... <i>For Primed For Paint Finish, Deduct</i> <i>For Bright Chrome Plated Finish US26 (BHMA 625), Add</i> <i>For Satin Brass Plated Clear Coated Finish, Deduct</i> <i>For Stainless Steel, Add</i> <i>For Heavy Duty, Add</i> <i>For Pair Of Non-Removable Pins (NRP), Add</i>	54.03 -3.22 2.01 -1.93 8.85 2.41 6.00	7.03

08	08	Openings
	08 70	Hardware
	08 71	Door Hardware



MINOR CSI	UOM	DESCRIPTION	TOTAL DIRECT UNIT COST	DEMOLITION UNIT COST
08 71 11 00-0033	PR	4" x 4", Standard Duty, Full Mortise, Plain Bearing, Wrought Steel Hinge.....	68.01	10.06
		<i>For Primed For Paint Finish, Deduct</i>	-3.55	
		<i>For Bright Chrome Plated Finish US26 (BHMA 625), Add</i>	2.22	
		<i>For Satin Brass Plated Clear Coated Finish, Deduct</i>	-2.13	
		<i>For Stainless Steel, Add</i>	9.76	
		<i>For Heavy Duty, Add</i>	2.66	
		<i>For Pair Of Non-Removable Pins (NRP), Add</i>	6.00	
08 71 11 00-0034	PR	4-1/2" x 4-1/2", Standard Duty, Full Mortise, Plain Bearing, Wrought Steel Hinge.....	79.08	11.05
		<i>For Primed For Paint Finish, Deduct</i>	-4.33	
		<i>For Bright Chrome Plated Finish US26 (BHMA 625), Add</i>	2.70	
		<i>For Satin Brass Plated Clear Coated Finish, Deduct</i>	-2.60	
		<i>For Stainless Steel, Add</i>	11.90	
		<i>For Heavy Duty, Add</i>	3.24	
		<i>For Pair Of Non-Removable Pins (NRP), Add</i>	6.00	
08 71 11 00-0035		Full Mortise, Ball Bearing, Wrought Steel Hinges <small>(08 71 11 00-0030)</small>		
		Note: Set into the mortised edge of the door and mortised rabbet edge of the frame.		
08 71 11 00-0036	PR	3-1/2" x 3-1/2", Standard Duty, Full Mortise, Ball Bearing, Wrought Steel Hinge.....	96.57	7.03
		<i>For Primed For Paint Finish, Deduct</i>	-11.73	
		<i>For Bright Chrome Plated Finish US26 (BHMA 625), Add</i>	7.33	
		<i>For Satin Brass Plated Clear Coated Finish, Deduct</i>	-7.04	
		<i>For Stainless Steel, Add</i>	32.25	
		<i>For Heavy Duty, Add</i>	8.79	
		<i>For Pair Of Non-Removable Pins (NRP), Add</i>	6.00	
08 71 11 00-0037	PR	4" x 4", Standard Duty, Full Mortise, Ball Bearing, Wrought Steel Hinge.....	116.66	10.06
		<i>For Primed For Paint Finish, Deduct</i>	-13.28	
		<i>For Bright Chrome Plated Finish US26 (BHMA 625), Add</i>	8.30	
		<i>For Satin Brass Plated Clear Coated Finish, Deduct</i>	-7.97	
		<i>For Stainless Steel, Add</i>	36.52	
		<i>For Heavy Duty, Add</i>	9.96	
		<i>For Pair Of Non-Removable Pins (NRP), Add</i>	6.00	
08 71 11 00-0038	PR	4-1/2" x 4-1/2", Standard Duty, Full Mortise, Ball Bearing, Wrought Steel Hinge.....	107.45	11.05
		<i>For Primed For Paint Finish, Deduct</i>	-10.00	
		<i>For Bright Chrome Plated Finish US26 (BHMA 625), Add</i>	6.25	
		<i>For Satin Brass Plated Clear Coated Finish, Deduct</i>	-6.00	
		<i>For Stainless Steel, Add</i>	27.50	
		<i>For Heavy Duty, Add</i>	7.50	
		<i>For Pair Of Non-Removable Pins (NRP), Add</i>	6.00	
08 71 11 00-0039	PR	5" x 4-1/2", Standard Duty, Full Mortise, Ball Bearing, Wrought Steel Hinge.....	164.09	13.07
		<i>For Primed For Paint Finish, Deduct</i>	-19.41	
		<i>For Bright Chrome Plated Finish US26 (BHMA 625), Add</i>	12.13	
		<i>For Satin Brass Plated Clear Coated Finish, Deduct</i>	-11.65	
		<i>For Stainless Steel, Add</i>	53.39	
		<i>For Heavy Duty, Add</i>	14.56	
		<i>For Pair Of Non-Removable Pins (NRP), Add</i>	6.00	
08 71 11 00-0040	PR	5" x 5", Standard Duty, Full Mortise, Ball Bearing, Wrought Steel Hinge.....	177.79	13.07
		<i>For Primed For Paint Finish, Deduct</i>	-22.15	
		<i>For Bright Chrome Plated Finish US26 (BHMA 625), Add</i>	13.85	
		<i>For Satin Brass Plated Clear Coated Finish, Deduct</i>	-13.29	
		<i>For Stainless Steel, Add</i>	60.92	
		<i>For Heavy Duty, Add</i>	16.62	
		<i>For Pair Of Non-Removable Pins (NRP), Add</i>	6.00	
08 71 11 00-0041	PR	6" x 5", Standard Duty, Full Mortise, Ball Bearing, Wrought Steel Hinge.....	219.56	13.07
		<i>For Primed For Paint Finish, Deduct</i>	-30.51	
		<i>For Bright Chrome Plated Finish US26 (BHMA 625), Add</i>	19.07	
		<i>For Satin Brass Plated Clear Coated Finish, Deduct</i>	-18.30	
		<i>For Stainless Steel, Add</i>	83.90	
		<i>For Heavy Duty, Add</i>	22.88	
		<i>For Pair Of Non-Removable Pins (NRP), Add</i>	6.00	
08 71 11 00-0042		Half Surface, Plain Bearing, Wrought Steel Hinges <small>(08 71 11 00-0030)</small>		
		Note: Surface mounted to the face of the door and set into mortised rabbet edge of the frame.		
08 71 11 00-0043	PR	3-1/2" x 3-1/2", Standard Duty, Half Surface, Plain Bearing, Wrought Steel Hinge.....	121.14	7.03
		<i>For Primed For Paint Finish, Deduct</i>	-16.64	
		<i>For Bright Chrome Plated Finish US26 (BHMA 625), Add</i>	10.40	
		<i>For Satin Brass Plated Clear Coated Finish, Deduct</i>	-9.98	
		<i>For Stainless Steel, Add</i>	45.76	
		<i>For Heavy Duty, Add</i>	12.48	
		<i>For Pair Of Non-Removable Pins (NRP), Add</i>	6.00	
08 71 11 00-0044	PR	4" x 4", Standard Duty, Half Surface, Plain Bearing, Wrought Steel Hinge.....	144.56	10.06
		<i>For Primed For Paint Finish, Deduct</i>	-18.86	
		<i>For Bright Chrome Plated Finish US26 (BHMA 625), Add</i>	11.79	
		<i>For Satin Brass Plated Clear Coated Finish, Deduct</i>	-11.32	
		<i>For Stainless Steel, Add</i>	51.87	
		<i>For Heavy Duty, Add</i>	14.15	
		<i>For Pair Of Non-Removable Pins (NRP), Add</i>	6.00	
08 71 11 00-0045	PR	4-1/2" x 4-1/2", Standard Duty, Half Surface, Plain Bearing, Wrought Steel Hinge.....	162.84	11.05
		<i>For Primed For Paint Finish, Deduct</i>	-21.08	
		<i>For Bright Chrome Plated Finish US26 (BHMA 625), Add</i>	13.17	
		<i>For Satin Brass Plated Clear Coated Finish, Deduct</i>	-12.65	
		<i>For Stainless Steel, Add</i>	57.96	
		<i>For Heavy Duty, Add</i>	15.81	
		<i>For Pair Of Non-Removable Pins (NRP), Add</i>	6.00	



Openings	08	08
Hardware	08 70	
Door Hardware	08 71	

MINOR	CSI	UOM	DESCRIPTION	TOTAL DIRECT UNIT COST	DEMOLITION UNIT COST
08 71 11 00-0046	PR		5" x 4-1/2", Standard Duty, Half Surface, Plain Bearing, Wrought Steel Hinge..... <i>For Primed For Paint Finish, Deduct</i> <i>For Bright Chrome Plated Finish US26 (BHMA 625), Add</i> <i>For Satin Brass Plated Clear Coated Finish, Deduct</i> <i>For Stainless Steel, Add</i> <i>For Heavy Duty, Add</i> <i>For Pair Of Non-Removable Pins (NRP), Add</i>	183.50 -23.30 14.56 -13.98 64.06 17.47 6.00	13.07
08 71 11 00-0047			Half Surface, Ball Bearing, Wrought Steel Hinges (08 71 11 00-0030) Note: Surface mounted to the face of the door and set into mortised rabbet edge of the frame.		
08 71 11 00-0048	PR		4" x 4", Standard Duty, Half Surface, Ball Bearing, Wrought Steel Hinge..... <i>For Primed For Paint Finish, Deduct</i> <i>For Bright Chrome Plated Finish US26 (BHMA 625), Add</i> <i>For Satin Brass Plated Clear Coated Finish, Deduct</i> <i>For Stainless Steel, Add</i> <i>For Heavy Duty, Add</i> <i>For Pair Of Non-Removable Pins (NRP), Add</i>	169.52 -23.85 14.97 -14.31 65.59 17.89 6.00	11.05
08 71 11 00-0049	PR		4-1/2" x 4-1/2", Standard Duty, Half Surface, Ball Bearing, Wrought Steel Hinge <i>For Primed For Paint Finish, Deduct</i> <i>For Bright Chrome Plated Finish US26 (BHMA 625), Add</i> <i>For Satin Brass Plated Clear Coated Finish, Deduct</i> <i>For Stainless Steel, Add</i> <i>For Heavy Duty, Add</i> <i>For Pair Of Non-Removable Pins (NRP), Add</i>	189.41 -26.39 16.50 -15.84 72.58 19.79 6.00	11.05
08 71 11 00-0050	PR		5" x 5", Standard Duty, Half Surface, Ball Bearing, Wrought Steel Hinge..... <i>For Primed For Paint Finish, Deduct</i> <i>For Bright Chrome Plated Finish US26 (BHMA 625), Add</i> <i>For Satin Brass Plated Clear Coated Finish, Deduct</i> <i>For Stainless Steel, Add</i> <i>For Heavy Duty, Add</i> <i>For Pair Of Non-Removable Pins (NRP), Add</i>	219.56 -30.51 19.07 -18.30 83.90 22.88 6.00	13.07
08 71 11 00-0051			Slide-In, Full Mortise, Ball Bearing, Wrought Steel Hinges (08 71 11 00-0030) Note: Both leaves slide into a cavity prepared in the door and door frame.		
08 71 11 00-0052	PR		4-1/2" x 4-1/2", Standard Duty, Slide In, Full Mortise, Ball Bearing, Wrought Steel Hinge..... <i>For Primed For Paint Finish, Deduct</i> <i>For Bright Chrome Plated Finish US26 (BHMA 625), Add</i> <i>For Satin Brass Plated Clear Coated Finish, Deduct</i> <i>For Stainless Steel, Add</i> <i>For Heavy Duty, Add</i> <i>For Pair Of Non-Removable Pins (NRP), Add</i>	160.70 -20.65 12.91 -12.39 56.79 15.49 6.00	11.05
08 71 11 00-0053			Blank Butt Hinges (08 71 11 00-0030)		
08 71 11 00-0054	PR		3-1/2" x 3-1/2" To 5" x 5", Blank Butt With Screws, Steel Hinge <i>For Primed For Paint Finish, Deduct</i> <i>For Bright Chrome Plated Finish US26 (BHMA 625), Add</i> <i>For Satin Brass Plated Clear Coated Finish, Deduct</i> <i>For Stainless Steel, Add</i> <i>For Heavy Duty, Add</i> <i>For Pair Of Non-Removable Pins (NRP), Add</i>	31.12 -2.63 1.64 -1.58 7.23 1.97 6.00	4.52
08 71 11 00-0055			Full Mortise, Single Acting Spring, Wrought Steel Hinges (08 71 11 00-0030) Note: Set into the mortised edge of the door and mortised rabbet edge of the frame.		
08 71 11 00-0056	PR		3-1/2" x 3-1/2", Full Mortise, Single Acting Spring, Wrought Steel Hinge <i>For Primed For Paint Finish, Deduct</i> <i>For Bright Chrome Plated Finish US26 (BHMA 625), Add</i> <i>For Satin Brass Plated Clear Coated Finish, Deduct</i> <i>For Stainless Steel, Add</i>	136.56 -19.72 12.33 -11.83 54.24	7.03
08 71 11 00-0057	PR		4" x 4", Full Mortise, Single Acting Spring, Wrought Steel Hinge..... <i>For Primed For Paint Finish, Deduct</i> <i>For Bright Chrome Plated Finish US26 (BHMA 625), Add</i> <i>For Satin Brass Plated Clear Coated Finish, Deduct</i> <i>For Stainless Steel, Add</i>	179.26 -25.80 16.13 -15.48 70.95	10.06
08 71 11 00-0058	PR		4-1/2" x 4-1/2", Full Mortise, Single Acting Spring, Wrought Steel Hinge <i>For Primed For Paint Finish, Deduct</i> <i>For Bright Chrome Plated Finish US26 (BHMA 625), Add</i> <i>For Satin Brass Plated Clear Coated Finish, Deduct</i> <i>For Stainless Steel, Add</i>	247.21 -37.95 23.72 -22.77 104.37	11.05
08 71 11 00-0059			Offset And Pivot Hinges (08 71 11 00-0001) Note: Satin chrome plated, US26D.		
08 71 11 00-0060			Offset Swing Clear Hinges (08 71 11 00-0059) Note: For use on 1-3/8" and 1-3/4" doors. Allows doors to swing completely clear of the openings.		
08 71 11 00-0061	EA		4-1/2", Steel, Satin Chrome Finish, Swing Clear, Offset Hinges.....	252.22	3.13
08 71 11 00-0062			Offset Pivot Hinges (08 71 11 00-0059)		
08 71 11 00-0063			3/4" Offset Pivot Hinges (08 71 11 00-0062)		

08	08	Openings
	08 70	Hardware
	08 71	Door Hardware



MINOR	CSI	UOM	DESCRIPTION	TOTAL DIRECT UNIT COST	DEMOLITION UNIT COST
08 71 11 00-0187	EA		Bright Brass Finish, 700 LB Max Door Weight, Bottom Jamb Mount, 3/4" Offset Pivot Hinge (Ives 7227 BTM)	508.76	12.57
08 71 11 00-0188	EA		Satin Brass Finish, 700 LB Max Door Weight, Bottom Jamb Mount, 3/4" Offset Pivot Hinge (Ives 7227 BTM).....	508.76	12.57
08 71 11 00-0189	EA		Satin Bronze Finish, 700 LB Max Door Weight, Bottom Jamb Mount, 3/4" Offset Pivot Hinge (Ives 7227 BTM).....	508.76	12.57
08 71 11 00-0190	EA		Dark Bronze Finish, 700 LB Max Door Weight, Bottom Jamb Mount, 3/4" Offset Pivot Hinge (Ives 7227 BTM)	508.76	12.57
08 71 11 00-0191	EA		Bright Chrome Finish, 700 LB Max Door Weight, Bottom Jamb Mount, 3/4" Offset Pivot Hinge (Ives 7227 BTM).....	508.76	12.57
08 71 11 00-0192			Fire Rated, 3/4" Offset Pivot Hinges (08 71 11 00-0063)		
08 71 11 00-0193			Top Mount, Fire Rated, 3/4" Offset Pivot Hinges (08 71 11 00-0192)		
08 71 11 00-0194			500 LB Max Door Weight, Top Mount, Fire Rated, 3/4" Offset Pivot Hinges (08 71 11 00-0193)		
08 71 11 00-0195	EA		Painted Finish, 500 LB Max Door Weight, Top Header Mount, Fire Rated, 3/4" Offset Pivot Hinge (Ives 7215F Top)	253.61	12.57
08 71 11 00-0196	EA		Satin Stainless Finish, 500 LB Max Door Weight, Top Header Mount, Fire Rated, 3/4" Offset Pivot Hinge (Ives 7215F Top).....	300.07	12.57
08 71 11 00-0197	EA		Bright Stainless Finish, 500 LB Max Door Weight, Top Header Mount, Fire Rated, 3/4" Offset Pivot Hinge (Ives 7215F Top).....	337.66	12.57
08 71 11 00-0198	EA		Bright Brass Finish, 500 LB Max Door Weight, Top Header Mount, Fire Rated, 3/4" Offset Pivot Hinge (Ives 7215F Top).....	337.66	12.57
08 71 11 00-0199	EA		Satin Bronze Finish, 500 LB Max Door Weight, Top Header Mount, Fire Rated, 3/4" Offset Pivot Hinge (Ives 7215F Top).....	337.66	12.57
08 71 11 00-0200			600 LB Max Door Weight, Top Mount, Fire Rated, 3/4" Offset Pivot Hinges (08 71 11 00-0193)		
08 71 11 00-0201	EA		Painted Finish, 600 LB Max Door Weight, Top Header Mount, Fire Rated, 3/4" Offset Pivot Hinge (Ives 7226F Top)	253.61	12.57
08 71 11 00-0202	EA		Satin Stainless Finish, 600 LB Max Door Weight, Top Header Mount, Fire Rated, 3/4" Offset Pivot Hinge (Ives 7226F Top).....	300.07	12.57
08 71 11 00-0203	EA		Bright Stainless Finish, 600 LB Max Door Weight, Top Header Mount, Fire Rated, 3/4" Offset Pivot Hinge (Ives 7226F Top).....	337.66	12.57
08 71 11 00-0204	EA		Bright Brass Finish, 600 LB Max Door Weight, Top Header Mount, Fire Rated, 3/4" Offset Pivot Hinge (Ives 7226F Top).....	337.66	12.57
08 71 11 00-0205	EA		Satin Bronze Finish, 600 LB Max Door Weight, Top Header Mount, Fire Rated, 3/4" Offset Pivot Hinge (Ives 7226F Top).....	337.66	12.57
08 71 11 00-0206			700 LB Max Door Weight, Top Mount, Fire Rated, 3/4" Offset Pivot Hinges (08 71 11 00-0193)		
08 71 11 00-0207	EA		Painted Finish, 700 LB Max Door Weight, Top Header Mount, Fire Rated, 3/4" Offset Pivot Hinge (Ives 7227F Top)	253.61	12.57
08 71 11 00-0208	EA		Satin Stainless Finish, 700 LB Max Door Weight, Top Header Mount, Fire Rated, 3/4" Offset Pivot Hinge (Ives 7227F Top).....	300.07	12.57
08 71 11 00-0209	EA		Bright Stainless Finish, 700 LB Max Door Weight, Top Header Mount, Fire Rated, 3/4" Offset Pivot Hinge (Ives 7227F Top).....	337.66	12.57
08 71 11 00-0210	EA		Bright Brass Finish, 700 LB Max Door Weight, Top Header Mount, Fire Rated, 3/4" Offset Pivot Hinge (Ives 7227F Top).....	337.66	12.57
08 71 11 00-0211	EA		Satin Bronze Finish, 700 LB Max Door Weight, Top Header Mount, Fire Rated, 3/4" Offset Pivot Hinge (Ives 7227F Top).....	337.66	12.57
08 71 11 00-0212			1,000 LB Max Door Weight, Top Mount, Fire Rated, 3/4" Offset Pivot Hinges (08 71 11 00-0193)		
08 71 11 00-0213	EA		Painted Finish, 1,000 LB Max Door Weight, Top Header Mount, Fire Rated, 3/4" Offset Pivot Hinge (Ives 7230F Top)	266.53	15.08
08 71 11 00-0214	EA		Satin Stainless Finish, 1,000 LB Max Door Weight, Top Header Mount, Fire Rated, 3/4" Offset Pivot Hinge (Ives 7230F Top).....	305.10	15.08
08 71 11 00-0215	EA		Bright Stainless Finish, 1,000 LB Max Door Weight, Top Header Mount, Fire Rated, 3/4" Offset Pivot Hinge (Ives 7230F Top).....	322.91	15.08
08 71 11 00-0216	EA		Bright Brass Finish, 1,000 LB Max Door Weight, Top Header Mount, Fire Rated, 3/4" Offset Pivot Hinge (Ives 7230F Top).....	322.91	15.08
08 71 11 00-0217	EA		Satin Bronze Finish, 1,000 LB Max Door Weight, Top Header Mount, Fire Rated, 3/4" Offset Pivot Hinge (Ives 7230F Top).....	322.91	15.08
08 71 11 00-0218			1,750 LB Max Door Weight, Top Mount, Fire Rated, 3/4" Offset Pivot Hinges (08 71 11 00-0193)		
08 71 11 00-0219	EA		Painted Finish, 1,750 LB Max Door Weight, Top Header Mount, Fire Rated, 3/4" Offset Pivot Hinge (Ives 7237F Top)	266.53	15.08
08 71 11 00-0220	EA		Satin Stainless Finish, 1,750 LB Max Door Weight, Top Header Mount, Fire Rated, 3/4" Offset Pivot Hinge (Ives 7237F Top).....	305.10	15.08
08 71 11 00-0221	EA		Bright Stainless Finish, 1,750 LB Max Door Weight, Top Header Mount, Fire Rated, 3/4" Offset Pivot Hinge (Ives 7237F Top).....	322.91	15.08
08 71 11 00-0222	EA		Bright Brass Finish, 1,750 LB Max Door Weight, Top Header Mount, Fire Rated, 3/4" Offset Pivot Hinge (Ives 7237F Top).....	322.91	15.08
08 71 11 00-0223	EA		Satin Bronze Finish, 1,750 LB Max Door Weight, Top Header Mount, Fire Rated, 3/4" Offset Pivot Hinge (Ives 7237F Top).....	322.91	15.08
08 71 11 00-0224			Intermediate Mount, Fire Rated, 3/4" Offset Pivot Hinges (08 71 11 00-0192)		



Openings	08	08
Hardware	08 70	
Door Hardware	08 71	

MINOR	CSI	UOM	DESCRIPTION	TOTAL DIRECT UNIT COST	DEMOLITION UNIT COST
08 71	11 00-0225		500 LB Max Door Weight, Intermediate Mount, Fire Rated, 3/4" Offset Pivot Hinges <small>(08 71 11 00-0224)</small>		
	08 71 11 00-0226	EA	Painted Finish, 500 LB Max Door Weight, Intermediate Mount, Fire Rated, 3/4" Offset Pivot Hinge (Ives 7215 FINT).....	261.50	12.57
	08 71 11 00-0227	EA	Satin Stainless Finish, 500 LB Max Door Weight, Intermediate Mount, Fire Rated, 3/4" Offset Pivot Hinge (Ives 7215 FINT).....	305.02	12.57
	08 71 11 00-0228	EA	Bright Stainless Finish, 500 LB Max Door Weight, Intermediate Mount, Fire Rated, 3/4" Offset Pivot Hinge (Ives 7215 FINT).....	317.88	12.57
	08 71 11 00-0229	EA	Bright Brass Finish, 500 LB Max Door Weight, Intermediate Mount, Fire Rated, 3/4" Offset Pivot Hinge (Ives 7215 FINT).....	317.88	12.57
	08 71 11 00-0230	EA	Satin Bronze Finish, 500 LB Max Door Weight, Intermediate Mount, Fire Rated, 3/4" Offset Pivot Hinge (Ives 7215 FINT).....	317.88	12.57
08 71	11 00-0231		600 LB Max Door Weight, Intermediate Mount, Fire Rated, 3/4" Offset Pivot Hinges <small>(08 71 11 00-0224)</small>		
	08 71 11 00-0232	EA	Painted Finish, 600 LB Max Door Weight, Intermediate Mount, Fire Rated, 3/4" Offset Pivot Hinge (Ives 7226 FINT).....	261.50	12.57
	08 71 11 00-0233	EA	Satin Stainless Finish, 600 LB Max Door Weight, Intermediate Mount, Fire Rated, 3/4" Offset Pivot Hinge (Ives 7226 FINT).....	305.02	12.57
	08 71 11 00-0234	EA	Bright Stainless Finish, 600 LB Max Door Weight, Intermediate Mount, Fire Rated, 3/4" Offset Pivot Hinge (Ives 7226 FINT).....	317.88	12.57
	08 71 11 00-0235	EA	Bright Brass Finish, 600 LB Max Door Weight, Intermediate Mount, Fire Rated, 3/4" Offset Pivot Hinge (Ives 7226 FINT).....	317.88	12.57
	08 71 11 00-0236	EA	Satin Bronze Finish, 600 LB Max Door Weight, Intermediate Mount, Fire Rated, 3/4" Offset Pivot Hinge (Ives 7226 FINT).....	317.88	12.57
08 71	11 00-0237		700 LB Max Door Weight, Intermediate Mount, Fire Rated, 3/4" Offset Pivot Hinges <small>(08 71 11 00-0224)</small>		
	08 71 11 00-0238	EA	Painted Finish, 700 LB Max Door Weight, Intermediate Mount, Fire Rated, 3/4" Offset Pivot Hinge (Ives 7227 FINT).....	261.50	12.57
	08 71 11 00-0239	EA	Satin Stainless Finish, 700 LB Max Door Weight, Intermediate Mount, Fire Rated, 3/4" Offset Pivot Hinge (Ives 7227 FINT).....	305.02	12.57
	08 71 11 00-0240	EA	Bright Stainless Finish, 700 LB Max Door Weight, Intermediate Mount, Fire Rated, 3/4" Offset Pivot Hinge (Ives 7227 FINT).....	317.88	12.57
	08 71 11 00-0241	EA	Bright Brass Finish, 700 LB Max Door Weight, Intermediate Mount, Fire Rated, 3/4" Offset Pivot Hinge (Ives 7227 FINT).....	317.88	12.57
	08 71 11 00-0242	EA	Satin Bronze Finish, 700 LB Max Door Weight, Intermediate Mount, Fire Rated, 3/4" Offset Pivot Hinge (Ives 7227 FINT).....	317.88	12.57
08 71	11 00-0243		1,000 LB Max Door Weight, Intermediate Mount, Fire Rated, 3/4" Offset Pivot Hinges <small>(08 71 11 00-0224)</small>		
	08 71 11 00-0244	EA	Painted Finish, 1,000 LB Max Door Weight, Intermediate Mount, Fire Rated, 3/4" Offset Pivot Hinge (Ives 7230 FINT).....	292.25	15.08
	08 71 11 00-0245	EA	Satin Stainless Finish, 1,000 LB Max Door Weight, Intermediate Mount, Fire Rated, 3/4" Offset Pivot Hinge (Ives 7230 FINT).....	336.75	15.08
	08 71 11 00-0246	EA	Bright Stainless Finish, 1,000 LB Max Door Weight, Intermediate Mount, Fire Rated, 3/4" Offset Pivot Hinge (Ives 7230 FINT).....	348.61	15.08
	08 71 11 00-0247	EA	Bright Brass Finish, 1,000 LB Max Door Weight, Intermediate Mount, Fire Rated, 3/4" Offset Pivot Hinge (Ives 7230 FINT).....	348.61	15.08
	08 71 11 00-0248	EA	Satin Bronze Finish, 1,000 LB Max Door Weight, Intermediate Mount, Fire Rated, 3/4" Offset Pivot Hinge (Ives 7230 FINT).....	348.61	15.08
08 71	11 00-0249		1,750 LB Max Door Weight, Intermediate Mount, Fire Rated, 3/4" Offset Pivot Hinges <small>(08 71 11 00-0224)</small>		
	08 71 11 00-0250	EA	Painted Finish, 1,750 LB Max Door Weight, Intermediate Mount, Fire Rated, 3/4" Offset Pivot Hinge (Ives 7237 FINT).....	292.25	15.08
	08 71 11 00-0251	EA	Satin Stainless Finish, 1,750 LB Max Door Weight, Intermediate Mount, Fire Rated, 3/4" Offset Pivot Hinge (Ives 7237 FINT).....	336.75	15.08
	08 71 11 00-0252	EA	Bright Stainless Finish, 1,750 LB Max Door Weight, Intermediate Mount, Fire Rated, 3/4" Offset Pivot Hinge (Ives 7237 FINT).....	348.61	15.08
	08 71 11 00-0253	EA	Bright Brass Finish, 1,750 LB Max Door Weight, Intermediate Mount, Fire Rated, 3/4" Offset Pivot Hinge (Ives 7237 FINT).....	348.61	15.08
	08 71 11 00-0254	EA	Satin Bronze Finish, 1,750 LB Max Door Weight, Intermediate Mount, Fire Rated, 3/4" Offset Pivot Hinge (Ives 7237 FINT).....	348.61	15.08
08 71	11 00-0255		Bottom Mount, Fire Rated, 3/4" Offset Pivot Hinges <small>(08 71 11 00-0192)</small>		
08 71	11 00-0256		500 LB Max Door Weight, Bottom Mount, Fire Rated, 3/4" Offset Pivot Hinges <small>(08 71 11 00-0255)</small>		
	08 71 11 00-0257	EA	Painted Finish, 500 LB Max Door Weight, Bottom Jamb Mount, Fire Rated, 3/4" Offset Pivot Hinge (Ives 7215F BTM).....	292.17	12.57
	08 71 11 00-0258	EA	Satin Stainless Finish, 500 LB Max Door Weight, Bottom Jamb Mount, Fire Rated, 3/4" Offset Pivot Hinge (Ives 7215F BTM).....	362.39	12.57
	08 71 11 00-0259	EA	Bright Stainless Finish, 500 LB Max Door Weight, Bottom Jamb Mount, Fire Rated, 3/4" Offset Pivot Hinge (Ives 7215F BTM).....	389.09	12.57

08	08	Openings
	08 70	Hardware
	08 71	Door Hardware



MINOR CSI	UOM	DESCRIPTION	TOTAL DIRECT UNIT COST	DEMOLITION UNIT COST
08 71 11 00-0260	EA	Bright Brass Finish, 500 LB Max Door Weight, Bottom Jamb Mount, Fire Rated, 3/4" Offset Pivot Hinge (Ives 7215F BTM).....	389.09	12.57
08 71 11 00-0261	EA	Satin Bronze Finish, 500 LB Max Door Weight, Bottom Jamb Mount, Fire Rated, 3/4" Offset Pivot Hinge (Ives 7215F BTM).....	389.09	12.57
08 71 11 00-0262		600 LB Max Door Weight, Bottom Mount, Fire Rated, 3/4" Offset Pivot Hinges <small>(08 71 11 00-0255)</small>		
08 71 11 00-0263	EA	Painted Finish, 600 LB Max Door Weight, Bottom Jamb Mount, Fire Rated, 3/4" Offset Pivot Hinge (Ives 7226F BTM).....	287.22	12.57
08 71 11 00-0264	EA	Satin Stainless Finish, 600 LB Max Door Weight, Bottom Jamb Mount, Fire Rated, 3/4" Offset Pivot Hinge (Ives 7226F BTM).....	305.02	12.57
08 71 11 00-0265	EA	Bright Stainless Finish, 600 LB Max Door Weight, Bottom Jamb Mount, Fire Rated, 3/4" Offset Pivot Hinge (Ives 7226F BTM).....	350.52	12.57
08 71 11 00-0266	EA	Bright Brass Finish, 600 LB Max Door Weight, Bottom Jamb Mount, Fire Rated, 3/4" Offset Pivot Hinge (Ives 7226F BTM).....	350.52	12.57
08 71 11 00-0267	EA	Satin Bronze Finish, 600 LB Max Door Weight, Bottom Jamb Mount, Fire Rated, 3/4" Offset Pivot Hinge (Ives 7226F BTM).....	350.52	12.57
08 71 11 00-0268		1,000 LB Max Door Weight, Bottom Mount, Fire Rated, 3/4" Offset Pivot Hinges <small>(08 71 11 00-0255)</small>		
08 71 11 00-0269	EA	Painted Finish, 1,000 LB Max Door Weight, Bottom Jamb Mount, Fire Rated, 3/4" Offset Pivot Hinge (Ives 7230F BTM).....	329.83	15.08
08 71 11 00-0270	EA	Satin Stainless Finish, 1,000 LB Max Door Weight, Bottom Jamb Mount, Fire Rated, 3/4" Offset Pivot Hinge (Ives 7230F BTM).....	367.42	15.08
08 71 11 00-0271	EA	Bright Stainless Finish, 1,000 LB Max Door Weight, Bottom Jamb Mount, Fire Rated, 3/4" Offset Pivot Hinge (Ives 7230F BTM).....	381.26	15.08
08 71 11 00-0272	EA	Bright Brass Finish, 1,000 LB Max Door Weight, Bottom Jamb Mount, Fire Rated, 3/4" Offset Pivot Hinge (Ives 7230F BTM).....	381.26	15.08
08 71 11 00-0273	EA	Satin Bronze Finish, 1,000 LB Max Door Weight, Bottom Jamb Mount, Fire Rated, 3/4" Offset Pivot Hinge (Ives 7230F BTM).....	381.26	15.08
08 71 11 00-0274		1,750 LB Max Door Weight, Bottom Mount, Fire Rated, 3/4" Offset Pivot Hinges <small>(08 71 11 00-0255)</small>		
08 71 11 00-0275	EA	Painted Finish, 1,750 LB Max Door Weight, Bottom Jamb Mount, Fire Rated, 3/4" Offset Pivot Hinge (Ives 7237F BTM).....	469.28	15.08
08 71 11 00-0276	EA	Satin Stainless Finish, 1,750 LB Max Door Weight, Bottom Jamb Mount, Fire Rated, 3/4" Offset Pivot Hinge (Ives 7237F BTM).....	500.93	15.08
08 71 11 00-0277	EA	Bright Stainless Finish, 1,750 LB Max Door Weight, Bottom Jamb Mount, Fire Rated, 3/4" Offset Pivot Hinge (Ives 7237F BTM).....	513.79	15.08
08 71 11 00-0278	EA	Bright Brass Finish, 1,750 LB Max Door Weight, Bottom Jamb Mount, Fire Rated, 3/4" Offset Pivot Hinge (Ives 7237F BTM).....	513.79	15.08
08 71 11 00-0279	EA	Satin Bronze Finish, 1,750 LB Max Door Weight, Bottom Jamb Mount, Fire Rated, 3/4" Offset Pivot Hinge (Ives 7237F BTM).....	513.79	15.08
08 71 11 00-0280		1-1/2" Offset Pivot Hinges <small>(08 71 11 00-0062)</small>		
08 71 11 00-0281		Fire Rated, 1-1/2" Offset Pivot Hinges <small>(08 71 11 00-0280)</small>		
08 71 11 00-0282		Top Mount, Fire Rated, 1-1/2" Offset Pivot Hinges <small>(08 71 11 00-0281)</small>		
08 71 11 00-0283		400 LB Max Door Weight, Top Mount, Fire Rated, 1-1/2" Offset Pivot Hinges <small>(08 71 11 00-0282)</small>		
08 71 11 00-0284	EA	Painted Finish, 400 LB Max Door Weight, Top Header Mount, Fire Rated, 1-1/2" Offset Pivot Hinge (Ives 7244 Top).....	300.07	12.57
08 71 11 00-0285	EA	Satin Stainless Finish, 400 LB Max Door Weight, Top Header Mount, Fire Rated, 1-1/2" Offset Pivot Hinge (Ives 7244 Top).....	324.80	12.57
08 71 11 00-0286	EA	Bright Stainless Finish, 400 LB Max Door Weight, Top Header Mount, Fire Rated, 1-1/2" Offset Pivot Hinge (Ives 7244 Top).....	343.58	12.57
08 71 11 00-0287	EA	Bright Bronze Finish, 400 LB Max Door Weight, Top Header Mount, Fire Rated, 1-1/2" Offset Pivot Hinge (Ives 7244 Top).....	343.58	12.57
08 71 11 00-0288	EA	Satin Bronze Finish, 400 LB Max Door Weight, Top Header Mount, Fire Rated, 1-1/2" Offset Pivot Hinge (Ives 7244 Top).....	343.58	12.57
08 71 11 00-0289		500 LB Max Door Weight, Top Mount, Fire Rated, 1-1/2" Offset Pivot Hinges <small>(08 71 11 00-0282)</small>		
08 71 11 00-0290	EA	Painted Finish, 500 LB Max Door Weight, Top Header Mount, Fire Rated, 1-1/2" Offset Pivot Hinge (Ives 7245 Top).....	300.07	12.57
08 71 11 00-0291	EA	Satin Stainless Finish, 500 LB Max Door Weight, Top Header Mount, Fire Rated, 1-1/2" Offset Pivot Hinge (Ives 7245 Top).....	324.80	12.57
08 71 11 00-0292	EA	Bright Stainless Finish, 500 LB Max Door Weight, Top Header Mount, Fire Rated, 1-1/2" Offset Pivot Hinge (Ives 7245 Top).....	343.58	12.57
08 71 11 00-0293	EA	Bright Bronze Finish, 500 LB Max Door Weight, Top Header Mount, Fire Rated, 1-1/2" Offset Pivot Hinge (Ives 7245 Top).....	343.58	12.57
08 71 11 00-0294	EA	Satin Bronze Finish, 500 LB Max Door Weight, Top Header Mount, Fire Rated, 1-1/2" Offset Pivot Hinge (Ives 7245 Top).....	343.58	12.57



Openings	08	08
Hardware	08 70	
Door Hardware	08 71	

MINOR CSI UOM DESCRIPTION	TOTAL DIRECT UNIT COST	DEMOLITION UNIT COST
08 71 11 00-0295 Intermediate Mount, Fire Rated, 1-1/2" Offset Pivot Hinges (08 71 11 00-0281)		
08 71 11 00-0296 400 LB Max Door Weight, Intermediate Mount, Fire Rated, 1-1/2" Offset Pivot Hinges (08 71 11 00-0295)		
08 71 11 00-0297 EA Painted Finish, 400 LB Max Door Weight, Intermediate Mount, Fire Rated, 1-1/2" Offset Pivot Hinge (Ives 7244 FINT).....	311.93	12.57
08 71 11 00-0298 EA Satin Stainless Finish, 400 LB Max Door Weight, Intermediate Mount, Fire Rated, 1-1/2" Offset Pivot Hinge (Ives 7244 FINT).....	350.52	12.57
08 71 11 00-0299 EA Bright Stainless Finish, 400 LB Max Door Weight, Intermediate Mount, Fire Rated, 1-1/2" Offset Pivot Hinge (Ives 7244 FINT).....	369.31	12.57
08 71 11 00-0300 EA Bright Brass Finish, 400 LB Max Door Weight, Intermediate Mount, Fire Rated, 1-1/2" Offset Pivot Hinge (Ives 7244 FINT).....	369.31	12.57
08 71 11 00-0301 EA Satin Bronze Finish, 400 LB Max Door Weight, Intermediate Mount, Fire Rated, 1-1/2" Offset Pivot Hinge (Ives 7244 FINT).....	369.31	12.57
08 71 11 00-0302 500 LB Max Door Weight, Intermediate Mount, Fire Rated, 1-1/2" Offset Pivot Hinges (08 71 11 00-0295)		
08 71 11 00-0303 EA Painted Finish, 500 LB Max Door Weight, Intermediate Mount, Fire Rated, 1-1/2" Offset Pivot Hinge (Ives 7245 FINT).....	311.93	12.57
08 71 11 00-0304 EA Satin Stainless Finish, 500 LB Max Door Weight, Intermediate Mount, Fire Rated, 1-1/2" Offset Pivot Hinge (Ives 7245 FINT).....	350.52	12.57
08 71 11 00-0305 EA Bright Stainless Finish, 500 LB Max Door Weight, Intermediate Mount, Fire Rated, 1-1/2" Offset Pivot Hinge (Ives 7245 FINT).....	369.31	12.57
08 71 11 00-0306 EA Bright Brass Finish, 500 LB Max Door Weight, Intermediate Mount, Fire Rated, 1-1/2" Offset Pivot Hinge (Ives 7245 FINT).....	369.31	12.57
08 71 11 00-0307 EA Satin Bronze Finish, 500 LB Max Door Weight, Intermediate Mount, Fire Rated, 1-1/2" Offset Pivot Hinge (Ives 7245 FINT).....	369.31	12.57
08 71 11 00-0308 Bottom Mount, Fire Rated, 1-1/2" Offset Pivot Hinges (08 71 11 00-0281)		
08 71 11 00-0309 400 LB Max Door Weight, Bottom Mount, Fire Rated, 1-1/2" Offset Pivot Hinges (08 71 11 00-0308)		
08 71 11 00-0310 EA Painted Finish, 400 LB Max Door Weight, Bottom Base Plate Mount, Fire Rated, 1-1/2" Offset Pivot Hinge (Ives 7244 BTM).....	305.02	12.57
08 71 11 00-0311 EA Satin Stainless Finish, 400 LB Max Door Weight, Bottom Base Plate Mount, Fire Rated, 1-1/2" Offset Pivot Hinge (Ives 7244 BTM).....	350.52	12.57
08 71 11 00-0312 EA Bright Stainless Finish, 400 LB Max Door Weight, Bottom Base Plate Mount, Fire Rated, 1-1/2" Offset Pivot Hinge (Ives 7244 BTM).....	369.31	12.57
08 71 11 00-0313 EA Bright Brass Finish, 400 LB Max Door Weight, Bottom Base Plate Mount, Fire Rated, 1-1/2" Offset Pivot Hinge (Ives 7244 BTM).....	369.31	12.57
08 71 11 00-0314 EA Satin Bronze Finish, 400 LB Max Door Weight, Bottom Base Plate Mount, Fire Rated, 1-1/2" Offset Pivot Hinge (Ives 7244 BTM).....	369.31	12.57
08 71 11 00-0315 500 LB Max Door Weight, Bottom Mount, Fire Rated, 1-1/2" Offset Pivot Hinges (08 71 11 00-0308)		
08 71 11 00-0316 EA Painted Finish, 500 LB Max Door Weight, Bottom Base Plate Mount, Fire Rated, 1-1/2" Offset Pivot Hinge (Ives 7245 BTM).....	495.90	12.57
08 71 11 00-0317 EA Satin Stainless Finish, 500 LB Max Door Weight, Bottom Base Plate Mount, Fire Rated, 1-1/2" Offset Pivot Hinge (Ives 7245 BTM).....	547.33	12.57
08 71 11 00-0318 EA Bright Stainless Finish, 500 LB Max Door Weight, Bottom Base Plate Mount, Fire Rated, 1-1/2" Offset Pivot Hinge (Ives 7245 BTM).....	560.19	12.57
08 71 11 00-0319 EA Bright Brass Finish, 500 LB Max Door Weight, Bottom Base Plate Mount, Fire Rated, 1-1/2" Offset Pivot Hinge (Ives 7245 BTM).....	560.19	12.57
08 71 11 00-0320 EA Satin Bronze Finish, 500 LB Max Door Weight, Bottom Base Plate Mount, Fire Rated, 1-1/2" Offset Pivot Hinge (Ives 7245 BTM).....	560.19	12.57
08 71 11 00-0321 Center Hung Pivot Hinges (08 71 11 00-0059)		
08 71 11 00-0322 Top Mount, Center Hung Pivot Hinges (08 71 11 00-0321)		
08 71 11 00-0323 300 LB Max Door Weight, Top Mount, Center Hung Pivot Hinges (08 71 11 00-0322)		
08 71 11 00-0324 EA Painted Finish, 300 LB Max Door Weight, Top Header Mount, Center Hung Pivot Hinge (Ives 7253 Top).....	154.61	10.06
08 71 11 00-0325 EA Satin Chrome Finish, 300 LB Max Door Weight, Top Header Mount, Center Hung Pivot Hinge (Ives 7253 Top).....	167.47	10.06
08 71 11 00-0326 EA Bright Brass Finish, 300 LB Max Door Weight, Top Header Mount, Center Hung Pivot Hinge (Ives 7253 Top).....	167.47	10.06
08 71 11 00-0327 EA Satin Brass Finish, 300 LB Max Door Weight, Top Header Mount, Center Hung Pivot Hinge (Ives 7253 Top).....	167.47	10.06
08 71 11 00-0328 EA Satin Bronze Finish, 300 LB Max Door Weight, Top Header Mount, Center Hung Pivot Hinge (Ives 7253 Top).....	167.47	10.06
08 71 11 00-0329 EA Dark Bronze Finish, 300 LB Max Door Weight, Top Header Mount, Center Hung Pivot Hinge (Ives 7253 Top).....	167.47	10.06
08 71 11 00-0330 EA Bright Chrome Finish, 300 LB Max Door Weight, Top Header Mount, Center Hung Pivot Hinge (Ives 7253 Top).....	167.47	10.06
08 71 11 00-0331 500 LB Max Door Weight, Top Mount, Center Hung Pivot Hinges (08 71 11 00-0322)		
08 71 11 00-0332 EA Painted Finish, 500 LB Max Door Weight, Top Header Mount, Center Hung Pivot Hinge (Ives 7255 Top).....	159.64	12.57
08 71 11 00-0333 EA Satin Chrome Finish, 500 LB Max Door Weight, Top Header Mount, Center Hung Pivot Hinge (Ives 7255 Top).....	172.50	12.57
08 71 11 00-0334 EA Bright Brass Finish, 500 LB Max Door Weight, Top Header Mount, Center Hung Pivot Hinge (Ives 7255 Top).....	172.50	12.57
08 71 11 00-0335 EA Satin Brass Finish, 500 LB Max Door Weight, Top Header Mount, Center Hung Pivot Hinge (Ives 7255 Top).....	172.50	12.57
08 71 11 00-0336 EA Satin Bronze Finish, 500 LB Max Door Weight, Top Header Mount, Center Hung Pivot Hinge (Ives 7255 Top).....	172.50	12.57
08 71 11 00-0337 EA Dark Bronze Finish, 500 LB Max Door Weight, Top Header Mount, Center Hung Pivot Hinge (Ives 7255 Top).....	172.50	12.57

08	08	Openings
	08 70	Hardware
	08 71	Door Hardware



MINOR CSI UOM DESCRIPTION	TOTAL DIRECT UNIT COST	DEMOLITION UNIT COST
08 71 11 00-0338 EA Bright Chrome Finish, 500 LB Max Door Weight, Top Header Mount, Center Hung Pivot Hinge (Ives 7255 Top).....	172.50	12.57
08 71 11 00-0339 600 LB Max Door Weight, Top Mount, Center Hung Pivot Hinges (08 71 11 00-0322)		
08 71 11 00-0340 EA Painted Finish, 600 LB Max Door Weight, Top Header Mount, Center Hung Pivot Hinge (Ives 7256 Top).....	159.64	12.57
08 71 11 00-0341 EA Satin Chrome Finish, 600 LB Max Door Weight, Top Header Mount, Center Hung Pivot Hinge (Ives 7256 Top).....	172.50	12.57
08 71 11 00-0342 EA Bright Brass Finish, 600 LB Max Door Weight, Top Header Mount, Center Hung Pivot Hinge (Ives 7256 Top).....	172.50	12.57
08 71 11 00-0343 EA Satin Brass Finish, 600 LB Max Door Weight, Top Header Mount, Center Hung Pivot Hinge (Ives 7256 Top).....	172.50	12.57
08 71 11 00-0344 EA Satin Bronze Finish, 600 LB Max Door Weight, Top Header Mount, Center Hung Pivot Hinge (Ives 7256 Top).....	172.50	12.57
08 71 11 00-0345 EA Dark Bronze Finish, 600 LB Max Door Weight, Top Header Mount, Center Hung Pivot Hinge (Ives 7256 Top).....	172.50	12.57
08 71 11 00-0346 EA Bright Chrome Finish, 600 LB Max Door Weight, Top Header Mount, Center Hung Pivot Hinge (Ives 7256 Top).....	172.50	12.57
08 71 11 00-0347 1,000 LB Max Door Weight, Top Mount, Center Hung Pivot Hinges (08 71 11 00-0322)		
08 71 11 00-0348 EA Painted Finish, 1,000 LB Max Door Weight, Top Header Mount, Center Hung Pivot Hinge (Ives 7259 Top).....	253.67	15.08
08 71 11 00-0349 EA Satin Chrome Finish, 1,000 LB Max Door Weight, Top Header Mount, Center Hung Pivot Hinge (Ives 7259 Top).....	297.20	15.08
08 71 11 00-0350 EA Bright Brass Finish, 1,000 LB Max Door Weight, Top Header Mount, Center Hung Pivot Hinge (Ives 7259 Top).....	342.69	15.08
08 71 11 00-0351 EA Satin Brass Finish, 1,000 LB Max Door Weight, Top Header Mount, Center Hung Pivot Hinge (Ives 7259 Top).....	342.69	15.08
08 71 11 00-0352 EA Satin Bronze Finish, 1,000 LB Max Door Weight, Top Header Mount, Center Hung Pivot Hinge (Ives 7259 Top).....	342.69	15.08
08 71 11 00-0353 EA Dark Bronze Finish, 1,000 LB Max Door Weight, Top Header Mount, Center Hung Pivot Hinge (Ives 7259 Top).....	342.69	15.08
08 71 11 00-0354 EA Bright Chrome Finish, 1,000 LB Max Door Weight, Top Header Mount, Center Hung Pivot Hinge (Ives 7259 Top).....	342.69	15.08
08 71 11 00-0355 Bottom Mount, Center Hung Pivot Hinges (08 71 11 00-0321)		
08 71 11 00-0356 300 LB Max Door Weight, Bottom Mount, Center Hung Pivot Hinges (08 71 11 00-0355)		
08 71 11 00-0357 EA Painted Finish, 300 LB Max Door Weight, Bottom Base Plate Mount, Center Hung Pivot Hinge (Ives 7253 BTM).....	117.01	10.06
08 71 11 00-0358 EA Satin Chrome Finish, 300 LB Max Door Weight, Bottom Base Plate Mount, Center Hung Pivot Hinge (Ives 7253 BTM).....	135.82	10.06
08 71 11 00-0359 EA Bright Brass Finish, 300 LB Max Door Weight, Bottom Base Plate Mount, Center Hung Pivot Hinge (Ives 7253 BTM).....	154.61	10.06
08 71 11 00-0360 EA Satin Brass Finish, 300 LB Max Door Weight, Bottom Base Plate Mount, Center Hung Pivot Hinge (Ives 7253 BTM).....	154.61	10.06
08 71 11 00-0361 EA Satin Bronze Finish, 300 LB Max Door Weight, Bottom Base Plate Mount, Center Hung Pivot Hinge (Ives 7253 BTM).....	154.61	10.06
08 71 11 00-0362 EA Dark Bronze Finish, 300 LB Max Door Weight, Bottom Base Plate Mount, Center Hung Pivot Hinge (Ives 7253 BTM).....	154.61	10.06
08 71 11 00-0363 EA Bright Chrome Finish, 300 LB Max Door Weight, Bottom Base Plate Mount, Center Hung Pivot Hinge (Ives 7253 BTM).....	154.61	10.06
08 71 11 00-0364 500 LB Max Door Weight, Bottom Mount, 3/4" Offset Pivot Hinges (08 71 11 00-0355)		
08 71 11 00-0365 EA Painted Finish, 500 LB Max Door Weight, Bottom Base Plate Mount, Center Hung Pivot Hinge (Ives 7255 BTM).....	172.50	12.57
08 71 11 00-0366 EA Satin Chrome Finish, 500 LB Max Door Weight, Bottom Base Plate Mount, Center Hung Pivot Hinge (Ives 7255 BTM).....	178.42	12.57
08 71 11 00-0367 EA Bright Brass Finish, 500 LB Max Door Weight, Bottom Base Plate Mount, Center Hung Pivot Hinge (Ives 7255 BTM).....	178.42	12.57
08 71 11 00-0368 EA Satin Brass Finish, 500 LB Max Door Weight, Bottom Base Plate Mount, Center Hung Pivot Hinge (Ives 7255 BTM).....	178.42	12.57
08 71 11 00-0369 EA Satin Bronze Finish, 500 LB Max Door Weight, Bottom Base Plate Mount, Center Hung Pivot Hinge (Ives 7255 BTM).....	178.42	12.57
08 71 11 00-0370 EA Dark Bronze Finish, 500 LB Max Door Weight, Bottom Base Plate Mount, Center Hung Pivot Hinge (Ives 7255 BTM).....	178.42	12.57
08 71 11 00-0371 EA Bright Chrome Finish, 500 LB Max Door Weight, Bottom Base Plate Mount, Center Hung Pivot Hinge (Ives 7255 BTM).....	178.42	12.57
08 71 11 00-0372 EA Painted Finish, 500 LB Max Door Weight, Bottom Jamb Mount, Center Hung Pivot Hinge (Ives 7255 JBTM).....	172.50	12.57
08 71 11 00-0373 EA Satin Chrome Finish, 500 LB Max Door Weight, Bottom Jamb Mount, Center Hung Pivot Hinge (Ives 7255 JBTM).....	178.42	12.57
08 71 11 00-0374 EA Bright Brass Finish, 500 LB Max Door Weight, Bottom Jamb Mount, Center Hung Pivot Hinge (Ives 7255 JBTM).....	178.42	12.57
08 71 11 00-0375 EA Satin Brass Finish, 500 LB Max Door Weight, Bottom Jamb Mount, Center Hung Pivot Hinge (Ives 7255 JBTM).....	178.42	12.57
08 71 11 00-0376 EA Satin Bronze Finish, 500 LB Max Door Weight, Bottom Jamb Mount, Center Hung Pivot Hinge (Ives 7255 JBTM).....	178.42	12.57
08 71 11 00-0377 EA Dark Bronze Finish, 500 LB Max Door Weight, Bottom Jamb Mount, Center Hung Pivot Hinge (Ives 7255 JBTM).....	178.42	12.57
08 71 11 00-0378 EA Bright Chrome Finish, 500 LB Max Door Weight, Bottom Jamb Mount, Center Hung Pivot Hinge (Ives 7255 JBTM).....	178.42	12.57
08 71 11 00-0379 600 LB Max Door Weight, Bottom Mount, Center Hung Pivot Hinges (08 71 11 00-0355)		
08 71 11 00-0380 EA Painted Finish, 600 LB Max Door Weight, Bottom Base Plate Mount, Center Hung Pivot Hinge (Ives 7256 BTM).....	350.52	12.57
08 71 11 00-0381 EA Satin Chrome Finish, 600 LB Max Door Weight, Bottom Base Plate Mount, Center Hung Pivot Hinge (Ives 7256 BTM).....	369.31	12.57
08 71 11 00-0382 EA Bright Brass Finish, 600 LB Max Door Weight, Bottom Base Plate Mount, Center Hung Pivot Hinge (Ives 7256 BTM).....	389.09	12.57
08 71 11 00-0383 EA Satin Brass Finish, 600 LB Max Door Weight, Bottom Base Plate Mount, Center Hung Pivot Hinge (Ives 7256 BTM).....	389.09	12.57
08 71 11 00-0384 EA Satin Bronze Finish, 600 LB Max Door Weight, Bottom Base Plate Mount, Center Hung Pivot Hinge (Ives 7256 BTM).....	389.09	12.57
08 71 11 00-0385 EA Dark Bronze Finish, 600 LB Max Door Weight, Bottom Base Plate Mount, Center Hung Pivot Hinge (Ives 7256 BTM).....	389.09	12.57
08 71 11 00-0386 EA Bright Chrome Finish, 600 LB Max Door Weight, Bottom Base Plate Mount, Center Hung Pivot Hinge (Ives 7256 BTM).....	389.09	12.57



MINOR	CSI	UOM	DESCRIPTION	TOTAL DIRECT UNIT COST	DEMOLITION UNIT COST
08 71 11 00-0387			1,000 LB Max Door Weight, Bottom Mount, Center Hung Pivot Hinges (08 71 11 00-0355)		
08 71 11 00-0388	EA		Painted Finish, 1,000 LB Max Door Weight, Bottom Base Plate Mount, Center Hung Pivot Hinge (Ives 7259 BTM).....	647.31	15.08
08 71 11 00-0389	EA		Satin Chrome Finish, 1,000 LB Max Door Weight, Bottom Base Plate Mount, Center Hung Pivot Hinge (Ives 7259 BTM).....	666.09	15.08
08 71 11 00-0390	EA		Bright Brass Finish, 1,000 LB Max Door Weight, Bottom Base Plate Mount, Center Hung Pivot Hinge (Ives 7259 BTM).....	691.82	15.08
08 71 11 00-0391	EA		Satin Brass Finish, 1,000 LB Max Door Weight, Bottom Base Plate Mount, Center Hung Pivot Hinge (Ives 7259 BTM).....	691.82	15.08
08 71 11 00-0392	EA		Satin Bronze Finish, 1,000 LB Max Door Weight, Bottom Base Plate Mount, Center Hung Pivot Hinge (Ives 7259 BTM).....	691.82	15.08
08 71 11 00-0393	EA		Dark Bronze Finish, 1,000 LB Max Door Weight, Bottom Base Plate Mount, Center Hung Pivot Hinge (Ives 7259 BTM).....	691.82	15.08
08 71 11 00-0394	EA		Bright Chrome Finish, 1,000 LB Max Door Weight, Bottom Base Plate Mount, Center Hung Pivot Hinge (Ives 7259 BTM).....	691.82	15.08
08 71 11 00-0395			Continuous Barrel-Type Hinge (08 71 11 00-0001)		
08 71 11 00-0396	LF		1-1/2" Wide, Steel, Continuous Barrel-Type Hinge.....	30.33	4.02
			<i>For Stainless Steel, Add</i>	7.84	
			<i>For Brass Or Nickel, Add</i>	8.55	
			<i>For Aluminum, Add</i>	2.79	
			<i>For Medium Gauge, Deduct</i>	-2.85	
08 71 11 00-0397	LF		2" Wide, Steel, Continuous Barrel-Type Hinge.....	31.28	4.02
			<i>For Stainless Steel, Add</i>	8.36	
			<i>For Brass Or Nickel, Add</i>	9.12	
			<i>For Aluminum, Add</i>	2.98	
			<i>For Medium Gauge, Deduct</i>	-3.04	
08 71 11 00-0398	LF		2-1/2" Wide, Steel, Continuous Barrel-Type Hinge.....	33.18	4.02
			<i>For Stainless Steel, Add</i>	9.41	
			<i>For Brass Or Nickel, Add</i>	10.26	
			<i>For Aluminum, Add</i>	3.35	
			<i>For Medium Gauge, Deduct</i>	-3.42	
08 71 11 00-0399	LF		3" Wide, Steel, Continuous Barrel-Type Hinge.....	35.33	4.02
			<i>For Stainless Steel, Add</i>	10.59	
			<i>For Brass Or Nickel, Add</i>	11.55	
			<i>For Aluminum, Add</i>	3.77	
			<i>For Medium Gauge, Deduct</i>	-3.85	
08 71 11 00-0400			Continuous Geared Hinges (08 71 11 00-0001)		
08 71 11 00-0401	LF		Half Surface, Aluminum Geared Continuous Hinge, Standard Duty (Roton 780-053).....	57.00	4.02
			<i>For Bronze Finish, Add</i>	15.35	
			<i>For Heavy Duty, Add</i>	10.93	
08 71 11 00-0402	LF		Full Surface, Aluminum Geared Continuous Hinge, Standard Duty (Roton 780-057).....	61.79	4.02
			<i>For Bronze Finish, Add</i>	17.14	
			<i>For Heavy Duty, Add</i>	12.21	
08 71 11 00-0403	LF		Concealed (Full Mortise), Aluminum Geared Continuous Hinge, Standard Duty (Roton 780-112).....	37.81	4.02
			<i>For Bronze Finish, Add</i>	8.15	
08 71 11 00-0404	LF		Concealed (Full Mortise), Aluminum Geared Continuous Hinge, Heavy Duty (Roton 780-112HD).....	44.74	4.02
			<i>For Bronze Finish, Add</i>	10.75	
08 71 11 00-0405			Mortised, Primed Steel, Double Acting Spring Hinges (08 71 11 00-0001)		
08 71 11 00-0406	PR		2", Mortised, Primed Steel, Double Acting Spring Hinge.....	162.26	7.03
			<i>For Satin Brass, Add</i>	30.50	
08 71 11 00-0407	PR		3", Mortised, Primed Steel, Double Acting Spring Hinge.....	172.37	9.05
			<i>For Satin Brass, Add</i>	30.51	
08 71 11 00-0408	PR		4", Mortised, Primed Steel, Double Acting Spring Hinge.....	189.35	11.05
			<i>For Satin Brass, Add</i>	32.17	
08 71 11 00-0409	PR		5", Mortised, Primed Steel, Double Acting Spring Hinge.....	250.82	13.07
			<i>For Satin Brass, Add</i>	44.51	
08 71 11 00-0410	PR		6", Mortised, Primed Steel, Double Acting Spring Hinge.....	279.67	15.08
			<i>For Satin Brass, Add</i>	49.02	
08 71 11 00-0411	PR		7", Mortised, Primed Steel, Double Acting Spring Hinge.....	338.49	17.09
			<i>For Satin Brass, Add</i>	60.73	
08 71 11 00-0412	PR		8", Mortised, Primed Steel, Double Acting Spring Hinge.....	467.67	47.76
			<i>For Satin Brass, Add</i>	89.32	
08 71 11 00-0413			Security Hinges (08 71 11 00-0001)		
08 71 11 00-0414	EA		4-1/2" x 4-1/2", Non Removable Pin, Full Mortise, Ball Bearing, Steel Security Hinge.....	37.53	7.03
08 71 11 00-0415			Concealed Circuit Electric Hinge Option (08 71 11 00-0001)		
			Note: Excludes the hinge. These tasks are used in conjunction with other hinges in the Construction Task Catalog® to electrify the hinge.		
08 71 11 00-0416	EA		4 Wire Concealed Circuit Electric Hinge Option.....	293.21	
08 71 11 00-0417	EA		6 Wire Concealed Circuit Electric Hinge Option.....	346.18	
08 71 11 00-0418	EA		8 Wire Concealed Circuit Electric Hinge Option.....	399.16	
08 71 11 00-0419			Hinge Filler Plates For Door Frames (08 71 11 00-0001)		

08 Openings

08 70 Hardware

08 71 Door Hardware

SAN BERNARDINO
COUNTYMINOR
CSI UOM DESCRIPTIONTOTAL DIRECT DEMOLITION
UNIT COST UNIT COST

08 71 11 00-0420 PR Hinge Filler Plates For Door Frames..... 19.65 5.03

08 71 11 00-0421 Door Trim (08 71 11)**08 71 11 00-0422 Floor Stops, Wall Stops And Bumpers** (08 71 11 00-0421)**08 71 11 00-0423 Floor Stops** (08 71 11 00-0422)**08 71 11 00-0424 Aluminum Floor Stops** (08 71 11 00-0423)

08 71 11 00-0425	EA	1-5/16" Overall Height, Satin Aluminum Finish, Aluminum Floor Stop (Ives FS430)	28.69	12.57
08 71 11 00-0426	EA	1" Overall Height, 3/16" Base Height, Satin Aluminum Finish, Aluminum Dome Floor Stop (Ives FS436)	32.22	12.57
08 71 11 00-0427	EA	1-3/8" Overall Height, 9/16" Base Height, Satin Aluminum Finish, Aluminum Dome Floor Stop (Ives FS438)	33.57	12.57
08 71 11 00-0428	EA	2-1/8" Overall Height, Satin Aluminum Finish, Aluminum Floor Stop (Ives FS441)	54.08	12.57
08 71 11 00-0429	EA	3" Overall Height, Satin Aluminum Finish, Aluminum Floor Stop (Ives FS444/448)	56.53	12.57

08 71 11 00-0430 Brass Floor Stops (08 71 11 00-0423)

08 71 11 00-0431	EA	1" Overall Height, 3/16" Base Height, Satin Chrome Finish, Brass Dome Floor Stop (Ives FS436)	32.71	12.57
08 71 11 00-0432	EA	1" Overall Height, 3/16" Base Height, Satin Brass Finish, Brass Dome Floor Stop (Ives FS436)	34.06	12.57
08 71 11 00-0433	EA	1" Overall Height, 3/16" Base Height, Bright Brass Finish, Brass Dome Floor Stop (Ives FS436)	34.06	12.57
08 71 11 00-0434	EA	1" Overall Height, 3/16" Base Height, Bright Chrome Finish, Brass Dome Floor Stop (Ives FS436)	34.59	12.57
08 71 11 00-0435	EA	1" Overall Height, 3/16" Base Height, Satin Bronze Finish, Brass Dome Floor Stop (Ives FS436)	35.28	12.57
08 71 11 00-0436	EA	1" Overall Height, 3/16" Base Height, Dark Bronze Finish, Brass Dome Floor Stop (Ives FS436)	35.28	12.57
08 71 11 00-0437	EA	1" Overall Height, 3/16" Base Height, Satin Nickel Finish, Brass Dome Floor Stop (Ives FS436)	35.28	12.57
08 71 11 00-0438	EA	1-3/8" Overall Height, 9/16" Base Height, Satin Chrome Finish, Brass Dome Floor Stop (Ives FS438)	33.57	12.57
08 71 11 00-0439	EA	1-3/8" Overall Height, 9/16" Base Height, Satin Brass Finish, Brass Dome Floor Stop (Ives FS438)	35.61	12.57
08 71 11 00-0440	EA	1-3/8" Overall Height, 9/16" Base Height, Bright Brass Finish, Brass Dome Floor Stop (Ives FS438)	35.61	12.57
08 71 11 00-0441	EA	1-3/8" Overall Height, 9/16" Base Height, Bright Chrome Finish, Brass Dome Floor Stop (Ives FS438)	36.41	12.57
08 71 11 00-0442	EA	1-3/8" Overall Height, 9/16" Base Height, Satin Bronze Finish, Brass Dome Floor Stop (Ives FS438)	37.09	12.57
08 71 11 00-0443	EA	1-3/8" Overall Height, 9/16" Base Height, Dark Bronze Finish, Brass Dome Floor Stop (Ives FS438)	37.09	12.57
08 71 11 00-0444	EA	1-3/8" Overall Height, 9/16" Base Height, Satin Nickel Finish, Brass Dome Floor Stop (Ives FS438)	40.32	12.57
08 71 11 00-0445	EA	1" Overall Height, 5/32" Base Height, Satin Chrome Finish, Brass Dome Floor Stop (Ives FS437)	35.74	12.57
08 71 11 00-0446	EA	1" Overall Height, 5/32" Base Height, Bright Brass Finish, Brass Dome Floor Stop (Ives FS13)	35.74	12.57
08 71 11 00-0447	EA	1" Overall Height, 5/32" Base Height, Bright Chrome Finish, Brass Dome Floor Stop (Ives FS13)	37.98	12.57
08 71 11 00-0448	EA	1" Overall Height, 5/32" Base Height, Satin Brass Finish, Brass Dome Floor Stop (Ives FS13)	37.98	12.57
08 71 11 00-0449	EA	1" Overall Height, 5/32" Base Height, Satin Bronze Finish, Brass Dome Floor Stop (Ives FS13)	37.98	12.57
08 71 11 00-0450	EA	1" Overall Height, 5/32" Base Height, Dark Bronze Finish, Brass Dome Floor Stop (Ives FS13)	37.98	12.57
08 71 11 00-0451	EA	1-11/32" Overall Height, 1/2" Base Height, Satin Chrome Finish, Brass Dome Floor Stop (Ives FS17)	37.29	12.57
08 71 11 00-0452	EA	1-11/32" Overall Height, 1/2" Base Height, Bright Brass Finish, Brass Dome Floor Stop (Ives FS17)	37.29	12.57
08 71 11 00-0453	EA	1-11/32" Overall Height, 1/2" Base Height, Bright Chrome Finish, Brass Dome Floor Stop (Ives FS17)	39.47	12.57
08 71 11 00-0454	EA	1-11/32" Overall Height, 1/2" Base Height, Satin Brass Finish, Brass Dome Floor Stop (Ives FS17)	39.47	12.57
08 71 11 00-0455	EA	1-11/32" Overall Height, 1/2" Base Height, Satin Bronze Finish, Brass Dome Floor Stop (Ives FS17)	39.47	12.57
08 71 11 00-0456	EA	1-11/32" Overall Height, 1/2" Base Height, Dark Bronze Finish, Brass Dome Floor Stop (Ives FS17)	39.47	12.57
08 71 11 00-0457	EA	2-1/8" Overall Height, Satin Chrome Finish, Brass Floor Stop (Ives FS441)	56.06	12.57
08 71 11 00-0458	EA	2-1/8" Overall Height, Bright Brass Finish, Brass Floor Stop (Ives FS441)	57.03	12.57
08 71 11 00-0459	EA	2-1/8" Overall Height, Dark Bronze Finish, Brass Floor Stop (Ives FS441)	59.37	12.57
08 71 11 00-0460	EA	2-1/8" Overall Height, Satin Brass Finish, Brass Floor Stop (Ives FS441)	61.27	12.57
08 71 11 00-0461	EA	2-1/8" Overall Height, Satin Bronze Finish, Brass Floor Stop (Ives FS441)	61.27	12.57
08 71 11 00-0462	EA	2-1/8" Overall Height, Bright Chrome Finish, Brass Floor Stop (Ives FS441)	69.02	12.57
08 71 11 00-0463	EA	2-1/8" Overall Height, Satin Nickel Finish, Brass Floor Stop (Ives FS441)	69.02	12.57
08 71 11 00-0464	EA	3" Overall Height, Dark Bronze Finish, Brass Floor Stop (Ives FS444/448)	66.15	12.57
08 71 11 00-0465	EA	3" Overall Height, Satin Chrome Finish, Brass Floor Stop (Ives FS444/448)	67.53	12.57
08 71 11 00-0466	EA	3" Overall Height, Satin Brass Finish, Brass Floor Stop (Ives FS444/448)	67.53	12.57
08 71 11 00-0467	EA	3" Overall Height, Bright Brass Finish, Brass Floor Stop (Ives FS444/448)	67.53	12.57
08 71 11 00-0468	EA	3" Overall Height, Satin Bronze Finish, Brass Floor Stop (Ives FS444/448)	67.53	12.57
08 71 11 00-0469	EA	3" Overall Height, Bright Chrome Finish, Brass Floor Stop (Ives FS444/448)	78.15	12.57
08 71 11 00-0470	EA	3" Overall Height, Satin Nickel Finish, Brass Floor Stop (Ives FS444/448)	78.15	12.57
08 71 11 00-0471	EA	1-5/16" Overall Height, Satin Brass Finish, Brass Floor Stop (Ives FS430)	44.51	12.57
08 71 11 00-0472	EA	1-5/16" Overall Height, Bright Brass Finish, Brass Floor Stop (Ives FS430)	46.28	12.57
08 71 11 00-0473	EA	1-5/16" Overall Height, Satin Chrome Finish, Brass Floor Stop (Ives FS430)	50.27	12.57
08 71 11 00-0474	EA	1-5/16" Overall Height, Bright Chrome Finish, Brass Floor Stop (Ives FS430)	50.27	12.57
08 71 11 00-0475	EA	1-5/16" Overall Height, Dark Bronze Finish, Brass Floor Stop (Ives FS430)	50.27	12.57
08 71 11 00-0476	EA	1-5/16" Overall Height, Satin Nickel Finish, Brass Floor Stop (Ives FS430)	51.46	12.57
08 71 11 00-0477	EA	2-1/4" Overall Height, Polished Or Satin Finish, Brass Floor Stop (Rockwood 481H)	70.32	12.57

08 71 11 00-0478 Steel Floor Stops (08 71 11 00-0423)

08 71 11 00-0479	EA	2-5/8" Overall Height, Zinc Plated Finish, Wrought Steel Floor Stop (Ives FS434)	37.62	12.57
08 71 11 00-0480	EA	1-1/2" Overall Height, Grout In, Molded Rubber Security Floor Stop (Ives FS18S)	103.29	12.57
Note: Includes drilling. Excludes Grout.				
08 71 11 00-0481	EA	3-1/2" Overall Height, Grout In, Molded Rubber Security Floor Stop (Ives FS18L)	108.88	12.57
Note: Includes drilling. Excludes Grout.				

08 71 11 00-0482 Wall Stops (08 71 11 00-0422)**08 71 11 00-0483 Aluminum Wall Stops** (08 71 11 00-0482)

08 71 11 00-0484	EA	3-3/4" Projection, Residential Rigid Type, Satin Aluminum Finish, Aluminum Wall Stop (Ives 60)	14.94	5.03
08 71 11 00-0485	EA	3-3/4" Projection, Rigid Type, Satin Aluminum Finish, Aluminum Wall Stop (Ives WS65)	21.70	7.54



MINOR CSI UOM DESCRIPTION	TOTAL DIRECT UNIT COST	DEMOLITION UNIT COST
08 71 11 00-0486 Brass Wall Stops <small>(08 71 11 00-0482)</small>		
08 71 11 00-0487 EA 3-3/4" Projection, Residential Rigid Type, Satin Chrome Finish, Brass Wall Stop (Ives 60).....	26.96	5.03
08 71 11 00-0488 EA 3-3/4" Projection, Residential Rigid Type, Satin Brass Finish, Brass Wall Stop (Ives 60).....	26.96	5.03
08 71 11 00-0489 EA 3-3/4" Projection, Residential Rigid Type, Bright Brass Finish, Brass Wall Stop (Ives 60).....	26.96	5.03
08 71 11 00-0490 EA 3-3/4" Projection, Residential Rigid Type, Satin Nickel Finish, Brass Wall Stop (Ives 60).....	32.20	5.03
08 71 11 00-0491 EA 3-3/4" Projection, Residential Rigid Type, Bright Chrome Finish, Brass Wall Stop (Ives 60).....	32.69	5.03
08 71 11 00-0492 EA 3-3/4" Projection, Residential Rigid Type, Satin Bronze Finish, Brass Wall Stop (Ives 60).....	32.69	5.03
08 71 11 00-0493 EA 3-3/4" Projection, Residential Rigid Type, Dark Bronze Finish, Brass Wall Stop (Ives 60).....	32.69	5.03
08 71 11 00-0494 EA 3-3/4" Projection, Rigid Type, Satin Chrome Finish, Brass Wall Stop (Ives WS11).....	77.55	7.54
08 71 11 00-0495 EA 3-3/4" Projection, Rigid Type, Dark Bronze Finish, Brass Wall Stop (Ives WS11).....	79.40	7.54
08 71 11 00-0496 EA 3-3/4" Projection, Rigid Type, Bright Brass Finish, Brass Wall Stop (Ives WS11).....	79.40	7.54
08 71 11 00-0497 EA 3-3/4" Projection, Rigid Type, Satin Bronze Finish, Brass Wall Stop (Ives WS11).....	79.40	7.54
08 71 11 00-0498 EA 3-3/4" Projection, Rigid Type, Bright Chrome Finish, Brass Wall Stop (Ives WS11).....	79.40	7.54
08 71 11 00-0499 EA 3-3/4" Projection, Rigid Type, Satin Brass Finish, Brass Wall Stop (Ives WS11).....	79.40	7.54
08 71 11 00-0500 EA 3-3/4" Projection, Rigid Type, Bright Brass Finish, Brass Wall Stop (Ives WS443/447).....	64.54	7.54
08 71 11 00-0501 EA 3-3/4" Projection, Rigid Type, Satin Bronze Finish, Brass Wall Stop (Ives WS443/447).....	74.52	7.54
08 71 11 00-0502 EA 3-3/4" Projection, Rigid Type, Bright Chrome Finish, Brass Wall Stop (Ives WS443/447).....	74.52	7.54
08 71 11 00-0503 EA 3-3/4" Projection, Rigid Type, Dark Bronze Finish, Brass Wall Stop (Ives WS443/447).....	74.52	7.54
08 71 11 00-0504 EA 3-3/4" Projection, Rigid Type, Satin Chrome Finish, Brass Wall Stop (Ives WS443/447).....	74.52	7.54
08 71 11 00-0505 EA 3-3/4" Projection, Rigid Type, Satin Brass Finish, Brass Wall Stop (Ives WS443/447).....	76.89	7.54
08 71 11 00-0506 EA 3-3/4" Projection, Rigid Type, Satin Nickel Finish, Brass Wall Stop (Ives WS443/447).....	76.89	7.54
08 71 11 00-0507 EA 3-3/4" Projection, Rigid Type, Satin Chrome Finish, Brass Wall Stop (Ives WS33).....	126.18	7.54
08 71 11 00-0508 Steel Wall Stops <small>(08 71 11 00-0482)</small>		
08 71 11 00-0509 EA 3" Projection, Residential Spring Type, Bright Brass Finish, Steel Wall Stop (Ives 63).....	11.08	5.03
08 71 11 00-0510 Hinge Pin Door Stops <small>(08 71 11 00-0422)</small>		
08 71 11 00-0511 Aluminum Hinge Pin Door Stops <small>(08 71 11 00-0510)</small>		
08 71 11 00-0512 EA Satin Aluminum Finish, Aluminum Hinge Pin Door Stop (Ives 70).....	23.13	10.06
08 71 11 00-0513 Brass Hinge Pin Door Stops <small>(08 71 11 00-0510)</small>		
08 71 11 00-0514 EA Satin Brass Finish, Brass Residential Hinge Pin Door Stop (Ives 72).....	23.71	10.06
08 71 11 00-0515 EA Satin Brass Finish, Brass Hinge Pin Door Stop (Ives 73).....	27.35	10.06
08 71 11 00-0516 EA Satin Chrome Finish, Brass Hinge Pin Door Stop (Ives 70).....	36.12	10.06
08 71 11 00-0517 EA Satin Brass Finish, Brass Hinge Pin Door Stop (Ives 70).....	36.12	10.06
08 71 11 00-0518 EA Bright Brass Finish, Brass Hinge Pin Door Stop (Ives 70).....	36.12	10.06
08 71 11 00-0519 EA Bright Chrome Finish, Brass Hinge Pin Door Stop (Ives 70).....	40.23	10.06
08 71 11 00-0520 EA Satin Bronze Finish, Brass Hinge Pin Door Stop (Ives 70).....	40.23	10.06
08 71 11 00-0521 EA Dark Bronze Finish, Brass Hinge Pin Door Stop (Ives 70).....	40.23	10.06
08 71 11 00-0522 EA Satin Nickel Finish, Brass Hinge Pin Door Stop (Ives 70).....	40.23	10.06
08 71 11 00-0523 Wall Bumpers <small>(08 71 11 00-0422)</small>		
08 71 11 00-0524 Brass Wall Bumpers <small>(08 71 11 00-0523)</small>		
08 71 11 00-0525 EA 2-1/2" Base Diameter, Convex Or Concave Rubber Insert, Satin Chrome Finish, Wrought Brass Wall Bumper (Ives WS406/407).....	30.86	12.57
08 71 11 00-0526 EA 2-1/2" Base Diameter, Convex Or Concave Rubber Insert, Satin Brass Finish, Wrought Brass Wall Bumper (Ives WS406/407).....	30.86	12.57
08 71 11 00-0527 EA 2-1/2" Base Diameter, Convex Or Concave Rubber Insert, Bright Brass Finish, Wrought Brass Wall Bumper (Ives WS406/407).....	30.86	12.57
08 71 11 00-0528 EA 2-1/2" Base Diameter, Convex Or Concave Rubber Insert, Bright Chrome Finish, Wrought Brass Wall Bumper (Ives WS406/407).....	31.36	12.57
08 71 11 00-0529 EA 2-1/2" Base Diameter, Convex Or Concave Rubber Insert, Satin Bronze Finish, Wrought Brass Wall Bumper (Ives WS406/407).....	31.36	12.57
08 71 11 00-0530 EA 2-1/2" Base Diameter, Convex Or Concave Rubber Insert, Dark Bronze Finish, Wrought Brass Wall Bumper (Ives WS406/407).....	31.36	12.57
08 71 11 00-0531 EA 2-1/2" Base Diameter, Convex Or Concave Rubber Insert, Satin Nickel Finish, Wrought Brass Wall Bumper (Ives WS406/407).....	31.36	12.57
08 71 11 00-0532 EA 2-1/2" Base Diameter, Convex Or Concave Rubber Insert, Bright Brass Finish, Cast Brass Wall Bumper (Ives WS401/402).....	48.23	12.57
08 71 11 00-0533 EA 2-1/2" Base Diameter, Convex Or Concave Rubber Insert, Satin Chrome Finish, Cast Brass Wall Bumper (Ives WS401/402).....	52.81	12.57
08 71 11 00-0534 EA 2-1/2" Base Diameter, Convex Or Concave Rubber Insert, Bright Chrome Finish, Cast Brass Wall Bumper (Ives WS401/402).....	52.81	12.57
08 71 11 00-0535 EA 2-1/2" Base Diameter, Convex Or Concave Rubber Insert, Satin Brass Finish, Cast Brass Wall Bumper (Ives WS401/402).....	52.81	12.57
08 71 11 00-0536 EA 2-1/2" Base Diameter, Convex Or Concave Rubber Insert, Satin Bronze Finish, Cast Brass Wall Bumper (Ives WS401/402).....	52.81	12.57
08 71 11 00-0537 EA 2-1/2" Base Diameter, Convex Or Concave Rubber Insert, Dark Bronze Finish, Cast Brass Wall Bumper (Ives WS401/402).....	52.81	12.57
08 71 11 00-0538 EA 2-1/2" Base Diameter, Convex Or Concave Rubber Insert, Satin Nickel Finish, Cast Brass Wall Bumper (Ives WS401/402).....	53.83	12.57
08 71 11 00-0539 Rubber Wall Bumpers <small>(08 71 11 00-0523)</small>		
08 71 11 00-0540 EA 1-7/8" Base Diameter, Adhesive-Backed, Concave Rubber Wall Bumper (Ives WS411R-W).....	29.04	12.57

08	08	Openings
	08 70	Hardware
	08 71	Door Hardware



MINOR CSI UOM DESCRIPTION	TOTAL DIRECT UNIT COST	DEMOLITION UNIT COST
------------------------------	---------------------------	-------------------------

08 71 11 00-0541	Cast Wall Bumpers (08 71 11 00-0523)		
08 71 11 00-0542	EA 2-1/8" Base Diameter, Concave, Prison Version, Satin Chrome Finish, Cast, Wall Bumper (Trimco 1270CVPV)	52.31	13.07
	<i>For Owner Furnished Material, Deduct</i>	-27.18	
08 71 11 00-0543	EA 2-1/8" Base Diameter, Concave, Satin Chrome Finish, Cast, Wall Bumper (Trimco 1270CV)	41.69	13.07
	<i>For Owner Furnished Material, Deduct</i>	-16.56	
08 71 11 00-0544	EA 2-1/8" Base Diameter, Convex, Satin Chrome Finish, Cast Décor, Wall Bumper (Trimco 1278CX)	45.75	13.07
	<i>For Owner Furnished Material, Deduct</i>	-20.62	
08 71 11 00-0545	Holders (08 71 11 00-0421)		
08 71 11 00-0546	Plunger Type Door Holders (08 71 11 00-0545)		
08 71 11 00-0547	Aluminum Plunger Type Door Holders (08 71 11 00-0546)		
08 71 11 00-0548	EA Satin Aluminum Finish, Aluminum Plunger Type Door Holder (Ives FS1153)	82.10	7.54
08 71 11 00-0549	Brass Plunger Type Door Holders (08 71 11 00-0546)		
08 71 11 00-0550	EA Satin Chrome Finish, Brass Plunger Type Door Holder (Ives FS1154)	135.97	7.54
08 71 11 00-0551	EA Bright Chrome Finish, Brass Plunger Type Door Holder (Ives FS1154)	135.97	7.54
08 71 11 00-0552	EA Satin Brass Finish, Brass Plunger Type Door Holder (Ives FS1154)	135.97	7.54
08 71 11 00-0553	EA Bright Brass Finish, Brass Plunger Type Door Holder (Ives FS1154)	135.97	7.54
08 71 11 00-0554	EA Satin Bronze Finish, Brass Plunger Type Door Holder (Ives FS1154)	135.97	7.54
08 71 11 00-0555	EA Dark Bronze Finish, Brass Plunger Type Door Holder (Ives FS1154)	135.97	7.54
08 71 11 00-0556	EA Satin Nickel Finish, Brass Plunger Type Door Holder (Ives FS1154)	135.97	7.54
08 71 11 00-0557	Kick Down Door Holders (08 71 11 00-0545)		
08 71 11 00-0558	Aluminum Kick Down Door Holders (08 71 11 00-0557)		
08 71 11 00-0559	EA Satin Aluminum Finish, Aluminum Kick Down Door Holder (Ives FS455)	26.02	7.54
08 71 11 00-0560	Brass Kick Down Door Holders (08 71 11 00-0557)		
08 71 11 00-0561	EA Satin Brass Finish, Brass Kick Down Door Holder (Ives FS455)	59.52	7.54
08 71 11 00-0562	EA Bright Brass Finish, Brass Kick Down Door Holder (Ives FS455)	59.52	7.54
08 71 11 00-0563	EA Satin Bronze Finish, Brass Kick Down Door Holder (Ives FS455)	59.52	7.54
08 71 11 00-0564	EA Satin Chrome Finish, Brass Kick Down Door Holder (Ives FS455)	68.26	7.54
08 71 11 00-0565	EA Bright Chrome Finish, Brass Kick Down Door Holder (Ives FS455)	68.26	7.54
08 71 11 00-0566	EA Dark Bronze Finish, Brass Kick Down Door Holder (Ives FS455)	68.26	7.54
08 71 11 00-0567	EA Satin Nickel Finish, Brass Kick Down Door Holder (Ives FS455)	70.47	7.54
08 71 11 00-0568	Steel Kick Down Door Holders (08 71 11 00-0557)		
08 71 11 00-0569	EA Steel Kick Down Door Holder (Ives FS544)	32.78	7.54
08 71 11 00-0570	Floor Mounted Door Holders (08 71 11 00-0545)		
08 71 11 00-0571	Brass Floor Mounted Door Holders (08 71 11 00-0570)		
08 71 11 00-0572	EA Up To 1/2" Door To Floor Clearance, Satin Chrome Finish, Brass Floor Stop And Automatic Door Holder (Ives FS40)	116.42	15.08
	<i>For >1/2" To 1-1/16" Door To Floor Clearance, Add</i>	1.78	
	<i>For >1-1/16" To 1-9/16" Door To Floor Clearance, Add</i>	10.53	
	<i>For >1-9/16" To 2-11/16" Door To Floor Clearance, Add</i>	15.80	
08 71 11 00-0573	EA Up To 1/2" Door To Floor Clearance, Satin Brass Finish, Brass Floor Stop And Automatic Door Holder (Ives FS40)	116.42	15.08
	<i>For >1/2" To 1-1/16" Door To Floor Clearance, Add</i>	1.78	
	<i>For >1-1/16" To 1-9/16" Door To Floor Clearance, Add</i>	10.53	
	<i>For >1-9/16" To 2-11/16" Door To Floor Clearance, Add</i>	15.80	
08 71 11 00-0574	EA Up To 1/2" Door To Floor Clearance, Bright Chrome Finish, Brass Floor Stop And Automatic Door Holder (Ives FS40)	145.45	15.08
	<i>For >1/2" To 1-1/16" Door To Floor Clearance, Add</i>	1.78	
	<i>For >1-1/16" To 1-9/16" Door To Floor Clearance, Add</i>	10.53	
	<i>For >1-9/16" To 2-11/16" Door To Floor Clearance, Add</i>	15.80	
08 71 11 00-0575	EA Up To 1/2" Door To Floor Clearance, Bright Brass Finish, Brass Floor Stop And Automatic Door Holder (Ives FS40)	145.45	15.08
	<i>For >1/2" To 1-1/16" Door To Floor Clearance, Add</i>	1.78	
	<i>For >1-1/16" To 1-9/16" Door To Floor Clearance, Add</i>	10.53	
	<i>For >1-9/16" To 2-11/16" Door To Floor Clearance, Add</i>	15.80	
08 71 11 00-0576	EA Up To 1/2" Door To Floor Clearance, Satin Bronze Finish, Brass Floor Stop And Automatic Door Holder (Ives FS40)	145.45	15.08
	<i>For >1/2" To 1-1/16" Door To Floor Clearance, Add</i>	1.78	
	<i>For >1-1/16" To 1-9/16" Door To Floor Clearance, Add</i>	10.53	
	<i>For >1-9/16" To 2-11/16" Door To Floor Clearance, Add</i>	15.80	
08 71 11 00-0577	EA Up To 1/2" Door To Floor Clearance, Dark Bronze Finish, Brass Floor Stop And Automatic Door Holder (Ives FS40)	145.45	15.08
	<i>For >1/2" To 1-1/16" Door To Floor Clearance, Add</i>	1.78	
	<i>For >1-1/16" To 1-9/16" Door To Floor Clearance, Add</i>	10.53	
	<i>For >1-9/16" To 2-11/16" Door To Floor Clearance, Add</i>	15.80	



MINOR	CSI	UOM	DESCRIPTION	TOTAL DIRECT UNIT COST	DEMOLITION UNIT COST
08 71 11 00-0578	EA		Up To 1/2" Door To Floor Clearance, Polished Or Satin Brass Finish, Brass Floor Stop And Automatic Door Holder (Rockwood 491).....	111.52	15.08
			Note: Includes FH MS / plastic anchors.		
			For >1/2" To 1-1/16" Door To Floor Clearance, Add	1.78	
			For >1-1/16" To 1-9/16" Door To Floor Clearance, Add	10.53	
			For >1-9/16" To 2-11/16" Door To Floor Clearance, Add	15.80	
08 71 11 00-0579	EA		Up To 1/2" Door To Floor Clearance, Polished Or Satin Brass Finish, Brass Floor Stop And Automatic Door Holder (Rockwood 491R).....	115.73	15.08
			Note: Includes FH MS / lead anchors.		
			For >1/2" To 1-1/16" Door To Floor Clearance, Add	1.78	
			For >1-1/16" To 1-9/16" Door To Floor Clearance, Add	10.53	
			For >1-9/16" To 2-11/16" Door To Floor Clearance, Add	15.80	
08 71 11 00-0580	EA		Up To 1/2" Door To Floor Clearance, Polished Or Satin Brass Finish, Brass Floor Stop And Automatic Door Holder (Rockwood 491S).....	122.74	15.08
			Note: Includes FH MS / lead anchors and bolts.		
			For >1/2" To 1-1/16" Door To Floor Clearance, Add	1.78	
			For >1-1/16" To 1-9/16" Door To Floor Clearance, Add	10.53	
			For >1-9/16" To 2-11/16" Door To Floor Clearance, Add	15.80	
08 71 11 00-0581			Wall Mounted Door Holders (08 71 11 00-0581)		
08 71 11 00-0582			Aluminum Wall Mounted Door Holders (08 71 11 00-0582)		
08 71 11 00-0583	EA		4" Projection, Rigid Type, Satin Aluminum Finish, Aluminum Wall Stop And Manual Door Holder (Ives WS20).....	104.87	8.80
08 71 11 00-0584	EA		Wall Mounted, Satin Aluminum Finish, Aluminum Automatic Door Holder (Ives WS40).....	153.09	15.08
08 71 11 00-0585			Brass Wall Mounted Door Holders (08 71 11 00-0585)		
08 71 11 00-0586	EA		3-11/16" Projection, Rigid Type, Bright Brass Finish, Brass Wall Stop And Manual Door Holder (Ives WS445/449).....	96.08	8.80
08 71 11 00-0587	EA		3-11/16" Projection, Rigid Type, Satin Chrome Finish, Brass Wall Stop And Manual Door Holder (Ives WS445/449).....	111.82	8.80
08 71 11 00-0588	EA		3-11/16" Projection, Rigid Type, Bright Chrome Finish, Brass Wall Stop And Manual Door Holder (Ives WS445/449).....	111.82	8.80
08 71 11 00-0589	EA		3-11/16" Projection, Rigid Type, Satin Brass Finish, Brass Wall Stop And Manual Door Holder (Ives WS445/449).....	111.82	8.80
08 71 11 00-0590	EA		3-11/16" Projection, Rigid Type, Satin Bronze Finish, Brass Wall Stop And Manual Door Holder (Ives WS445/449).....	111.82	8.80
08 71 11 00-0591	EA		3-11/16" Projection, Rigid Type, Dark Bronze Finish, Brass Wall Stop And Manual Door Holder (Ives WS445/449).....	111.82	8.80
08 71 11 00-0592	EA		3-11/16" Projection, Rigid Type, Satin Nickel Finish, Brass Wall Stop And Manual Door Holder (Ives WS445/449).....	115.52	8.80
08 71 11 00-0593	EA		4" Projection, Rigid Type, Satin Chrome Finish, Brass Wall Stop And Manual Door Holder (Ives WS20).....	109.26	8.80
08 71 11 00-0594	EA		4" Projection, Rigid Type, Bright Chrome Finish, Brass Wall Stop And Manual Door Holder (Ives WS20).....	130.73	8.80
08 71 11 00-0595	EA		4" Projection, Rigid Type, Satin Brass Finish, Brass Wall Stop And Manual Door Holder (Ives WS20).....	130.73	8.80
08 71 11 00-0596	EA		4" Projection, Rigid Type, Bright Brass Finish, Brass Wall Stop And Manual Door Holder (Ives WS20).....	130.73	8.80
08 71 11 00-0597	EA		4" Projection, Rigid Type, Satin Bronze Finish, Brass Wall Stop And Manual Door Holder (Ives WS20).....	130.73	8.80
08 71 11 00-0598	EA		4" Projection, Rigid Type, Dark Bronze Finish, Brass Wall Stop And Manual Door Holder (Ives WS20).....	130.73	8.80
08 71 11 00-0599	EA		Wall Mounted, Satin Chrome Finish, Brass Automatic Door Holder (Ives WS40).....	174.51	15.08
08 71 11 00-0600	EA		Wall Mounted, Bright Chrome Finish, Brass Automatic Door Holder (Ives WS40).....	184.16	15.08
08 71 11 00-0601	EA		Wall Mounted, Satin Brass Finish, Brass Automatic Door Holder (Ives WS40).....	184.16	15.08
08 71 11 00-0602	EA		Wall Mounted, Bright Brass Finish, Brass Automatic Door Holder (Ives WS40).....	184.16	15.08
08 71 11 00-0603	EA		Wall Mounted, Satin Bronze Finish, Brass Automatic Door Holder (Ives WS40).....	184.16	15.08
08 71 11 00-0604	EA		Wall Mounted, Dark Bronze Finish, Brass Automatic Door Holder (Ives WS40).....	184.16	15.08
08 71 11 00-0605	EA		3-1/4" Projection, Rigid Type, Polished Or Satin Finish, Brass Wall Stop And Manual Door Holder (Rockwell 494).....	103.77	8.80
08 71 11 00-0606	EA		3-1/4" Projection, Rigid Type, Polished Or Satin Finish, Brass Wall Stop And Manual Door Holder (Rockwell 494R).....	107.99	8.80
			Note: Includes FH MS / lead anchors.		
08 71 11 00-0607	EA		3-1/4" Projection, Rigid Type, Polished Or Satin Finish, Brass Wall Stop And Manual Door Holder (Rockwell 494S).....	114.99	8.80
			Note: Includes FH MS / lead anchors and bolts.		
08 71 11 00-0608			Overhead Door Holders (08 71 11 00-0608)		
08 71 11 00-0609			Surface Mounted, Overhead Door Holders (08 71 11 00-0609)		
08 71 11 00-0610	EA		Surface Mounted, Aluminum Finish, Overhead Door Holder/Stop Without Hold Open (Glynn Johnson 81).....	540.53	25.13
			For Hold Open, Add	63.49	
08 71 11 00-0611	EA		Surface Mounted, Dark Bronze Finish, Overhead Door Holder/Stop Without Hold Open (Glynn Johnson 81).....	621.58	25.13
			For Hold Open, Add	75.18	
08 71 11 00-0612	EA		Surface Mounted, Polished Brass Finish, Overhead Door Holder/Stop Without Hold Open (Glynn Johnson 81).....	621.58	25.13
			For Hold Open, Add	75.18	
08 71 11 00-0613	EA		Surface Mounted, Polished Chrome Finish, Overhead Door Holder/Stop Without Hold Open (Glynn Johnson 81).....	621.58	25.13
			For Hold Open, Add	75.18	
08 71 11 00-0614	EA		Surface Mounted, Stainless Steel Finish, Overhead Door Holder/Stop Without Hold Open (Glynn Johnson 81).....	618.83	25.13
			For Hold Open, Add	74.79	
08 71 11 00-0615			Heavy Duty, Surface Mounted, Overhead Door Holders (08 71 11 00-0615)		
			Note: With or without hold open feature.		
08 71 11 00-0616	EA		Heavy Duty, Surface Mounted, Aluminum Finish, Overhead Door Holder/Stop (Glynn Johnson 90).....	418.12	25.13
08 71 11 00-0617	EA		Heavy Duty, Surface Mounted, Stainless Steel Finish, Overhead Door Holder/Stop (Glynn Johnson 90).....	611.66	25.13
08 71 11 00-0618	EA		Heavy Duty, Surface Mounted, Dark Bronze Finish, Overhead Door Holder/Stop (Glynn Johnson 90).....	696.02	25.13
08 71 11 00-0619	EA		Heavy Duty, Surface Mounted, Polished Brass Finish, Overhead Door Holder/Stop (Glynn Johnson 90).....	696.02	25.13
08 71 11 00-0620	EA		Heavy Duty, Surface Mounted, Polished Chrome Finish, Overhead Door Holder/Stop (Glynn Johnson 90).....	696.02	25.13

08 Openings**08 70 Hardware**

08 71 Door Hardware


**SAN BERNARDINO
COUNTY**

 MINOR
CSI UOM DESCRIPTION

 TOTAL DIRECT DEMOLITION
UNIT COST UNIT COST

MINOR	CSI	UOM	DESCRIPTION	TOTAL DIRECT UNIT COST	DEMOLITION UNIT COST
08 71 11 00-0621			Concealed Mounted, Overhead Door Holders (08 71 11 00-0608) Note: With or without hold open feature.		
08 71 11 00-0622	EA		Concealed Mounted, Aluminum Finish, Overhead Door Holder/Stop (Glynn Johnson 100).....	591.26	25.13
08 71 11 00-0623	EA		Concealed Mounted, Stainless Steel Finish, Overhead Door Holder/Stop (Glynn Johnson 100).....	591.26	25.13
08 71 11 00-0624	EA		Concealed Mounted, Dark Bronze Finish, Overhead Door Holder/Stop (Glynn Johnson 100).....	624.34	25.13
08 71 11 00-0625	EA		Concealed Mounted, Polished Brass Finish, Overhead Door Holder/Stop (Glynn Johnson 100).....	652.46	25.13
08 71 11 00-0626	EA		Concealed Mounted, Polished Chrome Finish, Overhead Door Holder/Stop (Glynn Johnson 100).....	652.46	25.13
08 71 11 00-0627			Silencers (08 71 11 00-0421)		
08 71 11 00-0628	EA		Replacement Of Rubber Door Silencers.....	1.56	
			Note: For repair / maintenance only. This task is not to be used in conjunction with new door or frame installations.		
08 71 11 00-0629	EA		Replacement Of Door Silencers for Metal Frames (Trimco 1229A).....	1.56	
			For Owner Furnished Material, Deduct	-0.30	
08 71 11 00-0630	EA		Replacement Of Door Silencers for Wood Frames (Trimco 1229B).....	1.56	
			For Owner Furnished Material, Deduct	-0.30	
08 71 11 00-0631			Bolts (08 71 11 00-0421)		
08 71 11 00-0632			Brass Surface Bolts (08 71 11 00-0631)		
08 71 11 00-0633	EA		8" Length, Satin Chrome Finish, Brass Surface Bolt With Strike (Ives SB1640).....	177.97	12.57
08 71 11 00-0634	EA		8" Length, Bright Brass Finish, Brass Surface Bolt With Strike (Ives SB1640).....	190.71	12.57
08 71 11 00-0635	EA		8" Length, Dark Bronze Finish, Brass Surface Bolt With Strike (Ives SB1640).....	190.71	12.57
08 71 11 00-0636			Steel Surface Bolts (08 71 11 00-0631)		
08 71 11 00-0637	EA		8" Length, Zinc Plated Finish, Steel Surface Bolt With Strike (Ives SB453).....	79.28	12.57
08 71 11 00-0638	EA		8" Length, Bright Brass Finish, Steel Surface Bolt With Strike (Ives SB453).....	79.28	12.57
08 71 11 00-0639	EA		8" Length, Satin Brass Finish, Steel Surface Bolt With Strike (Ives SB453).....	79.28	12.57
08 71 11 00-0640	EA		8" Length, Satin Bronze Finish, Steel Surface Bolt With Strike (Ives SB453).....	90.41	12.57
08 71 11 00-0641	EA		8" Length, Satin Chrome Finish, Steel Surface Bolt With Strike (Ives SB453).....	92.01	12.57
08 71 11 00-0642	EA		8" Length, Dark Bronze Finish, Steel Surface Bolt With Strike (Ives SB453).....	95.18	12.57
08 71 11 00-0643	EA		12" Length, Zinc Plated Finish, Steel Surface Bolt With Strike (Ives SB453).....	93.58	12.57
08 71 11 00-0644	EA		12" Length, Satin Bronze Finish, Steel Surface Bolt With Strike (Ives SB453).....	98.38	12.57
08 71 11 00-0645	EA		12" Length, Dark Bronze Finish, Steel Surface Bolt With Strike (Ives SB453).....	104.75	12.57
08 71 11 00-0646	EA		12" Length, Satin Chrome Finish, Steel Surface Bolt With Strike (Ives SB453).....	109.52	12.57
08 71 11 00-0647	EA		12" Length, Zinc Plated Finish, Steel Surface Bolt With Strike (Ives SB360).....	173.20	12.57
08 71 11 00-0648			Door Viewer (08 71 11 00-0421)		
08 71 11 00-0649			Brass Door Viewer (08 71 11 00-0648)		
08 71 11 00-0650	EA		120 Degree Angle Of View, Satin Chrome Finish, Brass One-Way Door Viewer (Ives U700).....	40.32	12.57
08 71 11 00-0651	EA		120 Degree Angle Of View, Satin Brass Finish, Brass One-Way Door Viewer (Ives U700).....	40.32	12.57
08 71 11 00-0652	EA		120 Degree Angle Of View, Dark Bronze Finish, Brass One-Way Door Viewer (Ives U700).....	40.32	12.57
08 71 11 00-0653	EA		150 Degree Angle Of View, Satin Chrome Finish, Brass One-Way Door Viewer (Ives U696).....	47.43	12.57
08 71 11 00-0654	EA		150 Degree Angle Of View, Dark Bronze Finish, Brass One-Way Door Viewer (Ives U696).....	47.43	12.57
08 71 11 00-0655	EA		150 Degree Angle Of View, Satin Brass Finish, Brass One-Way Door Viewer (Ives U696).....	47.43	12.57
08 71 11 00-0656	EA		190 Degree Angle Of View, Satin Chrome Finish, Brass One-Way Wide Angle Door Viewer (Ives U698).....	56.20	12.57
08 71 11 00-0657	EA		190 Degree Angle Of View, Bright Brass Finish, Brass One-Way Wide Angle Door Viewer (Ives U698).....	56.20	12.57
08 71 11 00-0658			Door Knockers (08 71 11 00-0421)		
08 71 11 00-0659			Brass Door Knockers (08 71 11 00-0658)		
08 71 11 00-0660	EA		5-15/16" Length, 3" Width, Bright Brass Finish, Brass Door Knocker (Ives 3125).....	62.27	12.57
08 71 11 00-0661	EA		5-15/16" Length, 3" Width, Satin Chrome Finish, Brass Door Knocker (Ives 3125).....	69.02	12.57
08 71 11 00-0662	EA		5-15/16" Length, 3" Width, Bright Chrome Finish, Brass Door Knocker (Ives 3125).....	69.02	12.57
08 71 11 00-0663	EA		5-15/16" Length, 3" Width, Satin Nickel Finish, Brass Door Knocker (Ives 3125).....	69.02	12.57
08 71 11 00-0664	EA		8-1/2" Length, 4-1/8" Width, Bright Brass Finish, Brass Door Knocker (Ives 3107).....	94.66	12.57
08 71 11 00-0665	EA		8-1/2" Length, 4-1/8" Width, Satin Nickel Finish, Brass Door Knocker (Ives 3107).....	110.95	12.57
08 71 11 00-0666			Hasps (08 71 11 00-0421)		
08 71 11 00-0667	EA		3-1/4", Zinc Plated Finish, Steel Hasp Assembly.....	28.18	9.48
08 71 11 00-0668	EA		4-1/2", Zinc Plated Finish, Steel Hasp Assembly.....	30.05	10.06
08 71 11 00-0669	EA		6", Zinc Plated Finish, Steel Hasp Assembly.....	38.78	11.31
08 71 11 00-0670	EA		6", Zinc Plated Finish, Steel High Security Hasp Assembly.....	167.20	13.57
08 71 11 00-0671			Flush Bolts (08 71 11 00-0421)		
08 71 11 00-0672			Flush Bolts For Metal Doors (08 71 11 00-0671)		
08 71 11 00-0673			Brass Flush Bolts For Metal Doors (08 71 11 00-0672)		
08 71 11 00-0674			Manual, Brass Flush Bolts For Metal Doors (08 71 11 00-0673) Note: Includes brass construction with bright brass, satin brass, satin bronze, dark bronze, satin nickel, bright chrome or satin chrome finish.		
08 71 11 00-0675	EA		Top Or Bottom Bolt, Manual, Brass Flush Bolt For Metal Doors (Ives FB457/458).....	60.17	12.57



Openings	08	08
Hardware	08 70	
Door Hardware	08 71	

MINOR CSI UOM DESCRIPTION	TOTAL DIRECT UNIT COST	DEMOLITION UNIT COST
08 71 11 00-0676	Automatic, Brass Flush Bolts For Metal Doors <small>(08 71 11 00-0673)</small>	
Note: Includes brass construction with bright brass, satin brass, satin bronze or dark bronze finish.		
08 71 11 00-0677 EA Top Bolt Only, Automatic, Brass Flush Bolt For Metal Doors (Ives FB31T).....	126.76	12.57
08 71 11 00-0678 EA Bottom Bolt Only, Automatic, Brass Flush Bolt For Metal Doors (Ives FB31B).....	126.76	12.57
08 71 11 00-0679 EA Top And Bottom Bolt, Automatic, Brass Flush Bolt For Metal Doors (Ives FB31P).....	220.76	20.10
08 71 11 00-0680 EA Top Bolt With Auxiliary Fire Latch, Automatic, Brass Flush Bolt For Metal Doors (Ives FB32).....	227.78	17.59
08 71 11 00-0681 EA Top Bolt With Auxiliary Fire Latch And Retrofit Plate, Automatic, Brass Flush Bolt For Metal Doors (Ives FB33).....	236.66	18.85
08 71 11 00-0682	Constant Latching, Brass Flush Bolts For Metal Doors <small>(08 71 11 00-0673)</small>	
Note: Includes brass construction with bright brass, satin brass, satin bronze or dark bronze finish.		
08 71 11 00-0683 EA Top Bolt Only, Constant Latching, Brass Flush Bolt For Metal Doors (Ives FB51T).....	150.76	12.57
08 71 11 00-0684 EA Top And Bottom Bolt, Constant Latching, Brass Flush Bolt For Metal Doors (Ives FB51P).....	280.94	20.10
08 71 11 00-0685 EA Top Bolt With Auxiliary Fire Latch, Constant Latching, Brass Flush Bolt For Metal Doors (Ives FB52).....	275.92	17.59
08 71 11 00-0686 EA Top Bolt With Auxiliary Fire Latch And Retrofit Plate, Constant Latching, Brass Flush Bolt For Metal Doors (Ives FB53).....	286.40	18.85
08 71 11 00-0687	Stainless Steel Flush Bolts For Metal Doors <small>(08 71 11 00-0672)</small>	
08 71 11 00-0688	Automatic, Stainless Steel Flush Bolts For Metal Doors <small>(08 71 11 00-0687)</small>	
Note: Includes stainless steel construction with bright or satin finish.		
08 71 11 00-0689 EA Top Bolt Only, Automatic, Stainless Steel Flush Bolt For Metal Doors (Ives FB31T).....	126.76	12.57
08 71 11 00-0690 EA Bottom Bolt Only, Automatic, Stainless Steel Flush Bolt For Metal Doors (Ives FB31B).....	126.76	12.57
08 71 11 00-0691 EA Top And Bottom Bolt, Automatic, Stainless Steel Flush Bolt For Metal Doors (Ives FB31P).....	220.76	20.10
08 71 11 00-0692 EA Top Bolt With Auxiliary Fire Latch, Automatic, Stainless Steel Flush Bolt For Metal Doors (Ives FB32).....	227.78	17.59
08 71 11 00-0693 EA Top Bolt With Auxiliary Fire Latch And Retrofit Plate, Automatic, Stainless Steel Flush Bolt For Metal Doors (Ives FB33).....	236.66	18.85
08 71 11 00-0694	Constant Latching, Stainless Steel Flush Bolts For Metal Doors <small>(08 71 11 00-0687)</small>	
Note: Includes stainless steel construction with bright or satin finish.		
08 71 11 00-0695 EA Top Bolt Only, Constant Latching, Stainless Steel Flush Bolt For Metal Doors (Ives FB51T).....	150.76	12.57
08 71 11 00-0696 EA Top And Bottom Bolt, Constant Latching, Stainless Steel Flush Bolt For Metal Doors (Ives FB51P).....	280.94	20.10
08 71 11 00-0697 EA Top Bolt With Auxiliary Fire Latch, Constant Latching, Stainless Steel Flush Bolt For Metal Doors (Ives FB52).....	275.92	17.59
08 71 11 00-0698 EA Top Bolt With Auxiliary Fire Latch And Retrofit Plate, Constant Latching, Stainless Steel Flush Bolt For Metal Doors (Ives FB53).....	286.40	18.85
08 71 11 00-0699	Flush Bolts For Wood Doors <small>(08 71 11 00-0671)</small>	
08 71 11 00-0700	Brass Flush Bolts For Wood Doors <small>(08 71 11 00-0699)</small>	
08 71 11 00-0701	Manual, Brass Flush Bolts For Wood Doors <small>(08 71 11 00-0700)</small>	
Note: Includes brass construction with bright brass, satin brass, satin bronze, dark bronze, satin nickel, bright chrome or satin chrome finish.		
08 71 11 00-0702 EA Top Or Bottom Bolt, Manual, Brass Flush Bolt For Wood Doors (Ives FB358).....	72.08	12.57
08 71 11 00-0703	Automatic, Brass Flush Bolts For Wood Doors <small>(08 71 11 00-0700)</small>	
Note: Includes brass construction with bright brass, satin brass, satin bronze or dark bronze finish.		
08 71 11 00-0704 EA Top Bolt Only, Automatic, Brass Flush Bolt For Wood Doors (Ives FB41T).....	158.37	12.57
08 71 11 00-0705 EA Bottom Bolt Only, Automatic, Brass Flush Bolt For Metal Doors (Ives FB41B).....	158.37	12.57
08 71 11 00-0706 EA Top And Bottom Bolt, Automatic, Brass Flush Bolt For Wood Doors (Ives FB41P).....	294.31	20.10
08 71 11 00-0707 EA Top Bolt With Auxiliary Fire Latch, Automatic, Brass Flush Bolt For Wood Doors (Ives FB42).....	289.29	17.59
08 71 11 00-0708	Constant Latching, Brass Flush Bolts For Wood Doors <small>(08 71 11 00-0700)</small>	
Note: Includes brass construction with bright brass, satin brass, satin bronze or dark bronze finish.		
08 71 11 00-0709 EA Top Bolt Only, Constant Latching, Brass Flush Bolt For Wood Doors (Ives FB61T).....	157.13	12.57
08 71 11 00-0710 EA Top And Bottom Bolt, Constant Latching, Brass Flush Bolt For Wood Doors (Ives FB61P).....	294.31	20.10
08 71 11 00-0711 EA Top Bolt With Auxiliary Fire Latch, Constant Latching, Brass Flush Bolt For Wood Doors (Ives FB62).....	289.29	17.59
08 71 11 00-0712	Stainless Steel Flush Bolts For Wood Doors <small>(08 71 11 00-0699)</small>	
08 71 11 00-0713	Automatic, Stainless Steel Flush Bolts For Wood Doors <small>(08 71 11 00-0712)</small>	
Note: Includes stainless steel construction with bright or satin finish.		
08 71 11 00-0714 EA Top Bolt Only, Automatic, Stainless Steel Flush Bolt For Wood Doors (Ives FB41T).....	158.37	12.57
08 71 11 00-0715 EA Bottom Bolt Only, Automatic, Stainless Steel Flush Bolt For Metal Doors (Ives FB41B).....	158.37	12.57
08 71 11 00-0716 EA Top And Bottom Bolt, Automatic, Stainless Steel Flush Bolt For Wood Doors (Ives FB41P).....	294.31	20.10
08 71 11 00-0717 EA Top Bolt With Auxiliary Fire Latch, Automatic, Stainless Steel Flush Bolt For Wood Doors (Ives FB42).....	289.29	17.59
08 71 11 00-0718	Constant Latching, Stainless Steel Flush Bolts For Wood Doors <small>(08 71 11 00-0712)</small>	
Note: Includes stainless steel construction with bright or satin finish.		
08 71 11 00-0719 EA Top Bolt Only, Constant Latching, Stainless Steel Flush Bolt For Wood Doors (Ives FB61T).....	157.13	12.57
08 71 11 00-0720 EA Top And Bottom Bolt, Constant Latching, Stainless Steel Flush Bolt For Wood Doors (Ives FB61P).....	294.31	20.10
08 71 11 00-0721 EA Top Bolt With Auxiliary Fire Latch, Constant Latching, Stainless Steel Flush Bolt For Wood Doors (Ives FB62).....	289.29	17.59

08 Openings**08 70 Hardware****08 71 Door Hardware**MINOR
CSI UOM DESCRIPTIONTOTAL DIRECT DEMOLITION
UNIT COST UNIT COST

MINOR	CSI	UOM	DESCRIPTION	TOTAL DIRECT UNIT COST	DEMOLITION UNIT COST
08 71 11 00-0722			Dust Proof Strikes (08 71 11 00-0671)		
08 71 11 00-0723	EA		Satin Brass Finish, Brass Dust Proof Strike (Ives DP1).....	54.18	10.06
08 71 11 00-0724	EA		Satin Chrome Finish, Brass Dust Proof Strike (Ives DP1).....	54.18	10.06
08 71 11 00-0725	EA		Bright Brass Finish, Brass Dust Proof Strike (Ives DP1).....	54.18	10.06
08 71 11 00-0726	EA		Satin Bronze Finish, Brass Dust Proof Strike (Ives DP1).....	54.18	10.06
08 71 11 00-0727	EA		Dark Bronze Finish, Brass Dust Proof Strike (Ives DP1).....	54.18	10.06
08 71 11 00-0728	EA		Satin Bronze Finish, Brass Dust Proof Strike With Plate (Ives DP2).....	63.08	10.06
08 71 11 00-0729	EA		Satin Chrome Finish, Brass Dust Proof Strike (Ives DP2).....	63.08	10.06
08 71 11 00-0730	EA		Satin Brass Finish, Brass Dust Proof Strike With Plate (Ives DP2).....	63.08	10.06
08 71 11 00-0731	EA		Bright Brass Finish, Brass Dust Proof Strike (Ives DP2).....	63.08	10.06
08 71 11 00-0732	EA		Dark Bronze Finish, Brass Dust Proof Strike With Plate (Ives DP2).....	63.08	10.06
08 71 11 00-0733			Roller Bumpers (08 71 11 00-0421)		
08 71 11 00-0734			Brass Roller Bumpers (08 71 11 00-0733)		
08 71 11 00-0735	EA		5" Length, Bright Brass Finish, Brass Offset Arm Roller Bumper (Ives RB470).....	57.81	7.54
08 71 11 00-0736	EA		5" Length, Satin Chrome Finish, Brass Offset Arm Roller Bumper (Ives RB470).....	68.45	7.54
08 71 11 00-0737	EA		5" Length, Bright Chrome Finish, Brass Offset Arm Roller Bumper (Ives RB470).....	68.45	7.54
08 71 11 00-0738	EA		4-1/2" Length, Bright Brass Finish, Brass Straight Arm Roller Bumper (Ives RB471).....	55.41	7.54
08 71 11 00-0739	EA		4-1/2" Length, Satin Chrome Finish, Brass Straight Arm Roller Bumper (Ives RB471).....	63.52	7.54
08 71 11 00-0740	EA		4-1/2" Length, Bright Chrome Finish, Brass Straight Arm Roller Bumper (Ives RB471).....	63.52	7.54
08 71 11 00-0741	EA		4-1/2" Length, Satin Brass Finish, Brass Straight Arm Roller Bumper (Ives RB471).....	63.52	7.54
08 71 11 00-0742	EA		6" Length, Bright Brass Finish, Brass Straight Arm Roller Bumper (Ives RB472).....	57.98	7.54
08 71 11 00-0743	EA		6" Length, Satin Nickel Finish, Brass Straight Arm Roller Bumper (Ives RB472).....	63.71	7.54
08 71 11 00-0744	EA		6" Length, Satin Chrome Finish, Brass Straight Arm Roller Bumper (Ives RB472).....	66.41	7.54
08 71 11 00-0745	EA		6" Length, Bright Chrome Finish, Brass Straight Arm Roller Bumper (Ives RB472).....	66.41	7.54
08 71 11 00-0746	EA		6" Length, Satin Brass Finish, Brass Straight Arm Roller Bumper (Ives RB472).....	66.41	7.54
08 71 11 00-0747	EA		6" Length, Satin Bronze Finish, Brass Straight Arm Roller Bumper (Ives RB472).....	66.41	7.54
08 71 11 00-0748	EA		6" Length, Dark Bronze Finish, Brass Straight Arm Roller Bumper (Ives RB472).....	66.41	7.54
08 71 11 00-0749			Other Door Trim (08 71 11 00-0421)		
08 71 11 00-0750			Coat And Hat Hooks (08 71 11 00-0749)		
08 71 11 00-0751			Aluminum Coat And Hat Hooks (08 71 11 00-0750)		
08 71 11 00-0752	EA		1-1/4" Height, 1-1/4" Width, Bright Brass Finish, Aluminum Wardrobe Hook (Ives 581).....	17.89	7.54
08 71 11 00-0753	EA		1-1/4" Height, 1-1/4" Width, Aluminum Finish, Aluminum Wardrobe Hook (Ives 581).....	17.89	7.54
08 71 11 00-0754	EA		1-1/4" Height, 1-1/4" Width, Satin Nickel Finish, Aluminum Wardrobe Hook (Ives 581).....	18.08	7.54
08 71 11 00-0755	EA		1-3/4" Height, 1-1/4" Width, Satin Bronze Finish, Aluminum Coat And Hat Hook (Ives 571).....	17.75	7.54
08 71 11 00-0756	EA		1-3/4" Height, 1-1/4" Width, Bright Brass Finish, Aluminum Coat And Hat Hook (Ives 571).....	17.75	7.54
08 71 11 00-0757	EA		1-3/4" Height, 1-1/4" Width, Aluminum Finish, Aluminum Coat And Hat Hook (Ives 571).....	17.75	7.54
08 71 11 00-0758	EA		1-3/4" Height, 1-1/4" Width, Satin Nickel Finish, Aluminum Coat And Hat Hook (Ives 571).....	18.08	7.54
08 71 11 00-0759	EA		1-1/2" Height, 2-1/2" Width, Satin Brass Finish, Aluminum Coat And Hat Hook (Ives 405).....	19.07	7.54
08 71 11 00-0760	EA		1-1/2" Height, 2-1/2" Width, Bright Brass Finish, Aluminum Coat And Hat Hook (Ives 405).....	19.07	7.54
08 71 11 00-0761	EA		1-1/2" Height, 2-1/2" Width, Satin Bronze Finish, Aluminum Coat And Hat Hook (Ives 405).....	19.07	7.54
08 71 11 00-0762	EA		1-1/2" Height, 2-1/2" Width, Dark Bronze Finish, Aluminum Coat And Hat Hook (Ives 405).....	19.07	7.54
08 71 11 00-0763	EA		1-1/2" Height, 2-1/2" Width, Aluminum Finish, Aluminum Coat And Hat Hook (Ives 405).....	19.07	7.54
08 71 11 00-0764			Brass Coat And Hat Hooks (08 71 11 00-0750)		
08 71 11 00-0765	EA		1-1/4" Height, 1-1/4" Width, Bright Brass Finish, Brass Wardrobe Hook (Ives 581).....	23.29	7.54
08 71 11 00-0766	EA		1-1/4" Height, 1-1/4" Width, Satin Brass Finish, Brass Wardrobe Hook (Ives 581).....	23.82	7.54
08 71 11 00-0767	EA		1-1/4" Height, 1-1/4" Width, Dark Bronze Finish, Brass Wardrobe Hook (Ives 581).....	24.64	7.54
08 71 11 00-0768	EA		1-1/4" Height, 1-1/4" Width, Satin Chrome Finish, Brass Wardrobe Hook (Ives 581).....	24.64	7.54
08 71 11 00-0769	EA		1-1/4" Height, 1-1/4" Width, Satin Nickel Finish, Brass Wardrobe Hook (Ives 581).....	25.17	7.54
08 71 11 00-0770	EA		1-3/4" Height, 1-1/4" Width, Bright Brass Finish, Brass Coat And Hat Hook (Ives 571).....	26.85	7.54
08 71 11 00-0771	EA		1-3/4" Height, 1-1/4" Width, Satin Brass Finish, Brass Coat And Hat Hook (Ives 571).....	29.22	7.54
08 71 11 00-0772	EA		1-3/4" Height, 1-1/4" Width, Dark Bronze Finish, Brass Coat And Hat Hook (Ives 571).....	29.22	7.54
08 71 11 00-0773	EA		1-3/4" Height, 1-1/4" Width, Satin Chrome Finish, Brass Coat And Hat Hook (Ives 571).....	29.22	7.54
08 71 11 00-0774	EA		1-3/4" Height, 1-1/4" Width, Satin Nickel Finish, Brass Coat And Hat Hook (Ives 571).....	29.74	7.54
08 71 11 00-0775			Cane Bolt (08 71 11 00-0749)		
08 71 11 00-0776	EA		18" Cane Bolt With Padlock Eyes Welded To Bolt, Manual, Steel Bolt For Doors (Stanley 1009).....	31.43	10.06
08 71 11 00-0777			Door Plates And Pulls (08 71 11)		
08 71 11 00-0778			Kick Plate (08 71 11 00-0777)		
			Note: Ives 8400.		
08 71 11 00-0779			Aluminum Base Material Kick Plate (08 71 11 00-0778)		
08 71 11 00-0780			Satin Aluminum Finish, Aluminum Kick Plate (08 71 11 00-0779)		
08 71 11 00-0781	EA		8" x 22", 0.050" Thick, Satin Aluminum Finish, Aluminum Kick Plate.....	56.50	7.54
			For Four Beveled Edges, Add	1.76	
			For UL Label (Fire Rated), Add	11.40	
08 71 11 00-0782	EA		8" x 24", 0.050" Thick, Satin Aluminum Finish, Aluminum Kick Plate.....	58.93	7.54
			For Four Beveled Edges, Add	1.76	
			For UL Label (Fire Rated), Add	11.40	



MINOR	CSI	UOM	DESCRIPTION	TOTAL DIRECT UNIT COST	DEMOLITION UNIT COST
08 71 11 00-0783	EA		8" x 26", 0.050" Thick, Satin Aluminum Finish, Aluminum Kick Plate <i>For Four Beveled Edges, Add For UL Label (Fire Rated), Add</i>	61.30 1.76 11.40	7.54
08 71 11 00-0784	EA		8" x 28", 0.050" Thick, Satin Aluminum Finish, Aluminum Kick Plate <i>For Four Beveled Edges, Add For UL Label (Fire Rated), Add</i>	63.70 1.76 11.40	7.54
08 71 11 00-0785	EA		8" x 30", 0.050" Thick, Satin Aluminum Finish, Aluminum Kick Plate <i>For Four Beveled Edges, Add For UL Label (Fire Rated), Add</i>	68.14 1.76 11.40	8.04
08 71 11 00-0786	EA		8" x 32", 0.050" Thick, Satin Aluminum Finish, Aluminum Kick Plate <i>For Four Beveled Edges, Add For UL Label (Fire Rated), Add</i>	70.48 1.76 11.40	8.04
08 71 11 00-0787	EA		8" x 34", 0.050" Thick, Satin Aluminum Finish, Aluminum Kick Plate <i>For Four Beveled Edges, Add For UL Label (Fire Rated), Add</i>	72.89 1.76 11.40	8.04
08 71 11 00-0788	EA		8" x 36", 0.050" Thick, Satin Aluminum Finish, Aluminum Kick Plate <i>For Four Beveled Edges, Add For UL Label (Fire Rated), Add</i>	75.28 1.76 11.40	8.04
08 71 11 00-0789	EA		8" x 38", 0.050" Thick, Satin Aluminum Finish, Aluminum Kick Plate <i>For Four Beveled Edges, Add For UL Label (Fire Rated), Add</i>	79.69 1.76 11.40	8.55
08 71 11 00-0790	EA		8" x 40", 0.050" Thick, Satin Aluminum Finish, Aluminum Kick Plate <i>For Four Beveled Edges, Add For UL Label (Fire Rated), Add</i>	82.09 1.76 11.40	8.55
08 71 11 00-0791	EA		8" x 42", 0.050" Thick, Satin Aluminum Finish, Aluminum Kick Plate <i>For Four Beveled Edges, Add For UL Label (Fire Rated), Add</i>	84.46 1.76 11.40	8.55
08 71 11 00-0792	EA		8" x 44", 0.050" Thick, Satin Aluminum Finish, Aluminum Kick Plate <i>For Four Beveled Edges, Add For UL Label (Fire Rated), Add</i>	88.90 1.76 11.40	9.05
08 71 11 00-0793	EA		8" x 46", 0.050" Thick, Satin Aluminum Finish, Aluminum Kick Plate <i>For Four Beveled Edges, Add For UL Label (Fire Rated), Add</i>	91.30 1.76 11.40	9.05
08 71 11 00-0794	EA		8" x 48", 0.050" Thick, Satin Aluminum Finish, Aluminum Kick Plate <i>For Four Beveled Edges, Add For UL Label (Fire Rated), Add</i>	93.67 1.76 11.40	9.05
08 71 11 00-0795	EA		10" x 22", 0.050" Thick, Satin Aluminum Finish, Aluminum Kick Plate <i>For Four Beveled Edges, Add For UL Label (Fire Rated), Add</i>	63.12 1.76 11.40	7.54
08 71 11 00-0796	EA		10" x 24", 0.050" Thick, Satin Aluminum Finish, Aluminum Kick Plate <i>For Four Beveled Edges, Add For UL Label (Fire Rated), Add</i>	66.13 1.76 11.40	7.54
08 71 11 00-0797	EA		10" x 26", 0.050" Thick, Satin Aluminum Finish, Aluminum Kick Plate <i>For Four Beveled Edges, Add For UL Label (Fire Rated), Add</i>	69.08 1.76 11.40	7.54
08 71 11 00-0798	EA		10" x 28", 0.050" Thick, Satin Aluminum Finish, Aluminum Kick Plate <i>For Four Beveled Edges, Add For UL Label (Fire Rated), Add</i>	72.08 1.76 11.40	7.54
08 71 11 00-0799	EA		10" x 30", 0.050" Thick, Satin Aluminum Finish, Aluminum Kick Plate <i>For Four Beveled Edges, Add For UL Label (Fire Rated), Add</i>	77.10 1.76 11.40	8.04
08 71 11 00-0800	EA		10" x 32", 0.050" Thick, Satin Aluminum Finish, Aluminum Kick Plate <i>For Four Beveled Edges, Add For UL Label (Fire Rated), Add</i>	80.08 1.76 11.40	8.04
08 71 11 00-0801	EA		10" x 34", 0.050" Thick, Satin Aluminum Finish, Aluminum Kick Plate <i>For Four Beveled Edges, Add For UL Label (Fire Rated), Add</i>	83.08 1.76 11.40	8.04
08 71 11 00-0802	EA		10" x 36", 0.050" Thick, Satin Aluminum Finish, Aluminum Kick Plate <i>For Four Beveled Edges, Add For UL Label (Fire Rated), Add</i>	86.06 1.76 11.40	8.04
08 71 11 00-0803	EA		10" x 38", 0.050" Thick, Satin Aluminum Finish, Aluminum Kick Plate <i>For Four Beveled Edges, Add For UL Label (Fire Rated), Add</i>	91.08 1.76 11.40	8.55
08 71 11 00-0804	EA		10" x 40", 0.050" Thick, Satin Aluminum Finish, Aluminum Kick Plate <i>For Four Beveled Edges, Add For UL Label (Fire Rated), Add</i>	94.06 1.76 11.40	8.55
08 71 11 00-0805	EA		10" x 42", 0.050" Thick, Satin Aluminum Finish, Aluminum Kick Plate <i>For Four Beveled Edges, Add For UL Label (Fire Rated), Add</i>	97.06 1.76 11.40	8.55
08 71 11 00-0806	EA		10" x 44", 0.050" Thick, Satin Aluminum Finish, Aluminum Kick Plate <i>For Four Beveled Edges, Add For UL Label (Fire Rated), Add</i>	102.08 1.76 11.40	9.05
08 71 11 00-0807	EA		10" x 46", 0.050" Thick, Satin Aluminum Finish, Aluminum Kick Plate <i>For Four Beveled Edges, Add For UL Label (Fire Rated), Add</i>	105.03 1.76 11.40	9.05
08 71 11 00-0808	EA		10" x 48", 0.050" Thick, Satin Aluminum Finish, Aluminum Kick Plate <i>For Four Beveled Edges, Add For UL Label (Fire Rated), Add</i>	108.04 1.76 11.40	9.05
08 71 11 00-0809	EA		12" x 22", 0.050" Thick, Satin Aluminum Finish, Aluminum Kick Plate <i>For Four Beveled Edges, Add For UL Label (Fire Rated), Add</i>	69.71 1.76 11.40	7.54
08 71 11 00-0810	EA		12" x 24", 0.050" Thick, Satin Aluminum Finish, Aluminum Kick Plate <i>For Four Beveled Edges, Add For UL Label (Fire Rated), Add</i>	73.27 1.76 11.40	7.54

08 Openings**08 70 Hardware**

08 71 Door Hardware

MINOR
CSI UOM DESCRIPTIONTOTAL DIRECT DEMOLITION
UNIT COST UNIT COST

08 71 11 00-0811	EA 12" x 26", 0.050" Thick, Satin Aluminum Finish, Aluminum Kick Plate <i>For Four Beveled Edges, Add For UL Label (Fire Rated), Add</i>	76.91 1.76 11.40	7.54
08 71 11 00-0812	EA 12" x 28", 0.050" Thick, Satin Aluminum Finish, Aluminum Kick Plate <i>For Four Beveled Edges, Add For UL Label (Fire Rated), Add</i>	80.44 1.76 11.40	7.54
08 71 11 00-0813	EA 12" x 30", 0.050" Thick, Satin Aluminum Finish, Aluminum Kick Plate <i>For Four Beveled Edges, Add For UL Label (Fire Rated), Add</i>	86.06 1.76 11.40	8.04
08 71 11 00-0814	EA 12" x 32", 0.050" Thick, Satin Aluminum Finish, Aluminum Kick Plate <i>For Four Beveled Edges, Add For UL Label (Fire Rated), Add</i>	89.65 1.76 11.40	8.04
08 71 11 00-0815	EA 12" x 34", 0.050" Thick, Satin Aluminum Finish, Aluminum Kick Plate <i>For Four Beveled Edges, Add For UL Label (Fire Rated), Add</i>	93.23 1.76 11.40	8.04
08 71 11 00-0816	EA 12" x 36", 0.050" Thick, Satin Aluminum Finish, Aluminum Kick Plate <i>For Four Beveled Edges, Add For UL Label (Fire Rated), Add</i>	96.85 1.76 11.40	8.04
08 71 11 00-0817	EA 12" x 38", 0.050" Thick, Satin Aluminum Finish, Aluminum Kick Plate <i>For Four Beveled Edges, Add For UL Label (Fire Rated), Add</i>	102.44 1.76 11.40	8.55
08 71 11 00-0818	EA 12" x 40", 0.050" Thick, Satin Aluminum Finish, Aluminum Kick Plate <i>For Four Beveled Edges, Add For UL Label (Fire Rated), Add</i>	106.03 1.76 11.40	8.55
08 71 11 00-0819	EA 12" x 42", 0.050" Thick, Satin Aluminum Finish, Aluminum Kick Plate <i>For Four Beveled Edges, Add For UL Label (Fire Rated), Add</i>	109.64 1.76 11.40	8.55
08 71 11 00-0820	EA 12" x 44", 0.050" Thick, Satin Aluminum Finish, Aluminum Kick Plate <i>For Four Beveled Edges, Add For UL Label (Fire Rated), Add</i>	115.24 1.76 11.40	9.05
08 71 11 00-0821	EA 12" x 46", 0.050" Thick, Satin Aluminum Finish, Aluminum Kick Plate <i>For Four Beveled Edges, Add For UL Label (Fire Rated), Add</i>	118.82 1.76 11.40	9.05
08 71 11 00-0822	EA 12" x 48", 0.050" Thick, Satin Aluminum Finish, Aluminum Kick Plate <i>For Four Beveled Edges, Add For UL Label (Fire Rated), Add</i>	122.44 1.76 11.40	9.05
08 71 11 00-0823	EA 14" x 22", 0.050" Thick, Satin Aluminum Finish, Aluminum Kick Plate <i>For Four Beveled Edges, Add For UL Label (Fire Rated), Add</i>	78.26 1.76 11.40	8.04
08 71 11 00-0824	EA 14" x 24", 0.050" Thick, Satin Aluminum Finish, Aluminum Kick Plate <i>For Four Beveled Edges, Add For UL Label (Fire Rated), Add</i>	82.45 1.76 11.40	8.04
08 71 11 00-0825	EA 14" x 26", 0.050" Thick, Satin Aluminum Finish, Aluminum Kick Plate <i>For Four Beveled Edges, Add For UL Label (Fire Rated), Add</i>	86.70 1.76 11.40	8.04
08 71 11 00-0826	EA 14" x 28", 0.050" Thick, Satin Aluminum Finish, Aluminum Kick Plate <i>For Four Beveled Edges, Add For UL Label (Fire Rated), Add</i>	90.89 1.76 11.40	8.04
08 71 11 00-0827	EA 14" x 30", 0.050" Thick, Satin Aluminum Finish, Aluminum Kick Plate <i>For Four Beveled Edges, Add For UL Label (Fire Rated), Add</i>	97.06 1.76 11.40	8.55
08 71 11 00-0828	EA 14" x 32", 0.050" Thick, Satin Aluminum Finish, Aluminum Kick Plate <i>For Four Beveled Edges, Add For UL Label (Fire Rated), Add</i>	101.26 1.76 11.40	8.55
08 71 11 00-0829	EA 14" x 34", 0.050" Thick, Satin Aluminum Finish, Aluminum Kick Plate <i>For Four Beveled Edges, Add For UL Label (Fire Rated), Add</i>	105.45 1.76 11.40	8.55
08 71 11 00-0830	EA 14" x 36", 0.050" Thick, Satin Aluminum Finish, Aluminum Kick Plate <i>For Four Beveled Edges, Add For UL Label (Fire Rated), Add</i>	109.64 1.76 11.40	8.55
08 71 11 00-0831	EA 14" x 38", 0.050" Thick, Satin Aluminum Finish, Aluminum Kick Plate <i>For Four Beveled Edges, Add For UL Label (Fire Rated), Add</i>	115.84 1.76 11.40	9.05
08 71 11 00-0832	EA 14" x 40", 0.050" Thick, Satin Aluminum Finish, Aluminum Kick Plate <i>For Four Beveled Edges, Add For UL Label (Fire Rated), Add</i>	120.01 1.76 11.40	9.05
08 71 11 00-0833	EA 14" x 42", 0.050" Thick, Satin Aluminum Finish, Aluminum Kick Plate <i>For Four Beveled Edges, Add For UL Label (Fire Rated), Add</i>	124.20 1.76 11.40	9.05
08 71 11 00-0834	EA 14" x 44", 0.050" Thick, Satin Aluminum Finish, Aluminum Kick Plate <i>For Four Beveled Edges, Add For UL Label (Fire Rated), Add</i>	130.40 1.76 11.40	9.55
08 71 11 00-0835	EA 14" x 46", 0.050" Thick, Satin Aluminum Finish, Aluminum Kick Plate <i>For Four Beveled Edges, Add For UL Label (Fire Rated), Add</i>	134.62 1.76 11.40	9.55
08 71 11 00-0836	EA 14" x 48", 0.050" Thick, Satin Aluminum Finish, Aluminum Kick Plate <i>For Four Beveled Edges, Add For UL Label (Fire Rated), Add</i>	138.82 1.76 11.40	9.55
08 71 11 00-0837	EA 16" x 22", 0.050" Thick, Satin Aluminum Finish, Aluminum Kick Plate <i>For Four Beveled Edges, Add For UL Label (Fire Rated), Add</i>	84.88 1.76 11.40	8.04
08 71 11 00-0838	EA 16" x 24", 0.050" Thick, Satin Aluminum Finish, Aluminum Kick Plate <i>For Four Beveled Edges, Add For UL Label (Fire Rated), Add</i>	89.65 1.76 11.40	8.04



MINOR	CSI	UOM	DESCRIPTION	TOTAL DIRECT UNIT COST	DEMOLITION UNIT COST
08 71 11 00-0839	EA		16" x 26", 0.050" Thick, Satin Aluminum Finish, Aluminum Kick Plate <i>For Four Beveled Edges, Add</i> <i>For UL Label (Fire Rated), Add</i>	94.48 1.76 11.40	8.04
08 71 11 00-0840	EA		16" x 28", 0.050" Thick, Satin Aluminum Finish, Aluminum Kick Plate <i>For Four Beveled Edges, Add</i> <i>For UL Label (Fire Rated), Add</i>	99.25 1.76 11.40	8.04
08 71 11 00-0841	EA		16" x 30", 0.050" Thick, Satin Aluminum Finish, Aluminum Kick Plate <i>For Four Beveled Edges, Add</i> <i>For UL Label (Fire Rated), Add</i>	101.26 1.76 11.40	8.55
08 71 11 00-0842	EA		16" x 32", 0.050" Thick, Satin Aluminum Finish, Aluminum Kick Plate <i>For Four Beveled Edges, Add</i> <i>For UL Label (Fire Rated), Add</i>	110.86 1.76 11.40	8.55
08 71 11 00-0843	EA		16" x 34", 0.050" Thick, Satin Aluminum Finish, Aluminum Kick Plate <i>For Four Beveled Edges, Add</i> <i>For UL Label (Fire Rated), Add</i>	115.65 1.76 11.40	8.55
08 71 11 00-0844	EA		16" x 36", 0.050" Thick, Satin Aluminum Finish, Aluminum Kick Plate <i>For Four Beveled Edges, Add</i> <i>For UL Label (Fire Rated), Add</i>	120.43 1.76 11.40	8.55
08 71 11 00-0845	EA		16" x 38", 0.050" Thick, Satin Aluminum Finish, Aluminum Kick Plate <i>For Four Beveled Edges, Add</i> <i>For UL Label (Fire Rated), Add</i>	127.21 1.76 11.40	9.05
08 71 11 00-0846	EA		16" x 40", 0.050" Thick, Satin Aluminum Finish, Aluminum Kick Plate <i>For Four Beveled Edges, Add</i> <i>For UL Label (Fire Rated), Add</i>	132.03 1.76 11.40	9.05
08 71 11 00-0847	EA		16" x 42", 0.050" Thick, Satin Aluminum Finish, Aluminum Kick Plate <i>For Four Beveled Edges, Add</i> <i>For UL Label (Fire Rated), Add</i>	136.81 1.76 11.40	9.05
08 71 11 00-0848	EA		16" x 44", 0.050" Thick, Satin Aluminum Finish, Aluminum Kick Plate <i>For Four Beveled Edges, Add</i> <i>For UL Label (Fire Rated), Add</i>	143.59 1.76 11.40	9.55
08 71 11 00-0849	EA		16" x 46", 0.050" Thick, Satin Aluminum Finish, Aluminum Kick Plate <i>For Four Beveled Edges, Add</i> <i>For UL Label (Fire Rated), Add</i>	148.39 1.76 11.40	9.55
08 71 11 00-0850	EA		16" x 48", 0.050" Thick, Satin Aluminum Finish, Aluminum Kick Plate <i>For Four Beveled Edges, Add</i> <i>For UL Label (Fire Rated), Add</i>	153.21 1.76 11.40	9.55
08 71 11 00-0851	EA		18" x 22", 0.050" Thick, Satin Aluminum Finish, Aluminum Kick Plate <i>For Four Beveled Edges, Add</i> <i>For UL Label (Fire Rated), Add</i>	95.25 6.30 11.40	8.04
08 71 11 00-0852	EA		18" x 24", 0.050" Thick, Satin Aluminum Finish, Aluminum Kick Plate <i>For Four Beveled Edges, Add</i> <i>For UL Label (Fire Rated), Add</i>	100.98 6.30 11.40	8.04
08 71 11 00-0853	EA		18" x 26", 0.050" Thick, Satin Aluminum Finish, Aluminum Kick Plate <i>For Four Beveled Edges, Add</i> <i>For UL Label (Fire Rated), Add</i>	106.72 6.30 11.40	8.04
08 71 11 00-0854	EA		18" x 28", 0.050" Thick, Satin Aluminum Finish, Aluminum Kick Plate <i>For Four Beveled Edges, Add</i> <i>For UL Label (Fire Rated), Add</i>	112.46 6.30 11.40	8.04
08 71 11 00-0855	EA		18" x 30", 0.050" Thick, Satin Aluminum Finish, Aluminum Kick Plate <i>For Four Beveled Edges, Add</i> <i>For UL Label (Fire Rated), Add</i>	120.18 6.30 11.40	8.55
08 71 11 00-0856	EA		18" x 32", 0.050" Thick, Satin Aluminum Finish, Aluminum Kick Plate <i>For Four Beveled Edges, Add</i> <i>For UL Label (Fire Rated), Add</i>	125.91 6.30 11.40	8.55
08 71 11 00-0857	EA		18" x 34", 0.050" Thick, Satin Aluminum Finish, Aluminum Kick Plate <i>For Four Beveled Edges, Add</i> <i>For UL Label (Fire Rated), Add</i>	131.65 6.30 11.40	8.55
08 71 11 00-0858	EA		18" x 36", 0.050" Thick, Satin Aluminum Finish, Aluminum Kick Plate <i>For Four Beveled Edges, Add</i> <i>For UL Label (Fire Rated), Add</i>	137.39 6.30 11.40	8.55
08 71 11 00-0859	EA		18" x 38", 0.050" Thick, Satin Aluminum Finish, Aluminum Kick Plate <i>For Four Beveled Edges, Add</i> <i>For UL Label (Fire Rated), Add</i>	145.13 6.30 11.40	9.05
08 71 11 00-0860	EA		18" x 40", 0.050" Thick, Satin Aluminum Finish, Aluminum Kick Plate <i>For Four Beveled Edges, Add</i> <i>For UL Label (Fire Rated), Add</i>	150.87 6.30 11.40	9.05
08 71 11 00-0861	EA		18" x 42", 0.050" Thick, Satin Aluminum Finish, Aluminum Kick Plate <i>For Four Beveled Edges, Add</i> <i>For UL Label (Fire Rated), Add</i>	156.61 6.30 11.40	9.05
08 71 11 00-0862	EA		18" x 44", 0.050" Thick, Satin Aluminum Finish, Aluminum Kick Plate <i>For Four Beveled Edges, Add</i> <i>For UL Label (Fire Rated), Add</i>	164.36 6.30 11.40	9.55
08 71 11 00-0863	EA		18" x 46", 0.050" Thick, Satin Aluminum Finish, Aluminum Kick Plate <i>For Four Beveled Edges, Add</i> <i>For UL Label (Fire Rated), Add</i>	170.09 6.30 11.40	9.55
08 71 11 00-0864	EA		18" x 48", 0.050" Thick, Satin Aluminum Finish, Aluminum Kick Plate <i>For Four Beveled Edges, Add</i> <i>For UL Label (Fire Rated), Add</i>	175.83 6.30 11.40	9.55
08 71 11 00-0865	EA		20" x 22", 0.050" Thick, Satin Aluminum Finish, Aluminum Kick Plate <i>For Four Beveled Edges, Add</i> <i>For UL Label (Fire Rated), Add</i>	104.26 6.30 11.40	8.55
08 71 11 00-0866	EA		20" x 24", 0.050" Thick, Satin Aluminum Finish, Aluminum Kick Plate <i>For Four Beveled Edges, Add</i> <i>For UL Label (Fire Rated), Add</i>	110.63 6.30 11.40	8.55

08 Openings**08 70 Hardware**

08 71 Door Hardware



MINOR	CSI	UOM	DESCRIPTION	TOTAL DIRECT UNIT COST	DEMOLITION UNIT COST
08 71 11 00-0867	EA	20" x 26", 0.050" Thick, Satin Aluminum Finish, Aluminum Kick Plate	117.01	8.55
		<i>For Four Beveled Edges, Add</i>		6.30	
		<i>For UL Label (Fire Rated), Add</i>		11.40	
08 71 11 00-0868	EA	20" x 28", 0.050" Thick, Satin Aluminum Finish, Aluminum Kick Plate	123.38	8.55
		<i>For Four Beveled Edges, Add</i>		6.30	
		<i>For UL Label (Fire Rated), Add</i>		11.40	
08 71 11 00-0869	EA	20" x 30", 0.050" Thick, Satin Aluminum Finish, Aluminum Kick Plate	131.76	9.05
		<i>For Four Beveled Edges, Add</i>		6.30	
		<i>For UL Label (Fire Rated), Add</i>		11.40	
08 71 11 00-0870	EA	20" x 32", 0.050" Thick, Satin Aluminum Finish, Aluminum Kick Plate	138.13	9.05
		<i>For Four Beveled Edges, Add</i>		6.30	
		<i>For UL Label (Fire Rated), Add</i>		11.40	
08 71 11 00-0871	EA	20" x 34", 0.050" Thick, Satin Aluminum Finish, Aluminum Kick Plate	144.50	9.05
		<i>For Four Beveled Edges, Add</i>		6.30	
		<i>For UL Label (Fire Rated), Add</i>		11.40	
08 71 11 00-0872	EA	20" x 36", 0.050" Thick, Satin Aluminum Finish, Aluminum Kick Plate	150.87	9.05
		<i>For Four Beveled Edges, Add</i>		6.30	
		<i>For UL Label (Fire Rated), Add</i>		11.40	
08 71 11 00-0873	EA	20" x 38", 0.050" Thick, Satin Aluminum Finish, Aluminum Kick Plate	159.25	9.55
		<i>For Four Beveled Edges, Add</i>		6.30	
		<i>For UL Label (Fire Rated), Add</i>		11.40	
08 71 11 00-0874	EA	20" x 40", 0.050" Thick, Satin Aluminum Finish, Aluminum Kick Plate	165.62	9.55
		<i>For Four Beveled Edges, Add</i>		6.30	
		<i>For UL Label (Fire Rated), Add</i>		11.40	
08 71 11 00-0875	EA	20" x 42", 0.050" Thick, Satin Aluminum Finish, Aluminum Kick Plate	172.00	9.55
		<i>For Four Beveled Edges, Add</i>		6.30	
		<i>For UL Label (Fire Rated), Add</i>		11.40	
08 71 11 00-0876	EA	20" x 44", 0.050" Thick, Satin Aluminum Finish, Aluminum Kick Plate	180.38	10.06
		<i>For Four Beveled Edges, Add</i>		6.30	
		<i>For UL Label (Fire Rated), Add</i>		11.40	
08 71 11 00-0877	EA	20" x 46", 0.050" Thick, Satin Aluminum Finish, Aluminum Kick Plate	186.75	10.06
		<i>For Four Beveled Edges, Add</i>		6.30	
		<i>For UL Label (Fire Rated), Add</i>		11.40	
08 71 11 00-0878	EA	20" x 48", 0.050" Thick, Satin Aluminum Finish, Aluminum Kick Plate	193.12	10.06
		<i>For Four Beveled Edges, Add</i>		6.30	
		<i>For UL Label (Fire Rated), Add</i>		11.40	
08 71 11 00-0879	EA	22" x 22", 0.050" Thick, Satin Aluminum Finish, Aluminum Kick Plate	111.27	8.55
		<i>For Four Beveled Edges, Add</i>		6.30	
		<i>For UL Label (Fire Rated), Add</i>		11.40	
08 71 11 00-0880	EA	22" x 24", 0.050" Thick, Satin Aluminum Finish, Aluminum Kick Plate	118.27	8.55
		<i>For Four Beveled Edges, Add</i>		6.30	
		<i>For UL Label (Fire Rated), Add</i>		11.40	
08 71 11 00-0881	EA	22" x 26", 0.050" Thick, Satin Aluminum Finish, Aluminum Kick Plate	125.28	8.55
		<i>For Four Beveled Edges, Add</i>		6.30	
		<i>For UL Label (Fire Rated), Add</i>		11.40	
08 71 11 00-0882	EA	22" x 28", 0.050" Thick, Satin Aluminum Finish, Aluminum Kick Plate	132.29	8.55
		<i>For Four Beveled Edges, Add</i>		6.30	
		<i>For UL Label (Fire Rated), Add</i>		11.40	
08 71 11 00-0883	EA	22" x 30", 0.050" Thick, Satin Aluminum Finish, Aluminum Kick Plate	141.33	9.05
		<i>For Four Beveled Edges, Add</i>		6.30	
		<i>For UL Label (Fire Rated), Add</i>		11.40	
08 71 11 00-0884	EA	22" x 32", 0.050" Thick, Satin Aluminum Finish, Aluminum Kick Plate	148.33	9.05
		<i>For Four Beveled Edges, Add</i>		6.30	
		<i>For UL Label (Fire Rated), Add</i>		11.40	
08 71 11 00-0885	EA	22" x 34", 0.050" Thick, Satin Aluminum Finish, Aluminum Kick Plate	155.34	9.05
		<i>For Four Beveled Edges, Add</i>		6.30	
		<i>For UL Label (Fire Rated), Add</i>		11.40	
08 71 11 00-0886	EA	22" x 36", 0.050" Thick, Satin Aluminum Finish, Aluminum Kick Plate	162.35	9.05
		<i>For Four Beveled Edges, Add</i>		6.30	
		<i>For UL Label (Fire Rated), Add</i>		11.40	
08 71 11 00-0887	EA	22" x 38", 0.050" Thick, Satin Aluminum Finish, Aluminum Kick Plate	171.36	9.55
		<i>For Four Beveled Edges, Add</i>		6.30	
		<i>For UL Label (Fire Rated), Add</i>		11.40	
08 71 11 00-0888	EA	22" x 40", 0.050" Thick, Satin Aluminum Finish, Aluminum Kick Plate	178.37	9.55
		<i>For Four Beveled Edges, Add</i>		6.30	
		<i>For UL Label (Fire Rated), Add</i>		11.40	
08 71 11 00-0889	EA	22" x 42", 0.050" Thick, Satin Aluminum Finish, Aluminum Kick Plate	185.37	9.55
		<i>For Four Beveled Edges, Add</i>		6.30	
		<i>For UL Label (Fire Rated), Add</i>		11.40	
08 71 11 00-0890	EA	22" x 44", 0.050" Thick, Satin Aluminum Finish, Aluminum Kick Plate	194.39	10.06
		<i>For Four Beveled Edges, Add</i>		6.30	
		<i>For UL Label (Fire Rated), Add</i>		11.40	
08 71 11 00-0891	EA	22" x 46", 0.050" Thick, Satin Aluminum Finish, Aluminum Kick Plate	201.39	10.06
		<i>For Four Beveled Edges, Add</i>		6.30	
		<i>For UL Label (Fire Rated), Add</i>		11.40	
08 71 11 00-0892	EA	22" x 48", 0.050" Thick, Satin Aluminum Finish, Aluminum Kick Plate	208.40	10.06
		<i>For Four Beveled Edges, Add</i>		6.30	
		<i>For UL Label (Fire Rated), Add</i>		11.40	
08 71 11 00-0893	EA	24" x 22", 0.050" Thick, Satin Aluminum Finish, Aluminum Kick Plate	118.27	8.55
		<i>For Four Beveled Edges, Add</i>		6.30	
		<i>For UL Label (Fire Rated), Add</i>		11.40	
08 71 11 00-0894	EA	24" x 24", 0.050" Thick, Satin Aluminum Finish, Aluminum Kick Plate	125.91	8.55
		<i>For Four Beveled Edges, Add</i>		6.30	
		<i>For UL Label (Fire Rated), Add</i>		11.40	



MINOR	CSI	UOM	DESCRIPTION	TOTAL DIRECT UNIT COST	DEMOLITION UNIT COST
08 71 11 00-0895	EA		24" x 26", 0.050" Thick, Satin Aluminum Finish, Aluminum Kick Plate <i>For Four Beveled Edges, Add</i> <i>For UL Label (Fire Rated), Add</i>	133.58 6.30 11.40	8.55
08 71 11 00-0896	EA		24" x 28", 0.050" Thick, Satin Aluminum Finish, Aluminum Kick Plate <i>For Four Beveled Edges, Add</i> <i>For UL Label (Fire Rated), Add</i>	141.22 6.30 11.40	8.55
08 71 11 00-0897	EA		24" x 30", 0.050" Thick, Satin Aluminum Finish, Aluminum Kick Plate <i>For Four Beveled Edges, Add</i> <i>For UL Label (Fire Rated), Add</i>	150.87 6.30 11.40	9.05
08 71 11 00-0898	EA		24" x 32", 0.050" Thick, Satin Aluminum Finish, Aluminum Kick Plate <i>For Four Beveled Edges, Add</i> <i>For UL Label (Fire Rated), Add</i>	158.51 6.30 11.40	9.05
08 71 11 00-0899	EA		24" x 34", 0.050" Thick, Satin Aluminum Finish, Aluminum Kick Plate <i>For Four Beveled Edges, Add</i> <i>For UL Label (Fire Rated), Add</i>	166.15 6.30 11.40	9.05
08 71 11 00-0900	EA		24" x 36", 0.050" Thick, Satin Aluminum Finish, Aluminum Kick Plate <i>For Four Beveled Edges, Add</i> <i>For UL Label (Fire Rated), Add</i>	173.82 6.30 11.40	9.05
08 71 11 00-0901	EA		24" x 38", 0.050" Thick, Satin Aluminum Finish, Aluminum Kick Plate <i>For Four Beveled Edges, Add</i> <i>For UL Label (Fire Rated), Add</i>	183.47 6.30 11.40	9.55
08 71 11 00-0902	EA		24" x 40", 0.050" Thick, Satin Aluminum Finish, Aluminum Kick Plate <i>For Four Beveled Edges, Add</i> <i>For UL Label (Fire Rated), Add</i>	191.11 6.30 11.40	9.55
08 71 11 00-0903	EA		24" x 42", 0.050" Thick, Satin Aluminum Finish, Aluminum Kick Plate <i>For Four Beveled Edges, Add</i> <i>For UL Label (Fire Rated), Add</i>	198.75 6.30 11.40	9.55
08 71 11 00-0904	EA		24" x 44", 0.050" Thick, Satin Aluminum Finish, Aluminum Kick Plate <i>For Four Beveled Edges, Add</i> <i>For UL Label (Fire Rated), Add</i>	208.40 6.30 11.40	10.06
08 71 11 00-0905	EA		24" x 46", 0.050" Thick, Satin Aluminum Finish, Aluminum Kick Plate <i>For Four Beveled Edges, Add</i> <i>For UL Label (Fire Rated), Add</i>	216.07 6.30 11.40	10.06
08 71 11 00-0906	EA		24" x 48", 0.050" Thick, Satin Aluminum Finish, Aluminum Kick Plate <i>For Four Beveled Edges, Add</i> <i>For UL Label (Fire Rated), Add</i>	223.71 6.30 11.40	10.06
08 71 11 00-0907			Brass Base Material Kick Plate (08 71 11 00-0778)		
08 71 11 00-0908			Bright/Satin Brass Finish, Brass Kick Plate (08 71 11 00-0907)		
08 71 11 00-0909	EA		8" x 22", 0.050" Thick, Bright/Satin Brass Finish, Brass Kick Plate <i>For Four Beveled Edges, Add</i> <i>For UL Label (Fire Rated), Add</i>	109.90 1.76 11.40	7.54
08 71 11 00-0910	EA		8" x 24", 0.050" Thick, Bright/Satin Brass Finish, Brass Kick Plate <i>For Four Beveled Edges, Add</i> <i>For UL Label (Fire Rated), Add</i>	117.14 1.76 11.40	7.54
08 71 11 00-0911	EA		8" x 26", 0.050" Thick, Bright/Satin Brass Finish, Brass Kick Plate <i>For Four Beveled Edges, Add</i> <i>For UL Label (Fire Rated), Add</i>	124.41 1.76 11.40	7.54
08 71 11 00-0912	EA		8" x 28", 0.050" Thick, Bright/Satin Brass Finish, Brass Kick Plate <i>For Four Beveled Edges, Add</i> <i>For UL Label (Fire Rated), Add</i>	131.65 1.76 11.40	7.54
08 71 11 00-0913	EA		8" x 30", 0.050" Thick, Bright/Satin Brass Finish, Brass Kick Plate <i>For Four Beveled Edges, Add</i> <i>For UL Label (Fire Rated), Add</i>	140.90 1.76 11.40	8.04
08 71 11 00-0914	EA		8" x 32", 0.050" Thick, Bright/Satin Brass Finish, Brass Kick Plate <i>For Four Beveled Edges, Add</i> <i>For UL Label (Fire Rated), Add</i>	148.19 1.76 11.40	8.04
08 71 11 00-0915	EA		8" x 34", 0.050" Thick, Bright/Satin Brass Finish, Brass Kick Plate <i>For Four Beveled Edges, Add</i> <i>For UL Label (Fire Rated), Add</i>	155.43 1.76 11.40	8.04
08 71 11 00-0916	EA		8" x 36", 0.050" Thick, Bright/Satin Brass Finish, Brass Kick Plate <i>For Four Beveled Edges, Add</i> <i>For UL Label (Fire Rated), Add</i>	162.67 1.76 11.40	8.04
08 71 11 00-0917	EA		8" x 38", 0.050" Thick, Bright/Satin Brass Finish, Brass Kick Plate <i>For Four Beveled Edges, Add</i> <i>For UL Label (Fire Rated), Add</i>	171.92 1.76 11.40	8.55
08 71 11 00-0918	EA		8" x 40", 0.050" Thick, Bright/Satin Brass Finish, Brass Kick Plate <i>For Four Beveled Edges, Add</i> <i>For UL Label (Fire Rated), Add</i>	179.16 1.76 11.40	8.55
08 71 11 00-0919	EA		8" x 42", 0.050" Thick, Bright/Satin Brass Finish, Brass Kick Plate <i>For Four Beveled Edges, Add</i> <i>For UL Label (Fire Rated), Add</i>	186.40 1.76 11.40	8.55
08 71 11 00-0920	EA		8" x 44", 0.050" Thick, Bright/Satin Brass Finish, Brass Kick Plate <i>For Four Beveled Edges, Add</i> <i>For UL Label (Fire Rated), Add</i>	195.65 1.76 11.40	9.05
08 71 11 00-0921	EA		8" x 46", 0.050" Thick, Bright/Satin Brass Finish, Brass Kick Plate <i>For Four Beveled Edges, Add</i> <i>For UL Label (Fire Rated), Add</i>	202.94 1.76 11.40	9.05
08 71 11 00-0922	EA		8" x 48", 0.050" Thick, Bright/Satin Brass Finish, Brass Kick Plate <i>For Four Beveled Edges, Add</i> <i>For UL Label (Fire Rated), Add</i>	210.18 1.76 11.40	9.05

08 Openings**08 70 Hardware**

08 71 Door Hardware



MINOR	CSI	UOM	DESCRIPTION	TOTAL DIRECT UNIT COST	DEMOLITION UNIT COST
08 71 11 00-0923	EA		10" x 22", 0.050" Thick, Bright/Satin Brass Finish, Brass Kick Plate..... <i>For Four Beveled Edges, Add</i> <i>For UL Label (Fire Rated), Add</i>	129.86 1.76 11.40	7.54
08 71 11 00-0924	EA		10" x 24", 0.050" Thick, Bright/Satin Brass Finish, Brass Kick Plate..... <i>For Four Beveled Edges, Add</i> <i>For UL Label (Fire Rated), Add</i>	138.89 1.76 11.40	7.54
08 71 11 00-0925	EA		10" x 26", 0.050" Thick, Bright/Satin Brass Finish, Brass Kick Plate..... <i>For Four Beveled Edges, Add</i> <i>For UL Label (Fire Rated), Add</i>	147.97 1.76 11.40	7.54
08 71 11 00-0926	EA		10" x 28", 0.050" Thick, Bright/Satin Brass Finish, Brass Kick Plate..... <i>For Four Beveled Edges, Add</i> <i>For UL Label (Fire Rated), Add</i>	157.03 1.76 11.40	7.54
08 71 11 00-0927	EA		10" x 30", 0.050" Thick, Bright/Satin Brass Finish, Brass Kick Plate..... <i>For Four Beveled Edges, Add</i> <i>For UL Label (Fire Rated), Add</i>	168.07 1.76 11.40	8.04
08 71 11 00-0928	EA		10" x 32", 0.050" Thick, Bright/Satin Brass Finish, Brass Kick Plate..... <i>For Four Beveled Edges, Add</i> <i>For UL Label (Fire Rated), Add</i>	177.15 1.76 11.40	8.04
08 71 11 00-0929	EA		10" x 34", 0.050" Thick, Bright/Satin Brass Finish, Brass Kick Plate..... <i>For Four Beveled Edges, Add</i> <i>For UL Label (Fire Rated), Add</i>	186.23 1.76 11.40	8.04
08 71 11 00-0930	EA		10" x 36", 0.050" Thick, Bright/Satin Brass Finish, Brass Kick Plate..... <i>For Four Beveled Edges, Add</i> <i>For UL Label (Fire Rated), Add</i>	195.29 1.76 11.40	8.04
08 71 11 00-0931	EA		10" x 38", 0.050" Thick, Bright/Satin Brass Finish, Brass Kick Plate..... <i>For Four Beveled Edges, Add</i> <i>For UL Label (Fire Rated), Add</i>	206.33 1.76 11.40	8.55
08 71 11 00-0932	EA		10" x 40", 0.050" Thick, Bright/Satin Brass Finish, Brass Kick Plate..... <i>For Four Beveled Edges, Add</i> <i>For UL Label (Fire Rated), Add</i>	215.41 1.76 11.40	8.55
08 71 11 00-0933	EA		10" x 42", 0.050" Thick, Bright/Satin Brass Finish, Brass Kick Plate..... <i>For Four Beveled Edges, Add</i> <i>For UL Label (Fire Rated), Add</i>	224.49 1.76 11.40	8.55
08 71 11 00-0934	EA		10" x 44", 0.050" Thick, Bright/Satin Brass Finish, Brass Kick Plate..... <i>For Four Beveled Edges, Add</i> <i>For UL Label (Fire Rated), Add</i>	235.53 1.76 11.40	9.05
08 71 11 00-0935	EA		10" x 46", 0.050" Thick, Bright/Satin Brass Finish, Brass Kick Plate..... <i>For Four Beveled Edges, Add</i> <i>For UL Label (Fire Rated), Add</i>	244.62 1.76 11.40	9.05
08 71 11 00-0936	EA		10" x 48", 0.050" Thick, Bright/Satin Brass Finish, Brass Kick Plate..... <i>For Four Beveled Edges, Add</i> <i>For UL Label (Fire Rated), Add</i>	253.67 1.76 11.40	9.05
08 71 11 00-0937	EA		12" x 22", 0.050" Thick, Bright/Satin Brass Finish, Brass Kick Plate..... <i>For Four Beveled Edges, Add</i> <i>For UL Label (Fire Rated), Add</i>	149.74 1.76 11.40	7.54
08 71 11 00-0938	EA		12" x 24", 0.050" Thick, Bright/Satin Brass Finish, Brass Kick Plate..... <i>For Four Beveled Edges, Add</i> <i>For UL Label (Fire Rated), Add</i>	160.66 1.76 11.40	7.54
08 71 11 00-0939	EA		12" x 26", 0.050" Thick, Bright/Satin Brass Finish, Brass Kick Plate..... <i>For Four Beveled Edges, Add</i> <i>For UL Label (Fire Rated), Add</i>	171.51 1.76 11.40	7.54
08 71 11 00-0940	EA		12" x 28", 0.050" Thick, Bright/Satin Brass Finish, Brass Kick Plate..... <i>For Four Beveled Edges, Add</i> <i>For UL Label (Fire Rated), Add</i>	182.38 1.76 11.40	7.54
08 71 11 00-0941	EA		12" x 30", 0.050" Thick, Bright/Satin Brass Finish, Brass Kick Plate..... <i>For Four Beveled Edges, Add</i> <i>For UL Label (Fire Rated), Add</i>	195.29 1.76 11.40	8.04
08 71 11 00-0942	EA		12" x 32", 0.050" Thick, Bright/Satin Brass Finish, Brass Kick Plate..... <i>For Four Beveled Edges, Add</i> <i>For UL Label (Fire Rated), Add</i>	206.16 1.76 11.40	8.04
08 71 11 00-0943	EA		12" x 34", 0.050" Thick, Bright/Satin Brass Finish, Brass Kick Plate..... <i>For Four Beveled Edges, Add</i> <i>For UL Label (Fire Rated), Add</i>	217.03 1.76 11.40	8.04
08 71 11 00-0944	EA		12" x 36", 0.050" Thick, Bright/Satin Brass Finish, Brass Kick Plate..... <i>For Four Beveled Edges, Add</i> <i>For UL Label (Fire Rated), Add</i>	227.88 1.76 11.40	8.04
08 71 11 00-0945	EA		12" x 38", 0.050" Thick, Bright/Satin Brass Finish, Brass Kick Plate..... <i>For Four Beveled Edges, Add</i> <i>For UL Label (Fire Rated), Add</i>	240.81 1.76 11.40	8.55
08 71 11 00-0946	EA		12" x 40", 0.050" Thick, Bright/Satin Brass Finish, Brass Kick Plate..... <i>For Four Beveled Edges, Add</i> <i>For UL Label (Fire Rated), Add</i>	251.66 1.76 11.40	8.55
08 71 11 00-0947	EA		12" x 42", 0.050" Thick, Bright/Satin Brass Finish, Brass Kick Plate..... <i>For Four Beveled Edges, Add</i> <i>For UL Label (Fire Rated), Add</i>	262.53 1.76 11.40	8.55
08 71 11 00-0948	EA		12" x 44", 0.050" Thick, Bright/Satin Brass Finish, Brass Kick Plate..... <i>For Four Beveled Edges, Add</i> <i>For UL Label (Fire Rated), Add</i>	275.42 1.76 11.40	9.05
08 71 11 00-0949	EA		12" x 46", 0.050" Thick, Bright/Satin Brass Finish, Brass Kick Plate..... <i>For Four Beveled Edges, Add</i> <i>For UL Label (Fire Rated), Add</i>	286.27 1.76 11.40	9.05
08 71 11 00-0950	EA		12" x 48", 0.050" Thick, Bright/Satin Brass Finish, Brass Kick Plate..... <i>For Four Beveled Edges, Add</i> <i>For UL Label (Fire Rated), Add</i>	297.19 1.76 11.40	9.05



MINOR CSI UOM DESCRIPTION	TOTAL DIRECT UNIT COST	DEMOLITION UNIT COST
08 71 11 00-0951 EA 14" x 22", 0.050" Thick, Bright/Satin Brass Finish, Brass Kick Plate..... <i>For Four Beveled Edges, Add</i> <i>For UL Label (Fire Rated), Add</i>	171.73 1.76 11.40	8.04
08 71 11 00-0952 EA 14" x 24", 0.050" Thick, Bright/Satin Brass Finish, Brass Kick Plate..... <i>For Four Beveled Edges, Add</i> <i>For UL Label (Fire Rated), Add</i>	184.39 1.76 11.40	8.04
08 71 11 00-0953 EA 14" x 26", 0.050" Thick, Bright/Satin Brass Finish, Brass Kick Plate..... <i>For Four Beveled Edges, Add</i> <i>For UL Label (Fire Rated), Add</i>	197.08 1.76 11.40	8.04
08 71 11 00-0954 EA 14" x 28", 0.050" Thick, Bright/Satin Brass Finish, Brass Kick Plate..... <i>For Four Beveled Edges, Add</i> <i>For UL Label (Fire Rated), Add</i>	209.79 1.76 11.40	8.04
08 71 11 00-0955 EA 14" x 30", 0.050" Thick, Bright/Satin Brass Finish, Brass Kick Plate..... <i>For Four Beveled Edges, Add</i> <i>For UL Label (Fire Rated), Add</i>	224.49 1.76 11.40	8.55
08 71 11 00-0956 EA 14" x 32", 0.050" Thick, Bright/Satin Brass Finish, Brass Kick Plate..... <i>For Four Beveled Edges, Add</i> <i>For UL Label (Fire Rated), Add</i>	237.18 1.76 11.40	8.55
08 71 11 00-0957 EA 14" x 34", 0.050" Thick, Bright/Satin Brass Finish, Brass Kick Plate..... <i>For Four Beveled Edges, Add</i> <i>For UL Label (Fire Rated), Add</i>	249.85 1.76 11.40	8.55
08 71 11 00-0958 EA 14" x 36", 0.050" Thick, Bright/Satin Brass Finish, Brass Kick Plate..... <i>For Four Beveled Edges, Add</i> <i>For UL Label (Fire Rated), Add</i>	262.53 1.76 11.40	8.55
08 71 11 00-0959 EA 14" x 38", 0.050" Thick, Bright/Satin Brass Finish, Brass Kick Plate..... <i>For Four Beveled Edges, Add</i> <i>For UL Label (Fire Rated), Add</i>	277.23 1.76 11.40	9.05
08 71 11 00-0960 EA 14" x 40", 0.050" Thick, Bright/Satin Brass Finish, Brass Kick Plate..... <i>For Four Beveled Edges, Add</i> <i>For UL Label (Fire Rated), Add</i>	289.92 1.76 11.40	9.05
08 71 11 00-0961 EA 14" x 42", 0.050" Thick, Bright/Satin Brass Finish, Brass Kick Plate..... <i>For Four Beveled Edges, Add</i> <i>For UL Label (Fire Rated), Add</i>	302.59 1.76 11.40	9.05
08 71 11 00-0962 EA 14" x 44", 0.050" Thick, Bright/Satin Brass Finish, Brass Kick Plate..... <i>For Four Beveled Edges, Add</i> <i>For UL Label (Fire Rated), Add</i>	317.29 1.76 11.40	9.55
08 71 11 00-0963 EA 14" x 46", 0.050" Thick, Bright/Satin Brass Finish, Brass Kick Plate..... <i>For Four Beveled Edges, Add</i> <i>For UL Label (Fire Rated), Add</i>	330.00 1.76 11.40	9.55
08 71 11 00-0964 EA 14" x 48", 0.050" Thick, Bright/Satin Brass Finish, Brass Kick Plate..... <i>For Four Beveled Edges, Add</i> <i>For UL Label (Fire Rated), Add</i>	342.69 1.76 11.40	9.55
08 71 11 00-0965 EA 16" x 22", 0.050" Thick, Bright/Satin Brass Finish, Brass Kick Plate..... <i>For Four Beveled Edges, Add</i> <i>For UL Label (Fire Rated), Add</i>	242.29 1.76 11.40	8.04
08 71 11 00-0966 EA 16" x 24", 0.050" Thick, Bright/Satin Brass Finish, Brass Kick Plate..... <i>For Four Beveled Edges, Add</i> <i>For UL Label (Fire Rated), Add</i>	261.43 1.76 11.40	8.04
08 71 11 00-0967 EA 16" x 26", 0.050" Thick, Bright/Satin Brass Finish, Brass Kick Plate..... <i>For Four Beveled Edges, Add</i> <i>For UL Label (Fire Rated), Add</i>	280.53 1.76 11.40	8.04
08 71 11 00-0968 EA 16" x 28", 0.050" Thick, Bright/Satin Brass Finish, Brass Kick Plate..... <i>For Four Beveled Edges, Add</i> <i>For UL Label (Fire Rated), Add</i>	299.60 1.76 11.40	8.04
08 71 11 00-0969 EA 16" x 30", 0.050" Thick, Bright/Satin Brass Finish, Brass Kick Plate..... <i>For Four Beveled Edges, Add</i> <i>For UL Label (Fire Rated), Add</i>	320.71 1.76 11.40	8.55
08 71 11 00-0970 EA 16" x 32", 0.050" Thick, Bright/Satin Brass Finish, Brass Kick Plate..... <i>For Four Beveled Edges, Add</i> <i>For UL Label (Fire Rated), Add</i>	339.83 1.76 11.40	8.55
08 71 11 00-0971 EA 16" x 34", 0.050" Thick, Bright/Satin Brass Finish, Brass Kick Plate..... <i>For Four Beveled Edges, Add</i> <i>For UL Label (Fire Rated), Add</i>	358.95 1.76 11.40	8.55
08 71 11 00-0972 EA 16" x 36", 0.050" Thick, Bright/Satin Brass Finish, Brass Kick Plate..... <i>For Four Beveled Edges, Add</i> <i>For UL Label (Fire Rated), Add</i>	378.00 1.76 11.40	8.55
08 71 11 00-0973 EA 16" x 38", 0.050" Thick, Bright/Satin Brass Finish, Brass Kick Plate..... <i>For Four Beveled Edges, Add</i> <i>For UL Label (Fire Rated), Add</i>	399.16 1.76 11.40	9.05
08 71 11 00-0974 EA 16" x 40", 0.050" Thick, Bright/Satin Brass Finish, Brass Kick Plate..... <i>For Four Beveled Edges, Add</i> <i>For UL Label (Fire Rated), Add</i>	418.28 1.76 11.40	9.05
08 71 11 00-0975 EA 16" x 42", 0.050" Thick, Bright/Satin Brass Finish, Brass Kick Plate..... <i>For Four Beveled Edges, Add</i> <i>For UL Label (Fire Rated), Add</i>	437.37 1.76 11.40	9.05
08 71 11 00-0976 EA 16" x 44", 0.050" Thick, Bright/Satin Brass Finish, Brass Kick Plate..... <i>For Four Beveled Edges, Add</i> <i>For UL Label (Fire Rated), Add</i>	458.46 1.76 11.40	9.55
08 71 11 00-0977 EA 16" x 46", 0.050" Thick, Bright/Satin Brass Finish, Brass Kick Plate..... <i>For Four Beveled Edges, Add</i> <i>For UL Label (Fire Rated), Add</i>	477.55 1.76 11.40	9.55
08 71 11 00-0978 EA 16" x 48", 0.050" Thick, Bright/Satin Brass Finish, Brass Kick Plate..... <i>For Four Beveled Edges, Add</i> <i>For UL Label (Fire Rated), Add</i>	496.68 1.76 11.40	9.55

08 Openings**08 70 Hardware****08 71 Door Hardware**

MINOR	CSI	UOM	DESCRIPTION	TOTAL DIRECT UNIT COST	DEMOLITION UNIT COST
08 71 11 00-0979	EA	18" x 22", 0.050" Thick, Bright/Satin Brass Finish, Brass Kick Plate	268.14	8.04
		<i>For Four Beveled Edges, Add</i>		6.30	
		<i>For UL Label (Fire Rated), Add</i>		11.40	
08 71 11 00-0980	EA	18" x 24", 0.050" Thick, Bright/Satin Brass Finish, Brass Kick Plate	289.59	8.04
		<i>For Four Beveled Edges, Add</i>		6.30	
		<i>For UL Label (Fire Rated), Add</i>		11.40	
08 71 11 00-0981	EA	18" x 26", 0.050" Thick, Bright/Satin Brass Finish, Brass Kick Plate	311.00	8.04
		<i>For Four Beveled Edges, Add</i>		6.30	
		<i>For UL Label (Fire Rated), Add</i>		11.40	
08 71 11 00-0982	EA	18" x 28", 0.050" Thick, Bright/Satin Brass Finish, Brass Kick Plate	332.50	8.04
		<i>For Four Beveled Edges, Add</i>		6.30	
		<i>For UL Label (Fire Rated), Add</i>		11.40	
08 71 11 00-0983	EA	18" x 30", 0.050" Thick, Bright/Satin Brass Finish, Brass Kick Plate	355.95	8.55
		<i>For Four Beveled Edges, Add</i>		6.30	
		<i>For UL Label (Fire Rated), Add</i>		11.40	
08 71 11 00-0984	EA	18" x 32", 0.050" Thick, Bright/Satin Brass Finish, Brass Kick Plate	377.37	8.55
		<i>For Four Beveled Edges, Add</i>		6.30	
		<i>For UL Label (Fire Rated), Add</i>		11.40	
08 71 11 00-0985	EA	18" x 34", 0.050" Thick, Bright/Satin Brass Finish, Brass Kick Plate	398.86	8.55
		<i>For Four Beveled Edges, Add</i>		6.30	
		<i>For UL Label (Fire Rated), Add</i>		11.40	
08 71 11 00-0986	EA	18" x 36", 0.050" Thick, Bright/Satin Brass Finish, Brass Kick Plate	420.28	8.55
		<i>For Four Beveled Edges, Add</i>		6.30	
		<i>For UL Label (Fire Rated), Add</i>		11.40	
08 71 11 00-0987	EA	18" x 38", 0.050" Thick, Bright/Satin Brass Finish, Brass Kick Plate	443.78	9.05
		<i>For Four Beveled Edges, Add</i>		6.30	
		<i>For UL Label (Fire Rated), Add</i>		11.40	
08 71 11 00-0988	EA	18" x 40", 0.050" Thick, Bright/Satin Brass Finish, Brass Kick Plate	465.23	9.05
		<i>For Four Beveled Edges, Add</i>		6.30	
		<i>For UL Label (Fire Rated), Add</i>		11.40	
08 71 11 00-0989	EA	18" x 42", 0.050" Thick, Bright/Satin Brass Finish, Brass Kick Plate	486.64	9.05
		<i>For Four Beveled Edges, Add</i>		6.30	
		<i>For UL Label (Fire Rated), Add</i>		11.40	
08 71 11 00-0990	EA	18" x 44", 0.050" Thick, Bright/Satin Brass Finish, Brass Kick Plate	510.15	9.55
		<i>For Four Beveled Edges, Add</i>		6.30	
		<i>For UL Label (Fire Rated), Add</i>		11.40	
08 71 11 00-0991	EA	18" x 46", 0.050" Thick, Bright/Satin Brass Finish, Brass Kick Plate	531.56	9.55
		<i>For Four Beveled Edges, Add</i>		6.30	
		<i>For UL Label (Fire Rated), Add</i>		11.40	
08 71 11 00-0992	EA	18" x 48", 0.050" Thick, Bright/Satin Brass Finish, Brass Kick Plate	553.01	9.55
		<i>For Four Beveled Edges, Add</i>		6.30	
		<i>For UL Label (Fire Rated), Add</i>		11.40	
08 71 11 00-0993	EA	20" x 22", 0.050" Thick, Bright/Satin Brass Finish, Brass Kick Plate	296.36	8.55
		<i>For Four Beveled Edges, Add</i>		6.30	
		<i>For UL Label (Fire Rated), Add</i>		11.40	
08 71 11 00-0994	EA	20" x 24", 0.050" Thick, Bright/Satin Brass Finish, Brass Kick Plate	320.18	8.55
		<i>For Four Beveled Edges, Add</i>		6.30	
		<i>For UL Label (Fire Rated), Add</i>		11.40	
08 71 11 00-0995	EA	20" x 26", 0.050" Thick, Bright/Satin Brass Finish, Brass Kick Plate	344.04	8.55
		<i>For Four Beveled Edges, Add</i>		6.30	
		<i>For UL Label (Fire Rated), Add</i>		11.40	
08 71 11 00-0996	EA	20" x 28", 0.050" Thick, Bright/Satin Brass Finish, Brass Kick Plate	367.83	8.55
		<i>For Four Beveled Edges, Add</i>		6.30	
		<i>For UL Label (Fire Rated), Add</i>		11.40	
08 71 11 00-0997	EA	20" x 30", 0.050" Thick, Bright/Satin Brass Finish, Brass Kick Plate	393.71	9.05
		<i>For Four Beveled Edges, Add</i>		6.30	
		<i>For UL Label (Fire Rated), Add</i>		11.40	
08 71 11 00-0998	EA	20" x 32", 0.050" Thick, Bright/Satin Brass Finish, Brass Kick Plate	417.55	9.05
		<i>For Four Beveled Edges, Add</i>		6.30	
		<i>For UL Label (Fire Rated), Add</i>		11.40	
08 71 11 00-0999	EA	20" x 34", 0.050" Thick, Bright/Satin Brass Finish, Brass Kick Plate	441.36	9.05
		<i>For Four Beveled Edges, Add</i>		6.30	
		<i>For UL Label (Fire Rated), Add</i>		11.40	
08 71 11 00-1000	EA	20" x 36", 0.050" Thick, Bright/Satin Brass Finish, Brass Kick Plate	465.23	9.05
		<i>For Four Beveled Edges, Add</i>		6.30	
		<i>For UL Label (Fire Rated), Add</i>		11.40	
08 71 11 00-1001	EA	20" x 38", 0.050" Thick, Bright/Satin Brass Finish, Brass Kick Plate	491.02	9.55
		<i>For Four Beveled Edges, Add</i>		6.30	
		<i>For UL Label (Fire Rated), Add</i>		11.40	
08 71 11 00-1002	EA	20" x 40", 0.050" Thick, Bright/Satin Brass Finish, Brass Kick Plate	514.89	9.55
		<i>For Four Beveled Edges, Add</i>		6.30	
		<i>For UL Label (Fire Rated), Add</i>		11.40	
08 71 11 00-1003	EA	20" x 42", 0.050" Thick, Bright/Satin Brass Finish, Brass Kick Plate	538.73	9.55
		<i>For Four Beveled Edges, Add</i>		6.30	
		<i>For UL Label (Fire Rated), Add</i>		11.40	
08 71 11 00-1004	EA	20" x 44", 0.050" Thick, Bright/Satin Brass Finish, Brass Kick Plate	564.55	10.06
		<i>For Four Beveled Edges, Add</i>		6.30	
		<i>For UL Label (Fire Rated), Add</i>		11.40	
08 71 11 00-1005	EA	20" x 46", 0.050" Thick, Bright/Satin Brass Finish, Brass Kick Plate	588.42	10.06
		<i>For Four Beveled Edges, Add</i>		6.30	
		<i>For UL Label (Fire Rated), Add</i>		11.40	
08 71 11 00-1006	EA	20" x 48", 0.050" Thick, Bright/Satin Brass Finish, Brass Kick Plate	612.21	10.06
		<i>For Four Beveled Edges, Add</i>		6.30	
		<i>For UL Label (Fire Rated), Add</i>		11.40	



MINOR	CSI	UOM	DESCRIPTION	TOTAL DIRECT UNIT COST	DEMOLITION UNIT COST
08 71 11 00-1007	EA		22" x 22", 0.050" Thick, Bright/Satin Brass Finish, Brass Kick Plate..... <i>For Four Beveled Edges, Add</i> <i>For UL Label (Fire Rated), Add</i>	322.60 6.30 11.40	8.55
08 71 11 00-1008	EA		22" x 24", 0.050" Thick, Bright/Satin Brass Finish, Brass Kick Plate..... <i>For Four Beveled Edges, Add</i> <i>For UL Label (Fire Rated), Add</i>	348.79 6.30 11.40	8.55
08 71 11 00-1009	EA		22" x 26", 0.050" Thick, Bright/Satin Brass Finish, Brass Kick Plate..... <i>For Four Beveled Edges, Add</i> <i>For UL Label (Fire Rated), Add</i>	375.00 6.30 11.40	8.55
08 71 11 00-1010	EA		22" x 28", 0.050" Thick, Bright/Satin Brass Finish, Brass Kick Plate..... <i>For Four Beveled Edges, Add</i> <i>For UL Label (Fire Rated), Add</i>	401.23 6.30 11.40	8.55
08 71 11 00-1011	EA		22" x 30", 0.050" Thick, Bright/Satin Brass Finish, Brass Kick Plate..... <i>For Four Beveled Edges, Add</i> <i>For UL Label (Fire Rated), Add</i>	429.45 6.30 11.40	9.05
08 71 11 00-1012	EA		22" x 32", 0.050" Thick, Bright/Satin Brass Finish, Brass Kick Plate..... <i>For Four Beveled Edges, Add</i> <i>For UL Label (Fire Rated), Add</i>	455.69 6.30 11.40	9.05
08 71 11 00-1013	EA		22" x 34", 0.050" Thick, Bright/Satin Brass Finish, Brass Kick Plate..... <i>For Four Beveled Edges, Add</i> <i>For UL Label (Fire Rated), Add</i>	481.90 6.30 11.40	9.05
08 71 11 00-1014	EA		22" x 36", 0.050" Thick, Bright/Satin Brass Finish, Brass Kick Plate..... <i>For Four Beveled Edges, Add</i> <i>For UL Label (Fire Rated), Add</i>	508.14 6.30 11.40	9.05
08 71 11 00-1015	EA		22" x 38", 0.050" Thick, Bright/Satin Brass Finish, Brass Kick Plate..... <i>For Four Beveled Edges, Add</i> <i>For UL Label (Fire Rated), Add</i>	536.33 6.30 11.40	9.55
08 71 11 00-1016	EA		22" x 40", 0.050" Thick, Bright/Satin Brass Finish, Brass Kick Plate..... <i>For Four Beveled Edges, Add</i> <i>For UL Label (Fire Rated), Add</i>	562.54 6.30 11.40	9.55
08 71 11 00-1017	EA		22" x 42", 0.050" Thick, Bright/Satin Brass Finish, Brass Kick Plate..... <i>For Four Beveled Edges, Add</i> <i>For UL Label (Fire Rated), Add</i>	588.78 6.30 11.40	9.55
08 71 11 00-1018	EA		22" x 44", 0.050" Thick, Bright/Satin Brass Finish, Brass Kick Plate..... <i>For Four Beveled Edges, Add</i> <i>For UL Label (Fire Rated), Add</i>	617.00 6.30 11.40	10.06
08 71 11 00-1019	EA		22" x 46", 0.050" Thick, Bright/Satin Brass Finish, Brass Kick Plate..... <i>For Four Beveled Edges, Add</i> <i>For UL Label (Fire Rated), Add</i>	643.24 6.30 11.40	10.06
08 71 11 00-1020	EA		22" x 48", 0.050" Thick, Bright/Satin Brass Finish, Brass Kick Plate..... <i>For Four Beveled Edges, Add</i> <i>For UL Label (Fire Rated), Add</i>	669.40 6.30 11.40	10.06
08 71 11 00-1021	EA		24" x 22", 0.050" Thick, Bright/Satin Brass Finish, Brass Kick Plate..... <i>For Four Beveled Edges, Add</i> <i>For UL Label (Fire Rated), Add</i>	348.79 6.30 11.40	8.55
08 71 11 00-1022	EA		24" x 24", 0.050" Thick, Bright/Satin Brass Finish, Brass Kick Plate..... <i>For Four Beveled Edges, Add</i> <i>For UL Label (Fire Rated), Add</i>	377.37 6.30 11.40	8.55
08 71 11 00-1023	EA		24" x 26", 0.050" Thick, Bright/Satin Brass Finish, Brass Kick Plate..... <i>For Four Beveled Edges, Add</i> <i>For UL Label (Fire Rated), Add</i>	406.00 6.30 11.40	8.55
08 71 11 00-1024	EA		24" x 28", 0.050" Thick, Bright/Satin Brass Finish, Brass Kick Plate..... <i>For Four Beveled Edges, Add</i> <i>For UL Label (Fire Rated), Add</i>	434.61 6.30 11.40	8.55
08 71 11 00-1025	EA		24" x 30", 0.050" Thick, Bright/Satin Brass Finish, Brass Kick Plate..... <i>For Four Beveled Edges, Add</i> <i>For UL Label (Fire Rated), Add</i>	465.23 6.30 11.40	9.05
08 71 11 00-1026	EA		24" x 32", 0.050" Thick, Bright/Satin Brass Finish, Brass Kick Plate..... <i>For Four Beveled Edges, Add</i> <i>For UL Label (Fire Rated), Add</i>	493.81 6.30 11.40	9.05
08 71 11 00-1027	EA		24" x 34", 0.050" Thick, Bright/Satin Brass Finish, Brass Kick Plate..... <i>For Four Beveled Edges, Add</i> <i>For UL Label (Fire Rated), Add</i>	522.42 6.30 11.40	9.05
08 71 11 00-1028	EA		24" x 36", 0.050" Thick, Bright/Satin Brass Finish, Brass Kick Plate..... <i>For Four Beveled Edges, Add</i> <i>For UL Label (Fire Rated), Add</i>	552.59 6.30 11.40	9.05
08 71 11 00-1029	EA		24" x 38", 0.050" Thick, Bright/Satin Brass Finish, Brass Kick Plate..... <i>For Four Beveled Edges, Add</i> <i>For UL Label (Fire Rated), Add</i>	581.61 6.30 11.40	9.55
08 71 11 00-1030	EA		24" x 40", 0.050" Thick, Bright/Satin Brass Finish, Brass Kick Plate..... <i>For Four Beveled Edges, Add</i> <i>For UL Label (Fire Rated), Add</i>	610.20 6.30 11.40	9.55
08 71 11 00-1031	EA		24" x 42", 0.050" Thick, Bright/Satin Brass Finish, Brass Kick Plate..... <i>For Four Beveled Edges, Add</i> <i>For UL Label (Fire Rated), Add</i>	638.80 6.30 11.40	9.55
08 71 11 00-1032	EA		24" x 44", 0.050" Thick, Bright/Satin Brass Finish, Brass Kick Plate..... <i>For Four Beveled Edges, Add</i> <i>For UL Label (Fire Rated), Add</i>	669.40 6.30 11.40	10.06
08 71 11 00-1033	EA		24" x 46", 0.050" Thick, Bright/Satin Brass Finish, Brass Kick Plate..... <i>For Four Beveled Edges, Add</i> <i>For UL Label (Fire Rated), Add</i>	698.05 6.30 11.40	10.06
08 71 11 00-1034	EA		24" x 48", 0.050" Thick, Bright/Satin Brass Finish, Brass Kick Plate..... <i>For Four Beveled Edges, Add</i> <i>For UL Label (Fire Rated), Add</i>	726.64 6.30 11.40	10.06



MINOR CSI	UOM	DESCRIPTION	TOTAL DIRECT UNIT COST	DEMOLITION UNIT COST
08 71 11 00-1035		Bright/Satin Chrome Finish, Stainless Kick Plate <small>(08 71 11 00-0907)</small>		
08 71 11 00-1036	EA	8" x 22", 0.050" Thick, Bright/Satin Chrome Finish, Stainless Kick Plate.....	118.35	7.54
		<i>For Four Beveled Edges, Add</i>	1.76	
		<i>For UL Label (Fire Rated), Add</i>	11.40	
08 71 11 00-1037	EA	8" x 24", 0.050" Thick, Bright/Satin Chrome Finish, Stainless Kick Plate.....	126.37	7.54
		<i>For Four Beveled Edges, Add</i>	1.76	
		<i>For UL Label (Fire Rated), Add</i>	11.40	
08 71 11 00-1038	EA	8" x 26", 0.050" Thick, Bright/Satin Chrome Finish, Stainless Kick Plate.....	134.39	7.54
		<i>For Four Beveled Edges, Add</i>	1.76	
		<i>For UL Label (Fire Rated), Add</i>	11.40	
08 71 11 00-1039	EA	8" x 28", 0.050" Thick, Bright/Satin Chrome Finish, Stainless Kick Plate.....	142.41	7.54
		<i>For Four Beveled Edges, Add</i>	1.76	
		<i>For UL Label (Fire Rated), Add</i>	11.40	
08 71 11 00-1040	EA	8" x 30", 0.050" Thick, Bright/Satin Chrome Finish, Stainless Kick Plate.....	152.44	8.04
		<i>For Four Beveled Edges, Add</i>	1.76	
		<i>For UL Label (Fire Rated), Add</i>	11.40	
08 71 11 00-1041	EA	8" x 32", 0.050" Thick, Bright/Satin Chrome Finish, Stainless Kick Plate.....	160.44	8.04
		<i>For Four Beveled Edges, Add</i>	1.76	
		<i>For UL Label (Fire Rated), Add</i>	11.40	
08 71 11 00-1042	EA	8" x 34", 0.050" Thick, Bright/Satin Chrome Finish, Stainless Kick Plate.....	168.46	8.04
		<i>For Four Beveled Edges, Add</i>	1.76	
		<i>For UL Label (Fire Rated), Add</i>	11.40	
08 71 11 00-1043	EA	8" x 36", 0.050" Thick, Bright/Satin Chrome Finish, Stainless Kick Plate.....	176.48	8.04
		<i>For Four Beveled Edges, Add</i>	1.76	
		<i>For UL Label (Fire Rated), Add</i>	11.40	
08 71 11 00-1044	EA	8" x 38", 0.050" Thick, Bright/Satin Chrome Finish, Stainless Kick Plate.....	186.51	8.55
		<i>For Four Beveled Edges, Add</i>	1.76	
		<i>For UL Label (Fire Rated), Add</i>	11.40	
08 71 11 00-1045	EA	8" x 40", 0.050" Thick, Bright/Satin Chrome Finish, Stainless Kick Plate.....	194.55	8.55
		<i>For Four Beveled Edges, Add</i>	1.76	
		<i>For UL Label (Fire Rated), Add</i>	11.40	
08 71 11 00-1046	EA	8" x 42", 0.050" Thick, Bright/Satin Chrome Finish, Stainless Kick Plate.....	202.57	8.55
		<i>For Four Beveled Edges, Add</i>	1.76	
		<i>For UL Label (Fire Rated), Add</i>	11.40	
08 71 11 00-1047	EA	8" x 44", 0.050" Thick, Bright/Satin Chrome Finish, Stainless Kick Plate.....	212.60	9.05
		<i>For Four Beveled Edges, Add</i>	1.76	
		<i>For UL Label (Fire Rated), Add</i>	11.40	
08 71 11 00-1048	EA	8" x 46", 0.050" Thick, Bright/Satin Chrome Finish, Stainless Kick Plate.....	220.62	9.05
		<i>For Four Beveled Edges, Add</i>	1.76	
		<i>For UL Label (Fire Rated), Add</i>	11.40	
08 71 11 00-1049	EA	8" x 48", 0.050" Thick, Bright/Satin Chrome Finish, Stainless Kick Plate.....	228.64	9.05
		<i>For Four Beveled Edges, Add</i>	1.76	
		<i>For UL Label (Fire Rated), Add</i>	11.40	
08 71 11 00-1050	EA	10" x 22", 0.050" Thick, Bright/Satin Chrome Finish, Stainless Kick Plate.....	140.41	7.54
		<i>For Four Beveled Edges, Add</i>	1.76	
		<i>For UL Label (Fire Rated), Add</i>	11.40	
08 71 11 00-1051	EA	10" x 24", 0.050" Thick, Bright/Satin Chrome Finish, Stainless Kick Plate.....	150.43	7.54
		<i>For Four Beveled Edges, Add</i>	1.76	
		<i>For UL Label (Fire Rated), Add</i>	11.40	
08 71 11 00-1052	EA	10" x 26", 0.050" Thick, Bright/Satin Chrome Finish, Stainless Kick Plate.....	160.45	7.54
		<i>For Four Beveled Edges, Add</i>	1.76	
		<i>For UL Label (Fire Rated), Add</i>	11.40	
08 71 11 00-1053	EA	10" x 28", 0.050" Thick, Bright/Satin Chrome Finish, Stainless Kick Plate.....	170.47	7.54
		<i>For Four Beveled Edges, Add</i>	1.76	
		<i>For UL Label (Fire Rated), Add</i>	11.40	
08 71 11 00-1054	EA	10" x 30", 0.050" Thick, Bright/Satin Chrome Finish, Stainless Kick Plate.....	182.52	8.04
		<i>For Four Beveled Edges, Add</i>	1.76	
		<i>For UL Label (Fire Rated), Add</i>	11.40	
08 71 11 00-1055	EA	10" x 32", 0.050" Thick, Bright/Satin Chrome Finish, Stainless Kick Plate.....	192.54	8.04
		<i>For Four Beveled Edges, Add</i>	1.76	
		<i>For UL Label (Fire Rated), Add</i>	11.40	
08 71 11 00-1056	EA	10" x 34", 0.050" Thick, Bright/Satin Chrome Finish, Stainless Kick Plate.....	202.56	8.04
		<i>For Four Beveled Edges, Add</i>	1.76	
		<i>For UL Label (Fire Rated), Add</i>	11.40	
08 71 11 00-1057	EA	10" x 36", 0.050" Thick, Bright/Satin Chrome Finish, Stainless Kick Plate.....	212.58	8.04
		<i>For Four Beveled Edges, Add</i>	1.76	
		<i>For UL Label (Fire Rated), Add</i>	11.40	
08 71 11 00-1058	EA	10" x 38", 0.050" Thick, Bright/Satin Chrome Finish, Stainless Kick Plate.....	224.61	8.55
		<i>For Four Beveled Edges, Add</i>	1.76	
		<i>For UL Label (Fire Rated), Add</i>	11.40	
08 71 11 00-1059	EA	10" x 40", 0.050" Thick, Bright/Satin Chrome Finish, Stainless Kick Plate.....	234.62	8.55
		<i>For Four Beveled Edges, Add</i>	1.76	
		<i>For UL Label (Fire Rated), Add</i>	11.40	
08 71 11 00-1060	EA	10" x 42", 0.050" Thick, Bright/Satin Chrome Finish, Stainless Kick Plate.....	244.64	8.55
		<i>For Four Beveled Edges, Add</i>	1.76	
		<i>For UL Label (Fire Rated), Add</i>	11.40	
08 71 11 00-1061	EA	10" x 44", 0.050" Thick, Bright/Satin Chrome Finish, Stainless Kick Plate.....	256.67	9.05
		<i>For Four Beveled Edges, Add</i>	1.76	
		<i>For UL Label (Fire Rated), Add</i>	11.40	
08 71 11 00-1062	EA	10" x 46", 0.050" Thick, Bright/Satin Chrome Finish, Stainless Kick Plate.....	266.69	9.05
		<i>For Four Beveled Edges, Add</i>	1.76	
		<i>For UL Label (Fire Rated), Add</i>	11.40	
08 71 11 00-1063	EA	10" x 48", 0.050" Thick, Bright/Satin Chrome Finish, Stainless Kick Plate.....	276.71	9.05
		<i>For Four Beveled Edges, Add</i>	1.76	
		<i>For UL Label (Fire Rated), Add</i>	11.40	



MINOR	CSI	UOM	DESCRIPTION	TOTAL DIRECT UNIT COST	DEMOLITION UNIT COST
08 71 11 00-1064	EA		12" x 22", 0.050" Thick, Bright/Satin Chrome Finish, Stainless Kick Plate..... <i>For Four Beveled Edges, Add</i> <i>For UL Label (Fire Rated), Add</i>	162.45 1.76 11.40	7.54
08 71 11 00-1065	EA		12" x 24", 0.050" Thick, Bright/Satin Chrome Finish, Stainless Kick Plate..... <i>For Four Beveled Edges, Add</i> <i>For UL Label (Fire Rated), Add</i>	174.47 1.76 11.40	7.54
08 71 11 00-1066	EA		12" x 26", 0.050" Thick, Bright/Satin Chrome Finish, Stainless Kick Plate..... <i>For Four Beveled Edges, Add</i> <i>For UL Label (Fire Rated), Add</i>	186.53 1.76 11.40	7.54
08 71 11 00-1067	EA		12" x 28", 0.050" Thick, Bright/Satin Chrome Finish, Stainless Kick Plate..... <i>For Four Beveled Edges, Add</i> <i>For UL Label (Fire Rated), Add</i>	198.55 1.76 11.40	7.54
08 71 11 00-1068	EA		12" x 30", 0.050" Thick, Bright/Satin Chrome Finish, Stainless Kick Plate..... <i>For Four Beveled Edges, Add</i> <i>For UL Label (Fire Rated), Add</i>	212.58 1.76 11.40	8.04
08 71 11 00-1069	EA		12" x 32", 0.050" Thick, Bright/Satin Chrome Finish, Stainless Kick Plate..... <i>For Four Beveled Edges, Add</i> <i>For UL Label (Fire Rated), Add</i>	224.62 1.76 11.40	8.04
08 71 11 00-1070	EA		12" x 34", 0.050" Thick, Bright/Satin Chrome Finish, Stainless Kick Plate..... <i>For Four Beveled Edges, Add</i> <i>For UL Label (Fire Rated), Add</i>	236.64 1.76 11.40	8.04
08 71 11 00-1071	EA		12" x 36", 0.050" Thick, Bright/Satin Chrome Finish, Stainless Kick Plate..... <i>For Four Beveled Edges, Add</i> <i>For UL Label (Fire Rated), Add</i>	248.65 1.76 11.40	8.04
08 71 11 00-1072	EA		12" x 38", 0.050" Thick, Bright/Satin Chrome Finish, Stainless Kick Plate..... <i>For Four Beveled Edges, Add</i> <i>For UL Label (Fire Rated), Add</i>	262.68 1.76 11.40	8.55
08 71 11 00-1073	EA		12" x 40", 0.050" Thick, Bright/Satin Chrome Finish, Stainless Kick Plate..... <i>For Four Beveled Edges, Add</i> <i>For UL Label (Fire Rated), Add</i>	274.70 1.76 11.40	8.55
08 71 11 00-1074	EA		12" x 42", 0.050" Thick, Bright/Satin Chrome Finish, Stainless Kick Plate..... <i>For Four Beveled Edges, Add</i> <i>For UL Label (Fire Rated), Add</i>	286.74 1.76 11.40	8.55
08 71 11 00-1075	EA		12" x 44", 0.050" Thick, Bright/Satin Chrome Finish, Stainless Kick Plate..... <i>For Four Beveled Edges, Add</i> <i>For UL Label (Fire Rated), Add</i>	300.77 1.76 11.40	9.05
08 71 11 00-1076	EA		12" x 46", 0.050" Thick, Bright/Satin Chrome Finish, Stainless Kick Plate..... <i>For Four Beveled Edges, Add</i> <i>For UL Label (Fire Rated), Add</i>	312.83 1.76 11.40	9.05
08 71 11 00-1077	EA		12" x 48", 0.050" Thick, Bright/Satin Chrome Finish, Stainless Kick Plate..... <i>For Four Beveled Edges, Add</i> <i>For UL Label (Fire Rated), Add</i>	324.85 1.76 11.40	9.05
08 71 11 00-1078	EA		14" x 22", 0.050" Thick, Bright/Satin Chrome Finish, Stainless Kick Plate..... <i>For Four Beveled Edges, Add</i> <i>For UL Label (Fire Rated), Add</i>	186.49 1.76 11.40	8.04
08 71 11 00-1079	EA		14" x 24", 0.050" Thick, Bright/Satin Chrome Finish, Stainless Kick Plate..... <i>For Four Beveled Edges, Add</i> <i>For UL Label (Fire Rated), Add</i>	200.56 1.76 11.40	8.04
08 71 11 00-1080	EA		14" x 26", 0.050" Thick, Bright/Satin Chrome Finish, Stainless Kick Plate..... <i>For Four Beveled Edges, Add</i> <i>For UL Label (Fire Rated), Add</i>	214.60 1.76 11.40	8.04
08 71 11 00-1081	EA		14" x 28", 0.050" Thick, Bright/Satin Chrome Finish, Stainless Kick Plate..... <i>For Four Beveled Edges, Add</i> <i>For UL Label (Fire Rated), Add</i>	228.62 1.76 11.40	8.04
08 71 11 00-1082	EA		14" x 30", 0.050" Thick, Bright/Satin Chrome Finish, Stainless Kick Plate..... <i>For Four Beveled Edges, Add</i> <i>For UL Label (Fire Rated), Add</i>	244.64 1.76 11.40	8.55
08 71 11 00-1083	EA		14" x 32", 0.050" Thick, Bright/Satin Chrome Finish, Stainless Kick Plate..... <i>For Four Beveled Edges, Add</i> <i>For UL Label (Fire Rated), Add</i>	258.68 1.76 11.40	8.55
08 71 11 00-1084	EA		14" x 34", 0.050" Thick, Bright/Satin Chrome Finish, Stainless Kick Plate..... <i>For Four Beveled Edges, Add</i> <i>For UL Label (Fire Rated), Add</i>	272.70 1.76 11.40	8.55
08 71 11 00-1085	EA		14" x 36", 0.050" Thick, Bright/Satin Chrome Finish, Stainless Kick Plate..... <i>For Four Beveled Edges, Add</i> <i>For UL Label (Fire Rated), Add</i>	286.74 1.76 11.40	8.55
08 71 11 00-1086	EA		14" x 38", 0.050" Thick, Bright/Satin Chrome Finish, Stainless Kick Plate..... <i>For Four Beveled Edges, Add</i> <i>For UL Label (Fire Rated), Add</i>	302.82 1.76 11.40	9.05
08 71 11 00-1087	EA		14" x 40", 0.050" Thick, Bright/Satin Chrome Finish, Stainless Kick Plate..... <i>For Four Beveled Edges, Add</i> <i>For UL Label (Fire Rated), Add</i>	316.83 1.76 11.40	9.05
08 71 11 00-1088	EA		14" x 42", 0.050" Thick, Bright/Satin Chrome Finish, Stainless Kick Plate..... <i>For Four Beveled Edges, Add</i> <i>For UL Label (Fire Rated), Add</i>	330.85 1.76 11.40	9.05
08 71 11 00-1089	EA		14" x 44", 0.050" Thick, Bright/Satin Chrome Finish, Stainless Kick Plate..... <i>For Four Beveled Edges, Add</i> <i>For UL Label (Fire Rated), Add</i>	321.60 1.76 11.40	9.55
08 71 11 00-1090	EA		14" x 46", 0.050" Thick, Bright/Satin Chrome Finish, Stainless Kick Plate..... <i>For Four Beveled Edges, Add</i> <i>For UL Label (Fire Rated), Add</i>	360.91 1.76 11.40	9.55
08 71 11 00-1091	EA		14" x 48", 0.050" Thick, Bright/Satin Chrome Finish, Stainless Kick Plate..... <i>For Four Beveled Edges, Add</i> <i>For UL Label (Fire Rated), Add</i>	374.96 1.76 11.40	9.55

08 Openings**08 70 Hardware****08 71 Door Hardware**

MINOR	CSI	UOM	DESCRIPTION	TOTAL DIRECT UNIT COST	DEMOLITION UNIT COST
08 71 11 00-1092	EA		16" x 22", 0.050" Thick, Bright/Satin Chrome Finish, Stainless Kick Plate.....	267.35	8.04
			<i>For Four Beveled Edges, Add</i>	1.76	
			<i>For UL Label (Fire Rated), Add</i>	11.40	
08 71 11 00-1093	EA		16" x 24", 0.050" Thick, Bright/Satin Chrome Finish, Stainless Kick Plate.....	288.75	8.04
			<i>For Four Beveled Edges, Add</i>	1.76	
			<i>For UL Label (Fire Rated), Add</i>	11.40	
08 71 11 00-1094	EA		16" x 26", 0.050" Thick, Bright/Satin Chrome Finish, Stainless Kick Plate.....	310.13	8.04
			<i>For Four Beveled Edges, Add</i>	1.76	
			<i>For UL Label (Fire Rated), Add</i>	11.40	
08 71 11 00-1095	EA		16" x 28", 0.050" Thick, Bright/Satin Chrome Finish, Stainless Kick Plate.....	331.51	8.04
			<i>For Four Beveled Edges, Add</i>	1.76	
			<i>For UL Label (Fire Rated), Add</i>	11.40	
08 71 11 00-1096	EA		16" x 30", 0.050" Thick, Bright/Satin Chrome Finish, Stainless Kick Plate.....	354.90	8.55
			<i>For Four Beveled Edges, Add</i>	1.76	
			<i>For UL Label (Fire Rated), Add</i>	11.40	
08 71 11 00-1097	EA		16" x 32", 0.050" Thick, Bright/Satin Chrome Finish, Stainless Kick Plate.....	378.27	8.55
			<i>For Four Beveled Edges, Add</i>	1.76	
			<i>For UL Label (Fire Rated), Add</i>	11.40	
08 71 11 00-1098	EA		16" x 34", 0.050" Thick, Bright/Satin Chrome Finish, Stainless Kick Plate.....	397.68	8.55
			<i>For Four Beveled Edges, Add</i>	1.76	
			<i>For UL Label (Fire Rated), Add</i>	11.40	
08 71 11 00-1099	EA		16" x 36", 0.050" Thick, Bright/Satin Chrome Finish, Stainless Kick Plate.....	419.05	8.55
			<i>For Four Beveled Edges, Add</i>	1.76	
			<i>For UL Label (Fire Rated), Add</i>	11.40	
08 71 11 00-1100	EA		16" x 38", 0.050" Thick, Bright/Satin Chrome Finish, Stainless Kick Plate.....	442.44	9.05
			<i>For Four Beveled Edges, Add</i>	1.76	
			<i>For UL Label (Fire Rated), Add</i>	11.40	
08 71 11 00-1101	EA		16" x 40", 0.050" Thick, Bright/Satin Chrome Finish, Stainless Kick Plate.....	463.82	9.05
			<i>For Four Beveled Edges, Add</i>	1.76	
			<i>For UL Label (Fire Rated), Add</i>	11.40	
08 71 11 00-1102	EA		16" x 42", 0.050" Thick, Bright/Satin Chrome Finish, Stainless Kick Plate.....	485.20	9.05
			<i>For Four Beveled Edges, Add</i>	1.76	
			<i>For UL Label (Fire Rated), Add</i>	11.40	
08 71 11 00-1103	EA		16" x 44", 0.050" Thick, Bright/Satin Chrome Finish, Stainless Kick Plate.....	508.58	9.55
			<i>For Four Beveled Edges, Add</i>	1.76	
			<i>For UL Label (Fire Rated), Add</i>	11.40	
08 71 11 00-1104	EA		16" x 46", 0.050" Thick, Bright/Satin Chrome Finish, Stainless Kick Plate.....	529.96	9.55
			<i>For Four Beveled Edges, Add</i>	1.76	
			<i>For UL Label (Fire Rated), Add</i>	11.40	
08 71 11 00-1105	EA		16" x 48", 0.050" Thick, Bright/Satin Chrome Finish, Stainless Kick Plate.....	551.34	9.55
			<i>For Four Beveled Edges, Add</i>	1.76	
			<i>For UL Label (Fire Rated), Add</i>	11.40	
08 71 11 00-1106	EA		18" x 22", 0.050" Thick, Bright/Satin Chrome Finish, Stainless Kick Plate.....	295.99	8.04
			<i>For Four Beveled Edges, Add</i>	6.30	
			<i>For UL Label (Fire Rated), Add</i>	11.40	
08 71 11 00-1107	EA		18" x 24", 0.050" Thick, Bright/Satin Chrome Finish, Stainless Kick Plate.....	320.00	8.04
			<i>For Four Beveled Edges, Add</i>	6.30	
			<i>For UL Label (Fire Rated), Add</i>	11.40	
08 71 11 00-1108	EA		18" x 26", 0.050" Thick, Bright/Satin Chrome Finish, Stainless Kick Plate.....	343.95	8.04
			<i>For Four Beveled Edges, Add</i>	6.30	
			<i>For UL Label (Fire Rated), Add</i>	11.40	
08 71 11 00-1109	EA		18" x 28", 0.050" Thick, Bright/Satin Chrome Finish, Stainless Kick Plate.....	367.96	8.04
			<i>For Four Beveled Edges, Add</i>	6.30	
			<i>For UL Label (Fire Rated), Add</i>	11.40	
08 71 11 00-1110	EA		18" x 30", 0.050" Thick, Bright/Satin Chrome Finish, Stainless Kick Plate.....	393.93	8.55
			<i>For Four Beveled Edges, Add</i>	6.30	
			<i>For UL Label (Fire Rated), Add</i>	11.40	
08 71 11 00-1111	EA		18" x 32", 0.050" Thick, Bright/Satin Chrome Finish, Stainless Kick Plate.....	417.92	8.55
			<i>For Four Beveled Edges, Add</i>	6.30	
			<i>For UL Label (Fire Rated), Add</i>	11.40	
08 71 11 00-1112	EA		18" x 34", 0.050" Thick, Bright/Satin Chrome Finish, Stainless Kick Plate.....	441.90	8.55
			<i>For Four Beveled Edges, Add</i>	6.30	
			<i>For UL Label (Fire Rated), Add</i>	11.40	
08 71 11 00-1113	EA		18" x 36", 0.050" Thick, Bright/Satin Chrome Finish, Stainless Kick Plate.....	465.88	8.55
			<i>For Four Beveled Edges, Add</i>	6.30	
			<i>For UL Label (Fire Rated), Add</i>	11.40	
08 71 11 00-1114	EA		18" x 38", 0.050" Thick, Bright/Satin Chrome Finish, Stainless Kick Plate.....	491.85	9.05
			<i>For Four Beveled Edges, Add</i>	6.30	
			<i>For UL Label (Fire Rated), Add</i>	11.40	
08 71 11 00-1115	EA		18" x 40", 0.050" Thick, Bright/Satin Chrome Finish, Stainless Kick Plate.....	515.86	9.05
			<i>For Four Beveled Edges, Add</i>	6.30	
			<i>For UL Label (Fire Rated), Add</i>	11.40	
08 71 11 00-1116	EA		18" x 42", 0.050" Thick, Bright/Satin Chrome Finish, Stainless Kick Plate.....	539.87	9.05
			<i>For Four Beveled Edges, Add</i>	6.30	
			<i>For UL Label (Fire Rated), Add</i>	11.40	
08 71 11 00-1117	EA		18" x 44", 0.050" Thick, Bright/Satin Chrome Finish, Stainless Kick Plate.....	565.84	9.55
			<i>For Four Beveled Edges, Add</i>	6.30	
			<i>For UL Label (Fire Rated), Add</i>	11.40	
08 71 11 00-1118	EA		18" x 46", 0.050" Thick, Bright/Satin Chrome Finish, Stainless Kick Plate.....	589.84	9.55
			<i>For Four Beveled Edges, Add</i>	6.30	
			<i>For UL Label (Fire Rated), Add</i>	11.40	
08 71 11 00-1119	EA		18" x 48", 0.050" Thick, Bright/Satin Chrome Finish, Stainless Kick Plate.....	613.80	9.55
			<i>For Four Beveled Edges, Add</i>	6.30	
			<i>For UL Label (Fire Rated), Add</i>	11.40	



MINOR	CSI	UOM	DESCRIPTION	TOTAL DIRECT UNIT COST	DEMOLITION UNIT COST
08 71	11 00-1120	EA	20" x 22", 0.050" Thick, Bright/Satin Chrome Finish, Stainless Kick Plate..... <i>For Four Beveled Edges, Add</i> <i>For UL Label (Fire Rated), Add</i>	327.29 6.30 11.40	8.55
08 71	11 00-1121	EA	20" x 24", 0.050" Thick, Bright/Satin Chrome Finish, Stainless Kick Plate..... <i>For Four Beveled Edges, Add</i> <i>For UL Label (Fire Rated), Add</i>	353.98 6.30 11.40	8.55
08 71	11 00-1122	EA	20" x 26", 0.050" Thick, Bright/Satin Chrome Finish, Stainless Kick Plate..... <i>For Four Beveled Edges, Add</i> <i>For UL Label (Fire Rated), Add</i>	380.60 6.30 11.40	8.55
08 71	11 00-1123	EA	20" x 28", 0.050" Thick, Bright/Satin Chrome Finish, Stainless Kick Plate..... <i>For Four Beveled Edges, Add</i> <i>For UL Label (Fire Rated), Add</i>	407.29 6.30 11.40	8.55
08 71	11 00-1124	EA	20" x 30", 0.050" Thick, Bright/Satin Chrome Finish, Stainless Kick Plate..... <i>For Four Beveled Edges, Add</i> <i>For UL Label (Fire Rated), Add</i>	435.91 6.30 11.40	9.05
08 71	11 00-1125	EA	20" x 32", 0.050" Thick, Bright/Satin Chrome Finish, Stainless Kick Plate..... <i>For Four Beveled Edges, Add</i> <i>For UL Label (Fire Rated), Add</i>	462.55 6.30 11.40	9.05
08 71	11 00-1126	EA	20" x 34", 0.050" Thick, Bright/Satin Chrome Finish, Stainless Kick Plate..... <i>For Four Beveled Edges, Add</i> <i>For UL Label (Fire Rated), Add</i>	489.22 6.30 11.40	9.05
08 71	11 00-1127	EA	20" x 36", 0.050" Thick, Bright/Satin Chrome Finish, Stainless Kick Plate..... <i>For Four Beveled Edges, Add</i> <i>For UL Label (Fire Rated), Add</i>	515.86 6.30 11.40	9.05
08 71	11 00-1128	EA	20" x 38", 0.050" Thick, Bright/Satin Chrome Finish, Stainless Kick Plate..... <i>For Four Beveled Edges, Add</i> <i>For UL Label (Fire Rated), Add</i>	544.56 6.30 11.40	9.55
08 71	11 00-1129	EA	20" x 40", 0.050" Thick, Bright/Satin Chrome Finish, Stainless Kick Plate..... <i>For Four Beveled Edges, Add</i> <i>For UL Label (Fire Rated), Add</i>	571.17 6.30 11.40	9.55
08 71	11 00-1130	EA	20" x 42", 0.050" Thick, Bright/Satin Chrome Finish, Stainless Kick Plate..... <i>For Four Beveled Edges, Add</i> <i>For UL Label (Fire Rated), Add</i>	597.81 6.30 11.40	9.55
08 71	11 00-1131	EA	20" x 44", 0.050" Thick, Bright/Satin Chrome Finish, Stainless Kick Plate..... <i>For Four Beveled Edges, Add</i> <i>For UL Label (Fire Rated), Add</i>	626.49 6.30 11.40	10.06
08 71	11 00-1132	EA	20" x 46", 0.050" Thick, Bright/Satin Chrome Finish, Brass Kick Plate..... <i>For Four Beveled Edges, Add</i> <i>For UL Label (Fire Rated), Add</i>	653.13 6.30 11.40	10.06
08 71	11 00-1133	EA	20" x 48", 0.050" Thick, Bright/Satin Chrome Finish, Stainless Kick Plate..... <i>For Four Beveled Edges, Add</i> <i>For UL Label (Fire Rated), Add</i>	679.79 6.30 11.40	10.06
08 71	11 00-1134	EA	22" x 22", 0.050" Thick, Bright/Satin Chrome Finish, Stainless Kick Plate..... <i>For Four Beveled Edges, Add</i> <i>For UL Label (Fire Rated), Add</i>	356.62 6.30 11.40	8.55
08 71	11 00-1135	EA	22" x 24", 0.050" Thick, Bright/Satin Chrome Finish, Stainless Kick Plate..... <i>For Four Beveled Edges, Add</i> <i>For UL Label (Fire Rated), Add</i>	385.96 6.30 11.40	8.55
08 71	11 00-1136	EA	22" x 26", 0.050" Thick, Bright/Satin Chrome Finish, Stainless Kick Plate..... <i>For Four Beveled Edges, Add</i> <i>For UL Label (Fire Rated), Add</i>	415.26 6.30 11.40	8.55
08 71	11 00-1137	EA	22" x 28", 0.050" Thick, Bright/Satin Chrome Finish, Stainless Kick Plate..... <i>For Four Beveled Edges, Add</i> <i>For UL Label (Fire Rated), Add</i>	444.56 6.30 11.40	8.55
08 71	11 00-1138	EA	22" x 30", 0.050" Thick, Bright/Satin Chrome Finish, Stainless Kick Plate..... <i>For Four Beveled Edges, Add</i> <i>For UL Label (Fire Rated), Add</i>	475.91 6.30 11.40	9.05
08 71	11 00-1139	EA	22" x 32", 0.050" Thick, Bright/Satin Chrome Finish, Stainless Kick Plate..... <i>For Four Beveled Edges, Add</i> <i>For UL Label (Fire Rated), Add</i>	505.21 6.30 11.40	9.05
08 71	11 00-1140	EA	22" x 34", 0.050" Thick, Bright/Satin Chrome Finish, Stainless Kick Plate..... <i>For Four Beveled Edges, Add</i> <i>For UL Label (Fire Rated), Add</i>	534.53 6.30 11.40	9.05
08 71	11 00-1141	EA	22" x 36", 0.050" Thick, Bright/Satin Chrome Finish, Stainless Kick Plate..... <i>For Four Beveled Edges, Add</i> <i>For UL Label (Fire Rated), Add</i>	563.83 6.30 11.40	9.05
08 71	11 00-1142	EA	22" x 38", 0.050" Thick, Bright/Satin Chrome Finish, Stainless Kick Plate..... <i>For Four Beveled Edges, Add</i> <i>For UL Label (Fire Rated), Add</i>	595.18 6.30 11.40	9.55
08 71	11 00-1143	EA	22" x 40", 0.050" Thick, Bright/Satin Chrome Finish, Stainless Kick Plate..... <i>For Four Beveled Edges, Add</i> <i>For UL Label (Fire Rated), Add</i>	624.48 6.30 11.40	9.55
08 71	11 00-1144	EA	22" x 42", 0.050" Thick, Bright/Satin Chrome Finish, Stainless Kick Plate..... <i>For Four Beveled Edges, Add</i> <i>For UL Label (Fire Rated), Add</i>	653.80 6.30 11.40	9.55
08 71	11 00-1145	EA	22" x 44", 0.050" Thick, Bright/Satin Chrome Finish, Stainless Kick Plate..... <i>For Four Beveled Edges, Add</i> <i>For UL Label (Fire Rated), Add</i>	685.11 6.30 11.40	10.06
08 71	11 00-1146	EA	22" x 46", 0.050" Thick, Bright/Satin Chrome Finish, Stainless Kick Plate..... <i>For Four Beveled Edges, Add</i> <i>For UL Label (Fire Rated), Add</i>	714.40 6.30 11.40	10.06
08 71	11 00-1147	EA	22" x 48", 0.050" Thick, Bright/Satin Chrome Finish, Stainless Kick Plate..... <i>For Four Beveled Edges, Add</i> <i>For UL Label (Fire Rated), Add</i>	743.75 6.30 11.40	10.06

08 Openings**08 70 Hardware****08 71 Door Hardware**

MINOR	CSI	UOM	DESCRIPTION	TOTAL DIRECT UNIT COST	DEMOLITION UNIT COST
08 71 11 00-1148	EA		24" x 22", 0.050" Thick, Bright/Satin Chrome Finish, Stainless Kick Plate..... <i>For Four Beveled Edges, Add</i> <i>For UL Label (Fire Rated), Add</i>	385.96 6.30 11.40	8.55
08 71 11 00-1149	EA		24" x 24", 0.050" Thick, Bright/Satin Chrome Finish, Stainless Kick Plate..... <i>For Four Beveled Edges, Add</i> <i>For UL Label (Fire Rated), Add</i>	417.92 6.30 11.40	8.55
08 71 11 00-1150	EA		24" x 26", 0.050" Thick, Bright/Satin Chrome Finish, Stainless Kick Plate..... <i>For Four Beveled Edges, Add</i> <i>For UL Label (Fire Rated), Add</i>	449.89 6.30 11.40	8.55
08 71 11 00-1151	EA		24" x 28", 0.050" Thick, Bright/Satin Chrome Finish, Stainless Kick Plate..... <i>For Four Beveled Edges, Add</i> <i>For UL Label (Fire Rated), Add</i>	481.87 6.30 11.40	8.55
08 71 11 00-1152	EA		24" x 30", 0.050" Thick, Bright/Satin Chrome Finish, Stainless Kick Plate..... <i>For Four Beveled Edges, Add</i> <i>For UL Label (Fire Rated), Add</i>	515.86 6.30 11.40	9.05
08 71 11 00-1153	EA		24" x 32", 0.050" Thick, Bright/Satin Chrome Finish, Stainless Kick Plate..... <i>For Four Beveled Edges, Add</i> <i>For UL Label (Fire Rated), Add</i>	547.84 6.30 11.40	9.05
08 71 11 00-1154	EA		24" x 34", 0.050" Thick, Bright/Satin Chrome Finish, Stainless Kick Plate..... <i>For Four Beveled Edges, Add</i> <i>For UL Label (Fire Rated), Add</i>	579.87 6.30 11.40	9.05
08 71 11 00-1155	EA		24" x 36", 0.050" Thick, Bright/Satin Chrome Finish, Stainless Kick Plate..... <i>For Four Beveled Edges, Add</i> <i>For UL Label (Fire Rated), Add</i>	611.79 6.30 11.40	9.05
08 71 11 00-1156	EA		24" x 38", 0.050" Thick, Bright/Satin Chrome Finish, Stainless Kick Plate..... <i>For Four Beveled Edges, Add</i> <i>For UL Label (Fire Rated), Add</i>	645.78 6.30 11.40	9.55
08 71 11 00-1157	EA		24" x 40", 0.050" Thick, Bright/Satin Chrome Finish, Stainless Kick Plate..... <i>For Four Beveled Edges, Add</i> <i>For UL Label (Fire Rated), Add</i>	677.78 6.30 11.40	9.55
08 71 11 00-1158	EA		24" x 42", 0.050" Thick, Bright/Satin Chrome Finish, Stainless Kick Plate..... <i>For Four Beveled Edges, Add</i> <i>For UL Label (Fire Rated), Add</i>	709.76 6.30 11.40	9.55
08 71 11 00-1159	EA		24" x 44", 0.050" Thick, Bright/Satin Chrome Finish, Stainless Kick Plate..... <i>For Four Beveled Edges, Add</i> <i>For UL Label (Fire Rated), Add</i>	743.75 6.30 11.40	10.06
08 71 11 00-1160	EA		24" x 46", 0.050" Thick, Bright/Satin Chrome Finish, Stainless Kick Plate..... <i>For Four Beveled Edges, Add</i> <i>For UL Label (Fire Rated), Add</i>	775.73 6.30 11.40	10.06
08 71 11 00-1161	EA		24" x 48", 0.050" Thick, Bright/Satin Chrome Finish, Stainless Kick Plate..... <i>For Four Beveled Edges, Add</i> <i>For UL Label (Fire Rated), Add</i>	807.71 6.30 11.40	10.06
08 71 11 00-1162			Satin/Dark Bronze Finish, Brass Kick Plate (08 71 11 00-0907)		
08 71 11 00-1163	EA		8" x 22", 0.050" Thick, Satin/Dark Bronze Finish, Brass Kick Plate..... <i>For Four Beveled Edges, Add</i> <i>For UL Label (Fire Rated), Add</i>	119.71 1.76 11.40	7.54
08 71 11 00-1164	EA		8" x 24", 0.050" Thick, Satin/Dark Bronze Finish, Brass Kick Plate..... <i>For Four Beveled Edges, Add</i> <i>For UL Label (Fire Rated), Add</i>	127.81 1.76 11.40	7.54
08 71 11 00-1165	EA		8" x 26", 0.050" Thick, Satin/Dark Bronze Finish, Brass Kick Plate..... <i>For Four Beveled Edges, Add</i> <i>For UL Label (Fire Rated), Add</i>	135.99 1.76 11.40	7.54
08 71 11 00-1166	EA		8" x 28", 0.050" Thick, Satin/Dark Bronze Finish, Brass Kick Plate..... <i>For Four Beveled Edges, Add</i> <i>For UL Label (Fire Rated), Add</i>	144.09 1.76 11.40	7.54
08 71 11 00-1167	EA		8" x 30", 0.050" Thick, Satin/Dark Bronze Finish, Brass Kick Plate..... <i>For Four Beveled Edges, Add</i> <i>For UL Label (Fire Rated), Add</i>	154.28 1.76 11.40	8.04
08 71 11 00-1168	EA		8" x 32", 0.050" Thick, Satin/Dark Bronze Finish, Brass Kick Plate..... <i>For Four Beveled Edges, Add</i> <i>For UL Label (Fire Rated), Add</i>	162.40 1.76 11.40	8.04
08 71 11 00-1169	EA		8" x 34", 0.050" Thick, Satin/Dark Bronze Finish, Brass Kick Plate..... <i>For Four Beveled Edges, Add</i> <i>For UL Label (Fire Rated), Add</i>	170.56 1.76 11.40	8.04
08 71 11 00-1170	EA		8" x 36", 0.050" Thick, Satin/Dark Bronze Finish, Brass Kick Plate..... <i>For Four Beveled Edges, Add</i> <i>For UL Label (Fire Rated), Add</i>	178.68 1.76 11.40	8.04
08 71 11 00-1171	EA		8" x 38", 0.050" Thick, Satin/Dark Bronze Finish, Brass Kick Plate..... <i>For Four Beveled Edges, Add</i> <i>For UL Label (Fire Rated), Add</i>	188.79 1.76 11.40	8.55
08 71 11 00-1172	EA		8" x 40", 0.050" Thick, Satin/Dark Bronze Finish, Brass Kick Plate..... <i>For Four Beveled Edges, Add</i> <i>For UL Label (Fire Rated), Add</i>	196.97 1.76 11.40	8.55
08 71 11 00-1173	EA		8" x 42", 0.050" Thick, Satin/Dark Bronze Finish, Brass Kick Plate..... <i>For Four Beveled Edges, Add</i> <i>For UL Label (Fire Rated), Add</i>	205.10 1.76 11.40	8.55
08 71 11 00-1174	EA		8" x 44", 0.050" Thick, Satin/Dark Bronze Finish, Brass Kick Plate..... <i>For Four Beveled Edges, Add</i> <i>For UL Label (Fire Rated), Add</i>	215.26 1.76 11.40	9.05
08 71 11 00-1175	EA		8" x 46", 0.050" Thick, Satin/Dark Bronze Finish, Brass Kick Plate..... <i>For Four Beveled Edges, Add</i> <i>For UL Label (Fire Rated), Add</i>	223.39 1.76 11.40	9.05



MINOR	CSI	UOM	DESCRIPTION	TOTAL DIRECT UNIT COST	DEMOLITION UNIT COST
08 71	11 00-1176	EA	8" x 48", 0.050" Thick, Satin/Dark Bronze Finish, Brass Kick Plate <i>For Four Beveled Edges, Add</i> <i>For UL Label (Fire Rated), Add</i>	231.54 1.76 11.40	9.05
08 71	11 00-1177	EA	10" x 22", 0.050" Thick, Satin/Dark Bronze Finish, Brass Kick Plate <i>For Four Beveled Edges, Add</i> <i>For UL Label (Fire Rated), Add</i>	142.07 1.76 11.40	7.54
08 71	11 00-1178	EA	10" x 24", 0.050" Thick, Satin/Dark Bronze Finish, Brass Kick Plate <i>For Four Beveled Edges, Add</i> <i>For UL Label (Fire Rated), Add</i>	152.27 1.76 11.40	7.54
08 71	11 00-1179	EA	10" x 26", 0.050" Thick, Satin/Dark Bronze Finish, Brass Kick Plate <i>For Four Beveled Edges, Add</i> <i>For UL Label (Fire Rated), Add</i>	162.41 1.76 11.40	7.54
08 71	11 00-1180	EA	10" x 28", 0.050" Thick, Satin/Dark Bronze Finish, Brass Kick Plate <i>For Four Beveled Edges, Add</i> <i>For UL Label (Fire Rated), Add</i>	172.58 1.76 11.40	7.54
08 71	11 00-1181	EA	10" x 30", 0.050" Thick, Satin/Dark Bronze Finish, Brass Kick Plate <i>For Four Beveled Edges, Add</i> <i>For UL Label (Fire Rated), Add</i>	184.77 1.76 11.40	8.04
08 71	11 00-1182	EA	10" x 32", 0.050" Thick, Satin/Dark Bronze Finish, Brass Kick Plate <i>For Four Beveled Edges, Add</i> <i>For UL Label (Fire Rated), Add</i>	194.96 1.76 11.40	8.04
08 71	11 00-1183	EA	10" x 34", 0.050" Thick, Satin/Dark Bronze Finish, Brass Kick Plate <i>For Four Beveled Edges, Add</i> <i>For UL Label (Fire Rated), Add</i>	205.11 1.76 11.40	8.04
08 71	11 00-1184	EA	10" x 36", 0.050" Thick, Satin/Dark Bronze Finish, Brass Kick Plate <i>For Four Beveled Edges, Add</i> <i>For UL Label (Fire Rated), Add</i>	215.28 1.76 11.40	8.04
08 71	11 00-1185	EA	10" x 38", 0.050" Thick, Satin/Dark Bronze Finish, Brass Kick Plate <i>For Four Beveled Edges, Add</i> <i>For UL Label (Fire Rated), Add</i>	227.49 1.76 11.40	8.55
08 71	11 00-1186	EA	10" x 40", 0.050" Thick, Satin/Dark Bronze Finish, Brass Kick Plate <i>For Four Beveled Edges, Add</i> <i>For UL Label (Fire Rated), Add</i>	237.66 1.76 11.40	8.55
08 71	11 00-1187	EA	10" x 42", 0.050" Thick, Satin/Dark Bronze Finish, Brass Kick Plate <i>For Four Beveled Edges, Add</i> <i>For UL Label (Fire Rated), Add</i>	247.80 1.76 11.40	8.55
08 71	11 00-1188	EA	10" x 44", 0.050" Thick, Satin/Dark Bronze Finish, Brass Kick Plate <i>For Four Beveled Edges, Add</i> <i>For UL Label (Fire Rated), Add</i>	260.03 1.76 11.40	9.05
08 71	11 00-1189	EA	10" x 46", 0.050" Thick, Satin/Dark Bronze Finish, Brass Kick Plate <i>For Four Beveled Edges, Add</i> <i>For UL Label (Fire Rated), Add</i>	270.18 1.76 11.40	9.05
08 71	11 00-1190	EA	10" x 48", 0.050" Thick, Satin/Dark Bronze Finish, Brass Kick Plate <i>For Four Beveled Edges, Add</i> <i>For UL Label (Fire Rated), Add</i>	280.35 1.76 11.40	9.05
08 71	11 00-1191	EA	12" x 22", 0.050" Thick, Satin/Dark Bronze Finish, Brass Kick Plate <i>For Four Beveled Edges, Add</i> <i>For UL Label (Fire Rated), Add</i>	164.46 1.76 11.40	7.54
08 71	11 00-1192	EA	12" x 24", 0.050" Thick, Satin/Dark Bronze Finish, Brass Kick Plate <i>For Four Beveled Edges, Add</i> <i>For UL Label (Fire Rated), Add</i>	176.67 1.76 11.40	7.54
08 71	11 00-1193	EA	12" x 26", 0.050" Thick, Satin/Dark Bronze Finish, Brass Kick Plate <i>For Four Beveled Edges, Add</i> <i>For UL Label (Fire Rated), Add</i>	188.86 1.76 11.40	7.54
08 71	11 00-1194	EA	12" x 28", 0.050" Thick, Satin/Dark Bronze Finish, Brass Kick Plate <i>For Four Beveled Edges, Add</i> <i>For UL Label (Fire Rated), Add</i>	201.08 1.76 11.40	7.54
08 71	11 00-1195	EA	12" x 30", 0.050" Thick, Satin/Dark Bronze Finish, Brass Kick Plate <i>For Four Beveled Edges, Add</i> <i>For UL Label (Fire Rated), Add</i>	215.28 1.76 11.40	8.04
08 71	11 00-1196	EA	12" x 32", 0.050" Thick, Satin/Dark Bronze Finish, Brass Kick Plate <i>For Four Beveled Edges, Add</i> <i>For UL Label (Fire Rated), Add</i>	227.52 1.76 11.40	8.04
08 71	11 00-1197	EA	12" x 34", 0.050" Thick, Satin/Dark Bronze Finish, Brass Kick Plate <i>For Four Beveled Edges, Add</i> <i>For UL Label (Fire Rated), Add</i>	239.74 1.76 11.40	8.04
08 71	11 00-1198	EA	12" x 36", 0.050" Thick, Satin/Dark Bronze Finish, Brass Kick Plate <i>For Four Beveled Edges, Add</i> <i>For UL Label (Fire Rated), Add</i>	251.93 1.76 11.40	8.04
08 71	11 00-1199	EA	12" x 38", 0.050" Thick, Satin/Dark Bronze Finish, Brass Kick Plate <i>For Four Beveled Edges, Add</i> <i>For UL Label (Fire Rated), Add</i>	266.15 1.76 11.40	8.55
08 71	11 00-1200	EA	12" x 40", 0.050" Thick, Satin/Dark Bronze Finish, Brass Kick Plate <i>For Four Beveled Edges, Add</i> <i>For UL Label (Fire Rated), Add</i>	278.34 1.76 11.40	8.55
08 71	11 00-1201	EA	12" x 42", 0.050" Thick, Satin/Dark Bronze Finish, Brass Kick Plate <i>For Four Beveled Edges, Add</i> <i>For UL Label (Fire Rated), Add</i>	290.53 1.76 11.40	8.55
08 71	11 00-1202	EA	12" x 44", 0.050" Thick, Satin/Dark Bronze Finish, Brass Kick Plate <i>For Four Beveled Edges, Add</i> <i>For UL Label (Fire Rated), Add</i>	304.76 1.76 11.40	9.05
08 71	11 00-1203	EA	12" x 46", 0.050" Thick, Satin/Dark Bronze Finish, Brass Kick Plate <i>For Four Beveled Edges, Add</i> <i>For UL Label (Fire Rated), Add</i>	317.00 1.76 11.40	9.05

08 Openings**08 70 Hardware****08 71 Door Hardware**
 MINOR
 CSI UOM DESCRIPTION

 TOTAL DIRECT DEMOLITION
 UNIT COST UNIT COST

08 71 11 00-1204	EA	12" x 48", 0.050" Thick, Satin/Dark Bronze Finish, Brass Kick Plate	329.19	9.05
		<i>For Four Beveled Edges, Add</i>	1.76	
		<i>For UL Label (Fire Rated), Add</i>	11.40	
08 71 11 00-1205	EA	14" x 22", 0.050" Thick, Satin/Dark Bronze Finish, Brass Kick Plate	188.83	8.04
		<i>For Four Beveled Edges, Add</i>	1.76	
		<i>For UL Label (Fire Rated), Add</i>	11.40	
08 71 11 00-1206	EA	14" x 24", 0.050" Thick, Satin/Dark Bronze Finish, Brass Kick Plate	203.09	8.04
		<i>For Four Beveled Edges, Add</i>	1.76	
		<i>For UL Label (Fire Rated), Add</i>	11.40	
08 71 11 00-1207	EA	14" x 26", 0.050" Thick, Satin/Dark Bronze Finish, Brass Kick Plate	217.32	8.04
		<i>For Four Beveled Edges, Add</i>	1.76	
		<i>For UL Label (Fire Rated), Add</i>	11.40	
08 71 11 00-1208	EA	14" x 28", 0.050" Thick, Satin/Dark Bronze Finish, Brass Kick Plate	231.56	8.04
		<i>For Four Beveled Edges, Add</i>	1.76	
		<i>For UL Label (Fire Rated), Add</i>	11.40	
08 71 11 00-1209	EA	14" x 30", 0.050" Thick, Satin/Dark Bronze Finish, Brass Kick Plate	247.80	8.55
		<i>For Four Beveled Edges, Add</i>	1.76	
		<i>For UL Label (Fire Rated), Add</i>	11.40	
08 71 11 00-1210	EA	14" x 32", 0.050" Thick, Satin/Dark Bronze Finish, Brass Kick Plate	262.06	8.55
		<i>For Four Beveled Edges, Add</i>	1.76	
		<i>For UL Label (Fire Rated), Add</i>	11.40	
08 71 11 00-1211	EA	14" x 34", 0.050" Thick, Satin/Dark Bronze Finish, Brass Kick Plate	276.30	8.55
		<i>For Four Beveled Edges, Add</i>	1.76	
		<i>For UL Label (Fire Rated), Add</i>	11.40	
08 71 11 00-1212	EA	14" x 36", 0.050" Thick, Satin/Dark Bronze Finish, Brass Kick Plate	290.53	8.55
		<i>For Four Beveled Edges, Add</i>	1.76	
		<i>For UL Label (Fire Rated), Add</i>	11.40	
08 71 11 00-1213	EA	14" x 38", 0.050" Thick, Satin/Dark Bronze Finish, Brass Kick Plate	306.80	9.05
		<i>For Four Beveled Edges, Add</i>	1.76	
		<i>For UL Label (Fire Rated), Add</i>	11.40	
08 71 11 00-1214	EA	14" x 40", 0.050" Thick, Satin/Dark Bronze Finish, Brass Kick Plate	321.04	9.05
		<i>For Four Beveled Edges, Add</i>	1.76	
		<i>For UL Label (Fire Rated), Add</i>	11.40	
08 71 11 00-1215	EA	14" x 42", 0.050" Thick, Satin/Dark Bronze Finish, Brass Kick Plate	335.27	9.05
		<i>For Four Beveled Edges, Add</i>	1.76	
		<i>For UL Label (Fire Rated), Add</i>	11.40	
08 71 11 00-1216	EA	14" x 44", 0.050" Thick, Satin/Dark Bronze Finish, Brass Kick Plate	351.54	9.55
		<i>For Four Beveled Edges, Add</i>	1.76	
		<i>For UL Label (Fire Rated), Add</i>	11.40	
08 71 11 00-1217	EA	14" x 46", 0.050" Thick, Satin/Dark Bronze Finish, Brass Kick Plate	365.83	9.55
		<i>For Four Beveled Edges, Add</i>	1.76	
		<i>For UL Label (Fire Rated), Add</i>	11.40	
08 71 11 00-1218	EA	14" x 48", 0.050" Thick, Satin/Dark Bronze Finish, Brass Kick Plate	380.06	9.55
		<i>For Four Beveled Edges, Add</i>	1.76	
		<i>For UL Label (Fire Rated), Add</i>	11.40	
08 71 11 00-1219	EA	16" x 22", 0.050" Thick, Satin/Dark Bronze Finish, Brass Kick Plate	266.79	8.04
		<i>For Four Beveled Edges, Add</i>	1.76	
		<i>For UL Label (Fire Rated), Add</i>	11.40	
08 71 11 00-1220	EA	16" x 24", 0.050" Thick, Satin/Dark Bronze Finish, Brass Kick Plate	288.14	8.04
		<i>For Four Beveled Edges, Add</i>	1.76	
		<i>For UL Label (Fire Rated), Add</i>	11.40	
08 71 11 00-1221	EA	16" x 26", 0.050" Thick, Satin/Dark Bronze Finish, Brass Kick Plate	309.47	8.04
		<i>For Four Beveled Edges, Add</i>	1.76	
		<i>For UL Label (Fire Rated), Add</i>	11.40	
08 71 11 00-1222	EA	16" x 28", 0.050" Thick, Satin/Dark Bronze Finish, Brass Kick Plate	330.80	8.04
		<i>For Four Beveled Edges, Add</i>	1.76	
		<i>For UL Label (Fire Rated), Add</i>	11.40	
08 71 11 00-1223	EA	16" x 30", 0.050" Thick, Satin/Dark Bronze Finish, Brass Kick Plate	354.13	8.55
		<i>For Four Beveled Edges, Add</i>	1.76	
		<i>For UL Label (Fire Rated), Add</i>	11.40	
08 71 11 00-1224	EA	16" x 32", 0.050" Thick, Satin/Dark Bronze Finish, Brass Kick Plate	375.46	8.55
		<i>For Four Beveled Edges, Add</i>	1.76	
		<i>For UL Label (Fire Rated), Add</i>	11.40	
08 71 11 00-1225	EA	16" x 34", 0.050" Thick, Satin/Dark Bronze Finish, Brass Kick Plate	396.81	8.55
		<i>For Four Beveled Edges, Add</i>	1.76	
		<i>For UL Label (Fire Rated), Add</i>	11.40	
08 71 11 00-1226	EA	16" x 36", 0.050" Thick, Satin/Dark Bronze Finish, Brass Kick Plate	418.14	8.55
		<i>For Four Beveled Edges, Add</i>	1.76	
		<i>For UL Label (Fire Rated), Add</i>	11.40	
08 71 11 00-1227	EA	16" x 38", 0.050" Thick, Satin/Dark Bronze Finish, Brass Kick Plate	441.48	9.05
		<i>For Four Beveled Edges, Add</i>	1.76	
		<i>For UL Label (Fire Rated), Add</i>	11.40	
08 71 11 00-1228	EA	16" x 40", 0.050" Thick, Satin/Dark Bronze Finish, Brass Kick Plate	462.80	9.05
		<i>For Four Beveled Edges, Add</i>	1.76	
		<i>For UL Label (Fire Rated), Add</i>	11.40	
08 71 11 00-1229	EA	16" x 42", 0.050" Thick, Satin/Dark Bronze Finish, Brass Kick Plate	484.13	9.05
		<i>For Four Beveled Edges, Add</i>	1.76	
		<i>For UL Label (Fire Rated), Add</i>	11.40	
08 71 11 00-1230	EA	16" x 44", 0.050" Thick, Satin/Dark Bronze Finish, Brass Kick Plate	507.47	9.55
		<i>For Four Beveled Edges, Add</i>	1.76	
		<i>For UL Label (Fire Rated), Add</i>	11.40	
08 71 11 00-1231	EA	16" x 46", 0.050" Thick, Satin/Dark Bronze Finish, Brass Kick Plate	528.80	9.55
		<i>For Four Beveled Edges, Add</i>	1.76	
		<i>For UL Label (Fire Rated), Add</i>	11.40	



MINOR	CSI	UOM	DESCRIPTION	TOTAL DIRECT UNIT COST	DEMOLITION UNIT COST
08 71 11 00-1232	EA		16" x 48", 0.050" Thick, Satin/Dark Bronze Finish, Brass Kick Plate <i>For Four Beveled Edges, Add For UL Label (Fire Rated), Add</i>	560.12 1.76 11.40	9.55
08 71 11 00-1233	EA		18" x 22", 0.050" Thick, Satin/Dark Bronze Finish, Brass Kick Plate <i>For Four Beveled Edges, Add For UL Label (Fire Rated), Add</i>	295.36 6.30 11.40	8.04
08 71 11 00-1234	EA		18" x 24", 0.050" Thick, Satin/Dark Bronze Finish, Brass Kick Plate <i>For Four Beveled Edges, Add For UL Label (Fire Rated), Add</i>	319.31 6.30 11.40	8.04
08 71 11 00-1235	EA		18" x 26", 0.050" Thick, Satin/Dark Bronze Finish, Brass Kick Plate <i>For Four Beveled Edges, Add For UL Label (Fire Rated), Add</i>	343.22 6.30 11.40	8.04
08 71 11 00-1236	EA		18" x 28", 0.050" Thick, Satin/Dark Bronze Finish, Brass Kick Plate <i>For Four Beveled Edges, Add For UL Label (Fire Rated), Add</i>	367.17 6.30 11.40	8.04
08 71 11 00-1237	EA		18" x 30", 0.050" Thick, Satin/Dark Bronze Finish, Brass Kick Plate <i>For Four Beveled Edges, Add For UL Label (Fire Rated), Add</i>	393.08 6.30 11.40	8.55
08 71 11 00-1238	EA		18" x 32", 0.050" Thick, Satin/Dark Bronze Finish, Brass Kick Plate <i>For Four Beveled Edges, Add For UL Label (Fire Rated), Add</i>	417.01 6.30 11.40	8.55
08 71 11 00-1239	EA		18" x 34", 0.050" Thick, Satin/Dark Bronze Finish, Brass Kick Plate <i>For Four Beveled Edges, Add For UL Label (Fire Rated), Add</i>	440.93 6.30 11.40	8.55
08 71 11 00-1240	EA		18" x 36", 0.050" Thick, Satin/Dark Bronze Finish, Brass Kick Plate <i>For Four Beveled Edges, Add For UL Label (Fire Rated), Add</i>	464.86 6.30 11.40	8.55
08 71 11 00-1241	EA		18" x 38", 0.050" Thick, Satin/Dark Bronze Finish, Brass Kick Plate <i>For Four Beveled Edges, Add For UL Label (Fire Rated), Add</i>	490.77 6.30 11.40	9.05
08 71 11 00-1242	EA		18" x 40", 0.050" Thick, Satin/Dark Bronze Finish, Brass Kick Plate <i>For Four Beveled Edges, Add For UL Label (Fire Rated), Add</i>	514.72 6.30 11.40	9.05
08 71 11 00-1243	EA		18" x 42", 0.050" Thick, Satin/Dark Bronze Finish, Brass Kick Plate <i>For Four Beveled Edges, Add For UL Label (Fire Rated), Add</i>	538.67 6.30 11.40	9.05
08 71 11 00-1244	EA		18" x 44", 0.050" Thick, Satin/Dark Bronze Finish, Brass Kick Plate <i>For Four Beveled Edges, Add For UL Label (Fire Rated), Add</i>	564.58 6.30 11.40	9.55
08 71 11 00-1245	EA		18" x 46", 0.050" Thick, Satin/Dark Bronze Finish, Brass Kick Plate <i>For Four Beveled Edges, Add For UL Label (Fire Rated), Add</i>	588.54 6.30 11.40	9.55
08 71 11 00-1246	EA		18" x 48", 0.050" Thick, Satin/Dark Bronze Finish, Brass Kick Plate <i>For Four Beveled Edges, Add For UL Label (Fire Rated), Add</i>	612.44 6.30 11.40	9.55
08 71 11 00-1247	EA		20" x 22", 0.050" Thick, Satin/Dark Bronze Finish, Brass Kick Plate <i>For Four Beveled Edges, Add For UL Label (Fire Rated), Add</i>	326.60 6.30 11.40	8.55
08 71 11 00-1248	EA		20" x 24", 0.050" Thick, Satin/Dark Bronze Finish, Brass Kick Plate <i>For Four Beveled Edges, Add For UL Label (Fire Rated), Add</i>	353.23 6.30 11.40	8.55
08 71 11 00-1249	EA		20" x 26", 0.050" Thick, Satin/Dark Bronze Finish, Brass Kick Plate <i>For Four Beveled Edges, Add For UL Label (Fire Rated), Add</i>	379.78 6.30 11.40	8.55
08 71 11 00-1250	EA		20" x 28", 0.050" Thick, Satin/Dark Bronze Finish, Brass Kick Plate <i>For Four Beveled Edges, Add For UL Label (Fire Rated), Add</i>	406.40 6.30 11.40	8.55
08 71 11 00-1251	EA		20" x 30", 0.050" Thick, Satin/Dark Bronze Finish, Brass Kick Plate <i>For Four Beveled Edges, Add For UL Label (Fire Rated), Add</i>	434.97 6.30 11.40	9.05
08 71 11 00-1252	EA		20" x 32", 0.050" Thick, Satin/Dark Bronze Finish, Brass Kick Plate <i>For Four Beveled Edges, Add For UL Label (Fire Rated), Add</i>	461.54 6.30 11.40	9.05
08 71 11 00-1253	EA		20" x 34", 0.050" Thick, Satin/Dark Bronze Finish, Brass Kick Plate <i>For Four Beveled Edges, Add For UL Label (Fire Rated), Add</i>	488.14 6.30 11.40	9.05
08 71 11 00-1254	EA		20" x 36", 0.050" Thick, Satin/Dark Bronze Finish, Brass Kick Plate <i>For Four Beveled Edges, Add For UL Label (Fire Rated), Add</i>	514.72 6.30 11.40	9.05
08 71 11 00-1255	EA		20" x 38", 0.050" Thick, Satin/Dark Bronze Finish, Brass Kick Plate <i>For Four Beveled Edges, Add For UL Label (Fire Rated), Add</i>	543.36 6.30 11.40	9.55
08 71 11 00-1256	EA		20" x 40", 0.050" Thick, Satin/Dark Bronze Finish, Brass Kick Plate <i>For Four Beveled Edges, Add For UL Label (Fire Rated), Add</i>	569.91 6.30 11.40	9.55
08 71 11 00-1257	EA		20" x 42", 0.050" Thick, Satin/Dark Bronze Finish, Brass Kick Plate <i>For Four Beveled Edges, Add For UL Label (Fire Rated), Add</i>	596.49 6.30 11.40	9.55
08 71 11 00-1258	EA		20" x 44", 0.050" Thick, Satin/Dark Bronze Finish, Brass Kick Plate <i>For Four Beveled Edges, Add For UL Label (Fire Rated), Add</i>	625.10 6.30 11.40	10.06
08 71 11 00-1259	EA		20" x 46", 0.050" Thick, Satin/Dark Bronze Finish, Brass Kick Plate <i>For Four Beveled Edges, Add For UL Label (Fire Rated), Add</i>	651.68 6.30 11.40	10.06

08 Openings

08 70 Hardware

08 71 Door Hardware



SAN BERNARDINO
COUNTY

MINOR	CSI	UOM	DESCRIPTION	TOTAL DIRECT UNIT COST	DEMOLITION UNIT COST
08 71 11 00-1260	EA		20" x 48", 0.050" Thick, Satin/Dark Bronze Finish, Brass Kick Plate <i>For Four Beveled Edges, Add</i> <i>For UL Label (Fire Rated), Add</i>	678.28 6.30 11.40	10.06
08 71 11 00-1261	EA		22" x 22", 0.050" Thick, Satin/Dark Bronze Finish, Brass Kick Plate <i>For Four Beveled Edges, Add</i> <i>For UL Label (Fire Rated), Add</i>	355.85 6.30 11.40	8.55
08 71 11 00-1262	EA		22" x 24", 0.050" Thick, Satin/Dark Bronze Finish, Brass Kick Plate <i>For Four Beveled Edges, Add</i> <i>For UL Label (Fire Rated), Add</i>	385.13 6.30 11.40	8.55
08 71 11 00-1263	EA		22" x 26", 0.050" Thick, Satin/Dark Bronze Finish, Brass Kick Plate <i>For Four Beveled Edges, Add</i> <i>For UL Label (Fire Rated), Add</i>	414.36 6.30 11.40	8.55
08 71 11 00-1264	EA		22" x 28", 0.050" Thick, Satin/Dark Bronze Finish, Brass Kick Plate <i>For Four Beveled Edges, Add</i> <i>For UL Label (Fire Rated), Add</i>	443.58 6.30 11.40	8.55
08 71 11 00-1265	EA		22" x 30", 0.050" Thick, Satin/Dark Bronze Finish, Brass Kick Plate <i>For Four Beveled Edges, Add</i> <i>For UL Label (Fire Rated), Add</i>	474.87 6.30 11.40	9.05
08 71 11 00-1266	EA		22" x 32", 0.050" Thick, Satin/Dark Bronze Finish, Brass Kick Plate <i>For Four Beveled Edges, Add</i> <i>For UL Label (Fire Rated), Add</i>	504.10 6.30 11.40	9.05
08 71 11 00-1267	EA		22" x 34", 0.050" Thick, Satin/Dark Bronze Finish, Brass Kick Plate <i>For Four Beveled Edges, Add</i> <i>For UL Label (Fire Rated), Add</i>	533.35 6.30 11.40	9.05
08 71 11 00-1268	EA		22" x 36", 0.050" Thick, Satin/Dark Bronze Finish, Brass Kick Plate <i>For Four Beveled Edges, Add</i> <i>For UL Label (Fire Rated), Add</i>	562.57 6.30 11.40	9.05
08 71 11 00-1269	EA		22" x 38", 0.050" Thick, Satin/Dark Bronze Finish, Brass Kick Plate <i>For Four Beveled Edges, Add</i> <i>For UL Label (Fire Rated), Add</i>	593.86 6.30 11.40	9.55
08 71 11 00-1270	EA		22" x 40", 0.050" Thick, Satin/Dark Bronze Finish, Brass Kick Plate <i>For Four Beveled Edges, Add</i> <i>For UL Label (Fire Rated), Add</i>	623.09 6.30 11.40	9.55
08 71 11 00-1271	EA		22" x 42", 0.050" Thick, Satin/Dark Bronze Finish, Brass Kick Plate <i>For Four Beveled Edges, Add</i> <i>For UL Label (Fire Rated), Add</i>	652.34 6.30 11.40	9.55
08 71 11 00-1272	EA		22" x 44", 0.050" Thick, Satin/Dark Bronze Finish, Brass Kick Plate <i>For Four Beveled Edges, Add</i> <i>For UL Label (Fire Rated), Add</i>	683.58 6.30 11.40	10.06
08 71 11 00-1273	EA		22" x 46", 0.050" Thick, Satin/Dark Bronze Finish, Brass Kick Plate <i>For Four Beveled Edges, Add</i> <i>For UL Label (Fire Rated), Add</i>	712.80 6.30 11.40	10.06
08 71 11 00-1274	EA		22" x 48", 0.050" Thick, Satin/Dark Bronze Finish, Brass Kick Plate <i>For Four Beveled Edges, Add</i> <i>For UL Label (Fire Rated), Add</i>	742.08 6.30 11.40	10.06
08 71 11 00-1275	EA		24" x 22", 0.050" Thick, Satin/Dark Bronze Finish, Brass Kick Plate <i>For Four Beveled Edges, Add</i> <i>For UL Label (Fire Rated), Add</i>	385.13 6.30 11.40	8.55
08 71 11 00-1276	EA		24" x 24", 0.050" Thick, Satin/Dark Bronze Finish, Brass Kick Plate <i>For Four Beveled Edges, Add</i> <i>For UL Label (Fire Rated), Add</i>	417.01 6.30 11.40	8.55
08 71 11 00-1277	EA		24" x 26", 0.050" Thick, Satin/Dark Bronze Finish, Brass Kick Plate <i>For Four Beveled Edges, Add</i> <i>For UL Label (Fire Rated), Add</i>	448.91 6.30 11.40	8.55
08 71 11 00-1278	EA		24" x 28", 0.050" Thick, Satin/Dark Bronze Finish, Brass Kick Plate <i>For Four Beveled Edges, Add</i> <i>For UL Label (Fire Rated), Add</i>	480.81 6.30 11.40	8.55
08 71 11 00-1279	EA		24" x 30", 0.050" Thick, Satin/Dark Bronze Finish, Brass Kick Plate <i>For Four Beveled Edges, Add</i> <i>For UL Label (Fire Rated), Add</i>	514.72 6.30 11.40	9.05
08 71 11 00-1280	EA		24" x 32", 0.050" Thick, Satin/Dark Bronze Finish, Brass Kick Plate <i>For Four Beveled Edges, Add</i> <i>For UL Label (Fire Rated), Add</i>	546.62 6.30 11.40	9.05
08 71 11 00-1281	EA		24" x 34", 0.050" Thick, Satin/Dark Bronze Finish, Brass Kick Plate <i>For Four Beveled Edges, Add</i> <i>For UL Label (Fire Rated), Add</i>	578.58 6.30 11.40	9.05
08 71 11 00-1282	EA		24" x 36", 0.050" Thick, Satin/Dark Bronze Finish, Brass Kick Plate <i>For Four Beveled Edges, Add</i> <i>For UL Label (Fire Rated), Add</i>	610.43 6.30 11.40	9.05
08 71 11 00-1283	EA		24" x 38", 0.050" Thick, Satin/Dark Bronze Finish, Brass Kick Plate <i>For Four Beveled Edges, Add</i> <i>For UL Label (Fire Rated), Add</i>	644.34 6.30 11.40	9.55
08 71 11 00-1284	EA		24" x 40", 0.050" Thick, Satin/Dark Bronze Finish, Brass Kick Plate <i>For Four Beveled Edges, Add</i> <i>For UL Label (Fire Rated), Add</i>	676.27 6.30 11.40	9.55
08 71 11 00-1285	EA		24" x 42", 0.050" Thick, Satin/Dark Bronze Finish, Brass Kick Plate <i>For Four Beveled Edges, Add</i> <i>For UL Label (Fire Rated), Add</i>	708.17 6.30 11.40	9.55
08 71 11 00-1286	EA		24" x 44", 0.050" Thick, Satin/Dark Bronze Finish, Brass Kick Plate <i>For Four Beveled Edges, Add</i> <i>For UL Label (Fire Rated), Add</i>	742.08 6.30 11.40	10.06
08 71 11 00-1287	EA		24" x 46", 0.050" Thick, Satin/Dark Bronze Finish, Brass Kick Plate <i>For Four Beveled Edges, Add</i> <i>For UL Label (Fire Rated), Add</i>	773.98 6.30 11.40	10.06



Openings	08	08
Hardware	08 70	
Door Hardware	08 71	

MINOR	CSI	UOM	DESCRIPTION	TOTAL DIRECT UNIT COST	DEMOLITION UNIT COST
08 71 11 00-1288	EA		24" x 48", 0.050" Thick, Satin/Dark Bronze Finish, Brass Kick Plate <i>For Four Beveled Edges, Add</i> <i>For UL Label (Fire Rated), Add</i>	805.89 6.30 11.40	10.06
08 71 11 00-1289 Satin Nickel Finish, Stainless Kick Plate (08 71 11 00-0907)					
08 71 11 00-1290	EA		8" x 22", 0.050" Thick, Satin Nickel Finish, Stainless Kick Plate <i>For Four Beveled Edges, Add</i> <i>For UL Label (Fire Rated), Add</i>	121.58 1.76 11.40	7.54
08 71 11 00-1291	EA		8" x 24", 0.050" Thick, Satin Nickel Finish, Stainless Kick Plate <i>For Four Beveled Edges, Add</i> <i>For UL Label (Fire Rated), Add</i>	129.86 1.76 11.40	7.54
08 71 11 00-1292	EA		8" x 26", 0.050" Thick, Satin Nickel Finish, Stainless Kick Plate <i>For Four Beveled Edges, Add</i> <i>For UL Label (Fire Rated), Add</i>	138.21 1.76 11.40	7.54
08 71 11 00-1293	EA		8" x 28", 0.050" Thick, Satin Nickel Finish, Stainless Kick Plate <i>For Four Beveled Edges, Add</i> <i>For UL Label (Fire Rated), Add</i>	146.48 1.76 11.40	7.54
08 71 11 00-1294	EA		8" x 30", 0.050" Thick, Satin Nickel Finish, Stainless Kick Plate <i>For Four Beveled Edges, Add</i> <i>For UL Label (Fire Rated), Add</i>	156.84 1.76 11.40	8.04
08 71 11 00-1295	EA		8" x 32", 0.050" Thick, Satin Nickel Finish, Stainless Kick Plate <i>For Four Beveled Edges, Add</i> <i>For UL Label (Fire Rated), Add</i>	165.13 1.76 11.40	8.04
08 71 11 00-1296	EA		8" x 34", 0.050" Thick, Satin Nickel Finish, Stainless Kick Plate <i>For Four Beveled Edges, Add</i> <i>For UL Label (Fire Rated), Add</i>	173.46 1.76 11.40	8.04
08 71 11 00-1297	EA		8" x 36", 0.050" Thick, Satin Nickel Finish, Stainless Kick Plate <i>For Four Beveled Edges, Add</i> <i>For UL Label (Fire Rated), Add</i>	181.75 1.76 11.40	8.04
08 71 11 00-1298	EA		8" x 38", 0.050" Thick, Satin Nickel Finish, Stainless Kick Plate <i>For Four Beveled Edges, Add</i> <i>For UL Label (Fire Rated), Add</i>	192.03 1.76 11.40	8.55
08 71 11 00-1299	EA		8" x 40", 0.050" Thick, Satin Nickel Finish, Stainless Kick Plate <i>For Four Beveled Edges, Add</i> <i>For UL Label (Fire Rated), Add</i>	200.38 1.76 11.40	8.55
08 71 11 00-1300	EA		8" x 42", 0.050" Thick, Satin Nickel Finish, Stainless Kick Plate <i>For Four Beveled Edges, Add</i> <i>For UL Label (Fire Rated), Add</i>	208.68 1.76 11.40	8.55
08 71 11 00-1301	EA		8" x 44", 0.050" Thick, Satin Nickel Finish, Stainless Kick Plate <i>For Four Beveled Edges, Add</i> <i>For UL Label (Fire Rated), Add</i>	219.01 1.76 11.40	9.05
08 71 11 00-1302	EA		8" x 46", 0.050" Thick, Satin Nickel Finish, Stainless Kick Plate <i>For Four Beveled Edges, Add</i> <i>For UL Label (Fire Rated), Add</i>	227.31 1.76 11.40	9.05
08 71 11 00-1303	EA		8" x 48", 0.050" Thick, Satin Nickel Finish, Stainless Kick Plate <i>For Four Beveled Edges, Add</i> <i>For UL Label (Fire Rated), Add</i>	235.63 1.76 11.40	9.05
08 71 11 00-1304	EA		10" x 22", 0.050" Thick, Satin Nickel Finish, Stainless Kick Plate <i>For Four Beveled Edges, Add</i> <i>For UL Label (Fire Rated), Add</i>	144.42 1.76 11.40	7.54
08 71 11 00-1305	EA		10" x 24", 0.050" Thick, Satin Nickel Finish, Stainless Kick Plate <i>For Four Beveled Edges, Add</i> <i>For UL Label (Fire Rated), Add</i>	154.83 1.76 11.40	7.54
08 71 11 00-1306	EA		10" x 26", 0.050" Thick, Satin Nickel Finish, Stainless Kick Plate <i>For Four Beveled Edges, Add</i> <i>For UL Label (Fire Rated), Add</i>	165.18 1.76 11.40	7.54
08 71 11 00-1307	EA		10" x 28", 0.050" Thick, Satin Nickel Finish, Stainless Kick Plate <i>For Four Beveled Edges, Add</i> <i>For UL Label (Fire Rated), Add</i>	175.57 1.76 11.40	7.54
08 71 11 00-1308	EA		10" x 30", 0.050" Thick, Satin Nickel Finish, Stainless Kick Plate <i>For Four Beveled Edges, Add</i> <i>For UL Label (Fire Rated), Add</i>	187.96 1.76 11.40	8.04
08 71 11 00-1309	EA		10" x 32", 0.050" Thick, Satin Nickel Finish, Stainless Kick Plate <i>For Four Beveled Edges, Add</i> <i>For UL Label (Fire Rated), Add</i>	198.37 1.76 11.40	8.04
08 71 11 00-1310	EA		10" x 34", 0.050" Thick, Satin Nickel Finish, Stainless Kick Plate <i>For Four Beveled Edges, Add</i> <i>For UL Label (Fire Rated), Add</i>	208.73 1.76 11.40	8.04
08 71 11 00-1311	EA		10" x 36", 0.050" Thick, Satin Nickel Finish, Stainless Kick Plate <i>For Four Beveled Edges, Add</i> <i>For UL Label (Fire Rated), Add</i>	219.12 1.76 11.40	8.04
08 71 11 00-1312	EA		10" x 38", 0.050" Thick, Satin Nickel Finish, Stainless Kick Plate <i>For Four Beveled Edges, Add</i> <i>For UL Label (Fire Rated), Add</i>	231.54 1.76 11.40	8.55
08 71 11 00-1313	EA		10" x 40", 0.050" Thick, Satin Nickel Finish, Stainless Kick Plate <i>For Four Beveled Edges, Add</i> <i>For UL Label (Fire Rated), Add</i>	241.92 1.76 11.40	8.55
08 71 11 00-1314	EA		10" x 42", 0.050" Thick, Satin Nickel Finish, Stainless Kick Plate <i>For Four Beveled Edges, Add</i> <i>For UL Label (Fire Rated), Add</i>	252.28 1.76 11.40	8.55
08 71 11 00-1315	EA		10" x 44", 0.050" Thick, Satin Nickel Finish, Stainless Kick Plate <i>For Four Beveled Edges, Add</i> <i>For UL Label (Fire Rated), Add</i>	264.73 1.76 11.40	9.05

08 Openings**08 70 Hardware****08 71 Door Hardware**
 MINOR
 CSI UOM DESCRIPTION

 TOTAL DIRECT DEMOLITION
 UNIT COST UNIT COST

08 71 11 00-1316	EA	10" x 46", 0.050" Thick, Satin Nickel Finish, Stainless Kick Plate	275.09	9.05
		<i>For Four Beveled Edges, Add</i>	1.76	
		<i>For UL Label (Fire Rated), Add</i>	11.40	
08 71 11 00-1317	EA	10" x 48", 0.050" Thick, Satin Nickel Finish, Stainless Kick Plate	285.47	9.05
		<i>For Four Beveled Edges, Add</i>	1.76	
		<i>For UL Label (Fire Rated), Add</i>	11.40	
08 71 11 00-1318	EA	12" x 22", 0.050" Thick, Satin Nickel Finish, Stainless Kick Plate	167.27	7.54
		<i>For Four Beveled Edges, Add</i>	1.76	
		<i>For UL Label (Fire Rated), Add</i>	11.40	
08 71 11 00-1319	EA	12" x 24", 0.050" Thick, Satin Nickel Finish, Stainless Kick Plate	179.74	7.54
		<i>For Four Beveled Edges, Add</i>	1.76	
		<i>For UL Label (Fire Rated), Add</i>	11.40	
08 71 11 00-1320	EA	12" x 26", 0.050" Thick, Satin Nickel Finish, Stainless Kick Plate	192.19	7.54
		<i>For Four Beveled Edges, Add</i>	1.76	
		<i>For UL Label (Fire Rated), Add</i>	11.40	
08 71 11 00-1321	EA	12" x 28", 0.050" Thick, Satin Nickel Finish, Stainless Kick Plate	204.66	7.54
		<i>For Four Beveled Edges, Add</i>	1.76	
		<i>For UL Label (Fire Rated), Add</i>	11.40	
08 71 11 00-1322	EA	12" x 30", 0.050" Thick, Satin Nickel Finish, Stainless Kick Plate	219.12	8.04
		<i>For Four Beveled Edges, Add</i>	1.76	
		<i>For UL Label (Fire Rated), Add</i>	11.40	
08 71 11 00-1323	EA	12" x 32", 0.050" Thick, Satin Nickel Finish, Stainless Kick Plate	231.61	8.04
		<i>For Four Beveled Edges, Add</i>	1.76	
		<i>For UL Label (Fire Rated), Add</i>	11.40	
08 71 11 00-1324	EA	12" x 34", 0.050" Thick, Satin Nickel Finish, Stainless Kick Plate	244.09	8.04
		<i>For Four Beveled Edges, Add</i>	1.76	
		<i>For UL Label (Fire Rated), Add</i>	11.40	
08 71 11 00-1325	EA	12" x 36", 0.050" Thick, Satin Nickel Finish, Stainless Kick Plate	256.53	8.04
		<i>For Four Beveled Edges, Add</i>	1.76	
		<i>For UL Label (Fire Rated), Add</i>	11.40	
08 71 11 00-1326	EA	12" x 38", 0.050" Thick, Satin Nickel Finish, Stainless Kick Plate	271.01	8.55
		<i>For Four Beveled Edges, Add</i>	1.76	
		<i>For UL Label (Fire Rated), Add</i>	11.40	
08 71 11 00-1327	EA	12" x 40", 0.050" Thick, Satin Nickel Finish, Stainless Kick Plate	283.46	8.55
		<i>For Four Beveled Edges, Add</i>	1.76	
		<i>For UL Label (Fire Rated), Add</i>	11.40	
08 71 11 00-1328	EA	12" x 42", 0.050" Thick, Satin Nickel Finish, Stainless Kick Plate	295.91	8.55
		<i>For Four Beveled Edges, Add</i>	1.76	
		<i>For UL Label (Fire Rated), Add</i>	11.40	
08 71 11 00-1329	EA	12" x 44", 0.050" Thick, Satin Nickel Finish, Stainless Kick Plate	310.39	9.05
		<i>For Four Beveled Edges, Add</i>	1.76	
		<i>For UL Label (Fire Rated), Add</i>	11.40	
08 71 11 00-1330	EA	12" x 46", 0.050" Thick, Satin Nickel Finish, Stainless Kick Plate	322.88	9.05
		<i>For Four Beveled Edges, Add</i>	1.76	
		<i>For UL Label (Fire Rated), Add</i>	11.40	
08 71 11 00-1331	EA	12" x 48", 0.050" Thick, Satin Nickel Finish, Stainless Kick Plate	335.33	9.05
		<i>For Four Beveled Edges, Add</i>	1.76	
		<i>For UL Label (Fire Rated), Add</i>	11.40	
08 71 11 00-1332	EA	14" x 22", 0.050" Thick, Satin Nickel Finish, Stainless Kick Plate	192.11	8.04
		<i>For Four Beveled Edges, Add</i>	1.76	
		<i>For UL Label (Fire Rated), Add</i>	11.40	
08 71 11 00-1333	EA	14" x 24", 0.050" Thick, Satin Nickel Finish, Stainless Kick Plate	206.67	8.04
		<i>For Four Beveled Edges, Add</i>	1.76	
		<i>For UL Label (Fire Rated), Add</i>	11.40	
08 71 11 00-1334	EA	14" x 26", 0.050" Thick, Satin Nickel Finish, Brass Kick Plate	221.20	8.04
		<i>For Four Beveled Edges, Add</i>	1.76	
		<i>For UL Label (Fire Rated), Add</i>	11.40	
08 71 11 00-1335	EA	14" x 28", 0.050" Thick, Satin Nickel Finish, Stainless Kick Plate	235.74	8.04
		<i>For Four Beveled Edges, Add</i>	1.76	
		<i>For UL Label (Fire Rated), Add</i>	11.40	
08 71 11 00-1336	EA	14" x 30", 0.050" Thick, Satin Nickel Finish, Stainless Kick Plate	252.28	8.55
		<i>For Four Beveled Edges, Add</i>	1.76	
		<i>For UL Label (Fire Rated), Add</i>	11.40	
08 71 11 00-1337	EA	14" x 32", 0.050" Thick, Satin Nickel Finish, Stainless Kick Plate	266.84	8.55
		<i>For Four Beveled Edges, Add</i>	1.76	
		<i>For UL Label (Fire Rated), Add</i>	11.40	
08 71 11 00-1338	EA	14" x 34", 0.050" Thick, Satin Nickel Finish, Stainless Kick Plate	281.37	8.55
		<i>For Four Beveled Edges, Add</i>	1.76	
		<i>For UL Label (Fire Rated), Add</i>	11.40	
08 71 11 00-1339	EA	14" x 36", 0.050" Thick, Satin Nickel Finish, Stainless Kick Plate	295.91	8.55
		<i>For Four Beveled Edges, Add</i>	1.76	
		<i>For UL Label (Fire Rated), Add</i>	11.40	
08 71 11 00-1340	EA	14" x 38", 0.050" Thick, Satin Nickel Finish, Stainless Kick Plate	312.47	9.05
		<i>For Four Beveled Edges, Add</i>	1.76	
		<i>For UL Label (Fire Rated), Add</i>	11.40	
08 71 11 00-1341	EA	14" x 40", 0.050" Thick, Satin Nickel Finish, Stainless Kick Plate	327.01	9.05
		<i>For Four Beveled Edges, Add</i>	1.76	
		<i>For UL Label (Fire Rated), Add</i>	11.40	
08 71 11 00-1342	EA	14" x 42", 0.050" Thick, Satin Nickel Finish, Stainless Kick Plate	341.54	9.05
		<i>For Four Beveled Edges, Add</i>	1.76	
		<i>For UL Label (Fire Rated), Add</i>	11.40	
08 71 11 00-1343	EA	14" x 44", 0.050" Thick, Satin Nickel Finish, Stainless Kick Plate	358.11	9.55
		<i>For Four Beveled Edges, Add</i>	1.76	
		<i>For UL Label (Fire Rated), Add</i>	11.40	



MINOR	CSI	UOM	DESCRIPTION	TOTAL DIRECT UNIT COST	DEMOLITION UNIT COST
08 71 11 00-1344	EA		14" x 46", 0.050" Thick, Satin Nickel Finish, Stainless Kick Plate <i>For Four Beveled Edges, Add</i> <i>For UL Label (Fire Rated), Add</i>	372.69 1.76 11.40	9.55
08 71 11 00-1345	EA		14" x 48", 0.050" Thick, Satin Nickel Finish, Stainless Kick Plate <i>For Four Beveled Edges, Add</i> <i>For UL Label (Fire Rated), Add</i>	387.23 1.76 11.40	9.55
08 71 11 00-1346	EA		16" x 22", 0.050" Thick, Satin Nickel Finish, Stainless Kick Plate <i>For Four Beveled Edges, Add</i> <i>For UL Label (Fire Rated), Add</i>	271.71 1.76 11.40	8.04
08 71 11 00-1347	EA		16" x 24", 0.050" Thick, Satin Nickel Finish, Stainless Kick Plate <i>For Four Beveled Edges, Add</i> <i>For UL Label (Fire Rated), Add</i>	293.51 1.76 11.40	8.04
08 71 11 00-1348	EA		16" x 26", 0.050" Thick, Satin Nickel Finish, Stainless Kick Plate <i>For Four Beveled Edges, Add</i> <i>For UL Label (Fire Rated), Add</i>	315.28 1.76 11.40	8.04
08 71 11 00-1349	EA		16" x 28", 0.050" Thick, Satin Nickel Finish, Stainless Kick Plate <i>For Four Beveled Edges, Add</i> <i>For UL Label (Fire Rated), Add</i>	337.06 1.76 11.40	8.04
08 71 11 00-1350	EA		16" x 30", 0.050" Thick, Satin Nickel Finish, Stainless Kick Plate <i>For Four Beveled Edges, Add</i> <i>For UL Label (Fire Rated), Add</i>	360.84 1.76 11.40	8.55
08 71 11 00-1351	EA		16" x 32", 0.050" Thick, Satin Nickel Finish, Stainless Kick Plate <i>For Four Beveled Edges, Add</i> <i>For UL Label (Fire Rated), Add</i>	382.61 1.76 11.40	8.55
08 71 11 00-1352	EA		16" x 34", 0.050" Thick, Satin Nickel Finish, Stainless Kick Plate <i>For Four Beveled Edges, Add</i> <i>For UL Label (Fire Rated), Add</i>	404.41 1.76 11.40	8.55
08 71 11 00-1353	EA		16" x 36", 0.050" Thick, Satin Nickel Finish, Stainless Kick Plate <i>For Four Beveled Edges, Add</i> <i>For UL Label (Fire Rated), Add</i>	426.19 1.76 11.40	8.55
08 71 11 00-1354	EA		16" x 38", 0.050" Thick, Satin Nickel Finish, Stainless Kick Plate <i>For Four Beveled Edges, Add</i> <i>For UL Label (Fire Rated), Add</i>	449.97 1.76 11.40	9.05
08 71 11 00-1355	EA		16" x 40", 0.050" Thick, Satin Nickel Finish, Stainless Kick Plate <i>For Four Beveled Edges, Add</i> <i>For UL Label (Fire Rated), Add</i>	471.75 1.76 11.40	9.05
08 71 11 00-1356	EA		16" x 42", 0.050" Thick, Satin Nickel Finish, Stainless Kick Plate <i>For Four Beveled Edges, Add</i> <i>For UL Label (Fire Rated), Add</i>	493.52 1.76 11.40	9.05
08 71 11 00-1357	EA		16" x 44", 0.050" Thick, Satin Nickel Finish, Stainless Kick Plate <i>For Four Beveled Edges, Add</i> <i>For UL Label (Fire Rated), Add</i>	517.30 1.76 11.40	9.55
08 71 11 00-1358	EA		16" x 46", 0.050" Thick, Satin Nickel Finish, Stainless Kick Plate <i>For Four Beveled Edges, Add</i> <i>For UL Label (Fire Rated), Add</i>	539.08 1.76 11.40	9.55
08 71 11 00-1359	EA		16" x 48", 0.050" Thick, Satin Nickel Finish, Stainless Kick Plate <i>For Four Beveled Edges, Add</i> <i>For UL Label (Fire Rated), Add</i>	560.85 1.76 11.40	9.55
08 71 11 00-1360	EA		18" x 22", 0.050" Thick, Satin Nickel Finish, Stainless Kick Plate <i>For Four Beveled Edges, Add</i> <i>For UL Label (Fire Rated), Add</i>	300.88 6.30 11.40	8.04
08 71 11 00-1361	EA		18" x 24", 0.050" Thick, Satin Nickel Finish, Stainless Kick Plate <i>For Four Beveled Edges, Add</i> <i>For UL Label (Fire Rated), Add</i>	325.33 6.30 11.40	8.04
08 71 11 00-1362	EA		18" x 26", 0.050" Thick, Satin Nickel Finish, Stainless Kick Plate <i>For Four Beveled Edges, Add</i> <i>For UL Label (Fire Rated), Add</i>	349.73 6.30 11.40	8.04
08 71 11 00-1363	EA		18" x 28", 0.050" Thick, Satin Nickel Finish, Stainless Kick Plate <i>For Four Beveled Edges, Add</i> <i>For UL Label (Fire Rated), Add</i>	374.19 6.30 11.40	8.04
08 71 11 00-1364	EA		18" x 30", 0.050" Thick, Satin Nickel Finish, Stainless Kick Plate <i>For Four Beveled Edges, Add</i> <i>For UL Label (Fire Rated), Add</i>	400.60 6.30 11.40	8.55
08 71 11 00-1365	EA		18" x 32", 0.050" Thick, Satin Nickel Finish, Stainless Kick Plate <i>For Four Beveled Edges, Add</i> <i>For UL Label (Fire Rated), Add</i>	425.03 6.30 11.40	8.55
08 71 11 00-1366	EA		18" x 34", 0.050" Thick, Satin Nickel Finish, Stainless Kick Plate <i>For Four Beveled Edges, Add</i> <i>For UL Label (Fire Rated), Add</i>	449.46 6.30 11.40	8.55
08 71 11 00-1367	EA		18" x 36", 0.050" Thick, Satin Nickel Finish, Stainless Kick Plate <i>For Four Beveled Edges, Add</i> <i>For UL Label (Fire Rated), Add</i>	473.89 6.30 11.40	8.55
08 71 11 00-1368	EA		18" x 38", 0.050" Thick, Satin Nickel Finish, Stainless Kick Plate <i>For Four Beveled Edges, Add</i> <i>For UL Label (Fire Rated), Add</i>	500.30 6.30 11.40	9.05
08 71 11 00-1369	EA		18" x 40", 0.050" Thick, Satin Nickel Finish, Stainless Kick Plate <i>For Four Beveled Edges, Add</i> <i>For UL Label (Fire Rated), Add</i>	524.75 6.30 11.40	9.05
08 71 11 00-1370	EA		18" x 42", 0.050" Thick, Satin Nickel Finish, Stainless Kick Plate <i>For Four Beveled Edges, Add</i> <i>For UL Label (Fire Rated), Add</i>	549.21 6.30 11.40	9.05
08 71 11 00-1371	EA		18" x 44", 0.050" Thick, Satin Nickel Finish, Stainless Kick Plate <i>For Four Beveled Edges, Add</i> <i>For UL Label (Fire Rated), Add</i>	575.62 6.30 11.40	9.55

08 Openings**08 70 Hardware****08 71 Door Hardware**MINOR
CSI UOM DESCRIPTIONTOTAL DIRECT DEMOLITION
UNIT COST UNIT COST

08 71 11 00-1372	EA 18" x 46", 0.050" Thick, Satin Nickel Finish, Stainless Kick Plate <i>For Four Beveled Edges, Add For UL Label (Fire Rated), Add</i>	600.07 6.30 11.40	9.55
08 71 11 00-1373	EA 18" x 48", 0.050" Thick, Satin Nickel Finish, Stainless Kick Plate <i>For Four Beveled Edges, Add For UL Label (Fire Rated), Add</i>	624.47 6.30 11.40	9.55
08 71 11 00-1374	EA 20" x 22", 0.050" Thick, Satin Nickel Finish, Stainless Kick Plate <i>For Four Beveled Edges, Add For UL Label (Fire Rated), Add</i>	332.73 6.30 11.40	8.55
08 71 11 00-1375	EA 20" x 24", 0.050" Thick, Satin Nickel Finish, Stainless Kick Plate <i>For Four Beveled Edges, Add For UL Label (Fire Rated), Add</i>	359.91 6.30 11.40	8.55
08 71 11 00-1376	EA 20" x 26", 0.050" Thick, Satin Nickel Finish, Stainless Kick Plate <i>For Four Beveled Edges, Add For UL Label (Fire Rated), Add</i>	387.02 6.30 11.40	8.55
08 71 11 00-1377	EA 20" x 28", 0.050" Thick, Satin Nickel Finish, Stainless Kick Plate <i>For Four Beveled Edges, Add For UL Label (Fire Rated), Add</i>	414.21 6.30 11.40	8.55
08 71 11 00-1378	EA 20" x 30", 0.050" Thick, Satin Nickel Finish, Stainless Kick Plate <i>For Four Beveled Edges, Add For UL Label (Fire Rated), Add</i>	443.32 6.30 11.40	9.05
08 71 11 00-1379	EA 20" x 32", 0.050" Thick, Satin Nickel Finish, Stainless Kick Plate <i>For Four Beveled Edges, Add For UL Label (Fire Rated), Add</i>	470.46 6.30 11.40	9.05
08 71 11 00-1380	EA 20" x 34", 0.050" Thick, Satin Nickel Finish, Stainless Kick Plate <i>For Four Beveled Edges, Add For UL Label (Fire Rated), Add</i>	497.62 6.30 11.40	9.05
08 71 11 00-1381	EA 20" x 36", 0.050" Thick, Satin Nickel Finish, Stainless Kick Plate <i>For Four Beveled Edges, Add For UL Label (Fire Rated), Add</i>	524.75 6.30 11.40	9.05
08 71 11 00-1382	EA 20" x 38", 0.050" Thick, Satin Nickel Finish, Stainless Kick Plate <i>For Four Beveled Edges, Add For UL Label (Fire Rated), Add</i>	553.95 6.30 11.40	9.55
08 71 11 00-1383	EA 20" x 40", 0.050" Thick, Satin Nickel Finish, Stainless Kick Plate <i>For Four Beveled Edges, Add For UL Label (Fire Rated), Add</i>	581.05 6.30 11.40	9.55
08 71 11 00-1384	EA 20" x 42", 0.050" Thick, Satin Nickel Finish, Stainless Kick Plate <i>For Four Beveled Edges, Add For UL Label (Fire Rated), Add</i>	608.19 6.30 11.40	9.55
08 71 11 00-1385	EA 20" x 44", 0.050" Thick, Satin Nickel Finish, Stainless Kick Plate <i>For Four Beveled Edges, Add For UL Label (Fire Rated), Add</i>	637.36 6.30 11.40	10.06
08 71 11 00-1386	EA 20" x 46", 0.050" Thick, Satin Nickel Finish, Stainless Kick Plate <i>For Four Beveled Edges, Add For UL Label (Fire Rated), Add</i>	664.49 6.30 11.40	10.06
08 71 11 00-1387	EA 20" x 48", 0.050" Thick, Satin Nickel Finish, Stainless Kick Plate <i>For Four Beveled Edges, Add For UL Label (Fire Rated), Add</i>	691.65 6.30 11.40	10.06
08 71 11 00-1388	EA 22" x 22", 0.050" Thick, Satin Nickel Finish, Stainless Kick Plate <i>For Four Beveled Edges, Add For UL Label (Fire Rated), Add</i>	362.59 6.30 11.40	8.55
08 71 11 00-1389	EA 22" x 24", 0.050" Thick, Satin Nickel Finish, Stainless Kick Plate <i>For Four Beveled Edges, Add For UL Label (Fire Rated), Add</i>	392.48 6.30 11.40	8.55
08 71 11 00-1390	EA 22" x 26", 0.050" Thick, Satin Nickel Finish, Stainless Kick Plate <i>For Four Beveled Edges, Add For UL Label (Fire Rated), Add</i>	422.32 6.30 11.40	8.55
08 71 11 00-1391	EA 22" x 28", 0.050" Thick, Satin Nickel Finish, Stainless Kick Plate <i>For Four Beveled Edges, Add For UL Label (Fire Rated), Add</i>	452.16 6.30 11.40	8.55
08 71 11 00-1392	EA 22" x 30", 0.050" Thick, Satin Nickel Finish, Stainless Kick Plate <i>For Four Beveled Edges, Add For UL Label (Fire Rated), Add</i>	484.06 6.30 11.40	9.05
08 71 11 00-1393	EA 22" x 32", 0.050" Thick, Satin Nickel Finish, Stainless Kick Plate <i>For Four Beveled Edges, Add For UL Label (Fire Rated), Add</i>	513.90 6.30 11.40	9.05
08 71 11 00-1394	EA 22" x 34", 0.050" Thick, Satin Nickel Finish, Stainless Kick Plate <i>For Four Beveled Edges, Add For UL Label (Fire Rated), Add</i>	543.77 6.30 11.40	9.05
08 71 11 00-1395	EA 22" x 36", 0.050" Thick, Satin Nickel Finish, Stainless Kick Plate <i>For Four Beveled Edges, Add For UL Label (Fire Rated), Add</i>	573.61 6.30 11.40	9.05
08 71 11 00-1396	EA 22" x 38", 0.050" Thick, Satin Nickel Finish, Stainless Kick Plate <i>For Four Beveled Edges, Add For UL Label (Fire Rated), Add</i>	605.51 6.30 11.40	9.55
08 71 11 00-1397	EA 22" x 40", 0.050" Thick, Satin Nickel Finish, Stainless Kick Plate <i>For Four Beveled Edges, Add For UL Label (Fire Rated), Add</i>	635.35 6.30 11.40	9.55
08 71 11 00-1398	EA 22" x 42", 0.050" Thick, Satin Nickel Finish, Stainless Kick Plate <i>For Four Beveled Edges, Add For UL Label (Fire Rated), Add</i>	665.21 6.30 11.40	9.55
08 71 11 00-1399	EA 22" x 44", 0.050" Thick, Satin Nickel Finish, Stainless Kick Plate <i>For Four Beveled Edges, Add For UL Label (Fire Rated), Add</i>	697.06 6.30 11.40	10.06



MINOR	CSI	UOM	DESCRIPTION	TOTAL DIRECT UNIT COST	DEMOLITION UNIT COST
08 71 11 00-1400	EA		22" x 46", 0.050" Thick, Satin Nickel Finish, Stainless Kick Plate <i>For Four Beveled Edges, Add</i> <i>For UL Label (Fire Rated), Add</i>	726.90 6.30 11.40	10.06
08 71 11 00-1401	EA		22" x 48", 0.050" Thick, Satin Nickel Finish, Stainless Kick Plate <i>For Four Beveled Edges, Add</i> <i>For UL Label (Fire Rated), Add</i>	756.79 6.30 11.40	10.06
08 71 11 00-1402	EA		24" x 22", 0.050" Thick, Satin Nickel Finish, Stainless Kick Plate <i>For Four Beveled Edges, Add</i> <i>For UL Label (Fire Rated), Add</i>	392.48 6.30 11.40	8.55
08 71 11 00-1403	EA		24" x 24", 0.050" Thick, Satin Nickel Finish, Stainless Kick Plate <i>For Four Beveled Edges, Add</i> <i>For UL Label (Fire Rated), Add</i>	425.03 6.30 11.40	8.55
08 71 11 00-1404	EA		24" x 26", 0.050" Thick, Satin Nickel Finish, Stainless Kick Plate <i>For Four Beveled Edges, Add</i> <i>For UL Label (Fire Rated), Add</i>	457.60 6.30 11.40	8.55
08 71 11 00-1405	EA		24" x 28", 0.050" Thick, Satin Nickel Finish, Stainless Kick Plate <i>For Four Beveled Edges, Add</i> <i>For UL Label (Fire Rated), Add</i>	490.17 6.30 11.40	8.55
08 71 11 00-1406	EA		24" x 30", 0.050" Thick, Satin Nickel Finish, Stainless Kick Plate <i>For Four Beveled Edges, Add</i> <i>For UL Label (Fire Rated), Add</i>	524.75 6.30 11.40	9.05
08 71 11 00-1407	EA		24" x 32", 0.050" Thick, Satin Nickel Finish, Stainless Kick Plate <i>For Four Beveled Edges, Add</i> <i>For UL Label (Fire Rated), Add</i>	557.32 6.30 11.40	9.05
08 71 11 00-1408	EA		24" x 34", 0.050" Thick, Satin Nickel Finish, Stainless Kick Plate <i>For Four Beveled Edges, Add</i> <i>For UL Label (Fire Rated), Add</i>	589.94 6.30 11.40	9.05
08 71 11 00-1409	EA		24" x 36", 0.050" Thick, Satin Nickel Finish, Stainless Kick Plate <i>For Four Beveled Edges, Add</i> <i>For UL Label (Fire Rated), Add</i>	622.46 6.30 11.40	9.05
08 71 11 00-1410	EA		24" x 38", 0.050" Thick, Satin Nickel Finish, Stainless Kick Plate <i>For Four Beveled Edges, Add</i> <i>For UL Label (Fire Rated), Add</i>	657.04 6.30 11.40	9.55
08 71 11 00-1411	EA		24" x 40", 0.050" Thick, Satin Nickel Finish, Stainless Kick Plate <i>For Four Beveled Edges, Add</i> <i>For UL Label (Fire Rated), Add</i>	689.64 6.30 11.40	9.55
08 71 11 00-1412	EA		24" x 42", 0.050" Thick, Satin Nickel Finish, Stainless Kick Plate <i>For Four Beveled Edges, Add</i> <i>For UL Label (Fire Rated), Add</i>	722.21 6.30 11.40	9.55
08 71 11 00-1413	EA		24" x 44", 0.050" Thick, Satin Nickel Finish, Stainless Kick Plate <i>For Four Beveled Edges, Add</i> <i>For UL Label (Fire Rated), Add</i>	756.79 6.30 11.40	10.06
08 71 11 00-1414	EA		24" x 46", 0.050" Thick, Satin Nickel Finish, Stainless Kick Plate <i>For Four Beveled Edges, Add</i> <i>For UL Label (Fire Rated), Add</i>	789.36 6.30 11.40	10.06
08 71 11 00-1415	EA		24" x 48", 0.050" Thick, Satin Nickel Finish, Stainless Kick Plate <i>For Four Beveled Edges, Add</i> <i>For UL Label (Fire Rated), Add</i>	821.93 6.30 11.40	10.06
08 71 11 00-1416			Stainless Base Material Kick Plate (08 71 11 00-0778)		
08 71 11 00-1417			Satin Stainless Finish, Stainless Kick Plate (08 71 11 00-1416)		
08 71 11 00-1418	EA		8" x 22", 0.050" Thick, Satin Stainless Finish, Stainless Kick Plate <i>For Four Beveled Edges, Add</i> <i>For UL Label (Fire Rated), Add</i>	57.60 1.76 11.40	7.54
08 71 11 00-1419	EA		8" x 24", 0.050" Thick, Satin Stainless Finish, Stainless Kick Plate <i>For Four Beveled Edges, Add</i> <i>For UL Label (Fire Rated), Add</i>	60.13 1.76 11.40	7.54
08 71 11 00-1420	EA		8" x 26", 0.050" Thick, Satin Stainless Finish, Stainless Kick Plate <i>For Four Beveled Edges, Add</i> <i>For UL Label (Fire Rated), Add</i>	62.59 1.76 11.40	7.54
08 71 11 00-1421	EA		8" x 28", 0.050" Thick, Satin Stainless Finish, Stainless Kick Plate <i>For Four Beveled Edges, Add</i> <i>For UL Label (Fire Rated), Add</i>	65.14 1.76 11.40	7.54
08 71 11 00-1422	EA		8" x 30", 0.050" Thick, Satin Stainless Finish, Stainless Kick Plate <i>For Four Beveled Edges, Add</i> <i>For UL Label (Fire Rated), Add</i>	69.63 1.76 11.40	8.04
08 71 11 00-1423	EA		8" x 32", 0.050" Thick, Satin Stainless Finish, Stainless Kick Plate <i>For Four Beveled Edges, Add</i> <i>For UL Label (Fire Rated), Add</i>	72.09 1.76 11.40	8.04
08 71 11 00-1424	EA		8" x 34", 0.050" Thick, Satin Stainless Finish, Stainless Kick Plate <i>For Four Beveled Edges, Add</i> <i>For UL Label (Fire Rated), Add</i>	74.64 1.76 11.40	8.04
08 71 11 00-1425	EA		8" x 36", 0.050" Thick, Satin Stainless Finish, Stainless Kick Plate <i>For Four Beveled Edges, Add</i> <i>For UL Label (Fire Rated), Add</i>	77.12 1.76 11.40	8.04
08 71 11 00-1426	EA		8" x 38", 0.050" Thick, Satin Stainless Finish, Stainless Kick Plate <i>For Four Beveled Edges, Add</i> <i>For UL Label (Fire Rated), Add</i>	81.63 1.76 11.40	8.55
08 71 11 00-1427	EA		8" x 40", 0.050" Thick, Satin Stainless Finish, Stainless Kick Plate <i>For Four Beveled Edges, Add</i> <i>For UL Label (Fire Rated), Add</i>	84.14 1.76 11.40	8.55

08 Openings**08 70 Hardware****08 71 Door Hardware**

MINOR	CSI	UOM	DESCRIPTION	TOTAL DIRECT UNIT COST	DEMOLITION UNIT COST
08 71 11 00-1428	EA		8" x 42", 0.050" Thick, Satin Stainless Finish, Stainless Kick Plate <i>For Four Beveled Edges, Add</i> <i>For UL Label (Fire Rated), Add</i>	86.62 1.76 11.40	8.55
08 71 11 00-1429	EA		8" x 44", 0.050" Thick, Satin Stainless Finish, Stainless Kick Plate <i>For Four Beveled Edges, Add</i> <i>For UL Label (Fire Rated), Add</i>	91.13 1.76 11.40	9.05
08 71 11 00-1430	EA		8" x 46", 0.050" Thick, Satin Stainless Finish, Stainless Kick Plate <i>For Four Beveled Edges, Add</i> <i>For UL Label (Fire Rated), Add</i>	93.63 1.76 11.40	9.05
08 71 11 00-1431	EA		8" x 48", 0.050" Thick, Satin Stainless Finish, Stainless Kick Plate <i>For Four Beveled Edges, Add</i> <i>For UL Label (Fire Rated), Add</i>	96.11 1.76 11.40	9.05
08 71 11 00-1432	EA		10" x 22", 0.050" Thick, Satin Stainless Finish, Stainless Kick Plate <i>For Four Beveled Edges, Add</i> <i>For UL Label (Fire Rated), Add</i>	64.47 1.76 11.40	7.54
08 71 11 00-1433	EA		10" x 24", 0.050" Thick, Satin Stainless Finish, Stainless Kick Plate <i>For Four Beveled Edges, Add</i> <i>For UL Label (Fire Rated), Add</i>	67.62 1.76 11.40	7.54
08 71 11 00-1434	EA		10" x 26", 0.050" Thick, Satin Stainless Finish, Stainless Kick Plate <i>For Four Beveled Edges, Add</i> <i>For UL Label (Fire Rated), Add</i>	70.74 1.76 11.40	7.54
08 71 11 00-1435	EA		10" x 28", 0.050" Thick, Satin Stainless Finish, Stainless Kick Plate <i>For Four Beveled Edges, Add</i> <i>For UL Label (Fire Rated), Add</i>	73.84 1.76 11.40	7.54
08 71 11 00-1436	EA		10" x 30", 0.050" Thick, Satin Stainless Finish, Stainless Kick Plate <i>For Four Beveled Edges, Add</i> <i>For UL Label (Fire Rated), Add</i>	79.00 1.76 11.40	8.04
08 71 11 00-1437	EA		10" x 32", 0.050" Thick, Satin Stainless Finish, Stainless Kick Plate <i>For Four Beveled Edges, Add</i> <i>For UL Label (Fire Rated), Add</i>	82.13 1.76 11.40	8.04
08 71 11 00-1438	EA		10" x 34", 0.050" Thick, Satin Stainless Finish, Stainless Kick Plate <i>For Four Beveled Edges, Add</i> <i>For UL Label (Fire Rated), Add</i>	85.22 1.76 11.40	8.04
08 71 11 00-1439	EA		10" x 36", 0.050" Thick, Satin Stainless Finish, Stainless Kick Plate <i>For Four Beveled Edges, Add</i> <i>For UL Label (Fire Rated), Add</i>	88.32 1.76 11.40	8.04
08 71 11 00-1440	EA		10" x 38", 0.050" Thick, Satin Stainless Finish, Stainless Kick Plate <i>For Four Beveled Edges, Add</i> <i>For UL Label (Fire Rated), Add</i>	93.51 1.76 11.40	8.55
08 71 11 00-1441	EA		10" x 40", 0.050" Thick, Satin Stainless Finish, Stainless Kick Plate <i>For Four Beveled Edges, Add</i> <i>For UL Label (Fire Rated), Add</i>	96.61 1.76 11.40	8.55
08 71 11 00-1442	EA		10" x 42", 0.050" Thick, Satin Stainless Finish, Stainless Kick Plate <i>For Four Beveled Edges, Add</i> <i>For UL Label (Fire Rated), Add</i>	99.71 1.76 11.40	8.55
08 71 11 00-1443	EA		10" x 44", 0.050" Thick, Satin Stainless Finish, Stainless Kick Plate <i>For Four Beveled Edges, Add</i> <i>For UL Label (Fire Rated), Add</i>	104.86 1.76 11.40	9.05
08 71 11 00-1444	EA		10" x 46", 0.050" Thick, Satin Stainless Finish, Stainless Kick Plate <i>For Four Beveled Edges, Add</i> <i>For UL Label (Fire Rated), Add</i>	107.99 1.76 11.40	9.05
08 71 11 00-1445	EA		10" x 48", 0.050" Thick, Satin Stainless Finish, Stainless Kick Plate <i>For Four Beveled Edges, Add</i> <i>For UL Label (Fire Rated), Add</i>	111.09 1.76 11.40	9.05
08 71 11 00-1446	EA		12" x 22", 0.050" Thick, Satin Stainless Finish, Stainless Kick Plate <i>For Four Beveled Edges, Add</i> <i>For UL Label (Fire Rated), Add</i>	71.36 1.76 11.40	7.54
08 71 11 00-1447	EA		12" x 24", 0.050" Thick, Satin Stainless Finish, Stainless Kick Plate <i>For Four Beveled Edges, Add</i> <i>For UL Label (Fire Rated), Add</i>	75.11 1.76 11.40	7.54
08 71 11 00-1448	EA		12" x 26", 0.050" Thick, Satin Stainless Finish, Stainless Kick Plate <i>For Four Beveled Edges, Add</i> <i>For UL Label (Fire Rated), Add</i>	78.85 1.76 11.40	7.54
08 71 11 00-1449	EA		12" x 28", 0.050" Thick, Satin Stainless Finish, Stainless Kick Plate <i>For Four Beveled Edges, Add</i> <i>For UL Label (Fire Rated), Add</i>	82.60 1.76 11.40	7.54
08 71 11 00-1450	EA		12" x 30", 0.050" Thick, Satin Stainless Finish, Stainless Kick Plate <i>For Four Beveled Edges, Add</i> <i>For UL Label (Fire Rated), Add</i>	88.32 1.76 11.40	8.04
08 71 11 00-1451	EA		12" x 32", 0.050" Thick, Satin Stainless Finish, Stainless Kick Plate <i>For Four Beveled Edges, Add</i> <i>For UL Label (Fire Rated), Add</i>	92.09 1.76 11.40	8.04
08 71 11 00-1452	EA		12" x 34", 0.050" Thick, Satin Stainless Finish, Stainless Kick Plate <i>For Four Beveled Edges, Add</i> <i>For UL Label (Fire Rated), Add</i>	95.81 1.76 11.40	8.04
08 71 11 00-1453	EA		12" x 36", 0.050" Thick, Satin Stainless Finish, Stainless Kick Plate <i>For Four Beveled Edges, Add</i> <i>For UL Label (Fire Rated), Add</i>	99.58 1.76 11.40	8.04
08 71 11 00-1454	EA		12" x 38", 0.050" Thick, Satin Stainless Finish, Stainless Kick Plate <i>For Four Beveled Edges, Add</i> <i>For UL Label (Fire Rated), Add</i>	105.31 1.76 11.40	8.55
08 71 11 00-1455	EA		12" x 40", 0.050" Thick, Satin Stainless Finish, Stainless Kick Plate <i>For Four Beveled Edges, Add</i> <i>For UL Label (Fire Rated), Add</i>	109.08 1.76 11.40	8.55



MINOR	CSI	UOM	DESCRIPTION	TOTAL DIRECT UNIT COST	DEMOLITION UNIT COST
08 71	11 00-1456	EA	12" x 42", 0.050" Thick, Satin Stainless Finish, Stainless Kick Plate <i>For Four Beveled Edges, Add For UL Label (Fire Rated), Add</i>	112.84 1.76 11.40	8.55
08 71	11 00-1457	EA	12" x 44", 0.050" Thick, Satin Stainless Finish, Stainless Kick Plate <i>For Four Beveled Edges, Add For UL Label (Fire Rated), Add</i>	118.57 1.76 11.40	9.05
08 71	11 00-1458	EA	12" x 46", 0.050" Thick, Satin Stainless Finish, Stainless Kick Plate <i>For Four Beveled Edges, Add For UL Label (Fire Rated), Add</i>	122.34 1.76 11.40	9.05
08 71	11 00-1459	EA	12" x 48", 0.050" Thick, Satin Stainless Finish, Stainless Kick Plate <i>For Four Beveled Edges, Add For UL Label (Fire Rated), Add</i>	126.06 1.76 11.40	9.05
08 71	11 00-1460	EA	14" x 22", 0.050" Thick, Satin Stainless Finish, Stainless Kick Plate <i>For Four Beveled Edges, Add For UL Label (Fire Rated), Add</i>	80.24 1.76 11.40	8.04
08 71	11 00-1461	EA	14" x 24", 0.050" Thick, Satin Stainless Finish, Stainless Kick Plate <i>For Four Beveled Edges, Add For UL Label (Fire Rated), Add</i>	84.61 1.76 11.40	8.04
08 71	11 00-1462	EA	14" x 26", 0.050" Thick, Satin Stainless Finish, Stainless Kick Plate <i>For Four Beveled Edges, Add For UL Label (Fire Rated), Add</i>	88.99 1.76 11.40	8.04
08 71	11 00-1463	EA	14" x 28", 0.050" Thick, Satin Stainless Finish, Stainless Kick Plate <i>For Four Beveled Edges, Add For UL Label (Fire Rated), Add</i>	93.36 1.76 11.40	8.04
08 71	11 00-1464	EA	14" x 30", 0.050" Thick, Satin Stainless Finish, Stainless Kick Plate <i>For Four Beveled Edges, Add For UL Label (Fire Rated), Add</i>	99.71 1.76 11.40	8.55
08 71	11 00-1465	EA	14" x 32", 0.050" Thick, Satin Stainless Finish, Stainless Kick Plate <i>For Four Beveled Edges, Add For UL Label (Fire Rated), Add</i>	104.09 1.76 11.40	8.55
08 71	11 00-1466	EA	14" x 34", 0.050" Thick, Satin Stainless Finish, Stainless Kick Plate <i>For Four Beveled Edges, Add For UL Label (Fire Rated), Add</i>	108.46 1.76 11.40	8.55
08 71	11 00-1467	EA	14" x 36", 0.050" Thick, Satin Stainless Finish, Stainless Kick Plate <i>For Four Beveled Edges, Add For UL Label (Fire Rated), Add</i>	112.84 1.76 11.40	8.55
08 71	11 00-1468	EA	14" x 38", 0.050" Thick, Satin Stainless Finish, Stainless Kick Plate <i>For Four Beveled Edges, Add For UL Label (Fire Rated), Add</i>	119.24 1.76 11.40	9.05
08 71	11 00-1469	EA	14" x 40", 0.050" Thick, Satin Stainless Finish, Stainless Kick Plate <i>For Four Beveled Edges, Add For UL Label (Fire Rated), Add</i>	123.56 1.76 11.40	9.05
08 71	11 00-1470	EA	14" x 42", 0.050" Thick, Satin Stainless Finish, Stainless Kick Plate <i>For Four Beveled Edges, Add For UL Label (Fire Rated), Add</i>	127.95 1.76 11.40	9.05
08 71	11 00-1471	EA	14" x 44", 0.050" Thick, Satin Stainless Finish, Stainless Kick Plate <i>For Four Beveled Edges, Add For UL Label (Fire Rated), Add</i>	134.34 1.76 11.40	9.55
08 71	11 00-1472	EA	14" x 46", 0.050" Thick, Satin Stainless Finish, Stainless Kick Plate <i>For Four Beveled Edges, Add For UL Label (Fire Rated), Add</i>	138.71 1.76 11.40	9.55
08 71	11 00-1473	EA	14" x 48", 0.050" Thick, Satin Stainless Finish, Stainless Kick Plate <i>For Four Beveled Edges, Add For UL Label (Fire Rated), Add</i>	143.10 1.76 11.40	9.55
08 71	11 00-1474	EA	16" x 22", 0.050" Thick, Satin Stainless Finish, Stainless Kick Plate <i>For Four Beveled Edges, Add For UL Label (Fire Rated), Add</i>	90.70 1.76 11.40	8.04
08 71	11 00-1475	EA	16" x 24", 0.050" Thick, Satin Stainless Finish, Stainless Kick Plate <i>For Four Beveled Edges, Add For UL Label (Fire Rated), Add</i>	96.28 1.76 11.40	8.04
08 71	11 00-1476	EA	16" x 26", 0.050" Thick, Satin Stainless Finish, Stainless Kick Plate <i>For Four Beveled Edges, Add For UL Label (Fire Rated), Add</i>	101.64 1.76 11.40	8.04
08 71	11 00-1477	EA	16" x 28", 0.050" Thick, Satin Stainless Finish, Stainless Kick Plate <i>For Four Beveled Edges, Add For UL Label (Fire Rated), Add</i>	106.97 1.76 11.40	8.04
08 71	11 00-1478	EA	16" x 30", 0.050" Thick, Satin Stainless Finish, Stainless Kick Plate <i>For Four Beveled Edges, Add For UL Label (Fire Rated), Add</i>	114.31 1.76 11.40	8.55
08 71	11 00-1479	EA	16" x 32", 0.050" Thick, Satin Stainless Finish, Stainless Kick Plate <i>For Four Beveled Edges, Add For UL Label (Fire Rated), Add</i>	119.66 1.76 11.40	8.55
08 71	11 00-1480	EA	16" x 34", 0.050" Thick, Satin Stainless Finish, Stainless Kick Plate <i>For Four Beveled Edges, Add For UL Label (Fire Rated), Add</i>	125.02 1.76 11.40	8.55
08 71	11 00-1481	EA	16" x 36", 0.050" Thick, Satin Stainless Finish, Stainless Kick Plate <i>For Four Beveled Edges, Add For UL Label (Fire Rated), Add</i>	130.35 1.76 11.40	8.55
08 71	11 00-1482	EA	16" x 38", 0.050" Thick, Satin Stainless Finish, Stainless Kick Plate <i>For Four Beveled Edges, Add For UL Label (Fire Rated), Add</i>	137.69 1.76 11.40	9.05
08 71	11 00-1483	EA	16" x 40", 0.050" Thick, Satin Stainless Finish, Stainless Kick Plate <i>For Four Beveled Edges, Add For UL Label (Fire Rated), Add</i>	143.07 1.76 11.40	9.05

08 Openings

08 70 Hardware

08 71 Door Hardware



SAN BERNARDINO
COUNTY

MINOR	CSI	UOM	DESCRIPTION	TOTAL DIRECT UNIT COST	DEMOLITION UNIT COST
08 71 11 00-1484	EA		16" x 42", 0.050" Thick, Satin Stainless Finish, Stainless Kick Plate <i>For Four Beveled Edges, Add</i> <i>For UL Label (Fire Rated), Add</i>	148.42 1.76 11.40	9.05
08 71 11 00-1485	EA		16" x 44", 0.050" Thick, Satin Stainless Finish, Stainless Kick Plate <i>For Four Beveled Edges, Add</i> <i>For UL Label (Fire Rated), Add</i>	156.21 1.76 11.40	9.55
08 71 11 00-1486	EA		16" x 46", 0.050" Thick, Satin Stainless Finish, Stainless Kick Plate <i>For Four Beveled Edges, Add</i> <i>For UL Label (Fire Rated), Add</i>	161.09 1.76 11.40	9.55
08 71 11 00-1487	EA		16" x 48", 0.050" Thick, Satin Stainless Finish, Stainless Kick Plate <i>For Four Beveled Edges, Add</i> <i>For UL Label (Fire Rated), Add</i>	166.45 1.76 11.40	9.55
08 71 11 00-1488	EA		18" x 22", 0.050" Thick, Satin Stainless Finish, Stainless Kick Plate <i>For Four Beveled Edges, Add</i> <i>For UL Label (Fire Rated), Add</i>	96.80 6.30 11.40	8.04
08 71 11 00-1489	EA		18" x 24", 0.050" Thick, Satin Stainless Finish, Stainless Kick Plate <i>For Four Beveled Edges, Add</i> <i>For UL Label (Fire Rated), Add</i>	102.70 6.30 11.40	8.04
08 71 11 00-1490	EA		18" x 26", 0.050" Thick, Satin Stainless Finish, Stainless Kick Plate <i>For Four Beveled Edges, Add</i> <i>For UL Label (Fire Rated), Add</i>	108.55 6.30 11.40	8.04
08 71 11 00-1491	EA		18" x 28", 0.050" Thick, Satin Stainless Finish, Stainless Kick Plate <i>For Four Beveled Edges, Add</i> <i>For UL Label (Fire Rated), Add</i>	114.43 6.30 11.40	8.04
08 71 11 00-1492	EA		18" x 30", 0.050" Thick, Satin Stainless Finish, Stainless Kick Plate <i>For Four Beveled Edges, Add</i> <i>For UL Label (Fire Rated), Add</i>	122.34 6.30 11.40	8.55
08 71 11 00-1493	EA		18" x 32", 0.050" Thick, Satin Stainless Finish, Stainless Kick Plate <i>For Four Beveled Edges, Add</i> <i>For UL Label (Fire Rated), Add</i>	128.19 6.30 11.40	8.55
08 71 11 00-1494	EA		18" x 34", 0.050" Thick, Satin Stainless Finish, Stainless Kick Plate <i>For Four Beveled Edges, Add</i> <i>For UL Label (Fire Rated), Add</i>	134.07 6.30 11.40	8.55
08 71 11 00-1495	EA		18" x 36", 0.050" Thick, Satin Stainless Finish, Stainless Kick Plate <i>For Four Beveled Edges, Add</i> <i>For UL Label (Fire Rated), Add</i>	139.92 6.30 11.40	8.55
08 71 11 00-1496	EA		18" x 38", 0.050" Thick, Satin Stainless Finish, Stainless Kick Plate <i>For Four Beveled Edges, Add</i> <i>For UL Label (Fire Rated), Add</i>	147.83 6.30 11.40	9.05
08 71 11 00-1497	EA		18" x 40", 0.050" Thick, Satin Stainless Finish, Stainless Kick Plate <i>For Four Beveled Edges, Add</i> <i>For UL Label (Fire Rated), Add</i>	153.70 6.30 11.40	9.05
08 71 11 00-1498	EA		18" x 42", 0.050" Thick, Satin Stainless Finish, Stainless Kick Plate <i>For Four Beveled Edges, Add</i> <i>For UL Label (Fire Rated), Add</i>	159.55 6.30 11.40	9.05
08 71 11 00-1499	EA		18" x 44", 0.050" Thick, Satin Stainless Finish, Stainless Kick Plate <i>For Four Beveled Edges, Add</i> <i>For UL Label (Fire Rated), Add</i>	167.47 6.30 11.40	9.55
08 71 11 00-1500	EA		18" x 46", 0.050" Thick, Satin Stainless Finish, Stainless Kick Plate <i>For Four Beveled Edges, Add</i> <i>For UL Label (Fire Rated), Add</i>	173.37 6.30 11.40	9.55
08 71 11 00-1501	EA		18" x 48", 0.050" Thick, Satin Stainless Finish, Stainless Kick Plate <i>For Four Beveled Edges, Add</i> <i>For UL Label (Fire Rated), Add</i>	179.22 6.30 11.40	9.55
08 71 11 00-1502	EA		20" x 22", 0.050" Thick, Satin Stainless Finish, Stainless Kick Plate <i>For Four Beveled Edges, Add</i> <i>For UL Label (Fire Rated), Add</i>	106.00 6.30 11.40	8.55
08 71 11 00-1503	EA		20" x 24", 0.050" Thick, Satin Stainless Finish, Stainless Kick Plate <i>For Four Beveled Edges, Add</i> <i>For UL Label (Fire Rated), Add</i>	112.52 6.30 11.40	8.55
08 71 11 00-1504	EA		20" x 26", 0.050" Thick, Satin Stainless Finish, Stainless Kick Plate <i>For Four Beveled Edges, Add</i> <i>For UL Label (Fire Rated), Add</i>	119.07 6.30 11.40	8.55
08 71 11 00-1505	EA		20" x 28", 0.050" Thick, Satin Stainless Finish, Stainless Kick Plate <i>For Four Beveled Edges, Add</i> <i>For UL Label (Fire Rated), Add</i>	125.56 6.30 11.40	8.55
08 71 11 00-1506	EA		20" x 30", 0.050" Thick, Satin Stainless Finish, Stainless Kick Plate <i>For Four Beveled Edges, Add</i> <i>For UL Label (Fire Rated), Add</i>	134.12 6.30 11.40	9.05
08 71 11 00-1507	EA		20" x 32", 0.050" Thick, Satin Stainless Finish, Stainless Kick Plate <i>For Four Beveled Edges, Add</i> <i>For UL Label (Fire Rated), Add</i>	140.66 6.30 11.40	9.05
08 71 11 00-1508	EA		20" x 34", 0.050" Thick, Satin Stainless Finish, Stainless Kick Plate <i>For Four Beveled Edges, Add</i> <i>For UL Label (Fire Rated), Add</i>	147.16 6.30 11.40	9.05
08 71 11 00-1509	EA		20" x 36", 0.050" Thick, Satin Stainless Finish, Stainless Kick Plate <i>For Four Beveled Edges, Add</i> <i>For UL Label (Fire Rated), Add</i>	153.70 6.30 11.40	9.05
08 71 11 00-1510	EA		20" x 38", 0.050" Thick, Satin Stainless Finish, Stainless Kick Plate <i>For Four Beveled Edges, Add</i> <i>For UL Label (Fire Rated), Add</i>	162.23 6.30 11.40	9.55
08 71 11 00-1511	EA		20" x 40", 0.050" Thick, Satin Stainless Finish, Stainless Kick Plate <i>For Four Beveled Edges, Add</i> <i>For UL Label (Fire Rated), Add</i>	168.78 6.30 11.40	9.55



MINOR CSI UOM DESCRIPTION	TOTAL DIRECT UNIT COST	DEMOLITION UNIT COST
08 71 11 00-1512 EA 20" x 42", 0.050" Thick, Satin Stainless Finish, Stainless Kick Plate <i>For Four Beveled Edges, Add</i> <i>For UL Label (Fire Rated), Add</i>	175.32 6.30 11.40	9.55
08 71 11 00-1513 EA 20" x 44", 0.050" Thick, Satin Stainless Finish, Stainless Kick Plate <i>For Four Beveled Edges, Add</i> <i>For UL Label (Fire Rated), Add</i>	183.83 6.30 11.40	10.06
08 71 11 00-1514 EA 20" x 46", 0.050" Thick, Satin Stainless Finish, Stainless Kick Plate <i>For Four Beveled Edges, Add</i> <i>For UL Label (Fire Rated), Add</i>	190.38 6.30 11.40	10.06
08 71 11 00-1515 EA 20" x 48", 0.050" Thick, Satin Stainless Finish, Stainless Kick Plate <i>For Four Beveled Edges, Add</i> <i>For UL Label (Fire Rated), Add</i>	196.90 6.30 11.40	10.06
08 71 11 00-1516 EA 22" x 22", 0.050" Thick, Satin Stainless Finish, Stainless Kick Plate <i>For Four Beveled Edges, Add</i> <i>For UL Label (Fire Rated), Add</i>	113.17 6.30 11.40	8.55
08 71 11 00-1517 EA 22" x 24", 0.050" Thick, Satin Stainless Finish, Stainless Kick Plate <i>For Four Beveled Edges, Add</i> <i>For UL Label (Fire Rated), Add</i>	120.38 6.30 11.40	8.55
08 71 11 00-1518 EA 22" x 26", 0.050" Thick, Satin Stainless Finish, Stainless Kick Plate <i>For Four Beveled Edges, Add</i> <i>For UL Label (Fire Rated), Add</i>	127.52 6.30 11.40	8.55
08 71 11 00-1519 EA 22" x 28", 0.050" Thick, Satin Stainless Finish, Stainless Kick Plate <i>For Four Beveled Edges, Add</i> <i>For UL Label (Fire Rated), Add</i>	134.74 6.30 11.40	8.55
08 71 11 00-1520 EA 22" x 30", 0.050" Thick, Satin Stainless Finish, Stainless Kick Plate <i>For Four Beveled Edges, Add</i> <i>For UL Label (Fire Rated), Add</i>	143.89 6.30 11.40	9.05
08 71 11 00-1521 EA 22" x 32", 0.050" Thick, Satin Stainless Finish, Stainless Kick Plate <i>For Four Beveled Edges, Add</i> <i>For UL Label (Fire Rated), Add</i>	151.10 6.30 11.40	9.05
08 71 11 00-1522 EA 22" x 34", 0.050" Thick, Satin Stainless Finish, Stainless Kick Plate <i>For Four Beveled Edges, Add</i> <i>For UL Label (Fire Rated), Add</i>	158.27 6.30 11.40	9.05
08 71 11 00-1523 EA 22" x 36", 0.050" Thick, Satin Stainless Finish, Stainless Kick Plate <i>For Four Beveled Edges, Add</i> <i>For UL Label (Fire Rated), Add</i>	165.46 6.30 11.40	9.05
08 71 11 00-1524 EA 22" x 38", 0.050" Thick, Satin Stainless Finish, Stainless Kick Plate <i>For Four Beveled Edges, Add</i> <i>For UL Label (Fire Rated), Add</i>	174.63 6.30 11.40	9.55
08 71 11 00-1525 EA 22" x 40", 0.050" Thick, Satin Stainless Finish, Stainless Kick Plate <i>For Four Beveled Edges, Add</i> <i>For UL Label (Fire Rated), Add</i>	181.82 6.30 11.40	9.55
08 71 11 00-1526 EA 22" x 42", 0.050" Thick, Satin Stainless Finish, Stainless Kick Plate <i>For Four Beveled Edges, Add</i> <i>For UL Label (Fire Rated), Add</i>	189.03 6.30 11.40	9.55
08 71 11 00-1527 EA 22" x 44", 0.050" Thick, Satin Stainless Finish, Stainless Kick Plate <i>For Four Beveled Edges, Add</i> <i>For UL Label (Fire Rated), Add</i>	198.18 6.30 11.40	10.06
08 71 11 00-1528 EA 22" x 46", 0.050" Thick, Satin Stainless Finish, Stainless Kick Plate <i>For Four Beveled Edges, Add</i> <i>For UL Label (Fire Rated), Add</i>	205.40 6.30 11.40	10.06
08 71 11 00-1529 EA 22" x 48", 0.050" Thick, Satin Stainless Finish, Stainless Kick Plate <i>For Four Beveled Edges, Add</i> <i>For UL Label (Fire Rated), Add</i>	212.54 6.30 11.40	10.06
08 71 11 00-1530 EA 24" x 22", 0.050" Thick, Satin Stainless Finish, Stainless Kick Plate <i>For Four Beveled Edges, Add</i> <i>For UL Label (Fire Rated), Add</i>	120.38 6.30 11.40	8.55
08 71 11 00-1531 EA 24" x 24", 0.050" Thick, Satin Stainless Finish, Stainless Kick Plate <i>For Four Beveled Edges, Add</i> <i>For UL Label (Fire Rated), Add</i>	128.19 6.30 11.40	8.55
08 71 11 00-1532 EA 24" x 26", 0.050" Thick, Satin Stainless Finish, Stainless Kick Plate <i>For Four Beveled Edges, Add</i> <i>For UL Label (Fire Rated), Add</i>	136.05 6.30 11.40	8.55
08 71 11 00-1533 EA 24" x 28", 0.050" Thick, Satin Stainless Finish, Stainless Kick Plate <i>For Four Beveled Edges, Add</i> <i>For UL Label (Fire Rated), Add</i>	143.86 6.30 11.40	8.55
08 71 11 00-1534 EA 24" x 30", 0.050" Thick, Satin Stainless Finish, Stainless Kick Plate <i>For Four Beveled Edges, Add</i> <i>For UL Label (Fire Rated), Add</i>	153.70 6.30 11.40	9.05
08 71 11 00-1535 EA 24" x 32", 0.050" Thick, Satin Stainless Finish, Stainless Kick Plate <i>For Four Beveled Edges, Add</i> <i>For UL Label (Fire Rated), Add</i>	161.54 6.30 11.40	9.05
08 71 11 00-1536 EA 24" x 34", 0.050" Thick, Satin Stainless Finish, Stainless Kick Plate <i>For Four Beveled Edges, Add</i> <i>For UL Label (Fire Rated), Add</i>	169.37 6.30 11.40	9.05
08 71 11 00-1537 EA 24" x 36", 0.050" Thick, Satin Stainless Finish, Stainless Kick Plate <i>For Four Beveled Edges, Add</i> <i>For UL Label (Fire Rated), Add</i>	177.21 6.30 11.40	9.05
08 71 11 00-1538 EA 24" x 38", 0.050" Thick, Satin Stainless Finish, Stainless Kick Plate <i>For Four Beveled Edges, Add</i> <i>For UL Label (Fire Rated), Add</i>	187.05 6.30 11.40	9.55
08 71 11 00-1539 EA 24" x 40", 0.050" Thick, Satin Stainless Finish, Stainless Kick Plate <i>For Four Beveled Edges, Add</i> <i>For UL Label (Fire Rated), Add</i>	194.89 6.30 11.40	9.55

08 Openings**08 70 Hardware**

08 71 Door Hardware



MINOR	CSI	UOM	DESCRIPTION	TOTAL DIRECT UNIT COST	DEMOLITION UNIT COST
08 71 11 00-1540	EA		24" x 42", 0.050" Thick, Satin Stainless Finish, Stainless Kick Plate <i>For Four Beveled Edges, Add</i> <i>For UL Label (Fire Rated), Add</i>	202.72 6.30 11.40	9.55
08 71 11 00-1541	EA		24" x 44", 0.050" Thick, Satin Stainless Finish, Stainless Kick Plate <i>For Four Beveled Edges, Add</i> <i>For UL Label (Fire Rated), Add</i>	212.54 6.30 11.40	10.06
08 71 11 00-1542	EA		24" x 46", 0.050" Thick, Satin Stainless Finish, Stainless Kick Plate <i>For Four Beveled Edges, Add</i> <i>For UL Label (Fire Rated), Add</i>	220.40 6.30 11.40	10.06
08 71 11 00-1543	EA		24" x 48", 0.050" Thick, Satin Stainless Finish, Stainless Kick Plate <i>For Four Beveled Edges, Add</i> <i>For UL Label (Fire Rated), Add</i>	228.26 6.30 11.40	10.06
08 71 11 00-1544			Bright Stainless Finish, Stainless Kick Plate <small>(08 71 11 00-1416)</small>		
08 71 11 00-1545	EA		8" x 22", 0.050" Thick, Bright Stainless Finish, Stainless Kick Plate <i>For Four Beveled Edges, Add</i> <i>For UL Label (Fire Rated), Add</i>	94.73 1.76 11.40	7.54
08 71 11 00-1546	EA		8" x 24", 0.050" Thick, Bright Stainless Finish, Stainless Kick Plate <i>For Four Beveled Edges, Add</i> <i>For UL Label (Fire Rated), Add</i>	100.63 1.76 11.40	7.54
08 71 11 00-1547	EA		8" x 26", 0.050" Thick, Bright Stainless Finish, Stainless Kick Plate <i>For Four Beveled Edges, Add</i> <i>For UL Label (Fire Rated), Add</i>	106.48 1.76 11.40	7.54
08 71 11 00-1548	EA		8" x 28", 0.050" Thick, Bright Stainless Finish, Stainless Kick Plate <i>For Four Beveled Edges, Add</i> <i>For UL Label (Fire Rated), Add</i>	112.35 1.76 11.40	7.54
08 71 11 00-1549	EA		8" x 30", 0.050" Thick, Bright Stainless Finish, Stainless Kick Plate <i>For Four Beveled Edges, Add</i> <i>For UL Label (Fire Rated), Add</i>	120.21 1.76 11.40	8.04
08 71 11 00-1550	EA		8" x 32", 0.050" Thick, Bright Stainless Finish, Stainless Kick Plate <i>For Four Beveled Edges, Add</i> <i>For UL Label (Fire Rated), Add</i>	126.10 1.76 11.40	8.04
08 71 11 00-1551	EA		8" x 34", 0.050" Thick, Bright Stainless Finish, Stainless Kick Plate <i>For Four Beveled Edges, Add</i> <i>For UL Label (Fire Rated), Add</i>	131.95 1.76 11.40	8.04
08 71 11 00-1552	EA		8" x 36", 0.050" Thick, Bright Stainless Finish, Stainless Kick Plate <i>For Four Beveled Edges, Add</i> <i>For UL Label (Fire Rated), Add</i>	137.85 1.76 11.40	8.04
08 71 11 00-1553	EA		8" x 38", 0.050" Thick, Bright Stainless Finish, Stainless Kick Plate <i>For Four Beveled Edges, Add</i> <i>For UL Label (Fire Rated), Add</i>	145.68 1.76 11.40	8.55
08 71 11 00-1554	EA		8" x 40", 0.050" Thick, Bright Stainless Finish, Stainless Kick Plate <i>For Four Beveled Edges, Add</i> <i>For UL Label (Fire Rated), Add</i>	151.58 1.76 11.40	8.55
08 71 11 00-1555	EA		8" x 42", 0.050" Thick, Bright Stainless Finish, Stainless Kick Plate <i>For Four Beveled Edges, Add</i> <i>For UL Label (Fire Rated), Add</i>	157.47 1.76 11.40	8.55
08 71 11 00-1556	EA		8" x 44", 0.050" Thick, Bright Stainless Finish, Stainless Kick Plate <i>For Four Beveled Edges, Add</i> <i>For UL Label (Fire Rated), Add</i>	165.33 1.76 11.40	9.05
08 71 11 00-1557	EA		8" x 46", 0.050" Thick, Bright Stainless Finish, Stainless Kick Plate <i>For Four Beveled Edges, Add</i> <i>For UL Label (Fire Rated), Add</i>	171.20 1.76 11.40	9.05
08 71 11 00-1558	EA		8" x 48", 0.050" Thick, Bright Stainless Finish, Stainless Kick Plate <i>For Four Beveled Edges, Add</i> <i>For UL Label (Fire Rated), Add</i>	177.05 1.76 11.40	9.05
08 71 11 00-1559	EA		10" x 22", 0.050" Thick, Bright Stainless Finish, Stainless Kick Plate <i>For Four Beveled Edges, Add</i> <i>For UL Label (Fire Rated), Add</i>	110.88 1.76 11.40	7.54
08 71 11 00-1560	EA		10" x 24", 0.050" Thick, Bright Stainless Finish, Stainless Kick Plate <i>For Four Beveled Edges, Add</i> <i>For UL Label (Fire Rated), Add</i>	118.20 1.76 11.40	7.54
08 71 11 00-1561	EA		10" x 26", 0.050" Thick, Bright Stainless Finish, Stainless Kick Plate <i>For Four Beveled Edges, Add</i> <i>For UL Label (Fire Rated), Add</i>	125.56 1.76 11.40	7.54
08 71 11 00-1562	EA		10" x 28", 0.050" Thick, Bright Stainless Finish, Stainless Kick Plate <i>For Four Beveled Edges, Add</i> <i>For UL Label (Fire Rated), Add</i>	132.90 1.76 11.40	7.54
08 71 11 00-1563	EA		10" x 30", 0.050" Thick, Bright Stainless Finish, Stainless Kick Plate <i>For Four Beveled Edges, Add</i> <i>For UL Label (Fire Rated), Add</i>	142.23 1.76 11.40	8.04
08 71 11 00-1564	EA		10" x 32", 0.050" Thick, Bright Stainless Finish, Stainless Kick Plate <i>For Four Beveled Edges, Add</i> <i>For UL Label (Fire Rated), Add</i>	149.57 1.76 11.40	8.04
08 71 11 00-1565	EA		10" x 34", 0.050" Thick, Bright Stainless Finish, Stainless Kick Plate <i>For Four Beveled Edges, Add</i> <i>For UL Label (Fire Rated), Add</i>	156.93 1.76 11.40	8.04
08 71 11 00-1566	EA		10" x 36", 0.050" Thick, Bright Stainless Finish, Stainless Kick Plate <i>For Four Beveled Edges, Add</i> <i>For UL Label (Fire Rated), Add</i>	164.27 1.76 11.40	8.04
08 71 11 00-1567	EA		10" x 38", 0.050" Thick, Bright Stainless Finish, Stainless Kick Plate <i>For Four Beveled Edges, Add</i> <i>For UL Label (Fire Rated), Add</i>	173.60 1.76 11.40	8.55



MINOR	CSI	UOM	DESCRIPTION	TOTAL DIRECT UNIT COST	DEMOLITION UNIT COST
08 71 11 00-1568	EA		10" x 40", 0.050" Thick, Bright Stainless Finish, Stainless Kick Plate <i>For Four Beveled Edges, Add</i> <i>For UL Label (Fire Rated), Add</i>	180.94 1.76 11.40	8.55
08 71 11 00-1569	EA		10" x 42", 0.050" Thick, Bright Stainless Finish, Stainless Kick Plate <i>For Four Beveled Edges, Add</i> <i>For UL Label (Fire Rated), Add</i>	188.30 1.76 11.40	8.55
08 71 11 00-1570	EA		10" x 44", 0.050" Thick, Bright Stainless Finish, Stainless Kick Plate <i>For Four Beveled Edges, Add</i> <i>For UL Label (Fire Rated), Add</i>	197.60 1.76 11.40	9.05
08 71 11 00-1571	EA		10" x 46", 0.050" Thick, Bright Stainless Finish, Stainless Kick Plate <i>For Four Beveled Edges, Add</i> <i>For UL Label (Fire Rated), Add</i>	204.97 1.76 11.40	9.05
08 71 11 00-1572	EA		10" x 48", 0.050" Thick, Bright Stainless Finish, Stainless Kick Plate <i>For Four Beveled Edges, Add</i> <i>For UL Label (Fire Rated), Add</i>	212.31 1.76 11.40	9.05
08 71 11 00-1573	EA		12" x 22", 0.050" Thick, Bright Stainless Finish, Stainless Kick Plate <i>For Four Beveled Edges, Add</i> <i>For UL Label (Fire Rated), Add</i>	127.00 1.76 11.40	7.54
08 71 11 00-1574	EA		12" x 24", 0.050" Thick, Bright Stainless Finish, Stainless Kick Plate <i>For Four Beveled Edges, Add</i> <i>For UL Label (Fire Rated), Add</i>	135.84 1.76 11.40	7.54
08 71 11 00-1575	EA		12" x 26", 0.050" Thick, Bright Stainless Finish, Stainless Kick Plate <i>For Four Beveled Edges, Add</i> <i>For UL Label (Fire Rated), Add</i>	144.65 1.76 11.40	7.54
08 71 11 00-1576	EA		12" x 28", 0.050" Thick, Bright Stainless Finish, Stainless Kick Plate <i>For Four Beveled Edges, Add</i> <i>For UL Label (Fire Rated), Add</i>	153.45 1.76 11.40	7.54
08 71 11 00-1577	EA		12" x 30", 0.050" Thick, Bright Stainless Finish, Stainless Kick Plate <i>For Four Beveled Edges, Add</i> <i>For UL Label (Fire Rated), Add</i>	164.27 1.76 11.40	8.04
08 71 11 00-1578	EA		12" x 32", 0.050" Thick, Bright Stainless Finish, Stainless Kick Plate <i>For Four Beveled Edges, Add</i> <i>For UL Label (Fire Rated), Add</i>	173.03 1.76 11.40	8.04
08 71 11 00-1579	EA		12" x 34", 0.050" Thick, Bright Stainless Finish, Stainless Kick Plate <i>For Four Beveled Edges, Add</i> <i>For UL Label (Fire Rated), Add</i>	181.87 1.76 11.40	8.04
08 71 11 00-1580	EA		12" x 36", 0.050" Thick, Bright Stainless Finish, Stainless Kick Plate <i>For Four Beveled Edges, Add</i> <i>For UL Label (Fire Rated), Add</i>	190.67 1.76 11.40	8.04
08 71 11 00-1581	EA		12" x 38", 0.050" Thick, Bright Stainless Finish, Stainless Kick Plate <i>For Four Beveled Edges, Add</i> <i>For UL Label (Fire Rated), Add</i>	201.49 1.76 11.40	8.55
08 71 11 00-1582	EA		12" x 40", 0.050" Thick, Bright Stainless Finish, Stainless Kick Plate <i>For Four Beveled Edges, Add</i> <i>For UL Label (Fire Rated), Add</i>	210.30 1.76 11.40	8.55
08 71 11 00-1583	EA		12" x 42", 0.050" Thick, Bright Stainless Finish, Stainless Kick Plate <i>For Four Beveled Edges, Add</i> <i>For UL Label (Fire Rated), Add</i>	219.08 1.76 11.40	8.55
08 71 11 00-1584	EA		12" x 44", 0.050" Thick, Bright Stainless Finish, Stainless Kick Plate <i>For Four Beveled Edges, Add</i> <i>For UL Label (Fire Rated), Add</i>	229.93 1.76 11.40	9.05
08 71 11 00-1585	EA		12" x 46", 0.050" Thick, Bright Stainless Finish, Stainless Kick Plate <i>For Four Beveled Edges, Add</i> <i>For UL Label (Fire Rated), Add</i>	238.71 1.76 11.40	9.05
08 71 11 00-1586	EA		12" x 48", 0.050" Thick, Bright Stainless Finish, Stainless Kick Plate <i>For Four Beveled Edges, Add</i> <i>For UL Label (Fire Rated), Add</i>	247.52 1.76 11.40	9.05
08 71 11 00-1587	EA		14" x 22", 0.050" Thick, Bright Stainless Finish, Stainless Kick Plate <i>For Four Beveled Edges, Add</i> <i>For UL Label (Fire Rated), Add</i>	145.19 1.76 11.40	8.04
08 71 11 00-1588	EA		14" x 24", 0.050" Thick, Bright Stainless Finish, Stainless Kick Plate <i>For Four Beveled Edges, Add</i> <i>For UL Label (Fire Rated), Add</i>	155.46 1.76 11.40	8.04
08 71 11 00-1589	EA		14" x 26", 0.050" Thick, Bright Stainless Finish, Stainless Kick Plate <i>For Four Beveled Edges, Add</i> <i>For UL Label (Fire Rated), Add</i>	165.74 1.76 11.40	8.04
08 71 11 00-1590	EA		14" x 28", 0.050" Thick, Bright Stainless Finish, Stainless Kick Plate <i>For Four Beveled Edges, Add</i> <i>For UL Label (Fire Rated), Add</i>	176.02 1.76 11.40	8.04
08 71 11 00-1591	EA		14" x 30", 0.050" Thick, Bright Stainless Finish, Stainless Kick Plate <i>For Four Beveled Edges, Add</i> <i>For UL Label (Fire Rated), Add</i>	188.30 1.76 11.40	8.55
08 71 11 00-1592	EA		14" x 32", 0.050" Thick, Bright Stainless Finish, Stainless Kick Plate <i>For Four Beveled Edges, Add</i> <i>For UL Label (Fire Rated), Add</i>	198.56 1.76 11.40	8.55
08 71 11 00-1593	EA		14" x 34", 0.050" Thick, Bright Stainless Finish, Stainless Kick Plate <i>For Four Beveled Edges, Add</i> <i>For UL Label (Fire Rated), Add</i>	208.83 1.76 11.40	8.55
08 71 11 00-1594	EA		14" x 36", 0.050" Thick, Bright Stainless Finish, Stainless Kick Plate <i>For Four Beveled Edges, Add</i> <i>For UL Label (Fire Rated), Add</i>	219.08 1.76 11.40	8.55
08 71 11 00-1595	EA		14" x 38", 0.050" Thick, Bright Stainless Finish, Stainless Kick Plate <i>For Four Beveled Edges, Add</i> <i>For UL Label (Fire Rated), Add</i>	231.40 1.76 11.40	9.05

08 Openings**08 70 Hardware****08 71 Door Hardware**

MINOR	CSI	UOM	DESCRIPTION	TOTAL DIRECT UNIT COST	DEMOLITION UNIT COST
08 71 11 00-1596	EA	14" x 40", 0.050" Thick, Bright Stainless Finish, Stainless Kick Plate	241.67	9.05
		<i>For Four Beveled Edges, Add</i>		1.76	
		<i>For UL Label (Fire Rated), Add</i>		11.40	
08 71 11 00-1597	EA	14" x 42", 0.050" Thick, Bright Stainless Finish, Stainless Kick Plate	251.95	9.05
		<i>For Four Beveled Edges, Add</i>		1.76	
		<i>For UL Label (Fire Rated), Add</i>		11.40	
08 71 11 00-1598	EA	14" x 44", 0.050" Thick, Bright Stainless Finish, Stainless Kick Plate	264.24	9.55
		<i>For Four Beveled Edges, Add</i>		1.76	
		<i>For UL Label (Fire Rated), Add</i>		11.40	
08 71 11 00-1599	EA	14" x 46", 0.050" Thick, Bright Stainless Finish, Stainless Kick Plate	274.46	9.55
		<i>For Four Beveled Edges, Add</i>		1.76	
		<i>For UL Label (Fire Rated), Add</i>		11.40	
08 71 11 00-1600	EA	14" x 48", 0.050" Thick, Bright Stainless Finish, Stainless Kick Plate	284.74	9.55
		<i>For Four Beveled Edges, Add</i>		1.76	
		<i>For UL Label (Fire Rated), Add</i>		11.40	
08 71 11 00-1601	EA	16" x 22", 0.050" Thick, Bright Stainless Finish, Stainless Kick Plate	161.31	8.04
		<i>For Four Beveled Edges, Add</i>		1.76	
		<i>For UL Label (Fire Rated), Add</i>		11.40	
08 71 11 00-1602	EA	16" x 24", 0.050" Thick, Bright Stainless Finish, Stainless Kick Plate	173.03	8.04
		<i>For Four Beveled Edges, Add</i>		1.76	
		<i>For UL Label (Fire Rated), Add</i>		11.40	
08 71 11 00-1603	EA	16" x 26", 0.050" Thick, Bright Stainless Finish, Stainless Kick Plate	184.83	8.04
		<i>For Four Beveled Edges, Add</i>		1.76	
		<i>For UL Label (Fire Rated), Add</i>		11.40	
08 71 11 00-1604	EA	16" x 28", 0.050" Thick, Bright Stainless Finish, Stainless Kick Plate	196.55	8.04
		<i>For Four Beveled Edges, Add</i>		1.76	
		<i>For UL Label (Fire Rated), Add</i>		11.40	
08 71 11 00-1605	EA	16" x 30", 0.050" Thick, Bright Stainless Finish, Stainless Kick Plate	210.30	8.55
		<i>For Four Beveled Edges, Add</i>		1.76	
		<i>For UL Label (Fire Rated), Add</i>		11.40	
08 71 11 00-1606	EA	16" x 32", 0.050" Thick, Bright Stainless Finish, Stainless Kick Plate	222.05	8.55
		<i>For Four Beveled Edges, Add</i>		1.76	
		<i>For UL Label (Fire Rated), Add</i>		11.40	
08 71 11 00-1607	EA	16" x 34", 0.050" Thick, Bright Stainless Finish, Stainless Kick Plate	233.77	8.55
		<i>For Four Beveled Edges, Add</i>		1.76	
		<i>For UL Label (Fire Rated), Add</i>		11.40	
08 71 11 00-1608	EA	16" x 36", 0.050" Thick, Bright Stainless Finish, Stainless Kick Plate	245.51	8.55
		<i>For Four Beveled Edges, Add</i>		1.76	
		<i>For UL Label (Fire Rated), Add</i>		11.40	
08 71 11 00-1609	EA	16" x 38", 0.050" Thick, Bright Stainless Finish, Stainless Kick Plate	259.26	9.05
		<i>For Four Beveled Edges, Add</i>		1.76	
		<i>For UL Label (Fire Rated), Add</i>		11.40	
08 71 11 00-1610	EA	16" x 40", 0.050" Thick, Bright Stainless Finish, Stainless Kick Plate	270.98	9.05
		<i>For Four Beveled Edges, Add</i>		1.76	
		<i>For UL Label (Fire Rated), Add</i>		11.40	
08 71 11 00-1611	EA	16" x 42", 0.050" Thick, Bright Stainless Finish, Stainless Kick Plate	282.73	9.05
		<i>For Four Beveled Edges, Add</i>		1.76	
		<i>For UL Label (Fire Rated), Add</i>		11.40	
08 71 11 00-1612	EA	16" x 44", 0.050" Thick, Bright Stainless Finish, Stainless Kick Plate	296.48	9.55
		<i>For Four Beveled Edges, Add</i>		1.76	
		<i>For UL Label (Fire Rated), Add</i>		11.40	
08 71 11 00-1613	EA	16" x 46", 0.050" Thick, Bright Stainless Finish, Stainless Kick Plate	308.25	9.55
		<i>For Four Beveled Edges, Add</i>		1.76	
		<i>For UL Label (Fire Rated), Add</i>		11.40	
08 71 11 00-1614	EA	16" x 48", 0.050" Thick, Bright Stainless Finish, Stainless Kick Plate	320.00	9.55
		<i>For Four Beveled Edges, Add</i>		1.76	
		<i>For UL Label (Fire Rated), Add</i>		11.40	
08 71 11 00-1615	EA	18" x 22", 0.050" Thick, Bright Stainless Finish, Stainless Kick Plate	179.18	8.04
		<i>For Four Beveled Edges, Add</i>		6.30	
		<i>For UL Label (Fire Rated), Add</i>		11.40	
08 71 11 00-1616	EA	18" x 24", 0.050" Thick, Bright Stainless Finish, Stainless Kick Plate	192.60	8.04
		<i>For Four Beveled Edges, Add</i>		6.30	
		<i>For UL Label (Fire Rated), Add</i>		11.40	
08 71 11 00-1617	EA	18" x 26", 0.050" Thick, Bright Stainless Finish, Stainless Kick Plate	205.91	8.04
		<i>For Four Beveled Edges, Add</i>		6.30	
		<i>For UL Label (Fire Rated), Add</i>		11.40	
08 71 11 00-1618	EA	18" x 28", 0.050" Thick, Bright Stainless Finish, Stainless Kick Plate	219.33	8.04
		<i>For Four Beveled Edges, Add</i>		6.30	
		<i>For UL Label (Fire Rated), Add</i>		11.40	
08 71 11 00-1619	EA	18" x 30", 0.050" Thick, Bright Stainless Finish, Stainless Kick Plate	234.70	8.55
		<i>For Four Beveled Edges, Add</i>		6.30	
		<i>For UL Label (Fire Rated), Add</i>		11.40	
08 71 11 00-1620	EA	18" x 32", 0.050" Thick, Bright Stainless Finish, Stainless Kick Plate	248.02	8.55
		<i>For Four Beveled Edges, Add</i>		6.30	
		<i>For UL Label (Fire Rated), Add</i>		11.40	
08 71 11 00-1621	EA	18" x 34", 0.050" Thick, Bright Stainless Finish, Stainless Kick Plate	261.43	8.55
		<i>For Four Beveled Edges, Add</i>		6.30	
		<i>For UL Label (Fire Rated), Add</i>		11.40	
08 71 11 00-1622	EA	18" x 36", 0.050" Thick, Bright Stainless Finish, Stainless Kick Plate	282.39	8.55
		<i>For Four Beveled Edges, Add</i>		6.30	
		<i>For UL Label (Fire Rated), Add</i>		11.40	
08 71 11 00-1623	EA	18" x 38", 0.050" Thick, Bright Stainless Finish, Stainless Kick Plate	290.17	9.05
		<i>For Four Beveled Edges, Add</i>		6.30	
		<i>For UL Label (Fire Rated), Add</i>		11.40	



MINOR	CSI	UOM	DESCRIPTION	TOTAL DIRECT UNIT COST	DEMOLITION UNIT COST
08 71 11 00-1624	EA		18" x 40", 0.050" Thick, Bright Stainless Finish, Stainless Kick Plate <i>For Four Beveled Edges, Add</i> <i>For UL Label (Fire Rated), Add</i>	303.54 6.30 11.40	9.05
08 71 11 00-1625	EA		18" x 42", 0.050" Thick, Bright Stainless Finish, Stainless Kick Plate <i>For Four Beveled Edges, Add</i> <i>For UL Label (Fire Rated), Add</i>	316.90 6.30 11.40	9.05
08 71 11 00-1626	EA		18" x 44", 0.050" Thick, Bright Stainless Finish, Stainless Kick Plate <i>For Four Beveled Edges, Add</i> <i>For UL Label (Fire Rated), Add</i>	332.27 6.30 11.40	9.55
08 71 11 00-1627	EA		18" x 46", 0.050" Thick, Bright Stainless Finish, Stainless Kick Plate <i>For Four Beveled Edges, Add</i> <i>For UL Label (Fire Rated), Add</i>	345.64 6.30 11.40	9.55
08 71 11 00-1628	EA		18" x 48", 0.050" Thick, Bright Stainless Finish, Stainless Kick Plate <i>For Four Beveled Edges, Add</i> <i>For UL Label (Fire Rated), Add</i>	359.00 6.30 11.40	9.55
08 71 11 00-1629	EA		20" x 22", 0.050" Thick, Bright Stainless Finish, Stainless Kick Plate <i>For Four Beveled Edges, Add</i> <i>For UL Label (Fire Rated), Add</i>	197.57 6.30 11.40	8.55
08 71 11 00-1630	EA		20" x 24", 0.050" Thick, Bright Stainless Finish, Stainless Kick Plate <i>For Four Beveled Edges, Add</i> <i>For UL Label (Fire Rated), Add</i>	212.40 6.30 11.40	8.55
08 71 11 00-1631	EA		20" x 26", 0.050" Thick, Bright Stainless Finish, Stainless Kick Plate <i>For Four Beveled Edges, Add</i> <i>For UL Label (Fire Rated), Add</i>	227.26 6.30 11.40	8.55
08 71 11 00-1632	EA		20" x 28", 0.050" Thick, Bright Stainless Finish, Stainless Kick Plate <i>For Four Beveled Edges, Add</i> <i>For UL Label (Fire Rated), Add</i>	242.09 6.30 11.40	8.55
08 71 11 00-1633	EA		20" x 30", 0.050" Thick, Bright Stainless Finish, Stainless Kick Plate <i>For Four Beveled Edges, Add</i> <i>For UL Label (Fire Rated), Add</i>	258.96 6.30 11.40	9.05
08 71 11 00-1634	EA		20" x 32", 0.050" Thick, Bright Stainless Finish, Stainless Kick Plate <i>For Four Beveled Edges, Add</i> <i>For UL Label (Fire Rated), Add</i>	273.84 6.30 11.40	9.05
08 71 11 00-1635	EA		20" x 34", 0.050" Thick, Bright Stainless Finish, Stainless Kick Plate <i>For Four Beveled Edges, Add</i> <i>For UL Label (Fire Rated), Add</i>	288.65 6.30 11.40	9.05
08 71 11 00-1636	EA		20" x 36", 0.050" Thick, Bright Stainless Finish, Stainless Kick Plate <i>For Four Beveled Edges, Add</i> <i>For UL Label (Fire Rated), Add</i>	303.54 6.30 11.40	9.05
08 71 11 00-1637	EA		20" x 38", 0.050" Thick, Bright Stainless Finish, Stainless Kick Plate <i>For Four Beveled Edges, Add</i> <i>For UL Label (Fire Rated), Add</i>	320.35 6.30 11.40	9.55
08 71 11 00-1638	EA		20" x 40", 0.050" Thick, Bright Stainless Finish, Stainless Kick Plate <i>For Four Beveled Edges, Add</i> <i>For UL Label (Fire Rated), Add</i>	335.24 6.30 11.40	9.55
08 71 11 00-1639	EA		20" x 42", 0.050" Thick, Bright Stainless Finish, Stainless Kick Plate <i>For Four Beveled Edges, Add</i> <i>For UL Label (Fire Rated), Add</i>	350.09 6.30 11.40	9.55
08 71 11 00-1640	EA		20" x 44", 0.050" Thick, Bright Stainless Finish, Stainless Kick Plate <i>For Four Beveled Edges, Add</i> <i>For UL Label (Fire Rated), Add</i>	366.94 6.30 11.40	10.06
08 71 11 00-1641	EA		20" x 46", 0.050" Thick, Bright Stainless Finish, Stainless Kick Plate <i>For Four Beveled Edges, Add</i> <i>For UL Label (Fire Rated), Add</i>	381.80 6.30 11.40	10.06
08 71 11 00-1642	EA		20" x 48", 0.050" Thick, Bright Stainless Finish, Stainless Kick Plate <i>For Four Beveled Edges, Add</i> <i>For UL Label (Fire Rated), Add</i>	396.63 6.30 11.40	10.06
08 71 11 00-1643	EA		22" x 22", 0.050" Thick, Bright Stainless Finish, Stainless Kick Plate <i>For Four Beveled Edges, Add</i> <i>For UL Label (Fire Rated), Add</i>	213.90 6.30 11.40	8.55
08 71 11 00-1644	EA		22" x 24", 0.050" Thick, Bright Stainless Finish, Stainless Kick Plate <i>For Four Beveled Edges, Add</i> <i>For UL Label (Fire Rated), Add</i>	230.22 6.30 11.40	8.55
08 71 11 00-1645	EA		22" x 26", 0.050" Thick, Bright Stainless Finish, Stainless Kick Plate <i>For Four Beveled Edges, Add</i> <i>For UL Label (Fire Rated), Add</i>	246.55 6.30 11.40	8.55
08 71 11 00-1646	EA		22" x 28", 0.050" Thick, Bright Stainless Finish, Stainless Kick Plate <i>For Four Beveled Edges, Add</i> <i>For UL Label (Fire Rated), Add</i>	262.87 6.30 11.40	8.55
08 71 11 00-1647	EA		22" x 30", 0.050" Thick, Bright Stainless Finish, Stainless Kick Plate <i>For Four Beveled Edges, Add</i> <i>For UL Label (Fire Rated), Add</i>	281.24 6.30 11.40	9.05
08 71 11 00-1648	EA		22" x 32", 0.050" Thick, Bright Stainless Finish, Stainless Kick Plate <i>For Four Beveled Edges, Add</i> <i>For UL Label (Fire Rated), Add</i>	297.59 6.30 11.40	9.05
08 71 11 00-1649	EA		22" x 34", 0.050" Thick, Bright Stainless Finish, Stainless Kick Plate <i>For Four Beveled Edges, Add</i> <i>For UL Label (Fire Rated), Add</i>	313.94 6.30 11.40	9.05
08 71 11 00-1650	EA		22" x 36", 0.050" Thick, Bright Stainless Finish, Stainless Kick Plate <i>For Four Beveled Edges, Add</i> <i>For UL Label (Fire Rated), Add</i>	330.26 6.30 11.40	9.05
08 71 11 00-1651	EA		22" x 38", 0.050" Thick, Bright Stainless Finish, Stainless Kick Plate <i>For Four Beveled Edges, Add</i> <i>For UL Label (Fire Rated), Add</i>	348.60 6.30 11.40	9.55

08 Openings**08 70 Hardware**

08 71 Door Hardware


**SAN BERNARDINO
COUNTY**

MINOR CSI UOM DESCRIPTION	TOTAL DIRECT UNIT COST	DEMOLITION UNIT COST
08 71 11 00-1652 EA 22" x 40", 0.050" Thick, Bright Stainless Finish, Stainless Kick Plate <i>For Four Beveled Edges, Add For UL Label (Fire Rated), Add</i>	364.93 6.30 11.40	9.55
08 71 11 00-1653 EA 22" x 42", 0.050" Thick, Bright Stainless Finish, Stainless Kick Plate <i>For Four Beveled Edges, Add For UL Label (Fire Rated), Add</i>	381.25 6.30 11.40	9.55
08 71 11 00-1654 EA 22" x 44", 0.050" Thick, Bright Stainless Finish, Stainless Kick Plate <i>For Four Beveled Edges, Add For UL Label (Fire Rated), Add</i>	399.59 6.30 11.40	10.06
08 71 11 00-1655 EA 22" x 46", 0.050" Thick, Bright Stainless Finish, Stainless Kick Plate <i>For Four Beveled Edges, Add For UL Label (Fire Rated), Add</i>	415.97 6.30 11.40	10.06
08 71 11 00-1656 EA 22" x 48", 0.050" Thick, Bright Stainless Finish, Stainless Kick Plate <i>For Four Beveled Edges, Add For UL Label (Fire Rated), Add</i>	432.29 6.30 11.40	10.06
08 71 11 00-1657 EA 24" x 22", 0.050" Thick, Bright Stainless Finish, Stainless Kick Plate <i>For Four Beveled Edges, Add For UL Label (Fire Rated), Add</i>	230.22 6.30 11.40	8.55
08 71 11 00-1658 EA 24" x 24", 0.050" Thick, Bright Stainless Finish, Stainless Kick Plate <i>For Four Beveled Edges, Add For UL Label (Fire Rated), Add</i>	248.02 6.30 11.40	8.55
08 71 11 00-1659 EA 24" x 26", 0.050" Thick, Bright Stainless Finish, Stainless Kick Plate <i>For Four Beveled Edges, Add For UL Label (Fire Rated), Add</i>	265.86 6.30 11.40	8.55
08 71 11 00-1660 EA 24" x 28", 0.050" Thick, Bright Stainless Finish, Stainless Kick Plate <i>For Four Beveled Edges, Add For UL Label (Fire Rated), Add</i>	283.68 6.30 11.40	8.55
08 71 11 00-1661 EA 24" x 30", 0.050" Thick, Bright Stainless Finish, Stainless Kick Plate <i>For Four Beveled Edges, Add For UL Label (Fire Rated), Add</i>	303.54 6.30 11.40	9.05
08 71 11 00-1662 EA 24" x 32", 0.050" Thick, Bright Stainless Finish, Stainless Kick Plate <i>For Four Beveled Edges, Add For UL Label (Fire Rated), Add</i>	321.33 6.30 11.40	9.05
08 71 11 00-1663 EA 24" x 34", 0.050" Thick, Bright Stainless Finish, Stainless Kick Plate <i>For Four Beveled Edges, Add For UL Label (Fire Rated), Add</i>	339.15 6.30 11.40	9.05
08 71 11 00-1664 EA 24" x 36", 0.050" Thick, Bright Stainless Finish, Stainless Kick Plate <i>For Four Beveled Edges, Add For UL Label (Fire Rated), Add</i>	356.99 6.30 11.40	9.05
08 71 11 00-1665 EA 24" x 38", 0.050" Thick, Bright Stainless Finish, Stainless Kick Plate <i>For Four Beveled Edges, Add For UL Label (Fire Rated), Add</i>	376.82 6.30 11.40	9.55
08 71 11 00-1666 EA 24" x 40", 0.050" Thick, Bright Stainless Finish, Stainless Kick Plate <i>For Four Beveled Edges, Add For UL Label (Fire Rated), Add</i>	394.62 6.30 11.40	9.55
08 71 11 00-1667 EA 24" x 42", 0.050" Thick, Bright Stainless Finish, Stainless Kick Plate <i>For Four Beveled Edges, Add For UL Label (Fire Rated), Add</i>	412.46 6.30 11.40	9.55
08 71 11 00-1668 EA 24" x 44", 0.050" Thick, Bright Stainless Finish, Stainless Kick Plate <i>For Four Beveled Edges, Add For UL Label (Fire Rated), Add</i>	432.29 6.30 11.40	10.06
08 71 11 00-1669 EA 24" x 46", 0.050" Thick, Bright Stainless Finish, Stainless Kick Plate <i>For Four Beveled Edges, Add For UL Label (Fire Rated), Add</i>	450.14 6.30 11.40	10.06
08 71 11 00-1670 EA 24" x 48", 0.050" Thick, Bright Stainless Finish, Stainless Kick Plate <i>For Four Beveled Edges, Add For UL Label (Fire Rated), Add</i>	467.93 6.30 11.40	10.06
08 71 11 00-1671 Plastic Kick Plate <small>(08 71 11 00-0778)</small>		
08 71 11 00-1672 Clear Or Black Finish, Plastic Kick Plate <small>(08 71 11 00-1671)</small> Note: With four beveled edges.		
08 71 11 00-1673 EA 8" x 22", 1/8" Thick, Clear Or Black Finish, High Impact Polyethylene Kick Plate	50.46	7.54
08 71 11 00-1674 EA 8" x 24", 1/8" Thick, Clear Or Black Finish, High Impact Polyethylene Kick Plate	52.28	7.54
08 71 11 00-1675 EA 8" x 26", 1/8" Thick, Clear Or Black Finish, High Impact Polyethylene Kick Plate	54.16	7.54
08 71 11 00-1676 EA 8" x 28", 1/8" Thick, Clear Or Black Finish, High Impact Polyethylene Kick Plate	56.00	7.54
08 71 11 00-1677 EA 8" x 30", 1/8" Thick, Clear Or Black Finish, High Impact Polyethylene Kick Plate	59.87	8.04
08 71 11 00-1678 EA 8" x 32", 1/8" Thick, Clear Or Black Finish, High Impact Polyethylene Kick Plate	61.70	8.04
08 71 11 00-1679 EA 8" x 34", 1/8" Thick, Clear Or Black Finish, High Impact Polyethylene Kick Plate	63.52	8.04
08 71 11 00-1680 EA 8" x 36", 1/8" Thick, Clear Or Black Finish, High Impact Polyethylene Kick Plate	65.40	8.04
08 71 11 00-1681 EA 8" x 38", 1/8" Thick, Clear Or Black Finish, High Impact Polyethylene Kick Plate	71.49	8.55
08 71 11 00-1682 EA 8" x 40", 1/8" Thick, Clear Or Black Finish, High Impact Polyethylene Kick Plate	71.06	8.55
08 71 11 00-1683 EA 8" x 42", 1/8" Thick, Clear Or Black Finish, High Impact Polyethylene Kick Plate	72.94	8.55
08 71 11 00-1684 EA 8" x 44", 1/8" Thick, Clear Or Black Finish, High Impact Polyethylene Kick Plate	76.79	9.05
08 71 11 00-1685 EA 8" x 46", 1/8" Thick, Clear Or Black Finish, High Impact Polyethylene Kick Plate	78.65	9.05
08 71 11 00-1686 EA 8" x 48", 1/8" Thick, Clear Or Black Finish, High Impact Polyethylene Kick Plate	80.49	9.05
08 71 11 00-1687 EA 10" x 22", 1/8" Thick, Clear Or Black Finish, High Impact Polyethylene Kick Plate	55.52	7.54
08 71 11 00-1688 EA 10" x 24", 1/8" Thick, Clear Or Black Finish, High Impact Polyethylene Kick Plate	57.86	7.54
08 71 11 00-1689 EA 10" x 26", 1/8" Thick, Clear Or Black Finish, High Impact Polyethylene Kick Plate	60.14	7.54
08 71 11 00-1690 EA 10" x 28", 1/8" Thick, Clear Or Black Finish, High Impact Polyethylene Kick Plate	62.43	7.54
08 71 11 00-1691 EA 10" x 30", 1/8" Thick, Clear Or Black Finish, High Impact Polyethylene Kick Plate	66.77	8.04
08 71 11 00-1692 EA 10" x 32", 1/8" Thick, Clear Or Black Finish, High Impact Polyethylene Kick Plate	69.05	8.04
08 71 11 00-1693 EA 10" x 34", 1/8" Thick, Clear Or Black Finish, High Impact Polyethylene Kick Plate	71.38	8.04



MINOR	CSI	UOM	DESCRIPTION	TOTAL DIRECT UNIT COST	DEMOLITION UNIT COST
08 71 11 00-1694	EA	10" x 36", 1/8" Thick, Clear Or Black Finish, High Impact Polyethylene Kick Plate	73.67	8.04	
08 71 11 00-1695	EA	10" x 38", 1/8" Thick, Clear Or Black Finish, High Impact Polyethylene Kick Plate	78.01	8.55	
08 71 11 00-1696	EA	10" x 40", 1/8" Thick, Clear Or Black Finish, High Impact Polyethylene Kick Plate	80.29	8.55	
08 71 11 00-1697	EA	10" x 42", 1/8" Thick, Clear Or Black Finish, High Impact Polyethylene Kick Plate	82.62	8.55	
08 71 11 00-1698	EA	10" x 44", 1/8" Thick, Clear Or Black Finish, High Impact Polyethylene Kick Plate	86.92	9.05	
08 71 11 00-1699	EA	10" x 46", 1/8" Thick, Clear Or Black Finish, High Impact Polyethylene Kick Plate	89.25	9.05	
08 71 11 00-1700	EA	10" x 48", 1/8" Thick, Clear Or Black Finish, High Impact Polyethylene Kick Plate	91.54	9.05	
08 71 11 00-1701	EA	12" x 22", 1/8" Thick, Clear Or Black Finish, High Impact Polyethylene Kick Plate	60.61	7.54	
08 71 11 00-1702	EA	12" x 24", 1/8" Thick, Clear Or Black Finish, High Impact Polyethylene Kick Plate	63.39	7.54	
08 71 11 00-1703	EA	12" x 26", 1/8" Thick, Clear Or Black Finish, High Impact Polyethylene Kick Plate	66.12	7.54	
08 71 11 00-1704	EA	12" x 28", 1/8" Thick, Clear Or Black Finish, High Impact Polyethylene Kick Plate	68.92	7.54	
08 71 11 00-1705	EA	12" x 30", 1/8" Thick, Clear Or Black Finish, High Impact Polyethylene Kick Plate	73.67	8.04	
08 71 11 00-1706	EA	12" x 32", 1/8" Thick, Clear Or Black Finish, High Impact Polyethylene Kick Plate	76.47	8.04	
08 71 11 00-1707	EA	12" x 34", 1/8" Thick, Clear Or Black Finish, High Impact Polyethylene Kick Plate	79.25	8.04	
08 71 11 00-1708	EA	12" x 36", 1/8" Thick, Clear Or Black Finish, High Impact Polyethylene Kick Plate	82.00	8.04	
08 71 11 00-1709	EA	12" x 38", 1/8" Thick, Clear Or Black Finish, High Impact Polyethylene Kick Plate	86.75	8.55	
08 71 11 00-1710	EA	12" x 40", 1/8" Thick, Clear Or Black Finish, High Impact Polyethylene Kick Plate	89.53	8.55	
08 71 11 00-1711	EA	12" x 42", 1/8" Thick, Clear Or Black Finish, High Impact Polyethylene Kick Plate	92.33	8.55	
08 71 11 00-1712	EA	12" x 44", 1/8" Thick, Clear Or Black Finish, High Impact Polyethylene Kick Plate	97.07	9.05	
08 71 11 00-1713	EA	12" x 46", 1/8" Thick, Clear Or Black Finish, High Impact Polyethylene Kick Plate	99.87	9.05	
08 71 11 00-1714	EA	12" x 48", 1/8" Thick, Clear Or Black Finish, High Impact Polyethylene Kick Plate	102.60	9.05	
08 71 11 00-1715	EA	14" x 22", 1/8" Thick, Clear Or Black Finish, High Impact Polyethylene Kick Plate	67.69	8.04	
08 71 11 00-1716	EA	14" x 24", 1/8" Thick, Clear Or Black Finish, High Impact Polyethylene Kick Plate	70.93	8.04	
08 71 11 00-1717	EA	14" x 26", 1/8" Thick, Clear Or Black Finish, High Impact Polyethylene Kick Plate	74.14	8.04	
08 71 11 00-1718	EA	14" x 28", 1/8" Thick, Clear Or Black Finish, High Impact Polyethylene Kick Plate	77.39	8.04	
08 71 11 00-1719	EA	14" x 30", 1/8" Thick, Clear Or Black Finish, High Impact Polyethylene Kick Plate	82.62	8.55	
08 71 11 00-1720	EA	14" x 32", 1/8" Thick, Clear Or Black Finish, High Impact Polyethylene Kick Plate	85.83	8.55	
08 71 11 00-1721	EA	14" x 34", 1/8" Thick, Clear Or Black Finish, High Impact Polyethylene Kick Plate	89.08	8.55	
08 71 11 00-1722	EA	14" x 36", 1/8" Thick, Clear Or Black Finish, High Impact Polyethylene Kick Plate	92.33	8.55	
08 71 11 00-1723	EA	14" x 38", 1/8" Thick, Clear Or Black Finish, High Impact Polyethylene Kick Plate	97.54	9.05	
08 71 11 00-1724	EA	14" x 40", 1/8" Thick, Clear Or Black Finish, High Impact Polyethylene Kick Plate	100.79	9.05	
08 71 11 00-1725	EA	14" x 42", 1/8" Thick, Clear Or Black Finish, High Impact Polyethylene Kick Plate	104.02	9.05	
08 71 11 00-1726	EA	14" x 44", 1/8" Thick, Clear Or Black Finish, High Impact Polyethylene Kick Plate	109.23	9.55	
08 71 11 00-1727	EA	14" x 46", 1/8" Thick, Clear Or Black Finish, High Impact Polyethylene Kick Plate	112.48	9.55	
08 71 11 00-1728	EA	14" x 48", 1/8" Thick, Clear Or Black Finish, High Impact Polyethylene Kick Plate	115.68	9.55	
08 71 11 00-1729	EA	16" x 22", 1/8" Thick, Clear Or Black Finish, High Impact Polyethylene Kick Plate	78.84	8.04	
08 71 11 00-1730	EA	16" x 24", 1/8" Thick, Clear Or Black Finish, High Impact Polyethylene Kick Plate	83.10	8.04	
08 71 11 00-1731	EA	16" x 26", 1/8" Thick, Clear Or Black Finish, High Impact Polyethylene Kick Plate	87.29	8.04	
08 71 11 00-1732	EA	16" x 28", 1/8" Thick, Clear Or Black Finish, High Impact Polyethylene Kick Plate	91.55	8.04	
08 71 11 00-1733	EA	16" x 30", 1/8" Thick, Clear Or Black Finish, High Impact Polyethylene Kick Plate	97.82	8.55	
08 71 11 00-1734	EA	16" x 32", 1/8" Thick, Clear Or Black Finish, High Impact Polyethylene Kick Plate	102.05	8.55	
08 71 11 00-1735	EA	16" x 34", 1/8" Thick, Clear Or Black Finish, High Impact Polyethylene Kick Plate	106.31	8.55	
08 71 11 00-1736	EA	16" x 36", 1/8" Thick, Clear Or Black Finish, High Impact Polyethylene Kick Plate	110.52	8.55	
08 71 11 00-1737	EA	16" x 38", 1/8" Thick, Clear Or Black Finish, High Impact Polyethylene Kick Plate	116.79	9.05	
08 71 11 00-1738	EA	16" x 40", 1/8" Thick, Clear Or Black Finish, High Impact Polyethylene Kick Plate	121.02	9.05	
08 71 11 00-1739	EA	16" x 42", 1/8" Thick, Clear Or Black Finish, High Impact Polyethylene Kick Plate	125.28	9.05	
08 71 11 00-1740	EA	16" x 44", 1/8" Thick, Clear Or Black Finish, High Impact Polyethylene Kick Plate	131.55	9.55	
08 71 11 00-1741	EA	16" x 46", 1/8" Thick, Clear Or Black Finish, High Impact Polyethylene Kick Plate	135.74	9.55	
08 71 11 00-1742	EA	16" x 48", 1/8" Thick, Clear Or Black Finish, High Impact Polyethylene Kick Plate	140.00	9.55	
08 71 11 00-1743	EA	18" x 22", 1/8" Thick, Clear Or Black Finish, High Impact Polyethylene Kick Plate	84.65	8.04	
08 71 11 00-1744	EA	18" x 24", 1/8" Thick, Clear Or Black Finish, High Impact Polyethylene Kick Plate	89.44	8.04	
08 71 11 00-1745	EA	18" x 26", 1/8" Thick, Clear Or Black Finish, High Impact Polyethylene Kick Plate	94.19	8.04	
08 71 11 00-1746	EA	18" x 28", 1/8" Thick, Clear Or Black Finish, High Impact Polyethylene Kick Plate	98.99	8.04	
08 71 11 00-1747	EA	18" x 30", 1/8" Thick, Clear Or Black Finish, High Impact Polyethylene Kick Plate	211.69	8.55	
08 71 11 00-1748	EA	18" x 32", 1/8" Thick, Clear Or Black Finish, High Impact Polyethylene Kick Plate	110.52	8.55	
08 71 11 00-1749	EA	18" x 34", 1/8" Thick, Clear Or Black Finish, High Impact Polyethylene Kick Plate	115.32	8.55	
08 71 11 00-1750	EA	18" x 36", 1/8" Thick, Clear Or Black Finish, High Impact Polyethylene Kick Plate	120.07	8.55	
08 71 11 00-1751	EA	18" x 38", 1/8" Thick, Clear Or Black Finish, High Impact Polyethylene Kick Plate	126.87	9.05	
08 71 11 00-1752	EA	18" x 40", 1/8" Thick, Clear Or Black Finish, High Impact Polyethylene Kick Plate	131.64	9.05	
08 71 11 00-1753	EA	18" x 42", 1/8" Thick, Clear Or Black Finish, High Impact Polyethylene Kick Plate	136.39	9.05	
08 71 11 00-1754	EA	18" x 44", 1/8" Thick, Clear Or Black Finish, High Impact Polyethylene Kick Plate	143.20	9.55	
08 71 11 00-1755	EA	18" x 46", 1/8" Thick, Clear Or Black Finish, High Impact Polyethylene Kick Plate	147.95	9.55	
08 71 11 00-1756	EA	18" x 48", 1/8" Thick, Clear Or Black Finish, High Impact Polyethylene Kick Plate	152.74	9.55	
08 71 11 00-1757	EA	20" x 22", 1/8" Thick, Clear Or Black Finish, High Impact Polyethylene Kick Plate	92.51	8.55	
08 71 11 00-1758	EA	20" x 24", 1/8" Thick, Clear Or Black Finish, High Impact Polyethylene Kick Plate	97.82	8.55	
08 71 11 00-1759	EA	20" x 26", 1/8" Thick, Clear Or Black Finish, High Impact Polyethylene Kick Plate	103.10	8.55	
08 71 11 00-1760	EA	20" x 28", 1/8" Thick, Clear Or Black Finish, High Impact Polyethylene Kick Plate	108.41	8.55	
08 71 11 00-1761	EA	20" x 30", 1/8" Thick, Clear Or Black Finish, High Impact Polyethylene Kick Plate	115.73	9.05	
08 71 11 00-1762	EA	20" x 32", 1/8" Thick, Clear Or Black Finish, High Impact Polyethylene Kick Plate	121.02	9.05	
08 71 11 00-1763	EA	20" x 34", 1/8" Thick, Clear Or Black Finish, High Impact Polyethylene Kick Plate	126.33	9.05	
08 71 11 00-1764	EA	20" x 36", 1/8" Thick, Clear Or Black Finish, High Impact Polyethylene Kick Plate	131.64	9.05	
08 71 11 00-1765	EA	20" x 38", 1/8" Thick, Clear Or Black Finish, High Impact Polyethylene Kick Plate	138.94	9.55	
08 71 11 00-1766	EA	20" x 40", 1/8" Thick, Clear Or Black Finish, High Impact Polyethylene Kick Plate	144.25	9.55	
08 71 11 00-1767	EA	20" x 42", 1/8" Thick, Clear Or Black Finish, High Impact Polyethylene Kick Plate	149.54	9.55	
08 71 11 00-1768	EA	20" x 44", 1/8" Thick, Clear Or Black Finish, High Impact Polyethylene Kick Plate	156.86	10.06	
08 71 11 00-1769	EA	20" x 46", 1/8" Thick, Clear Or Black Finish, High Impact Polyethylene Kick Plate	162.17	10.06	
08 71 11 00-1770	EA	20" x 48", 1/8" Thick, Clear Or Black Finish, High Impact Polyethylene Kick Plate	167.46	10.06	
08 71 11 00-1771	EA	22" x 22", 1/8" Thick, Clear Or Black Finish, High Impact Polyethylene Kick Plate	98.35	8.55	
08 71 11 00-1772	EA	22" x 24", 1/8" Thick, Clear Or Black Finish, High Impact Polyethylene Kick Plate	104.16	8.55	
08 71 11 00-1773	EA	22" x 26", 1/8" Thick, Clear Or Black Finish, High Impact Polyethylene Kick Plate	110.01	8.55	
08 71 11 00-1774	EA	22" x 28", 1/8" Thick, Clear Or Black Finish, High Impact Polyethylene Kick Plate	115.81	8.55	

08 Openings**08 70 Hardware****08 71 Door Hardware**
**SAN BERNARDINO
COUNTY**

 MINOR
CSI UOM DESCRIPTION

 TOTAL DIRECT DEMOLITION
UNIT COST UNIT COST

08 71 11 00-1775	EA	22" x 30", 1/8" Thick, Clear Or Black Finish, High Impact Polyethylene Kick Plate.....	123.69	9.05
08 71 11 00-1776	EA	22" x 32", 1/8" Thick, Clear Or Black Finish, High Impact Polyethylene Kick Plate.....	129.54	9.05
08 71 11 00-1777	EA	22" x 34", 1/8" Thick, Clear Or Black Finish, High Impact Polyethylene Kick Plate.....	135.34	9.05
08 71 11 00-1778	EA	22" x 36", 1/8" Thick, Clear Or Black Finish, High Impact Polyethylene Kick Plate.....	141.19	9.05
08 71 11 00-1779	EA	22" x 38", 1/8" Thick, Clear Or Black Finish, High Impact Polyethylene Kick Plate.....	149.00	9.55
08 71 11 00-1780	EA	22" x 40", 1/8" Thick, Clear Or Black Finish, High Impact Polyethylene Kick Plate.....	154.85	9.55
08 71 11 00-1781	EA	22" x 42", 1/8" Thick, Clear Or Black Finish, High Impact Polyethylene Kick Plate.....	160.70	10.06
08 71 11 00-1782	EA	22" x 44", 1/8" Thick, Clear Or Black Finish, High Impact Polyethylene Kick Plate.....	168.51	10.06
08 71 11 00-1783	EA	22" x 46", 1/8" Thick, Clear Or Black Finish, High Impact Polyethylene Kick Plate.....	174.36	10.06
08 71 11 00-1784	EA	22" x 48", 1/8" Thick, Clear Or Black Finish, High Impact Polyethylene Kick Plate.....	180.16	8.55
08 71 11 00-1785	EA	24" x 22", 1/8" Thick, Clear Or Black Finish, High Impact Polyethylene Kick Plate.....	104.16	8.55
08 71 11 00-1786	EA	24" x 24", 1/8" Thick, Clear Or Black Finish, High Impact Polyethylene Kick Plate.....	110.52	8.55
08 71 11 00-1787	EA	24" x 26", 1/8" Thick, Clear Or Black Finish, High Impact Polyethylene Kick Plate.....	116.91	8.55
08 71 11 00-1788	EA	24" x 28", 1/8" Thick, Clear Or Black Finish, High Impact Polyethylene Kick Plate.....	123.27	9.05
08 71 11 00-1789	EA	24" x 30", 1/8" Thick, Clear Or Black Finish, High Impact Polyethylene Kick Plate.....	131.64	9.05
08 71 11 00-1790	EA	24" x 32", 1/8" Thick, Clear Or Black Finish, High Impact Polyethylene Kick Plate.....	137.99	9.05
08 71 11 00-1791	EA	24" x 34", 1/8" Thick, Clear Or Black Finish, High Impact Polyethylene Kick Plate.....	144.35	9.05
08 71 11 00-1792	EA	24" x 36", 1/8" Thick, Clear Or Black Finish, High Impact Polyethylene Kick Plate.....	150.73	9.55
08 71 11 00-1793	EA	24" x 38", 1/8" Thick, Clear Or Black Finish, High Impact Polyethylene Kick Plate.....	159.11	9.55
08 71 11 00-1794	EA	24" x 40", 1/8" Thick, Clear Or Black Finish, High Impact Polyethylene Kick Plate.....	165.45	9.55
08 71 11 00-1795	EA	24" x 42", 1/8" Thick, Clear Or Black Finish, High Impact Polyethylene Kick Plate.....	171.81	10.06
08 71 11 00-1796	EA	24" x 44", 1/8" Thick, Clear Or Black Finish, High Impact Polyethylene Kick Plate.....	180.16	10.06
08 71 11 00-1797	EA	24" x 46", 1/8" Thick, Clear Or Black Finish, High Impact Polyethylene Kick Plate.....	186.57	10.06
08 71 11 00-1798	EA	24" x 48", 1/8" Thick, Clear Or Black Finish, High Impact Polyethylene Kick Plate.....	192.94	10.06

 08 71 11 00-1799 Mop Plate (08 71 11 00-0777)
Note: Ives 8400.

08 71 11 00-1800 Aluminum Base Material Mop Plate (08 71 11 00-1799)

08 71 11 00-1801 Satin Aluminum Finish, Aluminum Mop Plate (08 71 11 00-1800)

08 71 11 00-1802	EA	4" x 22", 0.050" Thick, Satin Aluminum Finish, Aluminum Mop Plate.....	45.03	7.34
		For Four Beveled Edges, Add	1.76	
		For UL Label (Fire Rated), Add	11.40	
08 71 11 00-1803	EA	4" x 24", 0.050" Thick, Satin Aluminum Finish, Aluminum Mop Plate.....	46.48	7.34
		For Four Beveled Edges, Add	1.76	
		For UL Label (Fire Rated), Add	11.40	
08 71 11 00-1804	EA	4" x 26", 0.050" Thick, Satin Aluminum Finish, Aluminum Mop Plate.....	47.89	7.34
		For Four Beveled Edges, Add	1.76	
		For UL Label (Fire Rated), Add	11.40	
08 71 11 00-1805	EA	4" x 28", 0.050" Thick, Satin Aluminum Finish, Aluminum Mop Plate.....	49.34	7.34
		For Four Beveled Edges, Add	1.76	
		For UL Label (Fire Rated), Add	11.40	
08 71 11 00-1806	EA	4" x 30", 0.050" Thick, Satin Aluminum Finish, Aluminum Mop Plate.....	52.01	7.64
		For Four Beveled Edges, Add	1.76	
		For UL Label (Fire Rated), Add	11.40	
08 71 11 00-1807	EA	4" x 32", 0.050" Thick, Satin Aluminum Finish, Aluminum Mop Plate.....	53.41	7.64
		For Four Beveled Edges, Add	1.76	
		For UL Label (Fire Rated), Add	11.40	
08 71 11 00-1808	EA	4" x 34", 0.050" Thick, Satin Aluminum Finish, Aluminum Mop Plate.....	54.87	7.64
		For Four Beveled Edges, Add	1.76	
		For UL Label (Fire Rated), Add	11.40	
08 71 11 00-1809	EA	4" x 36", 0.050" Thick, Satin Aluminum Finish, Aluminum Mop Plate.....	56.27	7.64
		For Four Beveled Edges, Add	1.76	
		For UL Label (Fire Rated), Add	11.40	
08 71 11 00-1810	EA	4" x 38", 0.050" Thick, Satin Aluminum Finish, Aluminum Mop Plate.....	59.44	8.04
		For Four Beveled Edges, Add	1.76	
		For UL Label (Fire Rated), Add	11.40	
08 71 11 00-1811	EA	4" x 40", 0.050" Thick, Satin Aluminum Finish, Aluminum Mop Plate.....	60.87	8.04
		For Four Beveled Edges, Add	1.76	
		For UL Label (Fire Rated), Add	11.40	
08 71 11 00-1812	EA	4" x 42", 0.050" Thick, Satin Aluminum Finish, Aluminum Mop Plate.....	62.29	8.04
		For Four Beveled Edges, Add	1.76	
		For UL Label (Fire Rated), Add	11.40	
08 71 11 00-1813	EA	4" x 44", 0.050" Thick, Satin Aluminum Finish, Aluminum Mop Plate.....	65.73	8.55
		For Four Beveled Edges, Add	1.76	
		For UL Label (Fire Rated), Add	11.40	
08 71 11 00-1814	EA	4" x 46", 0.050" Thick, Satin Aluminum Finish, Aluminum Mop Plate.....	67.19	8.55
		For Four Beveled Edges, Add	1.76	
		For UL Label (Fire Rated), Add	11.40	
08 71 11 00-1815	EA	4" x 48", 0.050" Thick, Satin Aluminum Finish, Aluminum Mop Plate.....	68.59	8.55
		For Four Beveled Edges, Add	1.76	
		For UL Label (Fire Rated), Add	11.40	
08 71 11 00-1816	EA	6" x 22", 0.050" Thick, Satin Aluminum Finish, Aluminum Mop Plate.....	52.92	7.34
		For Four Beveled Edges, Add	1.76	
		For UL Label (Fire Rated), Add	11.40	
08 71 11 00-1817	EA	6" x 24", 0.050" Thick, Satin Aluminum Finish, Aluminum Mop Plate.....	55.06	7.34
		For Four Beveled Edges, Add	1.76	
		For UL Label (Fire Rated), Add	11.40	
08 71 11 00-1818	EA	6" x 26", 0.050" Thick, Satin Aluminum Finish, Aluminum Mop Plate.....	57.23	7.34
		For Four Beveled Edges, Add	1.76	
		For UL Label (Fire Rated), Add	11.40	



MINOR	CSI	UOM	DESCRIPTION	TOTAL DIRECT UNIT COST	DEMOLITION UNIT COST
08 71 11 00-1819	EA		6" x 28", 0.050" Thick, Satin Aluminum Finish, Aluminum Mop Plate <i>For Four Beveled Edges, Add</i> <i>For UL Label (Fire Rated), Add</i>	59.37 1.76 11.40	7.34
08 71 11 00-1820	EA		6" x 30", 0.050" Thick, Satin Aluminum Finish, Aluminum Mop Plate <i>For Four Beveled Edges, Add</i> <i>For UL Label (Fire Rated), Add</i>	62.76 1.76 11.40	7.64
08 71 11 00-1821	EA		6" x 32", 0.050" Thick, Satin Aluminum Finish, Aluminum Mop Plate <i>For Four Beveled Edges, Add</i> <i>For UL Label (Fire Rated), Add</i>	64.87 1.76 11.40	7.64
08 71 11 00-1822	EA		6" x 34", 0.050" Thick, Satin Aluminum Finish, Aluminum Mop Plate <i>For Four Beveled Edges, Add</i> <i>For UL Label (Fire Rated), Add</i>	67.07 1.76 11.40	7.64
08 71 11 00-1823	EA		6" x 36", 0.050" Thick, Satin Aluminum Finish, Aluminum Mop Plate <i>For Four Beveled Edges, Add</i> <i>For UL Label (Fire Rated), Add</i>	69.19 1.76 11.40	7.64
08 71 11 00-1824	EA		6" x 38", 0.050" Thick, Satin Aluminum Finish, Aluminum Mop Plate <i>For Four Beveled Edges, Add</i> <i>For UL Label (Fire Rated), Add</i>	73.07 1.76 11.40	8.04
08 71 11 00-1825	EA		6" x 40", 0.050" Thick, Satin Aluminum Finish, Aluminum Mop Plate <i>For Four Beveled Edges, Add</i> <i>For UL Label (Fire Rated), Add</i>	75.21 1.76 11.40	8.04
08 71 11 00-1826	EA		6" x 42", 0.050" Thick, Satin Aluminum Finish, Aluminum Mop Plate <i>For Four Beveled Edges, Add</i> <i>For UL Label (Fire Rated), Add</i>	77.38 1.76 11.40	8.04
08 71 11 00-1827	EA		6" x 44", 0.050" Thick, Satin Aluminum Finish, Aluminum Mop Plate <i>For Four Beveled Edges, Add</i> <i>For UL Label (Fire Rated), Add</i>	81.54 1.76 11.40	8.55
08 71 11 00-1828	EA		6" x 46", 0.050" Thick, Satin Aluminum Finish, Aluminum Mop Plate <i>For Four Beveled Edges, Add</i> <i>For UL Label (Fire Rated), Add</i>	83.71 1.76 11.40	8.55
08 71 11 00-1829	EA		6" x 48", 0.050" Thick, Satin Aluminum Finish, Aluminum Mop Plate <i>For Four Beveled Edges, Add</i> <i>For UL Label (Fire Rated), Add</i>	85.83 1.76 11.40	8.55
08 71 11 00-1830			Brass Base Material Mop Plate (08 71 11 00-1799)		
08 71 11 00-1831			Bright/Satin Brass Finish, Brass Mop Plate (08 71 11 00-1830)		
08 71 11 00-1832	EA		4" x 22", 0.050" Thick, Bright/Satin Brass Finish, Brass Mop Plate <i>For Four Beveled Edges, Add</i> <i>For UL Label (Fire Rated), Add</i>	71.39 1.76 11.40	7.34
08 71 11 00-1833	EA		4" x 24", 0.050" Thick, Bright/Satin Brass Finish, Brass Mop Plate <i>For Four Beveled Edges, Add</i> <i>For UL Label (Fire Rated), Add</i>	75.27 1.76 11.40	7.34
08 71 11 00-1834	EA		4" x 26", 0.050" Thick, Bright/Satin Brass Finish, Brass Mop Plate <i>For Four Beveled Edges, Add</i> <i>For UL Label (Fire Rated), Add</i>	79.09 1.76 11.40	7.34
08 71 11 00-1835	EA		4" x 28", 0.050" Thick, Bright/Satin Brass Finish, Brass Mop Plate <i>For Four Beveled Edges, Add</i> <i>For UL Label (Fire Rated), Add</i>	82.94 1.76 11.40	7.34
08 71 11 00-1836	EA		4" x 30", 0.050" Thick, Bright/Satin Brass Finish, Brass Mop Plate <i>For Four Beveled Edges, Add</i> <i>For UL Label (Fire Rated), Add</i>	87.97 1.76 11.40	7.64
08 71 11 00-1837	EA		4" x 32", 0.050" Thick, Bright/Satin Brass Finish, Brass Mop Plate <i>For Four Beveled Edges, Add</i> <i>For UL Label (Fire Rated), Add</i>	91.79 1.76 11.40	7.64
08 71 11 00-1838	EA		4" x 34", 0.050" Thick, Bright/Satin Brass Finish, Brass Mop Plate <i>For Four Beveled Edges, Add</i> <i>For UL Label (Fire Rated), Add</i>	95.64 1.76 11.40	7.64
08 71 11 00-1839	EA		4" x 36", 0.050" Thick, Bright/Satin Brass Finish, Brass Mop Plate <i>For Four Beveled Edges, Add</i> <i>For UL Label (Fire Rated), Add</i>	99.46 1.76 11.40	7.64
08 71 11 00-1840	EA		4" x 38", 0.050" Thick, Bright/Satin Brass Finish, Brass Mop Plate <i>For Four Beveled Edges, Add</i> <i>For UL Label (Fire Rated), Add</i>	105.02 1.76 11.40	8.04
08 71 11 00-1841	EA		4" x 40", 0.050" Thick, Bright/Satin Brass Finish, Brass Mop Plate <i>For Four Beveled Edges, Add</i> <i>For UL Label (Fire Rated), Add</i>	108.84 1.76 11.40	8.04
08 71 11 00-1842	EA		4" x 42", 0.050" Thick, Bright/Satin Brass Finish, Brass Mop Plate <i>For Four Beveled Edges, Add</i> <i>For UL Label (Fire Rated), Add</i>	112.66 1.76 11.40	8.04
08 71 11 00-1843	EA		4" x 44", 0.050" Thick, Bright/Satin Brass Finish, Brass Mop Plate <i>For Four Beveled Edges, Add</i> <i>For UL Label (Fire Rated), Add</i>	118.52 1.76 11.40	8.55
08 71 11 00-1844	EA		4" x 46", 0.050" Thick, Bright/Satin Brass Finish, Brass Mop Plate <i>For Four Beveled Edges, Add</i> <i>For UL Label (Fire Rated), Add</i>	122.34 1.76 11.40	8.55
08 71 11 00-1845	EA		4" x 48", 0.050" Thick, Bright/Satin Brass Finish, Brass Mop Plate <i>For Four Beveled Edges, Add</i> <i>For UL Label (Fire Rated), Add</i>	126.21 1.76 11.40	8.55
08 71 11 00-1846	EA		6" x 22", 0.050" Thick, Bright/Satin Brass Finish, Brass Mop Plate <i>For Four Beveled Edges, Add</i> <i>For UL Label (Fire Rated), Add</i>	92.52 1.76 11.40	7.34

08 Openings**08 70 Hardware****08 71 Door Hardware**

MINOR	CSI	UOM	DESCRIPTION	TOTAL DIRECT UNIT COST	DEMOLITION UNIT COST
08 71 11 00-1847	EA		6" x 24", 0.050" Thick, Bright/Satin Brass Finish, Brass Mop Plate <i>For Four Beveled Edges, Add</i> <i>For UL Label (Fire Rated), Add</i>	98.25 1.76 11.40	7.34
08 71 11 00-1848	EA		6" x 26", 0.050" Thick, Bright/Satin Brass Finish, Brass Mop Plate <i>For Four Beveled Edges, Add</i> <i>For UL Label (Fire Rated), Add</i>	104.01 1.76 11.40	7.34
08 71 11 00-1849	EA		6" x 28", 0.050" Thick, Bright/Satin Brass Finish, Brass Mop Plate <i>For Four Beveled Edges, Add</i> <i>For UL Label (Fire Rated), Add</i>	109.74 1.76 11.40	7.34
08 71 11 00-1850	EA		6" x 30", 0.050" Thick, Bright/Satin Brass Finish, Brass Mop Plate <i>For Four Beveled Edges, Add</i> <i>For UL Label (Fire Rated), Add</i>	116.71 1.76 11.40	7.64
08 71 11 00-1851	EA		6" x 32", 0.050" Thick, Bright/Satin Brass Finish, Brass Mop Plate <i>For Four Beveled Edges, Add</i> <i>For UL Label (Fire Rated), Add</i>	122.49 1.76 11.40	7.64
08 71 11 00-1852	EA		6" x 34", 0.050" Thick, Bright/Satin Brass Finish, Brass Mop Plate <i>For Four Beveled Edges, Add</i> <i>For UL Label (Fire Rated), Add</i>	128.20 1.76 11.40	7.64
08 71 11 00-1853	EA		6" x 36", 0.050" Thick, Bright/Satin Brass Finish, Brass Mop Plate <i>For Four Beveled Edges, Add</i> <i>For UL Label (Fire Rated), Add</i>	133.99 1.76 11.40	7.64
08 71 11 00-1854	EA		6" x 38", 0.050" Thick, Bright/Satin Brass Finish, Brass Mop Plate <i>For Four Beveled Edges, Add</i> <i>For UL Label (Fire Rated), Add</i>	141.40 1.76 11.40	8.04
08 71 11 00-1855	EA		6" x 40", 0.050" Thick, Bright/Satin Brass Finish, Brass Mop Plate <i>For Four Beveled Edges, Add</i> <i>For UL Label (Fire Rated), Add</i>	147.19 1.76 11.40	8.04
08 71 11 00-1856	EA		6" x 42", 0.050" Thick, Bright/Satin Brass Finish, Brass Mop Plate <i>For Four Beveled Edges, Add</i> <i>For UL Label (Fire Rated), Add</i>	152.95 1.76 11.40	8.04
08 71 11 00-1857	EA		6" x 44", 0.050" Thick, Bright/Satin Brass Finish, Brass Mop Plate <i>For Four Beveled Edges, Add</i> <i>For UL Label (Fire Rated), Add</i>	160.69 1.76 11.40	8.55
08 71 11 00-1858	EA		6" x 46", 0.050" Thick, Bright/Satin Brass Finish, Brass Mop Plate <i>For Four Beveled Edges, Add</i> <i>For UL Label (Fire Rated), Add</i>	166.45 1.76 11.40	8.55
08 71 11 00-1859	EA		6" x 48", 0.050" Thick, Bright/Satin Brass Finish, Brass Mop Plate <i>For Four Beveled Edges, Add</i> <i>For UL Label (Fire Rated), Add</i>	172.18 1.76 11.40	8.55
08 71 11 00-1860			Bright/Satin Chrome Finish, Stainless Mop Plate (08 71 11 00-1830)		
08 71 11 00-1861	EA		4" x 22", 0.050" Thick, Bright/Satin Chrome Finish, Stainless Mop Plate <i>For Four Beveled Edges, Add</i> <i>For UL Label (Fire Rated), Add</i>	75.59 1.76 11.40	7.34
08 71 11 00-1862	EA		4" x 24", 0.050" Thick, Bright/Satin Chrome Finish, Stainless Mop Plate <i>For Four Beveled Edges, Add</i> <i>For UL Label (Fire Rated), Add</i>	79.79 1.76 11.40	7.34
08 71 11 00-1863	EA		4" x 26", 0.050" Thick, Bright/Satin Chrome Finish, Stainless Mop Plate <i>For Four Beveled Edges, Add</i> <i>For UL Label (Fire Rated), Add</i>	84.00 1.76 11.40	7.34
08 71 11 00-1864	EA		4" x 28", 0.050" Thick, Bright/Satin Chrome Finish, Stainless Mop Plate <i>For Four Beveled Edges, Add</i> <i>For UL Label (Fire Rated), Add</i>	88.22 1.76 11.40	7.34
08 71 11 00-1865	EA		4" x 30", 0.050" Thick, Bright/Satin Chrome Finish, Stainless Mop Plate <i>For Four Beveled Edges, Add</i> <i>For UL Label (Fire Rated), Add</i>	93.62 1.76 11.40	7.64
08 71 11 00-1866	EA		4" x 32", 0.050" Thick, Bright/Satin Chrome Finish, Stainless Mop Plate <i>For Four Beveled Edges, Add</i> <i>For UL Label (Fire Rated), Add</i>	97.84 1.76 11.40	7.64
08 71 11 00-1867	EA		4" x 34", 0.050" Thick, Bright/Satin Chrome Finish, Stainless Mop Plate <i>For Four Beveled Edges, Add</i> <i>For UL Label (Fire Rated), Add</i>	102.06 1.76 11.40	7.64
08 71 11 00-1868	EA		4" x 36", 0.050" Thick, Bright/Satin Chrome Finish, Stainless Mop Plate <i>For Four Beveled Edges, Add</i> <i>For UL Label (Fire Rated), Add</i>	106.25 1.76 11.40	7.64
08 71 11 00-1869	EA		4" x 38", 0.050" Thick, Bright/Satin Chrome Finish, Stainless Mop Plate <i>For Four Beveled Edges, Add</i> <i>For UL Label (Fire Rated), Add</i>	112.18 1.76 11.40	8.04
08 71 11 00-1870	EA		4" x 40", 0.050" Thick, Bright/Satin Chrome Finish, Stainless Mop Plate <i>For Four Beveled Edges, Add</i> <i>For UL Label (Fire Rated), Add</i>	116.42 1.76 11.40	8.04
08 71 11 00-1871	EA		4" x 42", 0.050" Thick, Bright/Satin Chrome Finish, Stainless Mop Plate <i>For Four Beveled Edges, Add</i> <i>For UL Label (Fire Rated), Add</i>	120.64 1.76 11.40	8.04
08 71 11 00-1872	EA		4" x 44", 0.050" Thick, Bright/Satin Chrome Finish, Stainless Mop Plate <i>For Four Beveled Edges, Add</i> <i>For UL Label (Fire Rated), Add</i>	126.87 1.76 11.40	8.55
08 71 11 00-1873	EA		4" x 46", 0.050" Thick, Bright/Satin Chrome Finish, Stainless Mop Plate <i>For Four Beveled Edges, Add</i> <i>For UL Label (Fire Rated), Add</i>	131.06 1.76 11.40	8.55
08 71 11 00-1874	EA		4" x 48", 0.050" Thick, Bright/Satin Chrome Finish, Stainless Mop Plate <i>For Four Beveled Edges, Add</i> <i>For UL Label (Fire Rated), Add</i>	135.28 1.76 11.40	8.55



MINOR	CSI	UOM	DESCRIPTION	TOTAL DIRECT UNIT COST	DEMOLITION UNIT COST
08 71 11 00-1875	EA		6" x 22", 0.050" Thick, Bright/Satin Chrome Finish, Stainless Mop Plate <i>For Four Beveled Edges, Add</i> <i>For UL Label (Fire Rated), Add</i>	98.75 1.76 11.40	7.34
08 71 11 00-1876	EA		6" x 24", 0.050" Thick, Bright/Satin Chrome Finish, Stainless Mop Plate <i>For Four Beveled Edges, Add</i> <i>For UL Label (Fire Rated), Add</i>	105.04 1.76 11.40	7.34
08 71 11 00-1877	EA		6" x 26", 0.050" Thick, Bright/Satin Chrome Finish, Stainless Mop Plate <i>For Four Beveled Edges, Add</i> <i>For UL Label (Fire Rated), Add</i>	111.38 1.76 11.40	7.34
08 71 11 00-1878	EA		6" x 28", 0.050" Thick, Bright/Satin Chrome Finish, Stainless Mop Plate <i>For Four Beveled Edges, Add</i> <i>For UL Label (Fire Rated), Add</i>	117.72 1.76 11.40	7.34
08 71 11 00-1879	EA		6" x 30", 0.050" Thick, Bright/Satin Chrome Finish, Stainless Mop Plate <i>For Four Beveled Edges, Add</i> <i>For UL Label (Fire Rated), Add</i>	125.22 1.76 11.40	7.64
08 71 11 00-1880	EA		6" x 32", 0.050" Thick, Bright/Satin Chrome Finish, Stainless Mop Plate <i>For Four Beveled Edges, Add</i> <i>For UL Label (Fire Rated), Add</i>	131.56 1.76 11.40	7.64
08 71 11 00-1881	EA		6" x 34", 0.050" Thick, Bright/Satin Chrome Finish, Stainless Mop Plate <i>For Four Beveled Edges, Add</i> <i>For UL Label (Fire Rated), Add</i>	137.84 1.76 11.40	7.64
08 71 11 00-1882	EA		6" x 36", 0.050" Thick, Bright/Satin Chrome Finish, Stainless Mop Plate <i>For Four Beveled Edges, Add</i> <i>For UL Label (Fire Rated), Add</i>	144.18 1.76 11.40	7.64
08 71 11 00-1883	EA		6" x 38", 0.050" Thick, Bright/Satin Chrome Finish, Stainless Mop Plate <i>For Four Beveled Edges, Add</i> <i>For UL Label (Fire Rated), Add</i>	152.23 1.76 11.40	8.04
08 71 11 00-1884	EA		6" x 40", 0.050" Thick, Bright/Satin Chrome Finish, Stainless Mop Plate <i>For Four Beveled Edges, Add</i> <i>For UL Label (Fire Rated), Add</i>	158.52 1.76 11.40	8.04
08 71 11 00-1885	EA		6" x 42", 0.050" Thick, Bright/Satin Chrome Finish, Stainless Mop Plate <i>For Four Beveled Edges, Add</i> <i>For UL Label (Fire Rated), Add</i>	164.86 1.76 11.40	8.04
08 71 11 00-1886	EA		6" x 44", 0.050" Thick, Bright/Satin Chrome Finish, Stainless Mop Plate <i>For Four Beveled Edges, Add</i> <i>For UL Label (Fire Rated), Add</i>	173.16 1.76 11.40	8.55
08 71 11 00-1887	EA		6" x 46", 0.050" Thick, Bright/Satin Chrome Finish, Stainless Mop Plate <i>For Four Beveled Edges, Add</i> <i>For UL Label (Fire Rated), Add</i>	179.50 1.76 11.40	8.55
08 71 11 00-1888	EA		6" x 48", 0.050" Thick, Bright/Satin Chrome Finish, Stainless Mop Plate <i>For Four Beveled Edges, Add</i> <i>For UL Label (Fire Rated), Add</i>	185.81 1.76 11.40	8.55
08 71 11 00-1889			Satin/Dark Bronze Finish, Brass Mop Plate <small>(08 71 11 00-1830)</small>		
08 71 11 00-1890	EA		4" x 22", 0.050" Thick, Satin/Dark Bronze Finish, Brass Mop Plate <i>For Four Beveled Edges, Add</i> <i>For UL Label (Fire Rated), Add</i>	76.35 1.76 11.40	7.34
08 71 11 00-1891	EA		4" x 24", 0.050" Thick, Satin/Dark Bronze Finish, Brass Mop Plate <i>For Four Beveled Edges, Add</i> <i>For UL Label (Fire Rated), Add</i>	80.62 1.76 11.40	7.34
08 71 11 00-1892	EA		4" x 26", 0.050" Thick, Satin/Dark Bronze Finish, Brass Mop Plate <i>For Four Beveled Edges, Add</i> <i>For UL Label (Fire Rated), Add</i>	84.91 1.76 11.40	7.34
08 71 11 00-1893	EA		4" x 28", 0.050" Thick, Satin/Dark Bronze Finish, Brass Mop Plate <i>For Four Beveled Edges, Add</i> <i>For UL Label (Fire Rated), Add</i>	89.18 1.76 11.40	7.34
08 71 11 00-1894	EA		4" x 30", 0.050" Thick, Satin/Dark Bronze Finish, Brass Mop Plate <i>For Four Beveled Edges, Add</i> <i>For UL Label (Fire Rated), Add</i>	94.68 1.76 11.40	7.64
08 71 11 00-1895	EA		4" x 32", 0.050" Thick, Satin/Dark Bronze Finish, Brass Mop Plate <i>For Four Beveled Edges, Add</i> <i>For UL Label (Fire Rated), Add</i>	98.97 1.76 11.40	7.64
08 71 11 00-1896	EA		4" x 34", 0.050" Thick, Satin/Dark Bronze Finish, Brass Mop Plate <i>For Four Beveled Edges, Add</i> <i>For UL Label (Fire Rated), Add</i>	103.27 1.76 11.40	7.64
08 71 11 00-1897	EA		4" x 36", 0.050" Thick, Satin/Dark Bronze Finish, Brass Mop Plate <i>For Four Beveled Edges, Add</i> <i>For UL Label (Fire Rated), Add</i>	107.56 1.76 11.40	7.64
08 71 11 00-1898	EA		4" x 38", 0.050" Thick, Satin/Dark Bronze Finish, Brass Mop Plate <i>For Four Beveled Edges, Add</i> <i>For UL Label (Fire Rated), Add</i>	113.51 1.76 11.40	8.04
08 71 11 00-1899	EA		4" x 40", 0.050" Thick, Satin/Dark Bronze Finish, Brass Mop Plate <i>For Four Beveled Edges, Add</i> <i>For UL Label (Fire Rated), Add</i>	117.81 1.76 11.40	8.04
08 71 11 00-1900	EA		4" x 42", 0.050" Thick, Satin/Dark Bronze Finish, Brass Mop Plate <i>For Four Beveled Edges, Add</i> <i>For UL Label (Fire Rated), Add</i>	122.10 1.76 11.40	8.04
08 71 11 00-1901	EA		4" x 44", 0.050" Thick, Satin/Dark Bronze Finish, Brass Mop Plate <i>For Four Beveled Edges, Add</i> <i>For UL Label (Fire Rated), Add</i>	128.40 1.76 11.40	8.55
08 71 11 00-1902	EA		4" x 46", 0.050" Thick, Satin/Dark Bronze Finish, Brass Mop Plate <i>For Four Beveled Edges, Add</i> <i>For UL Label (Fire Rated), Add</i>	132.70 1.76 11.40	8.55

08 Openings**08 70 Hardware****08 71 Door Hardware**

MINOR	CSI	UOM	DESCRIPTION	TOTAL DIRECT UNIT COST	DEMOLITION UNIT COST
08 71 11 00-1903	EA		4" x 48", 0.050" Thick, Satin/Dark Bronze Finish, Brass Mop Plate <i>For Four Beveled Edges, Add</i> <i>For UL Label (Fire Rated), Add</i>	136.94 1.76 11.40	8.55
08 71 11 00-1904	EA		6" x 22", 0.050" Thick, Satin/Dark Bronze Finish, Brass Mop Plate <i>For Four Beveled Edges, Add</i> <i>For UL Label (Fire Rated), Add</i>	99.89 1.76 11.40	7.34
08 71 11 00-1905	EA		6" x 24", 0.050" Thick, Satin/Dark Bronze Finish, Brass Mop Plate <i>For Four Beveled Edges, Add</i> <i>For UL Label (Fire Rated), Add</i>	106.35 1.76 11.40	7.34
08 71 11 00-1906	EA		6" x 26", 0.050" Thick, Satin/Dark Bronze Finish, Brass Mop Plate <i>For Four Beveled Edges, Add</i> <i>For UL Label (Fire Rated), Add</i>	112.77 1.76 11.40	7.34
08 71 11 00-1907	EA		6" x 28", 0.050" Thick, Satin/Dark Bronze Finish, Brass Mop Plate <i>For Four Beveled Edges, Add</i> <i>For UL Label (Fire Rated), Add</i>	131.68 1.76 11.40	7.34
08 71 11 00-1908	EA		6" x 30", 0.050" Thick, Satin/Dark Bronze Finish, Brass Mop Plate <i>For Four Beveled Edges, Add</i> <i>For UL Label (Fire Rated), Add</i>	126.80 1.76 11.40	7.64
08 71 11 00-1909	EA		6" x 32", 0.050" Thick, Satin/Dark Bronze Finish, Brass Mop Plate <i>For Four Beveled Edges, Add</i> <i>For UL Label (Fire Rated), Add</i>	133.22 1.76 11.40	7.64
08 71 11 00-1910	EA		6" x 34", 0.050" Thick, Satin/Dark Bronze Finish, Brass Mop Plate <i>For Four Beveled Edges, Add</i> <i>For UL Label (Fire Rated), Add</i>	139.63 1.76 11.40	7.64
08 71 11 00-1911	EA		6" x 36", 0.050" Thick, Satin/Dark Bronze Finish, Brass Mop Plate <i>For Four Beveled Edges, Add</i> <i>For UL Label (Fire Rated), Add</i>	146.05 1.76 11.40	7.64
08 71 11 00-1912	EA		6" x 38", 0.050" Thick, Satin/Dark Bronze Finish, Brass Mop Plate <i>For Four Beveled Edges, Add</i> <i>For UL Label (Fire Rated), Add</i>	154.22 1.76 11.40	8.04
08 71 11 00-1913	EA		6" x 40", 0.050" Thick, Satin/Dark Bronze Finish, Brass Mop Plate <i>For Four Beveled Edges, Add</i> <i>For UL Label (Fire Rated), Add</i>	160.64 1.76 11.40	8.04
08 71 11 00-1914	EA		6" x 42", 0.050" Thick, Satin/Dark Bronze Finish, Brass Mop Plate <i>For Four Beveled Edges, Add</i> <i>For UL Label (Fire Rated), Add</i>	167.05 1.76 11.40	8.04
08 71 11 00-1915	EA		6" x 44", 0.050" Thick, Satin/Dark Bronze Finish, Brass Mop Plate <i>For Four Beveled Edges, Add</i> <i>For UL Label (Fire Rated), Add</i>	175.48 1.76 11.40	8.55
08 71 11 00-1916	EA		6" x 46", 0.050" Thick, Satin/Dark Bronze Finish, Brass Mop Plate <i>For Four Beveled Edges, Add</i> <i>For UL Label (Fire Rated), Add</i>	181.89 1.76 11.40	8.55
08 71 11 00-1917	EA		6" x 48", 0.050" Thick, Satin/Dark Bronze Finish, Brass Mop Plate <i>For Four Beveled Edges, Add</i> <i>For UL Label (Fire Rated), Add</i>	188.31 1.76 11.40	8.55
08 71 11 00-1918			Satin Nickel Finish, Stainless Mop Plate (08 71 11 00-1930)		
08 71 11 00-1919	EA		4" x 22", 0.050" Thick, Satin/Nickel Finish, Stainless Mop Plate <i>For Four Beveled Edges, Add</i> <i>For UL Label (Fire Rated), Add</i>	77.22 1.76 11.40	7.34
08 71 11 00-1920	EA		4" x 24", 0.050" Thick, Satin/Nickel Finish, Stainless Mop Plate <i>For Four Beveled Edges, Add</i> <i>For UL Label (Fire Rated), Add</i>	81.53 1.76 11.40	7.34
08 71 11 00-1921	EA		4" x 26", 0.050" Thick, Satin/Nickel Finish, Stainless Mop Plate <i>For Four Beveled Edges, Add</i> <i>For UL Label (Fire Rated), Add</i>	85.92 1.76 11.40	7.34
08 71 11 00-1922	EA		4" x 28", 0.050" Thick, Satin/Nickel Finish, Stainless Mop Plate <i>For Four Beveled Edges, Add</i> <i>For UL Label (Fire Rated), Add</i>	90.29 1.76 11.40	7.34
08 71 11 00-1923	EA		4" x 30", 0.050" Thick, Satin/Nickel Finish, Stainless Mop Plate <i>For Four Beveled Edges, Add</i> <i>For UL Label (Fire Rated), Add</i>	95.86 1.76 11.40	7.64
08 71 11 00-1924	EA		4" x 32", 0.050" Thick, Satin/Nickel Finish, Stainless Mop Plate <i>For Four Beveled Edges, Add</i> <i>For UL Label (Fire Rated), Add</i>	100.20 1.76 11.40	7.64
08 71 11 00-1925	EA		4" x 34", 0.050" Thick, Satin/Nickel Finish, Stainless Mop Plate <i>For Four Beveled Edges, Add</i> <i>For UL Label (Fire Rated), Add</i>	104.57 1.76 11.40	7.64
08 71 11 00-1926	EA		4" x 36", 0.050" Thick, Satin/Nickel Finish, Stainless Mop Plate <i>For Four Beveled Edges, Add</i> <i>For UL Label (Fire Rated), Add</i>	108.93 1.76 11.40	7.64
08 71 11 00-1927	EA		4" x 38", 0.050" Thick, Satin/Nickel Finish, Stainless Mop Plate <i>For Four Beveled Edges, Add</i> <i>For UL Label (Fire Rated), Add</i>	115.04 1.76 11.40	8.04
08 71 11 00-1928	EA		4" x 40", 0.050" Thick, Satin/Nickel Finish, Stainless Mop Plate <i>For Four Beveled Edges, Add</i> <i>For UL Label (Fire Rated), Add</i>	119.38 1.76 11.40	8.04
08 71 11 00-1929	EA		4" x 42", 0.050" Thick, Satin/Nickel Finish, Stainless Mop Plate <i>For Four Beveled Edges, Add</i> <i>For UL Label (Fire Rated), Add</i>	123.72 1.76 11.40	8.04
08 71 11 00-1930	EA		4" x 44", 0.050" Thick, Satin/Nickel Finish, Stainless Mop Plate <i>For Four Beveled Edges, Add</i> <i>For UL Label (Fire Rated), Add</i>	130.12 1.76 11.40	8.55



Openings	08	08
Hardware	08 70	
Door Hardware	08 71	

MINOR CSI UOM DESCRIPTION	TOTAL DIRECT UNIT COST	DEMOLITION UNIT COST
08 71 11 00-1931 EA 4" x 46", 0.050" Thick, Satin/Nickel Finish, Stainless Mop Plate..... <i>For Four Beveled Edges, Add</i> <i>For UL Label (Fire Rated), Add</i>	134.48 1.76 11.40	8.55
08 71 11 00-1932 EA 4" x 48", 0.050" Thick, Satin/Nickel Finish, Stainless Mop Plate..... <i>For Four Beveled Edges, Add</i> <i>For UL Label (Fire Rated), Add</i>	138.80 1.76 11.40	8.55
08 71 11 00-1933 EA 6" x 22", 0.050" Thick, Satin/Nickel Finish, Stainless Mop Plate..... <i>For Four Beveled Edges, Add</i> <i>For UL Label (Fire Rated), Add</i>	101.19 1.76 11.40	7.34
08 71 11 00-1934 EA 6" x 24", 0.050" Thick, Satin/Nickel Finish, Stainless Mop Plate..... <i>For Four Beveled Edges, Add</i> <i>For UL Label (Fire Rated), Add</i>	107.72 1.76 11.40	7.34
08 71 11 00-1935 EA 6" x 26", 0.050" Thick, Satin/Nickel Finish, Stainless Mop Plate..... <i>For Four Beveled Edges, Add</i> <i>For UL Label (Fire Rated), Add</i>	114.26 1.76 11.40	7.34
08 71 11 00-1936 EA 6" x 28", 0.050" Thick, Satin/Nickel Finish, Stainless Mop Plate..... <i>For Four Beveled Edges, Add</i> <i>For UL Label (Fire Rated), Add</i>	120.80 1.76 11.40	7.34
08 71 11 00-1937 EA 6" x 30", 0.050" Thick, Satin/Nickel Finish, Stainless Mop Plate..... <i>For Four Beveled Edges, Add</i> <i>For UL Label (Fire Rated), Add</i>	128.54 1.76 11.40	7.64
08 71 11 00-1938 EA 6" x 32", 0.050" Thick, Satin/Nickel Finish, Stainless Mop Plate..... <i>For Four Beveled Edges, Add</i> <i>For UL Label (Fire Rated), Add</i>	135.08 1.76 11.40	7.64
08 71 11 00-1939 EA 6" x 34", 0.050" Thick, Satin/Nickel Finish, Stainless Mop Plate..... <i>For Four Beveled Edges, Add</i> <i>For UL Label (Fire Rated), Add</i>	141.61 1.76 11.40	7.64
08 71 11 00-1940 EA 6" x 36", 0.050" Thick, Satin/Nickel Finish, Stainless Mop Plate..... <i>For Four Beveled Edges, Add</i> <i>For UL Label (Fire Rated), Add</i>	148.17 1.76 11.40	7.64
08 71 11 00-1941 EA 6" x 38", 0.050" Thick, Satin/Nickel Finish, Stainless Mop Plate..... <i>For Four Beveled Edges, Add</i> <i>For UL Label (Fire Rated), Add</i>	156.42 1.76 11.40	8.04
08 71 11 00-1942 EA 6" x 40", 0.050" Thick, Satin/Nickel Finish, Stainless Mop Plate..... <i>For Four Beveled Edges, Add</i> <i>For UL Label (Fire Rated), Add</i>	162.98 1.76 11.40	8.04
08 71 11 00-1943 EA 6" x 42", 0.050" Thick, Satin/Nickel Finish, Stainless Mop Plate..... <i>For Four Beveled Edges, Add</i> <i>For UL Label (Fire Rated), Add</i>	169.51 1.76 11.40	8.04
08 71 11 00-1944 EA 6" x 44", 0.050" Thick, Satin/Nickel Finish, Stainless Mop Plate..... <i>For Four Beveled Edges, Add</i> <i>For UL Label (Fire Rated), Add</i>	178.06 1.76 11.40	8.55
08 71 11 00-1945 EA 6" x 46", 0.050" Thick, Satin/Nickel Finish, Stainless Mop Plate..... <i>For Four Beveled Edges, Add</i> <i>For UL Label (Fire Rated), Add</i>	184.59 1.76 11.40	8.55
08 71 11 00-1946 EA 6" x 48", 0.050" Thick, Satin/Nickel Finish, Stainless Mop Plate..... <i>For Four Beveled Edges, Add</i> <i>For UL Label (Fire Rated), Add</i>	191.15 1.76 11.40	8.55
08 71 11 00-1947 Stainless Base Material Mop Plate (08 71 11 00-1799)		
08 71 11 00-1948 Satin Stainless Finish, Stainless Mop Plate (08 71 11 00-1947)		
08 71 11 00-1949 EA 4" x 22", 0.050" Thick, Satin Stainless Finish, Stainless Mop Plate..... <i>For Four Beveled Edges, Add</i> <i>For UL Label (Fire Rated), Add</i>	44.85 1.76 11.40	7.34
08 71 11 00-1950 EA 4" x 24", 0.050" Thick, Satin Stainless Finish, Stainless Mop Plate..... <i>For Four Beveled Edges, Add</i> <i>For UL Label (Fire Rated), Add</i>	46.23 1.76 11.40	7.34
08 71 11 00-1951 EA 4" x 26", 0.050" Thick, Satin Stainless Finish, Stainless Mop Plate..... <i>For Four Beveled Edges, Add</i> <i>For UL Label (Fire Rated), Add</i>	47.66 1.76 11.40	7.34
08 71 11 00-1952 EA 4" x 28", 0.050" Thick, Satin Stainless Finish, Stainless Mop Plate..... <i>For Four Beveled Edges, Add</i> <i>For UL Label (Fire Rated), Add</i>	49.06 1.76 11.40	7.34
08 71 11 00-1953 EA 4" x 30", 0.050" Thick, Satin Stainless Finish, Stainless Mop Plate..... <i>For Four Beveled Edges, Add</i> <i>For UL Label (Fire Rated), Add</i>	51.70 1.76 11.40	7.64
08 71 11 00-1954 EA 4" x 32", 0.050" Thick, Satin Stainless Finish, Stainless Mop Plate..... <i>For Four Beveled Edges, Add</i> <i>For UL Label (Fire Rated), Add</i>	53.13 1.76 11.40	7.64
08 71 11 00-1955 EA 4" x 34", 0.050" Thick, Satin Stainless Finish, Stainless Mop Plate..... <i>For Four Beveled Edges, Add</i> <i>For UL Label (Fire Rated), Add</i>	54.51 1.76 11.40	7.64
08 71 11 00-1956 EA 4" x 36", 0.050" Thick, Satin Stainless Finish, Stainless Mop Plate..... <i>For Four Beveled Edges, Add</i> <i>For UL Label (Fire Rated), Add</i>	55.94 1.76 11.40	7.64
08 71 11 00-1957 EA 4" x 38", 0.050" Thick, Satin Stainless Finish, Stainless Mop Plate..... <i>For Four Beveled Edges, Add</i> <i>For UL Label (Fire Rated), Add</i>	59.05 1.76 11.40	8.04
08 71 11 00-1958 EA 4" x 40", 0.050" Thick, Satin Stainless Finish, Stainless Mop Plate..... <i>For Four Beveled Edges, Add</i> <i>For UL Label (Fire Rated), Add</i>	60.48 1.76 11.40	8.04

08 Openings**08 70 Hardware****08 71 Door Hardware**

MINOR	CSI	UOM	DESCRIPTION	TOTAL DIRECT UNIT COST	DEMOLITION UNIT COST
08 71 11 00-1959	EA		4" x 42", 0.050" Thick, Satin Stainless Finish, Stainless Mop Plate <i>For Four Beveled Edges, Add</i> <i>For UL Label (Fire Rated), Add</i>	61.91 1.76 11.40	8.04
08 71 11 00-1960	EA		4" x 44", 0.050" Thick, Satin Stainless Finish, Stainless Mop Plate <i>For Four Beveled Edges, Add</i> <i>For UL Label (Fire Rated), Add</i>	65.30 1.76 11.40	8.55
08 71 11 00-1961	EA		4" x 46", 0.050" Thick, Satin Stainless Finish, Stainless Mop Plate <i>For Four Beveled Edges, Add</i> <i>For UL Label (Fire Rated), Add</i>	66.73 1.76 11.40	8.55
08 71 11 00-1962	EA		4" x 48", 0.050" Thick, Satin Stainless Finish, Stainless Mop Plate <i>For Four Beveled Edges, Add</i> <i>For UL Label (Fire Rated), Add</i>	68.13 1.76 11.40	8.55
08 71 11 00-1963	EA		6" x 22", 0.050" Thick, Satin Stainless Finish, Stainless Mop Plate <i>For Four Beveled Edges, Add</i> <i>For UL Label (Fire Rated), Add</i>	52.58 1.76 11.40	7.34
08 71 11 00-1964	EA		6" x 24", 0.050" Thick, Satin Stainless Finish, Stainless Mop Plate <i>For Four Beveled Edges, Add</i> <i>For UL Label (Fire Rated), Add</i>	54.73 1.76 11.40	7.34
08 71 11 00-1965	EA		6" x 26", 0.050" Thick, Satin Stainless Finish, Stainless Mop Plate <i>For Four Beveled Edges, Add</i> <i>For UL Label (Fire Rated), Add</i>	56.85 1.76 11.40	7.34
08 71 11 00-1966	EA		6" x 28", 0.050" Thick, Satin Stainless Finish, Stainless Mop Plate <i>For Four Beveled Edges, Add</i> <i>For UL Label (Fire Rated), Add</i>	58.99 1.76 11.40	7.34
08 71 11 00-1967	EA		6" x 30", 0.050" Thick, Satin Stainless Finish, Stainless Mop Plate <i>For Four Beveled Edges, Add</i> <i>For UL Label (Fire Rated), Add</i>	62.30 1.76 11.40	7.64
08 71 11 00-1968	EA		6" x 32", 0.050" Thick, Satin Stainless Finish, Stainless Mop Plate <i>For Four Beveled Edges, Add</i> <i>For UL Label (Fire Rated), Add</i>	64.41 1.76 11.40	7.64
08 71 11 00-1969	EA		6" x 34", 0.050" Thick, Satin Stainless Finish, Stainless Mop Plate <i>For Four Beveled Edges, Add</i> <i>For UL Label (Fire Rated), Add</i>	66.56 1.76 11.40	7.64
08 71 11 00-1970	EA		6" x 36", 0.050" Thick, Satin Stainless Finish, Stainless Mop Plate <i>For Four Beveled Edges, Add</i> <i>For UL Label (Fire Rated), Add</i>	68.68 1.76 11.40	7.64
08 71 11 00-1971	EA		6" x 38", 0.050" Thick, Satin Stainless Finish, Stainless Mop Plate <i>For Four Beveled Edges, Add</i> <i>For UL Label (Fire Rated), Add</i>	72.53 1.76 11.40	8.04
08 71 11 00-1972	EA		6" x 40", 0.050" Thick, Satin Stainless Finish, Stainless Mop Plate <i>For Four Beveled Edges, Add</i> <i>For UL Label (Fire Rated), Add</i>	74.63 1.76 11.40	8.04
08 71 11 00-1973	EA		6" x 42", 0.050" Thick, Satin Stainless Finish, Stainless Mop Plate <i>For Four Beveled Edges, Add</i> <i>For UL Label (Fire Rated), Add</i>	76.75 1.76 11.40	8.04
08 71 11 00-1974	EA		6" x 44", 0.050" Thick, Satin Stainless Finish, Stainless Mop Plate <i>For Four Beveled Edges, Add</i> <i>For UL Label (Fire Rated), Add</i>	80.90 1.76 11.40	8.55
08 71 11 00-1975	EA		6" x 46", 0.050" Thick, Satin Stainless Finish, Stainless Mop Plate <i>For Four Beveled Edges, Add</i> <i>For UL Label (Fire Rated), Add</i>	82.99 1.76 11.40	8.55
08 71 11 00-1976	EA		6" x 48", 0.050" Thick, Satin Stainless Finish, Stainless Mop Plate <i>For Four Beveled Edges, Add</i> <i>For UL Label (Fire Rated), Add</i>	85.14 1.76 11.40	8.55
08 71 11 00-1977			Bright Stainless Finish, Stainless Mop Plate <small>(08 71 11 00-1947)</small>		
08 71 11 00-1978	EA		4" x 22", 0.050" Thick, Bright Stainless Finish, Stainless Mop Plate <i>For Four Beveled Edges, Add</i> <i>For UL Label (Fire Rated), Add</i>	63.43 1.76 11.40	7.34
08 71 11 00-1979	EA		4" x 24", 0.050" Thick, Bright Stainless Finish, Stainless Mop Plate <i>For Four Beveled Edges, Add</i> <i>For UL Label (Fire Rated), Add</i>	66.56 1.76 11.40	7.34
08 71 11 00-1980	EA		4" x 26", 0.050" Thick, Bright Stainless Finish, Stainless Mop Plate <i>For Four Beveled Edges, Add</i> <i>For UL Label (Fire Rated), Add</i>	69.68 1.76 11.40	7.34
08 71 11 00-1981	EA		4" x 28", 0.050" Thick, Bright Stainless Finish, Stainless Mop Plate <i>For Four Beveled Edges, Add</i> <i>For UL Label (Fire Rated), Add</i>	72.76 1.76 11.40	7.34
08 71 11 00-1982	EA		4" x 30", 0.050" Thick, Bright Stainless Finish, Stainless Mop Plate <i>For Four Beveled Edges, Add</i> <i>For UL Label (Fire Rated), Add</i>	77.09 1.76 11.40	7.64
08 71 11 00-1983	EA		4" x 32", 0.050" Thick, Bright Stainless Finish, Stainless Mop Plate <i>For Four Beveled Edges, Add</i> <i>For UL Label (Fire Rated), Add</i>	80.19 1.76 11.40	7.64
08 71 11 00-1984	EA		4" x 34", 0.050" Thick, Bright Stainless Finish, Stainless Mop Plate <i>For Four Beveled Edges, Add</i> <i>For UL Label (Fire Rated), Add</i>	83.32 1.76 11.40	7.64
08 71 11 00-1985	EA		4" x 36", 0.050" Thick, Bright Stainless Finish, Stainless Mop Plate <i>For Four Beveled Edges, Add</i> <i>For UL Label (Fire Rated), Add</i>	86.44 1.76 11.40	7.64
08 71 11 00-1986	EA		4" x 38", 0.050" Thick, Bright Stainless Finish, Stainless Mop Plate <i>For Four Beveled Edges, Add</i> <i>For UL Label (Fire Rated), Add</i>	91.23 1.76 11.40	8.04



MINOR	CSI	UOM	DESCRIPTION	TOTAL DIRECT UNIT COST	DEMOLITION UNIT COST
08 71 11 00-1987	EA		4" x 40", 0.050" Thick, Bright Stainless Finish, Stainless Mop Plate..... <i>For Four Beveled Edges, Add</i> <i>For UL Label (Fire Rated), Add</i>	94.36 1.76 11.40	8.04
08 71 11 00-1988	EA		4" x 42", 0.050" Thick, Bright Stainless Finish, Stainless Mop Plate..... <i>For Four Beveled Edges, Add</i> <i>For UL Label (Fire Rated), Add</i>	97.48 1.76 11.40	8.04
08 71 11 00-1989	EA		4" x 44", 0.050" Thick, Bright Stainless Finish, Stainless Mop Plate..... <i>For Four Beveled Edges, Add</i> <i>For UL Label (Fire Rated), Add</i>	102.59 1.76 11.40	8.55
08 71 11 00-1990	EA		4" x 46", 0.050" Thick, Bright Stainless Finish, Stainless Mop Plate..... <i>For Four Beveled Edges, Add</i> <i>For UL Label (Fire Rated), Add</i>	105.72 1.76 11.40	8.55
08 71 11 00-1991	EA		4" x 48", 0.050" Thick, Bright Stainless Finish, Stainless Mop Plate..... <i>For Four Beveled Edges, Add</i> <i>For UL Label (Fire Rated), Add</i>	108.79 1.76 11.40	8.55
08 71 11 00-1992	EA		6" x 22", 0.050" Thick, Bright Stainless Finish, Stainless Mop Plate..... <i>For Four Beveled Edges, Add</i> <i>For UL Label (Fire Rated), Add</i>	80.52 1.76 11.40	7.34
08 71 11 00-1993	EA		6" x 24", 0.050" Thick, Bright Stainless Finish, Stainless Mop Plate..... <i>For Four Beveled Edges, Add</i> <i>For UL Label (Fire Rated), Add</i>	85.23 1.76 11.40	7.34
08 71 11 00-1994	EA		6" x 26", 0.050" Thick, Bright Stainless Finish, Stainless Mop Plate..... <i>For Four Beveled Edges, Add</i> <i>For UL Label (Fire Rated), Add</i>	89.90 1.76 11.40	7.34
08 71 11 00-1995	EA		6" x 28", 0.050" Thick, Bright Stainless Finish, Stainless Mop Plate..... <i>For Four Beveled Edges, Add</i> <i>For UL Label (Fire Rated), Add</i>	94.56 1.76 11.40	7.34
08 71 11 00-1996	EA		6" x 30", 0.050" Thick, Bright Stainless Finish, Stainless Mop Plate..... <i>For Four Beveled Edges, Add</i> <i>For UL Label (Fire Rated), Add</i>	100.41 1.76 11.40	7.64
08 71 11 00-1997	EA		6" x 32", 0.050" Thick, Bright Stainless Finish, Stainless Mop Plate..... <i>For Four Beveled Edges, Add</i> <i>For UL Label (Fire Rated), Add</i>	105.07 1.76 11.40	7.64
08 71 11 00-1998	EA		6" x 34", 0.050" Thick, Bright Stainless Finish, Stainless Mop Plate..... <i>For Four Beveled Edges, Add</i> <i>For UL Label (Fire Rated), Add</i>	109.74 1.76 11.40	7.64
08 71 11 00-1999	EA		6" x 36", 0.050" Thick, Bright Stainless Finish, Stainless Mop Plate..... <i>For Four Beveled Edges, Add</i> <i>For UL Label (Fire Rated), Add</i>	114.40 1.76 11.40	7.64
08 71 11 00-2000	EA		6" x 38", 0.050" Thick, Bright Stainless Finish, Stainless Mop Plate..... <i>For Four Beveled Edges, Add</i> <i>For UL Label (Fire Rated), Add</i>	120.80 1.76 11.40	8.04
08 71 11 00-2001	EA		6" x 40", 0.050" Thick, Bright Stainless Finish, Stainless Mop Plate..... <i>For Four Beveled Edges, Add</i> <i>For UL Label (Fire Rated), Add</i>	125.46 1.76 11.40	8.04
08 71 11 00-2002	EA		6" x 42", 0.050" Thick, Bright Stainless Finish, Stainless Mop Plate..... <i>For Four Beveled Edges, Add</i> <i>For UL Label (Fire Rated), Add</i>	130.12 1.76 11.40	8.04
08 71 11 00-2003	EA		6" x 44", 0.050" Thick, Bright Stainless Finish, Stainless Mop Plate..... <i>For Four Beveled Edges, Add</i> <i>For UL Label (Fire Rated), Add</i>	136.80 1.76 11.40	8.55
08 71 11 00-2004	EA		6" x 46", 0.050" Thick, Bright Stainless Finish, Stainless Mop Plate..... <i>For Four Beveled Edges, Add</i> <i>For UL Label (Fire Rated), Add</i>	141.44 1.76 11.40	8.55
08 71 11 00-2005	EA		6" x 48", 0.050" Thick, Bright Stainless Finish, Stainless Mop Plate..... <i>For Four Beveled Edges, Add</i> <i>For UL Label (Fire Rated), Add</i>	146.10 1.76 11.40	8.55
08 71 11 00-2006			Plastic Mop Plate (08 71 11 00-1799)		
08 71 11 00-2007			Clear Or Black Finish, Plastic Mop Plate (08 71 11 00-2006) Note: With four beveled edges.		
08 71 11 00-2008	EA		4" x 22", 1/8" Thick, Clear Or Black Finish, High Impact Polyethylene Plastic Mop Plate..... Note: 4 sides beveled.	42.85	7.34
08 71 11 00-2009	EA		4" x 24", 1/8" Thick, Clear Or Black Finish, High Impact Polyethylene Plastic Mop Plate..... Note: 4 sides beveled.	44.09	7.34
08 71 11 00-2010	EA		4" x 26", 1/8" Thick, Clear Or Black Finish, High Impact Polyethylene Plastic Mop Plate..... Note: 4 sides beveled.	45.34	7.34
08 71 11 00-2011	EA		4" x 28", 1/8" Thick, Clear Or Black Finish, High Impact Polyethylene Plastic Mop Plate..... Note: 4 sides beveled.	46.58	7.34
08 71 11 00-2012	EA		4" x 30", 1/8" Thick, Clear Or Black Finish, High Impact Polyethylene Plastic Mop Plate..... Note: 4 sides beveled.	49.02	7.64
08 71 11 00-2013	EA		4" x 32", 1/8" Thick, Clear Or Black Finish, High Impact Polyethylene Plastic Mop Plate..... Note: 4 sides beveled.	50.25	7.64
08 71 11 00-2014	EA		4" x 34", 1/8" Thick, Clear Or Black Finish, High Impact Polyethylene Plastic Mop Plate..... Note: 4 sides beveled.	51.48	7.64
08 71 11 00-2015	EA		4" x 36", 1/8" Thick, Clear Or Black Finish, High Impact Polyethylene Plastic Mop Plate..... Note: 4 sides beveled.	52.74	7.64
08 71 11 00-2016	EA		4" x 38", 1/8" Thick, Clear Or Black Finish, High Impact Polyethylene Plastic Mop Plate..... Note: 4 sides beveled.	55.68	8.04
08 71 11 00-2017	EA		4" x 40", 1/8" Thick, Clear Or Black Finish, High Impact Polyethylene Plastic Mop Plate..... Note: 4 sides beveled.	56.91	8.04
08 71 11 00-2018	EA		4" x 42", 1/8" Thick, Clear Or Black Finish, High Impact Polyethylene Plastic Mop Plate..... Note: 4 sides beveled.	58.15	8.04

08 Openings**08 70 Hardware****08 71 Door Hardware**
**SAN BERNARDINO
COUNTY**

MINOR		TOTAL DIRECT		DEMOLITION	
CSI	UOM	DESCRIPTION	UNIT COST	UNIT COST	
08 71 11 00-2019	EA	4" x 44", 1/8" Thick, Clear Or Black Finish, High Impact Polyethylene Plastic Mop Plate Note: 4 sides beveled.	61.39	8.55	
08 71 11 00-2020	EA	4" x 46", 1/8" Thick, Clear Or Black Finish, High Impact Polyethylene Plastic Mop Plate Note: 4 sides beveled.	62.65	8.55	
08 71 11 00-2021	EA	4" x 48", 1/8" Thick, Clear Or Black Finish, High Impact Polyethylene Plastic Mop Plate Note: 4 sides beveled.	63.88	8.55	
08 71 11 00-2022	EA	6" x 22", 1/8" Thick, Clear Or Black Finish, High Impact Polyethylene Plastic Mop Plate Note: 4 sides beveled.	49.66	7.34	
08 71 11 00-2023	EA	6" x 24", 1/8" Thick, Clear Or Black Finish, High Impact Polyethylene Plastic Mop Plate Note: 4 sides beveled.	51.53	7.34	
08 71 11 00-2024	EA	6" x 26", 1/8" Thick, Clear Or Black Finish, High Impact Polyethylene Plastic Mop Plate Note: 4 sides beveled.	53.38	7.34	
08 71 11 00-2025	EA	6" x 28", 1/8" Thick, Clear Or Black Finish, High Impact Polyethylene Plastic Mop Plate Note: 4 sides beveled.	55.23	7.34	
08 71 11 00-2026	EA	6" x 30", 1/8" Thick, Clear Or Black Finish, High Impact Polyethylene Plastic Mop Plate Note: 4 sides beveled.	58.31	7.64	
08 71 11 00-2027	EA	6" x 32", 1/8" Thick, Clear Or Black Finish, High Impact Polyethylene Plastic Mop Plate Note: 4 sides beveled.	60.16	7.64	
08 71 11 00-2028	EA	6" x 34", 1/8" Thick, Clear Or Black Finish, High Impact Polyethylene Plastic Mop Plate Note: 4 sides beveled.	62.01	7.64	
08 71 11 00-2029	EA	6" x 36", 1/8" Thick, Clear Or Black Finish, High Impact Polyethylene Plastic Mop Plate Note: 4 sides beveled.	63.85	7.64	
08 71 11 00-2030	EA	6" x 38", 1/8" Thick, Clear Or Black Finish, High Impact Polyethylene Plastic Mop Plate Note: 4 sides beveled.	67.44	8.04	
08 71 11 00-2031	EA	6" x 40", 1/8" Thick, Clear Or Black Finish, High Impact Polyethylene Plastic Mop Plate Note: 4 sides beveled.	69.29	8.04	
08 71 11 00-2032	EA	6" x 42", 1/8" Thick, Clear Or Black Finish, High Impact Polyethylene Plastic Mop Plate Note: 4 sides beveled.	71.13	8.04	
08 71 11 00-2033	EA	6" x 44", 1/8" Thick, Clear Or Black Finish, High Impact Polyethylene Plastic Mop Plate Note: 4 sides beveled.	75.02	8.55	
08 71 11 00-2034	EA	6" x 46", 1/8" Thick, Clear Or Black Finish, High Impact Polyethylene Plastic Mop Plate Note: 4 sides beveled.	76.87	8.55	
08 71 11 00-2035	EA	6" x 48", 1/8" Thick, Clear Or Black Finish, High Impact Polyethylene Plastic Mop Plate Note: 4 sides beveled.	78.72	8.55	
08 71 11 00-2036		Armor Door Plate (08 71 11 00-0777) Note: Size ranges of 26" to 48" high, 22" to 48" wide. Ives 8400.			
08 71 11 00-2037	SF	4 to 8 SF, 0.050" Thick, Satin Aluminum Finish, Aluminum Door Armor Plate	27.97	1.26	
08 71 11 00-2038	SF	>8 to 16 SF, 0.050" Thick, Satin Aluminum Finish, Aluminum Door Armor Plate	26.86	0.98	
08 71 11 00-2039	SF	4 to 8 SF, 0.050" Thick, Satin Stainless Finish, Stainless Door Armor Plate	28.53	1.26	
08 71 11 00-2040	SF	>8 to 16 SF, 0.050" Thick, Satin Stainless Finish, Stainless Door Armor Plate	27.42	0.98	
08 71 11 00-2041	SF	4 to 8 SF, 0.050" Thick, Bright Stainless Finish, Stainless Door Armor Plate	58.50	1.26	
08 71 11 00-2042	SF	>8 to 16 SF, 0.050" Thick, Bright Stainless Finish, Stainless Door Armor Plate	57.39	0.98	
08 71 11 00-2043		Pull Handle And Plates (08 71 11 00-0777)			
08 71 11 00-2044		Pull Handle (08 71 11 00-2043)			
08 71 11 00-2045	EA	3/4" Diameter, 6" Center to Center, Aluminum Door Pulls (Ives 8102HD-6)	56.31	8.29	
		For Stainless Steel, Add	9.72		
		For Brass, Add	13.19		
08 71 11 00-2046	EA	3/4" Diameter, 8" Center to Center, Aluminum Door Pulls (Ives 8102HD-8)	59.31	8.29	
		For Stainless Steel, Add	10.98		
		For Brass, Add	14.90		
08 71 11 00-2047	EA	3/4" Diameter, 10" Center to Center, Aluminum Door Pulls (Ives 8102HD-10)	64.04	8.29	
		For Stainless Steel, Add	12.97		
		For Brass, Add	17.60		
08 71 11 00-2048	EA	1" Diameter, 8" Center to Center, Aluminum Door Pulls (Ives 8103HD-8)	66.67	8.29	
		For Stainless Steel, Add	14.07		
		For Brass, Add	19.10		
08 71 11 00-2049	EA	1" Diameter, 10" Center to Center, Aluminum Door Pulls (Ives 8103HD-10)	71.42	8.29	
		For Stainless Steel, Add	16.07		
		For Brass, Add	21.80		
08 71 11 00-2050	EA	1" Diameter, 12" Center to Center, Aluminum Door Pulls (Ives 8103HD-12)	77.56	8.29	
		For Stainless Steel, Add	18.64		
		For Brass, Add	25.30		
08 71 11 00-2051	EA	1" Flattened x 1/2" Round, 6" Center To Center, Aluminum Door Pulls (Ives 8105-6)	59.53	8.29	
		For Stainless Steel, Add	11.07		
		For Brass, Add	15.03		
08 71 11 00-2052	EA	1" Flattened x 1/2" Round, 8" Center To Center, Aluminum Door Pulls (Ives 8105-8)	66.09	8.29	
		For Stainless Steel, Add	13.83		
		For Brass, Add	18.76		
08 71 11 00-2053	EA	1" Flattened x 1/2" Round, 10" Center To Center, Aluminum Door Pulls (Ives 8105-10)	67.16	8.29	
		For Stainless Steel, Add	14.28		
		For Brass, Add	19.37		
08 71 11 00-2054	EA	1" Diameter, 8" Center to Center, Satin Stainless Steel Offset Door Pulls (Ives 8190HD-8)	133.33	8.29	
		For Bright Stainless Steel US32 (BHMA 629) Finish, Add	18.93		
		For Brass, Add	17.43		
08 71 11 00-2055	EA	1" Diameter, 10" Center to Center, Satin Stainless Steel Offset Door Pulls (Ives 8190HD-0)	137.38	8.29	
		For Bright Stainless Steel US32 (BHMA 629) Finish, Add	19.70		
		For Brass, Add	18.13		



MINOR	CSI	UOM	DESCRIPTION	TOTAL DIRECT UNIT COST	DEMOLITION UNIT COST
08 71 11 00-2056	EA		1" Diameter, 12" Center to Center, Satin Stainless Steel Offset Door Pulls (Ives 8190HD-2) <i>For Bright Stainless Steel US32 (BHMA 629) Finish, Add</i> <i>For Brass, Add</i>	145.53 21.24 19.55	8.29
08 71 11 00-2057	EA		1" Diameter, 18" Center to Center, Satin Stainless Steel Offset Door Pulls (Ives 8190HD-18) <i>For Bright Stainless Steel US32 (BHMA 629) Finish, Add</i> <i>For Brass, Add</i>	192.71 30.15 27.76	8.29
08 71 11 00-2058			Pull Plate (08 71 11 00-2043)		
08 71 11 00-2059	EA		3-1/2" x 15" Aluminum Pull Plate Door Hardware (Ives 8302) <i>For Stainless Steel, Add</i> <i>For Brass, Add</i>	91.07 38.90 49.46	6.29
08 71 11 00-2060	EA		4" x 16" Aluminum Pull Plate Door Hardware (Ives 8302) <i>For Stainless Steel, Add</i> <i>For Brass, Add</i>	93.37 40.26 51.18	6.29
08 71 11 00-2061	EA		6" x 16" Aluminum Pull Plate Door Hardware (Ives 8302) <i>For Stainless Steel, Add</i> <i>For Brass, Add</i>	98.59 43.34 55.10	6.29
08 71 11 00-2062			Push Bars And Plates (08 71 11 00-0777)		
08 71 11 00-2063			Push Bars (08 71 11 00-2062)		
08 71 11 00-2064	EA		3/8" x 2-1/2" Bronze Push Bar, Rectangular, With Base Plate Note: Up to 34" wide. All finishes.	292.21	6.29
08 71 11 00-2065	EA		3/4" Diameter Stainless Steel Push Bar, Up To 34" Wide <i>For Brass Push Bar, Add</i>	248.44 38.86	6.29
08 71 11 00-2066	EA		1" Diameter Stainless Steel Push Bar, Up To 34" Wide <i>For Brass Push Bar, Add</i>	257.81 40.49	6.29
08 71 11 00-2067	EA		1-1/4" Diameter Stainless Steel Push Bar, Up To 34" Wide <i>For Brass Push Bar, Add</i>	490.49 80.97	6.29
08 71 11 00-2068			Push Plates (08 71 11 00-2062)		
08 71 11 00-2069			Aluminum Push Plates (08 71 11 00-2069)		
08 71 11 00-2070			Clear Anodized Finish, Aluminum Push Plates (08 71 11 00-2069) Note: Ives 8200 Series.		
08 71 11 00-2071	EA		3" x 12", Clear Anodized Finish, Aluminum Push Plate Door Hardware	41.70	6.29
08 71 11 00-2072	EA		4" x 16", Clear Anodized Finish, Aluminum Push Plate Door Hardware	41.70	6.29
08 71 11 00-2073	EA		6" x 16", Clear Anodized Finish, Aluminum Push Plate Door Hardware	41.70	6.29
08 71 11 00-2074	EA		8" x 16", Clear Anodized Finish, Aluminum Push Plate Door Hardware	45.89	6.29
08 71 11 00-2075			Stainless Steel Push Plates (08 71 11 00-2068)		
08 71 11 00-2076			Satin Finish, Stainless Steel Push Plates (08 71 11 00-2075) Note: Ives 8200 Series.		
08 71 11 00-2077	EA		3" x 12", Satin Finish, Stainless Steel Push Plate Door Hardware	41.70	6.29
08 71 11 00-2078	EA		4" x 16", Satin Finish, Stainless Steel Push Plate Door Hardware	44.92	6.29
08 71 11 00-2079	EA		6" x 16", Satin Finish, Stainless Steel Push Plate Door Hardware	52.29	6.29
08 71 11 00-2080	EA		8" x 16", Satin Finish, Stainless Steel Push Plate Door Hardware	63.18	6.29
08 71 11 00-2081			Brass Push Plates (08 71 11 00-2068)		
08 71 11 00-2082			Bright/Satin Brass Finish, Brass Push Plates (08 71 11 00-2081) Note: Ives 8200 Series.		
08 71 11 00-2083	EA		3" x 12", Bright/Satin Brass Finish, Brass Push Plate Door Hardware	51.54	6.29
08 71 11 00-2084	EA		4" x 16", Bright/Satin Brass Finish, Brass Push Plate Door Hardware	59.81	6.29
08 71 11 00-2085	EA		6" x 16", Bright/Satin Brass Finish, Brass Push Plate Door Hardware	79.74	6.29
08 71 11 00-2086	EA		8" x 16", Bright/Satin Brass Finish, Brass Push Plate Door Hardware	92.84	6.29
08 71 11 00-2087			Bright/Satin Chrome Finish, Brass Push Plates (08 71 11 00-2081) Note: Ives 8200 Series.		
08 71 11 00-2088	EA		3" x 12", Bright/Satin Chrome Finish, Brass Push Plate Door Hardware	58.16	6.29
08 71 11 00-2089	EA		4" x 16", Bright/Satin Chrome Finish, Brass Push Plate Door Hardware	64.88	6.29
08 71 11 00-2090	EA		6" x 16", Bright/Satin Chrome Finish, Brass Push Plate Door Hardware	83.14	6.29
08 71 11 00-2091	EA		8" x 16", Bright/Satin Chrome Finish, Brass Push Plate Door Hardware	101.14	6.29
08 71 11 00-2092			Satin/Dark Bronze Finish, Brass Push Plates (08 71 11 00-2081) Note: Ives 8200 Series.		
08 71 11 00-2093	EA		3" x 12", Satin/Dark Bronze Finish, Brass Push Plate Door Hardware	58.16	6.29
08 71 11 00-2094	EA		4" x 16", Satin/Dark Bronze Finish, Brass Push Plate Door Hardware	64.88	6.29
08 71 11 00-2095	EA		6" x 16", Satin/Dark Bronze Finish, Brass Push Plate Door Hardware	86.36	6.29
08 71 11 00-2096	EA		8" x 16", Satin/Dark Bronze Finish, Brass Push Plate Door Hardware	102.93	6.29
08 71 11 00-2097			Satin Nickel Finish, Brass Push Plates (08 71 11 00-2081) Note: Ives 8200 Series.		

08	08	Openings
	08 70	Hardware
	08 71	Door Hardware



MINOR	CSI	UOM	DESCRIPTION	TOTAL DIRECT UNIT COST	DEMOLITION UNIT COST
-------	-----	-----	-------------	------------------------	----------------------

08 71 11 00-2098	EA		3" x 12", Satin Nickel Finish, Brass Push Plate Door Hardware	58.16	6.29
08 71 11 00-2099	EA		4" x 16", Satin Nickel Finish, Brass Push Plate Door Hardware	66.57	6.29
08 71 11 00-2100	EA		6" x 16", Satin Nickel Finish, Brass Push Plate Door Hardware	91.46	6.29
08 71 11 00-2101	EA		8" x 16", Satin Nickel Finish, Brass Push Plate Door Hardware	108.03	6.29

08 71 11 00-2102 Anti-Vandal Pull (08 71 11 00-2062)

08 71 11 00-2103	EA		Anti-Vandal Pull With Astragal (Trimco 1096HA).....	330.09	12.57
08 71 11 00-2104	EA		Anti-Vandal Pull Without Astragal (Trimco 1097HA).....	330.09	12.57

08 71 11 00-2105 Exit Devices (08 71 11)

08 71 11 00-2106 Push Bar Exit Device, Von Duprin Series 22 (08 71 11 00-2105)

Note: Grade 1, BHMA 156.3.

08 71 11 00-2107	EA		3' Push Bar, Rim Type, Exit Device (Von Duprin Series 22).....	688.66	113.09
			Note: Anodized finish: aluminum or dark brown.		
			<i>For 4' Push Bar, Add</i>	13.87	
08 71 11 00-2108	EA		3' Push Bar, Fire Rated, Rim Type, Exit Device (Von Duprin Series 22-F).....	765.24	113.09
			Note: Anodized finish: aluminum or dark brown.		
			<i>For 4' Push Bar, Add</i>	13.87	
08 71 11 00-2109	EA		3' Push Bar, Surface Vertical Rods, Exit Device (Von Duprin Series 2227).....	998.88	135.72
			Note: Anodized finish: aluminum or dark brown.		
			<i>For 4' Push Bar, Add</i>	13.87	
08 71 11 00-2110	EA		3' Push Bar, Fire Rated, Surface Vertical Rods, Exit Device (Von Duprin Series 2227-F).....	1,187.63	125.66
			Note: Anodized finish: aluminum or dark brown.		
			<i>For 4' Push Bar, Add</i>	13.87	
08 71 11 00-2111	EA		Dummy Trim (Von Duprin Series 22, 210DT)	93.54	18.85
			Note: Anodized finish: aluminum or dark brown.		
08 71 11 00-2112	EA		Night Latch Trim With Cylinder (Von Duprin Series 22, 210NL)	200.60	25.13
			Note: Anodized finish: aluminum or dark brown.		
08 71 11 00-2113	EA		Knob Trim With Cylinder (Von Duprin Series 22, 210K).....	375.58	37.70
			Note: Anodized finish: aluminum or dark brown.		
08 71 11 00-2114	EA		Lever Trim With Cylinder (Von Duprin Series 22, 230L)	372.06	37.70
			Note: Anodized finish: aluminum or dark brown.		
08 71 11 00-2115	EA		Thumbpiece Trim With Cylinder (Von Duprin Series 22, 230TP).....	371.17	37.70
			Note: Anodized finish: aluminum or dark brown.		
08 71 11 00-2116	EA		Blank Escutcheon Knob (Von Duprin Series 22, 210K-BE).....	295.70	37.70
			Note: Anodized finish: aluminum or dark brown.		
08 71 11 00-2117	EA		Exit Only Trim Plate (Von Duprin Series 22, 230EO).....	119.69	15.08
			Note: Anodized finish: aluminum or dark brown.		
08 71 11 00-2118	EA		Dummy Trim (Von Duprin Series 22, 230DT)	138.57	18.85
			Note: Anodized finish: aluminum or dark brown.		
08 71 11 00-2119	EA		Night Latch Trim With Cylinder (Von Duprin Series 22, 230NL)	247.40	25.13
			Note: Anodized finish: aluminum or dark brown.		
08 71 11 00-2120	EA		Blank Escutcheon Lever (Von Duprin Series 22, 230L-BE).....	292.17	37.70
			Note: Anodized finish: aluminum or dark brown.		
08 71 11 00-2121	EA		Blank Escutcheon Thumbpiece (Von Duprin Series 22, 230TP-BE).....	291.28	37.70
			Note: Anodized finish: aluminum or dark brown.		

08 71 11 00-2122 Push Bar Exit Device, Narrow Stile, Von Duprin Series 33/35 (08 71 11 00-2105)

Note: Grade 1, BHMA 156.3. Series 33 has a ribbed case, Series 35 has a smooth case.

08 71 11 00-2123	EA		3' Push Bar, Rim Type, Narrow Stile Exit Device (Von Duprin Series 33/35)	1,594.19	113.09
			Note: Aluminum anodized finish.		
			<i>For 4' Push Bar, Add</i>	13.87	
			<i>For Duranodic Dark Bronze US313 (BHMA 710) Finish, Add</i>	132.36	
			<i>For Satin Chrome Plated US26D (BHMA 626) Finish, Add</i>	124.73	
			<i>For Satin Bronze, Clear Coated US10 (BHMA 612) Finish, Add</i>	49.12	
			<i>For Bright Brass, Clear Coated US3 (BHMA 605) Or Bright Chrome Plated US26 (BHMA 625) Finish, Add</i>	377.44	
08 71 11 00-2124	EA		3' Push Bar, Surface Vertical Rods, Narrow Stile Exit Device (Von Duprin Series 3327/3527)	2,179.65	135.72
			Note: Aluminum anodized finish.		
			<i>For 4' Push Bar, Add</i>	13.87	
			<i>For Duranodic Dark Bronze US313 (BHMA 710) Finish, Add</i>	186.14	
			<i>For Satin Chrome Plated US26D (BHMA 626) Finish, Add</i>	175.41	
			<i>For Satin Bronze, Clear Coated US10 (BHMA 612) Finish, Add</i>	69.07	
			<i>For Bright Brass, Clear Coated US3 (BHMA 605) Or Bright Chrome Plated US26 (BHMA 625) Finish, Add</i>	530.78	
08 71 11 00-2125	EA		3' Push Bar, Fire Rated, Surface Vertical Rods, Narrow Stile Exit Device (Von Duprin Series 3327-F/3527-F).....	2,223.69	135.72
			Note: Aluminum anodized finish.		
			<i>For 4' Push Bar, Add</i>	13.87	
			<i>For Duranodic Dark Bronze US313 (BHMA 710) Finish, Add</i>	190.65	
			<i>For Satin Chrome Plated US26D (BHMA 626) Finish, Add</i>	179.66	
			<i>For Satin Bronze, Clear Coated US10 (BHMA 612) Finish, Add</i>	70.75	
			<i>For Bright Brass, Clear Coated US3 (BHMA 605) Or Bright Chrome Plated US26 (BHMA 625) Finish, Add</i>	543.64	
08 71 11 00-2126	EA		3' Push Bar, Concealed Vertical Rods, Narrow Stile Exit Device (Von Duprin Series 3347/3547)	2,251.17	155.82
			Note: Aluminum anodized finish.		
			<i>For 4' Push Bar, Add</i>	13.87	
			<i>For Duranodic Dark Bronze US313 (BHMA 710) Finish, Add</i>	187.80	
			<i>For Satin Chrome Plated US26D (BHMA 626) Finish, Add</i>	176.98	
			<i>For Satin Bronze, Clear Coated US10 (BHMA 612) Finish, Add</i>	69.69	
			<i>For Bright Brass, Clear Coated US3 (BHMA 605) Or Bright Chrome Plated US26 (BHMA 625) Finish, Add</i>	535.52	



Openings	08	08
Hardware	08 70	
Door Hardware	08 71	

MINOR CSI UOM DESCRIPTION	TOTAL DIRECT UNIT COST	DEMOLITION UNIT COST
08 71 11 00-2127 EA 3' Push Bar, Fire Rated, Concealed Vertical Rods, Narrow Stile Exit Device (Von Duprin Series 3347-F/3547-F).....	2,364.77	155.82
Note: Aluminum anodized finish.		
<i>For 4' Push Bar, Add</i>		
<i>For Duranodic Dark Bronze US313 (BHMA 710) Finish, Add</i>		
<i>For Satin Chrome Plated US26D (BHMA 626) Finish, Add</i>		
<i>For Satin Bronze, Clear Coated US10 (BHMA 612) Finish, Add</i>		
<i>For Bright Brass, Clear Coated US3 (BHMA 605) Or Bright Chrome Plated US26 (BHMA 625) Finish, Add</i>		
<i>13.87</i>		
<i>199.43</i>		
<i>187.94</i>		
<i>74.01</i>		
<i>568.69</i>		
08 71 11 00-2128 EA 3' Push Bar, Concealed Vertical Rods, Narrow Stile Exit Device (Von Duprin Series 3348/3548).....	2,523.59	155.82
Note: Aluminum anodized finish.		
<i>For 4' Push Bar, Add</i>		
<i>For Duranodic Dark Bronze US313 (BHMA 710) Finish, Add</i>		
<i>For Satin Chrome Plated US26D (BHMA 626) Finish, Add</i>		
<i>For Satin Bronze, Clear Coated US10 (BHMA 612) Finish, Add</i>		
<i>For Bright Brass, Clear Coated US3 (BHMA 605) Or Bright Chrome Plated US26 (BHMA 625) Finish, Add</i>		
<i>13.87</i>		
<i>215.69</i>		
<i>203.27</i>		
<i>80.04</i>		
<i>615.07</i>		
08 71 11 00-2129 EA 3' Push Bar, Fire Rated, Concealed Vertical Rods, Narrow Stile Exit Device (Von Duprin Series 3348-F/3548-F).....	2,637.20	155.82
Note: Aluminum anodized finish.		
<i>For 4' Push Bar, Add</i>		
<i>For Duranodic Dark Bronze US313 (BHMA 710) Finish, Add</i>		
<i>For Satin Chrome Plated US26D (BHMA 626) Finish, Add</i>		
<i>For Satin Bronze, Clear Coated US10 (BHMA 612) Finish, Add</i>		
<i>For Bright Brass, Clear Coated US3 (BHMA 605) Or Bright Chrome Plated US26 (BHMA 625) Finish, Add</i>		
<i>13.87</i>		
<i>227.33</i>		
<i>214.23</i>		
<i>84.36</i>		
<i>648.24</i>		
08 71 11 00-2130 EA Dummy Trim (Von Duprin Series 33/35, DT).....	360.94	18.85
Note: Anodized finish: aluminum or dark brown.		
<i>For Satin Chrome Plated US26D (BHMA 626) Finish, Add</i>		
<i>For Satin Bronze, Clear Coated US10 (BHMA 612) Finish, Add</i>		
<i>For Bright Brass, Clear Coated US3 (BHMA 605) Or Bright Chrome Plated US26 (BHMA 625) Finish, Add</i>		
<i>29.98</i>		
<i>11.81</i>		
<i>90.72</i>		
08 71 11 00-2131 EA Night Latch With Cylinder, Less Pull (Von Duprin Series 33/35, NL-OP).....	398.52	25.13
Note: Anodized finish: aluminum or dark brown.		
<i>For Satin Chrome Plated US26D (BHMA 626) Finish, Add</i>		
<i>For Satin Bronze, Clear Coated US10 (BHMA 612) Finish, Add</i>		
<i>For Bright Brass, Clear Coated US3 (BHMA 605) Or Bright Chrome Plated US26 (BHMA 625) Finish, Add</i>		
<i>31.67</i>		
<i>12.47</i>		
<i>95.82</i>		
08 71 11 00-2132 EA Night Latch With Cylinder (Von Duprin Series 33/35, NL).....	656.41	25.13
Note: Anodized finish: aluminum or dark brown.		
<i>For Satin Chrome Plated US26D (BHMA 626) Finish, Add</i>		
<i>For Satin Bronze, Clear Coated US10 (BHMA 612) Finish, Add</i>		
<i>For Bright Brass, Clear Coated US3 (BHMA 605) Or Bright Chrome Plated US26 (BHMA 625) Finish, Add</i>		
<i>56.55</i>		
<i>22.27</i>		
<i>171.12</i>		
08 71 11 00-2133 EA Lever Trim With Cylinder (Von Duprin Series 33/35, 360L).....	665.17	37.70
Note: Anodized finish: aluminum or dark brown.		
<i>For Satin Chrome Plated US26D (BHMA 626) Finish, Add</i>		
<i>For Satin Bronze, Clear Coated US10 (BHMA 612) Finish, Add</i>		
<i>For Bright Brass, Clear Coated US3 (BHMA 605) Or Bright Chrome Plated US26 (BHMA 625) Finish, Add</i>		
<i>54.49</i>		
<i>21.46</i>		
<i>164.87</i>		
08 71 11 00-2134 EA Blank Escutcheon Lever With Cylinder (Von Duprin Series 33/35, 360L-BE).....	792.51	37.70
Note: Anodized finish: aluminum or dark brown.		
<i>For Satin Chrome Plated US26D (BHMA 626) Finish, Add</i>		
<i>For Satin Bronze, Clear Coated US10 (BHMA 612) Finish, Add</i>		
<i>For Bright Brass, Clear Coated US3 (BHMA 605) Or Bright Chrome Plated US26 (BHMA 625) Finish, Add</i>		
<i>66.78</i>		
<i>26.30</i>		
<i>202.06</i>		
08 71 11 00-2135 EA Lever Dummy Trim With Cylinder (Von Duprin Series 33/35, 360L-DT).....	776.45	37.70
Note: Anodized finish: aluminum or dark brown.		
<i>For Satin Chrome Plated US26D (BHMA 626) Finish, Add</i>		
<i>For Satin Bronze, Clear Coated US10 (BHMA 612) Finish, Add</i>		
<i>For Bright Brass, Clear Coated US3 (BHMA 605) Or Bright Chrome Plated US26 (BHMA 625) Finish, Add</i>		
<i>65.23</i>		
<i>25.68</i>		
<i>197.37</i>		
08 71 11 00-2136 EA Thumbturn Trim With Cylinder (Von Duprin Series 33/35, 360T).....	783.95	37.70
Note: Anodized finish: aluminum or dark brown.		
<i>For Satin Chrome Plated US26D (BHMA 626) Finish, Add</i>		
<i>For Satin Bronze, Clear Coated US10 (BHMA 612) Finish, Add</i>		
<i>For Bright Brass, Clear Coated US3 (BHMA 605) Or Bright Chrome Plated US26 (BHMA 625) Finish, Add</i>		
<i>65.95</i>		
<i>25.97</i>		
<i>199.56</i>		
08 71 11 00-2137 Push Bar Exit Device, Von Duprin Series 98/99 (08 71 11 00-2105)		
Note: Grade 1, BHMA 156.3. Series 98 has a smooth case, Series 99 has a grooved case.		
08 71 11 00-2138 EA 3' Push Bar, Rim Type, Exit Device (Von Duprin Series 98/99).....	1,366.27	113.09
Note: Clear anodized satin aluminum US28 (BHMA 628) finish.		
<i>For 4' Push Bar, Add</i>		
<i>For Duranodic Dark Bronze US313 (BHMA 710) Finish, Add</i>		
<i>For Satin Chrome Plated US26D (BHMA 626) Finish, Add</i>		
<i>For Satin Bronze, Clear Coated US10 (BHMA 612) Finish, Add</i>		
<i>For Bright Brass, Clear Coated US3 (BHMA 605) Or Bright Chrome Plated US26 (BHMA 625) Finish, Add</i>		
<i>For Satin Brass, Clear Coated US4 (BHMA 606) Finish, Add</i>		
<i>For Satin Stainless Steel, US32D (BHMA 630) Finish, Add</i>		
<i>For Standard Baseplate Cylinder Dogging (CD), Add</i>		
<i>For Special Center Case Dogging (SD), Add</i>		
<i>For Cylinder Dogging Indicator (CI), Add</i>		
<i>For Dogging Indicator (DI), Add</i>		
<i>For Quiet Electric Latch Retraction (QEL), Add</i>		
<i>For Vision Impaired Touchpad, Raised Letters and Braille, Add</i>		
<i>For Safety Glow Touchpad, Add</i>		
<i>13.00</i>		
<i>64.94</i>		
<i>103.27</i>		
<i>165.02</i>		
<i>337.50</i>		
<i>106.47</i>		
<i>156.51</i>		
<i>55.86</i>		
<i>233.86</i>		
<i>155.66</i>		
<i>143.00</i>		
<i>640.53</i>		
<i>72.25</i>		
<i>260.67</i>		

08	08	Openings
	08 70	Hardware
	08 71	Door Hardware



MINOR CSI UOM DESCRIPTION	TOTAL DIRECT UNIT COST	DEMOLITION UNIT COST
------------------------------	---------------------------	-------------------------

08 71 11 00-2139	EA	3' Push Bar, Fire Rated, Rim Type, Exit Device (Von Duprin Series 98-F/99-F).....	1,552.50	113.09
		Note: Clear anodized satin aluminum US28 (BHMA 628) finish.		
		For 4' Push Bar, Add	13.00	
		For Duranodic Dark Bronze US313 (BHMA 710) Finish, Add	76.30	
		For Satin Chrome Plated US26D (BHMA 626) Finish, Add	121.34	
		For Satin Bronze, Clear Coated US10 (BHMA 612) Finish, Add	193.89	
		For Bright Brass, Clear Coated US3 (BHMA 605) Or Bright Chrome Plated US26 (BHMA 625) Finish, Add	396.54	
		For Satin Brass, Clear Coated US4 (BHMA 606) Finish, Add	125.09	
		For Satin Stainless Steel, US32D (BHMA 630) Finish, Add	183.88	
		For Quiet Electric Latch Retraction (QEL), Add	640.53	
		For Vision Impaired Touchpad, Raised Letters and Braille, Add	72.25	
		For Safety Glow Touchpad, Add	260.67	
08 71 11 00-2140	EA	3' Push Bar, Rim Type, Exit Device (Von Duprin Series XP98/XP99)	1,237.71	113.09
		Note: Clear anodized satin aluminum US28 (BHMA 628) finish.		
		For 4' Push Bar, Add	13.00	
		For Duranodic Dark Bronze US313 (BHMA 710) Finish, Add	57.10	
		For Satin Chrome Plated US26D (BHMA 626) Finish, Add	90.80	
		For Satin Bronze, Clear Coated US10 (BHMA 612) Finish, Add	145.10	
		For Bright Brass, Clear Coated US3 (BHMA 605) Or Bright Chrome Plated US26 (BHMA 625) Finish, Add	296.75	
		For Satin Brass, Clear Coated US4 (BHMA 606) Finish, Add	93.61	
		For Satin Stainless Steel, US32D (BHMA 630) Finish, Add	137.61	
		For Standard Baseplate Cylinder Dogging (CD), Add	55.86	
		For Special Center Case Dogging (SD), Add	233.86	
		For Cylinder Dogging Indicator (CI), Add	155.66	
		For Dogging Indicator (DI), Add	143.00	
		For Quiet Electric Latch Retraction (QEL), Add	640.53	
		For Vision Impaired Touchpad, Raised Letters and Braille, Add	72.25	
		For Safety Glow Touchpad, Add	260.67	
08 71 11 00-2141	EA	3' Push Bar, Fire Rated, Rim Type, Exit Device (Von Duprin Series XP98-F/XP99-F).....	1,380.77	113.09
		Note: Clear anodized satin aluminum US28 (BHMA 628) finish.		
		For 4' Push Bar, Add	13.00	
		For Duranodic Dark Bronze US313 (BHMA 710) Finish, Add	65.83	
		For Satin Chrome Plated US26D (BHMA 626) Finish, Add	104.68	
		For Satin Bronze, Clear Coated US10 (BHMA 612) Finish, Add	167.27	
		For Bright Brass, Clear Coated US3 (BHMA 605) Or Bright Chrome Plated US26 (BHMA 625) Finish, Add	342.10	
		For Satin Brass, Clear Coated US4 (BHMA 606) Finish, Add	107.92	
		For Satin Stainless Steel, US32D (BHMA 630) Finish, Add	158.64	
		For Quiet Electric Latch Retraction (QEL), Add	640.53	
		For Vision Impaired Touchpad, Raised Letters and Braille, Add	72.25	
		For Safety Glow Touchpad, Add	260.67	
08 71 11 00-2142	EA	3' Push Bar, Surface Vertical Rods, Exit Device (Von Duprin Series 9827/9927).....	1,951.61	135.72
		Note: Clear anodized satin aluminum US28 (BHMA 628) finish.		
		For 4' Push Bar, Add	13.00	
		For Duranodic Dark Bronze US313 (BHMA 710) Finish, Add	96.97	
		For Satin Chrome Plated US26D (BHMA 626) Finish, Add	154.20	
		For Satin Bronze, Clear Coated US10 (BHMA 612) Finish, Add	246.40	
		For Bright Brass, Clear Coated US3 (BHMA 605) Or Bright Chrome Plated US26 (BHMA 625) Finish, Add	503.93	
		For Satin Brass, Clear Coated US4 (BHMA 606) Finish, Add	158.97	
		For Satin Stainless Steel, US32D (BHMA 630) Finish, Add	233.69	
		For Standard Baseplate, Cylinder Dogging (CD), Add	55.86	
		For Special Center Case Dogging (SD), Add	233.86	
		For Cylinder Dogging Indicator (CI), Add	155.66	
		For Dogging Indicator (DI), Add	143.00	
		For Quiet Electric Latch Retraction (QEL), Add	640.53	
		For Vision Impaired Touchpad, Raised Letters and Braille, Add	72.25	
		For Safety Glow Touchpad, Add	260.67	
08 71 11 00-2143	EA	3' Push Bar, Fire Rated, Surface Vertical Rods, Exit Device (Von Duprin Series 9827-F/9927-F).....	2,204.04	135.72
		Note: Clear anodized satin aluminum US28 (BHMA 628) finish.		
		For 4' Push Bar, Add	13.00	
		For Duranodic Dark Bronze US313 (BHMA 710) Finish, Add	112.37	
		For Satin Chrome Plated US26D (BHMA 626) Finish, Add	178.69	
		For Satin Bronze, Clear Coated US10 (BHMA 612) Finish, Add	285.53	
		For Bright Brass, Clear Coated US3 (BHMA 605) Or Bright Chrome Plated US26 (BHMA 625) Finish, Add	583.96	
		For Satin Brass, Clear Coated US4 (BHMA 606) Finish, Add	184.21	
		For Satin Stainless Steel, US32D (BHMA 630) Finish, Add	270.79	
		For Quiet Electric Latch Retraction (QEL), Add	640.53	
		For Vision Impaired Touchpad, Raised Letters and Braille, Add	72.25	
		For Safety Glow Touchpad, Add	260.67	
08 71 11 00-2144	EA	3' Push Bar, Concealed Vertical Rods, Exit Device (Von Duprin Series 9847/9947).....	2,048.41	155.82
		Note: Clear anodized satin aluminum US28 (BHMA 628) finish.		
		For 4' Push Bar, Add	13.00	
		For Duranodic Dark Bronze US313 (BHMA 710) Finish, Add	151.70	
		For Satin Chrome Plated US26D (BHMA 626) Finish, Add	158.23	
		For Satin Bronze, Clear Coated US10 (BHMA 612) Finish, Add	252.84	
		For Bright Brass, Clear Coated US3 (BHMA 605) Or Bright Chrome Plated US26 (BHMA 625) Finish, Add	517.09	
		For Satin Brass, Clear Coated US4 (BHMA 606) Finish, Add	163.12	
		For Satin Stainless Steel, US32D (BHMA 630) Finish, Add	239.79	
		For Standard Baseplate Cylinder Dogging (CD), Add	55.86	
		For Special Center Case Dogging (SD), Add	233.86	
		For Cylinder Dogging Indicator (CI), Add	155.66	
		For Dogging Indicator (DI), Add	143.00	
		For Quiet Electric Latch Retraction (QEL), Add	640.53	
		For Vision Impaired Touchpad, Raised Letters and Braille, Add	72.25	
		For Safety Glow Touchpad, Add	260.67	



Openings	08	08
Hardware	08 70	
Door Hardware	08 71	

MINOR CSI UOM DESCRIPTION	TOTAL DIRECT UNIT COST	DEMOLITION UNIT COST
08 71 11 00-2145 EA 3' Push Bar, Fire Rated, Concealed Vertical Rods, Exit Device (Von Duprin Series 9847-F/9947-F) Note: Clear anodized satin aluminum US28 (BHMA 628) finish.	2,306.45	155.82
For 4' Push Bar, Add	13.00	
For Duranodic Dark Bronze US313 (BHMA 710) Finish, Add	175.70	
For Satin Chrome Plated US26D (BHMA 626) Finish, Add	183.26	
For Satin Bronze, Clear Coated US10 (BHMA 612) Finish, Add	292.83	
For Bright Brass, Clear Coated US3 (BHMA 605) Or Bright Chrome Plated US26 (BHMA 625) Finish, Add	598.89	
For Satin Brass, Clear Coated US4 (BHMA 606) Finish, Add	188.93	
For Satin Stainless Steel, US32D (BHMA 630) Finish, Add	277.72	
For Quiet Electric Latch Retraction (QEL), Add	640.53	
For Vision Impaired Touchpad, Raised Letters and Braille, Add	72.25	
For Safety Glow Touchpad, Add	260.67	
08 71 11 00-2146 EA 3' Push Bar, Concealed Vertical Rods, Exit Device (Von Duprin Series 9848/9948) Note: Clear anodized satin aluminum US28 (BHMA 628) finish.	2,312.05	155.82
For 4' Push Bar, Add	13.00	
For Duranodic Dark Bronze US313 (BHMA 710) Finish, Add	176.22	
For Satin Chrome Plated US26D (BHMA 626) Finish, Add	183.80	
For Satin Bronze, Clear Coated US10 (BHMA 612) Finish, Add	298.70	
For Bright Brass, Clear Coated US3 (BHMA 605) Or Bright Chrome Plated US26 (BHMA 625) Finish, Add	600.67	
For Satin Brass, Clear Coated US4 (BHMA 606) Finish, Add	189.49	
For Satin Stainless Steel, US32D (BHMA 630) Finish, Add	278.54	
For Standard Baseplate Cylinder Dogging (CD), Add	55.86	
For Special Center Case Dogging (SD), Add	233.86	
For Cylinder Dogging Indicator (CI), Add	155.66	
For Dogging Indicator (DI), Add	143.00	
For Quiet Electric Latch Retraction (QEL), Add	640.53	
For Vision Impaired Touchpad, Raised Letters and Braille, Add	72.25	
For Safety Glow Touchpad, Add	260.67	
08 71 11 00-2147 EA 3' Push Bar, Fire Rated, Concealed Vertical Rods, Exit Device (Von Duprin Series 9848-F/9948-F) Note: Clear anodized satin aluminum US28 (BHMA 628) finish.	2,111.91	155.82
For 4' Push Bar, Add	13.00	
For Duranodic Dark Bronze US313 (BHMA 710) Finish, Add	157.61	
For Satin Chrome Plated US26D (BHMA 626) Finish, Add	164.39	
For Satin Bronze, Clear Coated US10 (BHMA 612) Finish, Add	262.68	
For Bright Brass, Clear Coated US3 (BHMA 605) Or Bright Chrome Plated US26 (BHMA 625) Finish, Add	537.22	
For Satin Brass, Clear Coated US4 (BHMA 606) Finish, Add	169.47	
For Satin Stainless Steel, US32D (BHMA 630) Finish, Add	249.12	
For Quiet Electric Latch Retraction (QEL), Add	640.53	
For Vision Impaired Touchpad, Raised Letters and Braille, Add	72.25	
For Safety Glow Touchpad, Add	260.67	
08 71 11 00-2148 EA 3' Push Bar, Concealed Vertical Rods, Exit Device For Wood Door (Von Duprin Series 9847WDC/9947WDC) Note: Clear anodized satin aluminum US28 (BHMA 628) finish.	1,848.74	155.82
For 4' Push Bar, Add	13.00	
For Duranodic Dark Bronze US313 (BHMA 710) Finish, Add	133.13	
For Satin Chrome Plated US26D (BHMA 626) Finish, Add	138.86	
For Satin Bronze, Clear Coated US10 (BHMA 612) Finish, Add	221.89	
For Bright Brass, Clear Coated US3 (BHMA 605) Or Bright Chrome Plated US26 (BHMA 625) Finish, Add	453.80	
For Satin Brass, Clear Coated US4 (BHMA 606) Finish, Add	143.15	
For Satin Stainless Steel, US32D (BHMA 630) Finish, Add	210.44	
For Standard Baseplate Cylinder Dogging (CD), Add	55.86	
For Special Center Case Dogging (SD), Add	233.86	
For Cylinder Dogging Indicator (CI), Add	155.66	
For Dogging Indicator (DI), Add	143.00	
For Quiet Electric Latch Retraction (QEL), Add	640.53	
For Vision Impaired Touchpad, Raised Letters and Braille, Add	72.25	
For Safety Glow Touchpad, Add	260.67	
08 71 11 00-2149 EA 3' Push Bar, Fire Rated, Concealed Vertical Rods, Exit Device For Wood Door (Von Duprin Series 9847WDC- F/9947WDC-F) Note: Clear anodized satin aluminum US28 (BHMA 628) finish.	2,077.47	155.82
For 4' Push Bar, Add	13.00	
For Duranodic Dark Bronze US313 (BHMA 710) Finish, Add	154.41	
For Satin Chrome Plated US26D (BHMA 626) Finish, Add	161.05	
For Satin Bronze, Clear Coated US10 (BHMA 612) Finish, Add	257.34	
For Bright Brass, Clear Coated US3 (BHMA 605) Or Bright Chrome Plated US26 (BHMA 625) Finish, Add	526.31	
For Satin Brass, Clear Coated US4 (BHMA 606) Finish, Add	166.03	
For Satin Stainless Steel, US32D (BHMA 630) Finish, Add	244.06	
For Quiet Electric Latch Retraction (QEL), Add	640.53	
For Vision Impaired Touchpad, Raised Letters and Braille, Add	72.25	
For Safety Glow Touchpad, Add	260.67	
08 71 11 00-2150 EA 3' Push Bar, Surface Mount, Three Point Latch, Exit Device (Von Duprin Series 9857/9957) Note: Clear anodized satin aluminum US28 (BHMA 628) finish.	2,000.10	135.72
For 4' Push Bar, Add	13.00	
For Duranodic Dark Bronze US313 (BHMA 710) Finish, Add	99.93	
For Satin Chrome Plated US26D (BHMA 626) Finish, Add	158.90	
For Satin Bronze, Clear Coated US10 (BHMA 612) Finish, Add	253.92	
For Bright Brass, Clear Coated US3 (BHMA 605) Or Bright Chrome Plated US26 (BHMA 625) Finish, Add	519.31	
For Satin Brass, Clear Coated US4 (BHMA 606) Finish, Add	163.82	
For Satin Stainless Steel, US32D (BHMA 630) Finish, Add	240.81	
For Standard Baseplate Cylinder Dogging (CD), Add	55.86	
For Special Center Case Dogging (SD), Add	233.86	
For Cylinder Dogging Indicator (CI), Add	155.66	
For Dogging Indicator (DI), Add	143.00	
For Quiet Electric Latch Retraction (QEL), Add	640.53	
For Vision Impaired Touchpad, Raised Letters and Braille, Add	72.25	
For Safety Glow Touchpad, Add	260.67	

08	08	Openings
	08 70	Hardware
	08 71	Door Hardware



MINOR		TOTAL DIRECT		DEMOLITION	
CSI	UOM	DESCRIPTION	UNIT COST	UNIT COST	
08 71 11 00-2151	EA	3' Push Bar, Fire Rated, Surface Mount, Three Point Latch, Exit Device (Von Duprin Series 9857-F/9957-F) Note: Clear anodized satin aluminum US28 (BHMA 628) finish.	2,131.69		135.72
		<i>For 4' Push Bar, Add</i>	13.00		
		<i>For Duranodic Dark Bronze US313 (BHMA 710) Finish, Add</i>	107.96		
		<i>For Satin Chrome Plated US26D (BHMA 626) Finish, Add</i>	171.67		
		<i>For Satin Bronze, Clear Coated US10 (BHMA 612) Finish, Add</i>	274.32		
		<i>For Bright Brass, Clear Coated US3 (BHMA 605) Or Bright Chrome Plated US26 (BHMA 625) Finish, Add</i>	561.02		
		<i>For Satin Brass, Clear Coated US4 (BHMA 606) Finish, Add</i>	176.98		
		<i>For Satin Stainless Steel, US32D (BHMA 630) Finish, Add</i>	260.16		
		<i>For Standard Baseplate Cylinder Dogging (CD), Add</i>	55.86		
		<i>For Special Center Case Dogging (SD), Add</i>	233.86		
		<i>For Cylinder Dogging Indicator (CI), Add</i>	155.66		
		<i>For Dogging Indicator (DI), Add</i>	143.00		
		<i>For Quiet Electric Latch Retraction (QEL), Add</i>	640.53		
		<i>For Vision Impaired Touchpad, Raised Letters and Braille, Add</i>	72.25		
		<i>For Safety Glow Touchpad, Add</i>	260.67		
08 71 11 00-2152	EA	3' Push Bar, Mortise Lock, Exit Device (Von Duprin Series 9875/9975) Note: Clear anodized satin aluminum US28 (BHMA 628) finish.	1,933.04		140.75
		<i>For 4' Push Bar, Add</i>	13.00		
		<i>For Duranodic Dark Bronze US313 (BHMA 710) Finish, Add</i>	57.67		
		<i>For Satin Chrome Plated US26D (BHMA 626) Finish, Add</i>	150.94		
		<i>For Satin Bronze, Clear Coated US10 (BHMA 612) Finish, Add</i>	241.19		
		<i>For Bright Brass, Clear Coated US3 (BHMA 605) Or Bright Chrome Plated US26 (BHMA 625) Finish, Add</i>	493.27		
		<i>For Satin Brass, Clear Coated US4 (BHMA 606) Finish, Add</i>	155.61		
		<i>For Satin Stainless Steel, US32D (BHMA 630) Finish, Add</i>	228.74		
		<i>For Standard Baseplate Cylinder Dogging (CD), Add</i>	55.86		
		<i>For Special Center Case Dogging (SD), Add</i>	233.86		
		<i>For Cylinder Dogging Indicator (CI), Add</i>	155.66		
		<i>For Dogging Indicator (DI), Add</i>	143.00		
		<i>For Quiet Electric Latch Retraction (QEL), Add</i>	640.53		
		<i>For Vision Impaired Touchpad, Raised Letters and Braille, Add</i>	72.25		
		<i>For Safety Glow Touchpad, Add</i>	260.67		
08 71 11 00-2153	EA	3' Push Bar, Fire Rated, Mortise Lock, Exit Device (Von Duprin Series 9875-F/9975-F) Note: Clear anodized satin aluminum US28 (BHMA 628) finish.	2,122.63		140.75
		<i>For 4' Push Bar, Add</i>	13.00		
		<i>For Duranodic Dark Bronze US313 (BHMA 710) Finish, Add</i>	64.59		
		<i>For Satin Chrome Plated US26D (BHMA 626) Finish, Add</i>	169.33		
		<i>For Satin Bronze, Clear Coated US10 (BHMA 612) Finish, Add</i>	270.57		
		<i>For Bright Brass, Clear Coated US3 (BHMA 605) Or Bright Chrome Plated US26 (BHMA 625) Finish, Add</i>	553.37		
		<i>For Satin Brass, Clear Coated US4 (BHMA 606) Finish, Add</i>	174.56		
		<i>For Satin Stainless Steel, US32D (BHMA 630) Finish, Add</i>	256.61		
		<i>For Quiet Electric Latch Retraction (QEL), Add</i>	640.53		
		<i>For Vision Impaired Touchpad, Raised Letters and Braille, Add</i>	72.25		
		<i>For Safety Glow Touchpad, Add</i>	260.67		
08 71 11 00-2154	EA	3' Push Bar, Concealed Vertical Cable, Exit Device (Von Duprin Series 9849/9949) Note: Clear anodized satin aluminum US28 (BHMA 628) finish.	1,763.96		155.82
		<i>For 4' Push Bar, Add</i>	13.00		
		<i>For Duranodic Dark Bronze US313 (BHMA 710) Finish, Add</i>	125.25		
		<i>For Satin Chrome Plated US26D (BHMA 626) Finish, Add</i>	130.64		
		<i>For Satin Bronze, Clear Coated US10 (BHMA 612) Finish, Add</i>	208.75		
		<i>For Bright Brass, Clear Coated US3 (BHMA 605) Or Bright Chrome Plated US26 (BHMA 625) Finish, Add</i>	426.92		
		<i>For Satin Brass, Clear Coated US4 (BHMA 606) Finish, Add</i>	134.68		
		<i>For Satin Stainless Steel, US32D (BHMA 630) Finish, Add</i>	197.97		
		<i>For Standard Baseplate Cylinder Dogging (CD), Add</i>	55.86		
		<i>For Special Center Case Dogging (SD), Add</i>	233.86		
		<i>For Cylinder Dogging Indicator (CI), Add</i>	155.66		
		<i>For Dogging Indicator (DI), Add</i>	143.00		
		<i>For Quiet Electric Latch Retraction (QEL), Add</i>	640.53		
		<i>For Vision Impaired Touchpad, Raised Letters and Braille, Add</i>	72.25		
		<i>For Safety Glow Touchpad, Add</i>	260.67		
08 71 11 00-2155	EA	3' Push Bar, Fire Rated, Concealed Vertical Cable, Exit Device (Von Duprin Series 9849-F/9949-F) Note: Clear anodized satin aluminum US28 (BHMA 628) finish.	1,912.32		155.82
		<i>For 4' Push Bar, Add</i>	13.00		
		<i>For Duranodic Dark Bronze US313 (BHMA 710) Finish, Add</i>	139.05		
		<i>For Satin Chrome Plated US26D (BHMA 626) Finish, Add</i>	145.03		
		<i>For Satin Bronze, Clear Coated US10 (BHMA 612) Finish, Add</i>	231.74		
		<i>For Bright Brass, Clear Coated US3 (BHMA 605) Or Bright Chrome Plated US26 (BHMA 625) Finish, Add</i>	473.95		
		<i>For Satin Brass, Clear Coated US4 (BHMA 606) Finish, Add</i>	149.51		
		<i>For Satin Stainless Steel, US32D (BHMA 630) Finish, Add</i>	219.78		
		<i>For Standard Baseplate Cylinder Dogging (CD), Add</i>	55.86		
		<i>For Special Center Case Dogging (SD), Add</i>	233.86		
		<i>For Cylinder Dogging Indicator (CI), Add</i>	155.66		
		<i>For Dogging Indicator (DI), Add</i>	143.00		
		<i>For Quiet Electric Latch Retraction (QEL), Add</i>	640.53		
		<i>For Vision Impaired Touchpad, Raised Letters and Braille, Add</i>	72.25		
		<i>For Safety Glow Touchpad, Add</i>	260.67		



Openings	08	08
Hardware	08 70	
Door Hardware	08 71	

MINOR CSI UOM DESCRIPTION	TOTAL DIRECT UNIT COST	DEMOLITION UNIT COST
08 71 11 00-2156 EA 3' Push Bar, Concealed Vertical Cable, Exit Device For Wood Door (Von Duprin Series 9849WDC/9949WDC) Note: Clear anodized satin aluminum US28 (BHMA 628) finish. <i>For 4' Push Bar, Add</i> <i>For Duranodic Dark Bronze US313 (BHMA 710) Finish, Add</i> <i>For Satin Chrome Plated US26D (BHMA 626) Finish, Add</i> <i>For Satin Bronze, Clear Coated US10 (BHMA 612) Finish, Add</i> <i>For Bright Brass, Clear Coated US3 (BHMA 605) Or Bright Chrome Plated US26 (BHMA 625) Finish, Add</i> <i>For Satin Brass, Clear Coated US4 (BHMA 606) Finish, Add</i> <i>For Satin Stainless Steel, US32D (BHMA 630) Finish, Add</i> <i>For Standard Baseplate Cylinder Dogging (CD), Add</i> <i>For Special Center Case Dogging (SD), Add</i> <i>For Cylinder Dogging Indicator (CI), Add</i> <i>For Dogging Indicator (DI), Add</i> <i>For Quiet Electric Latch Retraction (QEL), Add</i> <i>For Vision Impaired Touchpad, Raised Letters and Braille, Add</i> <i>For Safety Glow Touchpad, Add</i>	1,917.62 13.00 139.54 145.54 232.57 475.63 150.04 220.56 55.86 233.86 155.86 143.00 640.53 72.25 260.67	155.82
08 71 11 00-2157 EA 3' Push Bar, Fire Rated, Concealed Vertical Cable, Exit Device For Wood Door (Von Duprin Series 9849WDC-F/9949WDC-F) Note: Clear anodized satin aluminum US28 (BHMA 628) finish. <i>For 4' Push Bar, Add</i> <i>For Duranodic Dark Bronze US313 (BHMA 710) Finish, Add</i> <i>For Satin Chrome Plated US26D (BHMA 626) Finish, Add</i> <i>For Satin Bronze, Clear Coated US10 (BHMA 612) Finish, Add</i> <i>For Bright Brass, Clear Coated US3 (BHMA 605) Or Bright Chrome Plated US26 (BHMA 625) Finish, Add</i> <i>For Satin Brass, Clear Coated US4 (BHMA 606) Finish, Add</i> <i>For Satin Stainless Steel, US32D (BHMA 630) Finish, Add</i> <i>For Standard Baseplate Cylinder Dogging (CD), Add</i> <i>For Special Center Case Dogging (SD), Add</i> <i>For Cylinder Dogging Indicator (CI), Add</i> <i>For Dogging Indicator (DI), Add</i> <i>For Quiet Electric Latch Retraction (QEL), Add</i> <i>For Vision Impaired Touchpad, Raised Letters and Braille, Add</i> <i>For Safety Glow Touchpad, Add</i>	2,182.55 13.00 164.18 171.24 273.63 559.62 176.54 259.51 55.86 233.86 155.66 143.00 640.53 72.25 260.67	155.82
08 71 11 00-2158 EA 3' Push Bar, Chexit Delayed Egress, Exit Device (Von Duprin Series CX98/CX99) Note: Clear anodized satin aluminum US28 (BHMA 628) finish. <i>For 4' Push Bar, Add</i> <i>For Satin Bronze, Clear Coated US10 (BHMA 612) Finish, Add</i> <i>For Bright Brass, Clear Coated US3 (BHMA 605) Or Bright Chrome Plated US26 (BHMA 625) Finish, Add</i> <i>For Satin Brass, Clear Coated US4 (BHMA 606) Finish, Add</i> <i>For Duranodic Dark Bronze US313 (BHMA 710) Finish, Add</i> <i>For Satin Chrome Plated US26D (BHMA 626) Finish, Add</i> <i>For Center Case Dogging (CD-CX), Add</i> <i>For Quiet Electric Latch Retraction (QEL), Add</i> <i>For Vision Impaired Touchpad, Raised Letters and Braille, Add</i> <i>For Safety Glow Touchpad, Add</i>	3,047.72 13.00 417.86 854.59 269.59 100.29 112.69 252.47 640.53 72.25 260.67	130.69
08 71 11 00-2159 EA 3' Push Bar, Fire Rated, Chexit Delayed Egress, Exit Device (Von Duprin Series CX98-F/CX99-F) Note: Excludes power supply. Clear anodized satin aluminum US28 (BHMA 628) finish. <i>For 4' Push Bar, Add</i> <i>For Satin Bronze, Clear Coated US10 (BHMA 612) Finish, Add</i> <i>For Bright Brass, Clear Coated US3 (BHMA 605) Or Bright Chrome Plated US26 (BHMA 625) Finish, Add</i> <i>For Satin Brass, Clear Coated US4 (BHMA 606) Finish, Add</i> <i>For Duranodic Dark Bronze US313 (BHMA 710) Finish, Add</i> <i>For Satin Chrome Plated US26D (BHMA 626) Finish, Add</i> <i>For Quiet Electric Latch Retraction (QEL), Add</i> <i>For Vision Impaired Touchpad, Raised Letters and Braille, Add</i> <i>For Safety Glow Touchpad, Add</i>	3,233.96 13.00 446.73 913.63 288.21 107.21 120.47 640.53 72.25 260.67	130.69
08 71 11 00-2160 EA 3' Push Bar, Mortise Chexit Delayed Egress, Exit Device (Von Duprin Series CX9875/CX9975) Note: Excludes power supply. Clear anodized satin aluminum US28 (BHMA 628) finish. <i>For 4' Push Bar, Add</i> <i>For Satin Bronze, Clear Coated US10 (BHMA 612) Finish, Add</i> <i>For Bright Brass, Clear Coated US3 (BHMA 605) Or Bright Chrome Plated US26 (BHMA 625) Finish, Add</i> <i>For Satin Brass, Clear Coated US4 (BHMA 606) Finish, Add</i> <i>For Duranodic Dark Bronze US313 (BHMA 710) Finish, Add</i> <i>For Satin Chrome Plated US26D (BHMA 626) Finish, Add</i> <i>For Center Case Dogging (CD-CX), Add</i> <i>For Quiet Electric Latch Retraction (QEL), Add</i> <i>For Vision Impaired Touchpad, Raised Letters and Braille, Add</i> <i>For Safety Glow Touchpad, Add</i>	3,624.56 13.00 494.02 1,010.36 318.73 118.57 133.23 252.47 640.53 72.25 260.67	160.85
08 71 11 00-2161 EA 3' Push Bar, Fire Rated, Mortise Chexit Delayed Egress, Exit Device (Von Duprin Series CX9875-F/CX9975-F) Note: Excludes power supply. Clear anodized satin aluminum US28 (BHMA 628) finish. <i>For 4' Push Bar, Add</i> <i>For Satin Bronze, Clear Coated US10 (BHMA 612) Finish, Add</i> <i>For Bright Brass, Clear Coated US3 (BHMA 605) Or Bright Chrome Plated US26 (BHMA 625) Finish, Add</i> <i>For Satin Brass, Clear Coated US4 (BHMA 606) Finish, Add</i> <i>For Duranodic Dark Bronze US313 (BHMA 710) Finish, Add</i> <i>For Satin Chrome Plated US26D (BHMA 626) Finish, Add</i> <i>For Quiet Electric Latch Retraction (QEL), Add</i> <i>For Vision Impaired Touchpad, Raised Letters and Braille, Add</i> <i>For Safety Glow Touchpad, Add</i>	3,814.16 13.00 523.41 1,070.46 337.69 125.62 141.15 640.53 72.25 260.67	160.85

08 Openings

08 70 Hardware

08 71 Door Hardware


**SAN BERNARDINO
COUNTY**

MINOR CSI	UOM	DESCRIPTION	TOTAL DIRECT UNIT COST	DEMOLITION UNIT COST
08 71 11 00-2162	EA	3' Push Bar, Electric Latch Retraction, Exit Device (Von Duprin Series E98/E99).....	1,948.29	130.69
		Note: Excludes power supply. Clear anodized satin aluminum US28 (BHMA 628) finish.		
		For 4' Push Bar, Add	13.00	
		For Satin Bronze, Clear Coated US10 (BHMA 612) Finish, Add	247.45	
		For Bright Brass, Clear Coated US3 (BHMA 605) Or Bright Chrome Plated US26 (BHMA 625) Finish, Add	506.07	
		For Satin Brass, Clear Coated US4 (BHMA 606) Finish, Add	159.64	
		For Duranodic Dark Bronze US313 (BHMA 710) Finish, Add	59.39	
		For Satin Chrome Plated US26D (BHMA 626) Finish, Add	91.64	
		For Standard Baseplate Cylinder Dogging (CD), Add	55.86	
		For Special Center Case Dogging (SD), Add	233.86	
		For Dogging Indicator (DI), Add	143.00	
		For Quiet Electric Latch Retraction (QEL), Add	640.53	
		For Vision Impaired Touchpad, Raised Letters and Braille, Add	72.25	
		For Safety Glow Touchpad, Add	260.67	
08 71 11 00-2163	EA	3' Push Bar, Fire Rated, Electric Latch Retraction, Exit Device (Von Duprin Series E98-F/E99-F)	2,134.53	130.69
		Note: Excludes power supply. Clear anodized satin aluminum US28 (BHMA 628) finish.		
		For 4' Push Bar, Add	13.00	
		For Satin Bronze, Clear Coated US10 (BHMA 612) Finish, Add	276.37	
		For Bright Brass, Clear Coated US3 (BHMA 605) Or Bright Chrome Plated US26 (BHMA 625) Finish, Add	565.11	
		For Satin Brass, Clear Coated US4 (BHMA 606) Finish, Add	178.27	
		For Duranodic Dark Bronze US313 (BHMA 710) Finish, Add	66.32	
		For Satin Chrome Plated US26D (BHMA 626) Finish, Add	102.39	
		For Quiet Electric Latch Retraction (QEL), Add	640.53	
		For Vision Impaired Touchpad, Raised Letters and Braille, Add	72.25	
		For Safety Glow Touchpad, Add	260.67	
08 71 11 00-2164	EA	3' Push Bar, Mortise Electric Latch Retraction, Exit Device (Von Duprin Series E9875/E9975).....	2,525.13	160.85
		Note: Excludes power supply. Clear anodized satin aluminum US28 (BHMA 628) finish.		
		For 4' Push Bar, Add	13.00	
		For Satin Bronze, Clear Coated US10 (BHMA 612) Finish, Add	323.61	
		For Bright Brass, Clear Coated US3 (BHMA 605) Or Bright Chrome Plated US26 (BHMA 625) Finish, Add	661.84	
		For Satin Brass, Clear Coated US4 (BHMA 606) Finish, Add	208.78	
		For Duranodic Dark Bronze US313 (BHMA 710) Finish, Add	77.67	
		For Satin Chrome Plated US26D (BHMA 626) Finish, Add	119.84	
		For Standard Baseplate Cylinder Dogging (CD), Add	55.86	
		For Special Center Case Dogging (SD), Add	233.86	
		For Dogging Indicator (DI), Add	143.00	
		For Quiet Electric Latch Retraction (QEL), Add	640.53	
		For Vision Impaired Touchpad, Raised Letters and Braille, Add	72.25	
		For Safety Glow Touchpad, Add	260.67	
08 71 11 00-2165	EA	3' Push Bar, Fire Rated, Mortise Electric Latch Retraction, Exit Device (Von Duprin Series E9875-F/E9975-F).....	2,714.71	160.85
		Note: Excludes power supply. Clear anodized satin aluminum US28 (BHMA 628) finish.		
		For 4' Push Bar, Add	13.00	
		For Satin Bronze, Clear Coated US10 (BHMA 612) Finish, Add	353.00	
		For Bright Brass, Clear Coated US3 (BHMA 605) Or Bright Chrome Plated US26 (BHMA 625) Finish, Add	721.94	
		For Satin Brass, Clear Coated US4 (BHMA 606) Finish, Add	227.74	
		For Duranodic Dark Bronze US313 (BHMA 710) Finish, Add	84.72	
		For Satin Chrome Plated US26D (BHMA 626) Finish, Add	130.72	
		For Quiet Electric Latch Retraction (QEL), Add	640.53	
		For Vision Impaired Touchpad, Raised Letters and Braille, Add	72.25	
		For Safety Glow Touchpad, Add	260.67	
08 71 11 00-2166	EA	Exit Only Trim Plate (Von Duprin Series 98/99, E0).....	159.42	15.08
		Note: Satin chrome plated US26D (BHMA 626) finish.		
		For Duranodic Dark Bronze US313 (BHMA 710) Finish, Add	3.58	
		For Satin Bronze, Clear Coated US10 (BHMA 612) Finish, Add	5.36	
		For Bright Brass, Clear Coated US3 (BHMA 605) Or Bright Chrome Plated US26 (BHMA 625) Finish, Add	20.27	
08 71 11 00-2167	EA	Dummy Trim (Von Duprin Series 98/99, 990DT)	235.70	18.85
		Note: Satin chrome plated US26D (BHMA 626) finish.		
		For Duranodic Dark Bronze US313 (BHMA 710) Finish, Add	5.56	
		For Satin Bronze, Clear Coated US10 (BHMA 612) Finish, Add	8.34	
		For Bright Brass, Clear Coated US3 (BHMA 605) Or Bright Chrome Plated US26 (BHMA 625) Finish, Add	31.52	
08 71 11 00-2168	EA	Night Latch Pull Trim With 110NL Cylinder (Von Duprin Series 98/99, 990NL).....	348.94	25.13
		Note: Satin chrome plated US26D (BHMA 626) finish.		
		For Duranodic Dark Bronze US313 (BHMA 710) Finish, Add	8.36	
		For Satin Bronze, Clear Coated US10 (BHMA 612) Finish, Add	12.54	
		For Bright Brass, Clear Coated US3 (BHMA 605) Or Bright Chrome Plated US26 (BHMA 625) Finish, Add	47.36	
08 71 11 00-2169	EA	Night Latch Pull Trim Without Cylinder (Von Duprin Series 98/99, 990NL).....	269.05	25.13
		Note: Satin chrome plated US26D (BHMA 626) finish.		
		For Duranodic Dark Bronze US313 (BHMA 710) Finish, Add	5.96	
		For Satin Bronze, Clear Coated US10 (BHMA 612) Finish, Add	8.94	
		For Bright Brass, Clear Coated US3 (BHMA 605) Or Bright Chrome Plated US26 (BHMA 625) Finish, Add	33.78	
08 71 11 00-2170	EA	Lever Trim With 110NL Cylinder (Von Duprin Series 98/99, 996L).....	609.01	37.70
		Note: Satin chrome plated US26D (BHMA 626) finish.		
		For Duranodic Dark Bronze US313 (BHMA 710) Finish, Add	15.25	
		For Satin Bronze, Clear Coated US10 (BHMA 612) Finish, Add	22.88	
		For Bright Brass, Clear Coated US3 (BHMA 605) Or Bright Chrome Plated US26 (BHMA 625) Finish, Add	86.44	
08 71 11 00-2171	EA	Lever Trim Without Cylinder (Von Duprin Series 98/99, 996L).....	529.12	37.70
		Note: Satin chrome plated US26D (BHMA 626) finish.		
		For Duranodic Dark Bronze US313 (BHMA 710) Finish, Add	12.86	
		For Satin Bronze, Clear Coated US10 (BHMA 612) Finish, Add	19.29	
		For Bright Brass, Clear Coated US3 (BHMA 605) Or Bright Chrome Plated US26 (BHMA 625) Finish, Add	72.86	
08 71 11 00-2172	EA	Blank Escutcheon, Lever (Von Duprin Series 98/99, 996L-BE).....	529.12	37.70
		Note: Satin chrome plated US26D (BHMA 626) finish.		
		For Duranodic Dark Bronze US313 (BHMA 710) Finish, Add	12.86	
		For Satin Bronze, Clear Coated US10 (BHMA 612) Finish, Add	19.29	
		For Bright Brass, Clear Coated US3 (BHMA 605) Or Bright Chrome Plated US26 (BHMA 625) Finish, Add	72.86	



Openings	08	08
Hardware	08 70	
Door Hardware	08 71	

MINOR	CSI	UOM	DESCRIPTION	TOTAL DIRECT UNIT COST	DEMOLITION UNIT COST
08 71 11 00-2173	EA		Night Latch, Lever With 110NL Cylinder (Von Duprin Series 98/99, 996L-NL)..... Note: Satin chrome plated US26D (BHMA 626) finish. <i>For Duranodic Dark Bronze US313 (BHMA 710) Finish, Add</i> <i>For Satin Bronze, Clear Coated US10 (BHMA 612) Finish, Add</i> <i>For Bright Brass, Clear Coated US3 (BHMA 605) Or Bright Chrome Plated US26 (BHMA 625) Finish, Add</i>	514.40 12.42 19.62 70.36	37.70
08 71 11 00-2174	EA		Night Latch, Lever Without Cylinder (Von Duprin Series 98/99, 996L-NL) Note: Satin chrome plated US26D (BHMA 626) finish. <i>For Duranodic Dark Bronze US313 (BHMA 710) Finish, Add</i> <i>For Satin Bronze, Clear Coated US10 (BHMA 612) Finish, Add</i> <i>For Bright Brass, Clear Coated US3 (BHMA 605) Or Bright Chrome Plated US26 (BHMA 625) Finish, Add</i>	434.51 10.02 15.03 56.78	37.70
08 71 11 00-2175	EA		Lever Dummy Trim (Von Duprin Series 98/99, 996L-DT)..... Note: Satin chrome plated US26D (BHMA 626) finish. <i>For Duranodic Dark Bronze US313 (BHMA 710) Finish, Add</i> <i>For Satin Bronze, Clear Coated US10 (BHMA 612) Finish, Add</i> <i>For Bright Brass, Clear Coated US3 (BHMA 605) Or Bright Chrome Plated US26 (BHMA 625) Finish, Add</i>	434.51 10.02 15.03 56.78	37.70
08 71 11 00-2176	EA		Knob Trim With 110NL Cylinder (Von Duprin Series 98/99, K)..... Note: Satin chrome plated US26D (BHMA 626) finish. <i>For Duranodic Dark Bronze US313 (BHMA 710) Finish, Add</i> <i>For Satin Bronze, Clear Coated US10 (BHMA 612) Finish, Add</i> <i>For Bright Brass, Clear Coated US3 (BHMA 605) Or Bright Chrome Plated US26 (BHMA 625) Finish, Add</i>	499.27 11.96 17.94 67.79	37.70
08 71 11 00-2177	EA		Knob Trim Without Cylinder (Von Duprin Series 98/99, K) Note: Satin chrome plated US26D (BHMA 626) finish. <i>For Duranodic Dark Bronze US313 (BHMA 710) Finish, Add</i> <i>For Satin Bronze, Clear Coated US10 (BHMA 612) Finish, Add</i> <i>For Bright Brass, Clear Coated US3 (BHMA 605) Or Bright Chrome Plated US26 (BHMA 625) Finish, Add</i>	419.38 9.57 14.35 54.20	37.70
08 71 11 00-2178	EA		Blank Escutcheon, Knob (Von Duprin Series 98/99, K-BE)..... Note: Satin chrome plated US26D (BHMA 626) finish. <i>For Duranodic Dark Bronze US313 (BHMA 710) Finish, Add</i> <i>For Satin Bronze, Clear Coated US10 (BHMA 612) Finish, Add</i> <i>For Bright Brass, Clear Coated US3 (BHMA 605) Or Bright Chrome Plated US26 (BHMA 625) Finish, Add</i>	419.38 9.57 14.35 54.20	37.70
08 71 11 00-2179	EA		Night Latch, Knob With 110NL Cylinder (Von Duprin Series 98/99, K-NL)..... Note: Satin chrome plated US26D (BHMA 626) finish. <i>For Duranodic Dark Bronze US313 (BHMA 710) Finish, Add</i> <i>For Satin Bronze, Clear Coated US10 (BHMA 612) Finish, Add</i> <i>For Bright Brass, Clear Coated US3 (BHMA 605) Or Bright Chrome Plated US26 (BHMA 625) Finish, Add</i>	490.75 11.71 17.56 66.34	37.70
08 71 11 00-2180	EA		Night Latch, Knob Without Cylinder (Von Duprin Series 98/99, K-NL)..... Note: Satin chrome plated US26D (BHMA 626) finish. <i>For Duranodic Dark Bronze US313 (BHMA 710) Finish, Add</i> <i>For Satin Bronze, Clear Coated US10 (BHMA 612) Finish, Add</i> <i>For Bright Brass, Clear Coated US3 (BHMA 605) Or Bright Chrome Plated US26 (BHMA 625) Finish, Add</i>	410.86 9.31 13.96 52.76	37.70
08 71 11 00-2181	EA		Dummy Trim For Knob Without Cylinder (Von Duprin Series 98/99, K-DT)..... Note: Satin chrome plated US26D (BHMA 626) finish. <i>For Duranodic Dark Bronze US313 (BHMA 710) Finish, Add</i> <i>For Satin Bronze, Clear Coated US10 (BHMA 612) Finish, Add</i> <i>For Bright Brass, Clear Coated US3 (BHMA 605) Or Bright Chrome Plated US26 (BHMA 625) Finish, Add</i>	410.86 9.31 13.96 52.76	37.70
08 71 11 00-2182	EA		Thumbpiece Trim With 110NL Cylinder (Von Duprin Series 98/99, TP)..... Note: Satin chrome plated US26D (BHMA 626) finish. <i>For Duranodic Dark Bronze US313 (BHMA 710) Finish, Add</i> <i>For Satin Bronze, Clear Coated US10 (BHMA 612) Finish, Add</i> <i>For Bright Brass, Clear Coated US3 (BHMA 605) Or Bright Chrome Plated US26 (BHMA 625) Finish, Add</i>	444.38 10.32 15.47 58.45	37.70
08 71 11 00-2183	EA		Thumbpiece Trim Without Cylinder (Von Duprin Series 98/99, TP)..... Note: Satin chrome plated US26D (BHMA 626) finish. <i>For Duranodic Dark Bronze US313 (BHMA 710) Finish, Add</i> <i>For Satin Bronze, Clear Coated US10 (BHMA 612) Finish, Add</i> <i>For Bright Brass, Clear Coated US3 (BHMA 605) Or Bright Chrome Plated US26 (BHMA 625) Finish, Add</i>	364.50 7.92 11.88 44.87	37.70
08 71 11 00-2184	EA		Blank Escutcheon, Thumbpiece (Von Duprin Series 98/99, T-BE)..... Note: Satin chrome plated US26D (BHMA 626) finish. <i>For Duranodic Dark Bronze US313 (BHMA 710) Finish, Add</i> <i>For Satin Bronze, Clear Coated US10 (BHMA 612) Finish, Add</i> <i>For Bright Brass, Clear Coated US3 (BHMA 605) Or Bright Chrome Plated US26 (BHMA 625) Finish, Add</i>	364.50 7.92 11.88 44.87	37.70
08 71 11 00-2185	EA		Push/Pull Hospital Latch Trim With 110NL Cylinder (Von Duprin Series 98/99, HL)..... Note: Satin chrome plated US26D (BHMA 626) finish. <i>For Duranodic Dark Bronze US313 (BHMA 710) Finish, Add</i> <i>For Satin Bronze, Clear Coated US10 (BHMA 612) Finish, Add</i> <i>For Bright Brass, Clear Coated US3 (BHMA 605) Or Bright Chrome Plated US26 (BHMA 625) Finish, Add</i>	364.40 7.92 11.87 44.86	37.70
08 71 11 00-2186			Option And Kits For Series 22, 33, 35, 98 Or 99 <small>(08 71 11 00-2105)</small>		
08 71 11 00-2187	EA		Alarm Kit With Switch And 9 Volt Battery Back-up.....	869.71	37.70
08 71 11 00-2188	EA		4 Amperes Output Current, 12-24 Volt DC, Power Supply (Von Duprin PS914) <i>For Battery Backup (Includes Board And 2 Batteries), Add</i> <i>For Fire Alarm Interface, Add</i> <i>For 2 Relay Panic Device Control Board, Add</i> <i>For 2 Relay Quiet Electric Latch Panic Device Control Board, Add</i> <i>For 4 Relay Output Board, Add</i> <i>For 4 Relay Logic Board, Add</i> <i>For Fused 8 Zone Distribution Board, Add</i>	715.39 59.40 29.70 68.91 80.78 66.53 182.47 23.76	37.70
08 71 11 00-2189	EA		Jamb Mounted Concealed Electric Power Transfer (Von Duprin EPT-10).....	667.65	37.70
08 71 11 00-2190	EA		2 Amperes Output Current, 12/24 Volt DC, Power Supply (Von Duprin PS902)..... <i>For Battery Backup (Includes Board And 2 Batteries), Add</i> <i>For Fire Alarm Interface, Add</i> <i>For 2 Relay Quiet Electric Latch Panic Device Control Board, Add</i> <i>For 4 Relay Output Board, Add</i> <i>For 4 Relay Logic Board, Add</i> <i>For Fused 8 Zone Distribution Board, Add</i>	364.18 59.40 29.70 80.78 66.53 182.47 23.76	37.70

08	08	Openings
	08 70	Hardware
	08 71	Door Hardware



MINOR		TOTAL DIRECT		DEMOLITION	
CSI	UOM	DESCRIPTION	UNIT COST	UNIT COST	
08 71 11 00-2191	EA	4 Amperes Output Current, 12/24 Volt DC, Power Supply (Von Duprin PS904).....	597.49		37.70
		<i>For Battery Backup (Includes Board And 2 Batteries), Add</i>	59.40		
		<i>For Fire Alarm Interface, Add</i>	29.70		
		<i>For 2 Relay Quiet Electric Latch Panic Device Control Board, Add</i>	80.78		
		<i>For 4 Relay Output Board, Add</i>	66.53		
		<i>For 4 Relay Logic Board, Add</i>	182.47		
		<i>For Fused 8 Zone Distribution Board, Add</i>	23.76		
08 71 11 00-2192	EA	6 Amperes Output Current, 12-24 Volt DC, Power Supply (Von Duprin PS906)	706.18		38.20
		<i>For Owner Furnished Material, Deduct</i>	-605.65		
08 71 11 00-2193	EA	4 Amperes (3 Amperes Wet) Output Current, 12-24 Volt DC, Power Supply (Von Duprin PS914 x 900-2RS).....	777.53		38.20
		<i>For Owner Furnished Material, Deduct</i>	-677.00		
08 71 11 00-2194	EA	Request to Exit Push Pad Monitor Switch (RX)	192.51		25.13
08 71 11 00-2195	EA	EL Conversion Kit, Electric Latch Retraction (Von Duprin)	945.40		
		Note: For Von Duprin Series 33A/35A/98/99 Exit Device			
08 71 11 00-2196 Removable Verticals, Mullions (Von Duprin) <small>(08 71 11 00-2105)</small>					
08 71 11 00-2197	EA	7'-2" Removable Steel Mullion, 2" x 3" x 1/8" Wall Thickness (Von Duprin 4954-72)	506.77		25.13
		Note: For use with Von Duprin Panic rim devices.			
		<i>For Owner Furnished Material, Deduct</i>	-406.24		
08 71 11 00-2198	EA	8'-2" Removable Steel Mullion, 2" x 3" x 1/8" Wall Thickness (Von Duprin 4954-82)	538.56		25.13
		Note: For use with Von Duprin Panic rim devices.			
		<i>For Owner Furnished Material, Deduct</i>	-438.03		
08 71 11 00-2199	EA	10'-2" Removable Steel Mullion, 2" x 3" x 1/8" Wall Thickness (Von Duprin 4954-102)	881.48		25.13
		Note: For use with Von Duprin Panic rim devices.			
		<i>For Owner Furnished Material, Deduct</i>	-780.95		
08 71 11 00-2200	EA	7'-6" Keyed Removable Steel Mullion, 2" x 3" x 1/8" Wall Thickness (Von Duprin KR4954-76)	865.99		30.16
		Note: For use with Von Duprin Panic rim devices.			
		<i>For Owner Furnished Material, Deduct</i>	-745.35		
08 71 11 00-2201	EA	8'-6" Keyed Removable Steel Mullion, 2" x 3" x 1/8" Wall Thickness (Von Duprin KR4954-86)	897.78		30.16
		Note: For use with Von Duprin Panic rim devices.			
		<i>For Owner Furnished Material, Deduct</i>	-777.14		
08 71 11 00-2202	EA	10'-6" Keyed Removable Steel Mullion, 2" x 3" x 1/8" Wall Thickness (Von Duprin KR4954-106)	967.55		30.16
		Note: For use with Von Duprin Panic rim devices.			
		<i>For Owner Furnished Material, Deduct</i>	-846.91		
08 71 11 00-2203	EA	7'-3" Removable Steel Mullion, 2" x 3" x 1/8" Wall Thickness, Fire Rated (Von Duprin 9954-73).....	899.30		25.13
		Note: For use with Von Duprin Panic rim devices.			
		<i>For Owner Furnished Material, Deduct</i>	-798.77		
08 71 11 00-2204	EA	8'-3" Removable Steel Mullion, 2" x 3" x 1/8" Wall Thickness, Fire Rated (Von Duprin 9954-83).....	940.82		25.13
		Note: For use with Von Duprin Panic rim devices.			
		<i>For Owner Furnished Material, Deduct</i>	-840.29		
08 71 11 00-2205	EA	10'-3" Removable Steel Mullion, 2" x 3" x 1/8" Wall Thickness, Fire Rated (Von Duprin 9954-103).....	1,024.95		25.13
		Note: For use with Von Duprin Panic rim devices.			
		<i>For Owner Furnished Material, Deduct</i>	-924.42		
08 71 11 00-2206	EA	7'-5" Keyed Removable Steel Mullion, 2" x 3" x 1/8" Wall Thickness, Fire Rated (Von Duprin KR9954-75).....	1,393.96		30.16
		Note: For use with Von Duprin Panic rim devices.			
		<i>For Owner Furnished Material, Deduct</i>	-1,273.32		
08 71 11 00-2207	EA	8'-5" Keyed Removable Steel Mullion, 2" x 3" x 1/8" Wall Thickness, Fire Rated (Von Duprin KR9954-85).....	1,435.48		30.16
		Note: For use with Von Duprin Panic rim devices.			
		<i>For Owner Furnished Material, Deduct</i>	-1,314.84		
08 71 11 00-2208	EA	10'-5" Keyed Removable Steel Mullion, 2" x 3" x 1/8" Wall Thickness, Fire Rated (Von Duprin KR9954-105).....	2,739.89		30.16
		Note: For use with Von Duprin Panic rim devices.			
		<i>For Owner Furnished Material, Deduct</i>	-2,619.25		
08 71 11 00-2209	EA	Mullion Stabilizer Set (Von Duprin 154)	106.44		20.10
		Note: For use with Von Duprin Panic rim devices.			
		<i>For Owner Furnished Material, Deduct</i>	-66.23		
08 71 11 00-2210 Cross Bar Exit Device, Narrow Stile, Von Duprin Series 55 <small>(08 71 11 00-2105)</small>					
		Note: Grade 1, BHMA 156.3.			
08 71 11 00-2211	EA	42" Crossbar Exit Device, Rim Type, Narrow Stile	1,988.36		113.09
		Note: Anodized finish: dull brass or dull bronze. Von Duprin Series 55.			
		<i>For Satin Chrome Plated US26D (BHMA 626) Finish, Add</i>	212.53		
		<i>For Dark Oxidized Satin Bronze, Oil Rubbed, US10B (BHMA 613) Finish, Add</i>	244.58		
		<i>For Bright Brass, Clear Coated US3 (BHMA 605) Or Bright Chrome Plated US26 (BHMA 625) Finish, Add</i>	322.17		
		<i>For Bright Stainless Steel US32 (BHMA 629) Finish, Add</i>	350.85		
08 71 11 00-2212	EA	42" Crossbar Exit Device, Concealed Vertical Rod, Narrow Stile	2,560.54		155.82
		Note: Anodized finish: dull brass or dull bronze. Von Duprin Series 5547-F.			
		<i>For Satin Chrome Plated US26D (BHMA 626) Finish, Add</i>	270.06		
		<i>For Dark Oxidized Satin Bronze, Oil Rubbed, US10B (BHMA 613) Finish, Add</i>	310.78		
		<i>For Bright Brass, Clear Coated US3 (BHMA 605) Or Bright Chrome Plated US26 (BHMA 625) Finish, Add</i>	409.38		
		<i>For Bright Stainless Steel US32 (BHMA 629) Finish, Add</i>	445.81		
08 71 11 00-2213	EA	42" Crossbar Exit Device, Concealed Vertical Rod, Narrow Stile, Fire Rated.....	2,799.86		155.82
		Note: Anodized finish: dull brass or dull bronze. Von Duprin Series 5547-F.			
		<i>For Satin Chrome Plated US26D (BHMA 626) Finish, Add</i>	300.22		
		<i>For Dark Oxidized Satin Bronze, Oil Rubbed, US10B (BHMA 613) Finish, Add</i>	345.49		
		<i>For Bright Brass, Clear Coated US3 (BHMA 605) Or Bright Chrome Plated US26 (BHMA 625) Finish, Add</i>	455.09		
		<i>For Bright Stainless Steel US32 (BHMA 629) Finish, Add</i>	495.59		
08 71 11 00-2214	EA	42" Crossbar Exit Device, Wood Door Concealed Vertical Rod, Narrow Stile	2,619.70		155.82
		Note: Anodized finish: dull brass or dull bronze. Von Duprin Series 5547WDC.			
		<i>For Satin Chrome Plated US26D (BHMA 626) Finish, Add</i>	277.52		
		<i>For Dark Oxidized Satin Bronze, Oil Rubbed, US10B (BHMA 613) Finish, Add</i>	319.36		
		<i>For Bright Brass, Clear Coated US3 (BHMA 605) Or Bright Chrome Plated US26 (BHMA 625) Finish, Add</i>	420.68		
		<i>For Bright Stainless Steel US32 (BHMA 629) Finish, Add</i>	458.12		



MINOR	CSI	UOM	DESCRIPTION	TOTAL DIRECT UNIT COST	DEMOLITION UNIT COST
08 71 11 00-2215	EA		42" Crossbar Exit Device, Wood Door Concealed Vertical Rod, Narrow Stile, Fire Rated Note: Anodized finish: dull brass or dull bronze. Von Duprin Series 5547WDC-F. For Satin Chrome Plated US26D (BHMA 626) Finish, Add For Dark Oxidized Satin Bronze, Oil Rubbed, US10B (BHMA 613) Finish, Add For Bright Brass, Clear Coated US3 (BHMA 605) Or Bright Chrome Plated US26 (BHMA 625) Finish, Add For Bright Stainless Steel US32 (BHMA 629) Finish, Add	2,851.96 306.78 353.04 465.04 506.43	155.82
08 71 11 00-2216	EA		42" Crossbar Exit Device, Mortise Lock, Narrow Stile Note: Anodized finish: dull brass or dull bronze. Von Duprin Series 5575. For Satin Chrome Plated US26D (BHMA 626) Finish, Add For Dark Oxidized Satin Bronze, Oil Rubbed, US10B (BHMA 613) Finish, Add For Bright Brass, Clear Coated US3 (BHMA 605) Or Bright Chrome Plated US26 (BHMA 625) Finish, Add For Bright Stainless Steel US32 (BHMA 629) Finish, Add	1,986.03 202.74 233.31 307.33 334.68	140.75
08 71 11 00-2217	EA		42" Crossbar Exit Device, Mortise Lock, Narrow Stile, Fire Rated..... Note: Anodized finish: dull brass or dull bronze. Von Duprin Series 5575-F. For Satin Chrome Plated US26D (BHMA 626) Finish, Add For Dark Oxidized Satin Bronze, Oil Rubbed, US10B (BHMA 613) Finish, Add For Bright Brass, Clear Coated US3 (BHMA 605) Or Bright Chrome Plated US26 (BHMA 625) Finish, Add For Bright Stainless Steel US32 (BHMA 629) Finish, Add	2,142.34 222.43 265.98 337.18 367.19	140.75
08 71 11 00-2218	EA		Dummy Trim (DT) Pull Bracket, Von Duprin Series 55 Note: Anodized finish: dull brass or dull bronze. For Satin Chrome Plated US26D (BHMA 626) Finish, Add For Dark Oxidized Satin Bronze, Oil Rubbed, US10B (BHMA 613) Finish, Add For Bright Brass, Clear Coated US3 (BHMA 605) Or Bright Chrome Plated US26 (BHMA 625) Finish, Add For Bright Stainless Steel US32 (BHMA 629) Finish, Add	340.81 36.61 42.13 55.50 60.43	18.85
08 71 11 00-2219	EA		Cylinder Assembly, Von Duprin Series 55 Note: Anodized finish: dull brass or dull bronze. For Satin Chrome Plated US26D (BHMA 626) Finish, Add For Dark Oxidized Satin Bronze, Oil Rubbed, US10B (BHMA 613) Finish, Add For Bright Brass, Clear Coated US3 (BHMA 605) Or Bright Chrome Plated US26 (BHMA 625) Finish, Add For Bright Stainless Steel US32 (BHMA 629) Finish, Add	152.50 10.35 11.91 15.69 17.08	26.64
08 71 11 00-2220	EA		Night Latch Pull Trim (NL) With Cylinder, Von Duprin Series 55 Note: Anodized finish: dull brass or dull bronze. For Satin Chrome Plated US26D (BHMA 626) Finish, Add For Dark Oxidized Satin Bronze, Oil Rubbed, US10B (BHMA 613) Finish, Add For Bright Brass, Clear Coated US3 (BHMA 605) Or Bright Chrome Plated US26 (BHMA 625) Finish, Add For Bright Stainless Steel US32 (BHMA 629) Finish, Add	568.86 62.81 72.28 95.21 103.69	26.64
08 71 11 00-2221	EA		Thumbturn Trim (376T) With Cylinder, Von Duprin Series 55 Note: Anodized finish: dull brass or dull bronze. For Satin Chrome Plated US26D (BHMA 626) Finish, Add For Dark Oxidized Satin Bronze, Oil Rubbed, US10B (BHMA 613) Finish, Add For Bright Brass, Clear Coated US3 (BHMA 605) Or Bright Chrome Plated US26 (BHMA 625) Finish, Add For Bright Stainless Steel US32 (BHMA 629) Finish, Add	609.62 64.15 73.82 97.24 105.89	37.70
08 71 11 00-2222	EA		Thumbturn - Blank Escutcheon (376T-BE), Von Duprin Series 55 Note: Anodized finish: dull brass or dull bronze. For Satin Chrome Plated US26D (BHMA 626) Finish, Add For Dark Oxidized Satin Bronze, Oil Rubbed, US10B (BHMA 613) Finish, Add For Bright Brass, Clear Coated US3 (BHMA 605) Or Bright Chrome Plated US26 (BHMA 625) Finish, Add For Bright Stainless Steel US32 (BHMA 629) Finish, Add	501.47 50.52 58.14 76.58 83.40	37.70
08 71 11 00-2223	EA		Lever Trim (371L) With Cylinder, Von Duprin Series 55 Note: Anodized finish: dull brass or dull bronze. For Satin Chrome Plated US26D (BHMA 626) Finish, Add For Dark Oxidized Satin Bronze, Oil Rubbed, US10B (BHMA 613) Finish, Add For Bright Brass, Clear Coated US3 (BHMA 605) Or Bright Chrome Plated US26 (BHMA 625) Finish, Add For Bright Stainless Steel US32 (BHMA 629) Finish, Add	609.62 64.15 73.82 97.24 105.89	37.70
08 71 11 00-2224	EA		Lever Trim (575L) With Cylinder, Von Duprin Series 55 Note: Anodized finish: dull brass or dull bronze. For Satin Chrome Plated US26D (BHMA 626) Finish, Add For Dark Oxidized Satin Bronze, Oil Rubbed, US10B (BHMA 613) Finish, Add For Bright Brass, Clear Coated US3 (BHMA 605) Or Bright Chrome Plated US26 (BHMA 625) Finish, Add For Bright Stainless Steel US32 (BHMA 629) Finish, Add	703.23 75.94 87.39 115.12 125.36	37.70
08 71 11 00-2225			Cross Bar Exit Device, Von Duprin Series 88 (08 71 11 00-2105) Note: Grade 1, BHMA 156.3.		
08 71 11 00-2226	EA		42" Crossbar, Rim Type, Exit Device Note: Anodized finish: dull brass or dull bronze. Von Duprin Series 88. For Satin Chrome Plated US26D (BHMA 626) Finish, Add For Dark Oxidized Satin Bronze, Oil Rubbed, US10B (BHMA 613) Finish, Add For Bright Stainless Steel US32 (BHMA 629) Finish, Add	1,258.02 29.65 30.61 261.10	113.09
08 71 11 00-2227	EA		42" Crossbar, Fire Rated, Rim Type, Exit Device Note: Anodized finish: dull brass or dull bronze. Von Duprin Series 88-F. For Satin Chrome Plated US26D (BHMA 626) Finish, Add For Dark Oxidized Satin Bronze, Oil Rubbed, US10B (BHMA 613) Finish, Add For Bright Stainless Steel US32 (BHMA 629) Finish, Add	1,469.09 36.19 37.36 318.72	113.09
08 71 11 00-2228	EA		42" Crossbar, Surface Vertical Rods, Exit Device Note: Anodized finish: dull brass or dull bronze. Von Duprin Series 8827. For Satin Chrome Plated US26D (BHMA 626) Finish, Add For Dark Oxidized Satin Bronze, Oil Rubbed, US10B (BHMA 613) Finish, Add For Bright Stainless Steel US32 (BHMA 629) Finish, Add	1,628.31 39.26 40.52 345.73	135.72
08 71 11 00-2229	EA		42" Crossbar, Fire Rated, Surface Vertical Rods, Exit Device Note: Anodized finish: dull brass or dull bronze. Von Duprin Series 8827-F. For Satin Chrome Plated US26D (BHMA 626) Finish, Add For Dark Oxidized Satin Bronze, Oil Rubbed, US10B (BHMA 613) Finish, Add For Bright Stainless Steel US32 (BHMA 629) Finish, Add	2,084.87 53.41 55.13 470.37	135.72

08 Openings**08 70 Hardware****08 71 Door Hardware**
**SAN BERNARDINO
COUNTY**

 MINOR
CSI UOM DESCRIPTION

 TOTAL DIRECT DEMOLITION
UNIT COST UNIT COST

08 71 11 00-2230	EA	42" Crossbar, Concealed Vertical Rods, Exit Device	1,568.70	155.82
		Note: Anodized finish: dull brass or dull bronze. Von Duprin Series 8847.		
		For Satin Chrome Plated US26D (BHMA 626) Finish, Add	35.70	
		For Dark Oxidized Satin Bronze, Oil Rubbed, US10B (BHMA 613) Finish, Add	36.85	
		For Bright Stainless Steel US32 (BHMA 629) Finish, Add	314.36	
08 71 11 00-2231	EA	42" Crossbar, Fire Rated, Concealed Vertical Rods, Exit Device	1,983.86	155.82
		Note: Anodized finish: dull brass or dull bronze. Von Duprin Series 8847-F.		
		For Satin Chrome Plated US26D (BHMA 626) Finish, Add	48.57	
		For Dark Oxidized Satin Bronze, Oil Rubbed, US10B (BHMA 613) Finish, Add	50.13	
		For Bright Stainless Steel US32 (BHMA 629) Finish, Add	427.70	
08 71 11 00-2232	EA	42" Crossbar, Mortise Lock, Exit Device	1,684.00	140.75
		Note: Anodized finish: dull brass or dull bronze. Von Duprin Series 8875.		
		For Satin Chrome Plated US26D (BHMA 626) Finish, Add	40.52	
		For Dark Oxidized Satin Bronze, Oil Rubbed, US10B (BHMA 613) Finish, Add	41.82	
		For Bright Stainless Steel US32 (BHMA 629) Finish, Add	356.81	
08 71 11 00-2233	EA	42" Crossbar, Fire Rated, Mortise Lock, Exit Device	1,791.75	140.75
		Note: Anodized finish: dull brass or dull bronze. Von Duprin Series 8875-F.		
		For Satin Chrome Plated US26D (BHMA 626) Finish, Add	43.86	
		For Dark Oxidized Satin Bronze, Oil Rubbed, US10B (BHMA 613) Finish, Add	45.27	
		For Bright Stainless Steel US32 (BHMA 629) Finish, Add	386.23	
08 71 11 00-2234	EA	Dummy Trim (Von Duprin Series 88, DT)	189.80	18.85
		Note: Anodized finish: dull brass or dull bronze.		
		For Satin Chrome Plated US26D (BHMA 626) Finish, Add	4.33	
		For Dark Oxidized Satin Bronze, Oil Rubbed, US10B (BHMA 613) Finish, Add	4.47	
		For Bright Stainless Steel US32 (BHMA 629) Finish, Add	38.09	
08 71 11 00-2235	EA	Night Latch Pull Trim With Cylinder (Von Duprin Series 88, NL)	297.73	25.13
		Note: Anodized finish: dull brass or dull bronze.		
		For Satin Chrome Plated US26D (BHMA 626) Finish, Add	7.05	
		For Dark Oxidized Satin Bronze, Oil Rubbed, US10B (BHMA 613) Finish, Add	7.28	
		For Bright Stainless Steel US32 (BHMA 629) Finish, Add	62.07	
08 71 11 00-2236	EA	Thumbturn Trim With Cylinder (Von Duprin Series 88, 376T Or 3771)	529.73	37.70
		Note: Anodized finish: dull brass or dull bronze.		
		For Satin Chrome Plated US26D (BHMA 626) Finish, Add	13.31	
		For Dark Oxidized Satin Bronze, Oil Rubbed, US10B (BHMA 613) Finish, Add	13.73	
		For Bright Stainless Steel US32 (BHMA 629) Finish, Add	117.17	
08 71 11 00-2237	EA	Lever Trim With Cylinder (Von Duprin Series 88, 373L)	494.40	37.70
		Note: Anodized finish: dull brass or dull bronze.		
		For Satin Chrome Plated US26D (BHMA 626) Finish, Add	12.21	
		For Dark Oxidized Satin Bronze, Oil Rubbed, US10B (BHMA 613) Finish, Add	12.60	
		For Bright Stainless Steel US32 (BHMA 629) Finish, Add	107.53	
08 71 11 00-2238	EA	Knob Trim With Cylinder (Von Duprin Series 88, K)	368.52	37.70
		Note: Anodized finish: dull brass or dull bronze.		
		For Satin Chrome Plated US26D (BHMA 626) Finish, Add	8.31	
		For Dark Oxidized Satin Bronze, Oil Rubbed, US10B (BHMA 613) Finish, Add	8.58	
		For Bright Stainless Steel US32 (BHMA 629) Finish, Add	73.16	
08 71 11 00-2239	EA	Thumbpiece Trim With Cylinder (Von Duprin Series 88, TP)	368.52	37.70
		Note: Anodized finish: dull brass or dull bronze.		
		For Satin Chrome Plated US26D (BHMA 626) Finish, Add	8.31	
		For Dark Oxidized Satin Bronze, Oil Rubbed, US10B (BHMA 613) Finish, Add	8.58	
		For Bright Stainless Steel US32 (BHMA 629) Finish, Add	73.16	
08 71 11 00-2240		Push Bar Exit Device, Precision Hardware Apex 2000 Series (08 71 11 00-2105)		
		Note: Grade 1, BHMA 156.3. Anodized Aluminum Finish.		
08 71 11 00-2241	EA	3' Push Bar Exit Device, Rim Type (Precision Hardware 2100 Series)	1,950.59	113.09
		For 4' Push Bar, Add	13.87	
		For Owner Furnished Material, Deduct	-1,648.99	
08 71 11 00-2242	EA	3' Push Bar Exit Device, Rim Type, Fire Rated (Precision Hardware 2100 Series)	2,063.90	113.09
		For 4' Push Bar, Add	13.87	
		For Owner Furnished Material, Deduct	-1,762.30	
08 71 11 00-2243	EA	3' Push Bar Exit Device, Surface Vertical Rod (Top Only) (Precision Hardware 2200 Series)	2,689.29	135.72
		For 4' Push Bar, Add	13.87	
		For Owner Furnished Material, Deduct	-2,327.38	
08 71 11 00-2244	EA	3' Push Bar Exit Device, Surface Vertical Rod (Top Only), Fire Rated (Precision Hardware 2200 Series)	2,802.59	135.72
		For 4' Push Bar, Add	13.87	
		For Owner Furnished Material, Deduct	-2,440.68	
08 71 11 00-2245	EA	Exit Only, Cover Plate, Lever/Knob Trim (Precision 4901)	237.02	15.08
		For Owner Furnished Material, Deduct	-196.81	
08 71 11 00-2246	EA	Exit Only, Dummy Trim, Lever/Knob Trim (Precision 4902A)	648.13	18.85
		For Owner Furnished Material, Deduct	-597.87	
08 71 11 00-2247	EA	Key Retracts Latchbolt, Lever/Knob Trim (Precision 4903A)	698.40	37.70
		For Owner Furnished Material, Deduct	-597.87	
08 71 11 00-2248	EA	Key Controls Lever/Knob, Lever/Knob Trim (Precision 4908A)	847.50	37.70
		For Owner Furnished Material, Deduct	-746.97	
08 71 11 00-2249	EA	Key Controls Lever, Lever/Knob Trim (Precision V4908A)	847.50	37.70
		For Owner Furnished Material, Deduct	-746.97	
08 71 11 00-2250	EA	Lever/Knob Always Active, Lever/Knob Trim (Precision 4914A)	847.50	37.70
		For Owner Furnished Material, Deduct	-746.97	
08 71 11 00-2251	EA	Exit Only, Cover Plate, Pull Trim (Precision 1701)	171.40	15.08
		For Owner Furnished Material, Deduct	-131.19	
08 71 11 00-2252	EA	Exit Only, Dummy Trim, Pull Trim (Precision 1702A)	375.29	18.85
		For Owner Furnished Material, Deduct	-325.03	
08 71 11 00-2253	EA	Key Retracts Latchbolt, Pull Trim (Precision 1703A)	395.40	25.13
		For Owner Furnished Material, Deduct	-325.03	
08 71 11 00-2254	EA	Key Controls Thumb Piece, Pull Trim (Precision 1705A)	556.75	37.70
		For Owner Furnished Material, Deduct	-456.22	



Openings	08	08
Hardware	08 70	
Door Hardware	08 71	

MINOR	CSI	UOM	DESCRIPTION	TOTAL DIRECT UNIT COST	DEMOLITION UNIT COST
08 71 11 00-2255	EA		Thumb Piece Always Active, Pull Trim (Precision 1715A).....	566.75	37.70
			<i>For Owner Furnished Material, Deduct</i>	-456.22	
08 71 11 00-2256			Door Closers (08 71 11) Note: Includes standard cover and arm.		
08 71 11 00-2257	EA		Surface Mounted Standard Duty Door Closer (LCN 1460 Series).....	431.98	29.15
			<i>For Delayed Action, Add</i>	12.60	
			<i>For AVB (5 LB Per Push), Add</i>	6.60	
			<i>For Fusible Link Arm, Add</i>	39.60	
			<i>For Shock Absorbing Arm, Add</i>	19.80	
			<i>For Hold Open Arm, Add</i>	13.80	
			<i>For Plated Brass Finish, Add</i>	101.40	
			<i>For Plated Finish With Clear Coat, Add</i>	127.20	
			<i>For Parallel Arm, Add</i>	22.40	
08 71 11 00-2258	EA		Surface Mounted Heavy Duty Door Closer (LCN 4010/4020/4110 Series).....	527.89	29.15
			<i>For Delayed Action, Add</i>	12.60	
			<i>For AVB (5 LB Per Push), Add</i>	6.60	
			<i>For Fusible Link Arm, Add</i>	39.60	
			<i>For Shock Absorbing Arm, Add</i>	19.80	
			<i>For Hold Open Arm, Add</i>	13.80	
			<i>For Plated Brass Finish, Add</i>	101.40	
			<i>For Plated Finish With Clear Coat, Add</i>	127.20	
08 71 11 00-2259	EA		Surface Mounted Heavy Duty Door Closer (LCN 4040XP/4041 Series).....	543.14	29.15
			<i>For Delayed Action, Add</i>	12.60	
			<i>For AVB (5 LB Per Push), Add</i>	6.60	
			<i>For Fusible Link Arm, Add</i>	39.60	
			<i>For Shock Absorbing Arm, Add</i>	19.80	
			<i>For Hold Open Arm, Add</i>	13.80	
			<i>For Plated Brass Finish, Add</i>	101.40	
			<i>For Plated Finish With Clear Coat, Add</i>	127.20	
			<i>For Spring Cush Arm, Add</i>	67.20	
			<i>For Parallel Arm And PA Shoe, Add</i>	22.40	
			<i>For Stainless Steel Finish, Add</i>	145.00	
08 71 11 00-2260	EA		Surface Mounted High Security Door Closer With Metal Cover (LCN 4510).....	562.23	29.15
			<i>For Delayed Action, Add</i>	12.60	
			<i>For AVB (5 LB Per Push), Add</i>	6.60	
			<i>For Fusible Link Arm, Add</i>	39.60	
			<i>For Shock Absorbing Arm, Add</i>	19.80	
			<i>For Hold Open Arm, Add</i>	13.80	
			<i>For Plated Brass Finish, Add</i>	101.40	
			<i>For Plated Finish With Clear Coat, Add</i>	127.20	
08 71 11 00-2261	EA		Surface Mounted Standard Duty Door Closer (Norton 8301).....	360.14	29.15
			<i>For Parallel Arm, Add</i>	22.40	
08 71 11 00-2262	EA		Surface Mounted Standard Duty Door Closer (Norton 8501).....	363.35	29.15
			<i>For Parallel Arm, Add</i>	22.40	
08 71 11 00-2263	EA		Screen Door - Closets.....	51.96	10.94
08 71 11 00-2264	EA		Screen Door - Locking Handle.....	56.12	15.71
08 71 11 00-2265			Concealed Door Closers (08 71 11)		
08 71 11 00-2266	EA		Non Hold Open, Floor Concealed Door Closer (Rixson 27/28).....	1,217.87	86.46
08 71 11 00-2267	EA		Selective Hold Open, Floor Concealed Door Closer (Rixson 27/27).....	1,307.77	86.46
08 71 11 00-2268	EA		Concealed (In Door) Overhead Door Closer (LCN 3130).....	623.73	35.19
			<i>For Hold Open Arm, Add</i>	13.80	
			<i>For Plated Brass Finish, Add</i>	101.40	
			<i>For Plated Finish With Clear Coat, Add</i>	127.20	
08 71 11 00-2269	EA		Concealed (In Frame) Overhead Door Closer (LCN 5010).....	676.32	35.19
			<i>For Delayed Action, Add</i>	12.60	
			<i>For Hold Open Arm, Add</i>	13.80	
			<i>For Plated Brass Finish, Add</i>	101.40	
			<i>For Plated Finish With Clear Coat, Add</i>	127.20	
08 71 11 00-2270			Locks And Latches (08 71 11)		
			Note: All locksets are supplied with knob, lever or thumb piece, set of 3 keys and include a core. Multi purchase locksets can be keyed alike and to an existing master key (when required). The cost for boring hole or preparing mortise is included with the new door.		
08 71 11 00-2271			Locksmith Services (08 71 11 00-2270)		
08 71 11 00-2272	EA		Provide Extra Keys (Above The Three Provided For New Locks) Or Duplicate Keys.....	2.06	
			<i>For >50, Deduct</i>	-0.41	
08 71 11 00-2273	EA		Rekey Existing Cylinder To Match Existing Cylinders Or Master Key.....	120.69	
			<i>For >5, Deduct</i>	-12.07	
08 71 11 00-2274	EA		Removal And Replacement Of Cylinder With Owner Supplied Cylinder.....	120.69	
			<i>For >5, Deduct</i>	-12.07	
08 71 11 00-2275	EA		Removal And Replacement Of Cylinder With New Cylinder.....	142.62	
			Note: Excludes core.		
			<i>For >5, Deduct</i>	-12.07	
08 71 11 00-2276	EA		Open Locked Doors.....	120.69	
08 71 11 00-2277	EA		Install Owner Furnished Cores And Cylinders.....	50.67	
08 71 11 00-2278			Mortise Locksets And Latchsets (08 71 11 00-2270)		
			Note: Satin chrome plated US 26D (BHMA 626) - BHMA 156.13 Grade 1. Levers or knobs.		

08	08	Openings
	08 70	Hardware
	08 71	Door Hardware



MINOR CSI	UOM	DESCRIPTION	TOTAL DIRECT UNIT COST	DEMOLITION UNIT COST
08 71 11 00-2279	EA	Passage/Closet F01 Mortise Latchset Note: Both sides always unlocked. For Bright Brass, Clear Coated US3 (BHMA 605) Finish, Add For Oxidized Satin Bronze, Oil Rubbed US10B (BHMA 613) Finish, Add For Satin Brass Clear Coat US4 (BHMA 606) Finish, Add For Satin Stainless Steel US32D (BHMA 630) Finish, Add	747.42 21.35 19.41 32.34 228.35	25.13
08 71 11 00-2280	EA	Bath/Bedroom Privacy F02/F19 Mortise Lockset Note: Locked with thumb knob inside. For Bright Brass, Clear Coated US3 (BHMA 605) Finish, Add For Oxidized Satin Bronze, Oil Rubbed US10B (BHMA 613) Finish, Add For Satin Brass Clear Coat US4 (BHMA 606) Finish, Add For Satin Stainless Steel US32D (BHMA 630) Finish, Add	891.16 26.09 23.72 39.53 279.09	25.13
08 71 11 00-2281	EA	Entrance/Office F04 Mortise Lockset Note: Locked with key outside and thumb knob inside. For Bright Brass, Clear Coated US3 (BHMA 605) Finish, Add For Oxidized Satin Bronze, Oil Rubbed US10B (BHMA 613) Finish, Add For Satin Brass Clear Coat US4 (BHMA 606) Finish, Add For Satin Stainless Steel US32D (BHMA 630) Finish, Add	992.82 29.45 26.77 44.61 314.98	25.13
08 71 11 00-2282	EA	Classroom F05 Mortise Lockset Note: Locked with key outside. Inside always unlocked. For Bright Brass, Clear Coated US3 (BHMA 605) Finish, Add For Oxidized Satin Bronze, Oil Rubbed US10B (BHMA 613) Finish, Add For Satin Brass Clear Coat US4 (BHMA 606) Finish, Add For Satin Stainless Steel US32D (BHMA 630) Finish, Add For Security Function (Double Cylinder) With Visual Indicator, Add	926.05 27.24 24.77 41.28 291.41 75.51	25.13
08 71 11 00-2283	EA	Storeroom/Closet F07 Mortise Lockset Note: Locked with key outside. Inside always unlocked. Fixed outside handle. For Bright Brass, Clear Coated US3 (BHMA 605) Finish, Add For Oxidized Satin Bronze, Oil Rubbed US10B (BHMA 613) Finish, Add For Satin Brass Clear Coat US4 (BHMA 606) Finish, Add For Satin Stainless Steel US32D (BHMA 630) Finish, Add	926.05 27.24 24.77 41.28 291.41	25.13
08 71 11 00-2284	EA	Entrance F08 Mortise Lockset Note: Locked with key outside and thumb knob inside. For Bright Brass, Clear Coated US3 (BHMA 605) Finish, Add For Oxidized Satin Bronze, Oil Rubbed US10B (BHMA 613) Finish, Add For Satin Brass Clear Coat US4 (BHMA 606) Finish, Add For Satin Stainless Steel US32D (BHMA 630) Finish, Add	1,035.39 30.85 28.05 46.74 330.01	25.13
08 71 11 00-2285	EA	Dormitory/Exit F13 Mortise Lockset Note: Locked with key outside and thumb knob inside. For Bright Brass, Clear Coated US3 (BHMA 605) Finish, Add For Oxidized Satin Bronze, Oil Rubbed US10B (BHMA 613) Finish, Add For Satin Brass Clear Coat US4 (BHMA 606) Finish, Add For Satin Stainless Steel US32D (BHMA 630) Finish, Add	890.16 26.06 23.69 39.48 278.74	25.13
08 71 11 00-2286		Locks And Latches (08 71 11 00-2270)		
08 71 11 00-2287		Preassembled Locks And Latches (08 71 11 00-2286) Note: Satin chrome plated US 26D (BHMA 626) - BHMA 156.2-1989 Grade 1, with knob handles.		
08 71 11 00-2288	EA	Passage/Closet F36 Pre-Assembled Latchset (Corbin Russwin UT5210) Note: Both sides always unlocked. For Oxidized Satin Bronze, Oil Rubbed US10B (BHMA 613) Finish, Add For Satin Brass Clear Coat US4 (BHMA 606) Finish, Add For Satin Stainless Steel US32D (BHMA 630) Finish, Add For Bright Chrome Plated Finish US26 (BHMA 625) Finish, Add For Grade 2, Deduct	1,553.72 44.35 73.92 521.85 274.97 -575.07	25.13
08 71 11 00-2289	EA	Bath/Bedroom Privacy F37 Pre-Assembled Lockset (Corbin Russwin UT5220) Note: Locked with push button inside. For Oxidized Satin Bronze, Oil Rubbed US10B (BHMA 613) Finish, Add For Satin Brass Clear Coat US4 (BHMA 606) Finish, Add For Satin Stainless Steel US32D (BHMA 630) Finish, Add For Bright Chrome Plated Finish US26 (BHMA 625) Finish, Add For Grade 2, Deduct	1,682.96 48.23 80.38 567.47 299.01 -625.34	25.13
08 71 11 00-2290	EA	Entrance/Office F41 Pre-Assembled Lockset (Corbin Russwin UT5261) Note: Locked with key outside and push button inside. For Oxidized Satin Bronze, Oil Rubbed US10B (BHMA 613) Finish, Add For Satin Brass Clear Coat US4 (BHMA 606) Finish, Add For Satin Stainless Steel US32D (BHMA 630) Finish, Add For Bright Chrome Plated Finish US26 (BHMA 625) Finish, Add For Grade 2, Deduct	1,914.71 55.18 91.97 649.28 342.11 -715.49	25.13
08 71 11 00-2291	EA	Classroom F42 Pre-Assembled Lockset (Corbin Russwin UT5255) Note: Locked with key outside. Inside always unlocked. For Oxidized Satin Bronze, Oil Rubbed US10B (BHMA 613) Finish, Add For Satin Brass Clear Coat US4 (BHMA 606) Finish, Add For Satin Stainless Steel US32D (BHMA 630) Finish, Add For Bright Chrome Plated Finish US26 (BHMA 625) Finish, Add For Grade 2, Deduct	1,914.71 55.18 91.97 649.28 342.11 -715.49	25.13
08 71 11 00-2292	EA	Storeroom/Closet F44 Pre-Assembled Lockset (Corbin Russwin UT5257) Note: Locked with key outside. Inside always unlocked. Fixed outside handle. For Oxidized Satin Bronze, Oil Rubbed US10B (BHMA 613) Finish, Add For Satin Brass Clear Coat US4 (BHMA 606) Finish, Add For Satin Stainless Steel US32D (BHMA 630) Finish, Add For Bright Chrome Plated Finish US26 (BHMA 625) Finish, Add For Grade 2, Deduct	1,914.71 55.18 91.97 649.28 342.11 -715.49	25.13



MINOR CSI UOM DESCRIPTION	TOTAL DIRECT UNIT COST	DEMOLITION UNIT COST
------------------------------	---------------------------	-------------------------

08 71 11 00-2293	Bored Locks And Latches <small>(08 71 11 00-2286)</small>		
	Note: Satin chrome plated US 26D (BHMA 626) - BHMA 156.2-1989, Grade 1, 6 pins or 7 pins. Levers or knobs.		
08 71 11 00-2294	EA Passage/Closet F75 Bored Latchset	305.16	25.13
	Note: Both sides always unlocked.		
	For Oxidized Satin Bronze, Oil Rubbed US10B (BHMA 613) Finish, Add	6.14	
	For Satin Brass Clear Coat US4 (BHMA 606) Finish, Add	10.23	
	For Satin Stainless Steel US32D (BHMA 630) Finish, Add	72.23	
	For Bright Chrome Plated Finish US26 (BHMA 625) Finish, Add	38.06	
	For Grade 2, Deduct	-10.23	
	For Bright Brass, Clear Coated US3 (BHMA 605) Finish, Add	4.09	
	For Interchangeable Core, Add	9.45	
08 71 11 00-2295	EA Bath/Bedroom Privacy F76 Bored Lockset	353.95	25.13
	Note: Locked with push button inside.		
	For Oxidized Satin Bronze, Oil Rubbed US10B (BHMA 613) Finish, Add	7.60	
	For Satin Brass Clear Coat US4 (BHMA 606) Finish, Add	12.67	
	For Satin Stainless Steel US32D (BHMA 630) Finish, Add	89.46	
	For Bright Chrome Plated Finish US26 (BHMA 625) Finish, Add	47.14	
	For Grade 2, Deduct	-12.67	
	For Bright Brass, Clear Coated US3 (BHMA 605) Finish, Add	5.07	
	For Interchangeable Core, Add	9.45	
08 71 11 00-2296	EA Entrance/Office F82 Bored Lockset	393.30	25.13
	Note: Locked with key outside and push button inside.		
	For Oxidized Satin Bronze, Oil Rubbed US10B (BHMA 613) Finish, Add	8.78	
	For Satin Brass Clear Coat US4 (BHMA 606) Finish, Add	14.64	
	For Satin Stainless Steel US32D (BHMA 630) Finish, Add	103.35	
	For Bright Chrome Plated Finish US26 (BHMA 625) Finish, Add	54.46	
	For Grade 2, Deduct	-14.64	
	For Bright Brass, Clear Coated US3 (BHMA 605) Finish, Add	5.86	
	For Interchangeable Core, Add	9.45	
08 71 11 00-2297	EA Classroom F84 Bored Lockset	393.30	25.13
	Note: Locked with key outside. Inside always unlocked.		
	For Oxidized Satin Bronze, Oil Rubbed US10B (BHMA 613) Finish, Add	8.78	
	For Satin Brass Clear Coat US4 (BHMA 606) Finish, Add	14.64	
	For Satin Stainless Steel US32D (BHMA 630) Finish, Add	103.35	
	For Bright Chrome Plated Finish US26 (BHMA 625) Finish, Add	54.46	
	For Grade 2, Deduct	-14.64	
	For Bright Brass, Clear Coated US3 (BHMA 605) Finish, Add	5.86	
	For Interchangeable Core, Add	9.45	
08 71 11 00-2298	EA Storeroom/Closet F86 Bored Lockset	393.30	25.13
	Note: Locked with key outside. Inside always unlocked. Fixed outside handle.		
	For Oxidized Satin Bronze, Oil Rubbed US10B (BHMA 613) Finish, Add	8.78	
	For Satin Brass Clear Coat US4 (BHMA 606) Finish, Add	14.64	
	For Satin Stainless Steel US32D (BHMA 630) Finish, Add	103.35	
	For Bright Chrome Plated Finish US26 (BHMA 625) Finish, Add	54.46	
	For Grade 2, Deduct	-14.64	
	For Bright Brass, Clear Coated US3 (BHMA 605) Finish, Add	5.86	
	For Interchangeable Core, Add	9.45	
08 71 11 00-2299	EA Corridor/Dormitory F90 Bored Lockset	393.30	25.13
	Note: Locked with key outside and push button inside.		
	For Oxidized Satin Bronze, Oil Rubbed US10B (BHMA 613) Finish, Add	8.78	
	For Satin Brass Clear Coat US4 (BHMA 606) Finish, Add	14.64	
	For Satin Stainless Steel US32D (BHMA 630) Finish, Add	103.35	
	For Bright Chrome Plated Finish US26 (BHMA 625) Finish, Add	54.46	
	For Grade 2, Deduct	-14.64	
	For Bright Brass, Clear Coated US3 (BHMA 605) Finish, Add	5.86	
	For Interchangeable Core, Add	9.45	
08 71 11 00-2300	Heavy Duty Cylinder Lever Locksets <small>(08 71 11 00-2286)</small>		
	Note: Satin chrome plated US 26D (BHMA 626) - BHMA 156.2-1989, Grade 1, 6 pin interchangeable core, 2-3/8" backset. (Corbin Russwin CL 3500).		
08 71 11 00-2301	EA Heavy Duty Cylindrical Passage Or Closet Lockset F75	412.43	25.13
	Note: Satin chrome plated US26D (BHMA 626) - BHMA 156.2-1989, Grade 1(Corbin Russwin CL 3600).		
08 71 11 00-2302	EA Heavy Duty Cylindrical, F76 Privacy Bath/Bedroom Lockset	443.08	25.13
	Note: Satin chrome plated US26D (BHMA 626) - BHMA 156.2-1989, Grade 1(Corbin Russwin CL 3600).		
08 71 11 00-2303	EA Heavy Duty Cylindrical, F82 Entrance Lockset	484.84	25.13
	Note: Satin chrome plated US26D (BHMA 626) - BHMA 156.2-1989, Grade 1(Corbin Russwin CL 3600).		
08 71 11 00-2304	EA Heavy Duty Cylindrical, F84 Classroom Lockset	484.84	25.13
	Note: Satin chrome plated US26D (BHMA 626) - BHMA 156.2-1989, Grade 1(Corbin Russwin CL 3600).		
08 71 11 00-2305	EA Heavy Duty Cylindrical, F86 Storeroom Or Closet Lockset	484.84	25.13
	Note: Satin chrome plated US26D (BHMA 626) - BHMA 156.2-1989, Grade 1(Corbin Russwin CL 3600).		
08 71 11 00-2306	EA Heavy Duty Cylindrical, F109 Entrance Lockset	484.84	25.13
	Note: Satin chrome plated US26D (BHMA 626) - BHMA 156.2-1989, Grade 1(Corbin Russwin CL 3600).		
08 71 11 00-2307	EA Heavy Duty Cylindrical Full Dummy Trim Lockset	387.38	25.13
	Note: Satin chrome plated US26D (BHMA 626) - BHMA 156.2-1989, Grade 1(Corbin Russwin CL 3600).		
08 71 11 00-2308	Extra Heavy Duty Cylinder Lever Locksets <small>(08 71 11 00-2286)</small>		
	Note: Satin chrome plated US 26D (BHMA 626) - BHMA 156.2-1989, Grade 1, 6 pin interchangeable core, 2-3/4" backset. (Corbin Russwin CL 3300).		
08 71 11 00-2309	EA Extra Heavy Duty Cylindrical, F75 Passage Or Closet Lockset	454.01	25.13
	Note: Satin chrome plated US26D (BHMA 626) - BHMA 156.2-1989, Grade 1(Corbin Russwin CL 3300).		
08 71 11 00-2310	EA Extra Heavy Duty Cylindrical, F76 Privacy Bath/Bedroom Lockset	504.33	25.13
	Note: Satin chrome plated US26D (BHMA 626) - BHMA 156.2-1989, Grade 1(Corbin Russwin CL 3300).		

08 Openings**08 70 Hardware****08 71 Door Hardware**

MINOR CSI UOM DESCRIPTION	TOTAL DIRECT UNIT COST	DEMOLITION UNIT COST
08 71 11 00-2311 EA Extra Heavy Duty Cylindrical, F82 Entrance Lockset..... Note: Satin chrome plated US26D (BHMA 626) - BHMA 156.2-1989, Grade 1(Corbin Russwin CL 3300).	546.11	25.13
08 71 11 00-2312 EA Extra Heavy Duty Cylindrical, F84 Classroom Lockset..... Note: Satin chrome plated US26D (BHMA 626) - BHMA 156.2-1989, Grade 1(Corbin Russwin CL 3300).	546.11	25.13
08 71 11 00-2313 EA Extra Heavy Duty Cylindrical, F86 Storeroom Or Closet Lockset..... Note: Satin chrome plated US26D (BHMA 626) - BHMA 156.2-1989, Grade 1(Corbin Russwin CL 3300).	546.11	25.13
08 71 11 00-2314 EA Extra Heavy Duty Cylindrical, F109 Entrance Lockset..... Note: Satin chrome plated US26D (BHMA 626) - BHMA 156.2-1989, Grade 1(Corbin Russwin CL 3300).	546.11	25.13
08 71 11 00-2315 EA Extra Heavy Duty Cylindrical, F87 Utility Lockset..... Note: Satin chrome plated US26D (BHMA 626) - BHMA 156.2-1989, Grade 1(Corbin Russwin CL 3300).	587.89	25.13
08 71 11 00-2316 EA Extra Heavy Duty Cylindrical Full Dummy Trim Lockset..... Note: Satin chrome plated US26D (BHMA 626) - BHMA 156.2-1989, Grade 1(Corbin Russwin CL 3300).	406.90	25.13
08 71 11 00-2317 Occupancy Indicator Locks (08 71 11 00-2286)		
08 71 11 00-2318 EA Occupancy Indicator Deadbolt With Thumbturn (Schlage B571)..... Note: Standard finish is satin chrome	131.46	25.12
For Bright Brass Finish, Add	4.91	
For Oil Rubbed Bronze Finish, Add	13.13	
For Aged Bronze Finish, Add	4.91	
For Satin Nickel Finish, Add	4.91	
08 71 11 00-2319 EA Occupancy Indicator Lock And Lever (Vizilock C3F)..... Note: Included finishes are satin chrome, satin nickel, & polished chrome. Lever on both sides	200.76	25.12
For Oil Rubbed Bronze Finish, Add	5.33	
08 71 11 00-2320 Other Locks (08 71 11 00-2270)		
Note: BHMA A156.5.		
08 71 11 00-2321 EA Steel Exit Lock With Alarm, Single Door Satin Chrome Plated, BHMA E0421.....	919.70	130.69
08 71 11 00-2322 EA Exit Lock With Alarm At Active Leaf And Vertical Rod - Inactive Leaf Rod For Inactive Leaf (Pair Doors) Steel With Satin Chrome Plating BHMA - E0461.....	2,117.43	261.38
08 71 11 00-2323 EA Combination Lock, Security, CD-X09.....	3,749.87	76.01
08 71 11 00-2324 EA Norden Box Lock.....	681.48	44.24
08 71 11 00-2325 EA One Sided Deadbolt For Restroom Or Public Toilet..... Note: No exterior plate.	101.45	
08 71 11 00-2326 EA Firehose Extinguisher Cabinet Lock.....	89.72	
08 71 11 00-2327 EA Single Door Magnetic Locking Device, Aluminum Finish, Time Delay (ROFU 8011-LC-TD-US28).....	991.06	63.33
08 71 11 00-2328 EA Single Door Magnetic Locking Device, Brown Finish (ROFU 8011-LC-US40).....	874.29	63.33
08 71 11 00-2329 EA Single Door Magnetic Locking Device, Aluminum Finish (ROFU 8011-LC-US28).....	874.29	63.33
08 71 11 00-2330 EA 12 Volt Delayed Egress System: (1) 1,500 LB Holding Force Magnetic Lock, (1) Microswitch Bar, (1) Stainless Door Cord For Wires To Bar (ROFU 8011-004-12).....	1,828.32	80.43
08 71 11 00-2331 EA 24 Volt Delayed Egress System: (1) 1,500 LB Holding Force Magnetic Lock, (1) Microswitch Bar, (1) Stainless Door Cord For Wires To Bar (ROFU 8011-004-24).....	1,913.65	80.43
08 71 11 00-2332 EA 1,200 LB Electromagnetic Lock With Infrared Remote Release (PowerMag RRP1200PAK).....	975.45	63.33
08 71 11 00-2333 EA Surface Mounted Aluminum Storefront Door Closer (Norton 1601BF AL).....	321.39	29.15
08 71 11 00-2334 EA Surface Mounted Door Closer, Aluminum Finish (Norton 8301-689).....	473.43	29.15
08 71 11 00-2335 EA Surface Mounted Multi-Size Unitrol Door Closer, Aluminum Finish (Norton UNI8301-689).....	662.59	29.15
08 71 11 00-2336 EA Surface Mounted Door Closer, Aluminum Finish (Norton 8501-689).....	383.95	29.15
08 71 11 00-2337 EA Surface Mounted Multi-Size Unitrol Door Closer, Aluminum Finish (Norton UNI8501-689).....	631.07	29.15
08 71 11 00-2338 EA Surface Mounted High Security Door Closer, Aluminum Finish With Full Metal Cover (Norton 8501M-689).....	410.89	29.15
08 71 11 00-2339 EA Surface Mounted High Security Door Closer, Aluminum Finish With Architectural Plastic Cover (Norton 8501A- 689).....	561.03	29.15
08 71 11 00-2340 EA 12 Button Industrial Electronic Cylindrical Lock With Key Override (Alarm Lock DL3000IC26D).....	1,653.26	63.33
08 71 11 00-2341 EA 12 Button Industrial Electronic Cylindrical Lock With HID Proximity Cards, Key Override (Alarm Lock PDL3000IC26D).....	2,253.24	63.33
08 71 11 00-2342 EA 12 Button Industrial Electronic Mortise Lock With Key Override (Alarm Lock DL3500CRL26D).....	1,855.64	63.33
08 71 11 00-2343 EA 3' General Security Chain With Green Vinyl Sleeve (Master Lock 73D).....	11.14	
08 71 11 00-2344 EA 6' General Security Chain With Smoke Gray Vinyl Sleeve (Master Lock 74D).....	21.83	
08 71 11 00-2345 EA Resettable Combination Lock With 1" Hardened Steel Shackle (Master Lock 175D).....	38.04	
08 71 11 00-2346 EA 2-1/8" Shrouded Iron Padlock (Master Lock 6521WO).....	44.12	
08 71 11 00-2347 EA 2-5/8" Shrouded Iron Padlock (Master Lock 6527WO).....	61.64	
08 71 11 00-2348 EA 1 "0" Bitted Cylinder For Rekeyable Padlocks (Master Lock 295KZ W1).....	94.29	
08 71 11 00-2349 EA 15 "0" Bitted Cylinder For Rekeyable Padlocks (Master Lock 295KZ W15).....	129.86	
08 71 11 00-2350 EA 27 "0" Bitted Cylinder For Rekeyable Padlocks (Master Lock 295KZ W27).....	138.84	
08 71 11 00-2351 EA Pin Tumbler Padlock, Red (American Lock A1105RED KD).....	23.02	
08 71 11 00-2352 EA Pin Tumbler Padlock, Red (American Lock A1106RED KD).....	22.79	
08 71 11 00-2353 EA 6 Volt Battery (Alarm Lock BP6).....	73.00	
08 71 11 00-2354 EA 6 Volt Battery (Alarm Lock S6061).....	93.10	
08 71 11 00-2355 EA 6 Volt Battery (Alarm Lock S6065).....	95.35	
08 71 11 00-2356 EA Surface Mounted Door Alarm (Alarm Lock PG21MS).....	470.96	50.67
08 71 11 00-2357 EA Alarm Lock Keypad (Alarm Lock DK3000 26D).....	768.24	50.67
08 71 11 00-2358 EA Removal And Replacement Of 2-3/8" Deadbolt (Lori Lock 4510 26D5001).....	57.19	
08 71 11 00-2359 Pushbutton Combination Locks (08 71 11 00-2270)		
08 71 11 00-2360 Mechanical Pushbutton Combination Locks (08 71 11 00-2359)		
Note: Passage option allows access without using the lock entry code and is activated from the inside with a thumbturn or key. Lockout option disables the lock from the inside so that the entry code cannot be used to gain access.		
08 71 11 00-2361 Mechanical Pushbutton Combination Locks (Kaba® Simplex® 1000 Series) (08 71 11 00-2360) Note: Satin chrome or antique brass finish.		



Openings	08	08
Hardware	08 70	
Door Hardware	08 71	

MINOR	CSI	UOM	DESCRIPTION	TOTAL DIRECT UNIT COST	DEMOLITION UNIT COST
08 71 11 00-2362	EA		Five Button, Cylindrical Locking Device, Mechanical Pushbutton Combination Lock, Knob (Kaba® Simplex® 1011 Series).....	697.41	63.33
			<i>For Bright Chrome Or Bright Brass Finish, Add</i>	17.50	
			<i>For Schlage Core, Add</i>	45.89	
			<i>For Fire Rated, Add</i>	62.78	
08 71 11 00-2363	EA		Five Button, Cylindrical Locking Device With Passage, Mechanical Pushbutton Combination Lock, Knob (Kaba® Simplex® 1311 Series).....	749.65	63.33
			<i>For Bright Chrome Or Bright Brass Finish, Add</i>	17.50	
			<i>For Schlage Core, Add</i>	45.89	
			<i>For Fire Rated, Add</i>	62.78	
08 71 11 00-2364	EA		Five Button, Cylindrical Locking Device, Mechanical Pushbutton Combination Lock With Key Override, Knob (Kaba® Simplex® 1021 Series).....	770.55	63.33
			<i>For Bright Chrome Or Bright Brass Finish, Add</i>	17.50	
			<i>For Schlage Core, Add</i>	45.89	
			<i>For Fire Rated, Add</i>	62.78	
08 71 11 00-2365	EA		Five Button, Cylindrical Locking Device With Passage, Mechanical Pushbutton Combination Lock With Key Override, Knob (Kaba® Simplex® 1041 Series).....	822.80	63.33
			<i>For Bright Chrome Or Bright Brass Finish, Add</i>	17.50	
			<i>For Schlage Core, Add</i>	45.89	
			<i>For Fire Rated, Add</i>	62.78	
08 71 11 00-2366	EA		Five Button, Cylindrical Locking Device, Mechanical Pushbutton Combination Lock, Lever (Kaba® Simplex® L1011 Series).....	786.22	63.33
			<i>For Bright Chrome Or Bright Brass Finish, Add</i>	17.50	
			<i>For Schlage Core, Add</i>	45.89	
			<i>For Fire Rated, Add</i>	62.78	
08 71 11 00-2367	EA		Five Button, Cylindrical Locking Device With Passage, Mechanical Pushbutton Combination Lock, Lever (Kaba® Simplex® L1031 Series).....	838.47	63.33
			<i>For Bright Chrome Or Bright Brass Finish, Add</i>	17.50	
			<i>For Schlage Core, Add</i>	45.89	
			<i>For Fire Rated, Add</i>	62.78	
08 71 11 00-2368	EA		Five Button, Cylindrical Locking Device, Mechanical Pushbutton Combination Lock With Key Override, Lever (Kaba® Simplex® L1021 Series).....	859.37	63.33
			<i>For Bright Chrome Or Bright Brass Finish, Add</i>	17.50	
			<i>For Schlage Core, Add</i>	45.89	
			<i>For Fire Rated, Add</i>	62.78	
08 71 11 00-2369	EA		Five Button, Cylindrical Locking Device With Passage, Mechanical Pushbutton Combination Lock With Key Override, Lever (Kaba® Simplex® L1041 Series).....	911.61	63.33
			<i>For Bright Chrome Or Bright Brass Finish, Add</i>	17.50	
			<i>For Schlage Core, Add</i>	45.89	
			<i>For Fire Rated, Add</i>	62.78	
08 71 11 00-2370			Mechanical Pushbutton Combination Locks (Kaba® Simplex® 5000 Series)		
			<small>(08 71 11 00-2360)</small>		
			Note: ANSI/BHMA Grade 1, Satin chrome finish or black with satin chrome accents.		
08 71 11 00-2371	EA		Five Button, Cylindrical Locking Device, Mechanical Pushbutton Combination Lock With Key Override, Knob Or Lever (Kaba® Simplex® 5000 Series).....	773.69	63.33
			<i>For Bright Chrome, Bright Brass Or Satin Brass Finish, Add</i>	17.50	
			<i>For Dark Bronze Finish With Brass Accents, Add</i>	70.00	
			<i>For Schlage Core, Add</i>	45.89	
08 71 11 00-2372	EA		Five Button, Cylindrical Locking Device With Passage, Mechanical Pushbutton Combination Lock With Key Override, Knob Or Lever (Kaba® Simplex® 5000 Series).....	815.48	63.33
			<i>For Bright Chrome, Bright Brass Or Satin Brass Finish, Add</i>	17.50	
			<i>For Dark Bronze Finish With Brass Accents, Add</i>	70.00	
			<i>For Schlage Core, Add</i>	45.89	
08 71 11 00-2373	EA		Five Button, Mortise Locking Device, Mechanical Pushbutton Combination Lock With Key Override, Lever (Kaba® Simplex® 5000 Series).....	899.07	63.33
			<i>For Bright Chrome, Bright Brass Or Satin Brass Finish, Add</i>	17.50	
			<i>For Dark Bronze Finish With Brass Accents, Add</i>	70.00	
			<i>For Schlage Core, Add</i>	45.89	
08 71 11 00-2374	EA		Five Button, Mortise Locking Device With Passage, Mechanical Pushbutton Combination Lock With Key Override, Lever (Kaba® Simplex® 5000 Series).....	930.42	63.33
			<i>For Bright Chrome, Bright Brass Or Satin Brass Finish, Add</i>	17.50	
			<i>For Dark Bronze Finish With Brass Accents, Add</i>	70.00	
			<i>For Schlage Core, Add</i>	45.89	
08 71 11 00-2375	EA		Five Button, Mortise Locking Device With Deadbolt And Lockout, Mechanical Pushbutton Combination Lock With Key Override, Lever (Kaba® Simplex® 5000 Series).....	930.42	63.33
			<i>For Bright Chrome, Bright Brass Or Satin Brass Finish, Add</i>	17.50	
			<i>For Dark Bronze Finish With Brass Accents, Add</i>	70.00	
			<i>For Schlage Core, Add</i>	45.89	
08 71 11 00-2376	EA		Five Button, Exit Trim, Mechanical Pushbutton Combination Lock With Key Override, Lever (Kaba® Simplex® 5000 Series).....	878.17	63.33
			<i>For Bright Chrome, Bright Brass Or Satin Brass Finish, Add</i>	17.50	
			<i>For Dark Bronze Finish With Brass Accents, Add</i>	70.00	
			<i>For Schlage Core, Add</i>	45.89	
08 71 11 00-2377			Mechanical Pushbutton Combination Locks (Kaba® Simplex® 8100 Series)		
			<small>(08 71 11 00-2360)</small>		
			Note: Satin chrome or antique brass finish.		
08 71 11 00-2378	EA		Five Button, Mortise Locking Device With Passage And Lockout, Mechanical Pushbutton Combination Lock With Key Override, Lever (Kaba® Simplex® 8100 Series).....	937.73	63.33
			<i>For Bright Chrome Or Bright Brass Finish, Add</i>	17.50	
			<i>For Schlage Core, Add</i>	45.89	

08	08	Openings
	08 70	Hardware
	08 71	Door Hardware



MINOR			TOTAL DIRECT	DEMOLITION
CSI	UOM	DESCRIPTION	UNIT COST	UNIT COST
08 71 11 00-2379	EA	Five Button, Mortise Locking Device With Deadbolt, Passage And Lockout, Mechanical Pushbutton Combination Lock With Key Override, Lever (Kaba® Simplex® 8100 Series).....	969.08	63.33
		<i>For Bright Chrome Or Bright Brass Finish, Add</i>	17.50	
		<i>For Schlage Core, Add</i>	45.89	
08 71 11 00-2380		Mechanical Pushbutton Combination Locks (Kaba® Simplex® LD 450/470) <small>(08 71 11 00-2380)</small> Note: Satin stainless, bright brass or antique brass finish.		
08 71 11 00-2381	EA	Twelve Button, Tubular Latch Locking Device, Light Duty, Mechanical Pushbutton Combination Lock, Knob (Kaba® Simplex® LD 450 Series).....	397.52	63.33
		<i>For Schlage Core, Add</i>	45.89	
08 71 11 00-2382	EA	Twelve Button, Tubular Latch Locking Device With Passage, Light Duty, Mechanical Pushbutton Combination Lock, Lever (Kaba® Simplex® LD 470 Series).....	535.45	63.33
		<i>For Schlage Core, Add</i>	45.89	
08 71 11 00-2383		Electrical Pushbutton Combination Locks <small>(08 71 11 00-2359)</small> Note: Privacy option limits access to privileged users (master codes).		
08 71 11 00-2384		Electrical Pushbutton Combination Locks (Kaba® E-Plex® 2000 Series) <small>(08 71 11 00-2383)</small> Note: ANSI/BHMA Grade 1. Satin chrome finish. Includes 100 access codes and 1,000 audit events.		
08 71 11 00-2385	EA	Twelve Button, Cylindrical Locking Device, Electrical Pushbutton Combination Lock, Lever (Kaba® E-Plex® 2000 Series).....	723.53	63.33
		<i>For Satin Brass Finish, Add</i>	17.50	
08 71 11 00-2386	EA	Twelve Button, Mortise Locking Device, Electrical Pushbutton Combination Lock, Lever (Kaba® E-Plex® 2000 Series).....	848.92	63.33
		<i>For Satin Brass Finish, Add</i>	17.50	
08 71 11 00-2387	EA	Twelve Button, Mortise Locking Device With Deadbolt, Electrical Pushbutton Combination Lock, Lever (Kaba® E-Plex® 2000 Series).....	880.26	63.33
		<i>For Satin Brass Finish, Add</i>	17.50	
08 71 11 00-2388	EA	Twelve Button, Exit Trim, Electrical Pushbutton Combination Lock, Lever (Kaba® E-Plex® 2000 Series).....	828.02	63.33
		<i>For Satin Brass Finish, Add</i>	17.50	
08 71 11 00-2389	EA	Twelve Button, Cylindrical Locking Device, Electrical Pushbutton Combination Lock With Key Override, Lever (Kaba® E-Plex® 2000 Series).....	775.77	63.33
		<i>For Satin Brass Finish, Add</i>	17.50	
08 71 11 00-2390	EA	Twelve Button, Cylindrical Locking Device With Privacy, Electrical Pushbutton Combination Lock With Key Override, Lever (Kaba® E-Plex® 2000 Series).....	880.26	63.33
		<i>For Satin Brass Finish, Add</i>	17.50	
08 71 11 00-2391	EA	Twelve Button, Mortise Locking Device, Electrical Pushbutton Combination Lock With Key Override, Lever (Kaba® E-Plex® 2000 Series).....	901.16	63.33
		<i>For Satin Brass Finish, Add</i>	17.50	
08 71 11 00-2392	EA	Twelve Button, Mortise Locking Device With Deadbolt, Electrical Pushbutton Combination Lock With Key Override, Lever (Kaba® E-Plex® 2000 Series).....	932.51	63.33
		<i>For Satin Brass Finish, Add</i>	17.50	
08 71 11 00-2393	EA	Twelve Button, Exit Trim, Electrical Pushbutton Combination Lock With Key Override, Lever (Kaba® E-Plex® 2000 Series).....	880.26	63.33
		<i>For Satin Brass Finish, Add</i>	17.50	
08 71 11 00-2394		Narrow Stile Application, Electrical Pushbutton Combination Locks (Kaba® E-Plex® 3000 Series) <small>(08 71 11 00-2383)</small> Note: ANSI/BHMA Grade 1. Satin chrome finish. Includes 300 access codes and 9,000 audit events.		
08 71 11 00-2395	EA	Twelve Button, Mortise Locking Device, Narrow Stile Application, Electrical Pushbutton Combination Lock With Key Override, Lever (Kaba® E-Plex® 3000 Series).....	932.51	63.33
		<i>For Dark Bronze Finish With Brass Accents, Add</i>	70.00	
		<i>For Remote Unlock, Add</i>	94.00	
		<i>Note: Excludes momentary contact switch.</i>		
08 71 11 00-2396	EA	Twelve Button, Mortise Locking Device With Deadbolt, Narrow Stile Application, Electrical Pushbutton Combination Lock With Key Override, Lever (Kaba® E-Plex® 3000 Series).....	932.51	63.33
		<i>For Dark Bronze Finish With Brass Accents, Add</i>	70.00	
		<i>For Remote Unlock, Add</i>	94.00	
		<i>Note: Excludes momentary contact switch.</i>		
08 71 11 00-2397		Narrow Stile Application, Electrical Pushbutton Combination Locks (Kaba® E-Plex® 3200 Series) <small>(08 71 11 00-2383)</small> Note: ANSI/BHMA Grade 1. Satin chrome finish. Includes 3,000 access codes and 30,000 audit events.		
08 71 11 00-2398	EA	Twelve Button, Mortise Locking Device, Narrow Stile Application, Electrical Pushbutton Combination Lock With Key Override, Lever (Kaba® E-Plex® 3200 Series).....	1,094.47	63.33
		<i>For Dark Bronze Finish With Brass Accents, Add</i>	70.00	
		<i>For Remote Unlock, Add</i>	94.00	
		<i>Note: Excludes momentary contact switch.</i>		
08 71 11 00-2399	EA	Twelve Button, Mortise Locking Device With Deadbolt, Narrow Stile Application, Electrical Pushbutton Combination Lock With Key Override, Lever (Kaba® E-Plex® 3200 Series).....	1,094.47	63.33
		<i>For Dark Bronze Finish With Brass Accents, Add</i>	70.00	
		<i>For Remote Unlock, Add</i>	94.00	
		<i>Note: Excludes momentary contact switch.</i>		
08 71 11 00-2400		Electrical Pushbutton Combination Locks (Kaba® E-Plex® 5200 Series) <small>(08 71 11 00-2383)</small> Note: ANSI/BHMA Grade 1. Satin chrome finish. Includes 3,000 access codes and 30,000 audit events.		



Openings	08	08
Hardware	08 70	
Door Hardware	08 71	

MINOR	CSI	UOM	DESCRIPTION	TOTAL DIRECT UNIT COST	DEMOLITION UNIT COST
08 71 11 00-2401	EA		Twelve Button, Cylindrical Locking Device, Electrical Pushbutton Combination Lock With Key Override, Lever (Kaba® E-Plex® 5200 Series).....	1,178.06	63.33
			<i>For Bright Chrome, Bright Brass Or Satin Brass Finish, Add</i>	17.50	
			<i>For Dark Bronze Finish With Brass Accents, Add</i>	70.00	
			<i>For Remote Unlock, Add</i>	94.00	
			<i>Note: Excludes momentary contact switch.</i>		
08 71 11 00-2402	EA		Twelve Button, Cylindrical Locking Device With Privacy, Electrical Pushbutton Combination Lock With Key Override, Lever (Kaba® E-Plex® 5200 Series).....	1,282.55	63.33
			<i>For Bright Chrome, Bright Brass Or Satin Brass Finish, Add</i>	17.50	
			<i>For Dark Bronze Finish With Brass Accents, Add</i>	70.00	
			<i>For Remote Unlock, Add</i>	94.00	
			<i>Note: Excludes momentary contact switch.</i>		
08 71 11 00-2403	EA		Twelve Button, Mortise Locking Device, Electrical Pushbutton Combination Lock With Key Override, Lever (Kaba® E-Plex® 5200 Series).....	1,303.44	63.33
			<i>For Bright Chrome, Bright Brass Or Satin Brass Finish, Add</i>	17.50	
			<i>For Dark Bronze Finish With Brass Accents, Add</i>	70.00	
			<i>For Remote Unlock, Add</i>	94.00	
			<i>Note: Excludes momentary contact switch.</i>		
08 71 11 00-2404	EA		Twelve Button, Mortise Locking Device With Deadbolt, Electrical Pushbutton Combination Lock With Key Override, Lever (Kaba® E-Plex® 5200 Series).....	1,334.79	63.33
			<i>For Bright Chrome, Bright Brass Or Satin Brass Finish, Add</i>	17.50	
			<i>For Dark Bronze Finish With Brass Accents, Add</i>	70.00	
			<i>For Remote Unlock, Add</i>	94.00	
			<i>Note: Excludes momentary contact switch.</i>		
08 71 11 00-2405	EA		Twelve Button, Exit Trim, Electrical Pushbutton Combination Lock With Key Override, Lever (Kaba® E-Plex® 5200 Series).....	1,282.55	63.33
			<i>For Bright Chrome, Bright Brass Or Satin Brass Finish, Add</i>	17.50	
			<i>For Dark Bronze Finish With Brass Accents, Add</i>	70.00	
			<i>For Remote Unlock, Add</i>	94.00	
			<i>Note: Excludes momentary contact switch.</i>		
08 71 11 00-2406			Electrical Pushbutton Combination Lock/Card Readers (Kaba® E-Plex® 5800 Series) (08 71 11 00-2383)		
			Note: ANSI/BHMA Grade 1. Satin chrome or black with satin chrome accents finish. Includes 3,000 access codes and 30,000 audit events.		
08 71 11 00-2407	EA		Twelve Button, Cylindrical Locking Device, Electrical Pushbutton Combination Lock/Card Reader With Key Override, Lever (Kaba® E-Plex® 5800 Series).....	1,674.38	63.33
			<i>For Bright Chrome, Bright Brass Or Satin Brass Finish, Add</i>	17.50	
			<i>For Dark Bronze Finish With Brass Accents, Add</i>	70.00	
			<i>For Remote Unlock, Add</i>	94.00	
			<i>Note: Excludes momentary contact switch.</i>		
08 71 11 00-2408	EA		Twelve Button, Cylindrical Locking Device With Privacy, Electrical Pushbutton Combination Lock/Card Reader With Key Override, Lever (Kaba® E-Plex® 5800 Series).....	1,778.87	63.33
			<i>For Bright Chrome, Bright Brass Or Satin Brass Finish, Add</i>	17.50	
			<i>For Dark Bronze Finish With Brass Accents, Add</i>	70.00	
			<i>For Remote Unlock, Add</i>	94.00	
			<i>Note: Excludes momentary contact switch.</i>		
08 71 11 00-2409	EA		Twelve Button, Mortise Locking Device, Electrical Pushbutton Combination Lock/Card Reader With Key Override, Lever (Kaba® E-Plex® 5800 Series).....	1,799.77	63.33
			<i>For Bright Chrome, Bright Brass Or Satin Brass Finish, Add</i>	17.50	
			<i>For Dark Bronze Finish With Brass Accents, Add</i>	70.00	
			<i>For Remote Unlock, Add</i>	94.00	
			<i>Note: Excludes momentary contact switch.</i>		
08 71 11 00-2410	EA		Twelve Button, Mortise Locking Device With Deadbolt, Electrical Pushbutton Combination Lock/Card Reader With Key Override, Lever (Kaba® E-Plex® 5800 Series).....	1,831.11	63.33
			<i>For Bright Chrome, Bright Brass Or Satin Brass Finish, Add</i>	17.50	
			<i>For Dark Bronze Finish With Brass Accents, Add</i>	70.00	
			<i>For Remote Unlock, Add</i>	94.00	
			<i>Note: Excludes momentary contact switch.</i>		
08 71 11 00-2411	EA		Twelve Button, Exit Trim, Electrical Pushbutton Combination Lock/Card Reader With Key Override, Lever (Kaba® E-Plex® 5800 Series).....	1,778.87	63.33
			<i>For Bright Chrome, Bright Brass Or Satin Brass Finish, Add</i>	17.50	
			<i>For Dark Bronze Finish With Brass Accents, Add</i>	70.00	
			<i>For Remote Unlock, Add</i>	94.00	
			<i>Note: Excludes momentary contact switch.</i>		
08 71 11 00-2412			Entry/Egress, Electrical Pushbutton Combination Lock/Card Readers (Kaba® E-Plex® 5886 Series) (08 71 11 00-2383)		
			Note: ANSI/BHMA Grade 1. Satin chrome or black with satin chrome accents finish. Includes 3,000 access codes and 30,000 audit events.		
08 71 11 00-2413	EA		Twelve Button, Mortise Locking Device, Entry/Egress, Electrical Pushbutton Combination Lock/Card Reader With Key Override, Lever (Kaba® E-Plex® 5886 Series).....	2,384.91	63.33
			<i>For Dark Bronze Finish With Brass Accents, Add</i>	70.00	
			<i>For Bright Chrome, Bright Brass Or Satin Brass Finish, Add</i>	35.00	
08 71 11 00-2414			Stand Alone Access Controller, Electrical Pushbutton Combination Lock/Card Readers (Kaba® E-Plex® 5870 Series) (08 71 11 00-2383)		
			Note: ANSI/BHMA Grade 1. Satin chrome or black with satin chrome accents finish. Includes 3,000 access codes and 30,000 audit events.		

08	08	Openings
	08 70	Hardware
	08 71	Door Hardware



MINOR CSI UOM DESCRIPTION	TOTAL DIRECT UNIT COST	DEMOLITION UNIT COST
------------------------------	---------------------------	-------------------------

08 71 11 00-2415	EA	Twelve Button, Stand Alone Access Controller, Electrical Pushbutton Combination Lock/Card Reader (Kaba® E-Plex® 5870 Series).....	1,491.52	63.33
		<i>For Bright Chrome, Bright Brass Or Satin Brass Finish, Add</i>	17.50	
		<i>For Dark Bronze Finish With Brass Accents, Add</i>	70.00	

08 71 11 00-2416 Electrical Pushbutton Combination Lock Accessories (Kaba® E-Plex®) (08 71 11 00-2383)

08 71 11 00-2417	EA	Standard Software Implementation Kit (Kaba® E-Plex®).....	725.11	
08 71 11 00-2418	EA	Enterprise Software Implementation Kit (Kaba® E-Plex®).....	934.09	
08 71 11 00-2419	EA	E-Plex General FIPS Software Implementation Kit (Kaba® E-Plex®).....	1,247.56	
08 71 11 00-2420	EA	USB FIPS/DESFire Card Reader/Enroller (Kaba® E-Plex®).....	367.78	
08 71 11 00-2421	EA	High Capacity Battery Kit (Kaba® E-Plex® E5x00 Series).....	113.10	
		Note: Includes 4 C-cell battery pack.		
08 71 11 00-2422	EA	12-24 Volt DC Power Interface Kit (Kaba® E-Plex® E5x00 Series).....	135.04	

08 71 11 00-2423 Self-Powered, Electrical Pushbutton Combination Locks (Kaba® PowerPlex® 2000 Series) (08 71 11 00-2383)

Note: ANSI/BHMA Grade 1. Satin chrome finish.

08 71 11 00-2424	EA	Twelve Button, Cylindrical Locking Device, Self-Powered, Electrical Pushbutton Combination Lock, Lever (Kaba® PowerPlex® 2000 Series).....	906.39	63.33
		<i>For Satin Brass Finish, Add</i>	17.50	
		<i>For Owner Furnished Material, Deduct</i>	-653.06	
08 71 11 00-2425	EA	Twelve Button, Mortise Locking Device, Self-Powered, Electrical Pushbutton Combination Lock, Lever (Kaba® PowerPlex® 2000 Series).....	1,031.77	63.33
		<i>For Satin Brass Finish, Add</i>	17.50	
		<i>For Owner Furnished Material, Deduct</i>	-778.44	
08 71 11 00-2426	EA	Twelve Button, Mortise Locking Device With Deadbolt, Self-Powered, Electrical Pushbutton Combination Lock, Lever (Kaba® PowerPlex® 2000 Series).....	1,063.12	63.33
		<i>For Satin Brass Finish, Add</i>	17.50	
		<i>For Owner Furnished Material, Deduct</i>	-809.79	
08 71 11 00-2427	EA	Twelve Button, Exit Trim, Self-Powered, Electrical Pushbutton Combination Lock, Lever (Kaba® PowerPlex® 2000 Series).....	1,010.88	63.33
		<i>For Satin Brass Finish, Add</i>	17.50	
		<i>For Owner Furnished Material, Deduct</i>	-757.55	
08 71 11 00-2428	EA	Twelve Button, Cylindrical Locking Device, Self-Powered, Electrical Pushbutton Combination Lock With Key Override, Lever (Kaba® PowerPlex® 2000 Series).....	958.63	63.33
		<i>For Satin Brass Finish, Add</i>	17.50	
		<i>For Owner Furnished Material, Deduct</i>	-705.30	
08 71 11 00-2429	EA	Twelve Button, Cylindrical Locking Device With Privacy, Self-Powered, Electrical Pushbutton Combination Lock With Key Override, Lever (Kaba® PowerPlex® 2000 Series).....	1,063.12	63.33
		<i>For Satin Brass Finish, Add</i>	17.50	
		<i>For Owner Furnished Material, Deduct</i>	-809.79	
08 71 11 00-2430	EA	Twelve Button, Mortise Locking Device, Self-Powered, Electrical Pushbutton Combination Lock With Key Override, Lever (Kaba® PowerPlex® 2000 Series).....	1,084.02	63.33
		<i>For Satin Brass Finish, Add</i>	17.50	
		<i>For Owner Furnished Material, Deduct</i>	-830.69	
08 71 11 00-2431	EA	Twelve Button, Mortise Locking Device With Deadbolt, Self-Powered, Electrical Pushbutton Combination Lock With Key Override, Lever (Kaba® PowerPlex® 2000 Series).....	1,115.36	63.33
		<i>For Satin Brass Finish, Add</i>	17.50	
		<i>For Owner Furnished Material, Deduct</i>	-862.03	
08 71 11 00-2432	EA	Twelve Button, Exit Trim, Self-Powered, Electrical Pushbutton Combination Lock With Key Override, Lever (Kaba® PowerPlex® 2000 Series).....	1,063.12	63.33
		<i>For Satin Brass Finish, Add</i>	17.50	
		<i>For Owner Furnished Material, Deduct</i>	-809.79	

08 71 11 00-2433 Electrical Pushbutton Combination Locks (Schlage) (08 71 11 00-2383)

Note: ANSI/BHMA Grade 1. Satin chrome finish.

08 71 11 00-2434	EA	Class 100, Cylindrical, Classroom/Storeroom, Keypad, Sparta Lever, Standalone Electronic Lock (Schlage CO100CY70KP626BD-D).....	956.13	62.83
		<i>For Owner Furnished Material, Deduct</i>	-704.80	
08 71 11 00-2435	EA	Class 200, Cylindrical, Classroom/Storeroom, Keypad, Sparta Lever, Standalone Electronic Lock (Schlage CO200CY70KP-D).....	1,114.35	62.83
		<i>For Owner Furnished Material, Deduct</i>	-863.02	
08 71 11 00-2436	EA	Class 200, Cylindrical, Classroom/Storeroom, Magnetic Strip + Keypad, Sparta Lever, Standalone Electronic Lock (Schlage CO200CY70MKS626).....	1,263.32	62.83
		<i>For Owner Furnished Material, Deduct</i>	-1,011.99	
08 71 11 00-2437	EA	Class 200, Cylindrical, Classroom/Storeroom, Keypad, Sparta Lever, Standalone Electronic Lock (Schlage AD200CY70KP626).....	1,664.01	62.83
		<i>For Owner Furnished Material, Deduct</i>	-1,412.68	
08 71 11 00-2438	EA	Class 200, Cylindrical, Classroom/Storeroom, Magnetic Strip + Keypad, Sparta Lever, Standalone Electronic Lock (Schlage AD200CY70MKS626).....	1,823.25	62.83
		<i>For Owner Furnished Material, Deduct</i>	-1,571.92	
08 71 11 00-2439	EA	Class 400, Cylindrical, Classroom/Storeroom, Magnetic Strip + Keypad, Sparta Lever, Networked Wireless Electronic Lock (Schlage AD400CY70MSKSPA626).....	2,010.24	62.83
		<i>For Owner Furnished Material, Deduct</i>	-1,758.91	
08 71 11 00-2440	EA	Class 300, Cylindrical, Classroom/Storeroom, Magnetic Strip + Keypad, Sparta Lever, Networked Wireless Electronic Lock (Schlage AD300CY70MSKSPA626).....	1,843.80	62.83
		<i>For Owner Furnished Material, Deduct</i>	-1,592.47	

08 71 11 00-2441 Residential Locks And Latchsets (08 71 11 00-2270)



Openings	08	08
Hardware	08 70	
Door Hardware	08 71	

MINOR	CSI	UOM	DESCRIPTION	TOTAL DIRECT UNIT COST	DEMOLITION UNIT COST
08 71 11 00-2442	EA		Residential Entry Lockset With Knobs (Master Keyed).....	76.25	15.20
08 71 11 00-2443	EA		Residential Privacy Lockset With Knobs.....	74.51	15.20
08 71 11 00-2444	EA		Residential Passage Lockset With Knobs.....	74.28	15.20
08 71 11 00-2445	EA		Residential Dummy Lockset With Knobs.....	58.66	12.66
08 71 11 00-2446	EA		Residential Entry Lockset With Levers (Master Keyed).....	88.25	15.20
08 71 11 00-2447	EA		Residential Privacy Lockset With Levers.....	84.26	15.20
08 71 11 00-2448	EA		Residential Passage Lockset With Levers.....	81.38	15.20
08 71 11 00-2449	EA		Residential Dummy Lockset With Levers.....	60.03	12.66
08 71 11 00-2450			Deadbolts (08 71 11 00-2270)		
08 71 11 00-2451			Cylindrical Deadbolts, Grade 1, ANSI 156.5 (08 71 11 00-2450)		
			Note: 2-3/8" or 2-3/4" backset.		
08 71 11 00-2452	EA		Single Cylinder Deadbolt, Key One Side, Knob One Side.....	192.38	25.13
			Note: Cylindrical, ANSI Grade 1, interchangeable core, bright brass or satin chromium finish.		
			For Bright Chromium Or Oiled Rubbed Bronze Finish, Add	4.20	
08 71 11 00-2453	EA		Double Cylinder Deadbolt, Key Both Sides.....	222.02	25.13
			Note: Cylindrical, ANSI Grade 1, interchangeable core, bright brass or satin chromium finish.		
			For Bright Chromium Or Oiled Rubbed Bronze Finish, Add	4.20	
08 71 11 00-2454			Cylindrical Deadbolts, Grade 2, ANSI 156.5 (08 71 11 00-2450)		
			Note: 2-3/8" or 2-3/4" backset.		
08 71 11 00-2455	EA		Single Cylinder Deadbolt, Key One Side, Knob One Side.....	172.08	25.13
			Note: Cylindrical, ANSI Grade 2, interchangeable core, bright brass or satin chromium finish.		
			For Bright Chromium Or Oiled Rubbed Bronze Finish, Add	4.20	
08 71 11 00-2456	EA		Double Cylinder Deadbolt, Key Both Sides.....	204.46	25.13
			Note: Cylindrical, ANSI Grade 2, interchangeable core, bright brass or satin chromium finish.		
			For Bright Chromium Or Oiled Rubbed Bronze Finish, Add	4.20	
08 71 11 00-2457			Small Case Mortised Deadbolts, Grade 1, ANSI 156.5 (08 71 11 00-2450)		
			Note: Interchangeable cores with small case size, 4-1/2" x 3-1/2" nominal.		
08 71 11 00-2458	EA		Small Case Mortised Deadbolt, Key One Side, Knob One Side.....	249.80	25.13
			Note: ANSI Grade 1, interchangeable cores, all finishes. Case size 4-1/2" x 3-1/2" (nominal).		
08 71 11 00-2459	EA		Small Case Mortised Deadbolt, Key Both Sides.....	277.24	25.13
			Note: ANSI Grade 1, interchangeable cores, all finishes. Case size 4-1/2" x 3-1/2" (nominal). Also used for Classroom version.		
08 71 11 00-2460	EA		Small Case Mortised Deadbolt, Key One Side, Cover Plate One Side.....	244.31	25.13
			Note: ANSI Grade 1, interchangeable cores, all finishes. Case size 4-1/2" x 3-1/2" (nominal).		
08 71 11 00-2461			Mortised Deadbolts, Grade 1, ANSI 156.5 (08 71 11 00-2450)		
			Note: Interchangeable cores with standard case size, 4-1/2" x 6" nominal.		
08 71 11 00-2462	EA		Mortised Deadbolt, Key One Side, Knob One Side.....	324.44	25.13
			Note: ANSI Grade 1, interchangeable cores, all finishes. Case size 4-1/2" x 6" (nominal).		
08 71 11 00-2463	EA		Mortised Deadbolt, Key Both Sides.....	369.44	25.13
			Note: ANSI Grade 1, interchangeable cores, all finishes. Case size 4-1/2" x 6" (nominal). Also used for Classroom version.		
08 71 11 00-2464	EA		Mortised Deadbolt, Key One Side, Cover Plate One Side.....	286.02	25.13
			Note: ANSI Grade 1, interchangeable cores, all finishes. Case size 4-1/2" x 6" (nominal).		
08 71 11 00-2465			Surface Mounted Deadbolts (08 71 11 00-2450)		
08 71 11 00-2466	EA		Single Cylinder Surface Mounted Deadbolt.....	127.86	25.13
			Note: Key one side, knob one side, bright brass finish.		
			For Brushed Chrome Finish, Add	10.50	
08 71 11 00-2467	EA		Double Cylinder Surface Mounted Deadbolt.....	147.69	25.13
			Note: Key both sides, bright brass finish.		
			For Brushed Chrome Finish, Add	10.50	
08 71 11 00-2468	EA		Single Cylinder Surface Mounted Interlocking Deadbolt.....	163.46	25.13
			Note: Jimmy proof, key one side, knob one side, bright brass finish.		
			For Brushed Chrome Finish, Add	10.50	
08 71 11 00-2469	EA		Double Cylinder Surface Mounted Interlocking Deadbolt.....	183.29	25.13
			Note: Jimmy proof, key both sides, bright brass finish.		
			For Brushed Chrome Finish, Add	10.50	
08 71 11 00-2470			Surface Mounted Deadlatches (08 71 11 00-2270)		
08 71 11 00-2471	EA		Single Cylinder Surface Mounted Deadlatch.....	129.42	25.13
			Note: Key one side, knob one side, bright brass finish.		
			For Brushed Chrome Finish, Add	10.50	
08 71 11 00-2472	EA		Single Cylinder Surface Mounted Interlocking Deadlatch.....	163.54	25.13
			Note: Jimmy proof, key one side, knob one side, bright brass finish.		
			For Brushed Chrome Finish, Add	10.50	
08 71 11 00-2473			Electric Strikes (08 71 11 00-2270)		
08 71 11 00-2474	EA		12/24 Volt DC, Fail Safe/Fail Secure, Aluminum/Steel Body Electric Strike (Von Duprin 5100).....	343.31	50.26
08 71 11 00-2475	EA		12/24 Volt DC, Fail Secure, Dual Monitor Switch, Stainless Steel Body Electric Strike (Von Duprin 6111).....	1,051.07	50.26
			Note: For rim mounted lock		

08 Openings**08 70 Hardware****08 71 Door Hardware**
**SAN BERNARDINO
COUNTY**

MINOR CSI UOM DESCRIPTION	TOTAL DIRECT UNIT COST	DEMOLITION UNIT COST
08 71 11 00-2476 EA 12/24 Volt DC, Fail Secure, Dual Monitor Switch, Stainless Steel Body Electric Strike (Von Duprin 6112).....	1,003.17	50.26
Note: For rim mounted lock		
08 71 11 00-2477 EA 24 Volt DC, Fail Secure, Stainless Steel Body Electric Strike (Von Duprin 6211).....	767.86	50.26
Note: For mortise or cylindrical locks		
08 71 11 00-2478 EA 24 Volt DC, Fail Secure, Dual Monitor Switch, Stainless Steel Body Electric Strike (Von Duprin 6212).....	1,056.17	50.26
Note: For mortise or cylindrical locks		
08 71 11 00-2479 EA 24 Volt DC, Fail Secure, Dual Monitor Switch, Stainless Steel Body Electric Strike (Von Duprin 6213).....	1,035.39	50.26
Note: For mortise or cylindrical locks		
08 71 11 00-2480 EA 24 Volt DC, Fail Secure, Dual Monitor Switch, Stainless Steel Body Electric Strike (Von Duprin 6214).....	1,131.27	50.26
Note: For mortise or cylindrical locks		
08 71 11 00-2481 EA 24 Volt DC, Fail Secure, Dual Monitor Switch, Stainless Steel Body Electric Strike (Von Duprin 6215).....	1,051.94	50.26
Note: For mortise or cylindrical locks		
08 71 11 00-2482 EA 12/24 Volt DC, 3,070 LB Static Strength, Stainless Steel Body, Dual Voltage Electric Strike (HES 1006).....	636.78	50.26
08 71 11 00-2483 EA 12/24 Volt DC, 3,000 LB Static Strength, Stainless Steel Body, Fire Rated Electric Strike (HES 4500).....	632.90	50.26
08 71 11 00-2484 EA 12/24 Volt DC, 1,500 LB Static Strength, Steel Body, Low Profile Electric Strike (HES 5000).....	299.05	50.26
08 71 11 00-2485 EA 12/24 Volt DC, 1,500 LB Static Strength, Steel Body, Adjustable Electric Strike (HES 5200).....	299.05	50.26
08 71 11 00-2486 EA 12/24 Volt DC, 1,500 LB Static Strength, Cylindrical Or Rim Exit Device, Stainless Steel Body, Electric Strike With Preload (HES 7000).....	389.73	50.26
08 71 11 00-2487 EA 12/24 Volt DC, 1,500 LB Static Strength, Stainless Steel Body, Cylindrical Lock Electric Strike (HES 7500).....	710.44	50.26
08 71 11 00-2488 EA 12/24 Volt DC, 1,500 LB Static Strength, Stainless Steel Body, Compact Concealed Electric Strike (HES 8000).....	341.05	50.26
08 71 11 00-2489 EA 12/24 Volt DC, 1,500 LB Static Strength, Stainless Steel Body, Fire Rated Compact Concealed Electric Strike (HES 8300).....	651.21	50.26
08 71 11 00-2490 EA 12/24 Volt DC, 1,500 LB Static Strength, Stainless Steel Body, Fire Rated Concealed Electric Strike (HES 8500).....	573.02	50.26
08 71 11 00-2491 EA 12/24 Volt DC, 1,500 LB Static Strength, Stainless Steel Body, Slim Line Surface Mounted Electric Strike (HES 9400).....	677.78	66.35
08 71 11 00-2492 EA 12/24 Volt DC, 1,500 LB Static Strength, Rim Exit Device, Stainless Steel Body, Fire Rated Surface Mounted Electric Strike (HES 9500).....	775.28	66.35
08 71 11 00-2493 EA 12/24 Volt DC, 1,500 LB Static Strength, Rim Exit Device, Stainless Steel Body, Surface Mounted Electric Strike (HES 9600).....	678.29	66.35

08 71 11 00-2494 Electric Hardware (08 71 11 00-2270)

08 71 11 00-2495 EA Electrified Cylindrical Lock Option.....	190.54	
Note: Excludes the lock. This task is used in conjunction with other locks in the CTC to electrify the lock.		
08 71 11 00-2496 EA Electrified Mortise Lock Option.....	223.13	
Note: Excludes the lock. This task is used in conjunction with other locks in the CTC to electrify the lock.		
08 71 11 00-2497 EA 24" Long, 3/8" Flexible Aluminum Conduit, Armored Power Transfer Door Loop.....	111.84	25.13
08 71 11 00-2498 EA 1 Ampere At 12/24 Volt DC, Door Hardware Power Supply.....	372.97	25.13
08 71 11 00-2499 EA 3 Amperes At 12 Volt DC, 2 Amperes At 24 Volt DC, Door Hardware Power Supply.....	661.40	25.13
08 71 11 00-2500 EA 4-1/2 Amperes At 12 Volt DC, 3 Amperes At 24 Volt DC, Door Hardware Power Supply.....	1,023.50	25.13
08 71 11 00-2501 EA 6 Amperes At 12 Volt DC, 4 Amperes At 24 Volt DC, Door Hardware Power Supply.....	1,131.98	25.13
08 71 11 00-2502 EA 9 Amperes At 12 Volt DC, 6 Amperes At 24 Volt DC, Door Hardware Power Supply.....	1,355.21	25.13
08 71 11 00-2503 EA 15 Amperes At 12 Volt DC, 10 Amperes At 24 Volt DC, Door Hardware Power Supply.....	1,647.89	25.13
08 71 11 00-2504 EA 18" Long, 1/4" Flexible Aluminum Conduit, Armored Power Transfer Door Loop.....	92.87	25.13
08 71 11 00-2505 EA 24" Long, 1/4" Flexible Aluminum Conduit, Armored Power Transfer Door Loop.....	95.11	25.13
08 71 11 00-2506 EA 30" Long, 1/4" Flexible Aluminum Conduit, Armored Power Transfer Door Loop.....	108.84	25.13
08 71 11 00-2507 EA 45" Long, 1/4" Flexible Aluminum Conduit, Armored Power Transfer Door Loop.....	111.56	25.13
08 71 11 00-2508 EA 60" Long, 1/4" Flexible Aluminum Conduit, Armored Power Transfer Door Loop.....	112.95	25.13
08 71 11 00-2509 EA 72" Long, 1/4" Flexible Aluminum Conduit, Armored Power Transfer Door Loop.....	120.83	25.13
08 71 11 00-2510 EA 12" Long, 3/8" Flexible Aluminum Conduit, Armored Power Transfer Door Loop.....	94.29	25.13
08 71 11 00-2511 EA 18" Long, 3/8" Flexible Aluminum Conduit, Armored Power Transfer Door Loop.....	105.30	25.13
08 71 11 00-2512 EA 36" Long, 3/8" Flexible Aluminum Conduit, Armored Power Transfer Door Loop.....	114.01	25.13
08 71 11 00-2513 EA 49" Long, 3/8" Flexible Aluminum Conduit, Armored Power Transfer Door Loop.....	129.07	25.13
08 71 11 00-2514 EA 60" Long, 3/8" Flexible Aluminum Conduit, Armored Power Transfer Door Loop.....	133.25	25.13
08 71 11 00-2515 EA 12" Long, 1/2" Flexible Aluminum Conduit, Armored Power Transfer Door Loop.....	108.05	25.13
08 71 11 00-2516 EA 18" Long, 1/2" Flexible Aluminum Conduit, Armored Power Transfer Door Loop.....	123.46	25.13
08 71 11 00-2517 EA 18" Long, 1/4" Flexible Conduit, Stainless Steel Armored Power Transfer Door Loop.....	71.44	25.13
08 71 11 00-2518 EA 24" Long, 1/4" Flexible Conduit, Stainless Steel Armored Power Transfer Door Loop.....	83.36	25.13
08 71 11 00-2519 EA 30" Long, 1/4" Flexible Conduit, Stainless Steel Armored Power Transfer Door Loop.....	89.67	25.13
08 71 11 00-2520 EA 36" Long, 1/4" Flexible Conduit, Stainless Steel Armored Power Transfer Door Loop.....	96.41	25.13
08 71 11 00-2521 EA 60" Long, 1/4" Flexible Conduit, Stainless Steel Armored Power Transfer Door Loop.....	131.52	25.13
08 71 11 00-2522 EA 72" Long, 1/4" Flexible Conduit, Stainless Steel Armored Power Transfer Door Loop.....	146.19	25.13
08 71 11 00-2523 EA 12" Long, 3/8" Flexible Conduit, Stainless Steel Armored Power Transfer Door Loop.....	76.31	25.13
08 71 11 00-2524 EA 18" Long, 3/8" Flexible Conduit, Stainless Steel Armored Power Transfer Door Loop.....	80.91	25.13
08 71 11 00-2525 EA 24" Long, 3/8" Flexible Conduit, Stainless Steel Armored Power Transfer Door Loop.....	94.60	25.13
08 71 11 00-2526 EA 36" Long, 3/8" Flexible Conduit, Stainless Steel Armored Power Transfer Door Loop.....	116.38	25.13
08 71 11 00-2527 EA 48" Long, 3/8" Flexible Conduit, Stainless Steel Armored Power Transfer Door Loop.....	135.86	25.13
08 71 11 00-2528 EA 60" Long, 3/8" Flexible Conduit, Stainless Steel Armored Power Transfer Door Loop.....	167.86	25.13
08 71 11 00-2529 EA 12" Long, 1/2" Flexible Conduit, Stainless Steel Armored Power Transfer Door Loop.....	83.97	25.13
08 71 11 00-2530 EA 18" Long, 1/2" Flexible Conduit, Stainless Steel Armored Power Transfer Door Loop.....	91.02	25.13
08 71 11 00-2531 EA Two 18 Gauge Wire, Door Frame To Edge Of Door Electrical Power Transfer.....	701.43	25.13
08 71 11 00-2532 EA Ten 24 Gauge Wire, Door Frame To Edge Of Door Electrical Power Transfer.....	759.94	35.19

08 71 11 00-2533 Magnetic Locks (08 71 11 00-2270)

08 71 11 00-2534 EA Electromagnetic Lock, 500 lb. Holding Force, Stainless Steel (Schlage 40).....	778.96	120.63
08 71 11 00-2535 EA Electromagnetic Lock, 500 lb. Holding Force, Stainless Steel (Schlage 40TJ).....	940.20	135.72
08 71 11 00-2536 EA Electromagnetic Lock, 1,000 lb. Holding Force, Stainless Steel (Schlage 70).....	923.71	120.63
08 71 11 00-2537 EA Electromagnetic Lock, 1,000 lb. Holding Force, Stainless Steel (Schlage 70TJ).....	1,084.65	135.72
08 71 11 00-2538 EA Electromagnetic Lock, 500 lb. Holding Force, Aluminum (Schlage M420).....	964.02	130.69
08 71 11 00-2539 EA Electromagnetic Lock, 1,000 lb. Holding Force, Aluminum (Schlage M450).....	1,063.29	130.69
08 71 11 00-2540 EA Electromagnetic Lock, 1,500 lb. Holding Force, Aluminum (Schlage M490).....	1,140.57	130.69



MINOR CSI UOM DESCRIPTION	TOTAL DIRECT UNIT COST	DEMOLITION UNIT COST
08 71 11 00-2541 EA Electromagnetic Lock, 500 lb. Holding Force, Aluminum (Schlage M420P).....	1,248.56	150.79
Note: Includes magnetic bond sensor, door position switch and relock time delay.		
08 71 11 00-2542 EA Electromagnetic Lock, 1,000 lb. Holding Force, Aluminum (Schlage M450P).....	1,380.53	150.79
Note: Includes magnetic bond sensor, door position switch and relock time delay.		
08 71 11 00-2543 EA Electromagnetic Lock, 1500 lb. Holding Force, Aluminum (Schlage M490P).....	1,439.97	150.79
Note: Includes magnetic bond sensor, door position switch and relock time delay.		
08 71 11 00-2544 EA 2 Amperes Output Current, 12-24 Volt DC, 4 Relay with Fire Alarm (Schlage PS902).....	428.22	50.26
08 71 11 00-2545 EA 4 Amperes Output Current, 12-24 Volt DC, 4 Relay with Fire Alarm (Schlage PS904).....	724.70	50.26
08 71 11 00-2546 EA 6 Amperes Output Current, 12-24 Volt DC, 4 Relay with Fire Alarm (Schlage PS906).....	878.79	50.26
08 71 11 00-2547 Door Coordinators (08 71 11)		
08 71 11 00-2548 EA 32" Satin Chrome Finish, Door Coordinator (Ives COR 32" Series).....	483.30	31.42
Note: Satin chrome finish. Includes two mounting brackets.		
For Anodized Aluminum Finish, Deduct	-143.06	
08 71 11 00-2549 EA 42" Satin Chrome Finish, Door Coordinator (Ives COR 42" Series).....	507.87	32.67
Note: Satin chrome finish. Includes two mounting brackets.		
For Anodized Aluminum Finish, Deduct	-150.87	
08 71 11 00-2550 EA 52" Satin Chrome Finish, Door Coordinator (Ives COR 52" Series).....	519.49	33.93
Note: Satin chrome finish. Includes two mounting brackets.		
For Anodized Aluminum Finish, Deduct	-153.51	
08 71 11 00-2551 EA 60" Satin Chrome Finish, Door Coordinator (Ives COR 60" Series).....	542.31	35.19
Note: Satin chrome finish. Includes two mounting brackets.		
For Anodized Aluminum Finish, Deduct	-160.62	
08 71 11 00-2552 EA 72" Satin Chrome Finish, Door Coordinator (Ives COR 72" Series).....	582.64	36.44
Note: Satin chrome finish. Includes two mounting brackets.		
For Anodized Aluminum Finish, Deduct	-174.75	
08 71 11 00-2553 EA Up To 20", Satin Chrome Finish, Filler Bar For Door Coordinator (Ives FL 20").....	111.23	10.06
For Anodized Aluminum Finish, Deduct	-28.41	
08 71 11 00-2554 EA Up To 32", Satin Chrome Finish, Filler Bar For Door Coordinator (Ives FL 32").....	122.28	11.31
For Anodized Aluminum Finish, Deduct	-30.82	
08 71 11 00-2555 EA Up To 44", Satin Chrome Finish, Filler Bar For Door Coordinator (Ives FL 44").....	140.90	12.57
For Anodized Aluminum Finish, Deduct	-36.26	
08 71 11 00-2556 EA Satin Chrome Finish, Carry Bar For Door Coordinator (Ives CB1).....	100.75	12.57
08 71 11 00-2557 EA 7" Projection COR Series Gravity Type Door Coordinator.....	148.65	18.85
For Anodized Aluminum Finish, Deduct	-29.30	
08 71 11 00-2558 EA 9" Projection COR Series Gravity Type Door Coordinator.....	160.37	18.85
For Anodized Aluminum Finish, Deduct	-33.99	
08 71 11 00-2559 Removal And Reinstallation Of Door Hardware (08 71 11)		
Note: Includes storage and cleaning. Excludes removal of door where required. See CSI section 08 05 13 00-0050 for removal and reinstallation of door.		
08 71 11 00-2560 EA Removal And Reinstallation Of Door Lockset, Entrance.....	75.40	
08 71 11 00-2561 EA Removal And Reinstallation Of Door Lockset, Mortise.....	120.63	
08 71 11 00-2562 EA Removal And Reinstallation Of Deadbolt Lock.....	80.43	
08 71 11 00-2563 PR Removal And Reinstallation Of Butts/Hinges.....	20.10	
08 71 11 00-2564 EA Removal And Reinstallation Of Door Bumper.....	7.03	
08 71 11 00-2565 EA Removal And Reinstallation Of Surface Mounted Panic Device.....	201.06	
08 71 11 00-2566 EA Removal And Reinstallation Of Kick Plate.....	25.13	
08 71 11 00-2567 EA Removal And Reinstallation Of Push Plate.....	20.10	
08 71 11 00-2568 EA Removal And Reinstallation Of Surface Mounted Door Closer Or Holder.....	100.53	
08 71 11 00-2569 EA Removal And Reinstallation Of Door Handles.....	15.09	
08 71 11 00-2570 Electromagnetic Door Release (08 71 11)		
08 71 11 00-2571 EA 120 Volt AC, 24 Volt AC/DC, 12 Volt DC, Wall Mount, Surface Wiring, Electro-Magnetic Door Release.....	550.89	63.33
08 71 11 00-2572 EA 120 Volt AC, 24 Volt AC/DC, 12 Volt DC, Wall Mount, Recessed Wiring, Electro-Magnetic Door Release.....	536.32	63.33
08 71 11 00-2573 EA 120 Volt AC, 24 Volt AC/DC, 12 Volt DC, Adjustable, Wall Mount, Recessed Wiring, Electro-Magnetic Door Release.....	609.74	63.33
08 71 11 00-2574 EA 24 Volt AC/DC, High Hold, Wall Mount, Surface Or Recessed Wiring, Electro-Magnetic Door Release.....	1,043.09	63.33
08 71 11 00-2575 EA 24 Volt DC, Sliding Door, Electro-Magnetic Door Release.....	1,004.45	63.33
08 71 11 00-2576 EA 120 Volt AC, 24 Volt AC/DC, 12 Volt DC, Overhead Door, Electro-Magnetic Door Release.....	1,004.45	63.33
08 71 11 00-2577 EA 120 Volt AC, 24 Volt AC/DC, 12 Volt DC, Floor Mount, Single Door, Electro-Magnetic Door Release.....	909.93	63.33
08 71 11 00-2578 EA 120 Volt AC, 24 Volt AC/DC, 12 Volt DC, Floor Mount, Back-to-Back Door, Electro-Magnetic Door Release.....	1,148.90	63.33
08 71 11 00-2579 EA Photo Electric Smoke Detector Suitable For Door Holder Release.....	1,083.72	63.33
08 71 11 00-2580 EA Ionization Type Smoke Detector Suitable For Door Holder Release.....	1,352.73	63.33
08 71 11 00-2581 EA Surface Wall Mount, Electromagnetic Door Holder (Sargent 1560).....	623.55	63.33
Note: 120 volt AC, 24 volt AC/DC, 12 volt DC		
08 71 11 00-2582 EA Flush Mount, Electromagnetic Door Holder (Sargent 1561).....	612.26	63.33
Note: 120 volt AC, 24 volt AC/DC, 12 volt DC		
08 71 11 00-2583 EA Floor Mount, Electromagnetic Door Holder (LCN SEM7820).....	965.20	63.33
Note: 120 volt AC, 24 volt AC/DC, 12 volt DC		
08 71 11 00-2584 EA Surface Wall Mount, Electromagnetic Door Holder (LCN SEM7830).....	659.64	63.33
Note: 120 volt AC, 24 volt AC/DC, 12 volt DC		
08 71 11 00-2585 EA Low Profile Recessed Wall Mount, Electromagnetic Door Holder (LCN SEM7840).....	659.64	63.33
Note: 120 volt AC, 24 volt AC/DC, 12 volt DC		
08 71 11 00-2586 EA Recessed Wall Mount, Electromagnetic Door Holder (LCN SEM7850).....	659.64	63.33
Note: 120 volt AC, 24 volt AC/DC, 12 volt DC		
08 71 13 Automatic Door Operators (08 71)		

08	08	Openings
	08 70	Hardware
	08 71	Door Hardware



MINOR	CSI	UOM	DESCRIPTION	TOTAL DIRECT UNIT COST	DEMOLITION UNIT COST
-------	-----	-----	-------------	------------------------	----------------------

08 71 13 00-0001	Automatic Door Operators (LCN) <small>(08 71 13)</small>				
08 71 13 00-0002	EA		Automatic Door Operator, Surface Mount Americans With Disabilities Act Compliant Door Operator With Arm (LCN 9131).....	3,072.00	125.66
08 71 13 00-0003	EA		Automatic Door Operator, Surface Mount Americans With Disabilities Act Compliant Door Operator With Arm (LCN 9142).....	3,072.00	125.66
08 71 13 00-0004	EA		Automatic Door Operator, Surface Mount Americans With Disabilities Act Compliant Pair Door Operator With Arms (LCN 9153).....	6,042.47	201.06
08 71 13 00-0005	EA		Automatic Door Operator, Surface Mount Americans With Disabilities Act Compliant Door Operator With Pull Arm (LCN 9531).....	3,857.66	125.66
			Note: Opens doors automatically for wheelchair access, and allows for manual operation for regular pedestrian traffic.		
08 71 13 00-0006	EA		Automatic Door Operator, Surface Mount Americans With Disabilities Act Compliant Door Operator With Push Arm (LCN 9542).....	3,857.66	125.66
			Note: Opens doors automatically for wheelchair access, and allows for manual operation for regular pedestrian traffic.		
08 71 13 00-0007	EA		Automatic Door Operator, Surface Mount Americans With Disabilities Act Compliant Pair Door Operator with Arms (LCN 9553).....	6,633.95	201.06
08 71 13 00-0008	EA		Automatic Door Operator, Surface Mount Americans With Disabilities Act Compliant Pair Door Operator with Arms (LCN 9563).....	7,816.90	201.06
08 71 13 00-0009	EA		Door Position Switch (LCN 8310-805).....	62.70	
08 71 13 00-0010	EA		3-Position Key Switch (LCN 8310-806K).....	345.50	
08 71 13 00-0011	EA		4-3/4" x 4-3/4" Wall Mount Actuator (LCN 8310-813).....	833.32	
08 71 13 00-0012	EA		1-1/2" x 4-3/4" Jamb Mount Actuator (LCN 8310-818).....	183.02	
08 71 13 00-0013	EA		36" High Full Length Actuator (LCN 8310-836T).....	758.59	
08 71 13 00-0014	EA		6" Round Wall Mount Actuator (LCN 8310-852).....	254.35	
08 71 13 00-0015	EA		42" x 4" x 6" Post Bollard (LCN 8310-866).....	897.56	
08 71 13 00-0016	EA		Small Format Interchangeable Core (SFIC) Horizontal Tailpiece Rim Cylinder (Schlage 60-116-ICX).....	98.51	
08 71 13 00-0017	EA		Small Format Interchangeable Core (SFIC) 7 Pin Interchangeable Core (Falcon C607).....	126.25	

08 71 13 00-0018	Automatic Door Operators (Stanley) <small>(08 71 13)</small>				
08 71 13 00-0019	EA		Automatic Door Operator, Surface Mount With Key Switch (Stanley D-4990).....	3,869.75	201.06
08 71 13 00-0020	EA		6" Round Stainless Steel Actuator (Stanley CL2216).....	238.14	
08 71 13 00-0021	EA		Power Supply (Stanley Precision ELR151).....	830.51	
08 71 13 00-0022	EA		Low Energy Door Operator, Push Side Mount Application With Standard Arm (Stanley D-4990).....	2,968.11	100.53
			Note: Includes control box with conduit access, motor, operator and D-4550 door closer. Excludes electrical connections		
08 71 13 00-0023	EA		Door Operator Free Standing Push Plate Post (Stanley CL2247).....	464.08	67.05
			Note: Includes mounting post only		
08 71 13 00-0024	EA		Dual Vestibule Push Plate Door Operator (Stanley CL2388).....	325.91	40.35
			Note: Includes 4-3/4" Dual Vestibule Push Plate and electrical connection. Excludes junction Box		
08 71 13 00-0025	EA		Jamb Mount, Push Plate Door Operator (Stanley CL2055).....	205.82	40.35
			Note: Includes 4-3/4" Jamb Mount Push Plate and Electrical Connections. Excludes junction Box		
08 71 13 00-0026	EA		Touchless Plate Door Operator (Stanley CL2025).....	321.79	40.35
			Note: Includes Touchless Plate and Electrical Connection. Excludes junction Box		
08 71 13 00-0027	EA		Door Operator Push Plate Assembly (Stanley CL4976).....	1,084.77	60.57
			Note: Includes 2 Push Plates, 2 Surface Boxes, 2 Transmitters and 1 Receiver		

08 71 13 00-0028	Miscellaneous Devices <small>(08 71 13)</small>				
08 71 13 00-0029	EA		Electric Power Transformer (Von Duprin EPT-2) For Magnetic Monitor Switches.....	580.29	37.70
08 71 13 00-0030	EA		Magnetic Monitor Switch, SS Finish (Von Duprin MS 764).....	165.97	22.62
08 71 13 00-0031	EA		24 Volt AC, 3 Amperes, Transformer (Von Duprin PT 750).....	214.27	22.62
08 71 13 00-0032	EA		Automatic Door Bottoms, Fully Mortise Cam Bottom Type To Fit 1-1/2" x 3/4" Mortise Channel At Door Bottom (National Guard Products 320S).....	114.70	22.62

08 71 53	Security Door Hardware <small>(08 71)</small>				
08 71 53 00-0001	Door Exit Alarm Hardware <small>(08 71 53)</small>				
08 71 53 00-0002	EA		Door Or Wall Mount Exit Alarm, Audible Alarm, 9 Volt Battery Back-up (Detex EAX-500).....	359.22	37.70
08 71 53 00-0003	EA		Weatherized Door Or Wall Mount Exit Alarm, Audible Alarm, 9 Volt Battery Back-up (Detex EAX-500W).....	502.65	37.70
08 71 53 00-0004	EA		Door Or Wall Mount Exit Alarm, Audible Alarm, 9 Volt Battery Back-up (Detex EAX-300).....	420.49	37.70
			Note: Door propped alarm for applications where doors may be used for egress or ingress, but may not be held or propped open. Door open times from 1 second to 4 minutes (15 second default) are field selectable.		
08 71 53 00-0005	EA		Weatherized Door Or Wall Mount Exit Alarm, Audible Alarm, 9 Volt Battery Back-up (Detex EAX-300W).....	547.34	37.70
			Note: Door propped alarm for applications where doors may be used for egress or ingress, but may not be held or propped open. Door open times from 1 second to 4 minutes (15 second default) are field selectable.		
08 71 53 00-0006	EA		Wall Mount Exit Alarm, Audible Alarm, AC/DC (Detex EAX-2500).....	633.38	50.26
08 71 53 00-0007	EA		Surface Mounted Magnetic Switch (Detex MS-1039S or MS-1059S).....	110.22	50.26
			Note: For use with Detex EAX exit alarms.		

08 72 Weatherstripping, Thresholds and Seals (08 70)

08 72 33	Weatherstripping and Seals <small>(08 72)</small>				
08 72 33 00-0001	Weather-Stripping And Seals <small>(08 72 33)</small>				
08 72 33 00-0002	Astragals <small>(08 72 33 00-0001)</small>				
			Note: Astragal and meeting stile seals are used to seal the gap between a pair of doors.		
08 72 33 00-0003	Adhesive Backed Astragals <small>(08 72 33 00-0002)</small>				



MINOR	CSI	UOM	DESCRIPTION	TOTAL DIRECT UNIT COST	DEMOLITION UNIT COST
08 72 33 00-0004	LF		7/16" Width, 9/32" Height, Edge Mount, Single Fin, Adhesive Backed Flexible Astragal (Pemko S771).....	4.32	0.76
08 72 33 00-0005	LF		1/2" Width, 3/16" Height, Edge Mount, Double Fin, Adhesive Backed Flexible Astragal (Pemko S772)	4.82	0.76
08 72 33 00-0006	LF		1-1/8" Width, 3/16" Height, Mullion Mount, Adhesive Backed Mullion Gasketing (Pemko 5110).....	3.68	0.76
08 72 33 00-0007			Overlapping Astragals (08 72 33 00-0002)		
08 72 33 00-0008			Aluminum, Overlapping Astragals (08 72 33 00-0007)		
08 72 33 00-0009	LF		2" Width, 1/8" Height, Clear Anodized Aluminum, Overlapping Astragal (Pemko 357C).....	17.20	4.52
			<i>For Color Anodized Finish, Add</i>	2.48	
08 72 33 00-0010			Stainless Steel, Overlapping Astragals (08 72 33 00-0007)		
08 72 33 00-0011	LF		2" Width, 1/8" Height, Stainless Steel, Overlapping Astragal (Pemko 357SS)	34.83	4.52
08 72 33 00-0012			"T" Astragals (08 72 33 00-0002)		
08 72 33 00-0013			Aluminum, "T" Astragals (08 72 33 00-0012)		
08 72 33 00-0014	LF		1" Width, 11/16" Height, Mill Aluminum, "T" Astragal (Pemko 359A).....	11.16	4.52
			<i>For Color Anodized Finish, Add</i>	0.78	
08 72 33 00-0015	LF		Vinyl Insert, 3/4" Width, 1/4" Height, Mill Aluminum, "T" Astragal (Pemko 356AV).....	14.06	4.52
			<i>For Color Anodized Finish, Add</i>	1.02	
08 72 33 00-0016	LF		Vinyl Or Pile Insert, 1-3/8" Width, 1/4" Height, Clear Anodized Aluminum, "T" Astragal (Pemko 355CP)	14.52	4.52
			<i>For Color Anodized Finish, Add</i>	1.95	
			<i>For Silicone Insert, Add</i>	0.63	
08 72 33 00-0017	LF		Neoprene Sponge Insert, 1-1/8" Width, 1/2" Height, Clear Anodized Aluminum, "T" Astragal (Pemko 352CR).....	26.94	4.52
			<i>For Color Anodized Finish, Add</i>	6.30	
08 72 33 00-0018	LF		Silicon Insert, 1-3/8" Width, 1/4" Height, Brass/Bronze, "T" Astragal (Pemko 355BS).....	82.88	4.52
08 72 33 00-0019	LF		Silicon Insert, 1-3/8" Width, 1/4" Height, Clear Anodized Aluminum, "T" Astragal (Pemko 355CS).....	17.83	4.52
08 72 33 00-0020	LF		Silicon Insert, 1-3/8" Width, 1/4" Height, Satin Nickel Anodized Aluminum, "T" Astragal (Pemko 355SNS).....	20.91	4.52
08 72 33 00-0021			Brass/Bronze, "T" Astragals (08 72 33 00-0012)		
08 72 33 00-0022	LF		Vinyl Or Pile Insert, 1-3/8" Width, 1/4" Height, Brass/Bronze, "T" Astragal (Pemko 355BP).....	82.80	4.52
			<i>For Silicone Insert, Add</i>	0.63	
08 72 33 00-0023			Locking Astragals (08 72 33 00-0002)		
08 72 33 00-0024			Outswing Locking Astragals (08 72 33 00-0023)		
			Note: Includes two units. A housing containing the locking bolt which fastens to the inactive leaf and a "T" astragal with a seal that fastens to the active leaf.		
08 72 33 00-0025			Aluminum, Outswing Locking Astragals (08 72 33 00-0024)		
08 72 33 00-0026	LF		Slide Bolt, 1-1/4" Width, 3/8" Height, Clear Anodized Aluminum, Slimline Style, Outswing Locking Astragal (Pemko 3443CS).....	36.08	4.52
			Note: Includes pile seal at inner door edge and neoprene bottom seal.		
			<i>For Color Anodized Finish, Add</i>	5.43	
08 72 33 00-0027	LF		Locking Springbolt, 1-1/4" Width, 3/8" Height, Clear Anodized Aluminum, Slimline Style, Outswing Locking Astragal (Pemko 3444CS).....	41.90	4.52
			Note: Includes pile seal at inner door edge and neoprene bottom seal.		
			<i>For Color Anodized Finish, Add</i>	6.59	
08 72 33 00-0028	LF		Slide Bolt, 1-13/32" Width, 11/16" Height, Gold Anodized Aluminum, Colonial Style, Outswing Locking Astragal (Pemko 3445BDQ)	40.49	4.52
			Note: Includes pile seal at inner door edge and kerf-in foam bottom seal.		
			<i>For Thermal Break, Add</i>	1.89	
08 72 33 00-0029	LF		Locking Springbolt, 1-13/32" Width, 11/16" Height, Gold Anodized Aluminum, Colonial Style, Outswing Locking Astragal (Pemko 3446BDGQ)	45.21	4.52
			Note: Includes pile seal at inner door edge and kerf-in foam bottom seal.		
			<i>For Thermal Break, Add</i>	2.18	
08 72 33 00-0030			Inswing Locking Astragals (08 72 33 00-0023)		
			Note: Includes one unit containing the locking bolt and astragal with seal, which fastens to the inactive leaf.		
08 72 33 00-0031			Wood, Inswing Locking Astragals (08 72 33 00-0030)		
08 72 33 00-0032	LF		Flush Bolt, 1-1/4" Width, 1/2" Height, Wood, Inswing Locking Astragal (Pemko 3483Z)	42.26	4.52
08 72 33 00-0033	LF		Flush Bolt, 1-1/4" Width, 1-3/16" Height, Wood, Inswing Locking Astragal (Pemko 3481Q)	42.04	4.52
			Note: Includes kerf-in foam seal.		
08 72 33 00-0034			Aluminum, Inswing Locking Astragals (08 72 33 00-0030)		
08 72 33 00-0035	LF		Slide Bolt, 1-3/8" Width, 9/32" Height, Clear Anodized Aluminum, Slimline Style, Inswing Locking Astragal (Pemko 3493CV)	23.89	4.52
			Note: Includes pile seal at inner door edge and neoprene bottom seal.		
			<i>For Silicone Insert, Add</i>	0.63	
			<i>For Color Anodized Finish, Add</i>	2.99	
08 72 33 00-0036	LF		Locking Springbolt, 1-3/8" Width, 9/32" Height, Clear Anodized Aluminum, Slimline Style, Inswing Locking Astragal (Pemko 3494CV).....	28.75	4.52
			Note: Includes pile seal at inner door edge and neoprene bottom seal.		
			<i>For Silicone Insert, Add</i>	0.63	
			<i>For Color Anodized Finish, Add</i>	3.96	

08	08	Openings
	08 70	Hardware
	08 72	Weatherstripping, Thresholds and Seals



MINOR				TOTAL DIRECT	DEMOLITION
CSI	UOM	DESCRIPTION		UNIT COST	UNIT COST
08 72 33 00-0037	LF	Slide Bolt, 1-13/32" Width, 3/4" Height, Clear Anodized Aluminum, Colonial Style, Inswing Locking Astragal (Pemko 3495CQ).....	25.73		4.52
		Note: Includes pile seal at inner door edge and kerf-in foam bottom seal.			
		For Magnetic Kerf-In Insert, Add	0.47		
		For Color Anodized Finish, Add	3.36		
08 72 33 00-0038	LF	Locking Springbolt, 1-13/32" Width, 3/4" Height, Clear Anodized Aluminum, Colonial Style, Inswing Locking Astragal (Pemko 3496CQ).....	30.54		4.52
		Note: Includes pile seal at inner door edge and kerf-in foam bottom seal.			
		For Magnetic Kerf-In Insert, Add	0.47		
		For Color Anodized Finish, Add	4.32		
08 72 33 00-0039		Security Astragals (08 72 33 00-0002)			
08 72 33 00-0040	LF	Vinyl Seal, 1/2" Thick Cam, 1-3/4" Width, Clear Anodized Aluminum, Security Astragal (Pemko 378C).....	22.27		4.52
		For Color Anodized Finish, Add	13.33		
08 72 33 00-0041	LF	2-1/4" Width, 10 Gauge Galvanized Steel, Offset Security Bar, Security Astragal (Pemko 3572SP).....	37.57		4.52
08 72 33 00-0042		Meeting Stile Astragals (08 72 33 00-0002)			
08 72 33 00-0043		One Piece, Meeting Stile Astragals (08 72 33 00-0042)			
		Note: Includes an astragal for one door only.			
08 72 33 00-0044	LF	1/4" Vinyl Or Pile Insert, 5/32" Width, 13/32" Height, Surface/Mortise Mount, Clear Anodized Aluminum, One Piece, Meeting Stile Astragal (Pemko 369AP).....	13.90		4.52
		For Color Anodized Finish, Add	1.49		
08 72 33 00-0045	LF	1/4" Neoprene Loop Insert, 7/16" Width, 3/4" Height, Surface/Mortise Mount, Mill Aluminum, One Piece, Meeting Stile Astragal (Pemko 313AN).....	21.68		6.73
		For Color Anodized Finish, Add	3.30		
08 72 33 00-0046	LF	9/16" Neoprene Loop Insert, 3/4" Width, 1-3/8" Height, Surface/Mortise Mount, Clear Anodized Aluminum, One Piece, Meeting Stile Astragal (Pemko 314CN).....	28.87		6.73
		For Color Anodized Finish, Add	1.55		
08 72 33 00-0047	LF	15/16" Neoprene Loop Insert, 1-1/8" Width, 1-3/4" Height, Surface/Mortise Mount, Clear Anodized Aluminum, One Piece, Meeting Stile Astragal (Pemko 358CN).....	29.80		6.73
		For Color Anodized Finish, Add	4.10		
08 72 33 00-0048	LF	1/8" Width, 1-1/2" Height, Side Mount, Spring Bronze, One Piece, Meeting Stile Astragal (Pemko B71).....	46.73		6.73
08 72 33 00-0049		Two Piece, Meeting Stile Split Astragals (08 72 33 00-0042)			
		Note: Includes one astragal for each door.			
08 72 33 00-0050	LF	1/4" Vinyl Insert, 13/16" Width, 1/4" Height, Face Mount, Mill Aluminum, Two Piece, Meeting Stile Split Astragals (Pemko 297AV).....	17.22		6.73
		For Silicone Insert, Add	0.95		
		For Color Anodized Finish, Add	3.80		
08 72 33 00-0051	LF	1/4" Vinyl Insert, 11/16" Width, 1/4" Height, Face Mount, Mill Aluminum, Two Piece, Meeting Stile Split Astragals (Pemko 316AV).....	17.22		6.73
		For Color Anodized Finish, Add	3.80		
08 72 33 00-0052	LF	1/4" Vinyl Insert, 7/8" Width, 1/4" Height, Face Mount, Mill Aluminum, Two Piece, Meeting Stile Split Astragals (Pemko 303AV).....	17.22		6.73
		For Silicone Insert, Add	0.95		
		For Color Anodized Finish, Add	3.80		
08 72 33 00-0053	LF	3/8" Neoprene Insert, 7/8" Width, 3/16" Height, Face Mount, Clear Anodized Aluminum, Two Piece, Meeting Stile Split Astragals (Pemko 305CN).....	27.30		6.73
		For Silicone Insert, Add	0.63		
		For Color Anodized Finish, Add	2.78		
08 72 33 00-0054	LF	3/8" Brush Insert, 3/4" Width, 1/4" Height, Face Mount, Clear Anodized Aluminum, Two Piece, Meeting Stile Split Astragals (Pemko 18041CNB).....	22.34		6.73
		For Color Anodized Finish, Add	3.57		
08 72 33 00-0055	LF	5/8" Brush Insert, 3/4" Width, 1/4" Height, Face Mount, Clear Anodized Aluminum, Two Piece, Meeting Stile Split Astragals (Pemko 18061CNB).....	23.01		6.73
		For Color Anodized Finish, Add	3.84		
08 72 33 00-0056	LF	3/16" Vinyl Or Pile Insert, 3/4" Width, 3/8" Height, Face Mount, Clear Anodized Aluminum, Two Piece, Meeting Stile Split Astragals With Concealed Fasteners (Pemko 29310CV).....	27.96		6.73
		For Color Anodized Finish, Add	7.27		
		For Silicone Insert, Add	0.95		
08 72 33 00-0057	LF	3/8" Brush Insert, 7/8" Width, 1/4" Height, Face Mount, Clear Anodized Aluminum, Two Piece, Meeting Stile Split Astragals With Concealed Fasteners (Pemko 29324CNB).....	28.63		6.73
		For Color Anodized Finish, Add	6.08		
08 72 33 00-0058	LF	5/8" Brush Insert, 7/8" Width, 1/4" Height, Face Mount, Clear Anodized Aluminum, Two Piece, Meeting Stile Split Astragals With Concealed Fasteners (Pemko 29326CNB).....	29.29		6.73
		For Color Anodized Finish, Add	6.35		
08 72 33 00-0059		Two Piece, Adjustable Meeting Stile Split Astragals (08 72 33 00-0042)			
		Note: Includes one astragal for each door.			
08 72 33 00-0060		Aluminum, Two Piece, Meeting Stile Adjustable Split Astragals (08 72 33 00-0059)			
08 72 33 00-0061	LF	3/8" Vinyl Or Pile Insert, 21/32" Width, 9/16" Height, Face Mount, Clear Anodized Aluminum, Two Piece, Meeting Stile Adjustable Split Astragals (Pemko 354CP).....	52.76		6.73
		For Color Anodized Finish, Add	9.84		
		For Silicone Insert, Add	0.63		
08 72 33 00-0062	LF	3/8" Vinyl Or Pile Insert, 1" Width, 9/16" Height, Face Mount, Clear Anodized Aluminum, Two Piece, Meeting Stile Adjustable Split Astragals (Pemko 351CP).....	53.79		6.73
		For Silicone Insert, Add	0.63		
		For Color Anodized Finish, Add	8.07		



	MINOR	CSI	UOM	DESCRIPTION	TOTAL DIRECT UNIT COST	DEMOLITION UNIT COST
08 72 33 00-0063				Brass/Bronze, Two Piece, Meeting Stile Adjustable Split Astragals (08 72 33 00-0059)		
08 72 33 00-0064	LF			3/8" Vinyl Or Pile Insert, 21/32" Width, 9/16" Height, Mortise Mount, Brass/Bronze, Two Piece, Meeting Stile Adjustable Split Astragals (Pemko 354BP).....	263.57	6.73
				<i>For Silicone Insert, Add</i>	0.63	
08 72 33 00-0065	LF			3/8" Vinyl Or Pile Insert, 1" Width, 9/16" Height, Face Mount, Brass/Bronze, Two Piece, Meeting Stile Adjustable Split Astragals (Pemko 351BP).....	246.07	6.73
				<i>For Silicone Insert, Add</i>	0.63	
08 72 33 00-0066				Door Sweeps (08 72 33 00-0001)		
08 72 33 00-0067				Tack On Door Sweeps (08 72 33 00-0066)		
08 72 33 00-0068	LF			For Sealing Up To 3/4" Gap, Side Mount, Vinyl Tack On Door Sweep (Pemko V365).....	6.19	2.51
08 72 33 00-0069	LF			For Sealing Up To 5/8" Gap, Bottom Mount, Rubber Tack On Door Sweep (Pemko R364).....	6.29	2.51
08 72 33 00-0070	LF			For Sealing Up To 1-3/8" Gap, Bottom Mount, Vinyl Tack On Door Sweep (Pemko P361V).....	6.58	2.51
08 72 33 00-0071				Aluminum Retainer Door Sweeps (08 72 33 00-0066)		
08 72 33 00-0072				35 Degree, Aluminum Retainer Door Sweeps (08 72 33 00-0071)		
				Note: The retainer mounts to the door face with the sweep positioned 35 degrees from the door. Includes clear anodized finish.		
08 72 33 00-0073	LF			5/16" Brush Insert, 35 Degree, Aluminum Retainer Door Sweep (Pemko 35041CNB).....	14.84	5.03
				<i>For Color Anodized Finish, Add</i>	1.92	
08 72 33 00-0074	LF			1/2" Brush Insert, 35 Degree, Aluminum Retainer Door Sweep (Pemko 35061CNB).....	15.34	5.03
				<i>For Color Anodized Finish, Add</i>	1.85	
08 72 33 00-0075				45 Degree, Aluminum Retainer Door Sweeps (08 72 33 00-0071)		
				Note: The retainer mounts to the door face with the sweep positioned 45 degrees from the door. Includes clear anodized finish.		
08 72 33 00-0076	LF			1-3/4" Brush Insert, 45 Degree, Aluminum Retainer Door Sweep (Pemko 45175CNB).....	23.27	5.03
				<i>For Color Anodized Finish, Add</i>	5.29	
08 72 33 00-0077	LF			2-1/2" Brush Insert, 45 Degree, Aluminum Retainer Door Sweep (Pemko 45250CNB).....	25.26	5.03
				<i>For Color Anodized Finish, Add</i>	6.08	
08 72 33 00-0078	LF			4" Brush Insert, 45 Degree, Aluminum Retainer Door Sweep (Pemko 45400CNB).....	29.55	5.03
				<i>For Color Anodized Finish, Add</i>	7.80	
08 72 33 00-0079				90 Degree, Aluminum Retainer Door Sweeps (08 72 33 00-0071)		
				Note: The retainer mounts to the door bottom with the sweep positioned perpendicular to the threshold. Includes clear anodized finish.		
08 72 33 00-0080	LF			3/8" Brush Insert, 90 Degree, Aluminum Retainer Door Sweep (Pemko 90041CNB).....	16.50	5.03
				<i>For Color Anodized Finish, Add</i>	0.65	
08 72 33 00-0081	LF			5/8" Brush Insert, 90 Degree, Aluminum Retainer Door Sweep (Pemko 90062CNB).....	16.33	5.03
				<i>For Color Anodized Finish, Add</i>	0.63	
08 72 33 00-0082	LF			1" Brush Insert, 90 Degree, Aluminum Retainer Door Sweep (Pemko 90100CNB).....	17.49	5.03
				<i>For Color Anodized Finish, Add</i>	2.60	
08 72 33 00-0083	LF			1-3/8" Brush Insert, 90 Degree, Aluminum Retainer Door Sweep (Pemko 90137CNB).....	17.98	5.03
				<i>For Color Anodized Finish, Add</i>	3.17	
08 72 33 00-0084	LF			7/16" Neoprene Insert, 90 Degree, Aluminum Retainer Door Sweep (Pemko 315CN).....	16.00	5.03
				<i>For Color Anodized Finish, Add</i>	1.49	
08 72 33 00-0085	LF			11/16" Neoprene Insert, 90 Degree, Aluminum Retainer Door Sweep (Pemko 368CN).....	20.63	5.03
				<i>For Color Anodized Finish, Add</i>	2.12	
08 72 33 00-0086	LF			15/16" Neoprene Insert, 90 Degree, Aluminum Retainer Door Sweep (Pemko 321CN).....	16.99	5.03
				<i>For Color Anodized Finish, Add</i>	1.39	
08 72 33 00-0087	LF			9/16" Vinyl Insert, 90 Degree, Aluminum Retainer Door Sweep (Pemko 308AV).....	12.65	5.03
				Note: Includes mill finish.		
				<i>For Color Anodized Finish, Add</i>	1.30	
08 72 33 00-0088	LF			1" Vinyl Insert, 90 Degree, Aluminum Retainer Door Sweep (Pemko 307AV).....	12.78	5.03
				Note: Includes mill finish.		
				<i>For Color Anodized Finish, Add</i>	1.37	
08 72 33 00-0089	LF			1-9/16" Vinyl Insert, 90 Degree, Aluminum Retainer Door Sweep (Pemko 56AV).....	14.18	5.03
				Note: Includes mill finish.		
				<i>For Color Anodized Finish, Add</i>	1.45	
08 72 33 00-0090				180 Degree, Aluminum Retainer Door Sweeps (08 72 33 00-0071)		
				Note: The retainer mounts to the door face with the sweep positioned perpendicular to the threshold. Includes clear anodized finish.		
08 72 33 00-0091				180 Degree, Aluminum Retainer Door Sweeps (08 72 33 00-0090)		
08 72 33 00-0092	LF			3/8" Brush Insert, 180 Degree, Aluminum Retainer Door Sweep (Pemko 18041CNB).....	14.51	5.03
				<i>For Color Anodized Finish, Add</i>	1.78	
08 72 33 00-0093	LF			5/8" Brush Insert, 180 Degree, Aluminum Retainer Door Sweep (Pemko 18061CNB).....	14.84	5.03
				<i>For Color Anodized Finish, Add</i>	1.92	
08 72 33 00-0094	LF			1" Brush Insert, 180 Degree, Aluminum Retainer Door Sweep (Pemko 18100CNB).....	17.49	5.03
				<i>For Color Anodized Finish, Add</i>	2.60	
08 72 33 00-0095				180 Degree, Concealed Fastener, Aluminum Retainer Door Sweeps (08 72 33 00-0090)		
08 72 33 00-0096	LF			3/8" Brush Insert, 180 Degree, Concealed Fastener, Aluminum Retainer Door Sweep (Pemko 29324CNB).....	17.65	5.03
				<i>For Color Anodized Finish, Add</i>	3.04	

08	08	Openings
	08 70	Hardware
	08 72	Weatherstripping, Thresholds and Seals



MINOR CSI	UOM	DESCRIPTION	TOTAL DIRECT UNIT COST	DEMOLITION UNIT COST
08 72 33 00-0097	LF	5/8" Brush Insert, 180 Degree, Concealed Fastener, Aluminum Retainer Door Sweep (Pemko 29326CNB) <i>For Color Anodized Finish, Add</i>	17.98 3.17	5.03
08 72 33 00-0098	LF	1" Brush Insert, 180 Degree, Concealed Fastener, Aluminum Retainer Door Sweep (Pemko 293100CNB) <i>For Color Anodized Finish, Add</i>	19.37 3.73	5.03
08 72 33 00-0099		Mortised, Aluminum Retainer Door Sweeps (08 72 33 00-0071) Note: The retainer is mortised into the door bottom with the sweep positioned perpendicular to the threshold. Includes mill finish. Excludes mortising.		
08 72 33 00-0100	LF	1/4" Brush Insert, Mortised, Aluminum Retainer Door Sweep (Pemko 5025ASB).....	13.03	5.03
08 72 33 00-0101	LF	13/32" Brush Insert, Mortised, Aluminum Retainer Door Sweep (Pemko 5041ANB).....	13.03	5.03
08 72 33 00-0102	LF	5/8" Brush Insert, Mortised, Aluminum Retainer Door Sweep (Pemko 5061ANB).....	13.19	5.03
08 72 33 00-0103		Aluminum Retainer Door Sweeps With Rain Drip (08 72 33 00-0066)		
08 72 33 00-0104		90 Degree, Aluminum Retainer Door Sweeps With Rain Drip (08 72 33 00-0103) Note: The retainer mounts to the door bottom with the sweep positioned perpendicular to the threshold. Includes mill finish.		
08 72 33 00-0105	LF	1/4" Vinyl Insert, 90 Degree, Aluminum Retainer Door Sweep (Pemko 3452AV)..... <i>For Color Anodized Finish, Add</i>	12.69 1.85	5.03
08 72 33 00-0106	LF	1/4" Vinyl Insert, 90 Degree, Clear Anodized Aluminum Retainer Door Sweep (Pemko 3452CV).....	15.16	5.03
08 72 33 00-0107	LF	1/4" Vinyl Insert, 90 Degree, Satin Nickel Anodized Aluminum Retainer Door Sweep (Pemko 3452SNV).....	15.49	5.03
08 72 33 00-0108	LF	1/2" Vinyl Insert, 90 Degree, Aluminum Retainer Door Sweep (Pemko 345AV)..... <i>For Color Anodized Finish, Add</i>	14.84 1.92	5.03
08 72 33 00-0109	LF	3/8" Brush Insert, 90 Degree, Aluminum Retainer Door Sweeps With Rain Drip (Pemko 3452CNB)..... Note: Includes clear anodized finish. <i>For Color Anodized Finish, Add</i>	16.45 1.28	5.03
08 72 33 00-0110	LF	7/16" Brush Insert, 90 Degree, Aluminum Retainer Door Sweeps With Rain Drip (Pemko 345ANB)..... <i>For Color Anodized Finish, Add</i>	16.74 1.34	5.03
08 72 33 00-0111		Brass/Bronze Retainer Door Sweeps (08 72 33 00-0066)		
08 72 33 00-0112		90 Degree, Brass/Bronze Retainer Door Sweeps (08 72 33 00-0111) Note: The retainer mounts to the door bottom with the sweep positioned perpendicular to the threshold.		
08 72 33 00-0113	LF	7/16" Neoprene Insert, 90 Degree, Brass/Bronze Retainer Door Sweep (Pemko 315BN).....	19.97	5.03
08 72 33 00-0114		Oak Retainer Door Sweeps (08 72 33 00-0066)		
08 72 33 00-0115		90 Degree, Oak Retainer Door Sweeps (08 72 33 00-0114) Note: The retainer mounts to the door bottom with the sweep positioned perpendicular to the threshold.		
08 72 33 00-0116	LF	9/16" Brush Insert, 90 Degree, Oak Retainer Door Sweep (Pemko 18062WNB).....	16.17	5.03
08 72 33 00-0117	LF	15/16" Brush Insert, 90 Degree, Oak Retainer Door Sweep (Pemko 18100WNB).....	18.77	5.03
08 72 33 00-0118		Door Shoes And Bottoms (08 72 33 00-0001)		
08 72 33 00-0119		Door Shoes (08 72 33 00-0118)		
08 72 33 00-0120		Aluminum Retainer Door Shoes (08 72 33 00-0119)		
08 72 33 00-0121		Bottom Mount, Aluminum Retainer Door Shoes (08 72 33 00-0120)		
08 72 33 00-0122	LF	Vinyl Insert, 1-3/16" Width, Bottom Mount, Aluminum Retainer Door Shoe (Pemko 234AV)..... <i>For Color Anodized Finish, Add</i> <i>For Thermo-Plastic Elastomer Insert, Add</i>	14.02 1.59 0.68	5.03
08 72 33 00-0123	LF	Vinyl Insert, 1-3/8" Width, Bottom Mount, Aluminum Retainer Door Shoe (Pemko 209AV)..... <i>For Color Anodized Finish, Add</i>	14.51 1.78	5.03
08 72 33 00-0124	LF	Notched Vinyl Insert, 1-3/16" Width, Bottom Mount, Aluminum Retainer Door Shoe (Pemko 2343AV)..... <i>For Color Anodized Finish, Add</i>	19.31 1.85	5.03
08 72 33 00-0125		Side Mount, Aluminum Retainer Door Shoes (08 72 33 00-0120)		
08 72 33 00-0126	LF	Vinyl Insert, 1-3/4" Width, Side Mount, Aluminum Retainers Door Shoe (Pemko 318AV)..... <i>For Color Anodized Finish, Add</i> <i>For Thermo-Plastic Elastomer Insert, Add</i>	16.17 2.45 0.68	5.03
08 72 33 00-0127		L Or U Shaped, Aluminum Retainer Door Shoes (08 72 33 00-0120)		
08 72 33 00-0128	LF	Vinyl Insert, 1-1/4" Width, L-Shaped, Aluminum Retainer Door Shoe (Pemko 211AV)..... <i>For Color Anodized Finish, Add</i> <i>For Thermo-Plastic Elastomer Insert, Add</i>	14.84 2.40 0.42	5.03
08 72 33 00-0129	LF	Vinyl Insert, 1-3/8" Width, U-Shaped, Aluminum Retainer Door Shoe (Pemko 220AV)..... <i>For Color Anodized Finish, Add</i> <i>For Thermo-Plastic Elastomer Insert, Add</i>	15.83 2.31 0.42	5.03
08 72 33 00-0130	LF	Vinyl Insert, 1-3/4" Width, U-Shaped, Aluminum Retainer Door Shoe (Pemko 217AV)..... <i>For Color Anodized Finish, Add</i> <i>For Thermo-Plastic Elastomer Insert, Add</i>	16.17 2.45 0.42	5.03
08 72 33 00-0131	LF	Notched Vinyl Insert, 1-5/16" Width, L-Shaped, Aluminum Retainer Door Shoe (Pemko 2113AV)..... <i>For Color Anodized Finish, Add</i>	22.89 2.57	5.03
08 72 33 00-0132	LF	Notched Vinyl Insert, 1-3/4" Width, U-Shaped, Aluminum Retainer Door Shoe (Pemko 2173AV)..... <i>For Color Anodized Finish, Add</i>	23.22 2.63	5.03
08 72 33 00-0133	LF	PemkoPrene Insert, 1-3/4" Width, U-Shaped With Rain Drip, Aluminum Retainer Door Shoe (Pemko 216APK).....	21.11	5.03



MINOR	CSI	UOM	DESCRIPTION	TOTAL DIRECT UNIT COST	DEMOLITION UNIT COST
08 72 33 00-0134	LF		PemkoPrene Insert, 1-3/4" Width, U-Shaped With Rain Drip, Satin Nickel Anodized Aluminum Retainer Door Shoe (Pemko 216SNPK).....	26.69	5.03
08 72 33 00-0135	LF		PemkoPrene Insert, 1-3/4" Width, U-Shaped, Aluminum Retainer Door Shoe (Pemko 217APK).....	19.24	5.03
08 72 33 00-0136	LF		PemkoPrene Insert, 1-3/4" Width, U-Shaped, Satin Nickel Anodized Aluminum Retainer Door Shoe (Pemko 217SNPK).....	26.74	5.03
08 72 33 00-0137			L Or U Shaped With Rain Drip, Aluminum Retainer Door Shoes (08 72 33 00-0120)		
08 72 33 00-0138	LF		Vinyl Insert, 1-1/4" Width, L-Shaped With Rain Drip, Aluminum Retainer Door Shoe (Pemko 210AV).....	15.17	5.03
			<i>For Color Anodized Finish, Add</i>	2.56	
			<i>For Thermo-Plastic Elastomer Insert, Add</i>	0.42	
08 72 33 00-0139	LF		Vinyl Insert, 1-3/8" Width, U-Shaped With Rain Drip, Aluminum Retainer Door Shoe (Pemko 215AV).....	16.17	5.03
			<i>For Color Anodized Finish, Add</i>	2.45	
			<i>For Thermo-Plastic Elastomer Insert, Add</i>	0.42	
08 72 33 00-0140	LF		Vinyl Insert, 1-3/4" Width, U-Shaped With Rain Drip, Aluminum Retainer Door Shoe (Pemko 216AV).....	16.33	5.03
			<i>For Color Anodized Finish, Add</i>	2.51	
			<i>For Thermo-Plastic Elastomer Insert, Add</i>	0.42	
08 72 33 00-0141			Vinyl Door Shoes (08 72 33 00-0119)		
08 72 33 00-0142	LF		1-3/4" Width, L-Shaped, Vinyl Door Shoe (Pemko V80).....	18.41	5.03
08 72 33 00-0143	LF		1-3/4" Width, U-Shaped, Vinyl Door Shoe (Pemko 2170DV).....	22.17	5.03
08 72 33 00-0144			Door Bottoms (08 72 33 00-0118)		
08 72 33 00-0145			Automatic Door Bottoms (08 72 33 00-0144)		
08 72 33 00-0146			Aluminum Automatic Door Bottoms (08 72 33 00-0145)		
08 72 33 00-0147	LF		Sponge Neoprene Insert, 9/16" Width, 1-7/8" Height, Surface/Mortise Mount, Aluminum Retainer, Automatic Door Bottom (Pemko 4131CRL).....	31.82	5.03
			<i>For Color Anodized Finish, Add</i>	4.35	
08 72 33 00-0148	LF		Sponge Neoprene Insert, 31/32" Width, 2-1/8" Height, Surface/Mortise Mount, Aluminum Retainer, Automatic Door Bottom (Pemko 4301CRL).....	45.44	5.03
			<i>For Color Anodized Finish, Add</i>	7.08	
08 72 33 00-0149			Door Top Protection (08 72 33 00-0001)		
08 72 33 00-0150	LF		Aluminum, Door Top Cover For 1-3/8" Wood Doors (Pemko PA343).....	11.66	4.02
			<i>For Dark Bronze Or Gold Anodized Aluminum Or Painted White, Add</i>	0.99	
08 72 33 00-0151	LF		Aluminum, Door Top Cover For 1-3/4" Wood Doors (Pemko PA344).....	11.66	4.02
			<i>For Dark Bronze Or Gold Anodized Aluminum Or Painted White, Add</i>	0.99	
08 72 33 00-0152	LF		2-1/2" Aluminum Overhead Rain Drip With Slotted Holes (Pemko 346C).....	16.31	4.02
			<i>For Dark Bronze Or Gold Anodized Aluminum Or Painted White, Add</i>	2.27	
08 72 33 00-0153	EA		For 20 Oz Copper Drip Cap For Exterior Door.....	70.56	
08 72 33 00-0154			Perimeter Gasketing Weather-Strip (08 72 33 00-0001)		
			Note: Perimeter gasketing is used to seal the gap around the top and the two sides of a door assembly.		
08 72 33 00-0155			Adhesive Backed Perimeter Gasketing Weather-Strip (08 72 33 00-0154)		
08 72 33 00-0156	LF		3/8" x 3/16", Silicon Compression Bulb, Adhesive Backed Perimeter Gasketing Weather-Strip (Pemko PK33).....	3.68	2.51
			<i>For Intumescent Seal, Add</i>	1.50	
08 72 33 00-0157	LF		1/2" x 3/16", Silicon Compression Bulb, Adhesive Backed Perimeter Gasketing Weather-Strip (Pemko PK55).....	3.72	2.51
			<i>For Intumescent Seal, Add</i>	1.50	
08 72 33 00-0158	LF		1/2" x 1/4", Silicon Compression Bulb, Adhesive Backed Perimeter Gasketing Weather-Strip (Pemko S88).....	5.45	2.51
08 72 33 00-0159	LF		7/16" x 5/16", Silicone Single Fin, Adhesive Backed Perimeter Gasketing Weather-Strip (Pemko S44).....	4.04	2.51
08 72 33 00-0160	LF		5/16" x 1/2", Silicone Single Fin, Adhesive Backed Perimeter Gasketing Weather-Strip (Pemko S77).....	5.32	2.51
			<i>For Intumescent Seal, Add</i>	1.50	
08 72 33 00-0161	LF		1/2" x 3/8", Silicone Triple Fin, Hospitality, Adhesive Backed Perimeter Gasketing Weather-Strip (Pemko S773).....	4.93	2.51
			<i>For Intumescent Seal, Add</i>	1.50	
08 72 33 00-0162	LF		7/16" x 5/16", Intumescent And Silicone Single Fin, Adhesive Backed Perimeter Gasketing Weather-Strip (Pemko HSS2000xS44).....	6.52	2.51
08 72 33 00-0163	LF		1/2" x 1/4", Intumescent And Silicon Compression Bulb, Adhesive Backed Perimeter Gasketing Weather-Strip (Pemko HSS2000xS88).....	6.03	2.51
08 72 33 00-0164			Kerf-In Perimeter Gasketing Weather-Strip (08 72 33 00-0154)		
08 72 33 00-0165	LF		3/8" x 1/4" Silicone Bulb, Kerf-In Perimeter Gasketing Weather-Strip (Pemko P50).....	3.28	2.51
08 72 33 00-0166	LF		7/16" x 3/8" Silicone Bulb, Kerf-In Perimeter Gasketing Weather-Strip (Pemko S52).....	4.90	2.51
08 72 33 00-0167	LF		3/8" Foam, Kerf-In Perimeter Gasketing Weather-Strip (Pemko Q103).....	3.67	2.51
08 72 33 00-0168	LF		5/8" Foam, Kerf-In Perimeter Gasketing Weather-Strip (Pemko Q102).....	3.63	2.51
08 72 33 00-0169	LF		3/8" Magnetic, Kerf-In Perimeter Gasketing Weather-Strip (Pemko MAG349).....	4.73	2.51
08 72 33 00-0170			Cushion/Spring Perimeter Gasketing Weather-Strip (08 72 33 00-0154)		
08 72 33 00-0171			Spring Bronze Perimeter Gasketing Weather-Strip (08 72 33 00-0170)		
08 72 33 00-0172	LF		1-1/8" Spring Bronze Perimeter Gasketing Weather-Strip (Pemko B70C).....	9.81	2.51
08 72 33 00-0173	LF		1-1/4" Spring Bronze Perimeter Gasketing Weather-Strip (Pemko B70D).....	9.81	2.51
08 72 33 00-0174	LF		1-3/8" Spring Bronze Perimeter Gasketing Weather-Strip (Pemko B70E).....	10.76	2.51
08 72 33 00-0175	LF		1-1/2" Spring Bronze Perimeter Gasketing Weather-Strip (Pemko B70F).....	10.96	2.51

08	08	Openings
	08 70	Hardware
	08 72	Weatherstripping, Thresholds and Seals



MINOR	CSI	UOM	DESCRIPTION	TOTAL DIRECT UNIT COST	DEMOLITION UNIT COST
-------	-----	-----	-------------	------------------------	----------------------

08 72 33 00-0176			Cushion "V", Spring Bronze Perimeter Gasketing Weather-Strip (08 72 33 00-0170)		
08 72 33 00-0177	LF		5/8" Cushion "V", Spring Bronze Perimeter Gasketing Weather-Strip (Pemko B73)	9.29	2.51
08 72 33 00-0178	LF		7/8" Cushion "V", Spring Bronze Perimeter Gasketing Weather-Strip (Pemko B74)	10.76	2.51
08 72 33 00-0179	LF		1-1/8" Cushion "V", Spring Bronze Perimeter Gasketing Weather-Strip (Pemko B75)	12.37	2.51
08 72 33 00-0180			Aluminum Retainer, Perimeter Gasketing Weather-Strip (08 72 33 00-0154)		
08 72 33 00-0181			Aluminum Retainer, Perimeter Gasketing Weather-Strip (08 72 33 00-0180)		
08 72 33 00-0182	LF		1/4" Vinyl Insert, 13/16" Width, 1/4" Height, Mill Aluminum Retainer, Perimeter Gasketing Weather-Strip (Pemko 297AV)	6.93	2.51
			<i>For Silicone Insert, Add</i>	0.95	
			<i>For Color Anodized Finish, Add</i>	1.90	
08 72 33 00-0183	LF		1/4" Vinyl Insert, 11/16" Width, 1/4" Height, Mill Aluminum Retainer, Perimeter Gasketing Weather-Strip (Pemko 316AV)	6.93	2.51
			<i>For Silicone Insert, Add</i>	0.95	
			<i>For Color Anodized Finish, Add</i>	1.90	
08 72 33 00-0184	LF		1/4" Vinyl Insert, 7/8" Width, 1/4" Height, Mill Aluminum Retainer, Perimeter Gasketing Weather-Strip (Pemko 303AV)	6.93	2.51
			<i>For Silicone Insert, Add</i>	0.95	
			<i>For Color Anodized Finish, Add</i>	1.90	
08 72 33 00-0185	LF		3/8" Neoprene Insert, 7/8" Width, 3/16" Height, Clear Anodized Aluminum Retainer, Perimeter Gasketing Weather-Strip (Pemko 305CN)	11.97	2.51
			<i>For Silicone Insert, Add</i>	0.63	
			<i>For Color Anodized Finish, Add</i>	1.39	
08 72 33 00-0186	LF		3/16" Vinyl Or Pile Insert, 3/4" Width, 3/8" Height, Clear Anodized Aluminum Retainer, Perimeter Gasketing Weather-Strip With Concealed Fasteners (Pemko 29310CV)	12.30	2.51
			<i>For Color Anodized Finish, Add</i>	3.64	
			<i>For Silicone Insert, Add</i>	0.95	
08 72 33 00-0187	LF		Neoprene Sponge Insert, 1-5/8" Width, 7/16" Height, Clear Anodized Aluminum Retainer, Perimeter Gasketing Weather-Strip (Pemko 375CR)	12.30	2.51
			<i>For Color Anodized Finish, Add</i>	2.54	
08 72 33 00-0188			Heavy Duty, Aluminum Retainer, Perimeter Gasketing Weather-Strip (08 72 33 00-0180)		
08 72 33 00-0189			Standard Jamb, Heavy Duty, Aluminum Retainer, Perimeter Gasketing Weather-Strip (08 72 33 00-0189)		
08 72 33 00-0190	LF		1/4" Vinyl Insert, 1-1/2" Width, 1/4" Height, Standard Jamb, Heavy Duty, Mill Aluminum Retainer, Perimeter Gasketing Weather-Strip (Pemko 290AV)	11.72	2.51
			<i>For Silicone Insert, Add</i>	0.95	
08 72 33 00-0191			Head Section, Heavy Duty, Aluminum Retainer, Perimeter Gasketing Weather-Strip (08 72 33 00-0188)		
08 72 33 00-0192	LF		1/4" Vinyl Insert, 1-1/2" Width, 1/4" Height, Head Section, Heavy Duty, Mill Aluminum Retainer, Perimeter Gasketing Weather-Strip (Pemko 2891AV)	13.03	2.51
08 72 33 00-0193			Brass/Bronze Retainer, Perimeter Gasketing Weather-Strip (08 72 33 00-0154)		
08 72 33 00-0194			Brass/Bronze Retainer, Perimeter Gasketing Weather-Strip (08 72 33 00-0193)		
08 72 33 00-0195	LF		3/8" Neoprene Insert, 7/8" Width, 3/16" Height, Brass/Bronze Retainer, Perimeter Gasketing Weather-Strip (Pemko 305BR)	33.70	2.51
			<i>For Silicone Insert, Add</i>	1.58	
08 72 33 00-0196	LF		Neoprene Sponge Insert, 1-5/8" Width, 7/16" Height, Brass/Bronze Retainer, Perimeter Gasketing Weather-Strip (Pemko 375BR)	59.39	2.51
08 72 33 00-0197			Heavy Duty, Brass/Bronze Retainer, Perimeter Gasketing Weather-Strip (08 72 33 00-0193)		
08 72 33 00-0198			Standard Jamb, Heavy Duty, Brass/Bronze Retainer, Perimeter Gasketing Weather-Strip (08 72 33 00-0197)		
08 72 33 00-0199	LF		1/4" Vinyl Insert, 1-1/2" Width, 1/4" Height, Standard Jamb, Heavy Duty, Brass/Bronze Retainer, Perimeter Gasketing Weather-Strip (Pemko 290BV)	50.85	2.51
			<i>For Silicone Insert, Add</i>	0.63	
08 72 33 00-0200			Aluminum Interlock, Perimeter Gasketing Weather-Strip (08 72 33 00-0154)		
08 72 33 00-0201	LF		Side Mount, Mill Aluminum, Interlock Perimeter Gasketing Weather-Strip (Pemko 335AR, 336A) Note: For weather-stripping latch or hinge side of door. Includes aluminum interlocking devices for door and door frame.	16.90	5.03
			<i>For Color Anodized Finish, Add</i>	2.74	
08 72 33 00-0202	LF		Top Mount, Mill Aluminum, Interlock Perimeter Gasketing Weather-Strip (Pemko 347A, 68AR) Note: For weather-stripping the top of doors. Includes rain drip shield and aluminum interlocking devices for door and door frame.	17.47	5.03
			<i>For Color Anodized Finish, Add</i>	2.97	



MINOR	CSI	UOM	DESCRIPTION	TOTAL DIRECT UNIT COST	DEMOLITION UNIT COST
08 72 33 00-0203			Adjustable Aluminum Retainer, Perimeter Gasketing Weather-Strip (08 72 33 00-0154) Note: Seals gaps from 1/16" to 1/4".		
08 72 33 00-0204	LF		Sponge Neoprene Insert, 7/8" Width, 1-3/8" Height, Adjustable, Clear Anodized Aluminum Retainer, Stop Gasketing Weather-Strip (Pemko 350CSR).....	21.32	2.51
			<i>For Color Anodized Finish, Add</i>	3.26	
08 72 33 00-0205	LF		Sponge Neoprene Insert, 7/8" Width, 1-3/8" Height, Adjustable, Clear Anodized Aluminum Retainer, Jamb Gasketing Weather-Strip (Pemko 350CR).....	22.48	2.51
			<i>For Color Anodized Finish, Add</i>	3.49	
08 72 33 00-0206			Perimeter Gasketing Weather-Strip Applied To Header (08 72 33 00-0154)		
08 72 33 00-0207	LF		1-1/2" Wide x 1/4" High, Silicon Insert, Perimeter Gasketing (Pemko 2891AS).....	17.03	5.03
08 72 43			Thresholds (08 72)		
08 72 43 00-0001			Thresholds (08 72 43) Note: Includes material, fasteners, installation, caulk and sealants.		
08 72 43 00-0002			Metal Thresholds (08 72 43 00-0001)		
08 72 43 00-0003			Saddle Thresholds (08 72 43 00-0002)		
08 72 43 00-0004			Aluminum Saddle Thresholds (08 72 43 00-0003) Note: Includes mill finish.		
08 72 43 00-0005			3/16" Height, Aluminum Saddle Thresholds (08 72 43 00-0004)		
08 72 43 00-0006	LF		2-1/4" Width, 3/16" Height, Aluminum Saddle Threshold (Pemko 173A).....	26.37	8.04
			<i>For Color Anodized Finish, Add</i>	2.51	
08 72 43 00-0007			1/4" Height, Aluminum Saddle Thresholds (08 72 43 00-0004)		
08 72 43 00-0008	LF		3" Width, 1/4" Height, Aluminum Saddle Threshold (Pemko 151A).....	29.18	8.04
			<i>For Color Anodized Finish, Add</i>	3.64	
08 72 43 00-0009	LF		4" Width, 1/4" Height, Aluminum Saddle Threshold (Pemko 270A).....	34.04	10.05
			<i>For Color Anodized Finish, Add</i>	6.24	
08 72 43 00-0010	LF		5" Width, 1/4" Height, Aluminum Saddle Threshold (Pemko 271A).....	37.20	10.05
			<i>For Color Anodized Finish, Add</i>	6.04	
08 72 43 00-0011	LF		6" Width, 1/4" Height, Aluminum Saddle Threshold (Pemko 272A).....	40.99	10.05
			<i>For Color Anodized Finish, Add</i>	5.55	
08 72 43 00-0012	LF		7" Width, 1/4" Height, Aluminum Saddle Threshold (Pemko 276A).....	46.61	10.05
			<i>For Color Anodized Finish, Add</i>	5.37	
08 72 43 00-0013	LF		8" Width, 1/4" Height, Aluminum Saddle Threshold (Pemko 2748A).....	55.93	12.06
			<i>For Color Anodized Finish, Add</i>	6.45	
08 72 43 00-0014	LF		9" Width, 1/4" Height, Aluminum Saddle Threshold (Pemko 2749A).....	59.73	12.06
			<i>For Color Anodized Finish, Add</i>	7.40	
08 72 43 00-0015	LF		10" Width, 1/4" Height, Aluminum Saddle Threshold (Pemko 2750A).....	65.79	12.06
			<i>For Color Anodized Finish, Add</i>	8.91	
08 72 43 00-0016			5/16" Height, Aluminum Saddle Thresholds (08 72 43 00-0004)		
08 72 43 00-0017	LF		2-1/2" Width, 5/16" Height, Aluminum Saddle Threshold (Pemko 166A).....	28.69	8.04
			<i>For Color Anodized Finish, Add</i>	3.01	
08 72 43 00-0018			1/2" Height, Aluminum Saddle Thresholds (08 72 43 00-0004)		
08 72 43 00-0019	LF		3" Width, 1/2" Height, Aluminum Saddle Threshold (Pemko 169A).....	28.86	8.04
			<i>For Color Anodized Finish, Add</i>	4.38	
08 72 43 00-0020	LF		4" Width, 1/2" Height, Aluminum Saddle Threshold (Pemko 170A).....	35.37	10.05
			<i>For Color Anodized Finish, Add</i>	7.18	
08 72 43 00-0021	LF		5" Width, 1/2" Height, Aluminum Saddle Threshold (Pemko 171A).....	38.59	10.05
			<i>For Color Anodized Finish, Add</i>	6.74	
08 72 43 00-0022	LF		6" Width, 1/2" Height, Aluminum Saddle Threshold (Pemko 172A).....	41.32	10.05
			<i>For Color Anodized Finish, Add</i>	5.67	
08 72 43 00-0023	LF		7" Width, 1/2" Height, Aluminum Saddle Threshold (Pemko 176A).....	46.61	10.05
			<i>For Color Anodized Finish, Add</i>	5.37	
08 72 43 00-0024	LF		8" Width, 1/2" Height, Aluminum Saddle Threshold (Pemko 2548A).....	57.92	12.06
			<i>For Color Anodized Finish, Add</i>	9.72	
08 72 43 00-0025	LF		9" Width, 1/2" Height, Aluminum Saddle Threshold (Pemko 2549A).....	61.39	12.06
			<i>For Color Anodized Finish, Add</i>	12.50	
08 72 43 00-0026	LF		10" Width, 1/2" Height, Aluminum Saddle Threshold (Pemko 2550A).....	64.86	12.06
			<i>For Color Anodized Finish, Add</i>	13.88	
08 72 43 00-0027			Brass/Bronze Saddle Thresholds (08 72 43 00-0003)		
08 72 43 00-0028			3/16" Height, Brass/Bronze Saddle Thresholds (08 72 43 00-0027)		
08 72 43 00-0029	LF		2-1/4" Width, 3/16" Height, Brass/Bronze Saddle Threshold (Pemko 173B).....	98.09	8.04
08 72 43 00-0030			1/4" Height, Brass/Bronze Saddle Thresholds (08 72 43 00-0027)		
08 72 43 00-0031	LF		3" Width, 1/4" Height, Brass/Bronze Saddle Threshold (Pemko 151B).....	157.73	8.04
08 72 43 00-0032	LF		4" Width, 1/4" Height, Brass/Bronze Saddle Threshold (Pemko 270B).....	190.27	10.05

08 Openings**08 70 Hardware****08 72 Weatherstripping, Thresholds and Seals**

SAN BERNARDINO
COUNTY

MINOR				TOTAL DIRECT	DEMOLITION
CSI	UOM	DESCRIPTION		UNIT COST	UNIT COST
08 72 43 00-0033	LF	5" Width, 1/4" Height, Brass/Bronze Saddle Threshold (Pemko 271B).....		231.56	10.05
08 72 43 00-0034	LF	6" Width, 1/4" Height, Brass/Bronze Saddle Threshold (Pemko 272B).....		271.70	10.05
08 72 43 00-0035	LF	7" Width, 1/4" Height, Brass/Bronze Saddle Threshold (Pemko 276B).....		317.57	10.05
08 72 43 00-0036	LF	8" Width, 1/4" Height, Brass/Bronze Saddle Threshold (Pemko 274X4B).....		408.62	12.06
08 72 43 00-0037		1/2" Height, Brass/Bronze Saddle Thresholds (08 72 43 00-0027)			
08 72 43 00-0038	LF	4" Width, 1/2" Height, Brass/Bronze Saddle Threshold (Pemko 170B).....		208.62	10.05
08 72 43 00-0039	LF	5" Width, 1/2" Height, Brass/Bronze Saddle Threshold (Pemko 171B).....		254.50	10.05
08 72 43 00-0040	LF	6" Width, 1/2" Height, Brass/Bronze Saddle Threshold (Pemko 172B).....		300.37	10.05
08 72 43 00-0041	LF	7" Width, 1/2" Height, Brass/Bronze Saddle Threshold (Pemko 176B).....		357.72	10.05
08 72 43 00-0042	LF	8" Width, 1/2" Height, Brass/Bronze Saddle Threshold (Pemko 254X4B).....		509.93	12.06
08 72 43 00-0043	LF	10" Width, 1/2" Height, Brass/Bronze Saddle Threshold (Pemko 255X5B).....		483.63	12.06
08 72 43 00-0044		Stainless Steel Saddle Thresholds (08 72 43 00-0003)			
08 72 43 00-0045		1/2" Height, Stainless Steel Saddle Thresholds (08 72 43 00-0044)			
08 72 43 00-0046	LF	4" Width, 1/2" Height, Stainless Steel Saddle Threshold (Pemko 175SS).....		174.21	10.05
08 72 43 00-0047	LF	5" Width, 1/2" Height, Stainless Steel Saddle Threshold (Pemko 154SS).....		185.68	10.05
08 72 43 00-0048		Half Saddle Thresholds (08 72 43 00-0002)			
08 72 43 00-0049		Aluminum Half Saddle Thresholds (08 72 43 00-0048)			
		Note: Includes mill finish.			
08 72 43 00-0050		3/4" Height, Aluminum Half Saddle Thresholds (08 72 43 00-0049)			
08 72 43 00-0051	LF	5" Width, 3/4" Height, Aluminum Half Saddle Threshold (Pemko 1875A).....		41.70	10.05
		For Color Anodized Finish, Add		6.63	
08 72 43 00-0052	LF	7" Width, 3/4" Height, Aluminum Half Saddle Threshold (Pemko 1877A).....		53.71	10.05
		For Color Anodized Finish, Add		2.86	
08 72 43 00-0053		Offset Saddle Thresholds (08 72 43 00-0002)			
08 72 43 00-0054		Aluminum Offset Saddle Thresholds (08 72 43 00-0053)			
		Note: Includes mill finish.			
08 72 43 00-0055		1/2" Height, Aluminum Offset Saddle Thresholds (08 72 43 00-0054)			
08 72 43 00-0056	LF	5-1/2" Width, 1/2" Height, 1/4" Offset, Aluminum Offset Saddle Threshold (Pemko 158A).....		41.81	10.05
		For Color Anodized Finish, Add		8.35	
08 72 43 00-0057	LF	7" Width, 1/2" Height, 1/4" Offset, Aluminum Offset Saddle Threshold (Pemko 2727A).....		46.11	10.05
		For Color Anodized Finish, Add		7.35	
08 72 43 00-0058		3/4" Height, Aluminum Offset Saddle Thresholds (08 72 43 00-0054)			
08 72 43 00-0059	LF	5-1/2" Width, 3/4" Height, 1/2" Offset, Aluminum Offset Saddle Threshold (Pemko 157A).....		41.81	10.05
		For Color Anodized Finish, Add		8.35	
08 72 43 00-0060		1" Height, Aluminum Offset Saddle Thresholds (08 72 43 00-0054)			
08 72 43 00-0061	LF	7" Width, 1" Height, 1/2" Offset, Aluminum Offset Saddle Threshold (Pemko 182A).....		47.76	10.05
		For Color Anodized Finish, Add		7.92	
08 72 43 00-0062		Modular Ramp Thresholds (08 72 43 00-0001)			
		Note: Includes mill finish.			
08 72 43 00-0063		Flush, Aluminum Modular Ramp Thresholds (08 72 43 00-0062)			
08 72 43 00-0064	LF	6-1/8" Length, 1/2" Height, Flush, Aluminum Modular Ramp Threshold (Pemko R.5FA).....		44.04	10.05
		For Non-Slip Surfacing, Add		71.85	
08 72 43 00-0065	LF	9-1/4" Length, 3/4" Height, Flush, Aluminum Modular Ramp Threshold (Pemko R.75FA).....		54.90	11.05
		For Non-Slip Surfacing, Add		91.81	
08 72 43 00-0066	LF	12-3/8" Length, 1" Height, Flush, Aluminum Modular Ramp Threshold (Pemko R1FA).....		69.73	12.56
		For Non-Slip Surfacing, Add		124.91	
08 72 43 00-0067	LF	15-1/2" Length, 1-1/4" Height, Flush, Aluminum Modular Ramp Threshold (Pemko R1.25FA).....		88.49	13.06
		For Non-Slip Surfacing, Add		168.37	
08 72 43 00-0068	LF	18-5/8" Length, 1-1/2" Height, Flush, Aluminum Modular Ramp Threshold (Pemko R1.5FA).....		102.93	14.07
		For Non-Slip Surfacing, Add		224.40	
08 72 43 00-0069	LF	21-3/4" Length, 1-3/4" Height, Flush, Aluminum Modular Ramp Threshold (Pemko R1.75FA).....		127.41	15.57
		For Non-Slip Surfacing, Add		250.28	
08 72 43 00-0070	LF	24-7/8" Length, 2" Height, Flush, Aluminum Modular Ramp Threshold (Pemko R2FA).....		142.10	17.08
		For Non-Slip Surfacing, Add		280.62	
08 72 43 00-0071	LF	28" Length, 2-1/4" Height, Flush, Aluminum Modular Ramp Threshold (Pemko R2.25FA).....		150.71	18.09
		For Non-Slip Surfacing, Add		286.35	
08 72 43 00-0072		3-1/2" Top Plate, Offset, Aluminum Modular Ramp Thresholds (08 72 43 00-0062)			
08 72 43 00-0073	LF	12-3/4" Length, 1/2" Height, 3-1/2" Top Plate, Offset, Aluminum Modular Ramp Threshold (Pemko R.5OSSA).....		74.30	12.56
		For Non-Slip Surfacing, Add		132.79	
08 72 43 00-0074	LF	15-7/8" Length, 3/4" Height, 3-1/2" Top Plate, Offset, Aluminum Modular Ramp Threshold (Pemko R.75OSSA).....		87.13	13.06
		For Non-Slip Surfacing, Add		164.70	



	MINOR	CSI	UOM	DESCRIPTION	TOTAL DIRECT UNIT COST	DEMOLITION UNIT COST
	08 72 43 00-0075	LF		18" Length, 1" Height, 3-1/2" Top Plate, Offset, Aluminum Modular Ramp Threshold (Pemko R1OSSA).....	108.90	15.07
				<i>For Non-Slip Surfacing, Add</i>	204.75	
	08 72 43 00-0076	LF		22-1/8" Length, 1-1/4" Height, 3-1/2" Top Plate, Offset, Aluminum Modular Ramp Threshold (Pemko R1.25OSSA).....	127.89	16.08
				<i>For Non-Slip Surfacing, Add</i>	249.92	
	08 72 43 00-0077	LF		25-1/4" Length, 1-1/2" Height, 3-1/2" Top Plate, Offset, Aluminum Modular Ramp Threshold (Pemko R1.5OSSA).....	146.82	17.08
				<i>For Non-Slip Surfacing, Add</i>	292.89	
	08 72 43 00-0078	LF		28-3/8" Length, 1-3/4" Height, 3-1/2" Top Plate, Offset, Aluminum Modular Ramp Threshold (Pemko R1.75OSSA).....	160.49	18.09
				<i>For Non-Slip Surfacing, Add</i>	323.23	
	08 72 43 00-0079	LF		31-1/2" Length, 2" Height, 3-1/2" Top Plate, Offset, Aluminum Modular Ramp Threshold (Pemko R2OSSA).....	196.46	19.09
				<i>For Non-Slip Surfacing, Add</i>	411.53	
	08 72 43 00-0080			7" Top Plate, Offset, Aluminum Modular Ramp Thresholds <small>(08 72 43 00-0062)</small>		
	08 72 43 00-0081	LF		16-1/4" Length, 1/2" Height, 7" Top Plate, Offset, Aluminum Modular Ramp Threshold (Pemko R.5OSA).....	85.91	13.57
				<i>For Non-Slip Surfacing, Add</i>	164.56	
	08 72 43 00-0082	LF		19-3/8" Length, 3/4" Height, 7" Top Plate, Offset, Aluminum Modular Ramp Threshold (Pemko R.75OSA).....	100.74	15.07
				<i>For Non-Slip Surfacing, Add</i>	197.65	
	08 72 43 00-0083	LF		22-1/2" Length, 1" Height, 7" Top Plate, Offset, Aluminum Modular Ramp Threshold (Pemko R1OSA).....	120.49	16.08
				<i>For Non-Slip Surfacing, Add</i>	238.52	
	08 72 43 00-0084	LF		25-5/8" Length, 1-1/4" Height, 7" Top Plate, Offset, Aluminum Modular Ramp Threshold (Pemko R1.25OSA).....	134.95	17.08
				<i>For Non-Slip Surfacing, Add</i>	272.11	
	08 72 43 00-0085	LF		28-3/4" Length, 1-1/2" Height, 7" Top Plate, Offset, Aluminum Modular Ramp Threshold (Pemko R1.5OSA).....	158.41	18.09
				<i>For Non-Slip Surfacing, Add</i>	317.82	
	08 72 43 00-0086	LF		31-7/8" Length, 1-3/4" Height, 7" Top Plate, Offset, Aluminum Modular Ramp Threshold (Pemko R1.75OSA).....	172.08	19.09
				<i>For Non-Slip Surfacing, Add</i>	348.14	
	08 72 43 00-0087	LF		35" Length, 2" Height, 7" Top Plate, Offset, Aluminum Modular Ramp Threshold (Pemko R2OSA).....	198.47	20.09
				<i>For Non-Slip Surfacing, Add</i>	395.70	
	08 72 43 00-0088			Accessories For Aluminum Modular Ramp Thresholds <small>(08 72 43 00-0062)</small>		
	08 72 43 00-0089			Wings/Miter Returns For Flush, Aluminum Modular Ramp Thresholds <small>(08 72 43 00-0088)</small>		
	08 72 43 00-0090	PR		Up To 1" Height, Wings/Miter Returns For Flush, Aluminum Modular Ramp Thresholds.....	202.79	12.56
				<i>For Non-Slip Surfacing, Add</i>	21.32	
	08 72 43 00-0091	PR		>1" To 1-1/4" Height, Wings/Miter Returns For Flush, Aluminum Modular Ramp Thresholds.....	311.60	12.56
				<i>For Non-Slip Surfacing, Add</i>	34.38	
	08 72 43 00-0092	PR		>1-1/4" To 2-1/4" Height, Wings/Miter Returns For Flush, Aluminum Modular Ramp Thresholds.....	616.39	17.59
				<i>For Non-Slip Surfacing, Add</i>	69.75	
	08 72 43 00-0093			Wings/Miter Returns For Offset, Aluminum Modular Ramp Thresholds <small>(08 72 43 00-0088)</small>		
	08 72 43 00-0094	PR		Up To 1/2" Height, Wings/Miter Returns For Offset, Aluminum Modular Ramp Thresholds.....	202.79	12.56
				<i>For Non-Slip Surfacing, Add</i>	21.32	
	08 72 43 00-0095	PR		>1/2" To 1" Height, Wings/Miter Returns For Offset, Aluminum Modular Ramp Thresholds.....	311.60	12.56
				<i>For Non-Slip Surfacing, Add</i>	34.38	
	08 72 43 00-0096	PR		>1" To 2" Height, Wings/Miter Returns For Offset, Aluminum Modular Ramp Thresholds.....	616.39	17.59
				<i>For Non-Slip Surfacing, Add</i>	69.75	
	08 72 43 00-0097			Latching Panic Exit Saddle Thresholds <small>(08 72 43 00-0001)</small>		
				Note: Includes vinyl or pile seal.		
	08 72 43 00-0098			Aluminum, Latching Panic Exit Saddle Thresholds <small>(08 72 43 00-0097)</small>		
				Note: Includes mill finish.		
	08 72 43 00-0099			Aluminum, Latching Panic Exit Saddle Thresholds <small>(08 72 43 00-0098)</small>		
	08 72 43 00-0100			7/8" Height, Aluminum, Latching Panic Exit Saddle Thresholds <small>(08 72 43 00-0099)</small>		
	08 72 43 00-0101	LF		4" Width, 7/8" Height, Aluminum, Latching Panic Exit Saddle Threshold (Pemko 252X226AP).....	50.41	10.05
				<i>For Color Anodized Finish, Add</i>	8.85	
				<i>For Thermoseal, Add</i>	0.63	
	08 72 43 00-0102	LF		5" Width, 7/8" Height, Aluminum, Latching Panic Exit Saddle Threshold (Pemko 177AP).....	41.98	10.05
				<i>For Color Anodized Finish, Add</i>	8.43	
				<i>For Thermoseal, Add</i>	0.63	
	08 72 43 00-0103	LF		6" Width, 7/8" Height, Aluminum, Latching Panic Exit Saddle Threshold (Pemko 254X226AP).....	55.70	10.05
				<i>For Color Anodized Finish, Add</i>	10.70	
				<i>For Thermoseal, Add</i>	0.63	
	08 72 43 00-0104	LF		7" Width, 7/8" Height, Aluminum, Latching Panic Exit Saddle Threshold (Pemko 255X226AP).....	58.01	10.05
				<i>For Color Anodized Finish, Add</i>	11.51	
				<i>For Thermoseal, Add</i>	0.63	
	08 72 43 00-0105			1" Height, Aluminum, Latching Panic Exit Saddle Thresholds <small>(08 72 43 00-0099)</small>		
	08 72 43 00-0106	LF		3-5/8" Width, 1" Height, Aluminum, Latching Panic Exit Saddle Threshold (Pemko 185AP).....	39.99	10.05
				<i>For Color Anodized Finish, Add</i>	7.44	
				<i>For Thermoseal, Add</i>	0.63	
	08 72 43 00-0107	LF		5" Width, 1" Height, Aluminum, Latching Panic Exit Saddle Threshold (Pemko 181AP).....	42.31	10.05
				<i>For Color Anodized Finish, Add</i>	8.60	
				<i>For Thermoseal, Add</i>	0.63	
	08 72 43 00-0108			Thermal Barrier, Aluminum, Latching Panic Exit Saddle Thresholds <small>(08 72 43 00-0098)</small>		

08	08	Openings
	08 70	Hardware
	08 72	Weatherstripping, Thresholds and Seals



MINOR		TOTAL DIRECT		DEMOLITION	
CSI	UOM	DESCRIPTION	UNIT COST	UNIT COST	UNIT COST
08 72 43 00-0109		7/8" Height, Thermal Barrier, Aluminum, Latching Panic Exit Saddle Thresholds <small>(08 72 43 00-0108)</small>			
08 72 43 00-0110	LF	4-1/8" Width, 7/8" Height, Thermal Barrier, Aluminum, Latching Panic Exit Saddle Threshold (Pemko 252X226AFGP)	44.79		10.05
		<i>For Color Anodized Finish, Add</i>	7.87		
		<i>For Thermoseal, Add</i>	0.63		
08 72 43 00-0111	LF	5-1/8" Width, 7/8" Height, Thermal Barrier, Aluminum, Latching Panic Exit Saddle Threshold (Pemko 253X226AFGP)	46.94		10.05
		<i>For Color Anodized Finish, Add</i>	8.73		
		<i>For Thermoseal, Add</i>	0.63		
08 72 43 00-0112	LF	6-1/8" Width, 7/8" Height, Thermal Barrier, Aluminum, Latching Panic Exit Saddle Threshold (Pemko 254X226AFGP)	50.08		10.05
		<i>For Color Anodized Finish, Add</i>	8.74		
		<i>For Thermoseal, Add</i>	0.63		
08 72 43 00-0113	LF	7-1/8" Width, 7/8" Height, Thermal Barrier, Aluminum, Latching Panic Exit Saddle Threshold (Pemko 255X226AFGP)	53.63		10.05
		<i>For Color Anodized Finish, Add</i>	9.98		
		<i>For Thermoseal, Add</i>	0.63		
08 72 43 00-0114		Brass/Bronze, Latching Panic Exit Saddle Thresholds <small>(08 72 43 00-0097)</small>			
08 72 43 00-0115		Brass/Bronze, Latching Panic Exit Saddle Thresholds <small>(08 72 43 00-0114)</small>			
08 72 43 00-0116		7/8" Height, Brass/Bronze, Latching Panic Exit Saddle Thresholds <small>(08 72 43 00-0115)</small>			
08 72 43 00-0117	LF	4" Width, 7/8" Height, Brass/Bronze, Latching Panic Exit Saddle Threshold (Pemko 252X226BV)	302.67		10.05
		<i>For Thermoseal, Add</i>	0.63		
08 72 43 00-0118	LF	5" Width, 7/8" Height, Brass/Bronze, Latching Panic Exit Saddle Threshold (Pemko 177BV)	279.73		10.05
		<i>For Thermoseal, Add</i>	0.63		
08 72 43 00-0119	LF	6" Width, 7/8" Height, Brass/Bronze, Latching Panic Exit Saddle Threshold (Pemko 254X226BV)	408.18		10.05
		<i>For Thermoseal, Add</i>	0.63		
08 72 43 00-0120	LF	7" Width, 7/8" Height, Brass/Bronze, Latching Panic Exit Saddle Threshold (Pemko 255X226BV)	363.68		10.05
		<i>For Thermoseal, Add</i>	0.63		
08 72 43 00-0121		1" Height, Brass/Bronze, Latching Panic Exit Saddle Thresholds <small>(08 72 43 00-0115)</small>			
08 72 43 00-0122	LF	5" Width, 1" Height, Brass/Bronze, Latching Panic Exit Saddle Threshold (Pemko 181BV)	297.62		10.05
		<i>For Thermoseal, Add</i>	0.63		
08 72 43 00-0123		Thermal Barrier, Brass/Bronze, Latching Panic Exit Saddle Thresholds <small>(08 72 43 00-0114)</small>			
08 72 43 00-0124		7/8" Height, Thermal Barrier, Brass/Bronze, Latching Panic Exit Saddle Thresholds <small>(08 72 43 00-0123)</small>			
08 72 43 00-0125	LF	4-1/8" Width, 7/8" Height, Thermal Barrier, Brass/Bronze, Latching Panic Exit Saddle Threshold (Pemko 252X226BFGV)	303.70		11.05
		<i>For Thermoseal, Add</i>	0.63		
08 72 43 00-0126	LF	5-1/8" Width, 7/8" Height, Thermal Barrier, Brass/Bronze, Latching Panic Exit Saddle Threshold (Pemko 253X226BFGV)	319.52		11.05
		<i>For Thermoseal, Add</i>	0.63		
08 72 43 00-0127	LF	6-1/8" Width, 7/8" Height, Thermal Barrier, Brass/Bronze, Latching Panic Exit Saddle Threshold (Pemko 254X226BFGV)	405.08		11.05
		<i>For Thermoseal, Add</i>	0.63		
08 72 43 00-0128	LF	7-1/8" Width, 7/8" Height, Thermal Barrier, Brass/Bronze, Latching Panic Exit Saddle Threshold (Pemko 255X226BFGV)	366.19		11.55
		<i>For Thermoseal, Add</i>	0.63		
08 72 43 00-0129		Carpet Separator Thresholds <small>(08 72 43 00-0001)</small>			
08 72 43 00-0130		Aluminum, Carpet Separator Thresholds <small>(08 72 43 00-0129)</small>			
		Note: Includes mill finish.			
08 72 43 00-0131		3/8" Height, Aluminum, Carpet Separator Thresholds <small>(08 72 43 00-0130)</small>			
08 72 43 00-0132	LF	2-1/2" Width, 3/8" Height, Aluminum, Carpet Separator Threshold (Pemko 174C)	30.17		8.04
		<i>For Color Anodized Finish, Add</i>	4.03		
08 72 43 00-0133		7/16" Height, Aluminum, Carpet Separator Thresholds <small>(08 72 43 00-0130)</small>			
08 72 43 00-0134	LF	1-3/4" Width, 7/16" Height, Aluminum, Carpet Separator Threshold (Pemko 236A)	24.53		7.03
		<i>For Color Anodized Finish, Add</i>	2.43		
08 72 43 00-0135	LF	4" Width, 7/16" Height, Aluminum, Carpet Separator Threshold (Pemko 2364A)	37.52		8.04
		<i>For Color Anodized Finish, Add</i>	4.96		
08 72 43 00-0136	LF	6" Width, 7/16" Height, Aluminum, Carpet Separator Threshold (Pemko 2366A)	44.46		8.04
		<i>For Color Anodized Finish, Add</i>	7.74		
08 72 43 00-0137		1/2" Height, Aluminum, Carpet Separator Thresholds <small>(08 72 43 00-0130)</small>			
08 72 43 00-0138	LF	1-3/8" Width, 1/2" Height, Aluminum, Carpet Separator Threshold (Pemko 1951A)	22.38		7.03
		<i>For Color Anodized Finish, Add</i>	1.20		



MINOR CSI UOM DESCRIPTION	TOTAL DIRECT UNIT COST	DEMOLITION UNIT COST
08 72 43 00-0139 3/4" Height, Aluminum, Carpet Separator Thresholds <small>(08 72 43 00-0130)</small>		
08 72 43 00-0140 LF 1-3/4" Width, 3/4" Height, Aluminum, Carpet Separator Threshold (Pemko 246A)..... <i>For Color Anodized Finish, Add</i>	24.53 2.08	7.03
08 72 43 00-0141 LF 3" Width, 3/4" Height, Aluminum, Carpet Separator Threshold (Pemko 230A)..... <i>For Color Anodized Finish, Add</i>	38.01 5.76	10.05
08 72 43 00-0142 LF 4" Width, 3/4" Height, Aluminum, Carpet Separator Threshold (Pemko 2464A)..... <i>For Color Anodized Finish, Add</i>	39.99 4.46	10.05
08 72 43 00-0143 Brass/Bronze, Carpet Separator Thresholds <small>(08 72 43 00-0129)</small>		
08 72 43 00-0144 3/8" Height, Brass/Bronze, Carpet Separator Thresholds <small>(08 72 43 00-0143)</small>		
08 72 43 00-0145 LF 2-1/2" Width, 3/8" Height, Brass/Bronze, Carpet Separator Threshold (Pemko 174B).....	160.24	8.04
08 72 43 00-0146 7/16" Height, Brass/Bronze, Carpet Separator Thresholds <small>(08 72 43 00-0143)</small>		
08 72 43 00-0147 LF 1-3/4" Width, 7/16" Height, Brass/Bronze, Carpet Separator Threshold (Pemko 236B).....	216.29	7.03
08 72 43 00-0148 LF 4" Width, 7/16" Height, Brass/Bronze, Carpet Separator Threshold (Pemko 2364B).....	191.42	10.05
08 72 43 00-0149 Vinyl Transition Thresholds <small>(08 72 43 00-0001)</small>		
Note: Serves as a transition where carpet meets carpet, tile, VCT or concrete beneath a door.		
08 72 43 00-0150 Carpet To Carpet, Vinyl Transition Thresholds <small>(08 72 43 00-0149)</small>		
Note: Serves as a transition where carpet meets carpet beneath a door.		
08 72 43 00-0151 LF 2-3/4" Width, 23/32" Height, Carpet To Carpet, Vinyl Transition Threshold (Pemko V232BL).....	36.23	8.04
08 72 43 00-0152 Carpet To Tile, Vinyl Transition Thresholds <small>(08 72 43 00-0149)</small>		
Note: Serves as a transition where carpet meets tile beneath a door.		
08 72 43 00-0153 LF 2-3/4" Width, 23/32" Height, Carpet To Tile, Vinyl Transition Threshold (Pemko V2325BL).....	36.23	8.04
08 72 43 00-0154 Carpet To Concrete, Vinyl Transition Thresholds <small>(08 72 43 00-0149)</small>		
Note: Serves as a transition where carpet meets concrete beneath a door.		
08 72 43 00-0155 LF 3-1/2" Width, 23/32" Height, Carpet To Concrete, Vinyl Transition Threshold (Pemko V2320BL).....	38.86	10.05
08 72 43 00-0156 Carpet To VCT Tile, Vinyl Transition Thresholds <small>(08 72 43 00-0149)</small>		
Note: Serves as a transition where carpet meets VCT Tile beneath a door.		
08 72 43 00-0157 LF 3-7/16" Width, 23/32" Height, Carpet To VCT Tile, Vinyl Transition Threshold (Pemko V2322BL).....	41.54	10.05
08 72 43 00-0158 Residential Thresholds <small>(08 72 43 00-0001)</small>		
08 72 43 00-0159 Wood Residential Thresholds <small>(08 72 43 00-0158)</small>		
08 72 43 00-0160 LF 1-1/4" Width, 1/4" Height, Oak Residential Threshold (Pemko 2219W).....	15.59	5.03
08 72 43 00-0161 LF 1-3/4" Width, 5/16" Height, Oak Residential Threshold (Pemko 2175W).....	16.14	5.03
08 72 43 00-0162 LF 3" Width, 3/8" Height, Oak Residential Threshold (Pemko 2300W).....	21.79	5.35
08 72 43 00-0163 LF 3-1/2" Width, 1/2" Height, Oak Residential Threshold (Pemko 2350W).....	22.13	5.55
08 72 43 00-0164 LF 5" Width, 1/2" Height, Oak Residential Threshold (Pemko 2500W).....	33.55	5.71
08 72 43 00-0165 Vinyl Top, Wood Residential Thresholds <small>(08 72 43 00-0158)</small>		
08 72 43 00-0166 LF 1-5/8" Width, 15/16" Height, Vinyl Top, Wood Residential Threshold (Pemko 208OAK).....	18.62	5.03
08 72 43 00-0167 LF 3-1/2" Width, 1-1/8" Height, Vinyl Top, Wood Residential Threshold (Pemko 203OAK).....	22.63	5.55
08 72 43 00-0168 LF 3-5/8" Width, 1-3/8" Height, Vinyl Top, Wood Residential Threshold (Pemko 204OAK).....	41.97	5.55
08 72 43 00-0169 Vinyl Top, Aluminum Residential Thresholds <small>(08 72 43 00-0158)</small>		
08 72 43 00-0170 LF 1-3/8" Width, 1/2" Height, Vinyl Top, Aluminum Residential Threshold (Pemko 208AV)..... <i>For Color Anodized Finish, Add</i>	18.68 2.45	5.03
08 72 43 00-0171 LF 3-1/4" Width, 3/4" Height, Vinyl Top, Aluminum Residential Threshold (Pemko 206AV)..... <i>For Color Anodized Finish, Add</i>	21.80 3.17	5.55
08 72 43 00-0172 LF 3-1/2" Width, 1-1/8" Height, Vinyl Top, Aluminum Residential Threshold (Pemko 207AV)..... <i>For Color Anodized Finish, Add</i>	23.13 3.70	5.55
08 72 43 00-0173 Interlocking Residential Thresholds <small>(08 72 43 00-0158)</small>		
08 72 43 00-0174 Aluminum Interlocking Residential Thresholds <small>(08 72 43 00-0173)</small>		
08 72 43 00-0175 1/2" Height, Aluminum Interlocking Residential Thresholds <small>(08 72 43 00-0174)</small>		
08 72 43 00-0176 LF 4-1/4" Width, 1/2" Height, Aluminum Interlocking Residential Threshold (Pemko 114A)..... <i>For Color Anodized Finish, Add</i>	41.21 8.08	5.71
08 72 43 00-0177 5/8" Height, Aluminum Interlocking Residential Thresholds <small>(08 72 43 00-0174)</small>		
08 72 43 00-0178 LF 3" Width, 5/8" Height, Aluminum Interlocking Residential Threshold (Pemko 121A)..... <i>For Color Anodized Finish, Add</i>	27.42 4.22	5.35

08	08	Openings
	08 70	Hardware
	08 72	Weatherstripping, Thresholds and Seals



MINOR				TOTAL DIRECT	DEMOLITION
CSI	UOM	DESCRIPTION		UNIT COST	UNIT COST
08 72 43 00-0179	LF	3-1/2" Width, 5/8" Height, Aluminum Interlocking Residential Threshold (Pemko 110A).....	24.94		5.55
		<i>For Color Anodized Finish, Add</i>	5.54		
08 72 43 00-0180	LF	4-1/4" Width, 5/8" Height, Aluminum Interlocking Residential Threshold (Pemko 115A).....	28.98		5.71
		<i>For Color Anodized Finish, Add</i>	4.41		
08 72 43 00-0181		7/8" Height, Aluminum Interlocking Residential Thresholds (08 72 43 00-0174)			
08 72 43 00-0182	LF	4-1/2" Width, 7/8" Height, Aluminum Interlocking Residential Threshold (Pemko 120A).....	31.62		5.71
		<i>For Color Anodized Finish, Add</i>	8.68		
08 72 43 00-0183		Brass/Bronze Interlocking Residential Thresholds (08 72 43 00-0173)			
08 72 43 00-0184		1/2" Height, Brass/Bronze Interlocking Residential Thresholds (08 72 43 00-0183)			
08 72 43 00-0185	LF	4-1/4" Width, 1/2" Height, Brass/Bronze Interlocking Residential Threshold (Pemko 114B).....	226.44		5.71
08 72 43 00-0186		5/8" Height, Brass/Bronze Interlocking Residential Thresholds (08 72 43 00-0183)			
08 72 43 00-0187	LF	3-1/2" Width, 5/8" Height, Brass/Bronze Interlocking Residential Threshold (Pemko 110B).....	168.70		5.55
08 72 43 00-0188		7/8" Height, Brass/Bronze Interlocking Residential Thresholds (08 72 43 00-0183)			
08 72 43 00-0189	LF	4-1/2" Width, 7/8" Height, Brass/Bronze Interlocking Residential Threshold (Pemko 120B).....	232.18		5.71
08 72 43 00-0190	LF	5-3/4" Width, 7/8" Height, 3/4" Offset, Brass/Bronze Interlocking Residential Threshold (Pemko 123B).....	335.81		5.87
08 72 43 00-0191		Residential Door Sills (08 72 43 00-0001)			
08 72 43 00-0192		Fixed Aluminum Residential Door Sills (08 72 43 00-0191)			
08 72 43 00-0193	LF	4-9/16" Width, 1-1/4" Height, Fixed Aluminum Residential Door Sill (Pemko 84514A).....	23.69		5.71
		<i>For Color Anodized Finish, Add</i>	4.71		
08 72 43 00-0194	LF	5-5/8" Width, 1-1/4" Height, Fixed Aluminum Residential Door Sill (Pemko 85514A).....	25.40		5.87
		<i>For Color Anodized Finish, Add</i>	4.29		
08 72 43 00-0195		Adjustable Aluminum Top, Aluminum Residential Door Sills (08 72 43 00-0191)			
08 72 43 00-0196	LF	4-7/8" Width, 1-1/8" To 1-3/8" Height, Adjustable Aluminum Top, Aluminum Residential Door Sill (Pemko 94518A).....	33.79		5.71
		<i>For Color Anodized Finish, Add</i>	6.83		
08 72 43 00-0197	LF	5-3/4" Width, 1-1/8" To 1-3/8" Height, Adjustable Aluminum Top, Aluminum Residential Door Sill (Pemko 95518A).....	34.68		5.87
		<i>For Color Anodized Finish, Add</i>	7.00		
08 72 43 00-0198		Adjustable Wood Top, Aluminum Residential Door Sills (08 72 43 00-0191)			
08 72 43 00-0199	LF	3-3/4" Width, 1-1/8" To 1-3/8" Height, Adjustable Aluminum Top, Aluminum Residential Door Sill (Pemko 93518AW).....	34.17		5.55
		<i>For Color Anodized Finish, Add</i>	7.11		
08 72 43 00-0200	LF	4-7/8" Width, 1-1/8" To 1-3/8" Height, Adjustable Aluminum Top, Aluminum Residential Door Sill (Pemko 94518AW).....	34.58		5.71
		<i>For Color Anodized Finish, Add</i>	5.08		
08 72 43 00-0201	LF	5-3/4" Width, 1-1/8" To 1-3/8" Height, Adjustable Aluminum Top, Aluminum Residential Door Sill (Pemko 95518AW).....	36.09		5.87
		<i>For Color Anodized Finish, Add</i>	5.35		
08 72 43 00-0202		Extenders For Aluminum Residential Door Sills (08 72 43 00-0191)			
08 72 43 00-0203	LF	3/4" Extender For Aluminum Residential Door Sills (Pemko EXT3/4A).....	14.18		5.03
		<i>For Color Anodized Finish, Add</i>	2.89		
08 72 43 00-0204	LF	2" Extender For Aluminum Residential Door Sills (Pemko EXT2A).....	15.50		5.03
		<i>For Color Anodized Finish, Add</i>	2.73		
08 72 43 00-0205	LF	3" Extender For Aluminum Residential Door Sills (Pemko EXT3A).....	16.83		5.03
		<i>For Color Anodized Finish, Add</i>	1.70		
08 72 43 00-0206		Stone Thresholds (08 72 43 00-0001)			
08 72 43 00-0207		Marble Thresholds (08 72 43 00-0206)			
08 72 43 00-0208	LF	2" Width, 5/8" Height, Plain Marble Threshold.....	18.45		7.23
08 72 43 00-0209	LF	4" Width, 5/8" Height, Plain Marble Threshold.....	20.21		7.23
08 72 43 00-0210	LF	6" Width, 5/8" Height, Plain Marble Threshold.....	22.57		7.23
08 72 43 00-0211	LF	4" Width, 7/8" Height, Plain Marble Threshold.....	27.88		7.23
08 72 43 00-0212	LF	6" Width, 7/8" Height, Plain Marble Threshold.....	34.09		7.23
08 72 43 00-0213		Corian Thresholds (08 72 43 00-0206)			
08 72 43 00-0214	LF	Up To 5-3/4" Width, Corian Threshold.....	83.76		8.34

08 75 Window Hardware (08 70)

08 75 13 Automatic Window Equipment (08 75)



Openings	08	08
Hardware	08 70	
Window Hardware	08 75	

MINOR CSI UOM DESCRIPTION	TOTAL DIRECT UNIT COST	DEMOLITION UNIT COST
------------------------------	---------------------------	-------------------------

08 75 13 00-0001	Window Opener Electric, With 1/2 HP Motor <small>(08 75 13)</small>		
08 75 13 00-0002	EA Gym Window Electronic Opener.....	1,932.04	214.13

08 78 Special Function Hardware (08 70)

08 78 00 00-0001 Pad Locks <small>(08 78)</small>			
08 78 00 00-0002	EA Combination Padlock.....	21.09	5.03
08 78 00 00-0003	EA Resettable Combination Padlock With Control Key, 4 Digit, 2" Wide Case, 1" Shackle Height.....	49.35	5.03
08 78 00 00-0004	EA Resettable Combination Padlock, 4 Digit, 2" Wide Case, 1" Shackle Height.....	45.52	5.03
08 78 00 00-0005	EA Resettable Combination Padlock, 4 Digit, 2" Wide Case, 2-1/4" Shackle Height.....	50.27	5.03
08 78 00 00-0006	EA Commercial U-Bar Lock.....	61.24	5.03
08 78 00 00-0007	EA Weather Tough Padlocks Keyed Alike.....	51.22	5.03
08 78 00 00-0008	EA High Security Padlocks.....	46.15	5.03
08 78 00 00-0009	EA Standard Key, Medium Security Padlock Keyed Alike.....	23.88	5.03

08 79 Hardware Accessories (08 70)

08 79 13 Key Storage Equipment (08 79)

08 79 13 00-0001 Key Cabinet <small>(08 79 13)</small>			
08 79 13 00-0002 Key Cabinets <small>(08 79 13 00-0001)</small>			
08 79 13 00-0003	EA Wall Mounted Key Cabinet, Up To 30 Keys.....	548.25	18.09
08 79 13 00-0004	EA Wall Mounted Key Cabinet, Up To 60 Keys.....	743.02	20.09
08 79 13 00-0005	EA Wall Mounted Key Cabinet, Up To 240 Keys.....	1,679.71	30.15
08 79 13 00-0006	EA Wall Mounted Key Cabinet, Up To 1,200 Keys.....	4,360.01	40.19
08 79 13 00-0007	EA Drawer Type Key Cabinet, Up To 600 Keys.....	4,665.75	26.63
08 79 13 00-0008	EA Drawer Type Key Cabinet, Up To 2,400 Keys.....	10,572.89	20.09
08 79 13 00-0009	EA Tray Type Key Cabinet, Up To 20 Keys.....	230.06	8.04
08 79 13 00-0010	EA Tray Type Key Cabinet, Up To 50 Keys.....	329.18	10.05

08 79 13 00-0011 Key Boxes Wall Mounted On Any Type Wall, With Anchor <small>(08 79 13 00-0001)</small>			
08 79 13 00-0012	EA Key Box, Metal, 30 Key Hooks, Key Lock Door 3" Deep x 10" Wide x 12" High.....	310.72	15.08
08 79 13 00-0013	EA Key Box, Metal, 60 Key Hooks, Key Lock Door, 3" Deep x 10" Wide x 12" High.....	353.51	15.08
08 79 13 00-0014	EA Relocate 10" Wide x 12" High x 3" Deep Metal Key Box..... Note: Including Storage And Cleaning	51.27	
08 79 13 00-0015	EA Relocate Heavy Duty Key Box, With Combo Lock Door..... Note: Including Storage And Cleaning	115.61	

08 80 Glazing (08)

Note: Includes neoprene setting blocks and spacers and elastomeric sealants for all glazing tasks. Demolition for all glazing includes removal of glazing (broken or whole), sealant compound and/or astragal, taking down and resetting mullion where necessary.

08 81 Glass Glazing (08 80)

08 81 23 Exterior Glass Glazing (08 81)

08 81 23 13 Factory Installed Glass Glazing (08 81 23)

08 81 23 13-0001 Clear Float Factory Installed Glass <small>(08 81 23 13)</small>			
08 81 23 13-0002 Clear Float Factory Installed Glass <small>(08 81 23 13-0001)</small>			
Note: Type I, Class I, Quality Q3.			
08 81 23 13-0003	SF 1/8" Thick, Clear Float Factory Installed Glass.....	8.25	
	For >50 To 200, Deduct	-0.25	
	For >200 To 400, Deduct	-0.50	
	For >400, Deduct	-0.74	
	For Tinted Glass, Add	2.06	
	For Reflective Coated Glass, Add	3.71	
	For Low-E Coated Glass, Add	2.06	
08 81 23 13-0004	SF 3/16" Thick, Clear Float Factory Installed Glass.....	8.84	
	For >50 To 200, Deduct	-0.27	
	For >200 To 400, Deduct	-0.53	
	For >400, Deduct	-0.80	
	For Tinted Glass, Add	2.21	
	For Reflective Coated Glass, Add	3.98	
	For Low-E Coated Glass, Add	2.21	
08 81 23 13-0005	SF 1/4" Thick, Clear Float Factory Installed Glass.....	10.72	
	For >50 To 200, Deduct	-0.32	
	For >200 To 400, Deduct	-0.64	
	For >400, Deduct	-0.96	
	For Tinted Glass, Add	2.68	
	For Reflective Coated Glass, Add	4.82	
	For Low-E Coated Glass, Add	2.68	

08	08	Openings
	08 80	Glazing
	08 81	Glass Glazing



MINOR	CSI	UOM	DESCRIPTION	TOTAL DIRECT UNIT COST	DEMOLITION UNIT COST
08 81 23 13-0006	SF		5/16" Thick, Clear Float Factory Installed Glass	17.82	
			<i>For >50 To 200, Deduct</i>	-0.53	
			<i>For >200 To 400, Deduct</i>	-1.07	
			<i>For >400, Deduct</i>	-1.60	
			<i>For Tinted Glass, Add</i>	4.46	
			<i>For Reflective Coated Glass, Add</i>	8.02	
			<i>For Low-E Coated Glass, Add</i>	4.46	
08 81 23 13-0007	SF		3/8" Thick, Clear Float Factory Installed Glass	25.93	
			<i>For >50 To 200, Deduct</i>	-0.78	
			<i>For >200 To 400, Deduct</i>	-1.56	
			<i>For >400, Deduct</i>	-2.33	
			<i>For Tinted Glass, Add</i>	6.48	
			<i>For Reflective Coated Glass, Add</i>	11.67	
			<i>For Low-E Coated Glass, Add</i>	6.48	
08 81 23 13-0008	SF		1/2" Thick, Clear Float Factory Installed Glass	28.49	
			<i>For >50 To 200, Deduct</i>	-0.85	
			<i>For >200 To 400, Deduct</i>	-1.71	
			<i>For >400, Deduct</i>	-2.56	
			<i>For Tinted Glass, Add</i>	7.12	
			<i>For Reflective Coated Glass, Add</i>	12.62	
			<i>For Low-E Coated Glass, Add</i>	7.12	
08 81 23 13-0009	SF		5/8" Thick, Clear Float Factory Installed Glass	34.08	
			<i>For >50 To 200, Deduct</i>	-1.02	
			<i>For >200 To 400, Deduct</i>	-2.04	
			<i>For >400, Deduct</i>	-3.07	
			<i>For Tinted Glass, Add</i>	8.52	
			<i>For Reflective Coated Glass, Add</i>	15.34	
			<i>For Low-E Coated Glass, Add</i>	8.52	
08 81 23 13-0010	SF		3/4" Thick, Clear Float Factory Installed Glass	42.10	
			<i>For >50 To 200, Deduct</i>	-1.26	
			<i>For >200 To 400, Deduct</i>	-2.53	
			<i>For >400, Deduct</i>	-3.79	
			<i>For Tinted Glass, Add</i>	10.53	
			<i>For Reflective Coated Glass, Add</i>	18.95	
			<i>For Low-E Coated Glass, Add</i>	10.53	
08 81 23 13-0011			Heat Treated Factory Installed Glass <small>(08 81 23 13)</small>		
08 81 23 13-0012			Tempered, Clear Float Factory Installed Glass <small>(08 81 23 13-0011)</small>		
			Note: Type I, Class I, Quality Q3.		
08 81 23 13-0013	SF		1/8" Thick, Tempered, Clear Float Factory Installed Glass	12.26	
			<i>For >50 To 200, Deduct</i>	-0.37	
			<i>For >200 To 400, Deduct</i>	-0.74	
			<i>For >400, Deduct</i>	-1.10	
			<i>For Tinted Glass, Add</i>	3.07	
			<i>For Reflective Coated Glass, Add</i>	5.52	
			<i>For Low-E Coated Glass, Add</i>	3.07	
08 81 23 13-0014	SF		3/16" Thick, Tempered, Clear Float Factory Installed Glass	13.11	
			<i>For >50 To 200, Deduct</i>	-0.39	
			<i>For >200 To 400, Deduct</i>	-0.79	
			<i>For >400, Deduct</i>	-1.18	
			<i>For Tinted Glass, Add</i>	3.28	
			<i>For Reflective Coated Glass, Add</i>	5.90	
			<i>For Low-E Coated Glass, Add</i>	3.28	
08 81 23 13-0015	SF		1/4" Thick, Tempered, Clear Float Factory Installed Glass	15.94	
			<i>For >50 To 200, Deduct</i>	-0.48	
			<i>For >200 To 400, Deduct</i>	-0.96	
			<i>For >400, Deduct</i>	-1.43	
			<i>For Tinted Glass, Add</i>	3.99	
			<i>For Reflective Coated Glass, Add</i>	7.17	
			<i>For Low-E Coated Glass, Add</i>	3.99	
08 81 23 13-0016	SF		5/16" Thick, Tempered, Clear Float Factory Installed Glass	26.54	
			<i>For >50 To 200, Deduct</i>	-0.80	
			<i>For >200 To 400, Deduct</i>	-1.59	
			<i>For >400, Deduct</i>	-2.39	
			<i>For Tinted Glass, Add</i>	6.64	
			<i>For Reflective Coated Glass, Add</i>	11.94	
			<i>For Low-E Coated Glass, Add</i>	6.64	
08 81 23 13-0017	SF		3/8" Thick, Tempered, Clear Float Factory Installed Glass	38.57	
			<i>For >50 To 200, Deduct</i>	-1.16	
			<i>For >200 To 400, Deduct</i>	-2.31	
			<i>For >400, Deduct</i>	-3.47	
			<i>For Tinted Glass, Add</i>	9.64	
			<i>For Reflective Coated Glass, Add</i>	17.36	
			<i>For Low-E Coated Glass, Add</i>	9.64	
08 81 23 13-0018	SF		1/2" Thick, Tempered, Clear Float Factory Installed Glass	42.37	
			<i>For >50 To 200, Deduct</i>	-1.27	
			<i>For >200 To 400, Deduct</i>	-2.54	
			<i>For >400, Deduct</i>	-3.81	
			<i>For Tinted Glass, Add</i>	10.59	
			<i>For Reflective Coated Glass, Add</i>	19.07	
			<i>For Low-E Coated Glass, Add</i>	10.59	



Openings	08	08
Glazing	08 80	
Glass Glazing	08 81	

MINOR CSI UOM DESCRIPTION	TOTAL DIRECT UNIT COST	DEMOLITION UNIT COST
08 81 23 13-0019 SF 5/8" Thick, Tempered, Clear Float Factory Installed Glass.....	50.69	
For >50 To 200, Deduct	-1.52	
For >200 To 400, Deduct	-3.04	
For >400, Deduct	-4.56	
For Tinted Glass, Add	12.67	
For Reflective Coated Glass, Add	22.81	
For Low-E Coated Glass, Add	12.67	
08 81 23 13-0020 SF 3/4" Thick, Tempered, Clear Float Factory Installed Glass.....	62.62	
For >50 To 200, Deduct	-1.88	
For >200 To 400, Deduct	-3.76	
For >400, Deduct	-5.64	
For Tinted Glass, Add	15.66	
For Reflective Coated Glass, Add	28.18	
For Low-E Coated Glass, Add	15.66	
08 81 23 13-0021 Patterned Factory Installed Glass (08 81 23 13)		
08 81 23 13-0022 Rough Obscure, Factory Installed Glass (08 81 23 13-0021)		
Note: Class II, Form 3, Finish F1.		
08 81 23 13-0023 SF 1/4" Thick, Rough Obscure, Factory Installed Glass	17.54	
08 81 23 13-0024 Patterned, Figured Factory Installed Glass (08 81 23 13-0021)		
Note: Kind HS, Type II, Class I, Form 3, Quality Q8, Finish F2, Pattern P4.		
08 81 23 13-0025 SF 1/8" Thick, Patterned, Figured Factory Installed Glass.....	10.65	
08 81 23 13-0026 SF 7/32" Thick, Patterned, Figured Factory Installed Glass.....	10.65	
08 81 23 13-0027 Wired Factory Installed Glass (08 81 23 13)		
08 81 23 13-0028 Square Or Diamond Pattern, Wired Factory Installed Glass (08 81 23 13-0027)		
Note: Class I, Form 2, Mesh M1 Or M2, Pattern P2.		
08 81 23 13-0029 SF 1/4" Thick, Square Pattern, Wired Factory Installed Glass.....	27.57	
08 81 23 13-0030 SF 1/4" Thick, Diamond Pattern, Wired Factory Installed Glass.....	27.57	
08 81 23 13-0031 Polished, Wired Factory Installed Glass (08 81 23 13-0027)		
08 81 23 13-0032 SF 1/4" Thick, Polished, Wired Factory Installed Glass	30.14	
08 81 23 13-0033 Frosted Factory Installed Glass (08 81 23 13)		
08 81 23 13-0034 Frosted Factory Installed Glass (08 81 23 13-0033)		
08 81 23 13-0035 SF 1/8" Thick, Frosted Factory Installed Glass	13.94	
For >50 To 200, Deduct	-0.42	
For >200 To 400, Deduct	-0.84	
For >400, Deduct	-1.25	
08 81 23 13-0036 SF 3/16" Thick, Frosted Factory Installed Glass	18.29	
For >50 To 200, Deduct	-0.55	
For >200 To 400, Deduct	-1.10	
For >400, Deduct	-1.65	
08 81 23 13-0037 SF 1/4" Thick, Frosted Factory Installed Glass	23.12	
For >50 To 200, Deduct	-0.69	
For >200 To 400, Deduct	-1.39	
For >400, Deduct	-2.08	
08 81 23 13-0038 SF 3/8" Thick, Frosted Factory Installed Glass	34.56	
For >50 To 200, Deduct	-1.04	
For >200 To 400, Deduct	-2.07	
For >400, Deduct	-3.11	
08 81 23 13-0039 Fire Rated Factory Installed Glass (08 81 23 13)		
08 81 23 13-0040 Fire Rated Factory Installed Glass (08 81 23 13-0039)		
08 81 23 13-0041 SF 20 Minute, Fire Rated Factory Installed Glass.....	50.62	
08 81 23 13-0042 SF 45 Minute, Fire Rated Factory Installed Glass.....	100.78	
08 81 23 13-0043 SF 60 Minute, Fire Rated Factory Installed Glass.....	155.75	
08 81 23 13-0044 SF 90 Minute, Fire Rated Factory Installed Glass.....	206.14	
08 81 23 13-0045 Laminated Factory Installed Glass (08 81 23 13)		
08 81 23 13-0046 Laminated Glass With PVB Interlayer, Factory Installed Glass (08 81 23 13-0045)		
Note: Type I, Class I, Quality Q3.		
08 81 23 13-0047 SF 1/4" Thick, Laminated Glass With PVB Interlayer, Factory Installed Glass.....	28.68	
For >50 To 200, Deduct	-0.86	
For >200 To 400, Deduct	-1.72	
For >400, Deduct	-2.58	
For Tinted Glass, Add	5.74	
For Reflective Coated Glass, Add	8.60	
For Low-E Coated Glass, Add	7.17	
For One Piece Heat Strengthened Glass, Add	5.74	
For One Piece Fully Tempered Glass, Add	5.74	

08	08	Openings
	08 80	Glazing
	08 81	Glass Glazing



MINOR CSI UOM DESCRIPTION	TOTAL DIRECT UNIT COST	DEMOLITION UNIT COST
08 81 23 13-0048 SF 3/8" Thick, Laminated Glass With PVB Interlayer, Factory Installed Glass.....	35.79	
For >50 To 200, Deduct	-1.07	
For >200 To 400, Deduct	-2.15	
For >400, Deduct	-3.22	
For Tinted Glass, Add	7.16	
For Reflective Coated Glass, Add	10.74	
For Low-E Coated Glass, Add	8.95	
For One Piece Heat Strengthened Glass, Add	7.16	
For One Piece Fully Tempered Glass, Add	7.16	
08 81 23 13-0049 SF 1/2" Thick, Laminated Glass With PVB Interlayer, Factory Installed Glass.....	41.35	
For >50 To 200, Deduct	-1.24	
For >200 To 400, Deduct	-2.48	
For >400, Deduct	-3.72	
For Tinted Glass, Add	8.27	
For Reflective Coated Glass, Add	12.41	
For Low-E Coated Glass, Add	10.34	
For One Piece Heat Strengthened Glass, Add	8.27	
For One Piece Fully Tempered Glass, Add	8.27	
08 81 23 13-0050 Insulated Factory Installed Glass <small>(08 81 23 13)</small>		
08 81 23 13-0051 Insulated, Factory Installed Glass <small>(08 81 23 13-0050)</small> Note: Type I, Class I, Quality Q3.		
08 81 23 13-0052 3/16" Air Space, Insulated, Factory Installed Glass <small>(08 81 23 13-0051)</small> Note: Type I, Class I, Quality Q3.		
08 81 23 13-0053 SF 3/8" Thick, Insulated Factory Installed Glass.....	19.81	
Note: Two 3/32" lites with 3/16" air space.		
For >50 To 200, Deduct	-0.59	
For >200 To 400, Deduct	-1.19	
For >400, Deduct	-1.78	
For Tinted Glass, Add	2.97	
For Reflective Coated Glass, Add	5.94	
For Low-E Coated Glass, Add	4.95	
For One Piece Heat Strengthened Glass, Add	3.96	
For One Piece Fully Tempered Glass, Add	3.96	
For One Piece Obscure Glass, Add	8.42	
For Argon Gas, Add	2.72	
08 81 23 13-0054 SF 1/2" Thick, Insulated Factory Installed Glass.....	21.65	
Note: One 3/16" lite and one 1/8" lite with 3/16" air space.		
For >50 To 200, Deduct	-0.65	
For >200 To 400, Deduct	-1.30	
For >400, Deduct	-1.95	
For Tinted Glass, Add	3.25	
For Reflective Coated Glass, Add	6.50	
For Low-E Coated Glass, Add	5.41	
For One Piece Heat Strengthened Glass, Add	4.33	
For One Piece Fully Tempered Glass, Add	4.33	
For One Piece Obscure Glass, Add	9.20	
For Argon Gas, Add	2.98	
08 81 23 13-0055 SF 9/16" Thick, Insulated Factory Installed Glass.....	21.69	
Note: Two 3/16" lites with 3/16" air space.		
For >50 To 200, Deduct	-0.65	
For >200 To 400, Deduct	-1.30	
For >400, Deduct	-1.95	
For Tinted Glass, Add	3.25	
For Reflective Coated Glass, Add	6.51	
For Low-E Coated Glass, Add	5.42	
For One Piece Heat Strengthened Glass, Add	4.34	
For One Piece Fully Tempered Glass, Add	4.34	
For One Piece Obscure Glass, Add	9.22	
For Argon Gas, Add	2.98	
08 81 23 13-0056 1/4" Air Space, Insulated, Factory Installed Glass <small>(08 81 23 13-0051)</small> Note: Type I, Class I, Quality Q3.		
08 81 23 13-0057 SF 7/16" Thick, Insulated Factory Installed Glass.....	20.39	
Note: Two 3/32" lites with 1/4" air space.		
For >50 To 200, Deduct	-0.61	
For >200 To 400, Deduct	-1.22	
For >400, Deduct	-1.84	
For Tinted Glass, Add	3.06	
For Reflective Coated Glass, Add	6.12	
For Low-E Coated Glass, Add	5.10	
For One Piece Heat Strengthened Glass, Add	4.08	
For One Piece Fully Tempered Glass, Add	4.08	
For One Piece Obscure Glass, Add	8.67	
For Argon Gas, Add	2.80	



Openings	08	
Glazing	08 80	08
Glass Glazing	08 81	

MINOR CSI UOM DESCRIPTION	TOTAL DIRECT UNIT COST	DEMOLITION UNIT COST
08 81 23 13-0058 SF 1/2" Thick, Insulated Factory Installed Glass 21.65 Note: Two 1/8" lites with 1/4" air space. For >50 To 200, Deduct -0.65 For >200 To 400, Deduct -1.30 For >400, Deduct -1.95 For Tinted Glass, Add 3.25 For Reflective Coated Glass, Add 6.50 For Low-E Coated Glass, Add 5.41 For One Piece Heat Strengthened Glass, Add 4.33 For One Piece Fully Tempered Glass, Add 4.33 For One Piece Obscure Glass, Add 9.20 For Argon Gas, Add 2.98		
08 81 23 13-0059 SF 5/8" Thick, Insulated Factory Installed Glass 21.90 Note: Two 3/16" lites with 1/4" air space. For >50 To 200, Deduct -0.66 For >200 To 400, Deduct -1.31 For >400, Deduct -1.97 For Tinted Glass, Add 3.29 For Reflective Coated Glass, Add 6.57 For Low-E Coated Glass, Add 5.48 For One Piece Heat Strengthened Glass, Add 4.38 For One Piece Fully Tempered Glass, Add 4.38 For One Piece Obscure Glass, Add 9.31 For Argon Gas, Add 3.01		
08 81 23 13-0060 SF 5/8" Thick, Insulated Factory Installed Glass 21.90 Note: One 1/4" lite and one 1/8" lite with 1/4" air space. For >50 To 200, Deduct -0.66 For >200 To 400, Deduct -1.31 For >400, Deduct -1.97 For Tinted Glass, Add 3.29 For Reflective Coated Glass, Add 6.57 For Low-E Coated Glass, Add 5.48 For One Piece Heat Strengthened Glass, Add 4.38 For One Piece Fully Tempered Glass, Add 4.38 For One Piece Obscure Glass, Add 9.31 For Argon Gas, Add 3.01		
08 81 23 13-0061 SF 3/4" Thick, Insulated Factory Installed Glass 25.02 Note: Two 1/4" lites with 1/4" air space. For >50 To 200, Deduct -0.75 For >200 To 400, Deduct -1.50 For >400, Deduct -2.25 For Tinted Glass, Add 3.75 For Reflective Coated Glass, Add 7.51 For Low-E Coated Glass, Add 6.26 For One Piece Heat Strengthened Glass, Add 5.00 For One Piece Fully Tempered Glass, Add 5.00 For One Piece Obscure Glass, Add 10.63 For Argon Gas, Add 3.44		
08 81 23 13-0062 3/8" Air Space, Insulated, Factory Installed Glass (08 81 23 13-0051) Note: Type I, Class I, Quality Q3.		
08 81 23 13-0063 SF 5/8" Thick, Insulated Factory Installed Glass 21.90 Note: Two 1/8" lites with 3/8" air space. For >50 To 200, Deduct -0.66 For >200 To 400, Deduct -1.31 For >400, Deduct -1.97 For Tinted Glass, Add 3.29 For Reflective Coated Glass, Add 6.57 For Low-E Coated Glass, Add 5.48 For One Piece Heat Strengthened Glass, Add 4.38 For One Piece Fully Tempered Glass, Add 4.38 For One Piece Obscure Glass, Add 9.31 For Argon Gas, Add 3.01		
08 81 23 13-0064 SF 3/4" Thick, Insulated Factory Installed Glass 22.94 Note: Two 3/16" lites with 3/8" air space. For >50 To 200, Deduct -0.69 For >200 To 400, Deduct -1.38 For >400, Deduct -2.06 For Tinted Glass, Add 3.44 For Reflective Coated Glass, Add 6.88 For Low-E Coated Glass, Add 5.74 For One Piece Heat Strengthened Glass, Add 4.59 For One Piece Fully Tempered Glass, Add 4.59 For One Piece Obscure Glass, Add 9.75 For Argon Gas, Add 3.15		

08	08	Openings
	08 80	Glazing
	08 81	Glass Glazing



MINOR CSI UOM DESCRIPTION	TOTAL DIRECT UNIT COST	DEMOLITION UNIT COST
08 81 23 13-0065 SF 7/8" Thick, Insulated Factory Installed Glass	25.44	
Note: Two 1/4" lites with 3/8" air space.		
<i>For >50 To 200, Deduct</i>	-0.76	
<i>For >200 To 400, Deduct</i>	-1.53	
<i>For >400, Deduct</i>	-2.29	
<i>For Tinted Glass, Add</i>	3.82	
<i>For Reflective Coated Glass, Add</i>	7.63	
<i>For Low-E Coated Glass, Add</i>	6.36	
<i>For One Piece Heat Strengthened Glass, Add</i>	5.09	
<i>For One Piece Fully Tempered Glass, Add</i>	5.09	
<i>For One Piece Obscure Glass, Add</i>	10.81	
<i>For Argon Gas, Add</i>	3.50	
08 81 23 13-0066 SF 1" Thick, Insulated Factory Installed Glass	28.74	
Note: Two 5/16" lites with 3/8" air space.		
<i>For >50 To 200, Deduct</i>	-0.86	
<i>For >200 To 400, Deduct</i>	-1.72	
<i>For >400, Deduct</i>	-2.59	
<i>For Tinted Glass, Add</i>	4.37	
<i>For Reflective Coated Glass, Add</i>	8.62	
<i>For Low-E Coated Glass, Add</i>	7.19	
<i>For One Piece Heat Strengthened Glass, Add</i>	5.75	
<i>For One Piece Fully Tempered Glass, Add</i>	5.75	
<i>For One Piece Obscure Glass, Add</i>	12.21	
<i>For Argon Gas, Add</i>	3.95	
08 81 23 13-0067 1/2" Air Space, Insulated, Factory Installed Glass <small>(08 81 23 13-0051)</small>		
Note: Type I, Class I, Quality Q3.		
08 81 23 13-0068 SF 3/4" Thick, Insulated Factory Installed Glass	22.94	
Note: Two 1/8" lites with 1/2" air space.		
<i>For >50 To 200, Deduct</i>	-0.69	
<i>For >200 To 400, Deduct</i>	-1.38	
<i>For >400, Deduct</i>	-2.06	
<i>For Tinted Glass, Add</i>	3.44	
<i>For Reflective Coated Glass, Add</i>	6.88	
<i>For Low-E Coated Glass, Add</i>	5.74	
<i>For One Piece Heat Strengthened Glass, Add</i>	4.59	
<i>For One Piece Fully Tempered Glass, Add</i>	4.59	
<i>For One Piece Obscure Glass, Add</i>	9.75	
<i>For Argon Gas, Add</i>	3.15	
08 81 23 13-0069 SF 7/8" Thick, Insulated Factory Installed Glass	25.44	
Note: Two 3/16" lites with 1/2" air space.		
<i>For >50 To 200, Deduct</i>	-0.76	
<i>For >200 To 400, Deduct</i>	-1.53	
<i>For >400, Deduct</i>	-2.29	
<i>For Tinted Glass, Add</i>	3.82	
<i>For Reflective Coated Glass, Add</i>	7.63	
<i>For Low-E Coated Glass, Add</i>	6.36	
<i>For One Piece Heat Strengthened Glass, Add</i>	5.09	
<i>For One Piece Fully Tempered Glass, Add</i>	5.09	
<i>For One Piece Obscure Glass, Add</i>	10.81	
<i>For Argon Gas, Add</i>	3.50	
08 81 23 13-0070 SF 7/8" Thick, Insulated Factory Installed Glass	25.44	
Note: One 1/4" lite and one 1/8" lite with 1/2" air space.		
<i>For >50 To 200, Deduct</i>	-0.76	
<i>For >200 To 400, Deduct</i>	-1.53	
<i>For >400, Deduct</i>	-2.29	
<i>For Tinted Glass, Add</i>	3.82	
<i>For Reflective Coated Glass, Add</i>	7.63	
<i>For Low-E Coated Glass, Add</i>	6.36	
<i>For One Piece Heat Strengthened Glass, Add</i>	5.09	
<i>For One Piece Fully Tempered Glass, Add</i>	5.09	
<i>For One Piece Obscure Glass, Add</i>	10.81	
<i>For Argon Gas, Add</i>	3.50	
08 81 23 13-0071 SF 1" Thick, Insulated Factory Installed Glass	27.82	
Note: Two 1/4" lites with 1/2" air space.		
<i>For >50 To 200, Deduct</i>	-0.83	
<i>For >200 To 400, Deduct</i>	-1.67	
<i>For >400, Deduct</i>	-2.50	
<i>For Tinted Glass, Add</i>	4.17	
<i>For Reflective Coated Glass, Add</i>	8.35	
<i>For Low-E Coated Glass, Add</i>	6.96	
<i>For One Piece Heat Strengthened Glass, Add</i>	5.56	
<i>For One Piece Fully Tempered Glass, Add</i>	5.56	
<i>For One Piece Obscure Glass, Add</i>	11.82	
<i>For Argon Gas, Add</i>	3.83	
08 81 23 13-0072 Laminated Insulated Glass, Factory Installed Glass <small>(08 81 23 13-0050)</small>		



Openings	08	08
Glazing	08 80	
Glass Glazing	08 81	

MINOR	CSI	UOM	DESCRIPTION	TOTAL DIRECT UNIT COST	DEMOLITION UNIT COST
08 81 23	13-0073	SF	1" Thick, Laminated Insulating Glass, Factory Installed Glass Note: Insulated glass units consisting of 1/4" thick inner pane, 3/16" air gap, and outer laminated pane of 0.060" PVB film between two layers 1/4" thick glass.	77.90	
			<i>For >50 To 200, Deduct</i>	-2.34	
			<i>For >200 To 400, Deduct</i>	-4.67	
			<i>For >400, Deduct</i>	-7.01	
			<i>For Tinted Glass, Add</i>	11.69	
			<i>For Reflective Coated Glass, Add</i>	23.37	
			<i>For Low-E Coated Glass, Add</i>	19.48	
			<i>For Argon Gas, Add</i>	10.71	
08 81 23	13-0074	SF	1-3/16" Thick, Laminated Insulating Glass, Factory Installed Glass Note: Insulated glass units consisting of 1/4" thick inner pane, 3/8" air gap, and outer laminated pane of 0.060" PVB film between two layers 1/4" thick glass.	94.59	
			<i>For >50 To 200, Deduct</i>	-2.84	
			<i>For >200 To 400, Deduct</i>	-5.68	
			<i>For >400, Deduct</i>	-8.51	
			<i>For Tinted Glass, Add</i>	14.19	
			<i>For Reflective Coated Glass, Add</i>	28.38	
			<i>For Low-E Coated Glass, Add</i>	23.65	
			<i>For Argon Gas, Add</i>	13.01	
08 81 23	13-0075	SF	1-5/16" Thick, Laminated Insulating Glass, Factory Installed Glass Note: Insulated glass units consisting of 1/4" thick inner pane, 1/2" air gap, and outer laminated pane of 0.060" PVB film between two layers 1/4" thick glass.	111.27	
			<i>For >50 To 200, Deduct</i>	-3.34	
			<i>For >200 To 400, Deduct</i>	-6.68	
			<i>For >400, Deduct</i>	-10.01	
			<i>For Tinted Glass, Add</i>	16.69	
			<i>For Reflective Coated Glass, Add</i>	33.38	
			<i>For Low-E Coated Glass, Add</i>	27.82	
			<i>For Argon Gas, Add</i>	15.30	
08 81 23 23			Field Installed Glass Glazing (08 81 23)		
08 81 23	23-0001		Clear Float Field Installed Glass (08 81 23 23)		
08 81 23	23-0002		Clear Float Field Installed Glass (08 81 23 23-0001) Note: Type I, Class I, Quality Q3.		
08 81 23	23-0003	SF	1/8" Thick, Clear Float Field Installed Glass <i>For >50 To 200, Deduct</i> <i>For >200 To 400, Deduct</i> <i>For >400, Deduct</i> <i>For Glass Removal And Preparing Opening For New Glazing, Add</i> <i>For Tinted Glass, Add</i> <i>For Reflective Coated Glass, Add</i> <i>For Low-E Coated Glass, Add</i>	22.19	
				-0.25	
				-0.50	
				-0.74	
				13.94	
				2.06	
				3.71	
				2.06	
08 81 23	23-0004	SF	3/16" Thick, Clear Float Field Installed Glass <i>For >50 To 200, Deduct</i> <i>For >200 To 400, Deduct</i> <i>For >400, Deduct</i> <i>For Glass Removal And Preparing Opening For New Glazing, Add</i> <i>For Tinted Glass, Add</i> <i>For Reflective Coated Glass, Add</i> <i>For Low-E Coated Glass, Add</i>	23.84	
				-0.27	
				-0.53	
				-0.80	
				15.00	
				2.21	
				3.98	
				2.21	
08 81 23	23-0005	SF	1/4" Thick, Clear Float Field Installed Glass <i>For >50 To 200, Deduct</i> <i>For >200 To 400, Deduct</i> <i>For >400, Deduct</i> <i>For Glass Removal And Preparing Opening For New Glazing, Add</i> <i>For Tinted Glass, Add</i> <i>For Reflective Coated Glass, Add</i> <i>For Low-E Coated Glass, Add</i>	26.79	
				-0.32	
				-0.64	
				-0.96	
				16.07	
				2.68	
				4.82	
				2.68	
08 81 23	23-0006	SF	5/16" Thick, Clear Float Field Installed Glass <i>For >50 To 200, Deduct</i> <i>For >200 To 400, Deduct</i> <i>For >400, Deduct</i> <i>For Glass Removal And Preparing Opening For New Glazing, Add</i> <i>For Tinted Glass, Add</i> <i>For Reflective Coated Glass, Add</i> <i>For Low-E Coated Glass, Add</i>	36.04	
				-0.53	
				-1.07	
				-1.60	
				18.22	
				4.46	
				8.02	
				4.46	
08 81 23	23-0007	SF	3/8" Thick, Clear Float Field Installed Glass <i>For >50 To 200, Deduct</i> <i>For >200 To 400, Deduct</i> <i>For >400, Deduct</i> <i>For Glass Removal And Preparing Opening For New Glazing, Add</i> <i>For Tinted Glass, Add</i> <i>For Reflective Coated Glass, Add</i> <i>For Low-E Coated Glass, Add</i>	46.29	
				-0.78	
				-1.56	
				-2.33	
				20.36	
				6.48	
				11.67	
				6.48	
08 81 23	23-0008	SF	1/2" Thick, Clear Float Field Installed Glass <i>For >50 To 200, Deduct</i> <i>For >200 To 400, Deduct</i> <i>For >400, Deduct</i> <i>For Glass Removal And Preparing Opening For New Glazing, Add</i> <i>For Tinted Glass, Add</i> <i>For Reflective Coated Glass, Add</i> <i>For Low-E Coated Glass, Add</i>	51.00	
				-0.85	
				-1.71	
				-2.56	
				22.51	
				7.12	
				12.82	
				7.12	

08	08	Openings
	08 80	Glazing
	08 81	Glass Glazing



MINOR CSI UOM DESCRIPTION	TOTAL DIRECT UNIT COST	DEMOLITION UNIT COST
08 81 23 23-0009 SF 5/8" Thick, Clear Float Field Installed Glass	61.94	
For >50 To 200, Deduct	-1.02	
For >200 To 400, Deduct	-2.04	
For >400, Deduct	-3.07	
For Glass Removal And Preparing Opening For New Glazing, Add	27.86	
For Tinted Glass, Add	8.52	
For Reflective Coated Glass, Add	15.34	
For Low-E Coated Glass, Add	8.52	
08 81 23 23-0010 SF 3/4" Thick, Clear Float Field Installed Glass	75.33	
For >50 To 200, Deduct	-1.26	
For >200 To 400, Deduct	-2.53	
For >400, Deduct	-3.79	
For Glass Removal And Preparing Opening For New Glazing, Add	33.23	
For Tinted Glass, Add	10.53	
For Reflective Coated Glass, Add	18.95	
For Low-E Coated Glass, Add	10.53	
08 81 23 23-0011 Heat Treated Field Installed Glass (08 81 23 23)		
08 81 23 23-0012 Tempered, Clear Float Field Installed Glass (08 81 23 23-0011)		
Note: Type I, Class I, Quality Q3.		
08 81 23 23-0013 SF 1/8" Thick, Tempered, Clear Float Field Installed Glass	26.20	
For >50 To 200, Deduct	-0.37	
For >200 To 400, Deduct	-0.74	
For >400, Deduct	-1.10	
For Glass Removal And Preparing Opening For New Glazing, Add	13.94	
For Tinted Glass, Add	3.07	
For Reflective Coated Glass, Add	5.52	
For Low-E Coated Glass, Add	3.07	
08 81 23 23-0014 SF 3/16" Thick, Tempered, Clear Float Field Installed Glass	28.11	
For >50 To 200, Deduct	-0.39	
For >200 To 400, Deduct	-0.79	
For >400, Deduct	-1.18	
For Glass Removal And Preparing Opening For New Glazing, Add	15.00	
For Tinted Glass, Add	3.28	
For Reflective Coated Glass, Add	5.90	
For Low-E Coated Glass, Add	3.28	
08 81 23 23-0015 SF 1/4" Thick, Tempered, Clear Float Field Installed Glass	32.01	
For >50 To 200, Deduct	-0.48	
For >200 To 400, Deduct	-0.96	
For >400, Deduct	-1.43	
For Glass Removal And Preparing Opening For New Glazing, Add	16.07	
For Tinted Glass, Add	3.99	
For Reflective Coated Glass, Add	7.17	
For Low-E Coated Glass, Add	3.99	
08 81 23 23-0016 SF 5/16" Thick, Tempered, Clear Float Field Installed Glass	44.76	
For >50 To 200, Deduct	-0.80	
For >200 To 400, Deduct	-1.59	
For >400, Deduct	-2.39	
For Glass Removal And Preparing Opening For New Glazing, Add	18.22	
For Tinted Glass, Add	6.64	
For Reflective Coated Glass, Add	11.94	
For Low-E Coated Glass, Add	6.64	
08 81 23 23-0017 SF 3/8" Thick, Tempered, Clear Float Field Installed Glass	58.93	
For >50 To 200, Deduct	-1.16	
For >200 To 400, Deduct	-2.31	
For >400, Deduct	-3.47	
For Glass Removal And Preparing Opening For New Glazing, Add	20.36	
For Tinted Glass, Add	9.64	
For Reflective Coated Glass, Add	17.36	
For Low-E Coated Glass, Add	9.64	
08 81 23 23-0018 SF 1/2" Thick, Tempered, Clear Float Field Installed Glass	64.88	
For >50 To 200, Deduct	-1.27	
For >200 To 400, Deduct	-2.54	
For >400, Deduct	-3.81	
For Glass Removal And Preparing Opening For New Glazing, Add	22.51	
For Tinted Glass, Add	10.59	
For Reflective Coated Glass, Add	19.07	
For Low-E Coated Glass, Add	10.59	
08 81 23 23-0019 SF 5/8" Thick, Tempered, Clear Float Field Installed Glass	78.55	
For >50 To 200, Deduct	-1.52	
For >200 To 400, Deduct	-3.04	
For >400, Deduct	-4.56	
For Glass Removal And Preparing Opening For New Glazing, Add	27.86	
For Tinted Glass, Add	12.67	
For Reflective Coated Glass, Add	22.81	
For Low-E Coated Glass, Add	12.67	
08 81 23 23-0020 SF 3/4" Thick, Tempered, Clear Float Field Installed Glass	95.85	
For >50 To 200, Deduct	-1.88	
For >200 To 400, Deduct	-3.76	
For >400, Deduct	-5.64	
For Glass Removal And Preparing Opening For New Glazing, Add	33.23	
For Tinted Glass, Add	15.66	
For Reflective Coated Glass, Add	28.18	
For Low-E Coated Glass, Add	15.66	



Openings	08	08
Glazing	08 80	
Glass Glazing	08 81	

MINOR CSI UOM DESCRIPTION	TOTAL DIRECT UNIT COST	DEMOLITION UNIT COST
08 81 23 23-0021 Patterned Field Installed Glass <small>(08 81 23 23)</small>		
08 81 23 23-0022 Rough Obscure Field Installed Glass <small>(08 81 23 23-0021)</small> Note: Class II, Form 3, Finish F1.		
08 81 23 23-0023 SF 1/4" Thick, Rough Obscure Field Installed Glass.....	33.61	
For Glass Removal And Preparing Opening For New Glazing, Add	16.07	
08 81 23 23-0024 Patterned, Figured Field Installed Glass <small>(08 81 23 23-0021)</small> Note: Kind HS, Type II, Class I, Form 3, Quality Q8, Finish F2, Pattern P4.		
08 81 23 23-0025 SF 1/8" Thick, Patterned, Figured Field Installed Glass.....	24.59	
For Glass Removal And Preparing Opening For New Glazing, Add	13.94	
08 81 23 23-0026 SF 7/32" Thick, Patterned, Figured Field Installed Glass.....	26.19	
For Glass Removal And Preparing Opening For New Glazing, Add	15.54	
08 81 23 23-0027 Wired Field Installed Glass <small>(08 81 23 23)</small>		
08 81 23 23-0028 Square Or Diamond Pattern, Wired Field Installed Glass <small>(08 81 23 23-0027)</small> Note: Class I, Form 2, Mesh M1 Or M2, Pattern P2.		
08 81 23 23-0029 SF 1/4" Thick, Square Pattern, Wired Field Installed Glass.....	43.64	
For Glass Removal And Preparing Opening For New Glazing, Add	16.07	
08 81 23 23-0030 SF 1/4" Thick, Diamond Pattern, Wired Field Installed Glass.....	43.64	
For Glass Removal And Preparing Opening For New Glazing, Add	16.07	
08 81 23 23-0031 Polished, Wired Field Installed Glass <small>(08 81 23 23-0027)</small>		
08 81 23 23-0032 SF 1/4" Thick, Polished, Wired Field Installed Glass.....	46.21	
For Glass Removal And Preparing Opening For New Glazing, Add	16.07	
08 81 23 23-0033 Frosted Field Installed Glass <small>(08 81 23 23)</small>		
08 81 23 23-0034 Frosted Field Installed Glass <small>(08 81 23 23-0033)</small>		
08 81 23 23-0035 SF 1/8" Thick, Frosted Field Installed Glass.....	27.88	
For >50 To 200, Deduct	-0.42	
For >200 To 400, Deduct	-0.84	
For >400, Deduct	-1.25	
For Glass Removal And Preparing Opening For New Glazing, Add	13.94	
08 81 23 23-0036 SF 3/16" Thick, Frosted Field Installed Glass.....	33.29	
For >50 To 200, Deduct	-0.55	
For >200 To 400, Deduct	-1.10	
For >400, Deduct	-1.65	
For Glass Removal And Preparing Opening For New Glazing, Add	15.00	
08 81 23 23-0037 SF 1/4" Thick, Frosted Field Installed Glass.....	39.19	
For >50 To 200, Deduct	-0.69	
For >200 To 400, Deduct	-1.39	
For >400, Deduct	-2.08	
For Glass Removal And Preparing Opening For New Glazing, Add	16.07	
08 81 23 23-0038 SF 3/8" Thick, Frosted Field Installed Glass.....	54.92	
For >50 To 200, Deduct	-1.04	
For >200 To 400, Deduct	-2.07	
For >400, Deduct	-3.11	
For Glass Removal And Preparing Opening For New Glazing, Add	20.36	
08 81 23 23-0039 Fire Rated Field Installed Glass <small>(08 81 23 23)</small>		
08 81 23 23-0040 Fire Rated Field Installed Glass <small>(08 81 23 23-0039)</small>		
08 81 23 23-0041 SF 20 Minute, Fire Rated Field Installed Glass.....	66.69	
For Glass Removal And Preparing Opening For New Glazing, Add	16.07	
08 81 23 23-0042 SF 45 Minute, Fire Rated Field Installed Glass.....	116.85	
For Glass Removal And Preparing Opening For New Glazing, Add	16.07	
08 81 23 23-0043 SF 60 Minute, Fire Rated Field Installed Glass.....	171.82	
For Glass Removal And Preparing Opening For New Glazing, Add	16.07	
08 81 23 23-0044 SF 90 Minute, Fire Rated Field Installed Glass.....	222.21	
For Glass Removal And Preparing Opening For New Glazing, Add	16.07	
08 81 23 23-0045 Laminated Field Installed Glass <small>(08 81 23 23)</small>		
08 81 23 23-0046 Laminated Glass With PVB Interlayer, Field Installed Glass <small>(08 81 23 23-0045)</small> Note: Type I, Class I, Quality Q3.		
08 81 23 23-0047 SF 1/4" Thick, Laminated Glass With PVB Interlayer, Field Installed Glass.....	44.75	
For >50 To 200, Deduct	-0.86	
For >200 To 400, Deduct	-1.72	
For >400, Deduct	-2.58	
For Glass Removal And Preparing Opening For New Glazing, Add	16.07	
For Tinted Glass, Add	5.74	
For Reflective Coated Glass, Add	8.60	
For Low-E Coated Glass, Add	7.17	
For One Piece Heat Strengthened Glass, Add	5.74	
For One Piece Fully Tempered Glass, Add	5.74	

08	08	Openings
	08 80	Glazing
	08 81	Glass Glazing



MINOR		TOTAL DIRECT	DEMOLITION
CSI	UOM DESCRIPTION	UNIT COST	UNIT COST
08 81 23 23-0048	SF 3/8" Thick, Laminated Glass With PVB Interlayer, Field Installed Glass.....	56.15	
	<i>For >50 To 200, Deduct</i>	-1.07	
	<i>For >200 To 400, Deduct</i>	-2.15	
	<i>For >400, Deduct</i>	-3.22	
	<i>For Glass Removal And Preparing Opening For New Glazing, Add</i>	20.36	
	<i>For Tinted Glass, Add</i>	7.16	
	<i>For Reflective Coated Glass, Add</i>	10.74	
	<i>For Low-E Coated Glass, Add</i>	8.95	
	<i>For One Piece Heat Strengthened Glass, Add</i>	7.16	
	<i>For One Piece Fully Tempered Glass, Add</i>	7.16	
08 81 23 23-0049	SF 1/2" Thick, Laminated Glass With PVB Interlayer, Field Installed Glass.....	63.86	
	<i>For >50 To 200, Deduct</i>	-1.24	
	<i>For >200 To 400, Deduct</i>	-2.48	
	<i>For >400, Deduct</i>	-3.72	
	<i>For Glass Removal And Preparing Opening For New Glazing, Add</i>	22.51	
	<i>For Tinted Glass, Add</i>	8.27	
	<i>For Reflective Coated Glass, Add</i>	12.41	
	<i>For Low-E Coated Glass, Add</i>	10.34	
	<i>For One Piece Heat Strengthened Glass, Add</i>	8.27	
	<i>For One Piece Fully Tempered Glass, Add</i>	8.27	
08 81 23 23-0050	SF 9/16" Thick, Laminated Glass With PVB Interlayer, Field Installed Glass.....	71.71	
	<i>For >50 To 200, Deduct</i>	-1.40	
	<i>For >200 To 400, Deduct</i>	-2.79	
	<i>For >400, Deduct</i>	-4.19	
	<i>For Glass Removal And Preparing Opening For New Glazing, Add</i>	25.19	
	<i>For Tinted Glass, Add</i>	9.30	
	<i>For Reflective Coated Glass, Add</i>	13.96	
	<i>For Low-E Coated Glass, Add</i>	11.63	
	<i>For One Piece Heat Strengthened Glass, Add</i>	9.30	
	<i>For One Piece Fully Tempered Glass, Add</i>	9.30	
08 81 23 23-0051	Insulated Field Installed Glass <small>(08 81 23 23)</small>		
08 81 23 23-0052	Insulated Glass, Field Installed Glass <small>(08 81 23 23-0051)</small>		
	Note: Type I, Class I, Quality Q3.		
08 81 23 23-0053	3/16" Air Space, Insulated, Field Installed Glass <small>(08 81 23 23-0052)</small>		
	Note: Type I, Class I, Quality Q3.		
08 81 23 23-0054	SF 3/8" Thick, Insulated Field Installed Glass.....	37.82	
	Note: Two 3/32" lites with 3/16" air space.		
	<i>For >50 To 200, Deduct</i>	-0.59	
	<i>For >200 To 400, Deduct</i>	-1.19	
	<i>For >400, Deduct</i>	-1.78	
	<i>For Glass Removal And Preparing Opening For New Glazing, Add</i>	18.01	
	<i>For Tinted Glass, Add</i>	2.97	
	<i>For Reflective Coated Glass, Add</i>	5.94	
	<i>For Low-E Coated Glass, Add</i>	4.95	
	<i>For One Piece Heat Strengthened Glass, Add</i>	3.96	
	<i>For One Piece Fully Tempered Glass, Add</i>	3.96	
	<i>For One Piece Obscure Glass, Add</i>	8.42	
	<i>For Argon Gas, Add</i>	2.72	
08 81 23 23-0055	SF 1/2" Thick, Insulated Field Installed Glass.....	40.41	
	Note: One 3/16" lite and one 1/8" lite with 3/16" air space.		
	<i>For >50 To 200, Deduct</i>	-0.65	
	<i>For >200 To 400, Deduct</i>	-1.30	
	<i>For >400, Deduct</i>	-1.95	
	<i>For Glass Removal And Preparing Opening For New Glazing, Add</i>	18.76	
	<i>For Tinted Glass, Add</i>	3.25	
	<i>For Reflective Coated Glass, Add</i>	6.50	
	<i>For Low-E Coated Glass, Add</i>	5.41	
	<i>For One Piece Heat Strengthened Glass, Add</i>	4.33	
	<i>For One Piece Fully Tempered Glass, Add</i>	4.33	
	<i>For One Piece Obscure Glass, Add</i>	9.20	
	<i>For Argon Gas, Add</i>	2.98	
08 81 23 23-0056	SF 9/16" Thick, Insulated Field Installed Glass.....	40.77	
	Note: Two 3/16" lites with 3/16" air space.		
	<i>For >50 To 200, Deduct</i>	-0.65	
	<i>For >200 To 400, Deduct</i>	-1.30	
	<i>For >400, Deduct</i>	-1.95	
	<i>For Glass Removal And Preparing Opening For New Glazing, Add</i>	19.08	
	<i>For Tinted Glass, Add</i>	3.25	
	<i>For Reflective Coated Glass, Add</i>	6.51	
	<i>For Low-E Coated Glass, Add</i>	5.42	
	<i>For One Piece Heat Strengthened Glass, Add</i>	4.34	
	<i>For One Piece Fully Tempered Glass, Add</i>	4.34	
	<i>For One Piece Obscure Glass, Add</i>	9.22	
	<i>For Argon Gas, Add</i>	2.98	
08 81 23 23-0057	1/4" Air Space, Insulated, Field Installed Glass <small>(08 81 23 23-0052)</small>		
	Note: Type I, Class I, Quality Q3.		



Openings	08	
Glazing	08 80	08
Glass Glazing	08 81	

MINOR	CSI	UOM	DESCRIPTION	TOTAL DIRECT UNIT COST	DEMOLITION UNIT COST
08 81 23 23-0058	SF		7/16" Thick, Insulated Field Installed Glass Note: Two 3/32" lites with 1/4" air space.	38.72	
			For >50 To 200, Deduct	-0.61	
			For >200 To 400, Deduct	-1.22	
			For >400, Deduct	-1.84	
			For Glass Removal And Preparing Opening For New Glazing, Add	18.33	
			For Tinted Glass, Add	3.06	
			For Reflective Coated Glass, Add	6.12	
			For Low-E Coated Glass, Add	5.10	
			For One Piece Heat Strengthened Glass, Add	4.08	
			For One Piece Fully Tempered Glass, Add	4.08	
			For One Piece Obscure Glass, Add	8.67	
			For Argon Gas, Add	2.80	
08 81 23 23-0059	SF		1/2" Thick, Insulated Field Installed Glass Note: Two 1/8" lites with 1/4" air space.	40.41	
			For >50 To 200, Deduct	-0.65	
			For >200 To 400, Deduct	-1.30	
			For >400, Deduct	-1.95	
			For Glass Removal And Preparing Opening For New Glazing, Add	18.76	
			For Tinted Glass, Add	3.25	
			For Reflective Coated Glass, Add	6.50	
			For Low-E Coated Glass, Add	5.41	
			For One Piece Heat Strengthened Glass, Add	4.33	
			For One Piece Fully Tempered Glass, Add	4.33	
			For One Piece Obscure Glass, Add	9.20	
			For Argon Gas, Add	2.98	
08 81 23 23-0060	SF		5/8" Thick, Insulated Field Installed Glass Note: Two 3/16" lites with 1/4" air space.	41.91	
			For >50 To 200, Deduct	-0.66	
			For >200 To 400, Deduct	-1.31	
			For >400, Deduct	-1.97	
			For Glass Removal And Preparing Opening For New Glazing, Add	20.01	
			For Tinted Glass, Add	3.29	
			For Reflective Coated Glass, Add	6.57	
			For Low-E Coated Glass, Add	5.48	
			For One Piece Heat Strengthened Glass, Add	4.38	
			For One Piece Fully Tempered Glass, Add	4.38	
			For One Piece Obscure Glass, Add	9.31	
			For Argon Gas, Add	3.01	
08 81 23 23-0061	SF		5/8" Thick, Insulated Field Installed Glass Note: One 1/4" lite and one 1/8" lite with 1/4" air space.	41.91	
			For >50 To 200, Deduct	-0.66	
			For >200 To 400, Deduct	-1.31	
			For >400, Deduct	-1.97	
			For Glass Removal And Preparing Opening For New Glazing, Add	20.01	
			For Tinted Glass, Add	3.29	
			For Reflective Coated Glass, Add	6.57	
			For Low-E Coated Glass, Add	5.48	
			For One Piece Heat Strengthened Glass, Add	4.38	
			For One Piece Fully Tempered Glass, Add	4.38	
			For One Piece Obscure Glass, Add	9.31	
			For Argon Gas, Add	3.01	
08 81 23 23-0062	SF		3/4" Thick, Insulated Field Installed Glass Note: Two 1/4" lites with 1/4" air space.	46.85	
			For >50 To 200, Deduct	-0.75	
			For >200 To 400, Deduct	-1.50	
			For >400, Deduct	-2.25	
			For Glass Removal And Preparing Opening For New Glazing, Add	21.83	
			For Tinted Glass, Add	3.75	
			For Reflective Coated Glass, Add	7.51	
			For Low-E Coated Glass, Add	6.26	
			For One Piece Heat Strengthened Glass, Add	5.00	
			For One Piece Fully Tempered Glass, Add	5.00	
			For One Piece Obscure Glass, Add	10.63	
			For Argon Gas, Add	3.44	
08 81 23 23-0063			3/8" Air Space, Insulated, Field Installed Glass (08 81 23 23-0052) Note: Type I, Class I, Quality Q3.		
08 81 23 23-0064	SF		5/8" Thick, Insulated Field Installed Glass Note: Two 1/8" lites with 3/8" air space.	41.91	
			For >50 To 200, Deduct	-0.66	
			For >200 To 400, Deduct	-1.31	
			For >400, Deduct	-1.97	
			For Glass Removal And Preparing Opening For New Glazing, Add	20.01	
			For Tinted Glass, Add	3.29	
			For Reflective Coated Glass, Add	6.57	
			For Low-E Coated Glass, Add	5.48	
			For One Piece Heat Strengthened Glass, Add	4.38	
			For One Piece Fully Tempered Glass, Add	4.38	
			For One Piece Obscure Glass, Add	9.31	
			For Argon Gas, Add	3.01	

08	08	Openings
	08 80	Glazing
	08 81	Glass Glazing



MINOR CSI UOM DESCRIPTION	TOTAL DIRECT UNIT COST	DEMOLITION UNIT COST
08 81 23 23-0065 SF 3/4" Thick, Insulated Field Installed Glass	44.77	
Note: Two 3/16" lites with 3/8" air space.		
For >50 To 200, Deduct	-0.69	
For >200 To 400, Deduct	-1.38	
For >400, Deduct	-2.06	
For Glass Removal And Preparing Opening For New Glazing, Add	21.83	
For Tinted Glass, Add	3.44	
For Reflective Coated Glass, Add	6.88	
For Low-E Coated Glass, Add	5.74	
For One Piece Heat Strengthened Glass, Add	4.59	
For One Piece Fully Tempered Glass, Add	4.59	
For One Piece Obscure Glass, Add	9.75	
For Argon Gas, Add	3.15	
08 81 23 23-0066 SF 7/8" Thick, Insulated Field Installed Glass	47.73	
Note: Two 1/4" lites with 3/8" air space.		
For >50 To 200, Deduct	-0.76	
For >200 To 400, Deduct	-1.53	
For >400, Deduct	-2.29	
For Glass Removal And Preparing Opening For New Glazing, Add	22.29	
For Tinted Glass, Add	3.82	
For Reflective Coated Glass, Add	7.63	
For Low-E Coated Glass, Add	6.36	
For One Piece Heat Strengthened Glass, Add	5.09	
For One Piece Fully Tempered Glass, Add	5.09	
For One Piece Obscure Glass, Add	10.81	
For Argon Gas, Add	3.50	
08 81 23 23-0067 SF 1" Thick, Insulated Field Installed Glass	51.25	
Note: Two 5/16" lites with 3/8" air space.		
For >50 To 200, Deduct	-0.86	
For >200 To 400, Deduct	-1.72	
For >400, Deduct	-2.59	
For Glass Removal And Preparing Opening For New Glazing, Add	22.51	
For Tinted Glass, Add	4.31	
For Reflective Coated Glass, Add	8.62	
For Low-E Coated Glass, Add	7.19	
For One Piece Heat Strengthened Glass, Add	5.75	
For One Piece Fully Tempered Glass, Add	5.75	
For One Piece Obscure Glass, Add	12.21	
For Argon Gas, Add	3.95	
08 81 23 23-0068 1/2" Air Space, Insulated, Field Installed Glass (08 81 23 23-0052)		
Note: Type I, Class I, Quality Q3.		
08 81 23 23-0069 SF 3/4" Thick, Insulated Field Installed Glass	44.77	
Note: Two 1/8" lites with 1/2" air space.		
For >50 To 200, Deduct	-0.69	
For >200 To 400, Deduct	-1.38	
For >400, Deduct	-2.06	
For Glass Removal And Preparing Opening For New Glazing, Add	21.83	
For Tinted Glass, Add	3.44	
For Reflective Coated Glass, Add	6.88	
For Low-E Coated Glass, Add	5.74	
For One Piece Heat Strengthened Glass, Add	4.59	
For One Piece Fully Tempered Glass, Add	4.59	
For One Piece Obscure Glass, Add	9.75	
For Argon Gas, Add	3.15	
08 81 23 23-0070 SF 7/8" Thick, Insulated Field Installed Glass	47.73	
Note: Two 3/16" lites with 1/2" air space.		
For >50 To 200, Deduct	-0.76	
For >200 To 400, Deduct	-1.53	
For >400, Deduct	-2.29	
For Glass Removal And Preparing Opening For New Glazing, Add	22.29	
For Tinted Glass, Add	3.82	
For Reflective Coated Glass, Add	7.63	
For Low-E Coated Glass, Add	6.36	
For One Piece Heat Strengthened Glass, Add	5.09	
For One Piece Fully Tempered Glass, Add	5.09	
For One Piece Obscure Glass, Add	10.81	
For Argon Gas, Add	3.50	
08 81 23 23-0071 SF 7/8" Thick, Insulated Field Installed Glass	47.73	
Note: One 1/4" lite and one 1/8" lite with 1/2" air space.		
For >50 To 200, Deduct	-0.76	
For >200 To 400, Deduct	-1.53	
For >400, Deduct	-2.29	
For Glass Removal And Preparing Opening For New Glazing, Add	22.29	
For Tinted Glass, Add	3.82	
For Reflective Coated Glass, Add	7.63	
For Low-E Coated Glass, Add	6.36	
For One Piece Heat Strengthened Glass, Add	5.09	
For One Piece Fully Tempered Glass, Add	5.09	
For One Piece Obscure Glass, Add	10.81	
For Argon Gas, Add	3.50	



Openings	08	08
Glazing	08 80	
Glass Glazing	08 81	

MINOR CSI UOM DESCRIPTION	TOTAL DIRECT UNIT COST	DEMOLITION UNIT COST
08 81 23 23-0072 SF 1" Thick, Insulated Field Installed Glass 50.33 Note: Two 1/4" lites with 1/2" air space. For >50 To 200, Deduct -0.83 For >200 To 400, Deduct -1.67 For >400, Deduct -2.50 For Glass Removal And Preparing Opening For New Glazing, Add 22.51 For Tinted Glass, Add 4.17 For Reflective Coated Glass, Add 8.35 For Low-E Coated Glass, Add 6.96 For One Piece Heat Strengthened Glass, Add 5.56 For One Piece Fully Tempered Glass, Add 5.56 For One Piece Obscure Glass, Add 11.82 For Argon Gas, Add 3.83		
08 81 23 23-0073 Laminated Insulated Glass, Field Installed Glass (08 81 23 23-0071)		
08 81 23 23-0074 SF 1" Thick, Laminated Insulating Glass, Field Installed Glass..... 100.41 Note: Insulated glass units consisting of 1/4" thick inner pane, 3/16" air gap, and outer laminated pane of 0.060" PVB film between two layers 1/4" thick glass. For >50 To 200, Deduct -2.34 For >200 To 400, Deduct -4.67 For >400, Deduct -7.01 For Glass Removal And Preparing Opening For New Glazing, Add 22.51 For Tinted Glass, Add 11.69 For Reflective Coated Glass, Add 23.37 For Low-E Coated Glass, Add 19.48 For Argon Gas, Add 10.71		
08 81 23 23-0075 SF 1-3/16" Thick, Laminated Insulating Glass, Field Installed Glass 120.31 Note: Insulated glass units consisting of 1/4" thick inner pane, 3/16" air gap, and outer laminated pane of 0.060" PVB film between two layers 1/4" thick glass. For >50 To 200, Deduct -2.84 For >200 To 400, Deduct -5.68 For >400, Deduct -8.51 For Glass Removal And Preparing Opening For New Glazing, Add 25.72 For Tinted Glass, Add 14.19 For Reflective Coated Glass, Add 28.38 For Low-E Coated Glass, Add 23.65 For Argon Gas, Add 13.01		
08 81 23 23-0076 SF 1-5/16" Thick, Laminated Insulating Glass, Field Installed Glass 140.75 Note: Insulated glass units consisting of 1/4" thick inner pane, 1/2" air gap, and outer laminated pane of 0.060" PVB film between two layers 1/4" thick glass. For >50 To 200, Deduct -3.34 For >200 To 400, Deduct -6.68 For >400, Deduct -10.01 For Glass Removal And Preparing Opening For New Glazing, Add 29.48 For Tinted Glass, Add 16.69 For Reflective Coated Glass, Add 33.38 For Low-E Coated Glass, Add 27.82 For Argon Gas, Add 15.30		
08 81 23 23-0077 Spandrel Field Installed Glass (08 81 23 23)		
08 81 23 23-0078 Monolithic Float Glass Panels Ceramic Back, Coated, Field Installed Glass (08 81 23 23-0077)		
08 81 23 23-0079 SF 1/4" - 5/16" Spandrel Glass, Up To 1,000 SF, Field Installed Glass 40.12 For Glass Removal And Preparing Opening For New Glazing, Add 17.87		
08 81 23 23-0080 SF 1/4" - 5/16" Spandrel Glass, >1,000 SF, Field Installed Glass 35.34 For Glass Removal And Preparing Opening For New Glazing, Add 17.87		
08 81 23 23-0081 Insulating Float Glass Panels Ceramic Back, Coated, Tempered, Field Installed Glass (08 81 23 23-0077)		
08 81 23 23-0082 1/4" Glass With 1" Fiberglass Insulation, Field Installed Glass (08 81 23 23-0081) Note: Also with aluminum foil vapor barrier.		
08 81 23 23-0083 SF 1/4" Spandrel Glass With 1" Fiberglass Insulation Up To 20,000 SF, Foil Vapor Barrier, Field Installed Glass..... 45.09 For Glass Removal And Preparing Opening For New Glazing, Add 17.87		
08 81 23 23-0084 SF 1/4" Spandrel Glass With 1" Fiberglass Insulation >20,000 SF, Foil Vapor Barrier, Field Installed Glass 39.68 For Glass Removal And Preparing Opening For New Glazing, Add 17.87		
08 81 23 23-0085 1/4" Glass With 3/4 To 7/8" Insulation, Field Installed Glass (08 81 23 23-0081)		
08 81 23 23-0086 SF 1/4" Spandrel Glass, 3/4" - 7/8" Insulation 24 Gauge Steel Interfacing, Field Installed Glass 54.48 For Glass Removal And Preparing Opening For New Glazing, Add 17.87		
08 81 23 23-0087 SF 1/4" Spandrel Glass, 3/4" - 7/8" Insulation 16 Gauge Steel Interfacing, Field Installed Glass 43.86 For Glass Removal And Preparing Opening For New Glazing, Add 17.87		

08 83 Mirrors (08 80)

Note: Kind FT, Type I, Class I, Quality Q1.

08 83 13 Mirrored Glass Glazing (08 83)

08 83 13 00-0001 Mirror Glass (08 83 13)

08	08	Openings
	08 80	Glazing
	08 83	Mirrors



MINOR	CSI	UOM	DESCRIPTION	TOTAL DIRECT UNIT COST	DEMOLITION UNIT COST
08 83 13 00-0002			One-Way Vision Glass (Transparent Mirrors) (08 83 13 00-0001)		
08 83 13 00-0003	SF		1/4" One-Way Vision Glass (Transparent Mirrors).....	90.09	8.04
			<i>For >50 To 200, Deduct</i>	-2.23	
			<i>For >200 To 400, Deduct</i>	-3.71	
			<i>For >400, Deduct</i>	-5.94	
08 83 13 00-0004			Tempered, One-Way Vision Glass (Transparent Mirrors) (08 83 13 00-0001)		
08 83 13 00-0005	SF		1/4" Tempered, One-Way Vision Glass (Transparent Mirrors).....	126.93	8.04
			<i>For >50 To 200, Deduct</i>	-3.33	
			<i>For >200 To 400, Deduct</i>	-5.55	
			<i>For >400, Deduct</i>	-8.88	
08 83 13 00-0006			Clear Mirror Glass (08 83 13 00-0001)		
08 83 13 00-0007	SF		1/8" Clear Mirror Glass	29.35	6.43
			<i>For >50 To 200, Deduct</i>	-0.49	
			<i>For >200 To 400, Deduct</i>	-0.82	
			<i>For >400, Deduct</i>	-1.32	
08 83 13 00-0008	SF		3/16" Clear Mirror Glass	34.75	7.50
			<i>For >50 To 200, Deduct</i>	-0.60	
			<i>For >200 To 400, Deduct</i>	-1.00	
			<i>For >400, Deduct</i>	-1.60	
08 83 13 00-0009	SF		1/4" Clear Mirror Glass	38.14	8.04
			<i>For >50 To 200, Deduct</i>	-0.67	
			<i>For >200 To 400, Deduct</i>	-1.11	
			<i>For >400, Deduct</i>	-1.78	
08 83 13 00-0010			Tempered, Clear Mirror Glass (08 83 13 00-0001)		
08 83 13 00-0011	SF		1/8" Tempered, Clear Mirror Glass	49.13	6.43
			<i>For >50 To 200, Deduct</i>	-1.09	
			<i>For >200 To 400, Deduct</i>	-1.81	
			<i>For >400, Deduct</i>	-2.90	
08 83 13 00-0012	SF		3/16" Tempered, Clear Mirror Glass	55.74	7.50
			<i>For >50 To 200, Deduct</i>	-1.23	
			<i>For >200 To 400, Deduct</i>	-2.05	
			<i>For >400, Deduct</i>	-3.28	
08 83 13 00-0013	SF		1/4" Tempered, Clear Mirror Glass	61.54	8.04
			<i>For >50 To 200, Deduct</i>	-1.37	
			<i>For >200 To 400, Deduct</i>	-2.28	
			<i>For >400, Deduct</i>	-3.65	
08 83 13 00-0014			Clear Mirror Glass With Laminated Safety Backing (08 83 13 00-0001)		
08 83 13 00-0015	SF		1/4" Clear Mirror Glass With Laminated Safety Backing.....	39.20	8.04
			<i>For >50 To 200, Deduct</i>	-0.70	
			<i>For >200 To 400, Deduct</i>	-1.17	
			<i>For >400, Deduct</i>	-1.87	
08 83 13 00-0016			Laminated Safety Mirror Glass (08 83 13 00-0001)		
			Note: Clear glass laminated to face of mirror with PVB interlayer.		
08 83 13 00-0017	SF		1/4" Laminated Safety Mirror Glass	75.53	8.04
			<i>For >50 To 200, Deduct</i>	-1.79	
			<i>For >200 To 400, Deduct</i>	-2.98	
			<i>For >400, Deduct</i>	-4.77	
08 83 13 00-0018			Accessories For Mirror Glass (08 83 13)		
08 83 13 00-0019	LF		1/8" Aluminum J-Channel For Mounting Mirror Glass.....	5.43	
08 83 13 00-0020	LF		3/16" Aluminum J-Channel For Mounting Mirror Glass.....	5.55	
08 83 13 00-0021	LF		1/4" Aluminum J-Channel For Mounting Mirror Glass.....	7.06	
08 83 13 00-0022	LF		Aluminum Frame For Mounting Mirror Glass.....	9.17	
08 84			Plastic Glazing (08 80)		
08 84 00 00-0001			Clear Polycarbonate Glazing (GE Lexan) (08 84)		
08 84 00 00-0002	SF		1/8" Thick, Clear Polycarbonate Glazing (GE Lexan)	18.45	
			<i>For >50 To 200, Deduct</i>	-0.42	
			<i>For >200 To 400, Deduct</i>	-0.83	
			<i>For >400, Deduct</i>	-1.25	
			<i>For Glass Removal And Preparing Opening For New Glazing, Add</i>	10.11	
08 84 00 00-0003	SF		3/16" Thick, Clear Polycarbonate Glazing (GE Lexan)	19.44	
			<i>For >50 To 200, Deduct</i>	-0.45	
			<i>For >200 To 400, Deduct</i>	-0.89	
			<i>For >400, Deduct</i>	-1.34	
			<i>For Glass Removal And Preparing Opening For New Glazing, Add</i>	10.51	



MINOR	CSI	UOM	DESCRIPTION	TOTAL DIRECT UNIT COST	DEMOLITION UNIT COST
08 84 00 00-0004	SF		1/4" Thick, Clear Polycarbonate Glazing (GE Lexan)	23.03	
			<i>For >50 To 200, Deduct</i>	-0.61	
			<i>For >200 To 400, Deduct</i>	-1.21	
			<i>For >400, Deduct</i>	-1.82	
			<i>For Glass Removal And Preparing Opening For New Glazing, Add</i>	10.93	
08 84 00 00-0005	SF		3/8" Thick, Clear Polycarbonate Glazing (GE Lexan)	32.97	
			<i>For >50 To 200, Deduct</i>	-1.09	
			<i>For >200 To 400, Deduct</i>	-2.17	
			<i>For >400, Deduct</i>	-3.26	
			<i>For Glass Removal And Preparing Opening For New Glazing, Add</i>	11.24	
08 84 00 00-0006	SF		1/2" Thick, Clear Polycarbonate Glazing (GE Lexan)	41.58	
			<i>For >50 To 200, Deduct</i>	-1.48	
			<i>For >200 To 400, Deduct</i>	-2.95	
			<i>For >400, Deduct</i>	-4.43	
			<i>For Glass Removal And Preparing Opening For New Glazing, Add</i>	12.05	
08 84 00 00-0007			Mar-Resistant, Clear Polycarbonate Glazing (GE Lexan MR10) <small>(08 84)</small>		
08 84 00 00-0008	SF		1/8" Thick, Mar-Resistant, Clear Polycarbonate Glazing (GE Lexan MR10)	27.25	
			<i>For >50 To 200, Deduct</i>	-0.86	
			<i>For >200 To 400, Deduct</i>	-1.71	
			<i>For >400, Deduct</i>	-2.57	
			<i>For Glass Removal And Preparing Opening For New Glazing, Add</i>	10.11	
08 84 00 00-0009	SF		3/16" Thick, Mar-Resistant, Clear Polycarbonate Glazing (GE Lexan MR10)	31.60	
			<i>For >50 To 200, Deduct</i>	-1.05	
			<i>For >200 To 400, Deduct</i>	-2.11	
			<i>For >400, Deduct</i>	-3.16	
			<i>For Glass Removal And Preparing Opening For New Glazing, Add</i>	10.51	
08 84 00 00-0010	SF		1/4" Thick, Mar-Resistant, Clear Polycarbonate Glazing (GE Lexan MR10)	33.37	
			<i>For >50 To 200, Deduct</i>	-1.12	
			<i>For >200 To 400, Deduct</i>	-2.24	
			<i>For >400, Deduct</i>	-3.37	
			<i>For Glass Removal And Preparing Opening For New Glazing, Add</i>	10.93	
08 84 00 00-0011	SF		3/8" Thick, Mar-Resistant, Clear Polycarbonate Glazing (GE Lexan MR10)	54.59	
			<i>For >50 To 200, Deduct</i>	-2.17	
			<i>For >200 To 400, Deduct</i>	-4.34	
			<i>For >400, Deduct</i>	-6.50	
			<i>For Glass Removal And Preparing Opening For New Glazing, Add</i>	11.24	
08 84 00 00-0012	SF		1/2" Thick, Mar-Resistant, Clear Polycarbonate Glazing (GE Lexan MR10)	58.00	
			<i>For >50 To 200, Deduct</i>	-2.30	
			<i>For >200 To 400, Deduct</i>	-4.60	
			<i>For >400, Deduct</i>	-6.89	
			<i>For Glass Removal And Preparing Opening For New Glazing, Add</i>	12.05	
08 84 00 00-0013			Clear Acrylic Glazing (Plexiglas) <small>(08 84)</small>		
08 84 00 00-0014	SF		1/10" Thick, Clear Acrylic Glazing (Plexiglas)	13.03	
			<i>For >50 To 200, Deduct</i>	-0.17	
			<i>For >200 To 400, Deduct</i>	-0.34	
			<i>For >400, Deduct</i>	-0.51	
			<i>For Glass Removal And Preparing Opening For New Glazing, Add</i>	9.65	
			<i>For Colored, Add</i>	0.68	
			<i>For Shatterproof, Add</i>	2.03	
			<i>For Mirrored, Add</i>	2.70	
08 84 00 00-0015	SF		1/8" Thick, Clear Acrylic Glazing (Plexiglas)	13.53	
			<i>For >50 To 200, Deduct</i>	-0.17	
			<i>For >200 To 400, Deduct</i>	-0.34	
			<i>For >400, Deduct</i>	-0.51	
			<i>For Glass Removal And Preparing Opening For New Glazing, Add</i>	10.11	
			<i>For Colored, Add</i>	0.68	
			<i>For Shatterproof, Add</i>	2.05	
			<i>For Mirrored, Add</i>	2.74	
08 84 00 00-0016	SF		3/16" Thick, Clear Acrylic Glazing (Plexiglas)	15.85	
			<i>For >50 To 200, Deduct</i>	-0.27	
			<i>For >200 To 400, Deduct</i>	-0.53	
			<i>For >400, Deduct</i>	-0.80	
			<i>For Glass Removal And Preparing Opening For New Glazing, Add</i>	10.51	
			<i>For Colored, Add</i>	1.07	
			<i>For Shatterproof, Add</i>	3.20	
			<i>For Mirrored, Add</i>	4.27	
08 84 00 00-0017	SF		1/4" Thick, Clear Acrylic Glazing (Plexiglas)	17.97	
			<i>For >50 To 200, Deduct</i>	-0.35	
			<i>For >200 To 400, Deduct</i>	-0.70	
			<i>For >400, Deduct</i>	-1.06	
			<i>For Glass Removal And Preparing Opening For New Glazing, Add</i>	10.93	
			<i>For Colored, Add</i>	1.41	
			<i>For Shatterproof, Add</i>	4.22	
			<i>For Mirrored, Add</i>	5.63	
08 84 00 00-0018	SF		5/16" Thick, Clear Acrylic Glazing (Plexiglas)	18.36	
			<i>For >50 To 200, Deduct</i>	-0.37	
			<i>For >200 To 400, Deduct</i>	-0.74	
			<i>For >400, Deduct</i>	-1.11	
			<i>For Glass Removal And Preparing Opening For New Glazing, Add</i>	10.99	
			<i>For Colored, Add</i>	1.47	
			<i>For Shatterproof, Add</i>	4.42	
			<i>For Mirrored, Add</i>	5.90	

08	08	Openings
	08 80	Glazing
	08 84	Plastic Glazing



MINOR	CSI	UOM	DESCRIPTION	TOTAL DIRECT UNIT COST	DEMOLITION UNIT COST
08 84 00 00-0019	SF		3/8" Thick, Clear Acrylic Glazing (Plexiglas)	18.95	
			<i>For >50 To 200, Deduct</i>	-0.39	
			<i>For >200 To 400, Deduct</i>	-0.77	
			<i>For >400, Deduct</i>	-1.16	
			<i>For Glass Removal And Preparing Opening For New Glazing, Add</i>	11.24	
			<i>For Colored, Add</i>	1.54	
			<i>For Shatterproof, Add</i>	4.63	
			<i>For Mirrored, Add</i>	6.17	
08 84 00 00-0020	SF		1/2" Thick, Clear Acrylic Glazing (Plexiglas)	22.24	
			<i>For >50 To 200, Deduct</i>	-0.51	
			<i>For >200 To 400, Deduct</i>	-1.02	
			<i>For >400, Deduct</i>	-1.53	
			<i>For Glass Removal And Preparing Opening For New Glazing, Add</i>	12.05	
			<i>For Colored, Add</i>	2.04	
			<i>For Shatterproof, Add</i>	6.11	
			<i>For Mirrored, Add</i>	8.15	
08 84 00 00-0021	SF		3/4" Thick, Clear Acrylic Glazing (Plexiglas)	31.13	
			<i>For >50 To 200, Deduct</i>	-0.79	
			<i>For >200 To 400, Deduct</i>	-1.59	
			<i>For >400, Deduct</i>	-2.38	
			<i>For Glass Removal And Preparing Opening For New Glazing, Add</i>	15.26	
08 84 00 00-0022	SF		1" Thick, Clear Acrylic Glazing (Plexiglas)	40.98	
			<i>For >50 To 200, Deduct</i>	-1.22	
			<i>For >200 To 400, Deduct</i>	-2.44	
			<i>For >400, Deduct</i>	-3.66	
			<i>For Glass Removal And Preparing Opening For New Glazing, Add</i>	16.57	

08 85 Glazing Accessories (08 80)

Note: Applicable to reglazing tasks only, new window installation includes the gasket.

08 85 00 00-0001			Framing For Glass Windscreens <small>(08 85)</small>		
			Note: Excludes glazing.		
08 85 00 00-0002	LF		1-1/4" x 1-1/2" Aluminum Framed Window Walls.....	41.11	2.09
			<i>For Bronze Anodized Aluminum, Add</i>	5.30	
			<i>For Stainless Steel, Add</i>	21.50	
			<i>For Black Anodized Finish, Add</i>	9.55	
08 85 00 00-0003	LF		1-1/2" x 2" Aluminum Framed Window Walls.....	51.21	2.61
			<i>For Bronze Anodized Aluminum, Add</i>	6.74	
			<i>For Stainless Steel, Add</i>	27.28	
			<i>For Black Anodized Finish, Add</i>	12.13	
08 85 00 00-0004	LF		1-1/2" x 3" Aluminum Framed Window Walls.....	61.03	2.09
			<i>For Bronze Anodized Aluminum, Add</i>	8.06	
			<i>For Stainless Steel, Add</i>	32.59	
			<i>For Black Anodized Finish, Add</i>	14.50	
08 85 00 00-0005	LF		1-1/2" x 4" Aluminum Framed Window Walls.....	73.60	3.13
			<i>For Bronze Anodized Aluminum, Add</i>	9.63	
			<i>For Stainless Steel, Add</i>	38.98	
			<i>For Black Anodized Finish, Add</i>	17.33	
08 85 00 00-0006	LF		2" x 3" Aluminum Framed Window Walls.....	76.08	2.61
			<i>For Bronze Anodized Aluminum, Add</i>	10.24	
			<i>For Stainless Steel, Add</i>	41.34	
			<i>For Black Anodized Finish, Add</i>	18.42	
08 85 00 00-0007	LF		2" x 4" Aluminum Framed Window Walls.....	91.96	3.13
			<i>For Bronze Anodized Aluminum, Add</i>	12.23	
			<i>For Stainless Steel, Add</i>	49.43	
			<i>For Black Anodized Finish, Add</i>	22.01	

08 87 Glazing Surface Films (08 80)

08 87 13 Solar Control Films (08 87)

Note: Applied directly to one side of glazing with adhesive.

08 87 13 00-0001			Window Tinting And Film <small>(08 87 13)</small>		
			Note: Applied directly to one side of glazing with adhesive. Includes cleaning of window glazing prior to installation.		
08 87 13 00-0002	SF		20% VLT, Bronze Window Tinting Film.....	10.33	
08 87 13 00-0003	SF		50% VLT, Bronze Window Tinting Film.....	10.33	
08 87 13 00-0004	SF		Tinted, Abrasion Resistant, Solar Control Window Film (3M Scotchtint™).....	16.15	
08 87 13 00-0005	SF		Low E, Abrasion Resistant, Solar Control Window Film (3M Scotchtint™).....	16.76	

08 87 23 Safety and Security Films (08 87)

08 87 23 16 Security Films (08 87 23)

Note: Applied directly to one side of glazing with adhesive and secured at window frame with clear silicone adhesive.

08 87 23 16-0001			High Performance, Security And Safety Glazing Films <small>(08 87 23 16)</small>		
			Note: Includes cleaning of window glazing prior to installation.		
08 87 23 16-0002			Clear, High Performance, Security And Safety Glazing Films <small>(08 87 23 16-0001)</small>		
08 87 23 16-0003	SF		0.002" Clear, High Performance, Security And Safety Glazing Film (3M Scotchtint™ SCLARL150).....	16.43	
			<i>For >1,000 To 5,000, Deduct</i>	-0.75	
			<i>For >5,000, Deduct</i>	-1.08	



MINOR	CSI	UOM	DESCRIPTION	TOTAL DIRECT UNIT COST	DEMOLITION UNIT COST
08 87 23 16-0004	SF		0.004" Clear, High Performance, Security And Safety Glazing Film (3M Scotchshield™ SCLARL400).....	17.57	
			<i>For >1,000 To 5,000, Deduct</i>	-0.79	
			<i>For >5,000, Deduct</i>	-1.20	
08 87 23 16-0005	SF		0.006" Clear, High Performance, Security And Safety Glazing Film (3M Scotchshield™ Ultra600)	19.16	
			<i>For >1,000 To 5,000, Deduct</i>	-0.84	
			<i>For >5,000, Deduct</i>	-1.36	
08 87 23 16-0006			Tinted, High Performance Sun/Solar, Security And Safety Glazing Films <small>(08 87 23 16-0001)</small>		
08 87 23 16-0007	SF		0.004" Silver, 20% Transmission, High Performance Sun/Solar, Security And Safety Glazing Film (3M Scotchshield™ S20SIAR400).....	18.83	
			<i>For >1,000 To 5,000, Deduct</i>	-0.83	
			<i>For >5,000, Deduct</i>	-1.32	
08 87 23 16-0008	SF		0.004" Neutral, 35% Transmission, High Performance Sun/Solar, Security And Safety Glazing Film (3M Scotchshield™ S35NEAR400).....	18.83	
			<i>For >1,000 To 5,000, Deduct</i>	-0.83	
			<i>For >5,000, Deduct</i>	-1.32	
08 87 23 16-0009	SF		0.004" Neutral, 50% Transmission, High Performance Sun/Solar, Security And Safety Glazing Film (3M Scotchshield™ S50NEAR400).....	18.83	
			<i>For >1,000 To 5,000, Deduct</i>	-0.83	
			<i>For >5,000, Deduct</i>	-1.32	
08 87 23 16-0010			Security And Safety Glazing Films <small>(08 87 23 16)</small>		
			Note: Includes cleaning of window glazing prior to installation.		
08 87 23 16-0011	SF		0.007" Clear Security And Safety Glazing Film (3M Scotchshield™ SH7CLARL).....	15.17	
			<i>For >1,000 To 5,000, Deduct</i>	-0.70	
			<i>For >5,000, Deduct</i>	-0.96	
08 87 23 16-0012	SF		0.008" Clear Security And Safety Glazing Film (3M Scotchshield™ SH8CLARL).....	15.47	
			<i>For >1,000 To 5,000, Deduct</i>	-0.71	
			<i>For >5,000, Deduct</i>	-0.99	
08 87 23 16-0013	SF		0.014" Clear Security And Safety Glazing Film (3M Scotchshield™ SH14CLARL).....	18.34	
			<i>For >1,000 To 5,000, Deduct</i>	-0.81	
			<i>For >5,000, Deduct</i>	-1.27	
08 87 23 16-0014			Anti-Graffiti Glazing Films <small>(08 87 23 16)</small>		
			Note: Includes cleaning of window glazing prior to installation.		
08 87 23 16-0015	SF		0.004" Clear Anti-Graffiti Glazing Film (3M Scotchgard™ AG-4).....	15.17	
			<i>For >1,000 To 5,000, Deduct</i>	-0.70	
			<i>For >5,000, Deduct</i>	-0.96	
08 87 23 16-0016	SF		0.007" Clear Anti-Graffiti Glazing Film (3M Scotchgard™ AG-7).....	15.47	
			<i>For >1,000 To 5,000, Deduct</i>	-0.71	
			<i>For >5,000, Deduct</i>	-0.99	
08 88 Special Function Glazing <small>(08 80)</small>					
08 88 49 Radiation-Resistant Glazing <small>(08 88)</small>					
08 88 49 00-0001			Leaded Glass (X-Ray Shielding) <small>(08 88 49)</small>		
08 88 49 00-0002	SF		1/4" Thick Lead Glass With 1/16" Lead Equivalence.....	351.28	
			<i>For Glass Removal And Preparing Opening For New Glazing, Add</i>	20.36	
08 88 49 00-0003	SF		1/4" Thick Lead Glass With 1/8" Lead Equivalence.....	522.91	
			<i>For Glass Removal And Preparing Opening For New Glazing, Add</i>	20.36	
08 88 49 00-0004			Leaded Acrylic (X-Ray Shielding) <small>(08 88 49)</small>		
08 88 49 00-0005	SF		7mm Thick, 0.3mm LE, 2.3 LB/SF X-Ray Viewing Panels, Clear Lead Plastic.....	374.32	6.43
08 88 49 00-0006	SF		12mm Thick, 0.5mm LE, 3.9 LB/SF X-Ray Viewing Panels, Clear Lead Plastic.....	506.33	10.72
08 88 49 00-0007	SF		18mm Thick, 0.8mm LE, 5.9 LB/SF X-Ray Viewing Panels, Clear Lead Plastic.....	565.52	16.07
08 88 49 00-0008	SF		22mm Thick, 1mm LE, 7.2 LB/SF X-Ray Viewing Panels, Clear Lead Plastic.....	585.18	19.29
08 88 49 00-0009	SF		35mm Thick, 1.5mm LE, 11.5 LB/SF X-Ray Viewing Panels, Clear Lead Plastic.....	673.81	30.54
08 88 49 00-0010	SF		46mm Thick, 2mm LE, 15 LB/SF X-Ray Viewing Panels, Clear Lead Plastic.....	888.12	40.73
08 88 53 Security Glazing <small>(08 88)</small>					
08 88 53 00-0001			Forced Entry And/Or Ballistic Resistant All Glass Laminate <small>(08 88 53)</small>		
08 88 53 00-0002			Ballistic Resistant Glass <small>(08 88 53 00-0001)</small>		
08 88 53 00-0003	SF		1.28" All Glass Laminate Ballistic Resistant Glass, 16.2 LB/SF, For A Single Piece, Up To 15 SF.....	137.29	
			<i>For Glass Removal And Preparing Opening For New Glazing, Add</i>	66.44	
08 88 53 00-0004	SF		1.28" All Glass Laminate Ballistic Resistant Glass, 16.2 LB/SF, For A Single Piece, >15 SF.....	161.29	
			<i>For Glass Removal And Preparing Opening For New Glazing, Add</i>	66.44	
08 88 53 00-0005	SF		1.55" All Glass Laminate Ballistic Resistant Glass, 21.2 LB/SF, For A Single Piece, Up To 15 SF.....	182.95	
			<i>For Glass Removal And Preparing Opening For New Glazing, Add</i>	75.03	
08 88 53 00-0006	SF		1.55" All Glass Laminate Ballistic Resistant Glass, 21.2 LB/SF, For A Single Piece, >15 SF.....	203.00	
			<i>For Glass Removal And Preparing Opening For New Glazing, Add</i>	75.03	
08 88 53 00-0007	SF		2.05" All Glass Laminate Ballistic Resistant Glass, 26.1 LB/SF, For A Single Piece, Up To 15 SF.....	230.71	
			<i>For Glass Removal And Preparing Opening For New Glazing, Add</i>	85.73	
08 88 53 00-0008	SF		2.05" All Glass Laminate Ballistic Resistant Glass, 26.1 LB/SF, For A Single Piece, >15 SF.....	246.82	
			<i>For Glass Removal And Preparing Opening For New Glazing, Add</i>	85.73	

08	08	Openings
	08 80	Glazing
	08 88	Special Function Glazing



MINOR CSI UOM DESCRIPTION	TOTAL DIRECT UNIT COST	DEMOLITION UNIT COST
------------------------------	---------------------------	-------------------------

08 88 53 00-0009	Forced Entry Resistant Glass <small>(08 88 53 00-0001)</small>		
08 88 53 00-0010	SF 5/16" Forced Entry Resistant Laminated Glass Sheet..... <i>For Glass Removal And Preparing Opening For New Glazing, Add</i>	50.73 16.74	
08 88 53 00-0011	SF 1/2" Forced Entry Resistant Laminated Glass Sheet..... <i>For Glass Removal And Preparing Opening For New Glazing, Add</i>	57.60 17.87	
08 88 53 00-0012	SF 11/16" Forced Entry Resistant Laminated Glass Sheet..... <i>For Glass Removal And Preparing Opening For New Glazing, Add</i>	65.70 19.14	
08 88 53 00-0013	SF 7/8" Forced Entry Resistant Laminated Glass Sheet..... <i>For Glass Removal And Preparing Opening For New Glazing, Add</i>	79.50 20.61	
08 88 53 00-0014	Glass Clad Polycarbonate <small>(08 88 53)</small>		
08 88 53 00-0015	SF 0.75" Ballistic Resistant Glass/Poly, 7.84 LB/SF..... <i>For Glass Removal And Preparing Opening For New Glazing, Add</i>	200.95 81.45	
08 88 53 00-0016	SF 0.8125" Ballistic Resistant Glass/Poly, 8.99 LB/SF..... <i>For Glass Removal And Preparing Opening For New Glazing, Add</i>	224.68 94.32	
08 88 53 00-0017	SF 0.9375" Ballistic Resistant Glass/Poly, 11.11 LB/SF..... <i>For Glass Removal And Preparing Opening For New Glazing, Add</i>	287.19 107.17	
08 88 53 00-0018	Ballistic Resistant Acrylic <small>(08 88 53)</small>		
08 88 53 00-0019	SF 1.25" Ballistic Resistant Acrylic Glass, 7.7 LB/SF..... <i>For Glass Removal And Preparing Opening For New Glazing, Add</i>	345.27 81.45	
08 88 53 00-0020	SF 1.378" Ballistic Resistant Acrylic Glass, 8.5 LB/SF..... <i>For Glass Removal And Preparing Opening For New Glazing, Add</i>	404.70 94.32	
08 88 53 00-0021	SF 1.25" Ballistic Resistant Acrylic Glass, 7.5 LB/SF..... <i>For Glass Removal And Preparing Opening For New Glazing, Add</i>	541.70 107.17	
08 88 53 00-0022	Ballistic Resistant Fiberglass <small>(08 88 53)</small>		
08 88 53 00-0023	SF 5/16" Ballistic Resistant Fiberglass, Level 1, 3.2 LB/SF..... <i>For Glass Removal And Preparing Opening For New Glazing, Add</i>	84.80 40.73	
08 88 53 00-0024	SF 3/8" Ballistic Resistant Fiberglass, Level 2, 3.5 LB/SF..... <i>For Glass Removal And Preparing Opening For New Glazing, Add</i>	100.32 47.15	
08 88 53 00-0025	SF 7/16" Ballistic Resistant Fiberglass, Level 3, 4.5 LB/SF..... <i>For Glass Removal And Preparing Opening For New Glazing, Add</i>	113.80 53.59	
08 88 53 00-0026	Forced Entry And/Or Ballistic Resistant Polycarbonate <small>(08 88 53)</small>		
08 88 53 00-0027	Forced Entry Resistant Monolithic Polycarbonate <small>(08 88 53 00-0026)</small> Note: GE-Lexan MR10.		
08 88 53 00-0028	SF 1/2" Overall Nominal Thickness, H.P. White TP-0500.01..... Note: Level 1 or ASTM F1233, Class II (Step 5). <i>For Glass Removal And Preparing Opening For New Glazing, Add</i>	116.47 64.95	
08 88 53 00-0029	Forced Entry Resistant Glass Clad Polycarbonate Laminate <small>(08 88 53 00-0026)</small> Note: Chemically strengthened clear glass laminated to each side of a polycarbonate core. GE-Insulgard.		
08 88 53 00-0030	SF 9/16" Overall Nominal Thickness, H.P. White TP-0500.01..... <i>For Glass Removal And Preparing Opening For New Glazing, Add</i>	143.99 80.38	
08 88 53 00-0031	Forced Entry Resistant Polycarbonate Laminate <small>(08 88 53 00-0026)</small> Note: GE-Lexgard MPC-500.		
08 88 53 00-0032	SF 1/2" Overall Nominal Thickness, H.P. White TP-0500.01..... Note: Level II (Step 12) Or ASTM 1233 Class III (Step 15). <i>For Glass Removal And Preparing Opening For New Glazing, Add</i>	177.54 85.73	
08 88 53 00-0033	Fire Resistant, Forced Entry Resistant Polycarbonate Laminate <small>(08 88 53 00-0026)</small> Note: Wire glass clad. Chemically strengthened wire glass laminated to each side of a polycarbonate core. GE-Firegard.		
08 88 53 00-0034	SF 7/8" Overall Nominal Thickness, H.P. White TP-0500.01..... Note: UL-9 Fire Resistant. <i>For Glass Removal And Preparing Opening For New Glazing, Add</i>	194.72 91.10	
08 88 53 00-0035	Insulated, Forced Entry Resistant Polycarbonate Laminate <small>(08 88 53 00-0026)</small> Note: Glass clad. Chemically strengthened wire glass laminated to each side of a polycarbonate core. GE-Insulgard.		
08 88 53 00-0036	SF 1-5/16" Overall Nominal Thickness, H.P. White TP-0500.01..... Note: Level I (1/4" tempered float glass, 1/2" airspace). <i>For Glass Removal And Preparing Opening For New Glazing, Add</i>	166.73 80.38	
08 88 53 00-0037	Ballistic And Forced Entry Resistant Polycarbonate Laminate <small>(08 88 53 00-0026)</small>		



MINOR CSI UOM DESCRIPTION	TOTAL DIRECT UNIT COST	DEMOLITION UNIT COST
08 88 53 00-0038 SF 1" Nominal Thickness, Ballistic Or Forced Entry Resistant..... Note: 1" is the overall nominal thickness. (GE-Lexgard MP-1000) forced entry resistance: H.P. White TP-0500.01, level V (step 42) or ASTM 1233 class V (Step 40) ballistic resistance: UL 752, level 2-high powered small arms (.357 Magnum handgun). <i>For Glass Removal And Preparing Opening For New Glazing, Add</i>	384.99 177.90	
08 88 53 00-0039 SF 1-1/4" Nominal Thickness, Ballistic Or Forced Entry Resistant..... Note: 1 1/4" is the overall nominal thickness. (GE-Lexgard MP-1000) forced entry resistance: H.P. White TP-0500.01, level V (Step 42) or ASTM 1233 class V (step 40) ballistic resistance: UL 752, level 3-super high powered small arms (.44 Magnum handgun). <i>For Glass Removal And Preparing Opening For New Glazing, Add</i>	389.88 177.90	
08 88 53 00-0040 Ballistic Resistant Glass Clad Polycarbonate Laminate <small>(08 88 53 00-0026)</small> Note: Chemically strengthened clear glass laminated to attack side of a polycarbonate core.		
08 88 53 00-0041 SF 1-5/16" Overall Nominal Thickness, Ballistic Resistant..... Note: UL 752, Level 4 - Super High Powered Rifle (.30-06 Rifle), (GE-Armor-Gard). <i>For Glass Removal And Preparing Opening For New Glazing, Add</i>	256.17 120.03	

08 90 Louvers and Vents (08)

08 91 Louvers (08 90)

08 91 13 Motorized Wall Louvers (08 91)

08 91 13 00-0001 Motorized Wall Louver Actuator <small>(08 91 13)</small> See CSI section 08 91 16 00-0001 for adjustable intake wall louvers.		
08 91 13 00-0002 EA 115 Volt Actuator For Adjustable Intake Louver	1,849.14	92.00
08 91 13 00-0003 EA 230 Volt Actuator For Adjustable Intake Louver	2,866.83	92.00
08 91 13 00-0004 EA 24 Volt Actuator For Adjustable Intake Louver	1,994.20	92.00
08 91 13 00-0005 EA 115 Volt Hazardous Location Actuator For Adjustable Intake Louver.....	7,967.72	92.00

08 91 16 Operable Wall Louvers (08 91)

08 91 16 00-0001 Adjustable Intake Wall Louvers <small>(08 91 16)</small> See CSI section 08 91 16 00-0137 for adjustable intake wall louver operators.		
08 91 16 00-0002 EA 12" Wide x 12" High Adjustable Intake Louver, Galvanized Aluminum..... Note: Includes bird screen. Excludes actuator. <i>For Flange Frame, Add</i> <i>For Clear Lacquer Finish, Add</i> <i>For Baked Enamel Standard Colors, Add</i> <i>For Anodized Finish, Add</i> <i>For Kynar® Standard Colors Finish, Add</i>	514.49 46.58 93.16 139.73 186.31 256.18	24.36
08 91 16 00-0003 EA 12" Wide x 18" High Adjustable Intake Louver, Galvanized Aluminum..... Note: Includes bird screen. Excludes actuator. <i>For Flange Frame, Add</i> <i>For Clear Lacquer Finish, Add</i> <i>For Baked Enamel Standard Colors, Add</i> <i>For Anodized Finish, Add</i> <i>For Kynar® Standard Colors Finish, Add</i>	643.18 58.36 116.73 175.09 233.46 321.00	29.77
08 91 16 00-0004 EA 12" Wide x 24" High Adjustable Intake Louver, Galvanized Aluminum..... Note: Includes bird screen. Excludes actuator. <i>For Flange Frame, Add</i> <i>For Clear Lacquer Finish, Add</i> <i>For Baked Enamel Standard Colors, Add</i> <i>For Anodized Finish, Add</i> <i>For Kynar® Standard Colors Finish, Add</i>	760.52 69.02 138.03 207.05 276.07 379.59	35.18
08 91 16 00-0005 EA 12" Wide x 30" High Adjustable Intake Louver, Galvanized Aluminum..... Note: Includes bird screen. Excludes actuator. <i>For Flange Frame, Add</i> <i>For Clear Lacquer Finish, Add</i> <i>For Baked Enamel Standard Colors, Add</i> <i>For Anodized Finish, Add</i> <i>For Kynar® Standard Colors Finish, Add</i>	890.34 80.92 161.83 242.75 323.66 445.04	40.59
08 91 16 00-0006 EA 12" Wide x 36" High Adjustable Intake Louver, Galvanized Aluminum..... Note: Includes bird screen. Excludes actuator. <i>For Flange Frame, Add</i> <i>For Clear Lacquer Finish, Add</i> <i>For Baked Enamel Standard Colors, Add</i> <i>For Anodized Finish, Add</i> <i>For Kynar® Standard Colors Finish, Add</i>	1,003.16 91.12 182.23 273.35 364.46 501.14	46.01
08 91 16 00-0007 EA 12" Wide x 42" High Adjustable Intake Louver, Galvanized Aluminum..... Note: Includes bird screen. Excludes actuator. <i>For Flange Frame, Add</i> <i>For Clear Lacquer Finish, Add</i> <i>For Baked Enamel Standard Colors, Add</i> <i>For Anodized Finish, Add</i> <i>For Kynar® Standard Colors Finish, Add</i>	1,185.11 108.23 216.46 324.68 432.91 595.25	51.42

08	08	Openings
	08 90	Louvers and Vents
	08 91	Louvers



MINOR CSI	UOM	DESCRIPTION	TOTAL DIRECT UNIT COST	DEMOLITION UNIT COST
08 91 16 00-0008	EA	12" Wide x 48" High Adjustable Intake Louver, Galvanized Aluminum.....	1,351.20	56.83
		Note: Includes bird screen. Excludes actuator.		
		<i>For Flange Frame, Add</i>	123.75	
		<i>For Clear Lacquer Finish, Add</i>	247.51	
		<i>For Baked Enamel Standard Colors, Add</i>	371.26	
		<i>For Anodized Finish, Add</i>	495.02	
		<i>For Kynar® Standard Colors Finish, Add</i>	680.65	
08 91 16 00-0009	EA	12" Wide x 54" High Adjustable Intake Louver, Galvanized Aluminum.....	1,500.03	64.95
		Note: Includes bird screen. Excludes actuator.		
		<i>For Flange Frame, Add</i>	137.01	
		<i>For Clear Lacquer Finish, Add</i>	274.03	
		<i>For Baked Enamel Standard Colors, Add</i>	411.04	
		<i>For Anodized Finish, Add</i>	548.06	
		<i>For Kynar® Standard Colors Finish, Add</i>	753.58	
08 91 16 00-0010	EA	12" Wide x 60" High Adjustable Intake Louver, Galvanized Aluminum.....	1,600.38	70.35
		Note: Includes bird screen. Excludes actuator.		
		<i>For Flange Frame, Add</i>	145.97	
		<i>For Clear Lacquer Finish, Add</i>	291.93	
		<i>For Baked Enamel Standard Colors, Add</i>	437.90	
		<i>For Anodized Finish, Add</i>	583.66	
		<i>For Kynar® Standard Colors Finish, Add</i>	802.81	
08 91 16 00-0011	EA	12" Wide x 66" High Adjustable Intake Louver, Galvanized Aluminum.....	1,726.80	75.77
		Note: Includes bird screen. Excludes actuator.		
		<i>For Flange Frame, Add</i>	157.53	
		<i>For Clear Lacquer Finish, Add</i>	315.05	
		<i>For Baked Enamel Standard Colors, Add</i>	472.58	
		<i>For Anodized Finish, Add</i>	630.10	
		<i>For Kynar® Standard Colors Finish, Add</i>	866.39	
08 91 16 00-0012	EA	12" Wide x 72" High Adjustable Intake Louver, Galvanized Aluminum.....	1,837.36	81.18
		Note: Includes bird screen. Excludes actuator.		
		<i>For Flange Frame, Add</i>	167.50	
		<i>For Clear Lacquer Finish, Add</i>	335.00	
		<i>For Baked Enamel Standard Colors, Add</i>	502.50	
		<i>For Anodized Finish, Add</i>	670.00	
		<i>For Kynar® Standard Colors Finish, Add</i>	921.24	
08 91 16 00-0013	EA	12" Wide x 78" High Adjustable Intake Louver, Galvanized Aluminum.....	1,979.64	86.59
		Note: Includes bird screen. Excludes actuator.		
		<i>For Flange Frame, Add</i>	180.65	
		<i>For Clear Lacquer Finish, Add</i>	361.29	
		<i>For Baked Enamel Standard Colors, Add</i>	541.94	
		<i>For Anodized Finish, Add</i>	722.58	
		<i>For Kynar® Standard Colors Finish, Add</i>	993.55	
08 91 16 00-0014	EA	12" Wide x 84" High Adjustable Intake Louver, Galvanized Aluminum.....	2,116.26	92.00
		Note: Includes bird screen. Excludes actuator.		
		<i>For Flange Frame, Add</i>	193.22	
		<i>For Clear Lacquer Finish, Add</i>	386.45	
		<i>For Baked Enamel Standard Colors, Add</i>	579.67	
		<i>For Anodized Finish, Add</i>	772.90	
		<i>For Kynar® Standard Colors Finish, Add</i>	1,062.73	
08 91 16 00-0015	EA	12" Wide x 90" High Adjustable Intake Louver, Galvanized Aluminum.....	2,285.50	100.12
		Note: Includes bird screen. Excludes actuator.		
		<i>For Flange Frame, Add</i>	208.52	
		<i>For Clear Lacquer Finish, Add</i>	417.05	
		<i>For Baked Enamel Standard Colors, Add</i>	625.57	
		<i>For Anodized Finish, Add</i>	834.10	
		<i>For Kynar® Standard Colors Finish, Add</i>	1,146.88	
08 91 16 00-0016	EA	12" Wide x 96" High Adjustable Intake Louver, Galvanized Aluminum.....	2,409.39	108.24
		Note: Includes bird screen. Excludes actuator.		
		<i>For Flange Frame, Add</i>	219.29	
		<i>For Clear Lacquer Finish, Add</i>	438.58	
		<i>For Baked Enamel Standard Colors, Add</i>	657.87	
		<i>For Anodized Finish, Add</i>	877.16	
		<i>For Kynar® Standard Colors Finish, Add</i>	1,206.10	
08 91 16 00-0017	EA	18" Wide x 12" High Adjustable Intake Louver, Galvanized Aluminum.....	576.32	29.77
		Note: Includes bird screen. Excludes actuator.		
		<i>For Flange Frame, Add</i>	51.68	
		<i>For Clear Lacquer Finish, Add</i>	103.36	
		<i>For Baked Enamel Standard Colors, Add</i>	155.03	
		<i>For Anodized Finish, Add</i>	206.71	
		<i>For Kynar® Standard Colors Finish, Add</i>	284.23	
08 91 16 00-0018	EA	18" Wide x 18" High Adjustable Intake Louver, Galvanized Aluminum.....	727.41	37.89
		Note: Includes bird screen. Excludes actuator.		
		<i>For Flange Frame, Add</i>	65.16	
		<i>For Clear Lacquer Finish, Add</i>	130.33	
		<i>For Baked Enamel Standard Colors, Add</i>	195.49	
		<i>For Anodized Finish, Add</i>	260.66	
		<i>For Kynar® Standard Colors Finish, Add</i>	358.40	
08 91 16 00-0019	EA	18" Wide x 24" High Adjustable Intake Louver, Galvanized Aluminum.....	853.82	43.30
		Note: Includes bird screen. Excludes actuator.		
		<i>For Flange Frame, Add</i>	76.72	
		<i>For Clear Lacquer Finish, Add</i>	153.45	
		<i>For Baked Enamel Standard Colors, Add</i>	230.17	
		<i>For Anodized Finish, Add</i>	306.89	
		<i>For Kynar® Standard Colors Finish, Add</i>	421.98	



MINOR	CSI	UOM	DESCRIPTION	TOTAL DIRECT UNIT COST	DEMOLITION UNIT COST
08 91 16 00-0020	EA		18" Wide x 30" High Adjustable Intake Louver, Galvanized Aluminum Note: Includes bird screen. Excludes actuator. <i>For Flange Frame, Add</i> <i>For Clear Lacquer Finish, Add</i> <i>For Baked Enamel Standard Colors, Add</i> <i>For Anodized Finish, Add</i> <i>For Kynar® Standard Colors Finish, Add</i>	1,062.46 95.42 190.84 286.27 381.69 524.82	54.13
08 91 16 00-0021	EA		18" Wide x 36" High Adjustable Intake Louver, Galvanized Aluminum Note: Includes bird screen. Excludes actuator. <i>For Flange Frame, Add</i> <i>For Clear Lacquer Finish, Add</i> <i>For Baked Enamel Standard Colors, Add</i> <i>For Anodized Finish, Add</i> <i>For Kynar® Standard Colors Finish, Add</i>	1,209.29 109.02 218.04 327.07 436.09 599.62	59.54
08 91 16 00-0022	EA		18" Wide x 42" High Adjustable Intake Louver, Galvanized Aluminum Note: Includes bird screen. Excludes actuator. <i>For Flange Frame, Add</i> <i>For Clear Lacquer Finish, Add</i> <i>For Baked Enamel Standard Colors, Add</i> <i>For Anodized Finish, Add</i> <i>For Kynar® Standard Colors Finish, Add</i>	1,356.10 122.62 245.24 367.86 490.48 674.42	64.95
08 91 16 00-0023	EA		18" Wide x 48" High Adjustable Intake Louver, Galvanized Aluminum Note: Includes bird screen. Excludes actuator. <i>For Flange Frame, Add</i> <i>For Clear Lacquer Finish, Add</i> <i>For Baked Enamel Standard Colors, Add</i> <i>For Anodized Finish, Add</i> <i>For Kynar® Standard Colors Finish, Add</i>	1,532.39 139.17 278.33 417.50 556.67 765.42	70.35
08 91 16 00-0024	EA		18" Wide x 54" High Adjustable Intake Louver, Galvanized Aluminum Note: Includes bird screen. Excludes actuator. <i>For Flange Frame, Add</i> <i>For Clear Lacquer Finish, Add</i> <i>For Baked Enamel Standard Colors, Add</i> <i>For Anodized Finish, Add</i> <i>For Kynar® Standard Colors Finish, Add</i>	1,699.35 154.24 308.48 462.72 616.96 848.31	78.47
08 91 16 00-0025	EA		18" Wide x 60" High Adjustable Intake Louver, Galvanized Aluminum Note: Includes bird screen. Excludes actuator. <i>For Flange Frame, Add</i> <i>For Clear Lacquer Finish, Add</i> <i>For Baked Enamel Standard Colors, Add</i> <i>For Anodized Finish, Add</i> <i>For Kynar® Standard Colors Finish, Add</i>	1,832.31 165.91 331.82 497.74 663.65 912.52	86.59
08 91 16 00-0026	EA		18" Wide x 66" High Adjustable Intake Louver, Galvanized Aluminum Note: Includes bird screen. Excludes actuator. <i>For Flange Frame, Add</i> <i>For Clear Lacquer Finish, Add</i> <i>For Baked Enamel Standard Colors, Add</i> <i>For Anodized Finish, Add</i> <i>For Kynar® Standard Colors Finish, Add</i>	1,961.00 177.70 355.40 533.09 710.79 977.34	92.00
08 91 16 00-0027	EA		18" Wide x 72" High Adjustable Intake Louver, Galvanized Aluminum Note: Includes bird screen. Excludes actuator. <i>For Flange Frame, Add</i> <i>For Clear Lacquer Finish, Add</i> <i>For Baked Enamel Standard Colors, Add</i> <i>For Anodized Finish, Add</i> <i>For Kynar® Standard Colors Finish, Add</i>	2,081.76 188.69 377.38 566.07 754.76 1,037.80	97.42
08 91 16 00-0028	EA		18" Wide x 78" High Adjustable Intake Louver, Galvanized Aluminum Note: Includes bird screen. Excludes actuator. <i>For Flange Frame, Add</i> <i>For Clear Lacquer Finish, Add</i> <i>For Baked Enamel Standard Colors, Add</i> <i>For Anodized Finish, Add</i> <i>For Kynar® Standard Colors Finish, Add</i>	2,238.77 203.31 406.62 609.93 813.24 1,118.21	102.83
08 91 16 00-0029	EA		18" Wide x 84" High Adjustable Intake Louver, Galvanized Aluminum Note: Includes bird screen. Excludes actuator. <i>For Flange Frame, Add</i> <i>For Clear Lacquer Finish, Add</i> <i>For Baked Enamel Standard Colors, Add</i> <i>For Anodized Finish, Add</i> <i>For Kynar® Standard Colors Finish, Add</i>	2,390.12 217.36 434.73 652.09 869.45 1,195.50	108.24
08 91 16 00-0030	EA		18" Wide x 90" High Adjustable Intake Louver, Galvanized Aluminum Note: Includes bird screen. Excludes actuator. <i>For Flange Frame, Add</i> <i>For Clear Lacquer Finish, Add</i> <i>For Baked Enamel Standard Colors, Add</i> <i>For Anodized Finish, Add</i> <i>For Kynar® Standard Colors Finish, Add</i>	2,574.08 234.14 468.27 702.41 936.54 1,287.75	116.36
08 91 16 00-0031	EA		18" Wide x 96" High Adjustable Intake Louver, Galvanized Aluminum Note: Includes bird screen. Excludes actuator. <i>For Flange Frame, Add</i> <i>For Clear Lacquer Finish, Add</i> <i>For Baked Enamel Standard Colors, Add</i> <i>For Anodized Finish, Add</i> <i>For Kynar® Standard Colors Finish, Add</i>	2,712.71 246.38 492.75 739.13 985.50 1,355.06	124.48

08 Openings

08 90 Louvers and Vents

08 91 Louvers



SAN BERNARDINO
COUNTY

MINOR CSI	UOM	DESCRIPTION	TOTAL DIRECT UNIT COST	DEMOLITION UNIT COST
08 91 16 00-0032	EA	24" Wide x 12" High Adjustable Intake Louver, Galvanized Aluminum.....	643.79	35.18
		Note: Includes bird screen. Excludes actuator.		
		For Flange Frame, Add	57.34	
		For Clear Lacquer Finish, Add	114.69	
		For Baked Enamel Standard Colors, Add	172.03	
		For Anodized Finish, Add	229.38	
		For Kynar® Standard Colors Finish, Add	315.39	
08 91 16 00-0033	EA	24" Wide x 18" High Adjustable Intake Louver, Galvanized Aluminum.....	817.56	43.30
		Note: Includes bird screen. Excludes actuator.		
		For Flange Frame, Add	73.10	
		For Clear Lacquer Finish, Add	146.19	
		For Baked Enamel Standard Colors, Add	219.29	
		For Anodized Finish, Add	292.39	
		For Kynar® Standard Colors Finish, Add	402.03	
08 91 16 00-0034	EA	24" Wide x 24" High Adjustable Intake Louver, Galvanized Aluminum.....	1,013.99	51.42
		Note: Includes bird screen. Excludes actuator.		
		For Flange Frame, Add	91.12	
		For Clear Lacquer Finish, Add	182.23	
		For Baked Enamel Standard Colors, Add	273.35	
		For Anodized Finish, Add	364.46	
		For Kynar® Standard Colors Finish, Add	501.14	
08 91 16 00-0035	EA	24" Wide x 30" High Adjustable Intake Louver, Galvanized Aluminum.....	1,195.43	62.25
		Note: Includes bird screen. Excludes actuator.		
		For Flange Frame, Add	107.10	
		For Clear Lacquer Finish, Add	214.19	
		For Baked Enamel Standard Colors, Add	321.29	
		For Anodized Finish, Add	428.38	
		For Kynar® Standard Colors Finish, Add	589.02	
08 91 16 00-0036	EA	24" Wide x 36" High Adjustable Intake Louver, Galvanized Aluminum.....	1,356.99	67.66
		Note: Includes bird screen. Excludes actuator.		
		For Flange Frame, Add	122.17	
		For Clear Lacquer Finish, Add	244.34	
		For Baked Enamel Standard Colors, Add	366.50	
		For Anodized Finish, Add	488.67	
		For Kynar® Standard Colors Finish, Add	671.92	
08 91 16 00-0037	EA	24" Wide x 42" High Adjustable Intake Louver, Galvanized Aluminum.....	1,527.60	73.06
		Note: Includes bird screen. Excludes actuator.		
		For Flange Frame, Add	138.15	
		For Clear Lacquer Finish, Add	276.29	
		For Baked Enamel Standard Colors, Add	414.44	
		For Anodized Finish, Add	552.59	
		For Kynar® Standard Colors Finish, Add	759.81	
08 91 16 00-0038	EA	24" Wide x 48" High Adjustable Intake Louver, Galvanized Aluminum.....	1,737.63	81.18
		Note: Includes bird screen. Excludes actuator.		
		For Flange Frame, Add	157.53	
		For Clear Lacquer Finish, Add	315.05	
		For Baked Enamel Standard Colors, Add	472.58	
		For Anodized Finish, Add	630.10	
		For Kynar® Standard Colors Finish, Add	866.39	
08 91 16 00-0039	EA	24" Wide x 54" High Adjustable Intake Louver, Galvanized Aluminum.....	1,913.41	92.00
		Note: Includes bird screen. Excludes actuator.		
		For Flange Frame, Add	172.94	
		For Clear Lacquer Finish, Add	345.88	
		For Baked Enamel Standard Colors, Add	518.82	
		For Anodized Finish, Add	691.76	
		For Kynar® Standard Colors Finish, Add	951.16	
08 91 16 00-0040	EA	24" Wide x 60" High Adjustable Intake Louver, Galvanized Aluminum.....	2,051.16	97.42
		Note: Includes bird screen. Excludes actuator.		
		For Flange Frame, Add	185.63	
		For Clear Lacquer Finish, Add	371.26	
		For Baked Enamel Standard Colors, Add	556.89	
		For Anodized Finish, Add	742.52	
		For Kynar® Standard Colors Finish, Add	1,020.97	
08 91 16 00-0041	EA	24" Wide x 66" High Adjustable Intake Louver, Galvanized Aluminum.....	2,199.73	108.24
		Note: Includes bird screen. Excludes actuator.		
		For Flange Frame, Add	198.32	
		For Clear Lacquer Finish, Add	396.65	
		For Baked Enamel Standard Colors, Add	594.97	
		For Anodized Finish, Add	793.30	
		For Kynar® Standard Colors Finish, Add	1,090.78	
08 91 16 00-0042	EA	24" Wide x 72" High Adjustable Intake Louver, Galvanized Aluminum.....	2,339.74	113.66
		Note: Includes bird screen. Excludes actuator.		
		For Flange Frame, Add	211.24	
		For Clear Lacquer Finish, Add	422.49	
		For Baked Enamel Standard Colors, Add	633.73	
		For Anodized Finish, Add	844.97	
		For Kynar® Standard Colors Finish, Add	1,161.84	
08 91 16 00-0043	EA	24" Wide x 78" High Adjustable Intake Louver, Galvanized Aluminum.....	2,530.77	119.07
		Note: Includes bird screen. Excludes actuator.		
		For Flange Frame, Add	229.26	
		For Clear Lacquer Finish, Add	458.53	
		For Baked Enamel Standard Colors, Add	687.79	
		For Anodized Finish, Add	917.05	
		For Kynar® Standard Colors Finish, Add	1,260.95	



MINOR	CSI	UOM	DESCRIPTION	TOTAL DIRECT UNIT COST	DEMOLITION UNIT COST
08 91 16 00-0044	EA		24" Wide x 84" High Adjustable Intake Louver, Galvanized Aluminum.....	2,692.31	124.48
			Note: Includes bird screen. Excludes actuator.		
			For Flange Frame, Add	244.34	
			For Clear Lacquer Finish, Add	489.67	
			For Baked Enamel Standard Colors, Add	733.01	
			For Anodized Finish, Add	977.34	
			For Kynar® Standard Colors Finish, Add	1,343.84	
08 91 16 00-0045	EA		24" Wide x 90" High Adjustable Intake Louver, Galvanized Aluminum.....	2,895.54	132.60
			Note: Includes bird screen. Excludes actuator.		
			For Flange Frame, Add	263.03	
			For Clear Lacquer Finish, Add	526.07	
			For Baked Enamel Standard Colors, Add	789.10	
			For Anodized Finish, Add	1,052.14	
			For Kynar® Standard Colors Finish, Add	1,446.69	
08 91 16 00-0046	EA		24" Wide x 96" High Adjustable Intake Louver, Galvanized Aluminum.....	3,044.38	140.72
			Note: Includes bird screen. Excludes actuator.		
			For Flange Frame, Add	276.29	
			For Clear Lacquer Finish, Add	552.59	
			For Baked Enamel Standard Colors, Add	828.88	
			For Anodized Finish, Add	1,105.18	
			For Kynar® Standard Colors Finish, Add	1,519.62	
08 91 16 00-0047	EA		30" Wide x 12" High Adjustable Intake Louver, Galvanized Aluminum.....	716.95	40.59
			Note: Includes bird screen. Excludes actuator.		
			For Flange Frame, Add	63.58	
			For Clear Lacquer Finish, Add	127.15	
			For Baked Enamel Standard Colors, Add	190.73	
			For Anodized Finish, Add	254.31	
			For Kynar® Standard Colors Finish, Add	349.67	
08 91 16 00-0048	EA		30" Wide x 18" High Adjustable Intake Louver, Galvanized Aluminum.....	954.80	54.13
			Note: Includes bird screen. Excludes actuator.		
			For Flange Frame, Add	84.66	
			For Clear Lacquer Finish, Add	169.31	
			For Baked Enamel Standard Colors, Add	253.97	
			For Anodized Finish, Add	338.62	
			For Kynar® Standard Colors Finish, Add	465.61	
08 91 16 00-0049	EA		30" Wide x 24" High Adjustable Intake Louver, Galvanized Aluminum.....	1,134.23	62.25
			Note: Includes bird screen. Excludes actuator.		
			For Flange Frame, Add	100.98	
			For Clear Lacquer Finish, Add	201.95	
			For Baked Enamel Standard Colors, Add	302.93	
			For Anodized Finish, Add	403.90	
			For Kynar® Standard Colors Finish, Add	555.36	
08 91 16 00-0050	EA		30" Wide x 30" High Adjustable Intake Louver, Galvanized Aluminum.....	1,330.66	70.35
			Note: Includes bird screen. Excludes actuator.		
			For Flange Frame, Add	118.99	
			For Clear Lacquer Finish, Add	237.99	
			For Baked Enamel Standard Colors, Add	356.98	
			For Anodized Finish, Add	475.98	
			For Kynar® Standard Colors Finish, Add	654.47	
08 91 16 00-0051	EA		30" Wide x 36" High Adjustable Intake Louver, Galvanized Aluminum.....	1,506.94	75.77
			Note: Includes bird screen. Excludes actuator.		
			For Flange Frame, Add	135.54	
			For Clear Lacquer Finish, Add	271.08	
			For Baked Enamel Standard Colors, Add	406.62	
			For Anodized Finish, Add	542.16	
			For Kynar® Standard Colors Finish, Add	745.47	
08 91 16 00-0052	EA		30" Wide x 42" High Adjustable Intake Louver, Galvanized Aluminum.....	1,688.64	83.89
			Note: Includes bird screen. Excludes actuator.		
			For Flange Frame, Add	152.09	
			For Clear Lacquer Finish, Add	304.17	
			For Baked Enamel Standard Colors, Add	456.26	
			For Anodized Finish, Add	608.34	
			For Kynar® Standard Colors Finish, Add	836.47	
08 91 16 00-0053	EA		30" Wide x 48" High Adjustable Intake Louver, Galvanized Aluminum.....	1,908.00	89.30
			Note: Includes bird screen. Excludes actuator.		
			For Flange Frame, Add	172.94	
			For Clear Lacquer Finish, Add	345.88	
			For Baked Enamel Standard Colors, Add	518.82	
			For Anodized Finish, Add	691.76	
			For Kynar® Standard Colors Finish, Add	951.16	
08 91 16 00-0054	EA		30" Wide x 54" High Adjustable Intake Louver, Galvanized Aluminum.....	2,094.23	97.42
			Note: Includes bird screen. Excludes actuator.		
			For Flange Frame, Add	189.94	
			For Clear Lacquer Finish, Add	379.88	
			For Baked Enamel Standard Colors, Add	569.81	
			For Anodized Finish, Add	759.75	
			For Kynar® Standard Colors Finish, Add	1,044.66	
08 91 16 00-0055	EA		30" Wide x 60" High Adjustable Intake Louver, Galvanized Aluminum.....	2,247.84	102.83
			Note: Includes bird screen. Excludes actuator.		
			For Flange Frame, Add	204.22	
			For Clear Lacquer Finish, Add	408.43	
			For Baked Enamel Standard Colors, Add	612.65	
			For Anodized Finish, Add	816.87	
			For Kynar® Standard Colors Finish, Add	1,123.19	

08 Openings**08 90 Louvers and Vents****08 91 Louvers**

MINOR CSI	UOM	DESCRIPTION	TOTAL DIRECT UNIT COST	DEMOLITION UNIT COST
08 91 16 00-0056	EA	30" Wide x 66" High Adjustable Intake Louver, Galvanized Aluminum.....	2,414.54	113.66
		Note: Includes bird screen. Excludes actuator.		
		<i>For Flange Frame, Add</i>	218.72	
		<i>For Clear Lacquer Finish, Add</i>	437.45	
		<i>For Baked Enamel Standard Colors, Add</i>	656.17	
		<i>For Anodized Finish, Add</i>	874.89	
		<i>For Kynar® Standard Colors Finish, Add</i>	1,202.98	
08 91 16 00-0057	EA	30" Wide x 72" High Adjustable Intake Louver, Galvanized Aluminum.....	2,574.71	121.77
		Note: Includes bird screen. Excludes actuator.		
		<i>For Flange Frame, Add</i>	233.12	
		<i>For Clear Lacquer Finish, Add</i>	466.23	
		<i>For Baked Enamel Standard Colors, Add</i>	699.35	
		<i>For Anodized Finish, Add</i>	932.46	
		<i>For Kynar® Standard Colors Finish, Add</i>	1,282.14	
08 91 16 00-0058	EA	30" Wide x 78" High Adjustable Intake Louver, Galvanized Aluminum.....	2,778.18	127.19
		Note: Includes bird screen. Excludes actuator.		
		<i>For Flange Frame, Add</i>	252.38	
		<i>For Clear Lacquer Finish, Add</i>	504.76	
		<i>For Baked Enamel Standard Colors, Add</i>	757.14	
		<i>For Anodized Finish, Add</i>	1,009.52	
		<i>For Kynar® Standard Colors Finish, Add</i>	1,388.10	
08 91 16 00-0059	EA	30" Wide x 84" High Adjustable Intake Louver, Galvanized Aluminum.....	2,954.47	132.60
		Note: Includes bird screen. Excludes actuator.		
		<i>For Flange Frame, Add</i>	268.93	
		<i>For Clear Lacquer Finish, Add</i>	537.85	
		<i>For Baked Enamel Standard Colors, Add</i>	806.78	
		<i>For Anodized Finish, Add</i>	1,075.71	
		<i>For Kynar® Standard Colors Finish, Add</i>	1,479.10	
08 91 16 00-0060	EA	30" Wide x 90" High Adjustable Intake Louver, Galvanized Aluminum.....	3,167.90	140.72
		Note: Includes bird screen. Excludes actuator.		
		<i>For Flange Frame, Add</i>	288.65	
		<i>For Clear Lacquer Finish, Add</i>	577.29	
		<i>For Baked Enamel Standard Colors, Add</i>	865.94	
		<i>For Anodized Finish, Add</i>	1,154.58	
		<i>For Kynar® Standard Colors Finish, Add</i>	1,587.55	
08 91 16 00-0061	EA	30" Wide x 96" High Adjustable Intake Louver, Galvanized Aluminum.....	3,337.14	148.84
		Note: Includes bird screen. Excludes actuator.		
		<i>For Flange Frame, Add</i>	303.95	
		<i>For Clear Lacquer Finish, Add</i>	607.89	
		<i>For Baked Enamel Standard Colors, Add</i>	911.84	
		<i>For Anodized Finish, Add</i>	1,215.78	
		<i>For Kynar® Standard Colors Finish, Add</i>	1,671.70	
08 91 16 00-0062	EA	36" Wide x 12" High Adjustable Intake Louver, Galvanized Aluminum.....	784.43	46.01
		Note: Includes bird screen. Excludes actuator.		
		<i>For Flange Frame, Add</i>	69.24	
		<i>For Clear Lacquer Finish, Add</i>	138.49	
		<i>For Baked Enamel Standard Colors, Add</i>	207.73	
		<i>For Anodized Finish, Add</i>	276.97	
		<i>For Kynar® Standard Colors Finish, Add</i>	380.84	
08 91 16 00-0063	EA	36" Wide x 18" High Adjustable Intake Louver, Galvanized Aluminum.....	1,063.09	59.54
		Note: Includes bird screen. Excludes actuator.		
		<i>For Flange Frame, Add</i>	94.40	
		<i>For Clear Lacquer Finish, Add</i>	188.80	
		<i>For Baked Enamel Standard Colors, Add</i>	283.21	
		<i>For Anodized Finish, Add</i>	377.61	
		<i>For Kynar® Standard Colors Finish, Add</i>	519.21	
08 91 16 00-0064	EA	36" Wide x 24" High Adjustable Intake Louver, Galvanized Aluminum.....	1,243.66	67.66
		Note: Includes bird screen. Excludes actuator.		
		<i>For Flange Frame, Add</i>	110.84	
		<i>For Clear Lacquer Finish, Add</i>	221.67	
		<i>For Baked Enamel Standard Colors, Add</i>	332.51	
		<i>For Anodized Finish, Add</i>	443.34	
		<i>For Kynar® Standard Colors Finish, Add</i>	609.59	
08 91 16 00-0065	EA	36" Wide x 30" High Adjustable Intake Louver, Galvanized Aluminum.....	1,459.35	75.77
		Note: Includes bird screen. Excludes actuator.		
		<i>For Flange Frame, Add</i>	130.78	
		<i>For Clear Lacquer Finish, Add</i>	261.56	
		<i>For Baked Enamel Standard Colors, Add</i>	392.34	
		<i>For Anodized Finish, Add</i>	523.12	
		<i>For Kynar® Standard Colors Finish, Add</i>	719.30	
08 91 16 00-0066	EA	36" Wide x 36" High Adjustable Intake Louver, Galvanized Aluminum.....	1,659.33	82.26
		Note: Includes bird screen. Excludes actuator.		
		<i>For Flange Frame, Add</i>	149.48	
		<i>For Clear Lacquer Finish, Add</i>	298.96	
		<i>For Baked Enamel Standard Colors, Add</i>	448.44	
		<i>For Anodized Finish, Add</i>	597.92	
		<i>For Kynar® Standard Colors Finish, Add</i>	822.14	
08 91 16 00-0067	EA	36" Wide x 42" High Adjustable Intake Louver, Galvanized Aluminum.....	1,846.80	89.30
		Note: Includes bird screen. Excludes actuator.		
		<i>For Flange Frame, Add</i>	166.82	
		<i>For Clear Lacquer Finish, Add</i>	333.64	
		<i>For Baked Enamel Standard Colors, Add</i>	500.46	
		<i>For Anodized Finish, Add</i>	667.28	
		<i>For Kynar® Standard Colors Finish, Add</i>	917.50	



MINOR	CSI	UOM	DESCRIPTION	TOTAL DIRECT UNIT COST	DEMOLITION UNIT COST
08 91 16 00-0068	EA		36" Wide x 48" High Adjustable Intake Louver, Galvanized Aluminum.....	2,092.21	94.71
			Note: Includes bird screen. Excludes actuator.		
			For Flange Frame, Add	190.28	
			For Clear Lacquer Finish, Add	380.56	
			For Baked Enamel Standard Colors, Add	570.83	
			For Anodized Finish, Add	761.11	
			For Kynar® Standard Colors Finish, Add	1,046.53	
08 91 16 00-0069	EA		36" Wide x 54" High Adjustable Intake Louver, Galvanized Aluminum.....	2,302.24	102.83
			Note: Includes bird screen. Excludes actuator.		
			For Flange Frame, Add	209.66	
			For Clear Lacquer Finish, Add	419.31	
			For Baked Enamel Standard Colors, Add	628.97	
			For Anodized Finish, Add	838.63	
			For Kynar® Standard Colors Finish, Add	1,153.11	
08 91 16 00-0070	EA		36" Wide x 60" High Adjustable Intake Louver, Galvanized Aluminum.....	2,472.59	110.95
			Note: Includes bird screen. Excludes actuator.		
			For Flange Frame, Add	225.07	
			For Clear Lacquer Finish, Add	450.14	
			For Baked Enamel Standard Colors, Add	675.21	
			For Anodized Finish, Add	900.28	
			For Kynar® Standard Colors Finish, Add	1,237.88	
08 91 16 00-0071	EA		36" Wide x 66" High Adjustable Intake Louver, Galvanized Aluminum.....	2,647.49	119.07
			Note: Includes bird screen. Excludes actuator.		
			For Flange Frame, Add	240.94	
			For Clear Lacquer Finish, Add	481.87	
			For Baked Enamel Standard Colors, Add	722.81	
			For Anodized Finish, Add	963.74	
			For Kynar® Standard Colors Finish, Add	1,325.14	
08 91 16 00-0072	EA		36" Wide x 72" High Adjustable Intake Louver, Galvanized Aluminum.....	2,828.05	127.19
			Note: Includes bird screen. Excludes actuator.		
			For Flange Frame, Add	257.37	
			For Clear Lacquer Finish, Add	514.74	
			For Baked Enamel Standard Colors, Add	772.10	
			For Anodized Finish, Add	1,029.47	
			For Kynar® Standard Colors Finish, Add	1,415.52	
08 91 16 00-0073	EA		36" Wide x 78" High Adjustable Intake Louver, Galvanized Aluminum.....	3,050.80	132.60
			Note: Includes bird screen. Excludes actuator.		
			For Flange Frame, Add	278.56	
			For Clear Lacquer Finish, Add	557.12	
			For Baked Enamel Standard Colors, Add	835.68	
			For Anodized Finish, Add	1,114.24	
			For Kynar® Standard Colors Finish, Add	1,532.08	
08 91 16 00-0074	EA		36" Wide x 84" High Adjustable Intake Louver, Galvanized Aluminum.....	3,240.68	138.01
			Note: Includes bird screen. Excludes actuator.		
			For Flange Frame, Add	296.47	
			For Clear Lacquer Finish, Add	592.93	
			For Baked Enamel Standard Colors, Add	889.40	
			For Anodized Finish, Add	1,185.86	
			For Kynar® Standard Colors Finish, Add	1,630.56	
08 91 16 00-0075	EA		36" Wide x 90" High Adjustable Intake Louver, Galvanized Aluminum.....	3,482.44	146.13
			Note: Includes bird screen. Excludes actuator.		
			For Flange Frame, Add	319.02	
			For Clear Lacquer Finish, Add	638.04	
			For Baked Enamel Standard Colors, Add	957.05	
			For Anodized Finish, Add	1,276.07	
			For Kynar® Standard Colors Finish, Add	1,754.60	
08 91 16 00-0076	EA		36" Wide x 96" High Adjustable Intake Louver, Galvanized Aluminum.....	3,661.88	154.25
			Note: Includes bird screen. Excludes actuator.		
			For Flange Frame, Add	335.34	
			For Clear Lacquer Finish, Add	670.68	
			For Baked Enamel Standard Colors, Add	1,006.01	
			For Anodized Finish, Add	1,341.35	
			For Kynar® Standard Colors Finish, Add	1,844.36	
08 91 16 00-0077	EA		42" Wide x 12" High Adjustable Intake Louver, Galvanized Aluminum.....	898.39	51.42
			Note: Includes bird screen. Excludes actuator.		
			For Flange Frame, Add	79.56	
			For Clear Lacquer Finish, Add	159.11	
			For Baked Enamel Standard Colors, Add	238.67	
			For Anodized Finish, Add	318.22	
			For Kynar® Standard Colors Finish, Add	437.56	
08 91 16 00-0078	EA		42" Wide x 18" High Adjustable Intake Louver, Galvanized Aluminum.....	1,146.44	64.95
			Note: Includes bird screen. Excludes actuator.		
			For Flange Frame, Add	101.66	
			For Clear Lacquer Finish, Add	203.31	
			For Baked Enamel Standard Colors, Add	304.97	
			For Anodized Finish, Add	406.62	
			For Kynar® Standard Colors Finish, Add	559.10	
08 91 16 00-0079	EA		42" Wide x 24" High Adjustable Intake Louver, Galvanized Aluminum.....	1,347.41	73.06
			Note: Includes bird screen. Excludes actuator.		
			For Flange Frame, Add	120.13	
			For Clear Lacquer Finish, Add	240.26	
			For Baked Enamel Standard Colors, Add	360.38	
			For Anodized Finish, Add	480.51	
			For Kynar® Standard Colors Finish, Add	660.70	

08	08	Openings
	08 90	Louvers and Vents
	08 91	Louvers



MINOR	CSI	UOM	DESCRIPTION	TOTAL DIRECT UNIT COST	DEMOLITION UNIT COST
08 91	16 00-0080	EA	42" Wide x 30" High Adjustable Intake Louver, Galvanized Aluminum..... Note: Includes bird screen. Excludes actuator.	1,576.45	83.89
			<i>For Flange Frame, Add</i>	140.87	
			<i>For Clear Lacquer Finish, Add</i>	281.73	
			<i>For Baked Enamel Standard Colors, Add</i>	422.60	
			<i>For Anodized Finish, Add</i>	563.47	
			<i>For Kynar® Standard Colors Finish, Add</i>	774.77	
08 91	16 00-0081	EA	42" Wide x 36" High Adjustable Intake Louver, Galvanized Aluminum..... Note: Includes bird screen. Excludes actuator.	1,790.43	89.30
			<i>For Flange Frame, Add</i>	161.15	
			<i>For Clear Lacquer Finish, Add</i>	322.30	
			<i>For Baked Enamel Standard Colors, Add</i>	483.46	
			<i>For Anodized Finish, Add</i>	644.61	
			<i>For Kynar® Standard Colors Finish, Add</i>	886.34	
08 91	16 00-0082	EA	42" Wide x 42" High Adjustable Intake Louver, Galvanized Aluminum..... Note: Includes bird screen. Excludes actuator.	1,992.48	94.71
			<i>For Flange Frame, Add</i>	180.31	
			<i>For Clear Lacquer Finish, Add</i>	360.61	
			<i>For Baked Enamel Standard Colors, Add</i>	540.92	
			<i>For Anodized Finish, Add</i>	721.22	
			<i>For Kynar® Standard Colors Finish, Add</i>	991.68	
08 91	16 00-0083	EA	42" Wide x 48" High Adjustable Intake Louver, Galvanized Aluminum..... Note: Includes bird screen. Excludes actuator.	2,259.43	100.12
			<i>For Flange Frame, Add</i>	205.92	
			<i>For Clear Lacquer Finish, Add</i>	411.83	
			<i>For Baked Enamel Standard Colors, Add</i>	617.75	
			<i>For Anodized Finish, Add</i>	823.67	
			<i>For Kynar® Standard Colors Finish, Add</i>	1,132.54	
08 91	16 00-0084	EA	42" Wide x 54" High Adjustable Intake Louver, Galvanized Aluminum..... Note: Includes bird screen. Excludes actuator.	2,472.85	108.24
			<i>For Flange Frame, Add</i>	225.64	
			<i>For Clear Lacquer Finish, Add</i>	451.27	
			<i>For Baked Enamel Standard Colors, Add</i>	676.91	
			<i>For Anodized Finish, Add</i>	902.54	
			<i>For Kynar® Standard Colors Finish, Add</i>	1,241.00	
08 91	16 00-0085	EA	42" Wide x 60" High Adjustable Intake Louver, Galvanized Aluminum..... Note: Includes bird screen. Excludes actuator.	2,664.74	116.36
			<i>For Flange Frame, Add</i>	243.20	
			<i>For Clear Lacquer Finish, Add</i>	486.40	
			<i>For Baked Enamel Standard Colors, Add</i>	729.61	
			<i>For Anodized Finish, Add</i>	972.81	
			<i>For Kynar® Standard Colors Finish, Add</i>	1,337.61	
08 91	16 00-0086	EA	42" Wide x 66" High Adjustable Intake Louver, Galvanized Aluminum..... Note: Includes bird screen. Excludes actuator.	2,844.17	124.48
			<i>For Flange Frame, Add</i>	259.52	
			<i>For Clear Lacquer Finish, Add</i>	519.04	
			<i>For Baked Enamel Standard Colors, Add</i>	778.56	
			<i>For Anodized Finish, Add</i>	1,038.08	
			<i>For Kynar® Standard Colors Finish, Add</i>	1,427.37	
08 91	16 00-0087	EA	42" Wide x 72" High Adjustable Intake Louver, Galvanized Aluminum..... Note: Includes bird screen. Excludes actuator.	3,040.60	132.60
			<i>For Flange Frame, Add</i>	277.54	
			<i>For Clear Lacquer Finish, Add</i>	555.08	
			<i>For Baked Enamel Standard Colors, Add</i>	832.62	
			<i>For Anodized Finish, Add</i>	1,110.16	
			<i>For Kynar® Standard Colors Finish, Add</i>	1,526.47	
08 91	16 00-0088	EA	42" Wide x 78" High Adjustable Intake Louver, Galvanized Aluminum..... Note: Includes bird screen. Excludes actuator.	3,280.35	138.01
			<i>For Flange Frame, Add</i>	300.43	
			<i>For Clear Lacquer Finish, Add</i>	600.87	
			<i>For Baked Enamel Standard Colors, Add</i>	901.30	
			<i>For Anodized Finish, Add</i>	1,201.73	
			<i>For Kynar® Standard Colors Finish, Add</i>	1,652.38	
08 91	16 00-0089	EA	42" Wide x 84" High Adjustable Intake Louver, Galvanized Aluminum..... Note: Includes bird screen. Excludes actuator.	3,488.37	143.43
			<i>For Flange Frame, Add</i>	320.15	
			<i>For Clear Lacquer Finish, Add</i>	640.30	
			<i>For Baked Enamel Standard Colors, Add</i>	960.46	
			<i>For Anodized Finish, Add</i>	1,280.61	
			<i>For Kynar® Standard Colors Finish, Add</i>	1,760.84	
08 91	16 00-0090	EA	42" Wide x 90" High Adjustable Intake Louver, Galvanized Aluminum..... Note: Includes bird screen. Excludes actuator.	3,759.59	151.54
			<i>For Flange Frame, Add</i>	345.65	
			<i>For Clear Lacquer Finish, Add</i>	691.30	
			<i>For Baked Enamel Standard Colors, Add</i>	1,036.95	
			<i>For Anodized Finish, Add</i>	1,362.60	
			<i>For Kynar® Standard Colors Finish, Add</i>	1,901.08	
08 91	16 00-0091	EA	42" Wide x 96" High Adjustable Intake Louver, Galvanized Aluminum..... Note: Includes bird screen. Excludes actuator.	3,946.96	159.66
			<i>For Flange Frame, Add</i>	362.76	
			<i>For Clear Lacquer Finish, Add</i>	725.53	
			<i>For Baked Enamel Standard Colors, Add</i>	1,088.29	
			<i>For Anodized Finish, Add</i>	1,451.05	
			<i>For Kynar® Standard Colors Finish, Add</i>	1,995.20	



MINOR	CSI	UOM	DESCRIPTION	TOTAL DIRECT UNIT COST	DEMOLITION UNIT COST
08 91 16 00-0092	EA		48" Wide x 12" High Adjustable Intake Louver, Galvanized Aluminum Note: Includes bird screen. Excludes actuator. <i>For Flange Frame, Add</i> <i>For Clear Lacquer Finish, Add</i> <i>For Baked Enamel Standard Colors, Add</i> <i>For Anodized Finish, Add</i> <i>For Kynar® Standard Colors Finish, Add</i>	971.55 85.79 171.58 257.37 343.16 471.84	56.83
08 91 16 00-0093	EA		48" Wide x 18" High Adjustable Intake Louver, Galvanized Aluminum Note: Includes bird screen. Excludes actuator. <i>For Flange Frame, Add</i> <i>For Clear Lacquer Finish, Add</i> <i>For Baked Enamel Standard Colors, Add</i> <i>For Anodized Finish, Add</i> <i>For Kynar® Standard Colors Finish, Add</i>	1,235.47 109.48 218.95 328.43 437.90 602.11	70.35
08 91 16 00-0094	EA		48" Wide x 24" High Adjustable Intake Louver, Galvanized Aluminum Note: Includes bird screen. Excludes actuator. <i>For Flange Frame, Add</i> <i>For Clear Lacquer Finish, Add</i> <i>For Baked Enamel Standard Colors, Add</i> <i>For Anodized Finish, Add</i> <i>For Kynar® Standard Colors Finish, Add</i>	1,463.38 130.10 260.20 390.30 520.40 715.56	81.18
08 91 16 00-0095	EA		48" Wide x 30" High Adjustable Intake Louver, Galvanized Aluminum Note: Includes bird screen. Excludes actuator. <i>For Flange Frame, Add</i> <i>For Clear Lacquer Finish, Add</i> <i>For Baked Enamel Standard Colors, Add</i> <i>For Anodized Finish, Add</i> <i>For Kynar® Standard Colors Finish, Add</i>	1,699.47 152.09 304.17 456.26 608.34 836.47	89.30
08 91 16 00-0096	EA		48" Wide x 36" High Adjustable Intake Louver, Galvanized Aluminum Note: Includes bird screen. Excludes actuator. <i>For Flange Frame, Add</i> <i>For Clear Lacquer Finish, Add</i> <i>For Baked Enamel Standard Colors, Add</i> <i>For Anodized Finish, Add</i> <i>For Kynar® Standard Colors Finish, Add</i>	1,935.81 174.64 349.28 523.91 698.55 960.51	94.71
08 91 16 00-0097	EA		48" Wide x 42" High Adjustable Intake Louver, Galvanized Aluminum Note: Includes bird screen. Excludes actuator. <i>For Flange Frame, Add</i> <i>For Clear Lacquer Finish, Add</i> <i>For Baked Enamel Standard Colors, Add</i> <i>For Anodized Finish, Add</i> <i>For Kynar® Standard Colors Finish, Add</i>	2,164.23 196.40 392.79 589.19 785.59 1,080.18	100.12
08 91 16 00-0098	EA		48" Wide x 48" High Adjustable Intake Louver, Galvanized Aluminum Note: Includes bird screen. Excludes actuator. <i>For Flange Frame, Add</i> <i>For Clear Lacquer Finish, Add</i> <i>For Baked Enamel Standard Colors, Add</i> <i>For Anodized Finish, Add</i> <i>For Kynar® Standard Colors Finish, Add</i>	2,447.92 223.14 446.29 669.43 892.57 1,227.29	108.24
08 91 16 00-0099	EA		48" Wide x 54" High Adjustable Intake Louver, Galvanized Aluminum Note: Includes bird screen. Excludes actuator. <i>For Flange Frame, Add</i> <i>For Clear Lacquer Finish, Add</i> <i>For Baked Enamel Standard Colors, Add</i> <i>For Anodized Finish, Add</i> <i>For Kynar® Standard Colors Finish, Add</i>	2,681.74 244.90 489.80 734.71 979.61 1,346.96	116.36
08 91 16 00-0100	EA		48" Wide x 60" High Adjustable Intake Louver, Galvanized Aluminum Note: Includes bird screen. Excludes actuator. <i>For Flange Frame, Add</i> <i>For Clear Lacquer Finish, Add</i> <i>For Baked Enamel Standard Colors, Add</i> <i>For Anodized Finish, Add</i> <i>For Kynar® Standard Colors Finish, Add</i>	2,883.84 263.49 526.98 790.46 1,053.95 1,449.18	124.48
08 91 16 00-0101	EA		48" Wide x 66" High Adjustable Intake Louver, Galvanized Aluminum Note: Includes bird screen. Excludes actuator. <i>For Flange Frame, Add</i> <i>For Clear Lacquer Finish, Add</i> <i>For Baked Enamel Standard Colors, Add</i> <i>For Anodized Finish, Add</i> <i>For Kynar® Standard Colors Finish, Add</i>	3,089.33 282.41 564.83 847.24 1,129.65 1,553.27	132.60
08 91 16 00-0102	EA		48" Wide x 72" High Adjustable Intake Louver, Galvanized Aluminum Note: Includes bird screen. Excludes actuator. <i>For Flange Frame, Add</i> <i>For Clear Lacquer Finish, Add</i> <i>For Baked Enamel Standard Colors, Add</i> <i>For Anodized Finish, Add</i> <i>For Kynar® Standard Colors Finish, Add</i>	3,290.30 300.89 601.77 902.66 1,203.54 1,654.87	140.72
08 91 16 00-0103	EA		48" Wide x 78" High Adjustable Intake Louver, Galvanized Aluminum Note: Includes bird screen. Excludes actuator. <i>For Flange Frame, Add</i> <i>For Clear Lacquer Finish, Add</i> <i>For Baked Enamel Standard Colors, Add</i> <i>For Anodized Finish, Add</i> <i>For Kynar® Standard Colors Finish, Add</i>	3,561.77 326.95 653.90 980.85 1,307.80 1,798.23	146.13

08	08	Openings
	08 90	Louvers and Vents
	08 91	Louvers



MINOR CSI	UOM	DESCRIPTION	TOTAL DIRECT UNIT COST	DEMOLITION UNIT COST
08 91 16 00-0104	EA	48" Wide x 84" High Adjustable Intake Louver, Galvanized Aluminum..... Note: Includes bird screen. Excludes actuator.	3,786.79	151.54
		<i>For Flange Frame, Add</i>	348.37	
		<i>For Clear Lacquer Finish, Add</i>	696.74	
		<i>For Baked Enamel Standard Colors, Add</i>	1,045.11	
		<i>For Anodized Finish, Add</i>	1,393.48	
		<i>For Kynar® Standard Colors Finish, Add</i>	1,916.04	
08 91 16 00-0105	EA	48" Wide x 90" High Adjustable Intake Louver, Galvanized Aluminum..... Note: Includes bird screen. Excludes actuator.	4,065.07	156.96
		<i>For Flange Frame, Add</i>	375.12	
		<i>For Clear Lacquer Finish, Add</i>	750.23	
		<i>For Baked Enamel Standard Colors, Add</i>	1,125.35	
		<i>For Anodized Finish, Add</i>	1,500.46	
		<i>For Kynar® Standard Colors Finish, Add</i>	2,063.14	
08 91 16 00-0106	EA	48" Wide x 96" High Adjustable Intake Louver, Galvanized Aluminum..... Note: Includes bird screen. Excludes actuator.	4,271.70	165.08
		<i>For Flange Frame, Add</i>	394.16	
		<i>For Clear Lacquer Finish, Add</i>	788.31	
		<i>For Baked Enamel Standard Colors, Add</i>	1,182.47	
		<i>For Anodized Finish, Add</i>	1,576.62	
		<i>For Kynar® Standard Colors Finish, Add</i>	2,167.85	
08 91 16 00-0107	EA	54" Wide x 12" High Adjustable Intake Louver, Galvanized Aluminum..... Note: Includes bird screen. Excludes actuator.	1,128.31	64.95
		<i>For Flange Frame, Add</i>	99.84	
		<i>For Clear Lacquer Finish, Add</i>	199.68	
		<i>For Baked Enamel Standard Colors, Add</i>	299.53	
		<i>For Anodized Finish, Add</i>	399.37	
		<i>For Kynar® Standard Colors Finish, Add</i>	549.13	
08 91 16 00-0108	EA	54" Wide x 18" High Adjustable Intake Louver, Galvanized Aluminum..... Note: Includes bird screen. Excludes actuator.	1,448.90	78.47
		<i>For Flange Frame, Add</i>	129.19	
		<i>For Clear Lacquer Finish, Add</i>	258.39	
		<i>For Baked Enamel Standard Colors, Add</i>	387.58	
		<i>For Anodized Finish, Add</i>	516.78	
		<i>For Kynar® Standard Colors Finish, Add</i>	710.57	
08 91 16 00-0109	EA	54" Wide x 24" High Adjustable Intake Louver, Galvanized Aluminum..... Note: Includes bird screen. Excludes actuator.	1,698.08	92.00
		<i>For Flange Frame, Add</i>	151.41	
		<i>For Clear Lacquer Finish, Add</i>	302.81	
		<i>For Baked Enamel Standard Colors, Add</i>	454.22	
		<i>For Anodized Finish, Add</i>	605.62	
		<i>For Kynar® Standard Colors Finish, Add</i>	832.73	
08 91 16 00-0110	EA	54" Wide x 30" High Adjustable Intake Louver, Galvanized Aluminum..... Note: Includes bird screen. Excludes actuator.	1,954.83	97.42
		<i>For Flange Frame, Add</i>	176.00	
		<i>For Clear Lacquer Finish, Add</i>	352.00	
		<i>For Baked Enamel Standard Colors, Add</i>	527.99	
		<i>For Anodized Finish, Add</i>	703.99	
		<i>For Kynar® Standard Colors Finish, Add</i>	967.99	
08 91 16 00-0111	EA	54" Wide x 36" High Adjustable Intake Louver, Galvanized Aluminum..... Note: Includes bird screen. Excludes actuator.	2,234.24	102.83
		<i>For Flange Frame, Add</i>	202.86	
		<i>For Clear Lacquer Finish, Add</i>	405.71	
		<i>For Baked Enamel Standard Colors, Add</i>	608.57	
		<i>For Anodized Finish, Add</i>	811.43	
		<i>For Kynar® Standard Colors Finish, Add</i>	1,115.71	
08 91 16 00-0112	EA	54" Wide x 42" High Adjustable Intake Louver, Galvanized Aluminum..... Note: Includes bird screen. Excludes actuator.	2,484.18	108.24
		<i>For Flange Frame, Add</i>	226.77	
		<i>For Clear Lacquer Finish, Add</i>	453.54	
		<i>For Baked Enamel Standard Colors, Add</i>	680.31	
		<i>For Anodized Finish, Add</i>	907.08	
		<i>For Kynar® Standard Colors Finish, Add</i>	1,247.23	
08 91 16 00-0113	EA	54" Wide x 48" High Adjustable Intake Louver, Galvanized Aluminum..... Note: Includes bird screen. Excludes actuator.	2,814.33	116.36
		<i>For Flange Frame, Add</i>	258.16	
		<i>For Clear Lacquer Finish, Add</i>	516.32	
		<i>For Baked Enamel Standard Colors, Add</i>	774.48	
		<i>For Anodized Finish, Add</i>	1,032.64	
		<i>For Kynar® Standard Colors Finish, Add</i>	1,419.89	
08 91 16 00-0114	EA	54" Wide x 54" High Adjustable Intake Louver, Galvanized Aluminum..... Note: Includes bird screen. Excludes actuator.	3,135.42	124.48
		<i>For Flange Frame, Add</i>	288.65	
		<i>For Clear Lacquer Finish, Add</i>	577.29	
		<i>For Baked Enamel Standard Colors, Add</i>	865.94	
		<i>For Anodized Finish, Add</i>	1,154.58	
		<i>For Kynar® Standard Colors Finish, Add</i>	1,587.55	
08 91 16 00-0115	EA	54" Wide x 60" High Adjustable Intake Louver, Galvanized Aluminum..... Note: Includes bird screen. Excludes actuator.	3,374.92	132.60
		<i>For Flange Frame, Add</i>	310.97	
		<i>For Clear Lacquer Finish, Add</i>	621.94	
		<i>For Baked Enamel Standard Colors, Add</i>	932.92	
		<i>For Anodized Finish, Add</i>	1,243.89	
		<i>For Kynar® Standard Colors Finish, Add</i>	1,710.35	



	MINOR	CSI	UOM	DESCRIPTION	TOTAL DIRECT UNIT COST	DEMOLITION UNIT COST
08 91 16 00-0116	EA			54" Wide x 66" High Adjustable Intake Louver, Galvanized Aluminum.....	3,611.02	140.72
				Note: Includes bird screen. Excludes actuator.		
				For Flange Frame, Add	332.96	
				For Clear Lacquer Finish, Add	665.92	
				For Baked Enamel Standard Colors, Add	998.87	
				For Anodized Finish, Add	1,331.83	
				For Kynar® Standard Colors Finish, Add	1,831.27	
08 91 16 00-0117	EA			54" Wide x 72" High Adjustable Intake Louver, Galvanized Aluminum.....	3,839.43	146.13
				Note: Includes bird screen. Excludes actuator.		
				For Flange Frame, Add	354.72	
				For Clear Lacquer Finish, Add	709.43	
				For Baked Enamel Standard Colors, Add	1,064.15	
				For Anodized Finish, Add	1,418.87	
				For Kynar® Standard Colors Finish, Add	1,950.94	
08 91 16 00-0118	EA			54" Wide x 78" High Adjustable Intake Louver, Galvanized Aluminum.....	4,142.64	151.54
				Note: Includes bird screen. Excludes actuator.		
				For Flange Frame, Add	383.96	
				For Clear Lacquer Finish, Add	767.91	
				For Baked Enamel Standard Colors, Add	1,151.87	
				For Anodized Finish, Add	1,535.82	
				For Kynar® Standard Colors Finish, Add	2,111.75	
08 91 16 00-0119	EA			54" Wide x 84" High Adjustable Intake Louver, Galvanized Aluminum.....	4,394.85	156.96
				Note: Includes bird screen. Excludes actuator.		
				For Flange Frame, Add	408.09	
				For Clear Lacquer Finish, Add	816.19	
				For Baked Enamel Standard Colors, Add	1,224.28	
				For Anodized Finish, Add	1,632.38	
				For Kynar® Standard Colors Finish, Add	2,244.52	
08 91 16 00-0120	EA			54" Wide x 90" High Adjustable Intake Louver, Galvanized Aluminum.....	4,720.73	162.37
				Note: Includes bird screen. Excludes actuator.		
				For Flange Frame, Add	439.60	
				For Clear Lacquer Finish, Add	879.20	
				For Baked Enamel Standard Colors, Add	1,318.80	
				For Anodized Finish, Add	1,758.40	
				For Kynar® Standard Colors Finish, Add	2,417.79	
08 91 16 00-0121	EA			54" Wide x 96" High Adjustable Intake Louver, Galvanized Aluminum.....	4,962.50	170.49
				Note: Includes bird screen. Excludes actuator.		
				For Flange Frame, Add	462.15	
				For Clear Lacquer Finish, Add	924.30	
				For Baked Enamel Standard Colors, Add	1,386.46	
				For Anodized Finish, Add	1,848.61	
				For Kynar® Standard Colors Finish, Add	2,541.84	
08 91 16 00-0122	EA			60" Wide x 12" High Adjustable Intake Louver, Galvanized Aluminum.....	1,196.94	70.35
				Note: Includes bird screen. Excludes actuator.		
				For Flange Frame, Add	105.62	
				For Clear Lacquer Finish, Add	211.24	
				For Baked Enamel Standard Colors, Add	316.87	
				For Anodized Finish, Add	422.49	
				For Kynar® Standard Colors Finish, Add	580.92	
08 91 16 00-0123	EA			60" Wide x 18" High Adjustable Intake Louver, Galvanized Aluminum.....	1,543.33	86.59
				Note: Includes bird screen. Excludes actuator.		
				For Flange Frame, Add	137.01	
				For Clear Lacquer Finish, Add	274.03	
				For Baked Enamel Standard Colors, Add	411.04	
				For Anodized Finish, Add	548.06	
				For Kynar® Standard Colors Finish, Add	753.58	
08 91 16 00-0124	EA			60" Wide x 24" High Adjustable Intake Louver, Galvanized Aluminum.....	1,799.57	97.42
				Note: Includes bird screen. Excludes actuator.		
				For Flange Frame, Add	160.47	
				For Clear Lacquer Finish, Add	320.94	
				For Baked Enamel Standard Colors, Add	481.42	
				For Anodized Finish, Add	641.89	
				For Kynar® Standard Colors Finish, Add	882.60	
08 91 16 00-0125	EA			60" Wide x 30" High Adjustable Intake Louver, Galvanized Aluminum.....	2,082.38	102.83
				Note: Includes bird screen. Excludes actuator.		
				For Flange Frame, Add	187.67	
				For Clear Lacquer Finish, Add	375.34	
				For Baked Enamel Standard Colors, Add	563.01	
				For Anodized Finish, Add	750.68	
				For Kynar® Standard Colors Finish, Add	1,032.19	
08 91 16 00-0126	EA			60" Wide x 36" High Adjustable Intake Louver, Galvanized Aluminum.....	2,377.40	110.95
				Note: Includes bird screen. Excludes actuator.		
				For Flange Frame, Add	215.55	
				For Clear Lacquer Finish, Add	431.10	
				For Baked Enamel Standard Colors, Add	646.65	
				For Anodized Finish, Add	862.20	
				For Kynar® Standard Colors Finish, Add	1,185.53	
08 91 16 00-0127	EA			60" Wide x 42" High Adjustable Intake Louver, Galvanized Aluminum.....	2,642.07	116.36
				Note: Includes bird screen. Excludes actuator.		
				For Flange Frame, Add	240.94	
				For Clear Lacquer Finish, Add	481.87	
				For Baked Enamel Standard Colors, Add	722.81	
				For Anodized Finish, Add	963.74	
				For Kynar® Standard Colors Finish, Add	1,325.14	

08 Openings**08 90 Louvers and Vents****08 91 Louvers**

SAN BERNARDINO
COUNTY

MINOR CSI	UOM	DESCRIPTION	TOTAL DIRECT UNIT COST	DEMOLITION UNIT COST
08 91 16 00-0128	EA	60" Wide x 48" High Adjustable Intake Louver, Galvanized Aluminum..... Note: Includes bird screen. Excludes actuator.	2,996.03	124.48
		<i>For Flange Frame, Add</i>	274.71	
		<i>For Clear Lacquer Finish, Add</i>	549.41	
		<i>For Baked Enamel Standard Colors, Add</i>	824.12	
		<i>For Anodized Finish, Add</i>	1,098.83	
		<i>For Kynar® Standard Colors Finish, Add</i>	1,510.89	
08 91 16 00-0129	EA	60" Wide x 54" High Adjustable Intake Louver, Galvanized Aluminum..... Note: Includes bird screen. Excludes actuator.	3,326.19	132.60
		<i>For Flange Frame, Add</i>	306.10	
		<i>For Clear Lacquer Finish, Add</i>	612.20	
		<i>For Baked Enamel Standard Colors, Add</i>	918.30	
		<i>For Anodized Finish, Add</i>	1,224.40	
		<i>For Kynar® Standard Colors Finish, Add</i>	1,683.54	
08 91 16 00-0130	EA	60" Wide x 60" High Adjustable Intake Louver, Galvanized Aluminum..... Note: Includes bird screen. Excludes actuator.	3,582.68	140.72
		<i>For Flange Frame, Add</i>	330.12	
		<i>For Clear Lacquer Finish, Add</i>	660.25	
		<i>For Baked Enamel Standard Colors, Add</i>	990.37	
		<i>For Anodized Finish, Add</i>	1,320.50	
		<i>For Kynar® Standard Colors Finish, Add</i>	1,815.68	
08 91 16 00-0131	EA	60" Wide x 66" High Adjustable Intake Louver, Galvanized Aluminum..... Note: Includes bird screen. Excludes actuator.	3,834.65	148.84
		<i>For Flange Frame, Add</i>	353.70	
		<i>For Clear Lacquer Finish, Add</i>	707.39	
		<i>For Baked Enamel Standard Colors, Add</i>	1,061.09	
		<i>For Anodized Finish, Add</i>	1,414.79	
		<i>For Kynar® Standard Colors Finish, Add</i>	1,945.33	
08 91 16 00-0132	EA	60" Wide x 72" High Adjustable Intake Louver, Galvanized Aluminum..... Note: Includes bird screen. Excludes actuator.	4,077.79	154.25
		<i>For Flange Frame, Add</i>	376.93	
		<i>For Clear Lacquer Finish, Add</i>	753.86	
		<i>For Baked Enamel Standard Colors, Add</i>	1,130.79	
		<i>For Anodized Finish, Add</i>	1,507.72	
		<i>For Kynar® Standard Colors Finish, Add</i>	2,073.11	
08 91 16 00-0133	EA	60" Wide x 78" High Adjustable Intake Louver, Galvanized Aluminum..... Note: Includes bird screen. Excludes actuator.	4,407.07	159.66
		<i>For Flange Frame, Add</i>	408.77	
		<i>For Clear Lacquer Finish, Add</i>	817.55	
		<i>For Baked Enamel Standard Colors, Add</i>	1,226.32	
		<i>For Anodized Finish, Add</i>	1,635.10	
		<i>For Kynar® Standard Colors Finish, Add</i>	2,248.26	
08 91 16 00-0134	EA	60" Wide x 84" High Adjustable Intake Louver, Galvanized Aluminum..... Note: Includes bird screen. Excludes actuator.	4,671.75	165.08
		<i>For Flange Frame, Add</i>	434.16	
		<i>For Clear Lacquer Finish, Add</i>	868.32	
		<i>For Baked Enamel Standard Colors, Add</i>	1,302.48	
		<i>For Anodized Finish, Add</i>	1,736.64	
		<i>For Kynar® Standard Colors Finish, Add</i>	2,387.88	
08 91 16 00-0135	EA	60" Wide x 90" High Adjustable Intake Louver, Galvanized Aluminum..... Note: Includes bird screen. Excludes actuator.	5,014.63	170.49
		<i>For Flange Frame, Add</i>	467.37	
		<i>For Clear Lacquer Finish, Add</i>	934.73	
		<i>For Baked Enamel Standard Colors, Add</i>	1,402.10	
		<i>For Anodized Finish, Add</i>	1,869.46	
		<i>For Kynar® Standard Colors Finish, Add</i>	2,570.51	
08 91 16 00-0136	EA	60" Wide x 96" High Adjustable Intake Louver, Galvanized Aluminum..... Note: Includes bird screen. Excludes actuator.	5,265.69	175.90
		<i>For Flange Frame, Add</i>	491.39	
		<i>For Clear Lacquer Finish, Add</i>	982.78	
		<i>For Baked Enamel Standard Colors, Add</i>	1,474.17	
		<i>For Anodized Finish, Add</i>	1,965.56	
		<i>For Kynar® Standard Colors Finish, Add</i>	2,702.65	
08 91 16 00-0137		Adjustable Intake Wall Louvers Operators (08 91 16)		
08 91 16 00-0138	EA	5' Chain Actuator For Adjustable Intake Louver.....	298.92	27.06
08 91 16 00-0139	EA	Panel Crank For Adjustable Intake Louver.....	676.69	10.83
08 91 19		Fixed Louvers (08 91)		
08 91 19 00-0001		Fixed Intake Wall Louvers (08 91 19)		
08 91 19 00-0002	EA	12" Wide x 12" High Fixed Intake Louver, Galvanized Aluminum..... Note: Includes bird screen. Excludes actuator.	390.96	24.36
		<i>For Flange Frame, Add</i>	34.23	
		<i>For Clear Lacquer Finish, Add</i>	68.45	
		<i>For Baked Enamel Standard Colors, Add</i>	102.68	
		<i>For Anodized Finish, Add</i>	136.90	
		<i>For Kynar® Standard Colors Finish, Add</i>	188.24	



MINOR	CSI	UOM	DESCRIPTION	TOTAL DIRECT UNIT COST	DEMOLITION UNIT COST
08 91	19 00-0003	EA	12" Wide x 18" High Fixed Intake Louver, Galvanized Aluminum..... Note: Includes bird screen. Excludes actuator. <i>For Flange Frame, Add</i> <i>For Clear Lacquer Finish, Add</i> <i>For Baked Enamel Standard Colors, Add</i> <i>For Anodized Finish, Add</i> <i>For Kynar® Standard Colors Finish, Add</i>	464.12 40.46 80.92 121.37 161.83 222.52	29.77
08 91	19 00-0004	EA	12" Wide x 24" High Fixed Intake Louver, Galvanized Aluminum..... Note: Includes bird screen. Excludes actuator. <i>For Flange Frame, Add</i> <i>For Clear Lacquer Finish, Add</i> <i>For Baked Enamel Standard Colors, Add</i> <i>For Anodized Finish, Add</i> <i>For Kynar® Standard Colors Finish, Add</i>	538.39 46.80 93.61 140.41 187.22 257.42	35.18
08 91	19 00-0005	EA	12" Wide x 30" High Fixed Intake Louver, Galvanized Aluminum..... Note: Includes bird screen. Excludes actuator. <i>For Flange Frame, Add</i> <i>For Clear Lacquer Finish, Add</i> <i>For Baked Enamel Standard Colors, Add</i> <i>For Anodized Finish, Add</i> <i>For Kynar® Standard Colors Finish, Add</i>	631.95 55.08 110.15 165.23 220.31 302.92	40.59
08 91	19 00-0006	EA	12" Wide x 36" High Fixed Intake Louver, Galvanized Aluminum..... Note: Includes bird screen. Excludes actuator. <i>For Flange Frame, Add</i> <i>For Clear Lacquer Finish, Add</i> <i>For Baked Enamel Standard Colors, Add</i> <i>For Anodized Finish, Add</i> <i>For Kynar® Standard Colors Finish, Add</i>	710.77 61.88 123.75 185.63 247.51 340.32	46.01
08 91	19 00-0007	EA	12" Wide x 42" High Fixed Intake Louver, Galvanized Aluminum..... Note: Includes bird screen. Excludes actuator. <i>For Flange Frame, Add</i> <i>For Clear Lacquer Finish, Add</i> <i>For Baked Enamel Standard Colors, Add</i> <i>For Anodized Finish, Add</i> <i>For Kynar® Standard Colors Finish, Add</i>	839.46 73.66 147.33 220.99 294.65 405.15	51.42
08 91	19 00-0008	EA	12" Wide x 48" High Fixed Intake Louver, Galvanized Aluminum..... Note: Includes bird screen. Excludes actuator. <i>For Flange Frame, Add</i> <i>For Clear Lacquer Finish, Add</i> <i>For Baked Enamel Standard Colors, Add</i> <i>For Anodized Finish, Add</i> <i>For Kynar® Standard Colors Finish, Add</i>	909.22 79.56 159.11 238.67 318.22 437.56	56.83
08 91	19 00-0009	EA	12" Wide x 54" High Fixed Intake Louver, Galvanized Aluminum..... Note: Includes bird screen. Excludes actuator. <i>For Flange Frame, Add</i> <i>For Clear Lacquer Finish, Add</i> <i>For Baked Enamel Standard Colors, Add</i> <i>For Anodized Finish, Add</i> <i>For Kynar® Standard Colors Finish, Add</i>	1,016.11 88.62 177.24 265.87 354.49 487.42	64.95
08 91	19 00-0010	EA	12" Wide x 60" High Fixed Intake Louver, Galvanized Aluminum..... Note: Includes bird screen. Excludes actuator. <i>For Flange Frame, Add</i> <i>For Clear Lacquer Finish, Add</i> <i>For Baked Enamel Standard Colors, Add</i> <i>For Anodized Finish, Add</i> <i>For Kynar® Standard Colors Finish, Add</i>	1,080.21 93.95 187.90 281.85 375.80 516.72	70.35
08 91	19 00-0011	EA	12" Wide x 66" High Fixed Intake Louver, Galvanized Aluminum..... Note: Includes bird screen. Excludes actuator. <i>For Flange Frame, Add</i> <i>For Clear Lacquer Finish, Add</i> <i>For Baked Enamel Standard Colors, Add</i> <i>For Anodized Finish, Add</i> <i>For Kynar® Standard Colors Finish, Add</i>	1,168.09 101.66 203.31 304.97 406.62 559.10	75.77
08 91	19 00-0012	EA	12" Wide x 72" High Fixed Intake Louver, Galvanized Aluminum..... Note: Includes bird screen. Excludes actuator. <i>For Flange Frame, Add</i> <i>For Clear Lacquer Finish, Add</i> <i>For Baked Enamel Standard Colors, Add</i> <i>For Anodized Finish, Add</i> <i>For Kynar® Standard Colors Finish, Add</i>	1,244.65 108.23 216.46 324.68 432.91 595.25	81.18
08 91	19 00-0013	EA	12" Wide x 78" High Fixed Intake Louver, Galvanized Aluminum..... Note: Includes bird screen. Excludes actuator. <i>For Flange Frame, Add</i> <i>For Clear Lacquer Finish, Add</i> <i>For Baked Enamel Standard Colors, Add</i> <i>For Anodized Finish, Add</i> <i>For Kynar® Standard Colors Finish, Add</i>	1,335.94 116.28 232.55 348.83 465.10 639.51	86.59
08 91	19 00-0014	EA	12" Wide x 84" High Fixed Intake Louver, Galvanized Aluminum..... Note: Includes bird screen. Excludes actuator. <i>For Flange Frame, Add</i> <i>For Clear Lacquer Finish, Add</i> <i>For Baked Enamel Standard Colors, Add</i> <i>For Anodized Finish, Add</i> <i>For Kynar® Standard Colors Finish, Add</i>	1,421.56 123.75 247.51 371.26 495.02 680.65	92.00

08 Openings**08 90 Louvers and Vents****08 91 Louvers**

MINOR CSI	UOM	DESCRIPTION	TOTAL DIRECT UNIT COST	DEMOLITION UNIT COST
08 91 19 00-0015	EA	12" Wide x 90" High Fixed Intake Louver, Galvanized Aluminum..... Note: Includes bird screen. Excludes actuator.	1,496.73	100.12
		<i>For Flange Frame, Add</i>	129.65	
		<i>For Clear Lacquer Finish, Add</i>	259.29	
		<i>For Baked Enamel Standard Colors, Add</i>	388.94	
		<i>For Anodized Finish, Add</i>	518.59	
		<i>For Kynar® Standard Colors Finish, Add</i>	713.06	
08 91 19 00-0016	EA	12" Wide x 96" High Fixed Intake Louver, Galvanized Aluminum..... Note: Includes bird screen. Excludes actuator.	1,597.96	108.24
		<i>For Flange Frame, Add</i>	138.15	
		<i>For Clear Lacquer Finish, Add</i>	276.29	
		<i>For Baked Enamel Standard Colors, Add</i>	414.44	
		<i>For Anodized Finish, Add</i>	552.59	
		<i>For Kynar® Standard Colors Finish, Add</i>	759.81	
08 91 19 00-0017	EA	18" Wide x 12" High Fixed Intake Louver, Galvanized Aluminum..... Note: Includes bird screen. Excludes actuator.	453.92	29.77
		<i>For Flange Frame, Add</i>	39.44	
		<i>For Clear Lacquer Finish, Add</i>	78.88	
		<i>For Baked Enamel Standard Colors, Add</i>	118.31	
		<i>For Anodized Finish, Add</i>	157.75	
		<i>For Kynar® Standard Colors Finish, Add</i>	216.91	
08 91 19 00-0018	EA	18" Wide x 18" High Fixed Intake Louver, Galvanized Aluminum..... Note: Includes bird screen. Excludes actuator.	543.81	37.89
		<i>For Flange Frame, Add</i>	46.80	
		<i>For Clear Lacquer Finish, Add</i>	93.61	
		<i>For Baked Enamel Standard Colors, Add</i>	140.41	
		<i>For Anodized Finish, Add</i>	187.22	
		<i>For Kynar® Standard Colors Finish, Add</i>	257.42	
08 91 19 00-0019	EA	18" Wide x 24" High Fixed Intake Louver, Galvanized Aluminum..... Note: Includes bird screen. Excludes actuator.	630.56	43.30
		<i>For Flange Frame, Add</i>	54.40	
		<i>For Clear Lacquer Finish, Add</i>	108.79	
		<i>For Baked Enamel Standard Colors, Add</i>	163.19	
		<i>For Anodized Finish, Add</i>	217.59	
		<i>For Kynar® Standard Colors Finish, Add</i>	299.18	
08 91 19 00-0020	EA	18" Wide x 30" High Fixed Intake Louver, Galvanized Aluminum..... Note: Includes bird screen. Excludes actuator.	790.47	54.13
		<i>For Flange Frame, Add</i>	68.22	
		<i>For Clear Lacquer Finish, Add</i>	136.45	
		<i>For Baked Enamel Standard Colors, Add</i>	204.67	
		<i>For Anodized Finish, Add</i>	272.89	
		<i>For Kynar® Standard Colors Finish, Add</i>	375.23	
08 91 19 00-0021	EA	18" Wide x 36" High Fixed Intake Louver, Galvanized Aluminum..... Note: Includes bird screen. Excludes actuator.	907.83	59.54
		<i>For Flange Frame, Add</i>	78.88	
		<i>For Clear Lacquer Finish, Add</i>	157.75	
		<i>For Baked Enamel Standard Colors, Add</i>	236.63	
		<i>For Anodized Finish, Add</i>	315.50	
		<i>For Kynar® Standard Colors Finish, Add</i>	433.82	
08 91 19 00-0022	EA	18" Wide x 42" High Fixed Intake Louver, Galvanized Aluminum..... Note: Includes bird screen. Excludes actuator.	1,011.58	64.95
		<i>For Flange Frame, Add</i>	88.17	
		<i>For Clear Lacquer Finish, Add</i>	176.34	
		<i>For Baked Enamel Standard Colors, Add</i>	264.51	
		<i>For Anodized Finish, Add</i>	352.68	
		<i>For Kynar® Standard Colors Finish, Add</i>	484.93	
08 91 19 00-0023	EA	18" Wide x 48" High Fixed Intake Louver, Galvanized Aluminum..... Note: Includes bird screen. Excludes actuator.	1,084.74	70.35
		<i>For Flange Frame, Add</i>	94.40	
		<i>For Clear Lacquer Finish, Add</i>	188.80	
		<i>For Baked Enamel Standard Colors, Add</i>	283.21	
		<i>For Anodized Finish, Add</i>	377.61	
		<i>For Kynar® Standard Colors Finish, Add</i>	519.21	
08 91 19 00-0024	EA	18" Wide x 54" High Fixed Intake Louver, Galvanized Aluminum..... Note: Includes bird screen. Excludes actuator.	1,207.51	78.47
		<i>For Flange Frame, Add</i>	105.06	
		<i>For Clear Lacquer Finish, Add</i>	210.11	
		<i>For Baked Enamel Standard Colors, Add</i>	315.17	
		<i>For Anodized Finish, Add</i>	420.22	
		<i>For Kynar® Standard Colors Finish, Add</i>	577.80	
08 91 19 00-0025	EA	18" Wide x 60" High Fixed Intake Louver, Galvanized Aluminum..... Note: Includes bird screen. Excludes actuator.	1,292.87	86.59
		<i>For Flange Frame, Add</i>	111.97	
		<i>For Clear Lacquer Finish, Add</i>	223.94	
		<i>For Baked Enamel Standard Colors, Add</i>	335.90	
		<i>For Anodized Finish, Add</i>	447.87	
		<i>For Kynar® Standard Colors Finish, Add</i>	615.82	
08 91 19 00-0026	EA	18" Wide x 66" High Fixed Intake Louver, Galvanized Aluminum..... Note: Includes bird screen. Excludes actuator.	1,405.70	92.00
		<i>For Flange Frame, Add</i>	122.17	
		<i>For Clear Lacquer Finish, Add</i>	244.34	
		<i>For Baked Enamel Standard Colors, Add</i>	366.50	
		<i>For Anodized Finish, Add</i>	488.67	
		<i>For Kynar® Standard Colors Finish, Add</i>	671.92	



MINOR	CSI	UOM	DESCRIPTION	TOTAL DIRECT UNIT COST	DEMOLITION UNIT COST
08 91	19 00-0027	EA	18" Wide x 72" High Fixed Intake Louver, Galvanized Aluminum..... Note: Includes bird screen. Excludes actuator.	1,491.32	97.42
			<i>For Flange Frame, Add</i>	129.65	
			<i>For Clear Lacquer Finish, Add</i>	259.29	
			<i>For Baked Enamel Standard Colors, Add</i>	388.94	
			<i>For Anodized Finish, Add</i>	518.59	
			<i>For Kynar® Standard Colors Finish, Add</i>	713.06	
08 91	19 00-0028	EA	18" Wide x 78" High Fixed Intake Louver, Galvanized Aluminum..... Note: Includes bird screen. Excludes actuator.	1,587.14	102.83
			<i>For Flange Frame, Add</i>	138.15	
			<i>For Clear Lacquer Finish, Add</i>	276.29	
			<i>For Baked Enamel Standard Colors, Add</i>	414.44	
			<i>For Anodized Finish, Add</i>	552.59	
			<i>For Kynar® Standard Colors Finish, Add</i>	759.81	
08 91	19 00-0029	EA	18" Wide x 84" High Fixed Intake Louver, Galvanized Aluminum..... Note: Includes bird screen. Excludes actuator.	1,687.49	108.24
			<i>For Flange Frame, Add</i>	147.10	
			<i>For Clear Lacquer Finish, Add</i>	294.20	
			<i>For Baked Enamel Standard Colors, Add</i>	441.30	
			<i>For Anodized Finish, Add</i>	588.40	
			<i>For Kynar® Standard Colors Finish, Add</i>	809.05	
08 91	19 00-0030	EA	18" Wide x 90" High Fixed Intake Louver, Galvanized Aluminum..... Note: Includes bird screen. Excludes actuator.	1,775.11	116.36
			<i>For Flange Frame, Add</i>	154.24	
			<i>For Clear Lacquer Finish, Add</i>	308.48	
			<i>For Baked Enamel Standard Colors, Add</i>	462.72	
			<i>For Anodized Finish, Add</i>	616.96	
			<i>For Kynar® Standard Colors Finish, Add</i>	848.31	
08 91	19 00-0031	EA	18" Wide x 96" High Fixed Intake Louver, Galvanized Aluminum..... Note: Includes bird screen. Excludes actuator.	1,897.88	124.48
			<i>For Flange Frame, Add</i>	164.89	
			<i>For Clear Lacquer Finish, Add</i>	329.78	
			<i>For Baked Enamel Standard Colors, Add</i>	494.68	
			<i>For Anodized Finish, Add</i>	659.57	
			<i>For Kynar® Standard Colors Finish, Add</i>	906.91	
08 91	19 00-0032	EA	24" Wide x 12" High Fixed Intake Louver, Galvanized Aluminum..... Note: Includes bird screen. Excludes actuator.	524.80	35.18
			<i>For Flange Frame, Add</i>	45.45	
			<i>For Clear Lacquer Finish, Add</i>	90.89	
			<i>For Baked Enamel Standard Colors, Add</i>	136.34	
			<i>For Anodized Finish, Add</i>	181.78	
			<i>For Kynar® Standard Colors Finish, Add</i>	249.95	
08 91	19 00-0033	EA	24" Wide x 18" High Fixed Intake Louver, Galvanized Aluminum..... Note: Includes bird screen. Excludes actuator.	624.90	43.30
			<i>For Flange Frame, Add</i>	53.83	
			<i>For Clear Lacquer Finish, Add</i>	107.66	
			<i>For Baked Enamel Standard Colors, Add</i>	161.49	
			<i>For Anodized Finish, Add</i>	215.32	
			<i>For Kynar® Standard Colors Finish, Add</i>	296.07	
08 91	19 00-0034	EA	24" Wide x 24" High Fixed Intake Louver, Galvanized Aluminum..... Note: Includes bird screen. Excludes actuator.	774.87	51.42
			<i>For Flange Frame, Add</i>	67.20	
			<i>For Clear Lacquer Finish, Add</i>	134.41	
			<i>For Baked Enamel Standard Colors, Add</i>	201.61	
			<i>For Anodized Finish, Add</i>	268.82	
			<i>For Kynar® Standard Colors Finish, Add</i>	369.62	
08 91	19 00-0035	EA	24" Wide x 30" High Fixed Intake Louver, Galvanized Aluminum..... Note: Includes bird screen. Excludes actuator.	913.24	62.25
			<i>For Flange Frame, Add</i>	78.88	
			<i>For Clear Lacquer Finish, Add</i>	157.75	
			<i>For Baked Enamel Standard Colors, Add</i>	236.63	
			<i>For Anodized Finish, Add</i>	315.50	
			<i>For Kynar® Standard Colors Finish, Add</i>	433.82	
08 91	19 00-0036	EA	24" Wide x 36" High Fixed Intake Louver, Galvanized Aluminum..... Note: Includes bird screen. Excludes actuator.	1,046.47	67.66
			<i>For Flange Frame, Add</i>	91.12	
			<i>For Clear Lacquer Finish, Add</i>	182.23	
			<i>For Baked Enamel Standard Colors, Add</i>	273.35	
			<i>For Anodized Finish, Add</i>	364.46	
			<i>For Kynar® Standard Colors Finish, Add</i>	501.14	
08 91	19 00-0037	EA	24" Wide x 42" High Fixed Intake Louver, Galvanized Aluminum..... Note: Includes bird screen. Excludes actuator.	1,169.48	73.06
			<i>For Flange Frame, Add</i>	102.34	
			<i>For Clear Lacquer Finish, Add</i>	204.67	
			<i>For Baked Enamel Standard Colors, Add</i>	307.01	
			<i>For Anodized Finish, Add</i>	409.34	
			<i>For Kynar® Standard Colors Finish, Add</i>	562.84	
08 91	19 00-0038	EA	24" Wide x 48" High Fixed Intake Louver, Galvanized Aluminum..... Note: Includes bird screen. Excludes actuator.	1,270.72	81.18
			<i>For Flange Frame, Add</i>	110.84	
			<i>For Clear Lacquer Finish, Add</i>	221.67	
			<i>For Baked Enamel Standard Colors, Add</i>	332.51	
			<i>For Anodized Finish, Add</i>	443.34	
			<i>For Kynar® Standard Colors Finish, Add</i>	609.59	

08 Openings

08 90 Louvers and Vents

08 91 Louvers

SAN BERNARDINO
COUNTY

MINOR CSI	UOM	DESCRIPTION	TOTAL DIRECT UNIT COST	DEMOLITION UNIT COST
08 91 19 00-0039	EA	24" Wide x 54" High Fixed Intake Louver, Galvanized Aluminum.....	1,405.70	92.00
		Note: Includes bird screen. Excludes actuator.		
		For Flange Frame, Add	122.17	
		For Clear Lacquer Finish, Add	244.34	
		For Baked Enamel Standard Colors, Add	366.50	
		For Anodized Finish, Add	488.67	
		For Kynar® Standard Colors Finish, Add	671.92	
08 91 19 00-0040	EA	24" Wide x 60" High Fixed Intake Louver, Galvanized Aluminum.....	1,495.86	97.42
		Note: Includes bird screen. Excludes actuator.		
		For Flange Frame, Add	130.10	
		For Clear Lacquer Finish, Add	260.20	
		For Baked Enamel Standard Colors, Add	390.30	
		For Anodized Finish, Add	520.40	
		For Kynar® Standard Colors Finish, Add	715.56	
08 91 19 00-0041	EA	24" Wide x 66" High Fixed Intake Louver, Galvanized Aluminum.....	1,643.29	108.24
		Note: Includes bird screen. Excludes actuator.		
		For Flange Frame, Add	142.68	
		For Clear Lacquer Finish, Add	285.36	
		For Baked Enamel Standard Colors, Add	428.04	
		For Anodized Finish, Add	570.72	
		For Kynar® Standard Colors Finish, Add	784.74	
08 91 19 00-0042	EA	24" Wide x 72" High Fixed Intake Louver, Galvanized Aluminum.....	1,736.84	113.66
		Note: Includes bird screen. Excludes actuator.		
		For Flange Frame, Add	150.95	
		For Clear Lacquer Finish, Add	301.91	
		For Baked Enamel Standard Colors, Add	452.86	
		For Anodized Finish, Add	603.81	
		For Kynar® Standard Colors Finish, Add	830.24	
08 91 19 00-0043	EA	24" Wide x 78" High Fixed Intake Louver, Galvanized Aluminum.....	1,858.73	119.07
		Note: Includes bird screen. Excludes actuator.		
		For Flange Frame, Add	162.06	
		For Clear Lacquer Finish, Add	324.12	
		For Baked Enamel Standard Colors, Add	486.18	
		For Anodized Finish, Add	648.24	
		For Kynar® Standard Colors Finish, Add	891.32	
08 91 19 00-0044	EA	24" Wide x 84" High Fixed Intake Louver, Galvanized Aluminum.....	1,978.35	124.48
		Note: Includes bird screen. Excludes actuator.		
		For Flange Frame, Add	172.94	
		For Clear Lacquer Finish, Add	345.88	
		For Baked Enamel Standard Colors, Add	518.82	
		For Anodized Finish, Add	691.76	
		For Kynar® Standard Colors Finish, Add	951.16	
08 91 19 00-0045	EA	24" Wide x 90" High Fixed Intake Louver, Galvanized Aluminum.....	2,068.25	132.60
		Note: Includes bird screen. Excludes actuator.		
		For Flange Frame, Add	180.31	
		For Clear Lacquer Finish, Add	360.61	
		For Baked Enamel Standard Colors, Add	540.92	
		For Anodized Finish, Add	721.22	
		For Kynar® Standard Colors Finish, Add	991.68	
08 91 19 00-0046	EA	24" Wide x 96" High Fixed Intake Louver, Galvanized Aluminum.....	2,218.22	140.72
		Note: Includes bird screen. Excludes actuator.		
		For Flange Frame, Add	193.68	
		For Clear Lacquer Finish, Add	387.36	
		For Baked Enamel Standard Colors, Add	581.03	
		For Anodized Finish, Add	774.71	
		For Kynar® Standard Colors Finish, Add	1,065.23	
08 91 19 00-0047	EA	30" Wide x 12" High Fixed Intake Louver, Galvanized Aluminum.....	587.76	40.59
		Note: Includes bird screen. Excludes actuator.		
		For Flange Frame, Add	50.66	
		For Clear Lacquer Finish, Add	101.32	
		For Baked Enamel Standard Colors, Add	151.97	
		For Anodized Finish, Add	202.63	
		For Kynar® Standard Colors Finish, Add	278.62	
08 91 19 00-0048	EA	30" Wide x 18" High Fixed Intake Louver, Galvanized Aluminum.....	759.88	54.13
		Note: Includes bird screen. Excludes actuator.		
		For Flange Frame, Add	65.16	
		For Clear Lacquer Finish, Add	130.33	
		For Baked Enamel Standard Colors, Add	195.49	
		For Anodized Finish, Add	260.66	
		For Kynar® Standard Colors Finish, Add	358.40	
08 91 19 00-0049	EA	30" Wide x 24" High Fixed Intake Louver, Galvanized Aluminum.....	887.18	62.25
		Note: Includes bird screen. Excludes actuator.		
		For Flange Frame, Add	76.27	
		For Clear Lacquer Finish, Add	152.54	
		For Baked Enamel Standard Colors, Add	228.81	
		For Anodized Finish, Add	305.08	
		For Kynar® Standard Colors Finish, Add	419.49	
08 91 19 00-0050	EA	30" Wide x 30" High Fixed Intake Louver, Galvanized Aluminum.....	1,036.01	70.35
		Note: Includes bird screen. Excludes actuator.		
		For Flange Frame, Add	89.53	
		For Clear Lacquer Finish, Add	179.06	
		For Baked Enamel Standard Colors, Add	268.59	
		For Anodized Finish, Add	358.12	
		For Kynar® Standard Colors Finish, Add	492.41	



	MINOR	CSI	UOM	DESCRIPTION	TOTAL DIRECT UNIT COST	DEMOLITION UNIT COST
08 91	19	00-0051	EA	30" Wide x 36" High Fixed Intake Louver, Galvanized Aluminum..... Note: Includes bird screen. Excludes actuator.	1,186.42	75.77
				<i>For Flange Frame, Add</i>	104.49	
				<i>For Clear Lacquer Finish, Add</i>	209.98	
				<i>For Baked Enamel Standard Colors, Add</i>	313.46	
				<i>For Anodized Finish, Add</i>	417.95	
				<i>For Kynar® Standard Colors Finish, Add</i>	574.68	
08 91	19	00-0052	EA	30" Wide x 42" High Fixed Intake Louver, Galvanized Aluminum..... Note: Includes bird screen. Excludes actuator.	1,330.53	83.89
				<i>For Flange Frame, Add</i>	116.28	
				<i>For Clear Lacquer Finish, Add</i>	232.55	
				<i>For Baked Enamel Standard Colors, Add</i>	348.83	
				<i>For Anodized Finish, Add</i>	465.10	
				<i>For Kynar® Standard Colors Finish, Add</i>	639.51	
08 91	19	00-0053	EA	30" Wide x 48" High Fixed Intake Louver, Galvanized Aluminum..... Note: Includes bird screen. Excludes actuator.	1,430.88	89.30
				<i>For Flange Frame, Add</i>	125.23	
				<i>For Clear Lacquer Finish, Add</i>	250.45	
				<i>For Baked Enamel Standard Colors, Add</i>	375.68	
				<i>For Anodized Finish, Add</i>	500.91	
				<i>For Kynar® Standard Colors Finish, Add</i>	688.75	
08 91	19	00-0054	EA	30" Wide x 54" High Fixed Intake Louver, Galvanized Aluminum..... Note: Includes bird screen. Excludes actuator.	1,571.79	97.42
				<i>For Flange Frame, Add</i>	137.69	
				<i>For Clear Lacquer Finish, Add</i>	275.39	
				<i>For Baked Enamel Standard Colors, Add</i>	413.08	
				<i>For Anodized Finish, Add</i>	550.78	
				<i>For Kynar® Standard Colors Finish, Add</i>	757.32	
08 91	19	00-0055	EA	30" Wide x 60" High Fixed Intake Louver, Galvanized Aluminum..... Note: Includes bird screen. Excludes actuator.	1,684.60	102.83
				<i>For Flange Frame, Add</i>	147.89	
				<i>For Clear Lacquer Finish, Add</i>	295.79	
				<i>For Baked Enamel Standard Colors, Add</i>	443.68	
				<i>For Anodized Finish, Add</i>	591.57	
				<i>For Kynar® Standard Colors Finish, Add</i>	813.41	
08 91	19	00-0056	EA	30" Wide x 66" High Fixed Intake Louver, Galvanized Aluminum..... Note: Includes bird screen. Excludes actuator.	1,855.83	113.66
				<i>For Flange Frame, Add</i>	162.85	
				<i>For Clear Lacquer Finish, Add</i>	325.70	
				<i>For Baked Enamel Standard Colors, Add</i>	488.56	
				<i>For Anodized Finish, Add</i>	651.41	
				<i>For Kynar® Standard Colors Finish, Add</i>	895.69	
08 91	19	00-0057	EA	30" Wide x 72" High Fixed Intake Louver, Galvanized Aluminum..... Note: Includes bird screen. Excludes actuator.	1,965.00	121.77
				<i>For Flange Frame, Add</i>	172.15	
				<i>For Clear Lacquer Finish, Add</i>	344.29	
				<i>For Baked Enamel Standard Colors, Add</i>	516.44	
				<i>For Anodized Finish, Add</i>	688.58	
				<i>For Kynar® Standard Colors Finish, Add</i>	946.80	
08 91	19	00-0058	EA	30" Wide x 78" High Fixed Intake Louver, Galvanized Aluminum..... Note: Includes bird screen. Excludes actuator.	2,094.82	127.19
				<i>For Flange Frame, Add</i>	184.05	
				<i>For Clear Lacquer Finish, Add</i>	368.09	
				<i>For Baked Enamel Standard Colors, Add</i>	552.14	
				<i>For Anodized Finish, Add</i>	736.18	
				<i>For Kynar® Standard Colors Finish, Add</i>	1,012.25	
08 91	19	00-0059	EA	30" Wide x 84" High Fixed Intake Louver, Galvanized Aluminum..... Note: Includes bird screen. Excludes actuator.	2,223.51	132.60
				<i>For Flange Frame, Add</i>	195.83	
				<i>For Clear Lacquer Finish, Add</i>	391.66	
				<i>For Baked Enamel Standard Colors, Add</i>	587.49	
				<i>For Anodized Finish, Add</i>	783.32	
				<i>For Kynar® Standard Colors Finish, Add</i>	1,077.07	
08 91	19	00-0060	EA	30" Wide x 90" High Fixed Intake Louver, Galvanized Aluminum..... Note: Includes bird screen. Excludes actuator.	2,330.41	140.72
				<i>For Flange Frame, Add</i>	204.90	
				<i>For Clear Lacquer Finish, Add</i>	409.79	
				<i>For Baked Enamel Standard Colors, Add</i>	614.69	
				<i>For Anodized Finish, Add</i>	819.59	
				<i>For Kynar® Standard Colors Finish, Add</i>	1,126.93	
08 91	19	00-0061	EA	30" Wide x 96" High Fixed Intake Louver, Galvanized Aluminum..... Note: Includes bird screen. Excludes actuator.	2,500.78	148.84
				<i>For Flange Frame, Add</i>	220.31	
				<i>For Clear Lacquer Finish, Add</i>	440.62	
				<i>For Baked Enamel Standard Colors, Add</i>	660.93	
				<i>For Anodized Finish, Add</i>	881.24	
				<i>For Kynar® Standard Colors Finish, Add</i>	1,211.71	
08 91	19	00-0062	EA	36" Wide x 12" High Fixed Intake Louver, Galvanized Aluminum..... Note: Includes bird screen. Excludes actuator.	651.84	46.01
				<i>For Flange Frame, Add</i>	55.98	
				<i>For Clear Lacquer Finish, Add</i>	111.97	
				<i>For Baked Enamel Standard Colors, Add</i>	167.95	
				<i>For Anodized Finish, Add</i>	223.94	
				<i>For Kynar® Standard Colors Finish, Add</i>	307.91	

08 Openings

08 90 Louvers and Vents

08 91 Louvers



SAN BERNARDINO
COUNTY

MINOR CSI	UOM	DESCRIPTION	TOTAL DIRECT UNIT COST	DEMOLITION UNIT COST
08 91 19 00-0063	EA	36" Wide x 18" High Fixed Intake Louver, Galvanized Aluminum..... Note: Includes bird screen. Excludes actuator.	855.70	59.54
		<i>For Flange Frame, Add</i>	73.66	
		<i>For Clear Lacquer Finish, Add</i>	147.33	
		<i>For Baked Enamel Standard Colors, Add</i>	220.99	
		<i>For Anodized Finish, Add</i>	294.65	
		<i>For Kynar® Standard Colors Finish, Add</i>	405.15	
08 91 19 00-0064	EA	36" Wide x 24" High Fixed Intake Louver, Galvanized Aluminum..... Note: Includes bird screen. Excludes actuator.	989.80	67.66
		<i>For Flange Frame, Add</i>	85.45	
		<i>For Clear Lacquer Finish, Add</i>	170.90	
		<i>For Baked Enamel Standard Colors, Add</i>	256.35	
		<i>For Anodized Finish, Add</i>	341.80	
		<i>For Kynar® Standard Colors Finish, Add</i>	469.97	
08 91 19 00-0065	EA	36" Wide x 30" High Fixed Intake Louver, Galvanized Aluminum..... Note: Includes bird screen. Excludes actuator.	1,149.96	75.77
		<i>For Flange Frame, Add</i>	99.84	
		<i>For Clear Lacquer Finish, Add</i>	199.68	
		<i>For Baked Enamel Standard Colors, Add</i>	299.53	
		<i>For Anodized Finish, Add</i>	399.37	
		<i>For Kynar® Standard Colors Finish, Add</i>	549.13	
08 91 19 00-0066	EA	36" Wide x 36" High Fixed Intake Louver, Galvanized Aluminum..... Note: Includes bird screen.	1,330.68	82.26
		<i>For Flange Frame, Add</i>	116.62	
		<i>For Clear Lacquer Finish, Add</i>	233.23	
		<i>For Baked Enamel Standard Colors, Add</i>	349.85	
		<i>For Anodized Finish, Add</i>	466.46	
		<i>For Kynar® Standard Colors Finish, Add</i>	641.38	
08 91 19 00-0067	EA	36" Wide x 42" High Fixed Intake Louver, Galvanized Aluminum..... Note: Includes bird screen.	1,470.55	89.30
		<i>For Flange Frame, Add</i>	129.19	
		<i>For Clear Lacquer Finish, Add</i>	258.39	
		<i>For Baked Enamel Standard Colors, Add</i>	387.58	
		<i>For Anodized Finish, Add</i>	516.78	
		<i>For Kynar® Standard Colors Finish, Add</i>	710.57	
08 91 19 00-0068	EA	36" Wide x 48" High Fixed Intake Louver, Galvanized Aluminum..... Note: Includes bird screen.	1,591.30	94.71
		<i>For Flange Frame, Add</i>	140.19	
		<i>For Clear Lacquer Finish, Add</i>	280.37	
		<i>For Baked Enamel Standard Colors, Add</i>	420.56	
		<i>For Anodized Finish, Add</i>	560.75	
		<i>For Kynar® Standard Colors Finish, Add</i>	771.03	
08 91 19 00-0069	EA	36" Wide x 54" High Fixed Intake Louver, Galvanized Aluminum..... Note: Includes bird screen.	1,752.60	102.83
		<i>For Flange Frame, Add</i>	154.69	
		<i>For Clear Lacquer Finish, Add</i>	309.39	
		<i>For Baked Enamel Standard Colors, Add</i>	464.08	
		<i>For Anodized Finish, Add</i>	618.77	
		<i>For Kynar® Standard Colors Finish, Add</i>	850.81	
08 91 19 00-0070	EA	36" Wide x 60" High Fixed Intake Louver, Galvanized Aluminum..... Note: Includes bird screen.	1,874.22	110.95
		<i>For Flange Frame, Add</i>	165.23	
		<i>For Clear Lacquer Finish, Add</i>	330.46	
		<i>For Baked Enamel Standard Colors, Add</i>	495.70	
		<i>For Anodized Finish, Add</i>	660.93	
		<i>For Kynar® Standard Colors Finish, Add</i>	908.78	
08 91 19 00-0071	EA	36" Wide x 66" High Fixed Intake Louver, Galvanized Aluminum..... Note: Includes bird screen.	2,068.39	119.07
		<i>For Flange Frame, Add</i>	183.03	
		<i>For Clear Lacquer Finish, Add</i>	366.05	
		<i>For Baked Enamel Standard Colors, Add</i>	549.08	
		<i>For Anodized Finish, Add</i>	732.10	
		<i>For Kynar® Standard Colors Finish, Add</i>	1,006.64	
08 91 19 00-0072	EA	36" Wide x 72" High Fixed Intake Louver, Galvanized Aluminum..... Note: Includes bird screen.	2,195.68	127.19
		<i>For Flange Frame, Add</i>	194.13	
		<i>For Clear Lacquer Finish, Add</i>	388.26	
		<i>For Baked Enamel Standard Colors, Add</i>	582.39	
		<i>For Anodized Finish, Add</i>	776.52	
		<i>For Kynar® Standard Colors Finish, Add</i>	1,067.72	
08 91 19 00-0073	EA	36" Wide x 78" High Fixed Intake Louver, Galvanized Aluminum..... Note: Includes bird screen.	2,334.57	132.60
		<i>For Flange Frame, Add</i>	206.94	
		<i>For Clear Lacquer Finish, Add</i>	413.87	
		<i>For Baked Enamel Standard Colors, Add</i>	620.81	
		<i>For Anodized Finish, Add</i>	827.75	
		<i>For Kynar® Standard Colors Finish, Add</i>	1,138.15	
08 91 19 00-0074	EA	36" Wide x 84" High Fixed Intake Louver, Galvanized Aluminum..... Note: Includes bird screen.	2,479.12	138.01
		<i>For Flange Frame, Add</i>	220.31	
		<i>For Clear Lacquer Finish, Add</i>	440.62	
		<i>For Baked Enamel Standard Colors, Add</i>	660.93	
		<i>For Anodized Finish, Add</i>	881.24	
		<i>For Kynar® Standard Colors Finish, Add</i>	1,211.71	



	MINOR	CSI	UOM	DESCRIPTION	TOTAL DIRECT UNIT COST	DEMOLITION UNIT COST
08 91	19	00-0075	EA	36" Wide x 90" High Fixed Intake Louver, Galvanized Aluminum..... Note: Includes bird screen. <i>For Flange Frame, Add</i> <i>For Clear Lacquer Finish, Add</i> <i>For Baked Enamel Standard Colors, Add</i> <i>For Anodized Finish, Add</i> <i>For Kynar® Standard Colors Finish, Add</i>	2,601.88 230.96 461.92 692.89 923.85 1,270.29	146.13
08 91	19	00-0076	EA	36" Wide x 96" High Fixed Intake Louver, Galvanized Aluminum..... Note: Includes bird screen. <i>For Flange Frame, Add</i> <i>For Clear Lacquer Finish, Add</i> <i>For Baked Enamel Standard Colors, Add</i> <i>For Anodized Finish, Add</i> <i>For Kynar® Standard Colors Finish, Add</i>	2,794.92 248.64 497.28 745.93 994.57 1,367.53	154.25
08 91	19	00-0077	EA	42" Wide x 12" High Fixed Intake Louver, Galvanized Aluminum..... Note: Includes bird screen. <i>For Flange Frame, Add</i> <i>For Clear Lacquer Finish, Add</i> <i>For Baked Enamel Standard Colors, Add</i> <i>For Anodized Finish, Add</i> <i>For Kynar® Standard Colors Finish, Add</i>	759.00 65.62 131.23 196.85 262.47 360.89	51.42
08 91	19	00-0078	EA	42" Wide x 18" High Fixed Intake Louver, Galvanized Aluminum..... Note: Includes bird screen. <i>For Flange Frame, Add</i> <i>For Clear Lacquer Finish, Add</i> <i>For Baked Enamel Standard Colors, Add</i> <i>For Anodized Finish, Add</i> <i>For Kynar® Standard Colors Finish, Add</i>	929.99 80.01 160.02 240.03 320.04 440.06	64.95
08 91	19	00-0079	EA	42" Wide x 24" High Fixed Intake Louver, Galvanized Aluminum..... Note: Includes bird screen. <i>For Flange Frame, Add</i> <i>For Clear Lacquer Finish, Add</i> <i>For Baked Enamel Standard Colors, Add</i> <i>For Anodized Finish, Add</i> <i>For Kynar® Standard Colors Finish, Add</i>	1,078.82 93.27 186.54 279.81 373.08 512.98	73.06
08 91	19	00-0080	EA	42" Wide x 30" High Fixed Intake Louver, Galvanized Aluminum..... Note: Includes bird screen. <i>For Flange Frame, Add</i> <i>For Clear Lacquer Finish, Add</i> <i>For Baked Enamel Standard Colors, Add</i> <i>For Anodized Finish, Add</i> <i>For Kynar® Standard Colors Finish, Add</i>	1,262.53 109.48 218.95 328.43 437.90 602.11	83.89
08 91	19	00-0081	EA	42" Wide x 36" High Fixed Intake Louver, Galvanized Aluminum..... Note: Includes bird screen. <i>For Flange Frame, Add</i> <i>For Clear Lacquer Finish, Add</i> <i>For Baked Enamel Standard Colors, Add</i> <i>For Anodized Finish, Add</i> <i>For Kynar® Standard Colors Finish, Add</i>	1,459.22 128.06 256.12 384.18 512.24 704.34	89.30
08 91	19	00-0082	EA	42" Wide x 42" High Fixed Intake Louver, Galvanized Aluminum..... Note: Includes bird screen. <i>For Flange Frame, Add</i> <i>For Clear Lacquer Finish, Add</i> <i>For Baked Enamel Standard Colors, Add</i> <i>For Anodized Finish, Add</i> <i>For Kynar® Standard Colors Finish, Add</i>	1,616.23 142.68 285.36 428.04 570.72 784.74	94.71
08 91	19	00-0083	EA	42" Wide x 48" High Fixed Intake Louver, Galvanized Aluminum..... Note: Includes bird screen. <i>For Flange Frame, Add</i> <i>For Clear Lacquer Finish, Add</i> <i>For Baked Enamel Standard Colors, Add</i> <i>For Anodized Finish, Add</i> <i>For Kynar® Standard Colors Finish, Add</i>	1,751.72 155.15 310.29 465.44 620.58 853.30	100.12
08 91	19	00-0084	EA	42" Wide x 54" High Fixed Intake Louver, Galvanized Aluminum..... Note: Includes bird screen. <i>For Flange Frame, Add</i> <i>For Clear Lacquer Finish, Add</i> <i>For Baked Enamel Standard Colors, Add</i> <i>For Anodized Finish, Add</i> <i>For Kynar® Standard Colors Finish, Add</i>	1,913.01 169.65 339.30 508.96 678.61 933.09	108.24
08 91	19	00-0085	EA	42" Wide x 60" High Fixed Intake Louver, Galvanized Aluminum..... Note: Includes bird screen. <i>For Flange Frame, Add</i> <i>For Clear Lacquer Finish, Add</i> <i>For Baked Enamel Standard Colors, Add</i> <i>For Anodized Finish, Add</i> <i>For Kynar® Standard Colors Finish, Add</i>	2,050.50 181.78 363.56 545.33 727.11 999.78	116.36
08 91	19	00-0086	EA	42" Wide x 66" High Fixed Intake Louver, Galvanized Aluminum..... Note: Includes bird screen. <i>For Flange Frame, Add</i> <i>For Clear Lacquer Finish, Add</i> <i>For Baked Enamel Standard Colors, Add</i> <i>For Anodized Finish, Add</i> <i>For Kynar® Standard Colors Finish, Add</i>	2,266.20 201.72 403.45 605.17 806.90 1,109.48	124.48

08 Openings**08 90 Louvers and Vents**

08 91 Louvers



MINOR	CSI	UOM	DESCRIPTION	TOTAL DIRECT UNIT COST	DEMOLITION UNIT COST
08 91	19 00-0087	EA	42" Wide x 72" High Fixed Intake Louver, Galvanized Aluminum..... Note: Includes bird screen. <i>For Flange Frame, Add</i> <i>For Clear Lacquer Finish, Add</i> <i>For Baked Enamel Standard Colors, Add</i> <i>For Anodized Finish, Add</i> <i>For Kynar® Standard Colors Finish, Add</i>	2,403.70 213.85 427.70 641.55 855.40 1,176.18	132.60
08 91	19 00-0088	EA	42" Wide x 78" High Fixed Intake Louver, Galvanized Aluminum..... Note: Includes bird screen. <i>For Flange Frame, Add</i> <i>For Clear Lacquer Finish, Add</i> <i>For Baked Enamel Standard Colors, Add</i> <i>For Anodized Finish, Add</i> <i>For Kynar® Standard Colors Finish, Add</i>	2,560.71 228.47 456.94 685.41 913.88 1,256.58	138.01
08 91	19 00-0089	EA	42" Wide x 84" High Fixed Intake Louver, Galvanized Aluminum..... Note: Includes bird screen. <i>For Flange Frame, Add</i> <i>For Clear Lacquer Finish, Add</i> <i>For Baked Enamel Standard Colors, Add</i> <i>For Anodized Finish, Add</i> <i>For Kynar® Standard Colors Finish, Add</i>	2,718.87 243.20 486.40 729.61 972.81 1,337.61	143.43
08 91	19 00-0090	EA	42" Wide x 90" High Fixed Intake Louver, Galvanized Aluminum..... Note: Includes bird screen. <i>For Flange Frame, Add</i> <i>For Clear Lacquer Finish, Add</i> <i>For Baked Enamel Standard Colors, Add</i> <i>For Anodized Finish, Add</i> <i>For Kynar® Standard Colors Finish, Add</i>	2,864.30 256.12 512.24 768.36 1,024.48 1,408.67	151.54
08 91	19 00-0091	EA	42" Wide x 96" High Fixed Intake Louver, Galvanized Aluminum..... Note: Includes bird screen. <i>For Flange Frame, Add</i> <i>For Clear Lacquer Finish, Add</i> <i>For Baked Enamel Standard Colors, Add</i> <i>For Anodized Finish, Add</i> <i>For Kynar® Standard Colors Finish, Add</i>	3,072.07 275.27 550.55 825.82 1,101.10 1,514.01	159.66
08 91	19 00-0092	EA	48" Wide x 12" High Fixed Intake Louver, Galvanized Aluminum..... Note: Includes bird screen. <i>For Flange Frame, Add</i> <i>For Clear Lacquer Finish, Add</i> <i>For Baked Enamel Standard Colors, Add</i> <i>For Anodized Finish, Add</i> <i>For Kynar® Standard Colors Finish, Add</i>	829.89 71.62 143.25 214.87 286.49 393.93	56.83
08 91	19 00-0093	EA	48" Wide x 18" High Fixed Intake Louver, Galvanized Aluminum..... Note: Includes bird screen. <i>For Flange Frame, Add</i> <i>For Clear Lacquer Finish, Add</i> <i>For Baked Enamel Standard Colors, Add</i> <i>For Anodized Finish, Add</i> <i>For Kynar® Standard Colors Finish, Add</i>	1,016.75 87.60 175.21 262.81 350.41 481.82	70.35
08 91	19 00-0094	EA	48" Wide x 24" High Fixed Intake Louver, Galvanized Aluminum..... Note: Includes bird screen. <i>For Flange Frame, Add</i> <i>For Clear Lacquer Finish, Add</i> <i>For Baked Enamel Standard Colors, Add</i> <i>For Anodized Finish, Add</i> <i>For Kynar® Standard Colors Finish, Add</i>	1,191.39 102.90 205.80 308.71 411.61 565.96	81.18
08 91	19 00-0095	EA	48" Wide x 30" High Fixed Intake Louver, Galvanized Aluminum..... Note: Includes bird screen. <i>For Flange Frame, Add</i> <i>For Clear Lacquer Finish, Add</i> <i>For Baked Enamel Standard Colors, Add</i> <i>For Anodized Finish, Add</i> <i>For Kynar® Standard Colors Finish, Add</i>	1,373.09 119.45 238.90 358.34 477.79 656.96	89.30
08 91	19 00-0096	EA	48" Wide x 36" High Fixed Intake Louver, Galvanized Aluminum..... Note: Includes bird screen. <i>For Flange Frame, Add</i> <i>For Clear Lacquer Finish, Add</i> <i>For Baked Enamel Standard Colors, Add</i> <i>For Anodized Finish, Add</i> <i>For Kynar® Standard Colors Finish, Add</i>	1,598.10 140.87 281.73 422.60 563.47 774.77	94.71
08 91	19 00-0097	EA	48" Wide x 42" High Fixed Intake Louver, Galvanized Aluminum..... Note: Includes bird screen. <i>For Flange Frame, Add</i> <i>For Clear Lacquer Finish, Add</i> <i>For Baked Enamel Standard Colors, Add</i> <i>For Anodized Finish, Add</i> <i>For Kynar® Standard Colors Finish, Add</i>	1,780.05 157.98 315.96 473.94 631.92 868.88	100.12
08 91	19 00-0098	EA	48" Wide x 48" High Fixed Intake Louver, Galvanized Aluminum..... Note: Includes bird screen. <i>For Flange Frame, Add</i> <i>For Clear Lacquer Finish, Add</i> <i>For Baked Enamel Standard Colors, Add</i> <i>For Anodized Finish, Add</i> <i>For Kynar® Standard Colors Finish, Add</i>	1,928.88 171.24 342.48 513.72 684.96 941.81	108.24



MINOR	CSI	UOM	DESCRIPTION	TOTAL DIRECT UNIT COST	DEMOLITION UNIT COST
08 91	19 00-0099	EA	48" Wide x 54" High Fixed Intake Louver, Galvanized Aluminum..... Note: Includes bird screen. <i>For Flange Frame, Add</i> <i>For Clear Lacquer Finish, Add</i> <i>For Baked Enamel Standard Colors, Add</i> <i>For Anodized Finish, Add</i> <i>For Kynar® Standard Colors Finish, Add</i>	2,164.96 193.22 386.45 579.67 772.90 1,062.73	116.36
08 91	19 00-0100	EA	48" Wide x 60" High Fixed Intake Louver, Galvanized Aluminum..... Note: Includes bird screen. <i>For Flange Frame, Add</i> <i>For Clear Lacquer Finish, Add</i> <i>For Baked Enamel Standard Colors, Add</i> <i>For Anodized Finish, Add</i> <i>For Kynar® Standard Colors Finish, Add</i>	2,266.20 201.72 403.45 605.17 806.90 1,109.48	124.48
08 91	19 00-0101	EA	48" Wide x 66" High Fixed Intake Louver, Galvanized Aluminum..... Note: Includes bird screen. <i>For Flange Frame, Add</i> <i>For Clear Lacquer Finish, Add</i> <i>For Baked Enamel Standard Colors, Add</i> <i>For Anodized Finish, Add</i> <i>For Kynar® Standard Colors Finish, Add</i>	2,496.63 223.14 446.29 669.43 892.57 1,227.29	132.60
08 91	19 00-0102	EA	48" Wide x 72" High Fixed Intake Louver, Galvanized Aluminum..... Note: Includes bird screen. <i>For Flange Frame, Add</i> <i>For Clear Lacquer Finish, Add</i> <i>For Baked Enamel Standard Colors, Add</i> <i>For Anodized Finish, Add</i> <i>For Kynar® Standard Colors Finish, Add</i>	2,655.66 237.42 474.84 712.27 949.69 1,305.82	140.72
08 91	19 00-0103	EA	48" Wide x 78" High Fixed Intake Louver, Galvanized Aluminum..... Note: Includes bird screen. <i>For Flange Frame, Add</i> <i>For Clear Lacquer Finish, Add</i> <i>For Baked Enamel Standard Colors, Add</i> <i>For Anodized Finish, Add</i> <i>For Kynar® Standard Colors Finish, Add</i>	2,830.81 253.86 507.71 761.57 1,015.42 1,396.20	146.13
08 91	19 00-0104	EA	48" Wide x 84" High Fixed Intake Louver, Galvanized Aluminum..... Note: Includes bird screen. <i>For Flange Frame, Add</i> <i>For Clear Lacquer Finish, Add</i> <i>For Baked Enamel Standard Colors, Add</i> <i>For Anodized Finish, Add</i> <i>For Kynar® Standard Colors Finish, Add</i>	3,005.96 270.29 540.57 810.86 1,081.15 1,486.58	151.54
08 91	19 00-0105	EA	48" Wide x 90" High Fixed Intake Louver, Galvanized Aluminum..... Note: Includes bird screen. <i>For Flange Frame, Add</i> <i>For Clear Lacquer Finish, Add</i> <i>For Baked Enamel Standard Colors, Add</i> <i>For Anodized Finish, Add</i> <i>For Kynar® Standard Colors Finish, Add</i>	3,151.64 283.77 567.55 851.32 1,135.09 1,560.75	156.96
08 91	19 00-0106	EA	48" Wide x 96" High Fixed Intake Louver, Galvanized Aluminum..... Note: Includes bird screen. <i>For Flange Frame, Add</i> <i>For Clear Lacquer Finish, Add</i> <i>For Baked Enamel Standard Colors, Add</i> <i>For Anodized Finish, Add</i> <i>For Kynar® Standard Colors Finish, Add</i>	3,391.14 306.10 612.20 918.30 1,224.40 1,683.54	165.08
08 91	19 00-0107	EA	54" Wide x 12" High Fixed Intake Louver, Galvanized Aluminum..... Note: Includes bird screen. <i>For Flange Frame, Add</i> <i>For Clear Lacquer Finish, Add</i> <i>For Baked Enamel Standard Colors, Add</i> <i>For Anodized Finish, Add</i> <i>For Kynar® Standard Colors Finish, Add</i>	918.65 78.88 157.75 236.63 315.50 433.82	64.95
08 91	19 00-0108	EA	54" Wide x 18" High Fixed Intake Louver, Galvanized Aluminum..... Note: Includes bird screen. <i>For Flange Frame, Add</i> <i>For Clear Lacquer Finish, Add</i> <i>For Baked Enamel Standard Colors, Add</i> <i>For Anodized Finish, Add</i> <i>For Kynar® Standard Colors Finish, Add</i>	1,128.18 97.12 194.24 291.37 388.49 534.17	78.47
08 91	19 00-0109	EA	54" Wide x 24" High Fixed Intake Louver, Galvanized Aluminum..... Note: Includes bird screen. <i>For Flange Frame, Add</i> <i>For Clear Lacquer Finish, Add</i> <i>For Baked Enamel Standard Colors, Add</i> <i>For Anodized Finish, Add</i> <i>For Kynar® Standard Colors Finish, Add</i>	1,320.70 113.67 227.34 341.00 454.67 625.17	92.00
08 91	19 00-0110	EA	54" Wide x 30" High Fixed Intake Louver, Galvanized Aluminum..... Note: Includes bird screen. <i>For Flange Frame, Add</i> <i>For Clear Lacquer Finish, Add</i> <i>For Baked Enamel Standard Colors, Add</i> <i>For Anodized Finish, Add</i> <i>For Kynar® Standard Colors Finish, Add</i>	1,516.25 132.14 264.28 396.42 528.56 726.77	97.42

08 Openings**08 90 Louvers and Vents****08 91 Louvers**

MINOR	CSI	UOM	DESCRIPTION	TOTAL DIRECT UNIT COST	DEMOLITION UNIT COST
08 91	19 00-0111	EA	54" Wide x 36" High Fixed Intake Louver, Galvanized Aluminum..... Note: Includes bird screen. <i>For Flange Frame, Add</i> <i>For Clear Lacquer Finish, Add</i> <i>For Baked Enamel Standard Colors, Add</i> <i>For Anodized Finish, Add</i> <i>For Kynar® Standard Colors Finish, Add</i>	1,785.46 157.98 315.96 473.94 631.92 868.88	102.83
08 91	19 00-0112	EA	54" Wide x 42" High Fixed Intake Louver, Galvanized Aluminum..... Note: Includes bird screen. <i>For Flange Frame, Add</i> <i>For Clear Lacquer Finish, Add</i> <i>For Baked Enamel Standard Colors, Add</i> <i>For Anodized Finish, Add</i> <i>For Kynar® Standard Colors Finish, Add</i>	1,971.94 175.55 351.09 526.64 702.18 965.50	108.24
08 91	19 00-0113	EA	54" Wide x 48" High Fixed Intake Louver, Galvanized Aluminum..... Note: Includes bird screen. <i>For Flange Frame, Add</i> <i>For Clear Lacquer Finish, Add</i> <i>For Baked Enamel Standard Colors, Add</i> <i>For Anodized Finish, Add</i> <i>For Kynar® Standard Colors Finish, Add</i>	2,146.83 191.41 382.82 574.23 765.64 1,052.76	116.36
08 91	19 00-0114	EA	54" Wide x 54" High Fixed Intake Louver, Galvanized Aluminum..... Note: Includes bird screen. <i>For Flange Frame, Add</i> <i>For Clear Lacquer Finish, Add</i> <i>For Baked Enamel Standard Colors, Add</i> <i>For Anodized Finish, Add</i> <i>For Kynar® Standard Colors Finish, Add</i>	2,404.46 215.55 431.10 646.65 862.20 1,185.53	124.48
08 91	19 00-0115	EA	54" Wide x 60" High Fixed Intake Louver, Galvanized Aluminum..... Note: Includes bird screen. <i>For Flange Frame, Add</i> <i>For Clear Lacquer Finish, Add</i> <i>For Baked Enamel Standard Colors, Add</i> <i>For Anodized Finish, Add</i> <i>For Kynar® Standard Colors Finish, Add</i>	2,585.02 231.98 463.96 695.95 927.93 1,275.90	132.60
08 91	19 00-0116	EA	54" Wide x 66" High Fixed Intake Louver, Galvanized Aluminum..... Note: Includes bird screen. <i>For Flange Frame, Add</i> <i>For Clear Lacquer Finish, Add</i> <i>For Baked Enamel Standard Colors, Add</i> <i>For Anodized Finish, Add</i> <i>For Kynar® Standard Colors Finish, Add</i>	2,855.12 257.37 514.74 772.10 1,029.47 1,415.52	140.72
08 91	19 00-0117	EA	54" Wide x 72" High Fixed Intake Louver, Galvanized Aluminum..... Note: Includes bird screen. <i>For Flange Frame, Add</i> <i>For Clear Lacquer Finish, Add</i> <i>For Baked Enamel Standard Colors, Add</i> <i>For Anodized Finish, Add</i> <i>For Kynar® Standard Colors Finish, Add</i>	3,029.13 273.69 547.37 821.06 1,094.75 1,505.28	146.13
08 91	19 00-0118	EA	54" Wide x 78" High Fixed Intake Louver, Galvanized Aluminum..... Note: Includes bird screen. <i>For Flange Frame, Add</i> <i>For Clear Lacquer Finish, Add</i> <i>For Baked Enamel Standard Colors, Add</i> <i>For Anodized Finish, Add</i> <i>For Kynar® Standard Colors Finish, Add</i>	3,228.09 292.50 585.00 877.50 1,170.00 1,608.75	151.54
08 91	19 00-0119	EA	54" Wide x 84" High Fixed Intake Louver, Galvanized Aluminum..... Note: Includes bird screen. <i>For Flange Frame, Add</i> <i>For Clear Lacquer Finish, Add</i> <i>For Baked Enamel Standard Colors, Add</i> <i>For Anodized Finish, Add</i> <i>For Kynar® Standard Colors Finish, Add</i>	3,419.10 310.52 621.04 931.56 1,242.08 1,707.85	156.96
08 91	19 00-0120	EA	54" Wide x 90" High Fixed Intake Louver, Galvanized Aluminum..... Note: Includes bird screen. <i>For Flange Frame, Add</i> <i>For Clear Lacquer Finish, Add</i> <i>For Baked Enamel Standard Colors, Add</i> <i>For Anodized Finish, Add</i> <i>For Kynar® Standard Colors Finish, Add</i>	3,577.25 325.25 650.50 975.75 1,301.00 1,788.88	162.37
08 91	19 00-0121	EA	54" Wide x 96" High Fixed Intake Louver, Galvanized Aluminum..... Note: Includes bird screen. <i>For Flange Frame, Add</i> <i>For Clear Lacquer Finish, Add</i> <i>For Baked Enamel Standard Colors, Add</i> <i>For Anodized Finish, Add</i> <i>For Kynar® Standard Colors Finish, Add</i>	3,856.41 351.54 703.09 1,054.63 1,406.17 1,933.49	170.49
08 91	19 00-0122	EA	60" Wide x 12" High Fixed Intake Louver, Galvanized Aluminum..... Note: Includes bird screen. <i>For Flange Frame, Add</i> <i>For Clear Lacquer Finish, Add</i> <i>For Baked Enamel Standard Colors, Add</i> <i>For Anodized Finish, Add</i> <i>For Kynar® Standard Colors Finish, Add</i>	987.28 84.66 169.31 253.97 338.62 465.61	70.35



	MINOR	CSI	UOM	DESCRIPTION	TOTAL DIRECT UNIT COST	DEMOLITION UNIT COST
08 91	19 00-0123	EA		60" Wide x 18" High Fixed Intake Louver, Galvanized Aluminum..... Note: Includes bird screen.	1,218.07	86.59
				<i>For Flange Frame, Add</i>	104.49	
				<i>For Clear Lacquer Finish, Add</i>	209.98	
				<i>For Baked Enamel Standard Colors, Add</i>	313.46	
				<i>For Anodized Finish, Add</i>	417.95	
				<i>For Kynar® Standard Colors Finish, Add</i>	574.68	
08 91	19 00-0124	EA		60" Wide x 24" High Fixed Intake Louver, Galvanized Aluminum..... Note: Includes bird screen.	1,416.53	97.42
				<i>For Flange Frame, Add</i>	122.17	
				<i>For Clear Lacquer Finish, Add</i>	244.34	
				<i>For Baked Enamel Standard Colors, Add</i>	366.50	
				<i>For Anodized Finish, Add</i>	488.67	
				<i>For Kynar® Standard Colors Finish, Add</i>	671.92	
08 91	19 00-0125	EA		60" Wide x 30" High Fixed Intake Louver, Galvanized Aluminum..... Note: Includes bird screen.	1,642.67	102.83
				<i>For Flange Frame, Add</i>	143.70	
				<i>For Clear Lacquer Finish, Add</i>	287.40	
				<i>For Baked Enamel Standard Colors, Add</i>	431.10	
				<i>For Anodized Finish, Add</i>	574.80	
				<i>For Kynar® Standard Colors Finish, Add</i>	790.35	
08 91	19 00-0126	EA		60" Wide x 36" High Fixed Intake Louver, Galvanized Aluminum..... Note: Includes bird screen.	1,922.95	110.95
				<i>For Flange Frame, Add</i>	170.11	
				<i>For Clear Lacquer Finish, Add</i>	340.21	
				<i>For Baked Enamel Standard Colors, Add</i>	510.32	
				<i>For Anodized Finish, Add</i>	680.42	
				<i>For Kynar® Standard Colors Finish, Add</i>	935.58	
08 91	19 00-0127	EA		60" Wide x 42" High Fixed Intake Louver, Galvanized Aluminum..... Note: Includes bird screen.	2,132.10	116.36
				<i>For Flange Frame, Add</i>	189.94	
				<i>For Clear Lacquer Finish, Add</i>	379.88	
				<i>For Baked Enamel Standard Colors, Add</i>	569.81	
				<i>For Anodized Finish, Add</i>	759.75	
				<i>For Kynar® Standard Colors Finish, Add</i>	1,044.66	
08 91	19 00-0128	EA		60" Wide x 48" High Fixed Intake Louver, Galvanized Aluminum..... Note: Includes bird screen.	2,314.93	124.48
				<i>For Flange Frame, Add</i>	206.60	
				<i>For Clear Lacquer Finish, Add</i>	413.19	
				<i>For Baked Enamel Standard Colors, Add</i>	619.79	
				<i>For Anodized Finish, Add</i>	826.39	
				<i>For Kynar® Standard Colors Finish, Add</i>	1,136.28	
08 91	19 00-0129	EA		60" Wide x 54" High Fixed Intake Louver, Galvanized Aluminum..... Note: Includes bird screen.	2,590.69	132.60
				<i>For Flange Frame, Add</i>	232.55	
				<i>For Clear Lacquer Finish, Add</i>	465.10	
				<i>For Baked Enamel Standard Colors, Add</i>	697.65	
				<i>For Anodized Finish, Add</i>	930.20	
				<i>For Kynar® Standard Colors Finish, Add</i>	1,279.02	
08 91	19 00-0130	EA		60" Wide x 60" High Fixed Intake Louver, Galvanized Aluminum..... Note: Includes bird screen.	2,784.86	140.72
				<i>For Flange Frame, Add</i>	250.34	
				<i>For Clear Lacquer Finish, Add</i>	500.68	
				<i>For Baked Enamel Standard Colors, Add</i>	751.03	
				<i>For Anodized Finish, Add</i>	1,001.37	
				<i>For Kynar® Standard Colors Finish, Add</i>	1,376.88	
08 91	19 00-0131	EA		60" Wide x 66" High Fixed Intake Louver, Galvanized Aluminum..... Note: Includes bird screen.	3,077.62	148.84
				<i>For Flange Frame, Add</i>	277.99	
				<i>For Clear Lacquer Finish, Add</i>	555.99	
				<i>For Baked Enamel Standard Colors, Add</i>	833.98	
				<i>For Anodized Finish, Add</i>	1,111.98	
				<i>For Kynar® Standard Colors Finish, Add</i>	1,528.97	
08 91	19 00-0132	EA		60" Wide x 72" High Fixed Intake Louver, Galvanized Aluminum..... Note: Includes bird screen.	3,262.96	154.25
				<i>For Flange Frame, Add</i>	295.45	
				<i>For Clear Lacquer Finish, Add</i>	590.89	
				<i>For Baked Enamel Standard Colors, Add</i>	886.34	
				<i>For Anodized Finish, Add</i>	1,181.78	
				<i>For Kynar® Standard Colors Finish, Add</i>	1,624.95	
08 91	19 00-0133	EA		60" Wide x 78" High Fixed Intake Louver, Galvanized Aluminum..... Note: Includes bird screen.	3,474.38	159.66
				<i>For Flange Frame, Add</i>	315.51	
				<i>For Clear Lacquer Finish, Add</i>	631.01	
				<i>For Baked Enamel Standard Colors, Add</i>	946.52	
				<i>For Anodized Finish, Add</i>	1,262.02	
				<i>For Kynar® Standard Colors Finish, Add</i>	1,735.28	
08 91	19 00-0134	EA		60" Wide x 84" High Fixed Intake Louver, Galvanized Aluminum..... Note: Includes bird screen.	3,681.26	165.08
				<i>For Flange Frame, Add</i>	335.11	
				<i>For Clear Lacquer Finish, Add</i>	670.22	
				<i>For Baked Enamel Standard Colors, Add</i>	1,005.33	
				<i>For Anodized Finish, Add</i>	1,340.44	
				<i>For Kynar® Standard Colors Finish, Add</i>	1,843.11	

08	08	Openings
	08 90	Louvers and Vents
	08 91	Louvers



MINOR	CSI	UOM	DESCRIPTION	TOTAL DIRECT UNIT COST	DEMOLITION UNIT COST
08 91	19 00-0135	EA	60" Wide x 90" High Fixed Intake Louver, Galvanized Aluminum..... Note: Includes bird screen. <i>For Flange Frame, Add</i> <i>For Clear Lacquer Finish, Add</i> <i>For Baked Enamel Standard Colors, Add</i> <i>For Anodized Finish, Add</i> <i>For Kynar® Standard Colors Finish, Add</i>	3,856.41 351.54 703.09 1,054.63 1,406.17 1,933.49	170.49
08 91	19 00-0136	EA	60" Wide x 96" High Fixed Intake Louver, Galvanized Aluminum..... Note: Includes bird screen. <i>For Flange Frame, Add</i> <i>For Clear Lacquer Finish, Add</i> <i>For Baked Enamel Standard Colors, Add</i> <i>For Anodized Finish, Add</i> <i>For Kynar® Standard Colors Finish, Add</i>	4,149.41 379.76 759.52 1,139.29 1,519.05 2,088.69	175.90
08 91	19 00-0137	EA	66" Wide x 12" High Fixed Intake Louver, Galvanized Aluminum..... Note: Includes bird screen. <i>For Flange Frame, Add</i> <i>For Clear Lacquer Finish, Add</i> <i>For Baked Enamel Standard Colors, Add</i> <i>For Anodized Finish, Add</i> <i>For Kynar® Standard Colors Finish, Add</i>	1,139.76 98.82 197.64 296.47 395.29 543.52	75.77
08 91	19 00-0138	EA	66" Wide x 18" High Fixed Intake Louver, Galvanized Aluminum..... Note: Includes bird screen. <i>For Flange Frame, Add</i> <i>For Clear Lacquer Finish, Add</i> <i>For Baked Enamel Standard Colors, Add</i> <i>For Anodized Finish, Add</i> <i>For Kynar® Standard Colors Finish, Add</i>	1,410.23 122.62 245.24 367.86 490.48 674.42	92.00
08 91	19 00-0139	EA	66" Wide x 24" High Fixed Intake Louver, Galvanized Aluminum..... Note: Includes bird screen. <i>For Flange Frame, Add</i> <i>For Clear Lacquer Finish, Add</i> <i>For Baked Enamel Standard Colors, Add</i> <i>For Anodized Finish, Add</i> <i>For Kynar® Standard Colors Finish, Add</i>	1,643.29 142.68 285.36 428.04 570.72 784.74	108.24
08 91	19 00-0140	EA	66" Wide x 30" High Fixed Intake Louver, Galvanized Aluminum..... Note: Includes bird screen. <i>For Flange Frame, Add</i> <i>For Clear Lacquer Finish, Add</i> <i>For Baked Enamel Standard Colors, Add</i> <i>For Anodized Finish, Add</i> <i>For Kynar® Standard Colors Finish, Add</i>	1,889.83 166.25 332.50 498.76 665.01 914.39	113.66
08 91	19 00-0141	EA	66" Wide x 36" High Fixed Intake Louver, Galvanized Aluminum..... Note: Includes bird screen. <i>For Flange Frame, Add</i> <i>For Clear Lacquer Finish, Add</i> <i>For Baked Enamel Standard Colors, Add</i> <i>For Anodized Finish, Add</i> <i>For Kynar® Standard Colors Finish, Add</i>	2,217.98 197.98 395.97 593.95 791.94 1,088.91	119.07
08 91	19 00-0142	EA	66" Wide x 42" High Fixed Intake Louver, Galvanized Aluminum..... Note: Includes bird screen. <i>For Flange Frame, Add</i> <i>For Clear Lacquer Finish, Add</i> <i>For Baked Enamel Standard Colors, Add</i> <i>For Anodized Finish, Add</i> <i>For Kynar® Standard Colors Finish, Add</i>	2,446.39 219.74 439.49 659.23 878.97 1,208.59	124.48
08 91	19 00-0143	EA	66" Wide x 48" High Fixed Intake Louver, Galvanized Aluminum..... Note: Includes bird screen. <i>For Flange Frame, Add</i> <i>For Clear Lacquer Finish, Add</i> <i>For Baked Enamel Standard Colors, Add</i> <i>For Anodized Finish, Add</i> <i>For Kynar® Standard Colors Finish, Add</i>	2,665.49 240.03 480.06 720.09 960.12 1,320.16	132.60
08 91	19 00-0144	EA	66" Wide x 54" High Fixed Intake Louver, Galvanized Aluminum..... Note: Includes bird screen. <i>For Flange Frame, Add</i> <i>For Clear Lacquer Finish, Add</i> <i>For Baked Enamel Standard Colors, Add</i> <i>For Anodized Finish, Add</i> <i>For Kynar® Standard Colors Finish, Add</i>	2,923.12 264.17 528.34 792.50 1,056.67 1,452.92	140.72
08 91	19 00-0145	EA	66" Wide x 60" High Fixed Intake Louver, Galvanized Aluminum..... Note: Includes bird screen. <i>For Flange Frame, Add</i> <i>For Clear Lacquer Finish, Add</i> <i>For Baked Enamel Standard Colors, Add</i> <i>For Anodized Finish, Add</i> <i>For Kynar® Standard Colors Finish, Add</i>	3,141.08 284.34 568.68 853.02 1,137.36 1,563.87	148.84
08 91	19 00-0146	EA	66" Wide x 66" High Fixed Intake Louver, Galvanized Aluminum..... Note: Includes bird screen. <i>For Flange Frame, Add</i> <i>For Clear Lacquer Finish, Add</i> <i>For Baked Enamel Standard Colors, Add</i> <i>For Anodized Finish, Add</i> <i>For Kynar® Standard Colors Finish, Add</i>	3,476.65 315.73 631.46 947.20 1,262.93 1,736.53	159.66



MINOR	CSI	UOM	DESCRIPTION	TOTAL DIRECT UNIT COST	DEMOLITION UNIT COST
08 91	19 00-0147	EA	66" Wide x 72" High Fixed Intake Louver, Galvanized Aluminum..... Note: Includes bird screen. <i>For Flange Frame, Add</i> <i>For Clear Lacquer Finish, Add</i> <i>For Baked Enamel Standard Colors, Add</i> <i>For Anodized Finish, Add</i> <i>For Kynar® Standard Colors Finish, Add</i>	3,686.67 335.11 670.22 1,005.33 1,340.44 1,843.11	167.78
08 91	19 00-0148	EA	66" Wide x 78" High Fixed Intake Louver, Galvanized Aluminum..... Note: Includes bird screen. <i>For Flange Frame, Add</i> <i>For Clear Lacquer Finish, Add</i> <i>For Baked Enamel Standard Colors, Add</i> <i>For Anodized Finish, Add</i> <i>For Kynar® Standard Colors Finish, Add</i>	3,910.55 356.42 712.83 1,069.25 1,425.67 1,960.29	173.19
08 91	19 00-0149	EA	66" Wide x 84" High Fixed Intake Louver, Galvanized Aluminum..... Note: Includes bird screen. <i>For Flange Frame, Add</i> <i>For Clear Lacquer Finish, Add</i> <i>For Baked Enamel Standard Colors, Add</i> <i>For Anodized Finish, Add</i> <i>For Kynar® Standard Colors Finish, Add</i>	4,138.96 378.18 756.35 1,134.53 1,512.70 2,079.97	178.61
08 91	19 00-0150	EA	66" Wide x 90" High Fixed Intake Louver, Galvanized Aluminum..... Note: Includes bird screen. <i>For Flange Frame, Add</i> <i>For Clear Lacquer Finish, Add</i> <i>For Baked Enamel Standard Colors, Add</i> <i>For Anodized Finish, Add</i> <i>For Kynar® Standard Colors Finish, Add</i>	4,336.78 396.88 793.75 1,190.63 1,587.50 2,182.81	184.02
08 91	19 00-0151	EA	66" Wide x 96" High Fixed Intake Louver, Galvanized Aluminum..... Note: Includes bird screen. <i>For Flange Frame, Add</i> <i>For Clear Lacquer Finish, Add</i> <i>For Baked Enamel Standard Colors, Add</i> <i>For Anodized Finish, Add</i> <i>For Kynar® Standard Colors Finish, Add</i>	4,663.78 428.49 856.99 1,285.48 1,713.97 2,356.71	189.43
08 91	19 00-0152	EA	72" Wide x 12" High Fixed Intake Louver, Galvanized Aluminum..... Note: Includes bird screen. <i>For Flange Frame, Add</i> <i>For Clear Lacquer Finish, Add</i> <i>For Baked Enamel Standard Colors, Add</i> <i>For Anodized Finish, Add</i> <i>For Kynar® Standard Colors Finish, Add</i>	1,202.72 104.04 208.07 312.11 416.14 572.19	81.18
08 91	19 00-0153	EA	72" Wide x 18" High Fixed Intake Louver, Galvanized Aluminum..... Note: Includes bird screen. <i>For Flange Frame, Add</i> <i>For Clear Lacquer Finish, Add</i> <i>For Baked Enamel Standard Colors, Add</i> <i>For Anodized Finish, Add</i> <i>For Kynar® Standard Colors Finish, Add</i>	1,486.79 129.19 258.39 387.58 516.78 710.57	97.42
08 91	19 00-0154	EA	72" Wide x 24" High Fixed Intake Louver, Galvanized Aluminum..... Note: Includes bird screen. <i>For Flange Frame, Add</i> <i>For Clear Lacquer Finish, Add</i> <i>For Baked Enamel Standard Colors, Add</i> <i>For Anodized Finish, Add</i> <i>For Kynar® Standard Colors Finish, Add</i>	1,732.31 150.50 301.00 451.50 602.00 827.75	113.66
08 91	19 00-0155	EA	72" Wide x 30" High Fixed Intake Louver, Galvanized Aluminum..... Note: Includes bird screen. <i>For Flange Frame, Add</i> <i>For Clear Lacquer Finish, Add</i> <i>For Baked Enamel Standard Colors, Add</i> <i>For Anodized Finish, Add</i> <i>For Kynar® Standard Colors Finish, Add</i>	1,999.00 175.55 351.09 526.64 702.18 965.50	121.77
08 91	19 00-0156	EA	72" Wide x 36" High Fixed Intake Louver, Galvanized Aluminum..... Note: Includes bird screen. <i>For Flange Frame, Add</i> <i>For Clear Lacquer Finish, Add</i> <i>For Baked Enamel Standard Colors, Add</i> <i>For Anodized Finish, Add</i> <i>For Kynar® Standard Colors Finish, Add</i>	2,350.94 209.66 419.31 628.97 838.63 1,153.11	127.19
08 91	19 00-0157	EA	72" Wide x 42" High Fixed Intake Louver, Galvanized Aluminum..... Note: Includes bird screen. <i>For Flange Frame, Add</i> <i>For Clear Lacquer Finish, Add</i> <i>For Baked Enamel Standard Colors, Add</i> <i>For Anodized Finish, Add</i> <i>For Kynar® Standard Colors Finish, Add</i>	2,591.82 232.66 465.32 697.99 930.65 1,279.64	132.60
08 91	19 00-0158	EA	72" Wide x 48" High Fixed Intake Louver, Galvanized Aluminum..... Note: Includes bird screen. <i>For Flange Frame, Add</i> <i>For Clear Lacquer Finish, Add</i> <i>For Baked Enamel Standard Colors, Add</i> <i>For Anodized Finish, Add</i> <i>For Kynar® Standard Colors Finish, Add</i>	2,825.65 254.42 508.84 763.26 1,017.68 1,399.32	140.72

08	08	Openings
	08 90	Louvers and Vents
	08 91	Louvers



MINOR	CSI	UOM	DESCRIPTION	TOTAL DIRECT UNIT COST	DEMOLITION UNIT COST
08 91	19 00-0159	EA	72" Wide x 54" High Fixed Intake Louver, Galvanized Aluminum..... Note: Includes bird screen. <i>For Flange Frame, Add</i> <i>For Clear Lacquer Finish, Add</i> <i>For Baked Enamel Standard Colors, Add</i> <i>For Anodized Finish, Add</i> <i>For Kynar® Standard Colors Finish, Add</i>	3,092.59 280.03 560.07 840.10 1,120.13 1,540.18	146.13
08 91	19 00-0160	EA	72" Wide x 60" High Fixed Intake Louver, Galvanized Aluminum..... Note: Includes bird screen. <i>For Flange Frame, Add</i> <i>For Clear Lacquer Finish, Add</i> <i>For Baked Enamel Standard Colors, Add</i> <i>For Anodized Finish, Add</i> <i>For Kynar® Standard Colors Finish, Add</i>	3,320.76 301.23 602.45 903.68 1,204.90 1,656.74	154.25
08 91	19 00-0161	EA	72" Wide x 66" High Fixed Intake Louver, Galvanized Aluminum..... Note: Includes bird screen. <i>For Flange Frame, Add</i> <i>For Clear Lacquer Finish, Add</i> <i>For Baked Enamel Standard Colors, Add</i> <i>For Anodized Finish, Add</i> <i>For Kynar® Standard Colors Finish, Add</i>	3,686.67 335.11 670.22 1,005.33 1,340.44 1,843.11	167.78
08 91	19 00-0162	EA	72" Wide x 72" High Fixed Intake Louver, Galvanized Aluminum..... Note: Includes bird screen. <i>For Flange Frame, Add</i> <i>For Clear Lacquer Finish, Add</i> <i>For Baked Enamel Standard Colors, Add</i> <i>For Anodized Finish, Add</i> <i>For Kynar® Standard Colors Finish, Add</i>	3,918.22 356.64 713.29 1,069.93 1,426.57 1,961.54	175.90
08 91	19 00-0163	EA	72" Wide x 78" High Fixed Intake Louver, Galvanized Aluminum..... Note: Includes bird screen. <i>For Flange Frame, Add</i> <i>For Clear Lacquer Finish, Add</i> <i>For Baked Enamel Standard Colors, Add</i> <i>For Anodized Finish, Add</i> <i>For Kynar® Standard Colors Finish, Add</i>	4,148.91 378.63 757.26 1,135.89 1,514.52 2,082.46	181.31
08 91	19 00-0164	EA	72" Wide x 84" High Fixed Intake Louver, Galvanized Aluminum..... Note: Includes bird screen. <i>For Flange Frame, Add</i> <i>For Clear Lacquer Finish, Add</i> <i>For Baked Enamel Standard Colors, Add</i> <i>For Anodized Finish, Add</i> <i>For Kynar® Standard Colors Finish, Add</i>	4,382.98 400.95 801.91 1,202.86 1,603.82 2,205.25	186.73
08 91	19 00-0165	EA	72" Wide x 90" High Fixed Intake Louver, Galvanized Aluminum..... Note: Includes bird screen. <i>For Flange Frame, Add</i> <i>For Clear Lacquer Finish, Add</i> <i>For Baked Enamel Standard Colors, Add</i> <i>For Anodized Finish, Add</i> <i>For Kynar® Standard Colors Finish, Add</i>	4,602.34 421.81 843.61 1,265.42 1,687.23 2,319.94	192.14
08 91	19 00-0166	EA	72" Wide x 96" High Fixed Intake Louver, Galvanized Aluminum..... Note: Includes bird screen. <i>For Flange Frame, Add</i> <i>For Clear Lacquer Finish, Add</i> <i>For Baked Enamel Standard Colors, Add</i> <i>For Anodized Finish, Add</i> <i>For Kynar® Standard Colors Finish, Add</i>	4,950.88 455.58 911.16 1,366.74 1,822.32 2,505.68	197.55
08 91	19 00-0167	EA	78" Wide x 12" High Fixed Intake Louver, Galvanized Aluminum..... Note: Includes bird screen. <i>For Flange Frame, Add</i> <i>For Clear Lacquer Finish, Add</i> <i>For Baked Enamel Standard Colors, Add</i> <i>For Anodized Finish, Add</i> <i>For Kynar® Standard Colors Finish, Add</i>	1,279.27 110.61 221.22 331.82 442.43 608.34	86.59
08 91	19 00-0168	EA	78" Wide x 18" High Fixed Intake Louver, Galvanized Aluminum..... Note: Includes bird screen. <i>For Flange Frame, Add</i> <i>For Clear Lacquer Finish, Add</i> <i>For Baked Enamel Standard Colors, Add</i> <i>For Anodized Finish, Add</i> <i>For Kynar® Standard Colors Finish, Add</i>	1,571.27 136.56 273.12 409.68 546.24 751.08	102.83
08 91	19 00-0169	EA	78" Wide x 24" High Fixed Intake Louver, Galvanized Aluminum..... Note: Includes bird screen. <i>For Flange Frame, Add</i> <i>For Clear Lacquer Finish, Add</i> <i>For Baked Enamel Standard Colors, Add</i> <i>For Anodized Finish, Add</i> <i>For Kynar® Standard Colors Finish, Add</i>	1,822.47 158.43 316.87 475.30 633.73 871.38	119.07
08 91	19 00-0170	EA	78" Wide x 30" High Fixed Intake Louver, Galvanized Aluminum..... Note: Includes bird screen. <i>For Flange Frame, Add</i> <i>For Clear Lacquer Finish, Add</i> <i>For Baked Enamel Standard Colors, Add</i> <i>For Anodized Finish, Add</i> <i>For Kynar® Standard Colors Finish, Add</i>	2,107.28 185.29 370.58 555.87 741.16 1,019.10	127.19



Openings	08
Louvers and Vents	08 90
Louvers	08 91

MINOR	CSI	UOM	DESCRIPTION	TOTAL DIRECT UNIT COST	DEMOLITION UNIT COST
08 91	19 00-0171	EA	78" Wide x 36" High Fixed Intake Louver, Galvanized Aluminum..... Note: Includes bird screen. <i>For Flange Frame, Add</i> <i>For Clear Lacquer Finish, Add</i> <i>For Baked Enamel Standard Colors, Add</i> <i>For Anodized Finish, Add</i> <i>For Kynar® Standard Colors Finish, Add</i>	2,479.63 221.44 442.89 664.33 885.77 1,217.94	132.60
08 91	19 00-0172	EA	78" Wide x 42" High Fixed Intake Louver, Galvanized Aluminum..... Note: Includes bird screen. <i>For Flange Frame, Add</i> <i>For Clear Lacquer Finish, Add</i> <i>For Baked Enamel Standard Colors, Add</i> <i>For Anodized Finish, Add</i> <i>For Kynar® Standard Colors Finish, Add</i>	2,730.70 245.47 490.94 736.40 981.87 1,350.07	138.01
08 91	19 00-0173	EA	78" Wide x 48" High Fixed Intake Louver, Galvanized Aluminum..... Note: Includes bird screen. <i>For Flange Frame, Add</i> <i>For Clear Lacquer Finish, Add</i> <i>For Baked Enamel Standard Colors, Add</i> <i>For Anodized Finish, Add</i> <i>For Kynar® Standard Colors Finish, Add</i>	2,981.53 268.93 537.85 806.78 1,075.71 1,479.10	146.13
08 91	19 00-0174	EA	78" Wide x 54" High Fixed Intake Louver, Galvanized Aluminum..... Note: Includes bird screen. <i>For Flange Frame, Add</i> <i>For Clear Lacquer Finish, Add</i> <i>For Baked Enamel Standard Colors, Add</i> <i>For Anodized Finish, Add</i> <i>For Kynar® Standard Colors Finish, Add</i>	3,264.35 296.13 592.25 888.38 1,184.50 1,628.69	151.54
08 91	19 00-0175	EA	78" Wide x 60" High Fixed Intake Louver, Galvanized Aluminum..... Note: Includes bird screen. <i>For Flange Frame, Add</i> <i>For Clear Lacquer Finish, Add</i> <i>For Baked Enamel Standard Colors, Add</i> <i>For Anodized Finish, Add</i> <i>For Kynar® Standard Colors Finish, Add</i>	3,509.51 319.02 638.04 957.05 1,276.07 1,754.60	159.66
08 91	19 00-0176	EA	78" Wide x 66" High Fixed Intake Louver, Galvanized Aluminum..... Note: Includes bird screen. <i>For Flange Frame, Add</i> <i>For Clear Lacquer Finish, Add</i> <i>For Baked Enamel Standard Colors, Add</i> <i>For Anodized Finish, Add</i> <i>For Kynar® Standard Colors Finish, Add</i>	3,899.21 355.28 710.57 1,065.85 1,421.13 1,954.06	173.19
08 91	19 00-0177	EA	78" Wide x 72" High Fixed Intake Louver, Galvanized Aluminum..... Note: Includes bird screen. <i>For Flange Frame, Add</i> <i>For Clear Lacquer Finish, Add</i> <i>For Baked Enamel Standard Colors, Add</i> <i>For Anodized Finish, Add</i> <i>For Kynar® Standard Colors Finish, Add</i>	4,142.11 377.95 755.90 1,133.85 1,511.80 2,078.72	181.31
08 91	19 00-0178	EA	78" Wide x 78" High Fixed Intake Louver, Galvanized Aluminum..... Note: Includes bird screen. <i>For Flange Frame, Add</i> <i>For Clear Lacquer Finish, Add</i> <i>For Baked Enamel Standard Colors, Add</i> <i>For Anodized Finish, Add</i> <i>For Kynar® Standard Colors Finish, Add</i>	4,396.33 401.75 803.50 1,205.24 1,606.99 2,209.61	189.43
08 91	19 00-0179	EA	78" Wide x 84" High Fixed Intake Louver, Galvanized Aluminum..... Note: Includes bird screen. <i>For Flange Frame, Add</i> <i>For Clear Lacquer Finish, Add</i> <i>For Baked Enamel Standard Colors, Add</i> <i>For Anodized Finish, Add</i> <i>For Kynar® Standard Colors Finish, Add</i>	4,630.41 424.07 848.15 1,272.22 1,696.29 2,332.40	194.85
08 91	19 00-0180	EA	78" Wide x 90" High Fixed Intake Louver, Galvanized Aluminum..... Note: Includes bird screen. <i>For Flange Frame, Add</i> <i>For Clear Lacquer Finish, Add</i> <i>For Baked Enamel Standard Colors, Add</i> <i>For Anodized Finish, Add</i> <i>For Kynar® Standard Colors Finish, Add</i>	4,864.50 446.40 892.80 1,339.20 1,785.60 2,455.19	200.26
08 91	19 00-0181	EA	78" Wide x 96" High Fixed Intake Louver, Galvanized Aluminum..... Note: Includes bird screen. <i>For Flange Frame, Add</i> <i>For Clear Lacquer Finish, Add</i> <i>For Baked Enamel Standard Colors, Add</i> <i>For Anodized Finish, Add</i> <i>For Kynar® Standard Colors Finish, Add</i>	5,235.70 482.44 964.87 1,447.31 1,929.75 2,653.40	205.67
08 91	19 00-0182	EA	84" Wide x 12" High Fixed Intake Louver, Galvanized Aluminum..... Note: Includes bird screen. <i>For Flange Frame, Add</i> <i>For Clear Lacquer Finish, Add</i> <i>For Baked Enamel Standard Colors, Add</i> <i>For Anodized Finish, Add</i> <i>For Kynar® Standard Colors Finish, Add</i>	1,341.10 115.71 231.42 347.12 462.83 636.39	92.00

08 Openings

08 90 Louvers and Vents

08 91 Louvers

SAN BERNARDINO
COUNTY

MINOR CSI	UOM	DESCRIPTION	TOTAL DIRECT UNIT COST	DEMOLITION UNIT COST
08 91 19 00-0183	EA	84" Wide x 18" High Fixed Intake Louver, Galvanized Aluminum..... Note: Includes bird screen.	1,645.56	108.24
		<i>For Flange Frame, Add</i>	142.91	
		<i>For Clear Lacquer Finish, Add</i>	285.81	
		<i>For Baked Enamel Standard Colors, Add</i>	428.72	
		<i>For Anodized Finish, Add</i>	571.63	
		<i>For Kynar® Standard Colors Finish, Add</i>	785.99	
08 91 19 00-0184	EA	84" Wide x 24" High Fixed Intake Louver, Galvanized Aluminum..... Note: Includes bird screen.	1,923.95	124.48
		<i>For Flange Frame, Add</i>	167.50	
		<i>For Clear Lacquer Finish, Add</i>	335.00	
		<i>For Baked Enamel Standard Colors, Add</i>	502.50	
		<i>For Anodized Finish, Add</i>	670.00	
		<i>For Kynar® Standard Colors Finish, Add</i>	921.24	
08 91 19 00-0185	EA	84" Wide x 30" High Fixed Intake Louver, Galvanized Aluminum..... Note: Includes bird screen.	2,217.84	132.60
		<i>For Flange Frame, Add</i>	195.26	
		<i>For Clear Lacquer Finish, Add</i>	390.53	
		<i>For Baked Enamel Standard Colors, Add</i>	585.79	
		<i>For Anodized Finish, Add</i>	781.06	
		<i>For Kynar® Standard Colors Finish, Add</i>	1,073.95	
08 91 19 00-0186	EA	84" Wide x 36" High Fixed Intake Louver, Galvanized Aluminum..... Note: Includes bird screen.	2,613.98	138.01
		<i>For Flange Frame, Add</i>	233.80	
		<i>For Clear Lacquer Finish, Add</i>	467.59	
		<i>For Baked Enamel Standard Colors, Add</i>	701.39	
		<i>For Anodized Finish, Add</i>	935.18	
		<i>For Kynar® Standard Colors Finish, Add</i>	1,285.88	
08 91 19 00-0187	EA	84" Wide x 42" High Fixed Intake Louver, Galvanized Aluminum..... Note: Includes bird screen.	2,879.79	143.43
		<i>For Flange Frame, Add</i>	259.29	
		<i>For Clear Lacquer Finish, Add</i>	518.59	
		<i>For Baked Enamel Standard Colors, Add</i>	777.88	
		<i>For Anodized Finish, Add</i>	1,037.18	
		<i>For Kynar® Standard Colors Finish, Add</i>	1,426.12	
08 91 19 00-0188	EA	84" Wide x 48" High Fixed Intake Louver, Galvanized Aluminum..... Note: Includes bird screen.	3,136.29	151.54
		<i>For Flange Frame, Add</i>	283.32	
		<i>For Clear Lacquer Finish, Add</i>	566.64	
		<i>For Baked Enamel Standard Colors, Add</i>	849.96	
		<i>For Anodized Finish, Add</i>	1,133.28	
		<i>For Kynar® Standard Colors Finish, Add</i>	1,558.26	
08 91 19 00-0189	EA	84" Wide x 54" High Fixed Intake Louver, Galvanized Aluminum..... Note: Includes bird screen.	3,441.76	156.96
		<i>For Flange Frame, Add</i>	312.79	
		<i>For Clear Lacquer Finish, Add</i>	625.57	
		<i>For Baked Enamel Standard Colors, Add</i>	938.36	
		<i>For Anodized Finish, Add</i>	1,251.14	
		<i>For Kynar® Standard Colors Finish, Add</i>	1,720.32	
08 91 19 00-0190	EA	84" Wide x 60" High Fixed Intake Louver, Galvanized Aluminum..... Note: Includes bird screen.	3,699.39	165.08
		<i>For Flange Frame, Add</i>	336.92	
		<i>For Clear Lacquer Finish, Add</i>	673.85	
		<i>For Baked Enamel Standard Colors, Add</i>	1,010.77	
		<i>For Anodized Finish, Add</i>	1,347.70	
		<i>For Kynar® Standard Colors Finish, Add</i>	1,853.08	
08 91 19 00-0191	EA	84" Wide x 66" High Fixed Intake Louver, Galvanized Aluminum..... Note: Includes bird screen.	4,112.89	178.61
		<i>For Flange Frame, Add</i>	375.57	
		<i>For Clear Lacquer Finish, Add</i>	751.14	
		<i>For Baked Enamel Standard Colors, Add</i>	1,126.71	
		<i>For Anodized Finish, Add</i>	1,502.28	
		<i>For Kynar® Standard Colors Finish, Add</i>	2,065.63	
08 91 19 00-0192	EA	84" Wide x 72" High Fixed Intake Louver, Galvanized Aluminum..... Note: Includes bird screen.	4,364.85	186.73
		<i>For Flange Frame, Add</i>	399.14	
		<i>For Clear Lacquer Finish, Add</i>	798.28	
		<i>For Baked Enamel Standard Colors, Add</i>	1,197.42	
		<i>For Anodized Finish, Add</i>	1,596.56	
		<i>For Kynar® Standard Colors Finish, Add</i>	2,195.28	
08 91 19 00-0193	EA	84" Wide x 78" High Fixed Intake Louver, Galvanized Aluminum..... Note: Includes bird screen.	4,641.75	194.85
		<i>For Flange Frame, Add</i>	425.21	
		<i>For Clear Lacquer Finish, Add</i>	850.41	
		<i>For Baked Enamel Standard Colors, Add</i>	1,275.62	
		<i>For Anodized Finish, Add</i>	1,700.83	
		<i>For Kynar® Standard Colors Finish, Add</i>	2,338.64	
08 91 19 00-0194	EA	84" Wide x 84" High Fixed Intake Louver, Galvanized Aluminum..... Note: Includes bird screen.	4,939.30	200.26
		<i>For Flange Frame, Add</i>	453.88	
		<i>For Clear Lacquer Finish, Add</i>	907.76	
		<i>For Baked Enamel Standard Colors, Add</i>	1,361.64	
		<i>For Anodized Finish, Add</i>	1,815.52	
		<i>For Kynar® Standard Colors Finish, Add</i>	2,496.33	



Openings	08
Louvers and Vents	08 90
Louvers	08 91

MINOR	CSI	UOM	DESCRIPTION	TOTAL DIRECT UNIT COST	DEMOLITION UNIT COST
08 91	19 00-0195	EA	84" Wide x 90" High Fixed Intake Louver, Galvanized Aluminum..... Note: Includes bird screen. <i>For Flange Frame, Add</i> <i>For Clear Lacquer Finish, Add</i> <i>For Baked Enamel Standard Colors, Add</i> <i>For Anodized Finish, Add</i> <i>For Kynar® Standard Colors Finish, Add</i>	5,207.37 479.60 959.21 1,438.81 1,918.42 2,637.82	205.67
08 91	19 00-0196	EA	84" Wide x 96" High Fixed Intake Louver, Galvanized Aluminum..... Note: Includes bird screen. <i>For Flange Frame, Add</i> <i>For Clear Lacquer Finish, Add</i> <i>For Baked Enamel Standard Colors, Add</i> <i>For Anodized Finish, Add</i> <i>For Kynar® Standard Colors Finish, Add</i>	5,606.92 518.48 1,036.95 1,555.43 2,073.90 2,851.62	211.07
08 91	19 00-0197	EA	90" Wide x 12" High Fixed Intake Louver, Galvanized Aluminum..... Note: Includes bird screen. <i>For Flange Frame, Add</i> <i>For Clear Lacquer Finish, Add</i> <i>For Baked Enamel Standard Colors, Add</i> <i>For Anodized Finish, Add</i> <i>For Kynar® Standard Colors Finish, Add</i>	1,421.94 122.17 244.34 366.50 488.67 671.92	100.12
08 91	19 00-0198	EA	90" Wide x 18" High Fixed Intake Louver, Galvanized Aluminum..... Note: Includes bird screen. <i>For Flange Frame, Add</i> <i>For Clear Lacquer Finish, Add</i> <i>For Baked Enamel Standard Colors, Add</i> <i>For Anodized Finish, Add</i> <i>For Kynar® Standard Colors Finish, Add</i>	1,730.92 149.82 299.64 449.46 599.28 824.01	116.36
08 91	19 00-0199	EA	90" Wide x 24" High Fixed Intake Louver, Galvanized Aluminum..... Note: Includes bird screen. <i>For Flange Frame, Add</i> <i>For Clear Lacquer Finish, Add</i> <i>For Baked Enamel Standard Colors, Add</i> <i>For Anodized Finish, Add</i> <i>For Kynar® Standard Colors Finish, Add</i>	2,020.65 175.55 351.09 526.64 702.18 965.50	132.60
08 91	19 00-0200	EA	90" Wide x 30" High Fixed Intake Louver, Galvanized Aluminum..... Note: Includes bird screen. <i>For Flange Frame, Add</i> <i>For Clear Lacquer Finish, Add</i> <i>For Baked Enamel Standard Colors, Add</i> <i>For Anodized Finish, Add</i> <i>For Kynar® Standard Colors Finish, Add</i>	2,323.61 204.22 408.43 612.65 816.87 1,123.19	140.72
08 91	19 00-0201	EA	90" Wide x 36" High Fixed Intake Louver, Galvanized Aluminum..... Note: Includes bird screen. <i>For Flange Frame, Add</i> <i>For Clear Lacquer Finish, Add</i> <i>For Baked Enamel Standard Colors, Add</i> <i>For Anodized Finish, Add</i> <i>For Kynar® Standard Colors Finish, Add</i>	2,746.94 245.47 490.94 736.40 981.87 1,350.07	146.13
08 91	19 00-0202	EA	90" Wide x 42" High Fixed Intake Louver, Galvanized Aluminum..... Note: Includes bird screen. <i>For Flange Frame, Add</i> <i>For Clear Lacquer Finish, Add</i> <i>For Baked Enamel Standard Colors, Add</i> <i>For Anodized Finish, Add</i> <i>For Kynar® Standard Colors Finish, Add</i>	3,021.83 271.87 543.75 815.62 1,087.50 1,495.31	151.54
08 91	19 00-0203	EA	90" Wide x 48" High Fixed Intake Louver, Galvanized Aluminum..... Note: Includes bird screen. <i>For Flange Frame, Add</i> <i>For Clear Lacquer Finish, Add</i> <i>For Baked Enamel Standard Colors, Add</i> <i>For Anodized Finish, Add</i> <i>For Kynar® Standard Colors Finish, Add</i>	3,284.24 297.03 594.07 891.10 1,188.13 1,633.68	156.96
08 91	19 00-0204	EA	90" Wide x 54" High Fixed Intake Louver, Galvanized Aluminum..... Note: Includes bird screen. <i>For Flange Frame, Add</i> <i>For Clear Lacquer Finish, Add</i> <i>For Baked Enamel Standard Colors, Add</i> <i>For Anodized Finish, Add</i> <i>For Kynar® Standard Colors Finish, Add</i>	3,606.72 328.20 656.40 984.59 1,312.79 1,805.09	162.37
08 91	19 00-0205	EA	90" Wide x 60" High Fixed Intake Louver, Galvanized Aluminum..... Note: Includes bird screen. <i>For Flange Frame, Add</i> <i>For Clear Lacquer Finish, Add</i> <i>For Baked Enamel Standard Colors, Add</i> <i>For Anodized Finish, Add</i> <i>For Kynar® Standard Colors Finish, Add</i>	3,877.95 353.70 707.39 1,061.09 1,414.79 1,945.33	170.49
08 91	19 00-0206	EA	90" Wide x 66" High Fixed Intake Louver, Galvanized Aluminum..... Note: Includes bird screen. <i>For Flange Frame, Add</i> <i>For Clear Lacquer Finish, Add</i> <i>For Baked Enamel Standard Colors, Add</i> <i>For Anodized Finish, Add</i> <i>For Kynar® Standard Colors Finish, Add</i>	4,315.24 394.72 789.44 1,184.16 1,578.88 2,170.97	184.02

08 Openings**08 90 Louvers and Vents**

08 91 Louvers



MINOR	CSI	UOM	DESCRIPTION	TOTAL DIRECT UNIT COST	DEMOLITION UNIT COST
08 91	19 00-0207	EA	90" Wide x 72" High Fixed Intake Louver, Galvanized Aluminum..... Note: Includes bird screen. <i>For Flange Frame, Add</i> <i>For Clear Lacquer Finish, Add</i> <i>For Baked Enamel Standard Colors, Add</i> <i>For Anodized Finish, Add</i> <i>For Kynar® Standard Colors Finish, Add</i>	4,578.54 419.43 838.85 1,258.28 1,677.71 2,306.85	192.14
08 91	19 00-0208	EA	90" Wide x 78" High Fixed Intake Louver, Galvanized Aluminum..... Note: Includes bird screen. <i>For Flange Frame, Add</i> <i>For Clear Lacquer Finish, Add</i> <i>For Baked Enamel Standard Colors, Add</i> <i>For Anodized Finish, Add</i> <i>For Kynar® Standard Colors Finish, Add</i>	4,880.97 447.99 895.97 1,343.96 1,791.94 2,463.92	200.26
08 91	19 00-0209	EA	90" Wide x 84" High Fixed Intake Louver, Galvanized Aluminum..... Note: Includes bird screen. <i>For Flange Frame, Add</i> <i>For Clear Lacquer Finish, Add</i> <i>For Baked Enamel Standard Colors, Add</i> <i>For Anodized Finish, Add</i> <i>For Kynar® Standard Colors Finish, Add</i>	5,196.04 478.47 956.94 1,435.41 1,913.68 2,631.59	205.67
08 91	19 00-0210	EA	90" Wide x 90" High Fixed Intake Louver, Galvanized Aluminum..... Note: Includes bird screen. <i>For Flange Frame, Add</i> <i>For Clear Lacquer Finish, Add</i> <i>For Baked Enamel Standard Colors, Add</i> <i>For Anodized Finish, Add</i> <i>For Kynar® Standard Colors Finish, Add</i>	5,462.73 503.52 1,007.03 1,510.55 2,014.06 2,769.34	213.78
08 91	19 00-0211	EA	90" Wide x 96" High Fixed Intake Louver, Galvanized Aluminum..... Note: Includes bird screen. <i>For Flange Frame, Add</i> <i>For Clear Lacquer Finish, Add</i> <i>For Baked Enamel Standard Colors, Add</i> <i>For Anodized Finish, Add</i> <i>For Kynar® Standard Colors Finish, Add</i>	5,886.07 544.77 1,089.54 1,634.30 2,179.07 2,996.22	219.19
08 91	19 00-0212	EA	96" Wide x 12" High Fixed Intake Louver, Galvanized Aluminum..... Note: Includes bird screen. <i>For Flange Frame, Add</i> <i>For Clear Lacquer Finish, Add</i> <i>For Baked Enamel Standard Colors, Add</i> <i>For Anodized Finish, Add</i> <i>For Kynar® Standard Colors Finish, Add</i>	1,491.43 127.49 254.99 382.48 509.98 701.22	108.24
08 91	19 00-0213	EA	96" Wide x 18" High Fixed Intake Louver, Galvanized Aluminum..... Note: Includes bird screen. <i>For Flange Frame, Add</i> <i>For Clear Lacquer Finish, Add</i> <i>For Baked Enamel Standard Colors, Add</i> <i>For Anodized Finish, Add</i> <i>For Kynar® Standard Colors Finish, Add</i>	1,811.75 156.28 312.56 468.84 625.12 859.53	124.48
08 91	19 00-0214	EA	96" Wide x 24" High Fixed Intake Louver, Galvanized Aluminum..... Note: Includes bird screen. <i>For Flange Frame, Add</i> <i>For Clear Lacquer Finish, Add</i> <i>For Baked Enamel Standard Colors, Add</i> <i>For Anodized Finish, Add</i> <i>For Kynar® Standard Colors Finish, Add</i>	2,116.22 183.48 366.96 550.43 733.91 1,009.13	140.72
08 91	19 00-0215	EA	96" Wide x 30" High Fixed Intake Louver, Galvanized Aluminum..... Note: Includes bird screen. <i>For Flange Frame, Add</i> <i>For Clear Lacquer Finish, Add</i> <i>For Baked Enamel Standard Colors, Add</i> <i>For Anodized Finish, Add</i> <i>For Kynar® Standard Colors Finish, Add</i>	2,436.18 213.85 427.70 641.55 855.40 1,176.18	148.84
08 91	19 00-0216	EA	96" Wide x 36" High Fixed Intake Louver, Galvanized Aluminum..... Note: Includes bird screen. <i>For Flange Frame, Add</i> <i>For Clear Lacquer Finish, Add</i> <i>For Baked Enamel Standard Colors, Add</i> <i>For Anodized Finish, Add</i> <i>For Kynar® Standard Colors Finish, Add</i>	2,873.11 256.46 512.92 769.38 1,025.84 1,410.54	154.25
08 91	19 00-0217	EA	96" Wide x 42" High Fixed Intake Louver, Galvanized Aluminum..... Note: Includes bird screen. <i>For Flange Frame, Add</i> <i>For Clear Lacquer Finish, Add</i> <i>For Baked Enamel Standard Colors, Add</i> <i>For Anodized Finish, Add</i> <i>For Kynar® Standard Colors Finish, Add</i>	3,194.46 287.51 575.03 862.54 1,150.05 1,581.32	159.66
08 91	19 00-0218	EA	96" Wide x 48" High Fixed Intake Louver, Galvanized Aluminum..... Note: Includes bird screen. <i>For Flange Frame, Add</i> <i>For Clear Lacquer Finish, Add</i> <i>For Baked Enamel Standard Colors, Add</i> <i>For Anodized Finish, Add</i> <i>For Kynar® Standard Colors Finish, Add</i>	3,473.87 314.37 628.74 943.12 1,257.49 1,729.05	165.08



MINOR	CSI	UOM	DESCRIPTION	TOTAL DIRECT UNIT COST	DEMOLITION UNIT COST
08 91	19 00-0219	EA	96" Wide x 54" High Fixed Intake Louver, Galvanized Aluminum..... Note: Includes bird screen. <i>For Flange Frame, Add</i> <i>For Clear Lacquer Finish, Add</i> <i>For Baked Enamel Standard Colors, Add</i> <i>For Anodized Finish, Add</i> <i>For Kynar® Standard Colors Finish, Add</i>	3,780.48 343.95 687.90 1,031.85 1,375.80 1,891.73	170.49
08 91	19 00-0220	EA	96" Wide x 60" High Fixed Intake Louver, Galvanized Aluminum..... Note: Includes bird screen. <i>For Flange Frame, Add</i> <i>For Clear Lacquer Finish, Add</i> <i>For Baked Enamel Standard Colors, Add</i> <i>For Anodized Finish, Add</i> <i>For Kynar® Standard Colors Finish, Add</i>	4,064.42 371.26 742.53 1,113.79 1,485.05 2,041.95	175.90
08 91	19 00-0221	EA	96" Wide x 66" High Fixed Intake Louver, Galvanized Aluminum..... Note: Includes bird screen. <i>For Flange Frame, Add</i> <i>For Clear Lacquer Finish, Add</i> <i>For Baked Enamel Standard Colors, Add</i> <i>For Anodized Finish, Add</i> <i>For Kynar® Standard Colors Finish, Add</i>	4,534.59 415.57 831.15 1,246.72 1,662.30 2,285.66	189.43
08 91	19 00-0222	EA	96" Wide x 72" High Fixed Intake Louver, Galvanized Aluminum..... Note: Includes bird screen. <i>For Flange Frame, Add</i> <i>For Clear Lacquer Finish, Add</i> <i>For Baked Enamel Standard Colors, Add</i> <i>For Anodized Finish, Add</i> <i>For Kynar® Standard Colors Finish, Add</i>	3,587.54 319.25 638.49 957.74 1,276.98 1,755.85	197.55
08 91	19 00-0223	EA	96" Wide x 78" High Fixed Intake Louver, Galvanized Aluminum..... Note: Includes bird screen. <i>For Flange Frame, Add</i> <i>For Clear Lacquer Finish, Add</i> <i>For Baked Enamel Standard Colors, Add</i> <i>For Anodized Finish, Add</i> <i>For Kynar® Standard Colors Finish, Add</i>	5,115.58 470.43 940.85 1,411.28 1,881.70 2,587.34	205.67
08 91	19 00-0224	EA	96" Wide x 84" High Fixed Intake Louver, Galvanized Aluminum..... Note: Includes bird screen. <i>For Flange Frame, Add</i> <i>For Clear Lacquer Finish, Add</i> <i>For Baked Enamel Standard Colors, Add</i> <i>For Anodized Finish, Add</i> <i>For Kynar® Standard Colors Finish, Add</i>	5,442.59 502.04 1,004.09 1,506.13 2,008.17 2,761.24	211.07
08 91	19 00-0225	EA	96" Wide x 90" High Fixed Intake Louver, Galvanized Aluminum..... Note: Includes bird screen. <i>For Flange Frame, Add</i> <i>For Clear Lacquer Finish, Add</i> <i>For Baked Enamel Standard Colors, Add</i> <i>For Anodized Finish, Add</i> <i>For Kynar® Standard Colors Finish, Add</i>	5,722.87 528.45 1,056.90 1,585.34 2,113.79 2,906.46	219.19
08 91	19 00-0226	EA	96" Wide x 96" High Fixed Intake Louver, Galvanized Aluminum..... Note: Includes bird screen. <i>For Flange Frame, Add</i> <i>For Clear Lacquer Finish, Add</i> <i>For Baked Enamel Standard Colors, Add</i> <i>For Anodized Finish, Add</i> <i>For Kynar® Standard Colors Finish, Add</i>	6,177.69 572.31 1,144.61 1,716.92 2,289.22 3,147.68	227.31
08 91	19 00-0227		Gable Louver Vents (08 91 19) Note: 1" deep, residential/light commercial grade louvers.		
08 91	19 00-0228		Aluminum Gable Louver Vents (08 91 19 00-0227) Note: Includes screen.		
08 91	19 00-0229		Rectangular Aluminum Gable Louver Vents (08 91 19 00-0228) Note: Includes screen.		
08 91	19 00-0230	EA	12" x 18" Rectangular Fixed Aluminum Gable Louver Vent.....	255.33	9.56
08 91	19 00-0231	EA	12" x 24" Rectangular Fixed Aluminum Gable Louver Vent.....	278.98	10.97
08 91	19 00-0232	EA	18" x 24" Rectangular Fixed Aluminum Gable Louver Vent.....	322.04	12.39
08 91	19 00-0233	EA	18" x 30" Rectangular Fixed Aluminum Gable Louver Vent.....	353.47	13.17
08 91	19 00-0234	EA	24" x 30" Rectangular Fixed Aluminum Gable Louver Vent.....	404.29	13.95
08 91	19 00-0235	EA	24" x 36" Rectangular Fixed Aluminum Gable Louver Vent.....	451.47	16.73
08 91	19 00-0236	EA	30" x 36" Rectangular Fixed Aluminum Gable Louver Vent.....	522.23	20.91
08 91	19 00-0237	EA	30" x 42" Rectangular Fixed Aluminum Gable Louver Vent.....	581.21	24.40
08 91	19 00-0238	EA	36" x 42" Rectangular Fixed Aluminum Gable Louver Vent.....	663.76	29.28
08 91	19 00-0239	EA	42" x 48" Rectangular Fixed Aluminum Gable Louver Vent.....	828.86	39.04
08 91	19 00-0240		Square Aluminum Gable Louver Vents (08 91 19 00-0228) Note: Includes screen.		
08 91	19 00-0241	EA	12" x 12" Square Fixed Aluminum Gable Louver Vent	233.66	8.80
08 91	19 00-0242	EA	18" x 18" Square Fixed Aluminum Gable Louver Vent	289.21	11.15
08 91	19 00-0243	EA	24" x 24" Square Fixed Aluminum Gable Louver Vent	363.16	13.16
08 91	19 00-0244	EA	30" x 30" Square Fixed Aluminum Gable Louver Vent	463.27	17.43
08 91	19 00-0245	EA	36" x 36" Square Fixed Aluminum Gable Louver Vent	592.99	25.10
08 91	19 00-0246	EA	42" x 42" Square Fixed Aluminum Gable Louver Vent	746.24	34.14

08 Openings**08 90 Louvers and Vents****08 91 Louvers**

SAN BERNARDINO
COUNTY

MINOR	CSI	UOM	DESCRIPTION	TOTAL DIRECT UNIT COST	DEMOLITION UNIT COST
08 91 19 00-0247	EA		48" x 48" Square Fixed Aluminum Gable Louver Vent.....	923.22	44.61
08 91 19 00-0248			Round Aluminum Gable Louver Vents (08 91 19 00-0228)		
			Note: Includes screen.		
08 91 19 00-0249	EA		12" Diameter Round Fixed Aluminum Gable Louver Vent.....	233.66	8.80
08 91 19 00-0250	EA		18" Diameter Round Fixed Aluminum Gable Louver Vent.....	289.21	11.15
08 91 19 00-0251	EA		24" Diameter Round Fixed Aluminum Gable Louver Vent.....	363.16	13.16
08 91 19 00-0252	EA		30" Diameter Round Fixed Aluminum Gable Louver Vent.....	463.27	17.43
08 91 19 00-0253	EA		36" Diameter Round Fixed Aluminum Gable Louver Vent.....	592.99	25.10
08 91 19 00-0254	EA		42" Diameter Round Fixed Aluminum Gable Louver Vent.....	746.32	34.16
08 91 19 00-0255			Octagonal Aluminum Gable Louver Vents (08 91 19 00-0228)		
			Note: Includes screen.		
08 91 19 00-0256	EA		12" x 12" Octagonal Fixed Aluminum Gable Louver Vent.....	233.66	8.80
08 91 19 00-0257	EA		12" x 18" Octagonal Fixed Aluminum Gable Louver Vent.....	255.33	9.56
08 91 19 00-0258	EA		12" x 24" Octagonal Fixed Aluminum Gable Louver Vent.....	278.98	10.97
08 91 19 00-0259	EA		18" x 18" Octagonal Fixed Aluminum Gable Louver Vent.....	289.21	11.15
08 91 19 00-0260	EA		18" x 24" Octagonal Fixed Aluminum Gable Louver Vent.....	322.04	12.39
08 91 19 00-0261	EA		18" x 30" Octagonal Fixed Aluminum Gable Louver Vent.....	353.47	13.17
08 91 19 00-0262	EA		24" x 24" Octagonal Fixed Aluminum Gable Louver Vent.....	363.16	13.16
08 91 19 00-0263	EA		24" x 30" Octagonal Fixed Aluminum Gable Louver Vent.....	404.29	13.95
08 91 19 00-0264	EA		24" x 36" Octagonal Fixed Aluminum Gable Louver Vent.....	451.47	16.73
08 91 19 00-0265	EA		30" x 30" Octagonal Fixed Aluminum Gable Louver Vent.....	463.27	17.43
08 91 19 00-0266	EA		30" x 36" Octagonal Fixed Aluminum Gable Louver Vent.....	522.23	20.91
08 91 19 00-0267	EA		30" x 42" Octagonal Fixed Aluminum Gable Louver Vent.....	581.21	24.40
08 91 19 00-0268	EA		36" x 36" Octagonal Fixed Aluminum Gable Louver Vent.....	592.99	25.10
08 91 19 00-0269	EA		36" x 42" Octagonal Fixed Aluminum Gable Louver Vent.....	663.76	29.28
08 91 19 00-0270	EA		36" x 48" Octagonal Fixed Aluminum Gable Louver Vent.....	734.52	33.46
08 91 19 00-0271	EA		42" x 42" Octagonal Fixed Aluminum Gable Louver Vent.....	746.32	34.16
08 91 19 00-0272	EA		42" x 48" Octagonal Fixed Aluminum Gable Louver Vent.....	828.86	39.04
08 91 19 00-0273	EA		48" x 48" Octagonal Fixed Aluminum Gable Louver Vent.....	923.22	44.61
08 91 19 00-0274			Round Top Aluminum Gable Louver Vents (08 91 19 00-0228)		
			Note: Includes screen.		
08 91 19 00-0275	EA		12" x 12" Round Top Fixed Aluminum Gable Louver Vent.....	233.66	8.80
08 91 19 00-0276	EA		12" x 18" Round Top Fixed Aluminum Gable Louver Vent.....	255.33	9.56
08 91 19 00-0277	EA		12" x 24" Round Top Fixed Aluminum Gable Louver Vent.....	278.98	10.97
08 91 19 00-0278	EA		18" x 18" Round Top Fixed Aluminum Gable Louver Vent.....	289.21	11.15
08 91 19 00-0279	EA		18" x 24" Round Top Fixed Aluminum Gable Louver Vent.....	322.04	12.39
08 91 19 00-0280	EA		18" x 30" Round Top Fixed Aluminum Gable Louver Vent.....	353.47	13.17
08 91 19 00-0281	EA		24" x 24" Round Top Fixed Aluminum Gable Louver Vent.....	363.16	13.16
08 91 19 00-0282	EA		24" x 30" Round Top Fixed Aluminum Gable Louver Vent.....	404.29	13.95
08 91 19 00-0283	EA		24" x 36" Round Top Fixed Aluminum Gable Louver Vent.....	451.47	16.73
08 91 19 00-0284	EA		30" x 30" Round Top Fixed Aluminum Gable Louver Vent.....	463.27	17.43
08 91 19 00-0285	EA		30" x 36" Round Top Fixed Aluminum Gable Louver Vent.....	522.23	20.91
08 91 19 00-0286	EA		30" x 42" Round Top Fixed Aluminum Gable Louver Vent.....	581.21	24.40
08 91 19 00-0287	EA		36" x 36" Round Top Fixed Aluminum Gable Louver Vent.....	592.99	25.10
08 91 19 00-0288	EA		36" x 42" Round Top Fixed Aluminum Gable Louver Vent.....	663.76	29.28
08 91 19 00-0289	EA		36" x 48" Round Top Fixed Aluminum Gable Louver Vent.....	734.52	33.46
08 91 19 00-0290	EA		42" x 42" Round Top Fixed Aluminum Gable Louver Vent.....	746.32	34.16
08 91 19 00-0291	EA		42" x 48" Round Top Fixed Aluminum Gable Louver Vent.....	828.86	39.04
08 91 19 00-0292	EA		48" x 48" Round Top Fixed Aluminum Gable Louver Vent.....	923.22	44.61
08 91 19 00-0293			Triangle Aluminum Gable Louver Vents (08 91 19 00-0228)		
			Note: Includes screen.		
08 91 19 00-0294	EA		36" Base x 30" High Triangle Fixed Aluminum Gable Louver Vent.....	492.39	10.97
08 91 19 00-0295	EA		36" Base x 36" High Triangle Fixed Aluminum Gable Louver Vent.....	557.17	13.16
08 91 19 00-0296	EA		48" Base x 30" High Triangle Fixed Aluminum Gable Louver Vent.....	598.30	13.95
08 91 19 00-0297	EA		48" Base x 36" High Triangle Fixed Aluminum Gable Louver Vent.....	684.28	16.73
08 91 19 00-0298	EA		48" Base x 42" High Triangle Fixed Aluminum Gable Louver Vent.....	763.98	17.43
08 91 19 00-0299	EA		60" Base x 24" High Triangle Fixed Aluminum Gable Louver Vent.....	619.23	20.91
08 91 19 00-0300	EA		60" Base x 30" High Triangle Fixed Aluminum Gable Louver Vent.....	726.72	24.40
08 91 19 00-0301	EA		60" Base x 36" High Triangle Fixed Aluminum Gable Louver Vent.....	825.81	25.10
08 91 19 00-0302	EA		60" Base x 42" High Triangle Fixed Aluminum Gable Louver Vent.....	935.37	29.28
08 91 19 00-0303	EA		72" Base x 24" High Triangle Fixed Aluminum Gable Louver Vent.....	734.52	33.46
08 91 19 00-0304	EA		72" Base x 30" High Triangle Fixed Aluminum Gable Louver Vent.....	853.03	34.16
08 91 19 00-0305	EA		72" Base x 36" High Triangle Fixed Aluminum Gable Louver Vent.....	984.07	39.04
08 91 19 00-0306	EA		72" Base x 42" High Triangle Fixed Aluminum Gable Louver Vent.....	1,117.23	44.61
08 91 19 00-0307	EA		72" Base x 48" High Triangle Fixed Aluminum Gable Louver Vent.....	1,253.62	51.27
08 91 19 00-0308			Vinyl Gable Louver Vents (08 91 19 00-0227)		
			Note: Includes screen.		
08 91 19 00-0309	EA		12" x 12" Square Fixed Vinyl Gable Louver Vent.....	71.23	8.80
08 91 19 00-0310	EA		12" x 18" Rectangular Fixed Vinyl Gable Louver Vent.....	86.96	9.56
08 91 19 00-0311	EA		18" x 24" Rectangular Fixed Vinyl Gable Louver Vent.....	119.18	12.39
08 91 19 00-0312	EA		24" x 30" Rectangular Fixed Vinyl Gable Louver Vent.....	165.73	13.95



Openings	08
Louvers and Vents	08 90
Louvers	08 91

08

MINOR CSI UOM DESCRIPTION	TOTAL DIRECT UNIT COST	DEMOLITION UNIT COST
08 91 19 00-0313 EA 18" Diameter Round Fixed Vinyl Gable Louver Vent.....	116.08	11.15
08 91 19 00-0314 EA 22" Diameter Round Fixed Vinyl Gable Louver Vent.....	133.92	13.16
08 91 19 00-0315 EA 30" Diameter Round Fixed Vinyl Gable Louver Vent.....	189.76	17.43
08 91 19 00-0316 EA 36" Diameter Round Fixed Vinyl Gable Louver Vent.....	277.63	25.10
08 91 19 00-0317 EA 18" x 18" Octagonal Fixed Vinyl Gable Louver Vent.....	116.08	11.15
08 91 19 00-0318 EA 22" x 22" Octagonal Fixed Vinyl Gable Louver Vent.....	131.60	12.39
08 91 19 00-0319 EA 27" x 27" Octagonal Fixed Vinyl Gable Louver Vent.....	171.46	13.95
08 91 19 00-0320 EA 32" x 32" Octagonal Fixed Vinyl Gable Louver Vent.....	242.57	20.91
08 91 19 00-0321 EA 40" x 40" Octagonal Fixed Vinyl Gable Louver Vent.....	589.82	33.46
08 91 19 00-0322 EA 14" x 22" Round Top Fixed Vinyl Gable Louver Vent.....	113.73	10.97
08 91 19 00-0323 EA 22" x 32" Round Top Fixed Vinyl Gable Louver Vent.....	159.60	13.95
08 91 19 00-0324 EA 34" x 22" Half Round Fixed Vinyl Gable Louver Vent.....	163.50	16.73
08 91 19 00-0325 EA 52" Base x 26" High Triangle Fixed Vinyl Gable Louver Vent.....	389.50	20.91
08 91 19 00-0326 EA 56" Base x 23" High Triangle Fixed Vinyl Gable Louver Vent.....	389.50	20.91
08 91 19 00-0327 EA 56" Base x 26" High Triangle Fixed Vinyl Gable Louver Vent.....	389.50	20.91
08 91 19 00-0328 EA 62" Base x 23" High Triangle Fixed Vinyl Gable Louver Vent.....	389.50	20.91
08 91 19 00-0329 EA 62-1/2" Base x 21" High Triangle Fixed Vinyl Gable Louver Vent.....	389.50	20.91
08 91 19 00-0330 EA 70-1/2" Base x 17" High Triangle Fixed Vinyl Gable Louver Vent.....	427.18	33.46
08 91 19 00-0331 EA 70-1/2" Base x 20-1/2" High Triangle Fixed Vinyl Gable Louver Vent.....	427.18	33.46
08 91 19 00-0332 EA 72-1/2" Base x 18" High Triangle Fixed Vinyl Gable Louver Vent.....	427.18	33.46
08 91 19 00-0333 EA 74" Base x 14-1/2" High Triangle Fixed Vinyl Gable Louver Vent.....	427.18	33.46

08 95 Vents (08 90)

08 95 13 Soffit Vents (08 95)

08 95 13 00-0001 Aluminum Soffit Vents (08 95 13)

08 95 13 00-0002 LF 2-1/2" Wide Aluminum Soffit Vent.....	7.28	2.49
08 95 13 00-0003 LF 3" Wide Aluminum Soffit Vent.....	12.80	4.88
08 95 13 00-0004 EA 4" x 16" Under Eave Vent, Mill Finish.....	21.76	6.50
08 95 13 00-0005 EA 8" x 16" Under Eave Vent, Mill Finish.....	22.70	6.50

08 95 13 00-0006 Vinyl Soffit Vents (08 95 13)

08 95 13 00-0007 LF Up To 2" Vinyl Soffit Vent, Perforated, White.....	6.25	2.57
<i>For Colors, Add</i>	0.11	
08 95 13 00-0008 LF 3" To 4" Vinyl Soffit Vent, Perforated, White.....	6.70	2.57
<i>For Colors, Add</i>	0.16	

08 95 16 Wall Vents (08 95)

08 95 16 00-0001 Foundation Vents (08 95 16)

08 95 16 00-0002 SI Galvanized Steel Foundation Vent.....	0.47	0.18
08 95 16 00-0003 SI Aluminum Foundation Vent.....	0.93	0.18
08 95 16 00-0004 SI Stainless Steel Foundation Vent.....	0.89	0.18
08 95 16 00-0005 SI Plastic Foundation Vent.....	0.54	0.18

END OF SECTION 08

08	08	Openings
	08 90	Louvers and Vents
	08 95	Vents



MINOR CSI UOM DESCRIPTION	TOTAL DIRECT UNIT COST	DEMOLITION UNIT COST
------------------------------	---------------------------	-------------------------

THIS PAGE INTENTIONALLY LEFT BLANK

NOT FOR BID



MINOR CSI UOM DESCRIPTION	TOTAL DIRECT UNIT COST	DEMOLITION UNIT COST
------------------------------	---------------------------	-------------------------

09 Finishes

09 01 Maintenance of Finishes ⁽⁰⁹⁾

09 01 20 Maintenance of Plaster and Gypsum Board ^(09 01)

09 01 20 91 Plaster Restoration ^(09 01 20)

09 01 20 91-0001	Cut And Patch Hole In Gypsum Board To Match Existing ^(09 01 20 91) Note: Includes cutting of existing gypsum board, cutting new board to fit opening, taping, gypsum board finishing, and disposal of debris into dumpster. Per location. See CSI section 09 29 00 00-0000 for "Gypsum Board" repairs > 32 SF.	
09 01 20 91-0002	SF Up To 2 SF, Cut And Patch Hole In Gypsum Board To Match Existing.....	19.19
	Note: Per location.	
09 01 20 91-0003	SF >2 To 4 SF, Cut And Patch Hole In Gypsum Board To Match Existing	15.50
	Note: Per location.	
09 01 20 91-0004	SF >4 To 8 SF, Cut And Patch Hole In Gypsum Board To Match Existing	13.92
	Note: Per location.	
09 01 20 91-0005	SF >8 To 16 SF, Cut And Patch Hole In Gypsum Board To Match Existing	12.28
	Note: Per location.	
09 01 20 91-0006	SF >16 To 32 SF, Cut And Patch Hole In Gypsum Board To Match Existing	10.99
	Note: Per location. See CSI section 09 29 10 00-0001 for "Gypsum Board" repairs > 32 SF.	
09 01 20 91-0007	Patch/Finish Gypsum Board To Match Existing ^(09 01 20 91) Note: Includes taping, gypsum board finishing. Per location. See CSI section 09 01 20 91-0001 for patching walls requiring gypsum board to be cut and installed.	
09 01 20 91-0008	EA Tape, Spackle And Finish Gypsum Board To Patch/Finish Small Diameter Holes Or Screw Head Pops	1.74
	For ASTM C840 Level 1 Finish, Deduct	-0.84
	For ASTM C840 Level 2 Finish, Deduct	-0.42
	For ASTM C840 Level 3 Finish, Deduct	-0.17
	For ASTM C840 Level 5 High Quality Finish, Add	1.29
09 01 20 91-0009	Plaster/Stucco Repair ^(09 01 20 91) Note: Per location.	
09 01 20 91-0010	Clean And Repair Crack In Plaster/Stucco ^(09 01 20 91-0009) Note: Includes plaster weld.	
09 01 20 91-0011	LF Up To 10', Chip, Clean And Repair Crack In Plaster/Stucco	18.71
09 01 20 91-0012	LF >10' To 50', Chip, Clean And Repair Crack In Plaster/Stucco	15.02
09 01 20 91-0013	LF >50' To 100', Chip, Clean And Repair Crack In Plaster/Stucco	12.25
09 01 20 91-0014	LF >100' To 250', Chip, Clean And Repair Crack In Plaster/Stucco	9.48
09 01 20 91-0015	LF >250' To 500', Chip, Clean And Repair Crack In Plaster/Stucco	7.64
09 01 20 91-0016	LF >500', Chip, Clean And Repair Crack In Plaster/Stucco	5.79
09 01 20 91-0017	Cut And Patch Hole In Plaster/Stucco To Match Existing ^(09 01 20 91-0009) Note: Includes plaster weld.	
09 01 20 91-0018	SF Up To 10 SF, Cut And Patch Hole In Plaster To Match Existing	17.98
09 01 20 91-0019	SF >10 To 50 SF, Cut And Patch Hole In Plaster To Match Existing	15.94
09 01 20 91-0020	SF >50 To 100 SF, Cut And Patch Hole In Plaster To Match Existing	14.69
09 01 20 91-0021	SF >100 To 250 SF, Cut And Patch Hole In Plaster To Match Existing	13.67
09 01 20 91-0022	SF >250 To 500 SF, Cut And Patch Hole In Plaster To Match Existing	12.76
09 01 20 91-0023	SF >500 SF, Cut And Patch Hole In Plaster To Match Existing	11.76
09 01 20 91-0024	Chip, Clean And Repair Plaster/Stucco ^(09 01 20 91-0009) Note: Includes plaster weld.	
09 01 20 91-0025	SF Up To 10 SF, Chip, Clean And Repair Plaster/Stucco.....	33.80
09 01 20 91-0026	SF >10 To 50 SF, Chip, Clean And Repair Plaster/Stucco	24.57
09 01 20 91-0027	SF >50 To 250 SF, Chip, Clean And Repair Plaster/Stucco	18.11
09 01 20 91-0028	SF >250 SF, Chip, Clean And Repair Plaster/Stucco	14.42

09 01 30 Maintenance of Tiling ^(09 01)

09 01 30 91 Tile Restoration ^(09 01 30)

09 01 30 91-0001	SF Regrout Floor Tile Including Removal Of Loose Grout	7.00
09 01 30 91-0002	SF Regrout Wall Tile Including Removal Of Loose Grout	8.73
09 01 30 91-0003	SF Up To 1 SF, Cut And Patch Hole In Wall Tile To Match Existing	45.94
	Note: Per location.	

09 01 60 Maintenance of Flooring ^(09 01)

09 01 60 91 Flooring Restoration ^(09 01 60)

09 01 60 91-0001	Grinding, Polishing And Sealing Terrazzo ^(09 01 60 91)	
09 01 60 91-0002	CSF Grinding, Polishing And Sealing Existing Terrazzo.....	298.68

09 Finishes
09 01 Maintenance of Finishes
09 01 60 Maintenance of Flooring



MINOR CSI UOM DESCRIPTION	TOTAL DIRECT UNIT COST	DEMOLITION UNIT COST
09 01 60 91-0003 SF Removal Of Setting Bed And Clean Area For Terrazzo Repair	4.54	
09 01 60 91-0004 SF Repair Existing Terrazzo.....	21.01	
09 01 60 91-0005 LF Repair Cracks In Existing Terrazzo	4.69	
09 01 60 91-0006 Standard Flooring Maintenance (09 01 60 91)		
09 01 60 91-0007 CSF Steam Clean Carpet	45.91	
09 01 60 91-0008 CSF Wax And Polish Tile And VCT Flooring	50.63	
For Additional Coat, Add	42.39	
For Stripping Existing Wax From Floor, Add	48.03	
09 01 60 91-0009 CSF Wax And Polish Wood Flooring	30.98	
For Additional Coat, Add	27.32	
For Stripping Existing Wax From Floor, Add	48.03	
09 01 60 91-0010 MSF Vacuum Floors.....	25.48	
09 01 60 91-0011 Prepare Existing Concrete Floor Prior To Installation Of Flooring (09 01 60 91)		
09 01 60 91-0012 SY Grinding Of Existing Concrete Floor Prior To Installation Of Flooring	9.18	
Note: Up to 1/8" of material per pass		
09 01 60 91-0013 LF Up To 6" Wide, Hand Detail Work/Grinding At Wall Of Existing Concrete Floor Prior To Installation Of Flooring.....	17.35	
Note: Up to 1/4" of material per pass		
09 01 60 91-0014 SY Chemical Prepare Existing Concrete Floor Prior To Installation Of Flooring.....	7.97	
09 01 60 91-0015 Floor Sealants (09 01 60 91)		
09 01 60 91-0016 SF Water-Based Emulsion, Masonry/Tile/Stone/Terrazzo Floor Sealant/Finish, Per Coat	1.20	
Note: For terrazzo, concrete, quarry tile, brick and unglazed ceramic tile.		
09 01 60 91-0017 SF Water-Based, Clear Acrylic, Concrete Floor Sealant/Finish, Per Coat	1.37	
Note: For interior/exterior concrete surfaces.		
09 01 60 91-0018 SF Fluorochemical Acrylate Copolymer Masonry/Tile/Stone/Terrazzo Floor Sealant	1.35	
09 01 60 91-0019 GAL Masonry/Tile/Stone/Terrazzo Floor Sealant (Extra To Be Provided To Owner).....	46.61	
09 01 80 Maintenance of Acoustic Treatment (09 01)		
09 01 80 00-0001 Removal Of Acoustical Ceiling Treatment (09 01 80)		
09 01 80 00-0002 SF Removal Of Acoustical And Popcorn Ceilings Treatment.....	2.19	
09 01 90 Maintenance of Painting and Coating (09 01)		
09 01 90 52 Maintenance Repainting (09 01 90)		
09 01 90 52-0001 Cleaning And Preparation Of Painted And Unpainted Surfaces (09 01 90 52)		
Note: In excess of surface preparation required, Water blast and pressure washing includes mild detergent and rinsing of surface until detergent free. Media blast and water blast includes canvas/plastic for protection of existing surfaces as well as for containment.		
09 01 90 52-0002 Concrete And Masonry Surfaces, Surface Preparation (09 01 90 52-0001)		
09 01 90 52-0003 SF Trisodium Phosphate (TSP), Clean Concrete Or Masonry Surfaces, Surface Preparation	0.43	
For Up To 100, Add	0.31	
For >100 To 250, Add	0.14	
For >250 To 500, Add	0.06	
For >5,000 To 10,000, Deduct	-0.02	
For >10,000 To 15,000, Deduct	-0.04	
For >15,000 To 30,000, Deduct	-0.06	
For >30,000, Deduct	-0.09	
09 01 90 52-0004 SF Calcimine Removal/Washing, Concrete And Masonry Surfaces, Surface Preparation.....	0.45	
For Up To 100, Add	0.75	
For >100 To 250, Add	0.20	
For >250 To 500, Add	0.10	
For >5,000 To 10,000, Deduct	-0.02	
For >10,000 To 15,000, Deduct	-0.04	
For >15,000 To 30,000, Deduct	-0.06	
For >30,000, Deduct	-0.09	
09 01 90 52-0005 SF Chemical Clean, Brush And Wash, Concrete And Masonry Surfaces, Surface Preparation	0.71	
For Up To 100, Add	1.17	
For >100 To 250, Add	0.31	
For >250 To 500, Add	0.15	
For >5,000 To 10,000, Deduct	-0.03	
For >10,000 To 15,000, Deduct	-0.06	
For >15,000 To 30,000, Deduct	-0.10	
For >30,000, Deduct	-0.13	
09 01 90 52-0006 SF Hand Scrape, Concrete And Masonry Surfaces, Surface Preparation	0.58	
For Up To 100, Add	1.16	
For >100 To 250, Add	0.29	
For >250 To 500, Add	0.15	
For >5,000 To 10,000, Deduct	-0.03	
For >10,000 To 15,000, Deduct	-0.06	
For >15,000 To 30,000, Deduct	-0.09	
For >30,000, Deduct	-0.12	



MINOR CSI UOM DESCRIPTION	TOTAL DIRECT UNIT COST	DEMOLITION UNIT COST
09 01 90 52-0007 SF Steam Clean, Concrete And Masonry Surfaces, Surface Preparation.....	0.84	
For Up To 100, Add	1.46	
For >100 To 250, Add	0.38	
For >250 To 500, Add	0.19	
For >5,000 To 10,000, Deduct	-0.04	
For >10,000 To 15,000, Deduct	-0.08	
For >15,000 To 30,000, Deduct	-0.12	
For >30,000, Deduct	-0.16	
09 01 90 52-0008 SF Up To 5,000 PSI Pressure Wash, Concrete And Masonry Surfaces, Surface Preparation	0.54	
For Up To 100, Add	0.89	
For >100 To 250, Add	0.24	
For >250 To 500, Add	0.12	
For >5,000 To 10,000, Deduct	-0.02	
For >10,000 To 15,000, Deduct	-0.05	
For >15,000 To 30,000, Deduct	-0.08	
For >30,000, Deduct	-0.10	
09 01 90 52-0009 SF 10,000 To 12,000 PSI Water Blast, Concrete And Masonry Surfaces, Surface Preparation.....	1.50	
For Up To 100, Add	2.72	
For >100 To 250, Add	0.70	
For >250 To 500, Add	0.35	
For >5,000 To 10,000, Deduct	-0.07	
For >10,000 To 15,000, Deduct	-0.14	
For >15,000 To 30,000, Deduct	-0.22	
For >30,000, Deduct	-0.29	
09 01 90 52-0010 SF 30,000 To 40,000 PSI Water Blast, Concrete And Masonry Surfaces, Surface Preparation	2.48	
For Up To 100, Add	4.68	
For >100 To 250, Add	1.19	
For >250 To 500, Add	0.59	
For >5,000 To 10,000, Deduct	-0.12	
For >10,000 To 15,000, Deduct	-0.24	
For >15,000 To 30,000, Deduct	-0.37	
For >30,000, Deduct	-0.49	
09 01 90 52-0011 SF Abrasive Glass Media Blasting, Concrete And Masonry Surfaces, Surface Preparation.....	3.67	
Note: 3 lbs of sand or glass abrasive media material per SF		
For 4.5 lbs Of Abrasive Media Material per SF, Where Multiple Pass Is Required, Add	2.13	
For 6 lbs Of Abrasive Media Material per SF, Where Multiple Pass Is Required, Add	4.41	
For 9 lbs Of Abrasive Media Material per SF, Where Multiple Pass Is Required, Add	7.34	
For Up To 100, Add	6.25	
For >100 To 250, Add	1.65	
For >250 To 500, Add	0.81	
For >5,000 To 10,000, Deduct	-0.17	
For >10,000 To 15,000, Deduct	-0.34	
For >15,000 To 30,000, Deduct	-0.53	
For >30,000, Deduct	-0.70	
09 01 90 52-0012 Drywall Surfaces, Surface Preparation (09 01 90 52-0001)		
See CSI section 09 01 20 91-0007 for Patch holes other than nail/screw holes and greater than 1/2" diameter.		
09 01 90 52-0013 SF Hand Wash Drywall Surfaces With Mild Detergent Or Degreaser (No Sanding, Repairing Or Scraping), Surface Preparation	0.33	
For Up To 100, Add	0.66	
For >100 To 250, Add	0.17	
For >250 To 500, Add	0.08	
09 01 90 52-0014 SF Hand Wash, Minor Repair And Light Sanding Drywall Surfaces, Surface Preparation.....	0.55	
For Up To 100, Add	1.10	
For >100 To 250, Add	0.28	
For >250 To 500, Add	0.14	
09 01 90 52-0015 SF Hand Scrape, Repair And Sand Severely Damaged Drywall Surfaces, Surface Preparation.....	1.04	
For Up To 100, Add	1.98	
For >100 To 250, Add	0.50	
For >250 To 500, Add	0.25	
09 01 90 52-0016 Metal Surfaces, Surface Preparation (09 01 90 52-0001)		
09 01 90 52-0017 SF Trisodium Phosphate (TSP), Clean Metal Surfaces, Surface Preparation.....	0.41	
For Up To 100, Add	0.29	
For >100 To 250, Add	0.14	
For >250 To 500, Add	0.06	
For >5,000 To 10,000, Deduct	-0.02	
For >10,000 To 15,000, Deduct	-0.04	
For >15,000 To 30,000, Deduct	-0.06	
For >30,000, Deduct	-0.08	
09 01 90 52-0018 SF Chemical Clean, Brush And Wash, Metal Surfaces, Surface Preparation	0.71	
For Up To 100, Add	0.41	
For >100 To 250, Add	0.19	
For >250 To 500, Add	0.08	
For >5,000 To 10,000, Deduct	-0.03	
For >10,000 To 15,000, Deduct	-0.06	
For >15,000 To 30,000, Deduct	-0.10	
For >30,000, Deduct	-0.13	

09 Finishes

09 01 Maintenance of Finishes

09 01 90 Maintenance of Painting and Coating



MINOR	CSI	UOM	DESCRIPTION	TOTAL DIRECT UNIT COST	DEMOLITION UNIT COST
09 01 90 52-0019	SF		Hand Scraping And Sanding, Metal Surfaces, Surface Preparation	0.58	
			For Up To 100, Add	0.44	
			For >100 To 250, Add	0.20	
			For >250 To 500, Add	0.09	
			For >5,000 To 10,000, Deduct	-0.03	
			For >10,000 To 15,000, Deduct	-0.06	
			For >15,000 To 30,000, Deduct	-0.09	
			For >30,000, Deduct	-0.12	
09 01 90 52-0020	SF		Up To 5,000 PSI Pressure Wash, Metal Surfaces, Surface Preparation	0.51	
			For Up To 100, Add	0.31	
			For >100 To 250, Add	0.14	
			For >250 To 500, Add	0.06	
			For >5,000 To 10,000, Deduct	-0.02	
			For >10,000 To 15,000, Deduct	-0.05	
			For >15,000 To 30,000, Deduct	-0.07	
			For >30,000, Deduct	-0.10	
09 01 90 52-0021	SF		Power Tool Cleaning, Metal Surfaces, Surface Preparation	1.29	
			For Up To 100, Add	0.97	
			For >100 To 250, Add	0.45	
			For >250 To 500, Add	0.19	
			For >5,000 To 10,000, Deduct	-0.06	
			For >10,000 To 15,000, Deduct	-0.13	
			For >15,000 To 30,000, Deduct	-0.19	
			For >30,000, Deduct	-0.26	
09 01 90 52-0022	SF		Steam Cleaning, Metal Surfaces, Surface Preparation.....	0.53	
			For Up To 100, Add	0.29	
			For >100 To 250, Add	0.13	
			For >250 To 500, Add	0.06	
			For >5,000 To 10,000, Deduct	-0.02	
			For >10,000 To 15,000, Deduct	-0.05	
			For >15,000 To 30,000, Deduct	-0.08	
			For >30,000, Deduct	-0.10	
09 01 90 52-0023	SF		Loose Mill Scale With Fine Powder, Commercial Blast, Metal Surfaces, Surface Preparation.....	1.12	
			For Up To 100, Add	0.69	
			For >100 To 250, Add	0.32	
			For >250 To 500, Add	0.14	
			For >5,000 To 10,000, Deduct	-0.05	
			For >10,000 To 15,000, Deduct	-0.10	
			For >15,000 To 30,000, Deduct	-0.16	
			For >30,000, Deduct	-0.21	
09 01 90 52-0024	SF		Tight Mill Scale With Fine Powder Rust, Commercial Blast, Metal Surfaces, Surface Preparation	1.52	
			For Up To 100, Add	0.92	
			For >100 To 250, Add	0.43	
			For >250 To 500, Add	0.18	
			For >5,000 To 10,000, Deduct	-0.07	
			For >10,000 To 15,000, Deduct	-0.14	
			For >15,000 To 30,000, Deduct	-0.22	
			For >30,000, Deduct	-0.29	
09 01 90 52-0025	SF		Exterior Coating Blistered Pitted, Rust, Commercial Blast, Metal Surfaces, Surface Preparation	2.25	
			For Up To 100, Add	1.39	
			For >100 To 250, Add	0.65	
			For >250 To 500, Add	0.28	
			For >5,000 To 10,000, Deduct	-0.10	
			For >10,000 To 15,000, Deduct	-0.21	
			For >15,000 To 30,000, Deduct	-0.33	
			For >30,000, Deduct	-0.43	
09 01 90 52-0026	SF		Badly Pitted With Rust Nodules, Commercial Blast, Metal Surfaces, Surface Preparation.....	3.75	
			For Up To 100, Add	2.31	
			For >100 To 250, Add	1.08	
			For >250 To 500, Add	0.46	
			For >5,000 To 10,000, Deduct	-0.17	
			For >10,000 To 15,000, Deduct	-0.35	
			For >15,000 To 30,000, Deduct	-0.54	
			For >30,000, Deduct	-0.72	
09 01 90 52-0027	SF		Loose Mill Scale With Fine Powder Rust, Near White Blast, Metal Surfaces, Surface Preparation.....	2.85	
			For Up To 100, Add	1.73	
			For >100 To 250, Add	0.81	
			For >250 To 500, Add	0.35	
			For >5,000 To 10,000, Deduct	-0.13	
			For >10,000 To 15,000, Deduct	-0.26	
			For >15,000 To 30,000, Deduct	-0.41	
			For >30,000, Deduct	-0.54	
09 01 90 52-0028	SF		Tight Mill Scale Little Rust, Near White Blast, Metal Surfaces, Surface Preparation	3.54	
			For Up To 100, Add	2.14	
			For >100 To 250, Add	1.00	
			For >250 To 500, Add	0.43	
			For >5,000 To 10,000, Deduct	-0.16	
			For >10,000 To 15,000, Deduct	-0.33	
			For >15,000 To 30,000, Deduct	-0.51	
			For >30,000, Deduct	-0.67	



	MINOR	CSI	UOM	DESCRIPTION	TOTAL DIRECT UNIT COST	DEMOLITION UNIT COST
	09 01 90 52-0029	SF		Exterior Coat Blistered Pitted Rust, Near White Blast, Metal Surfaces, Surface Preparation	4.58	
				<i>For Up To 100, Add</i>	2.77	
				<i>For >100 To 250, Add</i>	1.29	
				<i>For >250 To 500, Add</i>	0.55	
				<i>For >5,000 To 10,000, Deduct</i>	-0.21	
				<i>For >10,000 To 15,000, Deduct</i>	-0.42	
				<i>For >15,000 To 30,000, Deduct</i>	-0.66	
				<i>For >30,000, Deduct</i>	-0.87	
	09 01 90 52-0030	SF		Badly Pitted Rust Nodules, Near White Blast, Metal Surfaces, Surface Preparation	5.72	
				<i>For Up To 100, Add</i>	3.46	
				<i>For >100 To 250, Add</i>	1.61	
				<i>For >250 To 500, Add</i>	0.69	
				<i>For >5,000 To 10,000, Deduct</i>	-0.26	
				<i>For >10,000 To 15,000, Deduct</i>	-0.53	
				<i>For >15,000 To 30,000, Deduct</i>	-0.82	
				<i>For >30,000, Deduct</i>	-1.09	
	09 01 90 52-0031			Tile Surfaces, Surface Preparation (09 01 90 52-0001)		
	09 01 90 52-0032	SF		Trisodium Phosphate (TSP), Clean Tile Surfaces, Surface Preparation	0.37	
				<i>For Up To 100, Add</i>	0.26	
				<i>For >100 To 250, Add</i>	0.12	
				<i>For >250 To 500, Add</i>	0.05	
				<i>For >5,000 To 10,000, Deduct</i>	-0.02	
				<i>For >10,000 To 15,000, Deduct</i>	-0.04	
				<i>For >15,000 To 30,000, Deduct</i>	-0.05	
				<i>For >30,000, Deduct</i>	-0.07	
	09 01 90 52-0033	CSF		Chemical Alkaline Cleaner, Brush And Wash Tile Surfaces, Surface Preparation	36.59	
				<i>For Up To 100, Add</i>	27.18	
				<i>For >100 To 250, Add</i>	12.68	
				<i>For >250 To 500, Add</i>	5.44	
				<i>For >5,000 To 10,000, Deduct</i>	-1.82	
				<i>For >10,000 To 15,000, Deduct</i>	-3.65	
				<i>For >15,000 To 30,000, Deduct</i>	-5.48	
				<i>For >30,000, Deduct</i>	-7.30	
	09 01 90 52-0034	SF		Up To 5,000 PSI, Pressure Wash Tile Surfaces, Surface Preparation	0.37	
				<i>For Up To 100, Add</i>	0.23	
				<i>For >100 To 250, Add</i>	0.11	
				<i>For >250 To 500, Add</i>	0.05	
				<i>For >5,000 To 10,000, Deduct</i>	-0.02	
				<i>For >10,000 To 15,000, Deduct</i>	-0.03	
				<i>For >15,000 To 30,000, Deduct</i>	-0.05	
				<i>For >30,000, Deduct</i>	-0.07	
	09 01 90 52-0035			Wood Surfaces, Surface Preparation (09 01 90 52-0001)		
	09 01 90 52-0036	SF		Prepare New Wood Floor For Finish, Multi Grit Sanding/Screening	1.34	
				<i>For Up To 100, Add</i>	0.95	
				<i>For >100 To 250, Add</i>	0.44	
				<i>For >250 To 500, Add</i>	0.19	
				<i>For >5,000 To 10,000, Deduct</i>	-0.07	
				<i>For >10,000 To 15,000, Deduct</i>	-0.13	
				<i>For >15,000 To 30,000, Deduct</i>	-0.20	
				<i>For >30,000, Deduct</i>	-0.26	
	09 01 90 52-0037	SF		Trisodium Phosphate (TSP), Clean Wood Surfaces, Surface Preparation	0.39	
				<i>For Up To 100, Add</i>	0.28	
				<i>For >100 To 250, Add</i>	0.13	
				<i>For >250 To 500, Add</i>	0.06	
				<i>For >5,000 To 10,000, Deduct</i>	-0.02	
				<i>For >10,000 To 15,000, Deduct</i>	-0.04	
				<i>For >15,000 To 30,000, Deduct</i>	-0.06	
				<i>For >30,000, Deduct</i>	-0.08	
	09 01 90 52-0038	SF		Chemical Clean, Brush And Wash Wood Surfaces, Surface Preparation	0.60	
				<i>For Up To 100, Add</i>	0.32	
				<i>For >100 To 250, Add</i>	0.15	
				<i>For >250 To 500, Add</i>	0.06	
				<i>For >5,000 To 10,000, Deduct</i>	-0.03	
				<i>For >10,000 To 15,000, Deduct</i>	-0.05	
				<i>For >15,000 To 30,000, Deduct</i>	-0.08	
				<i>For >30,000, Deduct</i>	-0.11	
	09 01 90 52-0039	SF		Hand Scrape Wood Surfaces, Surface Preparation	0.86	
				<i>For Up To 100, Add</i>	0.65	
				<i>For >100 To 250, Add</i>	0.30	
				<i>For >250 To 500, Add</i>	0.13	
				<i>For >5,000 To 10,000, Deduct</i>	-0.04	
				<i>For >10,000 To 15,000, Deduct</i>	-0.09	
				<i>For >15,000 To 30,000, Deduct</i>	-0.13	
				<i>For >30,000, Deduct</i>	-0.17	
	09 01 90 52-0040	SF		Steam Clean Wood Surfaces, Surface Preparation	0.82	
				<i>For Up To 100, Add</i>	0.50	
				<i>For >100 To 250, Add</i>	0.23	
				<i>For >250 To 500, Add</i>	0.10	
				<i>For >5,000 To 10,000, Deduct</i>	-0.04	
				<i>For >10,000 To 15,000, Deduct</i>	-0.08	
				<i>For >15,000 To 30,000, Deduct</i>	-0.12	
				<i>For >30,000, Deduct</i>	-0.16	

09 Finishes

09 01 Maintenance of Finishes

09 01 90 Maintenance of Painting and Coating



SAN BERNARDINO
COUNTY

MINOR	CSI	UOM	DESCRIPTION	TOTAL DIRECT UNIT COST	DEMOLITION UNIT COST
09 01 90 52-0041	SF		Up To 5,000 PSI, Pressure Wash Wood Surfaces, Surface Preparation.....	0.56	
			<i>For Up To 100, Add</i>	0.35	
			<i>For >100 To 250, Add</i>	0.16	
			<i>For >250 To 500, Add</i>	0.07	
			<i>For >5,000 To 10,000, Deduct</i>	-0.03	
			<i>For >10,000 To 15,000, Deduct</i>	-0.05	
			<i>For >15,000 To 30,000, Deduct</i>	-0.08	
			<i>For >30,000, Deduct</i>	-0.11	
09 01 90 52-0042	SF		Sanding Wood Paneling, Boards, Doors Or Other Wood Surfaces, Surface Preparation	0.77	
			<i>For Up To 100, Add</i>	0.53	
			<i>For >100 To 250, Add</i>	0.25	
			<i>For >250 To 500, Add</i>	0.11	
			<i>For >5,000 To 10,000, Deduct</i>	-0.04	
			<i>For >10,000 To 15,000, Deduct</i>	-0.07	
			<i>For >15,000 To 30,000, Deduct</i>	-0.11	
			<i>For >30,000, Deduct</i>	-0.15	
09 01 90 52-0043	SF		Sanding Wood Trim Surfaces, Surface Preparation	1.04	
			<i>For Up To 100, Add</i>	0.73	
			<i>For >100 To 250, Add</i>	0.34	
			<i>For >250 To 500, Add</i>	0.15	
			<i>For >5,000 To 10,000, Deduct</i>	-0.05	
			<i>For >10,000 To 15,000, Deduct</i>	-0.10	
			<i>For >15,000 To 30,000, Deduct</i>	-0.15	
			<i>For >30,000, Deduct</i>	-0.20	
09 01 90 52-0044	SF		Prime Wood Surfaces With Linseed Oil, 1 Coat, Surface Preparation.....	0.70	
			<i>For Up To 100, Add</i>	0.43	
			<i>For >100 To 250, Add</i>	0.20	
			<i>For >250 To 500, Add</i>	0.09	
			<i>For >5,000 To 10,000, Deduct</i>	-0.03	
			<i>For >10,000 To 15,000, Deduct</i>	-0.06	
			<i>For >15,000 To 30,000, Deduct</i>	-0.10	
			<i>For >30,000, Deduct</i>	-0.13	
09 01 90 52-0045	SF		Paint Wood Surfaces With Linseed Oil, 1 Coat, Surface Preparation.....	0.81	
			<i>For Up To 100, Add</i>	0.51	
			<i>For >100 To 250, Add</i>	0.24	
			<i>For >250 To 500, Add</i>	0.10	
			<i>For >5,000 To 10,000, Deduct</i>	-0.04	
			<i>For >10,000 To 15,000, Deduct</i>	-0.08	
			<i>For >15,000 To 30,000, Deduct</i>	-0.12	
			<i>For >30,000, Deduct</i>	-0.16	
09 01 90 52-0046			Vinyl Siding Surfaces, Surface Preparation (09 01 90 52-0001).....	0.37	
09 01 90 52-0047	SF		Trisodium Phosphate (TSP), Clean, Vinyl Siding Surfaces, Surface Preparation.....	0.77	
			<i>For Up To 100, Add</i>	0.26	
			<i>For >100 To 250, Add</i>	0.12	
			<i>For >250 To 500, Add</i>	0.05	
			<i>For >5,000 To 10,000, Deduct</i>	-0.02	
			<i>For >10,000 To 15,000, Deduct</i>	-0.04	
			<i>For >15,000 To 30,000, Deduct</i>	-0.05	
			<i>For >30,000, Deduct</i>	-0.07	
09 01 90 52-0048	SF		Hand Wash, Vinyl Siding Surfaces, Surface Preparation.....	0.59	
			<i>For Up To 100, Add</i>	0.41	
			<i>For >100 To 250, Add</i>	0.19	
			<i>For >250 To 500, Add</i>	0.08	
			<i>For >5,000 To 10,000, Deduct</i>	-0.03	
			<i>For >10,000 To 15,000, Deduct</i>	-0.06	
			<i>For >15,000 To 30,000, Deduct</i>	-0.09	
			<i>For >30,000, Deduct</i>	-0.12	
09 01 90 52-0049	SF		Up To 5,000 PSI Pressure Wash, Vinyl Siding Surfaces, Surface Preparation	0.46	
			<i>For Up To 100, Add</i>	0.26	
			<i>For >100 To 250, Add</i>	0.12	
			<i>For >250 To 500, Add</i>	0.05	
			<i>For >5,000 To 10,000, Deduct</i>	-0.02	
			<i>For >10,000 To 15,000, Deduct</i>	-0.04	
			<i>For >15,000 To 30,000, Deduct</i>	-0.07	
			<i>For >30,000, Deduct</i>	-0.09	
09 01 90 52-0050	SF		Steam Clean, Vinyl Siding Surfaces, Surface Preparation.....	0.86	
			<i>For Up To 100, Add</i>	0.50	
			<i>For >100 To 250, Add</i>	0.23	
			<i>For >250 To 500, Add</i>	0.10	
			<i>For >5,000 To 10,000, Deduct</i>	-0.04	
			<i>For >10,000 To 15,000, Deduct</i>	-0.08	
			<i>For >15,000 To 30,000, Deduct</i>	-0.12	
			<i>For >30,000, Deduct</i>	-0.16	
09 01 90 52-0051			Plaster/Stucco Surfaces, Surface Preparation (09 01 90 52-0001)		
			Note: Based on total project quantity.		



MINOR CSI UOM DESCRIPTION	TOTAL DIRECT UNIT COST	DEMOLITION UNIT COST
09 01 90 52-0052 SF Trisodium Phosphate (TSP), Clean Plaster/Stucco Surfaces, Surface Preparation 0.43 For Up To 100, Add 0.31 For >100 To 250, Add 0.14 For >250 To 500, Add 0.06 For >5,000 To 10,000, Deduct -0.02 For >10,000 To 15,000, Deduct -0.04 For >15,000 To 30,000, Deduct -0.06 For >30,000, Deduct -0.09		
09 01 90 52-0053 SF Up To 5,000 PSI Pressure Wash Plaster/Stucco Surfaces, Surface Preparation 0.60 For Up To 100, Add 0.35 For >100 To 250, Add 0.16 For >250 To 500, Add 0.07 For >5,000 To 10,000, Deduct -0.03 For >10,000 To 15,000, Deduct -0.05 For >15,000 To 30,000, Deduct -0.09 For >30,000, Deduct -0.11		
09 01 90 52-0054 Prep Work (09 01 90 52-0001)		
09 01 90 52-0055 SF Citrus Strip, Single Applications 1.05 Note: For removal of up to 40 mils each application (average 5 layers at 8 mils per layer) dried latex and oil-based paint, varnish, lacquer, polyurethane and shellac from wood, metal, and masonry surfaces. Multiple applications may be necessary, refer to manufacturer recommendations		
09 01 90 52-0056 Corrosive Inhibitor Sealant For Concrete (09 01 90 52-0001)		
09 01 90 52-0057 SF Corrosive Inhibitor Sealant For Concrete 0.74 For Up To 100, Add 0.35 For >100 To 250, Add 0.17 For >250 To 500, Add 0.08		
09 01 90 61 Repainting (09 01 90)		
09 01 90 61-0001 Touchup and "Spot" Painting Of Surfaces (09 01 90 61) Note: For use on individual areas less than 10 SF.		
09 01 90 61-0002 SF "Spot" Paint Drywall, Plaster, Wood And Concrete Surfaces, Per Coat 1.32		
09 01 90 91 Paint Restoration (09 01 90)		
09 01 90 91-0001 Paint Removal, Strip To Bare Wood (09 01 90 91)		
09 01 90 91-0002 SF Flat Surfaces, Paint Removal, Strip To Bare Wood 6.66		
09 01 90 91-0003 SF Cornices And Decorative Trim To 12" Wide, Paint Removal, Strip To Bare Wood 7.09		
09 05 Common Work Results for Finishes (09)		
09 05 05 Selective Demolition for Finishes (09 05)		
09 05 05 00-0001 Selective Demolition for Finishes (09 05 05)		
09 05 05 00-0002 SF Demolition Of 5/8" Lath And Plaster Assembly, Applied Directly To Concrete Surface 6.17		
09 05 61 Common Work Results for Flooring Preparation (09 05)		
09 05 61 13 Moisture Vapor Emission Control (09 05 61)		
09 05 61 13-0001 Moisture Vapor Reduction System (Koester VAP) (09 05 61 13)		
09 05 61 13-0002 EA Up To 200 SF, Water Vapor Emission Control System (Koester VAP 1-2000) 2,831.99 Note: Clear		
09 05 61 13-0003 SF >200 To 500 SF, Water Vapor Emission Control System (Koester VAP 1-2001) 15.00 Note: Clear		
09 05 61 13-0004 SF >500 To 1,000 SF, Water Vapor Emission Control System (Koester VAP 1-2002) 9.99 Note: Clear		
09 05 61 13-0005 SF >1,000 To 3,000 SF, Water Vapor Emission Control System (Koester VAP 1-2003) 8.33 Note: Clear		
09 05 61 13-0006 SF >3,000 SF, Water Vapor Emission Control System (Koester VAP 1-2004) 6.66 Note: Clear		
09 05 61 13-0007 Moisture Vapor Transmission Control (Dependable Cutdown® II) (09 05 61 13)		
09 05 61 13-0008 SF 8# Two Coats, Moisture Vapor Transmission Control (Dependable Cutdown® II) 4.55		
09 05 61 13-0009 SF 15# Two Coats, Moisture Vapor Transmission Control (Dependable Cutdown® II) 6.29		
09 05 71 Acoustic Underlayment (09 05)		
09 05 71 00-0001 Tile And Stone Acoustical Underlayment (09 05 71)		
09 05 71 00-0002 SF 5 Mil Tile And Stone Acoustical Underlayment (EasyMat) 4.21 For High-Modulus, Low-Viscosity, High-Strength Chemical Resistant Epoxy Grout, Add 0.49		



MINOR
CSI UOM DESCRIPTION

TOTAL DIRECT DEMOLITION
UNIT COST UNIT COST

09 05 71 00-0003	Resilient Floor Acoustical Underlayment <small>(09 05 71)</small>		
09 05 71 00-0004	SF Vinyl, Linoleum, LVT And Vinyl Strip Flooring Acoustical Underlayment (Impacta, Soundseal VC300)	3.12	
09 05 71 00-0005	SF 2 MM Thick Resilient Plank Floor Acoustical Underlayment (Floormuffler)	1.73	
09 05 71 00-0006	SF 0.055" Thick High Density Polyurethane Foam Floor Acoustical Underlayment (Silencer LVT)	2.19	

09 20 Plaster and Gypsum Board (09)

09 22 Supports for Plaster and Gypsum Board (09 20)

Note: Per SF of wall area measures one side. Do not deduct for opens of less than 25 SF when calculating total wall square footage.

09 22 13 Metal Furring (09 22)

09 22 13 13 Metal Channel Furring (09 22 13)

09 22 13 13-0001 Hat Furring Channel (09 22 13 13)

Note: Includes clips where required.

09 22 13 13-0002 Installed On Walls, Hat Furring Channel (09 22 13 13-0001)

09 22 13 13-0003	SF 7/8", 25 Gauge, 16" On Center, Installed On Walls, Hat Furring Channel	4.49	1.52
	<i>For Walls >10' High, Add</i>	0.46	
	<i>For 24" On Center, Deduct</i>	-0.59	
	<i>For 12" On Center, Add</i>	0.75	
	<i>For 22 Gauge, Add</i>	0.72	
	<i>For 20 Gauge, Add</i>	1.41	
09 22 13 13-0004	SF 1-1/2", 25 Gauge, 16" On Center, Installed On Walls, Hat Furring Channel	5.07	1.52
	<i>For Walls >10' High, Add</i>	0.46	
	<i>For 24" On Center, Deduct</i>	-0.71	
	<i>For 12" On Center, Add</i>	0.86	
	<i>For 22 Gauge, Add</i>	1.01	
	<i>For 20 Gauge, Add</i>	1.79	

09 22 13 13-0005 Installed On Columns And Beams, Hat Furring Channel (09 22 13 13-0001)

09 22 13 13-0006	SF 7/8", 25 Gauge, 16" On Center, Installed On Columns And Beams, Hat Furring Channel	6.13	2.34
	<i>For Columns And Beams >10' High, Add</i>	0.94	
	<i>For 24" On Center, Deduct</i>	-0.76	
	<i>For 12" On Center, Add</i>	0.99	
	<i>For 22 Gauge, Add</i>	0.73	
	<i>For 20 Gauge, Add</i>	1.66	
09 22 13 13-0007	SF 1-1/2", 25 Gauge, 16" On Center, Installed On Columns And Beams, Hat Furring Channel	6.70	2.34
	<i>For Columns And Beams >10' High, Add</i>	0.94	
	<i>For 24" On Center, Deduct</i>	-0.87	
	<i>For 12" On Center, Add</i>	1.11	
	<i>For 22 Gauge, Add</i>	1.01	
	<i>For 20 Gauge, Add</i>	2.04	

09 22 13 13-0008 Installed On Ceilings, Hat Furring Channel (09 22 13 13-0001)

09 22 13 13-0009	SF 7/8", 25 Gauge, 16" On Center, Installed On Ceilings, Hat Furring Channel	6.14	1.87
	<i>For Ceilings >10' High, Add</i>	0.56	
	<i>For 24" On Center, Deduct</i>	-0.85	
	<i>For 12" On Center, Add</i>	1.04	
	<i>For 22 Gauge, Add</i>	1.20	
	<i>For 20 Gauge, Add</i>	2.15	
09 22 13 13-0010	SF 1-1/2", 25 Gauge, 16" On Center, Installed On Ceilings, Hat Furring Channel	6.71	1.87
	<i>For Ceilings >10' High, Add</i>	0.56	
	<i>For 24" On Center, Deduct</i>	-0.97	
	<i>For 12" On Center, Add</i>	1.16	
	<i>For 22 Gauge, Add</i>	1.49	
	<i>For 20 Gauge, Add</i>	2.52	

09 22 13 13-0011 Z Furring Channel (09 22 13 13)

09 22 13 13-0012 Installed On Walls, Z Furring Channel (09 22 13 13-0011)

09 22 13 13-0013	SF 1", 25 Gauge, 16" On Center, Installed On Walls, Z Furring Channel	3.35	1.52
	<i>For Walls >10' High, Add</i>	0.46	
	<i>For 24" On Center, Deduct</i>	-0.37	
	<i>For 12" On Center, Add</i>	0.52	
	<i>For 22 Gauge, Add</i>	0.15	
	<i>For 20 Gauge, Add</i>	0.66	
09 22 13 13-0014	SF 1-1/2", 25 Gauge, 16" On Center, Installed On Walls, Z Furring Channel	3.41	1.52
	<i>For Walls >10' High, Add</i>	0.46	
	<i>For 24" On Center, Deduct</i>	-0.38	
	<i>For 12" On Center, Add</i>	0.53	
	<i>For 22 Gauge, Add</i>	0.18	
	<i>For 20 Gauge, Add</i>	0.70	
09 22 13 13-0015	SF 2", 25 Gauge, 16" On Center, Installed On Walls, Z Furring Channel	3.46	1.52
	<i>For Walls >10' High, Add</i>	0.46	
	<i>For 24" On Center, Deduct</i>	-0.39	
	<i>For 12" On Center, Add</i>	0.54	
	<i>For 22 Gauge, Add</i>	0.21	
	<i>For 20 Gauge, Add</i>	0.73	



Finishes	09	09
Plaster and Gypsum Board	09 20	
Supports for Plaster and Gypsum Board	09 22	

MINOR CSI UOM DESCRIPTION	TOTAL DIRECT UNIT COST	DEMOLITION UNIT COST
09 22 13 13-0016 SF 2-1/2", 25 Gauge, 16" On Center, Installed On Walls, Z Furring Channel <i>For Walls >10' High, Add</i> <i>For 24" On Center, Deduct</i> <i>For 12" On Center, Add</i> <i>For 22 Gauge, Add</i> <i>For 20 Gauge, Add</i>	3.51 0.46 -0.40 0.55 0.23 0.76	1.52
09 22 13 13-0017 SF 3", 25 Gauge, 16" On Center, Installed On Walls, Z Furring Channel <i>For Walls >10' High, Add</i> <i>For 24" On Center, Deduct</i> <i>For 12" On Center, Add</i> <i>For 22 Gauge, Add</i> <i>For 20 Gauge, Add</i>	3.55 0.46 -0.41 0.56 0.25 0.79	1.52
09 22 13 23 Resilient Channel Furring (09 22 13)		
09 22 13 23-0001 Single-Leg Resilient Channel, RC1 Furring Channel (09 22 13 23) <i>Note: Includes clips where required.</i>		
09 22 13 23-0002 Installed On Walls, Single-Leg Resilient Channel, RC1 Furring Channel (09 22 13 23-0001)		
09 22 13 23-0003 SF 25 Gauge, 16" On Center, Installed On Walls, Single-Leg Resilient Channel, RC1 Furring Channel <i>For Walls >10' High, Add</i> <i>For 24" On Center, Deduct</i> <i>For 12" On Center, Add</i> <i>For 20 Gauge, Add</i>	3.69 0.46 -0.43 0.59 0.88	1.52
09 22 13 23-0004 Installed On Ceilings, Single-Leg Resilient Channel, RC1 Furring Channel (09 22 13 23-0001)		
09 22 13 23-0005 SF 25 Gauge, 16" On Center, Installed On Ceilings, Single-Leg Resilient Channel, RC1 Furring Channel <i>For Ceilings >10' High, Add</i> <i>For 24" On Center, Deduct</i> <i>For 12" On Center, Add</i> <i>For 20 Gauge, Add</i>	4.38 0.56 -0.50 0.69 0.98	1.87
09 22 13 23-0006 Double-Leg Resilient Channel, RC2 Furring Channel (09 22 13 23) <i>Note: Includes clips where required.</i>		
09 22 13 23-0007 Installed On Walls, Double-Leg Resilient Channel, RC2 Furring Channel (09 22 13 23-0006)		
09 22 13 23-0008 SF 25 Gauge, 16" On Center, Installed On Walls, Double-Leg Resilient Channel, RC2 Furring Channel <i>For Walls >10' High, Add</i> <i>For 24" On Center, Deduct</i> <i>For 12" On Center, Add</i> <i>For 20 Gauge, Add</i>	3.93 0.46 -0.48 0.63 1.04	1.52
09 22 13 23-0009 Installed On Ceilings, Double-Leg Resilient Channel, RC2 Furring Channel (09 22 13 23-0006)		
09 22 13 23-0010 SF 25 Gauge, 16" On Center, Installed On Ceilings, Double-Leg Resilient Channel, RC2 Furring Channel <i>For Ceilings >10' High, Add</i> <i>For 24" On Center, Deduct</i> <i>For 12" On Center, Add</i> <i>For 20 Gauge, Add</i>	4.62 0.56 -0.55 0.74 1.14	1.87
09 22 16 Non-Structural Metal Framing (09 22)		
<i>Note: Includes studs, bridging, fasteners, and metal stiffener at half height. Do not deduct for openings of less than 25 SF.</i>		
09 22 16 13 Non-Structural Metal Stud Framing (09 22 16)		
09 22 16 13-0001 Non Load Bearing Wall Framing, 25 Gauge (09 22 16 13)		
09 22 16 13-0002 SF 1-5/8" Width, 16" On Center, 25 Gauge, Non Load Bearing, Non Structural, Galvanized Steel Stud Framing With Tracks And Runners <i>For Powder-Actuated Fasteners Every 2', Add</i> <i>For Walls >10' High, Add</i> <i>For Soffit, Columns Or Beams Up To 10' High, Add</i> <i>For Soffit, Columns Or Beams >10' High, Add</i> <i>For Horizontal Installation Up To 10' High, Add</i> <i>For Horizontal Installation >10' High, Add</i> <i>For Curved Wall, Add</i> <i>For 12" On Center, Add</i> <i>For 24" On Center, Deduct</i> <i>For Up To 100, Add</i> <i>For >100 To 300, Add</i> <i>For >1,000, Deduct</i>	3.13 0.04 0.63 1.58 2.05 0.55 0.71 0.47 0.55 -0.55 0.94 0.47 -0.31	0.63

09 Finishes

09 20 Plaster and Gypsum Board

09 22 Supports for Plaster and Gypsum Board



MINOR	CSI	UOM	DESCRIPTION	TOTAL DIRECT UNIT COST	DEMOLITION UNIT COST
09 22 16 13-0003	SF		2-1/2" Width, 16" On Center, 25 Gauge, Non Load Bearing, Non Structural, Galvanized Steel Stud Framing With Tracks And Runners.....	3.39	0.66
			<i>For Powder-Actuated Fasteners Every 2', Add</i>	0.04	
			<i>For Walls >10' High, Add</i>	0.68	
			<i>For Soffit, Columns Or Beams Up To 10' High, Add</i>	1.67	
			<i>For Soffit, Columns Or Beams >10' High, Add</i>	2.17	
			<i>For Horizontal Installation Up To 10' High, Add</i>	0.59	
			<i>For Horizontal Installation >10' High, Add</i>	0.75	
			<i>For Curved Wall, Add</i>	0.50	
			<i>For 12" On Center, Add</i>	0.60	
			<i>For 24" On Center, Deduct</i>	-0.60	
			<i>For Up To 100, Add</i>	1.01	
			<i>For >100 To 300, Add</i>	0.51	
			<i>For >1,000, Deduct</i>	-0.34	
09 22 16 13-0004	SF		3-5/8" Width, 16" On Center, 25 Gauge, Non Load Bearing, Non Structural, Galvanized Steel Stud Framing With Tracks And Runners.....	3.74	0.69
			<i>For Powder-Actuated Fasteners Every 2', Add</i>	0.04	
			<i>For Walls >10' High, Add</i>	0.75	
			<i>For Soffit, Columns Or Beams Up To 10' High, Add</i>	1.77	
			<i>For Soffit, Columns Or Beams >10' High, Add</i>	2.29	
			<i>For Horizontal Installation Up To 10' High, Add</i>	0.64	
			<i>For Horizontal Installation >10' High, Add</i>	0.81	
			<i>For Curved Wall, Add</i>	0.52	
			<i>For 12" On Center, Add</i>	0.66	
			<i>For 24" On Center, Deduct</i>	-0.66	
			<i>For Up To 100, Add</i>	1.10	
			<i>For >100 To 300, Add</i>	0.55	
			<i>For >1,000, Deduct</i>	-0.39	
09 22 16 13-0005	SF		4" Width, 16" On Center, 25 Gauge, Non Load Bearing, Non Structural, Galvanized Steel Stud Framing With Tracks And Runners.....	4.04	0.73
			<i>For Powder-Actuated Fasteners Every 2', Add</i>	0.04	
			<i>For Walls >10' High, Add</i>	0.81	
			<i>For Soffit, Columns Or Beams Up To 10' High, Add</i>	1.87	
			<i>For Soffit, Columns Or Beams >10' High, Add</i>	2.42	
			<i>For Horizontal Installation Up To 10' High, Add</i>	0.68	
			<i>For Horizontal Installation >10' High, Add</i>	0.86	
			<i>For Curved Wall, Add</i>	0.55	
			<i>For 12" On Center, Add</i>	0.72	
			<i>For 24" On Center, Deduct</i>	-0.72	
			<i>For Up To 100, Add</i>	1.17	
			<i>For >100 To 300, Add</i>	0.59	
			<i>For >1,000, Deduct</i>	-0.42	
09 22 16 13-0006	SF		6" Width, 16" On Center, 25 Gauge, Non Load Bearing, Non Structural, Galvanized Steel Stud Framing With Tracks And Runners.....	4.64	0.76
			<i>For Powder-Actuated Fasteners Every 2', Add</i>	0.04	
			<i>For Walls >10' High, Add</i>	0.93	
			<i>For Soffit, Columns Or Beams Up To 10' High, Add</i>	2.00	
			<i>For Soffit, Columns Or Beams >10' High, Add</i>	2.58	
			<i>For Horizontal Installation Up To 10' High, Add</i>	0.75	
			<i>For Horizontal Installation >10' High, Add</i>	0.94	
			<i>For Curved Wall, Add</i>	0.58	
			<i>For 12" On Center, Add</i>	0.83	
			<i>For 24" On Center, Deduct</i>	-0.83	
			<i>For Up To 100, Add</i>	1.31	
			<i>For >100 To 300, Add</i>	0.66	
			<i>For >1,000, Deduct</i>	-0.50	
09 22 16 13-0007			Non Load Bearing Wall Framing, 20 Gauge (09 22 16 13)		
09 22 16 13-0008	SF		1-5/8" Width, 16" On Center, 20 Gauge, Non Load Bearing, Non Structural, Galvanized Steel Stud Framing With Tracks And Runners.....	3.69	0.64
			<i>For Powder-Actuated Fasteners Every 2', Add</i>	0.04	
			<i>For Walls >10' High, Add</i>	0.74	
			<i>For Soffit, Columns Or Beams Up To 10' High, Add</i>	1.67	
			<i>For Soffit, Columns Or Beams >10' High, Add</i>	2.15	
			<i>For Horizontal Installation Up To 10' High, Add</i>	0.61	
			<i>For Horizontal Installation >10' High, Add</i>	0.77	
			<i>For Curved Wall, Add</i>	0.49	
			<i>For 12" On Center, Add</i>	0.66	
			<i>For 24" On Center, Deduct</i>	-0.66	
			<i>For Up To 100, Add</i>	1.06	
			<i>For >100 To 300, Add</i>	0.53	
			<i>For >1,000, Deduct</i>	-0.39	
09 22 16 13-0009	SF		2-1/2" Width, 16" On Center, 20 Gauge, Non Load Bearing, Non Structural, Galvanized Steel Stud Framing With Tracks And Runners.....	4.14	0.68
			<i>For Powder-Actuated Fasteners Every 2', Add</i>	0.04	
			<i>For Walls >10' High, Add</i>	0.83	
			<i>For Soffit, Columns Or Beams Up To 10' High, Add</i>	1.77	
			<i>For Soffit, Columns Or Beams >10' High, Add</i>	2.28	
			<i>For Horizontal Installation Up To 10' High, Add</i>	0.67	
			<i>For Horizontal Installation >10' High, Add</i>	0.84	
			<i>For Curved Wall, Add</i>	0.51	
			<i>For 12" On Center, Add</i>	0.74	
			<i>For 24" On Center, Deduct</i>	-0.74	
			<i>For Up To 100, Add</i>	1.17	
			<i>For >100 To 300, Add</i>	0.58	
			<i>For >1,000, Deduct</i>	-0.45	



Finishes	09	09
Plaster and Gypsum Board	09 20	
Supports for Plaster and Gypsum Board	09 22	

MINOR CSI UOM DESCRIPTION	TOTAL DIRECT UNIT COST	DEMOLITION UNIT COST
09 22 16 13-0010 SF 3-5/8" Width, 16" On Center, 20 Gauge, Non Load Bearing, Non Structural, Galvanized Steel Stud Framing With Tracks And Runners.....	4.68	0.71
For Powder-Actuated Fasteners Every 2', Add	0.04	
For Walls >10' High, Add	0.94	
For Soffit, Columns Or Beams Up To 10' High, Add	1.90	
For Soffit, Columns Or Beams >10' High, Add	2.44	
For Horizontal Installation Up To 10' High, Add	0.74	
For Horizontal Installation >10' High, Add	0.92	
For Curved Wall, Add	0.54	
For 12" On Center, Add	0.85	
For 24" On Center, Deduct	-0.85	
For Up To 100, Add	1.29	
For >100 To 300, Add	0.65	
For >1,000, Deduct	-0.52	
09 22 16 13-0011 SF 4" Width, 16" On Center, 20 Gauge, Non Load Bearing, Non Structural Structural, Galvanized Steel Framing With Tracks And Runners.....	5.02	0.74
For Powder-Actuated Fasteners Every 2', Add	0.04	
For Walls >10' High, Add	1.00	
For Soffit, Columns Or Beams Up To 10' High, Add	2.00	
For Soffit, Columns Or Beams >10' High, Add	2.56	
For Horizontal Installation Up To 10' High, Add	0.78	
For Horizontal Installation >10' High, Add	0.97	
For Curved Wall, Add	0.56	
For 12" On Center, Add	0.91	
For 24" On Center, Deduct	-0.91	
For Up To 100, Add	1.38	
For >100 To 300, Add	0.69	
For >1,000, Deduct	-0.57	
09 22 16 13-0012 SF 6" Width, 16" On Center, 20 Gauge, Non Load Bearing, Non Structural, Galvanized Steel Stud Framing With Tracks And Runners.....	7.63	0.78
For Powder-Actuated Fasteners Every 2', Add	0.04	
For Walls >10' High, Add	1.53	
For Soffit, Columns Or Beams Up To 10' High, Add	2.33	
For Soffit, Columns Or Beams >10' High, Add	2.92	
For Horizontal Installation Up To 10' High, Add	1.06	
For Horizontal Installation >10' High, Add	1.25	
For Curved Wall, Add	0.59	
For 12" On Center, Add	1.43	
For 24" On Center, Deduct	-1.43	
For Up To 100, Add	1.92	
For >100 To 300, Add	0.96	
For >1,000, Deduct	-0.95	
09 22 16 13-0013 Non Load Bearing Wall Framing, 18 Gauge (09 22 16 13)		
09 22 16 13-0014 SF 2-1/2" Width, 16" On Center, 18 Gauge, Non Load Bearing, Non Structural, Galvanized Steel Stud Framing With Tracks And Runners.....	6.35	0.69
For Powder-Actuated Fasteners Every 2', Add	0.04	
For Walls >10' High, Add	1.27	
For Soffit, Columns Or Beams Up To 10' High, Add	2.03	
For Soffit, Columns Or Beams >10' High, Add	2.55	
For Horizontal Installation Up To 10' High, Add	0.90	
For Horizontal Installation >10' High, Add	1.07	
For Curved Wall, Add	0.52	
For 12" On Center, Add	1.18	
For 24" On Center, Deduct	-1.18	
For Up To 100, Add	1.62	
For >100 To 300, Add	0.81	
For >1,000, Deduct	-0.78	
09 22 16 13-0015 SF 3-5/8" Width, 16" On Center, 18 Gauge, Non Load Bearing, Non Structural, Galvanized Steel Stud Framing With Tracks And Runners.....	7.12	0.73
For Powder-Actuated Fasteners Every 2', Add	0.04	
For Walls >10' High, Add	1.42	
For Soffit, Columns Or Beams Up To 10' High, Add	2.18	
For Soffit, Columns Or Beams >10' High, Add	2.73	
For Horizontal Installation Up To 10' High, Add	0.99	
For Horizontal Installation >10' High, Add	1.17	
For Curved Wall, Add	0.55	
For 12" On Center, Add	1.33	
For 24" On Center, Deduct	-1.33	
For Up To 100, Add	1.79	
For >100 To 300, Add	0.90	
For >1,000, Deduct	-0.89	
09 22 16 13-0016 SF 4" Width, 16" On Center, 18 Gauge, Non Load Bearing, Non Structural, Galvanized Steel Stud Framing With Tracks And Runners.....	7.70	0.76
For Powder-Actuated Fasteners Every 2', Add	0.04	
For Walls >10' High, Add	1.54	
For Soffit, Columns Or Beams Up To 10' High, Add	2.31	
For Soffit, Columns Or Beams >10' High, Add	2.88	
For Horizontal Installation Up To 10' High, Add	1.06	
For Horizontal Installation >10' High, Add	1.25	
For Curved Wall, Add	0.58	
For 12" On Center, Add	1.44	
For 24" On Center, Deduct	-1.44	
For Up To 100, Add	1.92	
For >100 To 300, Add	0.96	
For >1,000, Deduct	-0.96	

09 Finishes

09 20 Plaster and Gypsum Board

09 22 Supports for Plaster and Gypsum Board



MINOR	CSI	UOM	DESCRIPTION	TOTAL DIRECT UNIT COST	DEMOLITION UNIT COST
09 22 16 13-0017	SF		6" Width, 16" On Center, 18 Gauge, Non Load Bearing, Non Structural, Galvanized Steel Stud Framing With Tracks And Runners.....	10.54	0.80
			<i>For Powder-Actuated Fasteners Every 2', Add</i>	0.04	
			<i>For Walls >10' High, Add</i>	2.11	
			<i>For Soffit, Columns Or Beams Up To 10' High, Add</i>	2.67	
			<i>For Soffit, Columns Or Beams >10' High, Add</i>	3.28	
			<i>For Horizontal Installation Up To 10' High, Add</i>	1.36	
			<i>For Horizontal Installation >10' High, Add</i>	1.56	
			<i>For Curved Wall, Add</i>	0.61	
			<i>For 12" On Center, Add</i>	2.01	
			<i>For 24" On Center, Deduct</i>	-2.01	
			<i>For Up To 100, Add</i>	2.51	
			<i>For >100 To 300, Add</i>	1.26	
			<i>For >1,000, Deduct</i>	-1.38	
09 22 16 13-0018	SF		8" Width, 16" On Center, 18 Gauge, Non Load Bearing, Non Structural, Galvanized Steel Stud Framing With Tracks And Runners.....	11.55	0.86
			<i>For Powder-Actuated Fasteners Every 2', Add</i>	0.04	
			<i>For Walls >10' High, Add</i>	2.37	
			<i>For Soffit, Columns Or Beams Up To 10' High, Add</i>	2.84	
			<i>For Soffit, Columns Or Beams >10' High, Add</i>	3.48	
			<i>For Horizontal Installation Up To 10' High, Add</i>	1.47	
			<i>For Horizontal Installation >10' High, Add</i>	1.68	
			<i>For Curved Wall, Add</i>	0.63	
			<i>For 12" On Center, Add</i>	2.20	
			<i>For 24" On Center, Deduct</i>	-2.20	
			<i>For Up To 100, Add</i>	2.73	
			<i>For >100 To 300, Add</i>	1.37	
			<i>For >1,000, Deduct</i>	-1.52	
09 22 16 13-0019			Non Load Bearing Wall Framing, 16 Gauge <small>(09 22 16 13)</small>		
09 22 16 13-0020	SF		2-1/2" Width, 16" On Center, 16 Gauge, Non Load Bearing, Non Structural, Galvanized Steel Stud Framing With Tracks And Runners.....	6.82	0.71
			<i>For Powder-Actuated Fasteners Every 2', Add</i>	0.04	
			<i>For Walls >10' High, Add</i>	1.36	
			<i>For Soffit, Columns Or Beams Up To 10' High, Add</i>	2.11	
			<i>For Soffit, Columns Or Beams >10' High, Add</i>	2.65	
			<i>For Horizontal Installation Up To 10' High, Add</i>	0.95	
			<i>For Horizontal Installation >10' High, Add</i>	1.13	
			<i>For Curved Wall, Add</i>	0.54	
			<i>For 12" On Center, Add</i>	1.27	
			<i>For 24" On Center, Deduct</i>	-1.27	
			<i>For Up To 100, Add</i>	1.72	
			<i>For >100 To 300, Add</i>	0.86	
			<i>For >1,000, Deduct</i>	-0.84	
09 22 16 13-0021	SF		3-5/8" Width, 16" On Center, 16 Gauge, Non Load Bearing, Non Structural, Galvanized Steel Stud Framing With Tracks And Runners.....	8.25	0.74
			<i>For Powder-Actuated Fasteners Every 2', Add</i>	0.04	
			<i>For Walls >10' High, Add</i>	1.65	
			<i>For Soffit, Columns Or Beams Up To 10' High, Add</i>	2.32	
			<i>For Soffit, Columns Or Beams >10' High, Add</i>	2.88	
			<i>For Horizontal Installation Up To 10' High, Add</i>	1.11	
			<i>For Horizontal Installation >10' High, Add</i>	1.29	
			<i>For Curved Wall, Add</i>	0.56	
			<i>For 12" On Center, Add</i>	1.56	
			<i>For 24" On Center, Deduct</i>	-1.56	
			<i>For Up To 100, Add</i>	2.02	
			<i>For >100 To 300, Add</i>	1.01	
			<i>For >1,000, Deduct</i>	-1.05	
09 22 16 13-0022	SF		4" Width, 16" On Center, 16 Gauge, Non Load Bearing, Non Structural, Galvanized Steel Stud Framing With Tracks And Runners.....	8.74	0.78
			<i>For Powder-Actuated Fasteners Every 2', Add</i>	0.04	
			<i>For Walls >10' High, Add</i>	1.75	
			<i>For Soffit, Columns Or Beams Up To 10' High, Add</i>	2.44	
			<i>For Soffit, Columns Or Beams >10' High, Add</i>	3.03	
			<i>For Horizontal Installation Up To 10' High, Add</i>	1.17	
			<i>For Horizontal Installation >10' High, Add</i>	1.36	
			<i>For Curved Wall, Add</i>	0.59	
			<i>For 12" On Center, Add</i>	1.65	
			<i>For 24" On Center, Deduct</i>	-1.65	
			<i>For Up To 100, Add</i>	2.14	
			<i>For >100 To 300, Add</i>	1.07	
			<i>For >1,000, Deduct</i>	-1.12	
09 22 16 13-0023	SF		6" Width, 16" On Center, 16 Gauge, Non Load Bearing, Non Structural, Galvanized Steel Stud Framing With Tracks And Runners.....	11.49	0.83
			<i>For Powder-Actuated Fasteners Every 2', Add</i>	0.04	
			<i>For Walls >10' High, Add</i>	2.30	
			<i>For Soffit, Columns Or Beams Up To 10' High, Add</i>	2.81	
			<i>For Soffit, Columns Or Beams >10' High, Add</i>	3.43	
			<i>For Horizontal Installation Up To 10' High, Add</i>	1.46	
			<i>For Horizontal Installation >10' High, Add</i>	1.67	
			<i>For Curved Wall, Add</i>	0.62	
			<i>For 12" On Center, Add</i>	2.19	
			<i>For 24" On Center, Deduct</i>	-2.19	
			<i>For Up To 100, Add</i>	2.71	
			<i>For >100 To 300, Add</i>	1.36	
			<i>For >1,000, Deduct</i>	-1.52	



	MINOR	CSI	UOM	DESCRIPTION	TOTAL DIRECT UNIT COST	DEMOLITION UNIT COST
09 22 16 13-0024	SF			8" Width, 16" On Center, 16 Gauge, Non Load Bearing, Non Structural, Galvanized Steel Stud Framing With Tracks And Runners.....	12.76	0.88
				<i>For Powder-Actuated Fasteners Every 2', Add</i>	0.04	
				<i>For Walls >10' High, Add</i>	2.55	
				<i>For Soffit, Columns Or Beams Up To 10' High, Add</i>	3.01	
				<i>For Soffit, Columns Or Beams >10' High, Add</i>	3.66	
				<i>For Horizontal Installation Up To 10' High, Add</i>	1.60	
				<i>For Horizontal Installation >10' High, Add</i>	1.82	
				<i>For Curved Wall, Add</i>	0.65	
				<i>For 12" On Center, Add</i>	2.44	
				<i>For 24" On Center, Deduct</i>	-2.44	
				<i>For Up To 100, Add</i>	2.99	
				<i>For >100 To 300, Add</i>	1.49	
				<i>For >1,000, Deduct</i>	-1.70	
09 22 16 13-0025				Galvanized Steel Backing Plates (09 22 16 13)		
				Note: Used to attach fixtures, cabinets, shelves or handrails to metal stud walls.		
09 22 16 13-0026	LF			3" Wide, 25 Gauge Galvanized Steel Backing Plate.....	1.35	
09 22 16 13-0027	LF			4" Wide, 25 Gauge Galvanized Steel Backing Plate.....	1.68	
09 22 16 13-0028	LF			6" Wide, 25 Gauge Galvanized Steel Backing Plate.....	2.17	
09 22 16 13-0029	LF			8" Wide, 25 Gauge Galvanized Steel Backing Plate.....	2.68	
09 22 16 13-0030	LF			10" Wide, 25 Gauge Galvanized Steel Backing Plate.....	3.19	
09 22 16 13-0031	LF			12" Wide, 25 Gauge Galvanized Steel Backing Plate.....	3.79	
09 22 16 13-0032	LF			3" Wide, 20 Gauge Galvanized Steel Backing Plate.....	1.78	
09 22 16 13-0033	LF			4" Wide, 20 Gauge Galvanized Steel Backing Plate.....	2.23	
09 22 16 13-0034	LF			6" Wide, 20 Gauge Galvanized Steel Backing Plate.....	3.00	
09 22 16 13-0035	LF			8" Wide, 20 Gauge Galvanized Steel Backing Plate.....	3.76	
09 22 16 13-0036	LF			10" Wide, 20 Gauge Galvanized Steel Backing Plate.....	4.56	
09 22 16 13-0037	LF			12" Wide, 20 Gauge Galvanized Steel Backing Plate.....	5.42	
09 22 16 13-0038	LF			3" Wide, 16 Gauge Galvanized Steel Backing Plate.....	2.46	
09 22 16 13-0039	LF			4" Wide, 16 Gauge Galvanized Steel Backing Plate.....	3.08	
09 22 16 13-0040	LF			6" Wide, 16 Gauge Galvanized Steel Backing Plate.....	4.22	
09 22 16 13-0041	LF			8" Wide, 16 Gauge Galvanized Steel Backing Plate.....	5.37	
09 22 16 13-0042	LF			10" Wide, 16 Gauge Galvanized Steel Backing Plate.....	6.59	
09 22 16 13-0043	LF			12" Wide, 16 Gauge Galvanized Steel Backing Plate.....	7.78	
09 22 16 13-0044	LF			3" Wide, 14 Gauge Galvanized Steel Backing Plate.....	2.93	
09 22 16 13-0045	LF			4" Wide, 14 Gauge Galvanized Steel Backing Plate.....	3.70	
09 22 16 13-0046	LF			6" Wide, 14 Gauge Galvanized Steel Backing Plate.....	5.14	
09 22 16 13-0047	LF			8" Wide, 14 Gauge Galvanized Steel Backing Plate.....	6.60	
09 22 16 13-0048	LF			10" Wide, 14 Gauge Galvanized Steel Backing Plate.....	8.14	
09 22 16 13-0049	LF			12" Wide, 14 Gauge Galvanized Steel Backing Plate.....	9.64	
09 22 36				Lath (09 22)		
09 22 36 13				Gypsum Lath (09 22 36)		
09 22 36 13-0001				Plaster Base Gypsum Panels (09 22 36 13)		
09 22 36 13-0002	SF			3/8" Thick, Installed On Studs Or Furred Walls, Plaster Base Gypsum Panel.....	1.37	0.42
				<i>For Walls >10' High, Add</i>	0.11	
				<i>For Up To 100, Add</i>	0.43	
				<i>For >100 To 500, Add</i>	0.21	
				<i>For >5,000, Deduct</i>	-0.09	
09 22 36 13-0003	SF			1/2" Thick, Installed On Studs Or Furred Walls, Plaster Base Gypsum Panel.....	1.94	0.48
				<i>For Walls >10' High, Add</i>	0.12	
				<i>For Up To 100, Add</i>	0.49	
				<i>For >100 To 500, Add</i>	0.25	
				<i>For >5,000, Deduct</i>	-0.10	
09 22 36 13-0004	SF			5/8" Thick, Installed On Studs Or Furred Walls, Plaster Base Gypsum Panel.....	2.50	0.56
				<i>For Walls >10' High, Add</i>	0.14	
				<i>For Up To 100, Add</i>	0.56	
				<i>For >100 To 500, Add</i>	0.28	
				<i>For >5,000, Deduct</i>	-0.11	
09 22 36 13-0005	SF			3/8" Thick, Installed On Ceiling, Plaster Base Gypsum Panel.....	1.70	0.59
				<i>For Ceilings >10' High, Add</i>	0.18	
				<i>For Up To 100, Add</i>	0.59	
				<i>For >100 To 500, Add</i>	0.30	
				<i>For >5,000, Deduct</i>	-0.12	
09 22 36 13-0006	SF			1/2" Thick, Installed On Ceiling, Plaster Base Gypsum Panel.....	2.33	0.68
				<i>For Ceilings >10' High, Add</i>	0.21	
				<i>For Up To 100, Add</i>	0.69	
				<i>For >100 To 500, Add</i>	0.34	
				<i>For >5,000, Deduct</i>	-0.14	
09 22 36 13-0007	SF			5/8" Thick, Installed On Ceiling, Plaster Base Gypsum Panel.....	2.94	0.78
				<i>For Ceilings >10' High, Add</i>	0.23	
				<i>For Up To 100, Add</i>	0.78	
				<i>For >100 To 500, Add</i>	0.39	
				<i>For >5,000, Deduct</i>	-0.16	
09 22 36 13-0008	SF			3/8" Thick, Installed On Columns And Beams, Plaster Base Gypsum Panel.....	2.04	0.75
				<i>For Columns And Beams >10' High, Add</i>	0.23	
				<i>For Up To 100, Add</i>	0.76	
				<i>For >100 To 500, Add</i>	0.38	
				<i>For >5,000, Deduct</i>	-0.15	

09 Finishes

09 20 Plaster and Gypsum Board

09 22 Supports for Plaster and Gypsum Board



MINOR	CSI	UOM	DESCRIPTION	TOTAL DIRECT UNIT COST	DEMOLITION UNIT COST
09 22 36 13-0009	SF		1/2" Thick, Installed On Columns And Beams, Plaster Base Gypsum Panel.....	2.71	0.88
			<i>For Columns And Beams >10' High, Add</i>	0.26	
			<i>For Up To 100, Add</i>	0.88	
			<i>For >100 To 500, Add</i>	0.44	
			<i>For >5,000, Deduct</i>	-0.18	
09 22 36 13-0010	SF		5/8" Thick, Installed On Columns And Beams, Plaster Base Gypsum Panel.....	3.38	1.02
			<i>For Columns And Beams >10' High, Add</i>	0.30	
			<i>For Up To 100, Add</i>	1.00	
			<i>For >100 To 500, Add</i>	0.50	
			<i>For >5,000, Deduct</i>	-0.20	
09 22 36 13-0011			Firestop Plaster Base Gypsum Panels (09 22 36 13)		
09 22 36 13-0012	SF		3/8" Thick, Installed On Studs Or Furred Walls, Firestop Plaster Base Gypsum Panel.....	2.00	0.42
			<i>For Walls >10' High, Add</i>	0.11	
			<i>For Up To 100, Add</i>	0.43	
			<i>For >100 To 500, Add</i>	0.21	
			<i>For >5,000, Deduct</i>	-0.09	
09 22 36 13-0013	SF		1/2" Thick, Installed On Studs Or Furred Walls, Firestop Plaster Base Gypsum Panel.....	2.32	0.48
			<i>For Walls >10' High, Add</i>	0.12	
			<i>For Up To 100, Add</i>	0.49	
			<i>For >100 To 500, Add</i>	0.25	
			<i>For >5,000, Deduct</i>	-0.10	
09 22 36 13-0014	SF		3/8" Thick, Installed On Ceilings, Firestop Plaster Base Gypsum Panel.....	2.33	0.59
			<i>For Ceilings >10' High, Add</i>	0.18	
			<i>For Up To 100, Add</i>	0.59	
			<i>For >100 To 500, Add</i>	0.30	
			<i>For >5,000, Deduct</i>	-0.12	
09 22 36 13-0015	SF		1/2" Thick, Installed On Ceilings, Firestop Plaster Base Gypsum Panel.....	2.71	0.68
			<i>For Ceilings >10' High, Add</i>	0.21	
			<i>For Up To 100, Add</i>	0.69	
			<i>For >100 To 500, Add</i>	0.34	
			<i>For >5,000, Deduct</i>	-0.14	
09 22 36 13-0016	SF		3/8" Thick, Installed On Columns And Beams, Firestop Plaster Base Gypsum Panel.....	2.67	0.75
			<i>For Columns And Beams >10' High, Add</i>	0.23	
			<i>For Up To 100, Add</i>	0.76	
			<i>For >100 To 500, Add</i>	0.38	
			<i>For >5,000, Deduct</i>	-0.15	
09 22 36 13-0017	SF		1/2" Thick, Installed On Columns And Beams, Firestop Plaster Base Gypsum Panel.....	3.09	0.88
			<i>For Columns And Beams >10' High, Add</i>	0.26	
			<i>For Up To 100, Add</i>	0.88	
			<i>For >100 To 500, Add</i>	0.44	
			<i>For >5,000, Deduct</i>	-0.18	
09 22 36 13-0018			Foil Back Plaster Base Gypsum Panels (09 22 36 13)		
09 22 36 13-0019	SF		3/8" Thick, Installed On Studs Or Furred Walls, Foil Back Plaster Base Gypsum Panel.....	2.00	0.42
			<i>For Walls >10' High, Add</i>	0.11	
			<i>For Up To 100, Add</i>	0.43	
			<i>For >100 To 500, Add</i>	0.21	
			<i>For >5,000, Deduct</i>	-0.09	
09 22 36 13-0020	SF		1/2" Thick, Installed On Studs Or Furred Walls, Foil Back Plaster Base Gypsum Panel.....	2.32	0.48
			<i>For Walls >10' High, Add</i>	0.12	
			<i>For Up To 100, Add</i>	0.49	
			<i>For >100 To 500, Add</i>	0.25	
			<i>For >5,000, Deduct</i>	-0.10	
09 22 36 13-0021	SF		3/8" Thick, Installed On Ceiling, Foil Back Plaster Base Gypsum Panel.....	2.33	0.59
			<i>For Ceilings >10' High, Add</i>	0.18	
			<i>For Up To 100, Add</i>	0.59	
			<i>For >100 To 500, Add</i>	0.30	
			<i>For >5,000, Deduct</i>	-0.12	
09 22 36 13-0022	SF		1/2" Thick, Installed On Ceiling, Foil Back Plaster Base Gypsum Panel.....	2.71	0.68
			<i>For Ceilings >10' High, Add</i>	0.21	
			<i>For Up To 100, Add</i>	0.69	
			<i>For >100 To 500, Add</i>	0.34	
			<i>For >5,000, Deduct</i>	-0.14	
09 22 36 13-0023	SF		3/8" Thick, Installed On Columns And Beams, Foil Back Plaster Base Gypsum Panel.....	2.67	0.75
			<i>For Columns And Beams >10' High, Add</i>	0.23	
			<i>For Up To 100, Add</i>	0.76	
			<i>For >100 To 500, Add</i>	0.38	
			<i>For >5,000, Deduct</i>	-0.15	
09 22 36 13-0024	SF		1/2" Thick, Installed On Columns And Beams, Foil Back Plaster Base Gypsum Panel.....	3.09	0.88
			<i>For Columns And Beams >10' High, Add</i>	0.26	
			<i>For Up To 100, Add</i>	0.88	
			<i>For >100 To 500, Add</i>	0.44	
			<i>For >5,000, Deduct</i>	-0.18	

09 22 36 23 Metal Lath (09 22 36)

09 22 36 23-0001 Flat Diamond, Expanded Metal Lath (09 22 36 23)



	MINOR	CSI	UOM	DESCRIPTION	TOTAL DIRECT UNIT COST	DEMOLITION UNIT COST
	09 22 36	23-0002	SF	1.75 LB/SY, Installed On Studs Or Furred Walls, Flat Diamond, Expanded Metal Lath <i>For Walls >10' High, Add</i> <i>For Paper Backed Lath, Add</i> <i>For Up To 100, Add</i> <i>For >100 To 500, Add</i> <i>For >5,000, Deduct</i>	2.32 0.16 0.06 0.65 0.33 -0.13	0.58
	09 22 36	23-0003	SF	2 LB/SY, Installed On Studs Or Furred Walls, Flat Diamond, Expanded Metal Lath <i>For Walls >10' High, Add</i> <i>For Paper Backed Lath, Add</i> <i>For Up To 100, Add</i> <i>For >100 To 500, Add</i> <i>For >5,000, Deduct</i>	2.44 0.16 0.06 0.65 0.33 -0.13	0.58
	09 22 36	23-0004	SF	2.5 LB/SY, Installed On Studs Or Furred Walls, Flat Diamond, Expanded Metal Lath <i>For Walls >10' High, Add</i> <i>For Paper Backed Lath, Add</i> <i>For Up To 100, Add</i> <i>For >100 To 500, Add</i> <i>For >5,000, Deduct</i>	2.56 0.16 0.06 0.65 0.33 -0.13	0.58
	09 22 36	23-0005	SF	3.4 LB/SY, Installed On Studs Or Furred Walls, Flat Diamond, Expanded Metal Lath <i>For Walls >10' High, Add</i> <i>For Paper Backed Lath, Add</i> <i>For Up To 100, Add</i> <i>For >100 To 500, Add</i> <i>For >5,000, Deduct</i>	2.97 0.17 0.06 0.70 0.35 -0.14	0.62
	09 22 36	23-0006	SF	1.75 LB/SY, Installed On Ceiling, Flat Diamond, Expanded Metal Lath..... <i>For Ceilings >10' High, Add</i> <i>For Paper Backed Lath, Add</i> <i>For Up To 100, Add</i> <i>For >100 To 500, Add</i> <i>For >5,000, Deduct</i>	2.51 0.22 0.06 0.75 0.37 -0.15	0.66
	09 22 36	23-0007	SF	2 LB/SY, Installed On Ceiling, Flat Diamond, Expanded Metal Lath..... <i>For Ceilings >10' High, Add</i> <i>For Paper Backed Lath, Add</i> <i>For Up To 100, Add</i> <i>For >100 To 500, Add</i> <i>For >5,000, Deduct</i>	2.63 0.22 0.06 0.75 0.37 -0.15	0.66
	09 22 36	23-0008	SF	2.5 LB/SY, Installed On Ceiling, Flat Diamond, Expanded Metal Lath..... <i>For Ceilings >10' High, Add</i> <i>For Paper Backed Lath, Add</i> <i>For Up To 100, Add</i> <i>For >100 To 500, Add</i> <i>For >5,000, Deduct</i>	2.75 0.22 0.06 0.75 0.37 -0.15	0.66
	09 22 36	23-0009	SF	3.4 LB/SY, Installed On Ceiling, Flat Diamond, Expanded Metal Lath..... <i>For Ceilings >10' High, Add</i> <i>For Paper Backed Lath, Add</i> <i>For Up To 100, Add</i> <i>For >100 To 500, Add</i> <i>For >5,000, Deduct</i>	3.07 0.22 0.06 0.75 0.37 -0.15	0.66
	09 22 36	23-0010	SF	1.75 LB/SY, Installed On Columns And Beams, Flat Diamond, Expanded Metal Lath <i>For Columns And Beams >10' High, Add</i> <i>For Paper Backed Lath, Add</i> <i>For Up To 100, Add</i> <i>For >100 To 500, Add</i> <i>For >5,000, Deduct</i>	3.30 0.31 0.06 1.04 0.52 -0.21	0.94
	09 22 36	23-0011	SF	2 LB/SY, Installed On Columns And Beams, Flat Diamond, Expanded Metal Lath <i>For Columns And Beams >10' High, Add</i> <i>For Paper Backed Lath, Add</i> <i>For Up To 100, Add</i> <i>For >100 To 500, Add</i> <i>For >5,000, Deduct</i>	3.43 0.31 0.06 1.04 0.52 -0.21	0.94
	09 22 36	23-0012	SF	2.5 LB/SY, Installed On Columns And Beams, Flat Diamond, Expanded Metal Lath <i>For Columns And Beams >10' High, Add</i> <i>For Paper Backed Lath, Add</i> <i>For Up To 100, Add</i> <i>For >100 To 500, Add</i> <i>For >5,000, Deduct</i>	3.55 0.31 0.06 1.04 0.52 -0.21	0.94
	09 22 36	23-0013	SF	3.4 LB/SY, Installed On Columns And Beams, Flat Diamond, Expanded Metal Lath <i>For Columns And Beams >10' High, Add</i> <i>For Paper Backed Lath, Add</i> <i>For Up To 100, Add</i> <i>For >100 To 500, Add</i> <i>For >5,000, Deduct</i>	4.39 0.39 0.06 1.31 0.65 -0.26	1.18
	09 22 36	23-0014		Self Furring, Flat Diamond, Expanded Metal Lath <small>(09 22 36 23)</small>		
	09 22 36	23-0015	SF	1.75 LB/SY, Installed On Solid Wall Surface, Self Furring, Flat Diamond, Expanded Metal Lath <i>For Walls >10' High, Add</i> <i>For Paper Backed Lath, Add</i> <i>For Up To 100, Add</i> <i>For >100 To 500, Add</i> <i>For >5,000, Deduct</i>	2.41 0.17 0.06 0.70 0.35 -0.14	0.62

09 Finishes

09 20 Plaster and Gypsum Board

09 22 Supports for Plaster and Gypsum Board



MINOR	CSI	UOM	DESCRIPTION	TOTAL DIRECT UNIT COST	DEMOLITION UNIT COST
09 22 36 23-0016	SF		2.0 LB/SY, Installed On Solid Wall Surface, Self Furring, Flat Diamond, Expanded Metal Lath.....	2.53	0.62
			<i>For Walls >10' High, Add</i>	0.17	
			<i>For Paper Backed Lath, Add</i>	0.06	
			<i>For Up To 100, Add</i>	0.70	
			<i>For >100 To 500, Add</i>	0.35	
			<i>For >5,000, Deduct</i>	-0.14	
09 22 36 23-0017	SF		2.5 LB/SY, Installed On Solid Wall Surface, Self Furring, Flat Diamond, Expanded Metal Lath.....	2.65	0.62
			<i>For Walls >10' High, Add</i>	0.17	
			<i>For Paper Backed Lath, Add</i>	0.06	
			<i>For Up To 100, Add</i>	0.70	
			<i>For >100 To 500, Add</i>	0.35	
			<i>For >5,000, Deduct</i>	-0.14	
09 22 36 23-0018	SF		3.4 LB/SY, Installed On Solid Wall Surface, Self Furring, Flat Diamond, Expanded Metal Lath.....	2.97	0.62
			<i>For Walls >10' High, Add</i>	0.17	
			<i>For Paper Backed Lath, Add</i>	0.06	
			<i>For Up To 100, Add</i>	0.70	
			<i>For >100 To 500, Add</i>	0.35	
			<i>For >5,000, Deduct</i>	-0.14	
09 22 36 23-0019	SF		1.75 LB/SY, Installed On Columns And Beams, Self Furring, Flat Diamond, Expanded Metal Lath.....	3.83	1.18
			<i>For Columns And Beams >10' High, Add</i>	0.39	
			<i>For Paper Backed Lath, Add</i>	0.06	
			<i>For Up To 100, Add</i>	1.31	
			<i>For >100 To 500, Add</i>	0.65	
			<i>For >5,000, Deduct</i>	-0.26	
09 22 36 23-0020	SF		2.0 LB/SY, Installed On Columns And Beams, Self Furring, Flat Diamond, Expanded Metal Lath.....	3.96	1.18
			<i>For Columns And Beams >10' High, Add</i>	0.39	
			<i>For Paper Backed Lath, Add</i>	0.06	
			<i>For Up To 100, Add</i>	1.31	
			<i>For >100 To 500, Add</i>	0.65	
			<i>For >5,000, Deduct</i>	-0.26	
09 22 36 23-0021	SF		2.5 LB/SY, Installed On Columns And Beams, Self Furring, Flat Diamond, Expanded Metal Lath.....	4.08	1.18
			<i>For Columns And Beams >10' High, Add</i>	0.39	
			<i>For Paper Backed Lath, Add</i>	0.06	
			<i>For Up To 100, Add</i>	1.31	
			<i>For >100 To 500, Add</i>	0.65	
			<i>For >5,000, Deduct</i>	-0.26	
09 22 36 23-0022	SF		3.4 LB/SY, Installed On Columns And Beams, Self Furring, Flat Diamond, Expanded Metal Lath.....	4.76	1.34
			<i>For Columns And Beams >10' High, Add</i>	0.45	
			<i>For Paper Backed Lath, Add</i>	0.06	
			<i>For Up To 100, Add</i>	1.49	
			<i>For >100 To 500, Add</i>	0.75	
			<i>For >5,000, Deduct</i>	-0.30	
09 22 36 23-0023			High Rib Metal Lath <small>(09 22 36 23)</small>		
09 22 36 23-0024	SF		2.75 LB/SY, Installed On Ceiling, 1/8" High Rib Metal Lath.....	2.85	0.66
			<i>For Ceilings >10' High, Add</i>	0.22	
			<i>For Up To 100, Add</i>	0.75	
			<i>For >100 To 500, Add</i>	0.37	
			<i>For >5,000, Deduct</i>	-0.15	
09 22 36 23-0025	SF		3.4 LB/SY, Installed On Ceiling, 1/8" High Rib Metal Lath.....	3.03	0.66
			<i>For Ceilings >10' High, Add</i>	0.22	
			<i>For Up To 100, Add</i>	0.75	
			<i>For >100 To 500, Add</i>	0.37	
			<i>For >5,000, Deduct</i>	-0.15	
09 22 36 23-0026	SF		3.4 LB/SY, Installed On Ceiling, 3/8" High Rib Metal Lath.....	3.14	0.66
			<i>For Ceilings >10' High, Add</i>	0.22	
			<i>For Up To 100, Add</i>	0.75	
			<i>For >100 To 500, Add</i>	0.37	
			<i>For >5,000, Deduct</i>	-0.15	
09 22 36 23-0027	SF		4.0 LB/SY, Installed On Ceiling, 3/8" High Rib Metal Lath.....	3.35	0.66
			<i>For Ceilings >10' High, Add</i>	0.22	
			<i>For Up To 100, Add</i>	0.75	
			<i>For >100 To 500, Add</i>	0.37	
			<i>For >5,000, Deduct</i>	-0.15	
09 22 36 33			Fiberglass Lath <small>(09 22 36)</small>		
09 22 36 33-0001			Non-Metallic, Fiberglass Lath <small>(09 22 36 33)</small>		
09 22 36 33-0002	SF		1/8" Thick, Installed On Ceiling, Non-Metallic, Fiberglass Lath.....	3.14	0.66
			<i>For Ceilings >10' High, Add</i>	0.22	
			<i>For Up To 100, Add</i>	0.75	
			<i>For >100 To 500, Add</i>	0.37	
			<i>For >5,000, Deduct</i>	-0.15	
09 22 36 33-0003	SF		1/4" Thick, Installed On Ceiling, Non-Metallic, Fiberglass Lath.....	3.37	0.66
			<i>For Ceilings >10' High, Add</i>	0.22	
			<i>For Up To 100, Add</i>	0.75	
			<i>For >100 To 500, Add</i>	0.37	
			<i>For >5,000, Deduct</i>	-0.15	
09 22 36 33-0004	SF		1/8" Thick, Installed On Solid Wall Surface, Non-Metallic, Fiberglass Lath.....	3.04	0.62
			<i>For Walls >10' High, Add</i>	0.17	
			<i>For Up To 100, Add</i>	0.70	
			<i>For >100 To 500, Add</i>	0.35	
			<i>For >5,000, Deduct</i>	-0.14	



MINOR CSI UOM DESCRIPTION	TOTAL DIRECT UNIT COST	DEMOLITION UNIT COST
------------------------------	---------------------------	-------------------------

09 22 36 33-0005 SF 1/4" Thick, Installed On Solid Wall Surface, Non-Metallic, Fiberglass Lath	3.27	0.62
<i>For Walls >10' High, Add</i>	0.17	
<i>For Up To 100, Add</i>	0.70	
<i>For >100 To 500, Add</i>	0.35	
<i>For >5,000, Deduct</i>	-0.14	

09 23 Gypsum Plastering (09 20)

09 23 13 Acoustical Gypsum Plastering (09 23)

Note: Excludes lath, furring and studs. See CSI section 09 22 00 00-0000 for metal studs and furring, 09 22 36 00-0000 for lath.

09 23 13 00-0001 Casing And Corner Beads (09 23 13)

09 23 13 00-0002 LF Galvanized Expanded Flange Casing Bead For Plaster Applications.....	3.97	0.94
09 23 13 00-0003 LF Zinc Expanded Flange Casing Bead For Plaster Applications.....	3.98	0.94
09 23 13 00-0004 LF Vinyl Expanded Flange Casing Bead For Plaster Applications.....	3.92	0.94
09 23 13 00-0005 LF Galvanized Corner Bead For Plaster Applications.....	3.78	0.94
09 23 13 00-0006 LF Vinyl Corner Bead For Plaster Applications.....	3.67	0.94

09 23 13 00-0007 Trim (09 23 13)

09 23 13 00-0008 LF Galvanized "J" Trim For Plaster Applications.....	4.52	0.94
<i>For Vinyl Instead Of Galvanized, Add</i>	0.38	
<i>For Zinc Instead Of Galvanized, Add</i>	2.52	
09 23 13 00-0009 LF Galvanized "L" Trim For Plaster Applications	4.52	0.94
<i>For Vinyl Instead Of Galvanized, Add</i>	0.38	
<i>For Zinc Instead Of Galvanized, Add</i>	2.52	
09 23 13 00-0010 LF Galvanized "U" Trim For Plaster Applications.....	4.52	0.94
<i>For Vinyl Instead Of Galvanized, Add</i>	0.38	
<i>For Zinc Instead Of Galvanized, Add</i>	2.52	

09 23 13 00-0011 Plaster Forms And Expansion Joints (09 23 13)

09 23 13 00-0012 SF 1" Architectural Foam Forms To Cover With Plaster	4.59	
09 23 13 00-0013 LF 3/4" Galvanized Expansion Joint For Plaster Applications.....	4.83	0.94

09 23 13 00-0014 One Skim Coat Gypsum Plaster On Walls (09 23 13)

09 23 13 00-0015 SF Skim Coat One Coat Gypsum Plaster On Walls.....	1.22	
<i>For Walls >10' High, Add</i>	0.10	
<i>For Horizontal Installation Up To 10' High, Add</i>	0.15	
<i>For Horizontal Installation >10' High, Add</i>	0.31	
<i>For Columns Or Beams Up To 10' High, Add</i>	0.32	
<i>For Columns Or Beams >10' High, Add</i>	0.47	
<i>For Up To 100, Add</i>	0.51	
<i>For >100 To 500, Add</i>	0.26	
<i>For >5,000, Deduct</i>	-0.20	
09 23 13 00-0016 SF For Each Additional Coat Over One, Skim Coat Gypsum Plaster On Walls.....	0.89	
<i>For Walls >10' High, Add</i>	0.07	
<i>For Horizontal Installation Up To 10' High, Add</i>	0.11	
<i>For Horizontal Installation >10' High, Add</i>	0.22	
<i>For Columns Or Beams Up To 10' High, Add</i>	0.23	
<i>For Columns Or Beams >10' High, Add</i>	0.34	
<i>For Up To 100, Add</i>	0.37	
<i>For >100 To 500, Add</i>	0.19	
<i>For >5,000, Deduct</i>	-0.15	

09 23 13 00-0017 Two Coats Gypsum Plaster On Walls (09 23 13)

09 23 13 00-0018 SF Smooth Finish Two Coats Gypsum Plaster On Walls.....	5.99	3.42
<i>For Walls >10' High, Add</i>	0.56	
<i>For Horizontal Installation Up To 10' High, Add</i>	0.84	
<i>For Horizontal Installation >10' High, Add</i>	1.69	
<i>For Columns Or Beams Up To 10' High, Add</i>	1.75	
<i>For Columns Or Beams >10' High, Add</i>	2.59	
<i>For Up To 100, Add</i>	2.82	
<i>For >100 To 500, Add</i>	1.41	
<i>For >5,000, Deduct</i>	-1.13	
09 23 13 00-0019 SF Sand Aggregate Two Coats Gypsum Plaster On Walls.....	6.13	3.23
<i>For Walls >10' High, Add</i>	0.53	
<i>For Horizontal Installation Up To 10' High, Add</i>	0.79	
<i>For Horizontal Installation >10' High, Add</i>	1.58	
<i>For Columns Or Beams Up To 10' High, Add</i>	1.64	
<i>For Columns Or Beams >10' High, Add</i>	2.43	
<i>For Up To 100, Add</i>	2.64	
<i>For >100 To 500, Add</i>	1.32	
<i>For >5,000, Deduct</i>	-1.06	

09	Finishes
09 20	Plaster and Gypsum Board
09 23	Gypsum Plastering



MINOR CSI UOM DESCRIPTION	TOTAL DIRECT UNIT COST	DEMOLITION UNIT COST
09 23 13 00-0020 SF Perlite Or Vermiculite Two Coats Gypsum Plaster On Walls 6.24	6.24	3.23
For Walls >10' High, Add	0.53	
For Horizontal Installation Up To 10' High, Add	0.79	
For Horizontal Installation >10' High, Add	1.58	
For Columns Or Beams Up To 10' High, Add	1.64	
For Columns Or Beams >10' High, Add	2.43	
For Up To 100, Add	2.64	
For >100 To 500, Add	1.32	
For >5,000, Deduct	-1.06	
09 23 13 00-0021 Three Coats Gypsum Plaster On Walls (09 23 13)		
09 23 13 00-0022 SF Smooth Finish Three Coats Gypsum Plaster On Walls 7.25	7.25	4.16
For Walls >10' High, Add	0.67	
For Horizontal Installation Up To 10' High, Add	1.01	
For Horizontal Installation >10' High, Add	2.02	
For Columns Or Beams Up To 10' High, Add	2.08	
For Columns Or Beams >10' High, Add	3.09	
For Up To 100, Add	3.36	
For >100 To 500, Add	1.68	
For >5,000, Deduct	-1.34	
09 23 13 00-0023 SF Sand Aggregate Three Coats Gypsum Plaster On Walls 7.24	7.24	3.78
For Walls >10' High, Add	0.62	
For Horizontal Installation Up To 10' High, Add	0.93	
For Horizontal Installation >10' High, Add	1.87	
For Columns Or Beams Up To 10' High, Add	1.93	
For Columns Or Beams >10' High, Add	2.87	
For Up To 100, Add	3.12	
For >100 To 500, Add	1.56	
For >5,000, Deduct	-1.25	
09 23 13 00-0024 SF Perlite Or Vermiculite Three Coats Gypsum Plaster On Walls 6.83	6.83	3.78
For Walls >10' High, Add	0.62	
For Horizontal Installation Up To 10' High, Add	0.93	
For Horizontal Installation >10' High, Add	1.86	
For Columns Or Beams Up To 10' High, Add	1.92	
For Columns Or Beams >10' High, Add	2.85	
For Up To 100, Add	3.10	
For >100 To 500, Add	1.55	
For >5,000, Deduct	-1.24	
09 23 13 00-0025 Plaster Bonding Agent (09 23 13)		
09 23 13 00-0026 SF 1 Coat, Brush/Roller Applied Plaster Bonding Agent 0.70	0.70	
For Walls >10' High, Add	0.05	
For Columns Or Beams Up To 10' High, Add	0.16	
For Columns Or Beams >10' High, Add	0.24	
For Ceiling Application Up To 10' High, Add	0.07	
For Ceiling Application >10' High, Add	0.12	
09 24 Cement Plastering (09 20)		
09 24 13 Acoustical Cement Plastering (09 24)		
09 24 13 00-0001 Keene's Cement Plaster, Quick Setting, White Hard Plaster (09 24 13)		
Note: Used for areas with higher than normal moisture.		
09 24 13 00-0002 SF 1 Coat Keene's Cement Plaster On Walls 4.69	4.69	2.31
For Walls >10' High, Add	0.37	
For Horizontal Installation Up To 10' High, Add	0.55	
For Horizontal Installation >10' High, Add	1.11	
For Columns Or Beams Up To 10' High, Add	1.14	
For Columns Or Beams >10' High, Add	1.70	
For Up To 100, Add	1.85	
For >100 To 500, Add	0.92	
For >5,000, Deduct	-0.74	
09 24 13 00-0003 SF 2 Coat Keene's Cement Plaster On Walls 7.11	7.11	3.60
For Walls >10' High, Add	0.59	
For Horizontal Installation Up To 10' High, Add	0.88	
For Horizontal Installation >10' High, Add	1.76	
For Columns Or Beams Up To 10' High, Add	1.81	
For Columns Or Beams >10' High, Add	2.69	
For Up To 100, Add	2.93	
For >100 To 500, Add	1.46	
For >5,000, Deduct	-1.17	
09 24 13 00-0004 SF 3 Coat Keene's Cement Plaster On Walls 8.04	8.04	4.05
For Walls >10' High, Add	0.66	
For Horizontal Installation Up To 10' High, Add	0.99	
For Horizontal Installation >10' High, Add	1.98	
For Columns Or Beams Up To 10' High, Add	2.05	
For Columns Or Beams >10' High, Add	3.04	
For Up To 100, Add	3.31	
For >100 To 500, Add	1.65	
For >5,000, Deduct	-1.32	

09 24 23 Cement Stucco (09 24)



MINOR	CSI	UOM	DESCRIPTION	TOTAL DIRECT UNIT COST	DEMOLITION UNIT COST
-------	-----	-----	-------------	------------------------	----------------------

Note: Packaged product reinforced with fibers. All plastering excludes lath, furring or studs except as noted. See CSI section 09 22 00 00-0000 for metal studs and furring.

09 24 23 00-0001			Stucco <small>(09 24 23)</small> Note: Excludes wall scaffolding or lifting equipment.		
09 24 23 00-0002	SF		Scratch/Brown/Finish, Three Coat Troweled Stucco Note: Excludes lath and felt. Interior or exterior, one side.	8.96	2.86
			<i>For Walls >10' High, Add</i>	0.78	
			<i>For Horizontal Installation Up To 10' High, Add</i>	1.17	
			<i>For Horizontal Installation >10' High, Add</i>	2.34	
			<i>For Columns Or Beams Up To 10' High, Add</i>	2.42	
			<i>For Columns Or Beams >10' High, Add</i>	3.59	
			<i>For Color Added To Finish Coat, Add</i>	0.15	
			<i>For Smooth Float Finish, Add</i>	1.64	
			<i>For Up To 100, Add</i>	3.91	
			<i>For >100 To 500, Add</i>	1.95	
			<i>For >5,000, Deduct</i>	-1.56	
09 24 23 00-0003	SF		Scratch/Brown, Two Coat Troweled Stucco Note: Excludes lath and felt. Interior or exterior, one side.	3.87	1.39
			<i>For Walls >10' High, Add</i>	0.29	
			<i>For Horizontal Installation Up To 10' High, Add</i>	0.43	
			<i>For Horizontal Installation >10' High, Add</i>	0.86	
			<i>For Columns Or Beams Up To 10' High, Add</i>	0.89	
			<i>For Columns Or Beams >10' High, Add</i>	1.32	
			<i>For Up To 100, Add</i>	1.43	
			<i>For >100 To 500, Add</i>	0.72	
			<i>For >5,000, Deduct</i>	-0.57	
09 24 23 00-0004	SF		Scratch/Finish, Two Coat Troweled Stucco Note: Excludes lath and felt. Interior or exterior, one side.	5.92	1.39
			<i>For Walls >10' High, Add</i>	0.51	
			<i>For Horizontal Installation Up To 10' High, Add</i>	0.76	
			<i>For Horizontal Installation >10' High, Add</i>	1.52	
			<i>For Columns Or Beams Up To 10' High, Add</i>	1.57	
			<i>For Columns Or Beams >10' High, Add</i>	2.34	
			<i>For Color Added To Finish Coat, Add</i>	0.15	
			<i>For Smooth Float Finish, Add</i>	1.40	
			<i>For Up To 100, Add</i>	2.54	
			<i>For >100 To 500, Add</i>	1.27	
			<i>For >5,000, Deduct</i>	-1.02	
09 24 23 00-0005	SF		Finish Coat Troweled Stucco Note: Excludes lath and felt. Interior or exterior, one side.	3.83	0.92
			<i>For Walls >10' High, Add</i>	0.37	
			<i>For Horizontal Installation Up To 10' High, Add</i>	0.55	
			<i>For Horizontal Installation >10' High, Add</i>	1.11	
			<i>For Columns Or Beams Up To 10' High, Add</i>	1.14	
			<i>For Columns Or Beams >10' High, Add</i>	1.70	
			<i>For Color Added To Finish Coat, Add</i>	0.15	
			<i>For Smooth Float Finish, Add</i>	1.39	
			<i>For Up To 100, Add</i>	1.85	
			<i>For >100 To 500, Add</i>	0.92	
			<i>For >5,000, Deduct</i>	-0.74	

09 24 33 Cement Parging (09 24)

09 24 33 00-0001			Cement Parging <small>(09 24 33)</small>		
09 24 33 00-0002	SF		1/8" Thick Sand And Cement Parging	3.65	
09 24 33 00-0003	SF		1/4" Thick Sand And Cement Parging	4.66	
09 24 33 00-0004	SF		1/2" Thick Sand And Cement Parging	5.83	

09 28 Backing Boards and Underlayments (09 20)

09 28 13 Cementitious Backing Boards (09 28)

09 28 13 00-0001			Cementitious Backer Units <small>(09 28 13)</small> Note: Installed with mechanical fasteners to floor, wall and ceiling surfaces. Use thin-set from setting methods section for floor installations as applicable.		
09 28 13 00-0002	SF		1/4" Cementitious Backer Units For Installation On Floors <i>For Up To 50, Add</i> <i>For >50 To 250, Add</i> <i>For >1,000, Deduct</i> <i>For Installation On Wall, Add</i> <i>For Installation On Ceiling, Add</i>	3.64	0.63
				2.79	
				0.50	
				-0.25	
				0.50	
				1.26	
09 28 13 00-0003	SF		1/2" Cementitious Backer Units For Installation On Floors <i>For Up To 50, Add</i> <i>For >50 To 250, Add</i> <i>For >1,000, Deduct</i> <i>For Installation On Wall, Add</i> <i>For Installation On Ceiling, Add</i>	4.17	0.76
				3.30	
				0.60	
				-0.30	
				0.60	
				1.51	
09 28 13 00-0004	SF		5/8" Cementitious Backer Units For Installation On Floors <i>For Up To 50, Add</i> <i>For >50 To 250, Add</i> <i>For >1,000, Deduct</i> <i>For Installation On Wall, Add</i> <i>For Installation On Ceiling, Add</i>	5.15	0.88
				3.93	
				0.70	
				-0.35	
				0.70	
				1.76	

09	Finishes
09 20	Plaster and Gypsum Board
09 28	Backing Boards and Underlayments



MINOR CSI UOM DESCRIPTION	TOTAL DIRECT UNIT COST	DEMOLITION UNIT COST
------------------------------	---------------------------	-------------------------

09 28 16 Glass-Mat Faced Gypsum Backing Boards (09 28)

09 28 16 00-0001 Glass Mat Faced Backer Units, DensShield (09 28 16)
 Note: Installed with mechanical fasteners to floor, wall and ceiling surfaces. Use thin-set from setting methods section for floor installations as applicable.

09 28 16 00-0002	SF 1/2" DensShield Tile Backer For Installation On Floors.....	3.18	0.71
	<i>For Up To 50, Add</i>	2.15	
	<i>For >50 To 250, Add</i>	0.36	
	<i>For >1,000, Deduct</i>	-0.18	
	<i>For Installation On Wall, Add</i>	0.36	
	<i>For Installation On Ceiling, Add</i>	0.91	
09 28 16 00-0003	SF 5/8" DensShield Tile Backer For Installation On Floors.....	3.82	0.81
	<i>For Up To 50, Add</i>	2.47	
	<i>For >50 To 250, Add</i>	0.40	
	<i>For >1,000, Deduct</i>	-0.20	
	<i>For Installation On Wall, Add</i>	0.40	
	<i>For Installation On Ceiling, Add</i>	1.01	

09 29 Gypsum Board (09 29)

Note: Do not deduct for opens of less than 25 SF when calculating total wall square footage.

09 29 10 Gypsum Board (09 29)

09 29 10 00-0001 Standard Gypsum Board Application (09 29 10)
 Note: Includes gypsum board screwed in place on walls, ceilings, beams, columns, soffits, etc.. Excludes finishing. See CSI section 09 01 20 91-0001 for small repairs, 09 29 10 00-0036 for finishing gypsum board, 09 29 10 00-0049 for casing and corner bead.

09 29 10 00-0002 Standard Gypsum Board Application (09 29 10 00-0001)

09 29 10 00-0003	SF 1/4" Gypsum Board.....	1.26	0.40
	<i>For Curved Surfaces With A 2'-0" Maximum Radius, Add</i>	0.19	
	<i>For Adhesive Applied Sheets, Add</i>	0.10	
	<i>Note: Includes bracing until adhesive is bonded</i>		
	<i>For Horizontal Installation Up To 10' High, Add</i>	0.28	
	<i>For Horizontal Installation >10' High, Add</i>	0.41	
	<i>For Walls >10' High, Add</i>	0.06	
	<i>For Up To 128, Add</i>	0.41	
	<i>For >128 To 320, Add</i>	0.25	
	<i>For >1,536, Deduct</i>	-0.11	
09 29 10 00-0004	SF 3/8" Gypsum Board.....	1.36	0.45
	<i>For Curved Surfaces With A 2'-0" Maximum Radius, Add</i>	0.21	
	<i>For Adhesive Applied Sheets, Add</i>	0.11	
	<i>Note: Includes bracing until adhesive is bonded</i>		
	<i>For Foil Back Board, Add</i>	0.10	
	<i>For Horizontal Installation Up To 10' High, Add</i>	0.31	
	<i>For Horizontal Installation >10' High, Add</i>	0.46	
	<i>For Walls >10' High, Add</i>	0.07	
	<i>For Up To 128, Add</i>	0.45	
	<i>For >128 To 320, Add</i>	0.27	
	<i>For >1,536, Deduct</i>	-0.11	
09 29 10 00-0005	SF 1/2" Gypsum Board.....	1.49	0.52
	<i>For Curved Surfaces With A 2'-0" Maximum Radius, Add</i>	0.24	
	<i>For Adhesive Applied Sheets, Add</i>	0.11	
	<i>Note: Includes bracing until adhesive is bonded</i>		
	<i>For Foil Back Board, Add</i>	0.10	
	<i>For Horizontal Installation Up To 10' High, Add</i>	0.35	
	<i>For Horizontal Installation >10' High, Add</i>	0.52	
	<i>For Walls >10' High, Add</i>	0.08	
	<i>For Up To 128, Add</i>	0.51	
	<i>For >128 To 320, Add</i>	0.31	
	<i>For >1,536, Deduct</i>	-0.12	
09 29 10 00-0006	SF 5/8" Gypsum Board.....	1.76	0.59
	<i>For Curved Surfaces With A 2'-0" Maximum Radius, Add</i>	0.28	
	<i>For Adhesive Applied Sheets, Add</i>	0.12	
	<i>Note: Includes bracing until adhesive is bonded</i>		
	<i>For Foil Back Board, Add</i>	0.10	
	<i>For Horizontal Installation Up To 10' High, Add</i>	0.41	
	<i>For Horizontal Installation >10' High, Add</i>	0.60	
	<i>For Walls >10' High, Add</i>	0.10	
	<i>For Up To 128, Add</i>	0.59	
	<i>For >128 To 320, Add</i>	0.36	
	<i>For >1,536, Deduct</i>	-0.14	

09 29 10 00-0007 Fire Rated Gypsum Board Application (09 29 10 00-0001)

09 29 10 00-0008 Type X, Fire Rated Gypsum Board (09 29 10 00-0007)



		Finishes	09
		Plaster and Gypsum Board	09 20
		Gypsum Board	09 29

MINOR	CSI	UOM	DESCRIPTION	TOTAL DIRECT UNIT COST	DEMOLITION UNIT COST
09 29 10 00-0009	SF		5/8" Type X Fire Rated Gypsum Board..... <i>For Curved Surfaces With A 2'-0" Maximum Radius, Add</i> <i>For Adhesive Applied Sheets, Add</i> <i>Note: Includes bracing until adhesive is bonded</i> <i>For Foil Back Board, Add</i> <i>For Horizontal Installation Up To 10' High, Add</i> <i>For Horizontal Installation >10' High, Add</i> <i>For Walls >10' High, Add</i> <i>For Up To 128, Add</i> <i>For >128 To 320, Add</i> <i>For >1,536, Deduct</i>	1.87 0.31 0.13 0.10 0.45 0.66 0.11 0.64 0.39 -0.15	0.59
09 29 10 00-0010			Type C, Fire Rated Gypsum Board (09 29 10 00-0007)	1.72	0.52
09 29 10 00-0011	SF		1/2" Type C Fire Rated Gypsum Board <i>For Curved Surfaces With A 2'-0" Maximum Radius, Add</i> <i>For Adhesive Applied Sheets, Add</i> <i>Note: Includes bracing until adhesive is bonded</i> <i>For Foil Back Board, Add</i> <i>For Horizontal Installation Up To 10' High, Add</i> <i>For Horizontal Installation >10' High, Add</i> <i>For Walls >10' High, Add</i> <i>For Up To 128, Add</i> <i>For >128 To 320, Add</i> <i>For >1,536, Deduct</i>	0.27 0.12 0.10 0.39 0.58 0.09 0.57 0.34 -0.14	
09 29 10 00-0012	SF		5/8" Type C Fire Rated Gypsum Board <i>For Curved Surfaces With A 2'-0" Maximum Radius, Add</i> <i>For Adhesive Applied Sheets, Add</i> <i>Note: Includes bracing until adhesive is bonded</i> <i>For Foil Back Board, Add</i> <i>For Horizontal Installation Up To 10' High, Add</i> <i>For Horizontal Installation >10' High, Add</i> <i>For Walls >10' High, Add</i> <i>For Up To 128, Add</i> <i>For >128 To 320, Add</i> <i>For >1,536, Deduct</i>	0.31 0.13 0.10 0.45 0.66 0.11 0.65 0.39 -0.16	0.59
09 29 10 00-0013			Fire Rated Gypsum Board (Sheetrock® Ultracode®) (09 29 10 00-0007)	2.70	0.59
09 29 10 00-0014	SF		3/4" Fire Rated Gypsum Board (Sheetrock® Ultracode®)..... <i>For Curved Surfaces With A 2'-0" Maximum Radius, Add</i> <i>For Adhesive Applied Sheets, Add</i> <i>Note: Includes bracing until adhesive is bonded</i> <i>For Horizontal Installation Up To 10' High, Add</i> <i>For Horizontal Installation >10' High, Add</i> <i>For Walls >10' High, Add</i> <i>For Up To 128, Add</i> <i>For >128 To 320, Add</i> <i>For >1,536, Deduct</i>	0.32 0.13 0.45 0.66 0.11 0.80 0.47 -0.27	
09 29 10 00-0015			Moisture Resistant Gypsum Board Application (09 29 10 00-0001) <i>Note: Water-resistant gypsum core.</i>	1.64	0.52
09 29 10 00-0016	SF		1/2" Moisture Resistant Gypsum Board <i>For Curved Surfaces With A 2'-0" Maximum Radius, Add</i> <i>For Adhesive Applied Sheets, Add</i> <i>Note: Includes bracing until adhesive is bonded</i> <i>For Horizontal Installation Up To 10' High, Add</i> <i>For Horizontal Installation >10' High, Add</i> <i>For Walls >10' High, Add</i> <i>For Up To 128, Add</i> <i>For >128 To 320, Add</i> <i>For >1,536, Deduct</i>	0.25 0.11 0.35 0.52 0.08 0.54 0.32 -0.14	
09 29 10 00-0017	SF		5/8" Moisture Resistant Gypsum Board <i>For Curved Surfaces With A 2'-0" Maximum Radius, Add</i> <i>For Adhesive Applied Sheets, Add</i> <i>Note: Includes bracing until adhesive is bonded</i> <i>For Horizontal Installation Up To 10' High, Add</i> <i>For Horizontal Installation >10' High, Add</i> <i>For Walls >10' High, Add</i> <i>For Up To 128, Add</i> <i>For >128 To 320, Add</i> <i>For >1,536, Deduct</i>	0.29 0.12 0.41 0.60 0.10 0.67 0.39 -0.20	0.52
09 29 10 00-0018			Vinyl Faced Gypsum Board Application (09 29 10 00-0001) <i>Note: Includes clips and adhesive.</i>		

09	Finishes
09 20	Plaster and Gypsum Board
09 29	Gypsum Board



MINOR	CSI	UOM	DESCRIPTION	TOTAL DIRECT UNIT COST	DEMOLITION UNIT COST
09 29 10 00-0019	SF		3/8" Prefinished, Vinyl Faced Gypsum Board	3.55	0.40
			<i>For Curved Surfaces With A 2'-0" Maximum Radius, Add</i>	0.24	
			<i>For Adhesive Applied Sheets, Add</i>	0.11	
			<i>Note: Includes bracing until adhesive is bonded</i>		
			<i>For Horizontal Installation Up To 10' High, Add</i>	0.31	
			<i>For Horizontal Installation >10' High, Add</i>	0.46	
			<i>For Walls >10' High, Add</i>	0.07	
			<i>For Up To 128, Add</i>	0.89	
			<i>For >128 To 320, Add</i>	0.49	
			<i>For >1,536, Deduct</i>	-0.44	
09 29 10 00-0020	SF		1/2" Prefinished, Vinyl Faced Gypsum Board	3.68	0.52
			<i>For Curved Surfaces With A 2'-0" Maximum Radius, Add</i>	0.27	
			<i>For Adhesive Applied Sheets, Add</i>	0.11	
			<i>Note: Includes bracing until adhesive is bonded</i>		
			<i>For Horizontal Installation Up To 10' High, Add</i>	0.35	
			<i>For Horizontal Installation >10' High, Add</i>	0.52	
			<i>For Walls >10' High, Add</i>	0.08	
			<i>For Up To 128, Add</i>	0.94	
			<i>For >128 To 320, Add</i>	0.52	
			<i>For >1,536, Deduct</i>	-0.45	
09 29 10 00-0021	SF		5/8" Prefinished, Vinyl Faced Gypsum Board	3.84	0.59
			<i>For Curved Surfaces With A 2'-0" Maximum Radius, Add</i>	0.30	
			<i>For Adhesive Applied Sheets, Add</i>	0.12	
			<i>Note: Includes bracing until adhesive is bonded</i>		
			<i>For Horizontal Installation Up To 10' High, Add</i>	0.41	
			<i>For Horizontal Installation >10' High, Add</i>	0.60	
			<i>For Walls >10' High, Add</i>	0.10	
			<i>For Up To 128, Add</i>	1.01	
			<i>For >128 To 320, Add</i>	0.56	
			<i>For >1,536, Deduct</i>	-0.46	
09 29 10 00-0022	SF		1/2" Fire Rated, Prefinished Vinyl Faced Gypsum Board	4.22	0.52
			<i>For Curved Surfaces With A 2'-0" Maximum Radius, Add</i>	0.30	
			<i>For Adhesive Applied Sheets, Add</i>	0.12	
			<i>Note: Includes bracing until adhesive is bonded</i>		
			<i>For Horizontal Installation Up To 10' High, Add</i>	0.39	
			<i>For Horizontal Installation >10' High, Add</i>	0.58	
			<i>For Walls >10' High, Add</i>	0.09	
			<i>For Up To 128, Add</i>	1.07	
			<i>For >128 To 320, Add</i>	0.59	
			<i>For >1,536, Deduct</i>	-0.52	
09 29 10 00-0023	SF		5/8" Fire Rated, Prefinished Vinyl Faced Gypsum Board	6.32	0.59
			<i>For Curved Surfaces With A 2'-0" Maximum Radius, Add</i>	0.35	
			<i>For Adhesive Applied Sheets, Add</i>	0.13	
			<i>Note: Includes bracing until adhesive is bonded</i>		
			<i>For Horizontal Installation Up To 10' High, Add</i>	0.45	
			<i>For Horizontal Installation >10' High, Add</i>	0.66	
			<i>For Walls >10' High, Add</i>	0.11	
			<i>For Up To 128, Add</i>	1.53	
			<i>For >128 To 320, Add</i>	0.83	
			<i>For >1,536, Deduct</i>	-0.82	
09 29 10 00-0024	Moisture And Mold Resistant Gypsum Board Application <small>(09 29 10 00-0001)</small>				
09 29 10 00-0025	SF		1/2", Mesh Reinforced, Moisture And Mold Resistant Gypsum Board (Georgia-Pacific ToughRock® Mold-Guard™)	1.93	0.50
			<i>For Curved Surfaces With A 2'-0" Maximum Radius, Add</i>	0.25	
			<i>For Adhesive Applied Sheets, Add</i>	0.11	
			<i>Note: Includes bracing until adhesive is bonded</i>		
			<i>For Non-reinforced Board, Deduct</i>	-0.08	
			<i>For Horizontal Installation Up To 10' High, Add</i>	0.35	
			<i>For Horizontal Installation >10' High, Add</i>	0.52	
			<i>For Walls >10' High, Add</i>	0.08	
			<i>For Up To 128, Add</i>	0.59	
			<i>For >128 To 320, Add</i>	0.35	
			<i>For >1,536, Deduct</i>	-0.19	
09 29 10 00-0026	SF		5/8", Mesh Reinforced, Moisture And Mold Resistant Gypsum Board (Georgia-Pacific ToughRock® Mold-Guard™)	2.29	0.57
			<i>For Curved Surfaces With A 2'-0" Maximum Radius, Add</i>	0.29	
			<i>For Adhesive Applied Sheets, Add</i>	0.12	
			<i>Note: Includes bracing until adhesive is bonded</i>		
			<i>For Non-reinforced Board, Deduct</i>	-0.08	
			<i>For Horizontal Installation Up To 10' High, Add</i>	0.41	
			<i>For Horizontal Installation >10' High, Add</i>	0.60	
			<i>For Walls >10' High, Add</i>	0.10	
			<i>For Up To 128, Add</i>	0.70	
			<i>For >128 To 320, Add</i>	0.41	
			<i>For >1,536, Deduct</i>	-0.22	



	MINOR	CSI	UOM	DESCRIPTION	TOTAL DIRECT UNIT COST	DEMOLITION UNIT COST
09 29	10	00-0027	SF	1/2" Fire Rated, Mesh Reinforced, Moisture And Mold Resistant Gypsum Board (Georgia-Pacific ToughRock® Fireguard X® Mold-Guard™)	2.31	0.50
				<i>For Curved Surfaces With A 2'-0" Maximum Radius, Add</i>	0.28	
				<i>For Adhesive Applied Sheets, Add</i>	0.12	
				<i>Note: Includes bracing until adhesive is bonded</i>		
				<i>For Horizontal Installation Up To 10' High, Add</i>	0.39	
				<i>For Horizontal Installation >10' High, Add</i>	0.58	
				<i>For Walls >10' High, Add</i>	0.09	
				<i>For Up To 128, Add</i>	0.69	
				<i>For >128 To 320, Add</i>	0.40	
				<i>For >1,536, Deduct</i>	-0.23	
09 29	10	00-0028	SF	5/8" Fire Rated, Mesh Reinforced, Moisture And Mold Resistant Gypsum Board (Georgia-Pacific ToughRock® Fireguard X® Mold-Guard™)	2.57	0.57
				<i>For Curved Surfaces With A 2'-0" Maximum Radius, Add</i>	0.32	
				<i>For Adhesive Applied Sheets, Add</i>	0.13	
				<i>Note: Includes bracing until adhesive is bonded</i>		
				<i>For Horizontal Installation Up To 10' High, Add</i>	0.45	
				<i>For Horizontal Installation >10' High, Add</i>	0.66	
				<i>For Walls >10' High, Add</i>	0.11	
				<i>For Up To 128, Add</i>	0.78	
				<i>For >128 To 320, Add</i>	0.46	
				<i>For >1,536, Deduct</i>	-0.25	
09 29	10	00-0029		Impact Resistant Gypsum Board (09 29 10 00-0001) <i>Note: Includes tapered edge, mold and moisture resistant, fire-resistant, Type X gypsum core encased in a heavy, abrasion and mold/mildew/moisture resistant</i>		
09 29	10	00-0030	SF	5/8" Fire Rated, Impact Resistant Gypsum Board (National Gypsum Hi-Impact®)	3.75	0.57
				<i>For Curved Surfaces With A 2'-0" Maximum Radius, Add</i>	0.30	
				<i>For Adhesive Applied Sheets, Add</i>	0.12	
				<i>Note: Includes bracing until adhesive is bonded</i>		
				<i>For Horizontal Installation Up To 10' High, Add</i>	0.40	
				<i>For Horizontal Installation >10' High, Add</i>	0.60	
				<i>For Walls >10' High, Add</i>	0.10	
				<i>For Up To 128, Add</i>	0.99	
				<i>For >128 To 320, Add</i>	0.55	
				<i>For >1,536, Deduct</i>	-0.44	
09 29	10	00-0031		Abuse Resistant Gypsum Board (09 29 10 00-0001) <i>Note: Includes tapered edge, mold and moisture resistant, fire-resistant Type X gypsum core encased in a heavy, abrasion and mold/mildew/moisture resistant</i>		
09 29	10	00-0032	SF	5/8" Fire Rated, Abuse Resistant Gypsum Board (National Gypsum Hi-Abuse®)	2.36	0.57
				<i>For Curved Surfaces With A 2'-0" Maximum Radius, Add</i>	0.29	
				<i>For Adhesive Applied Sheets, Add</i>	0.12	
				<i>Note: Includes bracing until adhesive is bonded</i>		
				<i>For Horizontal Installation Up To 10' High, Add</i>	0.40	
				<i>For Horizontal Installation >10' High, Add</i>	0.60	
				<i>For Walls >10' High, Add</i>	0.10	
				<i>For Up To 128, Add</i>	0.71	
				<i>For >128 To 320, Add</i>	0.41	
				<i>For >1,536, Deduct</i>	-0.24	
09 29	10	00-0033		Noise Reducing Gypsum Board (09 29 10 00-0001)		
09 29	10	00-0034	SF	1/2" Noise Reducing Gypsum Board (National Gypsum SoundBreak)	4.76	0.60
				<i>For Curved Surfaces With A 2'-0" Maximum Radius, Add</i>	0.31	
				<i>For Adhesive Applied Sheets, Add</i>	0.12	
				<i>Note: Includes bracing until adhesive is bonded</i>		
				<i>For Horizontal Installation Up To 10' High, Add</i>	0.41	
				<i>For Horizontal Installation >10' High, Add</i>	0.61	
				<i>For Walls >10' High, Add</i>	0.10	
				<i>For Up To 128, Add</i>	1.19	
				<i>For >128 To 320, Add</i>	0.66	
				<i>For >1,536, Deduct</i>	-0.59	
09 29	10	00-0035	SF	5/8" Noise Reducing Gypsum Board (National Gypsum SoundBreak)	5.80	0.60
				<i>For Curved Surfaces With A 2'-0" Maximum Radius, Add</i>	0.32	
				<i>For Adhesive Applied Sheets, Add</i>	0.12	
				<i>Note: Includes bracing until adhesive is bonded</i>		
				<i>For Horizontal Installation Up To 10' High, Add</i>	0.41	
				<i>For Horizontal Installation >10' High, Add</i>	0.61	
				<i>For Walls >10' High, Add</i>	0.10	
				<i>For Up To 128, Add</i>	1.40	
				<i>For >128 To 320, Add</i>	0.76	
				<i>For >1,536, Deduct</i>	-0.75	

09	09 Finishes
	09 20 Plaster and Gypsum Board
	09 29 Gypsum Board



MINOR CSI UOM DESCRIPTION	TOTAL DIRECT UNIT COST	DEMOLITION UNIT COST
------------------------------	---------------------------	-------------------------

09 29 10 00-0036	Finishing Gypsum Board Applications <small>(09 29 10)</small> Note: Includes flat or curved walls, columns, soffits, recesses, and chases. Tape, spackle, sand and finish gypsum board to the appropriate level as defined by ASTM C 840. No taping or finishing is required for Level 0. For Level 1, tape is set in compound at joints and interior angles. Ridges and tool marks are acceptable. For Level 2, tape is set in compound and wiped with a joint knife leaving a thin coating of compound over joints, interior angles, fastener heads, and beads. Ridges and tool marks are acceptable. Compound applied over the body of the tape at the time of the tape is set satisfies the conditions for this level. For Level 3, tape is set in compound and one additional coat of compound is applied over all joints and interior angles. Fastener heads and accessories receive two separate coats of joint compound. Ridges and tool marks are not acceptable. For Level 4, tape is set in compound and two separate coats of compound are applied over all flat joints with one separate coat of compound applied over interior angles. Fastener heads and accessories receive three separate coats of compound. Ridges and tool marks are not acceptable. A Level 5 finish is a Level 4 finish plus a thin skim coat of compound applied to the entire drywall surface. All levels of finish require that the surface be free of excess compound. A single modifier may be used to change the level of finish to the appropriate level.	
09 29 10 00-0037	Finish Gypsum Board Walls, ASTM C840 Level 4 <small>(09 29 10 00-0036)</small> 09 29 10 00-0038 SF Up To 10' High, Walls, Tape, Spackle And Finish Gypsum Board 0.72 <i>For Up To 128, Add</i> 0.27 <i>For >128 To 320, Add</i> 0.17 <i>For >5,400, Deduct</i> -0.07 <i>For ASTM C840 Level 1 Finish, Deduct</i> -0.34 <i>For ASTM C840 Level 2 Finish, Deduct</i> -0.17 <i>For ASTM C840 Level 3 Finish, Deduct</i> -0.07 <i>For ASTM C840 Level 5 High Quality Finish, Add</i> 0.53 <i>For Spray Applied Textured Or Orange Peel Finish, Add</i> 0.53 09 29 10 00-0039 SF >10' High, Walls, Tape, Spackle And Finish Gypsum Board 0.95 Note: Use this task for the entire wall area when the wall is >10' high. <i>For Up To 128, Add</i> 0.37 <i>For >128 To 320, Add</i> 0.23 <i>For >5,400, Deduct</i> -0.10 <i>For ASTM C840 Level 1 Finish, Deduct</i> -0.45 <i>For ASTM C840 Level 2 Finish, Deduct</i> -0.23 <i>For ASTM C840 Level 3 Finish, Deduct</i> -0.09 <i>For ASTM C840 Level 5 High Quality Finish, Add</i> 0.70 <i>For Spray Applied Textured Or Orange Peel Finish, Add</i> 0.70	
09 29 10 00-0040	Finish Gypsum Board Ceilings, ASTM C840 Level 4 <small>(09 29 10 00-0036)</small> 09 29 10 00-0041 SF Up To 10' High, Ceilings, Tape, Spackle And Finish Gypsum Board 0.93 <i>For Up To 128, Add</i> 0.36 <i>For >128 To 320, Add</i> 0.22 <i>For >5,400, Deduct</i> -0.09 <i>For ASTM C840 Level 1 Finish, Deduct</i> -0.44 <i>For ASTM C840 Level 2 Finish, Deduct</i> -0.22 <i>For ASTM C840 Level 3 Finish, Deduct</i> -0.09 <i>For ASTM C840 Level 5 High Quality Finish, Add</i> 0.69 <i>For Spray Applied Textured Or Orange Peel Finish, Add</i> 0.69 09 29 10 00-0042 SF >10' High, Ceilings, Tape, Spackle And Finish Gypsum Board 1.24 Note: Use this task for the entire wall area when the wall is >10' high. <i>For Up To 128, Add</i> 0.48 <i>For >128 To 320, Add</i> 0.30 <i>For >5,400, Deduct</i> -0.12 <i>For ASTM C840 Level 1 Finish, Deduct</i> -0.60 <i>For ASTM C840 Level 2 Finish, Deduct</i> -0.30 <i>For ASTM C840 Level 3 Finish, Deduct</i> -0.12 <i>For ASTM C840 Level 5 High Quality Finish, Add</i> 0.92 <i>For Spray Applied Textured Or Orange Peel Finish, Add</i> 0.92	
09 29 10 00-0043	Finish Gypsum Board Vertical Corners, ASTM C840 Level 4 <small>(09 29 10 00-0036)</small> Note: Inside or outside gypsum board corners. 09 29 10 00-0044 LF Up To 10' High, Vertical Corners, Tape, Spackle And Finish Gypsum Board 1.42 <i>For ASTM C840 Level 1 Finish, Deduct</i> -0.66 <i>For ASTM C840 Level 2 Finish, Deduct</i> -0.33 <i>For ASTM C840 Level 3 Finish, Deduct</i> -0.13 <i>For ASTM C840 Level 5 High Quality Finish, Add</i> 1.04 09 29 10 00-0045 LF >10' High, Vertical Corners, Tape, Spackle And Finish Gypsum Board 1.69 Note: Use this task for the entire wall area when the wall is >10' high. <i>For ASTM C840 Level 1 Finish, Deduct</i> -0.79 <i>For ASTM C840 Level 2 Finish, Deduct</i> -0.40 <i>For ASTM C840 Level 3 Finish, Deduct</i> -0.16 <i>For ASTM C840 Level 5 High Quality Finish, Add</i> 1.24	
09 29 10 00-0046	Finish Gypsum Board Horizontal Corners, ASTM C840 Level 4 <small>(09 29 10 00-0036)</small> Note: Inside or outside gypsum board corners. 09 29 10 00-0047 LF Up To 10' High, Horizontal Corners, Tape, Spackle And Finish Gypsum Board 1.64 <i>For ASTM C840 Level 1 Finish, Deduct</i> -0.77 <i>For ASTM C840 Level 2 Finish, Deduct</i> -0.38 <i>For ASTM C840 Level 3 Finish, Deduct</i> -0.16 <i>For ASTM C840 Level 5 High Quality Finish, Add</i> 1.20	



MINOR	CSI	UOM	DESCRIPTION	TOTAL DIRECT UNIT COST	DEMOLITION UNIT COST
09 29 10 00-0048	LF		>10' High, Horizontal Corners, Tape, Spackle And Finish Gypsum Board Note: Use this task for the entire wall area when the wall is >10' high. <i>For ASTM C840 Level 1 Finish, Deduct</i> -0.93 <i>For ASTM C840 Level 2 Finish, Deduct</i> -0.47 <i>For ASTM C840 Level 3 Finish, Deduct</i> -0.19 <i>For ASTM C840 Level 5 High Quality Finish, Add</i> 1.45	1.97	
09 29 10 00-0049			Casing And Corner Beads (09 29 10)		
09 29 10 00-0050	LF		Casing, Galvanized Steel J-Bead For Gypsum Board 4.16 <i>For Up To 100, Add</i> 0.37 <i>For >500, Deduct</i> -0.21		1.01
09 29 10 00-0051	LF		Corner Bead, Galvanized Steel For Gypsum Board 3.62 <i>For Up To 100, Add</i> 0.26 <i>For >500, Deduct</i> -0.18		1.01
09 29 10 00-0052			Preformed Architectural Profiles (09 29 10)		
09 29 10 00-0053			Trim Reveals For Gypsum Board (09 29 10 00-0052)		
09 29 10 00-0054	LF		1/8" x 1/2" Aluminum Extrusions, Single Fin Trim Reveal For Gypsum Board 5.52		1.21
09 29 10 00-0055	LF		1/4" x 1/2" Aluminum Extrusions, Single Fin Trim Reveal For Gypsum Board 5.56		1.21
09 29 10 00-0056	LF		3/8" x 1/2" Aluminum Extrusions, Single Fin Trim Reveal For Gypsum Board 5.75		1.21
09 29 10 00-0057	LF		1/2" x 1/2" Aluminum Extrusions, Single Fin Trim Reveal For Gypsum Board 5.85		1.21
09 29 10 00-0058	LF		5/8" x 1/2" Aluminum Extrusions, Single Fin Trim Reveal For Gypsum Board 6.09		1.21
09 29 10 00-0059	LF		3/4" x 1/2" Aluminum Extrusions, Single Fin Trim Reveal For Gypsum Board 6.33		1.21
09 29 10 00-0060	LF		1" x 1/2" Aluminum Extrusions, Single Fin Trim Reveal For Gypsum Board 6.56		1.21
09 29 10 00-0061	LF		1-1/2" x 1/2" Aluminum Extrusions, Single Fin Trim Reveal For Gypsum Board 7.33		1.21
09 29 10 00-0062	LF		2" x 1/2" Aluminum Extrusions, Single Fin Trim Reveal For Gypsum Board 8.09		1.21
09 29 10 00-0063	LF		1/8" x 5/8" Aluminum Extrusions, Single Fin Trim Reveal For Gypsum Board 5.62		1.31
09 29 10 00-0064	LF		1/4" x 5/8" Aluminum Extrusions, Single Fin Trim Reveal For Gypsum Board 5.62		1.31
09 29 10 00-0065	LF		3/8" x 5/8" Aluminum Extrusions, Single Fin Trim Reveal For Gypsum Board 6.15		1.31
09 29 10 00-0066	LF		1/2" x 5/8" Aluminum Extrusions, Single Fin Trim Reveal For Gypsum Board 6.24		1.31
09 29 10 00-0067	LF		5/8" x 5/8" Aluminum Extrusions, Single Fin Trim Reveal For Gypsum Board 6.57		1.31
09 29 10 00-0068	LF		3/4" x 5/8" Aluminum Extrusions, Single Fin Trim Reveal For Gypsum Board 6.72		1.31
09 29 10 00-0069	LF		1" x 5/8" Aluminum Extrusions, Single Fin Trim Reveal For Gypsum Board 6.91		1.31
09 29 10 00-0070	LF		1 1/2" x 5/8" Aluminum Extrusions, Single Fin Trim Reveal For Gypsum Board 7.76		1.31
09 29 10 00-0071	LF		2" x 5/8" Aluminum Extrusions, Single Fin Trim Reveal For Gypsum Board 8.62		1.31
09 29 10 00-0072	LF		3" x 5/8", Aluminum Extrusions, Single Fin Trim Reveal For Gypsum Board 11.97		1.51
09 29 10 00-0073	LF		4" x 5/8", Aluminum Extrusions, Single Fin Trim Reveal For Gypsum Board 13.40		1.51
09 29 10 00-0074			Edge Trim For Gypsum Board (09 29 10 00-0052)		
09 29 10 00-0075	LF		1/2" Aluminum Extrusions, Edge Trim For Gypsum Board 4.99		1.26
09 29 10 00-0076	LF		5/8" Aluminum Extrusions, Edge Trim For Gypsum Board 5.37		1.26
09 29 10 00-0077	LF		1" Aluminum Extrusions, Edge Trim For Gypsum Board 6.32		1.39
09 29 10 00-0078	LF		1-1/4" Aluminum Extrusions, Edge Trim For Gypsum Board 6.62		1.51
09 29 10 00-0079	LF		1/2" Flexible Aluminum Extrusions, Edge Trim For Gypsum Board 9.75		1.26
09 29 10 00-0080	LF		5/8" Flexible Aluminum Extrusions, Edge Trim For Gypsum Board 10.13		1.26
09 29 10 00-0081	LF		1" Flexible Aluminum Extrusions, Edge Trim For Gypsum Board 11.08		1.39
09 29 10 00-0082	LF		1-1/4" Flexible Aluminum Extrusions, Edge Trim For Gypsum Board 11.38		1.51
09 29 10 00-0083			Bevel Trim For Gypsum Board (09 29 10 00-0052)		
09 29 10 00-0084	LF		5/16" x 1/4" Aluminum Extrusions, Bevel Trim For Gypsum Board 5.37		1.26
09 29 10 00-0085	LF		5/8" x 5/8" Aluminum Extrusions, Bevel Trim For Gypsum Board 6.17		1.39
09 29 10 00-0086			Trim/Wainscot Caps For Gypsum Board (09 29 10 00-0052)		
09 29 10 00-0087	LF		1-1/2" Wide Aluminum Extrusions, Trim/Wainscot Cap For Gypsum Board 7.43		1.51
09 29 10 00-0088			Single Fin Wall/Trim Reveals For Gypsum Board (09 29 10 00-0052)		
09 29 10 00-0089	LF		1/8" x 1/2" Aluminum Extrusions, Single Fin Wall Reveal For Gypsum Board 5.43		0.81
09 29 10 00-0090	LF		1/4" x 1/2" Aluminum Extrusions, Single Fin Wall Reveal For Gypsum Board 5.46		0.91
09 29 10 00-0091	LF		3/8" x 1/2" Aluminum Extrusions, Single Fin Wall Reveal For Gypsum Board 6.29		1.01
09 29 10 00-0092	LF		1/2" x 1/2" Aluminum Extrusions, Single Fin Wall Reveal For Gypsum Board 6.67		1.11
09 29 10 00-0093	LF		5/8" x 1/2" Aluminum Extrusions, Single Fin Wall Reveal For Gypsum Board 7.04		1.21
09 29 10 00-0094	LF		3/4" x 1/2" Aluminum Extrusions, Single Fin Wall Reveal For Gypsum Board 7.18		1.21
09 29 10 00-0095	LF		1" x 1/2" Aluminum Extrusions, Single Fin Wall Reveal For Gypsum Board 7.61		1.21
09 29 10 00-0096	LF		1-1/2" x 1/2" Aluminum Extrusions, Single Fin Wall Reveal For Gypsum Board 8.42		1.21
09 29 10 00-0097	LF		2" x 1/2" Aluminum Extrusions, Single Fin Wall Reveal For Gypsum Board 8.71		1.21
09 29 10 00-0098	LF		1/8" x 5/8" Aluminum Extrusions, Single Fin Wall Reveal For Gypsum Board 6.57		1.31
09 29 10 00-0099	LF		1/4" x 5/8" Aluminum Extrusions, Single Fin Wall Reveal For Gypsum Board 6.67		1.31
09 29 10 00-0100	LF		3/8" x 5/8" Aluminum Extrusions, Single Fin Wall Reveal For Gypsum Board 7.19		1.31
09 29 10 00-0101	LF		1/2" x 5/8" Aluminum Extrusions, Single Fin Wall Reveal For Gypsum Board 7.43		1.31
09 29 10 00-0102	LF		5/8" x 5/8" Aluminum Extrusions, Single Fin Wall Reveal For Gypsum Board 7.62		1.31
09 29 10 00-0103	LF		3/4" x 5/8" Aluminum Extrusions, Single Fin Wall Reveal For Gypsum Board 7.86		1.31
09 29 10 00-0104	LF		1" x 5/8" Aluminum Extrusions, Single Fin Wall Reveal For Gypsum Board 8.19		1.31
09 29 10 00-0105	LF		1-1/2" x 5/8" Aluminum Extrusions, Single Fin Wall Reveal For Gypsum Board 9.05		1.31
09 29 10 00-0106	LF		2" x 5/8" Aluminum Extrusions, Single Fin Wall Reveal For Gypsum Board 9.77		1.31

09 Finishes**09 20 Plaster and Gypsum Board****09 29 Gypsum Board**

SAN BERNARDINO
COUNTY

MINOR CSI UOM DESCRIPTION	TOTAL DIRECT UNIT COST	DEMOLITION UNIT COST
09 29 10 00-0107 LF 3" x 5/8" Aluminum Extrusions, Single Fin Wall Reveal For Gypsum Board.....	12.05	1.31
09 29 10 00-0108 LF 4" x 5/8" Aluminum Extrusions, Single Fin Wall Reveal For Gypsum Board.....	16.44	1.31
09 29 10 00-0109 LF 3-1/16" x 7/16", Aluminum Extrusions, Single Fin Wall Base For Gypsum Board.....	11.19	1.31
09 29 10 00-0110 LF 3-1/16" x 9/16", Aluminum Extrusions, Single Fin Wall Base For Gypsum Board.....	11.58	1.31
09 29 10 00-0111 LF 4-1/16" x 7/16", Aluminum Extrusions, Single Fin Wall Base For Gypsum Board.....	12.86	1.31
09 29 10 00-0112 LF 4-1/16" x 9/16", Aluminum Extrusions, Single Fin Wall Base For Gypsum Board.....	13.01	1.31
09 29 10 00-0113 LF 9/16" Tall with 1/2" Reveal, Aluminum Extrusions, Single Fin Wall Base With Reveal For Gypsum Board.....	14.86	1.31
09 29 10 00-0114 LF 5/8" Aluminum Extrusions, Single Fin Wall/Trim Reveal Hanging Track For Gypsum Board.....	12.10	1.31
09 29 10 00-0115 'V' Groove Wall Reveals For Gypsum Board (09 29 10 00-0052)		
09 29 10 00-0116 LF 1/4" x 5/8" Aluminum Extrusions, 'V' Groove Wall Reveal For Gypsum Board.....	8.12	1.81
09 29 10 00-0117 LF 3/4" x 1/2" Aluminum Extrusions, 'V' Groove Wall Reveal For Gypsum Board.....	9.29	2.02
09 29 10 00-0118 LF 1" x 1/2" Aluminum Extrusions, 'V' Groove Wall Reveal For Gypsum Board.....	10.56	2.41
09 29 10 00-0119 LF 9/32" x 5/8" Aluminum Extrusions, 'V' Groove Wall Reveal For Gypsum Board.....	10.67	2.61
09 29 10 00-0120 Double Fin Wall Reveals For Gypsum Board (09 29 10 00-0052)		
09 29 10 00-0121 LF 3/8" x 3/8" Aluminum Extrusions, Double Fin Wall Reveal For Gypsum Board.....	7.80	1.21
09 29 10 00-0122 LF 1/8" x 1/2" Aluminum Extrusions, Double Fin Wall Reveal For Gypsum Board.....	7.90	1.21
09 29 10 00-0123 LF 1/4" x 1/2" Aluminum Extrusions, Double Fin Wall Reveal For Gypsum Board.....	7.99	1.21
09 29 10 00-0124 LF 3/8" x 1/2" Aluminum Extrusions, Double Fin Wall Reveal For Gypsum Board.....	7.99	1.21
09 29 10 00-0125 LF 1/2" x 1/2" Aluminum Extrusions, Double Fin Wall Reveal For Gypsum Board.....	8.42	1.21
09 29 10 00-0126 LF 5/8" x 1/2" Aluminum Extrusions, Double Fin Wall Reveal For Gypsum Board.....	8.61	1.19
09 29 10 00-0127 LF 3/4" x 1/2" Aluminum Extrusions, Double Fin Wall Reveal For Gypsum Board.....	8.80	1.21
09 29 10 00-0128 LF 1" x 1/2" Aluminum Extrusions, Double Fin Wall Reveal For Gypsum Board.....	9.23	1.21
09 29 10 00-0129 LF 1-1/2" x 1/2" Aluminum Extrusions, Double Fin Wall Reveal For Gypsum Board.....	9.95	1.21
09 29 10 00-0130 LF 2" x 1/2" Aluminum Extrusions, Double Fin Wall Reveal For Gypsum Board.....	10.71	1.21
09 29 10 00-0131 LF 3/8" x 5/8" Aluminum Extrusions, Double Fin Wall Reveal For Gypsum Board.....	8.24	1.31
09 29 10 00-0132 LF 1/4" x 5/8" Aluminum Extrusions, Double Fin Wall Reveal For Gypsum Board.....	8.34	1.31
09 29 10 00-0133 LF 3/8" x 5/8" Aluminum Extrusions, Double Fin Wall Reveal For Gypsum Board.....	8.53	1.31
09 29 10 00-0134 LF 1/2" x 5/8" Aluminum Extrusions, Double Fin Wall Reveal For Gypsum Board.....	8.96	1.31
09 29 10 00-0135 LF 5/8" x 5/8" Aluminum Extrusions, Double Fin Wall Reveal For Gypsum Board.....	9.15	1.31
09 29 10 00-0136 LF 3/4" x 5/8" Aluminum Extrusions, Double Fin Wall Reveal For Gypsum Board.....	9.29	1.31
09 29 10 00-0137 LF 1" x 5/8" Aluminum Extrusions, Double Fin Wall Reveal For Gypsum Board.....	9.77	1.31
09 29 10 00-0138 LF 1-1/2" x 5/8" Aluminum Extrusions, Double Fin Wall Reveal For Gypsum Board.....	10.53	1.31
09 29 10 00-0139 LF 2" x 5/8" Aluminum Extrusions, Double Fin Wall Reveal For Gypsum Board.....	11.29	1.31
09 29 10 00-0140 LF 3" x 5/8" Aluminum Extrusions, Double Fin Wall Reveal For Gypsum Board.....	13.34	1.31
09 29 10 00-0141 LF 4" x 5/8" Aluminum Extrusions, Double Fin Wall Reveal For Gypsum Board.....	17.63	1.31
09 29 10 00-0142 LF 1-1/2" x 1" Aluminum Extrusions, Double Fin Wall Reveal For Gypsum Board.....	15.71	1.43
09 29 10 00-0143 LF 3/4" x 1 1/2" Aluminum Extrusions, Double Fin Wall Reveal For Gypsum Board.....	17.83	1.74
09 29 10 00-0144 LF 1-1/2" x 1-1/2" Aluminum Extrusions, Double Fin Wall Reveal For Gypsum Board.....	18.45	1.74
09 29 10 00-0145 LF 1/2", Aluminum Extrusions, Double Fin Hanging Track Wall Reveal For Gypsum Board.....	14.33	1.19
09 29 10 00-0146 LF 1 3/16", Aluminum Extrusions, Double Fin Hanging Track Wall Reveal For Gypsum Board.....	13.02	1.74
09 29 10 00-0147 LF 1/4" Aluminum Extrusions, Double Fin Wall Covering Joiner For Gypsum Board.....	9.38	1.19
09 29 10 00-0148 Special Conditions Reveals For Gypsum Board (09 29 10 00-0052)		
09 29 10 00-0149 Radius Conditions (09 29 10 00-0148)		
09 29 10 00-0150 EA 8' Long Inside Radius For Gypsum Board.....	119.10	
Note: Task used in conjunction with "Preformed Architectural Profiles" tasks.		
09 29 10 00-0151 EA 8' Long Outside Radius For Gypsum Board.....	119.10	
Note: Task used in conjunction with "Preformed Architectural Profiles" tasks.		
09 29 10 00-0152 EA 8' Long Circular / Arched Radius For Gypsum Board.....	119.10	
Note: Task used in conjunction with "Preformed Architectural Profiles" tasks.		
09 29 10 00-0153 Knee Brace Kit (09 29 10 00-0148)		
09 29 10 00-0154 EA 46" H, Aluminum Extrusions, Knee Brace Kit For Gypsum Board.....	253.78	12.56
09 29 10 00-0155 Wall Bumper Rail (09 29 10 00-0148)		
09 29 10 00-0156 LF 2-1/2" x 5/8", Aluminum Extrusions, Wall Bumper Rail For Gypsum Board.....	33.87	5.03
09 29 10 00-0157 Corners For Gypsum Board (09 29 10 00-0052)		
09 29 10 00-0158 LF 1/2"R, Aluminum Extrusions, Outside Corner For Gypsum Board.....	7.18	1.21
09 29 10 00-0159 LF 5/8"R, Aluminum Extrusions, Outside Corner For Gypsum Board.....	7.67	1.31
09 29 10 00-0160 LF 3/4"R, Aluminum Extrusions, Outside Corner For Gypsum Board.....	8.54	1.37
09 29 10 00-0161 LF 1"R, Aluminum Extrusions, Outside Corner For Gypsum Board.....	9.57	1.43
09 29 10 00-0162 LF 1-1/2" R, Aluminum Extrusions, Outside Corner For Gypsum Board.....	11.59	1.74
09 29 10 00-0163 LF 2" R, Aluminum Extrusions, Outside Corner For Gypsum Board.....	13.46	1.96
09 29 10 00-0164 LF 2-1/2" R, Aluminum Extrusions, Outside Corner For Gypsum Board.....	16.39	2.25
09 29 10 00-0165 LF 3" R, Aluminum Extrusions, Outside Corner For Gypsum Board.....	19.96	2.62
09 29 10 00-0166 LF 4" R, Aluminum Extrusions, Outside Corner For Gypsum Board.....	27.46	3.49
09 29 10 00-0167 LF 90 Degree 3/8" Aluminum Extrusions, Hi-Strength Corner For Gypsum Board.....	7.19	1.16
09 29 10 00-0168 LF 90 Degree 1-1/4" Aluminum Extrusions, Hi-Strength Corner For Gypsum Board.....	13.43	1.57
09 29 10 00-0169 LF 90 Degree 1-1/4" Aluminum Extrusions, Fabric Tuck Corner For Gypsum Board.....	9.48	1.57
09 29 10 00-0170 LF 90 Degree 1-1/4" Aluminum Extrusions, Corner With Vertical Reveal For Gypsum Board.....	17.62	1.57



	MINOR	CSI	UOM	DESCRIPTION	TOTAL DIRECT UNIT COST	DEMOLITION UNIT COST
09 29 10 00-0171	LF			45 Degree 2" Aluminum Extrusions, Corner For Gypsum Board.....	25.18	1.96
09 29 10 00-0172	LF			60 Degree 2" Aluminum Extrusions, Corner For Gypsum Board.....	24.13	1.96
09 29 10 00-0173	LF			3/4" Aluminum Extrusions, Chamfered Corner For Gypsum Board.....	6.97	1.37
09 29 10 00-0174	LF			5/8" R, Aluminum Extrusions, Corners Return For Gypsum Board.....	7.05	1.31
09 29 10 00-0175	LF			1/2" x 1/2" Aluminum Extrusions, Double Corner Step For Gypsum Board.....	7.14	1.21
09 29 10 00-0176	LF			5/8" x 5/8" Aluminum Extrusions, Double Corner Step For Gypsum Board.....	7.48	1.31
09 29 10 00-0177	LF			1" x 1" Aluminum Extrusions, Double Corner Step For Gypsum Board.....	10.19	1.43
09 29 10 00-0178	LF			1/2" x 1/2" Aluminum Extrusions, Triple Corner Step For Gypsum Board.....	8.99	1.21
09 29 10 00-0179	LF			5/8" x 5/8" Aluminum Extrusions, Triple Corner Step For Gypsum Board.....	9.48	1.31
09 29 10 00-0180	LF			1" x 1" Aluminum Extrusions, Triple Corner Step For Gypsum Board.....	14.09	1.43
09 29 10 00-0181	LF			1/3" x 1/2" Aluminum Extrusions, Quad Corner Step For Gypsum Board.....	15.66	1.21
09 29 10 00-0182	LF			3" Aluminum Extrusions, Bullnose For Gypsum Board.....	26.68	2.62
09 29 10 00-0183	LF			3-7/8" Aluminum Extrusions, Bullnose For Gypsum Board.....	28.58	2.62
09 29 10 00-0184	LF			5-3/8", Aluminum Extrusions, Bullnose For Gypsum Board.....	53.12	4.36
09 29 10 00-0185	LF			7-3/8", Aluminum Extrusions, Bullnose For Gypsum Board.....	88.58	6.18
09 29 10 00-0186	LF			3/4" R, Aluminum Extrusions, Inside Corner For Gypsum Board.....	8.59	1.34
09 29 10 00-0187	LF			1" R, Aluminum Extrusions, Inside Corner For Gypsum Board.....	9.85	1.41
09 29 10 00-0188	LF			1-1/2" R, Aluminum Extrusions, Inside Corner For Gypsum Board.....	11.83	1.72
09 29 10 00-0189	LF			2"R, Aluminum Extrusions, Inside Corner For Gypsum Board.....	14.60	1.93
09 29 10 00-0190	LF			2-1/2" R, Aluminum Extrusions, Inside Corner For Gypsum Board.....	20.92	2.22
09 29 10 00-0191	LF			3"R, Aluminum Extrusions, Inside Corner For Gypsum Board.....	22.53	2.58
09 29 10 00-0192	LF			4" R, Aluminum Extrusions, Inside Corner For Gypsum Board.....	25.37	3.43
09 29 10 00-0193	LF			3-5/8", Aluminum Extrusions, Aluminum Wall Cap For Gypsum Board.....	15.96	2.58
09 29 10 00-0194	LF			3-7/8", Aluminum Extrusions, Aluminum Wall Cap For Gypsum Board.....	16.20	2.58
09 29 10 00-0195	LF			4-3/4", Aluminum Extrusions, Aluminum Wall Cap For Gypsum Board.....	17.72	2.58
09 29 10 00-0196	LF			5", Aluminum Extrusions, Aluminum Wall Cap For Gypsum Board.....	18.20	2.58

09 29 82 Gypsum Board Fire Protection (09 29)

09 29 82 00-0001	SF	Shaft Wall (09 29 82)	See CSI section 09 29 10 00-0036 for finishing drywall.		
09 29 82 00-0002	SF	3/4" Fire Rated Shaft Wall Assembly.....	Note: 1/4" thick fiber-cement board with tapered edges over 1/2" thick type "X" gypsum board. Excludes studs or wall structure.	6.60	2.51
		<i>For Horizontal Installation Up To 10' High, Add</i>		1.71	
		<i>For Horizontal Installation >10' High, Add</i>		2.52	
		<i>For Walls >10' High, Add</i>		0.40	
		<i>For Up To 128, Add</i>		2.33	
		<i>For >128 To 320, Add</i>		1.41	
		<i>For >1,536, Deduct</i>		-0.49	
09 29 82 00-0003	SF	7/8" Fire Rated Shaft Wall Assembly.....	Note: 1/4" thick fiber-cement board with tapered edges over 5/8" thick type "X" gypsum board. Excludes studs or wall structure.	7.64	3.01
		<i>For Horizontal Installation Up To 10' High, Add</i>		2.05	
		<i>For Horizontal Installation >10' High, Add</i>		3.02	
		<i>For Walls >10' High, Add</i>		0.48	
		<i>For Up To 128, Add</i>		2.74	
		<i>For >128 To 320, Add</i>		1.67	
		<i>For >1,536, Deduct</i>		-0.54	
09 29 82 00-0004	SF	2-1/2", 25 Gauge C-H Stud/J-Runner, 1" Gypsum Liner Panel Shaft Wall Assembly.....	Note: Includes sealant installed at top of wall and panel gaps. Excludes additional gypsum panels and finishing.	7.68	1.94
		<i>For Horizontal Installation Up To 10' High, Add</i>		1.32	
		<i>For Horizontal Installation >10' High, Add</i>		1.94	
		<i>For Walls >10' High, Add</i>		0.31	
		<i>For Up To 128, Add</i>		2.31	
		<i>For >128 To 320, Add</i>		1.35	
		<i>For Glass Mat Surfaces, Add</i>		0.32	
09 29 82 00-0005	SF	4", 25 Gauge C-H Stud/J-Runner, 1" Gypsum Liner Panel Shaft Wall Assembly.....	Note: Includes sealant installed at top of wall and panel gaps. Excludes additional gypsum panels and finishing.	8.36	2.04
		<i>For Horizontal Installation Up To 10' High, Add</i>		1.38	
		<i>For Horizontal Installation >10' High, Add</i>		2.03	
		<i>For Walls >10' High, Add</i>		0.32	
		<i>For Up To 128, Add</i>		2.48	
		<i>For >128 To 320, Add</i>		1.45	
		<i>For Glass Mat Surfaces, Add</i>		0.32	
09 29 82 00-0006	SF	2-1/2", 20 Gauge C-H Stud/J-Runner, 1" Gypsum Liner Panel Shaft Wall Assembly.....	Note: Includes sealant installed at top of wall and panel gaps. Excludes additional gypsum panels and finishing.	9.64	2.04
		<i>For Horizontal Installation Up To 10' High, Add</i>		1.38	
		<i>For Horizontal Installation >10' High, Add</i>		2.03	
		<i>For Walls >10' High, Add</i>		0.32	
		<i>For Up To 128, Add</i>		2.74	
		<i>For >128 To 320, Add</i>		1.57	
		<i>For Glass Mat Surfaces, Add</i>		0.32	
09 29 82 00-0007	SF	4", 20 Gauge C-H Stud/J-Runner, 1" Gypsum Liner Panel Shaft Wall Assembly.....	Note: Includes sealant installed at top of wall and panel gaps. Excludes additional gypsum panels and finishing.	10.36	2.14
		<i>For Horizontal Installation Up To 10' High, Add</i>		1.45	
		<i>For Horizontal Installation >10' High, Add</i>		2.13	
		<i>For Walls >10' High, Add</i>		0.34	
		<i>For Up To 128, Add</i>		2.92	
		<i>For >128 To 320, Add</i>		1.68	
		<i>For Glass Mat Surfaces, Add</i>		0.32	

09	09 Finishes
	09 30 Tiling
	09 29 Gypsum Board



MINOR
CSI UOM DESCRIPTION

TOTAL DIRECT DEMOLITION
UNIT COST UNIT COST

09 30 Tiling (09)

Note: All tiles are standard grade ANSI 137.1 or higher, mounted and unmounted, cushioned or non-cushioned edge, all tile colors, all grout colors, PEI rating 1 through 4, and include patterns. Glazing shall meet ASTM C484 and C424. Mounted tiles are assembled into sheets to facilitate handling and installation. Perforated paper, fiber mesh, or other suitable bonding material applied to the front, backs or edges of the tile can be used to mount the tiles. Cushioned edge tile has facial edges with a distinct curvature that results in a slightly recessed joint. All floor, wall, ceiling, cove base and trim tile will be installed in accordance with ANSI 108.1 using these setting methods. Includes initial wax and seal.

09 30 13 Ceramic Tiling (09 30)

Note: Includes grout and sealing. Excludes setting method. See CSI section 09 31 00 00-0000 for thin-set, 09 32 00 00-0000 for mortar-bed, 09 35 00 00-0000 for chemical-resistant.

09 30 13 00-0001 Ceramic Tiling (09 30 13)

09 30 13 00-0002	SF	2" x 2" x 1/4" Thick, Mounted, Unpolished Ceramic Floor Tile.....	15.82	2.70
		Note: Tiles mounted from back, side or front in 12" x 12", 12" x 24", 12" x 48", or similar sized sheets.		
		For Up To 50, Add	8.00	
		For >50 To 250, Add	1.08	
		For >1,000, Deduct	-0.54	
		For High-Modulus, High-Strength Epoxy Grout, Add	1.22	
		For High-Modulus, Low-Viscosity, High-Strength Chemical Resistant Epoxy Grout, Add	1.39	
09 30 13 00-0003	SF	Less Than 8" x 8", Mounted, Ceramic Floor Tile.....	11.49	2.70
		Note: Includes glazed porcelain, unglazed porcelain and glazed ceramic tiles. Tiles mounted from back, side or front in 12" x 12", 12" x 24", or similar sized sheets.		
		For Up To 50, Add	6.92	
		For >50 To 250, Add	1.08	
		For >1,000, Deduct	-0.54	
		For High-Modulus, High-Strength Epoxy Grout, Add	1.22	
		For Heavy Duty Floors With A PEI 5 Rating, Add	1.00	
		For High-Modulus, Low-Viscosity, High-Strength Chemical Resistant Epoxy Grout, Add	1.39	
09 30 13 00-0004	SF	8" x 8" And Larger Unmounted Ceramic Floor Tile.....	12.84	1.69
		Note: Includes glazed porcelain, unglazed porcelain and glazed ceramic tiles.		
		For Up To 50, Add	8.27	
		For >50 To 250, Add	1.35	
		For >1,000, Deduct	-0.67	
		For High-Modulus, High-Strength Epoxy Grout, Add	1.42	
		For Heavy Duty Floors With A PEI 5 Rating, Add	1.00	
		For High-Modulus, Low-Viscosity, High-Strength Chemical Resistant Epoxy Grout, Add	1.59	
09 30 13 00-0005	SF	2" x 2" x 1/4" Thick, Mounted, Unpolished Ceramic Wall Tile.....	16.97	3.27
		Note: Tiles mounted from back, side or front in 12" x 12", 12" x 24", 12" x 48", or similar sized sheets.		
		For Up To 50, Add	9.15	
		For >50 To 250, Add	1.31	
		For >1,000, Deduct	-0.65	
		For High-Modulus, High-Strength Epoxy Grout, Add	1.39	
		For High-Modulus, Low-Viscosity, High-Strength Chemical Resistant Epoxy Grout, Add	1.56	
09 30 13 00-0006	SF	Less than 8" x 8" Mounted Ceramic Wall Tile.....	12.64	3.27
		Note: Includes glazed porcelain, unglazed porcelain and glazed ceramic tiles. Tiles mounted from back, side or front in 12" x 12", 12" x 24", or similar sized sheets.		
		For Up To 50, Add	8.07	
		For >50 To 250, Add	1.31	
		For >1,000, Deduct	-0.65	
		For High-Modulus, High-Strength Epoxy Grout, Add	1.39	
		For High-Modulus, Low-Viscosity, High-Strength Chemical Resistant Epoxy Grout, Add	1.56	
09 30 13 00-0007	SF	8" x 8" And Larger Unmounted Ceramic Wall Tile.....	14.37	2.07
		Note: Includes glazed porcelain, unglazed porcelain and glazed ceramic tiles.		
		For Up To 50, Add	9.80	
		For >50 To 250, Add	1.65	
		For >1,000, Deduct	-0.83	
		For High-Modulus, High-Strength Epoxy Grout, Add	1.65	
		For High-Modulus, Low-Viscosity, High-Strength Chemical Resistant Epoxy Grout, Add	1.82	
09 30 13 00-0008	SF	Less than 8" x 8" Mounted Ceramic Ceiling Tile.....	17.43	5.66
		Note: Includes glazed porcelain, unglazed porcelain and glazed ceramic tiles. Tiles mounted from back, side or front in 12" x 12", 12" x 24", or similar sized sheets.		
		For High-Modulus, High-Strength Epoxy Grout, Add	2.11	
		For High-Modulus, Low-Viscosity, High-Strength Chemical Resistant Epoxy Grout, Add	2.28	
		For Up To 50, Add	12.86	
		For >50 To 250, Add	2.27	
		For >1,000, Deduct	-1.13	
09 30 13 00-0009	SF	8" x 8" And Larger Unmounted Ceramic Ceiling Tile.....	19.70	3.40
		Note: Includes glazed porcelain, unglazed porcelain and glazed ceramic tiles.		
		For High-Modulus, High-Strength Epoxy Grout, Add	2.45	
		For High-Modulus, Low-Viscosity, High-Strength Chemical Resistant Epoxy Grout, Add	2.62	
		For Up To 50, Add	15.13	
		For >50 To 250, Add	2.72	
		For >1,000, Deduct	-1.36	
09 30 13 00-0010	LF	4-1/4" To 4-1/2" High, Ceramic Cove Base Or Trim.....	10.95	2.36
		Note: Includes glazed porcelain, unglazed porcelain and glazed ceramic tiles.		
		For High-Modulus, High-Strength Epoxy Grout, Add	1.62	
		For High-Modulus, Low-Viscosity, High-Strength Chemical Resistant Epoxy Grout, Add	1.71	
09 30 13 00-0011	LF	6" High x 12" Long, Unpolished Ceramic Cove Base (Daltile Portfolio).....	18.68	2.36
		For High-Modulus, High-Strength Epoxy Grout, Add	1.62	
		For High-Modulus, Low-Viscosity, High-Strength Chemical Resistant Epoxy Grout, Add	1.71	
09 30 13 00-0012	LF	6" High x 24" Long, Unpolished Ceramic Cove Base (Daltile Portfolio).....	21.19	2.36
		For High-Modulus, High-Strength Epoxy Grout, Add	1.62	
		For High-Modulus, Low-Viscosity, High-Strength Chemical Resistant Epoxy Grout, Add	1.71	
09 30 13 00-0013	EA	6" High, Unpolished Ceramic Cove Base Outer Corner.....	17.58	0.52



	MINOR	CSI	UOM	DESCRIPTION	TOTAL DIRECT UNIT COST	DEMOLITION UNIT COST
	09 30	13 00-0014	SF	1" Hexagon, Mosaic Ceramic Floor Tile (Daltile Carrara).....	38.96	
				<i>For Up To 50, Add</i>	13.81	
				<i>For >50 To 250, Add</i>	1.09	
				<i>For >1,000, Deduct</i>	-0.54	
				<i>For High-Modulus, High-Strength Epoxy Grout, Add</i>	1.22	
	09 30	13 00-0015	SF	2" x 4", Matt Finish, Ceramic Wall Tile With 3/8" Joint Size (Fireclay Tile Calcite).....	40.71	
				<i>For Up To 50, Add</i>	15.10	
				<i>For >50 To 250, Add</i>	1.31	
				<i>For >1,000, Deduct</i>	-0.66	
				<i>For High-Modulus, High-Strength Epoxy Grout, Add</i>	1.39	
	09 30	13 00-0016	SF	2" x 4", Gloss Finish, Ceramic Wall Tile With 3/8" Joint Size (Fireclay Tile Loch Ness).....	29.38	
				<i>For Up To 50, Add</i>	12.27	
				<i>For >50 To 250, Add</i>	1.31	
				<i>For >1,000, Deduct</i>	-0.68	
				<i>For High-Modulus, High-Strength Epoxy Grout, Add</i>	1.39	
	09 30	13 00-0017	SF	4" x 4", Matt Finish, Ceramic Wall Tile With 3/8" Joint Size (Fireclay Tile Calcite).....	51.66	
				<i>For Up To 50, Add</i>	17.84	
				<i>For >50 To 250, Add</i>	1.31	
				<i>For >1,000, Deduct</i>	-0.66	
				<i>For High-Modulus, High-Strength Epoxy Grout, Add</i>	1.39	
	09 30	13 00-0018	SF	2" x 8", Gloss Finish, Glazed Brick Tile With 3/8" Joint Size (Fireclay Tile Blue Nebula).....	37.34	
				<i>For Up To 50, Add</i>	15.55	
				<i>For >50 To 250, Add</i>	1.66	
				<i>For >1,000, Deduct</i>	-0.83	
				<i>For High-Modulus, High-Strength Epoxy Grout, Add</i>	1.65	
	09 30	13 00-0019		Residential Ceramic Tiling (09 30 13)		
	09 30	13 00-0020	SF	Mounted Ceramic Floor Tile, Residential Grade.....	9.24	2.70
				Note: Includes glazed porcelain, unglazed porcelain and glazed ceramic tiles. Tiles mounted from back, side or front in 12" x 12", 12" x 24", or similar sized sheets.		
				<i>For Up To 50, Add</i>	6.35	
				<i>For >50 To 250, Add</i>	1.08	
				<i>For >1,000, Deduct</i>	-0.54	
				<i>For High-Modulus, High-Strength Epoxy Grout, Add</i>	1.22	
	09 30	13 00-0021	SF	Mounted Ceramic Wall Tile, Residential Grade.....	10.39	3.27
				Note: Includes glazed porcelain, unglazed porcelain and glazed ceramic tiles. Tiles mounted from back, side or front in 12" x 12", 12" x 24", or similar sized sheets.		
				<i>For Up To 50, Add</i>	7.50	
				<i>For >50 To 250, Add</i>	1.31	
				<i>For >1,000, Deduct</i>	-0.65	
				<i>For High-Modulus, High-Strength Epoxy Grout, Add</i>	1.39	
	09 30	13 00-0022	SF	2" x 2" x 1/4" Thick, Unpolished Ceramic Mounted Floor Tile, Residential Grade.....	10.94	2.70
				Note: Tiles mounted from back, side or front in 12" x 12", 12" x 24", 12" x 48", or similar sized sheets.		
				<i>For Up To 50, Add</i>	6.78	
				<i>For >50 To 250, Add</i>	1.08	
				<i>For >1,000, Deduct</i>	-0.54	
				<i>For High-Modulus, High-Strength Epoxy Grout, Add</i>	1.22	
	09 30	16		Quarry Tiling (09 30)		
				Note: Includes grout and sealing. Excludes setting method. See CSI section 09 31 00 00-0000 for thin-set, 09 32 00 00-0000 for mortar-bed, 09 35 00 00-0000 for chemical-resistant.		
	09 30	16 00-0001	SF	Unglazed Quarry Floor Tile.....	11.52	1.90
				Note: With or without embedded abrasive grit.		
				<i>For Up To 50, Add</i>	8.54	
				<i>For >50 To 250, Add</i>	1.51	
				<i>For >1,000, Deduct</i>	-0.76	
				<i>For High-Modulus, High-Strength Epoxy Grout, Add</i>	1.54	
				<i>For High-Modulus, Low-Viscosity, High-Strength Chemical Resistant Epoxy Grout, Add</i>	1.71	
	09 30	16 00-0002	SF	Glazed Quarry Floor Tile.....	24.04	1.90
				<i>For Up To 50, Add</i>	11.67	
				<i>For >50 To 250, Add</i>	1.51	
				<i>For >1,000, Deduct</i>	-0.76	
				<i>For High-Modulus, High-Strength Epoxy Grout, Add</i>	1.54	
				<i>For High-Modulus, Low-Viscosity, High-Strength Chemical Resistant Epoxy Grout, Add</i>	1.71	
	09 30	16 00-0003	SF	Unglazed Quarry Wall Tile.....	13.03	2.24
				Note: With or without embedded abrasive grit.		
				<i>For Up To 50, Add</i>	10.05	
				<i>For >50 To 250, Add</i>	1.81	
				<i>For >1,000, Deduct</i>	-0.91	
				<i>For High-Modulus, High-Strength Epoxy Grout, Add</i>	1.77	
				<i>For High-Modulus, Low-Viscosity, High-Strength Chemical Resistant Epoxy Grout, Add</i>	1.94	
	09 30	16 00-0004	SF	Glazed Quarry Wall Tile.....	25.55	2.24
				<i>For Up To 50, Add</i>	13.18	
				<i>For >50 To 250, Add</i>	1.81	
				<i>For >1,000, Deduct</i>	-0.91	
				<i>For High-Modulus, High-Strength Epoxy Grout, Add</i>	1.77	
				<i>For High-Modulus, Low-Viscosity, High-Strength Chemical Resistant Epoxy Grout, Add</i>	1.94	
	09 30	16 00-0005	LF	6" High Unglazed Quarry Tile Cove Base Or Trim.....	16.25	2.49
				<i>For High-Modulus, High-Strength Epoxy Grout, Add</i>	1.69	
				<i>For High-Modulus, Low-Viscosity, High-Strength Chemical Resistant Epoxy Grout, Add</i>	1.78	
	09 30	16 00-0006	LF	6" High Glazed Quarry Tile Cove Base Or Trim.....	36.77	2.49
				<i>For High-Modulus, High-Strength Epoxy Grout, Add</i>	1.69	
				<i>For High-Modulus, Low-Viscosity, High-Strength Chemical Resistant Epoxy Grout, Add</i>	1.78	

09	09 Finishes
	09 30 Tiling
	09 30 23 Glass Mosaic Tiling



MINOR CSI UOM DESCRIPTION	TOTAL DIRECT UNIT COST	DEMOLITION UNIT COST
------------------------------	---------------------------	-------------------------

09 30 23 Glass Mosaic Tiling (09 30)

Note: Excludes setting method. See CSI section 09 31 00 00-0000 for thin-set, 09 32 00 00-0000 for mortar-bed, 09 35 00 00-0000 for chemical-resistant.

09 30 23 00-0001	SF Unmounted Glass Tile	30.37		2.07
------------------	-------------------------------	-------	--	------

09 30 33 Stone Tiling (09 30)

Note: Excludes setting method. See CSI section 09 31 00 00-0000 for thin-set, 09 32 00 00-0000 for mortar-bed, 09 35 00 00-0000 for chemical-resistant.

09 30 33 00-0001 Marble Floor Tile (09 30 33)

09 30 33 00-0002	SF 12" x 12" x 3/8" And Larger Unmounted Marble Floor Tile, "Cherry Blossom"	10.90		1.69
	For Up To 50, Add	7.78		
	For >50 To 250, Add	1.35		
	For >1,000, Deduct	-0.67		
	For High-Modulus, High-Strength Epoxy Grout, Add	1.42		
	For Heavy Duty Floors With A PEI 5 Rating, Add	1.00		
09 30 33 00-0003	SF 12" x 12" x 3/8" And Larger Unmounted Marble Floor Tile, "Laurent Brown"	11.29		1.69
	For Up To 50, Add	7.88		
	For >50 To 250, Add	1.35		
	For >1,000, Deduct	-0.67		
	For High-Modulus, High-Strength Epoxy Grout, Add	1.42		
	For Heavy Duty Floors With A PEI 5 Rating, Add	1.00		
09 30 33 00-0004	SF 12" x 12" x 3/8" And Larger Unmounted Marble Floor Tile, "Temple Gray"	11.49		1.69
	For Up To 50, Add	7.93		
	For >50 To 250, Add	1.35		
	For >1,000, Deduct	-0.67		
	For High-Modulus, High-Strength Epoxy Grout, Add	1.42		
	For Heavy Duty Floors With A PEI 5 Rating, Add	1.00		
09 30 33 00-0005	SF 12" x 12" x 3/8" And Larger Unmounted Marble Floor Tile, "Emperador Cafe"	11.58		1.69
	For Up To 50, Add	7.95		
	For >50 To 250, Add	1.35		
	For >1,000, Deduct	-0.67		
	For High-Modulus, High-Strength Epoxy Grout, Add	1.42		
	For Heavy Duty Floors With A PEI 5 Rating, Add	1.00		
09 30 33 00-0006	SF 12" x 12" x 3/8" And Larger Unmounted Marble Floor Tile, "China Black"	11.64		1.69
	For Up To 50, Add	7.97		
	For >50 To 250, Add	1.35		
	For >1,000, Deduct	-0.67		
	For High-Modulus, High-Strength Epoxy Grout, Add	1.42		
	For Heavy Duty Floors With A PEI 5 Rating, Add	1.00		
09 30 33 00-0007	SF 12" x 12" x 3/8" And Larger Unmounted Marble Floor Tile, "Sea Grass Honed"	11.73		1.69
	For Up To 50, Add	7.99		
	For >50 To 250, Add	1.35		
	For >1,000, Deduct	-0.67		
	For High-Modulus, High-Strength Epoxy Grout, Add	1.42		
	For Heavy Duty Floors With A PEI 5 Rating, Add	1.00		
09 30 33 00-0008	SF 12" x 12" x 3/8" And Larger Unmounted Marble Floor Tile, "Gris Magma or Gris Nebula"	11.94		1.69
	For Up To 50, Add	8.04		
	For >50 To 250, Add	1.35		
	For >1,000, Deduct	-0.67		
	For High-Modulus, High-Strength Epoxy Grout, Add	1.42		
	For Heavy Duty Floors With A PEI 5 Rating, Add	1.00		
09 30 33 00-0009	SF 12" x 12" x 3/8" And Larger Unmounted Marble Floor Tile, "Dark Green"	13.29		1.69
	For Up To 50, Add	8.38		
	For >50 To 250, Add	1.35		
	For >1,000, Deduct	-0.67		
	For High-Modulus, High-Strength Epoxy Grout, Add	1.42		
	For Heavy Duty Floors With A PEI 5 Rating, Add	1.00		
09 30 33 00-0010	SF 12" x 12" x 3/8" And Larger Unmounted Marble Floor Tile, "Cappuccino Light"	13.44		1.69
	For Up To 50, Add	8.42		
	For >50 To 250, Add	1.35		
	For >1,000, Deduct	-0.67		
	For High-Modulus, High-Strength Epoxy Grout, Add	1.42		
	For Heavy Duty Floors With A PEI 5 Rating, Add	1.00		
09 30 33 00-0011	SF 12" x 12" x 3/8" And Larger Unmounted Marble Floor Tile, "Botticino Cream"	13.72		1.69
	For Up To 50, Add	8.49		
	For >50 To 250, Add	1.35		
	For >1,000, Deduct	-0.67		
	For High-Modulus, High-Strength Epoxy Grout, Add	1.42		
	For Heavy Duty Floors With A PEI 5 Rating, Add	1.00		
09 30 33 00-0012	SF 12" x 12" x 3/8" And Larger Unmounted Marble Floor Tile, "Crema Marfil Classic"	14.03		1.69
	For Up To 50, Add	8.56		
	For >50 To 250, Add	1.35		
	For >1,000, Deduct	-0.67		
	For High-Modulus, High-Strength Epoxy Grout, Add	1.42		
	For Heavy Duty Floors With A PEI 5 Rating, Add	1.00		
09 30 33 00-0013	SF 12" x 12" x 3/8" And Larger Unmounted Marble Floor Tile, "Arabescato Carrara"	14.26		1.69
	For Up To 50, Add	8.62		
	For >50 To 250, Add	1.35		
	For >1,000, Deduct	-0.67		
	For High-Modulus, High-Strength Epoxy Grout, Add	1.42		
	For Heavy Duty Floors With A PEI 5 Rating, Add	1.00		



		Finishes	09
		Tiling	09 30
		Stone Tiling	09 30 33

09

MINOR	CSI	UOM	DESCRIPTION	TOTAL DIRECT UNIT COST	DEMOLITION UNIT COST
09 30 33 00-0014	SF		12" x 12" x 3/8" And Larger Unmounted Marble Floor Tile, "Giallo Crystal Onyx"	15.00	1.69
			For Up To 50, Add	8.81	
			For >50 To 250, Add	1.35	
			For >1,000, Deduct	-0.67	
			For High-Modulus, High-Strength Epoxy Grout, Add	1.42	
			For Heavy Duty Floors With A PEI 5 Rating, Add	1.00	
09 30 33 00-0015	SF		12" x 12" x 3/8" And Larger Unmounted Marble Floor Tile, "Cafe Forest or Rain Forest".....	16.39	1.69
			For Up To 50, Add	9.15	
			For >50 To 250, Add	1.35	
			For >1,000, Deduct	-0.67	
			For High-Modulus, High-Strength Epoxy Grout, Add	1.42	
			For Heavy Duty Floors With A PEI 5 Rating, Add	1.00	
09 30 33 00-0016	SF		12" x 12" x 3/8" And Larger Unmounted Marble Floor Tile, "Arabescato".....	16.48	1.69
			For Up To 50, Add	9.18	
			For >50 To 250, Add	1.35	
			For >1,000, Deduct	-0.67	
			For High-Modulus, High-Strength Epoxy Grout, Add	1.42	
			For Heavy Duty Floors With A PEI 5 Rating, Add	1.00	
09 30 33 00-0017	SF		12" x 12" x 3/8" And Larger Unmounted Marble Floor Tile, "Carrara White".....	17.52	1.69
			For Up To 50, Add	9.44	
			For >50 To 250, Add	1.35	
			For >1,000, Deduct	-0.67	
			For High-Modulus, High-Strength Epoxy Grout, Add	1.42	
			For Heavy Duty Floors With A PEI 5 Rating, Add	1.00	
09 30 33 00-0018	SF		12" x 12" x 3/8" And Larger Unmounted Marble Floor Tile, "Crema Marfil Select Or Sahara Gold".....	17.88	1.69
			For Up To 50, Add	9.53	
			For >50 To 250, Add	1.35	
			For >1,000, Deduct	-0.67	
			For High-Modulus, High-Strength Epoxy Grout, Add	1.42	
			For Heavy Duty Floors With A PEI 5 Rating, Add	1.00	
09 30 33 00-0019	SF		12" x 12" x 3/8" And Larger Unmounted Marble Floor Tile, "Botticino Fiorito Or Michelangelo".....	18.03	1.69
			For Up To 50, Add	9.56	
			For >50 To 250, Add	1.35	
			For >1,000, Deduct	-0.67	
			For High-Modulus, High-Strength Epoxy Grout, Add	1.42	
			For Heavy Duty Floors With A PEI 5 Rating, Add	1.00	
09 30 33 00-0020	SF		12" x 12" x 3/8" And Larger Unmounted Marble Floor Tile, "Crema Marfil Antique".....	18.27	1.69
			For Up To 50, Add	9.62	
			For >50 To 250, Add	1.35	
			For >1,000, Deduct	-0.67	
			For High-Modulus, High-Strength Epoxy Grout, Add	1.42	
			For Heavy Duty Floors With A PEI 5 Rating, Add	1.00	
09 30 33 00-0021	SF		12" x 12" x 3/8" And Larger Unmounted Marble Floor Tile, "Emperador Dark Or Super Thassos Glass".....	20.20	1.69
			For Up To 50, Add	10.11	
			For >50 To 250, Add	1.35	
			For >1,000, Deduct	-0.67	
			For High-Modulus, High-Strength Epoxy Grout, Add	1.42	
			For Heavy Duty Floors With A PEI 5 Rating, Add	1.00	
09 30 33 00-0022	SF		12" x 12" x 3/8" And Larger Unmounted Marble Floor Tile, "Rosa Verona".....	21.30	1.69
			For Up To 50, Add	10.38	
			For >50 To 250, Add	1.35	
			For >1,000, Deduct	-0.67	
			For High-Modulus, High-Strength Epoxy Grout, Add	1.42	
			For Heavy Duty Floors With A PEI 5 Rating, Add	1.00	
09 30 33 00-0023	SF		12" x 12" x 3/8" And Larger Unmounted Marble Floor Tile, "Rojo Alicante".....	21.59	1.69
			For Up To 50, Add	10.45	
			For >50 To 250, Add	1.35	
			For >1,000, Deduct	-0.67	
			For High-Modulus, High-Strength Epoxy Grout, Add	1.42	
			For Heavy Duty Floors With A PEI 5 Rating, Add	1.00	
09 30 33 00-0024	SF		12" x 12" x 3/8" And Larger Unmounted Marble Floor Tile, "Emperador Light".....	21.74	1.69
			For Up To 50, Add	10.49	
			For >50 To 250, Add	1.35	
			For >1,000, Deduct	-0.67	
			For High-Modulus, High-Strength Epoxy Grout, Add	1.42	
			For Heavy Duty Floors With A PEI 5 Rating, Add	1.00	
09 30 33 00-0025	Granite Floor Tile <small>(09 30 33)</small>				
09 30 33 00-0026	SF		12" x 12" x 3/8" And Larger Unmounted Granite Floor Tile, "Crystal Gray"	9.86	1.69
			For Up To 50, Add	7.52	
			For >50 To 250, Add	1.35	
			For >1,000, Deduct	-0.67	
			For High-Modulus, High-Strength Epoxy Grout, Add	1.42	
			For Heavy Duty Floors With A PEI 5 Rating, Add	1.00	
09 30 33 00-0027	SF		12" x 12" x 3/8" And Larger Unmounted Granite Floor Tile, "Peach Flower".....	10.60	1.69
			For Up To 50, Add	7.71	
			For >50 To 250, Add	1.35	
			For >1,000, Deduct	-0.67	
			For High-Modulus, High-Strength Epoxy Grout, Add	1.42	
			For Heavy Duty Floors With A PEI 5 Rating, Add	1.00	

09 Finishes

09 30 Tiling

09 30 33 Stone Tiling



MINOR	CSI	UOM	DESCRIPTION	TOTAL DIRECT UNIT COST	DEMOLITION UNIT COST
09 30 33 00-0028	SF		12" x 12" x 3/8" And Larger Unmounted Granite Floor Tile, "Golden Yellow"	11.20	1.69
			<i>For Up To 50, Add</i>	7.86	
			<i>For >50 To 250, Add</i>	1.35	
			<i>For >1,000, Deduct</i>	-0.67	
			<i>For High-Modulus, High-Strength Epoxy Grout, Add</i>	1.42	
			<i>For Heavy Duty Floors With A PEI 5 Rating, Add</i>	1.00	
09 30 33 00-0029	SF		12" x 12" x 3/8" And Larger Unmounted Granite Floor Tile, "Absolute Black"	13.57	1.69
			<i>For Up To 50, Add</i>	8.45	
			<i>For >50 To 250, Add</i>	1.35	
			<i>For >1,000, Deduct</i>	-0.67	
			<i>For High-Modulus, High-Strength Epoxy Grout, Add</i>	1.42	
			<i>For Heavy Duty Floors With A PEI 5 Rating, Add</i>	1.00	
09 30 33 00-0030	SF		12" x 12" x 3/8" And Larger Unmounted Granite Floor Tile, "Tan Brown"	14.03	1.69
			<i>For Up To 50, Add</i>	8.56	
			<i>For >50 To 250, Add</i>	1.35	
			<i>For >1,000, Deduct</i>	-0.67	
			<i>For High-Modulus, High-Strength Epoxy Grout, Add</i>	1.42	
			<i>For Heavy Duty Floors With A PEI 5 Rating, Add</i>	1.00	
09 30 33 00-0031	SF		12" x 12" x 3/8" And Larger Unmounted Granite Floor Tile, "Black Galaxy"	14.46	1.69
			<i>For Up To 50, Add</i>	8.67	
			<i>For >50 To 250, Add</i>	1.35	
			<i>For >1,000, Deduct</i>	-0.67	
			<i>For High-Modulus, High-Strength Epoxy Grout, Add</i>	1.42	
			<i>For Heavy Duty Floors With A PEI 5 Rating, Add</i>	1.00	
09 30 33 00-0032	SF		12" x 12" x 3/8" And Larger Unmounted Granite Floor Tile, "Kashmir White Or Gold"	14.91	1.69
			<i>For Up To 50, Add</i>	8.78	
			<i>For >50 To 250, Add</i>	1.35	
			<i>For >1,000, Deduct</i>	-0.67	
			<i>For High-Modulus, High-Strength Epoxy Grout, Add</i>	1.42	
			<i>For Heavy Duty Floors With A PEI 5 Rating, Add</i>	1.00	
09 30 33 00-0033	SF		12" x 12" x 3/8" And Larger Unmounted Granite Floor Tile, "Giallo Santa Cecilia"	15.44	1.69
			<i>For Up To 50, Add</i>	8.92	
			<i>For >50 To 250, Add</i>	1.35	
			<i>For >1,000, Deduct</i>	-0.67	
			<i>For High-Modulus, High-Strength Epoxy Grout, Add</i>	1.42	
			<i>For Heavy Duty Floors With A PEI 5 Rating, Add</i>	1.00	
09 30 33 00-0034	SF		12" x 12" x 3/8" And Larger Unmounted Granite Floor Tile, "Verde UbaTuba"	15.95	1.69
			<i>For Up To 50, Add</i>	9.04	
			<i>For >50 To 250, Add</i>	1.35	
			<i>For >1,000, Deduct</i>	-0.67	
			<i>For High-Modulus, High-Strength Epoxy Grout, Add</i>	1.42	
			<i>For Heavy Duty Floors With A PEI 5 Rating, Add</i>	1.00	
09 30 33 00-0035	SF		12" x 12" x 3/8" And Larger Unmounted Granite Floor Tile, "New Venetian Gold"	16.48	1.69
			<i>For Up To 50, Add</i>	9.18	
			<i>For >50 To 250, Add</i>	1.35	
			<i>For >1,000, Deduct</i>	-0.67	
			<i>For High-Modulus, High-Strength Epoxy Grout, Add</i>	1.42	
			<i>For Heavy Duty Floors With A PEI 5 Rating, Add</i>	1.00	
09 30 33 00-0036	SF		12" x 12" x 3/8" And Larger Unmounted Granite Floor Tile, "Tropic Brown"	16.99	1.69
			<i>For Up To 50, Add</i>	9.30	
			<i>For >50 To 250, Add</i>	1.35	
			<i>For >1,000, Deduct</i>	-0.67	
			<i>For High-Modulus, High-Strength Epoxy Grout, Add</i>	1.42	
			<i>For Heavy Duty Floors With A PEI 5 Rating, Add</i>	1.00	
09 30 33 00-0037	SF		12" x 12" x 3/8" And Larger Unmounted Granite Floor Tile, "Baltic Brown Or Indian Dakota"	17.58	1.69
			<i>For Up To 50, Add</i>	9.45	
			<i>For >50 To 250, Add</i>	1.35	
			<i>For >1,000, Deduct</i>	-0.67	
			<i>For High-Modulus, High-Strength Epoxy Grout, Add</i>	1.42	
			<i>For Heavy Duty Floors With A PEI 5 Rating, Add</i>	1.00	
09 30 33 00-0038	SF		12" x 12" x 3/8" And Larger Unmounted Granite Floor Tile, "Dynamic Blue"	18.18	1.69
			<i>For Up To 50, Add</i>	9.60	
			<i>For >50 To 250, Add</i>	1.35	
			<i>For >1,000, Deduct</i>	-0.67	
			<i>For High-Modulus, High-Strength Epoxy Grout, Add</i>	1.42	
			<i>For Heavy Duty Floors With A PEI 5 Rating, Add</i>	1.00	
09 30 33 00-0039	SF		12" x 12" x 3/8" And Larger Unmounted Granite Floor Tile, "Blue Pearl Or Emerald Pearl"	20.26	1.69
			<i>For Up To 50, Add</i>	10.12	
			<i>For >50 To 250, Add</i>	1.35	
			<i>For >1,000, Deduct</i>	-0.67	
			<i>For High-Modulus, High-Strength Epoxy Grout, Add</i>	1.42	
			<i>For Heavy Duty Floors With A PEI 5 Rating, Add</i>	1.00	
09 30 33 00-0040			Slate Floor Tile <small>(09 30 33)</small>		
09 30 33 00-0041	SF		12" x 12" And Larger Unmounted Slate Floor Tile, "Raja Classic"	8.97	1.69
			<i>For Up To 50, Add</i>	7.30	
			<i>For >50 To 250, Add</i>	1.35	
			<i>For >1,000, Deduct</i>	-0.67	
			<i>For High-Modulus, High-Strength Epoxy Grout, Add</i>	1.42	
			<i>For Heavy Duty Floors With A PEI 5 Rating, Add</i>	1.00	



	MINOR	CSI	UOM	DESCRIPTION	TOTAL DIRECT UNIT COST	DEMOLITION UNIT COST
	09 30 33 00-0042	SF		12" x 12" And Larger Unmounted Slate Floor Tile, "Rustic Gold"	9.35	1.69
				For Up To 50, Add	7.39	
				For >50 To 250, Add	1.35	
				For >1,000, Deduct	-0.67	
				For High-Modulus, High-Strength Epoxy Grout, Add	1.42	
				For Heavy Duty Floors With A PEI 5 Rating, Add	1.00	
	09 30 33 00-0043	SF		12" x 12" And Larger Unmounted Slate Floor Tile, "California Gold Or Black Rust"	9.56	1.69
				For Up To 50, Add	7.45	
				For >50 To 250, Add	1.35	
				For >1,000, Deduct	-0.67	
				For High-Modulus, High-Strength Epoxy Grout, Add	1.42	
				For Heavy Duty Floors With A PEI 5 Rating, Add	1.00	
	09 30 33 00-0044	SF		12" x 12" And Larger Unmounted Slate Floor Tile, "Indian Autumn"	9.56	1.69
				For Up To 50, Add	7.45	
				For >50 To 250, Add	1.35	
				For >1,000, Deduct	-0.67	
				For High-Modulus, High-Strength Epoxy Grout, Add	1.42	
				For Heavy Duty Floors With A PEI 5 Rating, Add	1.00	
	09 30 33 00-0045	SF		12" x 12" And Larger Unmounted Slate Floor Tile, "China Multi, Earth, Or Autumn Blend"	9.71	1.69
				For Up To 50, Add	7.48	
				For >50 To 250, Add	1.35	
				For >1,000, Deduct	-0.67	
				For High-Modulus, High-Strength Epoxy Grout, Add	1.42	
				For Heavy Duty Floors With A PEI 5 Rating, Add	1.00	
	09 30 33 00-0046	SF		12" x 12" And Larger Unmounted Slate Floor Tile, "Lilac Kashmir Or Madras Yellow"	10.16	1.69
				For Up To 50, Add	7.60	
				For >50 To 250, Add	1.35	
				For >1,000, Deduct	-0.67	
				For High-Modulus, High-Strength Epoxy Grout, Add	1.42	
				For Heavy Duty Floors With A PEI 5 Rating, Add	1.00	
	09 30 33 00-0047	SF		12" x 12" And Larger Unmounted Slate Floor Tile, "Montauk Blue, Copper Quartzite, Montauk Black, San Rio Rustic, Or Gold Green Quartzite"	10.60	1.69
				For Up To 50, Add	7.71	
				For >50 To 250, Add	1.35	
				For >1,000, Deduct	-0.67	
				For High-Modulus, High-Strength Epoxy Grout, Add	1.42	
				For Heavy Duty Floors With A PEI 5 Rating, Add	1.00	
	09 30 33 00-0048	SF		12" x 12" And Larger Unmounted Slate Floor Tile, "Ocean Green Quartzite Or Golden White Quartzite"	10.75	1.69
				For Up To 50, Add	7.74	
				For >50 To 250, Add	1.35	
				For >1,000, Deduct	-0.67	
				For High-Modulus, High-Strength Epoxy Grout, Add	1.42	
				For Heavy Duty Floors With A PEI 5 Rating, Add	1.00	
	09 30 33 00-0049	Travertine Floor Tile <small>(09 30 33)</small>				
	09 30 33 00-0050	SF		12" x 12" x 3/8" And Larger Unmounted Travertine Floor Tile, "Noce Rustic"	10.60	1.69
				For Up To 50, Add	7.71	
				For >50 To 250, Add	1.35	
				For >1,000, Deduct	-0.67	
				For High-Modulus, High-Strength Epoxy Grout, Add	1.42	
				For Heavy Duty Floors With A PEI 5 Rating, Add	1.00	
	09 30 33 00-0051	SF		12" x 12" x 3/8" And Larger Unmounted Travertine Floor Tile, "Denizli Beige Or Oasis Walnut"	11.05	1.69
				For Up To 50, Add	7.82	
				For >50 To 250, Add	1.35	
				For >1,000, Deduct	-0.67	
				For High-Modulus, High-Strength Epoxy Grout, Add	1.42	
				For Heavy Duty Floors With A PEI 5 Rating, Add	1.00	
	09 30 33 00-0052	SF		12" x 12" x 3/8" And Larger Unmounted Travertine Floor Tile, "Oasis Gold"	11.34	1.69
				For Up To 50, Add	7.89	
				For >50 To 250, Add	1.35	
				For >1,000, Deduct	-0.67	
				For High-Modulus, High-Strength Epoxy Grout, Add	1.42	
				For Heavy Duty Floors With A PEI 5 Rating, Add	1.00	
	09 30 33 00-0053	SF		12" x 12" x 3/8" And Larger Unmounted Travertine Floor Tile, "Navona Light - Ivory"	11.79	1.69
				For Up To 50, Add	8.00	
				For >50 To 250, Add	1.35	
				For >1,000, Deduct	-0.67	
				For High-Modulus, High-Strength Epoxy Grout, Add	1.42	
				For Heavy Duty Floors With A PEI 5 Rating, Add	1.00	
	09 30 33 00-0054	SF		12" x 12" x 3/8" And Larger Unmounted Travertine Floor Tile, "Oasis Noce"	11.94	1.69
				For Up To 50, Add	8.04	
				For >50 To 250, Add	1.35	
				For >1,000, Deduct	-0.67	
				For High-Modulus, High-Strength Epoxy Grout, Add	1.42	
				For Heavy Duty Floors With A PEI 5 Rating, Add	1.00	
	09 30 33 00-0055	SF		12" x 12" x 3/8" And Larger Unmounted Travertine Floor Tile, "Durango Antique"	12.09	1.69
				For Up To 50, Add	8.08	
				For >50 To 250, Add	1.35	
				For >1,000, Deduct	-0.67	
				For High-Modulus, High-Strength Epoxy Grout, Add	1.42	
				For Heavy Duty Floors With A PEI 5 Rating, Add	1.00	

09	09 Finishes
	09 30 Tiling
	09 30 33 Stone Tiling



MINOR	CSI	UOM	DESCRIPTION	TOTAL DIRECT UNIT COST	DEMOLITION UNIT COST
09 30 33 00-0056	SF		12" x 12" x 3/8" And Larger Unmounted Travertine Floor Tile, "Durango Cream"	13.51	1.69
			<i>For Up To 50, Add</i>	8.43	
			<i>For >50 To 250, Add</i>	1.35	
			<i>For >1,000, Deduct</i>	-0.67	
			<i>For High-Modulus, High-Strength Epoxy Grout, Add</i>	1.42	
			<i>For Heavy Duty Floors With A PEI 5 Rating, Add</i>	1.00	
09 30 33 00-0057			Limestone Floor Tile <small>(09 30 33)</small>		
09 30 33 00-0058	SF		12" x 12" And Larger Unmounted Limestone Floor Tile, "Isis Gold"	13.42	1.69
			<i>For Up To 50, Add</i>	8.41	
			<i>For >50 To 250, Add</i>	1.35	
			<i>For >1,000, Deduct</i>	-0.67	
			<i>For High-Modulus, High-Strength Epoxy Grout, Add</i>	1.42	
			<i>For Heavy Duty Floors With A PEI 5 Rating, Add</i>	1.00	
09 30 33 00-0059	SF		12" x 12" And Larger Unmounted Limestone Floor Tile, "Tiara Beige"	13.87	1.69
			<i>For Up To 50, Add</i>	8.52	
			<i>For >50 To 250, Add</i>	1.35	
			<i>For >1,000, Deduct</i>	-0.67	
			<i>For High-Modulus, High-Strength Epoxy Grout, Add</i>	1.42	
			<i>For Heavy Duty Floors With A PEI 5 Rating, Add</i>	1.00	
09 30 33 00-0060	SF		12" x 12" And Larger Unmounted Limestone Floor Tile, "Halila Cream"	16.19	1.69
			<i>For Up To 50, Add</i>	9.10	
			<i>For >50 To 250, Add</i>	1.35	
			<i>For >1,000, Deduct</i>	-0.67	
			<i>For High-Modulus, High-Strength Epoxy Grout, Add</i>	1.42	
			<i>For Heavy Duty Floors With A PEI 5 Rating, Add</i>	1.00	
09 30 33 00-0061	SF		12" x 12" And Larger Unmounted Limestone Floor Tile, "Ramon Gold"	17.58	1.69
			<i>For Up To 50, Add</i>	9.45	
			<i>For >50 To 250, Add</i>	1.35	
			<i>For >1,000, Deduct</i>	-0.67	
			<i>For High-Modulus, High-Strength Epoxy Grout, Add</i>	1.42	
			<i>For Heavy Duty Floors With A PEI 5 Rating, Add</i>	1.00	
09 30 33 00-0062	SF		12" x 12" And Larger Unmounted Limestone Floor Tile, "Chestnut Brown Or Jerusalem Bone"	17.58	1.69
			<i>For Up To 50, Add</i>	9.45	
			<i>For >50 To 250, Add</i>	1.35	
			<i>For >1,000, Deduct</i>	-0.67	
			<i>For High-Modulus, High-Strength Epoxy Grout, Add</i>	1.42	
			<i>For Heavy Duty Floors With A PEI 5 Rating, Add</i>	1.00	
09 30 33 00-0063	SF		12" x 12" And Larger Unmounted Limestone Floor Tile, "Lagos Blue"	18.03	1.69
			<i>For Up To 50, Add</i>	9.56	
			<i>For >50 To 250, Add</i>	1.35	
			<i>For >1,000, Deduct</i>	-0.67	
			<i>For High-Modulus, High-Strength Epoxy Grout, Add</i>	1.42	
			<i>For Heavy Duty Floors With A PEI 5 Rating, Add</i>	1.00	
09 30 33 00-0064	SF		12" x 12" And Larger Unmounted Limestone Floor Tile, "Jura Gray"	19.66	1.69
			<i>For Up To 50, Add</i>	9.97	
			<i>For >50 To 250, Add</i>	1.35	
			<i>For >1,000, Deduct</i>	-0.67	
			<i>For High-Modulus, High-Strength Epoxy Grout, Add</i>	1.42	
			<i>For Heavy Duty Floors With A PEI 5 Rating, Add</i>	1.00	

09 31 Thin-Set Tiling (09 30)

Note: Tile setting methods in this section are used with ceramic or quarry tile materials as applicable, for a complete installation.

09 31 13 Thin-Set Ceramic Tiling (09 31)

09 31 13 00-0001 Thin-Set Ceramic Tiling (09 31 13)

09 31 13 00-0002	SF		Thin Set - Latex Portland Cement Mortar	1.61	0.89
			<i>For Up To 50, Add</i>	1.42	
			<i>For >50 To 250, Add</i>	0.27	
			<i>For >1,000, Deduct</i>	-0.14	
09 31 13 00-0003	SF		Clean And Scarify Existing Tile For Installation Of New Tile Over Existing	0.86	
			<i>For Up To 50, Add</i>	0.86	
			<i>For >50 To 250, Add</i>	0.17	
			<i>For >1,000, Deduct</i>	-0.09	

09 32 Mortar-Bed Tiling (09 30)

Note: Tile setting methods in this section are used with ceramic or quarry tile materials as applicable, for a complete installation.

09 32 13 Mortar-Bed Ceramic Tiling (09 32)

09 32 13 00-0001 Mortar-Bed Ceramic Tiling (09 32 13)

09 32 13 00-0002	SF		3/4" Minimum Thickness Portland Cement Mortar Setting Bed	4.63	1.80
			Note: For residential floors. Includes 15 LB felt and wire reinforcement.		
			<i>For Up To 50, Add</i>	3.18	
			<i>For >50 To 250, Add</i>	0.54	
			<i>For >1,000, Deduct</i>	-0.27	
			<i>For Exterior Installation (Galvanized Reinforcement), Add</i>	0.15	



		Finishes	09
		Tiling	09 30
		Mortar-Bed Tiling	09 32

MINOR	CSI	UOM	DESCRIPTION	TOTAL DIRECT UNIT COST	DEMOLITION UNIT COST
09 32 13 00-0003	SF		1-1/4" Minimum Thickness Portland Cement Mortar Setting Bed Note: For commercial floors. Includes 15 LB felt and wire reinforcement. <i>For Up To 50, Add</i> <i>For >50 To 250, Add</i> <i>For >1,000, Deduct</i> <i>For Exterior Installation (Galvanized Reinforcement), Add</i>	6.36 4.29 0.72 -0.36 0.15	2.40
09 32 13 00-0004	SF		3/4" Portland Cement Plaster Scratch Coat for Walls Note: Includes 15 LB felt and expanded metal lath. <i>For Up To 50, Add</i> <i>For >50 To 250, Add</i> <i>For >1,000, Deduct</i> <i>For Exterior Installation (Galvanized Reinforcement), Add</i> <i>For Installation Without Felt And Metal Lath, Deduct</i>	12.99 11.34 2.16 -1.08 0.15 -2.05	5.39

09 34 Waterproofing-Membrane Tiling (09 30)

09 34 00 00-0001			Bonded Waterproofing System for Tiled Showers, Steam Showers, and Bathtub Surrounds (09 34)		
09 34 00 00-0002			Prefabricated Assemblies For Tiled Showers (Schluter® KERDI Shower ST) (09 34 00 00-0001) Note: For creating a watertight sloped shower assembly without a mortar bed. Includes a prefabricated polystyrene foam shower tray, 6" x 4-1/2" prefabricated polystyrene foam shower curb, waterproofing membrane for shower tray and surround, and center shower drain. Excludes tile, mortar, grout and shower accessories.		
09 34 00 00-0003	EA		48" x 48", Prefabricated Assembly For Tiled Showers (Schluter® KERDI Shower ST/SC)	1,306.46	
09 34 00 00-0004	EA		32" x 60", Prefabricated Assembly For Tiled Showers (Schluter® KERDI Shower ST/SC)	1,521.19	
09 34 00 00-0005	EA		72" x 72", Prefabricated Assembly For Tiled Showers (Schluter® KERDI Shower ST/SC)	2,263.33	
09 34 00 00-0006			Prefabricated Polystyrene Shower Curbs And Ramps (09 34 00 00-0001) Note: Prefabricated shower curbs and ramps for tiling over. Excludes tile.		
09 34 00 00-0007	EA		15-7/8" Width, 48" Length, Prefabricated Polystyrene Shower Ramp (Schluter® SR-122)	158.38	
09 34 00 00-0008	EA		4-1/2" Width, 6" Height, 48" Length, Prefabricated Polystyrene Shower Curb (Schluter® SC-122)	152.01	
09 34 00 00-0009			Prefabricated Polystyrene Shower Benches (09 34 00 00-0001) Note: Prefabricated shower bench for tiling over. Excludes tile.		
09 34 00 00-0010	EA		16" Width, 16" Depth, 20" Height, Triangular Prefabricated Polystyrene Shower Bench (Schluter® SB41)	333.35	
09 34 00 00-0011	EA		32" Width, 16" Depth, 20" Height, Rectangular Prefabricated Polystyrene Shower Bench (Schluter® SB4181)	672.59	
09 34 00 00-0012	EA		48" Width, 16" Depth, 20" Height, Rectangular Prefabricated Polystyrene Shower Bench (Schluter® SB41122)	830.90	
09 34 00 00-0013	EA		32" Width, 11-1/2" Depth, 20" Height, Rectangular Prefabricated Polystyrene Shower Bench (Schluter® SB2981)	604.75	
09 34 00 00-0014	EA		42" Width, 11-1/2" Depth, 20" Height, Rectangular Prefabricated Polystyrene Shower Bench (Schluter® SB29107)	672.59	
09 34 00 00-0015	EA		48" Width, 11-1/2" Depth, 20" Height, Rectangular Prefabricated Polystyrene Shower Bench (Schluter® SB29122)	717.83	
09 34 00 00-0016			Prefabricated Polystyrene Shower Tray (09 34 00 00-0001) Note: Prefabricated shower tray for tiling over. Excludes tile.		
09 34 00 00-0017	EA		32" x 60", Prefabricated Polystyrene Shower Tray (Schluter® ST-81/152)	282.77	
09 34 00 00-0018	EA		48" x 48", Prefabricated Polystyrene Shower Tray (Schluter® ST-122)	282.77	
09 34 00 00-0019	EA		72" x 72", Prefabricated Polystyrene Shower Tray (Schluter® ST-183)	441.08	
09 34 00 00-0020			Waterproofing, Uncoupling And Vapor Management Membranes (Schluter® DITRA) (09 34 00 00-0001)		
09 34 00 00-0021	SF		1/8" Thick, High-Density Polyethylene Membrane With Grid Structure And Underside Anchoring Fleece, Waterproofing, Uncoupling And Vapor Management Membrane (Schluter® DITRA)	4.86	
09 34 00 00-0022	SF		5/16" Thick, High-Density Polyethylene Membrane With Grid Structure And Underside Anchoring Fleece, Waterproofing, Uncoupling And Vapor Management Membrane (Schluter® DITRA-XL)	5.64	
09 34 00 00-0023			Bonded Waterproof Underlayment Membranes (Schluter® KERDI) (09 34 00 00-0001)		
09 34 00 00-0024	SF		0.008" Polyethylene Membrane With Polypropylene Fleece Laminated On Both Sides, Bonded Waterproof Underlayment Membrane (Schluter® KERDI 200/5M)	4.25	

09 35 Chemical-Resistant Tiling (09 30)

Note: Tile setting methods in this section are used with ceramic or quarry tile materials as applicable, for a complete installation.

09 35 13 Chemical-Resistant Ceramic Tiling (09 35)

09 35 13 00-0001			Chemical-Resistant Ceramic Tiling (09 35 13)		
09 35 13 00-0002	SF		Thin Set - Epoxy Mortar Note: Impact and chemical resistant. <i>For Up To 50, Add</i> <i>For >50 To 250, Add</i> <i>For >1,000, Deduct</i>	5.58 2.75 0.36 -0.18	1.19

09	09 Finishes
	09 30 Tiling
	09 39 Tiling Transitions



MINOR CSI UOM DESCRIPTION	TOTAL DIRECT UNIT COST	DEMOLITION UNIT COST
------------------------------	---------------------------	-------------------------

09 39 Tiling Transitions (09 39)

09 39 00 00-0001	Tile Waterproofing And Crack Prevention <small>(09 39)</small>	
09 39 00 00-0002	CSF 30 Mil Waterproofing And Crack Prevention Membrane; RedGard	123.36

09 39 00 00-0003	Waterproof Strip Membranes (Schluter® KERDI) <small>(09 39)</small>	
09 39 00 00-0004	LF 5" Wide, 4 mil Polyethylene Waterproof Strip Membrane (Schluter® KERDI BAND)	5.08
09 39 00 00-0005	LF 10" Wide, 12 mil Polyethylene Waterproof Strip Membrane (Schluter® KERDI FLEX)	11.10

09 39 00 00-0006	Coved Shaped Transition Profiles For Floor To Wall For Tile <small>(09 39)</small>	
09 39 00 00-0007	LF 5/16" Height, Satin Anodized Aluminum Cove Shaped Transition Profile Trim For Tile (Schluter® Dilex-AHK)	7.29
09 39 00 00-0008	LF 3/8" Height, Satin Anodized Aluminum Cove Shaped Transition Profile Trim For Tile (Schluter® Dilex-AHK)	7.26
09 39 00 00-0009	LF 1/2" Height, Satin Anodized Aluminum Cove Shaped Transition Profile Trim For Tile (Schluter® Dilex-AHK)	7.54
09 39 00 00-0010	LF 5/16" Height, PVC Cove Shaped Transition Profile Trim For Tile (Schluter® Dilex-PHK)	6.91
09 39 00 00-0011	LF 3/8" Height, Aluminum Cove Shaped Transition Profile Trim For Tile (Schluter® Dilex-PHK)	7.20

09 39 00 00-0012	Coved Shaped Inside Edge Protection And Transition Profiles For Wall To Wall For Tile <small>(09 39)</small>	
09 39 00 00-0013	LF 9/32" x 9/32" Height, Stainless Steel Cove Shaped Transition Profile Trim For Tile (Schluter® Dilex-EHK)	15.26
09 39 00 00-0014	LF 11/32" x 11/32" Height, Stainless Steel Cove Shaped Transition Profile Trim For Tile (Schluter® Dilex-EHK)	15.70
09 39 00 00-0015	LF 7/16" x 7/16" Height, Stainless Steel Cove Shaped Transition Profile Trim For Tile (Schluter® Dilex-EHK)	16.19

09 39 00 00-0016	Tile Substrate (Schluter® KERDI BOARD) <small>(09 39)</small>	
09 39 00 00-0017	SF 1/2" Tile Substrate And Building Panel (Schluter® KERDI BOARD)	8.79
09 39 00 00-0018	SF 5/8" Tile Substrate And Building Panel (Schluter® KERDI BOARD)	9.90
		0.71
		0.81

09 39 00 00-0019	Floor Edge Protection And Transition Profiles For Tile <small>(09 39)</small>	
09 39 00 00-0020	LF 1/4" Height, Aluminum Edge Protection Trim For Tile (Schluter® SCHIENE)	3.69
09 39 00 00-0021	LF 5/16" Height, Aluminum Edge Protection Trim For Tile (Schluter® SCHIENE)	3.81
09 39 00 00-0022	LF 3/8" Height, Aluminum Edge Protection Trim For Tile (Schluter® SCHIENE)	3.93
09 39 00 00-0023	LF 1/2" Height, Aluminum Edge Protection Trim For Tile (Schluter® SCHIENE)	4.14
09 39 00 00-0024	LF 1/4" Height, Curved Aluminum Edge Protection Trim For Tile (Schluter® SCHIENE-RADIUS)	4.97
09 39 00 00-0025	LF 5/16" Height, Curved Aluminum Edge Protection Trim For Tile (Schluter® SCHIENE-RADIUS)	5.14
09 39 00 00-0026	LF 3/8" Height, Curved Aluminum Edge Protection Trim For Tile (Schluter® SCHIENE-RADIUS)	5.26
09 39 00 00-0027	LF 1/2" Height, Curved Aluminum Edge Protection Trim For Tile (Schluter® SCHIENE-RADIUS)	5.38
09 39 00 00-0028	LF 9/16" Height, Aluminum Transition Trim For Tile (Schluter® RENO-T)	3.88
09 39 00 00-0029	LF 1" Height, Aluminum Transition Trim For Tile (Schluter® RENO-T)	5.38
09 39 00 00-0030	LF 1/4" Height, Aluminum Transition Trim For Tile (Schluter® RENO-TK)	5.00
09 39 00 00-0031	LF 5/16" Height, Aluminum Transition Trim For Tile (Schluter® RENO-TK)	5.27
09 39 00 00-0032	LF 3/8" Height, Aluminum Transition Trim For Tile (Schluter® RENO-TK)	5.53
09 39 00 00-0033	LF 1/2" Height, Aluminum Transition Trim For Tile (Schluter® RENO-TK)	6.74
09 39 00 00-0034	LF 5/16" Height, Aluminum Transition Trim For Tile (Schluter® RENO-U)	5.18
09 39 00 00-0035	LF 3/8" Height, Aluminum Transition Trim For Tile (Schluter® RENO-U)	5.45
09 39 00 00-0036	LF 1/2" Height, Aluminum Transition Trim For Tile (Schluter® RENO-U)	6.66

09 39 00 00-0037	Outside Wall Edge Protection And Transition Profiles For Tile <small>(09 39)</small>	
09 39 00 00-0038	LF 1/4" Height, Aluminum Edge Protection Trim For Tile (Schluter® QUADEC)	5.15
09 39 00 00-0039	LF 5/16" Height, Aluminum Edge Protection Trim For Tile (Schluter® QUADEC)	5.43
09 39 00 00-0040	LF 3/8" Height, Aluminum Edge Protection Trim For Tile (Schluter® QUADEC)	5.85
09 39 00 00-0041	LF 1/2" Height, Aluminum Edge Protection Trim For Tile (Schluter® QUADEC)	6.28
09 39 00 00-0042	LF 1/4" Height, Aluminum Edge Protection Trim For Tile (Schluter® RONDEC)	5.72
09 39 00 00-0043	LF 5/16" Height, Aluminum Edge Protection Trim For Tile (Schluter® RONDEC)	6.26
09 39 00 00-0044	LF 3/8" Height, Aluminum Edge Protection Trim For Tile (Schluter® RONDEC)	6.79
09 39 00 00-0045	LF 1/2" Height, Aluminum Edge Protection Trim For Tile (Schluter® RONDEC)	7.73

09 39 00 00-0046	Finishing And Edge Protection Profile For Outside Corners Of Tiled Surfaces <small>(09 39)</small>	
09 39 00 00-0047	LF 1/2" Height, Finish Edge Trim With Schluter Strip (Jolly A125AT)	4.76

09 50 Ceilings (09)

Note: Includes cutting for area around columns, speakers, sprinklers, diffusers, etc.

09 51 Acoustical Ceilings (09 50)

Note: Excludes suspension system. See CSI section 09 53 00 00-0000 for suspension systems.

09 51 13 Acoustical Panel Ceilings (09 51)

Note: Includes cutting around sprinkler heads, speakers, or other penetrations through the ceiling.

09 51 13 00-0001	Fiberglass Panels <small>(09 51 13)</small>	
------------------	---	--



		Finishes	09
		Ceilings	09 50
		Acoustical Ceilings	09 51

MINOR	CSI	UOM	DESCRIPTION	TOTAL DIRECT UNIT COST	DEMOLITION UNIT COST
09 51 13 00-0002			Fiberglass Acoustical Panels <small>(09 51 13 00-0001)</small>		
			Note: Includes square or tegular edge and class A fire rating.		
09 51 13 00-0003	SF		2' x 2' x 3/4" Thick, Square Edge, Fiberglass Acoustical Ceiling Panel (Armstrong Optima®).....	8.53	0.40
			For Up To 50, Add	1.80	
			For >50 To 200, Add	1.12	
			For >200 To 500, Add	0.49	
			For >2,500 To 4,000, Deduct	-0.21	
			For >4,000 To 5,000, Deduct	-0.43	
			For >5,000, Deduct	-0.67	
			For Individual Room Quantities <495, Add	1.12	
			Note: For use with projects >500 SF		
			For Owner Furnished Material, Deduct	-7.22	
			For Ceilings >10' High, Add	0.10	
09 51 13 00-0004	SF		2' x 4' x 3/4" Thick, Square Edge, Fiberglass Acoustical Ceiling Panel (Armstrong Optima®).....	8.47	0.40
			For Up To 50, Add	1.79	
			For >50 To 200, Add	1.11	
			For >200 To 500, Add	0.49	
			For >2,500 To 4,000, Deduct	-0.21	
			For >4,000 To 5,000, Deduct	-0.42	
			For >5,000, Deduct	-0.67	
			For Individual Room Quantities <495, Add	1.11	
			Note: For use with projects >500 SF		
			For Owner Furnished Material, Deduct	-7.16	
			For Ceilings >10' High, Add	0.10	
09 51 13 00-0005	SF		2' x 2' x 1" Thick, Square Edge, Fiberglass Acoustical Ceiling Panel (Armstrong Optima®).....	9.00	0.50
			For Up To 50, Add	1.91	
			For >50 To 200, Add	1.18	
			For >200 To 500, Add	0.52	
			For >2,500 To 4,000, Deduct	-0.23	
			For >4,000 To 5,000, Deduct	-0.45	
			For >5,000, Deduct	-0.71	
			For Individual Room Quantities <495, Add	1.18	
			Note: For use with projects >500 SF		
			For Owner Furnished Material, Deduct	-7.59	
			For Ceilings >10' High, Add	0.11	
09 51 13 00-0006	SF		2' x 4' x 1" Thick, Square Edge, Fiberglass Acoustical Ceiling Panel (Armstrong Optima®).....	9.10	0.50
			For Up To 50, Add	1.93	
			For >50 To 200, Add	1.19	
			For >200 To 500, Add	0.53	
			For >2,500 To 4,000, Deduct	-0.23	
			For >4,000 To 5,000, Deduct	-0.46	
			For >5,000, Deduct	-0.72	
			For Individual Room Quantities <495, Add	1.19	
			Note: For use with projects >500 SF		
			For Owner Furnished Material, Deduct	-7.69	
			For Ceilings >10' High, Add	0.11	
09 51 13 00-0007	SF		2' x 2' x 1" Thick, Square or Beveled Tegular Edge, Fiberglass Acoustical Ceiling Panel (Armstrong Optima® 3352, 3354, and 3355).....	9.36	0.50
			For Up To 50, Add	1.97	
			For >50 To 200, Add	1.22	
			For >200 To 500, Add	0.54	
			For >2,500 To 4,000, Deduct	-0.23	
			For >4,000 To 5,000, Deduct	-0.47	
			For >5,000, Deduct	-0.74	
			For Individual Room Quantities <495, Add	1.22	
			Note: For use with projects >500 SF		
			For Owner Furnished Material, Deduct	-7.95	
			For Ceilings >10' High, Add	0.11	
09 51 13 00-0008	SF		2' x 4' x 1" Thick, Square Edge, Fiberglass Acoustical Ceiling Panel (Armstrong Optima® 3353).....	9.35	0.50
			For Up To 50, Add	1.97	
			For >50 To 200, Add	1.22	
			For >200 To 500, Add	0.54	
			For >2,500 To 4,000, Deduct	-0.23	
			For >4,000 To 5,000, Deduct	-0.47	
			For >5,000, Deduct	-0.74	
			For Individual Room Quantities <495, Add	1.22	
			Note: For use with projects >500 SF		
			For Owner Furnished Material, Deduct	-7.94	
			For Ceilings >10' High, Add	0.11	
09 51 13 00-0009	SF		2' x 2' x 1" Thick, Square Edge, Fiberglass Acoustical Ceiling Panel (Armstrong Lyra™).....	9.76	0.50
			For Up To 50, Add	2.03	
			For >50 To 200, Add	1.26	
			For >200 To 500, Add	0.56	
			For >2,500 To 4,000, Deduct	-0.24	
			For >4,000 To 5,000, Deduct	-0.49	
			For >5,000, Deduct	-0.77	
			For Individual Room Quantities <495, Add	1.26	
			Note: For use with projects >500 SF		
			For Owner Furnished Material, Deduct	-8.35	
			For Ceilings >10' High, Add	0.11	

09	09 Finishes
	09 50 Ceilings
	09 51 Acoustical Ceilings



MINOR	CSI	UOM	DESCRIPTION	TOTAL DIRECT UNIT COST	DEMOLITION UNIT COST
09 51 13 00-0010	SF		2' x 4' x 1" Thick, Square Edge, Fiberglass Acoustical Ceiling Panel (Armstrong Lyra™)	9.75	0.50
			For Up To 50, Add	2.03	
			For >50 To 200, Add	1.26	
			For >200 To 500, Add	0.56	
			For >2,500 To 4,000, Deduct	-0.24	
			For >4,000 To 5,000, Deduct	-0.49	
			For >5,000, Deduct	-0.77	
			For Individual Room Quantities <495, Add	1.26	
			Note: For use with projects >500 SF		
			For Owner Furnished Material, Deduct	-8.34	
			For Ceilings >10' High, Add	0.11	
09 51 13 00-0011			Mineral Fiber Panels <small>(09 51 13)</small>		
09 51 13 00-0012			Mineral Fiber Acoustical Ceiling Panels <small>(09 51 13 00-0011)</small>		
			Note: Includes square or tegular edge and class A fire rating.		
09 51 13 00-0013	SF		2' x 2' x 5/8" Thick, Square Edge, Mineral Fiber Acoustical Ceiling Panel (Armstrong Cortega)	2.50	0.40
			For Up To 50, Add	0.90	
			For >50 To 200, Add	0.51	
			For >200 To 500, Add	0.19	
			For >2,500 To 4,000, Deduct	-0.06	
			For >4,000 To 5,000, Deduct	-0.13	
			For >5,000, Deduct	-0.22	
			For Individual Room Quantities <495, Add	0.51	
			Note: For use with projects >500 SF		
			For Vertical Application, Add	0.59	
			For Ceilings >10' High, Add	0.10	
09 51 13 00-0014	SF		2' x 4' x 5/8" Thick, Square Edge, Mineral Fiber Acoustical Ceiling Panel (Armstrong Cortega)	2.49	0.60
			For Up To 50, Add	0.90	
			For >50 To 200, Add	0.51	
			For >200 To 500, Add	0.19	
			For >2,500 To 4,000, Deduct	-0.06	
			For >4,000 To 5,000, Deduct	-0.12	
			For >5,000, Deduct	-0.22	
			For Individual Room Quantities <495, Add	0.51	
			Note: For use with projects >500 SF		
			For Vertical Application, Add	0.59	
			For Ceilings >10' High, Add	0.10	
09 51 13 00-0015	SF		2' x 2' x 5/8" Thick, Beveled Tegular Edge, Mineral Fiber Acoustical Ceiling Panel (Armstrong Cortega)	2.77	0.40
			For Up To 50, Add	0.94	
			For >50 To 200, Add	0.54	
			For >200 To 500, Add	0.20	
			For >2,500 To 4,000, Deduct	-0.07	
			For >4,000 To 5,000, Deduct	-0.14	
			For >5,000, Deduct	-0.24	
			For Individual Room Quantities <495, Add	0.54	
			Note: For use with projects >500 SF		
			For Vertical Application, Add	0.59	
			For Ceilings >10' High, Add	0.10	
09 51 13 00-0016	SF		2' x 4' x 5/8" Thick, Beveled Tegular Edge, Mineral Fiber Acoustical Ceiling Panel (Armstrong Cortega)	2.77	0.40
			For Up To 50, Add	0.94	
			For >50 To 200, Add	0.54	
			For >200 To 500, Add	0.20	
			For >2,500 To 4,000, Deduct	-0.07	
			For >4,000 To 5,000, Deduct	-0.14	
			For >5,000, Deduct	-0.24	
			For Individual Room Quantities <495, Add	0.54	
			Note: For use with projects >500 SF		
			For Vertical Application, Add	0.59	
			For Ceilings >10' High, Add	0.10	
09 51 13 00-0017	SF		2' x 2' x 5/8" Thick, Square Edge, Mineral Fiber Acoustical Ceiling Panel (Armstrong Cortega Fire Guard)	2.99	0.60
			For Up To 50, Add	0.97	
			For >50 To 200, Add	0.56	
			For >200 To 500, Add	0.22	
			For >2,500 To 4,000, Deduct	-0.07	
			For >4,000 To 5,000, Deduct	-0.15	
			For >5,000, Deduct	-0.26	
			For Individual Room Quantities <495, Add	0.56	
			Note: For use with projects >500 SF		
			For Vertical Application, Add	0.59	
			For Ceilings >10' High, Add	0.10	
09 51 13 00-0018	SF		2' x 4' x 5/8" Thick, Square Edge, Mineral Fiber Acoustical Ceiling Panel (Armstrong Cortega Fire Guard)	3.00	0.60
			For Up To 50, Add	0.97	
			For >50 To 200, Add	0.56	
			For >200 To 500, Add	0.22	
			For >2,500 To 4,000, Deduct	-0.08	
			For >4,000 To 5,000, Deduct	-0.15	
			For >5,000, Deduct	-0.26	
			For Individual Room Quantities <495, Add	0.56	
			Note: For use with projects >500 SF		
			For Vertical Application, Add	0.59	
			For Ceilings >10' High, Add	0.10	



		Finishes	09
		Ceilings	09 50
		Acoustical Ceilings	09 51

09

MINOR	CSI	UOM	DESCRIPTION	TOTAL DIRECT UNIT COST	DEMOLITION UNIT COST
09 51 13 00-0019	SF		2' x 2' x 5/8" Thick, Beveled Tegular Edge, Mineral Fiber Acoustical Ceiling Panel (Armstrong Cortega Fire Guard).....	3.28	0.60
			<i>For Up To 50, Add</i>	1.02	
			<i>For >50 To 200, Add</i>	0.99	
			<i>For >200 To 500, Add</i>	0.23	
			<i>For >2,500 To 4,000, Deduct</i>	-0.08	
			<i>For >4,000 To 5,000, Deduct</i>	-0.16	
			<i>For >5,000, Deduct</i>	-0.28	
			<i>For Individual Room Quantities <495, Add</i>	0.59	
			<i>Note: For use with projects >500 SF</i>		
			<i>For Vertical Application, Add</i>	0.59	
			<i>For Ceilings >10' High, Add</i>	0.10	
09 51 13 00-0020	SF		2' x 2' x 5/8" Thick, Square Edge, Mineral Fiber Acoustical Ceiling Panel (Armstrong Designer).....	2.75	0.40
			<i>For Up To 50, Add</i>	0.94	
			<i>For >50 To 200, Add</i>	0.54	
			<i>For >200 To 500, Add</i>	0.20	
			<i>For >2,500 To 4,000, Deduct</i>	-0.07	
			<i>For >4,000 To 5,000, Deduct</i>	-0.14	
			<i>For >5,000, Deduct</i>	-0.24	
			<i>For Individual Room Quantities <495, Add</i>	0.54	
			<i>Note: For use with projects >500 SF</i>		
			<i>For Vertical Application, Add</i>	0.59	
			<i>For Ceilings >10' High, Add</i>	0.10	
09 51 13 00-0021	SF		2' x 4' x 5/8" Thick, Square Edge, Mineral Fiber Acoustical Ceiling Panel (Armstrong Designer).....	2.74	0.60
			<i>For Up To 50, Add</i>	0.94	
			<i>For >50 To 200, Add</i>	0.54	
			<i>For >200 To 500, Add</i>	0.20	
			<i>For >2,500 To 4,000, Deduct</i>	-0.07	
			<i>For >4,000 To 5,000, Deduct</i>	-0.14	
			<i>For >5,000, Deduct</i>	-0.24	
			<i>For Individual Room Quantities <495, Add</i>	0.54	
			<i>Note: For use with projects >500 SF</i>		
			<i>For Vertical Application, Add</i>	0.59	
			<i>For Ceilings >10' High, Add</i>	0.10	
09 51 13 00-0022	SF		2' x 2' x 5/8" Thick, Beveled Tegular Edge, Mineral Fiber Acoustical Ceiling Panel (Armstrong Designer).....	3.18	0.40
			<i>For Up To 50, Add</i>	1.00	
			<i>For >50 To 200, Add</i>	0.58	
			<i>For >200 To 500, Add</i>	0.22	
			<i>For >2,500 To 4,000, Deduct</i>	-0.08	
			<i>For >4,000 To 5,000, Deduct</i>	-0.16	
			<i>For >5,000, Deduct</i>	-0.27	
			<i>For Individual Room Quantities <495, Add</i>	0.58	
			<i>Note: For use with projects >500 SF</i>		
			<i>For Vertical Application, Add</i>	0.59	
			<i>For Ceilings >10' High, Add</i>	0.10	
09 51 13 00-0023	SF		2' x 2' x 5/8" Thick, Square Edge, Mineral Fiber Acoustical Ceiling Panel (Armstrong Fissured).....	2.50	0.40
			<i>For Up To 50, Add</i>	0.90	
			<i>For >50 To 200, Add</i>	0.51	
			<i>For >200 To 500, Add</i>	0.19	
			<i>For >2,500 To 4,000, Deduct</i>	-0.06	
			<i>For >4,000 To 5,000, Deduct</i>	-0.13	
			<i>For >5,000, Deduct</i>	-0.22	
			<i>For Individual Room Quantities <495, Add</i>	0.51	
			<i>Note: For use with projects >500 SF</i>		
			<i>For Vertical Application, Add</i>	0.59	
			<i>For Ceilings >10' High, Add</i>	0.10	
09 51 13 00-0024	SF		2' x 4' x 5/8" Thick, Square Edge, Mineral Fiber Acoustical Ceiling Panel (Armstrong Fissured).....	2.49	0.40
			<i>For Up To 50, Add</i>	0.90	
			<i>For >50 To 200, Add</i>	0.51	
			<i>For >200 To 500, Add</i>	0.19	
			<i>For >2,500 To 4,000, Deduct</i>	-0.06	
			<i>For >4,000 To 5,000, Deduct</i>	-0.12	
			<i>For >5,000, Deduct</i>	-0.22	
			<i>For Individual Room Quantities <495, Add</i>	0.51	
			<i>Note: For use with projects >500 SF</i>		
			<i>For Vertical Application, Add</i>	0.59	
			<i>For Ceilings >10' High, Add</i>	0.10	
09 51 13 00-0025	SF		2' x 2' x 5/8" Thick, Beveled Tegular Edge, Mineral Fiber Acoustical Ceiling Panel (Armstrong Fissured).....	2.77	0.40
			<i>For Up To 50, Add</i>	0.94	
			<i>For >50 To 200, Add</i>	0.54	
			<i>For >200 To 500, Add</i>	0.20	
			<i>For >2,500 To 4,000, Deduct</i>	-0.07	
			<i>For >4,000 To 5,000, Deduct</i>	-0.14	
			<i>For >5,000, Deduct</i>	-0.24	
			<i>For Individual Room Quantities <495, Add</i>	0.54	
			<i>Note: For use with projects >500 SF</i>		
			<i>For Vertical Application, Add</i>	0.59	
			<i>For Ceilings >10' High, Add</i>	0.10	

09	09 Finishes
	09 50 Ceilings
	09 51 Acoustical Ceilings



MINOR		TOTAL DIRECT	DEMOLITION
CSI	UOM DESCRIPTION	UNIT COST	UNIT COST
09 51 13 00-0026	SF 2' x 2' x 5/8" Thick, Square Edge, Mineral Fiber Acoustical Ceiling Panel (Armstrong Fine Fissured).....	2.52	0.40
	For Up To 50, Add	0.90	
	For >50 To 200, Add	0.51	
	For >200 To 500, Add	0.19	
	For >2,500 To 4,000, Deduct	-0.06	
	For >4,000 To 5,000, Deduct	-0.13	
	For >5,000, Deduct	-0.22	
	For Individual Room Quantities <495, Add	0.51	
	Note: For use with projects >500 SF		
	For Vertical Application, Add	0.59	
	For Ceilings >10' High, Add	0.10	
09 51 13 00-0027	SF 2' x 4' x 5/8" Thick, Square Edge, Mineral Fiber Acoustical Ceiling Panel (Armstrong Fine Fissured).....	2.51	0.40
	For Up To 50, Add	0.90	
	For >50 To 200, Add	0.51	
	For >200 To 500, Add	0.19	
	For >2,500 To 4,000, Deduct	-0.06	
	For >4,000 To 5,000, Deduct	-0.13	
	For >5,000, Deduct	-0.22	
	For Individual Room Quantities <495, Add	0.51	
	Note: For use with projects >500 SF		
	For Vertical Application, Add	0.59	
	For Ceilings >10' High, Add	0.10	
09 51 13 00-0028	SF 2' x 2' x 5/8" Thick, Beveled Tegular Edge, Mineral Fiber Acoustical Ceiling Panel (Armstrong Fine Fissured).....	2.92	0.40
	For Up To 50, Add	0.96	
	For >50 To 200, Add	0.55	
	For >200 To 500, Add	0.21	
	For >2,500 To 4,000, Deduct	-0.07	
	For >4,000 To 5,000, Deduct	-0.15	
	For >5,000, Deduct	-0.25	
	For Individual Room Quantities <495, Add	0.55	
	Note: For use with projects >500 SF		
	For Vertical Application, Add	0.59	
	For Ceilings >10' High, Add	0.10	
09 51 13 00-0029	SF 2' x 4' x 5/8" Thick, Beveled Tegular Edge, Mineral Fiber Acoustical Ceiling Panel (Armstrong Fine Fissured).....	2.92	0.40
	For Up To 50, Add	0.96	
	For >50 To 200, Add	0.55	
	For >200 To 500, Add	0.21	
	For >2,500 To 4,000, Deduct	-0.07	
	For >4,000 To 5,000, Deduct	-0.15	
	For >5,000, Deduct	-0.25	
	For Individual Room Quantities <495, Add	0.55	
	Note: For use with projects >500 SF		
	For Vertical Application, Add	0.59	
	For Ceilings >10' High, Add	0.10	
09 51 13 00-0030	SF 2' x 2' x 3/4" Thick, Square Edge, Mineral Fiber Acoustical Ceiling Panel (Armstrong Fine Fissured).....	3.07	0.40
	For Up To 50, Add	0.98	
	For >50 To 200, Add	0.57	
	For >200 To 500, Add	0.22	
	For >2,500 To 4,000, Deduct	-0.08	
	For >4,000 To 5,000, Deduct	-0.15	
	For >5,000, Deduct	-0.26	
	For Individual Room Quantities <495, Add	0.57	
	Note: For use with projects >500 SF		
	For Vertical Application, Add	0.59	
	For Ceilings >10' High, Add	0.10	
09 51 13 00-0031	SF 2' x 4' x 3/4" Thick, Square Edge, Mineral Fiber Acoustical Ceiling Panel (Armstrong Fine Fissured).....	3.64	0.40
	For Up To 50, Add	1.07	
	For >50 To 200, Add	0.63	
	For >200 To 500, Add	0.25	
	For >2,500 To 4,000, Deduct	-0.09	
	For >4,000 To 5,000, Deduct	-0.18	
	For >5,000, Deduct	-0.31	
	For Individual Room Quantities <495, Add	0.63	
	Note: For use with projects >500 SF		
	For Vertical Application, Add	0.59	
	For Ceilings >10' High, Add	0.10	
09 51 13 00-0032	SF 2' x 2' x 3/4" Thick, Beveled Tegular Edge, Mineral Fiber Acoustical Ceiling Panel (Armstrong Fine Fissured).....	2.99	0.40
	For Up To 50, Add	0.97	
	For >50 To 200, Add	0.56	
	For >200 To 500, Add	0.22	
	For >2,500 To 4,000, Deduct	-0.07	
	For >4,000 To 5,000, Deduct	-0.15	
	For >5,000, Deduct	-0.26	
	For Individual Room Quantities <495, Add	0.56	
	Note: For use with projects >500 SF		
	For Vertical Application, Add	0.59	
	For Ceilings >10' High, Add	0.10	



		Finishes	09
		Ceilings	09 50
		Acoustical Ceilings	09 51

MINOR	CSI	UOM	DESCRIPTION	TOTAL DIRECT UNIT COST	DEMOLITION UNIT COST
09 51 13 00-0033	SF		2' x 4' x 3/4" Thick, Beveled Tegular Edge, Mineral Fiber Acoustical Ceiling Panel (Armstrong Fine Fissured).....	3.67	0.40
			For Up To 50, Add	1.07	
			For >50 To 200, Add	0.63	
			For >200 To 500, Add	0.25	
			For >2,500 To 4,000, Deduct	-0.09	
			For >4,000 To 5,000, Deduct	-0.18	
			For >5,000, Deduct	-0.31	
			For Individual Room Quantities <495, Add	0.63	
			Note: For use with projects >500 SF		
			For Vertical Application, Add	0.59	
			For Ceilings >10' High, Add	0.10	
09 51 13 00-0034	SF		30" x 60" x 3/4" Thick, Square Edge, Mineral Fiber Acoustical Ceiling Panel (Armstrong Fine Fissured).....	2.80	0.40
			For Up To 50, Add	0.94	
			For >50 To 200, Add	0.54	
			For >200 To 500, Add	0.21	
			For >2,500 To 4,000, Deduct	-0.07	
			For >4,000 To 5,000, Deduct	-0.14	
			For >5,000, Deduct	-0.24	
			For Individual Room Quantities <495, Add	0.54	
			Note: For use with projects >500 SF		
			For Vertical Application, Add	0.59	
			For Ceilings >10' High, Add	0.10	
09 51 13 00-0035	SF		2' x 2' x 5/8" Thick, Square Edge, Mineral Fiber Acoustical Ceiling Panel (Armstrong Fine Fissured Fire Guard)	3.07	0.60
			For Up To 50, Add	0.98	
			For >50 To 200, Add	0.57	
			For >200 To 500, Add	0.22	
			For >2,500 To 4,000, Deduct	-0.08	
			For >4,000 To 5,000, Deduct	-0.15	
			For >5,000, Deduct	-0.26	
			For Individual Room Quantities <495, Add	0.57	
			Note: For use with projects >500 SF		
			For Vertical Application, Add	0.59	
			For Ceilings >10' High, Add	0.10	
09 51 13 00-0036	SF		2' x 4' x 5/8" Thick, Square Edge, Mineral Fiber Acoustical Ceiling Panel (Armstrong Fine Fissured Fire Guard)	3.02	0.60
			For Up To 50, Add	0.98	
			For >50 To 200, Add	0.56	
			For >200 To 500, Add	0.22	
			For >2,500 To 4,000, Deduct	-0.08	
			For >4,000 To 5,000, Deduct	-0.15	
			For >5,000, Deduct	-0.26	
			For Individual Room Quantities <495, Add	0.56	
			Note: For use with projects >500 SF		
			For Vertical Application, Add	0.59	
			For Ceilings >10' High, Add	0.10	
09 51 13 00-0037	SF		2' x 2' x 5/8" Thick, Beveled Tegular Edge, Mineral Fiber Acoustical Ceiling Panel (Armstrong Fine Fissured Fire Guard)	3.42	0.60
			For Up To 50, Add	1.04	
			For >50 To 200, Add	0.60	
			For >200 To 500, Add	0.24	
			For >2,500 To 4,000, Deduct	-0.09	
			For >4,000 To 5,000, Deduct	-0.17	
			For >5,000, Deduct	-0.29	
			For Individual Room Quantities <495, Add	0.60	
			Note: For use with projects >500 SF		
			For Vertical Application, Add	0.59	
			For Ceilings >10' High, Add	0.10	
09 51 13 00-0038	SF		2' x 4' x 5/8" Thick, Beveled Tegular Edge, Mineral Fiber Acoustical Ceiling Panel (Armstrong Fine Fissured Fire Guard)	3.42	0.60
			For Up To 50, Add	1.04	
			For >50 To 200, Add	0.60	
			For >200 To 500, Add	0.24	
			For >2,500 To 4,000, Deduct	-0.09	
			For >4,000 To 5,000, Deduct	-0.17	
			For >5,000, Deduct	-0.29	
			For Individual Room Quantities <495, Add	0.60	
			Note: For use with projects >500 SF		
			For Vertical Application, Add	0.59	
			For Ceilings >10' High, Add	0.10	
09 51 13 00-0039	SF		2' x 2' x 5/8" Thick, Square Edge, Mineral Fiber Acoustical Ceiling Panel (Armstrong Ceramaguard Fine Fissured).....	8.38	0.71
			For Vertical Application, Add	0.59	
			For Ceilings >10' High, Add	0.10	
09 51 13 00-0040	SF		2' x 2' x 5/8" Thick, Square Edge, Mineral Fiber Acoustical Ceiling Panel (Armstrong Georgian™).....	3.25	0.40
			For Up To 50, Add	1.01	
			For >50 To 200, Add	0.59	
			For >200 To 500, Add	0.23	
			For >2,500 To 4,000, Deduct	-0.08	
			For >4,000 To 5,000, Deduct	-0.16	
			For >5,000, Deduct	-0.28	
			For Individual Room Quantities <495, Add	0.59	
			Note: For use with projects >500 SF		
			For Vertical Application, Add	0.59	
			For Ceilings >10' High, Add	0.10	

09	09 Finishes
	09 50 Ceilings
	09 51 Acoustical Ceilings



MINOR		TOTAL DIRECT	DEMOLITION
CSI	UOM DESCRIPTION	UNIT COST	UNIT COST
09 51 13 00-0041	SF 2' x 4' x 5/8" Thick, Square Edge, Mineral Fiber Acoustical Ceiling Panel (Armstrong Georgian™).....	3.24	0.40
	For Up To 50, Add	1.01	
	For >50 To 200, Add	0.59	
	For >200 To 500, Add	0.23	
	For >2,500 To 4,000, Deduct	-0.08	
	For >4,000 To 5,000, Deduct	-0.16	
	For >5,000, Deduct	-0.28	
	For Individual Room Quantities <495, Add	0.59	
	Note: For use with projects >500 SF		
	For Vertical Application, Add	0.59	
	For Ceilings >10' High, Add	0.10	
09 51 13 00-0042	SF 2' x 4' x 3/4" Thick, Square Edge, Mineral Fiber Acoustical Ceiling Panel (Armstrong Georgian™).....	3.83	0.40
	For Up To 50, Add	1.10	
	For >50 To 200, Add	0.65	
	For >200 To 500, Add	0.26	
	For >2,500 To 4,000, Deduct	-0.10	
	For >4,000 To 5,000, Deduct	-0.19	
	For >5,000, Deduct	-0.32	
	For Individual Room Quantities <495, Add	0.65	
	Note: For use with projects >500 SF		
	For Vertical Application, Add	0.59	
	For Ceilings >10' High, Add	0.10	
09 51 13 00-0043	SF 2' x 2' x 5/8" Thick, Beveled Tegular Edge, Mineral Fiber Acoustical Ceiling Panel (Armstrong Georgian™).....	3.49	0.40
	For Up To 50, Add	1.05	
	For >50 To 200, Add	0.61	
	For >200 To 500, Add	0.24	
	For >2,500 To 4,000, Deduct	-0.09	
	For >4,000 To 5,000, Deduct	-0.17	
	For >5,000, Deduct	-0.29	
	For Individual Room Quantities <495, Add	0.61	
	Note: For use with projects >500 SF		
	For Vertical Application, Add	0.59	
	For Ceilings >10' High, Add	0.10	
09 51 13 00-0044	SF 2' x 2' x 5/8" Thick, Square Edge, Mineral Fiber Acoustical Ceiling Panel (Armstrong Dune).....	3.43	0.40
	For Up To 50, Add	1.04	
	For >50 To 200, Add	0.61	
	For >200 To 500, Add	0.24	
	For >2,500 To 4,000, Deduct	-0.09	
	For >4,000 To 5,000, Deduct	-0.17	
	For >5,000, Deduct	-0.29	
	For Individual Room Quantities <495, Add	0.61	
	Note: For use with projects >500 SF		
	For Vertical Application, Add	0.59	
	For Ceilings >10' High, Add	0.10	
09 51 13 00-0045	SF 2' x 4' x 5/8" Thick, Square Edge, Mineral Fiber Acoustical Ceiling Panel (Armstrong Dune).....	3.44	0.40
	For Up To 50, Add	1.04	
	For >50 To 200, Add	0.61	
	For >200 To 500, Add	0.24	
	For >2,500 To 4,000, Deduct	-0.09	
	For >4,000 To 5,000, Deduct	-0.17	
	For >5,000, Deduct	-0.29	
	For Individual Room Quantities <495, Add	0.61	
	Note: For use with projects >500 SF		
	For Vertical Application, Add	0.59	
	For Ceilings >10' High, Add	0.10	
09 51 13 00-0046	SF 2' x 2' x 5/8" Thick, Beveled Tegular Edge, Mineral Fiber Acoustical Ceiling Panel (Armstrong Dune).....	3.62	0.40
	For Up To 50, Add	1.07	
	For >50 To 200, Add	0.62	
	For >200 To 500, Add	0.25	
	For >2,500 To 4,000, Deduct	-0.09	
	For >4,000 To 5,000, Deduct	-0.18	
	For >5,000, Deduct	-0.30	
	For Individual Room Quantities <495, Add	0.62	
	Note: For use with projects >500 SF		
	For Vertical Application, Add	0.59	
	For Ceilings >10' High, Add	0.10	
09 51 13 00-0047	SF 2' x 4' x 5/8" Thick, Beveled Tegular Edge, Mineral Fiber Acoustical Ceiling Panel (Armstrong Dune).....	3.77	0.40
	For Up To 50, Add	1.09	
	For >50 To 200, Add	0.64	
	For >200 To 500, Add	0.25	
	For >2,500 To 4,000, Deduct	-0.09	
	For >4,000 To 5,000, Deduct	-0.19	
	For >5,000, Deduct	-0.32	
	For Individual Room Quantities <495, Add	0.64	
	Note: For use with projects >500 SF		
	For Vertical Application, Add	0.59	
	For Ceilings >10' High, Add	0.10	



		Finishes	09
		Ceilings	09 50
		Acoustical Ceilings	09 51

MINOR	CSI	UOM	DESCRIPTION	TOTAL DIRECT UNIT COST	DEMOLITION UNIT COST
09 51	13 00-0048	SF	2' x 2' x 5/8" Thick, Square Edge, Mineral Fiber Acoustical Ceiling Panel (Armstrong Dune Fire Guard).....	3.99	0.40
			For Up To 50, Add	1.12	
			For >50 To 200, Add	0.66	
			For >200 To 500, Add	0.27	
			For >2,500 To 4,000, Deduct	-0.10	
			For >4,000 To 5,000, Deduct	-0.20	
			For >5,000, Deduct	-0.33	
			For Individual Room Quantities <495, Add	0.66	
			Note: For use with projects >500 SF		
			For Vertical Application, Add	0.59	
			For Ceilings >10' High, Add	0.10	
09 51	13 00-0049	SF	2' x 4' x 5/8" Thick, Square Edge, Mineral Fiber Acoustical Ceiling Panel (Armstrong Dune Fire Guard).....	3.95	0.40
			For Up To 50, Add	1.12	
			For >50 To 200, Add	0.66	
			For >200 To 500, Add	0.26	
			For >2,500 To 4,000, Deduct	-0.10	
			For >4,000 To 5,000, Deduct	-0.20	
			For >5,000, Deduct	-0.33	
			For Individual Room Quantities <495, Add	0.66	
			Note: For use with projects >500 SF		
			For Vertical Application, Add	0.59	
			For Ceilings >10' High, Add	0.10	
09 51	13 00-0050	SF	2' x 2' x 3/4" Thick, Square Edge, Mineral Fiber Acoustical Ceiling Panel (Armstrong Mesa).....	3.84	0.60
			For Up To 50, Add	1.10	
			For >50 To 200, Add	0.65	
			For >200 To 500, Add	0.26	
			For >2,500 To 4,000, Deduct	-0.10	
			For >4,000 To 5,000, Deduct	-0.19	
			For >5,000, Deduct	-0.32	
			For Individual Room Quantities <495, Add	0.65	
			Note: For use with projects >500 SF		
			For Vertical Application, Add	0.59	
			For Ceilings >10' High, Add	0.10	
09 51	13 00-0051	SF	2' x 4' x 3/4" Thick, Square Edge, Mineral Fiber Acoustical Ceiling Panel (Armstrong Mesa).....	3.83	0.60
			For Up To 50, Add	1.10	
			For >50 To 200, Add	0.65	
			For >200 To 500, Add	0.26	
			For >2,500 To 4,000, Deduct	-0.10	
			For >4,000 To 5,000, Deduct	-0.19	
			For >5,000, Deduct	-0.32	
			For Individual Room Quantities <495, Add	0.65	
			Note: For use with projects >500 SF		
			For Vertical Application, Add	0.59	
			For Ceilings >10' High, Add	0.10	
09 51	13 00-0052	SF	2' x 2' x 3/4" Thick, Beveled Tegalur Edge, Mineral Fiber Acoustical Ceiling Panel (Armstrong Mesa).....	4.16	0.40
			For Up To 50, Add	1.15	
			For >50 To 200, Add	0.68	
			For >200 To 500, Add	0.27	
			For >2,500 To 4,000, Deduct	-0.10	
			For >4,000 To 5,000, Deduct	-0.21	
			For >5,000, Deduct	-0.34	
			For Individual Room Quantities <495, Add	0.68	
			Note: For use with projects >500 SF		
			For Vertical Application, Add	0.59	
			For Ceilings >10' High, Add	0.10	
09 51	13 00-0053	SF	2' x 4' x 3/4" Thick, Beveled Tegalur Edge, Mineral Fiber Acoustical Ceiling Panel (Armstrong Mesa).....	4.07	0.40
			For Up To 50, Add	1.13	
			For >50 To 200, Add	0.67	
			For >200 To 500, Add	0.27	
			For >2,500 To 4,000, Deduct	-0.10	
			For >4,000 To 5,000, Deduct	-0.20	
			For >5,000, Deduct	-0.34	
			For Individual Room Quantities <495, Add	0.67	
			Note: For use with projects >500 SF		
			For Vertical Application, Add	0.59	
			For Ceilings >10' High, Add	0.10	
09 51	13 00-0054	SF	2' x 2' x 3/4" Thick, Square Edge, Mineral Fiber Acoustical Ceiling Panel (Armstrong Cirrus).....	5.03	0.60
			For Up To 50, Add	1.28	
			For >50 To 200, Add	0.77	
			For >200 To 500, Add	0.32	
			For >2,500 To 4,000, Deduct	-0.13	
			For >4,000 To 5,000, Deduct	-0.25	
			For >5,000, Deduct	-0.41	
			For Individual Room Quantities <495, Add	0.77	
			Note: For use with projects >500 SF		
			For Vertical Application, Add	0.59	
			For Ceilings >10' High, Add	0.10	

09	09 Finishes
	09 50 Ceilings
	09 51 Acoustical Ceilings



MINOR CSI UOM DESCRIPTION	TOTAL DIRECT UNIT COST	DEMOLITION UNIT COST
09 51 13 00-0055 SF 2' x 4' x 3/4" Thick, Square Edge, Mineral Fiber Acoustical Ceiling Panel (Armstrong Cirrus).....	4.99	0.60
For Up To 50, Add	1.27	
For >50 To 200, Add	0.76	
For >200 To 500, Add	0.32	
For >2,500 To 4,000, Deduct	-0.12	
For >4,000 To 5,000, Deduct	-0.25	
For >5,000, Deduct	-0.41	
For Individual Room Quantities <495, Add	0.76	
Note: For use with projects >500 SF		
For Vertical Application, Add	0.59	
For Ceilings >10' High, Add	0.10	
09 51 13 00-0056 SF 2' x 2' x 3/4" Thick, Beveled Tegular Edge, Mineral Fiber Acoustical Ceiling Panel (Armstrong Cirrus)	5.03	0.60
For Up To 50, Add	1.28	
For >50 To 200, Add	0.77	
For >200 To 500, Add	0.32	
For >2,500 To 4,000, Deduct	-0.13	
For >4,000 To 5,000, Deduct	-0.25	
For >5,000, Deduct	-0.41	
For Individual Room Quantities <495, Add	0.77	
Note: For use with projects >500 SF		
For Vertical Application, Add	0.59	
For Ceilings >10' High, Add	0.10	
09 51 13 00-0057 SF 2' x 4' x 3/4" Thick, Beveled Tegular Edge, Mineral Fiber Acoustical Ceiling Panel (Armstrong Cirrus)	4.99	0.60
For Up To 50, Add	1.27	
For >50 To 200, Add	0.76	
For >200 To 500, Add	0.32	
For >2,500 To 4,000, Deduct	-0.12	
For >4,000 To 5,000, Deduct	-0.25	
For >5,000, Deduct	-0.41	
For Individual Room Quantities <495, Add	0.76	
Note: For use with projects >500 SF		
For Vertical Application, Add	0.59	
For Ceilings >10' High, Add	0.10	
09 51 13 00-0058 SF 2' x 4' x 3/4" Thick, Beveled Tegular Edge, Mineral Fiber Acoustical Ceiling Panel (Armstrong Cirrus Second Look).....	5.53	0.40
For Up To 50, Add	1.35	
For >50 To 200, Add	0.82	
For >200 To 500, Add	0.34	
For >2,500 To 4,000, Deduct	-0.14	
For >4,000 To 5,000, Deduct	-0.28	
For >5,000, Deduct	-0.45	
For Individual Room Quantities <495, Add	0.82	
Note: For use with projects >500 SF		
For Vertical Application, Add	0.59	
For Ceilings >10' High, Add	0.10	
09 51 13 00-0059 SF 2' x 2' x 5/8" Thick, Square Edge, Mineral Fiber Acoustical Ceiling Panel (Armstrong Tundra).....	5.49	0.60
For Up To 50, Add	1.35	
For >50 To 200, Add	0.81	
For >200 To 500, Add	0.34	
For >2,500 To 4,000, Deduct	-0.14	
For >4,000 To 5,000, Deduct	-0.27	
For >5,000, Deduct	-0.44	
For Individual Room Quantities <495, Add	0.81	
Note: For use with projects >500 SF		
For Vertical Application, Add	0.59	
For Ceilings >10' High, Add	0.10	
09 51 13 00-0060 SF 2' x 4' x 5/8" Thick, Square Edge, Mineral Fiber Acoustical Ceiling Panel (Armstrong Tundra).....	5.47	0.60
For Up To 50, Add	1.34	
For >50 To 200, Add	0.81	
For >200 To 500, Add	0.34	
For >2,500 To 4,000, Deduct	-0.14	
For >4,000 To 5,000, Deduct	-0.27	
For >5,000, Deduct	-0.44	
For Individual Room Quantities <495, Add	0.81	
Note: For use with projects >500 SF		
For Vertical Application, Add	0.59	
For Ceilings >10' High, Add	0.10	
09 51 13 00-0061 SF 2' x 2' x 5/8" Thick, Beveled Tegular Edge, Mineral Fiber Acoustical Ceiling Panel (Armstrong Tundra)	5.93	0.40
For Up To 50, Add	1.41	
For >50 To 200, Add	0.86	
For >200 To 500, Add	0.36	
For >2,500 To 4,000, Deduct	-0.15	
For >4,000 To 5,000, Deduct	-0.30	
For >5,000, Deduct	-0.48	
For Individual Room Quantities <495, Add	0.86	
Note: For use with projects >500 SF		
For Vertical Application, Add	0.59	
For Ceilings >10' High, Add	0.10	



		Finishes	09
		Ceilings	09 50
		Acoustical Ceilings	09 51

09

MINOR	CSI	UOM	DESCRIPTION	TOTAL DIRECT UNIT COST	DEMOLITION UNIT COST
09 51	13 00-0062	SF	2' x 4' x 5/8" Thick, Beveled Tegular Edge, Mineral Fiber Acoustical Ceiling Panel (Armstrong Tundra)	5.93	0.40
			For Up To 50, Add	1.41	
			For >50 To 200, Add	0.86	
			For >200 To 500, Add	0.36	
			For >2,500 To 4,000, Deduct	-0.15	
			For >4,000 To 5,000, Deduct	-0.30	
			For >5,000, Deduct	-0.48	
			For Individual Room Quantities <495, Add	0.66	
			Note: For use with projects >500 SF		
			For Vertical Application, Add	0.59	
			For Ceilings >10' High, Add	0.10	
09 51	13 00-0063	SF	2' x 2' x 3/4" Thick, Square Edge, Mineral Fiber Acoustical Ceiling Panel (Armstrong Ultima®)	5.51	0.40
			For Up To 50, Add	1.35	
			For >50 To 200, Add	0.81	
			For >200 To 500, Add	0.34	
			For >2,500 To 4,000, Deduct	-0.14	
			For >4,000 To 5,000, Deduct	-0.28	
			For >5,000, Deduct	-0.45	
			For Individual Room Quantities <495, Add	0.81	
			Note: For use with projects >500 SF		
			For Vertical Application, Add	0.59	
			For Ceilings >10' High, Add	0.10	
09 51	13 00-0064	SF	2' x 4' x 3/4" Thick, Square Edge, Mineral Fiber Acoustical Ceiling Panel (Armstrong Ultima®)	5.51	0.40
			For Up To 50, Add	1.35	
			For >50 To 200, Add	0.81	
			For >200 To 500, Add	0.34	
			For >2,500 To 4,000, Deduct	-0.14	
			For >4,000 To 5,000, Deduct	-0.28	
			For >5,000, Deduct	-0.45	
			For Individual Room Quantities <495, Add	0.81	
			Note: For use with projects >500 SF		
			For Vertical Application, Add	0.59	
			For Ceilings >10' High, Add	0.10	
09 51	13 00-0065	SF	2' x 2' x 3/4" Thick, Beveled Tegular Edge, Mineral Fiber Acoustical Ceiling Panel (Armstrong Ultima®)	5.51	0.40
			For Up To 50, Add	1.35	
			For >50 To 200, Add	0.81	
			For >200 To 500, Add	0.34	
			For >2,500 To 4,000, Deduct	-0.14	
			For >4,000 To 5,000, Deduct	-0.28	
			For >5,000, Deduct	-0.45	
			For Individual Room Quantities <495, Add	0.81	
			Note: For use with projects >500 SF		
			For Vertical Application, Add	0.59	
			For Ceilings >10' High, Add	0.10	
09 51	13 00-0066	SF	2' x 4' x 3/4" Thick, Beveled Tegular Edge, Mineral Fiber Acoustical Ceiling Panel (Armstrong Ultima®)	5.51	0.40
			For Up To 50, Add	1.35	
			For >50 To 200, Add	0.81	
			For >200 To 500, Add	0.34	
			For >2,500 To 4,000, Deduct	-0.14	
			For >4,000 To 5,000, Deduct	-0.28	
			For >5,000, Deduct	-0.45	
			For Individual Room Quantities <495, Add	0.81	
			Note: For use with projects >500 SF		
			For Vertical Application, Add	0.59	
			For Ceilings >10' High, Add	0.10	
09 51	13 00-0067	SF	2' x 2' x 7/8" Thick, Square Edge, Mineral Fiber Acoustical Ceiling Panel (Armstrong Ultima High-NRC)	5.92	0.50
			For Up To 50, Add	1.45	
			For >50 To 200, Add	0.87	
			For >200 To 500, Add	0.37	
			For >2,500 To 4,000, Deduct	-0.15	
			For >4,000 To 5,000, Deduct	-0.30	
			For >5,000, Deduct	-0.48	
			For Individual Room Quantities <495, Add	0.87	
			Note: For use with projects >500 SF		
			For Vertical Application, Add	0.63	
			For Ceilings >10' High, Add	0.11	
09 51	13 00-0068	SF	2' x 4' x 7/8" Thick, Square Edge, Mineral Fiber Acoustical Ceiling Panel (Armstrong Ultima High-NRC)	5.92	0.50
			For Up To 50, Add	1.45	
			For >50 To 200, Add	0.87	
			For >200 To 500, Add	0.37	
			For >2,500 To 4,000, Deduct	-0.15	
			For >4,000 To 5,000, Deduct	-0.30	
			For >5,000, Deduct	-0.48	
			For Individual Room Quantities <495, Add	0.87	
			Note: For use with projects >500 SF		
			For Vertical Application, Add	0.63	
			For Ceilings >10' High, Add	0.11	

09 Finishes

09 50 Ceilings

09 51 Acoustical Ceilings



SAN BERNARDINO
COUNTY

MINOR	CSI	UOM	DESCRIPTION	TOTAL DIRECT UNIT COST	DEMOLITION UNIT COST
09 51 13 00-0069	SF		2' x 2' x 7/8" Thick, Beveled Tegular Edge, Mineral Fiber Acoustical Ceiling Panel (Armstrong Ultima High-NRC)	5.92	0.50
			<i>For Up To 50, Add</i>	1.45	
			<i>For >50 To 200, Add</i>	0.87	
			<i>For >200 To 500, Add</i>	0.37	
			<i>For >2,500 To 4,000, Deduct</i>	-0.15	
			<i>For >4,000 To 5,000, Deduct</i>	-0.30	
			<i>For >5,000, Deduct</i>	-0.48	
			<i>For Individual Room Quantities <495, Add</i>	0.87	
			<i>Note: For use with projects >500 SF</i>		
			<i>For Vertical Application, Add</i>	0.63	
			<i>For Ceilings >10' High, Add</i>	0.11	
09 51 13 00-0070	SF		2' x 4' x 7/8" Thick, Beveled Tegular Edge, Mineral Fiber Acoustical Ceiling Panel (Armstrong Ultima High-NRC)	5.92	0.50
			<i>For Up To 50, Add</i>	1.45	
			<i>For >50 To 200, Add</i>	0.87	
			<i>For >200 To 500, Add</i>	0.37	
			<i>For >2,500 To 4,000, Deduct</i>	-0.15	
			<i>For >4,000 To 5,000, Deduct</i>	-0.30	
			<i>For >5,000, Deduct</i>	-0.48	
			<i>For Individual Room Quantities <495, Add</i>	0.87	
			<i>Note: For use with projects >500 SF</i>		
			<i>For Vertical Application, Add</i>	0.63	
			<i>For Ceilings >10' High, Add</i>	0.11	
09 51 13 00-0071	SF		2' x 4' x 3/4" Thick, Square Edge, Mineral Fiber Acoustical Ceiling Panel (Armstrong Ultima Health Zone™)	6.23	0.40
			<i>For Up To 50, Add</i>	1.46	
			<i>For >50 To 200, Add</i>	0.89	
			<i>For >200 To 500, Add</i>	0.38	
			<i>For >2,500 To 4,000, Deduct</i>	-0.16	
			<i>For >4,000 To 5,000, Deduct</i>	-0.31	
			<i>For >5,000, Deduct</i>	-0.50	
			<i>For Individual Room Quantities <495, Add</i>	0.89	
			<i>Note: For use with projects >500 SF</i>		
			<i>For Vertical Application, Add</i>	0.59	
			<i>For Ceilings >10' High, Add</i>	0.10	
09 51 13 00-0072	SF		2' x 4' x 3/4" Thick, Square Edge, Mineral Fiber Acoustical Ceiling Panel (Armstrong Ultima Health Zone™)	6.23	0.40
			<i>For Up To 50, Add</i>	1.46	
			<i>For >50 To 200, Add</i>	0.89	
			<i>For >200 To 500, Add</i>	0.38	
			<i>For >2,500 To 4,000, Deduct</i>	-0.16	
			<i>For >4,000 To 5,000, Deduct</i>	-0.31	
			<i>For >5,000, Deduct</i>	-0.50	
			<i>For Individual Room Quantities <495, Add</i>	0.89	
			<i>Note: For use with projects >500 SF</i>		
			<i>For Vertical Application, Add</i>	0.59	
			<i>For Ceilings >10' High, Add</i>	0.10	
09 51 13 00-0073	SF		2' x 2' x 3/4" Thick, Beveled Tegular Edge, Mineral Fiber Acoustical Ceiling Panel (Armstrong Ultima Health Zone™)	6.23	0.40
			<i>For Up To 50, Add</i>	1.46	
			<i>For >50 To 200, Add</i>	0.89	
			<i>For >200 To 500, Add</i>	0.38	
			<i>For >2,500 To 4,000, Deduct</i>	-0.16	
			<i>For >4,000 To 5,000, Deduct</i>	-0.31	
			<i>For >5,000, Deduct</i>	-0.50	
			<i>For Individual Room Quantities <495, Add</i>	0.89	
			<i>Note: For use with projects >500 SF</i>		
			<i>For Vertical Application, Add</i>	0.59	
			<i>For Ceilings >10' High, Add</i>	0.10	
09 51 13 00-0074	SF		2' x 2' x 7/8" Thick, Square Edge, Mineral Fiber Acoustical Ceiling Panel (Armstrong Ultima Health Zone™ High-NRC)	7.08	0.40
			<i>For Up To 50, Add</i>	1.63	
			<i>For >50 To 200, Add</i>	0.99	
			<i>For >200 To 500, Add</i>	0.42	
			<i>For >2,500 To 4,000, Deduct</i>	-0.18	
			<i>For >4,000 To 5,000, Deduct</i>	-0.35	
			<i>For >5,000, Deduct</i>	-0.57	
			<i>For Individual Room Quantities <495, Add</i>	0.99	
			<i>Note: For use with projects >500 SF</i>		
			<i>For Vertical Application, Add</i>	0.63	
			<i>For Ceilings >10' High, Add</i>	0.11	
09 51 13 00-0075	SF		2' x 4' x 7/8" Thick, Square Edge, Mineral Fiber Acoustical Ceiling Panel (Armstrong Ultima Health Zone™ High-NRC)	6.97	0.40
			<i>For Up To 50, Add</i>	1.61	
			<i>For >50 To 200, Add</i>	0.98	
			<i>For >200 To 500, Add</i>	0.42	
			<i>For >2,500 To 4,000, Deduct</i>	-0.17	
			<i>For >4,000 To 5,000, Deduct</i>	-0.35	
			<i>For >5,000, Deduct</i>	-0.56	
			<i>For Individual Room Quantities <495, Add</i>	0.98	
			<i>Note: For use with projects >500 SF</i>		
			<i>For Vertical Application, Add</i>	0.63	
			<i>For Ceilings >10' High, Add</i>	0.11	



		Finishes	09
		Ceilings	09 50
		Acoustical Ceilings	09 51

MINOR	CSI	UOM	DESCRIPTION	TOTAL DIRECT UNIT COST	DEMOLITION UNIT COST
09 51 13 00-0076	SF		2' x 2' x 7/8" Thick, Beveled Tegular Edge, Mineral Fiber Acoustical Ceiling Panel (Armstrong Ultima Health Zone™ High-NRC)	7.03	0.40
			For Up To 50, Add	1.62	
			For >50 To 200, Add	0.99	
			For >200 To 500, Add	0.42	
			For >2,500 To 4,000, Deduct	-0.18	
			For >4,000 To 5,000, Deduct	-0.35	
			For >5,000, Deduct	-0.58	
			For Individual Room Quantities <495, Add	0.99	
			Note: For use with projects >500 SF		
			For Vertical Application, Add	0.63	
			For Ceilings >10' High, Add	0.11	
09 51 13 00-0077	SF		2' x 2' x 5/8" Thick, Square Edge, Mineral Fiber Acoustical Ceiling Panel (Armstrong VL)	6.58	0.40
			For Up To 50, Add	1.51	
			For >50 To 200, Add	0.92	
			For >200 To 500, Add	0.39	
			For >2,500 To 4,000, Deduct	-0.16	
			For >4,000 To 5,000, Deduct	-0.33	
			For >5,000, Deduct	-0.53	
			For Individual Room Quantities <495, Add	0.92	
			Note: For use with projects >500 SF		
			For Vertical Application, Add	0.59	
			For Ceilings >10' High, Add	0.10	
09 51 13 00-0078	SF		2' x 4' x 5/8" Thick, Square Edge, Mineral Fiber Acoustical Ceiling Panel (Armstrong VL)	6.46	0.40
			For Up To 50, Add	1.49	
			For >50 To 200, Add	0.91	
			For >200 To 500, Add	0.39	
			For >2,500 To 4,000, Deduct	-0.16	
			For >4,000 To 5,000, Deduct	-0.32	
			For >5,000, Deduct	-0.52	
			For Individual Room Quantities <495, Add	0.91	
			Note: For use with projects >500 SF		
			For Vertical Application, Add	0.59	
			For Ceilings >10' High, Add	0.10	
09 51 13 00-0079	SF		2' x 2' x 1" Thick, Square Edge, Mineral Fiber Acoustical Ceiling Panel (Armstrong Calla)	7.15	0.50
			For Up To 50, Add	1.64	
			For >50 To 200, Add	1.00	
			For >200 To 500, Add	0.43	
			For >2,500 To 4,000, Deduct	-0.18	
			For >4,000 To 5,000, Deduct	-0.36	
			For >5,000, Deduct	-0.57	
			For Individual Room Quantities <495, Add	1.00	
			Note: For use with projects >500 SF		
			For Vertical Application, Add	0.63	
			For Ceilings >10' High, Add	0.11	
09 51 13 00-0080	SF		2' x 4' x 1" Thick, Square Edge, Mineral Fiber Acoustical Ceiling Panel (Armstrong Calla)	7.15	0.50
			For Up To 50, Add	1.64	
			For >50 To 200, Add	1.00	
			For >200 To 500, Add	0.43	
			For >2,500 To 4,000, Deduct	-0.18	
			For >4,000 To 5,000, Deduct	-0.36	
			For >5,000, Deduct	-0.57	
			For Individual Room Quantities <495, Add	1.00	
			Note: For use with projects >500 SF		
			For Vertical Application, Add	0.63	
			For Ceilings >10' High, Add	0.11	
09 51 13 00-0081	SF		2' x 2' x 1" Thick, Beveled Tegular Edge, Mineral Fiber Acoustical Ceiling Panel (Armstrong Calla)	7.15	0.40
			For Up To 50, Add	1.64	
			For >50 To 200, Add	1.00	
			For >200 To 500, Add	0.43	
			For >2,500 To 4,000, Deduct	-0.18	
			For >4,000 To 5,000, Deduct	-0.36	
			For >5,000, Deduct	-0.57	
			For Individual Room Quantities <495, Add	1.00	
			Note: For use with projects >500 SF		
			For Vertical Application, Add	0.63	
			For Ceilings >10' High, Add	0.11	
09 51 13 00-0082	SF		2' x 4' x 1" Thick, Beveled Tegular Edge, Mineral Fiber Acoustical Ceiling Panel (Armstrong Calla)	7.15	0.50
			For Up To 50, Add	1.64	
			For >50 To 200, Add	1.00	
			For >200 To 500, Add	0.43	
			For >2,500 To 4,000, Deduct	-0.18	
			For >4,000 To 5,000, Deduct	-0.36	
			For >5,000, Deduct	-0.57	
			For Individual Room Quantities <495, Add	1.00	
			Note: For use with projects >500 SF		
			For Vertical Application, Add	0.63	
			For Ceilings >10' High, Add	0.11	
09 51 13 00-0083	SF		20" x 60" x 5/8" Thick, Square Edge, Mineral Fiber Acoustical Ceiling Panel (USG Radar™ 2617)	2.43	0.40
			For Individual Room Quantities <495, Add	0.51	
			Note: For use with projects >500 SF		
			For Vertical Application, Add	0.59	
			For Ceilings >10' High, Add	0.10	

09	09 Finishes
	09 50 Ceilings
	09 51 Acoustical Ceilings



MINOR	CSI	UOM	DESCRIPTION	TOTAL DIRECT UNIT COST	DEMOLITION UNIT COST
09 51 13 00-0084	SF		20" x 60" x 5/8" Thick, Tapered Edge, Mineral Fiber Acoustical Ceiling Panel (USG Radar™ 2627).....	2.51	0.40
			<i>For Individual Room Quantities <495, Add</i>	0.51	
			<i>Note: For use with projects >500 SF</i>		
			<i>For Vertical Application, Add</i>	0.59	
			<i>For Ceilings >10' High, Add</i>	0.10	
09 51 13 00-0085	SF		2' x 4' x 3/4" Tapered Edge, Mineral Fiber Acoustical Ceiling Panel (USG Radar™ Illusion Basic Two 2742).....	3.86	0.40
			<i>For Individual Room Quantities <495, Add</i>	0.65	
			<i>Note: For use with projects >500 SF</i>		
			<i>For Vertical Application, Add</i>	0.59	
			<i>For Ceilings >10' High, Add</i>	0.10	
09 51 13 00-0086			Wood Fiber Panels <small>(09 51 13)</small>		
09 51 13 00-0087	SF		2' x 2' x 1/2" Wood Fiber Acoustical Ceiling Panels	6.31	0.60
			<i>For Up To 50, Add</i>	1.66	
			<i>For >50 To 200, Add</i>	0.99	
			<i>For >200 To 500, Add</i>	0.41	
			<i>For >2,500 To 4,000, Deduct</i>	-0.16	
			<i>For >4,000 To 5,000, Deduct</i>	-0.32	
			<i>For >5,000, Deduct</i>	-0.52	
			<i>For Individual Room Quantities <495, Add</i>	0.99	
			<i>Note: For use with projects >500 SF</i>		
			<i>For Owner Furnished Material, Deduct</i>	-4.52	
			<i>For Ceilings >10' High, Add</i>	0.13	
09 51 13 00-0088	SF		2' x 4' x 1/2" Wood Fiber Acoustical Ceiling Panels	6.13	0.60
			<i>For Up To 50, Add</i>	1.56	
			<i>For >50 To 200, Add</i>	0.94	
			<i>For >200 To 500, Add</i>	0.39	
			<i>For >2,500 To 4,000, Deduct</i>	-0.15	
			<i>For >4,000 To 5,000, Deduct</i>	-0.31	
			<i>For >5,000, Deduct</i>	-0.50	
			<i>For Individual Room Quantities <495, Add</i>	0.94	
			<i>Note: For use with projects >500 SF</i>		
			<i>For Owner Furnished Material, Deduct</i>	-4.52	
			<i>For Ceilings >10' High, Add</i>	0.12	
09 51 13 00-0089	SF		2' x 2' x 5/8" Wood Fiber Acoustical Ceiling Panels	8.33	0.60
			<i>For Up To 50, Add</i>	1.97	
			<i>For >50 To 200, Add</i>	1.19	
			<i>For >200 To 500, Add</i>	0.51	
			<i>For >2,500 To 4,000, Deduct</i>	-0.21	
			<i>For >4,000 To 5,000, Deduct</i>	-0.42	
			<i>For >5,000, Deduct</i>	-0.67	
			<i>For Individual Room Quantities <495, Add</i>	1.19	
			<i>Note: For use with projects >500 SF</i>		
			<i>For Owner Furnished Material, Deduct</i>	-6.54	
			<i>For Ceilings >10' High, Add</i>	0.13	
09 51 13 00-0090	SF		2' x 4' x 5/8" Wood Fiber Acoustical Ceiling Panels	8.15	0.60
			<i>For Up To 50, Add</i>	1.87	
			<i>For >50 To 200, Add</i>	1.14	
			<i>For >200 To 500, Add</i>	0.49	
			<i>For >2,500 To 4,000, Deduct</i>	-0.20	
			<i>For >4,000 To 5,000, Deduct</i>	-0.41	
			<i>For >5,000, Deduct</i>	-0.65	
			<i>For Individual Room Quantities <495, Add</i>	1.14	
			<i>Note: For use with projects >500 SF</i>		
			<i>For Owner Furnished Material, Deduct</i>	-6.54	
			<i>For Ceilings >10' High, Add</i>	0.12	
09 51 13 00-0091	SF		2' x 2' x 3/4" Wood Fiber Acoustical Ceiling Panels	10.27	0.60
			<i>For Up To 50, Add</i>	2.26	
			<i>For >50 To 200, Add</i>	1.39	
			<i>For >200 To 500, Add</i>	0.60	
			<i>For >2,500 To 4,000, Deduct</i>	-0.26	
			<i>For >4,000 To 5,000, Deduct</i>	-0.51	
			<i>For >5,000, Deduct</i>	-0.82	
			<i>For Individual Room Quantities <495, Add</i>	1.39	
			<i>Note: For use with projects >500 SF</i>		
			<i>For Owner Furnished Material, Deduct</i>	-8.48	
			<i>For Ceilings >10' High, Add</i>	0.13	
09 51 13 00-0092	SF		2' x 4' x 3/4" Wood Fiber Acoustical Ceiling Panels	10.09	0.60
			<i>For Up To 50, Add</i>	2.16	
			<i>For >50 To 200, Add</i>	1.33	
			<i>For >200 To 500, Add</i>	0.59	
			<i>For >2,500 To 4,000, Deduct</i>	-0.25	
			<i>For >4,000 To 5,000, Deduct</i>	-0.50	
			<i>For >5,000, Deduct</i>	-0.80	
			<i>For Individual Room Quantities <495, Add</i>	1.33	
			<i>Note: For use with projects >500 SF</i>		
			<i>For Owner Furnished Material, Deduct</i>	-8.48	
			<i>For Ceilings >10' High, Add</i>	0.12	



Finishes	09	
Ceilings	09 50	09
Acoustical Ceilings	09 51	

MINOR CSI UOM DESCRIPTION	TOTAL DIRECT UNIT COST	DEMOLITION UNIT COST
09 51 13 00-0093 SF 2' x 2' x 1" Wood Fiber Acoustical Ceiling Panels.....	7.49	0.60
For Up To 50, Add	1.84	
For >50 To 200, Add	1.11	
For >200 To 500, Add	0.46	
For >2,500 To 4,000, Deduct	-0.19	
For >4,000 To 5,000, Deduct	-0.37	
For >5,000, Deduct	-0.61	
For Individual Room Quantities <495, Add	1.11	
Note: For use with projects >500 SF		
For Owner Furnished Material, Deduct	-5.70	
For Ceilings >10' High, Add	0.13	
09 51 13 00-0094 SF 2' x 4' x 1" Wood Fiber Acoustical Ceiling Panels.....	7.31	0.60
For Up To 50, Add	1.74	
For >50 To 200, Add	1.05	
For >200 To 500, Add	0.45	
For >2,500 To 4,000, Deduct	-0.18	
For >4,000 To 5,000, Deduct	-0.37	
For >5,000, Deduct	-0.59	
For Individual Room Quantities <495, Add	1.05	
Note: For use with projects >500 SF		
For Owner Furnished Material, Deduct	-5.70	
For Ceilings >10' High, Add	0.12	
09 51 13 00-0095 Removal And Reinstallation Of Acoustical Ceiling Panels (09 51 13)		
Note: 2'x2' Or 2'x4'. Includes storage and cleaning.		
09 51 13 00-0096 SF Removal And Reinstallation Of Acoustical Panels Only.....	2.06	
For Up To 50, Add	1.13	
For >50 To 200, Add	0.62	
For >200 To 500, Add	0.21	
For >2,500 To 4,000, Deduct	-0.05	
For >4,000 To 5,000, Deduct	-0.10	
For >5,000, Deduct	-0.21	
For Ceilings >10' High, Add	0.15	
09 51 23 Acoustical Tile Ceilings (09 51)		
Note: Includes fastening with staples and/or adhesive.		
09 51 23 00-0001 Mineral Fiber Acoustical Tile Ceilings (09 51 23)		
09 51 23 00-0002 SF 12" x 12" x 1/2" Tongue And Groove Mineral Fiber Acoustical Ceiling Tile.....	5.60	1.11
For Furring 1 x 3 Strips 12" On Center, Add	0.50	
For Up To 50, Add	1.84	
For >50 To 200, Add	1.06	
For >200 To 500, Add	0.41	
For >2,500, Deduct	-0.28	
For Ceilings >10' High, Add	0.19	
09 51 23 00-0003 SF 12" x 12" x 5/8" Spline Mineral Fiber Acoustical Ceiling Tile.....	6.75	1.11
For Furring 1 x 3 Strips 12" On Center, Add	0.50	
For Up To 50, Add	2.02	
For >50 To 200, Add	1.18	
For >200 To 500, Add	0.46	
For >2,500, Deduct	-0.34	
For Placing Tiles In Suspended Ceiling System, Deduct	-0.48	
For Ceilings >10' High, Add	0.19	
09 51 23 00-0004 SF 12" x 12" x 3/4" Spline Mineral Fiber Acoustical Ceiling Tile.....	7.67	1.11
For Furring 1 x 3 Strips 12" On Center, Add	0.50	
For Up To 50, Add	2.15	
For >50 To 200, Add	1.27	
For >200 To 500, Add	0.51	
For >2,500, Deduct	-0.38	
For Placing Tiles In Suspended Ceiling System, Deduct	-0.48	
For Ceilings >10' High, Add	0.19	
09 51 23 00-0005 Wood Fiber Acoustical Tile Ceilings (09 51 23)		
09 51 23 00-0006 SF 12" x 12" x 1/2" Staple Flange Wood Fiber Acoustical Ceiling Tile.....	5.11	1.11
For Furring 1 x 3 Strips 12" On Center, Add	0.50	
For Up To 50, Add	1.77	
For >50 To 200, Add	1.01	
For >200 To 500, Add	0.38	
For >2,500, Deduct	-0.26	
For Ceilings >10' High, Add	0.19	
09 51 33 Acoustical Metal Pan Ceilings (09 51)		
09 51 33 13 Acoustical Snap-in Metal Pan Ceilings (09 51 33)		
09 51 33 13-0001 Galvanized Steel, Acoustical Snap-In Metal Ceiling Panels (09 51 33 13)		
09 51 33 13-0002 SF 24" x 24", Unperforated, Tamper-Resistant, 18 Gauge, Galvanized Steel, Acoustical Lay-In Metal Ceiling Panel (Armstrong MetalWorks™ SecureLock™).....	22.03	0.88
09 51 33 13-0003 SF 24" x 24", Perforated, Tamper-Resistant, 18 Gauge, Galvanized Steel, Acoustical Lay-In Metal Ceiling Panel (Armstrong MetalWorks™ SecureLock™).....	23.60	0.88

09	09 Finishes
	09 50 Ceilings
	09 51 Acoustical Ceilings



MINOR	CSI	UOM	DESCRIPTION	TOTAL DIRECT UNIT COST	DEMOLITION UNIT COST
-------	-----	-----	-------------	------------------------	----------------------

MINOR	CSI	UOM	DESCRIPTION	TOTAL DIRECT UNIT COST	DEMOLITION UNIT COST
09 51 33	13-0004		Aluminum, Acoustical Snap-In Metal Ceiling Panels <small>(09 51 33 13)</small>		
09 51 33	13-0005	SF	24" x 24", Unperforated, 0.040" Thick, Painted Aluminum, Acoustical Snap-In Metal Ceiling Panel (Armstrong MetalWorks™).....	16.26	1.01
09 51 33	13-0006	SF	24" x 24", Unperforated, 0.040" Thick, Metallic Painted Aluminum, Acoustical Snap-In Metal Ceiling Panel (Armstrong MetalWorks™).....	27.91	1.01
09 51 33	13-0007	SF	24" x 24", Unperforated, 0.040" Thick, Wood Tone Painted Aluminum, Acoustical Snap-In Metal Ceiling Panel (Armstrong MetalWorks™).....	55.06	1.01
09 51 33	13-0008	SF	24" x 24", Unperforated, 0.040" Thick, Anodized Aluminum, Acoustical Snap-In Metal Ceiling Panel (Armstrong MetalWorks™).....	24.69	1.01
09 51 33	13-0009	SF	24" x 24", Perforated, 0.040" Thick, Painted Aluminum, Acoustical Snap-In Metal Ceiling Panel (Armstrong MetalWorks™).....	17.20	1.01
09 51 33	13-0010	SF	24" x 24", Perforated, 0.040" Thick, Metallic Painted Aluminum, Acoustical Snap-In Metal Ceiling Panel (Armstrong MetalWorks™).....	27.19	1.01
09 51 33	13-0011	SF	24" x 24", Perforated, 0.040" Thick, Wood Tone Painted Aluminum, Acoustical Snap-In Metal Ceiling Panel (Armstrong MetalWorks™).....	54.65	1.01
09 51 33	13-0012	SF	24" x 24", Perforated, 0.040" Thick, Anodized Aluminum, Acoustical Snap-In Metal Ceiling Panel (Armstrong MetalWorks™).....	24.48	1.01
09 51 33	13-0013	SF	30" x 30", Unperforated, 0.040" Thick, Painted Aluminum, Acoustical Snap-In Metal Ceiling Panel (Armstrong MetalWorks™).....	22.30	1.01
09 51 33	13-0014	SF	30" x 30", Unperforated, 0.040" Thick, Metallic Painted Aluminum, Acoustical Snap-In Metal Ceiling Panel (Armstrong MetalWorks™).....	29.47	1.01
09 51 33	13-0015	SF	30" x 30", Unperforated, 0.040" Thick, Wood Tone Painted Aluminum, Acoustical Snap-In Metal Ceiling Panel (Armstrong MetalWorks™).....	60.79	1.01
09 51 33	13-0016	SF	30" x 30", Unperforated, 0.040" Thick, Anodized Aluminum, Acoustical Snap-In Metal Ceiling Panel (Armstrong MetalWorks™).....	29.16	1.01
09 51 33	13-0017	SF	30" x 30", Perforated, 0.040" Thick, Painted Aluminum, Acoustical Snap-In Metal Ceiling Panel (Armstrong MetalWorks™).....	23.65	1.01
09 51 33	13-0018	SF	30" x 30", Perforated, 0.040" Thick, Metallic Painted Aluminum, Acoustical Snap-In Metal Ceiling Panel (Armstrong MetalWorks™).....	30.20	1.01
09 51 33	13-0019	SF	30" x 30", Perforated, 0.040" Thick, Wood Tone Painted Aluminum, Acoustical Snap-In Metal Ceiling Panel (Armstrong MetalWorks™).....	62.87	1.01
09 51 33	13-0020	SF	30" x 30", Perforated, 0.040" Thick, Anodized Aluminum, Acoustical Snap-In Metal Ceiling Panel (Armstrong MetalWorks™).....	29.89	1.01
09 51 33	13-0021	SF	12" x 48", Unperforated, 0.040" Thick, Painted Aluminum, Acoustical Snap-In Metal Ceiling Panel (Armstrong MetalWorks™).....	20.11	1.01
09 51 33	13-0022	SF	12" x 48", Unperforated, 0.040" Thick, Metallic Painted Aluminum, Acoustical Snap-In Metal Ceiling Panel (Armstrong MetalWorks™).....	33.22	1.01
09 51 33	13-0023	SF	12" x 48", Unperforated, 0.040" Thick, Wood Tone Painted Aluminum, Acoustical Snap-In Metal Ceiling Panel (Armstrong MetalWorks™).....	59.43	1.01
09 51 33	13-0024	SF	12" x 48", Unperforated, 0.040" Thick, Anodized Aluminum, Acoustical Snap-In Metal Ceiling Panel (Armstrong MetalWorks™).....	28.43	1.01
09 51 33	13-0025	SF	12" x 48", Perforated, 0.040" Thick, Painted Aluminum, Acoustical Snap-In Metal Ceiling Panel (Armstrong MetalWorks™).....	21.67	1.01
09 51 33	13-0026	SF	12" x 48", Perforated, 0.040" Thick, Metallic Painted Aluminum, Acoustical Snap-In Metal Ceiling Panel (Armstrong MetalWorks™).....	33.63	1.01
09 51 33	13-0027	SF	12" x 48", Perforated, 0.040" Thick, Wood Tone Painted Aluminum, Acoustical Snap-In Metal Ceiling Panel (Armstrong MetalWorks™).....	61.62	1.01
09 51 33	13-0028	SF	12" x 48", Perforated, 0.040" Thick, Anodized Aluminum, Acoustical Snap-In Metal Ceiling Panel (Armstrong MetalWorks™).....	29.37	1.01
09 51 33	13-0029	SF	24" x 48", Unperforated, 0.040" Thick, Painted Aluminum, Acoustical Snap-In Metal Ceiling Panel (Armstrong MetalWorks™).....	15.83	1.01
09 51 33	13-0030	SF	24" x 48", Unperforated, 0.040" Thick, Metallic Painted Aluminum, Acoustical Snap-In Metal Ceiling Panel (Armstrong MetalWorks™).....	24.56	1.01
09 51 33	13-0031	SF	24" x 48", Unperforated, 0.040" Thick, Wood Tone Painted Aluminum, Acoustical Snap-In Metal Ceiling Panel (Armstrong MetalWorks™).....	51.61	1.01
09 51 33	13-0032	SF	24" x 48", Unperforated, 0.040" Thick, Anodized Aluminum, Acoustical Snap-In Metal Ceiling Panel (Armstrong MetalWorks™).....	23.32	1.01
09 51 33	13-0033	SF	24" x 48", Perforated, 0.040" Thick, Painted Aluminum, Acoustical Snap-In Metal Ceiling Panel (Armstrong MetalWorks™).....	16.87	1.01
09 51 33	13-0034	SF	24" x 48", Perforated, 0.040" Thick, Metallic Painted Aluminum, Acoustical Snap-In Metal Ceiling Panel (Armstrong MetalWorks™).....	24.36	1.01
09 51 33	13-0035	SF	24" x 48", Perforated, 0.040" Thick, Wood Tone Painted Aluminum, Acoustical Snap-In Metal Ceiling Panel (Armstrong MetalWorks™).....	51.71	1.01
09 51 33	13-0036	SF	24" x 48", Perforated, 0.040" Thick, Anodized Aluminum, Acoustical Snap-In Metal Ceiling Panel (Armstrong MetalWorks™).....	23.32	1.01

09 51 33 23 Acoustical Lay-in Metal Pan Ceilings (09 51 33)

09 51 33	23-0001		Acoustical Lay-In Metal Pan Ceilings <small>(09 51 33 23)</small>		
09 51 33	23-0002		Aluminum, Acoustical Lay-In Metal Ceiling Panels <small>(09 51 33 23-0001)</small>		
09 51 33	23-0003	SF	24" x 24", Unperforated, Painted Aluminum, Acoustical Lay-In Metal Ceiling Panel (USG Panz™).....	17.11	0.76
			<i>For Walls >10' High, Add</i>	3.42	
09 51 33	23-0004	SF	24" x 24", Unperforated, Metallic Aluminum, Acoustical Lay-In Metal Ceiling Panel (USG Panz™).....	19.45	0.76
			<i>For Walls >10' High, Add</i>	3.89	
09 51 33	23-0005	SF	24" x 24", Unperforated, Wood Tone Aluminum, Acoustical Lay-In Metal Ceiling Panel (USG Panz™).....	28.82	0.76
			<i>For Walls >10' High, Add</i>	5.76	
09 51 33	23-0006	SF	24" x 24", Perforated, Painted Aluminum, Acoustical Lay-In Metal Ceiling Panel (USG Panz™).....	24.40	0.76
			<i>For Walls >10' High, Add</i>	4.88	
09 51 33	23-0007	SF	24" x 24", Perforated, Metallic Aluminum, Acoustical Lay-In Metal Ceiling Panel (USG Panz™).....	26.22	0.76
			<i>For Walls >10' High, Add</i>	5.24	
09 51 33	23-0008	SF	24" x 24", Perforated, Wood Tone Aluminum, Acoustical Lay-In Metal Ceiling Panel (USG Panz™).....	41.56	0.76
			<i>For Walls >10' High, Add</i>	8.31	



Finishes	09	09
Ceilings	09 50	
Acoustical Ceilings	09 51	

MINOR CSI UOM DESCRIPTION	TOTAL DIRECT UNIT COST	DEMOLITION UNIT COST
09 51 33 23-0009 SF 30" x 30", Unperforated, Painted Aluminum, Acoustical Lay-In Metal Ceiling Panel (USG Panz™)..... <i>For Walls >10' High, Add</i>	25.81 5.16	0.76
09 51 33 23-0010 SF 30" x 30", Perforated, Painted Aluminum, Acoustical Lay-In Metal Ceiling Panel (USG Panz™)..... <i>For Walls >10' High, Add</i>	32.14 6.43	0.76
09 51 33 23-0011 SF 48" x 48", Unperforated, Painted Aluminum, Acoustical Lay-In Metal Ceiling Panel (USG Panz™)..... <i>For Walls >10' High, Add</i>	25.96 5.19	0.76
09 51 33 23-0012 SF 48" x 48", Perforated, Painted Aluminum, Acoustical Lay-In Metal Ceiling Panel (USG Panz™)..... <i>For Walls >10' High, Add</i>	32.33 6.47	0.76
09 51 33 23-0013 SF 12" x 48", Unperforated, Painted Aluminum, Acoustical Lay-In Metal Ceiling Panel (USG Panz™)..... <i>For Walls >10' High, Add</i>	26.09 5.22	0.76
09 51 33 23-0014 SF 12" x 48", Perforated, Painted Aluminum, Acoustical Lay-In Metal Ceiling Panel (USG Panz™)..... <i>For Walls >10' High, Add</i>	32.20 6.44	0.76
09 51 33 23-0015 SF 24" x 48", Unperforated, Painted Aluminum, Acoustical Lay-In Metal Ceiling Panel (USG Panz™)..... <i>For Walls >10' High, Add</i>	26.09 5.22	0.76
09 51 33 23-0016 SF 24" x 48", Perforated, Painted Aluminum, Acoustical Lay-In Metal Ceiling Panel (USG Panz™)..... <i>For Walls >10' High, Add</i>	32.46 6.49	0.76
09 51 33 23-0017 Steel, Acoustical Lay-In Metal Ceiling Panels (09 51 33 23-0001)		
09 51 33 23-0018 SF 24" x 24", Unperforated, 0.021" Thick, Painted Steel, Acoustical Lay-In Metal Ceiling Panel (Armstrong MetalWorks™ Vector®)..... <i>For Walls >10' High, Add</i>	22.23 4.45	0.76
09 51 33 23-0019 SF 24" x 24", Unperforated, 0.021" Thick, Metallic Painted Steel, Acoustical Lay-In Metal Ceiling Panel (Armstrong MetalWorks™ Vector®)..... <i>For Walls >10' High, Add</i>	26.60 5.32	0.76
09 51 33 23-0020 SF 24" x 24", Unperforated, 0.021" Thick, Wood Tone Painted Steel, Acoustical Lay-In Metal Ceiling Panel (Armstrong MetalWorks™ Vector®)..... <i>For Walls >10' High, Add</i>	28.58 5.72	0.76
09 51 33 23-0021 SF 24" x 24", Perforated, 0.021" Thick, Painted Steel, Acoustical Lay-In Metal Ceiling Panel (Armstrong MetalWorks™ Vector®)..... <i>For Walls >10' High, Add</i>	26.81 5.36	0.76
09 51 33 23-0022 SF 24" x 24", Perforated, 0.021" Thick, Metallic Painted Steel, Acoustical Lay-In Metal Ceiling Panel (Armstrong MetalWorks™ Vector®)..... <i>For Walls >10' High, Add</i>	27.54 5.51	0.76
09 51 33 23-0023 SF 24" x 24", Perforated, 0.021" Thick, Wood Tone Painted Steel, Acoustical Lay-In Metal Ceiling Panel (Armstrong MetalWorks™ Vector®)..... <i>For Walls >10' High, Add</i>	29.20 5.84	0.76
09 51 33 33 Acoustical Tegular Lay-in Metal Pan Ceilings (09 51 33)		
09 51 33 33-0001 Acoustical Tegular Lay-In Metal Pan Ceilings (09 51 33 33)		
09 51 33 33-0002 Steel, Acoustical Tegular Lay-In Metal Pan Ceilings (09 51 33 33-0001)		
09 51 33 33-0003 SF 24" x 24", Unperforated, 0.021" Thick, Painted Steel, Acoustical Tegular Lay-In Metal Ceiling Panel (Armstrong MetalWorks™).....	16.09	0.76
09 51 33 33-0004 SF 24" x 24", Unperforated, 0.021" Thick, Metallic Painted Steel, Acoustical Tegular Lay-In Metal Ceiling Panel (Armstrong MetalWorks™).....	18.18	0.76
09 51 33 33-0005 SF 24" x 24", Unperforated, 0.021" Thick, Wood Tone Painted Steel, Acoustical Tegular Lay-In Metal Ceiling Panel (Armstrong MetalWorks™).....	25.87	0.76
09 51 33 33-0006 SF 24" x 24", Perforated, 0.021" Thick, Painted Steel, Acoustical Tegular Lay-In Metal Ceiling Panel (Armstrong MetalWorks™).....	18.38	0.76
09 51 33 33-0007 SF 24" x 24", Perforated, 0.021" Thick, Metallic Painted Steel, Acoustical Tegular Lay-In Metal Ceiling Panel (Armstrong MetalWorks™).....	20.88	0.76
09 51 33 33-0008 SF 24" x 24", Perforated, 0.021" Thick, Wood Tone Painted Steel, Acoustical Tegular Lay-In Metal Ceiling Panel (Armstrong MetalWorks™).....	28.27	0.76
09 53 Acoustical Ceiling Suspension Assemblies (09 50)		
09 53 13 Curved Profile Ceiling Suspension (09 53)		
09 53 13 00-0001 Perimeter Trim (09 53 13)		
09 53 13 00-0002 LF 2" Straight Section Axiom Perimeter Trim.....	22.65	
09 53 13 00-0003 LF 4" Straight Section Axiom Perimeter Trim.....	27.63	
09 53 13 00-0004 LF 6" Straight Section Axiom Perimeter Trim.....	30.94	
09 53 13 00-0005 EA 2" Corner Section Axiom Perimeter Trim.....	41.77	
09 53 13 00-0006 EA 4" Corner Section Axiom Perimeter Trim.....	53.71	
09 53 13 00-0007 EA 6" Corner Section Axiom Perimeter Trim.....	60.67	
09 53 23 Metal Acoustical Ceiling Suspension Assemblies (09 53)		
09 53 23 00-0001 Ceiling Suspension Systems (09 53 23)		
Note: Hot-dipped galvanized steel. Includes single 8 gauge wire hangers (between 3' To 4') attached from wood deck or wood members above to main members 4' on center. Includes all main tees, cross tees, wall angle, wall anchors, connector clips, hold down clips, double faced tape (where required). All above shall be mechanically installed by minimum 2-1/4" x 3/8" wedge anchors. Excludes chain supports for lights.		

09 Finishes

09 50 Ceilings

09 53 Acoustical Ceiling Suspension Assemblies



MINOR	CSI	UOM	DESCRIPTION	TOTAL DIRECT UNIT COST	DEMOLITION UNIT COST
09 53 23 00-0002	SF		1' x 1' Grid, Concealed, Hot Dipped Galvanized Steel, 15/16" T Bar Ceiling Suspension System.....	4.55	0.50
			Note: Excludes ceiling tile.		
			For Fastening To Concrete, Add	1.27	
			For Fastening To Steel, Add	1.37	
			For Vertical Application, Add	1.91	
			For Individual Room Quantities <495, Add	0.45	
			Note: For use with projects >500 SF		
			For Up To 50, Add	1.55	
			For >50 To 200, Add	0.89	
			For >200 To 500, Add	0.34	
			For >2,500 To 4,000, Deduct	-0.10	
			For >4,000 To 5,000, Deduct	-0.18	
			For >5,000, Deduct	-0.26	
			For Ceilings >10' High, Add	0.16	
09 53 23 00-0003	SF		1' x 2' Grid, Hot Dipped Galvanized Steel, 15/16" T Bar Ceiling Suspension System.....	3.65	0.50
			For UL Listed (Fire Guard), Add	0.27	
			For 1-1/2" Wide Faced Grid, Add	0.51	
			For Fastening To Concrete, Add	1.23	
			For Fastening To Steel, Add	1.33	
			For Vertical Application, Add	1.60	
			For Chemical Corrosion Resistant, Polyvinyl Chloride (PVC) Coated, Add	2.50	
			For Individual Room Quantities <495, Add	0.37	
			Note: For use with projects >500 SF		
			For Aluminum T-Bar System, Add	0.82	
			For Up To 50, Add	1.28	
			For >50 To 200, Add	0.73	
			For >200 To 500, Add	0.27	
			For >2,500 To 4,000, Deduct	-0.08	
			For >4,000 To 5,000, Deduct	-0.15	
			For >5,000, Deduct	-0.21	
			For Ceilings >10' High, Add	0.14	
09 53 23 00-0004	SF		2' x 2' Grid, Hot Dipped Galvanized Steel, 15/16" T Bar Ceiling Suspension System.....	3.01	0.50
			For UL Listed (Fire Guard), Add	0.20	
			For 1-1/2" Wide Faced Grid, Add	0.37	
			For Fastening To Concrete, Add	1.22	
			For Fastening To Steel, Add	1.32	
			For Vertical Application, Add	1.47	
			For Chemical Corrosion Resistant, Polyvinyl Chloride (PVC) Coated, Add	2.50	
			For Individual Room Quantities <495, Add	0.32	
			Note: For use with projects >500 SF		
			For Aluminum T-Bar System, Add	0.60	
			For Up To 50, Add	1.12	
			For >50 To 200, Add	0.64	
			For >200 To 500, Add	0.23	
			For >2,500 To 4,000, Deduct	-0.07	
			For >4,000 To 5,000, Deduct	-0.12	
			For >5,000, Deduct	-0.18	
			For Black Grid, Add	0.17	
			For Ceilings >10' High, Add	0.13	
			For Concealed Spline Grid, Add	0.50	
09 53 23 00-0005	SF		2' x 4' Grid, Hot Dipped Galvanized Steel, 15/16" T Bar Ceiling Suspension System.....	2.49	0.50
			For UL Listed (Fire Guard), Add	0.16	
			For 1-1/2" Wide Faced Grid, Add	0.30	
			For Fastening To Concrete, Add	1.19	
			For Fastening To Steel, Add	1.29	
			For Vertical Application, Add	1.41	
			For Chemical Corrosion Resistant, Polyvinyl Chloride (PVC) Coated, Add	2.50	
			For Individual Room Quantities <495, Add	0.27	
			Note: For use with projects >500 SF		
			For Aluminum T-Bar System, Add	0.49	
			For Up To 50, Add	0.94	
			For >50 To 200, Add	0.53	
			For >200 To 500, Add	0.20	
			For >2,500 To 4,000, Deduct	-0.06	
			For >4,000 To 5,000, Deduct	-0.10	
			For >5,000, Deduct	-0.15	
			For Black Grid, Add	0.14	
			For Ceilings >10' High, Add	0.11	
			For Concealed Spline Grid, Add	0.41	
09 53 23 00-0006	SF		1'-8" To 2' x 5' Grid, Hot Dipped Galvanized Steel, 15/16" T Bar Ceiling Suspension System	2.20	0.50
			For UL Listed (Fire Guard), Add	0.15	
			For 1-1/2" Wide Faced Grid, Add	0.28	
			For Fastening To Concrete, Add	1.17	
			For Fastening To Steel, Add	1.27	
			For Chemical Corrosion Resistant, Polyvinyl Chloride (PVC) Coated, Add	2.50	
			For Individual Room Quantities <495, Add	0.23	
			Note: For use with projects >500 SF		
			For Aluminum T-Bar System, Add	0.45	
			For Up To 50, Add	0.81	
			For >50 To 200, Add	0.46	
			For >200 To 500, Add	0.17	
			For >2,500 To 4,000, Deduct	-0.05	
			For >4,000 To 5,000, Deduct	-0.09	
			For >5,000, Deduct	-0.13	
			For Ceilings >10' High, Add	0.09	



Finishes	09	09
Ceilings	09 50	
Acoustical Ceiling Suspension Assemblies	09 53	

MINOR CSI UOM DESCRIPTION	TOTAL DIRECT UNIT COST	DEMOLITION UNIT COST
09 53 23 00-0007 SF 2' x 2' Grid, Hot Dipped Galvanized Steel, 9/16" T Bar Ceiling Suspension System	3.28	0.50
For UL Listed (Fire Guard), Add	0.24	
For Fastening To Concrete, Add	1.22	
For Fastening To Steel, Add	1.32	
For Vertical Application, Add	1.47	
For Chemical Corrosion Resistant, Polyvinyl Chloride (PVC) Coated, Add	2.50	
For Individual Room Quantities <495, Add	0.33	
Note: For use with projects >500 SF		
For Up To 50, Add	1.16	
For >50 To 200, Add	0.66	
For >200 To 500, Add	0.25	
For >2,500 To 4,000, Deduct	-0.07	
For >4,000 To 5,000, Deduct	-0.13	
For >5,000, Deduct	-0.19	
For Black Grid, Add	0.20	
For Ceilings >10' High, Add	0.13	
09 53 23 00-0008 SF 2' x 4' Grid, Hot Dipped Galvanized Steel, 9/16" T Bar Ceiling Suspension System	2.71	0.50
For UL Listed (Fire Guard), Add	0.20	
For Fastening To Concrete, Add	1.19	
For Fastening To Steel, Add	1.29	
For Vertical Application, Add	1.41	
For Chemical Corrosion Resistant, Polyvinyl Chloride (PVC) Coated, Add	2.50	
For Individual Room Quantities <495, Add	0.28	
Note: For use with projects >500 SF		
For Up To 50, Add	0.97	
For >50 To 200, Add	0.55	
For >200 To 500, Add	0.21	
For >2,500 To 4,000, Deduct	-0.06	
For >4,000 To 5,000, Deduct	-0.11	
For >5,000, Deduct	-0.16	
For Black Grid, Add	0.16	
For Ceilings >10' High, Add	0.11	
09 53 23 00-0009 Ceiling Suspension System Accessories (09 53 23)		
09 53 23 00-0010 LF Pencil Rod Support For Suspended Ceiling with Accessories	1.32	
09 53 23 00-0011 LF 1" x 1/8" Flat Bar Bracing For Suspended Ceiling	3.16	1.41
For 304 Stainless Steel, Add	2.96	
For 316 Stainless Steel, Add	3.33	
For Aluminum, Add	0.19	
For Galvanized Steel, Add	0.64	
09 53 23 00-0012 LF 1" x 3/16" Flat Bar Bracing For Suspended Ceiling	4.51	1.51
For 304 Stainless Steel, Add	4.50	
For 316 Stainless Steel, Add	5.06	
For Aluminum, Add	0.28	
For Galvanized Steel, Add	0.98	
09 53 23 00-0013 LF 1-1/2" x 1/4" Flat Bar Bracing For Suspended Ceiling	6.47	1.61
For 304 Stainless Steel, Add	9.01	
For 316 Stainless Steel, Add	10.11	
For Aluminum, Add	0.57	
For Galvanized Steel, Add	1.96	
09 53 23 00-0014 EA 2", Exposed 15/16" Hot-dipped Galvanized Steel, Suspended Ceiling Cross Tee	6.74	0.29
Note: Can be used to convert an existing 2' x 4' suspension system to a 2' x 2' system or to replace an individual component.		
09 53 23 00-0015 EA Lateral Support For Suspended Ceiling Channel, Installed 12'-0" On Center Maximum	30.85	8.78
Note: Includes vertical center strut and four 12 gauge diagonal wires.		
09 53 23 00-0016 EA Up To 30" Compression Posts, Telescopic, With Splay Wires, Attached To Structure For Suspended Ceiling	70.38	20.43
09 53 23 00-0017 EA >30" To 48" Compression Posts, Telescopic, With Splay Wires, Attached To Structure For Suspended Ceiling	72.96	20.82
09 53 23 00-0018 EA >48" To 84" Compression Posts, Telescopic, With Splay Wires, Attached To Structure For Suspended Ceiling	81.93	20.82
09 53 23 00-0019 Removal And Reinstallation Of Acoustical Ceiling Suspension Assembly (09 53 23)		
Note: 2'x2' Or 2'x4'. Includes storage and cleaning.		
09 53 23 00-0020 SF Removal And Reinstallation Of Acoustical Ceiling Tile And Grid, 2' x 2' Or 2' x 4'	2.77	
Note: Suspension system tie wire, wall angles and bracing to remain in place.		
For Up To 50, Add	1.52	
For >50 To 200, Add	0.83	
For >200 To 500, Add	0.28	
For >2,500 To 4,000, Deduct	-0.07	
For >4,000 To 5,000, Deduct	-0.14	
For >5,000, Deduct	-0.21	
For Ceilings >10' High, Add	0.21	
09 53 23 00-0021 SF Removal And Reinstallation Of Grid System Only	1.21	
Note: Suspension system tie wire, wall angles and bracing to remain in place.		
For Up To 50, Add	0.67	
For >50 To 200, Add	0.36	
For >200 To 500, Add	0.12	
For >2,500 To 4,000, Deduct	-0.03	
For >4,000 To 5,000, Deduct	-0.06	
For >5,000, Deduct	-0.09	
For Ceilings >10' High, Add	0.09	
09 53 23 00-0022 Existing Ceiling Suspension System Accessories (09 53 23)		

09	09 Finishes
	09 50 Ceilings
	09 53 Acoustical Ceiling Suspension Assemblies



MINOR CSI UOM DESCRIPTION	TOTAL DIRECT UNIT COST	DEMOLITION UNIT COST
09 53 23 00-0023 EA Ceiling Hold Down Clip (Armstrong FZUHDCA).....	3.31	0.81
Note: For existing ceilings		
<i>For Up To 40, Add</i>	1.30	
<i>For >40 To 150, Add</i>	0.65	
<i>For >400, Deduct</i>	-0.30	
 09 54 Specialty Ceilings <small>(09 50)</small>		
09 54 16 Luminous Ceilings <small>(09 54)</small>		
09 54 16 00-0001 Translucent Ceiling Panels <small>(09 54 16)</small>		
09 54 16 00-0002 SF 2' x 2' x 0.013" Thick, Rigid Vinyl Plastic, Translucent Ceiling Panel.....	3.37	0.50
<i>For Ceilings >10' High, Add</i>	0.09	
<i>For >100 To 200, Deduct</i>	-0.16	
<i>For >200 To 300, Deduct</i>	-0.39	
<i>For >300, Deduct</i>	-0.67	
 09 54 23 Linear Metal Ceilings <small>(09 54)</small>		
09 54 23 00-0001 Linear Ceiling Systems <small>(09 54 23)</small>		
09 54 23 00-0002 0.032" Aluminum, Linear Ceiling Systems <small>(09 54 23 00-0001)</small>		
Note: For flat ceilings. Includes round or box style panels with KYNAR 500® or HYLAR 5000® PVDF finish. Includes ceiling suspension system and flush or recessed filler strips.		
09 54 23 00-0003 SF 4" Panel Width, 0.032" Aluminum, Linear Ceiling System.....	21.16	2.09
<i>For Up To 50, Add</i>	5.18	
<i>For >50 To 200, Add</i>	3.12	
<i>For >200 To 500, Add</i>	1.31	
<i>For >2,500, Deduct</i>	-1.06	
<i>For Ceilings >10' High, Add</i>	0.38	
<i>For Linear Ceiling Systems Without Filler Strips, Deduct</i>	-4.01	
<i>For Curved Ceilings, Add</i>	1.22	
09 54 23 00-0004 SF 8" Panel Width, 0.032" Aluminum, Linear Ceiling System.....	16.91	2.09
<i>For Up To 50, Add</i>	4.50	
<i>For >50 To 200, Add</i>	2.67	
<i>For >200 To 500, Add</i>	1.09	
<i>For >2,500, Deduct</i>	-0.85	
<i>For Ceilings >10' High, Add</i>	0.37	
<i>For Linear Ceiling Systems Without Filler Strips, Deduct</i>	-1.99	
<i>For Curved Ceilings, Add</i>	1.20	
09 54 23 00-0005 SF 12" Panel Width, 0.032" Aluminum, Linear Ceiling System.....	15.28	2.09
<i>For Up To 50, Add</i>	4.21	
<i>For >50 To 200, Add</i>	2.49	
<i>For >200 To 500, Add</i>	1.00	
<i>For >2,500, Deduct</i>	-0.76	
<i>For Ceilings >10' High, Add</i>	0.36	
<i>For Linear Ceiling Systems Without Filler Strips, Deduct</i>	-1.32	
<i>For Curved Ceilings, Add</i>	1.18	
 09 54 23 00-0006 Tin Ceilings <small>(09 54 23)</small>		
09 54 23 00-0007 SF 2' x 2' Tin Ceiling Embossed Panels.....	24.24	3.24
<i>For Up To 50, Add</i>	5.20	
<i>For >50 To 200, Add</i>	3.20	
<i>For >200 To 500, Add</i>	1.41	
<i>For >2,500, Deduct</i>	-1.21	
<i>For Ceilings >10' High, Add</i>	0.29	
09 54 23 00-0008 SF 12" x 12" Tin Ceiling Embossed Plates.....	36.53	2.09
<i>For Up To 50, Add</i>	7.12	
<i>For >50 To 200, Add</i>	4.48	
<i>For >200 To 500, Add</i>	2.03	
<i>For >2,500, Deduct</i>	-1.83	
<i>For Ceilings >10' High, Add</i>	0.31	
09 54 23 00-0009 SF 12" x 24" Tin Ceiling Embossed Plates.....	26.21	2.09
<i>For Up To 50, Add</i>	5.58	
<i>For >50 To 200, Add</i>	3.44	
<i>For >200 To 500, Add</i>	1.52	
<i>For >2,500, Deduct</i>	-1.31	
<i>For Ceilings >10' High, Add</i>	0.31	
09 54 23 00-0010 SF 24" x 24" Tin Ceiling Embossed Plates.....	24.07	2.09
<i>For Up To 50, Add</i>	5.13	
<i>For >50 To 200, Add</i>	3.17	
<i>For >200 To 500, Add</i>	1.39	
<i>For >2,500, Deduct</i>	-1.20	
<i>For Ceilings >10' High, Add</i>	0.28	
09 54 23 00-0011 SF 24" x 48" Tin Ceiling Embossed Plates.....	21.00	1.56
<i>For Up To 50, Add</i>	4.48	
<i>For >50 To 200, Add</i>	2.76	
<i>For >200 To 500, Add</i>	1.22	
<i>For >2,500, Deduct</i>	-1.05	
<i>For Ceilings >10' High, Add</i>	0.25	
09 54 23 00-0012 LF 3" Or 4" Wide Embossed Molding.....	15.05	3.13
09 54 23 00-0013 LF 6" Wide Embossed Molding.....	19.17	3.65
09 54 23 00-0014 LF 12" Wide Embossed Molding.....	25.94	4.28



		Finishes	09	
		Ceilings	09 50	09
		Specialty Ceilings	09 54	

MINOR	CSI	UOM	DESCRIPTION	TOTAL DIRECT UNIT COST	DEMOLITION UNIT COST
-------	-----	-----	-------------	------------------------	----------------------

09 54 23 00-0015	EA		3", 4" Or 6" Wide Embossed Cross, Tee Or Ell	42.93	9.91
09 54 23 00-0016	EA		12" Wide Embossed Cross, Tee Or Ell	60.96	11.58

09 57 Special Function Ceilings (09 50)

09 57 63 High Impact Ceilings (09 57)

09 57 63 00-0001 High Impact Ceilings (09 57 63)

09 57 63 00-0002	SF		Polyvinyl Chloride Face High Impact Ceiling Panels	12.08	1.01
			<i>For Ceilings >10' High, Add</i>	0.12	
09 57 63 00-0003	EA		High Impact Clips.....	5.23	0.81
			<i>For Ceilings >10' High, Add</i>	0.19	

09 60 Flooring (09)

Note: Perform moisture testing as recommended by manufacturer.

09 61 Flooring Treatment (09 60)

09 61 13 Slip-Resistant Flooring Treatment (09 61)

09 61 13 00-0001 Anti-Slip Tape (09 61 13)

			Note: Grit sandpaper surface with adhesive back.		
09 61 13 00-0002	LF		1" Anti-Slip Tape	2.75	2.01
09 61 13 00-0003	LF		2" Anti-Slip Tape	3.52	2.21
09 61 13 00-0004	LF		3" Anti-Slip Tape	4.28	2.43
09 61 13 00-0005	LF		4" Anti-Slip Tape	4.99	2.67
09 61 13 00-0006	LF		6" Anti-Slip Tape	6.43	2.94
09 61 13 00-0007	LF		12" Anti-Slip Tape	11.36	4.41
09 61 13 00-0008	LF		24" Anti-Slip Tape	16.03	6.62

09 63 Masonry Flooring (09 60)

09 63 13 Brick Flooring (09 63)

09 63 13 00-0001 Clay Bricks (09 63 13)

09 63 13 00-0002	SF		2-1/4" Thick Clay Brick Floor	27.84	8.99
			<i>For Basket Weave Pattern, Add</i>	1.92	
			<i>For Herringbone Pattern, Add</i>	2.56	
			<i>For Epoxy Joints, Add</i>	4.92	
09 63 13 00-0003	SF		3" Thick Clay Brick Floor.....	31.58	8.99
			<i>For Basket Weave Pattern, Add</i>	1.92	
			<i>For Herringbone Pattern, Add</i>	2.56	
			<i>For Epoxy Joints, Add</i>	4.92	
09 63 13 00-0004	SF		1/2" Thick Unglazed Clay Brick Floor.....	17.33	8.99
			<i>For Basket Weave Pattern, Add</i>	1.92	
			<i>For Herringbone Pattern, Add</i>	2.56	
			<i>For Epoxy Joints, Add</i>	4.92	
09 63 13 00-0005	SF		1/2" Thick Glazed Clay Brick Floor	20.72	8.99
			<i>For Basket Weave Pattern, Add</i>	1.92	
			<i>For Herringbone Pattern, Add</i>	2.56	
			<i>For Epoxy Joints, Add</i>	4.92	
09 63 13 00-0006	SF		3/4" Thick Unglazed Clay Brick Floor.....	18.85	8.99
			<i>For Basket Weave Pattern, Add</i>	1.92	
			<i>For Herringbone Pattern, Add</i>	2.56	
			<i>For Epoxy Joints, Add</i>	4.92	
09 63 13 00-0007	SF		3/4" Thick Glazed Clay Brick Floor	23.35	8.99
			<i>For Basket Weave Pattern, Add</i>	1.92	
			<i>For Herringbone Pattern, Add</i>	2.56	
			<i>For Epoxy Joints, Add</i>	4.92	
09 63 13 00-0008	SF		15/16" Thick Unglazed Clay Brick Floor.....	20.31	8.99
			<i>For Basket Weave Pattern, Add</i>	1.92	
			<i>For Herringbone Pattern, Add</i>	2.56	
			<i>For Epoxy Joints, Add</i>	4.92	
09 63 13 00-0009	SF		15/16" Thick Glazed Clay Brick Floor	26.00	8.99
			<i>For Basket Weave Pattern, Add</i>	1.92	
			<i>For Herringbone Pattern, Add</i>	2.56	
			<i>For Epoxy Joints, Add</i>	4.92	

09 63 43 Composition Stone Flooring (09 63)

09 63 43 00-0001 Cupric Oxchloride Cement, Seamless Flooring System (09 63 43)

			Note: Chemical and slip resistant. OSHA and USDA approved.		
09 63 43 00-0002	SF		3/8" Thick, Cupric Oxchloride Cement, Seamless Flooring System, Trowel Applied	17.45	5.18

09 64 Wood Flooring (09 60)

09 64 13 Wood Flooring Underlayment (09 64)

09 64 13 00-0001 Wood Flooring Underlayment (09 64 13)

09	09 Finishes
	09 60 Flooring
	09 64 Wood Flooring



MINOR CSI UOM DESCRIPTION	TOTAL DIRECT UNIT COST	DEMOLITION UNIT COST
------------------------------	---------------------------	-------------------------

09 64 13 00-0002	SF	1/8" Thick Laminate And Wood Floor Underlayment (Roberts Harmony Premium 3-in-1)	1.65	
09 64 13 00-0003	SF	2mm Thick, Foam Underlayment For Laminate Flooring (SimpleSolutions Soundbloc)	0.82	
09 64 13 00-0004	SF	Underlayment For Wood And Laminate Flooring (Halex VersaShield VS-60)	2.02	
09 64 13 00-0005	SF	Regular Weight Red Rosin Paper, Wood Flooring Underlayment	0.47	
09 64 13 00-0006	SF	Heavy Weight Red Rosin Paper, Wood Flooring Underlayment	0.48	
09 64 13 00-0007	SF	30 LB, Waxed Paper, Wood Flooring Underlayment	0.51	
09 64 13 00-0008	SF	15 LB, Asphalt Saturated Organic Felt, Wood Flooring Underlayment	0.57	
09 64 13 00-0009	SF	6 Mil Thick, Polyethylene Film, Wood Flooring Underlayment	0.51	
09 64 13 00-0010	SF	8 Mil Thick, Polyethylene Film, Wood Flooring Underlayment	0.57	
09 64 13 00-0011	SF	1/8" Thick, Natural Cork, Wood Flooring Underlayment	2.27	0.32
09 64 13 00-0012	SF	1/4" Thick, Natural Cork, Wood Flooring Underlayment	2.38	0.32
09 64 13 00-0013	SF	3/32" Thick, Polyethylene Foam, Wood Flooring Underlayment (Roberts® Unison™ 70-025-15)	0.84	
09 64 13 00-0014	SF	2.0mm Thick, Progressive Foam Technology, Wood Flooring Underlayment (Roberts® Quiet Cushion 70-180)	1.05	
09 64 13 00-0015	SF	4.0mm Thick, Compressed Fiber, Wood Flooring Underlayment (Roberts® Super Felt 70-193)	1.14	
09 64 13 00-0016	SF	2.5mm Thick, Closed Cell Foam, Wood Flooring Underlayment (Roberts® Black Jack™ 70-026)	1.39	
09 64 13 00-0017	SF	1/8" Thick, Moisture Barrier, Sound Reduction And Cushioning, Wood Flooring Underlayment (Roberts® AirGuard™ 70-105)	1.41	0.21

09 64 23 Wood Parquet Flooring (09 64)

Note: All wood parquet flooring is prefinished at factory.

09 64 23 00-0001 Hardwood Parquet Flooring (09 64 23)

09 64 23 00-0002	SF	5/16" Thick Oak Parquet Flooring	11.20	1.01
		<i>For Up To 20, Add</i>	4.51	
		<i>For >20 To 50, Add</i>	2.38	
		<i>For >50 To 100, Add</i>	1.19	
		<i>For >100 To 300, Add</i>	0.59	

09 64 29 Wood Strip and Plank Flooring (09 64)

Note: All wood strip flooring is unfinished, tongue and groove.

09 64 29 00-0001 Unfinished Fir, Wood Strip Flooring (09 64 29)

09 64 29 00-0002	SF	3-1/8" Plank Width, 3/4" Thick, Plain Sawn, Clear Vertical Grain (C Or Better) Unfinished Fir, Wood Strip Flooring	13.24	1.01
		<i>For Factory Finish, Add</i>	0.87	
		<i>For Random Width Floor, Add</i>	3.08	
		<i>For Up To 20, Add</i>	4.02	
		<i>For >20 To 50, Add</i>	2.23	
		<i>For >50 To 100, Add</i>	1.11	
		<i>For >100 To 300, Add</i>	0.56	

09 64 29 00-0003 Unfinished Oak, Wood Strip Flooring (09 64 29)

09 64 29 00-0004 Unfinished White Oak, Wood Strip Flooring (09 64 29 00-0003)

09 64 29 00-0005	SF	2-1/4" Plank Width, 3/4" Thick, Plain Sawn, #2 Common Unfinished White Oak, Wood Strip Flooring	10.46	1.01
		<i>For Factory Finish, Add</i>	0.46	
		<i>For Random Width Floor, Add</i>	2.32	
		<i>For Up To 20, Add</i>	4.23	
		<i>For >20 To 50, Add</i>	2.23	
		<i>For >50 To 100, Add</i>	1.11	
		<i>For >100 To 300, Add</i>	0.56	
09 64 29 00-0006	SF	2-1/4" Plank Width, 3/4" Thick, Plain Sawn, #1 Common Unfinished White Oak, Wood Strip Flooring	11.05	1.01
		<i>For Factory Finish, Add</i>	0.51	
		<i>For Random Width Floor, Add</i>	2.47	
		<i>For Up To 20, Add</i>	4.32	
		<i>For >20 To 50, Add</i>	2.29	
		<i>For >50 To 100, Add</i>	1.14	
		<i>For >100 To 300, Add</i>	0.57	
09 64 29 00-0007	SF	2-1/4" Plank Width, 3/4" Thick, Plain Sawn, Select Unfinished White Oak, Wood Strip Flooring	11.94	1.01
		<i>For Factory Finish, Add</i>	0.60	
		<i>For Random Width Floor, Add</i>	2.69	
		<i>For Up To 20, Add</i>	4.45	
		<i>For >20 To 50, Add</i>	2.38	
		<i>For >50 To 100, Add</i>	1.19	
		<i>For >100 To 300, Add</i>	0.59	
09 64 29 00-0008	SF	3-1/4" Plank Width, 3/4" Thick, Plain Sawn, #2 Common Unfinished White Oak, Wood Strip Flooring	9.27	1.01
		<i>For Factory Finish, Add</i>	0.48	
		<i>For Random Width Floor, Add</i>	2.09	
		<i>For Up To 20, Add</i>	3.42	
		<i>For >20 To 50, Add</i>	1.83	
		<i>For >50 To 100, Add</i>	0.92	
		<i>For >100 To 300, Add</i>	0.46	
09 64 29 00-0009	SF	3-1/4" Plank Width, 3/4" Thick, Plain Sawn, #1 Common Unfinished White Oak, Wood Strip Flooring	9.74	1.01
		<i>For Factory Finish, Add</i>	0.52	
		<i>For Random Width Floor, Add</i>	2.21	
		<i>For Up To 20, Add</i>	3.50	
		<i>For >20 To 50, Add</i>	1.88	
		<i>For >50 To 100, Add</i>	0.94	
		<i>For >100 To 300, Add</i>	0.47	



		Finishes	09
		Flooring	09 60
		Wood Flooring	09 64

09

MINOR	CSI	UOM	DESCRIPTION	TOTAL DIRECT UNIT COST	DEMOLITION UNIT COST
09 64 29 00-0010	SF		3-1/4" Plank Width, 3/4" Thick, Plain Sawn, Select Unfinished White Oak, Wood Strip Flooring.....	10.65	1.01
			<i>For Factory Finish, Add</i>	0.61	
			<i>For Random Width Floor, Add</i>	2.44	
			<i>For Up To 20, Add</i>	3.63	
			<i>For >20 To 50, Add</i>	1.97	
			<i>For >50 To 100, Add</i>	0.98	
			<i>For >100 To 300, Add</i>	0.49	
09 64 29 00-0011			Unfinished Red Oak, Wood Strip Flooring (09 64 29 00-0003)		
09 64 29 00-0012	SF		2-1/4" Plank Width, 3/4" Thick, Plain Sawn, #2 Common Unfinished Red Oak, Wood Strip Flooring.....	10.56	1.01
			<i>For Factory Finish, Add</i>	0.47	
			<i>For Random Width Floor, Add</i>	2.34	
			<i>For Up To 20, Add</i>	4.24	
			<i>For >20 To 50, Add</i>	2.24	
			<i>For >50 To 100, Add</i>	1.12	
			<i>For >100 To 300, Add</i>	0.56	
09 64 29 00-0013	SF		2-1/4" Plank Width, 3/4" Thick, Plain Sawn, #1 Common Unfinished Red Oak, Wood Strip Flooring.....	11.15	1.01
			<i>For Factory Finish, Add</i>	0.52	
			<i>For Random Width Floor, Add</i>	2.49	
			<i>For Up To 20, Add</i>	4.33	
			<i>For >20 To 50, Add</i>	2.30	
			<i>For >50 To 100, Add</i>	1.15	
			<i>For >100 To 300, Add</i>	0.57	
09 64 29 00-0014	SF		2-1/4" Plank Width, 3/4" Thick, Plain Sawn, Select Unfinished Red Oak, Wood Strip Flooring.....	12.04	1.01
			<i>For Factory Finish, Add</i>	0.61	
			<i>For Random Width Floor, Add</i>	2.71	
			<i>For Up To 20, Add</i>	4.47	
			<i>For >20 To 50, Add</i>	2.39	
			<i>For >50 To 100, Add</i>	1.19	
			<i>For >100 To 300, Add</i>	0.60	
09 64 29 00-0015	SF		3-1/4" Plank Width, 3/4" Thick, Plain Sawn, #2 Common Unfinished Red Oak, Wood Strip Flooring.....	9.36	1.01
			<i>For Factory Finish, Add</i>	0.48	
			<i>For Random Width Floor, Add</i>	2.11	
			<i>For Up To 20, Add</i>	3.44	
			<i>For >20 To 50, Add</i>	1.84	
			<i>For >50 To 100, Add</i>	0.92	
			<i>For >100 To 300, Add</i>	0.46	
09 64 29 00-0016	SF		3-1/4" Plank Width, 3/4" Thick, Plain Sawn, #1 Common Unfinished Red Oak, Wood Strip Flooring.....	9.96	1.01
			<i>For Factory Finish, Add</i>	0.54	
			<i>For Random Width Floor, Add</i>	2.26	
			<i>For Up To 20, Add</i>	3.53	
			<i>For >20 To 50, Add</i>	1.90	
			<i>For >50 To 100, Add</i>	0.95	
			<i>For >100 To 300, Add</i>	0.48	
09 64 29 00-0017	SF		3-1/4" Plank Width, 3/4" Thick, Plain Sawn, Select Unfinished Red Oak, Wood Strip Flooring.....	10.75	1.01
			<i>For Factory Finish, Add</i>	0.62	
			<i>For Random Width Floor, Add</i>	2.46	
			<i>For Up To 20, Add</i>	3.65	
			<i>For >20 To 50, Add</i>	1.98	
			<i>For >50 To 100, Add</i>	0.99	
			<i>For >100 To 300, Add</i>	0.49	
09 64 29 00-0018			Unfinished Maple, Wood Strip Flooring (09 64 29)		
09 64 29 00-0019			25/32" Thick, Unfinished Maple, Wood Strip Flooring (09 64 29 00-0018)		
09 64 29 00-0020	SF		2-1/4" Plank Width, 25/32" Thick, Plain Sawn, First Grade (Select Or Better) Unfinished Maple, Wood Strip Flooring.....	12.73	1.01
			<i>For Factory Finish, Add</i>	0.68	
			<i>For Random Width Floor, Add</i>	2.89	
			<i>For Up To 20, Add</i>	4.57	
			<i>For >20 To 50, Add</i>	2.46	
			<i>For >50 To 100, Add</i>	1.23	
			<i>For >100 To 300, Add</i>	0.61	
09 64 29 00-0021	SF		2-1/4" Plank Width, 25/32" Thick, Plain Sawn, Second Grade (#1 Common) Unfinished Maple, Wood Strip Flooring.....	11.74	1.01
			<i>For Factory Finish, Add</i>	0.58	
			<i>For Random Width Floor, Add</i>	2.64	
			<i>For Up To 20, Add</i>	4.42	
			<i>For >20 To 50, Add</i>	2.36	
			<i>For >50 To 100, Add</i>	1.18	
			<i>For >100 To 300, Add</i>	0.59	
09 64 29 00-0022	SF		3" Plank Width, 25/32" Thick, Plain Sawn, First Grade (Select Or Better) Unfinished Maple, Wood Strip Flooring.....	11.73	1.01
			<i>For Factory Finish, Add</i>	0.72	
			<i>For Random Width Floor, Add</i>	2.71	
			<i>For Up To 20, Add</i>	3.79	
			<i>For >20 To 50, Add</i>	2.08	
			<i>For >50 To 100, Add</i>	1.04	
			<i>For >100 To 300, Add</i>	0.52	

09	09 Finishes
	09 60 Flooring
	09 64 Wood Flooring



MINOR	CSI	UOM	DESCRIPTION	TOTAL DIRECT UNIT COST	DEMOLITION UNIT COST
09 64 29 00-0023	SF		3" Plank Width, 25/32" Thick, Plain Sawn, Second Grade (#1 Common) Unfinished Maple, Wood Strip Flooring.....	10.75	1.01
			<i>For Factory Finish, Add</i>	0.62	
			<i>For Random Width Floor, Add</i>	2.46	
			<i>For Up To 20, Add</i>	3.65	
			<i>For >20 To 50, Add</i>	1.98	
			<i>For >50 To 100, Add</i>	0.99	
			<i>For >100 To 300, Add</i>	0.49	
09 64 29 00-0024			33/32" Thick, Unfinished Maple, Wood Strip Flooring (09 64 29 00-0018)		
09 64 29 00-0025	SF		2-1/4" Plank Width, 33/32" Thick, Plain Sawn, First Grade (Select Or Better) Unfinished Maple, Wood Strip Flooring.....	14.86	1.01
			<i>For Factory Finish, Add</i>	0.90	
			<i>For Random Width Floor, Add</i>	3.42	
			<i>For Up To 20, Add</i>	4.89	
			<i>For >20 To 50, Add</i>	2.67	
			<i>For >50 To 100, Add</i>	1.33	
			<i>For >100 To 300, Add</i>	0.67	
09 64 29 00-0026	SF		2-1/4" Plank Width, 33/32" Thick, Plain Sawn, Second Grade (#1 Common) Unfinished Maple, Wood Strip Flooring.....	13.54	1.01
			<i>For Factory Finish, Add</i>	0.76	
			<i>For Random Width Floor, Add</i>	3.09	
			<i>For Up To 20, Add</i>	4.69	
			<i>For >20 To 50, Add</i>	2.54	
			<i>For >50 To 100, Add</i>	1.27	
			<i>For >100 To 300, Add</i>	0.63	
09 64 29 00-0027	SF		3" Plank Width, 33/32" Thick, Plain Sawn, First Grade (Select Or Better) Unfinished Maple, Wood Strip Flooring.....	14.01	1.01
			<i>For Factory Finish, Add</i>	0.95	
			<i>For Random Width Floor, Add</i>	3.28	
			<i>For Up To 20, Add</i>	4.14	
			<i>For >20 To 50, Add</i>	2.31	
			<i>For >50 To 100, Add</i>	1.15	
			<i>For >100 To 300, Add</i>	0.58	
09 64 29 00-0028	SF		3" Plank Width, 33/32" Thick, Plain Sawn, Second Grade (#1 Common) Unfinished Maple, Wood Strip Flooring.....	12.68	1.01
			<i>For Factory Finish, Add</i>	0.82	
			<i>For Random Width Floor, Add</i>	2.94	
			<i>For Up To 20, Add</i>	3.94	
			<i>For >20 To 50, Add</i>	2.17	
			<i>For >50 To 100, Add</i>	1.09	
			<i>For >100 To 300, Add</i>	0.54	
09 64 29 00-0029			Prefinished Engineered Wood Flooring (09 64 29)		
			Note: Glued or nailed. Excludes underlayment. See CSI section 09 64 13 00-0001 for wood flooring underlayment.		
09 64 29 00-0030	SF		1/2" Thick, Red Oak, Prefinished Engineered Wood Flooring.....	16.08	1.01
			<i>For Up To 20, Add</i>	4.19	
			<i>For >20 To 50, Add</i>	2.40	
			<i>For >50 To 100, Add</i>	1.20	
			<i>For >100 To 300, Add</i>	0.60	
09 64 29 00-0031	SF		1/2" Thick, White Oak, Prefinished Engineered Wood Flooring.....	16.08	1.01
			<i>For Up To 20, Add</i>	4.19	
			<i>For >20 To 50, Add</i>	2.40	
			<i>For >50 To 100, Add</i>	1.20	
			<i>For >100 To 300, Add</i>	0.60	
09 64 29 00-0032	SF		1/2" Thick, Select Maple, Prefinished Engineered Wood Flooring.....	15.55	1.01
			<i>For Up To 20, Add</i>	4.11	
			<i>For >20 To 50, Add</i>	2.34	
			<i>For >50 To 100, Add</i>	1.17	
			<i>For >100 To 300, Add</i>	0.59	
09 64 29 00-0033	SF		1/2" Thick, Natural Hickory, Prefinished Engineered Wood Flooring.....	15.96	1.01
			<i>For Up To 20, Add</i>	4.17	
			<i>For >20 To 50, Add</i>	2.38	
			<i>For >50 To 100, Add</i>	1.19	
			<i>For >100 To 300, Add</i>	0.60	
09 64 66			Wood Athletic Flooring (09 64)		
			Note: 1-1/2" or 2-1/4" widths. Excludes finish.		
09 64 66 00-0001			Wood Gym/Stage/Dance Floors Applied On Existing Subfloor (09 64 66)		
			Note: Includes sanding. Excludes concrete repairs to subbase, subflooring, thresholds, and finishing.		
09 64 66 00-0002	SF		25/32" Maple Wood Gym/Stage/Dance Floor.....	14.71	5.03
			<i>For Oak Or Birch, Deduct</i>	-0.20	
			<i>For Pine, Deduct</i>	-0.30	
			<i>For #1 Grade Material, Add</i>	0.50	
09 64 66 00-0003	SF		33/32" Maple Wood Gym/Stage/Dance Floor.....	17.75	5.23
			<i>For Oak Or Birch, Deduct</i>	-0.20	
			<i>For Pine, Deduct</i>	-0.30	
			<i>For #1 Grade Material, Add</i>	0.50	
09 64 66 00-0004			Wood Gym/Stage/Dance Floor Systems (09 64 66)		
			Note: Includes sanding. Excludes concrete repairs to subbase, thresholds, and finishing.		



		Finishes	09
		Flooring	09 60
		Wood Flooring	09 64

MINOR	CSI	UOM	DESCRIPTION	TOTAL DIRECT UNIT COST	DEMOLITION UNIT COST
-------	-----	-----	-------------	------------------------	----------------------

09 64 66 00-0005	SF		Floating 25/32" Maple Wood Gym/Stage/Dance Floor System, Two Layers Of Plywood Panel Subfloor With Resilient Pads (Connor DuraCushion).....	19.70	6.53
			Note: Includes 6 mil polyethylene vapor barrier, two layers of 15/32" plywood subfloor and 3/8" resilient pads.		
			<i>For Oak Or Birch, Deduct</i>	-0.20	
			<i>For Pine, Deduct</i>	-0.30	
			<i>For #1 Grade Material, Add</i>	0.50	
09 64 66 00-0006	SF		Floating 25/32" Maple Wood Gym/Stage/Dance Floor System, Two Layers Of Plywood Panel Subfloor With Two Stage Resilient Pads (Connor NeoShok)	20.91	6.53
			Note: Includes 6 mil polyethylene vapor barrier, two layers of 15/32" plywood subfloor and 3/4" hemispherical two stage polyurethane resilient pads.		
			<i>For Oak Or Birch, Deduct</i>	-0.20	
			<i>For Pine, Deduct</i>	-0.30	
			<i>For #1 Grade Material, Add</i>	0.50	
09 64 66 00-0007	SF		Floating 25/32" Maple Wood Gym/Stage/Dance Floor System, One Layer Of Plywood Subfloor With Continuous Steel Channel Encased Sleepers And Resilient Pads (Connor PermaFlex)	23.58	6.53
			Note: Includes 6 mil polyethylene vapor barrier, one layer of 15/32" plywood subfloor, a continuous steel channel encasing a 23/32" fixed sleeper, a 7/16" resilient pad and a 23/32" flex sleeper.		
			<i>For Oak Or Birch, Deduct</i>	-0.20	
			<i>For Pine, Deduct</i>	-0.30	
			<i>For #1 Grade Material, Add</i>	0.50	
09 64 66 00-0008	SF		Fixed Resilient 25/32" Maple Wood Gym/Stage/Dance Floor System, One Layer Of Plywood Panel Subfloor With Resilient Pads (Connor Focus).....	22.38	6.53
			Note: Includes 6 mil polyethylene vapor barrier, one layer of 3/4" subfloor, 9/16" resilient pads and concrete anchors and clips.		
			<i>For Oak Or Birch, Deduct</i>	-0.20	
			<i>For Pine, Deduct</i>	-0.30	
			<i>For #1 Grade Material, Add</i>	0.50	
09 64 66 00-0009	SF		Clip And Channel, Fixed 33/32" Maple Wood Gym/Stage/Dance Floor System (Connor PermaLock)	25.12	6.53
			Note: Includes 6 mil polyethylene vapor barrier, one layer of 1/2" impregnated fiberboard with channel grooves for 16 gauge steel anchor channel.		
			<i>For Oak Or Birch, Deduct</i>	-0.20	
			<i>For Pine, Deduct</i>	-0.30	
			<i>For #1 Grade Material, Add</i>	0.50	

09 65 Resilient Flooring (09 60)

See CSI section 03 54 16 00-0001 for self leveling underlayment for uneven floors.

09 65 13 Resilient Base and Accessories (09 65)

09 65 13 13 Resilient Base (09 65 13)

09 65 13 13-0001 Type TV Thermoplastic Vinyl Wall Base (09 65 13 13)

Note: Includes inside and outside corners.

09 65 13 13-0002	LF		2-1/2" High, 1/8" Thick, Type TV Thermoplastic Vinyl Wall Base, All Colors	4.20	1.06
			<i>For Up To 20, Add</i>	1.47	
			<i>For >20 To 40, Add</i>	0.84	
			<i>For >40 To 80, Add</i>	0.32	
			<i>For >240 To 960, Deduct</i>	-0.32	
			<i>For >960, Deduct</i>	-0.47	
09 65 13 13-0003	LF		4" High, 1/8" Thick, Type TV Thermoplastic Vinyl Wall Base, All Colors	4.99	1.06
			<i>For Up To 20, Add</i>	1.59	
			<i>For >20 To 40, Add</i>	0.92	
			<i>For >40 To 80, Add</i>	0.35	
			<i>For >240 To 960, Deduct</i>	-0.39	
			<i>For >960, Deduct</i>	-0.59	
09 65 13 13-0004	LF		6" High, 1/8" Thick, Type TV Thermoplastic Vinyl Wall Base, All Colors	6.70	1.06
			<i>For Up To 20, Add</i>	1.85	
			<i>For >20 To 40, Add</i>	1.09	
			<i>For >40 To 80, Add</i>	0.44	
			<i>For >240 To 960, Deduct</i>	-0.57	
			<i>For >960, Deduct</i>	-0.85	

09 65 13 13-0005 Type TP Thermoplastic Rubber Wall Base (09 65 13 13)

Note: Includes inside and outside corners.

09 65 13 13-0006	LF		2-1/2" High, 1/8" Thick, Type TP Thermoplastic Rubber Wall Base, All Colors	4.71	1.06
			<i>For Up To 20, Add</i>	1.55	
			<i>For >20 To 40, Add</i>	0.89	
			<i>For >40 To 80, Add</i>	0.34	
			<i>For >240 To 960, Deduct</i>	-0.37	
			<i>For >960, Deduct</i>	-0.55	
09 65 13 13-0007	LF		4" High, 1/8" Thick, Type TP Thermoplastic Rubber Wall Base, All Colors	5.31	1.06
			<i>For Up To 20, Add</i>	1.64	
			<i>For >20 To 40, Add</i>	0.95	
			<i>For >40 To 80, Add</i>	0.37	
			<i>For >240 To 960, Deduct</i>	-0.43	
			<i>For >960, Deduct</i>	-0.64	
09 65 13 13-0008	LF		6" High, 1/8" Thick, Type TP Thermoplastic Rubber Wall Base, All Colors	6.95	1.06
			<i>For Up To 20, Add</i>	1.88	
			<i>For >20 To 40, Add</i>	1.12	
			<i>For >40 To 80, Add</i>	0.45	
			<i>For >240 To 960, Deduct</i>	-0.59	
			<i>For >960, Deduct</i>	-0.89	

60	09 Finishes
	09 60 Flooring
	09 65 Resilient Flooring



MINOR		TOTAL DIRECT	DEMOLITION
CSI	UOM DESCRIPTION	UNIT COST	UNIT COST
09 65 13 13-0009	LF 2-1/2" High, 3/8" Thick, Type TP Thermoplastic Rubber Wall Base, All Colors <i>For Up To 20, Add</i> <i>For >20 To 40, Add</i> <i>For >40 To 80, Add</i> <i>For >240 To 960, Deduct</i> <i>For >960, Deduct</i>	9.28 2.23 1.35 0.57 -0.82 -1.23	1.06
09 65 13 13-0010	LF 3" High, 3/8" Thick, Type TP Thermoplastic Rubber Wall Base, All Colors <i>For Up To 20, Add</i> <i>For >20 To 40, Add</i> <i>For >40 To 80, Add</i> <i>For >240 To 960, Deduct</i> <i>For >960, Deduct</i>	9.76 2.31 1.40 0.59 -0.87 -1.31	1.06
09 65 13 13-0011	LF 4-1/2" High, 3/8" Thick, Type TP Thermoplastic Rubber Wall Base, All Colors <i>For Up To 20, Add</i> <i>For >20 To 40, Add</i> <i>For >40 To 80, Add</i> <i>For >240 To 960, Deduct</i> <i>For >960, Deduct</i>	12.38 2.70 1.66 0.72 -1.13 -1.70	1.06
09 65 13 13-0012	LF 6" High, 3/8" Thick, Type TP Thermoplastic Rubber Wall Base, All Colors <i>For Up To 20, Add</i> <i>For >20 To 40, Add</i> <i>For >40 To 80, Add</i> <i>For >240 To 960, Deduct</i> <i>For >960, Deduct</i>	17.53 3.47 2.17 0.98 -1.65 -2.47	1.06
09 65 13 13-0013	Type TS Thermoset Vulcanized Rubber Wall Base (09 65 13 13) Note: Includes inside and outside corners.		
09 65 13 13-0014	LF 2-1/2" High, 1/8" Thick, Type TS Thermoset Vulcanized Rubber Wall Base, All Colors <i>For Up To 20, Add</i> <i>For >20 To 40, Add</i> <i>For >40 To 80, Add</i> <i>For >240 To 960, Deduct</i> <i>For >960, Deduct</i>	5.37 1.65 0.96 0.37 -0.43 -0.65	1.26
09 65 13 13-0015	LF 4" High, 1/8" Thick, Type TS Thermoset Vulcanized Rubber Wall Base, All Colors <i>For Up To 20, Add</i> <i>For >20 To 40, Add</i> <i>For >40 To 80, Add</i> <i>For >240 To 960, Deduct</i> <i>For >960, Deduct</i>	5.39 1.65 0.96 0.37 -0.43 -0.65	1.06
09 65 13 13-0016	LF 6" High, 1/8" Thick, Type TS Thermoset Vulcanized Rubber Wall Base, All Colors <i>For Up To 20, Add</i> <i>For >20 To 40, Add</i> <i>For >40 To 80, Add</i> <i>For >240 To 960, Deduct</i> <i>For >960, Deduct</i>	8.22 2.25 1.33 0.54 -0.70 -1.04	1.26
09 65 13 23	Resilient Stair Treads and Risers (09 65 13) Note: All treads have integral nosing. Abrasive strip modifier includes either 1 or 2 strips running the length of the tread. All colors.		
09 65 13 23-0001	Rubber Stair Treads and Risers (09 65 13 23)		
09 65 13 23-0002	Raised Disc Or Other Patterned Rubber Stair Tread (09 65 13 23-0001)		
09 65 13 23-0003	LF 3/16" Thick, 9" To 12-1/2" Deep, Rubber Stair Tread Note: Raised disc or other pattern. <i>For Abrasive Strip, Add</i> <i>For Photo Luminescent Abrasive Strip, Add</i>	15.88 2.75 3.75	1.68
09 65 13 23-0004	LF 1/4" Thick, 9" To 12-1/2" Deep, Rubber Stair Tread Note: Raised disc or other pattern. <i>For Abrasive Strip, Add</i> <i>For Photo Luminescent Abrasive Strip, Add</i>	17.04 2.75 3.75	1.81
09 65 13 23-0005	LF 5/16" Thick, 9" To 12-1/2" Deep, Rubber Stair Tread Note: Raised disc or other pattern. <i>For Abrasive Strip, Add</i> <i>For Photo Luminescent Abrasive Strip, Add</i>	20.83 2.75 3.75	1.93
09 65 13 23-0006	Smooth Surface Rubber Stair Tread (09 65 13 23-0001)		
09 65 13 23-0007	LF 3/16" Thick, 9" To 12-1/2" Deep, Rubber Stair Tread Note: Smooth surface. <i>For Abrasive Strip, Add</i> <i>For Photo Luminescent Abrasive Strip, Add</i>	14.91 2.75 3.75	1.68
09 65 13 23-0008	LF 1/4" Thick, 9" To 12-1/2" Deep, Rubber Stair Tread Note: Smooth surface. <i>For Abrasive Strip, Add</i> <i>For Photo Luminescent Abrasive Strip, Add</i>	15.65 2.75 3.75	1.81
09 65 13 23-0009	LF 5/16" Thick, 9" To 12-1/2" Deep, Rubber Stair Tread Note: Smooth surface. <i>For Abrasive Strip, Add</i> <i>For Photo Luminescent Abrasive Strip, Add</i>	19.39 2.75 3.75	1.94
09 65 13 23-0010	Smooth Surface Rubber Stair Riser (09 65 13 23-0001)		
09 65 13 23-0011	LF 1/8" Thick, Smooth Surface Rubber Stair Riser.....	8.70	1.01



Finishes	09	09
Flooring	09 60	
Resilient Flooring	09 65	

MINOR CSI UOM DESCRIPTION	TOTAL DIRECT UNIT COST	DEMOLITION UNIT COST
09 65 13 23-0012 Smooth, Raised Disc or Other Patterned Rubber Landing Mats <small>(09 65 13 23-0001)</small>		
09 65 13 23-0013 SF 1/8" Thick, Rubber Landing Mats..... Note: Smooth, raised disc or other patterned surface.	24.94	1.56
09 65 13 23-0014 SF 3/16" Thick, Rubber Landing Mats..... Note: Smooth, raised disc or other patterned surface.	29.94	1.68
09 65 13 23-0015 SF 7/32" Thick, Rubber Landing Mats..... Note: Smooth, raised disc or other patterned surface.	32.36	1.89
09 65 13 23-0016 Vinyl Stair Treads and Risers <small>(09 65 13 23)</small>		
09 65 13 23-0017 Ribbed Vinyl Stair Tread <small>(09 65 13 23-0016)</small>		
09 65 13 23-0018 LF 1/8" Thick, 9" To 12-1/2" Deep, Ribbed Vinyl Stair Tread..... <i>For Abrasive Strip, Add</i>	16.68 2.75	1.53
09 65 13 23-0019 LF 3/16" Thick, 9" To 12-1/2" Deep, Ribbed Vinyl Stair Tread..... <i>For Abrasive Strip, Add</i>	18.44 2.75	1.68
09 65 13 23-0020 LF 1/4" Thick, 9" To 12-1/2" Deep, Ribbed Vinyl Stair Tread..... <i>For Abrasive Strip, Add</i>	22.33 2.75	1.82
09 65 13 23-0021 Smooth Surface Vinyl Stair Riser <small>(09 65 13 23-0016)</small>		
09 65 13 23-0022 LF 1/8" Thick, 7" High, Smooth Surface Vinyl Stair Riser	9.17	1.01
09 65 13 33 Resilient Accessories <small>(09 65 13)</small>		
09 65 13 33-0001 Flexible Self Leveling Cementitious Underlayments <small>(09 65 13 33)</small>		
09 65 13 33-0002 SF 1/8" Thick, Flexible Self Leveling Cementitious Underlayment With Liquid Latex Modifiers	1.63	0.85
09 65 13 33-0003 SF 1/4" Thick, Flexible Self Leveling Cementitious Underlayment With Liquid Latex Modifiers	2.53	0.85
09 65 13 33-0004 Concrete Floor Prep <small>(09 65 13 33)</small>		
09 65 13 33-0005 SF Removal Of Glue From Concrete Floor..... Note: For removal of glue from VCT or carpet placement. Not to be used in conjunction with demolition tasks associated with floor tile installation.	1.06	
09 65 13 36 Resilient Carpet Transitions <small>(09 65 13)</small>		
09 65 13 36-0001 Vinyl Transition Strip <small>(09 65 13 36)</small>		
09 65 13 36-0002 LF Vinyl Transition Strip, Brown Or Black..... <i>For >240 To 960, Deduct</i> <i>For >960, Deduct</i>	2.48 -0.20 -0.29	0.76
09 65 13 36-0003 LF Vinyl Floor Tile Reducer Strip, Brown Or Black..... <i>For >240 To 960, Deduct</i> <i>For >960, Deduct</i>	2.18 -0.17 -0.25	0.76
09 65 13 36-0004 LF Vinyl Floor Tile Feature Strip, Brown Or Black..... <i>For >240 To 960, Deduct</i> <i>For >960, Deduct</i>	1.82 -0.13 -0.19	0.76
09 65 13 36-0005 LF 1/4" To 1/8" Material, Narrow, Vinyl, Slim Line Transition (Johnsonite SLT-XX-A)..... <i>For Up To 20, Add</i> <i>For >20 To 40, Add</i> <i>For >40 To 80, Add</i> <i>For >240 To 960, Deduct</i> <i>For >960, Deduct</i>	2.84 1.10 0.62 0.23 -0.20 -0.30	1.06
09 65 13 36-0006 Vinyl, Wheeled Traffic Transitions <small>(09 65 13 36)</small>		
09 65 13 36-0007 LF 1/4" To 1/8" Material x 1-3/4", Vinyl, Wheeled Traffic Transition (Johnsonite CTA-XX-A)..... <i>For Up To 20, Add</i> <i>For >20 To 40, Add</i> <i>For >40 To 80, Add</i> <i>For >240 To 960, Deduct</i> <i>For >960, Deduct</i>	3.59 1.21 0.70 0.26 -0.28 -0.41	1.06
09 65 13 36-0008 LF 1/4" To 1/8" Material x 1", Vinyl, Wheeled Traffic Transition (Johnsonite CTA-XX-C)..... <i>For Up To 20, Add</i> <i>For >20 To 40, Add</i> <i>For >40 To 80, Add</i> <i>For >240 To 960, Deduct</i> <i>For >960, Deduct</i>	3.59 1.21 0.70 0.26 -0.28 -0.41	1.06
09 65 13 36-0009 LF 5/16" To 1/16" Or 1/8" Material x 1-5/8", Vinyl, Wheeled Traffic Transition (Johnsonite CTA-XX-D)..... <i>For Up To 20, Add</i> <i>For >20 To 40, Add</i> <i>For >40 To 80, Add</i> <i>For >240 To 960, Deduct</i> <i>For >960, Deduct</i>	4.45 1.34 0.78 0.31 -0.36 -0.54	1.06
09 65 13 36-0010 LF 1/4" To 1/8" Material x 2-1/2", Vinyl, Wheeled Traffic Transition (Johnsonite CTA-XX-H)..... <i>For Up To 20, Add</i> <i>For >20 To 40, Add</i> <i>For >40 To 80, Add</i> <i>For >240 To 960, Deduct</i> <i>For >960, Deduct</i>	7.46 1.79 1.08 0.46 -0.66 -0.99	1.06

09	09 Finishes
	09 60 Flooring
	09 65 Resilient Flooring



MINOR	CSI	UOM	DESCRIPTION	TOTAL DIRECT UNIT COST	DEMOLITION UNIT COST
09 65	13 36-0011	LF	1/4" To 1/8" Material x 4", Vinyl, Wheeled Traffic Transition (Johnsonite CTA-XX-HL)	7.48	1.06
			<i>For Up To 20, Add</i>	1.79	
			<i>For >20 To 40, Add</i>	1.08	
			<i>For >40 To 80, Add</i>	0.46	
			<i>For >240 To 960, Deduct</i>	-0.66	
			<i>For >960, Deduct</i>	-1.00	
09 65	13 36-0012	LF	1/4" To 0.08" Or 2 mm Material x 2-1/2", Vinyl, Wheeled Traffic Transition (Johnsonite CTA-XX-HT)	4.89	1.06
			<i>For Up To 20, Add</i>	1.41	
			<i>For >20 To 40, Add</i>	0.83	
			<i>For >40 To 80, Add</i>	0.33	
			<i>For >240 To 960, Deduct</i>	-0.41	
			<i>For >960, Deduct</i>	-0.61	
09 65	13 36-0013	LF	1/4" Material To Floor x 2-1/2", Vinyl, Wheeled Traffic Transition (Johnsonite CTA-XX-J)	7.27	1.06
			<i>For Up To 20, Add</i>	1.76	
			<i>For >20 To 40, Add</i>	1.06	
			<i>For >40 To 80, Add</i>	0.45	
			<i>For >240 To 960, Deduct</i>	-0.64	
			<i>For >960, Deduct</i>	-0.96	
09 65	13 36-0014	LF	1/4" Material To Floor x 4", Vinyl, Wheeled Traffic Transition (Johnsonite CTA-XX-JL)	7.54	1.06
			<i>For Up To 20, Add</i>	1.80	
			<i>For >20 To 40, Add</i>	1.09	
			<i>For >40 To 80, Add</i>	0.46	
			<i>For >240 To 960, Deduct</i>	-0.67	
			<i>For >960, Deduct</i>	-1.01	
09 65	13 36-0015	LF	3/8" To 1/8" Material x 2-1/2", Vinyl, Wheeled Traffic Transition (Johnsonite CTA-XX-K)	6.32	1.06
			<i>For Up To 20, Add</i>	1.62	
			<i>For >20 To 40, Add</i>	0.97	
			<i>For >40 To 80, Add</i>	0.40	
			<i>For >240 To 960, Deduct</i>	-0.55	
			<i>For >960, Deduct</i>	-0.82	
09 65	13 36-0016	LF	3/8" To 1/4" Material x 2-1/2", Vinyl, Wheeled Traffic Transition (Johnsonite CTA-XX-L)	6.92	1.06
			<i>For Up To 20, Add</i>	1.71	
			<i>For >20 To 40, Add</i>	1.03	
			<i>For >40 To 80, Add</i>	0.43	
			<i>For >240 To 960, Deduct</i>	-0.61	
			<i>For >960, Deduct</i>	-0.91	
09 65	13 36-0017	LF	1/4" To 1/4" Material x 2-1/2", Vinyl, Wheeled Traffic Transition (Johnsonite CTA-XX-M)	7.54	1.06
			<i>For Up To 20, Add</i>	1.80	
			<i>For >20 To 40, Add</i>	1.09	
			<i>For >40 To 80, Add</i>	0.46	
			<i>For >240 To 960, Deduct</i>	-0.67	
			<i>For >960, Deduct</i>	-1.01	
09 65	13 36-0018	LF	1/8" To 1/8" Material x 2-1/2", Vinyl, Wheeled Traffic Transition (Johnsonite CTA-XX-N)	6.21	1.06
			<i>For Up To 20, Add</i>	1.60	
			<i>For >20 To 40, Add</i>	0.96	
			<i>For >40 To 80, Add</i>	0.39	
			<i>For >240 To 960, Deduct</i>	-0.54	
			<i>For >960, Deduct</i>	-0.81	
09 65	13 36-0019	LF	3/8" Material To Floor x 2-1/2", Vinyl, Wheeled Traffic Transition (Johnsonite CTA-XX-P)	5.22	1.06
			<i>For Up To 20, Add</i>	1.46	
			<i>For >20 To 40, Add</i>	0.86	
			<i>For >40 To 80, Add</i>	0.35	
			<i>For >240 To 960, Deduct</i>	-0.44	
			<i>For >960, Deduct</i>	-0.66	
09 65	13 36-0020	LF	3/8" Material To Floor x 4", Vinyl, Wheeled Traffic Transition (Johnsonite CTA-XX-PL)	7.75	1.06
			<i>For Up To 20, Add</i>	1.83	
			<i>For >20 To 40, Add</i>	1.11	
			<i>For >40 To 80, Add</i>	0.47	
			<i>For >240 To 960, Deduct</i>	-0.69	
			<i>For >960, Deduct</i>	-1.04	
09 65	13 36-0021	LF	1/2" Material To Floor x 4", Vinyl, Wheeled Traffic Transition (Johnsonite CTA-XX-Q)	10.03	1.06
			<i>For Up To 20, Add</i>	2.18	
			<i>For >20 To 40, Add</i>	1.34	
			<i>For >40 To 80, Add</i>	0.59	
			<i>For >240 To 960, Deduct</i>	-0.92	
			<i>For >960, Deduct</i>	-1.38	
09 65	13 36-0022	LF	0.08" To 1/8" Material x 2-1/2", Vinyl, Wheeled Traffic Transition (Johnsonite CTA-XX-X)	5.06	1.06
			<i>For Up To 20, Add</i>	1.43	
			<i>For >20 To 40, Add</i>	0.84	
			<i>For >40 To 80, Add</i>	0.34	
			<i>For >240 To 960, Deduct</i>	-0.42	
			<i>For >960, Deduct</i>	-0.63	
09 65	13 36-0023	LF	0.08" To 0.08" Material x 2-1/2", Vinyl, Wheeled Traffic Transition (Johnsonite CTA-XX-Y)	5.14	1.06
			<i>For Up To 20, Add</i>	1.44	
			<i>For >20 To 40, Add</i>	0.85	
			<i>For >40 To 80, Add</i>	0.34	
			<i>For >240 To 960, Deduct</i>	-0.43	
			<i>For >960, Deduct</i>	-0.65	
09 65	13 36-0024	LF	0.08" To 3/8" Material x 2-1/2", Vinyl, Wheeled Traffic Transition (Johnsonite CTA-XX-Z)	5.86	1.06
			<i>For Up To 20, Add</i>	1.55	
			<i>For >20 To 40, Add</i>	0.92	
			<i>For >40 To 80, Add</i>	0.38	
			<i>For >240 To 960, Deduct</i>	-0.50	
			<i>For >960, Deduct</i>	-0.75	



Finishes		09
Flooring		09 60
Resilient Flooring		09 65

MINOR CSI UOM DESCRIPTION	TOTAL DIRECT UNIT COST	DEMOLITION UNIT COST
------------------------------	---------------------------	-------------------------

09 65 16 Resilient Sheet Flooring (09 65)

Note: Includes mastic and cleaning floor after installation is complete.

09 65 16 23 Vinyl Sheet Flooring (09 65 16)

09 65 16 23-0001 Vinyl Sheet Flooring (09 65 16 23)

Note: For flash cove application, add additional square foot of material to form cove base.

09 65 16 23-0002	SF	0.080" Overall Thickness, 0.080" Wear Layer, Homogeneous, Commercial Vinyl Sheet Flooring	10.56	0.63
		<i>For Up To 40, Add</i>	3.79	
		<i>For >40 To 100, Add</i>	1.89	
		<i>For >1,000, Deduct</i>	-0.93	
09 65 16 23-0003	SF	0.080" Overall Thickness, 0.060" Wear Layer, Homogeneous, Commercial Vinyl Sheet Flooring	8.58	0.63
		<i>For Up To 40, Add</i>	3.39	
		<i>For >40 To 100, Add</i>	1.70	
		<i>For >1,000, Deduct</i>	-0.73	
09 65 16 23-0004	SF	0.080" Overall Thickness, 0.050" Wear Layer, Inlaid With Polyglass Backing, Commercial Vinyl Sheet Flooring	5.49	0.63
		<i>For Up To 40, Add</i>	2.78	
		<i>For >40 To 100, Add</i>	1.39	
		<i>For >1,000, Deduct</i>	-0.42	
09 65 16 23-0005	SF	0.080" Overall Thickness, 0.040" Wear Layer, Inlaid With Polyglass Backing, Commercial Vinyl Sheet Flooring	7.22	0.63
		<i>For Up To 40, Add</i>	3.12	
		<i>For >40 To 100, Add</i>	1.56	
		<i>For >1,000, Deduct</i>	-0.59	
09 65 16 23-0006	SF	0.080" Overall Thickness, 0.060" Wear Layer, Inlaid With Felt Backing, Commercial Vinyl Sheet Flooring	9.76	0.63
		<i>For Up To 40, Add</i>	3.63	
		<i>For >40 To 100, Add</i>	1.81	
		<i>For >1,000, Deduct</i>	-0.85	
09 65 16 23-0007	SF	0.080" Overall Thickness, 0.020" Wear Layer, Slip Retardant Surface, Commercial Vinyl Sheet Flooring	13.60	0.63
		<i>For Up To 40, Add</i>	4.40	
		<i>For >40 To 100, Add</i>	2.20	
		<i>For >1,000, Deduct</i>	-1.23	

09 65 16 23-0008 Heat Welding Vinyl Sheet Flooring Seams (09 65 16 23)

Note: For areas requiring seamless installations and superior infection control. Includes routing or hand grooving seams, installing welding rod with heat welding gun, trimming the weld rod flush with the floor surface and applying a protective finish to seam.

09 65 16 23-0009	LF	Heat Weld Non-Patterned Vinyl Sheet Flooring Seams	6.03	
09 65 16 23-0010	LF	Heat Weld Patterned Vinyl Sheet Flooring Seams	6.45	

09 65 16 23-0011 Forming Vinyl Sheet Flooring Inside/Outside Cove Corners (09 65 16 23)

Note: Excludes heat welding.

09 65 16 23-0012	EA	Forming Vinyl Sheet Flooring Inside/Outside Cove Corners	14.05	
------------------	----	--	-------	--

09 65 16 23-0013 Vinyl Sheet Flooring Accessories (09 65 16 23)

09 65 16 23-0014	LF	1/2" Radius Vinyl Cove Filler Strip	3.97	
09 65 16 23-0015	LF	1-1/4" Radius Vinyl Cove Filler Strip	3.53	
09 65 16 23-0016	LF	1-1/2" Radius Vinyl Cove Filler Strip	5.51	
09 65 16 23-0017	LF	1/8" Aluminum Cove Cap	2.66	

09 65 19 Resilient Tile Flooring (09 65)

Note: Includes mastic and cleaning floor after installation is complete. Demolition includes removal of the tile and adhesive and cleaning of the surface for a new floor.

09 65 19 19 Vinyl Composition Tile Flooring (09 65 19)

09 65 19 19-0001 Vinyl Composition Tile (VCT) (09 65 19 19)

Note: The following vinyl composition tiles are certified to ASTM F 1066 Class 1 solid color tile, Class 2 through pattern tile or Class 3 surface pattern tile as listed in the task description.

09 65 19 19-0002	SF	1/8" Thick, Class 2 Through Pattern, Vinyl Composition Tile (VCT) (Armstrong® Standard Excelon Imperial Texture®)	4.02	1.26
		<i>For >1,000 To 3,000, Deduct</i>	-0.09	
		<i>For >3,000 To 6,000, Deduct</i>	-0.22	
		<i>For >6,000, Deduct</i>	-0.38	
		<i>For 3/32" Thick, Deduct</i>	-0.25	
		<i>For Extra Stock, Material Only, Deduct</i>	-1.48	
09 65 19 19-0003	SF	1/8" Thick, Class 2 Through Pattern, Vinyl Composition Tile (VCT) (Armstrong® Standard Excelon MultiColor™)	3.85	1.26
		<i>For >1,000 To 3,000, Deduct</i>	-0.08	
		<i>For >3,000 To 6,000, Deduct</i>	-0.21	
		<i>For >6,000, Deduct</i>	-0.37	
		<i>For Extra Stock, Material Only, Deduct</i>	-1.48	
09 65 19 19-0004	SF	1/8" Thick, Class 2 Through Pattern, Vinyl Composition Tile (VCT) (Armstrong® Standard Excelon Rave®)	3.85	1.26
		<i>For >1,000 To 3,000, Deduct</i>	-0.08	
		<i>For >3,000 To 6,000, Deduct</i>	-0.21	
		<i>For >6,000, Deduct</i>	-0.37	
		<i>For Extra Stock, Material Only, Deduct</i>	-1.48	
09 65 19 19-0005	SF	1/8" Thick, Class 2 Through Pattern, Vinyl Composition Tile (VCT) (Armstrong® ChromaSpin™)	6.06	1.26
		<i>For >1,000 To 3,000, Deduct</i>	-0.13	
		<i>For >3,000 To 6,000, Deduct</i>	-0.30	
		<i>For >6,000, Deduct</i>	-0.50	
		<i>For Extra Stock, Material Only, Deduct</i>	-1.48	

09	09 Finishes
	09 60 Flooring
	09 65 Resilient Flooring



MINOR	CSI	UOM	DESCRIPTION	TOTAL DIRECT UNIT COST	DEMOLITION UNIT COST
09 65 19 19-0006	SF		1/8" Thick, Class 2 Through Pattern, Vinyl Composition Tile (VCT) (Armstrong® Excelon Companion Square®).....	6.09	1.26
			<i>For >1,000 To 3,000, Deduct</i>	-0.13	
			<i>For >3,000 To 6,000, Deduct</i>	-0.30	
			<i>For >6,000, Deduct</i>	-0.51	
			<i>For Extra Stock, Material Only, Deduct</i>	-1.48	
09 65 19 19-0007	SF		1/8" Thick, Class 3 Surface Pattern, Vinyl Composition Tile (VCT) (Armstrong® Artefacts®).....	6.51	1.26
			<i>For >1,000 To 3,000, Deduct</i>	-0.14	
			<i>For >3,000 To 6,000, Deduct</i>	-0.32	
			<i>For >6,000, Deduct</i>	-0.53	
			<i>For Extra Stock, Material Only, Deduct</i>	-1.48	
09 65 19 19-0008	SF		1/8" Thick, Class 2 Through Pattern, Vinyl Composition Tile (VCT) (Armstrong® Excelon Stonetex®).....	6.57	1.26
			<i>For >1,000 To 3,000, Deduct</i>	-0.14	
			<i>For >3,000 To 6,000, Deduct</i>	-0.32	
			<i>For >6,000, Deduct</i>	-0.53	
			<i>For Extra Stock, Material Only, Deduct</i>	-1.48	
09 65 19 19-0009	SF		1/8" Thick, Class 2 Through Pattern, Vinyl Composition Tile (VCT) (Armstrong® Raffia™).....	6.84	1.26
			<i>For >1,000 To 3,000, Deduct</i>	-0.14	
			<i>For >3,000 To 6,000, Deduct</i>	-0.33	
			<i>For >6,000, Deduct</i>	-0.55	
			<i>For Extra Stock, Material Only, Deduct</i>	-1.48	
09 65 19 19-0010	SF		1/8" Thick, Slip Retardant, Class 2 Through Pattern, Vinyl Composition Tile (VCT) (Armstrong® Safety Zone™).....	9.25	1.26
			<i>For >1,000 To 3,000, Deduct</i>	-0.19	
			<i>For >3,000 To 6,000, Deduct</i>	-0.42	
			<i>For >6,000, Deduct</i>	-0.70	
			<i>For Extra Stock, Material Only, Deduct</i>	-1.48	
09 65 19 19-0011	SF		1/8" Thick, Class 1 Solid Color, Vinyl Composition Tile (VCT) (Armstrong® Excelon Feature™).....	10.20	1.26
			<i>For >1,000 To 3,000, Deduct</i>	-0.21	
			<i>For >3,000 To 6,000, Deduct</i>	-0.46	
			<i>For >6,000, Deduct</i>	-0.75	
			<i>For Extra Stock, Material Only, Deduct</i>	-1.48	
09 65 19 19-0012			Static Dissipative Vinyl Composition Tile (VCT) <small>(09 65 19 19)</small>		
			Note: The following vinyl composition tiles are certified to ASTM F 1066 Class 2 through pattern tile as listed in the task description.		
09 65 19 19-0013	SF		1/8" Thick, Static Dissipative, Class 2 Through Pattern, Vinyl Composition Tile (VCT) (Armstrong® SDT™).....	17.63	1.26
			<i>For >1,000 To 3,000, Deduct</i>	-0.37	
			<i>For >3,000 To 6,000, Deduct</i>	-0.80	
			<i>For >6,000, Deduct</i>	-1.29	
			<i>For Extra Stock, Material Only, Deduct</i>	-2.50	
09 65 19 19-0014	SF		1/8" Thick, Static Dissipative, Solid Vinyl Composition Tile (VCT) (Staticworx, Ameriworx® ESD).....	14.25	1.26
			<i>For Up To 20, Add</i>	3.19	
			<i>For >20 To 40, Add</i>	1.95	
			<i>For >40 To 80, Add</i>	0.84	
			<i>For >1,000 To 3,000, Deduct</i>	-0.30	
			<i>For >3,000 To 6,000, Deduct</i>	-0.66	
			<i>For >6,000, Deduct</i>	-1.09	
			<i>For Extra Stock, Material Only, Deduct</i>	-2.50	
09 65 19 23			Vinyl Tile Flooring <small>(09 65 19)</small>		
09 65 19 23-0001			Vinyl Tile <small>(09 65 19 23)</small>		
			Note: Any size.		
09 65 19 23-0002			Solid Vinyl Tile (SVT) <small>(09 65 19 23-0001)</small>		
			Note: The following solid vinyl tiles are certified to ASTM F 1700.		
09 65 19 23-0003	SF		1/8" Thick, Class 1 Type A, Homogeneous, Solid Vinyl Tile (SVT) (Tarkett® Azrock® Cortina Grande).....	11.10	1.26
			<i>For Up To 20, Add</i>	2.53	
			<i>For >20 To 40, Add</i>	1.54	
			<i>For >40 To 80, Add</i>	0.66	
			<i>For >1,000 To 3,000, Deduct</i>	-0.23	
			<i>For >3,000 To 6,000, Deduct</i>	-0.52	
			<i>For >6,000, Deduct</i>	-0.86	
09 65 19 23-0004	SF		1/8" Thick, Class 1 Type A, Homogeneous, Solid Vinyl Tile (SVT) (Tarkett® Azrock® Karim Kolors).....	11.42	1.26
			<i>For Up To 20, Add</i>	2.57	
			<i>For >20 To 40, Add</i>	1.57	
			<i>For >40 To 80, Add</i>	0.68	
			<i>For >1,000 To 3,000, Deduct</i>	-0.24	
			<i>For >3,000 To 6,000, Deduct</i>	-0.53	
			<i>For >6,000, Deduct</i>	-0.88	
09 65 19 23-0005	SF		1/8" Thick, Slip Retardant, Class 1 Type B, Homogeneous, Solid Vinyl Tile (SVT) (Tarkett® Azrock® Cortina Grande SR).....	11.66	1.26
			<i>For Up To 20, Add</i>	2.61	
			<i>For >20 To 40, Add</i>	1.60	
			<i>For >40 To 80, Add</i>	0.69	
			<i>For >1,000 To 3,000, Deduct</i>	-0.24	
			<i>For >3,000 To 6,000, Deduct</i>	-0.54	
			<i>For >6,000, Deduct</i>	-0.89	
09 65 19 23-0006			Luxury Vinyl Tile (LVT) <small>(09 65 19 23-0001)</small>		



Finishes	09	09
Flooring	09 60	
Resilient Flooring	09 65	

MINOR	CSI	UOM	DESCRIPTION	TOTAL DIRECT UNIT COST	DEMOLITION UNIT COST
09 65 19 23-0007	SF		2.5mm Thick, Luxury Vinyl Tile (LVT) (Mannington Amtico)	15.60	1.26
			<i>For Up To 20, Add</i>	3.20	
			<i>For >20 To 40, Add</i>	1.99	
			<i>For >40 To 80, Add</i>	0.89	
			<i>For >1,000 To 3,000, Deduct</i>	-0.32	
			<i>For >3,000 To 6,000, Deduct</i>	-0.70	
			<i>For >6,000, Deduct</i>	-1.13	
09 65 19 23-0008	SF		5mm Thick, Luxury Vinyl Tile (LVT) ((Shaw Contract BRUSHWOOD 08765 & COMMINGLE 04350V)	18.69	1.26
			<i>For Up To 20, Add</i>	3.66	
			<i>For >20 To 40, Add</i>	2.30	
			<i>For >40 To 80, Add</i>	1.04	
			<i>For >1,000 To 3,000, Deduct</i>	-0.38	
			<i>For >3,000 To 6,000, Deduct</i>	-0.82	
			<i>For >6,000, Deduct</i>	-1.31	
09 65 19 33 Rubber Tile Flooring (09 65 19)					
09 65 19 33-0001			Rubber Tile (09 65 19 33)		
09 65 19 33-0002			Rubber Tile With Raised Discs, Assorted Colors (09 65 19 33-0001)		
09 65 19 33-0003	SF		1/8" Thick Rubber Tile With Raised Discs	21.96	0.76
			Note: Smooth, raised disc or other patterned surface.		
			<i>For Up To 100, Add</i>	1.18	
09 65 19 33-0004	SF		3/16" Thick Rubber Tile With Raised Discs	26.66	0.85
			Note: Smooth, raised disc or other patterned surface.		
			<i>For Up To 100, Add</i>	1.42	
09 65 19 33-0005	SF		7/32" Thick Rubber Tile With Raised Discs	29.58	1.01
			Note: Smooth, raised disc or other patterned surface.		
			<i>For Up To 100, Add</i>	1.58	
09 65 19 43 Polyester Composition Tile Flooring (09 65 19)					
09 65 19 43-0001			Polyester Composition Floor Tile (09 65 19 43)		
			Note: Any size.		
09 65 19 43-0002	SF		1/8" Thick, Polyester Composition Floor Tile (Armstrong® BioBased Tile® Migrations®).....	9.88	1.26
			<i>For >1,000 To 3,000, Deduct</i>	-0.21	
			<i>For >3,000 To 6,000, Deduct</i>	-0.45	
			<i>For >6,000, Deduct</i>	-0.73	
			<i>For Extra Stock, Material Only, Deduct</i>	-1.48	
09 65 19 43-0003	SF		1/8" Thick, Polyester Composition Floor Tile (Armstrong® BioBased Tile® Striations®).....	7.23	1.26
			<i>For >1,000 To 3,000, Deduct</i>	-0.15	
			<i>For >3,000 To 6,000, Deduct</i>	-0.34	
			<i>For >6,000, Deduct</i>	-0.57	
			<i>For Extra Stock, Material Only, Deduct</i>	-1.48	
09 65 23 Resilient Plank Flooring (09 65)					
			Note: Includes mastic and cleaning floor after installation is complete.		
09 65 23 00-0001			Vinyl Plank Flooring (09 65 23)		
09 65 23 00-0002	SF		0.110" Overall Thickness, 0.012" Wear Layer, Vinyl Plank Flooring (Armstrong® Luxe Plank™).....	7.86	0.63
			<i>For Up To 40, Add</i>	3.25	
			<i>For >40 To 100, Add</i>	1.62	
			<i>For >1,000, Deduct</i>	-0.66	
09 65 23 00-0003	SF		0.135" Overall Thickness, 0.020" Wear Layer, Vinyl Plank Flooring (Armstrong® Luxe Plank™).....	9.98	0.63
			<i>For Up To 40, Add</i>	3.67	
			<i>For >40 To 100, Add</i>	1.84	
			<i>For >1,000, Deduct</i>	-0.87	
09 65 23 00-0004	SF		0.16" Overall Thickness, 0.020" Wear Layer, Vinyl Plank Flooring (Armstrong® Luxe Plank™).....	11.29	0.63
			<i>For Up To 40, Add</i>	3.94	
			<i>For >40 To 100, Add</i>	1.97	
			<i>For >1,000, Deduct</i>	-1.00	
09 65 43 Linoleum Flooring (09 65)					
			Note: Includes mastic and cleaning floor after installation is complete.		
09 65 43 00-0001			Linoleum Flooring (09 65 43)		
09 65 43 00-0002	SF		Linoleum Tile (Forbo Marmoleum Composition Tile, MCT)	6.56	1.26
09 65 43 00-0003	SF		2.5 mm, Linoleum Sheet (Forbo Marmoleum)	4.95	0.63
			<i>For 3.2mm Thickness, Add</i>	0.73	
			<i>For 2mm Thickness, Deduct</i>	-0.35	
09 65 43 00-0004	LF		Heat Weld Linoleum Sheet Flooring Seams	6.03	
			Note: For areas requiring seamless installations and superior infection control. Includes routing or hand grooving seams, installing welding rod with heat welding gun, trimming the weld rod flush with the floor surface and applying a protective finish to seam.		
09 65 66 Resilient Athletic Flooring (09 65)					
09 65 66 00-0001			Recycled Rubber, Interlocking Athletic Tiles (09 65 66)		
09 65 66 00-0002	SF		3/8" Height, Recycled Rubber, Interlocking Athletic Tile.....	7.23	0.59
			<i>For Colors, Add</i>	1.28	

09	09 Finishes
	09 60 Flooring
	09 65 Resilient Flooring



MINOR CSI UOM DESCRIPTION	TOTAL DIRECT UNIT COST	DEMOLITION UNIT COST
09 65 66 00-0003 SF 1/2" Height, Recycled Rubber, Interlocking Athletic Tile <i>For Colors, Add</i>	8.40 1.47	0.74
09 65 66 00-0004 SF 3/4" Height, Recycled Rubber, Interlocking Athletic Tile <i>For Colors, Add</i>	9.66 1.60	1.18
09 65 66 00-0005 SF 1" Height, Recycled Rubber, Interlocking Athletic Tile <i>For Colors, Add</i>	14.09 2.41	1.43
09 65 66 00-0006 Closed Cell, 100 Percent Virgin Rubber, Interlocking Athletic Tiles (09 65 66)		
09 65 66 00-0007 SF 3/8" Height, Black Hammered Surface, Closed Cell, 100 Percent Virgin Rubber, Hidden Interlocking Athletic Tile (Pawling HL-155)..... <i>For Colors, Add</i>	39.10 4.78	0.59
09 65 66 00-0008 SF 9/16" Height, Black Raised Squares Surface, Closed Cell, 100 Percent Virgin Rubber, Hidden Interlocking Athletic Tile (Pawling HL-100)..... <i>For Colors, Add</i>	56.64 6.97	0.59
09 65 66 00-0009 SF 3/8" Height, Black Raised Discs Surface, Closed Cell, 100 Percent Virgin Rubber, Interlocking Athletic Tile (Pawling PL-100)..... <i>For Colors, Add</i>	41.30 5.06	0.59
09 65 66 00-0010 SF 9/16" Height, Black Raised Nubs Surface, Closed Cell, 100 Percent Virgin Rubber, Interlocking Athletic Tile (Pawling PL-200)..... <i>For Colors, Add</i>	50.86 6.25	0.59
09 65 66 00-0011 SF 7/16" Height, Black Reversible Hammered Surface, Closed Cell, 100 Percent Virgin Rubber, Interlocking Athletic Tile (Pawling FL-150)..... <i>For Colors, Add</i>	42.48 5.20	0.59
09 65 66 00-0012 Sheet Goods For Gym (09 65 66)		
09 65 66 00-0013 SF 1/4" Polyvinyl Chloride (PVC) Cushioned Synthetic Gym Floor.....	18.30	2.53
09 65 66 00-0014 SF 9/32" Polyvinyl Chloride (PVC) Cushioned Synthetic Gym Floor.....	19.36	2.61
09 65 66 00-0015 SF 3/8" Polyvinyl Chloride (PVC) Cushioned Synthetic Gym Floor.....	20.33	2.70
09 65 66 00-0016 SF 1/8" Rubber Sheet Good For Gym Floor Base.....	4.93	2.06
09 65 66 00-0017 SF 3/16" Rubber Sheet Good For Gym Floor Base.....	5.51	2.36
09 65 66 00-0018 SF 1/4" Rubber Sheet Good For Gym Floor Base.....	6.39	2.53
09 65 66 00-0019 SF 3/8" Rubber Sheet Good For Gym Floor Base.....	7.03	2.70
09 65 66 00-0020 SF 1/2" Rubber Sheet Good For Gym Floor Base.....	7.46	2.86
09 65 66 00-0021 Polyurethane Floor Systems (09 65 66)		
See CSI section 09 93 23 53-0015 for game lines.		
09 65 66 00-0022 SF 9 mm Thick Base Coat, 2 mm Thick Top Coat, Polyurethane Floor System With Polyurethane/Rubber Granulate Base (Robbins Pulastic).....	21.90	1.68
09 66 Terrazzo Flooring (09 60)		
09 66 13 Portland Cement Terrazzo Flooring (09 66)		
Note: Excludes divider strips. See CSI section 09 66 33 00-0000 for conductive terrazzo.		
09 66 13 13 Sand Cushion Terrazzo Flooring (09 66 13)		
09 66 13 13-0001 Floors Not Bonded To Concrete (09 66 13 13)		
Note: 3" Thick - 5/8" topping and 1/4" sand cushion.		
09 66 13 13-0002 SF Terrazzo Floor, Not Bonded, Gray Cement 3" Thick With 5/8" Topping, 1/4" Sand Cushion..... <i>For Venetian Type Terrazzo, Add</i> <i>For Abrasive Heavy Duty Terrazzo, Add</i> <i>For Colors, Add</i> <i>For Up To 100, Add</i> <i>For >100 To 250, Add</i>	30.75 8.11 8.11 4.06 7.43 3.72	2.72
09 66 13 13-0003 SF Terrazzo Floor, Not Bonded, White Cement 3" Thick With 5/8" Topping, 1/4" Sand Cushion <i>For Venetian Type Terrazzo, Add</i> <i>For Abrasive Heavy Duty Terrazzo, Add</i> <i>For Colors, Add</i> <i>For Up To 100, Add</i> <i>For >100 To 250, Add</i>	30.91 8.19 8.19 4.10 7.45 3.73	2.72
09 66 13 16 Monolithic Terrazzo Flooring (09 66 13)		
09 66 13 16-0001 Monolithic Terrazzo (09 66 13 16)		
09 66 13 16-0002 SF Monolithic Terrazzo, 3-1/2" Base 5/8" Topping, 4' To 5' Square Panels Topping..... Note: Including Mesh And Felt <i>For Venetian Type Terrazzo, Add</i> <i>For Abrasive Heavy Duty Terrazzo, Add</i> <i>For Colors, Add</i> <i>For Up To 100, Add</i> <i>For >100 To 250, Add</i>	17.09 5.91 5.91 2.95 3.29 1.65	2.72
09 66 13 19 Bonded Terrazzo Flooring (09 66 13)		
09 66 13 19-0001 Floors Bonded To Concrete (09 66 13 19)		
Note: 1-3/4" Thick - 5/8" topping.		



		Finishes	09
		Flooring	09 60
		Terrazzo Flooring	09 66

MINOR	CSI	UOM	DESCRIPTION	TOTAL DIRECT UNIT COST	DEMOLITION UNIT COST
09 66 13 19-0002	SF		Terrazzo Floor, Bonded To Concrete, Gray Cement 1-3/4" Thick With 5/8" Topping <i>For Venetian Type Terrazzo, Add</i> <i>For Abrasive Heavy Duty Terrazzo, Add</i> <i>For Colors, Add</i> <i>For Up To 100, Add</i> <i>For >100 To 250, Add</i>	24.56 6.70 6.70 3.35 5.81 2.90	2.72
09 66 13 19-0003	SF		Terrazzo Floor, Bonded To Concrete, White Cement 1-3/4" Thick With 5/8" Topping <i>For Venetian Type Terrazzo, Add</i> <i>For Abrasive Heavy Duty Terrazzo, Add</i> <i>For Colors, Add</i> <i>For Up To 100, Add</i> <i>For >100 To 250, Add</i>	24.71 6.77 6.77 3.39 5.82 2.91	2.72
09 66 13 19-0004			Terrazzo Wainscot (09 66 13 19)		
09 66 13 19-0005	SF		1-1/2" Thick Terrazzo Wainscot, Cast In Place, Bonded To Concrete Or Masonry <i>For Venetian Type Terrazzo, Add</i>	32.84 4.33	3.63
09 66 13 19-0006			Terrazzo Base (09 66 13 19)		
09 66 13 19-0007	SF		6" Cove Type Terrazzo Base, Cast In Place, Bonded To Concrete Or Masonry <i>For Venetian Type Terrazzo, Add</i>	32.53 9.45	2.45
09 66 13 19-0008			Terrazzo Curb (09 66 13 19)		
09 66 13 19-0009	LF		6" x 6" Terrazzo Curb, Cast In Place, Polished Top And 2 Faces <i>For Venetian Type Terrazzo, Add</i>	79.69 12.60	16.35
09 66 13 19-0010			Stairs Cast In Place (09 66 13 19) Note: Topping applied to concrete or metal.		
09 66 13 19-0011	LF		1-1/2" Thick x 12" Wide, Terrazzo Stair, Cast In Place, Bonded To Concrete Or Metal <i>For Each SF Of Abrasive Surface Finish, Add</i> <i>For Each LF Of Embedded Abrasive Strips, Add</i> <i>For Each LF Of Abrasive Metal Nosing, Add</i> <i>For Each SF Of Landings, Add</i>	33.48 0.35 0.56 3.90 1.50	5.45
09 66 13 19-0012	LF		Terrazzo Stair Tread And Riser, Cast In Place, Bonded To Concrete Or Metal <i>For Each SF Of Abrasive Surface Finish, Add</i> <i>For Each LF Of Embedded Abrasive Strips, Add</i> <i>For Each LF Of Abrasive Metal Nosing, Add</i> <i>For Each SF Of Landings, Add</i>	83.43 0.35 0.56 3.90 1.50	18.14
09 66 13 19-0013	SF		Terrazzo Stair Stringer And Fascia, Cast In Place, Bonded To Concrete Or Metal <i>For Each SF Of Abrasive Surface Finish, Add</i> <i>For Each LF Of Embedded Abrasive Strips, Add</i> <i>For Each LF Of Abrasive Metal Nosing, Add</i> <i>For Each SF Of Landings, Add</i>	33.95 0.35 0.56 3.90 1.50	5.45
09 66 13 19-0014			Divider Strips (09 66 13 19)		
09 66 13 19-0015	LF		1-1/4" Deep, 14 Gauge, Zinc Plated Steel, Divider Strip	6.21	0.91
09 66 13 19-0016	LF		1-1/4" Deep, 14 Gauge, Brass, Divider Strip	5.67	0.91
09 66 13 19-0017	LF		1-1/4" Deep, 1/4" Thick, Zinc Plated Steel, Heavy Top Strip	9.80	0.91
09 66 13 19-0018	LF		1-1/4" Deep, 1/4" Thick, Galvanized Steel Bottom, Brass, Heavy Top Strip	14.86	0.91
09 66 13 19-0019	LF		1/2" x 1/2", 16 Gauge, Zinc Plated Steel, Divider Strip For Thin Set Floors	5.89	0.91
09 66 13 19-0020	LF		1/2" x 1/2", 16 Gauge, Brass, Divider Strip For Thin Set Floors	9.08	0.91
09 66 13 19-0021	LF		Vinyl Plastic, Divider Strip For Floor	6.11	0.91
09 66 16			Terrazzo Floor Tile (09 66)		
09 66 16 13			Portland Cement Terrazzo Floor Tile (09 66 16)		
09 66 16 13-0001			Flooring Tiles (09 66 16 13) Note: Gray cement setting bed 3/16" polyester matrix or 1/2" cement matrix 12" x 12".		
09 66 16 13-0002			Terrazzo Tiles With Non Slip Surface (09 66 16 13-0001)		
09 66 16 13-0003	SF		9" x 9" x 1" Non Slip Precast Terrazzo, Thin Set Floor Tile <i>For White Cement, Add</i> <i>For Venetian Type Terrazzo, Add</i>	28.08 0.36 2.00	2.59
09 66 16 13-0004	SF		12" x 12" x 1" Non Slip Precast Terrazzo, Thin Set Floor Tile <i>For White Cement, Add</i> <i>For Venetian Type Terrazzo, Add</i>	28.70 0.36 2.00	2.59
09 66 16 13-0005	SF		12" x 12" x 1-1/2" Non Slip Precast Terrazzo, Thin Set Floor Tile <i>For White Cement, Add</i> <i>For Venetian Type Terrazzo, Add</i>	33.22 0.36 2.00	2.59
09 66 16 13-0006	SF		18" x 18" x 1-1/2" Non Slip Precast Terrazzo, Thin Set Floor Tile <i>For White Cement, Add</i> <i>For Venetian Type Terrazzo, Add</i>	35.55 0.36 2.00	2.59
09 66 16 13-0007	SF		24" x 24" x 1-1/2" Non Slip Precast Terrazzo, Thin Set Floor Tile <i>For White Cement, Add</i> <i>For Venetian Type Terrazzo, Add</i>	37.20 0.36 2.00	2.59
09 66 16 13-0008			Terrazzo Tile Thin Set (09 66 16 13-0001)		

09	09 Finishes
	09 60 Flooring
	09 66 Terrazzo Flooring



MINOR	CSI	UOM	DESCRIPTION	TOTAL DIRECT UNIT COST	DEMOLITION UNIT COST
09 66 16 13-0009	SF		Precast Terrazzo, 1/4"-1/2" Chips Floor Tiles, Thin Set Gray Cement Bed <i>For White Cement, Add</i> <i>For Venetian Type Terrazzo, Add</i>	27.81 0.36 2.00	2.59
09 66 16 13-0010	SF		Precast Terrazzo, 3/8"-1" Chips Floor Tiles, Thin Set Gray Cement Bed <i>For White Cement, Add</i> <i>For Venetian Type Terrazzo, Add</i>	29.66 0.36 2.00	2.59
09 66 16 13-0011			Thin Set Terrazzo Wainscot (09 66 16 13-0001)		
09 66 16 13-0012	SF		12" x 12" x 1" Terrazzo Tile Wainscot Thin Set..... <i>For Each LF Of White Cement, Add</i> <i>For Each LF Of Zinc Toe Strip, Add</i>	40.48 0.50 1.00	4.90
09 66 16 13-0013	SF		18" x 18" x 1-1/2" Terrazzo Tile Wainscot Thin Set <i>For Each LF Of White Cement, Add</i> <i>For Each LF Of Zinc Toe Strip, Add</i>	46.09 0.50 1.00	4.90
09 66 16 13-0014			Thin Set Terrazzo Base, Gray Cement (09 66 16 13-0001)		
09 66 16 13-0015	LF		6" High, Straight Terrazzo Base Thin Set, Gray Cement..... <i>For Each LF Of White Cement, Add</i> <i>For Each LF Of Zinc Toe Strip, Add</i>	13.66 0.50 1.00	2.45
09 66 16 13-0016	LF		6" High, Cove Terrazzo Base Thin Set, Gray Cement..... <i>For Each LF Of White Cement, Add</i> <i>For Each LF Of Zinc Toe Strip, Add</i>	15.37 0.50 1.00	2.45
09 66 16 13-0017	LF		8" High, Straight Terrazzo Base Thin Set, Gray Cement..... <i>For Each LF Of White Cement, Add</i> <i>For Each LF Of Zinc Toe Strip, Add</i>	16.00 0.50 1.00	2.45
09 66 16 13-0018	LF		8" High, Cove Terrazzo Base Thin Set, Gray Cement..... <i>For Each LF Of White Cement, Add</i> <i>For Each LF Of Zinc Toe Strip, Add</i>	16.86 0.50 1.00	2.45
09 66 16 13-0019			Terrazzo Curbs (09 66 16 13-0001)		
09 66 16 13-0020	LF		8" x 8" Curb, Terrazzo Tile..... <i>For Each LF Of White Cement, Add</i> <i>For Each LF Of Zinc Toe Strip, Add</i>	26.78 0.50 1.00	3.27
09 66 16 13-0021	LF		6" x 6" Curb, Terrazzo Tile..... <i>For Each LF Of White Cement, Add</i> <i>For Each LF Of Zinc Toe Strip, Add</i>	25.92 0.50 1.00	3.27
09 66 16 13-0022			Precast Terrazzo Stair Treads 12" Wide (09 66 16 13-0001)		
09 66 16 13-0023	LF		1-1/2" Precast Terrazzo Stair Tread 12" Wide x 1-1/2" Thick, Diamond Pattern.....	68.58	3.27
09 66 16 13-0024	LF		1-1/2" Precast Terrazzo Stair Tread 12" Wide x 1-1/2" Thick, Non Slip Surface.....	58.30	3.27
09 66 16 13-0025	LF		2" Precast Terrazzo Straight Stair Tread.....	51.45	3.27
09 66 16 13-0026	LF		2" Precast Terrazzo Curved Stair Tread.....	60.36	3.27
09 66 16 13-0027			Stair Risers, 1" Thick To 6" High, Straight (09 66 16 13-0001)		
09 66 16 13-0028	LF		1"-6" High Precast Terrazzo Stair Riser Straight Section, Thin Set.....	30.77	2.45
09 66 16 13-0029	LF		1"-6" High Precast Terrazzo Stair Riser Straight Cove Section, Thin Set.....	35.91	2.45
09 66 16 13-0030			Stair Risers, 1" Thick To 6" High, Curved (09 66 16 13-0001)		
09 66 16 13-0031	LF		1" To 6" High Precast Terrazzo Stair Riser Curved Vertical Section, Thin Set.....	45.68	2.45
09 66 16 13-0032	LF		1" To 6" High Precast Terrazzo Stair Riser Curved Cove Section, Thin Set.....	49.11	2.45
09 66 16 13-0033			Tread And Riser (09 66 16 13)		
09 66 16 13-0034			Stair Stringers, Notched For Treads And Risers (09 66 16 13-0033)		
09 66 16 13-0035	LF		1" Precast Terrazzo Stair Stringers Notched For Treads And Risers.....	76.11	6.54
09 66 16 13-0036	LF		2" Precast Terrazzo Stair Stringers Notched For Treads And Risers.....	92.00	6.54
09 66 16 13-0037			Structural Non-Slip Landings (09 66 16 13-0033)		
09 66 16 13-0038	SF		1-1/2" Thick Precast Terrazzo Stair Landing Structural, Non Slip.....	54.97	3.27
09 66 16 13-0039	SF		3" Thick Precast Terrazzo Stair Landing Structural, Non Slip.....	67.91	3.27
09 66 16 13-0040			Combined Tread And Riser (09 66 16 13-0033)		
09 66 16 13-0041			Straight Sections (09 66 16 13-0040)		
09 66 16 13-0042	LF		Precast Terrazzo Stair Tread And Riser 1-1/2" Tread, 3/4" Riser, Straight Section.....	121.07	6.54
09 66 16 13-0043	LF		Precast Terrazzo Stair Tread And Riser 3" Tread, 1" Riser, Straight Section.....	145.05	6.54
09 66 16 13-0044			Curved Sections (09 66 16 13-0040)		
09 66 16 13-0045	LF		Precast Terrazzo Stair Tread And Riser 2" Tread, 1" Riser, Curved Section.....	152.29	6.54
09 66 16 13-0046	LF		Precast Terrazzo Stair Tread And Riser 3" Tread, 1" Riser, Curved Section.....	193.40	6.54



		Finishes	09
		Flooring	09 60
		Terrazzo Flooring	09 66

MINOR	CSI	UOM	DESCRIPTION	TOTAL DIRECT UNIT COST	DEMOLITION UNIT COST
-------	-----	-----	-------------	------------------------	----------------------

09 66 23 Resinous Matrix Terrazzo Flooring (09 66)

09 66 23 16 Epoxy-Resin Terrazzo Flooring (09 66 23)

09 66 23 16-0001 Epoxy Terrazzo (09 66 23 16)

09 66 23 16-0002	SF	Chemical Resistant Epoxy Terrazzo, 1/4" Thick	23.44	2.72
------------------	----	---	-------	------

09 66 33 Conductive Terrazzo Flooring (09 66)

Note: For anti-static areas.

09 66 33 13 Conductive Epoxy-Resin Terrazzo (09 66 33)

09 66 33 13-0001	SF	Terrazzo, Epoxy System, Floor Sparkproof, Conductive, Industrial	23.83	4.09
09 66 33 13-0002	SF	Terrazzo, Epoxy System, Base Sparkproof, Conductive, Industrial	43.76	4.09

09 66 33 16 Conductive Polyester-Resin Terrazzo Flooring (09 66 33)

09 66 33 16-0001	SF	Terrazzo, Polyester System, Floor Sparkproof, Conductive, Industrial	18.14	4.09
09 66 33 16-0002	SF	Terrazzo, Polyester System, Base Sparkproof, Conductive, Industrial	31.67	4.09

09 66 33 19 Conductive Plastic-Matrix Terrazzo Flooring (09 66 33)

09 66 33 19-0001	SF	Terrazzo, Polyacrylate System, Floor Sparkproof, Conductive, Industrial	20.23	4.09
09 66 33 19-0002	SF	Terrazzo, Polyacrylate System, Base Sparkproof, Conductive, Industrial	39.31	4.09
09 66 33 19-0003	SF	Terrazzo, Synthetic Latex Mastic System, Floor Sparkproof, Conductive, Industrial	29.70	4.09
09 66 33 19-0004	SF	Terrazzo, Synthetic Latex Mastic System, Base Sparkproof, Conductive, Industrial	33.53	4.09

09 67 Fluid-Applied Flooring (09 60)

09 67 16 Epoxy-Marble Chip Flooring (09 67)

09 67 16 00-0001 Epoxy Marble Chip Flooring (09 67 16)

09 67 16 00-0002	SF	Epoxy Marble Floor With Colored Quartz Chips In 1/4" Base	16.47	2.72
------------------	----	---	-------	------

Note: Includes primer, 1/4" epoxy marble coat with quartz chips and top seal coat.

For Skid Resistant Abrasive Sand Finish, Add	0.08
For Skid Resistant, Orange Peel Texture, Non-Abrasive Topping, Add	0.08

09 67 16 00-0003	SF	Epoxy Marble Chip Floor, Topping 3/16" Thick, Heavy Duty Epoxy	17.64	2.72
------------------	----	--	-------	------

Note: Includes primer, 3/16" marble chip coat and top seal coat.

For Skid Resistant Abrasive Sand Finish, Add	0.09
For Skid Resistant, Orange Peel Texture, Non-Abrasive Topping, Add	0.09

09 67 23 Resinous Flooring (09 67)

09 67 23 00-0001 Epoxy Resin Flooring (09 67 23)

Note: Includes primer, slurry coat(s) and top coat(s) (assorted colors). Excludes existing floor preparation of sand/blast blasting or two pass floor grinding, degreasing and cleaning of existing floor system prior to application if applied directly to floor. Excludes floor patching, saw cutting joints, additional grinding of existing floor, leveling of floor, removal of existing floor or tiles, and applied markings or stripes. See CSI section 03 01 30 51-0001 for bead blasting, 03 35 43 00-0001 for additional floor polish grinding, 09 01 60 91-0011 for degreasing.

09 67 23 00-0002	SF	3/16" Heavy Duty (6,000 To 7,500 PSI) Epoxy Flooring Trowel Applied Mortar Compound	12.72	6.16
------------------	----	---	-------	------

Note: Includes primer, one 3/16" slurry coat and top seal coats (color).

For Skid Resistant Abrasive Sand Finish, Add	0.05
For Skid Resistant, Orange Peel Texture, Non-Abrasive Topping, Add	0.05
For Up To 500, Add	2.45
For >500 To 1,000, Add	1.55
For >1,000 To 2,000, Add	0.77
For >10,000, Deduct	-0.82

09 67 23 00-0003	SF	3/16" Chemical Resistant (10,000 To 12,000 PSI) Epoxy Flooring Trowel Applied Mortar Compound	19.33	6.16
------------------	----	---	-------	------

Note: Includes primer, one 3/16" slurry coat and top seal coats (color).

For Skid Resistant Abrasive Sand Finish, Add	0.12
For Skid Resistant, Orange Peel Texture, Non-Abrasive Topping, Add	0.12
For Up To 500, Add	4.11
For >500 To 1,000, Add	2.54
For >1,000 To 2,000, Add	1.27
For >10,000, Deduct	-1.15

09 67 23 00-0004	SF	1/4" Heavy Duty (6,000 To 7,500 PSI) Epoxy Flooring Trowel Applied Mortar Compound	15.14	6.89
------------------	----	--	-------	------

Note: Includes primer, two 1/8" slurry coats and top seal coats (color).

For Skid Resistant Abrasive Sand Finish, Add	0.06
For Skid Resistant, Orange Peel Texture, Non-Abrasive Topping, Add	0.06
For Up To 500, Add	2.88
For >500 To 1,000, Add	1.82
For >1,000 To 2,000, Add	0.91
For >10,000, Deduct	-0.98

09 67 23 00-0005	SF	1/4" Chemical Resistant (10,000 To 12,000 PSI) Epoxy Flooring Trowel Applied Mortar Compound	22.71	6.89
------------------	----	--	-------	------

Note: Includes primer, two 1/8" slurry coats and top seal coats (color).

For Skid Resistant Abrasive Sand Finish, Add	0.14
For Skid Resistant, Orange Peel Texture, Non-Abrasive Topping, Add	0.14
For Up To 500, Add	4.77
For >500 To 1,000, Add	2.95
For >1,000 To 2,000, Add	1.48
For >10,000, Deduct	-1.36

09	09 Finishes
	09 60 Flooring
	09 67 Fluid-Applied Flooring



MINOR CSI UOM DESCRIPTION	TOTAL DIRECT UNIT COST	DEMOLITION UNIT COST
09 67 23 00-0006 SF 3/8" Heavy Duty (6,000 To 7,500 PSI) Epoxy Flooring Trowel Applied Mortar Compound.....	17.12	7.71
Note: Includes primer, two 3/16" slurry coats and top seal coats (color).		
For Skid Resistant Abrasive Sand Finish, Add	0.07	
For Skid Resistant, Orange Peel Texture, Non-Abrasive Topping, Add	0.07	
For Up To 500, Add	3.27	
For >500 To 1,000, Add	2.06	
For >1,000 To 2,000, Add	1.03	
For >10,000, Deduct	-1.11	
09 67 23 00-0007 SF 3/8" Chemical Resistant (10,000 To 12,000 PSI) Epoxy Flooring Trowel Applied Mortar Compound	25.15	7.71
Note: Includes primer, two 3/16" slurry coats and top seal coats (color).		
For Skid Resistant Abrasive Sand Finish, Add	0.15	
For Skid Resistant, Orange Peel Texture, Non-Abrasive Topping, Add	0.15	
For Up To 500, Add	5.28	
For >500 To 1,000, Add	3.27	
For >1,000 To 2,000, Add	1.63	
For >10,000, Deduct	-1.51	

09 68 Carpeting (09 60)

Note: No VOC carpet and adhesives. Includes tack strips, glue and floor fastenings as required and vacuuming.

09 68 13 Tile Carpeting (09 68)

09 68 13 00-0001 Tufted Carpet Tiles <small>(09 68 13)</small>		
Note: Level-loop pile or textured-loop pile carpet tiles. Includes glue or peel and stick backing.		
09 68 13 00-0002 Patterned Carpet Tiles (Shaw) <small>(09 68 13 00-0001)</small>		
09 68 13 00-0003 15 Ounce, Patterned, Nylon Carpet Tile <small>(09 68 13 00-0002)</small>		
09 68 13 00-0004 SY COMPANION STRATAWORX® 15 Ounce, Patterned, Nylon Carpet Tile	29.55	5.08
For Cushioned Backed Tile, Add	3.69	
09 68 13 00-0005 SY CORRESPOND STRATAWORX® 15 Ounce, Patterned, Nylon Carpet Tile.....	29.55	5.08
For Cushioned Backed Tile, Add	3.69	
09 68 13 00-0006 SY PARTNER STRATAWORX® 15 Ounce, Patterned, Nylon Carpet Tile	29.55	5.08
For Cushioned Backed Tile, Add	3.69	
09 68 13 00-0007 SY CENTRIC ECOWORX® 15 Ounce, Patterned, Nylon Carpet Tile.....	33.81	5.08
For Cushioned Backed Tile, Add	3.69	
09 68 13 00-0008 SY SURROUND ECOWORX® 15 Ounce, Patterned, Nylon Carpet Tile	33.81	5.08
For Cushioned Backed Tile, Add	3.69	
09 68 13 00-0009 SY GLAZE ECOWORX® 15 Ounce, Patterned, Nylon Carpet Tile.....	36.18	5.08
For Cushioned Backed Tile, Add	3.69	
09 68 13 00-0010 SY TRANSPARENT ECOWORX® 15 Ounce, Patterned, Nylon Carpet Tile.....	36.52	5.08
For Cushioned Backed Tile, Add	3.69	
09 68 13 00-0011 SY CLEAR ECOWORX® 15 Ounce, Patterned, Nylon Carpet Tile.....	36.51	5.08
For Cushioned Backed Tile, Add	3.69	
09 68 13 00-0012 SY DIRECTION ECOWORX® 15 Ounce, Patterned, Nylon Carpet Tile.....	37.67	5.08
For Cushioned Backed Tile, Add	3.69	
09 68 13 00-0013 SY REVERSE ECOWORX® 15 Ounce, Patterned, Nylon Carpet Tile.....	37.67	5.08
For Cushioned Backed Tile, Add	3.69	
09 68 13 00-0014 SY SHAPE ECOWORX® 15 Ounce, Patterned, Nylon Carpet Tile.....	37.67	5.08
For Cushioned Backed Tile, Add	3.69	
09 68 13 00-0015 SY ARRANGE STRATAWORX® 15 Ounce, Patterned, Nylon Carpet Tile.....	28.59	5.08
For Cushioned Backed Tile, Add	3.69	
09 68 13 00-0016 SY ARRAY STRATAWORX® 15 Ounce, Patterned, Nylon Carpet Tile.....	28.59	5.08
For Cushioned Backed Tile, Add	3.69	
09 68 13 00-0017 SY OFFSET STRATAWORX® 15 Ounce, Patterned, Nylon Carpet Tile.....	28.59	5.08
For Cushioned Backed Tile, Add	3.69	
09 68 13 00-0018 SY STRUCTURE STRATAWORX® 15 Ounce, Patterned, Nylon Carpet Tile	28.59	5.08
For Cushioned Backed Tile, Add	3.69	
09 68 13 00-0019 SY POURED ECOWORX® 15 Ounce, Patterned, Nylon Carpet Tile	32.96	5.08
For Cushioned Backed Tile, Add	3.69	
09 68 13 00-0020 SY STACKED ECOWORX® 15 Ounce, Patterned, Nylon Carpet Tile.....	32.96	5.08
For Cushioned Backed Tile, Add	3.69	
09 68 13 00-0021 SY COMMONS ECOWORX® 15 Ounce, Patterned, Nylon Carpet Tile.....	33.75	5.08
For Cushioned Backed Tile, Add	3.69	
09 68 13 00-0022 SY MAKERSPACE ECOWORX® 15 Ounce, Patterned, Nylon Carpet Tile.....	33.75	5.08
For Cushioned Backed Tile, Add	3.69	
09 68 13 00-0023 SY QUAD ECOWORX® 15 Ounce, Patterned, Nylon Carpet Tile	33.75	5.08
For Cushioned Backed Tile, Add	3.69	
09 68 13 00-0024 SY DIFFUSE 24" X 24" ECOLOGIX® 15 Ounce, Patterned, Nylon Carpet Tile.....	36.48	5.08
For Cushioned Backed Tile, Add	3.69	
09 68 13 00-0025 SY DIFFUSE 9" X 36" ECOWORX® 15 Ounce, Patterned, Nylon Carpet Tile	35.03	5.08
For Cushioned Backed Tile, Add	3.69	
09 68 13 00-0026 SY DISPERSE 9" X 36" ECOWORX® 15 Ounce, Patterned, Nylon Carpet Tile.....	35.03	5.08
For Cushioned Backed Tile, Add	3.69	
09 68 13 00-0027 SY DISPERSE 24" X 24" ECOWORX® 15 Ounce, Patterned, Nylon Carpet Tile.....	36.18	5.08
For Cushioned Backed Tile, Add	3.69	
09 68 13 00-0028 SY DIFFUSE 24" X 24" ECOWORX® 15 Ounce, Patterned, Nylon Carpet Tile	36.42	5.08
For Cushioned Backed Tile, Add	3.69	
09 68 13 00-0029 SY INFINITE ECOWORX® 15 Ounce, Patterned, Nylon Carpet Tile.....	36.24	5.08
For Cushioned Backed Tile, Add	3.69	
09 68 13 00-0030 SY VAST ECOWORX® 15 Ounce, Patterned, Nylon Carpet Tile	36.24	5.08
For Cushioned Backed Tile, Add	3.69	
09 68 13 00-0031 SY TANGLE ECOWORX® 15 Ounce, Patterned, Nylon Carpet Tile	36.81	5.08
For Cushioned Backed Tile, Add	3.69	



	Finishes	09
	Flooring	09 60
	Carpeting	09 68

MINOR	CSI	UOM	DESCRIPTION	TOTAL DIRECT UNIT COST	DEMOLITION UNIT COST
09 68	13 00-0032	SY	TEMPT ECOWORX® 15 Ounce, Patterned, Nylon Carpet Tile <i>For Cushioned Backed Tile, Add</i>	36.81 3.69	5.08
09 68	13 00-0033	SY	ENGAGE ECOWORX® 15 Ounce, Patterned, Nylon Carpet Tile <i>For Cushioned Backed Tile, Add</i>	39.02 3.69	5.08
09 68	13 00-0034	SY	THINK ECOWORX® 15 Ounce, Patterned, Nylon Carpet Tile <i>For Cushioned Backed Tile, Add</i>	39.02 3.69	5.08
09 68	13 00-0035	SY	DIFFUSE 24" X 24" ECOLOGIX® ES 15 Ounce, Patterned, Nylon Carpet Tile <i>For Cushioned Backed Tile, Add</i>	39.12 3.69	5.08
09 68	13 00-0036	SY	SCAPE ECOWORX® 15 Ounce, Patterned, Nylon Carpet Tile <i>For Cushioned Backed Tile, Add</i>	38.16 3.69	5.08
09 68	13 00-0037	SY	REALM ECOWORX® 15 Ounce, Patterned, Nylon Carpet Tile <i>For Cushioned Backed Tile, Add</i>	38.23 3.69	5.08
09 68	13 00-0038	SY	SEA ECOWORX® 15 Ounce, Patterned, Nylon Carpet Tile <i>For Cushioned Backed Tile, Add</i>	34.91 3.69	5.08
09 68	13 00-0039	SY	SEA EDGE ECOWORX® 15 Ounce, Patterned, Nylon Carpet Tile <i>For Cushioned Backed Tile, Add</i>	34.91 3.69	5.08
09 68	13 00-0040	SY	SKY ECOWORX® 15 Ounce, Patterned, Nylon Carpet Tile <i>For Cushioned Backed Tile, Add</i>	34.91 3.69	5.08
09 68	13 00-0041	SY	CENTRAL LINE ECOWORX® 15 Ounce, Patterned, Nylon Carpet Tile <i>For Cushioned Backed Tile, Add</i>	36.63 3.69	5.08
09 68	13 00-0042	SY	CITY CENTRAL ECOWORX® 15 Ounce, Patterned, Nylon Carpet Tile <i>For Cushioned Backed Tile, Add</i>	36.63 3.69	5.08
09 68	13 00-0043	SY	BOUNDLESS ECOWORX® 15 Ounce, Patterned, Nylon Carpet Tile <i>For Cushioned Backed Tile, Add</i>	36.53 3.69	5.08
09 68	13 00-0044	SY	SOURCE 9" X 36" ECOWORX® 15 Ounce, Patterned, Nylon Carpet Tile <i>For Cushioned Backed Tile, Add</i>	36.53 3.69	5.08
09 68	13 00-0045	SY	UNDERTONE ECOWORX® 15 Ounce, Patterned, Nylon Carpet Tile <i>For Cushioned Backed Tile, Add</i>	35.93 3.69	5.08
09 68	13 00-0046	SY	HYBRID ECOWORX® 15 Ounce, Patterned, Nylon Carpet Tile <i>For Cushioned Backed Tile, Add</i>	36.89 3.69	5.08
09 68	13 00-0047	SY	CATALYST ECOWORX® 15 Ounce, Patterned, Nylon Carpet Tile <i>For Cushioned Backed Tile, Add</i>	36.89 3.69	5.08
09 68	13 00-0048	SY	EMBARK ECOWORX® 15 Ounce, Patterned, Nylon Carpet Tile <i>For Cushioned Backed Tile, Add</i>	36.70 3.69	5.08
09 68	13 00-0049	SY	TINGE ECOWORX® 15 Ounce, Patterned, Nylon Carpet Tile <i>For Cushioned Backed Tile, Add</i>	37.03 3.69	5.08
09 68	13 00-0050	SY	IMPACT ECOWORX® 15 Ounce, Patterned, Nylon Carpet Tile <i>For Cushioned Backed Tile, Add</i>	37.38 3.69	5.08
09 68	13 00-0051	SY	ALLURE ECOWORX® 15 Ounce, Patterned, Nylon Carpet Tile <i>For Cushioned Backed Tile, Add</i>	37.69 3.69	5.08
09 68	13 00-0052	SY	GLIMMER ECOWORX® 15 Ounce, Patterned, Nylon Carpet Tile <i>For Cushioned Backed Tile, Add</i>	37.69 3.69	5.08
09 68	13 00-0053	SY	SHINE ECOWORX® 15 Ounce, Patterned, Nylon Carpet Tile <i>For Cushioned Backed Tile, Add</i>	37.69 3.69	5.08
09 68	13 00-0054	SY	BASALT II ECOWORX® 15 Ounce, Patterned, Nylon Carpet Tile <i>For Cushioned Backed Tile, Add</i>	39.88 3.69	5.08
09 68	13 00-0055	SY	FAULT LINES II ECOWORX® 15 Ounce, Patterned, Nylon Carpet Tile <i>For Cushioned Backed Tile, Add</i>	39.88 3.69	5.08
09 68	13 00-0056	SY	GRAVEL II ECOWORX® 15 Ounce, Patterned, Nylon Carpet Tile <i>For Cushioned Backed Tile, Add</i>	39.88 3.69	5.08
09 68	13 00-0057	SY	PAVERS II ECOWORX® 15 Ounce, Patterned, Nylon Carpet Tile <i>For Cushioned Backed Tile, Add</i>	39.88 3.69	5.08
09 68	13 00-0058	SY	CONNECT ECOWORX® 15 Ounce, Patterned, Nylon Carpet Tile <i>For Cushioned Backed Tile, Add</i>	40.07 3.69	5.08
09 68	13 00-0059	SY	FIELD ECOWORX® 15 Ounce, Patterned, Nylon Carpet Tile <i>For Cushioned Backed Tile, Add</i>	38.94 3.69	5.08
09 68	13 00-0060	SY	BYLINE ECOWORX® 15 Ounce, Patterned, Nylon Carpet Tile <i>For Cushioned Backed Tile, Add</i>	39.24 3.69	5.08
09 68	13 00-0061	SY	COLOR FORM 9" X 36" ECOWORX® 15 Ounce, Patterned, Nylon Carpet Tile <i>For Cushioned Backed Tile, Add</i>	39.07 3.69	5.08
09 68	13 00-0062	SY	LINAGE ECOWORX® 15 Ounce, Patterned, Nylon Carpet Tile <i>For Cushioned Backed Tile, Add</i>	39.30 3.69	5.08
09 68	13 00-0063	SY	LINK ECOWORX® 15 Ounce, Patterned, Nylon Carpet Tile <i>For Cushioned Backed Tile, Add</i>	39.30 3.69	5.08
09 68	13 00-0064	SY	BALANCE ECOWORX® 15 Ounce, Patterned, Nylon Carpet Tile <i>For Cushioned Backed Tile, Add</i>	43.04 3.69	5.08
09 68	13 00-0065	SY	FOCUS ECOWORX® 15 Ounce, Patterned, Nylon Carpet Tile <i>For Cushioned Backed Tile, Add</i>	43.33 3.69	5.08
09 68	13 00-0066	SY	WANDER ECOWORX® 15 Ounce, Patterned, Nylon Carpet Tile <i>For Cushioned Backed Tile, Add</i>	42.01 3.69	5.08
09 68	13 00-0067	SY	EMOTION ECOWORX® 15 Ounce, Patterned, Nylon Carpet Tile <i>For Cushioned Backed Tile, Add</i>	42.67 3.69	5.08
09 68	13 00-0068	SY	STRAIGHTFORWARD ECOWORX® 15 Ounce, Patterned, Nylon Carpet Tile <i>For Cushioned Backed Tile, Add</i>	43.18 3.69	5.08
09 68	13 00-0069		18 Ounce, Patterned, Nylon Carpet Tile (09 68 13 00-0002)		
09 68	13 00-0070	SY	BELONG ECOWORX® 18 Ounce, Patterned, Nylon Carpet Tile <i>For Cushioned Backed Tile, Add</i>	33.63 3.69	5.08
09 68	13 00-0071	SY	EASE 9" X 36" ECOLOGIX® 18 Ounce, Patterned, Nylon Carpet Tile <i>For Cushioned Backed Tile, Add</i>	36.22 3.69	5.08
09 68	13 00-0072	SY	INTERLUDE ECOLOGIX® 18 Ounce, Patterned, Nylon Carpet Tile <i>For Cushioned Backed Tile, Add</i>	36.22 3.69	5.08

09	09	Finishes
	09 60	Flooring
	09 68	Carpeting



MINOR	CSI	UOM	DESCRIPTION	TOTAL DIRECT UNIT COST	DEMOLITION UNIT COST
09 68	13 00-0073	SY	CHALET 9" X 36" ECOWORX® 18 Ounce, Patterned, Nylon Carpet Tile..... <i>For Cushioned Backed Tile, Add</i>	36.66 3.69	5.08
09 68	13 00-0074	SY	ANALOG 18" X 36" ECOWORX® 18 Ounce, Patterned, Nylon Carpet Tile..... <i>For Cushioned Backed Tile, Add</i>	42.03 3.69	5.08
09 68	13 00-0075	SY	DISTORT 18" X 36" ECOWORX® 18 Ounce, Patterned, Nylon Carpet Tile..... <i>For Cushioned Backed Tile, Add</i>	42.03 3.69	5.08
09 68	13 00-0076	SY	FRINGE ECOWORX® 18 Ounce, Patterned, Nylon Carpet Tile..... <i>For Cushioned Backed Tile, Add</i>	39.94 3.69	5.08
09 68	13 00-0077	SY	GLITCH 9" X 36" ECOWORX® 18 Ounce, Patterned, Nylon Carpet Tile..... <i>For Cushioned Backed Tile, Add</i>	42.03 3.69	5.08
09 68	13 00-0078	SY	HAZE ECOWORX® 18 Ounce, Patterned, Nylon Carpet Tile..... <i>For Cushioned Backed Tile, Add</i>	39.94 3.69	5.08
09 68	13 00-0079	SY	MANIPULATE 9" X 36" ECOWORX® 18 Ounce, Patterned, Nylon Carpet Tile..... <i>For Cushioned Backed Tile, Add</i>	42.03 3.69	5.08
09 68	13 00-0080	SY	VAPOR ECOWORX® 18 Ounce, Patterned, Nylon Carpet Tile..... <i>For Cushioned Backed Tile, Add</i>	39.94 3.69	5.08
09 68	13 00-0081	SY	CONSTRUCT ECOWORX® 18 Ounce, Patterned, Nylon Carpet Tile..... <i>For Cushioned Backed Tile, Add</i>	40.43 3.69	5.08
09 68	13 00-0082	SY	COPY ECOWORX® 18 Ounce, Patterned, Nylon Carpet Tile..... <i>For Cushioned Backed Tile, Add</i>	40.43 3.69	5.08
09 68	13 00-0083	SY	ROTATE ECOWORX® 18 Ounce, Patterned, Nylon Carpet Tile..... <i>For Cushioned Backed Tile, Add</i>	40.43 3.69	5.08
09 68	13 00-0084	SY	ACHROMATIC ECOWORX® 18 Ounce, Patterned, Nylon Carpet Tile..... <i>For Cushioned Backed Tile, Add</i>	40.41 3.69	5.08
09 68	13 00-0085	SY	DUOTONE ECOWORX® 18 Ounce, Patterned, Nylon Carpet Tile..... <i>For Cushioned Backed Tile, Add</i>	43.00 3.69	5.08
09 68	13 00-0086	SY	SATURATE ECOWORX® 18 Ounce, Patterned, Nylon Carpet Tile..... <i>For Cushioned Backed Tile, Add</i>	43.00 3.69	5.08
09 68	13 00-0087	SY	VALUE ECOWORX® 18 Ounce, Patterned, Nylon Carpet Tile..... <i>For Cushioned Backed Tile, Add</i>	43.00 3.69	5.08
09 68	13 00-0088	SY	KINETIC ECOWORX® 18 Ounce, Patterned, Nylon Carpet Tile..... <i>For Cushioned Backed Tile, Add</i>	45.15 3.69	5.08
09 68	13 00-0089	SY	IGNITE ECOWORX® 18 Ounce, Patterned, Nylon Carpet Tile..... <i>For Cushioned Backed Tile, Add</i>	45.48 3.69	5.08
09 68	13 00-0090	SY	STILL ECOWORX® 18 Ounce, Patterned, Nylon Carpet Tile..... <i>For Cushioned Backed Tile, Add</i>	45.48 3.69	5.08
09 68	13 00-0091	SY	MERGE ECOWORX® 18 Ounce, Patterned, Nylon Carpet Tile..... <i>For Cushioned Backed Tile, Add</i>	46.21 3.69	5.08
09 68	13 00-0092	SY	MINIMAL ECOWORX® 18 Ounce, Patterned, Nylon Carpet Tile..... <i>For Cushioned Backed Tile, Add</i>	46.21 3.69	5.08
09 68	13 00-0093	SY	DREAM ECOWORX® 18 Ounce, Patterned, Nylon Carpet Tile..... <i>For Cushioned Backed Tile, Add</i>	33.88 3.69	5.08
09 68	13 00-0094	SY	MEMORY ECOWORX® 18 Ounce, Patterned, Nylon Carpet Tile..... <i>For Cushioned Backed Tile, Add</i>	34.06 3.69	5.08
09 68	13 00-0095	SY	CAPTIVATE ECOWORX® 18 Ounce, Patterned, Nylon Carpet Tile..... <i>For Cushioned Backed Tile, Add</i>	39.26 3.69	5.08
09 68	13 00-0096	SY	INTRIGUE ECOWORX® 18 Ounce, Patterned, Nylon Carpet Tile..... <i>For Cushioned Backed Tile, Add</i>	39.66 3.69	5.08
09 68	13 00-0097	SY	MIRROR IMAGE ECOWORX® 18 Ounce, Patterned, Nylon Carpet Tile..... <i>For Cushioned Backed Tile, Add</i>	43.00 3.69	5.08
09 68	13 00-0098	SY	PRISMA ECOWORX® 18 Ounce, Patterned, Nylon Carpet Tile..... <i>For Cushioned Backed Tile, Add</i>	43.14 3.69	5.08
09 68	13 00-0099		20 Ounce, Patterned, Nylon Carpet Tile <small>(09 68 13 00-0002)</small>		
09 68	13 00-0100	SY	AWARE 18" X 36" ECOWORX® 20 Ounce, Patterned, Nylon Carpet Tile..... <i>For Cushioned Backed Tile, Add</i>	38.23 3.69	5.08
09 68	13 00-0101	SY	CONSCIOUS 18" X 36" ECOWORX® 20 Ounce, Patterned, Nylon Carpet Tile..... <i>For Cushioned Backed Tile, Add</i>	38.32 3.69	5.08
09 68	13 00-0102	SY	INTENTION 18" X 36" ECOWORX® 20 Ounce, Patterned, Nylon Carpet Tile..... <i>For Cushioned Backed Tile, Add</i>	38.08 3.69	5.08
09 68	13 00-0103	SY	PRESENT 18" X 36" ECOWORX® 20 Ounce, Patterned, Nylon Carpet Tile..... <i>For Cushioned Backed Tile, Add</i>	38.23 3.69	5.08
09 68	13 00-0104	SY	MOMENTUM IV ECOWORX® 20 Ounce, Patterned, Nylon Carpet Tile..... <i>For Cushioned Backed Tile, Add</i>	36.46 3.69	5.08
09 68	13 00-0105	SY	GRADIENT ECOWORX® 20 Ounce, Patterned, Nylon Carpet Tile..... <i>For Cushioned Backed Tile, Add</i>	39.89 3.69	5.08
09 68	13 00-0106	SY	PETO II 20 ECOWORX® 20 Ounce, Patterned, Nylon Carpet Tile..... <i>For Cushioned Backed Tile, Add</i>	38.55 3.69	5.08
09 68	13 00-0107	SY	FLAT WEAVE ECOWORX® 20 Ounce, Patterned, Nylon Carpet Tile..... <i>For Cushioned Backed Tile, Add</i>	41.02 3.69	5.08
09 68	13 00-0108	SY	HEDDLE ECOWORX® 20 Ounce, Patterned, Nylon Carpet Tile..... <i>For Cushioned Backed Tile, Add</i>	41.02 3.69	5.08
09 68	13 00-0109	SY	CONVENE ECOWORX® 20 Ounce, Patterned, Nylon Carpet Tile..... <i>For Cushioned Backed Tile, Add</i>	41.57 3.69	5.08
09 68	13 00-0110	SY	ESTABLISH ECOWORX® 20 Ounce, Patterned, Nylon Carpet Tile..... <i>For Cushioned Backed Tile, Add</i>	41.57 3.69	5.08
09 68	13 00-0111	SY	SUPPORT ECOWORX® 20 Ounce, Patterned, Nylon Carpet Tile..... <i>For Cushioned Backed Tile, Add</i>	41.57 3.69	5.08
09 68	13 00-0112	SY	AWARE 18" X 36" ECOLOGIX® 20 Ounce, Patterned, Nylon Carpet Tile..... <i>For Cushioned Backed Tile, Add</i>	42.04 3.69	5.08
09 68	13 00-0113	SY	CONSCIOUS 18" X 36" ECOLOGIX® 20 Ounce, Patterned, Nylon Carpet Tile..... <i>For Cushioned Backed Tile, Add</i>	41.79 3.69	5.08



		Finishes	09
		Flooring	09 60
		Carpeting	09 68

MINOR	CSI	UOM	DESCRIPTION	TOTAL DIRECT UNIT COST	DEMOLITION UNIT COST
09 68	13 00-0114	SY	INTENTION 18" X 36" ECOLOGIX® 20 Ounce, Patterned, Nylon Carpet Tile..... <i>For Cushioned Backed Tile, Add</i>	41.90 3.69	5.08
09 68	13 00-0115	SY	PRESENT 18" X 36" ECOLOGIX® 20 Ounce, Patterned, Nylon Carpet Tile..... <i>For Cushioned Backed Tile, Add</i>	42.04 3.69	5.08
09 68	13 00-0116	SY	DASH ECOWORX® 20 Ounce, Patterned, Nylon Carpet Tile..... <i>For Cushioned Backed Tile, Add</i>	42.36 3.69	5.08
09 68	13 00-0117	SY	TRACK ECOWORX® 20 Ounce, Patterned, Nylon Carpet Tile..... <i>For Cushioned Backed Tile, Add</i>	42.36 3.69	5.08
09 68	13 00-0118	SY	TURN ECOWORX® 20 Ounce, Patterned, Nylon Carpet Tile..... <i>For Cushioned Backed Tile, Add</i>	42.36 3.69	5.08
09 68	13 00-0119	SY	AUGMENT ECOWORX® 20 Ounce, Patterned, Nylon Carpet Tile..... <i>For Cushioned Backed Tile, Add</i>	40.35 3.69	5.08
09 68	13 00-0120	SY	HYPE ECOWORX® 20 Ounce, Patterned, Nylon Carpet Tile..... <i>For Cushioned Backed Tile, Add</i>	40.35 3.69	5.08
09 68	13 00-0121	SY	SCULPT LOOP ECOWORX® 20 Ounce, Patterned, Nylon Carpet Tile..... <i>For Cushioned Backed Tile, Add</i>	43.18 3.69	5.08
09 68	13 00-0122	SY	ALIGN ECOWORX® 20 Ounce, Patterned, Nylon Carpet Tile..... <i>For Cushioned Backed Tile, Add</i>	43.47 3.69	5.08
09 68	13 00-0123	SY	SCULPT ECOWORX® 20 Ounce, Patterned, Nylon Carpet Tile..... <i>For Cushioned Backed Tile, Add</i>	43.47 3.69	5.08
09 68	13 00-0124	SY	TRACE ECOWORX® 20 Ounce, Patterned, Nylon Carpet Tile..... <i>For Cushioned Backed Tile, Add</i>	43.47 3.69	5.08
09 68	13 00-0125	SY	ABSORBED ECOWORX® 20 Ounce, Patterned, Nylon Carpet Tile..... <i>For Cushioned Backed Tile, Add</i>	43.58 3.69	5.08
09 68	13 00-0126	SY	VISIBLE ECOWORX® 20 Ounce, Patterned, Nylon Carpet Tile..... <i>For Cushioned Backed Tile, Add</i>	43.58 3.69	5.08
09 68	13 00-0127	SY	VIBRANT ECOWORX® 20 Ounce, Patterned, Nylon Carpet Tile..... <i>For Cushioned Backed Tile, Add</i>	41.57 3.69	5.08
09 68	13 00-0128	SY	FINE POINT 18" X 36" ECOWORX® 20 Ounce, Patterned, Nylon Carpet Tile..... <i>For Cushioned Backed Tile, Add</i>	43.97 3.69	5.08
09 68	13 00-0129	SY	LINEWEIGHT 18" X 36" ECOWORX® 20 Ounce, Patterned, Nylon Carpet Tile..... <i>For Cushioned Backed Tile, Add</i>	43.97 3.69	5.08
09 68	13 00-0130	SY	STIPPLE 18" X 36" ECOWORX® 20 Ounce, Patterned, Nylon Carpet Tile..... <i>For Cushioned Backed Tile, Add</i>	43.97 3.69	5.08
09 68	13 00-0131	SY	CHROMA ECOWORX® 20 Ounce, Patterned, Nylon Carpet Tile..... <i>For Cushioned Backed Tile, Add</i>	46.29 3.69	5.08
09 68	13 00-0132	SY	SPECTRUM ECOWORX® 20 Ounce, Patterned, Nylon Carpet Tile..... <i>For Cushioned Backed Tile, Add</i>	47.22 3.69	5.08
09 68	13 00-0133		22 Ounce, Patterned, Nylon Carpet Tile (09 68 13 00-0002)		
09 68	13 00-0134	SY	REPARTEE ECOWORX® 22 Ounce, Patterned, Nylon Carpet Tile..... <i>For Cushioned Backed Tile, Add</i>	39.39 3.69	5.08
09 68	13 00-0135	SY	ENDLESS ECOWORX® 22 Ounce, Patterned, Nylon Carpet Tile..... <i>For Cushioned Backed Tile, Add</i>	41.88 3.69	5.08
09 68	13 00-0136	SY	OBSERVE ECOWORX® 22 Ounce, Patterned, Nylon Carpet Tile..... <i>For Cushioned Backed Tile, Add</i>	41.88 3.69	5.08
09 68	13 00-0137	SY	RESPOND ECOWORX® 22 Ounce, Patterned, Nylon Carpet Tile..... <i>For Cushioned Backed Tile, Add</i>	41.88 3.69	5.08
09 68	13 00-0138	SY	TRANSFORM ECOWORX® 22 Ounce, Patterned, Nylon Carpet Tile..... <i>For Cushioned Backed Tile, Add</i>	41.88 3.69	5.08
09 68	13 00-0139	SY	CHARISMA ECOWORX® 22 Ounce, Patterned, Nylon Carpet Tile..... <i>For Cushioned Backed Tile, Add</i>	40.98 3.69	5.08
09 68	13 00-0140	SY	APPLIED ECOWORX® 22 Ounce, Patterned, Nylon Carpet Tile..... <i>For Cushioned Backed Tile, Add</i>	43.07 3.69	5.08
09 68	13 00-0141	SY	DWELLING ECOWORX® 22 Ounce, Patterned, Nylon Carpet Tile..... <i>For Cushioned Backed Tile, Add</i>	43.52 3.69	5.08
09 68	13 00-0142	SY	SHELTER ECOWORX® 22 Ounce, Patterned, Nylon Carpet Tile..... <i>For Cushioned Backed Tile, Add</i>	43.52 3.69	5.08
09 68	13 00-0143	SY	EMBELLISH ECOWORX® 22 Ounce, Patterned, Nylon Carpet Tile..... <i>For Cushioned Backed Tile, Add</i>	45.75 3.69	5.08
09 68	13 00-0144	SY	BIAS ECOWORX® 22 Ounce, Patterned, Nylon Carpet Tile..... <i>For Cushioned Backed Tile, Add</i>	43.98 3.69	5.08
09 68	13 00-0145	SY	KASURI ECOWORX® 22 Ounce, Patterned, Nylon Carpet Tile..... <i>For Cushioned Backed Tile, Add</i>	43.98 3.69	5.08
09 68	13 00-0146	SY	MESH ECOWORX® 22 Ounce, Patterned, Nylon Carpet Tile..... <i>For Cushioned Backed Tile, Add</i>	43.98 3.69	5.08
09 68	13 00-0147	SY	FILTER ECOWORX® 22 Ounce, Patterned, Nylon Carpet Tile..... <i>For Cushioned Backed Tile, Add</i>	46.24 3.69	5.08
09 68	13 00-0148	SY	MIGRATE ECOWORX® 22 Ounce, Patterned, Nylon Carpet Tile..... <i>For Cushioned Backed Tile, Add</i>	46.24 3.69	5.08
09 68	13 00-0149	SY	NUANCE ECOWORX® 22 Ounce, Patterned, Nylon Carpet Tile..... <i>For Cushioned Backed Tile, Add</i>	46.24 3.69	5.08
09 68	13 00-0150	SY	ACTIVITY ECOWORX® 22 Ounce, Patterned, Nylon Carpet Tile..... <i>For Cushioned Backed Tile, Add</i>	43.55 3.69	5.08
09 68	13 00-0151	SY	REST ECOWORX® 22 Ounce, Patterned, Nylon Carpet Tile..... <i>For Cushioned Backed Tile, Add</i>	46.90 3.69	5.08
09 68	13 00-0152	SY	UNWIND ECOWORX® 22 Ounce, Patterned, Nylon Carpet Tile..... <i>For Cushioned Backed Tile, Add</i>	46.90 3.69	5.08
09 68	13 00-0153	SY	INTERACT ECOWORX® 22 Ounce, Patterned, Nylon Carpet Tile..... <i>For Cushioned Backed Tile, Add</i>	47.08 3.69	5.08
09 68	13 00-0154	SY	PAUSE ECOWORX® 22 Ounce, Patterned, Nylon Carpet Tile..... <i>For Cushioned Backed Tile, Add</i>	47.33 3.69	5.08

09	09	Finishes
	09 60	Flooring
	09 68	Carpeting



MINOR	CSI	UOM	DESCRIPTION	TOTAL DIRECT UNIT COST	DEMOLITION UNIT COST
09 68	13 00-0155	SY	STEP ECOWORX® 22 Ounce, Patterned, Nylon Carpet Tile <i>For Cushioned Backed Tile, Add</i>	47.33 3.69	5.08
09 68	13 00-0156	SY	VANTAGE ECOWORX® 22 Ounce, Patterned, Nylon Carpet Tile..... <i>For Cushioned Backed Tile, Add</i>	47.33 3.69	5.08
09 68	13 00-0157	SY	DRIFT ECOWORX® 22 Ounce, Patterned, Nylon Carpet Tile <i>For Cushioned Backed Tile, Add</i>	48.49 3.69	5.08
09 68	13 00-0158	SY	EXPAND ECOWORX® 22 Ounce, Patterned, Nylon Carpet Tile <i>For Cushioned Backed Tile, Add</i>	48.31 3.69	5.08
09 68	13 00-0159	SY	AGATE ECOWORX® 22 Ounce, Patterned, Nylon Carpet Tile..... <i>For Cushioned Backed Tile, Add</i>	49.08 3.69	5.08
09 68	13 00-0160	SY	JASPER ECOWORX® 22 Ounce, Patterned, Nylon Carpet Tile..... <i>For Cushioned Backed Tile, Add</i>	49.08 3.69	5.08
09 68	13 00-0161	SY	MICA ECOWORX® 22 Ounce, Patterned, Nylon Carpet Tile..... <i>For Cushioned Backed Tile, Add</i>	49.08 3.69	5.08
09 68	13 00-0162	SY	QUARTZ ECOWORX® 22 Ounce, Patterned, Nylon Carpet Tile..... <i>For Cushioned Backed Tile, Add</i>	49.08 3.69	5.08
09 68	13 00-0163	SY	ABSTRACT EDGE ECOWORX® 22 Ounce, Patterned, Nylon Carpet Tile <i>For Cushioned Backed Tile, Add</i>	50.58 3.69	5.08
09 68	13 00-0164	SY	VERTICAL EDGE ECOWORX® 22 Ounce, Patterned, Nylon Carpet Tile <i>For Cushioned Backed Tile, Add</i>	50.58 3.69	5.08
09 68	13 00-0165	SY	HORIZONTAL EDGE ECOWORX® 22 Ounce, Patterned, Nylon Carpet Tile <i>For Cushioned Backed Tile, Add</i>	50.58 3.69	5.08
09 68	13 00-0166		24 Ounce, Patterned, Nylon Carpet Tile (09 68 13 00-0002)		
09 68	13 00-0167	SY	CONSTELLATION ECOWORX® 24 Ounce, Patterned, Nylon Carpet Tile..... <i>For Cushioned Backed Tile, Add</i>	41.83 3.69	5.08
09 68	13 00-0168	SY	OBSERVE COLOR ECOWORX® 24 Ounce, Patterned, Nylon Carpet Tile..... <i>For Cushioned Backed Tile, Add</i>	44.91 3.69	5.08
09 68	13 00-0169	SY	RESPOND COLOR ECOWORX® 24 Ounce, Patterned, Nylon Carpet Tile <i>For Cushioned Backed Tile, Add</i>	44.91 3.69	5.08
09 68	13 00-0170	SY	TRANSFORM COLOR ECOWORX® 24 Ounce, Patterned, Nylon Carpet Tile <i>For Cushioned Backed Tile, Add</i>	44.91 3.69	5.08
09 68	13 00-0171	SY	FOUNDATION ECOWORX® 24 Ounce, Patterned, Nylon Carpet Tile..... <i>For Cushioned Backed Tile, Add</i>	45.13 3.69	5.08
09 68	13 00-0172	SY	BLOX ECOWORX® 24 Ounce, Patterned, Nylon Carpet Tile..... <i>For Cushioned Backed Tile, Add</i>	42.72 3.69	5.08
09 68	13 00-0173	SY	SITE LINES ECOWORX® 24 Ounce, Patterned, Nylon Carpet Tile <i>For Cushioned Backed Tile, Add</i>	43.30 3.69	5.08
09 68	13 00-0174	SY	BLISS ECOWORX® 24 Ounce, Patterned, Nylon Carpet Tile..... <i>For Cushioned Backed Tile, Add</i>	44.29 3.69	5.08
09 68	13 00-0175	SY	SERENITY ECOWORX® 24 Ounce, Patterned, Nylon Carpet Tile..... <i>For Cushioned Backed Tile, Add</i>	44.29 3.69	5.08
09 68	13 00-0176	SY	TRANQUIL ECOWORX® 24 Ounce, Patterned, Nylon Carpet Tile..... <i>For Cushioned Backed Tile, Add</i>	44.29 3.69	5.08
09 68	13 00-0177	SY	KUSA ECOWORX® 24 Ounce, Patterned, Nylon Carpet Tile..... <i>For Cushioned Backed Tile, Add</i>	45.01 3.69	5.08
09 68	13 00-0178	SY	BLOCK PRINT ECOWORX® 24 Ounce, Patterned, Nylon Carpet Tile..... <i>For Cushioned Backed Tile, Add</i>	48.10 3.69	5.08
09 68	13 00-0179	SY	FADE ECOWORX® 24 Ounce, Patterned, Nylon Carpet Tile <i>For Cushioned Backed Tile, Add</i>	47.85 3.69	5.08
09 68	13 00-0180	SY	OVERLAY ECOWORX® 24 Ounce, Patterned, Nylon Carpet Tile..... <i>For Cushioned Backed Tile, Add</i>	47.85 3.69	5.08
09 68	13 00-0181	SY	BLUR ECOWORX® 24 Ounce, Patterned, Nylon Carpet Tile <i>For Cushioned Backed Tile, Add</i>	47.85 3.69	5.08
09 68	13 00-0182	SY	EXPOSE ECOWORX® 24 Ounce, Patterned, Nylon Carpet Tile..... <i>For Cushioned Backed Tile, Add</i>	47.97 3.69	5.08
09 68	13 00-0183	SY	UNCOVER ECOWORX® 24 Ounce, Patterned, Nylon Carpet Tile..... <i>For Cushioned Backed Tile, Add</i>	47.97 3.69	5.08
09 68	13 00-0184	SY	EXPLORE ECOWORX® 24 Ounce, Patterned, Nylon Carpet Tile..... <i>For Cushioned Backed Tile, Add</i>	48.33 3.69	5.08
09 68	13 00-0185	SY	LINGER ECOWORX® 24 Ounce, Patterned, Nylon Carpet Tile <i>For Cushioned Backed Tile, Add</i>	48.49 3.69	5.08
09 68	13 00-0186	SY	RENEW ECOWORX® 24 Ounce, Patterned, Nylon Carpet Tile <i>For Cushioned Backed Tile, Add</i>	48.33 3.69	5.08
09 68	13 00-0187	SY	FOLDED ECOWORX® 24 Ounce, Patterned, Nylon Carpet Tile <i>For Cushioned Backed Tile, Add</i>	51.57 3.69	5.08
09 68	13 00-0188	SY	FOLDED EDGE ECOWORX® 24 Ounce, Patterned, Nylon Carpet Tile <i>For Cushioned Backed Tile, Add</i>	51.37 3.69	5.08
09 68	13 00-0189	SY	IDENTITY ECOWORX® 24 Ounce, Patterned, Nylon Carpet Tile <i>For Cushioned Backed Tile, Add</i>	55.18 3.69	5.08
09 68	13 00-0190		26 Ounce, Patterned, Nylon Carpet Tile (09 68 13 00-0002)		
09 68	13 00-0191	SY	PETO II 26 ECOWORX® 26 Ounce, Patterned, Nylon Carpet Tile..... <i>For Cushioned Backed Tile, Add</i>	42.13 3.69	5.08
09 68	13 00-0192	SY	BRILLIANCE ECOWORX® 26 Ounce, Patterned, Nylon Carpet Tile..... <i>For Cushioned Backed Tile, Add</i>	44.90 3.69	5.08
09 68	13 00-0193	SY	STRIKING ECOWORX® 26 Ounce, Patterned, Nylon Carpet Tile..... <i>For Cushioned Backed Tile, Add</i>	42.41 3.69	5.08
09 68	13 00-0194	SY	IMPRINT ECOWORX® 26 Ounce, Patterned, Nylon Carpet Tile..... <i>For Cushioned Backed Tile, Add</i>	47.39 3.69	5.08
09 68	13 00-0195	SY	SKETCH ECOWORX® 26 Ounce, Patterned, Nylon Carpet Tile <i>For Cushioned Backed Tile, Add</i>	47.49 3.69	5.08



		Finishes	09
		Flooring	09 60
		Carpeting	09 68

MINOR	CSI	UOM	DESCRIPTION	TOTAL DIRECT UNIT COST	DEMOLITION UNIT COST
09 68	13 00-0196	SY	VEIL ECOWORX® 26 Ounce, Patterned, Nylon Carpet Tile..... <i>For Cushioned Backed Tile, Add</i>	47.49 3.69	5.08
09 68	13 00-0197	SY	DISCOVER ECOWORX® 26 Ounce, Patterned, Nylon Carpet Tile..... <i>For Cushioned Backed Tile, Add</i>	47.20 3.69	5.08
09 68	13 00-0198	SY	SEEK ECOWORX® 26 Ounce, Patterned, Nylon Carpet Tile..... <i>For Cushioned Backed Tile, Add</i>	47.20 3.69	5.08
09 68	13 00-0199	SY	CITY GRID ECOWORX® 26 Ounce, Patterned, Nylon Carpet Tile..... <i>For Cushioned Backed Tile, Add</i>	45.23 3.69	5.08
09 68	13 00-0200	SY	BOTAN ECOWORX® 26 Ounce, Patterned, Nylon Carpet Tile..... <i>For Cushioned Backed Tile, Add</i>	46.29 3.69	5.08
09 68	13 00-0201	SY	HANA ECOWORX® 26 Ounce, Patterned, Nylon Carpet Tile..... <i>For Cushioned Backed Tile, Add</i>	46.29 3.69	5.08
09 68	13 00-0202	SY	RELIEF ECOWORX® 26 Ounce, Patterned, Nylon Carpet Tile..... <i>For Cushioned Backed Tile, Add</i>	47.97 3.69	5.08
09 68	13 00-0203	SY	DEPTH ECOWORX® 26 Ounce, Patterned, Nylon Carpet Tile..... <i>For Cushioned Backed Tile, Add</i>	53.92 3.69	5.08
09 68	13 00-0204	SY	ANGLE ECOWORX® 26 Ounce, Patterned, Nylon Carpet Tile..... <i>For Cushioned Backed Tile, Add</i>	54.42 3.69	5.08
09 68	13 00-0205	SY	HONEST ECOWORX® 26 Ounce, Patterned, Nylon Carpet Tile..... <i>For Cushioned Backed Tile, Add</i>	55.18 3.69	5.08
09 68	13 00-0206	SY	SLAB ECOWORX® 26 Ounce, Patterned, Nylon Carpet Tile..... <i>For Cushioned Backed Tile, Add</i>	55.49 3.69	5.08
09 68	13 00-0207	SY	BASE HEXAGON ECOWORX® 26 Ounce, Patterned, Nylon Carpet Tile..... <i>For Cushioned Backed Tile, Add</i>	56.22 3.69	5.08
09 68	13 00-0208	SY	COLOR SHIFT HEXAGON ECOWORX® 26 Ounce, Patterned, Nylon Carpet Tile..... <i>For Cushioned Backed Tile, Add</i>	56.22 3.69	5.08
09 68	13 00-0209	SY	CONTACT HEXAGON ECOWORX® 26 Ounce, Patterned, Nylon Carpet Tile..... <i>For Cushioned Backed Tile, Add</i>	56.22 3.69	5.08
09 68	13 00-0210	SY	BEVEL HEXAGON ECOWORX® 26 Ounce, Patterned, Nylon Carpet Tile..... <i>For Cushioned Backed Tile, Add</i>	64.47 3.69	5.08
09 68	13 00-0211		28 Ounce, Patterned, Nylon Carpet Tile <small>(09 68 13 00-0000)</small>		
09 68	13 00-0212	SY	RICHE ECOWORX® 28 Ounce, Patterned, Nylon Carpet Tile..... <i>For Cushioned Backed Tile, Add</i>	47.10 3.69	5.08
09 68	13 00-0213	SY	PRAIRIE ECOWORX® 28 Ounce, Patterned, Nylon Carpet Tile..... <i>For Cushioned Backed Tile, Add</i>	47.19 3.69	5.08
09 68	13 00-0214	SY	CORDED ECOWORX® 28 Ounce, Patterned, Nylon Carpet Tile..... <i>For Cushioned Backed Tile, Add</i>	47.57 3.69	5.08
09 68	13 00-0215	SY	PATH ECOWORX® 28 Ounce, Patterned, Nylon Carpet Tile..... <i>For Cushioned Backed Tile, Add</i>	51.49 3.69	5.08
09 68	13 00-0216	SY	PORTAL ECOWORX® 28 Ounce, Patterned, Nylon Carpet Tile..... <i>For Cushioned Backed Tile, Add</i>	51.49 3.69	5.08
09 68	13 00-0217	SY	KNIT ECOWORX® 28 Ounce, Patterned, Nylon Carpet Tile..... <i>For Cushioned Backed Tile, Add</i>	51.13 3.69	5.08
09 68	13 00-0218	SY	DECOR ECOWORX® 28 Ounce, Patterned, Nylon Carpet Tile..... <i>For Cushioned Backed Tile, Add</i>	51.72 3.69	5.08
09 68	13 00-0219	SY	CHAIN STITCH ECOWORX® 28 Ounce, Patterned, Nylon Carpet Tile..... <i>For Cushioned Backed Tile, Add</i>	48.89 3.69	5.08
09 68	13 00-0220	SY	AFFLUENCE ECOWORX® 28 Ounce, Patterned, Nylon Carpet Tile..... <i>For Cushioned Backed Tile, Add</i>	51.72 3.69	5.08
09 68	13 00-0221	SY	BACK WEAVE ECOWORX® 28 Ounce, Patterned, Nylon Carpet Tile..... <i>For Cushioned Backed Tile, Add</i>	52.56 3.69	5.08
09 68	13 00-0222	SY	EXCHANGE ECOWORX® 28 Ounce, Patterned, Nylon Carpet Tile..... <i>For Cushioned Backed Tile, Add</i>	52.56 3.69	5.08
09 68	13 00-0223	SY	KNOTTED ECOWORX® 28 Ounce, Patterned, Nylon Carpet Tile..... <i>For Cushioned Backed Tile, Add</i>	52.56 3.69	5.08
09 68	13 00-0224	SY	PROCESS ECOWORX® 28 Ounce, Patterned, Nylon Carpet Tile..... <i>For Cushioned Backed Tile, Add</i>	52.56 3.69	5.08
09 68	13 00-0225	SY	CHECK ECOWORX® 28 Ounce, Patterned, Nylon Carpet Tile..... <i>For Cushioned Backed Tile, Add</i>	54.28 3.69	5.08
09 68	13 00-0226	SY	HOUNDSTOOTH 18" X 36" ECOWORX® 28 Ounce, Patterned, Nylon Carpet Tile..... <i>For Cushioned Backed Tile, Add</i>	54.28 3.69	5.08
09 68	13 00-0227	SY	JACQUARD 18" X 36" ECOWORX® 28 Ounce, Patterned, Nylon Carpet Tile..... <i>For Cushioned Backed Tile, Add</i>	54.28 3.69	5.08
09 68	13 00-0228	SY	TEX28 Ounce, Patterned, Nylon Carpet Tile 18" X 36" ECOWORX® 28 Ounce, Patterned, Nylon Carpet Tile..... <i>For Cushioned Backed Tile, Add</i>	54.28 3.69	5.08
09 68	13 00-0229	SY	THE ECCENTRIC ECOWORX® 28 Ounce, Patterned, Nylon Carpet Tile..... <i>For Cushioned Backed Tile, Add</i>	51.73 3.69	5.08
09 68	13 00-0230	SY	BATIK 18" X 36" ECOWORX® 28 Ounce, Patterned, Nylon Carpet Tile..... <i>For Cushioned Backed Tile, Add</i>	55.22 3.69	5.08
09 68	13 00-0231	SY	IKAT 18" X 36" ECOWORX® 28 Ounce, Patterned, Nylon Carpet Tile..... <i>For Cushioned Backed Tile, Add</i>	55.49 3.69	5.08
09 68	13 00-0232	SY	LINEN 28 Ounce, Patterned, Nylon Carpet Tile ECOWORX® 28 Ounce, Patterned, Nylon Carpet Tile..... <i>For Cushioned Backed Tile, Add</i>	55.49 3.69	5.08
09 68	13 00-0233	SY	THE SOCIALITE ECOWORX® 28 Ounce, Patterned, Nylon Carpet Tile..... <i>For Cushioned Backed Tile, Add</i>	52.43 3.69	5.08
09 68	13 00-0234	SY	PRESENCE ECOWORX® 28 Ounce, Patterned, Nylon Carpet Tile..... <i>For Cushioned Backed Tile, Add</i>	57.76 3.69	5.08
09 68	13 00-0235	SY	STILL LIFE ECOWORX® 28 Ounce, Patterned, Nylon Carpet Tile..... <i>For Cushioned Backed Tile, Add</i>	57.76 3.69	5.08
09 68	13 00-0236	SY	FAMILIAR ECOWORX® 28 Ounce, Patterned, Nylon Carpet Tile..... <i>For Cushioned Backed Tile, Add</i>	55.18 3.69	5.08

09 Finishes

09 60 Flooring

09 68 Carpeting



MINOR	CSI	UOM	DESCRIPTION	TOTAL DIRECT UNIT COST	DEMOLITION UNIT COST
09 68	13 00-0237	SY	HONED ECOWORX® 28 Ounce, Patterned, Nylon Carpet Tile..... <i>For Cushioned Backed Tile, Add</i>	55.49 3.69	5.08
09 68	13 00-0238	SY	FORM ECOWORX® 28 Ounce, Patterned, Nylon Carpet Tile <i>For Cushioned Backed Tile, Add</i>	60.39 3.69	5.08
09 68 13 00-0239 30 Ounce, Patterned, Nylon Carpet Tile (09 68 13 00-0002)					
09 68	13 00-0240	SY	GLITZ ECOWORX® 30 Ounce, Patterned, Nylon Carpet Tile <i>For Cushioned Backed Tile, Add</i>	47.90 3.69	5.08
09 68	13 00-0241	SY	LUMINOSITY ECOWORX® 30 Ounce, Patterned, Nylon Carpet Tile <i>For Cushioned Backed Tile, Add</i>	48.66 3.69	5.08
09 68	13 00-0242	SY	RADIANCE ECOWORX® 30 Ounce, Patterned, Nylon Carpet Tile <i>For Cushioned Backed Tile, Add</i>	46.55 3.69	5.08
09 68	13 00-0243	SY	TAPESTRY 18" X 36" ECOWORX® 30 Ounce, Patterned, Nylon Carpet Tile..... <i>For Cushioned Backed Tile, Add</i>	55.34 3.69	5.08
09 68	13 00-0244	SY	BEYOND ECOWORX® 30 Ounce, Patterned, Nylon Carpet Tile <i>For Cushioned Backed Tile, Add</i>	60.18 3.69	5.08
09 68	13 00-0245	SY	EXPANSE ECOWORX® 30 Ounce, Patterned, Nylon Carpet Tile..... <i>For Cushioned Backed Tile, Add</i>	60.18 3.69	5.08
09 68	13 00-0246	SY	ALCHEMY ECOWORX® 30 Ounce, Patterned, Nylon Carpet Tile <i>For Cushioned Backed Tile, Add</i>	60.39 3.69	5.08
09 68	13 00-0247	SY	CREATE ECOWORX® 30 Ounce, Patterned, Nylon Carpet Tile <i>For Cushioned Backed Tile, Add</i>	61.45 3.69	5.08
09 68 13 00-0248 32 Ounce, Patterned, Nylon Carpet Tile (09 68 13 00-0002)					
09 68	13 00-0249	SY	ENTWINE ECOWORX® 32 Ounce, Patterned, Nylon Carpet Tile <i>For Cushioned Backed Tile, Add</i>	49.46 3.69	5.08
09 68	13 00-0250	SY	INGRAIN ECOWORX® 32 Ounce, Patterned, Nylon Carpet Tile <i>For Cushioned Backed Tile, Add</i>	49.95 3.69	5.08
09 68	13 00-0251	SY	EARTH TONE ECOWORX® 32 Ounce, Patterned, Nylon Carpet Tile..... <i>For Cushioned Backed Tile, Add</i>	50.55 3.69	5.08
09 68	13 00-0252	SY	REFLECT ECOWORX® 32 Ounce, Patterned, Nylon Carpet Tile <i>For Cushioned Backed Tile, Add</i>	65.16 3.69	5.08
09 68	13 00-0253	SY	RESURFACE ECOWORX® 32 Ounce, Patterned, Nylon Carpet Tile..... <i>For Cushioned Backed Tile, Add</i>	53.05 3.69	5.08
09 68	13 00-0254	SY	BLEND ECOWORX® 32 Ounce, Patterned, Nylon Carpet Tile..... <i>For Cushioned Backed Tile, Add</i>	57.31 3.69	5.08
09 68	13 00-0255	SY	HINT ECOWORX® 32 Ounce, Patterned, Nylon Carpet Tile <i>For Cushioned Backed Tile, Add</i>	57.31 3.69	5.08
09 68	13 00-0256	SY	ORNATE ECOWORX® 32 Ounce, Patterned, Nylon Carpet Tile..... <i>For Cushioned Backed Tile, Add</i>	57.71 3.69	5.08
09 68	13 00-0257	SY	RETHREAD ECOWORX® 32 Ounce, Patterned, Nylon Carpet Tile <i>For Cushioned Backed Tile, Add</i>	57.71 3.69	5.08
09 68	13 00-0258	SY	TECHNIQUE ECOWORX® 32 Ounce, Patterned, Nylon Carpet Tile..... <i>For Cushioned Backed Tile, Add</i>	57.31 3.69	5.08
09 68	13 00-0259	SY	VANISH ECOWORX® 32 Ounce, Patterned, Nylon Carpet Tile <i>For Cushioned Backed Tile, Add</i>	57.31 3.69	5.08
09 68	13 00-0260	SY	BON JOUR ECOWORX® WALK-OFF 32 Ounce, Patterned, Nylon Carpet Tile..... <i>For Cushioned Backed Tile, Add</i>	44.43 3.69	5.08
09 68	13 00-0261	SY	ZONE ECOWORX® 32 Ounce, Patterned, Nylon Carpet Tile..... <i>For Cushioned Backed Tile, Add</i>	55.81 3.69	5.08
09 68	13 00-0262	SY	DYE LAB ECOWORX® 32 Ounce, Patterned, Nylon Carpet Tile <i>For Cushioned Backed Tile, Add</i>	63.19 3.69	5.08
09 68	13 00-0263	SY	DISSOLVE ECOWORX® 32 Ounce, Patterned, Nylon Carpet Tile..... <i>For Cushioned Backed Tile, Add</i>	57.50 3.69	5.08
09 68	13 00-0264	SY	KIT ECOWORX® 32 Ounce, Patterned, Nylon Carpet Tile <i>For Cushioned Backed Tile, Add</i>	68.14 3.69	5.08
09 68	13 00-0265	SY	ARTISAN ECOWORX® 32 Ounce, Patterned, Nylon Carpet Tile <i>For Cushioned Backed Tile, Add</i>	69.79 3.69	5.08
09 68	13 00-0266	SY	CLOTH ECOWORX® 32 Ounce, Patterned, Nylon Carpet Tile..... <i>For Cushioned Backed Tile, Add</i>	70.56 3.69	5.08
09 68	13 00-0267	SY	PLAIN WEAVE ECOWORX® 32 Ounce, Patterned, Nylon Carpet Tile <i>For Cushioned Backed Tile, Add</i>	65.92 3.69	5.08
09 68	13 00-0268	SY	ADORN ECOWORX® 32 Ounce, Patterned, Nylon Carpet Tile..... <i>For Cushioned Backed Tile, Add</i>	60.45 3.69	5.08
09 68	13 00-0269	SY	ENTREE ECOWORX® WALK-OFF 32 Ounce, Patterned, Nylon Carpet Tile..... <i>For Cushioned Backed Tile, Add</i>	55.23 3.69	5.08
09 68	13 00-0270	SY	WELCOME II ECOWORX® WALK-OFF 32 Ounce, Patterned, Nylon Carpet Tile..... <i>For Cushioned Backed Tile, Add</i>	53.95 3.69	5.08
09 68	13 00-0271	SY	BON JOUR II ECOWORX® WALK-OFF 32 Ounce, Patterned, Nylon Carpet Tile..... <i>For Cushioned Backed Tile, Add</i>	55.23 3.69	5.08
09 68 13 00-0272 Non-Patterned Carpet Tiles (Shaw) (09 68 13 00-0001)					
09 68 13 00-0273 18 Ounce, Non-Patterned, Nylon Carpet Tile (09 68 13 00-0272)					
09 68	13 00-0274	SY	COLOR FRAME ECOWORX® 18 Ounce, Non-Patterned, Nylon Carpet Tile..... <i>For Cushioned Backed Tile, Add</i>	39.37 3.69	5.08
09 68	13 00-0275	SY	COLOR PLAY ECOWORX® 18 Ounce, Non-Patterned, Nylon Carpet Tile..... <i>For Cushioned Backed Tile, Add</i>	44.69 3.69	5.08



		Finishes	09
		Flooring	09 60
		Carpeting	09 68

MINOR	CSI	UOM	DESCRIPTION	TOTAL DIRECT UNIT COST	DEMOLITION UNIT COST
-------	-----	-----	-------------	------------------------	----------------------

09 68 13 00-0276			20 Ounce, Non-Patterned, Nylon Carpet Tile <small>(09 68 13 00-0272)</small>		
09 68 13 00-0277	SY		CURVE ECOWORX® 20 Ounce, Non-Patterned, Nylon Carpet Tile	42.10	5.08
			<i>For Cushioned Backed Tile, Add</i>	3.69	
09 68 13 00-0278	SY		DIAGONAL ECOWORX® 20 Ounce, Non-Patterned, Nylon Carpet Tile	42.10	5.08
			<i>For Cushioned Backed Tile, Add</i>	3.69	
09 68 13 00-0279	SY		POINT ECOWORX® 20 Ounce, Non-Patterned, Nylon Carpet Tile	42.10	5.08
			<i>For Cushioned Backed Tile, Add</i>	3.69	
09 68 13 00-0280	SY		SQUARE ECOWORX® 20 Ounce, Non-Patterned, Nylon Carpet Tile	42.10	5.08
			<i>For Cushioned Backed Tile, Add</i>	3.69	
09 68 13 00-0281	SY		ADVANCE ECOWORX® 20 Ounce, Non-Patterned, Nylon Carpet Tile	42.36	5.08
			<i>For Cushioned Backed Tile, Add</i>	3.69	
09 68 13 00-0282	SY		IMPRESSION I ECOWORX® 20 Ounce, Non-Patterned, Nylon Carpet Tile	46.36	5.08
			<i>For Cushioned Backed Tile, Add</i>	3.69	
09 68 13 00-0283	SY		IMPRESSION II ECOWORX® 20 Ounce, Non-Patterned, Nylon Carpet Tile	46.36	5.08
			<i>For Cushioned Backed Tile, Add</i>	3.69	
09 68 13 00-0284	SY		IMPRESSION III ECOWORX® 20 Ounce, Non-Patterned, Nylon Carpet Tile	46.36	5.08
			<i>For Cushioned Backed Tile, Add</i>	3.69	
09 68 13 00-0285	SY		IMPRESSION IV ECOWORX® 20 Ounce, Non-Patterned, Nylon Carpet Tile	46.36	5.08
			<i>For Cushioned Backed Tile, Add</i>	3.69	
09 68 13 00-0286			22 Ounce, Non-Patterned, Nylon Carpet Tile <small>(09 68 13 00-0272)</small>		
09 68 13 00-0287	SY		PLANE HEXAGON ECOWORX® 22 Ounce, Non-Patterned, Nylon Carpet Tile	57.71	5.08
			<i>For Cushioned Backed Tile, Add</i>	3.69	
09 68 13 00-0288			24 Ounce, Non-Patterned, Nylon Carpet Tile <small>(09 68 13 00-0272)</small>		
09 68 13 00-0289	SY		NEST ECOWORX® 24 Ounce, Non-Patterned, Nylon Carpet Tile	43.52	5.08
			<i>For Cushioned Backed Tile, Add</i>	3.69	
09 68 13 00-0290			30 Ounce, Non-Patterned, Nylon Carpet Tile <small>(09 68 13 00-0272)</small>		
09 68 13 00-0291	SY		TRU COLOURS ECOWORX® 30 Ounce, Non-Patterned, Nylon Carpet Tile	46.82	5.08
			<i>For Cushioned Backed Tile, Add</i>	3.69	
09 68 13 00-0292	SY		COLOUR PLANK ECOWORX® 30 Ounce, Non-Patterned, Nylon Carpet Tile	51.54	5.08
			<i>For Cushioned Backed Tile, Add</i>	3.69	
09 68 13 00-0293	SY		GRADATION ECOWORX® 30 Ounce, Non-Patterned, Nylon Carpet Tile	54.47	5.08
			<i>For Cushioned Backed Tile, Add</i>	3.69	
09 68 13 00-0294			ESD Static Control Carpet Tiles (Shaw StaticSmart) <small>(09 68 13 00-0001)</small>		
			Note: Includes conductive ESD releasable adhesive and grounding clips.		
09 68 13 00-0295			16-24 Ounce, Static Control, Nylon Carpet Tile (StaticSmart) <small>(09 68 13 00-0294)</small>		
09 68 13 00-0296	SY		DAILY PLANNER, Static Control, Nylon Carpet Carpet Tile	42.31	5.08
09 68 13 00-0297	SY		COLLABORATORS, Static Control, Nylon Carpet Carpet Tile	45.85	5.08
09 68 13 00-0298	SY		WORKSPACE, Static Control, Nylon Carpet Carpet Tile	42.39	5.08
09 68 13 00-0299	SY		LANDMARK SERIES, Static Control, Nylon Carpet Carpet Tile	44.65	5.08
09 68 13 00-0300	SY		LAN 4.1, Static Control, Nylon Carpet Carpet Tile	60.14	5.08
09 68 13 00-0301	SY		PRESIDENTIAL, Static Control, Nylon Carpet Carpet Tile	60.14	5.08
09 68 13 00-0302	SY		COLONIAL, Static Control, Nylon Carpet Carpet Tile	60.44	5.08
09 68 13 00-0303	SY		LAN 4.0, Static Control, Nylon Carpet Carpet Tile	70.91	5.08
09 68 13 00-0304	SY		DISCOVERY ECO, Static Control, Nylon Carpet Carpet Tile	59.06	5.08
09 68 16			Sheet Carpeting <small>(09 68)</small>		
			Note: Weights shown are face weight excluding backing weight and excludes padding. Demolition of carpet includes removal of glue if required. Residential carpet backing basis is for padding and commercial carpet backing is for glue down.		
09 68 16 00-0001			Carpet Cushion <small>(09 68 16)</small>		
09 68 16 00-0002			Carpet Padding <small>(09 68 16 00-0001)</small>		
09 68 16 00-0003			Prime Polyurethane Foam Carpet Padding <small>(09 68 16 00-0002)</small>		
09 68 16 00-0004	SY		7/16" Thick, Prime Polyurethane Foam Carpet Padding	16.66	2.59
			<i>For Up To 15, Add</i>	0.79	
			<i>For >15 To 33, Add</i>	0.39	
			<i>For >200 To 400, Deduct</i>	-0.25	
			<i>For >400 To 600, Deduct</i>	-0.38	
			<i>For >600 To 900, Deduct</i>	-0.70	
			<i>For >900 To 1,500, Deduct</i>	-1.01	
			<i>For >1,500 To 2,200, Deduct</i>	-1.47	
			<i>For >2,200 To 3,500, Deduct</i>	-1.89	
			<i>For >3,500, Deduct</i>	-2.30	
09 68 16 00-0005	SY		1/2" Thick, Prime Polyurethane Foam Carpet Padding	17.41	2.59
			<i>For Up To 15, Add</i>	0.79	
			<i>For >15 To 33, Add</i>	0.39	
			<i>For >200 To 400, Deduct</i>	-0.27	
			<i>For >400 To 600, Deduct</i>	-0.40	
			<i>For >600 To 900, Deduct</i>	-0.73	
			<i>For >900 To 1,500, Deduct</i>	-1.06	
			<i>For >1,500 To 2,200, Deduct</i>	-1.54	
			<i>For >2,200 To 3,500, Deduct</i>	-1.98	
			<i>For >3,500, Deduct</i>	-2.42	

09	09 Finishes
	09 60 Flooring
	09 68 Carpeting



MINOR CSI UOM DESCRIPTION	TOTAL DIRECT UNIT COST	DEMOLITION UNIT COST
------------------------------	---------------------------	-------------------------

09 68 16 00-0006	Bonded (Rebond) Polyurethane Foam Carpet Padding <small>(09 68 16 00-0002)</small>		
09 68 16 00-0007	SY 1/4" Thick, 8 LB/CF Bonded (Rebond) Polyurethane Foam Carpet Padding.....	10.15	2.59
	For Up To 15, Add	0.79	
	For >15 To 33, Add	0.39	
	For >200 To 400, Deduct	-0.12	
	For >400 To 600, Deduct	-0.19	
	For >600 To 900, Deduct	-0.37	
	For >900 To 1,500, Deduct	-0.55	
	For >1,500 To 2,200, Deduct	-0.82	
	For >2,200 To 3,500, Deduct	-1.07	
	For >3,500, Deduct	-1.33	
09 68 16 00-0008	SY 5/16" Thick, 8 LB/CF Bonded (Rebond) Polyurethane Foam Carpet Padding.....	10.67	2.59
	For Up To 15, Add	0.79	
	For >15 To 33, Add	0.39	
	For >200 To 400, Deduct	-0.13	
	For >400 To 600, Deduct	-0.20	
	For >600 To 900, Deduct	-0.40	
	For >900 To 1,500, Deduct	-0.59	
	For >1,500 To 2,200, Deduct	-0.87	
	For >2,200 To 3,500, Deduct	-1.14	
	For >3,500, Deduct	-1.40	
09 68 16 00-0009	SY 3/8" Thick, 5.5 LB/CF Bonded (Rebond) Polyurethane Foam Carpet Padding.....	8.25	2.59
	For Up To 15, Add	0.79	
	For >15 To 33, Add	0.39	
	For >200 To 400, Deduct	-0.09	
	For >400 To 600, Deduct	-0.13	
	For >600 To 900, Deduct	-0.27	
	For >900 To 1,500, Deduct	-0.42	
	For >1,500 To 2,200, Deduct	-0.63	
	For >2,200 To 3,500, Deduct	-0.83	
	For >3,500, Deduct	-1.04	
09 68 16 00-0010	SY 3/8" Thick, 8 LB/CF Bonded (Rebond) Polyurethane Foam Carpet Padding.....	10.32	2.59
	For Up To 15, Add	0.79	
	For >15 To 33, Add	0.39	
	For >200 To 400, Deduct	-0.13	
	For >400 To 600, Deduct	-0.19	
	For >600 To 900, Deduct	-0.38	
	For >900 To 1,500, Deduct	-0.57	
	For >1,500 To 2,200, Deduct	-0.84	
	For >2,200 To 3,500, Deduct	-1.09	
	For >3,500, Deduct	-1.35	
09 68 16 00-0011	SY 7/16" Thick, 5.5 LB/CF Bonded (Rebond) Polyurethane Foam Carpet Padding.....	10.32	2.59
	For Up To 15, Add	0.79	
	For >15 To 33, Add	0.39	
	For >200 To 400, Deduct	-0.13	
	For >400 To 600, Deduct	-0.19	
	For >600 To 900, Deduct	-0.38	
	For >900 To 1,500, Deduct	-0.57	
	For >1,500 To 2,200, Deduct	-0.84	
	For >2,200 To 3,500, Deduct	-1.09	
	For >3,500, Deduct	-1.35	
09 68 16 00-0012	SY 7/16" Thick, 6 LB/CF Bonded (Rebond) Polyurethane Foam Carpet Padding.....	10.32	2.59
	For Up To 15, Add	0.79	
	For >15 To 33, Add	0.39	
	For >200 To 400, Deduct	-0.13	
	For >400 To 600, Deduct	-0.19	
	For >600 To 900, Deduct	-0.38	
	For >900 To 1,500, Deduct	-0.57	
	For >1,500 To 2,200, Deduct	-0.84	
	For >2,200 To 3,500, Deduct	-1.09	
	For >3,500, Deduct	-1.35	
09 68 16 00-0013	SY 7/16" Thick, 8 LB/CF Bonded (Rebond) Polyurethane Foam Carpet Padding.....	11.55	2.59
	For Up To 15, Add	0.79	
	For >15 To 33, Add	0.39	
	For >200 To 400, Deduct	-0.15	
	For >400 To 600, Deduct	-0.23	
	For >600 To 900, Deduct	-0.44	
	For >900 To 1,500, Deduct	-0.65	
	For >1,500 To 2,200, Deduct	-0.96	
	For >2,200 To 3,500, Deduct	-1.25	
	For >3,500, Deduct	-1.54	
09 68 16 00-0014	SY 1/2" Thick, 5.5 LB/CF Bonded (Rebond) Polyurethane Foam Carpet Padding.....	10.21	2.59
	For Up To 15, Add	0.79	
	For >15 To 33, Add	0.39	
	For >200 To 400, Deduct	-0.13	
	For >400 To 600, Deduct	-0.19	
	For >600 To 900, Deduct	-0.37	
	For >900 To 1,500, Deduct	-0.56	
	For >1,500 To 2,200, Deduct	-0.82	
	For >2,200 To 3,500, Deduct	-1.08	
	For >3,500, Deduct	-1.34	



		Finishes	09
		Flooring	09 60
		Carpeting	09 68

09

MINOR	CSI	UOM	DESCRIPTION	TOTAL DIRECT UNIT COST	DEMOLITION UNIT COST
09 68 16 00-0015	SY	1/2"	Thick, 6 LB/CF Bonded (Rebond) Polyurethane Foam Carpet Padding.....	10.61	2.59
			<i>For Up To 15, Add</i>	0.79	
			<i>For >15 To 33, Add</i>	0.39	
			<i>For >200 To 400, Deduct</i>	-0.13	
			<i>For >400 To 600, Deduct</i>	-0.20	
			<i>For >600 To 900, Deduct</i>	-0.39	
			<i>For >900 To 1,500, Deduct</i>	-0.59	
			<i>For >1,500 To 2,200, Deduct</i>	-0.66	
			<i>For >2,200 To 3,500, Deduct</i>	-1.13	
			<i>For >3,500, Deduct</i>	-1.40	
09 68 16 00-0016	SY	1/2"	Thick, 8 LB/CF Bonded (Rebond) Polyurethane Foam Carpet Padding.....	12.07	2.59
			<i>For Up To 15, Add</i>	0.79	
			<i>For >15 To 33, Add</i>	0.39	
			<i>For >200 To 400, Deduct</i>	-0.16	
			<i>For >400 To 600, Deduct</i>	-0.24	
			<i>For >600 To 900, Deduct</i>	-0.47	
			<i>For >900 To 1,500, Deduct</i>	-0.69	
			<i>For >1,500 To 2,200, Deduct</i>	-1.01	
			<i>For >2,200 To 3,500, Deduct</i>	-1.31	
			<i>For >3,500, Deduct</i>	-1.61	
09 68 16 00-0017			Froth Polyurethane Foam Carpet Padding (09 68 16 00-0002)		
09 68 16 00-0018	SY	0.175"	Thick, 16 LB/CF Froth Polyurethane Foam Rubber Carpet Padding.....	17.79	2.59
			<i>For Up To 15, Add</i>	0.79	
			<i>For >15 To 33, Add</i>	0.39	
			<i>For >200 To 400, Deduct</i>	-0.28	
			<i>For >400 To 600, Deduct</i>	-0.42	
			<i>For >600 To 900, Deduct</i>	-0.75	
			<i>For >900 To 1,500, Deduct</i>	-1.09	
			<i>For >1,500 To 2,200, Deduct</i>	-1.58	
			<i>For >2,200 To 3,500, Deduct</i>	-2.03	
			<i>For >3,500, Deduct</i>	-2.47	
09 68 16 00-0019	SY	0.250"	Thick, 12 LB/CF Froth Polyurethane Foam Rubber Carpet Padding.....	19.94	2.59
			<i>For Up To 15, Add</i>	0.79	
			<i>For >15 To 33, Add</i>	0.39	
			<i>For >200 To 400, Deduct</i>	-0.32	
			<i>For >400 To 600, Deduct</i>	-0.48	
			<i>For >600 To 900, Deduct</i>	-0.86	
			<i>For >900 To 1,500, Deduct</i>	-1.24	
			<i>For >1,500 To 2,200, Deduct</i>	-1.80	
			<i>For >2,200 To 3,500, Deduct</i>	-2.30	
			<i>For >3,500, Deduct</i>	-2.79	
09 68 16 00-0020	SY	0.250"	Thick, 16 LB/CF Froth Polyurethane Foam Rubber Carpet Padding.....	21.60	2.59
			<i>For Up To 15, Add</i>	0.79	
			<i>For >15 To 33, Add</i>	0.39	
			<i>For >200 To 400, Deduct</i>	-0.35	
			<i>For >400 To 600, Deduct</i>	-0.53	
			<i>For >600 To 900, Deduct</i>	-0.94	
			<i>For >900 To 1,500, Deduct</i>	-1.35	
			<i>For >1,500 To 2,200, Deduct</i>	-1.96	
			<i>For >2,200 To 3,500, Deduct</i>	-2.50	
			<i>For >3,500, Deduct</i>	-3.04	
09 68 16 00-0021			Waffle Rubber Carpet Padding (09 68 16 00-0002)		
09 68 16 00-0022	SY	3/8"	Thick, 90 OZ/SY Waffle Rubber Carpet Padding.....	20.52	2.59
			<i>For Up To 15, Add</i>	0.79	
			<i>For >15 To 33, Add</i>	0.39	
			<i>For >200 To 400, Deduct</i>	-0.33	
			<i>For >400 To 600, Deduct</i>	-0.50	
			<i>For >600 To 900, Deduct</i>	-0.89	
			<i>For >900 To 1,500, Deduct</i>	-1.28	
			<i>For >1,500 To 2,200, Deduct</i>	-1.86	
			<i>For >2,200 To 3,500, Deduct</i>	-2.37	
			<i>For >3,500, Deduct</i>	-2.88	
09 68 16 00-0023			Flat Sponge Rubber Carpet Padding (09 68 16 00-0002)		
09 68 16 00-0024	SY	0.156"	Thick, 62 OZ/SY Flat Sponge Rubber Carpet Padding.....	12.19	2.59
			<i>For Up To 15, Add</i>	0.79	
			<i>For >15 To 33, Add</i>	0.39	
			<i>For >200 To 400, Deduct</i>	-0.17	
			<i>For >400 To 600, Deduct</i>	-0.25	
			<i>For >600 To 900, Deduct</i>	-0.47	
			<i>For >900 To 1,500, Deduct</i>	-0.70	
			<i>For >1,500 To 2,200, Deduct</i>	-1.02	
			<i>For >2,200 To 3,500, Deduct</i>	-1.33	
			<i>For >3,500, Deduct</i>	-1.63	

09	09 Finishes
	09 60 Flooring
	09 68 Carpeting



MINOR CSI UOM DESCRIPTION	TOTAL DIRECT UNIT COST	DEMOLITION UNIT COST
09 68 16 00-0025 SY 0.250" Thick, 68 OZ/SY Flat Sponge Rubber Carpet Padding.....	13.07	2.59
For Up To 15, Add	0.79	
For >15 To 33, Add	0.39	
For >200 To 400, Deduct	-0.18	
For >400 To 600, Deduct	-0.27	
For >600 To 900, Deduct	-0.52	
For >900 To 1,500, Deduct	-0.76	
For >1,500 To 2,200, Deduct	-1.11	
For >2,200 To 3,500, Deduct	-1.44	
For >3,500, Deduct	-1.76	
09 68 16 00-0026 SY 0.250" Thick, 80 OZ/SY Flat Sponge Rubber Carpet Padding.....	13.72	2.59
For Up To 15, Add	0.79	
For >15 To 33, Add	0.39	
For >200 To 400, Deduct	-0.20	
For >400 To 600, Deduct	-0.29	
For >600 To 900, Deduct	-0.56	
For >900 To 1,500, Deduct	-0.80	
For >1,500 To 2,200, Deduct	-1.18	
For >2,200 To 3,500, Deduct	-1.52	
For >3,500, Deduct	-1.86	
09 68 16 00-0027 SY 0.250" Thick, 100 OZ/SY Flat Sponge Rubber Carpet Padding.....	15.76	2.59
For Up To 15, Add	0.79	
For >15 To 33, Add	0.39	
For >200 To 400, Deduct	-0.24	
For >400 To 600, Deduct	-0.35	
For >600 To 900, Deduct	-0.65	
For >900 To 1,500, Deduct	-0.95	
For >1,500 To 2,200, Deduct	-1.38	
For >2,200 To 3,500, Deduct	-1.77	
For >3,500, Deduct	-2.17	
09 68 16 00-0028 SY 0.370" Thick, 100 OZ/SY Flat Sponge Rubber Carpet Padding.....	15.93	2.59
For Up To 15, Add	0.79	
For >15 To 33, Add	0.39	
For >200 To 400, Deduct	-0.24	
For >400 To 600, Deduct	-0.36	
For >600 To 900, Deduct	-0.66	
For >900 To 1,500, Deduct	-0.96	
For >1,500 To 2,200, Deduct	-1.40	
For >2,200 To 3,500, Deduct	-1.79	
For >3,500, Deduct	-2.19	
09 68 16 00-0029 Synthetic Fiber Carpet Padding (09 68 16 00-0002)		
09 68 16 00-0030 SY 0.235" Thick, 20 OZ/SY Synthetic Fiber Carpet Padding.....	5.64	2.59
For Up To 15, Add	0.79	
For >15 To 33, Add	0.39	
For >200 To 400, Deduct	-0.03	
For >400 To 600, Deduct	-0.05	
For >600 To 900, Deduct	-0.14	
For >900 To 1,500, Deduct	-0.24	
For >1,500 To 2,200, Deduct	-0.37	
For >2,200 To 3,500, Deduct	-0.51	
For >3,500, Deduct	-0.65	
09 68 16 00-0031 SY 0.235" Thick, 24 OZ/SY Synthetic Fiber Carpet Padding.....	6.98	2.59
For Up To 15, Add	0.79	
For >15 To 33, Add	0.39	
For >200 To 400, Deduct	-0.06	
For >400 To 600, Deduct	-0.09	
For >600 To 900, Deduct	-0.21	
For >900 To 1,500, Deduct	-0.33	
For >1,500 To 2,200, Deduct	-0.50	
For >2,200 To 3,500, Deduct	-0.68	
For >3,500, Deduct	-0.85	
09 68 16 00-0032 SY 0.275" Thick, 28 OZ/SY Synthetic Fiber Carpet Padding.....	6.37	2.59
For Up To 15, Add	0.79	
For >15 To 33, Add	0.39	
For >200 To 400, Deduct	-0.05	
For >400 To 600, Deduct	-0.07	
For >600 To 900, Deduct	-0.18	
For >900 To 1,500, Deduct	-0.29	
For >1,500 To 2,200, Deduct	-0.44	
For >2,200 To 3,500, Deduct	-0.60	
For >3,500, Deduct	-0.76	
09 68 16 00-0033 SY 0.300" Thick, 32 OZ/SY Synthetic Fiber Carpet Padding.....	6.60	2.59
For Up To 15, Add	0.79	
For >15 To 33, Add	0.39	
For >200 To 400, Deduct	-0.05	
For >400 To 600, Deduct	-0.08	
For >600 To 900, Deduct	-0.19	
For >900 To 1,500, Deduct	-0.30	
For >1,500 To 2,200, Deduct	-0.46	
For >2,200 To 3,500, Deduct	-0.63	
For >3,500, Deduct	-0.79	



		Finishes	09
		Flooring	09 60
		Carpeting	09 68

MINOR	CSI	UOM	DESCRIPTION	TOTAL DIRECT UNIT COST	DEMOLITION UNIT COST
09 68 16 00-0034	SY		0.350" Thick, 40 OZ/SY Synthetic Fiber Carpet Padding.....	7.98	2.59
			<i>For Up To 15, Add</i>	0.79	
			<i>For >15 To 33, Add</i>	0.39	
			<i>For >200 To 400, Deduct</i>	-0.08	
			<i>For >400 To 600, Deduct</i>	-0.12	
			<i>For >600 To 900, Deduct</i>	-0.26	
			<i>For >900 To 1,500, Deduct</i>	-0.40	
			<i>For >1,500 To 2,200, Deduct</i>	-0.60	
			<i>For >2,200 To 3,500, Deduct</i>	-0.80	
			<i>For >3,500, Deduct</i>	-1.00	
09 68 16 00-0035			Double Stick Synthetic Fiber Carpet Padding (09 68 16 00-0002)		
09 68 16 00-0036	SY		0.300" Thick, 32 OZ/SY Double Stick Synthetic Fiber Carpet Padding	8.40	2.59
			<i>For Up To 15, Add</i>	0.79	
			<i>For >15 To 33, Add</i>	0.39	
			<i>For >200 To 400, Deduct</i>	-0.09	
			<i>For >400 To 600, Deduct</i>	-0.13	
			<i>For >600 To 900, Deduct</i>	-0.28	
			<i>For >900 To 1,500, Deduct</i>	-0.43	
			<i>For >1,500 To 2,200, Deduct</i>	-0.64	
			<i>For >2,200 To 3,500, Deduct</i>	-0.85	
			<i>For >3,500, Deduct</i>	-1.06	
09 68 16 00-0037	SY		0.375" Thick, 40 OZ/SY Double Stick Synthetic Fiber Carpet Padding	9.48	2.59
			<i>For Up To 15, Add</i>	0.79	
			<i>For >15 To 33, Add</i>	0.39	
			<i>For >200 To 400, Deduct</i>	-0.11	
			<i>For >400 To 600, Deduct</i>	-0.17	
			<i>For >600 To 900, Deduct</i>	-0.34	
			<i>For >900 To 1,500, Deduct</i>	-0.51	
			<i>For >1,500 To 2,200, Deduct</i>	-0.75	
			<i>For >2,200 To 3,500, Deduct</i>	-0.99	
			<i>For >3,500, Deduct</i>	-1.23	
09 68 16 00-0038			Commercial Broadloom Carpet (09 68 16)		
			Note: Level-loop pile or textured-loop pile broadloom carpet.		
09 68 16 00-0039			Patterned Broadloom Carpet (Shaw) (09 68 16 00-0038)		
09 68 16 00-0040			20 Ounce, Patterned, Nylon Broadloom Carpet (09 68 16 00-0039)		
09 68 16 00-0041	SY		AMBITION III 20 CLASSICBAC® 20 Ounce, Patterned, Nylon Broadloom Carpet.....	20.70	20.82
09 68 16 00-0042	SY		ESSENTIAL CLASSICBAC® 20 Ounce, Patterned, Nylon Broadloom Carpet.....	25.89	20.82
09 68 16 00-0043	SY		PRIME CLASSICBAC® 20 Ounce, Patterned, Nylon Broadloom Carpet.....	25.89	20.82
09 68 16 00-0044	SY		MODIFY CLASSICBAC® 20 Ounce, Patterned, Nylon Broadloom Carpet.....	28.35	20.82
09 68 16 00-0045	SY		SWITCH CLASSICBAC® 20 Ounce, Patterned, Nylon Broadloom Carpet.....	28.35	20.82
09 68 16 00-0046	SY		TRANSFER CLASSICBAC® 20 Ounce, Patterned, Nylon Broadloom Carpet.....	28.35	20.82
09 68 16 00-0047	SY		SCRIBE CLASSICBAC® 20 Ounce, Patterned, Nylon Broadloom Carpet.....	28.62	20.82
09 68 16 00-0048	SY		STYLUS CLASSICBAC® 20 Ounce, Patterned, Nylon Broadloom Carpet.....	28.62	20.82
09 68 16 00-0049	SY		CONTE' ULTRALOC® 20 Ounce, Patterned, Nylon Broadloom Carpet.....	35.47	20.82
09 68 16 00-0050	SY		ERASE ULTRALOC® 20 Ounce, Patterned, Nylon Broadloom Carpet.....	35.47	20.82
09 68 16 00-0051	SY		CADENCE ECOWORX® PERFORMANCE 20 Ounce, Patterned, Nylon Broadloom Carpet.....	43.43	20.82
09 68 16 00-0052			22 Ounce, Patterned, Nylon Broadloom Carpet (09 68 16 00-0039)		
09 68 16 00-0053	SY		BIRCH CLASSICBAC® 22 Ounce, Patterned, Nylon Broadloom Carpet.....	28.48	20.82
09 68 16 00-0054	SY		GROVE CLASSICBAC® 22 Ounce, Patterned, Nylon Broadloom Carpet.....	28.48	20.82
09 68 16 00-0055	SY		SUMMIT CLASSICBAC® 22 Ounce, Patterned, Nylon Broadloom Carpet.....	28.48	20.82
09 68 16 00-0056	SY		HIT THE BOOKS ULTRALOC® 22 Ounce, Patterned, Nylon Broadloom Carpet.....	30.84	20.82
09 68 16 00-0057	SY		LAYER ULTRALOC® 22 Ounce, Patterned, Nylon Broadloom Carpet.....	32.42	20.82
09 68 16 00-0058	SY		DIMENSION ULTRALOC® 22 Ounce, Patterned, Nylon Broadloom Carpet.....	30.95	20.82
09 68 16 00-0059	SY		CHARISMA ECOWORX® PERFORMANCE 22 Ounce, Patterned, Nylon Broadloom Carpet.....	33.23	20.82
09 68 16 00-0060	SY		AMPLIFY ULTRALOC® 22 Ounce, Patterned, Nylon Broadloom Carpet.....	35.78	20.82
09 68 16 00-0061	SY		HIT THE BOOKS ECOWORX® PERFORMANCE 22 Ounce, Patterned, Nylon Broadloom Carpet.....	34.16	20.82
09 68 16 00-0062	SY		ILLUMINATE ULTRALOC® 22 Ounce, Patterned, Nylon Broadloom Carpet.....	35.78	20.82
09 68 16 00-0063	SY		EFFECT ULTRALOC® 22 Ounce, Patterned, Nylon Broadloom Carpet.....	35.61	20.82
09 68 16 00-0064	SY		FAÇADE ECOWORX® PERFORMANCE 22 Ounce, Patterned, Nylon Broadloom Carpet.....	37.16	20.82
09 68 16 00-0065	SY		INLAY ULTRALOC® 22 Ounce, Patterned, Nylon Broadloom Carpet.....	35.61	20.82
09 68 16 00-0066	SY		COLLAGE ECOWORX® PERFORMANCE 22 Ounce, Patterned, Nylon Broadloom Carpet.....	38.59	20.82
09 68 16 00-0067			24 Ounce, Patterned, Nylon Broadloom Carpet (09 68 16 00-0039)		
09 68 16 00-0068	SY		ASSOCIATE ULTRALOC® 24 Ounce, Patterned, Nylon Broadloom Carpet.....	26.44	20.82
09 68 16 00-0069	SY		FOSSIL CLASSICBAC® 24 Ounce, Patterned, Nylon Broadloom Carpet.....	26.97	20.82
09 68 16 00-0070	SY		TERRA CLASSICBAC® 24 Ounce, Patterned, Nylon Broadloom Carpet.....	26.97	20.82
09 68 16 00-0071	SY		ECCLECTIC CLASSICBAC® 24 Ounce, Patterned, Nylon Broadloom Carpet.....	28.30	20.82
09 68 16 00-0072	SY		MELD CLASSICBAC® 24 Ounce, Patterned, Nylon Broadloom Carpet.....	28.66	20.82
09 68 16 00-0073	SY		STAY ULTRALOC® 24 Ounce, Patterned, Nylon Broadloom Carpet.....	28.52	20.82
09 68 16 00-0074	SY		REMINISCE ULTRALOC® 24 Ounce, Patterned, Nylon Broadloom Carpet.....	27.85	20.82
09 68 16 00-0075	SY		CONTOUR CLASSICBAC® 24 Ounce, Patterned, Nylon Broadloom Carpet.....	27.96	20.82
09 68 16 00-0076	SY		OUTLINE CLASSICBAC® 24 Ounce, Patterned, Nylon Broadloom Carpet.....	27.96	20.82
09 68 16 00-0077	SY		FLICKER CLASSICBAC® 24 Ounce, Patterned, Nylon Broadloom Carpet.....	28.41	20.82
09 68 16 00-0078	SY		FLARE CLASSICBAC® 24 Ounce, Patterned, Nylon Broadloom Carpet.....	28.84	20.82

MINOR
CSI UOM DESCRIPTIONTOTAL DIRECT DEMOLITION
UNIT COST UNIT COST

09 68 16 00-0079	SY	TONE CLASSICBAC® 24 Ounce, Patterned, Nylon Broadloom Carpet	28.77	20.82
09 68 16 00-0080	SY	TINT CLASSICBAC® 24 Ounce, Patterned, Nylon Broadloom Carpet	29.28	20.82
09 68 16 00-0081	SY	BLOG ULTRALOC® 24 Ounce, Patterned, Nylon Broadloom Carpet	30.78	20.82
09 68 16 00-0082	SY	BLOG CLASSICBAC® 24 Ounce, Patterned, Nylon Broadloom Carpet	30.14	20.82
09 68 16 00-0083	SY	KUSA ULTRALOC® 24 Ounce, Patterned, Nylon Broadloom Carpet	36.35	20.82
09 68 16 00-0084	SY	ENGRAVE ECOWORX® PERFORMANCE 24 Ounce, Patterned, Nylon Broadloom Carpet	47.32	20.82
09 68 16 00-0085	SY	ORNAMENT ECOWORX® PERFORMANCE 24 Ounce, Patterned, Nylon Broadloom Carpet	47.32	20.82
09 68 16 00-0086	SY	SCREEN ECOWORX® PERFORMANCE 24 Ounce, Patterned, Nylon Broadloom Carpet	47.32	20.82
09 68 16 00-0087	SY	COLONEL CLASSICBAC® 24 Ounce, Patterned, Nylon Broadloom Carpet	22.75	20.82
09 68 16 00-0088	SY	TOWN RESORT CLASSICBAC® 24 Ounce, Patterned, Nylon Broadloom Carpet	24.85	20.82
09 68 16 00-0089	SY	SENTIMENT CLASSICBAC® 24 Ounce, Patterned, Nylon Broadloom Carpet	28.38	20.82

09 68 16 00-0090 26 Ounce, Patterned, Nylon Broadloom Carpet (09 68 16 00-0039)

09 68 16 00-0091	SY	AMBITION III 26 CLASSICBAC® 26 Ounce, Patterned, Nylon Broadloom Carpet	22.19	20.82
09 68 16 00-0092	SY	POTENTIAL III 26 CLASSICBAC® 26 Ounce, Patterned, Nylon Broadloom Carpet	25.85	20.82
09 68 16 00-0093	SY	POTENTIAL III 26 UNITARY 26 Ounce, Patterned, Nylon Broadloom Carpet	27.19	20.82
09 68 16 00-0094	SY	INTERPLAY ULTRALOC® 26 Ounce, Patterned, Nylon Broadloom Carpet	28.47	20.82
09 68 16 00-0095	SY	PETO II CLASSICBAC® 26 Ounce, Patterned, Nylon Broadloom Carpet	28.28	20.82
09 68 16 00-0096	SY	EVOLUTION CLASSICBAC® 26 Ounce, Patterned, Nylon Broadloom Carpet	28.35	20.82
09 68 16 00-0097	SY	SPACE CLASSICBAC® 26 Ounce, Patterned, Nylon Broadloom Carpet	28.27	20.82
09 68 16 00-0098	SY	DIVIDE CLASSICBAC® 26 Ounce, Patterned, Nylon Broadloom Carpet	29.03	20.82
09 68 16 00-0099	SY	EDIT CLASSICBAC® 26 Ounce, Patterned, Nylon Broadloom Carpet	29.49	20.82
09 68 16 00-0100	SY	EQUAL CLASSICBAC® 26 Ounce, Patterned, Nylon Broadloom Carpet	29.48	20.82
09 68 16 00-0101	SY	TEXT CLASSICBAC® 26 Ounce, Patterned, Nylon Broadloom Carpet	30.12	20.82
09 68 16 00-0102	SY	TEXT ULTRALOC® 26 Ounce, Patterned, Nylon Broadloom Carpet	30.93	20.82
09 68 16 00-0103	SY	CONSTELLATION ULTRALOC® 26 Ounce, Patterned, Nylon Broadloom Carpet	32.19	20.82
09 68 16 00-0104	SY	CROSS STITCH ULTRALOC® 26 Ounce, Patterned, Nylon Broadloom Carpet	33.55	20.82
09 68 16 00-0105	SY	ESCAPE ULTRALOC® 26 Ounce, Patterned, Nylon Broadloom Carpet	36.47	20.82
09 68 16 00-0106	SY	WISDOM ECOWORX® PERFORMANCE 26 Ounce, Patterned, Nylon Broadloom Carpet	36.70	20.82
09 68 16 00-0107	SY	BOTAN ULTRALOC® 26 Ounce, Patterned, Nylon Broadloom Carpet	37.15	20.82
09 68 16 00-0108	SY	MAINFRAME ULTRALOC® 26 Ounce, Patterned, Nylon Broadloom Carpet	35.26	20.82
09 68 16 00-0109	SY	HANA ULTRALOC® 26 Ounce, Patterned, Nylon Broadloom Carpet	37.31	20.82
09 68 16 00-0110	SY	NAVIGATE ULTRALOC® 26 Ounce, Patterned, Nylon Broadloom Carpet	35.93	20.82
09 68 16 00-0111	SY	INTUITION ULTRALOC® MB 26 Ounce, Patterned, Nylon Broadloom Carpet	39.01	20.82
09 68 16 00-0112	SY	QUEST ULTRALOC® MB 26 Ounce, Patterned, Nylon Broadloom Carpet	39.01	20.82
09 68 16 00-0113	SY	SOPHISTICATED ULTRALOC® MB 26 Ounce, Patterned, Nylon Broadloom Carpet	39.01	20.82
09 68 16 00-0114	SY	JOIE ECOWORX® PERFORMANCE 26 Ounce, Patterned, Nylon Broadloom Carpet	48.62	20.82

09 68 16 00-0115 28 Ounce, Patterned, Nylon Broadloom Carpet (09 68 16 00-0039)

09 68 16 00-0116	SY	POTENTIAL III 28 CLASSICBAC® 28 Ounce, Patterned, Nylon Broadloom Carpet	27.81	22.60
09 68 16 00-0117	SY	MOMENTUM IV UNITARY 28 Ounce, Patterned, Nylon Broadloom Carpet	28.32	22.60
09 68 16 00-0118	SY	POTENTIAL III 28 UNITARY 28 Ounce, Patterned, Nylon Broadloom Carpet	29.07	22.60
09 68 16 00-0119	SY	CULTURE CLASSICBAC® 28 Ounce, Patterned, Nylon Broadloom Carpet	29.17	22.60
09 68 16 00-0120	SY	SCHOLAR II UNITARY 28 Ounce, Patterned, Nylon Broadloom Carpet	30.49	22.60
09 68 16 00-0121	SY	FIELD TRIP ULTRALOC® 28 Ounce, Patterned, Nylon Broadloom Carpet	31.12	22.60
09 68 16 00-0122	SY	ACCOMPLISH CLASSICBAC® 28 Ounce, Patterned, Nylon Broadloom Carpet	31.25	22.60
09 68 16 00-0123	SY	PROSPER CLASSICBAC® 28 Ounce, Patterned, Nylon Broadloom Carpet	32.38	22.60
09 68 16 00-0124	SY	ASPIRE CLASSICBAC® 28 Ounce, Patterned, Nylon Broadloom Carpet	33.23	22.60
09 68 16 00-0125	SY	MOVEMENT ULTRALOC® 28 Ounce, Patterned, Nylon Broadloom Carpet	35.01	22.60
09 68 16 00-0126	SY	SHIMMER ULTRALOC® 28 Ounce, Patterned, Nylon Broadloom Carpet	33.70	22.60
09 68 16 00-0127	SY	CORDED ULTRALOC® 28 Ounce, Patterned, Nylon Broadloom Carpet	34.31	22.60
09 68 16 00-0128	SY	FIELD TRIP ECOWORX® PERFORMANCE 28 Ounce, Patterned, Nylon Broadloom Carpet	35.91	22.60
09 68 16 00-0129	SY	ACCOMPLISH ECOWORX® PERFORMANCE 28 Ounce, Patterned, Nylon Broadloom Carpet	36.14	22.60
09 68 16 00-0130	SY	PROSPER ECOWORX® PERFORMANCE 28 Ounce, Patterned, Nylon Broadloom Carpet	37.23	22.60
09 68 16 00-0131	SY	MEADOW ECOWORX® PERFORMANCE 28 Ounce, Patterned, Nylon Broadloom Carpet	38.95	22.60
09 68 16 00-0132	SY	PROFILE ECOWORX® PERFORMANCE 28 Ounce, Patterned, Nylon Broadloom Carpet	39.66	22.60
09 68 16 00-0133	SY	ASPIRE ECOWORX® PERFORMANCE 28 Ounce, Patterned, Nylon Broadloom Carpet	37.80	22.60
09 68 16 00-0134	SY	DOUBLE KNIT ULTRALOC® 28 Ounce, Patterned, Nylon Broadloom Carpet	38.11	22.60
09 68 16 00-0135	SY	BRIDGE ECOWORX® PERFORMANCE 28 Ounce, Patterned, Nylon Broadloom Carpet	39.31	22.60
09 68 16 00-0136	SY	GLADE ECOWORX® PERFORMANCE 28 Ounce, Patterned, Nylon Broadloom Carpet	42.20	22.60
09 68 16 00-0137	SY	ESSENCE ULTRALOC® 28 Ounce, Patterned, Nylon Broadloom Carpet	43.08	22.60
09 68 16 00-0138	SY	EXPRESSIVE ULTRALOC® 28 Ounce, Patterned, Nylon Broadloom Carpet	43.08	22.60
09 68 16 00-0139	SY	BASKET ECOWORX® PERFORMANCE 28 Ounce, Patterned, Nylon Broadloom Carpet	46.49	22.60
09 68 16 00-0140	SY	IKAT ULTRALOC® 28 Ounce, Patterned, Nylon Broadloom Carpet	49.44	22.60
09 68 16 00-0141	SY	VERVE ECOWORX® PERFORMANCE 28 Ounce, Patterned, Nylon Broadloom Carpet	49.26	22.60
09 68 16 00-0142	SY	VITAE ECOWORX® PERFORMANCE 28 Ounce, Patterned, Nylon Broadloom Carpet	46.71	22.60
09 68 16 00-0143	SY	IMAGERY CLASSICBAC® 28 Ounce, Patterned, Nylon Broadloom Carpet	30.73	22.60
09 68 16 00-0144	SY	GROUND FORCE CLASSICBAC® 28 Ounce, Patterned, Nylon Broadloom Carpet	28.05	22.60

09 68 16 00-0145 30 Ounce, Patterned, Nylon Broadloom Carpet (09 68 16 00-0039)

09 68 16 00-0146	SY	GRADIENT CLASSICBAC® 30 Ounce, Patterned, Nylon Broadloom Carpet	31.36	22.60
09 68 16 00-0147	SY	HONOR ECOWORX® PERFORMANCE 30 Ounce, Patterned, Nylon Broadloom Carpet	45.41	22.60
09 68 16 00-0148	SY	PEBBLE ECOWORX® PERFORMANCE 30 Ounce, Patterned, Nylon Broadloom Carpet	43.29	22.60
09 68 16 00-0149	SY	BATIK ULTRALOC® 30 Ounce, Patterned, Nylon Broadloom Carpet	49.44	22.60
09 68 16 00-0150	SY	LINEN ULTRALOC® 30 Ounce, Patterned, Nylon Broadloom Carpet	49.44	22.60
09 68 16 00-0151	SY	TAPESTRY ULTRALOC® 30 Ounce, Patterned, Nylon Broadloom Carpet	49.44	22.60
09 68 16 00-0152	SY	TEXTILE ULTRALOC® 30 Ounce, Patterned, Nylon Broadloom Carpet	49.44	22.60



		Finishes	09
		Flooring	09 60
		Carpeting	09 68

MINOR	CSI	UOM	DESCRIPTION	TOTAL DIRECT UNIT COST	DEMOLITION UNIT COST
09 68 16 00-0153	SY		TRELLIS ECOWORX® PERFORMANCE 30 Ounce, Patterned, Nylon Broadloom Carpet.....	48.17	22.60
09 68 16 00-0154	SY		TWINE ECOWORX® PERFORMANCE 30 Ounce, Patterned, Nylon Broadloom Carpet.....	48.17	22.60
09 68 16 00-0155	SY		BEYOND ULTRALOC® 30 Ounce, Patterned, Nylon Broadloom Carpet.....	51.51	22.60
09 68 16 00-0156			32 Ounce, Patterned, Nylon Broadloom Carpet (09 68 16 00-0039)		
09 68 16 00-0157	SY		REFUGE ULTRALOC® 32 Ounce, Patterned, Nylon Broadloom Carpet.....	29.83	22.60
09 68 16 00-0158	SY		RETREAT ULTRALOC® 32 Ounce, Patterned, Nylon Broadloom Carpet.....	30.01	22.60
09 68 16 00-0159	SY		PLEAT CLASSICBAC® 32 Ounce, Patterned, Nylon Broadloom Carpet.....	30.59	22.60
09 68 16 00-0160	SY		TAPER CLASSICBAC® 32 Ounce, Patterned, Nylon Broadloom Carpet.....	30.59	22.60
09 68 16 00-0161	SY		STRIPES CLASSICBAC® 32 Ounce, Patterned, Nylon Broadloom Carpet.....	30.98	22.60
09 68 16 00-0162	SY		HERRINGBONE CLASSICBAC® 32 Ounce, Patterned, Nylon Broadloom Carpet.....	30.98	22.60
09 68 16 00-0163	SY		SQUARES CLASSICBAC® 32 Ounce, Patterned, Nylon Broadloom Carpet.....	31.28	22.60
09 68 16 00-0164	SY		SOLID CLASSICBAC® 32 Ounce, Patterned, Nylon Broadloom Carpet.....	38.63	22.60
09 68 16 00-0165	SY		CORE ULTRALOC® 32 Ounce, Patterned, Nylon Broadloom Carpet.....	39.80	22.60
09 68 16 00-0166	SY		TIMBER ULTRALOC® 32 Ounce, Patterned, Nylon Broadloom Carpet.....	41.95	22.60
09 68 16 00-0167	SY		GROUNDLED ULTRALOC® 32 Ounce, Patterned, Nylon Broadloom Carpet.....	44.79	22.60
09 68 16 00-0168	SY		TRIBUTE ECOWORX® PERFORMANCE 32 Ounce, Patterned, Nylon Broadloom Carpet.....	48.22	22.60
09 68 16 00-0169	SY		GRACE ECOWORX® PERFORMANCE 32 Ounce, Patterned, Nylon Broadloom Carpet.....	48.73	22.60
09 68 16 00-0170	SY		INHERIT ULTRALOC® 32 Ounce, Patterned, Nylon Broadloom Carpet.....	52.28	22.60
09 68 16 00-0171	SY		EMBRACE ULTRALOC® 32 Ounce, Patterned, Nylon Broadloom Carpet.....	58.56	22.60
09 68 16 00-0172			34 Ounce, Patterned, Nylon Broadloom Carpet (09 68 16 00-0039)		
09 68 16 00-0173	SY		GLOW ULTRALOC® 34 Ounce, Patterned, Nylon Broadloom Carpet.....	44.15	24.28
09 68 16 00-0174	SY		3 SQUARE ULTRALOC® 34 Ounce, Patterned, Nylon Broadloom Carpet.....	43.73	24.28
09 68 16 00-0175	SY		EDITION ULTRALOC® 34 Ounce, Patterned, Nylon Broadloom Carpet.....	53.44	24.28
09 68 16 00-0176			36 Ounce, Patterned, Nylon Broadloom Carpet (09 68 16 00-0039)		
09 68 16 00-0177	SY		BELLCOURT CLASSICBAC® 36 Ounce, Patterned, Nylon Broadloom Carpet.....	45.85	24.28
09 68 16 00-0178	SY		CRANFORD CLASSICBAC® 36 Ounce, Patterned, Nylon Broadloom Carpet.....	45.85	24.28
09 68 16 00-0179	SY		KENNEBUNK CLASSICBAC® 36 Ounce, Patterned, Nylon Broadloom Carpet.....	45.85	24.28
09 68 16 00-0180	SY		MORITZ CLASSICBAC® 36 Ounce, Patterned, Nylon Broadloom Carpet.....	45.85	24.28
09 68 16 00-0181	SY		FIBER ECOWORX® 36 Ounce, Patterned, Nylon Broadloom Carpet.....	45.87	24.28
09 68 16 00-0182			38 Ounce, Patterned, Nylon Broadloom Carpet (09 68 16 00-0039)		
09 68 16 00-0183	SY		LANA ECOWORX® 38 Ounce, Patterned, Nylon Broadloom Carpet.....	54.38	24.28
09 68 16 00-0184	SY		ARTISAN LOOM ULTRALOC® 38 Ounce, Patterned, Nylon Broadloom Carpet.....	58.33	24.28
09 68 16 00-0185	SY		CHOK LOOM ULTRALOC® 38 Ounce, Patterned, Nylon Broadloom Carpet.....	58.53	24.28
09 68 16 00-0186	SY		AT EASE 39 SOFTBAC 38 Ounce, Patterned, Nylon Broadloom Carpet.....	39.01	24.28
09 68 16 00-0187	SY		AT EASE 49 SOFTBAC 38 Ounce, Patterned, Nylon Broadloom Carpet.....	42.96	24.28
09 68 16 00-0188	SY		WELCOME II PERFORMANCE RUBBER BACKING WALK-OFF 38 Ounce, Patterned, Nylon Broadloom Carpet.....	47.40	24.28
09 68 16 00-0189	SY		BON JOUR II PERFORMANCE RUBBER BACKING WALK-OFF 38 Ounce, Patterned, Nylon Broadloom Carpet.....	47.40	24.28
09 68 16 00-0190			Non-Patterned Broadloom Carpet (Shaw) (09 68 16 00-0038)		
09 68 16 00-0191			24 Ounce, Non-Patterned, Nylon Broadloom Carpet (09 68 16 00-0190)		
09 68 16 00-0192	SY		HARBOR CLASSICBAC® 24 Ounce, Non-Patterned, Nylon Broadloom Carpet.....	23.83	20.82
09 68 16 00-0193	SY		UPSCALE CLASSICBAC® 24 Ounce, Non-Patterned, Nylon Broadloom Carpet.....	23.83	20.82
09 68 16 00-0194	SY		MEMOIRS CLASSICBAC® 24 Ounce, Non-Patterned, Nylon Broadloom Carpet.....	24.86	20.82
09 68 16 00-0195	SY		SCENERY CLASSICBAC® 24 Ounce, Non-Patterned, Nylon Broadloom Carpet.....	26.26	20.82
09 68 16 00-0196	SY		REIMAGINE CLASSICBAC® 24 Ounce, Non-Patterned, Nylon Broadloom Carpet.....	27.60	20.82
09 68 16 00-0197	SY		STATEMENT CLASSICBAC® 24 Ounce, Non-Patterned, Nylon Broadloom Carpet.....	29.00	20.82
09 68 16 00-0198			30 Ounce, Non-Patterned, Nylon Broadloom Carpet (09 68 16 00-0190)		
09 68 16 00-0199	SY		DESIGN SERIES V 30 CLASSICBAC® 30 Ounce, Non-Patterned, Nylon Broadloom Carpet.....	29.29	22.60
09 68 16 00-0200	SY		HIGHLIGHT ECOWORX® PERFORMANCE 30 Ounce, Non-Patterned, Nylon Broadloom Carpet.....	38.13	22.60
09 68 16 00-0201			34 Ounce, Non-Patterned, Nylon Broadloom Carpet (09 68 16 00-0190)		
09 68 16 00-0202	SY		RESIDENCE INN I CLASSICBAC® 34 Ounce, Non-Patterned, Nylon Broadloom Carpet.....	34.05	24.28
09 68 16 00-0203			36 Ounce, Non-Patterned, Nylon Broadloom Carpet (09 68 16 00-0190)		
09 68 16 00-0204	SY		DESIGN SERIES V 36 CLASSICBAC® 36 Ounce, Non-Patterned, Nylon Broadloom Carpet.....	33.73	24.28
09 68 16 00-0205			38 Ounce, Non-Patterned, Nylon Broadloom Carpet (09 68 16 00-0190)		
09 68 16 00-0206	SY		VILLA CLASSICBAC® 38 Ounce, Non-Patterned, Nylon Broadloom Carpet.....	33.75	24.28
09 68 16 00-0207	SY		SCEPTER II CLASSICBAC® 38 Ounce, Non-Patterned, Nylon Broadloom Carpet.....	41.64	24.28
09 68 16 00-0208	SY		RESIDENCE INN II CLASSICBAC® 38 Ounce, Non-Patterned, Nylon Broadloom Carpet.....	37.36	24.28
09 68 16 00-0209	SY		RESIDENCE INN III CLASSICBAC® 38 Ounce, Non-Patterned, Nylon Broadloom Carpet.....	40.81	24.28
09 68 16 00-0210			Carpet Accessories (09 68 16)		

09	09 Finishes
	09 60 Flooring
	09 68 Carpeting



MINOR	CSI	UOM	DESCRIPTION	TOTAL DIRECT UNIT COST	DEMOLITION UNIT COST
-------	-----	-----	-------------	------------------------	----------------------

09 68 16 00-0211	LF		Metal Carpet Saddle Strip, Up To 4" Wide.....	7.48	0.89
09 68 16 00-0212	LF		Carpet Grip Tape, Double Sided, 6" Wide.....	3.16	0.89

09 68 16 00-0213 Removal And Reinstallation Of Carpet And Pad (09 68 16)

Note: Includes storage, cleaning and supply materials.

09 68 16 00-0214	SY		Removal And Reinstallation Of Carpet And Pad.....	29.36	
------------------	----	--	---	-------	--

09 68 16 00-0215 Carpeting Support Functions (09 68 16)

09 68 16 00-0216 Relocate Partitions, Modular Work Stations (09 68 16 00-0215)

Note: Includes disassembly and reassembly of work station. Excludes electrical disconnection or reconnection.

09 68 16 00-0217	EA		Relocate Modular Work Station.....	313.28	
------------------	----	--	------------------------------------	--------	--

09 68 16 00-0218 Installation Of Owner Provided Broadloom Carpet (09 68 16)

09 68 16 00-0219	SY		Up To 24 Oz, Installation Of Owner Provided Broadloom Carpet.....	12.48	
------------------	----	--	---	-------	--

Note: Includes adhesive for glue-down or tack strip for padded installations.

For Up To 15, Add
For >15 To 33, Add

2.42
1.21

09 68 16 00-0220	SY		>24 To 34 Oz, Installation Of Owner Provided Broadloom Carpet.....	14.49	
------------------	----	--	--	-------	--

Note: Includes adhesive for glue-down or tack strip for padded installations.

For Up To 15, Add
For >15 To 33, Add

2.82
1.41

09 68 16 00-0221	SY		>34 Oz, Installation Of Owner Provided Broadloom Carpet.....	17.31	
------------------	----	--	--	-------	--

Note: Includes adhesive for glue-down or tack strip for padded installations.

For Up To 15, Add
For >15 To 33, Add

3.38
1.69

09 69 Access Flooring (09 60)

09 69 13 Rigid-Grid Access Flooring (09 69)

09 69 13 00-0001 Panels, No Covering (09 69 13)

09 69 13 00-0002	SF		2' x 2' Panels - No Covering Access And Pedestal Floors.....	19.34	0.89
------------------	----	--	--	-------	------

For Carpet Covering, Add

2.77

For Vinyl Floor Covering, Add

1.91

09 69 13 00-0003	SF		2' x 2' Perforated Panels Access And Pedestal Floors.....	36.93	0.89
------------------	----	--	---	-------	------

For Carpet Covering, Add

2.77

For Vinyl Floor Covering, Add

1.91

09 69 13 00-0004	SF		Tate 1250AS Panel Cover UTP Designer Plus Color Raf Blue 7153T.....	34.36	0.98
------------------	----	--	---	-------	------

09 69 13 00-0005	SF		Tate 1250AS Panel Cover UTP Designer Plus Color Sage Brown 7777T.....	34.36	0.98
------------------	----	--	---	-------	------

09 69 13 00-0006	SF		Tate 1250AS Panel Cover UTP Designer Plus Color Moondance 6808.....	34.36	0.98
------------------	----	--	---	-------	------

09 69 13 00-0007	SF		Tate 1250AS Panel Cover UTP Designer Plus Color Mosaic 6280.....	34.36	0.98
------------------	----	--	--	-------	------

09 69 13 00-0008	SF		Tate 1250AS Panel Cover HPL 1/8" Nevamar ST2-2 Beige Star/Brown Trim.....	32.46	0.98
------------------	----	--	---	-------	------

09 69 13 00-0009	SF		Tate 1250AS Panel Cover HPL 1/8" Nevamar ST6-1 Gray Star/Black Trim.....	32.46	0.98
------------------	----	--	--	-------	------

09 69 13 00-0010	SF		Tate Concore 1500 Panel Cover UTP Designer Plus Color Raf Blue 7153T.....	36.74	0.98
------------------	----	--	---	-------	------

09 69 13 00-0011	SF		Tate Concore 1500 Panel Cover UTP Designer Plus Color Sage Brown 7777T.....	36.74	0.98
------------------	----	--	---	-------	------

09 69 13 00-0012	SF		Tate Concore 1500 Panel Cover UTP Designer Plus Color Moondance 6808.....	36.74	0.98
------------------	----	--	---	-------	------

09 69 13 00-0013	SF		Tate Concore 1500 Panel Cover UTP Designer Plus Color Mosaic 6280.....	36.74	0.98
------------------	----	--	--	-------	------

09 69 13 00-0014	SF		Tate Concore 1500 Panel Cover HPL 1/8" Nevamar ST-2 Beige Star/Brown Trim.....	34.84	0.98
------------------	----	--	--	-------	------

09 69 13 00-0015	SF		Tate Concore 1500 Panel Cover HPL 1/8" Nevamar ST6-1 Gray Star/Black Trim.....	34.84	0.98
------------------	----	--	--	-------	------

09 69 13 00-0016	SF		Tate 1250AS Perforated 25% O/A Cover 1/8 " Nevamar HPL ST2-2 Beige Star Trim.....	44.30	0.98
------------------	----	--	---	-------	------

09 69 13 00-0017	SF		Tate 1250AS Perforated 25% O/A Cover 1/8 " Nevamar HPL ST6-1 Gray Star Trim.....	44.30	0.98
------------------	----	--	--	-------	------

09 69 13 00-0018 Pedestals (09 69 13)

09 69 13 00-0019	EA		6" To 12" Finished Floor Height, Pedestal Assembly.....	39.58	4.48
------------------	----	--	---	-------	------

09 69 13 00-0020	EA		8" To 12" Finished Floor Height, Pedestal Assembly.....	41.96	4.48
------------------	----	--	---	-------	------

09 69 13 00-0021	EA		18" To 24" Finished Floor Height, Pedestal Assembly.....	43.15	4.48
------------------	----	--	--	-------	------

09 69 13 00-0022	EA		30" To 36" Finished Floor Height, Pedestal Assembly.....	47.46	4.48
------------------	----	--	--	-------	------

09 69 13 00-0023 Stringers (09 69 13)

09 69 13 00-0024	EA		2' Bolted Stringers, Access And Pedestal Floors.....	19.25	5.37
------------------	----	--	--	-------	------

09 69 13 00-0025	EA		4' Bolted Stringers, Access And Pedestal Floors.....	34.09	8.06
------------------	----	--	--	-------	------

09 69 13 00-0026	EA		6' Bolted Stringers, Access And Pedestal Floors.....	53.57	13.43
------------------	----	--	--	-------	-------

09 69 13 00-0027 Understructure (09 69 13)

09 69 13 00-0028	SF		Standard Bolted Stringer Understructure 8" Or 12" Finished Floor Height.....	6.84	1.34
------------------	----	--	--	------	------

09 69 13 00-0029	SF		Standard Bolted Stringer Understructure 18" Or 24" Finished Floor Height.....	7.41	1.34
------------------	----	--	---	------	------

09 69 13 00-0030	SF		Standard Bolted Stringer Understructure 30" Or 36" Finished Floor Height.....	8.78	1.34
------------------	----	--	---	------	------

09 69 53 Access Flooring Accessories (09 69)

09 69 53 00-0001 Accessories (09 69 53)

09 69 53 00-0002	SF		Accessories, Ramp Assembly Access And Pedestal Floors.....	42.83	3.58
------------------	----	--	--	-------	------

09 69 53 00-0003	LF		Accessories, Handrail Access And Pedestal Floors.....	68.99	6.26
------------------	----	--	---	-------	------



Finishes	09	09
Flooring	09 60	
Access Flooring	09 69	

MINOR CSI UOM DESCRIPTION	TOTAL DIRECT UNIT COST	DEMOLITION UNIT COST
09 69 53 00-0004 LF Accessories, Fascia Plate Access And Pedestal Floors.....	26.22	6.26
09 69 53 00-0005 EA Machine Cutouts.....	213.70	
09 69 53 00-0006 SF Tate Tamp, Cover Step Master Slip Retard- Tile, Buckskin Or Slate.....	72.07	
09 69 53 00-0007 LF Tate 2 Or 3 Riser Steps In Raised Floor System.....	174.67	0.45
Note: Includes baffles, fascia plates trim and cover.		
09 69 53 00-0008 LF Tate Handrail.....	187.41	2.95
09 69 53 00-0009 SF Hammered Aluminum Finish Fascia.....	48.96	2.95
Note: Includes trim angles and hardware (8", 12", 18", 24").		
09 69 53 00-0010 EA 7" x 17" Lexan Floor Mounted Grille.....	223.08	11.19
Note: Includes carpet trim to flush mount.		
09 69 53 00-0011 EA Cut Hole In Raised Floor And Trim With Black 1/2" Trim Material.....	46.82	
09 69 53 00-0012 EA Cut Round Hole In Raised Floor And Trim Carpet Install 4" Plastic Insert (Gromtec#GT003).....	46.82	
09 69 53 00-0013 EA Rehab Panel (Any Brand, Weight) Carpet Cover Only - New UTP Carpet.....	66.60	1.79
09 69 53 00-0014 EA Rehab Panel (Any Brand, Weight) Carpet Cover Only - New HPL.....	82.06	1.79
09 69 53 00-0015 EA Rehab Panel (Any Brand, Weight) HPL Cover Only - With New HPL/WA Edge Trim.....	62.32	1.79
09 69 53 00-0016 EA Rehab Panel (Any Brand, Weight) HPL Cover Only - With New HPL Top set Trim Edge.....	82.05	1.79
09 69 53 00-0017 EA Flush Mounted Electrical Box (Including Cutting Hole Trim Carpet) P/N Telo-7018-4.....	220.22	11.19
09 69 53 00-0018 EA Flush Mounted Telephone Box (Grey/Black/Communications).....	152.22	11.19
Note: Includes cut hole.		
09 69 53 00-0019 EA Flush Mounted Electrical Box (In Existing Hole) P/N Telo 7018-4.....	220.22	11.19
09 69 53 00-0020 EA Flush Mounted Telephone Box (Grey/Black/Communications) (In Existing Hole) P/N Telo-7018-2.....	116.42	1.79
09 69 53 00-0021 EA Removal And Reinstallation Of Flush Mounted Electrical, Telephone Or Communications Floor Box In Raised Floor.....	8.95	
09 69 53 00-0022	Final Cleaning For Computer Room Raised Floor System (09 69 53)	
Note: Includes wipe dirt/dust from stringers and raised floor beneath raised floor. For new or existing systems.		
09 69 53 00-0023 SF Vacuum Raised Floor Carpet Panel, Wipe Dirt/Dust From Stringers And Floor Beneath Raised Floor.....	3.21	
09 69 53 00-0024 SF Vacuum/Shampoo Raised Floor Carpet Panel, Wipe Dirt/Dust From Stringers And Floor Beneath.....	3.36	
09 69 53 00-0025 SF Vacuum/Wet Mop Clean Raised Floor HPL Panel Wipe Dirt/Dust Stringers And Raised Floor.....	3.31	
09 70 Wall Finishes (09)		
09 72 Wall Coverings (09 70)		
09 72 13 Cork Wall Coverings (09 72)		
09 72 13 00-0001 Cork Wall Covering (09 72 13)		
09 72 13 00-0002 SF 1/8" Cork Wall Covering.....	4.62	0.76
09 72 13 00-0003 SF 1/4" Cork Wall Covering.....	5.84	0.76
09 72 13 00-0004 SF 1/2" Cork Wall Covering.....	6.81	0.76
09 72 13 00-0005 SF 3/4" Cork Wall Covering.....	9.63	0.76
09 72 16 Vinyl-Coated Fabric Wall Coverings (09 72)		
09 72 16 13 Flexible Vinyl Wall Coverings (09 72 16)		
09 72 16 13-0001 Vinyl Wall Coverings (09 72 16 13)		
Note: Includes wall preparation adhesive, and sizing compound. Demolition includes the removal of wall covering and adhesive.		
09 72 16 13-0002 SF 7-10 Oz/SY Vinyl Wall Covering.....	3.30	0.76
For Owner Furnished Material, Deduct		
	-2.11	
09 72 16 13-0003 SF 11-14 Oz/SY Vinyl Wall Covering.....	4.34	0.76
For Owner Furnished Material, Deduct		
	-3.08	
09 72 16 13-0004 SF 15-19 Oz/SY Vinyl Wall Covering.....	5.12	0.76
For Owner Furnished Material, Deduct		
	-3.86	
09 72 16 13-0005 SF 20 To 25 Ounces/SY Vinyl Wall Covering.....	6.04	0.76
For Owner Furnished Material, Deduct		
	-4.45	
09 72 16 13-0006 SF 26-32 Oz/SY Vinyl Wall Covering.....	7.08	0.76
For Owner Furnished Material, Deduct		
	-5.42	
09 72 16 13-0007 SF 33-38 Oz/SY Vinyl Wall Covering.....	8.58	0.76
For Owner Furnished Material, Deduct		
	-6.85	
09 72 19 Textile Wall Coverings (09 72)		
09 72 19 00-0001 Acoustic Wall Covering (09 72 19)		
09 72 19 00-0002 SY Acoustic Wall Covering (TRI-KES ACS-24 Celadon).....	86.32	
09 72 19 00-0003 SY Acoustic Wall Covering (Carnegie Fabrics Strie 6423, Color 814).....	54.85	
09 72 19 00-0004 SY Acoustic Wall Covering (Carnegie Fabrics Meteor 6427, Color 766).....	54.85	
09 72 23 Wallpapering (09 72)		
09 72 23 00-0001 Wallpaper Coverings (09 72 23)		
Note: Includes wall preparation adhesive, and sizing compound. Demolition includes the removal of wall covering and adhesive.		
09 72 23 00-0002 SF Average Quality Wallpaper (Standard Grade).....	2.27	1.01
09 72 23 00-0003 SF High Quality Wallpaper (Designer Grade).....	3.88	1.29
09 72 23 00-0004 SF Textured Paintable Paper Installed On Ceiling.....	2.96	1.91

09	09 Finishes
	09 70 Wall Finishes
	09 73 Wall Carpeting



MINOR
CSI UOM DESCRIPTION

TOTAL DIRECT DEMOLITION
UNIT COST UNIT COST

09 73 Wall Carpeting (09 70)

09 73 00 00-0001	Carpet Wall Covering <small>(09 73)</small>		
09 73 00 00-0002	SY 28 Ounce, Nylon Carpet Wall Covering	44.70	23.15
09 73 00 00-0003	SY 32 Ounce, Nylon Carpet Wall Covering	45.87	23.15
09 73 00 00-0004	SY 34 Ounce, Nylon Carpet Wall Covering	49.57	24.93
09 73 00 00-0005	SY 35 Ounce, Nylon Carpet Wall Covering	52.44	24.93
09 73 00 00-0006	SY 36 Ounce, Nylon Carpet Wall Covering	55.40	24.93
09 73 00 00-0007	SY 38 Ounce, Nylon Carpet Wall Covering	56.81	24.93
09 73 00 00-0008	SY 40 Ounce, Nylon Carpet Wall Covering	59.22	26.92
09 73 00 00-0009	SY 42 Ounce, Nylon Carpet Wall Covering	61.86	26.92

09 74 Flexible Wood Sheets (09 70)

09 74 16 Flexible Wood Veneers (09 74)

09 74 16 00-0001	Flexible Wood Veneer <small>(09 74 16)</small>		
09 74 16 00-0002	SF 1/32" Thick, Flexible Maple Wood Veneer	9.04	3.04
09 74 16 00-0003	SF 1/32" Thick, Flexible Oak Wood Veneer	9.22	3.04
09 74 16 00-0004	SF 1/32" Thick, Flexible Mahogany Wood Veneer	9.22	3.04
09 74 16 00-0005	SF 1/32" Thick, Flexible Birch Wood Veneer	9.41	3.04
09 74 16 00-0006	SF 1/32" Thick, Flexible Walnut Wood Veneer	10.33	3.04
09 74 16 00-0007	SF 1/32" Thick, Flexible Bamboo Wood Veneer	11.44	3.04
09 74 16 00-0008	SF 1/32" Thick, Flexible Fir Wood Veneer	12.74	3.04

09 74 16 00-0009 Flexible Exotic Wood Veneer (09 74 16)

09 74 16 00-0010	SF 1/32" Thick, Flexible Exotic Wood Veneer	15.95	3.04
------------------	---	-------	------

09 77 Special Wall Surfacing (09 70)

09 77 11 Special Wall Panels (09 77)

09 77 11 00-0001	Special Wood Wall Panels <small>(09 77 11)</small>		
	See CSI section 05 12 23 00-0423 for angle iron.		
09 77 11 00-0002	SF Wood Grill Wall Panel (Plyboo Style LS11)	89.26	
	Note: Includes connection to walls.		
09 77 11 00-0003	SF Wood Grill Ceiling Panel (Plyboo Style LS11)	96.34	
	Note: Includes connection to ceiling or grid. Excludes ceiling grid support structure.		

09 78 Interior Wall Paneling (09 70)

09 78 13 Metal Interior Wall Paneling (09 78)

09 78 13 00-0001	Stainless Steel Wall Base <small>(09 78 13)</small>		
	Note: Grade CS304 with #4 satin polish		
09 78 13 00-0002	22 Gauge Stainless Steel Wall Base <small>(09 78 13 00-0001)</small>		
09 78 13 00-0003	LF 2" Height, 22 Gauge, Stainless Steel Straight Wall Base	10.96	2.26
09 78 13 00-0004	LF 4" Height, 22 Gauge, Stainless Steel Straight Wall Base	16.39	2.49
09 78 13 00-0005	LF 4-3/4" Height, 22 Gauge, Stainless Steel Straight Wall Base	18.32	2.49
09 78 13 00-0006	LF 6" Height, 22 Gauge, Stainless Steel Straight Wall Base	22.06	2.71
09 78 13 00-0007	LF 8" Height, 22 Gauge, Stainless Steel Straight Wall Base	27.70	3.01
09 78 13 00-0008	LF 2" Height, 22 Gauge, 1/4" Cove Bend Stainless Steel Wall Base	12.39	2.26
09 78 13 00-0009	LF 4" Height, 22 Gauge, 1/4" Cove Bend Stainless Steel Wall Base	17.74	2.49
09 78 13 00-0010	LF 4-3/4" Height, 22 Gauge, 1/4" Cove Bend Stainless Steel Wall Base	19.66	2.49
09 78 13 00-0011	LF 6" Height, 22 Gauge, 1/4" Cove Bend Stainless Steel Wall Base	23.22	2.71
09 78 13 00-0012	LF 8" Height, 22 Gauge, 1/4" Cove Bend Stainless Steel Wall Base	28.88	3.01
09 78 13 00-0013	EA 2" Height, 22 Gauge, Stainless Steel Straight 12" x 12" Inside Corner	30.61	4.52
09 78 13 00-0014	EA 4" Height, 22 Gauge, Stainless Steel Straight 12" x 12" Inside Corner	38.97	4.98
09 78 13 00-0015	EA 4-3/4" Height, 22 Gauge, Stainless Steel Straight 12" x 12" Inside Corner	41.87	4.98
09 78 13 00-0016	EA 6" Height, 22 Gauge, Stainless Steel Straight 12" x 12" Inside Corner	47.40	5.43
09 78 13 00-0017	EA 8" Height, 22 Gauge, Stainless Steel Straight 12" x 12" Inside Corner	56.16	6.04
09 78 13 00-0018	EA 2" Height, 22 Gauge, 1/4" Cove Bend Stainless Steel 12" x 12" Inside Corner	63.78	4.52
09 78 13 00-0019	EA 4" Height, 22 Gauge, 1/4" Cove Bend Stainless Steel 12" x 12" Inside Corner	72.23	4.98
09 78 13 00-0020	EA 4-3/4" Height, 22 Gauge, 1/4" Cove Bend Stainless Steel 12" x 12" Inside Corner	75.04	4.98
09 78 13 00-0021	EA 6" Height, 22 Gauge, 1/4" Cove Bend Stainless Steel 12" x 12" Inside Corner	80.67	5.43
09 78 13 00-0022	EA 8" Height, 22 Gauge, 1/4" Cove Bend Stainless Steel 12" x 12" Inside Corner	89.42	6.04
09 78 13 00-0023	EA 2" Height, 22 Gauge, Stainless Steel Straight 12" x 12" Outside Corner	30.61	4.52
09 78 13 00-0024	EA 4" Height, 22 Gauge, Stainless Steel Straight 12" x 12" Outside Corner	38.97	4.98
09 78 13 00-0025	EA 4-3/4" Height, 22 Gauge, Stainless Steel Straight 12" x 12" Outside Corner	41.87	4.98
09 78 13 00-0026	EA 6" Height, 22 Gauge, Stainless Steel Straight 12" x 12" Outside Corner	47.40	5.43
09 78 13 00-0027	EA 8" Height, 22 Gauge, Stainless Steel Straight 12" x 12" Outside Corner	56.16	6.04
09 78 13 00-0028	EA 2" Height, 22 Gauge, 1/4" Cove Bend Stainless Steel 12" x 12" Outside Corner	77.13	4.52
09 78 13 00-0029	EA 4" Height, 22 Gauge, 1/4" Cove Bend Stainless Steel 12" x 12" Outside Corner	85.48	4.98
09 78 13 00-0030	EA 4-3/4" Height, 22 Gauge, 1/4" Cove Bend Stainless Steel 12" x 12" Outside Corner	88.38	4.98
09 78 13 00-0031	EA 6" Height, 22 Gauge, 1/4" Cove Bend Stainless Steel 12" x 12" Outside Corner	93.92	5.43
09 78 13 00-0032	EA 8" Height, 22 Gauge, 1/4" Cove Bend Stainless Steel 12" x 12" Outside Corner	102.67	6.04



Finishes	09	
Wall Finishes	09 70	
Interior Wall Paneling	09 78	

MINOR CSI UOM DESCRIPTION	TOTAL DIRECT UNIT COST	DEMOLITION UNIT COST
------------------------------	---------------------------	-------------------------

09 78 13 00-0033 16 Gauge Stainless Steel Wall Base (09 78 13 00-0001)		
09 78 13 00-0034	LF	2" Height, 16 Gauge, Stainless Steel Straight Wall Base19.24 2.26
09 78 13 00-0035	LF	4" Height, 16 Gauge, Stainless Steel Straight Wall Base33.02 2.49
09 78 13 00-0036	LF	4-3/4" Height, 16 Gauge, Stainless Steel Straight Wall Base37.97 2.49
09 78 13 00-0037	LF	6" Height, 16 Gauge, Stainless Steel Straight Wall Base46.74 2.71
09 78 13 00-0038	LF	8" Height, 16 Gauge, Stainless Steel Straight Wall Base62.32 3.01
09 78 13 00-0039	LF	2" Height, 16 Gauge, 1/4" Cove Bend Stainless Steel Wall Base20.57 2.26
09 78 13 00-0040	LF	4" Height, 16 Gauge, 1/4" Cove Bend Stainless Steel Wall Base34.32 2.49
09 78 13 00-0041	LF	4-3/4" Height, 16 Gauge, 1/4" Cove Bend Stainless Steel Wall Base38.92 2.49
09 78 13 00-0042	LF	6" Height, 16 Gauge, 1/4" Cove Bend Stainless Steel Wall Base48.07 2.71
09 78 13 00-0043	LF	8" Height, 16 Gauge, 1/4" Cove Bend Stainless Steel Wall Base61.97 3.01
09 78 13 00-0044	EA	2" Height, 16 Gauge, Stainless Steel Straight 12" x 12" Inside Corner42.99 4.52
09 78 13 00-0045	EA	4" Height, 16 Gauge, Stainless Steel Straight 12" x 12" Inside Corner63.82 4.98
09 78 13 00-0046	EA	4-3/4" Height, 16 Gauge, Stainless Steel Straight 12" x 12" Inside Corner71.17 4.98
09 78 13 00-0047	EA	6" Height, 16 Gauge, Stainless Steel Straight 12" x 12" Inside Corner84.63 5.43
09 78 13 00-0048	EA	8" Height, 16 Gauge, Stainless Steel Straight 12" x 12" Inside Corner105.86 6.04
09 78 13 00-0049	EA	2" Height, 16 Gauge, 1/4" Cove Bend Stainless Steel 12" x 12" Inside Corner76.22 4.52
09 78 13 00-0050	EA	4" Height, 16 Gauge, 1/4" Cove Bend Stainless Steel 12" x 12" Inside Corner97.05 4.98
09 78 13 00-0051	EA	4-3/4" Height, 16 Gauge, 1/4" Cove Bend Stainless Steel 12" x 12" Inside Corner104.53 4.98
09 78 13 00-0052	EA	6" Height, 16 Gauge, 1/4" Cove Bend Stainless Steel 12" x 12" Inside Corner117.90 5.43
09 78 13 00-0053	EA	8" Height, 16 Gauge, 1/4" Cove Bend Stainless Steel 12" x 12" Inside Corner139.03 6.04
09 78 13 00-0054	EA	2" Height, 16 Gauge, Stainless Steel Straight 12" x 12" Outside Corner42.99 4.52
09 78 13 00-0055	EA	4" Height, 16 Gauge, Stainless Steel Straight 12" x 12" Outside Corner63.82 4.98
09 78 13 00-0056	EA	4-3/4" Height, 16 Gauge, Stainless Steel Straight 12" x 12" Outside Corner71.17 4.98
09 78 13 00-0057	EA	6" Height, 16 Gauge, Stainless Steel Straight 12" x 12" Outside Corner84.63 5.43
09 78 13 00-0058	EA	8" Height, 16 Gauge, Stainless Steel Straight 12" x 12" Outside Corner105.86 6.04
09 78 13 00-0059	EA	2" Height, 16 Gauge, 1/4" Cove Bend Stainless Steel 12" x 12" Outside Corner89.50 4.52
09 78 13 00-0060	EA	4" Height, 16 Gauge, 1/4" Cove Bend Stainless Steel 12" x 12" Outside Corner110.33 4.98
09 78 13 00-0061	EA	4-3/4" Height, 16 Gauge, 1/4" Cove Bend Stainless Steel 12" x 12" Outside Corner117.84 4.98
09 78 13 00-0062	EA	6" Height, 16 Gauge, 1/4" Cove Bend Stainless Steel 12" x 12" Outside Corner131.20 5.43
09 78 13 00-0063	EA	8" Height, 16 Gauge, 1/4" Cove Bend Stainless Steel 12" x 12" Outside Corner152.37 6.04

09 80 Acoustic Treatment (09)

09 81 Acoustic Insulation (09 80)

09 81 16 Acoustic Blanket Insulation (09 81)

09 81 16 00-0001 Sound Attenuation Fire Blankets (SAFB) (09 81 16)
Note: Mineral wool

09 81 16 00-0002 2.5 PCF Density, Sound Attenuation Fire Blankets (SAFB) (09 81 16 00-0001)

09 81 16 00-0003	SF	1-1/2" Thick, 2.5 PCF Density, Sound Attenuation Fire Blanket (Thermafiber SAFB)1.81 0.30
09 81 16 00-0004	SF	2" Thick, 2.5 PCF Density, Sound Attenuation Fire Blanket (Thermafiber SAFB)1.97 0.30
09 81 16 00-0005	SF	2-1/2" Thick, 2.5 PCF Density, Sound Attenuation Fire Blanket (Thermafiber SAFB)2.19 0.30
09 81 16 00-0006	SF	3" Thick, 2.5 PCF Density, Sound Attenuation Fire Blanket (Thermafiber SAFB)2.35 0.30
09 81 16 00-0007	SF	3-1/2" Thick, 2.5 PCF Density, Sound Attenuation Fire Blanket (Thermafiber SAFB)2.57 0.30
09 81 16 00-0008	SF	4" Thick, 2.5 PCF Density, Sound Attenuation Fire Blanket (Thermafiber SAFB)2.78 0.30
09 81 16 00-0009	SF	5" Thick, 2.5 PCF Density, Sound Attenuation Fire Blanket (Thermafiber SAFB)3.06 0.30
09 81 16 00-0010	SF	6" Thick, 2.5 PCF Density, Sound Attenuation Fire Blanket (Thermafiber SAFB)3.38 0.30

09 81 16 00-0011 4 PCF Density, Sound Attenuation Fire Blankets (SAFB) (09 81 16 00-0001)

09 81 16 00-0012	SF	1" Thick, 4 PCF Density, Sound Attenuation Fire Blanket (Thermafiber SAFB)1.77 0.30
------------------	----	---

09 81 16 00-0013 Fiberglass Sound Attenuation Blankets (09 81 16)

09 81 16 00-0014	SF	Note: (Insul-Quilt) 2" Fiberglass Core Blanket, Faced With fiberglass Cloth And Backed With A Flame-Proof Foil (Insul-Quilt)8.06 0.29
------------------	----	--

09 81 16 00-0015 Sound Attenuation Batts (09 81 16)

09 81 16 00-0016	SF	Note: NoiseReducer® by Certainteed, Quitezone® by Owens Corning, Sound-Shield® by Johns Mansville. 2-1/2" Thick, Unfaced Sound Attenuation Batt1.13 0.40
09 81 16 00-0017	SF	3-1/2" Thick, Unfaced Sound Attenuation Batt1.22 0.40
09 81 16 00-0018	SF	3-1/2" Thick, Kraft Faced Sound Attenuation Batt1.27 0.40
09 81 16 00-0019	SF	5-1/2" Thick, Unfaced Sound Attenuation Batt1.43 0.40
09 81 16 00-0020	SF	5-1/2" Thick, Kraft Faced Sound Attenuation Batt1.48 0.40
09 81 16 00-0021	SF	6-1/4" Thick, Unfaced Sound Attenuation Batt1.47 0.40
09 81 16 00-0022	SF	6-1/4" Thick, Kraft Faced Sound Attenuation Batt1.53 0.40

09 84 Acoustic Room Components (09 80)

09 84 13 Fixed Sound-Absorptive Panels (09 84)

09 84 13 00-0001 Sound Absorbing Panels And Attenuation Blankets (09 84 13)
Note: No backs, 3" thick modular, ceiling or wall hung back. Excludes ceiling suspension systems and wall furring system.

09	09	Finishes
	09 80	Acoustic Treatment
	09 84	Acoustic Room Components



MINOR CSI UOM DESCRIPTION	TOTAL DIRECT UNIT COST	DEMOLITION UNIT COST
------------------------------	---------------------------	-------------------------

09 84 13 00-0002	SF	3" Thick Perforated Steel Sound Absorbing Panel Painted, No Back With Fiberglass Or Mineral Filler	10.77	2.01
09 84 13 00-0003	SF	1" Thick Fiberglass Sound Absorbing Panels With Glass Cloth Face For Walls.....	15.91	2.01

09 84 13 00-0004 Sound Absorbing Acoustical Wall Panel System (09 84 13)
See CSI section 06 11 16 00-0211 for wood furring.

09 84 13 00-0005 Mineral Fiber Substrate, Sound Absorbing Acoustical Wall Panel System
(Armstrong® Soundsoak®) (09 84 13 00-0004)

Note: Includes tackable surface, molding and mounting hardware for flush mount.

09 84 13 00-0006	SF	5/8" Panel Thickness, Vinyl Surface, Mineral Fiber Substrate, Sound Absorbing Acoustical Wall Panel System (Armstrong® Soundsoak® 60 Signature Vinyl)	13.58	2.26
09 84 13 00-0007	SF	3/4" Panel Thickness, Composed Fabric Surface (Non-Woven), Mineral Fiber Substrate, Sound Absorbing Acoustical Wall Panel System (Armstrong® Soundsoak® 60 Rhythms®)	12.51	2.26
09 84 13 00-0008	SF	3/4" Panel Thickness, Woven Fabric Surface, Mineral Fiber Substrate, Sound Absorbing Acoustical Wall Panel System (Armstrong® Soundsoak® 60 FR-701)	15.89	2.26
09 84 13 00-0009	SF	3/4" Panel Thickness, Woven Fabric Surface, Mineral Fiber Substrate, Sound Absorbing Acoustical Wall Panel System (Armstrong® Soundsoak® 60 Lido™)	15.91	2.26
09 84 13 00-0010	SF	3/4" Panel Thickness, Woven Fabric Surface, Mineral Fiber Substrate, Sound Absorbing Acoustical Wall Panel System (Armstrong® Soundsoak® 60 Spinel™)	17.62	2.26
09 84 13 00-0011	SF	3/4" Panel Thickness, Woven Fabric Surface, Mineral Fiber Substrate, Sound Absorbing Acoustical Wall Panel System (Armstrong® Soundsoak® 60 Zirconia™)	17.62	2.26

09 84 13 00-0012 Fiberglass Substrate, Sound Absorbing Acoustical Wall Panel System
(Armstrong® Soundsoak®) (09 84 13 00-0004)

Note: Includes molding and mounting hardware for flush mount.

09 84 13 00-0013	SF	1" Panel Thickness, Composed Fabric Surface (Non-Woven), Fiberglass Substrate, Sound Absorbing Acoustical Wall Panel System (Armstrong® Soundsoak® 85 Rhythms®)	15.93	2.26
09 84 13 00-0014	SF	1" Panel Thickness, Woven Fabric Surface, Fiberglass Substrate, Sound Absorbing Acoustical Wall Panel System (Armstrong® Soundsoak® 85 FR-701)	18.72	2.26
09 84 13 00-0015	SF	1" Panel Thickness, Woven Fabric Surface, Fiberglass Substrate, Sound Absorbing Acoustical Wall Panel System (Armstrong® Soundsoak® 85 Lido™)	18.72	2.26
09 84 13 00-0016	SF	1" Panel Thickness, Woven Fabric Surface, Fiberglass Substrate, Sound Absorbing Acoustical Wall Panel System (Armstrong® Soundsoak® 85 Spinel™)	21.50	2.26
09 84 13 00-0017	SF	1" Panel Thickness, Woven Fabric Surface, Fiberglass Substrate, Sound Absorbing Acoustical Wall Panel System (Armstrong® Soundsoak® 85 Zirconia™)	21.50	2.26

09 84 13 00-0018 Sound Absorbing Panel, Eggcrate Style (09 84 13)

Note: Ceiling or wall hung back.

09 84 13 00-0019	SF	2" Thick Polyurethane Sound Wave (Eggcrate Style)	10.30	
		<i>For Pyramid Style, Add</i>	1.18	
09 84 13 00-0020	SF	3" Thick Polyurethane Sound Wave (Eggcrate Style)	13.76	
		<i>For Pyramid Style, Add</i>	1.18	
09 84 13 00-0021	SF	4" Thick Polyurethane Sound Wave (Eggcrate Style)	18.18	
		<i>For Pyramid Style, Add</i>	1.18	
09 84 13 00-0022	SF	2" Thick Melamine Sound Wave (Eggcrate Style)	13.64	
		<i>For Eggcrate Style With Hypalon Coating, Add</i>	1.97	
		<i>For Pyramid Style, Add</i>	2.05	
		<i>For Pyramid Style With Hypalon Coating, Add</i>	4.02	
09 84 13 00-0023	SF	3" Thick Melamine Sound Wave (Eggcrate Style)	26.45	
		<i>For Eggcrate Style With Hypalon Coating, Add</i>	1.97	
		<i>For Pyramid Style, Add</i>	0.42	
		<i>For Pyramid Style With Hypalon Coating, Add</i>	2.40	
09 84 13 00-0024	SF	4" Thick Melamine Sound Wave (Eggcrate Style)	33.94	
		<i>For Eggcrate Style With Hypalon Coating, Add</i>	1.97	
		<i>For Pyramid Style, Add</i>	0.42	
		<i>For Pyramid Style With Hypalon Coating, Add</i>	2.40	

09 84 13 00-0025 Sound Deadening Fiberboard (09 84 13)

09 84 13 00-0026	SF	1/2" Sound Deadening Fiberboard.....	1.39	0.50
		<i>For Horizontal Installation Up To 10' High, Add</i>	0.31	
		<i>For Horizontal Installation >10' High, Add</i>	0.46	
		<i>For Walls >10' High, Add</i>	0.07	
		<i>For Up To 128, Add</i>	0.46	
		<i>For >128 To 320, Add</i>	0.28	

09 90 Painting and Coating (09)

Note: Includes masking, safety signs, cleaning of area (dry wiping down walls, floors, doors, etc.), removal of loose paint (paint, caulk, etc.), feathering rough edges, sanding between coats, protective work to contain dust and paint splatters (drop cloths), unless otherwise noted, removal and reinstallation of cabinet hardware, switch covers and outlet plates, equipment to place paint and ladders. New construction work additionally includes filling knots, divots, depressions, holes (screw and nail holes in drywall to 1/4" diameter of unlimited quantity). All work designated as "brush/roller" includes brush work for cut and roller work up to cut in. See CSI section 07 92 00 00-0000 for caulking where required, 09 01 20 00-0000 for severely damaged surface preparation in excess of items included above, hand scrape, pressure washing and chemical cleaning where required.

09 91 Painting (09 90)

09 91 13 Exterior Painting (09 91)

Note: Acrylic latex paint unless otherwise stated. Paint tasks covers all paint sheens: flat, eggshell, satin, semi-gloss, or gloss.



		Finishes	09
		Painting and Coating	09 90
		Painting	09 91

MINOR	CSI	UOM	DESCRIPTION	TOTAL DIRECT UNIT COST	DEMOLITION UNIT COST
-------	-----	-----	-------------	------------------------	----------------------

09 91 13 00-0001			Paint Exterior Walls/Siding <small>(09 91 13)</small>		
09 91 13 00-0002			Paint Exterior Brick Walls <small>(09 91 13 00-0001)</small>		
09 91 13 00-0003	LF		1 Coat Paint, Cut-in Brush Work, Paint Exterior Brick Walls.....	0.20	
			For Oil Based Paint, Add	0.01	
			For Work >15' To 20' Above Floor, Add	0.02	
			Note: Applied only to work area above 15' to 20'.		
			For Work >20' To 30' Above Floor, Add	0.04	
			Note: Applied only to work area above 20'.		
			For Work >30' To 40' Above Floor, Add	0.06	
			Note: Applied only to work area above 30' to 40'.		
			For Work >40' Above Floor, Add	0.09	
			Note: Applied only to work area above 40'.		
			For Up To 100, Add	0.13	
			For >100 To 250, Add	0.06	
			For >250 To 500, Add	0.03	
			For >2,500 To 5,000, Deduct	-0.01	
			For >5,000 To 10,000, Deduct	-0.02	
			For >10,000 To 20,000, Deduct	-0.03	
			For >20,000, Deduct	-0.04	
09 91 13 00-0004	SF		1 Coat Filler, Brush Work, Paint Exterior Brick Walls.....	0.89	
			For Oil Based Paint, Add	0.06	
			For Work >15' To 20' Above Floor, Add	0.10	
			Note: Applied only to work area above 15' to 20'.		
			For Work >20' To 30' Above Floor, Add	0.17	
			Note: Applied only to work area above 20'.		
			For Work >30' To 40' Above Floor, Add	0.27	
			Note: Applied only to work area above 30' to 40'.		
			For Work >40' Above Floor, Add	0.37	
			Note: Applied only to work area above 40'.		
			For Up To 100, Add	0.54	
			For >100 To 250, Add	0.26	
			For >250 To 500, Add	0.11	
			For >2,500 To 5,000, Deduct	-0.04	
			For >5,000 To 10,000, Deduct	-0.09	
			For >10,000 To 20,000, Deduct	-0.13	
			For >20,000, Deduct	-0.18	
09 91 13 00-0005	SF		1 Coat Paint, Brush Work, Paint Exterior Brick Walls.....	1.25	
			For Oil Based Paint, Add	0.07	
			For Work >15' To 20' Above Floor, Add	0.15	
			Note: Applied only to work area above 15' to 20'.		
			For Work >20' To 30' Above Floor, Add	0.25	
			Note: Applied only to work area above 20'.		
			For Work >30' To 40' Above Floor, Add	0.40	
			Note: Applied only to work area above 30' to 40'.		
			For Work >40' Above Floor, Add	0.56	
			Note: Applied only to work area above 40'.		
			For Up To 100, Add	0.79	
			For >100 To 250, Add	0.38	
			For >250 To 500, Add	0.16	
			For >2,500 To 5,000, Deduct	-0.06	
			For >5,000 To 10,000, Deduct	-0.13	
			For >10,000 To 20,000, Deduct	-0.19	
			For >20,000, Deduct	-0.25	
09 91 13 00-0006	SF		2 Coats Paint, Brush Work, Paint Exterior Brick Walls.....	1.83	
			For Oil Based Paint, Add	0.12	
			For Work >15' To 20' Above Floor, Add	0.20	
			Note: Applied only to work area above 15' to 20'.		
			For Work >20' To 30' Above Floor, Add	0.34	
			Note: Applied only to work area above 20'.		
			For Work >30' To 40' Above Floor, Add	0.54	
			Note: Applied only to work area above 30' to 40'.		
			For Work >40' Above Floor, Add	0.74	
			Note: Applied only to work area above 40'.		
			For Up To 100, Add	1.08	
			For >100 To 250, Add	0.52	
			For >250 To 500, Add	0.23	
			For >2,500 To 5,000, Deduct	-0.09	
			For >5,000 To 10,000, Deduct	-0.18	
			For >10,000 To 20,000, Deduct	-0.27	
			For >20,000, Deduct	-0.37	

09	09 Finishes
	09 90 Painting and Coating
	09 91 Painting



MINOR CSI UOM DESCRIPTION	TOTAL DIRECT UNIT COST	DEMOLITION UNIT COST
09 91 13 00-0007 SF 1 Coat Filler, Brush/Roller Work, Paint Exterior Brick Walls	0.62	
For Oil Based Paint, Add	0.04	
For Work >15' To 20' Above Floor, Add	0.06	
Note: Applied only to work area above 15' to 20'.		
For Work >20' To 30' Above Floor, Add	0.10	
Note: Applied only to work area above 20'.		
For Work >30' To 40' Above Floor, Add	0.16	
Note: Applied only to work area above 30' to 40'.		
For Work >40' Above Floor, Add	0.23	
Note: Applied only to work area above 40'.		
For Up To 100, Add	0.34	
For >100 To 250, Add	0.16	
For >250 To 500, Add	0.07	
For >2,500 To 5,000, Deduct	-0.03	
For >5,000 To 10,000, Deduct	-0.06	
For >10,000 To 20,000, Deduct	-0.09	
For >20,000, Deduct	-0.12	
09 91 13 00-0008 SF 1 Coat Paint, Brush/Roller Work, Paint Exterior Brick Walls	1.00	
For Oil Based Paint, Add	0.07	
For Work >15' To 20' Above Floor, Add	0.10	
Note: Applied only to work area above 15' to 20'.		
For Work >20' To 30' Above Floor, Add	0.17	
Note: Applied only to work area above 20'.		
For Work >30' To 40' Above Floor, Add	0.28	
Note: Applied only to work area above 30' to 40'.		
For Work >40' Above Floor, Add	0.38	
Note: Applied only to work area above 40'.		
For Up To 100, Add	0.56	
For >100 To 250, Add	0.27	
For >250 To 500, Add	0.12	
For >2,500 To 5,000, Deduct	-0.05	
For >5,000 To 10,000, Deduct	-0.10	
For >10,000 To 20,000, Deduct	-0.15	
For >20,000, Deduct	-0.20	
09 91 13 00-0009 SF 2 Coats Paint, Brush/Roller Work, Paint Exterior Brick Walls	1.50	
For Oil Based Paint, Add	0.10	
For Work >15' To 20' Above Floor, Add	0.14	
Note: Applied only to work area above 15' to 20'.		
For Work >20' To 30' Above Floor, Add	0.24	
Note: Applied only to work area above 20'.		
For Work >30' To 40' Above Floor, Add	0.38	
Note: Applied only to work area above 30' to 40'.		
For Work >40' Above Floor, Add	0.52	
Note: Applied only to work area above 40'.		
For Up To 100, Add	0.80	
For >100 To 250, Add	0.39	
For >250 To 500, Add	0.17	
For >2,500 To 5,000, Deduct	-0.08	
For >5,000 To 10,000, Deduct	-0.15	
For >10,000 To 20,000, Deduct	-0.23	
For >20,000, Deduct	-0.30	
09 91 13 00-0010 SF 1 Coat Filler, Sprayed, Paint Exterior Brick Walls	0.61	
For Oil Based Paint, Add	0.04	
For Work >15' To 20' Above Floor, Add	0.06	
Note: Applied only to work area above 15' to 20'.		
For Work >20' To 30' Above Floor, Add	0.09	
Note: Applied only to work area above 20'.		
For Work >30' To 40' Above Floor, Add	0.15	
Note: Applied only to work area above 30' to 40'.		
For Work >40' Above Floor, Add	0.20	
Note: Applied only to work area above 40'.		
For Up To 100, Add	0.31	
For >100 To 250, Add	0.15	
For >250 To 500, Add	0.07	
For >2,500 To 5,000, Deduct	-0.03	
For >5,000 To 10,000, Deduct	-0.06	
For >10,000 To 20,000, Deduct	-0.09	
For >20,000, Deduct	-0.12	
09 91 13 00-0011 SF 1 Coat Paint, Sprayed, Paint Exterior Brick Walls	0.63	
For Oil Based Paint, Add	0.05	
For Work >15' To 20' Above Floor, Add	0.04	
Note: Applied only to work area above 15' to 20'.		
For Work >20' To 30' Above Floor, Add	0.07	
Note: Applied only to work area above 20'.		
For Work >30' To 40' Above Floor, Add	0.12	
Note: Applied only to work area above 30' to 40'.		
For Work >40' Above Floor, Add	0.16	
Note: Applied only to work area above 40'.		
For Up To 100, Add	0.27	
For >100 To 250, Add	0.14	
For >250 To 500, Add	0.06	
For >2,500 To 5,000, Deduct	-0.03	
For >5,000 To 10,000, Deduct	-0.06	
For >10,000 To 20,000, Deduct	-0.09	
For >20,000, Deduct	-0.13	



		Finishes	09
		Painting and Coating	09 90
		Painting	09 91

MINOR	CSI	UOM	DESCRIPTION	TOTAL DIRECT UNIT COST	DEMOLITION UNIT COST
09 91 13 00-0012	SF		2 Coats Paint, Sprayed, Paint Exterior Brick Walls.....	1.33	
			<i>For Oil Based Paint, Add</i>	0.10	
			<i>For Work >15' To 20' Above Floor, Add</i>	0.11	
			<i>Note: Applied only to work area above 15' to 20'.</i>		
			<i>For Work >20' To 30' Above Floor, Add</i>	0.19	
			<i>Note: Applied only to work area above 20'.</i>		
			<i>For Work >30' To 40' Above Floor, Add</i>	0.30	
			<i>Note: Applied only to work area above 30' to 40'.</i>		
			<i>For Work >40' Above Floor, Add</i>	0.41	
			<i>Note: Applied only to work area above 40'.</i>		
			<i>For Up To 100, Add</i>	0.65	
			<i>For >100 To 250, Add</i>	0.32	
			<i>For >250 To 500, Add</i>	0.14	
			<i>For >2,500 To 5,000, Deduct</i>	-0.07	
			<i>For >5,000 To 10,000, Deduct</i>	-0.13	
			<i>For >10,000 To 20,000, Deduct</i>	-0.20	
			<i>For >20,000, Deduct</i>	-0.27	
09 91 13 00-0013			Paint Exterior Concrete Walls (09 91 13 00-0001)		
09 91 13 00-0014	LF		1 Coat Paint, Cut-in Brush Work, Paint Exterior Concrete Walls.....	0.13	
			<i>For Oil Based Paint, Add</i>	0.01	
			<i>For Epoxy Paint, Add</i>	0.01	
			<i>For Work >15' To 20' Above Floor, Add</i>	0.02	
			<i>Note: Applied only to work area above 15' to 20'.</i>		
			<i>For Work >20' To 30' Above Floor, Add</i>	0.03	
			<i>Note: Applied only to work area above 20'.</i>		
			<i>For Work >30' To 40' Above Floor, Add</i>	0.04	
			<i>Note: Applied only to work area above 30' to 40'.</i>		
			<i>For Work >40' Above Floor, Add</i>	0.06	
			<i>Note: Applied only to work area above 40'.</i>		
			<i>For Up To 100, Add</i>	0.09	
			<i>For >100 To 250, Add</i>	0.04	
			<i>For >250 To 500, Add</i>	0.02	
			<i>For >2,500 To 5,000, Deduct</i>	-0.01	
			<i>For >5,000 To 10,000, Deduct</i>	-0.01	
			<i>For >10,000 To 20,000, Deduct</i>	-0.02	
			<i>For >20,000, Deduct</i>	-0.03	
09 91 13 00-0015	SF		1 Coat Filler, Brush Work, Paint Exterior Concrete Walls.....	0.75	
			<i>For Oil Based Paint, Add</i>	0.05	
			<i>For Epoxy Paint, Add</i>	0.09	
			<i>For Work >15' To 20' Above Floor, Add</i>	0.09	
			<i>Note: Applied only to work area above 15' to 20'.</i>		
			<i>For Work >20' To 30' Above Floor, Add</i>	0.15	
			<i>Note: Applied only to work area above 20'.</i>		
			<i>For Work >30' To 40' Above Floor, Add</i>	0.23	
			<i>Note: Applied only to work area above 30' to 40'.</i>		
			<i>For Work >40' Above Floor, Add</i>	0.32	
			<i>Note: Applied only to work area above 40'.</i>		
			<i>For Up To 100, Add</i>	0.46	
			<i>For >100 To 250, Add</i>	0.22	
			<i>For >250 To 500, Add</i>	0.10	
			<i>For >2,500 To 5,000, Deduct</i>	-0.04	
			<i>For >5,000 To 10,000, Deduct</i>	-0.08	
			<i>For >10,000 To 20,000, Deduct</i>	-0.11	
			<i>For >20,000, Deduct</i>	-0.15	
09 91 13 00-0016	SF		1 Coat Filler, Brush Work, Paint Exterior Concrete Walls.....	0.80	
			<i>For Oil Based Paint, Add</i>	0.05	
			<i>For Epoxy Paint, Add</i>	0.08	
			<i>For Work >15' To 20' Above Floor, Add</i>	0.10	
			<i>Note: Applied only to work area above 15' to 20'.</i>		
			<i>For Work >20' To 30' Above Floor, Add</i>	0.17	
			<i>Note: Applied only to work area above 20'.</i>		
			<i>For Work >30' To 40' Above Floor, Add</i>	0.26	
			<i>Note: Applied only to work area above 30' to 40'.</i>		
			<i>For Work >40' Above Floor, Add</i>	0.36	
			<i>Note: Applied only to work area above 40'.</i>		
			<i>For Up To 100, Add</i>	0.52	
			<i>For >100 To 250, Add</i>	0.25	
			<i>For >250 To 500, Add</i>	0.11	
			<i>For >2,500 To 5,000, Deduct</i>	-0.04	
			<i>For >5,000 To 10,000, Deduct</i>	-0.08	
			<i>For >10,000 To 20,000, Deduct</i>	-0.12	
			<i>For >20,000, Deduct</i>	-0.16	

09	09 Finishes
	09 90 Painting and Coating
	09 91 Painting



MINOR CSI UOM DESCRIPTION	TOTAL DIRECT UNIT COST	DEMOLITION UNIT COST
09 91 13 00-0017 SF 2 Coats Paint, Brush Work, Paint Exterior Concrete Walls.....	1.51	
For Oil Based Paint, Add	0.09	
For Epoxy Paint, Add	0.16	
For Work >15' To 20' Above Floor, Add	0.19	
Note: Applied only to work area above 15' to 20'.		
For Work >20' To 30' Above Floor, Add	0.31	
Note: Applied only to work area above 20'.		
For Work >30' To 40' Above Floor, Add	0.50	
Note: Applied only to work area above 30' to 40'.		
For Work >40' Above Floor, Add	0.68	
Note: Applied only to work area above 40'.		
For Up To 100, Add	0.97	
For >100 To 250, Add	0.46	
For >250 To 500, Add	0.20	
For >2,500 To 5,000, Deduct	-0.08	
For >5,000 To 10,000, Deduct	-0.15	
For >10,000 To 20,000, Deduct	-0.23	
For >20,000, Deduct	-0.30	
09 91 13 00-0018 SF 1 Coat Filler, Brush/Roller Work, Paint Exterior Concrete Walls.....	0.61	
For Oil Based Paint, Add	0.04	
For Epoxy Paint, Add	0.08	
For Work >15' To 20' Above Floor, Add	0.07	
Note: Applied only to work area above 15' to 20'.		
For Work >20' To 30' Above Floor, Add	0.11	
Note: Applied only to work area above 20'.		
For Work >30' To 40' Above Floor, Add	0.18	
Note: Applied only to work area above 30' to 40'.		
For Work >40' Above Floor, Add	0.24	
Note: Applied only to work area above 40'.		
For Up To 100, Add	0.36	
For >100 To 250, Add	0.17	
For >250 To 500, Add	0.07	
For >2,500 To 5,000, Deduct	-0.03	
For >5,000 To 10,000, Deduct	-0.06	
For >10,000 To 20,000, Deduct	-0.09	
For >20,000, Deduct	-0.12	
09 91 13 00-0019 SF 1 Coat Paint, Brush/Roller Work, Paint Exterior Concrete Walls.....	0.68	
For Oil Based Paint, Add	0.04	
For Epoxy Paint, Add	0.08	
For Work >15' To 20' Above Floor, Add	0.08	
Note: Applied only to work area above 15' to 20'.		
For Work >20' To 30' Above Floor, Add	0.14	
Note: Applied only to work area above 20'.		
For Work >30' To 40' Above Floor, Add	0.22	
Note: Applied only to work area above 30' to 40'.		
For Work >40' Above Floor, Add	0.30	
Note: Applied only to work area above 40'.		
For Up To 100, Add	0.43	
For >100 To 250, Add	0.20	
For >250 To 500, Add	0.09	
For >2,500 To 5,000, Deduct	-0.03	
For >5,000 To 10,000, Deduct	-0.07	
For >10,000 To 20,000, Deduct	-0.10	
For >20,000, Deduct	-0.14	
09 91 13 00-0020 SF 2 Coats Paint, Brush/Roller Work, Paint Exterior Concrete Walls.....	1.15	
For Oil Based Paint, Add	0.07	
For Epoxy Paint, Add	0.14	
For Work >15' To 20' Above Floor, Add	0.13	
Note: Applied only to work area above 15' to 20'.		
For Work >20' To 30' Above Floor, Add	0.22	
Note: Applied only to work area above 20'.		
For Work >30' To 40' Above Floor, Add	0.35	
Note: Applied only to work area above 30' to 40'.		
For Work >40' Above Floor, Add	0.48	
Note: Applied only to work area above 40'.		
For Up To 100, Add	0.70	
For >100 To 250, Add	0.34	
For >250 To 500, Add	0.15	
For >2,500 To 5,000, Deduct	-0.06	
For >5,000 To 10,000, Deduct	-0.12	
For >10,000 To 20,000, Deduct	-0.17	
For >20,000, Deduct	-0.23	



		Finishes	09
		Painting and Coating	09 90
		Painting	09 91

MINOR CSI UOM DESCRIPTION	TOTAL DIRECT UNIT COST	DEMOLITION UNIT COST
09 91 13 00-0021 SF 1 Coat Filler, Sprayed, Paint Exterior Concrete Walls	0.55	
For Oil Based Paint, Add	0.04	
For Epoxy Paint, Add	0.09	
For Work >15' To 20' Above Floor, Add	0.05	
Note: Applied only to work area above 15' to 20'.		
For Work >20' To 30' Above Floor, Add	0.09	
Note: Applied only to work area above 20'.		
For Work >30' To 40' Above Floor, Add	0.14	
Note: Applied only to work area above 30' to 40'.		
For Work >40' Above Floor, Add	0.19	
Note: Applied only to work area above 40'.		
For Up To 100, Add	0.29	
For >100 To 250, Add	0.14	
For >250 To 500, Add	0.06	
For >2,500 To 5,000, Deduct	-0.03	
For >5,000 To 10,000, Deduct	-0.06	
For >10,000 To 20,000, Deduct	-0.08	
For >20,000, Deduct	-0.11	
09 91 13 00-0022 SF 1 Coat Paint, Sprayed, Paint Exterior Concrete Walls	0.50	
For Oil Based Paint, Add	0.03	
For Epoxy Paint, Add	0.08	
For Work >15' To 20' Above Floor, Add	0.05	
Note: Applied only to work area above 15' to 20'.		
For Work >20' To 30' Above Floor, Add	0.08	
Note: Applied only to work area above 20'.		
For Work >30' To 40' Above Floor, Add	0.13	
Note: Applied only to work area above 30' to 40'.		
For Work >40' Above Floor, Add	0.18	
Note: Applied only to work area above 40'.		
For Up To 100, Add	0.27	
For >100 To 250, Add	0.13	
For >250 To 500, Add	0.06	
For >2,500 To 5,000, Deduct	-0.03	
For >5,000 To 10,000, Deduct	-0.05	
For >10,000 To 20,000, Deduct	-0.08	
For >20,000, Deduct	-0.10	
09 91 13 00-0023 SF 2 Coats Paint, Sprayed, Paint Exterior Concrete Walls	0.87	
For Oil Based Paint, Add	0.06	
For Epoxy Paint, Add	0.15	
For Work >15' To 20' Above Floor, Add	0.08	
Note: Applied only to work area above 15' to 20'.		
For Work >20' To 30' Above Floor, Add	0.13	
Note: Applied only to work area above 20'.		
For Work >30' To 40' Above Floor, Add	0.21	
Note: Applied only to work area above 30' to 40'.		
For Work >40' Above Floor, Add	0.29	
Note: Applied only to work area above 40'.		
For Up To 100, Add	0.45	
For >100 To 250, Add	0.22	
For >250 To 500, Add	0.10	
For >2,500 To 5,000, Deduct	-0.04	
For >5,000 To 10,000, Deduct	-0.09	
For >10,000 To 20,000, Deduct	-0.13	
For >20,000, Deduct	-0.17	
09 91 13 00-0024 Paint Exterior Concrete Block Walls (09 91 13 00-0001)		
09 91 13 00-0025 Paint Exterior Concrete Block Walls, Epoxy Paint (09 91 13 00-0024)		
09 91 13 00-0026 LF 1 Coat Epoxy Paint, Cut-in Brush Work, Paint Exterior Concrete Block Walls	0.19	
For Work >15' To 20' Above Floor, Add	0.02	
Note: Applied only to work area above 15' to 20'.		
For Work >20' To 30' Above Floor, Add	0.04	
Note: Applied only to work area above 20'.		
For Work >30' To 40' Above Floor, Add	0.06	
Note: Applied only to work area above 30' to 40'.		
For Work >40' Above Floor, Add	0.08	
Note: Applied only to work area above 40'.		
For Up To 100, Add	0.11	
For >100 To 250, Add	0.05	
For >250 To 500, Add	0.02	
For >2,500 To 5,000, Deduct	-0.01	
For >5,000 To 10,000, Deduct	-0.02	
For >10,000 To 20,000, Deduct	-0.03	
For >20,000, Deduct	-0.04	

09	09 Finishes
	09 90 Painting and Coating
	09 91 Painting



MINOR CSI UOM DESCRIPTION	TOTAL DIRECT UNIT COST	DEMOLITION UNIT COST
09 91 13 00-0027 SF 1 Coat Epoxy Filler, Brush Work, Paint Exterior Concrete Block Walls.....	1.06	
For Work >15' To 20' Above Floor, Add	0.11	
Note: Applied only to work area above 15' to 20'.		
For Work >20' To 30' Above Floor, Add	0.19	
Note: Applied only to work area above 20'.		
For Work >30' To 40' Above Floor, Add	0.30	
Note: Applied only to work area above 30' to 40'.		
For Work >40' Above Floor, Add	0.41	
Note: Applied only to work area above 40'.		
For Up To 100, Add	0.61	
For >100 To 250, Add	0.29	
For >250 To 500, Add	0.13	
For >2,500 To 5,000, Deduct	-0.05	
For >5,000 To 10,000, Deduct	-0.11	
For >10,000 To 20,000, Deduct	-0.16	
For >20,000, Deduct	-0.21	
09 91 13 00-0028 SF 1 Coat Epoxy Paint, Brush Work, Paint Exterior Concrete Block Walls.....	1.21	
For Work >15' To 20' Above Floor, Add	0.14	
Note: Applied only to work area above 15' to 20'.		
For Work >20' To 30' Above Floor, Add	0.23	
Note: Applied only to work area above 20'.		
For Work >30' To 40' Above Floor, Add	0.36	
Note: Applied only to work area above 30' to 40'.		
For Work >40' Above Floor, Add	0.50	
Note: Applied only to work area above 40'.		
For Up To 100, Add	0.72	
For >100 To 250, Add	0.35	
For >250 To 500, Add	0.15	
For >2,500 To 5,000, Deduct	-0.06	
For >5,000 To 10,000, Deduct	-0.12	
For >10,000 To 20,000, Deduct	-0.18	
For >20,000, Deduct	-0.24	
09 91 13 00-0029 SF 2 Coats Epoxy Paint, Brush Work, Paint Exterior Concrete Block Walls.....	2.12	
For Work >15' To 20' Above Floor, Add	0.23	
Note: Applied only to work area above 15' to 20'.		
For Work >20' To 30' Above Floor, Add	0.38	
Note: Applied only to work area above 20'.		
For Work >30' To 40' Above Floor, Add	0.60	
Note: Applied only to work area above 30' to 40'.		
For Work >40' Above Floor, Add	0.83	
Note: Applied only to work area above 40'.		
For Up To 100, Add	1.22	
For >100 To 250, Add	0.59	
For >250 To 500, Add	0.26	
For >2,500 To 5,000, Deduct	-0.11	
For >5,000 To 10,000, Deduct	-0.21	
For >10,000 To 20,000, Deduct	-0.32	
For >20,000, Deduct	-0.42	
09 91 13 00-0030 SF 1 Coat Epoxy Filler, Brush/Roller Work, Paint Exterior Concrete Block Walls.....	0.88	
For Work >15' To 20' Above Floor, Add	0.09	
Note: Applied only to work area above 15' to 20'.		
For Work >20' To 30' Above Floor, Add	0.14	
Note: Applied only to work area above 20'.		
For Work >30' To 40' Above Floor, Add	0.23	
Note: Applied only to work area above 30' to 40'.		
For Work >40' Above Floor, Add	0.31	
Note: Applied only to work area above 40'.		
For Up To 100, Add	0.47	
For >100 To 250, Add	0.23	
For >250 To 500, Add	0.10	
For >2,500 To 5,000, Deduct	-0.04	
For >5,000 To 10,000, Deduct	-0.09	
For >10,000 To 20,000, Deduct	-0.13	
For >20,000, Deduct	-0.18	
09 91 13 00-0031 SF 1 Coat Epoxy Paint, Brush/Roller Work, Paint Exterior Concrete Block Walls.....	0.97	
For Work >15' To 20' Above Floor, Add	0.10	
Note: Applied only to work area above 15' to 20'.		
For Work >20' To 30' Above Floor, Add	0.17	
Note: Applied only to work area above 20'.		
For Work >30' To 40' Above Floor, Add	0.26	
Note: Applied only to work area above 30' to 40'.		
For Work >40' Above Floor, Add	0.36	
Note: Applied only to work area above 40'.		
For Up To 100, Add	0.54	
For >100 To 250, Add	0.26	
For >250 To 500, Add	0.11	
For >2,500 To 5,000, Deduct	-0.05	
For >5,000 To 10,000, Deduct	-0.10	
For >10,000 To 20,000, Deduct	-0.15	
For >20,000, Deduct	-0.19	



		Finishes	09
		Painting and Coating	09 90
		Painting	09 91

MINOR	CSI	UOM	DESCRIPTION	TOTAL DIRECT UNIT COST	DEMOLITION UNIT COST
-------	-----	-----	-------------	------------------------	----------------------

09 91 13 00-0032	SF		2 Coats Epoxy Paint, Brush/Roller Work, Paint Exterior Concrete Block Walls.....	1.74	
			For Work >15' To 20' Above Floor, Add	0.17	
			Note: Applied only to work area above 15' to 20'.		
			For Work >20' To 30' Above Floor, Add	0.28	
			Note: Applied only to work area above 20'.		
			For Work >30' To 40' Above Floor, Add	0.45	
			Note: Applied only to work area above 30' to 40'.		
			For Work >40' Above Floor, Add	0.62	
			Note: Applied only to work area above 40'.		
			For Up To 100, Add	0.93	
			For >100 To 250, Add	0.45	
			For >250 To 500, Add	0.20	
			For >2,500 To 5,000, Deduct	-0.09	
			For >5,000 To 10,000, Deduct	-0.17	
			For >10,000 To 20,000, Deduct	-0.26	
			For >20,000, Deduct	-0.35	
09 91 13 00-0033	SF		1 Coat Epoxy Filler, Sprayed, Paint Exterior Concrete Block Walls.....	0.74	
			For Work >15' To 20' Above Floor, Add	0.05	
			Note: Applied only to work area above 15' to 20'.		
			For Work >20' To 30' Above Floor, Add	0.09	
			Note: Applied only to work area above 20'.		
			For Work >30' To 40' Above Floor, Add	0.14	
			Note: Applied only to work area above 30' to 40'.		
			For Work >40' Above Floor, Add	0.20	
			Note: Applied only to work area above 40'.		
			For Up To 100, Add	0.33	
			For >100 To 250, Add	0.16	
			For >250 To 500, Add	0.07	
			For >2,500 To 5,000, Deduct	-0.04	
			For >5,000 To 10,000, Deduct	-0.07	
			For >10,000 To 20,000, Deduct	-0.11	
			For >20,000, Deduct	-0.15	
09 91 13 00-0034	SF		1 Coat Epoxy Paint, Sprayed, Paint Exterior Concrete Block Walls.....	0.81	
			For Work >15' To 20' Above Floor, Add	0.06	
			Note: Applied only to work area above 15' to 20'.		
			For Work >20' To 30' Above Floor, Add	0.11	
			Note: Applied only to work area above 20'.		
			For Work >30' To 40' Above Floor, Add	0.17	
			Note: Applied only to work area above 30' to 40'.		
			For Work >40' Above Floor, Add	0.24	
			Note: Applied only to work area above 40'.		
			For Up To 100, Add	0.38	
			For >100 To 250, Add	0.19	
			For >250 To 500, Add	0.08	
			For >2,500 To 5,000, Deduct	-0.04	
			For >5,000 To 10,000, Deduct	-0.08	
			For >10,000 To 20,000, Deduct	-0.12	
			For >20,000, Deduct	-0.16	
09 91 13 00-0035	SF		2 Coats Epoxy Paint, Sprayed, Paint Exterior Concrete Block Walls.....	1.59	
			For Work >15' To 20' Above Floor, Add	0.12	
			Note: Applied only to work area above 15' to 20'.		
			For Work >20' To 30' Above Floor, Add	0.20	
			Note: Applied only to work area above 20'.		
			For Work >30' To 40' Above Floor, Add	0.32	
			Note: Applied only to work area above 30' to 40'.		
			For Work >40' Above Floor, Add	0.44	
			Note: Applied only to work area above 40'.		
			For Up To 100, Add	0.72	
			For >100 To 250, Add	0.36	
			For >250 To 500, Add	0.16	
			For >2,500 To 5,000, Deduct	-0.08	
			For >5,000 To 10,000, Deduct	-0.16	
			For >10,000 To 20,000, Deduct	-0.24	
			For >20,000, Deduct	-0.32	

09 91 13 00-0036 Paint Exterior Concrete Block Walls, Acrylic Latex Paint (09 91 13 00-0024).....0.19

09 91 13 00-0037	LF		1 Coat Paint, Cut-in Brush Work, Paint Exterior Concrete Block Walls	0.19	
			For Oil Based Paint, Add	0.01	
			For Work >15' To 20' Above Floor, Add	0.02	
			Note: Applied only to work area above 15' to 20'.		
			For Work >20' To 30' Above Floor, Add	0.04	
			Note: Applied only to work area above 20'.		
			For Work >30' To 40' Above Floor, Add	0.06	
			Note: Applied only to work area above 30' to 40'.		
			For Work >40' Above Floor, Add	0.08	
			Note: Applied only to work area above 40'.		
			For Up To 100, Add	0.11	
			For >100 To 250, Add	0.05	
			For >250 To 500, Add	0.02	
			For >2,500 To 5,000, Deduct	-0.01	
			For >5,000 To 10,000, Deduct	-0.02	
			For >10,000 To 20,000, Deduct	-0.03	
			For >20,000, Deduct	-0.04	

09 Finishes

09 90 Painting and Coating

09 91 Painting



MINOR	CSI	UOM	DESCRIPTION	TOTAL DIRECT UNIT COST	DEMOLITION UNIT COST
09 91 13 00-0038	SF	1	Coat Filler, Brush Work, Paint Exterior Concrete Block Walls	0.96	
			<i>For Oil Based Paint, Add</i>	0.06	
			<i>For Work >15' To 20' Above Floor, Add</i>	0.11	
			<i>Note: Applied only to work area above 15' to 20'.</i>		
			<i>For Work >20' To 30' Above Floor, Add</i>	0.19	
			<i>Note: Applied only to work area above 20'.</i>		
			<i>For Work >30' To 40' Above Floor, Add</i>	0.30	
			<i>Note: Applied only to work area above 30' to 40'.</i>		
			<i>For Work >40' Above Floor, Add</i>	0.41	
			<i>Note: Applied only to work area above 40'.</i>		
			<i>For Up To 100, Add</i>	0.59	
			<i>For >100 To 250, Add</i>	0.28	
			<i>For >250 To 500, Add</i>	0.12	
			<i>For >2,500 To 5,000, Deduct</i>	-0.05	
			<i>For >5,000 To 10,000, Deduct</i>	-0.10	
			<i>For >10,000 To 20,000, Deduct</i>	-0.14	
			<i>For >20,000, Deduct</i>	-0.19	
09 91 13 00-0039	SF	1	Coat Paint, Brush Work, Paint Exterior Concrete Block Walls	1.13	
			<i>For Oil Based Paint, Add</i>	0.07	
			<i>For Work >15' To 20' Above Floor, Add</i>	0.13	
			<i>Note: Applied only to work area above 15' to 20'.</i>		
			<i>For Work >20' To 30' Above Floor, Add</i>	0.22	
			<i>Note: Applied only to work area above 20'.</i>		
			<i>For Work >30' To 40' Above Floor, Add</i>	0.34	
			<i>Note: Applied only to work area above 30' to 40'.</i>		
			<i>For Work >40' Above Floor, Add</i>	0.47	
			<i>Note: Applied only to work area above 40'.</i>		
			<i>For Up To 100, Add</i>	0.69	
			<i>For >100 To 250, Add</i>	0.33	
			<i>For >250 To 500, Add</i>	0.14	
			<i>For >2,500 To 5,000, Deduct</i>	-0.06	
			<i>For >5,000 To 10,000, Deduct</i>	-0.11	
			<i>For >10,000 To 20,000, Deduct</i>	-0.17	
			<i>For >20,000, Deduct</i>	-0.23	
09 91 13 00-0040	SF	2	Coats Paint, Brush Work, Paint Exterior Concrete Block Walls	2.10	
			<i>For Oil Based Paint, Add</i>	0.13	
			<i>For Work >15' To 20' Above Floor, Add</i>	0.23	
			<i>Note: Applied only to work area above 15' to 20'.</i>		
			<i>For Work >20' To 30' Above Floor, Add</i>	0.39	
			<i>Note: Applied only to work area above 20'.</i>		
			<i>For Work >30' To 40' Above Floor, Add</i>	0.62	
			<i>Note: Applied only to work area above 30' to 40'.</i>		
			<i>For Work >40' Above Floor, Add</i>	0.85	
			<i>Note: Applied only to work area above 40'.</i>		
			<i>For Up To 100, Add</i>	1.25	
			<i>For >100 To 250, Add</i>	0.60	
			<i>For >250 To 500, Add</i>	0.26	
			<i>For >2,500 To 5,000, Deduct</i>	-0.11	
			<i>For >5,000 To 10,000, Deduct</i>	-0.21	
			<i>For >10,000 To 20,000, Deduct</i>	-0.32	
			<i>For >20,000, Deduct</i>	-0.42	
09 91 13 00-0041	SF	1	Coat Texture Paint, Brush Work, Paint Exterior Concrete Block Walls	1.28	
			<i>For Oil Based Paint, Add</i>	0.08	
			<i>For Work >15' To 20' Above Floor, Add</i>	0.15	
			<i>Note: Applied only to work area above 15' to 20'.</i>		
			<i>For Work >20' To 30' Above Floor, Add</i>	0.24	
			<i>Note: Applied only to work area above 20'.</i>		
			<i>For Work >30' To 40' Above Floor, Add</i>	0.39	
			<i>Note: Applied only to work area above 30' to 40'.</i>		
			<i>For Work >40' Above Floor, Add</i>	0.53	
			<i>Note: Applied only to work area above 40'.</i>		
			<i>For Up To 100, Add</i>	0.77	
			<i>For >100 To 250, Add</i>	0.37	
			<i>For >250 To 500, Add</i>	0.16	
			<i>For >2,500 To 5,000, Deduct</i>	-0.06	
			<i>For >5,000 To 10,000, Deduct</i>	-0.13	
			<i>For >10,000 To 20,000, Deduct</i>	-0.19	
			<i>For >20,000, Deduct</i>	-0.26	
09 91 13 00-0042	SF	1	Coat Filler, Brush/Roller Work, Paint Exterior Concrete Block Walls	0.77	
			<i>For Oil Based Paint, Add</i>	0.05	
			<i>For Work >15' To 20' Above Floor, Add</i>	0.08	
			<i>Note: Applied only to work area above 15' to 20'.</i>		
			<i>For Work >20' To 30' Above Floor, Add</i>	0.14	
			<i>Note: Applied only to work area above 20'.</i>		
			<i>For Work >30' To 40' Above Floor, Add</i>	0.22	
			<i>Note: Applied only to work area above 30' to 40'.</i>		
			<i>For Work >40' Above Floor, Add</i>	0.31	
			<i>Note: Applied only to work area above 40'.</i>		
			<i>For Up To 100, Add</i>	0.45	
			<i>For >100 To 250, Add</i>	0.22	
			<i>For >250 To 500, Add</i>	0.09	
			<i>For >2,500 To 5,000, Deduct</i>	-0.04	
			<i>For >5,000 To 10,000, Deduct</i>	-0.08	
			<i>For >10,000 To 20,000, Deduct</i>	-0.12	
			<i>For >20,000, Deduct</i>	-0.15	



		Finishes	09
		Painting and Coating	09 90
		Painting	09 91

MINOR	CSI	UOM	DESCRIPTION	TOTAL DIRECT UNIT COST	DEMOLITION UNIT COST
09 91	13 00-0043	SF	1 Coat Paint, Brush/Roller Work, Paint Exterior Concrete Block Walls.....	0.97	
			For Oil Based Paint, Add	0.06	
			For Work >15' To 20' Above Floor, Add	0.11	
			Note: Applied only to work area above 15' to 20'.		
			For Work >20' To 30' Above Floor, Add	0.18	
			Note: Applied only to work area above 20'.		
			For Work >30' To 40' Above Floor, Add	0.28	
			Note: Applied only to work area above 30' to 40'.		
			For Work >40' Above Floor, Add	0.39	
			Note: Applied only to work area above 40'.		
			For Up To 100, Add	0.57	
			For >100 To 250, Add	0.27	
			For >250 To 500, Add	0.12	
			For >2,500 To 5,000, Deduct	-0.05	
			For >5,000 To 10,000, Deduct	-0.10	
			For >10,000 To 20,000, Deduct	-0.15	
			For >20,000, Deduct	-0.19	
09 91	13 00-0044	SF	2 Coats Paint, Brush/Roller Work, Paint Exterior Concrete Block Walls.....	1.70	
			For Oil Based Paint, Add	0.11	
			For Work >15' To 20' Above Floor, Add	0.17	
			Note: Applied only to work area above 15' to 20'.		
			For Work >20' To 30' Above Floor, Add	0.29	
			Note: Applied only to work area above 20'.		
			For Work >30' To 40' Above Floor, Add	0.46	
			Note: Applied only to work area above 30' to 40'.		
			For Work >40' Above Floor, Add	0.63	
			Note: Applied only to work area above 40'.		
			For Up To 100, Add	0.95	
			For >100 To 250, Add	0.46	
			For >250 To 500, Add	0.20	
			For >2,500 To 5,000, Deduct	-0.09	
			For >5,000 To 10,000, Deduct	-0.17	
			For >10,000 To 20,000, Deduct	-0.26	
			For >20,000, Deduct	-0.34	
09 91	13 00-0045	SF	1 Coat Texture Paint, Brush/Roller Work, Paint Exterior Concrete Block Walls.....	1.10	
			For Oil Based Paint, Add	0.07	
			For Work >15' To 20' Above Floor, Add	0.12	
			Note: Applied only to work area above 15' to 20'.		
			For Work >20' To 30' Above Floor, Add	0.20	
			Note: Applied only to work area above 20'.		
			For Work >30' To 40' Above Floor, Add	0.32	
			Note: Applied only to work area above 30' to 40'.		
			For Work >40' Above Floor, Add	0.43	
			Note: Applied only to work area above 40'.		
			For Up To 100, Add	0.64	
			For >100 To 250, Add	0.31	
			For >250 To 500, Add	0.13	
			For >2,500 To 5,000, Deduct	-0.06	
			For >5,000 To 10,000, Deduct	-0.11	
			For >10,000 To 20,000, Deduct	-0.17	
			For >20,000, Deduct	-0.22	
09 91	13 00-0046	SF	1 Coat Filler, Sprayed, Paint Exterior Concrete Block Walls.....	0.76	
			For Oil Based Paint, Add	0.05	
			For Work >15' To 20' Above Floor, Add	0.07	
			Note: Applied only to work area above 15' to 20'.		
			For Work >20' To 30' Above Floor, Add	0.12	
			Note: Applied only to work area above 20'.		
			For Work >30' To 40' Above Floor, Add	0.20	
			Note: Applied only to work area above 30' to 40'.		
			For Work >40' Above Floor, Add	0.27	
			Note: Applied only to work area above 40'.		
			For Up To 100, Add	0.41	
			For >100 To 250, Add	0.20	
			For >250 To 500, Add	0.09	
			For >2,500 To 5,000, Deduct	-0.04	
			For >5,000 To 10,000, Deduct	-0.08	
			For >10,000 To 20,000, Deduct	-0.11	
			For >20,000, Deduct	-0.15	
09 91	13 00-0047	SF	1 Coat Paint, Sprayed, Paint Exterior Concrete Block Walls.....	0.81	
			For Oil Based Paint, Add	0.06	
			For Work >15' To 20' Above Floor, Add	0.07	
			Note: Applied only to work area above 15' to 20'.		
			For Work >20' To 30' Above Floor, Add	0.12	
			Note: Applied only to work area above 20'.		
			For Work >30' To 40' Above Floor, Add	0.19	
			Note: Applied only to work area above 30' to 40'.		
			For Work >40' Above Floor, Add	0.26	
			Note: Applied only to work area above 40'.		
			For Up To 100, Add	0.40	
			For >100 To 250, Add	0.20	
			For >250 To 500, Add	0.09	
			For >2,500 To 5,000, Deduct	-0.04	
			For >5,000 To 10,000, Deduct	-0.08	
			For >10,000 To 20,000, Deduct	-0.12	
			For >20,000, Deduct	-0.16	

09 Finishes

09 90 Painting and Coating

09 91 Painting



MINOR	CSI	UOM	DESCRIPTION	TOTAL DIRECT UNIT COST	DEMOLITION UNIT COST
09 91	13 00-0048	SF	2 Coats Paint, Sprayed, Paint Exterior Concrete Block Walls.....	1.23	
			<i>For Oil Based Paint, Add</i>	0.08	
			<i>For Work >15' To 20' Above Floor, Add</i>	0.12	
			<i>Note: Applied only to work area above 15' to 20'.</i>		
			<i>For Work >20' To 30' Above Floor, Add</i>	0.21	
			<i>Note: Applied only to work area above 20'.</i>		
			<i>For Work >30' To 40' Above Floor, Add</i>	0.33	
			<i>Note: Applied only to work area above 30' to 40'.</i>		
			<i>For Work >40' Above Floor, Add</i>	0.45	
			<i>Note: Applied only to work area above 40'.</i>		
			<i>For Up To 100, Add</i>	0.68	
			<i>For >100 To 250, Add</i>	0.33	
			<i>For >250 To 500, Add</i>	0.14	
			<i>For >2,500 To 5,000, Deduct</i>	-0.06	
			<i>For >5,000 To 10,000, Deduct</i>	-0.12	
			<i>For >10,000 To 20,000, Deduct</i>	-0.18	
			<i>For >20,000, Deduct</i>	-0.25	
09 91	13 00-0049	SF	1 Coat Texture Paint, Sprayed, Paint Exterior Concrete Block Walls.....	1.03	
			<i>For Oil Based Paint, Add</i>	0.07	
			<i>For Work >15' To 20' Above Floor, Add</i>	0.09	
			<i>Note: Applied only to work area above 15' to 20'.</i>		
			<i>For Work >20' To 30' Above Floor, Add</i>	0.16	
			<i>Note: Applied only to work area above 20'.</i>		
			<i>For Work >30' To 40' Above Floor, Add</i>	0.25	
			<i>Note: Applied only to work area above 30' to 40'.</i>		
			<i>For Work >40' Above Floor, Add</i>	0.34	
			<i>Note: Applied only to work area above 40'.</i>		
			<i>For Up To 100, Add</i>	0.53	
			<i>For >100 To 250, Add</i>	0.26	
			<i>For >250 To 500, Add</i>	0.11	
			<i>For >2,500 To 5,000, Deduct</i>	-0.05	
			<i>For >5,000 To 10,000, Deduct</i>	-0.10	
			<i>For >10,000 To 20,000, Deduct</i>	-0.15	
			<i>For >20,000, Deduct</i>	-0.21	
09 91	13 00-0050		Paint Exterior Drywall/Plaster Walls (09 91 13 00-0001)		
09 91	13 00-0051	LF	1 Coat Paint, Cut-in Brush Work, Paint Exterior Drywall/Plaster Walls.....	0.13	
			<i>For Oil Based Paint, Add</i>	0.01	
			<i>For Work >15' To 20' Above Floor, Add</i>	0.02	
			<i>Note: Applied only to work area above 15' to 20'.</i>		
			<i>For Work >20' To 30' Above Floor, Add</i>	0.03	
			<i>Note: Applied only to work area above 20'.</i>		
			<i>For Work >30' To 40' Above Floor, Add</i>	0.04	
			<i>Note: Applied only to work area above 30' to 40'.</i>		
			<i>For Work >40' Above Floor, Add</i>	0.06	
			<i>Note: Applied only to work area above 40'.</i>		
			<i>For Up To 100, Add</i>	0.09	
			<i>For >100 To 250, Add</i>	0.04	
			<i>For >250 To 500, Add</i>	0.02	
			<i>For >2,500 To 5,000, Deduct</i>	-0.01	
			<i>For >5,000 To 10,000, Deduct</i>	-0.01	
			<i>For >10,000 To 20,000, Deduct</i>	-0.02	
			<i>For >20,000, Deduct</i>	-0.03	
			<i>For Epoxy Paint, Add</i>	0.01	
09 91	13 00-0052	SF	1 Coat Primer, Brush Work, Paint Exterior Drywall/Plaster Wall.....	0.77	
			<i>For Oil Based Paint, Add</i>	0.05	
			<i>For Orange Peel Finish, Add</i>	0.10	
			<i>For Work >15' To 20' Above Floor, Add</i>	0.09	
			<i>Note: Applied only to work area above 15' to 20'.</i>		
			<i>For Work >20' To 30' Above Floor, Add</i>	0.15	
			<i>Note: Applied only to work area above 20'.</i>		
			<i>For Work >30' To 40' Above Floor, Add</i>	0.24	
			<i>Note: Applied only to work area above 30' to 40'.</i>		
			<i>For Work >40' Above Floor, Add</i>	0.33	
			<i>Note: Applied only to work area above 40'.</i>		
			<i>For Up To 100, Add</i>	0.48	
			<i>For >100 To 250, Add</i>	0.23	
			<i>For >250 To 500, Add</i>	0.10	
			<i>For >2,500 To 5,000, Deduct</i>	-0.04	
			<i>For >5,000 To 10,000, Deduct</i>	-0.08	
			<i>For >10,000 To 20,000, Deduct</i>	-0.12	
			<i>For >20,000, Deduct</i>	-0.15	
			<i>For Epoxy Paint, Add</i>	0.09	



		Finishes	09
		Painting and Coating	09 90
		Painting	09 91

MINOR CSI UOM DESCRIPTION	TOTAL DIRECT UNIT COST	DEMOLITION UNIT COST
09 91 13 00-0053 SF 1 Coat Paint, Brush Work, Paint Exterior Drywall/Plaster Walls	0.83	
For Oil Based Paint, Add	0.05	
For Orange Peel Finish, Add	0.12	
For Work >15' To 20' Above Floor, Add	0.10	
Note: Applied only to work area above 15' to 20'.		
For Work >20' To 30' Above Floor, Add	0.17	
Note: Applied only to work area above 20'.		
For Work >30' To 40' Above Floor, Add	0.28	
Note: Applied only to work area above 30' to 40'.		
For Work >40' Above Floor, Add	0.38	
Note: Applied only to work area above 40'.		
For Up To 100, Add	0.54	
For >100 To 250, Add	0.26	
For >250 To 500, Add	0.11	
For >2,500 To 5,000, Deduct	-0.04	
For >5,000 To 10,000, Deduct	-0.08	
For >10,000 To 20,000, Deduct	-0.12	
For >20,000, Deduct	-0.17	
For Epoxy Paint, Add	0.08	
09 91 13 00-0054 SF 2 Coats Paint, Brush Work, Paint Exterior Drywall/Plaster Walls.....	1.51	
For Oil Based Paint, Add	0.09	
For Orange Peel Finish, Add	0.21	
For Work >15' To 20' Above Floor, Add	0.19	
Note: Applied only to work area above 15' to 20'.		
For Work >20' To 30' Above Floor, Add	0.31	
Note: Applied only to work area above 20'.		
For Work >30' To 40' Above Floor, Add	0.50	
Note: Applied only to work area above 30' to 40'.		
For Work >40' Above Floor, Add	0.68	
Note: Applied only to work area above 40'.		
For Up To 100, Add	0.97	
For >100 To 250, Add	0.46	
For >250 To 500, Add	0.20	
For >2,500 To 5,000, Deduct	-0.08	
For >5,000 To 10,000, Deduct	-0.15	
For >10,000 To 20,000, Deduct	-0.23	
For >20,000, Deduct	-0.30	
For Epoxy Paint, Add	0.16	
09 91 13 00-0055 SF 1 Coat Primer, Brush/Roller Work, Paint Exterior Drywall/Plaster Walls.....	0.62	
For Oil Based Paint, Add	0.04	
For Orange Peel Finish, Add	0.08	
For Work >15' To 20' Above Floor, Add	0.07	
Note: Applied only to work area above 15' to 20'.		
For Work >20' To 30' Above Floor, Add	0.11	
Note: Applied only to work area above 20'.		
For Work >30' To 40' Above Floor, Add	0.18	
Note: Applied only to work area above 30' to 40'.		
For Work >40' Above Floor, Add	0.25	
Note: Applied only to work area above 40'.		
For Up To 100, Add	0.36	
For >100 To 250, Add	0.17	
For >250 To 500, Add	0.08	
For >2,500 To 5,000, Deduct	-0.03	
For >5,000 To 10,000, Deduct	-0.06	
For >10,000 To 20,000, Deduct	-0.09	
For >20,000, Deduct	-0.12	
For Epoxy Paint, Add	0.08	
09 91 13 00-0056 SF 1 Coat Paint, Brush/Roller Work, Paint Exterior Drywall/Plaster Walls.....	0.61	
For Oil Based Paint, Add	0.04	
For Orange Peel Finish, Add	0.08	
For Work >15' To 20' Above Floor, Add	0.07	
Note: Applied only to work area above 15' to 20'.		
For Work >20' To 30' Above Floor, Add	0.12	
Note: Applied only to work area above 20'.		
For Work >30' To 40' Above Floor, Add	0.19	
Note: Applied only to work area above 30' to 40'.		
For Work >40' Above Floor, Add	0.26	
Note: Applied only to work area above 40'.		
For Up To 100, Add	0.37	
For >100 To 250, Add	0.18	
For >250 To 500, Add	0.08	
For >2,500 To 5,000, Deduct	-0.03	
For >5,000 To 10,000, Deduct	-0.06	
For >10,000 To 20,000, Deduct	-0.09	
For >20,000, Deduct	-0.12	
For Epoxy Paint, Add	0.07	

09	09 Finishes
	09 90 Painting and Coating
	09 91 Painting



MINOR CSI UOM DESCRIPTION	TOTAL DIRECT UNIT COST	DEMOLITION UNIT COST
09 91 13 00-0057 SF 2 Coats Paint, Brush/Roller Work, Paint Exterior Drywall/Plaster Walls	1.13	
For Oil Based Paint, Add	0.07	
For Orange Peel Finish, Add	0.15	
For Work >15' To 20' Above Floor, Add	0.13	
Note: Applied only to work area above 15' to 20'.		
For Work >20' To 30' Above Floor, Add	0.22	
Note: Applied only to work area above 20'.		
For Work >30' To 40' Above Floor, Add	0.34	
Note: Applied only to work area above 30' to 40'.		
For Work >40' Above Floor, Add	0.47	
Note: Applied only to work area above 40'.		
For Up To 100, Add	0.69	
For >100 To 250, Add	0.33	
For >250 To 500, Add	0.14	
For >2,500 To 5,000, Deduct	-0.06	
For >5,000 To 10,000, Deduct	-0.11	
For >10,000 To 20,000, Deduct	-0.17	
For >20,000, Deduct	-0.23	
For Epoxy Paint, Add	0.14	
09 91 13 00-0058 SF 1 Coat Primer, Sprayed, Paint Exterior Drywall/Plaster Walls	0.55	
For Oil Based Paint, Add	0.04	
For Work >15' To 20' Above Floor, Add	0.05	
Note: Applied only to work area above 15' to 20'.		
For Work >20' To 30' Above Floor, Add	0.09	
Note: Applied only to work area above 20'.		
For Work >30' To 40' Above Floor, Add	0.14	
Note: Applied only to work area above 30' to 40'.		
For Work >40' Above Floor, Add	0.19	
Note: Applied only to work area above 40'.		
For Up To 100, Add	0.29	
For >100 To 250, Add	0.14	
For >250 To 500, Add	0.06	
For >2,500 To 5,000, Deduct	-0.03	
For >5,000 To 10,000, Deduct	-0.06	
For >10,000 To 20,000, Deduct	-0.08	
For >20,000, Deduct	-0.11	
For Epoxy Paint, Add	0.09	
09 91 13 00-0059 SF 1 Coat Paint, Sprayed, Paint Exterior Drywall/Plaster Walls	0.58	
For Oil Based Paint, Add	0.04	
For Work >15' To 20' Above Floor, Add	0.06	
Note: Applied only to work area above 15' to 20'.		
For Work >20' To 30' Above Floor, Add	0.10	
Note: Applied only to work area above 20'.		
For Work >30' To 40' Above Floor, Add	0.16	
Note: Applied only to work area above 30' to 40'.		
For Work >40' Above Floor, Add	0.23	
Note: Applied only to work area above 40'.		
For Up To 100, Add	0.33	
For >100 To 250, Add	0.16	
For >250 To 500, Add	0.07	
For >2,500 To 5,000, Deduct	-0.03	
For >5,000 To 10,000, Deduct	-0.06	
For >10,000 To 20,000, Deduct	-0.09	
For >20,000, Deduct	-0.12	
For Epoxy Paint, Add	0.08	
09 91 13 00-0060 SF 2 Coats Paint, Sprayed, Paint Exterior Drywall/Plaster Walls	0.95	
For Oil Based Paint, Add	0.06	
For Work >15' To 20' Above Floor, Add	0.09	
Note: Applied only to work area above 15' to 20'.		
For Work >20' To 30' Above Floor, Add	0.15	
Note: Applied only to work area above 20'.		
For Work >30' To 40' Above Floor, Add	0.24	
Note: Applied only to work area above 30' to 40'.		
For Work >40' Above Floor, Add	0.34	
Note: Applied only to work area above 40'.		
For Up To 100, Add	0.51	
For >100 To 250, Add	0.25	
For >250 To 500, Add	0.11	
For >2,500 To 5,000, Deduct	-0.05	
For >5,000 To 10,000, Deduct	-0.10	
For >10,000 To 20,000, Deduct	-0.14	
For >20,000, Deduct	-0.19	
For Epoxy Paint, Add	0.15	
09 91 13 00-0061 Paint Exterior Metal Walls <small>(09 91 13 00-0001)</small>		
09 91 13 00-0062 Paint Exterior Galvanized Walls <small>(09 91 13 00-0061)</small>		
Note: Linseed oil or acrylic latex paint.		



		Finishes	09
		Painting and Coating	09 90
		Painting	09 91

MINOR	CSI	UOM	DESCRIPTION	TOTAL DIRECT UNIT COST	DEMOLITION UNIT COST
09 91 13 00-0063	SF	1	Coat Primer, Brush Work, Paint Exterior Galvanized Wall Surfaces.....	0.99	
			<i>For Work >15' To 20' Above Floor, Add</i>	0.10	
			<i>Note: Applied only to work area above 15' to 20'.</i>		
			<i>For Work >20' To 30' Above Floor, Add</i>	0.17	
			<i>Note: Applied only to work area above 20'.</i>		
			<i>For Work >30' To 40' Above Floor, Add</i>	0.27	
			<i>Note: Applied only to work area above 30' to 40'.</i>		
			<i>For Work >40' Above Floor, Add</i>	0.37	
			<i>Note: Applied only to work area above 40'.</i>		
			<i>For Up To 100, Add</i>	0.55	
			<i>For >100 To 250, Add</i>	0.27	
			<i>For >250 To 500, Add</i>	0.12	
			<i>For >2,500 To 5,000, Deduct</i>	-0.05	
			<i>For >5,000 To 10,000, Deduct</i>	-0.10	
			<i>For >10,000 To 20,000, Deduct</i>	-0.15	
			<i>For >20,000, Deduct</i>	-0.20	
09 91 13 00-0064	SF	1	Coat Paint, Brush Work, Paint Exterior Galvanized Wall Surfaces.....	1.09	
			<i>For Work >15' To 20' Above Floor, Add</i>	0.12	
			<i>Note: Applied only to work area above 15' to 20'.</i>		
			<i>For Work >20' To 30' Above Floor, Add</i>	0.19	
			<i>Note: Applied only to work area above 20'.</i>		
			<i>For Work >30' To 40' Above Floor, Add</i>	0.31	
			<i>Note: Applied only to work area above 30' to 40'.</i>		
			<i>For Work >40' Above Floor, Add</i>	0.42	
			<i>Note: Applied only to work area above 40'.</i>		
			<i>For Up To 100, Add</i>	0.63	
			<i>For >100 To 250, Add</i>	0.30	
			<i>For >250 To 500, Add</i>	0.13	
			<i>For >2,500 To 5,000, Deduct</i>	-0.05	
			<i>For >5,000 To 10,000, Deduct</i>	-0.11	
			<i>For >10,000 To 20,000, Deduct</i>	-0.16	
			<i>For >20,000, Deduct</i>	-0.22	
09 91 13 00-0065	SF	2	Coats Paint, Brush Work, Paint Exterior Galvanized Wall Surfaces.....	1.99	
			<i>For Work >15' To 20' Above Floor, Add</i>	0.20	
			<i>Note: Applied only to work area above 15' to 20'.</i>		
			<i>For Work >20' To 30' Above Floor, Add</i>	0.34	
			<i>Note: Applied only to work area above 20'.</i>		
			<i>For Work >30' To 40' Above Floor, Add</i>	0.54	
			<i>Note: Applied only to work area above 30' to 40'.</i>		
			<i>For Work >40' Above Floor, Add</i>	0.74	
			<i>Note: Applied only to work area above 40'.</i>		
			<i>For Up To 100, Add</i>	1.11	
			<i>For >100 To 250, Add</i>	0.54	
			<i>For >250 To 500, Add</i>	0.23	
			<i>For >2,500 To 5,000, Deduct</i>	-0.10	
			<i>For >5,000 To 10,000, Deduct</i>	-0.20	
			<i>For >10,000 To 20,000, Deduct</i>	-0.30	
			<i>For >20,000, Deduct</i>	-0.40	
09 91 13 00-0066	SF	1	Coat Primer, Brush/Roller Work, Paint Exterior Galvanized Walls.....	0.75	
			<i>For Work >15' To 20' Above Floor, Add</i>	0.07	
			<i>Note: Applied only to work area above 15' to 20'.</i>		
			<i>For Work >20' To 30' Above Floor, Add</i>	0.12	
			<i>Note: Applied only to work area above 20'.</i>		
			<i>For Work >30' To 40' Above Floor, Add</i>	0.20	
			<i>Note: Applied only to work area above 30' to 40'.</i>		
			<i>For Work >40' Above Floor, Add</i>	0.27	
			<i>Note: Applied only to work area above 40'.</i>		
			<i>For Up To 100, Add</i>	0.41	
			<i>For >100 To 250, Add</i>	0.20	
			<i>For >250 To 500, Add</i>	0.09	
			<i>For >2,500 To 5,000, Deduct</i>	-0.04	
			<i>For >5,000 To 10,000, Deduct</i>	-0.08	
			<i>For >10,000 To 20,000, Deduct</i>	-0.11	
			<i>For >20,000, Deduct</i>	-0.15	
09 91 13 00-0067	SF	1	Coat Paint, Brush/Roller Work, Paint Exterior Galvanized Walls.....	0.86	
			<i>For Work >15' To 20' Above Floor, Add</i>	0.09	
			<i>Note: Applied only to work area above 15' to 20'.</i>		
			<i>For Work >20' To 30' Above Floor, Add</i>	0.15	
			<i>Note: Applied only to work area above 20'.</i>		
			<i>For Work >30' To 40' Above Floor, Add</i>	0.23	
			<i>Note: Applied only to work area above 30' to 40'.</i>		
			<i>For Work >40' Above Floor, Add</i>	0.32	
			<i>Note: Applied only to work area above 40'.</i>		
			<i>For Up To 100, Add</i>	0.48	
			<i>For >100 To 250, Add</i>	0.23	
			<i>For >250 To 500, Add</i>	0.10	
			<i>For >2,500 To 5,000, Deduct</i>	-0.04	
			<i>For >5,000 To 10,000, Deduct</i>	-0.09	
			<i>For >10,000 To 20,000, Deduct</i>	-0.13	
			<i>For >20,000, Deduct</i>	-0.17	

09	09 Finishes
	09 90 Painting and Coating
	09 91 Painting



MINOR		TOTAL DIRECT	DEMOLITION
CSI	UOM DESCRIPTION	UNIT COST	UNIT COST
09 91 13 00-0068	SF 2 Coats Paint, Brush/Roller Work, Paint Exterior Galvanized Walls 1.61		
	For Work >15' To 20' Above Floor, Add 0.16		
	Note: Applied only to work area above 15' to 20'.		
	For Work >20' To 30' Above Floor, Add 0.27		
	Note: Applied only to work area above 20'.		
	For Work >30' To 40' Above Floor, Add 0.42		
	Note: Applied only to work area above 30' to 40'.		
	For Work >40' Above Floor, Add 0.58		
	Note: Applied only to work area above 40'.		
	For Up To 100, Add 0.88		
	For >100 To 250, Add 0.43		
	For >250 To 500, Add 0.19		
	For >2,500 To 5,000, Deduct -0.08		
	For >5,000 To 10,000, Deduct -0.16		
	For >10,000 To 20,000, Deduct -0.24		
	For >20,000, Deduct -0.32		
09 91 13 00-0069	SF 1 Coat Primer, Sprayed, Paint Exterior Galvanized Walls 0.67		
	For Work >15' To 20' Above Floor, Add 0.05		
	Note: Applied only to work area above 15' to 20'.		
	For Work >20' To 30' Above Floor, Add 0.08		
	Note: Applied only to work area above 20'.		
	For Work >30' To 40' Above Floor, Add 0.12		
	Note: Applied only to work area above 30' to 40'.		
	For Work >40' Above Floor, Add 0.17		
	Note: Applied only to work area above 40'.		
	For Up To 100, Add 0.28		
	For >100 To 250, Add 0.14		
	For >250 To 500, Add 0.06		
	For >2,500 To 5,000, Deduct -0.03		
	For >5,000 To 10,000, Deduct -0.07		
	For >10,000 To 20,000, Deduct -0.10		
	For >20,000, Deduct -0.13		
09 91 13 00-0070	SF 1 Coat Paint, Sprayed, Paint Exterior Galvanized Walls 0.86		
	For Work >15' To 20' Above Floor, Add 0.07		
	Note: Applied only to work area above 15' to 20'.		
	For Work >20' To 30' Above Floor, Add 0.12		
	Note: Applied only to work area above 20'.		
	For Work >30' To 40' Above Floor, Add 0.20		
	Note: Applied only to work area above 30' to 40'.		
	For Work >40' Above Floor, Add 0.27		
	Note: Applied only to work area above 40'.		
	For Up To 100, Add 0.42		
	For >100 To 250, Add 0.21		
	For >250 To 500, Add 0.09		
	For >2,500 To 5,000, Deduct -0.04		
	For >5,000 To 10,000, Deduct -0.09		
	For >10,000 To 20,000, Deduct -0.13		
	For >20,000, Deduct -0.17		
09 91 13 00-0071	SF 2 Coats Paint, Sprayed, Paint Exterior Galvanized Walls 1.47		
	For Work >15' To 20' Above Floor, Add 0.11		
	Note: Applied only to work area above 15' to 20'.		
	For Work >20' To 30' Above Floor, Add 0.18		
	Note: Applied only to work area above 20'.		
	For Work >30' To 40' Above Floor, Add 0.29		
	Note: Applied only to work area above 30' to 40'.		
	For Work >40' Above Floor, Add 0.40		
	Note: Applied only to work area above 40'.		
	For Up To 100, Add 0.66		
	For >100 To 250, Add 0.33		
	For >250 To 500, Add 0.15		
	For >2,500 To 5,000, Deduct -0.07		
	For >5,000 To 10,000, Deduct -0.15		
	For >10,000 To 20,000, Deduct -0.22		
	For >20,000, Deduct -0.29		
09 91 13 00-0072	Paint Exterior Aluminum And Aluminum Alloy Walls (09 91 13 00-0061)		
	Note: Alkyd enamel paint.		
09 91 13 00-0073	SF 1 Coat Primer, Brush Work, Paint Exterior Aluminum And Aluminum Alloy Wall Surfaces 0.99		
	For Work >15' To 20' Above Floor, Add 0.10		
	Note: Applied only to work area above 15' to 20'.		
	For Work >20' To 30' Above Floor, Add 0.17		
	Note: Applied only to work area above 20'.		
	For Work >30' To 40' Above Floor, Add 0.27		
	Note: Applied only to work area above 30' to 40'.		
	For Work >40' Above Floor, Add 0.37		
	Note: Applied only to work area above 40'.		
	For Up To 100, Add 0.55		
	For >100 To 250, Add 0.27		
	For >250 To 500, Add 0.12		
	For >2,500 To 5,000, Deduct -0.05		
	For >5,000 To 10,000, Deduct -0.10		
	For >10,000 To 20,000, Deduct -0.15		
	For >20,000, Deduct -0.20		



		Finishes	09
		Painting and Coating	09 90
		Painting	09 91

MINOR	CSI	UOM	DESCRIPTION	TOTAL DIRECT UNIT COST	DEMOLITION UNIT COST
09 91	13 00-0074	SF	1 Coat Paint, Brush Work, Paint Exterior Aluminum And Aluminum Alloy Wall Surfaces.....	1.09	
			For Work >15' To 20' Above Floor, Add	0.12	
			Note: Applied only to work area above 15' to 20'.		
			For Work >20' To 30' Above Floor, Add	0.19	
			Note: Applied only to work area above 20'.		
			For Work >30' To 40' Above Floor, Add	0.31	
			Note: Applied only to work area above 30' to 40'.		
			For Work >40' Above Floor, Add	0.42	
			Note: Applied only to work area above 40'.		
			For Up To 100, Add	0.63	
			For >100 To 250, Add	0.30	
			For >250 To 500, Add	0.13	
			For >2,500 To 5,000, Deduct	-0.05	
			For >5,000 To 10,000, Deduct	-0.11	
			For >10,000 To 20,000, Deduct	-0.16	
			For >20,000, Deduct	-0.22	
09 91	13 00-0075	SF	2 Coats Paint, Brush Work, Paint Exterior Aluminum And Aluminum Alloy Wall Surfaces.....	1.99	
			For Work >15' To 20' Above Floor, Add	0.20	
			Note: Applied only to work area above 15' to 20'.		
			For Work >20' To 30' Above Floor, Add	0.34	
			Note: Applied only to work area above 20'.		
			For Work >30' To 40' Above Floor, Add	0.54	
			Note: Applied only to work area above 30' to 40'.		
			For Work >40' Above Floor, Add	0.74	
			Note: Applied only to work area above 40'.		
			For Up To 100, Add	1.11	
			For >100 To 250, Add	0.54	
			For >250 To 500, Add	0.23	
			For >2,500 To 5,000, Deduct	-0.10	
			For >5,000 To 10,000, Deduct	-0.20	
			For >10,000 To 20,000, Deduct	-0.30	
			For >20,000, Deduct	-0.40	
09 91	13 00-0076	SF	1 Coat Primer, Brush/Roller Work, Paint Exterior Aluminum And Aluminum Alloy Walls.....	0.85	
			For Work >15' To 20' Above Floor, Add	0.07	
			Note: Applied only to work area above 15' to 20'.		
			For Work >20' To 30' Above Floor, Add	0.12	
			Note: Applied only to work area above 20'.		
			For Work >30' To 40' Above Floor, Add	0.19	
			Note: Applied only to work area above 30' to 40'.		
			For Work >40' Above Floor, Add	0.26	
			Note: Applied only to work area above 40'.		
			For Up To 100, Add	0.42	
			For >100 To 250, Add	0.21	
			For >250 To 500, Add	0.09	
			For >2,500 To 5,000, Deduct	-0.04	
			For >5,000 To 10,000, Deduct	-0.09	
			For >10,000 To 20,000, Deduct	-0.13	
			For >20,000, Deduct	-0.17	
09 91	13 00-0077	SF	1 Coat Paint, Brush/Roller Work, Paint Exterior Aluminum And Aluminum Alloy Walls.....	0.95	
			For Work >15' To 20' Above Floor, Add	0.09	
			Note: Applied only to work area above 15' to 20'.		
			For Work >20' To 30' Above Floor, Add	0.15	
			Note: Applied only to work area above 20'.		
			For Work >30' To 40' Above Floor, Add	0.23	
			Note: Applied only to work area above 30' to 40'.		
			For Work >40' Above Floor, Add	0.32	
			Note: Applied only to work area above 40'.		
			For Up To 100, Add	0.49	
			For >100 To 250, Add	0.24	
			For >250 To 500, Add	0.11	
			For >2,500 To 5,000, Deduct	-0.05	
			For >5,000 To 10,000, Deduct	-0.10	
			For >10,000 To 20,000, Deduct	-0.14	
			For >20,000, Deduct	-0.19	
09 91	13 00-0078	SF	2 Coats Paint, Brush/Roller Work, Paint Exterior Aluminum And Aluminum Alloy Walls.....	1.80	
			For Work >15' To 20' Above Floor, Add	0.16	
			Note: Applied only to work area above 15' to 20'.		
			For Work >20' To 30' Above Floor, Add	0.27	
			Note: Applied only to work area above 20'.		
			For Work >30' To 40' Above Floor, Add	0.42	
			Note: Applied only to work area above 30' to 40'.		
			For Work >40' Above Floor, Add	0.58	
			Note: Applied only to work area above 40'.		
			For Up To 100, Add	0.91	
			For >100 To 250, Add	0.45	
			For >250 To 500, Add	0.20	
			For >2,500 To 5,000, Deduct	-0.09	
			For >5,000 To 10,000, Deduct	-0.18	
			For >10,000 To 20,000, Deduct	-0.27	
			For >20,000, Deduct	-0.36	

09	09	Finishes
	09 90	Painting and Coating
	09 91	Painting



MINOR		TOTAL DIRECT	DEMOLITION
CSI	UOM DESCRIPTION	UNIT COST	UNIT COST
09 91 13 00-0079	SF 1 Coat Primer, Sprayed, Paint Exterior Aluminum And Aluminum Alloy Walls	0.73	
	For Work >15' To 20' Above Floor, Add	0.05	
	Note: Applied only to work area above 15' to 20'.		
	For Work >20' To 30' Above Floor, Add	0.09	
	Note: Applied only to work area above 20'.		
	For Work >30' To 40' Above Floor, Add	0.14	
	Note: Applied only to work area above 30' to 40'.		
	For Work >40' Above Floor, Add	0.20	
	Note: Applied only to work area above 40'.		
	For Up To 100, Add	0.33	
	For >100 To 250, Add	0.16	
	For >250 To 500, Add	0.07	
	For >2,500 To 5,000, Deduct	-0.04	
	For >5,000 To 10,000, Deduct	-0.07	
	For >10,000 To 20,000, Deduct	-0.11	
	For >20,000, Deduct	-0.15	
09 91 13 00-0080	SF 1 Coat Paint, Sprayed, Paint Exterior Aluminum And Aluminum Alloy Walls.....	0.86	
	For Work >15' To 20' Above Floor, Add	0.07	
	Note: Applied only to work area above 15' to 20'.		
	For Work >20' To 30' Above Floor, Add	0.12	
	Note: Applied only to work area above 20'.		
	For Work >30' To 40' Above Floor, Add	0.20	
	Note: Applied only to work area above 30' to 40'.		
	For Work >40' Above Floor, Add	0.27	
	Note: Applied only to work area above 40'.		
	For Up To 100, Add	0.42	
	For >100 To 250, Add	0.21	
	For >250 To 500, Add	0.09	
	For >2,500 To 5,000, Deduct	-0.04	
	For >5,000 To 10,000, Deduct	-0.09	
	For >10,000 To 20,000, Deduct	-0.13	
	For >20,000, Deduct	-0.17	
09 91 13 00-0081	SF 2 Coats Paint, Sprayed, Paint Exterior Aluminum And Aluminum Alloy Walls.....	1.47	
	For Work >15' To 20' Above Floor, Add	0.11	
	Note: Applied only to work area above 15' to 20'.		
	For Work >20' To 30' Above Floor, Add	0.18	
	Note: Applied only to work area above 20'.		
	For Work >30' To 40' Above Floor, Add	0.29	
	Note: Applied only to work area above 30' to 40'.		
	For Work >40' Above Floor, Add	0.40	
	Note: Applied only to work area above 40'.		
	For Up To 100, Add	0.66	
	For >100 To 250, Add	0.33	
	For >250 To 500, Add	0.15	
	For >2,500 To 5,000, Deduct	-0.07	
	For >5,000 To 10,000, Deduct	-0.15	
	For >10,000 To 20,000, Deduct	-0.22	
	For >20,000, Deduct	-0.29	
09 91 13 00-0082	Paint Exterior Aluminum And Aluminum Alloy Roof Stacks (09 91 13 00-0061)		
09 91 13 00-0083	LF 1 Coat Primer, Paint Exterior Aluminum And Aluminum Alloy Roof Stack With Heat Resistant Paint, Per LF Of Stack.....	12.76	
	For Work >15' To 20' Above Floor, Add	1.64	
	Note: Applied only to work area above 15' to 20'.		
	For Work >20' To 30' Above Floor, Add	2.73	
	Note: Applied only to work area above 20'.		
	For Work >30' To 40' Above Floor, Add	4.37	
	Note: Applied only to work area above 30' to 40'.		
	For Work >40' Above Floor, Add	6.01	
	Note: Applied only to work area above 40'.		
	For Up To 100, Add	8.47	
	For >100 To 250, Add	4.01	
	For >250 To 500, Add	1.73	
	For >2,500 To 5,000, Deduct	-0.64	
	For >5,000 To 10,000, Deduct	-1.28	
	For >10,000 To 20,000, Deduct	-1.91	
	For >20,000, Deduct	-2.55	
09 91 13 00-0084	LF 4 Coat Paint, Paint Exterior Aluminum And Aluminum Alloy Roof Stack With Heat Resistant Paint, Per LF Of Stack.....	14.20	
	For Work >15' To 20' Above Floor, Add	1.82	
	Note: Applied only to work area above 15' to 20'.		
	For Work >20' To 30' Above Floor, Add	3.03	
	Note: Applied only to work area above 20'.		
	For Work >30' To 40' Above Floor, Add	4.85	
	Note: Applied only to work area above 30' to 40'.		
	For Work >40' Above Floor, Add	6.67	
	Note: Applied only to work area above 40'.		
	For Up To 100, Add	9.41	
	For >100 To 250, Add	4.45	
	For >250 To 500, Add	1.92	
	For >2,500 To 5,000, Deduct	-0.71	
	For >5,000 To 10,000, Deduct	-1.42	
	For >10,000 To 20,000, Deduct	-2.13	
	For >20,000, Deduct	-2.84	



Finishes	09	
Painting and Coating	09 90	09
Painting	09 91	

MINOR CSI UOM DESCRIPTION	TOTAL DIRECT UNIT COST	DEMOLITION UNIT COST
------------------------------	---------------------------	-------------------------

09 91 13 00-0085	LF	2 Coats Paint, Paint Exterior Aluminum And Aluminum Alloy Roof Stack With Heat Resistant Paint, Per LF Of Stack	26.49
		<i>For Work >15' To 20' Above Floor, Add</i>	3.42
		<i>Note: Applied only to work area above 15' to 20'.</i>	
		<i>For Work >20' To 30' Above Floor, Add</i>	5.70
		<i>Note: Applied only to work area above 20'.</i>	
		<i>For Work >30' To 40' Above Floor, Add</i>	9.12
		<i>Note: Applied only to work area above 30' to 40'.</i>	
		<i>For Work >40' Above Floor, Add</i>	12.55
		<i>Note: Applied only to work area above 40'.</i>	
		<i>For Up To 100, Add</i>	17.66
		<i>For >100 To 250, Add</i>	8.35
		<i>For >250 To 500, Add</i>	3.61
		<i>For >2,500 To 5,000, Deduct</i>	-1.32
		<i>For >5,000 To 10,000, Deduct</i>	-2.65
		<i>For >10,000 To 20,000, Deduct</i>	-3.97
		<i>For >20,000, Deduct</i>	-5.30

09 91 13 00-0086 Paint Exterior Corrugated Metal Walls (09 91 13 00-0061)

09 91 13 00-0087	SF	1 Coat Primer, Sprayed, Paint Exterior Corrugated Metal Walls	0.83
		<i>For Work >15' To 20' Above Floor, Add</i>	0.06
		<i>Note: Applied only to work area above 15' to 20'.</i>	
		<i>For Work >20' To 30' Above Floor, Add</i>	0.10
		<i>Note: Applied only to work area above 20'.</i>	
		<i>For Work >30' To 40' Above Floor, Add</i>	0.16
		<i>Note: Applied only to work area above 30' to 40'.</i>	
		<i>For Work >40' Above Floor, Add</i>	0.23
		<i>Note: Applied only to work area above 40'.</i>	
		<i>For Up To 100, Add</i>	0.37
		<i>For >100 To 250, Add</i>	0.19
		<i>For >250 To 500, Add</i>	0.08
		<i>For >2,500 To 5,000, Deduct</i>	-0.04
		<i>For >5,000 To 10,000, Deduct</i>	-0.08
		<i>For >10,000 To 20,000, Deduct</i>	-0.12
		<i>For >20,000, Deduct</i>	-0.17

09 91 13 00-0088	SF	1 Coat Paint, Sprayed, Paint Exterior Corrugated Metal Walls	1.06
		<i>For Work >15' To 20' Above Floor, Add</i>	0.10
		<i>Note: Applied only to work area above 15' to 20'.</i>	
		<i>For Work >20' To 30' Above Floor, Add</i>	0.16
		<i>Note: Applied only to work area above 20'.</i>	
		<i>For Work >30' To 40' Above Floor, Add</i>	0.26
		<i>Note: Applied only to work area above 30' to 40'.</i>	
		<i>For Work >40' Above Floor, Add</i>	0.35
		<i>Note: Applied only to work area above 40'.</i>	
		<i>For Up To 100, Add</i>	0.54
		<i>For >100 To 250, Add</i>	0.27
		<i>For >250 To 500, Add</i>	0.12
		<i>For >2,500 To 5,000, Deduct</i>	-0.05
		<i>For >5,000 To 10,000, Deduct</i>	-0.11
		<i>For >10,000 To 20,000, Deduct</i>	-0.16
		<i>For >20,000, Deduct</i>	-0.21

09 91 13 00-0089	SF	2 Coats Paint, Sprayed, Paint Exterior Corrugated Metal Walls	1.82
		<i>For Work >15' To 20' Above Floor, Add</i>	0.15
		<i>Note: Applied only to work area above 15' to 20'.</i>	
		<i>For Work >20' To 30' Above Floor, Add</i>	0.24
		<i>Note: Applied only to work area above 20'.</i>	
		<i>For Work >30' To 40' Above Floor, Add</i>	0.39
		<i>Note: Applied only to work area above 30' to 40'.</i>	
		<i>For Work >40' Above Floor, Add</i>	0.53
		<i>Note: Applied only to work area above 40'.</i>	
		<i>For Up To 100, Add</i>	0.86
		<i>For >100 To 250, Add</i>	0.42
		<i>For >250 To 500, Add</i>	0.19
		<i>For >2,500 To 5,000, Deduct</i>	-0.09
		<i>For >5,000 To 10,000, Deduct</i>	-0.18
		<i>For >10,000 To 20,000, Deduct</i>	-0.27
		<i>For >20,000, Deduct</i>	-0.36

09 91 13 00-0090 Paint Exterior Stucco Walls (09 91 13 00-0001)

09 Finishes

09 90 Painting and Coating

09 91 Painting



MINOR		TOTAL DIRECT	DEMOLITION
CSI	UOM DESCRIPTION	UNIT COST	UNIT COST
09 91 13 00-0091	LF 1 Coat Paint, Cut-in Brush Work, Paint Exterior Stucco Wall Surfaces.....	0.23	
	<i>For Oil Based Paint, Add</i>	0.01	
	<i>For Work >15' To 20' Above Floor, Add</i>	0.03	
	<i>Note: Applied only to work area above 15' to 20'.</i>		
	<i>For Work >20' To 30' Above Floor, Add</i>	0.05	
	<i>Note: Applied only to work area above 20'.</i>		
	<i>For Work >30' To 40' Above Floor, Add</i>	0.08	
	<i>Note: Applied only to work area above 30' to 40'.</i>		
	<i>For Work >40' Above Floor, Add</i>	0.10	
	<i>Note: Applied only to work area above 40'.</i>		
	<i>For Up To 100, Add</i>	0.15	
	<i>For >100 To 250, Add</i>	0.07	
	<i>For >250 To 500, Add</i>	0.03	
	<i>For >2,500 To 5,000, Deduct</i>	-0.01	
	<i>For >5,000 To 10,000, Deduct</i>	-0.02	
	<i>For >10,000 To 20,000, Deduct</i>	-0.03	
	<i>For >20,000, Deduct</i>	-0.05	
09 91 13 00-0092	SF 1 Coat Primer, Brush Work, Paint Exterior Stucco Wall Surfaces.....	1.27	
	<i>For Oil Based Paint, Add</i>	0.07	
	<i>For Work >15' To 20' Above Floor, Add</i>	0.16	
	<i>Note: Applied only to work area above 15' to 20'.</i>		
	<i>For Work >20' To 30' Above Floor, Add</i>	0.27	
	<i>Note: Applied only to work area above 20'.</i>		
	<i>For Work >30' To 40' Above Floor, Add</i>	0.42	
	<i>Note: Applied only to work area above 30' to 40'.</i>		
	<i>For Work >40' Above Floor, Add</i>	0.58	
	<i>Note: Applied only to work area above 40'.</i>		
	<i>For Up To 100, Add</i>	0.83	
	<i>For >100 To 250, Add</i>	0.39	
	<i>For >250 To 500, Add</i>	0.17	
	<i>For >2,500 To 5,000, Deduct</i>	-0.06	
	<i>For >5,000 To 10,000, Deduct</i>	-0.13	
	<i>For >10,000 To 20,000, Deduct</i>	-0.19	
	<i>For >20,000, Deduct</i>	-0.25	
09 91 13 00-0093	SF 1 Coat Paint, Brush Work, Paint Exterior Stucco Wall Surfaces.....	1.40	
	<i>For Oil Based Paint, Add</i>	0.08	
	<i>For Work >15' To 20' Above Floor, Add</i>	0.17	
	<i>Note: Applied only to work area above 15' to 20'.</i>		
	<i>For Work >20' To 30' Above Floor, Add</i>	0.29	
	<i>Note: Applied only to work area above 20'.</i>		
	<i>For Work >30' To 40' Above Floor, Add</i>	0.46	
	<i>Note: Applied only to work area above 30' to 40'.</i>		
	<i>For Work >40' Above Floor, Add</i>	0.64	
	<i>Note: Applied only to work area above 40'.</i>		
	<i>For Up To 100, Add</i>	0.91	
	<i>For >100 To 250, Add</i>	0.43	
	<i>For >250 To 500, Add</i>	0.19	
	<i>For >2,500 To 5,000, Deduct</i>	-0.07	
	<i>For >5,000 To 10,000, Deduct</i>	-0.14	
	<i>For >10,000 To 20,000, Deduct</i>	-0.21	
	<i>For >20,000, Deduct</i>	-0.28	
09 91 13 00-0094	SF 2 Coats Paint, Brush Work, Paint Exterior Stucco Wall Surfaces.....	2.59	
	<i>For Oil Based Paint, Add</i>	0.15	
	<i>For Work >15' To 20' Above Floor, Add</i>	0.32	
	<i>Note: Applied only to work area above 15' to 20'.</i>		
	<i>For Work >20' To 30' Above Floor, Add</i>	0.53	
	<i>Note: Applied only to work area above 20'.</i>		
	<i>For Work >30' To 40' Above Floor, Add</i>	0.84	
	<i>Note: Applied only to work area above 30' to 40'.</i>		
	<i>For Work >40' Above Floor, Add</i>	1.16	
	<i>Note: Applied only to work area above 40'.</i>		
	<i>For Up To 100, Add</i>	1.65	
	<i>For >100 To 250, Add</i>	0.79	
	<i>For >250 To 500, Add</i>	0.34	
	<i>For >2,500 To 5,000, Deduct</i>	-0.13	
	<i>For >5,000 To 10,000, Deduct</i>	-0.26	
	<i>For >10,000 To 20,000, Deduct</i>	-0.39	
	<i>For >20,000, Deduct</i>	-0.52	
09 91 13 00-0095	SF 1 Coat Primer, Brush/Roller Work, Paint Exterior Stucco Walls.....	0.97	
	<i>For Oil Based Paint, Add</i>	0.06	
	<i>For Work >15' To 20' Above Floor, Add</i>	0.11	
	<i>Note: Applied only to work area above 15' to 20'.</i>		
	<i>For Work >20' To 30' Above Floor, Add</i>	0.19	
	<i>Note: Applied only to work area above 20'.</i>		
	<i>For Work >30' To 40' Above Floor, Add</i>	0.30	
	<i>Note: Applied only to work area above 30' to 40'.</i>		
	<i>For Work >40' Above Floor, Add</i>	0.42	
	<i>Note: Applied only to work area above 40'.</i>		
	<i>For Up To 100, Add</i>	0.60	
	<i>For >100 To 250, Add</i>	0.29	
	<i>For >250 To 500, Add</i>	0.12	
	<i>For >2,500 To 5,000, Deduct</i>	-0.05	
	<i>For >5,000 To 10,000, Deduct</i>	-0.10	
	<i>For >10,000 To 20,000, Deduct</i>	-0.15	
	<i>For >20,000, Deduct</i>	-0.19	



		Finishes	09
		Painting and Coating	09 90
		Painting	09 91

MINOR	CSI	UOM	DESCRIPTION	TOTAL DIRECT UNIT COST	DEMOLITION UNIT COST
09 91	13 00-0096	SF	1 Coat Paint, Brush/Roller Work, Paint Exterior Stucco Walls	1.10	
			For Oil Based Paint, Add	0.07	
			For Work >15' To 20' Above Floor, Add	0.13	
			Note: Applied only to work area above 15' to 20'.		
			For Work >20' To 30' Above Floor, Add	0.22	
			Note: Applied only to work area above 20'.		
			For Work >30' To 40' Above Floor, Add	0.34	
			Note: Applied only to work area above 30' to 40'.		
			For Work >40' Above Floor, Add	0.47	
			Note: Applied only to work area above 40'.		
			For Up To 100, Add	0.68	
			For >100 To 250, Add	0.33	
			For >250 To 500, Add	0.14	
			For >2,500 To 5,000, Deduct	-0.06	
			For >5,000 To 10,000, Deduct	-0.11	
			For >10,000 To 20,000, Deduct	-0.17	
			For >20,000, Deduct	-0.22	
09 91	13 00-0097	SF	2 Coats Paint, Brush/Roller Work, Paint Exterior Stucco Walls	2.03	
			For Oil Based Paint, Add	0.13	
			For Work >15' To 20' Above Floor, Add	0.23	
			Note: Applied only to work area above 15' to 20'.		
			For Work >20' To 30' Above Floor, Add	0.39	
			Note: Applied only to work area above 20'.		
			For Work >30' To 40' Above Floor, Add	0.62	
			Note: Applied only to work area above 30' to 40'.		
			For Work >40' Above Floor, Add	0.85	
			Note: Applied only to work area above 40'.		
			For Up To 100, Add	1.23	
			For >100 To 250, Add	0.59	
			For >250 To 500, Add	0.26	
			For >2,500 To 5,000, Deduct	-0.10	
			For >5,000 To 10,000, Deduct	-0.20	
			For >10,000 To 20,000, Deduct	-0.30	
			For >20,000, Deduct	-0.41	
09 91	13 00-0098	SF	1 Coat Primer, Sprayed, Paint Exterior Stucco Walls	0.75	
			For Oil Based Paint, Add	0.05	
			For Work >15' To 20' Above Floor, Add	0.08	
			Note: Applied only to work area above 15' to 20'.		
			For Work >20' To 30' Above Floor, Add	0.13	
			Note: Applied only to work area above 20'.		
			For Work >30' To 40' Above Floor, Add	0.20	
			Note: Applied only to work area above 30' to 40'.		
			For Work >40' Above Floor, Add	0.28	
			Note: Applied only to work area above 40'.		
			For Up To 100, Add	0.42	
			For >100 To 250, Add	0.20	
			For >250 To 500, Add	0.09	
			For >2,500 To 5,000, Deduct	-0.04	
			For >5,000 To 10,000, Deduct	-0.08	
			For >10,000 To 20,000, Deduct	-0.11	
			For >20,000, Deduct	-0.15	
09 91	13 00-0099	SF	1 Coat Paint, Sprayed, Paint Exterior Stucco Walls	0.92	
			For Oil Based Paint, Add	0.06	
			For Work >15' To 20' Above Floor, Add	0.09	
			Note: Applied only to work area above 15' to 20'.		
			For Work >20' To 30' Above Floor, Add	0.15	
			Note: Applied only to work area above 20'.		
			For Work >30' To 40' Above Floor, Add	0.24	
			Note: Applied only to work area above 30' to 40'.		
			For Work >40' Above Floor, Add	0.34	
			Note: Applied only to work area above 40'.		
			For Up To 100, Add	0.50	
			For >100 To 250, Add	0.24	
			For >250 To 500, Add	0.11	
			For >2,500 To 5,000, Deduct	-0.05	
			For >5,000 To 10,000, Deduct	-0.09	
			For >10,000 To 20,000, Deduct	-0.14	
			For >20,000, Deduct	-0.18	
09 91	13 00-0100	SF	2 Coats Paint, Sprayed, Paint Exterior Stucco Walls	1.78	
			For Oil Based Paint, Add	0.12	
			For Work >15' To 20' Above Floor, Add	0.18	
			Note: Applied only to work area above 15' to 20'.		
			For Work >20' To 30' Above Floor, Add	0.31	
			Note: Applied only to work area above 20'.		
			For Work >30' To 40' Above Floor, Add	0.49	
			Note: Applied only to work area above 30' to 40'.		
			For Work >40' Above Floor, Add	0.68	
			Note: Applied only to work area above 40'.		
			For Up To 100, Add	1.01	
			For >100 To 250, Add	0.49	
			For >250 To 500, Add	0.21	
			For >2,500 To 5,000, Deduct	-0.09	
			For >5,000 To 10,000, Deduct	-0.18	
			For >10,000 To 20,000, Deduct	-0.27	
			For >20,000, Deduct	-0.36	

09	09 Finishes
	09 90 Painting and Coating
	09 91 Painting



MINOR CSI UOM DESCRIPTION	TOTAL DIRECT UNIT COST	DEMOLITION UNIT COST
------------------------------	---------------------------	-------------------------

09 91 13 00-0101	Paint Exterior Wood Siding <small>(09 91 13 00-0001)</small>	
09 91 13 00-0102	Paint Exterior Smooth Wood Siding <small>(09 91 13 00-0101)</small> Note: Includes tongue and groove, beveled, drop or board and batten siding.	
09 91 13 00-0103	LF 1 Coat Paint, Cut-in Brush Work, Paint Exterior Wood Smooth Siding.....	0.18
	For Oil Based Paint, Add	0.01
	For Work >15' To 20' Above Floor, Add	0.02
	Note: Applied only to work area above 15' to 20'.	
	For Work >20' To 30' Above Floor, Add	0.04
	Note: Applied only to work area above 20'.	
	For Work >30' To 40' Above Floor, Add	0.06
	Note: Applied only to work area above 30' to 40'.	
	For Work >40' Above Floor, Add	0.08
	Note: Applied only to work area above 40'.	
	For Up To 100, Add	0.12
	For >100 To 250, Add	0.06
	For >250 To 500, Add	0.02
	For >2,500 To 5,000, Deduct	-0.01
	For >5,000 To 10,000, Deduct	-0.02
	For >10,000 To 20,000, Deduct	-0.03
	For >20,000, Deduct	-0.04
09 91 13 00-0104	SF 1 Coat Primer, Brush Work, Paint Exterior Wood Smooth Siding.....	1.08
	For Oil Based Paint, Add	0.07
	For Work >15' To 20' Above Floor, Add	0.13
	Note: Applied only to work area above 15' to 20'.	
	For Work >20' To 30' Above Floor, Add	0.21
	Note: Applied only to work area above 20'.	
	For Work >30' To 40' Above Floor, Add	0.34
	Note: Applied only to work area above 30' to 40'.	
	For Work >40' Above Floor, Add	0.46
	Note: Applied only to work area above 40'.	
	For Up To 100, Add	0.67
	For >100 To 250, Add	0.32
	For >250 To 500, Add	0.14
	For >2,500 To 5,000, Deduct	-0.05
	For >5,000 To 10,000, Deduct	-0.11
	For >10,000 To 20,000, Deduct	-0.16
	For >20,000, Deduct	-0.22
09 91 13 00-0105	SF 1 Coat Paint, Brush Work, Paint Exterior Wood Smooth Siding.....	1.14
	For Oil Based Paint, Add	0.07
	For Work >15' To 20' Above Floor, Add	0.14
	Note: Applied only to work area above 15' to 20'.	
	For Work >20' To 30' Above Floor, Add	0.23
	Note: Applied only to work area above 20'.	
	For Work >30' To 40' Above Floor, Add	0.37
	Note: Applied only to work area above 30' to 40'.	
	For Work >40' Above Floor, Add	0.51
	Note: Applied only to work area above 40'.	
	For Up To 100, Add	0.73
	For >100 To 250, Add	0.35
	For >250 To 500, Add	0.15
	For >2,500 To 5,000, Deduct	-0.06
	For >5,000 To 10,000, Deduct	-0.11
	For >10,000 To 20,000, Deduct	-0.17
	For >20,000, Deduct	-0.23
09 91 13 00-0106	SF 2 Coats Paint, Brush Work, Paint Exterior Wood Smooth Siding.....	2.03
	For Oil Based Paint, Add	0.12
	For Work >15' To 20' Above Floor, Add	0.24
	Note: Applied only to work area above 15' to 20'.	
	For Work >20' To 30' Above Floor, Add	0.41
	Note: Applied only to work area above 20'.	
	For Work >30' To 40' Above Floor, Add	0.65
	Note: Applied only to work area above 30' to 40'.	
	For Work >40' Above Floor, Add	0.89
	Note: Applied only to work area above 40'.	
	For Up To 100, Add	1.28
	For >100 To 250, Add	0.61
	For >250 To 500, Add	0.26
	For >2,500 To 5,000, Deduct	-0.10
	For >5,000 To 10,000, Deduct	-0.20
	For >10,000 To 20,000, Deduct	-0.30
	For >20,000, Deduct	-0.41



		Finishes	09
		Painting and Coating	09 90
		Painting	09 91

MINOR	CSI	UOM	DESCRIPTION	TOTAL DIRECT UNIT COST	DEMOLITION UNIT COST
09 91	13 00-0107	SF	1 Coat Primer, Brush/Roller Work, Paint Exterior Smooth Wood Siding.....	0.85	
			For Oil Based Paint, Add	0.06	
			For Work >15' To 20' Above Floor, Add	0.09	
			Note: Applied only to work area above 15' to 20'.		
			For Work >20' To 30' Above Floor, Add	0.15	
			Note: Applied only to work area above 20'.		
			For Work >30' To 40' Above Floor, Add	0.23	
			Note: Applied only to work area above 30' to 40'.		
			For Work >40' Above Floor, Add	0.32	
			Note: Applied only to work area above 40'.		
			For Up To 100, Add	0.48	
			For >100 To 250, Add	0.23	
			For >250 To 500, Add	0.10	
			For >2,500 To 5,000, Deduct	-0.04	
			For >5,000 To 10,000, Deduct	-0.09	
			For >10,000 To 20,000, Deduct	-0.13	
			For >20,000, Deduct	-0.17	
09 91	13 00-0108	SF	1 Coat Paint, Brush/Roller Work, Paint Exterior Smooth Wood Siding.....	0.93	
			For Oil Based Paint, Add	0.06	
			For Work >15' To 20' Above Floor, Add	0.10	
			Note: Applied only to work area above 15' to 20'.		
			For Work >20' To 30' Above Floor, Add	0.17	
			Note: Applied only to work area above 20'.		
			For Work >30' To 40' Above Floor, Add	0.28	
			Note: Applied only to work area above 30' to 40'.		
			For Work >40' Above Floor, Add	0.38	
			Note: Applied only to work area above 40'.		
			For Up To 100, Add	0.55	
			For >100 To 250, Add	0.27	
			For >250 To 500, Add	0.12	
			For >2,500 To 5,000, Deduct	-0.05	
			For >5,000 To 10,000, Deduct	-0.09	
			For >10,000 To 20,000, Deduct	-0.14	
			For >20,000, Deduct	-0.19	
09 91	13 00-0109	SF	2 Coats Paint, Brush/Roller Work, Paint Exterior Smooth Wood Siding.....	1.76	
			For Oil Based Paint, Add	0.11	
			For Work >15' To 20' Above Floor, Add	0.19	
			Note: Applied only to work area above 15' to 20'.		
			For Work >20' To 30' Above Floor, Add	0.32	
			Note: Applied only to work area above 20'.		
			For Work >30' To 40' Above Floor, Add	0.51	
			Note: Applied only to work area above 30' to 40'.		
			For Work >40' Above Floor, Add	0.70	
			Note: Applied only to work area above 40'.		
			For Up To 100, Add	1.03	
			For >100 To 250, Add	0.50	
			For >250 To 500, Add	0.22	
			For >2,500 To 5,000, Deduct	-0.09	
			For >5,000 To 10,000, Deduct	-0.18	
			For >10,000 To 20,000, Deduct	-0.26	
			For >20,000, Deduct	-0.35	
09 91	13 00-0110	SF	1 Coat Primer, Sprayed, Paint Exterior Smooth Wood Siding.....	0.71	
			For Oil Based Paint, Add	0.05	
			For Work >15' To 20' Above Floor, Add	0.07	
			Note: Applied only to work area above 15' to 20'.		
			For Work >20' To 30' Above Floor, Add	0.11	
			Note: Applied only to work area above 20'.		
			For Work >30' To 40' Above Floor, Add	0.18	
			Note: Applied only to work area above 30' to 40'.		
			For Work >40' Above Floor, Add	0.24	
			Note: Applied only to work area above 40'.		
			For Up To 100, Add	0.37	
			For >100 To 250, Add	0.18	
			For >250 To 500, Add	0.08	
			For >2,500 To 5,000, Deduct	-0.04	
			For >5,000 To 10,000, Deduct	-0.07	
			For >10,000 To 20,000, Deduct	-0.11	
			For >20,000, Deduct	-0.14	
09 91	13 00-0111	SF	1 Coat Paint, Sprayed, Paint Exterior Smooth Wood Siding.....	0.85	
			For Oil Based Paint, Add	0.06	
			For Work >15' To 20' Above Floor, Add	0.09	
			Note: Applied only to work area above 15' to 20'.		
			For Work >20' To 30' Above Floor, Add	0.15	
			Note: Applied only to work area above 20'.		
			For Work >30' To 40' Above Floor, Add	0.23	
			Note: Applied only to work area above 30' to 40'.		
			For Work >40' Above Floor, Add	0.32	
			Note: Applied only to work area above 40'.		
			For Up To 100, Add	0.48	
			For >100 To 250, Add	0.23	
			For >250 To 500, Add	0.10	
			For >2,500 To 5,000, Deduct	-0.04	
			For >5,000 To 10,000, Deduct	-0.09	
			For >10,000 To 20,000, Deduct	-0.13	
			For >20,000, Deduct	-0.17	

09	09 Finishes
	09 90 Painting and Coating
	09 91 Painting



MINOR CSI UOM DESCRIPTION	TOTAL DIRECT UNIT COST	DEMOLITION UNIT COST
------------------------------	---------------------------	-------------------------

09 91 13 00-0112	SF 2 Coats Paint, Sprayed, Paint Exterior Smooth Wood Siding.....	1.39	
	<i>For Oil Based Paint, Add</i>	0.10	
	<i>For Work >15' To 20' Above Floor, Add</i>	0.13	
	<i>Note: Applied only to work area above 15' to 20'.</i>		
	<i>For Work >20' To 30' Above Floor, Add</i>	0.22	
	<i>Note: Applied only to work area above 20'.</i>		
	<i>For Work >30' To 40' Above Floor, Add</i>	0.35	
	<i>Note: Applied only to work area above 30' to 40'.</i>		
	<i>For Work >40' Above Floor, Add</i>	0.48	
	<i>Note: Applied only to work area above 40'.</i>		
	<i>For Up To 100, Add</i>	0.74	
	<i>For >100 To 250, Add</i>	0.36	
	<i>For >250 To 500, Add</i>	0.16	
	<i>For >2,500 To 5,000, Deduct</i>	-0.07	
	<i>For >5,000 To 10,000, Deduct</i>	-0.14	
	<i>For >10,000 To 20,000, Deduct</i>	-0.21	
	<i>For >20,000, Deduct</i>	-0.28	

09 91 13 00-0113 Paint Exterior Rough Wood Siding (09 91 13 00-0101)
Note: Includes shingles, shakes or rough sawn siding.

09 91 13 00-0114	SF 1 Coat Primer, Brush Work, Paint Exterior Wood Rough (Shingles, Shakes Or Rough Sawn) Siding.....	1.43	
	<i>For Oil Based Paint, Add</i>	0.09	
	<i>For Work >15' To 20' Above Floor, Add</i>	0.17	
	<i>Note: Applied only to work area above 15' to 20'.</i>		
	<i>For Work >20' To 30' Above Floor, Add</i>	0.29	
	<i>Note: Applied only to work area above 20'.</i>		
	<i>For Work >30' To 40' Above Floor, Add</i>	0.46	
	<i>Note: Applied only to work area above 30' to 40'.</i>		
	<i>For Work >40' Above Floor, Add</i>	0.64	
	<i>Note: Applied only to work area above 40'.</i>		
	<i>For Up To 100, Add</i>	0.91	
	<i>For >100 To 250, Add</i>	0.43	
	<i>For >250 To 500, Add</i>	0.19	
	<i>For >2,500 To 5,000, Deduct</i>	-0.07	
	<i>For >5,000 To 10,000, Deduct</i>	-0.14	
	<i>For >10,000 To 20,000, Deduct</i>	-0.21	
	<i>For >20,000, Deduct</i>	-0.29	

09 91 13 00-0115	SF 1 Coat Paint, Brush Work, Paint Exterior Wood Rough (Shingles, Shakes Or Rough Sawn) Siding.....	1.43	
	<i>For Oil Based Paint, Add</i>	0.08	
	<i>For Work >15' To 20' Above Floor, Add</i>	0.18	
	<i>Note: Applied only to work area above 15' to 20'.</i>		
	<i>For Work >20' To 30' Above Floor, Add</i>	0.31	
	<i>Note: Applied only to work area above 20'.</i>		
	<i>For Work >30' To 40' Above Floor, Add</i>	0.49	
	<i>Note: Applied only to work area above 30' to 40'.</i>		
	<i>For Work >40' Above Floor, Add</i>	0.67	
	<i>Note: Applied only to work area above 40'.</i>		
	<i>For Up To 100, Add</i>	0.95	
	<i>For >100 To 250, Add</i>	0.45	
	<i>For >250 To 500, Add</i>	0.19	
	<i>For >2,500 To 5,000, Deduct</i>	-0.07	
	<i>For >5,000 To 10,000, Deduct</i>	-0.14	
	<i>For >10,000 To 20,000, Deduct</i>	-0.21	
	<i>For >20,000, Deduct</i>	-0.29	

09 91 13 00-0116	SF 2 Coats Paint, Brush Work, Paint Exterior Wood Rough (Shingles, Shakes Or Rough Sawn) Siding.....	2.63	
	<i>For Oil Based Paint, Add</i>	0.15	
	<i>For Work >15' To 20' Above Floor, Add</i>	0.33	
	<i>Note: Applied only to work area above 15' to 20'.</i>		
	<i>For Work >20' To 30' Above Floor, Add</i>	0.56	
	<i>Note: Applied only to work area above 20'.</i>		
	<i>For Work >30' To 40' Above Floor, Add</i>	0.89	
	<i>Note: Applied only to work area above 30' to 40'.</i>		
	<i>For Work >40' Above Floor, Add</i>	1.22	
	<i>Note: Applied only to work area above 40'.</i>		
	<i>For Up To 100, Add</i>	1.73	
	<i>For >100 To 250, Add</i>	0.82	
	<i>For >250 To 500, Add</i>	0.35	
	<i>For >2,500 To 5,000, Deduct</i>	-0.13	
	<i>For >5,000 To 10,000, Deduct</i>	-0.26	
	<i>For >10,000 To 20,000, Deduct</i>	-0.39	
	<i>For >20,000, Deduct</i>	-0.53	



Finishes	09	
Painting and Coating	09 90	09
Painting	09 91	

MINOR CSI UOM DESCRIPTION	TOTAL DIRECT UNIT COST	DEMOLITION UNIT COST
09 91 13 00-0117 SF 1 Coat Primer, Brush/Roller Work, Paint Exterior Rough Wood Siding (Shingles, Shakes Or Rough Sawn)	1.31	
For Oil Based Paint, Add	0.09	
For Work >15' To 20' Above Floor, Add	0.13	
Note: Applied only to work area above 15' to 20'.		
For Work >20' To 30' Above Floor, Add	0.22	
Note: Applied only to work area above 20'.		
For Work >30' To 40' Above Floor, Add	0.34	
Note: Applied only to work area above 30' to 40'.		
For Work >40' Above Floor, Add	0.47	
Note: Applied only to work area above 40'.		
For Up To 100, Add	0.71	
For >100 To 250, Add	0.35	
For >250 To 500, Add	0.15	
For >2,500 To 5,000, Deduct	-0.07	
For >5,000 To 10,000, Deduct	-0.13	
For >10,000 To 20,000, Deduct	-0.20	
For >20,000, Deduct	-0.26	
09 91 13 00-0118 SF 1 Coat Paint, Brush/Roller Work, Paint Exterior Rough Wood Siding (Shingles, Shakes Or Rough Sawn)	1.42	
For Oil Based Paint, Add	0.09	
For Work >15' To 20' Above Floor, Add	0.15	
Note: Applied only to work area above 15' to 20'.		
For Work >20' To 30' Above Floor, Add	0.24	
Note: Applied only to work area above 20'.		
For Work >30' To 40' Above Floor, Add	0.39	
Note: Applied only to work area above 30' to 40'.		
For Work >40' Above Floor, Add	0.53	
Note: Applied only to work area above 40'.		
For Up To 100, Add	0.80	
For >100 To 250, Add	0.38	
For >250 To 500, Add	0.17	
For >2,500 To 5,000, Deduct	-0.07	
For >5,000 To 10,000, Deduct	-0.14	
For >10,000 To 20,000, Deduct	-0.21	
For >20,000, Deduct	-0.28	
09 91 13 00-0119 SF 2 Coats Paint, Brush/Roller Work, Paint Exterior Rough Wood Siding (Shingles, Shakes Or Rough Sawn)	2.62	
For Oil Based Paint, Add	0.18	
For Work >15' To 20' Above Floor, Add	0.26	
Note: Applied only to work area above 15' to 20'.		
For Work >20' To 30' Above Floor, Add	0.43	
Note: Applied only to work area above 20'.		
For Work >30' To 40' Above Floor, Add	0.69	
Note: Applied only to work area above 30' to 40'.		
For Work >40' Above Floor, Add	0.95	
Note: Applied only to work area above 40'.		
For Up To 100, Add	1.43	
For >100 To 250, Add	0.69	
For >250 To 500, Add	0.30	
For >2,500 To 5,000, Deduct	-0.13	
For >5,000 To 10,000, Deduct	-0.26	
For >10,000 To 20,000, Deduct	-0.39	
For >20,000, Deduct	-0.52	
09 91 13 00-0120 SF 1 Coat Primer, Sprayed, Paint Exterior Rough Wood Siding (Shingles, Shakes Or Rough Sawn)	0.99	
For Oil Based Paint, Add	0.07	
For Work >15' To 20' Above Floor, Add	0.09	
Note: Applied only to work area above 15' to 20'.		
For Work >20' To 30' Above Floor, Add	0.15	
Note: Applied only to work area above 20'.		
For Work >30' To 40' Above Floor, Add	0.24	
Note: Applied only to work area above 30' to 40'.		
For Work >40' Above Floor, Add	0.34	
Note: Applied only to work area above 40'.		
For Up To 100, Add	0.51	
For >100 To 250, Add	0.25	
For >250 To 500, Add	0.11	
For >2,500 To 5,000, Deduct	-0.05	
For >5,000 To 10,000, Deduct	-0.10	
For >10,000 To 20,000, Deduct	-0.15	
For >20,000, Deduct	-0.20	
09 91 13 00-0121 SF 1 Coat Paint, Sprayed, Paint Exterior Rough Wood Siding (Shingles, Shakes Or Rough Sawn)	1.11	
For Oil Based Paint, Add	0.07	
For Work >15' To 20' Above Floor, Add	0.11	
Note: Applied only to work area above 15' to 20'.		
For Work >20' To 30' Above Floor, Add	0.18	
Note: Applied only to work area above 20'.		
For Work >30' To 40' Above Floor, Add	0.29	
Note: Applied only to work area above 30' to 40'.		
For Work >40' Above Floor, Add	0.40	
Note: Applied only to work area above 40'.		
For Up To 100, Add	0.60	
For >100 To 250, Add	0.29	
For >250 To 500, Add	0.13	
For >2,500 To 5,000, Deduct	-0.06	
For >5,000 To 10,000, Deduct	-0.11	
For >10,000 To 20,000, Deduct	-0.17	
For >20,000, Deduct	-0.22	

09	09 Finishes
	09 90 Painting and Coating
	09 91 Painting



MINOR CSI UOM DESCRIPTION	TOTAL DIRECT UNIT COST	DEMOLITION UNIT COST
09 91 13 00-0122 SF 2 Coats Paint, Sprayed, Paint Exterior Rough Wood Siding (Shingles, Shakes Or Rough Sawn)	2.08	
For Oil Based Paint, Add	0.14	
For Work >15' To 20' Above Floor, Add	0.20	
Note: Applied only to work area above 15' to 20'.		
For Work >20' To 30' Above Floor, Add	0.33	
Note: Applied only to work area above 20'.		
For Work >30' To 40' Above Floor, Add	0.53	
Note: Applied only to work area above 30' to 40'.		
For Work >40' Above Floor, Add	0.73	
Note: Applied only to work area above 40'.		
For Up To 100, Add	1.11	
For >100 To 250, Add	0.54	
For >250 To 500, Add	0.24	
For >2,500 To 5,000, Deduct	-0.10	
For >5,000 To 10,000, Deduct	-0.21	
For >10,000 To 20,000, Deduct	-0.31	
For >20,000, Deduct	-0.42	
09 91 13 00-0123 Paint Exterior Vinyl Siding (09 91 13 00-0001)		
09 91 13 00-0124 LF 1 Coat Paint, Cut-in Brush Work, Paint Exterior Vinyl Siding	0.15	
For Oil Based Paint, Add	0.01	
For Work >15' To 20' Above Floor, Add	0.02	
Note: Applied only to work area above 15' to 20'.		
For Work >20' To 30' Above Floor, Add	0.03	
Note: Applied only to work area above 20'.		
For Work >30' To 40' Above Floor, Add	0.04	
Note: Applied only to work area above 30' to 40'.		
For Work >40' Above Floor, Add	0.06	
Note: Applied only to work area above 40'.		
For Up To 100, Add	0.09	
For >100 To 250, Add	0.04	
For >250 To 500, Add	0.02	
For >2,500 To 5,000, Deduct	-0.01	
For >5,000 To 10,000, Deduct	-0.02	
For >10,000 To 20,000, Deduct	-0.02	
For >20,000, Deduct	-0.03	
09 91 13 00-0125 SF 1 Coat Primer, Brush Work, Paint Exterior Vinyl Siding	0.82	
For Oil Based Paint, Add	0.05	
For Work >15' To 20' Above Floor, Add	0.09	
Note: Applied only to work area above 15' to 20'.		
For Work >20' To 30' Above Floor, Add	0.15	
Note: Applied only to work area above 20'.		
For Work >30' To 40' Above Floor, Add	0.23	
Note: Applied only to work area above 30' to 40'.		
For Work >40' Above Floor, Add	0.32	
Note: Applied only to work area above 40'.		
For Up To 100, Add	0.47	
For >100 To 250, Add	0.23	
For >250 To 500, Add	0.10	
For >2,500 To 5,000, Deduct	-0.04	
For >5,000 To 10,000, Deduct	-0.08	
For >10,000 To 20,000, Deduct	-0.12	
For >20,000, Deduct	-0.16	
09 91 13 00-0126 SF 1 Coat Paint, Brush Work, Paint Exterior Vinyl Siding	0.90	
For Oil Based Paint, Add	0.06	
For Work >15' To 20' Above Floor, Add	0.10	
Note: Applied only to work area above 15' to 20'.		
For Work >20' To 30' Above Floor, Add	0.17	
Note: Applied only to work area above 20'.		
For Work >30' To 40' Above Floor, Add	0.26	
Note: Applied only to work area above 30' to 40'.		
For Work >40' Above Floor, Add	0.36	
Note: Applied only to work area above 40'.		
For Up To 100, Add	0.53	
For >100 To 250, Add	0.26	
For >250 To 500, Add	0.11	
For >2,500 To 5,000, Deduct	-0.05	
For >5,000 To 10,000, Deduct	-0.09	
For >10,000 To 20,000, Deduct	-0.14	
For >20,000, Deduct	-0.18	



		Finishes	09
		Painting and Coating	09 90
		Painting	09 91

MINOR	CSI	UOM	DESCRIPTION	TOTAL DIRECT UNIT COST	DEMOLITION UNIT COST
09 91	13 00-0127	SF	2 Coats Paint, Brush Work, Paint Exterior Vinyl Siding	1.67	
			For Oil Based Paint, Add	0.11	
			For Work >15' To 20' Above Floor, Add	0.17	
			Note: Applied only to work area above 15' to 20'.		
			For Work >20' To 30' Above Floor, Add	0.29	
			Note: Applied only to work area above 20'.		
			For Work >30' To 40' Above Floor, Add	0.46	
			Note: Applied only to work area above 30' to 40'.		
			For Work >40' Above Floor, Add	0.64	
			Note: Applied only to work area above 40'.		
			For Up To 100, Add	0.95	
			For >100 To 250, Add	0.46	
			For >250 To 500, Add	0.20	
			For >2,500 To 5,000, Deduct	-0.08	
			For >5,000 To 10,000, Deduct	-0.17	
			For >10,000 To 20,000, Deduct	-0.25	
			For >20,000, Deduct	-0.33	
09 91	13 00-0128	SF	1 Coat Primer, Brush/Roller Work, Paint Exterior Vinyl Siding.....	0.75	
			For Oil Based Paint, Add	0.05	
			For Work >15' To 20' Above Floor, Add	0.07	
			Note: Applied only to work area above 15' to 20'.		
			For Work >20' To 30' Above Floor, Add	0.12	
			Note: Applied only to work area above 20'.		
			For Work >30' To 40' Above Floor, Add	0.19	
			Note: Applied only to work area above 30' to 40'.		
			For Work >40' Above Floor, Add	0.26	
			Note: Applied only to work area above 40'.		
			For Up To 100, Add	0.40	
			For >100 To 250, Add	0.20	
			For >250 To 500, Add	0.09	
			For >2,500 To 5,000, Deduct	-0.04	
			For >5,000 To 10,000, Deduct	-0.08	
			For >10,000 To 20,000, Deduct	-0.11	
			For >20,000, Deduct	-0.15	
09 91	13 00-0129	SF	1 Coat Paint, Brush/Roller Work, Paint Exterior Vinyl Siding.....	0.75	
			For Oil Based Paint, Add	0.05	
			For Work >15' To 20' Above Floor, Add	0.07	
			Note: Applied only to work area above 15' to 20'.		
			For Work >20' To 30' Above Floor, Add	0.12	
			Note: Applied only to work area above 20'.		
			For Work >30' To 40' Above Floor, Add	0.19	
			Note: Applied only to work area above 30' to 40'.		
			For Work >40' Above Floor, Add	0.26	
			Note: Applied only to work area above 40'.		
			For Up To 100, Add	0.40	
			For >100 To 250, Add	0.20	
			For >250 To 500, Add	0.09	
			For >2,500 To 5,000, Deduct	-0.04	
			For >5,000 To 10,000, Deduct	-0.08	
			For >10,000 To 20,000, Deduct	-0.11	
			For >20,000, Deduct	-0.15	
09 91	13 00-0130	SF	2 Coats Paint, Brush/Roller Work, Paint Exterior Vinyl Siding.....	1.41	
			For Oil Based Paint, Add	0.10	
			For Work >15' To 20' Above Floor, Add	0.13	
			Note: Applied only to work area above 15' to 20'.		
			For Work >20' To 30' Above Floor, Add	0.22	
			Note: Applied only to work area above 20'.		
			For Work >30' To 40' Above Floor, Add	0.34	
			Note: Applied only to work area above 30' to 40'.		
			For Work >40' Above Floor, Add	0.47	
			Note: Applied only to work area above 40'.		
			For Up To 100, Add	0.73	
			For >100 To 250, Add	0.36	
			For >250 To 500, Add	0.16	
			For >2,500 To 5,000, Deduct	-0.07	
			For >5,000 To 10,000, Deduct	-0.14	
			For >10,000 To 20,000, Deduct	-0.21	
			For >20,000, Deduct	-0.28	
09 91	13 00-0131	SF	1 Coat Primer, Sprayed, Paint Exterior Vinyl Siding	0.70	
			For Oil Based Paint, Add	0.05	
			For Work >15' To 20' Above Floor, Add	0.05	
			Note: Applied only to work area above 15' to 20'.		
			For Work >20' To 30' Above Floor, Add	0.09	
			Note: Applied only to work area above 20'.		
			For Work >30' To 40' Above Floor, Add	0.14	
			Note: Applied only to work area above 30' to 40'.		
			For Work >40' Above Floor, Add	0.20	
			Note: Applied only to work area above 40'.		
			For Up To 100, Add	0.32	
			For >100 To 250, Add	0.16	
			For >250 To 500, Add	0.07	
			For >2,500 To 5,000, Deduct	-0.04	
			For >5,000 To 10,000, Deduct	-0.07	
			For >10,000 To 20,000, Deduct	-0.11	
			For >20,000, Deduct	-0.14	

09 Finishes

09 90 Painting and Coating

09 91 Painting



MINOR	CSI	UOM	DESCRIPTION	TOTAL DIRECT UNIT COST	DEMOLITION UNIT COST
09 91 13 00-0132	SF	1	Coat Paint, Sprayed, Paint Exterior Vinyl Siding.....	0.81	
			<i>For Oil Based Paint, Add</i>	0.06	
			<i>For Work >15' To 20' Above Floor, Add</i>	0.05	
			<i>Note: Applied only to work area above 15' to 20'.</i>		
			<i>For Work >20' To 30' Above Floor, Add</i>	0.09	
			<i>Note: Applied only to work area above 20'.</i>		
			<i>For Work >30' To 40' Above Floor, Add</i>	0.14	
			<i>Note: Applied only to work area above 30' to 40'.</i>		
			<i>For Work >40' Above Floor, Add</i>	0.20	
			<i>Note: Applied only to work area above 40'.</i>		
			<i>For Up To 100, Add</i>	0.34	
			<i>For >100 To 250, Add</i>	0.17	
			<i>For >250 To 500, Add</i>	0.08	
			<i>For >2,500 To 5,000, Deduct</i>	-0.04	
			<i>For >5,000 To 10,000, Deduct</i>	-0.08	
			<i>For >10,000 To 20,000, Deduct</i>	-0.12	
			<i>For >20,000, Deduct</i>	-0.16	
09 91 13 00-0133	SF	2	Coats Paint, Sprayed, Paint Exterior Vinyl Siding.....	1.59	
			<i>For Oil Based Paint, Add</i>	0.12	
			<i>For Work >15' To 20' Above Floor, Add</i>	0.11	
			<i>Note: Applied only to work area above 15' to 20'.</i>		
			<i>For Work >20' To 30' Above Floor, Add</i>	0.18	
			<i>Note: Applied only to work area above 20'.</i>		
			<i>For Work >30' To 40' Above Floor, Add</i>	0.29	
			<i>Note: Applied only to work area above 30' to 40'.</i>		
			<i>For Work >40' Above Floor, Add</i>	0.40	
			<i>Note: Applied only to work area above 40'.</i>		
			<i>For Up To 100, Add</i>	0.68	
			<i>For >100 To 250, Add</i>	0.34	
			<i>For >250 To 500, Add</i>	0.15	
			<i>For >2,500 To 5,000, Deduct</i>	-0.08	
			<i>For >5,000 To 10,000, Deduct</i>	-0.16	
			<i>For >10,000 To 20,000, Deduct</i>	-0.24	
			<i>For >20,000, Deduct</i>	-0.32	
09 91 13 00-0134			Paint Exterior Ceilings <small>(09 91 13)</small>		
09 91 13 00-0135			Paint Exterior Concrete Ceilings <small>(09 91 13 00-0134)</small>		
09 91 13 00-0136	LF	1	Coat Paint, Cut-in Brush Work, Paint Exterior Concrete Ceiling.....	0.15	
			<i>For Oil Based Paint, Add</i>	0.01	
			<i>For Epoxy Paint, Add</i>	0.01	
			<i>For Work >15' To 20' Above Floor, Add</i>	0.02	
			<i>Note: Applied only to work area above 15' to 20'.</i>		
			<i>For Work >20' To 30' Above Floor, Add</i>	0.03	
			<i>Note: Applied only to work area above 20'.</i>		
			<i>For Work >30' To 40' Above Floor, Add</i>	0.05	
			<i>Note: Applied only to work area above 30' to 40'.</i>		
			<i>For Work >40' Above Floor, Add</i>	0.07	
			<i>Note: Applied only to work area above 40'.</i>		
			<i>For Up To 100, Add</i>	0.10	
			<i>For >100 To 250, Add</i>	0.05	
			<i>For >250 To 500, Add</i>	0.02	
			<i>For >2,500 To 5,000, Deduct</i>	-0.01	
			<i>For >5,000 To 10,000, Deduct</i>	-0.02	
			<i>For >10,000 To 20,000, Deduct</i>	-0.02	
			<i>For >20,000, Deduct</i>	-0.03	
09 91 13 00-0137	SF	1	Coat Filler, Brush Work, Paint Exterior Concrete Ceiling.....	0.84	
			<i>For Oil Based Paint, Add</i>	0.05	
			<i>For Epoxy Paint, Add</i>	0.09	
			<i>For Work >15' To 20' Above Floor, Add</i>	0.10	
			<i>Note: Applied only to work area above 15' to 20'.</i>		
			<i>For Work >20' To 30' Above Floor, Add</i>	0.17	
			<i>Note: Applied only to work area above 20'.</i>		
			<i>For Work >30' To 40' Above Floor, Add</i>	0.27	
			<i>Note: Applied only to work area above 30' to 40'.</i>		
			<i>For Work >40' Above Floor, Add</i>	0.37	
			<i>Note: Applied only to work area above 40'.</i>		
			<i>For Up To 100, Add</i>	0.53	
			<i>For >100 To 250, Add</i>	0.25	
			<i>For >250 To 500, Add</i>	0.11	
			<i>For >2,500 To 5,000, Deduct</i>	-0.04	
			<i>For >5,000 To 10,000, Deduct</i>	-0.08	
			<i>For >10,000 To 20,000, Deduct</i>	-0.13	
			<i>For >20,000, Deduct</i>	-0.17	



		Finishes	09
		Painting and Coating	09 90
		Painting	09 91

MINOR CSI UOM DESCRIPTION	TOTAL DIRECT UNIT COST	DEMOLITION UNIT COST
09 91 13 00-0138 SF 1 Coat Paint, Brush Work, Paint Exterior Concrete Ceiling	0.91	
For Oil Based Paint, Add	0.05	
For Epoxy Paint, Add	0.09	
For Work >15' To 20' Above Floor, Add	0.12	
Note: Applied only to work area above 15' to 20'.		
For Work >20' To 30' Above Floor, Add	0.19	
Note: Applied only to work area above 20'.		
For Work >30' To 40' Above Floor, Add	0.31	
Note: Applied only to work area above 30' to 40'.		
For Work >40' Above Floor, Add	0.42	
Note: Applied only to work area above 40'.		
For Up To 100, Add	0.60	
For >100 To 250, Add	0.28	
For >250 To 500, Add	0.12	
For >2,500 To 5,000, Deduct	-0.05	
For >5,000 To 10,000, Deduct	-0.09	
For >10,000 To 20,000, Deduct	-0.14	
For >20,000, Deduct	-0.18	
09 91 13 00-0139 SF 2 Coats Paint, Brush Work, Paint Exterior Concrete Ceiling.....	1.62	
For Oil Based Paint, Add	0.09	
For Epoxy Paint, Add	0.16	
For Work >15' To 20' Above Floor, Add	0.20	
Note: Applied only to work area above 15' to 20'.		
For Work >20' To 30' Above Floor, Add	0.34	
Note: Applied only to work area above 20'.		
For Work >30' To 40' Above Floor, Add	0.54	
Note: Applied only to work area above 30' to 40'.		
For Work >40' Above Floor, Add	0.74	
Note: Applied only to work area above 40'.		
For Up To 100, Add	1.05	
For >100 To 250, Add	0.50	
For >250 To 500, Add	0.22	
For >2,500 To 5,000, Deduct	-0.08	
For >5,000 To 10,000, Deduct	-0.16	
For >10,000 To 20,000, Deduct	-0.24	
For >20,000, Deduct	-0.32	
09 91 13 00-0140 SF 1 Coat Filler, Brush/Roller Work, Paint Exterior Concrete Ceiling.....	0.66	
For Oil Based Paint, Add	0.04	
For Epoxy Paint, Add	0.08	
For Work >15' To 20' Above Floor, Add	0.07	
Note: Applied only to work area above 15' to 20'.		
For Work >20' To 30' Above Floor, Add	0.12	
Note: Applied only to work area above 20'.		
For Work >30' To 40' Above Floor, Add	0.20	
Note: Applied only to work area above 30' to 40'.		
For Work >40' Above Floor, Add	0.27	
Note: Applied only to work area above 40'.		
For Up To 100, Add	0.39	
For >100 To 250, Add	0.19	
For >250 To 500, Add	0.08	
For >2,500 To 5,000, Deduct	-0.03	
For >5,000 To 10,000, Deduct	-0.07	
For >10,000 To 20,000, Deduct	-0.10	
For >20,000, Deduct	-0.13	
09 91 13 00-0141 SF 1 Coat Paint, Brush/Roller Work, Paint Exterior Concrete Ceiling	0.72	
For Oil Based Paint, Add	0.04	
For Epoxy Paint, Add	0.08	
For Work >15' To 20' Above Floor, Add	0.09	
Note: Applied only to work area above 15' to 20'.		
For Work >20' To 30' Above Floor, Add	0.15	
Note: Applied only to work area above 20'.		
For Work >30' To 40' Above Floor, Add	0.23	
Note: Applied only to work area above 30' to 40'.		
For Work >40' Above Floor, Add	0.32	
Note: Applied only to work area above 40'.		
For Up To 100, Add	0.46	
For >100 To 250, Add	0.22	
For >250 To 500, Add	0.09	
For >2,500 To 5,000, Deduct	-0.04	
For >5,000 To 10,000, Deduct	-0.07	
For >10,000 To 20,000, Deduct	-0.11	
For >20,000, Deduct	-0.14	

09	09 Finishes
	09 90 Painting and Coating
	09 91 Painting



MINOR CSI UOM DESCRIPTION	TOTAL DIRECT UNIT COST	DEMOLITION UNIT COST
------------------------------	---------------------------	-------------------------

09 91 13 00-0142	SF 2 Coats Paint, Brush/Roller Work, Paint Exterior Concrete Ceiling	1.34
	For Oil Based Paint, Add	0.08
	For Epoxy Paint, Add	0.15
	For Work >15' To 20' Above Floor, Add	0.16
	Note: Applied only to work area above 15' to 20'.	
	For Work >20' To 30' Above Floor, Add	0.27
	Note: Applied only to work area above 20'.	
	For Work >30' To 40' Above Floor, Add	0.43
	Note: Applied only to work area above 30' to 40'.	
	For Work >40' Above Floor, Add	0.59
	Note: Applied only to work area above 40'.	
	For Up To 100, Add	0.84
	For >100 To 250, Add	0.40
	For >250 To 500, Add	0.17
	For >2,500 To 5,000, Deduct	-0.07
	For >5,000 To 10,000, Deduct	-0.13
	For >10,000 To 20,000, Deduct	-0.20
	For >20,000, Deduct	-0.27
09 91 13 00-0143	SF 1 Coat Filler, Sprayed, Paint Exterior Concrete Ceiling	0.57
	For Oil Based Paint, Add	0.04
	For Epoxy Paint, Add	0.09
	For Work >15' To 20' Above Floor, Add	0.05
	Note: Applied only to work area above 15' to 20'.	
	For Work >20' To 30' Above Floor, Add	0.09
	Note: Applied only to work area above 20'.	
	For Work >30' To 40' Above Floor, Add	0.14
	Note: Applied only to work area above 30' to 40'.	
	For Work >40' Above Floor, Add	0.20
	Note: Applied only to work area above 40'.	
	For Up To 100, Add	0.30
	For >100 To 250, Add	0.15
	For >250 To 500, Add	0.06
	For >2,500 To 5,000, Deduct	-0.03
	For >5,000 To 10,000, Deduct	-0.06
	For >10,000 To 20,000, Deduct	-0.09
	For >20,000, Deduct	-0.11
09 91 13 00-0144	SF 1 Coat Paint, Sprayed, Paint Exterior Concrete Ceiling	0.66
	For Oil Based Paint, Add	0.04
	For Epoxy Paint, Add	0.08
	For Work >15' To 20' Above Floor, Add	0.07
	Note: Applied only to work area above 15' to 20'.	
	For Work >20' To 30' Above Floor, Add	0.12
	Note: Applied only to work area above 20'.	
	For Work >30' To 40' Above Floor, Add	0.20
	Note: Applied only to work area above 30' to 40'.	
	For Work >40' Above Floor, Add	0.27
	Note: Applied only to work area above 40'.	
	For Up To 100, Add	0.39
	For >100 To 250, Add	0.19
	For >250 To 500, Add	0.08
	For >2,500 To 5,000, Deduct	-0.03
	For >5,000 To 10,000, Deduct	-0.07
	For >10,000 To 20,000, Deduct	-0.10
	For >20,000, Deduct	-0.13
09 91 13 00-0145	SF 2 Coats Paint, Sprayed, Paint Exterior Concrete Ceiling	1.07
	For Oil Based Paint, Add	0.07
	For Epoxy Paint, Add	0.16
	For Work >15' To 20' Above Floor, Add	0.11
	Note: Applied only to work area above 15' to 20'.	
	For Work >20' To 30' Above Floor, Add	0.18
	Note: Applied only to work area above 20'.	
	For Work >30' To 40' Above Floor, Add	0.29
	Note: Applied only to work area above 30' to 40'.	
	For Work >40' Above Floor, Add	0.40
	Note: Applied only to work area above 40'.	
	For Up To 100, Add	0.60
	For >100 To 250, Add	0.29
	For >250 To 500, Add	0.13
	For >2,500 To 5,000, Deduct	-0.05
	For >5,000 To 10,000, Deduct	-0.11
	For >10,000 To 20,000, Deduct	-0.16
	For >20,000, Deduct	-0.21

09 91 13 00-0146 Drywall/Plaster (09 91 13 00-0134)



		Finishes	09
		Painting and Coating	09 90
		Painting	09 91

MINOR	CSI	UOM	DESCRIPTION	TOTAL DIRECT UNIT COST	DEMOLITION UNIT COST
09 91	13 00-0147	LF	1 Coat Paint, Cut-in Brush Work, Paint Exterior Drywall/Plaster Ceiling.....	0.15	
			<i>For Oil Based Paint, Add</i>	0.01	
			<i>For Epoxy Paint, Add</i>	0.01	
			<i>For Work >15' To 20' Above Floor, Add</i>	0.02	
			<i>Note: Applied only to work area above 15' to 20'.</i>		
			<i>For Work >20' To 30' Above Floor, Add</i>	0.03	
			<i>Note: Applied only to work area above 20'.</i>		
			<i>For Work >30' To 40' Above Floor, Add</i>	0.05	
			<i>Note: Applied only to work area above 30' to 40'.</i>		
			<i>For Work >40' Above Floor, Add</i>	0.07	
			<i>Note: Applied only to work area above 40'.</i>		
			<i>For Up To 100, Add</i>	0.10	
			<i>For >100 To 250, Add</i>	0.05	
			<i>For >250 To 500, Add</i>	0.02	
			<i>For >2,500 To 5,000, Deduct</i>	-0.01	
			<i>For >5,000 To 10,000, Deduct</i>	-0.02	
			<i>For >10,000 To 20,000, Deduct</i>	-0.02	
			<i>For >20,000, Deduct</i>	-0.03	
			<i>For Epoxy Paint, Add</i>	0.01	
09 91	13 00-0148	SF	1 Coat Primer, Brush Work, Paint Exterior Drywall/Plaster Ceiling.....	0.85	
			<i>For Oil Based Paint, Add</i>	0.05	
			<i>For Orange Peel Finish, Add</i>	0.12	
			<i>For Epoxy Paint, Add</i>	0.09	
			<i>For Work >15' To 20' Above Floor, Add</i>	0.10	
			<i>Note: Applied only to work area above 15' to 20'.</i>		
			<i>For Work >20' To 30' Above Floor, Add</i>	0.17	
			<i>Note: Applied only to work area above 20'.</i>		
			<i>For Work >30' To 40' Above Floor, Add</i>	0.27	
			<i>Note: Applied only to work area above 30' to 40'.</i>		
			<i>For Work >40' Above Floor, Add</i>	0.37	
			<i>Note: Applied only to work area above 40'.</i>		
			<i>For Up To 100, Add</i>	0.54	
			<i>For >100 To 250, Add</i>	0.26	
			<i>For >250 To 500, Add</i>	0.11	
			<i>For >2,500 To 5,000, Deduct</i>	-0.04	
			<i>For >5,000 To 10,000, Deduct</i>	-0.09	
			<i>For >10,000 To 20,000, Deduct</i>	-0.13	
			<i>For >20,000, Deduct</i>	-0.17	
			<i>For Epoxy Paint, Add</i>	0.09	
09 91	13 00-0149	SF	1 Coat Paint, Brush Work, Paint Exterior Drywall/Plaster Ceiling.....	0.91	
			<i>For Oil Based Paint, Add</i>	0.05	
			<i>For Orange Peel Finish, Add</i>	0.13	
			<i>For Epoxy Paint, Add</i>	0.09	
			<i>For Work >15' To 20' Above Floor, Add</i>	0.12	
			<i>Note: Applied only to work area above 15' to 20'.</i>		
			<i>For Work >20' To 30' Above Floor, Add</i>	0.19	
			<i>Note: Applied only to work area above 20'.</i>		
			<i>For Work >30' To 40' Above Floor, Add</i>	0.31	
			<i>Note: Applied only to work area above 30' to 40'.</i>		
			<i>For Work >40' Above Floor, Add</i>	0.42	
			<i>Note: Applied only to work area above 40'.</i>		
			<i>For Up To 100, Add</i>	0.60	
			<i>For >100 To 250, Add</i>	0.28	
			<i>For >250 To 500, Add</i>	0.12	
			<i>For >2,500 To 5,000, Deduct</i>	-0.05	
			<i>For >5,000 To 10,000, Deduct</i>	-0.09	
			<i>For >10,000 To 20,000, Deduct</i>	-0.14	
			<i>For >20,000, Deduct</i>	-0.18	
			<i>For Epoxy Paint, Add</i>	0.09	
09 91	13 00-0150	SF	2 Coats Paint, Brush Work, Paint Exterior Drywall/Plaster Ceiling.....	1.62	
			<i>For Oil Based Paint, Add</i>	0.09	
			<i>For Orange Peel Finish, Add</i>	0.23	
			<i>For Epoxy Paint, Add</i>	0.16	
			<i>For Work >15' To 20' Above Floor, Add</i>	0.20	
			<i>Note: Applied only to work area above 15' to 20'.</i>		
			<i>For Work >20' To 30' Above Floor, Add</i>	0.34	
			<i>Note: Applied only to work area above 20'.</i>		
			<i>For Work >30' To 40' Above Floor, Add</i>	0.54	
			<i>Note: Applied only to work area above 30' to 40'.</i>		
			<i>For Work >40' Above Floor, Add</i>	0.74	
			<i>Note: Applied only to work area above 40'.</i>		
			<i>For Up To 100, Add</i>	1.05	
			<i>For >100 To 250, Add</i>	0.50	
			<i>For >250 To 500, Add</i>	0.22	
			<i>For >2,500 To 5,000, Deduct</i>	-0.08	
			<i>For >5,000 To 10,000, Deduct</i>	-0.16	
			<i>For >10,000 To 20,000, Deduct</i>	-0.24	
			<i>For >20,000, Deduct</i>	-0.32	
			<i>For Epoxy Paint, Add</i>	0.16	

09	09 Finishes
	09 90 Painting and Coating
	09 91 Painting



MINOR CSI UOM DESCRIPTION	TOTAL DIRECT UNIT COST	DEMOLITION UNIT COST
09 91 13 00-0151 SF 1 Coat Primer, Brush/Roller Work, Paint Exterior Drywall/Plaster Ceiling.....	0.64	
For Oil Based Paint, Add	0.04	
For Orange Peel Finish, Add	0.08	
For Epoxy Paint, Add	0.08	
For Work >15' To 20' Above Floor, Add	0.07	
Note: Applied only to work area above 15' to 20'.		
For Work >20' To 30' Above Floor, Add	0.12	
Note: Applied only to work area above 20'.		
For Work >30' To 40' Above Floor, Add	0.19	
Note: Applied only to work area above 30' to 40'.		
For Work >40' Above Floor, Add	0.26	
Note: Applied only to work area above 40'.		
For Up To 100, Add	0.38	
For >100 To 250, Add	0.18	
For >250 To 500, Add	0.08	
For >2,500 To 5,000, Deduct	-0.03	
For >5,000 To 10,000, Deduct	-0.06	
For >10,000 To 20,000, Deduct	-0.10	
For >20,000, Deduct	-0.13	
For Epoxy Paint, Add	0.08	
09 91 13 00-0152 SF 1 Coat Paint, Brush/Roller Work, Paint Exterior Drywall/Plaster Ceiling.....	0.72	
For Oil Based Paint, Add	0.04	
For Orange Peel Finish, Add	0.10	
For Epoxy Paint, Add	0.08	
For Work >15' To 20' Above Floor, Add	0.09	
Note: Applied only to work area above 15' to 20'.		
For Work >20' To 30' Above Floor, Add	0.15	
Note: Applied only to work area above 20'.		
For Work >30' To 40' Above Floor, Add	0.23	
Note: Applied only to work area above 30' to 40'.		
For Work >40' Above Floor, Add	0.32	
Note: Applied only to work area above 40'.		
For Up To 100, Add	0.46	
For >100 To 250, Add	0.22	
For >250 To 500, Add	0.09	
For >2,500 To 5,000, Deduct	-0.04	
For >5,000 To 10,000, Deduct	-0.07	
For >10,000 To 20,000, Deduct	-0.11	
For >20,000, Deduct	-0.14	
For Epoxy Paint, Add	0.08	
09 91 13 00-0153 SF 2 Coats Paint, Brush/Roller Work, Paint Exterior Drywall/Plaster Ceiling.....	1.33	
For Oil Based Paint, Add	0.08	
For Orange Peel Finish, Add	0.18	
For Epoxy Paint, Add	0.15	
For Work >15' To 20' Above Floor, Add	0.16	
Note: Applied only to work area above 15' to 20'.		
For Work >20' To 30' Above Floor, Add	0.27	
Note: Applied only to work area above 20'.		
For Work >30' To 40' Above Floor, Add	0.42	
Note: Applied only to work area above 30' to 40'.		
For Work >40' Above Floor, Add	0.58	
Note: Applied only to work area above 40'.		
For Up To 100, Add	0.84	
For >100 To 250, Add	0.40	
For >250 To 500, Add	0.17	
For >2,500 To 5,000, Deduct	-0.07	
For >5,000 To 10,000, Deduct	-0.13	
For >10,000 To 20,000, Deduct	-0.20	
For >20,000, Deduct	-0.27	
For Epoxy Paint, Add	0.15	
09 91 13 00-0154 SF 1 Coat Primer, Sprayed, Paint Exterior Drywall/Plaster Ceiling.....	0.57	
For Oil Based Paint, Add	0.04	
For Epoxy Paint, Add	0.09	
For Work >15' To 20' Above Floor, Add	0.05	
Note: Applied only to work area above 15' to 20'.		
For Work >20' To 30' Above Floor, Add	0.09	
Note: Applied only to work area above 20'.		
For Work >30' To 40' Above Floor, Add	0.14	
Note: Applied only to work area above 30' to 40'.		
For Work >40' Above Floor, Add	0.20	
Note: Applied only to work area above 40'.		
For Up To 100, Add	0.30	
For >100 To 250, Add	0.15	
For >250 To 500, Add	0.06	
For >2,500 To 5,000, Deduct	-0.03	
For >5,000 To 10,000, Deduct	-0.06	
For >10,000 To 20,000, Deduct	-0.09	
For >20,000, Deduct	-0.11	
For Epoxy Paint, Add	0.09	



Finishes	09	09
Painting and Coating	09 90	
Painting	09 91	

MINOR CSI UOM DESCRIPTION	TOTAL DIRECT UNIT COST	DEMOLITION UNIT COST
09 91 13 00-0155 SF 1 Coat Paint, Sprayed, Paint Exterior Drywall/Plaster Ceiling	0.66	
For Oil Based Paint, Add	0.04	
For Epoxy Paint, Add	0.08	
For Work >15' To 20' Above Floor, Add	0.07	
Note: Applied only to work area above 15' to 20'.		
For Work >20' To 30' Above Floor, Add	0.12	
Note: Applied only to work area above 20'.		
For Work >30' To 40' Above Floor, Add	0.20	
Note: Applied only to work area above 30' to 40'.		
For Work >40' Above Floor, Add	0.27	
Note: Applied only to work area above 40'.		
For Up To 100, Add	0.39	
For >100 To 250, Add	0.19	
For >250 To 500, Add	0.08	
For >2,500 To 5,000, Deduct	-0.03	
For >5,000 To 10,000, Deduct	-0.07	
For >10,000 To 20,000, Deduct	-0.10	
For >20,000, Deduct	-0.13	
For Epoxy Paint, Add	0.08	
09 91 13 00-0156 SF 2 Coats Paint, Sprayed, Paint Exterior Drywall/Plaster Ceiling.....	1.08	
For Oil Based Paint, Add	0.07	
For Epoxy Paint, Add	0.16	
For Work >15' To 20' Above Floor, Add	0.11	
Note: Applied only to work area above 15' to 20'.		
For Work >20' To 30' Above Floor, Add	0.19	
Note: Applied only to work area above 20'.		
For Work >30' To 40' Above Floor, Add	0.30	
Note: Applied only to work area above 30' to 40'.		
For Work >40' Above Floor, Add	0.41	
Note: Applied only to work area above 40'.		
For Up To 100, Add	0.61	
For >100 To 250, Add	0.29	
For >250 To 500, Add	0.13	
For >2,500 To 5,000, Deduct	-0.05	
For >5,000 To 10,000, Deduct	-0.11	
For >10,000 To 20,000, Deduct	-0.16	
For >20,000, Deduct	-0.22	
For Epoxy Paint, Add	0.16	
09 91 13 00-0157 Paint Exterior Wood Ceilings (09 91 13 00-0134)		
09 91 13 00-0158 Paint Exterior Smooth Wood Ceilings (09 91 13 00-0157)		
09 91 13 00-0159 LF 1 Coat Paint, Cut-in Brush Work, Paint Exterior Wood Smooth Ceiling.....	0.17	
For Oil Based Paint, Add	0.01	
For Work >15' To 20' Above Floor, Add	0.02	
Note: Applied only to work area above 15' to 20'.		
For Work >20' To 30' Above Floor, Add	0.04	
Note: Applied only to work area above 20'.		
For Work >30' To 40' Above Floor, Add	0.06	
Note: Applied only to work area above 30' to 40'.		
For Work >40' Above Floor, Add	0.08	
Note: Applied only to work area above 40'.		
For Up To 100, Add	0.11	
For >100 To 250, Add	0.05	
For >250 To 500, Add	0.02	
For >2,500 To 5,000, Deduct	-0.01	
For >5,000 To 10,000, Deduct	-0.02	
For >10,000 To 20,000, Deduct	-0.03	
For >20,000, Deduct	-0.03	
09 91 13 00-0160 SF 1 Coat Primer, Brush Work, Paint Exterior Wood Smooth Ceiling.....	1.04	
For Oil Based Paint, Add	0.06	
For Work >15' To 20' Above Floor, Add	0.12	
Note: Applied only to work area above 15' to 20'.		
For Work >20' To 30' Above Floor, Add	0.20	
Note: Applied only to work area above 20'.		
For Work >30' To 40' Above Floor, Add	0.32	
Note: Applied only to work area above 30' to 40'.		
For Work >40' Above Floor, Add	0.44	
Note: Applied only to work area above 40'.		
For Up To 100, Add	0.64	
For >100 To 250, Add	0.30	
For >250 To 500, Add	0.13	
For >2,500 To 5,000, Deduct	-0.05	
For >5,000 To 10,000, Deduct	-0.10	
For >10,000 To 20,000, Deduct	-0.16	
For >20,000, Deduct	-0.21	

09	09 Finishes
	09 90 Painting and Coating
	09 91 Painting



MINOR CSI UOM DESCRIPTION	TOTAL DIRECT UNIT COST	DEMOLITION UNIT COST
09 91 13 00-0161 SF 1 Coat Paint, Brush Work, Paint Exterior Wood Smooth Ceiling	1.07	
For Oil Based Paint, Add	0.06	
For Work >15' To 20' Above Floor, Add	0.13	
Note: Applied only to work area above 15' to 20'.		
For Work >20' To 30' Above Floor, Add	0.22	
Note: Applied only to work area above 20'.		
For Work >30' To 40' Above Floor, Add	0.34	
Note: Applied only to work area above 30' to 40'.		
For Work >40' Above Floor, Add	0.47	
Note: Applied only to work area above 40'.		
For Up To 100, Add	0.68	
For >100 To 250, Add	0.32	
For >250 To 500, Add	0.14	
For >2,500 To 5,000, Deduct	-0.05	
For >5,000 To 10,000, Deduct	-0.11	
For >10,000 To 20,000, Deduct	-0.16	
For >20,000, Deduct	-0.21	
09 91 13 00-0162 SF 2 Coats Paint, Brush Work, Paint Exterior Wood Smooth Ceiling.....	1.96	
For Oil Based Paint, Add	0.12	
For Work >15' To 20' Above Floor, Add	0.23	
Note: Applied only to work area above 15' to 20'.		
For Work >20' To 30' Above Floor, Add	0.39	
Note: Applied only to work area above 20'.		
For Work >30' To 40' Above Floor, Add	0.62	
Note: Applied only to work area above 30' to 40'.		
For Work >40' Above Floor, Add	0.85	
Note: Applied only to work area above 40'.		
For Up To 100, Add	1.22	
For >100 To 250, Add	0.58	
For >250 To 500, Add	0.25	
For >2,500 To 5,000, Deduct	-0.10	
For >5,000 To 10,000, Deduct	-0.20	
For >10,000 To 20,000, Deduct	-0.29	
For >20,000, Deduct	-0.39	
09 91 13 00-0163 SF 1 Coat Primer, Brush/Roller Work, Paint Exterior Smooth Wood Ceiling.....	0.85	
For Oil Based Paint, Add	0.06	
For Work >15' To 20' Above Floor, Add	0.09	
Note: Applied only to work area above 15' to 20'.		
For Work >20' To 30' Above Floor, Add	0.15	
Note: Applied only to work area above 20'.		
For Work >30' To 40' Above Floor, Add	0.23	
Note: Applied only to work area above 30' to 40'.		
For Work >40' Above Floor, Add	0.32	
Note: Applied only to work area above 40'.		
For Up To 100, Add	0.48	
For >100 To 250, Add	0.23	
For >250 To 500, Add	0.10	
For >2,500 To 5,000, Deduct	-0.04	
For >5,000 To 10,000, Deduct	-0.09	
For >10,000 To 20,000, Deduct	-0.13	
For >20,000, Deduct	-0.17	
09 91 13 00-0164 SF 1 Coat Paint, Brush/Roller Work, Paint Exterior Smooth Wood Ceiling.....	0.91	
For Oil Based Paint, Add	0.06	
For Work >15' To 20' Above Floor, Add	0.10	
Note: Applied only to work area above 15' to 20'.		
For Work >20' To 30' Above Floor, Add	0.17	
Note: Applied only to work area above 20'.		
For Work >30' To 40' Above Floor, Add	0.27	
Note: Applied only to work area above 30' to 40'.		
For Work >40' Above Floor, Add	0.37	
Note: Applied only to work area above 40'.		
For Up To 100, Add	0.54	
For >100 To 250, Add	0.26	
For >250 To 500, Add	0.11	
For >2,500 To 5,000, Deduct	-0.05	
For >5,000 To 10,000, Deduct	-0.09	
For >10,000 To 20,000, Deduct	-0.14	
For >20,000, Deduct	-0.18	
09 91 13 00-0165 SF 2 Coats Paint, Brush/Roller Work, Paint Exterior Smooth Wood Ceiling.....	1.64	
For Oil Based Paint, Add	0.11	
For Work >15' To 20' Above Floor, Add	0.17	
Note: Applied only to work area above 15' to 20'.		
For Work >20' To 30' Above Floor, Add	0.29	
Note: Applied only to work area above 20'.		
For Work >30' To 40' Above Floor, Add	0.46	
Note: Applied only to work area above 30' to 40'.		
For Work >40' Above Floor, Add	0.64	
Note: Applied only to work area above 40'.		
For Up To 100, Add	0.94	
For >100 To 250, Add	0.45	
For >250 To 500, Add	0.20	
For >2,500 To 5,000, Deduct	-0.08	
For >5,000 To 10,000, Deduct	-0.16	
For >10,000 To 20,000, Deduct	-0.25	
For >20,000, Deduct	-0.33	



		Finishes	09
		Painting and Coating	09 90
		Painting	09 91

MINOR	CSI	UOM	DESCRIPTION	TOTAL DIRECT UNIT COST	DEMOLITION UNIT COST
09 91	13 00-0166	SF	1 Coat Primer, Sprayed, Paint Exterior Smooth Wood Ceiling	0.70	
			<i>For Oil Based Paint, Add</i>	0.05	
			<i>For Work >15' To 20' Above Floor, Add</i>	0.07	
			<i>Note: Applied only to work area above 15' to 20'.</i>		
			<i>For Work >20' To 30' Above Floor, Add</i>	0.12	
			<i>Note: Applied only to work area above 20'.</i>		
			<i>For Work >30' To 40' Above Floor, Add</i>	0.20	
			<i>Note: Applied only to work area above 30' to 40'.</i>		
			<i>For Work >40' Above Floor, Add</i>	0.27	
			<i>Note: Applied only to work area above 40'.</i>		
			<i>For Up To 100, Add</i>	0.40	
			<i>For >100 To 250, Add</i>	0.19	
			<i>For >250 To 500, Add</i>	0.08	
			<i>For >2,500 To 5,000, Deduct</i>	-0.04	
			<i>For >5,000 To 10,000, Deduct</i>	-0.07	
			<i>For >10,000 To 20,000, Deduct</i>	-0.11	
			<i>For >20,000, Deduct</i>	-0.14	
09 91	13 00-0167	SF	1 Coat Paint, Sprayed, Paint Exterior Smooth Wood Ceiling.....	0.70	
			<i>For Oil Based Paint, Add</i>	0.05	
			<i>For Work >15' To 20' Above Floor, Add</i>	0.07	
			<i>Note: Applied only to work area above 15' to 20'.</i>		
			<i>For Work >20' To 30' Above Floor, Add</i>	0.12	
			<i>Note: Applied only to work area above 20'.</i>		
			<i>For Work >30' To 40' Above Floor, Add</i>	0.20	
			<i>Note: Applied only to work area above 30' to 40'.</i>		
			<i>For Work >40' Above Floor, Add</i>	0.27	
			<i>Note: Applied only to work area above 40'.</i>		
			<i>For Up To 100, Add</i>	0.40	
			<i>For >100 To 250, Add</i>	0.19	
			<i>For >250 To 500, Add</i>	0.08	
			<i>For >2,500 To 5,000, Deduct</i>	-0.04	
			<i>For >5,000 To 10,000, Deduct</i>	-0.07	
			<i>For >10,000 To 20,000, Deduct</i>	-0.11	
			<i>For >20,000, Deduct</i>	-0.14	
09 91	13 00-0168	SF	2 Coats Paint, Sprayed, Paint Exterior Smooth Wood Ceiling.....	1.26	
			<i>For Oil Based Paint, Add</i>	0.08	
			<i>For Work >15' To 20' Above Floor, Add</i>	0.13	
			<i>Note: Applied only to work area above 15' to 20'.</i>		
			<i>For Work >20' To 30' Above Floor, Add</i>	0.21	
			<i>Note: Applied only to work area above 20'.</i>		
			<i>For Work >30' To 40' Above Floor, Add</i>	0.34	
			<i>Note: Applied only to work area above 30' to 40'.</i>		
			<i>For Work >40' Above Floor, Add</i>	0.47	
			<i>Note: Applied only to work area above 40'.</i>		
			<i>For Up To 100, Add</i>	0.70	
			<i>For >100 To 250, Add</i>	0.34	
			<i>For >250 To 500, Add</i>	0.15	
			<i>For >2,500 To 5,000, Deduct</i>	-0.06	
			<i>For >5,000 To 10,000, Deduct</i>	-0.13	
			<i>For >10,000 To 20,000, Deduct</i>	-0.19	
			<i>For >20,000, Deduct</i>	-0.25	
09 91	13 00-0169		Paint Exterior Rough Wood Ceilings (09 91 13 00-0157).....	1.55	
09 91	13 00-0170	SF	1 Coat Primer, Brush Work, Paint Exterior Wood Rough Ceiling.....	1.55	
			<i>For Oil Based Paint, Add</i>	0.09	
			<i>For Work >15' To 20' Above Floor, Add</i>	0.18	
			<i>Note: Applied only to work area above 15' to 20'.</i>		
			<i>For Work >20' To 30' Above Floor, Add</i>	0.30	
			<i>Note: Applied only to work area above 20'.</i>		
			<i>For Work >30' To 40' Above Floor, Add</i>	0.48	
			<i>Note: Applied only to work area above 30' to 40'.</i>		
			<i>For Work >40' Above Floor, Add</i>	0.67	
			<i>Note: Applied only to work area above 40'.</i>		
			<i>For Up To 100, Add</i>	0.96	
			<i>For >100 To 250, Add</i>	0.46	
			<i>For >250 To 500, Add</i>	0.20	
			<i>For >2,500 To 5,000, Deduct</i>	-0.08	
			<i>For >5,000 To 10,000, Deduct</i>	-0.16	
			<i>For >10,000 To 20,000, Deduct</i>	-0.23	
			<i>For >20,000, Deduct</i>	-0.31	

09 Finishes

09 90 Painting and Coating

09 91 Painting



MINOR	CSI	UOM	DESCRIPTION	TOTAL DIRECT UNIT COST	DEMOLITION UNIT COST
09 91	13 00-0171	SF	1 Coat Paint, Brush Work, Paint Exterior Wood Rough Ceiling	1.56	
			<i>For Oil Based Paint, Add</i>	0.09	
			<i>For Work >15' To 20' Above Floor, Add</i>	0.20	
			<i>Note: Applied only to work area above 15' to 20'.</i>		
			<i>For Work >20' To 30' Above Floor, Add</i>	0.34	
			<i>Note: Applied only to work area above 20'.</i>		
			<i>For Work >30' To 40' Above Floor, Add</i>	0.54	
			<i>Note: Applied only to work area above 30' to 40'.</i>		
			<i>For Work >40' Above Floor, Add</i>	0.74	
			<i>Note: Applied only to work area above 40'.</i>		
			<i>For Up To 100, Add</i>	1.04	
			<i>For >100 To 250, Add</i>	0.49	
			<i>For >250 To 500, Add</i>	0.21	
			<i>For >2,500 To 5,000, Deduct</i>	-0.08	
			<i>For >5,000 To 10,000, Deduct</i>	-0.16	
			<i>For >10,000 To 20,000, Deduct</i>	-0.23	
			<i>For >20,000, Deduct</i>	-0.31	
09 91	13 00-0172	SF	2 Coats Paint, Brush Work, Paint Exterior Wood Rough Ceiling	2.73	
			<i>For Oil Based Paint, Add</i>	0.16	
			<i>For Work >15' To 20' Above Floor, Add</i>	0.35	
			<i>Note: Applied only to work area above 15' to 20'.</i>		
			<i>For Work >20' To 30' Above Floor, Add</i>	0.58	
			<i>Note: Applied only to work area above 20'.</i>		
			<i>For Work >30' To 40' Above Floor, Add</i>	0.93	
			<i>Note: Applied only to work area above 30' to 40'.</i>		
			<i>For Work >40' Above Floor, Add</i>	1.28	
			<i>Note: Applied only to work area above 40'.</i>		
			<i>For Up To 100, Add</i>	1.80	
			<i>For >100 To 250, Add</i>	0.85	
			<i>For >250 To 500, Add</i>	0.37	
			<i>For >2,500 To 5,000, Deduct</i>	-0.14	
			<i>For >5,000 To 10,000, Deduct</i>	-0.27	
			<i>For >10,000 To 20,000, Deduct</i>	-0.41	
			<i>For >20,000, Deduct</i>	-0.55	
09 91	13 00-0173	SF	1 Coat Primer, Brush/Roller Work, Paint Exterior Rough Wood Ceiling.....	1.42	
			<i>For Oil Based Paint, Add</i>	0.09	
			<i>For Work >15' To 20' Above Floor, Add</i>	0.15	
			<i>Note: Applied only to work area above 15' to 20'.</i>		
			<i>For Work >20' To 30' Above Floor, Add</i>	0.24	
			<i>Note: Applied only to work area above 20'.</i>		
			<i>For Work >30' To 40' Above Floor, Add</i>	0.39	
			<i>Note: Applied only to work area above 30' to 40'.</i>		
			<i>For Work >40' Above Floor, Add</i>	0.53	
			<i>Note: Applied only to work area above 40'.</i>		
			<i>For Up To 100, Add</i>	0.80	
			<i>For >100 To 250, Add</i>	0.38	
			<i>For >250 To 500, Add</i>	0.17	
			<i>For >2,500 To 5,000, Deduct</i>	-0.07	
			<i>For >5,000 To 10,000, Deduct</i>	-0.14	
			<i>For >10,000 To 20,000, Deduct</i>	-0.21	
			<i>For >20,000, Deduct</i>	-0.28	
09 91	13 00-0174	SF	1 Coat Paint, Brush/Roller Work, Paint Exterior Rough Wood Ceiling.....	1.51	
			<i>For Oil Based Paint, Add</i>	0.10	
			<i>For Work >15' To 20' Above Floor, Add</i>	0.16	
			<i>Note: Applied only to work area above 15' to 20'.</i>		
			<i>For Work >20' To 30' Above Floor, Add</i>	0.27	
			<i>Note: Applied only to work area above 20'.</i>		
			<i>For Work >30' To 40' Above Floor, Add</i>	0.42	
			<i>Note: Applied only to work area above 30' to 40'.</i>		
			<i>For Work >40' Above Floor, Add</i>	0.58	
			<i>Note: Applied only to work area above 40'.</i>		
			<i>For Up To 100, Add</i>	0.86	
			<i>For >100 To 250, Add</i>	0.42	
			<i>For >250 To 500, Add</i>	0.18	
			<i>For >2,500 To 5,000, Deduct</i>	-0.08	
			<i>For >5,000 To 10,000, Deduct</i>	-0.15	
			<i>For >10,000 To 20,000, Deduct</i>	-0.23	
			<i>For >20,000, Deduct</i>	-0.30	
09 91	13 00-0175	SF	2 Coats Paint, Brush/Roller Work, Paint Exterior Rough Wood Ceiling.....	2.71	
			<i>For Oil Based Paint, Add</i>	0.18	
			<i>For Work >15' To 20' Above Floor, Add</i>	0.27	
			<i>Note: Applied only to work area above 15' to 20'.</i>		
			<i>For Work >20' To 30' Above Floor, Add</i>	0.46	
			<i>Note: Applied only to work area above 20'.</i>		
			<i>For Work >30' To 40' Above Floor, Add</i>	0.73	
			<i>Note: Applied only to work area above 30' to 40'.</i>		
			<i>For Work >40' Above Floor, Add</i>	1.00	
			<i>Note: Applied only to work area above 40'.</i>		
			<i>For Up To 100, Add</i>	1.50	
			<i>For >100 To 250, Add</i>	0.73	
			<i>For >250 To 500, Add</i>	0.32	
			<i>For >2,500 To 5,000, Deduct</i>	-0.14	
			<i>For >5,000 To 10,000, Deduct</i>	-0.27	
			<i>For >10,000 To 20,000, Deduct</i>	-0.41	
			<i>For >20,000, Deduct</i>	-0.54	



		Finishes	09
		Painting and Coating	09 90
		Painting	09 91

MINOR	CSI	UOM	DESCRIPTION	TOTAL DIRECT UNIT COST	DEMOLITION UNIT COST
09 91	13 00-0176	SF	1 Coat Primer, Sprayed, Paint Exterior Rough Wood Ceiling	1.10	
			For Oil Based Paint, Add	0.07	
			For Work >15' To 20' Above Floor, Add	0.11	
			Note: Applied only to work area above 15' to 20'.		
			For Work >20' To 30' Above Floor, Add	0.18	
			Note: Applied only to work area above 20'.		
			For Work >30' To 40' Above Floor, Add	0.29	
			Note: Applied only to work area above 30' to 40'.		
			For Work >40' Above Floor, Add	0.40	
			Note: Applied only to work area above 40'.		
			For Up To 100, Add	0.60	
			For >100 To 250, Add	0.29	
			For >250 To 500, Add	0.13	
			For >2,500 To 5,000, Deduct	-0.06	
			For >5,000 To 10,000, Deduct	-0.11	
			For >10,000 To 20,000, Deduct	-0.17	
			For >20,000, Deduct	-0.22	
09 91	13 00-0177	SF	1 Coat Paint, Sprayed, Paint Exterior Rough Wood Ceiling	1.22	
			For Oil Based Paint, Add	0.08	
			For Work >15' To 20' Above Floor, Add	0.13	
			Note: Applied only to work area above 15' to 20'.		
			For Work >20' To 30' Above Floor, Add	0.21	
			Note: Applied only to work area above 20'.		
			For Work >30' To 40' Above Floor, Add	0.34	
			Note: Applied only to work area above 30' to 40'.		
			For Work >40' Above Floor, Add	0.46	
			Note: Applied only to work area above 40'.		
			For Up To 100, Add	0.69	
			For >100 To 250, Add	0.33	
			For >250 To 500, Add	0.15	
			For >2,500 To 5,000, Deduct	-0.06	
			For >5,000 To 10,000, Deduct	-0.12	
			For >10,000 To 20,000, Deduct	-0.18	
			For >20,000, Deduct	-0.24	
09 91	13 00-0178	SF	2 Coats Paint, Sprayed, Paint Exterior Rough Wood Ceiling	2.21	
			For Oil Based Paint, Add	0.15	
			For Work >15' To 20' Above Floor, Add	0.22	
			Note: Applied only to work area above 15' to 20'.		
			For Work >20' To 30' Above Floor, Add	0.37	
			Note: Applied only to work area above 20'.		
			For Work >30' To 40' Above Floor, Add	0.58	
			Note: Applied only to work area above 30' to 40'.		
			For Work >40' Above Floor, Add	0.80	
			Note: Applied only to work area above 40'.		
			For Up To 100, Add	1.21	
			For >100 To 250, Add	0.59	
			For >250 To 500, Add	0.26	
			For >2,500 To 5,000, Deduct	-0.11	
			For >5,000 To 10,000, Deduct	-0.22	
			For >10,000 To 20,000, Deduct	-0.33	
			For >20,000, Deduct	-0.44	
09 91	13 00-0179		Paint Exterior Metal Ceilings (09 91 13 00-0134)		
09 91	13 00-0180		Paint Exterior Galvanized Ceilings (09 91 13 00-0179)		
			Note: Linseed oil or acrylic latex paint.		
09 91	13 00-0181	SF	1 Coat Primer, Brush Work, Paint Exterior Galvanized Ceiling	1.09	
			For Work >15' To 20' Above Floor, Add	0.12	
			Note: Applied only to work area above 15' to 20'.		
			For Work >20' To 30' Above Floor, Add	0.19	
			Note: Applied only to work area above 20'.		
			For Work >30' To 40' Above Floor, Add	0.31	
			Note: Applied only to work area above 30' to 40'.		
			For Work >40' Above Floor, Add	0.42	
			Note: Applied only to work area above 40'.		
			For Up To 100, Add	0.63	
			For >100 To 250, Add	0.30	
			For >250 To 500, Add	0.13	
			For >2,500 To 5,000, Deduct	-0.05	
			For >5,000 To 10,000, Deduct	-0.11	
			For >10,000 To 20,000, Deduct	-0.16	
			For >20,000, Deduct	-0.22	

09	09 Finishes
	09 90 Painting and Coating
	09 91 Painting



MINOR CSI UOM DESCRIPTION	TOTAL DIRECT UNIT COST	DEMOLITION UNIT COST
09 91 13 00-0182 SF 1 Coat Paint, Brush Work, Paint Exterior Galvanized Ceiling	1.18	
For Work >15' To 20' Above Floor, Add	0.13	
Note: Applied only to work area above 15' to 20'.		
For Work >20' To 30' Above Floor, Add	0.22	
Note: Applied only to work area above 20'.		
For Work >30' To 40' Above Floor, Add	0.34	
Note: Applied only to work area above 30' to 40'.		
For Work >40' Above Floor, Add	0.47	
Note: Applied only to work area above 40'.		
For Up To 100, Add	0.69	
For >100 To 250, Add	0.33	
For >250 To 500, Add	0.15	
For >2,500 To 5,000, Deduct	-0.06	
For >5,000 To 10,000, Deduct	-0.12	
For >10,000 To 20,000, Deduct	-0.18	
For >20,000, Deduct	-0.24	
09 91 13 00-0183 SF 2 Coats Paint, Brush Work, Paint Exterior Galvanized Ceiling	2.19	
For Work >15' To 20' Above Floor, Add	0.23	
Note: Applied only to work area above 15' to 20'.		
For Work >20' To 30' Above Floor, Add	0.39	
Note: Applied only to work area above 20'.		
For Work >30' To 40' Above Floor, Add	0.62	
Note: Applied only to work area above 30' to 40'.		
For Work >40' Above Floor, Add	0.85	
Note: Applied only to work area above 40'.		
For Up To 100, Add	1.26	
For >100 To 250, Add	0.61	
For >250 To 500, Add	0.26	
For >2,500 To 5,000, Deduct	-0.11	
For >5,000 To 10,000, Deduct	-0.22	
For >10,000 To 20,000, Deduct	-0.33	
For >20,000, Deduct	-0.44	
09 91 13 00-0184 SF 1 Coat Primer, Brush/Roller Work, Paint Exterior Galvanized Ceiling	0.84	
For Work >15' To 20' Above Floor, Add	0.09	
Note: Applied only to work area above 15' to 20'.		
For Work >20' To 30' Above Floor, Add	0.15	
Note: Applied only to work area above 20'.		
For Work >30' To 40' Above Floor, Add	0.23	
Note: Applied only to work area above 30' to 40'.		
For Work >40' Above Floor, Add	0.32	
Note: Applied only to work area above 40'.		
For Up To 100, Add	0.47	
For >100 To 250, Add	0.23	
For >250 To 500, Add	0.10	
For >2,500 To 5,000, Deduct	-0.04	
For >5,000 To 10,000, Deduct	-0.08	
For >10,000 To 20,000, Deduct	-0.13	
For >20,000, Deduct	-0.17	
09 91 13 00-0185 SF 1 Coat Paint, Brush/Roller Work, Paint Exterior Galvanized Ceiling	0.93	
For Work >15' To 20' Above Floor, Add	0.10	
Note: Applied only to work area above 15' to 20'.		
For Work >20' To 30' Above Floor, Add	0.17	
Note: Applied only to work area above 20'.		
For Work >30' To 40' Above Floor, Add	0.27	
Note: Applied only to work area above 30' to 40'.		
For Work >40' Above Floor, Add	0.37	
Note: Applied only to work area above 40'.		
For Up To 100, Add	0.54	
For >100 To 250, Add	0.26	
For >250 To 500, Add	0.11	
For >2,500 To 5,000, Deduct	-0.05	
For >5,000 To 10,000, Deduct	-0.09	
For >10,000 To 20,000, Deduct	-0.14	
For >20,000, Deduct	-0.19	
09 91 13 00-0186 SF 2 Coats Paint, Brush/Roller Work, Paint Exterior Galvanized Ceiling	1.68	
For Work >15' To 20' Above Floor, Add	0.17	
Note: Applied only to work area above 15' to 20'.		
For Work >20' To 30' Above Floor, Add	0.29	
Note: Applied only to work area above 20'.		
For Work >30' To 40' Above Floor, Add	0.46	
Note: Applied only to work area above 30' to 40'.		
For Work >40' Above Floor, Add	0.64	
Note: Applied only to work area above 40'.		
For Up To 100, Add	0.95	
For >100 To 250, Add	0.46	
For >250 To 500, Add	0.20	
For >2,500 To 5,000, Deduct	-0.08	
For >5,000 To 10,000, Deduct	-0.17	
For >10,000 To 20,000, Deduct	-0.25	
For >20,000, Deduct	-0.34	



MINOR	CSI	UOM	DESCRIPTION	TOTAL DIRECT UNIT COST	DEMOLITION UNIT COST
-------	-----	-----	-------------	------------------------	----------------------

09 91	13 00-0187	SF	1 Coat Primer, Sprayed, Paint Exterior Galvanized Ceiling	0.86	
			<i>For Work >15' To 20' Above Floor, Add</i>	0.07	
			<i>Note: Applied only to work area above 15' to 20'.</i>		
			<i>For Work >20' To 30' Above Floor, Add</i>	0.12	
			<i>Note: Applied only to work area above 20'.</i>		
			<i>For Work >30' To 40' Above Floor, Add</i>	0.20	
			<i>Note: Applied only to work area above 30' to 40'.</i>		
			<i>For Work >40' Above Floor, Add</i>	0.27	
			<i>Note: Applied only to work area above 40'.</i>		
			<i>For Up To 100, Add</i>	0.42	
			<i>For >100 To 250, Add</i>	0.21	
			<i>For >250 To 500, Add</i>	0.09	
			<i>For >2,500 To 5,000, Deduct</i>	-0.04	
			<i>For >5,000 To 10,000, Deduct</i>	-0.09	
			<i>For >10,000 To 20,000, Deduct</i>	-0.13	
			<i>For >20,000, Deduct</i>	-0.17	

09 91	13 00-0188	SF	1 Coat Paint, Sprayed, Paint Exterior Galvanized Ceiling	0.97	
			<i>For Work >15' To 20' Above Floor, Add</i>	0.09	
			<i>Note: Applied only to work area above 15' to 20'.</i>		
			<i>For Work >20' To 30' Above Floor, Add</i>	0.15	
			<i>Note: Applied only to work area above 20'.</i>		
			<i>For Work >30' To 40' Above Floor, Add</i>	0.24	
			<i>Note: Applied only to work area above 30' to 40'.</i>		
			<i>For Work >40' Above Floor, Add</i>	0.33	
			<i>Note: Applied only to work area above 40'.</i>		
			<i>For Up To 100, Add</i>	0.51	
			<i>For >100 To 250, Add</i>	0.25	
			<i>For >250 To 500, Add</i>	0.11	
			<i>For >2,500 To 5,000, Deduct</i>	-0.05	
			<i>For >5,000 To 10,000, Deduct</i>	-0.10	
			<i>For >10,000 To 20,000, Deduct</i>	-0.15	
			<i>For >20,000, Deduct</i>	-0.19	

09 91	13 00-0189	SF	2 Coats Paint, Sprayed, Paint Exterior Galvanized Ceiling	1.59	
			<i>For Work >15' To 20' Above Floor, Add</i>	0.13	
			<i>Note: Applied only to work area above 15' to 20'.</i>		
			<i>For Work >20' To 30' Above Floor, Add</i>	0.21	
			<i>Note: Applied only to work area above 20'.</i>		
			<i>For Work >30' To 40' Above Floor, Add</i>	0.34	
			<i>Note: Applied only to work area above 30' to 40'.</i>		
			<i>For Work >40' Above Floor, Add</i>	0.47	
			<i>Note: Applied only to work area above 40'.</i>		
			<i>For Up To 100, Add</i>	0.75	
			<i>For >100 To 250, Add</i>	0.37	
			<i>For >250 To 500, Add</i>	0.16	
			<i>For >2,500 To 5,000, Deduct</i>	-0.08	
			<i>For >5,000 To 10,000, Deduct</i>	-0.16	
			<i>For >10,000 To 20,000, Deduct</i>	-0.24	
			<i>For >20,000, Deduct</i>	-0.32	

09 91 13 00-0190 Paint Exterior Aluminum And Aluminum Alloy Ceilings (09 91 13 00-0179)

			Note: Alkyd enamel paint.		
09 91	13 00-0191	SF	1 Coat Primer, Brush Work, Paint Exterior Aluminum And Aluminum Alloy Ceiling	1.09	
			<i>For Work >15' To 20' Above Floor, Add</i>	0.12	
			<i>Note: Applied only to work area above 15' to 20'.</i>		
			<i>For Work >20' To 30' Above Floor, Add</i>	0.19	
			<i>Note: Applied only to work area above 20'.</i>		
			<i>For Work >30' To 40' Above Floor, Add</i>	0.31	
			<i>Note: Applied only to work area above 30' to 40'.</i>		
			<i>For Work >40' Above Floor, Add</i>	0.42	
			<i>Note: Applied only to work area above 40'.</i>		
			<i>For Up To 100, Add</i>	0.63	
			<i>For >100 To 250, Add</i>	0.30	
			<i>For >250 To 500, Add</i>	0.13	
			<i>For >2,500 To 5,000, Deduct</i>	-0.05	
			<i>For >5,000 To 10,000, Deduct</i>	-0.11	
			<i>For >10,000 To 20,000, Deduct</i>	-0.16	
			<i>For >20,000, Deduct</i>	-0.22	

09 91	13 00-0192	SF	1 Coat Paint, Brush Work, Paint Exterior Aluminum And Aluminum Alloy Ceiling	1.18	
			<i>For Work >15' To 20' Above Floor, Add</i>	0.13	
			<i>Note: Applied only to work area above 15' to 20'.</i>		
			<i>For Work >20' To 30' Above Floor, Add</i>	0.22	
			<i>Note: Applied only to work area above 20'.</i>		
			<i>For Work >30' To 40' Above Floor, Add</i>	0.34	
			<i>Note: Applied only to work area above 30' to 40'.</i>		
			<i>For Work >40' Above Floor, Add</i>	0.47	
			<i>Note: Applied only to work area above 40'.</i>		
			<i>For Up To 100, Add</i>	0.69	
			<i>For >100 To 250, Add</i>	0.33	
			<i>For >250 To 500, Add</i>	0.15	
			<i>For >2,500 To 5,000, Deduct</i>	-0.06	
			<i>For >5,000 To 10,000, Deduct</i>	-0.12	
			<i>For >10,000 To 20,000, Deduct</i>	-0.18	
			<i>For >20,000, Deduct</i>	-0.24	

09	09 Finishes
	09 90 Painting and Coating
	09 91 Painting



MINOR CSI UOM DESCRIPTION	TOTAL DIRECT UNIT COST	DEMOLITION UNIT COST
09 91 13 00-0193 SF 2 Coats Paint, Brush Work, Paint Exterior Aluminum And Aluminum Alloy Ceiling	2.19	
For Work >15' To 20' Above Floor, Add	0.23	
Note: Applied only to work area above 15' to 20'.		
For Work >20' To 30' Above Floor, Add	0.39	
Note: Applied only to work area above 20'.		
For Work >30' To 40' Above Floor, Add	0.62	
Note: Applied only to work area above 30' to 40'.		
For Work >40' Above Floor, Add	0.85	
Note: Applied only to work area above 40'.		
For Up To 100, Add	1.26	
For >100 To 250, Add	0.61	
For >250 To 500, Add	0.26	
For >2,500 To 5,000, Deduct	-0.11	
For >5,000 To 10,000, Deduct	-0.22	
For >10,000 To 20,000, Deduct	-0.33	
For >20,000, Deduct	-0.44	
09 91 13 00-0194 SF 1 Coat Primer, Brush/Roller Work, Paint Exterior Aluminum And Aluminum Alloy Ceiling.....	0.95	
For Work >15' To 20' Above Floor, Add	0.09	
Note: Applied only to work area above 15' to 20'.		
For Work >20' To 30' Above Floor, Add	0.15	
Note: Applied only to work area above 20'.		
For Work >30' To 40' Above Floor, Add	0.23	
Note: Applied only to work area above 30' to 40'.		
For Work >40' Above Floor, Add	0.32	
Note: Applied only to work area above 40'.		
For Up To 100, Add	0.49	
For >100 To 250, Add	0.24	
For >250 To 500, Add	0.11	
For >2,500 To 5,000, Deduct	-0.05	
For >5,000 To 10,000, Deduct	-0.10	
For >10,000 To 20,000, Deduct	-0.14	
For >20,000, Deduct	-0.19	
09 91 13 00-0195 SF 1 Coat Paint, Brush/Roller Work, Paint Exterior Aluminum And Aluminum Alloy Ceiling.....	1.04	
For Work >15' To 20' Above Floor, Add	0.10	
Note: Applied only to work area above 15' to 20'.		
For Work >20' To 30' Above Floor, Add	0.17	
Note: Applied only to work area above 20'.		
For Work >30' To 40' Above Floor, Add	0.27	
Note: Applied only to work area above 30' to 40'.		
For Work >40' Above Floor, Add	0.37	
Note: Applied only to work area above 40'.		
For Up To 100, Add	0.56	
For >100 To 250, Add	0.27	
For >250 To 500, Add	0.12	
For >2,500 To 5,000, Deduct	-0.05	
For >5,000 To 10,000, Deduct	-0.10	
For >10,000 To 20,000, Deduct	-0.16	
For >20,000, Deduct	-0.21	
09 91 13 00-0196 SF 2 Coats Paint, Brush/Roller Work, Paint Exterior Aluminum And Aluminum Alloy Ceiling.....	1.90	
For Work >15' To 20' Above Floor, Add	0.17	
Note: Applied only to work area above 15' to 20'.		
For Work >20' To 30' Above Floor, Add	0.29	
Note: Applied only to work area above 20'.		
For Work >30' To 40' Above Floor, Add	0.46	
Note: Applied only to work area above 30' to 40'.		
For Work >40' Above Floor, Add	0.64	
Note: Applied only to work area above 40'.		
For Up To 100, Add	0.98	
For >100 To 250, Add	0.48	
For >250 To 500, Add	0.21	
For >2,500 To 5,000, Deduct	-0.10	
For >5,000 To 10,000, Deduct	-0.19	
For >10,000 To 20,000, Deduct	-0.29	
For >20,000, Deduct	-0.38	
09 91 13 00-0197 SF 1 Coat Primer, Sprayed, Paint Exterior Aluminum And Aluminum Alloy Ceiling	0.86	
For Work >15' To 20' Above Floor, Add	0.07	
Note: Applied only to work area above 15' to 20'.		
For Work >20' To 30' Above Floor, Add	0.12	
Note: Applied only to work area above 20'.		
For Work >30' To 40' Above Floor, Add	0.20	
Note: Applied only to work area above 30' to 40'.		
For Work >40' Above Floor, Add	0.27	
Note: Applied only to work area above 40'.		
For Up To 100, Add	0.42	
For >100 To 250, Add	0.21	
For >250 To 500, Add	0.09	
For >2,500 To 5,000, Deduct	-0.04	
For >5,000 To 10,000, Deduct	-0.09	
For >10,000 To 20,000, Deduct	-0.13	
For >20,000, Deduct	-0.17	



		Finishes	09
		Painting and Coating	09 90
		Painting	09 91

MINOR CSI UOM DESCRIPTION	TOTAL DIRECT UNIT COST	DEMOLITION UNIT COST
------------------------------	---------------------------	-------------------------

09 91 13 00-0198	SF 1 Coat Paint, Sprayed, Paint Exterior Aluminum And Aluminum Alloy Ceiling <i>For Work >15' To 20' Above Floor, Add</i> <i>Note: Applied only to work area above 15' to 20'</i> <i>For Work >20' To 30' Above Floor, Add</i> <i>Note: Applied only to work area above 20'</i> <i>For Work >30' To 40' Above Floor, Add</i> <i>Note: Applied only to work area above 30' to 40'</i> <i>For Work >40' Above Floor, Add</i> <i>Note: Applied only to work area above 40'</i> <i>For Up To 100, Add</i> <i>For >100 To 250, Add</i> <i>For >250 To 500, Add</i> <i>For >2,500 To 5,000, Deduct</i> <i>For >5,000 To 10,000, Deduct</i> <i>For >10,000 To 20,000, Deduct</i> <i>For >20,000, Deduct</i>	0.86 0.07 0.12 0.20 0.27 0.42 0.21 0.09 -0.04 -0.09 -0.13 -0.17
09 91 13 00-0199	SF 2 Coats Paint, Sprayed, Paint Exterior Aluminum And Aluminum Alloy Ceiling..... <i>For Work >15' To 20' Above Floor, Add</i> <i>Note: Applied only to work area above 15' to 20'</i> <i>For Work >20' To 30' Above Floor, Add</i> <i>Note: Applied only to work area above 20'</i> <i>For Work >30' To 40' Above Floor, Add</i> <i>Note: Applied only to work area above 30' to 40'</i> <i>For Work >40' Above Floor, Add</i> <i>Note: Applied only to work area above 40'</i> <i>For Up To 100, Add</i> <i>For >100 To 250, Add</i> <i>For >250 To 500, Add</i> <i>For >2,500 To 5,000, Deduct</i> <i>For >5,000 To 10,000, Deduct</i> <i>For >10,000 To 20,000, Deduct</i> <i>For >20,000, Deduct</i>	1.59 0.13 0.21 0.34 0.47 0.75 0.37 0.16 -0.08 -0.16 -0.24 -0.32

09 91 13 00-0200 Paint Exterior Corrugated Metal Ceilings (09 91 13 00-0179)

09 91 13 00-0201	SF 1 Coat Primer, Sprayed, Paint Exterior Corrugated Metal Ceiling <i>For Work >15' To 20' Above Floor, Add</i> <i>Note: Applied only to work area above 15' to 20'</i> <i>For Work >20' To 30' Above Floor, Add</i> <i>Note: Applied only to work area above 20'</i> <i>For Work >30' To 40' Above Floor, Add</i> <i>Note: Applied only to work area above 30' to 40'</i> <i>For Work >40' Above Floor, Add</i> <i>Note: Applied only to work area above 40'</i> <i>For Up To 100, Add</i> <i>For >100 To 250, Add</i> <i>For >250 To 500, Add</i> <i>For >2,500 To 5,000, Deduct</i> <i>For >5,000 To 10,000, Deduct</i> <i>For >10,000 To 20,000, Deduct</i> <i>For >20,000, Deduct</i>	0.95 0.08 0.13 0.21 0.29 0.46 0.23 0.10 -0.05 -0.10 -0.14 -0.19
09 91 13 00-0202	SF 1 Coat Paint, Sprayed, Paint Exterior Corrugated Metal Ceiling..... <i>For Work >15' To 20' Above Floor, Add</i> <i>Note: Applied only to work area above 15' to 20'</i> <i>For Work >20' To 30' Above Floor, Add</i> <i>Note: Applied only to work area above 20'</i> <i>For Work >30' To 40' Above Floor, Add</i> <i>Note: Applied only to work area above 30' to 40'</i> <i>For Work >40' Above Floor, Add</i> <i>Note: Applied only to work area above 40'</i> <i>For Up To 100, Add</i> <i>For >100 To 250, Add</i> <i>For >250 To 500, Add</i> <i>For >2,500 To 5,000, Deduct</i> <i>For >5,000 To 10,000, Deduct</i> <i>For >10,000 To 20,000, Deduct</i> <i>For >20,000, Deduct</i>	1.06 0.10 0.16 0.26 0.35 0.54 0.27 0.12 -0.05 -0.11 -0.16 -0.21
09 91 13 00-0203	SF 2 Coats Paint, Sprayed, Paint Exterior Corrugated Metal Ceiling..... <i>For Work >15' To 20' Above Floor, Add</i> <i>Note: Applied only to work area above 15' to 20'</i> <i>For Work >20' To 30' Above Floor, Add</i> <i>Note: Applied only to work area above 20'</i> <i>For Work >30' To 40' Above Floor, Add</i> <i>Note: Applied only to work area above 30' to 40'</i> <i>For Work >40' Above Floor, Add</i> <i>Note: Applied only to work area above 40'</i> <i>For Up To 100, Add</i> <i>For >100 To 250, Add</i> <i>For >250 To 500, Add</i> <i>For >2,500 To 5,000, Deduct</i> <i>For >5,000 To 10,000, Deduct</i> <i>For >10,000 To 20,000, Deduct</i> <i>For >20,000, Deduct</i>	1.97 0.17 0.28 0.45 0.62 0.97 0.48 0.21 -0.10 -0.20 -0.30 -0.39

09 91 13 00-0204 Paint Exterior Floors (09 91 13)

09	09 Finishes
	09 90 Painting and Coating
	09 91 Painting



MINOR CSI UOM DESCRIPTION	TOTAL DIRECT UNIT COST	DEMOLITION UNIT COST
09 91 13 00-0205 Paint Exterior Concrete Floors <small>(09 91 13 00-0204)</small>		
09 91 13 00-0206 LF 1 Coat Paint, Cut-in Brush Work, Paint Exterior Concrete Floors And Decks.....	0.11	
For Up To 100, Add	0.07	
For >100 To 250, Add	0.03	
For >250 To 500, Add	0.01	
For >2,500 To 5,000, Deduct	-0.01	
For >5,000 To 10,000, Deduct	-0.01	
For >10,000 To 20,000, Deduct	-0.02	
For >20,000, Deduct	-0.02	
09 91 13 00-0207 SF 1 Coat Primer, Brush Work, Paint Exterior Concrete Floors And Decks.....	0.65	
For Oil Based Paint, Add	0.04	
For Epoxy Paint, Add	0.08	
For Up To 100, Add	0.39	
For >100 To 250, Add	0.19	
For >250 To 500, Add	0.08	
For >2,500 To 5,000, Deduct	-0.03	
For >5,000 To 10,000, Deduct	-0.07	
For >10,000 To 20,000, Deduct	-0.10	
For >20,000, Deduct	-0.13	
09 91 13 00-0208 SF 1 Coat Paint, Brush Work, Paint Exterior Concrete Floors And Decks.....	0.72	
For Oil Based Paint, Add	0.04	
For Epoxy Paint, Add	0.08	
For Up To 100, Add	0.46	
For >100 To 250, Add	0.22	
For >250 To 500, Add	0.09	
For >2,500 To 5,000, Deduct	-0.04	
For >5,000 To 10,000, Deduct	-0.07	
For >10,000 To 20,000, Deduct	-0.11	
For >20,000, Deduct	-0.14	
09 91 13 00-0209 SF 2 Coats Paint, Brush Work, Paint Exterior Concrete Floors And Decks.....	1.33	
For Oil Based Paint, Add	0.08	
For Epoxy Paint, Add	0.15	
For Up To 100, Add	0.84	
For >100 To 250, Add	0.40	
For >250 To 500, Add	0.17	
For >2,500 To 5,000, Deduct	-0.07	
For >5,000 To 10,000, Deduct	-0.13	
For >10,000 To 20,000, Deduct	-0.20	
For >20,000, Deduct	-0.27	
09 91 13 00-0210 SF 1 Coat Primer, Brush/Roller Work, Paint Exterior Concrete Floors And Decks.....	0.55	
For Oil Based Paint, Add	0.04	
For Epoxy Paint, Add	0.08	
For Up To 100, Add	0.31	
For >100 To 250, Add	0.15	
For >250 To 500, Add	0.07	
For >2,500 To 5,000, Deduct	-0.03	
For >5,000 To 10,000, Deduct	-0.06	
For >10,000 To 20,000, Deduct	-0.08	
For >20,000, Deduct	-0.11	
09 91 13 00-0211 SF 1 Coat Paint, Brush/Roller Work, Paint Exterior Concrete Floors And Decks.....	0.62	
For Oil Based Paint, Add	0.04	
For Epoxy Paint, Add	0.07	
For Up To 100, Add	0.38	
For >100 To 250, Add	0.18	
For >250 To 500, Add	0.08	
For >2,500 To 5,000, Deduct	-0.03	
For >5,000 To 10,000, Deduct	-0.06	
For >10,000 To 20,000, Deduct	-0.09	
For >20,000, Deduct	-0.12	
09 91 13 00-0212 SF 2 Coats Paint, Brush/Roller Work, Paint Exterior Concrete Floors And Decks.....	1.02	
For Oil Based Paint, Add	0.06	
For Epoxy Paint, Add	0.13	
For Up To 100, Add	0.60	
For >100 To 250, Add	0.29	
For >250 To 500, Add	0.13	
For >2,500 To 5,000, Deduct	-0.05	
For >5,000 To 10,000, Deduct	-0.10	
For >10,000 To 20,000, Deduct	-0.15	
For >20,000, Deduct	-0.20	
09 91 13 00-0213 SF 1 Coat Primer, Sprayed, Paint Exterior Concrete Floors And Decks.....	0.46	
For Oil Based Paint, Add	0.03	
For Epoxy Paint, Add	0.09	
For Up To 100, Add	0.22	
For >100 To 250, Add	0.11	
For >250 To 500, Add	0.05	
For >2,500 To 5,000, Deduct	-0.02	
For >5,000 To 10,000, Deduct	-0.05	
For >10,000 To 20,000, Deduct	-0.07	
For >20,000, Deduct	-0.09	



		Finishes	09
		Painting and Coating	09 90
		Painting	09 91

MINOR	CSI	UOM	DESCRIPTION	TOTAL DIRECT UNIT COST	DEMOLITION UNIT COST
09 91	13 00-0214	SF	1 Coat Paint, Sprayed, Paint Exterior Concrete Floors And Decks.....	0.53	
			For Oil Based Paint, Add	0.04	
			For Epoxy Paint, Add	0.08	
			For Up To 100, Add	0.30	
			For >100 To 250, Add	0.14	
			For >250 To 500, Add	0.06	
			For >2,500 To 5,000, Deduct	-0.03	
			For >5,000 To 10,000, Deduct	-0.05	
			For >10,000 To 20,000, Deduct	-0.08	
			For >20,000, Deduct	-0.11	
09 91	13 00-0215	SF	2 Coats Paint, Sprayed, Paint Exterior Concrete Floors And Decks.....	0.95	
			For Oil Based Paint, Add	0.06	
			For Epoxy Paint, Add	0.15	
			For Up To 100, Add	0.51	
			For >100 To 250, Add	0.25	
			For >250 To 500, Add	0.11	
			For >2,500 To 5,000, Deduct	-0.05	
			For >5,000 To 10,000, Deduct	-0.10	
			For >10,000 To 20,000, Deduct	-0.14	
			For >20,000, Deduct	-0.19	
09 91	13 00-0216	SF	1 Coat Non Slip Paint, Brush/Roller Work, Paint Exterior Concrete Floors And Decks	2.01	
			For Up To 100, Add	0.59	
			For >100 To 250, Add	0.32	
			For >250 To 500, Add	0.15	
			For >2,500 To 5,000, Deduct	-0.10	
			For >5,000 To 10,000, Deduct	-0.20	
			For >10,000 To 20,000, Deduct	-0.30	
			For >20,000, Deduct	-0.40	
09 91	13 00-0217	SF	1 Coat Anti-Slip Paint, Single Component Epoxy Coating, Brush/Roller Work, Paint Exterior Concrete Floors And Decks	4.94	
			For Up To 100, Add	1.03	
			For >100 To 250, Add	0.61	
			For >250 To 500, Add	0.30	
			For >2,500 To 5,000, Deduct	-0.25	
			For >5,000 To 10,000, Deduct	-0.49	
			For >10,000 To 20,000, Deduct	-0.74	
			For >20,000, Deduct	-0.99	
09 91	13 00-0218	SF	1 Coat Anti-Slip Paint, High Performance Epoxy Coating, Brush/Roller Work, Paint Exterior Concrete Floors And Decks	6.18	
			For Up To 100, Add	1.22	
			For >100 To 250, Add	0.74	
			For >250 To 500, Add	0.36	
			For >2,500 To 5,000, Deduct	-0.31	
			For >5,000 To 10,000, Deduct	-0.62	
			For >10,000 To 20,000, Deduct	-0.93	
			For >20,000, Deduct	-1.24	
09 91	13 00-0219		Paint Exterior Wood Floors (09 91 13 00-0204)		
09 91	13 00-0220	LF	1 Coat Paint, Cut-in Brush Work, Paint Exterior Wood Floors And Decks.....	0.14	
			For Up To 100, Add	0.09	
			For >100 To 250, Add	0.04	
			For >250 To 500, Add	0.02	
			For >2,500 To 5,000, Deduct	-0.01	
			For >5,000 To 10,000, Deduct	-0.01	
			For >10,000 To 20,000, Deduct	-0.02	
			For >20,000, Deduct	-0.03	
09 91	13 00-0221	SF	1 Coat Primer, Brush Work, Paint Exterior Wood Floors And Decks	0.82	
			For Oil Based Paint, Add	0.05	
			For Up To 100, Add	0.47	
			For >100 To 250, Add	0.23	
			For >250 To 500, Add	0.10	
			For >2,500 To 5,000, Deduct	-0.04	
			For >5,000 To 10,000, Deduct	-0.08	
			For >10,000 To 20,000, Deduct	-0.12	
			For >20,000, Deduct	-0.16	
09 91	13 00-0222	SF	1 Coat Paint, Brush Work, Paint Exterior Wood Floors And Decks	0.88	
			For Oil Based Paint, Add	0.05	
			For Up To 100, Add	0.53	
			For >100 To 250, Add	0.26	
			For >250 To 500, Add	0.11	
			For >2,500 To 5,000, Deduct	-0.04	
			For >5,000 To 10,000, Deduct	-0.09	
			For >10,000 To 20,000, Deduct	-0.13	
			For >20,000, Deduct	-0.18	
09 91	13 00-0223	SF	2 Coats Paint, Brush Work, Paint Exterior Wood Floors And Decks.....	1.66	
			For Oil Based Paint, Add	0.10	
			For Up To 100, Add	1.00	
			For >100 To 250, Add	0.48	
			For >250 To 500, Add	0.21	
			For >2,500 To 5,000, Deduct	-0.08	
			For >5,000 To 10,000, Deduct	-0.17	
			For >10,000 To 20,000, Deduct	-0.25	
			For >20,000, Deduct	-0.33	

09	09 Finishes
	09 90 Painting and Coating
	09 91 Painting



MINOR CSI UOM DESCRIPTION	TOTAL DIRECT UNIT COST	DEMOLITION UNIT COST
09 91 13 00-0224 SF 1 Coat Primer, Brush/Roller Work, Paint Exterior Wood Floors And Decks.....	0.76	
For Oil Based Paint, Add	0.05	
For Up To 100, Add	0.41	
For >100 To 250, Add	0.20	
For >250 To 500, Add	0.09	
For >2,500 To 5,000, Deduct	-0.04	
For >5,000 To 10,000, Deduct	-0.08	
For >10,000 To 20,000, Deduct	-0.11	
For >20,000, Deduct	-0.15	
09 91 13 00-0225 SF 1 Coat Paint, Brush/Roller Work, Paint Exterior Wood Floors And Decks.....	0.82	
For Oil Based Paint, Add	0.05	
For Up To 100, Add	0.47	
For >100 To 250, Add	0.23	
For >250 To 500, Add	0.10	
For >2,500 To 5,000, Deduct	-0.04	
For >5,000 To 10,000, Deduct	-0.08	
For >10,000 To 20,000, Deduct	-0.12	
For >20,000, Deduct	-0.16	
09 91 13 00-0226 SF 2 Coats Paint, Brush/Roller Work, Paint Exterior Wood Floors And Decks.....	1.34	
For Oil Based Paint, Add	0.09	
For Up To 100, Add	0.72	
For >100 To 250, Add	0.35	
For >250 To 500, Add	0.15	
For >2,500 To 5,000, Deduct	-0.07	
For >5,000 To 10,000, Deduct	-0.13	
For >10,000 To 20,000, Deduct	-0.20	
For >20,000, Deduct	-0.27	
09 91 13 00-0227 SF 1 Coat Primer, Sprayed, Paint Exterior Wood Floors And Decks.....	0.57	
For Oil Based Paint, Add	0.04	
For Up To 100, Add	0.30	
For >100 To 250, Add	0.15	
For >250 To 500, Add	0.06	
For >2,500 To 5,000, Deduct	-0.03	
For >5,000 To 10,000, Deduct	-0.06	
For >10,000 To 20,000, Deduct	-0.09	
For >20,000, Deduct	-0.11	
09 91 13 00-0228 SF 1 Coat Paint, Sprayed, Paint Exterior Wood Floors And Decks.....	0.70	
For Oil Based Paint, Add	0.05	
For Up To 100, Add	0.40	
For >100 To 250, Add	0.19	
For >250 To 500, Add	0.08	
For >2,500 To 5,000, Deduct	-0.04	
For >5,000 To 10,000, Deduct	-0.07	
For >10,000 To 20,000, Deduct	-0.11	
For >20,000, Deduct	-0.14	
09 91 13 00-0229 SF 2 Coats Paint, Sprayed, Paint Exterior Wood Floors And Decks.....	1.14	
For Oil Based Paint, Add	0.08	
For Up To 100, Add	0.61	
For >100 To 250, Add	0.30	
For >250 To 500, Add	0.13	
For >2,500 To 5,000, Deduct	-0.06	
For >5,000 To 10,000, Deduct	-0.11	
For >10,000 To 20,000, Deduct	-0.17	
For >20,000, Deduct	-0.23	
09 91 13 00-0230 SF 1 Coat Non Slip Paint, Brush Work, Paint Exterior Wood Floors And Decks.....	2.11	
For Up To 100, Add	0.66	
For >100 To 250, Add	0.36	
For >250 To 500, Add	0.16	
For >2,500 To 5,000, Deduct	-0.11	
For >5,000 To 10,000, Deduct	-0.21	
For >10,000 To 20,000, Deduct	-0.32	
For >20,000, Deduct	-0.42	
09 91 13 00-0231 SF 1 Coat Non Slip Epoxy Paint, Brush Work, Paint Exterior Wood Floors And Decks.....	6.28	
For Up To 100, Add	1.29	
For >100 To 250, Add	0.77	
For >250 To 500, Add	0.37	
For >2,500 To 5,000, Deduct	-0.31	
For >5,000 To 10,000, Deduct	-0.63	
For >10,000 To 20,000, Deduct	-0.94	
For >20,000, Deduct	-1.26	
09 91 13 00-0232	Paint Exterior Doors And Windows (09 91 13)	
09 91 13 00-0233	Paint Exterior Door Frames (09 91 13 00-0232)	
09 91 13 00-0234 LF 1 Coat Primer, Brush/Roller Work, Paint Exterior Wood Door Frame And Trim.....	1.05	
For Painting Either Interior Or Exterior Only, Deduct	-0.28	
09 91 13 00-0235 LF 1 Coat Paint, Brush/Roller Work, Paint Exterior Wood Door Frame And Trim.....	1.35	
For Painting Either Interior Or Exterior Only, Deduct	-0.36	
09 91 13 00-0236 LF 2 Coats Paint, Brush/Roller Work, Paint Exterior Wood Door Frame And Trim.....	2.29	
For Painting Either Interior Or Exterior Only, Deduct	-0.60	
09 91 13 00-0237 LF 1 Coat Primer, Brush/Roller Work, Paint Exterior Metal Door Frame And Trim.....	1.08	
For Painting Either Interior Or Exterior Only, Deduct	-0.29	
09 91 13 00-0238 LF 1 Coat Paint, Brush/Roller Work, Paint Exterior Metal Door Frame And Trim.....	1.38	
For Painting Either Interior Or Exterior Only, Deduct	-0.37	
09 91 13 00-0239 LF 2 Coats Paint, Brush/Roller Work, Paint Exterior Metal Door Frame And Trim.....	2.33	
For Painting Either Interior Or Exterior Only, Deduct	-0.62	



		Finishes	09
		Painting and Coating	09 90
		Painting	09 91

MINOR	CSI	UOM	DESCRIPTION	TOTAL DIRECT UNIT COST	DEMOLITION UNIT COST
-------	-----	-----	-------------	------------------------	----------------------

09 91 13 00-0240 Paint Exterior Metal Doors (09 91 13 00-0232)

09 91 13 00-0241	EA	1	Coat Primer, Brush/Roller Work, Paint Exterior Metal Door.....	49.72	
			Note: One face		
			For Half Louvered Door, Add	4.19	
			For Full Louvered Door, Add	6.99	
			For Electrostatic Painting, Add	8.24	
			For >5 To 10, Deduct	-2.49	
			For >10 To 25, Deduct	-4.97	
			For >25, Deduct	-7.46	
09 91 13 00-0242	EA	1	Coat Paint, Brush/Roller Work, Paint Exterior Metal Door.....	49.72	
			Note: One face		
			For Half Louvered Door, Add	4.19	
			For Full Louvered Door, Add	6.99	
			For Electrostatic Painting, Add	8.24	
			For >5 To 10, Deduct	-2.49	
			For >10 To 25, Deduct	-4.97	
			For >25, Deduct	-7.46	
09 91 13 00-0243	EA	2	Coat Paint, Brush/Roller Work, Paint Exterior Metal Door.....	90.48	
			Note: One face		
			For Half Louvered Door, Add	7.08	
			For Full Louvered Door, Add	11.81	
			For Electrostatic Painting, Add	15.54	
			For >5 To 10, Deduct	-4.52	
			For >10 To 25, Deduct	-9.05	
			For >25, Deduct	-13.57	
09 91 13 00-0244	EA	1	Coat Primer, Brush/Roller Work, Paint Exterior Metal Door.....	89.24	
			Note: Both faces		
			For Half Louvered Door, Add	7.52	
			For Full Louvered Door, Add	12.53	
			For Electrostatic Painting, Add	14.79	
			For >5 To 10, Deduct	-4.46	
			For >10 To 25, Deduct	-8.92	
			For >25, Deduct	-13.39	
09 91 13 00-0245	EA	1	Coat Paint, Brush/Roller Work, Paint Exterior Metal Door.....	89.24	
			Note: Both faces		
			For Half Louvered Door, Add	7.52	
			For Full Louvered Door, Add	12.53	
			For Electrostatic Painting, Add	14.79	
			For >5 To 10, Deduct	-4.46	
			For >10 To 25, Deduct	-8.92	
			For >25, Deduct	-13.39	
09 91 13 00-0246	EA	2	Coats Paint, Brush/Roller Work, Paint Exterior Metal Door.....	163.03	
			Note: Both faces		
			For Half Louvered Door, Add	12.72	
			For Full Louvered Door, Add	21.20	
			For Electrostatic Painting, Add	28.04	
			For >5 To 10, Deduct	-8.15	
			For >10 To 25, Deduct	-16.30	
			For >25, Deduct	-24.45	
09 91 13 00-0247	EA	1	Coat Primer, Sprayed, Paint Exterior Metal Door.....	47.46	
			Note: One face		
			For Half Louvered Door, Add	3.53	
			For Full Louvered Door, Add	5.88	
			For Electrostatic Painting, Add	8.34	
			For >5 To 10, Deduct	-2.37	
			For >10 To 25, Deduct	-4.75	
			For >25, Deduct	-7.12	
09 91 13 00-0248	EA	1	Coat Paint, Sprayed, Paint Exterior Metal Door.....	47.46	
			Note: One face		
			For Half Louvered Door, Add	3.53	
			For Full Louvered Door, Add	5.88	
			For Electrostatic Painting, Add	8.34	
			For >5 To 10, Deduct	-2.37	
			For >10 To 25, Deduct	-4.75	
			For >25, Deduct	-7.12	
09 91 13 00-0249	EA	2	Coats Paint, Sprayed, Paint Exterior Metal Door.....	87.30	
			Note: One face		
			For Half Louvered Door, Add	5.96	
			For Full Louvered Door, Add	9.93	
			For Electrostatic Painting, Add	15.87	
			For >5 To 10, Deduct	-4.37	
			For >10 To 25, Deduct	-8.73	
			For >25, Deduct	-13.10	
09 91 13 00-0250	EA	1	Coat Primer, Sprayed, Paint Exterior Metal Door.....	85.18	
			Note: Both faces		
			For Half Louvered Door, Add	6.32	
			For Full Louvered Door, Add	10.54	
			For Electrostatic Painting, Add	14.97	
			For >5 To 10, Deduct	-4.26	
			For >10 To 25, Deduct	-8.52	
			For >25, Deduct	-12.78	

09	09 Finishes
	09 90 Painting and Coating
	09 91 Painting



MINOR CSI UOM DESCRIPTION	TOTAL DIRECT UNIT COST	DEMOLITION UNIT COST
09 91 13 00-0251 EA 1 Coat Paint, Sprayed, Paint Exterior Metal Door.....	85.18	
Note: Both faces		
For Half Louvered Door, Add	6.32	
For Full Louvered Door, Add	10.54	
For Electrostatic Painting, Add	14.97	
For >5 To 10, Deduct	-4.26	
For >10 To 25, Deduct	-8.52	
For >25, Deduct	-12.78	
09 91 13 00-0252 EA 2 Coats Paint, Sprayed, Paint Exterior Metal Door.....	157.40	
Note: Both faces		
For Half Louvered Door, Add	10.70	
For Full Louvered Door, Add	17.83	
For Electrostatic Painting, Add	28.65	
For >5 To 10, Deduct	-7.87	
For >10 To 25, Deduct	-15.74	
For >25, Deduct	-23.61	
09 91 13 00-0253 SF 1 Coat Primer, Brush/Roller Work, Paint Exterior Metal Overhead, Sectional Door, Or Roll Up Door.....	2.28	
For Electrostatic Painting, Add	0.28	
09 91 13 00-0254 SF 1 Coat Paint, Brush/Roller Work, Paint Exterior Metal Overhead, Sectional Door, Or Roll Up Door.....	2.42	
For Electrostatic Painting, Add	0.32	
09 91 13 00-0255 SF 2 Coats Paint, Brush/Roller Work, Paint Exterior Metal Overhead, Section Door, Or Roll Up Door.....	4.94	
For Electrostatic Painting, Add	0.53	
09 91 13 00-0256 SF 1 Coat Primer, Sprayed, Paint Exterior Metal Overhead, Sectional Door, Or Roll Up Door.....	2.58	
For Electrostatic Painting, Add	0.31	
09 91 13 00-0257 SF 1 Coat Paint, Sprayed, Paint Exterior Metal Overhead, Sectional Door, Or Roll Up Door.....	2.72	
For Electrostatic Painting, Add	0.35	
09 91 13 00-0258 SF 2 Coats Paint, Sprayed, Paint Exterior Metal Overhead, Sectional Door, Or Roll Up Door.....	5.26	
For Electrostatic Painting, Add	0.67	
09 91 13 00-0259 Paint Exterior Wood Doors <small>(09 91 13 00-0232)</small>		
09 91 13 00-0260 EA 1 Coat Primer, Brush/Roller Work, Paint Exterior Wood Door.....	44.14	
Note: One face		
For Half Louvered Door, Add	4.19	
For Full Louvered Door, Add	6.99	
For >5 To 10, Deduct	-2.21	
For >10 To 25, Deduct	-4.41	
For >25, Deduct	-6.62	
09 91 13 00-0261 EA 1 Coat Paint, Brush/Roller Work, Paint Exterior Wood Door.....	44.14	
Note: One face		
For Half Louvered Door, Add	4.19	
For Full Louvered Door, Add	6.99	
For >5 To 10, Deduct	-2.21	
For >10 To 25, Deduct	-4.41	
For >25, Deduct	-6.62	
09 91 13 00-0262 EA 2 Coats Paint, Brush/Roller Work, Paint Exterior Wood Door.....	79.40	
Note: One face		
For Half Louvered Door, Add	7.08	
For Full Louvered Door, Add	11.81	
For >5 To 10, Deduct	-3.97	
For >10 To 25, Deduct	-7.94	
For >25, Deduct	-11.91	
09 91 13 00-0263 EA 1 Coat Primer, Brush/Roller Work, Paint Exterior Wood Door.....	79.22	
Note: Both faces		
For Half Louvered Door, Add	7.52	
For Full Louvered Door, Add	12.53	
For >5 To 10, Deduct	-3.96	
For >10 To 25, Deduct	-7.92	
For >25, Deduct	-11.88	
09 91 13 00-0264 EA 1 Coat Paint, Brush/Roller Work, Paint Exterior Wood Door.....	79.22	
Note: Both faces		
For Half Louvered Door, Add	7.52	
For Full Louvered Door, Add	12.53	
For >5 To 10, Deduct	-3.96	
For >10 To 25, Deduct	-7.92	
For >25, Deduct	-11.88	
09 91 13 00-0265 EA 2 Coats Paint, Brush Roller Work, Paint Exterior Wood Door.....	142.99	
Note: Both faces		
For Half Louvered Door, Add	12.72	
For Full Louvered Door, Add	21.20	
For >5 To 10, Deduct	-7.15	
For >10 To 25, Deduct	-14.30	
For >25, Deduct	-21.45	
09 91 13 00-0266 EA 1 Coat Primer, Sprayed, Paint Exterior Wood Door.....	41.32	
Note: One face		
For Half Louvered Door, Add	3.53	
For Full Louvered Door, Add	5.88	
For >5 To 10, Deduct	-2.07	
For >10 To 25, Deduct	-4.13	
For >25, Deduct	-6.20	



MINOR	CSI	UOM	DESCRIPTION	TOTAL DIRECT UNIT COST	DEMOLITION UNIT COST
09 91	13 00-0267	EA	1 Coat Paint, Sprayed, Paint Exterior Wood Door	41.32	
			Note: One face		
			For Half Louvered Door, Add	3.53	
			For Full Louvered Door, Add	5.88	
			For >5 To 10, Deduct	-2.07	
			For >10 To 25, Deduct	-4.13	
			For >25, Deduct	-6.20	
09 91	13 00-0268	EA	2 Coats Paint, Sprayed, Paint Exterior Wood Door	75.12	
			Note: One face		
			For Half Louvered Door, Add	5.96	
			For Full Louvered Door, Add	9.93	
			For >5 To 10, Deduct	-3.76	
			For >10 To 25, Deduct	-7.51	
			For >25, Deduct	-11.27	
09 91	13 00-0269	EA	1 Coat Primer, Sprayed, Paint Exterior Wood Door	74.16	
			Note: Both faces		
			For Half Louvered Door, Add	6.32	
			For Full Louvered Door, Add	10.54	
			For >5 To 10, Deduct	-3.71	
			For >10 To 25, Deduct	-7.42	
			For >25, Deduct	-11.12	
09 91	13 00-0270	EA	1 Coat Paint, Sprayed, Paint Exterior Wood Door	74.16	
			Note: Both faces		
			For Half Louvered Door, Add	6.32	
			For Full Louvered Door, Add	10.54	
			For >5 To 10, Deduct	-3.71	
			For >10 To 25, Deduct	-7.42	
			For >25, Deduct	-11.12	
09 91	13 00-0271	EA	2 Coats Paint, Sprayed, Paint Exterior Wood Door	135.35	
			Note: Both faces		
			For Half Louvered Door, Add	10.70	
			For Full Louvered Door, Add	17.83	
			For >5 To 10, Deduct	-6.77	
			For >10 To 25, Deduct	-13.54	
			For >25, Deduct	-20.30	
09 91	13 00-0272	SF	1 Coat Primer, Brush/Roller Work, Paint Exterior Wood Overhead, Sectional Door, Or Roll Up Door	2.20	
09 91	13 00-0273	SF	1 Coat Paint, Brush/Roller Work, Paint Exterior Wood Overhead, Sectional Door, Or Roll Up Door	2.29	
09 91	13 00-0274	SF	2 Coats Paint, Brush/Roller Work, Paint Exterior Wood Overhead, Sectional Door, Or Roll Up Door	4.70	
09 91	13 00-0275	SF	1 Coat Primer, Sprayed, Paint Exterior Wood Overhead, Sectional Door, Or Roll Up Door	2.48	
09 91	13 00-0276	SF	1 Coat Paint, Sprayed, Paint Exterior Wood Overhead, Sectional Door, Or Roll Up Door	2.59	
09 91	13 00-0277	SF	2 Coats Paint, Sprayed, Paint Exterior Wood Overhead, Sectional Door, Or Roll Up Door	5.01	
09 91	13 00-0278		Paint Exterior Metal Windows (09 91 13 00-0232)		
			Note: Two finish coats paint over rust inhibitive primer.		
09 91	13 00-0279	EA	Up To 8 SF Window Size, 1 Coat Primer And Two Coats Paint, Brush Work, Exterior Metal Window Including Trim	77.12	
			For Electrostatic Painting, Add	9.88	
			For >5 To 10, Deduct	-3.86	
			For >10 To 25, Deduct	-7.71	
			For >25, Deduct	-11.57	
09 91	13 00-0280	EA	>8 To 14 SF Window Size, 1 Coat Primer And Two Coats Paint, Brush Work, Exterior Metal Window Including Trim	94.63	
			For Electrostatic Painting, Add	12.82	
			For >5 To 10, Deduct	-4.73	
			For >10 To 25, Deduct	-9.46	
			For >25, Deduct	-14.19	
09 91	13 00-0281	EA	>14 To 20 SF Window Size, 1 Coat Primer And Two Coats Paint, Brush Work, Exterior Metal Window Including Trim	128.12	
			For Electrostatic Painting, Add	17.57	
			For >5 To 10, Deduct	-6.41	
			For >10 To 25, Deduct	-12.81	
			For >25, Deduct	-19.22	
09 91	13 00-0282	EA	>20 To 26 SF Window Size, 1 Coat Primer And Two Coats Paint, Brush Work, Exterior Metal Window Including Trim	144.33	
			For Electrostatic Painting, Add	19.81	
			For >5 To 10, Deduct	-7.22	
			For >10 To 25, Deduct	-14.43	
			For >25, Deduct	-21.65	
09 91	13 00-0283	EA	>26 To 34 SF Window Size, 1 Coat Primer And Two Coats Paint, Brush Work, Exterior Metal Window Including Trim	159.96	
			For Electrostatic Painting, Add	21.92	
			For >5 To 10, Deduct	-8.00	
			For >10 To 25, Deduct	-16.00	
			For >25, Deduct	-23.99	
09 91	13 00-0284	SF	>34 SF Window Size, 1 Coat Primer And Two Coats Paint, Brush Work, Exterior Metal Window Including Trim	5.07	
			For Electrostatic Painting, Add	0.69	
09 91	13 00-0285		Paint Exterior Wood Windows (09 91 13 00-0232)		
			Note: Two finish coats paint over primer.		
09 91	13 00-0286	EA	Up To 8 SF Window Size, 1 Coat Primer And Two Coats Paint, Brush Work, Exterior Wood Window Including Trim	73.41	
			For >5 To 10, Deduct	-3.67	
			For >10 To 25, Deduct	-7.34	
			For >25, Deduct	-11.01	

09	09 Finishes
	09 90 Painting and Coating
	09 91 Painting



MINOR	CSI	UOM	DESCRIPTION	TOTAL DIRECT UNIT COST	DEMOLITION UNIT COST
09 91	13 00-0287	EA	>8 To 14 SF Window Size, 1 Coat Primer And Two Coats Paint, Brush Work, Exterior Wood Window Including Trim	88.90	
			<i>For >5 To 10, Deduct</i>	-4.45	
			<i>For >10 To 25, Deduct</i>	-8.89	
			<i>For >25, Deduct</i>	-13.34	
09 91	13 00-0288	EA	>14 To 20 SF Window Size, 1 Coat Primer And Two Coats Paint, Brush Work, Exterior Wood Window Including Trim	119.99	
			<i>For >5 To 10, Deduct</i>	-6.00	
			<i>For >10 To 25, Deduct</i>	-12.00	
			<i>For >25, Deduct</i>	-18.00	
09 91	13 00-0289	EA	>20 To 24 SF Window Size, 1 Coat Primer And Two Coats Paint, Brush Work, Exterior Wood Window Including Trim	135.14	
			<i>For >5 To 10, Deduct</i>	-6.76	
			<i>For >10 To 25, Deduct</i>	-13.51	
			<i>For >25, Deduct</i>	-20.27	
09 91	13 00-0290	EA	>26 To 34 SF Window Size, 1 Coat Primer And Two Coats Paint, Brush Work, Exterior Wood Window Including Trim	149.85	
			<i>For >5 To 10, Deduct</i>	-7.49	
			<i>For >10 To 25, Deduct</i>	-14.99	
			<i>For >25, Deduct</i>	-22.48	
09 91	13 00-0291	SF	>34 SF Window Size, 1 Coat Primer And Two Coats Paint, Brush Work, Exterior Wood Window Including Trim.....	5.00	
09 91	13 00-0292		Paint Exterior Security Screens <small>(09 91 13 00-0232)</small>		
09 91	13 00-0293	SF	1 Coat Primer, Brush/Roller Work, Paint Exterior Security Screen	1.34	
			<i>For Electrostatic Painting, Add</i>	0.18	
09 91	13 00-0294	SF	1 Coat Paint, Brush/Roller Work, Paint Exterior Security Screen	1.35	
			<i>For Electrostatic Painting, Add</i>	0.17	
09 91	13 00-0295	SF	2 Coats Paint, Brush/Roller Work, Paint Exterior Security Screen.....	2.24	
			<i>For Electrostatic Painting, Add</i>	0.29	
09 91	13 00-0296		Paint Exterior Window Guards <small>(09 91 13 00-0232)</small>		
09 91	13 00-0297	SF	1 Coat Primer, Brush/Roller Work, Paint Exterior Metal Window Guards	1.34	
09 91	13 00-0298	SF	1 Coat Paint, Brush/Roller Work, Paint Exterior Metal Window Guards	1.35	
09 91	13 00-0299	SF	2 Coats Paint, Brush/Roller Work, Paint Exterior Metal Window Guards.....	2.24	
09 91	13 00-0300		Paint Exterior Window Trim <small>(09 91 13 00-0232)</small>		
09 91	13 00-0301	LF	1 Coat Primer, Brush/Roller Work, Paint Exterior Wood Window Frame And Trim	1.20	
09 91	13 00-0302	LF	1 Coat Paint, Brush/Roller Work, Paint Exterior Wood Window Frame And Trim	1.20	
09 91	13 00-0303	LF	2 Coats Paint, Brush/Roller Work, Paint Exterior Wood Window Frame And Trim	1.95	
09 91	13 00-0304	LF	1 Coat Primer, Brush/Roller Work, Paint Exterior Metal Window Frame And Trim	1.44	
09 91	13 00-0305	LF	1 Coat Paint, Brush/Roller Work, Paint Exterior Metal Window Frame And Trim	1.44	
09 91	13 00-0306	LF	2 Coats Paint, Brush/Roller Work, Paint Exterior Metal Window Frame And Trim	2.44	
09 91	13 00-0307		Paint Exterior Roofing And Trim <small>(09 91 13 00-0307)</small>		
09 91	13 00-0308		Paint Stain Or Seal Wood Roofing <small>(09 91 13 00-0307)</small>		
09 91	13 00-0309	SF	1 Coat Paint, Brush/Roller Work, Stain And Seal Shingles/Shake.....	1.74	
			<i>For Up To 100, Add</i>	0.87	
			<i>For >100 To 250, Add</i>	0.43	
			<i>For >250 To 500, Add</i>	0.19	
09 91	13 00-0310	SF	2 Coats Stain, Brush/Roller Work, Stain And Seal Shingles/Shake.....	3.20	
			<i>For Up To 100, Add</i>	1.58	
			<i>For >100 To 250, Add</i>	0.78	
			<i>For >250 To 500, Add</i>	0.34	
09 91	13 00-0311		Paint Metal Roofing <small>(09 91 13 00-0307)</small>		
09 91	13 00-0312	SF	1 Coat Paint, Brush/Roller Work, Paint Metal Roofing	0.81	
			<i>For Up To 100, Add</i>	0.36	
			<i>For >100 To 250, Add</i>	0.18	
			<i>For >250 To 500, Add</i>	0.08	
09 91	13 00-0313	SF	2 Coats Paint, Brush/Roller Work, Paint Metal Roofing	1.42	
			<i>For Up To 100, Add</i>	0.65	
			<i>For >100 To 250, Add</i>	0.32	
			<i>For >250 To 500, Add</i>	0.14	
09 91	13 00-0314	SF	1 Coat Epoxy Polyamide Cured Resin Primer, Sprayed, Paint Metal Roof.....	0.85	
			<i>For Up To 100, Add</i>	0.48	
			<i>For >100 To 250, Add</i>	0.23	
			<i>For >250 To 500, Add</i>	0.10	
09 91	13 00-0315	SF	1 Coat Aliphatic Polyurethane, Sprayed, Paint Metal Roof.....	0.83	
			<i>For Up To 100, Add</i>	0.36	
			<i>For >100 To 250, Add</i>	0.18	
			<i>For >250 To 500, Add</i>	0.08	
09 91	13 00-0316		Paint Fascia Board <small>(09 91 13 00-0307)</small>		



		Finishes	09
		Painting and Coating	09 90
		Painting	09 91

09

MINOR CSI UOM DESCRIPTION	TOTAL DIRECT UNIT COST	DEMOLITION UNIT COST
09 91 13 00-0317 LF 1 Coat Primer, Brush/Roller Work, Paint Fascia Board	0.71	
For Up To 100, Add	0.35	
For >100 To 250, Add	0.17	
For >250 To 500, Add	0.08	
09 91 13 00-0318 LF 1 Coat Paint, Brush/Roller Work, Paint Fascia Board.....	0.71	
For Up To 100, Add	0.35	
For >100 To 250, Add	0.17	
For >250 To 500, Add	0.08	
09 91 13 00-0319 LF 2 Coats Paint, Brush/Roller Work, Paint Fascia Board	1.24	
For Up To 100, Add	0.62	
For >100 To 250, Add	0.31	
For >250 To 500, Add	0.14	
09 91 13 00-0320 Paint Soffit (09 91 13 00-0307)		
09 91 13 00-0321 SF 1 Coat Primer, Brush/Roller Work, Paint Soffit	0.85	
For Up To 100, Add	0.37	
For >100 To 250, Add	0.19	
For >250 To 500, Add	0.08	
09 91 13 00-0322 SF 1 Coat Paint, Brush/Roller Work, Paint Soffit.....	0.85	
For Up To 100, Add	0.37	
For >100 To 250, Add	0.19	
For >250 To 500, Add	0.08	
09 91 13 00-0323 SF 2 Coats Paint, Brush/Roller Work, Paint Soffit.....	1.45	
For Up To 100, Add	0.66	
For >100 To 250, Add	0.33	
For >250 To 500, Add	0.15	
09 91 13 00-0324 Special Coatings For Metal Roofs (09 91 13 00-0307)		
09 91 13 00-0325 SF Carboline Carboxane 950 Coating System With 15 year warranty.....	11.11	
09 91 13 00-0326 SF Carboline Carbothane 134HG Coating System With 1 year warranty	6.79	
09 91 13 00-0327 Acrylic Elastomeric Coating For All Types Of Roofs (09 91 13 00-0307)		
Note: Solar reflectance: 0.90/0.84 after 3 years (from www.energy-star.gov).		
09 91 13 00-0328 SF 2 Coats (20 Mil), Cool Roof Acrylic Elastomeric Roof Coating	2.06	
For Each Coat Of Primer, Add	0.44	
09 91 13 00-0329 Acrylic Latex Elastomeric Coating For All Types Of Roofs (09 91 13 00-0307)		
Note: (Henry)		
09 91 13 00-0330 SF 1 Coat, Premium Gray Elastomeric Roof Base Coating (Henry 291).....	1.27	
09 91 13 00-0331 SF 1 Coat, White Acrylic Latex Roof Coating (Henry 280DC).....	1.15	
09 91 13 00-0332 SF 1 Coat, White Elastomeric Roof Coating (Henry SolarFlex 287).....	1.01	
09 91 13 00-0333 Acrylic Coating For All Types Of Roofs (09 91 13 00-0307)		
Note: (GAF)		
09 91 13 00-0334 SF 1 Coat, Water Based, Acrylic Elastomeric Roof Base Coating (GAF Roof Mate™ Base Coat).....	0.99	
09 91 13 00-0335 SF 1 Coat, Water Based, Acrylic Elastomeric Roof Top Coating (GAF Roof Mate™ Top Coat).....	1.15	
09 91 13 00-0336 Paint Metal Surfaces (09 91 13)		
Note: Tasks can be used for exterior or interior applications.		
09 91 13 00-0337 Paint Structural Steel (09 91 13 00-0336)		
09 91 13 00-0338 Paint Structural Steel, Brush Work (09 91 13 00-0337)		
09 91 13 00-0339 SF 1 Field Coat Primer, Brush/Roller Work, Paint Exterior Structural Steel.....	0.93	
For Up To 100, Add	0.57	
For >100 To 250, Add	0.27	
For >250 To 500, Add	0.12	
For Epoxy Paint, Add	0.11	
09 91 13 00-0340 SF 1 Field Coat Paint, Brush/Roller Work, Paint Exterior Structural Steel	0.82	
For Up To 100, Add	0.49	
For >100 To 250, Add	0.23	
For >250 To 500, Add	0.10	
For Epoxy Paint, Add	0.10	
09 91 13 00-0341 Paint Structural Steel, Spray Work (09 91 13 00-0337)		
09 91 13 00-0342 SF 1 Field Coat Primer, Sprayed, Paint Exterior Structural Steel.....	0.70	
For Electrostatic Painting, Add	0.10	
For Up To 100, Add	0.40	
For >100 To 250, Add	0.19	
For >250 To 500, Add	0.08	
For Epoxy Paint, Add	0.10	
09 91 13 00-0343 SF 1 Field Coat Paint, Sprayed, Paint Exterior Structural Steel	0.59	
For Electrostatic Painting, Add	0.09	
For Up To 100, Add	0.32	
For >100 To 250, Add	0.15	
For >250 To 500, Add	0.07	
For Epoxy Paint, Add	0.09	

09	09 Finishes
	09 90 Painting and Coating
	09 91 Painting



MINOR CSI UOM DESCRIPTION	TOTAL DIRECT UNIT COST	DEMOLITION UNIT COST
------------------------------	---------------------------	-------------------------

09 91 13 00-0344	Paint Metal Decking, Beams And Bar Joist <small>(09 91 13 00-0337)</small>		
09 91 13 00-0345	SF 1 Coat Primer, Sprayed, Paint Exposed Metal Decking.....	0.79	
	<i>For Up To 100, Add</i>	0.47	
	<i>For >100 To 250, Add</i>	0.22	
	<i>For >250 To 500, Add</i>	0.10	
	<i>For Epoxy Paint, Add</i>	0.10	
09 91 13 00-0346	SF 1 Coat Paint, Sprayed, Paint Exposed Metal Decking.....	0.79	
	<i>For Up To 100, Add</i>	0.47	
	<i>For >100 To 250, Add</i>	0.22	
	<i>For >250 To 500, Add</i>	0.10	
	<i>For Epoxy Paint, Add</i>	0.10	
09 91 13 00-0347	SF 2 Coats Paint, Sprayed, Paint Exposed Metal Decking.....	1.34	
	<i>For Up To 100, Add</i>	0.75	
	<i>For >100 To 250, Add</i>	0.36	
	<i>For >250 To 500, Add</i>	0.16	
	<i>For Epoxy Paint, Add</i>	0.19	
09 91 13 00-0348	SF 1 Coat Primer, Brush/Roller Work, Paint Metal Beams And Bar Joists.....	1.14	
	<i>For Up To 100, Add</i>	0.61	
	<i>For >100 To 250, Add</i>	0.30	
	<i>For >250 To 500, Add</i>	0.13	
	<i>For Epoxy Paint, Add</i>	0.18	
09 91 13 00-0349	SF 1 Coat Paint, Brush/Roller Work, Paint Metal Beams And Bar Joists.....	1.11	
	<i>For Up To 100, Add</i>	0.62	
	<i>For >100 To 250, Add</i>	0.30	
	<i>For >250 To 500, Add</i>	0.13	
	<i>For Epoxy Paint, Add</i>	0.16	
09 91 13 00-0350	SF 2 Coats Paint, Brush/Roller Work, Paint Metal Beams And Bar Joists.....	2.10	
	<i>For Up To 100, Add</i>	1.14	
	<i>For >100 To 250, Add</i>	0.56	
	<i>For >250 To 500, Add</i>	0.24	
	<i>For Epoxy Paint, Add</i>	0.32	
09 91 13 00-0351	SF 1 Coat Primer, Sprayed, Paint Metal Beams And Bar Joists.....	0.99	
	<i>For Up To 100, Add</i>	0.56	
	<i>For >100 To 250, Add</i>	0.27	
	<i>For >250 To 500, Add</i>	0.12	
	<i>For Epoxy Paint, Add</i>	0.14	
09 91 13 00-0352	SF 1 Coat Paint, Sprayed, Paint Metal Beams And Bar Joists.....	0.99	
	<i>For Up To 100, Add</i>	0.56	
	<i>For >100 To 250, Add</i>	0.27	
	<i>For >250 To 500, Add</i>	0.12	
	<i>For Epoxy Paint, Add</i>	0.14	
09 91 13 00-0353	SF 2 Coats Paint, Sprayed, Paint Metal Beams And Bar Joists.....	1.67	
	<i>For Up To 100, Add</i>	0.89	
	<i>For >100 To 250, Add</i>	0.43	
	<i>For >250 To 500, Add</i>	0.19	
	<i>For Epoxy Paint, Add</i>	0.27	
09 91 13 00-0354	Paint Steel Pipes <small>(09 91 13 00-0336)</small>		
	Note: Includes pipe, tubes, rails, conduit, etc.		
09 91 13 00-0355	LF 1 Coat Primer, 1/2" To 1-1/2" Diameter, Paint Conduit Or Steel Pipe.....	1.53	
	<i>For Electrostatic Painting, Add</i>	0.20	
	<i>For Epoxy Paint, Add</i>	0.17	
09 91 13 00-0356	LF 1 Coat Primer, 2" To 3-1/2" Diameter, Paint Conduit Or Steel Pipe.....	1.71	
	<i>For Electrostatic Painting, Add</i>	0.23	
	<i>For Epoxy Paint, Add</i>	0.20	
09 91 13 00-0357	LF 1 Coat Primer, 4" Diameter, Paint Steel Pipes.....	1.92	
	<i>For Electrostatic Painting, Add</i>	0.26	
	<i>For Epoxy Paint, Add</i>	0.22	
09 91 13 00-0358	LF 1 Coat Primer, 6" To 8" Diameter, Paint Steel Pipes.....	2.40	
	<i>For Electrostatic Painting, Add</i>	0.32	
	<i>For Epoxy Paint, Add</i>	0.27	
09 91 13 00-0359	LF 1 Coat Primer, 10" To 12" Diameter, Paint Steel Pipes.....	3.04	
	<i>For Electrostatic Painting, Add</i>	0.40	
	<i>For Epoxy Paint, Add</i>	0.34	
09 91 13 00-0360	LF 1 Coat Paint, 1/2" To 1-1/2" Diameter, Paint Conduit Or Steel Pipe.....	1.53	
	<i>For Electrostatic Painting, Add</i>	0.20	
	<i>For Epoxy Paint, Add</i>	0.17	
09 91 13 00-0361	LF 1 Coat Paint, 2" To 3-1/2" Diameter, Paint Conduit Or Steel Pipe.....	1.71	
	<i>For Electrostatic Painting, Add</i>	0.23	
	<i>For Epoxy Paint, Add</i>	0.20	
09 91 13 00-0362	LF 1 Coat Paint, 4" Diameter, Paint Steel Pipes.....	1.92	
	<i>For Electrostatic Painting, Add</i>	0.26	
	<i>For Epoxy Paint, Add</i>	0.22	
09 91 13 00-0363	LF 1 Coat Paint, 6" To 8" Diameter, Paint Steel Pipes.....	2.40	
	<i>For Electrostatic Painting, Add</i>	0.32	
	<i>For Epoxy Paint, Add</i>	0.27	
09 91 13 00-0364	LF 1 Coat Paint, 10" To 12" Diameter, Paint Steel Pipes.....	3.04	
	<i>For Electrostatic Painting, Add</i>	0.40	
	<i>For Epoxy Paint, Add</i>	0.34	
09 91 13 00-0365	LF 2 Coats Paint, 1/2" To 1-1/2" Diameter, Paint Conduit Or Steel Pipe.....	3.13	
	<i>For Electrostatic Painting, Add</i>	0.44	
	<i>For Epoxy Paint, Add</i>	0.41	



MINOR	CSI	UOM	DESCRIPTION	TOTAL DIRECT UNIT COST	DEMOLITION UNIT COST
09 91 13 00-0366	LF		2 Coats Paint, 2" To 3-1/2" Diameter, Paint Conduit Or Steel Pipe <i>For Electrostatic Painting, Add</i> <i>For Epoxy Paint, Add</i>	3.41 0.45 0.39	
09 91 13 00-0367	LF		2 Coats Paint, 4" Diameter, Paint Steel Pipes <i>For Electrostatic Painting, Add</i> <i>For Epoxy Paint, Add</i>	3.70 0.49 0.43	
09 91 13 00-0368	LF		2 Coats Paint, 6" To 8" Diameter, Paint Steel Pipes <i>For Electrostatic Painting, Add</i> <i>For Epoxy Paint, Add</i>	4.66 0.62 0.54	
09 91 13 00-0369	LF		2 Coats Paint, 10" To 12" Diameter, Paint Steel Pipes <i>For Electrostatic Painting, Add</i> <i>For Epoxy Paint, Add</i>	5.75 0.77 0.67	
09 91 13 00-0370	EA		1 Coat Paint, Paint Exposed Single Or Double Gang Outlet Box <i>For Electrostatic Painting, Add</i> <i>For Epoxy Paint, Add</i>	7.26 0.77 0.46	
09 91 13 00-0371			Paint Metal Louvers (09 91 13 00-0336)		
09 91 13 00-0372	SF		1 Coat Primer, Brush/Roller Work, Paint Ventilation Louver, SF Of Opening Area <i>For Electrostatic Painting, Add</i>	1.26 0.15	
09 91 13 00-0373	SF		1 Coat Alkyd Paint, Brush/Roller Work, Paint Ventilation Louver, SF Of Opening Area <i>For Electrostatic Painting, Add</i>	1.28 0.16	
09 91 13 00-0374	SF		2 Coats Alkyd Paint, Brush/Roller Work, Paint Ventilation Louver, SF Of Opening Area <i>For Electrostatic Painting, Add</i>	2.64 0.33	
09 91 13 00-0375			Paint Ladders (09 91 13 00-0336)		
09 91 13 00-0376	LF		1 Coat Alkyd Primer, Brush/Roller Work, Paint Ladders <i>For Epoxy Paint, Add</i>	3.39 0.22	
09 91 13 00-0377	LF		1 Coat Alkyd Enamel Paint, Brush/Roller Work, Paint Ladders <i>For Epoxy Paint, Add</i>	3.79 0.24	
09 91 13 00-0378	LF		2 Coats Alkyd Enamel Paint, Brush/Roller Work, Paint Ladders <i>For Epoxy Paint, Add</i>	7.43 0.43	
09 91 13 00-0379			Paint Handrails (09 91 13 00-0336)		
09 91 13 00-0380	LF		1 Coat Alkyd Primer, Brush/Roller Work, 1 Rail, Paint Hand Rail And Bracket <i>For Epoxy Paint, Add</i>	1.37 0.12	
09 91 13 00-0381	LF		1 Coat Alkyd Enamel Paint, Brush/Roller Work, 1 Rail, Paint Hand Rail And Bracket <i>For Epoxy Paint, Add</i>	1.52 0.12	
09 91 13 00-0382	LF		2 Coats Alkyd Enamel Paint, Brush/Roller Work, 1 Rail, Paint Hand Rail And Bracket <i>For Epoxy Paint, Add</i>	2.48 0.17	
09 91 13 00-0383	LF		1 Coat Alkyd Primer, Brush/Roller Work, 1 Rail, Paint Pipe Rail And Pickets <i>For Epoxy Paint, Add</i>	2.58 0.35	
09 91 13 00-0384	LF		1 Coat Alkyd Enamel Paint, Brush/Roller Work, 1 Rail, Paint Pipe Rail And Pickets <i>For Epoxy Paint, Add</i>	2.81 0.36	
09 91 13 00-0385	LF		2 Coats Alkyd Enamel Paint, Brush/Roller Work, 1 Rail, Paint Pipe Rail And Pickets <i>For Epoxy Paint, Add</i>	4.79 0.57	
09 91 13 00-0386	LF		1 Coat Alkyd Primer, Brush/Roller Work, 2 Rails, Paint Pipe Rail And Pickets <i>For Epoxy Paint, Add</i>	2.77 0.36	
09 91 13 00-0387	LF		1 Coat Alkyd Enamel Paint, Brush/Roller Work, 2 Rails, Paint Pipe Rail And Pickets <i>For Epoxy Paint, Add</i>	3.02 0.37	
09 91 13 00-0388	LF		2 Coats Alkyd Enamel Paint, Brush/Roller Work, 2 Rails, Paint Pipe Rail And Pickets <i>For Epoxy Paint, Add</i>	5.06 0.59	
09 91 13 00-0389	LF		1 Coat Alkyd Primer, Brush/Roller Work, Paint Balustrades <i>For Epoxy Paint, Add</i>	1.54 0.19	
09 91 13 00-0390	LF		1 Coat Alkyd Enamel Paint, Brush/Roller Work, Paint Balustrades <i>For Epoxy Paint, Add</i>	1.68 0.20	
09 91 13 00-0391	LF		2 Coats Alkyd Enamel Paint, Brush/Roller Work, Paint Balustrades <i>For Epoxy Paint, Add</i>	3.08 0.38	
09 91 13 00-0392			Paint Grating (09 91 13 00-0336)		
09 91 13 00-0393	SF		1 Coat Primer, Brush/Roller Work, Paint Gratings And Frames <i>For Epoxy Paint, Add</i>	2.48 0.17	
09 91 13 00-0394	SF		1 Coat Paint, Brush/Roller Work, Paint Gratings And Frames <i>For Epoxy Paint, Add</i>	2.53 0.19	
09 91 13 00-0395	SF		2 Coats Paint, Brush/Roller Work, Paint Gratings And Frames <i>For Epoxy Paint, Add</i>	3.81 0.32	
09 91 13 00-0396			Equipment And Tanks (09 91 13 00-0336)		
09 91 13 00-0397			Paint Valves (09 91 13 00-0396) Note: Includes 1 coat primer and 1 coat paint finish		
09 91 13 00-0398	EA		Prime And Paint 4" And Smaller Valve	26.51	
09 91 13 00-0399	EA		Prime And Paint 6" To 10" Valve	32.61	
09 91 13 00-0400	EA		Prime And Paint 12" To 18" Valve	42.80	
09 91 13 00-0401	EA		Prime And Paint 20" To 24" Valve	57.06	
09 91 13 00-0402	EA		Prime And Paint >24" To 36" Valve	77.45	
09 91 13 00-0403	EA		Prime And Paint >36" To 48" Valve	105.99	

09	09 Finishes
	09 90 Painting and Coating
	09 91 Painting



MINOR CSI UOM DESCRIPTION	TOTAL DIRECT UNIT COST	DEMOLITION UNIT COST
------------------------------	---------------------------	-------------------------

09 91 13 00-0404 Paint Pumps And Motors (09 91 13 00-0396)		
Note: Includes 1 coat primer and 1 coat paint finish		
09 91 13 00-0405 EA Prime And Paint Pump Under 1 HP		81.54
09 91 13 00-0406 EA Prime And Paint Pump, 1 HP To 5 HP		108.05
09 91 13 00-0407 EA Prime And Paint Pump, >5 HP To 10 HP		130.49
09 91 13 00-0408 EA Prime And Paint Pump, >10 HP To 20 HP		146.82
09 91 13 00-0409 EA Prime And Paint Pump, >20 HP To 30 HP		171.80
09 91 13 00-0410 EA Prime And Paint Pump, >30 HP To 50 HP		195.76
09 91 13 00-0411 EA Prime And Paint Pump, >50 HP To 75 HP		216.16
09 91 13 00-0412 EA Prime And Paint Pump, >75 HP		244.70

09 91 13 00-0413 Paint Storage Tanks (09 91 13 00-0396)		
09 91 13 00-0414 SF 1 Coat Primer, Roller, Paint Storage Tank, Exterior Surface		1.04
09 91 13 00-0415 SF 1 Coat Paint, Roller, Paint Storage Tank, Exterior Surface		1.39
09 91 13 00-0416 SF 2 Coats Paint, Roller, Paint Storage Tank, Exterior Surface		2.66
09 91 13 00-0417 SF 1 Coat Primer, Roller, Paint Storage Tank, Interior Surface		1.39
09 91 13 00-0418 SF 1 Coat Paint, Roller, Paint Storage Tank, Interior Surface		1.77
09 91 13 00-0419 SF 2 Coats Paint, Roller, Paint Storage Tank, Interior Surface		3.42
09 91 13 00-0420 SF 1 Coat Primer, Sprayed, Paint Storage Tank, Exterior Surface		1.13
09 91 13 00-0421 SF 1 Coat Paint, Sprayed, Paint Storage Tank, Exterior Surface		1.40
09 91 13 00-0422 SF 2 Coats Paint, Sprayed, Paint Storage Tank, Exterior Surface		2.75
09 91 13 00-0423 SF 1 Coat Primer, Sprayed, Paint Storage Tank, Interior Surface		1.30
09 91 13 00-0424 SF 1 Coat Paint, Sprayed, Paint Storage Tank, Interior Surface		1.72
09 91 13 00-0425 SF 2 Coats Paint, Sprayed, Paint Storage Tank, Interior Surface		3.33

09 91 13 00-0426 Other Site Work Painting (09 91 13)

09 91 13 00-0427 Paint Fencing (09 91 13 00-0426)		
Note: Per side of fence. Based on gross fence area (length of fence x height of fence).		
09 91 13 00-0428 SF 1 Coat Paint, Brush/Roller, Paint Existing Chain Link Fence		0.76
For Epoxy Paint, Add		0.09
For Up To 100, Add		0.46
For >100 To 250, Add		0.22
For >250 To 500, Add		0.10
09 91 13 00-0429 SF 2 Coats Paint, Brush/Roller, Paint Existing Chain Link Fence		1.44
For Epoxy Paint, Add		0.18
For Up To 100, Add		0.86
For >100 To 250, Add		0.41
For >250 To 500, Add		0.18
09 91 13 00-0430 SF 1 Coat Paint, Sprayed, Paint Existing Chain Link Fence		0.72
For Epoxy Paint, Add		0.11
For Electrostatic Painting, Add		0.11
For Up To 100, Add		0.40
For >100 To 250, Add		0.19
For >250 To 500, Add		0.09
09 91 13 00-0431 SF 2 Coats Paint, Sprayed, Paint Existing Chain Link Fence		1.35
For Epoxy Paint, Add		0.21
For Electrostatic Painting, Add		0.20
For Up To 100, Add		0.74
For >100 To 250, Add		0.36
For >250 To 500, Add		0.16
09 91 13 00-0432 SF 1 Coat Primer, Brush/Roller, Paint Wrought Iron Fence		0.71
For Epoxy Paint, Add		0.10
For Up To 100, Add		0.39
For >100 To 250, Add		0.19
For >250 To 500, Add		0.08
09 91 13 00-0433 SF 1 Coat Paint, Brush/Roller, Paint Wrought Iron Fence		0.66
For Epoxy Paint, Add		0.09
For Up To 100, Add		0.39
For >100 To 250, Add		0.19
For >250 To 500, Add		0.08
09 91 13 00-0434 SF Each Additional Coat, Brush/Roller, Paint Wrought Iron Fence		0.48
For Epoxy Paint, Add		0.08
For Up To 100, Add		0.25
For >100 To 250, Add		0.12
For >250 To 500, Add		0.05
09 91 13 00-0435 SF 1 Coat Primer, Brush/Roller, Paint Picket Fence		0.87
For Epoxy Paint, Add		0.07
For Up To 100, Add		0.59
For >100 To 250, Add		0.28
For >250 To 500, Add		0.12
09 91 13 00-0436 SF 1 Coat Paint, Brush/Roller, Paint Picket Fence		0.87
For Epoxy Paint, Add		0.07
For Up To 100, Add		0.59
For >100 To 250, Add		0.28
For >250 To 500, Add		0.12
09 91 13 00-0437 SF Each Additional Coat, Brush/Roller, Paint Picket Fence		0.62
For Epoxy Paint, Add		0.06
For Up To 100, Add		0.41
For >100 To 250, Add		0.19
For >250 To 500, Add		0.08



MINOR	CSI	UOM	DESCRIPTION	TOTAL DIRECT UNIT COST	DEMOLITION UNIT COST
09 91	13 00-0438	SF	1 Coat Paint, Brush/Roller, Paint Wood Fences <i>For Up To 100, Add</i> <i>For >100 To 250, Add</i> <i>For >250 To 500, Add</i>	0.65 0.39 0.19 0.08	
09 91	13 00-0439	SF	2 Coats Paint, Brush/Roller, Paint Wood Fences <i>For Up To 100, Add</i> <i>For >100 To 250, Add</i> <i>For >250 To 500, Add</i>	1.17 0.67 0.32 0.14	
09 91	13 00-0440	SF	1 Coat Paint, Sprayed, Paint Wood Fences <i>For Up To 100, Add</i> <i>For >100 To 250, Add</i> <i>For >250 To 500, Add</i>	0.53 0.30 0.14 0.06	
09 91	13 00-0441	SF	2 Coats Paint, Sprayed, Paint Wood Fences <i>For Up To 100, Add</i> <i>For >100 To 250, Add</i> <i>For >250 To 500, Add</i>	1.01 0.55 0.27 0.12	
09 91	13 00-0442		Paint Shutters Or Blinds, Solid Panel (09 91 13 00-0426)		
09 91	13 00-0443	SF	1 Coat Primer, Brush Work, Paint Shutter Or Blinds, Solid Panel	2.67	
09 91	13 00-0444	SF	1 Coat Paint, Brush Work, Paint Shutter Or Blinds, Solid Panel	2.68	
09 91	13 00-0445	SF	2 Coats Paint, Brush Work, Paint Shutter Or Blinds, Solid Panel	4.76	
09 91	13 00-0446	SF	1 Coat Primer, Sprayed, Paint Shutter Or Blinds, Solid Panel	1.71	
09 91	13 00-0447	SF	1 Coat Paint, Sprayed, Paint Shutter Or Blinds, Solid Panel	1.72	
09 91	13 00-0448	SF	2 Coats Paint, Sprayed, Paint Shutter Or Blinds, Solid Panel	3.19	
09 91	13 00-0449		Paint Shutters Or Blinds, Louvered Panel (09 91 13 00-0426)		
09 91	13 00-0450	SF	1 Coat Primer, Brush Work, Paint Shutter Or Blinds, Louvered Panel	3.29	
09 91	13 00-0451	SF	1 Coat Paint, Brush Work, Paint Shutter Or Blinds, Louvered Panel	3.30	
09 91	13 00-0452	SF	2 Coats Paint, Brush Work, Paint Shutter Or Blinds, Louvered Panel	5.87	
09 91	13 00-0453	SF	1 Coat Primer, Sprayed, Paint Shutter Or Blinds, Louvered Panel	2.08	
09 91	13 00-0454	SF	1 Coat Paint, Sprayed, Paint Shutter Or Blinds, Louvered Panel	2.09	
09 91	13 00-0455	SF	2 Coats Paint, Sprayed, Paint Shutter Or Blinds, Louvered Panel	3.86	
09 91	13 00-0456		Paint Flagpoles (09 91 13 00-0426)		
09 91	13 00-0457	EA	1 Coat Paint, 20' High, Paint Steel Flagpole	212.10	
09 91	13 00-0458	EA	1 Coat Paint, 30' High, Paint Steel Flagpole	285.99	
09 91	13 00-0459	EA	1 Coat Paint, 40' High, Paint Steel Flagpole	359.93	
09 91	13 00-0460	EA	1 Coat Paint, 50' High, Paint Steel Flagpole	433.88	
09 91	13 00-0461	EA	1 Coat Paint, 70' High, Paint Steel Flagpole	574.63	
09 91	13 00-0462	EA	1 Coat Paint, 80' High, Paint Steel Flagpole	647.68	
09 91	13 00-0463	EA	1 Coat Paint, 90' High, Paint Steel Flagpole	720.75	
09 91	13 00-0464		Paint Lattice Or Trellis (09 91 13 00-0426)		
09 91	13 00-0465	SF	1 Coat Paint, Sprayed, Per Side, Paint Wood Lattice Or Trellis <i>For Up To 100, Add</i> <i>For >100 To 250, Add</i> <i>For >250 To 500, Add</i>	1.34 0.90 0.43 0.18	
09 91	13 00-0466	SF	2 Coats Paint, Sprayed, Per Side, Paint Wood Lattice Or Trellis <i>For Up To 100, Add</i> <i>For >100 To 250, Add</i> <i>For >250 To 500, Add</i>	2.48 1.66 0.78 0.34	
09 91	13 00-0467		Paint Exterior Stairs (09 91 13)		
09 91	13 00-0468		Paint Exterior Concrete Stairs (09 91 13 00-0467)		
09 91	13 00-0469	RSR	1 Coat Primer, Brush/Roller Work, Paint Exterior Concrete Stair (To 4' Wide)	14.64	
09 91	13 00-0470	RSR	1 Coat Alkyd Enamel Paint, Brush/Roller Work, Paint Exterior Concrete Stair (To 4' Wide)	14.64	
09 91	13 00-0471	RSR	1 Coat Non Slip Paint, Brush/Roller Work, Paint Exterior Concrete Stair (To 4' Wide)	20.45	
09 91	13 00-0472	RSR	1 Coat Non Slip Epoxy Paint, Brush/Roller Work, Paint Exterior Concrete Stair (To 4' Wide)	37.13	
09 91	13 00-0473	RSR	2 Coats Alkyd Enamel Paint, Brush/Roller Work, Paint Exterior Concrete Stair (To 4' Wide)	29.28	
09 91	13 00-0474		Paint Exterior Metal Stairs (09 91 13 00-0467)		
09 91	13 00-0475	RSR	1 Coat Primer, Brush/Roller Work, Paint Exterior Metal Stair (To 4' Wide) <i>For Oil Based Paint, Add</i>	7.82 0.43	
09 91	13 00-0476	RSR	1 Coat Alkyd Enamel Paint, Brush/Roller Work, Paint Exterior Metal Stair (To 4' Wide) <i>For Oil Based Paint, Add</i>	7.82 0.43	
09 91	13 00-0477	RSR	2 Coats Alkyd Enamel Paint, Brush/Roller Work, Paint Exterior Metal Stair (To 4' Wide) <i>For Oil Based Paint, Add</i>	15.63 0.86	
09 91	13 00-0478		Paint Exterior Wood Stairs (09 91 13 00-0467)		
09 91	13 00-0479	RSR	1 Coat Primer, Brush/Roller Work, Paint Exterior Wood Stair (To 4' Wide)	7.62	
09 91	13 00-0480	RSR	1 Coat Alkyd Enamel Paint, Brush/Roller Work, Paint Exterior Wood Stair (To 4' Wide)	7.61	
09 91	13 00-0481	RSR	1 Coat Non Slip Paint, Brush/Roller Work, Paint Exterior Wood Stair (To 4' Wide)	13.42	
09 91	13 00-0482	RSR	1 Coat Non Slip Epoxy Paint, Brush/Roller Work, Paint Exterior Wood Stair (To 4' Wide)	30.10	
09 91	13 00-0483	RSR	2 Coats Alkyd Enamel Paint, Brush/Roller Work, Paint Exterior Wood Stair (To 4' Wide)	15.22	

09	09 Finishes
	09 90 Painting and Coating
	09 91 Painting



MINOR CSI UOM DESCRIPTION	TOTAL DIRECT UNIT COST	DEMOLITION UNIT COST
------------------------------	---------------------------	-------------------------

09 91 13 00-0484	Paint Exterior Stair Nosing <small>(09 91 13 00-0467)</small>		
09 91 13 00-0485	LF 1 Coat Paint, Up To 2", Non Slip, Brush Work, Paint Exterior Yellow Stair Safety Strip		1.43
09 91 13 00-0486	Paint Exterior Trim <small>(09 91 13)</small>		
09 91 13 00-0487	Paint Exterior Metal Trim And Gutters <small>(09 91 13 00-0486)</small>		
09 91 13 00-0488	SF 1 Coat Primer, Brush Work, Paint Exterior Exposed Metal Trim		1.04
09 91 13 00-0489	SF 1 Coat Paint, Brush Work, Paint Exterior Exposed Metal Trim		1.13
09 91 13 00-0490	SF 2 Coats Paint, Brush Work, Paint Exterior Exposed Metal Trim		2.03
09 91 13 00-0491	SF 1 Coat Primer, Brush/Roller Work, Paint Exterior Exposed Metal Trim		0.95
09 91 13 00-0492	SF 1 Coat Paint, Brush/Roller Work, Paint Exterior Exposed Metal Trim		1.03
09 91 13 00-0493	SF 2 Coats Paint, Brush/Roller Work, Paint Exterior Exposed Metal Trim		1.83
09 91 13 00-0494	LF 1 Coat Paint, Brush Work, Paint Exterior Gutter And Downspout		1.62
09 91 13 00-0495	LF 2 Coats Paint, Brush Work, Paint Exterior Gutter And Downspout		2.00
09 91 13 00-0496	Paint Exterior Wood Trim <small>(09 91 13 00-0486)</small>		
09 91 13 00-0497	SF 1 Coat Primer, Brush Work, Paint Exterior Wood Trim		1.46
	<i>For Oil Based Paint, Add</i>		0.09
	<i>For Work >15' To 20' Above Floor, Add</i>		0.17
	<i>Note: Applied only to work area above 15' to 20'.</i>		
	<i>For Work >20' To 30' Above Floor, Add</i>		0.29
	<i>Note: Applied only to work area above 20'.</i>		
	<i>For Work >30' To 40' Above Floor, Add</i>		0.46
	<i>Note: Applied only to work area above 30' to 40'.</i>		
	<i>For Work >40' Above Floor, Add</i>		0.63
	<i>Note: Applied only to work area above 40'.</i>		
	<i>For Up To 100, Add</i>		0.91
	<i>For >100 To 250, Add</i>		0.43
	<i>For >250 To 500, Add</i>		0.19
	<i>For >2,500 To 5,000, Deduct</i>		-0.07
	<i>For >5,000 To 10,000, Deduct</i>		-0.15
	<i>For >10,000 To 20,000, Deduct</i>		-0.22
	<i>For >20,000, Deduct</i>		-0.29
09 91 13 00-0498	SF 1 Coat Paint, Brush Work, Paint Exterior Wood Trim		1.58
	<i>For Oil Based Paint, Add</i>		0.10
	<i>For Work >15' To 20' Above Floor, Add</i>		0.19
	<i>Note: Applied only to work area above 15' to 20'.</i>		
	<i>For Work >20' To 30' Above Floor, Add</i>		0.31
	<i>Note: Applied only to work area above 20'.</i>		
	<i>For Work >30' To 40' Above Floor, Add</i>		0.50
	<i>Note: Applied only to work area above 30' to 40'.</i>		
	<i>For Work >40' Above Floor, Add</i>		0.68
	<i>Note: Applied only to work area above 40'.</i>		
	<i>For Up To 100, Add</i>		0.98
	<i>For >100 To 250, Add</i>		0.47
	<i>For >250 To 500, Add</i>		0.20
	<i>For >2,500 To 5,000, Deduct</i>		-0.08
	<i>For >5,000 To 10,000, Deduct</i>		-0.16
	<i>For >10,000 To 20,000, Deduct</i>		-0.24
	<i>For >20,000, Deduct</i>		-0.32
09 91 13 00-0499	SF 2 Coats Paint, Brush Work, Paint Exterior Wood Trim		2.88
	<i>For Oil Based Paint, Add</i>		0.18
	<i>For Work >15' To 20' Above Floor, Add</i>		0.33
	<i>Note: Applied only to work area above 15' to 20'.</i>		
	<i>For Work >20' To 30' Above Floor, Add</i>		0.55
	<i>Note: Applied only to work area above 20'.</i>		
	<i>For Work >30' To 40' Above Floor, Add</i>		0.88
	<i>Note: Applied only to work area above 30' to 40'.</i>		
	<i>For Work >40' Above Floor, Add</i>		1.21
	<i>Note: Applied only to work area above 40'.</i>		
	<i>For Up To 100, Add</i>		1.75
	<i>For >100 To 250, Add</i>		0.84
	<i>For >250 To 500, Add</i>		0.36
	<i>For >2,500 To 5,000, Deduct</i>		-0.14
	<i>For >5,000 To 10,000, Deduct</i>		-0.29
	<i>For >10,000 To 20,000, Deduct</i>		-0.43
	<i>For >20,000, Deduct</i>		-0.58



		Finishes	09
		Painting and Coating	09 90
		Painting	09 91

MINOR	CSI	UOM	DESCRIPTION	TOTAL DIRECT UNIT COST	DEMOLITION UNIT COST
09 91	13 00-0500	SF	1 Coat Primer, Brush/Roller Work, Paint Exterior Wood Trim.....	1.16	
			For Oil Based Paint, Add	0.07	
			For Work >15' To 20' Above Floor, Add	0.13	
			Note: Applied only to work area above 15' to 20'.		
			For Work >20' To 30' Above Floor, Add	0.21	
			Note: Applied only to work area above 20'.		
			For Work >30' To 40' Above Floor, Add	0.34	
			Note: Applied only to work area above 30' to 40'.		
			For Work >40' Above Floor, Add	0.47	
			Note: Applied only to work area above 40'.		
			For Up To 100, Add	0.68	
			For >100 To 250, Add	0.33	
			For >250 To 500, Add	0.14	
			For >2,500 To 5,000, Deduct	-0.06	
			For >5,000 To 10,000, Deduct	-0.12	
			For >10,000 To 20,000, Deduct	-0.17	
			For >20,000, Deduct	-0.23	
09 91	13 00-0501	SF	1 Coat Paint, Brush/Roller Work, Paint Exterior Wood Trim.....	1.30	
			For Oil Based Paint, Add	0.08	
			For Work >15' To 20' Above Floor, Add	0.14	
			Note: Applied only to work area above 15' to 20'.		
			For Work >20' To 30' Above Floor, Add	0.24	
			Note: Applied only to work area above 20'.		
			For Work >30' To 40' Above Floor, Add	0.38	
			Note: Applied only to work area above 30' to 40'.		
			For Work >40' Above Floor, Add	0.53	
			Note: Applied only to work area above 40'.		
			For Up To 100, Add	0.77	
			For >100 To 250, Add	0.37	
			For >250 To 500, Add	0.16	
			For >2,500 To 5,000, Deduct	-0.07	
			For >5,000 To 10,000, Deduct	-0.13	
			For >10,000 To 20,000, Deduct	-0.20	
			For >20,000, Deduct	-0.26	
09 91	13 00-0502	SF	2 Coats Paint, Brush/Roller Work, Paint Exterior Wood Trim.....	2.41	
			For Oil Based Paint, Add	0.15	
			For Work >15' To 20' Above Floor, Add	0.26	
			Note: Applied only to work area above 15' to 20'.		
			For Work >20' To 30' Above Floor, Add	0.43	
			Note: Applied only to work area above 20'.		
			For Work >30' To 40' Above Floor, Add	0.69	
			Note: Applied only to work area above 30' to 40'.		
			For Work >40' Above Floor, Add	0.95	
			Note: Applied only to work area above 40'.		
			For Up To 100, Add	1.40	
			For >100 To 250, Add	0.67	
			For >250 To 500, Add	0.29	
			For >2,500 To 5,000, Deduct	-0.12	
			For >5,000 To 10,000, Deduct	-0.24	
			For >10,000 To 20,000, Deduct	-0.36	
			For >20,000, Deduct	-0.48	
09 91	13 00-0503	SF	1 Coat Primer, Sprayed, Paint Exterior Wood Trim.....	0.99	
			For Oil Based Paint, Add	0.07	
			For Work >15' To 20' Above Floor, Add	0.09	
			Note: Applied only to work area above 15' to 20'.		
			For Work >20' To 30' Above Floor, Add	0.15	
			Note: Applied only to work area above 20'.		
			For Work >30' To 40' Above Floor, Add	0.24	
			Note: Applied only to work area above 30' to 40'.		
			For Work >40' Above Floor, Add	0.34	
			Note: Applied only to work area above 40'.		
			For Up To 100, Add	0.51	
			For >100 To 250, Add	0.25	
			For >250 To 500, Add	0.11	
			For >2,500 To 5,000, Deduct	-0.05	
			For >5,000 To 10,000, Deduct	-0.10	
			For >10,000 To 20,000, Deduct	-0.15	
			For >20,000, Deduct	-0.20	
09 91	13 00-0504	SF	1 Coat Paint, Sprayed, Paint Exterior Wood Trim.....	1.11	
			For Oil Based Paint, Add	0.07	
			For Work >15' To 20' Above Floor, Add	0.11	
			Note: Applied only to work area above 15' to 20'.		
			For Work >20' To 30' Above Floor, Add	0.18	
			Note: Applied only to work area above 20'.		
			For Work >30' To 40' Above Floor, Add	0.29	
			Note: Applied only to work area above 30' to 40'.		
			For Work >40' Above Floor, Add	0.40	
			Note: Applied only to work area above 40'.		
			For Up To 100, Add	0.60	
			For >100 To 250, Add	0.29	
			For >250 To 500, Add	0.13	
			For >2,500 To 5,000, Deduct	-0.06	
			For >5,000 To 10,000, Deduct	-0.11	
			For >10,000 To 20,000, Deduct	-0.17	
			For >20,000, Deduct	-0.22	

09	09 Finishes
	09 90 Painting and Coating
	09 91 Painting



MINOR CSI UOM DESCRIPTION	TOTAL DIRECT UNIT COST	DEMOLITION UNIT COST
------------------------------	---------------------------	-------------------------

09 91 13 00-0505	SF 2 Coats Paint, Sprayed, Paint Exterior Wood Trim <i>For Oil Based Paint, Add</i> <i>For Work >15' To 20' Above Floor, Add</i> <i>Note: Applied only to work area above 15' to 20'.</i> <i>For Work >20' To 30' Above Floor, Add</i> <i>Note: Applied only to work area above 20'.</i> <i>For Work >30' To 40' Above Floor, Add</i> <i>Note: Applied only to work area above 30' to 40'.</i> <i>For Work >40' Above Floor, Add</i> <i>Note: Applied only to work area above 40'.</i> <i>For Up To 100, Add</i> <i>For >100 To 250, Add</i> <i>For >250 To 500, Add</i> <i>For >2,500 To 5,000, Deduct</i> <i>For >5,000 To 10,000, Deduct</i> <i>For >10,000 To 20,000, Deduct</i> <i>For >20,000, Deduct</i>	2.08 0.14 0.20 0.33 0.53 0.73 1.11 0.54 0.24 -0.10 -0.21 -0.31 -0.42
------------------	---	--

09 91 13 00-0506 Paint Exterior Miscellaneous Metal Surfaces (09 91 13)

09 91 13 00-0507	SF 1 Coat Alkyd Anticorrosive Metal Primer, Brush/Roller Work, Paint Exterior Miscellaneous Metal Surfaces <i>For Epoxy Paint, Add</i> <i>For Electrostatic Painting, Add</i>	1.25 0.16 0.17
09 91 13 00-0508	SF 1 Coat Alkyd Enamel Paint, Brush/Roller Work, Paint Exterior Miscellaneous Metal Surfaces <i>For Epoxy Paint, Add</i> <i>For Electrostatic Painting, Add</i>	1.14 0.12 0.15
09 91 13 00-0509	SF 2 Coats Alkyd Enamel Paint, Brush/Roller Work, Paint Exterior Miscellaneous Metal Surfaces <i>For Epoxy Paint, Add</i> <i>For Electrostatic Painting, Add</i>	2.31 0.25 0.30

09 91 23 Interior Painting (09 91)

Note: Acrylic latex paint unless otherwise stated. VOC compliant in all regulated areas, review specifications for levels. Paint tasks covers all paint sheens: flat, eggshell, satin, semi-gloss, or gloss. See CSI section 09 91 13 00-0336 for additional interior materials.

09 91 23 00-0001 Paint Interior Walls (09 91 23)

09 91 23 00-0002 Paint Interior Brick Walls (09 91 23 00-0001)

09 91 23 00-0003	LF 1 Coat Paint, Cut-in Brush Work, Paint Interior Brick Walls <i>For Work >15' To 20' Above Floor, Add</i> <i>Note: Applied only to work area above 15' to 20'.</i> <i>For Work >20' To 30' Above Floor, Add</i> <i>Note: Applied only to work area above 20' to 30'.</i> <i>For Work >30' To 40' Above Floor, Add</i> <i>Note: Applied only to work area above 30' to 40'.</i> <i>For Work >40' Above Floor, Add</i> <i>Note: Applied only to work area above 40'.</i> <i>For Up To 100, Add</i> <i>For >100 To 250, Add</i> <i>For >250 To 500, Add</i> <i>For >2,500 To 5,000, Deduct</i> <i>For >5,000 To 10,000, Deduct</i> <i>For >10,000 To 20,000, Deduct</i> <i>For >20,000, Deduct</i>	0.18 0.02 0.04 0.06 0.08 0.11 0.05 0.02 -0.01 -0.02 -0.03 -0.04
09 91 23 00-0004	SF 1 Coat Filler, Brush Work, Paint Interior Brick Walls <i>For Oil Based Paint, Add</i> <i>For Work >15' To 20' Above Floor, Add</i> <i>Note: Applied only to work area above 15' to 20'.</i> <i>For Work >20' To 30' Above Floor, Add</i> <i>Note: Applied only to work area above 20' to 30'.</i> <i>For Work >30' To 40' Above Floor, Add</i> <i>Note: Applied only to work area above 30' to 40'.</i> <i>For Work >40' Above Floor, Add</i> <i>Note: Applied only to work area above 40'.</i> <i>For Up To 100, Add</i> <i>For >100 To 250, Add</i> <i>For >250 To 500, Add</i> <i>For >2,500 To 5,000, Deduct</i> <i>For >5,000 To 10,000, Deduct</i> <i>For >10,000 To 20,000, Deduct</i> <i>For >20,000, Deduct</i>	0.96 0.06 0.11 0.19 0.30 0.41 0.59 0.28 0.12 -0.05 -0.10 -0.14 -0.19



		Finishes	09
		Painting and Coating	09 90
		Painting	09 91

MINOR	CSI	UOM	DESCRIPTION	TOTAL DIRECT UNIT COST	DEMOLITION UNIT COST
09 91 23 00-0005	SF	1	Coat Paint, Brush Work, Paint Interior Brick Walls	1.10	
			For Oil Based Paint, Add	0.07	
			For Work >15' To 20' Above Floor, Add	0.13	
			Note: Applied only to work area above 15' to 20'.		
			For Work >20' To 30' Above Floor, Add	0.22	
			Note: Applied only to work area above 20' to 30'.		
			For Work >30' To 40' Above Floor, Add	0.34	
			Note: Applied only to work area above 30' to 40'.		
			For Work >40' Above Floor, Add	0.47	
			Note: Applied only to work area above 40'.		
			For Up To 100, Add	0.68	
			For >100 To 250, Add	0.33	
			For >250 To 500, Add	0.14	
			For >2,500 To 5,000, Deduct	-0.06	
			For >5,000 To 10,000, Deduct	-0.11	
			For >10,000 To 20,000, Deduct	-0.17	
			For >20,000, Deduct	-0.22	
09 91 23 00-0006	SF	2	Coat Paint, Brush Work, Paint Interior Brick Walls	1.98	
			For Oil Based Paint, Add	0.12	
			For Work >15' To 20' Above Floor, Add	0.23	
			Note: Applied only to work area above 15' to 20'.		
			For Work >20' To 30' Above Floor, Add	0.38	
			Note: Applied only to work area above 20' to 30'.		
			For Work >30' To 40' Above Floor, Add	0.60	
			Note: Applied only to work area above 30' to 40'.		
			For Work >40' Above Floor, Add	0.83	
			Note: Applied only to work area above 40'.		
			For Up To 100, Add	1.20	
			For >100 To 250, Add	0.57	
			For >250 To 500, Add	0.25	
			For >2,500 To 5,000, Deduct	-0.10	
			For >5,000 To 10,000, Deduct	-0.20	
			For >10,000 To 20,000, Deduct	-0.30	
			For >20,000, Deduct	-0.40	
09 91 23 00-0007	SF	1	Coat Filler, Brush/Roller Work, Paint Interior Brick Walls	0.79	
			For Oil Based Paint, Add	0.05	
			For Work >15' To 20' Above Floor, Add	0.09	
			Note: Applied only to work area above 15' to 20'.		
			For Work >20' To 30' Above Floor, Add	0.15	
			Note: Applied only to work area above 20' to 30'.		
			For Work >30' To 40' Above Floor, Add	0.23	
			Note: Applied only to work area above 30' to 40'.		
			For Work >40' Above Floor, Add	0.32	
			Note: Applied only to work area above 40'.		
			For Up To 100, Add	0.47	
			For >100 To 250, Add	0.22	
			For >250 To 500, Add	0.10	
			For >2,500 To 5,000, Deduct	-0.04	
			For >5,000 To 10,000, Deduct	-0.08	
			For >10,000 To 20,000, Deduct	-0.12	
			For >20,000, Deduct	-0.16	
09 91 23 00-0008	SF	1	Coat Paint, Brush/Roller Work, Paint Interior Brick Walls	0.99	
			For Oil Based Paint, Add	0.07	
			For Work >15' To 20' Above Floor, Add	0.10	
			Note: Applied only to work area above 15' to 20'.		
			For Work >20' To 30' Above Floor, Add	0.17	
			Note: Applied only to work area above 20' to 30'.		
			For Work >30' To 40' Above Floor, Add	0.27	
			Note: Applied only to work area above 30' to 40'.		
			For Work >40' Above Floor, Add	0.37	
			Note: Applied only to work area above 40'.		
			For Up To 100, Add	0.56	
			For >100 To 250, Add	0.27	
			For >250 To 500, Add	0.12	
			For >2,500 To 5,000, Deduct	-0.05	
			For >5,000 To 10,000, Deduct	-0.10	
			For >10,000 To 20,000, Deduct	-0.15	
			For >20,000, Deduct	-0.20	
09 91 23 00-0009	SF	2	Coats Paint, Brush/Roller Work, Paint Interior Brick Walls	1.71	
			For Oil Based Paint, Add	0.11	
			For Work >15' To 20' Above Floor, Add	0.17	
			Note: Applied only to work area above 15' to 20'.		
			For Work >20' To 30' Above Floor, Add	0.29	
			Note: Applied only to work area above 20' to 30'.		
			For Work >30' To 40' Above Floor, Add	0.46	
			Note: Applied only to work area above 30' to 40'.		
			For Work >40' Above Floor, Add	0.64	
			Note: Applied only to work area above 40'.		
			For Up To 100, Add	0.95	
			For >100 To 250, Add	0.46	
			For >250 To 500, Add	0.20	
			For >2,500 To 5,000, Deduct	-0.09	
			For >5,000 To 10,000, Deduct	-0.17	
			For >10,000 To 20,000, Deduct	-0.26	
			For >20,000, Deduct	-0.34	

09 Finishes

09 90 Painting and Coating

09 91 Painting



MINOR	CSI	UOM	DESCRIPTION	TOTAL DIRECT UNIT COST	DEMOLITION UNIT COST
09 91	23 00-0010	SF	1 Coat Filler, Sprayed, Paint Interior Brick Walls	0.73	
			<i>For Oil Based Paint, Add</i>	0.05	
			<i>For Work >15' To 20' Above Floor, Add</i>	0.07	
			<i>Note: Applied only to work area above 15' to 20'.</i>		
			<i>For Work >20' To 30' Above Floor, Add</i>	0.12	
			<i>Note: Applied only to work area above 20' to 30'.</i>		
			<i>For Work >30' To 40' Above Floor, Add</i>	0.20	
			<i>Note: Applied only to work area above 30' to 40'.</i>		
			<i>For Work >40' Above Floor, Add</i>	0.27	
			<i>Note: Applied only to work area above 40'.</i>		
			<i>For Up To 100, Add</i>	0.40	
			<i>For >100 To 250, Add</i>	0.20	
			<i>For >250 To 500, Add</i>	0.09	
			<i>For >2,500 To 5,000, Deduct</i>	-0.04	
			<i>For >5,000 To 10,000, Deduct</i>	-0.07	
			<i>For >10,000 To 20,000, Deduct</i>	-0.11	
			<i>For >20,000, Deduct</i>	-0.15	
			<i>For Backroll, Add</i>	0.09	
09 91	23 00-0011	SF	1 Coat Paint, Sprayed, Paint Interior Brick Walls	0.82	
			<i>For Oil Based Paint, Add</i>	0.06	
			<i>For Work >15' To 20' Above Floor, Add</i>	0.07	
			<i>Note: Applied only to work area above 15' to 20'.</i>		
			<i>For Work >20' To 30' Above Floor, Add</i>	0.12	
			<i>Note: Applied only to work area above 20' to 30'.</i>		
			<i>For Work >30' To 40' Above Floor, Add</i>	0.19	
			<i>Note: Applied only to work area above 30' to 40'.</i>		
			<i>For Work >40' Above Floor, Add</i>	0.26	
			<i>Note: Applied only to work area above 40'.</i>		
			<i>For Up To 100, Add</i>	0.41	
			<i>For >100 To 250, Add</i>	0.20	
			<i>For >250 To 500, Add</i>	0.09	
			<i>For >2,500 To 5,000, Deduct</i>	-0.04	
			<i>For >5,000 To 10,000, Deduct</i>	-0.08	
			<i>For >10,000 To 20,000, Deduct</i>	-0.12	
			<i>For >20,000, Deduct</i>	-0.16	
			<i>For Backroll, Add</i>	0.09	
09 91	23 00-0012	SF	2 Coats Paint, Sprayed, Paint Interior Brick Walls	1.41	
			<i>For Oil Based Paint, Add</i>	0.10	
			<i>For Work >15' To 20' Above Floor, Add</i>	0.12	
			<i>Note: Applied only to work area above 15' to 20'.</i>		
			<i>For Work >20' To 30' Above Floor, Add</i>	0.21	
			<i>Note: Applied only to work area above 20' to 30'.</i>		
			<i>For Work >30' To 40' Above Floor, Add</i>	0.33	
			<i>Note: Applied only to work area above 30' to 40'.</i>		
			<i>For Work >40' Above Floor, Add</i>	0.46	
			<i>Note: Applied only to work area above 40'.</i>		
			<i>For Up To 100, Add</i>	0.71	
			<i>For >100 To 250, Add</i>	0.35	
			<i>For >250 To 500, Add</i>	0.15	
			<i>For >2,500 To 5,000, Deduct</i>	-0.07	
			<i>For >5,000 To 10,000, Deduct</i>	-0.14	
			<i>For >10,000 To 20,000, Deduct</i>	-0.21	
			<i>For >20,000, Deduct</i>	-0.28	
			<i>For Backroll, Add</i>	0.15	
09 91	23 00-0013	SF	1 Coat Bonding Agent, Brush Work, Paint Interior Brick Walls	0.99	
			<i>For Work >15' To 20' Above Floor, Add</i>	0.11	
			<i>Note: Applied only to work area above 15' to 20'.</i>		
			<i>For Work >20' To 30' Above Floor, Add</i>	0.19	
			<i>Note: Applied only to work area above 20' to 30'.</i>		
			<i>For Work >30' To 40' Above Floor, Add</i>	0.30	
			<i>Note: Applied only to work area above 30' to 40'.</i>		
			<i>For Work >40' Above Floor, Add</i>	0.41	
			<i>Note: Applied only to work area above 40'.</i>		
			<i>For Up To 100, Add</i>	0.60	
			<i>For >100 To 250, Add</i>	0.29	
			<i>For >250 To 500, Add</i>	0.12	
			<i>For >2,500 To 5,000, Deduct</i>	-0.05	
			<i>For >5,000 To 10,000, Deduct</i>	-0.10	
			<i>For >10,000 To 20,000, Deduct</i>	-0.15	
			<i>For >20,000, Deduct</i>	-0.20	
09 91	23 00-0014	SF	1 Coat Bonding Agent, Brush/Roller Work, Paint Interior Brick Walls	0.82	
			<i>For Work >15' To 20' Above Floor, Add</i>	0.09	
			<i>Note: Applied only to work area above 15' to 20'.</i>		
			<i>For Work >20' To 30' Above Floor, Add</i>	0.15	
			<i>Note: Applied only to work area above 20' to 30'.</i>		
			<i>For Work >30' To 40' Above Floor, Add</i>	0.23	
			<i>Note: Applied only to work area above 30' to 40'.</i>		
			<i>For Work >40' Above Floor, Add</i>	0.32	
			<i>Note: Applied only to work area above 40'.</i>		
			<i>For Up To 100, Add</i>	0.47	
			<i>For >100 To 250, Add</i>	0.23	
			<i>For >250 To 500, Add</i>	0.10	
			<i>For >2,500 To 5,000, Deduct</i>	-0.04	
			<i>For >5,000 To 10,000, Deduct</i>	-0.08	
			<i>For >10,000 To 20,000, Deduct</i>	-0.12	
			<i>For >20,000, Deduct</i>	-0.16	



		Finishes	09
		Painting and Coating	09 90
		Painting	09 91

MINOR	CSI	UOM	DESCRIPTION	TOTAL DIRECT UNIT COST	DEMOLITION UNIT COST
-------	-----	-----	-------------	------------------------	----------------------

09 91 23 00-0015	SF	1	Coat Bonding Agent, Sprayed, Paint Interior Brick Walls	0.77	
			<i>For Work >15' To 20' Above Floor, Add</i>	0.07	
			<i>Note: Applied only to work area above 15' to 20'</i>		
			<i>For Work >20' To 30' Above Floor, Add</i>	0.12	
			<i>Note: Applied only to work area above 20' to 30'</i>		
			<i>For Work >30' To 40' Above Floor, Add</i>	0.20	
			<i>Note: Applied only to work area above 30' to 40'</i>		
			<i>For Work >40' Above Floor, Add</i>	0.27	
			<i>Note: Applied only to work area above 40'</i>		
			<i>For Up To 100, Add</i>	0.41	
			<i>For >100 To 250, Add</i>	0.20	
			<i>For >250 To 500, Add</i>	0.09	
			<i>For >2,500 To 5,000, Deduct</i>	-0.04	
			<i>For >5,000 To 10,000, Deduct</i>	-0.08	
			<i>For >10,000 To 20,000, Deduct</i>	-0.12	
			<i>For >20,000, Deduct</i>	-0.15	
			<i>For Backroll, Add</i>	0.09	

09 91 23 00-0016 Paint Interior Concrete Walls (09 91 23 00-0001)

09 91 23 00-0017	LF	1	Coat Paint, Cut-in Brush Work, Paint Interior Concrete Walls	0.14	
			<i>For Work >15' To 20' Above Floor, Add</i>	0.02	
			<i>Note: Applied only to work area above 15' to 20'</i>		
			<i>For Work >20' To 30' Above Floor, Add</i>	0.03	
			<i>Note: Applied only to work area above 20' to 30'</i>		
			<i>For Work >30' To 40' Above Floor, Add</i>	0.05	
			<i>Note: Applied only to work area above 30' to 40'</i>		
			<i>For Work >40' Above Floor, Add</i>	0.07	
			<i>Note: Applied only to work area above 40'</i>		
			<i>For Up To 100, Add</i>	0.09	
			<i>For >100 To 250, Add</i>	0.04	
			<i>For >250 To 500, Add</i>	0.02	
			<i>For >2,500 To 5,000, Deduct</i>	-0.01	
			<i>For >5,000 To 10,000, Deduct</i>	-0.01	
			<i>For >10,000 To 20,000, Deduct</i>	-0.02	
			<i>For >20,000, Deduct</i>	-0.03	

09 91 23 00-0018	SF	1	Coat Filler, Brush Work, Paint Interior Concrete Walls	0.81	
			<i>For Oil Based Paint, Add</i>	0.05	
			<i>For Epoxy Paint, Add</i>	0.09	
			<i>For Work >15' To 20' Above Floor, Add</i>	0.10	
			<i>Note: Applied only to work area above 15' to 20'</i>		
			<i>For Work >20' To 30' Above Floor, Add</i>	0.16	
			<i>Note: Applied only to work area above 20' to 30'</i>		
			<i>For Work >30' To 40' Above Floor, Add</i>	0.26	
			<i>Note: Applied only to work area above 30' to 40'</i>		
			<i>For Work >40' Above Floor, Add</i>	0.35	
			<i>Note: Applied only to work area above 40'</i>		
			<i>For Up To 100, Add</i>	0.51	
			<i>For >100 To 250, Add</i>	0.24	
			<i>For >250 To 500, Add</i>	0.10	
			<i>For >2,500 To 5,000, Deduct</i>	-0.04	
			<i>For >5,000 To 10,000, Deduct</i>	-0.08	
			<i>For >10,000 To 20,000, Deduct</i>	-0.12	
			<i>For >20,000, Deduct</i>	-0.16	

09 91 23 00-0019	SF	1	Coat Paint, Brush Work, Paint Interior Concrete Walls	0.87	
			<i>For Oil Based Paint, Add</i>	0.05	
			<i>For Epoxy Paint, Add</i>	0.09	
			<i>For Work >15' To 20' Above Floor, Add</i>	0.11	
			<i>Note: Applied only to work area above 15' to 20'</i>		
			<i>For Work >20' To 30' Above Floor, Add</i>	0.18	
			<i>Note: Applied only to work area above 20' to 30'</i>		
			<i>For Work >30' To 40' Above Floor, Add</i>	0.29	
			<i>Note: Applied only to work area above 30' to 40'</i>		
			<i>For Work >40' Above Floor, Add</i>	0.40	
			<i>Note: Applied only to work area above 40'</i>		
			<i>For Up To 100, Add</i>	0.57	
			<i>For >100 To 250, Add</i>	0.27	
			<i>For >250 To 500, Add</i>	0.12	
			<i>For >2,500 To 5,000, Deduct</i>	-0.04	
			<i>For >5,000 To 10,000, Deduct</i>	-0.09	
			<i>For >10,000 To 20,000, Deduct</i>	-0.13	
			<i>For >20,000, Deduct</i>	-0.17	

09	09 Finishes
	09 90 Painting and Coating
	09 91 Painting



MINOR CSI UOM DESCRIPTION	TOTAL DIRECT UNIT COST	DEMOLITION UNIT COST
09 91 23 00-0020 SF 2 Coats Paint, Brush Work, Paint Interior Concrete Walls	1.61	
For Oil Based Paint, Add	0.09	
For Epoxy Paint, Add	0.15	
For Work >15' To 20' Above Floor, Add	0.21	
Note: Applied only to work area above 15' to 20'.		
For Work >20' To 30' Above Floor, Add	0.35	
Note: Applied only to work area above 20' to 30'.		
For Work >30' To 40' Above Floor, Add	0.55	
Note: Applied only to work area above 30' to 40'.		
For Work >40' Above Floor, Add	0.76	
Note: Applied only to work area above 40'.		
For Up To 100, Add	1.07	
For >100 To 250, Add	0.51	
For >250 To 500, Add	0.22	
For >2,500 To 5,000, Deduct	-0.08	
For >5,000 To 10,000, Deduct	-0.16	
For >10,000 To 20,000, Deduct	-0.24	
For >20,000, Deduct	-0.32	
09 91 23 00-0021 SF 1 Coat Filler, Brush/Roller Work, Paint Interior Concrete Walls	0.66	
For Oil Based Paint, Add	0.04	
For Epoxy Paint, Add	0.08	
For Work >15' To 20' Above Floor, Add	0.07	
Note: Applied only to work area above 15' to 20'.		
For Work >20' To 30' Above Floor, Add	0.12	
Note: Applied only to work area above 20' to 30'.		
For Work >30' To 40' Above Floor, Add	0.20	
Note: Applied only to work area above 30' to 40'.		
For Work >40' Above Floor, Add	0.27	
Note: Applied only to work area above 40'.		
For Up To 100, Add	0.39	
For >100 To 250, Add	0.19	
For >250 To 500, Add	0.08	
For >2,500 To 5,000, Deduct	-0.03	
For >5,000 To 10,000, Deduct	-0.07	
For >10,000 To 20,000, Deduct	-0.10	
For >20,000, Deduct	-0.13	
09 91 23 00-0022 SF 1 Coat Paint, Brush/Roller Work, Paint Interior Concrete Walls	0.74	
For Oil Based Paint, Add	0.04	
For Epoxy Paint, Add	0.08	
For Work >15' To 20' Above Floor, Add	0.09	
Note: Applied only to work area above 15' to 20'.		
For Work >20' To 30' Above Floor, Add	0.15	
Note: Applied only to work area above 20' to 30'.		
For Work >30' To 40' Above Floor, Add	0.24	
Note: Applied only to work area above 30' to 40'.		
For Work >40' Above Floor, Add	0.33	
Note: Applied only to work area above 40'.		
For Up To 100, Add	0.47	
For >100 To 250, Add	0.22	
For >250 To 500, Add	0.10	
For >2,500 To 5,000, Deduct	-0.04	
For >5,000 To 10,000, Deduct	-0.07	
For >10,000 To 20,000, Deduct	-0.11	
For >20,000, Deduct	-0.15	
09 91 23 00-0023 SF 2 Coats Paint, Brush/Roller Work, Paint Interior Concrete Walls	1.35	
For Oil Based Paint, Add	0.08	
For Epoxy Paint, Add	0.15	
For Work >15' To 20' Above Floor, Add	0.16	
Note: Applied only to work area above 15' to 20'.		
For Work >20' To 30' Above Floor, Add	0.27	
Note: Applied only to work area above 20' to 30'.		
For Work >30' To 40' Above Floor, Add	0.43	
Note: Applied only to work area above 30' to 40'.		
For Work >40' Above Floor, Add	0.59	
Note: Applied only to work area above 40'.		
For Up To 100, Add	0.85	
For >100 To 250, Add	0.41	
For >250 To 500, Add	0.18	
For >2,500 To 5,000, Deduct	-0.07	
For >5,000 To 10,000, Deduct	-0.14	
For >10,000 To 20,000, Deduct	-0.20	
For >20,000, Deduct	-0.27	



		Finishes	09
		Painting and Coating	09 90
		Painting	09 91

MINOR CSI UOM DESCRIPTION	TOTAL DIRECT UNIT COST	DEMOLITION UNIT COST
09 91 23 00-0024 SF 1 Coat Filler, Sprayed, Paint Interior Concrete Walls.....	0.59	
For Oil Based Paint, Add	0.04	
For Epoxy Paint, Add	0.09	
For Work >15' To 20' Above Floor, Add	0.06	
Note: Applied only to work area above 15' to 20'.		
For Work >20' To 30' Above Floor, Add	0.10	
Note: Applied only to work area above 20' to 30'.		
For Work >30' To 40' Above Floor, Add	0.15	
Note: Applied only to work area above 30' to 40'.		
For Work >40' Above Floor, Add	0.21	
Note: Applied only to work area above 40'.		
For Up To 100, Add	0.32	
For >100 To 250, Add	0.15	
For >250 To 500, Add	0.07	
For >2,500 To 5,000, Deduct	-0.03	
For >5,000 To 10,000, Deduct	-0.06	
For >10,000 To 20,000, Deduct	-0.09	
For >20,000, Deduct	-0.12	
For Backroll, Add	0.07	
09 91 23 00-0025 SF 1 Coat Paint, Sprayed, Paint Interior Concrete Walls	0.66	
For Oil Based Paint, Add	0.04	
For Epoxy Paint, Add	0.08	
For Work >15' To 20' Above Floor, Add	0.07	
Note: Applied only to work area above 15' to 20'.		
For Work >20' To 30' Above Floor, Add	0.12	
Note: Applied only to work area above 20' to 30'.		
For Work >30' To 40' Above Floor, Add	0.20	
Note: Applied only to work area above 30' to 40'.		
For Work >40' Above Floor, Add	0.27	
Note: Applied only to work area above 40'.		
For Up To 100, Add	0.39	
For >100 To 250, Add	0.19	
For >250 To 500, Add	0.08	
For >2,500 To 5,000, Deduct	-0.03	
For >5,000 To 10,000, Deduct	-0.07	
For >10,000 To 20,000, Deduct	-0.10	
For >20,000, Deduct	-0.13	
For Backroll, Add	0.08	
09 91 23 00-0026 SF 2 Coats Paint, Sprayed, Paint Interior Concrete Walls	1.07	
For Oil Based Paint, Add	0.07	
For Epoxy Paint, Add	0.16	
For Work >15' To 20' Above Floor, Add	0.11	
Note: Applied only to work area above 15' to 20'.		
For Work >20' To 30' Above Floor, Add	0.18	
Note: Applied only to work area above 20' to 30'.		
For Work >30' To 40' Above Floor, Add	0.29	
Note: Applied only to work area above 30' to 40'.		
For Work >40' Above Floor, Add	0.40	
Note: Applied only to work area above 40'.		
For Up To 100, Add	0.60	
For >100 To 250, Add	0.29	
For >250 To 500, Add	0.13	
For >2,500 To 5,000, Deduct	-0.05	
For >5,000 To 10,000, Deduct	-0.11	
For >10,000 To 20,000, Deduct	-0.16	
For >20,000, Deduct	-0.21	
For Backroll, Add	0.13	
09 91 23 00-0027 SF 1 Coat Bonding Agent, Brush Work, Paint Interior Concrete Walls.....	0.84	
For Work >15' To 20' Above Floor, Add	0.10	
Note: Applied only to work area above 15' to 20'.		
For Work >20' To 30' Above Floor, Add	0.16	
Note: Applied only to work area above 20' to 30'.		
For Work >30' To 40' Above Floor, Add	0.26	
Note: Applied only to work area above 30' to 40'.		
For Work >40' Above Floor, Add	0.35	
Note: Applied only to work area above 40'.		
For Up To 100, Add	0.51	
For >100 To 250, Add	0.24	
For >250 To 500, Add	0.11	
For >2,500 To 5,000, Deduct	-0.04	
For >5,000 To 10,000, Deduct	-0.08	
For >10,000 To 20,000, Deduct	-0.13	
For >20,000, Deduct	-0.17	

09	09 Finishes
	09 90 Painting and Coating
	09 91 Painting



MINOR CSI UOM DESCRIPTION	TOTAL DIRECT UNIT COST	DEMOLITION UNIT COST
09 91 23 00-0028 SF 1 Coat Bonding Agent, Brush/Roller Work, Paint Interior Concrete Walls	0.69	
For Work >15' To 20' Above Floor, Add	0.07	
Note: Applied only to work area above 15' to 20'.		
For Work >20' To 30' Above Floor, Add	0.12	
Note: Applied only to work area above 20' to 30'.		
For Work >30' To 40' Above Floor, Add	0.20	
Note: Applied only to work area above 30' to 40'.		
For Work >40' Above Floor, Add	0.27	
Note: Applied only to work area above 40'.		
For Up To 100, Add	0.40	
For >100 To 250, Add	0.19	
For >250 To 500, Add	0.08	
For >2,500 To 5,000, Deduct	-0.03	
For >5,000 To 10,000, Deduct	-0.07	
For >10,000 To 20,000, Deduct	-0.10	
For >20,000, Deduct	-0.14	
09 91 23 00-0029 SF 1 Coat Bonding Agent, Sprayed, Paint Interior Concrete Walls	0.62	
For Work >15' To 20' Above Floor, Add	0.06	
Note: Applied only to work area above 15' to 20'.		
For Work >20' To 30' Above Floor, Add	0.10	
Note: Applied only to work area above 20' to 30'.		
For Work >30' To 40' Above Floor, Add	0.15	
Note: Applied only to work area above 30' to 40'.		
For Work >40' Above Floor, Add	0.21	
Note: Applied only to work area above 40'.		
For Up To 100, Add	0.32	
For >100 To 250, Add	0.16	
For >250 To 500, Add	0.07	
For >2,500 To 5,000, Deduct	-0.03	
For >5,000 To 10,000, Deduct	-0.06	
For >10,000 To 20,000, Deduct	-0.09	
For >20,000, Deduct	-0.12	
For Backroll, Add	0.07	
09 91 23 00-0030 Paint Interior Concrete Block Walls <small>(09 91 23 00-0001)</small>		
09 91 23 00-0031 Paint Interior Concrete Block Walls, Epoxy Paint <small>(09 91 23 00-0030)</small>		
09 91 23 00-0032 LF 1 Coat Epoxy Paint, Cut-in Brush Work, Paint Interior Concrete Block Walls	0.47	
For Work >15' To 20' Above Floor, Add	0.02	
Note: Applied only to work area above 15' to 20'.		
For Work >20' To 30' Above Floor, Add	0.04	
Note: Applied only to work area above 20' to 30'.		
For Work >30' To 40' Above Floor, Add	0.06	
Note: Applied only to work area above 30' to 40'.		
For Work >40' Above Floor, Add	0.09	
Note: Applied only to work area above 40'.		
For Up To 100, Add	0.17	
For >100 To 250, Add	0.09	
For >250 To 500, Add	0.04	
For >2,500 To 5,000, Deduct	-0.02	
For >5,000 To 10,000, Deduct	-0.05	
For >10,000 To 20,000, Deduct	-0.07	
For >20,000, Deduct	-0.09	
09 91 23 00-0033 SF 1 Coat Epoxy Filler, Brush Work, Paint Interior Concrete Block Walls	1.14	
For Work >15' To 20' Above Floor, Add	0.12	
Note: Applied only to work area above 15' to 20'.		
For Work >20' To 30' Above Floor, Add	0.21	
Note: Applied only to work area above 20' to 30'.		
For Work >30' To 40' Above Floor, Add	0.33	
Note: Applied only to work area above 30' to 40'.		
For Work >40' Above Floor, Add	0.46	
Note: Applied only to work area above 40'.		
For Up To 100, Add	0.67	
For >100 To 250, Add	0.32	
For >250 To 500, Add	0.14	
For >2,500 To 5,000, Deduct	-0.06	
For >5,000 To 10,000, Deduct	-0.11	
For >10,000 To 20,000, Deduct	-0.17	
For >20,000, Deduct	-0.23	
09 91 23 00-0034 SF 1 Coat Epoxy Paint, Brush Work, Paint Interior Concrete Block Walls	1.31	
For Work >15' To 20' Above Floor, Add	0.15	
Note: Applied only to work area above 15' to 20'.		
For Work >20' To 30' Above Floor, Add	0.25	
Note: Applied only to work area above 20' to 30'.		
For Work >30' To 40' Above Floor, Add	0.40	
Note: Applied only to work area above 30' to 40'.		
For Work >40' Above Floor, Add	0.55	
Note: Applied only to work area above 40'.		
For Up To 100, Add	0.80	
For >100 To 250, Add	0.38	
For >250 To 500, Add	0.17	
For >2,500 To 5,000, Deduct	-0.07	
For >5,000 To 10,000, Deduct	-0.13	
For >10,000 To 20,000, Deduct	-0.20	
For >20,000, Deduct	-0.26	



MINOR	CSI	UOM	DESCRIPTION	TOTAL DIRECT UNIT COST	DEMOLITION UNIT COST
09 91 23 00-0035	SF		2 Coats Epoxy Paint, Brush Work, Paint Interior Concrete Block Walls	2.36	
			For Work >15' To 20' Above Floor, Add	0.26	
			Note: Applied only to work area above 15' to 20'		
			For Work >20' To 30' Above Floor, Add	0.44	
			Note: Applied only to work area above 20' to 30'		
			For Work >30' To 40' Above Floor, Add	0.70	
			Note: Applied only to work area above 30' to 40'		
			For Work >40' Above Floor, Add	0.96	
			Note: Applied only to work area above 40'		
			For Up To 100, Add	1.40	
			For >100 To 250, Add	0.67	
			For >250 To 500, Add	0.29	
			For >2,500 To 5,000, Deduct	-0.12	
			For >5,000 To 10,000, Deduct	-0.24	
			For >10,000 To 20,000, Deduct	-0.35	
			For >20,000, Deduct	-0.47	
09 91 23 00-0036	SF		1 Coat Epoxy Filler, Brush/Roller Work, Paint Interior Concrete Block Walls	0.95	
			For Work >15' To 20' Above Floor, Add	0.10	
			Note: Applied only to work area above 15' to 20'		
			For Work >20' To 30' Above Floor, Add	0.16	
			Note: Applied only to work area above 20' to 30'		
			For Work >30' To 40' Above Floor, Add	0.26	
			Note: Applied only to work area above 30' to 40'		
			For Work >40' Above Floor, Add	0.35	
			Note: Applied only to work area above 40'		
			For Up To 100, Add	0.53	
			For >100 To 250, Add	0.26	
			For >250 To 500, Add	0.11	
			For >2,500 To 5,000, Deduct	-0.05	
			For >5,000 To 10,000, Deduct	-0.10	
			For >10,000 To 20,000, Deduct	-0.14	
			For >20,000, Deduct	-0.19	
09 91 23 00-0037	SF		1 Coat Epoxy Paint, Brush/Roller Work, Paint Interior Concrete Block Walls	1.04	
			For Work >15' To 20' Above Floor, Add	0.11	
			Note: Applied only to work area above 15' to 20'		
			For Work >20' To 30' Above Floor, Add	0.18	
			Note: Applied only to work area above 20' to 30'		
			For Work >30' To 40' Above Floor, Add	0.29	
			Note: Applied only to work area above 30' to 40'		
			For Work >40' Above Floor, Add	0.40	
			Note: Applied only to work area above 40'		
			For Up To 100, Add	0.59	
			For >100 To 250, Add	0.29	
			For >250 To 500, Add	0.13	
			For >2,500 To 5,000, Deduct	-0.05	
			For >5,000 To 10,000, Deduct	-0.10	
			For >10,000 To 20,000, Deduct	-0.16	
			For >20,000, Deduct	-0.21	
09 91 23 00-0038	SF		2 Coats Epoxy Paint, Brush/Roller Work, Paint Interior Concrete Block Walls	1.97	
			For Work >15' To 20' Above Floor, Add	0.20	
			Note: Applied only to work area above 15' to 20'		
			For Work >20' To 30' Above Floor, Add	0.34	
			Note: Applied only to work area above 20' to 30'		
			For Work >30' To 40' Above Floor, Add	0.54	
			Note: Applied only to work area above 30' to 40'		
			For Work >40' Above Floor, Add	0.74	
			Note: Applied only to work area above 40'		
			For Up To 100, Add	1.11	
			For >100 To 250, Add	0.53	
			For >250 To 500, Add	0.23	
			For >2,500 To 5,000, Deduct	-0.10	
			For >5,000 To 10,000, Deduct	-0.20	
			For >10,000 To 20,000, Deduct	-0.30	
			For >20,000, Deduct	-0.39	
09 91 23 00-0039	SF		1 Coat Epoxy Filler, Sprayed, Paint Interior Concrete Block Walls	0.81	
			For Work >15' To 20' Above Floor, Add	0.06	
			Note: Applied only to work area above 15' to 20'		
			For Work >20' To 30' Above Floor, Add	0.11	
			Note: Applied only to work area above 20' to 30'		
			For Work >30' To 40' Above Floor, Add	0.17	
			Note: Applied only to work area above 30' to 40'		
			For Work >40' Above Floor, Add	0.24	
			Note: Applied only to work area above 40'		
			For Up To 100, Add	0.38	
			For >100 To 250, Add	0.19	
			For >250 To 500, Add	0.08	
			For >2,500 To 5,000, Deduct	-0.04	
			For >5,000 To 10,000, Deduct	-0.08	
			For >10,000 To 20,000, Deduct	-0.12	
			For >20,000, Deduct	-0.16	
			For Backroll, Add	0.08	

09	09 Finishes
	09 90 Painting and Coating
	09 91 Painting



MINOR CSI UOM DESCRIPTION	TOTAL DIRECT UNIT COST	DEMOLITION UNIT COST
------------------------------	---------------------------	-------------------------

09 91 23 00-0040	SF 1 Coat Epoxy Paint, Sprayed, Paint Interior Concrete Block Walls.....	0.99
	<i>For Work >15' To 20' Above Floor, Add</i>	0.09
	<i>Note: Applied only to work area above 15' to 20'.</i>	
	<i>For Work >20' To 30' Above Floor, Add</i>	0.15
	<i>Note: Applied only to work area above 20' to 30'.</i>	
	<i>For Work >30' To 40' Above Floor, Add</i>	0.24
	<i>Note: Applied only to work area above 30' to 40'.</i>	
	<i>For Work >40' Above Floor, Add</i>	0.34
	<i>Note: Applied only to work area above 40'.</i>	
	<i>For Up To 100, Add</i>	0.51
	<i>For >100 To 250, Add</i>	0.25
	<i>For >250 To 500, Add</i>	0.11
	<i>For >2,500 To 5,000, Deduct</i>	-0.05
	<i>For >5,000 To 10,000, Deduct</i>	-0.10
	<i>For >10,000 To 20,000, Deduct</i>	-0.15
	<i>For >20,000, Deduct</i>	-0.20
	<i>For Backroll, Add</i>	0.11
09 91 23 00-0041	SF 2 Coats Epoxy Paint, Sprayed, Paint Interior Concrete Block Walls.....	1.81
	<i>For Work >15' To 20' Above Floor, Add</i>	0.15
	<i>Note: Applied only to work area above 15' to 20'.</i>	
	<i>For Work >20' To 30' Above Floor, Add</i>	0.26
	<i>Note: Applied only to work area above 20' to 30'.</i>	
	<i>For Work >30' To 40' Above Floor, Add</i>	0.41
	<i>Note: Applied only to work area above 30' to 40'.</i>	
	<i>For Work >40' Above Floor, Add</i>	0.56
	<i>Note: Applied only to work area above 40'.</i>	
	<i>For Up To 100, Add</i>	0.88
	<i>For >100 To 250, Add</i>	0.44
	<i>For >250 To 500, Add</i>	0.19
	<i>For >2,500 To 5,000, Deduct</i>	-0.09
	<i>For >5,000 To 10,000, Deduct</i>	-0.18
	<i>For >10,000 To 20,000, Deduct</i>	-0.27
	<i>For >20,000, Deduct</i>	-0.36
	<i>For Backroll, Add</i>	0.19

09 91 23 00-0042 Paint Interior Concrete Block Walls, Acrylic Latex Paint (09 91 23 00-0030)

09 91 23 00-0043	LF 1 Coat Paint, Cut-in Brush Work, Paint Interior Concrete Block Walls.....	0.21
	<i>For Oil Based Paint, Add</i>	0.01
	<i>For Work >15' To 20' Above Floor, Add</i>	0.02
	<i>Note: Applied only to work area above 15' to 20'.</i>	
	<i>For Work >20' To 30' Above Floor, Add</i>	0.04
	<i>Note: Applied only to work area above 20' to 30'.</i>	
	<i>For Work >30' To 40' Above Floor, Add</i>	0.06
	<i>Note: Applied only to work area above 30' to 40'.</i>	
	<i>For Work >40' Above Floor, Add</i>	0.09
	<i>Note: Applied only to work area above 40'.</i>	
	<i>For Up To 100, Add</i>	0.13
	<i>For >100 To 250, Add</i>	0.06
	<i>For >250 To 500, Add</i>	0.03
	<i>For >2,500 To 5,000, Deduct</i>	-0.01
	<i>For >5,000 To 10,000, Deduct</i>	-0.02
	<i>For >10,000 To 20,000, Deduct</i>	-0.03
	<i>For >20,000, Deduct</i>	-0.04
09 91 23 00-0044	SF 1 Coat Filler, Brush Work, Paint Interior Concrete Block Walls.....	1.04
	<i>For Oil Based Paint, Add</i>	0.06
	<i>For Work >15' To 20' Above Floor, Add</i>	0.12
	<i>Note: Applied only to work area above 15' to 20'.</i>	
	<i>For Work >20' To 30' Above Floor, Add</i>	0.21
	<i>Note: Applied only to work area above 20' to 30'.</i>	
	<i>For Work >30' To 40' Above Floor, Add</i>	0.33
	<i>Note: Applied only to work area above 30' to 40'.</i>	
	<i>For Work >40' Above Floor, Add</i>	0.46
	<i>Note: Applied only to work area above 40'.</i>	
	<i>For Up To 100, Add</i>	0.65
	<i>For >100 To 250, Add</i>	0.31
	<i>For >250 To 500, Add</i>	0.14
	<i>For >2,500 To 5,000, Deduct</i>	-0.05
	<i>For >5,000 To 10,000, Deduct</i>	-0.10
	<i>For >10,000 To 20,000, Deduct</i>	-0.16
	<i>For >20,000, Deduct</i>	-0.21



		Finishes	09
		Painting and Coating	09 90
		Painting	09 91

MINOR	CSI	UOM	DESCRIPTION	TOTAL DIRECT UNIT COST	DEMOLITION UNIT COST
09 91 23 00-0045	SF	1	Coat Paint, Brush Work, Paint Interior Concrete Block Walls	1.24	
			<i>For Oil Based Paint, Add</i>	0.08	
			<i>For Work >15' To 20' Above Floor, Add</i>	0.15	
			<i>Note: Applied only to work area above 15' to 20'.</i>		
			<i>For Work >20' To 30' Above Floor, Add</i>	0.24	
			<i>Note: Applied only to work area above 20' to 30'.</i>		
			<i>For Work >30' To 40' Above Floor, Add</i>	0.39	
			<i>Note: Applied only to work area above 30' to 40'.</i>		
			<i>For Work >40' Above Floor, Add</i>	0.53	
			<i>Note: Applied only to work area above 40'.</i>		
			<i>For Up To 100, Add</i>	0.77	
			<i>For >100 To 250, Add</i>	0.37	
			<i>For >250 To 500, Add</i>	0.16	
			<i>For >2,500 To 5,000, Deduct</i>	-0.06	
			<i>For >5,000 To 10,000, Deduct</i>	-0.12	
			<i>For >10,000 To 20,000, Deduct</i>	-0.19	
			<i>For >20,000, Deduct</i>	-0.25	
09 91 23 00-0046	SF	2	Coats Paint, Brush Work, Paint Interior Concrete Block Walls	2.26	
			<i>For Oil Based Paint, Add</i>	0.14	
			<i>For Work >15' To 20' Above Floor, Add</i>	0.26	
			<i>Note: Applied only to work area above 15' to 20'.</i>		
			<i>For Work >20' To 30' Above Floor, Add</i>	0.43	
			<i>Note: Applied only to work area above 20' to 30'.</i>		
			<i>For Work >30' To 40' Above Floor, Add</i>	0.68	
			<i>Note: Applied only to work area above 30' to 40'.</i>		
			<i>For Work >40' Above Floor, Add</i>	0.94	
			<i>Note: Applied only to work area above 40'.</i>		
			<i>For Up To 100, Add</i>	1.37	
			<i>For >100 To 250, Add</i>	0.65	
			<i>For >250 To 500, Add</i>	0.28	
			<i>For >2,500 To 5,000, Deduct</i>	-0.11	
			<i>For >5,000 To 10,000, Deduct</i>	-0.23	
			<i>For >10,000 To 20,000, Deduct</i>	-0.34	
			<i>For >20,000, Deduct</i>	-0.45	
09 91 23 00-0047	SF	1	Coat Texture Paint, Brush Work, Paint Interior Concrete Block Walls	1.38	
			<i>For Oil Based Paint, Add</i>	0.08	
			<i>For Work >15' To 20' Above Floor, Add</i>	0.16	
			<i>Note: Applied only to work area above 15' to 20'.</i>		
			<i>For Work >20' To 30' Above Floor, Add</i>	0.27	
			<i>Note: Applied only to work area above 20' to 30'.</i>		
			<i>For Work >30' To 40' Above Floor, Add</i>	0.43	
			<i>Note: Applied only to work area above 30' to 40'.</i>		
			<i>For Work >40' Above Floor, Add</i>	0.59	
			<i>Note: Applied only to work area above 40'.</i>		
			<i>For Up To 100, Add</i>	0.85	
			<i>For >100 To 250, Add</i>	0.41	
			<i>For >250 To 500, Add</i>	0.18	
			<i>For >2,500 To 5,000, Deduct</i>	-0.07	
			<i>For >5,000 To 10,000, Deduct</i>	-0.14	
			<i>For >10,000 To 20,000, Deduct</i>	-0.21	
			<i>For >20,000, Deduct</i>	-0.28	
09 91 23 00-0048	SF	1	Coat Filler, Brush/Roller Work, Paint Interior Concrete Block Walls	0.89	
			<i>For Oil Based Paint, Add</i>	0.06	
			<i>For Work >15' To 20' Above Floor, Add</i>	0.10	
			<i>Note: Applied only to work area above 15' to 20'.</i>		
			<i>For Work >20' To 30' Above Floor, Add</i>	0.17	
			<i>Note: Applied only to work area above 20' to 30'.</i>		
			<i>For Work >30' To 40' Above Floor, Add</i>	0.27	
			<i>Note: Applied only to work area above 30' to 40'.</i>		
			<i>For Work >40' Above Floor, Add</i>	0.37	
			<i>Note: Applied only to work area above 40'.</i>		
			<i>For Up To 100, Add</i>	0.54	
			<i>For >100 To 250, Add</i>	0.26	
			<i>For >250 To 500, Add</i>	0.11	
			<i>For >2,500 To 5,000, Deduct</i>	-0.04	
			<i>For >5,000 To 10,000, Deduct</i>	-0.09	
			<i>For >10,000 To 20,000, Deduct</i>	-0.13	
			<i>For >20,000, Deduct</i>	-0.18	
09 91 23 00-0049	SF	1	Coat Paint, Brush/Roller Work, Paint Interior Concrete Block Walls	1.05	
			<i>For Oil Based Paint, Add</i>	0.07	
			<i>For Work >15' To 20' Above Floor, Add</i>	0.12	
			<i>Note: Applied only to work area above 15' to 20'.</i>		
			<i>For Work >20' To 30' Above Floor, Add</i>	0.20	
			<i>Note: Applied only to work area above 20' to 30'.</i>		
			<i>For Work >30' To 40' Above Floor, Add</i>	0.31	
			<i>Note: Applied only to work area above 30' to 40'.</i>		
			<i>For Work >40' Above Floor, Add</i>	0.43	
			<i>Note: Applied only to work area above 40'.</i>		
			<i>For Up To 100, Add</i>	0.63	
			<i>For >100 To 250, Add</i>	0.30	
			<i>For >250 To 500, Add</i>	0.13	
			<i>For >2,500 To 5,000, Deduct</i>	-0.05	
			<i>For >5,000 To 10,000, Deduct</i>	-0.11	
			<i>For >10,000 To 20,000, Deduct</i>	-0.16	
			<i>For >20,000, Deduct</i>	-0.21	

09 Finishes

09 90 Painting and Coating

09 91 Painting



MINOR	CSI	UOM	DESCRIPTION	TOTAL DIRECT UNIT COST	DEMOLITION UNIT COST
09 91 23 00-0050	SF		2 Coats Paint, Sprayed, Paint Interior Concrete Block Walls.....	1.90	
			For Oil Based Paint, Add	0.12	
			For Work >15' To 20' Above Floor, Add	0.20	
			Note: Applied only to work area above 15' to 20'.		
			For Work >20' To 30' Above Floor, Add	0.34	
			Note: Applied only to work area above 20' to 30'.		
			For Work >30' To 40' Above Floor, Add	0.54	
			Note: Applied only to work area above 30' to 40'.		
			For Work >40' Above Floor, Add	0.74	
			Note: Applied only to work area above 40'.		
			For Up To 100, Add	1.10	
			For >100 To 250, Add	0.53	
			For >250 To 500, Add	0.23	
			For >2,500 To 5,000, Deduct	-0.10	
			For >5,000 To 10,000, Deduct	-0.19	
			For >10,000 To 20,000, Deduct	-0.29	
			For >20,000, Deduct	-0.38	
09 91 23 00-0051	SF		1 Coat Texture Paint, Brush/Roller Work, Paint Interior Concrete Block Walls.....	1.18	
			For Oil Based Paint, Add	0.07	
			For Work >15' To 20' Above Floor, Add	0.13	
			Note: Applied only to work area above 15' to 20'.		
			For Work >20' To 30' Above Floor, Add	0.22	
			Note: Applied only to work area above 20' to 30'.		
			For Work >30' To 40' Above Floor, Add	0.35	
			Note: Applied only to work area above 30' to 40'.		
			For Work >40' Above Floor, Add	0.48	
			Note: Applied only to work area above 40'.		
			For Up To 100, Add	0.70	
			For >100 To 250, Add	0.34	
			For >250 To 500, Add	0.15	
			For >2,500 To 5,000, Deduct	-0.06	
			For >5,000 To 10,000, Deduct	-0.12	
			For >10,000 To 20,000, Deduct	-0.18	
			For >20,000, Deduct	-0.24	
09 91 23 00-0052	SF		1 Coat Filler, Sprayed, Paint Interior Concrete Block Walls.....	0.82	
			For Oil Based Paint, Add	0.05	
			For Work >15' To 20' Above Floor, Add	0.08	
			Note: Applied only to work area above 15' to 20'.		
			For Work >20' To 30' Above Floor, Add	0.14	
			Note: Applied only to work area above 20' to 30'.		
			For Work >30' To 40' Above Floor, Add	0.22	
			Note: Applied only to work area above 30' to 40'.		
			For Work >40' Above Floor, Add	0.30	
			Note: Applied only to work area above 40'.		
			For Up To 100, Add	0.45	
			For >100 To 250, Add	0.22	
			For >250 To 500, Add	0.10	
			For >2,500 To 5,000, Deduct	-0.04	
			For >5,000 To 10,000, Deduct	-0.08	
			For >10,000 To 20,000, Deduct	-0.12	
			For >20,000, Deduct	-0.16	
			For Backroll, Add	0.10	
09 91 23 00-0053	SF		1 Coat Paint, Sprayed, Paint Interior Concrete Block Walls.....	0.95	
			For Oil Based Paint, Add	0.06	
			For Work >15' To 20' Above Floor, Add	0.09	
			Note: Applied only to work area above 15' to 20'.		
			For Work >20' To 30' Above Floor, Add	0.15	
			Note: Applied only to work area above 20' to 30'.		
			For Work >30' To 40' Above Floor, Add	0.24	
			Note: Applied only to work area above 30' to 40'.		
			For Work >40' Above Floor, Add	0.34	
			Note: Applied only to work area above 40'.		
			For Up To 100, Add	0.51	
			For >100 To 250, Add	0.25	
			For >250 To 500, Add	0.11	
			For >2,500 To 5,000, Deduct	-0.05	
			For >5,000 To 10,000, Deduct	-0.10	
			For >10,000 To 20,000, Deduct	-0.14	
			For >20,000, Deduct	-0.19	
			For Backroll, Add	0.11	
09 91 23 00-0054	SF		2 Coats Paint, Sprayed, Paint Interior Concrete Block Walls.....	1.32	
			For Oil Based Paint, Add	0.09	
			For Work >15' To 20' Above Floor, Add	0.14	
			Note: Applied only to work area above 15' to 20'.		
			For Work >20' To 30' Above Floor, Add	0.23	
			Note: Applied only to work area above 20' to 30'.		
			For Work >30' To 40' Above Floor, Add	0.36	
			Note: Applied only to work area above 30' to 40'.		
			For Work >40' Above Floor, Add	0.50	
			Note: Applied only to work area above 40'.		
			For Up To 100, Add	0.74	
			For >100 To 250, Add	0.36	
			For >250 To 500, Add	0.16	
			For >2,500 To 5,000, Deduct	-0.07	
			For >5,000 To 10,000, Deduct	-0.13	
			For >10,000 To 20,000, Deduct	-0.20	
			For >20,000, Deduct	-0.26	
			For Backroll, Add	0.16	



		Finishes	09
		Painting and Coating	09 90
		Painting	09 91

MINOR	CSI	UOM	DESCRIPTION	TOTAL DIRECT UNIT COST	DEMOLITION UNIT COST
09 91 23 00-0055	SF	1	Coat Texture Paint, Sprayed, Paint Interior Concrete Block Walls 1.10		
			<i>For Oil Based Paint, Add</i>	0.08	
			<i>For Work >15' To 20' Above Floor, Add</i>	0.10	
			<i>Note: Applied only to work area above 15' to 20'.</i>		
			<i>For Work >20' To 30' Above Floor, Add</i>	0.17	
			<i>Note: Applied only to work area above 20' to 30'.</i>		
			<i>For Work >30' To 40' Above Floor, Add</i>	0.28	
			<i>Note: Applied only to work area above 30' to 40'.</i>		
			<i>For Work >40' Above Floor, Add</i>	0.38	
			<i>Note: Applied only to work area above 40'.</i>		
			<i>For Up To 100, Add</i>	0.58	
			<i>For >100 To 250, Add</i>	0.28	
			<i>For >250 To 500, Add</i>	0.12	
			<i>For >2,500 To 5,000, Deduct</i>	-0.06	
			<i>For >5,000 To 10,000, Deduct</i>	-0.11	
			<i>For >10,000 To 20,000, Deduct</i>	-0.17	
			<i>For >20,000, Deduct</i>	-0.22	
			<i>For Backroll, Add</i>	0.12	
09 91 23 00-0056			Paint Interior Concrete Block Walls With Bonding Agent (09 91 23 00-0030) 1.07		
09 91 23 00-0057	SF	1	Coat Bonding Agent, Brush Work, Paint Interior Concrete Block Walls 1.07		
			<i>For Work >15' To 20' Above Floor, Add</i>	0.12	
			<i>Note: Applied only to work area above 15' to 20'.</i>		
			<i>For Work >20' To 30' Above Floor, Add</i>	0.21	
			<i>Note: Applied only to work area above 20' to 30'.</i>		
			<i>For Work >30' To 40' Above Floor, Add</i>	0.33	
			<i>Note: Applied only to work area above 30' to 40'.</i>		
			<i>For Work >40' Above Floor, Add</i>	0.46	
			<i>Note: Applied only to work area above 40'.</i>		
			<i>For Up To 100, Add</i>	0.66	
			<i>For >100 To 250, Add</i>	0.31	
			<i>For >250 To 500, Add</i>	0.14	
			<i>For >2,500 To 5,000, Deduct</i>	-0.05	
			<i>For >5,000 To 10,000, Deduct</i>	-0.11	
			<i>For >10,000 To 20,000, Deduct</i>	-0.16	
			<i>For >20,000, Deduct</i>	-0.21	
09 91 23 00-0058	SF	1	Coat Bonding Agent, Brush/Roller Work, Paint Interior Concrete Block Walls 0.92		
			<i>For Work >15' To 20' Above Floor, Add</i>	0.10	
			<i>Note: Applied only to work area above 15' to 20'.</i>		
			<i>For Work >20' To 30' Above Floor, Add</i>	0.17	
			<i>Note: Applied only to work area above 20' to 30'.</i>		
			<i>For Work >30' To 40' Above Floor, Add</i>	0.27	
			<i>Note: Applied only to work area above 30' to 40'.</i>		
			<i>For Work >40' Above Floor, Add</i>	0.37	
			<i>Note: Applied only to work area above 40'.</i>		
			<i>For Up To 100, Add</i>	0.55	
			<i>For >100 To 250, Add</i>	0.26	
			<i>For >250 To 500, Add</i>	0.11	
			<i>For >2,500 To 5,000, Deduct</i>	-0.05	
			<i>For >5,000 To 10,000, Deduct</i>	-0.09	
			<i>For >10,000 To 20,000, Deduct</i>	-0.14	
			<i>For >20,000, Deduct</i>	-0.18	
09 91 23 00-0059	SF	1	Coat Bonding Agent, Sprayed, Paint Interior Concrete Block Walls 0.87		
			<i>For Work >15' To 20' Above Floor, Add</i>	0.08	
			<i>Note: Applied only to work area above 15' to 20'.</i>		
			<i>For Work >20' To 30' Above Floor, Add</i>	0.14	
			<i>Note: Applied only to work area above 20' to 30'.</i>		
			<i>For Work >30' To 40' Above Floor, Add</i>	0.22	
			<i>Note: Applied only to work area above 30' to 40'.</i>		
			<i>For Work >40' Above Floor, Add</i>	0.30	
			<i>Note: Applied only to work area above 40'.</i>		
			<i>For Up To 100, Add</i>	0.46	
			<i>For >100 To 250, Add</i>	0.22	
			<i>For >250 To 500, Add</i>	0.10	
			<i>For >2,500 To 5,000, Deduct</i>	-0.04	
			<i>For >5,000 To 10,000, Deduct</i>	-0.09	
			<i>For >10,000 To 20,000, Deduct</i>	-0.13	
			<i>For >20,000, Deduct</i>	-0.17	
			<i>For Backroll, Add</i>	0.10	
09 91 23 00-0060			Paint Interior Plaster/Drywall Walls (09 91 23 00-0001) 0.87		
09 91 23 00-0061			Paint Interior Plaster/Drywall Walls (09 91 23 00-0060) 0.87		

09 Finishes

09 90 Painting and Coating

09 91 Painting



MINOR		TOTAL DIRECT	DEMOLITION
CSI	UOM DESCRIPTION	UNIT COST	UNIT COST
09 91 23 00-0062	LF 1 Coat Paint, Cut-in Brush Work, Paint Interior Plaster/Drywall Walls	0.14	
	<i>For Oil Based Paint, Add</i>	0.01	
	<i>For Work >15' To 20' Above Floor, Add</i>	0.02	
	<i>Note: Applied only to work area above 15' to 20'.</i>		
	<i>For Work >20' To 30' Above Floor, Add</i>	0.03	
	<i>Note: Applied only to work area above 20' to 30'.</i>		
	<i>For Work >30' To 40' Above Floor, Add</i>	0.05	
	<i>Note: Applied only to work area above 30' to 40'.</i>		
	<i>For Work >40' Above Floor, Add</i>	0.07	
	<i>Note: Applied only to work area above 40'.</i>		
	<i>For Up To 100, Add</i>	0.09	
	<i>For >100 To 250, Add</i>	0.04	
	<i>For >250 To 500, Add</i>	0.02	
	<i>For >2,500 To 5,000, Deduct</i>	-0.01	
	<i>For >5,000 To 10,000, Deduct</i>	-0.01	
	<i>For >10,000 To 20,000, Deduct</i>	-0.02	
	<i>For >20,000, Deduct</i>	-0.03	
09 91 23 00-0063	SF 1 Coat Primer, Brush Work, Paint Interior Plaster/Drywall Walls	0.85	
	<i>For Oil Based Paint, Add</i>	0.05	
	<i>For Orange Peel Finish, Add</i>	0.12	
	<i>For Epoxy Paint, Add</i>	0.09	
	<i>For Work >15' To 20' Above Floor, Add</i>	0.10	
	<i>Note: Applied only to work area above 15' to 20'.</i>		
	<i>For Work >20' To 30' Above Floor, Add</i>	0.17	
	<i>Note: Applied only to work area above 20' to 30'.</i>		
	<i>For Work >30' To 40' Above Floor, Add</i>	0.27	
	<i>Note: Applied only to work area above 30' to 40'.</i>		
	<i>For Work >40' Above Floor, Add</i>	0.37	
	<i>Note: Applied only to work area above 40'.</i>		
	<i>For Up To 100, Add</i>	0.54	
	<i>For >100 To 250, Add</i>	0.26	
	<i>For >250 To 500, Add</i>	0.11	
	<i>For >2,500 To 5,000, Deduct</i>	-0.04	
	<i>For >5,000 To 10,000, Deduct</i>	-0.09	
	<i>For >10,000 To 20,000, Deduct</i>	-0.13	
	<i>For >20,000, Deduct</i>	-0.17	
09 91 23 00-0064	SF 1 Coat Paint, Brush Work, Paint Interior Plaster/Drywall Walls.....	0.89	
	<i>For Oil Based Paint, Add</i>	0.05	
	<i>For Orange Peel Finish, Add</i>	0.12	
	<i>For Epoxy Paint, Add</i>	0.09	
	<i>For Work >15' To 20' Above Floor, Add</i>	0.11	
	<i>Note: Applied only to work area above 15' to 20'.</i>		
	<i>For Work >20' To 30' Above Floor, Add</i>	0.19	
	<i>Note: Applied only to work area above 20' to 30'.</i>		
	<i>For Work >30' To 40' Above Floor, Add</i>	0.30	
	<i>Note: Applied only to work area above 30' to 40'.</i>		
	<i>For Work >40' Above Floor, Add</i>	0.41	
	<i>Note: Applied only to work area above 40'.</i>		
	<i>For Up To 100, Add</i>	0.58	
	<i>For >100 To 250, Add</i>	0.28	
	<i>For >250 To 500, Add</i>	0.12	
	<i>For >2,500 To 5,000, Deduct</i>	-0.04	
	<i>For >5,000 To 10,000, Deduct</i>	-0.09	
	<i>For >10,000 To 20,000, Deduct</i>	-0.13	
	<i>For >20,000, Deduct</i>	-0.18	
09 91 23 00-0065	SF 2 Coats Paint, Brush Work, Paint Interior Plaster/Drywall Walls.....	1.62	
	<i>For Oil Based Paint, Add</i>	0.09	
	<i>For Orange Peel Finish, Add</i>	0.23	
	<i>For Epoxy Paint, Add</i>	0.16	
	<i>For Work >15' To 20' Above Floor, Add</i>	0.20	
	<i>Note: Applied only to work area above 15' to 20'.</i>		
	<i>For Work >20' To 30' Above Floor, Add</i>	0.34	
	<i>Note: Applied only to work area above 20' to 30'.</i>		
	<i>For Work >30' To 40' Above Floor, Add</i>	0.54	
	<i>Note: Applied only to work area above 30' to 40'.</i>		
	<i>For Work >40' Above Floor, Add</i>	0.74	
	<i>Note: Applied only to work area above 40'.</i>		
	<i>For Up To 100, Add</i>	1.05	
	<i>For >100 To 250, Add</i>	0.50	
	<i>For >250 To 500, Add</i>	0.22	
	<i>For >2,500 To 5,000, Deduct</i>	-0.08	
	<i>For >5,000 To 10,000, Deduct</i>	-0.16	
	<i>For >10,000 To 20,000, Deduct</i>	-0.24	
	<i>For >20,000, Deduct</i>	-0.32	



		Finishes	09
		Painting and Coating	09 90
		Painting	09 91

MINOR	CSI	UOM	DESCRIPTION	TOTAL DIRECT UNIT COST	DEMOLITION UNIT COST
09 91 23 00-0066	SF		3 Coats Paint, Brush Work, Paint Interior Plaster/Drywall Walls.....	2.32	
			For Oil Based Paint, Add	0.14	
			For Orange Peel Finish, Add	0.32	
			For Epoxy Paint, Add	0.24	
			For Work >15' To 20' Above Floor, Add	0.29	
			Note: Applied only to work area above 15' to 20'.		
			For Work >20' To 30' Above Floor, Add	0.48	
			Note: Applied only to work area above 20' to 30'.		
			For Work >30' To 40' Above Floor, Add	0.76	
			Note: Applied only to work area above 30' to 40'.		
			For Work >40' Above Floor, Add	1.05	
			Note: Applied only to work area above 40'.		
			For Up To 100, Add	1.49	
			For >100 To 250, Add	0.71	
			For >250 To 500, Add	0.31	
			For >2,500 To 5,000, Deduct	-0.12	
			For >5,000 To 10,000, Deduct	-0.23	
			For >10,000 To 20,000, Deduct	-0.35	
			For >20,000, Deduct	-0.46	
09 91 23 00-0067	SF		1 Coat Primer, Brush/Roller Work, Paint Interior Plaster/Drywall Walls.....	0.68	
			For Oil Based Paint, Add	0.04	
			For Orange Peel Finish, Add	0.09	
			For Epoxy Paint, Add	0.09	
			For Work >15' To 20' Above Floor, Add	0.08	
			Note: Applied only to work area above 15' to 20'.		
			For Work >20' To 30' Above Floor, Add	0.13	
			Note: Applied only to work area above 20' to 30'.		
			For Work >30' To 40' Above Floor, Add	0.20	
			Note: Applied only to work area above 30' to 40'.		
			For Work >40' Above Floor, Add	0.28	
			Note: Applied only to work area above 40'.		
			For Up To 100, Add	0.41	
			For >100 To 250, Add	0.20	
			For >250 To 500, Add	0.09	
			For >2,500 To 5,000, Deduct	-0.03	
			For >5,000 To 10,000, Deduct	-0.07	
			For >10,000 To 20,000, Deduct	-0.10	
			For >20,000, Deduct	-0.14	
09 91 23 00-0068	SF		1 Coat Paint, Brush/Roller Work, Paint Interior Plaster/Drywall Walls.....	0.76	
			For Oil Based Paint, Add	0.05	
			For Orange Peel Finish, Add	0.10	
			For Epoxy Paint, Add	0.08	
			For Work >15' To 20' Above Floor, Add	0.09	
			Note: Applied only to work area above 15' to 20'.		
			For Work >20' To 30' Above Floor, Add	0.15	
			Note: Applied only to work area above 20' to 30'.		
			For Work >30' To 40' Above Floor, Add	0.24	
			Note: Applied only to work area above 30' to 40'.		
			For Work >40' Above Floor, Add	0.34	
			Note: Applied only to work area above 40'.		
			For Up To 100, Add	0.48	
			For >100 To 250, Add	0.23	
			For >250 To 500, Add	0.10	
			For >2,500 To 5,000, Deduct	-0.04	
			For >5,000 To 10,000, Deduct	-0.08	
			For >10,000 To 20,000, Deduct	-0.11	
			For >20,000, Deduct	-0.15	
09 91 23 00-0069	SF		2 Coats Paint, Brush/Roller Work, Paint Interior Plaster/Drywall Walls.....	1.37	
			For Oil Based Paint, Add	0.08	
			For Orange Peel Finish, Add	0.19	
			For Epoxy Paint, Add	0.16	
			For Work >15' To 20' Above Floor, Add	0.16	
			Note: Applied only to work area above 15' to 20'.		
			For Work >20' To 30' Above Floor, Add	0.27	
			Note: Applied only to work area above 20' to 30'.		
			For Work >30' To 40' Above Floor, Add	0.42	
			Note: Applied only to work area above 30' to 40'.		
			For Work >40' Above Floor, Add	0.58	
			Note: Applied only to work area above 40'.		
			For Up To 100, Add	0.84	
			For >100 To 250, Add	0.40	
			For >250 To 500, Add	0.17	
			For >2,500 To 5,000, Deduct	-0.07	
			For >5,000 To 10,000, Deduct	-0.14	
			For >10,000 To 20,000, Deduct	-0.21	
			For >20,000, Deduct	-0.27	

09	09	Finishes
	09 90	Painting and Coating
	09 91	Painting



MINOR	CSI	UOM	DESCRIPTION	TOTAL DIRECT UNIT COST	DEMOLITION UNIT COST
-------	-----	-----	-------------	------------------------	----------------------

09 91 23 00-0070	SF	1	Coat Primer, Sprayed, Paint Interior Plaster/Drywall Walls.....	0.62	
			<i>For Oil Based Paint, Add</i>	0.04	
			<i>For Epoxy Paint, Add</i>	0.09	
			<i>For Work >15' To 20' Above Floor, Add</i>	0.06	
			<i>Note: Applied only to work area above 15' to 20'.</i>		
			<i>For Work >20' To 30' Above Floor, Add</i>	0.10	
			<i>Note: Applied only to work area above 20' to 30'.</i>		
			<i>For Work >30' To 40' Above Floor, Add</i>	0.16	
			<i>Note: Applied only to work area above 30' to 40'.</i>		
			<i>For Work >40' Above Floor, Add</i>	0.23	
			<i>Note: Applied only to work area above 40'.</i>		
			<i>For Up To 100, Add</i>	0.34	
			<i>For >100 To 250, Add</i>	0.16	
			<i>For >250 To 500, Add</i>	0.07	
			<i>For >2,500 To 5,000, Deduct</i>	-0.03	
			<i>For >5,000 To 10,000, Deduct</i>	-0.06	
			<i>For >10,000 To 20,000, Deduct</i>	-0.09	
			<i>For >20,000, Deduct</i>	-0.12	
			<i>For Backroll, Add</i>	0.07	
09 91 23 00-0071	SF	1	Coat Paint, Sprayed, Paint Interior Plaster/Drywall Walls.....	0.66	
			<i>For Oil Based Paint, Add</i>	0.04	
			<i>For Epoxy Paint, Add</i>	0.08	
			<i>For Work >15' To 20' Above Floor, Add</i>	0.07	
			<i>Note: Applied only to work area above 15' to 20'.</i>		
			<i>For Work >20' To 30' Above Floor, Add</i>	0.12	
			<i>Note: Applied only to work area above 20' to 30'.</i>		
			<i>For Work >30' To 40' Above Floor, Add</i>	0.20	
			<i>Note: Applied only to work area above 30' to 40'.</i>		
			<i>For Work >40' Above Floor, Add</i>	0.27	
			<i>Note: Applied only to work area above 40'.</i>		
			<i>For Up To 100, Add</i>	0.39	
			<i>For >100 To 250, Add</i>	0.19	
			<i>For >250 To 500, Add</i>	0.08	
			<i>For >2,500 To 5,000, Deduct</i>	-0.03	
			<i>For >5,000 To 10,000, Deduct</i>	-0.07	
			<i>For >10,000 To 20,000, Deduct</i>	-0.10	
			<i>For >20,000, Deduct</i>	-0.13	
			<i>For Backroll, Add</i>	0.08	
09 91 23 00-0072	SF	2	Coats Paint, Sprayed, Paint Interior Plaster/Drywall Walls.....	1.07	
			<i>For Oil Based Paint, Add</i>	0.07	
			<i>For Epoxy Paint, Add</i>	0.16	
			<i>For Work >15' To 20' Above Floor, Add</i>	0.11	
			<i>Note: Applied only to work area above 15' to 20'.</i>		
			<i>For Work >20' To 30' Above Floor, Add</i>	0.18	
			<i>Note: Applied only to work area above 20' to 30'.</i>		
			<i>For Work >30' To 40' Above Floor, Add</i>	0.29	
			<i>Note: Applied only to work area above 30' to 40'.</i>		
			<i>For Work >40' Above Floor, Add</i>	0.40	
			<i>Note: Applied only to work area above 40'.</i>		
			<i>For Up To 100, Add</i>	0.60	
			<i>For >100 To 250, Add</i>	0.29	
			<i>For >250 To 500, Add</i>	0.13	
			<i>For >2,500 To 5,000, Deduct</i>	-0.05	
			<i>For >5,000 To 10,000, Deduct</i>	-0.11	
			<i>For >10,000 To 20,000, Deduct</i>	-0.16	
			<i>For >20,000, Deduct</i>	-0.21	
			<i>For Backroll, Add</i>	0.13	
09 91 23 00-0073			Paint Interior Plaster/Drywall Or Masonry Walls With Polymix Multi-Color Paint		
			<small>(09 91 23 00-0060)</small>		
09 91 23 00-0074	SF	2	Tone Polymix With Base Coat, Sprayed, Paint Interior Plaster/Drywall Or Masonry Walls.....	1.88	
			<i>For Work >15' To 20' Above Floor, Add</i>	0.13	
			<i>Note: Applied only to work area above 15' to 20'.</i>		
			<i>For Work >20' To 30' Above Floor, Add</i>	0.21	
			<i>Note: Applied only to work area above 20' to 30'.</i>		
			<i>For Work >30' To 40' Above Floor, Add</i>	0.34	
			<i>Note: Applied only to work area above 30' to 40'.</i>		
			<i>For Work >40' Above Floor, Add</i>	0.47	
			<i>Note: Applied only to work area above 40'.</i>		
			<i>For Up To 100, Add</i>	0.79	
			<i>For >100 To 250, Add</i>	0.40	
			<i>For >250 To 500, Add</i>	0.18	
			<i>For >2,500 To 5,000, Deduct</i>	-0.09	
			<i>For >5,000 To 10,000, Deduct</i>	-0.19	
			<i>For >10,000 To 20,000, Deduct</i>	-0.28	
			<i>For >20,000, Deduct</i>	-0.38	



MINOR	CSI	UOM	DESCRIPTION	TOTAL DIRECT UNIT COST	DEMOLITION UNIT COST
09 91 23 00-0075	SF		3 Tone Polymix With Base Coat, Sprayed, Paint Interior Plaster/Drywall Or Masonry Walls	2.05	
			For Work >15' To 20' Above Floor, Add	0.13	
			Note: Applied only to work area above 15' to 20'.		
			For Work >20' To 30' Above Floor, Add	0.21	
			Note: Applied only to work area above 20' to 30'.		
			For Work >30' To 40' Above Floor, Add	0.34	
			Note: Applied only to work area above 30' to 40'.		
			For Work >40' Above Floor, Add	0.47	
			Note: Applied only to work area above 40'.		
			For Up To 100, Add	0.82	
			For >100 To 250, Add	0.42	
			For >250 To 500, Add	0.19	
			For >2,500 To 5,000, Deduct	-0.10	
			For >5,000 To 10,000, Deduct	-0.21	
			For >10,000 To 20,000, Deduct	-0.31	
			For >20,000, Deduct	-0.41	
09 91 23 00-0076	SF		4 Tone Polymix With Base Coat, Sprayed, Paint Interior Plaster/Drywall Or Masonry Walls	2.22	
			For Work >15' To 20' Above Floor, Add	0.13	
			Note: Applied only to work area above 15' to 20'.		
			For Work >20' To 30' Above Floor, Add	0.21	
			Note: Applied only to work area above 20' to 30'.		
			For Work >30' To 40' Above Floor, Add	0.34	
			Note: Applied only to work area above 30' to 40'.		
			For Work >40' Above Floor, Add	0.47	
			Note: Applied only to work area above 40'.		
			For Up To 100, Add	0.84	
			For >100 To 250, Add	0.43	
			For >250 To 500, Add	0.20	
			For >2,500 To 5,000, Deduct	-0.11	
			For >5,000 To 10,000, Deduct	-0.22	
			For >10,000 To 20,000, Deduct	-0.33	
			For >20,000, Deduct	-0.44	
09 91 23 00-0077			Paint Interior Plaster/Drywall Walls, Acoustic Texture (09 91 23 00-0060)		
09 91 23 00-0078	SF		1 Coat Primer, Sprayed, Acoustic Texture, Paint Interior Plaster/Drywall Walls	0.75	
			For Work >15' To 20' Above Floor, Add	0.07	
			Note: Applied only to work area above 15' to 20'.		
			For Work >20' To 30' Above Floor, Add	0.12	
			Note: Applied only to work area above 20' to 30'.		
			For Work >30' To 40' Above Floor, Add	0.19	
			Note: Applied only to work area above 30' to 40'.		
			For Work >40' Above Floor, Add	0.26	
			Note: Applied only to work area above 40'.		
			For Up To 100, Add	0.40	
			For >100 To 250, Add	0.20	
			For >250 To 500, Add	0.09	
			For >2,500 To 5,000, Deduct	-0.04	
			For >5,000 To 10,000, Deduct	-0.08	
			For >10,000 To 20,000, Deduct	-0.11	
			For >20,000, Deduct	-0.15	
09 91 23 00-0079	SF		1 Coat Finish, Sprayed, Acoustic Texture, Paint Interior Plaster/Drywall Walls	0.88	
			For Work >15' To 20' Above Floor, Add	0.09	
			Note: Applied only to work area above 15' to 20'.		
			For Work >20' To 30' Above Floor, Add	0.15	
			Note: Applied only to work area above 20' to 30'.		
			For Work >30' To 40' Above Floor, Add	0.24	
			Note: Applied only to work area above 30' to 40'.		
			For Work >40' Above Floor, Add	0.34	
			Note: Applied only to work area above 40'.		
			For Up To 100, Add	0.50	
			For >100 To 250, Add	0.24	
			For >250 To 500, Add	0.11	
			For >2,500 To 5,000, Deduct	-0.04	
			For >5,000 To 10,000, Deduct	-0.09	
			For >10,000 To 20,000, Deduct	-0.13	
			For >20,000, Deduct	-0.18	
09 91 23 00-0080	SF		2 Coats Finish, Sprayed, Acoustic Texture, Paint Interior Plaster/Drywall Walls	1.40	
			For Work >15' To 20' Above Floor, Add	0.13	
			Note: Applied only to work area above 15' to 20'.		
			For Work >20' To 30' Above Floor, Add	0.21	
			Note: Applied only to work area above 20' to 30'.		
			For Work >30' To 40' Above Floor, Add	0.34	
			Note: Applied only to work area above 30' to 40'.		
			For Work >40' Above Floor, Add	0.47	
			Note: Applied only to work area above 40'.		
			For Up To 100, Add	0.72	
			For >100 To 250, Add	0.35	
			For >250 To 500, Add	0.16	
			For >2,500 To 5,000, Deduct	-0.07	
			For >5,000 To 10,000, Deduct	-0.14	
			For >10,000 To 20,000, Deduct	-0.21	
			For >20,000, Deduct	-0.28	

09	09	Finishes
	09 90	Painting and Coating
	09 91	Painting



MINOR CSI UOM DESCRIPTION	TOTAL DIRECT UNIT COST	DEMOLITION UNIT COST
09 91 23 00-0081 SF Stipple Finish (Drippowder), Paint Interior Plaster/Drywall Walls.....	1.33	
For Work >15' To 20' Above Floor, Add	0.18	
Note: Applied only to work area above 15' to 20'.		
For Work >20' To 30' Above Floor, Add	0.31	
Note: Applied only to work area above 20' to 30'.		
For Work >30' To 40' Above Floor, Add	0.49	
Note: Applied only to work area above 30' to 40'.		
For Work >40' Above Floor, Add	0.67	
Note: Applied only to work area above 40'.		
For Up To 100, Add	0.93	
For >100 To 250, Add	0.44	
For >250 To 500, Add	0.19	
For >2,500 To 5,000, Deduct	-0.07	
For >5,000 To 10,000, Deduct	-0.13	
For >10,000 To 20,000, Deduct	-0.20	
For >20,000, Deduct	-0.27	
09 91 23 00-0082 Paint Interior Metal Walls (09 91 23 00-0001)		
09 91 23 00-0083 Paint Interior Galvanized Walls (09 91 23 00-0082)		
Note: Linseed oil or acrylic latex paint.		
09 91 23 00-0084 SF 1 Coat Primer, Brush Work, Paint Interior Galvanized Wall Surfaces.....	1.07	
For Electrostatic Painting, Add	0.16	
For Work >15' To 20' Above Floor, Add	0.11	
Note: Applied only to work area above 15' to 20'.		
For Work >20' To 30' Above Floor, Add	0.19	
Note: Applied only to work area above 20' to 30'.		
For Work >30' To 40' Above Floor, Add	0.30	
Note: Applied only to work area above 30' to 40'.		
For Work >40' Above Floor, Add	0.41	
Note: Applied only to work area above 40'.		
For Up To 100, Add	0.61	
For >100 To 250, Add	0.29	
For >250 To 500, Add	0.13	
For >2,500 To 5,000, Deduct	-0.05	
For >5,000 To 10,000, Deduct	-0.11	
For >10,000 To 20,000, Deduct	-0.16	
For >20,000, Deduct	-0.21	
09 91 23 00-0085 SF 1 Coat Paint, Brush Work, Paint Interior Galvanized Wall Surfaces.....	1.17	
For Electrostatic Painting, Add	0.17	
For Work >15' To 20' Above Floor, Add	0.13	
Note: Applied only to work area above 15' to 20'.		
For Work >20' To 30' Above Floor, Add	0.21	
Note: Applied only to work area above 20' to 30'.		
For Work >30' To 40' Above Floor, Add	0.34	
Note: Applied only to work area above 30' to 40'.		
For Work >40' Above Floor, Add	0.47	
Note: Applied only to work area above 40'.		
For Up To 100, Add	0.69	
For >100 To 250, Add	0.33	
For >250 To 500, Add	0.14	
For >2,500 To 5,000, Deduct	-0.06	
For >5,000 To 10,000, Deduct	-0.12	
For >10,000 To 20,000, Deduct	-0.18	
For >20,000, Deduct	-0.23	
09 91 23 00-0086 SF 2 Coats Paint, Brush Work, Paint Interior Galvanized Wall Surfaces.....	2.14	
For Electrostatic Painting, Add	0.31	
For Work >15' To 20' Above Floor, Add	0.23	
Note: Applied only to work area above 15' to 20'.		
For Work >20' To 30' Above Floor, Add	0.38	
Note: Applied only to work area above 20' to 30'.		
For Work >30' To 40' Above Floor, Add	0.60	
Note: Applied only to work area above 30' to 40'.		
For Work >40' Above Floor, Add	0.83	
Note: Applied only to work area above 40'.		
For Up To 100, Add	1.22	
For >100 To 250, Add	0.59	
For >250 To 500, Add	0.26	
For >2,500 To 5,000, Deduct	-0.11	
For >5,000 To 10,000, Deduct	-0.21	
For >10,000 To 20,000, Deduct	-0.32	
For >20,000, Deduct	-0.43	



		Finishes	09
		Painting and Coating	09 90
		Painting	09 91

MINOR	CSI	UOM	DESCRIPTION	TOTAL DIRECT UNIT COST	DEMOLITION UNIT COST
09 91	23 00-0087	SF	1 Coat Primer, Brush/Roller Work, Paint Interior Galvanized Walls.....	0.80	
			<i>For Electrostatic Painting, Add</i>	0.12	
			<i>For Work >15' To 20' Above Floor, Add</i>	0.08	
			<i>Note: Applied only to work area above 15' to 20'.</i>		
			<i>For Work >20' To 30' Above Floor, Add</i>	0.14	
			<i>Note: Applied only to work area above 20' to 30'.</i>		
			<i>For Work >30' To 40' Above Floor, Add</i>	0.22	
			<i>Note: Applied only to work area above 30' to 40'.</i>		
			<i>For Work >40' Above Floor, Add</i>	0.30	
			<i>Note: Applied only to work area above 40'.</i>		
			<i>For Up To 100, Add</i>	0.44	
			<i>For >100 To 250, Add</i>	0.22	
			<i>For >250 To 500, Add</i>	0.09	
			<i>For >2,500 To 5,000, Deduct</i>	-0.04	
			<i>For >5,000 To 10,000, Deduct</i>	-0.08	
			<i>For >10,000 To 20,000, Deduct</i>	-0.12	
			<i>For >20,000, Deduct</i>	-0.16	
09 91	23 00-0088	SF	1 Coat Paint, Brush/Roller Work, Paint Interior Galvanized Wall.....	0.92	
			<i>For Electrostatic Painting, Add</i>	0.13	
			<i>For Work >15' To 20' Above Floor, Add</i>	0.10	
			<i>Note: Applied only to work area above 15' to 20'.</i>		
			<i>For Work >20' To 30' Above Floor, Add</i>	0.16	
			<i>Note: Applied only to work area above 20' to 30'.</i>		
			<i>For Work >30' To 40' Above Floor, Add</i>	0.26	
			<i>Note: Applied only to work area above 30' to 40'.</i>		
			<i>For Work >40' Above Floor, Add</i>	0.35	
			<i>Note: Applied only to work area above 40'.</i>		
			<i>For Up To 100, Add</i>	0.52	
			<i>For >100 To 250, Add</i>	0.25	
			<i>For >250 To 500, Add</i>	0.11	
			<i>For >2,500 To 5,000, Deduct</i>	-0.05	
			<i>For >5,000 To 10,000, Deduct</i>	-0.09	
			<i>For >10,000 To 20,000, Deduct</i>	-0.14	
			<i>For >20,000, Deduct</i>	-0.18	
09 91	23 00-0089	SF	2 Coats Paint, Brush/Roller Work, Paint Interior Galvanized Walls.....	1.73	
			<i>For Electrostatic Painting, Add</i>	0.26	
			<i>For Work >15' To 20' Above Floor, Add</i>	0.18	
			<i>Note: Applied only to work area above 15' to 20'.</i>		
			<i>For Work >20' To 30' Above Floor, Add</i>	0.30	
			<i>Note: Applied only to work area above 20' to 30'.</i>		
			<i>For Work >30' To 40' Above Floor, Add</i>	0.47	
			<i>Note: Applied only to work area above 30' to 40'.</i>		
			<i>For Work >40' Above Floor, Add</i>	0.65	
			<i>Note: Applied only to work area above 40'.</i>		
			<i>For Up To 100, Add</i>	0.97	
			<i>For >100 To 250, Add</i>	0.47	
			<i>For >250 To 500, Add</i>	0.20	
			<i>For >2,500 To 5,000, Deduct</i>	-0.09	
			<i>For >5,000 To 10,000, Deduct</i>	-0.17	
			<i>For >10,000 To 20,000, Deduct</i>	-0.26	
			<i>For >20,000, Deduct</i>	-0.35	
09 91	23 00-0090	SF	1 Coat Primer, Sprayed, Paint Interior Galvanized Walls.....	0.71	
			<i>For Electrostatic Painting, Add</i>	0.13	
			<i>For Work >15' To 20' Above Floor, Add</i>	0.05	
			<i>Note: Applied only to work area above 15' to 20'.</i>		
			<i>For Work >20' To 30' Above Floor, Add</i>	0.09	
			<i>Note: Applied only to work area above 20' to 30'.</i>		
			<i>For Work >30' To 40' Above Floor, Add</i>	0.14	
			<i>Note: Applied only to work area above 30' to 40'.</i>		
			<i>For Work >40' Above Floor, Add</i>	0.19	
			<i>Note: Applied only to work area above 40'.</i>		
			<i>For Up To 100, Add</i>	0.31	
			<i>For >100 To 250, Add</i>	0.16	
			<i>For >250 To 500, Add</i>	0.07	
			<i>For >2,500 To 5,000, Deduct</i>	-0.04	
			<i>For >5,000 To 10,000, Deduct</i>	-0.07	
			<i>For >10,000 To 20,000, Deduct</i>	-0.11	
			<i>For >20,000, Deduct</i>	-0.14	
			<i>For Backroll, Add</i>	0.07	
09 91	23 00-0091	SF	1 Coat Paint, Sprayed, Paint Interior Galvanized Walls.....	0.92	
			<i>For Electrostatic Painting, Add</i>	0.15	
			<i>For Work >15' To 20' Above Floor, Add</i>	0.08	
			<i>Note: Applied only to work area above 15' to 20'.</i>		
			<i>For Work >20' To 30' Above Floor, Add</i>	0.14	
			<i>Note: Applied only to work area above 20' to 30'.</i>		
			<i>For Work >30' To 40' Above Floor, Add</i>	0.22	
			<i>Note: Applied only to work area above 30' to 40'.</i>		
			<i>For Work >40' Above Floor, Add</i>	0.30	
			<i>Note: Applied only to work area above 40'.</i>		
			<i>For Up To 100, Add</i>	0.47	
			<i>For >100 To 250, Add</i>	0.23	
			<i>For >250 To 500, Add</i>	0.10	
			<i>For >2,500 To 5,000, Deduct</i>	-0.05	
			<i>For >5,000 To 10,000, Deduct</i>	-0.09	
			<i>For >10,000 To 20,000, Deduct</i>	-0.14	
			<i>For >20,000, Deduct</i>	-0.18	
			<i>For Backroll, Add</i>	0.10	

09	09 Finishes
	09 90 Painting and Coating
	09 91 Painting



MINOR CSI UOM DESCRIPTION	TOTAL DIRECT UNIT COST	DEMOLITION UNIT COST
09 91 23 00-0092 SF 2 Coats Paint, Sprayed, Paint Interior Galvanized Walls	1.55	
For Electrostatic Painting, Add	0.27	
For Work >15' To 20' Above Floor, Add	0.12	
Note: Applied only to work area above 15' to 20'.		
For Work >20' To 30' Above Floor, Add	0.20	
Note: Applied only to work area above 20' to 30'.		
For Work >30' To 40' Above Floor, Add	0.32	
Note: Applied only to work area above 30' to 40'.		
For Work >40' Above Floor, Add	0.45	
Note: Applied only to work area above 40'.		
For Up To 100, Add	0.72	
For >100 To 250, Add	0.36	
For >250 To 500, Add	0.16	
For >2,500 To 5,000, Deduct	-0.08	
For >5,000 To 10,000, Deduct	-0.16	
For >10,000 To 20,000, Deduct	-0.23	
For >20,000, Deduct	-0.31	
For Backroll, Add	0.16	
09 91 23 00-0093 Paint Interior Aluminum And Aluminum Alloy Walls (09 91 23 00-0082)		
Note: Alkyd enamel paint.		
09 91 23 00-0094 SF 1 Coat Primer, Brush Work, Paint Interior Aluminum And Aluminum Alloy Wall Surfaces	1.07	
For Electrostatic Painting, Add	0.16	
For Work >15' To 20' Above Floor, Add	0.11	
Note: Applied only to work area above 15' to 20'.		
For Work >20' To 30' Above Floor, Add	0.19	
Note: Applied only to work area above 20' to 30'.		
For Work >30' To 40' Above Floor, Add	0.30	
Note: Applied only to work area above 30' to 40'.		
For Work >40' Above Floor, Add	0.41	
Note: Applied only to work area above 40'.		
For Up To 100, Add	0.61	
For >100 To 250, Add	0.29	
For >250 To 500, Add	0.13	
For >2,500 To 5,000, Deduct	-0.05	
For >5,000 To 10,000, Deduct	-0.11	
For >10,000 To 20,000, Deduct	-0.16	
For >20,000, Deduct	-0.21	
09 91 23 00-0095 SF 1 Coat Paint, Brush Work, Paint Interior Aluminum And Aluminum Alloy Wall Surfaces	1.17	
For Electrostatic Painting, Add	0.17	
For Work >15' To 20' Above Floor, Add	0.13	
Note: Applied only to work area above 15' to 20'.		
For Work >20' To 30' Above Floor, Add	0.21	
Note: Applied only to work area above 20' to 30'.		
For Work >30' To 40' Above Floor, Add	0.34	
Note: Applied only to work area above 30' to 40'.		
For Work >40' Above Floor, Add	0.47	
Note: Applied only to work area above 40'.		
For Up To 100, Add	0.69	
For >100 To 250, Add	0.33	
For >250 To 500, Add	0.14	
For >2,500 To 5,000, Deduct	-0.06	
For >5,000 To 10,000, Deduct	-0.12	
For >10,000 To 20,000, Deduct	-0.18	
For >20,000, Deduct	-0.23	
09 91 23 00-0096 SF 2 Coats Paint, Brush Work, Paint Interior Aluminum And Aluminum Alloy Wall Surfaces	2.14	
For Electrostatic Painting, Add	0.31	
For Work >15' To 20' Above Floor, Add	0.23	
Note: Applied only to work area above 15' to 20'.		
For Work >20' To 30' Above Floor, Add	0.38	
Note: Applied only to work area above 20' to 30'.		
For Work >30' To 40' Above Floor, Add	0.60	
Note: Applied only to work area above 30' to 40'.		
For Work >40' Above Floor, Add	0.83	
Note: Applied only to work area above 40'.		
For Up To 100, Add	1.22	
For >100 To 250, Add	0.59	
For >250 To 500, Add	0.26	
For >2,500 To 5,000, Deduct	-0.11	
For >5,000 To 10,000, Deduct	-0.21	
For >10,000 To 20,000, Deduct	-0.32	
For >20,000, Deduct	-0.43	



		Finishes	09
		Painting and Coating	09 90
		Painting	09 91

MINOR	CSI	UOM	DESCRIPTION	TOTAL DIRECT UNIT COST	DEMOLITION UNIT COST
09 91	23	00-0097	SF 1 Coat Primer, Brush/Roller Work, Paint Interior Aluminum And Aluminum Alloy Walls.....	0.91	
			For Electrostatic Painting, Add	0.15	
			For Work >15' To 20' Above Floor, Add	0.08	
			Note: Applied only to work area above 15' to 20'.		
			For Work >20' To 30' Above Floor, Add	0.14	
			Note: Applied only to work area above 20' to 30'.		
			For Work >30' To 40' Above Floor, Add	0.22	
			Note: Applied only to work area above 30' to 40'.		
			For Work >40' Above Floor, Add	0.30	
			Note: Applied only to work area above 40'.		
			For Up To 100, Add	0.46	
			For >100 To 250, Add	0.23	
			For >250 To 500, Add	0.10	
			For >2,500 To 5,000, Deduct	-0.05	
			For >5,000 To 10,000, Deduct	-0.09	
			For >10,000 To 20,000, Deduct	-0.14	
			For >20,000, Deduct	-0.18	
09 91	23	00-0098	SF 1 Coat Paint, Brush/Roller Work, Paint Interior Aluminum And Aluminum Alloy Walls.....	1.01	
			For Electrostatic Painting, Add	0.16	
			For Work >15' To 20' Above Floor, Add	0.10	
			Note: Applied only to work area above 15' to 20'.		
			For Work >20' To 30' Above Floor, Add	0.16	
			Note: Applied only to work area above 20' to 30'.		
			For Work >30' To 40' Above Floor, Add	0.26	
			Note: Applied only to work area above 30' to 40'.		
			For Work >40' Above Floor, Add	0.35	
			Note: Applied only to work area above 40'.		
			For Up To 100, Add	0.54	
			For >100 To 250, Add	0.26	
			For >250 To 500, Add	0.11	
			For >2,500 To 5,000, Deduct	-0.05	
			For >5,000 To 10,000, Deduct	-0.10	
			For >10,000 To 20,000, Deduct	-0.15	
			For >20,000, Deduct	-0.20	
09 91	23	00-0099	SF 2 Coats Paint, Brush/Roller Work, Paint Interior Aluminum And Aluminum Alloy Walls.....	1.92	
			For Electrostatic Painting, Add	0.30	
			For Work >15' To 20' Above Floor, Add	0.18	
			Note: Applied only to work area above 15' to 20'.		
			For Work >20' To 30' Above Floor, Add	0.30	
			Note: Applied only to work area above 20' to 30'.		
			For Work >30' To 40' Above Floor, Add	0.47	
			Note: Applied only to work area above 30' to 40'.		
			For Work >40' Above Floor, Add	0.65	
			Note: Applied only to work area above 40'.		
			For Up To 100, Add	1.00	
			For >100 To 250, Add	0.49	
			For >250 To 500, Add	0.21	
			For >2,500 To 5,000, Deduct	-0.10	
			For >5,000 To 10,000, Deduct	-0.19	
			For >10,000 To 20,000, Deduct	-0.29	
			For >20,000, Deduct	-0.38	
09 91	23	00-0100	SF 1 Coat Primer, Sprayed, Paint Interior Aluminum And Aluminum Alloy Walls.....	0.78	
			For Electrostatic Painting, Add	0.13	
			For Work >15' To 20' Above Floor, Add	0.06	
			Note: Applied only to work area above 15' to 20'.		
			For Work >20' To 30' Above Floor, Add	0.10	
			Note: Applied only to work area above 20' to 30'.		
			For Work >30' To 40' Above Floor, Add	0.16	
			Note: Applied only to work area above 30' to 40'.		
			For Work >40' Above Floor, Add	0.23	
			Note: Applied only to work area above 40'.		
			For Up To 100, Add	0.36	
			For >100 To 250, Add	0.18	
			For >250 To 500, Add	0.08	
			For >2,500 To 5,000, Deduct	-0.04	
			For >5,000 To 10,000, Deduct	-0.08	
			For >10,000 To 20,000, Deduct	-0.12	
			For >20,000, Deduct	-0.16	
			For Backroll, Add	0.08	
09 91	23	00-0101	SF 1 Coat Paint, Sprayed, Paint Interior Aluminum And Aluminum Alloy Walls.....	0.92	
			For Electrostatic Painting, Add	0.15	
			For Work >15' To 20' Above Floor, Add	0.08	
			Note: Applied only to work area above 15' to 20'.		
			For Work >20' To 30' Above Floor, Add	0.14	
			Note: Applied only to work area above 20' to 30'.		
			For Work >30' To 40' Above Floor, Add	0.22	
			Note: Applied only to work area above 30' to 40'.		
			For Work >40' Above Floor, Add	0.30	
			Note: Applied only to work area above 40'.		
			For Up To 100, Add	0.47	
			For >100 To 250, Add	0.23	
			For >250 To 500, Add	0.10	
			For >2,500 To 5,000, Deduct	-0.05	
			For >5,000 To 10,000, Deduct	-0.09	
			For >10,000 To 20,000, Deduct	-0.14	
			For >20,000, Deduct	-0.18	
			For Backroll, Add	0.10	

09	09 Finishes
	09 90 Painting and Coating
	09 91 Painting



MINOR CSI UOM DESCRIPTION	TOTAL DIRECT UNIT COST	DEMOLITION UNIT COST
09 91 23 00-0102 SF 2 Coats Paint, Sprayed, Paint Interior Aluminum And Aluminum Alloy Walls	1.55	
For Electrostatic Painting, Add	0.27	
For Work >15' To 20' Above Floor, Add	0.12	
Note: Applied only to work area above 15' to 20'.		
For Work >20' To 30' Above Floor, Add	0.20	
Note: Applied only to work area above 20' to 30'.		
For Work >30' To 40' Above Floor, Add	0.32	
Note: Applied only to work area above 30' to 40'.		
For Work >40' Above Floor, Add	0.45	
Note: Applied only to work area above 40'.		
For Up To 100, Add	0.72	
For >100 To 250, Add	0.36	
For >250 To 500, Add	0.16	
For >2,500 To 5,000, Deduct	-0.08	
For >5,000 To 10,000, Deduct	-0.16	
For >10,000 To 20,000, Deduct	-0.23	
For >20,000, Deduct	-0.31	
For Backroll, Add	0.16	
09 91 23 00-0103 Paint Interior Corrugated Metal Walls (09 91 23 00-0082)	0.86	
09 91 23 00-0104 SF 1 Coat Primer, Sprayed, Paint Interior Corrugated Metal Walls	0.86	
For Electrostatic Painting, Add	0.15	
For Work >15' To 20' Above Floor, Add	0.07	
Note: Applied only to work area above 15' to 20'.		
For Work >20' To 30' Above Floor, Add	0.11	
Note: Applied only to work area above 20' to 30'.		
For Work >30' To 40' Above Floor, Add	0.18	
Note: Applied only to work area above 30' to 40'.		
For Work >40' Above Floor, Add	0.24	
Note: Applied only to work area above 40'.		
For Up To 100, Add	0.39	
For >100 To 250, Add	0.20	
For >250 To 500, Add	0.09	
For >2,500 To 5,000, Deduct	-0.04	
For >5,000 To 10,000, Deduct	-0.09	
For >10,000 To 20,000, Deduct	-0.13	
For >20,000, Deduct	-0.17	
For Backroll, Add	0.09	
09 91 23 00-0105 SF 1 Coat Paint, Sprayed, Paint Interior Corrugated Metal Walls	1.14	
For Electrostatic Painting, Add	0.18	
For Work >15' To 20' Above Floor, Add	0.11	
Note: Applied only to work area above 15' to 20'.		
For Work >20' To 30' Above Floor, Add	0.18	
Note: Applied only to work area above 20' to 30'.		
For Work >30' To 40' Above Floor, Add	0.29	
Note: Applied only to work area above 30' to 40'.		
For Work >40' Above Floor, Add	0.40	
Note: Applied only to work area above 40'.		
For Up To 100, Add	0.60	
For >100 To 250, Add	0.29	
For >250 To 500, Add	0.13	
For >2,500 To 5,000, Deduct	-0.06	
For >5,000 To 10,000, Deduct	-0.11	
For >10,000 To 20,000, Deduct	-0.17	
For >20,000, Deduct	-0.23	
For Backroll, Add	0.13	
09 91 23 00-0106 SF 2 Coats Paint, Sprayed, Paint Interior Corrugated Metal Walls	1.93	
For Electrostatic Painting, Add	0.32	
For Work >15' To 20' Above Floor, Add	0.16	
Note: Applied only to work area above 15' to 20'.		
For Work >20' To 30' Above Floor, Add	0.27	
Note: Applied only to work area above 20' to 30'.		
For Work >30' To 40' Above Floor, Add	0.43	
Note: Applied only to work area above 30' to 40'.		
For Work >40' Above Floor, Add	0.59	
Note: Applied only to work area above 40'.		
For Up To 100, Add	0.94	
For >100 To 250, Add	0.46	
For >250 To 500, Add	0.20	
For >2,500 To 5,000, Deduct	-0.10	
For >5,000 To 10,000, Deduct	-0.19	
For >10,000 To 20,000, Deduct	-0.29	
For >20,000, Deduct	-0.39	
For Backroll, Add	0.20	
09 91 23 00-0107 Paint Interior Stucco Walls (09 91 23 00-0001)		



		Finishes	09
		Painting and Coating	09 90
		Painting	09 91

MINOR	CSI	UOM	DESCRIPTION	TOTAL DIRECT UNIT COST	DEMOLITION UNIT COST
09 91 23 00-0108	LF	1	Coat Paint, Cut-in Brush Work, Paint Interior Stucco Wall Surfaces.....	0.25	
			<i>For Oil Based Paint, Add</i>	0.01	
			<i>For Work >15' To 20' Above Floor, Add</i>	0.03	
			<i>Note: Applied only to work area above 15' to 20'.</i>		
			<i>For Work >20' To 30' Above Floor, Add</i>	0.05	
			<i>Note: Applied only to work area above 20' to 30'.</i>		
			<i>For Work >30' To 40' Above Floor, Add</i>	0.08	
			<i>Note: Applied only to work area above 30' to 40'.</i>		
			<i>For Work >40' Above Floor, Add</i>	0.12	
			<i>Note: Applied only to work area above 40'.</i>		
			<i>For Up To 100, Add</i>	0.16	
			<i>For >100 To 250, Add</i>	0.08	
			<i>For >250 To 500, Add</i>	0.03	
			<i>For >2,500 To 5,000, Deduct</i>	-0.01	
			<i>For >5,000 To 10,000, Deduct</i>	-0.03	
			<i>For >10,000 To 20,000, Deduct</i>	-0.04	
			<i>For >20,000, Deduct</i>	-0.05	
09 91 23 00-0109	SF	1	Coat Primer, Brush Work, Paint Interior Stucco Wall Surfaces.....	1.39	
			<i>For Oil Based Paint, Add</i>	0.08	
			<i>For Work >15' To 20' Above Floor, Add</i>	0.18	
			<i>Note: Applied only to work area above 15' to 20'.</i>		
			<i>For Work >20' To 30' Above Floor, Add</i>	0.30	
			<i>Note: Applied only to work area above 20' to 30'.</i>		
			<i>For Work >30' To 40' Above Floor, Add</i>	0.47	
			<i>Note: Applied only to work area above 30' to 40'.</i>		
			<i>For Work >40' Above Floor, Add</i>	0.65	
			<i>Note: Applied only to work area above 40'.</i>		
			<i>For Up To 100, Add</i>	0.92	
			<i>For >100 To 250, Add</i>	0.43	
			<i>For >250 To 500, Add</i>	0.19	
			<i>For >2,500 To 5,000, Deduct</i>	-0.07	
			<i>For >5,000 To 10,000, Deduct</i>	-0.14	
			<i>For >10,000 To 20,000, Deduct</i>	-0.21	
			<i>For >20,000, Deduct</i>	-0.28	
09 91 23 00-0110	SF	1	Coat Paint, Brush Work, Paint Interior Stucco Wall Surfaces.....	1.52	
			<i>For Oil Based Paint, Add</i>	0.09	
			<i>For Work >15' To 20' Above Floor, Add</i>	0.19	
			<i>Note: Applied only to work area above 15' to 20'.</i>		
			<i>For Work >20' To 30' Above Floor, Add</i>	0.32	
			<i>Note: Applied only to work area above 20' to 30'.</i>		
			<i>For Work >30' To 40' Above Floor, Add</i>	0.51	
			<i>Note: Applied only to work area above 30' to 40'.</i>		
			<i>For Work >40' Above Floor, Add</i>	0.70	
			<i>Note: Applied only to work area above 40'.</i>		
			<i>For Up To 100, Add</i>	1.00	
			<i>For >100 To 250, Add</i>	0.47	
			<i>For >250 To 500, Add</i>	0.20	
			<i>For >2,500 To 5,000, Deduct</i>	-0.08	
			<i>For >5,000 To 10,000, Deduct</i>	-0.15	
			<i>For >10,000 To 20,000, Deduct</i>	-0.23	
			<i>For >20,000, Deduct</i>	-0.30	
09 91 23 00-0111	SF	2	Coats Paint, Brush Work, Paint Interior Stucco Wall Surfaces.....	2.70	
			<i>For Oil Based Paint, Add</i>	0.16	
			<i>For Work >15' To 20' Above Floor, Add</i>	0.33	
			<i>Note: Applied only to work area above 15' to 20'.</i>		
			<i>For Work >20' To 30' Above Floor, Add</i>	0.56	
			<i>Note: Applied only to work area above 20' to 30'.</i>		
			<i>For Work >30' To 40' Above Floor, Add</i>	0.89	
			<i>Note: Applied only to work area above 30' to 40'.</i>		
			<i>For Work >40' Above Floor, Add</i>	1.22	
			<i>Note: Applied only to work area above 40'.</i>		
			<i>For Up To 100, Add</i>	1.74	
			<i>For >100 To 250, Add</i>	0.83	
			<i>For >250 To 500, Add</i>	0.36	
			<i>For >2,500 To 5,000, Deduct</i>	-0.14	
			<i>For >5,000 To 10,000, Deduct</i>	-0.27	
			<i>For >10,000 To 20,000, Deduct</i>	-0.41	
			<i>For >20,000, Deduct</i>	-0.54	
09 91 23 00-0112	SF	1	Coat Primer, Brush/Roller Work, Paint Interior Stucco Wall Surfaces.....	1.06	
			<i>For Oil Based Paint, Add</i>	0.06	
			<i>For Work >15' To 20' Above Floor, Add</i>	0.13	
			<i>Note: Applied only to work area above 15' to 20'.</i>		
			<i>For Work >20' To 30' Above Floor, Add</i>	0.21	
			<i>Note: Applied only to work area above 20' to 30'.</i>		
			<i>For Work >30' To 40' Above Floor, Add</i>	0.34	
			<i>Note: Applied only to work area above 30' to 40'.</i>		
			<i>For Work >40' Above Floor, Add</i>	0.47	
			<i>Note: Applied only to work area above 40'.</i>		
			<i>For Up To 100, Add</i>	0.67	
			<i>For >100 To 250, Add</i>	0.32	
			<i>For >250 To 500, Add</i>	0.14	
			<i>For >2,500 To 5,000, Deduct</i>	-0.05	
			<i>For >5,000 To 10,000, Deduct</i>	-0.11	
			<i>For >10,000 To 20,000, Deduct</i>	-0.16	
			<i>For >20,000, Deduct</i>	-0.21	

09	09 Finishes
	09 90 Painting and Coating
	09 91 Painting



MINOR	CSI	UOM	DESCRIPTION	TOTAL DIRECT UNIT COST	DEMOLITION UNIT COST
09 91	23 00-0113	SF	1 Coat Paint, Brush/Roller Work, Paint Interior Stucco Wall Surfaces.....	1.20	
			For Oil Based Paint, Add	0.07	
			For Work >15' To 20' Above Floor, Add	0.14	
			Note: Applied only to work area above 15' to 20'.		
			For Work >20' To 30' Above Floor, Add	0.24	
			Note: Applied only to work area above 20' to 30'.		
			For Work >30' To 40' Above Floor, Add	0.38	
			Note: Applied only to work area above 30' to 40'.		
			For Work >40' Above Floor, Add	0.53	
			Note: Applied only to work area above 40'.		
			For Up To 100, Add	0.76	
			For >100 To 250, Add	0.36	
			For >250 To 500, Add	0.16	
			For >2,500 To 5,000, Deduct	-0.06	
			For >5,000 To 10,000, Deduct	-0.12	
			For >10,000 To 20,000, Deduct	-0.18	
			For >20,000, Deduct	-0.24	
09 91	23 00-0114	SF	2 Coats Paint, Brush/Roller Work, Paint Interior Stucco Wall Surfaces.....	2.20	
			For Oil Based Paint, Add	0.13	
			For Work >15' To 20' Above Floor, Add	0.26	
			Note: Applied only to work area above 15' to 20'.		
			For Work >20' To 30' Above Floor, Add	0.43	
			Note: Applied only to work area above 20' to 30'.		
			For Work >30' To 40' Above Floor, Add	0.69	
			Note: Applied only to work area above 30' to 40'.		
			For Work >40' Above Floor, Add	0.95	
			Note: Applied only to work area above 40'.		
			For Up To 100, Add	1.36	
			For >100 To 250, Add	0.65	
			For >250 To 500, Add	0.28	
			For >2,500 To 5,000, Deduct	-0.11	
			For >5,000 To 10,000, Deduct	-0.22	
			For >10,000 To 20,000, Deduct	-0.33	
			For >20,000, Deduct	-0.44	
09 91	23 00-0115	SF	1 Coat Primer, Sprayed, Paint Interior Stucco Wall Surfaces.....	0.80	
			For Oil Based Paint, Add	0.05	
			For Work >15' To 20' Above Floor, Add	0.08	
			Note: Applied only to work area above 15' to 20'.		
			For Work >20' To 30' Above Floor, Add	0.14	
			Note: Applied only to work area above 20' to 30'.		
			For Work >30' To 40' Above Floor, Add	0.22	
			Note: Applied only to work area above 30' to 40'.		
			For Work >40' Above Floor, Add	0.31	
			Note: Applied only to work area above 40'.		
			For Up To 100, Add	0.46	
			For >100 To 250, Add	0.22	
			For >250 To 500, Add	0.10	
			For >2,500 To 5,000, Deduct	-0.04	
			For >5,000 To 10,000, Deduct	-0.08	
			For >10,000 To 20,000, Deduct	-0.12	
			For >20,000, Deduct	-0.16	
			For Backroll, Add	0.10	
09 91	23 00-0116	SF	1 Coat Paint, Sprayed, Paint Interior Stucco Wall Surfaces.....	0.99	
			For Oil Based Paint, Add	0.07	
			For Work >15' To 20' Above Floor, Add	0.10	
			Note: Applied only to work area above 15' to 20'.		
			For Work >20' To 30' Above Floor, Add	0.17	
			Note: Applied only to work area above 20' to 30'.		
			For Work >30' To 40' Above Floor, Add	0.27	
			Note: Applied only to work area above 30' to 40'.		
			For Work >40' Above Floor, Add	0.37	
			Note: Applied only to work area above 40'.		
			For Up To 100, Add	0.56	
			For >100 To 250, Add	0.27	
			For >250 To 500, Add	0.12	
			For >2,500 To 5,000, Deduct	-0.05	
			For >5,000 To 10,000, Deduct	-0.10	
			For >10,000 To 20,000, Deduct	-0.15	
			For >20,000, Deduct	-0.20	
			For Backroll, Add	0.12	
09 91	23 00-0117	SF	2 Coats Paint, Sprayed, Paint Interior Stucco Wall Surfaces.....	1.91	
			For Oil Based Paint, Add	0.12	
			For Work >15' To 20' Above Floor, Add	0.20	
			Note: Applied only to work area above 15' to 20'.		
			For Work >20' To 30' Above Floor, Add	0.34	
			Note: Applied only to work area above 20' to 30'.		
			For Work >30' To 40' Above Floor, Add	0.54	
			Note: Applied only to work area above 30' to 40'.		
			For Work >40' Above Floor, Add	0.75	
			Note: Applied only to work area above 40'.		
			For Up To 100, Add	1.10	
			For >100 To 250, Add	0.53	
			For >250 To 500, Add	0.23	
			For >2,500 To 5,000, Deduct	-0.10	
			For >5,000 To 10,000, Deduct	-0.19	
			For >10,000 To 20,000, Deduct	-0.29	
			For >20,000, Deduct	-0.38	
			For Backroll, Add	0.23	



		Finishes	09
		Painting and Coating	09 90
		Painting	09 91

MINOR	CSI	UOM	DESCRIPTION	TOTAL DIRECT UNIT COST	DEMOLITION UNIT COST
-------	-----	-----	-------------	------------------------	----------------------

09 91 23 00-0118			Paint Interior Wood Walls (09 91 23 00-0001)		
09 91 23 00-0119			Interior Wood Walls (09 91 23 00-0118)		
09 91 23 00-0120	LF		1 Coat Paint, Cut-in Brush Work, Paint Interior Wood Wall Surfaces	0.17	
			For Oil Based Paint, Add	0.01	
			For Work >15' To 20' Above Floor, Add	0.02	
			Note: Applied only to work area above 15' to 20'.		
			For Work >20' To 30' Above Floor, Add	0.04	
			Note: Applied only to work area above 20' to 30'.		
			For Work >30' To 40' Above Floor, Add	0.06	
			Note: Applied only to work area above 30' to 40'.		
			For Work >40' Above Floor, Add	0.08	
			Note: Applied only to work area above 40'.		
			For Up To 100, Add	0.11	
			For >100 To 250, Add	0.05	
			For >250 To 500, Add	0.02	
			For >2,500 To 5,000, Deduct	-0.01	
			For >5,000 To 10,000, Deduct	-0.02	
			For >10,000 To 20,000, Deduct	-0.03	
			For >20,000, Deduct	-0.03	
09 91 23 00-0121	SF		1 Coat Paint, Brush Work, Paint Interior Wood Wall Surfaces	1.04	
			For Oil Based Paint, Add	0.06	
			For Work >15' To 20' Above Floor, Add	0.13	
			Note: Applied only to work area above 15' to 20'.		
			For Work >20' To 30' Above Floor, Add	0.22	
			Note: Applied only to work area above 20' to 30'.		
			For Work >30' To 40' Above Floor, Add	0.35	
			Note: Applied only to work area above 30' to 40'.		
			For Work >40' Above Floor, Add	0.48	
			Note: Applied only to work area above 40'.		
			For Up To 100, Add	0.68	
			For >100 To 250, Add	0.32	
			For >250 To 500, Add	0.14	
			For >2,500 To 5,000, Deduct	-0.05	
			For >5,000 To 10,000, Deduct	-0.10	
			For >10,000 To 20,000, Deduct	-0.16	
			For >20,000, Deduct	-0.21	
09 91 23 00-0122	SF		2 Coats Paint, Brush Work, Paint Interior Wood Wall Surfaces	1.90	
			For Oil Based Paint, Add	0.11	
			For Work >15' To 20' Above Floor, Add	0.23	
			Note: Applied only to work area above 15' to 20'.		
			For Work >20' To 30' Above Floor, Add	0.39	
			Note: Applied only to work area above 20' to 30'.		
			For Work >30' To 40' Above Floor, Add	0.62	
			Note: Applied only to work area above 30' to 40'.		
			For Work >40' Above Floor, Add	0.86	
			Note: Applied only to work area above 40'.		
			For Up To 100, Add	1.22	
			For >100 To 250, Add	0.58	
			For >250 To 500, Add	0.25	
			For >2,500 To 5,000, Deduct	-0.10	
			For >5,000 To 10,000, Deduct	-0.19	
			For >10,000 To 20,000, Deduct	-0.29	
			For >20,000, Deduct	-0.38	
09 91 23 00-0123	SF		3 Coats Paint, Brush Work, Paint Interior Wood Wall Surfaces	2.71	
			For Oil Based Paint, Add	0.16	
			For Work >15' To 20' Above Floor, Add	0.33	
			Note: Applied only to work area above 15' to 20'.		
			For Work >20' To 30' Above Floor, Add	0.55	
			Note: Applied only to work area above 20' to 30'.		
			For Work >30' To 40' Above Floor, Add	0.88	
			Note: Applied only to work area above 30' to 40'.		
			For Work >40' Above Floor, Add	1.21	
			Note: Applied only to work area above 40'.		
			For Up To 100, Add	1.73	
			For >100 To 250, Add	0.82	
			For >250 To 500, Add	0.36	
			For >2,500 To 5,000, Deduct	-0.14	
			For >5,000 To 10,000, Deduct	-0.27	
			For >10,000 To 20,000, Deduct	-0.41	
			For >20,000, Deduct	-0.54	

09 Finishes

09 90 Painting and Coating

09 91 Painting



SAN BERNARDINO
COUNTY

MINOR	CSI	UOM	DESCRIPTION	TOTAL DIRECT UNIT COST	DEMOLITION UNIT COST
09 91	23 00-0124	SF	1 Coat Primer, Brush/Roller Work, Paint Interior Wood Walls	0.74	
			<i>For Oil Based Paint, Add</i>	0.05	
			<i>For Work >15' To 20' Above Floor, Add</i>	0.09	
			<i>Note: Applied only to work area above 15' to 20'.</i>		
			<i>For Work >20' To 30' Above Floor, Add</i>	0.14	
			<i>Note: Applied only to work area above 20' to 30'.</i>		
			<i>For Work >30' To 40' Above Floor, Add</i>	0.23	
			<i>Note: Applied only to work area above 30' to 40'.</i>		
			<i>For Work >40' Above Floor, Add</i>	0.31	
			<i>Note: Applied only to work area above 40'.</i>		
			<i>For Up To 100, Add</i>	0.45	
			<i>For >100 To 250, Add</i>	0.22	
			<i>For >250 To 500, Add</i>	0.09	
			<i>For >2,500 To 5,000, Deduct</i>	-0.04	
			<i>For >5,000 To 10,000, Deduct</i>	-0.07	
			<i>For >10,000 To 20,000, Deduct</i>	-0.11	
			<i>For >20,000, Deduct</i>	-0.15	
09 91	23 00-0125	SF	1 Coat Paint, Brush/Roller Work, Paint Interior Wood Walls	0.84	
			<i>For Oil Based Paint, Add</i>	0.05	
			<i>For Work >15' To 20' Above Floor, Add</i>	0.10	
			<i>Note: Applied only to work area above 15' to 20'.</i>		
			<i>For Work >20' To 30' Above Floor, Add</i>	0.17	
			<i>Note: Applied only to work area above 20' to 30'.</i>		
			<i>For Work >30' To 40' Above Floor, Add</i>	0.27	
			<i>Note: Applied only to work area above 30' to 40'.</i>		
			<i>For Work >40' Above Floor, Add</i>	0.37	
			<i>Note: Applied only to work area above 40'.</i>		
			<i>For Up To 100, Add</i>	0.53	
			<i>For >100 To 250, Add</i>	0.25	
			<i>For >250 To 500, Add</i>	0.11	
			<i>For >2,500 To 5,000, Deduct</i>	-0.04	
			<i>For >5,000 To 10,000, Deduct</i>	-0.08	
			<i>For >10,000 To 20,000, Deduct</i>	-0.13	
			<i>For >20,000, Deduct</i>	-0.17	
09 91	23 00-0126	SF	2 Coats Paint, Brush/Roller Work, Paint Interior Wood Walls	1.50	
			<i>For Oil Based Paint, Add</i>	0.09	
			<i>For Work >15' To 20' Above Floor, Add</i>	0.17	
			<i>Note: Applied only to work area above 15' to 20'.</i>		
			<i>For Work >20' To 30' Above Floor, Add</i>	0.29	
			<i>Note: Applied only to work area above 20' to 30'.</i>		
			<i>For Work >30' To 40' Above Floor, Add</i>	0.46	
			<i>Note: Applied only to work area above 30' to 40'.</i>		
			<i>For Work >40' Above Floor, Add</i>	0.64	
			<i>Note: Applied only to work area above 40'.</i>		
			<i>For Up To 100, Add</i>	0.92	
			<i>For >100 To 250, Add</i>	0.44	
			<i>For >250 To 500, Add</i>	0.19	
			<i>For >2,500 To 5,000, Deduct</i>	-0.08	
			<i>For >5,000 To 10,000, Deduct</i>	-0.15	
			<i>For >10,000 To 20,000, Deduct</i>	-0.23	
			<i>For >20,000, Deduct</i>	-0.30	
09 91	23 00-0127	SF	1 Coat Primer, Sprayed, Paint Interior Wood Walls	0.58	
			<i>For Oil Based Paint, Add</i>	0.04	
			<i>For Work >15' To 20' Above Floor, Add</i>	0.06	
			<i>Note: Applied only to work area above 15' to 20'.</i>		
			<i>For Work >20' To 30' Above Floor, Add</i>	0.09	
			<i>Note: Applied only to work area above 20' to 30'.</i>		
			<i>For Work >30' To 40' Above Floor, Add</i>	0.15	
			<i>Note: Applied only to work area above 30' to 40'.</i>		
			<i>For Work >40' Above Floor, Add</i>	0.20	
			<i>Note: Applied only to work area above 40'.</i>		
			<i>For Up To 100, Add</i>	0.31	
			<i>For >100 To 250, Add</i>	0.15	
			<i>For >250 To 500, Add</i>	0.07	
			<i>For >2,500 To 5,000, Deduct</i>	-0.03	
			<i>For >5,000 To 10,000, Deduct</i>	-0.06	
			<i>For >10,000 To 20,000, Deduct</i>	-0.09	
			<i>For >20,000, Deduct</i>	-0.12	
			<i>For Backroll, Add</i>	0.07	
09 91	23 00-0128	SF	1 Coat Paint, Sprayed, Paint Interior Wood Walls	0.73	
			<i>For Oil Based Paint, Add</i>	0.05	
			<i>For Work >15' To 20' Above Floor, Add</i>	0.07	
			<i>Note: Applied only to work area above 15' to 20'.</i>		
			<i>For Work >20' To 30' Above Floor, Add</i>	0.12	
			<i>Note: Applied only to work area above 20' to 30'.</i>		
			<i>For Work >30' To 40' Above Floor, Add</i>	0.20	
			<i>Note: Applied only to work area above 30' to 40'.</i>		
			<i>For Work >40' Above Floor, Add</i>	0.27	
			<i>Note: Applied only to work area above 40'.</i>		
			<i>For Up To 100, Add</i>	0.40	
			<i>For >100 To 250, Add</i>	0.20	
			<i>For >250 To 500, Add</i>	0.09	
			<i>For >2,500 To 5,000, Deduct</i>	-0.04	
			<i>For >5,000 To 10,000, Deduct</i>	-0.07	
			<i>For >10,000 To 20,000, Deduct</i>	-0.11	
			<i>For >20,000, Deduct</i>	-0.15	
			<i>For Backroll, Add</i>	0.09	



		Finishes	09
		Painting and Coating	09 90
		Painting	09 91

MINOR	CSI	UOM	DESCRIPTION	TOTAL DIRECT UNIT COST	DEMOLITION UNIT COST
09 91 23 00-0129	SF		2 Coats Paint, Sprayed, Paint Interior Wood Walls.....	1.34	
			<i>For Oil Based Paint, Add</i>	0.09	
			<i>For Work >15' To 20' Above Floor, Add</i>	0.13	
			<i>Note: Applied only to work area above 15' to 20'.</i>		
			<i>For Work >20' To 30' Above Floor, Add</i>	0.22	
			<i>Note: Applied only to work area above 20' to 30'.</i>		
			<i>For Work >30' To 40' Above Floor, Add</i>	0.34	
			<i>Note: Applied only to work area above 30' to 40'.</i>		
			<i>For Work >40' Above Floor, Add</i>	0.47	
			<i>Note: Applied only to work area above 40'.</i>		
			<i>For Up To 100, Add</i>	0.72	
			<i>For >100 To 250, Add</i>	0.35	
			<i>For >250 To 500, Add</i>	0.15	
			<i>For >2,500 To 5,000, Deduct</i>	-0.07	
			<i>For >5,000 To 10,000, Deduct</i>	-0.13	
			<i>For >10,000 To 20,000, Deduct</i>	-0.20	
			<i>For >20,000, Deduct</i>	-0.27	
			<i>For Backroll, Add</i>	0.15	
09 91 23 00-0130			Paint Interior Ceilings (09 91 23)		
09 91 23 00-0131			Paint Interior Acoustical Ceilings (09 91 23 00-0130)		
			Note: Includes grid.		
09 91 23 00-0132	LF		1 Coat Paint, Cut-in Brush Work, Paint Interior Acoustical Ceiling	0.30	
			<i>For Oil Based Paint, Add</i>	0.02	
			<i>For Work >15' To 20' Above Floor, Add</i>	0.02	
			<i>Note: Applied only to work area above 15' to 20'.</i>		
			<i>For Work >20' To 30' Above Floor, Add</i>	0.04	
			<i>Note: Applied only to work area above 20' to 30'.</i>		
			<i>For Work >30' To 40' Above Floor, Add</i>	0.06	
			<i>Note: Applied only to work area above 30' to 40'.</i>		
			<i>For Work >40' Above Floor, Add</i>	0.09	
			<i>Note: Applied only to work area above 40'.</i>		
			<i>For Up To 100, Add</i>	0.14	
			<i>For >100 To 250, Add</i>	0.07	
			<i>For >250 To 500, Add</i>	0.03	
			<i>For >2,500 To 5,000, Deduct</i>	-0.02	
			<i>For >5,000 To 10,000, Deduct</i>	-0.03	
			<i>For >10,000 To 20,000, Deduct</i>	-0.05	
			<i>For >20,000, Deduct</i>	-0.06	
09 91 23 00-0133	SF		1 Coat Primer, Brush Work, Paint Interior Acoustical Ceiling	0.92	
			<i>For Oil Based Paint, Add</i>	0.05	
			<i>For Work >15' To 20' Above Floor, Add</i>	0.11	
			<i>Note: Applied only to work area above 15' to 20'.</i>		
			<i>For Work >20' To 30' Above Floor, Add</i>	0.19	
			<i>Note: Applied only to work area above 20' to 30'.</i>		
			<i>For Work >30' To 40' Above Floor, Add</i>	0.30	
			<i>Note: Applied only to work area above 30' to 40'.</i>		
			<i>For Work >40' Above Floor, Add</i>	0.41	
			<i>Note: Applied only to work area above 40'.</i>		
			<i>For Up To 100, Add</i>	0.59	
			<i>For >100 To 250, Add</i>	0.28	
			<i>For >250 To 500, Add</i>	0.12	
			<i>For >2,500 To 5,000, Deduct</i>	-0.05	
			<i>For >5,000 To 10,000, Deduct</i>	-0.09	
			<i>For >10,000 To 20,000, Deduct</i>	-0.14	
			<i>For >20,000, Deduct</i>	-0.18	
09 91 23 00-0134	SF		1 Coat Paint, Brush Work, Paint Interior Acoustical Ceiling	1.00	
			<i>For Oil Based Paint, Add</i>	0.06	
			<i>For Work >15' To 20' Above Floor, Add</i>	0.13	
			<i>Note: Applied only to work area above 15' to 20'.</i>		
			<i>For Work >20' To 30' Above Floor, Add</i>	0.22	
			<i>Note: Applied only to work area above 20' to 30'.</i>		
			<i>For Work >30' To 40' Above Floor, Add</i>	0.34	
			<i>Note: Applied only to work area above 30' to 40'.</i>		
			<i>For Work >40' Above Floor, Add</i>	0.47	
			<i>Note: Applied only to work area above 40'.</i>		
			<i>For Up To 100, Add</i>	0.67	
			<i>For >100 To 250, Add</i>	0.32	
			<i>For >250 To 500, Add</i>	0.14	
			<i>For >2,500 To 5,000, Deduct</i>	-0.05	
			<i>For >5,000 To 10,000, Deduct</i>	-0.10	
			<i>For >10,000 To 20,000, Deduct</i>	-0.15	
			<i>For >20,000, Deduct</i>	-0.20	

09	09 Finishes
	09 90 Painting and Coating
	09 91 Painting



MINOR CSI UOM DESCRIPTION	TOTAL DIRECT UNIT COST	DEMOLITION UNIT COST
09 91 23 00-0135 SF 2 Coats Paint, Brush Work, Paint Interior Acoustical Ceiling	1.77	
For Oil Based Paint, Add	0.10	
For Work >15' To 20' Above Floor, Add	0.23	
Note: Applied only to work area above 15' to 20'.		
For Work >20' To 30' Above Floor, Add	0.38	
Note: Applied only to work area above 20' to 30'.		
For Work >30' To 40' Above Floor, Add	0.60	
Note: Applied only to work area above 30' to 40'.		
For Work >40' Above Floor, Add	0.83	
Note: Applied only to work area above 40'.		
For Up To 100, Add	1.17	
For >100 To 250, Add	0.55	
For >250 To 500, Add	0.24	
For >2,500 To 5,000, Deduct	-0.09	
For >5,000 To 10,000, Deduct	-0.18	
For >10,000 To 20,000, Deduct	-0.27	
For >20,000, Deduct	-0.35	
09 91 23 00-0136 SF 1 Coat Primer, Brush/Roller Work, Paint Interior Acoustical Ceiling	0.80	
For Oil Based Paint, Add	0.05	
For Work >15' To 20' Above Floor, Add	0.09	
Note: Applied only to work area above 15' to 20'.		
For Work >20' To 30' Above Floor, Add	0.16	
Note: Applied only to work area above 20' to 30'.		
For Work >30' To 40' Above Floor, Add	0.25	
Note: Applied only to work area above 30' to 40'.		
For Work >40' Above Floor, Add	0.35	
Note: Applied only to work area above 40'.		
For Up To 100, Add	0.50	
For >100 To 250, Add	0.24	
For >250 To 500, Add	0.10	
For >2,500 To 5,000, Deduct	-0.04	
For >5,000 To 10,000, Deduct	-0.08	
For >10,000 To 20,000, Deduct	-0.12	
For >20,000, Deduct	-0.16	
09 91 23 00-0137 SF 1 Coat Paint, Brush/Roller Work, Paint Interior Acoustical Ceiling	0.78	
For Oil Based Paint, Add	0.05	
For Work >15' To 20' Above Floor, Add	0.10	
Note: Applied only to work area above 15' to 20'.		
For Work >20' To 30' Above Floor, Add	0.16	
Note: Applied only to work area above 20' to 30'.		
For Work >30' To 40' Above Floor, Add	0.26	
Note: Applied only to work area above 30' to 40'.		
For Work >40' Above Floor, Add	0.35	
Note: Applied only to work area above 40'.		
For Up To 100, Add	0.50	
For >100 To 250, Add	0.24	
For >250 To 500, Add	0.10	
For >2,500 To 5,000, Deduct	-0.04	
For >5,000 To 10,000, Deduct	-0.08	
For >10,000 To 20,000, Deduct	-0.12	
For >20,000, Deduct	-0.16	
09 91 23 00-0138 SF 2 Coats Paint, Brush/Roller Work, Paint Interior Acoustical Ceiling	1.45	
For Oil Based Paint, Add	0.09	
For Work >15' To 20' Above Floor, Add	0.18	
Note: Applied only to work area above 15' to 20'.		
For Work >20' To 30' Above Floor, Add	0.30	
Note: Applied only to work area above 20' to 30'.		
For Work >30' To 40' Above Floor, Add	0.47	
Note: Applied only to work area above 30' to 40'.		
For Work >40' Above Floor, Add	0.65	
Note: Applied only to work area above 40'.		
For Up To 100, Add	0.93	
For >100 To 250, Add	0.44	
For >250 To 500, Add	0.19	
For >2,500 To 5,000, Deduct	-0.07	
For >5,000 To 10,000, Deduct	-0.15	
For >10,000 To 20,000, Deduct	-0.22	
For >20,000, Deduct	-0.29	
09 91 23 00-0139 SF 1 Coat Primer, Sprayed, Paint Interior Acoustical Ceiling	0.75	
For Oil Based Paint, Add	0.05	
For Work >15' To 20' Above Floor, Add	0.08	
Note: Applied only to work area above 15' to 20'.		
For Work >20' To 30' Above Floor, Add	0.14	
Note: Applied only to work area above 20' to 30'.		
For Work >30' To 40' Above Floor, Add	0.22	
Note: Applied only to work area above 30' to 40'.		
For Work >40' Above Floor, Add	0.30	
Note: Applied only to work area above 40'.		
For Up To 100, Add	0.44	
For >100 To 250, Add	0.21	
For >250 To 500, Add	0.09	
For >2,500 To 5,000, Deduct	-0.04	
For >5,000 To 10,000, Deduct	-0.08	
For >10,000 To 20,000, Deduct	-0.11	
For >20,000, Deduct	-0.15	
For Backroll, Add	0.09	



		Finishes	09
		Painting and Coating	09 90
		Painting	09 91

MINOR	CSI	UOM	DESCRIPTION	TOTAL DIRECT UNIT COST	DEMOLITION UNIT COST
09 91 23 00-0140	SF	1	Coat Paint, Sprayed, Paint Interior Acoustical Ceiling	0.72	
			<i>For Oil Based Paint, Add</i>	0.04	
			<i>For Work >15' To 20' Above Floor, Add</i>	0.08	
			<i>Note: Applied only to work area above 15' to 20'.</i>		
			<i>For Work >20' To 30' Above Floor, Add</i>	0.14	
			<i>Note: Applied only to work area above 20' to 30'.</i>		
			<i>For Work >30' To 40' Above Floor, Add</i>	0.22	
			<i>Note: Applied only to work area above 30' to 40'.</i>		
			<i>For Work >40' Above Floor, Add</i>	0.30	
			<i>Note: Applied only to work area above 40'.</i>		
			<i>For Up To 100, Add</i>	0.44	
			<i>For >100 To 250, Add</i>	0.21	
			<i>For >250 To 500, Add</i>	0.09	
			<i>For >2,500 To 5,000, Deduct</i>	-0.04	
			<i>For >5,000 To 10,000, Deduct</i>	-0.07	
			<i>For >10,000 To 20,000, Deduct</i>	-0.11	
			<i>For >20,000, Deduct</i>	-0.14	
			<i>For Backroll, Add</i>	0.09	
09 91 23 00-0141	SF	2	Coats Paint, Sprayed, Paint Interior Acoustical Ceiling	1.16	
			<i>For Oil Based Paint, Add</i>	0.08	
			<i>For Work >15' To 20' Above Floor, Add</i>	0.12	
			<i>Note: Applied only to work area above 15' to 20'.</i>		
			<i>For Work >20' To 30' Above Floor, Add</i>	0.21	
			<i>Note: Applied only to work area above 20' to 30'.</i>		
			<i>For Work >30' To 40' Above Floor, Add</i>	0.33	
			<i>Note: Applied only to work area above 30' to 40'.</i>		
			<i>For Work >40' Above Floor, Add</i>	0.45	
			<i>Note: Applied only to work area above 40'.</i>		
			<i>For Up To 100, Add</i>	0.67	
			<i>For >100 To 250, Add</i>	0.32	
			<i>For >250 To 500, Add</i>	0.14	
			<i>For >2,500 To 5,000, Deduct</i>	-0.06	
			<i>For >5,000 To 10,000, Deduct</i>	-0.12	
			<i>For >10,000 To 20,000, Deduct</i>	-0.17	
			<i>For >20,000, Deduct</i>	-0.23	
			<i>For Backroll, Add</i>	0.14	
09 91 23 00-0142			Paint Interior Concrete Ceilings (09 91 23 00-0130)		
09 91 23 00-0143	LF	1	Coat Paint, Cut-in Brush Work, Paint Interior Concrete Ceiling	0.16	
			<i>For Work >15' To 20' Above Floor, Add</i>	0.02	
			<i>Note: Applied only to work area above 15' to 20'.</i>		
			<i>For Work >20' To 30' Above Floor, Add</i>	0.04	
			<i>Note: Applied only to work area above 20' to 30'.</i>		
			<i>For Work >30' To 40' Above Floor, Add</i>	0.06	
			<i>Note: Applied only to work area above 30' to 40'.</i>		
			<i>For Work >40' Above Floor, Add</i>	0.08	
			<i>Note: Applied only to work area above 40'.</i>		
			<i>For Up To 100, Add</i>	0.11	
			<i>For >100 To 250, Add</i>	0.05	
			<i>For >250 To 500, Add</i>	0.02	
			<i>For >2,500 To 5,000, Deduct</i>	-0.01	
			<i>For >5,000 To 10,000, Deduct</i>	-0.02	
			<i>For >10,000 To 20,000, Deduct</i>	-0.02	
			<i>For >20,000, Deduct</i>	-0.03	
09 91 23 00-0144	SF	1	Coat Filler, Brush Work, Paint Interior Concrete Ceiling	0.92	
			<i>For Oil Based Paint, Add</i>	0.05	
			<i>For Epoxy Paint, Add</i>	0.10	
			<i>For Work >15' To 20' Above Floor, Add</i>	0.11	
			<i>Note: Applied only to work area above 15' to 20'.</i>		
			<i>For Work >20' To 30' Above Floor, Add</i>	0.19	
			<i>Note: Applied only to work area above 20' to 30'.</i>		
			<i>For Work >30' To 40' Above Floor, Add</i>	0.30	
			<i>Note: Applied only to work area above 30' to 40'.</i>		
			<i>For Work >40' Above Floor, Add</i>	0.41	
			<i>Note: Applied only to work area above 40'.</i>		
			<i>For Up To 100, Add</i>	0.59	
			<i>For >100 To 250, Add</i>	0.28	
			<i>For >250 To 500, Add</i>	0.12	
			<i>For >2,500 To 5,000, Deduct</i>	-0.05	
			<i>For >5,000 To 10,000, Deduct</i>	-0.09	
			<i>For >10,000 To 20,000, Deduct</i>	-0.14	
			<i>For >20,000, Deduct</i>	-0.18	

09	09 Finishes
	09 90 Painting and Coating
	09 91 Painting



MINOR CSI UOM DESCRIPTION	TOTAL DIRECT UNIT COST	DEMOLITION UNIT COST
09 91 23 00-0145 SF 1 Coat Paint, Brush Work, Paint Interior Concrete Ceiling.....	0.99	
For Oil Based Paint, Add	0.06	
For Epoxy Paint, Add	0.09	
For Work >15' To 20' Above Floor, Add	0.13	
Note: Applied only to work area above 15' to 20'.		
For Work >20' To 30' Above Floor, Add	0.21	
Note: Applied only to work area above 20' to 30'.		
For Work >30' To 40' Above Floor, Add	0.34	
Note: Applied only to work area above 30' to 40'.		
For Work >40' Above Floor, Add	0.47	
Note: Applied only to work area above 40'.		
For Up To 100, Add	0.66	
For >100 To 250, Add	0.31	
For >250 To 500, Add	0.13	
For >2,500 To 5,000, Deduct	-0.05	
For >5,000 To 10,000, Deduct	-0.10	
For >10,000 To 20,000, Deduct	-0.15	
For >20,000, Deduct	-0.20	
09 91 23 00-0146 SF 2 Coats Paint, Brush Work, Paint Interior Concrete Ceiling.....	1.76	
For Oil Based Paint, Add	0.10	
For Epoxy Paint, Add	0.17	
For Work >15' To 20' Above Floor, Add	0.22	
Note: Applied only to work area above 15' to 20'.		
For Work >20' To 30' Above Floor, Add	0.37	
Note: Applied only to work area above 20' to 30'.		
For Work >30' To 40' Above Floor, Add	0.60	
Note: Applied only to work area above 30' to 40'.		
For Work >40' Above Floor, Add	0.82	
Note: Applied only to work area above 40'.		
For Up To 100, Add	1.16	
For >100 To 250, Add	0.55	
For >250 To 500, Add	0.24	
For >2,500 To 5,000, Deduct	-0.09	
For >5,000 To 10,000, Deduct	-0.18	
For >10,000 To 20,000, Deduct	-0.26	
For >20,000, Deduct	-0.35	
09 91 23 00-0147 SF 1 Coat Filler, Brush/Roller Work, Paint Interior Concrete Ceiling.....	0.71	
For Oil Based Paint, Add	0.04	
For Epoxy Paint, Add	0.09	
For Work >15' To 20' Above Floor, Add	0.08	
Note: Applied only to work area above 15' to 20'.		
For Work >20' To 30' Above Floor, Add	0.14	
Note: Applied only to work area above 20' to 30'.		
For Work >30' To 40' Above Floor, Add	0.22	
Note: Applied only to work area above 30' to 40'.		
For Work >40' Above Floor, Add	0.30	
Note: Applied only to work area above 40'.		
For Up To 100, Add	0.43	
For >100 To 250, Add	0.21	
For >250 To 500, Add	0.09	
For >2,500 To 5,000, Deduct	-0.04	
For >5,000 To 10,000, Deduct	-0.07	
For >10,000 To 20,000, Deduct	-0.11	
For >20,000, Deduct	-0.14	
09 91 23 00-0148 SF 1 Coat Paint, Brush/Roller Work, Paint Interior Concrete Ceiling.....	0.78	
For Oil Based Paint, Add	0.05	
For Epoxy Paint, Add	0.08	
For Work >15' To 20' Above Floor, Add	0.10	
Note: Applied only to work area above 15' to 20'.		
For Work >20' To 30' Above Floor, Add	0.16	
Note: Applied only to work area above 20' to 30'.		
For Work >30' To 40' Above Floor, Add	0.26	
Note: Applied only to work area above 30' to 40'.		
For Work >40' Above Floor, Add	0.35	
Note: Applied only to work area above 40'.		
For Up To 100, Add	0.50	
For >100 To 250, Add	0.24	
For >250 To 500, Add	0.10	
For >2,500 To 5,000, Deduct	-0.04	
For >5,000 To 10,000, Deduct	-0.08	
For >10,000 To 20,000, Deduct	-0.12	
For >20,000, Deduct	-0.16	



		Finishes	09
		Painting and Coating	09 90
		Painting	09 91

MINOR CSI UOM DESCRIPTION	TOTAL DIRECT UNIT COST	DEMOLITION UNIT COST
09 91 23 00-0149 SF 2 Coats Paint, Brush/Roller Work, Paint Interior Concrete Ceiling.....	1.45	
For Oil Based Paint, Add	0.09	
For Epoxy Paint, Add	0.15	
For Work >15' To 20' Above Floor, Add	0.18	
Note: Applied only to work area above 15' to 20'.		
For Work >20' To 30' Above Floor, Add	0.30	
Note: Applied only to work area above 20' to 30'.		
For Work >30' To 40' Above Floor, Add	0.47	
Note: Applied only to work area above 30' to 40'.		
For Work >40' Above Floor, Add	0.65	
Note: Applied only to work area above 40'.		
For Up To 100, Add	0.93	
For >100 To 250, Add	0.44	
For >250 To 500, Add	0.19	
For >2,500 To 5,000, Deduct	-0.07	
For >5,000 To 10,000, Deduct	-0.15	
For >10,000 To 20,000, Deduct	-0.22	
For >20,000, Deduct	-0.29	
09 91 23 00-0150 SF 1 Coat Filler, Sprayed, Paint Interior Concrete Ceiling	0.70	
For Oil Based Paint, Add	0.05	
For Epoxy Paint, Add	0.10	
For Work >15' To 20' Above Floor, Add	0.07	
Note: Applied only to work area above 15' to 20'.		
For Work >20' To 30' Above Floor, Add	0.12	
Note: Applied only to work area above 20' to 30'.		
For Work >30' To 40' Above Floor, Add	0.20	
Note: Applied only to work area above 30' to 40'.		
For Work >40' Above Floor, Add	0.27	
Note: Applied only to work area above 40'.		
For Up To 100, Add	0.40	
For >100 To 250, Add	0.19	
For >250 To 500, Add	0.08	
For >2,500 To 5,000, Deduct	-0.04	
For >5,000 To 10,000, Deduct	-0.07	
For >10,000 To 20,000, Deduct	-0.11	
For >20,000, Deduct	-0.14	
For Backroll, Add	0.08	
09 91 23 00-0151 SF 1 Coat Paint, Sprayed, Paint Interior Concrete Ceiling	0.72	
For Oil Based Paint, Add	0.04	
For Epoxy Paint, Add	0.09	
For Work >15' To 20' Above Floor, Add	0.08	
Note: Applied only to work area above 15' to 20'.		
For Work >20' To 30' Above Floor, Add	0.14	
Note: Applied only to work area above 20' to 30'.		
For Work >30' To 40' Above Floor, Add	0.22	
Note: Applied only to work area above 30' to 40'.		
For Work >40' Above Floor, Add	0.30	
Note: Applied only to work area above 40'.		
For Up To 100, Add	0.44	
For >100 To 250, Add	0.21	
For >250 To 500, Add	0.09	
For >2,500 To 5,000, Deduct	-0.04	
For >5,000 To 10,000, Deduct	-0.07	
For >10,000 To 20,000, Deduct	-0.11	
For >20,000, Deduct	-0.14	
For Backroll, Add	0.09	
09 91 23 00-0152 SF 2 Coats Paint, Sprayed, Paint Interior Concrete Ceiling	1.15	
For Oil Based Paint, Add	0.07	
For Epoxy Paint, Add	0.16	
For Work >15' To 20' Above Floor, Add	0.12	
Note: Applied only to work area above 15' to 20'.		
For Work >20' To 30' Above Floor, Add	0.20	
Note: Applied only to work area above 20' to 30'.		
For Work >30' To 40' Above Floor, Add	0.32	
Note: Applied only to work area above 30' to 40'.		
For Work >40' Above Floor, Add	0.45	
Note: Applied only to work area above 40'.		
For Up To 100, Add	0.66	
For >100 To 250, Add	0.32	
For >250 To 500, Add	0.14	
For >2,500 To 5,000, Deduct	-0.06	
For >5,000 To 10,000, Deduct	-0.12	
For >10,000 To 20,000, Deduct	-0.17	
For >20,000, Deduct	-0.23	
For Backroll, Add	0.14	

09	09 Finishes
	09 90 Painting and Coating
	09 91 Painting



MINOR CSI UOM DESCRIPTION	TOTAL DIRECT UNIT COST	DEMOLITION UNIT COST
------------------------------	---------------------------	-------------------------

09 91 23 00-0153	SF 1 Coat Bonding Agent, Brush Work, Paint Interior Concrete Ceiling	0.95
	For Work >15' To 20' Above Floor, Add	0.11
	Note: Applied only to work area above 15' to 20'.	
	For Work >20' To 30' Above Floor, Add	0.19
	Note: Applied only to work area above 20' to 30'.	
	For Work >30' To 40' Above Floor, Add	0.30
	Note: Applied only to work area above 30' to 40'.	
	For Work >40' Above Floor, Add	0.41
	Note: Applied only to work area above 40'.	
	For Up To 100, Add	0.59
	For >100 To 250, Add	0.28
	For >250 To 500, Add	0.12
	For >2,500 To 5,000, Deduct	-0.05
	For >5,000 To 10,000, Deduct	-0.10
	For >10,000 To 20,000, Deduct	-0.14
	For >20,000, Deduct	-0.19
09 91 23 00-0154	SF 1 Coat Bonding Agent, Brush/Roller, Paint Interior Concrete Ceiling	0.74
	For Work >15' To 20' Above Floor, Add	0.08
	Note: Applied only to work area above 15' to 20'.	
	For Work >20' To 30' Above Floor, Add	0.14
	Note: Applied only to work area above 20' to 30'.	
	For Work >30' To 40' Above Floor, Add	0.22
	Note: Applied only to work area above 30' to 40'.	
	For Work >40' Above Floor, Add	0.30
	Note: Applied only to work area above 40'.	
	For Up To 100, Add	0.44
	For >100 To 250, Add	0.21
	For >250 To 500, Add	0.09
	For >2,500 To 5,000, Deduct	-0.04
	For >5,000 To 10,000, Deduct	-0.07
	For >10,000 To 20,000, Deduct	-0.11
	For >20,000, Deduct	-0.15
09 91 23 00-0155	SF 1 Coat Bonding Agent, Sprayed, Paint Interior Concrete Ceiling	0.73
	For Work >15' To 20' Above Floor, Add	0.07
	Note: Applied only to work area above 15' to 20'.	
	For Work >20' To 30' Above Floor, Add	0.12
	Note: Applied only to work area above 20' to 30'.	
	For Work >30' To 40' Above Floor, Add	0.20
	Note: Applied only to work area above 30' to 40'.	
	For Work >40' Above Floor, Add	0.27
	Note: Applied only to work area above 40'.	
	For Up To 100, Add	0.40
	For >100 To 250, Add	0.20
	For >250 To 500, Add	0.09
	For >2,500 To 5,000, Deduct	-0.04
	For >5,000 To 10,000, Deduct	-0.07
	For >10,000 To 20,000, Deduct	-0.11
	For >20,000, Deduct	-0.15
	For Backroll, Add	0.09
09 91 23 00-0156	Paint Interior Drywall/Plaster Ceilings (09 91 23 00-0130)	0.16
09 91 23 00-0157	LF 1 Coat Paint, Cut-in Brush Work, Paint Interior Drywall/Plaster Ceiling	0.16
	For Epoxy Paint, Add	0.01
	For Oil Based Paint, Add	0.01
	For Work >15' To 20' Above Floor, Add	0.02
	Note: Applied only to work area above 15' to 20'.	
	For Work >20' To 30' Above Floor, Add	0.04
	Note: Applied only to work area above 20' to 30'.	
	For Work >30' To 40' Above Floor, Add	0.06
	Note: Applied only to work area above 30' to 40'.	
	For Work >40' Above Floor, Add	0.08
	Note: Applied only to work area above 40'.	
	For Up To 100, Add	0.11
	For >100 To 250, Add	0.05
	For >250 To 500, Add	0.02
	For >2,500 To 5,000, Deduct	-0.01
	For >5,000 To 10,000, Deduct	-0.02
	For >10,000 To 20,000, Deduct	-0.02
	For >20,000, Deduct	-0.03



		Finishes	09
		Painting and Coating	09 90
		Painting	09 91

MINOR	CSI	UOM	DESCRIPTION	TOTAL DIRECT UNIT COST	DEMOLITION UNIT COST
09 91 23 00-0158	SF	1	Coat Primer, Brush Work, Pain Interior Drywall/Plaster Ceiling.....	0.92	
			For Epoxy Paint, Add	0.10	
			For Oil Based Paint, Add	0.05	
			For Orange Peel Finish, Add	0.13	
			For Work >15' To 20' Above Floor, Add	0.11	
			Note: Applied only to work area above 15' to 20'.		
			For Work >20' To 30' Above Floor, Add	0.19	
			Note: Applied only to work area above 20' to 30'.		
			For Work >30' To 40' Above Floor, Add	0.30	
			Note: Applied only to work area above 30' to 40'.		
			For Work >40' Above Floor, Add	0.41	
			Note: Applied only to work area above 40'.		
			For Up To 100, Add	0.59	
			For >100 To 250, Add	0.28	
			For >250 To 500, Add	0.12	
			For >2,500 To 5,000, Deduct	-0.05	
			For >5,000 To 10,000, Deduct	-0.09	
			For >10,000 To 20,000, Deduct	-0.14	
			For >20,000, Deduct	-0.18	
09 91 23 00-0159	SF	1	Coat Paint, Brush Work, Paint Interior Drywall/Plaster Ceiling	1.00	
			For Epoxy Paint, Add	0.09	
			For Oil Based Paint, Add	0.06	
			For Orange Peel Finish, Add	0.14	
			For Work >15' To 20' Above Floor, Add	0.13	
			Note: Applied only to work area above 15' to 20'.		
			For Work >20' To 30' Above Floor, Add	0.22	
			Note: Applied only to work area above 20' to 30'.		
			For Work >30' To 40' Above Floor, Add	0.34	
			Note: Applied only to work area above 30' to 40'.		
			For Work >40' Above Floor, Add	0.47	
			Note: Applied only to work area above 40'.		
			For Up To 100, Add	0.67	
			For >100 To 250, Add	0.32	
			For >250 To 500, Add	0.14	
			For >2,500 To 5,000, Deduct	-0.05	
			For >5,000 To 10,000, Deduct	-0.10	
			For >10,000 To 20,000, Deduct	-0.15	
			For >20,000, Deduct	-0.20	
09 91 23 00-0160	SF	2	Coats Paint, Brush Work, Paint Interior Drywall/Plaster Ceiling.....	1.77	
			For Epoxy Paint, Add	0.17	
			For Oil Based Paint, Add	0.10	
			For Orange Peel Finish, Add	0.25	
			For Work >15' To 20' Above Floor, Add	0.23	
			Note: Applied only to work area above 15' to 20'.		
			For Work >20' To 30' Above Floor, Add	0.38	
			Note: Applied only to work area above 20' to 30'.		
			For Work >30' To 40' Above Floor, Add	0.60	
			Note: Applied only to work area above 30' to 40'.		
			For Work >40' Above Floor, Add	0.83	
			Note: Applied only to work area above 40'.		
			For Up To 100, Add	1.17	
			For >100 To 250, Add	0.55	
			For >250 To 500, Add	0.24	
			For >2,500 To 5,000, Deduct	-0.09	
			For >5,000 To 10,000, Deduct	-0.18	
			For >10,000 To 20,000, Deduct	-0.27	
			For >20,000, Deduct	-0.35	
09 91 23 00-0161	SF	1	Coat Primer, Brush/Roller Work, Paint Interior Drywall/Plaster Ceiling.....	0.80	
			For Epoxy Paint, Add	0.09	
			For Oil Based Paint, Add	0.05	
			For Orange Peel Finish, Add	0.11	
			For Work >15' To 20' Above Floor, Add	0.09	
			Note: Applied only to work area above 15' to 20'.		
			For Work >20' To 30' Above Floor, Add	0.16	
			Note: Applied only to work area above 20' to 30'.		
			For Work >30' To 40' Above Floor, Add	0.25	
			Note: Applied only to work area above 30' to 40'.		
			For Work >40' Above Floor, Add	0.35	
			Note: Applied only to work area above 40'.		
			For Up To 100, Add	0.50	
			For >100 To 250, Add	0.24	
			For >250 To 500, Add	0.10	
			For >2,500 To 5,000, Deduct	-0.04	
			For >5,000 To 10,000, Deduct	-0.08	
			For >10,000 To 20,000, Deduct	-0.12	
			For >20,000, Deduct	-0.16	

09 Finishes

09 90 Painting and Coating

09 91 Painting



MINOR	CSI	UOM	DESCRIPTION	TOTAL DIRECT UNIT COST	DEMOLITION UNIT COST
09 91 23 00-0162	SF	1	Coat Paint, Brush/Roller Work, Paint Interior Drywall/Plaster Ceiling	0.78	
			For Epoxy Paint, Add	0.08	
			For Oil Based Paint, Add	0.05	
			For Orange Peel Finish, Add	0.11	
			For Work >15' To 20' Above Floor, Add	0.10	
			Note: Applied only to work area above 15' to 20'.		
			For Work >20' To 30' Above Floor, Add	0.16	
			Note: Applied only to work area above 20' to 30'.		
			For Work >30' To 40' Above Floor, Add	0.26	
			Note: Applied only to work area above 30' to 40'.		
			For Work >40' Above Floor, Add	0.35	
			Note: Applied only to work area above 40'.		
			For Up To 100, Add	0.50	
			For >100 To 250, Add	0.24	
			For >250 To 500, Add	0.10	
			For >2,500 To 5,000, Deduct	-0.04	
			For >5,000 To 10,000, Deduct	-0.08	
			For >10,000 To 20,000, Deduct	-0.12	
			For >20,000, Deduct	-0.16	
09 91 23 00-0163	SF	2	Coats Paint, Brush/Roller Work, Paint Interior Drywall/Plaster Ceiling	1.45	
			For Epoxy Paint, Add	0.15	
			For Oil Based Paint, Add	0.09	
			For Orange Peel Finish, Add	0.20	
			For Work >15' To 20' Above Floor, Add	0.18	
			Note: Applied only to work area above 15' to 20'.		
			For Work >20' To 30' Above Floor, Add	0.30	
			Note: Applied only to work area above 20' to 30'.		
			For Work >30' To 40' Above Floor, Add	0.47	
			Note: Applied only to work area above 30' to 40'.		
			For Work >40' Above Floor, Add	0.65	
			Note: Applied only to work area above 40'.		
			For Up To 100, Add	0.93	
			For >100 To 250, Add	0.44	
			For >250 To 500, Add	0.19	
			For >2,500 To 5,000, Deduct	-0.07	
			For >5,000 To 10,000, Deduct	-0.15	
			For >10,000 To 20,000, Deduct	-0.22	
			For >20,000, Deduct	-0.29	
09 91 23 00-0164	SF	1	Coat Primer, Sprayed, Paint Interior Drywall/Plaster Ceiling	0.75	
			For Epoxy Paint, Add	0.10	
			For Oil Based Paint, Add	0.05	
			For Work >15' To 20' Above Floor, Add	0.08	
			Note: Applied only to work area above 15' to 20'.		
			For Work >20' To 30' Above Floor, Add	0.14	
			Note: Applied only to work area above 20' to 30'.		
			For Work >30' To 40' Above Floor, Add	0.22	
			Note: Applied only to work area above 30' to 40'.		
			For Work >40' Above Floor, Add	0.30	
			Note: Applied only to work area above 40'.		
			For Up To 100, Add	0.44	
			For >100 To 250, Add	0.21	
			For >250 To 500, Add	0.09	
			For >2,500 To 5,000, Deduct	-0.04	
			For >5,000 To 10,000, Deduct	-0.08	
			For >10,000 To 20,000, Deduct	-0.11	
			For >20,000, Deduct	-0.15	
			For Backroll, Add	0.09	
09 91 23 00-0165	SF	1	Coat Paint, Sprayed, Paint Interior Drywall/Plaster Ceiling	0.72	
			For Epoxy Paint, Add	0.09	
			For Oil Based Paint, Add	0.04	
			For Work >15' To 20' Above Floor, Add	0.08	
			Note: Applied only to work area above 15' to 20'.		
			For Work >20' To 30' Above Floor, Add	0.14	
			Note: Applied only to work area above 20' to 30'.		
			For Work >30' To 40' Above Floor, Add	0.22	
			Note: Applied only to work area above 30' to 40'.		
			For Work >40' Above Floor, Add	0.30	
			Note: Applied only to work area above 40'.		
			For Up To 100, Add	0.44	
			For >100 To 250, Add	0.21	
			For >250 To 500, Add	0.09	
			For >2,500 To 5,000, Deduct	-0.04	
			For >5,000 To 10,000, Deduct	-0.07	
			For >10,000 To 20,000, Deduct	-0.11	
			For >20,000, Deduct	-0.14	
			For Backroll, Add	0.09	



		Finishes	09
		Painting and Coating	09 90
		Painting	09 91

MINOR	CSI	UOM	DESCRIPTION	TOTAL DIRECT UNIT COST	DEMOLITION UNIT COST
09 91 23 00-0166	SF		2 Coats Paint, Sprayed, Paint Interior Drywall/Plaster Ceiling	1.16	
			For Epoxy Paint, Add	0.16	
			For Oil Based Paint, Add	0.08	
			For Work >15' To 20' Above Floor, Add	0.12	
			Note: Applied only to work area above 15' to 20'.		
			For Work >20' To 30' Above Floor, Add	0.21	
			Note: Applied only to work area above 20' to 30'.		
			For Work >30' To 40' Above Floor, Add	0.33	
			Note: Applied only to work area above 30' to 40'.		
			For Work >40' Above Floor, Add	0.45	
			Note: Applied only to work area above 40'.		
			For Up To 100, Add	0.67	
			For >100 To 250, Add	0.32	
			For >250 To 500, Add	0.14	
			For >2,500 To 5,000, Deduct	-0.06	
			For >5,000 To 10,000, Deduct	-0.12	
			For >10,000 To 20,000, Deduct	-0.17	
			For >20,000, Deduct	-0.23	
			For Backroll, Add	0.14	
09 91 23 00-0167			Paint Interior Metal Ceilings (09 91 23 00-0130)		
09 91 23 00-0168			Galvanized Surfaces, Galvanized Primer (09 91 23 00-0167)		
			Note: Linseed oil or acrylic latex paint.		
09 91 23 00-0169	SF		1 Coat Primer, Brush Work, Paint Interior Galvanized Ceiling	1.17	
			For Electrostatic Painting, Add	0.17	
			For Work >15' To 20' Above Floor, Add	0.13	
			Note: Applied only to work area above 15' to 20'.		
			For Work >20' To 30' Above Floor, Add	0.21	
			Note: Applied only to work area above 20' to 30'.		
			For Work >30' To 40' Above Floor, Add	0.34	
			Note: Applied only to work area above 30' to 40'.		
			For Work >40' Above Floor, Add	0.47	
			Note: Applied only to work area above 40'.		
			For Up To 100, Add	0.69	
			For >100 To 250, Add	0.33	
			For >250 To 500, Add	0.14	
			For >2,500 To 5,000, Deduct	-0.06	
			For >5,000 To 10,000, Deduct	-0.12	
			For >10,000 To 20,000, Deduct	-0.18	
			For >20,000, Deduct	-0.23	
09 91 23 00-0170	SF		1 Coat Paint, Brush Work, Paint Interior Galvanized Ceiling	1.29	
			For Electrostatic Painting, Add	0.18	
			For Work >15' To 20' Above Floor, Add	0.15	
			Note: Applied only to work area above 15' to 20'.		
			For Work >20' To 30' Above Floor, Add	0.24	
			Note: Applied only to work area above 20' to 30'.		
			For Work >30' To 40' Above Floor, Add	0.39	
			Note: Applied only to work area above 30' to 40'.		
			For Work >40' Above Floor, Add	0.53	
			Note: Applied only to work area above 40'.		
			For Up To 100, Add	0.78	
			For >100 To 250, Add	0.37	
			For >250 To 500, Add	0.16	
			For >2,500 To 5,000, Deduct	-0.06	
			For >5,000 To 10,000, Deduct	-0.13	
			For >10,000 To 20,000, Deduct	-0.19	
			For >20,000, Deduct	-0.26	
09 91 23 00-0171	SF		2 Coats Paint, Brush Work, Paint Interior Galvanized Ceiling	2.36	
			For Electrostatic Painting, Add	0.33	
			For Work >15' To 20' Above Floor, Add	0.26	
			Note: Applied only to work area above 15' to 20'.		
			For Work >20' To 30' Above Floor, Add	0.43	
			Note: Applied only to work area above 20' to 30'.		
			For Work >30' To 40' Above Floor, Add	0.69	
			Note: Applied only to work area above 30' to 40'.		
			For Work >40' Above Floor, Add	0.95	
			Note: Applied only to work area above 40'.		
			For Up To 100, Add	1.39	
			For >100 To 250, Add	0.67	
			For >250 To 500, Add	0.29	
			For >2,500 To 5,000, Deduct	-0.12	
			For >5,000 To 10,000, Deduct	-0.24	
			For >10,000 To 20,000, Deduct	-0.35	
			For >20,000, Deduct	-0.47	

09 Finishes

09 90 Painting and Coating

09 91 Painting



SAN BERNARDINO
COUNTY

MINOR	CSI	UOM	DESCRIPTION	TOTAL DIRECT UNIT COST	DEMOLITION UNIT COST
09 91 23 00-0172	SF	1	Coat Primer, Brush/Roller Work, Paint Interior Galvanized Ceiling.....	0.90	
			<i>For Electrostatic Painting, Add</i>	0.13	
			<i>For Work >15' To 20' Above Floor, Add</i>	0.10	
			<i>Note: Applied only to work area above 15' to 20'.</i>		
			<i>For Work >20' To 30' Above Floor, Add</i>	0.16	
			<i>Note: Applied only to work area above 20' to 30'.</i>		
			<i>For Work >30' To 40' Above Floor, Add</i>	0.26	
			<i>Note: Applied only to work area above 30' to 40'.</i>		
			<i>For Work >40' Above Floor, Add</i>	0.35	
			<i>Note: Applied only to work area above 40'.</i>		
			<i>For Up To 100, Add</i>	0.52	
			<i>For >100 To 250, Add</i>	0.25	
			<i>For >250 To 500, Add</i>	0.11	
			<i>For >2,500 To 5,000, Deduct</i>	-0.05	
			<i>For >5,000 To 10,000, Deduct</i>	-0.09	
			<i>For >10,000 To 20,000, Deduct</i>	-0.14	
			<i>For >20,000, Deduct</i>	-0.18	
09 91 23 00-0173	SF	1	Coat Paint, Brush/Roller Work, Paint Interior Galvanized Ceiling.....	1.01	
			<i>For Electrostatic Painting, Add</i>	0.14	
			<i>For Work >15' To 20' Above Floor, Add</i>	0.11	
			<i>Note: Applied only to work area above 15' to 20'.</i>		
			<i>For Work >20' To 30' Above Floor, Add</i>	0.19	
			<i>Note: Applied only to work area above 20' to 30'.</i>		
			<i>For Work >30' To 40' Above Floor, Add</i>	0.30	
			<i>Note: Applied only to work area above 30' to 40'.</i>		
			<i>For Work >40' Above Floor, Add</i>	0.41	
			<i>Note: Applied only to work area above 40'.</i>		
			<i>For Up To 100, Add</i>	0.60	
			<i>For >100 To 250, Add</i>	0.29	
			<i>For >250 To 500, Add</i>	0.13	
			<i>For >2,500 To 5,000, Deduct</i>	-0.05	
			<i>For >5,000 To 10,000, Deduct</i>	-0.10	
			<i>For >10,000 To 20,000, Deduct</i>	-0.15	
			<i>For >20,000, Deduct</i>	-0.20	
09 91 23 00-0174	SF	2	Coats Paint, Brush/Roller Work, Paint Interior Galvanized Ceiling.....	1.87	
			<i>For Electrostatic Painting, Add</i>	0.27	
			<i>For Work >15' To 20' Above Floor, Add</i>	0.20	
			<i>Note: Applied only to work area above 15' to 20'.</i>		
			<i>For Work >20' To 30' Above Floor, Add</i>	0.34	
			<i>Note: Applied only to work area above 20' to 30'.</i>		
			<i>For Work >30' To 40' Above Floor, Add</i>	0.54	
			<i>Note: Applied only to work area above 30' to 40'.</i>		
			<i>For Work >40' Above Floor, Add</i>	0.74	
			<i>Note: Applied only to work area above 40'.</i>		
			<i>For Up To 100, Add</i>	1.09	
			<i>For >100 To 250, Add</i>	0.52	
			<i>For >250 To 500, Add</i>	0.23	
			<i>For >2,500 To 5,000, Deduct</i>	-0.09	
			<i>For >5,000 To 10,000, Deduct</i>	-0.19	
			<i>For >10,000 To 20,000, Deduct</i>	-0.28	
			<i>For >20,000, Deduct</i>	-0.37	
09 91 23 00-0175	SF	1	Coat Primer, Sprayed, Paint Interior Galvanized Ceiling.....	0.92	
			<i>For Electrostatic Painting, Add</i>	0.15	
			<i>For Work >15' To 20' Above Floor, Add</i>	0.08	
			<i>Note: Applied only to work area above 15' to 20'.</i>		
			<i>For Work >20' To 30' Above Floor, Add</i>	0.14	
			<i>Note: Applied only to work area above 20' to 30'.</i>		
			<i>For Work >30' To 40' Above Floor, Add</i>	0.22	
			<i>Note: Applied only to work area above 30' to 40'.</i>		
			<i>For Work >40' Above Floor, Add</i>	0.30	
			<i>Note: Applied only to work area above 40'.</i>		
			<i>For Up To 100, Add</i>	0.47	
			<i>For >100 To 250, Add</i>	0.23	
			<i>For >250 To 500, Add</i>	0.10	
			<i>For >2,500 To 5,000, Deduct</i>	-0.05	
			<i>For >5,000 To 10,000, Deduct</i>	-0.09	
			<i>For >10,000 To 20,000, Deduct</i>	-0.14	
			<i>For >20,000, Deduct</i>	-0.18	
			<i>For Backroll, Add</i>	0.10	
09 91 23 00-0176	SF	1	Coat Paint, Sprayed, Paint Interior Galvanized Ceiling.....	1.04	
			<i>For Electrostatic Painting, Add</i>	0.16	
			<i>For Work >15' To 20' Above Floor, Add</i>	0.10	
			<i>Note: Applied only to work area above 15' to 20'.</i>		
			<i>For Work >20' To 30' Above Floor, Add</i>	0.17	
			<i>Note: Applied only to work area above 20' to 30'.</i>		
			<i>For Work >30' To 40' Above Floor, Add</i>	0.27	
			<i>Note: Applied only to work area above 30' to 40'.</i>		
			<i>For Work >40' Above Floor, Add</i>	0.37	
			<i>Note: Applied only to work area above 40'.</i>		
			<i>For Up To 100, Add</i>	0.56	
			<i>For >100 To 250, Add</i>	0.27	
			<i>For >250 To 500, Add</i>	0.12	
			<i>For >2,500 To 5,000, Deduct</i>	-0.05	
			<i>For >5,000 To 10,000, Deduct</i>	-0.10	
			<i>For >10,000 To 20,000, Deduct</i>	-0.16	
			<i>For >20,000, Deduct</i>	-0.21	
			<i>For Backroll, Add</i>	0.12	



		Finishes	09
		Painting and Coating	09 90
		Painting	09 91

MINOR	CSI	UOM	DESCRIPTION	TOTAL DIRECT UNIT COST	DEMOLITION UNIT COST
09 91 23 00-0177	SF		2 Coats Paint, Sprayed, Paint Interior Galvanized Ceiling.....	1.69	
			<i>For Electrostatic Painting, Add</i>	0.28	
			<i>For Work >15' To 20' Above Floor, Add</i>	0.14	
			<i>Note: Applied only to work area above 15' to 20'.</i>		
			<i>For Work >20' To 30' Above Floor, Add</i>	0.24	
			<i>Note: Applied only to work area above 20' to 30'.</i>		
			<i>For Work >30' To 40' Above Floor, Add</i>	0.38	
			<i>Note: Applied only to work area above 30' to 40'.</i>		
			<i>For Work >40' Above Floor, Add</i>	0.52	
			<i>Note: Applied only to work area above 40'.</i>		
			<i>For Up To 100, Add</i>	0.82	
			<i>For >100 To 250, Add</i>	0.41	
			<i>For >250 To 500, Add</i>	0.18	
			<i>For >2,500 To 5,000, Deduct</i>	-0.08	
			<i>For >5,000 To 10,000, Deduct</i>	-0.17	
			<i>For >10,000 To 20,000, Deduct</i>	-0.25	
			<i>For >20,000, Deduct</i>	-0.34	
			<i>For Backroll, Add</i>	0.18	
09 91 23 00-0178			Aluminum And Aluminum Alloy Surface Pretreatment Primer <small>(09 91 23 00-0167)</small>		
			<i>Note: Alkyd enamel paint.</i>		
09 91 23 00-0179	SF		1 Coat Primer, Brush Work, Paint Interior Aluminum And Aluminum Alloy Ceiling.....	1.17	
			<i>For Electrostatic Painting, Add</i>	0.17	
			<i>For Work >15' To 20' Above Floor, Add</i>	0.13	
			<i>Note: Applied only to work area above 15' to 20'.</i>		
			<i>For Work >20' To 30' Above Floor, Add</i>	0.21	
			<i>Note: Applied only to work area above 20' to 30'.</i>		
			<i>For Work >30' To 40' Above Floor, Add</i>	0.34	
			<i>Note: Applied only to work area above 30' to 40'.</i>		
			<i>For Work >40' Above Floor, Add</i>	0.47	
			<i>Note: Applied only to work area above 40'.</i>		
			<i>For Up To 100, Add</i>	0.69	
			<i>For >100 To 250, Add</i>	0.33	
			<i>For >250 To 500, Add</i>	0.14	
			<i>For >2,500 To 5,000, Deduct</i>	-0.06	
			<i>For >5,000 To 10,000, Deduct</i>	-0.12	
			<i>For >10,000 To 20,000, Deduct</i>	-0.18	
			<i>For >20,000, Deduct</i>	-0.23	
09 91 23 00-0180	SF		1 Coat Paint, Brush Work, Paint Interior Aluminum And Aluminum Alloy Ceiling.....	1.29	
			<i>For Electrostatic Painting, Add</i>	0.18	
			<i>For Work >15' To 20' Above Floor, Add</i>	0.15	
			<i>Note: Applied only to work area above 15' to 20'.</i>		
			<i>For Work >20' To 30' Above Floor, Add</i>	0.24	
			<i>Note: Applied only to work area above 20' to 30'.</i>		
			<i>For Work >30' To 40' Above Floor, Add</i>	0.39	
			<i>Note: Applied only to work area above 30' to 40'.</i>		
			<i>For Work >40' Above Floor, Add</i>	0.53	
			<i>Note: Applied only to work area above 40'.</i>		
			<i>For Up To 100, Add</i>	0.78	
			<i>For >100 To 250, Add</i>	0.37	
			<i>For >250 To 500, Add</i>	0.16	
			<i>For >2,500 To 5,000, Deduct</i>	-0.06	
			<i>For >5,000 To 10,000, Deduct</i>	-0.13	
			<i>For >10,000 To 20,000, Deduct</i>	-0.19	
			<i>For >20,000, Deduct</i>	-0.26	
09 91 23 00-0181	SF		2 Coats Paint, Brush Work, Paint Interior Aluminum And Aluminum Alloy Ceiling.....	2.36	
			<i>For Electrostatic Painting, Add</i>	0.33	
			<i>For Work >15' To 20' Above Floor, Add</i>	0.26	
			<i>Note: Applied only to work area above 15' to 20'.</i>		
			<i>For Work >20' To 30' Above Floor, Add</i>	0.43	
			<i>Note: Applied only to work area above 20' to 30'.</i>		
			<i>For Work >30' To 40' Above Floor, Add</i>	0.69	
			<i>Note: Applied only to work area above 30' to 40'.</i>		
			<i>For Work >40' Above Floor, Add</i>	0.95	
			<i>Note: Applied only to work area above 40'.</i>		
			<i>For Up To 100, Add</i>	1.39	
			<i>For >100 To 250, Add</i>	0.67	
			<i>For >250 To 500, Add</i>	0.29	
			<i>For >2,500 To 5,000, Deduct</i>	-0.12	
			<i>For >5,000 To 10,000, Deduct</i>	-0.24	
			<i>For >10,000 To 20,000, Deduct</i>	-0.35	
			<i>For >20,000, Deduct</i>	-0.47	

09 Finishes

09 90 Painting and Coating

09 91 Painting



MINOR CSI	UOM	DESCRIPTION	TOTAL DIRECT UNIT COST	DEMOLITION UNIT COST
09 91 23 00-0182	SF	1 Coat Primer, Brush/Roller Work, Paint Interior Aluminum And Aluminum Alloy Ceiling.....	1.01	
		<i>For Electrostatic Painting, Add</i>	0.16	
		<i>For Work >15' To 20' Above Floor, Add</i>	0.10	
		<i>Note: Applied only to work area above 15' to 20'.</i>		
		<i>For Work >20' To 30' Above Floor, Add</i>	0.16	
		<i>Note: Applied only to work area above 20' to 30'.</i>		
		<i>For Work >30' To 40' Above Floor, Add</i>	0.26	
		<i>Note: Applied only to work area above 30' to 40'.</i>		
		<i>For Work >40' Above Floor, Add</i>	0.35	
		<i>Note: Applied only to work area above 40'.</i>		
		<i>For Up To 100, Add</i>	0.54	
		<i>For >100 To 250, Add</i>	0.26	
		<i>For >250 To 500, Add</i>	0.11	
		<i>For >2,500 To 5,000, Deduct</i>	-0.05	
		<i>For >5,000 To 10,000, Deduct</i>	-0.10	
		<i>For >10,000 To 20,000, Deduct</i>	-0.15	
		<i>For >20,000, Deduct</i>	-0.20	
09 91 23 00-0183	SF	1 Coat Paint, Brush/Roller Work, Paint Interior Aluminum And Aluminum Alloy Ceiling.....	1.12	
		<i>For Electrostatic Painting, Add</i>	0.17	
		<i>For Work >15' To 20' Above Floor, Add</i>	0.11	
		<i>Note: Applied only to work area above 15' to 20'.</i>		
		<i>For Work >20' To 30' Above Floor, Add</i>	0.19	
		<i>Note: Applied only to work area above 20' to 30'.</i>		
		<i>For Work >30' To 40' Above Floor, Add</i>	0.30	
		<i>Note: Applied only to work area above 30' to 40'.</i>		
		<i>For Work >40' Above Floor, Add</i>	0.41	
		<i>Note: Applied only to work area above 40'.</i>		
		<i>For Up To 100, Add</i>	0.62	
		<i>For >100 To 250, Add</i>	0.30	
		<i>For >250 To 500, Add</i>	0.13	
		<i>For >2,500 To 5,000, Deduct</i>	-0.06	
		<i>For >5,000 To 10,000, Deduct</i>	-0.11	
		<i>For >10,000 To 20,000, Deduct</i>	-0.17	
		<i>For >20,000, Deduct</i>	-0.22	
09 91 23 00-0184	SF	2 Coats Paint, Brush/Roller Work, Paint Interior Aluminum And Aluminum Alloy Ceiling.....	2.12	
		<i>For Electrostatic Painting, Add</i>	0.32	
		<i>For Work >15' To 20' Above Floor, Add</i>	0.21	
		<i>Note: Applied only to work area above 15' to 20'.</i>		
		<i>For Work >20' To 30' Above Floor, Add</i>	0.35	
		<i>Note: Applied only to work area above 20' to 30'.</i>		
		<i>For Work >30' To 40' Above Floor, Add</i>	0.55	
		<i>Note: Applied only to work area above 30' to 40'.</i>		
		<i>For Work >40' Above Floor, Add</i>	0.76	
		<i>Note: Applied only to work area above 40'.</i>		
		<i>For Up To 100, Add</i>	1.15	
		<i>For >100 To 250, Add</i>	0.56	
		<i>For >250 To 500, Add</i>	0.24	
		<i>For >2,500 To 5,000, Deduct</i>	-0.11	
		<i>For >5,000 To 10,000, Deduct</i>	-0.21	
		<i>For >10,000 To 20,000, Deduct</i>	-0.32	
		<i>For >20,000, Deduct</i>	-0.42	
09 91 23 00-0185	SF	1 Coat Primer, Sprayed, Paint Interior Aluminum And Aluminum Alloy Ceiling.....	0.92	
		<i>For Electrostatic Painting, Add</i>	0.15	
		<i>For Work >15' To 20' Above Floor, Add</i>	0.08	
		<i>Note: Applied only to work area above 15' to 20'.</i>		
		<i>For Work >20' To 30' Above Floor, Add</i>	0.14	
		<i>Note: Applied only to work area above 20' to 30'.</i>		
		<i>For Work >30' To 40' Above Floor, Add</i>	0.22	
		<i>Note: Applied only to work area above 30' to 40'.</i>		
		<i>For Work >40' Above Floor, Add</i>	0.30	
		<i>Note: Applied only to work area above 40'.</i>		
		<i>For Up To 100, Add</i>	0.47	
		<i>For >100 To 250, Add</i>	0.23	
		<i>For >250 To 500, Add</i>	0.10	
		<i>For >2,500 To 5,000, Deduct</i>	-0.05	
		<i>For >5,000 To 10,000, Deduct</i>	-0.09	
		<i>For >10,000 To 20,000, Deduct</i>	-0.14	
		<i>For >20,000, Deduct</i>	-0.18	
		<i>For Backroll, Add</i>	0.10	
09 91 23 00-0186	SF	1 Coat Paint, Sprayed, Paint Interior Aluminum And Aluminum Alloy Ceiling.....	1.04	
		<i>For Electrostatic Painting, Add</i>	0.16	
		<i>For Work >15' To 20' Above Floor, Add</i>	0.10	
		<i>Note: Applied only to work area above 15' to 20'.</i>		
		<i>For Work >20' To 30' Above Floor, Add</i>	0.17	
		<i>Note: Applied only to work area above 20' to 30'.</i>		
		<i>For Work >30' To 40' Above Floor, Add</i>	0.27	
		<i>Note: Applied only to work area above 30' to 40'.</i>		
		<i>For Work >40' Above Floor, Add</i>	0.37	
		<i>Note: Applied only to work area above 40'.</i>		
		<i>For Up To 100, Add</i>	0.56	
		<i>For >100 To 250, Add</i>	0.27	
		<i>For >250 To 500, Add</i>	0.12	
		<i>For >2,500 To 5,000, Deduct</i>	-0.05	
		<i>For >5,000 To 10,000, Deduct</i>	-0.10	
		<i>For >10,000 To 20,000, Deduct</i>	-0.16	
		<i>For >20,000, Deduct</i>	-0.21	
		<i>For Backroll, Add</i>	0.12	



		Finishes	09
		Painting and Coating	09 90
		Painting	09 91

MINOR	CSI	UOM	DESCRIPTION	TOTAL DIRECT UNIT COST	DEMOLITION UNIT COST
-------	-----	-----	-------------	------------------------	----------------------

09 91 23 00-0187	SF		2 Coats Paint, Sprayed, Paint Interior Aluminum And Aluminum Alloy Ceiling.....	1.69	
			<i>For Electrostatic Painting, Add</i>	0.28	
			<i>For Work >15' To 20' Above Floor, Add</i>	0.14	
			<i>Note: Applied only to work area above 15' to 20'.</i>		
			<i>For Work >20' To 30' Above Floor, Add</i>	0.24	
			<i>Note: Applied only to work area above 20' to 30'.</i>		
			<i>For Work >30' To 40' Above Floor, Add</i>	0.38	
			<i>Note: Applied only to work area above 30' to 40'.</i>		
			<i>For Work >40' Above Floor, Add</i>	0.52	
			<i>Note: Applied only to work area above 40'.</i>		
			<i>For Up To 100, Add</i>	0.82	
			<i>For >100 To 250, Add</i>	0.41	
			<i>For >250 To 500, Add</i>	0.18	
			<i>For >2,500 To 5,000, Deduct</i>	-0.08	
			<i>For >5,000 To 10,000, Deduct</i>	-0.17	
			<i>For >10,000 To 20,000, Deduct</i>	-0.25	
			<i>For >20,000, Deduct</i>	-0.34	
			<i>For Backroll, Add</i>	0.18	

09 91 23 00-0188 Paint Interior Ceiling Tile Grid (09 91 23 00-0167)
 Note: Grid only.

09 91 23 00-0189	LF		1 Coat Paint, Brush/Roller Work, Paint Interior Ceiling Tile Grid.....	0.25	
			<i>For Electrostatic Painting, Add</i>	0.03	
			<i>For Work >15' To 20' Above Floor, Add</i>	0.03	
			<i>Note: Applied only to work area above 15' to 20'.</i>		
			<i>For Work >20' To 30' Above Floor, Add</i>	0.05	
			<i>Note: Applied only to work area above 20' to 30'.</i>		
			<i>For Work >30' To 40' Above Floor, Add</i>	0.08	
			<i>Note: Applied only to work area above 30' to 40'.</i>		
			<i>For Work >40' Above Floor, Add</i>	0.11	
			<i>Note: Applied only to work area above 40'.</i>		
			<i>For Up To 100, Add</i>	0.16	
			<i>For >100 To 250, Add</i>	0.08	
			<i>For >250 To 500, Add</i>	0.03	
			<i>For >2,500 To 5,000, Deduct</i>	-0.01	
			<i>For >5,000 To 10,000, Deduct</i>	-0.03	
			<i>For >10,000 To 20,000, Deduct</i>	-0.04	
			<i>For >20,000, Deduct</i>	-0.05	

09 91 23 00-0190	LF		2 Coats Paint, Brush/Roller Work, Paint Interior Ceiling Tile Grid.....	0.50	
			<i>For Electrostatic Painting, Add</i>	0.06	
			<i>For Work >15' To 20' Above Floor, Add</i>	0.06	
			<i>Note: Applied only to work area above 15' to 20'.</i>		
			<i>For Work >20' To 30' Above Floor, Add</i>	0.10	
			<i>Note: Applied only to work area above 20' to 30'.</i>		
			<i>For Work >30' To 40' Above Floor, Add</i>	0.16	
			<i>Note: Applied only to work area above 30' to 40'.</i>		
			<i>For Work >40' Above Floor, Add</i>	0.23	
			<i>Note: Applied only to work area above 40'.</i>		
			<i>For Up To 100, Add</i>	0.32	
			<i>For >100 To 250, Add</i>	0.15	
			<i>For >250 To 500, Add</i>	0.07	
			<i>For >2,500 To 5,000, Deduct</i>	-0.03	
			<i>For >5,000 To 10,000, Deduct</i>	-0.05	
			<i>For >10,000 To 20,000, Deduct</i>	-0.08	
			<i>For >20,000, Deduct</i>	-0.10	

09 91 23 00-0191 Paint Interior Corrugated Metal Ceilings (09 91 23 00-0167)

09 91 23 00-0192	SF		1 Coat Primer, Sprayed, Paint Interior Corrugated Metal Ceiling.....	1.21	
			<i>For Electrostatic Painting, Add</i>	0.19	
			<i>For Work >15' To 20' Above Floor, Add</i>	0.11	
			<i>Note: Applied only to work area above 15' to 20'.</i>		
			<i>For Work >20' To 30' Above Floor, Add</i>	0.18	
			<i>Note: Applied only to work area above 20' to 30'.</i>		
			<i>For Work >30' To 40' Above Floor, Add</i>	0.29	
			<i>Note: Applied only to work area above 30' to 40'.</i>		
			<i>For Work >40' Above Floor, Add</i>	0.40	
			<i>Note: Applied only to work area above 40'.</i>		
			<i>For Up To 100, Add</i>	0.61	
			<i>For >100 To 250, Add</i>	0.30	
			<i>For >250 To 500, Add</i>	0.13	
			<i>For >2,500 To 5,000, Deduct</i>	-0.06	
			<i>For >5,000 To 10,000, Deduct</i>	-0.12	
			<i>For >10,000 To 20,000, Deduct</i>	-0.18	
			<i>For >20,000, Deduct</i>	-0.24	
			<i>For Backroll, Add</i>	0.13	

09 Finishes

09 90 Painting and Coating

09 91 Painting



SAN BERNARDINO
COUNTY

MINOR	CSI	UOM	DESCRIPTION	TOTAL DIRECT UNIT COST	DEMOLITION UNIT COST
09 91 23 00-0193	SF		1 Coat Paint, Sprayed, Paint Interior Corrugated Metal Ceiling	1.39	
			<i>For Electrostatic Painting, Add</i>	0.21	
			<i>For Work >15' To 20' Above Floor, Add</i>	0.14	
			<i>Note: Applied only to work area above 15' to 20'.</i>		
			<i>For Work >20' To 30' Above Floor, Add</i>	0.23	
			<i>Note: Applied only to work area above 20' to 30'.</i>		
			<i>For Work >30' To 40' Above Floor, Add</i>	0.36	
			<i>Note: Applied only to work area above 30' to 40'.</i>		
			<i>For Work >40' Above Floor, Add</i>	0.50	
			<i>Note: Applied only to work area above 40'.</i>		
			<i>For Up To 100, Add</i>	0.75	
			<i>For >100 To 250, Add</i>	0.36	
			<i>For >250 To 500, Add</i>	0.16	
			<i>For >2,500 To 5,000, Deduct</i>	-0.07	
			<i>For >5,000 To 10,000, Deduct</i>	-0.14	
			<i>For >10,000 To 20,000, Deduct</i>	-0.21	
			<i>For >20,000, Deduct</i>	-0.28	
			<i>For Backroll, Add</i>	0.16	
09 91 23 00-0194	SF		2 Coats Paint, Sprayed, Paint Interior Corrugated Metal Ceiling	2.24	
			<i>For Electrostatic Painting, Add</i>	0.37	
			<i>For Work >15' To 20' Above Floor, Add</i>	0.19	
			<i>Note: Applied only to work area above 15' to 20'.</i>		
			<i>For Work >20' To 30' Above Floor, Add</i>	0.32	
			<i>Note: Applied only to work area above 20' to 30'.</i>		
			<i>For Work >30' To 40' Above Floor, Add</i>	0.50	
			<i>Note: Applied only to work area above 30' to 40'.</i>		
			<i>For Work >40' Above Floor, Add</i>	0.69	
			<i>Note: Applied only to work area above 40'.</i>		
			<i>For Up To 100, Add</i>	1.09	
			<i>For >100 To 250, Add</i>	0.54	
			<i>For >250 To 500, Add</i>	0.24	
			<i>For >2,500 To 5,000, Deduct</i>	-0.11	
			<i>For >5,000 To 10,000, Deduct</i>	-0.22	
			<i>For >10,000 To 20,000, Deduct</i>	-0.34	
			<i>For >20,000, Deduct</i>	-0.45	
			<i>For Backroll, Add</i>	0.24	
09 91 23 00-0195			Paint Interior Wood Ceilings <small>(09 91 23 00-0193)</small>		
09 91 23 00-0196			Paint Interior Smooth Wood Ceilings <small>(09 91 23 00-0195)</small>		
09 91 23 00-0197	LF		1 Coat Paint, Cut-in Brush Work, Paint Interior Wood Smooth Ceiling	0.19	
			<i>For Oil Based Paint, Add</i>	0.01	
			<i>For Work >15' To 20' Above Floor, Add</i>	0.02	
			<i>Note: Applied only to work area above 15' to 20'.</i>		
			<i>For Work >20' To 30' Above Floor, Add</i>	0.04	
			<i>Note: Applied only to work area above 20' to 30'.</i>		
			<i>For Work >30' To 40' Above Floor, Add</i>	0.06	
			<i>Note: Applied only to work area above 30' to 40'.</i>		
			<i>For Work >40' Above Floor, Add</i>	0.09	
			<i>Note: Applied only to work area above 40'.</i>		
			<i>For Up To 100, Add</i>	0.12	
			<i>For >100 To 250, Add</i>	0.06	
			<i>For >250 To 500, Add</i>	0.03	
			<i>For >2,500 To 5,000, Deduct</i>	-0.01	
			<i>For >5,000 To 10,000, Deduct</i>	-0.02	
			<i>For >10,000 To 20,000, Deduct</i>	-0.03	
			<i>For >20,000, Deduct</i>	-0.04	
09 91 23 00-0198	SF		1 Coat Primer, Brush Work, Paint Interior Wood Smooth Ceiling	1.13	
			<i>For Oil Based Paint, Add</i>	0.07	
			<i>For Work >15' To 20' Above Floor, Add</i>	0.13	
			<i>Note: Applied only to work area above 15' to 20'.</i>		
			<i>For Work >20' To 30' Above Floor, Add</i>	0.22	
			<i>Note: Applied only to work area above 20' to 30'.</i>		
			<i>For Work >30' To 40' Above Floor, Add</i>	0.36	
			<i>Note: Applied only to work area above 30' to 40'.</i>		
			<i>For Work >40' Above Floor, Add</i>	0.49	
			<i>Note: Applied only to work area above 40'.</i>		
			<i>For Up To 100, Add</i>	0.70	
			<i>For >100 To 250, Add</i>	0.34	
			<i>For >250 To 500, Add</i>	0.15	
			<i>For >2,500 To 5,000, Deduct</i>	-0.06	
			<i>For >5,000 To 10,000, Deduct</i>	-0.11	
			<i>For >10,000 To 20,000, Deduct</i>	-0.17	
			<i>For >20,000, Deduct</i>	-0.23	



		Finishes	09
		Painting and Coating	09 90
		Painting	09 91

MINOR	CSI	UOM	DESCRIPTION	TOTAL DIRECT UNIT COST	DEMOLITION UNIT COST
09 91 23 00-0199	SF	1	Coat Paint, Brush Work, Paint Interior Wood Smooth Ceiling.....	1.18	
			For Oil Based Paint, Add	0.07	
			For Work >15' To 20' Above Floor, Add	0.15	
			Note: Applied only to work area above 15' to 20'.		
			For Work >20' To 30' Above Floor, Add	0.24	
			Note: Applied only to work area above 20' to 30'.		
			For Work >30' To 40' Above Floor, Add	0.39	
			Note: Applied only to work area above 30' to 40'.		
			For Work >40' Above Floor, Add	0.53	
			Note: Applied only to work area above 40'.		
			For Up To 100, Add	0.76	
			For >100 To 250, Add	0.36	
			For >250 To 500, Add	0.16	
			For >2,500 To 5,000, Deduct	-0.06	
			For >5,000 To 10,000, Deduct	-0.12	
			For >10,000 To 20,000, Deduct	-0.18	
			For >20,000, Deduct	-0.24	
09 91 23 00-0200	SF	2	Coats Paint, Brush Work, Paint Interior Wood Smooth Ceiling.....	2.13	
			For Oil Based Paint, Add	0.13	
			For Work >15' To 20' Above Floor, Add	0.26	
			Note: Applied only to work area above 15' to 20'.		
			For Work >20' To 30' Above Floor, Add	0.43	
			Note: Applied only to work area above 20' to 30'.		
			For Work >30' To 40' Above Floor, Add	0.69	
			Note: Applied only to work area above 30' to 40'.		
			For Work >40' Above Floor, Add	0.95	
			Note: Applied only to work area above 40'.		
			For Up To 100, Add	1.35	
			For >100 To 250, Add	0.64	
			For >250 To 500, Add	0.28	
			For >2,500 To 5,000, Deduct	-0.11	
			For >5,000 To 10,000, Deduct	-0.21	
			For >10,000 To 20,000, Deduct	-0.32	
			For >20,000, Deduct	-0.43	
09 91 23 00-0201	SF	1	Coat Primer, Brush/Roller Work, Paint Interior Smooth Wood Ceiling.....	0.91	
			For Oil Based Paint, Add	0.06	
			For Work >15' To 20' Above Floor, Add	0.10	
			Note: Applied only to work area above 15' to 20'.		
			For Work >20' To 30' Above Floor, Add	0.16	
			Note: Applied only to work area above 20' to 30'.		
			For Work >30' To 40' Above Floor, Add	0.26	
			Note: Applied only to work area above 30' to 40'.		
			For Work >40' Above Floor, Add	0.35	
			Note: Applied only to work area above 40'.		
			For Up To 100, Add	0.52	
			For >100 To 250, Add	0.25	
			For >250 To 500, Add	0.11	
			For >2,500 To 5,000, Deduct	-0.05	
			For >5,000 To 10,000, Deduct	-0.09	
			For >10,000 To 20,000, Deduct	-0.14	
			For >20,000, Deduct	-0.18	
09 91 23 00-0202	SF	1	Coat Paint, Brush/Roller Work, Paint Interior Smooth Wood Ceiling.....	0.99	
			For Oil Based Paint, Add	0.06	
			For Work >15' To 20' Above Floor, Add	0.11	
			Note: Applied only to work area above 15' to 20'.		
			For Work >20' To 30' Above Floor, Add	0.19	
			Note: Applied only to work area above 20' to 30'.		
			For Work >30' To 40' Above Floor, Add	0.30	
			Note: Applied only to work area above 30' to 40'.		
			For Work >40' Above Floor, Add	0.41	
			Note: Applied only to work area above 40'.		
			For Up To 100, Add	0.60	
			For >100 To 250, Add	0.29	
			For >250 To 500, Add	0.12	
			For >2,500 To 5,000, Deduct	-0.05	
			For >5,000 To 10,000, Deduct	-0.10	
			For >10,000 To 20,000, Deduct	-0.15	
			For >20,000, Deduct	-0.20	
09 91 23 00-0203	SF	2	Coats Paint, Brush/Roller Work, Paint Interior Smooth Wood Ceiling.....	1.86	
			For Oil Based Paint, Add	0.12	
			For Work >15' To 20' Above Floor, Add	0.21	
			Note: Applied only to work area above 15' to 20'.		
			For Work >20' To 30' Above Floor, Add	0.35	
			Note: Applied only to work area above 20' to 30'.		
			For Work >30' To 40' Above Floor, Add	0.55	
			Note: Applied only to work area above 30' to 40'.		
			For Work >40' Above Floor, Add	0.76	
			Note: Applied only to work area above 40'.		
			For Up To 100, Add	1.11	
			For >100 To 250, Add	0.53	
			For >250 To 500, Add	0.23	
			For >2,500 To 5,000, Deduct	-0.09	
			For >5,000 To 10,000, Deduct	-0.19	
			For >10,000 To 20,000, Deduct	-0.28	
			For >20,000, Deduct	-0.37	

09 Finishes

09 90 Painting and Coating

09 91 Painting



MINOR		TOTAL DIRECT	DEMOLITION
CSI	UOM DESCRIPTION	UNIT COST	UNIT COST
09 91 23 00-0204	SF 1 Coat Primer, Sprayed, Paint Interior Smooth Wood Ceiling.....	0.76	
	For Oil Based Paint, Add	0.05	
	For Work >15' To 20' Above Floor, Add	0.08	
	Note: Applied only to work area above 15' to 20'.		
	For Work >20' To 30' Above Floor, Add	0.14	
	Note: Applied only to work area above 20' to 30'.		
	For Work >30' To 40' Above Floor, Add	0.22	
	Note: Applied only to work area above 30' to 40'.		
	For Work >40' Above Floor, Add	0.30	
	Note: Applied only to work area above 40'.		
	For Up To 100, Add	0.44	
	For >100 To 250, Add	0.21	
	For >250 To 500, Add	0.09	
	For >2,500 To 5,000, Deduct	-0.04	
	For >5,000 To 10,000, Deduct	-0.08	
	For >10,000 To 20,000, Deduct	-0.11	
	For >20,000, Deduct	-0.15	
	For Backroll, Add	0.09	
09 91 23 00-0205	SF 1 Coat Paint, Sprayed, Paint Interior Smooth Wood Ceiling.....	0.89	
	For Oil Based Paint, Add	0.06	
	For Work >15' To 20' Above Floor, Add	0.10	
	Note: Applied only to work area above 15' to 20'.		
	For Work >20' To 30' Above Floor, Add	0.17	
	Note: Applied only to work area above 20' to 30'.		
	For Work >30' To 40' Above Floor, Add	0.27	
	Note: Applied only to work area above 30' to 40'.		
	For Work >40' Above Floor, Add	0.37	
	Note: Applied only to work area above 40'.		
	For Up To 100, Add	0.54	
	For >100 To 250, Add	0.26	
	For >250 To 500, Add	0.11	
	For >2,500 To 5,000, Deduct	-0.04	
	For >5,000 To 10,000, Deduct	-0.09	
	For >10,000 To 20,000, Deduct	-0.13	
	For >20,000, Deduct	-0.18	
	For Backroll, Add	0.11	
09 91 23 00-0206	SF 2 Coats Paint, Sprayed, Paint Interior Smooth Wood Ceiling.....	1.36	
	For Oil Based Paint, Add	0.09	
	For Work >15' To 20' Above Floor, Add	0.14	
	Note: Applied only to work area above 15' to 20'.		
	For Work >20' To 30' Above Floor, Add	0.24	
	Note: Applied only to work area above 20' to 30'.		
	For Work >30' To 40' Above Floor, Add	0.38	
	Note: Applied only to work area above 30' to 40'.		
	For Work >40' Above Floor, Add	0.52	
	Note: Applied only to work area above 40'.		
	For Up To 100, Add	0.77	
	For >100 To 250, Add	0.37	
	For >250 To 500, Add	0.16	
	For >2,500 To 5,000, Deduct	-0.07	
	For >5,000 To 10,000, Deduct	-0.14	
	For >10,000 To 20,000, Deduct	-0.20	
	For >20,000, Deduct	-0.27	
	For Backroll, Add	0.16	
09 91 23 00-0207	Paint Interior Wood Beams (09 91 23 00-0130)		
09 91 23 00-0208	SF 1 Coat Primer, Brush Work, Paint Interior Wood Beams.....	1.25	
	For Oil Based Paint, Add	0.07	
	For Work >15' To 20' Above Floor, Add	0.15	
	Note: Applied only to work area above 15' to 20'.		
	For Work >20' To 30' Above Floor, Add	0.25	
	Note: Applied only to work area above 20' to 30'.		
	For Work >30' To 40' Above Floor, Add	0.40	
	Note: Applied only to work area above 30' to 40'.		
	For Work >40' Above Floor, Add	0.56	
	Note: Applied only to work area above 40'.		
	For Up To 100, Add	0.79	
	For >100 To 250, Add	0.38	
	For >250 To 500, Add	0.16	
	For >2,500 To 5,000, Deduct	-0.06	
	For >5,000 To 10,000, Deduct	-0.13	
	For >10,000 To 20,000, Deduct	-0.19	
	For >20,000, Deduct	-0.25	



		Finishes	09
		Painting and Coating	09 90
		Painting	09 91

MINOR	CSI	UOM	DESCRIPTION	TOTAL DIRECT UNIT COST	DEMOLITION UNIT COST
09 91 23 00-0209	SF	1	Coat Paint, Brush Work, Paint Interior Wood Beams.....	1.27	
			<i>For Oil Based Paint, Add</i>	0.07	
			<i>For Work >15' To 20' Above Floor, Add</i>	0.16	
			<i>Note: Applied only to work area above 15' to 20'.</i>		
			<i>For Work >20' To 30' Above Floor, Add</i>	0.27	
			<i>Note: Applied only to work area above 20' to 30'.</i>		
			<i>For Work >30' To 40' Above Floor, Add</i>	0.42	
			<i>Note: Applied only to work area above 30' to 40'.</i>		
			<i>For Work >40' Above Floor, Add</i>	0.58	
			<i>Note: Applied only to work area above 40'.</i>		
			<i>For Up To 100, Add</i>	0.83	
			<i>For >100 To 250, Add</i>	0.39	
			<i>For >250 To 500, Add</i>	0.17	
			<i>For >2,500 To 5,000, Deduct</i>	-0.06	
			<i>For >5,000 To 10,000, Deduct</i>	-0.13	
			<i>For >10,000 To 20,000, Deduct</i>	-0.19	
			<i>For >20,000, Deduct</i>	-0.25	
09 91 23 00-0210	SF	2	Coats Paint, Brush Work, Paint Interior Wood Beams.....	2.32	
			<i>For Oil Based Paint, Add</i>	0.14	
			<i>For Work >15' To 20' Above Floor, Add</i>	0.29	
			<i>Note: Applied only to work area above 15' to 20'.</i>		
			<i>For Work >20' To 30' Above Floor, Add</i>	0.48	
			<i>Note: Applied only to work area above 20' to 30'.</i>		
			<i>For Work >30' To 40' Above Floor, Add</i>	0.76	
			<i>Note: Applied only to work area above 30' to 40'.</i>		
			<i>For Work >40' Above Floor, Add</i>	1.05	
			<i>Note: Applied only to work area above 40'.</i>		
			<i>For Up To 100, Add</i>	1.49	
			<i>For >100 To 250, Add</i>	0.71	
			<i>For >250 To 500, Add</i>	0.31	
			<i>For >2,500 To 5,000, Deduct</i>	-0.12	
			<i>For >5,000 To 10,000, Deduct</i>	-0.23	
			<i>For >10,000 To 20,000, Deduct</i>	-0.35	
			<i>For >20,000, Deduct</i>	-0.46	
09 91 23 00-0211	SF	1	Coat Primer, Brush/Roller Work, Paint Interior Wood Beams.....	1.00	
			<i>For Oil Based Paint, Add</i>	0.06	
			<i>For Work >15' To 20' Above Floor, Add</i>	0.11	
			<i>Note: Applied only to work area above 15' to 20'.</i>		
			<i>For Work >20' To 30' Above Floor, Add</i>	0.18	
			<i>Note: Applied only to work area above 20' to 30'.</i>		
			<i>For Work >30' To 40' Above Floor, Add</i>	0.29	
			<i>Note: Applied only to work area above 30' to 40'.</i>		
			<i>For Work >40' Above Floor, Add</i>	0.40	
			<i>Note: Applied only to work area above 40'.</i>		
			<i>For Up To 100, Add</i>	0.59	
			<i>For >100 To 250, Add</i>	0.28	
			<i>For >250 To 500, Add</i>	0.12	
			<i>For >2,500 To 5,000, Deduct</i>	-0.05	
			<i>For >5,000 To 10,000, Deduct</i>	-0.10	
			<i>For >10,000 To 20,000, Deduct</i>	-0.15	
			<i>For >20,000, Deduct</i>	-0.20	
09 91 23 00-0212	SF	1	Coat Paint, Brush/Roller Work, Paint Interior Wood Beams.....	0.99	
			<i>For Oil Based Paint, Add</i>	0.06	
			<i>For Work >15' To 20' Above Floor, Add</i>	0.11	
			<i>Note: Applied only to work area above 15' to 20'.</i>		
			<i>For Work >20' To 30' Above Floor, Add</i>	0.19	
			<i>Note: Applied only to work area above 20' to 30'.</i>		
			<i>For Work >30' To 40' Above Floor, Add</i>	0.30	
			<i>Note: Applied only to work area above 30' to 40'.</i>		
			<i>For Work >40' Above Floor, Add</i>	0.41	
			<i>Note: Applied only to work area above 40'.</i>		
			<i>For Up To 100, Add</i>	0.60	
			<i>For >100 To 250, Add</i>	0.29	
			<i>For >250 To 500, Add</i>	0.12	
			<i>For >2,500 To 5,000, Deduct</i>	-0.05	
			<i>For >5,000 To 10,000, Deduct</i>	-0.10	
			<i>For >10,000 To 20,000, Deduct</i>	-0.15	
			<i>For >20,000, Deduct</i>	-0.20	
09 91 23 00-0213	SF	2	Coats Paint, Brush/Roller Work, Paint Interior Wood Beams.....	1.86	
			<i>For Oil Based Paint, Add</i>	0.12	
			<i>For Work >15' To 20' Above Floor, Add</i>	0.21	
			<i>Note: Applied only to work area above 15' to 20'.</i>		
			<i>For Work >20' To 30' Above Floor, Add</i>	0.35	
			<i>Note: Applied only to work area above 20' to 30'.</i>		
			<i>For Work >30' To 40' Above Floor, Add</i>	0.55	
			<i>Note: Applied only to work area above 30' to 40'.</i>		
			<i>For Work >40' Above Floor, Add</i>	0.76	
			<i>Note: Applied only to work area above 40'.</i>		
			<i>For Up To 100, Add</i>	1.11	
			<i>For >100 To 250, Add</i>	0.53	
			<i>For >250 To 500, Add</i>	0.23	
			<i>For >2,500 To 5,000, Deduct</i>	-0.09	
			<i>For >5,000 To 10,000, Deduct</i>	-0.19	
			<i>For >10,000 To 20,000, Deduct</i>	-0.28	
			<i>For >20,000, Deduct</i>	-0.37	

09	09 Finishes
	09 90 Painting and Coating
	09 91 Painting



MINOR CSI UOM DESCRIPTION	TOTAL DIRECT UNIT COST	DEMOLITION UNIT COST
09 91 23 00-0214 SF 1 Coat Primer, Sprayed, Paint Interior Wood Beams.....	0.89	
For Oil Based Paint, Add	0.06	
For Work >15' To 20' Above Floor, Add	0.10	
Note: Applied only to work area above 15' to 20'.		
For Work >20' To 30' Above Floor, Add	0.17	
Note: Applied only to work area above 20' to 30'.		
For Work >30' To 40' Above Floor, Add	0.27	
Note: Applied only to work area above 30' to 40'.		
For Work >40' Above Floor, Add	0.37	
Note: Applied only to work area above 40'.		
For Up To 100, Add	0.54	
For >100 To 250, Add	0.26	
For >250 To 500, Add	0.11	
For >2,500 To 5,000, Deduct	-0.04	
For >5,000 To 10,000, Deduct	-0.09	
For >10,000 To 20,000, Deduct	-0.13	
For >20,000, Deduct	-0.18	
For Backroll, Add	0.11	
09 91 23 00-0215 SF 1 Coat Paint, Sprayed, Paint Interior Wood Beams.....	0.89	
For Oil Based Paint, Add	0.06	
For Work >15' To 20' Above Floor, Add	0.10	
Note: Applied only to work area above 15' to 20'.		
For Work >20' To 30' Above Floor, Add	0.17	
Note: Applied only to work area above 20' to 30'.		
For Work >30' To 40' Above Floor, Add	0.27	
Note: Applied only to work area above 30' to 40'.		
For Work >40' Above Floor, Add	0.37	
Note: Applied only to work area above 40'.		
For Up To 100, Add	0.54	
For >100 To 250, Add	0.26	
For >250 To 500, Add	0.11	
For >2,500 To 5,000, Deduct	-0.04	
For >5,000 To 10,000, Deduct	-0.09	
For >10,000 To 20,000, Deduct	-0.13	
For >20,000, Deduct	-0.18	
For Backroll, Add	0.11	
09 91 23 00-0216 SF 2 Coats Paint, Sprayed, Paint Interior Wood Beams.....	1.47	
For Oil Based Paint, Add	0.09	
For Work >15' To 20' Above Floor, Add	0.16	
Note: Applied only to work area above 15' to 20'.		
For Work >20' To 30' Above Floor, Add	0.27	
Note: Applied only to work area above 20' to 30'.		
For Work >30' To 40' Above Floor, Add	0.42	
Note: Applied only to work area above 30' to 40'.		
For Work >40' Above Floor, Add	0.58	
Note: Applied only to work area above 40'.		
For Up To 100, Add	0.86	
For >100 To 250, Add	0.41	
For >250 To 500, Add	0.18	
For >2,500 To 5,000, Deduct	-0.07	
For >5,000 To 10,000, Deduct	-0.15	
For >10,000 To 20,000, Deduct	-0.22	
For >20,000, Deduct	-0.29	
For Backroll, Add	0.18	
09 91 23 00-0217 Paint Interior Floors And Decks (09 91 23)		
09 91 23 00-0218 Paint Interior Concrete Floors And Decks (09 91 23 00-0217)		
09 91 23 00-0219 LF 1 Coat Paint, Cut-in Brush Work, Paint Interior Concrete Floors And Decks.....	0.13	
For Up To 100, Add	0.09	
For >100 To 250, Add	0.04	
For >250 To 500, Add	0.02	
For >2,500 To 5,000, Deduct	-0.01	
For >5,000 To 10,000, Deduct	-0.01	
For >10,000 To 20,000, Deduct	-0.02	
For >20,000, Deduct	-0.03	
09 91 23 00-0220 SF 1 Coat Primer, Brush Work, Paint Interior Concrete Floors And Decks.....	0.71	
For Oil Based Paint, Add	0.04	
For Epoxy Paint, Add	0.09	
For Up To 100, Add	0.43	
For >100 To 250, Add	0.21	
For >250 To 500, Add	0.09	
For >2,500 To 5,000, Deduct	-0.04	
For >5,000 To 10,000, Deduct	-0.07	
For >10,000 To 20,000, Deduct	-0.11	
For >20,000, Deduct	-0.14	
09 91 23 00-0221 SF 1 Coat Paint, Brush Work, Paint Interior Concrete Floors And Decks.....	0.78	
For Oil Based Paint, Add	0.05	
For Epoxy Paint, Add	0.08	
For Up To 100, Add	0.50	
For >100 To 250, Add	0.24	
For >250 To 500, Add	0.10	
For >2,500 To 5,000, Deduct	-0.04	
For >5,000 To 10,000, Deduct	-0.08	
For >10,000 To 20,000, Deduct	-0.12	
For >20,000, Deduct	-0.16	



MINOR	CSI	UOM	DESCRIPTION	TOTAL DIRECT UNIT COST	DEMOLITION UNIT COST
09 91 23 00-0222	SF		2 Coats Paint, Brush Work, Paint Interior Concrete Floors And Decks.....	1.52	
			For Oil Based Paint, Add	0.09	
			For Epoxy Paint, Add	0.16	
			For Up To 100, Add	0.98	
			For >100 To 250, Add	0.46	
			For >250 To 500, Add	0.20	
			For >2,500 To 5,000, Deduct	-0.08	
			For >5,000 To 10,000, Deduct	-0.15	
			For >10,000 To 20,000, Deduct	-0.23	
			For >20,000, Deduct	-0.30	
09 91 23 00-0223	SF		1 Coat Primer, Brush/Roller Work, Paint Interior Concrete Floors And Decks.....	0.70	
			For Oil Based Paint, Add	0.04	
			For Epoxy Paint, Add	0.09	
			For Up To 100, Add	0.42	
			For >100 To 250, Add	0.20	
			For >250 To 500, Add	0.09	
			For >2,500 To 5,000, Deduct	-0.04	
			For >5,000 To 10,000, Deduct	-0.07	
			For >10,000 To 20,000, Deduct	-0.11	
			For >20,000, Deduct	-0.14	
09 91 23 00-0224	SF		1 Coat Paint, Brush/Roller Work, Paint Interior Concrete Floors And Decks.....	0.68	
			For Oil Based Paint, Add	0.04	
			For Epoxy Paint, Add	0.08	
			For Up To 100, Add	0.43	
			For >100 To 250, Add	0.20	
			For >250 To 500, Add	0.09	
			For >2,500 To 5,000, Deduct	-0.03	
			For >5,000 To 10,000, Deduct	-0.07	
			For >10,000 To 20,000, Deduct	-0.10	
			For >20,000, Deduct	-0.14	
09 91 23 00-0225	SF		2 Coats Paint, Brush/Roller Work, Paint Interior Concrete Floors And Decks.....	1.10	
			For Oil Based Paint, Add	0.07	
			For Epoxy Paint, Add	0.14	
			For Up To 100, Add	0.66	
			For >100 To 250, Add	0.32	
			For >250 To 500, Add	0.14	
			For >2,500 To 5,000, Deduct	-0.06	
			For >5,000 To 10,000, Deduct	-0.11	
			For >10,000 To 20,000, Deduct	-0.17	
			For >20,000, Deduct	-0.22	
09 91 23 00-0226	SF		1 Coat Primer, Sprayed, Paint Interior Concrete Floors And Decks.....	0.58	
			For Oil Based Paint, Add	0.04	
			For Epoxy Paint, Add	0.09	
			For Up To 100, Add	0.31	
			For >100 To 250, Add	0.15	
			For >250 To 500, Add	0.07	
			For >2,500 To 5,000, Deduct	-0.03	
			For >5,000 To 10,000, Deduct	-0.06	
			For >10,000 To 20,000, Deduct	-0.09	
			For >20,000, Deduct	-0.12	
			For Backroll, Add	0.07	
09 91 23 00-0227	SF		1 Coat Paint, Sprayed, Paint Interior Concrete Floors And Decks.....	0.58	
			For Oil Based Paint, Add	0.04	
			For Epoxy Paint, Add	0.08	
			For Up To 100, Add	0.33	
			For >100 To 250, Add	0.16	
			For >250 To 500, Add	0.07	
			For >2,500 To 5,000, Deduct	-0.03	
			For >5,000 To 10,000, Deduct	-0.06	
			For >10,000 To 20,000, Deduct	-0.09	
			For >20,000, Deduct	-0.12	
			For Backroll, Add	0.07	
09 91 23 00-0228	SF		2 Coats Paint, Sprayed, Paint Interior Concrete Floors And Decks.....	1.02	
			For Oil Based Paint, Add	0.07	
			For Epoxy Paint, Add	0.15	
			For Up To 100, Add	0.56	
			For >100 To 250, Add	0.27	
			For >250 To 500, Add	0.12	
			For >2,500 To 5,000, Deduct	-0.05	
			For >5,000 To 10,000, Deduct	-0.10	
			For >10,000 To 20,000, Deduct	-0.15	
			For >20,000, Deduct	-0.20	
			For Backroll, Add	0.12	
09 91 23 00-0229	SF		1 Coat Bonding Agent, Brush Work, Paint Interior Concrete Floors And Decks.....	0.74	
			For Up To 100, Add	0.44	
			For >100 To 250, Add	0.21	
			For >250 To 500, Add	0.09	
			For >2,500 To 5,000, Deduct	-0.04	
			For >5,000 To 10,000, Deduct	-0.07	
			For >10,000 To 20,000, Deduct	-0.11	
			For >20,000, Deduct	-0.15	

09 Finishes

09 90 Painting and Coating

09 91 Painting



SAN BERNARDINO
COUNTY

MINOR	CSI	UOM	DESCRIPTION	TOTAL DIRECT UNIT COST	DEMOLITION UNIT COST
09 91 23 00-0230	SF		1 Coat Bonding Agent, Brush/Roller Work, Paint Interior Concrete Floors And Decks.....	0.73	
			<i>For Up To 100, Add</i>	0.43	
			<i>For >100 To 250, Add</i>	0.21	
			<i>For >250 To 500, Add</i>	0.09	
			<i>For >2,500 To 5,000, Deduct</i>	-0.04	
			<i>For >5,000 To 10,000, Deduct</i>	-0.07	
			<i>For >10,000 To 20,000, Deduct</i>	-0.11	
			<i>For >20,000, Deduct</i>	-0.15	
09 91 23 00-0231	SF		1 Coat Bonding Agent, Sprayed, Paint Interior Concrete Floors And Decks.....	0.61	
			<i>For Up To 100, Add</i>	0.31	
			<i>For >100 To 250, Add</i>	0.15	
			<i>For >250 To 500, Add</i>	0.07	
			<i>For >2,500 To 5,000, Deduct</i>	-0.03	
			<i>For >5,000 To 10,000, Deduct</i>	-0.06	
			<i>For >10,000 To 20,000, Deduct</i>	-0.09	
			<i>For >20,000, Deduct</i>	-0.12	
			<i>For Backroll, Add</i>	0.07	
09 91 23 00-0232	SF		1 Coat Non Slip Paint, Brush Work, Paint Interior Concrete Floors And Decks.....	2.17	
			<i>For Up To 100, Add</i>	0.71	
			<i>For >100 To 250, Add</i>	0.38	
			<i>For >250 To 500, Add</i>	0.17	
			<i>For >2,500 To 5,000, Deduct</i>	-0.11	
			<i>For >5,000 To 10,000, Deduct</i>	-0.22	
			<i>For >10,000 To 20,000, Deduct</i>	-0.33	
			<i>For >20,000, Deduct</i>	-0.43	
09 91 23 00-0233	SF		1 Coat Non Slip Epoxy Paint, Brush Work, Paint Interior Concrete Floors And Decks (Rust-Oleum® AS91864251).....	6.35	
			<i>For Up To 100, Add</i>	1.34	
			<i>For >100 To 250, Add</i>	0.80	
			<i>For >250 To 500, Add</i>	0.38	
			<i>For >2,500 To 5,000, Deduct</i>	-0.32	
			<i>For >5,000 To 10,000, Deduct</i>	-0.64	
			<i>For >10,000 To 20,000, Deduct</i>	-0.95	
			<i>For >20,000, Deduct</i>	-1.27	
09 91 23 00-0234			Paint Interior Wood Floors And Decks <small>(09 91 23 00-0217)</small>		
09 91 23 00-0235	LF		1 Coat Paint, Cut-in Brush Work, Paint Interior Wood Floors And Decks.....	0.15	
			<i>For Up To 100, Add</i>	0.09	
			<i>For >100 To 250, Add</i>	0.05	
			<i>For >250 To 500, Add</i>	0.02	
			<i>For >2,500 To 5,000, Deduct</i>	-0.01	
			<i>For >5,000 To 10,000, Deduct</i>	-0.02	
			<i>For >10,000 To 20,000, Deduct</i>	-0.02	
			<i>For >20,000, Deduct</i>	-0.03	
09 91 23 00-0236	SF		1 Coat Primer, Brush Work, Paint Interior Wood Floors And Decks.....	0.89	
			<i>For Oil Based Paint, Add</i>	0.06	
			<i>For Up To 100, Add</i>	0.52	
			<i>For >100 To 250, Add</i>	0.25	
			<i>For >250 To 500, Add</i>	0.11	
			<i>For >2,500 To 5,000, Deduct</i>	-0.04	
			<i>For >5,000 To 10,000, Deduct</i>	-0.09	
			<i>For >10,000 To 20,000, Deduct</i>	-0.13	
			<i>For >20,000, Deduct</i>	-0.18	
09 91 23 00-0237	SF		1 Coat Paint, Brush Work, Paint Interior Wood Floors And Decks.....	0.96	
			<i>For Oil Based Paint, Add</i>	0.06	
			<i>For Up To 100, Add</i>	0.59	
			<i>For >100 To 250, Add</i>	0.28	
			<i>For >250 To 500, Add</i>	0.12	
			<i>For >2,500 To 5,000, Deduct</i>	-0.05	
			<i>For >5,000 To 10,000, Deduct</i>	-0.10	
			<i>For >10,000 To 20,000, Deduct</i>	-0.14	
			<i>For >20,000, Deduct</i>	-0.19	
09 91 23 00-0238	SF		2 Coats Paint, Brush Work, Paint Interior Wood Floors And Decks.....	1.80	
			<i>For Oil Based Paint, Add</i>	0.11	
			<i>For Up To 100, Add</i>	1.10	
			<i>For >100 To 250, Add</i>	0.53	
			<i>For >250 To 500, Add</i>	0.23	
			<i>For >2,500 To 5,000, Deduct</i>	-0.09	
			<i>For >5,000 To 10,000, Deduct</i>	-0.18	
			<i>For >10,000 To 20,000, Deduct</i>	-0.27	
			<i>For >20,000, Deduct</i>	-0.36	
09 91 23 00-0239	SF		1 Coat Primer, Brush/Roller Work, Paint Interior Wood Floors And Decks.....	0.72	
			<i>For Oil Based Paint, Add</i>	0.05	
			<i>For Up To 100, Add</i>	0.38	
			<i>For >100 To 250, Add</i>	0.18	
			<i>For >250 To 500, Add</i>	0.08	
			<i>For >2,500 To 5,000, Deduct</i>	-0.04	
			<i>For >5,000 To 10,000, Deduct</i>	-0.07	
			<i>For >10,000 To 20,000, Deduct</i>	-0.11	
			<i>For >20,000, Deduct</i>	-0.14	



	MINOR	CSI	UOM	DESCRIPTION	TOTAL DIRECT UNIT COST	DEMOLITION UNIT COST
09 91 23 00-0240	SF			1 Coat Paint, Brush/Roller Work, Paint Interior Wood Floors And Decks	0.78	
				For Oil Based Paint, Add	0.05	
				For Up To 100, Add	0.44	
				For >100 To 250, Add	0.21	
				For >250 To 500, Add	0.09	
				For >2,500 To 5,000, Deduct	-0.04	
				For >5,000 To 10,000, Deduct	-0.08	
				For >10,000 To 20,000, Deduct	-0.12	
				For >20,000, Deduct	-0.16	
09 91 23 00-0241	SF			2 Coats Paint, Brush/Roller Work, Paint Interior Wood Floors And Decks	1.54	
				For Oil Based Paint, Add	0.10	
				For Up To 100, Add	0.87	
				For >100 To 250, Add	0.42	
				For >250 To 500, Add	0.18	
				For >2,500 To 5,000, Deduct	-0.08	
				For >5,000 To 10,000, Deduct	-0.15	
				For >10,000 To 20,000, Deduct	-0.23	
				For >20,000, Deduct	-0.31	
09 91 23 00-0242	SF			1 Coat Primer, Sprayed, Paint Interior Wood Floors And Decks.....	0.62	
				For Oil Based Paint, Add	0.04	
				For Up To 100, Add	0.34	
				For >100 To 250, Add	0.16	
				For >250 To 500, Add	0.07	
				For >2,500 To 5,000, Deduct	-0.03	
				For >5,000 To 10,000, Deduct	-0.06	
				For >10,000 To 20,000, Deduct	-0.09	
				For >20,000, Deduct	-0.12	
				For Backroll, Add	0.07	
09 91 23 00-0243	SF			1 Coat Paint, Sprayed, Paint Interior Wood Floors And Decks.....	0.76	
				For Oil Based Paint, Add	0.05	
				For Up To 100, Add	0.44	
				For >100 To 250, Add	0.21	
				For >250 To 500, Add	0.09	
				For >2,500 To 5,000, Deduct	-0.04	
				For >5,000 To 10,000, Deduct	-0.08	
				For >10,000 To 20,000, Deduct	-0.11	
				For >20,000, Deduct	-0.15	
				For Backroll, Add	0.09	
09 91 23 00-0244	SF			2 Coats Paint, Sprayed, Paint Interior Wood Floors And Decks.....	1.10	
				For Oil Based Paint, Add	0.08	
				For Up To 100, Add	0.58	
				For >100 To 250, Add	0.28	
				For >250 To 500, Add	0.12	
				For >2,500 To 5,000, Deduct	-0.06	
				For >5,000 To 10,000, Deduct	-0.11	
				For >10,000 To 20,000, Deduct	-0.17	
				For >20,000, Deduct	-0.22	
				For Backroll, Add	0.12	
09 91 23 00-0245	SF			1 Coat Non Slip Paint, Brush Work, Paint Interior Wood Floors And Decks.....	2.17	
				For Up To 100, Add	0.71	
				For >100 To 250, Add	0.38	
				For >250 To 500, Add	0.17	
				For >2,500 To 5,000, Deduct	-0.11	
				For >5,000 To 10,000, Deduct	-0.22	
				For >10,000 To 20,000, Deduct	-0.33	
				For >20,000, Deduct	-0.43	
09 91 23 00-0246	SF			1 Coat Non Slip Epoxy Paint, Brush Work, Paint Interior Wood Floors And Decks.....	6.35	
				For Up To 100, Add	1.34	
				For >100 To 250, Add	0.80	
				For >250 To 500, Add	0.38	
				For >2,500 To 5,000, Deduct	-0.32	
				For >5,000 To 10,000, Deduct	-0.64	
				For >10,000 To 20,000, Deduct	-0.95	
				For >20,000, Deduct	-1.27	
09 91 23 00-0247				Paint Interior Doors And Windows (09 91 23)		
09 91 23 00-0248				Paint Interior Door Frames (09 91 23 00-0247)		
09 91 23 00-0249	LF			1 Coat Primer, Brush/Roller Work, Paint Interior Wood Door Frame And Trim.....	1.05	
				For Oil Based Paint, Add	0.06	
				For Painting One Face Of Frame Only, Deduct	-0.28	
09 91 23 00-0250	LF			1 Coat Paint, Brush/Roller Work, Paint Interior Wood Door Frame And Trim.....	1.35	
				For Oil Based Paint, Add	0.07	
				For Painting One Face Of Frame Only, Deduct	-0.36	
09 91 23 00-0251	LF			2 Coats Paint, Brush/Roller Work, Paint Interior Wood Door Frame And Trime.....	2.29	
				For Oil Based Paint, Add	0.13	
				For Painting One Face Of Frame Only, Deduct	-0.60	
09 91 23 00-0252	LF			1 Coat Primer, Brush/Roller Work, Paint Interior Metal Door Frame And Trim.....	1.08	
				For Oil Based Paint, Add	0.06	
				For Painting One Face Of Frame Only, Deduct	-0.29	
09 91 23 00-0253	LF			1 Coat Paint, Brush/Roller Work, Paint Interior Metal Door Frame And Trim.....	1.38	
				For Oil Based Paint, Add	0.08	
				For Painting One Face Of Frame Only, Deduct	-0.37	
09 91 23 00-0254	LF			2 Coats Paint, Brush/Roller Work, Paint Interior Metal Door Frame And Trim.....	2.33	
				For Oil Based Paint, Add	0.13	
				For Painting One Face Of Frame Only, Deduct	-0.62	

09	09 Finishes
	09 90 Painting and Coating
	09 91 Painting



MINOR CSI UOM DESCRIPTION	TOTAL DIRECT UNIT COST	DEMOLITION UNIT COST
------------------------------	---------------------------	-------------------------

09 91 23 00-0255 Paint Interior Metal Doors <small>(09 91 23 00-0247)</small>		
09 91 23 00-0256	EA 1 Coat Primer, Brush/Roller Work, One Face, Paint Interior Metal Door	52.83
	<i>For Electrostatic Painting, Add</i>	8.55
	<i>For Half Louvered Door, Add</i>	4.66
	<i>For Full Louvered Door, Add</i>	7.77
	<i>For Oil Based Paint, Add</i>	3.73
	<i>For >5 To 10, Deduct</i>	-2.64
	<i>For >10 To 25, Deduct</i>	-5.28
	<i>For >25, Deduct</i>	-7.92
09 91 23 00-0257	EA 1 Coat Paint, Brush/Roller Work, One Face, Paint Interior Metal Door	52.83
	<i>For Electrostatic Painting, Add</i>	8.55
	<i>For Half Louvered Door, Add</i>	4.66
	<i>For Full Louvered Door, Add</i>	7.77
	<i>For Oil Based Paint, Add</i>	3.73
	<i>For >5 To 10, Deduct</i>	-2.64
	<i>For >10 To 25, Deduct</i>	-5.28
	<i>For >25, Deduct</i>	-7.92
09 91 23 00-0258	EA 2 Coats Paint, Brush/Roller Work, One Face, Paint Interior Metal Door	95.72
	<i>For Electrostatic Painting, Add</i>	16.06
	<i>For Half Louvered Door, Add</i>	7.87
	<i>For Full Louvered Door, Add</i>	13.12
	<i>For Oil Based Paint, Add</i>	6.95
	<i>For >5 To 10, Deduct</i>	-4.79
	<i>For >10 To 25, Deduct</i>	-9.57
	<i>For >25, Deduct</i>	-14.36
09 91 23 00-0259	EA 1 Coat Primer, Brush/Roller Work, Both Faces, Paint Interior Metal Door	94.80
	<i>For Electrostatic Painting, Add</i>	15.35
	<i>For Half Louvered Door, Add</i>	8.35
	<i>For Full Louvered Door, Add</i>	13.92
	<i>For Oil Based Paint, Add</i>	6.70
	<i>For >5 To 10, Deduct</i>	-4.74
	<i>For >10 To 25, Deduct</i>	-9.48
	<i>For >25, Deduct</i>	-14.22
09 91 23 00-0260	EA 1 Coat Paint, Brush/Roller Work, Both Faces, Paint Interior Metal Door	94.81
	<i>For Electrostatic Painting, Add</i>	15.35
	<i>For Half Louvered Door, Add</i>	8.35
	<i>For Full Louvered Door, Add</i>	13.92
	<i>For Oil Based Paint, Add</i>	6.70
	<i>For >5 To 10, Deduct</i>	-4.74
	<i>For >10 To 25, Deduct</i>	-9.48
	<i>For >25, Deduct</i>	-14.22
09 91 23 00-0261	EA 2 Coats Paint, Brush/Roller Work, Both Faces, Paint Interior Metal Door	172.46
	<i>For Electrostatic Painting, Add</i>	28.98
	<i>For Half Louvered Door, Add</i>	14.13
	<i>For Full Louvered Door, Add</i>	23.56
	<i>For Oil Based Paint, Add</i>	12.54
	<i>For >5 To 10, Deduct</i>	-8.62
	<i>For >10 To 25, Deduct</i>	-17.25
	<i>For >25, Deduct</i>	-25.87
09 91 23 00-0262	EA 1 Coat Primer, Sprayed, One Face, Paint Interior Metal Door	47.46
	<i>For Electrostatic Painting, Add</i>	8.34
	<i>For Half Louvered Door, Add</i>	3.53
	<i>For Full Louvered Door, Add</i>	5.88
	<i>For Oil Based Paint, Add</i>	3.57
	<i>For >5 To 10, Deduct</i>	-2.37
	<i>For >10 To 25, Deduct</i>	-4.75
	<i>For >25, Deduct</i>	-7.12
	<i>For Backroll, Add</i>	4.72
09 91 23 00-0263	EA 1 Coat Paint, Sprayed, One Face, Paint Interior Metal Door	47.46
	<i>For Electrostatic Painting, Add</i>	8.34
	<i>For Half Louvered Door, Add</i>	3.53
	<i>For Full Louvered Door, Add</i>	5.88
	<i>For Oil Based Paint, Add</i>	3.57
	<i>For >5 To 10, Deduct</i>	-2.37
	<i>For >10 To 25, Deduct</i>	-4.75
	<i>For >25, Deduct</i>	-7.12
	<i>For Backroll, Add</i>	4.72
09 91 23 00-0264	EA 2 Coats Paint, Sprayed, One Face, Paint Interior Metal Door	87.30
	<i>For Electrostatic Painting, Add</i>	15.87
	<i>For Half Louvered Door, Add</i>	5.96
	<i>For Full Louvered Door, Add</i>	9.93
	<i>For Oil Based Paint, Add</i>	6.74
	<i>For >5 To 10, Deduct</i>	-4.37
	<i>For >10 To 25, Deduct</i>	-8.73
	<i>For >25, Deduct</i>	-13.10
	<i>For Backroll, Add</i>	8.34
09 91 23 00-0265	EA 1 Coat Primer, Sprayed, Both Faces, Paint Interior Metal Door	85.18
	<i>For Electrostatic Painting, Add</i>	14.97
	<i>For Half Louvered Door, Add</i>	6.32
	<i>For Full Louvered Door, Add</i>	10.54
	<i>For Oil Based Paint, Add</i>	6.41
	<i>For >5 To 10, Deduct</i>	-4.26
	<i>For >10 To 25, Deduct</i>	-8.52
	<i>For >25, Deduct</i>	-12.78
	<i>For Backroll, Add</i>	8.47



MINOR	CSI	UOM	DESCRIPTION	TOTAL DIRECT UNIT COST	DEMOLITION UNIT COST
09 91 23 00-0266	EA		1 Coat Paint, Sprayed, Both Faces, Paint Interior Metal Door	85.18	
			<i>For Electrostatic Painting, Add</i>	14.97	
			<i>For Half Louvered Door, Add</i>	6.32	
			<i>For Full Louvered Door, Add</i>	10.54	
			<i>For Oil Based Paint, Add</i>	6.41	
			<i>For >5 To 10, Deduct</i>	-4.26	
			<i>For >10 To 25, Deduct</i>	-8.52	
			<i>For >25, Deduct</i>	-12.78	
			<i>For Backroll, Add</i>	8.47	
09 91 23 00-0267	EA		2 Coats Paint, Sprayed, Both Faces, Paint Interior Metal Door	157.40	
			<i>For Electrostatic Painting, Add</i>	28.65	
			<i>For Half Louvered Door, Add</i>	10.70	
			<i>For Full Louvered Door, Add</i>	17.83	
			<i>For Oil Based Paint, Add</i>	12.17	
			<i>For >5 To 10, Deduct</i>	-7.87	
			<i>For >10 To 25, Deduct</i>	-15.74	
			<i>For >25, Deduct</i>	-23.61	
			<i>For Backroll, Add</i>	15.00	
09 91 23 00-0268			Paint Interior Wood Doors (09 91 23 00-0247)		
09 91 23 00-0269	EA		1 Coat Primer, Brush/Roller Work, One Face, Paint Interior Wood Door	47.25	
			<i>For Oil Based Paint, Add</i>	3.17	
			<i>For Half Louvered Door, Add</i>	4.66	
			<i>For Full Louvered Door, Add</i>	7.77	
			<i>For >5 To 10, Deduct</i>	-2.36	
			<i>For >10 To 25, Deduct</i>	-4.73	
			<i>For >25, Deduct</i>	-7.09	
09 91 23 00-0270	EA		1 Coat Paint, Brush/Roller Work, One Face, Paint Interior Wood Door	47.25	
			<i>For Oil Based Paint, Add</i>	3.17	
			<i>For Half Louvered Door, Add</i>	4.66	
			<i>For Full Louvered Door, Add</i>	7.77	
			<i>For >5 To 10, Deduct</i>	-2.36	
			<i>For >10 To 25, Deduct</i>	-4.73	
			<i>For >25, Deduct</i>	-7.09	
09 91 23 00-0271	EA		2 Coats Paint, Brush/Roller Work, One Face, Paint Interior Wood Door	84.65	
			<i>For Oil Based Paint, Add</i>	5.84	
			<i>For Half Louvered Door, Add</i>	7.87	
			<i>For Full Louvered Door, Add</i>	13.12	
			<i>For >5 To 10, Deduct</i>	-4.23	
			<i>For >10 To 25, Deduct</i>	-8.47	
			<i>For >25, Deduct</i>	-12.70	
09 91 23 00-0272	EA		1 Coat Primer, Brush/Roller Work, Both Faces, Paint Interior Wood Door	84.79	
			<i>For Oil Based Paint, Add</i>	5.69	
			<i>For Half Louvered Door, Add</i>	8.35	
			<i>For Full Louvered Door, Add</i>	13.92	
			<i>For >5 To 10, Deduct</i>	-4.24	
			<i>For >10 To 25, Deduct</i>	-8.48	
			<i>For >25, Deduct</i>	-12.72	
09 91 23 00-0273	EA		1 Coat Paint, Brush/Roller Work, Both Faces, Paint Interior Wood Door	84.79	
			<i>For Oil Based Paint, Add</i>	5.69	
			<i>For Half Louvered Door, Add</i>	8.35	
			<i>For Full Louvered Door, Add</i>	13.92	
			<i>For >5 To 10, Deduct</i>	-4.24	
			<i>For >10 To 25, Deduct</i>	-8.48	
			<i>For >25, Deduct</i>	-12.72	
09 91 23 00-0274	EA		2 Coats Paint, Brush/Roller Work, Both Faces, Paint Interior Wood Door	152.42	
			<i>For Oil Based Paint, Add</i>	10.53	
			<i>For Half Louvered Door, Add</i>	14.13	
			<i>For Full Louvered Door, Add</i>	23.56	
			<i>For >5 To 10, Deduct</i>	-7.62	
			<i>For >10 To 25, Deduct</i>	-15.24	
			<i>For >25, Deduct</i>	-22.86	
09 91 23 00-0275	EA		1 Coat Primer, Sprayed, One Face, Paint Interior Wood Door	41.32	
			<i>For Oil Based Paint, Add</i>	2.96	
			<i>For Half Louvered Door, Add</i>	3.53	
			<i>For Full Louvered Door, Add</i>	5.88	
			<i>For >5 To 10, Deduct</i>	-2.07	
			<i>For >10 To 25, Deduct</i>	-4.13	
			<i>For >25, Deduct</i>	-6.20	
			<i>For Backroll, Add</i>	4.42	
09 91 23 00-0276	EA		1 Coat Paint, Sprayed, One Face, Paint Interior Wood Door	41.32	
			<i>For Oil Based Paint, Add</i>	2.96	
			<i>For Half Louvered Door, Add</i>	3.53	
			<i>For Full Louvered Door, Add</i>	5.88	
			<i>For >5 To 10, Deduct</i>	-2.07	
			<i>For >10 To 25, Deduct</i>	-4.13	
			<i>For >25, Deduct</i>	-6.20	
			<i>For Backroll, Add</i>	4.42	
09 91 23 00-0277	EA		2 Coats Paint, Sprayed, One Face, Paint Interior Wood Door	75.12	
			<i>For Oil Based Paint, Add</i>	5.53	
			<i>For Half Louvered Door, Add</i>	5.96	
			<i>For Full Louvered Door, Add</i>	9.93	
			<i>For >5 To 10, Deduct</i>	-3.76	
			<i>For >10 To 25, Deduct</i>	-7.51	
			<i>For >25, Deduct</i>	-11.27	
			<i>For Backroll, Add</i>	7.73	

09	09 Finishes
	09 90 Painting and Coating
	09 91 Painting



MINOR CSI UOM DESCRIPTION	TOTAL DIRECT UNIT COST	DEMOLITION UNIT COST
------------------------------	---------------------------	-------------------------

09 91 23 00-0278	EA 1 Coat Primer, Sprayed, Both Faces, Paint Interior Wood Door	74.16
	<i>For Oil Based Paint, Add</i>	5.31
	<i>For Half Louvered Door, Add</i>	6.32
	<i>For Full Louvered Door, Add</i>	10.54
	<i>For >5 To 10, Deduct</i>	-3.71
	<i>For >10 To 25, Deduct</i>	-7.42
	<i>For >25, Deduct</i>	-11.12
	<i>For Backroll, Add</i>	7.92
09 91 23 00-0279	EA 1 Coat Paint, Sprayed, Both Faces, Paint Interior Wood Door	74.16
	<i>For Oil Based Paint, Add</i>	5.31
	<i>For Half Louvered Door, Add</i>	6.32
	<i>For Full Louvered Door, Add</i>	10.54
	<i>For >5 To 10, Deduct</i>	-3.71
	<i>For >10 To 25, Deduct</i>	-7.42
	<i>For >25, Deduct</i>	-11.12
	<i>For Backroll, Add</i>	7.92
09 91 23 00-0280	EA 2 Coats Paint, Sprayed, Both Faces, Paint Interior Wood Door.....	135.35
	<i>For Oil Based Paint, Add</i>	9.97
	<i>For Half Louvered Door, Add</i>	10.70
	<i>For Full Louvered Door, Add</i>	17.63
	<i>For >5 To 10, Deduct</i>	-6.77
	<i>For >10 To 25, Deduct</i>	-13.54
	<i>For >25, Deduct</i>	-20.30
	<i>For Backroll, Add</i>	13.90

09 91 23 00-0281 Paint Interior Metal Windows (09 91 23 00-0247)
 Note: Two finish coats paint over rust inhibitive primer.

09 91 23 00-0282	EA Up To 8 SF Window Size, 1 Coat Primer And Two Coats Paint, Brush Work, Interior Metal Window Including Trim, Brush/Roller Work	84.08
	<i>For Oil Based Paint, Add</i>	4.93
	<i>For Electrostatic Painting, Add</i>	10.58
	<i>For >5 To 10, Deduct</i>	-4.20
	<i>For >10 To 25, Deduct</i>	-8.41
	<i>For >25, Deduct</i>	-12.61
09 91 23 00-0283	EA >8 To 14 SF Window Size, 1 Coat Primer And Two Coats Paint, Brush Work, Interior Metal Window Including Trim, Brush/Roller Work	102.67
	<i>For Oil Based Paint, Add</i>	6.25
	<i>For Electrostatic Painting, Add</i>	13.62
	<i>For >5 To 10, Deduct</i>	-5.13
	<i>For >10 To 25, Deduct</i>	-10.27
	<i>For >25, Deduct</i>	-15.40
09 91 23 00-0284	EA >14 To 20 SF Window Size, 1 Coat Primer And Two Coats Paint, Brush Work, Interior Metal Window Including Trim, Brush/Roller Work	138.84
	<i>For Oil Based Paint, Add</i>	8.53
	<i>For Electrostatic Painting, Add</i>	18.64
	<i>For >5 To 10, Deduct</i>	-6.94
	<i>For >10 To 25, Deduct</i>	-13.88
	<i>For >25, Deduct</i>	-20.83
09 91 23 00-0285	EA >20 To 26 SF Window Size, 1 Coat Primer And Two Coats Paint, Brush Work, Interior Metal Window Including Trim, Brush/Roller Work	156.38
	<i>For Oil Based Paint, Add</i>	9.61
	<i>For Electrostatic Painting, Add</i>	21.02
	<i>For >5 To 10, Deduct</i>	-7.82
	<i>For >10 To 25, Deduct</i>	-15.64
	<i>For >25, Deduct</i>	-23.46
09 91 23 00-0286	EA >26 To 34 SF Window Size, 1 Coat Primer And Two Coats Paint, Brush Work, Interior Metal Window Including Trim, Brush/Roller Work	173.34
	<i>For Oil Based Paint, Add</i>	10.64
	<i>For Electrostatic Painting, Add</i>	23.25
	<i>For >5 To 10, Deduct</i>	-8.67
	<i>For >10 To 25, Deduct</i>	-17.33
	<i>For >25, Deduct</i>	-26.00
09 91 23 00-0287	SF >34 SF Window Size, 1 Coat Primer And Two Coats Paint, Brush Work, Interior Metal Window Including Trim, Brush/Roller Work.....	5.50
	<i>For Oil Based Paint, Add</i>	0.34
	<i>For Electrostatic Painting, Add</i>	0.74

09 91 23 00-0288 Paint Interior Wood Windows (09 91 23 00-0247)
 Note: Two finish coats paint over primer.

09 91 23 00-0289	EA Up To 8 SF Window Size, 1 Coat Primer And Two Coats Paint, Brush Work, Interior Wood Windows Including Trim, Brush/Roller Work	80.37
	<i>For Oil Based Paint, Add</i>	4.56
	<i>For >5 To 10, Deduct</i>	-4.02
	<i>For >10 To 25, Deduct</i>	-8.04
	<i>For >25, Deduct</i>	-12.06
09 91 23 00-0290	EA >8 To 14 SF Window Size, 1 Coat Primer And Two Coats Paint, Brush Work, Interior Wood Windows Including Trim, Brush/Roller Work	96.94
	<i>For Oil Based Paint, Add</i>	5.68
	<i>For >5 To 10, Deduct</i>	-4.85
	<i>For >10 To 25, Deduct</i>	-9.69
	<i>For >25, Deduct</i>	-14.54



MINOR	CSI	UOM	DESCRIPTION	TOTAL DIRECT UNIT COST	DEMOLITION UNIT COST
09 91 23 00-0291	EA		>14 To 20 SF Window Size, 1 Coat Primer And Two Coats Paint, Brush Work, Interior Wood Windows Including Trim, Brush/Roller Work	136.72	
			<i>For Oil Based Paint, Add</i>	8.02	
			<i>For >5 To 10, Deduct</i>	-6.84	
			<i>For >10 To 25, Deduct</i>	-13.67	
			<i>For >25, Deduct</i>	-20.51	
09 91 23 00-0292	EA		>20 To 26 SF Window Size, 1 Coat Primer And Two Coats Paint, Brush Work, Interior Wood Windows Including Trim, Brush/Roller Work	153.95	
			<i>For Oil Based Paint, Add</i>	9.03	
			<i>For >5 To 10, Deduct</i>	-7.70	
			<i>For >10 To 25, Deduct</i>	-15.40	
			<i>For >25, Deduct</i>	-23.09	
09 91 23 00-0293	EA		>26 To 34 SF Window Size, 1 Coat Primer And Two Coats Paint, Brush Work, Interior Wood Windows Including Trim, Brush/Roller Work	163.23	
			<i>For Oil Based Paint, Add</i>	9.63	
			<i>For >5 To 10, Deduct</i>	-8.16	
			<i>For >10 To 25, Deduct</i>	-16.32	
			<i>For >25, Deduct</i>	-24.48	
09 91 23 00-0294	SF		>34 SF Window Size, 1 Coat Primer And Two Coats Paint, Brush Work, Interior Wood Windows Including Trim, Brush/Roller Work	5.44	
			<i>For Oil Based Paint, Add</i>	0.32	
09 91 23 00-0295			Paint Interior Security Screens (09 91 23 00-0247)		
09 91 23 00-0296	SF		1 Coat Primer, Brush/Roller Work, Paint Interior Security Screen	1.34	
			<i>For Oil Based Paint, Add</i>	0.08	
			<i>For Electrostatic Painting, Add</i>	0.18	
09 91 23 00-0297	SF		1 Coat Paint, Brush/Roller Work, Paint Interior Security Screen	1.35	
			<i>For Oil Based Paint, Add</i>	0.08	
			<i>For Electrostatic Painting, Add</i>	0.17	
09 91 23 00-0298	SF		2 Coats Paint, Brush/Roller Work, Paint Interior Security Screen	2.24	
			<i>For Oil Based Paint, Add</i>	0.13	
			<i>For Electrostatic Painting, Add</i>	0.29	
09 91 23 00-0299			Paint Interior Window Guards (09 91 23 00-0247)		
09 91 23 00-0300	SF		1 Coat Primer, Brush/Roller Work, Paint Interior Metal Window Guards	1.34	
			<i>For Oil Based Paint, Add</i>	0.08	
09 91 23 00-0301	SF		1 Coat Paint, Brush/Roller Work, Paint Interior Metal Window Guards	1.35	
			<i>For Oil Based Paint, Add</i>	0.08	
09 91 23 00-0302	SF		2 Coats Paint, Brush/Roller Work, Paint Interior Metal Window Guards	2.24	
			<i>For Oil Based Paint, Add</i>	0.13	
09 91 23 00-0303			Paint Interior Window Trim (09 91 23 00-0247)		
09 91 23 00-0304	LF		1 Coat Primer, Brush/Roller Work, Paint Interior Wood Window Frame And Trim	1.30	
			<i>For Oil Based Paint, Add</i>	0.08	
			<i>For Painting One Face Of Frame Only, Deduct</i>	-0.37	
09 91 23 00-0305	LF		1 Coat Paint, Brush/Roller Work, Paint Interior Wood Window Frame And Trim	1.30	
			<i>For Oil Based Paint, Add</i>	0.08	
			<i>For Painting One Face Of Frame Only, Deduct</i>	-0.37	
09 91 23 00-0306	LF		2 Coats Paint, Brush/Roller Work, Paint Interior Wood Window Frame And Trim	2.82	
			<i>For Oil Based Paint, Add</i>	0.17	
			<i>For Painting One Face Of Frame Only, Deduct</i>	-0.80	
09 91 23 00-0307	LF		1 Coat Primer, Brush/Roller Work, Paint Interior Metal Window Frame And Trim	1.47	
			Note: Brush/roller work.		
			<i>For Painting One Face Of Frame Only, Deduct</i>	-0.44	
09 91 23 00-0308	LF		1 Coat Paint, Brush/Roller Work, Paint Interior Metal Window Frame And Trim	1.47	
			Note: Brush/roller work.		
			<i>For Painting One Face Of Frame Only, Deduct</i>	-0.44	
09 91 23 00-0309	LF		2 Coats Paint, Brush/Roller Work, Paint Interior Metal Window Frame And Trim	3.16	
			Note: Brush/roller work.		
			<i>For Painting One Face Of Frame Only, Deduct</i>	-0.93	
09 91 23 00-0310			Paint Interior Cabinets And Casework (09 91 23)		
09 91 23 00-0311			Paint Interior Wood Cabinets And Casework (09 91 23 00-0310)		
09 91 23 00-0312	SF		1 Coat Paint, Brush/Roller Work, Paint Interior Wood Cabinets And Casework	1.16	
			<i>For >5,000 To 10,000, Deduct</i>	-0.06	
			<i>For >10,000 To 20,000, Deduct</i>	-0.12	
			<i>For >20,000, Deduct</i>	-0.17	
09 91 23 00-0313	SF		1 Coat Enamel Primer And 1 Coat Alkyd Or Latex Paint, Brush/Roller Work, Paint Interior Wood Cabinets And Casework	1.60	
			<i>For >5,000 To 10,000, Deduct</i>	-0.08	
			<i>For >10,000 To 20,000, Deduct</i>	-0.16	
			<i>For >20,000, Deduct</i>	-0.24	
09 91 23 00-0314	SF		1 Coat Enamel Primer And 2 Coats Alkyd Or Latex Paint, Brush/Roller Work, Paint Interior Wood Cabinets And Casework	2.65	
			<i>For >5,000 To 10,000, Deduct</i>	-0.13	
			<i>For >10,000 To 20,000, Deduct</i>	-0.27	
			<i>For >20,000, Deduct</i>	-0.40	

09	09 Finishes
	09 90 Painting and Coating
	09 91 Painting



MINOR CSI UOM DESCRIPTION	TOTAL DIRECT UNIT COST	DEMOLITION UNIT COST
------------------------------	---------------------------	-------------------------

09 91 23 00-0315	Paint Exposed Metal Lockers <small>(09 91 23 00-0310)</small>	
09 91 23 00-0316	SF 1 Coat Primer, Brush/Roller Work, Paint Exposed Metal Locker	1.25
	<i>For >5,000 To 10,000, Deduct</i>	-0.06
	<i>For >10,000 To 20,000, Deduct</i>	-0.13
	<i>For >20,000, Deduct</i>	-0.19
09 91 23 00-0317	SF 1 Coat Alkyd Enamel Paint, Brush/Roller Work, Paint Exposed Metal Locker	1.24
	<i>For >5,000 To 10,000, Deduct</i>	-0.06
	<i>For >10,000 To 20,000, Deduct</i>	-0.12
	<i>For >20,000, Deduct</i>	-0.19
09 91 23 00-0318	SF 2 Coats Alkyd Enamel Paint, Brush/Roller Work, Paint Exposed Metal Locker	2.31
	<i>For >5,000 To 10,000, Deduct</i>	-0.12
	<i>For >10,000 To 20,000, Deduct</i>	-0.23
	<i>For >20,000, Deduct</i>	-0.35

09 91 23 00-0319	Paint Interior Stairs <small>(09 91 23)</small>	
09 91 23 00-0320	Paint Interior Concrete Stairs <small>(09 91 23 00-0319)</small>	
	Note: Includes the riser and tread.	
09 91 23 00-0321	RSR 1 Coat Primer, Brush/Roller Work, Paint Interior Concrete Stair (To 4' Wide)	16.20
09 91 23 00-0322	RSR 1 Coat Alkyd Enamel Paint, Brush/Roller Work, Paint Interior Concrete Stair (To 4' Wide)	16.20
09 91 23 00-0323	RSR 1 Coat Non Slip Paint, Brush/Roller Work, Paint Interior Concrete Stair (To 4' Wide)	14.21
	Note: Excludes riser.	
09 91 23 00-0324	RSR 1 Coat Non Slip Epoxy Paint, Brush/Roller Work, Paint Interior Concrete Stair (To 4' Wide)	30.89
	Note: Excludes riser.	
09 91 23 00-0325	RSR 2 Coats Alkyd Enamel Paint, Brush/Roller Work, Paint Interior Concrete Stair (To 4' Wide)	32.40

09 91 23 00-0326	Paint Interior Metal Stairs <small>(09 91 23 00-0319)</small>	
	Note: Includes the riser and tread.	
09 91 23 00-0327	RSR 1 Coat Primer, Brush/Roller Work, Paint Interior Metal Stair (To 4' Wide)	8.93
09 91 23 00-0328	RSR 1 Coat Alkyd Enamel Paint, Brush/Roller Work, Paint Interior Metal Stair (To 4' Wide)	8.60
09 91 23 00-0329	RSR 2 Coats Alkyd Enamel Paint, Brush/Roller Work, Paint Interior Metal Stair (To 4' Wide)	17.19

09 91 23 00-0330	Paint Interior Wood Stairs <small>(09 91 23 00-0319)</small>	
	Note: Includes the riser and tread.	
09 91 23 00-0331	RSR 1 Coat Primer, Brush/Roller Work, Paint Interior Wood Stair (To 4' Wide)	8.40
09 91 23 00-0332	RSR 1 Coat Alkyd Enamel Paint, Brush/Roller Work, Paint Interior Wood Stair (To 4' Wide)	8.40
09 91 23 00-0333	RSR 1 Coat Non Slip Paint, Brush/Roller Work, Paint Interior Wood Stair (To 4' Wide)	10.30
	Note: Excludes riser.	
09 91 23 00-0334	RSR 1 Coat Non Slip Epoxy Paint, Brush/Roller Work, Paint Interior Wood Stair (To 4' Wide)	26.98
	Note: Excludes riser.	
09 91 23 00-0335	RSR 2 Coats Alkyd Enamel Paint, Brush/Roller Work, Paint Interior Wood Stair (To 4' Wide)	16.78

09 91 23 00-0336	Paint Interior Stair Nosing <small>(09 91 23 00-0319)</small>	
09 91 23 00-0337	LF 1 Coat Paint, Up To 2", Non Slip, Brush Work, Paint Interior Yellow Stair Safety Strip	1.43

09 91 23 00-0338	Paint Interior Trim <small>(09 91 23)</small>	
-------------------------	--	--

09 91 23 00-0339	Paint Interior Metal Trim <small>(09 91 23 00-0338)</small>	
09 91 23 00-0340	SF 1 Coat Primer, Brush Work, Paint Interior Exposed Metal Trim	1.13
	<i>For Work >15' To 20' Above Floor, Add</i>	0.14
	<i>Note: Applied only to work area above 15' to 20'.</i>	
	<i>For Work >20' To 30' Above Floor, Add</i>	0.23
	<i>Note: Applied only to work area above 20' to 30'.</i>	
	<i>For Work >30' To 40' Above Floor, Add</i>	0.37
	<i>Note: Applied only to work area above 30' to 40'.</i>	
	<i>For Work >40' Above Floor, Add</i>	0.51
	<i>Note: Applied only to work area above 40'.</i>	
09 91 23 00-0341	SF 1 Coat Paint, Brush Work, Paint Interior Exposed Metal Trim	1.23
	<i>For Work >15' To 20' Above Floor, Add</i>	0.15
	<i>Note: Applied only to work area above 15' to 20'.</i>	
	<i>For Work >20' To 30' Above Floor, Add</i>	0.26
	<i>Note: Applied only to work area above 20' to 30'.</i>	
	<i>For Work >30' To 40' Above Floor, Add</i>	0.41
	<i>Note: Applied only to work area above 30' to 40'.</i>	
	<i>For Work >40' Above Floor, Add</i>	0.56
	<i>Note: Applied only to work area above 40'.</i>	
09 91 23 00-0342	SF 2 Coats Paint, Brush Work, Paint Interior Exposed Metal Trim	2.21
	<i>For Work >15' To 20' Above Floor, Add</i>	0.27
	<i>Note: Applied only to work area above 15' to 20'.</i>	
	<i>For Work >20' To 30' Above Floor, Add</i>	0.45
	<i>Note: Applied only to work area above 20' to 30'.</i>	
	<i>For Work >30' To 40' Above Floor, Add</i>	0.72
	<i>Note: Applied only to work area above 30' to 40'.</i>	
	<i>For Work >40' Above Floor, Add</i>	0.99
	<i>Note: Applied only to work area above 40'.</i>	



		Finishes	09
		Painting and Coating	09 90
		Painting	09 91

MINOR	CSI	UOM	DESCRIPTION	TOTAL DIRECT UNIT COST	DEMOLITION UNIT COST
09 91 23 00-0343	SF		1 Coat Primer, Brush/Roller Work, Paint Interior Exposed Metal Trim.....	0.95	
			<i>For Work >15' To 20' Above Floor, Add</i>	0.11	
			<i>Note: Applied only to work area above 15' to 20'</i>		
			<i>For Work >20' To 30' Above Floor, Add</i>	0.19	
			<i>Note: Applied only to work area above 20' to 30'</i>		
			<i>For Work >30' To 40' Above Floor, Add</i>	0.30	
			<i>Note: Applied only to work area above 30' to 40'</i>		
			<i>For Work >40' Above Floor, Add</i>	0.41	
			<i>Note: Applied only to work area above 40'</i>		
09 91 23 00-0344	SF		1 Coat Paint, Brush/Roller Work, Paint Interior Exposed Metal Trim.....	1.03	
			<i>For Work >15' To 20' Above Floor, Add</i>	0.12	
			<i>Note: Applied only to work area above 15' to 20'</i>		
			<i>For Work >20' To 30' Above Floor, Add</i>	0.21	
			<i>Note: Applied only to work area above 20' to 30'</i>		
			<i>For Work >30' To 40' Above Floor, Add</i>	0.33	
			<i>Note: Applied only to work area above 30' to 40'</i>		
			<i>For Work >40' Above Floor, Add</i>	0.45	
			<i>Note: Applied only to work area above 40'</i>		
09 91 23 00-0345	SF		2 Coats Paint, Brush/Roller Work, Paint Interior Exposed Metal Trim.....	1.85	
			<i>For Work >15' To 20' Above Floor, Add</i>	0.22	
			<i>Note: Applied only to work area above 15' to 20'</i>		
			<i>For Work >20' To 30' Above Floor, Add</i>	0.36	
			<i>Note: Applied only to work area above 20' to 30'</i>		
			<i>For Work >30' To 40' Above Floor, Add</i>	0.58	
			<i>Note: Applied only to work area above 30' to 40'</i>		
			<i>For Work >40' Above Floor, Add</i>	0.79	
			<i>Note: Applied only to work area above 40'</i>		
09 91 23 00-0346			Paint Interior Wood Trim (09 91 23 00-0338)		
09 91 23 00-0347	LF		1 Coat Primer, Brush Work, Paint Interior Wood Trim To 6" Wide.....	0.71	
			<i>For Work >15' To 20' Above Floor, Add</i>	0.10	
			<i>Note: Applied only to work area above 15' to 20'</i>		
			<i>For Work >20' To 30' Above Floor, Add</i>	0.16	
			<i>Note: Applied only to work area above 20' to 30'</i>		
			<i>For Work >30' To 40' Above Floor, Add</i>	0.26	
			<i>Note: Applied only to work area above 30' to 40'</i>		
			<i>For Work >40' Above Floor, Add</i>	0.35	
			<i>Note: Applied only to work area above 40'</i>		
			<i>For Oil Based Paint, Add</i>	0.04	
09 91 23 00-0348	LF		1 Coat Paint, Brush Work, Paint Interior Wood Trim To 6" Wide.....	0.79	
			<i>For Work >15' To 20' Above Floor, Add</i>	0.11	
			<i>Note: Applied only to work area above 15' to 20'</i>		
			<i>For Work >20' To 30' Above Floor, Add</i>	0.18	
			<i>Note: Applied only to work area above 20' to 30'</i>		
			<i>For Work >30' To 40' Above Floor, Add</i>	0.28	
			<i>Note: Applied only to work area above 30' to 40'</i>		
			<i>For Work >40' Above Floor, Add</i>	0.39	
			<i>Note: Applied only to work area above 40'</i>		
			<i>For Oil Based Paint, Add</i>	0.04	
09 91 23 00-0349	LF		2 Coats Paint, Brush Work, Paint Interior Wood Trim To 6" Wide.....	1.65	
			<i>For Work >15' To 20' Above Floor, Add</i>	0.23	
			<i>Note: Applied only to work area above 15' to 20'</i>		
			<i>For Work >20' To 30' Above Floor, Add</i>	0.38	
			<i>Note: Applied only to work area above 20' to 30'</i>		
			<i>For Work >30' To 40' Above Floor, Add</i>	0.61	
			<i>Note: Applied only to work area above 30' to 40'</i>		
			<i>For Work >40' Above Floor, Add</i>	0.84	
			<i>Note: Applied only to work area above 40'</i>		
			<i>For Oil Based Paint, Add</i>	0.09	
09 91 23 00-0350	SF		1 Coat Primer, Brush Work, Paint Interior Wood Trim.....	2.22	
			<i>For Work >15' To 20' Above Floor, Add</i>	0.29	
			<i>Note: Applied only to work area above 15' to 20'</i>		
			<i>For Work >20' To 30' Above Floor, Add</i>	0.48	
			<i>Note: Applied only to work area above 20' to 30'</i>		
			<i>For Work >30' To 40' Above Floor, Add</i>	0.76	
			<i>Note: Applied only to work area above 30' to 40'</i>		
			<i>For Work >40' Above Floor, Add</i>	1.05	
			<i>Note: Applied only to work area above 40'</i>		
			<i>For Oil Based Paint, Add</i>	0.13	
09 91 23 00-0351	SF		1 Coat Paint, Brush Work, Paint Interior Wood Trim.....	2.46	
			<i>For Work >15' To 20' Above Floor, Add</i>	0.32	
			<i>Note: Applied only to work area above 15' to 20'</i>		
			<i>For Work >20' To 30' Above Floor, Add</i>	0.53	
			<i>Note: Applied only to work area above 20' to 30'</i>		
			<i>For Work >30' To 40' Above Floor, Add</i>	0.85	
			<i>Note: Applied only to work area above 30' to 40'</i>		
			<i>For Work >40' Above Floor, Add</i>	1.17	
			<i>Note: Applied only to work area above 40'</i>		
			<i>For Oil Based Paint, Add</i>	0.14	

09	09 Finishes
	09 90 Painting and Coating
	09 91 Painting



MINOR CSI UOM DESCRIPTION	TOTAL DIRECT UNIT COST	DEMOLITION UNIT COST
09 91 23 00-0352 SF 2 Coats Paint, Brush Work, Paint Interior Wood Trim.....	4.46	
For Work >15' To 20' Above Floor, Add	0.57	
Note: Applied only to work area above 15' to 20'.		
For Work >20' To 30' Above Floor, Add	0.95	
Note: Applied only to work area above 20' to 30'.		
For Work >30' To 40' Above Floor, Add	1.51	
Note: Applied only to work area above 30' to 40'.		
For Work >40' Above Floor, Add	2.08	
Note: Applied only to work area above 40'.		
For Oil Based Paint, Add	0.26	
09 91 23 00-0353 SF 1 Coat Primer, Brush/Roller Work, Paint Interior Wood Trim.....	1.83	
For Work >15' To 20' Above Floor, Add	0.23	
Note: Applied only to work area above 15' to 20'.		
For Work >20' To 30' Above Floor, Add	0.38	
Note: Applied only to work area above 20' to 30'.		
For Work >30' To 40' Above Floor, Add	0.61	
Note: Applied only to work area above 30' to 40'.		
For Work >40' Above Floor, Add	0.84	
Note: Applied only to work area above 40'.		
For Oil Based Paint, Add	0.11	
09 91 23 00-0354 SF 1 Coat Paint, Brush/Roller Work, Paint Interior Wood Trim.....	2.04	
For Work >15' To 20' Above Floor, Add	0.26	
Note: Applied only to work area above 15' to 20'.		
For Work >20' To 30' Above Floor, Add	0.43	
Note: Applied only to work area above 20' to 30'.		
For Work >30' To 40' Above Floor, Add	0.68	
Note: Applied only to work area above 30' to 40'.		
For Work >40' Above Floor, Add	0.94	
Note: Applied only to work area above 40'.		
For Oil Based Paint, Add	0.12	
09 91 23 00-0355 SF 2 Coats Paint, Brush/Roller Work, Paint Interior Wood Trim.....	3.68	
For Work >15' To 20' Above Floor, Add	0.45	
Note: Applied only to work area above 15' to 20'.		
For Work >20' To 30' Above Floor, Add	0.75	
Note: Applied only to work area above 20' to 30'.		
For Work >30' To 40' Above Floor, Add	1.20	
Note: Applied only to work area above 30' to 40'.		
For Work >40' Above Floor, Add	1.65	
Note: Applied only to work area above 40'.		
For Oil Based Paint, Add	0.22	
09 91 23 00-0356 Paint Additives (09 91 23)		
09 91 23 00-0357 SF Mildewcide/Mold Killing Paint Additive Per Each Coat.....	0.02	
09 91 23 00-0358 SF Class "B" Fire Rating, Fire Resistant Paint Additive.....	0.07	
For Class "A" Fire Rating, Add	0.07	
09 91 23 00-0359 Hand Painting Letters/Numbers (09 91 23)		
Note: Painting on walls, floors, poles, signs, etc.		
09 91 23 00-0360 EA Up To 1" High, Hand Paint, Per Letter/Number.....	2.22	
09 91 23 00-0361 EA 1" To 2" High, Hand Paint, Per Letter/Number.....	2.57	
09 91 23 00-0362 EA 2" To 3" High, Hand Paint, Per Letter/Number.....	3.90	
09 91 23 00-0363 EA 3" To 4" High, Hand Paint, Per Letter/Number.....	4.76	
09 91 23 00-0364 EA 4" To 6" High, Hand Paint, Per Letter/Number.....	6.56	
09 91 23 00-0365 EA 6" To 12" High, Hand Paint, Per Letter/Number.....	8.31	
09 91 23 00-0366 EA Over 12" High, Hand Paint, Per Letter/Number.....	9.73	
09 91 23 00-0367 Glove/Mitt Application (09 91 23)		
09 91 23 00-0368 Conduit/Pipe (09 91 23 00-0367)		
09 91 23 00-0369 CSF Acid Wash (Muriatic Acid) Conduit Or Pipe With Glove/Mitt.....	41.79	
For Work >15' To 20' Above Floor, Add	5.78	
Note: Applied only to work area above 15' to 20'.		
For Work >20' To 30' Above Floor, Add	9.64	
Note: Applied only to work area above 20' to 30'.		
For Work >30' To 40' Above Floor, Add	15.42	
Note: Applied only to work area above 30' to 40'.		
For Work >40' Above Floor, Add	21.21	
Note: Applied only to work area above 40'.		
09 91 23 00-0370 CSF Metal Primer Conduit Or Pipe With Glove/Mitt.....	72.32	
For Work >15' To 20' Above Floor, Add	6.94	
Note: Applied only to work area above 15' to 20'.		
For Work >20' To 30' Above Floor, Add	11.57	
Note: Applied only to work area above 20' to 30'.		
For Work >30' To 40' Above Floor, Add	18.51	
Note: Applied only to work area above 30' to 40'.		
For Work >40' Above Floor, Add	25.45	
Note: Applied only to work area above 40'.		



	MINOR	CSI	UOM	DESCRIPTION	TOTAL DIRECT UNIT COST	DEMOLITION UNIT COST
09 91	23	00-0371		CSF Enamel Paint, Oil Base Paint, First Coat Conduit Or Pipe With Glove/Mitt.....	57.39	
				For Work >15' To 20' Above Floor, Add	5.09	
				Note: Applied only to work area above 15' to 20'		
				For Work >20' To 30' Above Floor, Add	8.48	
				Note: Applied only to work area above 20' to 30'		
				For Work >30' To 40' Above Floor, Add	13.57	
				Note: Applied only to work area above 30' to 40'		
				For Work >40' Above Floor, Add	18.66	
				Note: Applied only to work area above 40'		
09 91	23	00-0372		CSF Enamel Paint, Oil Base Paint, Second Coat Conduit Or Pipe With Glove/Mitt	47.42	
				For Work >15' To 20' Above Floor, Add	3.82	
				Note: Applied only to work area above 15' to 20'		
				For Work >20' To 30' Above Floor, Add	6.36	
				Note: Applied only to work area above 20' to 30'		
				For Work >30' To 40' Above Floor, Add	10.18	
				Note: Applied only to work area above 30' to 40'		
				For Work >40' Above Floor, Add	14.00	
				Note: Applied only to work area above 40'		
09 91	23	00-0373		CSF Epoxy Paint, First Coat Conduit Or Pipe With Glove/Mitt	91.54	
				For Work >15' To 20' Above Floor, Add	5.78	
				Note: Applied only to work area above 15' to 20'		
				For Work >20' To 30' Above Floor, Add	9.64	
				Note: Applied only to work area above 20' to 30'		
				For Work >30' To 40' Above Floor, Add	15.42	
				Note: Applied only to work area above 30' to 40'		
				For Work >40' Above Floor, Add	21.21	
				Note: Applied only to work area above 40'		
09 91	23	00-0374		CSF Epoxy Paint, Second Coat Conduit Or Pipe With Glove/Mitt	84.72	
				For Work >15' To 20' Above Floor, Add	5.09	
				Note: Applied only to work area above 15' to 20'		
				For Work >20' To 30' Above Floor, Add	8.48	
				Note: Applied only to work area above 20' to 30'		
				For Work >30' To 40' Above Floor, Add	13.57	
				Note: Applied only to work area above 30' to 40'		
				For Work >40' Above Floor, Add	18.66	
				Note: Applied only to work area above 40'		
09 91	23	00-0375		Ductwork <small>(09 91 23 00-0367)</small>		
09 91	23	00-0376		CSF Acid Wash (Muriatic Acid) Ductwork With Glove/Mitt.....	41.79	
				For Work >15' To 20' Above Floor, Add	5.78	
				Note: Applied only to work area above 15' to 20'		
				For Work >20' To 30' Above Floor, Add	9.64	
				Note: Applied only to work area above 20' to 30'		
				For Work >30' To 40' Above Floor, Add	15.42	
				Note: Applied only to work area above 30' to 40'		
				For Work >40' Above Floor, Add	21.21	
				Note: Applied only to work area above 40'		
09 91	23	00-0377		CSF Metal Primer Ductwork With Glove/Mitt	66.83	
				For Work >15' To 20' Above Floor, Add	5.78	
				Note: Applied only to work area above 15' to 20'		
				For Work >20' To 30' Above Floor, Add	9.64	
				Note: Applied only to work area above 20' to 30'		
				For Work >30' To 40' Above Floor, Add	15.42	
				Note: Applied only to work area above 30' to 40'		
				For Work >40' Above Floor, Add	21.21	
				Note: Applied only to work area above 40'		
09 91	23	00-0378		CSF Enamel Paint, Oil Base Paint Ductwork With Glove/Mitt.....	52.14	
				For Work >15' To 20' Above Floor, Add	4.63	
				Note: Applied only to work area above 15' to 20'		
				For Work >20' To 30' Above Floor, Add	7.71	
				Note: Applied only to work area above 20' to 30'		
				For Work >30' To 40' Above Floor, Add	12.34	
				Note: Applied only to work area above 30' to 40'		
				For Work >40' Above Floor, Add	16.96	
				Note: Applied only to work area above 40'		
09 91	23	00-0379		CSF Epoxy Paint, First Coat Ductwork With Glove/Mitt.....	87.74	
				For Work >15' To 20' Above Floor, Add	5.78	
				Note: Applied only to work area above 15' to 20'		
				For Work >20' To 30' Above Floor, Add	9.64	
				Note: Applied only to work area above 20' to 30'		
				For Work >30' To 40' Above Floor, Add	15.42	
				Note: Applied only to work area above 30' to 40'		
				For Work >40' Above Floor, Add	21.21	
				Note: Applied only to work area above 40'		
09 91	23	00-0380		CSF Epoxy Paint, Second Coat Ductwork With Glove/Mitt.....	76.94	
				For Work >15' To 20' Above Floor, Add	4.63	
				Note: Applied only to work area above 15' to 20'		
				For Work >20' To 30' Above Floor, Add	7.71	
				Note: Applied only to work area above 20' to 30'		
				For Work >30' To 40' Above Floor, Add	12.34	
				Note: Applied only to work area above 30' to 40'		
				For Work >40' Above Floor, Add	16.96	
				Note: Applied only to work area above 40'		

09	09 Finishes
	09 90 Painting and Coating
	09 91 Painting



MINOR CSI UOM DESCRIPTION	TOTAL DIRECT UNIT COST	DEMOLITION UNIT COST
------------------------------	---------------------------	-------------------------

09 91 23 00-0381 Stencil Painting Letters/Numbers <small>(09 91 23)</small>		
Note: Painting on walls, floors, poles, etc. Includes stencil cutout and paint.		
09 91 23 00-0382 EA Up To 1" High, Stencil Painting, Per Letter/Number		1.82
For >200 To 500, Deduct		-0.15
For >500 To 1,000, Deduct		-0.23
For >1,000 To 2,000, Deduct		-0.29
For >2,000, Deduct		-0.36
09 91 23 00-0383 EA 1" To 2" High, Stencil Painting, Per Letter/Number		2.10
For >200 To 500, Deduct		-0.17
For >500 To 1,000, Deduct		-0.26
For >1,000 To 2,000, Deduct		-0.34
For >2,000, Deduct		-0.42
09 91 23 00-0384 EA 2" To 3" High, Stencil Painting, Per Letter/Number		3.51
For >200 To 500, Deduct		-0.28
For >500 To 1,000, Deduct		-0.44
For >1,000 To 2,000, Deduct		-0.56
For >2,000, Deduct		-0.70
09 91 23 00-0385 EA 3" To 4" High, Stencil Painting, Per Letter/Number		4.31
For >200 To 500, Deduct		-0.34
For >500 To 1,000, Deduct		-0.54
For >1,000 To 2,000, Deduct		-0.69
For >2,000, Deduct		-0.86
09 91 23 00-0386 EA 4" To 6" High, Stencil Painting, Per Letter/Number		5.92
For >200 To 500, Deduct		-0.47
For >500 To 1,000, Deduct		-0.74
For >1,000 To 2,000, Deduct		-0.95
For >2,000, Deduct		-1.18
09 91 23 00-0387 EA 6" To 12" High, Stencil Painting, Per Letter/Number		7.87
For >200 To 500, Deduct		-0.63
For >500 To 1,000, Deduct		-0.98
For >1,000 To 2,000, Deduct		-1.26
For >2,000, Deduct		-1.57
09 91 23 00-0388 EA Over 12" High, Stencil Painting, Per Letter/Number		9.27
For >200 To 500, Deduct		-0.74
For >500 To 1,000, Deduct		-1.16
For >1,000 To 2,000, Deduct		-1.48
For >2,000, Deduct		-1.85

09 91 23 00-0389 Paint Interior Miscellaneous Metal Surfaces <small>(09 91 23)</small>		
09 91 23 00-0390 SF 1 Coat Alkyd Anticorrosive Metal Primer, Brush/Roller Work, Paint Interior Miscellaneous Metal Surfaces		0.77
For Electrostatic Painting, Add		0.11
For Work >15' To 20' Above Floor, Add		0.08
Note: Applied only to work area above 15' to 20'.		
For Work >20' To 30' Above Floor, Add		0.14
Note: Applied only to work area above 20' to 30'.		
For Work >30' To 40' Above Floor, Add		0.22
Note: Applied only to work area above 30' to 40'.		
For Work >40' Above Floor, Add		0.31
Note: Applied only to work area above 40'.		
For Up To 100, Add		0.45
For >100 To 250, Add		0.22
For >250 To 500, Add		0.09
For >2,500 To 5,000, Deduct		-0.04
For >5,000 To 10,000, Deduct		-0.08
For >10,000 To 20,000, Deduct		-0.12
For >20,000, Deduct		-0.15
09 91 23 00-0391 SF 1 Coat Alkyd Enamel Paint, Brush/Roller Work, Paint Interior Miscellaneous Metal Surfaces		0.93
For Electrostatic Painting, Add		0.12
For Work >15' To 20' Above Floor, Add		0.11
Note: Applied only to work area above 15' to 20'.		
For Work >20' To 30' Above Floor, Add		0.18
Note: Applied only to work area above 20' to 30'.		
For Work >30' To 40' Above Floor, Add		0.29
Note: Applied only to work area above 30' to 40'.		
For Work >40' Above Floor, Add		0.40
Note: Applied only to work area above 40'.		
For Up To 100, Add		0.57
For >100 To 250, Add		0.27
For >250 To 500, Add		0.12
For >2,500 To 5,000, Deduct		-0.05
For >5,000 To 10,000, Deduct		-0.09
For >10,000 To 20,000, Deduct		-0.14
For >20,000, Deduct		-0.19



		Finishes	09
		Painting and Coating	09 90
		Painting	09 91

MINOR	CSI	UOM	DESCRIPTION	TOTAL DIRECT UNIT COST	DEMOLITION UNIT COST
09 91 23 00-0392	SF		2 Coats Alkyd Enamel Paint, Brush/Roller Work, Paint Interior Miscellaneous Metal Surfaces.....	1.59	
			For Electrostatic Painting, Add	0.21	
			For Work >15' To 20' Above Floor, Add	0.19	
			Note: Applied only to work area above 15' to 20'.		
			For Work >20' To 30' Above Floor, Add	0.32	
			Note: Applied only to work area above 20' to 30'.		
			For Work >30' To 40' Above Floor, Add	0.51	
			Note: Applied only to work area above 30' to 40'.		
			For Work >40' Above Floor, Add	0.70	
			Note: Applied only to work area above 40'.		
			For Up To 100, Add	1.00	
			For >100 To 250, Add	0.48	
			For >250 To 500, Add	0.21	
			For >2,500 To 5,000, Deduct	-0.08	
			For >5,000 To 10,000, Deduct	-0.16	
			For >10,000 To 20,000, Deduct	-0.24	
			For >20,000, Deduct	-0.32	
09 91 23 00-0393	SF		1 Coat Alkyd Anticorrosive Metal Primer, Sprayed, Paint Interior Miscellaneous Metal Surfaces.....	1.08	
			For Electrostatic Painting, Add	0.14	
			For Work >15' To 20' Above Floor, Add	0.13	
			Note: Applied only to work area above 15' to 20'.		
			For Work >20' To 30' Above Floor, Add	0.21	
			Note: Applied only to work area above 20' to 30'.		
			For Work >30' To 40' Above Floor, Add	0.34	
			Note: Applied only to work area above 30' to 40'.		
			For Work >40' Above Floor, Add	0.46	
			Note: Applied only to work area above 40'.		
			For Up To 100, Add	0.67	
			For >100 To 250, Add	0.32	
			For >250 To 500, Add	0.14	
			For >2,500 To 5,000, Deduct	-0.05	
			For >5,000 To 10,000, Deduct	-0.11	
			For >10,000 To 20,000, Deduct	-0.16	
			For >20,000, Deduct	-0.22	
			For Backroll, Add	0.14	
09 91 23 00-0394	SF		1 Coat Alkyd Enamel Paint, Sprayed, Paint Interior Miscellaneous Metal Surfaces.....	1.08	
			For Electrostatic Painting, Add	0.14	
			For Work >15' To 20' Above Floor, Add	0.13	
			Note: Applied only to work area above 15' to 20'.		
			For Work >20' To 30' Above Floor, Add	0.21	
			Note: Applied only to work area above 20' to 30'.		
			For Work >30' To 40' Above Floor, Add	0.34	
			Note: Applied only to work area above 30' to 40'.		
			For Work >40' Above Floor, Add	0.46	
			Note: Applied only to work area above 40'.		
			For Up To 100, Add	0.67	
			For >100 To 250, Add	0.32	
			For >250 To 500, Add	0.14	
			For >2,500 To 5,000, Deduct	-0.05	
			For >5,000 To 10,000, Deduct	-0.11	
			For >10,000 To 20,000, Deduct	-0.16	
			For >20,000, Deduct	-0.22	
			For Backroll, Add	0.14	
09 91 23 00-0395	SF		2 Coats Alkyd Enamel Paint, Sprayed, Paint Interior Miscellaneous Metal Surfaces.....	1.66	
			For Electrostatic Painting, Add	0.22	
			For Work >15' To 20' Above Floor, Add	0.20	
			Note: Applied only to work area above 15' to 20'.		
			For Work >20' To 30' Above Floor, Add	0.33	
			Note: Applied only to work area above 20' to 30'.		
			For Work >30' To 40' Above Floor, Add	0.52	
			Note: Applied only to work area above 30' to 40'.		
			For Work >40' Above Floor, Add	0.72	
			Note: Applied only to work area above 40'.		
			For Up To 100, Add	1.03	
			For >100 To 250, Add	0.49	
			For >250 To 500, Add	0.21	
			For >2,500 To 5,000, Deduct	-0.08	
			For >5,000 To 10,000, Deduct	-0.17	
			For >10,000 To 20,000, Deduct	-0.25	
			For >20,000, Deduct	-0.33	
			For Backroll, Add	0.21	
09 91 23 00-0396	LF		1 Coat Alkyd Enamel, Cut-in Brush Work, Paint Interior Miscellaneous Exposed Metal.....	0.16	
			For Electrostatic Painting, Add	0.02	
			For Work >15' To 20' Above Floor, Add	0.02	
			Note: Applied only to work area above 15' to 20'.		
			For Work >20' To 30' Above Floor, Add	0.03	
			Note: Applied only to work area above 20' to 30'.		
			For Work >30' To 40' Above Floor, Add	0.05	
			Note: Applied only to work area above 30' to 40'.		
			For Work >40' Above Floor, Add	0.07	
			Note: Applied only to work area above 40'.		
			For Up To 100, Add	0.10	
			For >100 To 250, Add	0.05	
			For >250 To 500, Add	0.02	
			For >2,500 To 5,000, Deduct	-0.01	
			For >5,000 To 10,000, Deduct	-0.02	
			For >10,000 To 20,000, Deduct	-0.02	
			For >20,000, Deduct	-0.03	

09	09 Finishes
	09 90 Painting and Coating
	09 91 Painting



MINOR CSI UOM DESCRIPTION	TOTAL DIRECT UNIT COST	DEMOLITION UNIT COST
------------------------------	---------------------------	-------------------------

09 91 33 Painting Materials (09 91)

Note: Paint per gallon for owners to obtain extra paint. Not to be used in conjunction with other painting tasks.

09 91 33 00-0001 Primer (09 91 33)

09 91 33 00-0002	GAL Alkyd Primer/Sealer, Interior, 500 SF Per Gallon.....	53.85
09 91 33 00-0003	GAL Alkyd Wood Primer, Exterior, 400 SF Per Gallon.....	39.28
09 91 33 00-0004	GAL Prime Coat Oil Wood Primer, 310 SF Per Gallon.....	49.81
09 91 33 00-0005	GAL Catalyzed Epoxy Primer, Two Component Type, 425 SF Per Gallon.....	123.23
09 91 33 00-0006	EA Cement Base Primer, 25 LB Sack.....	41.08
09 91 33 00-0007	GAL Alkali Resistant Concrete And Masonry Primer, Exterior, 225 SF Per Gallon.....	63.33
09 91 33 00-0008	GAL Alkali Resistant Concrete And Masonry Primer, Interior, 225 SF Per Gallon.....	50.84
09 91 33 00-0009	GAL Acrylic Latex Primer, Flat Exterior, Fast Drying Wood Undercoat And Back Primer, 400 SF per Gallon.....	39.28
09 91 33 00-0010	GAL Acrylic (Vinyl Acrylic) Block Filler, 50 SF Per Gallon.....	35.69
09 91 33 00-0011	GAL Acrylic (Vinyl Acrylic) Rust Inhibiting Metal, Primer - 500 SF Per Gallon: Paint - 260 SF Per Gallon.....	62.91
09 91 33 00-0012	GAL Acrylic Heavy Duty Wall Primer/Sealer, Low Odor Type, Alkali-Resistant, 800 SF Per Gallon.....	52.38
09 91 33 00-0013	GAL Acrylic (Vinyl Acrylic) Undercoat, All Purpose, Interior/Exterior, 500 SF Per Gallon.....	52.38
09 91 33 00-0014	GAL Latex Wood Primer, Exterior, 300 SF Per Gallon.....	59.06
09 91 33 00-0015	GAL Linseed (Oil Base) Primer, Exterior/Interior, 300 SF Per Gallon.....	38.51
09 91 33 00-0016	GAL Red Alkyd Primer, 500 SF Per Gallon.....	92.17
09 91 33 00-0017	GAL Wood Sealer/Primer, Interior, Clear, 600 SF Per Gallon.....	41.08
09 91 33 00-0018	GAL Zinc Chromate Primer, 300 SF Per Gallon.....	32.87
09 91 33 00-0019	GAL Zinc Dust/Zinc Oxide Primer, 300 SF Per Gallon.....	84.99
09 91 33 00-0020	GAL Stain Killer, Alcohol Base.....	53.00
09 91 33 00-0021	GAL Sealer, Primer Kilz, 400 SF Per Gallon.....	59.80

09 91 33 00-0022 Paint (09 91 33)

09 91 33 00-0023	GAL Aluminum Fiber Roof Coat On Composition Roof, 50 SF Per Gallon.....	28.76
09 91 33 00-0024	GAL Acrylic Urethane Sealer.....	142.59
09 91 33 00-0025	GAL Asphalt-Fiber Roof And Foundation Coating, Solvent Type.....	15.41
	Note: 75 SF per gallon on roof or concrete, 100 SF per gallon on metal.	
09 91 33 00-0026	GAL Concrete Enamel Epoxy, 350 SF Per Gallon.....	89.10
09 91 33 00-0027	GAL Concrete Acrylic Sealer, 400 SF Per Gallon.....	46.73
09 91 33 00-0028	GAL Tar Emulsion, Driveway Coating, 120 SF Per Gallon.....	15.41
09 91 33 00-0029	GAL Acrylic Latex, Driveway Coating, 250 SF Per Gallon.....	23.37
09 91 33 00-0030	GAL Exterior, Oil Base, Gloss Enamel, 400 SF Per Gallon.....	63.72
09 91 33 00-0031	GAL Exterior, Oil Base, Gloss, 400 SF Per Gallon.....	62.91
09 91 33 00-0032	GAL Exterior, Oil Base, Semi-Gloss, 400 SF Per Gallon.....	51.35
09 91 33 00-0033	GAL Exterior, Flat, Oil Base.....	47.07
09 91 33 00-0034	GAL Exterior, Latex, Semi-Gloss, 400 SF Per Gallon.....	44.68
09 91 33 00-0035	GAL Exterior, Flat Latex, Trim Paint, 500 SF Per Gallon.....	52.64
09 91 33 00-0036	GAL Exterior, Latex Flat Paint, 300 SF Per Gallon.....	46.73
09 91 33 00-0037	GAL Exterior, Water Base, Latex Gloss Enamel.....	66.52
09 91 33 00-0038	GAL Cold Galvanizing Paint.....	337.50
09 91 33 00-0039	GAL High Heat Paint.....	130.48
09 91 33 00-0040	GAL Heat Resistant Paint.....	86.99
09 91 33 00-0041	GAL Zinc Chromate Paint.....	78.70
09 91 33 00-0042	QT Anti-Rust Enamel, 500 SF Per Quart.....	31.07
09 91 33 00-0043	GAL Rust Inhibitor, Ferrous Metal.....	86.99
09 91 33 00-0044	GAL Masonry Waterproofing, 100 SF Per Gallon.....	46.73
09 91 33 00-0045	GAL Alkyd Latex, Black.....	58.68
09 91 33 00-0046	GAL Alkyd Latex, White.....	58.68
09 91 33 00-0047	GAL Alkyd Latex, Colors.....	70.77
09 91 33 00-0048	QT Wrought Iron Paint, Black.....	79.40
09 91 33 00-0049	GAL Vinyl Paint.....	78.57
09 91 33 00-0050	GAL Silicone Alkyd.....	95.52
09 91 33 00-0051	GAL 2 Component Solvent Based Acrylic Epoxy.....	97.06
09 91 33 00-0052	GAL 2 Component Solvent Based Polyester Epoxy.....	121.71
09 91 33 00-0053	GAL Chlorinated Rubber.....	89.35
09 91 33 00-0054	GAL Polyamide Epoxy Sealer.....	92.43
09 91 33 00-0055	GAL Coal Tar Epoxy.....	66.24
09 91 33 00-0056	GAL Swimming Pool Enamel, 350 SF Per Gallon.....	82.88
09 91 33 00-0057	GAL Swimming Pool Epoxy Or Urethane Base.....	107.84
09 91 33 00-0058	GAL Swimming Pool Rubber Base.....	73.95
09 91 33 00-0059	GAL Interior, Latex Flat Paint, 300 SF Per Gallon.....	46.99
09 91 33 00-0060	GAL Interior, Latex Eggshell Or Semi-Gloss Enamel, 300 SF Per Gallon.....	52.64
09 91 33 00-0061	GAL Interior, Fire-Retardant Flat Paint, 200 SF Per Gallon.....	96.29
09 91 33 00-0062	GAL Interior, Ceiling White Latex Flat, 350 SF Per Gallon.....	32.61
09 91 33 00-0063	GAL Linseed Oil.....	28.50
09 91 33 00-0064	GAL Latex Floor Paint, 300 SF Per Gallon.....	46.73
09 91 33 00-0065	GAL Acrylic Floor Paint, 400 SF Per Gallon.....	52.64
09 91 33 00-0066	GAL Textured Paint, Sand Texture Latex, Armor Coat, 100 SF Per Gallon.....	48.14
09 91 33 00-0067	GAL Acoustic Spray-On Texture, Finish.....	38.69

09 91 33 00-0068 Stain, Varnish (09 91 33)

09 91 33 00-0069	GAL Thompson Water Sealer, 150 SF Per Gallon.....	26.70
09 91 33 00-0070	GAL Latex Redwood Stain, Water Base, 300 SF Per Gallon.....	49.81
09 91 33 00-0071	GAL Redwood Oil Stain, 300 SF Per Gallon.....	44.42



		Finishes	09
		Painting and Coating	09 90
		Painting	09 91

MINOR	CSI	UOM	DESCRIPTION	TOTAL DIRECT UNIT COST	DEMOLITION UNIT COST
-------	-----	-----	-------------	------------------------	----------------------

09 91 33 00-0072	GAL		Varnish, Clear.....	39.40	
09 91 33 00-0073	GAL		Penetrating Water-Repellent Stain	28.61	
09 91 33 00-0074	GAL		Redwood Hue Or Clear Stain	25.57	
09 91 33 00-0075	GAL		Polyurethane.....	44.90	
09 91 33 00-0076	GAL		Lacquer, Semi-Gloss	46.87	
09 91 33 00-0077	GAL		Shellac, Clear	61.49	
09 91 33 00-0078	GAL		Acetone	20.28	
09 91 33 00-0079	GAL		Paint Thinner	5.01	
09 91 33 00-0080	GAL		Shellac Or Lacquer Thinner.....	20.54	
09 91 33 00-0081	GAL		Turpentine	28.24	
09 91 33 00-0082	GAL		Wood Filler Paste	48.27	
09 91 33 00-0083	GAL		Wood Preservative, Pentachlorophenol, General Purpose, 40%, 150 SF Per Gallon.....	38.51	
09 91 33 00-0084	GAL		Waterbased Alkyd Urethane (Sherwin Williams B53W01153).....	98.90	

09 91 43 Surface Preparation (09 91)
See CSI section 09 01 90 52-0000 for preparation on painted or unpainted surfaces.

09 91 43 00-0001			Protection Of Surfaces (09 91 43)		
09 91 43 00-0002	SF		Drop Cloths.....	0.37	
			Note: Remove after use.		
09 91 43 00-0003	LF		Painter Masking Tape.....	0.25	
			Note: Remove after use.		

09 93 Staining and Transparent Finishing (09 93)
Note: Includes light sanding or screening between coats.

09 93 13 Exterior Staining and Finishing (09 93)

09 93 13 13 Exterior Staining (09 93 13)

09 93 13 13-0001			Wood Wall, Deck, Ceiling Finishes (09 93 13 13)		
09 93 13 13-0002			Stain Wood Walls (09 93 13 13-0001)		
09 93 13 13-0003			Stain Smooth Wood Walls (09 93 13 13-0002)		
			Note: Includes tongue and groove, beveled, drop or board and batten siding.		
09 93 13 13-0004	SF		Stain Exterior Wood Smooth Siding, 1 Coat Stain, Brush Work	0.85	
			For Work >20' To 30' Above Floor, Add	0.17	
			Note: Applied only to work area above 20'.		
			For Up To 100, Add	0.54	
			For >100 To 250, Add	0.26	
			For >250 To 500, Add	0.11	
			For >2,500 To 5,000, Deduct	-0.04	
			For >5,000 To 10,000, Deduct	-0.09	
			For >10,000 To 20,000, Deduct	-0.13	
			For >20,000, Deduct	-0.17	
09 93 13 13-0005	SF		Stain Exterior Wood Smooth Siding, 2 Coats Stain, Brush Work	1.54	
			For Work >20' To 30' Above Floor, Add	0.30	
			Note: Applied only to work area above 20'.		
			For Up To 100, Add	0.96	
			For >100 To 250, Add	0.46	
			For >250 To 500, Add	0.20	
			For >2,500 To 5,000, Deduct	-0.08	
			For >5,000 To 10,000, Deduct	-0.15	
			For >10,000 To 20,000, Deduct	-0.23	
			For >20,000, Deduct	-0.31	
09 93 13 13-0006	SF		Stain Exterior Wood Smooth Siding, 1 Coat Stain, Sprayed.....	0.65	
			For Work >20' To 30' Above Floor, Add	0.11	
			Note: Applied only to work area above 20'.		
			For Up To 100, Add	0.36	
			For >100 To 250, Add	0.17	
			For >250 To 500, Add	0.08	
			For >2,500 To 5,000, Deduct	-0.03	
			For >5,000 To 10,000, Deduct	-0.07	
			For >10,000 To 20,000, Deduct	-0.10	
			For >20,000, Deduct	-0.13	
09 93 13 13-0007	SF		Stain Exterior Wood Smooth Siding, 2 Coats Stain, Sprayed.....	1.07	
			For Work >20' To 30' Above Floor, Add	0.17	
			Note: Applied only to work area above 20'.		
			For Up To 100, Add	0.56	
			For >100 To 250, Add	0.27	
			For >250 To 500, Add	0.12	
			For >2,500 To 5,000, Deduct	-0.05	
			For >5,000 To 10,000, Deduct	-0.11	
			For >10,000 To 20,000, Deduct	-0.16	
			For >20,000, Deduct	-0.21	

09 93 13 13-0008 Stain Rough Wood Walls (09 93 13 13-0002)
Note: Includes shingles, shakes or rough sawn siding.

09 Finishes

09 90 Painting and Coating

09 93 Staining and Transparent Finishing



MINOR		TOTAL DIRECT	DEMOLITION
CSI	UOM DESCRIPTION	UNIT COST	UNIT COST
09 93 13 13-0009	SF Stain Exterior Wood Rough (Shingles, Shakes Or Rough Sawn) Siding, 1 Coat Stain, Brush Work.....	1.26	
	<i>For Work >20' To 30' Above Floor, Add</i>	0.28	
	<i>Note: Applied only to work area above 20'.</i>		
	<i>For Up To 100, Add</i>	0.85	
	<i>For >100 To 250, Add</i>	0.40	
	<i>For >250 To 500, Add</i>	0.17	
	<i>For >2,500 To 5,000, Deduct</i>	-0.06	
	<i>For >5,000 To 10,000, Deduct</i>	-0.13	
	<i>For >10,000 To 20,000, Deduct</i>	-0.19	
	<i>For >20,000, Deduct</i>	-0.25	
09 93 13 13-0010	SF Stain Exterior Wood Rough (Shingles, Shakes Or Rough Sawn) Siding, 2 Coats Stain, Brush Work.....	2.33	
	<i>For Work >20' To 30' Above Floor, Add</i>	0.50	
	<i>Note: Applied only to work area above 20'.</i>		
	<i>For Up To 100, Add</i>	1.55	
	<i>For >100 To 250, Add</i>	0.73	
	<i>For >250 To 500, Add</i>	0.32	
	<i>For >2,500 To 5,000, Deduct</i>	-0.12	
	<i>For >5,000 To 10,000, Deduct</i>	-0.23	
	<i>For >10,000 To 20,000, Deduct</i>	-0.35	
	<i>For >20,000, Deduct</i>	-0.47	
09 93 13 13-0011	SF Stain Exterior Wood Rough (Shingles, Shakes Or Rough Sawn) Siding, 1 Coat Stain, Sprayed.....	0.96	
	<i>For Work >20' To 30' Above Floor, Add</i>	0.17	
	<i>Note: Applied only to work area above 20'.</i>		
	<i>For Up To 100, Add</i>	0.54	
	<i>For >100 To 250, Add</i>	0.26	
	<i>For >250 To 500, Add</i>	0.11	
	<i>For >2,500 To 5,000, Deduct</i>	-0.05	
	<i>For >5,000 To 10,000, Deduct</i>	-0.10	
	<i>For >10,000 To 20,000, Deduct</i>	-0.14	
	<i>For >20,000, Deduct</i>	-0.19	
09 93 13 13-0012	SF Stain Exterior Wood Rough (Shingles, Shakes Or Rough Sawn) Siding, 2 Coats Stain, Sprayed.....	1.81	
	<i>For Work >20' To 30' Above Floor, Add</i>	0.30	
	<i>Note: Applied only to work area above 20'.</i>		
	<i>For Up To 100, Add</i>	1.00	
	<i>For >100 To 250, Add</i>	0.48	
	<i>For >250 To 500, Add</i>	0.21	
	<i>For >2,500 To 5,000, Deduct</i>	-0.09	
	<i>For >5,000 To 10,000, Deduct</i>	-0.18	
	<i>For >10,000 To 20,000, Deduct</i>	-0.27	
	<i>For >20,000, Deduct</i>	-0.36	
09 93 13 13-0013	Stain Wood Ceilings <small>(09 93 13 13-0001)</small>		
09 93 13 13-0014	Stain Smooth Wood Ceilings <small>(09 93 13 13-0013)</small>		
	<i>Note: Includes tongue and groove, beveled, drop or board and batten siding.</i>		
09 93 13 13-0015	SF Stain Exterior Wood Smooth Ceiling, 1 Coat Stain, Brush Work.....	0.94	
	<i>For Work >20' To 30' Above Floor, Add</i>	0.20	
	<i>Note: Applied only to work area above 20'.</i>		
	<i>For Up To 100, Add</i>	0.61	
	<i>For >100 To 250, Add</i>	0.29	
	<i>For >250 To 500, Add</i>	0.13	
	<i>For >2,500 To 5,000, Deduct</i>	-0.05	
	<i>For >5,000 To 10,000, Deduct</i>	-0.09	
	<i>For >10,000 To 20,000, Deduct</i>	-0.14	
	<i>For >20,000, Deduct</i>	-0.19	
09 93 13 13-0016	SF Stain Exterior Wood Smooth Ceiling, 2 Coats Stain, Brush Work.....	1.72	
	<i>For Work >20' To 30' Above Floor, Add</i>	0.35	
	<i>Note: Applied only to work area above 20'.</i>		
	<i>For Up To 100, Add</i>	1.09	
	<i>For >100 To 250, Add</i>	0.52	
	<i>For >250 To 500, Add</i>	0.23	
	<i>For >2,500 To 5,000, Deduct</i>	-0.09	
	<i>For >5,000 To 10,000, Deduct</i>	-0.17	
	<i>For >10,000 To 20,000, Deduct</i>	-0.26	
	<i>For >20,000, Deduct</i>	-0.34	
09 93 13 13-0017	SF Stain Exterior Wood Smooth Ceiling, 1 Coat Stain, Sprayed.....	0.59	
	<i>For Work >20' To 30' Above Floor, Add</i>	0.11	
	<i>Note: Applied only to work area above 20'.</i>		
	<i>For Up To 100, Add</i>	0.35	
	<i>For >100 To 250, Add</i>	0.17	
	<i>For >250 To 500, Add</i>	0.07	
	<i>For >2,500 To 5,000, Deduct</i>	-0.03	
	<i>For >5,000 To 10,000, Deduct</i>	-0.06	
	<i>For >10,000 To 20,000, Deduct</i>	-0.09	
	<i>For >20,000, Deduct</i>	-0.12	
09 93 13 13-0018	SF Stain Exterior Wood Smooth Ceiling, 2 Coats Stain, Sprayed.....	1.10	
	<i>For Work >20' To 30' Above Floor, Add</i>	0.19	
	<i>Note: Applied only to work area above 20'.</i>		
	<i>For Up To 100, Add</i>	0.63	
	<i>For >100 To 250, Add</i>	0.30	
	<i>For >250 To 500, Add</i>	0.13	
	<i>For >2,500 To 5,000, Deduct</i>	-0.06	
	<i>For >5,000 To 10,000, Deduct</i>	-0.11	
	<i>For >10,000 To 20,000, Deduct</i>	-0.17	
	<i>For >20,000, Deduct</i>	-0.22	



	Finishes	09
	Painting and Coating	09 90
	Staining and Transparent Finishing	09 93

MINOR	CSI	UOM	DESCRIPTION	TOTAL DIRECT UNIT COST	DEMOLITION UNIT COST
-------	-----	-----	-------------	------------------------	----------------------

09 93 13 13-0019			Ceilings Rough Wood <small>(09 93 13 13-0013)</small> Note: Includes shingles, shakes or rough sawn siding.		
09 93 13 13-0020	SF		Stain Exterior Wood Rough Ceiling, 1 Coat Stain, Brush Work.....	1.38	
			For Work >20' To 30' Above Floor, Add	0.31	
			Note: Applied only to work area above 20'.		
			For Up To 100, Add	0.94	
			For >100 To 250, Add	0.44	
			For >250 To 500, Add	0.19	
			For >2,500 To 5,000, Deduct	-0.07	
			For >5,000 To 10,000, Deduct	-0.14	
			For >10,000 To 20,000, Deduct	-0.21	
			For >20,000, Deduct	-0.28	
09 93 13 13-0021	SF		Stain Exterior Wood Rough Ceiling, 2 Coats Stain, Brush Work.....	2.41	
			For Work >20' To 30' Above Floor, Add	0.52	
			Note: Applied only to work area above 20'.		
			For Up To 100, Add	1.61	
			For >100 To 250, Add	0.76	
			For >250 To 500, Add	0.33	
			For >2,500 To 5,000, Deduct	-0.12	
			For >5,000 To 10,000, Deduct	-0.24	
			For >10,000 To 20,000, Deduct	-0.36	
			For >20,000, Deduct	-0.48	
09 93 13 13-0022	SF		Stain Exterior Wood Rough Ceiling, 1 Coat Stain, Sprayed.....	1.06	
			For Work >20' To 30' Above Floor, Add	0.19	
			Note: Applied only to work area above 20'.		
			For Up To 100, Add	0.62	
			For >100 To 250, Add	0.30	
			For >250 To 500, Add	0.13	
			For >2,500 To 5,000, Deduct	-0.05	
			For >5,000 To 10,000, Deduct	-0.11	
			For >10,000 To 20,000, Deduct	-0.16	
			For >20,000, Deduct	-0.21	
09 93 13 13-0023	SF		Stain Exterior Wood Rough Ceiling, 2 Coats Stain, Sprayed.....	1.92	
			For Work >20' To 30' Above Floor, Add	0.33	
			Note: Applied only to work area above 20'.		
			For Up To 100, Add	1.08	
			For >100 To 250, Add	0.52	
			For >250 To 500, Add	0.23	
			For >2,500 To 5,000, Deduct	-0.10	
			For >5,000 To 10,000, Deduct	-0.19	
			For >10,000 To 20,000, Deduct	-0.29	
			For >20,000, Deduct	-0.38	
09 93 13 13-0024			Stain Wood Decks <small>(09 93 13 13-0001)</small>		
09 93 13 13-0025	SF		Stain Exterior Wood Floors And Decks, 1 Coat Stain, Brush Work.....	0.77	
			For Oil Based Paint, Add	0.05	
			For Up To 100, Add	0.48	
			For >100 To 250, Add	0.23	
			For >250 To 500, Add	0.10	
			For >2,500 To 5,000, Deduct	-0.04	
			For >5,000 To 10,000, Deduct	-0.08	
			For >10,000 To 20,000, Deduct	-0.12	
			For >20,000, Deduct	-0.15	
09 93 13 13-0026	SF		Stain Exterior Wood Floors And Decks, 2 Coats Stain, Brush Work.....	1.46	
			For Oil Based Paint, Add	0.09	
			For Up To 100, Add	0.90	
			For >100 To 250, Add	0.43	
			For >250 To 500, Add	0.19	
			For >2,500 To 5,000, Deduct	-0.07	
			For >5,000 To 10,000, Deduct	-0.15	
			For >10,000 To 20,000, Deduct	-0.22	
			For >20,000, Deduct	-0.29	
09 93 13 13-0027	SF		Stain Exterior Wood Floors And Decks, 1 Coat Stain, Sprayed.....	0.49	
			For Oil Based Paint, Add	0.03	
			For Up To 100, Add	0.27	
			For >100 To 250, Add	0.13	
			For >250 To 500, Add	0.06	
			For >2,500 To 5,000, Deduct	-0.02	
			For >5,000 To 10,000, Deduct	-0.05	
			For >10,000 To 20,000, Deduct	-0.07	
			For >20,000, Deduct	-0.10	
09 93 13 13-0028	SF		Stain Exterior Wood Floors And Decks, 2 Coats Stain, Sprayed.....	0.99	
			For Oil Based Paint, Add	0.07	
			For Up To 100, Add	0.54	
			For >100 To 250, Add	0.26	
			For >250 To 500, Add	0.12	
			For >2,500 To 5,000, Deduct	-0.05	
			For >5,000 To 10,000, Deduct	-0.10	
			For >10,000 To 20,000, Deduct	-0.15	
			For >20,000, Deduct	-0.20	
09 93 13 13-0029			Stain Wood Posts And Trim <small>(09 93 13 13-0001)</small>		

09	09 Finishes
	09 90 Painting and Coating
	09 93 Staining and Transparent Finishing



MINOR	CSI	UOM	DESCRIPTION	TOTAL DIRECT UNIT COST	DEMOLITION UNIT COST
09 93 13	13-0030	SF	Stain Exterior Wood Posts And Trim, 1 Coat Stain, Brush Work	1.39	
			<i>For Oil Based Paint, Add</i>	0.08	
09 93 13	13-0031	SF	Stain Exterior Wood Posts And Trim, 2 Coats Stain, Brush Work	2.53	
			<i>For Oil Based Paint, Add</i>	0.15	
09 93 13	13-0032	SF	Stain Exterior Wood Posts And Trim, 1 Coat Stain, Sprayed.....	1.13	
			<i>For Oil Based Paint, Add</i>	0.07	
09 93 13	13-0033	SF	Stain Exterior Wood Posts And Trim, 2 Coats Stain, Sprayed.....	2.12	
			<i>For Oil Based Paint, Add</i>	0.13	
09 93 13	13-0034		Pre-Stain Wood Conditioner <small>(09 93 13 13)</small>		
			Note: Measured by surface area of wall or ceiling.		
09 93 13	13-0035	SF	Pre-Stain Wood Conditioner, Brush/Roller Work	0.78	
			<i>For Ceiling Work, Add</i>	0.09	
			<i>For >5,000 To 10,000, Deduct</i>	-0.02	
			<i>For >10,000 To 20,000, Deduct</i>	-0.05	
			<i>For >20,000, Deduct</i>	-0.07	
09 93 13	13-0036		Rustic Brown Stain, Field Applied (Natina Or Equal) <small>(09 93 13 13)</small>		
09 93 13	13-0037	LF	Stain Existing Chain Link Fence, Up To 6' Height, Rustic Brown Finish	9.71	
			Note: Includes posts and both sides		
09 93 13	13-0038	LF	Stain Existing Chain Link Fence, >6' To 10' Height, Rustic Brown Finish.....	16.17	
			Note: Includes posts and both sides		
09 93 13	13-0039	LF	Stain Existing Cable Barrier Fence, Rustic Brown Finish.....	5.33	
			Note: Includes posts and all sides		
09 93 13	13-0040	EA	Stain Existing Gate, Up To 6' Wide, Rustic Brown Finish	139.67	
			Note: Includes posts and both sides		
09 93 13	13-0041	EA	Stain Existing Gate, >6' To 10' Wide, Rustic Brown Finish	232.78	
			Note: Includes posts and both sides		
09 93 13	13-0042	EA	Stain Existing Gate, >10' To 16' Wide, Rustic Brown Finish	372.44	
			Note: Includes posts and both sides		
09 93 13	13-0043	LF	Stain Existing Up To 4" Diameter Pole, Rustic Brown Finish	2.87	
09 93 13	13-0044	LF	Stain Existing 6" To 8" Diameter Pole, Rustic Brown Finish	3.69	
09 93 13	13-0045	LF	Stain Existing 10" To 12" Diameter Pole, Rustic Brown Finish	4.97	
09 93 13	13-0046	SF	Stain Existing Steel Surface, Rustic Brown Finish	1.13	
			Note: Single side		
09 93 13	53		Exterior Finishing <small>(09 93 13)</small>		
09 93 13	53-0001		Stain Sealer <small>(09 93 13 53)</small>		
			Note: Measured by surface area of wall or ceiling.		
09 93 13	53-0002	SF	Stain Sealer, Brush Work.....	0.86	
			<i>For Ceiling Work, Add</i>	0.11	
			<i>For >5,000 To 10,000, Deduct</i>	-0.02	
			<i>For >10,000 To 20,000, Deduct</i>	-0.05	
			<i>For >20,000, Deduct</i>	-0.07	
09 93 13	53-0003	SF	Stain Sealer, Brush/Roller Work	0.69	
			<i>For Ceiling Work, Add</i>	0.09	
			<i>For >5,000 To 10,000, Deduct</i>	-0.02	
			<i>For >10,000 To 20,000, Deduct</i>	-0.04	
			<i>For >20,000, Deduct</i>	-0.06	
09 93 13	53-0004	SF	Stain Sealer, Sprayed.....	0.28	
			<i>For Ceiling Work, Add</i>	0.03	
			<i>For >5,000 To 10,000, Deduct</i>	-0.01	
			<i>For >10,000 To 20,000, Deduct</i>	-0.02	
			<i>For >20,000, Deduct</i>	-0.03	
09 93 23	Interior Staining and Finishing <small>(09 93)</small>				
			Note: VOC compliant in all regulated areas, review specifications for levels.		
09 93 23	13		Interior Staining <small>(09 93 23)</small>		
09 93 23	13-0001		Stain Wood Trim <small>(09 93 23 13)</small>		
09 93 23	13-0002	LF	Stain Wood Trim, Up To 6" Wide, 1 Coat Stain, With Brush And Wipe Off.....	1.04	
			<i>For Up To 100, Add</i>	0.74	
			<i>For >100 To 250, Add</i>	0.35	
			<i>For >250 To 500, Add</i>	0.15	
			<i>For >4,000, Deduct</i>	-0.05	
09 93 23	13-0003	SF	Stain Wood Trim, 1 Coat Stain, With Brush And Wipe Off.....	1.54	
			<i>For Up To 100, Add</i>	1.08	
			<i>For >100 To 250, Add</i>	0.51	
			<i>For >250 To 500, Add</i>	0.22	
			<i>For >4,000, Deduct</i>	-0.08	
09 93 23	13-0004		Stain Wood Floor <small>(09 93 23 13)</small>		
09 93 23	13-0005	SF	Stain Or Varnish Wood Floor, 1 Coat Stain, Brush Work.....	0.50	
			<i>For Up To 100, Add</i>	0.30	
			<i>For >100 To 250, Add</i>	0.14	
			<i>For >250 To 500, Add</i>	0.06	
			<i>For >4,000, Deduct</i>	-0.03	



Finishes	09	09
Painting and Coating	09 90	
Staining and Transparent Finishing	09 93	

MINOR CSI UOM DESCRIPTION	TOTAL DIRECT UNIT COST	DEMOLITION UNIT COST
09 93 23 13-0006 SF Stain Or Varnish Wood Floor, 1 Coat Stain, Brush/Roller Work	0.38	
For Up To 100, Add	0.21	
For >100 To 250, Add	0.10	
For >250 To 500, Add	0.04	
For >4,000, Deduct	-0.02	
09 93 23 13-0007 Stain Wood Door And Window (09 93 23 13)		
09 93 23 13-0008 EA Stain Wood Door, 1 Coat Stain With Brush And Wipe Off Wood Door (Per Face)	49.82	
For Up To 4, Add	36.17	
For >4 To 10, Add	16.94	
For >10 To 20, Add	7.27	
For >160, Deduct	-2.49	
09 93 23 13-0009 EA Stain Wood Window, 1 Coat Stain With Brush And Wipe Off Wood Window And Frame (Per Face).....	35.71	
For Up To 4, Add	25.02	
For >4 To 10, Add	11.76	
For >10 To 20, Add	5.06	
For >160, Deduct	-1.79	
09 93 23 13-0010 Stain Wood Cabinet (09 93 23 13)		
09 93 23 13-0011 SF Stain Cabinet, 1 Coat Stain With Brush And Wipe.....	1.25	
09 93 23 53 Interior Finishing (09 93 23)		
09 93 23 53-0001 Concrete Finishes (09 93 23 53)		
09 93 23 53-0002 SF Finish Concrete Floor, 1 Coat Polyurethane.....	0.76	
For Up To 100, Add	0.44	
For >100 To 250, Add	0.21	
For >250 To 500, Add	0.09	
For >4,000, Deduct	-0.04	
09 93 23 53-0003 Wood Trim Finishes (09 93 23 53)		
09 93 23 53-0004 SF Finish Wood Trim, 1 Coat Sealer And 1 Coat Varnish Or Polyurethane.....	1.28	
For Up To 100, Add	0.83	
For >100 To 250, Add	0.40	
For >250 To 500, Add	0.17	
For >4,000, Deduct	-0.06	
09 93 23 53-0005 SF Finish Wood Trim, 1 Coat Varnish Or Polyurethane.....	0.84	
For Up To 100, Add	0.58	
For >100 To 250, Add	0.27	
For >250 To 500, Add	0.12	
For >4,000, Deduct	-0.04	
09 93 23 53-0006 Wood Floor Finishes (09 93 23 53)		
09 93 23 53-0007 SF Refinish Wood Floor, 2 Coats Polyurethane.....	2.85	
Note: Includes sanding existing floor.		
For Up To 100, Add	2.01	
For >100 To 250, Add	0.94	
For >250 To 500, Add	0.41	
For >4,000, Deduct	-0.14	
09 93 23 53-0008 SF Polyurethane Wood Floor, 1 Coat Polyurethane, With Wool Applicator Or Brush Work.....	0.65	
Note: Includes screening between coats.		
For Up To 100, Add	0.42	
For >100 To 250, Add	0.20	
For >250 To 500, Add	0.09	
For >4,000, Deduct	-0.03	
09 93 23 53-0009 SF Refinish Wood Floor, 1 Coat Sealer And 2 Coats Polyurethane.....	3.25	
Note: Includes sanding existing floor.		
For Up To 100, Add	2.26	
For >100 To 250, Add	1.07	
For >250 To 500, Add	0.46	
For >4,000, Deduct	-0.16	
09 93 23 53-0010 Wood Door And Window Finishes (09 93 23 53)		
See CSI section 08 14 16 00-0783 for factory finish.		
09 93 23 53-0011 EA Varnish Or Polyurethane Wood Door, 1 Coat Shellac (Per Face)	36.01	
For Up To 4, Add	26.06	
For >4 To 10, Add	12.21	
For >10 To 20, Add	5.24	
For >160, Deduct	-1.80	
09 93 23 53-0012 EA Varnish Or Polyurethane Wood Door, 3 Coats Shellac, With Light Sanding Between Coats (Per Face)	109.58	
For Up To 4, Add	77.83	
For >4 To 10, Add	36.54	
For >10 To 20, Add	15.71	
For >160, Deduct	-5.48	
09 93 23 53-0013 Cabinet Finishes (09 93 23 53)		
09 93 23 53-0014 SF Finish Cabinet, 1 Coat Shellac, Varnish Or Polyurethane	1.26	

09	09 Finishes
	09 90 Painting and Coating
	09 93 Staining and Transparent Finishing



MINOR CSI UOM DESCRIPTION	TOTAL DIRECT UNIT COST	DEMOLITION UNIT COST
------------------------------	---------------------------	-------------------------

09 93 23 53-0015 Gym, Stage And Dance Floor Finishes <small>(09 93 23 53)</small>		
09 93 23 53-0016	SF Yearly Maintenance Refinish Of Gym, Stage Or Dance Floor	0.84
	Note: Includes screening, one coat of finish and buffing. Excludes repainting of game lines.	
09 93 23 53-0017	SF Finish New Elementary School Wood Gym, Stage Or Dance Floor	3.68
	Note: Includes sanding to level, vacuuming, tack cloth wiping, seal coat, light sanding between coats, painting of all game lines, logos, court markings and solid paint areas, seal and finish coats per manufacturer's instructions, minimum four coats total with not less than two finish coats.	
	<i>For Stage Or Dance Floors, Deduct</i>	-0.07
09 93 23 53-0018	SF Finish New Middle Or Junior School Wood Gym, Stage Or Dance Floor	3.76
	Note: Includes sanding to level, vacuuming, tack cloth wiping, seal coat, light sanding between coats, painting of all game lines, logos, court markings and solid paint areas, seal and finish coats per manufacturer's instructions, minimum four coats total with not less than two finish coats.	
	<i>For Stage Or Dance Floors, Deduct</i>	-0.08
09 93 23 53-0019	SF Finish New High School Wood Gym, Stage Or Dance Floor	3.84
	Note: Includes sanding to level, vacuuming, tack cloth wiping, seal coat, light sanding between coats, painting of all game lines, logos, court markings and solid paint areas, seal and finish coats per manufacturer's instructions, minimum four coats total with not less than two finish coats.	
	<i>For Stage Or Dance Floors, Deduct</i>	-0.08
09 93 23 53-0020	SF Refinish Existing Elementary School Wood Gym, Stage Or Dance Floor	3.68
	Note: Includes removal of existing finish and sanding to level, vacuuming, tack cloth wiping, seal coat, light sanding between coats, painting of all game lines, logos, court markings and solid paint areas, seal and finish coats per manufacturer's instructions, minimum four coats total with not less than two finish coats.	
	<i>For Stage Or Dance Floors, Deduct</i>	-0.07
09 93 23 53-0021	SF Refinish Existing Middle Or Junior School Wood Gym, Stage Or Dance Floor	3.76
	Note: Includes removal of existing finish and sanding to level, vacuuming, tack cloth wiping, seal coat, light sanding between coats, painting of all game lines, logos, court markings and solid paint areas, seal and finish coats per manufacturer's instructions, minimum four coats total with not less than two finish coats.	
	<i>For Stage Or Dance Floors, Deduct</i>	-0.08
09 93 23 53-0022	SF Refinish Existing High School Wood Gym, Stage Or Dance Floor	3.84
	Note: Includes removal of existing finish and sanding to level, vacuuming, tack cloth wiping, seal coat, light sanding between coats, painting of all game lines, logos, court markings and solid paint areas, seal and finish coats per manufacturer's instructions, minimum four coats total with not less than two finish coats.	
	<i>For Stage Or Dance Floors, Deduct</i>	-0.08
09 93 23 53-0023	EA Minimum Service Charge For Repair Of Wood Gym, Stage Or Dance Floor	699.61

09 96 High-Performance Coatings (09 96)

09 96 23 Graffiti-Resistant Coatings (09 96)

09 96 23 00-0001 Anti-Graffiti Coating <small>(09 96 23)</small>		
09 96 23 00-0002	SF Sacrificial Anti-Graffiti Coating, Per Coat	1.35
	<i>For Up To 100, Add</i>	0.78
	<i>For >100 To 250, Add</i>	0.38
	<i>For >250 To 500, Add</i>	0.16
09 96 23 00-0003	SF Permanent (Non-Sacrificial) Anti-Graffiti Coating, Per Coat	1.45
	<i>For Up To 100, Add</i>	0.80
	<i>For >100 To 250, Add</i>	0.39
	<i>For >250 To 500, Add</i>	0.17

09 96 53 Elastomeric Coatings (09 96)

09 96 53 00-0001 Elastomeric <small>(09 96 53)</small>		
	Note: Per coat.	
09 96 53 00-0002	SF 1 Coat, 5.3 To 8 Wet Mils, Brush Work, Elastomeric Primer Applied To Walls And Floors	0.81
	<i>For Work >15' To 20' Above Floor, Add</i>	0.09
	Note: Applied only to work area above 15' to 20'.	
	<i>For Work >20' To 30' Above Floor, Add</i>	0.16
	Note: Applied only to work area above 20'.	
	<i>For Work >30' To 40' Above Floor, Add</i>	0.25
	Note: Applied only to work area above 30' to 40'.	
	<i>For Work >40' Above Floor, Add</i>	0.35
	Note: Applied only to work area above 40'.	
	<i>For Up To 100, Add</i>	0.50
	<i>For >100 To 250, Add</i>	0.24
	<i>For >250 To 500, Add</i>	0.10
	<i>For >2,500 To 5,000, Deduct</i>	-0.04
	<i>For >5,000 To 10,000, Deduct</i>	-0.08
	<i>For >10,000 To 20,000, Deduct</i>	-0.12
	<i>For >20,000, Deduct</i>	-0.16



	MINOR	CSI	UOM	DESCRIPTION	TOTAL DIRECT UNIT COST	DEMOLITION UNIT COST
09 96 53 00-0003	SF			1 Coat, 5.3 To 8 Wet Mils, Brush/Roller Work, Elastomeric Primer Applied To Walls And Floors 0.69		
				For Work >15' To 20' Above Floor, Add	0.08	
				Note: Applied only to work area above 15' to 20'.		
				For Work >20' To 30' Above Floor, Add	0.13	
				Note: Applied only to work area above 20'.		
				For Work >30' To 40' Above Floor, Add	0.21	
				Note: Applied only to work area above 30' to 40'.		
				For Work >40' Above Floor, Add	0.29	
				Note: Applied only to work area above 40'.		
				For Up To 100, Add	0.42	
				For >100 To 250, Add	0.20	
				For >250 To 500, Add	0.09	
				For >2,500 To 5,000, Deduct	-0.03	
				For >5,000 To 10,000, Deduct	-0.07	
				For >10,000 To 20,000, Deduct	-0.10	
				For >20,000, Deduct	-0.14	
09 96 53 00-0004	SF			1 Coat, 5.3 To 8 Wet Mils, Sprayed, Elastomeric Primer Applied To Walls And Floors 0.62		
				For Work >15' To 20' Above Floor, Add	0.06	
				Note: Applied only to work area above 15' to 20'.		
				For Work >20' To 30' Above Floor, Add	0.10	
				Note: Applied only to work area above 20'.		
				For Work >30' To 40' Above Floor, Add	0.16	
				Note: Applied only to work area above 30' to 40'.		
				For Work >40' Above Floor, Add	0.22	
				Note: Applied only to work area above 40'.		
				For Up To 100, Add	0.33	
				For >100 To 250, Add	0.16	
				For >250 To 500, Add	0.07	
				For >2,500 To 5,000, Deduct	-0.03	
				For >5,000 To 10,000, Deduct	-0.06	
				For >10,000 To 20,000, Deduct	-0.09	
				For >20,000, Deduct	-0.12	
09 96 53 00-0005	SF			1 Coat, 13 To 16 Wet Mils, Brush Work, Elastomeric Paint Applied To Walls And Floors 1.82		
				For Work >15' To 20' Above Floor, Add	0.11	
				Note: Applied only to work area above 15' to 20'.		
				For Work >20' To 30' Above Floor, Add	0.18	
				Note: Applied only to work area above 20'.		
				For Work >30' To 40' Above Floor, Add	0.29	
				Note: Applied only to work area above 30' to 40'.		
				For Work >40' Above Floor, Add	0.40	
				Note: Applied only to work area above 40'.		
				For Up To 100, Add	0.71	
				For >100 To 250, Add	0.36	
				For >250 To 500, Add	0.16	
				For >2,500 To 5,000, Deduct	-0.09	
				For >5,000 To 10,000, Deduct	-0.18	
				For >10,000 To 20,000, Deduct	-0.27	
				For >20,000, Deduct	-0.36	
09 96 53 00-0006	SF			1 Coat, 13 To 16 Wet Mils, Brush/Roller Work, Elastomeric Paint Applied To Walls And Floors 1.71		
				For Work >15' To 20' Above Floor, Add	0.09	
				Note: Applied only to work area above 15' to 20'.		
				For Work >20' To 30' Above Floor, Add	0.16	
				Note: Applied only to work area above 20'.		
				For Work >30' To 40' Above Floor, Add	0.25	
				Note: Applied only to work area above 30' to 40'.		
				For Work >40' Above Floor, Add	0.34	
				Note: Applied only to work area above 40'.		
				For Up To 100, Add	0.63	
				For >100 To 250, Add	0.33	
				For >250 To 500, Add	0.15	
				For >2,500 To 5,000, Deduct	-0.09	
				For >5,000 To 10,000, Deduct	-0.17	
				For >10,000 To 20,000, Deduct	-0.26	
				For >20,000, Deduct	-0.34	
09 96 53 00-0007	SF			1 Coat, 13 To 16 Wet Mils, Sprayed, Elastomeric Paint Applied To Walls And Floors 1.95		
				For Work >15' To 20' Above Floor, Add	0.07	
				Note: Applied only to work area above 15' to 20'.		
				For Work >20' To 30' Above Floor, Add	0.12	
				Note: Applied only to work area above 20'.		
				For Work >30' To 40' Above Floor, Add	0.19	
				Note: Applied only to work area above 30' to 40'.		
				For Work >40' Above Floor, Add	0.26	
				Note: Applied only to work area above 40'.		
				For Up To 100, Add	0.57	
				For >100 To 250, Add	0.31	
				For >250 To 500, Add	0.14	
				For >2,500 To 5,000, Deduct	-0.10	
				For >5,000 To 10,000, Deduct	-0.20	
				For >10,000 To 20,000, Deduct	-0.29	
				For >20,000, Deduct	-0.39	

09	09	Finishes
	09 90	Painting and Coating
	09 96	High-Performance Coatings



MINOR		TOTAL DIRECT	DEMOLITION
CSI	UOM DESCRIPTION	UNIT COST	UNIT COST
09 96 53 00-0008	SF 1 Coat, 5.3 To 8 Wet Mils, Brush Work, Elastomeric Primer Applied To Ceilings And Overhead.....	0.91	
	For Work >15' To 20' Above Floor, Add	0.11	
	Note: Applied only to work area above 15' to 20'.		
	For Work >20' To 30' Above Floor, Add	0.18	
	Note: Applied only to work area above 20'.		
	For Work >30' To 40' Above Floor, Add	0.29	
	Note: Applied only to work area above 30' to 40'.		
	For Work >40' Above Floor, Add	0.40	
	Note: Applied only to work area above 40'.		
	For Up To 100, Add	0.57	
	For >100 To 250, Add	0.27	
	For >250 To 500, Add	0.12	
	For >2,500 To 5,000, Deduct	-0.05	
	For >5,000 To 10,000, Deduct	-0.09	
	For >10,000 To 20,000, Deduct	-0.14	
	For >20,000, Deduct	-0.18	
09 96 53 00-0009	SF 1 Coat, 5.3 To 8 Wet Mils, Brush/Roller Work, Elastomeric Primer Applied To Ceilings And Overhead.....	0.77	
	For Work >15' To 20' Above Floor, Add	0.09	
	Note: Applied only to work area above 15' to 20'.		
	For Work >20' To 30' Above Floor, Add	0.15	
	Note: Applied only to work area above 20'.		
	For Work >30' To 40' Above Floor, Add	0.24	
	Note: Applied only to work area above 30' to 40'.		
	For Work >40' Above Floor, Add	0.34	
	Note: Applied only to work area above 40'.		
	For Up To 100, Add	0.48	
	For >100 To 250, Add	0.23	
	For >250 To 500, Add	0.10	
	For >2,500 To 5,000, Deduct	-0.04	
	For >5,000 To 10,000, Deduct	-0.08	
	For >10,000 To 20,000, Deduct	-0.12	
	For >20,000, Deduct	-0.15	
09 96 53 00-0010	SF 1 Coat, 5.3 To 8 Wet Mils, Sprayed, Elastomeric Primer Applied To Ceilings And Overhead.....	0.69	
	For Work >15' To 20' Above Floor, Add	0.07	
	Note: Applied only to work area above 15' to 20'.		
	For Work >20' To 30' Above Floor, Add	0.12	
	Note: Applied only to work area above 20'.		
	For Work >30' To 40' Above Floor, Add	0.19	
	Note: Applied only to work area above 30' to 40'.		
	For Work >40' Above Floor, Add	0.26	
	Note: Applied only to work area above 40'.		
	For Up To 100, Add	0.39	
	For >100 To 250, Add	0.19	
	For >250 To 500, Add	0.08	
	For >2,500 To 5,000, Deduct	-0.03	
	For >5,000 To 10,000, Deduct	-0.07	
	For >10,000 To 20,000, Deduct	-0.10	
	For >20,000, Deduct	-0.14	
09 96 53 00-0011	SF 1 Coat, 13 To 16 Wet Mils, Brush Work, Elastomeric Paint Applied To Ceilings And Overhead.....	1.94	
	For Work >15' To 20' Above Floor, Add	0.13	
	Note: Applied only to work area above 15' to 20'.		
	For Work >20' To 30' Above Floor, Add	0.21	
	Note: Applied only to work area above 20'.		
	For Work >30' To 40' Above Floor, Add	0.34	
	Note: Applied only to work area above 30' to 40'.		
	For Work >40' Above Floor, Add	0.47	
	Note: Applied only to work area above 40'.		
	For Up To 100, Add	0.80	
	For >100 To 250, Add	0.41	
	For >250 To 500, Add	0.18	
	For >2,500 To 5,000, Deduct	-0.10	
	For >5,000 To 10,000, Deduct	-0.19	
	For >10,000 To 20,000, Deduct	-0.29	
	For >20,000, Deduct	-0.39	
09 96 53 00-0012	SF 1 Coat, 13 To 16 Wet Mils, Brush/Roller Work, Elastomeric Paint Applied To Ceilings And Overhead.....	1.81	
	For Work >15' To 20' Above Floor, Add	0.11	
	Note: Applied only to work area above 15' to 20'.		
	For Work >20' To 30' Above Floor, Add	0.18	
	Note: Applied only to work area above 20'.		
	For Work >30' To 40' Above Floor, Add	0.29	
	Note: Applied only to work area above 30' to 40'.		
	For Work >40' Above Floor, Add	0.40	
	Note: Applied only to work area above 40'.		
	For Up To 100, Add	0.70	
	For >100 To 250, Add	0.36	
	For >250 To 500, Add	0.16	
	For >2,500 To 5,000, Deduct	-0.09	
	For >5,000 To 10,000, Deduct	-0.18	
	For >10,000 To 20,000, Deduct	-0.27	
	For >20,000, Deduct	-0.36	



MINOR CSI UOM DESCRIPTION	TOTAL DIRECT UNIT COST	DEMOLITION UNIT COST
------------------------------	---------------------------	-------------------------

09 96 53 00-0013	SF	1 Coat, 13 To 16 Wet Mils, Sprayed, Elastomeric Paint Applied To Ceilings And Overhead	2.03	
		<i>For Work >15' To 20' Above Floor, Add</i>	0.08	
		<i>Note: Applied only to work area above 15' to 20'.</i>		
		<i>For Work >20' To 30' Above Floor, Add</i>	0.14	
		<i>Note: Applied only to work area above 20'.</i>		
		<i>For Work >30' To 40' Above Floor, Add</i>	0.22	
		<i>Note: Applied only to work area above 30' to 40'.</i>		
		<i>For Work >40' Above Floor, Add</i>	0.30	
		<i>Note: Applied only to work area above 40'.</i>		
		<i>For Up To 100, Add</i>	0.63	
		<i>For >100 To 250, Add</i>	0.34	
		<i>For >250 To 500, Add</i>	0.16	
		<i>For >2,500 To 5,000, Deduct</i>	-0.10	
		<i>For >5,000 To 10,000, Deduct</i>	-0.20	
		<i>For >10,000 To 20,000, Deduct</i>	-0.30	
		<i>For >20,000, Deduct</i>	-0.41	
09 96 53 00-0014	SF	1 Coat, 20 Wet Mils, Brush Work, Two-Part Elastomeric Epoxy Paint Applied To Walls And Floors (Sherwin Williams RESUFLOOR 3555V)	2.19	
		<i>For Work >15' To 20' Above Floor, Add</i>	0.11	
		<i>Note: Applied only to work area above 15' to 20'.</i>		
		<i>For Work >20' To 30' Above Floor, Add</i>	0.18	
		<i>Note: Applied only to work area above 20'.</i>		
		<i>For Work >30' To 40' Above Floor, Add</i>	0.29	
		<i>Note: Applied only to work area above 30' to 40'.</i>		
		<i>For Work >40' Above Floor, Add</i>	0.40	
		<i>Note: Applied only to work area above 40'.</i>		
		<i>For Up To 100, Add</i>	0.77	
		<i>For >100 To 250, Add</i>	0.40	
		<i>For >250 To 500, Add</i>	0.18	
		<i>For >2,500 To 5,000, Deduct</i>	-0.11	
		<i>For >5,000 To 10,000, Deduct</i>	-0.22	
		<i>For >10,000 To 20,000, Deduct</i>	-0.33	
		<i>For >20,000, Deduct</i>	-0.44	
09 96 53 00-0015	SF	1 Coat, 20 Wet Mils, Brush/Roller Work, Two-Part Elastomeric Epoxy Paint Applied To Walls And Floors (Sherwin Williams RESUFLOOR 3555V)	2.08	
		<i>For Work >15' To 20' Above Floor, Add</i>	0.09	
		<i>Note: Applied only to work area above 15' to 20'.</i>		
		<i>For Work >20' To 30' Above Floor, Add</i>	0.16	
		<i>Note: Applied only to work area above 20'.</i>		
		<i>For Work >30' To 40' Above Floor, Add</i>	0.25	
		<i>Note: Applied only to work area above 30' to 40'.</i>		
		<i>For Work >40' Above Floor, Add</i>	0.34	
		<i>Note: Applied only to work area above 40'.</i>		
		<i>For Up To 100, Add</i>	0.68	
		<i>For >100 To 250, Add</i>	0.36	
		<i>For >250 To 500, Add</i>	0.17	
		<i>For >2,500 To 5,000, Deduct</i>	-0.10	
		<i>For >5,000 To 10,000, Deduct</i>	-0.21	
		<i>For >10,000 To 20,000, Deduct</i>	-0.31	
		<i>For >20,000, Deduct</i>	-0.42	
09 96 53 00-0016	SF	1 Coat, 20 Wet Mils, Brush Work, Two-Part Elastomeric Epoxy Paint Applied To Ceilings And Overhead (Sherwin Williams RESUFLOOR 3555V)	2.31	
		<i>For Work >15' To 20' Above Floor, Add</i>	0.13	
		<i>Note: Applied only to work area above 15' to 20'.</i>		
		<i>For Work >20' To 30' Above Floor, Add</i>	0.21	
		<i>Note: Applied only to work area above 20'.</i>		
		<i>For Work >30' To 40' Above Floor, Add</i>	0.34	
		<i>Note: Applied only to work area above 30' to 40'.</i>		
		<i>For Work >40' Above Floor, Add</i>	0.47	
		<i>Note: Applied only to work area above 40'.</i>		
		<i>For Up To 100, Add</i>	0.86	
		<i>For >100 To 250, Add</i>	0.44	
		<i>For >250 To 500, Add</i>	0.20	
		<i>For >2,500 To 5,000, Deduct</i>	-0.12	
		<i>For >5,000 To 10,000, Deduct</i>	-0.23	
		<i>For >10,000 To 20,000, Deduct</i>	-0.35	
		<i>For >20,000, Deduct</i>	-0.46	
09 96 53 00-0017	SF	1 Coat, 20 Wet Mils, Brush/Roller Work, Two-Part Elastomeric Epoxy Paint Applied To Ceilings And Overhead (Sherwin Williams RESUFLOOR 3555V)	2.18	
		<i>For Work >15' To 20' Above Floor, Add</i>	0.11	
		<i>Note: Applied only to work area above 15' to 20'.</i>		
		<i>For Work >20' To 30' Above Floor, Add</i>	0.18	
		<i>Note: Applied only to work area above 20'.</i>		
		<i>For Work >30' To 40' Above Floor, Add</i>	0.29	
		<i>Note: Applied only to work area above 30' to 40'.</i>		
		<i>For Work >40' Above Floor, Add</i>	0.40	
		<i>Note: Applied only to work area above 40'.</i>		
		<i>For Up To 100, Add</i>	0.76	
		<i>For >100 To 250, Add</i>	0.40	
		<i>For >250 To 500, Add</i>	0.18	
		<i>For >2,500 To 5,000, Deduct</i>	-0.11	
		<i>For >5,000 To 10,000, Deduct</i>	-0.22	
		<i>For >10,000 To 20,000, Deduct</i>	-0.33	
		<i>For >20,000, Deduct</i>	-0.44	

09 96 56 Epoxy Coatings (09 96)

09	09 Finishes
	09 90 Painting and Coating
	09 96 High-Performance Coatings



MINOR CSI UOM DESCRIPTION	TOTAL DIRECT UNIT COST	DEMOLITION UNIT COST
------------------------------	---------------------------	-------------------------

09 96 56 00-0001 High Build Epoxy <small>(09 96 56)</small> 09 96 56 00-0002 SF 50 Mil, High Build Epoxy	2.93
09 96 56 00-0003 Laminated Epoxy With Fiberglass <small>(09 96 56)</small> 09 96 56 00-0004 SF Laminated Epoxy With Fiberglass	5.33
09 96 66 Aggregate Wall Coatings <small>(09 96)</small>	
09 96 66 00-0001 Troweled On <small>(09 96 66)</small> 09 96 66 00-0002 SF Exposed Aggregate - 1/16" To 1/4" - Troweled On 09 96 66 00-0003 SF Exposed Aggregate - 1/2" To 5/8" Troweled On 09 96 66 00-0004 SF Exposed Aggregate - 1" Troweled On	4.11 7.35 11.03
09 96 66 00-0005 Sprayed On <small>(09 96 66)</small> 09 96 66 00-0006 SF Exposed Aggregate - 1/8" - Sprayed On	3.36

09 97 Special Coatings (09 90)

09 97 13 Steel Coatings <small>(09 97)</small>	
09 97 13 23 Exterior Steel Coatings <small>(09 97 13)</small>	
Note: Steel Structure Painting Council, SSPC; Surface Preparation, SP.	
09 97 13 23-0001 Surface Preparation For Structural Steel <small>(09 97 13 23)</small> Note: Type 1 structural steel - up to 2 SF per LF, Type 2 structural steel - over 2 SF to 5 SF per LF, Type 3 structural steel - over 5 SF per LF, and piping - under 14" diameter.	
09 97 13 23-0002 SSPC SP1 Chemical Or Steam Cleaning Surface Preparation For Structural Steel <small>(09 97 13 23-0001)</small> Note: Solvent Cleaning is a method for removing all visible oil, grease, soil, drawing and cutting compounds and other soluble contaminants. Solvent cleaning does not remove rust or mill scale. Change rags and cleaning solution frequently so that deposits of oil and grease are not spread over additional areas in the cleaning process. Be sure to allow adequate ventilation. For complete instructions, refer to Society of Protective Coatings Surface Preparation Specification No. 1.	
09 97 13 23-0003 SF Type 1 Structural Steel SP1 Chemical Or Steam Cleaning Surface Preparation For Up To 100, Add For >100 To 250, Add For >250 To 500, Add	0.68 0.51 0.24 0.10
09 97 13 23-0004 SF Type 2 Structural Steel SP1 Chemical Or Steam Cleaning Surface Preparation For Up To 100, Add For >100 To 250, Add For >250 To 500, Add	0.65 0.49 0.23 0.10
09 97 13 23-0005 SF Type 3 Structural Steel SP1 Chemical Or Steam Cleaning Surface Preparation For Up To 100, Add For >100 To 250, Add For >250 To 500, Add	0.65 0.49 0.23 0.10
09 97 13 23-0006 SF Up To 14" Diameter Pipe SP1 Chemical Or Steam Cleaning Surface Preparation For Up To 100, Add For >100 To 250, Add For >250 To 500, Add	0.88 0.66 0.31 0.13
09 97 13 23-0007 SF >14" Diameter Pipe SP1 Chemical Or Steam Cleaning Surface Preparation For Up To 100, Add For >100 To 250, Add For >250 To 500, Add	0.79 0.59 0.28 0.12
09 97 13 23-0008 SSPC SP2 Hand Tool Cleaning Surface Preparation For Structural Steel <small>(09 97 13 23-0001)</small> Note: Hand Tool Cleaning removes all loose mill scale, loose rust and other detrimental foreign matter. It is not intended that adherent mill scale, rust and paint be removed by this process. Mill scale, rust, and paint are considered adherent if they cannot be removed by lifting with a dull putty knife. Before hand tool cleaning, remove visible oil, grease, soluble welding residues and salts by the methods outlined in SSPC-SP1. For complete instructions, refer to Society of Protective Coatings Surface Preparation Specification No. 2 or ISO 8501-1 St 3.	
09 97 13 23-0009 SF Type 1 Structural Steel SP2 Hand Tool Cleaning Surface Preparation For Up To 100, Add For >100 To 250, Add For >250 To 500, Add	1.36 1.02 0.48 0.20
09 97 13 23-0010 SF Type 2 Structural Steel SP2 Hand Tool Cleaning Surface Preparation For Up To 100, Add For >100 To 250, Add For >250 To 500, Add	1.30 0.98 0.46 0.20
09 97 13 23-0011 SF Type 3 Structural Steel SP2 Hand Tool Cleaning Surface Preparation For Up To 100, Add For >100 To 250, Add For >250 To 500, Add	1.30 0.98 0.46 0.20
09 97 13 23-0012 SF Up To 14" Diameter Pipe SP2 Hand Tool Cleaning Surface Preparation For Up To 100, Add For >100 To 250, Add For >250 To 500, Add	1.77 1.33 0.62 0.27



MINOR CSI UOM DESCRIPTION	TOTAL DIRECT UNIT COST	DEMOLITION UNIT COST
09 97 13 23-0013 SF >14" Diameter Pipe SP2 Hand Tool Cleaning Surface Preparation.....	1.59	
For Up To 100, Add	1.19	
For >100 To 250, Add	0.56	
For >250 To 500, Add	0.24	
09 97 13 23-0014 SSPC SP3 Power Tool Cleaning Surface Preparation For Structural Steel^(09 97 13 23-0001)		
Note: Power Tool Cleaning removes all loose mill scale, loose rust and other detrimental foreign matter. It is not intended that adherent mill scale, rust and paint be removed by this process. Mill scale, rust and paint are considered adherent if they cannot be removed by lifting with a dull putty knife. Before power tool cleaning, remove visible oil, grease, soluble welding residues and salts by the methods outlined in SSPC-SP1. For complete instructions, refer to Society of Protective Coatings Surface Preparation Specification No. 3 or ISO 8501-1 St 3.		
09 97 13 23-0015 SF Type 1 Structural Steel SP3 Power Tool Cleaning Surface Preparation.....	1.71	
For Up To 100, Add	1.28	
For >100 To 250, Add	0.60	
For >250 To 500, Add	0.26	
09 97 13 23-0016 SF Type 2 Structural Steel SP3 Power Tool Cleaning Surface Preparation.....	1.64	
For Up To 100, Add	1.23	
For >100 To 250, Add	0.57	
For >250 To 500, Add	0.25	
09 97 13 23-0017 SF Type 3 Structural Steel SP3 Power Tool Cleaning Surface Preparation.....	1.64	
For Up To 100, Add	1.23	
For >100 To 250, Add	0.57	
For >250 To 500, Add	0.25	
09 97 13 23-0018 SF Up To 14" Diameter Pipe SP3 Power Tool Cleaning Surface Preparation.....	2.22	
For Up To 100, Add	1.67	
For >100 To 250, Add	0.78	
For >250 To 500, Add	0.33	
09 97 13 23-0019 SF >14" Diameter Pipe SP3 Power Tool Cleaning Surface Preparation.....	2.00	
For Up To 100, Add	1.50	
For >100 To 250, Add	0.70	
For >250 To 500, Add	0.30	
09 97 13 23-0020 SSPC SP5 White Metal Blast Cleaning Surface Preparation For Structural Steel^(09 97 13 23-0001)		
Note: A White Metal Blast Cleaned surface, when viewed without magnification, shall be free of all visible oil, grease, dirt, dust, mill scale, rust, paint, oxides, corrosion products and other foreign matter. Before blast cleaning, visible deposits of oil or grease shall be removed by any of the methods specified in SSPC-SP1 or other agreed upon methods. For complete Instructions, refer to Joint Surface Preparation Standard SSPC-SP5/NACE 1 or ISO 8501-1 Sa 3.		
09 97 13 23-0021 SF Type 1 Structural Steel SP5 White Metal Blast Cleaning Surface Preparation.....	4.88	
For Up To 100, Add	3.50	
For >100 To 250, Add	1.64	
For >250 To 500, Add	0.71	
09 97 13 23-0022 SF Type 2 Structural Steel SP5 White Metal Blast Cleaning Surface Preparation.....	4.18	
For Up To 100, Add	2.99	
For >100 To 250, Add	1.40	
For >250 To 500, Add	0.60	
09 97 13 23-0023 SF Type 3 Structural Steel SP5 White Metal Blast Cleaning Surface Preparation.....	3.84	
For Up To 100, Add	2.74	
For >100 To 250, Add	1.28	
For >250 To 500, Add	0.55	
09 97 13 23-0024 SF Up To 14" Diameter Pipe SP5 White Metal Blast Cleaning Surface Preparation.....	5.91	
For Up To 100, Add	4.28	
For >100 To 250, Add	2.00	
For >250 To 500, Add	0.86	
09 97 13 23-0025 SF >14" Diameter Pipe SP5 White Metal Blast Cleaning Surface Preparation.....	5.35	
For Up To 100, Add	3.86	
For >100 To 250, Add	1.81	
For >250 To 500, Add	0.78	
09 97 13 23-0026 SSPC SP6 Commercial Blast Cleaning Surface Preparation For Structural Steel^(09 97 13 23-0001)		
Note: A Commercial Blast Cleaned surface, when viewed without magnification, shall be free of all visible oil, grease, dirt, dust, mill scale, rust, paint, oxides, corrosion products and other foreign matter, except for staining. Staining shall be limited to no more than 33% of each square inch of surface area and may consist of light shadows, slight streaks or minor discoloration caused by stains of rust, stains of mill scale or stains of previously applied paint. Before blast cleaning, visible deposits of oil or grease shall be removed by any of the methods specified in SSPC-SP1 or other agreed upon methods. For complete instructions, refer to Joint Surface Preparation Standard SSPC-SP6/NACE 3 or ISO 8501-1 Sa 2.		
09 97 13 23-0027 SF Type 1 Structural Steel SP6 Commercial Blast Cleaning Surface Preparation.....	2.51	
For Up To 100, Add	1.79	
For >100 To 250, Add	0.84	
For >250 To 500, Add	0.36	
09 97 13 23-0028 SF Type 2 Structural Steel SP6 Commercial Blast Cleaning Surface Preparation.....	2.18	
For Up To 100, Add	1.55	
For >100 To 250, Add	0.73	
For >250 To 500, Add	0.31	

09	09 Finishes
	09 90 Painting and Coating
	09 97 Special Coatings



MINOR CSI UOM DESCRIPTION	TOTAL DIRECT UNIT COST	DEMOLITION UNIT COST
09 97 13 23-0029 SF Type 3 Structural Steel SP6 Commercial Blast Cleaning Surface Preparation.....	2.02	
For Up To 100, Add	1.43	
For >100 To 250, Add	0.67	
For >250 To 500, Add	0.29	
09 97 13 23-0030 SF Up To 14" Diameter Pipe SP6 Commercial Blast Cleaning Surface Preparation.....	3.14	
For Up To 100, Add	2.27	
For >100 To 250, Add	1.06	
For >250 To 500, Add	0.46	
09 97 13 23-0031 SF >14" Diameter Pipe SP6 Commercial Blast Cleaning Surface Preparation	2.84	
For Up To 100, Add	2.04	
For >100 To 250, Add	0.96	
For >250 To 500, Add	0.41	
09 97 13 23-0032 SSPC SP7 Brush Off Blast Cleaning Surface Preparation For Structural Steel <i>(09 97 13 23-0001)</i>		
Note: A Brush-Off Blast Cleaned surface, when viewed without magnification, shall be free of all visible oil, grease, dirt, dust, loose mill scale, loose rust and loose paint. Tightly adherent mill scale, rust and paint may remain on the surface. Mill scale, rust and coating are considered adherent if they cannot be removed by lifting with a dull putty knife after abrasive blast cleaning has been performed. Before blast cleaning, visible deposits of oil or grease shall be removed by any of the methods specified in SSPC-SP1 or other agreed upon methods. For complete instructions, refer to Joint Surface Preparation Standard SSPC-SP11		
09 97 13 23-0033 SF Type 1 Structural Steel SP7 Brush Off Blast Cleaning Surface Preparation.....	0.97	
For Up To 100, Add	0.68	
For >100 To 250, Add	0.32	
For >250 To 500, Add	0.14	
09 97 13 23-0034 SF Type 2 Structural Steel SP7 Brush Off Blast Cleaning Surface Preparation.....	0.86	
For Up To 100, Add	0.60	
For >100 To 250, Add	0.28	
For >250 To 500, Add	0.12	
09 97 13 23-0035 SF Type 3 Structural Steel SP7 Brush Off Blast Cleaning Surface Preparation.....	0.85	
For Up To 100, Add	0.60	
For >100 To 250, Add	0.28	
For >250 To 500, Add	0.12	
09 97 13 23-0036 SF Up To 14" Diameter Pipe SP7 Brush Off Blast Cleaning Surface Preparation.....	1.22	
For Up To 100, Add	0.86	
For >100 To 250, Add	0.40	
For >250 To 500, Add	0.17	
09 97 13 23-0037 SF >14" Diameter Pipe SP7 Brush Off Blast Cleaning Surface Preparation	1.11	
For Up To 100, Add	0.78	
For >100 To 250, Add	0.37	
For >250 To 500, Add	0.16	
09 97 13 23-0038 SSPC SP10 Near White Metal Blast Cleaning Surface Preparation For Structural Steel <i>(09 97 13 23-0001)</i>		
Note: A Near-White Blast Cleaned surface, when viewed without magnification, shall be free of all visible oil, grease, dirt, dust, mill scale, rust, paint, oxides, corrosion products and other foreign matter, except for staining. Staining shall be limited to no more than 5 percent of each square inch of surface area and may consist of light shadows, slight streaks or minor discoloration caused by stains of rust, stains of mill scale or stains of previously applied paint. Before blast cleaning, visible deposits of oil or grease shall be removed by any of the methods specified in SSPC-SP1 or other agreed upon methods. For complete instructions, refer to Joint Surface Preparation Standard SSPC-SP10/NACE 2 or ISO 8501-1 Sa 2.5.		
09 97 13 23-0039 SF Type 1 Structural Steel SP10 Near White Metal Blast Cleaning Surface Preparation	3.64	
For Up To 100, Add	2.60	
For >100 To 250, Add	1.22	
For >250 To 500, Add	0.53	
09 97 13 23-0040 SF Type 2 Structural Steel SP10 Near White Metal Blast Cleaning Surface Preparation	3.10	
For Up To 100, Add	2.21	
For >100 To 250, Add	1.04	
For >250 To 500, Add	0.45	
09 97 13 23-0041 SF Type 3 Structural Steel SP10 Near White Metal Blast Cleaning Surface Preparation	2.93	
For Up To 100, Add	2.08	
For >100 To 250, Add	0.98	
For >250 To 500, Add	0.42	
09 97 13 23-0042 SF Up To 14" Diameter Pipe SP10 Near White Metal Blast Cleaning Surface Preparation.....	4.30	
For Up To 100, Add	3.11	
For >100 To 250, Add	1.46	
For >250 To 500, Add	0.63	
09 97 13 23-0043 SF >14" Diameter Pipe SP10 Near White Metal Blast Cleaning Surface Preparation.....	3.89	
For Up To 100, Add	2.80	
For >100 To 250, Add	1.31	
For >250 To 500, Add	0.56	
09 97 13 23-0044 SSPC SP11 Bare Metal Power Tool Cleaning Surface Preparation For Structural Steel <i>(09 97 13 23-0001)</i>		
Note: Metallic surfaces that are prepared according to this specification, when viewed without magnification, shall be free of all visible oil, grease, dirt, dust, mill scale, rust, paint, oxide corrosion products and other foreign matter. Slight residues of rust and paint may be left in the lower portions of pits if the original surface is pitted. The profile shall not be less than 1 mil. Prior to power tool surface preparation, remove visible deposits of oil or grease by any of the methods specified in SSPC-SP1, Solvent Cleaning, or other agreed upon methods. For complete instructions, refer to Society of Protective Coatings Surface Preparation Specification No. 11.		
09 97 13 23-0045 SF Type 1 Structural Steel SP11 Bare Metal Power Tool Cleaning Surface Preparation	6.79	



Finishes	09	09
Painting and Coating	09 90	
Special Coatings	09 97	

MINOR	CSI	UOM	DESCRIPTION	TOTAL DIRECT UNIT COST	DEMOLITION UNIT COST
09 97 13 23-0046	SF		Type 2 Structural Steel SP11 Bare Metal Power Tool Cleaning Surface Preparation	6.52	
09 97 13 23-0047	SF		Type 3 Structural Steel SP11 Bare Metal Power Tool Cleaning Surface Preparation	6.52	
09 97 13 23-0048	SF		Up To 14" Diameter Pipe SP11 Bare Metal Power Tool Cleaning Surface Preparation	8.82	
09 97 13 23-0049	SF		>14" Diameter Pipe SP11 Bare Metal Power Tool Cleaning Surface Preparation	7.94	
09 97 13 23-0050			Protective Coatings For Tanks And Structural Steel (09 97 13 23)		
			Note: Type 1 structural steel - up to 2 SF per LF, Type 2 structural steel - over 2 SF to 5 SF per LF, Type 3 structural steel - over 5 SF per LF, and piping - under 14" diameter.		
09 97 13 23-0051			1.5 Mil Prime Coat For Structural Steel (09 97 13 23-0050)		
09 97 13 23-0052	SF		Spray Type 1 Structural Steel 1.5 Mil Prime Coat	1.13	
			For Up To 100, Add	0.73	
			For >100 To 250, Add	0.35	
			For >250 To 500, Add	0.15	
09 97 13 23-0053	SF		Spray Type 2 Structural Steel 1.5 Mil Prime Coat	0.84	
			For Up To 100, Add	0.53	
			For >100 To 250, Add	0.25	
			For >250 To 500, Add	0.11	
09 97 13 23-0054	SF		Spray Type 3 Structural Steel 1.5 Mil Prime Coat	0.76	
			For Up To 100, Add	0.47	
			For >100 To 250, Add	0.23	
			For >250 To 500, Add	0.10	
09 97 13 23-0055	SF		Spray Up To 14" Diameter Pipe 1.5 Mil Prime Coat	1.34	
			For Up To 100, Add	0.90	
			For >100 To 250, Add	0.42	
			For >250 To 500, Add	0.18	
09 97 13 23-0056	SF		Brush Type 1 Structural Steel 1.5 Mil Prime Coat	1.34	
			For Up To 100, Add	0.89	
			For >100 To 250, Add	0.42	
			For >250 To 500, Add	0.18	
09 97 13 23-0057	SF		Brush Type 2 Structural Steel 1.5 Mil Prime Coat	1.00	
			For Up To 100, Add	0.65	
			For >100 To 250, Add	0.31	
			For >250 To 500, Add	0.13	
09 97 13 23-0058	SF		Brush Type 3 Structural Steel 1.5 Mil Prime Coat	0.90	
			For Up To 100, Add	0.58	
			For >100 To 250, Add	0.28	
			For >250 To 500, Add	0.12	
09 97 13 23-0059	SF		Brush Up To 14" Diameter Pipe 1.5 Mil Prime Coat	1.60	
			For Up To 100, Add	1.09	
			For >100 To 250, Add	0.52	
			For >250 To 500, Add	0.22	
09 97 13 23-0060			1.5 Mil Prime And Two 1.5 Mil Alkyd Finish Coats For Structural Steel (09 97 13 23-0050)		
09 97 13 23-0061	SF		Spray Type 1 Structural Steel 1.5 Mil Prime And Two 1.5 Mil Alkyd Finish Coats	3.31	
			For Up To 100, Add	2.13	
			For >100 To 250, Add	1.01	
			For >250 To 500, Add	0.44	
09 97 13 23-0062	SF		Spray Type 2 Structural Steel 1.5 Mil Prime And Two 1.5 Mil Alkyd Finish Coats	2.41	
			For Up To 100, Add	1.48	
			For >100 To 250, Add	0.71	
			For >250 To 500, Add	0.31	
09 97 13 23-0063	SF		Spray Type 3 Structural Steel 1.5 Mil Prime And Two 1.5 Mil Alkyd Finish Coats	2.25	
			For Up To 100, Add	1.36	
			For >100 To 250, Add	0.65	
			For >250 To 500, Add	0.28	
09 97 13 23-0064	SF		Spray Up To 14" Diameter Pipe 1.5 Mil Prime And Two 1.5 Mil Alkyd Finish Coats	4.02	
			For Up To 100, Add	2.65	
			For >100 To 250, Add	1.25	
			For >250 To 500, Add	0.54	
09 97 13 23-0065	SF		Spray Type 1 Structural Steel 1.5 Mil Prime And One 1.5 Mil Alkyd Finish Coats	2.49	
			For Up To 100, Add	1.60	
			For >100 To 250, Add	0.76	
			For >250 To 500, Add	0.33	
09 97 13 23-0066	SF		Spray Type 2 Structural Steel 1.5 Mil Prime And One 1.5 Mil Alkyd Finish Coats	1.81	
			For Up To 100, Add	1.12	
			For >100 To 250, Add	0.53	
			For >250 To 500, Add	0.23	
09 97 13 23-0067	SF		Spray Type 3 Structural Steel 1.5 Mil Prime And One 1.5 Mil Alkyd Finish Coats	1.67	
			For Up To 100, Add	1.01	
			For >100 To 250, Add	0.48	
			For >250 To 500, Add	0.21	
09 97 13 23-0068	SF		Spray Up To 14" Diameter Pipe 1.5 Mil Prime And One 1.5 Mil Alkyd Finish Coats	3.02	
			For Up To 100, Add	1.99	
			For >100 To 250, Add	0.94	
			For >250 To 500, Add	0.41	
09 97 13 23-0069	SF		Brush Type 1 Structural Steel 1.5 Mil Prime And Two 1.5 Mil Alkyd Finish Coats	4.26	
			For Up To 100, Add	2.84	
			For >100 To 250, Add	1.34	
			For >250 To 500, Add	0.58	

09 Finishes

09 90 Painting and Coating

09 97 Special Coatings



MINOR	CSI	UOM	DESCRIPTION	TOTAL DIRECT UNIT COST	DEMOLITION UNIT COST
09 97 13 23-0070	SF		Brush Type 2 Structural Steel 1.5 Mil Prime And Two 1.5 Mil Alkyd Finish Coats	3.06	
			<i>For Up To 100, Add</i>	1.97	
			<i>For >100 To 250, Add</i>	0.94	
			<i>For >250 To 500, Add</i>	0.41	
09 97 13 23-0071	SF		Brush Type 3 Structural Steel 1.5 Mil Prime And Two 1.5 Mil Alkyd Finish Coats	2.84	
			<i>For Up To 100, Add</i>	1.81	
			<i>For >100 To 250, Add</i>	0.86	
			<i>For >250 To 500, Add</i>	0.37	
09 97 13 23-0072	SF		Brush Up To 14" Diameter Pipe 1.5 Mil Prime And Two 1.5 Mil Alkyd Finish Coats	5.19	
			<i>For Up To 100, Add</i>	3.53	
			<i>For >100 To 250, Add</i>	1.66	
			<i>For >250 To 500, Add</i>	0.72	
09 97 13 23-0073	SF		Brush Type 1 Structural Steel 1.5 Mil Prime And One 1.5 Mil Alkyd Finish Coats	3.19	
			<i>For Up To 100, Add</i>	2.13	
			<i>For >100 To 250, Add</i>	1.01	
			<i>For >250 To 500, Add</i>	0.43	
09 97 13 23-0074	SF		Brush Type 2 Structural Steel 1.5 Mil Prime And One 1.5 Mil Alkyd Finish Coats	2.29	
			<i>For Up To 100, Add</i>	1.48	
			<i>For >100 To 250, Add</i>	0.70	
			<i>For >250 To 500, Add</i>	0.30	
09 97 13 23-0075	SF		Brush Type 3 Structural Steel 1.5 Mil Prime And One 1.5 Mil Alkyd Finish Coats	2.12	
			<i>For Up To 100, Add</i>	1.35	
			<i>For >100 To 250, Add</i>	0.64	
			<i>For >250 To 500, Add</i>	0.28	
09 97 13 23-0076	SF		Brush Up To 14" Diameter Pipe 1.5 Mil Prime And One 1.5 Mil Alkyd Finish Coats	3.90	
			<i>For Up To 100, Add</i>	2.65	
			<i>For >100 To 250, Add</i>	1.25	
			<i>For >250 To 500, Add</i>	0.54	
09 97 13 23-0077			Touch-Up And Two 1.5 Mil Alkyd Finish Coats For Structural Steel (09 97 13 23-0050)		
09 97 13 23-0078	SF		Spray Type 1 Structural Steel Touch-Up And Two 1.5 Mil Alkyd Finish Coats	2.56	
			<i>For Up To 100, Add</i>	1.66	
			<i>For >100 To 250, Add</i>	0.79	
			<i>For >250 To 500, Add</i>	0.34	
09 97 13 23-0079	SF		Spray Type 2 Structural Steel Touch-Up And Two 1.5 Mil Alkyd Finish Coats	2.10	
			<i>For Up To 100, Add</i>	1.34	
			<i>For >100 To 250, Add</i>	0.64	
			<i>For >250 To 500, Add</i>	0.28	
09 97 13 23-0080	SF		Spray Type 3 Structural Steel Touch-Up And Two 1.5 Mil Alkyd Finish Coats	1.92	
			<i>For Up To 100, Add</i>	1.21	
			<i>For >100 To 250, Add</i>	0.57	
			<i>For >250 To 500, Add</i>	0.25	
09 97 13 23-0081	SF		Spray Up To 14" Diameter Pipe Touch-Up And Two 1.5 Mil Alkyd Finish Coats	3.16	
			<i>For Up To 100, Add</i>	2.11	
			<i>For >100 To 250, Add</i>	1.00	
			<i>For >250 To 500, Add</i>	0.43	
09 97 13 23-0082	SF		Spray Type 1 Structural Steel Touch-Up And One 1.5 Mil Alkyd Finish Coat	1.64	
			<i>For Up To 100, Add</i>	1.07	
			<i>For >100 To 250, Add</i>	0.51	
			<i>For >250 To 500, Add</i>	0.22	
09 97 13 23-0083	SF		Spray Type 2 Structural Steel Touch-Up And One 1.5 Mil Alkyd Finish Coat	1.34	
			<i>For Up To 100, Add</i>	0.86	
			<i>For >100 To 250, Add</i>	0.41	
			<i>For >250 To 500, Add</i>	0.18	
09 97 13 23-0084	SF		Spray Type 3 Structural Steel Touch-Up And One 1.5 Mil Alkyd Finish Coat	1.23	
			<i>For Up To 100, Add</i>	0.77	
			<i>For >100 To 250, Add</i>	0.37	
			<i>For >250 To 500, Add</i>	0.16	
09 97 13 23-0085	SF		Spray Up To 14" Diameter Pipe Touch-Up And One 1.5 Mil Alkyd Finish Coat	2.03	
			<i>For Up To 100, Add</i>	1.35	
			<i>For >100 To 250, Add</i>	0.64	
			<i>For >250 To 500, Add</i>	0.28	
09 97 13 23-0086	SF		Brush Type 1 Structural Steel Touch-Up And Two 1.5 Mil Alkyd Finish Coats	3.05	
			<i>For Up To 100, Add</i>	2.03	
			<i>For >100 To 250, Add</i>	0.96	
			<i>For >250 To 500, Add</i>	0.41	
09 97 13 23-0087	SF		Brush Type 2 Structural Steel Touch-Up And Two 1.5 Mil Alkyd Finish Coats	2.48	
			<i>For Up To 100, Add</i>	1.63	
			<i>For >100 To 250, Add</i>	0.77	
			<i>For >250 To 500, Add</i>	0.33	
09 97 13 23-0088	SF		Brush Type 3 Structural Steel Touch-Up And Two 1.5 Mil Alkyd Finish Coats	2.27	
			<i>For Up To 100, Add</i>	1.47	
			<i>For >100 To 250, Add</i>	0.70	
			<i>For >250 To 500, Add</i>	0.30	
09 97 13 23-0089	SF		Brush Up To 14" Diameter Pipe Touch-Up And Two 1.5 Mil Alkyd Finish Coats	3.78	
			<i>For Up To 100, Add</i>	2.57	
			<i>For >100 To 250, Add</i>	1.21	
			<i>For >250 To 500, Add</i>	0.52	
09 97 13 23-0090	SF		Brush Type 1 Structural Steel Touch-Up And One 1.5 Mil Alkyd Finish Coat	1.94	
			<i>For Up To 100, Add</i>	1.29	
			<i>For >100 To 250, Add</i>	0.61	
			<i>For >250 To 500, Add</i>	0.26	



MINOR CSI UOM DESCRIPTION	TOTAL DIRECT UNIT COST	DEMOLITION UNIT COST
09 97 13 23-0091 SF Brush Type 2 Structural Steel Touch-Up And One 1.5 Mil Alkyd Finish Coat.....	1.59	
For Up To 100, Add	1.04	
For >100 To 250, Add	0.49	
For >250 To 500, Add	0.21	
09 97 13 23-0092 SF Brush Type 3 Structural Steel Touch-Up And One 1.5 Mil Alkyd Finish Coat.....	1.46	
For Up To 100, Add	0.95	
For >100 To 250, Add	0.45	
For >250 To 500, Add	0.19	
09 97 13 23-0093 SF Brush Up To 14" Diameter Pipe Touch-Up And One 1.5 Mil Alkyd Finish Coat.....	2.43	
For Up To 100, Add	1.65	
For >100 To 250, Add	0.78	
For >250 To 500, Add	0.34	
09 97 13 23-0094 2 Mil Prime And Two 2 Mil Epoxy Polyamide Cured Resin Finish Coats For Structural Steel (09 97 13 23-0050)		
09 97 13 23-0095 SF Spray Type 1 Structural Steel 2 Mil Prime And Two 2 Mil Epoxy Polyamide Cured Resin Finish Coats	4.25	
For Up To 100, Add	2.47	
For >100 To 250, Add	1.19	
For >250 To 500, Add	0.52	
09 97 13 23-0096 SF Spray Type 2 Structural Steel 2 Mil Prime And Two 2 Mil Epoxy Polyamide Cured Resin Finish Coats	3.13	
For Up To 100, Add	1.70	
For >100 To 250, Add	0.83	
For >250 To 500, Add	0.36	
09 97 13 23-0097 SF Spray Type 3 Structural Steel 2 Mil Prime And Two 2 Mil Epoxy Polyamide Cured Resin Finish Coats	2.79	
For Up To 100, Add	1.44	
For >100 To 250, Add	0.71	
For >250 To 500, Add	0.31	
09 97 13 23-0098 SF Spray Up To 14" Diameter Pipe 2 Mil Prime And Two 2 Mil Epoxy Polyamide Cured Resin Finish Coats	4.81	
For Up To 100, Add	2.87	
For >100 To 250, Add	1.38	
For >250 To 500, Add	0.60	
09 97 13 23-0099 SF Spray Type 1 Structural Steel Two 2 Mil Epoxy Polyamide Cured Resin Finish Coats	2.98	
For Up To 100, Add	1.73	
For >100 To 250, Add	0.83	
For >250 To 500, Add	0.36	
09 97 13 23-0100 SF Spray Type 2 Structural Steel Two 2 Mil Epoxy Polyamide Cured Resin Finish Coats	2.19	
For Up To 100, Add	1.19	
For >100 To 250, Add	0.58	
For >250 To 500, Add	0.25	
09 97 13 23-0101 SF Spray Type 3 Structural Steel Two 2 Mil Epoxy Polyamide Cured Resin Finish Coats	1.95	
For Up To 100, Add	1.01	
For >100 To 250, Add	0.49	
For >250 To 500, Add	0.22	
09 97 13 23-0102 SF Spray Up To 14" Diameter Pipe Two 2 Mil Epoxy Polyamide Cured Resin Finish Coats	3.36	
For Up To 100, Add	2.00	
For >100 To 250, Add	0.96	
For >250 To 500, Add	0.42	
09 97 13 23-0103 2 Mil Prime And Two 6 Mil High Build Epoxy Finish Coats For Structural Steel (09 97 13 23-0050)		
09 97 13 23-0104 SF Spray Type 1 Structural Steel 2 Mil Prime And Two 6 Mil High Build Epoxy Finish Coats	4.59	
For Up To 100, Add	2.52	
For >100 To 250, Add	1.22	
For >250 To 500, Add	0.54	
09 97 13 23-0105 SF Spray Type 2 Structural Steel 2 Mil Prime And Two 6 Mil High Build Epoxy Finish Coats	3.44	
For Up To 100, Add	1.75	
For >100 To 250, Add	0.86	
For >250 To 500, Add	0.38	
09 97 13 23-0106 SF Spray Type 3 Structural Steel 2 Mil Prime And Two 6 Mil High Build Epoxy Finish Coats	3.10	
For Up To 100, Add	1.49	
For >100 To 250, Add	0.74	
For >250 To 500, Add	0.33	
09 97 13 23-0107 SF Spray Up To 14" Diameter Pipe 2 Mil Prime And Two 6 Mil High Build Epoxy Finish Coats	5.16	
For Up To 100, Add	2.92	
For >100 To 250, Add	1.41	
For >250 To 500, Add	0.62	
09 97 13 23-0108 SF Spray Type 1 Structural Steel Two 6 Mil High Build Epoxy Finish Coats.....	3.78	
For Up To 100, Add	2.08	
For >100 To 250, Add	1.01	
For >250 To 500, Add	0.44	
09 97 13 23-0109 SF Spray Type 2 Structural Steel Two 6 Mil High Build Epoxy Finish Coats.....	2.82	
For Up To 100, Add	1.43	
For >100 To 250, Add	0.70	
For >250 To 500, Add	0.31	
09 97 13 23-0110 SF Spray Type 3 Structural Steel Two 6 Mil High Build Epoxy Finish Coats.....	2.54	
For Up To 100, Add	1.22	
For >100 To 250, Add	0.60	
For >250 To 500, Add	0.27	
09 97 13 23-0111 SF Spray Up To 14" Diameter Pipe Two 6 Mil High Build Epoxy Finish Coats	4.24	
For Up To 100, Add	2.40	
For >100 To 250, Add	1.16	
For >250 To 500, Add	0.51	

09	09 Finishes
	09 90 Painting and Coating
	09 97 Special Coatings



MINOR CSI UOM DESCRIPTION	TOTAL DIRECT UNIT COST	DEMOLITION UNIT COST
------------------------------	---------------------------	-------------------------

09 97 13 23-0112 1 Mil Prime, Three 2.33 Mil Body Coats And Two 1 Mil Vinyl Finish Coats For Structural Steel <small>(09 97 13 23-0050)</small>		
09 97 13 23-0113 SF Spray Type 1 Structural Steel 1 Mil Prime, Three 2.33 Mil Body Coats And Two 1 Mil Vinyl Finish Coats.....	9.59	
For Up To 100, Add	5.43	
For >100 To 250, Add	2.62	
For >250 To 500, Add	1.14	
09 97 13 23-0114 SF Spray Type 2 Structural Steel 1 Mil Prime, Three 2.33 Mil Body Coats And Two 1 Mil Vinyl Finish Coats.....	7.33	
For Up To 100, Add	3.91	
For >100 To 250, Add	1.91	
For >250 To 500, Add	0.84	
09 97 13 23-0115 SF Spray Type 3 Structural Steel 1 Mil Prime, Three 2.33 Mil Body Coats And Two 1 Mil Vinyl Finish Coats.....	7.07	
For Up To 100, Add	3.72	
For >100 To 250, Add	1.81	
For >250 To 500, Add	0.80	
09 97 13 23-0116 SF Spray Up To 14" Diameter Pipe 1 Mil Prime, Three 2.33 Mil Body Coats And Two 1 Mil Vinyl Finish Coats	11.09	
For Up To 100, Add	6.52	
For >100 To 250, Add	3.13	
For >250 To 500, Add	1.36	
 09 97 13 23-0117 1.5 Mil Prime And Two 4 Mil High Build Vinyl Finish Coats For Structural Steel <small>(09 97 13 23-0050)</small>		
09 97 13 23-0118 SF Spray Type 1 Structural Steel 1.5 Mil Prime And Two 4 Mil High Build Vinyl Finish Coats.....	5.10	
For Up To 100, Add	2.66	
For >100 To 250, Add	1.30	
For >250 To 500, Add	0.57	
09 97 13 23-0119 SF Spray Type 2 Structural Steel 1.5 Mil Prime And Two 4 Mil High Build Vinyl Finish Coats.....	4.06	
For Up To 100, Add	1.89	
For >100 To 250, Add	0.94	
For >250 To 500, Add	0.42	
09 97 13 23-0120 SF Spray Type 3 Structural Steel 1.5 Mil Prime And Two 4 Mil High Build Vinyl Finish Coats.....	3.89	
For Up To 100, Add	1.76	
For >100 To 250, Add	0.88	
For >250 To 500, Add	0.39	
09 97 13 23-0121 SF Spray Up To 14" Diameter Pipe 1.5 Mil Prime And Two 4 Mil High Build Vinyl Finish Coats	5.76	
For Up To 100, Add	3.11	
For >100 To 250, Add	1.51	
For >250 To 500, Add	0.66	
09 97 13 23-0122 SF Spray Type 1 Structural Steel Two 4 Mil High Build Vinyl Finish Coats.....	4.03	
For Up To 100, Add	2.10	
For >100 To 250, Add	1.03	
For >250 To 500, Add	0.45	
09 97 13 23-0123 SF Spray Type 2 Structural Steel Two 4 Mil High Build Vinyl Finish Coats.....	3.21	
For Up To 100, Add	1.50	
For >100 To 250, Add	0.74	
For >250 To 500, Add	0.33	
09 97 13 23-0124 SF Spray Type 3 Structural Steel Two 4 Mil High Build Vinyl Finish Coats.....	3.07	
For Up To 100, Add	1.39	
For >100 To 250, Add	0.69	
For >250 To 500, Add	0.31	
09 97 13 23-0125 SF Spray Up To 14" Diameter Pipe Two 4 Mil High Build Vinyl Finish Coats.....	4.55	
For Up To 100, Add	2.46	
For >100 To 250, Add	1.20	
For >250 To 500, Add	0.52	
 09 97 13 23-0126 Two 8 Mil Coal Tar Epoxy Coats For Structural Steel <small>(09 97 13 23-0050)</small>		
09 97 13 23-0127 SF Spray Type 1 Structural Steel Two 8 Mil Coal Tar Epoxy Coats.....	4.26	
For Up To 100, Add	2.54	
For >100 To 250, Add	1.22	
For >250 To 500, Add	0.53	
09 97 13 23-0128 SF Spray Type 2 Structural Steel Two 8 Mil Coal Tar Epoxy Coats.....	3.47	
For Up To 100, Add	2.00	
For >100 To 250, Add	0.96	
For >250 To 500, Add	0.42	
09 97 13 23-0129 SF Spray Type 3 Structural Steel Two 8 Mil Coal Tar Epoxy Coats.....	3.22	
For Up To 100, Add	1.82	
For >100 To 250, Add	0.88	
For >250 To 500, Add	0.38	
09 97 13 23-0130 SF Spray Up To 14" Diameter Pipe Two 8 Mil Coal Tar Epoxy Coats.....	5.23	
For Up To 100, Add	3.24	
For >100 To 250, Add	1.55	
For >250 To 500, Add	0.67	
 09 97 13 23-0131 One 1 Mil Primer, One 3 Mil Intermediate And One 1 Mil Chlorinated Rubber Finish Coat For Structural Steel <small>(09 97 13 23-0050)</small>		
09 97 13 23-0132 SF Spray Type 1 Structural Steel One 1 Mil Primer, One 3 Mil Intermediate And One 1 Mil Chlorinated Rubber Finish Coat.....	4.08	
For Up To 100, Add	2.56	
For >100 To 250, Add	1.22	
For >250 To 500, Add	0.53	



MINOR CSI UOM DESCRIPTION	TOTAL DIRECT UNIT COST	DEMOLITION UNIT COST
09 97 13 23-0133 SF Spray Type 2 Structural Steel One 1 Mil Primer, One 3 Mil Intermediate And One 1 Mil Chlorinated Rubber Finish Coat.....	2.92	
For Up To 100, Add	1.72	
For >100 To 250, Add	0.82	
For >250 To 500, Add	0.36	
09 97 13 23-0134 SF Spray Type 3 Structural Steel One 1 Mil Primer, One 3 Mil Intermediate And One 1 Mil Chlorinated Rubber Finish Coat.....	2.50	
For Up To 100, Add	1.40	
For >100 To 250, Add	0.68	
For >250 To 500, Add	0.30	
09 97 13 23-0135 SF Spray Up To 14" Diameter Pipe One 1 Mil Primer, One 3 Mil Intermediate And One 1 Mil Chlorinated Rubber Finish Coat	4.64	
For Up To 100, Add	2.95	
For >100 To 250, Add	1.40	
For >250 To 500, Add	0.61	
09 97 13 23-0136 One 3 Mil High Zinc Silicate Coat For Structural Steel (09 97 13 23-0050)		
09 97 13 23-0137 SF Spray Type 1 Structural Steel One 3 Mil High Zinc Silicate Coat	2.24	
For Up To 100, Add	1.16	
For >100 To 250, Add	0.57	
For >250 To 500, Add	0.25	
09 97 13 23-0138 SF Spray Type 2 Structural Steel One 3 Mil High Zinc Silicate Coat	1.64	
For Up To 100, Add	0.76	
For >100 To 250, Add	0.38	
For >250 To 500, Add	0.17	
09 97 13 23-0139 SF Spray Type 3 Structural Steel One 3 Mil High Zinc Silicate Coat	1.56	
For Up To 100, Add	0.70	
For >100 To 250, Add	0.35	
For >250 To 500, Add	0.16	
09 97 13 23-0140 SF Spray Up To 14" Diameter Pipe One 3 Mil High Zinc Silicate Coat	2.35	
For Up To 100, Add	1.22	
For >100 To 250, Add	0.60	
For >250 To 500, Add	0.26	
09 97 13 23-0141 Two 1.5 Mil Vinyl Enamel Finish Coats For Structural Steel (09 97 13 23-0050)		
Note: Installed over existing primer.		
09 97 13 23-0142 SF Spray Type 1 Structural Steel Two 1.5 Mil Vinyl Enamel Finish Coats	3.40	
For Up To 100, Add	1.94	
For >100 To 250, Add	0.94	
For >250 To 500, Add	0.41	
09 97 13 23-0143 SF Spray Type 2 Structural Steel Two 1.5 Mil Vinyl Enamel Finish Coats	2.79	
For Up To 100, Add	1.54	
For >100 To 250, Add	0.75	
For >250 To 500, Add	0.33	
09 97 13 23-0144 SF Spray Type 3 Structural Steel Two 1.5 Mil Vinyl Enamel Finish Coats	2.45	
For Up To 100, Add	1.29	
For >100 To 250, Add	0.63	
For >250 To 500, Add	0.28	
09 97 13 23-0145 SF Spray Up To 14" Diameter Pipe Two 1.5 Mil Vinyl Enamel Finish Coats.....	3.95	
For Up To 100, Add	2.33	
For >100 To 250, Add	1.12	
For >250 To 500, Add	0.49	
09 97 13 23-0146 Two 6 Mil Modified Polyamine Epoxy Coats For Pipe Interior (09 97 13 23-0050)		
09 97 13 23-0147 SF Spray Two 6 Mil Modified Polyamine Epoxy Coats For Pipe Interior	7.33	
For Up To 100, Add	4.63	
For >100 To 250, Add	2.20	
For >250 To 500, Add	0.95	
09 97 13 23-0148 One 3 Mil Aromatic Urethane Zinc Primer And Two 5 Mil Polyamidoamine Epoxy Finish Coats For Pipe Exterior (09 97 13 23-0050)		
09 97 13 23-0149 SF Spray Up To 14" Diameter Pipe One 3 Mil Aromatic Urethane Zinc Primer And Two 5 Mil Polyamidoamine Epoxy Finish Coats For Pipe Exterior.....	4.94	
For Up To 100, Add	2.51	
For >100 To 250, Add	1.23	
For >250 To 500, Add	0.54	
09 97 13 23-0150 SF Spray >14" Diameter Pipe One 3 Mil Aromatic Urethane Zinc Primer And Two 5 Mil Polyamidoamine Epoxy Finish Coats For Pipe Exterior.....	4.78	
For Up To 100, Add	2.39	
For >100 To 250, Add	1.17	
For >250 To 500, Add	0.52	
09 97 13 23-0151 Hot Stick Galvanizing (09 97 13 23)		
09 97 13 23-0152 SI Hot Stick Galvanizing.....	3.27	
Note: Includes wire brush cleaning, heating with torch, applying stick galvanizing and final wire brush cleaning.		
09 97 13 24 Steel Water Storage Tank Painting (09 97 13)		

09	09	Finishes
	09 90	Painting and Coating
	09 97	Special Coatings



MINOR CSI UOM DESCRIPTION	TOTAL DIRECT UNIT COST	DEMOLITION UNIT COST
------------------------------	---------------------------	-------------------------

09 97 13 24-0001	Surface Preparation For Tanks <small>(09 97 13 24)</small> Note: Small pressure vessels and tanks - up to 12' diameter, large pressure vessels and tanks - over 12' diameter, tank interiors - over 6' diameter.		
09 97 13 24-0002	SSPC SP1 Chemical Or Steam Cleaning Surface Preparation For Tanks <small>(09 97 13 24-0001)</small>		
09 97 13 24-0003	SF Small Vessel/Tank SP1 Chemical Or Steam Cleaning Surface Preparation	0.65	
	For Up To 100, Add	0.49	
	For >100 To 250, Add	0.23	
	For >250 To 500, Add	0.10	
09 97 13 24-0004	SF Large Vessel/Tank SP1 Chemical Or Steam Cleaning Surface Preparation	0.58	
	For Up To 100, Add	0.44	
	For >100 To 250, Add	0.20	
	For >250 To 500, Add	0.09	
09 97 13 24-0005	SF Vessel/Tank Interior SP1 Chemical Or Steam Cleaning Surface Preparation	0.81	
	For Up To 100, Add	0.61	
	For >100 To 250, Add	0.28	
	For >250 To 500, Add	0.12	
09 97 13 24-0006	SSPC SP2 Or 3 Hand Or Power Tool Cleaning Surface Preparation For Tanks <small>(09 97 13 24-0001)</small>		
09 97 13 24-0007	SF Small Vessel/Tank SP2/3 Hand Or Power Tool Cleaning Surface Preparation	1.30	
	For Up To 100, Add	0.98	
	For >100 To 250, Add	0.46	
	For >250 To 500, Add	0.20	
09 97 13 24-0008	SF Large Vessel/Tank SP2/3 Hand Or Power Tool Cleaning Surface Preparation	1.15	
	For Up To 100, Add	0.86	
	For >100 To 250, Add	0.40	
	For >250 To 500, Add	0.17	
09 97 13 24-0009	SF Vessel/Tank Interior SP2/3 Hand Or Power Tool Cleaning Surface Preparation	1.63	
	For Up To 100, Add	1.22	
	For >100 To 250, Add	0.57	
	For >250 To 500, Add	0.24	
09 97 13 24-0010	SSPC SP7 Brush Off Blast Cleaning Surface Preparation For Tanks <small>(09 97 13 24-0001)</small>		
09 97 13 24-0011	SF Small Vessel/Tank SP7 Brush Off Blast Cleaning Surface Preparation	0.82	
	For Up To 100, Add	0.57	
	For >100 To 250, Add	0.27	
	For >250 To 500, Add	0.12	
09 97 13 24-0012	SF Large Vessel/Tank SP7 Brush Off Blast Cleaning Surface Preparation	0.67	
	For Up To 100, Add	0.47	
	For >100 To 250, Add	0.22	
	For >250 To 500, Add	0.10	
09 97 13 24-0013	SF Vessel/Tank Interior SP7 Brush Off Blast Cleaning Surface Preparation	1.16	
	For Up To 100, Add	0.84	
	For >100 To 250, Add	0.39	
	For >250 To 500, Add	0.17	
09 97 13 24-0014	SSPC SP6 Commercial Blast Cleaning Surface Preparation For Tanks <small>(09 97 13 24-0001)</small>		
09 97 13 24-0015	SF Small Vessel/Tank SP6 Commercial Blast Cleaning Surface Preparation	2.02	
	For Up To 100, Add	1.43	
	For >100 To 250, Add	0.67	
	For >250 To 500, Add	0.29	
09 97 13 24-0016	SF Large Vessel/Tank SP6 Commercial Blast Cleaning Surface Preparation	1.85	
	For Up To 100, Add	1.30	
	For >100 To 250, Add	0.61	
	For >250 To 500, Add	0.26	
09 97 13 24-0017	SF Vessel/Tank Interior SP6 Commercial Blast Cleaning Surface Preparation	2.71	
	For Up To 100, Add	1.95	
	For >100 To 250, Add	0.91	
	For >250 To 500, Add	0.39	
09 97 13 24-0018	SSPC SP5 White Metal Blast Cleaning Surface Preparation For Tanks <small>(09 97 13 24-0001)</small>		
09 97 13 24-0019	SF Small Vessel/Tank SP5 White Metal Blast Cleaning Surface Preparation	3.67	
	For Up To 100, Add	2.61	
	For >100 To 250, Add	1.22	
	For >250 To 500, Add	0.53	
09 97 13 24-0020	SF Large Vessel/Tank SP5 White Metal Blast Cleaning Surface Preparation	3.49	
	For Up To 100, Add	2.47	
	For >100 To 250, Add	1.16	
	For >250 To 500, Add	0.50	
09 97 13 24-0021	SF Vessel/Tank Interior SP5 White Metal Blast Cleaning Surface Preparation	5.12	
	For Up To 100, Add	3.70	
	For >100 To 250, Add	1.73	
	For >250 To 500, Add	0.74	



MINOR	CSI	UOM	DESCRIPTION	TOTAL DIRECT UNIT COST	DEMOLITION UNIT COST
09 97 13 24-0022			SSPC SP10 Near White Metal Blast Cleaning Surface Preparation For Tanks (09 97 13 24-0001)		
09 97 13 24-0023	SF		Small Vessel/Tank SP10 Near White Metal Blast Cleaning Surface Preparation.....	2.92	
			For Up To 100, Add	2.08	
			For >100 To 250, Add	0.98	
			For >250 To 500, Add	0.42	
09 97 13 24-0024	SF		Large Vessel/Tank SP10 Near White Metal Blast Cleaning Surface Preparation.....	2.92	
			For Up To 100, Add	2.08	
			For >100 To 250, Add	0.98	
			For >250 To 500, Add	0.42	
09 97 13 24-0025	SF		Vessel/Tank Interior SP10 Near White Metal Blast Cleaning Surface Preparation.....	4.29	
			For Up To 100, Add	3.11	
			For >100 To 250, Add	1.46	
			For >250 To 500, Add	0.63	
09 97 13 24-0026			SSPC SP11 Power Tool Cleaning Surface Preparation For Tanks (09 97 13 24-0001)		
09 97 13 24-0027	SF		Small Vessel/Tank SP11 Power Tool Cleaning Surface Preparation	6.52	
09 97 13 24-0028	SF		Large Vessel/Tank SP11 Power Tool Cleaning Surface Preparation	5.76	
09 97 13 24-0029	SF		Vessel/Tank Interior SP11 Power Tool Cleaning Surface Preparation	8.14	
09 97 13 24-0030			Protective Coatings For Tanks (09 97 13 24)		
			Note: Small pressure vessels and tanks - up to 12' diameter, large pressure vessels and tanks - over 12' diameter, tank interiors - over 6' diameter.		
09 97 13 24-0031			1.5 Mil Prime Coat For Tanks (09 97 13 24-0030)		
09 97 13 24-0032	SF		Spray Small Vessel/Tank 1.5 Mil Prime Coat	0.66	
			For Up To 100, Add	0.41	
			For >100 To 250, Add	0.19	
			For >250 To 500, Add	0.08	
09 97 13 24-0033	SF		Spray Large Vessel/Tank 1.5 Mil Prime Coat	0.54	
			For Up To 100, Add	0.32	
			For >100 To 250, Add	0.15	
			For >250 To 500, Add	0.07	
09 97 13 24-0034	SF		Spray Tank Interior 1.5 Mil Prime Coat.....	1.26	
			For Up To 100, Add	0.86	
			For >100 To 250, Add	0.40	
			For >250 To 500, Add	0.17	
09 97 13 24-0035	SF		Brush Small Vessel/Tank 1.5 Mil Prime Coat	0.77	
			For Up To 100, Add	0.49	
			For >100 To 250, Add	0.23	
			For >250 To 500, Add	0.10	
09 97 13 24-0036	SF		Brush Large Vessel/Tank 1.5 Mil Prime Coat	0.63	
			For Up To 100, Add	0.38	
			For >100 To 250, Add	0.18	
			For >250 To 500, Add	0.08	
09 97 13 24-0037	SF		Brush Tank Interior 1.5 Mil Prime Coat.....	1.51	
			For Up To 100, Add	1.04	
			For >100 To 250, Add	0.49	
			For >250 To 500, Add	0.21	
09 97 13 24-0038			1.5 Mil Prime And Two 1.5 Mil Alkyd Finish Coats For Tanks (09 97 13 24-0030)		
09 97 13 24-0039	SF		Spray Small Vessel/Tank 1.5 Mil Prime And Two 1.5 Mil Alkyd Finish Coats.....	1.97	
			For Up To 100, Add	1.17	
			For >100 To 250, Add	0.56	
			For >250 To 500, Add	0.24	
09 97 13 24-0040	SF		Spray Large Vessel/Tank 1.5 Mil Prime And Two 1.5 Mil Alkyd Finish Coats	1.54	
			For Up To 100, Add	0.84	
			For >100 To 250, Add	0.41	
			For >250 To 500, Add	0.18	
09 97 13 24-0041	SF		Spray Tank Interior 1.5 Mil Prime And Two 1.5 Mil Alkyd Finish Coats	3.58	
			For Up To 100, Add	2.37	
			For >100 To 250, Add	1.12	
			For >250 To 500, Add	0.49	
09 97 13 24-0042	SF		Spray Small Vessel/Tank 1.5 Mil Prime And One 1.5 Mil Alkyd Finish Coats.....	1.48	
			For Up To 100, Add	0.88	
			For >100 To 250, Add	0.42	
			For >250 To 500, Add	0.18	
09 97 13 24-0043	SF		Spray Large Vessel/Tank 1.5 Mil Prime And One 1.5 Mil Alkyd Finish Coats	1.16	
			For Up To 100, Add	0.64	
			For >100 To 250, Add	0.31	
			For >250 To 500, Add	0.14	
09 97 13 24-0044	SF		Spray Tank Interior 1.5 Mil Prime And One 1.5 Mil Alkyd Finish Coats	2.69	
			For Up To 100, Add	1.78	
			For >100 To 250, Add	0.84	
			For >250 To 500, Add	0.36	
09 97 13 24-0045	SF		Brush Small Vessel/Tank 1.5 Mil Prime And Two 1.5 Mil Alkyd Finish Coats.....	2.47	
			For Up To 100, Add	1.54	
			For >100 To 250, Add	0.73	
			For >250 To 500, Add	0.32	

09 Finishes

09 90 Painting and Coating

09 97 Special Coatings



MINOR	CSI	UOM	DESCRIPTION	TOTAL DIRECT UNIT COST	DEMOLITION UNIT COST
09 97	13 24-0046	SF	Brush Large Vessel/Tank 1.5 Mil Prime And Two 1.5 Mil Alkyd Finish Coats.....	1.90	
			<i>For Up To 100, Add</i>	1.11	
			<i>For >100 To 250, Add</i>	0.54	
			<i>For >250 To 500, Add</i>	0.23	
09 97	13 24-0047	SF	Brush Tank Interior 1.5 Mil Prime And Two 1.5 Mil Alkyd Finish Coats	4.65	
			<i>For Up To 100, Add</i>	3.18	
			<i>For >100 To 250, Add</i>	1.50	
			<i>For >250 To 500, Add</i>	0.65	
09 97	13 24-0048	SF	Brush Small Vessel/Tank 1.5 Mil Prime And One 1.5 Mil Alkyd Finish Coats.....	1.85	
			<i>For Up To 100, Add</i>	1.15	
			<i>For >100 To 250, Add</i>	0.55	
			<i>For >250 To 500, Add</i>	0.24	
09 97	13 24-0049	SF	Brush Large Vessel/Tank 1.5 Mil Prime And One 1.5 Mil Alkyd Finish Coats.....	1.42	
			<i>For Up To 100, Add</i>	0.83	
			<i>For >100 To 250, Add</i>	0.40	
			<i>For >250 To 500, Add</i>	0.17	
09 97	13 24-0050	SF	Brush Tank Interior 1.5 Mil Prime And One 1.5 Mil Alkyd Finish Coats	3.48	
			<i>For Up To 100, Add</i>	2.38	
			<i>For >100 To 250, Add</i>	1.12	
			<i>For >250 To 500, Add</i>	0.48	
09 97 13 24-0051 Touch-Up And Two 1.5 Mil Alkyd Finish Coats For Tanks (09 97 13 24-0030)					
09 97	13 24-0052	SF	Spray Small Vessel/Tank Touch-Up And Two 1.5 Mil Alkyd Finish Coats.....	1.75	
			<i>For Up To 100, Add</i>	1.08	
			<i>For >100 To 250, Add</i>	0.52	
			<i>For >250 To 500, Add</i>	0.22	
09 97	13 24-0053	SF	Spray Large Vessel/Tank Touch-Up And Two 1.5 Mil Alkyd Finish Coats.....	1.49	
			<i>For Up To 100, Add</i>	0.89	
			<i>For >100 To 250, Add</i>	0.43	
			<i>For >250 To 500, Add</i>	0.19	
09 97	13 24-0054	SF	Spray Tank Interior Touch-Up And Two 1.5 Mil Alkyd Finish Coats	3.70	
			<i>For Up To 100, Add</i>	2.55	
			<i>For >100 To 250, Add</i>	1.20	
			<i>For >250 To 500, Add</i>	0.52	
09 97	13 24-0055	SF	Spray Small Vessel/Tank Touch-Up And One 1.5 Mil Alkyd Finish Coat.....	1.11	
			<i>For Up To 100, Add</i>	0.69	
			<i>For >100 To 250, Add</i>	0.33	
			<i>For >250 To 500, Add</i>	0.14	
09 97	13 24-0056	SF	Spray Large Vessel/Tank Touch-Up And One 1.5 Mil Alkyd Finish Coat.....	0.94	
			<i>For Up To 100, Add</i>	0.56	
			<i>For >100 To 250, Add</i>	0.27	
			<i>For >250 To 500, Add</i>	0.12	
09 97	13 24-0057	SF	Spray Tank Interior Touch-Up And One 1.5 Mil Alkyd Finish Coats	2.36	
			<i>For Up To 100, Add</i>	1.63	
			<i>For >100 To 250, Add</i>	0.77	
			<i>For >250 To 500, Add</i>	0.33	
09 97	13 24-0058	SF	Brush Small Vessel/Tank Touch-Up And Two 1.5 Mil Alkyd Finish Coats.....	2.05	
			<i>For Up To 100, Add</i>	1.31	
			<i>For >100 To 250, Add</i>	0.62	
			<i>For >250 To 500, Add</i>	0.27	
09 97	13 24-0059	SF	Brush Large Vessel/Tank Touch-Up And Two 1.5 Mil Alkyd Finish Coats.....	1.74	
			<i>For Up To 100, Add</i>	1.08	
			<i>For >100 To 250, Add</i>	0.51	
			<i>For >250 To 500, Add</i>	0.22	
09 97	13 24-0060	SF	Brush Tank Interior Touch-Up And Two 1.5 Mil Alkyd Finish Coats	4.71	
			<i>For Up To 100, Add</i>	3.39	
			<i>For >100 To 250, Add</i>	1.59	
			<i>For >250 To 500, Add</i>	0.68	
09 97	13 24-0061	SF	Brush Small Vessel/Tank Touch-Up And One 1.5 Mil Alkyd Finish Coat.....	1.31	
			<i>For Up To 100, Add</i>	0.84	
			<i>For >100 To 250, Add</i>	0.40	
			<i>For >250 To 500, Add</i>	0.17	
09 97	13 24-0062	SF	Brush Large Vessel/Tank Touch-Up And One 1.5 Mil Alkyd Finish Coat.....	1.11	
			<i>For Up To 100, Add</i>	0.69	
			<i>For >100 To 250, Add</i>	0.33	
			<i>For >250 To 500, Add</i>	0.14	
09 97	13 24-0063	SF	Brush Tank Interior Touch-Up And One 1.5 Mil Alkyd Finish Coats	3.10	
			<i>For Up To 100, Add</i>	2.18	
			<i>For >100 To 250, Add</i>	1.03	
			<i>For >250 To 500, Add</i>	0.44	
09 97 13 24-0064 2 Mil Prime And Two 2 Mil Epoxy Polyamide Cured Resin Finish Coats For Tanks (09 97 13 24-0030)					
09 97	13 24-0065	SF	Spray Small Vessel/Tank 2 Mil Prime And Two 2 Mil Epoxy Polyamide Cured Resin Finish Coats.....	2.58	
			<i>For Up To 100, Add</i>	1.31	
			<i>For >100 To 250, Add</i>	0.64	
			<i>For >250 To 500, Add</i>	0.28	
09 97	13 24-0066	SF	Spray Large Vessel/Tank 2 Mil Prime And Two 2 Mil Epoxy Polyamide Cured Resin Finish Coats.....	2.24	
			<i>For Up To 100, Add</i>	1.05	
			<i>For >100 To 250, Add</i>	0.52	
			<i>For >250 To 500, Add</i>	0.23	



MINOR	CSI	UOM	DESCRIPTION	TOTAL DIRECT UNIT COST	DEMOLITION UNIT COST
09 97	13 24-0067	SF	Spray Small Vessel/Tank Two 2 Mil Epoxy Polyamide Cured Resin Finish Coats	1.82	
			For Up To 100, Add	0.92	
			For >100 To 250, Add	0.45	
			For >250 To 500, Add	0.20	
09 97	13 24-0068	SF	Spray Large Vessel/Tank Two 2 Mil Epoxy Polyamide Cured Resin Finish Coats	1.58	
			For Up To 100, Add	0.74	
			For >100 To 250, Add	0.37	
			For >250 To 500, Add	0.16	
09 97	13 24-0069		2 Mil Prime And Two 6 Mil High Build Epoxy Finish Coats For Tanks (09 97 13 24-0030)		
09 97	13 24-0070	SF	Spray Small Vessel/Tank 2 Mil Prime And Two 6 Mil High Build Epoxy Finish Coats	2.88	
			For Up To 100, Add	1.35	
			For >100 To 250, Add	0.67	
			For >250 To 500, Add	0.30	
09 97	13 24-0071	SF	Spray Large Vessel/Tank 2 Mil Prime And Two 6 Mil High Build Epoxy Finish Coats	2.54	
			For Up To 100, Add	1.10	
			For >100 To 250, Add	0.55	
			For >250 To 500, Add	0.25	
09 97	13 24-0072	SF	Spray Small Vessel/Tank Two 6 Mil High Build Epoxy Finish Coats	2.37	
			For Up To 100, Add	1.11	
			For >100 To 250, Add	0.55	
			For >250 To 500, Add	0.24	
09 97	13 24-0073	SF	Spray Large Vessel/Tank Two 6 Mil High Build Epoxy Finish Coats	2.08	
			For Up To 100, Add	0.89	
			For >100 To 250, Add	0.45	
			For >250 To 500, Add	0.20	
09 97	13 24-0074		1 Mil Prime, Three 2.33 Mil Body Coats And Two 1 Mil Vinyl Finish Coats For Tanks (09 97 13 24-0030)		
09 97	13 24-0075	SF	Spray Small Vessel/Tank 1 Mil Prime, Three 2.33 Mil Body Coats And Two 1 Mil Vinyl Finish Coats	6.82	
			For Up To 100, Add	3.58	
			For >100 To 250, Add	1.75	
			For >250 To 500, Add	0.77	
09 97	13 24-0076	SF	Spray Large Vessel/Tank 1 Mil Prime, Three 2.33 Mil Body Coats And Two 1 Mil Vinyl Finish Coats	6.31	
			For Up To 100, Add	3.20	
			For >100 To 250, Add	1.57	
			For >250 To 500, Add	0.69	
09 97	13 24-0077	SF	Spray Tank Interior 1 Mil Prime, Three 2.33 Mil Body Coats And Two 1 Mil Vinyl Finish Coats	10.23	
			For Up To 100, Add	6.14	
			For >100 To 250, Add	2.94	
			For >250 To 500, Add	1.28	
09 97	13 24-0078		1.5 Mil Prime And Two 4 Mil High Build Vinyl Finish Coats For Tanks (09 97 13 24-0030)		
09 97	13 24-0079	SF	Spray Small Vessel/Tank 1.5 Mil Prime And Two 4 Mil High Build Vinyl Finish Coats	3.61	
			For Up To 100, Add	1.68	
			For >100 To 250, Add	0.84	
			For >250 To 500, Add	0.37	
09 97	13 24-0080	SF	Spray Large Vessel/Tank 1.5 Mil Prime And Two 4 Mil High Build Vinyl Finish Coats	3.24	
			For Up To 100, Add	1.40	
			For >100 To 250, Add	0.71	
			For >250 To 500, Add	0.32	
09 97	13 24-0081	SF	Spray Tank Interior 1.5 Mil Prime And Two 4 Mil High Build Vinyl Finish Coats	5.29	
			For Up To 100, Add	2.94	
			For >100 To 250, Add	1.42	
			For >250 To 500, Add	0.62	
09 97	13 24-0082	SF	Spray Small Vessel/Tank Two 4 Mil High Build Vinyl Finish Coats	2.86	
			For Up To 100, Add	1.34	
			For >100 To 250, Add	0.66	
			For >250 To 500, Add	0.29	
09 97	13 24-0083	SF	Spray Large Vessel/Tank Two 4 Mil High Build Vinyl Finish Coats	2.56	
			For Up To 100, Add	1.11	
			For >100 To 250, Add	0.56	
			For >250 To 500, Add	0.25	
09 97	13 24-0084	SF	Spray Tank Interior Two 4 Mil High Build Vinyl Finish Coats	4.18	
			For Up To 100, Add	2.33	
			For >100 To 250, Add	1.13	
			For >250 To 500, Add	0.49	
09 97	13 24-0085		Two 8 Mil Coal Tar Epoxy Coats For Tanks (09 97 13 24-0030)		
09 97	13 24-0086	SF	Spray Small Vessel/Tank Two 8 Mil Coal Tar Epoxy Coats	3.19	
			For Up To 100, Add	1.81	
			For >100 To 250, Add	0.87	
			For >250 To 500, Add	0.38	
09 97	13 24-0087	SF	Spray Large Vessel/Tank Two 8 Mil Coal Tar Epoxy Coats	2.68	
			For Up To 100, Add	1.43	
			For >100 To 250, Add	0.70	
			For >250 To 500, Add	0.31	

09	09 Finishes
	09 90 Painting and Coating
	09 97 Special Coatings



MINOR CSI UOM DESCRIPTION	TOTAL DIRECT UNIT COST	DEMOLITION UNIT COST
09 97 13 24-0088 SF Spray Tank Interior Two 8 Mil Coal Tar Epoxy Coats	4.03	
For Up To 100, Add	2.44	
For >100 To 250, Add	1.17	
For >250 To 500, Add	0.51	
09 97 13 24-0089 One 1 Mil Primer, One 3 Mil Intermediate And One 1 Mil Chlorinated Rubber Finish Coat For Tanks <small>(09 97 13 24-0030)</small>		
09 97 13 24-0090 SF Spray Small Vessel/Tank One 1 Mil Primer, One 3 Mil Intermediate And One 1 Mil Chlorinated Rubber Finish Coat	2.21	
For Up To 100, Add	1.20	
For >100 To 250, Add	0.58	
For >250 To 500, Add	0.26	
09 97 13 24-0091 SF Spray Large Vessel/Tank One 1 Mil Primer, One 3 Mil Intermediate And One 1 Mil Chlorinated Rubber Finish Coat	2.03	
For Up To 100, Add	1.07	
For >100 To 250, Add	0.52	
For >250 To 500, Add	0.23	
09 97 13 24-0092 SF Spray Tank Interior One 1 Mil Primer, One 3 Mil Intermediate And One 1 Mil Chlorinated Rubber Finish Coat	3.32	
For Up To 100, Add	2.03	
For >100 To 250, Add	0.97	
For >250 To 500, Add	0.42	
09 97 13 24-0093 Two 6 Mil High Build Epoxy Finish Coats For Tanks Interior <small>(09 97 13 24-0030)</small>		
09 97 13 24-0094 SF Spray Small Tank Interior Two 6 Mil High Build Epoxy Finish Coats	4.84	
For Up To 100, Add	2.77	
For >100 To 250, Add	1.34	
For >250 To 500, Add	0.58	
09 97 13 24-0095 SF Spray Large Tank Interior Two 6 Mil High Build Epoxy Finish Coats	3.01	
For Up To 100, Add	1.48	
For >100 To 250, Add	0.73	
For >250 To 500, Add	0.32	
09 97 13 24-0096 One 3 Mil High Zinc Silicate Coat For Tanks <small>(09 97 13 24-0030)</small>		
09 97 13 24-0097 SF Spray Small Vessel/Tank One 3 Mil High Zinc Silicate Coat	1.45	
For Up To 100, Add	0.63	
For >100 To 250, Add	0.32	
For >250 To 500, Add	0.14	
09 97 13 24-0098 SF Spray Large Vessel/Tank One 3 Mil High Zinc Silicate Coat	1.42	
For Up To 100, Add	0.60	
For >100 To 250, Add	0.30	
For >250 To 500, Add	0.14	
09 97 13 24-0099 SF Spray Tank Interior One 3 Mil High Zinc Silicate Coat	2.22	
For Up To 100, Add	1.20	
For >100 To 250, Add	0.58	
For >250 To 500, Add	0.26	
09 97 13 24-0100 Two 1.5 Mil Vinyl Enamel Finish Coats For Tanks <small>(09 97 13 24-0030)</small>		
Note: Installed over existing primer.		
09 97 13 24-0101 SF Spray Small Vessel/Tank Two 1.5 Mil Vinyl Enamel Finish Coats	2.34	
For Up To 100, Add	1.22	
For >100 To 250, Add	0.60	
For >250 To 500, Add	0.26	
09 97 13 24-0102 SF Spray Large Vessel/Tank Two 1.5 Mil Vinyl Enamel Finish Coats	2.08	
For Up To 100, Add	1.03	
For >100 To 250, Add	0.51	
For >250 To 500, Add	0.22	
09 97 13 24-0103 SF Spray Tank Interior Two 1.5 Mil Vinyl Enamel Finish Coats	3.19	
For Up To 100, Add	1.86	
For >100 To 250, Add	0.89	
For >250 To 500, Add	0.39	
09 97 13 24-0104 One 1 Mil Primer And 95 Mil Hot Coal Tar Enamel Finish Coat For Tanks <small>(09 97 13 24-0030)</small>		
09 97 13 24-0105 SF Spray/Mop Large Vessel/Tank One 1 Mil Primer And 95 Mil Hot Coal Tar Enamel Finish Coat	8.31	
For Up To 100, Add	5.13	
For >100 To 250, Add	2.45	
For >250 To 500, Add	1.06	
09 97 13 24-0106 One 3 Mil Epoxy Primer And Two 6 Mil Epoxy Finish Coats For Tank Interior <small>(09 97 13 24-0030)</small>		
09 97 13 24-0107 SF Brush One 3 Mil Epoxy Primer And Spray Two 6 Mil Epoxy Finish Coats For Contact Area Between Rafters And Underside of Tank Roof	3.43	
Note: Devran 233H		
For Up To 100, Add	1.79	
For >100 To 250, Add	0.88	
For >250 To 500, Add	0.38	



MINOR	CSI	UOM	DESCRIPTION	TOTAL DIRECT UNIT COST	DEMOLITION UNIT COST
09 97	13 24-0108	SF	Spray One 3 Mil Epoxy Primer And Spray Two 6 Mil Epoxy Finish Coats For Rafters, Underside Of Tank Roof, And Walls 2' Above Floor Note: Devran 233H For Up To 100, Add For >100 To 250, Add For >250 To 500, Add	3.14 1.58 0.77 0.34	
09 97	13 24-0109		One 15 Mil Epoxy Primer And One 15 Mil Epoxy Finish Coats For Tank Interior (09 97 13 24-0030)		
09 97	13 24-0110	SF	Spray One 15 Mil Epoxy Primer And Spray One 15 Mil Epoxy Finish Coats For Tank Floor Interior And Up To 3' Of Wall..... Note: Applied in 5 mil coats. For Up To 100, Add For >100 To 250, Add For >250 To 500, Add	7.08 3.26 1.63 0.72	
09 97	13 24-0111		One 2 To 4 Mil Inorganic Zinc Primer, One 4 To 6 Mil Epoxy Intermediate Coat And One 2 To 3 Mil Aliphatic Urethane Finish Coat For Tank Exterior (09 97 13 24-0030)		
09 97	13 24-0112	SF	Spray One 2 To 4 Mil Inorganic Zinc Primer, Spray One 4 To 6 Mil Epoxy Intermediate Coat And Spray One 2 To 3 Mil Aliphatic Urethane Finish Coat For Tank Exterior..... Note: Devoe: Catha-Coat 302H primer, Bar-Rust 231H intermediate, and Devthane 379H finish or Tnemec: 91H2O Hydro-Zinc primer, N140F Pota-Pox intermediate, and 1075 Endura-Shield finish. For Up To 100, Add For >100 To 250, Add For >250 To 500, Add	2.71 1.32 0.65 0.29	
09 97	13 24-0113		Polyamide Epoxy Exterior Prime Coat For Tanks (Macropoxy 646 FC) (09 97 13 24-0030)		
09 97	13 24-0114	SF	Spray 5 Mil (Dry) Polyamide Epoxy Exterior Prime Coat On Vessel/Tank (Macropoxy 646 FC)..... For Up To 100, Add For >100 To 250, Add For >250 To 500, Add For >2,500 To 5,000, Deduct For >5,000 To 10,000, Deduct For >10,000, Deduct	1.83 0.98 0.48 0.21 -0.09 -0.15 -0.21	
09 97	13 24-0115	SF	Spray 8 Mil (Dry) Polyamide Epoxy Exterior Prime Coat On Vessel/Tank (Macropoxy 646 FC)..... For Up To 100, Add For >100 To 250, Add For >250 To 500, Add For >2,500 To 5,000, Deduct For >5,000 To 10,000, Deduct For >10,000, Deduct	2.70 1.41 0.69 0.30 -0.14 -0.22 -0.30	
09 97	13 24-0116	SF	Spray 10 Mil (Dry) Polyamide Epoxy Exterior Prime Coat On Vessel/Tank (Macropoxy 646 FC)..... For Up To 100, Add For >100 To 250, Add For >250 To 500, Add For >2,500 To 5,000, Deduct For >5,000 To 10,000, Deduct For >10,000, Deduct	3.10 1.57 0.77 0.34 -0.16 -0.25 -0.34	
09 97	13 24-0117	SF	Brush 5 Mil (Dry) Polyamide Epoxy Exterior Prime Coat On Vessel/Tank (Macropoxy 646 FC)..... For Up To 100, Add For >100 To 250, Add For >250 To 500, Add For >2,500 To 5,000, Deduct For >5,000 To 10,000, Deduct For >10,000, Deduct	2.13 1.21 0.58 0.25 -0.11 -0.18 -0.25	
09 97	13 24-0118	SF	Brush 8 Mil (Dry) Polyamide Epoxy Exterior Prime Coat On Vessel/Tank (Macropoxy 646 FC)..... For Up To 100, Add For >100 To 250, Add For >250 To 500, Add For >2,500 To 5,000, Deduct For >5,000 To 10,000, Deduct For >10,000, Deduct	3.13 1.73 0.84 0.37 -0.16 -0.26 -0.37	
09 97	13 24-0119	SF	Brush 10 Mil (Dry) Polyamide Epoxy Exterior Prime Coat On Vessel/Tank (Macropoxy 646 FC)..... For Up To 100, Add For >100 To 250, Add For >250 To 500, Add For >2,500 To 5,000, Deduct For >5,000 To 10,000, Deduct For >10,000, Deduct	3.58 1.93 0.94 0.41 -0.18 -0.30 -0.41	
09 97	13 24-0120		Aliphatic Acrylic Polyurethane Exterior Topcoat For Tanks (High-Solids Polyurethane 250) (09 97 13 24-0030)		
09 97	13 24-0121	SF	Spray 3 Mil (Dry) Aliphatic Acrylic Polyurethane Exterior Topcoat On Vessel/Tank (High-Solids Polyurethane 250)..... For Up To 100, Add For >100 To 250, Add For >250 To 500, Add For >2,500 To 5,000, Deduct For >5,000 To 10,000, Deduct For >10,000, Deduct	1.61 0.76 0.38 0.17 -0.08 -0.12 -0.17	

09	09 Finishes
	09 90 Painting and Coating
	09 97 Special Coatings



MINOR	CSI	UOM	DESCRIPTION	TOTAL DIRECT UNIT COST	DEMOLITION UNIT COST
09 97	13 24-0122	SF	Spray 4 Mil (Dry) Aliphatic Acrylic Polyurethane Exterior Topcoat On Vessel/Tank (High-Solids Polyurethane 250).....	2.04	
			<i>For Up To 100, Add</i>	0.94	
			<i>For >100 To 250, Add</i>	0.47	
			<i>For >250 To 500, Add</i>	0.21	
			<i>For >2,500 To 5,000, Deduct</i>	-0.10	
			<i>For >5,000 To 10,000, Deduct</i>	-0.15	
			<i>For >10,000, Deduct</i>	-0.21	
09 97	13 24-0123	SF	Brush 3 Mil (Dry) Aliphatic Acrylic Polyurethane Exterior Topcoat On Vessel/Tank (High-Solids Polyurethane 250).....	1.84	
			<i>For Up To 100, Add</i>	0.94	
			<i>For >100 To 250, Add</i>	0.46	
			<i>For >250 To 500, Add</i>	0.20	
			<i>For >2,500 To 5,000, Deduct</i>	-0.09	
			<i>For >5,000 To 10,000, Deduct</i>	-0.15	
			<i>For >10,000, Deduct</i>	-0.20	
09 97	13 24-0124	SF	Brush 4 Mil (Dry) Aliphatic Acrylic Polyurethane Exterior Topcoat On Vessel/Tank (High-Solids Polyurethane 250).....	2.31	
			<i>For Up To 100, Add</i>	1.14	
			<i>For >100 To 250, Add</i>	0.56	
			<i>For >250 To 500, Add</i>	0.25	
			<i>For >2,500 To 5,000, Deduct</i>	-0.12	
			<i>For >5,000 To 10,000, Deduct</i>	-0.18	
			<i>For >10,000, Deduct</i>	-0.25	
09 97	13 24-0125		Polyamide Epoxy Submerged Primer/Stripe Coat For Tanks (Macropoxy 646 PW) <small>(09 97 13 24-0030)</small>		
			See CSI section 01 22 23 00-0881 for confined space ventilation.		
09 97	13 24-0126	SF	Spray 3 Mil (Dry) Polyamide Epoxy Submerged Primer/Stripe Coat On Vessel/Tank (Macropoxy 646 PW).....	1.97	
			<i>For Up To 100, Add</i>	1.24	
			<i>For >100 To 250, Add</i>	0.59	
			<i>For >250 To 500, Add</i>	0.26	
			<i>For >2,500 To 5,000, Deduct</i>	-0.10	
			<i>For >5,000 To 10,000, Deduct</i>	-0.18	
			<i>For >10,000, Deduct</i>	-0.26	
			<i>For Work In Restricted Working Space, Add</i>	0.47	
09 97	13 24-0127	SF	Spray 5 Mil (Dry) Polyamide Epoxy Submerged Primer/Stripe Coat On Vessel/Tank (Macropoxy 646 PW).....	1.83	
			<i>For Up To 100, Add</i>	0.98	
			<i>For >100 To 250, Add</i>	0.48	
			<i>For >250 To 500, Add</i>	0.21	
			<i>For >2,500 To 5,000, Deduct</i>	-0.09	
			<i>For >5,000 To 10,000, Deduct</i>	-0.15	
			<i>For >10,000, Deduct</i>	-0.21	
			<i>For Work In Restricted Working Space, Add</i>	0.35	
09 97	13 24-0128	SF	Spray 6 Mil (Dry) Polyamide Epoxy Submerged Primer/Stripe Coat On Vessel/Tank (Macropoxy 646 PW).....	2.03	
			<i>For Up To 100, Add</i>	1.05	
			<i>For >100 To 250, Add</i>	0.52	
			<i>For >250 To 500, Add</i>	0.23	
			<i>For >2,500 To 5,000, Deduct</i>	-0.10	
			<i>For >5,000 To 10,000, Deduct</i>	-0.16	
			<i>For >10,000, Deduct</i>	-0.23	
			<i>For Work In Restricted Working Space, Add</i>	0.38	
09 97	13 24-0129	SF	Spray 8 Mil (Dry) Polyamide Epoxy Submerged Primer/Stripe Coat On Vessel/Tank (Macropoxy 646 PW).....	2.53	
			<i>For Up To 100, Add</i>	1.28	
			<i>For >100 To 250, Add</i>	0.63	
			<i>For >250 To 500, Add</i>	0.28	
			<i>For >2,500 To 5,000, Deduct</i>	-0.13	
			<i>For >5,000 To 10,000, Deduct</i>	-0.20	
			<i>For >10,000, Deduct</i>	-0.28	
			<i>For Work In Restricted Working Space, Add</i>	0.45	
09 97	13 24-0130	SF	Spray 10 Mil (Dry) Polyamide Epoxy Submerged Primer/Stripe Coat On Vessel/Tank (Macropoxy 646 PW).....	2.92	
			<i>For Up To 100, Add</i>	1.43	
			<i>For >100 To 250, Add</i>	0.71	
			<i>For >250 To 500, Add</i>	0.31	
			<i>For >2,500 To 5,000, Deduct</i>	-0.15	
			<i>For >5,000 To 10,000, Deduct</i>	-0.23	
			<i>For >10,000, Deduct</i>	-0.31	
			<i>For Work In Restricted Working Space, Add</i>	0.50	
09 97	13 24-0131	SF	Brush 3 Mil (Dry) Polyamide Epoxy Submerged Primer/Stripe Coat On Vessel/Tank (Macropoxy 646 PW).....	1.38	
			<i>For Up To 100, Add</i>	0.80	
			<i>For >100 To 250, Add</i>	0.39	
			<i>For >250 To 500, Add</i>	0.17	
			<i>For >2,500 To 5,000, Deduct</i>	-0.07	
			<i>For >5,000 To 10,000, Deduct</i>	-0.12	
			<i>For >10,000, Deduct</i>	-0.17	
			<i>For Work In Restricted Working Space, Add</i>	0.30	
09 97	13 24-0132	SF	Brush 5 Mil (Dry) Polyamide Epoxy Submerged Primer/Stripe Coat On Vessel/Tank (Macropoxy 646 PW).....	2.13	
			<i>For Up To 100, Add</i>	1.21	
			<i>For >100 To 250, Add</i>	0.58	
			<i>For >250 To 500, Add</i>	0.25	
			<i>For >2,500 To 5,000, Deduct</i>	-0.11	
			<i>For >5,000 To 10,000, Deduct</i>	-0.18	
			<i>For >10,000, Deduct</i>	-0.25	
			<i>For Work In Restricted Working Space, Add</i>	0.44	



Finishes	09	
Painting and Coating	09 90	09
Special Coatings	09 97	

MINOR	CSI	UOM	DESCRIPTION	TOTAL DIRECT UNIT COST	DEMOLITION UNIT COST
09 97	13 24-0133	SF	Brush 6 Mil (Dry) Polyamide Epoxy Submerged Primer/Stripe Coat On Vessel/Tank (Macropoxy 646 PW)	2.36	
			For Up To 100, Add	1.30	
			For >100 To 250, Add	0.63	
			For >250 To 500, Add	0.28	
			For >2,500 To 5,000, Deduct	-0.12	
			For >5,000 To 10,000, Deduct	-0.20	
			For >10,000, Deduct	-0.28	
			For Work In Restricted Working Space, Add	0.47	
09 97	13 24-0134	SF	Brush 8 Mil (Dry) Polyamide Epoxy Submerged Primer/Stripe Coat On Vessel/Tank (Macropoxy 646 PW)	2.92	
			For Up To 100, Add	1.57	
			For >100 To 250, Add	0.76	
			For >250 To 500, Add	0.34	
			For >2,500 To 5,000, Deduct	-0.15	
			For >5,000 To 10,000, Deduct	-0.24	
			For >10,000, Deduct	-0.34	
			For Work In Restricted Working Space, Add	0.57	
09 97	13 24-0135	SF	Brush 10 Mil (Dry) Polyamide Epoxy Submerged Primer/Stripe Coat On Vessel/Tank (Macropoxy 646 PW)	3.34	
			For Up To 100, Add	1.75	
			For >100 To 250, Add	0.85	
			For >250 To 500, Add	0.38	
			For >2,500 To 5,000, Deduct	-0.17	
			For >5,000 To 10,000, Deduct	-0.27	
			For >10,000, Deduct	-0.38	
			For Work In Restricted Working Space, Add	0.62	
09 97	13 24-0136		Amine Epoxy Submerged Topcoat For Tanks (Sherplate PW Epoxy) (09 97 13 24-0030)		
			See CSI section 01 22 23 00-0881 for confined space ventilation.		
09 97	13 24-0137	SF	Spray 16 Mil Amine Epoxy Submerged Topcoat On Vessel/Tank (Sherplate PW Epoxy).....	3.43	
			For Up To 100, Add	1.63	
			For >100 To 250, Add	0.81	
			For >250 To 500, Add	0.36	
			For >2,500 To 5,000, Deduct	-0.17	
			For >5,000 To 10,000, Deduct	-0.26	
			For >10,000, Deduct	-0.36	
			For Work In Restricted Working Space, Add	0.56	
09 97	13 24-0138	SF	Spray 20 Mil Amine Epoxy Submerged Topcoat On Vessel/Tank (Sherplate PW Epoxy).....	4.18	
			For Up To 100, Add	1.96	
			For >100 To 250, Add	0.97	
			For >250 To 500, Add	0.43	
			For >2,500 To 5,000, Deduct	-0.21	
			For >5,000 To 10,000, Deduct	-0.32	
			For >10,000, Deduct	-0.43	
			For Work In Restricted Working Space, Add	0.67	
09 97	13 24-0139	SF	Spray 24 Mil Amine Epoxy Submerged Topcoat On Vessel/Tank (Sherplate PW Epoxy).....	4.89	
			For Up To 100, Add	2.25	
			For >100 To 250, Add	1.12	
			For >250 To 500, Add	0.50	
			For >2,500 To 5,000, Deduct	-0.24	
			For >5,000 To 10,000, Deduct	-0.37	
			For >10,000, Deduct	-0.50	
			For Work In Restricted Working Space, Add	0.76	
09 97	13 24-0140	SF	Spray 30 Mil Amine Epoxy Submerged Topcoat On Vessel/Tank (Sherplate PW Epoxy).....	5.94	
			For Up To 100, Add	2.69	
			For >100 To 250, Add	1.34	
			For >250 To 500, Add	0.60	
			For >2,500 To 5,000, Deduct	-0.30	
			For >5,000 To 10,000, Deduct	-0.45	
			For >10,000, Deduct	-0.60	
			For Work In Restricted Working Space, Add	0.90	
09 97	13 24-0141	SF	Spray 36 Mil Amine Epoxy Submerged Topcoat On Vessel/Tank (Sherplate PW Epoxy).....	6.95	
			For Up To 100, Add	3.09	
			For >100 To 250, Add	1.55	
			For >250 To 500, Add	0.69	
			For >2,500 To 5,000, Deduct	-0.35	
			For >5,000 To 10,000, Deduct	-0.52	
			For >10,000, Deduct	-0.69	
			For Work In Restricted Working Space, Add	1.02	
09 97	13 24-0142	SF	Spray 42 Mil Amine Epoxy Submerged Topcoat On Vessel/Tank (Sherplate PW Epoxy).....	7.91	
			For Up To 100, Add	3.45	
			For >100 To 250, Add	1.74	
			For >250 To 500, Add	0.77	
			For >2,500 To 5,000, Deduct	-0.40	
			For >5,000 To 10,000, Deduct	-0.58	
			For >10,000, Deduct	-0.77	
			For Work In Restricted Working Space, Add	1.13	
09 97	13 24-0143	SF	Spray 50 Mil Amine Epoxy Submerged Topcoat On Vessel/Tank (Sherplate PW Epoxy).....	9.18	
			For Up To 100, Add	3.94	
			For >100 To 250, Add	1.99	
			For >250 To 500, Add	0.89	
			For >2,500 To 5,000, Deduct	-0.46	
			For >5,000 To 10,000, Deduct	-0.67	
			For >10,000, Deduct	-0.89	
			For Work In Restricted Working Space, Add	1.28	

09	09 Finishes
	09 90 Painting and Coating
	09 97 Special Coatings



MINOR	CSI	UOM	DESCRIPTION	TOTAL DIRECT UNIT COST	DEMOLITION UNIT COST
09 97	13 24-0144	SF	Brush 16 Mil Amine Epoxy Submerged Topcoat On Vessel/Tank (Sherplate PW Epoxy).....	3.92	
			<i>For Up To 100, Add</i>	2.00	
			<i>For >100 To 250, Add</i>	0.98	
			<i>For >250 To 500, Add</i>	0.43	
			<i>For >2,500 To 5,000, Deduct</i>	-0.20	
			<i>For >5,000 To 10,000, Deduct</i>	-0.31	
			<i>For >10,000, Deduct</i>	-0.43	
			<i>For Work In Restricted Working Space, Add</i>	0.71	
09 97	13 24-0145	SF	Brush 20 Mil Amine Epoxy Submerged Topcoat On Vessel/Tank (Sherplate PW Epoxy).....	4.75	
			<i>For Up To 100, Add</i>	2.39	
			<i>For >100 To 250, Add</i>	1.17	
			<i>For >250 To 500, Add</i>	0.52	
			<i>For >2,500 To 5,000, Deduct</i>	-0.24	
			<i>For >5,000 To 10,000, Deduct</i>	-0.38	
			<i>For >10,000, Deduct</i>	-0.52	
			<i>For Work In Restricted Working Space, Add</i>	0.84	
09 97	13 24-0146	SF	Brush 24 Mil Amine Epoxy Submerged Topcoat On Vessel/Tank (Sherplate PW Epoxy).....	5.54	
			<i>For Up To 100, Add</i>	2.74	
			<i>For >100 To 250, Add</i>	1.35	
			<i>For >250 To 500, Add</i>	0.60	
			<i>For >2,500 To 5,000, Deduct</i>	-0.28	
			<i>For >5,000 To 10,000, Deduct</i>	-0.44	
			<i>For >10,000, Deduct</i>	-0.60	
			<i>For Work In Restricted Working Space, Add</i>	0.95	
09 97	13 24-0147	SF	Brush 30 Mil Amine Epoxy Submerged Topcoat On Vessel/Tank (Sherplate PW Epoxy).....	6.73	
			<i>For Up To 100, Add</i>	3.28	
			<i>For >100 To 250, Add</i>	1.62	
			<i>For >250 To 500, Add</i>	0.71	
			<i>For >2,500 To 5,000, Deduct</i>	-0.34	
			<i>For >5,000 To 10,000, Deduct</i>	-0.53	
			<i>For >10,000, Deduct</i>	-0.71	
			<i>For Work In Restricted Working Space, Add</i>	1.13	
09 97	13 24-0148	SF	Brush 36 Mil Amine Epoxy Submerged Topcoat On Vessel/Tank (Sherplate PW Epoxy).....	7.84	
			<i>For Up To 100, Add</i>	3.76	
			<i>For >100 To 250, Add</i>	1.86	
			<i>For >250 To 500, Add</i>	0.82	
			<i>For >2,500 To 5,000, Deduct</i>	-0.39	
			<i>For >5,000 To 10,000, Deduct</i>	-0.61	
			<i>For >10,000, Deduct</i>	-0.82	
			<i>For Work In Restricted Working Space, Add</i>	1.29	
09 97	13 24-0149	SF	Brush 42 Mil Amine Epoxy Submerged Topcoat On Vessel/Tank (Sherplate PW Epoxy).....	8.90	
			<i>For Up To 100, Add</i>	4.20	
			<i>For >100 To 250, Add</i>	2.08	
			<i>For >250 To 500, Add</i>	0.92	
			<i>For >2,500 To 5,000, Deduct</i>	-0.45	
			<i>For >5,000 To 10,000, Deduct</i>	-0.68	
			<i>For >10,000, Deduct</i>	-0.92	
			<i>For Work In Restricted Working Space, Add</i>	1.43	
09 97	13 24-0150	SF	Brush 50 Mil Amine Epoxy Submerged Topcoat On Vessel/Tank (Sherplate PW Epoxy).....	10.31	
			<i>For Up To 100, Add</i>	4.79	
			<i>For >100 To 250, Add</i>	2.38	
			<i>For >250 To 500, Add</i>	1.06	
			<i>For >2,500 To 5,000, Deduct</i>	-0.52	
			<i>For >5,000 To 10,000, Deduct</i>	-0.79	
			<i>For >10,000, Deduct</i>	-1.06	
			<i>For Work In Restricted Working Space, Add</i>	1.62	
09 97	13 24-0151		Epoxy Exterior Prime Coat For Tanks (Bar-Rust 231) (09 97 13 24-0030)		
09 97	13 24-0152	SF	Spray 4 Mil (Dry) Epoxy Exterior Prime Coat On Vessel/Tank (Bar-Rust 231).....	1.34	
			<i>For Up To 100, Add</i>	0.83	
			<i>For >100 To 250, Add</i>	0.40	
			<i>For >250 To 500, Add</i>	0.17	
			<i>For >2,500 To 5,000, Deduct</i>	-0.07	
			<i>For >5,000 To 10,000, Deduct</i>	-0.12	
			<i>For >10,000, Deduct</i>	-0.17	
09 97	13 24-0153	SF	Spray 6 Mil (Dry) Epoxy Exterior Prime Coat On Vessel/Tank (Bar-Rust 231).....	1.86	
			<i>For Up To 100, Add</i>	1.13	
			<i>For >100 To 250, Add</i>	0.54	
			<i>For >250 To 500, Add</i>	0.24	
			<i>For >2,500 To 5,000, Deduct</i>	-0.09	
			<i>For >5,000 To 10,000, Deduct</i>	-0.16	
			<i>For >10,000, Deduct</i>	-0.24	
09 97	13 24-0154	SF	Spray 8 Mil (Dry) Epoxy Exterior Prime Coat On Vessel/Tank (Bar-Rust 231).....	2.29	
			<i>For Up To 100, Add</i>	1.37	
			<i>For >100 To 250, Add</i>	0.66	
			<i>For >250 To 500, Add</i>	0.29	
			<i>For >2,500 To 5,000, Deduct</i>	-0.11	
			<i>For >5,000 To 10,000, Deduct</i>	-0.20	
			<i>For >10,000, Deduct</i>	-0.29	
09 97	13 24-0155	SF	Brush 4 Mil (Dry) Epoxy Exterior Prime Coat On Vessel/Tank (Bar-Rust 231).....	1.97	
			<i>For Up To 100, Add</i>	1.09	
			<i>For >100 To 250, Add</i>	0.53	
			<i>For >250 To 500, Add</i>	0.23	
			<i>For >2,500 To 5,000, Deduct</i>	-0.10	
			<i>For >5,000 To 10,000, Deduct</i>	-0.16	
			<i>For >10,000, Deduct</i>	-0.23	



MINOR CSI UOM DESCRIPTION	TOTAL DIRECT UNIT COST	DEMOLITION UNIT COST
09 97 13 24-0156 SF Brush 6 Mil (Dry) Epoxy Exterior Prime Coat On Vessel/Tank (Bar-Rust 231).....	2.58	
For Up To 100, Add	1.46	
For >100 To 250, Add	0.71	
For >250 To 500, Add	0.31	
For >2,500 To 5,000, Deduct	-0.13	
For >5,000 To 10,000, Deduct	-0.22	
For >10,000, Deduct	-0.31	
09 97 13 24-0157 SF Brush 8 Mil (Dry) Epoxy Exterior Prime Coat On Vessel/Tank (Bar-Rust 231).....	3.22	
For Up To 100, Add	1.78	
For >100 To 250, Add	0.86	
For >250 To 500, Add	0.38	
For >2,500 To 5,000, Deduct	-0.16	
For >5,000 To 10,000, Deduct	-0.27	
For >10,000, Deduct	-0.38	
09 97 13 24-0158 Aliphatic Urethane Exterior Topcoat For Tanks (Devthane 359) (09 97 13 24-0030)		
09 97 13 24-0159 SF Spray 4 Mil (Dry) Aliphatic Urethane Exterior Topcoat On Vessel/Tank (Devthane 359).....	1.88	
For Up To 100, Add	0.91	
For >100 To 250, Add	0.45	
For >250 To 500, Add	0.20	
For >2,500 To 5,000, Deduct	-0.09	
For >5,000 To 10,000, Deduct	-0.15	
For >10,000, Deduct	-0.20	
09 97 13 24-0160 SF Spray 6 Mil (Dry) Aliphatic Urethane Exterior Topcoat On Vessel/Tank (Devthane 359).....	2.65	
For Up To 100, Add	1.24	
For >100 To 250, Add	0.62	
For >250 To 500, Add	0.27	
For >2,500 To 5,000, Deduct	-0.13	
For >5,000 To 10,000, Deduct	-0.20	
For >10,000, Deduct	-0.27	
09 97 13 24-0161 SF Brush 4 Mil (Dry) Aliphatic Urethane Exterior Topcoat On Vessel/Tank (Devthane 359).....	2.14	
For Up To 100, Add	1.11	
For >100 To 250, Add	0.54	
For >250 To 500, Add	0.24	
For >2,500 To 5,000, Deduct	-0.11	
For >5,000 To 10,000, Deduct	-0.17	
For >10,000, Deduct	-0.24	
09 97 13 24-0162 SF Brush 6 Mil (Dry) Aliphatic Urethane Exterior Topcoat On Vessel/Tank (Devthane 359).....	3.00	
For Up To 100, Add	1.51	
For >100 To 250, Add	0.74	
For >250 To 500, Add	0.33	
For >2,500 To 5,000, Deduct	-0.15	
For >5,000 To 10,000, Deduct	-0.24	
For >10,000, Deduct	-0.33	
09 97 13 24-0163 Epoxy Submerged Primer/Stripe Coat For Tanks (Bar-Rust 233H) (09 97 13 24-0030)		
See CSI section 01 22 23 00-0881 for confined space ventilation.		
09 97 13 24-0164 SF Spray 4 Mil (Dry) Epoxy Submerged Primer/Stripe Coat For Tanks (Bar-Rust 233H).....	1.36	
For Up To 100, Add	0.83	
For >100 To 250, Add	0.40	
For >250 To 500, Add	0.17	
For >2,500 To 5,000, Deduct	-0.07	
For >5,000 To 10,000, Deduct	-0.12	
For >10,000, Deduct	-0.17	
For Work In Restricted Working Space, Add	0.32	
09 97 13 24-0165 SF Spray 6 Mil (Dry) Epoxy Submerged Primer/Stripe Coat For Tanks (Bar-Rust 233H).....	1.88	
For Up To 100, Add	1.13	
For >100 To 250, Add	0.54	
For >250 To 500, Add	0.24	
For >2,500 To 5,000, Deduct	-0.09	
For >5,000 To 10,000, Deduct	-0.16	
For >10,000, Deduct	-0.24	
For Work In Restricted Working Space, Add	0.42	
09 97 13 24-0166 SF Brush 4 Mil (Dry) Epoxy Submerged Primer/Stripe Coat For Tanks (Bar-Rust 233H).....	1.63	
For Up To 100, Add	1.04	
For >100 To 250, Add	0.49	
For >250 To 500, Add	0.21	
For >2,500 To 5,000, Deduct	-0.08	
For >5,000 To 10,000, Deduct	-0.15	
For >10,000, Deduct	-0.21	
For Work In Restricted Working Space, Add	0.40	
09 97 13 24-0167 SF Brush 6 Mil (Dry) Epoxy Submerged Primer/Stripe Coat For Tanks (Bar-Rust 233H).....	2.25	
For Up To 100, Add	1.41	
For >100 To 250, Add	0.67	
For >250 To 500, Add	0.29	
For >2,500 To 5,000, Deduct	-0.11	
For >5,000 To 10,000, Deduct	-0.20	
For >10,000, Deduct	-0.29	
For Work In Restricted Working Space, Add	0.53	
09 97 13 24-0168 Epoxy Submerged Topcoat For Tanks (Bar-Rust 234P) (09 97 13 24-0030)		
See CSI section 01 22 23 00-0881 for confined space ventilation.		

09 Finishes

09 90 Painting and Coating

09 97 Special Coatings



MINOR	CSI	UOM	DESCRIPTION	TOTAL DIRECT UNIT COST	DEMOLITION UNIT COST
09 97	13 24-0169	SF	Spray 25 Mil Epoxy Submerged Topcoat On Vessel/Tank (Bar-Rust 234P)	4.45	
			<i>For Up To 100, Add</i>	2.18	
			<i>For >100 To 250, Add</i>	1.08	
			<i>For >250 To 500, Add</i>	0.47	
			<i>For >2,500 To 5,000, Deduct</i>	-0.22	
			<i>For >5,000 To 10,000, Deduct</i>	-0.35	
			<i>For >10,000, Deduct</i>	-0.47	
			<i>For Work In Restricted Working Space, Add</i>	0.76	
09 97	13 24-0170	SF	Spray 30 Mil Epoxy Submerged Topcoat On Vessel/Tank (Bar-Rust 234P)	5.30	
			<i>For Up To 100, Add</i>	2.59	
			<i>For >100 To 250, Add</i>	1.28	
			<i>For >250 To 500, Add</i>	0.56	
			<i>For >2,500 To 5,000, Deduct</i>	-0.27	
			<i>For >5,000 To 10,000, Deduct</i>	-0.41	
			<i>For >10,000, Deduct</i>	-0.56	
			<i>For Work In Restricted Working Space, Add</i>	0.90	
09 97	13 24-0171	SF	Spray 35 Mil Epoxy Submerged Topcoat On Vessel/Tank (Bar-Rust 234P)	6.01	
			<i>For Up To 100, Add</i>	2.89	
			<i>For >100 To 250, Add</i>	1.43	
			<i>For >250 To 500, Add</i>	0.63	
			<i>For >2,500 To 5,000, Deduct</i>	-0.30	
			<i>For >5,000 To 10,000, Deduct</i>	-0.47	
			<i>For >10,000, Deduct</i>	-0.63	
			<i>For Work In Restricted Working Space, Add</i>	0.99	
09 97	13 24-0172	SF	Spray 40 Mil Epoxy Submerged Topcoat On Vessel/Tank (Bar-Rust 234P)	6.68	
			<i>For Up To 100, Add</i>	3.16	
			<i>For >100 To 250, Add</i>	1.57	
			<i>For >250 To 500, Add</i>	0.69	
			<i>For >2,500 To 5,000, Deduct</i>	-0.33	
			<i>For >5,000 To 10,000, Deduct</i>	-0.51	
			<i>For >10,000, Deduct</i>	-0.69	
			<i>For Work In Restricted Working Space, Add</i>	1.08	
09 97	13 24-0173	SF	Spray 45 Mil Epoxy Submerged Topcoat On Vessel/Tank (Bar-Rust 234P)	7.42	
			<i>For Up To 100, Add</i>	3.48	
			<i>For >100 To 250, Add</i>	1.73	
			<i>For >250 To 500, Add</i>	0.77	
			<i>For >2,500 To 5,000, Deduct</i>	-0.37	
			<i>For >5,000 To 10,000, Deduct</i>	-0.57	
			<i>For >10,000, Deduct</i>	-0.77	
			<i>For Work In Restricted Working Space, Add</i>	1.19	
09 97	13 24-0174	SF	Spray 50 Mil Epoxy Submerged Topcoat On Vessel/Tank (Bar-Rust 234P)	8.13	
			<i>For Up To 100, Add</i>	3.79	
			<i>For >100 To 250, Add</i>	1.88	
			<i>For >250 To 500, Add</i>	0.83	
			<i>For >2,500 To 5,000, Deduct</i>	-0.41	
			<i>For >5,000 To 10,000, Deduct</i>	-0.62	
			<i>For >10,000, Deduct</i>	-0.83	
			<i>For Work In Restricted Working Space, Add</i>	1.28	
09 97	13 24-0175	SF	Brush 25 Mil Epoxy Submerged Topcoat On Vessel/Tank (Bar-Rust 234P)	5.24	
			<i>For Up To 100, Add</i>	2.77	
			<i>For >100 To 250, Add</i>	1.35	
			<i>For >250 To 500, Add</i>	0.59	
			<i>For >2,500 To 5,000, Deduct</i>	-0.26	
			<i>For >5,000 To 10,000, Deduct</i>	-0.43	
			<i>For >10,000, Deduct</i>	-0.59	
			<i>For Work In Restricted Working Space, Add</i>	0.99	
09 97	13 24-0176	SF	Brush 30 Mil Epoxy Submerged Topcoat On Vessel/Tank (Bar-Rust 234P)	6.09	
			<i>For Up To 100, Add</i>	3.18	
			<i>For >100 To 250, Add</i>	1.55	
			<i>For >250 To 500, Add</i>	0.68	
			<i>For >2,500 To 5,000, Deduct</i>	-0.30	
			<i>For >5,000 To 10,000, Deduct</i>	-0.49	
			<i>For >10,000, Deduct</i>	-0.68	
			<i>For Work In Restricted Working Space, Add</i>	1.13	
09 97	13 24-0177	SF	Brush 35 Mil Epoxy Submerged Topcoat On Vessel/Tank (Bar-Rust 234P)	6.89	
			<i>For Up To 100, Add</i>	3.55	
			<i>For >100 To 250, Add</i>	1.74	
			<i>For >250 To 500, Add</i>	0.76	
			<i>For >2,500 To 5,000, Deduct</i>	-0.34	
			<i>For >5,000 To 10,000, Deduct</i>	-0.55	
			<i>For >10,000, Deduct</i>	-0.76	
			<i>For Work In Restricted Working Space, Add</i>	1.26	
09 97	13 24-0178	SF	Brush 40 Mil Epoxy Submerged Topcoat On Vessel/Tank (Bar-Rust 234P)	7.62	
			<i>For Up To 100, Add</i>	3.87	
			<i>For >100 To 250, Add</i>	1.90	
			<i>For >250 To 500, Add</i>	0.84	
			<i>For >2,500 To 5,000, Deduct</i>	-0.38	
			<i>For >5,000 To 10,000, Deduct</i>	-0.61	
			<i>For >10,000, Deduct</i>	-0.84	
			<i>For Work In Restricted Working Space, Add</i>	1.36	



		Finishes	09
		Painting and Coating	09 90
		Special Coatings	09 97

MINOR	CSI	UOM	DESCRIPTION	TOTAL DIRECT UNIT COST	DEMOLITION UNIT COST
09 97 13 24-0179	SF		Brush 45 Mil Epoxy Submerged Topcoat On Vessel/Tank (Bar-Rust 234P)	8.45	
			<i>For Up To 100, Add</i>	4.26	
			<i>For >100 To 250, Add</i>	2.09	
			<i>For >250 To 500, Add</i>	0.92	
			<i>For >2,500 To 5,000, Deduct</i>	-0.42	
			<i>For >5,000 To 10,000, Deduct</i>	-0.67	
			<i>For >10,000, Deduct</i>	-0.92	
			<i>For Work In Restricted Working Space, Add</i>	1.49	
09 97 13 24-0180	SF		Brush 50 Mil Epoxy Submerged Topcoat On Vessel/Tank (Bar-Rust 234P)	9.25	
			<i>For Up To 100, Add</i>	4.63	
			<i>For >100 To 250, Add</i>	2.28	
			<i>For >250 To 500, Add</i>	1.00	
			<i>For >2,500 To 5,000, Deduct</i>	-0.46	
			<i>For >5,000 To 10,000, Deduct</i>	-0.73	
			<i>For >10,000, Deduct</i>	-1.00	
			<i>For Work In Restricted Working Space, Add</i>	1.62	
09 97 26			Cementitious Coatings (09 97)		
09 97 26 13			Interior Cementitious Coatings (09 97 26)		
09 97 26 13-0001			Ceramic-Like Glazed Coating (09 97 26 13)		
09 97 26 13-0002			Ceramic-Like Glazed Coating, Cementitious (09 97 26 13-0001)		
09 97 26 13-0003	SF		Ceramic-like Glazed Coating. - Cementitious	2.47	
09 97 26 13-0004			Ceramic-Like Glazed Coating, Resin Base (09 97 26 13-0001)		
09 97 26 13-0005	SF		Ceramic-like Glazed Coating - Resin	2.06	
09 97 35			Dry Erase Coatings (09 97)		
09 97 35 00-0001			Dry-Erase Paint (09 97 35)		
09 97 35 00-0002			Dry-Erase Paint (IdeaPaint™ PRO) (09 97 35 00-0001)		
09 97 35 00-0003	SF		Dry-Erase Paint (IdeaPaint™ PRO), Applied With Roller	11.69	
			Note: Includes two coats of primer and white, white sand, light beige or light gray surface.		
09 97 35 00-0004			Low VOC/Odorless, Dry-Erase Paint (IdeaPaint™ CREATE) (09 97 35 00-0001)		
09 97 35 00-0005	SF		Clear, Low VOC/Odorless, Dry-Erase Paint (IdeaPaint™ CREATE), Applied With Roller	6.53	
			Note: For application over existing latex-based top coats.		
09 97 35 00-0006	SF		Black Or White, Low VOC/Odorless, Dry-Erase Paint (IdeaPaint™ CREATE), Applied With Roller	12.54	
			Note: Includes two coats of primer and white or black surface coat.		
09 97 63			Special Coatings and Protection Systems (09 97)		
09 97 63 00-0001			Acrylic Glazed Coating (09 97 63)		
09 97 63 00-0002	SF		Acrylic Glazed Coating	1.60	
09 97 63 00-0003			Adsil HVAC Equipment Coatings (09 97 63)		
			Note: Shop applied. A small job has 1 to 6 units and a total of less than 100 tons. A large job has greater than 7 units and 100 tons.		
09 97 63 00-0004	TON		<40 Ton Condenser, Small Job, Adsil HVAC Equipment Coating	211.08	
			<i>For Field Applied, Add</i>	31.66	
09 97 63 00-0005	TON		40 To 49 Ton Condenser, Small Job, Adsil HVAC Equipment Coating	206.59	
			<i>For Field Applied, Add</i>	30.99	
09 97 63 00-0006	TON		>49 Ton Condenser, Small Job, Adsil HVAC Equipment Coating	197.60	
			<i>For Field Applied, Add</i>	29.64	
09 97 63 00-0007	TON		<40 Ton Evaporator, Small Job, Adsil HVAC Equipment Coating	107.78	
09 97 63 00-0008	TON		40 To 49 Ton Evaporator, Small Job, Adsil HVAC Equipment Coating	103.29	
09 97 63 00-0009	TON		>49 Ton Evaporator, Small Job, Adsil HVAC Equipment Coating	98.80	
09 97 63 00-0010	TON		<40 Ton Cabinet, Small Job, Adsil HVAC Equipment Coating	40.42	
09 97 63 00-0011	TON		40 To 49 Ton Cabinet, Small Job, Adsil HVAC Equipment Coating	35.93	
09 97 63 00-0012	TON		>49 Ton Cabinet, Small Job, Adsil HVAC Equipment Coating	31.44	
09 97 63 00-0013	TON		51 To 100 Ton Condenser, Large Job, Adsil HVAC Equipment Coating	205.46	
			<i>For Field Applied, Add</i>	30.82	
			<i>For Cabinet, Add</i>	41.09	
09 97 63 00-0014	TON		>100 Ton Condenser, Large Job, Adsil HVAC Equipment Coating	187.50	
			<i>For Field Applied, Add</i>	28.13	
			<i>For Cabinet, Add</i>	37.50	
09 97 63 00-0015	TON		51 To 100 Ton Evaporator, Large Job Adsil HVAC Equipment Coating	98.80	
			<i>For Cabinet, Add</i>	19.76	
09 97 63 00-0016	TON		>100 Ton Evaporator, Large Job, Adsil HVAC Equipment Coating	94.31	
			<i>For Cabinet, Add</i>	18.86	

09	09	Finishes
	09 90	Painting and Coating
	09 97	Special Coatings



MINOR CSI UOM DESCRIPTION	TOTAL DIRECT UNIT COST	DEMOLITION UNIT COST
------------------------------	---------------------------	-------------------------

END OF SECTION 09

NOT FOR BID



Specialties	10
Operation and Maintenance of Specialties	10 01
Operation and Maintenance of Fireplaces and Stoves	10 01 30

MINOR CSI UOM DESCRIPTION	TOTAL DIRECT UNIT COST	DEMOLITION UNIT COST
------------------------------	---------------------------	-------------------------

10 Specialties

10 01 Operation and Maintenance of Specialties⁽¹⁰⁾

10 01 30 Operation and Maintenance of Fireplaces and Stoves^(10 01)

10 01 30 00-0001	Fireplace Cleaning ^(10 01 30)		
10 01 30 00-0002	EA Inspect And Clean Fireplace Insert.....		223.75
10 01 30 00-0003	EA Inspect And Clean Fireplace Insert And Chimney		268.50
10 01 30 00-0004	EA Inspect And Clean Fireplace Brick/Masonry Chimney		357.99

10 01 40 Operation and Maintenance of Safety Specialties^(10 01)

10 01 40 00-0001	Recharge Existing Portable Fire Extinguishers ^(10 01 40)		
Note: Includes removal, filling, testing, certification and reinstallation.			
10 01 40 00-0002	Recharge Carbon Dioxide, Class BC Portable Fire Extinguishers ^(10 01 40 00-0001)		
10 01 40 00-0003	EA Recharge 2.5 LB Carbon Dioxide Portable Fire Extinguisher		17.17
10 01 40 00-0004	EA Recharge 5 LB Carbon Dioxide Portable Fire Extinguisher		19.08
10 01 40 00-0005	EA Recharge 10 LB Carbon Dioxide Portable Fire Extinguisher		19.84
10 01 40 00-0006	EA Recharge 15 LB Carbon Dioxide Portable Fire Extinguisher		22.45
10 01 40 00-0007	EA Recharge 20 LB Carbon Dioxide Portable Fire Extinguisher		25.94
10 01 40 00-0008	Recharge Dry Chemical, Class ABC Portable Fire Extinguishers ^(10 01 40 00-0001)		
10 01 40 00-0009	EA Recharge 2.5 LB Dry Chemical Portable Fire Extinguisher		20.71
10 01 40 00-0010	EA Recharge 5 LB Dry Chemical Portable Fire Extinguisher		25.07
10 01 40 00-0011	EA Recharge 10 LB Dry Chemical Portable Fire Extinguisher		35.42
10 01 40 00-0012	EA Recharge 20 LB Dry Chemical Portable Fire Extinguisher		55.92
10 01 40 00-0013	Recharge Other Portable Fire Extinguishers ^(10 01 40 00-0001)		
10 01 40 00-0014	EA Recharge 2.5 Gallon Pressurized Water Portable Fire Extinguisher		20.49
10 01 40 00-0015	EA Recharge 1.6 Gallon Wet Chemical Class K Fire Extinguisher		146.06
10 01 40 00-0016	EA Recharge 2.5 Gallon Wet Chemical Class K Fire Extinguisher		204.48
10 01 40 00-0017	EA Recharge 30 LB Dry Powder, Class D Portable Fire Extinguisher		84.19

10 01 50 Operation and Maintenance of Storage Specialties^(10 01)

10 01 50 11 Operation and Maintenance of Storage Specialties^(10 01 50)

10 01 50 11-0001	Locker Repair And Refinishing ^(10 01 50 11)		
10 01 50 11-0002	EA Removal And Replacement Of Single Tier Locker Door		362.00
10 01 50 11-0003	EA Removal And Replacement Of Two Tier Locker Door		284.33
10 01 50 11-0004	EA Removal And Replacement Of Three Tier Locker Door		242.88
10 01 50 11-0005	EA Removal And Replacement Of Four Tier Locker Door		204.09
10 01 50 11-0006	EA Removal And Replacement Of Six Tier Or Sixteen Person Locker Door		109.01
10 01 50 11-0007	EA Realign Metal Locker Door For Proper Closure		44.75
10 01 50 11-0008	EA Patch Small Drill Holes In Locker		8.95

10 10 Information Specialties⁽¹⁰⁾

10 11 Visual Display Units^(10 10)

10 11 13 Chalkboards^(10 11)

10 11 13 13 Fixed Chalkboards^(10 11 13)

Note: Select task based off the square footage of an individual chalkboard. For example use the >12 To 16 SF range for each 3' x 5' chalkboard.

10 11 13 13-0001	Porcelain Enamel Steel Chalkboards ^(10 11 13 13)		
10 11 13 13-0002	5/8" Face Aluminum Frame, Porcelain Enamel Steel Chalkboards (Claridge 800 Series) ^(10 11 13 13-0001)		
Note: Includes up to 1/2" core material, aluminum backing, full length map rail, map hooks, chalk tray and mounting hardware.			
10 11 13 13-0003	SF Up To 6 SF, 5/8" Face Aluminum Frame, Porcelain Enamel Steel Chalkboard	47.06	8.55
10 11 13 13-0004	SF >6 To 12 SF, 5/8" Face Aluminum Frame, Porcelain Enamel Steel Chalkboard	30.30	4.02
10 11 13 13-0005	SF >12 To 16 SF, 5/8" Face Aluminum Frame, Porcelain Enamel Steel Chalkboard	26.19	3.47
10 11 13 13-0006	SF >16 To 24 SF, 5/8" Face Aluminum Frame, Porcelain Enamel Steel Chalkboard	21.83	2.26
10 11 13 13-0007	SF >24 SF, 5/8" Face Aluminum Frame, Porcelain Enamel Steel Chalkboard	18.35	1.26

10	10	Specialties
	10 10	Information Specialties
	10 11	Visual Display Units



MINOR CSI UOM DESCRIPTION	TOTAL DIRECT UNIT COST	DEMOLITION UNIT COST
------------------------------	---------------------------	-------------------------

10 11 13 13-0008	1-1/4" Face Aluminum Frame, Porcelain Enamel Steel Chalkboards (Claridge 1300 Series) <small>(10 11 13 13-0001)</small>		
	Note: Includes up to 1/2" core material, aluminum backing, full length map rail, map hooks, chalk tray and mounting hardware.		
10 11 13 13-0009	SF	Up To 6 SF, 1-1/4" Face Aluminum Frame, Porcelain Enamel Steel Chalkboard.....	49.84 8.55
10 11 13 13-0010	SF	>6 To 12 SF, 1-1/4" Face Aluminum Frame, Porcelain Enamel Steel Chalkboard	33.01 4.02
10 11 13 13-0011	SF	>12 To 16 SF, 1-1/4" Face Aluminum Frame, Porcelain Enamel Steel Chalkboard	28.68 3.47
10 11 13 13-0012	SF	>16 To 24 SF, 1-1/4" Face Aluminum Frame, Porcelain Enamel Steel Chalkboard	24.85 2.26
10 11 13 13-0013	SF	>24 SF, 1-1/4" Face Aluminum Frame, Porcelain Enamel Steel Chalkboard	21.31 1.26

10 11 13 13-0014	1-3/4" Face Wood Frame, Porcelain Enamel Steel Chalkboards (Claridge 1600 Series) <small>(10 11 13 13-0001)</small>		
	Note: Includes up to 1/2" core material, aluminum backing, chalk tray and mounting hardware.		
10 11 13 13-0015	SF	Up To 6 SF, 1-3/4" Face Wood Frame, Porcelain Enamel Steel Chalkboard	45.34 8.55
10 11 13 13-0016	SF	>6 To 12 SF, 1-3/4" Face Wood Frame, Porcelain Enamel Steel Chalkboard	28.54 4.02
10 11 13 13-0017	SF	>12 To 16 SF, 1-3/4" Face Wood Frame, Porcelain Enamel Steel Chalkboard	24.51 3.47
10 11 13 13-0018	SF	>16 To 24 SF, 1-3/4" Face Wood Frame, Porcelain Enamel Steel Chalkboard	20.42 2.26
10 11 13 13-0019	SF	>24 SF, 1-3/4" Face Wood Frame, Porcelain Enamel Steel Chalkboard	16.78 1.26

10 11 13 13-0020	Removal And Reinstallation Of Chalkboards <small>(10 11 13 13)</small>		
	Note: Includes storage, cleaning and supply materials.		
10 11 13 13-0021	SF	Removal And Reinstallation Of Chalkboard	10.55

10 11 13 13-0022	Field Applied Chalkboard And Accessories <small>(10 11 13 13)</small>		
------------------	--	--	--

10 11 13 13-0023	Chalkboard Face Sheets And Panels <small>(10 11 13 13-0022)</small>		
10 11 13 13-0024	SF	Porcelain Enamel Steel Chalkboard Face Sheet (Claridge Vitracite)	15.53 4.02
		Note: Includes porcelain enamel steel chalkboard skin.	
10 11 13 13-0025	SF	Porcelain Enamel Steel Chalkboard Panel (Claridge VIT)	18.62 4.02
		Note: Includes porcelain enamel steel surface mounted on either particle board or hardboard core with an aluminum moisture barrier back.	

10 11 13 13-0026	Chalkboard And Markerboard Accessory Trays And Trim <small>(10 11 13 13-0022)</small>		
10 11 13 13-0027	LF	Chalk And Marker Tray, Field Applied	22.54 5.53
10 11 13 13-0028	PR	Chalk And Marker Tray End Closures, Field Applied	27.67 10.06
10 11 13 13-0029	LF	Mullion Trim For Chalkboards And Markerboards, Field Applied	15.71 5.53
10 11 13 13-0030	LF	Screw On Trim For Chalkboards And Markerboards, Field Applied	15.34 5.53
10 11 13 13-0031	LF	1/2" Leg Map Rail For Chalkboards And Markerboards, Field Applied	16.39 5.53
10 11 13 13-0032	LF	1/4" Leg Map Rail For Chalkboards And Markerboards, Field Applied	18.39 5.53
10 11 13 13-0033	LF	No Leg Map Rail For Chalkboards And Markerboards, Field Applied	16.39 5.53

10 11 13 33 Rail-Mounted Chalkboards (10 11 13)

10 11 13 33-0001	Horizontal Sliding, Porcelain Enamel Steel Chalkboards (Claridge HS Series) <small>(10 11 13 33)</small>		
10 11 13 33-0002	Two Sliding Panels, Horizontal Sliding, Porcelain Enamel Steel Chalkboards <small>(10 11 13 33-0001)</small>		
10 11 13 33-0003	EA	4' x 6' Frame, Two Sliding Panels, Horizontal Sliding, Porcelain Enamel Steel Chalkboard	2,208.91 100.53
10 11 13 33-0004	EA	4' x 8' Frame, Two Sliding Panels, Horizontal Sliding, Porcelain Enamel Steel Chalkboard	2,481.77 100.53
10 11 13 33-0005	EA	4' x 10' Frame, Two Sliding Panels, Horizontal Sliding, Porcelain Enamel Steel Chalkboard	2,811.85 107.07
10 11 13 33-0006	EA	4' x 12' Frame, Two Sliding Panels, Horizontal Sliding, Porcelain Enamel Steel Chalkboard	3,128.88 107.07
10 11 13 33-0007	EA	4' x 14' Frame, Two Sliding Panels, Horizontal Sliding, Porcelain Enamel Steel Chalkboard	3,901.52 115.11
10 11 13 33-0008	EA	4' x 16' Frame, Two Sliding Panels, Horizontal Sliding, Porcelain Enamel Steel Chalkboard	4,154.40 115.11
10 11 13 33-0009	EA	4' x 20' Frame, Two Sliding Panels, Horizontal Sliding, Porcelain Enamel Steel Chalkboard	4,695.39 120.63
10 11 13 33-0010	EA	4' x 24' Frame, Two Sliding Panels, Horizontal Sliding, Porcelain Enamel Steel Chalkboard	5,323.12 120.63

10 11 13 33-0011	Three Sliding Panels, Horizontal Sliding, Porcelain Enamel Steel Chalkboards <small>(10 11 13 33-0001)</small>		
10 11 13 33-0012	EA	4' x 6' Frame, Three Sliding Panels, Horizontal Sliding, Porcelain Enamel Steel Chalkboard	3,022.80 100.53
10 11 13 33-0013	EA	4' x 8' Frame, Three Sliding Panels, Horizontal Sliding, Porcelain Enamel Steel Chalkboard	3,587.99 100.53
10 11 13 33-0014	EA	4' x 10' Frame, Three Sliding Panels, Horizontal Sliding, Porcelain Enamel Steel Chalkboard	4,107.35 107.07
10 11 13 33-0015	EA	4' x 12' Frame, Three Sliding Panels, Horizontal Sliding, Porcelain Enamel Steel Chalkboard	4,626.28 107.07
10 11 13 33-0016	EA	4' x 14' Frame, Three Sliding Panels, Horizontal Sliding, Porcelain Enamel Steel Chalkboard	5,274.84 115.11
10 11 13 33-0017	EA	4' x 16' Frame, Three Sliding Panels, Horizontal Sliding, Porcelain Enamel Steel Chalkboard	5,503.52 115.11
10 11 13 33-0018	EA	4' x 20' Frame, Three Sliding Panels, Horizontal Sliding, Porcelain Enamel Steel Chalkboard	6,455.67 120.63
10 11 13 33-0019	EA	4' x 24' Frame, Three Sliding Panels, Horizontal Sliding, Porcelain Enamel Steel Chalkboard	7,219.05 120.63

10 11 13 33-0020	Four Sliding Panels, Horizontal Sliding, Porcelain Enamel Steel Chalkboards <small>(10 11 13 33-0001)</small>		
10 11 13 33-0021	EA	4' x 6' Frame, Four Sliding Panels, Horizontal Sliding, Porcelain Enamel Steel Chalkboard	3,369.81 100.53
10 11 13 33-0022	EA	4' x 8' Frame, Four Sliding Panels, Horizontal Sliding, Porcelain Enamel Steel Chalkboard	3,831.94 100.53



Specialties	10
Information Specialties	10 10
Visual Display Units	10 11

MINOR CSI UOM DESCRIPTION	TOTAL DIRECT UNIT COST	DEMOLITION UNIT COST
10 11 13 33-0023 EA 4' x 10' Frame, Four Sliding Panels, Horizontal Sliding, Porcelain Enamel Steel Chalkboard.....	4,331.33	107.07
10 11 13 33-0024 EA 4' x 12' Frame, Four Sliding Panels, Horizontal Sliding, Porcelain Enamel Steel Chalkboard.....	4,861.82	107.07
10 11 13 33-0025 EA 4' x 14' Frame, Four Sliding Panels, Horizontal Sliding, Porcelain Enamel Steel Chalkboard.....	5,888.94	115.11
10 11 13 33-0026 EA 4' x 16' Frame, Four Sliding Panels, Horizontal Sliding, Porcelain Enamel Steel Chalkboard.....	6,132.35	115.11
10 11 13 33-0027 EA 4' x 20' Frame, Four Sliding Panels, Horizontal Sliding, Porcelain Enamel Steel Chalkboard.....	7,243.27	120.63
10 11 13 33-0028 EA 4' x 24' Frame, Four Sliding Panels, Horizontal Sliding, Porcelain Enamel Steel Chalkboard.....	8,088.21	120.63
10 11 13 33-0029 Vertical Sliding, Porcelain Enamel Steel Chalkboards (Claridge TW Series) <small>(10 11 13 33)</small>		
10 11 13 33-0030 One Sliding Panel, Vertical Sliding, Porcelain Enamel Steel Chalkboards <small>(10 11 13 33)</small>		
10 11 13 33-0031 EA 8' x 4' Frame, One Sliding Panel, Vertical Sliding, Porcelain Enamel Steel Chalkboard.....	2,642.65	100.53
10 11 13 33-0032 EA 8' x 5' Frame, One Sliding Panel, Vertical Sliding, Porcelain Enamel Steel Chalkboard.....	2,917.61	100.53
10 11 13 33-0033 EA 8' x 6' Frame, One Sliding Panel, Vertical Sliding, Porcelain Enamel Steel Chalkboard.....	3,190.91	107.07
10 11 13 33-0034 EA 8' x 8' Frame, One Sliding Panel, Vertical Sliding, Porcelain Enamel Steel Chalkboard.....	3,668.28	107.07
10 11 13 33-0035 EA 8' x 10' Frame, One Sliding Panel, Vertical Sliding, Porcelain Enamel Steel Chalkboard.....	4,018.71	115.11
10 11 13 33-0036 EA 8' x 12' Frame, One Sliding Panel, Vertical Sliding, Porcelain Enamel Steel Chalkboard.....	4,459.26	115.11
10 11 13 33-0037 Two Sliding Panels, Vertical Sliding, Porcelain Enamel Steel Chalkboards <small>(10 11 13 33-0029)</small>		
10 11 13 33-0038 EA 8' x 4' Frame, Two Sliding Panels, Vertical Sliding, Porcelain Enamel Steel Chalkboard.....	3,881.28	100.53
10 11 13 33-0039 EA 8' x 5' Frame, Two Sliding Panels, Vertical Sliding, Porcelain Enamel Steel Chalkboard.....	4,308.16	100.53
10 11 13 33-0040 EA 8' x 6' Frame, Two Sliding Panels, Vertical Sliding, Porcelain Enamel Steel Chalkboard.....	4,735.50	107.07
10 11 13 33-0041 EA 8' x 8' Frame, Two Sliding Panels, Vertical Sliding, Porcelain Enamel Steel Chalkboard.....	5,520.93	107.07
10 11 13 33-0042 EA 8' x 10' Frame, Two Sliding Panels, Vertical Sliding, Porcelain Enamel Steel Chalkboard.....	6,009.06	115.11
10 11 13 33-0043 EA 8' x 12' Frame, Two Sliding Panels, Vertical Sliding, Porcelain Enamel Steel Chalkboard.....	6,721.92	115.11
10 11 13 33-0044 Three Sliding Panels, Vertical Sliding, Porcelain Enamel Steel Chalkboards <small>(10 11 13 33-0029)</small>		
10 11 13 33-0045 EA 8' x 4' Frame, Three Sliding Panels, Vertical Sliding, Porcelain Enamel Steel Chalkboard.....	5,303.93	100.53
10 11 13 33-0046 EA 8' x 5' Frame, Three Sliding Panels, Vertical Sliding, Porcelain Enamel Steel Chalkboard.....	5,885.90	100.53
10 11 13 33-0047 EA 8' x 6' Frame, Three Sliding Panels, Vertical Sliding, Porcelain Enamel Steel Chalkboard.....	6,468.31	107.07
10 11 13 33-0048 EA 8' x 8' Frame, Three Sliding Panels, Vertical Sliding, Porcelain Enamel Steel Chalkboard.....	7,560.75	107.07
10 11 13 33-0049 EA 8' x 10' Frame, Three Sliding Panels, Vertical Sliding, Porcelain Enamel Steel Chalkboard.....	8,199.21	115.11
10 11 13 33-0050 EA 8' x 12' Frame, Three Sliding Panels, Vertical Sliding, Porcelain Enamel Steel Chalkboard.....	9,203.31	115.11
10 11 13 33-0051 Motor Operated Vertical Sliding, Porcelain Enamel Steel Chalkboards (Claridge MQ Series) <small>(10 11 13 33)</small>		
Note: Excludes remotes.		
10 11 13 33-0052 One Sliding Panel, Motor Operated Vertical Sliding, Porcelain Enamel Steel Chalkboards <small>(10 11 13 33-0051)</small>		
10 11 13 33-0053 EA 10' x 4' Frame, One Sliding Panel, Motor Operated Vertical Sliding, Porcelain Enamel Steel Chalkboard.....	8,503.61	201.06
10 11 13 33-0054 EA 10' x 5' Frame, One Sliding Panel, Motor Operated Vertical Sliding, Porcelain Enamel Steel Chalkboard.....	8,747.15	201.06
10 11 13 33-0055 EA 10' x 6' Frame, One Sliding Panel, Motor Operated Vertical Sliding, Porcelain Enamel Steel Chalkboard.....	9,017.97	207.35
10 11 13 33-0056 EA 10' x 8' Frame, One Sliding Panel, Motor Operated Vertical Sliding, Porcelain Enamel Steel Chalkboard.....	9,464.03	207.35
10 11 13 33-0057 EA 10' x 10' Frame, One Sliding Panel, Motor Operated Vertical Sliding, Porcelain Enamel Steel Chalkboard.....	9,956.32	213.63
10 11 13 33-0058 EA 10' x 12' Frame, One Sliding Panel, Motor Operated Vertical Sliding, Porcelain Enamel Steel Chalkboard.....	10,386.61	213.63
10 11 13 33-0059 EA 10' x 14' Frame, One Sliding Panel, Motor Operated Vertical Sliding, Porcelain Enamel Steel Chalkboard.....	11,321.53	226.20
10 11 13 33-0060 EA 10' x 16' Frame, One Sliding Panel, Motor Operated Vertical Sliding, Porcelain Enamel Steel Chalkboard.....	11,440.56	226.20
10 11 13 33-0061 Two Sliding Panels, Motor Operated Vertical Sliding, Porcelain Enamel Steel Chalkboards <small>(10 11 13 33-0051)</small>		
10 11 13 33-0062 EA 10' x 4' Frame, Two Sliding Panels, Motor Operated Vertical Sliding, Porcelain Enamel Steel Chalkboard.....	13,389.49	201.06
10 11 13 33-0063 EA 10' x 5' Frame, Two Sliding Panels, Motor Operated Vertical Sliding, Porcelain Enamel Steel Chalkboard.....	13,711.47	201.06
10 11 13 33-0064 EA 10' x 6' Frame, Two Sliding Panels, Motor Operated Vertical Sliding, Porcelain Enamel Steel Chalkboard.....	14,070.20	207.35
10 11 13 33-0065 EA 10' x 8' Frame, Two Sliding Panels, Motor Operated Vertical Sliding, Porcelain Enamel Steel Chalkboard.....	14,725.73	207.35
10 11 13 33-0066 EA 10' x 10' Frame, Two Sliding Panels, Motor Operated Vertical Sliding, Porcelain Enamel Steel Chalkboard.....	15,377.00	213.63
10 11 13 33-0067 EA 10' x 12' Frame, Two Sliding Panels, Motor Operated Vertical Sliding, Porcelain Enamel Steel Chalkboard.....	15,999.94	213.63
10 11 13 33-0068 EA 10' x 14' Frame, Two Sliding Panels, Motor Operated Vertical Sliding, Porcelain Enamel Steel Chalkboard.....	17,263.15	226.20
10 11 13 33-0069 EA 10' x 16' Frame, Two Sliding Panels, Motor Operated Vertical Sliding, Porcelain Enamel Steel Chalkboard.....	17,451.80	226.20
10 11 13 33-0070 Three Sliding Panels, Motor Operated Vertical Sliding, Porcelain Enamel Steel Chalkboards <small>(10 11 13 33-0051)</small>		
10 11 13 33-0071 EA 10' x 4' Frame, Three Sliding Panels, Motor Operated Vertical Sliding, Porcelain Enamel Steel Chalkboard.....	17,401.54	201.06
10 11 13 33-0072 EA 10' x 5' Frame, Three Sliding Panels, Motor Operated Vertical Sliding, Porcelain Enamel Steel Chalkboard.....	18,214.17	201.06
10 11 13 33-0073 EA 10' x 6' Frame, Three Sliding Panels, Motor Operated Vertical Sliding, Porcelain Enamel Steel Chalkboard.....	18,643.98	207.35
10 11 13 33-0074 EA 10' x 8' Frame, Three Sliding Panels, Motor Operated Vertical Sliding, Porcelain Enamel Steel Chalkboard.....	19,496.36	207.35
10 11 13 33-0075 EA 10' x 10' Frame, Three Sliding Panels, Motor Operated Vertical Sliding, Porcelain Enamel Steel Chalkboard.....	20,391.80	213.63
10 11 13 33-0076 EA 10' x 12' Frame, Three Sliding Panels, Motor Operated Vertical Sliding, Porcelain Enamel Steel Chalkboard.....	21,253.64	213.63
10 11 13 33-0077 EA 10' x 14' Frame, Three Sliding Panels, Motor Operated Vertical Sliding, Porcelain Enamel Steel Chalkboard.....	22,952.40	226.20
10 11 13 33-0078 EA 10' x 16' Frame, Three Sliding Panels, Motor Operated Vertical Sliding, Porcelain Enamel Steel Chalkboard.....	23,284.27	226.20
10 11 13 33-0079 Sliding Chalkboard And Markerboard Accessories <small>(10 11 13 33)</small>		

10	10	Specialties
	10 10	Information Specialties
	10 11	Visual Display Units



MINOR	CSI	UOM	DESCRIPTION	TOTAL DIRECT UNIT COST	DEMOLITION UNIT COST
-------	-----	-----	-------------	------------------------	----------------------

10 11 13 33-0080	EA		One Sliding Panel, Remote Control For Motor Operated Sliding Chalkboard Or Markerboard.....	639.93	
10 11 13 33-0081	EA		Two Sliding Panel, Remote Control For Motor Operated Sliding Chalkboard Or Markerboard.....	1,093.15	

10 11 16 Markerboards (10 11)

10 11 16 13 Fixed Markerboards (10 11 16)

Note: Select task based off the square footage of an individual markerboard. For example use the >12 To 16 SF range for each 3' x 5' markerboard.

10 11 16 13-0001 Porcelain Enamel Steel Markerboards (10 11 16 13)

10 11 16 13-0002 5/8" Face Aluminum Frame, Porcelain Enamel Steel Markerboards (Claridge 800 Series) (10 11 16 13-0001)

Note: Includes up to 1/2" core material, aluminum backing, full length map rail, map hooks, marker tray and mounting hardware.

10 11 16 13-0003	SF	Up To 6 SF, 5/8" Face Aluminum Frame, Porcelain Enamel Steel Markerboard.....	47.23	8.55
10 11 16 13-0004	SF	>6 To 12 SF, 5/8" Face Aluminum Frame, Porcelain Enamel Steel Markerboard.....	30.91	4.02
10 11 16 13-0005	SF	>12 To 16 SF, 5/8" Face Aluminum Frame, Porcelain Enamel Steel Markerboard.....	26.19	3.47
10 11 16 13-0006	SF	>16 To 24 SF, 5/8" Face Aluminum Frame, Porcelain Enamel Steel Markerboard.....	22.05	2.26
10 11 16 13-0007	SF	>24 SF, 5/8" Face Aluminum Frame, Porcelain Enamel Steel Markerboard.....	18.10	1.26

10 11 16 13-0008 1-1/4" Face Aluminum Frame, Porcelain Enamel Steel Markerboards (Claridge 1300 Series) (10 11 16 13-0001)

Note: Includes up to 1/2" core material, aluminum backing, full length map rail, map hooks, marker tray and mounting hardware.

10 11 16 13-0009	SF	Up To 6 SF, 1-1/4" Face Aluminum Frame, Porcelain Enamel Steel Markerboard.....	49.87	8.55
10 11 16 13-0010	SF	>6 To 12 SF, 1-1/4" Face Aluminum Frame, Porcelain Enamel Steel Markerboard.....	31.70	4.02
10 11 16 13-0011	SF	>12 To 16 SF, 1-1/4" Face Aluminum Frame, Porcelain Enamel Steel Markerboard.....	27.37	3.47
10 11 16 13-0012	SF	>16 To 24 SF, 1-1/4" Face Aluminum Frame, Porcelain Enamel Steel Markerboard.....	23.54	2.26
10 11 16 13-0013	SF	>24 SF, 1-1/4" Face Aluminum Frame, Porcelain Enamel Steel Markerboard.....	20.54	1.26

10 11 16 13-0014 1-3/4" Face Wood Frame, Porcelain Enamel Steel Markerboards (Claridge LCS Series) (10 11 16 13-0001)

Note: Includes up to 1/2" core material, aluminum backing, marker tray and mounting hardware.

10 11 16 13-0015	SF	Up To 6 SF, 1-3/4" Face Wood Frame, Porcelain Enamel Steel Markerboard.....	45.32	8.55
10 11 16 13-0016	SF	>6 To 12 SF, 1-3/4" Face Wood Frame, Porcelain Enamel Steel Markerboard.....	28.56	4.02
10 11 16 13-0017	SF	>12 To 16 SF, 1-3/4" Face Wood Frame, Porcelain Enamel Steel Markerboard.....	25.79	3.47
10 11 16 13-0018	SF	>16 To 24 SF, 1-3/4" Face Wood Frame, Porcelain Enamel Steel Markerboard.....	20.56	2.26
10 11 16 13-0019	SF	>24 SF, 1-3/4" Face Wood Frame, Porcelain Enamel Steel Markerboard.....	16.49	1.26

10 11 16 13-0020 Melamine Markerboards (10 11 16 13)

10 11 16 13-0021 1-1/4" Face Aluminum Frame, Melamine Markerboard (Claridge MLC Series) (10 11 16 13-0020)

Note: Includes full length map rail, map hooks, marker tray and mounting hardware.

10 11 16 13-0022	SF	Up To 6 SF, 1-1/4" Face Aluminum Frame, Melamine Markerboard.....	37.25	8.55
10 11 16 13-0023	SF	>6 To 12 SF, 1-1/4" Face Aluminum Frame, Melamine Markerboard.....	22.99	4.02
10 11 16 13-0024	SF	>12 To 16 SF, 1-1/4" Face Aluminum Frame, Melamine Markerboard.....	19.94	3.47
10 11 16 13-0025	SF	>16 To 24 SF, 1-1/4" Face Aluminum Frame, Melamine Markerboard.....	15.04	2.26
10 11 16 13-0026	SF	>24 SF, 1-1/4" Face Aluminum Frame, Melamine Markerboard.....	12.28	1.26

10 11 16 13-0027 1-3/4" Face Wood Frame, Melamine Markerboard (Claridge MLC Series) (10 11 16 13-0020)

Note: Includes marker tray and mounting hardware.

10 11 16 13-0028	SF	Up To 6 SF, 1-3/4" Face Wood Frame, Melamine Markerboard.....	36.35	8.55
10 11 16 13-0029	SF	>6 To 12 SF, 1-3/4" Face Wood Frame, Melamine Markerboard.....	22.57	4.02
10 11 16 13-0030	SF	>12 To 16 SF, 1-3/4" Face Wood Frame, Melamine Markerboard.....	19.35	3.47
10 11 16 13-0031	SF	>16 To 24 SF, 1-3/4" Face Wood Frame, Melamine Markerboard.....	13.98	2.26
10 11 16 13-0032	SF	>24 SF, 1-3/4" Face Wood Frame, Melamine Markerboard.....	11.32	1.26

10 11 16 13-0033 Nonporous, Non-Staining Markerboards (10 11 16 13)

10 11 16 13-0034 5/8" Face Aluminum Frame, Nonporous, Non-Staining Markerboards (EverWhite Classic Series) (10 11 16 13-0033)

Note: Includes non-staining permanent marker resistant surface, non-magnetic surface, marker tray and mounting hardware.

10 11 16 13-0035	SF	Up To 6 SF, 5/8" Face Aluminum Frame, Nonporous, Non-Staining Markerboard.....	51.14	8.55
		<i>For Magnetic Surface, Add</i>	3.41	
10 11 16 13-0036	SF	>6 To 12 SF, 5/8" Face Aluminum Frame, Nonporous, Non-Staining Markerboard.....	33.95	4.02
		<i>For Magnetic Surface, Add</i>	2.59	
10 11 16 13-0037	SF	>12 To 16 SF, 5/8" Face Aluminum Frame, Nonporous, Non-Staining Markerboard.....	29.28	3.47
		<i>For Magnetic Surface, Add</i>	2.24	
10 11 16 13-0038	SF	>16 To 24 SF, 5/8" Face Aluminum Frame, Nonporous, Non-Staining Markerboard.....	25.99	2.26
		<i>For Magnetic Surface, Add</i>	2.15	
10 11 16 13-0039	SF	>24 SF, 5/8" Face Aluminum Frame, Nonporous, Non-Staining Markerboard.....	22.53	1.26
		<i>For Magnetic Surface, Add</i>	2.00	



Specialties	10	10
Information Specialties	10 10	
Visual Display Units	10 11	

MINOR CSI UOM DESCRIPTION	TOTAL DIRECT UNIT COST	DEMOLITION UNIT COST
------------------------------	---------------------------	-------------------------

10 11 16 13-0040	1-1/8" Face Aluminum Frame, Nonporous, Non-Staining Markerboards (EverWhite Classic Series) <small>(10 11 16 13-0033)</small> Note: Includes non-staining permanent marker resistant surface, non-magnetic surface, marker tray and mounting hardware.		
10 11 16 13-0041	SF Up To 6 SF, 1-1/8" Face Aluminum Frame, Nonporous, Non-Staining Markerboard	51.14	8.65
	For Magnetic Surface, Add	3.41	
10 11 16 13-0042	SF >6 To 12 SF, 1-1/8" Face Aluminum Frame, Nonporous, Non-Staining Markerboard	33.95	4.02
	For Magnetic Surface, Add	2.59	
10 11 16 13-0043	SF >12 To 16 SF, 1-1/8" Face Aluminum Frame, Nonporous, Non-Staining Markerboard	29.28	3.47
	For Magnetic Surface, Add	2.24	
10 11 16 13-0044	SF >16 To 24 SF, 1-1/8" Face Aluminum Frame, Nonporous, Non-Staining Markerboard	25.99	2.26
	For Magnetic Surface, Add	2.15	
10 11 16 13-0045	SF >24 SF, 1-1/8" Face Aluminum Frame, Nonporous, Non-Staining Markerboard	22.53	1.26
	For Magnetic Surface, Add	2.00	
10 11 16 13-0046	1-1/4" Face Wood Frame, Nonporous, Non-Staining Markerboards (EverWhite Classic Series) <small>(10 11 16 13-0033)</small> Note: Includes non-staining permanent marker resistant surface, non-magnetic surface, marker tray and mounting hardware.		
10 11 16 13-0047	SF Up To 6 SF, 1-1/4" Face Wood Frame, Nonporous, Non-Staining Markerboard	93.34	8.55
	For Magnetic Surface, Add	7.63	
10 11 16 13-0048	SF >6 To 12 SF, 1-1/4" Face Wood Frame, Nonporous, Non-Staining Markerboard	59.31	4.02
	For Magnetic Surface, Add	5.13	
10 11 16 13-0049	SF >12 To 16 SF, 1-1/4" Face Wood Frame, Nonporous, Non-Staining Markerboard	50.10	3.47
	For Magnetic Surface, Add	4.32	
10 11 16 13-0050	SF >16 To 24 SF, 1-1/4" Face Wood Frame, Nonporous, Non-Staining Markerboard	42.46	2.26
	For Magnetic Surface, Add	3.79	
10 11 16 13-0051	SF >24 SF, 1-1/4" Face Wood Frame, Nonporous, Non-Staining Markerboard	33.05	1.26
	For Magnetic Surface, Add	3.05	
10 11 16 13-0052	Nonporous, Non-Staining Markerboard Resurfacing Panels (EverWhite EverEZ Resurfacing Panels) <small>(10 11 16 13-0033)</small> Note: Includes non-staining, permanent marker resistant, magnetic dry erase surface. Excludes frame. Resurfacing panel for mounting to existing chalkboard or markerboard consists of dry erase surface, 24-gauge treated steel interlayer and pressure-sensitive adhesive backing.		
10 11 16 13-0053	SF Up To 16 SF, Nonporous, Non-Staining Markerboard Resurfacing Panel With Pressure-Sensitive Adhesive Backing	23.03	3.47
10 11 16 13-0054	SF >16 To 24 SF, Nonporous, Non-Staining Markerboard Resurfacing Panel With Pressure-Sensitive Adhesive Backing	19.79	2.26
10 11 16 13-0055	SF >24 SF, Nonporous, Non-Staining Markerboard Resurfacing Panel With Pressure-Sensitive Adhesive Backing	16.74	1.26
10 11 16 13-0056	Removal And Reinstallation Of Markerboard <small>(10 11 16 13)</small> Note: Includes storage, cleaning and supply materials.		
10 11 16 13-0057	EA Up To 6 SF, Removal And Reinstallation Of Markerboard	60.32	
10 11 16 13-0058	EA >6 To 12 SF, Removal And Reinstallation Of Markerboard	70.37	
10 11 16 13-0059	EA >12 To 16 SF, Removal And Reinstallation Of Markerboard	80.43	
10 11 16 13-0060	EA >16 To 24 SF, Removal And Reinstallation Of Markerboard	90.48	
10 11 16 13-0061	EA >24 SF, Removal And Reinstallation Of Markerboard	100.53	
10 11 16 13-0062	Field Applied Markerboard And Accessories <small>(10 11 16 13)</small> Markerboard Face Sheets And Panels <small>(10 11 16 13-0062)</small>		
10 11 16 13-0064	SF Porcelain Enamel Steel Markerboard Face Sheet (Claridge LCS)	15.28	4.02
	Note: Includes porcelain enamel steel markerboard skin backed with double sided tape.		
10 11 16 13-0065	SF Porcelain Enamel Steel Markerboard Face Sheet With Double Sided Tape (Claridge LCS EZ Stick)	18.06	4.02
	Note: Includes porcelain enamel steel markerboard skin backed with double sided tape.		
10 11 16 13-0066	SF Porcelain Enamel Steel Markerboard Panel (Claridge LCS)	17.99	4.02
	Note: Includes porcelain enamel steel surface mounted on either 3/8" particle board or 1/4" hardboard core with an aluminum moisture barrier back.		
10 11 16 13-0067	SF Melamine Markerboard Panel (Claridge 1032)	10.25	4.02
	Note: Includes 1/4" thick melamine panel.		
10 11 16 13-0068	Chalkboard And Markerboard Accessory Trays And Trim <small>(10 11 16 13-0062)</small> See CSI section 10 11 13 13-0026 for chalkboard and markerboard accessory trays and trim.		
10 11 16 33	Rail-Mounted Markerboards <small>(10 11 16)</small> Horizontal Sliding, Porcelain Enamel Steel Markerboards (Claridge HS Series) <small>(10 11 16 33)</small>		
10 11 16 33-0001	Two Sliding Panels, Horizontal Sliding, Porcelain Enamel Steel Markerboards		
10 11 16 33-0002	Two Sliding Panels, Horizontal Sliding, Porcelain Enamel Steel Markerboards <small>(10 11 16 33-0001)</small>		
10 11 16 33-0003	EA 4' x 6' Frame, Two Sliding Panels, Horizontal Sliding, Porcelain Enamel Steel Markerboard	2,182.16	100.53
10 11 16 33-0004	EA 4' x 8' Frame, Two Sliding Panels, Horizontal Sliding, Porcelain Enamel Steel Markerboard	2,446.10	100.53
10 11 16 33-0005	EA 4' x 10' Frame, Two Sliding Panels, Horizontal Sliding, Porcelain Enamel Steel Markerboard	2,767.27	107.07

10	10	Specialties
	10 10	Information Specialties
	10 11	Visual Display Units



MINOR	CSI	UOM	DESCRIPTION	TOTAL DIRECT UNIT COST	DEMOLITION UNIT COST
10 11 16 33-0006	EA		4' x 12' Frame, Two Sliding Panels, Horizontal Sliding, Porcelain Enamel Steel Markerboard.....	3,075.38	107.07
10 11 16 33-0007	EA		4' x 14' Frame, Two Sliding Panels, Horizontal Sliding, Porcelain Enamel Steel Markerboard.....	3,839.11	115.11
10 11 16 33-0008	EA		4' x 16' Frame, Two Sliding Panels, Horizontal Sliding, Porcelain Enamel Steel Markerboard.....	4,083.06	115.11
10 11 16 33-0009	EA		4' x 20' Frame, Two Sliding Panels, Horizontal Sliding, Porcelain Enamel Steel Markerboard.....	4,606.22	120.63
10 11 16 33-0010	EA		4' x 24' Frame, Two Sliding Panels, Horizontal Sliding, Porcelain Enamel Steel Markerboard.....	5,216.12	120.63
10 11 16 33-0011			Three Sliding Panels, Horizontal Sliding, Porcelain Enamel Steel Markerboards <small>(10 11 16 33-0001)</small>		
10 11 16 33-0012	EA		4' x 6' Frame, Three Sliding Panels, Horizontal Sliding, Porcelain Enamel Steel Markerboard.....	2,996.05	100.53
10 11 16 33-0013	EA		4' x 8' Frame, Three Sliding Panels, Horizontal Sliding, Porcelain Enamel Steel Markerboard.....	3,552.32	100.53
10 11 16 33-0014	EA		4' x 10' Frame, Three Sliding Panels, Horizontal Sliding, Porcelain Enamel Steel Markerboard.....	4,062.77	107.07
10 11 16 33-0015	EA		4' x 12' Frame, Three Sliding Panels, Horizontal Sliding, Porcelain Enamel Steel Markerboard.....	4,572.77	107.07
10 11 16 33-0016	EA		4' x 14' Frame, Three Sliding Panels, Horizontal Sliding, Porcelain Enamel Steel Markerboard.....	5,212.42	115.11
10 11 16 33-0017	EA		4' x 16' Frame, Three Sliding Panels, Horizontal Sliding, Porcelain Enamel Steel Markerboard.....	5,432.19	115.11
10 11 16 33-0018	EA		4' x 20' Frame, Three Sliding Panels, Horizontal Sliding, Porcelain Enamel Steel Markerboard.....	6,366.50	120.63
10 11 16 33-0019	EA		4' x 24' Frame, Three Sliding Panels, Horizontal Sliding, Porcelain Enamel Steel Markerboard.....	7,112.04	120.63
10 11 16 33-0020			Four Sliding Panels, Horizontal Sliding, Porcelain Enamel Steel Markerboards <small>(10 11 16 33-0001)</small>		
10 11 16 33-0021	EA		4' x 6' Frame, Four Sliding Panels, Horizontal Sliding, Porcelain Enamel Steel Markerboard.....	3,343.06	100.53
10 11 16 33-0022	EA		4' x 8' Frame, Four Sliding Panels, Horizontal Sliding, Porcelain Enamel Steel Markerboard.....	3,796.28	100.53
10 11 16 33-0023	EA		4' x 10' Frame, Four Sliding Panels, Horizontal Sliding, Porcelain Enamel Steel Markerboard.....	4,286.74	107.07
10 11 16 33-0024	EA		4' x 12' Frame, Four Sliding Panels, Horizontal Sliding, Porcelain Enamel Steel Markerboard.....	4,808.32	107.07
10 11 16 33-0025	EA		4' x 14' Frame, Four Sliding Panels, Horizontal Sliding, Porcelain Enamel Steel Markerboard.....	5,826.52	115.11
10 11 16 33-0026	EA		4' x 16' Frame, Four Sliding Panels, Horizontal Sliding, Porcelain Enamel Steel Markerboard.....	6,061.01	115.11
10 11 16 33-0027	EA		4' x 20' Frame, Four Sliding Panels, Horizontal Sliding, Porcelain Enamel Steel Markerboard.....	7,154.10	120.63
10 11 16 33-0028	EA		4' x 24' Frame, Four Sliding Panels, Horizontal Sliding, Porcelain Enamel Steel Markerboard.....	8,007.95	120.63
10 11 16 33-0029			Vertical Sliding, Porcelain Enamel Steel Markerboards (Claridge TW Series) <small>(10 11 16 33)</small>		
10 11 16 33-0030			One Sliding Panel, Vertical Sliding, Porcelain Enamel Steel Markerboards <small>(10 11 16 33-0029)</small>		
10 11 16 33-0031	EA		8' x 4' Frame, One Sliding Panel, Vertical Sliding, Porcelain Enamel Steel Markerboard.....	2,606.98	100.53
10 11 16 33-0032	EA		8' x 5' Frame, One Sliding Panel, Vertical Sliding, Porcelain Enamel Steel Markerboard.....	2,873.02	100.53
10 11 16 33-0033	EA		8' x 6' Frame, One Sliding Panel, Vertical Sliding, Porcelain Enamel Steel Markerboard.....	3,137.41	107.07
10 11 16 33-0034	EA		8' x 8' Frame, One Sliding Panel, Vertical Sliding, Porcelain Enamel Steel Markerboard.....	3,596.94	107.07
10 11 16 33-0035	EA		8' x 10' Frame, One Sliding Panel, Vertical Sliding, Porcelain Enamel Steel Markerboard.....	3,929.54	115.11
10 11 16 33-0036	EA		8' x 12' Frame, One Sliding Panel, Vertical Sliding, Porcelain Enamel Steel Markerboard.....	4,352.26	115.11
10 11 16 33-0037			Two Sliding Panels, Vertical Sliding, Porcelain Enamel Steel Markerboards <small>(10 11 16 33-0029)</small>		
10 11 16 33-0038	EA		8' x 4' Frame, Two Sliding Panels, Vertical Sliding, Porcelain Enamel Steel Markerboard.....	3,809.95	100.53
10 11 16 33-0039	EA		8' x 5' Frame, Two Sliding Panels, Vertical Sliding, Porcelain Enamel Steel Markerboard.....	4,218.99	100.53
10 11 16 33-0040	EA		8' x 6' Frame, Two Sliding Panels, Vertical Sliding, Porcelain Enamel Steel Markerboard.....	4,628.49	107.07
10 11 16 33-0041	EA		8' x 8' Frame, Two Sliding Panels, Vertical Sliding, Porcelain Enamel Steel Markerboard.....	5,378.25	107.07
10 11 16 33-0042	EA		8' x 10' Frame, Two Sliding Panels, Vertical Sliding, Porcelain Enamel Steel Markerboard.....	5,830.72	115.11
10 11 16 33-0043	EA		8' x 12' Frame, Two Sliding Panels, Vertical Sliding, Porcelain Enamel Steel Markerboard.....	6,507.91	115.11
10 11 16 33-0044			Three Sliding Panels, Vertical Sliding, Porcelain Enamel Steel Markerboards <small>(10 11 16 33-0029)</small>		
10 11 16 33-0045	EA		8' x 4' Frame, Three Sliding Panels, Vertical Sliding, Porcelain Enamel Steel Markerboard.....	5,196.93	100.53
10 11 16 33-0046	EA		8' x 5' Frame, Three Sliding Panels, Vertical Sliding, Porcelain Enamel Steel Markerboard.....	5,752.14	100.53
10 11 16 33-0047	EA		8' x 6' Frame, Three Sliding Panels, Vertical Sliding, Porcelain Enamel Steel Markerboard.....	6,307.80	107.07
10 11 16 33-0048	EA		8' x 8' Frame, Three Sliding Panels, Vertical Sliding, Porcelain Enamel Steel Markerboard.....	7,346.74	107.07
10 11 16 33-0049	EA		8' x 10' Frame, Three Sliding Panels, Vertical Sliding, Porcelain Enamel Steel Markerboard.....	7,931.70	115.11
10 11 16 33-0050	EA		8' x 12' Frame, Three Sliding Panels, Vertical Sliding, Porcelain Enamel Steel Markerboard.....	8,882.29	115.11
10 11 16 33-0051			Motor Operated Vertical Sliding, Porcelain Enamel Steel Markerboards (Claridge MO Series) <small>(10 11 16 33)</small>		
			Note: Excludes remotes.		
10 11 16 33-0052			One Sliding Panel, Motor Operated Vertical Sliding, Porcelain Enamel Steel Markerboards <small>(10 11 16 33-0051)</small>		
10 11 16 33-0053	EA		10' x 4' Frame, One Sliding Panel, Motor Operated Vertical Sliding, Porcelain Enamel Steel Markerboard.....	8,459.03	201.06
10 11 16 33-0054	EA		10' x 5' Frame, One Sliding Panel, Motor Operated Vertical Sliding, Porcelain Enamel Steel Markerboard.....	8,691.42	201.06
10 11 16 33-0055	EA		10' x 6' Frame, One Sliding Panel, Motor Operated Vertical Sliding, Porcelain Enamel Steel Markerboard.....	8,951.09	207.35
10 11 16 33-0056	EA		10' x 8' Frame, One Sliding Panel, Motor Operated Vertical Sliding, Porcelain Enamel Steel Markerboard.....	9,374.86	207.35
10 11 16 33-0057	EA		10' x 10' Frame, One Sliding Panel, Motor Operated Vertical Sliding, Porcelain Enamel Steel Markerboard.....	9,844.85	213.63
10 11 16 33-0058	EA		10' x 12' Frame, One Sliding Panel, Motor Operated Vertical Sliding, Porcelain Enamel Steel Markerboard.....	10,252.85	213.63
10 11 16 33-0059	EA		10' x 14' Frame, One Sliding Panel, Motor Operated Vertical Sliding, Porcelain Enamel Steel Markerboard.....	11,165.48	226.20
10 11 16 33-0060	EA		10' x 16' Frame, One Sliding Panel, Motor Operated Vertical Sliding, Porcelain Enamel Steel Markerboard.....	11,262.22	226.20



Specialties	10
Information Specialties	10 10
Visual Display Units	10 11

MINOR CSI UOM DESCRIPTION	TOTAL DIRECT UNIT COST	DEMOLITION UNIT COST
------------------------------	---------------------------	-------------------------

10 11 16 33-0061	Two Sliding Panels, Motor Operated Vertical Sliding, Porcelain Enamel Steel Markerboards <small>(10 11 16 33-0051)</small>	
10 11 16 33-0062	EA 10' x 4' Frame, Two Sliding Panels, Motor Operated Vertical Sliding, Porcelain Enamel Steel Markerboard	13,300.32 201.06
10 11 16 33-0063	EA 10' x 5' Frame, Two Sliding Panels, Motor Operated Vertical Sliding, Porcelain Enamel Steel Markerboard	13,600.01 201.06
10 11 16 33-0064	EA 10' x 6' Frame, Two Sliding Panels, Motor Operated Vertical Sliding, Porcelain Enamel Steel Markerboard	13,936.44 207.35
10 11 16 33-0065	EA 10' x 8' Frame, Two Sliding Panels, Motor Operated Vertical Sliding, Porcelain Enamel Steel Markerboard	14,547.39 207.35
10 11 16 33-0066	EA 10' x 10' Frame, Two Sliding Panels, Motor Operated Vertical Sliding, Porcelain Enamel Steel Markerboard	15,154.08 213.63
10 11 16 33-0067	EA 10' x 12' Frame, Two Sliding Panels, Motor Operated Vertical Sliding, Porcelain Enamel Steel Markerboard	15,732.42 213.63
10 11 16 33-0068	EA 10' x 14' Frame, Two Sliding Panels, Motor Operated Vertical Sliding, Porcelain Enamel Steel Markerboard	16,951.05 226.20
10 11 16 33-0069	EA 10' x 16' Frame, Two Sliding Panels, Motor Operated Vertical Sliding, Porcelain Enamel Steel Markerboard	17,095.11 226.20

10 11 16 33-0070	Three Sliding Panels, Motor Operated Vertical Sliding, Porcelain Enamel Steel Markerboards <small>(10 11 16 33-0051)</small>	
10 11 16 33-0071	EA 10' x 4' Frame, Three Sliding Panels, Motor Operated Vertical Sliding, Porcelain Enamel Steel Markerboard	17,267.78 201.06
10 11 16 33-0072	EA 10' x 5' Frame, Three Sliding Panels, Motor Operated Vertical Sliding, Porcelain Enamel Steel Markerboard	18,046.97 201.06
10 11 16 33-0073	EA 10' x 6' Frame, Three Sliding Panels, Motor Operated Vertical Sliding, Porcelain Enamel Steel Markerboard	18,443.34 207.35
10 11 16 33-0074	EA 10' x 8' Frame, Three Sliding Panels, Motor Operated Vertical Sliding, Porcelain Enamel Steel Markerboard	19,228.84 207.35
10 11 16 33-0075	EA 10' x 10' Frame, Three Sliding Panels, Motor Operated Vertical Sliding, Porcelain Enamel Steel Markerboard	20,057.41 213.63
10 11 16 33-0076	EA 10' x 12' Frame, Three Sliding Panels, Motor Operated Vertical Sliding, Porcelain Enamel Steel Markerboard	20,852.37 213.63
10 11 16 33-0077	EA 10' x 14' Frame, Three Sliding Panels, Motor Operated Vertical Sliding, Porcelain Enamel Steel Markerboard	22,484.26 226.20
10 11 16 33-0078	EA 10' x 16' Frame, Three Sliding Panels, Motor Operated Vertical Sliding, Porcelain Enamel Steel Markerboard	22,749.24 226.20

10 11 16 33-0079 **Sliding Chalkboard And Markerboard Accessories** (10 11 16 33)
See CSI section 10 11 13 33-0079 for sliding chalkboard and markerboard accessories.

10 11 23 Tackboards (10 11)

10 11 23 13 Fixed Tackboards (10 11 23)

Note: Select task based off the square footage of an individual tackboard. For example use the >12 To 16 SF range for each 3' x 5' tackboard.

10 11 23 13-0001	Fixed Tackboards <small>(10 11 23 13)</small>	
Note: Select task based off the square footage of an individual tackboard. For example use the >12 To 16 SF range for each 3' x 5' tackboard.		
10 11 23 13-0002	Cork Surface, Fixed Tackboards <small>(10 11 23 13-0001)</small>	
Note: Includes up to 1/4" cork surface, unmounted or mounted on duracore or hardboard.		
10 11 23 13-0003	5/8" Face Aluminum Frame, Cork Surface, Fixed Tackboards (Claridge 800 Series) <small>(10 11 23 13-0002)</small>	
10 11 23 13-0004	SF Up To 6 SF, 5/8" Face Aluminum Frame, Cork Surface, Fixed Tackboard	31.20 8.55
10 11 23 13-0005	SF >6 To 12 SF, 5/8" Face Aluminum Frame, Cork Surface, Fixed Tackboard	17.85 4.02
10 11 23 13-0006	SF >12 To 16 SF, 5/8" Face Aluminum Frame, Cork Surface, Fixed Tackboard	15.47 3.47
10 11 23 13-0007	SF >16 To 24 SF, 5/8" Face Aluminum Frame, Cork Surface, Fixed Tackboard	12.41 2.26
10 11 23 13-0008	SF >24 SF, 5/8" Face Aluminum Frame, Cork Surface, Fixed Tackboard	10.20 1.26

10 11 23 13-0009 **1-1/4" Face Aluminum Frame, Cork Surface, Fixed Tackboards (Claridge 900A Series)** (10 11 23 13-0002)

10 11 23 13-0010	SF Up To 6 SF, 1-1/4" Face Aluminum Frame, Cork Surface, Fixed Tackboard	32.86 8.55
10 11 23 13-0011	SF >6 To 12 SF, 1-1/4" Face Aluminum Frame, Cork Surface, Fixed Tackboard	18.63 4.02
10 11 23 13-0012	SF >12 To 16 SF, 1-1/4" Face Aluminum Frame, Cork Surface, Fixed Tackboard	15.08 3.47
10 11 23 13-0013	SF >16 To 24 SF, 1-1/4" Face Aluminum Frame, Cork Surface, Fixed Tackboard	11.79 2.26
10 11 23 13-0014	SF >24 SF, 1-1/4" Face Aluminum Frame, Cork Surface, Fixed Tackboard	9.24 1.26

10 11 23 13-0015 **1-3/4" Face Wood Frame, Cork Surface, Fixed Tackboards (Claridge 700 Series)** (10 11 23 13-0002)

10 11 23 13-0016	SF Up To 6 SF, 1-3/4" Face Wood Frame, Cork Surface, Fixed Tackboard	33.04 8.55
10 11 23 13-0017	SF >6 To 12 SF, 1-3/4" Face Wood Frame, Cork Surface, Fixed Tackboard	20.25 4.02
10 11 23 13-0018	SF >12 To 16 SF, 1-3/4" Face Wood Frame, Cork Surface, Fixed Tackboard	18.76 3.47
10 11 23 13-0019	SF >16 To 24 SF, 1-3/4" Face Wood Frame, Cork Surface, Fixed Tackboard	14.47 2.26
10 11 23 13-0020	SF >24 SF, 1-3/4" Face Wood Frame, Cork Surface, Fixed Tackboard	11.48 1.26

10 11 23 13-0021 **Burlap Backed Cork Surface, Fixed Tackboards** (10 11 23 13-0001)
Note: Includes burlap backed 1/4" self healing cork surface, unmounted or mounted on hardboard.

10 11 23 13-0022 **5/8" Face Aluminum Frame, Burlap Backed Cork Surface, Fixed Tackboards (Claridge 800 Series)** (10 11 23 13-0021)

10 11 23 13-0023	SF Up To 6 SF, 5/8" Face Aluminum Frame, Burlap Backed Cork Surface, Fixed Tackboard	36.02 8.55
10 11 23 13-0024	SF >6 To 12 SF, 5/8" Face Aluminum Frame, Burlap Backed Cork Surface, Fixed Tackboard	23.64 4.02
10 11 23 13-0025	SF >12 To 16 SF, 5/8" Face Aluminum Frame, Burlap Backed Cork Surface, Fixed Tackboard	21.59 3.47
10 11 23 13-0026	SF >16 To 24 SF, 5/8" Face Aluminum Frame, Burlap Backed Cork Surface, Fixed Tackboard	18.54 2.26
10 11 23 13-0027	SF >24 SF, 5/8" Face Aluminum Frame, Burlap Backed Cork Surface, Fixed Tackboard	16.44 1.26

10 11 23 13-0028 **1-3/4" Face Wood Frame, Burlap Backed Cork Surface, Fixed Tackboards (Claridge 700 Series)** (10 11 23 13-0021)

10	10	Specialties
	10 10	Information Specialties
	10 11	Visual Display Units



MINOR	CSI	UOM	DESCRIPTION	TOTAL DIRECT UNIT COST	DEMOLITION UNIT COST
10 11 23 13-0029	SF		Up To 6 SF, 1-3/4" Face Wood Frame, Burlap Backed Cork Surface, Fixed Tackboard.....	40.05	8.55
10 11 23 13-0030	SF		>6 To 12 SF, 1-3/4" Face Wood Frame, Burlap Backed Cork Surface, Fixed Tackboard.....	27.94	4.02
10 11 23 13-0031	SF		>12 To 16 SF, 1-3/4" Face Wood Frame, Burlap Backed Cork Surface, Fixed Tackboard.....	25.92	3.47
10 11 23 13-0032	SF		>16 To 24 SF, 1-3/4" Face Wood Frame, Burlap Backed Cork Surface, Fixed Tackboard.....	21.70	2.26
10 11 23 13-0033	SF		>24 SF, 1-3/4" Face Wood Frame, Burlap Backed Cork Surface, Fixed Tackboard.....	18.74	1.26
10 11 23 13-0034			Polyester Fabric Surface, Fixed Tackboards (10 11 23 13-0001) Note: Includes polyester fabric on cork underlay, unmounted or mounted on duracore. Class A rating.		
10 11 23 13-0035			5/8" Face Aluminum Frame, Polyester Fabric Surface, Fixed Tackboards (Claridge 800 Series) (10 11 23 13-0034)		
10 11 23 13-0036	SF		Up To 6 SF, 5/8" Face Aluminum Frame, Polyester Fabric Surface, Fixed Tackboard.....	32.34	8.55
10 11 23 13-0037	SF		>6 To 12 SF, 5/8" Face Aluminum Frame, Polyester Fabric Surface, Fixed Tackboard.....	19.26	4.02
10 11 23 13-0038	SF		>12 To 16 SF, 5/8" Face Aluminum Frame, Polyester Fabric Surface, Fixed Tackboard.....	17.05	3.47
10 11 23 13-0039	SF		>16 To 24 SF, 5/8" Face Aluminum Frame, Polyester Fabric Surface, Fixed Tackboard.....	14.03	2.26
10 11 23 13-0040	SF		>24 SF, 5/8" Face Aluminum Frame, Polyester Fabric Surface, Fixed Tackboard.....	11.65	1.26
10 11 23 13-0041			1-3/4" Face Wood Frame, Polyester Fabric Surface, Fixed Tackboards (Claridge 700 Series) (10 11 23 13-0034)		
10 11 23 13-0042	SF		Up To 6 SF, 1-3/4" Face Wood Frame, Polyester Fabric Surface, Fixed Tackboard.....	34.62	8.55
10 11 23 13-0043	SF		>6 To 12 SF, 1-3/4" Face Wood Frame, Polyester Fabric Surface, Fixed Tackboard.....	22.22	4.02
10 11 23 13-0044	SF		>12 To 16 SF, 1-3/4" Face Wood Frame, Polyester Fabric Surface, Fixed Tackboard.....	20.60	3.47
10 11 23 13-0045	SF		>16 To 24 SF, 1-3/4" Face Wood Frame, Polyester Fabric Surface, Fixed Tackboard.....	16.48	2.26
10 11 23 13-0046	SF		>24 SF, 1-3/4" Face Wood Frame, Polyester Fabric Surface, Fixed Tackboard.....	13.58	1.26
10 11 23 13-0047			Vinyl Fabric Surface, Fixed Tackboards (10 11 23 13-0001) Note: Includes vinyl fabric on cork underlay, unmounted or mounted on duracore.		
10 11 23 13-0048			5/8" Face Aluminum Frame, Vinyl Fabric Surface, Fixed Tackboards (Claridge 800 Series) (10 11 23 13-0047)		
10 11 23 13-0049	SF		Up To 6 SF, 5/8" Face Aluminum Frame, Vinyl Fabric Surface, Fixed Tackboard.....	31.20	8.55
10 11 23 13-0050	SF		>6 To 12 SF, 5/8" Face Aluminum Frame, Vinyl Fabric Surface, Fixed Tackboard.....	17.94	4.02
10 11 23 13-0051	SF		>12 To 16 SF, 5/8" Face Aluminum Frame, Vinyl Fabric Surface, Fixed Tackboard.....	15.61	3.47
10 11 23 13-0052	SF		>16 To 24 SF, 5/8" Face Aluminum Frame, Vinyl Fabric Surface, Fixed Tackboard.....	12.41	2.26
10 11 23 13-0053	SF		>24 SF, 5/8" Face Aluminum Frame, Vinyl Fabric Surface, Fixed Tackboard.....	10.00	1.26
10 11 23 13-0054			1-3/4" Face Wood Frame, Vinyl Fabric Surface, Fixed Tackboards (Claridge 700 Series) (10 11 23 13-0047)		
10 11 23 13-0055	SF		Up To 6 SF, 1-3/4" Face Wood Frame, Vinyl Fabric Surface, Fixed Tackboard.....	33.04	8.55
10 11 23 13-0056	SF		>6 To 12 SF, 1-3/4" Face Wood Frame, Vinyl Fabric Surface, Fixed Tackboard.....	21.06	4.02
10 11 23 13-0057	SF		>12 To 16 SF, 1-3/4" Face Wood Frame, Vinyl Fabric Surface, Fixed Tackboard.....	18.76	3.47
10 11 23 13-0058	SF		>16 To 24 SF, 1-3/4" Face Wood Frame, Vinyl Fabric Surface, Fixed Tackboard.....	14.47	2.26
10 11 23 13-0059	SF		4' x 8', 1-3/4" Face Wood Frame, Vinyl Fabric Surface, Fixed Tackboard.....	11.48	1.26
10 12 Display Cases (10 10)					
10 12 00 00-0001			Counter Display Cases (10 12)		
10 12 00 00-0002	EA		30" x 12" x 36" Counter Display Cases.....	1,728.35	154.02
10 12 00 00-0003	EA		30" x 12" x 48" Counter Display Cases.....	1,869.62	154.02
10 12 00 00-0004	EA		30" x 18" x 36" Counter Display Cases.....	1,812.09	154.02
10 12 00 00-0005	EA		30" x 18" x 48" Counter Display Cases.....	1,818.89	68.46
10 12 00 00-0006			Upright Display Case (10 12)		
10 12 00 00-0007	EA		72 In x 20 In x 70 In Upright Display Case.....	3,644.78	154.02
10 12 00 00-0008			Full Vision Display Case (10 12)		
10 12 00 00-0009	EA		38 In x 20 In x 70 In Full Vision Display Case.....	2,367.11	154.02
10 13 Directories (10 10)					
10 13 11			Directory and Bulletin Boards (10 13)		
			Note: Select task based off the square footage of an individual directory or bulletin board. For example use the >12 To 16 SF range for each 3' x 5' directory or bulletin board.		
10 13 11 00-0001			Wall Mounted Directories (10 13 11) Note: Includes changeable letters.		
10 13 11 00-0002			Open Face, Wall Mounted Directories (10 13 11 00-0001) Note: Includes vinyl or felt back panel.		
10 13 11 00-0003			Wood Frame, Open Face, Wall Mounted Directories (Claridge 350 Series) (10 13 11 00-0002)		
10 13 11 00-0004	SF		Up To 6 SF, Wood Frame, Open Face, Wall Mounted Directory.....	52.49	8.55
10 13 11 00-0005	SF		>6 To 12 SF, Wood Frame, Open Face, Wall Mounted Directory.....	34.59	4.02



Specialties	10
Information Specialties	10 10
Directories	10 13

MINOR	CSI	UOM	DESCRIPTION	TOTAL DIRECT UNIT COST	DEMOLITION UNIT COST
-------	-----	-----	-------------	------------------------	----------------------

10 13 11 00-0006	SF		>12 To 16 SF, Wood Frame, Open Face, Wall Mounted Directory	31.47	3.47
10 13 11 00-0007	SF		>16 To 24 SF, Wood Frame, Open Face, Wall Mounted Directory	24.10	2.26
10 13 11 00-0008	SF		>24 SF, Wood Frame, Open Face, Wall Mounted Directory.....	19.33	1.26
10 13 11 00-0009			Aluminum Frame, Open Face, Wall Mounted Directories (Claridge 432 Series) (10 13 11 00-0002)		
10 13 11 00-0010	SF		Up To 6 SF, Aluminum Frame, Open Face, Wall Mounted Directory	53.02	8.55
			<i>For Bronze Anodize Finish, Add</i>	12.00	
10 13 11 00-0011	SF		>6 To 12 SF, Aluminum Frame, Open Face, Wall Mounted Directory	34.94	4.02
			<i>For Bronze Anodize Finish, Add</i>	12.00	
10 13 11 00-0012	SF		>12 To 16 SF, Aluminum Frame, Open Face, Wall Mounted Directory	32.17	3.47
			<i>For Bronze Anodize Finish, Add</i>	12.00	
10 13 11 00-0013	SF		>16 To 24 SF, Aluminum Frame, Open Face, Wall Mounted Directory	22.97	2.26
			<i>For Bronze Anodize Finish, Add</i>	12.00	
10 13 11 00-0014	SF		>24 SF, Aluminum Frame, Open Face, Wall Mounted Directory	19.86	1.26
			<i>For Bronze Anodize Finish, Add</i>	12.00	
10 13 11 00-0015			Glass Encased, Wall Mounted Directory Cabinets (10 13 11 00-0001)		
			Note: Includes vinyl or felt back panel, 3/16" tempered glass and flat key tumbler lock. Surface or recess mounted.		
10 13 11 00-0016			Wood Frame, Glass Encased, Wall Mounted Directory Cabinets (10 13 11 00-0015)		
10 13 11 00-0017			Hinged Door, Wood Frame, Glass Encased, Wall Mounted Directory Cabinets (Claridge 3052 Series) (10 13 11 00-0016)		
10 13 11 00-0018	SF		Up To 6 SF, Hinged Door, Wood Frame, Glass Encased, Wall Mounted Directory Cabinet	131.53	8.55
			<i>For Fluorescent Lights, Add</i>	15.00	
10 13 11 00-0019	SF		>6 To 12 SF, Hinged Door, Wood Frame, Glass Encased, Wall Mounted Directory Cabinet.....	105.92	4.02
			<i>For Fluorescent Lights, Add</i>	15.00	
10 13 11 00-0020	SF		>12 To 16 SF, Hinged Door, Wood Frame, Glass Encased, Wall Mounted Directory Cabinet.....	88.69	3.47
			<i>For Fluorescent Lights, Add</i>	15.00	
10 13 11 00-0021	SF		>16 To 24 SF, Hinged Door, Wood Frame, Glass Encased, Wall Mounted Directory Cabinet.....	82.29	2.26
			<i>For Fluorescent Lights, Add</i>	15.00	
10 13 11 00-0022	SF		>24 SF, Hinged Door, Wood Frame, Glass Encased, Wall Mounted Directory Cabinet.....	74.54	1.26
			<i>For Fluorescent Lights, Add</i>	15.00	
10 13 11 00-0023			Sliding Door, Wood Frame, Glass Encased, Wall Mounted Directory Cabinets (Claridge 345 Series) (10 13 11 00-0016)		
10 13 11 00-0024	SF		Up To 12 SF, Sliding Door, Wood Frame, Glass Encased, Wall Mounted Directory Cabinet.....	112.96	8.55
			<i>For Fluorescent Lights, Add</i>	15.00	
10 13 11 00-0025	SF		>12 To 16 SF, Sliding Door, Wood Frame, Glass Encased, Wall Mounted Directory Cabinet	91.61	3.47
			<i>For Fluorescent Lights, Add</i>	15.00	
10 13 11 00-0026	SF		>16 To 24 SF, Sliding Door, Wood Frame, Glass Encased, Wall Mounted Directory Cabinet	65.73	2.26
			<i>For Fluorescent Lights, Add</i>	15.00	
10 13 11 00-0027	SF		>24 SF, Sliding Door, Wood Frame, Glass Encased, Wall Mounted Directory Cabinet	59.29	1.26
			<i>For Fluorescent Lights, Add</i>	15.00	
10 13 11 00-0028			Aluminum Frame, Glass Encased, Wall Mounted Directory Cabinets (10 13 11 00-0015)		
10 13 11 00-0029			Hinged Door, Aluminum Frame, Glass Encased, Wall Mounted Directory Cabinets (Claridge Contemporary Series) (10 13 11 00-0028)		
10 13 11 00-0030	SF		Up To 6 SF, Hinged Door, Aluminum Frame, Glass Encased, Wall Mounted Directory Cabinet.....	117.60	8.55
			<i>For Fluorescent Lights, Add</i>	15.00	
			<i>For Bronze Anodize Finish, Add</i>	12.00	
			<i>For Header Panel, Add</i>	20.10	
10 13 11 00-0031	SF		>6 To 12 SF, Hinged Door, Aluminum Frame, Glass Encased, Wall Mounted Directory Cabinet	91.47	4.02
			<i>For Fluorescent Lights, Add</i>	15.00	
			<i>For Bronze Anodize Finish, Add</i>	12.00	
			<i>For Header Panel, Add</i>	16.69	
10 13 11 00-0032	SF		>12 To 16 SF, Hinged Door, Aluminum Frame, Glass Encased, Wall Mounted Directory Cabinet	77.40	3.47
			<i>For Fluorescent Lights, Add</i>	15.00	
			<i>For Bronze Anodize Finish, Add</i>	12.00	
			<i>For Header Panel, Add</i>	14.09	
10 13 11 00-0033	SF		>16 To 24 SF, Hinged Door, Aluminum Frame, Glass Encased, Wall Mounted Directory Cabinet	56.93	2.26
			<i>For Fluorescent Lights, Add</i>	15.00	
			<i>For Bronze Anodize Finish, Add</i>	12.00	
			<i>For Header Panel, Add</i>	10.48	
10 13 11 00-0034	SF		>24 SF, Hinged Door, Aluminum Frame, Glass Encased, Wall Mounted Directory Cabinet	53.25	1.26
			<i>For Fluorescent Lights, Add</i>	15.00	
			<i>For Bronze Anodize Finish, Add</i>	12.00	
			<i>For Header Panel, Add</i>	10.15	
10 13 11 00-0035			Sliding Door, Aluminum Frame, Glass Encased, Wall Mounted Directory Cabinets (Claridge Contemporary Series) (10 13 11 00-0028)		

10	10	Specialties
	10 10	Information Specialties
	10 13	Directories



MINOR CSI UOM DESCRIPTION	TOTAL DIRECT UNIT COST	DEMOLITION UNIT COST
10 13 11 00-0036 SF Up To 6 SF, Sliding Door, Aluminum Frame, Glass Encased, Wall Mounted Directory Cabinet <i>For Fluorescent Lights, Add</i> <i>For Bronze Anodize Finish, Add</i> <i>For Header Panel, Add</i>	181.93 15.00 12.00 32.97	8.55
10 13 11 00-0037 SF >6 To 12 SF, Sliding Door, Aluminum Frame, Glass Encased, Wall Mounted Directory Cabinet..... <i>For Fluorescent Lights, Add</i> <i>For Bronze Anodize Finish, Add</i> <i>For Header Panel, Add</i>	105.85 15.00 12.00 19.56	4.02
10 13 11 00-0038 SF >12 To 16 SF, Sliding Door, Aluminum Frame, Glass Encased, Wall Mounted Directory Cabinet..... <i>For Fluorescent Lights, Add</i> <i>For Bronze Anodize Finish, Add</i> <i>For Header Panel, Add</i>	89.16 15.00 12.00 16.45	3.47
10 13 11 00-0039 SF >16 To 24 SF, Sliding Door, Aluminum Frame, Glass Encased, Wall Mounted Directory Cabinet..... <i>For Fluorescent Lights, Add</i> <i>For Bronze Anodize Finish, Add</i> <i>For Header Panel, Add</i>	68.80 15.00 12.00 12.86	2.26
10 13 11 00-0040 SF >24 SF, Sliding Door, Aluminum Frame, Glass Encased, Wall Mounted Directory Cabinet..... <i>For Fluorescent Lights, Add</i> <i>For Bronze Anodize Finish, Add</i> <i>For Header Panel, Add</i>	63.77 15.00 12.00 12.25	1.26
10 13 11 00-0041 Outdoor, Glass Encased, Wall Mounted Directory Cabinets <small>(10 13 11 00-0001)</small> Note: Includes vinyl or felt back panel, 3/16" tempered glass and flat key tumbler lock. Surface or recess mounted.		
10 13 11 00-0042 Aluminum Frame, Outdoor, Glass Encased, Wall Mounted Directory Cabinets <small>(10 13 11 00-0041)</small>		
10 13 11 00-0043 Hinged Door, Aluminum Frame, Outdoor, Glass Encased, Wall Mounted Directory Cabinets (Claridge 548 Series) <small>(10 13 11 00-0042)</small>		
10 13 11 00-0044 SF Up To 6 SF, Hinged Door, Outdoor, Glass Encased, Wall Mounted Directory Cabinet..... <i>For Fluorescent Lights, Add</i> <i>For Bronze Anodize Finish, Add</i>	178.68 15.00 12.00	8.55
10 13 11 00-0045 SF >6 To 12 SF, Hinged Door, Outdoor, Glass Encased, Wall Mounted Directory Cabinet..... <i>For Fluorescent Lights, Add</i> <i>For Bronze Anodize Finish, Add</i>	119.60 15.00 12.00	4.02
10 13 11 00-0046 SF >12 SF, Hinged Door, Outdoor, Glass Encased, Wall Mounted Directory Cabinet..... <i>For Fluorescent Lights, Add</i> <i>For Bronze Anodize Finish, Add</i>	116.29 15.00 12.00	3.47
10 13 11 00-0047 Wall Mounted Bulletin Boards <small>(10 13 11)</small>		
10 13 11 00-0048 Glass Encased, Wall Mounted Bulletin Board Cabinets <small>(10 13 11 00-0047)</small> Note: Includes cork, fabric or hook-fab back panel, 3/16" tempered glass and flat key tumbler lock. Surface or recess mounted.		
10 13 11 00-0049 Wood Frame, Glass Encased, Wall Mounted Bulletin Board Cabinets <small>(10 13 11 00-0048)</small>		
10 13 11 00-0050 Hinged Door, Wood Frame, Glass Encased, Wall Mounted Bulletin Board Cabinets (Claridge 3070 Series) <small>(10 13 11 00-0049)</small>		
10 13 11 00-0051 SF Up To 6 SF, Hinged Door, Wood Frame, Glass Encased, Wall Mounted Bulletin Board Cabinet..... <i>For Fluorescent Lights, Add</i>	128.38 15.00	8.55
10 13 11 00-0052 SF >6 To 12 SF, Hinged Door, Wood Frame, Glass Encased, Wall Mounted Bulletin Board Cabinet..... <i>For Fluorescent Lights, Add</i>	103.55 15.00	4.02
10 13 11 00-0053 SF >12 To 16 SF, Hinged Door, Wood Frame, Glass Encased, Wall Mounted Bulletin Board Cabinet..... <i>For Fluorescent Lights, Add</i>	86.32 15.00	3.47
10 13 11 00-0054 SF >16 To 24 SF, Hinged Door, Wood Frame, Glass Encased, Wall Mounted Bulletin Board Cabinet..... <i>For Fluorescent Lights, Add</i>	80.06 15.00	2.26
10 13 11 00-0055 SF >24 SF, Hinged Door, Wood Frame, Glass Encased, Wall Mounted Bulletin Board Cabinet..... <i>For Fluorescent Lights, Add</i>	73.49 15.00	1.26
10 13 11 00-0056 Sliding Door, Wood Frame, Glass Encased, Wall Mounted Bulletin Board Cabinets (Claridge 310 Series) <small>(10 13 11 00-0049)</small>		
10 13 11 00-0057 SF Up To 12 SF, Sliding Door, Wood Frame, Glass Encased, Wall Mounted Bulletin Board Cabinet..... <i>For Fluorescent Lights, Add</i>	107.35 15.00	8.55
10 13 11 00-0058 SF >12 To 16 SF, Sliding Door, Wood Frame, Glass Encased, Wall Mounted Bulletin Board Cabinet..... <i>For Fluorescent Lights, Add</i>	86.29 15.00	3.47
10 13 11 00-0059 SF >16 To 24 SF, Sliding Door, Wood Frame, Glass Encased, Wall Mounted Bulletin Board Cabinet..... <i>For Fluorescent Lights, Add</i>	61.61 15.00	2.26
10 13 11 00-0060 SF >24 SF, Sliding Door, Wood Frame, Glass Encased, Wall Mounted Bulletin Board Cabinet..... <i>For Fluorescent Lights, Add</i>	56.14 15.00	1.26
10 13 11 00-0061 Aluminum Frame, Glass Encased, Wall Mounted Bulletin Board Cabinets <small>(10 13 11 00-0048)</small>		
10 13 11 00-0062 Hinged Door, Aluminum Frame, Glass Encased, Wall Mounted Bulletin Board Cabinets (Claridge Contemporary Series) <small>(10 13 11 00-0061)</small>		



Specialties	10
Information Specialties	10 10
Directories	10 13

MINOR CSI UOM DESCRIPTION	TOTAL DIRECT UNIT COST	DEMOLITION UNIT COST
10 13 11 00-0063 SF Up To 6 SF, Hinged Door, Aluminum Frame, Glass Encased, Wall Mounted Bulletin Board Cabinet..... <i>For Fluorescent Lights, Add</i> <i>For Bronze Anodize Finish, Add</i> <i>For Header Panel, Add</i>	120.49 15.00 12.00 20.68	8.55
10 13 11 00-0064 SF >6 To 12 SF, Hinged Door, Aluminum Frame, Glass Encased, Wall Mounted Bulletin Board Cabinet..... <i>For Fluorescent Lights, Add</i> <i>For Bronze Anodize Finish, Add</i> <i>For Header Panel, Add</i>	94.35 15.00 12.00 17.26	4.02
10 13 11 00-0065 SF >12 To 16 SF, Hinged Door, Aluminum Frame, Glass Encased, Wall Mounted Bulletin Board Cabinet..... <i>For Fluorescent Lights, Add</i> <i>For Bronze Anodize Finish, Add</i> <i>For Header Panel, Add</i>	80.27 15.00 12.00 14.67	3.47
10 13 11 00-0066 SF >16 To 24 SF, Hinged Door, Aluminum Frame, Glass Encased, Wall Mounted Bulletin Board Cabinet..... <i>For Fluorescent Lights, Add</i> <i>For Bronze Anodize Finish, Add</i> <i>For Header Panel, Add</i>	59.81 15.00 12.00 11.06	2.26
10 13 11 00-0067 SF >24 SF, Hinged Door, Aluminum Frame, Glass Encased, Wall Mounted Bulletin Board Cabinet..... <i>For Fluorescent Lights, Add</i> <i>For Bronze Anodize Finish, Add</i> <i>For Header Panel, Add</i>	56.14 15.00 12.00 10.73	1.26
10 13 11 00-0068 Sliding Door, Aluminum Frame, Glass Encased, Wall Mounted Bulletin Board Cabinets (Claridge Contemporary Series) (10 13 11 00-0061)		
10 13 11 00-0069 SF Up To 6 SF, Sliding Door, Aluminum Frame, Glass Encased, Wall Mounted Bulletin Board Cabinet..... <i>For Fluorescent Lights, Add</i> <i>For Bronze Anodize Finish, Add</i> <i>For Header Panel, Add</i>	184.81 15.00 12.00 33.54	8.55
10 13 11 00-0070 SF >6 To 12 SF, Sliding Door, Aluminum Frame, Glass Encased, Wall Mounted Bulletin Board Cabinet..... <i>For Fluorescent Lights, Add</i> <i>For Bronze Anodize Finish, Add</i> <i>For Header Panel, Add</i>	108.72 15.00 12.00 20.14	4.02
10 13 11 00-0071 SF >12 To 16 SF, Sliding Door, Aluminum Frame, Glass Encased, Wall Mounted Bulletin Board Cabinet..... <i>For Fluorescent Lights, Add</i> <i>For Bronze Anodize Finish, Add</i> <i>For Header Panel, Add</i>	92.04 15.00 12.00 17.02	3.47
10 13 11 00-0072 SF >16 To 24 SF, Sliding Door, Aluminum Frame, Glass Encased, Wall Mounted Bulletin Board Cabinet..... <i>For Fluorescent Lights, Add</i> <i>For Bronze Anodize Finish, Add</i> <i>For Header Panel, Add</i>	71.69 15.00 12.00 13.43	2.26
10 13 11 00-0073 SF >24 SF, Sliding Door, Aluminum Frame, Glass Encased, Wall Mounted Bulletin Board Cabinet..... <i>For Fluorescent Lights, Add</i> <i>For Bronze Anodize Finish, Add</i> <i>For Header Panel, Add</i>	66.65 15.00 12.00 12.83	1.26
10 13 11 00-0074 Outdoor, Glass Encased, Wall Mounted Bulletin Board Cabinets (10 13 11 00-0047) Note: Includes cork, fabric or hook-fab back panel, 3/16" tempered glass and flat key tumbler lock. Surface or recess mounted.		
10 13 11 00-0075 Aluminum Frame, Outdoor, Glass Encased, Wall Mounted Bulletin Board Cabinets (10 13 11 00-0074)		
10 13 11 00-0076 Hinged Door, Aluminum Frame, Outdoor, Glass Encased, Wall Mounted Bulletin Board Cabinets (10 13 11 00-0075)		
10 13 11 00-0077 SF Up To 6 SF, Hinged Door, Outdoor, Glass Encased, Wall Mounted Bulletin Board Cabinet..... <i>For Fluorescent Lights, Add</i> <i>For Bronze Anodize Finish, Add</i>	175.80 15.00 12.00	8.55
10 13 11 00-0078 SF >6 To 12 SF, Hinged Door, Outdoor, Glass Encased, Wall Mounted Bulletin Board Cabinet..... <i>For Fluorescent Lights, Add</i> <i>For Bronze Anodize Finish, Add</i>	116.72 15.00 12.00	4.02
10 13 11 00-0079 SF >12 SF, Hinged Door, Outdoor, Glass Encased, Wall Mounted Bulletin Board Cabinet..... <i>For Fluorescent Lights, Add</i> <i>For Bronze Anodize Finish, Add</i>	113.44 15.00 12.00	3.47
10 14 Signage (10 10) Note: Where required, signage excludes electrical connection, disconnect, or terminations unless title states otherwise. See CSI section 26 05 19 16-0011 for electrical connection wiring, 26 05 83 00-0130 for terminations.		
10 14 16 Plaques (10 14) Note: Includes minimum 1/4" to 3/8" plaque with custom 1/4" raised lettering and emblem casting. Sizes one to four SF each.		
10 14 16 00-0001 Metal Cased Plaque (10 14 16)		
10 14 16 00-0002 SF Bronze Cast Plaque With lettering Including Emblem Size 1-4 SF Each..... <i>For >5 To 10, Deduct</i> <i>For >10 Each, Deduct</i>	703.95 -76.43 -136.78	25.12
10 14 16 00-0003 SF Aluminum Cast Plaque With lettering Including Emblem Size 1-4 SF Each..... <i>For >5 To 10, Deduct</i> <i>For >10 Each, Deduct</i>	348.70 -37.35 -62.17	25.12
10 14 16 00-0004 Metal Engraved Plaque, Etched (10 14 16)		

10	10	Specialties
	10 10	Information Specialties
	10 14	Signage



MINOR	CSI	UOM	DESCRIPTION	TOTAL DIRECT UNIT COST	DEMOLITION UNIT COST
10 14 16 00-0005	SF		Porcelainized Steel Engraved Plaque Including Emblem Size 1-4 SF Each.....	382.50	25.12
			<i>For >5 To 10, Deduct</i>	-41.07	
			<i>For >10 Each, Deduct</i>	-69.27	
10 14 16 00-0006	SF		Stainless Steel Engraved Plaque Including Emblem Size 1-4 SF Each	356.86	25.12
			<i>For >5 To 10, Deduct</i>	-38.25	
			<i>For >10 Each, Deduct</i>	-63.89	
10 14 16 00-0007	SF		Brass Engraved Plaque Including Emblem Size 1-4 SF Each.....	246.15	25.12
			<i>For >5 To 10, Deduct</i>	-26.07	
			<i>For >10 Each, Deduct</i>	-40.64	
10 14 16 00-0008	SF		Aluminum Engraved Plaque Including Emblem Size 1-4 SF Each	237.99	25.12
			<i>For >5 To 10, Deduct</i>	-25.17	
			<i>For >10 Each, Deduct</i>	-38.93	
10 14 16 00-0009			Metal Built-Up Plaque (10 14 16)		
10 14 16 00-0010	SF		Bronze Built-up Plaque	513.04	31.15
			Note: Including Emblem Size 1-4 SF Each		
			<i>For >5 To 10, Deduct</i>	-55.18	
			<i>For >10 Each, Deduct</i>	-93.92	
10 14 16 00-0011	SF		Copper And Bronze Built-up Plaque	524.78	31.15
			Note: Including Emblem Size 1-4 SF Each		
			<i>For >5 To 10, Deduct</i>	-56.47	
			<i>For >10 Each, Deduct</i>	-96.39	
10 14 16 00-0012	SF		Copper And Aluminum Built-up Plaque.....	390.14	31.15
			Note: Including Emblem Size 1-4 SF Each		
			<i>For >5 To 10, Deduct</i>	-41.66	
			<i>For >10 Each, Deduct</i>	-68.11	
10 14 16 00-0013	SF		Bronze Built-up Dedication Plaque	605.08	62.80
			Note: Including Raised Bronze Lettering		
			<i>For >5 To 10, Deduct</i>	-65.30	
			<i>For >10 Each, Deduct</i>	-113.25	
10 14 16 00-0014	SF		Bronze Built-up Plaque	507.22	62.80
			Note: Including Raised Bronze Lettering		
			<i>For >5 To 10, Deduct</i>	-54.54	
			<i>For >10 Each, Deduct</i>	-92.70	
10 14 16 00-0015			Metal Nameplate Plaques (10 14 16)		
10 14 16 00-0016	SF		Cast Bronze Nameplate Plaque Including Emblem Size 1-4 SF Each	262.70	17.09
			<i>For >5 To 10, Deduct</i>	-28.23	
			<i>For >10 Each, Deduct</i>	-47.79	
10 14 16 00-0017	SF		Cast Aluminum Nameplate Plaque Including Emblem Size 1-4 SF Each.....	270.96	17.09
			<i>For >5 To 10, Deduct</i>	-29.14	
			<i>For >10 Each, Deduct</i>	-49.53	
10 14 16 00-0018	EA		1-1/2" x 6" Engraved Bronze Nameplate Including Emblem Size 1-4 SF Each	184.43	17.09
			<i>For >5 To 10, Deduct</i>	-19.62	
			<i>For >10 Each, Deduct</i>	-31.36	
10 14 16 00-0019	EA		1-1/2" x 6" Engraved Aluminum Nameplate Including Emblem Size 1-4 SF Each.....	136.94	17.09
			<i>For >5 To 10, Deduct</i>	-14.39	
			<i>For >10 Each, Deduct</i>	-21.39	
10 14 16 00-0020	SF		Bronze Built-up Plaque Including Raised Bronze Lettering (3' x 9')	493.24	62.80
			<i>For >5 To 10, Deduct</i>	-53.00	
			<i>For >10 Each, Deduct</i>	-89.76	
10 14 19			Dimensional Letter Signage (10 14)		
			Note: Mounted on masonry or concrete.		
10 14 19 00-0001			Cast Characters (10 14 19)		
			Note: Any font.		
10 14 19 00-0002			Satin Finish, Cast Aluminum Characters (10 14 19 00-0001)		
10 14 19 00-0003	EA		2" High x 3/8" Deep, Satin Finish, Cast Aluminum Sign Letter/Character, Installed With Studs	46.39	6.29
			<i>For Installation With Adhesive, Deduct</i>	-4.83	
			<i>For Clear Anodized, Add</i>	2.13	
			<i>For Satin Face And Enameled Return, Add</i>	6.38	
			<i>For Patina Finish, Add</i>	8.51	
			<i>For Color Anodized, Add</i>	10.64	
10 14 19 00-0004	EA		3" High x 1/2" Deep, Satin Finish, Cast Aluminum Sign Letter/Character, Installed With Studs	54.95	6.78
			<i>For Installation With Adhesive, Deduct</i>	-5.46	
			<i>For Clear Anodized, Add</i>	2.78	
			<i>For Satin Face And Enameled Return, Add</i>	8.34	
			<i>For Patina Finish, Add</i>	11.12	
			<i>For Color Anodized, Add</i>	13.91	
10 14 19 00-0005	EA		4" High x 5/8" Deep, Satin Finish, Cast Aluminum Sign Letter/Character, Installed With Studs	60.22	7.28
			<i>For Installation With Adhesive, Deduct</i>	-5.93	
			<i>For Clear Anodized, Add</i>	3.11	
			<i>For Satin Face And Enameled Return, Add</i>	9.32	
			<i>For Patina Finish, Add</i>	12.43	
			<i>For Color Anodized, Add</i>	15.54	
10 14 19 00-0006	EA		5" High x 3/4" Deep, Satin Finish, Cast Aluminum Sign Letter/Character, Installed With Studs	69.15	8.34
			<i>For Installation With Adhesive, Deduct</i>	-6.77	
			<i>For Clear Anodized, Add</i>	3.60	
			<i>For Satin Face And Enameled Return, Add</i>	10.80	
			<i>For Patina Finish, Add</i>	14.40	
			<i>For Color Anodized, Add</i>	18.00	



Specialties	10
Information Specialties	10 10
Signage	10 14

MINOR	CSI	UOM	DESCRIPTION	TOTAL DIRECT UNIT COST	DEMOLITION UNIT COST
10 14 19 00-0007	EA		6" High x 3/4" Deep, Satin Finish, Cast Aluminum Sign Letter/Character, Installed With Studs	76.07	8.79
			<i>For Installation With Adhesive, Deduct</i>	-7.32	
			<i>For Clear Anodized, Add</i>	4.09	
			<i>For Satin Face And Enameled Return, Add</i>	12.27	
			<i>For Patina Finish, Add</i>	16.36	
			<i>For Color Anodized, Add</i>	20.45	
10 14 19 00-0008	EA		8" High x 3/4" Deep, Satin Finish, Cast Aluminum Sign Letter/Character, Installed With Studs	90.90	10.05
			<i>For Installation With Adhesive, Deduct</i>	-8.56	
			<i>For Clear Anodized, Add</i>	5.07	
			<i>For Satin Face And Enameled Return, Add</i>	15.21	
			<i>For Patina Finish, Add</i>	20.28	
			<i>For Color Anodized, Add</i>	25.36	
10 14 19 00-0009	EA		9" High x 3/4" Deep, Satin Finish, Cast Aluminum Sign Letter/Character, Installed With Studs	101.09	10.56
			<i>For Installation With Adhesive, Deduct</i>	-9.27	
			<i>For Clear Anodized, Add</i>	5.89	
			<i>For Satin Face And Enameled Return, Add</i>	17.67	
			<i>For Patina Finish, Add</i>	23.56	
			<i>For Color Anodized, Add</i>	29.45	
10 14 19 00-0010	EA		10" High x 1" Deep, Satin Finish, Cast Aluminum Sign Letter/Character, Installed With Studs	115.55	11.30
			<i>For Installation With Adhesive, Deduct</i>	-10.30	
			<i>For Clear Anodized, Add</i>	7.03	
			<i>For Satin Face And Enameled Return, Add</i>	21.10	
			<i>For Patina Finish, Add</i>	28.14	
			<i>For Color Anodized, Add</i>	35.17	
10 14 19 00-0011	EA		12" High x 1" Deep, Satin Finish, Cast Aluminum Sign Letter/Character, Installed With Studs	140.60	13.06
			<i>For Installation With Adhesive, Deduct</i>	-12.26	
			<i>For Clear Anodized, Add</i>	8.83	
			<i>For Satin Face And Enameled Return, Add</i>	26.50	
			<i>For Patina Finish, Add</i>	35.34	
			<i>For Color Anodized, Add</i>	44.17	
10 14 19 00-0012	EA		14" High x 1" Deep, Satin Finish, Cast Aluminum Sign Letter/Character, Installed With Studs	168.26	15.07
			<i>For Installation With Adhesive, Deduct</i>	-14.44	
			<i>For Clear Anodized, Add</i>	10.80	
			<i>For Satin Face And Enameled Return, Add</i>	32.39	
			<i>For Patina Finish, Add</i>	43.19	
			<i>For Color Anodized, Add</i>	53.99	
10 14 19 00-0013	EA		15" High x 1-1/4" Deep, Satin Finish, Cast Aluminum Sign Letter/Character, Installed With Studs	184.80	16.75
			<i>For Installation With Adhesive, Deduct</i>	-15.94	
			<i>For Clear Anodized, Add</i>	11.78	
			<i>For Satin Face And Enameled Return, Add</i>	35.33	
			<i>For Patina Finish, Add</i>	47.11	
			<i>For Color Anodized, Add</i>	58.89	
10 14 19 00-0014	EA		16" High x 1-1/4" Deep, Satin Finish, Cast Aluminum Sign Letter/Character, Installed With Studs	206.49	18.09
			<i>For Installation With Adhesive, Deduct</i>	-17.56	
			<i>For Clear Anodized, Add</i>	13.41	
			<i>For Satin Face And Enameled Return, Add</i>	40.24	
			<i>For Patina Finish, Add</i>	53.66	
			<i>For Color Anodized, Add</i>	67.07	
10 14 19 00-0015	EA		18" High x 1-1/2" Deep, Satin Finish, Cast Aluminum Sign Letter/Character, Installed With Studs	250.52	20.09
			<i>For Installation With Adhesive, Deduct</i>	-20.57	
			<i>For Clear Anodized, Add</i>	17.01	
			<i>For Satin Face And Enameled Return, Add</i>	51.04	
			<i>For Patina Finish, Add</i>	68.05	
			<i>For Color Anodized, Add</i>	85.07	
10 14 19 00-0016	EA		20" High x 1-1/2" Deep, Satin Finish, Cast Aluminum Sign Letter/Character, Installed With Studs	303.10	22.61
			<i>For Installation With Adhesive, Deduct</i>	-24.20	
			<i>For Clear Anodized, Add</i>	21.27	
			<i>For Satin Face And Enameled Return, Add</i>	63.80	
			<i>For Patina Finish, Add</i>	85.06	
			<i>For Color Anodized, Add</i>	106.33	
10 14 19 00-0017	EA		24" High x 1-1/2" Deep, Satin Finish, Cast Aluminum Sign Letter/Character, Installed With Studs	365.49	25.12
			<i>For Installation With Adhesive, Deduct</i>	-28.32	
			<i>For Clear Anodized, Add</i>	26.50	
			<i>For Satin Face And Enameled Return, Add</i>	79.50	
			<i>For Patina Finish, Add</i>	106.00	
			<i>For Color Anodized, Add</i>	132.51	
10 14 19 00-0018			Satin Finish, Cast Bronze Characters <small>(10 14 19 00-0001)</small>		
10 14 19 00-0019	EA		2" High x 3/8" Deep, Satin Finish, Cast Bronze Sign Letter/Character, Installed With Studs	56.39	6.91
			<i>For Installation With Adhesive, Deduct</i>	-5.58	
			<i>For Oxidized Finish, Add</i>	4.31	
			<i>For Polished Or Patina Finish, Add</i>	8.63	
10 14 19 00-0020	EA		3" High x 1/2" Deep, Satin Finish, Cast Bronze Sign Letter/Character, Installed With Studs	80.82	7.53
			<i>For Installation With Adhesive, Deduct</i>	-7.06	
			<i>For Oxidized Finish, Add</i>	7.60	
			<i>For Polished Or Patina Finish, Add</i>	15.20	
10 14 19 00-0021	EA		4" High x 5/8" Deep, Satin Finish, Cast Bronze Sign Letter/Character, Installed With Studs	88.30	8.04
			<i>For Installation With Adhesive, Deduct</i>	-7.63	
			<i>For Oxidized Finish, Add</i>	8.42	
			<i>For Polished Or Patina Finish, Add</i>	16.85	
10 14 19 00-0022	EA		5" High x 3/4" Deep, Satin Finish, Cast Bronze Sign Letter/Character, Installed With Studs	107.39	9.04
			<i>For Installation With Adhesive, Deduct</i>	-8.99	
			<i>For Oxidized Finish, Add</i>	10.68	
			<i>For Polished Or Patina Finish, Add</i>	21.37	

10	10	Specialties
	10 10	Information Specialties
	10 14	Signage



MINOR	CSI	UOM	DESCRIPTION	TOTAL DIRECT UNIT COST	DEMOLITION UNIT COST
10 14 19 00-0023	EA		6" High x 1/2" Deep, Satin Finish, Cast Bronze Sign Letter/Character, Installed With Studs.....	119.49	9.65
			<i>For Installation With Adhesive, Deduct</i>	-9.84	
			<i>For Oxidized Finish, Add</i>	12.12	
			<i>For Polished Or Patina Finish, Add</i>	24.24	
10 14 19 00-0024	EA		8" High x 3/4" Deep, Satin Finish, Cast Bronze Sign Letter/Character, Installed With Studs.....	159.26	11.05
			<i>For Installation With Adhesive, Deduct</i>	-12.39	
			<i>For Oxidized Finish, Add</i>	17.26	
			<i>For Polished Or Patina Finish, Add</i>	34.51	
10 14 19 00-0025	EA		9" High x 3/4" Deep, Satin Finish, Cast Bronze Sign Letter/Character, Installed With Studs.....	181.80	11.55
			<i>For Installation With Adhesive, Deduct</i>	-13.71	
			<i>For Oxidized Finish, Add</i>	20.34	
			<i>For Polished Or Patina Finish, Add</i>	40.67	
10 14 19 00-0026	EA		10" High x 1" Deep, Satin Finish, Cast Bronze Sign Letter/Character, Installed With Studs.....	203.63	12.56
			<i>For Installation With Adhesive, Deduct</i>	-15.21	
			<i>For Oxidized Finish, Add</i>	23.01	
			<i>For Polished Or Patina Finish, Add</i>	46.02	
10 14 19 00-0027	EA		12" High x 1" Deep, Satin Finish, Cast Bronze Sign Letter/Character, Installed With Studs.....	241.80	14.57
			<i>For Installation With Adhesive, Deduct</i>	-17.92	
			<i>For Oxidized Finish, Add</i>	27.53	
			<i>For Polished Or Patina Finish, Add</i>	55.06	
10 14 19 00-0028	EA		14" High x 1" Deep, Satin Finish, Cast Bronze Sign Letter/Character, Installed With Studs.....	284.08	16.58
			<i>For Installation With Adhesive, Deduct</i>	-20.84	
			<i>For Oxidized Finish, Add</i>	32.66	
			<i>For Polished Or Patina Finish, Add</i>	65.33	
10 14 19 00-0029	EA		15" High x 1-1/4" Deep, Satin Finish, Cast Bronze Sign Letter/Character, Installed With Studs.....	336.49	20.09
			<i>For Installation With Adhesive, Deduct</i>	-24.86	
			<i>For Oxidized Finish, Add</i>	38.42	
			<i>For Polished Or Patina Finish, Add</i>	76.83	
10 14 19 00-0030	EA		16" High x 1-1/4" Deep, Satin Finish, Cast Bronze Sign Letter/Character, Installed With Studs.....	349.37	21.61
			<i>For Installation With Adhesive, Deduct</i>	-26.11	
			<i>For Oxidized Finish, Add</i>	39.44	
			<i>For Polished Or Patina Finish, Add</i>	78.89	
10 14 19 00-0031	EA		18" High x 1-1/2" Deep, Satin Finish, Cast Bronze Sign Letter/Character, Installed With Studs.....	496.27	25.12
			<i>For Installation With Adhesive, Deduct</i>	-34.86	
			<i>For Oxidized Finish, Add</i>	59.37	
			<i>For Polished Or Patina Finish, Add</i>	118.74	
10 14 19 00-0032	EA		20" High x 1-1/2" Deep, Satin Finish, Cast Bronze Sign Letter/Character, Installed With Studs.....	597.85	28.26
			<i>For Installation With Adhesive, Deduct</i>	-41.20	
			<i>For Oxidized Finish, Add</i>	72.72	
			<i>For Polished Or Patina Finish, Add</i>	145.44	
10 14 19 00-0033	EA		24" High x 1-1/2" Deep, Satin Finish, Cast Bronze Sign Letter/Character, Installed With Studs.....	760.61	32.65
			<i>For Installation With Adhesive, Deduct</i>	-51.09	
			<i>For Oxidized Finish, Add</i>	94.50	
			<i>For Polished Or Patina Finish, Add</i>	188.99	
10 14 19 00-0034			Molded Characters (10 14 19) Note: Any font.		
10 14 19 00-0035			Molded Plastic Characters (10 14 19 00-0034)		
10 14 19 00-0036	EA		4" High x 3/4" Deep, Molded Plastic Sign Letter/Character, Installed With Studs.....	32.39	5.03
			<i>For Installation With Adhesive, Deduct</i>	-3.63	
10 14 19 00-0037	EA		5" High x 3/4" Deep, Molded Plastic Sign Letter/Character, Installed With Studs.....	35.16	5.53
			<i>For Installation With Adhesive, Deduct</i>	-3.97	
10 14 19 00-0038	EA		6" High x 3/4" Deep, Molded Plastic Sign Letter/Character, Installed With Studs.....	38.76	6.03
			<i>For Installation With Adhesive, Deduct</i>	-4.35	
10 14 19 00-0039	EA		8" High x 3/4" Deep, Molded Plastic Sign Letter/Character, Installed With Studs.....	48.64	6.53
			<i>For Installation With Adhesive, Deduct</i>	-5.05	
10 14 19 00-0040	EA		9" High x 3/4" Deep, Molded Plastic Sign Letter/Character, Installed With Studs.....	52.53	7.03
			<i>For Installation With Adhesive, Deduct</i>	-5.44	
10 14 19 00-0041	EA		10" High x 1" Deep, Molded Plastic Sign Letter/Character, Installed With Studs.....	56.83	7.53
			<i>For Installation With Adhesive, Deduct</i>	-5.86	
10 14 19 00-0042	EA		12" High x 1" Deep, Molded Plastic Sign Letter/Character, Installed With Studs.....	66.24	8.79
			<i>For Installation With Adhesive, Deduct</i>	-6.83	
10 14 19 00-0043	EA		15" High x 1" Deep, Molded Plastic Sign Letter/Character, Installed With Studs.....	86.84	11.05
			<i>For Installation With Adhesive, Deduct</i>	-8.76	
10 14 19 00-0044	EA		18" High x 1-1/2" Deep, Molded Plastic Sign Letter/Character, Installed With Studs.....	109.71	13.06
			<i>For Installation With Adhesive, Deduct</i>	-10.71	
10 14 19 00-0045	EA		24" High x 1-1/2" Deep, Molded Plastic Sign Letter/Character, Installed With Studs.....	159.65	16.08
			<i>For Installation With Adhesive, Deduct</i>	-14.41	
10 14 19 00-0046	EA		30" High x 1-1/2" Deep, Molded Plastic Sign Letter/Character, Installed With Studs.....	232.77	18.85
			<i>For Installation With Adhesive, Deduct</i>	-19.17	
10 14 19 00-0047	EA		36" High x 1-1/2" Deep, Molded Plastic Sign Letter/Character, Installed With Studs.....	302.93	21.61
			<i>For Installation With Adhesive, Deduct</i>	-23.79	
10 14 19 00-0048	EA		48" High x 1-1/2" Deep, Molded Plastic Sign Letter/Character, Installed With Studs.....	556.78	28.89
			<i>For Installation With Adhesive, Deduct</i>	-39.40	
10 14 19 00-0049			Cutout Characters (10 14 19) Note: Any font.		
10 14 19 00-0050			Satin Finish, Aluminum Characters (10 14 19 00-0049)		
10 14 19 00-0051			1/4" Deep, Satin Finish, Aluminum Characters (10 14 19 00-0050)		



Specialties	10
Information Specialties	10 10
Signage	10 14

10

MINOR	CSI	UOM	DESCRIPTION	TOTAL DIRECT UNIT COST	DEMOLITION UNIT COST
10 14 19 00-0052	EA		2" High x 1/4" Deep, Satin Finish, Aluminum Sign Letter/Character, Installed With Studs	43.11	6.29
			<i>For Installation With Adhesive, Deduct</i>	-4.67	
			<i>For Clear Anodized, Add</i>	1.80	
			<i>For Satin Face And Enameled Return, Add</i>	6.30	
			<i>For Color Anodized, Add</i>	9.00	
			<i>For Polished Or Patina Finish, Add</i>	9.00	
			<i>For Polished Anodized Finish, Add</i>	13.49	
10 14 19 00-0053	EA		4" High x 1/4" Deep, Satin Finish, Aluminum Sign Letter/Character, Installed With Studs	60.22	7.28
			<i>For Installation With Adhesive, Deduct</i>	-5.93	
			<i>For Clear Anodized, Add</i>	3.11	
			<i>For Satin Face And Enameled Return, Add</i>	10.88	
			<i>For Color Anodized, Add</i>	15.54	
			<i>For Polished Or Patina Finish, Add</i>	15.54	
			<i>For Polished Anodized Finish, Add</i>	23.31	
10 14 19 00-0054	EA		6" High x 1/4" Deep, Satin Finish, Aluminum Sign Letter/Character, Installed With Studs	80.97	8.79
			<i>For Installation With Adhesive, Deduct</i>	-7.57	
			<i>For Clear Anodized, Add</i>	4.58	
			<i>For Satin Face And Enameled Return, Add</i>	16.03	
			<i>For Color Anodized, Add</i>	22.90	
			<i>For Polished Or Patina Finish, Add</i>	22.90	
			<i>For Polished Anodized Finish, Add</i>	34.35	
10 14 19 00-0055	EA		8" High x 1/4" Deep, Satin Finish, Aluminum Sign Letter/Character, Installed With Studs	99.08	10.05
			<i>For Installation With Adhesive, Deduct</i>	-8.97	
			<i>For Clear Anodized, Add</i>	5.89	
			<i>For Satin Face And Enameled Return, Add</i>	20.61	
			<i>For Color Anodized, Add</i>	29.45	
			<i>For Polished Or Patina Finish, Add</i>	29.45	
			<i>For Polished Anodized Finish, Add</i>	44.17	
10 14 19 00-0056	EA		10" High x 1/4" Deep, Satin Finish, Aluminum Sign Letter/Character, Installed With Studs	113.92	11.30
			<i>For Installation With Adhesive, Deduct</i>	-10.22	
			<i>For Clear Anodized, Add</i>	6.87	
			<i>For Satin Face And Enameled Return, Add</i>	24.05	
			<i>For Color Anodized, Add</i>	34.36	
			<i>For Polished Or Patina Finish, Add</i>	34.36	
			<i>For Polished Anodized Finish, Add</i>	51.53	
10 14 19 00-0057	EA		12" High x 1/4" Deep, Satin Finish, Aluminum Sign Letter/Character, Installed With Studs	130.78	13.06
			<i>For Installation With Adhesive, Deduct</i>	-11.77	
			<i>For Clear Anodized, Add</i>	7.85	
			<i>For Satin Face And Enameled Return, Add</i>	27.48	
			<i>For Color Anodized, Add</i>	39.26	
			<i>For Polished Or Patina Finish, Add</i>	39.26	
			<i>For Polished Anodized Finish, Add</i>	58.89	
10 14 19 00-0058	EA		14" High x 1/4" Deep, Satin Finish, Aluminum Sign Letter/Character, Installed With Studs	153.53	15.07
			<i>For Installation With Adhesive, Deduct</i>	-13.71	
			<i>For Clear Anodized, Add</i>	9.32	
			<i>For Satin Face And Enameled Return, Add</i>	32.63	
			<i>For Color Anodized, Add</i>	46.62	
			<i>For Polished Or Patina Finish, Add</i>	46.62	
			<i>For Polished Anodized Finish, Add</i>	69.93	
10 14 19 00-0059	EA		16" High x 1/4" Deep, Satin Finish, Aluminum Sign Letter/Character, Installed With Studs	181.95	18.09
			<i>For Installation With Adhesive, Deduct</i>	-16.33	
			<i>For Clear Anodized, Add</i>	10.96	
			<i>For Satin Face And Enameled Return, Add</i>	38.36	
			<i>For Color Anodized, Add</i>	54.80	
			<i>For Polished Or Patina Finish, Add</i>	54.80	
			<i>For Polished Anodized Finish, Add</i>	82.20	
10 14 19 00-0060	EA		18" High x 1/4" Deep, Satin Finish, Aluminum Sign Letter/Character, Installed With Studs	204.72	20.09
			<i>For Installation With Adhesive, Deduct</i>	-18.28	
			<i>For Clear Anodized, Add</i>	12.43	
			<i>For Satin Face And Enameled Return, Add</i>	43.52	
			<i>For Color Anodized, Add</i>	62.17	
			<i>For Polished Or Patina Finish, Add</i>	62.17	
			<i>For Polished Anodized Finish, Add</i>	93.25	
10 14 19 00-0061	EA		20" High x 1/4" Deep, Satin Finish, Aluminum Sign Letter/Character, Installed With Studs	245.85	22.61
			<i>For Installation With Adhesive, Deduct</i>	-21.34	
			<i>For Clear Anodized, Add</i>	15.54	
			<i>For Satin Face And Enameled Return, Add</i>	54.39	
			<i>For Color Anodized, Add</i>	77.71	
			<i>For Polished Or Patina Finish, Add</i>	77.71	
			<i>For Polished Anodized Finish, Add</i>	116.56	
10 14 19 00-0062	EA		22" High x 1/4" Deep, Satin Finish, Aluminum Sign Letter/Character, Installed With Studs	281.95	23.86
			<i>For Installation With Adhesive, Deduct</i>	-23.64	
			<i>For Clear Anodized, Add</i>	18.65	
			<i>For Satin Face And Enameled Return, Add</i>	65.27	
			<i>For Color Anodized, Add</i>	93.25	
			<i>For Polished Or Patina Finish, Add</i>	93.25	
			<i>For Polished Anodized Finish, Add</i>	139.87	
10 14 19 00-0063	EA		24" High x 1/4" Deep, Satin Finish, Aluminum Sign Letter/Character, Installed With Studs	349.13	25.12
			<i>For Installation With Adhesive, Deduct</i>	-27.50	
			<i>For Clear Anodized, Add</i>	24.87	
			<i>For Satin Face And Enameled Return, Add</i>	87.03	
			<i>For Color Anodized, Add</i>	124.33	
			<i>For Polished Or Patina Finish, Add</i>	124.33	
			<i>For Polished Anodized Finish, Add</i>	186.49	

10	10	Specialties
	10 10	Information Specialties
	10 14	Signage



MINOR	CSI	UOM	DESCRIPTION	TOTAL DIRECT UNIT COST	DEMOLITION UNIT COST
10 14 19 00-0064	EA		30" High x 1/4" Deep, Satin Finish, Aluminum Sign Letter/Character, Installed With Studs.....	499.55	30.15
			<i>For Installation With Adhesive, Deduct</i>	-37.04	
			<i>For Clear Anodized, Add</i>	37.90	
			<i>For Satin Face And Enameled Return, Add</i>	132.64	
			<i>For Color Anodized, Add</i>	189.49	
			<i>For Polished Or Patina Finish, Add</i>	189.49	
			<i>For Polished Anodized Finish, Add</i>	284.23	
10 14 19 00-0065			3/8" Deep, Satin Finish, Aluminum Characters (10 14 19 00-0050)		
10 14 19 00-0066	EA		2" High x 3/8" Deep, Satin Finish, Aluminum Sign Letter/Character, Installed With Studs.....	54.63	6.29
			<i>For Installation With Adhesive, Deduct</i>	-5.24	
			<i>For Clear Anodized, Add</i>	2.95	
			<i>For Satin Face And Enameled Return, Add</i>	10.33	
			<i>For Color Anodized, Add</i>	14.76	
			<i>For Polished Or Patina Finish, Add</i>	14.76	
			<i>For Polished Anodized Finish, Add</i>	22.13	
10 14 19 00-0067	EA		4" High x 3/8" Deep, Satin Finish, Aluminum Sign Letter/Character, Installed With Studs.....	78.25	7.28
			<i>For Installation With Adhesive, Deduct</i>	-6.83	
			<i>For Clear Anodized, Add</i>	4.91	
			<i>For Satin Face And Enameled Return, Add</i>	17.19	
			<i>For Color Anodized, Add</i>	24.56	
			<i>For Polished Or Patina Finish, Add</i>	24.56	
			<i>For Polished Anodized Finish, Add</i>	36.83	
10 14 19 00-0068	EA		6" High x 3/8" Deep, Satin Finish, Aluminum Sign Letter/Character, Installed With Studs.....	98.84	8.79
			<i>For Installation With Adhesive, Deduct</i>	-8.46	
			<i>For Clear Anodized, Add</i>	6.37	
			<i>For Satin Face And Enameled Return, Add</i>	22.28	
			<i>For Color Anodized, Add</i>	31.84	
			<i>For Polished Or Patina Finish, Add</i>	31.84	
			<i>For Polished Anodized Finish, Add</i>	47.75	
10 14 19 00-0069	EA		8" High x 3/8" Deep, Satin Finish, Aluminum Sign Letter/Character, Installed With Studs.....	123.82	10.05
			<i>For Installation With Adhesive, Deduct</i>	-10.21	
			<i>For Clear Anodized, Add</i>	8.36	
			<i>For Satin Face And Enameled Return, Add</i>	29.27	
			<i>For Color Anodized, Add</i>	41.82	
			<i>For Polished Or Patina Finish, Add</i>	41.82	
			<i>For Polished Anodized Finish, Add</i>	62.72	
10 14 19 00-0070	EA		10" High x 3/8" Deep, Satin Finish, Aluminum Sign Letter/Character, Installed With Studs.....	143.46	11.30
			<i>For Installation With Adhesive, Deduct</i>	-11.69	
			<i>For Clear Anodized, Add</i>	9.83	
			<i>For Satin Face And Enameled Return, Add</i>	34.39	
			<i>For Color Anodized, Add</i>	49.13	
			<i>For Polished Or Patina Finish, Add</i>	49.13	
			<i>For Polished Anodized Finish, Add</i>	73.69	
10 14 19 00-0071	EA		12" High x 3/8" Deep, Satin Finish, Aluminum Sign Letter/Character, Installed With Studs.....	168.47	13.06
			<i>For Installation With Adhesive, Deduct</i>	-13.65	
			<i>For Clear Anodized, Add</i>	11.62	
			<i>For Satin Face And Enameled Return, Add</i>	40.67	
			<i>For Color Anodized, Add</i>	58.11	
			<i>For Polished Or Patina Finish, Add</i>	58.11	
			<i>For Polished Anodized Finish, Add</i>	87.16	
10 14 19 00-0072	EA		14" High x 3/8" Deep, Satin Finish, Aluminum Sign Letter/Character, Installed With Studs.....	197.36	15.07
			<i>For Installation With Adhesive, Deduct</i>	-15.90	
			<i>For Clear Anodized, Add</i>	13.71	
			<i>For Satin Face And Enameled Return, Add</i>	47.97	
			<i>For Color Anodized, Add</i>	68.54	
			<i>For Polished Or Patina Finish, Add</i>	68.54	
			<i>For Polished Anodized Finish, Add</i>	102.80	
10 14 19 00-0073	EA		16" High x 3/8" Deep, Satin Finish, Aluminum Sign Letter/Character, Installed With Studs.....	244.43	18.09
			<i>For Installation With Adhesive, Deduct</i>	-19.46	
			<i>For Clear Anodized, Add</i>	17.21	
			<i>For Satin Face And Enameled Return, Add</i>	60.23	
			<i>For Color Anodized, Add</i>	86.04	
			<i>For Polished Or Patina Finish, Add</i>	86.04	
			<i>For Polished Anodized Finish, Add</i>	129.06	
10 14 19 00-0074	EA		18" High x 3/8" Deep, Satin Finish, Aluminum Sign Letter/Character, Installed With Studs.....	283.04	20.09
			<i>For Installation With Adhesive, Deduct</i>	-22.19	
			<i>For Clear Anodized, Add</i>	20.27	
			<i>For Satin Face And Enameled Return, Add</i>	70.93	
			<i>For Color Anodized, Add</i>	101.33	
			<i>For Polished Or Patina Finish, Add</i>	101.33	
			<i>For Polished Anodized Finish, Add</i>	151.99	
10 14 19 00-0075	EA		20" High x 3/8" Deep, Satin Finish, Aluminum Sign Letter/Character, Installed With Studs.....	328.21	22.61
			<i>For Installation With Adhesive, Deduct</i>	-25.45	
			<i>For Clear Anodized, Add</i>	23.78	
			<i>For Satin Face And Enameled Return, Add</i>	83.22	
			<i>For Color Anodized, Add</i>	118.89	
			<i>For Polished Or Patina Finish, Add</i>	118.89	
			<i>For Polished Anodized Finish, Add</i>	178.33	
10 14 19 00-0076	EA		22" High x 3/8" Deep, Satin Finish, Aluminum Sign Letter/Character, Installed With Studs.....	367.73	23.86
			<i>For Installation With Adhesive, Deduct</i>	-27.93	
			<i>For Clear Anodized, Add</i>	27.23	
			<i>For Satin Face And Enameled Return, Add</i>	95.29	
			<i>For Color Anodized, Add</i>	136.14	
			<i>For Polished Or Patina Finish, Add</i>	136.14	
			<i>For Polished Anodized Finish, Add</i>	204.20	



Specialties	10
Information Specialties	10 10
Signage	10 14

10

MINOR	CSI	UOM	DESCRIPTION	TOTAL DIRECT UNIT COST	DEMOLITION UNIT COST
10 14 19 00-0077	EA		24" High x 3/8" Deep, Satin Finish, Aluminum Sign Letter/Character, Installed With Studs	408.81	25.12
			<i>For Installation With Adhesive, Deduct</i>	-30.49	
			<i>For Clear Anodized, Add</i>	30.83	
			<i>For Satin Face And Enameled Return, Add</i>	107.92	
			<i>For Color Anodized, Add</i>	154.17	
			<i>For Polished Or Patina Finish, Add</i>	154.17	
			<i>For Polished Anodized Finish, Add</i>	231.25	
10 14 19 00-0078	EA		30" High x 3/8" Deep, Satin Finish, Aluminum Sign Letter/Character, Installed With Studs	562.26	30.15
			<i>For Installation With Adhesive, Deduct</i>	-40.17	
			<i>For Clear Anodized, Add</i>	44.17	
			<i>For Satin Face And Enameled Return, Add</i>	154.59	
			<i>For Color Anodized, Add</i>	220.84	
			<i>For Polished Or Patina Finish, Add</i>	220.84	
			<i>For Polished Anodized Finish, Add</i>	331.26	
10 14 19 00-0079			1/2" Deep, Satin Finish, Aluminum Characters <small>(10 14 19 00-0050)</small>		
10 14 19 00-0080	EA		2" High x 1/2" Deep, Satin Finish, Aluminum Sign Letter/Character, Installed With Studs	67.95	6.29
			<i>For Installation With Adhesive, Deduct</i>	-5.91	
			<i>For Clear Anodized, Add</i>	4.28	
			<i>For Satin Face And Enameled Return, Add</i>	14.99	
			<i>For Color Anodized, Add</i>	21.42	
			<i>For Polished Or Patina Finish, Add</i>	21.42	
			<i>For Polished Anodized Finish, Add</i>	32.12	
10 14 19 00-0081	EA		4" High x 1/2" Deep, Satin Finish, Aluminum Sign Letter/Character, Installed With Studs	87.88	7.28
			<i>For Installation With Adhesive, Deduct</i>	-7.31	
			<i>For Clear Anodized, Add</i>	5.87	
			<i>For Satin Face And Enameled Return, Add</i>	20.56	
			<i>For Color Anodized, Add</i>	29.37	
			<i>For Polished Or Patina Finish, Add</i>	29.37	
			<i>For Polished Anodized Finish, Add</i>	44.06	
10 14 19 00-0082	EA		6" High x 1/2" Deep, Satin Finish, Aluminum Sign Letter/Character, Installed With Studs	110.29	8.79
			<i>For Installation With Adhesive, Deduct</i>	-9.03	
			<i>For Clear Anodized, Add</i>	7.51	
			<i>For Satin Face And Enameled Return, Add</i>	26.29	
			<i>For Color Anodized, Add</i>	37.56	
			<i>For Polished Or Patina Finish, Add</i>	37.56	
			<i>For Polished Anodized Finish, Add</i>	56.34	
10 14 19 00-0083	EA		8" High x 1/2" Deep, Satin Finish, Aluminum Sign Letter/Character, Installed With Studs	130.29	10.05
			<i>For Installation With Adhesive, Deduct</i>	-10.53	
			<i>For Clear Anodized, Add</i>	9.01	
			<i>For Satin Face And Enameled Return, Add</i>	31.54	
			<i>For Color Anodized, Add</i>	45.05	
			<i>For Polished Or Patina Finish, Add</i>	45.05	
			<i>For Polished Anodized Finish, Add</i>	67.58	
10 14 19 00-0084	EA		10" High x 1/2" Deep, Satin Finish, Aluminum Sign Letter/Character, Installed With Studs	151.70	11.30
			<i>For Installation With Adhesive, Deduct</i>	-12.11	
			<i>For Clear Anodized, Add</i>	10.65	
			<i>For Satin Face And Enameled Return, Add</i>	37.27	
			<i>For Color Anodized, Add</i>	53.25	
			<i>For Polished Or Patina Finish, Add</i>	53.25	
			<i>For Polished Anodized Finish, Add</i>	79.87	
10 14 19 00-0085	EA		12" High x 1/2" Deep, Satin Finish, Aluminum Sign Letter/Character, Installed With Studs	186.53	13.06
			<i>For Installation With Adhesive, Deduct</i>	-14.55	
			<i>For Clear Anodized, Add</i>	13.43	
			<i>For Satin Face And Enameled Return, Add</i>	46.99	
			<i>For Color Anodized, Add</i>	67.14	
			<i>For Polished Or Patina Finish, Add</i>	67.14	
			<i>For Polished Anodized Finish, Add</i>	100.70	
10 14 19 00-0086	EA		14" High x 1/2" Deep, Satin Finish, Aluminum Sign Letter/Character, Installed With Studs	229.99	15.07
			<i>For Installation With Adhesive, Deduct</i>	-17.53	
			<i>For Clear Anodized, Add</i>	16.97	
			<i>For Satin Face And Enameled Return, Add</i>	59.40	
			<i>For Color Anodized, Add</i>	84.85	
			<i>For Polished Or Patina Finish, Add</i>	84.85	
			<i>For Polished Anodized Finish, Add</i>	127.28	
10 14 19 00-0087	EA		16" High x 1/2" Deep, Satin Finish, Aluminum Sign Letter/Character, Installed With Studs	278.40	18.09
			<i>For Installation With Adhesive, Deduct</i>	-21.16	
			<i>For Clear Anodized, Add</i>	20.61	
			<i>For Satin Face And Enameled Return, Add</i>	72.12	
			<i>For Color Anodized, Add</i>	103.03	
			<i>For Polished Or Patina Finish, Add</i>	103.03	
			<i>For Polished Anodized Finish, Add</i>	154.54	
10 14 19 00-0088	EA		18" High x 1/2" Deep, Satin Finish, Aluminum Sign Letter/Character, Installed With Studs	337.74	20.09
			<i>For Installation With Adhesive, Deduct</i>	-24.93	
			<i>For Clear Anodized, Add</i>	25.74	
			<i>For Satin Face And Enameled Return, Add</i>	90.07	
			<i>For Color Anodized, Add</i>	128.68	
			<i>For Polished Or Patina Finish, Add</i>	128.68	
			<i>For Polished Anodized Finish, Add</i>	193.01	
10 14 19 00-0089	EA		20" High x 1/2" Deep, Satin Finish, Aluminum Sign Letter/Character, Installed With Studs	398.14	22.61
			<i>For Installation With Adhesive, Deduct</i>	-28.95	
			<i>For Clear Anodized, Add</i>	30.77	
			<i>For Satin Face And Enameled Return, Add</i>	107.70	
			<i>For Color Anodized, Add</i>	153.85	
			<i>For Polished Or Patina Finish, Add</i>	153.85	
			<i>For Polished Anodized Finish, Add</i>	230.78	

10	10	Specialties
	10 10	Information Specialties
	10 14	Signage



MINOR CSI	UOM	DESCRIPTION	TOTAL DIRECT UNIT COST	DEMOLITION UNIT COST
10 14 19 00-0090	EA	22" High x 1/2" Deep, Satin Finish, Aluminum Sign Letter/Character, Installed With Studs.....	457.25	23.86
		<i>For Installation With Adhesive, Deduct</i>	-32.41	
		<i>For Clear Anodized, Add</i>	36.18	
		<i>For Satin Face And Enameled Return, Add</i>	126.63	
		<i>For Color Anodized, Add</i>	180.90	
		<i>For Polished Or Patina Finish, Add</i>	180.90	
		<i>For Polished Anodized Finish, Add</i>	271.34	
10 14 19 00-0091	EA	24" High x 1/2" Deep, Satin Finish, Aluminum Sign Letter/Character, Installed With Studs.....	513.24	25.12
		<i>For Installation With Adhesive, Deduct</i>	-35.71	
		<i>For Clear Anodized, Add</i>	41.28	
		<i>For Satin Face And Enameled Return, Add</i>	144.47	
		<i>For Color Anodized, Add</i>	206.38	
		<i>For Polished Or Patina Finish, Add</i>	206.38	
		<i>For Polished Anodized Finish, Add</i>	309.57	
10 14 19 00-0092	EA	30" High x 1/2" Deep, Satin Finish, Aluminum Sign Letter/Character, Installed With Studs.....	712.43	30.15
		<i>For Installation With Adhesive, Deduct</i>	-47.68	
		<i>For Clear Anodized, Add</i>	59.19	
		<i>For Satin Face And Enameled Return, Add</i>	207.15	
		<i>For Color Anodized, Add</i>	295.93	
		<i>For Polished Or Patina Finish, Add</i>	295.93	
		<i>For Polished Anodized Finish, Add</i>	443.89	
10 14 19 00-0093		3/4" Deep, Satin Finish, Aluminum Characters (10 14 19 00-0050)		
10 14 19 00-0094	EA	2" High x 3/4" Deep, Satin Finish, Aluminum Sign Letter/Character, Installed With Studs.....	71.01	6.29
		<i>For Installation With Adhesive, Deduct</i>	-6.06	
		<i>For Clear Anodized, Add</i>	4.59	
		<i>For Satin Face And Enameled Return, Add</i>	16.06	
		<i>For Color Anodized, Add</i>	22.95	
		<i>For Polished Or Patina Finish, Add</i>	22.95	
		<i>For Polished Anodized Finish, Add</i>	34.42	
10 14 19 00-0095	EA	4" High x 3/4" Deep, Satin Finish, Aluminum Sign Letter/Character, Installed With Studs.....	91.30	7.28
		<i>For Installation With Adhesive, Deduct</i>	-7.48	
		<i>For Clear Anodized, Add</i>	6.22	
		<i>For Satin Face And Enameled Return, Add</i>	21.76	
		<i>For Color Anodized, Add</i>	31.08	
		<i>For Polished Or Patina Finish, Add</i>	31.08	
		<i>For Polished Anodized Finish, Add</i>	46.62	
10 14 19 00-0096	EA	6" High x 3/4" Deep, Satin Finish, Aluminum Sign Letter/Character, Installed With Studs.....	120.37	8.79
		<i>For Installation With Adhesive, Deduct</i>	-9.54	
		<i>For Clear Anodized, Add</i>	8.52	
		<i>For Satin Face And Enameled Return, Add</i>	29.82	
		<i>For Color Anodized, Add</i>	42.60	
		<i>For Polished Or Patina Finish, Add</i>	42.60	
		<i>For Polished Anodized Finish, Add</i>	63.90	
10 14 19 00-0097	EA	8" High x 3/4" Deep, Satin Finish, Aluminum Sign Letter/Character, Installed With Studs.....	159.74	10.05
		<i>For Installation With Adhesive, Deduct</i>	-12.01	
		<i>For Clear Anodized, Add</i>	11.96	
		<i>For Satin Face And Enameled Return, Add</i>	41.84	
		<i>For Color Anodized, Add</i>	59.78	
		<i>For Polished Or Patina Finish, Add</i>	59.78	
		<i>For Polished Anodized Finish, Add</i>	89.66	
10 14 19 00-0098	EA	10" High x 3/4" Deep, Satin Finish, Aluminum Sign Letter/Character, Installed With Studs.....	200.49	11.30
		<i>For Installation With Adhesive, Deduct</i>	-14.55	
		<i>For Clear Anodized, Add</i>	15.53	
		<i>For Satin Face And Enameled Return, Add</i>	54.35	
		<i>For Color Anodized, Add</i>	77.64	
		<i>For Polished Or Patina Finish, Add</i>	77.64	
		<i>For Polished Anodized Finish, Add</i>	116.46	
10 14 19 00-0099	EA	12" High x 3/4" Deep, Satin Finish, Aluminum Sign Letter/Character, Installed With Studs.....	251.70	13.06
		<i>For Installation With Adhesive, Deduct</i>	-17.81	
		<i>For Clear Anodized, Add</i>	19.94	
		<i>For Satin Face And Enameled Return, Add</i>	69.80	
		<i>For Color Anodized, Add</i>	99.72	
		<i>For Polished Or Patina Finish, Add</i>	99.72	
		<i>For Polished Anodized Finish, Add</i>	149.58	
10 14 19 00-0100	EA	14" High x 3/4" Deep, Satin Finish, Aluminum Sign Letter/Character, Installed With Studs.....	313.91	15.07
		<i>For Installation With Adhesive, Deduct</i>	-21.72	
		<i>For Clear Anodized, Add</i>	25.36	
		<i>For Satin Face And Enameled Return, Add</i>	88.77	
		<i>For Color Anodized, Add</i>	126.81	
		<i>For Polished Or Patina Finish, Add</i>	126.81	
		<i>For Polished Anodized Finish, Add</i>	190.22	
10 14 19 00-0101	EA	16" High x 3/4" Deep, Satin Finish, Aluminum Sign Letter/Character, Installed With Studs.....	388.01	18.09
		<i>For Installation With Adhesive, Deduct</i>	-26.64	
		<i>For Clear Anodized, Add</i>	31.57	
		<i>For Satin Face And Enameled Return, Add</i>	110.48	
		<i>For Color Anodized, Add</i>	157.83	
		<i>For Polished Or Patina Finish, Add</i>	157.83	
		<i>For Polished Anodized Finish, Add</i>	236.75	
10 14 19 00-0102	EA	18" High x 3/4" Deep, Satin Finish, Aluminum Sign Letter/Character, Installed With Studs.....	474.50	20.09
		<i>For Installation With Adhesive, Deduct</i>	-31.76	
		<i>For Clear Anodized, Add</i>	39.41	
		<i>For Satin Face And Enameled Return, Add</i>	137.94	
		<i>For Color Anodized, Add</i>	197.06	
		<i>For Polished Or Patina Finish, Add</i>	197.06	
		<i>For Polished Anodized Finish, Add</i>	295.58	



Specialties	10
Information Specialties	10 10
Signage	10 14

10

MINOR	CSI	UOM	DESCRIPTION	TOTAL DIRECT UNIT COST	DEMOLITION UNIT COST
10 14 19 00-0103	EA		20" High x 3/4" Deep, Satin Finish, Aluminum Sign Letter/Character, Installed With Studs <i>For Installation With Adhesive, Deduct</i> <i>For Clear Anodized, Add</i> <i>For Satin Face And Enameled Return, Add</i> <i>For Color Anodized, Add</i> <i>For Polished Or Patina Finish, Add</i> <i>For Polished Anodized Finish, Add</i>	564.43 -37.27 47.40 165.90 237.00 237.00 355.49	22.61
10 14 19 00-0104	EA		22" High x 3/4" Deep, Satin Finish, Aluminum Sign Letter/Character, Installed With Studs <i>For Installation With Adhesive, Deduct</i> <i>For Clear Anodized, Add</i> <i>For Satin Face And Enameled Return, Add</i> <i>For Color Anodized, Add</i> <i>For Polished Or Patina Finish, Add</i> <i>For Polished Anodized Finish, Add</i>	654.92 -42.29 55.95 195.81 279.73 279.73 419.60	23.86
10 14 19 00-0105	EA		24" High x 3/4" Deep, Satin Finish, Aluminum Sign Letter/Character, Installed With Studs <i>For Installation With Adhesive, Deduct</i> <i>For Clear Anodized, Add</i> <i>For Satin Face And Enameled Return, Add</i> <i>For Color Anodized, Add</i> <i>For Polished Or Patina Finish, Add</i> <i>For Polished Anodized Finish, Add</i>	749.46 -47.52 64.90 227.14 324.49 324.49 486.74	25.12
10 14 19 00-0106	EA		30" High x 3/4" Deep, Satin Finish, Aluminum Sign Letter/Character, Installed With Studs <i>For Installation With Adhesive, Deduct</i> <i>For Clear Anodized, Add</i> <i>For Satin Face And Enameled Return, Add</i> <i>For Color Anodized, Add</i> <i>For Polished Or Patina Finish, Add</i> <i>For Polished Anodized Finish, Add</i>	1,030.44 -63.58 90.99 318.45 454.93 454.93 682.40	30.15
10 14 19 00-0107			1" Deep, Satin Finish, Aluminum Characters (10 14 19 00-0050)		
10 14 19 00-0108	EA		2" High x 1" Deep, Satin Finish, Aluminum Sign Letter/Character, Installed With Studs <i>For Installation With Adhesive, Deduct</i> <i>For Clear Anodized, Add</i> <i>For Satin Face And Enameled Return, Add</i> <i>For Color Anodized, Add</i> <i>For Polished Or Patina Finish, Add</i> <i>For Polished Anodized Finish, Add</i>	79.10 -6.47 5.40 18.89 26.99 26.99 40.49	6.29
10 14 19 00-0109	EA		4" High x 1" Deep, Satin Finish, Aluminum Sign Letter/Character, Installed With Studs <i>For Installation With Adhesive, Deduct</i> <i>For Clear Anodized, Add</i> <i>For Satin Face And Enameled Return, Add</i> <i>For Color Anodized, Add</i> <i>For Polished Or Patina Finish, Add</i> <i>For Polished Anodized Finish, Add</i>	97.83 -7.81 6.87 24.04 34.35 34.35 51.52	7.28
10 14 19 00-0110	EA		6" High x 1" Deep, Satin Finish, Aluminum Sign Letter/Character, Installed With Studs <i>For Installation With Adhesive, Deduct</i> <i>For Clear Anodized, Add</i> <i>For Satin Face And Enameled Return, Add</i> <i>For Color Anodized, Add</i> <i>For Polished Or Patina Finish, Add</i> <i>For Polished Anodized Finish, Add</i>	128.61 -9.95 9.34 32.70 46.72 46.72 70.08	8.79
10 14 19 00-0111	EA		8" High x 1" Deep, Satin Finish, Aluminum Sign Letter/Character, Installed With Studs <i>For Installation With Adhesive, Deduct</i> <i>For Clear Anodized, Add</i> <i>For Satin Face And Enameled Return, Add</i> <i>For Color Anodized, Add</i> <i>For Polished Or Patina Finish, Add</i> <i>For Polished Anodized Finish, Add</i>	176.23 -12.83 13.60 47.61 68.02 68.02 102.03	10.05
10 14 19 00-0112	EA		10" High x 1" Deep, Satin Finish, Aluminum Sign Letter/Character, Installed With Studs <i>For Installation With Adhesive, Deduct</i> <i>For Clear Anodized, Add</i> <i>For Satin Face And Enameled Return, Add</i> <i>For Color Anodized, Add</i> <i>For Polished Or Patina Finish, Add</i> <i>For Polished Anodized Finish, Add</i>	239.65 -16.50 19.44 68.05 97.22 97.22 145.83	11.30
10 14 19 00-0113	EA		12" High x 1" Deep, Satin Finish, Aluminum Sign Letter/Character, Installed With Studs <i>For Installation With Adhesive, Deduct</i> <i>For Clear Anodized, Add</i> <i>For Satin Face And Enameled Return, Add</i> <i>For Color Anodized, Add</i> <i>For Polished Or Patina Finish, Add</i> <i>For Polished Anodized Finish, Add</i>	313.74 -20.91 26.15 91.52 130.74 130.74 196.11	13.06
10 14 19 00-0114	EA		14" High x 1" Deep, Satin Finish, Aluminum Sign Letter/Character, Installed With Studs <i>For Installation With Adhesive, Deduct</i> <i>For Clear Anodized, Add</i> <i>For Satin Face And Enameled Return, Add</i> <i>For Color Anodized, Add</i> <i>For Polished Or Patina Finish, Add</i> <i>For Polished Anodized Finish, Add</i>	396.90 -25.87 33.66 117.81 168.31 168.31 252.46	15.07
10 14 19 00-0115	EA		16" High x 1" Deep, Satin Finish, Aluminum Sign Letter/Character, Installed With Studs <i>For Installation With Adhesive, Deduct</i> <i>For Clear Anodized, Add</i> <i>For Satin Face And Enameled Return, Add</i> <i>For Color Anodized, Add</i> <i>For Polished Or Patina Finish, Add</i> <i>For Polished Anodized Finish, Add</i>	493.22 -31.90 42.09 147.30 210.44 210.44 315.65	18.09

10	10	Specialties
	10 10	Information Specialties
	10 14	Signage



MINOR CSI	UOM	DESCRIPTION	TOTAL DIRECT UNIT COST	DEMOLITION UNIT COST
10 14 19 00-0116	EA	18" High x 1" Deep, Satin Finish, Aluminum Sign Letter/Character, Installed With Studs.....	597.58	20.09
		<i>For Installation With Adhesive, Deduct</i>	-37.92	
		<i>For Clear Anodized, Add</i>	51.72	
		<i>For Satin Face And Enameled Return, Add</i>	181.02	
		<i>For Color Anodized, Add</i>	258.60	
		<i>For Polished Or Patina Finish, Add</i>	258.60	
		<i>For Polished Anodized Finish, Add</i>	387.89	
10 14 19 00-0117	EA	20" High x 1" Deep, Satin Finish, Aluminum Sign Letter/Character, Installed With Studs.....	735.98	22.61
		<i>For Installation With Adhesive, Deduct</i>	-45.81	
		<i>For Clear Anodized, Add</i>	64.49	
		<i>For Satin Face And Enameled Return, Add</i>	225.73	
		<i>For Color Anodized, Add</i>	322.47	
		<i>For Polished Or Patina Finish, Add</i>	322.47	
		<i>For Polished Anodized Finish, Add</i>	483.71	
10 14 19 00-0118	EA	22" High x 1" Deep, Satin Finish, Aluminum Sign Letter/Character, Installed With Studs.....	876.84	23.86
		<i>For Installation With Adhesive, Deduct</i>	-53.39	
		<i>For Clear Anodized, Add</i>	78.14	
		<i>For Satin Face And Enameled Return, Add</i>	273.48	
		<i>For Color Anodized, Add</i>	390.69	
		<i>For Polished Or Patina Finish, Add</i>	390.69	
		<i>For Polished Anodized Finish, Add</i>	586.04	
10 14 19 00-0119	EA	24" High x 1" Deep, Satin Finish, Aluminum Sign Letter/Character, Installed With Studs.....	1,035.41	25.12
		<i>For Installation With Adhesive, Deduct</i>	-61.82	
		<i>For Clear Anodized, Add</i>	93.49	
		<i>For Satin Face And Enameled Return, Add</i>	327.23	
		<i>For Color Anodized, Add</i>	467.47	
		<i>For Polished Or Patina Finish, Add</i>	467.47	
		<i>For Polished Anodized Finish, Add</i>	701.20	
10 14 19 00-0120	EA	30" High x 1" Deep, Satin Finish, Aluminum Sign Letter/Character, Installed With Studs.....	1,463.29	30.15
		<i>For Installation With Adhesive, Deduct</i>	-85.22	
		<i>For Clear Anodized, Add</i>	134.27	
		<i>For Satin Face And Enameled Return, Add</i>	469.95	
		<i>For Color Anodized, Add</i>	671.36	
		<i>For Polished Or Patina Finish, Add</i>	671.36	
		<i>For Polished Anodized Finish, Add</i>	1,007.03	
10 14 19 00-0121		Satin Finish, Brass Characters <small>(10 14 19 00-0049)</small>		
10 14 19 00-0122		1/4" Deep, Satin Finish, Brass Characters <small>(10 14 19 00-0121)</small>		
10 14 19 00-0123	EA	2" High x 1/4" Deep, Satin Finish, Brass Sign Letter/Character, Installed With Studs	58.87	6.29
		<i>For Installation With Adhesive, Deduct</i>	-5.46	
		<i>For Oxidized Finish, Add</i>	5.06	
		<i>For Polished Finish, Add</i>	10.13	
10 14 19 00-0124	EA	4" High x 1/4" Deep, Satin Finish, Brass Sign Letter/Character, Installed With Studs	76.11	7.28
		<i>For Installation With Adhesive, Deduct</i>	-6.72	
		<i>For Oxidized Finish, Add</i>	7.05	
		<i>For Polished Finish, Add</i>	14.09	
10 14 19 00-0125	EA	6" High x 1/4" Deep, Satin Finish, Brass Sign Letter/Character, Installed With Studs	105.09	8.79
		<i>For Installation With Adhesive, Deduct</i>	-8.77	
		<i>For Oxidized Finish, Add</i>	10.49	
		<i>For Polished Finish, Add</i>	20.98	
10 14 19 00-0126	EA	8" High x 1/4" Deep, Satin Finish, Brass Sign Letter/Character, Installed With Studs	137.83	10.05
		<i>For Installation With Adhesive, Deduct</i>	-10.91	
		<i>For Oxidized Finish, Add</i>	14.65	
		<i>For Polished Finish, Add</i>	29.29	
10 14 19 00-0127	EA	10" High x 1/4" Deep, Satin Finish, Brass Sign Letter/Character, Installed With Studs	176.61	11.30
		<i>For Installation With Adhesive, Deduct</i>	-13.35	
		<i>For Oxidized Finish, Add</i>	19.71	
		<i>For Polished Finish, Add</i>	39.42	
10 14 19 00-0128	EA	12" High x 1/4" Deep, Satin Finish, Brass Sign Letter/Character, Installed With Studs	223.44	13.06
		<i>For Installation With Adhesive, Deduct</i>	-16.40	
		<i>For Oxidized Finish, Add</i>	25.68	
		<i>For Polished Finish, Add</i>	51.35	
10 14 19 00-0129	EA	14" High x 1/4" Deep, Satin Finish, Brass Sign Letter/Character, Installed With Studs	279.69	15.07
		<i>For Installation With Adhesive, Deduct</i>	-20.01	
		<i>For Oxidized Finish, Add</i>	32.91	
		<i>For Polished Finish, Add</i>	65.82	
10 14 19 00-0130	EA	16" High x 1/4" Deep, Satin Finish, Brass Sign Letter/Character, Installed With Studs	341.17	18.09
		<i>For Installation With Adhesive, Deduct</i>	-24.29	
		<i>For Oxidized Finish, Add</i>	40.32	
		<i>For Polished Finish, Add</i>	80.65	
10 14 19 00-0131	EA	18" High x 1/4" Deep, Satin Finish, Brass Sign Letter/Character, Installed With Studs	414.48	20.09
		<i>For Installation With Adhesive, Deduct</i>	-28.76	
		<i>For Oxidized Finish, Add</i>	50.11	
		<i>For Polished Finish, Add</i>	100.23	
10 14 19 00-0132	EA	20" High x 1/4" Deep, Satin Finish, Brass Sign Letter/Character, Installed With Studs	493.07	22.61
		<i>For Installation With Adhesive, Deduct</i>	-33.70	
		<i>For Oxidized Finish, Add</i>	60.39	
		<i>For Polished Finish, Add</i>	120.79	
10 14 19 00-0133	EA	22" High x 1/4" Deep, Satin Finish, Brass Sign Letter/Character, Installed With Studs	606.58	23.86
		<i>For Installation With Adhesive, Deduct</i>	-39.88	
		<i>For Oxidized Finish, Add</i>	76.67	
		<i>For Polished Finish, Add</i>	153.34	



Specialties	10
Information Specialties	10 10
Signage	10 14

MINOR	CSI	UOM	DESCRIPTION	TOTAL DIRECT UNIT COST	DEMOLITION UNIT COST
10 14 19 00-0134	EA		24" High x 1/4" Deep, Satin Finish, Brass Sign Letter/Character, Installed With Studs <i>For Installation With Adhesive, Deduct</i> <i>For Oxidized Finish, Add</i> <i>For Polished Finish, Add</i>	665.33 -43.31 84.73 169.46	25.12
10 14 19 00-0135	EA		30" High x 1/4" Deep, Satin Finish, Brass Sign Letter/Character, Installed With Studs <i>For Installation With Adhesive, Deduct</i> <i>For Oxidized Finish, Add</i> <i>For Polished Finish, Add</i>	1,001.32 -62.12 132.11 264.22	30.15
10 14 19 00-0136			3/8" Deep, Satin Finish, Brass Characters <small>(10 14 19 00-0121)</small>		
10 14 19 00-0137	EA		2" High x 3/8" Deep, Satin Finish, Brass Sign Letter/Character, Installed With Studs <i>For Installation With Adhesive, Deduct</i> <i>For Oxidized Finish, Add</i> <i>For Polished Finish, Add</i>	70.69 -6.05 6.84 13.67	6.29
10 14 19 00-0138	EA		4" High x 3/8" Deep, Satin Finish, Brass Sign Letter/Character, Installed With Studs <i>For Installation With Adhesive, Deduct</i> <i>For Oxidized Finish, Add</i> <i>For Polished Finish, Add</i>	92.55 -7.54 9.51 19.02	7.28
10 14 19 00-0139	EA		6" High x 3/8" Deep, Satin Finish, Brass Sign Letter/Character, Installed With Studs <i>For Installation With Adhesive, Deduct</i> <i>For Oxidized Finish, Add</i> <i>For Polished Finish, Add</i>	133.05 -10.17 14.68 29.36	8.79
10 14 19 00-0140	EA		8" High x 3/8" Deep, Satin Finish, Brass Sign Letter/Character, Installed With Studs <i>For Installation With Adhesive, Deduct</i> <i>For Oxidized Finish, Add</i> <i>For Polished Finish, Add</i>	176.89 -12.86 20.51 41.01	10.05
10 14 19 00-0141	EA		10" High x 3/8" Deep, Satin Finish, Brass Sign Letter/Character, Installed With Studs <i>For Installation With Adhesive, Deduct</i> <i>For Oxidized Finish, Add</i> <i>For Polished Finish, Add</i>	235.74 -16.31 28.58 57.16	11.30
10 14 19 00-0142	EA		12" High x 3/8" Deep, Satin Finish, Brass Sign Letter/Character, Installed With Studs <i>For Installation With Adhesive, Deduct</i> <i>For Oxidized Finish, Add</i> <i>For Polished Finish, Add</i>	300.47 -20.25 37.23 74.46	13.06
10 14 19 00-0143	EA		14" High x 3/8" Deep, Satin Finish, Brass Sign Letter/Character, Installed With Studs <i>For Installation With Adhesive, Deduct</i> <i>For Oxidized Finish, Add</i> <i>For Polished Finish, Add</i>	378.41 -24.95 47.72 95.44	15.07
10 14 19 00-0144	EA		16" High x 3/8" Deep, Satin Finish, Brass Sign Letter/Character, Installed With Studs <i>For Installation With Adhesive, Deduct</i> <i>For Oxidized Finish, Add</i> <i>For Polished Finish, Add</i>	448.70 -29.67 56.45 112.91	18.09
10 14 19 00-0145	EA		18" High x 3/8" Deep, Satin Finish, Brass Sign Letter/Character, Installed With Studs <i>For Installation With Adhesive, Deduct</i> <i>For Oxidized Finish, Add</i> <i>For Polished Finish, Add</i>	564.82 -36.28 72.66 145.33	20.09
10 14 19 00-0146	EA		20" High x 3/8" Deep, Satin Finish, Brass Sign Letter/Character, Installed With Studs <i>For Installation With Adhesive, Deduct</i> <i>For Oxidized Finish, Add</i> <i>For Polished Finish, Add</i>	654.12 -41.75 84.55 169.10	22.61
10 14 19 00-0147	EA		22" High x 3/8" Deep, Satin Finish, Brass Sign Letter/Character, Installed With Studs <i>For Installation With Adhesive, Deduct</i> <i>For Oxidized Finish, Add</i> <i>For Polished Finish, Add</i>	805.92 -49.84 106.57 213.14	23.86
10 14 19 00-0148	EA		24" High x 3/8" Deep, Satin Finish, Brass Sign Letter/Character, Installed With Studs <i>For Installation With Adhesive, Deduct</i> <i>For Oxidized Finish, Add</i> <i>For Polished Finish, Add</i>	919.51 -56.02 122.85 245.71	25.12
10 14 19 00-0149	EA		30" High x 3/8" Deep, Satin Finish, Brass Sign Letter/Character, Installed With Studs <i>For Installation With Adhesive, Deduct</i> <i>For Oxidized Finish, Add</i> <i>For Polished Finish, Add</i>	1,274.35 -75.78 173.07 346.13	30.15
10 14 19 00-0150			1/2" Deep, Satin Finish, Brass Characters <small>(10 14 19 00-0121)</small>		
10 14 19 00-0151	EA		2" High x 1/2" Deep, Satin Finish, Brass Sign Letter/Character, Installed With Studs <i>For Installation With Adhesive, Deduct</i> <i>For Oxidized Finish, Add</i> <i>For Polished Finish, Add</i>	89.25 -6.97 9.62 19.24	6.29
10 14 19 00-0152	EA		4" High x 1/2" Deep, Satin Finish, Brass Sign Letter/Character, Installed With Studs <i>For Installation With Adhesive, Deduct</i> <i>For Oxidized Finish, Add</i> <i>For Polished Finish, Add</i>	116.03 -8.72 13.03 26.07	7.28
10 14 19 00-0153	EA		6" High x 1/2" Deep, Satin Finish, Brass Sign Letter/Character, Installed With Studs <i>For Installation With Adhesive, Deduct</i> <i>For Oxidized Finish, Add</i> <i>For Polished Finish, Add</i>	168.01 -11.92 19.93 39.85	8.79
10 14 19 00-0154	EA		8" High x 1/2" Deep, Satin Finish, Brass Sign Letter/Character, Installed With Studs <i>For Installation With Adhesive, Deduct</i> <i>For Oxidized Finish, Add</i> <i>For Polished Finish, Add</i>	230.59 -15.55 28.56 57.12	10.05

10	10	Specialties
	10 10	Information Specialties
	10 14	Signage



MINOR	CSI	UOM	DESCRIPTION	TOTAL DIRECT UNIT COST	DEMOLITION UNIT COST
10 14 19 00-0155	EA		10" High x 1/2" Deep, Satin Finish, Brass Sign Letter/Character, Installed With Studs <i>For Installation With Adhesive, Deduct</i> <i>For Oxidized Finish, Add</i> <i>For Polished Finish, Add</i>	321.14 -20.58 41.39 82.78	11.30
10 14 19 00-0156	EA		12" High x 1/2" Deep, Satin Finish, Brass Sign Letter/Character, Installed With Studs <i>For Installation With Adhesive, Deduct</i> <i>For Oxidized Finish, Add</i> <i>For Polished Finish, Add</i>	428.85 -26.67 56.49 112.98	13.06
10 14 19 00-0157	EA		14" High x 1/2" Deep, Satin Finish, Brass Sign Letter/Character, Installed With Studs <i>For Installation With Adhesive, Deduct</i> <i>For Oxidized Finish, Add</i> <i>For Polished Finish, Add</i>	531.99 -32.63 70.76 141.51	15.07
10 14 19 00-0158	EA		16" High x 1/2" Deep, Satin Finish, Brass Sign Letter/Character, Installed With Studs <i>For Installation With Adhesive, Deduct</i> <i>For Oxidized Finish, Add</i> <i>For Polished Finish, Add</i>	634.19 -38.94 84.28 168.55	18.09
10 14 19 00-0159	EA		18" High x 1/2" Deep, Satin Finish, Brass Sign Letter/Character, Installed With Studs <i>For Installation With Adhesive, Deduct</i> <i>For Oxidized Finish, Add</i> <i>For Polished Finish, Add</i>	865.50 -51.31 117.77 235.53	20.09
10 14 19 00-0160	EA		20" High x 1/2" Deep, Satin Finish, Brass Sign Letter/Character, Installed With Studs <i>For Installation With Adhesive, Deduct</i> <i>For Oxidized Finish, Add</i> <i>For Polished Finish, Add</i>	976.22 -57.86 132.87 265.73	22.61
10 14 19 00-0161	EA		22" High x 1/2" Deep, Satin Finish, Brass Sign Letter/Character, Installed With Studs <i>For Installation With Adhesive, Deduct</i> <i>For Oxidized Finish, Add</i> <i>For Polished Finish, Add</i>	1,219.93 -70.54 168.67 337.34	23.86
10 14 19 00-0162	EA		24" High x 1/2" Deep, Satin Finish, Brass Sign Letter/Character, Installed With Studs <i>For Installation With Adhesive, Deduct</i> <i>For Oxidized Finish, Add</i> <i>For Polished Finish, Add</i>	1,427.88 -81.44 199.11 398.22	25.12
10 14 19 00-0163	EA		30" High x 1/2" Deep, Satin Finish, Brass Sign Letter/Character, Installed With Studs <i>For Installation With Adhesive, Deduct</i> <i>For Oxidized Finish, Add</i> <i>For Polished Finish, Add</i>	2,155.09 -119.81 305.18 610.35	30.15
10 14 19 00-0164			3/4" Deep, Satin Finish, Brass Characters <small>(10 14 19 00-0121)</small>		
10 14 19 00-0165	EA		2" High x 3/4" Deep, Satin Finish, Brass Sign Letter/Character, Installed With Studs <i>For Installation With Adhesive, Deduct</i> <i>For Oxidized Finish, Add</i> <i>For Polished Finish, Add</i>	109.50 -7.99 12.66 25.31	6.29
10 14 19 00-0166	EA		4" High x 3/4" Deep, Satin Finish, Brass Sign Letter/Character, Installed With Studs <i>For Installation With Adhesive, Deduct</i> <i>For Oxidized Finish, Add</i> <i>For Polished Finish, Add</i>	153.60 -10.59 18.67 37.34	7.28
10 14 19 00-0167	EA		6" High x 3/4" Deep, Satin Finish, Brass Sign Letter/Character, Installed With Studs <i>For Installation With Adhesive, Deduct</i> <i>For Oxidized Finish, Add</i> <i>For Polished Finish, Add</i>	209.96 -14.02 26.22 52.44	8.79
10 14 19 00-0168	EA		8" High x 3/4" Deep, Satin Finish, Brass Sign Letter/Character, Installed With Studs <i>For Installation With Adhesive, Deduct</i> <i>For Oxidized Finish, Add</i> <i>For Polished Finish, Add</i>	284.30 -18.23 36.62 73.23	10.05
10 14 19 00-0169	EA		10" High x 3/4" Deep, Satin Finish, Brass Sign Letter/Character, Installed With Studs <i>For Installation With Adhesive, Deduct</i> <i>For Oxidized Finish, Add</i> <i>For Polished Finish, Add</i>	386.84 -23.86 51.24 102.49	11.30
10 14 19 00-0170	EA		12" High x 3/4" Deep, Satin Finish, Brass Sign Letter/Character, Installed With Studs <i>For Installation With Adhesive, Deduct</i> <i>For Oxidized Finish, Add</i> <i>For Polished Finish, Add</i>	531.56 -31.80 71.90 143.79	13.06
10 14 19 00-0171	EA		14" High x 3/4" Deep, Satin Finish, Brass Sign Letter/Character, Installed With Studs <i>For Installation With Adhesive, Deduct</i> <i>For Oxidized Finish, Add</i> <i>For Polished Finish, Add</i>	663.63 -39.21 90.50 181.00	15.07
10 14 19 00-0172	EA		16" High x 3/4" Deep, Satin Finish, Brass Sign Letter/Character, Installed With Studs <i>For Installation With Adhesive, Deduct</i> <i>For Oxidized Finish, Add</i> <i>For Polished Finish, Add</i>	773.97 -45.93 105.24 210.49	18.09
10 14 19 00-0173	EA		18" High x 3/4" Deep, Satin Finish, Brass Sign Letter/Character, Installed With Studs <i>For Installation With Adhesive, Deduct</i> <i>For Oxidized Finish, Add</i> <i>For Polished Finish, Add</i>	1,032.54 -59.67 142.82 285.65	20.09
10 14 19 00-0174	EA		20" High x 3/4" Deep, Satin Finish, Brass Sign Letter/Character, Installed With Studs <i>For Installation With Adhesive, Deduct</i> <i>For Oxidized Finish, Add</i> <i>For Polished Finish, Add</i>	1,129.22 -65.51 155.82 311.63	22.61
10 14 19 00-0175	EA		22" High x 3/4" Deep, Satin Finish, Brass Sign Letter/Character, Installed With Studs <i>For Installation With Adhesive, Deduct</i> <i>For Oxidized Finish, Add</i> <i>For Polished Finish, Add</i>	1,434.60 -81.28 200.87 401.74	23.86



Specialties	10
Information Specialties	10 10
Signage	10 14

10

MINOR	CSI	UOM	DESCRIPTION	TOTAL DIRECT UNIT COST	DEMOLITION UNIT COST
10 14 19 00-0176	EA		24" High x 3/4" Deep, Satin Finish, Brass Sign Letter/Character, Installed With Studs <i>For Installation With Adhesive, Deduct</i> <i>For Oxidized Finish, Add</i> <i>For Polished Finish, Add</i>	1,823.27 -101.21 258.42 516.84	25.12
10 14 19 00-0177	EA		30" High x 3/4" Deep, Satin Finish, Brass Sign Letter/Character, Installed With Studs <i>For Installation With Adhesive, Deduct</i> <i>For Oxidized Finish, Add</i> <i>For Polished Finish, Add</i>	2,754.00 -149.76 395.01 790.03	30.15
10 14 19 00-0178			Satin Finish, Bronze Characters <small>(10 14 19 00-0049)</small>		
10 14 19 00-0179			1/4" Deep, Satin Finish, Bronze Characters <small>(10 14 19 00-0178)</small>		
10 14 19 00-0180	EA		2" High x 1/4" Deep, Satin Finish, Bronze Sign Letter/Character, Installed With Studs <i>For Installation With Adhesive, Deduct</i> <i>For Oxidized Finish, Add</i> <i>For Polished Or Patina Finish, Add</i>	62.40 -5.63 5.59 11.18	6.29
10 14 19 00-0181	EA		4" High x 1/4" Deep, Satin Finish, Bronze Sign Letter/Character, Installed With Studs <i>For Installation With Adhesive, Deduct</i> <i>For Oxidized Finish, Add</i> <i>For Polished Or Patina Finish, Add</i>	81.07 -6.97 7.79 15.58	7.28
10 14 19 00-0182	EA		6" High x 1/4" Deep, Satin Finish, Bronze Sign Letter/Character, Installed With Studs <i>For Installation With Adhesive, Deduct</i> <i>For Oxidized Finish, Add</i> <i>For Polished Or Patina Finish, Add</i>	112.40 -9.14 11.58 23.17	8.79
10 14 19 00-0183	EA		8" High x 1/4" Deep, Satin Finish, Bronze Sign Letter/Character, Installed With Studs <i>For Installation With Adhesive, Deduct</i> <i>For Oxidized Finish, Add</i> <i>For Polished Or Patina Finish, Add</i>	148.04 -11.42 16.18 32.36	10.05
10 14 19 00-0184	EA		10" High x 1/4" Deep, Satin Finish, Bronze Sign Letter/Character, Installed With Studs <i>For Installation With Adhesive, Deduct</i> <i>For Oxidized Finish, Add</i> <i>For Polished Or Patina Finish, Add</i>	190.34 -14.04 21.77 43.54	11.30
10 14 19 00-0185	EA		12" High x 1/4" Deep, Satin Finish, Bronze Sign Letter/Character, Installed With Studs <i>For Installation With Adhesive, Deduct</i> <i>For Oxidized Finish, Add</i> <i>For Polished Or Patina Finish, Add</i>	241.33 -17.29 28.36 56.72	13.06
10 14 19 00-0186	EA		14" High x 1/4" Deep, Satin Finish, Bronze Sign Letter/Character, Installed With Studs <i>For Installation With Adhesive, Deduct</i> <i>For Oxidized Finish, Add</i> <i>For Polished Or Patina Finish, Add</i>	302.62 -21.16 36.35 72.70	15.07
10 14 19 00-0187	EA		16" High x 1/4" Deep, Satin Finish, Bronze Sign Letter/Character, Installed With Studs <i>For Installation With Adhesive, Deduct</i> <i>For Oxidized Finish, Add</i> <i>For Polished Or Patina Finish, Add</i>	375.93 -26.03 45.54 91.07	18.09
10 14 19 00-0188	EA		18" High x 1/4" Deep, Satin Finish, Bronze Sign Letter/Character, Installed With Studs <i>For Installation With Adhesive, Deduct</i> <i>For Oxidized Finish, Add</i> <i>For Polished Or Patina Finish, Add</i>	450.54 -30.57 55.52 111.05	20.09
10 14 19 00-0189	EA		20" High x 1/4" Deep, Satin Finish, Bronze Sign Letter/Character, Installed With Studs <i>For Installation With Adhesive, Deduct</i> <i>For Oxidized Finish, Add</i> <i>For Polished Or Patina Finish, Add</i>	535.16 -35.80 66.71 133.42	22.61
10 14 19 00-0190	EA		22" High x 1/4" Deep, Satin Finish, Bronze Sign Letter/Character, Installed With Studs <i>For Installation With Adhesive, Deduct</i> <i>For Oxidized Finish, Add</i> <i>For Polished Or Patina Finish, Add</i>	625.39 -40.82 79.49 158.98	23.86
10 14 19 00-0191	EA		24" High x 1/4" Deep, Satin Finish, Bronze Sign Letter/Character, Installed With Studs <i>For Installation With Adhesive, Deduct</i> <i>For Oxidized Finish, Add</i> <i>For Polished Or Patina Finish, Add</i>	724.95 -46.30 93.67 187.34	25.12
10 14 19 00-0192	EA		30" High x 1/4" Deep, Satin Finish, Bronze Sign Letter/Character, Installed With Studs <i>For Installation With Adhesive, Deduct</i> <i>For Oxidized Finish, Add</i> <i>For Polished Or Patina Finish, Add</i>	1,103.22 -67.22 147.40 294.79	30.15
10 14 19 00-0193			3/8" Deep, Satin Finish, Bronze Characters <small>(10 14 19 00-0178)</small>		
10 14 19 00-0194	EA		2" High x 3/8" Deep, Satin Finish, Bronze Sign Letter/Character, Installed With Studs <i>For Installation With Adhesive, Deduct</i> <i>For Oxidized Finish, Add</i> <i>For Polished Or Patina Finish, Add</i>	74.33 -6.23 7.38 14.76	6.29
10 14 19 00-0195	EA		4" High x 3/8" Deep, Satin Finish, Bronze Sign Letter/Character, Installed With Studs <i>For Installation With Adhesive, Deduct</i> <i>For Oxidized Finish, Add</i> <i>For Polished Or Patina Finish, Add</i>	97.17 -7.77 10.20 20.41	7.28
10 14 19 00-0196	EA		6" High x 3/8" Deep, Satin Finish, Bronze Sign Letter/Character, Installed With Studs <i>For Installation With Adhesive, Deduct</i> <i>For Oxidized Finish, Add</i> <i>For Polished Or Patina Finish, Add</i>	141.74 -10.60 15.99 31.97	8.79
10 14 19 00-0197	EA		8" High x 3/8" Deep, Satin Finish, Bronze Sign Letter/Character, Installed With Studs <i>For Installation With Adhesive, Deduct</i> <i>For Oxidized Finish, Add</i> <i>For Polished Or Patina Finish, Add</i>	187.95 -13.42 22.16 44.33	10.05

10	10	Specialties
	10 10	Information Specialties
	10 14	Signage



MINOR	CSI	UOM	DESCRIPTION	TOTAL DIRECT UNIT COST	DEMOLITION UNIT COST
10 14 19 00-0198	EA		10" High x 3/8" Deep, Satin Finish, Bronze Sign Letter/Character, Installed With Studs	255.65	11.30
			<i>For Installation With Adhesive, Deduct</i>	-17.30	
			<i>For Oxidized Finish, Add</i>	31.57	
			<i>For Polished Or Patina Finish, Add</i>	63.13	
10 14 19 00-0199	EA		12" High x 3/8" Deep, Satin Finish, Bronze Sign Letter/Character, Installed With Studs	324.52	13.06
			<i>For Installation With Adhesive, Deduct</i>	-21.45	
			<i>For Oxidized Finish, Add</i>	40.84	
			<i>For Polished Or Patina Finish, Add</i>	81.68	
10 14 19 00-0200	EA		14" High x 3/8" Deep, Satin Finish, Bronze Sign Letter/Character, Installed With Studs	406.82	15.07
			<i>For Installation With Adhesive, Deduct</i>	-26.37	
			<i>For Oxidized Finish, Add</i>	51.98	
			<i>For Polished Or Patina Finish, Add</i>	103.96	
10 14 19 00-0201	EA		16" High x 3/8" Deep, Satin Finish, Bronze Sign Letter/Character, Installed With Studs	503.43	18.09
			<i>For Installation With Adhesive, Deduct</i>	-32.47	
			<i>For Oxidized Finish, Add</i>	64.66	
			<i>For Polished Or Patina Finish, Add</i>	129.32	
10 14 19 00-0202	EA		18" High x 3/8" Deep, Satin Finish, Bronze Sign Letter/Character, Installed With Studs	609.71	20.09
			<i>For Installation With Adhesive, Deduct</i>	-38.52	
			<i>For Oxidized Finish, Add</i>	79.40	
			<i>For Polished Or Patina Finish, Add</i>	158.80	
10 14 19 00-0203	EA		20" High x 3/8" Deep, Satin Finish, Bronze Sign Letter/Character, Installed With Studs	726.39	22.61
			<i>For Installation With Adhesive, Deduct</i>	-45.36	
			<i>For Oxidized Finish, Add</i>	95.39	
			<i>For Polished Or Patina Finish, Add</i>	190.79	
10 14 19 00-0204	EA		22" High x 3/8" Deep, Satin Finish, Bronze Sign Letter/Character, Installed With Studs	853.26	23.86
			<i>For Installation With Adhesive, Deduct</i>	-52.21	
			<i>For Oxidized Finish, Add</i>	113.67	
			<i>For Polished Or Patina Finish, Add</i>	227.34	
10 14 19 00-0205	EA		24" High x 3/8" Deep, Satin Finish, Bronze Sign Letter/Character, Installed With Studs	968.49	25.12
			<i>For Installation With Adhesive, Deduct</i>	-58.47	
			<i>For Oxidized Finish, Add</i>	130.20	
			<i>For Polished Or Patina Finish, Add</i>	260.40	
10 14 19 00-0206	EA		30" High x 3/8" Deep, Satin Finish, Bronze Sign Letter/Character, Installed With Studs	1,329.23	30.15
			<i>For Installation With Adhesive, Deduct</i>	-78.52	
			<i>For Oxidized Finish, Add</i>	181.30	
			<i>For Polished Or Patina Finish, Add</i>	362.60	
10 14 19 00-0207			1/2" Deep, Satin Finish, Bronze Characters <small>(10 14 19 00-0178)</small>		
10 14 19 00-0208	EA		2" High x 1/2" Deep, Satin Finish, Bronze Sign Letter/Character, Installed With Studs	76.94	6.29
			<i>For Installation With Adhesive, Deduct</i>	-6.36	
			<i>For Oxidized Finish, Add</i>	7.77	
			<i>For Polished Or Patina Finish, Add</i>	15.55	
10 14 19 00-0209	EA		4" High x 1/2" Deep, Satin Finish, Bronze Sign Letter/Character, Installed With Studs	115.86	7.28
			<i>For Installation With Adhesive, Deduct</i>	-8.71	
			<i>For Oxidized Finish, Add</i>	13.01	
			<i>For Polished Or Patina Finish, Add</i>	26.02	
10 14 19 00-0210	EA		6" High x 1/2" Deep, Satin Finish, Bronze Sign Letter/Character, Installed With Studs	165.68	8.79
			<i>For Installation With Adhesive, Deduct</i>	-11.80	
			<i>For Oxidized Finish, Add</i>	19.58	
			<i>For Polished Or Patina Finish, Add</i>	39.15	
10 14 19 00-0211	EA		8" High x 1/2" Deep, Satin Finish, Bronze Sign Letter/Character, Installed With Studs	228.93	10.05
			<i>For Installation With Adhesive, Deduct</i>	-15.47	
			<i>For Oxidized Finish, Add</i>	28.31	
			<i>For Polished Or Patina Finish, Add</i>	56.62	
10 14 19 00-0212	EA		10" High x 1/2" Deep, Satin Finish, Bronze Sign Letter/Character, Installed With Studs	313.70	11.30
			<i>For Installation With Adhesive, Deduct</i>	-20.21	
			<i>For Oxidized Finish, Add</i>	40.27	
			<i>For Polished Or Patina Finish, Add</i>	80.55	
10 14 19 00-0213	EA		12" High x 1/2" Deep, Satin Finish, Bronze Sign Letter/Character, Installed With Studs	428.51	13.06
			<i>For Installation With Adhesive, Deduct</i>	-26.65	
			<i>For Oxidized Finish, Add</i>	56.44	
			<i>For Polished Or Patina Finish, Add</i>	112.88	
10 14 19 00-0214	EA		14" High x 1/2" Deep, Satin Finish, Bronze Sign Letter/Character, Installed With Studs	557.07	15.07
			<i>For Installation With Adhesive, Deduct</i>	-33.88	
			<i>For Oxidized Finish, Add</i>	74.52	
			<i>For Polished Or Patina Finish, Add</i>	149.03	
10 14 19 00-0215	EA		16" High x 1/2" Deep, Satin Finish, Bronze Sign Letter/Character, Installed With Studs	697.72	18.09
			<i>For Installation With Adhesive, Deduct</i>	-42.12	
			<i>For Oxidized Finish, Add</i>	93.81	
			<i>For Polished Or Patina Finish, Add</i>	187.61	
10 14 19 00-0216	EA		18" High x 1/2" Deep, Satin Finish, Bronze Sign Letter/Character, Installed With Studs	857.71	20.09
			<i>For Installation With Adhesive, Deduct</i>	-50.92	
			<i>For Oxidized Finish, Add</i>	116.60	
			<i>For Polished Or Patina Finish, Add</i>	233.20	
10 14 19 00-0217	EA		20" High x 1/2" Deep, Satin Finish, Bronze Sign Letter/Character, Installed With Studs	1,028.79	22.61
			<i>For Installation With Adhesive, Deduct</i>	-60.48	
			<i>For Oxidized Finish, Add</i>	140.75	
			<i>For Polished Or Patina Finish, Add</i>	281.51	
10 14 19 00-0218	EA		22" High x 1/2" Deep, Satin Finish, Bronze Sign Letter/Character, Installed With Studs	1,218.92	23.86
			<i>For Installation With Adhesive, Deduct</i>	-70.49	
			<i>For Oxidized Finish, Add</i>	168.52	
			<i>For Polished Or Patina Finish, Add</i>	337.04	



Specialties	10
Information Specialties	10 10
Signage	10 14

10

MINOR	CSI	UOM	DESCRIPTION	TOTAL DIRECT UNIT COST	DEMOLITION UNIT COST
10 14 19 00-0219	EA		24" High x 1/2" Deep, Satin Finish, Bronze Sign Letter/Character, Installed With Studs..... <i>For Installation With Adhesive, Deduct</i> <i>For Oxidized Finish, Add</i> <i>For Polished Or Patina Finish, Add</i>	1,418.11 -80.95 197.64 395.29	25.12
10 14 19 00-0220	EA		30" High x 1/2" Deep, Satin Finish, Bronze Sign Letter/Character, Installed With Studs..... <i>For Installation With Adhesive, Deduct</i> <i>For Oxidized Finish, Add</i> <i>For Polished Or Patina Finish, Add</i>	1,987.59 -111.44 280.05 560.10	30.15
10 14 19 00-0221			Satin Finish, Copper Characters <small>(10 14 19 00-0049)</small>		
10 14 19 00-0222			1/4" Deep, Satin Finish, Copper Characters <small>(10 14 19 00-0221)</small>		
10 14 19 00-0223	EA		2" High x 1/4" Deep, Satin Finish, Copper Sign Letter/Character, Installed With Studs..... <i>For Installation With Adhesive, Deduct</i> <i>For Polished Finish, Add</i>	58.87 -5.46 10.13	6.29
10 14 19 00-0224	EA		4" High x 1/4" Deep, Satin Finish, Copper Sign Letter/Character, Installed With Studs..... <i>For Installation With Adhesive, Deduct</i> <i>For Polished Finish, Add</i>	77.36 -6.78 14.47	7.28
10 14 19 00-0225	EA		6" High x 1/4" Deep, Satin Finish, Copper Sign Letter/Character, Installed With Studs..... <i>For Installation With Adhesive, Deduct</i> <i>For Polished Finish, Add</i>	109.91 -9.01 22.42	8.79
10 14 19 00-0226	EA		8" High x 1/4" Deep, Satin Finish, Copper Sign Letter/Character, Installed With Studs..... <i>For Installation With Adhesive, Deduct</i> <i>For Polished Finish, Add</i>	146.27 -11.33 31.82	10.05
10 14 19 00-0227	EA		10" High x 1/4" Deep, Satin Finish, Copper Sign Letter/Character, Installed With Studs..... <i>For Installation With Adhesive, Deduct</i> <i>For Polished Finish, Add</i>	186.25 -13.83 42.31	11.30
10 14 19 00-0228	EA		12" High x 1/4" Deep, Satin Finish, Copper Sign Letter/Character, Installed With Studs..... <i>For Installation With Adhesive, Deduct</i> <i>For Polished Finish, Add</i>	237.90 -17.12 55.69	13.06
10 14 19 00-0229	EA		14" High x 1/4" Deep, Satin Finish, Copper Sign Letter/Character, Installed With Studs..... <i>For Installation With Adhesive, Deduct</i> <i>For Polished Finish, Add</i>	298.97 -20.98 71.60	15.07
10 14 19 00-0230	EA		16" High x 1/4" Deep, Satin Finish, Copper Sign Letter/Character, Installed With Studs..... <i>For Installation With Adhesive, Deduct</i> <i>For Polished Finish, Add</i>	368.90 -25.68 88.97	18.09
10 14 19 00-0231	EA		18" High x 1/4" Deep, Satin Finish, Copper Sign Letter/Character, Installed With Studs..... <i>For Installation With Adhesive, Deduct</i> <i>For Polished Finish, Add</i>	443.24 -30.20 108.86	20.09
10 14 19 00-0232	EA		20" High x 1/4" Deep, Satin Finish, Copper Sign Letter/Character, Installed With Studs..... <i>For Installation With Adhesive, Deduct</i> <i>For Polished Finish, Add</i>	525.62 -35.33 130.55	22.61
10 14 19 00-0233	EA		22" High x 1/4" Deep, Satin Finish, Copper Sign Letter/Character, Installed With Studs..... <i>For Installation With Adhesive, Deduct</i> <i>For Polished Finish, Add</i>	615.03 -40.30 155.87	23.86
10 14 19 00-0234	EA		24" High x 1/4" Deep, Satin Finish, Copper Sign Letter/Character, Installed With Studs..... <i>For Installation With Adhesive, Deduct</i> <i>For Polished Finish, Add</i>	711.66 -45.63 183.35	25.12
10 14 19 00-0235	EA		30" High x 1/4" Deep, Satin Finish, Copper Sign Letter/Character, Installed With Studs..... <i>For Installation With Adhesive, Deduct</i> <i>For Polished Finish, Add</i>	1,025.26 -63.32 271.40	30.15
10 14 19 00-0236			3/8" Deep, Satin Finish, Copper Characters <small>(10 14 19 00-0221)</small>		
10 14 19 00-0237	EA		2" High x 3/8" Deep, Satin Finish, Copper Sign Letter/Character, Installed With Studs..... <i>For Installation With Adhesive, Deduct</i> <i>For Polished Finish, Add</i>	67.31 -5.88 12.66	6.29
10 14 19 00-0238	EA		4" High x 3/8" Deep, Satin Finish, Copper Sign Letter/Character, Installed With Studs..... <i>For Installation With Adhesive, Deduct</i> <i>For Polished Finish, Add</i>	91.82 -7.51 18.80	7.28
10 14 19 00-0239	EA		6" High x 3/8" Deep, Satin Finish, Copper Sign Letter/Character, Installed With Studs..... <i>For Installation With Adhesive, Deduct</i> <i>For Polished Finish, Add</i>	136.07 -10.32 30.27	8.79
10 14 19 00-0240	EA		8" High x 3/8" Deep, Satin Finish, Copper Sign Letter/Character, Installed With Studs..... <i>For Installation With Adhesive, Deduct</i> <i>For Polished Finish, Add</i>	188.70 -13.45 44.55	10.05
10 14 19 00-0241	EA		10" High x 3/8" Deep, Satin Finish, Copper Sign Letter/Character, Installed With Studs..... <i>For Installation With Adhesive, Deduct</i> <i>For Polished Finish, Add</i>	256.77 -17.36 63.47	11.30
10 14 19 00-0242	EA		12" High x 3/8" Deep, Satin Finish, Copper Sign Letter/Character, Installed With Studs..... <i>For Installation With Adhesive, Deduct</i> <i>For Polished Finish, Add</i>	321.44 -21.30 80.75	13.06
10 14 19 00-0243	EA		14" High x 3/8" Deep, Satin Finish, Copper Sign Letter/Character, Installed With Studs..... <i>For Installation With Adhesive, Deduct</i> <i>For Polished Finish, Add</i>	406.38 -26.35 103.83	15.07
10 14 19 00-0244	EA		16" High x 3/8" Deep, Satin Finish, Copper Sign Letter/Character, Installed With Studs..... <i>For Installation With Adhesive, Deduct</i> <i>For Polished Finish, Add</i>	502.34 -32.35 129.00	18.09
10 14 19 00-0245	EA		18" High x 3/8" Deep, Satin Finish, Copper Sign Letter/Character, Installed With Studs..... <i>For Installation With Adhesive, Deduct</i> <i>For Polished Finish, Add</i>	606.52 -38.37 157.84	20.09
10 14 19 00-0246	EA		20" High x 3/8" Deep, Satin Finish, Copper Sign Letter/Character, Installed With Studs..... <i>For Installation With Adhesive, Deduct</i> <i>For Polished Finish, Add</i>	721.45 -45.12 189.30	22.61

10	10	Specialties
	10 10	Information Specialties
	10 14	Signage



MINOR	CSI	UOM	DESCRIPTION	TOTAL DIRECT UNIT COST	DEMOLITION UNIT COST
10 14 19 00-0247	EA		22" High x 3/8" Deep, Satin Finish, Copper Sign Letter/Character, Installed With Studs.....	848.84	23.86
			<i>For Installation With Adhesive, Deduct</i>	-51.99	
			<i>For Polished Finish, Add</i>	226.01	
10 14 19 00-0248	EA		24" High x 3/8" Deep, Satin Finish, Copper Sign Letter/Character, Installed With Studs.....	956.13	25.12
			<i>For Installation With Adhesive, Deduct</i>	-57.85	
			<i>For Polished Finish, Add</i>	256.70	
10 14 19 00-0249	EA		30" High x 3/8" Deep, Satin Finish, Copper Sign Letter/Character, Installed With Studs.....	1,341.90	30.15
			<i>For Installation With Adhesive, Deduct</i>	-79.15	
			<i>For Polished Finish, Add</i>	366.40	
10 14 19 00-0250			Satin Finish, Stainless Steel Characters <small>(10 14 19 00-0049)</small>		
10 14 19 00-0251			1/4" Deep, Satin Finish, Stainless Steel Characters <small>(10 14 19 00-0250)</small>		
10 14 19 00-0252	EA		2" High x 1/4" Deep, Satin Finish, Stainless Steel Sign Letter/Character, Installed With Studs.....	56.17	6.29
			<i>For Installation With Adhesive, Deduct</i>	-5.32	
			<i>For Polished Finish, Add</i>	9.32	
10 14 19 00-0253	EA		4" High x 1/4" Deep, Satin Finish, Stainless Steel Sign Letter/Character, Installed With Studs.....	74.16	7.28
			<i>For Installation With Adhesive, Deduct</i>	-6.62	
			<i>For Polished Finish, Add</i>	13.51	
10 14 19 00-0254	EA		6" High x 1/4" Deep, Satin Finish, Stainless Steel Sign Letter/Character, Installed With Studs.....	95.72	8.79
			<i>For Installation With Adhesive, Deduct</i>	-8.30	
			<i>For Polished Finish, Add</i>	18.17	
10 14 19 00-0255	EA		8" High x 1/4" Deep, Satin Finish, Stainless Steel Sign Letter/Character, Installed With Studs.....	124.03	10.05
			<i>For Installation With Adhesive, Deduct</i>	-10.22	
			<i>For Polished Finish, Add</i>	25.15	
10 14 19 00-0256	EA		10" High x 1/4" Deep, Satin Finish, Stainless Steel Sign Letter/Character, Installed With Studs.....	152.34	11.30
			<i>For Installation With Adhesive, Deduct</i>	-12.14	
			<i>For Polished Finish, Add</i>	32.14	
10 14 19 00-0257	EA		12" High x 1/4" Deep, Satin Finish, Stainless Steel Sign Letter/Character, Installed With Studs.....	187.33	13.06
			<i>For Installation With Adhesive, Deduct</i>	-14.59	
			<i>For Polished Finish, Add</i>	40.52	
10 14 19 00-0258	EA		14" High x 1/4" Deep, Satin Finish, Stainless Steel Sign Letter/Character, Installed With Studs.....	224.86	15.07
			<i>For Installation With Adhesive, Deduct</i>	-17.27	
			<i>For Polished Finish, Add</i>	49.37	
10 14 19 00-0259	EA		16" High x 1/4" Deep, Satin Finish, Stainless Steel Sign Letter/Character, Installed With Studs.....	269.52	18.09
			<i>For Installation With Adhesive, Deduct</i>	-20.71	
			<i>For Polished Finish, Add</i>	59.15	
10 14 19 00-0260	EA		18" High x 1/4" Deep, Satin Finish, Stainless Steel Sign Letter/Character, Installed With Studs.....	314.83	20.09
			<i>For Installation With Adhesive, Deduct</i>	-23.78	
			<i>For Polished Finish, Add</i>	70.33	
10 14 19 00-0261	EA		20" High x 1/4" Deep, Satin Finish, Stainless Steel Sign Letter/Character, Installed With Studs.....	368.35	22.61
			<i>For Installation With Adhesive, Deduct</i>	-27.46	
			<i>For Polished Finish, Add</i>	83.37	
10 14 19 00-0262	EA		22" High x 1/4" Deep, Satin Finish, Stainless Steel Sign Letter/Character, Installed With Studs.....	429.26	23.86
			<i>For Installation With Adhesive, Deduct</i>	-31.01	
			<i>For Polished Finish, Add</i>	100.14	
10 14 19 00-0263	EA		24" High x 1/4" Deep, Satin Finish, Stainless Steel Sign Letter/Character, Installed With Studs.....	491.72	25.12
			<i>For Installation With Adhesive, Deduct</i>	-34.63	
			<i>For Polished Finish, Add</i>	117.37	
10 14 19 00-0264	EA		30" High x 1/4" Deep, Satin Finish, Stainless Steel Sign Letter/Character, Installed With Studs.....	676.39	30.15
			<i>For Installation With Adhesive, Deduct</i>	-45.88	
			<i>For Polished Finish, Add</i>	166.74	
10 14 19 00-0265			3/8" Deep, Satin Finish, Stainless Steel Characters <small>(10 14 19 00-0250)</small>		
10 14 19 00-0266	EA		2" High x 3/8" Deep, Satin Finish, Stainless Steel Sign Letter/Character, Installed With Studs.....	67.04	6.29
			<i>For Installation With Adhesive, Deduct</i>	-5.86	
			<i>For Polished Finish, Add</i>	12.58	
10 14 19 00-0267	EA		4" High x 3/8" Deep, Satin Finish, Stainless Steel Sign Letter/Character, Installed With Studs.....	89.92	7.28
			<i>For Installation With Adhesive, Deduct</i>	-7.41	
			<i>For Polished Finish, Add</i>	18.23	
10 14 19 00-0268	EA		6" High x 3/8" Deep, Satin Finish, Stainless Steel Sign Letter/Character, Installed With Studs.....	115.70	8.79
			<i>For Installation With Adhesive, Deduct</i>	-9.30	
			<i>For Polished Finish, Add</i>	24.16	
10 14 19 00-0269	EA		8" High x 3/8" Deep, Satin Finish, Stainless Steel Sign Letter/Character, Installed With Studs.....	148.34	10.05
			<i>For Installation With Adhesive, Deduct</i>	-11.44	
			<i>For Polished Finish, Add</i>	32.45	
10 14 19 00-0270	EA		10" High x 3/8" Deep, Satin Finish, Stainless Steel Sign Letter/Character, Installed With Studs.....	183.40	11.30
			<i>For Installation With Adhesive, Deduct</i>	-13.69	
			<i>For Polished Finish, Add</i>	41.46	
10 14 19 00-0271	EA		12" High x 3/8" Deep, Satin Finish, Stainless Steel Sign Letter/Character, Installed With Studs.....	226.50	13.06
			<i>For Installation With Adhesive, Deduct</i>	-16.55	
			<i>For Polished Finish, Add</i>	52.27	
10 14 19 00-0272	EA		14" High x 3/8" Deep, Satin Finish, Stainless Steel Sign Letter/Character, Installed With Studs.....	272.59	15.07
			<i>For Installation With Adhesive, Deduct</i>	-19.66	
			<i>For Polished Finish, Add</i>	63.69	
10 14 19 00-0273	EA		16" High x 3/8" Deep, Satin Finish, Stainless Steel Sign Letter/Character, Installed With Studs.....	326.71	18.09
			<i>For Installation With Adhesive, Deduct</i>	-23.57	
			<i>For Polished Finish, Add</i>	76.31	
10 14 19 00-0274	EA		18" High x 3/8" Deep, Satin Finish, Stainless Steel Sign Letter/Character, Installed With Studs.....	380.47	20.09
			<i>For Installation With Adhesive, Deduct</i>	-27.06	
			<i>For Polished Finish, Add</i>	90.02	



Specialties	10
Information Specialties	10 10
Signage	10 14

MINOR	CSI	UOM	DESCRIPTION	TOTAL DIRECT UNIT COST	DEMOLITION UNIT COST
10 14 19 00-0275	EA		20" High x 3/8" Deep, Satin Finish, Stainless Steel Sign Letter/Character, Installed With Studs.....	446.16	22.61
			<i>For Installation With Adhesive, Deduct</i>	-31.35	
			<i>For Polished Finish, Add</i>	106.72	
10 14 19 00-0276	EA		22" High x 3/8" Deep, Satin Finish, Stainless Steel Sign Letter/Character, Installed With Studs.....	502.70	23.86
			<i>For Installation With Adhesive, Deduct</i>	-34.68	
			<i>For Polished Finish, Add</i>	122.17	
10 14 19 00-0277	EA		24" High x 3/8" Deep, Satin Finish, Stainless Steel Sign Letter/Character, Installed With Studs.....	577.80	25.12
			<i>For Installation With Adhesive, Deduct</i>	-38.94	
			<i>For Polished Finish, Add</i>	143.20	
10 14 19 00-0278	EA		30" High x 3/8" Deep, Satin Finish, Stainless Steel Sign Letter/Character, Installed With Studs.....	798.67	30.15
			<i>For Installation With Adhesive, Deduct</i>	-51.99	
			<i>For Polished Finish, Add</i>	203.43	
10 14 19 00-0279			1/2" Deep, Satin Finish, Stainless Steel Characters (10 14 19 00-0280)		
10 14 19 00-0280	EA		2" High x 1/2" Deep, Satin Finish, Stainless Steel Sign Letter/Character, Installed With Studs.....	81.01	6.29
			<i>For Installation With Adhesive, Deduct</i>	-6.56	
			<i>For Polished Finish, Add</i>	16.77	
10 14 19 00-0281	EA		4" High x 1/2" Deep, Satin Finish, Stainless Steel Sign Letter/Character, Installed With Studs.....	110.18	7.28
			<i>For Installation With Adhesive, Deduct</i>	-8.42	
			<i>For Polished Finish, Add</i>	24.31	
10 14 19 00-0282	EA		6" High x 1/2" Deep, Satin Finish, Stainless Steel Sign Letter/Character, Installed With Studs.....	142.34	8.79
			<i>For Installation With Adhesive, Deduct</i>	-10.63	
			<i>For Polished Finish, Add</i>	32.15	
10 14 19 00-0283	EA		8" High x 1/2" Deep, Satin Finish, Stainless Steel Sign Letter/Character, Installed With Studs.....	187.74	10.05
			<i>For Installation With Adhesive, Deduct</i>	-13.41	
			<i>For Polished Finish, Add</i>	44.27	
10 14 19 00-0284	EA		10" High x 1/2" Deep, Satin Finish, Stainless Steel Sign Letter/Character, Installed With Studs.....	233.75	11.30
			<i>For Installation With Adhesive, Deduct</i>	-16.21	
			<i>For Polished Finish, Add</i>	56.56	
10 14 19 00-0285	EA		12" High x 1/2" Deep, Satin Finish, Stainless Steel Sign Letter/Character, Installed With Studs.....	289.99	13.06
			<i>For Installation With Adhesive, Deduct</i>	-19.73	
			<i>For Polished Finish, Add</i>	71.32	
10 14 19 00-0286	EA		14" High x 1/2" Deep, Satin Finish, Stainless Steel Sign Letter/Character, Installed With Studs.....	349.93	15.07
			<i>For Installation With Adhesive, Deduct</i>	-23.53	
			<i>For Polished Finish, Add</i>	86.89	
10 14 19 00-0287	EA		16" High x 1/2" Deep, Satin Finish, Stainless Steel Sign Letter/Character, Installed With Studs.....	419.38	18.09
			<i>For Installation With Adhesive, Deduct</i>	-28.20	
			<i>For Polished Finish, Add</i>	104.11	
10 14 19 00-0288	EA		18" High x 1/2" Deep, Satin Finish, Stainless Steel Sign Letter/Character, Installed With Studs.....	500.03	20.09
			<i>For Installation With Adhesive, Deduct</i>	-33.04	
			<i>For Polished Finish, Add</i>	125.89	
10 14 19 00-0289	EA		20" High x 1/2" Deep, Satin Finish, Stainless Steel Sign Letter/Character, Installed With Studs.....	587.89	22.61
			<i>For Installation With Adhesive, Deduct</i>	-38.44	
			<i>For Polished Finish, Add</i>	149.24	
10 14 19 00-0290	EA		22" High x 1/2" Deep, Satin Finish, Stainless Steel Sign Letter/Character, Installed With Studs.....	659.58	23.86
			<i>For Installation With Adhesive, Deduct</i>	-42.53	
			<i>For Polished Finish, Add</i>	169.24	
10 14 19 00-0291	EA		24" High x 1/2" Deep, Satin Finish, Stainless Steel Sign Letter/Character, Installed With Studs.....	761.68	25.12
			<i>For Installation With Adhesive, Deduct</i>	-48.13	
			<i>For Polished Finish, Add</i>	198.36	
10 14 19 00-0292	EA		30" High x 1/2" Deep, Satin Finish, Stainless Steel Sign Letter/Character, Installed With Studs.....	1,059.91	30.15
			<i>For Installation With Adhesive, Deduct</i>	-65.05	
			<i>For Polished Finish, Add</i>	281.80	
10 14 23			Panel Signage (10 14)		
10 14 23 11			Panel Signage (10 14 23)		
10 14 23 11-0001			Indoor/Outdoor Signs (10 14 23 11) Note: Office number signs, conference room signs, restroom signs, stairway signs, fire extinguisher marker, ANSI/OSHA safety signs, entry/exit signs, etc.		
10 14 23 11-0002			Surface Mount, Indoor/Outdoor Signs (10 14 23 11-0001)		
10 14 23 11-0003			Adhesive Backed Vinyl, Surface Mount, Indoor/Outdoor Signs (10 14 23 11-0002) Note: Multi-color with words, symbols and graphics.		
10 14 23 11-0004	EA		Up To 25 Sl, Adhesive Backed Vinyl, Surface Mount, Indoor/Outdoor Sign.....	27.67	11.19
			<i>For >25 To 50, Deduct</i>	-0.53	
			<i>For >50 To 100, Deduct</i>	-1.32	
			<i>For >100, Deduct</i>	-1.59	
			<i>For Clear Glass Mount, Add</i>	4.23	
			<i>For Glow-In-Dark, Add</i>	10.58	
			<i>For Reflective Finish, Add</i>	11.90	
10 14 23 11-0005	EA		>25 To 50 Sl, Adhesive Backed Vinyl, Surface Mount, Indoor/Outdoor Sign.....	31.45	11.19
			<i>For >25 To 50, Deduct</i>	-0.91	
			<i>For >50 To 100, Deduct</i>	-2.27	
			<i>For >100, Deduct</i>	-2.72	
			<i>For Clear Glass Mount, Add</i>	7.26	
			<i>For Glow-In-Dark, Add</i>	18.14	
			<i>For Reflective Finish, Add</i>	20.41	

10	10	Specialties
	10 10	Information Specialties
	10 14	Signage



MINOR CSI	UOM	DESCRIPTION	TOTAL DIRECT UNIT COST	DEMOLITION UNIT COST
10 14 23 11-0006	EA	>50 To 100 SI, Adhesive Backed Vinyl, Surface Mount, Indoor/Outdoor Sign	37.50	11.19
		<i>For >25 To 50, Deduct</i>	-1.51	
		<i>For >50 To 100, Deduct</i>	-3.78	
		<i>For >100, Deduct</i>	-4.54	
		<i>For Clear Glass Mount, Add</i>	12.10	
		<i>For Glow-In-Dark, Add</i>	30.24	
		<i>For Reflective Finish, Add</i>	34.02	
10 14 23 11-0007	EA	>100 To 250 SI, Adhesive Backed Vinyl, Surface Mount, Indoor/Outdoor Sign	45.06	11.19
		<i>For >25 To 50, Deduct</i>	-2.27	
		<i>For >50 To 100, Deduct</i>	-5.67	
		<i>For >100, Deduct</i>	-6.80	
		<i>For Clear Glass Mount, Add</i>	18.14	
		<i>For Glow-In-Dark, Add</i>	45.36	
		<i>For Reflective Finish, Add</i>	51.03	
10 14 23 11-0008	EA	>250 To 500 SI, Adhesive Backed Vinyl, Surface Mount, Indoor/Outdoor Sign	58.67	11.19
		<i>For >25 To 50, Deduct</i>	-3.63	
		<i>For >50 To 100, Deduct</i>	-9.07	
		<i>For >100, Deduct</i>	-10.89	
		<i>For Clear Glass Mount, Add</i>	29.03	
		<i>For Glow-In-Dark, Add</i>	72.58	
		<i>For Reflective Finish, Add</i>	81.65	
10 14 23 11-0009	EA	>500 To 750 SI, Adhesive Backed Vinyl, Surface Mount, Indoor/Outdoor Sign	82.86	11.19
		<i>For >25 To 50, Deduct</i>	-6.05	
		<i>For >50 To 100, Deduct</i>	-15.12	
		<i>For >100, Deduct</i>	-18.14	
		<i>For Clear Glass Mount, Add</i>	48.38	
		<i>For Glow-In-Dark, Add</i>	120.96	
		<i>For Reflective Finish, Add</i>	136.08	
10 14 23 11-0010	EA	>750 To 1,000 SI, Adhesive Backed Vinyl, Surface Mount, Indoor/Outdoor Sign	113.10	11.19
		<i>For >25 To 50, Deduct</i>	-9.07	
		<i>For >50 To 100, Deduct</i>	-22.68	
		<i>For >100, Deduct</i>	-27.22	
		<i>For Clear Glass Mount, Add</i>	72.58	
		<i>For Glow-In-Dark, Add</i>	181.44	
		<i>For Reflective Finish, Add</i>	204.12	
10 14 23 11-0011	SI	>1,000 SI, Adhesive Backed Vinyl, Surface Mount, Indoor/Outdoor Sign	0.12	0.01
		<i>For Clear Glass Mount, Add</i>	0.08	
		<i>For Glow-In-Dark, Add</i>	0.20	
		<i>For Reflective Finish, Add</i>	0.23	
10 14 23 11-0012		Semi-Rigid Polyvinyl Chloride (PVC), Surface Mount, Indoor/Outdoor Signs		
		<small>(10 14 23 11-0002)</small>		
		<small>Note: Multi-color with words, symbols and graphics. Includes adhesive or fasteners for mounting.</small>		
10 14 23 11-0013	EA	Up To 25 SI, Semi-Rigid Polyvinyl Chloride (PVC), Surface Mount, Indoor/Outdoor Sign	29.18	11.19
		<i>For >25 To 50, Deduct</i>	-0.68	
		<i>For >50 To 100, Deduct</i>	-1.70	
		<i>For >100, Deduct</i>	-2.04	
		<i>For Glow-In-Dark, Add</i>	13.60	
		<i>For Reflective Finish, Add</i>	14.62	
10 14 23 11-0014	EA	>25 To 50 SI, Semi-Rigid Polyvinyl Chloride (PVC), Surface Mount, Indoor/Outdoor Sign	32.96	11.19
		<i>For >25 To 50, Deduct</i>	-1.06	
		<i>For >50 To 100, Deduct</i>	-2.65	
		<i>For >100, Deduct</i>	-3.17	
		<i>For Glow-In-Dark, Add</i>	21.16	
		<i>For Reflective Finish, Add</i>	22.75	
10 14 23 11-0015	EA	>50 To 100 SI, Semi-Rigid Polyvinyl Chloride (PVC), Surface Mount, Indoor/Outdoor Sign	40.52	11.19
		<i>For >25 To 50, Deduct</i>	-1.81	
		<i>For >50 To 100, Deduct</i>	-4.54	
		<i>For >100, Deduct</i>	-5.44	
		<i>For Glow-In-Dark, Add</i>	36.28	
		<i>For Reflective Finish, Add</i>	39.00	
10 14 23 11-0016	EA	>100 To 250 SI, Semi-Rigid Polyvinyl Chloride (PVC), Surface Mount, Indoor/Outdoor Sign	48.08	11.19
		<i>For >25 To 50, Deduct</i>	-2.57	
		<i>For >50 To 100, Deduct</i>	-6.43	
		<i>For >100, Deduct</i>	-7.71	
		<i>For Glow-In-Dark, Add</i>	51.40	
		<i>For Reflective Finish, Add</i>	55.26	
10 14 23 11-0017	EA	>250 To 500 SI, Semi-Rigid Polyvinyl Chloride (PVC), Surface Mount, Indoor/Outdoor Sign	59.42	11.19
		<i>For >25 To 50, Deduct</i>	-3.70	
		<i>For >50 To 100, Deduct</i>	-9.26	
		<i>For >100, Deduct</i>	-11.11	
		<i>For Glow-In-Dark, Add</i>	74.08	
		<i>For Reflective Finish, Add</i>	79.64	
10 14 23 11-0018	EA	>500 To 750 SI, Semi-Rigid Polyvinyl Chloride (PVC), Surface Mount, Indoor/Outdoor Sign	70.76	11.19
		<i>For >25 To 50, Deduct</i>	-4.84	
		<i>For >50 To 100, Deduct</i>	-12.10	
		<i>For >100, Deduct</i>	-14.51	
		<i>For Glow-In-Dark, Add</i>	96.76	
		<i>For Reflective Finish, Add</i>	104.02	
10 14 23 11-0019	EA	>750 To 1,000 SI, Semi-Rigid Polyvinyl Chloride (PVC), Surface Mount, Indoor/Outdoor Sign	82.86	11.19
		<i>For >25 To 50, Deduct</i>	-6.05	
		<i>For >50 To 100, Deduct</i>	-15.12	
		<i>For >100, Deduct</i>	-18.14	
		<i>For Glow-In-Dark, Add</i>	120.96	
		<i>For Reflective Finish, Add</i>	130.03	



Specialties	10
Information Specialties	10 10
Signage	10 14

10

MINOR	CSI	UOM	DESCRIPTION	TOTAL DIRECT UNIT COST	DEMOLITION UNIT COST
10 14 23 11-0020	SI		>1,000 SI, Semi-Rigid Polyvinyl Chloride (PVC), Surface Mount, Indoor/Outdoor Sign <i>For Glow-In-Dark, Add</i> <i>For Reflective Finish, Add</i>	0.09 0.14 0.15	0.01
10 14 23 11-0021			Acrylic, Surface Mount, Indoor/Outdoor Signs With Braille (10 14 23 11-0002) Note: Multi-color with words, symbols and graphics. Includes adhesive or fasteners for mounting. Excludes frame.		
10 14 23 11-0022	EA		Up To 25 SI, Acrylic, Surface Mount, Indoor/Outdoor Signs With Braille <i>For >25 To 50, Deduct</i> <i>For >50 To 100, Deduct</i> <i>For >100, Deduct</i> <i>For Molded Plastic Frame, Add</i> <i>For Brushed Metal Finish/Faux Metal Finish, Add</i> <i>For 2" Height Slider Channel For Custom Inserts, Add</i>	40.52 -1.81 -4.54 -5.44 15.00 23.00 35.00	11.19
10 14 23 11-0023	EA		>25 To 50 SI, Acrylic, Surface Mount, Indoor/Outdoor Signs With Braille <i>For >25 To 50, Deduct</i> <i>For >50 To 100, Deduct</i> <i>For >100, Deduct</i> <i>For Molded Plastic Frame, Add</i> <i>For Brushed Metal Finish/Faux Metal Finish, Add</i> <i>For 2" Height Slider Channel For Custom Inserts, Add</i>	45.06 -2.27 -5.67 -6.80 17.00 28.00 35.00	11.19
10 14 23 11-0024	EA		>50 To 75 SI, Acrylic, Surface Mount, Indoor/Outdoor Signs With Braille <i>For >25 To 50, Deduct</i> <i>For >50 To 100, Deduct</i> <i>For >100, Deduct</i> <i>For Molded Plastic Frame, Add</i> <i>For Brushed Metal Finish/Faux Metal Finish, Add</i>	52.62 -3.02 -7.56 -9.07 19.00 31.00	11.19
10 14 23 11-0025	EA		>75 To 100 SI, Acrylic, Surface Mount, Indoor/Outdoor Signs With Braille <i>For >25 To 50, Deduct</i> <i>For >50 To 100, Deduct</i> <i>For >100, Deduct</i> <i>For Molded Plastic Frame, Add</i> <i>For Brushed Metal Finish/Faux Metal Finish, Add</i>	59.73 -3.74 -9.34 -11.21 21.00 35.00	11.19
10 14 23 11-0026	SI		>100 SI, Acrylic, Surface Mount, Indoor/Outdoor Signs With Braille <i>For Molded Plastic Frame, Add</i> <i>For Brushed Metal Finish/Faux Metal Finish, Add</i>	0.64 0.20 0.31	0.11
10 14 23 11-0027			Engraved Steel, Surface Mount, Indoor/Outdoor Signs (10 14 23 11-0002) Note: Multi-color with words, symbols and graphics. Includes adhesive or fasteners for mounting. Excludes frame.		
10 14 23 11-0028	EA		Up To 25 SI, Engraved Steel, Surface Mount, Indoor/Outdoor Sign <i>For >25 To 50, Deduct</i> <i>For >50 To 100, Deduct</i> <i>For >100, Deduct</i> <i>For Molded Plastic Frame, Add</i>	51.11 -2.87 -7.18 -8.62 15.00	11.19
10 14 23 11-0029	EA		>25 To 50 SI, Engraved Steel, Surface Mount, Indoor/Outdoor Sign <i>For >25 To 50, Deduct</i> <i>For >50 To 100, Deduct</i> <i>For >100, Deduct</i> <i>For Molded Plastic Frame, Add</i>	60.18 -3.78 -9.45 -11.34 17.00	11.19
10 14 23 11-0030	EA		>50 To 75 SI, Engraved Steel, Surface Mount, Indoor/Outdoor Sign <i>For >25 To 50, Deduct</i> <i>For >50 To 100, Deduct</i> <i>For >100, Deduct</i> <i>For Molded Plastic Frame, Add</i>	72.28 -4.99 -12.48 -14.97 19.00	11.19
10 14 23 11-0031	EA		>75 To 100 SI, Engraved Steel, Surface Mount, Indoor/Outdoor Sign <i>For >25 To 50, Deduct</i> <i>For >50 To 100, Deduct</i> <i>For >100, Deduct</i> <i>For Molded Plastic Frame, Add</i>	96.47 -7.41 -18.52 -22.23 21.00	11.19
10 14 23 11-0032	SI		>100 SI, Engraved Steel, Surface Mount, Indoor/Outdoor Sign <i>For Molded Plastic Frame, Add</i>	0.96 0.20	0.11
10 14 23 11-0033			Enamel Coated Aluminum, Surface Mount, Indoor/Outdoor Signs (10 14 23 11-0002) Note: Multi-color with words, symbols and graphics. Includes adhesive or fasteners for mounting.		
10 14 23 11-0034	EA		Up To 25 SI, Enamel Coated Aluminum, Surface Mount, Indoor/Outdoor Sign <i>For >25 To 50, Deduct</i> <i>For >50 To 100, Deduct</i> <i>For >100, Deduct</i> <i>For Glow-In-Dark, Add</i> <i>For Reflective Finish, Add</i>	28.43 -0.61 -1.51 -1.82 3.63 4.54	11.19
10 14 23 11-0035	EA		>25 To 50 SI, Enamel Coated Aluminum, Surface Mount, Indoor/Outdoor Sign <i>For >25 To 50, Deduct</i> <i>For >50 To 100, Deduct</i> <i>For >100, Deduct</i> <i>For Glow-In-Dark, Add</i> <i>For Reflective Finish, Add</i>	32.96 -1.06 -2.65 -3.17 6.35 7.94	11.19
10 14 23 11-0036	EA		>50 To 100 SI, Enamel Coated Aluminum, Surface Mount, Indoor/Outdoor Sign <i>For >25 To 50, Deduct</i> <i>For >50 To 100, Deduct</i> <i>For >100, Deduct</i> <i>For Glow-In-Dark, Add</i> <i>For Reflective Finish, Add</i>	42.04 -1.97 -4.92 -5.90 11.80 14.75	11.19

10	10	Specialties
	10 10	Information Specialties
	10 14	Signage



MINOR	CSI	UOM	DESCRIPTION	TOTAL DIRECT UNIT COST	DEMOLITION UNIT COST
10 14 23	11-0037	EA	>100 To 250 SI, Enamel Coated Aluminum, Surface Mount, Indoor/Outdoor Sign	52.62	11.19
			<i>For >25 To 50, Deduct</i>	-3.02	
			<i>For >50 To 100, Deduct</i>	-7.56	
			<i>For >100, Deduct</i>	-9.07	
			<i>For Glow-In-Dark, Add</i>	18.14	
			<i>For Reflective Finish, Add</i>	22.68	
10 14 23	11-0038	EA	>250 To 500 SI, Enamel Coated Aluminum, Surface Mount, Indoor/Outdoor Sign	84.37	11.19
			<i>For >25 To 50, Deduct</i>	-6.20	
			<i>For >50 To 100, Deduct</i>	-15.50	
			<i>For >100, Deduct</i>	-18.60	
			<i>For Glow-In-Dark, Add</i>	37.19	
			<i>For Reflective Finish, Add</i>	46.49	
10 14 23	11-0039	EA	>500 To 750 SI, Enamel Coated Aluminum, Surface Mount, Indoor/Outdoor Sign	97.98	11.19
			<i>For >25 To 50, Deduct</i>	-7.56	
			<i>For >50 To 100, Deduct</i>	-18.90	
			<i>For >100, Deduct</i>	-22.68	
			<i>For Glow-In-Dark, Add</i>	45.36	
			<i>For Reflective Finish, Add</i>	56.70	
10 14 23	11-0040	EA	>750 To 1,000 SI, Enamel Coated Aluminum, Surface Mount, Indoor/Outdoor Sign	116.12	11.19
			<i>For >25 To 50, Deduct</i>	-9.37	
			<i>For >50 To 100, Deduct</i>	-23.44	
			<i>For >100, Deduct</i>	-28.12	
			<i>For Glow-In-Dark, Add</i>	56.24	
			<i>For Reflective Finish, Add</i>	70.31	
10 14 23	11-0041	SI	>1,000 SI, Enamel Coated Aluminum, Surface Mount, Indoor/Outdoor Sign	0.12	0.01
			<i>For Glow-In-Dark, Add</i>	0.06	
			<i>For Reflective Finish, Add</i>	0.08	
10 14 23	11-0042		California Title 24, Surface Mount, Signs <small>(10 14 23 11-0002)</small>		
10 14 23	11-0043		California Title 24, Surface Mount, Geometric Restroom Signs <small>(10 14 23 11-0042)</small>		
			Note: Includes 1/4" thick acrylic or PVC construction, color that contrasts with the door color, and with or without the international symbol of accessibility and staff only designation.		
10 14 23	11-0044	EA	1/4" Thick, Equilateral Triangle With 12" Long Edges, California Title 24, Surface Mount, Geometric Male Restroom Sign	77.95	11.19
			<i>For >25 To 50, Deduct</i>	-5.56	
			<i>For >50 To 100, Deduct</i>	-8.34	
			<i>For >100, Deduct</i>	-9.45	
10 14 23	11-0045	EA	1/4" Thick, 12" Diameter, California Title 24, Surface Mount, Geometric Female Restroom Sign	77.95	11.19
			<i>For >25 To 50, Deduct</i>	-5.56	
			<i>For >50 To 100, Deduct</i>	-8.34	
			<i>For >100, Deduct</i>	-9.45	
10 14 23	11-0046	EA	1/4" Thick, 12" Diameter, California Title 24, Surface Mount, Geometric Unisex Restroom Sign	100.17	11.19
			Note: Includes contrasting color equilateral triangle with 12" long edges superimposed on the circle.		
			<i>For >25 To 50, Deduct</i>	-7.78	
			<i>For >50 To 100, Deduct</i>	-11.67	
			<i>For >100, Deduct</i>	-13.22	
10 14 23	11-0047		California Title 24, Surface Mount, Stairwell Signs <small>(10 14 23 11-0042)</small>		
			Note: Includes 1/16" matte finish colored polymer face plate with 1/16" acrylic backer. Includes information on stairway location, roof access availability, floor level number, basement or mezzanine level identification and exit level and direction.		
10 14 23	11-0048	EA	1/8" Thick, 12" x 18", California Title 24, Surface Mount, Stairwell Sign	147.80	11.19
			<i>For >25 To 50, Deduct</i>	-12.54	
			<i>For >50 To 100, Deduct</i>	-18.81	
			<i>For >100, Deduct</i>	-21.32	
10 14 23	11-0049		Ceiling Mount, Indoor/Outdoor Signs <small>(10 14 23 11-0001)</small>		
10 14 23	11-0050		Enamel Coated Aluminum, Ceiling Mount, Indoor/Outdoor Signs <small>(10 14 23 11-0049)</small>		
10 14 23	11-0051	EA	Up To 25 SI, Enamel Coated Aluminum, Ceiling Mount, Indoor/Outdoor Sign	39.65	15.66
			<i>For >25 To 50, Deduct</i>	-0.83	
			<i>For >50 To 100, Deduct</i>	-2.08	
			<i>For >100, Deduct</i>	-2.50	
			<i>For Glow-In-Dark, Add</i>	4.99	
			<i>For Reflective Finish, Add</i>	6.24	
10 14 23	11-0052	EA	>25 To 50 SI, Enamel Coated Aluminum, Ceiling Mount, Indoor/Outdoor Sign	46.45	15.66
			<i>For >25 To 50, Deduct</i>	-1.51	
			<i>For >50 To 100, Deduct</i>	-3.78	
			<i>For >100, Deduct</i>	-4.54	
			<i>For Glow-In-Dark, Add</i>	9.07	
			<i>For Reflective Finish, Add</i>	11.34	
10 14 23	11-0053	EA	>50 To 100 SI, Enamel Coated Aluminum, Ceiling Mount, Indoor/Outdoor Sign	55.52	15.66
			<i>For >25 To 50, Deduct</i>	-2.42	
			<i>For >50 To 100, Deduct</i>	-6.05	
			<i>For >100, Deduct</i>	-7.26	
			<i>For Glow-In-Dark, Add</i>	14.51	
			<i>For Reflective Finish, Add</i>	18.14	



Specialties	10
Information Specialties	10 10
Signage	10 14

MINOR	CSI	UOM	DESCRIPTION	TOTAL DIRECT UNIT COST	DEMOLITION UNIT COST
10 14 23 11-0054	EA		>100 To 150 SI, Enamel Coated Aluminum, Ceiling Mount, Indoor/Outdoor Sign.....	69.13	15.66
			<i>For >25 To 50, Deduct</i>	-3.78	
			<i>For >50 To 100, Deduct</i>	-9.45	
			<i>For >100, Deduct</i>	-11.34	
			<i>For Glow-In-Dark, Add</i>	22.68	
			<i>For Reflective Finish, Add</i>	28.35	
10 14 23 11-0055			90 Degree, Projection Mount, Indoor/Outdoor Signs <small>(10 14 23 11-0001)</small>		
10 14 23 11-0056			Enamel Coated Aluminum, 90 Degree, Projection Mount, Indoor/Outdoor Signs <small>(10 14 23 11-0055)</small>		
10 14 23 11-0057	EA		Up To 25 SI, Enamel Coated Aluminum, 90 Degree, Projection Mount, Indoor/Outdoor Sign.....	40.40	15.66
			<i>For >25 To 50, Deduct</i>	-0.91	
			<i>For >50 To 100, Deduct</i>	-2.27	
			<i>For >100, Deduct</i>	-2.72	
			<i>For Glow-In-Dark, Add</i>	5.44	
			<i>For Reflective Finish, Add</i>	6.80	
10 14 23 11-0058	EA		>25 To 50 SI, Enamel Coated Aluminum, 90 Degree, Projection Mount, Indoor/Outdoor Sign.....	47.96	15.66
			<i>For >25 To 50, Deduct</i>	-1.66	
			<i>For >50 To 100, Deduct</i>	-4.16	
			<i>For >100, Deduct</i>	-4.99	
			<i>For Glow-In-Dark, Add</i>	9.98	
			<i>For Reflective Finish, Add</i>	12.47	
10 14 23 11-0059	EA		>50 To 100 SI, Enamel Coated Aluminum, 90 Degree, Projection Mount, Indoor/Outdoor Sign.....	64.59	15.66
			<i>For >25 To 50, Deduct</i>	-3.33	
			<i>For >50 To 100, Deduct</i>	-8.32	
			<i>For >100, Deduct</i>	-9.98	
			<i>For Glow-In-Dark, Add</i>	19.96	
			<i>For Reflective Finish, Add</i>	24.95	
10 14 23 11-0060	EA		>100 To 150 SI, Enamel Coated Aluminum, 90 Degree, Projection Mount, Indoor/Outdoor Sign.....	70.64	15.66
			<i>For >25 To 50, Deduct</i>	-3.93	
			<i>For >50 To 100, Deduct</i>	-9.83	
			<i>For >100, Deduct</i>	-11.79	
			<i>For Glow-In-Dark, Add</i>	23.59	
			<i>For Reflective Finish, Add</i>	29.48	
10 14 23 11-0061			Triangle, Projection Mount, Indoor/Outdoor Signs <small>(10 14 23 11-0001)</small>		
10 14 23 11-0062			Enamel Coated Aluminum, Triangle, Projection Mount, Indoor/Outdoor Signs <small>(10,14 23 11-0061)</small>		
10 14 23 11-0063	EA		Up To 25 SI, Enamel Coated Aluminum, Triangle, Projection Mount, Indoor/Outdoor Sign.....	42.67	15.66
			<i>For >25 To 50, Deduct</i>	-1.13	
			<i>For >50 To 100, Deduct</i>	-2.84	
			<i>For >100, Deduct</i>	-3.40	
			<i>For Glow-In-Dark, Add</i>	6.80	
			<i>For Reflective Finish, Add</i>	8.51	
10 14 23 11-0064	EA		>25 To 50 SI, Enamel Coated Aluminum, Triangle, Projection Mount, Indoor/Outdoor Sign.....	54.01	15.66
			<i>For >25 To 50, Deduct</i>	-2.27	
			<i>For >50 To 100, Deduct</i>	-5.67	
			<i>For >100, Deduct</i>	-6.80	
			<i>For Glow-In-Dark, Add</i>	13.61	
			<i>For Reflective Finish, Add</i>	17.01	
10 14 23 11-0065	EA		>50 To 100 SI, Enamel Coated Aluminum, Triangle, Projection Mount, Indoor/Outdoor Sign.....	58.55	15.66
			<i>For >25 To 50, Deduct</i>	-2.72	
			<i>For >50 To 100, Deduct</i>	-6.81	
			<i>For >100, Deduct</i>	-8.17	
			<i>For Glow-In-Dark, Add</i>	16.33	
			<i>For Reflective Finish, Add</i>	20.42	
10 14 23 11-0066	EA		>100 To 150 SI, Enamel Coated Aluminum, Triangle, Projection Mount, Indoor/Outdoor Sign.....	64.59	15.66
			<i>For >25 To 50, Deduct</i>	-3.33	
			<i>For >50 To 100, Deduct</i>	-8.32	
			<i>For >100, Deduct</i>	-9.98	
			<i>For Glow-In-Dark, Add</i>	19.96	
			<i>For Reflective Finish, Add</i>	24.95	
10 14 23 11-0067			Adhesive Backed Vinyl Characters <small>(10 14 23 11)</small>		
			Note: Includes capital or lower case letters in any font or color. Includes numbers, symbols, punctuation marks, etc. Includes adhesive.		
10 14 23 11-0068	EA		1/2" High, 3 Mil, Adhesive Backed Vinyl Sign Letter/Character.....	2.69	0.89
			<i>For Pressure Sensitive Vinyl Letters, Custom Cut, Add</i>	0.44	
10 14 23 11-0069	EA		3/4" High, 3 Mil, Adhesive Backed Vinyl Sign Letter/Character.....	2.77	1.03
			<i>For Pressure Sensitive Vinyl Letters, Custom Cut, Add</i>	0.46	
10 14 23 11-0070	EA		1" High, 3 Mil, Adhesive Backed Vinyl Sign Letter/Character.....	2.85	1.16
			<i>For Pressure Sensitive Vinyl Letters, Custom Cut, Add</i>	0.48	
10 14 23 11-0071	EA		1-1/2" High, 3 Mil, Adhesive Backed Vinyl Sign Letter/Character.....	3.88	1.34
			<i>For Pressure Sensitive Vinyl Letters, Custom Cut, Add</i>	0.62	
10 14 23 11-0072	EA		2" High, 3 Mil, Adhesive Backed Vinyl Sign Letter/Character.....	3.99	1.57
			<i>For Pressure Sensitive Vinyl Letters, Custom Cut, Add</i>	0.65	
10 14 23 11-0073	EA		3" High, 3 Mil, Adhesive Backed Vinyl Sign Letter/Character.....	5.60	1.79
			<i>For Pressure Sensitive Vinyl Letters, Custom Cut, Add</i>	0.93	
10 14 23 11-0074	EA		4" High, 3 Mil, Adhesive Backed Vinyl Sign Letter/Character.....	5.95	2.02
			<i>For Pressure Sensitive Vinyl Letters, Custom Cut, Add</i>	1.02	

10	10	Specialties
	10 10	Information Specialties
	10 14	Signage



MINOR		TOTAL DIRECT	DEMOLITION
CSI	UOM DESCRIPTION	UNIT COST	UNIT COST
10 14 23 11-0075	EA 6" High, 3 Mil, Adhesive Backed Vinyl Sign Letter/Character <i>For Pressure Sensitive Vinyl Letters, Custom Cut, Add</i>	7.91 1.40	2.24
10 14 23 11-0076	EA 8" High, 3 Mil, Adhesive Backed Vinyl Sign Letter/Character <i>For Pressure Sensitive Vinyl Letters, Custom Cut, Add</i>	9.29 1.74	2.46
10 14 23 11-0077	EA 10" High, 3 Mil, Adhesive Backed Vinyl Sign Letter/Character <i>For Pressure Sensitive Vinyl Letters, Custom Cut, Add</i>	11.81 2.25	2.69
10 14 23 11-0078	Standoffs For Wall Signage (10 14 23 11) Note: Excludes signage		
10 14 23 11-0079	EA 1/2" Diameter x 1/2" Long, Stainless Steel Standoff	14.58	5.03
10 14 23 11-0080	EA 1/2" Diameter x 3/4" Long, Stainless Steel Standoff	15.16	5.03
10 14 23 11-0081	EA 1/2" Diameter x 1" Long, Stainless Steel Standoff	15.31	5.03
10 14 23 11-0082	EA 5/8" Diameter x 1/2" Long, Stainless Steel Standoff	16.11	5.03
10 14 23 11-0083	EA 5/8" Diameter x 3/4" Long, Stainless Steel Standoff	16.69	5.03
10 14 23 11-0084	EA 5/8" Diameter x 1" Long, Stainless Steel Standoff	17.86	5.03
10 14 23 11-0085	EA 3/4" Diameter x 3/4" Long, Stainless Steel Standoff	17.48	6.03
10 14 23 11-0086	EA 3/4" Diameter x 1" Long, Stainless Steel Standoff	19.08	6.03
10 14 23 11-0087	EA 3/4" Diameter x 1-1/2" Long, Stainless Steel Standoff	20.40	6.03
10 14 23 11-0088	EA 1" Diameter x 3/4" Long, Stainless Steel Standoff	21.41	6.03
10 14 23 11-0089	EA 1" Diameter x 1" Long, Stainless Steel Standoff	23.31	6.03
10 14 23 11-0090	EA 1" Diameter x 1-1/2" Long, Stainless Steel Standoff	25.64	6.03
10 14 23 11-0091	EA 5/8" Diameter x 3/4" Long, Clear Anodized Aluminum Standoff	16.55	5.03
10 14 23 11-0092	EA 5/8" Diameter x 1" Long, Clear Anodized Aluminum Standoff	16.99	5.03
10 14 23 11-0093	EA 3/4" Diameter x 3/4" Long, Clear Anodized Aluminum Standoff	18.79	6.03
10 14 23 11-0094	EA 3/4" Diameter x 1" Long, Clear Anodized Aluminum Standoff	19.23	6.03
10 14 23 11-0095	EA 1" Diameter x 3/4" Long, Clear Anodized Aluminum Standoff	20.82	6.03
10 14 23 11-0096	EA 1" Diameter x 1" Long, Clear Anodized Aluminum Standoff	21.12	6.03
10 14 23 11-0097	Removal And Reinstallation Of Building Signage (10 14 23 11) Note: Includes storage, cleaning and supply materials.		
10 14 23 11-0098	EA Removal And Reinstallation Of Building Signage, Exterior Up To 4 SF	175.93	
10 14 23 11-0099	EA Removal And Reinstallation Of Building Signage, Exterior >4 To 12 SF	202.23	
10 14 23 11-0100	EA Removal And Reinstallation Of Building Signage, >12 To 20 SF	227.37	
10 14 23 11-0101	EA Removal And Reinstallation Of Interior Door And Office Signage, Up To 4SF	67.13	
10 14 23 11-0102	Building Sign (10 14 23 11) Note: Includes 4" numbers painted on. Installed on building.		
10 14 23 11-0103	EA 6" x 18" Metal Building Sign With Numbers	176.15	26.85
10 14 23 11-0104	SF Double Sided, Molding On Two Sides, For Mounting On Aluminum Posts	41.59	7.03
10 14 23 11-0105	SF Single Sided, Molding On One Side, For Mounting On Structure Up To 20'	31.29	6.53
10 14 23 11-0106	EA Aluminum Posts, Formed Prefinished, Ribbed, 4" Square, 6' High, 3' Deep	32.16	5.53
10 14 23 11-0107	EA Aluminum Posts, Formed Prefinished, Ribbed, 4" Square, 8' High, 3' Deep	37.50	6.04
10 14 23 11-0108	EA Aluminum Posts, Formed Prefinished, Ribbed, 6" Square, 10' High, 3' Deep	41.21	6.53
10 14 23 11-0109	EA Aluminum Posts, Formed Prefinished, Ribbed, 6" Square, 15' High, 4' Deep	49.26	7.03
10 14 29	Wall or Ground Mounted Signage (10 14) Note: Includes fabrication, delivery, installation, bolts and fasteners and drilling.		
10 14 29 00-0001	Illuminated Signage (10 14 29)		
10 14 29 00-0002	Removal Of Sign Cabinets (10 14 29 00-0001)		
10 14 29 00-0003	EA Removal Of Sign Cabinet, 1 To 4.9 SF	308.02	
10 14 29 00-0004	EA Removal Of Sign Cabinet, 5 To 9.9 SF	369.62	
10 14 29 00-0005	EA Removal Of Sign Cabinet, 10 To 19.9 SF	492.79	
10 14 29 00-0006	EA Removal Of Sign Cabinet, 20 To 29.9 SF	739.25	
10 14 29 00-0007	EA Removal Of Sign Cabinet, >30 SF	985.58	
10 14 29 00-0008	Fabricate And Install New Sign Cabinets (10 14 29 00-0001)		
10 14 29 00-0009	SF 1 To 4.9 SF, Illuminated Sign Cabinet, Wall/Ground Mounted	274.72	
	<i>For >5 To 11 Per Each Sign, Deduct</i>	-13.74	
	<i>For >11 To 20 Per Each Sign, Deduct</i>	-20.60	
	<i>For >20 Per Each Sign, Deduct</i>	-27.47	
10 14 29 00-0010	SF 5 To 9.9 SF, Illuminated Sign Cabinet, Wall/Ground Mounted	228.04	
	<i>For >5 To 11 Per Each Sign, Deduct</i>	-11.40	
	<i>For >11 To 20 Per Each Sign, Deduct</i>	-17.10	
	<i>For >20 Per Each Sign, Deduct</i>	-22.80	
10 14 29 00-0011	SF 10 To 19.9 SF, Illuminated Sign Cabinet, Wall/Ground Mounted	186.16	
	<i>For >5 To 11 Per Each Sign, Deduct</i>	-9.31	
	<i>For >11 To 20 Per Each Sign, Deduct</i>	-13.96	
	<i>For >20 Per Each Sign, Deduct</i>	-18.62	
10 14 29 00-0012	SF 20 To 29.9 SF, Illuminated Sign Cabinet, Wall/Ground Mounted	167.55	
	<i>For >5 To 11 Per Each Sign, Deduct</i>	-8.38	
	<i>For >11 To 20 Per Each Sign, Deduct</i>	-12.57	
	<i>For >20 Per Each Sign, Deduct</i>	-16.76	
10 14 29 00-0013	SF =>30 SF, Illuminated Sign Cabinet, Wall/Ground Mounted	153.57	
	<i>For >5 To 11 Per Each Sign, Deduct</i>	-7.68	
	<i>For >11 To 20 Per Each Sign, Deduct</i>	-11.52	
	<i>For >20 Per Each Sign, Deduct</i>	-15.36	



Specialties	10
Information Specialties	10 10
Signage	10 14

MINOR CSI UOM DESCRIPTION	TOTAL DIRECT UNIT COST	DEMOLITION UNIT COST
------------------------------	---------------------------	-------------------------

10 14 29 00-0014 Fabricate And Install New Sign Face, Material And Legend (10 14 29 00-0001)

10 14 29 00-0015 SF 1 To 4.9 SF, Illuminated Sign Face, Wall/Ground Mounted, Material And Legend	74.48
<i>For >5 To 11 Per Each Sign, Deduct</i>	-3.72
<i>For >11 To 20 Per Each Sign, Deduct</i>	-5.59
<i>For >20 Per Each Sign, Deduct</i>	-7.45
10 14 29 00-0016 SF 5 To 9.9 SF, Illuminated Sign Face, Wall/Ground Mounted, Material And Legend	60.49
<i>For >5 To 11 Per Each Sign, Deduct</i>	-3.02
<i>For >11 To 20 Per Each Sign, Deduct</i>	-4.54
<i>For >20 Per Each Sign, Deduct</i>	-6.05
10 14 29 00-0017 SF 10 To 19.9 SF, Illuminated Sign Face, Wall/Ground Mounted, Material And Legend	46.59
<i>For >5 To 11 Per Each Sign, Deduct</i>	-2.33
<i>For >11 To 20 Per Each Sign, Deduct</i>	-3.49
<i>For >20 Per Each Sign, Deduct</i>	-4.66
10 14 29 00-0018 SF 20 To 29.9 SF, Illuminated Sign Face, Wall/Ground Mounted, Material And Legend	37.28
<i>For >5 To 11 Per Each Sign, Deduct</i>	-1.86
<i>For >11 To 20 Per Each Sign, Deduct</i>	-2.80
<i>For >20 Per Each Sign, Deduct</i>	-3.73
10 14 29 00-0019 SF =>30 SF, Illuminated Sign Face, Wall/Ground Mounted, Material And Legend	29.83
<i>For >5 To 11 Per Each Sign, Deduct</i>	-1.49
<i>For >11 To 20 Per Each Sign, Deduct</i>	-2.24
<i>For >20 Per Each Sign, Deduct</i>	-2.98

10 14 29 00-0020 Posts (10 14 29)

Note: Includes mounting bolts and installation for sign blades to posts.

10 14 29 00-0021 LF 2" Square Galvanized Steel Post	23.43
<i>For Powder Coating, Add</i>	1.15
10 14 29 00-0022 LF 2-3/8" Diameter Galvanized Steel Post	22.58
<i>For Powder Coating, Add</i>	1.09
10 14 29 00-0023 LF 2" Diameter TREX Post	9.43
10 14 29 00-0024 EA Mounting On Ground With Base	55.42
Note: Includes bolts and drilling for bolts.	
10 14 29 00-0025 EA Mid Post Mounted Rotating Sign With Graphics	257.92
<i>For >5 To 11, Deduct</i>	-12.90
<i>For >11 To 20, Deduct</i>	-19.34
<i>For >20, Deduct</i>	-25.79

10 14 31 Overhead and Ceiling Hung Signage (10 14)

Note: Includes fabrication, delivery, installation, bolts and fasteners and drilling.

10 14 31 00-0001 Illuminated Signage (10 14 31)

10 14 31 00-0002 Removal Of Sign Cabinets (10 14 31 00-0001)

10 14 31 00-0003 EA Removal Of Sign Cabinet, 1 To 4.9 SF	338.82
10 14 31 00-0004 EA Removal Of Sign Cabinet, 5 To 9.9 SF	406.58
10 14 31 00-0005 EA Removal Of Sign Cabinet, 10 To 19.9 SF	542.12
10 14 31 00-0006 EA Removal Of Sign Cabinet, 20 To 29.9 SF	813.17
10 14 31 00-0007 EA Removal Of Sign Cabinet, >30 SF	1,084.03

10 14 31 00-0008 Fabricate And Install New Sign Cabinets (10 14 31 00-0001)

10 14 31 00-0009 SF 1 To 4.9 SF, Illuminated Sign Cabinet, Overhead/Ceiling Hung	303.97
<i>For >5 To 11 Per Each Sign, Deduct</i>	-15.20
<i>For >11 To 20 Per Each Sign, Deduct</i>	-22.80
<i>For >20 Per Each Sign, Deduct</i>	-30.40
10 14 31 00-0010 SF 5 To 9.9 SF, Illuminated Sign Cabinet, Overhead/Ceiling Hung	252.25
<i>For >5 To 11 Per Each Sign, Deduct</i>	-12.61
<i>For >11 To 20 Per Each Sign, Deduct</i>	-18.92
<i>For >20 Per Each Sign, Deduct</i>	-25.23
10 14 31 00-0011 SF 10 To 19.9 SF, Illuminated Sign Cabinet, Overhead/Ceiling Hung	205.92
<i>For >5 To 11 Per Each Sign, Deduct</i>	-10.30
<i>For >11 To 20 Per Each Sign, Deduct</i>	-15.44
<i>For >20 Per Each Sign, Deduct</i>	-20.59
10 14 31 00-0012 SF 20 To 29.9 SF, Illuminated Sign Cabinet, Overhead/Ceiling Hung	185.36
<i>For >5 To 11 Per Each Sign, Deduct</i>	-9.27
<i>For >11 To 20 Per Each Sign, Deduct</i>	-13.90
<i>For >20 Per Each Sign, Deduct</i>	-18.54
10 14 31 00-0013 SF =>30 SF, Illuminated Sign Cabinet, Overhead/Ceiling Hung	169.87
<i>For >5 To 11 Per Each Sign, Deduct</i>	-8.49
<i>For >11 To 20 Per Each Sign, Deduct</i>	-12.74
<i>For >20 Per Each Sign, Deduct</i>	-16.99

10 14 31 00-0014 Fabricate And Install New Sign Face, Material And Legend (10 14 31 00-0001)

10 14 31 00-0015 SF 1 To 4.9 SF, Illuminated Sign Face, Overhead/Ceiling Hung, Material And Legend	30.36
<i>For >5 To 11 Per Each Sign, Deduct</i>	-1.52
<i>For >11 To 20 Per Each Sign, Deduct</i>	-2.28
<i>For >20 Per Each Sign, Deduct</i>	-3.04

10	10	Specialties
	10 10	Information Specialties
	10 14	Signage



MINOR	CSI	UOM	DESCRIPTION	TOTAL DIRECT UNIT COST	DEMOLITION UNIT COST
10 14 31 00-0016	SF	5	To 9.9 SF, Illuminated Sign Face, Overhead/Ceiling Hung, Material And Legend.....	24.29	
			<i>For >5 To 11 Per Each Sign, Deduct</i>	-1.21	
			<i>For >11 To 20 Per Each Sign, Deduct</i>	-1.82	
			<i>For >20 Per Each Sign, Deduct</i>	-2.43	
10 14 31 00-0017	SF	10	To 19.9 SF, Illuminated Sign Face, Overhead/Ceiling Hung, Material And Legend.....	20.24	
			<i>For >5 To 11 Per Each Sign, Deduct</i>	-1.01	
			<i>For >11 To 20 Per Each Sign, Deduct</i>	-1.52	
			<i>For >20 Per Each Sign, Deduct</i>	-2.02	
10 14 31 00-0018	SF	20	To 29.9 SF, Illuminated Sign Face, Overhead/Ceiling Hung, Material And Legend.....	17.20	
			<i>For >5 To 11 Per Each Sign, Deduct</i>	-0.86	
			<i>For >11 To 20 Per Each Sign, Deduct</i>	-1.29	
			<i>For >20 Per Each Sign, Deduct</i>	-1.72	
10 14 31 00-0019	SF	=>30	SF, Illuminated Sign Face, Overhead/Ceiling Hung, Material And Legend.....	15.18	
			<i>For >5 To 11 Per Each Sign, Deduct</i>	-0.76	
			<i>For >11 To 20 Per Each Sign, Deduct</i>	-1.14	
			<i>For >20 Per Each Sign, Deduct</i>	-1.52	
10 14 43			Photoluminescent Signage <small>(10 14)</small>		
10 14 43 00-0001			Photoluminescent Illuminated Signage <small>(10 14 43)</small>		
10 14 43 00-0002	EA	4-1/2"	x 8" Photoluminescent Directional Sign, Adhesive Backed Vinyl, Surface Mount.....	58.72	11.19
			<i>For >25 To 50, Deduct</i>	-3.63	
			<i>For >50 To 100, Deduct</i>	-9.09	
			<i>For >100, Deduct</i>	-10.90	
10 14 43 00-0003	EA	4-1/2"	x 13" Photoluminescent Directional Sign, Adhesive Backed Vinyl, Surface Mount.....	64.64	11.19
			<i>For >25 To 50, Deduct</i>	-4.23	
			<i>For >50 To 100, Deduct</i>	-10.57	
			<i>For >100, Deduct</i>	-12.68	
10 14 43 00-0004	EA	8"	x 10" Photoluminescent Directional Sign, Adhesive Backed Vinyl, Surface Mount.....	72.75	11.19
			<i>For >25 To 50, Deduct</i>	-5.04	
			<i>For >50 To 100, Deduct</i>	-12.59	
			<i>For >100, Deduct</i>	-15.11	
10 14 53			Traffic Signage <small>(10 14)</small>		
10 14 53 11			Traffic Signage <small>(10 14 53)</small>		
10 14 53 11-0001			Traffic Signs <small>(10 14 53 11)</small>		
10 14 53 11-0002			Reflectorized Stop Signs And Other Traffic Signs <small>(10 14 53 11-0001)</small>		
			Note: Excludes posts.		
10 14 53 11-0003			Aluminum Engineer Grade Stop Signs <small>(10 14 53 11-0002)</small>		
10 14 53 11-0004	EA	18"	x 18" Aluminum Engineer Grade Stop Sign.....	69.97	20.14
			<i>For Hi-Intensity Grade, Add</i>	8.91	
			<i>For Diamond Grade, Add</i>	16.92	
10 14 53 11-0005	EA	18"	x 24" Aluminum Engineer Grade Stop Sign.....	81.34	21.30
			<i>For Hi-Intensity Grade, Add</i>	11.65	
			<i>For Diamond Grade, Add</i>	22.13	
10 14 53 11-0006	EA	24"	x 24" Aluminum Engineer Grade Stop Sign.....	88.15	22.38
			<i>For Hi-Intensity Grade, Add</i>	17.79	
			<i>For Diamond Grade, Add</i>	28.20	
10 14 53 11-0007	EA	30"	x 30" Aluminum Engineer Grade Stop Sign.....	102.57	23.54
			<i>For Hi-Intensity Grade, Add</i>	6.67	
			<i>For Diamond Grade, Add</i>	36.12	
10 14 53 11-0008	EA	36"	x 36" Aluminum Engineer Grade Stop Sign.....	138.30	24.62
			<i>For Hi-Intensity Grade, Add</i>	19.60	
			<i>For Diamond Grade, Add</i>	61.46	
10 14 53 11-0009			Steel Engineer Grade Stop Signs <small>(10 14 53 11-0002)</small>		
10 14 53 11-0010	EA	18"	x 18" Reflective Steel Stop Sign, Engineering Grade.....	103.24	20.14
10 14 53 11-0011	EA	18"	x 24" Reflective Steel Stop Sign, Engineering Grade.....	128.29	21.30
10 14 53 11-0012	EA	24"	x 24" Reflective Steel Stop Sign, Engineering Grade.....	136.10	22.38
10 14 53 11-0013	EA	30"	x 30" Reflective Steel Stop Sign, Engineering Grade.....	192.30	23.54
10 14 53 11-0014	EA	36"	x 36" Reflective Steel Stop Sign, Engineering Grade.....	242.99	24.62
10 14 53 11-0015			Polyethylene Engineer Grade Stop Signs <small>(10 14 53 11-0002)</small>		
10 14 53 11-0016	EA	18"	x 18" Reflective Polyethylene Stop Sign, Engineering Grade.....	105.58	20.14
10 14 53 11-0017	EA	18"	x 24" Reflective Polyethylene Stop Sign, Engineering Grade.....	134.27	21.30
10 14 53 11-0018	EA	24"	x 24" Reflective Polyethylene Stop Sign, Engineering Grade.....	147.86	22.38
10 14 53 11-0019	EA	30"	x 30" Reflective Polyethylene Stop Sign, Engineering Grade.....	192.84	23.54
10 14 53 11-0020			Other Reflectorized Traffic Signs <small>(10 14 53 11-0002)</small>		
			Note: Other traffic signs includes reserve, handicap, visitor, no parking, property, speed limit, tow away, ADA, parking time limit, parking exclusive area, school, traffic/caution, etc. Excludes posts.		
10 14 53 11-0021			Aluminum Engineer Grade Traffic Signs <small>(10 14 53 11-0020)</small>		
10 14 53 11-0022	EA	6"	x 12" Aluminum Engineer Grade Traffic Sign.....	43.16	17.90
			<i>For Hi-Intensity Grade, Add</i>	2.21	



Specialties	10
Information Specialties	10 10
Signage	10 14

MINOR	CSI	UOM	DESCRIPTION	TOTAL DIRECT UNIT COST	DEMOLITION UNIT COST
10 14 53 11-0023	EA		6" x 18" Aluminum Engineer Grade Traffic Sign <i>For Hi-Intensity Grade, Add</i>	46.84 3.31	17.90
10 14 53 11-0024	EA		9" x 12" Aluminum Engineer Grade Traffic Sign <i>For Hi-Intensity Grade, Add</i>	46.84 3.31	17.90
10 14 53 11-0025	EA		9" x 15" Aluminum Engineer Grade Traffic Sign <i>For Hi-Intensity Grade, Add</i>	49.60 4.14	17.90
10 14 53 11-0026	EA		9" x 18" Aluminum Engineer Grade Traffic Sign <i>For Hi-Intensity Grade, Add</i>	52.36 4.97	17.90
10 14 53 11-0027	EA		9" x 24" Aluminum Engineer Grade Traffic Sign <i>For Hi-Intensity Grade, Add</i>	60.10 6.62	19.02
10 14 53 11-0028	EA		9" x 48" Aluminum Engineer Grade Traffic Sign <i>For Hi-Intensity Grade, Add</i>	82.17 13.24	19.02
10 14 53 11-0029	EA		12" x 12" Aluminum Engineer Grade Traffic Sign <i>For Hi-Intensity Grade, Add</i>	50.52 4.41	17.90
10 14 53 11-0030	EA		12" x 18" Aluminum Engineer Grade Traffic Sign <i>For Hi-Intensity Grade, Add</i>	60.10 6.62	19.02
10 14 53 11-0031	EA		12" x 24" Aluminum Engineer Grade Traffic Sign <i>For Hi-Intensity Grade, Add</i>	67.46 8.83	19.02
10 14 53 11-0032	EA		12" x 30" Aluminum Engineer Grade Traffic Sign <i>For Hi-Intensity Grade, Add</i>	74.81 11.03	19.02
10 14 53 11-0033	EA		12" x 36" Aluminum Engineer Grade Traffic Sign <i>For Hi-Intensity Grade, Add</i>	82.17 13.24	19.02
10 14 53 11-0034	EA		17" x 22" Aluminum Engineer Grade Traffic Sign <i>For Hi-Intensity Grade, Add</i> <i>For > 25 To 50, Deduct</i> <i>For > 50 To 150, Deduct</i> <i>For > 150 To 250, Deduct</i> <i>For > 250, Deduct</i>	76.24 11.46 -1.90 -3.81 -5.71 -8.57	19.02
10 14 53 11-0035	EA		18" x 18" Aluminum Engineer Grade Traffic Sign <i>For Hi-Intensity Grade, Add</i>	71.14 9.93	19.02
10 14 53 11-0036	EA		18" x 24" Aluminum Engineer Grade Traffic Sign <i>For Hi-Intensity Grade, Add</i>	82.17 13.24	19.02
10 14 53 11-0037	EA		18" x 30" Aluminum Engineer Grade Traffic Sign <i>For Hi-Intensity Grade, Add</i>	95.44 16.55	20.14
10 14 53 11-0038	EA		18" x 36" Aluminum Engineer Grade Traffic Sign <i>For Hi-Intensity Grade, Add</i>	106.47 19.86	20.14
10 14 53 11-0039	EA		18" x 48" Aluminum Engineer Grade Traffic Sign <i>For Hi-Intensity Grade, Add</i>	137.48 26.48	24.62
10 14 53 11-0040	EA		18" x 54" Aluminum Engineer Grade Traffic Sign <i>For Hi-Intensity Grade, Add</i>	148.52 29.79	24.62
10 14 53 11-0041	EA		24" x 24" Aluminum Engineer Grade Traffic Sign <i>For Hi-Intensity Grade, Add</i>	99.12 17.65	20.14
10 14 53 11-0042	EA		24" x 30" Aluminum Engineer Grade Traffic Sign <i>For Hi-Intensity Grade, Add</i>	113.83 22.07	20.14
10 14 53 11-0043	EA		24" x 36" Aluminum Engineer Grade Traffic Sign <i>For Hi-Intensity Grade, Add</i>	128.53 26.48	20.14
10 14 53 11-0044	EA		24" x 42" Aluminum Engineer Grade Traffic Sign <i>For Hi-Intensity Grade, Add</i>	152.19 30.89	24.62
10 14 53 11-0045	EA		24" x 48" Aluminum Engineer Grade Traffic Sign <i>For Hi-Intensity Grade, Add</i>	166.90 35.30	24.62
10 14 53 11-0046	EA		24" x 54" Aluminum Engineer Grade Traffic Sign <i>For Hi-Intensity Grade, Add</i>	181.61 39.71	24.62
10 14 53 11-0047	EA		24" x 60" Aluminum Engineer Grade Traffic Sign <i>For Hi-Intensity Grade, Add</i>	196.32 44.13	24.62
10 14 53 11-0048	EA		30" x 30" Aluminum Engineer Grade Traffic Sign <i>For Hi-Intensity Grade, Add</i>	132.21 27.58	20.14
10 14 53 11-0049	EA		30" x 36" Aluminum Engineer Grade Traffic Sign <i>For Hi-Intensity Grade, Add</i>	159.55 33.10	24.62
10 14 53 11-0050	EA		30" x 42" Aluminum Engineer Grade Traffic Sign <i>For Hi-Intensity Grade, Add</i>	177.93 38.61	24.62
10 14 53 11-0051	EA		30" x 48" Aluminum Engineer Grade Traffic Sign <i>For Hi-Intensity Grade, Add</i>	205.27 44.13	29.09
10 14 53 11-0052	EA		30" x 60" Aluminum Engineer Grade Traffic Sign <i>For Hi-Intensity Grade, Add</i>	251.00 55.16	33.57
10 14 53 11-0053	EA		36" x 36" Aluminum Engineer Grade Traffic Sign <i>For Hi-Intensity Grade, Add</i>	181.61 39.71	24.62
10 14 53 11-0054	EA		36" x 42" Aluminum Engineer Grade Traffic Sign <i>For Hi-Intensity Grade, Add</i>	212.63 46.34	29.09
10 14 53 11-0055	EA		36" x 48" Aluminum Engineer Grade Traffic Sign <i>For Hi-Intensity Grade, Add</i>	243.65 52.95	33.57
10 14 53 11-0056	EA		36" x 54" Aluminum Engineer Grade Traffic Sign <i>For Hi-Intensity Grade, Add</i>	265.71 59.57	33.57
10 14 53 11-0057	EA		36" x 60" Aluminum Engineer Grade Traffic Sign <i>For Hi-Intensity Grade, Add</i>	296.73 66.19	38.04
10 14 53 11-0058	EA		36" x 73" Aluminum Engineer Grade Traffic Sign <i>For Hi-Intensity Grade, Add</i>	353.48 80.53	42.52
10 14 53 11-0059	EA		36" x 78" Aluminum Engineer Grade Traffic Sign <i>For Hi-Intensity Grade, Add</i>	371.87 86.05	42.52
10 14 53 11-0060	EA		36" x 108" Aluminum Engineer Grade Traffic Sign <i>For Hi-Intensity Grade, Add</i>	495.62 119.15	49.23
10 14 53 11-0061	EA		42" x 42" Aluminum Engineer Grade Traffic Sign <i>For Hi-Intensity Grade, Add</i>	247.33 54.06	33.57
10 14 53 11-0062	EA		48" x 48" Aluminum Engineer Grade Traffic Sign <i>For Hi-Intensity Grade, Add</i>	311.44 70.61	38.04

10	10	Specialties
	10 10	Information Specialties
	10 14	Signage



MINOR CSI UOM DESCRIPTION	TOTAL DIRECT UNIT COST	DEMOLITION UNIT COST
10 14 53 11-0063 EA 48" x 54" Aluminum Engineer Grade Traffic Sign <i>For Hi-Intensity Grade, Add</i>	349.80 79.43	42.52
10 14 53 11-0064 EA 48" x 60" Aluminum Engineer Grade Traffic Sign <i>For Hi-Intensity Grade, Add</i>	379.22 88.25	42.52
10 14 53 11-0065 EA 48" x 66" Aluminum Engineer Grade Traffic Sign <i>For Hi-Intensity Grade, Add</i>	422.07 97.08	49.23
10 14 53 11-0066 EA 48" x 72" Aluminum Engineer Grade Traffic Sign <i>For Hi-Intensity Grade, Add</i>	451.49 105.91	49.23
10 14 53 11-0067 EA 48" x 84" Aluminum Engineer Grade Traffic Sign <i>For Hi-Intensity Grade, Add</i>	519.27 123.56	53.71
10 14 53 11-0068 EA 48" x 96" Aluminum Engineer Grade Traffic Sign <i>For Hi-Intensity Grade, Add</i>	578.10 141.21	53.71
10 14 53 11-0069 EA 48" x 102" Aluminum Engineer Grade Traffic Sign <i>For Hi-Intensity Grade, Add</i>	607.52 150.03	53.71
10 14 53 11-0070 EA 48" x 108" Aluminum Engineer Grade Traffic Sign <i>For Hi-Intensity Grade, Add</i>	641.41 158.86	55.95
10 14 53 11-0071 EA 60" x 72" Aluminum Engineer Grade Traffic Sign <i>For Hi-Intensity Grade, Add</i>	548.68 132.38	53.71
10 14 53 11-0072 EA 72" x 144" Aluminum Engineer Grade Traffic Sign <i>For Hi-Intensity Grade, Add</i>	1,202.27 317.72	71.61
10 14 53 11-0073 EA 78" x 96" Aluminum Engineer Grade Traffic Sign <i>For Hi-Intensity Grade, Add</i>	876.75 229.46	55.95
10 14 53 11-0074 Polyethylene Engineer Grade Traffic Signs (10 14 53 11-0020)		
10 14 53 11-0075 EA 6" x 12" Reflective Polyethylene Traffic Sign	74.39	16.83
10 14 53 11-0076 EA 12" x 12" Reflective Polyethylene Traffic Sign	84.52	17.90
10 14 53 11-0077 EA 12" x 18" Reflective Polyethylene Traffic Sign	90.47	19.07
10 14 53 11-0078 EA 18" x 18" Reflective Polyethylene Traffic Sign	109.04	20.14
10 14 53 11-0079 EA 18" x 24" Reflective Polyethylene Traffic Sign	134.27	21.30
10 14 53 11-0080 EA 24" x 24" Reflective Polyethylene Traffic Sign	150.88	21.30
10 14 53 11-0081 Non-Reflectorized Traffic Signs (10 14 53 11-0001)		
Note: Includes reserved parking, handicap parking, visitor parking, no parking, tow away zones, etc. Excludes posts.		
10 14 53 11-0082 Steel Non-Reflectorized Traffic Signs (10 14 53 11-0081)		
10 14 53 11-0083 EA 6" x 12" Steel Non Reflectorized Traffic Sign	42.17	17.90
10 14 53 11-0084 EA 6" x 18" Steel Non Reflectorized Traffic Sign	45.35	17.90
10 14 53 11-0085 EA 9" x 12" Steel Non Reflectorized Traffic Sign	45.35	17.90
10 14 53 11-0086 EA 9" x 15" Steel Non Reflectorized Traffic Sign	47.73	17.90
10 14 53 11-0087 EA 9" x 18" Steel Non Reflectorized Traffic Sign	50.12	17.90
10 14 53 11-0088 EA 9" x 24" Steel Non Reflectorized Traffic Sign	57.11	19.02
10 14 53 11-0089 EA 9" x 48" Steel Non Reflectorized Traffic Sign	76.19	19.02
10 14 53 11-0090 EA 12" x 12" Steel Non Reflectorized Traffic Sign	48.53	17.90
10 14 53 11-0091 EA 12" x 18" Steel Non Reflectorized Traffic Sign	57.11	19.02
10 14 53 11-0092 EA 12" x 24" Steel Non Reflectorized Traffic Sign	63.47	19.02
10 14 53 11-0093 EA 12" x 30" Steel Non Reflectorized Traffic Sign	69.83	19.02
10 14 53 11-0094 EA 12" x 36" Steel Non Reflectorized Traffic Sign	76.19	19.02
10 14 53 11-0095 EA 18" x 18" Steel Non Reflectorized Traffic Sign	66.65	19.02
10 14 53 11-0096 EA 18" x 24" Steel Non Reflectorized Traffic Sign	76.19	19.02
10 14 53 11-0097 EA 18" x 30" Steel Non Reflectorized Traffic Sign	87.96	20.14
10 14 53 11-0098 EA 18" x 36" Steel Non Reflectorized Traffic Sign	97.50	20.14
10 14 53 11-0099 EA 18" x 48" Steel Non Reflectorized Traffic Sign	125.53	24.62
10 14 53 11-0100 EA 18" x 54" Steel Non Reflectorized Traffic Sign	135.06	24.62
10 14 53 11-0101 EA 24" x 24" Steel Non Reflectorized Traffic Sign	91.14	20.14
10 14 53 11-0102 EA 24" x 30" Steel Non Reflectorized Traffic Sign	103.86	20.14
10 14 53 11-0103 EA 24" x 36" Steel Non Reflectorized Traffic Sign	116.58	20.14
10 14 53 11-0104 EA 24" x 42" Steel Non Reflectorized Traffic Sign	138.24	24.62
10 14 53 11-0105 EA 24" x 48" Steel Non Reflectorized Traffic Sign	150.96	24.62
10 14 53 11-0106 EA 24" x 54" Steel Non Reflectorized Traffic Sign	163.67	24.62
10 14 53 11-0107 EA 24" x 60" Steel Non Reflectorized Traffic Sign	176.39	24.62
10 14 53 11-0108 EA 30" x 30" Steel Non Reflectorized Traffic Sign	119.76	20.14
10 14 53 11-0109 EA 30" x 36" Steel Non Reflectorized Traffic Sign	144.60	24.62
10 14 53 11-0110 EA 30" x 42" Steel Non Reflectorized Traffic Sign	160.49	24.62
10 14 53 11-0111 EA 30" x 48" Steel Non Reflectorized Traffic Sign	185.34	29.09
10 14 53 11-0112 EA 30" x 60" Steel Non Reflectorized Traffic Sign	226.09	33.57
10 14 53 11-0113 EA 36" x 36" Steel Non Reflectorized Traffic Sign	163.67	24.62
10 14 53 11-0114 EA 36" x 42" Steel Non Reflectorized Traffic Sign	191.70	29.09
10 14 53 11-0115 EA 36" x 48" Steel Non Reflectorized Traffic Sign	219.73	33.57
10 14 53 11-0116 EA 36" x 54" Steel Non Reflectorized Traffic Sign	238.81	33.57
10 14 53 11-0117 EA 36" x 60" Steel Non Reflectorized Traffic Sign	266.83	38.04
10 14 53 11-0118 EA 36" x 73" Steel Non Reflectorized Traffic Sign	317.11	42.52
10 14 53 11-0119 EA 36" x 78" Steel Non Reflectorized Traffic Sign	333.00	42.52
10 14 53 11-0120 EA 36" x 108" Steel Non Reflectorized Traffic Sign	441.80	49.23
10 14 53 11-0121 EA 42" x 42" Steel Non Reflectorized Traffic Sign	222.91	33.57
10 14 53 11-0122 EA 48" x 48" Steel Non Reflectorized Traffic Sign	279.55	38.04
10 14 53 11-0123 EA 48" x 54" Steel Non Reflectorized Traffic Sign	313.93	42.52
10 14 53 11-0124 EA 48" x 60" Steel Non Reflectorized Traffic Sign	339.36	42.52
10 14 53 11-0125 EA 48" x 66" Steel Non Reflectorized Traffic Sign	378.22	49.23
10 14 53 11-0126 EA 48" x 72" Steel Non Reflectorized Traffic Sign	403.65	49.23



Specialties	10
Information Specialties	10 10
Signage	10 14

MINOR CSI UOM DESCRIPTION	TOTAL DIRECT UNIT COST	DEMOLITION UNIT COST
10 14 53 11-0127 EA 48" x 84" Steel Non Reflectorized Traffic Sign.....	463.46	53.71
10 14 53 11-0128 EA 48" x 96" Steel Non Reflectorized Traffic Sign.....	514.32	53.71
10 14 53 11-0129 EA 48" x 102" Steel Non Reflectorized Traffic Sign.....	539.75	53.71
10 14 53 11-0130 EA 48" x 108" Steel Non Reflectorized Traffic Sign.....	569.66	55.95
10 14 53 11-0131 EA 60" x 72" Steel Non Reflectorized Traffic Sign.....	488.89	53.71
10 14 53 11-0132 EA 72" x 144" Steel Non Reflectorized Traffic Sign.....	1,058.76	71.61
10 14 53 11-0133 EA 78" x 96" Steel Non Reflectorized Traffic Sign.....	773.11	55.95
10 14 53 11-0134 Aluminum Non-Reflectorized Traffic Signs (10 14 53 11-0081)		
10 14 53 11-0135 EA 6" x 12" Aluminum Non Reflectorized Traffic Sign.....	42.43	17.90
10 14 53 11-0136 EA 6" x 18" Aluminum Non Reflectorized Traffic Sign.....	45.74	17.90
10 14 53 11-0137 EA 9" x 12" Aluminum Non Reflectorized Traffic Sign.....	45.74	17.90
10 14 53 11-0138 EA 9" x 15" Aluminum Non Reflectorized Traffic Sign.....	48.22	17.90
10 14 53 11-0139 EA 9" x 18" Aluminum Non Reflectorized Traffic Sign.....	50.70	17.90
10 14 53 11-0140 EA 9" x 24" Aluminum Non Reflectorized Traffic Sign.....	57.89	19.02
10 14 53 11-0141 EA 9" x 48" Aluminum Non Reflectorized Traffic Sign.....	77.74	19.02
10 14 53 11-0142 EA 12" x 12" Aluminum Non Reflectorized Traffic Sign.....	49.04	17.90
10 14 53 11-0143 EA 12" x 18" Aluminum Non Reflectorized Traffic Sign.....	57.89	19.02
10 14 53 11-0144 EA 12" x 24" Aluminum Non Reflectorized Traffic Sign.....	64.51	19.02
10 14 53 11-0145 EA 12" x 30" Aluminum Non Reflectorized Traffic Sign.....	71.13	19.02
10 14 53 11-0146 EA 12" x 36" Aluminum Non Reflectorized Traffic Sign.....	77.74	19.02
10 14 53 11-0147 EA 18" x 18" Aluminum Non Reflectorized Traffic Sign.....	67.82	19.02
10 14 53 11-0148 EA 18" x 24" Aluminum Non Reflectorized Traffic Sign.....	77.74	19.02
10 14 53 11-0149 EA 18" x 30" Aluminum Non Reflectorized Traffic Sign.....	89.91	20.14
10 14 53 11-0150 EA 18" x 36" Aluminum Non Reflectorized Traffic Sign.....	99.83	20.14
10 14 53 11-0151 EA 18" x 48" Aluminum Non Reflectorized Traffic Sign.....	128.64	24.62
10 14 53 11-0152 EA 18" x 54" Aluminum Non Reflectorized Traffic Sign.....	138.56	24.62
10 14 53 11-0153 EA 24" x 24" Aluminum Non Reflectorized Traffic Sign.....	93.22	20.14
10 14 53 11-0154 EA 24" x 30" Aluminum Non Reflectorized Traffic Sign.....	106.45	20.14
10 14 53 11-0155 EA 24" x 36" Aluminum Non Reflectorized Traffic Sign.....	119.69	20.14
10 14 53 11-0156 EA 24" x 42" Aluminum Non Reflectorized Traffic Sign.....	141.87	24.62
10 14 53 11-0157 EA 24" x 48" Aluminum Non Reflectorized Traffic Sign.....	155.10	24.62
10 14 53 11-0158 EA 24" x 54" Aluminum Non Reflectorized Traffic Sign.....	168.34	24.62
10 14 53 11-0159 EA 24" x 60" Aluminum Non Reflectorized Traffic Sign.....	181.57	24.62
10 14 53 11-0160 EA 30" x 30" Aluminum Non Reflectorized Traffic Sign.....	122.99	20.14
10 14 53 11-0161 EA 30" x 36" Aluminum Non Reflectorized Traffic Sign.....	148.49	24.62
10 14 53 11-0162 EA 30" x 42" Aluminum Non Reflectorized Traffic Sign.....	165.03	24.62
10 14 53 11-0163 EA 30" x 48" Aluminum Non Reflectorized Traffic Sign.....	190.52	29.09
10 14 53 11-0164 EA 30" x 60" Aluminum Non Reflectorized Traffic Sign.....	232.57	33.57
10 14 53 11-0165 EA 36" x 36" Aluminum Non Reflectorized Traffic Sign.....	168.34	24.62
10 14 53 11-0166 EA 36" x 42" Aluminum Non Reflectorized Traffic Sign.....	197.14	29.09
10 14 53 11-0167 EA 36" x 48" Aluminum Non Reflectorized Traffic Sign.....	225.95	33.57
10 14 53 11-0168 EA 36" x 54" Aluminum Non Reflectorized Traffic Sign.....	245.80	33.57
10 14 53 11-0169 EA 36" x 60" Aluminum Non Reflectorized Traffic Sign.....	274.60	38.04
10 14 53 11-0170 EA 36" x 73" Aluminum Non Reflectorized Traffic Sign.....	326.56	42.52
10 14 53 11-0171 EA 36" x 78" Aluminum Non Reflectorized Traffic Sign.....	343.11	42.52
10 14 53 11-0172 EA 36" x 108" Aluminum Non Reflectorized Traffic Sign.....	455.79	49.23
10 14 53 11-0173 EA 42" x 42" Aluminum Non Reflectorized Traffic Sign.....	229.26	33.57
10 14 53 11-0174 EA 48" x 48" Aluminum Non Reflectorized Traffic Sign.....	287.84	38.04
10 14 53 11-0175 EA 48" x 54" Aluminum Non Reflectorized Traffic Sign.....	323.26	42.52
10 14 53 11-0176 EA 48" x 60" Aluminum Non Reflectorized Traffic Sign.....	349.72	42.52
10 14 53 11-0177 EA 48" x 66" Aluminum Non Reflectorized Traffic Sign.....	389.62	49.23
10 14 53 11-0178 EA 48" x 72" Aluminum Non Reflectorized Traffic Sign.....	416.09	49.23
10 14 53 11-0179 EA 48" x 84" Aluminum Non Reflectorized Traffic Sign.....	477.97	53.71
10 14 53 11-0180 EA 48" x 96" Aluminum Non Reflectorized Traffic Sign.....	530.90	53.71
10 14 53 11-0181 EA 48" x 102" Aluminum Non Reflectorized Traffic Sign.....	557.37	53.71
10 14 53 11-0182 EA 48" x 108" Aluminum Non Reflectorized Traffic Sign.....	588.31	55.95
10 14 53 11-0183 EA 60" x 72" Aluminum Non Reflectorized Traffic Sign.....	504.44	53.71
10 14 53 11-0184 EA 72" x 144" Aluminum Non Reflectorized Traffic Sign.....	1,096.07	71.61
10 14 53 11-0185 EA 78" x 96" Aluminum Non Reflectorized Traffic Sign.....	800.06	55.95
10 14 53 11-0186 Polyethylene Non-Reflectorized Traffic Signs (10 14 53 11-0081)		
10 14 53 11-0187 EA 6" x 12" Non-Reflective Polyethylene Traffic Sign.....	62.87	16.83
10 14 53 11-0188 EA 12" x 12" Non-Reflective Polyethylene Traffic Sign.....	68.74	17.90
10 14 53 11-0189 EA 12" x 18" Non-Reflective Polyethylene Traffic Sign.....	74.01	19.07
10 14 53 11-0190 EA 18" x 18" Non-Reflective Polyethylene Traffic Sign.....	97.28	20.14
10 14 53 11-0191 EA 18" x 24" Non-Reflective Polyethylene Traffic Sign.....	104.24	21.30
10 14 53 11-0192 EA 24" x 24" Non-Reflective Polyethylene Traffic Sign.....	120.87	22.38
10 14 53 11-0193 Signs For Overhead Sign Structures (10 14 53 11-0001)		
Note: Including horizontal Z-bars.		
10 14 53 11-0194 SF From 30 To 360 SF Signs For Overhead Sign Structures.....	25.00	
For Over 10' High, Add	13.00	
10 14 53 11-0195 VLF Vertical Sign Hangers For Overhead Sign Structures, Per Hanger.....	32.50	
Note: Includes U-bolts, vertical aluminum Z-bars, clip angles and stainless steel hardware.		
10 14 53 11-0196 Flashing Beacon (10 14 53 11-0001)		

10	10	Specialties
	10 10	Information Specialties
	10 14	Signage



MINOR	CSI	UOM	DESCRIPTION	TOTAL DIRECT UNIT COST	DEMOLITION UNIT COST
-------	-----	-----	-------------	------------------------	----------------------

10 14 53	11-0197	EA	Flashing Beacon Assembly.....	1,294.44	193.85
10 14 53	11-0198		Aluminum Street Signs (10 14 53 11-0001) Note: Excludes posts.		
10 14 53	11-0199		Aluminum Engineer Grade Street Signs (10 14 53 11-0198)		
10 14 53	11-0200	EA	6" High, Aluminum Engineer Grade Street Sign For Hi-Intensity Grade, Add	78.72 18.25	8.95
10 14 53	11-0201	EA	8" High, Aluminum Engineer Grade Street Sign For Hi-Intensity Grade, Add	89.46 21.47	8.95
10 14 53	11-0202	EA	9" High, Aluminum Engineer Grade Street Sign For Hi-Intensity Grade, Add	97.45 23.87	8.95
10 14 53	11-0203		Street Sign Accessories (10 14 53 11-0198)		
10 14 53	11-0204	EA	Single Bracket And Post Cap For Street Sign.....	23.58	4.48
10 14 53	11-0205	EA	Double Bracket And Post Cap For Street Sign.....	23.58	4.48
10 14 53	11-0206		Sign Posts (10 14 53 11-0001) Note: Excludes sign. See CSI section 32 31 13 13-0001 for auguring of holes and backfill.		
10 14 53	11-0207		U-Channel Sign Posts (10 14 53 11-0206) Note: Excludes digging and concrete.		
10 14 53	11-0208		Baked Enamel U-Channel Sign Posts (10 14 53 11-0207)		
10 14 53	11-0209	EA	3' To 4' Baked Enamel U-Channel Sign Post Base.....	61.98	18.30
10 14 53	11-0210	EA	6' Baked Enamel U-Channel Sign Post.....	81.45	22.88
10 14 53	11-0211	EA	7' Baked Enamel U-Channel Sign Post.....	97.24	27.45
10 14 53	11-0212	EA	8' Baked Enamel U-Channel Sign Post.....	113.86	32.03
10 14 53	11-0213	EA	10' Baked Enamel U-Channel Sign Post.....	137.38	38.89
10 14 53	11-0214	EA	12' Baked Enamel U-Channel Sign Post.....	141.45	38.89
10 14 53	11-0215		Galvanized Steel U-Channel Sign Posts (10 14 53 11-0207)		
10 14 53	11-0216	EA	3' To 4' Galvanized Steel U-Channel Sign Post Base.....	67.22	18.30
10 14 53	11-0217	EA	6' Galvanized Steel U-Channel Sign Post.....	89.75	22.88
10 14 53	11-0218	EA	7' Galvanized Steel U-Channel Sign Post.....	116.02	27.45
10 14 53	11-0219	EA	8' Galvanized Steel U-Channel Sign Post.....	134.63	32.03
10 14 53	11-0220	EA	10' Galvanized Steel U-Channel Sign Post.....	152.49	38.89
10 14 53	11-0221	EA	12' Galvanized Steel U-Channel Sign Post.....	154.60	38.89
10 14 53	11-0222		Fiberglass Or Composite Plastic U-Channel Sign Posts (10 14 53 11-0207)		
10 14 53	11-0223	EA	3' To 4' Fiberglass Or Composite Plastic U-Channel Sign Post Base.....	60.75	18.30
10 14 53	11-0224	EA	6' Fiberglass Or Composite Plastic U-Channel Sign Post.....	78.76	22.88
10 14 53	11-0225	EA	7' Fiberglass Or Composite Plastic U-Channel Sign Post.....	94.00	27.45
10 14 53	11-0226	EA	8' Fiberglass Or Composite Plastic U-Channel Sign Post.....	110.00	32.03
10 14 53	11-0227	EA	10' Fiberglass Or Composite Plastic U-Channel Sign Post.....	130.38	38.89
10 14 53	11-0228	EA	12' Fiberglass Or Composite Plastic U-Channel Sign Post.....	137.30	38.89
10 14 53	11-0229		Tubular Sign Posts (10 14 53 11-0206) Note: Excludes digging and concrete.		
10 14 53	11-0230		2-3/8" Diameter, Galvanized Steel Tubular Sign Post (10 14 53 11-0229)		
10 14 53	11-0231	EA	6', 2-3/8" Diameter, Galvanized Steel Tubular Sign Post.....	90.61	22.88
10 14 53	11-0232	EA	7', 2-3/8" Diameter, Galvanized Steel Tubular Sign Post.....	107.50	27.45
10 14 53	11-0233	EA	8', 2-3/8" Diameter, Galvanized Steel Tubular Sign Post.....	127.01	32.03
10 14 53	11-0234	EA	10', 2-3/8" Diameter, Galvanized Steel Tubular Sign Post.....	163.86	38.89
10 14 53	11-0235	EA	12', 2-3/8" Diameter, Galvanized Steel Tubular Sign Post.....	178.11	38.89
10 14 53	11-0236		Square Sign Posts (10 14 53 11-0206) Note: Excludes digging and concrete.		
10 14 53	11-0237		Galvanized Steel Square Sign Posts (10 14 53 11-0236)		
10 14 53	11-0238	EA	3' To 4' Galvanized Steel Square Sign Post Base.....	68.38	18.30
10 14 53	11-0239	EA	6' Galvanized Steel Square Sign Post.....	109.42	22.88
10 14 53	11-0240	EA	7' Galvanized Steel Square Sign Post.....	128.26	27.45
10 14 53	11-0241	EA	8' Galvanized Steel Square Sign Post.....	149.60	32.03
10 14 53	11-0242	EA	10' Galvanized Steel Square Sign Post.....	182.71	38.89
10 14 53	11-0243	EA	12' Galvanized Steel Square Sign Post.....	192.66	38.89
10 14 53	11-0244		Standard Driven Street Sign Posts, Square (10 14 53 11-0236)		
10 14 53	11-0245	EA	12" x 2" Square 12 Gauge Galvanized Steel Sign Post With 1'-6" x 2-1/2" Square Sleeve And 2'-6" x 2-1/4" Square Anchor Driven Into Earth.....	230.72	38.89



Specialties	10	10
Information Specialties	10 10	
Signage	10 14	

MINOR CSI UOM DESCRIPTION	TOTAL DIRECT UNIT COST	DEMOLITION UNIT COST
10 14 53 11-0246 Other Sign Posts And Bases (10 14 53 11-0001) Note: For breakaway post systems, base posts are driven in, sign posts bolted to base post using lap splice hardware kit.		
10 14 53 11-0247 2.5 LB/FT Breakaway Sign Posts And Base Posts (10 14 53 11-0246)		
10 14 53 11-0248 Base Posts, 2.5 LB/LF, For Breakaway Sign Posts (10 14 53 11-0247)		
10 14 53 11-0249 EA Base Post for 2.5 LB/LF Breakaway Sign Post.....	92.48	22.38
10 14 53 11-0250 EA Lap Splice Hardware For 2.5 LB/LF Breakaway Sign Post.....	56.67	17.90
10 14 53 11-0251 Breakaway Sign Posts, 2.5 LB/LF (10 14 53 11-0247)		
10 14 53 11-0252 LF 2.5 LB/LF Breakaway Sign Post.....	11.80	2.24
10 14 53 11-0253 4 LB/FT Breakaway Sign Posts And Base Posts (10 14 53 11-0246)		
10 14 53 11-0254 Base Posts, 4 LB/LF, For Breakaway Sign Posts (10 14 53 11-0253)		
10 14 53 11-0255 EA Base Post For 4 LB/LF Breakaway Sign Post.....	96.79	26.85
10 14 53 11-0256 EA Lap Splice Hardware for 4 LB/LF Breakaway Sign Post.....	56.67	17.90
10 14 53 11-0257 Breakaway Sign Posts, 4 LB/LF (10 14 53 11-0253)		
10 14 53 11-0258 LF 4 LB/LF Breakaway Sign Post.....	14.47	2.24
10 14 53 11-0259 Driven Sign Posts (10 14 53 11-0246)		
10 14 53 11-0260 Driven Posts, 2.5 LB/LF (10 14 53 11-0259)		
10 14 53 11-0261 LF 2.5 LB/LF Driven Post.....	12.69	3.13
10 14 53 11-0262 Driven Posts, 4 LB/LF (10 14 53 11-0259)		
10 14 53 11-0263 LF 4 LB/LF Driven Post.....	15.81	3.58
10 14 53 11-0264 Omni-Directional Breakaway System For Sign Posts And Light Poles (10 14 53 11-0246)		
10 14 53 11-0265 Omni-Directional Breakaway Systems For Signs (10 14 53 11-0264) Note: Break Safe as manufactured by Trampo Industries. Tasks are organized by post type and size. Includes hinges, anchors, all associated parts and drilling.		
10 14 53 11-0266 EA Omni-Directional Breakaway System For 6" To 8" Wide Flange (Trampo B525).....	1,369.18	
10 14 53 11-0267 EA Omni-Directional Breakaway System For 10" To 21" Wide Flange (Trampo B650).....	1,458.85	
10 14 53 11-0268 EA Omni-Directional Breakaway System For Standard I Beam Or W6x9 Flange (Trampo A14 And A16).....	1,000.16	
10 14 53 11-0269 EA Omni-Directional Breakaway System For 3" To 4.5" Outside Diameter Pipe (Trampo A3 And A4.5).....	876.00	
10 14 53 11-0270 EA Omni-Directional Breakaway System For Square Tube (Trampo AS3 And AS4).....	993.25	
10 14 53 11-0271 EA Omni-Directional Breakaway System For U-Channels (Trampo AU4 To AU6).....	944.97	
10 14 53 11-0272 EA Omni-Directional Breakaway System For U-Channels Embedded (Trampo AUX4 To AUX6).....	1,024.30	
10 14 53 11-0273 Omni-Directional Breakaway Systems For Poles (10 14 53 11-0264) Note: Pole-Safe as Manufactured by Trampo Industries. Tasks are organized by bolt size. Includes four couplings, all associated parts, drilling and can be for new or for retro-fitting existing poles.		
10 14 53 11-0274 EA Omni-Directional Breakaway System For Poles With 5/8" Couplings.....	462.73	
10 14 53 11-0275 EA Omni-Directional Breakaway System For Poles With 3/4" Couplings.....	485.11	
10 14 53 11-0276 EA Omni-Directional Breakaway System For Poles With 1" Couplings.....	503.76	
10 14 53 11-0277 EA Omni-Directional Breakaway System For Poles With 1 1/4" Couplings.....	764.98	
10 14 53 11-0278 EA Skirt For Omni-Directional Breakaway System For Poles With Bolt Circle Diameter Of 10" To Less Than 15".....	67.17	
10 14 53 11-0279 EA Skirt For Omni-Directional Breakaway System For Poles With Bolt Circle Diameter Of 15" To 20".....	89.55	
10 14 53 11-0280 Sign Post Accessories (10 14 53 11-0001)		
10 14 53 11-0281 Sign Post Brackets (10 14 53 11-0280)		
10 14 53 11-0282 EA 2-3/8" Outside Diameter, Single Side Sign Bracket Set..... Note: Includes 2 single side sign post brackets	46.72	6.71
10 14 53 11-0283 EA 2-3/8" Outside Diameter, Double Side Sign Bracket Set..... Note: Includes 2 double side sign post brackets	62.38	11.19
10 14 53 11-0284 EA 4" To 12" Diameter, Buckle Bracket Set..... Note: Includes 2 stainless steel straps, 2 brackets and fastener hardware	56.45	8.95
10 14 53 11-0285 Sign Post Caps (10 14 53 11-0280)		
10 14 53 11-0286 EA 2-3/8" Diameter, Galvanized, Flat Traffic Sign Post Cap (EC-2).....	21.37	4.48
10 14 53 11-0287 Sign Post Replacement Bolts (10 14 53 11-0280)		
10 14 53 11-0288 EA Signage Fasteners Replacement..... Note: Includes two 5/16" x 2" long bolts, two 5/16" nuts And four 5/16" washers	14.90	

10	10	Specialties
	10 10	Information Specialties
	10 14	Signage



MINOR CSI UOM DESCRIPTION	TOTAL DIRECT UNIT COST	DEMOLITION UNIT COST
------------------------------	---------------------------	-------------------------

10 14 53 11-0289	Removal Of Signs <small>(10 14 53 11)</small>	
	Note: Includes structural supports.	
10 14 53 11-0290	EA >4 To 10 SF Sign Area, Sign Removal	179.02
10 14 53 11-0291	EA >10 To 20 SF Sign Area, Sign Removal	429.65
10 14 53 11-0292	EA >20 To 40 SF Sign Area, Sign Removal	644.47
10 14 53 11-0293	EA >40 To 100 SF Sign Area, Sign Removal	1,069.61

10 14 53 11-0294	Removal And Reinstallation Of Signs <small>(10 14 53 11)</small>	
	Note: Includes structural supports.	
10 14 53 11-0295	EA >4 To 10 SF Sign Area, Removal And Reinstallation Of Sign	273.10
10 14 53 11-0296	EA >10 To 20 SF Sign Area, Removal And Reinstallation Of Sign	647.72
10 14 53 11-0297	EA >20 SF To 40 SF Sign Area, Removal And Reinstallation Of Sign	969.48
10 14 53 11-0298	EA >40 SF To 100 SF Sign Area, Removal And Reinstallation Of Sign	1,606.97
10 14 53 11-0299	EA Removal And Reinstallation Of Street Sign On Post	102.93
10 14 53 11-0300	EA Removal And Relocation Of Traffic Light	372.46
	Note: Excludes electrical hookup.	

10 14 56 Bridge Signage (10 14)

10 14 56 00-0001	Bridge And Truss Mounted Signs <small>(10 14 56)</small>	
10 14 56 00-0002	Removal Of Bridge And Truss Mounted Signs <small>(10 14 56 00-0001)</small>	
10 14 56 00-0003	CF Removal Of Foundation	17.11
	Note: Including Excavation	
10 14 56 00-0004	LF Removal Of Truss And Supports	219.19
10 14 56 00-0005	SF Removal Of Sign Face	10.02
10 14 56 00-0006	SF Removal Of Legend	16.70
10 14 56 00-0007	EA Removal Of Changeable Message Panel	192.69
10 14 56 00-0008	EA Removal Of Posts And Supports, Per Post	100.21

10 14 56 00-0009	Fabricate And Install Bridge And Truss Mounted Signs <small>(10 14 56 00-0001)</small>	
10 14 56 00-0010	CY Foundation For Sign Excavation, Backfill, Compaction, Concrete, Rebar, Forms And Finish	554.33
10 14 56 00-0011	LF Telescoping Steel Ground Posts	93.21
10 14 56 00-0012	LF Overhead Steel Mounting Framework	1,639.43
10 14 56 00-0013	LB Ground Mounted Steel Structure	6.48

10 14 56 00-0014	Fabricate And Install New 12" Extruded Aluminum Channel <small>(10 14 56 00-0001)</small>	
	Note: Includes reflective face with reflective legend.	
10 14 56 00-0015	SF 1 To 49.9 SF, 12" Extruded Aluminum Channel Including Reflective Face With Reflective Legend	123.48
10 14 56 00-0016	SF 50 To 99.9 SF, 12" Extruded Aluminum Channel Including Reflective Face With Reflective Legend	110.14
10 14 56 00-0017	SF 100 To 149.9 SF, 12" Extruded Aluminum Channel Including Reflective Face With Reflective Legend	98.51
10 14 56 00-0018	SF >150 SF, 12" Extruded Aluminum Channel Including Reflective Face With Reflective Legend	88.53

10 14 56 00-0019	Fabricate And Install New Reflective Messages On Sign Face <small>(10 14 56 00-0001)</small>	
10 14 56 00-0020	One Color/3 Dimensional Demountable Letters <small>(10 14 56 00-0019)</small>	
10 14 56 00-0021	EA 6" Capital Height Letter	29.21
10 14 56 00-0022	EA 8" Capital Height Letter	34.40
10 14 56 00-0023	EA 10" Capital Height Letter	39.56
10 14 56 00-0024	EA 12" Capital Height Letter	44.18
10 14 56 00-0025	EA 14" Capital Height Letter	46.79

10 14 56 00-0026	Two Color Legend Shields-Die Cut Vinyl Engineer Grade <small>(10 14 56 00-0019)</small>	
10 14 56 00-0027	EA 6" Legend/Shields	30.09
10 14 56 00-0028	EA 8" Legend/Shields	35.57
10 14 56 00-0029	EA 10" Legend/Shields	41.02
10 14 56 00-0030	EA 12" Legend/Shields	45.93
10 14 56 00-0031	EA 14" Legend/Shields	48.85

10 14 56 00-0032	Fabricate And Install New Changeable Message Panel <small>(10 14 56 00-0001)</small>	
10 14 56 00-0033	SF One Color Hi-Intensity Die Cut Vinyl Letters on Demountable Panel	34.96

10 14 63 Electronic Message Signage (10 14)

10 14 63 00-0001	Dynamic Signs <small>(10 14 63)</small>	
10 14 63 00-0002	Programming/Software And Repair <small>(10 14 63 00-0001)</small>	
10 14 63 00-0003	HR Programming Message, Graphic Visuals, Movement Of Message, And Timing Of Visuals On Screen	192.30
10 14 63 00-0004	HR Repair/Replacement Of Electronic Sign And Computer Components	120.19
10 14 63 00-0005	HR Repair Flip Disks Or Light Source	120.19

10 14 63 00-0006	Fabricate And Install New Sign Cabinets <small>(10 14 63 00-0001)</small>	
-------------------------	--	--



Specialties	10
Information Specialties	10 10
Signage	10 14

MINOR CSI UOM DESCRIPTION	TOTAL DIRECT UNIT COST	DEMOLITION UNIT COST
10 14 63 00-0007 Cabinet For Flip Disk Display (10 14 63 00-0006)		
10 14 63 00-0008 SF 1 To 99 SF Cabinet.....	212.68	
10 14 63 00-0009 SF 100 To 200 SF Cabinet.....	173.85	
10 14 63 00-0010 Fabricate And Install New Sign Face Components (10 14 63 00-0001)		
10 14 63 00-0011 Enhanced Flip Disk Display (10 14 63 00-0010)		
10 14 63 00-0012 EA Enhanced Flip Disk.....	148.07	
10 14 63 00-0013 SF Lexan Lens For Flip Disk Sign.....	58.73	
10 14 63 00-0014 Disappearing Copy Sign (10 14 63 00-0010)		
10 14 63 00-0015 SF 1 To 49.9 SF, Disappearing Copy Sign.....	41.18	
10 14 63 00-0016 SF =>50 SF, Disappearing Copy Sign.....	29.67	
10 14 63 00-0017 Fabricate And Install Transfer Lights And Signs (10 14 63 00-0001)		
10 14 63 00-0018 EA Passenger Transfer Signage.....	580.86	
10 20 Interior Specialties (10)		
10 21 Compartments and Cubicles (10 20)		
10 21 13 Toilet Compartments (10 21)		
10 21 13 13 Metal Toilet Compartments (10 21 13)		
10 21 13 13-0001 Enamel Coated Steel Toilet Partitions And Urinal Screens (10 21 13 13)		
Note: Complete toilet partitions for corner installations. Includes 1" door, 1-1/4" pilaster, 1" separator panel, trim shoes, and standard stainless steel hardware as required. For alcove, recessed or configurations other than corner installations use either: (1) the appropriate corner unit and add individual components or (2) individual components. Individual components include trim shoes and standard stainless steel hardware as required. Constructed of galvanized sheet metal, cleaned, primed and finished with oven baked enamel or epoxy coating.		
10 21 13 13-0002 Enamel Coated Steel Toilet Partitions (10 21 13 13-0001)		
Note: All colors.		
10 21 13 13-0003 Floor Anchored, Enamel Coated Steel, Complete Toilet Partitions (10 21 13 13-0002)		
10 21 13 13-0004 EA 36" x 60", Floor Anchored, Enamel Coated Steel, One Compartment Corner Unit, Complete Toilet Partition.....	999.79	113.09
For >10, Deduct		
For Heavy Gauge Full-Height SS Hinges And Brackets, Add		
	-77.36	
	214.38	
10 21 13 13-0005 EA 60" x 60", Floor Anchored, Enamel Coated Steel, One Compartment Corner Unit, Complete Americans With Disabilities Act Compliant Toilet Partition.....	1,212.82	123.15
For Heavy Gauge Full-Height SS Hinges And Brackets, Add		
	214.38	
10 21 13 13-0006 EA 60" x 78", Floor Anchored, Enamel Coated Steel, One Compartment Corner Unit, Complete Americans With Disabilities Act Compliant Toilet Partition.....	1,296.23	128.18
For Heavy Gauge Full-Height SS Hinges And Brackets, Add		
	214.38	
10 21 13 13-0007 Overhead Braced, Enamel Coated Steel, Complete Toilet Partitions (10 21 13 13-0002)		
Note: Includes headrail.		
10 21 13 13-0008 EA 36" x 60", Overhead Braced, Enamel Coated Steel, One Compartment Corner Unit, Complete Toilet Partition.....	1,035.35	138.23
For >10, Deduct		
For Heavy Gauge Full-Height SS Hinges And Brackets, Add		
	-75.89	
	214.38	
10 21 13 13-0009 EA 60" x 60", Overhead Braced, Enamel Coated Steel, One Compartment Corner Unit, Complete Americans With Disabilities Act Compliant Toilet Partition.....	1,206.13	148.28
For Heavy Gauge Full-Height SS Hinges And Brackets, Add		
	214.38	
10 21 13 13-0010 EA 60" x 78", Overhead Braced, Enamel Coated Steel, One Compartment Corner Unit, Complete Americans With Disabilities Act Compliant Toilet Partition.....	1,275.92	153.31
For Heavy Gauge Full-Height SS Hinges And Brackets, Add		
	214.38	
10 21 13 13-0011 Floor And Ceiling Anchored, Enamel Coated Steel, Complete Toilet Partitions (10 21 13 13-0002)		
Note: Excludes above ceiling steel.		
10 21 13 13-0012 EA 36" x 60", Floor And Ceiling Anchored, Enamel Coated Steel, One Compartment Corner Unit, Complete Toilet Partition.....	1,221.94	163.36
For >10, Deduct		
For Heavy Gauge Full-Height SS Hinges And Brackets, Add		
	-89.52	
	214.38	
10 21 13 13-0013 EA 60" x 60", Floor And Ceiling Anchored, Enamel Coated Steel, One Compartment Corner Unit, Complete Americans With Disabilities Act Compliant Toilet Partition.....	1,429.26	173.42
For Heavy Gauge Full-Height SS Hinges And Brackets, Add		
	214.38	
10 21 13 13-0014 EA 60" x 78", Floor And Ceiling Anchored, Enamel Coated Steel, One Compartment Corner Unit, Complete Americans With Disabilities Act Compliant Toilet Partition.....	1,502.22	178.44
For Heavy Gauge Full-Height SS Hinges And Brackets, Add		
	214.38	
10 21 13 13-0015 Ceiling Hung, Enamel Coated Steel, Complete Toilet Partitions (10 21 13 13-0002)		
Note: Excludes above ceiling steel.		

10	10	Specialties
	10 20	Interior Specialties
	10 21	Compartments and Cubicles



MINOR	CSI	UOM	DESCRIPTION	TOTAL DIRECT UNIT COST	DEMOLITION UNIT COST
10 21 13	13-0016	EA	36" x 60", Ceiling Hung, Enamel Coated Steel, One Compartment Corner Unit, Complete Toilet Partition..... <i>For >10, Deduct</i> <i>For Heavy Gauge Full-Height SS Hinges And Brackets, Add</i>	1,172.63 -79.56 214.38	188.49
10 21 13	13-0017	EA	60" x 60", Ceiling Hung, Enamel Coated Steel, One Compartment Corner Unit, Complete ADA Compliant Toilet Partition <i>For Heavy Gauge Full-Height SS Hinges And Brackets, Add</i>	1,415.08 214.38	198.55
10 21 13	13-0018	EA	60" x 78", Ceiling Hung, Enamel Coated Steel, One Compartment Corner Unit, Complete ADA Compliant Toilet Partition <i>For Heavy Gauge Full-Height SS Hinges And Brackets, Add</i>	1,496.35 214.38	203.58
10 21 13	13-0019		Enamel Coated Steel Urinal Screens (10 21 13 13-0001) Note: All colors.		
10 21 13	13-0020		Floor Anchored, Enamel Coated Steel, Urinal Screens (10 21 13 13-0019)		
10 21 13	13-0021	EA	24" x 58" x 1", Floor Anchored, Enamel Coated Steel, Urinal Screen..... <i>For Heavy Gauge Full-Height SS Brackets, Add</i>	526.55 59.40	70.34
10 21 13	13-0022	EA	36" x 58" x 1", Floor Anchored, Enamel Coated Steel, Urinal Screen..... <i>For Heavy Gauge Full-Height SS Brackets, Add</i>	584.38 59.40	75.36
10 21 13	13-0023	EA	48" x 58" x 1", Floor Anchored, Enamel Coated Steel, Urinal Screen..... <i>For Heavy Gauge Full-Height SS Brackets, Add</i>	644.03 59.40	80.39
10 21 13	13-0024		Wall Hung, Enamel Coated Steel, Urinal Screens (10 21 13 13-0019)		
10 21 13	13-0025	EA	18" x 42" x 1", Wall Hung, Enamel Coated Steel, Urinal Screen..... <i>For Heavy Gauge Full-Height SS Brackets, Add</i>	293.30 59.40	60.29
10 21 13	13-0026	EA	24" x 42" x 1", Wall Hung, Enamel Coated Steel, Urinal Screen..... <i>For Heavy Gauge Full-Height SS Brackets, Add</i>	316.23 59.40	65.32
10 21 13	13-0027	EA	30" x 42" x 1", Wall Hung, Enamel Coated Steel, Urinal Screen..... <i>For Heavy Gauge Full-Height SS Brackets, Add</i>	333.61 59.40	70.34
10 21 13	13-0028		Wall Hung, Wedge Shaped, Enamel Coated Steel, Urinal Screens (10 21 13 13-0019)		
10 21 13	13-0029	EA	18" x 30" x 1", Wall Hung, Wedge Shaped, Enamel Coated Steel, Urinal Screen..... <i>For Heavy Gauge Full-Height SS Brackets, Add</i>	382.29 59.40	65.32
10 21 13	13-0030		Wall Hung And Post Supported, Enamel Coated Steel, Urinal Screens (10 21 13 13-0019)		
10 21 13	13-0031	EA	18" x 58" x 1", Wall Hung And Post Supported, Enamel Coated Steel, Urinal Screen..... <i>For Heavy Gauge Full-Height SS Brackets, Add</i>	430.14 59.40	65.32
10 21 13	13-0032	EA	24" x 58" x 1", Wall Hung And Post Supported, Enamel Coated Steel, Urinal Screen..... <i>For Heavy Gauge Full-Height SS Brackets, Add</i>	458.57 59.40	70.34
10 21 13	13-0033	EA	30" x 58" x 1", Wall Hung And Post Supported, Enamel Coated Steel, Urinal Screen..... <i>For Heavy Gauge Full-Height SS Brackets, Add</i>	486.98 59.40	75.36
10 21 13	13-0034		Wall Hung And Overhead Braced, Enamel Coated Steel, Urinal Screens (10 21 13 13-0019)		
10 21 13	13-0035	EA	22" x 58" x 1", Wall Hung And Overhead Braced, Enamel Coated Steel, Urinal Screen <i>For Heavy Gauge Full-Height SS Brackets, Add</i>	486.12 59.40	70.34
10 21 13	13-0036	EA	34" x 58" x 1", Wall Hung And Overhead Braced, Enamel Coated Steel, Urinal Screen <i>For Heavy Gauge Full-Height SS Brackets, Add</i>	521.90 59.40	75.36
10 21 13	13-0037	EA	46" x 58" x 1", Wall Hung And Overhead Braced, Enamel Coated Steel, Urinal Screen <i>For Heavy Gauge Full-Height SS Brackets, Add</i>	577.89 59.40	80.39
10 21 13	13-0038		Enamel Coated Steel Toilet Partition Doors, Panels And Pilasters (10 21 13 13-0001) Note: All colors.		
10 21 13	13-0039		Enamel Coated Steel, Toilet Partition Doors (10 21 13 13-0038)		
10 21 13	13-0040	EA	24" x 58" x 1", Enamel Coated Steel, Toilet Partition Door <i>For Heavy Gauge Full-Height SS Hinge, Add</i>	319.51 95.58	20.10
10 21 13	13-0041	EA	26" x 58" x 1", Enamel Coated Steel, Toilet Partition Door <i>For Heavy Gauge Full-Height SS Hinge, Add</i>	326.86 95.58	20.10
10 21 13	13-0042	EA	30" x 58" x 1", Enamel Coated Steel, Toilet Partition Door <i>For Heavy Gauge Full-Height SS Hinge, Add</i>	346.42 95.58	21.62
10 21 13	13-0043	EA	34" x 58" x 1", Enamel Coated Steel, ADA Compliant Toilet Partition Door..... <i>For Heavy Gauge Full-Height SS Hinge, Add</i>	379.49 95.58	21.62
10 21 13	13-0044	EA	36" x 58" x 1", Enamel Coated Steel, ADA Compliant Toilet Partition Door..... <i>For Heavy Gauge Full-Height SS Hinge, Add</i>	386.84 95.58	21.62
10 21 13	13-0045		Enamel Coated Steel, Toilet Partition Panels (10 21 13 13-0038)		
10 21 13	13-0046	EA	6" x 58" x 1", Enamel Coated Steel, Toilet Partition Panel..... <i>For Heavy Gauge Full-Height SS Brackets, Add</i>	225.70 59.40	30.16
10 21 13	13-0047	EA	12" x 58" x 1", Enamel Coated Steel, Toilet Partition Panel..... <i>For Heavy Gauge Full-Height SS Brackets, Add</i>	249.10 59.40	32.67
10 21 13	13-0048	EA	18" x 58" x 1", Enamel Coated Steel, Toilet Partition Panel..... <i>For Heavy Gauge Full-Height SS Brackets, Add</i>	272.49 59.40	35.19
10 21 13	13-0049	EA	24" x 58" x 1", Enamel Coated Steel, Toilet Partition Panel..... <i>For Heavy Gauge Full-Height SS Brackets, Add</i>	295.90 59.40	37.70
10 21 13	13-0050	EA	30" x 58" x 1", Enamel Coated Steel, Toilet Partition Panel..... <i>For Heavy Gauge Full-Height SS Brackets, Add</i>	319.31 59.40	40.21



Specialties	10	10
Interior Specialties	10 20	
Compartments and Cubicles	10 21	

MINOR	CSI	UOM	DESCRIPTION	TOTAL DIRECT UNIT COST	DEMOLITION UNIT COST
10 21	13	13-0051	EA 36" x 58" x 1", Enamel Coated Steel, Toilet Partition Panel..... <i>For Heavy Gauge Full-Height SS Brackets, Add</i>	342.70 59.40	42.73
10 21	13	13-0052	EA 42" x 58" x 1", Enamel Coated Steel, Toilet Partition Panel..... <i>For Heavy Gauge Full-Height SS Brackets, Add</i>	364.27 59.40	45.24
10 21	13	13-0053	EA 48" x 58" x 1", Enamel Coated Steel, Toilet Partition Panel..... <i>For Heavy Gauge Full-Height SS Brackets, Add</i>	387.66 59.40	47.76
10 21	13	13-0054	EA 55" x 58" x 1", Enamel Coated Steel, Toilet Partition Panel..... <i>For Heavy Gauge Full-Height SS Brackets, Add</i>	403.72 59.40	50.26
10 21	13	13-0055	EA 58" x 58" x 1", Enamel Coated Steel, Toilet Partition Panel..... <i>For Panel Reinforced At ADA Grab Bar, Add</i> <i>For Heavy Gauge Full-Height SS Brackets, Add</i>	413.08 42.00 59.40	51.27
10 21	13	13-0056	EA 60" x 58" x 1", Enamel Coated Steel, Toilet Partition Panel..... <i>For Panel Reinforced At ADA Grab Bar, Add</i> <i>For Heavy Gauge Full-Height SS Brackets, Add</i>	425.28 42.00 59.40	52.78
10 21	13	13-0057	EA 70" x 58" x 1", Enamel Coated Steel, Toilet Partition Panel..... <i>For Panel Reinforced At ADA Grab Bar, Add</i> <i>For Heavy Gauge Full-Height SS Brackets, Add</i>	465.23 42.00 59.40	55.29
10 21	13	13-0058	EA 78" x 58" x 1", Enamel Coated Steel, Toilet Partition Panel..... <i>For Panel Reinforced At ADA Grab Bar, Add</i> <i>For Heavy Gauge Full-Height SS Brackets, Add</i>	499.65 42.00 59.40	57.80
10 21	13	13-0059	70" Long, Enamel Coated Steel, Toilet Partition Pilasters (10 21 13 13-0038)		
10 21	13	13-0060	EA Up To 4" x 70" x 1-1/4", Enamel Coated Steel, Toilet Partition Pilaster..... <i>For Heavy Gauge Full-Height SS Brackets, Add</i>	173.48 59.40	15.08
10 21	13	13-0061	EA 5" x 70" x 1-1/4", Enamel Coated Steel, Toilet Partition Pilaster..... <i>For Heavy Gauge Full-Height SS Brackets, Add</i>	191.38 59.40	17.59
10 21	13	13-0062	EA 6" x 70" x 1-1/4", Enamel Coated Steel, Toilet Partition Pilaster..... <i>For Heavy Gauge Full-Height SS Brackets, Add</i>	211.10 59.40	20.10
10 21	13	13-0063	EA 8" x 70" x 1-1/4", Enamel Coated Steel, Toilet Partition Pilaster..... <i>For Heavy Gauge Full-Height SS Brackets, Add</i>	245.53 59.40	22.62
10 21	13	13-0064	EA 10" x 70" x 1-1/4", Enamel Coated Steel, Toilet Partition Pilaster..... <i>For Heavy Gauge Full-Height SS Brackets, Add</i>	278.11 59.40	25.13
10 21	13	13-0065	EA 12" x 70" x 1-1/4", Enamel Coated Steel, Toilet Partition Pilaster..... <i>For Heavy Gauge Full-Height SS Brackets, Add</i>	310.70 59.40	27.64
10 21	13	13-0066	EA 18" x 70" x 1-1/4", Enamel Coated Steel, Toilet Partition Pilaster..... <i>For Heavy Gauge Full-Height SS Brackets, Add</i>	402.10 59.40	30.16
10 21	13	13-0067	EA 22" x 70" x 1-1/4", Enamel Coated Steel, Toilet Partition Pilaster..... <i>For Heavy Gauge Full-Height SS Brackets, Add</i>	462.25 59.40	32.67
10 21	13	13-0068	EA 24" x 70" x 1-1/4", Enamel Coated Steel, Toilet Partition Pilaster..... <i>For Heavy Gauge Full-Height SS Brackets, Add</i>	496.67 59.40	35.19
10 21	13	13-0069	82" Long, Enamel Coated Steel, Toilet Partition Pilasters (10 21 13 13-0038)		
10 21	13	13-0070	EA Up To 4" x 82" x 1-1/4", Enamel Coated Steel, Toilet Partition Pilaster..... <i>For Heavy Gauge Full-Height SS Brackets, Add</i>	138.57 59.40	15.08
10 21	13	13-0071	EA 5" x 82" x 1-1/4", Enamel Coated Steel, Toilet Partition Pilaster..... <i>For Heavy Gauge Full-Height SS Brackets, Add</i>	150.95 59.40	17.59
10 21	13	13-0072	EA 6" x 82" x 1-1/4", Enamel Coated Steel, Toilet Partition Pilaster..... <i>For Heavy Gauge Full-Height SS Brackets, Add</i>	165.16 59.40	20.10
10 21	13	13-0073	EA 8" x 82" x 1-1/4", Enamel Coated Steel, Toilet Partition Pilaster..... <i>For Heavy Gauge Full-Height SS Brackets, Add</i>	186.73 59.40	22.62
10 21	13	13-0074	EA 10" x 82" x 1-1/4", Enamel Coated Steel, Toilet Partition Pilaster..... <i>For Heavy Gauge Full-Height SS Brackets, Add</i>	206.45 59.40	25.13
10 21	13	13-0075	EA 12" x 82" x 1-1/4", Enamel Coated Steel, Toilet Partition Pilaster..... <i>For Heavy Gauge Full-Height SS Brackets, Add</i>	228.01 59.40	27.64
10 21	13	13-0076	EA 18" x 82" x 1-1/4", Enamel Coated Steel, Toilet Partition Pilaster..... <i>For Heavy Gauge Full-Height SS Brackets, Add</i>	282.66 59.40	30.16
10 21	13	13-0077	EA 22" x 82" x 1-1/4", Enamel Coated Steel, Toilet Partition Pilaster..... <i>For Heavy Gauge Full-Height SS Brackets, Add</i>	318.93 59.40	32.67
10 21	13	13-0078	EA 24" x 82" x 1-1/4", Enamel Coated Steel, Toilet Partition Pilaster..... <i>For Heavy Gauge Full-Height SS Brackets, Add</i>	340.48 59.40	35.19
10 21	13	13-0079	96" To 120" Long, Enamel Coated Steel, Partition Pilasters (10 21 13 13-0038)		
10 21	13	13-0080	EA Up To 4" x 96" To 120" x 1-1/4", Enamel Coated Steel, Toilet Partition Pilaster..... <i>For Heavy Gauge Full-Height SS Brackets, Add</i>	192.72 59.40	20.10
10 21	13	13-0081	EA 5" x 96" To 120" x 1-1/4", Enamel Coated Steel, Toilet Partition Pilaster..... <i>For Heavy Gauge Full-Height SS Brackets, Add</i>	210.62 59.40	22.62
10 21	13	13-0082	EA 6" x 96" To 120" x 1-1/4", Enamel Coated Steel, Toilet Partition Pilaster..... <i>For Heavy Gauge Full-Height SS Brackets, Add</i>	230.34 59.40	25.13
10 21	13	13-0083	EA 8" x 96" To 120" x 1-1/4", Enamel Coated Steel, Toilet Partition Pilaster..... <i>For Heavy Gauge Full-Height SS Brackets, Add</i>	264.77 59.40	27.64
10 21	13	13-0084	EA 10" x 96" To 120" x 1-1/4", Enamel Coated Steel, Toilet Partition Pilaster..... <i>For Heavy Gauge Full-Height SS Brackets, Add</i>	297.36 59.40	30.16
10 21	13	13-0085	EA 12" x 96" To 120" x 1-1/4", Enamel Coated Steel, Toilet Partition Pilaster..... <i>For Heavy Gauge Full-Height SS Brackets, Add</i>	329.95 59.40	32.67
10 21	13	13-0086	EA 18" x 96" To 120" x 1-1/4", Enamel Coated Steel, Toilet Partition Pilaster..... <i>For Heavy Gauge Full-Height SS Brackets, Add</i>	421.33 59.40	35.19
10 21	13	13-0087	EA 22" x 96" To 120" x 1-1/4", Enamel Coated Steel, Toilet Partition Pilaster..... <i>For Heavy Gauge Full-Height SS Brackets, Add</i>	481.49 59.40	37.70
10 21	13	13-0088	EA 24" x 96" To 120" x 1-1/4", Enamel Coated Steel, Toilet Partition Pilaster..... <i>For Heavy Gauge Full-Height SS Brackets, Add</i>	515.92 59.40	40.21

10	10	Specialties
	10 20	Interior Specialties
	10 21	Compartments and Cubicles



MINOR CSI UOM DESCRIPTION	TOTAL DIRECT UNIT COST	DEMOLITION UNIT COST
------------------------------	---------------------------	-------------------------

10 21 13 14 Stainless-Steel Toilet Compartments (10 21 13)

10 21 13 14-0001 Stainless Steel Toilet Partitions And Urinal Screens (10 21 13 14)
 Note: Complete toilet partitions for corner installations. Includes 1" door, 1-1/4" pilaster, 1" separator panel, trim shoes, and standard stainless steel hardware as required. For alcove, recessed or configurations other than corner installations use either: (1) the appropriate corner unit and add individual components or (2) individual components. Individual components include trim shoes and standard stainless steel hardware as required. Constructed of type 304 stainless steel. Includes satin finish.

10 21 13 14-0002 Stainless Steel Toilet Partitions (10 21 13 14-0001)

10 21 13 14-0003 Floor Anchored, Stainless Steel, Complete Toilet Partitions (10 21 13 14-0002)

10 21 13 14-0004	EA	36" x 60", Floor Anchored, Stainless Steel, One Compartment Corner Unit, Complete Toilet Partition	2,527.32	
		<i>For >10, Deduct</i>	-230.17	
		<i>For Heavy Gauge Full-Height SS Hinges And Brackets, Add</i>	214.38	
		<i>For Diamond Pattern Finish, Add</i>	805.39	
10 21 13 14-0005	EA	60" x 60", Floor Anchored, Stainless Steel, One Compartment Corner Unit, Complete ADA Compliant Toilet Partition	3,057.76	123.15
		<i>For Heavy Gauge Full-Height SS Hinges And Brackets, Add</i>	214.38	
		<i>For Diamond Pattern Finish, Add</i>	984.01	
10 21 13 14-0006	EA	60" x 78", Floor Anchored, Stainless Steel, One Compartment Corner Unit, Complete ADA Compliant Toilet Partition	3,203.07	128.18
		<i>For Heavy Gauge Full-Height SS Hinges And Brackets, Add</i>	214.38	
		<i>For Diamond Pattern Finish, Add</i>	1,031.35	

10 21 13 14-0007 Overhead Braced, Stainless Steel, Complete Toilet Partitions (10 21 13 14-0002)

Note: Includes headrail.

10 21 13 14-0008	EA	36" x 60", Overhead Braced, Stainless Steel, One Compartment Corner Unit, Complete Toilet Partition	2,120.36	
		<i>For >10, Deduct</i>	-184.39	
		<i>For Heavy Gauge Full-Height SS Hinges And Brackets, Add</i>	214.38	
		<i>For Diamond Pattern Finish, Add</i>	645.37	
10 21 13 14-0009	EA	60" x 60", Overhead Braced, Stainless Steel, One Compartment Corner Unit, Complete ADA Compliant Toilet Partition	2,590.14	148.28
		<i>For Heavy Gauge Full-Height SS Hinges And Brackets, Add</i>	214.38	
		<i>For Diamond Pattern Finish, Add</i>	802.75	
10 21 13 14-0010	EA	60" x 78", Overhead Braced, Stainless Steel, One Compartment Corner Unit, Complete ADA Compliant Toilet Partition	2,826.27	153.31
		<i>For Heavy Gauge Full-Height SS Hinges And Brackets, Add</i>	214.38	
		<i>For Diamond Pattern Finish, Add</i>	881.88	

10 21 13 14-0011 Floor And Ceiling Anchored, Stainless Steel, Complete Toilet Partitions (10 21 13 14-0002)

Note: Excludes above ceiling steel.

10 21 13 14-0012	EA	36" x 60", Floor And Ceiling Anchored, Stainless Steel, One Compartment Corner Unit, Complete Toilet Partition	2,949.88	
		<i>For >10, Deduct</i>	-262.32	
		<i>For Heavy Gauge Full-Height SS Hinges And Brackets, Add</i>	214.38	
		<i>For Diamond Pattern Finish, Add</i>	918.10	
10 21 13 14-0013	EA	60" x 60", Floor And Ceiling Anchored, Stainless Steel, One Compartment Corner Unit, Complete ADA Compliant Toilet Partition	3,164.68	173.42
		<i>For Heavy Gauge Full-Height SS Hinges And Brackets, Add</i>	214.38	
		<i>For Diamond Pattern Finish, Add</i>	986.25	
10 21 13 14-0014	EA	60" x 78", Floor And Ceiling Anchored, Stainless Steel, One Compartment Corner Unit, Complete ADA Compliant Toilet Partition	3,314.30	178.44
		<i>For Heavy Gauge Full-Height SS Hinges And Brackets, Add</i>	214.38	
		<i>For Diamond Pattern Finish, Add</i>	1,035.09	

10 21 13 14-0015 Ceiling Hung, Stainless Steel, Complete Toilet Partitions (10 21 13 14-0002)

Note: Excludes above ceiling steel.

10 21 13 14-0016	EA	36" x 60", Ceiling Hung, Stainless Steel, One Compartment Corner Unit, Complete Toilet Partition	2,941.51	
		<i>For >10, Deduct</i>	-256.45	
		<i>For Heavy Gauge Full-Height SS Hinges And Brackets, Add</i>	214.38	
		<i>For Diamond Pattern Finish, Add</i>	897.58	
10 21 13 14-0017	EA	60" x 60", Ceiling Hung, Stainless Steel, One Compartment Corner Unit, Complete ADA Compliant Toilet Partition	3,594.52	198.55
		<i>For Heavy Gauge Full-Height SS Hinges And Brackets, Add</i>	214.38	
		<i>For Diamond Pattern Finish, Add</i>	1,119.10	
10 21 13 14-0018	EA	60" x 78", Ceiling Hung, Stainless Steel, One Compartment Corner Unit, Complete ADA Compliant Toilet Partition	3,782.12	203.58
		<i>For Heavy Gauge Full-Height SS Hinges And Brackets, Add</i>	214.38	
		<i>For Diamond Pattern Finish, Add</i>	1,181.24	

10 21 13 14-0019 Stainless Steel Urinal Screens (10 21 13 14-0001)

10 21 13 14-0020 Floor Anchored, Stainless Steel, Urinal Screens (10 21 13 14-0019)

10 21 13 14-0021	EA	24" x 58" x 1", Floor Anchored, Stainless Steel, Urinal Screen	819.06	
		<i>For Heavy Gauge Full-Height SS Brackets, Add</i>	59.40	
		<i>For Diamond Pattern Finish, Add</i>	237.44	
10 21 13 14-0022	EA	36" x 58" x 1", Floor Anchored, Stainless Steel, Urinal Screen	929.09	75.36
		<i>For Heavy Gauge Full-Height SS Brackets, Add</i>	59.40	
		<i>For Diamond Pattern Finish, Add</i>	272.43	



Specialties	10
Interior Specialties	10 20
Compartments and Cubicles	10 21

MINOR	CSI	UOM	DESCRIPTION	TOTAL DIRECT UNIT COST	DEMOLITION UNIT COST
10 21	13 14-0023	EA	48" x 58" x 1", Floor Anchored, Stainless Steel, Urinal Screen..... <i>For Heavy Gauge Full-Height SS Brackets, Add</i> <i>For Diamond Pattern Finish, Add</i>	947.32 59.40 275.29	80.39
10 21	13 14-0024		Wall Hung, Stainless Steel, Urinal Screens (10 21 13 14-0019)		
10 21	13 14-0025	EA	18" x 42" x 1", Wall Hung, Stainless Steel, Urinal Screen..... <i>For Heavy Gauge Full-Height SS Brackets, Add</i> <i>For Diamond Pattern Finish, Add</i>	601.86 59.40 168.45	60.29
10 21	13 14-0026	EA	24" x 42" x 1", Wall Hung, Stainless Steel, Urinal Screen..... <i>For Heavy Gauge Full-Height SS Brackets, Add</i> <i>For Diamond Pattern Finish, Add</i>	651.23 59.40 182.21	65.32
10 21	13 14-0027	EA	30" x 42" x 1", Wall Hung, Stainless Steel, Urinal Screen..... <i>For Heavy Gauge Full-Height SS Brackets, Add</i> <i>For Diamond Pattern Finish, Add</i>	711.38 59.40 199.75	70.34
10 21	13 14-0028		Wall Hung And Post Supported, Stainless Steel, Urinal Screens (10 21 13 14-0019)		
10 21	13 14-0029	EA	18" x 58" x 1", Wall Hung And Post Supported, Stainless Steel, Urinal Screen..... <i>For Heavy Gauge Full-Height SS Brackets, Add</i> <i>For Diamond Pattern Finish, Add</i>	991.94 59.40 301.46	65.32
10 21	13 14-0030	EA	24" x 58" x 1", Wall Hung And Post Supported, Stainless Steel, Urinal Screen..... <i>For Heavy Gauge Full-Height SS Brackets, Add</i> <i>For Diamond Pattern Finish, Add</i>	1,038.81 59.40 314.35	70.34
10 21	13 14-0031	EA	30" x 58" x 1", Wall Hung And Post Supported, Stainless Steel, Urinal Screen..... <i>For Heavy Gauge Full-Height SS Brackets, Add</i> <i>For Diamond Pattern Finish, Add</i>	1,085.44 59.40 327.15	75.36
10 21	13 14-0032		Wall Hung And Overhead Braced, Stainless Steel, Urinal Screens (10 21 13 14-0019)		
10 21	13 14-0033	EA	22" x 58" x 1", Wall Hung And Overhead Braced, Stainless Steel, Urinal Screen <i>For Heavy Gauge Full-Height SS Brackets, Add</i> <i>For Diamond Pattern Finish, Add</i>	819.06 59.40 237.44	70.34
10 21	13 14-0034	EA	34" x 58" x 1", Wall Hung And Overhead Braced, Stainless Steel, Urinal Screen <i>For Heavy Gauge Full-Height SS Brackets, Add</i> <i>For Diamond Pattern Finish, Add</i>	929.08 59.40 272.43	75.36
10 21	13 14-0035	EA	46" x 58" x 1", Wall Hung And Overhead Braced, Stainless Steel, Urinal Screen <i>For Heavy Gauge Full-Height SS Brackets, Add</i> <i>For Diamond Pattern Finish, Add</i>	1,043.80 59.40 309.06	80.39
10 21	13 14-0036		Stainless Steel Toilet Partition Doors, Panels And Pilasters (10 21 13 14-0001)		
10 21	13 14-0037		Stainless Steel, Toilet Partition Doors (10 21 13 14-0036)		
10 21	13 14-0038	EA	24" x 58" x 1", Stainless Steel, Toilet Partition Door <i>For Heavy Gauge Full-Height SS Hinge, Add</i> <i>For Diamond Pattern Finish, Add</i>	553.39 95.58 179.61	20.10
10 21	13 14-0039	EA	26" x 58" x 1", Stainless Steel, Toilet Partition Door <i>For Heavy Gauge Full-Height SS Hinge, Add</i> <i>For Diamond Pattern Finish, Add</i>	634.44 95.58 207.98	20.10
10 21	13 14-0040	EA	30" x 58" x 1", Stainless Steel, Toilet Partition Door <i>For Heavy Gauge Full-Height SS Hinge, Add</i> <i>For Diamond Pattern Finish, Add</i>	650.70 95.58 211.91	22.62
10 21	13 14-0041	EA	34" x 58" x 1", Stainless Steel, ADA Compliant Toilet Partition Door..... <i>For Heavy Gauge Full-Height SS Hinge, Add</i> <i>For Diamond Pattern Finish, Add</i>	674.10 95.58 220.10	22.62
10 21	13 14-0042	EA	36" x 58" x 1", Stainless Steel, ADA Compliant Toilet Partition Door..... <i>For Heavy Gauge Full-Height SS Hinge, Add</i> <i>For Diamond Pattern Finish, Add</i>	680.61 95.58 222.38	22.62
10 21	13 14-0043		Stainless Steel, Toilet Partition Panels (10 21 13 14-0036)		
10 21	13 14-0044	EA	6" x 58" x 1", Stainless Steel, Toilet Partition Panel..... <i>For Heavy Gauge Full-Height SS Brackets, Add</i> <i>For Diamond Pattern Finish, Add</i>	472.11 59.40 144.13	30.16
10 21	13 14-0045	EA	12" x 58" x 1", Stainless Steel, Toilet Partition Panel..... <i>For Heavy Gauge Full-Height SS Brackets, Add</i> <i>For Diamond Pattern Finish, Add</i>	524.70 59.40 160.77	32.67
10 21	13 14-0046	EA	18" x 58" x 1", Stainless Steel, Toilet Partition Panel..... <i>For Heavy Gauge Full-Height SS Brackets, Add</i> <i>For Diamond Pattern Finish, Add</i>	546.16 59.40 166.53	35.19
10 21	13 14-0047	EA	24" x 58" x 1", Stainless Steel, Toilet Partition Panel..... <i>For Heavy Gauge Full-Height SS Brackets, Add</i> <i>For Diamond Pattern Finish, Add</i>	570.74 59.40 173.37	37.70
10 21	13 14-0048	EA	30" x 58" x 1", Stainless Steel, Toilet Partition Panel..... <i>For Heavy Gauge Full-Height SS Brackets, Add</i> <i>For Diamond Pattern Finish, Add</i>	612.72 59.40 186.30	40.21
10 21	13 14-0049	EA	36" x 58" x 1", Stainless Steel, Toilet Partition Panel..... <i>For Heavy Gauge Full-Height SS Brackets, Add</i> <i>For Diamond Pattern Finish, Add</i>	661.72 59.40 201.69	42.73
10 21	13 14-0050	EA	42" x 58" x 1", Stainless Steel, Toilet Partition Panel..... <i>For Heavy Gauge Full-Height SS Brackets, Add</i> <i>For Diamond Pattern Finish, Add</i>	776.43 59.40 240.08	45.24

10 Specialties

10 20 Interior Specialties

10 21 Compartments and Cubicles



MINOR	CSI	UOM	DESCRIPTION	TOTAL DIRECT UNIT COST	DEMOLITION UNIT COST
10 21 13 14-0051	EA		48" x 58" x 1", Stainless Steel, Toilet Partition Panel <i>For Heavy Gauge Full-Height SS Brackets, Add For Diamond Pattern Finish, Add</i>	850.96 59.40 264.41	47.76
10 21 13 14-0052	EA		55" x 58" x 1", Stainless Steel, Toilet Partition Panel <i>For Heavy Gauge Full-Height SS Brackets, Add For Diamond Pattern Finish, Add</i>	872.45 59.40 270.17	50.26
10 21 13 14-0053	EA		58" x 58" x 1", Stainless Steel, Toilet Partition Panel <i>For Heavy Gauge Full-Height SS Brackets, Add For Diamond Pattern Finish, Add</i>	916.53 59.40 284.90	51.27
10 21 13 14-0054	EA		60" x 58" x 1", Stainless Steel, Toilet Partition Panel <i>For Heavy Gauge Full-Height SS Brackets, Add For Diamond Pattern Finish, Add</i>	974.43 59.40 304.10	52.78
10 21 13 14-0055	EA		70" x 58" x 1", Stainless Steel, Toilet Partition Panel <i>For Heavy Gauge Full-Height SS Brackets, Add For Diamond Pattern Finish, Add</i>	1,021.00 59.40 318.64	55.29
10 21 13 14-0056	EA		78" x 58" x 1", Stainless Steel, Toilet Partition Panel <i>For Heavy Gauge Full-Height SS Brackets, Add For Diamond Pattern Finish, Add</i>	1,121.66 59.40 352.12	57.80
10 21 13 14-0057			70" Long, Stainless Steel, Toilet Partition Pilasters <small>(10 21 13 14-0036)</small>		
10 21 13 14-0058	EA		Up To 4" x 70" x 1-1/4", Stainless Steel, Toilet Partition Pilaster <i>For Heavy Gauge Full-Height SS Brackets, Add For Diamond Pattern Finish, Add</i>	330.15 59.40 105.00	15.08
10 21 13 14-0059	EA		5" x 70" x 1-1/4", Stainless Steel, Toilet Partition Pilaster <i>For Heavy Gauge Full-Height SS Brackets, Add For Diamond Pattern Finish, Add</i>	358.96 59.40 113.32	17.59
10 21 13 14-0060	EA		6" x 70" x 1-1/4", Stainless Steel, Toilet Partition Pilaster <i>For Heavy Gauge Full-Height SS Brackets, Add For Diamond Pattern Finish, Add</i>	389.59 59.40 122.28	20.10
10 21 13 14-0061	EA		8" x 70" x 1-1/4", Stainless Steel, Toilet Partition Pilaster <i>For Heavy Gauge Full-Height SS Brackets, Add For Diamond Pattern Finish, Add</i>	444.00 59.40 139.57	22.62
10 21 13 14-0062	EA		10" x 70" x 1-1/4", Stainless Steel, Toilet Partition Pilaster <i>For Heavy Gauge Full-Height SS Brackets, Add For Diamond Pattern Finish, Add</i>	498.41 59.40 156.85	25.13
10 21 13 14-0063	EA		12" x 70" x 1-1/4", Stainless Steel, Toilet Partition Pilaster <i>For Heavy Gauge Full-Height SS Brackets, Add For Diamond Pattern Finish, Add</i>	552.83 59.40 174.14	27.64
10 21 13 14-0064	EA		18" x 70" x 1-1/4", Stainless Steel, Toilet Partition Pilaster <i>For Heavy Gauge Full-Height SS Brackets, Add For Diamond Pattern Finish, Add</i>	704.19 59.40 225.35	30.16
10 21 13 14-0065	EA		22" x 70" x 1-1/4", Stainless Steel, Toilet Partition Pilaster <i>For Heavy Gauge Full-Height SS Brackets, Add For Diamond Pattern Finish, Add</i>	808.00 59.40 259.93	32.67
10 21 13 14-0066	EA		24" x 70" x 1-1/4", Stainless Steel, Toilet Partition Pilaster <i>For Heavy Gauge Full-Height SS Brackets, Add For Diamond Pattern Finish, Add</i>	862.41 59.40 277.21	35.19
10 21 13 14-0067			82" Long, Stainless Steel, Toilet Partition Pilasters <small>(10 21 13 14-0036)</small>		
10 21 13 14-0068	EA		Up To 4" x 82" x 1-1/4", Stainless Steel, Toilet Partition Pilaster <i>For Heavy Gauge Full-Height SS Brackets, Add For Diamond Pattern Finish, Add</i>	250.65 59.40 77.17	15.08
10 21 13 14-0069	EA		5" x 82" x 1-1/4", Stainless Steel, Toilet Partition Pilaster <i>For Heavy Gauge Full-Height SS Brackets, Add For Diamond Pattern Finish, Add</i>	270.77 59.40 82.45	17.59
10 21 13 14-0070	EA		6" x 82" x 1-1/4", Stainless Steel, Toilet Partition Pilaster <i>For Heavy Gauge Full-Height SS Brackets, Add For Diamond Pattern Finish, Add</i>	291.65 59.40 88.00	20.10
10 21 13 14-0071	EA		8" x 82" x 1-1/4", Stainless Steel, Toilet Partition Pilaster <i>For Heavy Gauge Full-Height SS Brackets, Add For Diamond Pattern Finish, Add</i>	380.37 59.40 117.30	22.62
10 21 13 14-0072	EA		10" x 82" x 1-1/4", Stainless Steel, Toilet Partition Pilaster <i>For Heavy Gauge Full-Height SS Brackets, Add For Diamond Pattern Finish, Add</i>	429.49 59.40 132.73	25.13
10 21 13 14-0073	EA		12" x 82" x 1-1/4", Stainless Steel, Toilet Partition Pilaster <i>For Heavy Gauge Full-Height SS Brackets, Add For Diamond Pattern Finish, Add</i>	443.66 59.40 135.93	27.64
10 21 13 14-0074	EA		18" x 82" x 1-1/4", Stainless Steel, Toilet Partition Pilaster <i>For Heavy Gauge Full-Height SS Brackets, Add For Diamond Pattern Finish, Add</i>	503.29 59.40 155.04	30.16
10 21 13 14-0075	EA		22" x 82" x 1-1/4", Stainless Steel, Toilet Partition Pilaster <i>For Heavy Gauge Full-Height SS Brackets, Add For Diamond Pattern Finish, Add</i>	568.38 59.40 176.06	32.67
10 21 13 14-0076	EA		24" x 82" x 1-1/4", Stainless Steel, Toilet Partition Pilaster <i>For Heavy Gauge Full-Height SS Brackets, Add For Diamond Pattern Finish, Add</i>	603.18 59.40 186.48	35.19
10 21 13 14-0077			96" To 120" Long, Stainless Steel, Toilet Partition Pilasters <small>(10 21 13 14-0036)</small>		
10 21 13 14-0078	EA		Up To 4" x 96" To 120" x 1-1/4", Stainless Steel, Toilet Partition Pilaster <i>For Heavy Gauge Full-Height SS Brackets, Add For Diamond Pattern Finish, Add</i>	360.32 59.40 112.04	20.10



Specialties	10
Interior Specialties	10 20
Compartments and Cubicles	10 21

MINOR	CSI	UOM	DESCRIPTION	TOTAL DIRECT UNIT COST	DEMOLITION UNIT COST
10 21	13 14-0079	EA	5" x 96" To 120" x 1-1/4", Stainless Steel, Toilet Partition Pilaster <i>For Heavy Gauge Full-Height SS Brackets, Add</i> <i>For Diamond Pattern Finish, Add</i>	394.62 59.40 122.28	22.62
10 21	13 14-0080	EA	6" x 96" To 120" x 1-1/4", Stainless Steel, Toilet Partition Pilaster <i>For Heavy Gauge Full-Height SS Brackets, Add</i> <i>For Diamond Pattern Finish, Add</i>	427.07 59.40 131.88	25.13
10 21	13 14-0081	EA	8" x 96" To 120" x 1-1/4", Stainless Steel, Toilet Partition Pilaster <i>For Heavy Gauge Full-Height SS Brackets, Add</i> <i>For Diamond Pattern Finish, Add</i>	490.64 59.40 152.37	27.64
10 21	13 14-0082	EA	10" x 96" To 120" x 1-1/4", Stainless Steel, Toilet Partition Pilaster <i>For Heavy Gauge Full-Height SS Brackets, Add</i> <i>For Diamond Pattern Finish, Add</i>	552.37 59.40 172.22	30.16
10 21	13 14-0083	EA	12" x 96" To 120" x 1-1/4", Stainless Steel, Toilet Partition Pilaster <i>For Heavy Gauge Full-Height SS Brackets, Add</i> <i>For Diamond Pattern Finish, Add</i>	614.11 59.40 192.07	32.67
10 21	13 14-0084	EA	18" x 96" To 120" x 1-1/4", Stainless Steel, Toilet Partition Pilaster <i>For Heavy Gauge Full-Height SS Brackets, Add</i> <i>For Diamond Pattern Finish, Add</i>	792.90 59.40 252.89	35.19
10 21	13 14-0085	EA	22" x 96" To 120" x 1-1/4", Stainless Steel, Toilet Partition Pilaster <i>For Heavy Gauge Full-Height SS Brackets, Add</i> <i>For Diamond Pattern Finish, Add</i>	911.34 59.40 292.58	37.70
10 21	13 14-0086	EA	24" x 96" To 120" x 1-1/4", Stainless Steel, Toilet Partition Pilaster <i>For Heavy Gauge Full-Height SS Brackets, Add</i> <i>For Diamond Pattern Finish, Add</i>	974.90 59.40 313.06	40.21
10 21	13 16		Plastic-Laminate-Clad Toilet Compartments (10 21 13)		
10 21	13 16-0001		Laminated Plastic Toilet Partitions And Urinal Screens (10 21 13-16) Note: Complete toilet partitions for corner installations. Includes 1" door, 1" pilaster, 1" separator panel, trim shoes, and standard stainless steel hardware as required. For alcove, recessed or configurations other than corner installations use either: (1) the appropriate corner unit and add individual components or (2) individual components. Individual components include trim shoes and standard stainless steel hardware as required. Constructed of a sandwich of high pressure decorative plastic laminate bonded to a solid industrial-grade particle board.		
10 21	13 16-0002		Laminated Plastic Toilet Partitions (10 21 13 16-0001) Note: Includes all standard Bobrick colors.		
10 21	13 16-0003		Floor Anchored, Laminated Plastic, Complete Toilet Partitions (10 21 13 16-0002)		
10 21	13 16-0004	EA	36" x 60", Floor Anchored, Laminated Plastic, One Compartment Corner Unit, Complete Toilet Partition <i>For >10, Deduct</i> <i>For Cast Stainless Steel Hardware, Add</i> <i>For Heavy Gauge Full-Height SS Hinges And Brackets, Add</i>	1,271.45 -104.53 172.22 214.38	113.09
10 21	13 16-0005	EA	60" x 60", Floor Anchored, Laminated Plastic, One Compartment Corner Unit, Complete ADA Compliant Toilet Partition <i>For Cast Stainless Steel Hardware, Add</i> <i>For Heavy Gauge Full-Height SS Hinges And Brackets, Add</i>	1,559.18 172.24 214.38	123.15
10 21	13 16-0006	EA	60" x 78", Floor Anchored, Laminated Plastic, One Compartment Corner Unit, Complete ADA Compliant Toilet Partition <i>For Cast Stainless Steel Hardware, Add</i> <i>For Heavy Gauge Full-Height SS Hinges And Brackets, Add</i>	1,679.15 172.25 214.38	128.18
10 21	13 16-0007		Overhead Braced, Laminated Plastic, Complete Toilet Partitions (10 21 13 16-0002) Note: Includes headrail.		
10 21	13 16-0008	EA	36" x 60", Overhead Braced, Laminated Plastic, One Compartment Corner Unit, Complete Toilet Partition <i>For >10, Deduct</i> <i>For Cast Stainless Steel Hardware, Add</i> <i>For Heavy Gauge Full-Height SS Hinges And Brackets, Add</i>	1,372.74 -109.63 172.26 214.38	138.23
10 21	13 16-0009	EA	60" x 60", Overhead Braced, Laminated Plastic, One Compartment Corner Unit, Complete ADA Compliant Toilet Partition <i>For Cast Stainless Steel Hardware, Add</i> <i>For Heavy Gauge Full-Height SS Hinges And Brackets, Add</i>	1,673.22 172.28 214.38	148.28
10 21	13 16-0010	EA	60" x 78", Overhead Braced, Laminated Plastic, One Compartment Corner Unit, Complete ADA Compliant Toilet Partition <i>For Cast Stainless Steel Hardware, Add</i> <i>For Heavy Gauge Full-Height SS Hinges And Brackets, Add</i>	1,802.75 172.28 214.38	153.31
10 21	13 16-0011		Ceiling Hung, Laminated Plastic, Complete Toilet Partitions (10 21 13 16-0002) Note: Excludes above ceiling steel.		
10 21	13 16-0012	EA	36" x 60", Ceiling Hung, Laminated Plastic, One Compartment Corner Unit, Complete Toilet Partition <i>For >10, Deduct</i> <i>For Cast Stainless Steel Hardware, Add</i> <i>For Heavy Gauge Full-Height SS Hinges And Brackets, Add</i>	1,834.59 -145.76 172.34 214.38	188.49
10 21	13 16-0013	EA	60" x 60", Ceiling Hung, Laminated Plastic, One Compartment Corner Unit, Complete ADA Compliant Toilet Partition <i>For Cast Stainless Steel Hardware, Add</i> <i>For Heavy Gauge Full-Height SS Hinges And Brackets, Add</i>	2,144.89 172.35 214.38	198.55
10 21	13 16-0014	EA	60" x 78", Ceiling Hung, Laminated Plastic, One Compartment Corner Unit, Complete ADA Compliant Toilet Partition <i>For Cast Stainless Steel Hardware, Add</i> <i>For Heavy Gauge Full-Height SS Hinges And Brackets, Add</i>	2,264.84 172.36 214.38	203.58

10	10 Specialties
	10 20 Interior Specialties
	10 21 Compartments and Cubicles



MINOR CSI UOM DESCRIPTION	TOTAL DIRECT UNIT COST	DEMOLITION UNIT COST
10 21 13 16-0015 Laminated Plastic Urinal Screens <small>(10 21 13 16-0001)</small> Note: Includes all standard Bobrick colors.		
10 21 13 16-0016 Floor Anchored, Laminated Plastic, Urinal Screens <small>(10 21 13 16-0015)</small>		
10 21 13 16-0017 EA 24" x 58" x 1", Floor Anchored, Laminated Plastic, Urinal Screen <i>For Heavy Gauge Full-Height SS Brackets, Add</i>	530.51 59.40	70.34
10 21 13 16-0018 EA 36" x 58" x 1", Floor Anchored, Laminated Plastic, Urinal Screen <i>For Heavy Gauge Full-Height SS Brackets, Add</i>	578.80 59.40	75.36
10 21 13 16-0019 EA 48" x 58" x 1", Floor Anchored, Laminated Plastic, Urinal Screen <i>For Heavy Gauge Full-Height SS Brackets, Add</i>	596.35 59.40	80.39
10 21 13 16-0020 Wall Hung, Laminated Plastic, Urinal Screens <small>(10 21 13 16-0015)</small>		
10 21 13 16-0021 EA 18" x 42" x 1", Wall Hung, Laminated Plastic, Urinal Screen <i>For Heavy Gauge Full-Height SS Brackets, Add</i>	410.74 59.40	60.29
10 21 13 16-0022 EA 24" x 42" x 1", Wall Hung, Laminated Plastic, Urinal Screen <i>For Heavy Gauge Full-Height SS Brackets, Add</i>	431.72 59.40	65.32
10 21 13 16-0023 EA 30" x 42" x 1", Wall Hung, Laminated Plastic, Urinal Screen <i>For Heavy Gauge Full-Height SS Brackets, Add</i>	451.69 59.40	70.34
10 21 13 16-0024 Wall Hung And Post Supported, Laminated Plastic, Urinal Screens <small>(10 21 13 16-0015)</small>		
10 21 13 16-0025 EA 18" x 58" x 1", Wall Hung And Post Supported, Laminated Plastic, Urinal Screen <i>For Heavy Gauge Full-Height SS Brackets, Add</i>	548.60 59.40	65.32
10 21 13 16-0026 EA 24" x 58" x 1", Wall Hung And Post Supported, Laminated Plastic, Urinal Screen <i>For Heavy Gauge Full-Height SS Brackets, Add</i>	602.25 59.40	70.34
10 21 13 16-0027 EA 30" x 58" x 1", Wall Hung And Post Supported, Laminated Plastic, Urinal Screen <i>For Heavy Gauge Full-Height SS Brackets, Add</i>	660.48 59.40	75.36
10 21 13 16-0028 Wall Hung And Overhead Braced, Laminated Plastic, Urinal Screens <small>(10 21 13 16-0015)</small>		
10 21 13 16-0029 EA 24" x 58" x 1", Wall Hung And Overhead Braced, Laminated Plastic, Urinal Screen <i>For Heavy Gauge Full-Height SS Brackets, Add</i>	505.20 59.40	65.32
10 21 13 16-0030 EA 36" x 58" x 1", Wall Hung And Overhead Braced, Laminated Plastic, Urinal Screen <i>For Heavy Gauge Full-Height SS Brackets, Add</i>	554.58 59.40	70.34
10 21 13 16-0031 EA 48" x 58" x 1", Wall Hung And Overhead Braced, Laminated Plastic, Urinal Screen <i>For Heavy Gauge Full-Height SS Brackets, Add</i>	571.50 59.40	75.36
10 21 13 16-0032 Laminated Plastic Toilet Partition Doors, Panels And Pilasters <small>(10 21 13 16-0001)</small> Note: Includes all standard Bobrick colors.		
10 21 13 16-0033 Laminated Plastic, Toilet Partition Doors <small>(10 21 13 16-0032)</small>		
10 21 13 16-0034 EA 24" x 58" x 1", Laminated Plastic, Toilet Partition Door <i>For Heavy Gauge Full-Height SS Hinge, Add</i>	426.63 95.58	20.10
10 21 13 16-0035 EA 26" x 58" x 1", Laminated Plastic, Toilet Partition Door <i>For Heavy Gauge Full-Height SS Hinge, Add</i>	464.18 95.58	20.10
10 21 13 16-0036 EA 30" x 58" x 1", Laminated Plastic, Toilet Partition Door <i>For Heavy Gauge Full-Height SS Hinge, Add</i>	479.45 95.58	22.62
10 21 13 16-0037 EA 34" x 58" x 1", Laminated Plastic, Americans With Disabilities Act Compliant Toilet Partition Door <i>For Heavy Gauge Full-Height SS Hinge, Add</i>	491.06 95.58	22.62
10 21 13 16-0038 EA 36" x 58" x 1", Laminated Plastic, Americans With Disabilities Act Compliant Toilet Partition Door <i>For Heavy Gauge Full-Height SS Hinge, Add</i>	501.98 95.58	22.62
10 21 13 16-0039 Laminated Plastic, Toilet Partition Panels <small>(10 21 13 16-0032)</small>		
10 21 13 16-0040 EA 6" x 58" x 1", Laminated Plastic, Toilet Partition Panel <i>For Heavy Gauge Full-Height SS Brackets, Add</i>	212.51 59.40	30.16
10 21 13 16-0041 EA 12" x 58" x 1", Laminated Plastic, Toilet Partition Panel <i>For Heavy Gauge Full-Height SS Brackets, Add</i>	235.24 59.40	32.67
10 21 13 16-0042 EA 18" x 58" x 1", Laminated Plastic, Toilet Partition Panel <i>For Heavy Gauge Full-Height SS Brackets, Add</i>	257.96 59.40	35.19
10 21 13 16-0043 EA 24" x 58" x 1", Laminated Plastic, Toilet Partition Panel <i>For Heavy Gauge Full-Height SS Brackets, Add</i>	281.58 59.40	37.70
10 21 13 16-0044 EA 30" x 58" x 1", Laminated Plastic, Toilet Partition Panel <i>For Heavy Gauge Full-Height SS Brackets, Add</i>	303.41 59.40	40.21
10 21 13 16-0045 EA 36" x 58" x 1", Laminated Plastic, Toilet Partition Panel <i>For Heavy Gauge Full-Height SS Brackets, Add</i>	327.13 59.40	42.73
10 21 13 16-0046 EA 42" x 58" x 1", Laminated Plastic, Toilet Partition Panel <i>For Heavy Gauge Full-Height SS Brackets, Add</i>	334.24 59.40	45.24
10 21 13 16-0047 EA 48" x 58" x 1", Laminated Plastic, Toilet Partition Panel <i>For Heavy Gauge Full-Height SS Brackets, Add</i>	342.65 59.40	47.76
10 21 13 16-0048 EA 55" x 58" x 1", Laminated Plastic, Toilet Partition Panel <i>For Heavy Gauge Full-Height SS Brackets, Add</i>	360.68 59.40	50.26
10 21 13 16-0049 EA 58" x 58" x 1", Laminated Plastic, Toilet Partition Panel <i>For Heavy Gauge Full-Height SS Brackets, Add</i>	375.96 59.40	51.27
10 21 13 16-0050 EA 60" x 58" x 1", Laminated Plastic, Toilet Partition Panel <i>For Heavy Gauge Full-Height SS Brackets, Add</i>	392.99 59.40	52.78
10 21 13 16-0051 EA 70" x 58" x 1", Laminated Plastic, Toilet Partition Panel <i>For Heavy Gauge Full-Height SS Brackets, Add</i>	449.22 59.40	55.29
10 21 13 16-0052 EA 78" x 58" x 1", Laminated Plastic, Toilet Partition Panel <i>For Heavy Gauge Full-Height SS Brackets, Add</i>	512.96 59.40	57.80



Specialties	10
Interior Specialties	10 20
Compartments and Cubicles	10 21

MINOR CSI UOM DESCRIPTION	TOTAL DIRECT UNIT COST	DEMOLITION UNIT COST
------------------------------	---------------------------	-------------------------

10 21 13 16-0053	69" Long, Laminated Plastic, Toilet Partition Pilasters <small>(10 21 13 16-0032)</small>		
10 21 13 16-0054	EA Up To 4" x 69" x 1", Laminated Plastic, Toilet Partition Pilaster.....	175.58	15.08
	For 1-1/4" Pilaster, Add	12.00	
	For Heavy Gauge Full-Height SS Brackets, Add	59.40	
	For Steel Core Pilaster, Add	145.42	
10 21 13 16-0055	EA 5" x 69" x 1", Laminated Plastic, Toilet Partition Pilaster	202.46	17.59
	For 1-1/4" Pilaster, Add	13.80	
	For Heavy Gauge Full-Height SS Brackets, Add	59.40	
	For Steel Core Pilaster, Add	167.27	
10 21 13 16-0056	EA 6" x 69" x 1", Laminated Plastic, Toilet Partition Pilaster	207.48	20.10
	For 1-1/4" Pilaster, Add	13.80	
	For Heavy Gauge Full-Height SS Brackets, Add	59.40	
	For Steel Core Pilaster, Add	167.27	
10 21 13 16-0057	EA 8" x 69" x 1", Laminated Plastic, Toilet Partition Pilaster	228.89	22.62
	For 1-1/4" Pilaster, Add	15.15	
	For Heavy Gauge Full-Height SS Brackets, Add	59.40	
	For Steel Core Pilaster, Add	163.65	
10 21 13 16-0058	EA 10" x 69" x 1", Laminated Plastic, Toilet Partition Pilaster	238.69	25.13
	For 1-1/4" Pilaster, Add	15.55	
	For Heavy Gauge Full-Height SS Brackets, Add	59.40	
	For Steel Core Pilaster, Add	188.43	
10 21 13 16-0059	EA 12" x 69" x 1", Laminated Plastic, Toilet Partition Pilaster	259.42	27.64
	For 1-1/4" Pilaster, Add	16.84	
	For Heavy Gauge Full-Height SS Brackets, Add	59.40	
	For Steel Core Pilaster, Add	204.13	
10 21 13 16-0060	EA 18" x 69" x 1", Laminated Plastic, Toilet Partition Pilaster	331.36	30.16
	For 1-1/4" Pilaster, Add	22.36	
	For Heavy Gauge Full-Height SS Brackets, Add	59.40	
	For Steel Core Pilaster, Add	271.04	
10 21 13 16-0061	EA 22" x 69" x 1", Laminated Plastic, Toilet Partition Pilaster	401.93	32.67
	For 1-1/4" Pilaster, Add	27.77	
	For Heavy Gauge Full-Height SS Brackets, Add	59.40	
	For Steel Core Pilaster, Add	336.58	
10 21 13 16-0062	EA 24" x 69" x 1", Laminated Plastic, Toilet Partition Pilaster	451.33	35.19
	For 1-1/4" Pilaster, Add	31.43	
	For Heavy Gauge Full-Height SS Brackets, Add	59.40	
	For Steel Core Pilaster, Add	380.96	
10 21 13 16-0063	83" Long, Laminated Plastic, Toilet Partition Pilasters <small>(10 21 13 16-0032)</small>		
10 21 13 16-0064	EA Up To 4" x 83" x 1", Laminated Plastic, Toilet Partition Pilaster.....	347.63	15.08
	For 1-1/4" Pilaster, Add	26.19	
	For Heavy Gauge Full-Height SS Brackets, Add	59.40	
	For Steel Core Pilaster, Add	317.47	
10 21 13 16-0065	EA 5" x 83" x 1", Laminated Plastic, Toilet Partition Pilaster	384.06	17.59
	For 1-1/4" Pilaster, Add	28.78	
	For Heavy Gauge Full-Height SS Brackets, Add	59.40	
	For Steel Core Pilaster, Add	348.87	
10 21 13 16-0066	EA 6" x 83" x 1", Laminated Plastic, Toilet Partition Pilaster	389.08	20.10
	For 1-1/4" Pilaster, Add	28.78	
	For Heavy Gauge Full-Height SS Brackets, Add	59.40	
	For Steel Core Pilaster, Add	348.87	
10 21 13 16-0067	EA 8" x 83" x 1", Laminated Plastic, Toilet Partition Pilaster	420.74	22.62
	For 1-1/4" Pilaster, Add	30.98	
	For Heavy Gauge Full-Height SS Brackets, Add	59.40	
	For Steel Core Pilaster, Add	375.50	
10 21 13 16-0068	EA 10" x 83" x 1", Laminated Plastic, Toilet Partition Pilaster	459.21	25.13
	For 1-1/4" Pilaster, Add	33.74	
	For Heavy Gauge Full-Height SS Brackets, Add	59.40	
	For Steel Core Pilaster, Add	408.95	
10 21 13 16-0069	EA 12" x 83" x 1", Laminated Plastic, Toilet Partition Pilaster	490.19	27.64
	For 1-1/4" Pilaster, Add	35.88	
	For Heavy Gauge Full-Height SS Brackets, Add	59.40	
	For Steel Core Pilaster, Add	434.90	
10 21 13 16-0070	EA 18" x 83" x 1", Laminated Plastic, Toilet Partition Pilaster	610.95	30.16
	For 1-1/4" Pilaster, Add	45.43	
	For Heavy Gauge Full-Height SS Brackets, Add	59.40	
	For Steel Core Pilaster, Add	550.63	
10 21 13 16-0071	EA 22" x 83" x 1", Laminated Plastic, Toilet Partition Pilaster	696.19	32.67
	For 1-1/4" Pilaster, Add	52.04	
	For Heavy Gauge Full-Height SS Brackets, Add	59.40	
	For Steel Core Pilaster, Add	630.84	
10 21 13 16-0072	EA 24" x 83" x 1", Laminated Plastic, Toilet Partition Pilaster	714.18	35.19
	For 1-1/4" Pilaster, Add	53.11	
	For Heavy Gauge Full-Height SS Brackets, Add	59.40	
	For Steel Core Pilaster, Add	643.81	

10 21 13 19 Plastic Toilet Compartments (10 21 13)

10	10	Specialties
	10 20	Interior Specialties
	10 21	Compartments and Cubicles



MINOR	CSI	UOM	DESCRIPTION	TOTAL DIRECT UNIT COST	DEMOLITION UNIT COST
-------	-----	-----	-------------	------------------------	----------------------

10 21 13 19-0001			Recycled Solid Polymer (HDPE) Toilet Partitions And Urinal Screens <small>(10 21 13 19)</small> Note: Complete toilet partitions for corner installations. Includes 1" door, 1" pilaster, 1" separator panel, trim shoes, and standard stainless steel hardware as required. For alcove, recessed or configurations other than corner installations use either: (1) the appropriate corner unit and add individual components or (2) individual components. Individual components include trim shoes and standard stainless steel hardware as required. Constructed of high density polyethylene (HDPE). Includes Class B fire rating.		
10 21 13 19-0002			Recycled Solid Plastic (HDPE) Toilet Partitions <small>(10 21 13 19-0001)</small> Note: Includes all standard Columbia Partitions colors.		
10 21 13 19-0003			Overhead Braced, Recycled Solid Plastic (HDPE), Complete Toilet Partitions <small>(10 21 13 19-0002)</small> Note: Includes headrail.		
10 21 13 19-0004	EA		36" x 60", Overhead Braced, Recycled Solid Plastic (HDPE), One Compartment Corner Unit, Complete Toilet Partition.....	1,847.00	138.23
			<i>For >10, Deduct</i>	-157.06	
			<i>For Heavy Gauge Full-Height SS Hinges And Brackets, Add</i>	214.38	
			<i>For NFPA Class A, Add</i>	973.74	
10 21 13 19-0005	EA		60" x 60", Overhead Braced, Recycled Solid Plastic (HDPE), One Compartment Corner Unit, Complete ADA Compliant Toilet Partition.....	2,280.75	148.28
			<i>For Heavy Gauge Full-Height SS Hinges And Brackets, Add</i>	214.38	
			<i>For NFPA Class A, Add</i>	1,230.19	
10 21 13 19-0006	EA		60" x 78", Overhead Braced, Recycled Solid Plastic (HDPE), One Compartment Corner Unit, Complete ADA Compliant Toilet Partition.....	2,530.88	153.31
			<i>For Heavy Gauge Full-Height SS Hinges And Brackets, Add</i>	214.38	
			<i>For NFPA Class A, Add</i>	1,379.04	
10 21 13 19-0007			Floor And Ceiling Anchored, Recycled Solid Plastic (HDPE), Complete Toilet Partitions <small>(10 21 13 19-0002)</small> Note: Excludes above ceiling steel.		
10 21 13 19-0008	EA		36" x 60", Floor And Ceiling Anchored, Recycled Solid Plastic (HDPE), One Compartment Corner Unit, Complete Toilet Partition.....	1,837.79	163.36
			<i>For >10, Deduct</i>	-151.11	
			<i>For Heavy Gauge Full-Height SS Hinges And Brackets, Add</i>	214.38	
			<i>For NFPA Class A, Add</i>	936.86	
10 21 13 19-0009	EA		60" x 60", Floor And Ceiling Anchored, Recycled Solid Plastic (HDPE), One Compartment Corner Unit, Complete ADA Compliant Toilet Partition.....	2,309.94	173.42
			<i>For Heavy Gauge Full-Height SS Hinges And Brackets, Add</i>	214.38	
			<i>For NFPA Class A, Add</i>	1,217.13	
10 21 13 19-0010	EA		60" x 78", Floor And Ceiling Anchored, Recycled Solid Plastic (HDPE), One Compartment Corner Unit, Complete ADA Compliant Toilet Partition.....	2,560.07	178.44
			<i>For Heavy Gauge Full-Height SS Hinges And Brackets, Add</i>	214.38	
			<i>For NFPA Class A, Add</i>	1,365.97	
10 21 13 19-0011			Ceiling Hung, Recycled Solid Plastic (HDPE), Complete Toilet Partitions <small>(10 21 13 19-0002)</small> Note: Excludes above ceiling steel.		
10 21 13 19-0012	EA		36" x 60", Ceiling Hung, Recycled Solid Plastic (HDPE), One Compartment Corner Unit, Complete Toilet Partition.....	1,922.31	188.49
			<i>For >10, Deduct</i>	-154.53	
			<i>For Heavy Gauge Full-Height SS Hinges And Brackets, Add</i>	214.38	
			<i>For NFPA Class A, Add</i>	958.10	
10 21 13 19-0013	EA		60" x 60", Ceiling Hung, Recycled Solid Plastic (HDPE), One Compartment Corner Unit, Complete ADA Compliant Toilet Partition.....	2,288.73	198.55
			<i>For Heavy Gauge Full-Height SS Hinges And Brackets, Add</i>	214.38	
			<i>For NFPA Class A, Add</i>	1,172.81	
10 21 13 19-0014	EA		60" x 78", Ceiling Hung, Recycled Solid Plastic (HDPE), One Compartment Corner Unit, Complete ADA Compliant Toilet Partition.....	2,538.85	203.58
			<i>For Heavy Gauge Full-Height SS Hinges And Brackets, Add</i>	214.38	
			<i>For NFPA Class A, Add</i>	1,321.65	
10 21 13 19-0015			Recycled Solid Plastic (HDPE) Urinal Screens <small>(10 21 13 19-0001)</small> Note: Includes all standard Columbia Partitions colors.		
10 21 13 19-0016			Wall Hung, Recycled Solid Plastic (HDPE), Urinal Screens <small>(10 21 13 19-0015)</small>		
10 21 13 19-0017	EA		18" x 42" x 1", Wall Hung, Recycled Solid Plastic (HDPE), Urinal Screen.....	421.45	60.29
			<i>For Heavy Gauge Full-Height SS Brackets, Add</i>	59.40	
			<i>For NFPA Class A, Add</i>	186.54	
10 21 13 19-0018	EA		24" x 42" x 1", Wall Hung, Recycled Solid Plastic (HDPE), Urinal Screen.....	443.36	65.32
			<i>For Heavy Gauge Full-Height SS Brackets, Add</i>	59.40	
			<i>For NFPA Class A, Add</i>	193.89	
10 21 13 19-0019			Wall Hung And Post Supported, Recycled Solid Plastic (HDPE), Urinal Screens <small>(10 21 13 19-0015)</small>		
10 21 13 19-0020	EA		18" x 42" x 1", Wall Hung And Post Supported, Recycled Solid Plastic (HDPE), Urinal Screen.....	539.60	65.32
			<i>For Heavy Gauge Full-Height SS Brackets, Add</i>	59.40	
			<i>For NFPA Class A, Add</i>	253.56	
10 21 13 19-0021	EA		24" x 42" x 1", Wall Hung And Post Supported, Recycled Solid Plastic (HDPE), Urinal Screen.....	685.94	70.34
			<i>For Heavy Gauge Full-Height SS Brackets, Add</i>	59.40	
			<i>For NFPA Class A, Add</i>	338.06	



Specialties	10
Interior Specialties	10 20
Compartments and Cubicles	10 21

MINOR	CSI	UOM	DESCRIPTION	TOTAL DIRECT UNIT COST	DEMOLITION UNIT COST
10 21	13 19-0022	EA	30" x 42" x 1", Wall Hung And Post Supported, Recycled Solid Plastic (HDPE), Urinal Screen..... <i>For Heavy Gauge Full-Height SS Brackets, Add</i> <i>For NFPA Class A, Add</i>	763.11 59.40 379.68	75.36
10 21	13 19-0023		Wall Hung And Overhead Braced, Recycled Solid Plastic (HDPE), Urinal Screens <small>(10 21 13 19-0015)</small>		
10 21	13 19-0024	EA	24" x 55" x 1", Wall Hung And Overhead Braced, Recycled Solid Plastic (HDPE), Urinal Screen <i>For Heavy Gauge Full-Height SS Brackets, Add</i> <i>For NFPA Class A, Add</i>	549.65 59.40 263.56	70.34
10 21	13 19-0025	EA	36" x 55" x 1", Wall Hung And Overhead Braced, Recycled Solid Plastic (HDPE), Urinal Screen <i>For Heavy Gauge Full-Height SS Brackets, Add</i> <i>For NFPA Class A, Add</i>	695.98 59.40 338.06	75.36
10 21	13 19-0026	EA	48" x 55" x 1", Wall Hung And Overhead Braced, Recycled Solid Plastic (HDPE), Urinal Screen <i>For Heavy Gauge Full-Height SS Brackets, Add</i> <i>For NFPA Class A, Add</i>	828.84 59.40 414.20	80.39
10 21	13 19-0027		Recycled Solid Plastic (HDPE) Toilet Partition Doors, Panels And Pilasters <small>(10 21 13 19-0001)</small> Note: Includes all standard Columbia Partitions colors.		
10 21	13 19-0028		Recycled Solid Plastic (HDPE), Toilet Partition Doors <small>(10 21 13 19-0027)</small>		
10 21	13 19-0029	EA	24" x 55" x 1", Recycled Solid Plastic (HDPE), Toilet Partition Door <i>For Heavy Gauge Full-Height SS Hinge, Add</i> <i>For NFPA Class A, Add</i>	444.46 95.58 250.64	20.10
10 21	13 19-0030	EA	26" x 55" x 1", Recycled Solid Plastic (HDPE), Toilet Partition Door <i>For Heavy Gauge Full-Height SS Hinge, Add</i> <i>For NFPA Class A, Add</i>	481.25 95.58 273.44	20.10
10 21	13 19-0031	EA	30" x 55" x 1", Recycled Solid Plastic (HDPE), Toilet Partition Door <i>For Heavy Gauge Full-Height SS Hinge, Add</i> <i>For NFPA Class A, Add</i>	522.79 95.58 296.08	22.62
10 21	13 19-0032	EA	34" x 55" x 1", Recycled Solid Plastic (HDPE), ADA Compliant Toilet Partition Door <i>For Heavy Gauge Full-Height SS Hinge, Add</i> <i>For NFPA Class A, Add</i>	597.24 95.58 342.24	22.62
10 21	13 19-0033	EA	36" x 55" x 1", Recycled Solid Plastic (HDPE), ADA Compliant Toilet Partition Door <i>For Heavy Gauge Full-Height SS Hinge, Add</i> <i>For NFPA Class A, Add</i>	614.86 95.58 353.16	22.62
10 21	13 19-0034		Recycled Solid Plastic (HDPE), Toilet Partition Panels <small>(10 21 13 19-0027)</small>		
10 21	13 19-0035	EA	6" x 55" x 1", Recycled Solid Plastic (High Density Polyethylene), Toilet Partition Panel <i>For Heavy Gauge Full-Height SS Brackets, Add</i> <i>For NFPA Class A, Add</i>	149.92 59.40 55.55	30.16
10 21	13 19-0036	EA	12" x 55" x 1", Recycled Solid Plastic (High Density Polyethylene), Toilet Partition Panel <i>For Heavy Gauge Full-Height SS Brackets, Add</i> <i>For NFPA Class A, Add</i>	244.55 59.40 111.10	32.67
10 21	13 19-0037	EA	18" x 55" x 1", Recycled Solid Plastic (High Density Polyethylene), Toilet Partition Panel <i>For Heavy Gauge Full-Height SS Brackets, Add</i> <i>For NFPA Class A, Add</i>	339.16 59.40 166.65	35.19
10 21	13 19-0038	EA	24" x 55" x 1", Recycled Solid Plastic (High Density Polyethylene), Toilet Partition Panel <i>For Heavy Gauge Full-Height SS Brackets, Add</i> <i>For NFPA Class A, Add</i>	397.04 59.40 199.42	37.70
10 21	13 19-0039	EA	30" x 55" x 1", Recycled Solid Plastic (High Density Polyethylene), Toilet Partition Panel <i>For Heavy Gauge Full-Height SS Brackets, Add</i> <i>For NFPA Class A, Add</i>	482.48 59.40 249.27	40.21
10 21	13 19-0040	EA	36" x 55" x 1", Recycled Solid Plastic (High Density Polyethylene), Toilet Partition Panel <i>For Heavy Gauge Full-Height SS Brackets, Add</i> <i>For NFPA Class A, Add</i>	515.63 59.40 266.71	42.73
10 21	13 19-0041	EA	42" x 55" x 1", Recycled Solid Plastic (High Density Polyethylene), Toilet Partition Panel <i>For Heavy Gauge Full-Height SS Brackets, Add</i> <i>For NFPA Class A, Add</i>	579.75 59.40 303.35	45.24
10 21	13 19-0042	EA	48" x 55" x 1", Recycled Solid Plastic (High Density Polyethylene), Toilet Partition Panel <i>For Heavy Gauge Full-Height SS Brackets, Add</i> <i>For NFPA Class A, Add</i>	654.65 59.40 346.67	47.76
10 21	13 19-0043	EA	55" x 55" x 1", Recycled Solid Plastic (High Density Polyethylene), Toilet Partition Panel <i>For Heavy Gauge Full-Height SS Brackets, Add</i> <i>For NFPA Class A, Add</i>	715.64 59.40 381.37	50.26
10 21	13 19-0044	EA	58" x 55" x 1", Recycled Solid Plastic (High Density Polyethylene), Toilet Partition Panel <i>For Heavy Gauge Full-Height SS Brackets, Add</i> <i>For NFPA Class A, Add</i>	731.21 59.40 389.78	51.27
10 21	13 19-0045	EA	60" x 55" x 1", Recycled Solid Plastic (High Density Polyethylene), Toilet Partition Panel <i>For Heavy Gauge Full-Height SS Brackets, Add</i> <i>For NFPA Class A, Add</i>	755.91 59.40 403.22	52.78
10 21	13 19-0046	EA	70" x 55" x 1", Recycled Solid Plastic (High Density Polyethylene), Toilet Partition Panel <i>For Heavy Gauge Full-Height SS Brackets, Add</i> <i>For NFPA Class A, Add</i>	855.80 59.40 462.03	55.29
10 21	13 19-0047	EA	78" x 55" x 1", Recycled Solid Plastic (High Density Polyethylene), Toilet Partition Panel <i>For Heavy Gauge Full-Height SS Brackets, Add</i> <i>For NFPA Class A, Add</i>	922.94 59.40 500.54	57.80
10 21	13 19-0048		82" Long, Recycled Solid Plastic (HDPE), Toilet Partition Pilasters <small>(10 21 13 19-0027)</small>		

10	10	Specialties
	10 20	Interior Specialties
	10 21	Compartments and Cubicles



MINOR	CSI	UOM	DESCRIPTION	TOTAL DIRECT UNIT COST	DEMOLITION UNIT COST
10 21 13 19-0049	EA		Up To 4" x 82" x 1", Recycled Solid Plastic (HDPE), Toilet Partition Pilaster <i>For Heavy Gauge Full-Height SS Brackets, Add</i> <i>For NFPA Class A, Add</i>	202.76 59.40 107.01	15.08
10 21 13 19-0050	EA		5" x 82" x 1", Recycled Solid Plastic (HDPE), Toilet Partition Pilaster <i>For Heavy Gauge Full-Height SS Brackets, Add</i> <i>For NFPA Class A, Add</i>	225.10 59.40 117.74	17.59
10 21 13 19-0051	EA		6" x 82" x 1", Recycled Solid Plastic (HDPE), Toilet Partition Pilaster <i>For Heavy Gauge Full-Height SS Brackets, Add</i> <i>For NFPA Class A, Add</i>	244.39 59.40 126.59	20.10
10 21 13 19-0052	EA		8" x 82" x 1", Recycled Solid Plastic (HDPE), Toilet Partition Pilaster <i>For Heavy Gauge Full-Height SS Brackets, Add</i> <i>For NFPA Class A, Add</i>	262.18 59.40 134.50	22.62
10 21 13 19-0053	EA		10" x 82" x 1", Recycled Solid Plastic (HDPE), Toilet Partition Pilaster <i>For Heavy Gauge Full-Height SS Brackets, Add</i> <i>For NFPA Class A, Add</i>	294.46 59.40 151.40	25.13
10 21 13 19-0054	EA		12" x 82" x 1", Recycled Solid Plastic (HDPE), Toilet Partition Pilaster <i>For Heavy Gauge Full-Height SS Brackets, Add</i> <i>For NFPA Class A, Add</i>	326.72 59.40 168.29	27.64
10 21 13 19-0055	EA		18" x 82" x 1", Recycled Solid Plastic (HDPE), Toilet Partition Pilaster <i>For Heavy Gauge Full-Height SS Brackets, Add</i> <i>For NFPA Class A, Add</i>	451.30 59.40 242.41	30.16
10 21 13 19-0056	EA		22" x 82" x 1", Recycled Solid Plastic (HDPE), Toilet Partition Pilaster <i>For Heavy Gauge Full-Height SS Brackets, Add</i> <i>For NFPA Class A, Add</i>	510.70 59.40 276.12	32.67
10 21 13 19-0057	EA		24" x 82" x 1", Recycled Solid Plastic (HDPE), Toilet Partition Pilaster <i>For Heavy Gauge Full-Height SS Brackets, Add</i> <i>For NFPA Class A, Add</i>	556.20 59.40 301.21	35.19
10 21 13 19-0058			96" To 120", Recycled Solid Plastic (HDPE), Toilet Partition Pilasters <small>(10 21 13 19-0027)</small>		
10 21 13 19-0059	EA		Up To 4" x 96" To 120" x 1", Recycled Solid Plastic (HDPE), Toilet Partition Pilaster <i>For Heavy Gauge Full-Height SS Brackets, Add</i> <i>For NFPA Class A, Add</i>	246.94 59.40 128.17	20.10
10 21 13 19-0060	EA		5" x 96" To 120" x 1", Recycled Solid Plastic (HDPE), Toilet Partition Pilaster <i>For Heavy Gauge Full-Height SS Brackets, Add</i> <i>For NFPA Class A, Add</i>	271.64 59.40 140.37	22.62
10 21 13 19-0061	EA		6" x 96" To 120" x 1", Recycled Solid Plastic (HDPE), Toilet Partition Pilaster <i>For Heavy Gauge Full-Height SS Brackets, Add</i> <i>For NFPA Class A, Add</i>	299.12 59.40 154.29	25.13
10 21 13 19-0062	EA		8" x 96" To 120" x 1", Recycled Solid Plastic (HDPE), Toilet Partition Pilaster <i>For Heavy Gauge Full-Height SS Brackets, Add</i> <i>For NFPA Class A, Add</i>	339.23 59.40 176.04	27.64
10 21 13 19-0063	EA		10" x 96" To 120" x 1", Recycled Solid Plastic (HDPE), Toilet Partition Pilaster <i>For Heavy Gauge Full-Height SS Brackets, Add</i> <i>For NFPA Class A, Add</i>	379.72 59.40 198.03	30.16
10 21 13 19-0064	EA		12" x 96" To 120" x 1", Recycled Solid Plastic (HDPE), Toilet Partition Pilaster <i>For Heavy Gauge Full-Height SS Brackets, Add</i> <i>For NFPA Class A, Add</i>	419.83 59.40 219.78	32.67
10 21 13 19-0065	EA		18" x 96" To 120" x 1", Recycled Solid Plastic (HDPE), Toilet Partition Pilaster <i>For Heavy Gauge Full-Height SS Brackets, Add</i> <i>For NFPA Class A, Add</i>	540.48 59.40 291.47	35.19
10 21 13 19-0066	EA		22" x 96" To 120" x 1", Recycled Solid Plastic (HDPE), Toilet Partition Pilaster <i>For Heavy Gauge Full-Height SS Brackets, Add</i> <i>For NFPA Class A, Add</i>	605.36 59.40 328.58	37.70
10 21 13 19-0067	EA		24 x 96" To 120" x 1", Recycled Solid Plastic (HDPE), Toilet Partition Pilaster <i>For Heavy Gauge Full-Height SS Brackets, Add</i> <i>For NFPA Class A, Add</i>	658.56 59.40 358.44	40.21
10 21 13 19-0068			Antimicrobial Recycled Solid Polymer (HDPE) Toilet Partitions And Urinal Screens <small>(10 21 13 19)</small> Note: Complete toilet partitions for corner installations. Includes 1" door, 1" pilaster, 1" separator panel, trim shoes, and hardware as required. For alcove, recessed or configurations other than corner installations use either: (1) the appropriate corner unit and add individual components or (2) individual components. Individual components include trim shoes and hardware as required. Constructed of high density polyethylene (HDPE). Includes Class B fire rating.		
10 21 13 19-0069			Antimicrobial Recycled Solid Plastic (HDPE) Toilet Partitions <small>(10 21 13 19-0068)</small> Note: Includes all standard Columbia Partitions colors.		
10 21 13 19-0070			Overhead Braced, Antimicrobial Recycled Solid Plastic (HDPE), Complete Toilet Partitions <small>(10 21 13 19-0069)</small> Note: Includes headrail.		
10 21 13 19-0071	EA		36" x 60", Overhead Braced, Antimicrobial Solid Plastic (High Density Polyethylene), One Compartment Corner Unit, Complete Toilet Partition <i>For >10, Deduct</i> <i>For Heavy Gauge Full-Height SS Hinges And Brackets, Add</i> <i>For NFPA Class A, Add</i>	2,396.69 -212.02 214.38 1,314.55	138.23
10 21 13 19-0072	EA		60" x 60", Overhead Braced, Antimicrobial Solid Plastic (High Density Polyethylene), One Compartment Corner Unit, Complete ADA Compliant Toilet Partition <i>For Heavy Gauge Full-Height SS Hinges And Brackets, Add</i> <i>For NFPA Class A, Add</i>	2,975.23 214.38 1,660.77	148.28



Specialties	10
Interior Specialties	10 20
Compartments and Cubicles	10 21

MINOR	CSI	UOM	DESCRIPTION	TOTAL DIRECT UNIT COST	DEMOLITION UNIT COST
10 21	13 19-0073	EA	60" x 78", Overhead Braced, Antimicrobial Solid Plastic (High Density Polyethylene), One Compartment Corner Unit, Complete ADA Compliant Toilet Partition..... <i>For Heavy Gauge Full-Height SS Hinges And Brackets, Add</i> <i>For NFPA Class A, Add</i>	3,309.38 214.38 1,861.71	153.31
10 21	13 19-0074		Floor And Ceiling Anchored, Antimicrobial Recycled Solid Plastic (HDPE), Complete Toilet Partitions (10 21 13 19-0069) Note: Excludes above ceiling steel.		
10 21	13 19-0075	EA	36" x 60", Floor And Ceiling Anchored, Antimicrobial Solid Plastic (HDPE), One Compartment Corner Unit, Complete Toilet Partition <i>For >10, Deduct</i> <i>For Heavy Gauge Full-Height SS Hinges And Brackets, Add</i> <i>For NFPA Class A, Add</i>	2,366.66 -203.99 214.38 1,264.76	163.36
10 21	13 19-0076	EA	60" x 60", Floor And Ceiling Anchored, Antimicrobial Solid Plastic (HDPE), One Compartment Corner Unit, Complete ADA Compliant Toilet Partition <i>For Heavy Gauge Full-Height SS Hinges And Brackets, Add</i> <i>For NFPA Class A, Add</i>	2,997.01 214.38 1,643.11	173.42
10 21	13 19-0077	EA	60" x 78", Floor And Ceiling Anchored, Antimicrobial Solid Plastic (HDPE), One Compartment Corner Unit, Complete ADA Compliant Toilet Partition <i>For Heavy Gauge Full-Height SS Hinges And Brackets, Add</i> <i>For NFPA Class A, Add</i>	3,331.18 214.38 1,844.06	178.44
10 21	13 19-0078		Ceiling Hung, Antimicrobial Recycled Solid Plastic (HDPE), Complete Toilet Partitions (10 21 13 19-0069) Note: Excludes above ceiling steel.		
10 21	13 19-0079	EA	36" x 60", Ceiling Hung, Antimicrobial Solid Plastic (HDPE), One Compartment Corner Unit, Complete Toilet Partition <i>For >10, Deduct</i> <i>For Heavy Gauge Full-Height SS Hinges And Brackets, Add</i> <i>For NFPA Class A, Add</i>	2,463.18 -208.62 214.38 1,293.44	188.49
10 21	13 19-0080	EA	60" x 60", Ceiling Hung, Antimicrobial Solid Plastic (HDPE), One Compartment Corner Unit, Complete ADA Compliant Toilet Partition <i>For Heavy Gauge Full-Height SS Hinges And Brackets, Add</i> <i>For NFPA Class A, Add</i>	2,950.79 214.38 1,583.29	198.55
10 21	13 19-0081	EA	60" x 78", Ceiling Hung, Antimicrobial Solid Plastic (HDPE), One Compartment Corner Unit, Complete ADA Compliant Toilet Partition <i>For Heavy Gauge Full-Height SS Hinges And Brackets, Add</i> <i>For NFPA Class A, Add</i>	3,284.94 214.38 1,784.23	203.58
10 21	13 19-0082		Antimicrobial Recycled Solid Plastic (HDPE) Urinal Screens (10 21 13 19-0068) Note: Includes all standard Columbia Partitions colors.		
10 21	13 19-0083		Wall Hung, Antimicrobial Recycled Solid Plastic (HDPE), Urinal Screens (10 21 13 19-0082)		
10 21	13 19-0084	EA	18" x 42" x 1", Wall Hung, Antimicrobial Recycled Solid Plastic (HDPE), Urinal Screen <i>For Heavy Gauge Full-Height SS Brackets, Add</i> <i>For NFPA Class A, Add</i>	526.75 59.40 251.83	60.29
10 21	13 19-0085	EA	24" x 42" x 1", Wall Hung, Antimicrobial Recycled Solid Plastic (HDPE), Urinal Screen <i>For Heavy Gauge Full-Height SS Brackets, Add</i> <i>For NFPA Class A, Add</i>	548.95 59.40 259.35	65.32
10 21	13 19-0086		Wall Hung And Post Supported, Antimicrobial Recycled Solid Plastic (HDPE), Urinal Screens (10 21 13 19-0082)		
10 21	13 19-0087	EA	18" x 42" x 1", Wall Hung And Post Supported, Antimicrobial Recycled Solid Plastic (HDPE), Urinal Screen <i>For Heavy Gauge Full-Height SS Brackets, Add</i> <i>For NFPA Class A, Add</i>	866.73 59.40 456.38	65.32
10 21	13 19-0088	EA	24" x 42" x 1", Wall Hung And Post Supported, Antimicrobial Recycled Solid Plastic (HDPE), Urinal Screen <i>For Heavy Gauge Full-Height SS Brackets, Add</i> <i>For NFPA Class A, Add</i>	987.50 59.40 525.03	70.34
10 21	13 19-0089	EA	30" x 42" x 1", Wall Hung And Post Supported, Antimicrobial Recycled Solid Plastic (HDPE), Urinal Screen <i>For Heavy Gauge Full-Height SS Brackets, Add</i> <i>For NFPA Class A, Add</i>	1,052.61 59.40 559.17	75.36
10 21	13 19-0090		Wall Hung And Overhead Braced, Antimicrobial Recycled Solid Plastic (HDPE), Urinal Screens (10 21 13 19-0082)		
10 21	13 19-0091	EA	24" x 55" x 1", Wall Hung And Overhead Braced, Antimicrobial Recycled Solid Plastic (HDPE), Urinal Screen <i>For Heavy Gauge Full-Height SS Brackets, Add</i> <i>For NFPA Class A, Add</i>	692.76 59.40 342.29	70.34
10 21	13 19-0092	EA	36" x 55" x 1", Wall Hung And Overhead Braced, Antimicrobial Recycled Solid Plastic (HDPE), Urinal Screen <i>For Heavy Gauge Full-Height SS Brackets, Add</i> <i>For NFPA Class A, Add</i>	886.82 59.40 456.38	75.36
10 21	13 19-0093	EA	48" x 55" x 1", Wall Hung And Overhead Braced, Antimicrobial Recycled Solid Plastic (HDPE), Urinal Screen <i>For Heavy Gauge Full-Height SS Brackets, Add</i> <i>For NFPA Class A, Add</i>	1,062.67 59.40 559.17	80.39

10	10 Specialties
	10 20 Interior Specialties
	10 21 Compartments and Cubicles



MINOR CSI UOM DESCRIPTION	TOTAL DIRECT UNIT COST	DEMOLITION UNIT COST
------------------------------	---------------------------	-------------------------

10 21 13 19-0094	Antimicrobial Recycled Solid Plastic (HDPE) Toilet Partition Doors, Panels And Pilasters <small>(10 21 13 19-0094)</small> Note: Includes all standard Columbia Partitions colors.		
10 21 13 19-0095	Antimicrobial Recycled Solid Plastic (HDPE), Toilet Partition Doors <small>(10 21 13 19-0094)</small>		
10 21 13 19-0096	EA 24" x 55" x 1", Antimicrobial Recycled Solid Plastic (HDPE), Toilet Partition Door For Heavy Gauge Full-Height SS Hinge, Add For NFPA Class A, Add	585.94 95.58 338.35	20.10
10 21 13 19-0097	EA 26" x 55" x 1", Antimicrobial Recycled Solid Plastic (HDPE), Toilet Partition Door For Heavy Gauge Full-Height SS Hinge, Add For NFPA Class A, Add	635.63 95.58 369.16	20.10
10 21 13 19-0098	EA 30" x 55" x 1", Antimicrobial Recycled Solid Plastic (HDPE), Toilet Partition Door For Heavy Gauge Full-Height SS Hinge, Add For NFPA Class A, Add	689.94 95.58 399.71	22.62
10 21 13 19-0099	EA 34" x 55" x 1", Antimicrobial Recycled Solid Plastic (HDPE), ADA Compliant Toilet Partition Door For Heavy Gauge Full-Height SS Hinge, Add For NFPA Class A, Add	790.45 95.58 462.03	22.62
10 21 13 19-0100	EA 36" x 55" x 1", Antimicrobial Recycled Solid Plastic (HDPE), ADA Compliant Toilet Partition Door For Heavy Gauge Full-Height SS Hinge, Add For NFPA Class A, Add	814.23 95.58 476.77	22.62
10 21 13 19-0101	Antimicrobial Recycled Solid Plastic (HDPE), Toilet Partition Panels <small>(10 21 13 19-0094)</small>		
10 21 13 19-0102	EA 6" x 55" x 1", Antimicrobial Recycled Solid Plastic (HDPE), Toilet Partition Panel For Heavy Gauge Full-Height SS Brackets, Add For NFPA Class A, Add	181.27 59.40 74.99	30.16
10 21 13 19-0103	EA 12" x 55" x 1", Antimicrobial Recycled Solid Plastic (HDPE), Toilet Partition Panel For Heavy Gauge Full-Height SS Brackets, Add For NFPA Class A, Add	307.27 59.40 149.99	32.67
10 21 13 19-0104	EA 18" x 55" x 1", Antimicrobial Recycled Solid Plastic (HDPE), Toilet Partition Panel For Heavy Gauge Full-Height SS Brackets, Add For NFPA Class A, Add	433.25 59.40 224.99	35.19
10 21 13 19-0105	EA 24" x 55" x 1", Antimicrobial Recycled Solid Plastic (HDPE), Toilet Partition Panel For Heavy Gauge Full-Height SS Brackets, Add For NFPA Class A, Add	509.60 59.40 269.20	37.70
10 21 13 19-0106	EA 30" x 55" x 1", Antimicrobial Recycled Solid Plastic (HDPE), Toilet Partition Panel For Heavy Gauge Full-Height SS Brackets, Add For NFPA Class A, Add	623.19 59.40 336.51	40.21
10 21 13 19-0107	EA 36" x 55" x 1", Antimicrobial Recycled Solid Plastic (HDPE), Toilet Partition Panel For Heavy Gauge Full-Height SS Brackets, Add For NFPA Class A, Add	666.18 59.40 360.05	42.73
10 21 13 19-0108	EA 42" x 55" x 1", Antimicrobial Recycled Solid Plastic (HDPE), Toilet Partition Panel For Heavy Gauge Full-Height SS Brackets, Add For NFPA Class A, Add	750.99 59.40 409.52	45.24
10 21 13 19-0109	EA 48" x 55" x 1", Antimicrobial Recycled Solid Plastic (HDPE), Toilet Partition Panel For Heavy Gauge Full-Height SS Brackets, Add For NFPA Class A, Add	850.37 59.40 468.02	47.76
10 21 13 19-0110	EA 55" x 55" x 1", Antimicrobial Recycled Solid Plastic (HDPE), Toilet Partition Panel For Heavy Gauge Full-Height SS Brackets, Add For NFPA Class A, Add	930.94 59.40 514.85	50.26
10 21 13 19-0111	EA 58" x 55" x 1", Antimicrobial Recycled Solid Plastic (HDPE), Toilet Partition Panel For Heavy Gauge Full-Height SS Brackets, Add For NFPA Class A, Add	951.24 59.40 526.19	51.27
10 21 13 19-0112	EA 60" x 55" x 1", Antimicrobial Recycled Solid Plastic (HDPE), Toilet Partition Panel For Heavy Gauge Full-Height SS Brackets, Add For NFPA Class A, Add	983.52 59.40 544.34	52.78
10 21 13 19-0113	EA 70" x 55" x 1", Antimicrobial Recycled Solid Plastic (HDPE), Toilet Partition Panel For Heavy Gauge Full-Height SS Brackets, Add For NFPA Class A, Add	1,116.65 59.40 623.76	55.29
10 21 13 19-0114	EA 78" x 55" x 1", Antimicrobial Recycled Solid Plastic (HDPE), Toilet Partition Panel For Heavy Gauge Full-Height SS Brackets, Add For NFPA Class A, Add	1,205.50 59.40 675.73	57.80
10 21 13 19-0115	82" Long, Antimicrobial Recycled Solid Plastic (HDPE), Toilet Partition Pilasters <small>(10 21 13 19-0094)</small>		
10 21 13 19-0116	EA Up To 4" x 82" x 1", Antimicrobial Recycled Solid Plastic (HDPE), Toilet Partition Pilaster For Heavy Gauge Full-Height SS Brackets, Add For NFPA Class A, Add	263.17 59.40 144.47	15.08
10 21 13 19-0117	EA 5" x 82" x 1", Antimicrobial Recycled Solid Plastic (HDPE), Toilet Partition Pilaster For Heavy Gauge Full-Height SS Brackets, Add For NFPA Class A, Add	291.56 59.40 158.95	17.59
10 21 13 19-0118	EA 6" x 82" x 1", Antimicrobial Recycled Solid Plastic (HDPE), Toilet Partition Pilaster For Heavy Gauge Full-Height SS Brackets, Add For NFPA Class A, Add	315.85 59.40 170.90	20.10
10 21 13 19-0119	EA 8" x 82" x 1", Antimicrobial Recycled Solid Plastic (HDPE), Toilet Partition Pilaster For Heavy Gauge Full-Height SS Brackets, Add For NFPA Class A, Add	364.74 59.40 198.09	22.62
10 21 13 19-0120	EA 10" x 82" x 1", Antimicrobial Recycled Solid Plastic (HDPE), Toilet Partition Pilaster For Heavy Gauge Full-Height SS Brackets, Add For NFPA Class A, Add	409.91 59.40 222.98	25.13



Specialties	10
Interior Specialties	10 20
Compartments and Cubicles	10 21

MINOR	CSI	UOM	DESCRIPTION	TOTAL DIRECT UNIT COST	DEMOLITION UNIT COST
10 21	13	19-0121	EA 12" x 82" x 1", Antimicrobial Recycled Solid Plastic (HDPE), Toilet Partition Pilaster <i>For Heavy Gauge Full-Height SS Brackets, Add</i> <i>For NFPA Class A, Add</i>	455.03 59.40 247.84	27.64
10 21	13	19-0122	EA 18" x 82" x 1", Antimicrobial Recycled Solid Plastic (HDPE), Toilet Partition Pilaster <i>For Heavy Gauge Full-Height SS Brackets, Add</i> <i>For NFPA Class A, Add</i>	588.14 59.40 327.25	30.16
10 21	13	19-0123	EA 22" x 82" x 1", Antimicrobial Recycled Solid Plastic (HDPE), Toilet Partition Pilaster <i>For Heavy Gauge Full-Height SS Brackets, Add</i> <i>For NFPA Class A, Add</i>	666.57 59.40 372.76	32.67
10 21	13	19-0124	EA 24" x 82" x 1", Antimicrobial Recycled Solid Plastic (HDPE), Toilet Partition Pilaster <i>For Heavy Gauge Full-Height SS Brackets, Add</i> <i>For NFPA Class A, Add</i>	726.23 59.40 406.63	35.19
10 21	13	19-0125	96" To 120", Antimicrobial Recycled Solid Plastic (HDPE), Toilet Partition Pilasters <small>(10 21 13 19-0094)</small>		
10 21	13	19-0126	EA Up To 4" x 96" To 120" x 1", Antimicrobial Recycled Solid Plastic (HDPE), Toilet Partition Pilaster <i>For Heavy Gauge Full-Height SS Brackets, Add</i> <i>For NFPA Class A, Add</i>	319.29 59.40 173.03	20.10
10 21	13	19-0127	EA 5" x 96" To 120" x 1", Antimicrobial Recycled Solid Plastic (HDPE), Toilet Partition Pilaster <i>For Heavy Gauge Full-Height SS Brackets, Add</i> <i>For NFPA Class A, Add</i>	350.89 59.40 189.50	22.62
10 21	13	19-0128	EA 6" x 96" To 120" x 1", Antimicrobial Recycled Solid Plastic (HDPE), Toilet Partition Pilaster <i>For Heavy Gauge Full-Height SS Brackets, Add</i> <i>For NFPA Class A, Add</i>	386.23 59.40 208.30	25.13
10 21	13	19-0129	EA 8" x 96" To 120" x 1", Antimicrobial Recycled Solid Plastic (HDPE), Toilet Partition Pilaster <i>For Heavy Gauge Full-Height SS Brackets, Add</i> <i>For NFPA Class A, Add</i>	438.62 59.40 237.66	27.64
10 21	13	19-0130	EA 10" x 96" To 120" x 1", Antimicrobial Recycled Solid Plastic (HDPE), Toilet Partition Pilaster <i>For Heavy Gauge Full-Height SS Brackets, Add</i> <i>For NFPA Class A, Add</i>	491.53 59.40 267.35	30.16
10 21	13	19-0131	EA 12" x 96" To 120" x 1", Antimicrobial Recycled Solid Plastic (HDPE), Toilet Partition Pilaster <i>For Heavy Gauge Full-Height SS Brackets, Add</i> <i>For NFPA Class A, Add</i>	543.89 59.40 296.69	32.67
10 21	13	19-0132	EA 18" x 96" To 120" x 1", Antimicrobial Recycled Solid Plastic (HDPE), Toilet Partition Pilaster <i>For Heavy Gauge Full-Height SS Brackets, Add</i> <i>For NFPA Class A, Add</i>	705.04 59.40 393.50	35.19
10 21	13	19-0133	EA 22" x 96" To 120" x 1", Antimicrobial Recycled Solid Plastic (HDPE), Toilet Partition Pilaster <i>For Heavy Gauge Full-Height SS Brackets, Add</i> <i>For NFPA Class A, Add</i>	790.84 59.40 443.57	37.70
10 21	13	19-0134	EA 24" x 96" To 120" x 1", Antimicrobial Recycled Solid Plastic (HDPE), Toilet Partition Pilaster <i>For Heavy Gauge Full-Height SS Brackets, Add</i> <i>For NFPA Class A, Add</i>	860.90 59.40 483.89	40.21
10 21	13	19-0135	Solid Phenolic Toilet Partitions And Urinal Screens <small>(10 21 13 19)</small> Note: Complete toilet partitions for corner installations. Includes 3/4" door, 3/4" pilaster, 1/2" separator panel, trim shoes, and standard stainless steel hardware as required. For alcove, recessed or configurations other than corner installations use either: (1) the appropriate corner unit and add individual components or (2) individual components. Individual components include trim shoes and standard stainless steel hardware as required. Constructed of solid phenolic (resin impregnated kraft paper) core with a high pressure decorative matte surface finish as an integral part of the core material. Includes Class B fire rating.		
10 21	13	19-0136	Solid Phenolic Toilet Partitions <small>(10 21 13 19-0135)</small> Note: Includes all standard Bobrick colors.		
10 21	13	19-0137	Floor Anchored, Solid Phenolic, Complete Toilet Partitions <small>(10 21 13 19-0136)</small>		
10 21	13	19-0138	EA 36" x 60", Floor Anchored, Solid Phenolic, One Compartment Corner Unit, Complete Toilet Partition <i>For >10, Deduct</i> <i>For Heavy Gauge Full-Height SS Hinges And Brackets, Add</i> <i>For NFPA Class A, Add</i>	1,945.98 -171.98 214.38 372.46	113.09
10 21	13	19-0139	EA 60" x 60", Floor Anchored, Solid Phenolic, One Compartment Corner Unit, Complete ADA Compliant Toilet Partition <i>For Heavy Gauge Full-Height SS Hinges And Brackets, Add</i> <i>For NFPA Class A, Add</i>	2,394.84 214.38 463.51	123.15
10 21	13	19-0140	EA 60" x 78", Floor Anchored, Solid Phenolic, One Compartment Corner Unit, Complete ADA Compliant Toilet Partition <i>For Heavy Gauge Full-Height SS Hinges And Brackets, Add</i> <i>For NFPA Class A, Add</i>	2,676.61 214.38 521.07	128.18
10 21	13	19-0141	Overhead Braced, Solid Phenolic, Complete Toilet Partitions <small>(10 21 13 19-0136)</small> Note: Includes headrail.		
10 21	13	19-0142	EA 36" x 60", Overhead Braced, Solid Phenolic, One Compartment Corner Unit, Complete Toilet Partition <i>For >10, Deduct</i> <i>For Heavy Gauge Full-Height SS Hinges And Brackets, Add</i> <i>For NFPA Class A, Add</i>	2,157.01 -188.06 214.38 408.74	138.23
10 21	13	19-0143	EA 60" x 60", Overhead Braced, Solid Phenolic, One Compartment Corner Unit, Complete ADA Compliant Toilet Partition <i>For Heavy Gauge Full-Height SS Hinges And Brackets, Add</i> <i>For NFPA Class A, Add</i>	2,623.82 214.38 503.55	148.28
10 21	13	19-0144	EA 60" x 78", Overhead Braced, Solid Phenolic, One Compartment Corner Unit, Complete ADA Compliant Toilet Partition <i>For Heavy Gauge Full-Height SS Hinges And Brackets, Add</i> <i>For NFPA Class A, Add</i>	2,919.27 214.38 563.99	153.31

10	10	Specialties
	10 20	Interior Specialties
	10 21	Compartments and Cubicles



MINOR	CSI	UOM	DESCRIPTION	TOTAL DIRECT UNIT COST	DEMOLITION UNIT COST
-------	-----	-----	-------------	------------------------	----------------------

10 21 13 19-0145			Floor And Ceiling Anchored, Solid Phenolic, Complete Toilet Partitions (10 21 13 19-0136) Note: Excludes above ceiling steel.		
10 21 13 19-0146	EA		36" x 60", Floor And Ceiling Anchored, Solid Phenolic, One Compartment Corner Unit, Complete Toilet Partition <i>For >10, Deduct</i> <i>For Heavy Gauge Full-Height SS Hinges And Brackets, Add</i> <i>For NFPA Class A, Add</i>	2,221.97 -189.52 214.38 414.34	163.36
10 21 13 19-0147	EA		60" x 60", Floor And Ceiling Anchored, Solid Phenolic, One Compartment Corner Unit, Complete ADA Compliant Toilet Partition..... <i>For Heavy Gauge Full-Height SS Hinges And Brackets, Add</i> <i>For NFPA Class A, Add</i>	2,685.44 214.38 508.45	173.42
10 21 13 19-0148	EA		60" x 78", Floor And Ceiling Anchored, Solid Phenolic, One Compartment Corner Unit, Complete ADA Compliant Toilet Partition..... <i>For Heavy Gauge Full-Height SS Hinges And Brackets, Add</i> <i>For NFPA Class A, Add</i>	2,967.22 214.38 566.01	178.44
10 21 13 19-0149			Ceiling Hung, Solid Phenolic, Complete Toilet Partitions (10 21 13 19-0136) Note: Excludes above ceiling steel.		
10 21 13 19-0150	EA		36" x 60", Ceiling Hung, Solid Phenolic, One Compartment Corner Unit, Complete Toilet Partition..... <i>For >10, Deduct</i> <i>For Heavy Gauge Full-Height SS Hinges And Brackets, Add</i> <i>For NFPA Class A, Add</i>	2,184.52 -180.75 214.38 398.43	188.49
10 21 13 19-0151	EA		60" x 60", Ceiling Hung, Solid Phenolic, One Compartment Corner Unit, Complete ADA Compliant Toilet Partition..... <i>For Heavy Gauge Full-Height SS Hinges And Brackets, Add</i> <i>For NFPA Class A, Add</i>	2,633.05 214.38 489.40	198.55
10 21 13 19-0152	EA		60" x 78", Ceiling Hung, Solid Phenolic, One Compartment Corner Unit, Complete ADA Compliant Toilet Partition..... <i>For Heavy Gauge Full-Height SS Hinges And Brackets, Add</i> <i>For NFPA Class A, Add</i>	2,914.83 214.38 546.97	203.58
10 21 13 19-0153			Solid Phenolic Urinal Screens (10 21 13 19-0153) Note: Includes all standard Bobrick colors.		
10 21 13 19-0154			Floor Anchored, Solid Phenolic, Urinal Screens (10 21 13 19-0153)		
10 21 13 19-0155	EA		24" x 58" x 1/2", Floor Anchored, Solid Phenolic, Urinal Screen..... <i>For Heavy Gauge Full-Height SS Brackets, Add</i> <i>For NFPA Class A, Add</i>	701.20 59.40 124.74	70.34
10 21 13 19-0156	EA		36" x 58" x 1/2", Floor Anchored, Solid Phenolic, Urinal Screen..... <i>For Heavy Gauge Full-Height SS Brackets, Add</i> <i>For NFPA Class A, Add</i>	793.85 59.40 142.59	75.36
10 21 13 19-0157	EA		48" x 58" x 1/2", Floor Anchored, Solid Phenolic, Urinal Screen..... <i>For Heavy Gauge Full-Height SS Brackets, Add</i> <i>For NFPA Class A, Add</i>	954.79 59.40 174.78	80.39
10 21 13 19-0158			Wall Hung, Solid Phenolic, Urinal Screens (10 21 13 19-0153)		
10 21 13 19-0159	EA		18" x 42" x 1/2", Wall Hung, Solid Phenolic, Urinal Screen..... <i>For Heavy Gauge Full-Height SS Brackets, Add</i> <i>For NFPA Class A, Add</i>	444.19 59.40 73.99	60.29
10 21 13 19-0160	EA		24" x 42" x 1/2", Wall Hung, Solid Phenolic, Urinal Screen..... <i>For Heavy Gauge Full-Height SS Brackets, Add</i> <i>For NFPA Class A, Add</i>	515.69 59.40 87.39	65.32
10 21 13 19-0161	EA		30" x 42" x 1/2", Wall Hung, Solid Phenolic, Urinal Screen..... <i>For Heavy Gauge Full-Height SS Brackets, Add</i> <i>For NFPA Class A, Add</i>	622.08 59.40 108.13	70.34
10 21 13 19-0162			Wall Hung And Post Supported, Solid Phenolic, Urinal Screens (10 21 13 19-0153)		
10 21 13 19-0163	EA		18" x 58" x 1/2", Wall Hung And Post Supported, Solid Phenolic, Urinal Screen..... <i>For Heavy Gauge Full-Height SS Brackets, Add</i> <i>For NFPA Class A, Add</i>	450.04 59.40 73.61	65.32
10 21 13 19-0164	EA		24" x 58" x 1/2", Wall Hung And Post Supported, Solid Phenolic, Urinal Screen..... <i>For Heavy Gauge Full-Height SS Brackets, Add</i> <i>For NFPA Class A, Add</i>	566.54 59.40 96.46	70.34
10 21 13 19-0165	EA		30" x 58" x 1/2", Wall Hung And Post Supported, Solid Phenolic, Urinal Screen..... <i>For Heavy Gauge Full-Height SS Brackets, Add</i> <i>For NFPA Class A, Add</i>	664.13 59.40 115.35	75.36
10 21 13 19-0166			Wall Hung And Overhead Braced, Solid Phenolic, Urinal Screens (10 21 13 19-0153)		
10 21 13 19-0167	EA		22" x 58" x 1/2", Wall Hung And Overhead Braced, Solid Phenolic, Urinal Screen..... <i>For Heavy Gauge Full-Height SS Brackets, Add</i> <i>For NFPA Class A, Add</i>	723.45 59.40 131.02	65.32
10 21 13 19-0168	EA		36" x 58" x 1/2", Wall Hung And Overhead Braced, Solid Phenolic, Urinal Screen..... <i>For Heavy Gauge Full-Height SS Brackets, Add</i> <i>For NFPA Class A, Add</i>	816.69 59.40 149.00	70.34
10 21 13 19-0169	EA		48" x 58" x 1/2", Wall Hung And Overhead Braced, Solid Phenolic, Urinal Screen..... <i>For Heavy Gauge Full-Height SS Brackets, Add</i> <i>For NFPA Class A, Add</i>	980.70 59.40 181.83	75.36



Specialties	10	10
Interior Specialties	10 20	
Compartments and Cubicles	10 21	

MINOR	CSI	UOM	DESCRIPTION	TOTAL DIRECT UNIT COST	DEMOLITION UNIT COST
10 21	13	19-0170	Solid Phenolic Toilet Partition Doors, Panels And Pilasters (10 21 13 19-0135) Note: Includes all standard Bobrick colors.		
10 21	13	19-0171	Solid Phenolic, Toilet Partition Doors (10 21 13 19-0170)		
10 21	13	19-0172	EA 24" x 58" x 3/4", Solid Phenolic, Toilet Partition Door 530.41 For Heavy Gauge Full-Height SS Hinge, Add 95.58 For NFPA Class A, Add 104.95		20.10
10 21	13	19-0173	EA 26" x 58" x 3/4", Solid Phenolic, Toilet Partition Door 548.84 For Heavy Gauge Full-Height SS Hinge, Add 95.58 For NFPA Class A, Add 108.82		20.10
10 21	13	19-0174	EA 30" x 58" x 3/4", Solid Phenolic, Toilet Partition Door 601.17 For Heavy Gauge Full-Height SS Hinge, Add 95.58 For NFPA Class A, Add 119.01		22.62
10 21	13	19-0175	EA 34" x 58" x 3/4", Solid Phenolic, ADA Compliant Toilet Partition Door 649.23 For Heavy Gauge Full-Height SS Hinge, Add 95.58 For NFPA Class A, Add 129.10		22.62
10 21	13	19-0176	EA 36" x 58" x 3/4", Solid Phenolic, ADA Compliant Toilet Partition Door 698.61 For Heavy Gauge Full-Height SS Hinge, Add 95.58 For NFPA Class A, Add 139.47		22.62
10 21	13	19-0177	Solid Phenolic, Toilet Partition Panels (10 21 13 19-0170)		
10 21	13	19-0178	EA 6" x 58" x 1/2", Solid Phenolic, Toilet Partition Panel 162.48 For Heavy Gauge Full-Height SS Brackets, Add 59.40 For NFPA Class A, Add 24.47		30.16
10 21	13	19-0179	EA 12" x 58" x 1/2", Solid Phenolic, Toilet Partition Panel 218.55 For Heavy Gauge Full-Height SS Brackets, Add 59.40 For NFPA Class A, Add 35.44		32.67
10 21	13	19-0180	EA 18" x 58" x 1/2", Solid Phenolic, Toilet Partition Panel 300.15 For Heavy Gauge Full-Height SS Brackets, Add 59.40 For NFPA Class A, Add 51.77		35.19
10 21	13	19-0181	EA 24" x 58" x 1/2", Solid Phenolic, Toilet Partition Panel 382.63 For Heavy Gauge Full-Height SS Brackets, Add 59.40 For NFPA Class A, Add 68.29		37.70
10 21	13	19-0182	EA 30" x 58" x 1/2", Solid Phenolic, Toilet Partition Panel 427.15 For Heavy Gauge Full-Height SS Brackets, Add 59.40 For NFPA Class A, Add 76.83		40.21
10 21	13	19-0183	EA 36" x 58" x 1/2", Solid Phenolic, Toilet Partition Panel 473.92 For Heavy Gauge Full-Height SS Brackets, Add 59.40 For NFPA Class A, Add 85.85		42.73
10 21	13	19-0184	EA 42" x 58" x 1/2", Solid Phenolic, Toilet Partition Panel 554.21 For Heavy Gauge Full-Height SS Brackets, Add 59.40 For NFPA Class A, Add 101.91		45.24
10 21	13	19-0185	EA 48" x 58" x 1/2", Solid Phenolic, Toilet Partition Panel 636.90 For Heavy Gauge Full-Height SS Brackets, Add 59.40 For NFPA Class A, Add 118.47		47.76
10 21	13	19-0186	EA 55" x 58" x 1/2", Solid Phenolic, Toilet Partition Panel 679.48 For Heavy Gauge Full-Height SS Brackets, Add 59.40 For NFPA Class A, Add 126.61		50.26
10 21	13	19-0187	EA 58" x 58" x 1/2", Solid Phenolic, Toilet Partition Panel 698.56 For Heavy Gauge Full-Height SS Brackets, Add 59.40 For NFPA Class A, Add 130.29		51.27
10 21	13	19-0188	EA 60" x 58" x 1/2", Solid Phenolic, Toilet Partition Panel 711.82 For Heavy Gauge Full-Height SS Brackets, Add 59.40 For NFPA Class A, Add 132.59		52.78
10 21	13	19-0189	EA 70" x 58" x 1/2", Solid Phenolic, Toilet Partition Panel 820.62 For Heavy Gauge Full-Height SS Brackets, Add 59.40 For NFPA Class A, Add 154.64		55.29
10 21	13	19-0190	EA 78" x 58" x 1/2", Solid Phenolic, Toilet Partition Panel 993.59 For Heavy Gauge Full-Height SS Brackets, Add 59.40 For NFPA Class A, Add 190.16		57.80
10 21	13	19-0191	69" Long, Solid Phenolic, Toilet Partition Pilasters (10 21 13 19-0170)		
10 21	13	19-0192	EA Up To 4" x 69" x 3/4", Solid Phenolic, Toilet Partition Pilaster 250.68 For 1" Pilaster, Add 27.57 For Heavy Gauge Full-Height SS Brackets, Add 59.40 For NFPA Class A, Add 47.82		15.08
10 21	13	19-0193	EA 5" x 69" x 3/4", Solid Phenolic, Toilet Partition Pilaster 288.48 For 1" Pilaster, Add 31.66 For Heavy Gauge Full-Height SS Brackets, Add 59.40 For NFPA Class A, Add 54.95		17.59
10 21	13	19-0194	EA 6" x 69" x 3/4", Solid Phenolic, Toilet Partition Pilaster 293.50 For 1" Pilaster, Add 31.66 For Heavy Gauge Full-Height SS Brackets, Add 59.40 For NFPA Class A, Add 55.20		20.10
10 21	13	19-0195	EA 8" x 69" x 3/4", Solid Phenolic, Toilet Partition Pilaster 340.18 For 1" Pilaster, Add 36.87 For Heavy Gauge Full-Height SS Brackets, Add 59.40 For NFPA Class A, Add 64.20		22.62
10 21	13	19-0196	EA 10" x 69" x 3/4", Solid Phenolic, Toilet Partition Pilaster 382.75 For 1" Pilaster, Add 41.56 For Heavy Gauge Full-Height SS Brackets, Add 59.40 For NFPA Class A, Add 72.34		25.13

10 Specialties
10 20 Interior Specialties
10 21 Compartments and Cubicles



MINOR	CSI	UOM	DESCRIPTION	TOTAL DIRECT UNIT COST	DEMOLITION UNIT COST
10 21 13 19-0197	EA		12" x 69" x 3/4", Solid Phenolic, Toilet Partition Pilaster	425.33	27.64
			<i>For 1" Pilaster, Add</i>	46.26	
			<i>For Heavy Gauge Full-Height SS Brackets, Add</i>	59.40	
			<i>For NFPA Class A, Add</i>	80.47	
10 21 13 19-0198	EA		16" x 69" x 3/4", Solid Phenolic, Toilet Partition Pilaster	545.74	30.16
			<i>For 1" Pilaster, Add</i>	60.68	
			<i>For Heavy Gauge Full-Height SS Brackets, Add</i>	59.40	
			<i>For NFPA Class A, Add</i>	104.95	
10 21 13 19-0199	EA		20" x 69" x 3/4", Solid Phenolic, Toilet Partition Pilaster	671.61	32.67
			<i>For 1" Pilaster, Add</i>	75.78	
			<i>For Heavy Gauge Full-Height SS Brackets, Add</i>	59.40	
			<i>For NFPA Class A, Add</i>	130.58	
10 21 13 19-0200	EA		24" x 69" x 3/4", Solid Phenolic, Toilet Partition Pilaster	705.30	35.19
			<i>For 1" Pilaster, Add</i>	79.37	
			<i>For Heavy Gauge Full-Height SS Brackets, Add</i>	59.40	
			<i>For NFPA Class A, Add</i>	136.85	
10 21 13 19-0201			83" Long, Solid Phenolic, Toilet Partition Pilasters <small>(10 21 13 19-0170)</small>		
10 21 13 19-0202	EA		Up To 4" x 83" x 3/4", Solid Phenolic, Toilet Partition Pilaster	275.26	15.08
			<i>For 1" Pilaster, Add</i>	30.64	
			<i>For Heavy Gauge Full-Height SS Brackets, Add</i>	59.40	
			<i>For NFPA Class A, Add</i>	52.98	
10 21 13 19-0203	EA		5" x 83" x 3/4", Solid Phenolic, Toilet Partition Pilaster	322.62	17.59
			<i>For 1" Pilaster, Add</i>	35.93	
			<i>For Heavy Gauge Full-Height SS Brackets, Add</i>	59.40	
			<i>For NFPA Class A, Add</i>	62.12	
10 21 13 19-0204	EA		6" x 83" x 3/4", Solid Phenolic, Toilet Partition Pilaster	327.64	20.10
			<i>For 1" Pilaster, Add</i>	35.93	
			<i>For Heavy Gauge Full-Height SS Brackets, Add</i>	59.40	
			<i>For NFPA Class A, Add</i>	62.37	
10 21 13 19-0205	EA		8" x 83" x 3/4", Solid Phenolic, Toilet Partition Pilaster	379.78	22.62
			<i>For 1" Pilaster, Add</i>	41.82	
			<i>For Heavy Gauge Full-Height SS Brackets, Add</i>	59.40	
			<i>For NFPA Class A, Add</i>	72.52	
10 21 13 19-0206	EA		10" x 83" x 3/4", Solid Phenolic, Toilet Partition Pilaster	429.17	25.13
			<i>For 1" Pilaster, Add</i>	47.36	
			<i>For Heavy Gauge Full-Height SS Brackets, Add</i>	59.40	
			<i>For NFPA Class A, Add</i>	82.08	
10 21 13 19-0207	EA		12" x 83" x 3/4", Solid Phenolic, Toilet Partition Pilaster	478.93	27.64
			<i>For 1" Pilaster, Add</i>	52.96	
			<i>For Heavy Gauge Full-Height SS Brackets, Add</i>	59.40	
			<i>For NFPA Class A, Add</i>	91.73	
10 21 13 19-0208	EA		16" x 83" x 3/4", Solid Phenolic, Toilet Partition Pilaster	625.62	30.16
			<i>For 1" Pilaster, Add</i>	70.66	
			<i>For Heavy Gauge Full-Height SS Brackets, Add</i>	59.40	
			<i>For NFPA Class A, Add</i>	121.73	
10 21 13 19-0209	EA		20" x 83" x 3/4", Solid Phenolic, Toilet Partition Pilaster	746.38	32.67
			<i>For 1" Pilaster, Add</i>	85.13	
			<i>For Heavy Gauge Full-Height SS Brackets, Add</i>	59.40	
			<i>For NFPA Class A, Add</i>	146.28	
10 21 13 19-0210	EA		24" x 83" x 3/4", Solid Phenolic, Toilet Partition Pilaster	784.86	35.19
			<i>For 1" Pilaster, Add</i>	89.31	
			<i>For Heavy Gauge Full-Height SS Brackets, Add</i>	59.40	
			<i>For NFPA Class A, Add</i>	153.56	
10 21 13 19-0211			96" To 120" Long, Solid Phenolic, Toilet Partition Pilasters <small>(10 21 13 19-0170)</small>		
10 21 13 19-0212	EA		Up To 4" x 96" To 120" x 3/4", Solid Phenolic, Toilet Partition Pilaster	309.89	20.10
			<i>For 1" Pilaster, Add</i>	33.71	
			<i>For Heavy Gauge Full-Height SS Brackets, Add</i>	59.40	
			<i>For NFPA Class A, Add</i>	58.64	
10 21 13 19-0213	EA		5" x 96" To 120" x 3/4", Solid Phenolic, Toilet Partition Pilaster	366.80	22.62
			<i>For 1" Pilaster, Add</i>	40.20	
			<i>For Heavy Gauge Full-Height SS Brackets, Add</i>	59.40	
			<i>For NFPA Class A, Add</i>	69.79	
10 21 13 19-0214	EA		6" x 96" To 120" x 3/4", Solid Phenolic, Toilet Partition Pilaster	371.82	25.13
			<i>For 1" Pilaster, Add</i>	40.20	
			<i>For Heavy Gauge Full-Height SS Brackets, Add</i>	59.40	
			<i>For NFPA Class A, Add</i>	70.04	
10 21 13 19-0215	EA		8" x 96" To 120" x 3/4", Solid Phenolic, Toilet Partition Pilaster	429.42	27.64
			<i>For 1" Pilaster, Add</i>	46.77	
			<i>For Heavy Gauge Full-Height SS Brackets, Add</i>	59.40	
			<i>For NFPA Class A, Add</i>	81.33	
10 21 13 19-0216	EA		10" x 96" To 120" x 3/4", Solid Phenolic, Toilet Partition Pilaster	485.66	30.16
			<i>For 1" Pilaster, Add</i>	53.17	
			<i>For Heavy Gauge Full-Height SS Brackets, Add</i>	59.40	
			<i>For NFPA Class A, Add</i>	92.34	
10 21 13 19-0217	EA		12" x 96" To 120" x 3/4", Solid Phenolic, Toilet Partition Pilaster	542.57	32.67
			<i>For 1" Pilaster, Add</i>	59.65	
			<i>For Heavy Gauge Full-Height SS Brackets, Add</i>	59.40	
			<i>For NFPA Class A, Add</i>	103.48	



Specialties	10
Interior Specialties	10 20
Compartments and Cubicles	10 21

MINOR CSI UOM DESCRIPTION	TOTAL DIRECT UNIT COST	DEMOLITION UNIT COST
10 21 13 19-0218 EA 16" x 96" To 120" x 3/4", Solid Phenolic, Toilet Partition Pilaster..... <i>For 1" Pilaster, Add</i> <i>For Heavy Gauge Full-Height SS Brackets, Add</i> <i>For NFPA Class A, Add</i>	715.55 80.65 59.40 139.01	35.19
10 21 13 19-0219 EA 20" x 96" To 120" x 3/4", Solid Phenolic, Toilet Partition Pilaster..... <i>For 1" Pilaster, Add</i> <i>For Heavy Gauge Full-Height SS Brackets, Add</i> <i>For NFPA Class A, Add</i>	831.18 94.47 59.40 162.48	37.70
10 21 13 19-0220 EA 24" x 96" To 120" x 3/4", Solid Phenolic, Toilet Partition Pilaster..... <i>For 1" Pilaster, Add</i> <i>For Heavy Gauge Full-Height SS Brackets, Add</i> <i>For NFPA Class A, Add</i>	874.44 99.25 59.40 170.76	40.21
10 21 13 19-0221 Solid Color Reinforced Composite Toilet Partitions And Urinal Screens (10 21 13 19) Note: Complete toilet partitions for corner installations. Includes 3/4" door, 3/4" pilaster, 1/2" separator panel, trim shoes, and standard stainless steel hardware as required. For alcove, recessed or configurations other than corner installations use either: (1) the appropriate corner unit and add individual components or (2) individual components. Individual components include trim shoes and standard stainless steel hardware as required. Constructed of solid color reinforced composite core with a high pressure decorative matte surface finish as an integral part of the core material.		
10 21 13 19-0222 Solid Color Reinforced Composite Toilet Partitions (10 21 13 19-0221) Note: Includes all standard Bobrick colors.		
10 21 13 19-0223 Floor Anchored, Solid Color Reinforced Composite, Complete Toilet Partitions (10 21 13 19-0222)		
10 21 13 19-0224 EA 36" x 60", Floor Anchored, Solid Color Reinforced Composite, One Compartment Corner Unit, Complete Toilet Partition <i>For >10, Deduct</i> <i>For Heavy Gauge Full-Height SS Hinges And Brackets, Add</i>	2,152.36 -192.62 214.38	113.09
10 21 13 19-0225 EA 60" x 60", Floor Anchored, Solid Color Reinforced Composite, One Compartment Corner Unit, Complete ADA Compliant Toilet Partition <i>For Heavy Gauge Full-Height SS Hinges And Brackets, Add</i>	2,652.66 214.38	123.15
10 21 13 19-0226 EA 60" x 78", Floor Anchored, Solid Color Reinforced Composite, One Compartment Corner Unit, Complete ADA Compliant Toilet Partition <i>For Heavy Gauge Full-Height SS Hinges And Brackets, Add</i>	2,967.04 214.38	128.18
10 21 13 19-0227 Overhead Braced, Solid Color Reinforced Composite, Complete Toilet Partitions (10 21 13 19-0222) Note: Includes headrail.		
10 21 13 19-0228 EA 36" x 60", Overhead Braced, Solid Color Reinforced Composite, One Compartment Corner Unit, Complete Toilet Partition <i>For >10, Deduct</i> <i>For Heavy Gauge Full-Height SS Hinges And Brackets, Add</i>	2,382.68 -210.62 214.38	138.23
10 21 13 19-0229 EA 60" x 60", Overhead Braced, Solid Color Reinforced Composite, One Compartment Corner Unit, Complete ADA Compliant Toilet Partition <i>For Heavy Gauge Full-Height SS Hinges And Brackets, Add</i>	2,903.09 214.38	148.28
10 21 13 19-0230 EA 60" x 78", Overhead Braced, Solid Color Reinforced Composite, One Compartment Corner Unit, Complete ADA Compliant Toilet Partition <i>For Heavy Gauge Full-Height SS Hinges And Brackets, Add</i>	3,232.79 214.38	153.31
10 21 13 19-0231 Floor And Ceiling Anchored, Solid Color Reinforced Composite, Complete Toilet Partitions (10 21 13 19-0222) Note: Excludes above ceiling steel.		
10 21 13 19-0232 EA 36" x 60", Floor And Ceiling Anchored, Solid Color Reinforced Composite, One Compartment Corner Unit, Complete Toilet Partition <i>For >10, Deduct</i> <i>For Heavy Gauge Full-Height SS Hinges And Brackets, Add</i>	2,449.40 -212.27 214.38	163.36
10 21 13 19-0233 EA 60" x 60", Floor And Ceiling Anchored, Solid Color Reinforced Composite, One Compartment Corner Unit, Complete ADA Compliant Toilet Partition <i>For Heavy Gauge Full-Height SS Hinges And Brackets, Add</i>	2,966.07 214.38	173.42
10 21 13 19-0234 EA 60" x 78", Floor And Ceiling Anchored, Solid Color Reinforced Composite, One Compartment Corner Unit, Complete ADA Compliant Toilet Partition <i>For Heavy Gauge Full-Height SS Hinges And Brackets, Add</i>	3,280.46 214.38	178.44
10 21 13 19-0235 Ceiling Hung, Solid Color Reinforced Composite, Complete Toilet Partitions (10 21 13 19-0222) Note: Excludes above ceiling steel.		
10 21 13 19-0236 EA 36" x 60", Ceiling Hung, Solid Color Reinforced Composite, One Compartment Corner Unit, Complete Toilet Partition <i>For >10, Deduct</i> <i>For Heavy Gauge Full-Height SS Hinges And Brackets, Add</i>	2,401.42 -202.44 214.38	188.49
10 21 13 19-0237 EA 60" x 60", Ceiling Hung, Solid Color Reinforced Composite, One Compartment Corner Unit, Complete ADA Compliant Toilet Partition <i>For Heavy Gauge Full-Height SS Hinges And Brackets, Add</i>	2,901.37 214.38	198.55
10 21 13 19-0238 EA 60" x 78", Ceiling Hung, Solid Color Reinforced Composite, One Compartment Corner Unit, Complete ADA Compliant Toilet Partition <i>For Heavy Gauge Full-Height SS Hinges And Brackets, Add</i>	3,215.75 214.38	203.58

10	10	Specialties
	10 20	Interior Specialties
	10 21	Compartments and Cubicles



MINOR	CSI	UOM	DESCRIPTION	TOTAL DIRECT UNIT COST	DEMOLITION UNIT COST
10 21 13 19-0239			Solid Color Reinforced Composite Urinal Screens <small>(10 21 13 19-0221)</small> Note: Includes all standard Bobrick colors.		
10 21 13 19-0240			Floor Anchored, Solid Color Reinforced Composite, Toilet Partition Urinal Screens <small>(10 21 13 19-0239)</small>		
10 21 13 19-0241	EA		24" x 58" x 1/2", Floor Anchored, Solid Color Reinforced Composite, Toilet Partition Urinal Screen..... <i>For Heavy Gauge Full-Height SS Brackets, Add</i>	768.46 59.40	70.34
10 21 13 19-0242	EA		36" x 58" x 1/2", Floor Anchored, Solid Color Reinforced Composite, Toilet Partition Urinal Screen..... <i>For Heavy Gauge Full-Height SS Brackets, Add</i>	871.02 59.40	75.36
10 21 13 19-0243	EA		48" x 58" x 1/2", Floor Anchored, Solid Color Reinforced Composite, Toilet Partition Urinal Screen..... <i>For Heavy Gauge Full-Height SS Brackets, Add</i>	1,050.07 59.40	80.39
10 21 13 19-0244			Wall Hung, Solid Color Reinforced Composite, Toilet Partition Urinal Screens <small>(10 21 13 19-0239)</small>		
10 21 13 19-0245	EA		18" x 42" x 1/2", Wall Hung, Solid Color Reinforced Composite, Toilet Partition Urinal Screen..... <i>For Heavy Gauge Full-Height SS Brackets, Add</i>	483.02 59.40	60.29
10 21 13 19-0246	EA		24" x 42" x 1/2", Wall Hung, Solid Color Reinforced Composite, Toilet Partition Urinal Screen..... <i>For Heavy Gauge Full-Height SS Brackets, Add</i>	561.89 59.40	65.32
10 21 13 19-0247	EA		30" x 42" x 1/2", Wall Hung, Solid Color Reinforced Composite, Toilet Partition Urinal Screen..... <i>For Heavy Gauge Full-Height SS Brackets, Add</i>	679.85 59.40	70.34
10 21 13 19-0248			Wall Hung And Post Supported, Solid Color Reinforced Composite, Toilet Partition Urinal Screens <small>(10 21 13 19-0239)</small>		
10 21 13 19-0249	EA		18" x 58" x 1/2", Wall Hung And Post Supported, Solid Color Reinforced Composite, Toilet Partition Urinal Screen..... <i>For Heavy Gauge Full-Height SS Brackets, Add</i>	488.36 59.40	65.32
10 21 13 19-0250	EA		24" x 58" x 1/2", Wall Hung And Post Supported, Solid Color Reinforced Composite, Toilet Partition Urinal Screen..... <i>For Heavy Gauge Full-Height SS Brackets, Add</i>	617.64 59.40	70.34
10 21 13 19-0251	EA		30" x 58" x 1/2", Wall Hung And Post Supported, Solid Color Reinforced Composite, Toilet Partition Urinal Screen..... <i>For Heavy Gauge Full-Height SS Brackets, Add</i>	725.74 59.40	75.36
10 21 13 19-0252			Wall Hung And Overhead Braced, Solid Color Reinforced Composite, Toilet Partition Urinal Screens <small>(10 21 13 19-0239)</small>		
10 21 13 19-0253	EA		22" x 58" x 1/2", Wall Hung And Overhead Braced, Solid Color Reinforced Composite, Toilet Partition Urinal Screen..... <i>For Heavy Gauge Full-Height SS Brackets, Add</i>	794.59 59.40	65.32
10 21 13 19-0254	EA		36" x 58" x 1/2", Wall Hung And Overhead Braced, Solid Color Reinforced Composite, Toilet Partition Urinal Screen..... <i>For Heavy Gauge Full-Height SS Brackets, Add</i>	897.81 59.40	70.34
10 21 13 19-0255	EA		48" x 58" x 1/2", Wall Hung And Overhead Braced, Solid Color Reinforced Composite, Toilet Partition Urinal Screen..... <i>For Heavy Gauge Full-Height SS Brackets, Add</i>	1,080.29 59.40	75.36
10 21 13 19-0256			Solid Color Reinforced Composite Toilet Partition Doors, Panels And Pilasters <small>(10 21 13 19-0221)</small> Note: Includes all standard Bobrick colors. See CSI section 10 21 13 43-0001 for other accessories.		
10 21 13 19-0257			Solid Color Reinforced Composite, Toilet Partition Doors <small>(10 21 13 19-0256)</small>		
10 21 13 19-0258	EA		24" x 58" x 3/4", Solid Color Reinforced Composite, Toilet Partition Door..... <i>For Heavy Gauge Full-Height SS Hinge, Add</i>	589.23 95.58	20.10
10 21 13 19-0259	EA		26" x 58" x 3/4", Solid Color Reinforced Composite, Toilet Partition Door..... <i>For Heavy Gauge Full-Height SS Hinge, Add</i>	609.88 95.58	20.10
10 21 13 19-0260	EA		30" x 58" x 3/4", Solid Color Reinforced Composite, Toilet Partition Door..... <i>For Heavy Gauge Full-Height SS Hinge, Add</i>	667.88 95.58	22.62
10 21 13 19-0261	EA		34" x 58" x 3/4", Solid Color Reinforced Composite, Toilet Partition Door..... <i>For Heavy Gauge Full-Height SS Hinge, Add</i>	721.71 95.58	22.62
10 21 13 19-0262	EA		36" x 58" x 3/4", Solid Color Reinforced Composite, Toilet Partition Door..... <i>For Heavy Gauge Full-Height SS Hinge, Add</i>	777.01 95.58	22.62
10 21 13 19-0263			Solid Color Reinforced Composite, Toilet Partition Panels <small>(10 21 13 19-0256)</small>		
10 21 13 19-0264	EA		6" x 58" x 1/2", Solid Color Reinforced Composite, Toilet Partition Panel..... <i>For Heavy Gauge Full-Height SS Brackets, Add</i>	174.74 59.40	30.16
10 21 13 19-0265	EA		12" x 58" x 1/2", Solid Color Reinforced Composite, Toilet Partition Panel..... <i>For Heavy Gauge Full-Height SS Brackets, Add</i>	236.94 59.40	32.67
10 21 13 19-0266	EA		18" x 58" x 1/2", Solid Color Reinforced Composite, Toilet Partition Panel..... <i>For Heavy Gauge Full-Height SS Brackets, Add</i>	327.72 59.40	35.19
10 21 13 19-0267	EA		24" x 58" x 1/2", Solid Color Reinforced Composite, Toilet Partition Panel..... <i>For Heavy Gauge Full-Height SS Brackets, Add</i>	419.49 59.40	37.70
10 21 13 19-0268	EA		30" x 58" x 1/2", Solid Color Reinforced Composite, Toilet Partition Panel..... <i>For Heavy Gauge Full-Height SS Brackets, Add</i>	468.75 59.40	40.21
10 21 13 19-0269	EA		36" x 58" x 1/2", Solid Color Reinforced Composite, Toilet Partition Panel..... <i>For Heavy Gauge Full-Height SS Brackets, Add</i>	520.54 59.40	42.73
10 21 13 19-0270	EA		42" x 58" x 1/2", Solid Color Reinforced Composite, Toilet Partition Panel..... <i>For Heavy Gauge Full-Height SS Brackets, Add</i>	609.86 59.40	45.24
10 21 13 19-0271	EA		48" x 58" x 1/2", Solid Color Reinforced Composite, Toilet Partition Panel..... <i>For Heavy Gauge Full-Height SS Brackets, Add</i>	701.87 59.40	47.76



Specialties	10
Interior Specialties	10 20
Compartments and Cubicles	10 21

MINOR	CSI	UOM	DESCRIPTION	TOTAL DIRECT UNIT COST	DEMOLITION UNIT COST
10 21	13	19-0272	EA 55" x 58" x 1/2", Solid Color Reinforced Composite, Toilet Partition Panel..... <i>For Heavy Gauge Full-Height SS Brackets, Add</i>	748.95 59.40	50.26
10 21	13	19-0273	EA 58" x 58" x 1/2", Solid Color Reinforced Composite, Toilet Partition Panel..... <i>For Heavy Gauge Full-Height SS Brackets, Add</i>	770.08 59.40	51.27
10 21	13	19-0274	EA 60" x 58" x 1/2", Solid Color Reinforced Composite, Toilet Partition Panel..... <i>For Heavy Gauge Full-Height SS Brackets, Add</i>	784.57 59.40	52.78
10 21	13	19-0275	EA 70" x 58" x 1/2", Solid Color Reinforced Composite, Toilet Partition Panel..... <i>For Heavy Gauge Full-Height SS Brackets, Add</i>	905.83 59.40	55.29
10 21	13	19-0276	EA 78" x 58" x 1/2", Solid Color Reinforced Composite, Toilet Partition Panel..... <i>For Heavy Gauge Full-Height SS Brackets, Add</i>	1,098.95 59.40	57.80
10 21	13	19-0277	69" Long, Solid Color Reinforced Composite, Toilet Partition Pilasters (10 21 13 19-0256)		
10 21	13	19-0278	EA Up To 4" x 69" x 3/4", Solid Color Reinforced Composite, Toilet Partition Pilaster <i>For 1" Pilaster, Add</i> <i>For Heavy Gauge Full-Height SS Brackets, Add</i>	277.14 30.87 59.40	15.08
10 21	13	19-0279	EA 5" x 69" x 3/4", Solid Color Reinforced Composite, Toilet Partition Pilaster <i>For 1" Pilaster, Add</i> <i>For Heavy Gauge Full-Height SS Brackets, Add</i>	318.88 35.46 59.40	17.59
10 21	13	19-0280	EA 6" x 69" x 3/4", Solid Color Reinforced Composite, Toilet Partition Pilaster <i>For 1" Pilaster, Add</i> <i>For Heavy Gauge Full-Height SS Brackets, Add</i>	323.90 35.46 59.40	20.10
10 21	13	19-0281	EA 8" x 69" x 3/4", Solid Color Reinforced Composite, Toilet Partition Pilaster <i>For 1" Pilaster, Add</i> <i>For Heavy Gauge Full-Height SS Brackets, Add</i>	375.57 41.29 59.40	22.62
10 21	13	19-0282	EA 10" x 69" x 3/4", Solid Color Reinforced Composite, Toilet Partition Pilaster <i>For 1" Pilaster, Add</i> <i>For Heavy Gauge Full-Height SS Brackets, Add</i>	422.65 46.55 59.40	25.13
10 21	13	19-0283	EA 12" x 69" x 3/4", Solid Color Reinforced Composite, Toilet Partition Pilaster <i>For 1" Pilaster, Add</i> <i>For Heavy Gauge Full-Height SS Brackets, Add</i>	469.73 51.81 59.40	27.64
10 21	13	19-0284	EA 16" x 69" x 3/4", Solid Color Reinforced Composite, Toilet Partition Pilaster <i>For 1" Pilaster, Add</i> <i>For Heavy Gauge Full-Height SS Brackets, Add</i>	603.99 67.96 59.40	30.16
10 21	13	19-0285	EA 20" x 69" x 3/4", Solid Color Reinforced Composite, Toilet Partition Pilaster <i>For 1" Pilaster, Add</i> <i>For Heavy Gauge Full-Height SS Brackets, Add</i>	744.36 84.88 59.40	32.67
10 21	13	19-0286	EA 24" x 69" x 3/4", Solid Color Reinforced Composite, Toilet Partition Pilaster <i>For 1" Pilaster, Add</i> <i>For Heavy Gauge Full-Height SS Brackets, Add</i>	781.50 88.89 59.40	35.19
10 21	13	19-0287	83" Long, Solid Color Reinforced Composite, Toilet Partition Pilasters (10 21 13 19-0256)		
10 21	13	19-0288	EA Up To 4" x 83" x 3/4", Solid Color Reinforced Composite, Toilet Partition Pilaster <i>For 1" Pilaster, Add</i> <i>For Heavy Gauge Full-Height SS Brackets, Add</i>	304.67 34.31 59.40	15.08
10 21	13	19-0289	EA 5" x 83" x 3/4", Solid Color Reinforced Composite, Toilet Partition Pilaster <i>For 1" Pilaster, Add</i> <i>For Heavy Gauge Full-Height SS Brackets, Add</i>	357.11 40.24 59.40	17.59
10 21	13	19-0290	EA 6" x 83" x 3/4", Solid Color Reinforced Composite, Toilet Partition Pilaster <i>For 1" Pilaster, Add</i> <i>For Heavy Gauge Full-Height SS Brackets, Add</i>	362.13 40.24 59.40	20.10
10 21	13	19-0291	EA 8" x 83" x 3/4", Solid Color Reinforced Composite, Toilet Partition Pilaster <i>For 1" Pilaster, Add</i> <i>For Heavy Gauge Full-Height SS Brackets, Add</i>	419.92 46.84 59.40	22.62
10 21	13	19-0292	EA 10" x 83" x 3/4", Solid Color Reinforced Composite, Toilet Partition Pilaster <i>For 1" Pilaster, Add</i> <i>For Heavy Gauge Full-Height SS Brackets, Add</i>	474.64 53.05 59.40	25.13
10 21	13	19-0293	EA 12" x 83" x 3/4", Solid Color Reinforced Composite, Toilet Partition Pilaster <i>For 1" Pilaster, Add</i> <i>For Heavy Gauge Full-Height SS Brackets, Add</i>	529.77 59.31 59.40	27.64
10 21	13	19-0294	EA 16" x 83" x 3/4", Solid Color Reinforced Composite, Toilet Partition Pilaster <i>For 1" Pilaster, Add</i> <i>For Heavy Gauge Full-Height SS Brackets, Add</i>	693.45 79.14 59.40	30.16
10 21	13	19-0295	EA 20" x 83" x 3/4", Solid Color Reinforced Composite, Toilet Partition Pilaster <i>For 1" Pilaster, Add</i> <i>For Heavy Gauge Full-Height SS Brackets, Add</i>	828.11 95.35 59.40	32.67
10 21	13	19-0296	EA 24" x 83" x 3/4", Solid Color Reinforced Composite, Toilet Partition Pilaster <i>For 1" Pilaster, Add</i> <i>For Heavy Gauge Full-Height SS Brackets, Add</i>	870.59 100.03 59.40	35.19
10 21	13	19-0297	96" To 120" Long, Solid Color Reinforced Composite, Toilet Partition Pilasters (10 21 13 19-0256)		
10 21	13	19-0298	EA Up To 4" x 96" To 120" x 3/4", Solid Color Reinforced Composite, Toilet Partition Pilaster <i>For 1" Pilaster, Add</i> <i>For Heavy Gauge Full-Height SS Brackets, Add</i>	342.25 37.76 59.40	20.10
10 21	13	19-0299	EA 5" x 96" To 120" x 3/4", Solid Color Reinforced Composite, Toilet Partition Pilaster <i>For 1" Pilaster, Add</i> <i>For Heavy Gauge Full-Height SS Brackets, Add</i>	405.39 45.02 59.40	22.62
10 21	13	19-0300	EA 6" x 96" To 120" x 3/4", Solid Color Reinforced Composite, Toilet Partition Pilaster <i>For 1" Pilaster, Add</i> <i>For Heavy Gauge Full-Height SS Brackets, Add</i>	410.41 45.02 59.40	25.13

10	10	Specialties
	10 20	Interior Specialties
	10 21	Compartments and Cubicles



MINOR	CSI	UOM	DESCRIPTION	TOTAL DIRECT UNIT COST	DEMOLITION UNIT COST
-------	-----	-----	-------------	------------------------	----------------------

10 21 13 19-0301	EA	8" x 96"	To 120" x 3/4", Solid Color Reinforced Composite, Toilet Partition Pilaster.....	474.32	27.64
			<i>For 1" Pilaster, Add</i>	52.38	
			<i>For Heavy Gauge Full-Height SS Brackets, Add</i>	59.40	
10 21 13 19-0302	EA	10" x 96"	To 120" x 3/4", Solid Color Reinforced Composite, Toilet Partition Pilaster.....	536.70	30.16
			<i>For 1" Pilaster, Add</i>	59.55	
			<i>For Heavy Gauge Full-Height SS Brackets, Add</i>	59.40	
10 21 13 19-0303	EA	12" x 96"	To 120" x 3/4", Solid Color Reinforced Composite, Toilet Partition Pilaster.....	599.84	32.67
			<i>For 1" Pilaster, Add</i>	66.81	
			<i>For Heavy Gauge Full-Height SS Brackets, Add</i>	59.40	
10 21 13 19-0304	EA	16" x 96"	To 120" x 3/4", Solid Color Reinforced Composite, Toilet Partition Pilaster.....	792.97	35.19
			<i>For 1" Pilaster, Add</i>	90.33	
			<i>For Heavy Gauge Full-Height SS Brackets, Add</i>	59.40	
10 21 13 19-0305	EA	20" x 96"	To 120" x 3/4", Solid Color Reinforced Composite, Toilet Partition Pilaster.....	921.87	37.70
			<i>For 1" Pilaster, Add</i>	105.81	
			<i>For Heavy Gauge Full-Height SS Brackets, Add</i>	59.40	
10 21 13 19-0306	EA	24" x 96"	To 120" x 3/4", Solid Color Reinforced Composite, Toilet Partition Pilaster.....	969.72	40.21
			<i>For 1" Pilaster, Add</i>	111.16	
			<i>For Heavy Gauge Full-Height SS Brackets, Add</i>	59.40	

10 21 13 19-0307 Solid Polyester (Corian) Toilet Partitions And Urinal Screens (10 21 13 19)
 Note: Complete toilet partitions for corner installations. Includes 1/2" door (1" at edge), 1" pilaster, 1/2" separator panel, trim shoes, and standard stainless steel hardware as required. For alcove, recessed or configurations other than corner installations use either: (1) the appropriate corner unit and add individual components or (2) individual components. Individual components include trim shoes and standard stainless steel hardware as required. Produced or cast by combining unsaturated polyester resin with a combination of fillers, pigments and catalysts.

10 21 13 19-0308 Solid Polyester (Corian) Toilet Partitions (10 21 13 19-0307)
 Note: Small particulate finish.

10 21 13 19-0309 Floor Anchored, Solid Polyester (Corian), Complete Toilet Partitions (10 21 13 19-0308)

10 21 13 19-0310	EA	36" x 60"	Floor Anchored, Solid Polyester (Corian), One Compartment Corner Unit, Complete Toilet Partition.....	4,745.80	113.09
			<i>For >10, Deduct</i>	-451.96	
			<i>For Solid Color Material (No Particulate), Deduct</i>	-1,039.51	
			<i>For Heavy Gauge Full-Height SS Hinges And Brackets, Add</i>	214.38	
10 21 13 19-0311	EA	60" x 60"	Floor Anchored, Solid Polyester (Corian), One Compartment Corner Unit, Complete ADA Compliant Toilet Partition.....	5,737.78	123.15
			<i>For Solid Color Material (No Particulate), Deduct</i>	-1,263.04	
			<i>For Heavy Gauge Full-Height SS Hinges And Brackets, Add</i>	214.38	
10 21 13 19-0312	EA	60" x 78"	Floor Anchored, Solid Polyester (Corian), One Compartment Corner Unit, Complete ADA Compliant Toilet Partition.....	6,367.06	128.18
			<i>For Solid Color Material (No Particulate), Deduct</i>	-1,405.46	
			<i>For Heavy Gauge Full-Height SS Hinges And Brackets, Add</i>	214.38	

10 21 13 19-0313 Overhead Braced, Solid Polyester (Corian), Complete Toilet Partitions (10 21 13 19-0308)

10 21 13 19-0314	EA	36" x 60"	Overhead Braced, Solid Polyester (Corian), One Compartment Corner Unit, Complete Toilet Partition.....	4,919.15	138.23
			<i>For >10, Deduct</i>	-464.27	
			<i>For Solid Color Material (No Particulate), Deduct</i>	-1,067.82	
			<i>For Heavy Gauge Full-Height SS Hinges And Brackets, Add</i>	214.38	
10 21 13 19-0315	EA	60" x 60"	Overhead Braced, Solid Polyester (Corian), One Compartment Corner Unit, Complete ADA Compliant Toilet Partition.....	6,478.90	148.28
			<i>For Solid Color Material (No Particulate), Deduct</i>	-1,421.94	
			<i>For Heavy Gauge Full-Height SS Hinges And Brackets, Add</i>	214.38	
10 21 13 19-0316	EA	60" x 78"	Overhead Braced, Solid Polyester (Corian), One Compartment Corner Unit, Complete ADA Compliant Toilet Partition.....	7,177.53	153.31
			<i>For Solid Color Material (No Particulate), Deduct</i>	-1,580.31	
			<i>For Heavy Gauge Full-Height SS Hinges And Brackets, Add</i>	214.38	

10 21 13 19-0317 Floor And Ceiling Anchored, Solid Polyester (Corian), Complete Toilet Partitions (10 21 13 19-0308)

10 21 13 19-0318	EA	36" x 60"	Floor And Ceiling Anchored, Solid Polyester (Corian), One Compartment Corner Unit, Complete Toilet Partition.....	5,506.43	163.36
			<i>For >10, Deduct</i>	-517.97	
			<i>For Solid Color Material (No Particulate), Deduct</i>	-1,191.33	
			<i>For Heavy Gauge Full-Height SS Hinges And Brackets, Add</i>	214.38	
10 21 13 19-0319	EA	60" x 60"	Floor And Ceiling Anchored, Solid Polyester (Corian), One Compartment Corner Unit, Complete ADA Compliant Toilet Partition.....	7,417.66	173.42
			<i>For Solid Color Material (No Particulate), Deduct</i>	-1,626.29	
			<i>For Heavy Gauge Full-Height SS Hinges And Brackets, Add</i>	214.38	
10 21 13 19-0320	EA	60" x 78"	Floor And Ceiling Anchored, Solid Polyester (Corian), One Compartment Corner Unit, Complete ADA Compliant Toilet Partition.....	8,115.75	178.44
			<i>For Solid Color Material (No Particulate), Deduct</i>	-1,784.54	
			<i>For Heavy Gauge Full-Height SS Hinges And Brackets, Add</i>	214.38	

10 21 13 19-0321 Ceiling Hung, Solid Polyester (Corian), Complete Toilet Partitions (10 21 13 19-0308)

			<i>Note: Excludes above ceiling steel.</i>		
--	--	--	--	--	--



Specialties	10
Interior Specialties	10 20
Compartments and Cubicles	10 21

MINOR	CSI	UOM	DESCRIPTION	TOTAL DIRECT UNIT COST	DEMOLITION UNIT COST
10 21	13	19-0322	EA 36" x 60", Ceiling Hung, Solid Polyester (Corian), One Compartment Corner Unit, Complete Toilet Partition <i>For >10, Deduct</i> <i>For Solid Color Material (No Particulate), Deduct</i> <i>For Heavy Gauge Full-Height SS Hinges And Brackets, Add</i>	5,550.03 -577.31 -1,189.80 214.38	188.49
10 21	13	19-0323	EA 60" x 60", Ceiling Hung, Solid Polyester (Corian), One Compartment Corner Unit, Complete ADA Compliant Toilet Partition <i>For Solid Color Material (No Particulate), Deduct</i> <i>For Heavy Gauge Full-Height SS Hinges And Brackets, Add</i>	7,110.35 -1,544.05 214.38	198.55
10 21	13	19-0324	EA 60" x 78", Ceiling Hung, Solid Polyester (Corian), One Compartment Corner Unit, Complete ADA Compliant Toilet Partition <i>For Solid Color Material (No Particulate), Deduct</i> <i>For Heavy Gauge Full-Height SS Hinges And Brackets, Add</i>	7,808.42 -1,702.29 214.38	203.58
10 21	13	19-0325	Solid Polyester (Corian) Urinal Screens (10 21 13 19-0307)		
10 21	13	19-0326	Floor Anchored, Solid Polyester (Corian), Urinal Screens (10 21 13 19-0325)		
10 21	13	19-0327	EA 24" x 58" x 1/2", Floor Anchored, Solid Polyester (Corian), Urinal Screen <i>For Solid Color Material (No Particulate), Deduct</i> <i>For Heavy Gauge Full-Height SS Brackets, Add</i>	1,290.29 -264.41 59.40	70.34
10 21	13	19-0328	EA 36" x 58" x 1/2", Floor Anchored, Solid Polyester (Corian), Urinal Screen <i>For Solid Color Material (No Particulate), Deduct</i> <i>For Heavy Gauge Full-Height SS Brackets, Add</i>	1,713.17 -359.36 59.40	75.36
10 21	13	19-0329	EA 48" x 58" x 1/2", Floor Anchored, Solid Polyester (Corian), Urinal Screen <i>For Solid Color Material (No Particulate), Deduct</i> <i>For Heavy Gauge Full-Height SS Brackets, Add</i>	2,136.06 -454.31 59.40	80.39
10 21	13	19-0330	Wall Hung, Solid Polyester (Corian), Urinal Screens (10 21 13 19-0325)		
10 21	13	19-0331	EA 18" x 42" x 1/2", Wall Hung, Solid Polyester (Corian), Urinal Screen <i>For Solid Color Material (No Particulate), Deduct</i> <i>For Heavy Gauge Full-Height SS Brackets, Add</i>	648.60 -121.44 59.40	60.29
10 21	13	19-0332	EA 24" x 42" x 1/2", Wall Hung, Solid Polyester (Corian), Urinal Screen <i>For Solid Color Material (No Particulate), Deduct</i> <i>For Heavy Gauge Full-Height SS Brackets, Add</i>	834.64 -161.92 59.40	65.32
10 21	13	19-0333	EA 30" x 42" x 1/2", Wall Hung, Solid Polyester (Corian), Urinal Screen <i>For Solid Color Material (No Particulate), Deduct</i> <i>For Heavy Gauge Full-Height SS Brackets, Add</i>	1,020.71 -202.41 59.40	70.34
10 21	13	19-0334	Wall Hung And Post Supported, Solid Polyester (Corian), Urinal Screens (10 21 13 19-0325)		
10 21	13	19-0335	EA 18" x 58" x 1/2", Wall Hung And Post Supported, Solid Polyester (Corian), Urinal Screen <i>For Solid Color Material (No Particulate), Deduct</i> <i>For Heavy Gauge Full-Height SS Brackets, Add</i>	854.91 -166.58 59.40	65.32
10 21	13	19-0336	EA 24" x 58" x 1/2", Wall Hung And Post Supported, Solid Polyester (Corian), Urinal Screen <i>For Solid Color Material (No Particulate), Deduct</i> <i>For Heavy Gauge Full-Height SS Brackets, Add</i>	1,071.39 -214.06 59.40	70.34
10 21	13	19-0337	EA 30" x 58" x 1/2", Wall Hung And Post Supported, Solid Polyester (Corian), Urinal Screen <i>For Solid Color Material (No Particulate), Deduct</i> <i>For Heavy Gauge Full-Height SS Brackets, Add</i>	1,287.83 -261.54 59.40	75.36
10 21	13	19-0338	Wall Hung And Overhead Braced, Solid Polyester (Corian), Urinal Screens (10 21 13 19-0325)		
10 21	13	19-0339	EA 22" x 58" x 1/2", Wall Hung And Overhead Braced, Solid Polyester (Corian), Urinal Screen <i>For Solid Color Material (No Particulate), Deduct</i> <i>For Heavy Gauge Full-Height SS Brackets, Add</i>	1,325.23 -274.76 59.40	65.32
10 21	13	19-0340	EA 34" x 58" x 1/2", Wall Hung And Overhead Braced, Solid Polyester (Corian), Urinal Screen <i>For Solid Color Material (No Particulate), Deduct</i> <i>For Heavy Gauge Full-Height SS Brackets, Add</i>	1,748.12 -369.71 59.40	70.34
10 21	13	19-0341	EA 46" x 58" x 1/2", Wall Hung And Overhead Braced, Solid Polyester (Corian), Urinal Screen <i>For Solid Color Material (No Particulate), Deduct</i> <i>For Heavy Gauge Full-Height SS Brackets, Add</i>	2,170.99 -464.66 59.40	75.36
10 21	13	19-0342	Solid Polyester (Corian) Toilet Partition Doors, Panels And Pilasters (10 21 13 19-0307)		
10 21	13	19-0343	Solid Polyester (Corian), Toilet Partition Doors (10 21 13 19-0342)		
10 21	13	19-0344	EA 24" x 58" x 1/2", Solid Polyester (Corian), Toilet Partition Door <i>For Solid Color Material (No Particulate), Deduct</i> <i>For Heavy Gauge Full-Height SS Hinge, Add</i>	1,037.87 -229.46 95.58	20.10
10 21	13	19-0345	EA 26" x 58" x 1/2", Solid Polyester (Corian), Toilet Partition Door <i>For Solid Color Material (No Particulate), Deduct</i> <i>For Heavy Gauge Full-Height SS Hinge, Add</i>	1,109.17 -245.86 95.58	20.10
10 21	13	19-0346	EA 30" x 58" x 1/2", Solid Polyester (Corian), Toilet Partition Door <i>For Solid Color Material (No Particulate), Deduct</i> <i>For Heavy Gauge Full-Height SS Hinge, Add</i>	1,265.00 -280.54 95.58	22.62
10 21	13	19-0347	EA 34" x 58" x 1/2", Solid Polyester (Corian), Toilet Partition Door <i>For Solid Color Material (No Particulate), Deduct</i> <i>For Heavy Gauge Full-Height SS Hinge, Add</i>	1,412.15 -314.39 95.58	22.62
10 21	13	19-0348	EA 36" x 58" x 1/2", Solid Polyester (Corian), Toilet Partition Door <i>For Solid Color Material (No Particulate), Deduct</i> <i>For Heavy Gauge Full-Height SS Hinge, Add</i>	1,476.17 -329.11 95.58	22.62

10	10 Specialties
	10 20 Interior Specialties
	10 21 Compartments and Cubicles



MINOR	CSI	UOM	DESCRIPTION	TOTAL DIRECT UNIT COST	DEMOLITION UNIT COST
-------	-----	-----	-------------	------------------------	----------------------

MINOR	CSI	UOM	DESCRIPTION	TOTAL DIRECT UNIT COST	DEMOLITION UNIT COST
10 21	13 19-0349		Solid Polyester (Corian), Toilet Partition Panels <small>(10 21 13 19-0342)</small>		
	10 21 13 19-0350	EA	6" x 58" x 1/2", Solid Polyester (Corian), Toilet Partition Panel.....	266.72	30.16
			<i>For Solid Color Material (No Particulate), Deduct</i>	-47.47	
			<i>For Heavy Gauge Full-Height SS Brackets, Add</i>	59.40	
	10 21 13 19-0351	EA	12" x 58" x 1/2", Solid Polyester (Corian), Toilet Partition Panel.....	478.18	32.67
			<i>For Solid Color Material (No Particulate), Deduct</i>	-94.95	
			<i>For Heavy Gauge Full-Height SS Brackets, Add</i>	59.40	
	10 21 13 19-0352	EA	18" x 58" x 1/2", Solid Polyester (Corian), Toilet Partition Panel.....	689.60	35.19
			<i>For Solid Color Material (No Particulate), Deduct</i>	-142.42	
			<i>For Heavy Gauge Full-Height SS Brackets, Add</i>	59.40	
	10 21 13 19-0353	EA	24" x 58" x 1/2", Solid Polyester (Corian), Toilet Partition Panel.....	901.06	37.70
			<i>For Solid Color Material (No Particulate), Deduct</i>	-189.90	
			<i>For Heavy Gauge Full-Height SS Brackets, Add</i>	59.40	
	10 21 13 19-0354	EA	30" x 58" x 1/2", Solid Polyester (Corian), Toilet Partition Panel.....	1,112.50	40.21
			<i>For Solid Color Material (No Particulate), Deduct</i>	-237.38	
			<i>For Heavy Gauge Full-Height SS Brackets, Add</i>	59.40	
	10 21 13 19-0355	EA	36" x 58" x 1/2", Solid Polyester (Corian), Toilet Partition Panel.....	1,323.92	42.73
			<i>For Solid Color Material (No Particulate), Deduct</i>	-284.85	
			<i>For Heavy Gauge Full-Height SS Brackets, Add</i>	59.40	
	10 21 13 19-0356	EA	42" x 58" x 1/2", Solid Polyester (Corian), Toilet Partition Panel.....	1,535.38	45.24
			<i>For Solid Color Material (No Particulate), Deduct</i>	-332.33	
			<i>For Heavy Gauge Full-Height SS Brackets, Add</i>	59.40	
	10 21 13 19-0357	EA	48" x 58" x 1/2", Solid Polyester (Corian), Toilet Partition Panel.....	1,746.80	47.76
			<i>For Solid Color Material (No Particulate), Deduct</i>	-379.80	
			<i>For Heavy Gauge Full-Height SS Brackets, Add</i>	59.40	
	10 21 13 19-0358	EA	55" x 58" x 1/2", Solid Polyester (Corian), Toilet Partition Panel.....	1,992.64	50.26
			<i>For Solid Color Material (No Particulate), Deduct</i>	-435.19	
			<i>For Heavy Gauge Full-Height SS Brackets, Add</i>	59.40	
	10 21 13 19-0359	EA	58" x 58" x 1/2", Solid Polyester (Corian), Toilet Partition Panel.....	2,097.88	51.27
			<i>For Solid Color Material (No Particulate), Deduct</i>	-458.93	
			<i>For Heavy Gauge Full-Height SS Brackets, Add</i>	59.40	
	10 21 13 19-0360	EA	60" x 58" x 1/2", Solid Polyester (Corian), Toilet Partition Panel.....	2,169.69	52.78
			<i>For Solid Color Material (No Particulate), Deduct</i>	-474.75	
			<i>For Heavy Gauge Full-Height SS Brackets, Add</i>	59.40	
	10 21 13 19-0361	EA	70" x 58" x 1/2", Solid Polyester (Corian), Toilet Partition Panel.....	2,518.73	55.29
			<i>For Solid Color Material (No Particulate), Deduct</i>	-553.87	
			<i>For Heavy Gauge Full-Height SS Brackets, Add</i>	59.40	
	10 21 13 19-0362	EA	78" x 58" x 1/2", Solid Polyester (Corian), Toilet Partition Panel.....	2,798.97	57.80
			<i>For Solid Color Material (No Particulate), Deduct</i>	-617.17	
			<i>For Heavy Gauge Full-Height SS Brackets, Add</i>	59.40	

MINOR	CSI	UOM	DESCRIPTION	TOTAL DIRECT UNIT COST	DEMOLITION UNIT COST
10 21	13 19-0363		72" Long, Solid Polyester (Corian), Toilet Partition Pilasters <small>(10 21 13 19-0342)</small>		
	10 21 13 19-0364	EA	Up To 4" x 72" x 1", Solid Polyester (Corian), Toilet Partition Pilaster.....	354.11	15.08
			<i>For Solid Color Material (No Particulate), Deduct</i>	-74.51	
			<i>For Heavy Gauge Full-Height SS Brackets, Add</i>	59.40	
	10 21 13 19-0365	EA	5" x 72" x 1", Solid Polyester (Corian), Toilet Partition Pilaster.....	440.13	17.59
			<i>For Solid Color Material (No Particulate), Deduct</i>	-93.14	
			<i>For Heavy Gauge Full-Height SS Brackets, Add</i>	59.40	
	10 21 13 19-0366	EA	6" x 72" x 1", Solid Polyester (Corian), Toilet Partition Pilaster.....	526.14	20.10
			<i>For Solid Color Material (No Particulate), Deduct</i>	-111.76	
			<i>For Heavy Gauge Full-Height SS Brackets, Add</i>	59.40	
	10 21 13 19-0367	EA	8" x 72" x 1", Solid Polyester (Corian), Toilet Partition Pilaster.....	693.17	22.62
			<i>For Solid Color Material (No Particulate), Deduct</i>	-149.02	
			<i>For Heavy Gauge Full-Height SS Brackets, Add</i>	59.40	
	10 21 13 19-0368	EA	10" x 72" x 1", Solid Polyester (Corian), Toilet Partition Pilaster.....	860.17	25.13
			<i>For Solid Color Material (No Particulate), Deduct</i>	-186.28	
			<i>For Heavy Gauge Full-Height SS Brackets, Add</i>	59.40	
	10 21 13 19-0369	EA	12" x 72" x 1", Solid Polyester (Corian), Toilet Partition Pilaster.....	1,027.17	27.64
			<i>For Solid Color Material (No Particulate), Deduct</i>	-223.53	
			<i>For Heavy Gauge Full-Height SS Brackets, Add</i>	59.40	
	10 21 13 19-0370	EA	18" x 72" x 1", Solid Polyester (Corian), Toilet Partition Pilaster.....	1,518.13	30.16
			<i>For Solid Color Material (No Particulate), Deduct</i>	-335.30	
			<i>For Heavy Gauge Full-Height SS Brackets, Add</i>	59.40	
	10 21 13 19-0371	EA	22" x 72" x 1", Solid Polyester (Corian), Toilet Partition Pilaster.....	1,847.14	32.67
			<i>For Solid Color Material (No Particulate), Deduct</i>	-409.81	
			<i>For Heavy Gauge Full-Height SS Brackets, Add</i>	59.40	
	10 21 13 19-0372	EA	24" x 72" x 1", Solid Polyester (Corian), Toilet Partition Pilaster.....	2,014.13	35.19
			<i>For Solid Color Material (No Particulate), Deduct</i>	-447.06	
			<i>For Heavy Gauge Full-Height SS Brackets, Add</i>	59.40	

MINOR	CSI	UOM	DESCRIPTION	TOTAL DIRECT UNIT COST	DEMOLITION UNIT COST
10 21	13 19-0373		82" Long, Solid Polyester (Corian), Toilet Partition Pilasters <small>(10 21 13 19-0342)</small>		
	10 21 13 19-0374	EA	Up To 4" x 82" x 1", Solid Polyester (Corian), Toilet Partition Pilaster.....	399.10	15.08
			<i>For Solid Color Material (No Particulate), Deduct</i>	-84.86	
			<i>For Heavy Gauge Full-Height SS Brackets, Add</i>	59.40	
	10 21 13 19-0375	EA	5" x 82" x 1", Solid Polyester (Corian), Toilet Partition Pilaster.....	496.39	17.59
			<i>For Solid Color Material (No Particulate), Deduct</i>	-106.08	
			<i>For Heavy Gauge Full-Height SS Brackets, Add</i>	59.40	
	10 21 13 19-0376	EA	6" x 82" x 1", Solid Polyester (Corian), Toilet Partition Pilaster.....	583.09	20.10
			<i>For Solid Color Material (No Particulate), Deduct</i>	-124.86	
			<i>For Heavy Gauge Full-Height SS Brackets, Add</i>	59.40	



Specialties	10	10
Interior Specialties	10 20	
Compartments and Cubicles	10 21	

MINOR	CSI	UOM	DESCRIPTION	TOTAL DIRECT UNIT COST	DEMOLITION UNIT COST
10 21 13 19-0377	EA		8" x 82" x 1", Solid Polyester (Corian), Toilet Partition Pilaster <i>For Solid Color Material (No Particulate), Deduct</i> <i>For Heavy Gauge Full-Height SS Brackets, Add</i>	797.22 -172.96 59.40	22.62
10 21 13 19-0378	EA		10" x 82" x 1", Solid Polyester (Corian), Toilet Partition Pilaster <i>For Solid Color Material (No Particulate), Deduct</i> <i>For Heavy Gauge Full-Height SS Brackets, Add</i>	972.64 -212.15 59.40	25.13
10 21 13 19-0379	EA		12" x 82" x 1", Solid Polyester (Corian), Toilet Partition Pilaster <i>For Solid Color Material (No Particulate), Deduct</i> <i>For Heavy Gauge Full-Height SS Brackets, Add</i>	1,162.14 -254.58 59.40	27.64
10 21 13 19-0380	EA		18" x 82" x 1", Solid Polyester (Corian), Toilet Partition Pilaster <i>For Solid Color Material (No Particulate), Deduct</i> <i>For Heavy Gauge Full-Height SS Brackets, Add</i>	1,720.61 -381.87 59.40	30.16
10 21 13 19-0381	EA		22" x 82" x 1", Solid Polyester (Corian), Toilet Partition Pilaster <i>For Solid Color Material (No Particulate), Deduct</i> <i>For Heavy Gauge Full-Height SS Brackets, Add</i>	2,094.61 -466.73 59.40	32.67
10 21 13 19-0382	EA		24" x 82" x 1", Solid Polyester (Corian), Toilet Partition Pilaster <i>For Solid Color Material (No Particulate), Deduct</i> <i>For Heavy Gauge Full-Height SS Brackets, Add</i>	2,284.10 -509.16 59.40	35.19
10 21 13 19-0383			96" To 120" Long, Solid Polyester (Corian), Toilet Partition Pilasters <small>(10 21 13 19-0342)</small>		
10 21 13 19-0384	EA		Up To 4" x 96" To 120" x 1", Solid Polyester (Corian), Toilet Partition Pilaster <i>For Solid Color Material (No Particulate), Deduct</i> <i>For Heavy Gauge Full-Height SS Brackets, Add</i>	526.14 -111.76 59.40	20.10
10 21 13 19-0385	EA		5" x 96" To 120" x 1", Solid Polyester (Corian), Toilet Partition Pilaster <i>For Solid Color Material (No Particulate), Deduct</i> <i>For Heavy Gauge Full-Height SS Brackets, Add</i>	652.66 -139.71 59.40	22.62
10 21 13 19-0386	EA		6" x 96" To 120" x 1", Solid Polyester (Corian), Toilet Partition Pilaster <i>For Solid Color Material (No Particulate), Deduct</i> <i>For Heavy Gauge Full-Height SS Brackets, Add</i>	779.18 -167.65 59.40	25.13
10 21 13 19-0387	EA		8" x 96" To 120" x 1", Solid Polyester (Corian), Toilet Partition Pilaster <i>For Solid Color Material (No Particulate), Deduct</i> <i>For Heavy Gauge Full-Height SS Brackets, Add</i>	1,027.17 -223.53 59.40	27.64
10 21 13 19-0388	EA		10" x 96" To 120" x 1", Solid Polyester (Corian), Toilet Partition Pilaster <i>For Solid Color Material (No Particulate), Deduct</i> <i>For Heavy Gauge Full-Height SS Brackets, Add</i>	1,275.17 -279.42 59.40	30.16
10 21 13 19-0389	EA		12" x 96" To 120" x 1", Solid Polyester (Corian), Toilet Partition Pilaster <i>For Solid Color Material (No Particulate), Deduct</i> <i>For Heavy Gauge Full-Height SS Brackets, Add</i>	1,523.16 -335.30 59.40	32.67
10 21 13 19-0390	EA		18" x 96" To 120" x 1", Solid Polyester (Corian), Toilet Partition Pilaster <i>For Solid Color Material (No Particulate), Deduct</i> <i>For Heavy Gauge Full-Height SS Brackets, Add</i>	2,257.10 -502.95 59.40	35.19
10 21 13 19-0391	EA		22" x 96" To 120" x 1", Solid Polyester (Corian), Toilet Partition Pilaster <i>For Solid Color Material (No Particulate), Deduct</i> <i>For Heavy Gauge Full-Height SS Brackets, Add</i>	2,748.08 -614.72 59.40	37.70
10 21 13 19-0392	EA		24" x 96" To 120" x 1", Solid Polyester (Corian), Toilet Partition Pilaster <i>For Solid Color Material (No Particulate), Deduct</i> <i>For Heavy Gauge Full-Height SS Brackets, Add</i>	2,996.07 -670.60 59.40	40.21
10 21 13 40			Stone Toilet Compartments <small>(10 21 13)</small>		
10 21 13 40-0001			Stone Toilet Partitions And Urinal Screens <small>(10 21 13 40)</small>		
10 21 13 40-0002			Floor And Ceiling Anchored, Stone Toilet Partitions And Urinal Screens <small>(10 21 13 40-0001)</small>		
10 21 13 40-0003	SF		Floor And Ceiling Anchored, Stone Toilet, Urinal Or Shower Partition (White Carrara) <i>Note: Thickness 1-1/4" to match standard of design. Facing: 1/4" thickness of natural marble as selected - panel to be double sided for an all stone finish. All exposed edges of panel shall be natural stone. Reinforcing: 3/4" aluminum honeycomb composite bonded with high strength epoxy. Includes chrome-plated brass stirrup type U-brackets, chrome-plated brass HW and accessories, and theft-resistant-type heads and through-bolt application fasteners.</i>	94.85	16.08
10 21 13 43			Compartments and Cubicles Common Accessories <small>(10 21 13)</small>		
10 21 13 43-0001			Accessories <small>(10 21 13 43)</small>		
10 21 13 43-0002	LF		Extruded Aluminum Headrails For Toilet Partitions And Urinal Screens	13.21	2.02
10 21 13 43-0003	LF		Stainless Steel Headrails For Toilet Partitions And Urinal Screens	23.02	2.02
10 21 13 43-0004	EA		Replacement Of 1-1/2" x 58" Stainless Steel Wall Posts	117.49	
10 21 13 43-0005	EA		Replacement Of 58" Aluminum Wall U Bracket	69.08	
10 21 13 43-0006	EA		Replacement Of 58" Aluminum Wall Two Ear Bracket	115.25	
10 21 13 43-0007	EA		Replacement Of 54" Stainless Steel Wall U Bracket	89.56	
10 21 13 43-0008	EA		Replacement Of 54" Stainless Steel Wall Two Ear Bracket	220.72	
10 21 13 43-0009	EA		Replacement Of 54" Plastic Wall Two Ear Bracket, All Colors	178.88	
10 21 13 43-0010	EA		Replacement Of 57-1/2" Stainless Steel Hinge	143.36	
10 21 16			Shower and Dressing Compartments <small>(10 21)</small>		
10 21 16 17			Phenolic-Core Shower and Dressing Compartments <small>(10 21 16)</small>		
10 21 16 17-0001			Shower Dividers <small>(10 21 16 17)</small>		

10	10	Specialties
	10 20	Interior Specialties
	10 21	Compartments and Cubicles



MINOR CSI UOM DESCRIPTION	TOTAL DIRECT UNIT COST	DEMOLITION UNIT COST
------------------------------	---------------------------	-------------------------

10 21 16 17-0002	Solid Phenolic Core Laminated Plastic, Shower Dividers <small>(10 21 16 17-0001)</small>		
	<small>Note: Cut to height in field. Panels 58" high. Posts 1-1/4" square, 304 stainless steel satin finish. 1/2" thick panels.</small>		
10 21 16 17-0003	EA 18" Wide, Solid Phenolic Core Laminated Plastic, Shower Divider.....	1,242.11	125.66
	<i>For 66" High Panels, Add</i>	148.62	
10 21 16 17-0004	EA 24" Wide, Solid Phenolic Core Laminated Plastic, Shower Divider.....	1,592.49	135.72
	<i>For 66" High Panels, Add</i>	198.16	
10 21 16 17-0005	EA 36" Wide, Solid Phenolic Core Laminated Plastic, Shower Divider.....	2,094.45	150.79
	<i>For 66" High Panels, Add</i>	268.93	
10 21 16 17-0006	EA 48" Wide, Solid Phenolic Core Laminated Plastic, Shower Divider.....	2,474.95	175.93
	<i>For 66" High Panels, Add</i>	318.47	
10 21 16 17-0007	EA 57" Wide, Solid Phenolic Core Laminated Plastic, Shower Divider.....	2,855.49	201.06
	<i>For 66" High Panels, Add</i>	368.00	

10 21 16 17-0008	Solid Phenolic Core Laminated Plastic, Shower Dividers With Headrail And Curtain Track <small>(10 21 16 17-0001)</small>		
	<small>Note: Cut to height in field. Panels 58" high. Posts 1-1/4" square, 304 stainless steel satin finish. 1/2" thick panels. Includes 3/4" stiles, 85" from floor to top of headrail. Headrail 4" wide. All stainless steel shoes and stainless steel fittings. Leveling devices are chromate treated double zinc plated steel. Overhead braced designed with concealed curtain tracks and hooks in headrail.</small>		
10 21 16 17-0009	EA 18" Wide, Solid Phenolic Core Laminated Plastic, Shower Divider With Headrail And Curtain Track	3,115.21	220.87
	<i>For 66" High Panels, Add</i>	445.20	
	<i>For 6" Wide Head Rail, Add</i>	84.62	
	<i>For 8" Wide Head Rail, Add</i>	115.77	
	<i>For 10" Wide Head Rail, Add</i>	142.51	
	<i>For 12" Wide Head Rail, Add</i>	171.45	
	<i>For 18" Wide, 1/2" Thick Bench, Add</i>	129.17	
	<i>For 24" Wide, 1/2" Thick Bench, Add</i>	169.17	
10 21 16 17-0010	EA 24" Wide, Solid Phenolic Core Laminated Plastic, Shower Divider With Headrail And Curtain Track	3,889.82	241.17
	<i>For 66" High Panels, Add</i>	559.35	
	<i>For 6" Wide Head Rail, Add</i>	107.05	
	<i>For 8" Wide Head Rail, Add</i>	145.94	
	<i>For 10" Wide Head Rail, Add</i>	180.02	
	<i>For 12" Wide Head Rail, Add</i>	216.51	
	<i>For 18" Wide, 1/2" Thick Bench, Add</i>	133.24	
	<i>For 24" Wide, 1/2" Thick Bench, Add</i>	173.24	
10 21 16 17-0011	EA 36" Wide, Solid Phenolic Core Laminated Plastic, Shower Divider With Headrail And Curtain Track	4,968.76	256.45
	<i>For 66" High Panels, Add</i>	719.67	
	<i>For 6" Wide Head Rail, Add</i>	138.80	
	<i>For 8" Wide Head Rail, Add</i>	188.49	
	<i>For 10" Wide Head Rail, Add</i>	233.05	
	<i>For 12" Wide Head Rail, Add</i>	280.17	
	<i>For 18" Wide, 1/2" Thick Bench, Add</i>	136.29	
	<i>For 24" Wide, 1/2" Thick Bench, Add</i>	176.29	
10 21 16 17-0012	EA 48" Wide, Solid Phenolic Core Laminated Plastic, Shower Divider With Headrail And Curtain Track	5,291.81	286.91
	<i>For 66" High Panels, Add</i>	765.08	
	<i>For 6" Wide Head Rail, Add</i>	147.28	
	<i>For 8" Wide Head Rail, Add</i>	200.20	
	<i>For 10" Wide Head Rail, Add</i>	247.38	
	<i>For 12" Wide Head Rail, Add</i>	297.43	
	<i>For 18" Wide, 1/2" Thick Bench, Add</i>	142.38	
	<i>For 24" Wide, 1/2" Thick Bench, Add</i>	182.38	
10 21 16 17-0013	EA 57" Wide, Solid Phenolic Core Laminated Plastic, Shower Divider With Headrail And Curtain Track	6,075.50	311.84
	<i>For 66" High Panels, Add</i>	880.14	
	<i>For 6" Wide Head Rail, Add</i>	169.79	
	<i>For 8" Wide Head Rail, Add</i>	230.55	
	<i>For 10" Wide Head Rail, Add</i>	285.07	
	<i>For 12" Wide Head Rail, Add</i>	342.70	
	<i>For 18" Wide, 1/2" Thick Bench, Add</i>	147.36	
	<i>For 24" Wide, 1/2" Thick Bench, Add</i>	187.36	

10 21 23 Cubicle Curtains and Track (10 21)

10 21 23 13 Cubicle Curtains (10 21 23)

10 21 23 13-0001 Hospital Curtains With Nylon Mesh Tops (10 21 23 13)

10 21 23 13-0002	LF 84" High, Fire Resistant Polyester, Hospital Cubicle Curtain	16.76	0.86
10 21 23 13-0003	LF 90" High, Fire Resistant Polyester, Hospital Cubicle Curtain	17.76	0.86
10 21 23 13-0004	LF 96" High, Fire Resistant Polyester, Hospital Cubicle Curtain	19.03	0.86
10 21 23 13-0005	LF 102" High, Fire Resistant Polyester, Hospital Cubicle Curtain	20.05	0.86
10 21 23 13-0006	LF 108" High, Fire Resistant Polyester, Hospital Cubicle Curtain	21.07	0.86
10 21 23 13-0007	LF 120" High, Fire Resistant Polyester, Hospital Cubicle Curtain	23.02	0.86

10 21 23 16 Cubicle Track and Hardware (10 21 23)

10 21 23 16-0001 Hospital Bendable Curtain Track (10 21 23 16)

10 21 23 16-0002	EA 105', Bendable Curtain Track (InPro 115237).....	1,295.81	85.57
10 21 23 16-0003	EA 16', Bendable Curtain Track (InPro 115236).....	252.40	48.87
10 21 23 16-0004	EA 8', Bendable Curtain Track (InPro 115235).....	144.44	32.58



Specialties	10
Interior Specialties	10 20
Compartments and Cubicles	10 21

MINOR	CSI	UOM	DESCRIPTION	TOTAL DIRECT UNIT COST	DEMOLITION UNIT COST
-------	-----	-----	-------------	------------------------	----------------------

10 21 23 16-0005			Hospital Cubicle Curtain Channel Track <small>(10 21 23 16)</small>		
Note: Track is extruded aluminum. Includes curved sections, carrier rollers and all fittings.					
10 21 23 16-0006	LF		Flush Mounted, Aluminum, Hospital Cubicle Curtain Channel Track.....	21.29	4.57
10 21 23 16-0007	LF		Suspended, Aluminum, Hospital Cubicle Curtain Channel Track.....	34.06	5.03

10 21 23 16-0008			Hospital IV Tracks <small>(10 21 23 16)</small>		
10 21 23 16-0009	LF		Oval Hospital Partition IV Track.....	31.11	2.97
10 21 23 16-0010	EA		Hospital Partition IV Trolley.....	174.23	11.97
10 21 23 16-0011	EA		5 Hook Tree, Hospital Partition IV Pendant.....	754.60	11.97

10 22 Partitions (10 20)

10 22 13 Wire Mesh Partitions (10 22)

10 22 13 00-0001			Wall Panels <small>(10 22 13)</small>		
Note: Includes steel frame and posts. Posts bolted to floor.					
10 22 13 00-0002	SF		Wire Mesh Wall Panel, 10 Gauge, Diamond Pattern With Vertical And Horizontal Frames And Posts.....	14.83	1.26
			<i>For 5' Wide Panels, Add</i>	0.62	
10 22 13 00-0003	SF		Wire Mesh Wall Panel, 8 Gauge, Diamond Pattern With Vertical And Horizontal Frames And Posts.....	16.38	1.51
			<i>For 5' Wide Panels, Add</i>	0.67	
10 22 13 00-0004	SF		Wire Mesh Wall Panel, 6 Gauge, Diamond Pattern With Vertical And Horizontal Frames And Posts.....	25.15	1.76
			<i>For 5' Wide Panels, Add</i>	1.08	

10 22 13 00-0005 Ceiling Panels (10 22 13)

Note: Includes steel frame.					
10 22 13 00-0006	SF		Wire Mesh Ceiling Panel, 10 Gauge, Diamond Pattern With Vertical And Horizontal Frames And Posts.....	15.28	1.51
10 22 13 00-0007	SF		Wire Mesh Ceiling Panel, 8 Gauge, Diamond Pattern With Vertical And Horizontal Frames And Posts.....	16.84	1.76
10 22 13 00-0008	SF		Wire Mesh Ceiling Panel, 6 Gauge, Diamond Pattern With Vertical And Horizontal Frames And Posts.....	18.62	2.02

10 22 13 00-0009 Sliding Doors (10 22 13)

Note: Includes padlocks lugs and/or provisions for cylinder lock.					
10 22 13 00-0010	EA		4' x 8' Wire Mesh, 10 Gauge, Diamond Pattern With Vertical And Horizontal Frames Sliding Door, With Cylinder Lock.....	1,337.23	263.90
			<i>For 8 Gauge, Add</i>	147.81	
			<i>For 6 Gauge, Add</i>	295.61	
10 22 13 00-0011	EA		4' x 10' Wire Mesh, 10 Gauge, Diamond Pattern With Vertical And Horizontal Frames Sliding Door, With Cylinder Lock.....	1,403.49	291.54
			<i>For 8 Gauge, Add</i>	152.22	
			<i>For 6 Gauge, Add</i>	304.43	
10 22 13 00-0012	EA		5' x 8' Wire Mesh, 10 Gauge, Diamond Pattern With Vertical And Horizontal Frames Sliding Door, With Cylinder Lock.....	1,541.58	301.60
			<i>For 8 Gauge, Add</i>	170.92	
			<i>For 6 Gauge, Add</i>	341.84	
10 22 13 00-0013	EA		5' x 10' Wire Mesh, 10 Gauge, Diamond Pattern With Vertical And Horizontal Frames Sliding Door, With Cylinder Lock.....	1,682.41	326.73
			<i>For 8 Gauge, Add</i>	187.02	
			<i>For 6 Gauge, Add</i>	374.03	
10 22 13 00-0014	EA		6' x 8' Wire Mesh, 10 Gauge, Diamond Pattern With Vertical And Horizontal Frames Sliding Door, With Cylinder Lock.....	1,736.32	346.83
			<i>For 8 Gauge, Add</i>	191.08	
			<i>For 6 Gauge, Add</i>	382.16	
10 22 13 00-0015	EA		6' x 10' Wire Mesh, 10 Gauge, Diamond Pattern With Vertical And Horizontal Frames Sliding Door, With Cylinder Lock.....	1,916.47	366.94
			<i>For 8 Gauge, Add</i>	214.08	
			<i>For 6 Gauge, Add</i>	428.17	
10 22 13 00-0016	EA		8' x 8' Wire Mesh, 10 Gauge, Diamond Pattern With Vertical And Horizontal Frames Sliding Door, With Cylinder Lock.....	2,059.58	394.59
			<i>For 8 Gauge, Add</i>	230.02	
			<i>For 6 Gauge, Add</i>	460.04	
10 22 13 00-0017	EA		8' x 10' Wire Mesh, 10 Gauge, Diamond Pattern With Vertical And Horizontal Frames Sliding Door, With Cylinder Lock.....	2,248.41	412.18
			<i>For 8 Gauge, Add</i>	254.83	
			<i>For 6 Gauge, Add</i>	509.65	
10 22 13 00-0018	EA		10' x 8' Wire Mesh, 10 Gauge, Diamond Pattern With Vertical And Horizontal Frames Sliding Door, With Cylinder Lock.....	2,265.78	422.23
			<i>For 8 Gauge, Add</i>	255.42	
			<i>For 6 Gauge, Add</i>	510.84	
10 22 13 00-0019	EA		10' x 10' Wire Mesh, 10 Gauge, Diamond Pattern With Vertical And Horizontal Frames Sliding Door, With Cylinder Lock.....	2,508.11	447.36
			<i>For 8 Gauge, Add</i>	286.74	
			<i>For 6 Gauge, Add</i>	573.49	

10 22 13 00-0020 Swing Doors (10 22 13)

10 22 13 00-0021 Single Swing Door (10 22 13 00-0020)

10 22 13 00-0022	EA		3' x 7' Wire Mesh, 10 Gauge, Diamond Pattern With Vertical And Horizontal Frames Swing Door, With Cylinder Lock.....	919.54	155.82
			<i>For 8 Gauge, Add</i>	104.42	
			<i>For 6 Gauge, Add</i>	208.84	

10	10	Specialties
	10 20	Interior Specialties
	10 22	Partitions



MINOR	CSI	UOM	DESCRIPTION	TOTAL DIRECT UNIT COST	DEMOLITION UNIT COST
10 22	13 00-0023	EA	3' x 8' Wire Mesh, 10 Gauge, Diamond Pattern With Vertical And Horizontal Frames Swing Door, With Cylinder Lock.....	991.18	175.93
			For 8 Gauge, Add	113.49	
			For 6 Gauge, Add	226.98	
10 22	13 00-0024	EA	3' x 9' Wire Mesh, 10 Gauge, Diamond Pattern With Vertical And Horizontal Frames Swing Door, With Cylinder Lock.....	1,063.41	185.98
			For 8 Gauge, Add	122.32	
			For 6 Gauge, Add	244.63	
10 22	13 00-0025	EA	4' x 7' Wire Mesh, 10 Gauge, Diamond Pattern With Vertical And Horizontal Frames Swing Door, With Cylinder Lock.....	1,041.45	201.06
			For 8 Gauge, Add	116.00	
			For 6 Gauge, Add	232.01	
10 22	13 00-0026	EA	4' x 8' Wire Mesh, 10 Gauge, Diamond Pattern With Vertical And Horizontal Frames Swing Door, With Cylinder Lock.....	1,116.43	211.11
			For 8 Gauge, Add	125.24	
			For 6 Gauge, Add	250.48	
10 22	13 00-0027	EA	4' x 9' Wire Mesh, 10 Gauge, Diamond Pattern With Vertical And Horizontal Frames Swing Door, With Cylinder Lock.....	1,166.29	221.17
			For 8 Gauge, Add	130.71	
			For 6 Gauge, Add	261.42	
10 22	13 00-0028		Double Swing Doors (10 22 13 00-0020)		
10 22	13 00-0029	EA	6' x 7' Wire Mesh, 10 Gauge, Diamond Pattern With Vertical And Horizontal Frames Double Swing Door, With Cylinder Lock.....	1,460.26	251.33
			For 8 Gauge, Add	168.77	
			For 6 Gauge, Add	337.55	
10 22	13 00-0030	EA	6' x 8' Wire Mesh, 10 Gauge, Diamond Pattern With Vertical And Horizontal Frames Double Swing Door, With Cylinder Lock.....	1,582.71	266.41
			For 8 Gauge, Add	184.13	
			For 6 Gauge, Add	368.25	
10 22	13 00-0031	EA	6' x 9' Wire Mesh, 10 Gauge, Diamond Pattern With Vertical And Horizontal Frames Double Swing Door, With Cylinder Lock.....	1,705.14	281.48
			For 8 Gauge, Add	199.47	
			For 6 Gauge, Add	398.95	
10 22	13 00-0032	EA	8' x 7' Wire Mesh, 10 Gauge, Diamond Pattern With Vertical And Horizontal Frames Double Swing Door, With Cylinder Lock.....	1,830.52	301.60
			For 8 Gauge, Add	214.26	
			For 6 Gauge, Add	428.52	
10 22	13 00-0033	EA	8' x 8' Wire Mesh, 10 Gauge, Diamond Pattern With Vertical And Horizontal Frames Double Swing Door, With Cylinder Lock.....	2,009.50	316.67
			For 8 Gauge, Add	238.09	
			For 6 Gauge, Add	476.18	
10 22	13 00-0034	EA	8' x 9' Wire Mesh, 10 Gauge, Diamond Pattern With Vertical And Horizontal Frames Double Swing Door, With Cylinder Lock.....	2,186.34	331.76
			For 8 Gauge, Add	261.60	
			For 6 Gauge, Add	523.20	
10 22	13 00-0035		Dutch Doors (10 22 13)		
			Note: Includes padlocks lugs and/or provisions for cylinder lock.		
10 22	13 00-0036	EA	3' x 7' Wire Mesh, 10 Gauge, Diamond Pattern With Vertical And Horizontal Frames Dutch Door, With Cylinder Lock.....	1,271.31	155.82
			For 8 Gauge, Add	157.19	
			For 6 Gauge, Add	314.37	
10 22	13 00-0037	EA	3' x 8' Wire Mesh, 10 Gauge, Diamond Pattern With Vertical And Horizontal Frames Dutch Door, With Cylinder Lock.....	1,349.23	175.93
			For 8 Gauge, Add	167.20	
			For 6 Gauge, Add	334.40	
10 22	13 00-0038	EA	3' x 9' Wire Mesh, 10 Gauge, Diamond Pattern With Vertical And Horizontal Frames Dutch Door, With Cylinder Lock.....	1,386.67	185.98
			For 8 Gauge, Add	170.80	
			For 6 Gauge, Add	341.61	
10 22	13 00-0039	EA	3' x 10' Wire Mesh, 10 Gauge, Diamond Pattern With Vertical And Horizontal Frames Dutch Door, With Cylinder Lock.....	1,454.27	211.11
			For 8 Gauge, Add	175.92	
			For 6 Gauge, Add	351.84	
10 22	13 00-0040	EA	4' x 7' Wire Mesh, 10 Gauge, Diamond Pattern With Vertical And Horizontal Frames Dutch Door, With Cylinder Lock.....	1,398.31	201.06
			For 8 Gauge, Add	169.53	
			For 6 Gauge, Add	339.07	
10 22	13 00-0041	EA	4' x 8' Wire Mesh, 10 Gauge, Diamond Pattern With Vertical And Horizontal Frames Dutch Door, With Cylinder Lock.....	1,484.47	211.11
			For 8 Gauge, Add	180.45	
			For 6 Gauge, Add	360.90	
10 22 19			Demountable Partitions (10 22)		
10 22 19 13			Demountable Metal Partitions (10 22 19)		
10 22	19 13-0001	LF	9' High Demountable Partition, 1.75 System, Aluminum Framed, Vinyl Clad Hardboard, Paper Honeycomb Core, 1.75"/2.5" Thick.....	162.07	15.99
			For >9, Add 20.26		



Specialties	10
Interior Specialties	10 20
Partitions	10 22

MINOR	CSI	UOM	DESCRIPTION	TOTAL DIRECT UNIT COST	DEMOLITION UNIT COST
10 22 19 13-0002	LF		7' High Demountable Partition, 1.75 System, Aluminum Framed, Vinyl Clad Hardboard, Paper Honeycomb Core, 1.75"/2.5" Thick <i>For >9, Add 17.83</i>	142.67	12.73
10 22 19 13-0003	LF		5' High Demountable Partition, 1.75 System, Aluminum Framed, Vinyl Clad Hardboard, Paper Honeycomb Core, 1.75"/2.5" Thick <i>For >9, Add 15.41</i>	123.29	9.57
10 22 19 13-0004	LF		9' High Demountable Partition, Moveable Steel Wall, Mod System, Unitized Panel, 48" Wide, Backed Enamel..... <i>For >9, Add 20.10</i>	160.76	12.73
10 22 19 13-0005	LF		9' High Demountable Partition, Moveable Steel Wall, Mod System, Unitized Panels, 48" Wide, Fabric..... <i>For >9, Add 29.32</i>	234.56	13.69
10 22 19 43 Demountable Composite Partitions (10 22 19)					
10 22 19 43-0001	LF		Demountable Partition, Mineral Fiber System, Unitized Panel, 9' High, 2-1/4" Thick, Aluminum Frame, Vinyl Clad..... <i>For >9, Add 31.63</i>	253.07	15.99
10 22 19 43-0002	LF		Demountable Partition, Mineral Fiber System, Unitized Panel, 9' High, 2-1/4" Thick, Aluminum Frame, Fabric Clad..... <i>For >9, Add 39.73</i>	317.80	17.43
10 22 19 43-0003	SF		Partition, Trackless Wall, Cork Finish, Semi-Acoustic, 1-5/8" Thick <i>For Acoustical Partitions, Add 4.88</i>	53.47	2.39
10 22 19 43-0004	SF		Partition, Trackless Wall, Cork Finish, Semi-Acoustic, 1-5/8" Thick <i>For Acoustical Partitions, Add 5.85</i>	66.57	4.02
10 22 19 43-0005	SF		Partition, Trackless Wall, Cork Finish, Acoustic, 2" Thick..... <i>For Acoustical Partitions, Add 5.20</i>	57.04	2.49
10 22 19 43-0006	SF		Partition, Trackless Wall, Cork Finish, Acoustic, 2" Thick..... <i>For Acoustical Partitions, Add 7.48</i>	81.65	3.45
10 22 19 53 Demountable Gypsum Partitions (10 22 19)					
10 22 19 53-0001 Demountable Gypsum Partitions (10 22 19 53)					
10 22 19 53-0002	LF		9' High Demountable Partition Gypsum System, 2" To 2.5" Steel Standard, 3" To 3-3/4" Thick, Vinyl Clad <i>For >9, Add 11.80</i>	94.37	15.99
10 22 19 53-0003	LF		9' High Demountable Partition Gypsum System, 2" To 2.5" Steel Standard, 3" To 3-3/4" Thick, Fabric Clad <i>For >9, Add 20.17</i>	161.35	17.43
10 22 19 53-0004	LF		9' High Demountable Partition Gypsum System, 2" To 2.5", Steel Standard, 3" To 3-3/4" Thick, Steel Clad <i>For >9, Add 21.70</i>	173.57	19.15
10 22 19 53-0005	LF		9' High Demountable Partition Gypsum System, Unitized Panel, 2" To 2-1/2" Thick, Vinyl Clad..... <i>For >9, Add 25.54</i>	204.28	15.99
10 22 19 53-0006	LF		9' High Demountable Partition Gypsum System, Unitized Panel, 2" To 2-1/2" Thick, Fabric Clad <i>For >9, Add 42.98</i>	343.81	17.43
10 22 23 Portable Partitions, Screens, and Panels (10 22)					
Note: Includes standard units, standard height glass and glazing. For 25 percent and 50 percent glass 1/4" plate glass is used. For 100 percent glass 1/4" tempered plate is used.					
10 22 23 13 Wall Screens (10 22 23)					
10 22 23 13-0001 Privacy Screens, Free Standing (10 22 23 13)					
10 22 23 13-0002	EA		62-1/2" Wide x 70" High, Single Panel, PVC Frame, Stationary, Privacy Screen With Blue Flame Retardant Antimicrobial Fabric (DQE MC4022).....	206.58	22.38
10 22 23 13-0003	EA		62-1/2" Wide x 66" High, Single Panel, PVC Frame, Stationary, Privacy Screen With Blue Vinyl PVC Fabric (DQE MC5032).....	446.76	22.38
10 22 23 13-0004	EA		62" Wide x 74" High, Four Panel, PVC Frame, Stationary, Privacy Screen With Blue Flame Retardant Antimicrobial Fabric (DQE MCK5022).....	785.98	31.33
10 22 23 13-0005	EA		81" Wide x 69" High, Three Panel, Powder Coated Steel Frame, On Rollers, Privacy Screen With White Flame Retardant Vinyl Fabric (R&B Wire Products PSS-3C).....	417.56	26.85
10 22 23 13-0006	EA		81" Wide x 69" High, Three Panel, Powder Coated Steel Frame, On Rollers, Privacy Screen With White Flame Retardant Antimicrobial Vinyl Fabric (R&B Wire Products PSS-3CUS).....	392.35	26.85
10 22 23 13-0007	EA		81" Wide x 69" High, Three Panel, Powder Coated Steel Frame, On Rollers, Privacy Screen With Blue Flame Retardant Antimicrobial Fabric (R&B Wire Products PSS-3C/AM/BF).....	679.81	26.85
10 22 23 13-0008	EA		81" Wide x 69" High, Three Panel, Powder Coated Steel Frame, On Rollers, Privacy Screen With Blue Flame Retardant Antimicrobial Vinyl Fabric (R&B Wire Products PSS-3/AML/PB).....	462.86	26.85
10 22 23 13-0009	EA		81" Wide x 69" High, Three Panel, Powder Coated Steel Frame, On Rollers, Privacy Screen With White Flame Retardant Antimicrobial Vinyl Fabric (R&B Wire Products PSS-3/AML/WHT).....	462.86	26.85
10 22 23 13-0010	EA		81" Wide x 69" High, Three Panel, Powder Coated Steel Frame, On Rollers, Privacy Screen With Beige Flame Retardant Antimicrobial Vinyl Fabric (R&B Wire Products PSS-3/AML/C).....	462.86	26.85
10 22 23 13-0011	EA		81" Wide x 67" High, Three Panel, Powder Coated Steel Frame, On Rollers, Privacy Screen With Blue, Beige, Green Or Mauve Flame Retardant Antimicrobial Fabric (R&B Wire Products PSS-3C/AM/BF-M-BGF or GG).....	679.81	26.85
10 22 23 13-0012	EA		81" Wide x 67" High, Three Panel, Powder Coated Steel Frame, On Rollers, Privacy Screen With White Flame Retardant Vinyl Fabric (R&B Wire Products PSS-3US).....	382.23	26.85
10 22 23 23 Movable Panel Systems (10 22 23)					
10 22 23 23-0001 Portable Partitions (10 22 23 23)					
10 22 23 23-0002	LF		Partition, Portable, Divided Panel, Freestanding, Fiber Core, Fabric Face Straight, 3'-0" Long, 4' High.....	324.34	7.66
10 22 23 23-0003	LF		Partition, Portable, Divided Panel, Freestanding, Fiber Core, Fabric Face Straight, 3'-0" Long, 5' High.....	345.57	8.52
10 22 23 23-0004	LF		Partition, Portable, Divided Panel, Freestanding, Fiber Core, Fabric Face Straight, 3'-0" Long, 6' High.....	410.78	10.25
10 22 23 23-0005	LF		Partition, Portable, Divided Panel, Freestanding, Fiber Core, Fabric Face Straight, 5'-0" Long, 4' High.....	239.72	4.41
10 22 23 23-0006	LF		Partition, Portable, Divided Panel, Freestanding, Fiber Core, Fabric Face Straight, 5'-0" Long, 5' High.....	254.19	5.07
10 22 23 23-0007	LF		Partition, Portable, Divided Panel, Freestanding, Fiber Core, Fabric Face Straight, 5'-0" Long, 6' High.....	285.50	6.13
10 22 23 23-0008	LF		Partition, Portable, Divided Panel, Freestanding, Fiber Core, Fabric Face Straight, 6'-0" Long, 5' High.....	243.67	4.69
10 22 23 23-0009	LF		Partition, Portable, Divided Panel, Freestanding, Fiber Core, Fabric Face Curved, 3'-0" Long, 5' High.....	433.40	8.52



MINOR	CSI	UOM	DESCRIPTION	TOTAL DIRECT UNIT COST	DEMOLITION UNIT COST
10 22 23	23-0010	LF	Partition, Portable, Divided Panel, Freestanding, Fiber Core, Fabric Face Curved, 3'-0" Long, 6' High	475.83	10.25
10 22 23	23-0011	LF	Partitions, Portable, Economical Panels, Fabric Face, 4'-0" Long, 5' High	252.32	5.84
10 22 23	23-0012	LF	Partitions, Portable, Economical Panels, Fabric Face, 4'-0" Long, 6' High	286.92	6.80
10 22 23	23-0013	LF	Partitions, Portable, Economical Panels, Fabric Face, 5'-0" Long, 5' High	231.42	5.07
10 22 23	23-0014	LF	Partitions, Portable, Economical Panels, Fabric Face, 5'-0" Long, 6' High	259.48	6.13
10 22 23	23-0015	LF	Partitions, Portable, Economical Panels, Fabric Face, 3'-0" Curved, 5' High	384.61	8.52
10 22 23	23-0016	LF	Partitions, Portable, Economical Panels, Fabric Face, 3'-0" Curved, 6' High	433.55	10.25
10 22 23	23-0017	LF	Partitions, Portable, Acoustic Panels, 60 To 90 NRC, 3'-0" Long, 5' High	391.11	8.52
10 22 23	23-0018	LF	Partitions, Portable, Acoustic Panels, 60 To 90 NRC, 3'-0" Long, 6' High	475.83	10.25
10 22 23	23-0019	LF	Partitions, Portable, Acoustic Panels, 60 To 90 NRC, 5'-0" Long, 5' High	302.98	5.07
10 22 23	23-0020	LF	Partitions, Portable, Acoustic Panels, 60 To 90 NRC, 5'-0" Long, 6' High	340.80	6.13
10 22 23	23-0021	LF	Partitions, Portable, Acoustic Panels, 60 To 90 NRC, 6'-0" Long, 5' High	320.11	4.69
10 22 23	23-0022	LF	Partitions, Portable, Acoustic Panels, 60 To 90 NRC, 6'-0" Long, 6' High	381.94	5.56
10 22 23	23-0023	LF	Partitions, Portable, Economical Acoustic Panels, 40 NRC, 4'-0" Long, 5' High	184.01	5.84
10 22 23	23-0024	LF	Partitions, Portable, Economical Acoustic Panels, 40 NRC, 4'-0" Long, 6' High	216.99	6.80
10 22 23	23-0025	LF	Partitions, Portable, Economical Acoustic Panels, 40 NRC, 5'-0" Long, 6' High	196.05	6.13
10 22 23	23-0026	LF	Partitions, Portable, Economical Acoustic Panels, 40 NRC, 6'-0" Long, 5' High	142.83	4.69
10 22 23	23-0027	LF	Partitions, Portable, Metal Chalkboard, 6'-6" High, 1 Side	233.46	6.13
10 22 23	23-0028	LF	Partitions, Portable, Metal Chalkboard, 2 Sides	266.50	6.42
10 22 23	23-0029	LF	Partitions, Portable, Tackboard, Both Sides	214.14	6.22

10 22 23 23-0030

Adjustable Barrier Panel System (Edge Guard) (10 22 23 23)

Note: Panels are opal or transparent. Includes self leveling floor channel, 1/4" foam gasket to conform to ceiling, edge gaskets, grid clips, and cam locks.

10 22 23	23-0031	EA	4' Wide x 7'-8" To 10' High, Fire Rated Containment Panel Assembly (Edge Guard 4000)	987.43	
10 22 23	23-0032	EA	3' Wide x 7'-8" To 10' High, Fire Rated Containment Panel Assembly (Edge Guard 4001)	937.28	
10 22 23	23-0033	EA	2' Wide x 7'-8" To 10' High, Fire Rated Containment Panel Assembly (Edge Guard 4002)	736.69	
10 22 23	23-0034	EA	2' Wide x 7'-8" To 10' High With High Efficiency Particulate Air (HEPA) Filtered Air Discharge Port, Fire Rated Containment Panel Assembly (Edge Guard 4002.1)	853.70	
10 22 23	23-0035	EA	3' Wide x 7'-8" To 10' High, Fire Rated Containment Panel Assembly With 32" Door (Edge Guard 4010)	1,513.98	
Note: Includes a hydraulic closer and a lever style lockset standard.					
10 22 23	23-0036	EA	4' Wide x 7'-8" To 10' High, Fire Rated Containment Panel Assembly With 44" Door (Edge Guard 4003)	1,681.14	
10 22 23	23-0037	EA	4'-4" Wide x 7'-8" To 10' High, Fire Rated Containment Panel Assembly With 48" Door (Edge Guard 4008)	2,015.46	
Note: Includes a hydraulic closer and a lever style lockset standard.					
10 22 23	23-0038	EA	7'-8" To 10' High, Hinged Corner Assembly (Edge Guard 4004)	329.35	
10 22 23	23-0039	EA	6" Wide x 7'-8" To 10' High, Fire Rated Containment Panel Assembly (Edge Guard 4005)	451.92	
10 22 23	23-0040	EA	12" Wide x 7'-8" To 10' High, Fire Rated Containment Panel Assembly (Edge Guard 4006)	485.36	
10 22 23	23-0041	EA	7'-8" To 10' High, Outside Corner Post (Edge Guard 4007)	270.84	
10 22 23	23-0042	EA	7'-8" To 10' High, "T" Post Corner Assembly (Edge Guard 4009)	270.84	
10 22 23	23-0043	EA	Closure Strips (Edge Guard 3003)	17.79	
Note: To seal panels to existing walls					
10 22 23	23-0044	EA	Digital Differential Pressure Gauge Kit (Edge Guard 3005)	464.72	

10 22 23 23-0045

Adjustable Barrier Panel System (Starc Systems, Inc.) (10 22 23 23)

10 22 23	23-0046	EA	Containment Wall/Dust Barrier, Expandable From 6'-10" To 10'-3", 12" Wide (Starc S3-WM-12)	772.28	
Note: Includes setting, leveling and plumbing of containment wall/dust barrier and extending barrier to ceiling height.					
10 22 23	23-0047	EA	Containment Wall/Dust Barrier, Expandable From 6'-10" To 10'-3", 18" Wide (Starc S3-WM-18)	869.31	
Note: Includes setting, leveling and plumbing of containment wall/dust barrier and extending barrier to ceiling height.					
10 22 23	23-0048	EA	Containment Wall/Dust Barrier, Expandable From 6'-10" To 10'-3", 24" Wide (Starc S3-WM-24)	957.38	
Note: Includes setting, leveling and plumbing of containment wall/dust barrier and extending barrier to ceiling height.					
10 22 23	23-0049	EA	Containment Wall/Dust Barrier, Expandable From 6'-10" To 10'-3", 32" Wide (Starc S3-WM-32)	1,016.11	
Note: Includes setting, leveling and plumbing of containment wall/dust barrier and extending barrier to ceiling height.					
10 22 23	23-0050	EA	Containment Wall/Dust Barrier, Expandable From 6'-10" To 10'-3", 42" Wide (Starc S3-WM-42)	1,162.89	
Note: Includes setting, leveling and plumbing of containment wall/dust barrier and extending barrier to ceiling height.					
10 22 23	23-0051	EA	Containment Wall/Dust Barrier, Expandable From 6'-10" To 10'-3", Negative Air Management Panel, Expandable From 6'-10" To 10'-3", 18" Wide (Starc S3-AIR-24)	1,250.98	
Note: Includes setting, leveling and plumbing of containment wall/dust barrier and extending barrier to ceiling height.					
10 22 23	23-0052	EA	Containment Wall/Dust Barrier, 42" Hinged Door (Starc S3-HD-42)	1,838.15	
Note: Includes setting, leveling and plumbing of containment wall/dust barrier door. Handleset it not included.					
10 22 23	23-0053	EA	Containment Wall/Dust Barrier, 42" Hinged Door With Handleset And Closer (Starc S3-HD-42H)	2,484.05	
Note: Includes setting, leveling and plumbing of containment wall/dust barrier door. Handleset included.					
10 22 23	23-0054	EA	Containment Wall/Dust Barrier, 54" Hinged Door With Handleset And Closer (Starc S3-HD-54H)	2,718.92	
Note: Includes setting, leveling and plumbing of containment wall/dust barrier door. Handleset included.					
10 22 23	23-0055	EA	Containment Wall/Dust Barrier, 42" Sliding Door With ICU Latch (Starc S3-SD-42)	2,836.35	
Note: Includes setting, leveling and plumbing of containment wall/dust barrier door. Handleset included.					
10 22 23	23-0056	EA	Containment Wall/Dust Barrier, 54" Sliding Door With ICU Latch (Starc S3-SD-54)	3,012.51	
Note: Includes setting, leveling and plumbing of containment wall/dust barrier door. Handleset included.					
10 22 23	23-0057	EA	Containment Wall/Dust Barrier, Expandable From 6'-10" To 10'-3", Right Wall Interface (Starc S1-RWI)	446.53	
Note: Includes setting, leveling and plumbing of containment wall/dust barrier wall interface.					
10 22 23	23-0058	EA	Containment Wall/Dust Barrier, Expandable From 6'-10" To 10'-3", Left Wall Interface (Starc S1-LWI)	446.53	
Note: Includes setting, leveling and plumbing of containment wall/dust barrier wall interface.					
10 22 23	23-0059	EA	Containment Wall/Dust Barrier, Expandable From 6'-10" To 10'-3", Filler Panel Kit (Starc S1-FP)	223.42	
Note: Includes setting, leveling and plumbing of containment wall/dust barrier filler panel attachment rail. Actual filler material is not included.					



Specialties	10	10
Interior Specialties	10 20	
Partitions	10 22	

MINOR CSI UOM DESCRIPTION	TOTAL DIRECT UNIT COST	DEMOLITION UNIT COST
------------------------------	---------------------------	-------------------------

10 22 23 23-0060	EA	Containment Wall/Dust Barrier, Wall Mounted Differential Pressure Monitor (Starc S1-RPM-RT1).....	1,354.93	
		Note: Includes installation of wall mounted differential pressure monitor for containment wall.		
10 22 23 23-0061	EA	Containment Wall/Dust Barrier, Accessories, Ceiling Grid Clip, 9/16" To 15/16" (Starc S1-FGC).....	13.82	
		Note: Includes attaching ceiling grid clip to containment barrier panel and ceiling grid		
10 22 23 23-0062	EA	Containment Wall/Dust Barrier, Accessories, Ceiling Grid Clip, Ultraline Grid (Starc S1-FGC-U).....	13.23	
		Note: Includes attaching ceiling grid clip to containment barrier panel and ceiling grid		
10 22 23 23-0063	EA	Containment Wall/Dust Barrier, Accessories, Flexible Corner, 15 To 90 Degrees (Starc S1-FC).....	370.21	
		Note: Includes setting, leveling and plumbing of containment wall/dust barrier flexible corner.		
10 22 23 23-0064	EA	Containment Wall/Dust Barrier, Accessories, Right Hand T-Intersection (Starc S1-OT-R).....	546.36	
		Note: Includes setting, leveling and plumbing of containment wall/dust barrier T intersection.		
10 22 23 23-0065	EA	Containment Wall/Dust Barrier, Accessories, Left Hand T-Intersection (Starc S1-OT-L).....	546.36	
		Note: Includes setting, leveling and plumbing of containment wall/dust barrier T intersection.		
10 22 23 23-0066	EA	Containment Wall/Dust Barrier, Accessories, T-Intersection Bracket (Starc S1-IT).....	223.42	
		Note: Includes setting, leveling and plumbing of containment wall/dust barrier T intersection bracket.		
10 22 23 23-0067	EA	Containment Wall/Dust Barrier, Accessories, Quad Screw Joiner Plate (Starc S1-JP).....	12.64	
		Note: Includes installation of quad screw joiner plate for containment barrier.		
10 22 23 23-0068	EA	Containment Wall/Dust Barrier, Accessories, Floor Panel Brace (Starc S3-FPB).....	235.16	
		Note: Includes installation of containment barrier floor panel brace.		
10 22 23 23-0069	EA	Lightweight Containment Wall/Dust Barrier, Expandable From 6'-10" To 10'-3", 12" Wide (Starc LB-WM-12).....	478.70	
		Note: Includes setting, leveling and plumbing of containment wall/dust barrier and extending barrier to ceiling height.		
10 22 23 23-0070	EA	Lightweight Containment Wall/Dust Barrier, Expandable From 6'-10" To 10'-3", 18" Wide (Starc LB-WM-18).....	546.36	
		Note: Includes setting, leveling and plumbing of containment wall/dust barrier and extending barrier to ceiling height.		
10 22 23 23-0071	EA	Lightweight Containment Wall/Dust Barrier, Expandable From 6'-10" To 10'-3", 24" Wide (Starc LB-WM-24).....	605.08	
		Note: Includes setting, leveling and plumbing of containment wall/dust barrier and extending barrier to ceiling height.		
10 22 23 23-0072	EA	Lightweight Containment Wall/Dust Barrier, Expandable From 6'-10" To 10'-3", 36" Wide (Starc LB-WM-36).....	722.51	
		Note: Includes setting, leveling and plumbing of containment wall/dust barrier and extending barrier to ceiling height.		
10 22 23 23-0073	EA	Lightweight Containment Wall/Dust Barrier, Expandable From 6'-10" To 10'-3", 48" Wide (Starc LB-WM-48).....	810.59	
		Note: Includes setting, leveling and plumbing of containment wall/dust barrier and extending barrier to ceiling height.		
10 22 23 23-0074	EA	Lightweight Containment Wall/Dust Barrier, Expandable From 6'-10" To 10'-3", Negative Air Management Panel, 24" Wide (Starc LB-AIR-24).....	898.66	
		Note: Includes setting, leveling and plumbing of containment wall/dust barrier and extending barrier to ceiling height.		
10 22 23 23-0075	EA	Lightweight Containment Wall/Dust Barrier, 42" Hinged Door (Starc LB-HD-42H).....	1,656.13	
		Note: Includes setting, leveling and plumbing of containment wall/dust barrier door. Handleset and closer are included		
10 22 23 23-0076	EA	Lightweight Containment Wall/Dust Barrier, Expandable From 6'-10" To 10'-3", Right Wall Interface (Starc LB-RWI).....	311.48	
		Note: Includes setting, leveling and plumbing of containment wall/dust barrier wall interface.		
10 22 23 23-0077	EA	Lightweight Containment Wall/Dust Barrier, Expandable From 6'-10" To 10'-3", Left Wall Interface (Starc LB-LWI).....	311.48	
		Note: Includes setting, leveling and plumbing of containment wall/dust barrier wall interface.		
10 22 23 23-0078	EA	Lightweight Containment Wall/Dust Barrier, Expandable From 6'-10" To 10'-3", Right Wall Filler Panel (Starc LB-RFP).....	264.51	
		Note: Includes setting, leveling and plumbing of containment wall/dust barrier filler panel attachment rail. Actual filler material is not included.		
10 22 23 23-0079	EA	Lightweight Containment Wall/Dust Barrier, Expandable From 6'-10" To 10'-3", Left Wall Filler Panel (Starc LB-LFP).....	264.51	
		Note: Includes setting, leveling and plumbing of containment wall/dust barrier filler panel attachment rail. Actual filler material is not included.		
10 22 23 23-0080	EA	Lightweight Containment Wall/Dust Barrier, Accessories, Flexible Corner (Starc LB-FC).....	340.85	
		Note: Includes setting, leveling and plumbing of containment wall/dust barrier flexible corner.		

10 22 33 Accordion Folding Partitions (10 22)

10 22 33 00-0001 Accordion Doors/Partitions (10 22 33)

Note: Includes top support track and assembled panels.

10 22 33 00-0002	SF	15 STC, Accordion Door/Partition With Standard Vinyl Finish (Hufcor® 1500).....	87.21	4.74
		For <135, Add	17.44	
10 22 33 00-0003	SF	20 STC, Accordion Door/Partition With Standard Vinyl Finish (Hufcor® 2000).....	88.51	4.90
		For <135, Add	17.70	
10 22 33 00-0004	SF	31 STC Rating, Accordion Door/Partition With Standard Vinyl Finish (Hufcor® 3100).....	92.74	5.05
		For <135, Add	18.55	
10 22 33 00-0005	SF	35 STC Rating, Accordion Door/Partition With Standard Vinyl Finish (Hufcor® 3500).....	98.48	5.22
		For <135, Add	19.70	
10 22 33 00-0006	SF	39 STC Rating, Accordion Door/Partition With Standard Vinyl Finish (Hufcor® 3900).....	100.16	5.38
		For <135, Add	20.03	
10 22 33 00-0007	SF	40 STC Rating, Accordion Door/Partition With Standard Vinyl Finish (Hufcor® 4000).....	101.32	5.54
		For <135, Add	20.26	
10 22 33 00-0008	SF	41 STC Rating, Accordion Door/Partition With Standard Vinyl Finish (Hufcor® 4100).....	102.46	5.69
		For <135, Add	20.49	
10 22 33 00-0009	SF	45 STC Rating, Accordion Door/Partition With Standard Vinyl Finish (Hufcor® 4500).....	103.83	6.00
		For <135, Add	20.77	

10 22 43 Sliding Partitions (10 22)

10 22 43 00-0001 Operable Wall (10 22 43)

Note: Includes top support track, assembled panel and frames.

10	10	Specialties
	10 20	Interior Specialties
	10 22	Partitions



MINOR CSI	UOM	DESCRIPTION	TOTAL DIRECT UNIT COST	DEMOLITION UNIT COST
10 22 43 00-0002	SF	Up To 720 SF, 12' Height Continuously Hinged Electric Operable Wall, Vinyl Finish, Top And Bottom Sweep Seals, 47 STC Rating Note: Includes type 3 pocket door, two ADA pass doors, track and hardware. Hufcor 633E.	232.22	20.05
		<i>For 51 STC, Add</i>	18.83	
10 22 43 00-0003	SF	>720 To 1,200 SF, 12 High Continuously Hinged Electric Operable Wall, Vinyl Finish, Top And Bottom Sweep Seals, 47 STC Rating Note: Includes type 3 pocket door, two ADA pass doors, track and hardware. Hufcor 633E.	216.30	16.16
		<i>For 51 STC, Add</i>	18.42	
10 22 43 00-0004	SF	>1,200 SF, 12' High Continuously Hinged Electric Operable Wall, Vinyl Finish, Top And Bottom Sweep Seals, 47 STC Rating Note: Includes type 3 pocket door, two ADA pass doors, track and hardware. Hufcor 633E.	204.51	13.40
		<i>For 51 STC, Add</i>	18.03	
10 22 43 00-0005	SF	Up To 1,080 SF, 18' High Continuously Hinged Electric Operable Wall, Vinyl Finish, Top And Bottom Sweep Seals, 47 STC Rating Note: Includes type 3 pocket door, two ADA pass doors, track and hardware. Hufcor 633E.	198.59	14.10
		<i>For 51 STC, Add</i>	17.14	
10 22 43 00-0006	SF	>1,080 To 1,800 SF, 18' High Continuously Hinged Electric Operable Wall, Vinyl Finish, Top And Bottom Sweep Seals, 47 STC Rating Note: Includes type 3 pocket door, two ADA pass doors, track and hardware. Hufcor 633E.	186.28	11.45
		<i>For 51 STC, Add</i>	16.66	
10 22 43 00-0007	SF	>1,800 SF, 18' High Continuously Hinged Electric Operable Wall, Vinyl Finish, Top And Bottom Sweep Seals, 47 STC Rating Note: Includes type 3 pocket door, two ADA pass doors, track and hardware. Hufcor 633E.	178.95	10.32
		<i>For 51 STC, Add</i>	16.26	
10 22 43 00-0008	SF	Up To 1,440 SF, 24' High Continuously Hinged Electric Operable Wall, Vinyl Finish, Top And Bottom Sweep Seals, 47 STC Rating Note: Includes type 3 pocket door, two ADA pass doors, track and hardware. Hufcor 633E.	176.68	11.12
		<i>For 51 STC, Add</i>	15.74	
10 22 43 00-0009	SF	>1,440 To 2,400 SF, 24' High Continuously Hinged Electric Operable Wall, Vinyl Finish, Top And Bottom Sweep Seals, 47 STC Rating Note: Includes type 3 pocket door, two ADA pass doors, track and hardware. Hufcor 633E.	167.23	9.51
		<i>For 51 STC, Add</i>	15.24	
10 22 43 00-0010	SF	>2,400 SF, 24' High Continuously Hinged Electric Operable Wall, Vinyl Finish, Top And Bottom Sweep Seals, 47 STC Rating Note: Includes type 3 pocket door, two ADA pass doors, track and hardware. Hufcor 633E.	160.70	8.47
		<i>For 51 STC, Add</i>	14.85	
10 22 43 00-0011	SF	Up To 160 SF, 10' Height Paired Panel Manual Operable Wall, Vinyl Finish, Top Sweep Seals And Mechanical Bottom Seals, 47 STC Rating Note: Includes type 3 pocket door, track and hardware. Hufcor 632.	176.07	13.40
		<i>For 51 STC, Add</i>	14.88	
10 22 43 00-0012	SF	>160 To 240 SF, 10' Height Paired Panel Manual Operable Wall, Vinyl Finish, Top Sweep Seals And Mechanical Bottom Seals, 47 STC Rating Note: Includes type 3 pocket door, track and hardware. Hufcor 632.	162.61	10.20
		<i>For 51 STC, Add</i>	14.48	
10 22 43 00-0013	SF	>240 SF, 10' Height Paired Panel Manual Operable Wall, Vinyl Finish, Top Sweep Seals And Mechanical Bottom Seals, 47 STC Rating Note: Includes type 3 pocket door, track and hardware. Hufcor 632.	154.77	8.59
		<i>For 51 STC, Add</i>	14.15	

10 26 Wall and Door Protection (10 20)

10 26 13 Corner Guards (10 26)

10 26 13 00-0001 Vinyl Corner Guards (10 26 13)

10 26 13 00-0002 Rigid Vinyl Corner Guards (10 26 13 00-0001)

10 26 13 00-0003 Surface Mounted, Rigid Vinyl Corner Guards (10 26 13 00-0002)

10 26 13 00-0004 90 Degree Angle, Surface Mounted, Rigid Vinyl Corner Guards (10 26 13 00-0003)

10 26 13 00-0005 LF 3/4" Wing, 90 Degree Angle, Surface Mounted, Rigid Vinyl Corner Guard (Pawling CG-34)7.65 3.01
For >50 To 100, Deduct -1.26
For >100 To 200, Deduct -1.76
For >200, Deduct -2.39

10 26 13 00-0006 LF 1-1/2" Wing, 90 Degree Angle, Surface Mounted, Rigid Vinyl Corner Guard (Pawling CG-12)8.29 3.01
For >50 To 100, Deduct -1.26
For >100 To 200, Deduct -1.76
For >200, Deduct -2.43

10 26 13 00-0007 LF 3" Wing, 90 Degree Angle, Surface Mounted, Rigid Vinyl Corner Guard (Pawling CG-13)11.83 3.01
For >50 To 100, Deduct -1.26
For >100 To 200, Deduct -1.76
For >200, Deduct -2.60

10 26 13 00-0008 LF 4" Wing, 90 Degree Angle, Surface Mounted, Rigid Vinyl Corner Guard (Pawling CG-14)16.26 3.01
For >50 To 100, Deduct -1.26
For >100 To 200, Deduct -1.76
For >200, Deduct -2.83

10 26 13 00-0009 135 Degree Angle, Surface Mounted, Rigid Vinyl Corner Guards (10 26 13 00-0003)

10 26 13 00-0010 LF 1-1/2" Wing, 135 Degree Angle, Surface Mounted, Rigid Vinyl Corner Guard (Pawling CG-1245)15.46 3.01
For >50 To 100, Deduct -1.26
For >100 To 200, Deduct -1.76
For >200, Deduct -2.79



Specialties	10
Interior Specialties	10 20
Wall and Door Protection	10 26

MINOR CSI UOM DESCRIPTION	TOTAL DIRECT UNIT COST	DEMOLITION UNIT COST
10 26 13 00-0011 Rigid Vinyl Corner Guards With Aluminum Retainers <small>(10 26 13 00-0001)</small> Note: Includes closure caps.		
10 26 13 00-0012 Surface Mounted, Rigid Vinyl Corner Guards With Aluminum Retainers <small>(10 26 13 00-0011)</small>		
10 26 13 00-0013 90 Degree Angle, Surface Mounted, Rigid Vinyl Corner Guards With Aluminum Retainers <small>(10 26 13 00-0012)</small>		
10 26 13 00-0014 LF 2" Wing, 90 Degree Angle, Surface Mounted, Rigid Vinyl Corner Guard With Aluminum Retainer (Pawling CG-20).....	14.74	4.52
For >50 To 100, Deduct	-1.88	
For >100 To 200, Deduct	-2.64	
For >200, Deduct	-3.75	
For Recycled Vinyl Retainer, Deduct	-1.44	
10 26 13 00-0015 LF 3" Wing, 90 Degree Angle, Surface Mounted, Rigid Vinyl Corner Guard With Aluminum Retainer (Pawling CG-10).....	16.71	4.52
For >50 To 100, Deduct	-1.88	
For >100 To 200, Deduct	-2.64	
For >200, Deduct	-3.85	
For Recycled Vinyl Retainer, Deduct	-1.84	
10 26 13 00-0016 LF Bullnose 3" Wing, 90 Degree Angle, Surface Mounted, Rigid Vinyl Corner Guard With Aluminum Retainer (Pawling CG-30).....	18.67	4.52
For >50 To 100, Deduct	-1.88	
For >100 To 200, Deduct	-2.64	
For >200, Deduct	-3.95	
For Recycled Vinyl Retainer, Deduct	-2.23	
10 26 13 00-0017 135 Degree Angle, Surface Mounted, Rigid Vinyl Corner Guards With Aluminum Retainers <small>(10 26 13 00-0012)</small>		
10 26 13 00-0018 LF 3" Wing, 135 Degree Angle, Surface Mounted, Rigid Vinyl Corner Guard With Aluminum Retainer (Pawling CG-135).....	22.36	4.52
For >50 To 100, Deduct	-1.88	
For >100 To 200, Deduct	-2.64	
For >200, Deduct	-4.13	
For Recycled Vinyl Retainer, Deduct	-2.97	
10 26 13 00-0019 End Wall Protector, Surface Mounted, Rigid Vinyl Corner Guards With Aluminum Retainers <small>(10 26 13 00-0012)</small> Note: Includes two rigid vinyl corner guards with aluminum retainers and a vinyl wall covering filler strip inserted between guards.		
10 26 13 00-0020 LF 2" Wing, End Wall Protector, Surface Mounted, Rigid Vinyl Corner Guard With Aluminum Retainer (Pawling CG-11).....	31.94	6.03
For >50 To 100, Deduct	-2.51	
For >100 To 200, Deduct	-3.52	
For >200, Deduct	-5.62	
For Recycled Vinyl Retainer, Deduct	-4.38	
10 26 13 00-0021 Flush Mounted, Rigid Vinyl Corner Guards With Aluminum Retainers <small>(10 26 13 00-0011)</small>		
10 26 13 00-0022 90 Degree Angle, Flush Mounted, Rigid Vinyl Corner Guards With Aluminum Retainers <small>(10 26 13 00-0021)</small>		
10 26 13 00-0023 LF 2" Wing, 90 Degree Angle, Flush Mounted, Rigid Vinyl Corner Guard With Aluminum Retainer (Pawling CG-72).....	20.40	4.52
For >50 To 100, Deduct	-1.88	
For >100 To 200, Deduct	-2.64	
For >200, Deduct	-4.03	
For Up To 2 HR Fire Rated, Add	9.01	
10 26 13 00-0024 LF 3" Wing, 90 Degree Angle, Flush Mounted, Rigid Vinyl Corner Guard With Aluminum Retainer (Pawling CG-7).....	25.07	4.52
For >50 To 100, Deduct	-1.88	
For >100 To 200, Deduct	-2.64	
For >200, Deduct	-4.27	
For Up To 2 HR Fire Rated, Add	12.28	
10 26 13 00-0025 LF Bullnose 3" Wing, 90 Degree Angle, Flush Mounted, Rigid Vinyl Corner Guard With Aluminum Retainer (Pawling CG-32).....	23.06	4.52
For >50 To 100, Deduct	-1.88	
For >100 To 200, Deduct	-2.64	
For >200, Deduct	-4.17	
For Up To 2 HR Fire Rated, Add	10.87	
10 26 13 00-0026 135 Degree Angle, Flush Mounted, Rigid Vinyl Corner Guards With Aluminum Retainers <small>(10 26 13 00-0021)</small>		
10 26 13 00-0027 LF 3" Wing, 135 Degree Angle, Flush Mounted, Rigid Vinyl Corner Guard With Aluminum Retainer (Pawling CG-75).....	27.06	4.52
For >50 To 100, Deduct	-1.88	
For >100 To 200, Deduct	-2.64	
For >200, Deduct	-4.37	
For Up To 2 HR Fire Rated, Add	13.67	
10 26 13 00-0028 End Wall Protector, Flush Mounted, Rigid Vinyl Corner Guards With Aluminum Retainers <small>(10 26 13 00-0021)</small> Note: Includes two rigid vinyl corner guards with aluminum retainers and a vinyl wall covering filler strip inserted between guards.		

10	10	Specialties
	10 20	Interior Specialties
	10 26	Wall and Door Protection



MINOR	CSI	UOM	DESCRIPTION	TOTAL DIRECT UNIT COST	DEMOLITION UNIT COST
10 26	13 00-0029	LF	2" Wing, End Wall Protector, Flush Mounted, Rigid Vinyl Corner Guard With Aluminum Retainer (Pawling CG-888) <i>For >50 To 100, Deduct</i> <i>For >100 To 200, Deduct</i> <i>For >200, Deduct</i> <i>For Up To 2 HR Fire Rated, Add</i>	58.46 -2.51 -3.52 -6.94 33.89	6.03
10 26	13 00-0030		Flexible Vinyl Corner Guards (10 26 13 00-0001) Note: Includes adhesive for installation.		
10 26	13 00-0031		Surface Mounted, Flexible Vinyl Corner Guards (10 26 13 00-0030)		
10 26	13 00-0032		90 Degree Angle, Surface Mounted, Flexible Vinyl Corner Guards (10 26 13 00-0031)		
10 26	13 00-0033	LF	1-3/4" Wing, 90 Degree Angle, Surface Mounted, Flexible Vinyl Corner Guard (Pawling CG-9) <i>For >50 To 100, Deduct</i> <i>For >100 To 200, Deduct</i> <i>For >200, Deduct</i> <i>For Bolting To Concrete Or Masonry, Add</i>	11.10 -1.26 -1.76 -2.57 2.42	3.01
10 26	13 00-0034	LF	2-1/2" Wing, 90 Degree Angle, Surface Mounted, Flexible Vinyl Corner Guard (Pawling CG-3) <i>For >50 To 100, Deduct</i> <i>For >100 To 200, Deduct</i> <i>For >200, Deduct</i> <i>For Bolting To Concrete Or Masonry, Add</i>	14.61 -1.26 -1.76 -2.74 2.95	3.01
10 26	13 00-0035	LF	4" Wing, 90 Degree Angle, Surface Mounted, Flexible Vinyl Corner Guard (Pawling CG-15) <i>For >50 To 100, Deduct</i> <i>For >100 To 200, Deduct</i> <i>For >200, Deduct</i> <i>For Bolting To Concrete Or Masonry, Add</i>	17.46 -1.26 -1.76 -2.89 3.37	3.01
10 26	13 00-0036		Polycarbonate Corner Guards (10 26 13)		
10 26	13 00-0037		Surface Mounted, Polycarbonate Corner Guards (10 26 13 00-0036)		
10 26	13 00-0038		90 Degree Angle, Surface Mounted, Polycarbonate Corner Guards (10 26 13 00-0037)		
10 26	13 00-0039	LF	3/4" Wing, 90 Degree Angle, Surface Mounted, Polycarbonate Corner Guard (Pawling CG-16) <i>For >50 To 100, Deduct</i> <i>For >100 To 200, Deduct</i> <i>For >200, Deduct</i>	6.86 -1.26 -1.76 -2.36	3.01
10 26	13 00-0040	LF	1-1/8" Wing, 90 Degree Angle, Surface Mounted, Polycarbonate Corner Guard (Pawling CG-17) <i>For >50 To 100, Deduct</i> <i>For >100 To 200, Deduct</i> <i>For >200, Deduct</i>	8.58 -1.26 -1.76 -2.44	3.01
10 26	13 00-0041	LF	2" Wing, 90 Degree Angle, Surface Mounted, Polycarbonate Corner Guard (Pawling CG-24) <i>For >50 To 100, Deduct</i> <i>For >100 To 200, Deduct</i> <i>For >200, Deduct</i>	10.59 -1.26 -1.76 -2.54	3.01
10 26	13 00-0042	LF	2-1/2" Wing, 90 Degree Angle, Surface Mounted, Polycarbonate Corner Guard (Pawling CG-18) <i>For >50 To 100, Deduct</i> <i>For >100 To 200, Deduct</i> <i>For >200, Deduct</i>	11.80 -1.26 -1.76 -2.60	3.01
10 26	13 00-0043	LF	Bullnose 2-1/2" Wing, 90 Degree Angle, Surface Mounted, Polycarbonate Corner Guard (Pawling CG-23) <i>For >50 To 100, Deduct</i> <i>For >100 To 200, Deduct</i> <i>For >200, Deduct</i>	11.35 -1.26 -1.76 -2.58	3.01
10 26	13 00-0044		135 Degree Angle, Surface Mounted, Polycarbonate Corner Guards (10 26 13 00-0037)		
10 26	13 00-0045	LF	2-1/2" Wing, 135 Degree Angle, Surface Mounted, Polycarbonate Corner Guard (Pawling CG-19) <i>For >50 To 100, Deduct</i> <i>For >100 To 200, Deduct</i> <i>For >200, Deduct</i>	11.80 -1.26 -1.76 -2.60	3.01
10 26	13 00-0046		Aluminum Corner Guards (10 26 13)		
10 26	13 00-0047		Surface Mounted, Aluminum Corner Guards (10 26 13 00-0046)		
10 26	13 00-0048		90 Degree Angle, Surface Mounted, Aluminum Corner Guards (10 26 13 00-0047)		
10 26	13 00-0049	LF	1" Wing, 90 Degree Angle, Surface Mounted, Aluminum Corner Guard (Pawling CG-400) <i>For >50 To 100, Deduct</i> <i>For >100 To 200, Deduct</i> <i>For >200, Deduct</i>	10.35 -1.26 -1.76 -2.53	3.01
10 26	13 00-0050	LF	2" Wing, 90 Degree Angle, Surface Mounted, Aluminum Corner Guard (Pawling CG-401) <i>For >50 To 100, Deduct</i> <i>For >100 To 200, Deduct</i> <i>For >200, Deduct</i>	12.67 -1.26 -1.76 -2.65	3.01
10 26	13 00-0051	LF	3" Wing, 90 Degree Angle, Surface Mounted, Aluminum Corner Guard (Pawling CG-402) <i>For >50 To 100, Deduct</i> <i>For >100 To 200, Deduct</i> <i>For >200, Deduct</i>	14.11 -1.26 -1.76 -2.72	3.01
10 26	13 00-0052		135 Degree Angle, Surface Mounted, Aluminum Corner Guards (10 26 13 00-0047)		



Specialties	10
Interior Specialties	10 20
Wall and Door Protection	10 26

MINOR	CSI	UOM	DESCRIPTION	TOTAL DIRECT UNIT COST	DEMOLITION UNIT COST
10 26	13 00-0053	LF	1" Wing, 135 Degree Angle, Surface Mounted, Aluminum Corner Guard (Pawling CG-403)..... <i>For >50 To 100, Deduct</i> <i>For >100 To 200, Deduct</i> <i>For >200, Deduct</i>	10.35 -1.26 -1.76 -2.53	3.01
10 26	13 00-0054	LF	2" Wing, 135 Degree Angle, Surface Mounted, Aluminum Corner Guard (Pawling CG-404)..... <i>For >50 To 100, Deduct</i> <i>For >100 To 200, Deduct</i> <i>For >200, Deduct</i>	12.67 -1.26 -1.76 -2.65	3.01
10 26	13 00-0055	LF	3" Wing, 135 Degree Angle, Surface Mounted, Aluminum Corner Guard (Pawling CG-405)..... <i>For >50 To 100, Deduct</i> <i>For >100 To 200, Deduct</i> <i>For >200, Deduct</i>	14.11 -1.26 -1.76 -2.72	3.01
10 26	13 00-0056		Steel Corner Guards <small>(10 26 13)</small>		
10 26	13 00-0057		Steel Angle Iron, Corner Guards <small>(10 26 13 00-0056)</small>		
10 26	13 00-0058		Surface Mounted, Steel Angle Iron, Corner Guards <small>(10 26 13 00-0057)</small>		
10 26	13 00-0059		90 Degree Angle, Surface Mounted, Steel Angle Iron, Corner Guards <small>(10 26 13 00-0058)</small>		
10 26	13 00-0060	LF	1" x 1" x 1/4", 90 Degree Angle, Surface Mounted, Steel Angle Iron, Corner Guard..... <i>For Galvanizing, Add</i> <i>For >50 To 100, Deduct</i> <i>For >100 To 200, Deduct</i> <i>For >200, Deduct</i>	13.55 2.63 -1.51 -2.11 -3.09	3.62
10 26	13 00-0061	LF	2" x 2" x 1/4", 90 Degree Angle, Surface Mounted, Steel Angle Iron, Corner Guard..... <i>For Galvanizing, Add</i> <i>For >50 To 100, Deduct</i> <i>For >100 To 200, Deduct</i> <i>For >200, Deduct</i>	17.51 3.84 -1.63 -2.29 -3.49	3.92
10 26	13 00-0062	LF	2" x 3" x 1/4", 90 Degree Angle, Surface Mounted, Steel Angle Iron, Corner Guard..... <i>For Galvanizing, Add</i> <i>For >50 To 100, Deduct</i> <i>For >100 To 200, Deduct</i> <i>For >200, Deduct</i>	18.65 4.15 -1.70 -2.37 -3.64	4.07
10 26	13 00-0063	LF	3" x 3" x 1/4", 90 Degree Angle, Surface Mounted, Steel Angle Iron, Corner Guard..... <i>For Galvanizing, Add</i> <i>For >50 To 100, Deduct</i> <i>For >100 To 200, Deduct</i> <i>For >200, Deduct</i>	19.05 4.21 -1.76 -2.46 -3.76	4.22
10 26	13 00-0064	LF	3" x 4" x 1/4", 90 Degree Angle, Surface Mounted, Steel Angle Iron, Corner Guard..... <i>For Galvanizing, Add</i> <i>For >50 To 100, Deduct</i> <i>For >100 To 200, Deduct</i> <i>For >200, Deduct</i>	24.09 5.88 -1.82 -2.55 -4.12	4.37
10 26	13 00-0065	LF	4" x 4" x 1/4", 90 Degree Angle, Surface Mounted, Steel Angle Iron, Corner Guard..... <i>For Galvanizing, Add</i> <i>For >50 To 100, Deduct</i> <i>For >100 To 200, Deduct</i> <i>For >200, Deduct</i>	29.15 7.57 -1.88 -2.64 -4.47	4.52
10 26	13 00-0066	LF	6" x 6" x 1/4", 90 Degree Angle, Surface Mounted, Steel Angle Iron, Corner Guard..... <i>For Galvanizing, Add</i> <i>For >50 To 100, Deduct</i> <i>For >100 To 200, Deduct</i> <i>For >200, Deduct</i>	50.39 14.12 -2.51 -3.52 -6.54	6.03
10 26	13 00-0067		Stainless Steel Corner Guards <small>(10 26 13)</small>		
10 26	13 00-0068		Stainless Steel Corner Guards <small>(10 26 13 00-0067)</small> Note: Includes 16 gauge, type 304 stainless steel corner guards with #4 satin finish.		
10 26	13 00-0069		Surface Mounted, Stainless Steel Corner Guards <small>(10 26 13 00-0068)</small>		
10 26	13 00-0070		90 Degree Angle, Surface Mounted, Stainless Steel Corner Guards <small>(10 26 13 00-0069)</small>		
10 26	13 00-0071	LF	1" Wing, 90 Degree Angle, Surface Mounted, Stainless Steel Corner Guard (Pawling CG-520)..... <i>For >50 To 100, Deduct</i> <i>For >100 To 200, Deduct</i> <i>For >200, Deduct</i>	11.67 -1.26 -1.76 -2.60	3.01
10 26	13 00-0072	LF	2" Wing, 90 Degree Angle, Surface Mounted, Stainless Steel Corner Guard (Pawling CG-510)..... <i>For >50 To 100, Deduct</i> <i>For >100 To 200, Deduct</i> <i>For >200, Deduct</i>	13.71 -1.26 -1.76 -2.70	3.01
10 26	13 00-0073	LF	3-1/2" Wing, 90 Degree Angle, Surface Mounted, Stainless Steel Corner Guard (Pawling CG-500)..... <i>For >50 To 100, Deduct</i> <i>For >100 To 200, Deduct</i> <i>For >200, Deduct</i>	19.03 -1.26 -1.76 -2.96	3.01
10 26	13 00-0074	LF	Bullnose 3-1/2" Wing, 90 Degree Angle, Surface Mounted, Stainless Steel Corner Guard (Pawling CG-550)..... <i>For >50 To 100, Deduct</i> <i>For >100 To 200, Deduct</i> <i>For >200, Deduct</i>	19.03 -1.26 -1.76 -2.96	3.01
10 26	13 00-0075		135 Degree Angle, Surface Mounted, Stainless Steel Corner Guards <small>(10 26 13 00-0069)</small>		

10	10	Specialties
	10 20	Interior Specialties
	10 26	Wall and Door Protection



MINOR CSI	UOM	DESCRIPTION	TOTAL DIRECT UNIT COST	DEMOLITION UNIT COST
10 26 13 00-0076	LF	3-1/2" Wing, 135 Degree Angle, Surface Mounted, Stainless Steel Corner Guard (Pawling CG-600).....	19.03	3.01
		<i>For >50 To 100, Deduct</i>	-1.26	
		<i>For >100 To 200, Deduct</i>	-1.76	
		<i>For >200, Deduct</i>	-2.96	
10 26 13 00-0077	LF	Bullnose 3-1/2" Wing, 135 Degree Angle, Surface Mounted, Stainless Steel Corner Guard (Pawling CG-650).....	19.03	3.01
		<i>For >50 To 100, Deduct</i>	-1.26	
		<i>For >100 To 200, Deduct</i>	-1.76	
		<i>For >200, Deduct</i>	-2.96	
10 26 13 00-0078		Stainless Steel Angle Iron, Corner Guards <small>(10 26 13 00-0067)</small>		
10 26 13 00-0079		Surface Mounted, Stainless Steel Angle Iron, Corner Guards <small>(10 26 13 00-0078)</small>		
10 26 13 00-0080		90 Degree Angle, Surface Mounted, Stainless Steel Angle Iron, Corner Guards <small>(10 26 13 00-0079)</small>		
10 26 13 00-0081	LF	1" x 1" x 1/4", 90 Degree Angle, Surface Mounted, Stainless Steel Angle Iron, Corner Guard.....	23.40	3.62
		<i>For >50 To 100, Deduct</i>	-1.51	
		<i>For >100 To 200, Deduct</i>	-2.11	
		<i>For >200, Deduct</i>	-3.58	
10 26 13 00-0082	LF	2" x 2" x 1/4", 90 Degree Angle, Surface Mounted, Stainless Steel Angle Iron, Corner Guard.....	39.46	3.92
		<i>For >50 To 100, Deduct</i>	-1.63	
		<i>For >100 To 200, Deduct</i>	-2.29	
		<i>For >200, Deduct</i>	-4.59	
10 26 13 00-0083	LF	2" x 3" x 1/4", 90 Degree Angle, Surface Mounted, Stainless Steel Angle Iron, Corner Guard.....	55.55	4.07
		<i>For >50 To 100, Deduct</i>	-1.70	
		<i>For >100 To 200, Deduct</i>	-2.37	
		<i>For >200, Deduct</i>	-5.49	
10 26 13 00-0084	LF	3" x 3" x 1/4", 90 Degree Angle, Surface Mounted, Stainless Steel Angle Iron, Corner Guard.....	51.75	4.22
		<i>For >50 To 100, Deduct</i>	-1.76	
		<i>For >100 To 200, Deduct</i>	-2.46	
		<i>For >200, Deduct</i>	-5.40	
10 26 13 00-0085	LF	3" x 4" x 1/4", 90 Degree Angle, Surface Mounted, Stainless Steel Angle Iron, Corner Guard.....	74.41	4.37
		<i>For >50 To 100, Deduct</i>	-1.82	
		<i>For >100 To 200, Deduct</i>	-2.55	
		<i>For >200, Deduct</i>	-6.63	
10 26 13 00-0086	LF	4" x 4" x 1/4", 90 Degree Angle, Surface Mounted, Stainless Steel Angle Iron, Corner Guard.....	68.61	4.52
		<i>For >50 To 100, Deduct</i>	-1.88	
		<i>For >100 To 200, Deduct</i>	-2.64	
		<i>For >200, Deduct</i>	-6.44	
10 26 13 00-0087		Rubber Corner Guards <small>(10 26 13)</small>		
		Note: Includes adhesive for installation.		
10 26 13 00-0088		Natural Rubber Corner Guards <small>(10 26 13 00-0087)</small>		
10 26 13 00-0089		Surface Mounted, Natural Rubber Corner Guards <small>(10 26 13 00-0088)</small>		
10 26 13 00-0090		90 Degree Angle, Surface Mounted, Natural Rubber Corner Guards <small>(10 26 13 00-0089)</small>		
10 26 13 00-0091	LF	4-3/4" Wing, 90 Degree Angle, Surface Mounted, Natural Rubber Corner Guard (Pawling CG-5).....	57.62	3.01
		<i>For >50 To 100, Deduct</i>	-1.26	
		<i>For >100 To 200, Deduct</i>	-1.76	
		<i>For >200, Deduct</i>	-4.89	
		<i>For Bolting To Concrete Or Masonry, Add</i>	9.40	
10 26 13 00-0092		Styrene-Butadiene Rubber (SBR) Corner Guards <small>(10 26 13 00-0087)</small>		
10 26 13 00-0093		Surface Mounted, Styrene-Butadiene Rubber (SBR) Corner Guards <small>(10 26 13 00-0092)</small>		
10 26 13 00-0094		90 Degree Angle, Surface Mounted, Styrene-Butadiene Rubber (SBR) Corner Guards <small>(10 26 13 00-0093)</small>		
10 26 13 00-0095	LF	4-5/8" Wing, 90 Degree Angle, Surface Mounted, Styrene-Butadiene Rubber (SBR) Corner Guard (Pawling CG-2).....	25.23	3.01
		<i>For >50 To 100, Deduct</i>	-1.26	
		<i>For >100 To 200, Deduct</i>	-1.76	
		<i>For >200, Deduct</i>	-3.27	
		<i>For Bolting To Concrete Or Masonry, Add</i>	4.54	
10 26 13 00-0096		Ethylene Propylene Diene Monomer (EPDM) Rubber Corner Guards <small>(10 26 13 00-0087)</small>		
10 26 13 00-0097		Surface Mounted, Ethylene Propylene Diene Monomer (EPDM) Rubber Corner Guards <small>(10 26 13 00-0096)</small>		
10 26 13 00-0098		90 Degree Angle, Surface Mounted, Ethylene Propylene Diene Monomer (EPDM) Rubber Corner Guards <small>(10 26 13 00-0097)</small>		
10 26 13 00-0099	LF	4-5/8" Wing, 90 Degree Angle, Surface Mounted, Ethylene Propylene Diene Monomer (EPDM) Rubber Corner Guard (Pawling CG-2E).....	21.99	3.01
		<i>For >50 To 100, Deduct</i>	-1.26	
		<i>For >100 To 200, Deduct</i>	-1.76	
		<i>For >200, Deduct</i>	-3.11	
		<i>For Bolting To Concrete Or Masonry, Add</i>	4.05	



Specialties	10
Interior Specialties	10 20
Wall and Door Protection	10 26

MINOR CSI UOM DESCRIPTION	TOTAL DIRECT UNIT COST	DEMOLITION UNIT COST
------------------------------	---------------------------	-------------------------

10 26 16 Bumper Guards (10 26)

10 26 16 13 Bumper Rails (10 26 16)

10 26 16 13-0001 **Crash Rails** (10 26 16 13)
Note: Includes end caps.

10 26 16 13-0002 **Polycarbonate Crash Rails** (10 26 16 13-0001)

10 26 16 13-0003	LF	3" High, 5/16" Deep, Polycarbonate Crash Rail (Pawling CR-3).....	12.33		4.02
		<i>For >50 To 100, Deduct</i>	-2.01		
		<i>For >100 To 200, Deduct</i>	-2.81		
		<i>For >200, Deduct</i>	-3.83		
10 26 16 13-0004	LF	4" High, 5/16" Deep, Polycarbonate Crash Rail (Pawling CR-4).....	13.85		4.02
		<i>For >50 To 100, Deduct</i>	-2.01		
		<i>For >100 To 200, Deduct</i>	-2.81		
		<i>For >200, Deduct</i>	-3.91		

10 26 16 13-0005 **Aluminum Crash Rails** (10 26 16 13-0001)

10 26 16 13-0006	LF	4" High, 3-1/4" Deep, Aluminum Crash Rail (Pawling CRA-100).....	40.31		4.02
		<i>For >50 To 100, Deduct</i>	-2.01		
		<i>For >100 To 200, Deduct</i>	-2.81		
		<i>For >200, Deduct</i>	-5.23		

10 26 16 13-0007 **Stainless Steel Crash Rails** (10 26 16 13-0001)

10 26 16 13-0008	LF	4" High, 3-1/4" Deep, Stainless Steel Crash Rail (Pawling CRS-100).....	72.59		4.02
		<i>For >50 To 100, Deduct</i>	-2.01		
		<i>For >100 To 200, Deduct</i>	-2.81		
		<i>For >200, Deduct</i>	-6.85		
10 26 16 13-0009	LF	5-1/2" High, 1-1/2" Deep, Stainless Steel Crash Rail (Pawling CRS-200).....	56.45		4.02
		<i>For >50 To 100, Deduct</i>	-2.01		
		<i>For >100 To 200, Deduct</i>	-2.81		
		<i>For >200, Deduct</i>	-6.04		

10 26 16 13-0010 **Wall Guards** (10 26 16 13)

10 26 16 13-0011 **Rigid Vinyl Wall Guards With Aluminum Retainers** (10 26 16 13-0010)

Note: Includes end caps.					
10 26 16 13-0012	LF	1-1/2" High, 1-1/2" Deep, Flat, Rigid Vinyl Wall Guard With Aluminum Retainer (Pawling WG-1).....	13.09		3.52
		<i>For >50 To 100, Deduct</i>	-1.76		
		<i>For >100 To 200, Deduct</i>	-2.46		
		<i>For >200, Deduct</i>	-3.47		
10 26 16 13-0013	LF	3" High, 1" Deep, Flat, Rigid Vinyl Wall Guard With Aluminum Retainer (Pawling WG-3).....	16.08		4.02
		<i>For >50 To 100, Deduct</i>	-2.01		
		<i>For >100 To 200, Deduct</i>	-2.81		
		<i>For >200, Deduct</i>	-4.02		
10 26 16 13-0014	LF	4" High, 3/4" Deep, Flat, Rigid Vinyl Wall Guard With Aluminum Retainer (Pawling WG-4).....	17.59		4.02
		<i>For >50 To 100, Deduct</i>	-2.01		
		<i>For >100 To 200, Deduct</i>	-2.81		
		<i>For >200, Deduct</i>	-4.10		
10 26 16 13-0015	LF	5" High, 1-1/16" Deep, Curved, Rigid Vinyl Wall Guard With Aluminum Retainer (Pawling WG-5).....	18.40		4.02
		<i>For >50 To 100, Deduct</i>	-2.01		
		<i>For >100 To 200, Deduct</i>	-2.81		
		<i>For >200, Deduct</i>	-4.14		
10 26 16 13-0016	LF	6" High, 1" Deep, Flat, Rigid Vinyl Wall Guard With Aluminum Retainer (Pawling WG-6).....	22.26		4.27
		<i>For >50 To 100, Deduct</i>	-2.14		
		<i>For >100 To 200, Deduct</i>	-2.99		
		<i>For >200, Deduct</i>	-4.53		
10 26 16 13-0017	LF	8" High, 1-1/16" Deep, Curved, Rigid Vinyl Wall Guard With Aluminum Retainer (Pawling WG-7).....	22.39		4.27
		<i>For >50 To 100, Deduct</i>	-2.14		
		<i>For >100 To 200, Deduct</i>	-2.99		
		<i>For >200, Deduct</i>	-4.54		
10 26 16 13-0018	LF	7-3/4" High, 1" Deep, Flat, Rigid Vinyl Wall Guard With Aluminum Retainer (Pawling WG-8).....	23.12		4.27
		<i>For >50 To 100, Deduct</i>	-2.14		
		<i>For >100 To 200, Deduct</i>	-2.99		
		<i>For >200, Deduct</i>	-4.57		
10 26 16 13-0019	LF	12" High, 2" Deep, Flat, Rigid Vinyl Wall Guard With Aluminum Retainer (Pawling WG-12).....	28.15		4.52
		<i>For >50 To 100, Deduct</i>	-2.26		
		<i>For >100 To 200, Deduct</i>	-3.16		
		<i>For >200, Deduct</i>	-5.02		

10 26 16 13-0020 **Rubber Wall Guards** (10 26 16 13-0010)

10 26 16 13-0021 **D-Shaped, Rubber Wall Guards** (10 26 16 13-0020)

10 26 16 13-0022	LF	2" High, 1-3/4" Deep, D-Shaped, Rubber Wall Guard (Pawling D-2).....	18.25		3.52
		<i>For >50 To 100, Deduct</i>	-1.76		
		<i>For >100 To 200, Deduct</i>	-2.46		
		<i>For >200, Deduct</i>	-3.72		

10	10	Specialties
	10 20	Interior Specialties
	10 26	Wall and Door Protection



MINOR	CSI	UOM	DESCRIPTION	TOTAL DIRECT UNIT COST	DEMOLITION UNIT COST
10 26 16 13-0023	LF		3" High, 3" Deep, D-Shaped, Rubber Wall Guard (Pawling D-3).....	27.40	4.02
			<i>For >50 To 100, Deduct</i>	-2.01	
			<i>For >100 To 200, Deduct</i>	-2.81	
			<i>For >200, Deduct</i>	-4.59	
10 26 16 13-0024	LF		4" High, 4-1/4" Deep, D-Shaped, Rubber Wall Guard (Pawling D-4).....	41.36	4.02
			<i>For >50 To 100, Deduct</i>	-2.01	
			<i>For >100 To 200, Deduct</i>	-2.81	
			<i>For >200, Deduct</i>	-5.28	
10 26 16 13-0025	LF		6" High, 6" Deep, D-Shaped, Rubber Wall Guard (Pawling D-6).....	58.95	4.02
			<i>For >50 To 100, Deduct</i>	-2.01	
			<i>For >100 To 200, Deduct</i>	-2.81	
			<i>For >200, Deduct</i>	-6.16	
10 26 16 13-0026			Rectangular, Rubber Wall Guards <small>(10 26 16 13-0020)</small>		
10 26 16 13-0027	LF		8" High, 1-1/2" Deep, Rectangular, Rubber Wall Guard (Pawling E-1).....	44.28	4.27
			<i>For >50 To 100, Deduct</i>	-2.14	
			<i>For >100 To 200, Deduct</i>	-2.99	
			<i>For >200, Deduct</i>	-5.63	
10 26 16 13-0028	LF		9" High, 2" Deep, Rectangular, Rubber Wall Guard (Pawling M-2).....	56.32	4.52
			<i>For >50 To 100, Deduct</i>	-2.26	
			<i>For >100 To 200, Deduct</i>	-3.16	
			<i>For >200, Deduct</i>	-6.43	
10 26 16 13-0029			Wing Type, Rubber Wall Guards <small>(10 26 16 13-0020)</small>		
10 26 16 13-0030	LF		6" High, 2" Deep, Wing Type, Rubber Wall Guard (Pawling WT-20).....	74.20	4.02
			<i>For >50 To 100, Deduct</i>	-2.01	
			<i>For >100 To 200, Deduct</i>	-2.81	
			<i>For >200, Deduct</i>	-6.93	
10 26 16 13-0031	LF		6" High, 3" Deep, Wing Type, Rubber Wall Guard (Pawling WT-30).....	79.04	4.02
			<i>For >50 To 100, Deduct</i>	-2.01	
			<i>For >100 To 200, Deduct</i>	-2.81	
			<i>For >200, Deduct</i>	-7.17	
10 26 16 13-0032	LF		3-7/8" High, 2-1/2" Deep, Wing Type, Rubber Wall Guard (Pawling WT-25).....	35.24	3.52
			<i>For >50 To 100, Deduct</i>	-1.76	
			<i>For >100 To 200, Deduct</i>	-2.46	
			<i>For >200, Deduct</i>	-4.57	
10 26 16 13-0033			U-Shaped, Rubber Wall Guards <small>(10 26 16 13-0020)</small>		
10 26 16 13-0034	LF		3-1/8" High, 3-7/8" Deep, U-Shaped, Rubber Wall Guard (Pawling U-4).....	62.20	4.27
			<i>For >50 To 100, Deduct</i>	-2.14	
			<i>For >100 To 200, Deduct</i>	-2.99	
			<i>For >200, Deduct</i>	-6.53	
10 26 16 13-0035	LF		4-1/2" High, 3-1/2" Deep, U-Shaped, Rubber Wall Guard (Pawling U-3).....	69.86	4.27
			<i>For >50 To 100, Deduct</i>	-2.14	
			<i>For >100 To 200, Deduct</i>	-2.99	
			<i>For >200, Deduct</i>	-6.91	
10 26 16 13-0036			Accent Rails <small>(10 26 16 13)</small>		
			Note: Includes end caps.		
10 26 16 13-0037			Oval, Rigid Vinyl Accent Rails With Aluminum Retainers <small>(10 26 16 13-0036)</small>		
10 26 16 13-0038	LF		1-1/8" High, 1-1/16" Deep, Oval, Rigid Vinyl Accent Rail With Aluminum Retainer (Pawling EB-25).....	15.72	3.52
			<i>For >50 To 100, Deduct</i>	-1.76	
			<i>For >100 To 200, Deduct</i>	-2.46	
			<i>For >200, Deduct</i>	-3.60	
10 26 16 13-0039	LF		2" High, 1-1/8" Deep, Oval, Rigid Vinyl Accent Rail With Aluminum Retainer (Pawling EBR-30).....	15.75	3.52
			<i>For >50 To 100, Deduct</i>	-1.76	
			<i>For >100 To 200, Deduct</i>	-2.46	
			<i>For >200, Deduct</i>	-3.60	
10 26 16 13-0040	LF		2" High, 1-3/4" Deep, Oval, Rigid Vinyl Accent Rail With Aluminum Retainer (Pawling WG-22).....	23.19	3.52
			<i>For >50 To 100, Deduct</i>	-1.76	
			<i>For >100 To 200, Deduct</i>	-2.46	
			<i>For >200, Deduct</i>	-3.97	
10 26 16 16			Protective Corridor Handrails <small>(10 26 16)</small>		
10 26 16 16-0001			Protective Corridor Handrails <small>(10 26 16 16)</small>		
10 26 16 16-0002			Vinyl/Acrylic Protective Corridor Handrails With Aluminum Retainers <small>(10 26 16 16-0001)</small>		
10 26 16 16-0003	LF		1-1/2" Diameter, Vinyl/Acrylic Protective Corridor Handrail With Aluminum Retainer (Acrovyn HR-6CN).....	28.14	7.53
			<i>For >50 To 100, Deduct</i>	-3.77	
			<i>For >100 To 200, Deduct</i>	-5.27	
			<i>For >200, Deduct</i>	-7.44	
10 26 16 16-0004	EA		End Cap For 1-1/2" Diameter, Vinyl/Acrylic Protective Corridor Handrail With Aluminum Retainer (Acrovyn).....	24.41	7.53
			<i>For >25 To 50, Deduct</i>	-3.77	
			<i>For >50 To 100, Deduct</i>	-5.27	
			<i>For >100, Deduct</i>	-7.25	



Specialties	10
Interior Specialties	10 20
Wall and Door Protection	10 26

MINOR	CSI	UOM	DESCRIPTION	TOTAL DIRECT UNIT COST	DEMOLITION UNIT COST
10 26 16 16-0005	LF		5-1/2" High, Vinyl/Acrylic Protective Corridor Handrail With Aluminum Retainer (Acrovyn HRB-4C).....	39.35	7.53
			<i>For >50 To 100, Deduct</i>	-3.77	
			<i>For >100 To 200, Deduct</i>	-5.27	
			<i>For >200, Deduct</i>	-8.00	
10 26 16 16-0006	EA		End Cap For 5-1/2" High, Vinyl/Acrylic Protective Corridor Handrail With Aluminum Retainer (Acrovyn)	31.88	7.53
			<i>For >25 To 50, Deduct</i>	-3.77	
			<i>For >50 To 100, Deduct</i>	-5.27	
			<i>For >100, Deduct</i>	-7.62	
10 26 16 16-0007	LF		6-1/4" High, Vinyl/Acrylic Crash And Handrail With Aluminum Retainer (Acrovyn HRB-10CN).....	41.22	7.53
			<i>For >50 To 100, Deduct</i>	-3.77	
			<i>For >100 To 200, Deduct</i>	-5.27	
			<i>For >200, Deduct</i>	-8.09	
10 26 16 16-0008	EA		End Cap For 6-1/4" High, Vinyl/Acrylic Crash And Handrail With Aluminum Retainer (Acrovyn)	44.95	7.53
			<i>For >25 To 50, Deduct</i>	-3.77	
			<i>For >50 To 100, Deduct</i>	-5.27	
			<i>For >100, Deduct</i>	-8.28	
10 26 16 16-0009	LF		6" High, Vinyl/Acrylic Protective Corridor Handrail With Aluminum Retainer (Acrovyn HR-8CN)	54.29	7.53
			<i>For >50 To 100, Deduct</i>	-3.77	
			<i>For >100 To 200, Deduct</i>	-5.27	
			<i>For >200, Deduct</i>	-8.74	
10 26 16 16-0010	EA		End Cap For 6" High, Vinyl/Acrylic Protective Corridor Handrail With Aluminum Retainer (Acrovyn).....	59.90	7.53
			<i>For >25 To 50, Deduct</i>	-3.77	
			<i>For >50 To 100, Deduct</i>	-5.27	
			<i>For >100, Deduct</i>	-9.02	
10 26 16 16-0011			Stainless Steel Protective Corridor Handrails <small>(10 26 16 16-0001)</small>		
10 26 16 16-0012	LF		5-7/8" High, Stainless Steel Protective Corridor Handrail (Acrovyn P-RS).....	72.97	7.53
			<i>For >50 To 100, Deduct</i>	-3.77	
			<i>For >100 To 200, Deduct</i>	-5.27	
			<i>For >200, Deduct</i>	-9.68	
10 26 16 16-0013	EA		End Cap For 5-7/8" High, Stainless Steel Protective Corridor Handrail (Acrovyn).....	74.84	7.53
			<i>For >25 To 50, Deduct</i>	-3.77	
			<i>For >50 To 100, Deduct</i>	-5.27	
			<i>For >100, Deduct</i>	-9.77	
10 26 16 16-0014			Hardwood Protective Corridor Handrails <small>(10 26 16 16-0001)</small>		
			Note: Includes end caps.		
10 26 16 16-0015	LF		4" High, Vinyl Protective Corridor Handrail With 1-1/2" Diameter Wood (Pawling BR-400C).....	32.54	5.71
			<i>For >50 To 100, Deduct</i>	-2.86	
			<i>For >100 To 200, Deduct</i>	-4.00	
			<i>For >200, Deduct</i>	-6.20	
			<i>For Maple, Add</i>	0.63	
10 26 16 16-0016	LF		5-1/2" Diameter, Hardwood Protective Corridor Handrail With Vinyl Inserts (Pawling BR-5500).....	39.32	6.09
			<i>For >50 To 100, Deduct</i>	-3.05	
			<i>For >100 To 200, Deduct</i>	-4.26	
			<i>For >200, Deduct</i>	-6.84	
10 26 16 16-0017	LF		1-1/2" Diameter, Hardwood Protective Corridor Handrail (Pawling BR-1500)	28.03	5.71
			<i>For >50 To 100, Deduct</i>	-2.86	
			<i>For >100 To 200, Deduct</i>	-4.00	
			<i>For >200, Deduct</i>	-5.97	
			<i>For Maple, Add</i>	7.14	
			<i>For Oak, Add</i>	7.97	
10 26 23			Protective Wall Covering <small>(10 26)</small>		
10 26 23 13			Impact Resistant Wall Protection <small>(10 26 23)</small>		
10 26 23 13-0001			Impact Resistant Wall Protection <small>(10 26 23 13)</small>		
			Note: Includes standard trim.		
10 26 23 13-0002	SF		0.030" Rigid Vinyl, Impact Resistant Wall Covering (Pawling WC-30).....	8.24	2.51
10 26 23 13-0003	SF		0.040" Rigid Vinyl, Impact Resistant Wall Covering (Pawling WC-40).....	8.63	2.51
10 26 23 13-0004	SF		0.060" Rigid Vinyl, Impact Resistant Wall Covering (Pawling WC-60).....	10.90	2.51
10 26 23 13-0005			Interior Polyvinyl Chloride (PVC) Soffit System <small>(10 26 23 13)</small>		
			Note: DecoShield Systems, Inc. Concealment system for fire sprinkler piping, plumbing lines, HVAC, cable and conduit.		
10 26 23 13-0006			"L" Design <small>(10 26 23 13-0005)</small>		
10 26 23 13-0007			L-Shield <small>(10 26 23 13-0006)</small>		
10 26 23 13-0008	LF		2.38" Depth L-Shield Cover, Duplex Polyvinyl Chloride (PVC), 1" Shield Size For 3/4" And 1" Pipe.....	15.53	2.51
10 26 23 13-0009	LF		3" Depth L-Shield Cover, Duplex Polyvinyl Chloride (PVC), 1-1/4" Shield Size For 1-1/4" And 1-1/2" Pipe.....	17.79	3.52
10 26 23 13-0010	LF		3.75" Depth L-Shield Cover, Duplex Polyvinyl Chloride (PVC), 2" Shield Size For 2" Pipe.....	23.40	4.52
10 26 23 13-0011	LF		5.75" Depth L-Shield Cover, Duplex Polyvinyl Chloride (PVC), 2-1/2" Shield Size For 2-1/2" Pipe.....	32.32	5.53
10 26 23 13-0012			"Combo" Hanger <small>(10 26 23 13-0006)</small>		
10 26 23 13-0013	EA		Combination "Combo" Hanger, L-Support, For 3/4" Pipe	16.47	5.03
10 26 23 13-0014	EA		Combination "Combo" Hanger, L-Support, For 1" Pipe	18.98	6.04
10 26 23 13-0015	EA		Combination "Combo" Hanger, L-Support, For 1-1/4" Pipe	21.89	7.03
10 26 23 13-0016	EA		Combination "Combo" Hanger, L-Support, For 1-1/2" Pipe	24.28	8.04

10	10	Specialties
	10 20	Interior Specialties
	10 26	Wall and Door Protection



MINOR	CSI	UOM	DESCRIPTION	TOTAL DIRECT UNIT COST	DEMOLITION UNIT COST
10 26 23	13-0017	EA	Combination "Combo" Hanger, L-Support, For 2" Pipe	27.20	9.05
10 26 23	13-0018		Snap-2 Pipe Hanger <small>(10 26 23 13-0006)</small>		
10 26 23	13-0019	EA	Snap-2 Pipe Hanger, L-Support, For 3/4" Pipe	13.39	5.03
10 26 23	13-0020	EA	Snap-2 Pipe Hanger, L-Support, For 1" Pipe	16.29	6.04
10 26 23	13-0021	EA	Snap-2 Pipe Hanger, L-Support, For 1-1/4" Pipe	18.95	7.03
10 26 23	13-0022	EA	Snap-2 Pipe Hanger, L-Support, For 1-1/2" Pipe	22.10	8.04
10 26 23	13-0023	EA	Snap-2 Pipe Hanger, L-Support, For 2" Pipe	25.40	9.05
10 26 23	13-0024		Coupling <small>(10 26 23 13-0006)</small>		
10 26 23	13-0025	EA	Coupling, L-Shield, 1" Shield Size	9.00	2.51
10 26 23	13-0026	EA	Coupling, L-Shield, 1-1/4" Shield Size	13.05	3.52
10 26 23	13-0027	EA	Coupling, L-Shield, 2" Shield Size	18.91	4.52
10 26 23	13-0028	EA	Coupling, L-Shield, 2-1/2" Shield Size	23.73	5.53
10 26 23	13-0029		Coupling, Reducer <small>(10 26 23 13-0006)</small>		
10 26 23	13-0030	EA	Coupling, Reducing, L-Shield, 1-1/4" x 1" Shield Size	26.54	3.01
10 26 23	13-0031	EA	Coupling, Reducing, L-Shield, 2" x 1" Shield Size	32.65	3.52
10 26 23	13-0032	EA	Coupling, Reducing, L-Shield, 2" x 1-1/4" Shield Size	38.79	4.02
10 26 23	13-0033	EA	Coupling, Reducing, L-Shield, 2-1/2" x 2" Shield Size	154.56	5.03
10 26 23	13-0034		Shield Clips <small>(10 26 23 13-0006)</small>		
10 26 23	13-0035	EA	Shield Clips, L-Support, 1" Shield Size	5.44	1.51
10 26 23	13-0036	EA	Shield Clips, L-Support, 1-1/4" Shield Size	8.10	2.51
10 26 23	13-0037	EA	Shield Clips, L-Support, 2" Shield Size	10.62	3.52
10 26 23	13-0038	EA	Shield Clips, L-Support, 2-1/2" Shield Size	11.87	4.52
10 26 23	13-0039		Wall Flange <small>(10 26 23 13-0006)</small>		
10 26 23	13-0040	EA	Wall Flange, L-Shield, 1" Shield Size	8.75	2.51
10 26 23	13-0041	EA	Wall Flange, L-Shield, 1-1/4" Shield Size	12.54	3.52
10 26 23	13-0042	EA	Wall Flange, L-Shield, 2" Shield Size	18.40	4.52
10 26 23	13-0043	EA	Wall Flange, L-Shield, 2-1/2" Shield Size	79.79	5.53
10 26 23	13-0044		End Cap <small>(10 26 23 13-0006)</small>		
10 26 23	13-0045	EA	End Cap, L-Shield, 1" Shield Size	9.29	1.51
10 26 23	13-0046	EA	End Cap, L-Shield, 1-1/4" Shield Size	12.20	2.51
10 26 23	13-0047	EA	End Cap, L-Shield, 2" Shield Size	16.89	3.52
10 26 23	13-0048	EA	End Cap, L-Shield, 2-1/2" Shield Size	81.56	4.52
10 26 23	13-0049		Inside/Outside Corner <small>(10 26 23 13-0006)</small>		
10 26 23	13-0050	EA	Inside/Outside Corner, L-Shield, 1" Shield Size	59.12	5.03
10 26 23	13-0051	EA	Inside/Outside Corner, L-Shield, 1-1/4" Shield Size	63.56	6.04
10 26 23	13-0052	EA	Inside/Outside Corner, L-Shield, 2" Shield Size	76.70	7.54
10 26 23	13-0053	EA	Inside/Outside Corner, L-Shield, 2-1/2" Shield Size	135.32	9.05
10 26 23	13-0054		Joiner <small>(10 26 23 13-0006)</small>		
10 26 23	13-0055	LF	Joiner, L-Shield	12.11	1.51
10 26 23	13-0056		"U" Design <small>(10 26 23 13-0005)</small>		
10 26 23	13-0057		U-Shield <small>(10 26 23 13-0056)</small>		
10 26 23	13-0058	LF	2.25" Depth U-Shield Cover, Duplex Polyvinyl Chloride (PVC), 1" Shield Size For 3/4" And 1" Pipe	18.87	2.51
10 26 23	13-0059	LF	2.875" Depth U-Shield Cover, Duplex Polyvinyl Chloride (PVC), 1-1/4" Shield Size For 1-1/4" Pipe	23.43	3.52
10 26 23	13-0060	LF	3.68" Depth U-Shield Cover, Duplex Polyvinyl Chloride (PVC), 2" Shield Size For 1-1/2" And 2" Pipe	29.93	3.52
10 26 23	13-0061		"Combo" Hanger <small>(10 26 23 13-0056)</small>		
10 26 23	13-0062	EA	Combination "Combo" Hanger, U-Support For 3/4" Pipe	14.03	5.03
10 26 23	13-0063	EA	Combination "Combo" Hanger, U-Support For 1" Pipe	16.67	6.04
10 26 23	13-0064	EA	Combination "Combo" Hanger, U-Support For 1-1/4" Pipe	19.20	7.03
10 26 23	13-0065	EA	Combination "Combo" Hanger, U-Support For 1-1/2" Pipe	23.89	8.04
10 26 23	13-0066	EA	Combination "Combo" Hanger, U-Support For 2" Pipe	27.07	9.05
10 26 23	13-0067		Snap-2 Pipe Hanger <small>(10 26 23 13-0056)</small>		
10 26 23	13-0068	EA	Snap-2 Pipe Hanger, U-Support, For 3/4" Pipe	13.13	5.03
10 26 23	13-0069	EA	Snap-2 Pipe Hanger, U-Support, For 1" Pipe	16.03	6.04
10 26 23	13-0070	EA	Snap-2 Pipe Hanger, U-Support, For 1-1/4" Pipe	19.59	7.03
10 26 23	13-0071	EA	Snap-2 Pipe Hanger, U-Support, For 1-1/2" Pipe	21.84	8.04
10 26 23	13-0072	EA	Snap-2 Pipe Hanger, U-Support, For 2" Pipe	25.27	9.05



Specialties	10
Interior Specialties	10 20
Wall and Door Protection	10 26

MINOR CSI UOM DESCRIPTION	TOTAL DIRECT UNIT COST	DEMOLITION UNIT COST
10 26 23 13-0073 Coupling <small>(10 26 23 13-0056)</small>		
10 26 23 13-0074 EA Coupling, U-Shield, 1" Shield Size.....	10.79	2.51
10 26 23 13-0075 EA Coupling, U-Shield, 1-1/4" Shield Size.....	13.44	3.52
10 26 23 13-0076 EA Coupling, U-Shield, 2" Shield Size.....	16.35	4.52
10 26 23 13-0077 Coupling, Reducer <small>(10 26 23 13-0056)</small>		
10 26 23 13-0078 EA Reducing Coupling, U-Shield, 1-1/4" x 1" Shield Size	31.66	3.01
10 26 23 13-0079 EA Reducing Coupling, U-Shield, 2" x 1" Shield Size.....	37.78	3.52
10 26 23 13-0080 EA Reducing Coupling, U-Shield, 2" x 1-1/4" Shield Size	40.07	4.02
10 26 23 13-0081 Shield Clips <small>(10 26 23 13-0056)</small>		
10 26 23 13-0082 EA Shield Clips, U-Support, 1" Shield Size	4.93	1.51
10 26 23 13-0083 EA Shield Clips, U-Support, 1-1/4" Shield Size	7.21	2.51
10 26 23 13-0084 EA Shield Clips, U-Support, 2" Shield Size	9.46	3.52
10 26 23 13-0085 Wall Flange <small>(10 26 23 13-0056)</small>		
10 26 23 13-0086 EA Wall Flange, U-Shield, 1" Shield Size	10.41	2.51
10 26 23 13-0087 EA Wall Flange, U-Shield, 1-1/4" Shield Size.....	13.31	3.52
10 26 23 13-0088 EA Wall Flange, U-Shield, 2" Shield Size	16.22	4.52
10 26 23 13-0089 End Cap <small>(10 26 23 13-0056)</small>		
10 26 23 13-0090 EA End Cap, U-Shield, 1" Shield Size.....	9.93	1.51
10 26 23 13-0091 EA End Cap, U-Shield, 1-1/4" Shield Size.....	13.23	2.51
10 26 23 13-0092 EA End Cap, U-Shield, 2" Shield Size.....	16.38	3.52
10 26 23 13-0093 Inside/Outside Corner <small>(10 26 23 13-0056)</small>		
10 26 23 13-0094 EA Inside/Outside Corner, U-Shield, 1" Shield Size	74.62	5.03
10 26 23 13-0095 EA Inside/Outside Corner, U-Shield, 1-1/4" Shield Size.....	82.90	6.04
10 26 23 13-0096 EA Inside/Outside Corner, U-Shield, 2" Shield Size	97.96	7.54
10 26 23 13-0097 Elbow <small>(10 26 23 13-0056)</small>		
10 26 23 13-0098 EA Elbow, U-Shield, 1" Shield Size.....	73.22	5.03
10 26 23 13-0099 EA Elbow, U-Shield, 1-1/4" Shield Size.....	80.34	6.04
10 26 23 13-0100 EA Elbow, U-Shield, 2" Shield Size.....	95.53	7.54
10 26 23 13-0101 Tee <small>(10 26 23 13-0056)</small>		
10 26 23 13-0102 EA Tee, U-Shield, 1" x 1" x 1" Shield Size.....	92.33	7.54
10 26 23 13-0103 EA Tee, U-Shield, 1-1/4" x 1-1/4" x 1-1/4" Shield Size	102.52	9.05
10 26 23 13-0104 EA Tee, U-Shield, 2" x 2" x 2" Shield Size.....	119.61	11.05
10 26 23 13-0105 EA Tee, U-Shield, 1-1/4" x 1-1/4" x 1" Shield Size	122.14	8.55
10 26 23 13-0106 EA Tee, U-Shield, 2" x 2" x 1-1/4" Shield Size	131.41	10.56
10 26 23 13-0107 Cross <small>(10 26 23 13-0056)</small>		
10 26 23 13-0108 EA Cross, U-Shield, 1" Shield Size	168.06	10.06
10 26 23 13-0109 EA Cross, U-Shield, 1-1/4" Shield Size	188.09	12.06
10 26 23 13-0110 EA Cross, U-Shield, 2" Shield Size	228.47	15.08
10 26 23 13-0111 EA Cross, U-Shield, 1-1/4" x 1" Shield Size	231.19	11.05
10 26 23 13-0112 EA Cross, U-Shield, 2" x 1-1/4" Shield Size	253.90	13.57
10 26 23 13-0113 Transition Fittings (L to U Or U to L) <small>(10 26 23 13-0005)</small>		
10 26 23 13-0114 Coupling Transition <small>(10 26 23 13-0113)</small>		
10 26 23 13-0115 EA Transition Coupling, 1" x 1", LxU or UxL.....	28.35	2.51
10 26 23 13-0116 EA Transition Coupling, 1-1/4" x 1-1/4", LxU or UxL.....	31.88	3.52
10 26 23 13-0117 EA Transition Coupling, 2" x 2", LxU or UxL.....	39.67	4.52
10 26 23 13-0118 EA Transition Coupling, 1" x 1-1/4", LxU or UxL.....	32.05	3.01
10 26 23 13-0119 EA Transition Coupling, 1-1/4" x 2", LxU or UxL.....	39.81	4.02
10 26 23 13-0120 EA Transition Coupling, 2" x 2-1/2", LxU or UxL.....	161.86	5.03
10 26 23 13-0121 Elbow Transition <small>(10 26 23 13-0113)</small>		
10 26 23 13-0122 EA Transition Elbow, 1" x 1" (UxL).....	98.96	5.03
10 26 23 13-0123 EA Transition Elbow, 1-1/4" x 1-1/4" (UxL).....	107.11	6.04
10 26 23 13-0124 EA Transition Elbow, 2" x 2" (UxL).....	125.51	7.54
10 26 23 13-0125 EA Transition Elbow, 1" x 1-1/4" (UxL).....	154.53	5.53
10 26 23 13-0126 EA Transition Elbow, 1-1/4" x 1" (UxL).....	108.92	5.53
10 26 23 13-0127 EA Transition Elbow, 1-1/4" x 2" (UxL).....	162.94	7.03
10 26 23 13-0128 EA Transition Elbow, 2" x 1-1/4" (UxL).....	125.92	7.03

10	10	Specialties
	10 20	Interior Specialties
	10 26	Wall and Door Protection



MINOR CSI	UOM	DESCRIPTION	TOTAL DIRECT UNIT COST	DEMOLITION UNIT COST
10 26 23 13-0129	EA	Transition Elbow, 2" x 2-1/2" (UxL).....	195.94	8.04
10 26 23 13-0130		Tee Transition (10 26 23 13-0113)		
10 26 23 13-0131	EA	Transition Tee, 1" x 1" x 1" (LxLxU).....	112.95	7.54
10 26 23 13-0132	EA	Transition Tee, 1-1/4" x 1-1/4" x 1-1/4" (LxLxU).....	130.58	9.05
10 26 23 13-0133	EA	Transition Tee, 2" x 2" x 2" (LxLxU).....	151.76	11.05
10 26 23 13-0134	EA	Transition Tee, 1-1/4" x 1-1/4" x 1" (LxLxU).....	119.19	8.55
10 26 23 13-0135	EA	Transition Tee, 1-1/4" x 1-1/4" x 2" (LxLxU).....	188.20	9.55
10 26 23 13-0136	EA	Transition Tee, 2" x 2" x 1-1/4" (LxLxU).....	132.56	10.56
10 26 23 13-0137	EA	Transition Tee, 2-1/2" x 2-1/2" x 2" (LxLxU).....	181.42	12.57
10 26 23 13-0138		Fittings (L Or U) (10 26 23 13-0005)		
10 26 23 13-0139		Hugger Hangers For Steel Pipe (10 26 23 13-0138)		
10 26 23 13-0140	EA	Hugger Hanger, For 1/2" Steel Pipe.....	10.73	4.02
10 26 23 13-0141	EA	Hugger Hanger, For 3/4" Steel Pipe.....	13.39	5.03
10 26 23 13-0142	EA	Hugger Hanger, For 1" Steel Pipe.....	15.65	6.04
10 26 23 13-0143	EA	Hugger Hanger, For 1-1/4" Steel Pipe.....	18.05	7.03
10 26 23 13-0144	EA	Hugger Hanger, For 1-1/2" Steel Pipe.....	20.31	8.04
10 26 23 13-0145	EA	Hugger Hanger, For 2" Steel Pipe.....	22.64	8.04
10 26 23 13-0146	EA	Hugger Hanger, For 2-1/2" Steel Pipe.....	25.10	10.06
10 26 23 13-0147	EA	Hugger Hanger, For 3" Steel Pipe.....	31.86	11.05
10 26 23 13-0148		Hugger Hangers For Copper Pipe (10 26 23 13-0138)		
10 26 23 13-0149	EA	1/2" Copper Pipe, Hugger Hanger.....	10.86	4.02
10 26 23 13-0150	EA	3/4" Copper Pipe, Hugger Hanger.....	13.52	5.03
10 26 23 13-0151	EA	1" Copper Pipe, Hugger Hanger.....	15.78	6.04
10 26 23 13-0152	EA	1-1/4" Copper Pipe, Hugger Hanger.....	18.18	7.03
10 26 23 13-0153	EA	1-1/2" Copper Pipe, Hugger Hanger.....	20.44	8.04
10 26 23 13-0154	EA	2" Copper Pipe, Hugger Hanger.....	23.10	9.05
10 26 23 13-0155	EA	2-1/2" Copper Pipe, Hugger Hanger.....	25.35	10.06
10 26 23 13-0156	EA	3" Copper Pipe, Hugger Hanger.....	32.24	11.05
10 26 23 13-0157		Shield Extension (L Or U) (10 26 23 13-0138)		
10 26 23 13-0158	LF	Shield Extension.....	14.80	1.51
10 26 23 13-0159		Interior Steel Soffit System (10 26 23 13)		
		Note: Concealment system for fire sprinkler piping, plumbing lines, HVAC, cable and conduit. Includes factory painted finish and field touch-up.		
10 26 23 13-0160	SF	24 Gauge Steel, U-Shield (JG Innovations Soffi-Steel).....	27.66	4.52
		For 22 Gauge Steel, Add.....	1.86	
		For 20 Gauge Steel, Add.....	3.98	
		For 18 Gauge Steel, Add.....	7.82	
		For 16 Gauge Steel, Add.....	12.00	
		For Stainless Steel, Add.....	4.65	
10 26 23 13-0161	EA	U-Shield Wall Flange (JG Innovations Soffi-Steel).....	42.09	12.57
		For Stainless Steel, Add.....	4.24	
10 26 23 13-0162	EA	U-Shield Corner (JG Innovations Soffi-Steel).....	110.33	15.08
		For Stainless Steel, Add.....	19.79	
10 26 23 13-0163	EA	U-Shield End Cap (JG Innovations Soffi-Steel).....	33.17	7.54
		For Stainless Steel, Add.....	4.52	
10 26 23 13-0164	EA	U-Shield Clip (JG Innovations Soffi-Steel).....	6.76	3.01
		For Stainless Steel, Add.....	0.18	
10 26 23 13-0165	SF	24 Gauge Steel, L-Shield (JG Innovations Soffi-Steel).....	31.63	4.52
		For 22 Gauge Steel, Add.....	1.69	
		For 20 Gauge Steel, Add.....	3.61	
		For 18 Gauge Steel, Add.....	7.00	
		For 16 Gauge Steel, Add.....	11.74	
		For Stainless Steel, Add.....	5.65	
10 26 23 13-0166	EA	L-Shield Wall Flange (JG Innovations Soffi-Steel).....	42.09	12.57
		For Stainless Steel, Add.....	4.24	
10 26 23 13-0167	EA	L-Shield Corner (JG Innovations Soffi-Steel).....	110.33	15.08
		For Stainless Steel, Add.....	19.79	
10 26 23 13-0168	EA	L-Shield End Cap (JG Innovations Soffi-Steel).....	29.14	5.53
		For Stainless Steel, Add.....	4.52	
10 26 23 13-0169	EA	L-Shield Clip (JG Innovations Soffi-Steel).....	6.76	3.01
		For Stainless Steel, Add.....	0.18	
10 26 41		Bullet Resistant Panels (10 26)		
10 26 41 00-0001		Laminated Bullet Resistant Fiberglass Panel (10 26 41)		
		Note: Material consisting of multiple layers of woven roving ballistic grade fiberglass cloth impregnated with a thermoset polyester resin and compressed into rigid flat sheets.		
10 26 41 00-0002	SF	1/8" Thick Ballistic Resistant Fiberglass Panel, 1.2 LB/SF.....	20.43	1.42
10 26 41 00-0003	SF	3/16" Thick Ballistic Resistant Fiberglass Panel, 2 LB/SF.....	28.18	1.52
10 26 41 00-0004	SF	1/4" Thick Ballistic Resistant Fiberglass Panel, 2.4 To 2.6 LB/SF.....	31.91	1.62



Specialties	10
Interior Specialties	10 20
Wall and Door Protection	10 26

MINOR CSI UOM DESCRIPTION	TOTAL DIRECT UNIT COST	DEMOLITION UNIT COST
10 26 41 00-0005 SF 5/16" Thick Ballistic Resistant Fiberglass Panel, 3 To 3.6 LB/SF	33.93	1.72
10 26 41 00-0006 SF 3/8" Thick Ballistic Resistant Fiberglass Panel, 3.6 To 3.9 LB/SF	36.78	1.82
10 26 41 00-0007 SF 7/16" Thick Ballistic Resistant Fiberglass Panel, 4 To 4.9 LB/SF	39.60	1.92
10 26 41 00-0008 SF 9/16" Thick Ballistic Resistant Fiberglass Panel, 5.5 To 6.6 LB/SF	67.59	2.33
10 26 41 00-0009 SF 1-1/8" Thick Ballistic Resistant Fiberglass Panel, 11 To 11.7 LB/SF	97.17	3.64
10 26 41 00-0010 SF 1-3/16" Thick Ballistic Resistant Fiberglass Panel, 12 To 13.2 LB/SF	115.69	4.36
10 26 41 00-0011 SF 1-5/16" Thick Ballistic Resistant Fiberglass Panel, 13.4 To 14 LB/SF	139.43	4.76
10 26 41 00-0012 SF 1-7/16" Thick Ballistic Resistant Fiberglass Panel, 15.2 To 16 LB/SF	158.76	5.07

10 28 Toilet, Bath, and Laundry Accessories (10 28)

10 28 13 Toilet Accessories (10 28)

10 28 13 13 Commercial Toilet Accessories (10 28 13)

10 28 13 13-0001 Toilet Accessories (10 28 13 13)

10 28 13 13-0002 Dispensers (10 28 13 13-0001)

10 28 13 13-0003 Paper Towel Dispensers (10 28 13 13-0002)

10 28 13 13-0004 Stainless Steel Paper Towel Dispensers (10 28 13 13-0003)

10 28 13 13-0005 EA Surface Mounted, Stainless Steel Folded Paper Towel Dispenser (Bobrick Classic B-262)	105.71	22.61
10 28 13 13-0006 EA Surface Mounted, Stainless Steel Folded Paper Towel Dispenser (Bobrick B-2620)	113.34	22.61
10 28 13 13-0007 EA Surface Mounted, Stainless Steel Folded Paper Towel Dispenser (Bobrick B-2621)	114.47	22.61
10 28 13 13-0008 EA Surface Mounted, Stainless Steel Folded Paper Towel Dispenser (Bobrick Classic B-26212)	116.66	22.61
10 28 13 13-0009 EA Surface Mounted, Stainless Steel Folded Paper Towel Dispenser (Bobrick B-263)	176.95	22.61
10 28 13 13-0010 EA Recessed Mounted, Stainless Steel Folded Paper Towel Dispenser (Bobrick Classic B-359)	190.12	22.61
10 28 13 13-0011 EA Surface Mounted, Stainless Steel Folded Paper Towel Dispenser (Bobrick Contura B-4262)	209.87	22.61
10 28 13 13-0012 EA Countertop Recessed Mounted, Stainless Steel Folded Paper Towel Dispenser (Bobrick TrimLine B-526)	219.92	10.05
10 28 13 13-0013 EA Concealed Cabinet, Recessed Mounted, Stainless Steel Folded Paper Towel Dispenser (Bobrick B-318)	366.81	22.61
10 28 13 13-0014 EA Touch Free, Surface Mounted, Stainless Steel Roll Paper Towel Dispenser (Bobrick B-2860)	435.63	22.61
10 28 13 13-0015 EA Recessed Mounted, Stainless Steel Folded Paper Towel Dispenser (Bobrick B-4369)	468.31	22.61
10 28 13 13-0016 EA Recessed Automated Touchless Towel Dispenser, Stainless (Georgia-Pacific enMotion® 59466)	264.61	22.61
10 28 13 13-0017 EA Stainless Steel Mounting Bracket For Wall Mounting enMotion Recessed Automated Touchless Towel Dispenser (Georgia-Pacific enMotion® 59476)	145.79	12.56

10 28 13 13-0018 Plastic Paper Towel Dispensers (10 28 13 13-0003)

10 28 13 13-0019 EA Surface Mounted, Acrylonitrile Butadiene Styrene (ABS) Plastic Folded Paper Towel Dispenser (Bobrick Matrix B-5262)	79.70	22.61
10 28 13 13-0020 EA Surface Mounted, Acrylonitrile Butadiene Styrene (ABS) Plastic Roll Paper Towel Dispenser (Bobrick Matrix B-52860)	167.34	22.61
10 28 13 13-0021 EA Surface Mounted, Translucent Cover, Acrylonitrile Butadiene Styrene (ABS) Plastic Roll Paper Towel Dispenser (Bobrick B-72860)	166.16	22.61
10 28 13 13-0022 EA Surface Mounted, Automated Touchless Towel Dispenser, Translucent Plastic (Georgia-Pacific enMotion® 59462)	140.96	22.61

10 28 13 13-0023 Aluminum Paper Towel Dispensers (10 28 13 13-0003)

10 28 13 13-0024 EA Surface Mounted, Heavy-Duty Aluminum Casting Roll Paper Towel Dispenser (Bobrick B-253)	87.34	22.61
---	-------	-------

10 28 13 13-0025 Toilet Tissue Dispensers (10 28 13 13-0002)

10 28 13 13-0026 Plastic Toilet Tissue Dispensers (10 28 13 13-0025)

10 28 13 13-0027 EA Two Roll, Surface Mounted, Acrylonitrile Butadiene Styrene (ABS) Plastic Toilet Tissue Dispenser (Bobrick B-5288)	79.42	22.61
10 28 13 13-0028 EA Two Jumbo Roll, Surface Mounted, Acrylonitrile Butadiene Styrene (ABS) Plastic Toilet Tissue Dispenser (Georgia Pacific 58250)	178.16	22.61
10 28 13 13-0029 EA Vertical Double Roll, Surface Mounted, Translucent Plastic Steel Coreless Toilet Tissue Dispenser (Georgia-Pacific Compact® 56760)	68.34	22.61
10 28 13 13-0030 EA Side By Side Double Roll, Surface Mounted, Translucent Plastic Toilet Tissue Dispenser (Georgia-Pacific Compact® 56784)	81.35	22.61

10 28 13 13-0031 Cast Aluminum Toilet Tissue Dispensers (10 28 13 13-0025)

10 28 13 13-0032 EA Single Roll Without Controlled Delivery, Surface Mounted, Cast Aluminum Toilet Tissue Dispenser (Bobrick B-2730)	71.51	22.61
10 28 13 13-0033 EA Single Roll With Controlled Delivery, Surface Mounted, Cast Aluminum Toilet Tissue Dispenser (Bobrick B-273)	72.07	22.61
10 28 13 13-0034 EA Two Roll Without Controlled Delivery, Surface Mounted, Cast Aluminum Toilet Tissue Dispenser (Bobrick B-2740)	76.03	22.61
10 28 13 13-0035 EA Two Roll With Controlled Delivery, Surface Mounted, Cast Aluminum Toilet Tissue Dispenser (Bobrick B-274)	83.38	22.61
10 28 13 13-0036 EA Two Roll Without Controlled Delivery, Surface Mounted, Cast Aluminum Toilet Tissue Dispenser (Bobrick B-27460)	110.51	22.61

10 28 13 13-0037 Stainless Steel Toilet Tissue Dispensers (10 28 13 13-0025)

10 28 13 13-0038 EA Single Roll, Surface Mounted, Vandal Resistant, Stainless Steel Toilet Tissue Dispenser (Bobrick Classic B-264)	60.48	22.61
10 28 13 13-0039 EA Double Roll, Surface Mounted, Toilet Tissue Dispenser With Utility Shelf (Bobrick B-540)	177.25	22.61
10 28 13 13-0040 EA Single Roll, Surface Mounted, Stainless Steel, Toilet Tissue Dispenser (Bobrick B-543)	102.18	22.61
10 28 13 13-0041 EA Single Roll, Recessed Mounted, Stainless Steel Toilet Tissue Dispenser (Bobrick B-663)	97.23	22.61

10 Specialties**10 20 Interior Specialties****10 28 Toilet, Bath, and Laundry Accessories**

SAN BERNARDINO
COUNTY

MINOR CSI UOM DESCRIPTION	TOTAL DIRECT UNIT COST	DEMOLITION UNIT COST
10 28 13 13-0042 EA Single Roll, Surface Mounted, Stainless Steel, Bright Polished Finish, Toilet Tissue Dispenser (Bobrick B-685)	105.85	22.61
10 28 13 13-0043 EA Double Roll, Surface Mounted, Stainless Steel, Bright Polished Finish, Toilet Tissue Dispenser (Bobrick B-686)	140.08	25.12
10 28 13 13-0044 EA Single Roll, Surface Mounted, Stainless Steel, Satin Finish, Toilet Tissue Dispenser (Bobrick B-6857)	105.85	22.61
10 28 13 13-0045 EA Double Roll, Surface Mounted, Stainless Steel, Satin Finish, Toilet Tissue Dispenser (Bobrick B-6867)	140.08	22.61
10 28 13 13-0046 EA Single Roll, Surface Mounted, Stainless Steel, Satin Finish, Toilet Tissue Dispenser With Hood (Bobrick B-6997)	151.08	22.61
10 28 13 13-0047 EA Double Roll, Surface Mounted, Stainless Steel, Satin Finish, Toilet Tissue Dispenser With Hoods (Bobrick B-6999)	237.40	22.61
10 28 13 13-0048 EA Double Roll, Surface Mounted, Stainless Steel, Satin Finish, Toilet Tissue Dispenser With Hoods (Bobrick B-6997)	237.40	22.61
10 28 13 13-0049 EA Single Jumbo Roll, Surface Mounted, Stainless Steel Toilet Tissue Dispenser (Bobrick B-2890)	97.41	22.61
10 28 13 13-0050 EA Single Fold/Double Fold, Surface Mounted, Stainless Steel Toilet Tissue Cabinet (Bobrick B-272)	114.75	22.61
10 28 13 13-0051 EA Two Roll, Surface Mounted, Stainless Steel Toilet Tissue Dispenser (Bobrick Classic B-265)	70.93	22.61
10 28 13 13-0052 EA Two Roll, Surface Mounted, Stainless Steel Toilet Tissue Dispenser (Bobrick Classic B-2888)	123.52	22.61
10 28 13 13-0053 EA Two Roll, Recessed Mounted, Stainless Steel Toilet Tissue Dispenser (Bobrick Classic B-3888)	174.57	22.61
10 28 13 13-0054 EA Two Roll, Surface Mounted, Stainless Steel Toilet Tissue Dispenser (Bobrick Contura B-4288)	183.74	22.61
10 28 13 13-0055 EA Two Roll, Recessed Mounted, Stainless Steel Toilet Tissue Dispenser (Bobrick Contura B-4388)	232.82	22.61
10 28 13 13-0056 EA Two Jumbo Roll, Surface Mounted, Stainless Steel Toilet Tissue Dispenser (Bobrick B-2892)	215.61	22.61
10 28 13 13-0057 EA Four Roll, Partition Mounted, Stainless Steel Toilet Tissue Dispenser (Bobrick B-386)	334.02	22.61
Note: Mounts centered through toilet partitions.		
10 28 13 13-0058 EA Multi-Roll, Surface Mounted, Stainless Steel Toilet Tissue Dispenser With Shelf (Bobrick B-2840)	142.75	22.61
10 28 13 13-0059 EA Vertical Double Roll, Surface Mounted, Stainless Steel Coreless Toilet Tissue Dispenser (Georgia-Pacific Compact® 56782)	131.69	22.61
10 28 13 13-0060 EA Side By Side Double Roll, Surface Mounted, Stainless Steel Toilet Tissue Dispenser (Georgia-Pacific Compact® 56796)	105.46	22.61
10 28 13 13-0061 EA Dual Roll, Surface Mounted, Stainless Steel, Toilet Tissue Dispenser (ASI 9030)	181.22	22.61
10 28 13 13-0062 EA Dual Roll, Surface Mounted, Stainless Steel, Toilet Tissue Dispenser (ASI 0030)	130.19	22.61
10 28 13 13-0063 EA Twin, Hide-A-Roll, Surface Mounted, Stainless Steel, Toilet Tissue Dispenser (ASI 20030)	179.80	22.61
10 28 13 13-0064 EA Twin, 9" Jumbo Roll, Surface Mounted, Stainless Steel, Toilet Tissue Dispenser (ASI 0040)	195.67	22.61
10 28 13 13-0065 Soap or Sanitizer Dispensers (10 28 13 13-0002)		
10 28 13 13-0066 EA 20 Fluid Ounce, 4" Spout, Top-Filling Lavatory Mounted, Chrome Plated Soap Dispenser (Bobrick B-8221)	95.82	22.61
For 34 Fluid Ounce (B-822), Add	4.51	
10 28 13 13-0067 EA 20 Fluid Ounce, 6" Spout, Top-Filling Lavatory Mounted, Chrome Plated Soap Dispenser (Bobrick B-82216)	104.30	22.61
For 34 Fluid Ounce (B-822), Add	4.51	
10 28 13 13-0068 EA 24 Fluid Ounce, Surface Mounted, Translucent Polyethylene Soap Dispenser (Bobrick B-156)	63.59	22.61
10 28 13 13-0069 EA 24 Fluid Ounce, Surface Mounted, Chrome-Plated, Translucent Polyethylene Soap Dispenser (Bobrick B-155)	69.52	22.61
10 28 13 13-0070 EA 40 Fluid Ounce, Concealed Surface Mounted, Translucent Soap Dispenser (Bobrick B-40)	83.92	22.61
10 28 13 13-0071 EA 40 Fluid Ounce, Surface Mounted, Translucent Plastic Soap Dispenser (Bobrick Classic B-42)	86.37	22.61
10 28 13 13-0072 EA 40 Fluid Ounce, Surface Mounted, Stainless Steel Soap Dispenser (Bobrick Classic B-2111/2112)	97.51	22.61
10 28 13 13-0073 EA 40 Fluid Ounce, Surface Mounted, Stainless Steel Soap Dispenser (Bobrick Contura B-4112)	124.37	22.61
10 28 13 13-0074 EA 45 Fluid Ounce, Recessed Mounted, Stainless Steel Soap Dispenser (Bobrick B-306)	213.87	22.61
10 28 13 13-0075 EA 50 Fluid Ounce, Recessed Mounted, Stainless Steel Soap Dispenser (Bobrick Contura B-4063)	344.19	22.61
10 28 13 13-0076 EA 800 ml, Lavatory Mounted, Chrome Plated Automatic Soap Dispenser (Bobrick B-826.18)	211.41	22.61
Note: Includes start-up kit.		
10 28 13 13-0077 Sanitizer Dispensers (10 28 13 13-0002)		
10 28 13 13-0078 Manual Sanitizer Dispensers (10 28 13 13-0077)		
10 28 13 13-0079 EA 1,200 ml, Wall Mounted, Plastic, Manual Operation Liquid Hand Sanitizer Dispenser (Purell 5020-01)	73.16	22.61
10 28 13 13-0080 EA 1,200 ml, Wall Mounted, Plastic, Manual Operation Foam Hand Sanitizer Dispenser (Purell 4510-00)	74.37	22.61
10 28 13 13-0081 EA 1,250 ml, Wall Mounted, Plastic, Manual Operation Gel Hand Sanitizer Dispenser (Purell 8824-06-UV)	73.99	22.61
10 28 13 13-0082 Automatic Sanitizer Dispensers (10 28 13 13-0077)		
10 28 13 13-0083 EA 1,000 ml, Wall Mounted, Plastic, Automatic Operation Liquid Hand Sanitizer Dispenser (Clorox 30242-EA)	68.00	22.61
10 28 13 13-0084 EA 1,200 ml, Wall Mounted, Plastic, Automatic Operation Liquid Hand Sanitizer Dispenser (Purell 6420-01 ES6)	90.61	22.61
10 28 13 13-0085 EA 1,200 ml, Wall Mounted, Plastic, Automatic Operation Gel Hand Sanitizer Dispenser (Purell 6520-01 CS6)	84.97	22.61
10 28 13 13-0086 EA 1,200 ml, Wall Mounted, Plastic, Automatic Operation Liquid Hand Sanitizer Dispenser (Purell 7720-01 ES8)	91.88	22.61
10 28 13 13-0087 EA 1,000/1,200 ml, Wall Mounted, Plastic, Automatic Operation Foam/Gel Hand Sanitizer Dispenser (Georgia-Pacific enMotion® Gen2 Hygiene Series 52058)	106.85	22.61
10 28 13 13-0088 EA 2,000 ml, Wall Mounted, Plastic, Automatic Operation Liquid Hand Sanitizer Dispenser (Purell 5240-06)	107.56	22.61
10 28 13 13-0089 Automatic Floor Stand Sanitizer Dispensers (10 28 13 13-0077)		
10 28 13 13-0090 EA 1,000 ml, Floor Stand, Metal, Automatic Operation Liquid Hand Sanitizer Dispenser (Purell Elite LTX™ 2456-DS)	571.58	7.53
10 28 13 13-0091 EA 1,200 ml, Floor Stand, ABS Plastic, Automatic Operation Foam/Gel Hand Sanitizer Dispenser (Purell 7308-DS-SLV)	614.87	7.53
10 28 13 13-0092 EA 1,200 ml, Floor Stand, Aluminum and Polypropylene, Automatic Operation Liquid Hand Sanitizer Dispenser (Purell 2454-DS02)	639.07	7.53
10 28 13 13-0093 Facial Tissue Dispensers (10 28 13 13-0002)		
10 28 13 13-0094 EA Surface Mounted, Stainless Steel Facial Tissue Dispenser (Bobrick B-8397)	111.09	22.61
10 28 13 13-0095 EA Recessed Mounted, Stainless Steel Facial Tissue Dispenser (Gamco 355)	76.12	22.61
10 28 13 13-0096 Sanitary Toilet Seat Cover Dispensers (10 28 13 13-0002)		
10 28 13 13-0097 EA Surface Mounted, Acrylonitrile Butadiene Styrene (ABS) Plastic Sanitary Seat-Cover Dispenser (Bobrick Matrix B-5221)	62.45	22.61



Specialties	10
Interior Specialties	10 20
Toilet, Bath, and Laundry Accessories	10 28

MINOR CSI UOM DESCRIPTION	TOTAL DIRECT UNIT COST	DEMOLITION UNIT COST
10 28 13 13-0098 EA Surface Mounted, Stainless Steel Sanitary Seat-Cover Dispenser (Bobrick Classic B-221).....	84.79	22.61
10 28 13 13-0099 EA Surface Mounted, Stainless Steel Sanitary Seat-Cover Dispenser (Bobrick Contura B-4221).....	155.19	22.61
10 28 13 13-0100 EA Recessed Mounted, Stainless Steel Sanitary Seat-Cover Dispenser (Bobrick Classic B-301).....	162.14	22.61
10 28 13 13-0101 EA Recessed Mounted, Stainless Steel Sanitary Seat-Cover Dispenser (Bobrick TrimLine B-3013).....	325.82	22.61
10 28 13 13-0102 Sanitary Toilet Seat Cover/Toilet Tissue Dispensers (10 28 13 13-0002)		
10 28 13 13-0103 EA Surface Mounted, Stainless Steel Seat Cover And Toilet Tissue Dispenser (Bobrick Classic B-3479).....	524.53	22.61
10 28 13 13-0104 EA Recessed Mounted, Stainless Steel Seat Cover And Toilet Tissue Dispenser (Bobrick B-34745).....	316.13	22.61
10 28 13 13-0105 Sanitary Napkin/Tampon Dispensers (10 28 13 13-0002)		
10 28 13 13-0106 EA Surface Mounted, Stainless Steel Sanitary Napkin/Tampon Vendor (Bobrick B-370639C).....	648.80	22.61
10 28 13 13-0107 EA Surface Mounted, Stainless Steel Sanitary Napkin/Tampon Vendor (Gamco B-282 25).....	492.17	22.61
10 28 13 13-0108 EA Surface Mounted, Stainless Steel Sanitary Napkin/Tampon Vending (Bobrick B-2706).....	657.42	22.61
10 28 13 13-0109 EA Recessed Mounted, Stainless Steel Sanitary Napkin/Tampon Vendor (Bobrick Classic B-352 25).....	495.16	22.61
10 28 13 13-0110 EA Recessed Mounted, Single Coin Operation, Stainless Steel, Sanitary Napkin/Tampon Vendor (Gamco NV-2-4).....	434.59	22.61
10 28 13 13-0111 EA Recessed Mounted, Stainless Steel Sanitary Napkin/Tampon Vendor (Bradley 401-45).....	535.69	22.61
10 28 13 13-0112 Toilet Compartment Combination Dispenser/Disposals (10 28 13 13-0002)		
10 28 13 13-0113 EA Side Wall Recessed Mounted, Stainless Steel Toilet Tissue Dispenser With Sanitary Napkin Disposal (Bobrick B-3094).....	450.01	50.24
10 28 13 13-0114 EA Side Wall Recessed Mounted, Stainless Steel Seat Cover And Toilet Tissue Dispenser (Bobrick B-3474).....	503.90	50.24
10 28 13 13-0115 EA Side Wall Recessed Mounted, Stainless Steel Seat Cover And Toilet Tissue Dispenser With Sanitary Napkin Disposal (Bobrick B-35745).....	415.76	50.24
10 28 13 13-0116 EA Side Wall Recessed Mounted, Stainless Steel Seat Cover And Toilet Tissue Dispenser With Sanitary Napkin Disposal (Bobrick B-3574).....	590.42	50.24
10 28 13 13-0117 EA Partition Mounted, Stainless Steel Seat Cover And Toilet Tissue Dispenser (Bobrick B-347).....	607.09	50.24
10 28 13 13-0118 EA Partition Mounted, Stainless Steel Seat Cover And Toilet Tissue Dispenser With Sanitary Napkin Disposal (Bobrick B-357).....	700.11	50.24
10 28 13 13-0119 EA Surface Mounted, Stainless Steel Seat Cover And Toilet Tissue Dispenser With Sanitary Napkin Disposal (Bobrick B-3579).....	655.62	50.24
10 28 13 13-0120 Receptacles (10 28 13 13-0001)		
10 28 13 13-0121 Wall Mounted Waste Receptacles (10 28 13 13-0120)		
10 28 13 13-0122 EA 1-1/2 Gallon, Surface Mounted, Stainless Steel Facial Tissue Waste Receptacle (Gamco WR-3).....	97.47	22.61
10 28 13 13-0123 EA 6.4 Gallon, Surface Mounted, Stainless Steel Waste Receptacle (Bobrick B-279).....	165.36	22.61
10 28 13 13-0124 EA 12 Gallon, 4" Wall Recess, Stainless Steel Waste Receptacle (Bobrick Classic B-3644).....	382.63	50.24
10 28 13 13-0125 EA 12 Gallon, 4" Wall Recess, Stainless Steel Waste Receptacle (Bobrick Contura B-43644).....	573.74	50.24
10 28 13 13-0126 EA 20 Gallon, Surface Mounted, Stainless Steel Waste Receptacle (Bobrick B-275).....	451.89	50.24
10 28 13 13-0127 Floor-Standing/Counter Waste Receptacles (10 28 13 13-0120)		
10 28 13 13-0128 EA 5-7/8" Inside Diameter, 3-7/8" Deep, Countertop-Mounted, Stainless Steel Waste Chute (Bobrick B-532).....	116.03	22.61
10 28 13 13-0129 EA 5-7/16" Inside Diameter, 5" Deep, Countertop-Mounted, Stainless Steel Waste Chute (Bobrick B-529).....	168.47	22.61
10 28 13 13-0130 EA 13 Gallon, Open Top, Stainless Steel Floor Standing Waste Receptacle (Bobrick B-2260).....	328.50	10.05
10 28 13 13-0131 EA 13 Gallon, Swing-Top, Stainless Steel Floor-Standing Waste Receptacle (Bobrick B-2250).....	498.70	10.05
10 28 13 13-0132 EA 18 Gallon, Open Top, Stainless Steel Floor-Standing Waste Receptacle (Bobrick B-2300).....	466.98	10.05
10 28 13 13-0133 EA 21 Gallon, Open Top, Stainless Steel Floor Standing Waste Receptacle (Bobrick B-2280).....	448.94	10.05
10 28 13 13-0134 Combination Paper Towel Dispenser/ Waste Receptacle (10 28 13 13-0120)		
10 28 13 13-0135 EA 2 Gallon, Recessed Mounted, Stainless Steel Combination Folded Paper Towel Dispenser/Waste Receptacle (Bobrick Classic B-369).....	314.78	50.24
10 28 13 13-0136 EA 2.6 Gallon, Recessed Mounted, Stainless Steel Combination Folded Paper Towel Dispenser/Waste Receptacle (Bobrick Contura B-4369).....	513.52	50.24
10 28 13 13-0137 EA 2 Gallon, Recess Mounted, Stainless Steel Combination Folded Paper Towel Dispenser/Waste Receptacle (Bobrick Classic B-3944).....	505.61	50.24
10 28 13 13-0138 EA 12 Gallon, Recessed Mounted, Stainless Steel Combination Folded Paper Towel Dispenser/Waste Receptacle (Bobrick Classic B-3900).....	740.40	50.24
10 28 13 13-0139 EA 12 Gallon, Semi-Recess Mounted, Stainless Steel Combination Folded Paper Towel Dispenser/Waste Receptacle (Bobrick Classic B-3909).....	1,023.87	50.24
10 28 13 13-0140 EA 12 Gallon, Recessed Mounted, Stainless Steel Combination Roll Towel Dispenser/Waste Receptacle (Bobrick Classic B-3961).....	863.52	50.24
10 28 13 13-0141 EA 12 Gallon, Surface Mounted, Stainless Steel Combination Folded Paper Towel Dispenser/Waste Receptacle (Bobrick Classic B-3949).....	662.82	50.24
10 28 13 13-0142 EA 12 Gallon, Surface Mounted, Stainless Steel Combination Roll Towel Dispenser/Waste Receptacle (Bobrick Classic B-39619).....	1,081.20	50.24
10 28 13 13-0143 EA 16 Gallon, Semi-Recessed Mounted, Stainless Steel Combination Folded Paper Towel Dispenser/Waste Receptacle (Bobrick Contura B-43944).....	997.68	55.27
10 28 13 13-0144 EA 18 Gallon, Recessed Mounted, Stainless Steel Combination Folded Paper Towel Dispenser/Waste Receptacle (Bobrick Classic B-3947).....	666.34	55.27
10 28 13 13-0145 Sanitary Napkin/Tampon Receptacles (10 28 13 13-0120)		
10 28 13 13-0146 EA Surface Mounted, Stainless Steel Sanitary Napkin/Tampon Disposal (Bobrick Contura B-270).....	88.97	25.12
10 28 13 13-0147 EA Surface Mounted, Stainless Steel Sanitary Napkin/Tampon Disposal (Bobrick Classic B-254).....	182.22	25.12
10 28 13 13-0148 EA Recessed Mounted, Stainless Steel Sanitary Napkin/Tampon Disposal (Bobrick Classic B-353).....	198.66	25.12

10 Specialties

10 20 Interior Specialties

10 28 Toilet, Bath, and Laundry Accessories



MINOR	CSI	UOM	DESCRIPTION	TOTAL DIRECT UNIT COST	DEMOLITION UNIT COST
10 28 13 13-0149	EA		Recessed Mounted, Stainless Steel Sanitary Napkin/Tampon Disposal (Bobrick Classic B-35303)	470.63	25.12
10 28 13 13-0150	EA		Partition Mounted, Stainless Steel Sanitary Napkin/Tampon Disposal (Bobrick Classic B-354)	247.28	25.12
10 28 13 13-0151	EA		Partition Mounted, Stainless Steel Sanitary Napkin Disposal (Bobrick Contura B-4354)	436.99	25.12
10 28 13 13-0152			Grab Bars <small>(10 28 13 13-0001)</small>		
10 28 13 13-0153			1-1/4" Diameter, Stainless Steel Grab Bars <small>(10 28 13 13-0152)</small> Note: Includes satin finish and concealed mounting with snap flange.		
10 28 13 13-0154	EA		12" Length, 1-1/4" Diameter, Stainless Steel Grab Bar (Gamco 125x12)	90.12	20.09
			<i>For Peened Grip, Add</i>	4.95	
10 28 13 13-0155	EA		18" Length, 1-1/4" Diameter, Stainless Steel Grab Bar (Bobrick B-5806x18)	104.17	20.09
			<i>For Peened Grip, Add</i>	6.27	
10 28 13 13-0156	EA		24" Length, 1-1/4" Diameter, Stainless Steel Grab Bar (Bobrick B-5806x24)	105.58	20.09
			<i>For Peened Grip, Add</i>	6.34	
10 28 13 13-0157	EA		30" Length, 1-1/4" Diameter, Stainless Steel Grab Bar (Bobrick B-5806x30)	108.24	20.09
			<i>For Peened Grip, Add</i>	6.40	
10 28 13 13-0158	EA		36" Length, 1-1/4" Diameter, Stainless Steel Grab Bar (Bobrick B-5806x36)	106.42	20.09
			<i>For Peened Grip, Add</i>	6.41	
10 28 13 13-0159	EA		42" Length, 1-1/4" Diameter, Stainless Steel Grab Bar (Bobrick B-5806x42)	109.82	20.09
			<i>For Peened Grip, Add</i>	6.72	
10 28 13 13-0160	EA		48" Length, 1-1/4" Diameter, Stainless Steel Grab Bar (Bobrick B-5806x48)	115.18	20.09
			<i>For Peened Grip, Add</i>	7.20	
10 28 13 13-0161	EA		36" Length, 1-1/4" Diameter, Straight, Satin Finish, Stainless Steel Grab Bar With Closure Plate (Global Industrial WG641275)	117.49	22.38
10 28 13 13-0162	EA		42" Length, 1-1/4" Diameter, Straight, Satin Finish, Stainless Steel Grab Bar With Closure Plate (Global Industrial WG641277)	120.33	22.38
10 28 13 13-0163			1-1/4" Diameter, Two Wall, Stainless Steel Grab Bars <small>(10 28 13 13-0152)</small> Note: Includes satin finish and concealed mounting with snap flange.		
10 28 13 13-0164	EA		24" x 36", Two Wall, 1-1/4" Diameter, Stainless Steel Grab Bar (Bobrick B-58616)	176.76	20.09
			<i>For Peened Grip, Add</i>	12.29	
10 28 13 13-0165	EA		36" x 54", Two Wall, 1-1/4" Diameter, Stainless Steel Grab Bar (Bobrick B-5837)	180.42	20.09
			<i>For Peened Grip, Add</i>	12.62	
10 28 13 13-0166			1-1/2" Diameter, Stainless Steel Grab Bars <small>(10 28 13 13-0152)</small> Note: Includes satin finish and concealed mounting with snap flange.		
10 28 13 13-0167	EA		12" Length, 1-1/2" Diameter, Stainless Steel Grab Bar (Bobrick B-6806x12)	102.99	20.09
			<i>For Peened Grip, Add</i>	6.10	
10 28 13 13-0168	EA		18" Length, 1-1/2" Diameter, Stainless Steel Grab Bar (Bobrick B-6806x18)	104.17	20.09
			<i>For Peened Grip, Add</i>	6.21	
10 28 13 13-0169	EA		24" Length, 1-1/2" Diameter, Stainless Steel Grab Bar (Bobrick B-6806x24)	106.42	20.09
			<i>For Peened Grip, Add</i>	6.41	
10 28 13 13-0170	EA		30" Length, 1-1/2" Diameter, Stainless Steel Grab Bar (Bobrick B-6806x30)	108.69	20.09
			<i>For Peened Grip, Add</i>	6.62	
10 28 13 13-0171	EA		36" Length, 1-1/2" Diameter, Stainless Steel Grab Bar (Bobrick B-6806x36)	111.51	20.09
			<i>For Peened Grip, Add</i>	6.87	
10 28 13 13-0172	EA		42" Length, 1-1/2" Diameter, Stainless Steel Grab Bar (Bobrick B-6806x42)	114.06	20.09
			<i>For Peened Grip, Add</i>	7.10	
10 28 13 13-0173	EA		48" Length, 1-1/2" Diameter, Stainless Steel Grab Bar (Bobrick B-6806x48)	120.28	20.09
			<i>For Peened Grip, Add</i>	7.66	
10 28 13 13-0174	EA		36" Length, 1-1/2" Diameter, Straight, Satin Finish, Stainless Steel Grab Bar With Closure Plate (Global Industrial WG641279)	121.04	22.38
10 28 13 13-0175			1-1/2" Diameter, Two Wall, Stainless Steel Grab Bars <small>(10 28 13 13-0152)</small> Note: Includes satin finish and concealed mounting with snap flange.		
10 28 13 13-0176	EA		16" x 31", Two Wall, 1-1/2" Diameter, Stainless Steel Grab Bar (Bobrick B-6861)	161.48	20.09
			<i>For Peened Grip, Add</i>	10.92	
10 28 13 13-0177	EA		24" x 36", Two Wall, 1-1/2" Diameter, Stainless Steel Grab Bar (Bobrick B-68616)	173.65	20.09
			<i>For Peened Grip, Add</i>	12.01	
10 28 13 13-0178	EA		36" x 54", Two Wall, 1-1/2" Diameter, Stainless Steel Grab Bar (Bobrick B-68137)	150.74	20.09
			<i>For Peened Grip, Add</i>	9.95	
10 28 13 13-0179			1-1/4" Diameter, Stainless Steel Swing Up Grab Bars <small>(10 28 13 13-0152)</small> Note: Includes satin finish and mounting for swing up.		
10 28 13 13-0180	EA		29" Length, 1-1/4" Diameter, Stainless Steel Swing Up Grab Bar (Bobrick B-4998)	477.34	20.09
			<i>For Peened Grip, Add</i>	39.80	
10 28 13 13-0181			Shelves <small>(10 28 13 13-0001)</small>		
10 28 13 13-0182	EA		5" Width x 16" Length, Stainless Steel Shelf (Bobrick B-295)	117.86	22.61
10 28 13 13-0183	EA		5" Width x 18" Length, Stainless Steel Shelf (Bobrick B-295)	121.26	22.61
10 28 13 13-0184	EA		5" Width x 24" Length, Stainless Steel Shelf (Bobrick B-295)	136.81	22.61
10 28 13 13-0185	EA		5" Width x 36" Length, Stainless Steel Shelf (Gamco S-5x36)	140.72	22.61
10 28 13 13-0186	EA		6" Width x 18" Length, Stainless Steel Shelf (Bobrick B-296)	134.56	22.61
10 28 13 13-0187	EA		6" Width x 24" Length, Stainless Steel Shelf (Gamco S-6x24)	136.40	22.61
10 28 13 13-0188	EA		8" Width x 18" Length, Stainless Steel Shelf (Bobrick B-298)	145.57	22.61
10 28 13 13-0189	EA		8" Width x 24" Length, Stainless Steel Shelf (Bobrick B-298)	158.85	22.61
10 28 13 13-0190	EA		8" Width x 36" Length, Stainless Steel Shelf (Gamco S-8x36)	186.93	22.61



Specialties	10
Interior Specialties	10 20
Toilet, Bath, and Laundry Accessories	10 28

MINOR CSI UOM DESCRIPTION	TOTAL DIRECT UNIT COST	DEMOLITION UNIT COST
10 28 13 13-0191 EA 5-3/4" Width x 14-1/2" Length, Folding Stainless Steel Utility Shelf (Bobrick B-287).....	145.85	22.61
10 28 13 13-0192 EA 4-3/4" Width x 24" Length, Stainless Steel Toilet Shelf (Bobrick B-683).....	148.68	22.61
10 28 13 13-0193 EA 12" Width x 24" Length, Stainless Steel Shelf (Bradley 7512-24).....	376.96	22.61
10 28 13 13-0194 EA 12" Width x 30" Length, Stainless Steel Shelf (Bradley 7512-30).....	405.95	22.61
10 28 13 13-0195 EA 12" Width x 36" Length, Stainless Steel Shelf (Bradley 7512-36).....	450.69	22.61
10 28 13 13-0196 EA 12" Width x 48" Length, Stainless Steel Shelf (Bradley 7512-48).....	572.41	22.61
10 28 13 13-0197 EA 12" Width x 60" Length, Stainless Steel Shelf (Bradley 7512-60).....	794.15	22.61
10 28 13 13-0198 EA 4-1/4" Width x 16-1/2" Length x 6-1/2" Height, Recessed Stainless Steel Shelf (American Specialties 0412).....	295.79	22.61
10 28 13 13-0199 Changing Stations (10 28 13 13-0001)		
10 28 13 13-0200 EA Horizontal, Wall-Mounted, Polyethylene Baby Changing Station (Gamco BCS-1).....	445.12	30.15
10 28 13 13-0201 EA Vertical, Wall-Mounted, Polyethylene Baby Changing Station (Bobrick Koala Care KB101-00).....	472.42	30.15
10 28 13 13-0202 EA Horizontal, Wall-Mounted, Polypropylene Baby Changing Station (Bobrick Koala Care KB200-00).....	387.89	30.15
10 28 13 13-0203 EA Horizontal, Recessed Mounted, Stainless Steel Baby Changing Station (Bobrick Koala Care KB110-SSRE).....	1,920.23	30.15
10 28 13 13-0204 EA Horizontal, Wall-Mounted, Stainless Steel Baby Changing Station (Bobrick Koala Care KB110-SSWM).....	2,253.12	30.15
10 28 13 13-0205 EA Vertical, Recessed Mounted, Stainless Steel Baby Changing Station (Bobrick Koala Care KB111-SSRE).....	1,920.23	30.15
10 28 13 13-0206 EA Vertical, Wall-Mounted, Stainless Steel Baby Changing Station (Bobrick Koala Care KB111-SSWM).....	2,253.12	30.15
10 28 13 13-0207 Folding Shower Seats (10 28 13 13-0001)		
10 28 13 13-0208 EA 33" Width, Wall-Mounted, Reversible, Folding, Stainless Steel Hardware, Solid Phenolic Shower Seat (Bobrick B-5181).....	555.85	40.19
10 28 13 13-0209 EA 33" Width, Wall-Mounted, Foam Padded, Naugahyde® Folding Shower Seat (Bobrick B-517/518).....	733.96	40.19
10 28 13 13-0210 EA 30" Width, Wall-Mounted, Teakwood Folding Shower Seat.....	1,660.34	40.19
10 28 13 13-0211 EA 33-1/2" Width, Wall-Mounted, Stainless Steel, Americans With Disabilities Act Compliant Folding Shower Seat, (Acorn Shower-Ware 1103-31/1103-32).....	3,567.73	
10 28 13 13-0212 Soap/Dish Holders (10 28 13 13-0001)		
10 28 13 13-0213 EA Surface Mounted, Stainless Steel Toothbrush and Tumbler Holder (Gamco 7679).....	57.45	22.61
10 28 13 13-0214 EA Surface Mounted, Stainless Steel Soap Dish (Gamco 7680).....	59.42	22.61
10 28 13 13-0215 EA Recessed Mounted, Stainless Steel Soap Dish (Bobrick B-4380).....	107.57	22.61
10 28 13 13-0216 EA Recessed Mounted, Stainless Steel Soap Dish And Bar (Bobrick B-4390).....	117.47	22.61
10 28 13 13-0217 Shower Curtains/Curtain Rods (10 28 13 13-0001)		
10 28 13 13-0218 EA Stainless Steel Shower Curtain Hook (Bobrick B-204-1).....	2.89	1.01
10 28 13 13-0219 EA 42" Width x 72" Height, Vinyl Shower Curtain (Bobrick B-204-2).....	48.65	10.05
Note: Requires 7 curtain hooks.		
10 28 13 13-0220 EA 70" Width x 72" Height, Vinyl Shower Curtain (Bobrick B-204-3).....	51.06	10.05
Note: Requires 12 curtain hooks.		
10 28 13 13-0221 EA 36" Length, 20 Gauge, 1" Diameter, Stainless Steel Shower Rod With Concealed Mounting (Bobrick B-207).....	85.07	22.61
10 28 13 13-0222 EA 48" Length, 20-Gauge, 1" Diameter, Stainless Steel Shower Rod With Concealed Mounting (Bobrick B-207).....	91.30	22.61
10 28 13 13-0223 EA 60" Length, 20-Gauge, 1" Diameter, Stainless Steel Shower Rod With Concealed Mounting (Bobrick B-207).....	98.93	22.61
10 28 13 13-0224 EA 72" Length, 20-Gauge, 1" Diameter, Stainless Steel Shower Rod With Concealed Mounting (Bobrick B-207).....	108.26	22.61
10 28 13 13-0225 EA 36" Length, 20-Gauge, 1" Diameter, Stainless Steel Shower Rod (Bobrick B-6107x36).....	74.33	22.61
10 28 13 13-0226 EA 48" Length, 20-Gauge, 1" Diameter, Stainless Steel Shower Rod (Bobrick B-6107x48).....	81.68	22.61
10 28 13 13-0227 EA 60" Length, 20-Gauge, 1" Diameter, Stainless Steel Shower Rod (Bobrick B-6107x60).....	85.92	22.61
10 28 13 13-0228 EA 72" Length, 20-Gauge, 1" Diameter, Stainless Steel Shower Rod (Bobrick B-6107x72).....	91.30	22.61
10 28 13 13-0229 EA 36" Length, 18-Gauge, 1-1/4" Diameter, Stainless Steel Shower Rod (Bobrick B-6047).....	77.44	22.61
10 28 13 13-0230 EA 48" Length, 18-Gauge, 1-1/4" Diameter, Stainless Steel Shower Rod (Bobrick B-6047).....	83.66	22.61
10 28 13 13-0231 EA 60" Length, 18-Gauge, 1-1/4" Diameter, Stainless Steel Shower Rod (Bobrick B-6047).....	91.00	22.61
10 28 13 13-0232 EA 72" Length, 18-Gauge, 1-1/4" Diameter, Stainless Steel Shower Rod (Bobrick B-6047).....	96.10	22.61
10 28 13 13-0233 Hand Dryers (10 28 13 13-0001)		
10 28 13 13-0234 EA Surface Mounted, Automatic Sensor, One Piece Plastic Cover Hand Dryer (Bobrick CompacDryer B-710).....	535.07	30.29
10 28 13 13-0235 EA Surface Mounted, Automatic Sensor, Cast Aluminum Cover Hand Dryer (Bobrick B-7120-115V).....	576.61	30.29
10 28 13 13-0236 EA Surface Mounted, Automatic Sensor, Cast-Iron Cover Hand Dryer (Bobrick B-7128 230V).....	639.38	30.29
10 28 13 13-0237 EA Recessed Mounted, Automatic Sensor, Cast-Iron Cover Hand Dryer (Bobrick B-750-115/230).....	907.33	30.29
10 28 13 13-0238 EA Surface Mounted, Touch-Button, Cast-Iron Cover Hand Dryer (World Dryer A).....	1,197.77	30.29
10 28 13 13-0239 EA Surface Mounted, Automatic Sensor, Cast-Iron Cover Hand Dryer (World Dryer A).....	1,348.16	30.29
10 28 13 13-0240 EA Surface Mounted, Touch-Button, Cast-Iron Cover Hand/Hair Dryer (American Dryer A60).....	1,863.01	30.29
10 28 13 13-0241 EA Surface Mounted, Automatic Sensor, Cast-Iron Cover Hand/Hair Dryer (American Dryer A60T).....	1,938.75	30.29
10 28 13 13-0242 EA Recessed Mounted, Automatic Sensor, Cast-Iron Cover Hand/Hair Dryer (American Dryer A60TR).....	2,019.53	30.29
10 28 13 13-0243 EA Surface Mounted, Automatic Sensor, Cast-Iron Cover Hand Dryer (Excel Xlerator XL-GR).....	1,547.71	30.29
10 28 13 13-0244 EA Surface Mounted, Automatic Sensor, 22 Gauge Steel Cover Hand Dryer (Bobrick B-7120).....	479.98	30.29
10 28 13 13-0245 EA Surface Mounted, Automatic Sensor, 18 Gauge Stainless Steel Cover Hand Dryer (Bobrick B-7128-115V).....	551.00	30.29
10 28 13 13-0246 EA Recessed Mounted, Automatic Sensor, Cast-Iron Cover Hand/Hair Dryer (World Dryer RA).....	1,146.28	30.29
10 28 13 13-0247 EA Recessed Mounted, Automatic Sensor, Cast-Iron Cover Hand/Hair Dryer (World Dryer XRA).....	1,229.19	30.29
10 28 13 13-0248 EA Recessed Mounted, Automatic Sensor, Stainless Steel Cover Hand/Hair Dryer (World Dryer DXRA).....	1,447.50	30.29
10 28 13 13-0249 EA Surface Mounted, Automatic Sensor, Acrylonitrile Butadiene Styrene (ABS) Polycarbonate Cover Hand Dryer (Dyson Airblade AB12).....	1,678.11	30.29
10 28 13 13-0250 EA Surface Mounted, Automatic Sensor, Acrylonitrile Butadiene Styrene (ABS) Polycarbonate Cover Hand Dryer (Dyson Airblade AB14).....	2,824.48	30.29
10 28 13 13-0251 EA Surface Mounted, Automatic Sensor, White ABS Cover, CPC Technology, Dries Hands In 10 To 12 Seconds, Hand Dryer (American Dryer CPC9).....	1,241.26	30.29
Note: CPC technology kills germs naturally with no chemicals. Electronically adjustable sound and speed.		

10 Specialties

10 20 Interior Specialties

10 28 Toilet, Bath, and Laundry Accessories



MINOR CSI	UOM	DESCRIPTION	TOTAL DIRECT UNIT COST	DEMOLITION UNIT COST
10 28 13 13-0252	EA	Surface Mounted, Automatic Sensor, White Epoxy Finish Steel Cover, CPC Technology, Dries Hands In 10 To 12 Seconds, Hand Dryer (American Dryer CPC9-M) Note: CPC technology kills germs naturally with no chemicals. Electronically adjustable sound and speed.	1,310.62	30.29
10 28 13 13-0253	EA	Surface Mounted, Automatic Sensor, Black Graphite Steel Cover, CPC Technology, Dries Hands In 10 To 12 Seconds, Hand Dryer (American Dryer CPC9-BG) Note: CPC technology kills germs naturally with no chemicals. Electronically adjustable sound and speed.	1,350.25	30.29
10 28 13 13-0254	EA	Surface Mounted, Automatic Sensor, Satin Chrome Finish Steel Cover, CPC Technology, Dries Hands In 10 To 12 Seconds, Hand Dryer (American Dryer CPC9-C) Note: CPC technology kills germs naturally with no chemicals. Electronically adjustable sound and speed.	1,389.88	30.29
10 28 13 13-0255	EA	Surface Mounted, Automatic Sensor, Stainless Steel Cover, CPC Technology, Dries Hands In 10 To 12 Seconds, Hand Dryer (American Dryer CPC9-SS) Note: CPC technology kills germs naturally with no chemicals. Electronically adjustable sound and speed.	1,469.14	30.29
10 28 13 13-0256	EA	Surface Mounted, Automatic Sensor, White ABS Cover, Dries Hands In 10 To 12 Seconds, Hand Dryer (American Dryer GXT9) Note: Electronically adjustable sound and speed.	1,003.48	30.29
10 28 13 13-0257	EA	Surface Mounted, Automatic Sensor, White Epoxy Finish Steel Cover, Dries Hands In 10 To 12 Seconds, Hand Dryer (American Dryer GXT9-M) Note: Electronically adjustable sound and speed.	1,072.84	30.29
10 28 13 13-0258	EA	Surface Mounted, Automatic Sensor, Black Graphite Steel Cover, Dries Hands In 10 To 12 Seconds, Hand Dryer (American Dryer GXT9-BG) Note: Electronically adjustable sound and speed.	1,112.47	30.29
10 28 13 13-0259	EA	Surface Mounted, Automatic Sensor, Satin Chrome Finish Steel Cover, Dries Hands In 10 To 12 Seconds, Hand Dryer (American Dryer GXT9-C) Note: Electronically adjustable sound and speed.	1,152.10	30.29
10 28 13 13-0260	EA	Surface Mounted, Automatic Sensor, Stainless Steel Cover, Dries Hands In 10 To 12 Seconds, Hand Dryer (American Dryer GXT9-SS) Note: Electronically adjustable sound and speed.	1,231.36	30.29
10 28 13 13-0261	EA	Surface Mounted, Automatic Sensor, White ABS Cover, Dries Hands In 12 To 15 Seconds, Hand Dryer (American Dryer EXT7) Note: Electronically adjustable sound and speed.	1,003.48	30.29
10 28 13 13-0262	EA	Surface Mounted, Automatic Sensor, White Epoxy Finish Steel Cover, Dries Hands In 12 To 15 Seconds, Hand Dryer (American Dryer EXT7-M) Note: Electronically adjustable sound and speed.	1,072.84	30.29
10 28 13 13-0263	EA	Surface Mounted, Automatic Sensor, Black Graphite Finish Steel Cover, Dries Hands In 12 To 15 Seconds, Hand Dryer (American Dryer EXT7-BG) Note: Electronically adjustable sound and speed.	1,112.47	30.29
10 28 13 13-0264	EA	Surface Mounted, Automatic Sensor, Satin Chrome Finish Steel Cover, Dries Hands In 12 To 15 Seconds, Hand Dryer (American Dryer EXT7-C) Note: Electronically adjustable sound and speed.	1,152.10	30.29
10 28 13 13-0265	EA	Surface Mounted, Stainless Steel Cover, Dries Hands In 12 To 15 Seconds, Hand Dryer (American Dryer EXT7-SS) Note: Electronically adjustable sound and speed.	1,231.36	30.29
10 28 13 13-0266	EA	Surface Mounted, Automatic Sensor, White ABS Cover, Dries Hands In 25 Seconds, Hand Dryer (American Dryer AD90) Note: Electronically adjustable sound and speed.	726.08	30.29
10 28 13 13-0267	EA	Surface Mounted, Automatic Sensor, White Epoxy Finish Steel Cover, Dries Hands In 25 Seconds, Hand Dryer (American Dryer AD90-M) Note: Electronically adjustable sound and speed.	795.43	30.29
10 28 13 13-0268	EA	Surface Mounted, Automatic Sensor, Black Graphite Finish Steel Cover, Dries Hands In 25 Seconds, Hand Dryer (American Dryer AD90-BG) Note: Electronically adjustable sound and speed.	835.06	30.29
10 28 13 13-0269	EA	Surface Mounted, Automatic Sensor, Satin Chrome Finish Steel Cover, Dries Hands In 25 Seconds, Hand Dryer (American Dryer AD90-C) Note: Electronically adjustable sound and speed.	874.69	30.29
10 28 13 13-0270	EA	Surface Mounted, Stainless Steel Cover, Dries Hands In 25 Seconds, Hand Dryer (American Dryer AD90-SS) Note: Electronically adjustable sound and speed.	953.95	30.29
10 28 13 13-0271	EA	Surface Mounted, Automatic Sensor, White ABS Cover, Stays On For 80 Seconds, Hair Dryer (American Dryer AD90H) Note: Electronically adjustable sound and speed.	726.08	30.29
10 28 13 13-0272	EA	Surface Mounted, Automatic Sensor, White Epoxy Finish Steel Cover, Stays On For 80 Seconds, Hair Dryer (American Dryer AD90-MH) Note: Electronically adjustable sound and speed.	795.43	30.29
10 28 13 13-0273	EA	Surface Mounted, Automatic Sensor, Black Graphite Finish Steel Cover, Stays On For 80 Seconds, Hair Dryer (American Dryer AD90-BGH) Note: Electronically adjustable sound and speed.	835.06	30.29
10 28 13 13-0274	EA	Surface Mounted, Automatic Sensor, Satin Chrome Finish Steel Cover, Stays On For 80 Seconds, Hair Dryer (American Dryer AD90-CH) Note: Electronically adjustable sound and speed.	874.69	30.29
10 28 13 13-0275	EA	Surface Mounted, Automatic Sensor, Stainless Steel Cover, Stays On For 80 Seconds, Hair Dryer (American Dryer AD90-SSH) Note: Electronically adjustable sound and speed.	953.95	30.29
10 28 13 13-0276	EA	Surface Mounted, Automatic Sensor, ABS Cover, Hand Dryer (American Dryer GX1) Note: Electronically adjustable sound and speed.	527.92	30.29
10 28 13 13-0277	EA	Surface Mounted, Automatic Sensor, White Epoxy Finish Steel Cover, Hand Dryer (American Dryer GX1-M) Note: Electronically adjustable sound and speed.	597.28	30.29
10 28 13 13-0278	EA	Surface Mounted, Automatic Sensor, Satin Chrome Finish Steel Cover, Hand Dryer (American Dryer GX1-C) Note: Electronically adjustable sound and speed.	676.54	30.29
10 28 13 13-0279		Hand Dryers (Excel XLERATOR®) (10 28 13 13-0001) Note: With or without noise reduction nozzle options.		
10 28 13 13-0280	EA	Surface Mounted, Automatic Sensor, White Epoxy Painted Finish, Zinc-Die Cast Cover, Hand Dryer (Excel XLERATOR® XL-W) For ADA-Compliant Recess Kit, Add	1,031.17 171.43	30.29
10 28 13 13-0281	EA	Surface Mounted, Automatic Sensor, White Epoxy Painted Finish, Zinc-Die Cast Cover, Hand Dryer With High Efficiency Particulate Air (HEPA) Filtration System (Excel XLERATOR® XL-WH) For ADA-Compliant Recess Kit, Add	1,451.56 171.43	30.29
10 28 13 13-0282	EA	Surface Mounted, Automatic Sensor, Graphite Textured Painted Finish, Zinc-Die Cast Cover, Hand Dryer (Excel XLERATOR® XL-GR) For ADA-Compliant Recess Kit, Add	1,209.67 171.43	30.29
10 28 13 13-0283	EA	Surface Mounted, Automatic Sensor, Graphite Textured Painted Finish, Zinc-Die Cast Cover Hand Dryer With High Efficiency Particulate Air (HEPA) Filtration System (Excel Xlerator XL-GRH) For ADA-Compliant Recess Kit, Add	1,512.03 171.43	30.29
10 28 13 13-0284	EA	Surface Mounted, Automatic Sensor, Chrome Plated Finish, Zinc-Die Cast Cover, Hand Dryer (Excel XLERATOR® XL-C) For ADA-Compliant Recess Kit, Add	1,300.38 171.43	30.29



Specialties	10
Interior Specialties	10 20
Toilet, Bath, and Laundry Accessories	10 28

MINOR CSI UOM DESCRIPTION	TOTAL DIRECT UNIT COST	DEMOLITION UNIT COST
10 28 13 13-0285 EA Surface Mounted, Automatic Sensor, Chrome Plated Finish, Zinc-Die Cast Cover, Hand Dryer With High Efficiency Particulate Air (HEPA) Filtration System (Excel XLERATOR® XL-CH).....	1,602.73	30.29
<i>For ADA-Compliant Recess Kit, Add</i>	171.43	
10 28 13 13-0286 EA Surface Mounted, Automatic Sensor, Brushed Finish, Stainless Steel Cover, Hand Dryer (Excel XLERATOR® XL-SB).....	1,300.38	30.29
<i>For ADA-Compliant Recess Kit, Add</i>	171.43	
10 28 13 13-0287 EA Surface Mounted, Automatic Sensor, Brushed Finish, Stainless Steel Cover, Hand Dryer With High Efficiency Particulate Air (HEPA) Filtration System (Excel XLERATOR® XL-SBH).....	1,602.73	30.29
<i>For ADA-Compliant Recess Kit, Add</i>	171.43	
10 28 13 13-0288 EA Surface Mounted, Automatic Sensor, Custom Color Painted Finish, Zinc-Die Cast Cover, Hand Dryer (Excel XLERATOR® XL-SP).....	1,209.67	30.29
<i>For ADA-Compliant Recess Kit, Add</i>	171.43	
10 28 13 13-0289 EA Surface Mounted, Automatic Sensor, Custom Color Painted Finish, Zinc-Die Cast Cover, Hand Dryer With High Efficiency Particulate Air (HEPA) Filtration System (Excel XLERATOR® XL-SPH).....	1,512.03	30.29
<i>For ADA-Compliant Recess Kit, Add</i>	171.43	
10 28 13 13-0290 EA Surface Mounted, Automatic Sensor, White Finish, Polymer Cover (BMC), Hand Dryer (Excel XLERATOR® XL-BW).....	1,088.73	30.29
<i>For ADA-Compliant Recess Kit, Add</i>	171.43	
10 28 13 13-0291 EA Surface Mounted, Automatic Sensor, White Finish, Polymer Cover (BMC), Hand Dryer With High Efficiency Particulate Air (HEPA) Filtration System (Excel XLERATOR® XL-BWH).....	1,391.09	30.29
<i>For ADA-Compliant Recess Kit, Add</i>	171.43	
10 28 13 13-0292 EA Surface Mounted, Automatic Sensor, White Epoxy Painted Finish, Zinc-Die Cast Cover, No Heat Hand Dryer (Excel XLERATORReco® XL-W-ECO).....	1,031.17	30.29
<i>For ADA-Compliant Recess Kit, Add</i>	171.43	
10 28 13 13-0293 EA Surface Mounted, Automatic Sensor, White Epoxy Painted Finish, Zinc-Die Cast Cover, No Heat Hand Dryer With High Efficiency Particulate Air (HEPA) Filtration System (Excel XLERATORReco® XL-WH-ECO).....	1,451.56	30.29
<i>For ADA-Compliant Recess Kit, Add</i>	171.43	
10 28 13 13-0294 EA Surface Mounted, Automatic Sensor, Graphite Textured Painted Finish, Zinc-Die Cast Cover, No Heat Hand Dryer (Excel XLERATORReco® XL-GR-ECO).....	1,209.67	30.29
<i>For ADA-Compliant Recess Kit, Add</i>	171.43	
10 28 13 13-0295 EA Surface Mounted, Automatic Sensor, Graphite Textured Painted Finish, Zinc-Die Cast Cover, No Heat Hand Dryer With High Efficiency Particulate Air (HEPA) Filtration System (Excel XLERATORReco® XL-GRH-ECO).....	1,512.03	30.29
<i>For ADA-Compliant Recess Kit, Add</i>	171.43	
10 28 13 13-0296 EA Surface Mounted, Automatic Sensor, Chrome Plated Finish, Zinc-Die Cast Cover, No Heat Hand Dryer (Excel XLERATORReco® XL-C-ECO).....	1,300.38	30.29
<i>For ADA-Compliant Recess Kit, Add</i>	171.43	
10 28 13 13-0297 EA Surface Mounted, Automatic Sensor, Chrome Plated Finish, Zinc-Die Cast Cover, No Heat Hand Dryer With High Efficiency Particulate Air (HEPA) Filtration System (Excel XLERATORReco® XL-CH-ECO).....	1,602.73	30.29
<i>For ADA-Compliant Recess Kit, Add</i>	171.43	
10 28 13 13-0298 EA Surface Mounted, Automatic Sensor, Brushed Finish, Stainless Steel Cover, No Heat Hand Dryer (Excel XLERATORReco® XL-SB-ECO).....	1,300.38	30.29
<i>For ADA-Compliant Recess Kit, Add</i>	171.43	
10 28 13 13-0299 EA Surface Mounted, Automatic Sensor, Brushed Finish, Stainless Steel Cover, No Heat Hand Dryer With High Efficiency Particulate Air (HEPA) Filtration System (Excel XLERATORReco® XL-SBH-ECO).....	1,602.73	30.29
<i>For ADA-Compliant Recess Kit, Add</i>	171.43	
10 28 13 13-0300 EA Surface Mounted, Automatic Sensor, Custom Color Painted Finish, Zinc-Die Cast Cover, No Heat Hand Dryer (Excel XLERATORReco® XL-SP-ECO).....	1,209.67	30.29
<i>For ADA-Compliant Recess Kit, Add</i>	171.43	
10 28 13 13-0301 EA Surface Mounted, Automatic Sensor, Custom Color Painted Finish, Zinc-Die Cast Cover, No Heat Hand Dryer With High Efficiency Particulate Air (HEPA) Filtration System (Excel XLERATORReco® XL-SPH-ECO).....	1,512.03	30.29
<i>For ADA-Compliant Recess Kit, Add</i>	171.43	
10 28 13 13-0302 EA Surface Mounted, Automatic Sensor, White Finish, Polymer Cover (BMC), No Heat Hand Dryer (Excel XLERATORReco® XL-BW-ECO).....	1,088.73	30.29
<i>For ADA-Compliant Recess Kit, Add</i>	171.43	
10 28 13 13-0303 EA Surface Mounted, Automatic Sensor, White Finish, Polymer Cover (BMC), No Heat Hand Dryer With High Efficiency Particulate Air (HEPA) Filtration System (Excel XLERATORReco® XL-BWH-ECO).....	1,391.09	30.29
<i>For ADA-Compliant Recess Kit, Add</i>	171.43	
10 28 13 13-0304 Additional Accessories (10 28 13 13-0001)		
10 28 13 13-0305 Hooks (10 28 13 13-0304)		
10 28 13 13-0306 EA Stainless Steel Clothes Hook And Bumper (Bobrick B-212).....	29.42	10.05
10 28 13 13-0307 EA Single Stainless Steel Robe Hook (Bobrick B-233).....	35.64	10.05
10 28 13 13-0308 EA Single Stainless Steel Robe Hook (Bobrick B-7671).....	29.98	10.05
10 28 13 13-0309 EA Double Stainless Steel Robe Hook (Bobrick B-7672).....	32.76	10.05
10 28 13 13-0310 EA Double Stainless Steel Robe Hook (Bobrick B-672 or B-6727).....	55.99	10.05
10 28 13 13-0311 EA Single Stainless Steel Robe Hook (Bobrick B-6717).....	50.33	10.05
10 28 13 13-0312 Clotheslines (10 28 13 13-0304)		
10 28 13 13-0313 EA Surface Mounted, Stainless Steel Retractable Clothesline (Gamco 7636).....	51.43	20.09
10 28 13 13-0314 Towel Bars (10 28 13 13-0304)		
10 28 13 13-0315 EA 18" Length, 3/4" Square, Stainless Steel Towel Bar (Gamco 7673x18).....	63.15	22.61
10 28 13 13-0316 EA 24" Length, 3/4" Square, Stainless Steel Towel Bar (Gamco 7673x24).....	63.37	22.61
10 28 13 13-0317 EA 18" Length, 3/4" Diameter, Stainless Steel Towel Bar (Gamco 7674x18).....	71.66	22.61
10 28 13 13-0318 EA 24" Length, 3/4" Diameter, Stainless Steel Towel Bar (Gamco 7674x24).....	72.45	22.61
10 28 13 13-0319 EA 18" Length, 3/4" Square, Stainless Steel Towel Bar (Bobrick B-673).....	108.82	22.61
10 28 13 13-0320 EA 24" Length, 3/4" Square, Stainless Steel Towel Bar (Bobrick B-673).....	113.62	22.61
10 28 13 13-0321 EA 18" Length, 3/4" Diameter, Stainless Steel Towel Bar (Bobrick B-674).....	112.50	22.61
10 28 13 13-0322 EA 24" Length, 3/4" Diameter, Stainless Steel Towel Bar (Bobrick B-674).....	116.45	22.61
10 28 13 13-0323 EA 18" Length, 1" Diameter, Heavy-Duty, Stainless Steel Towel Bar (Bobrick B-205).....	123.53	22.61

10	10	Specialties
	10 20	Interior Specialties
	10 28	Toilet, Bath, and Laundry Accessories



MINOR	CSI	UOM	DESCRIPTION	TOTAL DIRECT UNIT COST	DEMOLITION UNIT COST
10 28 13 13-0324	EA		24" Length, 1" Diameter, Heavy-Duty, Stainless Steel Towel Bar (Bobrick B-205).....	127.73	22.61
10 28 13 13-0325	EA		18" Length, 1" Diameter, Extra-Heavy-Duty, Stainless Steel Towel Bar/Grab Bar (Bobrick B-530).....	92.71	22.61
10 28 13 13-0326	EA		24" Length, 1" Diameter, Extra-Heavy-Duty, Stainless Steel Towel Bar/Grab Bar (Bobrick B-530).....	96.38	22.61
10 28 13 13-0327			Towel Bar With Shelf (10 28 13 13-0304)		
10 28 13 13-0328	EA		24" Length, Stainless Steel Towel Shelf With Towel Bar (Bobrick B-676).....	216.25	22.61
10 28 13 13-0329			Towel Pins (10 28 13 13-0304)		
10 28 13 13-0330	EA		Stainless Steel Towel Pin (Bobrick B-677).....	54.02	10.05
10 28 13 13-0331			Drinking Fountain Grab Bars (10 28 13 13)		
10 28 13 13-0332			1-1/4" Diameter, Stainless Steel Drinking Fountain Grab Bars (10 28 13 13-0331) Note: Includes two wall and one floor concealed mounting with snap flange. 33" high x 18" deep, second rail 6" off ground.		
10 28 13 13-0333	EA		1-1/4" Diameter, Satin Stainless Steel Drinking Fountain Grab Bars.....	444.51	66.32
10 28 13 13-0334	EA		1-1/4" Diameter, Peened Stainless Steel Drinking Fountain Grab Bars.....	491.01	66.32
10 28 13 13-0335	EA		1-1/4" Diameter, Anti-Slip Stainless Steel Drinking Fountain Grab Bars.....	577.04	66.32
10 28 13 13-0336	EA		1-1/4" Diameter, Bright Or Bright Peened Stainless Steel Drinking Fountain Grab Bars.....	702.60	66.32
10 28 13 13-0337			1-1/2" Diameter, Stainless Steel Drinking Fountain Grab Bars (10 28 13 13-0331) Note: Includes two wall and one floor concealed mounting with snap flange. 33" high x 18" deep, second rail 6" off ground.		
10 28 13 13-0338	EA		1-1/2" Diameter, Satin Stainless Steel Drinking Fountain Grab Bars.....	465.44	66.32
10 28 13 13-0339	EA		1-1/2" Diameter, Peened Stainless Steel Drinking Fountain Grab Bars.....	511.94	66.32
10 28 13 13-0340	EA		1-1/2" Diameter, Anti-Slip Stainless Steel Drinking Fountain Grab Bars.....	602.62	66.32
10 28 13 13-0341	EA		1-1/2" Diameter, Bright Or Bright Peened Stainless Steel Drinking Fountain Grab Bars.....	725.85	66.32
10 28 13 13-0342			1-1/2" Diameter, Stainless Steel Drinking Fountain Grab Bar (10 28 13 13-0331)		
10 28 13 13-0343	EA		33" Height x 18" Width From Wall, 1-1/2" Diameter 304 Stainless Steel Drinking Fountain Grab Bar (Bobrick B-819298)..... Note: Grab bar shall be type-304 stainless steel with satin finish. Grab bar shall have 18-gauge (1.2mm) wall thickness and 1-1/2" (38mm) outside diameter. Concealed mounting flanges shall be 1/8" (3mm) thick stainless steel plate, 2" x 3-1/8" (50 x 80mm), and equipped with two screw holes for attachment to wall and to floor. Flange covers shall be 22 gauge (0.8mm), 3-1/4" (85mm) diameter x 1/2" (13mm) deep, and shall snap over mounting flange to conceal mounting screws. Ends of grab bar shall pass through concealed mounting ?anges and be heliarc welded to form one structural unit. Grab bar shall comply with barrier-free accessibility guidelines (including ADAAG in the U.S.A.) for structural strength.	490.05	101.48
10 28 13 13-0344	EA		33" Height x 4" To <18" Width From Wall, 1-1/2" Diameter 304 Stainless Steel Drinking Fountain Grab Bar (Bobrick Custom B-819298)..... Note: Grab bar shall be type-304 stainless steel with satin finish. Grab bar shall have 18-gauge (1.2mm) wall thickness and 1-1/2" (38mm) outside diameter. Concealed mounting flanges shall be 1/8" (3mm) thick stainless steel plate, 2" x 3-1/8" (50 x 80mm), and equipped with two screw holes for attachment to wall and to floor. Flange covers shall be 22 gauge (0.8mm), 3-1/4" (85mm) diameter x 1/2" (13mm) deep, and shall snap over mounting flange to conceal mounting screws. Ends of grab bar shall pass through concealed mounting ?anges and be heliarc welded to form one structural unit. Grab bar shall comply with barrier-free accessibility guidelines (including ADAAG in the U.S.A.) for structural strength.	527.85	101.48
10 28 13 13-0345	EA		33" Height x >18" To 26" Width From Wall, 1-1/2" Diameter 304 Stainless Steel Drinking Fountain Grab Bar (Bobrick Custom B-819298)..... Note: Grab bar shall be type-304 stainless steel with satin finish. Grab bar shall have 18-gauge (1.2mm) wall thickness and 1-1/2" (38mm) outside diameter. Concealed mounting flanges shall be 1/8" (3mm) thick stainless steel plate, 2" x 3-1/8" (50 x 80mm), and equipped with two screw holes for attachment to wall and to floor. Flange covers shall be 22 gauge (0.8mm), 3-1/4" (85mm) diameter x 1/2" (13mm) deep, and shall snap over mounting flange to conceal mounting screws. Ends of grab bar shall pass through concealed mounting ?anges and be heliarc welded to form one structural unit. Grab bar shall comply with barrier-free accessibility guidelines (including ADAAG in the U.S.A.) for structural strength.	549.30	101.48
10 28 13 13-0346			1-1/2" Diameter, Steel Drinking Fountain Grab Bars (10 28 13 13-0331) Note: Includes three wall and one floor concealed mounting with snap flange.		
10 28 13 13-0347	EA		1-1/2" Diameter, Steel Drinking Fountain Grab Bars, 42" High.....	330.27	66.32
10 28 13 13-0348			Mirrors (10 28 13 13)		
10 28 13 13-0349			Stainless Steel Channel Frame Glass Mirrors (10 28 13 13-0348)		
10 28 13 13-0350	EA		16" x 24", Surface Mounted, Stainless Steel Channel Frame Glass Mirror (Gamco C-16x24).....	107.81	25.12
10 28 13 13-0351	EA		18" x 24", Surface Mounted, Stainless Steel Channel Frame Glass Mirror (Bobrick B-165 1824).....	122.93	25.12
10 28 13 13-0352	EA		18" x 30", Surface Mounted, Stainless Steel Channel Frame Glass Mirror (Bobrick B-165 1830).....	128.17	25.12
			For Tempered Glass (B-1658), Add	44.00	
10 28 13 13-0353	EA		18" x 36", Surface Mounted, Stainless Steel Channel Frame Glass Mirror (Bobrick B-165 1836).....	138.91	25.12
			For Tempered Glass (B-1658), Add	51.51	
10 28 13 13-0354	EA		24" x 30", Surface Mounted, Stainless Steel Channel Frame Glass Mirror (Bobrick B-165 2430).....	152.70	25.12
10 28 13 13-0355	EA		24" x 36", Surface Mounted, Stainless Steel Channel Frame Glass Mirror (Bobrick B-165 2436).....	158.50	25.12
			For Tempered Glass (B-1658), Add	65.23	
10 28 13 13-0356	EA		24" x 48", Surface Mounted, Stainless Steel Channel Frame Glass Mirror (Bobrick B-165 2448).....	196.53	25.12
10 28 13 13-0357	EA		24" x 60", Surface Mounted, Stainless Steel Channel Frame Glass Mirror (Bobrick B-165 2460).....	227.68	25.12
10 28 13 13-0358	EA		36" x 36", Surface Mounted, Stainless Steel Channel Frame Glass Mirror (Gamco C-36x36).....	275.29	25.12



Specialties	10
Interior Specialties	10 20
Toilet, Bath, and Laundry Accessories	10 28

MINOR CSI UOM DESCRIPTION	TOTAL DIRECT UNIT COST	DEMOLITION UNIT COST
10 28 13 13-0359 EA 48" x 36", Surface Mounted, Stainless Steel Channel Frame Glass Mirror (Bobrick B-165 4836).....	347.59	25.12
10 28 13 13-0360 EA 60" x 36", Surface Mounted, Stainless Steel Channel Frame Glass Mirror (Gamco C-60x36).....	391.52	25.12
10 28 13 13-0361 Stainless Steel Channel Frame Glass Mirror/Shelf Combination (10 28 13 13-0348)		
10 28 13 13-0362 EA 18" x 24", Surface Mounted, Stainless Steel Channel Frame Glass Mirror/Shelf Combination (Bobrick B-166 1824).....	203.69	25.12
10 28 13 13-0363 EA 18" x 30", Surface Mounted, Stainless Steel Channel Frame Glass Mirror/Shelf Combination (Bobrick B-166 1830).....	219.96	25.12
10 28 13 13-0364 EA 18" x 36", Surface Mounted, Stainless Steel Channel Frame Glass Mirror/Shelf Combination (Bobrick B-166 1836).....	230.71	25.12
10 28 13 13-0365 EA 24" x 36", Surface Mounted, Stainless Steel Channel Frame Glass Mirror/Shelf Combination (Bobrick B-166 2436).....	261.03	25.12
10 28 13 13-0366 Stainless Steel Angle Frame Glass Mirrors (10 28 13 13-0348)		
10 28 13 13-0367 EA 18" x 24", Surface Mounted, Stainless Steel Angle Frame Glass Mirror (Bobrick B-290 1824).....	180.78	25.12
10 28 13 13-0368 EA 18" x 30", Surface Mounted, Stainless Steel Angle Frame Glass Mirror (Bobrick B-290 1830).....	198.74	25.12
For Tempered Glass (B-2908), Add	88.06	
10 28 13 13-0369 EA 18" x 36", Surface Mounted, Stainless Steel Angle Frame Glass Mirror (Bobrick B-290 1836).....	204.80	25.12
For Tempered Glass (B-2908), Add	92.06	
10 28 13 13-0370 EA 24" x 30", Surface Mounted, Stainless Steel Angle Frame Glass Mirror (Bobrick B-290 2430).....	240.63	25.12
10 28 13 13-0371 EA 24" x 36", Surface Mounted, Stainless Steel Angle Frame Glass Mirror (Bobrick B-290 2436).....	242.01	25.12
For Tempered Glass (B-2908), Add	116.62	
10 28 13 13-0372 EA 24" x 48", Surface Mounted, Stainless Steel Angle Frame Glass Mirror (Bobrick B-290 2448).....	324.98	25.12
10 28 13 13-0373 EA 24" x 60", Surface Mounted, Stainless Steel Angle Frame Glass Mirror (Bobrick B-290 2460).....	382.87	25.12
10 28 13 13-0374 EA 24" x 72", Surface Mounted, Stainless Steel Angle Frame Glass Mirror (Bobrick B-290 2472).....	436.91	25.12
10 28 13 13-0375 EA 36" x 36", Surface Mounted, Stainless Steel Angle Frame Glass Mirror (Gamco A-36x36).....	289.75	25.12
10 28 13 13-0376 EA 48" x 36", Surface Mounted, Stainless Steel Angle Frame Glass Mirror (Gamco A-48x36).....	354.17	25.12
10 28 13 13-0377 EA 72" x 36", Surface Mounted, Stainless Steel Angle Frame Glass Mirror (Gamco A-72x36).....	544.71	25.12
10 28 13 13-0378 Stainless Steel Angle Frame Glass Mirror/Shelf Combination (10 28 13 13-0348)		
10 28 13 13-0379 EA 18" x 24", Surface Mounted, Stainless Steel Angle Frame Glass Mirror/Shelf Combination (Gamco AS-18x24).....	187.07	25.12
10 28 13 13-0380 EA 18" x 30", Surface Mounted, Stainless Steel Angle Frame Glass Mirror/Shelf Combination (Bobrick B-292-1830).....	373.22	25.12
10 28 13 13-0381 EA 18" x 36", Surface Mounted, Stainless Steel Angle Frame Glass Mirror/Shelf Combination (Bobrick B-292-1836).....	391.42	25.12
10 28 13 13-0382 EA 24" x 36", Surface Mounted, Stainless Steel Angle Frame Glass Mirror/Shelf Combination (Bobrick B-292-2436).....	436.91	25.12
10 28 13 13-0383 Frameless Stainless Steel Mirrors (10 28 13 13-0348)		
10 28 13 13-0384 EA 17-1/2" x 29-1/2", Frameless Stainless Steel Mirror (Bobrick B-1556 1830).....	203.15	25.12
10 28 13 13-0385 EA 23-1/2" x 35-1/2", Frameless Stainless Steel Mirror (Bobrick B-1556 2436).....	264.05	25.12
10 28 13 13-0386 Fixed-Position Tilt, Stainless Steel Frame Glass Mirrors (10 28 13 13-0348)		
10 28 13 13-0387 EA 16" x 30", Surface Mounted, Fixed-Position Tilt, Stainless Steel Frame Glass Mirror (Bobrick B-293 1630).....	277.85	25.12
10 28 13 13-0388 EA 18" x 30", Surface Mounted, Fixed-Position Tilt, Stainless Steel Frame Glass Mirror (Bobrick B-293 1830).....	289.70	25.12
10 28 13 13-0389 EA 18" x 36", Surface Mounted, Fixed-Position Tilt, Stainless Steel Frame Glass Mirror (Bobrick B-293 1836).....	351.73	25.12
10 28 13 13-0390 EA 24" x 36", Surface Mounted, Fixed-Position Tilt, Stainless Steel Frame Glass Mirror (Bobrick B-293 2436).....	433.59	25.12
10 28 13 13-0391 Medicine Cabinets (10 28 13 13)		
10 28 13 13-0392 Metal Medicine Cabinets (10 28 13 13-0391)		
10 28 13 13-0393 EA 20" x 26", Surface Mounted, Aluminum Medicine Cabinet (Kohler K-CB).....	661.27	50.24
10 28 13 13-0394 EA 15-1/2" x 25-7/8", Recessed Mounted, All-Steel Medicine Cabinet (Bobrick B-397).....	243.40	50.24
Note: Includes three adjustable plastic shelves.		
10 28 13 13-0395 EA 14-1/8" x 20-1/4", Surface Mounted, All-Steel Medicine Cabinet (Bobrick B-297).....	251.45	50.24
Note: Includes two fixed shelves with baked white enamel finish.		
10 28 13 13-0396 EA 15-1/4" x 25-1/2", Recessed Mounted, Stainless Steel Medicine Cabinet (Bobrick B-398).....	558.19	50.24
Note: Includes four adjustable stainless steel shelves.		
10 28 13 13-0397 EA 17" x 26-7/8", Surface Mounted, Stainless Steel Medicine Cabinet (Bobrick B-299).....	768.81	50.24
Note: Includes four adjustable shelves.		
10 28 13 13-0398 Janitorial Material (10 28 13 13)		
10 28 13 13-0399 EA Stainless Steel Pail And Ladder Utility Hook (Bobrick B-670).....	50.33	10.05
10 28 13 13-0400 EA 24" Length, Stainless Steel Utility Hook Strip (Bobrick B-232x24).....	131.72	22.61
10 28 13 13-0401 EA 24" Length, 3 Handle Capacity, Stainless Steel Mop And Broom Holder (Bobrick B-223x24).....	126.64	22.61
10 28 13 13-0402 EA 30" Length, 3 Handle Capacity, Stainless Steel Mop And Broom Holder (Gamco MS-1).....	144.54	22.61
10 28 13 13-0403 EA 36" Length, 3 Handle Capacity, Stainless Steel Mop And Broom Holder (Bobrick B-223x36).....	162.25	22.61
10 28 13 13-0404 EA 36" Length, Utility Hook Strip (Gamco HCS-2).....	106.76	22.61
10 28 13 13-0405 EA 36" Length, Stainless Steel Custodian Utility Shelf With Mop And Broom Holders And Rag Hooks (Bobrick B-224x36).....	305.30	22.61
10 28 13 13-0406 EA 34" Length, 3 Handle Capacity, Stainless Steel Mop And Broom Holder With Shelf And Rag Hooks (Bobrick B-239x34).....	441.86	22.61
10 28 13 13-0407 Removal And Reinstallation Of Bathroom Accessories (10 28 13 13)		
Note: Includes storage, cleaning and supply materials.		
10 28 13 13-0408 EA Removal And Reinstallation Of Bathroom Accessory.....	31.41	

10	10	Specialties
	10 20	Interior Specialties
	10 28	Toilet, Bath, and Laundry Accessories



MINOR	CSI	UOM	DESCRIPTION	TOTAL DIRECT UNIT COST	DEMOLITION UNIT COST
-------	-----	-----	-------------	------------------------	----------------------

10 28 13 63 Detention Toilet Accessories (10 28 13)

10 28 13 63-0001			Ligature Resistant, Toilet Accessories (10 28 13 63)		
10 28 13 63-0002	EA		Recessed Mounted, White, Enviro-Glaze, Ligature Resistant, Toilet Paper Holder (Whitehall MFG WH1847).....	765.57	102.30
10 28 13 63-0003			Ligature Resistant, Mirrors (10 28 13 63)		
10 28 13 63-0004	EA		16" Width x 26" Height, Framed, Ligature Resistant, Solid Surface Infused Mirror (Whitehall WH1815-OCC11).....	556.67	22.38
10 28 13 63-0005			Ligature Resistant, Stainless Steel Grab Bar (10 28 13 63)		
10 28 13 63-0006	EA		18" Length, 1-1/2" Diameter, 18 Gauge, Ligature Resistant, Stainless Steel Security Grab Bar (Bradley SA70-001180).....	188.40	20.09
10 28 13 63-0007	EA		24" Length, 1-1/2" Diameter, 18 Gauge, Ligature Resistant, Stainless Steel Security Grab Bar (Bradley SA70-001240).....	197.06	20.09
10 28 13 63-0008	EA		36" Length, 1-1/2" Diameter, 18 Gauge, Ligature Resistant, Stainless Steel Security Grab Bar (Bradley SA70-001360).....	202.82	20.09
10 28 13 63-0009	EA		42" Length, 1-1/2" Diameter, 18 Gauge, Ligature Resistant, Stainless Steel Security Grab Bar (Bradley SA70-001420).....	224.91	20.09
10 28 13 63-0010	EA		60" Length, 1-1/2" Diameter, 18 Gauge, Ligature Resistant, Stainless Steel Security Grab Bar (Bradley SA70-002600).....	459.36	20.09
10 28 13 63-0011	EA		36" Length, 1-1/2" Diameter, Ligature Resistant, Satin Finish, Stainless Steel Grab Bar with Closure Plate (Whitehall WH1109-4).....	422.25	22.38

10 28 16 Bath Accessories (10 28)

10 28 16 13 Residential Bath Accessories (10 28 16)

10 28 16 13-0001			Residential Toilet Accessories (10 28 16 13)		
10 28 16 13-0002			Residential Shower Curtain Rod (10 28 16 13-0001)		
			Note: Includes end brackets. See CSI section 10 28 13 13-0217 for shower curtain rods.		
10 28 16 13-0003			Residential, Recessed, Chrome Plated Toilet Accessories (10 28 16 13-0001)		
10 28 16 13-0004	EA		Single Roll, Recessed Mounted, Chrome Plated Toilet Paper Holder.....	106.53	22.61
10 28 16 13-0005	EA		Recessed Mounted, Chrome Plated Soap Dish.....	156.20	22.61
10 28 16 13-0006	EA		Recessed Mounted, Chrome Plated Soap Dish And Bar.....	166.30	22.61
10 28 16 13-0007	EA		Recessed Mounted, Chrome Plated Tumbler Holder.....	110.81	22.61

10 28 16 13-0008 Residential, Surface Mounted, Chrome Plated Toilet Accessories (10 28 16 13-0001)

10 28 16 13-0009	EA		Surface Mounted, Chrome Plated Soap Dish.....	70.49	15.07
10 28 16 13-0010	EA		Surface Mounted, Chrome Plated Single Clothes Hook.....	81.75	15.07
10 28 16 13-0011	EA		Surface Mounted, Chrome Plated Double Clothes Hook.....	81.75	15.07
10 28 16 13-0012	LF		6" Deep, Surface Mounted, Glass Shelf With Chrome Plated Supports.....	169.52	15.07
10 28 16 13-0013	LF		6" Deep, Surface Mounted, Stainless Steel Shelf.....	141.20	15.07
10 28 16 13-0014	EA		18" Length, Surface Mounted, Chrome Plated Towel Bar.....	90.63	20.09
10 28 16 13-0015	EA		24" Length, Surface Mounted, Chrome Plated Towel Bar.....	91.89	20.09
10 28 16 13-0016	EA		Surface Mounted, Chrome Plated Towel Ring.....	67.71	15.07
10 28 16 13-0017	EA		Surface Mounted, Chrome Plated Tumbler And Toothbrush Holder.....	60.43	10.05
10 28 16 13-0018	EA		Single Roll, Surface Mounted, Chrome Plated Toilet Paper Holder.....	70.49	15.07
10 28 16 13-0019	EA		Two Roll, Surface Mounted, Chrome Plated Toilet Paper Holder.....	145.97	15.07
10 28 16 13-0020	EA		Surface Mounted, Chrome Plated Globe Soap Dispenser.....	85.64	15.07
10 28 16 13-0021	EA		Surface Mounted, Chrome Plated Towel Pin.....	90.74	10.05
10 28 16 13-0022	EA		Surface Mounted, Chrome Plated Towel Ladder And Shelf.....	282.44	15.07
10 28 16 13-0023	EA		Surface Mounted, Retractable Chrome Plated Bath/Shower Clothesline.....	135.67	15.07
10 28 16 13-0024	EA		24" Length, Cut To Size Towel Bar, Surface Mounted, Ceramic Base Towel Bar.....	78.23	15.07
10 28 16 13-0025	EA		Surface Mounted, Chrome, Double Standard Toilet Tissue Holder (Frost 150).....	111.12	22.38
10 28 16 13-0026	EA		Surface Mounted, Chrome, Standard Toilet Tissue Holder (Frost 146).....	105.09	22.38

10 28 16 13-0027 Residential Medicine Cabinets, Solid Oak (10 28 16 13-0001)

			Note: Surface or recessed mounted, premium quality.		
10 28 16 13-0028	EA		24" x 30", Unlighted, Solid Oak Medicine Cabinet With Mirror.....	647.71	50.24
10 28 16 13-0029	EA		24" x 35", Lighted, Solid Oak Medicine Cabinet With Mirror.....	783.29	50.24
10 28 16 13-0030	EA		30" x 30" Unlighted, Solid Oak Medicine Cabinet With Mirror.....	690.43	50.24
10 28 16 13-0031	EA		30" x 35", Lighted, Solid Oak Medicine Cabinet With Mirror.....	841.55	50.24
10 28 16 13-0032	EA		36" x 30", Unlighted, Solid Oak Medicine Cabinet With Mirror.....	717.37	50.24
10 28 16 13-0033	EA		36" x 35", Lighted, Solid Oak Medicine Cabinet With Mirror.....	892.75	50.24
10 28 16 13-0034	EA		48" x 30", Unlighted, Solid Oak Medicine Cabinet With Mirror.....	754.36	50.24
10 28 16 13-0035	EA		48" x 35", Lighted, Solid Oak Medicine Cabinet With Mirror.....	955.31	50.24

10 28 16 13-0036 Residential Toilet Accessories (10 28 16 13-0001)

10 28 16 13-0037	EA		Surface Mounted Plastic Paper Towel Dispenser.....	105.65	22.61
10 28 16 13-0038	EA		Surface Mounted Plastic Napkin Disposal.....	92.31	22.61
10 28 16 13-0039	EA		50 Fluid Ounce, Plastic Soap Dispenser For Soaps And Detergent.....	97.02	
10 28 16 13-0040	EA		50 Fluid Ounce, Plastic Soap Dispenser For Antibacterial Soaps.....	111.15	22.61
10 28 16 13-0041	EA		Multi Roll (2) Plastic Toilet Tissue Dispenser.....	105.69	22.61



Specialties	10
Interior Specialties	10 20
Toilet, Bath, and Laundry Accessories	10 28

MINOR CSI UOM DESCRIPTION	TOTAL DIRECT UNIT COST	DEMOLITION UNIT COST
------------------------------	---------------------------	-------------------------

10 28 16 13-0042 EA Single Jumbo Roll Plastic Toilet Tissue Dispenser	129.53	27.63
10 28 16 13-0043 EA Surface Mounted Plastic Toilet Seat Cover Dispenser	70.06	20.09
10 28 16 13-0044 EA 13 Gallon Plastic Waste Door For Countertops	255.91	37.68

10 28 19 Tub and Shower Enclosures (10 28)

10 28 19 16 Shower Doors (10 28 19)

10 28 19 16-0001 Swinging Shower Doors (10 28 19 16)

10 28 19 16-0002 Framed, Swinging Shower Doors (10 28 19 16-0001)

10 28 19 16-0003 EA 24-1/4" To 26" Opening, Silver Finish Frame, Tempered Safety Glass, Swinging Shower Door (American Standard AM00801)	462.09	54.23
10 28 19 16-0004 EA 27-1/4" To 29" Opening, Silver Finish Frame, Tempered Safety Glass, Swinging Shower Door (American Standard AM00802)	485.25	27.12
10 28 19 16-0005 EA 29-5/8" To 31-3/8" Opening, Silver Finish Frame, Tempered Safety Glass, Swinging Shower Door (American Standard AM00803)	581.35	27.12
10 28 19 16-0006 EA 33-1/8" To 34-7/8" Opening, Silver Finish Frame, Tempered Safety Glass, Swinging Shower Door (American Standard AM00804)	482.79	27.12
10 28 19 16-0007 EA 35-1/8" To 36-7/8" Opening, Silver Finish Frame, Tempered Safety Glass, Swinging Shower Door (American Standard AM00805)	515.60	27.12

10 28 19 16-0008 Frameless, Swinging Shower Doors (10 28 19 16-0001)

10 28 19 16-0009 EA 24-9/16" To 25-7/16" Opening, Frameless, Tempered Safety Glass, Swinging Shower Door (American Standard AM0301D)	709.26	27.12
10 28 19 16-0010 EA 31-1/16" To 31-15/16" Opening, Frameless, Tempered Safety Glass, Swinging Shower Door (American Standard AM0302D)	741.38	27.12
10 28 19 16-0011 EA 32-11/16" To 33-9/16" Opening, Frameless, Tempered Safety Glass, Swinging Shower Door (American Standard AM0303D)	771.61	27.12
10 28 19 16-0012 EA 34-3/16" To 35-1/16" Opening, Frameless, Tempered Safety Glass, Swinging Shower Door (American Standard AM0304D)	803.73	27.12
10 28 19 16-0013 EA 35-3/16" To 36-1/16" Opening, Frameless, Tempered Safety Glass, Swinging Shower Door (American Standard AM0305D)	834.90	27.12

10 28 19 16-0014 Sliding Shower Doors (10 28 19 16)

10 28 19 16-0015 Framed, Sliding Shower Doors (10 28 19 16-0014)

10 28 19 16-0016 EA 40" To 42" Opening, Silver Finish Frame, Tempered Safety Glass, By-Pass Sliding Shower Door (American Standard AM00735)	774.70	27.12
10 28 19 16-0017 EA 44" To 46" Opening, Silver Finish Frame, Tempered Safety Glass, By-Pass Sliding Shower Door (American Standard AM00745)	709.70	27.12
10 28 19 16-0018 EA 46" To 48" Opening, Silver Finish Frame, Tempered Safety Glass, By-Pass Sliding Shower Door (American Standard AM00775)	727.21	27.12
10 28 19 16-0019 EA 52" To 54" Opening, Silver Finish Frame, Tempered Safety Glass, By-Pass Sliding Shower Door (American Standard AM00729)	745.83	27.12
10 28 19 16-0020 EA 54" To 56" Opening, Silver Finish Frame, Tempered Safety Glass, By-Pass Sliding Shower Door (American Standard AM00794)	756.22	27.12
10 28 19 16-0021 EA 56" To 60" Opening, Silver Finish Frame, Tempered Safety Glass, By-Pass Sliding Shower Door (American Standard AM00795)	771.59	27.12

10 28 19 16-0022 Frameless, Sliding Shower Doors (10 28 19 16-0014)

10 28 19 16-0023 EA 40" To 44" Opening, 65-1/2" Height, Frameless, Tempered Safety Glass, By-Pass Sliding Shower Door (American Standard AM00335)	803.17	27.12
10 28 19 16-0024 EA 44" To 48" Opening, 65-1/2" Height, Frameless, Tempered Safety Glass, By-Pass Sliding Shower Door (American Standard AM00345)	979.98	27.12
10 28 19 16-0025 EA 56" To 60" Opening, 65-1/2" Height, Frameless, Tempered Safety Glass, By-Pass Sliding Shower Door (American Standard AM00394)	1,039.50	27.12
10 28 19 16-0026 EA 40" To 44" Opening, 70" Height, Frameless, Tempered Safety Glass, By-Pass Sliding Shower Door (American Standard AM00330)	938.54	27.12
10 28 19 16-0027 EA 44" To 48" Opening, 70" Height, Frameless, Tempered Safety Glass, By-Pass Sliding Shower Door (American Standard AM00370)	951.57	27.12
10 28 19 16-0028 EA 56" To 60" Opening, 70" Height, Frameless, Tempered Safety Glass, By-Pass Sliding Shower Door (American Standard AM00390)	1,072.68	27.12

10 28 19 19 Tub Doors (10 28 19)

10 28 19 19-0001 Sliding Bathtub Doors (10 28 19 19)

10 28 19 19-0002 Framed, Sliding Bathtub Doors (10 28 19 19-0001)

10 28 19 19-0003 EA 52" To 54" Opening, Silver Finish Frame, Tempered Safety Glass, By-Pass Sliding Bathtub Door (American Standard AM00725)	690.16	27.12
10 28 19 19-0004 EA 54" To 56" Opening, Silver Finish Frame, Tempered Safety Glass, By-Pass Sliding Bathtub Door (American Standard AM00749)	697.65	27.12
10 28 19 19-0005 EA 56" To 60" Opening, Silver Finish Frame, Tempered Safety Glass, By-Pass Sliding Bathtub Door (American Standard AM00750)	714.59	27.12

10 30 Fireplaces and Stoves (10)

10	10 Specialties
	10 30 Fireplaces and Stoves
	10 31 Manufactured Fireplaces



MINOR
CSI UOM DESCRIPTION

TOTAL DIRECT DEMOLITION
UNIT COST UNIT COST

10 31 Manufactured Fireplaces (10 30)

10 31 13 Manufactured Fireplace Chimneys (10 31)

See CSI section 23 51 00 00-0000 for chimneys.

10 31 16 Manufactured Fireplace Forms (10 31)

10 31 16 00-0001 Prefabricated Fireplaces (10 31 16)
Note: Listed by screen width.

10 31 16 00-0002 Radiant Heat Fireplace Inserts (10 31 16 00-0001)
Note: Includes insert, screen, grate and vent connection.

10 31 16 00-0003	EA	38" Wide Radiant Heat, Open Front Fireplace Insert.....	1,488.20	243.78
		<i>For Circulating Heat Fireplace, Add</i>	55.03	
10 31 16 00-0004	EA	43" Wide Radiant Heat, Open Front Fireplace Insert.....	1,581.75	251.38
		<i>For Circulating Heat Fireplace, Add</i>	59.35	
10 31 16 00-0005	EA	48" Wide Radiant Heat, Open Front Fireplace Insert.....	1,704.99	263.90
		<i>For Circulating Heat Fireplace, Add</i>	64.75	

10 31 16 00-0006 Radiant Heat Natural Gas Fireplace (10 31 16 00-0001)
Note: Includes insert, screen, gas logs and vent connection. Units are remote ready.

10 31 16 00-0007	EA	32" Wide Radiant Heat Natural Gas Fireplace.....	1,969.67	243.78
		<i>For Circulating Heat Fireplace, Add</i>	81.51	
		<i>For Remote Ignition, Add</i>	74.10	
10 31 16 00-0008	EA	36" Wide Radiant Heat Natural Gas Fireplace.....	2,094.44	251.33
		<i>For Circulating Heat Fireplace, Add</i>	87.55	
		<i>For Remote Ignition, Add</i>	79.59	

10 31 16 00-0009 Vent Free Radiant Heat Natural Gas Fireplace (10 31 16 00-0001)
Note: Includes insert, screen, and gas logs. Units are remote ready.

10 31 16 00-0010	EA	26" Wide Vent Free Radiant Heat Natural Gas Fireplace.....	2,148.79	211.11
		<i>For Circulating Heat Fireplace, Add</i>	94.96	
		<i>For Remote Ignition, Add</i>	86.33	
10 31 16 00-0011	EA	32" Wide Vent Free Radiant Heat Natural Gas Fireplace.....	2,399.22	226.20
		<i>For Circulating Heat Fireplace, Add</i>	107.08	
		<i>For Remote Ignition, Add</i>	97.34	
10 31 16 00-0012	EA	36" Wide Vent Free Radiant Heat Natural Gas Fireplace.....	2,675.17	251.33
		<i>For Circulating Heat Fireplace, Add</i>	119.49	
		<i>For Remote Ignition, Add</i>	108.63	
10 31 16 00-0013	EA	42" Wide Vent Free Radiant Heat Natural Gas Fireplace.....	3,039.84	271.44
		<i>For Circulating Heat Fireplace, Add</i>	137.33	
		<i>For Remote Ignition, Add</i>	124.85	

10 32 Fireplace Specialties (10 30)

10 32 16 Fireplace Inserts (10 32)

10 32 16 00-0001 Gas Log Inserts, Vented (10 32 16)
Note: Manual controlled.

10 32 16 00-0002	EA	15", 4 Log Set Gas Log Insert.....	686.80	108.50
10 32 16 00-0003	EA	18", 6 Log Set Gas Log Insert.....	845.07	108.50
10 32 16 00-0004	EA	21", 6 Log Set Gas Log Insert.....	891.28	108.50
10 32 16 00-0005	EA	24", 6 or 7 Log Set Gas Log Insert.....	937.50	108.50
10 32 16 00-0006	EA	30", 7 or 8 Log Set Gas Log Insert.....	1,192.76	108.50
10 32 16 00-0007	EA	36", 8 to 11 Log Set Gas Log Insert.....	1,404.94	108.50

10 32 19 Fireplace Screens (10 32)

10 32 19 00-0001 Screens, Mounted (10 32 19)

10 32 19 00-0002	EA	Black Powder Coated Steel Screen And Frame.....	153.64	
		Note: Fits Heights between 18" to 27" and widths up to 42".		
10 32 19 00-0003	EA	Stainless Steel Screen And Frame.....	262.73	
		Note: Fits Heights between 18" to 27" and widths up to 42".		

10 32 23 Fireplace Doors (10 32)

10 32 23 00-0001 Glass Doors, Bi-Fold (10 32 23)

Note: Includes anodized aluminum enclosure with 2 3/4" top and side panels and a 11/16" bottom panel. Flat black or polished brass finish.

10 32 23 00-0002	EA	29" To 32" Wide Glass Fireplace Door, 25" To 32" Height.....	1,182.25	67.13
		Note: Includes 1/4" tempered glass.		
		<i>For Wire Mesh Screen, Add</i>	96.00	
		<i>For Wire Mesh Door, Add</i>	152.00	
10 32 23 00-0003	EA	32" To 35" Wide Glass Fireplace Door, 25" To 32" Height.....	1,291.25	67.13
		Note: Includes 1/4" tempered glass.		
		<i>For Wire Mesh Screen, Add</i>	96.00	
		<i>For Wire Mesh Door, Add</i>	152.00	



Specialties	10
Fireplaces and Stoves	10 30
Fireplace Specialties	10 32

MINOR	CSI	UOM	DESCRIPTION	TOTAL DIRECT UNIT COST	DEMOLITION UNIT COST
-------	-----	-----	-------------	------------------------	----------------------

10 32 23 00-0004	EA		35" To 38" Wide Glass Fireplace Door, 25" To 32" Height Note: Includes 1/4" tempered glass. <i>For Wire Mesh Screen, Add</i> <i>For Wire Mesh Door, Add</i>	1,378.45 96.00 152.00	67.13
10 32 23 00-0005	EA		38" To 43" Wide Glass Fireplace Door, 25" To 32" Height Note: Includes 1/4" tempered glass. <i>For Wire Mesh Screen, Add</i> <i>For Wire Mesh Door, Add</i>	1,483.09 96.00 152.00	67.13

10 32 23 00-0006 Chimney Dampers / Chimalator (10 32 23)
Note: Stainless steel top sealing damper cap.

10 32 23 00-0007	EA		8" x 8" Stainless Steel Chimalator Top Sealing Damper Cap	414.14	18.74
10 32 23 00-0008	EA		8" x 13" Stainless Steel Chimalator Top Sealing Damper Cap	430.37	19.94
10 32 23 00-0009	EA		8" x 18" Stainless Steel Chimalator Top Sealing Damper Cap	557.13	22.73
10 32 23 00-0010	EA		8" x 20" Stainless Steel Chimalator Top Sealing Damper Cap	595.61	22.73
10 32 23 00-0011	EA		10" x 18" Stainless Steel Chimalator Top Sealing Damper Cap	631.38	28.52
10 32 23 00-0012	EA		12" x 12" Stainless Steel Chimalator Top Sealing Damper Cap	487.44	28.52
10 32 23 00-0013	EA		12" x 16" Stainless Steel Chimalator Top Sealing Damper Cap	610.14	34.20
10 32 23 00-0014	EA		13" x 13" Stainless Steel Chimalator Top Sealing Damper Cap	487.44	28.52
10 32 23 00-0015	EA		13" x 18" Stainless Steel Chimalator Top Sealing Damper Cap	610.14	34.20
10 32 23 00-0016	EA		13" x 21" Stainless Steel Chimalator Top Sealing Damper Cap	774.53	34.20
10 32 23 00-0017	EA		16" x 16" Stainless Steel Chimalator Top Sealing Damper Cap	700.30	47.86
10 32 23 00-0018	EA		16" x 20" Stainless Steel Chimalator Top Sealing Damper Cap	861.20	47.86
10 32 23 00-0019	EA		18" x 18" Stainless Steel Chimalator Top Sealing Damper Cap	731.12	50.36
10 32 23 00-0020	EA		18" x 21" Stainless Steel Chimalator Top Sealing Damper Cap	912.90	50.36
10 32 23 00-0021	EA		20" x 20" Stainless Steel Chimalator Top Sealing Damper Cap	980.58	53.15
10 32 23 00-0022	EA		20" x 24" Stainless Steel Chimalator Top Sealing Damper Cap	1,056.37	53.15
10 32 23 00-0023	EA		24" x 24" Stainless Steel Chimalator Top Sealing Damper Cap	1,123.73	56.33

10 40 Safety Specialties (10)

10 41 Emergency Access And Information Cabinets (10 40)

10 41 13 Fire Department Plan Cabinets (10 41)

10 41 13 00-0001 Fire Department Plan Cabinets (Knox) (10 41 13)

10 41 13 00-0002	EA		18" High x 14-1/2" Wide x 5" Deep, Light Gray Finish, Surface Mount, Fire Department Emergency Storage Cabinet (Knox 1300) <i>For Tamper Switch Connected To Existing Alarm System, Add</i> <i>For Dual Locks, Add</i> <i>For Back Key Hook Panel, Add</i> <i>For Swing Key Hook Panel, Add</i> <i>For Non-Locking Weather Housing, Add</i>	1,624.08 40.00 60.00 58.74 157.74 396.22	32.65
10 41 13 00-0003	EA		18" High x 14-1/2" Wide x 7" Deep, Light Gray Finish, Surface Mount, Fire Department Emergency Storage Cabinet (Knox 1300) <i>For Tamper Switch Connected To Existing Alarm System, Add</i> <i>For Dual Locks, Add</i> <i>For Back Key Hook Panel, Add</i> <i>For Swing Key Hook Panel, Add</i> <i>For Second Swing Key Hook Panel, Add</i> <i>For Non-Locking Weather Housing, Add</i>	1,722.88 40.00 60.00 58.74 157.74 124.74 396.22	32.65

10 41 16 Emergency Key Cabinets (10 41)

10 41 16 00-0001 Emergency Key Cabinets (Knox) (10 41 16)

10 41 16 00-0002	EA		Elevator/Lobby, Deep Red Finish, Surface Mount, Fire Department Emergency Key Storage Box (Knox 1403) <i>For Tamper Switch Connected To Existing Alarm System, Add</i>	804.02 40.00	32.65
10 41 16 00-0003	EA		5" High x 4" Wide x 3-3/4" Deep, Black Finish, Surface Mount, Fire Department Emergency Storage Box (Knox-Box 3200) <i>For Lift-Off Door, Deduct</i> <i>For Aluminum Or Dark Bronze Finish, Add</i> <i>For Tamper Switch Connected To Existing Alarm System, Add</i> <i>For Recess Mount, Add</i> <i>For Cast-In-Place Concrete Recess Mounting, Add</i>	705.22 -40.00 10.00 40.00 58.71 119.00	32.65
10 41 16 00-0004	EA		6" High x 6" Wide x 4-1/2" Deep, Black Finish, Surface Mount, Fire Department Emergency Storage Box (Knox-Vault 4100) <i>For Aluminum Or Dark Bronze Finish, Add</i> <i>For Tamper Switch Connected To Existing Alarm System, Add</i> <i>For Recess Mount, Add</i> <i>For Dual Locks, Add</i> <i>For Cast-In-Place Concrete Recess Mounting, Add</i>	947.29 10.00 40.00 58.71 60.00 130.00	32.65
10 41 16 00-0005	EA		7" High x 7" Wide x 5" Deep, Black Finish, Surface Mount, Fire Department Emergency Storage Box (Knox-Vault 4400) <i>For Aluminum Or Dark Bronze Finish, Add</i> <i>For Tamper Switch Connected To Existing Alarm System, Add</i> <i>For Recess Mount, Add</i> <i>For Dual Locks, Add</i> <i>For Cast-In-Place Concrete Recess Mounting, Add</i>	1,009.04 10.00 40.00 58.71 60.00 135.00	32.65

10 44 Fire Protection Specialties (10 40)

10	10 Specialties
	10 40 Safety Specialties
	10 44 Fire Protection Specialties



MINOR	CSI	UOM	DESCRIPTION	TOTAL DIRECT UNIT COST	DEMOLITION UNIT COST
-------	-----	-----	-------------	------------------------	----------------------

10 44 13 Fire Protection Cabinets (10 44)

10 44 13 00-0001			Fire Extinguisher Cabinets (10 44 13)		
10 44 13 00-0002			Recessed Fire Extinguisher Cabinets (10 44 13 00-0001)		
10 44 13 00-0003			Steel Door And Trim, Recessed Fire Extinguisher Cabinets (10 44 13 00-0002)		
			Note: Includes powder-coat finish, full view glass or solid metal door, zinc plated handle and steel tub.		
10 44 13 00-0004	EA		9" x 18" x 5-1/2" Inside Dimensions, Recessed Steel Fire Extinguisher Cabinet.....	344.11	41.20
10 44 13 00-0005	EA		10-1/2" x 24" x 5-1/2" Inside Dimensions, Recessed Steel Fire Extinguisher Cabinet.....	350.54	41.20
10 44 13 00-0006	EA		10-1/2" x 24" x 6" Inside Dimensions, Recessed Steel Fire Extinguisher Cabinet.....	351.82	41.20
10 44 13 00-0007	EA		12" x 27" x 7-3/4" Inside Dimensions, Recessed Steel Fire Extinguisher Cabinet.....	391.70	41.20
10 44 13 00-0008	EA		16" x 32" x 7-3/4" Inside Dimensions, Recessed Steel Fire Extinguisher Cabinet.....	495.89	41.20
10 44 13 00-0009	EA		20" x 27" x 7-3/4" Inside Dimensions, Recessed Steel Fire Extinguisher Cabinet.....	510.04	41.20
10 44 13 00-0010			Aluminum Door And Trim, Recessed Fire Extinguisher Cabinets (10 44 13 00-0002)		
			Note: Includes clear anodized finish, full view glass or solid metal door, zinc plated handle and steel tub.		
10 44 13 00-0011	EA		9" x 18" x 5-1/2" Inside Dimensions, Recessed Aluminum Fire Extinguisher Cabinet.....	355.30	41.20
10 44 13 00-0012	EA		10-1/2" x 24" x 5-1/2" Inside Dimensions, Recessed Aluminum Fire Extinguisher Cabinet.....	361.57	41.20
10 44 13 00-0013	EA		10-1/2" x 24" x 6" Inside Dimensions, Recessed Aluminum Fire Extinguisher Cabinet.....	372.02	41.20
10 44 13 00-0014	EA		12" x 27" x 7-3/4" Inside Dimensions, Recessed Aluminum Fire Extinguisher Cabinet.....	389.78	41.20
10 44 13 00-0015	EA		16" x 32" x 7-3/4" Inside Dimensions, Recessed Aluminum Fire Extinguisher Cabinet.....	444.76	41.20
10 44 13 00-0016	EA		20" x 27" x 7-3/4" Inside Dimensions, Recessed Aluminum Fire Extinguisher Cabinet.....	461.48	41.20
10 44 13 00-0017			Stainless Steel Door And Trim, Recessed Fire Extinguisher Cabinets (10 44 13 00-0002)		
			Note: Includes stainless steel finish, full view glass or solid metal door, zinc plated handle and steel tub.		
10 44 13 00-0018	EA		9" x 18" x 5-1/2" Inside Dimensions, Recessed Stainless Steel Fire Extinguisher Cabinet.....	494.49	41.20
10 44 13 00-0019	EA		10-1/2" x 24" x 5-1/2" Inside Dimensions, Recessed Stainless Steel Fire Extinguisher Cabinet.....	507.64	41.20
10 44 13 00-0020	EA		10-1/2" x 24" x 6" Inside Dimensions, Recessed Stainless Steel Fire Extinguisher Cabinet.....	514.21	41.20
10 44 13 00-0021	EA		12" x 27" x 7-3/4" Inside Dimensions, Recessed Stainless Steel Fire Extinguisher Cabinet.....	559.13	41.20
10 44 13 00-0022	EA		16" x 32" x 7-3/4" Inside Dimensions, Recessed Stainless Steel Fire Extinguisher Cabinet.....	649.66	41.20
10 44 13 00-0023	EA		20" x 27" x 7-3/4" Inside Dimensions, Recessed Stainless Steel Fire Extinguisher Cabinet.....	677.04	41.20
10 44 13 00-0024			Bronze Door And Trim, Recessed Fire Extinguisher Cabinets (10 44 13 00-0002)		
			Note: Includes satin bronze finish, full view glass or solid metal door, zinc plated handle and steel tub.		
10 44 13 00-0025	EA		10-1/2" x 24" x 5-1/2" Inside Dimensions, Recessed Bronze Fire Extinguisher Cabinet.....	1,160.21	41.20
10 44 13 00-0026	EA		10-1/2" x 24" x 6" Inside Dimensions, Recessed Bronze Fire Extinguisher Cabinet.....	1,168.59	41.20
10 44 13 00-0027	EA		12" x 27" x 7-3/4" Inside Dimensions, Recessed Bronze Fire Extinguisher Cabinet.....	1,339.43	41.20
10 44 13 00-0028			Acrylic Bubble Door And Steel Trim, Recessed Fire Extinguisher Cabinets (10 44 13 00-0002)		
			Note: Includes 180 degree visibility acrylic bubble door, zinc plated handle and steel tub.		
10 44 13 00-0029	EA		10-1/2" x 24" x 4" Inside Dimensions, Recessed Steel Fire Extinguisher Cabinet With Acrylic Bubble Door.....	427.71	41.20
10 44 13 00-0030	EA		14" x 30" x 4" Inside Dimensions, Recessed Steel Fire Extinguisher Cabinet With Acrylic Bubble Door.....	476.59	41.20
10 44 13 00-0031			Semi Recessed Fire Extinguisher Cabinets (10 44 13 00-0001)		
10 44 13 00-0032			Steel Door And Trim, Semi Recessed Fire Extinguisher Cabinets (10 44 13 00-0031)		
			Note: Includes powder-coat finish, full view glass or solid metal door, zinc plated handle and steel tub.		
10 44 13 00-0033	EA		9" x 18" x 5-1/2" Inside Dimensions, Semi Recessed Steel Fire Extinguisher Cabinet.....	378.84	41.20
10 44 13 00-0034	EA		10-1/2" x 24" x 5-1/2" Inside Dimensions, Semi Recessed Steel Fire Extinguisher Cabinet.....	391.70	41.20
10 44 13 00-0035	EA		10-1/2" x 24" x 6" Inside Dimensions, Semi Recessed Steel Fire Extinguisher Cabinet.....	392.98	41.20
10 44 13 00-0036	EA		12" x 27" x 7-3/4" Inside Dimensions, Semi Recessed Steel Fire Extinguisher Cabinet.....	436.72	41.20
10 44 13 00-0037	EA		16" x 32" x 7-3/4" Inside Dimensions, Semi Recessed Steel Fire Extinguisher Cabinet.....	524.19	41.20
10 44 13 00-0038	EA		20" x 27" x 7-3/4" Inside Dimensions, Semi Recessed Steel Fire Extinguisher Cabinet.....	538.33	41.20
10 44 13 00-0039			Aluminum Door And Trim, Semi Recessed Fire Extinguisher Cabinets (10 44 13 00-0031)		
			Note: Includes clear anodized finish, full view glass or solid metal door, zinc plated handle and steel tub.		
10 44 13 00-0040	EA		9" x 18" x 5-1/2" Inside Dimensions, Semi Recessed Aluminum Fire Extinguisher Cabinet.....	401.93	41.20
10 44 13 00-0041	EA		10-1/2" x 24" x 5-1/2" Inside Dimensions, Semi Recessed Aluminum Fire Extinguisher Cabinet.....	417.60	41.20
10 44 13 00-0042	EA		10-1/2" x 24" x 6" Inside Dimensions, Semi Recessed Aluminum Fire Extinguisher Cabinet.....	427.00	41.20
10 44 13 00-0043	EA		12" x 27" x 7-3/4" Inside Dimensions, Semi Recessed Aluminum Fire Extinguisher Cabinet.....	444.76	41.20
10 44 13 00-0044	EA		16" x 32" x 7-3/4" Inside Dimensions, Semi Recessed Aluminum Fire Extinguisher Cabinet.....	506.40	41.20
10 44 13 00-0045	EA		20" x 27" x 7-3/4" Inside Dimensions, Semi Recessed Aluminum Fire Extinguisher Cabinet.....	521.03	41.20
10 44 13 00-0046			Stainless Steel Door And Trim, Semi Recessed Fire Extinguisher Cabinets (10 44 13 00-0031)		
			Note: Includes stainless steel finish, full view glass or solid metal door, zinc plated handle and steel tub.		
10 44 13 00-0047	EA		9" x 18" x 5-1/2" Inside Dimensions, Semi Recessed Stainless Steel Fire Extinguisher Cabinet.....	552.16	41.20
10 44 13 00-0048	EA		10-1/2" x 24" x 5-1/2" Inside Dimensions, Semi Recessed Stainless Steel Fire Extinguisher Cabinet.....	567.50	41.20
10 44 13 00-0049	EA		10-1/2" x 24" x 6" Inside Dimensions, Semi Recessed Stainless Steel Fire Extinguisher Cabinet.....	574.07	41.20
10 44 13 00-0050	EA		12" x 27" x 7-3/4" Inside Dimensions, Semi Recessed Stainless Steel Fire Extinguisher Cabinet.....	608.03	41.20
10 44 13 00-0051	EA		16" x 32" x 7-3/4" Inside Dimensions, Semi Recessed Stainless Steel Fire Extinguisher Cabinet.....	692.38	41.20
10 44 13 00-0052	EA		20" x 27" x 7-3/4" Inside Dimensions, Semi Recessed Stainless Steel Fire Extinguisher Cabinet.....	711.00	41.20



Specialties	10
Safety Specialties	10 40
Fire Protection Specialties	10 44

MINOR CSI UOM DESCRIPTION	TOTAL DIRECT UNIT COST	DEMOLITION UNIT COST
10 44 13 00-0053 Bronze Door And Trim, Semi Recessed Fire Extinguisher Cabinets <small>(10 44 13 00-0031)</small>		
Note: Includes satin bronze finish, full view glass or solid metal door, zinc plated handle and steel tub.		
10 44 13 00-0054 EA 10-1/2" x 24" x 5-1/2" Inside Dimensions, Semi Recessed Bronze Fire Extinguisher Cabinet	1,458.52	41.20
10 44 13 00-0055 EA 10-1/2" x 24" x 6" Inside Dimensions, Semi Recessed Bronze Fire Extinguisher Cabinet	1,465.55	41.20
10 44 13 00-0056 EA 12" x 27" x 7-3/4" Inside Dimensions, Semi Recessed Bronze Fire Extinguisher Cabinet	1,677.75	41.20
10 44 13 00-0057 Acrylic Bubble Door And Steel Trim, Semi Recessed Fire Extinguisher Cabinets <small>(10 44 13 00-0031)</small>		
Note: Includes 180 degree visibility acrylic bubble door, zinc plated handle and steel tub.		
10 44 13 00-0058 EA 10-1/2" x 24" x 4" Inside Dimensions, Semi Recessed Steel Fire Extinguisher Cabinet With Acrylic Bubble Door	474.02	41.20
10 44 13 00-0059 EA 14" x 30" x 4" Inside Dimensions, Semi Recessed Steel Fire Extinguisher Cabinet With Acrylic Bubble Door	520.33	41.20
10 44 13 00-0060 Surface Mounted Fire Extinguisher Cabinets <small>(10 44 13 00-0001)</small>		
10 44 13 00-0061 Steel Door And Trim, Surface Mount Fire Extinguisher Cabinets <small>(10 44 13 00-0060)</small>		
Note: Includes powder-coat finish, full view glass or solid metal door, zinc plated handle and steel tub.		
10 44 13 00-0062 EA 12-3/16" x 21-3/16" x 6" Inside Dimensions, Surface Mount Steel Fire Extinguisher Cabinet	368.55	41.20
10 44 13 00-0063 EA 13-11/16" x 27-3/16" x 6-1/2" Inside Dimensions, Surface Mount Steel Fire Extinguisher Cabinet	376.26	41.20
10 44 13 00-0064 EA 15-3/16" x 30-3/16" x 8-1/4" Inside Dimensions, Surface Mount Steel Fire Extinguisher Cabinet	438.00	41.20
10 44 13 00-0065 EA 19-3/16" x 35-3/16" x 8-1/4" Inside Dimensions, Surface Mount Steel Fire Extinguisher Cabinet	513.90	41.20
10 44 13 00-0066 EA 23-3/16" x 30-3/16" x 8-1/4" Inside Dimensions, Surface Mount Steel Fire Extinguisher Cabinet	534.48	41.20
10 44 13 00-0067 Aluminum Door And Trim, Surface Mount Fire Extinguisher Cabinets <small>(10 44 13 00-0060)</small>		
Note: Includes clear anodized finish, full view glass or solid metal door, zinc plated handle and steel tub.		
10 44 13 00-0068 EA 12-3/16" x 21-3/16" x 6" Inside Dimensions, Surface Mount Aluminum Fire Extinguisher Cabinet	501.18	41.20
10 44 13 00-0069 EA 13-11/16" x 27-3/16" x 6-1/2" Inside Dimensions, Surface Mount Aluminum Fire Extinguisher Cabinet	514.76	41.20
10 44 13 00-0070 EA 15-3/16" x 30-3/16" x 8-1/4" Inside Dimensions, Surface Mount Aluminum Fire Extinguisher Cabinet	545.06	41.20
10 44 13 00-0071 EA 19-3/16" x 35-3/16" x 8-1/4" Inside Dimensions, Surface Mount Aluminum Fire Extinguisher Cabinet	604.61	41.20
10 44 13 00-0072 EA 23-3/16" x 30-3/16" x 8-1/4" Inside Dimensions, Surface Mount Aluminum Fire Extinguisher Cabinet	629.68	41.20
10 44 13 00-0073 Stainless Steel Door And Trim, Surface Mount Fire Extinguisher Cabinets <small>(10 44 13 00-0060)</small>		
Note: Includes stainless steel finish, full view glass or solid metal door, zinc plated handle and steel tub.		
10 44 13 00-0074 EA 12-3/16" x 21-3/16" x 6" Inside Dimensions, Surface Mount Stainless Steel Fire Extinguisher Cabinet	647.47	41.20
10 44 13 00-0075 EA 13-11/16" x 27-3/16" x 6-1/2" Inside Dimensions, Surface Mount Stainless Steel Fire Extinguisher Cabinet	668.28	41.20
10 44 13 00-0076 EA 15-3/16" x 30-3/16" x 8-1/4" Inside Dimensions, Surface Mount Stainless Steel Fire Extinguisher Cabinet	719.77	41.20
10 44 13 00-0077 EA 19-3/16" x 35-3/16" x 8-1/4" Inside Dimensions, Surface Mount Stainless Steel Fire Extinguisher Cabinet	819.45	41.20
10 44 13 00-0078 EA 23-3/16" x 30-3/16" x 8-1/4" Inside Dimensions, Surface Mount Stainless Steel Fire Extinguisher Cabinet	850.13	41.20
10 44 13 00-0079 Bronze Door And Trim, Surface Mount Fire Extinguisher Cabinets <small>(10 44 13 00-0060)</small>		
Note: Includes satin bronze finish, full view glass or solid metal door, zinc plated handle and steel tub.		
10 44 13 00-0080 EA 13-11/16" x 27-3/16" x 6-1/2" Inside Dimensions, Surface Mount Bronze Fire Extinguisher Cabinet	1,671.12	41.20
10 44 13 00-0081 EA 15-3/16" x 30-3/16" x 8-1/4" Inside Dimensions, Surface Mount Bronze Fire Extinguisher Cabinet	1,881.70	41.20
10 44 13 00-0082 Acrylic Bubble Door And Steel Trim, Surface Mount Fire Extinguisher Cabinets <small>(10 44 13 00-0060)</small>		
Note: Includes 180 degree visibility acrylic bubble door, zinc plated handle and steel tub.		
10 44 13 00-0083 EA 13-11/16" x 27-3/16" x 4-5/8" Inside Dimensions, Surface Mount Steel Fire Extinguisher Cabinet With Acrylic Bubble Door	445.72	41.20
10 44 13 00-0084 EA 17-3/16" x 33-3/16" x 4-5/8" Inside Dimensions, Surface Mount Steel Fire Extinguisher Cabinet With Acrylic Bubble Door	502.32	41.20
10 44 13 00-0085 EA 31-3/16" x 33-3/16" x 4-5/8" Inside Dimensions, Surface Mount Steel Fire Extinguisher Cabinet With Acrylic Bubble Door	700.41	41.20
10 44 13 00-0086 Fire Extinguisher Cabinet Accessories <small>(10 44 13 00-0001)</small>		
10 44 13 00-0087 EA Standard Break Glass Cylinder Lock Mechanism	35.00	12.56
10 44 13 00-0088 EA Breaker Bar And Chain For Break Glass Cabinets	31.54	12.56
10 44 13 00-0089 EA Replacement Of Standard Pull Handle	29.44	
10 44 13 00-0090 EA Fire Extinguisher Cabinet Battery Operated Alarm	94.68	25.12
10 44 13 00-0091 EA Fire Rated Option For 10-1/2" x 24" x 5-1/2" Or 6" Cabinets	221.02	
10 44 13 00-0092 EA Fire Rated Option For 12" x 27" x 7-3/4" Cabinets	243.12	
10 44 13 00-0093 EA Fire Rated Option For 16" x 32" x 7-3/4" Cabinets	331.53	
10 44 13 00-0094 EA Fire Rated Option For 20" x 27" x 7-3/4" Cabinets	453.09	
10 44 13 00-0095 EA Fire Rated Option For 9" x 18" x 5-1/2" Cabinets	530.45	
10 44 13 00-0096 EA Standard Glass With Wire Glass For 9" x 18" x 5-1/2" Cabinets	128.19	
10 44 13 00-0097 EA Standard Glass With Wire Glass For 10-1/2" x 24" x 5-1/2" Or 6" Cabinets	132.61	
10 44 13 00-0098 EA Standard Glass With Wire Glass For 12" x 27" x 7-3/4" Cabinets	176.82	
10 44 13 00-0099 EA Standard Glass With Wire Glass For 16" x 32" x 7-3/4" Cabinets	320.48	
10 44 13 00-0100 EA Standard Glass With Wire Glass For 20" x 27" x 7-3/4" Cabinets	324.90	
10 44 13 00-0101 EA Standard Glass With Wire Glass For 12-3/16" x 21-3/16" x 6" Cabinets	107.94	
10 44 13 00-0102 EA Standard Glass With Wire Glass For 13-11/16" x 27-3/16" x 6-1/2" Cabinets	113.34	
10 44 13 00-0103 EA Standard Glass With Wire Glass For 15-3/16" x 30-3/16" x 8-1/4" Cabinets	152.92	

10	10	Specialties
	10 40	Safety Specialties
	10 44	Fire Protection Specialties



MINOR	CSI	UOM	DESCRIPTION	TOTAL DIRECT UNIT COST	DEMOLITION UNIT COST
10 44	13 00-0104	EA	Standard Glass With Wire Glass For 19-3/16" x 35-3/16" x 8-1/4" Cabinets	269.85	
10 44	13 00-0105	EA	Standard Glass With Wire Glass For 23-3/16" x 30-3/16" x 8-1/4" Cabinets	273.45	
10 44	13 00-0106		Fire Hose Cabinets (10 44 13) Note: Excludes hoses, hose rack units, fire extinguishers and valves. See CSI section 21 12 13 00-0001 for fire hoses and nozzles, 21 12 13 00-0015 for fire hose rack units, 21 12 23 00-0014 for fire hose angle valves.		
10 44	13 00-0107		Recessed Fire Hose Cabinets (10 44 13 00-0106)		
10 44	13 00-0108		Steel Door And Trim, Recessed Fire Hose Cabinets (10 44 13 00-0107) Note: Includes baked enamel finish, steel door, trim and box, full view acrylic door lite, satin finish turn handle, continuous matching hinge and self-adjusting roller catch.		
10 44	13 00-0109	EA	34" x 24" x 8" Inside Dimensions, Recessed Steel Fire Hose Cabinet	616.09	149.66
			<i>For Solid Steel Door, Deduct</i>	-8.60	
10 44	13 00-0110	EA	34" x 26" x 8" Inside Dimensions, Recessed Steel Fire Hose Cabinet	626.77	149.66
			<i>For Solid Steel Door, Deduct</i>	-8.60	
10 44	13 00-0111	EA	38" x 24" x 8" Inside Dimensions, Recessed Steel Fire Hose Cabinet	635.67	149.66
			<i>For Solid Steel Door, Deduct</i>	-8.60	
10 44	13 00-0112	EA	38" x 26" x 8" Inside Dimensions, Recessed Steel Fire Hose Cabinet	644.58	149.66
			<i>For Solid Steel Door, Deduct</i>	-8.60	
10 44	13 00-0113	EA	30" x 30" x 8" Inside Dimensions, Recessed Steel Fire Hose Cabinet	655.26	149.66
			<i>For Solid Steel Door, Deduct</i>	-8.60	
10 44	13 00-0114	EA	38" x 32" x 8" Inside Dimensions, Recessed Steel Fire Hose Cabinet	683.72	149.66
			<i>For Solid Steel Door, Deduct</i>	-8.60	
10 44	13 00-0115	EA	23" x 18" x 8" Inside Dimensions, Recessed Steel Fire Hose Cabinet	692.63	149.66
			<i>For Solid Steel Door, Deduct</i>	-8.60	
10 44	13 00-0116		Aluminum Door And Trim, Recessed Fire Hose Cabinets (10 44 13 00-0107) Note: Includes clear satin anodized finish, aluminum door and trim, baked enamel steel box, full view acrylic door lite, satin finish turn handle, continuous matching hinge and self-adjusting roller catch.		
10 44	13 00-0117	EA	34" x 24" x 8" Inside Dimensions, Recessed Aluminum Fire Hose Cabinet	669.34	149.66
			<i>For Solid Aluminum Door, Add</i>	6.50	
10 44	13 00-0118	EA	30" x 30" x 8" Inside Dimensions, Recessed Aluminum Fire Hose Cabinet	686.73	149.66
			<i>For Solid Aluminum Door, Add</i>	6.50	
10 44	13 00-0119	EA	34" x 26" x 8" Inside Dimensions, Recessed Aluminum Fire Hose Cabinet	688.99	149.66
			<i>For Solid Aluminum Door, Add</i>	6.50	
10 44	13 00-0120	EA	38" x 24" x 8" Inside Dimensions, Recessed Aluminum Fire Hose Cabinet	696.22	149.66
			<i>For Solid Aluminum Door, Add</i>	6.50	
10 44	13 00-0121	EA	38" x 26" x 8" Inside Dimensions, Recessed Aluminum Fire Hose Cabinet	705.71	149.66
			<i>For Solid Aluminum Door, Add</i>	6.50	
10 44	13 00-0122	EA	38" x 32" x 8" Inside Dimensions, Recessed Aluminum Fire Hose Cabinet	732.59	149.66
			<i>For Solid Aluminum Door, Add</i>	6.50	
10 44	13 00-0123	EA	23" x 18" x 8" Inside Dimensions, Recessed Aluminum Fire Hose Cabinet	759.47	149.66
			<i>For Solid Aluminum Door, Add</i>	6.50	
10 44	13 00-0124		Stainless Steel Door And Trim, Recessed Fire Hose Cabinets (10 44 13 00-0107) Note: Includes #4 finish, stainless steel door and trim, baked enamel steel box, full view acrylic door lite, satin finish turn handle, continuous matching hinge and self-adjusting roller catch.		
10 44	13 00-0125	EA	23" x 18" x 8" Inside Dimensions, Recessed Stainless Steel Fire Hose Cabinet	810.56	149.66
			<i>For Solid Stainless Steel Door, Deduct</i>	-7.70	
10 44	13 00-0126	EA	34" x 24" x 8" Inside Dimensions, Recessed Stainless Steel Fire Hose Cabinet	890.40	149.66
			<i>For Solid Stainless Steel Door, Deduct</i>	-7.70	
10 44	13 00-0127	EA	34" x 26" x 8" Inside Dimensions, Recessed Stainless Steel Fire Hose Cabinet	898.07	149.66
			<i>For Solid Stainless Steel Door, Deduct</i>	-7.70	
10 44	13 00-0128	EA	38" x 24" x 8" Inside Dimensions, Recessed Stainless Steel Fire Hose Cabinet	922.64	149.66
			<i>For Solid Stainless Steel Door, Deduct</i>	-7.70	
10 44	13 00-0129	EA	38" x 26" x 8" Inside Dimensions, Recessed Stainless Steel Fire Hose Cabinet	930.32	149.66
			<i>For Solid Stainless Steel Door, Deduct</i>	-7.70	
10 44	13 00-0130	EA	30" x 30" x 8" Inside Dimensions, Recessed Stainless Steel Fire Hose Cabinet	970.23	149.66
			<i>For Solid Stainless Steel Door, Deduct</i>	-7.70	
10 44	13 00-0131	EA	38" x 32" x 8" Inside Dimensions, Recessed Stainless Steel Fire Hose Cabinet	1,010.15	149.66
			<i>For Solid Stainless Steel Door, Deduct</i>	-7.70	
10 44	13 00-0132		Semi Recessed Fire Hose Cabinets (10 44 13 00-0106)		
10 44	13 00-0133		Steel Door And Trim, Semi Recessed Fire Hose Cabinets (10 44 13 00-0132) Note: Includes baked enamel finish, steel door, trim and box, full view acrylic door lite, satin finish turn handle, continuous matching hinge and self-adjusting roller catch.		
10 44	13 00-0134	EA	34" x 24" x 8" Inside Dimensions, Semi Recessed Steel Fire Hose Cabinet	644.58	149.66
			<i>For Solid Steel Door, Deduct</i>	-8.60	
10 44	13 00-0135	EA	34" x 26" x 8" Inside Dimensions, Semi Recessed Steel Fire Hose Cabinet	655.26	149.66
			<i>For Solid Steel Door, Deduct</i>	-8.60	
10 44	13 00-0136	EA	38" x 24" x 8" Inside Dimensions, Semi Recessed Steel Fire Hose Cabinet	664.14	149.66
			<i>For Solid Steel Door, Deduct</i>	-8.60	
10 44	13 00-0137	EA	38" x 26" x 8" Inside Dimensions, Semi Recessed Steel Fire Hose Cabinet	674.82	149.66
			<i>For Solid Steel Door, Deduct</i>	-8.60	
10 44	13 00-0138	EA	30" x 30" x 8" Inside Dimensions, Semi Recessed Steel Fire Hose Cabinet	683.72	149.66
			<i>For Solid Steel Door, Deduct</i>	-8.60	
10 44	13 00-0139	EA	38" x 32" x 8" Inside Dimensions, Semi Recessed Steel Fire Hose Cabinet	712.19	149.66
			<i>For Solid Steel Door, Deduct</i>	-8.60	



Specialties	10
Safety Specialties	10 40
Fire Protection Specialties	10 44

MINOR	CSI	UOM	DESCRIPTION	TOTAL DIRECT UNIT COST	DEMOLITION UNIT COST
10 44	13 00-0140	EA	23" x 18" x 8" Inside Dimensions, Semi Recessed Steel Fire Hose Cabinet <i>For Solid Steel Door, Deduct</i>	722.87 -8.60	149.66
10 44 13 00-0141 Aluminum Door And Trim, Semi Recessed Fire Hose Cabinets (10 44 13 00-0132)					
Note: Includes clear satin anodized finish, aluminum door and trim, baked enamel steel box, full view acrylic door lite, satin finish turn handle, continuous matching hinge and self-adjusting roller catch.					
10 44	13 00-0142	EA	34" x 24" x 8" Inside Dimensions, Semi Recessed Aluminum Fire Hose Cabinet <i>For Solid Aluminum Door, Add</i>	686.73 6.50	149.66
10 44	13 00-0143	EA	34" x 26" x 8" Inside Dimensions, Semi Recessed Aluminum Fire Hose Cabinet <i>For Solid Aluminum Door, Add</i>	705.71 6.50	149.66
10 44	13 00-0144	EA	30" x 30" x 8" Inside Dimensions, Semi Recessed Aluminum Fire Hose Cabinet <i>For Solid Aluminum Door, Add</i>	708.42 6.50	149.66
10 44	13 00-0145	EA	38" x 24" x 8" Inside Dimensions, Semi Recessed Aluminum Fire Hose Cabinet <i>For Solid Aluminum Door, Add</i>	713.62 6.50	149.66
10 44	13 00-0146	EA	38" x 26" x 8" Inside Dimensions, Semi Recessed Aluminum Fire Hose Cabinet <i>For Solid Aluminum Door, Add</i>	723.10 6.50	149.66
10 44	13 00-0147	EA	38" x 32" x 8" Inside Dimensions, Semi Recessed Aluminum Fire Hose Cabinet <i>For Solid Aluminum Door, Add</i>	749.98 6.50	149.66
10 44	13 00-0148	EA	23" x 18" x 8" Inside Dimensions, Semi Recessed Aluminum Fire Hose Cabinet <i>For Solid Aluminum Door, Add</i>	776.87 6.50	149.66
10 44 13 00-0149 Stainless Steel Door And Trim, Semi Recessed Fire Hose Cabinets (10 44 13 00-0132)					
Note: Includes #4 finish, 304 stainless steel door and trim, baked enamel steel box, full view acrylic door lite, satin finish turn handle, continuous matching hinge and self-adjusting roller catch.					
10 44	13 00-0150	EA	23" x 18" x 8" Inside Dimensions, Semi Recessed Stainless Steel Fire Hose Cabinet <i>For Solid Stainless Steel Door, Deduct</i>	858.16 -7.70	149.66
10 44	13 00-0151	EA	34" x 24" x 8" Inside Dimensions, Semi Recessed Stainless Steel Fire Hose Cabinet <i>For Solid Stainless Steel Door, Deduct</i>	945.67 -7.70	149.66
10 44	13 00-0152	EA	34" x 26" x 8" Inside Dimensions, Semi Recessed Stainless Steel Fire Hose Cabinet <i>For Solid Stainless Steel Door, Deduct</i>	953.34 -7.70	149.66
10 44	13 00-0153	EA	38" x 24" x 8" Inside Dimensions, Semi Recessed Stainless Steel Fire Hose Cabinet <i>For Solid Stainless Steel Door, Deduct</i>	977.91 -7.70	149.66
10 44	13 00-0154	EA	38" x 26" x 8" Inside Dimensions, Semi Recessed Stainless Steel Fire Hose Cabinet <i>For Solid Stainless Steel Door, Deduct</i>	985.58 -7.70	149.66
10 44	13 00-0155	EA	30" x 30" x 8" Inside Dimensions, Semi Recessed Stainless Steel Fire Hose Cabinet <i>For Solid Stainless Steel Door, Deduct</i>	1,025.50 -7.70	149.66
10 44	13 00-0156	EA	38" x 32" x 8" Inside Dimensions, Semi Recessed Stainless Steel Fire Hose Cabinet <i>For Solid Stainless Steel Door, Deduct</i>	1,065.42 -7.70	149.66
10 44 13 00-0157 Surface Mount Fire Hose Cabinets (10 44 13 00-0106)					
10 44 13 00-0158 Steel Door And Trim, Surface Mount Fire Hose Cabinets (10 44 13 00-0157)					
Note: Includes baked enamel finish, steel door and trim, baked enamel steel box, full view acrylic door lite, satin finish turn handle, continuous matching hinge and self-adjusting roller catch.					
10 44	13 00-0159	EA	37-1/2" x 27-1/2" x 8-1/2" Inside Dimensions, Surface Mount Steel Fire Hose Cabinet <i>For Solid Steel Door, Deduct</i>	655.26 -8.60	149.66
10 44	13 00-0160	EA	37-1/2" x 29-1/2" x 8-1/2" Inside Dimensions, Surface Mount Steel Fire Hose Cabinet <i>For Solid Steel Door, Deduct</i>	664.14 -8.60	149.66
10 44	13 00-0161	EA	41-1/2" x 27-1/2" x 8-1/2" Inside Dimensions, Surface Mount Steel Fire Hose Cabinet <i>For Solid Steel Door, Deduct</i>	674.82 -8.60	149.66
10 44	13 00-0162	EA	41-1/2" x 29-1/2" x 8-1/2" Inside Dimensions, Surface Mount Steel Fire Hose Cabinet <i>For Solid Steel Door, Deduct</i>	683.72 -8.60	149.66
10 44	13 00-0163	EA	33-1/2" x 33-1/2" x 8-1/2" Inside Dimensions, Surface Mount Steel Fire Hose Cabinet <i>For Solid Steel Door, Deduct</i>	692.63 -8.60	149.66
10 44	13 00-0164	EA	41-1/2" x 35-1/2" x 8-1/2" Inside Dimensions, Surface Mount Steel Fire Hose Cabinet <i>For Solid Steel Door, Deduct</i>	722.87 -8.60	149.66
10 44	13 00-0165	EA	26-1/2" x 21-1/2" x 8-1/2" Inside Dimensions, Surface Mount Steel Fire Hose Cabinet <i>For Solid Steel Door, Deduct</i>	731.77 -8.60	149.66
10 44 13 00-0166 Aluminum Door And Trim, Surface Mount Fire Hose Cabinets (10 44 13 00-0157)					
Note: Includes clear satin anodized finish, aluminum door, trim and box, full view acrylic door lite, satin finish turn handle, continuous matching hinge and self-adjusting roller catch.					
10 44	13 00-0167	EA	37-1/2" x 27-1/2" x 8-1/2" Inside Dimensions, Surface Mount Aluminum Fire Hose Cabinet <i>For Solid Aluminum Door, Add</i>	732.59 6.50	149.66
10 44	13 00-0168	EA	33-1/2" x 33-1/2" x 8-1/2" Inside Dimensions, Surface Mount Aluminum Fire Hose Cabinet <i>For Solid Aluminum Door, Add</i>	749.98 6.50	149.66
10 44	13 00-0169	EA	37-1/2" x 29-1/2" x 8-1/2" Inside Dimensions, Surface Mount Aluminum Fire Hose Cabinet <i>For Solid Aluminum Door, Add</i>	754.50 6.50	149.66
10 44	13 00-0170	EA	41-1/2" x 27-1/2" x 8-1/2" Inside Dimensions, Surface Mount Aluminum Fire Hose Cabinet <i>For Solid Aluminum Door, Add</i>	759.47 6.50	149.66
10 44	13 00-0171	EA	41-1/2" x 29-1/2" x 8-1/2" Inside Dimensions, Surface Mount Aluminum Fire Hose Cabinet <i>For Solid Aluminum Door, Add</i>	767.38 6.50	149.66
10 44	13 00-0172	EA	41-1/2" x 35-1/2" x 8-1/2" Inside Dimensions, Surface Mount Aluminum Fire Hose Cabinet <i>For Solid Aluminum Door, Add</i>	795.84 6.50	149.66
10 44	13 00-0173	EA	26-1/2" x 21-1/2" x 8-1/2" Inside Dimensions, Surface Mount Aluminum Fire Hose Cabinet <i>For Solid Aluminum Door, Add</i>	813.24 6.50	149.66

10	10	Specialties
	10 40	Safety Specialties
	10 44	Fire Protection Specialties



MINOR	CSI	UOM	DESCRIPTION	TOTAL DIRECT UNIT COST	DEMOLITION UNIT COST
-------	-----	-----	-------------	------------------------	----------------------

10 44 13 00-0174			Stainless Steel Door And Trim, Surface Mount Fire Hose Cabinets <small>(10 44 13 00-0157)</small> Note: Includes #4 finish, 304 stainless steel door, trim and box, full view acrylic door lite, satin finish turn handle, continuous matching hinge and self-adjusting roller catch.		
10 44 13 00-0175	EA		26-1/2" x 21-1/2" x 8-1/2" Inside Dimensions, Surface Mount Stainless Steel Fire Hose Cabinet.....	922.64	149.66
			<i>For Solid Stainless Steel Door, Deduct</i>	-7.70	
10 44 13 00-0176	EA		37-1/2" x 27-1/2" x 8-1/2" Inside Dimensions, Surface Mount Stainless Steel Fire Hose Cabinet.....	1,177.49	149.66
			<i>For Solid Stainless Steel Door, Deduct</i>	-7.70	
10 44 13 00-0177	EA		41-1/2" x 27-1/2" x 8-1/2" Inside Dimensions, Surface Mount Stainless Steel Fire Hose Cabinet.....	1,241.97	149.66
			<i>For Solid Stainless Steel Door, Deduct</i>	-7.70	
10 44 13 00-0178	EA		37-1/2" x 29-1/2" x 8-1/2" Inside Dimensions, Surface Mount Stainless Steel Fire Hose Cabinet.....	1,257.33	149.66
			<i>For Solid Stainless Steel Door, Deduct</i>	-7.70	
10 44 13 00-0179	EA		41-1/2" x 29-1/2" x 8-1/2" Inside Dimensions, Surface Mount Stainless Steel Fire Hose Cabinet.....	1,272.68	149.66
			<i>For Solid Stainless Steel Door, Deduct</i>	-7.70	
10 44 13 00-0180	EA		33-1/2" x 33-1/2" x 8-1/2" Inside Dimensions, Surface Mount Stainless Steel Fire Hose Cabinet.....	1,337.16	149.66
			<i>For Solid Stainless Steel Door, Deduct</i>	-7.70	
10 44 13 00-0181	EA		41-1/2" x 35-1/2" x 8-1/2" Inside Dimensions, Surface Mount Stainless Steel Fire Hose Cabinet.....	1,417.00	149.66
			<i>For Solid Stainless Steel Door, Deduct</i>	-7.70	

10 44 16 Fire Extinguishers (10 44)

10 44 16 13 Portable Fire Extinguishers (10 44 16)

Note: Includes filling, certification, bracket, hardware and mounting on wall.

10 44 16 13-0001			Carbon Dioxide Type, Class BC Portable Fire Extinguisher <small>(10 44 16 13)</small>		
10 44 16 13-0002	EA		2.5 LB Carbon Dioxide, Type BC Portable Fire Extinguisher.....	201.95	13.06
			<i>For >5 To 10, Deduct</i>	-6.75	
			<i>For >10, Deduct</i>	-13.50	
			<i>For Placement In Cabinet, Deduct</i>	-33.50	
10 44 16 13-0003	EA		5 LB Carbon Dioxide, Type BC Portable Fire Extinguisher.....	300.35	15.07
			<i>For >5 To 10, Deduct</i>	-11.15	
			<i>For >10, Deduct</i>	-22.31	
			<i>For Placement In Cabinet, Deduct</i>	-38.65	
10 44 16 13-0004	EA		10 LB Carbon Dioxide, Type BC Portable Fire Extinguisher.....	390.68	19.09
			<i>For >5 To 10, Deduct</i>	-14.51	
			<i>For >10, Deduct</i>	-29.02	
			<i>For Placement In Cabinet, Deduct</i>	-50.24	
10 44 16 13-0005	EA		15 LB Carbon Dioxide, Type BC Portable Fire Extinguisher.....	480.53	24.11
			<i>For >5 To 10, Deduct</i>	-17.75	
			<i>For >10, Deduct</i>	-35.49	
			<i>For Placement In Cabinet, Deduct</i>	-62.80	
10 44 16 13-0006	EA		20 LB Carbon Dioxide, Type BC Portable Fire Extinguisher.....	538.52	24.11
			<i>For >5 To 10, Deduct</i>	-20.65	
			<i>For >10, Deduct</i>	-41.29	
			<i>For Placement In Cabinet, Deduct</i>	-62.80	
10 44 16 13-0007	EA		50 LB Carbon Dioxide, Type BC Wheeled Fire Extinguisher.....	1,782.51	38.18
			<i>For >5 To 10, Deduct</i>	-79.08	
			<i>For >10, Deduct</i>	-158.16	
10 44 16 13-0008	EA		100 LB Carbon Dioxide, Type BC Wheeled Fire Extinguisher.....	3,545.30	38.18
			<i>For >5 To 10, Deduct</i>	-167.22	
			<i>For >10, Deduct</i>	-334.43	
10 44 16 13-0009			Dry Chemical Type, Class ABC Portable Fire Extinguisher <small>(10 44 16 13)</small>		
10 44 16 13-0010	EA		2.6 LB Dry Chemical, Type ABC Portable Fire Extinguisher.....	118.45	13.06
			<i>For >5 To 10, Deduct</i>	-2.57	
			<i>For >10, Deduct</i>	-5.15	
			<i>For Placement In Cabinet, Deduct</i>	-33.50	
10 44 16 13-0011	EA		5 LB Dry Chemical, Type ABC Portable Fire Extinguisher.....	150.28	15.07
			<i>For >5 To 10, Deduct</i>	-3.65	
			<i>For >10, Deduct</i>	-7.30	
			<i>For Placement In Cabinet, Deduct</i>	-38.65	
10 44 16 13-0012	EA		10 LB Dry Chemical, Type ABC Portable Fire Extinguisher.....	216.67	19.09
			<i>For >5 To 10, Deduct</i>	-5.81	
			<i>For >10, Deduct</i>	-11.62	
			<i>For Placement In Cabinet, Deduct</i>	-50.24	
10 44 16 13-0013	EA		20 LB Dry Chemical, Type ABC Portable Fire Extinguisher.....	308.46	24.11
			<i>For >5 To 10, Deduct</i>	-9.14	
			<i>For >10, Deduct</i>	-18.29	
			<i>For Placement In Cabinet, Deduct</i>	-62.80	
10 44 16 13-0014	EA		50 LB Dry Chemical, Type ABC Wheeled Fire Extinguisher.....	2,147.15	38.18
			<i>For >5 To 10, Deduct</i>	-97.31	
			<i>For >10, Deduct</i>	-194.62	
10 44 16 13-0015	EA		125 LB Dry Chemical, Type ABC Wheeled Fire Extinguisher.....	3,213.03	38.18
			<i>For >5 To 10, Deduct</i>	-150.60	
			<i>For >10, Deduct</i>	-301.21	
10 44 16 13-0016			Other Portable Fire Extinguishers <small>(10 44 16 13)</small>		
10 44 16 13-0017	EA		2.5 Gallon Water, Stored Pressure Portable Fire Extinguisher.....	226.99	15.07
			Note: Stainless steel.		
			<i>For >5 To 10, Deduct</i>	-7.48	
			<i>For >10, Deduct</i>	-14.97	
			<i>For Placement In Cabinet, Deduct</i>	-38.65	



Specialties	10
Safety Specialties	10 40
Fire Protection Specialties	10 44

MINOR	CSI	UOM	DESCRIPTION	TOTAL DIRECT UNIT COST	DEMOLITION UNIT COST
10 44 16 13-0018	EA		1.6 Gallon Wet Chemical, Class K Portable Fire Extinguisher..... Note: Stainless steel. <i>For >5 To 10, Deduct</i> <i>For >10, Deduct</i>	341.63 -10.80 -21.60 -62.80	24.11
10 44 16 13-0019	EA		2.5 Gallon Wet Chemical, Class K Portable Fire Extinguisher..... Note: Stainless steel. <i>For >5 To 10, Deduct</i> <i>For >10, Deduct</i> <i>For Placement In Cabinet, Deduct</i>	365.16 -11.98 -23.96 -62.80	24.11
10 44 16 13-0020	EA		30 LB Dry Powder, Class D Portable Fire Extinguisher..... Note: Yellow steel. <i>For >5 To 10, Deduct</i> <i>For >10, Deduct</i>	527.74 -20.11 -40.21	24.11
10 44 16 13-0021			Fire Extinguisher Backboards (10 44 16 13)		
10 44 16 13-0022			Fire Extinguisher Backboards (10 44 16 13-0021) Note: Mounted to any wall. Includes anchors.		
10 44 16 13-0023	EA		Red Painted 1/2" x 12" x 40" Beveled Edge Plywood Fire Extinguisher Backboard.....	115.00	17.22
10 44 16 13-0024	EA		Relocate Fire Extinguisher Wood Backboard, Any Size..... Note: Includes storage and cleaning.	152.00	
10 44 16 13-0025			Inspections And Testing (10 44 16 13)		
10 44 16 13-0026	EA		On Site Fire Extinguisher Annual Inspection (Tag).....	10.79	
10 44 16 13-0027	EA		On Site Fire Extinguisher Hydrotest.....	15.86	
10 44 19			Fire Blankets (10 44)		
10 44 19 00-0001	EA		Vertical Roller Type Fire Blanket Cabinet (JL Industries 1FB)..... Note: Includes a 62" x 84", 3-1/2 pound, processed wool fire blanket.	446.57	41.20
10 44 19 00-0002	EA		Drop Type Fire Blanket Cabinet (JL Industries 2FB)..... Note: Includes a 62" x 84", 3-1/2 pound, processed wool fire blanket.	324.37	41.20
10 45			Photoluminescent Exit Specialties (10 40)		
10 45 00 00-0001			Photoluminescent Illuminated Egress Markings (10 45)		
10 45 00 00-0002	LF		1" Wide Egress / Exit Photoluminescent Path Marking Tape Applied To Floors..... Note: Peel and stick. <i>For Wall Applied, Add</i>	8.79 0.90	
10 45 00 00-0003	LF		1-1/2" Wide Egress / Exit Photoluminescent Path Marking Tape Applied To Floors..... Note: Peel and stick. <i>For Wall Applied, Add</i>	9.32 0.90	
10 45 00 00-0004	LF		2" Wide Egress / Exit Photoluminescent Path Marking Tape Applied To Floors..... Note: Peel and stick. <i>For Wall Applied, Add</i>	9.84 0.90	
10 45 00 00-0005	LF		1-1/2" Wide Egress / Exit Photoluminescent Path Marking Tape With Arrows Applied To Floors..... Note: Peel and stick. <i>For Wall Applied, Add</i>	9.32 0.90	
10 45 00 00-0006	LF		2" Wide Egress / Exit Photoluminescent Path Marking Tape With Arrows Applied To Floors..... Note: Peel and stick. <i>For Wall Applied, Add</i>	10.37 0.90	
10 45 00 00-0007	LF		1-1/2" Wide Egress Photoluminescent Danger Warning Marking Tape With Stripes Applied To Floors..... Note: Peel and stick. <i>For Wall Applied, Add</i>	11.03 0.90	
10 45 00 00-0008	EA		1" Wide x 48" Long Photoluminescent Strip Exit Path Marking Applied To Floors..... Note: Self adhesive, high bond foam backing.	48.18	
10 45 00 00-0009	EA		1" Wide x 30" Long Aluminum Stair Nosing With Photoluminescent Strip..... Note: Self adhesive, high bond foam backing.	47.55	
10 50			Storage Specialties (10)		
10 51			Lockers (10 50)		
10 51 13			Metal Lockers (10 51)		
10 51 13 00-0001			Institutional And Corridor Lockers (10 51 13) Note: Price per frame. Includes baked enamel 24 gauge solid body components and 6" legs. Excludes slope top, base fillers, and locks.		
10 51 13 00-0002			Single Tier Institutional Or Corridor Locker (10 51 13 00-0001) Note: Includes one hat shelf, three single hooks and one double hook.		
10 51 13 00-0003	EA		12" x 12" x 48" Single Tier Institutional Or Corridor Locker..... <i>For >25 To 50, Deduct</i> <i>For >50 To 100, Deduct</i> <i>For >100, Deduct</i> <i>For 14 Gauge Doors, Add</i>	290.86 -11.43 -23.79 -36.15 18.28	31.15

10	10 Specialties
	10 50 Storage Specialties
	10 51 Lockers



MINOR CSI UOM DESCRIPTION	TOTAL DIRECT UNIT COST	DEMOLITION UNIT COST
10 51 13 00-0004 EA 12" x 15" x 48" Single Tier Institutional Or Corridor Locker.....	299.92	31.15
For>25 To 50, Deduct	-11.88	
For>50 To 100, Deduct	-24.70	
For>100, Deduct	-37.51	
For 14 Gauge Doors, Add	19.01	
10 51 13 00-0005 EA 12" x 18" x 48" Single Tier Institutional Or Corridor Locker.....	308.95	31.15
For>25 To 50, Deduct	-12.33	
For>50 To 100, Deduct	-25.60	
For>100, Deduct	-38.87	
For 14 Gauge Doors, Add	19.73	
10 51 13 00-0006 EA 12" x 12" x 60" Single Tier Institutional Or Corridor Locker.....	274.32	31.15
For>25 To 50, Deduct	-10.60	
For>50 To 100, Deduct	-22.14	
For>100, Deduct	-33.67	
For 14 Gauge Doors, Add	16.96	
10 51 13 00-0007 EA 12" x 15" x 60" Single Tier Institutional Or Corridor Locker.....	285.55	31.15
For>25 To 50, Deduct	-11.16	
For>50 To 100, Deduct	-23.26	
For>100, Deduct	-35.36	
For 14 Gauge Doors, Add	17.86	
10 51 13 00-0008 EA 12" x 18" x 60" Single Tier Institutional Or Corridor Locker.....	300.91	31.15
For>25 To 50, Deduct	-11.93	
For>50 To 100, Deduct	-24.80	
For>100, Deduct	-37.66	
For 14 Gauge Doors, Add	19.09	
10 51 13 00-0009 EA 12" x 12" x 72" Single Tier Institutional Or Corridor Locker.....	299.64	32.15
For>25 To 50, Deduct	-11.77	
For>50 To 100, Deduct	-24.50	
For>100, Deduct	-37.23	
For 14 Gauge Doors, Add	18.83	
10 51 13 00-0010 EA 12" x 15" x 72" Single Tier Institutional Or Corridor Locker.....	308.95	32.15
For>25 To 50, Deduct	-12.23	
For>50 To 100, Deduct	-25.43	
For>100, Deduct	-38.63	
For 14 Gauge Doors, Add	19.57	
10 51 13 00-0011 EA 12" x 18" x 72" Single Tier Institutional Or Corridor Locker.....	318.03	32.15
For>25 To 50, Deduct	-12.69	
For>50 To 100, Deduct	-26.34	
For>100, Deduct	-39.99	
For 14 Gauge Doors, Add	20.30	
10 51 13 00-0012 EA 15" x 15" x 72" Single Tier Institutional Or Corridor Locker.....	333.71	32.15
For>25 To 50, Deduct	-13.47	
For>50 To 100, Deduct	-27.90	
For>100, Deduct	-42.34	
For 14 Gauge Doors, Add	21.55	
10 51 13 00-0013 EA 15" x 18" x 72" Single Tier Institutional Or Corridor Locker.....	349.22	32.15
For>25 To 50, Deduct	-14.25	
For>50 To 100, Deduct	-29.46	
For>100, Deduct	-44.67	
For 14 Gauge Doors, Add	22.79	
10 51 13 00-0014 EA 18" x 18" x 72" Single Tier Institutional Or Corridor Locker.....	365.65	32.15
For>25 To 50, Deduct	-15.07	
For>50 To 100, Deduct	-31.10	
For>100, Deduct	-47.13	
For 14 Gauge Doors, Add	24.11	
10 51 13 00-0015 EA 18" x 21" x 72" Single Tier Institutional Or Corridor Locker.....	380.82	32.15
For>25 To 50, Deduct	-15.83	
For>50 To 100, Deduct	-32.62	
For>100, Deduct	-49.41	
For 14 Gauge Doors, Add	25.32	
10 51 13 00-0016 EA 24" x 24" x 72" Single Tier Institutional Or Corridor Locker.....	519.43	32.15
For>25 To 50, Deduct	-22.76	
For>50 To 100, Deduct	-46.48	
For>100, Deduct	-70.20	
For 14 Gauge Doors, Add	36.41	
10 51 13 00-0017 Two Tier Institutional Or Corridor Locker (10 51 13 00-0001)		
Note: Includes three single hooks and one double hook per tier.		
10 51 13 00-0018 EA 12" x 12" x 60" Two Tier Institutional Or Corridor Locker.....	325.86	32.15
For>25 To 50, Deduct	-13.08	
For>50 To 100, Deduct	-27.12	
For>100, Deduct	-41.16	
For 14 Gauge Doors, Add	28.77	
10 51 13 00-0019 EA 12" x 15" x 60" Two Tier Institutional Or Corridor Locker.....	332.94	32.15
For>25 To 50, Deduct	-13.43	
For>50 To 100, Deduct	-27.83	
For>100, Deduct	-42.22	
For 14 Gauge Doors, Add	29.55	
10 51 13 00-0020 EA 12" x 18" x 60" Two Tier Institutional Or Corridor Locker.....	340.07	32.15
For>25 To 50, Deduct	-13.79	
For>50 To 100, Deduct	-28.54	
For>100, Deduct	-43.29	
For 14 Gauge Doors, Add	30.33	



Specialties	10
Storage Specialties	10 50
Lockers	10 51

MINOR	CSI	UOM	DESCRIPTION	TOTAL DIRECT UNIT COST	DEMOLITION UNIT COST
10 51	13 00-0021	EA	12" x 12" x 72" Two Tier Institutional Or Corridor Locker.....	340.86	33.16
			<i>For >25 To 50, Deduct</i>	-13.73	
			<i>For >50 To 100, Deduct</i>	-28.45	
			<i>For >100, Deduct</i>	-43.17	
			<i>For 14 Gauge Doors, Add</i>	30.20	
10 51	13 00-0022	EA	12" x 15" x 72" Two Tier Institutional Or Corridor Locker.....	356.34	33.16
			<i>For >25 To 50, Deduct</i>	-14.50	
			<i>For >50 To 100, Deduct</i>	-30.00	
			<i>For >100, Deduct</i>	-45.49	
			<i>For 14 Gauge Doors, Add</i>	31.90	
10 51	13 00-0023	EA	12" x 18" x 72" Two Tier Institutional Or Corridor Locker.....	365.68	33.16
			<i>For >25 To 50, Deduct</i>	-14.97	
			<i>For >50 To 100, Deduct</i>	-30.93	
			<i>For >100, Deduct</i>	-46.89	
			<i>For 14 Gauge Doors, Add</i>	32.93	
10 51	13 00-0024	EA	15" x 15" x 72" Two Tier Institutional Or Corridor Locker.....	379.06	33.16
			<i>For >25 To 50, Deduct</i>	-16.64	
			<i>For >50 To 100, Deduct</i>	-32.27	
			<i>For >100, Deduct</i>	-48.90	
			<i>For 14 Gauge Doors, Add</i>	34.40	
10 51	13 00-0025	EA	15" x 18" x 72" Two Tier Institutional Or Corridor Locker.....	392.51	33.16
			<i>For >25 To 50, Deduct</i>	-16.31	
			<i>For >50 To 100, Deduct</i>	-33.61	
			<i>For >100, Deduct</i>	-50.92	
			<i>For 14 Gauge Doors, Add</i>	35.88	
10 51	13 00-0026	EA	18" x 18" x 72" Two Tier Institutional Or Corridor Locker.....	453.34	33.16
			<i>For >25 To 50, Deduct</i>	-19.35	
			<i>For >50 To 100, Deduct</i>	-39.70	
			<i>For >100, Deduct</i>	-60.04	
			<i>For 14 Gauge Doors, Add</i>	42.57	
10 51	13 00-0027	EA	18" x 21" x 72" Two Tier Institutional Or Corridor Locker.....	464.39	33.16
			<i>For >25 To 50, Deduct</i>	-19.90	
			<i>For >50 To 100, Deduct</i>	-40.80	
			<i>For >100, Deduct</i>	-61.70	
			<i>For 14 Gauge Doors, Add</i>	43.79	
10 51	13 00-0028		Three Tier Institutional Or Corridor Locker (10 51 13 00-0001)		
			Note: Includes one double hook per tier.		
10 51	13 00-0029	EA	12" x 12" x 72" Three Tier Institutional Or Corridor Locker.....	383.95	34.17
			<i>For >25 To 50, Deduct</i>	-15.78	
			<i>For >50 To 100, Deduct</i>	-32.59	
			<i>For >100, Deduct</i>	-49.39	
			<i>For 14 Gauge Doors, Add</i>	47.34	
10 51	13 00-0030	EA	12" x 15" x 72" Three Tier Institutional Or Corridor Locker.....	391.22	34.17
			<i>For >25 To 50, Deduct</i>	-16.14	
			<i>For >50 To 100, Deduct</i>	-33.31	
			<i>For >100, Deduct</i>	-50.48	
			<i>For 14 Gauge Doors, Add</i>	48.43	
10 51	13 00-0031	EA	12" x 18" x 72" Three Tier Institutional Or Corridor Locker.....	417.04	34.17
			<i>For >25 To 50, Deduct</i>	-17.44	
			<i>For >50 To 100, Deduct</i>	-35.90	
			<i>For >100, Deduct</i>	-54.36	
			<i>For 14 Gauge Doors, Add</i>	52.31	
10 51	13 00-0032	EA	15" x 15" x 72" Three Tier Institutional Or Corridor Locker.....	441.78	34.17
			<i>For >25 To 50, Deduct</i>	-18.67	
			<i>For >50 To 100, Deduct</i>	-38.37	
			<i>For >100, Deduct</i>	-58.07	
			<i>For 14 Gauge Doors, Add</i>	56.02	
10 51	13 00-0033	EA	15" x 18" x 72" Three Tier Institutional Or Corridor Locker.....	461.47	34.17
			<i>For >25 To 50, Deduct</i>	-19.66	
			<i>For >50 To 100, Deduct</i>	-40.34	
			<i>For >100, Deduct</i>	-61.02	
			<i>For 14 Gauge Doors, Add</i>	58.97	
10 51	13 00-0034		Four Tier Institutional Or Corridor Locker (10 51 13 00-0001)		
10 51	13 00-0035	EA	12" x 12" x 72" Four Tier Institutional Or Corridor Locker.....	376.25	35.17
			<i>For >25 To 50, Deduct</i>	-15.30	
			<i>For >50 To 100, Deduct</i>	-31.65	
			<i>For >100, Deduct</i>	-48.00	
10 51	13 00-0036	EA	12" x 15" x 72" Four Tier Institutional Or Corridor Locker.....	388.92	35.17
			<i>For >25 To 50, Deduct</i>	-15.93	
			<i>For >50 To 100, Deduct</i>	-32.91	
			<i>For >100, Deduct</i>	-49.90	
10 51	13 00-0037	EA	12" x 18" x 72" Four Tier Institutional Or Corridor Locker.....	409.33	35.17
			<i>For >25 To 50, Deduct</i>	-16.95	
			<i>For >50 To 100, Deduct</i>	-34.95	
			<i>For >100, Deduct</i>	-52.96	
10 51	13 00-0038	EA	15" x 15" x 72" Four Tier Institutional Or Corridor Locker.....	425.65	35.17
			<i>For >25 To 50, Deduct</i>	-17.77	
			<i>For >50 To 100, Deduct</i>	-36.59	
			<i>For >100, Deduct</i>	-55.41	

10	10	Specialties
	10 50	Storage Specialties
	10 51	Lockers



MINOR	CSI	UOM	DESCRIPTION	TOTAL DIRECT UNIT COST	DEMOLITION UNIT COST
10 51	13 00-0039	EA	15" x 18" x 72" Four Tier Institutional Or Corridor Locker <i>For >25 To 50, Deduct</i> <i>For >50 To 100, Deduct</i> <i>For >100, Deduct</i>	449.16 -18.94 -38.94 -58.93	35.17
10 51	13 00-0040		Six Tier Institutional Or Corridor Locker <small>(10 51 13 00-0001)</small>		
10 51	13 00-0041	EA	12" x 12" x 72" Six Tier Institutional Or Corridor Locker..... <i>For >25 To 50, Deduct</i> <i>For >50 To 100, Deduct</i> <i>For >100, Deduct</i>	410.16 -16.89 -34.87 -52.84	36.17
10 51	13 00-0042	EA	12" x 15" x 72" Six Tier Institutional Or Corridor Locker..... <i>For >25 To 50, Deduct</i> <i>For >50 To 100, Deduct</i> <i>For >100, Deduct</i>	419.93 -17.38 -35.84 -54.31	36.17
10 51	13 00-0043	EA	12" x 18" x 72" Six Tier Institutional Or Corridor Locker..... <i>For >25 To 50, Deduct</i> <i>For >50 To 100, Deduct</i> <i>For >100, Deduct</i>	438.40 -18.30 -37.69 -57.08	36.17
10 51	13 00-0044		Locker And Coat Rack Combination <small>(10 51 13 00-0001)</small>		
10 51	13 00-0045	EA	45" x 18" x 12", 4 Person Wall Mount Locker And Coat Rack Combination.....	775.24	24.11
10 51	13 00-0046	EA	72" x 18" x 78", 16 Person Locker And Coat Rack Combination	1,235.07	50.24
10 51	13 00-0047		Athletic Lockers <small>(10 51 13)</small> Note: Price per frame. Includes baked enamel paint, diamond perforated doors and sides, 16 gauge solid top, bottom, and shelves and 6" legs. Excludes slope top, base fillers, and locks.		
10 51	13 00-0048		Single Tier Athletic Locker <small>(10 51 13 00-0047)</small> Note: Includes one hat shelf, three single hooks and one double hook.		
10 51	13 00-0049	EA	12" x 15" x 60" Single Tier Athletic Locker..... <i>For >25 To 50, Deduct</i> <i>For >50 To 100, Deduct</i> <i>For >100, Deduct</i>	417.15 -17.64 -36.25 -54.86	32.15
10 51	13 00-0050	EA	12" x 18" x 60" Single Tier Athletic Locker..... <i>For >25 To 50, Deduct</i> <i>For >50 To 100, Deduct</i> <i>For >100, Deduct</i>	432.05 -18.39 -37.74 -57.09	32.15
10 51	13 00-0051	EA	15" x 15" x 60" Single Tier Athletic Locker..... <i>For >25 To 50, Deduct</i> <i>For >50 To 100, Deduct</i> <i>For >100, Deduct</i>	441.63 -18.87 -38.70 -58.53	32.15
10 51	13 00-0052	EA	15" x 18" x 60" Single Tier Athletic Locker..... <i>For >25 To 50, Deduct</i> <i>For >50 To 100, Deduct</i> <i>For >100, Deduct</i>	457.54 -19.66 -40.29 -60.91	32.15
10 51	13 00-0053	EA	18" x 18" x 60" Single Tier Athletic Locker..... <i>For >25 To 50, Deduct</i> <i>For >50 To 100, Deduct</i> <i>For >100, Deduct</i>	526.16 -23.09 -47.15 -71.21	32.15
10 51	13 00-0054	EA	18" x 21" x 60" Single Tier Athletic Locker..... <i>For >25 To 50, Deduct</i> <i>For >50 To 100, Deduct</i> <i>For >100, Deduct</i>	580.72 -25.82 -52.61 -79.39	32.15
10 51	13 00-0055	EA	18" x 24" x 60" Single Tier Athletic Locker..... <i>For >25 To 50, Deduct</i> <i>For >50 To 100, Deduct</i> <i>For >100, Deduct</i>	618.04 -27.69 -56.34 -84.99	32.15
10 51	13 00-0056	EA	12" x 15" x 72" Single Tier Athletic Locker..... <i>For >25 To 50, Deduct</i> <i>For >50 To 100, Deduct</i> <i>For >100, Deduct</i>	433.69 -18.47 -37.90 -57.34	32.15
10 51	13 00-0057	EA	12" x 18" x 72" Single Tier Athletic Locker..... <i>For >25 To 50, Deduct</i> <i>For >50 To 100, Deduct</i> <i>For >100, Deduct</i>	460.53 -19.81 -40.59 -61.36	32.15
10 51	13 00-0058	EA	15" x 15" x 72" Single Tier Athletic Locker..... <i>For >25 To 50, Deduct</i> <i>For >50 To 100, Deduct</i> <i>For >100, Deduct</i>	469.96 -20.28 -41.53 -62.78	32.15
10 51	13 00-0059	EA	15" x 18" x 72" Single Tier Athletic Locker..... <i>For >25 To 50, Deduct</i> <i>For >50 To 100, Deduct</i> <i>For >100, Deduct</i>	487.19 -21.14 -43.25 -65.36	32.15
10 51	13 00-0060	EA	18" x 18" x 72" Single Tier Athletic Locker..... <i>For >25 To 50, Deduct</i> <i>For >50 To 100, Deduct</i> <i>For >100, Deduct</i>	529.68 -23.27 -47.50 -71.73	32.15
10 51	13 00-0061	EA	18" x 21" x 72" Single Tier Athletic Locker..... <i>For >25 To 50, Deduct</i> <i>For >50 To 100, Deduct</i> <i>For >100, Deduct</i>	574.20 -25.49 -51.95 -78.41	32.15



Specialties	10
Storage Specialties	10 50
Lockers	10 51

MINOR	CSI	UOM	DESCRIPTION	TOTAL DIRECT UNIT COST	DEMOLITION UNIT COST
-------	-----	-----	-------------	------------------------	----------------------

10 51 13 00-0062			Two Tier Athletic Locker <small>(10 51 13 00-0047)</small> Note: Includes three single hooks and one double hook per tier.		
10 51 13 00-0063	EA		12" x 12" x 60" Two Tier Athletic Locker	468.92	33.16
			For >25 To 50, Deduct	-20.13	
			For >50 To 100, Deduct	-41.25	
			For >100, Deduct	-62.38	
10 51 13 00-0064	EA		12" x 15" x 60" Two Tier Athletic Locker	484.78	33.16
			For >25 To 50, Deduct	-20.92	
			For >50 To 100, Deduct	-42.84	
			For >100, Deduct	-64.76	
10 51 13 00-0065	EA		12" x 18" x 60" Two Tier Athletic Locker	502.64	33.16
			For >25 To 50, Deduct	-21.82	
			For >50 To 100, Deduct	-44.63	
			For >100, Deduct	-67.44	
10 51 13 00-0066	EA		15" x 15" x 60" Two Tier Athletic Locker	504.37	33.16
			For >25 To 50, Deduct	-21.90	
			For >50 To 100, Deduct	-44.80	
			For >100, Deduct	-67.70	
10 51 13 00-0067	EA		15" x 18" x 60" Two Tier Athletic Locker	508.09	33.16
			For >25 To 50, Deduct	-22.09	
			For >50 To 100, Deduct	-45.17	
			For >100, Deduct	-68.26	
10 51 13 00-0068	EA		18" x 18" x 60" Two Tier Athletic Locker	539.46	33.16
			For >25 To 50, Deduct	-23.66	
			For >50 To 100, Deduct	-48.31	
			For >100, Deduct	-72.96	
10 51 13 00-0069	EA		18" x 21" x 60" Two Tier Athletic Locker	562.44	33.16
			For >25 To 50, Deduct	-24.81	
			For >50 To 100, Deduct	-50.61	
			For >100, Deduct	-76.41	
10 51 13 00-0070	EA		18" x 24" x 60" Two Tier Athletic Locker	685.06	33.16
			For >25 To 50, Deduct	-29.94	
			For >50 To 100, Deduct	-60.87	
			For >100, Deduct	-91.80	
10 51 13 00-0071	EA		12" x 12" x 72" Two Tier Athletic Locker	486.09	33.16
			For >25 To 50, Deduct	-20.99	
			For >50 To 100, Deduct	-42.97	
			For >100, Deduct	-64.96	
10 51 13 00-0072	EA		12" x 15" x 72" Two Tier Athletic Locker	502.34	33.16
			For >25 To 50, Deduct	-21.80	
			For >50 To 100, Deduct	-44.60	
			For >100, Deduct	-67.39	
10 51 13 00-0073	EA		12" x 18" x 72" Two Tier Athletic Locker	524.48	33.16
			For >25 To 50, Deduct	-22.91	
			For >50 To 100, Deduct	-46.81	
			For >100, Deduct	-70.71	
10 51 13 00-0074	EA		15" x 15" x 72" Two Tier Athletic Locker	527.84	33.16
			For >25 To 50, Deduct	-23.08	
			For >50 To 100, Deduct	-47.15	
			For >100, Deduct	-71.22	
10 51 13 00-0075	EA		15" x 18" x 72" Two Tier Athletic Locker	546.04	33.16
			For >25 To 50, Deduct	-23.99	
			For >50 To 100, Deduct	-48.97	
			For >100, Deduct	-73.95	
10 51 13 00-0076	EA		18" x 18" x 72" Two Tier Athletic Locker	568.40	33.16
			For >25 To 50, Deduct	-25.10	
			For >50 To 100, Deduct	-51.20	
			For >100, Deduct	-77.30	
10 51 13 00-0077	EA		18" x 21" x 72" Two Tier Athletic Locker	618.57	33.16
			For >25 To 50, Deduct	-27.61	
			For >50 To 100, Deduct	-56.22	
			For >100, Deduct	-84.83	
10 51 13 00-0078			Three Tier Athletic Locker <small>(10 51 13 00-0047)</small> Note: Includes one double hook per tier.		
10 51 13 00-0079	EA		12" x 12" x 60" Three Tier Athletic Locker	509.13	34.17
			For >25 To 50, Deduct	-22.04	
			For >50 To 100, Deduct	-45.10	
			For >100, Deduct	-68.17	
10 51 13 00-0080	EA		12" x 15" x 60" Three Tier Athletic Locker	534.84	34.17
			For >25 To 50, Deduct	-23.33	
			For >50 To 100, Deduct	-47.68	
			For >100, Deduct	-72.03	
10 51 13 00-0081	EA		12" x 18" x 60" Three Tier Athletic Locker	557.56	34.17
			For >25 To 50, Deduct	-24.46	
			For >50 To 100, Deduct	-49.95	
			For >100, Deduct	-75.43	
10 51 13 00-0082	EA		15" x 15" x 60" Three Tier Athletic Locker	573.00	34.17
			For >25 To 50, Deduct	-25.23	
			For >50 To 100, Deduct	-51.49	
			For >100, Deduct	-77.75	

10	10 Specialties
	10 50 Storage Specialties
	10 51 Lockers



MINOR CSI UOM DESCRIPTION	TOTAL DIRECT UNIT COST	DEMOLITION UNIT COST
10 51 13 00-0083 EA 15" x 18" x 60" Three Tier Athletic Locker.....	598.70	34.17
For>25 To 50, Deduct	-26.52	
For>50 To 100, Deduct	-54.06	
For>100, Deduct	-81.61	
10 51 13 00-0084 EA 12" x 12" x 72" Three Tier Athletic Locker.....	538.42	34.17
For>25 To 50, Deduct	-23.50	
For>50 To 100, Deduct	-48.03	
For>100, Deduct	-72.56	
10 51 13 00-0085 EA 12" x 15" x 72" Three Tier Athletic Locker.....	561.63	34.17
For>25 To 50, Deduct	-24.67	
For>50 To 100, Deduct	-50.35	
For>100, Deduct	-76.04	
10 51 13 00-0086 EA 12" x 18" x 72" Three Tier Athletic Locker.....	593.67	34.17
For>25 To 50, Deduct	-26.27	
For>50 To 100, Deduct	-53.56	
For>100, Deduct	-80.85	
10 51 13 00-0087 EA 15" x 15" x 72" Three Tier Athletic Locker.....	610.06	34.17
For>25 To 50, Deduct	-27.09	
For>50 To 100, Deduct	-55.20	
For>100, Deduct	-83.31	
10 51 13 00-0088 EA 15" x 18" x 72" Three Tier Athletic Locker.....	634.66	34.17
For>25 To 50, Deduct	-28.32	
For>50 To 100, Deduct	-57.66	
For>100, Deduct	-87.00	
10 51 13 00-0089 Four Tier Athletic Locker (10 51 13 00-0047)		
10 51 13 00-0090 EA 12" x 12" x 60" Four Tier Athletic Locker.....	467.29	35.17
For>25 To 50, Deduct	-19.85	
For>50 To 100, Deduct	-40.75	
For>100, Deduct	-61.65	
10 51 13 00-0091 EA 12" x 15" x 60" Four Tier Athletic Locker.....	498.78	35.17
For>25 To 50, Deduct	-21.42	
For>50 To 100, Deduct	-43.90	
For>100, Deduct	-66.38	
10 51 13 00-0092 EA 12" x 18" x 60" Four Tier Athletic Locker.....	530.26	35.17
For>25 To 50, Deduct	-23.00	
For>50 To 100, Deduct	-47.05	
For>100, Deduct	-71.10	
10 51 13 00-0093 EA 15" x 15" x 60" Four Tier Athletic Locker.....	543.13	35.17
For>25 To 50, Deduct	-23.64	
For>50 To 100, Deduct	-48.33	
For>100, Deduct	-73.03	
10 51 13 00-0094 EA 15" x 18" x 60" Four Tier Athletic Locker.....	594.84	35.17
For>25 To 50, Deduct	-26.23	
For>50 To 100, Deduct	-53.51	
For>100, Deduct	-80.79	
10 51 13 00-0095 EA 12" x 12" x 72" Four Tier Athletic Locker.....	499.33	35.17
For>25 To 50, Deduct	-21.45	
For>50 To 100, Deduct	-43.95	
For>100, Deduct	-66.46	
10 51 13 00-0096 EA 12" x 15" x 72" Four Tier Athletic Locker.....	531.26	35.17
For>25 To 50, Deduct	-23.05	
For>50 To 100, Deduct	-47.15	
For>100, Deduct	-71.25	
10 51 13 00-0097 EA 12" x 18" x 72" Four Tier Athletic Locker.....	563.19	35.17
For>25 To 50, Deduct	-24.64	
For>50 To 100, Deduct	-50.34	
For>100, Deduct	-76.04	
10 51 13 00-0098 EA 15" x 15" x 72" Four Tier Athletic Locker.....	579.55	35.17
For>25 To 50, Deduct	-25.46	
For>50 To 100, Deduct	-51.98	
For>100, Deduct	-78.49	
10 51 13 00-0099 EA 15" x 18" x 72" Four Tier Athletic Locker.....	591.82	35.17
For>25 To 50, Deduct	-26.07	
For>50 To 100, Deduct	-53.20	
For>100, Deduct	-80.33	
10 51 13 00-0100 Six Tier Athletic Locker (10 51 13 00-0047)		
10 51 13 00-0101 EA 12" x 12" x 72" Six Tier Athletic Locker.....	555.05	36.17
For>25 To 50, Deduct	-24.14	
For>50 To 100, Deduct	-49.36	
For>100, Deduct	-74.58	
10 51 13 00-0102 EA 12" x 15" x 72" Six Tier Athletic Locker.....	579.58	36.17
For>25 To 50, Deduct	-25.36	
For>50 To 100, Deduct	-51.81	
For>100, Deduct	-78.26	
10 51 13 00-0103 EA 12" x 18" x 72" Six Tier Athletic Locker.....	604.07	36.17
For>25 To 50, Deduct	-26.59	
For>50 To 100, Deduct	-54.26	
For>100, Deduct	-81.93	



Specialties	10
Storage Specialties	10 50
Lockers	10 51

MINOR	CSI	UOM	DESCRIPTION	TOTAL DIRECT UNIT COST	DEMOLITION UNIT COST
10 51	13 00-0104	EA	12" x 21" x 72" Six Tier Athletic Locker..... <i>For >25 To 50, Deduct</i> <i>For >50 To 100, Deduct</i> <i>For >100, Deduct</i>	693.44 -31.05 -63.19 -95.33	36.17
10 51	13 00-0105		Metal Locker Accessories (10 51 13)		
10 51	13 00-0106		Locker Slope Tops (10 51 13 00-0105)		
10 51	13 00-0107		16 Gauge Continuous Sloping Hood (10 51 13 00-0106)		
10 51	13 00-0108	LF	12" Deep, 16 Gauge Continuous Slope Top.....	34.20	4.02
10 51	13 00-0109	LF	15" Deep, 16 Gauge Continuous Slope Top.....	28.61	4.02
10 51	13 00-0110	LF	18" Deep, 16 Gauge Continuous Slope Top.....	39.92	4.02
10 51	13 00-0111	LF	21" Deep, 16 Gauge Continuous Slope Top.....	44.26	4.02
10 51	13 00-0112	LF	24" Deep, 16 Gauge Continuous Slope Top.....	46.30	4.02
10 51	13 00-0113		16 Gauge Slope Top Corner Fillers (10 51 13 00-0106)		
10 51	13 00-0114	EA	12" Deep, 16 Gauge Slope Top Corner Fillers.....	146.36	4.02
10 51	13 00-0115	EA	15" Deep, 16 Gauge Slope Top Corner Fillers.....	149.53	4.02
10 51	13 00-0116	EA	18" Deep, 16 Gauge Slope Top Corner Fillers.....	152.68	4.02
10 51	13 00-0117	EA	21" Deep, 16 Gauge Slope Top Corner Fillers.....	156.51	4.02
10 51	13 00-0118	EA	24" Deep, 16 Gauge Slope Top Corner Fillers.....	160.29	4.02
10 51	13 00-0119		20 Gauge Individual Slope Top (10 51 13 00-0106)		
10 51	13 00-0120	EA	12" Wide x 12" Deep 20 Gauge Individual Slope Top.....	29.16	4.02
10 51	13 00-0121	EA	12" Wide x 15" Deep 20 Gauge Individual Slope Top.....	28.96	4.02
10 51	13 00-0122	EA	12" Wide x 18" Deep 20 Gauge Individual Slope Top.....	32.40	4.02
10 51	13 00-0123	EA	15" Wide x 15" Deep 20 Gauge Individual Slope Top.....	32.40	4.02
10 51	13 00-0124	EA	15" Wide x 18" Deep 20 Gauge Individual Slope Top.....	33.21	4.02
10 51	13 00-0125	EA	15" Wide x 21" Deep 20 Gauge Individual Slope Top.....	36.47	4.02
10 51	13 00-0126	EA	18" Wide x 18" Deep 20 Gauge Individual Slope Top.....	36.47	4.02
10 51	13 00-0127	EA	18" Wide x 21" Deep 20 Gauge Individual Slope Top.....	40.74	4.02
10 51	13 00-0128	EA	18" Wide x 24" Deep 20 Gauge Individual Slope Top.....	45.83	4.02
10 51	13 00-0129		Continuous Slope Top End Closures (10 51 13 00-0106)		
10 51	13 00-0130	PR	12" Deep, Continuous Slope Top End Closures.....	31.19	4.02
10 51	13 00-0131	PR	15" Deep, Continuous Slope Top End Closures.....	26.28	4.02
10 51	13 00-0132	PR	18" Deep, Continuous Slope Top End Closures.....	35.24	4.02
10 51	13 00-0133	PR	21" Deep, Continuous Slope Top End Closures.....	37.28	4.02
10 51	13 00-0134	PR	24" Deep, Continuous Slope Top End Closures.....	38.67	4.02
10 51	13 00-0135		Individual Slope Top End Closures (10 51 13 00-0106)		
10 51	13 00-0136	EA	12" Deep, Individual Slope Top End Closures.....	19.61	4.02
10 51	13 00-0137	EA	15" Deep, Individual Slope Top End Closures.....	20.25	4.02
10 51	13 00-0138	EA	18" Deep, Individual Slope Top End Closures.....	21.66	4.02
10 51	13 00-0139	EA	21" Deep, Individual Slope Top End Closures.....	22.64	4.02
10 51	13 00-0140	EA	24" Deep, Individual Slope Top End Closures.....	32.66	4.02
10 51	13 00-0141		Locker Base (10 51 13 00-0105)		
10 51	13 00-0142		Closed Front Base (10 51 13 00-0141)		
10 51	13 00-0143	EA	12" Wide, 6" High Closed Front Base.....	20.70	4.02
10 51	13 00-0144	EA	15" Wide, 6" High Closed Front Base.....	21.76	4.02
10 51	13 00-0145	EA	18" Wide, 6" High Closed Front Base.....	23.97	4.02
10 51	13 00-0146	EA	24" Wide, 6" High Closed Front Base.....	25.03	4.02
10 51	13 00-0147		Closed End Base (10 51 13 00-0141)		
10 51	13 00-0148	EA	12" Deep, 6" High Closed End Base.....	23.64	4.02
10 51	13 00-0149	EA	15" Deep, 6" High Closed End Base.....	23.83	4.02
10 51	13 00-0150	EA	18" Deep, 6" High Closed End Base.....	25.26	4.02
10 51	13 00-0151	EA	21" Deep, 6" High Closed End Base.....	26.67	4.02
10 51	13 00-0152	EA	24" Deep, 6" High Closed End Base.....	28.59	4.02
10 51	13 00-0153		Recessed Continuous Front "Z" Base (10 51 13 00-0141)		
10 51	13 00-0154	LF	4" High Recessed Continuous Front "Z" Base.....	25.29	3.01
10 51	13 00-0155		"Z" Base Ends Or Splice (10 51 13 00-0141)		
10 51	13 00-0156	EA	12" Wide, 4" High Z-Base Ends Or Splice.....	24.79	4.02
10 51	13 00-0157	EA	15" Wide, 4" High Z-Base Ends Or Splice.....	28.96	4.02
10 51	13 00-0158	EA	18" Wide, 4" High Z-Base Ends Or Splice.....	33.21	4.02
10 51	13 00-0159	EA	21" Wide, 4" High Z-Base Ends Or Splice.....	37.69	4.02

10	10 Specialties
	10 50 Storage Specialties
	10 51 Lockers



MINOR		TOTAL DIRECT		DEMOLITION	
CSI	UOM	DESCRIPTION	UNIT COST	UNIT COST	
10 51 13 00-0160	EA	24" Wide, 4" High Z-Base Ends Or Splice	42.15	4.02	
10 51 13 00-0161		Locker Front Fillers And End Panels (10 51 13 00-0105)			
10 51 13 00-0162		Locker Front Fillers (10 51 13 00-0161)			
10 51 13 00-0163	EA	6" Wide x 48" High, 16 Gauge Front Filler	32.38	5.03	
10 51 13 00-0164	EA	12" Wide x 48" High, 16 Gauge Front Filler	53.69	5.03	
10 51 13 00-0165	EA	6" Wide x 60" High, 16 Gauge Front Filler	41.13	5.03	
10 51 13 00-0166	EA	12" Wide x 60" High, 16 Gauge Front Filler	64.61	5.03	
10 51 13 00-0167	EA	6" Wide x 66" High, 16 Gauge Front Filler	44.96	5.03	
10 51 13 00-0168	EA	12" Wide x 66" High, 16 Gauge Front Filler	50.77	5.03	
10 51 13 00-0169	EA	6" Wide x 72" High, 16 Gauge Front Filler	49.40	5.03	
10 51 13 00-0170	EA	12" Wide x 72" High, 16 Gauge Front Filler	70.95	5.03	
10 51 13 00-0171	EA	6" Wide x 78" High, 16 Gauge Front Filler	50.62	5.03	
10 51 13 00-0172	EA	12" Wide x 78" High, 16 Gauge Front Filler	59.33	5.03	
10 51 13 00-0173		Locker End Panels (10 51 13 00-0161)			
10 51 13 00-0174	EA	12" Deep x 48" High, 16 Gauge End Panel	55.03	4.02	
10 51 13 00-0175	EA	15" Deep x 48" High, 16 Gauge End Panel	67.57	4.02	
10 51 13 00-0176	EA	18" Deep x 48" High, 16 Gauge End Panel	79.64	4.02	
10 51 13 00-0177	EA	12" Deep x 60" High, 16 Gauge End Panel	65.30	4.02	
10 51 13 00-0178	EA	15" Deep x 60" High, 16 Gauge End Panel	74.30	4.02	
10 51 13 00-0179	EA	18" Deep x 60" High, 16 Gauge End Panel	88.45	4.02	
10 51 13 00-0180	EA	12" Deep x 72" High, 16 Gauge End Panel	77.26	4.02	
10 51 13 00-0181	EA	15" Deep x 72" High, 16 Gauge End Panel	88.20	4.02	
10 51 13 00-0182	EA	18" Deep x 72" High, 16 Gauge End Panel	102.76	4.02	
10 51 13 00-0183	EA	21" Deep x 72" High, 16 Gauge End Panel	118.57	4.02	
10 51 13 00-0184		Locker Recessed Trim (10 51 13 00-0105)			
10 51 13 00-0185	LF	3" Height, Top Trim For Recessed Lockers	10.83	2.01	
10 51 13 00-0186	EA	3" Height, Inside And Outside Top Corner Trim For Recessed Lockers	30.54	4.02	
10 51 13 00-0187	EA	60" Height, 3" Wide Side Trim For Recessed Lockers	47.41	4.02	
10 51 13 00-0188	EA	66" Height, 3" Wide Side Trim For Recessed Lockers	49.19	4.02	
10 51 13 00-0189	EA	72" Height, 3" Wide Side Trim For Recessed Lockers	50.96	4.02	
10 51 13 00-0190	EA	78" Height, 3" Wide Side Trim For Recessed Lockers	52.52	4.02	
10 51 13 00-0191		Locker Interior Accessories (10 51 13 00-0105)			
10 51 13 00-0192		Locker Coat Rods (10 51 13 00-0191)			
10 51 13 00-0193	EA	12" Wide Coat Rod	15.70	4.02	
10 51 13 00-0194	EA	15" Wide Coat Rod	17.35	4.02	
10 51 13 00-0195	EA	18" Wide Coat Rod	18.82	4.02	
10 51 13 00-0196	EA	24" Wide Coat Rod	20.12	4.02	
10 51 13 00-0197		Locker Hat Shelf (10 51 13 00-0191)			
10 51 13 00-0198	EA	12" Wide Hat Shelf	19.19	4.02	
10 51 13 00-0199	EA	15" Wide Hat Shelf	22.76	4.02	
10 51 13 00-0200	EA	18" Wide Hat Shelf	24.28	4.02	
10 51 13 00-0201	EA	24" Wide Hat Shelf	30.25	4.02	
10 51 13 00-0202		Locker ADA Compliant Shelf (10 51 13 00-0191)			
10 51 13 00-0203	EA	ADA Compliant Shelf For Single Tier Lockers	39.05	5.03	
		Note: Includes an ADA label for locker face.			
10 51 13 00-0204		Other Interior Locker Accessories (10 51 13 00-0191)			
10 51 13 00-0205	EA	3" x 10" Bent Plate Shoe Rack	52.66	4.02	
10 51 13 00-0206	EA	8" x 10" Mirror	41.50	4.02	
10 51 13 00-0207	EA	Additional Hook	10.83	4.02	
10 51 13 00-0208		Locker Locks (10 51 13 00-0105)			
10 51 13 00-0209	EA	Built In Combination Lock	45.67	4.02	
10 51 13 00-0210		Steel Basket Racks Mounted On Concrete Base (10 51 13)			
		Note: Includes electroplated baskets with 3/4" x 1" wire mesh sides and bottom with perforated sheet steel front and backs.			
10 51 13 00-0211	EA	9" x 13" x 8" Baskets, 28 Wire Mesh Baskets And Rack	2,181.01	75.36	
10 51 13 00-0212	EA	12" x 13" x 8" Baskets, 21 Wire Mesh Baskets And Rack	1,860.25	75.36	
10 51 13 00-0213		All-Welded Steel Lockers (10 51 13)			



Specialties	10
Storage Specialties	10 50
Lockers	10 51

MINOR CSI UOM DESCRIPTION	TOTAL DIRECT UNIT COST	DEMOLITION UNIT COST
------------------------------	---------------------------	-------------------------

10 51 13 00-0214	All-Welded Steel Lockers <small>(10 51 13 00-0213)</small> Note: Price per frame. Includes diamond perforated, standard louvered or solid doors and sides. Includes all-welded construction with 16 gauge solid top, bottom, and shelves, 14 gauge doors and 4" legs. Includes electrostatically applied enamel powder coat paint finish. Excludes slope top, base fillers, and locks.		
10 51 13 00-0215	Single Tier, All-Welded Steel Lockers <small>(10 51 13 00-0214)</small> Note: Includes one hat shelf, two single hooks and one double hook.		
10 51 13 00-0216	EA 12" x 12" x 48" Single Tier, All-Welded Steel Locker For >25 To 50, Deduct For >50 To 100, Deduct For >100, Deduct	151.81 -6.33 -13.05 -19.76	17.59
10 51 13 00-0217	EA 12" x 15" x 48" Single Tier, All-Welded Steel Locker For >25 To 50, Deduct For >50 To 100, Deduct For >100, Deduct	159.29 -6.71 -13.79 -20.88	17.59
10 51 13 00-0218	EA 12" x 18" x 48" Single Tier, All-Welded Steel Locker For >25 To 50, Deduct For >50 To 100, Deduct For >100, Deduct	166.49 -7.07 -14.51 -21.96	17.59
10 51 13 00-0219	EA 12" x 12" x 60" Single Tier, All-Welded Steel Locker For >25 To 50, Deduct For >50 To 100, Deduct For >100, Deduct	157.99 -6.64 -13.66 -20.68	17.59
10 51 13 00-0220	EA 12" x 15" x 60" Single Tier, All-Welded Steel Locker For >25 To 50, Deduct For >50 To 100, Deduct For >100, Deduct	165.19 -7.00 -14.38 -21.76	17.59
10 51 13 00-0221	EA 12" x 18" x 60" Single Tier, All-Welded Steel Locker For >25 To 50, Deduct For >50 To 100, Deduct For >100, Deduct	172.38 -7.36 -15.10 -22.84	17.59
10 51 13 00-0222	EA 12" x 12" x 72" Single Tier, All-Welded Steel Locker For >25 To 50, Deduct For >50 To 100, Deduct For >100, Deduct	167.16 -6.98 -14.37 -21.76	19.34
10 51 13 00-0223	EA 12" x 15" x 72" Single Tier, All-Welded Steel Locker For >25 To 50, Deduct For >50 To 100, Deduct For >100, Deduct	173.82 -7.31 -15.03 -22.76	19.34
10 51 13 00-0224	EA 12" x 18" x 72" Single Tier, All-Welded Steel Locker For >25 To 50, Deduct For >50 To 100, Deduct For >100, Deduct	181.02 -7.67 -15.75 -23.84	19.34
10 51 13 00-0225	EA 15" x 15" x 72" Single Tier, All-Welded Steel Locker For >25 To 50, Deduct For >50 To 100, Deduct For >100, Deduct	187.75 -8.01 -16.43 -24.85	19.34
10 51 13 00-0226	EA 15" x 18" x 72" Single Tier, All-Welded Steel Locker For >25 To 50, Deduct For >50 To 100, Deduct For >100, Deduct	193.30 -8.28 -16.98 -25.68	19.34
10 51 13 00-0227	EA 18" x 18" x 72" Single Tier, All-Welded Steel Locker For >25 To 50, Deduct For >50 To 100, Deduct For >100, Deduct	200.95 -8.67 -17.75 -26.83	19.34
10 51 13 00-0228	EA 18" x 21" x 72" Single Tier, All-Welded Steel Locker For >25 To 50, Deduct For >50 To 100, Deduct For >100, Deduct	209.56 -9.10 -18.61 -28.12	19.34
10 51 13 00-0229	EA 24" x 24" x 72" Single Tier, All-Welded Steel Locker For >25 To 50, Deduct For >50 To 100, Deduct For >100, Deduct	339.21 -15.58 -31.57 -47.57	19.34
10 51 13 00-0230	Two Tier, All-Welded Steel Lockers <small>(10 51 13 00-0214)</small> Note: Includes two single hooks and one double hook per tier.		
10 51 13 00-0231	EA 12" x 12" x 60" Two Tier, All-Welded Steel Locker For >25 To 50, Deduct For >50 To 100, Deduct For >100, Deduct	181.32 -7.81 -16.00 -24.18	17.59
10 51 13 00-0232	EA 12" x 15" x 60" Two Tier, All-Welded Steel Locker For >25 To 50, Deduct For >50 To 100, Deduct For >100, Deduct	184.63 -7.98 -16.33 -24.68	17.59
10 51 13 00-0233	EA 12" x 18" x 60" Two Tier, All-Welded Steel Locker For >25 To 50, Deduct For >50 To 100, Deduct For >100, Deduct	193.50 -8.42 -17.21 -26.01	17.59
10 51 13 00-0234	EA 12" x 12" x 72" Two Tier, All-Welded Steel Locker For >25 To 50, Deduct For >50 To 100, Deduct For >100, Deduct	189.35 -8.09 -16.59 -25.09	19.34

10	10	Specialties
	10 50	Storage Specialties
	10 51	Lockers



MINOR CSI UOM DESCRIPTION	TOTAL DIRECT UNIT COST	DEMOLITION UNIT COST
10 51 13 00-0235 EA 12" x 15" x 72" Two Tier, All-Welded Steel Locker	201.57	19.34
For>25 To 50, Deduct	-8.70	
For>50 To 100, Deduct	-17.81	
For>100, Deduct	-26.92	
10 51 13 00-0236 EA 12" x 18" x 72" Two Tier, All-Welded Steel Locker	208.23	19.34
For>25 To 50, Deduct	-9.03	
For>50 To 100, Deduct	-18.47	
For>100, Deduct	-27.92	
10 51 13 00-0237 EA 15" x 15" x 72" Two Tier, All-Welded Steel Locker	217.73	19.34
For>25 To 50, Deduct	-9.51	
For>50 To 100, Deduct	-19.42	
For>100, Deduct	-29.34	
10 51 13 00-0238 EA 15" x 18" x 72" Two Tier, All-Welded Steel Locker	222.20	19.34
For>25 To 50, Deduct	-9.73	
For>50 To 100, Deduct	-19.87	
For>100, Deduct	-30.01	
10 51 13 00-0239 EA 18" x 18" x 72" Two Tier, All-Welded Steel Locker	235.09	19.34
For>25 To 50, Deduct	-10.37	
For>50 To 100, Deduct	-21.16	
For>100, Deduct	-31.95	
10 51 13 00-0240 EA 18" x 21" x 72" Two Tier, All-Welded Steel Locker	245.07	19.34
For>25 To 50, Deduct	-10.87	
For>50 To 100, Deduct	-22.16	
For>100, Deduct	-33.44	
10 51 13 00-0241 Three Tier, All-Welded Steel Lockers (10 51 13 00-0214)		
Note: Includes two single hooks and one double hook per tier.		
10 51 13 00-0242 EA 12" x 12" x 72" Three Tier, All-Welded Steel Locker	223.78	19.34
For>25 To 50, Deduct	-9.81	
For>50 To 100, Deduct	-20.03	
For>100, Deduct	-30.25	
10 51 13 00-0243 EA 12" x 15" x 72" Three Tier, All-Welded Steel Locker	228.79	19.34
For>25 To 50, Deduct	-10.06	
For>50 To 100, Deduct	-20.53	
For>100, Deduct	-31.00	
10 51 13 00-0244 EA 12" x 18" x 72" Three Tier, All-Welded Steel Locker	233.77	19.34
For>25 To 50, Deduct	-10.31	
For>50 To 100, Deduct	-21.03	
For>100, Deduct	-31.75	
10 51 13 00-0245 EA 15" x 15" x 72" Three Tier, All-Welded Steel Locker	245.54	19.34
For>25 To 50, Deduct	-10.90	
For>50 To 100, Deduct	-22.21	
For>100, Deduct	-33.52	
10 51 13 00-0246 EA 15" x 18" x 72" Three Tier, All-Welded Steel Locker	247.72	19.34
For>25 To 50, Deduct	-11.00	
For>50 To 100, Deduct	-22.42	
For>100, Deduct	-33.84	
10 51 13 00-0247 Four Tier, All-Welded Steel Lockers (10 51 13 00-0214)		
10 51 13 00-0248 EA 12" x 12" x 72" Four Tier, All-Welded Steel Locker	211.90	19.34
For>25 To 50, Deduct	-9.21	
For>50 To 100, Deduct	-18.84	
For>100, Deduct	-28.47	
10 51 13 00-0249 EA 12" x 15" x 72" Four Tier, All-Welded Steel Locker	216.63	19.34
For>25 To 50, Deduct	-9.45	
For>50 To 100, Deduct	-19.31	
For>100, Deduct	-29.18	
10 51 13 00-0250 EA 12" x 18" x 72" Four Tier, All-Welded Steel Locker	221.33	19.34
For>25 To 50, Deduct	-9.69	
For>50 To 100, Deduct	-19.78	
For>100, Deduct	-29.88	
10 51 13 00-0251 EA 15" x 15" x 72" Four Tier, All-Welded Steel Locker	232.41	19.34
For>25 To 50, Deduct	-10.24	
For>50 To 100, Deduct	-20.89	
For>100, Deduct	-31.55	
10 51 13 00-0252 EA 15" x 18" x 72" Four Tier, All-Welded Steel Locker	234.43	19.34
For>25 To 50, Deduct	-10.34	
For>50 To 100, Deduct	-21.09	
For>100, Deduct	-31.85	
10 51 13 00-0253 Six Tier, All-Welded Steel Lockers (10 51 13 00-0214)		
10 51 13 00-0254 EA 12" x 12" x 72" Six Tier, All-Welded Steel Locker	219.26	19.34
For>25 To 50, Deduct	-9.58	
For>50 To 100, Deduct	-19.58	
For>100, Deduct	-29.57	
10 51 13 00-0255 EA 12" x 15" x 72" Six Tier, All-Welded Steel Locker	226.16	19.34
For>25 To 50, Deduct	-9.93	
For>50 To 100, Deduct	-20.27	
For>100, Deduct	-30.61	



Specialties	10
Storage Specialties	10 50
Lockers	10 51

MINOR	CSI	UOM	DESCRIPTION	TOTAL DIRECT UNIT COST	DEMOLITION UNIT COST
10 51	13 00-0256	EA	12" x 18" x 72" Six Tier, All-Welded Steel Locker <i>For >25 To 50, Deduct</i> <i>For >50 To 100, Deduct</i> <i>For >100, Deduct</i>	231.24 -10.18 -20.78 -31.37	19.34
10 51	13 00-0257		All Welded Locker Accessories (10 51 13 00-0213)		
10 51	13 00-0258	EA	ADA Requirements For All Welded Lockers	122.42	
10 51	13 00-0259	EA	Solid Boxed End Panel For 12" Deep All Welded Lockers	196.92	4.02
10 51	13 00-0260	EA	Solid Boxed End Panel For 15" Deep All Welded Lockers	228.40	4.02
10 51	13 00-0261	EA	Recessed Trim For All Welded Lockers.....	138.63	4.02
10 51	13 00-0262	EA	Built In Combination Lock For All Welded Lockers.....	45.67	4.02
10 51	13 00-0263	EA	Pad Lock For All Welded Lockers.....	37.19	4.02
10 51	26		Plastic Lockers (10 51)		
10 51	26 00-0001		Solid Plastic Lockers (10 51 26) Note: Price per frame. High density polyethylene with homogeneous color throughout. Includes 1/2" door, 3/8" sides, tops, bottoms, rears and shelves. Excludes slope top, base, and locks.		
10 51	26 00-0002		Single Tier Solid Plastic Lockers (10 51 26 00-0001) Note: Includes one double hook per tier.		
10 51	26 00-0003	EA	12" x 12" x 36" Single Tier Solid Plastic Locker (Tufftec Lockers®)..... <i>For >50 To 100, Deduct</i> <i>For >100, Deduct</i>	623.06 -56.08 -85.98	31.15
10 51	26 00-0004	EA	12" x 15" x 36" Single Tier Solid Plastic Locker (Tufftec Lockers®)..... <i>For >50 To 100, Deduct</i> <i>For >100, Deduct</i>	634.31 -57.20 -87.67	31.15
10 51	26 00-0005	EA	12" x 18" x 36" Single Tier Solid Plastic Locker (Tufftec Lockers®)..... <i>For >50 To 100, Deduct</i> <i>For >100, Deduct</i>	645.56 -58.33 -89.36	31.15
10 51	26 00-0006	EA	15" x 15" x 36" Single Tier Solid Plastic Locker (Tufftec Lockers®)..... <i>For >50 To 100, Deduct</i> <i>For >100, Deduct</i>	662.43 -60.01 -91.89	31.15
10 51	26 00-0007	EA	15" x 18" x 36" Single Tier Solid Plastic Locker (Tufftec Lockers®)..... <i>For >50 To 100, Deduct</i> <i>For >100, Deduct</i>	644.59 -58.23 -89.21	31.15
10 51	26 00-0008	EA	18" x 12" x 36" Single Tier Solid Plastic Locker (Tufftec Lockers®)..... <i>For >50 To 100, Deduct</i> <i>For >100, Deduct</i>	649.32 -58.70 -89.92	31.15
10 51	26 00-0009	EA	18" x 15" x 36" Single Tier Solid Plastic Locker (Tufftec Lockers®)..... <i>For >50 To 100, Deduct</i> <i>For >100, Deduct</i>	641.00 -57.87 -88.67	31.15
10 51	26 00-0010	EA	18" x 18" x 36" Single Tier Solid Plastic Locker (Tufftec Lockers®)..... <i>For >50 To 100, Deduct</i> <i>For >100, Deduct</i>	687.45 -62.52 -95.64	31.15
10 51	26 00-0011	EA	12" x 12" x 48" Single Tier Solid Plastic Locker (Tufftec Lockers®)..... <i>For >50 To 100, Deduct</i> <i>For >100, Deduct</i>	676.73 -61.44 -94.03	31.15
10 51	26 00-0012	EA	12" x 15" x 48" Single Tier Solid Plastic Locker (Tufftec Lockers®)..... <i>For >50 To 100, Deduct</i> <i>For >100, Deduct</i>	689.23 -62.69 -95.91	31.15
10 51	26 00-0013	EA	12" x 18" x 48" Single Tier Solid Plastic Locker (Tufftec Lockers®)..... <i>For >50 To 100, Deduct</i> <i>For >100, Deduct</i>	701.73 -63.94 -97.78	31.15
10 51	26 00-0014	EA	15" x 15" x 48" Single Tier Solid Plastic Locker (Tufftec Lockers®)..... <i>For >50 To 100, Deduct</i> <i>For >100, Deduct</i>	730.32 -66.80 -102.07	31.15
10 51	26 00-0015	EA	15" x 18" x 48" Single Tier Solid Plastic Locker (Tufftec Lockers®)..... <i>For >50 To 100, Deduct</i> <i>For >100, Deduct</i>	769.62 -70.73 -107.97	31.15
10 51	26 00-0016	EA	18" x 15" x 48" Single Tier Solid Plastic Locker (Tufftec Lockers®)..... <i>For >50 To 100, Deduct</i> <i>For >100, Deduct</i>	733.88 -67.16 -102.61	31.15
10 51	26 00-0017	EA	18" x 18" x 48" Single Tier Solid Plastic Locker (Tufftec Lockers®)..... <i>For >50 To 100, Deduct</i> <i>For >100, Deduct</i>	798.18 -73.59 -112.25	31.15
10 51	26 00-0018	EA	12" x 12" x 60" Single Tier Solid Plastic Locker (Tufftec Lockers®)..... <i>For >50 To 100, Deduct</i> <i>For >100, Deduct</i>	681.71 -61.94 -94.78	31.15
10 51	26 00-0019	EA	12" x 15" x 60" Single Tier Solid Plastic Locker (Tufftec Lockers®)..... <i>For >50 To 100, Deduct</i> <i>For >100, Deduct</i>	718.35 -65.61 -100.28	31.15
10 51	26 00-0020	EA	12" x 18" x 60" Single Tier Solid Plastic Locker (Tufftec Lockers®)..... <i>For >50 To 100, Deduct</i> <i>For >100, Deduct</i>	755.02 -69.27 -105.78	31.15
10 51	26 00-0021	EA	15" x 12" x 60" Single Tier Solid Plastic Locker (Tufftec Lockers®)..... <i>For >50 To 100, Deduct</i> <i>For >100, Deduct</i>	728.17 -66.59 -101.75	31.15
10 51	26 00-0022	EA	15" x 15" x 60" Single Tier Solid Plastic Locker (Tufftec Lockers®)..... <i>For >50 To 100, Deduct</i> <i>For >100, Deduct</i>	767.00 -70.47 -107.57	31.15

10 Specialties

10 50 Storage Specialties

10 51 Lockers



MINOR	CSI	UOM	DESCRIPTION	TOTAL DIRECT UNIT COST	DEMOLITION UNIT COST
10 51 26 00-0023	EA		15" x 18" x 60" Single Tier Solid Plastic Locker (Tufftec Lockers®).....	805.87	31.15
			<i>For >50 To 100, Deduct</i>	-74.36	
			<i>For >100, Deduct</i>	-113.40	
10 51 26 00-0024	EA		18" x 12" x 60" Single Tier Solid Plastic Locker (Tufftec Lockers®).....	774.62	31.15
			<i>For >50 To 100, Deduct</i>	-71.23	
			<i>For >100, Deduct</i>	-108.72	
10 51 26 00-0025	EA		18" x 15" x 60" Single Tier Solid Plastic Locker (Tufftec Lockers®).....	815.66	31.15
			<i>For >50 To 100, Deduct</i>	-75.34	
			<i>For >100, Deduct</i>	-114.88	
10 51 26 00-0026	EA		12" x 12" x 72" Single Tier Solid Plastic Locker (Tufftec Lockers®).....	781.05	32.15
			<i>For >50 To 100, Deduct</i>	-71.67	
			<i>For >100, Deduct</i>	-109.44	
10 51 26 00-0027	EA		12" x 15" x 72" Single Tier Solid Plastic Locker (Tufftec Lockers®).....	822.13	32.15
			<i>For >50 To 100, Deduct</i>	-75.78	
			<i>For >100, Deduct</i>	-115.60	
10 51 26 00-0028	EA		12" x 18" x 72" Single Tier Solid Plastic Locker (Tufftec Lockers®).....	863.16	32.15
			<i>For >50 To 100, Deduct</i>	-79.89	
			<i>For >100, Deduct</i>	-121.76	
10 51 26 00-0029	EA		15" x 12" x 72" Single Tier Solid Plastic Locker (Tufftec Lockers®).....	834.36	32.15
			<i>For >50 To 100, Deduct</i>	-77.01	
			<i>For >100, Deduct</i>	-117.44	
10 51 26 00-0030	EA		15" x 15" x 72" Single Tier Solid Plastic Locker (Tufftec Lockers®).....	877.69	32.15
			<i>For >50 To 100, Deduct</i>	-81.34	
			<i>For >100, Deduct</i>	-123.94	
10 51 26 00-0031	EA		15" x 18" x 72" Single Tier Solid Plastic Locker (Tufftec Lockers®).....	920.97	32.15
			<i>For >50 To 100, Deduct</i>	-85.67	
			<i>For >100, Deduct</i>	-130.43	
10 51 26 00-0032	EA		18" x 12" x 72" Single Tier Solid Plastic Locker (Tufftec Lockers®).....	876.86	32.15
			<i>For >50 To 100, Deduct</i>	-81.26	
			<i>For >100, Deduct</i>	-123.81	
10 51 26 00-0033	EA		18" x 15" x 72" Single Tier Solid Plastic Locker (Tufftec Lockers®).....	933.20	32.15
			<i>For >50 To 100, Deduct</i>	-86.89	
			<i>For >100, Deduct</i>	-132.26	
10 51 26 00-0034	EA		18" x 18" x 72" Single Tier Solid Plastic Locker (Tufftec Lockers®).....	978.70	32.15
			<i>For >50 To 100, Deduct</i>	-91.44	
			<i>For >100, Deduct</i>	-139.09	
10 51 26 00-0035			Double Tier Solid Plastic Lockers <small>(10 51 26 00-0001)</small>		
			Note: Includes one double hook per tier.		
10 51 26 00-0036	EA		12" x 12" x 48" Double Tier Solid Plastic Locker (Tufftec Lockers®).....	700.18	32.15
			<i>For >50 To 100, Deduct</i>	-63.59	
			<i>For >100, Deduct</i>	-97.31	
10 51 26 00-0037	EA		12" x 15" x 48" Double Tier Solid Plastic Locker (Tufftec Lockers®).....	710.89	32.15
			<i>For >50 To 100, Deduct</i>	-64.66	
			<i>For >100, Deduct</i>	-98.92	
10 51 26 00-0038	EA		12" x 18" x 48" Double Tier Solid Plastic Locker (Tufftec Lockers®).....	726.95	32.15
			<i>For >50 To 100, Deduct</i>	-66.26	
			<i>For >100, Deduct</i>	-101.33	
10 51 26 00-0039	EA		15" x 12" x 48" Double Tier Solid Plastic Locker (Tufftec Lockers®).....	721.61	32.15
			<i>For >50 To 100, Deduct</i>	-65.73	
			<i>For >100, Deduct</i>	-100.52	
10 51 26 00-0040	EA		15" x 15" x 48" Double Tier Solid Plastic Locker (Tufftec Lockers®).....	750.19	32.15
			<i>For >50 To 100, Deduct</i>	-68.59	
			<i>For >100, Deduct</i>	-104.81	
10 51 26 00-0041	EA		15" x 18" x 48" Double Tier Solid Plastic Locker (Tufftec Lockers®).....	818.05	32.15
			<i>For >50 To 100, Deduct</i>	-75.37	
			<i>For >100, Deduct</i>	-114.99	
10 51 26 00-0042	EA		18" x 12" x 48" Double Tier Solid Plastic Locker (Tufftec Lockers®).....	728.76	32.15
			<i>For >50 To 100, Deduct</i>	-66.45	
			<i>For >100, Deduct</i>	-101.60	
10 51 26 00-0043	EA		18" x 15" x 48" Double Tier Solid Plastic Locker (Tufftec Lockers®).....	763.33	32.15
			<i>For >50 To 100, Deduct</i>	-69.90	
			<i>For >100, Deduct</i>	-106.78	
10 51 26 00-0044	EA		18" x 18" x 48" Double Tier Solid Plastic Locker (Tufftec Lockers®).....	825.21	32.15
			<i>For >50 To 100, Deduct</i>	-76.09	
			<i>For >100, Deduct</i>	-116.06	
10 51 26 00-0045	EA		12" x 12" x 60" Double Tier Solid Plastic Locker (Tufftec Lockers®).....	724.76	32.15
			<i>For >50 To 100, Deduct</i>	-66.05	
			<i>For >100, Deduct</i>	-101.00	
10 51 26 00-0046	EA		12" x 15" x 60" Double Tier Solid Plastic Locker (Tufftec Lockers®).....	780.71	32.15
			<i>For >50 To 100, Deduct</i>	-71.64	
			<i>For >100, Deduct</i>	-109.39	
10 51 26 00-0047	EA		12" x 18" x 60" Double Tier Solid Plastic Locker (Tufftec Lockers®).....	796.70	32.15
			<i>For >50 To 100, Deduct</i>	-73.24	
			<i>For >100, Deduct</i>	-111.79	
10 51 26 00-0048	EA		15" x 12" x 60" Double Tier Solid Plastic Locker (Tufftec Lockers®).....	790.06	32.15
			<i>For >50 To 100, Deduct</i>	-72.58	
			<i>For >100, Deduct</i>	-110.79	
10 51 26 00-0049	EA		15" x 15" x 60" Double Tier Solid Plastic Locker (Tufftec Lockers®).....	827.13	32.15
			<i>For >50 To 100, Deduct</i>	-76.28	
			<i>For >100, Deduct</i>	-116.35	
10 51 26 00-0050	EA		18" x 12" x 60" Double Tier Solid Plastic Locker (Tufftec Lockers®).....	834.38	32.15
			<i>For >50 To 100, Deduct</i>	-77.01	
			<i>For >100, Deduct</i>	-117.44	



Specialties	10
Storage Specialties	10 50
Lockers	10 51

10

MINOR	CSI	UOM	DESCRIPTION	TOTAL DIRECT UNIT COST	DEMOLITION UNIT COST
10 51 26 00-0051	EA		18" x 15" x 60" Double Tier Solid Plastic Locker (Tufftec Lockers®) <i>For >50 To 100, Deduct</i>	873.59 -80.93 -123.32	32.15
10 51 26 00-0052	EA		18" x 18" x 60" Double Tier Solid Plastic Locker (Tufftec Lockers®) <i>For >50 To 100, Deduct</i>	912.79 -84.85 -129.20	32.15
10 51 26 00-0053	EA		12" x 12" x 72" Double Tier Solid Plastic Locker (Tufftec Lockers®) <i>For >50 To 100, Deduct</i>	840.62 -77.43 -118.13	33.16
10 51 26 00-0054	EA		12" x 15" x 72" Double Tier Solid Plastic Locker (Tufftec Lockers®) <i>For >50 To 100, Deduct</i>	879.82 -81.35 -124.01	33.16
10 51 26 00-0055	EA		12" x 18" x 72" Double Tier Solid Plastic Locker (Tufftec Lockers®) <i>For >50 To 100, Deduct</i>	900.25 -83.39 -127.08	33.16
10 51 26 00-0056	EA		15" x 12" x 72" Double Tier Solid Plastic Locker (Tufftec Lockers®) <i>For >50 To 100, Deduct</i>	891.51 -82.52 -125.77	33.16
10 51 26 00-0057	EA		15" x 15" x 72" Double Tier Solid Plastic Locker (Tufftec Lockers®) <i>For >50 To 100, Deduct</i>	932.86 -86.65 -131.97	33.16
10 51 26 00-0058	EA		15" x 18" x 72" Double Tier Solid Plastic Locker (Tufftec Lockers®) <i>For >50 To 100, Deduct</i>	974.19 -90.79 -138.17	33.16
10 51 26 00-0059	EA		18" x 12" x 72" Double Tier Solid Plastic Locker (Tufftec Lockers®) <i>For >50 To 100, Deduct</i>	898.91 -83.26 -126.88	33.16
10 51 26 00-0060	EA		18" x 15" x 72" Double Tier Solid Plastic Locker (Tufftec Lockers®) <i>For >50 To 100, Deduct</i>	985.86 -91.95 -139.92	33.16
10 51 26 00-0061	EA		18" x 18" x 72" Double Tier Solid Plastic Locker (Tufftec Lockers®) <i>For >50 To 100, Deduct</i>	1,029.29 -96.30 -146.44	33.16
10 51 26 00-0062			Triple Tier Solid Plastic Lockers (10 51 26 00-0001) Note: Includes one double hook per tier.		
10 51 26 00-0063	EA		12" x 12" x 48" Triple Tier Solid Plastic Locker (Tufftec Lockers®) <i>For >50 To 100, Deduct</i>	688.79 -62.25 -95.36	33.16
10 51 26 00-0064	EA		15" x 15" x 48" Triple Tier Solid Plastic Locker (Tufftec Lockers®) <i>For >50 To 100, Deduct</i>	718.20 -65.19 -99.77	33.16
10 51 26 00-0065	EA		15" x 18" x 48" Triple Tier Solid Plastic Locker (Tufftec Lockers®) <i>For >50 To 100, Deduct</i>	745.17 -67.89 -103.82	33.16
10 51 26 00-0066	EA		12" x 12" x 60" Triple Tier Solid Plastic Locker (Tufftec Lockers®) <i>For >50 To 100, Deduct</i>	750.40 -68.41 -104.60	33.16
10 51 26 00-0067	EA		12" x 15" x 60" Triple Tier Solid Plastic Locker (Tufftec Lockers®) <i>For >50 To 100, Deduct</i>	813.25 -74.69 -114.03	33.16
10 51 26 00-0068	EA		12" x 18" x 60" Triple Tier Solid Plastic Locker (Tufftec Lockers®) <i>For >50 To 100, Deduct</i>	813.55 -74.72 -114.07	33.16
10 51 26 00-0069	EA		15" x 12" x 60" Triple Tier Solid Plastic Locker (Tufftec Lockers®) <i>For >50 To 100, Deduct</i>	847.84 -78.15 -119.22	33.16
10 51 26 00-0070	EA		15" x 15" x 60" Triple Tier Solid Plastic Locker (Tufftec Lockers®) <i>For >50 To 100, Deduct</i>	882.29 -81.60 -124.39	33.16
10 51 26 00-0071	EA		15" x 18" x 60" Triple Tier Solid Plastic Locker (Tufftec Lockers®) <i>For >50 To 100, Deduct</i>	916.71 -85.04 -129.55	33.16
10 51 26 00-0072	EA		18" x 12" x 60" Triple Tier Solid Plastic Locker (Tufftec Lockers®) <i>For >50 To 100, Deduct</i>	889.02 -82.27 -125.39	33.16
10 51 26 00-0073	EA		18" x 15" x 60" Triple Tier Solid Plastic Locker (Tufftec Lockers®) <i>For >50 To 100, Deduct</i>	925.42 -85.91 -130.85	33.16
10 51 26 00-0074	EA		18" x 18" x 60" Triple Tier Solid Plastic Locker (Tufftec Lockers®) <i>For >50 To 100, Deduct</i>	961.82 -89.55 -136.31	33.16
10 51 26 00-0075	EA		12" x 12" x 72" Triple Tier Solid Plastic Locker (Tufftec Lockers®) <i>For >50 To 100, Deduct</i>	894.94 -82.66 -126.04	34.17
10 51 26 00-0076	EA		12" x 15" x 72" Triple Tier Solid Plastic Locker (Tufftec Lockers®) <i>For >50 To 100, Deduct</i>	931.36 -86.30 -131.50	34.17
10 51 26 00-0077	EA		12" x 18" x 72" Triple Tier Solid Plastic Locker (Tufftec Lockers®) <i>For >50 To 100, Deduct</i>	956.92 -88.86 -135.34	34.17
10 51 26 00-0078	EA		15" x 12" x 72" Triple Tier Solid Plastic Locker (Tufftec Lockers®) <i>For >50 To 100, Deduct</i>	942.20 -87.39 -133.13	34.17

10	10	Specialties
	10 50	Storage Specialties
	10 51	Lockers



MINOR	CSI	UOM	DESCRIPTION	TOTAL DIRECT UNIT COST	DEMOLITION UNIT COST
10 51 26 00-0079	EA		15" x 15" x 72" Triple Tier Solid Plastic Locker (Tufftec Lockers®).....	953.74	34.17
			<i>For >50 To 100, Deduct</i>	-88.54	
			<i>For >100, Deduct</i>	-134.86	
10 51 26 00-0080	EA		15" x 18" x 72" Triple Tier Solid Plastic Locker (Tufftec Lockers®).....	995.34	34.17
			<i>For >50 To 100, Deduct</i>	-92.70	
			<i>For >100, Deduct</i>	-141.10	
10 51 26 00-0081	EA		18" x 12" x 72" Triple Tier Solid Plastic Locker (Tufftec Lockers®).....	925.67	34.17
			<i>For >50 To 100, Deduct</i>	-85.73	
			<i>For >100, Deduct</i>	-130.65	
10 51 26 00-0082	EA		18" x 15" x 72" Triple Tier Solid Plastic Locker (Tufftec Lockers®).....	1,010.25	34.17
			<i>For >50 To 100, Deduct</i>	-94.19	
			<i>For >100, Deduct</i>	-143.34	
10 51 26 00-0083	EA		18" x 18" x 72" Triple Tier Solid Plastic Locker (Tufftec Lockers®).....	1,070.13	34.17
			<i>For >50 To 100, Deduct</i>	-100.18	
			<i>For >100, Deduct</i>	-152.32	
10 51 26 00-0084			Four Tier Solid Plastic Lockers <small>(10 51 26 00-0001)</small>		
10 51 26 00-0085	EA		12" x 12" x 60" Four Tier Solid Plastic Locker (Tufftec Lockers®).....	802.42	34.17
			<i>For >50 To 100, Deduct</i>	-73.41	
			<i>For >100, Deduct</i>	-112.16	
10 51 26 00-0086	EA		12" x 15" x 60" Four Tier Solid Plastic Locker (Tufftec Lockers®).....	826.30	34.17
			<i>For >50 To 100, Deduct</i>	-75.80	
			<i>For >100, Deduct</i>	-115.75	
10 51 26 00-0087	EA		12" x 18" x 60" Four Tier Solid Plastic Locker (Tufftec Lockers®).....	870.31	34.17
			<i>For >50 To 100, Deduct</i>	-80.20	
			<i>For >100, Deduct</i>	-122.35	
10 51 26 00-0088	EA		15" x 12" x 60" Four Tier Solid Plastic Locker (Tufftec Lockers®).....	864.94	34.17
			<i>For >50 To 100, Deduct</i>	-79.66	
			<i>For >100, Deduct</i>	-121.54	
10 51 26 00-0089	EA		15" x 15" x 60" Four Tier Solid Plastic Locker (Tufftec Lockers®).....	921.96	34.17
			<i>For >50 To 100, Deduct</i>	-85.36	
			<i>For >100, Deduct</i>	-130.09	
10 51 26 00-0090	EA		15" x 18" x 60" Four Tier Solid Plastic Locker (Tufftec Lockers®).....	939.95	34.17
			<i>For >50 To 100, Deduct</i>	-87.16	
			<i>For >100, Deduct</i>	-132.79	
10 51 26 00-0091	EA		18" x 12" x 60" Four Tier Solid Plastic Locker (Tufftec Lockers®).....	931.02	34.17
			<i>For >50 To 100, Deduct</i>	-86.27	
			<i>For >100, Deduct</i>	-131.45	
10 51 26 00-0092	EA		18" x 15" x 60" Four Tier Solid Plastic Locker (Tufftec Lockers®).....	961.38	34.17
			<i>For >50 To 100, Deduct</i>	-89.31	
			<i>For >100, Deduct</i>	-136.01	
10 51 26 00-0093	EA		18" x 18" x 60" Four Tier Solid Plastic Locker (Tufftec Lockers®).....	1,048.92	34.17
			<i>For >50 To 100, Deduct</i>	-98.06	
			<i>For >100, Deduct</i>	-149.14	
10 51 26 00-0094	EA		12" x 12" x 72" Four Tier Solid Plastic Locker (Tufftec Lockers®).....	925.80	35.17
			<i>For >50 To 100, Deduct</i>	-85.55	
			<i>For >100, Deduct</i>	-130.43	
10 51 26 00-0095	EA		12" x 15" x 72" Four Tier Solid Plastic Locker (Tufftec Lockers®).....	968.13	35.17
			<i>For >50 To 100, Deduct</i>	-89.78	
			<i>For >100, Deduct</i>	-136.78	
10 51 26 00-0096	EA		12" x 18" x 72" Four Tier Solid Plastic Locker (Tufftec Lockers®).....	973.65	35.17
			<i>For >50 To 100, Deduct</i>	-90.33	
			<i>For >100, Deduct</i>	-137.61	
10 51 26 00-0097	EA		15" x 12" x 72" Four Tier Solid Plastic Locker (Tufftec Lockers®).....	1,026.98	35.17
			<i>For >50 To 100, Deduct</i>	-95.66	
			<i>For >100, Deduct</i>	-145.61	
10 51 26 00-0098	EA		15" x 15" x 72" Four Tier Solid Plastic Locker (Tufftec Lockers®).....	977.63	35.17
			<i>For >50 To 100, Deduct</i>	-90.73	
			<i>For >100, Deduct</i>	-138.20	
10 51 26 00-0099	EA		15" x 18" x 72" Four Tier Solid Plastic Locker (Tufftec Lockers®).....	1,022.35	35.17
			<i>For >50 To 100, Deduct</i>	-95.20	
			<i>For >100, Deduct</i>	-144.91	
10 51 26 00-0100	EA		18" x 12" x 72" Four Tier Solid Plastic Locker (Tufftec Lockers®).....	975.92	35.17
			<i>For >50 To 100, Deduct</i>	-90.56	
			<i>For >100, Deduct</i>	-137.95	
10 51 26 00-0101	EA		18" x 15" x 72" Four Tier Solid Plastic Locker (Tufftec Lockers®).....	1,029.50	35.17
			<i>For >50 To 100, Deduct</i>	-95.92	
			<i>For >100, Deduct</i>	-145.98	
10 51 26 00-0102	EA		18" x 18" x 72" Four Tier Solid Plastic Locker (Tufftec Lockers®).....	1,109.78	35.17
			<i>For >50 To 100, Deduct</i>	-103.94	
			<i>For >100, Deduct</i>	-158.03	
10 51 26 00-0103			Five Tier Solid Plastic Lockers <small>(10 51 26 00-0001)</small>		
10 51 26 00-0104	EA		12" x 12" x 60" Five Tier Solid Plastic Locker (Tufftec Lockers®).....	873.88	34.67
			<i>For >50 To 100, Deduct</i>	-80.45	
			<i>For >100, Deduct</i>	-122.76	
10 51 26 00-0105	EA		12" x 15" x 60" Five Tier Solid Plastic Locker (Tufftec Lockers®).....	903.44	34.67
			<i>For >50 To 100, Deduct</i>	-83.41	
			<i>For >100, Deduct</i>	-127.20	
10 51 26 00-0106	EA		12" x 18" x 60" Five Tier Solid Plastic Locker (Tufftec Lockers®).....	933.00	34.67
			<i>For >50 To 100, Deduct</i>	-86.37	
			<i>For >100, Deduct</i>	-131.63	



Specialties	10
Storage Specialties	10 50
Lockers	10 51

10

MINOR	CSI	UOM	DESCRIPTION	TOTAL DIRECT UNIT COST	DEMOLITION UNIT COST
10 51 26 00-0107	EA		15" x 12" x 60" Five Tier Solid Plastic Locker (Tufftec Lockers®) <i>For >50 To 100, Deduct</i>	914.18 -84.48 -128.81	34.67
10 51 26 00-0108	EA		15" x 15" x 60" Five Tier Solid Plastic Locker (Tufftec Lockers®) <i>For >50 To 100, Deduct</i>	967.13 -89.78 -136.75	34.67
10 51 26 00-0109	EA		15" x 18" x 60" Five Tier Solid Plastic Locker (Tufftec Lockers®) <i>For >50 To 100, Deduct</i>	992.76 -92.34 -140.59	34.67
10 51 26 00-0110	EA		18" x 12" x 60" Five Tier Solid Plastic Locker (Tufftec Lockers®) <i>For >50 To 100, Deduct</i>	983.83 -91.45 -139.25	34.67
10 51 26 00-0111	EA		18" x 15" x 60" Five Tier Solid Plastic Locker (Tufftec Lockers®) <i>For >50 To 100, Deduct</i>	1,012.41 -94.31 -143.54	34.67
10 51 26 00-0112	EA		18" x 18" x 60" Five Tier Solid Plastic Locker (Tufftec Lockers®) <i>For >50 To 100, Deduct</i>	1,105.29 -103.60 -157.47	34.67
10 51 26 00-0113	EA		12" x 12" x 72" Five Tier Solid Plastic Locker (Tufftec Lockers®) <i>For >50 To 100, Deduct</i>	954.39 -88.31 -134.60	35.68
10 51 26 00-0114	EA		12" x 15" x 72" Five Tier Solid Plastic Locker (Tufftec Lockers®) <i>For >50 To 100, Deduct</i>	987.54 -91.62 -139.57	35.68
10 51 26 00-0115	EA		12" x 18" x 72" Five Tier Solid Plastic Locker (Tufftec Lockers®) <i>For >50 To 100, Deduct</i>	1,020.66 -94.93 -144.54	35.68
10 51 26 00-0116	EA		15" x 12" x 72" Five Tier Solid Plastic Locker (Tufftec Lockers®) <i>For >50 To 100, Deduct</i>	1,009.07 -93.77 -142.80	35.68
10 51 26 00-0117	EA		15" x 15" x 72" Five Tier Solid Plastic Locker (Tufftec Lockers®) <i>For >50 To 100, Deduct</i>	1,032.38 -96.10 -146.30	35.68
10 51 26 00-0118	EA		15" x 18" x 72" Five Tier Solid Plastic Locker (Tufftec Lockers®) <i>For >50 To 100, Deduct</i>	1,067.28 -99.59 -151.53	35.68
10 51 26 00-0119	EA		18" x 12" x 72" Five Tier Solid Plastic Locker (Tufftec Lockers®) <i>For >50 To 100, Deduct</i>	1,040.46 -96.91 -147.51	35.68
10 51 26 00-0120	EA		18" x 15" x 72" Five Tier Solid Plastic Locker (Tufftec Lockers®) <i>For >50 To 100, Deduct</i>	1,080.49 -100.92 -153.51	35.68
10 51 26 00-0121	EA		18" x 18" x 72" Five Tier Solid Plastic Locker (Tufftec Lockers®) <i>For >50 To 100, Deduct</i>	1,126.94 -105.56 -160.48	35.68
10 51 26 00-0122			Six Tier Solid Plastic Lockers (10 51 26 00-0001)		
10 51 26 00-0123	EA		15" x 12" x 60" Six Tier Solid Plastic Locker (Tufftec Lockers®) <i>For >50 To 100, Deduct</i>	1,009.97 -93.96 -143.05	35.17
10 51 26 00-0124	EA		12" x 12" x 72" Six Tier Solid Plastic Locker (Tufftec Lockers®) <i>For >50 To 100, Deduct</i>	990.38 -91.80 -139.88	36.17
10 51 26 00-0125	EA		12" x 15" x 72" Six Tier Solid Plastic Locker (Tufftec Lockers®) <i>For >50 To 100, Deduct</i>	1,023.48 -95.11 -144.84	36.17
10 51 26 00-0126	EA		12" x 18" x 72" Six Tier Solid Plastic Locker (Tufftec Lockers®) <i>For >50 To 100, Deduct</i>	1,045.57 -97.32 -148.15	36.17
10 51 26 00-0127	EA		15" x 12" x 72" Six Tier Solid Plastic Locker (Tufftec Lockers®) <i>For >50 To 100, Deduct</i>	1,089.70 -101.74 -154.77	36.17
10 51 26 00-0128	EA		15" x 15" x 72" Six Tier Solid Plastic Locker (Tufftec Lockers®) <i>For >50 To 100, Deduct</i>	1,102.59 -103.02 -156.71	36.17
10 51 26 00-0129	EA		15" x 18" x 72" Six Tier Solid Plastic Locker (Tufftec Lockers®) <i>For >50 To 100, Deduct</i>	1,111.79 -103.94 -158.09	36.17
10 51 26 00-0130	EA		18" x 12" x 72" Six Tier Solid Plastic Locker (Tufftec Lockers®) <i>For >50 To 100, Deduct</i>	1,115.46 -104.31 -158.64	36.17
10 51 26 00-0131	EA		18" x 15" x 72" Six Tier Solid Plastic Locker (Tufftec Lockers®) <i>For >50 To 100, Deduct</i>	1,155.93 -108.36 -164.71	36.17
10 51 26 00-0132	EA		18" x 18" x 72" Six Tier Solid Plastic Locker (Tufftec Lockers®) <i>For >50 To 100, Deduct</i>	1,209.29 -113.69 -172.71	36.17
10 51 26 00-0133			Solid Plastic Locker Accessories (10 51 26 00-0001)		
10 51 26 00-0134			Slope Tops For Solid Plastic Lockers (10 51 26 00-0133) Note: Price per frame.		
10 51 26 00-0135	EA		Slope Top For Solid Plastic Lockers (Tufftec Lockers®)	46.27	

10	10	Specialties
	10 50	Storage Specialties
	10 51	Lockers



MINOR CSI UOM DESCRIPTION	TOTAL DIRECT UNIT COST	DEMOLITION UNIT COST
------------------------------	---------------------------	-------------------------

10 51 26 00-0136	Recessed Bases For Solid Plastic Lockers <small>(10 51 26 00-0133)</small>		
	Note: Price per frame.		
10 51 26 00-0137	EA Recessed Base For Solid Plastic Lockers (Tufftec Lockers®).....	51.03	
10 51 26 00-0138	End Panels For Solid Plastic Lockers <small>(10 51 26 00-0133)</small>		
	Note: Price per frame.		
10 51 26 00-0139	EA End Panel For Solid Plastic Lockers (Tufftec Lockers®)	120.30	
10 51 26 00-0140	Venting Options For Solid Plastic Locker Doors <small>(10 51 26 00-0133)</small>		
	Note: Price per frame.		
10 51 26 00-0141	EA Horizontal Venting Option For Solid Plastic Locker Doors	47.77	
10 51 26 00-0142	Filler Panels For Solid Plastic Lockers <small>(10 51 26 00-0133)</small>		
	Note: Full locker height. Width and height cut to size in the field.		
10 51 26 00-0143	EA Up To 6" Width, Filler Panel For Solid Plastic Lockers (Tufftec Lockers®).....	120.66	
10 51 26 00-0144	Locker Accessories For Solid Plastic Lockers <small>(10 51 26 00-0133)</small>		
	Note: For removable padlocks. Excludes padlock.		
10 51 26 00-0145	EA Built In Hasp For Solid Plastic Lockers	11.94	
10 51 26 00-0146	EA Built In Combination Lock For Solid Plastic Lockers.....	35.83	
10 51 26 00-0147	EA Built In Key Lock For Solid Plastic Lockers.....	47.77	
10 51 53	Locker Room Benches <small>(10 51)</small>		
10 51 53 00-0001	LF 9-1/2" Wide Top, 17" To 19" Height, Hardwood Bench With Aluminum Pedestals	118.73	5.03
10 51 53 00-0002	LF 9-1/2" Wide Top, 17" To 19" Height, Hardwood Bench With Painted Steel Pedestals	94.10	5.03
10 51 53 00-0003	LF 9-1/2" Wide Top, 17" To 19" Height, Plastic Laminated Bench With Steel Pedestals.....	145.49	5.03
10 51 53 00-0004	LF 9-1/2" Wide Top, 17" To 19" Height, Solid Plastic Bench With Steel Pedestals.....	138.89	5.03
10 51 53 00-0005	LF 9-1/2" Wide Top, 17" To 19" Height, Aluminum Bench With Aluminum Pedestals	107.16	5.03

10 55 Postal Specialties (10 50)

10 55 23 Mail Boxes (10 55)

10 55 23 23 Residential Mail Boxes (10 55 23)

10 55 23 23-0001	Residential Mail Boxes <small>(10 55 23 23)</small>		
10 55 23 23-0002	EA 13" x 3-9/16" Satin Aluminum (Aluminum Body) Letter Slot With Interior Plate	114.10	11.30
	<i>For Stainless Steel Sleeve, Add</i>	26.82	
10 55 23 23-0003	EA 13" x 3-9/16" Bright Brass (Brass Body) Letter Slot With Interior Plate.....	155.65	11.30
	<i>For Stainless Steel Sleeve, Add</i>	26.82	
10 55 23 23-0004	EA Aluminum Or Galvanized Wall Mounted Mailbox	85.42	10.06
10 55 23 23-0005	EA 20" x 8-3/4" x 6-7/8" Galvanized Steel Residential Rural Mailbox With 1-1/2" Post.....	125.58	12.56

10 55 23 26 Commercial Mail Boxes (10 55 23)

10 55 23 26-0001	Commercial Letter Boxes <small>(10 55 23 26)</small>		
	Note: Includes locks and keys unless provided by the United States Postal Service.		
10 55 23 26-0002	EA 15" Wide x 19" High x 7-1/2" Deep, US Postal Service Approved, Surface Mount, Aluminum Letter Box (Salsbury 2240AU)	385.52	15.07
10 55 23 26-0003	EA 15" Wide x 19" High x 6-3/4" Deep, Private Use/Access, Recessed Mount, Aluminum Letter Box (Salsbury 2245AP).....	446.44	15.07

10 55 23 26-0004 Commercial Horizontal Mail Boxes (10 55 23 26)

	Note: Includes locks and keys unless provided by the United States Postal Service.		
10 55 23 26-0005	BOX 5-1/2" Wide x 5-1/2" High x 15-1/2" Deep, Private Use/Access, Wall Mount, Aluminum Horizontal Mail Boxes, Per Box	74.72	15.07
10 55 23 26-0006	BOX 10-3/4" Wide x 5-1/2" High x 15-1/2" Deep, Private Use/Access, Wall Mount, Aluminum Horizontal Mail Boxes, Per Box	161.12	20.09
10 55 23 26-0007	BOX 6-3/8" Wide x 5" High x 17" Deep, US Postal Service Approved, Wall Mount, Aluminum Horizontal Mail Boxes, Per Box.....	97.34	12.56
10 55 23 26-0008	BOX 12-7/8" Wide x 5" High x 17" Deep, US Postal Service Approved, Wall Mount, Aluminum Horizontal Mail Boxes, Per Box.....	151.12	20.09

10 55 23 26-0009 Commercial Cluster Mail Boxes (10 55 23 26)

	Note: Includes locks and keys unless provided by the United States Postal Service. Includes pedestal. Excludes concrete foundation.		
10 55 23 26-0010	EA 13-15/16 Wide" x 24-1/8" High x 15" Deep, Pedestal Mount, Aluminum (NDCBU) Neighborhood Delivery And Collection Mail Box (National Mailboxes H8MNDCEBU)	1,994.53	30.15
	Note: Any door combination.		



Specialties	10	10
Storage Specialties	10 50	
Postal Specialties	10 55	

MINOR	CSI	UOM	DESCRIPTION	TOTAL DIRECT UNIT COST	DEMOLITION UNIT COST
10 55 23 26-0011	EA		26-15/16" Wide x 24-1/8" High x 15" Deep, Pedestal Mount, Aluminum (NDCBU) Neighborhood Delivery And Collection Mail Box (National Mailboxes H16MNDCBU8) Note: Any door combination.	2,361.88	40.19
10 55 23 26-0012	EA		30-1/2" Wide x 62" High x 17-7/8" Deep, 8 Tenant Doors, 2 Parcel Lockers, Pedestal Mount, Aluminum And Stainless Steel Construction, (CBU) Cluster Mail Box (AF Florence Vital 1570-8).....	3,143.38	40.19
10 55 23 26-0013	EA		30-1/2" Wide x 62" High x 17-7/8" Deep, 12 Tenant Doors, 1 Parcel Locker, Pedestal Mount, Aluminum And Stainless Steel Construction, (CBU) Cluster Mail Box (AF Florence Vital 1570-12).....	3,244.92	40.19
10 55 23 26-0014	EA		30-1/2" Wide x 62" High x 17-7/8" Deep, 16 Tenant Doors, 2 Parcel Lockers, Pedestal Mount, Aluminum And Stainless Steel Construction, (CBU) Cluster Mail Box (AF Florence Vital 1570-16).....	3,397.22	40.19
10 55 23 26-0015			Commercial 4C Mail Boxes (10 55 23 26) Note: Includes locks and keys unless provided by the United States Postal Service.		
10 55 23 26-0016	EA		31-9/16" Wide x 40-3/4" High x 17" Deep, 9 Doors, Recessed Wall Mount, Aluminum 4C Mail Box (AF Florence 4C11S-09).....	1,691.43	40.19
10 55 23 26-0017	EA		31-9/16" Wide x 40-3/4" High x 17" Deep, 15 Doors, 1 Parcel Locker, Recessed Wall Mount, Aluminum 4C Mail Box (AF Florence 4C11D-15).....	2,988.97	40.19
10 55 23 26-0018	EA		31-9/16" Wide x 40-3/4" High x 17" Deep, 19 Doors, Recessed Wall Mount, Aluminum 4C Mail Box (AF Florence 4C11D-19).....	3,110.81	40.19
10 55 26			Parcel Lockers (10 55)		
10 55 26 00-0001			Parcel Lockers (10 55 26)		
10 55 26 00-0002	EA		24" x 14" x 15" Deep, Aluminum Pedestal Mounted Parcel Locker Note: Two compartments.	1,480.79	30.15
10 55 26 00-0003	EA		48" x 16" x 18" Deep, Aluminum Pedestal Mounted Parcel Locker Note: Two compartments.	1,759.36	40.19
10 56			Storage Assemblies (10 50)		
10 56 13			Metal Storage Shelving (10 56)		
10 56 13 16			Post-And-Shelf Metal Storage Shelving (10 56 13)		
10 56 13 16-0001			Baked Enamel Steel Shelving (10 56 13 16)		
10 56 13 16-0002			7 Shelf Unit, 72" Or 87" High, Full Unit, Open Type (10 56 13 16-0001)		
10 56 13 16-0003	LF		75" High Baked Enamel Steel Storage Shelving 7 Shelf, Open With 10" Wide Shelf For >75" To 87" High, Add	164.12 14.56	20.91
10 56 13 16-0004	LF		75" High Baked Enamel Steel Storage Shelving 7 Shelf, Open With 12" Wide Shelf For >75" To 87" High, Add	164.01 14.44	21.96
10 56 13 16-0005	LF		75" High Baked Enamel Steel Storage Shelving 7 Shelf, Open With 15" Wide Shelf For >75" To 87" High, Add	156.62 13.54	24.05
10 56 13 16-0006	LF		75" High Baked Enamel Steel Storage Shelving 7 Shelf, Open With 18" Wide Shelf For >75" To 87" High, Add	200.87 17.82	26.14
10 56 13 16-0007	LF		75" High Baked Enamel Steel Storage Shelving 7 Shelf, Open With 24" Wide Shelf For >75" To 87" High, Add	225.68 20.15	27.18
10 56 13 16-0008	LF		75" High Baked Enamel Steel Storage Shelving 7 Shelf, Open With 30" Wide Shelf For >75" To 87" High, Add	216.57 19.09	29.28
10 56 13 16-0009	LF		75" High Baked Enamel Steel Storage Shelving 7 Shelf, Open With 36" Wide Shelf For >75" To 87" High, Add	241.13 21.39	31.36
10 56 13 16-0010			3 Shelf Unit, 32" High Base Unit Only, Fully Enclosed (10 56 13 16-0001) Note: Adjustable shelves.		
10 56 13 16-0011	LF		32" High Baked Enamel Steel Storage Shelving 3 Shelf, Enclosed With 10" Wide Shelf.....	120.00	10.66
10 56 13 16-0012	LF		32" High Baked Enamel Steel Storage Shelving 3 Shelf, Enclosed With 12" Wide Shelf.....	118.38	11.40
10 56 13 16-0013	LF		32" High Baked Enamel Steel Storage Shelving 3 Shelf, Enclosed With 15" Wide Shelf.....	133.25	12.12
10 56 13 16-0014	LF		32" High Baked Enamel Steel Storage Shelving 3 Shelf, Enclosed With 18" Wide Shelf.....	138.49	12.86
10 56 13 16-0015	LF		32" High Baked Enamel Steel Storage Shelving 3 Shelf, Enclosed With 24" Wide Shelf.....	159.94	13.70
10 56 13 16-0016			4 Shelf Unit, 40" High Unit (10 56 13 16-0001)		
10 56 13 16-0017	LF		40" High Baked Enamel Steel Storage Shelving 4 Shelf, Enclosed With 10" Wide Shelf.....	138.09	20.91
10 56 13 16-0018	LF		40" High Baked Enamel Steel Storage Shelving 4 Shelf, Enclosed With 12" Wide Shelf.....	110.63	21.96
10 56 13 16-0019	LF		40" High Baked Enamel Steel Storage Shelving 4 Shelf, Enclosed With 15" Wide Shelf.....	127.29	24.05
10 56 13 16-0020	LF		40" High Baked Enamel Steel Storage Shelving 4 Shelf, Enclosed With 18" Wide Shelf.....	134.07	26.14
10 56 13 16-0021	LF		40" High Baked Enamel Steel Storage Shelving 4 Shelf, Enclosed With 24" Wide Shelf.....	153.79	27.18
10 56 16			Fabricated Wood Storage Shelving (10 56)		
10 56 16 00-0001			Shelving (10 56 16)		
10 56 16 00-0002			Built-In Wood Shelving (10 56 16 00-0001) Note: Priced by shelf area. Includes hardware and trim.		
10 56 16 00-0003	SF		Built-in Wood Storage Shelving Post And Trimmed Plywood For Each SF Of Lumber Edge Band, Add For Each SF Of Prefinished Shelves, Add	20.70 0.69 2.32	2.53
10 56 16 00-0004	SF		Built-in Wood Storage Shelving Post And Solid Clear Pine For Each SF Of Lumber Edge Band, Add For Each SF Of Prefinished Shelves, Add	22.31 0.69 2.32	3.04

10	10	Specialties
	10 50	Storage Specialties
	10 56	Storage Assemblies



MINOR CSI	UOM	DESCRIPTION	TOTAL DIRECT UNIT COST	DEMOLITION UNIT COST
10 56 16 00-0005	SF	Built-in Wood Storage Shelving Closet Shelf Of Pine With Rod <i>For Each SF Of Lumber Edge Band, Add</i> <i>For Each SF Of Prefinished Shelves, Add</i>	22.64 0.69 2.32	5.08
10 56 16 00-0006		Wood Shelving, White Pine, Clear Grade, Wall Mounted <small>(10 56 16 00-0001)</small>		
10 56 16 00-0007	LF	1" x 8" White Pine Clear Grade Wood Shelving.....	16.87	6.09
10 56 16 00-0008	LF	1" x 10" White Pine Clear Grade Wood Shelving.....	18.62	6.49
10 56 16 00-0009	LF	1" x 12" White Pine Clear Grade Wood Shelving.....	20.56	7.00
10 56 16 00-0010	SF	Wood Shelving, 2" White Pine Clear Grade.....	27.24	
10 56 16 00-0011		Plywood Shelf With Edge Band <small>(10 56 16 00-0001)</small>		
10 56 16 00-0012	LF	12" Wide, 3/4" Plywood Shelf With Edge Band.....	21.27	6.09
10 56 16 00-0013	LF	24" Wide, 3/4" Plywood Shelf With Edge Band.....	34.06	7.61
10 56 16 00-0014		Adjustable Shelf And Rod <small>(10 56 16 00-0001)</small>		
10 56 16 00-0015	EA	12" Wide Adjustable Shelf, 3' To 6' Long..... <i>Note: Including Rod</i>	203.59	22.84
10 56 16 00-0016	EA	12" Wide Adjustable Shelf, 5' To 8' Long..... <i>Note: Including Rod</i>	238.49	30.45
10 56 16 00-0017		Prefinished Wood Shelves With Brackets And Supports <small>(10 56 16 00-0001)</small>		
10 56 16 00-0018	LF	Prefinished Wood Shelves, 8" Wide, With Brackets And Supports.....	18.04	6.09
10 56 16 00-0019	LF	Prefinished Wood Shelves, 10" Wide, With Brackets And Supports.....	19.68	6.49
10 56 16 00-0020	SF	Adjustable 3/4" Plastic Laminated Wood Shelves, Recessed Metal Standards.....	63.75	10.15
10 56 16 00-0021		Wood Shelving, Oak, Clear Grade, Wall Mounted <small>(10 56 16 00-0001)</small>		
10 56 16 00-0022	LF	Wood Shelving, 1" X 8" Oak Clear Grade.....	20.77	9.54
10 56 17		Wall-Mounted Standards and Shelving <small>(10 56)</small>		
10 56 17 00-0001		Galvanized Steel, Wall Mounted Solid Shelving <small>(10 56 17)</small>		
		<i>Note: Price per shelf. Includes single shelf, standards, brackets and mounting hardware. Excludes blocking.</i>		
10 56 17 00-0002	LF	8" Depth, 18 Gauge Galvanized Steel, Wall Mounted Solid Shelving..... <i>For Installation On Concrete Walls, Add</i> <i>For Installation On Concrete Block Walls, Add</i>	83.42 2.07 2.88	10.05
10 56 17 00-0003	LF	10" Depth, 18 Gauge Galvanized Steel, Wall Mounted Solid Shelving..... <i>For Installation On Concrete Walls, Add</i> <i>For Installation On Concrete Block Walls, Add</i>	86.48 2.07 2.88	10.05
10 56 17 00-0004	LF	12" Depth, 18 Gauge Galvanized Steel, Wall Mounted Solid Shelving..... <i>For Installation On Concrete Walls, Add</i> <i>For Installation On Concrete Block Walls, Add</i>	93.57 2.07 2.88	10.05
10 56 17 00-0005	LF	16" Depth, 18 Gauge Galvanized Steel, Wall Mounted Solid Shelving..... <i>For Installation On Concrete Walls, Add</i> <i>For Installation On Concrete Block Walls, Add</i>	102.72 2.07 2.88	10.05
10 56 17 00-0006	LF	18" Depth, 18 Gauge Galvanized Steel, Wall Mounted Solid Shelving..... <i>For Installation On Concrete Walls, Add</i> <i>For Installation On Concrete Block Walls, Add</i>	104.99 2.07 2.88	10.05
10 56 17 00-0007	LF	24" Depth, 18 Gauge Galvanized Steel, Wall Mounted Solid Shelving..... <i>For Installation On Concrete Walls, Add</i> <i>For Installation On Concrete Block Walls, Add</i>	124.61 2.07 2.88	10.05
10 56 17 00-0008		304 Stainless Steel, Wall Mounted Solid Shelving <small>(10 56 17)</small>		
		<i>Note: Price per shelf. Includes single shelf, standards, brackets and mounting hardware. Excludes blocking.</i>		
10 56 17 00-0009	LF	8" Depth, 18 Gauge 304 Stainless Steel, Wall Mounted Solid Shelving..... <i>For Installation On Concrete Walls, Add</i> <i>For Installation On Concrete Block Walls, Add</i>	139.04 2.07 2.88	10.05
10 56 17 00-0010	LF	10" Depth, 18 Gauge 304 Stainless Steel, Wall Mounted Solid Shelving..... <i>For Installation On Concrete Walls, Add</i> <i>For Installation On Concrete Block Walls, Add</i>	152.93 2.07 2.88	10.05
10 56 17 00-0011	LF	12" Depth, 18 Gauge 304 Stainless Steel, Wall Mounted Solid Shelving..... <i>For Installation On Concrete Walls, Add</i> <i>For Installation On Concrete Block Walls, Add</i>	166.88 2.07 2.88	10.05
10 56 17 00-0012	LF	16" Depth, 18 Gauge 304 Stainless Steel, Wall Mounted Solid Shelving..... <i>For Installation On Concrete Walls, Add</i> <i>For Installation On Concrete Block Walls, Add</i>	198.95 2.07 2.88	10.05
10 56 17 00-0013	LF	18" Depth, 18 Gauge 304 Stainless Steel, Wall Mounted Solid Shelving..... <i>For Installation On Concrete Walls, Add</i> <i>For Installation On Concrete Block Walls, Add</i>	217.93 2.07 2.88	10.05
10 56 17 00-0014	LF	24" Depth, 18 Gauge 304 Stainless Steel, Wall Mounted Solid Shelving..... <i>For Installation On Concrete Walls, Add</i> <i>For Installation On Concrete Block Walls, Add</i>	245.34 2.07 2.88	10.05
10 56 17 00-0015		Laminated Particleboard, Wall Mounted Solid Shelving <small>(10 56 17)</small>		
		<i>Note: Price per shelf. Includes single shelf, standards, brackets and mounting hardware. Excludes blocking.</i>		



Specialties	10
Storage Specialties	10 50
Storage Assemblies	10 56

MINOR	CSI	UOM	DESCRIPTION	TOTAL DIRECT UNIT COST	DEMOLITION UNIT COST
10 56 17 00-0016	LF		8" Depth, Laminated Particleboard, Wall Mounted Solid Shelving..... <i>For Installation On Concrete Walls, Add</i> <i>For Installation On Concrete Block Walls, Add</i>	54.54 2.07 2.88	10.05
10 56 17 00-0017	LF		10" Depth, Laminated Particleboard, Wall Mounted Solid Shelving..... <i>For Installation On Concrete Walls, Add</i> <i>For Installation On Concrete Block Walls, Add</i>	56.61 2.07 2.88	10.05
10 56 17 00-0018	LF		12" Depth, Laminated Particleboard, Wall Mounted Solid Shelving..... <i>For Installation On Concrete Walls, Add</i> <i>For Installation On Concrete Block Walls, Add</i>	59.11 2.07 2.88	10.05
10 56 17 00-0019	LF		16" Depth, Laminated Particleboard, Wall Mounted Solid Shelving..... <i>For Installation On Concrete Walls, Add</i> <i>For Installation On Concrete Block Walls, Add</i>	62.74 2.07 2.88	10.05
10 56 17 00-0020	LF		18" Depth, Laminated Particleboard, Wall Mounted Solid Shelving..... <i>For Installation On Concrete Walls, Add</i> <i>For Installation On Concrete Block Walls, Add</i>	67.14 2.07 2.88	10.05
10 56 17 00-0021	LF		24" Depth, Laminated Particleboard, Wall Mounted Solid Shelving..... <i>For Installation On Concrete Walls, Add</i> <i>For Installation On Concrete Block Walls, Add</i>	78.95 2.07 2.88	10.05
10 56 17 00-0022			Chrome Plated Steel, Wall Mounted Wire Shelving ^(10 56 17) Note: Price per shelf. Includes single shelf, standards, brackets and mounting hardware. Excludes blocking.		
10 56 17 00-0023	LF		14" Depth, Chrome Plated Steel, Wall Mounted Wire Shelving..... <i>For Installation On Concrete Walls, Add</i> <i>For Installation On Concrete Block Walls, Add</i>	81.48 2.07 2.88	10.05
10 56 17 00-0024	LF		18" Depth, Chrome Plated Steel, Wall Mounted Wire Shelving..... <i>For Installation On Concrete Walls, Add</i> <i>For Installation On Concrete Block Walls, Add</i>	92.17 2.07 2.88	10.05
10 56 17 00-0025			Stainless Steel, Wall Mounted Wire Shelving ^(10 56 17) Note: Price per shelf. Includes single shelf, standards, brackets and mounting hardware. Excludes blocking.		
10 56 17 00-0026	LF		14" Depth, Stainless Steel, Wall Mounted Wire Shelving..... <i>For Installation On Concrete Walls, Add</i> <i>For Installation On Concrete Block Walls, Add</i>	197.64 2.07 2.88	10.05
10 56 17 00-0027	LF		18" Depth, Stainless Steel, Wall Mounted Wire Shelving..... <i>For Installation On Concrete Walls, Add</i> <i>For Installation On Concrete Block Walls, Add</i>	205.83 2.07 2.88	10.05
10 56 17 00-0028			Prefinished Hardwood Plywood, Wall Mounted Solid Shelving ^(10 56 17) Note: Price per shelf. Includes single shelf, standards, brackets and mounting hardware. Excludes blocking.		
10 56 17 00-0029	LF		8" Depth, Prefinished Hardwood Plywood, Wall Mounted Solid Shelving..... <i>For Installation On Concrete Walls, Add</i> <i>For Installation On Concrete Block Walls, Add</i>	54.61 3.17 3.98	10.05
10 56 17 00-0030	LF		10" Depth, Prefinished Hardwood Plywood, Wall Mounted Solid Shelving..... <i>For Installation On Concrete Walls, Add</i> <i>For Installation On Concrete Block Walls, Add</i>	56.00 3.20 4.01	10.05
10 56 17 00-0031	LF		12" Depth, Prefinished Hardwood Plywood, Wall Mounted Solid Shelving..... <i>For Installation On Concrete Walls, Add</i> <i>For Installation On Concrete Block Walls, Add</i>	56.88 3.22 4.03	10.05
10 56 17 00-0032	LF		16" Depth, Prefinished Hardwood Plywood, Wall Mounted Solid Shelving..... <i>For Installation On Concrete Walls, Add</i> <i>For Installation On Concrete Block Walls, Add</i>	60.12 3.27 4.08	10.05
10 56 17 00-0033	LF		18" Depth, Prefinished Hardwood Plywood, Wall Mounted Solid Shelving..... <i>For Installation On Concrete Walls, Add</i> <i>For Installation On Concrete Block Walls, Add</i>	61.78 3.30 4.11	10.05
10 56 17 00-0034	LF		24" Depth, Prefinished Hardwood Plywood, Wall Mounted Solid Shelving..... <i>For Installation On Concrete Walls, Add</i> <i>For Installation On Concrete Block Walls, Add</i>	66.75 3.37 4.18	10.05
10 56 17 00-0035			Wall Mounted Shelving Accessories ^(10 56 17)		
10 56 17 00-0036	LF		Removal And Reinstallation Of Single Shelf Metal Storage Shelving Unit.....	34.23	
10 57			Wardrobe And Closet Specialties ^(10 50)		
10 57 13			Hat And Coat Racks ^(10 57)		
10 57 13 00-0001			Hat And Coat Rack ^(10 57 13)		
10 57 13 00-0002			Single Tier ^(10 57 13 00-0001)		
10 57 13 00-0003	LF		Single Tier Hat And Coat Rack Baked Enameled Steel..... <i>For Custom Made Units, Add</i>	72.79 35.68	5.03
10 57 13 00-0004	LF		Single Tier Hat And Coat Rack Stainless Steel..... <i>For Custom Made Units, Add</i>	40.39 16.24	5.03
10 57 13 00-0005	LF		Single Tier Hat And Coat Rack Aluminum..... <i>For Custom Made Units, Add</i>	136.06 73.65	5.03
10 57 13 00-0006			Double Tier ^(10 57 13 00-0001)		
10 57 13 00-0007	LF		Double Tier Hat And Coat Rack Baked Enameled Steel..... <i>For Custom Made Units, Add</i>	98.52 49.24	5.03

10	10	Specialties
	10 50	Storage Specialties
	10 57	Wardrobe And Closet Specialties



MINOR	CSI	UOM	DESCRIPTION	TOTAL DIRECT UNIT COST	DEMOLITION UNIT COST
-------	-----	-----	-------------	------------------------	----------------------

10 57	13 00-0008	LF	Double Tier Hat And Coat Rack Stainless Steel <i>For Custom Made Units, Add</i>	45.78 17.59	5.03
10 57	13 00-0009	LF	Double Tier Hat And Coat Rack Aluminum <i>For Custom Made Units, Add</i>	234.73 130.96	5.03

10 57 43 Wardrobe Units (10 57)

10 57 43 00-0001 Dormitory Wardrobe Units <small>(10 57 43)</small>					
10 57	43 00-0002	EA	24" x 24" x 68" Hardwood Veneer Dormitory Wardrobe Unit With Door <i>For Custom Made Units, Add</i>	1,996.01 1,067.35	186.10
10 57	43 00-0003	EA	24" x 24" x 68" Plastic Laminate Dormitory Wardrobe Unit With Door <i>For Custom Made Units, Add</i>	1,519.04 781.16	186.10

10 70 Exterior Specialties (10)

10 71 Exterior Protection (10 70)

10 71 13 Exterior Sun Control Devices (10 71)

10 71 13 13 Exterior Shutters (10 71 13)

10 71 13 13-0001 Exterior Shutters, High Impact Resistant Plastic, Unfinished (10 71 13 13)

10 71 13 13-0002 Louvered Decorative Shutters (10 71 13 13-0001)

10 71	13 13-0003	PR	15" x 25" Louvered Shutter, High Impact Resistant Plastic <i>For Colored Finish, Add</i>	106.73 11.91	30.40
10 71	13 13-0004	PR	15" x 31" Louvered Shutter, High Impact Resistant Plastic <i>For Colored Finish, Add</i>	115.89 13.20	31.92
10 71	13 13-0005	PR	15" x 36" Louvered Shutter, High Impact Resistant Plastic <i>For Colored Finish, Add</i>	125.09 14.49	33.44
10 71	13 13-0006	PR	15" x 39" Louvered Shutter, High Impact Resistant Plastic <i>For Colored Finish, Add</i>	133.46 15.63	34.96
10 71	13 13-0007	PR	15" x 43" Louvered Shutter, High Impact Resistant Plastic <i>For Colored Finish, Add</i>	142.95 16.98	36.48
10 71	13 13-0008	PR	15" x 48" Louvered Shutter, High Impact Resistant Plastic <i>For Colored Finish, Add</i>	152.88 18.40	38.00
10 71	13 13-0009	PR	15" x 52" Louvered Shutter, High Impact Resistant Plastic <i>For Colored Finish, Add</i>	159.55 19.23	39.52
10 71	13 13-0010	PR	15" x 55" Louvered Shutter, High Impact Resistant Plastic <i>For Colored Finish, Add</i>	166.99 20.21	41.04
10 71	13 13-0011	PR	15" x 60" Louvered Shutter, High Impact Resistant Plastic <i>For Colored Finish, Add</i>	177.05 21.66	42.56
10 71	13 13-0012	PR	15" x 64" Louvered Shutter, High Impact Resistant Plastic <i>For Colored Finish, Add</i>	190.59 23.73	44.08
10 71	13 13-0013	PR	15" x 67" Louvered Shutter, High Impact Resistant Plastic <i>For Colored Finish, Add</i>	196.91 24.50	45.60
10 71	13 13-0014	PR	15" x 72" Louvered Shutter, High Impact Resistant Plastic <i>For Colored Finish, Add</i>	213.97 27.21	47.12
10 71	13 13-0015	PR	15" x 75" Louvered Shutter, High Impact Resistant Plastic <i>For Colored Finish, Add</i>	220.22 27.96	48.64
10 71	13 13-0016	PR	15" x 80" Louvered Shutter, High Impact Resistant Plastic <i>For Colored Finish, Add</i>	232.03 29.73	50.16

10 71 13 13-0017 Raised Panel Decorative Shutters (10 71 13 13-0001)

10 71	13 13-0018	PR	15" x 35" Raised Panel Shutter, High Impact Resistant Plastic <i>For Colored Finish, Add</i>	151.75 19.29	33.44
10 71	13 13-0019	PR	15" x 39" Raised Panel Shutter, High Impact Resistant Plastic <i>For Colored Finish, Add</i>	162.81 20.91	34.96
10 71	13 13-0020	PR	15" x 43" Raised Panel Shutter, High Impact Resistant Plastic <i>For Colored Finish, Add</i>	169.97 21.84	36.48
10 71	13 13-0021	PR	15" x 47" Raised Panel Shutter, High Impact Resistant Plastic <i>For Colored Finish, Add</i>	181.37 23.53	38.00
10 71	13 13-0022	PR	15" x 51" Raised Panel Shutter, High Impact Resistant Plastic <i>For Colored Finish, Add</i>	191.09 24.91	39.52
10 71	13 13-0023	PR	15" x 55" Raised Panel Shutter, High Impact Resistant Plastic <i>For Colored Finish, Add</i>	200.26 26.20	41.04
10 71	13 13-0024	PR	15" x 59" Raised Panel Shutter, High Impact Resistant Plastic <i>For Colored Finish, Add</i>	212.77 28.09	42.56
10 71	13 13-0025	PR	15" x 63" Raised Panel Shutter, High Impact Resistant Plastic <i>For Colored Finish, Add</i>	229.37 30.71	44.08
10 71	13 13-0026	PR	15" x 67" Raised Panel Shutter, High Impact Resistant Plastic <i>For Colored Finish, Add</i>	240.93 32.42	45.60
10 71	13 13-0027	PR	15" x 71" Raised Panel Shutter, High Impact Resistant Plastic <i>For Colored Finish, Add</i>	253.97 34.41	47.12
10 71	13 13-0028	PR	15" x 75" Raised Panel Shutter, High Impact Resistant Plastic <i>For Colored Finish, Add</i>	258.13 34.79	48.64
10 71	13 13-0029	PR	15" x 81" Raised Panel Shutter, High Impact Resistant Plastic <i>For Colored Finish, Add</i>	267.46 36.10	50.16

10 71 13 13-0030 Exterior Spanish Cedar Shutters (10 71 13 13)



Specialties	10
Exterior Specialties	10 70
Exterior Protection	10 71

10

MINOR	CSI	UOM	DESCRIPTION	TOTAL DIRECT UNIT COST	DEMOLITION UNIT COST
10 71	13	13-0031	12" Width <small>(10 71 13 13-0030)</small>		
			PR 12" x 36" Spanish Cedar Raised Panel Or Louvered Shutter	482.68	30.40
			<i>For Arched Tops, Add</i>	150.00	
			PR 12" x 42" Spanish Cedar Raised Panel Or Louvered Shutter	521.40	33.44
			<i>For Arched Tops, Add</i>	150.00	
			PR 12" x 48" Spanish Cedar Raised Panel Or Louvered Shutter	558.11	34.96
			<i>For Arched Tops, Add</i>	150.00	
			PR 12" x 54" Spanish Cedar Raised Panel Or Louvered Shutter	596.84	38.00
			<i>For Arched Tops, Add</i>	150.00	
			PR 12" x 60" Spanish Cedar Raised Panel Or Louvered Shutter	633.54	39.52
			<i>For Arched Tops, Add</i>	150.00	
			PR 12" x 66" Spanish Cedar Raised Panel Or Louvered Shutter	675.16	42.56
			<i>For Arched Tops, Add</i>	150.00	
			PR 12" x 72" Spanish Cedar Raised Panel Or Louvered Shutter	711.87	44.08
			<i>For Arched Tops, Add</i>	150.00	
			PR 12" x 78" Spanish Cedar Raised Panel Or Louvered Shutter	748.57	45.60
			<i>For Arched Tops, Add</i>	150.00	
			PR 12" x 84" Spanish Cedar Raised Panel Or Louvered Shutter	787.31	48.64
			<i>For Arched Tops, Add</i>	150.00	
10 71	13	13-0041	14" Width <small>(10 71 13 13-0030)</small>		
			PR 14" x 36" Spanish Cedar Raised Panel Or Louvered Shutter	511.58	30.40
			<i>For Arched Tops, Add</i>	150.00	
			PR 14" x 42" Spanish Cedar Raised Panel Or Louvered Shutter	556.07	33.44
			<i>For Arched Tops, Add</i>	150.00	
			PR 14" x 48" Spanish Cedar Raised Panel Or Louvered Shutter	598.57	34.96
			<i>For Arched Tops, Add</i>	150.00	
			PR 14" x 54" Spanish Cedar Raised Panel Or Louvered Shutter	643.08	38.00
			<i>For Arched Tops, Add</i>	150.00	
			PR 14" x 60" Spanish Cedar Raised Panel Or Louvered Shutter	685.56	39.52
			<i>For Arched Tops, Add</i>	150.00	
			PR 14" x 66" Spanish Cedar Raised Panel Or Louvered Shutter	730.06	42.56
			<i>For Arched Tops, Add</i>	150.00	
			PR 14" x 72" Spanish Cedar Raised Panel Or Louvered Shutter	772.56	44.08
			<i>For Arched Tops, Add</i>	150.00	
			PR 14" x 78" Spanish Cedar Raised Panel Or Louvered Shutter	812.15	45.60
			<i>For Arched Tops, Add</i>	150.00	
			PR 14" x 84" Spanish Cedar Raised Panel Or Louvered Shutter	856.67	48.64
			<i>For Arched Tops, Add</i>	150.00	
10 71	13	13-0051	16" Width <small>(10 71 13 13-0030)</small>		
			PR 16" x 36" Spanish Cedar Raised Panel Or Louvered Shutter	543.37	30.40
			<i>For Arched Tops, Add</i>	150.00	
			PR 16" x 42" Spanish Cedar Raised Panel Or Louvered Shutter	590.75	33.44
			<i>For Arched Tops, Add</i>	150.00	
			PR 16" x 48" Spanish Cedar Raised Panel Or Louvered Shutter	639.03	34.96
			<i>For Arched Tops, Add</i>	150.00	
			PR 16" x 54" Spanish Cedar Raised Panel Or Louvered Shutter	686.43	38.00
			<i>For Arched Tops, Add</i>	150.00	
			PR 16" x 60" Spanish Cedar Raised Panel Or Louvered Shutter	734.68	39.52
			<i>For Arched Tops, Add</i>	150.00	
			PR 16" x 66" Spanish Cedar Raised Panel Or Louvered Shutter	784.97	42.56
			<i>For Arched Tops, Add</i>	150.00	
			PR 16" x 72" Spanish Cedar Raised Panel Or Louvered Shutter	830.36	44.08
			<i>For Arched Tops, Add</i>	150.00	
			PR 16" x 78" Spanish Cedar Raised Panel Or Louvered Shutter	878.61	45.60
			<i>For Arched Tops, Add</i>	150.00	
			PR 16" x 84" Spanish Cedar Raised Panel Or Louvered Shutter	928.91	48.64
			<i>For Arched Tops, Add</i>	150.00	
10 71	13	13-0061	18" Width <small>(10 71 13 13-0030)</small>		
			PR 18" x 36" Spanish Cedar Raised Panel Or Louvered Shutter	572.26	30.40
			<i>For Arched Tops, Add</i>	150.00	
			PR 18" x 42" Spanish Cedar Raised Panel Or Louvered Shutter	625.44	33.44
			<i>For Arched Tops, Add</i>	150.00	
			PR 18" x 48" Spanish Cedar Raised Panel Or Louvered Shutter	679.49	34.96
			<i>For Arched Tops, Add</i>	150.00	
			PR 18" x 54" Spanish Cedar Raised Panel Or Louvered Shutter	732.66	38.00
			<i>For Arched Tops, Add</i>	150.00	
			PR 18" x 60" Spanish Cedar Raised Panel Or Louvered Shutter	783.81	39.52
			<i>For Arched Tops, Add</i>	150.00	
			PR 18" x 66" Spanish Cedar Raised Panel Or Louvered Shutter	839.88	42.56
			<i>For Arched Tops, Add</i>	150.00	
			PR 18" x 72" Spanish Cedar Raised Panel Or Louvered Shutter	891.03	44.08
			<i>For Arched Tops, Add</i>	150.00	
			PR 18" x 78" Spanish Cedar Raised Panel Or Louvered Shutter	945.08	45.60
			<i>For Arched Tops, Add</i>	150.00	
			PR 18" x 84" Spanish Cedar Raised Panel Or Louvered Shutter	998.27	48.64
			<i>For Arched Tops, Add</i>	150.00	

10	10 Specialties
	10 70 Exterior Specialties
	10 71 Exterior Protection



MINOR CSI UOM DESCRIPTION	TOTAL DIRECT UNIT COST	DEMOLITION UNIT COST
------------------------------	---------------------------	-------------------------

10 71 13 13-0071	20" Width <small>(10 71 13 13-0030)</small>		
10 71 13 13-0072	PR 20" x 36" Spanish Cedar Raised Panel Or Louvered Shutter	601.16	30.40
	<i>For Arched Tops, Add</i>	150.00	
10 71 13 13-0073	PR 20" x 42" Spanish Cedar Raised Panel Or Louvered Shutter	660.11	33.44
	<i>For Arched Tops, Add</i>	150.00	
10 71 13 13-0074	PR 20" x 48" Spanish Cedar Raised Panel Or Louvered Shutter	717.05	34.96
	<i>For Arched Tops, Add</i>	150.00	
10 71 13 13-0075	PR 20" x 54" Spanish Cedar Raised Panel Or Louvered Shutter	778.90	38.00
	<i>For Arched Tops, Add</i>	150.00	
10 71 13 13-0076	PR 20" x 60" Spanish Cedar Raised Panel Or Louvered Shutter	835.83	39.52
	<i>For Arched Tops, Add</i>	150.00	
10 71 13 13-0077	PR 20" x 66" Spanish Cedar Raised Panel Or Louvered Shutter	894.78	42.56
	<i>For Arched Tops, Add</i>	150.00	
10 71 13 13-0078	PR 20" x 72" Spanish Cedar Raised Panel Or Louvered Shutter	951.73	44.08
	<i>For Arched Tops, Add</i>	150.00	
10 71 13 13-0079	PR 20" x 78" Spanish Cedar Raised Panel Or Louvered Shutter	1,008.65	45.60
	<i>For Arched Tops, Add</i>	150.00	
10 71 13 13-0080	PR 20" x 84" Spanish Cedar Raised Panel Or Louvered Shutter	1,067.62	48.64
	<i>For Arched Tops, Add</i>	150.00	

10 71 13 13-0081 Heavy Duty Exterior True Louver Shutters, Western Red Cedar (10 71 13 13)

10 71 13 13-0082	12" Width <small>(10 71 13 13-0081)</small>		
10 71 13 13-0083	PR 12" x 36-1/2" Louver Shutter, Heavy Duty Red Cedar	434.56	30.40
	<i>For Arched Tops, Add</i>	150.00	
10 71 13 13-0084	PR 12" x 39-1/2" Louver Shutter, Heavy Duty Red Cedar	462.80	31.92
	<i>For Arched Tops, Add</i>	150.00	
10 71 13 13-0085	PR 12" x 44" Louver Shutter, Heavy Duty Red Cedar	504.17	33.44
	<i>For Arched Tops, Add</i>	150.00	
10 71 13 13-0086	PR 12" x 47" Louver Shutter, Heavy Duty Red Cedar	532.43	34.96
	<i>For Arched Tops, Add</i>	150.00	
10 71 13 13-0087	PR 12" x 51-1/2" Louver Shutter, Heavy Duty Red Cedar	573.79	36.48
	<i>For Arched Tops, Add</i>	150.00	
10 71 13 13-0088	PR 12" x 56" Louver Shutter, Heavy Duty Red Cedar	615.16	38.00
	<i>For Arched Tops, Add</i>	150.00	
10 71 13 13-0089	PR 12" x 59" Louver Shutter, Heavy Duty Red Cedar	643.41	39.52
	<i>For Arched Tops, Add</i>	150.00	
10 71 13 13-0090	PR 12" x 63-1/2" Louver Shutter, Heavy Duty Red Cedar	684.78	41.04
	<i>For Arched Tops, Add</i>	150.00	
10 71 13 13-0091	PR 12" x 68" Louver Shutter, Heavy Duty Red Cedar	726.14	42.56
	<i>For Arched Tops, Add</i>	150.00	
10 71 13 13-0092	PR 12" x 72-1/2" Louver Shutter, Heavy Duty Red Cedar	767.51	44.08
	<i>For Arched Tops, Add</i>	150.00	
10 71 13 13-0093	PR 12" x 75-1/2" Louver Shutter, Heavy Duty Red Cedar	795.77	45.60
	<i>For Arched Tops, Add</i>	150.00	
10 71 13 13-0094	PR 12" x 80" Louver Shutter, Heavy Duty Red Cedar	837.14	47.12
	<i>For Arched Tops, Add</i>	150.00	
10 71 13 13-0095	PR 12" x 83" Louver Shutter, Heavy Duty Red Cedar	865.40	48.64
	<i>For Arched Tops, Add</i>	150.00	

10 71 13 13-0096 14" Width (10 71 13 13-0081)

10 71 13 13-0097	PR 14" x 36-1/2" Louver Shutter, Heavy Duty Red Cedar	487.74	30.40
	<i>For Arched Tops, Add</i>	150.00	
10 71 13 13-0098	PR 14" x 39-1/2" Louver Shutter, Heavy Duty Red Cedar	520.36	31.92
	<i>For Arched Tops, Add</i>	150.00	
10 71 13 13-0099	PR 14" x 44" Louver Shutter, Heavy Duty Red Cedar	568.27	33.44
	<i>For Arched Tops, Add</i>	150.00	
10 71 13 13-0100	PR 14" x 47" Louver Shutter, Heavy Duty Red Cedar	600.91	34.96
	<i>For Arched Tops, Add</i>	150.00	
10 71 13 13-0101	PR 14" x 51-1/2" Louver Shutter, Heavy Duty Red Cedar	648.82	36.48
	<i>For Arched Tops, Add</i>	150.00	
10 71 13 13-0102	PR 14" x 56" Louver Shutter, Heavy Duty Red Cedar	696.76	38.00
	<i>For Arched Tops, Add</i>	150.00	
10 71 13 13-0103	PR 14" x 59" Louver Shutter, Heavy Duty Red Cedar	729.38	39.52
	<i>For Arched Tops, Add</i>	150.00	
10 71 13 13-0104	PR 14" x 63-1/2" Louver Shutter, Heavy Duty Red Cedar	777.30	41.04
	<i>For Arched Tops, Add</i>	150.00	
10 71 13 13-0105	PR 14" x 68" Louver Shutter, Heavy Duty Red Cedar	825.22	42.56
	<i>For Arched Tops, Add</i>	150.00	
10 71 13 13-0106	PR 14" x 72-1/2" Louver Shutter, Heavy Duty Red Cedar	873.16	44.08
	<i>For Arched Tops, Add</i>	150.00	
10 71 13 13-0107	PR 14" x 75-1/2" Louver Shutter, Heavy Duty Red Cedar	905.78	45.60
	<i>For Arched Tops, Add</i>	150.00	
10 71 13 13-0108	PR 14" x 80" Louver Shutter, Heavy Duty Red Cedar	953.71	47.12
	<i>For Arched Tops, Add</i>	150.00	
10 71 13 13-0109	PR 14" x 83" Louver Shutter, Heavy Duty Red Cedar	986.32	48.64
	<i>For Arched Tops, Add</i>	150.00	



Specialties	10
Exterior Specialties	10 70
Exterior Protection	10 71

MINOR	CSI	UOM	DESCRIPTION	TOTAL DIRECT UNIT COST	DEMOLITION UNIT COST
10 71	13	13-0110	15" Width <small>(10 71 13 13-0081)</small>		
			PR 15" x 36-1/2" Louver Shutter, Heavy Duty Red Cedar	514.33	30.40
			<i>For Arched Tops, Add</i>	150.00	
			PR 15" x 39-1/2" Louver Shutter, Heavy Duty Red Cedar	549.13	31.92
			<i>For Arched Tops, Add</i>	150.00	
			PR 15" x 44" Louver Shutter, Heavy Duty Red Cedar	600.33	33.44
			<i>For Arched Tops, Add</i>	150.00	
			PR 15" x 47" Louver Shutter, Heavy Duty Red Cedar	635.15	34.96
			<i>For Arched Tops, Add</i>	150.00	
			PR 15" x 51-1/2" Louver Shutter, Heavy Duty Red Cedar	686.34	36.48
			<i>For Arched Tops, Add</i>	150.00	
			PR 15" x 56" Louver Shutter, Heavy Duty Red Cedar	737.56	38.00
			<i>For Arched Tops, Add</i>	150.00	
			PR 15" x 59" Louver Shutter, Heavy Duty Red Cedar	772.36	39.52
			<i>For Arched Tops, Add</i>	150.00	
			PR 15" x 63-1/2" Louver Shutter, Heavy Duty Red Cedar	823.57	41.04
			<i>For Arched Tops, Add</i>	150.00	
			PR 15" x 68" Louver Shutter, Heavy Duty Red Cedar	874.76	42.56
			<i>For Arched Tops, Add</i>	150.00	
			PR 15" x 72-1/2" Louver Shutter, Heavy Duty Red Cedar	925.98	44.08
			<i>For Arched Tops, Add</i>	150.00	
			PR 15" x 75-1/2" Louver Shutter, Heavy Duty Red Cedar	960.78	45.60
			<i>For Arched Tops, Add</i>	150.00	
			PR 15" x 80" Louver Shutter, Heavy Duty Red Cedar	1,011.99	47.12
			<i>For Arched Tops, Add</i>	150.00	
			PR 15" x 83" Louver Shutter, Heavy Duty Red Cedar	1,046.79	48.64
			<i>For Arched Tops, Add</i>	150.00	
10 71	13	13-0124	16" Width <small>(10 71 13 13-0081)</small>		
			PR 16" x 36-1/2" Louver Shutter, Heavy Duty Red Cedar	540.92	30.40
			<i>For Arched Tops, Add</i>	150.00	
			PR 16" x 39-1/2" Louver Shutter, Heavy Duty Red Cedar	568.80	31.92
			<i>For Arched Tops, Add</i>	150.00	
			PR 16" x 44" Louver Shutter, Heavy Duty Red Cedar	632.39	33.44
			<i>For Arched Tops, Add</i>	150.00	
			PR 16" x 47" Louver Shutter, Heavy Duty Red Cedar	669.40	34.96
			<i>For Arched Tops, Add</i>	150.00	
			PR 16" x 51-1/2" Louver Shutter, Heavy Duty Red Cedar	723.86	36.48
			<i>For Arched Tops, Add</i>	150.00	
			PR 16" x 56" Louver Shutter, Heavy Duty Red Cedar	778.35	38.00
			<i>For Arched Tops, Add</i>	150.00	
			PR 16" x 59" Louver Shutter, Heavy Duty Red Cedar	815.34	39.52
			<i>For Arched Tops, Add</i>	150.00	
			PR 16" x 63-1/2" Louver Shutter, Heavy Duty Red Cedar	869.83	41.04
			<i>For Arched Tops, Add</i>	150.00	
			PR 16" x 68" Louver Shutter, Heavy Duty Red Cedar	924.30	42.56
			<i>For Arched Tops, Add</i>	150.00	
			PR 16" x 72-1/2" Louver Shutter, Heavy Duty Red Cedar	978.80	44.08
			<i>For Arched Tops, Add</i>	150.00	
			PR 16" x 75-1/2" Louver Shutter, Heavy Duty Red Cedar	1,015.79	45.60
			<i>For Arched Tops, Add</i>	150.00	
			PR 16" x 80" Louver Shutter, Heavy Duty Red Cedar	1,070.27	47.12
			<i>For Arched Tops, Add</i>	150.00	
			PR 16" x 83" Louver Shutter, Heavy Duty Red Cedar	1,107.26	48.64
			<i>For Arched Tops, Add</i>	150.00	
10 71	13	13-0138	18" Width <small>(10 71 13 13-0081)</small>		
			PR 18" x 36-1/2" Louver Shutter, Heavy Duty Red Cedar	594.10	30.40
			<i>For Arched Tops, Add</i>	150.00	
			PR 18" x 39-1/2" Louver Shutter, Heavy Duty Red Cedar	635.47	31.92
			<i>For Arched Tops, Add</i>	150.00	
			PR 18" x 44" Louver Shutter, Heavy Duty Red Cedar	696.50	33.44
			<i>For Arched Tops, Add</i>	150.00	
			PR 18" x 47" Louver Shutter, Heavy Duty Red Cedar	737.88	34.96
			<i>For Arched Tops, Add</i>	150.00	
			PR 18" x 51-1/2" Louver Shutter, Heavy Duty Red Cedar	798.90	36.48
			<i>For Arched Tops, Add</i>	150.00	
			PR 18" x 56" Louver Shutter, Heavy Duty Red Cedar	859.95	38.00
			<i>For Arched Tops, Add</i>	150.00	
			PR 18" x 59" Louver Shutter, Heavy Duty Red Cedar	901.31	39.52
			<i>For Arched Tops, Add</i>	150.00	
			PR 18" x 63-1/2" Louver Shutter, Heavy Duty Red Cedar	962.35	41.04
			<i>For Arched Tops, Add</i>	150.00	
			PR 18" x 68" Louver Shutter, Heavy Duty Red Cedar	1,023.38	42.56
			<i>For Arched Tops, Add</i>	150.00	
			PR 18" x 72-1/2" Louver Shutter, Heavy Duty Red Cedar	1,084.44	44.08
			<i>For Arched Tops, Add</i>	150.00	
			PR 18" x 75-1/2" Louver Shutter, Heavy Duty Red Cedar	1,125.80	45.60
			<i>For Arched Tops, Add</i>	150.00	
			PR 18" x 80" Louver Shutter, Heavy Duty Red Cedar	1,186.84	47.12
			<i>For Arched Tops, Add</i>	150.00	

10 Specialties

10 70 Exterior Specialties

10 71 Exterior Protection



MINOR CSI UOM DESCRIPTION	TOTAL DIRECT UNIT COST	DEMOLITION UNIT COST
10 71 13 13-0151 PR 18" x 83" Louver Shutter, Heavy Duty Red Cedar <i>For Arched Tops, Add</i>	1,228.20 150.00	48.64
10 71 13 13-0152 Exterior Cypress Fixed Louver Wood Shutters (10 71 13 13)		
10 71 13 13-0153 6" Through 8" Width (10 71 13 13-0152)		
10 71 13 13-0154 PR 6" Thru 8" Width x Thru 30" Height Cypress Fixed Louver Wood Shutter <i>For Arched Tops, Add</i>	541.60 65.00	28.88
10 71 13 13-0155 PR 6" Thru 8" Width x 30-1/8" Thru 34" Height Cypress Fixed Louver Wood Shutter <i>For Arched Tops, Add</i>	609.60 65.00	29.70
10 71 13 13-0156 PR 6" Thru 8" Width x 34-1/8" Thru 38" Height Cypress Fixed Louver Wood Shutter <i>For Arched Tops, Add</i>	677.79 65.00	30.40
10 71 13 13-0157 PR 6" Thru 8" Width x 38-1/8" Thru 42" Height Cypress Fixed Louver Wood Shutter <i>For Arched Tops, Add</i>	746.87 65.00	31.92
10 71 13 13-0158 PR 6" Thru 8" Width x 42-1/8" Thru 46" Height Cypress Fixed Louver Wood Shutter <i>For Arched Tops, Add</i>	815.98 65.00	33.44
10 71 13 13-0159 PR 6" Thru 8" Width x 46-1/8" Thru 50" Height Cypress Fixed Louver Wood Shutter <i>For Arched Tops, Add</i>	885.10 65.00	34.96
10 71 13 13-0160 PR 6" Thru 8" Width x 50-1/8" Thru 54" Height Cypress Fixed Louver Wood Shutter <i>For Arched Tops, Add</i>	954.18 65.00	36.48
10 71 13 13-0161 PR 6" Thru 8" Width x 54-1/8" Thru 58" Height Cypress Fixed Louver Wood Shutter <i>For Arched Tops, Add</i>	1,023.29 65.00	38.00
10 71 13 13-0162 PR 6" Thru 8" Width x 58-1/8" Thru 62" Height Cypress Fixed Louver Wood Shutter <i>For Arched Tops, Add</i>	1,092.40 65.00	39.52
10 71 13 13-0163 PR 6" Thru 8" Width x 62-1/8" Thru 66" Height Cypress Fixed Louver Wood Shutter <i>For Arched Tops, Add</i>	1,161.49 65.00	41.04
10 71 13 13-0164 PR 6" Thru 8" Width x 66-1/8" Thru 70" Height Cypress Fixed Louver Wood Shutter <i>For Arched Tops, Add</i>	1,230.59 65.00	42.56
10 71 13 13-0165 PR 6" Thru 8" Width x 70-1/8" Thru 74" Height Cypress Fixed Louver Wood Shutter <i>For Arched Tops, Add</i>	1,299.71 65.00	44.08
10 71 13 13-0166 PR 6" Thru 8" Width x 74-1/8" Thru 78" Height Cypress Fixed Louver Wood Shutter <i>For Arched Tops, Add</i>	1,368.82 65.00	45.60
10 71 13 13-0167 PR 6" Thru 8" Width x 78-1/8" Thru 82" Height Cypress Fixed Louver Wood Shutter <i>For Arched Tops, Add</i>	1,437.94 65.00	47.12
10 71 13 13-0168 10" Through 12" Width (10 71 13 13-0152)		
10 71 13 13-0169 PR 10" Thru 12" Width x Thru 30" Height Cypress Fixed Louver Wood Shutter <i>For Arched Tops, Add</i>	630.38 65.00	28.88
10 71 13 13-0170 PR 10" Thru 12" Width x 30-1/8" Thru 34" Height Cypress Fixed Louver Wood Shutter <i>For Arched Tops, Add</i>	710.30 65.00	29.70
10 71 13 13-0171 PR 10" Thru 12" Width x 34-1/8" Thru 38" Height Cypress Fixed Louver Wood Shutter <i>For Arched Tops, Add</i>	790.24 65.00	30.40
10 71 13 13-0172 PR 10" Thru 12" Width x 38-1/8" Thru 42" Height Cypress Fixed Louver Wood Shutter <i>For Arched Tops, Add</i>	871.19 65.00	31.92
10 71 13 13-0173 PR 10" Thru 12" Width x 42-1/8" Thru 46" Height Cypress Fixed Louver Wood Shutter <i>For Arched Tops, Add</i>	952.10 65.00	33.44
10 71 13 13-0174 PR 10" Thru 12" Width x 46-1/8" Thru 50" Height Cypress Fixed Louver Wood Shutter <i>For Arched Tops, Add</i>	1,033.07 65.00	34.96
10 71 13 13-0175 PR 10" Thru 12" Width x 50-1/8" Thru 54" Height Cypress Fixed Louver Wood Shutter <i>For Arched Tops, Add</i>	1,114.00 65.00	36.48
10 71 13 13-0176 PR 10" Thru 12" Width x 54-1/8" Thru 58" Height Cypress Fixed Louver Wood Shutter <i>For Arched Tops, Add</i>	1,194.94 65.00	38.00
10 71 13 13-0177 PR 10" Thru 12" Width x 58-1/8" Thru 62" Height Cypress Fixed Louver Wood Shutter <i>For Arched Tops, Add</i>	1,275.88 65.00	39.52
10 71 13 13-0178 PR 10" Thru 12" Width x 62-1/8" Thru 66" Height Cypress Fixed Louver Wood Shutter <i>For Arched Tops, Add</i>	1,356.84 65.00	41.04
10 71 13 13-0179 PR 10" Thru 12" Width x 66-1/8" Thru 70" Height Cypress Fixed Louver Wood Shutter <i>For Arched Tops, Add</i>	1,437.75 65.00	42.56
10 71 13 13-0180 PR 10" Thru 12" Width x 70-1/8" Thru 74" Height Cypress Fixed Louver Wood Shutter <i>For Arched Tops, Add</i>	1,518.72 65.00	44.08
10 71 13 13-0181 PR 10" Thru 12" Width x 74-1/8" Thru 78" Height Cypress Fixed Louver Wood Shutter <i>For Arched Tops, Add</i>	1,599.64 65.00	45.60
10 71 13 13-0182 PR 10" Thru 12" Width x 78-1/8" Thru 82" Height Cypress Fixed Louver Wood Shutter <i>For Arched Tops, Add</i>	1,680.59 65.00	47.12
10 71 13 13-0183 14" Through 16" Width (10 71 13 13-0152)		
10 71 13 13-0184 PR 14" Thru 16" Width x Thru 30" Height Cypress Fixed Louver Wood Shutter <i>For Arched Tops, Add</i>	827.67 65.00	28.88
10 71 13 13-0185 PR 14" Thru 16" Width x 30-1/8" Thru 34" Height Cypress Fixed Louver Wood Shutter <i>For Arched Tops, Add</i>	933.91 65.00	29.70
10 71 13 13-0186 PR 14" Thru 16" Width x 34-1/8" Thru 38" Height Cypress Fixed Louver Wood Shutter <i>For Arched Tops, Add</i>	1,040.12 65.00	30.40
10 71 13 13-0187 PR 14" Thru 16" Width x 38-1/8" Thru 42" Height Cypress Fixed Louver Wood Shutter <i>For Arched Tops, Add</i>	1,147.37 65.00	31.92
10 71 13 13-0188 PR 14" Thru 16" Width x 42-1/8" Thru 46" Height Cypress Fixed Louver Wood Shutter <i>For Arched Tops, Add</i>	1,254.61 65.00	33.44
10 71 13 13-0189 PR 14" Thru 16" Width x 46-1/8" Thru 50" Height Cypress Fixed Louver Wood Shutter <i>For Arched Tops, Add</i>	1,361.87 65.00	34.96
10 71 13 13-0190 PR 14" Thru 16" Width x 50-1/8" Thru 54" Height Cypress Fixed Louver Wood Shutter <i>For Arched Tops, Add</i>	1,469.11 65.00	36.48



Specialties	10
Exterior Specialties	10 70
Exterior Protection	10 71

MINOR	CSI	UOM	DESCRIPTION	TOTAL DIRECT UNIT COST	DEMOLITION UNIT COST
10 71	13	13-0191	PR 14" Thru 16" Width x 54-1/8" Thru 58" Height Cypress Fixed Louver Wood Shutter <i>For Arched Tops, Add</i>	1,576.37 65.00	38.00
10 71	13	13-0192	PR 14" Thru 16" Width x 58-1/8" Thru 62" Height Cypress Fixed Louver Wood Shutter <i>For Arched Tops, Add</i>	1,578.39 65.00	39.52
10 71	13	13-0193	PR 14" Thru 16" Width x 62-1/8" Thru 66" Height Cypress Fixed Louver Wood Shutter <i>For Arched Tops, Add</i>	1,790.87 65.00	41.04
10 71	13	13-0194	PR 14" Thru 16" Width x 66-1/8" Thru 70" Height Cypress Fixed Louver Wood Shutter <i>For Arched Tops, Add</i>	1,898.11 65.00	42.56
10 71	13	13-0195	PR 14" Thru 16" Width x 70-1/8" Thru 74" Height Cypress Fixed Louver Wood Shutter <i>For Arched Tops, Add</i>	2,005.35 65.00	44.08
10 71	13	13-0196	PR 14" Thru 16" Width x 74-1/8" Thru 78" Height Cypress Fixed Louver Wood Shutter <i>For Arched Tops, Add</i>	2,112.59 65.00	45.60
10 71	13	13-0197	PR 14" Thru 16" Width x 78-1/8" Thru 82" Height Cypress Fixed Louver Wood Shutter <i>For Arched Tops, Add</i>	2,219.84 65.00	47.12
10 71 13 13-0198 18" Through 20" Width (10 71 13 13-0152)					
10 71	13	13-0199	PR 18" Thru 20" Width x Thru 30" Height Cypress Fixed Louver Wood Shutter <i>For Arched Tops, Add</i>	926.29 65.00	28.88
10 71	13	13-0200	PR 18" Thru 20" Width x 30-1/8" Thru 34" Height Cypress Fixed Louver Wood Shutter <i>For Arched Tops, Add</i>	1,045.70 65.00	29.70
10 71	13	13-0201	PR 18" Thru 20" Width x 34-1/8" Thru 38" Height Cypress Fixed Louver Wood Shutter <i>For Arched Tops, Add</i>	1,165.08 65.00	30.40
10 71	13	13-0202	PR 18" Thru 20" Width x 38-1/8" Thru 42" Height Cypress Fixed Louver Wood Shutter <i>For Arched Tops, Add</i>	1,284.38 65.00	31.92
10 71	13	13-0203	PR 18" Thru 20" Width x 42-1/8" Thru 46" Height Cypress Fixed Louver Wood Shutter <i>For Arched Tops, Add</i>	1,405.86 65.00	33.44
10 71	13	13-0204	PR 18" Thru 20" Width x 46-1/8" Thru 50" Height Cypress Fixed Louver Wood Shutter <i>For Arched Tops, Add</i>	1,526.29 65.00	34.96
10 71	13	13-0205	PR 18" Thru 20" Width x 50-1/8" Thru 54" Height Cypress Fixed Louver Wood Shutter <i>For Arched Tops, Add</i>	1,646.66 65.00	36.48
10 71	13	13-0206	PR 18" Thru 20" Width x 54-1/8" Thru 58" Height Cypress Fixed Louver Wood Shutter <i>For Arched Tops, Add</i>	1,767.09 65.00	38.00
10 71	13	13-0207	PR 18" Thru 20" Width x 58-1/8" Thru 62" Height Cypress Fixed Louver Wood Shutter <i>For Arched Tops, Add</i>	1,887.47 65.00	39.52
10 71	13	13-0208	PR 18" Thru 20" Width x 62-1/8" Thru 66" Height Cypress Fixed Louver Wood Shutter <i>For Arched Tops, Add</i>	2,007.88 65.00	41.04
10 71	13	13-0209	PR 18" Thru 20" Width x 66-1/8" Thru 70" Height Cypress Fixed Louver Wood Shutter <i>For Arched Tops, Add</i>	2,128.26 65.00	42.56
10 71	13	13-0210	PR 18" Thru 20" Width x 70-1/8" Thru 74" Height Cypress Fixed Louver Wood Shutter <i>For Arched Tops, Add</i>	2,248.69 65.00	44.08
10 71	13	13-0211	PR 18" Thru 20" Width x 74-1/8" Thru 78" Height Cypress Fixed Louver Wood Shutter <i>For Arched Tops, Add</i>	2,369.07 65.00	45.60
10 71	13	13-0212	PR 18" Thru 20" Width x 78-1/8" Thru 82" Height Cypress Fixed Louver Wood Shutter <i>For Arched Tops, Add</i>	2,489.48 65.00	47.12
10 71 13 13-0213 22" Through 24" Width (10 71 13 13-0152)					
10 71	13	13-0214	PR 22" Thru 24" Width x Thru 30" Height Cypress Fixed Louver Wood Shutter <i>For Arched Tops, Add</i>	1,222.23 65.00	28.88
10 71	13	13-0215	PR 22" Thru 24" Width x 30-1/8" Thru 34" Height Cypress Fixed Louver Wood Shutter <i>For Arched Tops, Add</i>	1,381.07 65.00	29.70
10 71	13	13-0216	PR 22" Thru 24" Width x 34-1/8" Thru 38" Height Cypress Fixed Louver Wood Shutter <i>For Arched Tops, Add</i>	1,539.94 65.00	30.40
10 71	13	13-0217	PR 22" Thru 24" Width x 38-1/8" Thru 42" Height Cypress Fixed Louver Wood Shutter <i>For Arched Tops, Add</i>	1,699.78 65.00	31.92
10 71	13	13-0218	PR 22" Thru 24" Width x 42-1/8" Thru 46" Height Cypress Fixed Louver Wood Shutter <i>For Arched Tops, Add</i>	1,859.62 65.00	33.44
10 71	13	13-0219	PR 22" Thru 24" Width x 46-1/8" Thru 50" Height Cypress Fixed Louver Wood Shutter <i>For Arched Tops, Add</i>	2,019.51 65.00	34.96
10 71	13	13-0220	PR 22" Thru 24" Width x 50-1/8" Thru 54" Height Cypress Fixed Louver Wood Shutter <i>For Arched Tops, Add</i>	2,179.34 65.00	36.48
10 71	13	13-0221	PR 22" Thru 24" Width x 54-1/8" Thru 58" Height Cypress Fixed Louver Wood Shutter <i>For Arched Tops, Add</i>	2,339.21 65.00	38.00
10 71	13	13-0222	PR 22" Thru 24" Width x 58-1/8" Thru 62" Height Cypress Fixed Louver Wood Shutter <i>For Arched Tops, Add</i>	2,499.08 65.00	39.52
10 71	13	13-0223	PR 22" Thru 24" Width x 62-1/8" Thru 66" Height Cypress Fixed Louver Wood Shutter <i>For Arched Tops, Add</i>	2,658.93 65.00	41.04
10 71	13	13-0224	PR 22" Thru 24" Width x 66-1/8" Thru 70" Height Cypress Fixed Louver Wood Shutter <i>For Arched Tops, Add</i>	2,818.77 65.00	42.56
10 71	13	13-0225	PR 22" Thru 24" Width x 70-1/8" Thru 74" Height Cypress Fixed Louver Wood Shutter <i>For Arched Tops, Add</i>	2,978.66 65.00	44.08
10 71	13	13-0226	PR 22" Thru 24" Width x 74-1/8" Thru 78" Height Cypress Fixed Louver Wood Shutter <i>For Arched Tops, Add</i>	3,138.50 65.00	45.60
10 71	13	13-0227	PR 22" Thru 24" Width x 78-1/8" Thru 82" Height Cypress Fixed Louver Wood Shutter <i>For Arched Tops, Add</i>	3,298.35 65.00	47.12
10 71 13 13-0228 26" Through 28" Width (10 71 13 13-0152)					
10 71	13	13-0229	PR 26" Thru 28" Width x Thru 30" Height Cypress Fixed Louver Wood Shutter <i>For Arched Tops, Add</i>	1,399.78 65.00	28.88
10 71	13	13-0230	PR 26" Thru 28" Width x 30-1/8" Thru 34" Height Cypress Fixed Louver Wood Shutter <i>For Arched Tops, Add</i>	1,582.30 65.00	29.70

10	10	Specialties
	10 70	Exterior Specialties
	10 71	Exterior Protection



MINOR CSI UOM DESCRIPTION	TOTAL DIRECT UNIT COST	DEMOLITION UNIT COST
10 71 13 13-0231 PR 26" Thru 28" Width x 34-1/8" Thru 38" Height Cypress Fixed Louver Wood Shutter <i>For Arched Tops, Add</i>	1,764.85 65.00	30.40
10 71 13 13-0232 PR 26" Thru 28" Width x 38-1/8" Thru 42" Height Cypress Fixed Louver Wood Shutter <i>For Arched Tops, Add</i>	1,948.37 65.00	31.92
10 71 13 13-0233 PR 26" Thru 28" Width x 42-1/8" Thru 46" Height Cypress Fixed Louver Wood Shutter <i>For Arched Tops, Add</i>	2,131.89 65.00	33.44
10 71 13 13-0234 PR 26" Thru 28" Width x 46-1/8" Thru 50" Height Cypress Fixed Louver Wood Shutter <i>For Arched Tops, Add</i>	2,315.45 65.00	34.96
10 71 13 13-0235 PR 26" Thru 28" Width x 50-1/8" Thru 54" Height Cypress Fixed Louver Wood Shutter <i>For Arched Tops, Add</i>	2,498.96 65.00	36.48
10 71 13 13-0236 PR 26" Thru 28" Width x 54-1/8" Thru 58" Height Cypress Fixed Louver Wood Shutter <i>For Arched Tops, Add</i>	2,682.50 65.00	38.00
10 71 13 13-0237 PR 26" Thru 28" Width x 58-1/8" Thru 62" Height Cypress Fixed Louver Wood Shutter <i>For Arched Tops, Add</i>	2,866.05 65.00	39.52
10 71 13 13-0238 PR 26" Thru 28" Width x 62-1/8" Thru 66" Height Cypress Fixed Louver Wood Shutter <i>For Arched Tops, Add</i>	3,049.55 65.00	41.04
10 71 13 13-0239 PR 26" Thru 28" Width x 66-1/8" Thru 70" Height Cypress Fixed Louver Wood Shutter <i>For Arched Tops, Add</i>	3,233.07 65.00	42.56
10 71 13 13-0240 PR 26" Thru 28" Width x 70-1/8" Thru 74" Height Cypress Fixed Louver Wood Shutter <i>For Arched Tops, Add</i>	3,416.63 65.00	44.08
10 71 13 13-0241 PR 26" Thru 28" Width x 74-1/8" Thru 78" Height Cypress Fixed Louver Wood Shutter <i>For Arched Tops, Add</i>	3,600.15 65.00	45.60
10 71 13 13-0242 PR 26" Thru 28" Width x 78-1/8" Thru 82" Height Cypress Fixed Louver Wood Shutter <i>For Arched Tops, Add</i>	3,783.65 65.00	47.12
10 71 13 13-0243 Pine Louvered Shutters (10 71 13 13)		
10 71 13 13-0244 12" Width (10 71 13 13-0243)		
10 71 13 13-0245 PR 12" x 35" Pine Louvered Shutter <i>For Arched Tops, Add</i>	310.70 65.00	30.40
10 71 13 13-0246 PR 12" x 39" Pine Louvered Shutter <i>For Arched Tops, Add</i>	324.17 65.00	31.92
10 71 13 13-0247 PR 12" x 43" Pine Louvered Shutter <i>For Arched Tops, Add</i>	337.48 65.00	33.44
10 71 13 13-0248 PR 12" x 47" Pine Louvered Shutter <i>For Arched Tops, Add</i>	350.87 65.00	34.96
10 71 13 13-0249 PR 12" x 51" Pine Louvered Shutter <i>For Arched Tops, Add</i>	364.18 65.00	36.48
10 71 13 13-0250 PR 12" x 55" Pine Louvered Shutter <i>For Arched Tops, Add</i>	377.57 65.00	38.00
10 71 13 13-0251 PR 12" x 59" Pine Louvered Shutter <i>For Arched Tops, Add</i>	390.97 65.00	39.52
10 71 13 13-0252 PR 12" x 63" Pine Louvered Shutter <i>For Arched Tops, Add</i>	404.45 65.00	41.04
10 71 13 13-0253 PR 12" x 67" Pine Louvered Shutter <i>For Arched Tops, Add</i>	417.82 65.00	42.56
10 71 13 13-0254 PR 12" x 71" Pine Louvered Shutter <i>For Arched Tops, Add</i>	431.24 65.00	44.08
10 71 13 13-0255 PR 12" x 75" Pine Louvered Shutter <i>For Arched Tops, Add</i>	444.62 65.00	45.60
10 71 13 13-0256 14" Width (10 71 13 13-0243)		
10 71 13 13-0257 PR 14" x 35" Pine Louvered Shutter <i>For Arched Tops, Add</i>	343.34 65.00	30.40
10 71 13 13-0258 PR 14" x 39" Pine Louvered Shutter <i>For Arched Tops, Add</i>	358.29 65.00	31.92
10 71 13 13-0259 PR 14" x 43" Pine Louvered Shutter <i>For Arched Tops, Add</i>	373.00 65.00	33.44
10 71 13 13-0260 PR 14" x 47" Pine Louvered Shutter <i>For Arched Tops, Add</i>	387.88 65.00	34.96
10 71 13 13-0261 PR 14" x 51" Pine Louvered Shutter <i>For Arched Tops, Add</i>	402.61 65.00	36.48
10 71 13 13-0262 PR 14" x 55" Pine Louvered Shutter <i>For Arched Tops, Add</i>	417.34 65.00	38.00
10 71 13 13-0263 PR 14" x 59" Pine Louvered Shutter <i>For Arched Tops, Add</i>	432.17 65.00	39.52
10 71 13 13-0264 PR 14" x 63" Pine Louvered Shutter <i>For Arched Tops, Add</i>	447.01 65.00	41.04
10 71 13 13-0265 PR 14" x 67" Pine Louvered Shutter <i>For Arched Tops, Add</i>	461.74 65.00	42.56
10 71 13 13-0266 PR 14" x 71" Pine Louvered Shutter <i>For Arched Tops, Add</i>	476.56 65.00	44.08
10 71 13 13-0267 PR 14" x 75" Pine Louvered Shutter <i>For Arched Tops, Add</i>	491.42 65.00	45.60
10 71 13 13-0268 15" Width (10 71 13 13-0243)		
10 71 13 13-0269 PR 15" x 35" Pine Louvered Shutter <i>For Arched Tops, Add</i>	359.27 65.00	30.40
10 71 13 13-0270 PR 15" x 39" Pine Louvered Shutter <i>For Arched Tops, Add</i>	374.77 65.00	31.92



Specialties	10
Exterior Specialties	10 70
Exterior Protection	10 71

10

MINOR	CSI	UOM	DESCRIPTION	TOTAL DIRECT UNIT COST	DEMOLITION UNIT COST
10 71 13 13-0271	PR		15" x 43" Pine Louvered Shutter <i>For Arched Tops, Add</i>	390.33 65.00	33.44
10 71 13 13-0272	PR		15" x 47" Pine Louvered Shutter <i>For Arched Tops, Add</i>	405.79 65.00	34.96
10 71 13 13-0273	PR		15" x 51" Pine Louvered Shutter <i>For Arched Tops, Add</i>	421.31 65.00	36.48
10 71 13 13-0274	PR		15" x 55" Pine Louvered Shutter <i>For Arched Tops, Add</i>	436.82 65.00	38.00
10 71 13 13-0275	PR		15" x 59" Pine Louvered Shutter <i>For Arched Tops, Add</i>	452.35 65.00	39.52
10 71 13 13-0276	PR		15" x 63" Pine Louvered Shutter <i>For Arched Tops, Add</i>	467.83 65.00	41.04
10 71 13 13-0277	PR		15" x 67" Pine Louvered Shutter <i>For Arched Tops, Add</i>	483.30 65.00	42.56
10 71 13 13-0278	PR		15" x 71" Pine Louvered Shutter <i>For Arched Tops, Add</i>	498.78 65.00	44.08
10 71 13 13-0279	PR		15" x 75" Pine Louvered Shutter <i>For Arched Tops, Add</i>	514.31 65.00	45.60
10 71 13 13-0280	PR		15" x 81" Pine Louvered Shutter <i>For Arched Tops, Add</i>	536.56 65.00	47.12
10 71 13 13-0281			16" Width <small>(10 71 13 13-0243)</small>		
10 71 13 13-0282	PR		16" x 35" Pine Louvered Shutter <i>For Arched Tops, Add</i>	374.45 65.00	30.40
10 71 13 13-0283	PR		16" x 39" Pine Louvered Shutter <i>For Arched Tops, Add</i>	391.25 65.00	31.92
10 71 13 13-0284	PR		16" x 43" Pine Louvered Shutter <i>For Arched Tops, Add</i>	408.21 65.00	33.44
10 71 13 13-0285	PR		16" x 47" Pine Louvered Shutter <i>For Arched Tops, Add</i>	425.12 65.00	34.96
10 71 13 13-0286	PR		16" x 51" Pine Louvered Shutter <i>For Arched Tops, Add</i>	442.04 65.00	36.48
10 71 13 13-0287	PR		16" x 55" Pine Louvered Shutter <i>For Arched Tops, Add</i>	458.95 65.00	38.00
10 71 13 13-0288	PR		16" x 59" Pine Louvered Shutter <i>For Arched Tops, Add</i>	475.76 65.00	39.52
10 71 13 13-0289	PR		16" x 63" Pine Louvered Shutter <i>For Arched Tops, Add</i>	492.72 65.00	41.04
10 71 13 13-0290	PR		16" x 67" Pine Louvered Shutter <i>For Arched Tops, Add</i>	509.62 65.00	42.56
10 71 13 13-0291	PR		16" x 71" Pine Louvered Shutter <i>For Arched Tops, Add</i>	526.56 65.00	44.08
10 71 13 13-0292	PR		16" x 75" Pine Louvered Shutter <i>For Arched Tops, Add</i>	543.45 65.00	45.60
10 71 13 13-0293	PR		16" x 81" Pine Louvered Shutter <i>For Arched Tops, Add</i>	560.27 65.00	47.12
10 71 13 13-0294			18" Width <small>(10 71 13 13-0243)</small>		
10 71 13 13-0295	PR		18" x 35" Pine Louvered Shutter <i>For Arched Tops, Add</i>	407.84 65.00	30.40
10 71 13 13-0296	PR		18" x 39" Pine Louvered Shutter <i>For Arched Tops, Add</i>	429.65 65.00	31.92
10 71 13 13-0297	PR		18" x 47" Pine Louvered Shutter <i>For Arched Tops, Add</i>	467.14 65.00	34.96
10 71 13 13-0298	PR		18" x 55" Pine Louvered Shutter <i>For Arched Tops, Add</i>	504.70 65.00	38.00
10 71 13 13-0299	PR		18" x 63" Pine Louvered Shutter <i>For Arched Tops, Add</i>	542.23 65.00	41.04
10 71 13 13-0300	PR		18" x 75" Pine Louvered Shutter <i>For Arched Tops, Add</i>	623.65 65.00	45.60
10 71 13 13-0301	PR		18" x 81" Pine Louvered Shutter <i>For Arched Tops, Add</i>	646.63 65.00	47.12
10 71 13 13-0302			Exterior Cedar Board N' Batten Wood Shutters <small>(10 71 13 13)</small>		
10 71 13 13-0303			8" Through 14" Width <small>(10 71 13 13-0302)</small>		
10 71 13 13-0304	PR		8" Thru 14" Width x Thru 30" Height Cedar Board N' Batten Wood Shutter <i>For Arched Tops, Add</i>	618.02 65.00	28.88
10 71 13 13-0305	PR		8" Thru 14" Width x 30-1/8" Thru 34" Height Cedar Board N' Batten Wood Shutter <i>For Arched Tops, Add</i>	812.21 65.00	29.70
10 71 13 13-0306	PR		8" Thru 14" Width x 34-1/8" Thru 38" Height Cedar Board N' Batten Wood Shutter <i>For Arched Tops, Add</i>	813.23 65.00	30.40
10 71 13 13-0307	PR		8" Thru 14" Width x 38-1/8" Thru 42" Height Cedar Board N' Batten Wood Shutter <i>For Arched Tops, Add</i>	1,008.42 65.00	31.92
10 71 13 13-0308	PR		8" Thru 14" Width x 42-1/8" Thru 46" Height Cedar Board N' Batten Wood Shutter <i>For Arched Tops, Add</i>	1,010.45 65.00	33.44
10 71 13 13-0309	PR		8" Thru 14" Width x 46-1/8" Thru 50" Height Cedar Board N' Batten Wood Shutter <i>For Arched Tops, Add</i>	1,012.48 65.00	34.96
10 71 13 13-0310	PR		8" Thru 14" Width x 50-1/8" Thru 54" Height Cedar Board N' Batten Wood Shutter <i>For Arched Tops, Add</i>	1,207.67 65.00	36.48

10 Specialties
10 70 Exterior Specialties
10 71 Exterior Protection



MINOR	CSI	UOM	DESCRIPTION	TOTAL DIRECT UNIT COST	DEMOLITION UNIT COST
10 71 13	13-0311	PR	8" Thru 14" Width x 54-1/8" Thru 58" Height Cedar Board N' Batten Wood Shutter <i>For Arched Tops, Add</i>	1,209.70 65.00	38.00
10 71 13	13-0312	PR	8" Thru 14" Width x 58-1/8" Thru 62" Height Cedar Board N' Batten Wood Shutter <i>For Arched Tops, Add</i>	1,211.72 65.00	39.52
10 71 13	13-0313	PR	8" Thru 14" Width x 62-1/8" Thru 66" Height Cedar Board N' Batten Wood Shutter <i>For Arched Tops, Add</i>	1,406.92 65.00	41.04
10 71 13	13-0314	PR	8" Thru 14" Width x 66-1/8" Thru 70" Height Cedar Board N' Batten Wood Shutter <i>For Arched Tops, Add</i>	1,408.94 65.00	42.56
10 71 13	13-0315	PR	8" Thru 14" Width x 70-1/8" Thru 74" Height Cedar Board N' Batten Wood Shutter <i>For Arched Tops, Add</i>	1,604.15 65.00	44.08
10 71 13	13-0316	PR	8" Thru 14" Width x 74-1/8" Thru 78" Height Cedar Board N' Batten Wood Shutter <i>For Arched Tops, Add</i>	1,606.18 65.00	45.60
10 71 13	13-0317	PR	8" Thru 14" Width x 78-1/8" Thru 82" Height Cedar Board N' Batten Wood Shutter <i>For Arched Tops, Add</i>	1,608.21 65.00	47.12
10 71 13	13-0318	PR	8" Thru 14" Width x 82-1/8" Thru 86" Height Cedar Board N' Batten Wood Shutter <i>For Arched Tops, Add</i>	1,610.24 65.00	48.64
10 71 13 13-0319 15" Through 16" Width <small>(10 71 13 13-0302)</small>					
10 71 13	13-0320	PR	15" Thru 16" Width x Through 30" Height Cedar Board N' Batten Wood Shutter <i>For Arched Tops, Add</i>	811.19 65.00	28.88
10 71 13	13-0321	PR	15" Thru 16" Width x 30-1/8" Thru 34" Height Cedar Board N' Batten Wood Shutter <i>For Arched Tops, Add</i>	812.21 65.00	29.70
10 71 13	13-0322	PR	15" Thru 16" Width x 34-1/8" Thru 38" Height Cedar Board N' Batten Wood Shutter <i>For Arched Tops, Add</i>	1,006.40 65.00	30.40
10 71 13	13-0323	PR	15" Thru 16" Width x 38-1/8" Thru 42" Height Cedar Board N' Batten Wood Shutter <i>For Arched Tops, Add</i>	1,008.42 65.00	31.92
10 71 13	13-0324	PR	15" Thru 16" Width x 42-1/8" Thru 46" Height Cedar Board N' Batten Wood Shutter <i>For Arched Tops, Add</i>	1,203.61 65.00	33.44
10 71 13	13-0325	PR	15" Thru 16" Width x 46-1/8" Thru 50" Height Cedar Board N' Batten Wood Shutter <i>For Arched Tops, Add</i>	1,205.65 65.00	34.96
10 71 13	13-0326	PR	15" Thru 16" Width x 50-1/8" Thru 54" Height Cedar Board N' Batten Wood Shutter <i>For Arched Tops, Add</i>	1,207.66 65.00	36.48
10 71 13	13-0327	PR	15" Thru 16" Width x 54-1/8" Thru 58" Height Cedar Board N' Batten Wood Shutter <i>For Arched Tops, Add</i>	1,402.87 65.00	38.00
10 71 13	13-0328	PR	15" Thru 16" Width x 58-1/8" Thru 62" Height Cedar Board N' Batten Wood Shutter <i>For Arched Tops, Add</i>	1,404.89 65.00	39.52
10 71 13	13-0329	PR	15" Thru 16" Width x 62-1/8" Thru 66" Height Cedar Board N' Batten Wood Shutter <i>For Arched Tops, Add</i>	1,600.10 65.00	41.04
10 71 13	13-0330	PR	15" Thru 16" Width x 66-1/8" Thru 70" Height Cedar Board N' Batten Wood Shutter <i>For Arched Tops, Add</i>	1,602.12 65.00	42.56
10 71 13	13-0331	PR	15" Thru 16" Width x 70-1/8" Thru 74" Height Cedar Board N' Batten Wood Shutter <i>For Arched Tops, Add</i>	1,797.33 65.00	44.08
10 71 13	13-0332	PR	15" Thru 16" Width x 74-1/8" Thru 78" Height Cedar Board N' Batten Wood Shutter <i>For Arched Tops, Add</i>	1,799.35 65.00	45.60
10 71 13	13-0333	PR	15" Thru 16" Width x 78-1/8" Thru 82" Height Cedar Board N' Batten Wood Shutter <i>For Arched Tops, Add</i>	1,994.55 65.00	47.12
10 71 13	13-0334	PR	15" Thru 16" Width x 82-1/8" Thru 86" Height Cedar Board N' Batten Wood Shutter <i>For Arched Tops, Add</i>	1,996.57 65.00	48.64
10 71 13 13-0335 17" Through 18" Width <small>(10 71 13 13-0302)</small>					
10 71 13	13-0336	PR	17" Thru 18" Width x Thru 30" Height Cedar Board N' Batten Wood Shutter <i>For Arched Tops, Add</i>	811.20 65.00	28.88
10 71 13	13-0337	PR	17" Thru 18" Width x 30-1/8" Thru 34" Height Cedar Board N' Batten Wood Shutter <i>For Arched Tops, Add</i>	1,005.38 65.00	29.70
10 71 13	13-0338	PR	17" Thru 18" Width x 34-1/8" Thru 38" Height Cedar Board N' Batten Wood Shutter <i>For Arched Tops, Add</i>	1,006.40 65.00	30.40
10 71 13	13-0339	PR	17" Thru 18" Width x 38-1/8" Thru 42" Height Cedar Board N' Batten Wood Shutter <i>For Arched Tops, Add</i>	1,201.59 65.00	31.92
10 71 13	13-0340	PR	17" Thru 18" Width x 42-1/8" Thru 46" Height Cedar Board N' Batten Wood Shutter <i>For Arched Tops, Add</i>	1,203.61 65.00	33.44
10 71 13	13-0341	PR	17" Thru 18" Width x 46-1/8" Thru 50" Height Cedar Board N' Batten Wood Shutter <i>For Arched Tops, Add</i>	1,398.82 65.00	34.96
10 71 13	13-0342	PR	17" Thru 18" Width x 50-1/8" Thru 54" Height Cedar Board N' Batten Wood Shutter <i>For Arched Tops, Add</i>	1,400.83 65.00	36.48
10 71 13	13-0343	PR	17" Thru 18" Width x 54-1/8" Thru 58" Height Cedar Board N' Batten Wood Shutter <i>For Arched Tops, Add</i>	1,596.05 65.00	38.00
10 71 13	13-0344	PR	17" Thru 18" Width x 58-1/8" Thru 62" Height Cedar Board N' Batten Wood Shutter <i>For Arched Tops, Add</i>	1,598.07 65.00	39.52
10 71 13	13-0345	PR	17" Thru 18" Width x 62-1/8" Thru 66" Height Cedar Board N' Batten Wood Shutter <i>For Arched Tops, Add</i>	1,793.27 65.00	41.04
10 71 13	13-0346	PR	17" Thru 18" Width x 66-1/8" Thru 70" Height Cedar Board N' Batten Wood Shutter <i>For Arched Tops, Add</i>	1,795.29 65.00	42.56
10 71 13	13-0347	PR	17" Thru 18" Width x 70-1/8" Thru 74" Height Cedar Board N' Batten Wood Shutter <i>For Arched Tops, Add</i>	1,990.50 65.00	44.08
10 71 13	13-0348	PR	17" Thru 18" Width x 74-1/8" Thru 78" Height Cedar Board N' Batten Wood Shutter <i>For Arched Tops, Add</i>	1,992.52 65.00	45.60
10 71 13	13-0349	PR	17" Thru 18" Width x 78-1/8" Thru 82" Height Cedar Board N' Batten Wood Shutter <i>For Arched Tops, Add</i>	2,187.72 65.00	47.12
10 71 13	13-0350	PR	17" Thru 18" Width x 82-1/8" Thru 86" Height Cedar Board N' Batten Wood Shutter <i>For Arched Tops, Add</i>	2,189.74 65.00	48.64



Specialties	10
Exterior Specialties	10 70
Exterior Protection	10 71

MINOR	CSI	UOM	DESCRIPTION	TOTAL DIRECT UNIT COST	DEMOLITION UNIT COST
10 71	13	13-0351	19" Through 20" Width <small>(10 71 13 13-0302)</small>		
10 71	13	13-0352	PR 19" Thru 20" Width x Thru 30" Height Cedar Board N' Batten Wood Shutter	1,004.36	28.88
			<i>For Arched Tops, Add</i>	65.00	
10 71	13	13-0353	PR 19" Thru 20" Width x 30-1/8" Thru 34" Height Cedar Board N' Batten Wood Shutter	1,005.38	29.70
			<i>For Arched Tops, Add</i>	65.00	
10 71	13	13-0354	PR 19" Thru 20" Width x 34-1/8" Thru 38" Height Cedar Board N' Batten Wood Shutter	1,199.57	30.40
			<i>For Arched Tops, Add</i>	65.00	
10 71	13	13-0355	PR 19" Thru 20" Width x 38-1/8" Thru 42" Height Cedar Board N' Batten Wood Shutter	1,201.59	31.92
			<i>For Arched Tops, Add</i>	65.00	
10 71	13	13-0356	PR 19" Thru 20" Width x 42-1/8" Thru 46" Height Cedar Board N' Batten Wood Shutter	1,396.78	33.44
			<i>For Arched Tops, Add</i>	65.00	
10 71	13	13-0357	PR 19" Thru 20" Width x 46-1/8" Thru 50" Height Cedar Board N' Batten Wood Shutter	1,398.82	34.96
			<i>For Arched Tops, Add</i>	65.00	
10 71	13	13-0358	PR 19" Thru 20" Width x 50-1/8" Thru 54" Height Cedar Board N' Batten Wood Shutter	1,594.01	36.48
			<i>For Arched Tops, Add</i>	65.00	
10 71	13	13-0359	PR 19" Thru 20" Width x 54-1/8" Thru 58" Height Cedar Board N' Batten Wood Shutter	1,789.22	38.00
			<i>For Arched Tops, Add</i>	65.00	
10 71	13	13-0360	PR 19" Thru 20" Width x 58-1/8" Thru 62" Height Cedar Board N' Batten Wood Shutter	1,791.24	39.52
			<i>For Arched Tops, Add</i>	65.00	
10 71	13	13-0361	PR 19" Thru 20" Width x 62-1/8" Thru 66" Height Cedar Board N' Batten Wood Shutter	1,986.44	41.04
			<i>For Arched Tops, Add</i>	65.00	
10 71	13	13-0362	PR 19" Thru 20" Width x 66-1/8" Thru 70" Height Cedar Board N' Batten Wood Shutter	1,988.46	42.56
			<i>For Arched Tops, Add</i>	65.00	
10 71	13	13-0363	PR 19" Thru 20" Width x 70-1/8" Thru 74" Height Cedar Board N' Batten Wood Shutter	2,183.67	44.08
			<i>For Arched Tops, Add</i>	65.00	
10 71	13	13-0364	PR 19" Thru 20" Width x 74-1/8" Thru 78" Height Cedar Board N' Batten Wood Shutter	2,185.69	45.60
			<i>For Arched Tops, Add</i>	65.00	
10 71	13	13-0365	PR 19" Thru 20" Width x 78-1/8" Thru 82" Height Cedar Board N' Batten Wood Shutter	2,380.89	47.12
			<i>For Arched Tops, Add</i>	65.00	
10 71	13	13-0366	PR 19" Thru 20" Width x 82-1/8" Thru 86" Height Cedar Board N' Batten Wood Shutter	2,382.91	48.64
			<i>For Arched Tops, Add</i>	65.00	
10 71	13	13-0367	21" Through 22" Width <small>(10 71 13 13-0302)</small>		
10 71	13	13-0368	PR 21" Thru 22" Width x Thru 30" Height Cedar Board N' Batten Wood Shutter	1,004.36	28.88
			<i>For Arched Tops, Add</i>	65.00	
10 71	13	13-0369	PR 21" Thru 22" Width x 30-1/8" Thru 34" Height Cedar Board N' Batten Wood Shutter	1,005.38	29.70
			<i>For Arched Tops, Add</i>	65.00	
10 71	13	13-0370	PR 21" Thru 22" Width x 34-1/8" Thru 38" Height Cedar Board N' Batten Wood Shutter	1,199.57	30.40
			<i>For Arched Tops, Add</i>	65.00	
10 71	13	13-0371	PR 21" Thru 22" Width x 38-1/8" Thru 42" Height Cedar Board N' Batten Wood Shutter	1,394.76	31.92
			<i>For Arched Tops, Add</i>	65.00	
10 71	13	13-0372	PR 21" Thru 22" Width x 42-1/8" Thru 46" Height Cedar Board N' Batten Wood Shutter	1,396.78	33.44
			<i>For Arched Tops, Add</i>	65.00	
10 71	13	13-0373	PR 21" Thru 22" Width x 46-1/8" Thru 50" Height Cedar Board N' Batten Wood Shutter	1,592.00	34.96
			<i>For Arched Tops, Add</i>	65.00	
10 71	13	13-0374	PR 21" Thru 22" Width x 50-1/8" Thru 54" Height Cedar Board N' Batten Wood Shutter	1,594.01	36.48
			<i>For Arched Tops, Add</i>	65.00	
10 71	13	13-0375	PR 21" Thru 22" Width x 54-1/8" Thru 58" Height Cedar Board N' Batten Wood Shutter	1,789.22	38.00
			<i>For Arched Tops, Add</i>	65.00	
10 71	13	13-0376	PR 21" Thru 22" Width x 58-1/8" Thru 62" Height Cedar Board N' Batten Wood Shutter	1,984.41	39.52
			<i>For Arched Tops, Add</i>	65.00	
10 71	13	13-0377	PR 21" Thru 22" Width x 62-1/8" Thru 66" Height Cedar Board N' Batten Wood Shutter	1,986.44	41.04
			<i>For Arched Tops, Add</i>	65.00	
10 71	13	13-0378	PR 21" Thru 22" Width x 66-1/8" Thru 70" Height Cedar Board N' Batten Wood Shutter	2,181.63	42.56
			<i>For Arched Tops, Add</i>	65.00	
10 71	13	13-0379	PR 21" Thru 22" Width x 70-1/8" Thru 74" Height Cedar Board N' Batten Wood Shutter	2,183.67	44.08
			<i>For Arched Tops, Add</i>	65.00	
10 71	13	13-0380	PR 21" Thru 22" Width x 74-1/8" Thru 78" Height Cedar Board N' Batten Wood Shutter	2,378.86	45.60
			<i>For Arched Tops, Add</i>	65.00	
10 71	13	13-0381	PR 21" Thru 22" Width x 78-1/8" Thru 82" Height Cedar Board N' Batten Wood Shutter	2,380.89	47.12
			<i>For Arched Tops, Add</i>	65.00	
10 71	13	13-0382	PR 21" Thru 22" Width x 82-1/8" Thru 86" Height Cedar Board N' Batten Wood Shutter	2,382.91	48.64
			<i>For Arched Tops, Add</i>	65.00	
10 71	13	13-0383	22" Through 24" Width <small>(10 71 13 13-0302)</small>		
10 71	13	13-0384	PR 22" Thru 24" Width x Thru 30" Height Cedar Board N' Batten Wood Shutter	1,004.36	28.88
			<i>For Arched Tops, Add</i>	65.00	
10 71	13	13-0385	PR 22" Thru 24" Width x 30-1/8" Thru 34" Height Cedar Board N' Batten Wood Shutter	1,198.55	29.70
			<i>For Arched Tops, Add</i>	65.00	
10 71	13	13-0386	PR 22" Thru 24" Width x 34-1/8" Thru 38" Height Cedar Board N' Batten Wood Shutter	1,199.57	30.40
			<i>For Arched Tops, Add</i>	65.00	
10 71	13	13-0387	PR 22" Thru 24" Width x 38-1/8" Thru 42" Height Cedar Board N' Batten Wood Shutter	1,394.76	31.92
			<i>For Arched Tops, Add</i>	65.00	
10 71	13	13-0388	PR 22" Thru 24" Width x 42-1/8" Thru 46" Height Cedar Board N' Batten Wood Shutter	1,589.96	33.44
			<i>For Arched Tops, Add</i>	65.00	
10 71	13	13-0389	PR 22" Thru 24" Width x 46-1/8" Thru 50" Height Cedar Board N' Batten Wood Shutter	1,592.00	34.96
			<i>For Arched Tops, Add</i>	65.00	
10 71	13	13-0390	PR 22" Thru 24" Width x 50-1/8" Thru 54" Height Cedar Board N' Batten Wood Shutter	1,787.18	36.48
			<i>For Arched Tops, Add</i>	65.00	
10 71	13	13-0391	PR 22" Thru 24" Width x 54-1/8" Thru 58" Height Cedar Board N' Batten Wood Shutter	1,789.22	38.00
			<i>For Arched Tops, Add</i>	65.00	

10	10	Specialties
	10 70	Exterior Specialties
	10 71	Exterior Protection



MINOR	CSI	UOM	DESCRIPTION	TOTAL DIRECT UNIT COST	DEMOLITION UNIT COST
-------	-----	-----	-------------	------------------------	----------------------

10 71 13 13-0392	PR	22"	Thru 24" Width x 58-1/8" Thru 62" Height Cedar Board N' Batten Wood Shutter <i>For Arched Tops, Add</i>	1,984.41 65.00	39.52
10 71 13 13-0393	PR	22"	Thru 24" Width x 62-1/8" Thru 66" Height Cedar Board N' Batten Wood Shutter <i>For Arched Tops, Add</i>	2,179.61 65.00	41.04
10 71 13 13-0394	PR	22"	Thru 24" Width x 66-1/8" Thru 70" Height Cedar Board N' Batten Wood Shutter <i>For Arched Tops, Add</i>	2,181.63 65.00	42.56
10 71 13 13-0395	PR	22"	Thru 24" Width x 70-1/8" Thru 74" Height Cedar Board N' Batten Wood Shutter <i>For Arched Tops, Add</i>	2,376.84 65.00	44.08
10 71 13 13-0396	PR	22"	Thru 24" Width x 74-1/8" Thru 78" Height Cedar Board N' Batten Wood Shutter <i>For Arched Tops, Add</i>	2,378.86 65.00	45.60
10 71 13 13-0397	PR	22"	Thru 24" Width x 78-1/8" Thru 82" Height Cedar Board N' Batten Wood Shutter <i>For Arched Tops, Add</i>	2,574.07 65.00	47.12
10 71 13 13-0398	PR	22"	Thru 24" Width x 82-1/8" Thru 86" Height Cedar Board N' Batten Wood Shutter <i>For Arched Tops, Add</i>	2,576.09 65.00	48.64

10 71 13 13-0399 Accessories (10 71 13 13)

10 71 13 13-0400	PR		Surface Mounted Pintel, Stainless Steel	65.40	
10 71 13 13-0401	PR		Lag Pintel, Stainless Steel	65.40	
10 71 13 13-0402	PR		10" Strap Hinge, Stainless Steel	98.62	
10 71 13 13-0403	PR		6" L-Hinge, Stainless Steel	90.90	
10 71 13 13-0404	PR		Hinge Set, Galvanized And Painted	82.05	
10 71 13 13-0405	PR		Acorn Holdback	76.92	
10 71 13 13-0406	PR		'S' Holdback, Stainless Steel	64.44	
10 71 13 13-0407	PR		'S' Holdback, Galvanized And Painted	60.58	

10 73 Protective Covers (10 70)

10 73 13 Awnings (10 73)

10 73 13 13 Metal Awnings (10 73 13)

10 73 13 13-0001 Metal Awnings (10 73 13 13)

Note: Includes metal cover, frame supports and anchoring.

10 73 13 13-0002	SF		Clear Weather Resistant Finish, Ribbed Aluminum Window Awnings	75.11	8.61
10 73 13 13-0003	SF		Baked Enamel Finish, Ribbed Aluminum Window Awning	66.42	7.71
10 73 13 13-0004	SF		Flat Roofed Steel Awning Note: Per SF of covered area	240.58	8.95
10 73 13 13-0005	SF		Arched Roofed Steel Awning (Per SF Of Covered Area)	248.22	10.07

10 73 13 23 Fabric Awnings (10 73 13)

10 73 13 23-0001 Canvas Awnings (10 73 13 23)

Note: Includes minimum 12 oz. canvas, frame supports and anchoring.

10 73 13 23-0002	SF		Canvas Awning, Waterproof Fabric Tubular Metal Framing	72.39	7.11
10 73 13 23-0003	SF		Side Protection Canvas For Walkways (Per SF Of Wall Area)	41.62	2.29
10 73 13 23-0004	SF		Removal And Replacement Of Canvas For Awnings Note: Includes removal of existing canvas cover.	26.23	
			<i>For 18 Oz. Vinyl Laminated Polyester Cover, Add</i>	0.91	

10 73 16 Canopies (10 73)

10 73 16 13 Metal Canopies (10 73 16)

10 73 16 13-0001 Canopies, Wall Hung, Aluminum Framed And Covered, Prefinished (10 73 16 13)

Note: Includes cover, frame supports and anchoring.

10 73 16 13-0002	EA		8' x 10' Canopy, Aluminum, Wall Hung	6,738.43	444.04
10 73 16 13-0003	EA		8' x 20' Canopy, Aluminum, Wall Hung	12,562.74	710.64
10 73 16 13-0004	EA		10' x 10' Canopy, Aluminum, Wall Hung	8,290.25	555.60
10 73 16 13-0005	EA		10' x 20' Canopy, Aluminum, Wall Hung	15,353.02	742.95

10 73 26 Walkway Coverings (10 73)

Note: Pre-engineered includes all framing and steel supports, integral gutter system. Excludes foundations.

10 73 26 13 Metal Walkway Coverings (10 73 26)

10 73 26 13-0001 Steel Walkway/Parking Covers (10 73 26 13)

Note: Factory applied polyester finish.

10 73 26 13-0002	SF		Flat Roofed Steel Walkway/Parking Cover Note: Includes factory applied polyester finish.	117.10	6.42
			<i>For Snow Load (30 PSF), Add</i>	41.71	
			<i>For Wind Load (140 MPH), Add</i>	52.14	
10 73 26 13-0003	SF		Arch Roofed Steel Walkway/Parking Cover Note: Includes factory applied polyester finish.	124.62	6.91
			<i>For Snow Load (30 PSF), Add</i>	44.32	
			<i>For Wind Load (140 MPH), Add</i>	55.40	

10 73 26 13-0004 Aluminum Walkway/Parking Covers (10 73 26 13)



Specialties	10
Exterior Specialties	10 70
Protective Covers	10 73

MINOR	CSI	UOM	DESCRIPTION	TOTAL DIRECT UNIT COST	DEMOLITION UNIT COST
10 73 26	13-0005	SF	Flat Roofed Aluminum Walkway/Parking Cover Note: Includes factory applied polyester finish. <i>For Snow Load (30 PSF), Add</i> <i>For Wind Load (140 MPH), Add</i>	65.23 20.96 26.20	6.42
10 73 26	13-0006	SF	Arch Roofed Aluminum Walkway/Parking Cover Note: Includes factory applied polyester finish. <i>For Snow Load (30 PSF), Add</i> <i>For Wind Load (140 MPH), Add</i>	70.99 22.87 28.59	6.91

10 75 Flagpoles (10 70)

Note: Metal bases are installed in a concrete base and fully rigged. Heights indicated are from ground to top of installed flag pole. Uninstalled lengths are longer. Includes top ball (color and material similar to pole), cleats and cleat cover, all caulking and sealants, and hoisting into place. Excludes excavation and concrete. See CSI section 10 75 16 00-0021 for bases.

10 75 16 Ground-Set Flagpoles (10 75)

10 75 16 00-0001 Free Standing Tapered Fiberglass Flagpoles (10 75 16)

Note: Excludes base or foundation See CSI section 10 75 16 00-0021 for concrete base.

10 75 16 00-0002	EA	25' Exposed Height, Tapered White Fiberglass Flagpole Note: 6-1/2" butt diameter, 3" top diameter and 0.180" wall. <i>For Internal Halyard, Cam System, Add</i> <i>For Bronze Finish, Add</i> <i>For Rope Lock Box, Add</i>	2,890.04 300.00 20.00 96.00	849.76
10 75 16 00-0003	EA	30' Exposed Height, Tapered White Fiberglass Flagpole Note: 6-1/2" butt diameter, 3" top diameter and 0.180" wall. <i>For Internal Halyard, Cam System, Add</i> <i>For Bronze Finish, Add</i> <i>For Rope Lock Box, Add</i>	3,100.65 300.00 50.00 96.00	927.02
10 75 16 00-0004	EA	35' Exposed Height, Tapered White Fiberglass Flagpole Note: 7" butt diameter, 3" top diameter and 0.200" wall. <i>For Internal Halyard, Cam System, Add</i> <i>For Bronze Finish, Add</i> <i>For Rope Lock Box, Add</i>	3,849.48 300.00 10.00 96.00	1,081.51
10 75 16 00-0005	EA	40' Exposed Height, Tapered White Fiberglass Flagpole Note: 7" butt diameter, 3" top diameter and 0.200" wall. <i>For Internal Halyard, Cam System, Add</i> <i>For Bronze Finish, Add</i> <i>For Rope Lock Box, Add</i>	4,454.99 300.00 50.00 96.00	1,236.02
10 75 16 00-0006	EA	50' Exposed Height, Tapered White Fiberglass Flagpole Note: 10" butt diameter, 4-1/2" top diameter and 0.275" wall. <i>For Internal Halyard, Winch System, Add</i> <i>For Bronze Finish, Add</i> <i>For Rope Lock Box, Add</i>	7,701.97 1,700.00 200.00 96.00	1,390.52
10 75 16 00-0007	EA	60' Exposed Height, Tapered White Fiberglass Flagpole Note: 10-1/2" butt diameter, 4-1/2" top diameter and 0.300" wall. <i>For Internal Halyard, Winch System, Add</i> <i>For Bronze Finish, Add</i> <i>For Rope Lock Box, Add</i>	9,099.24 1,900.00 160.00 96.00	1,545.02
10 75 16 00-0008	EA	70' Exposed Height, Tapered White Fiberglass Flagpole Note: 16" butt diameter, 7" top diameter and 0.325" wall. <i>For Internal Halyard, Winch System, Add</i> <i>For Bronze Finish, Add</i> <i>For Rope Lock Box, Add</i>	15,069.58 2,860.00 700.00 96.00	1,699.53
10 75 16 00-0009	EA	78' Exposed Height, Tapered White Fiberglass Flagpole Note: 10-3/4" butt diameter, 7" top diameter and 0.350" wall. <i>For Internal Halyard, Winch System, Add</i> <i>For Bronze Finish, Add</i> <i>For Rope Lock Box, Add</i>	19,306.26 2,900.00 900.00 96.00	1,854.02

10 75 16 00-0010 Free Standing Tapered Aluminum Flagpoles (10 75 16)

Note: Heavy duty. Excludes base or foundation See CSI section 10 75 16 00-0021 for concrete base.

10 75 16 00-0011	EA	20' Exposed Height, Tapered Satin Aluminum Flagpole Note: 5" butt diameter, 3" top diameter and 0.188" wall. <i>For Internal Halyard, Winch System, Add</i> <i>For Clear Anodized Finish, Add</i> <i>For Bronze Anodized Finish, Add</i> <i>For Black Anodized Finish, Add</i> <i>For Rope Lock Box, Add</i>	2,737.18 570.00 150.00 180.00 230.00 96.00	772.51
10 75 16 00-0012	EA	25' Exposed Height, Tapered Satin Aluminum Flagpole Note: 5-1/2" butt diameter, 3-1/2" top diameter and 0.188" wall. <i>For Internal Halyard, Winch System, Add</i> <i>For Clear Anodized Finish, Add</i> <i>For Bronze Anodized Finish, Add</i> <i>For Black Anodized Finish, Add</i> <i>For Rope Lock Box, Add</i>	3,232.78 1,100.00 200.00 230.00 320.00 96.00	849.76
10 75 16 00-0013	EA	30' Exposed Height, Tapered Satin Aluminum Flagpole Note: 6" butt diameter, 3-1/2" top diameter and 0.188" wall. <i>For Internal Halyard, Winch System, Add</i> <i>For Clear Anodized Finish, Add</i> <i>For Bronze Anodized Finish, Add</i> <i>For Black Anodized Finish, Add</i> <i>For Rope Lock Box, Add</i>	3,582.41 1,390.00 240.00 290.00 400.00 96.00	927.02

10	10 Specialties
	10 70 Exterior Specialties
	10 75 Flagpoles



MINOR CSI UOM DESCRIPTION	TOTAL DIRECT UNIT COST	DEMOLITION UNIT COST
10 75 16 00-0014 EA 35' Exposed Height, Tapered Satin Aluminum Flagpole..... Note: 7" butt diameter, 3-1/2" top diameter and 0.188" wall. <i>For Internal Halyard, Winch System, Add</i> <i>For Clear Anodized Finish, Add</i> <i>For Bronze Anodized Finish, Add</i> <i>For Black Anodized Finish, Add</i> <i>For Rope Lock Box, Add</i>	4,515.22 1,340.00 290.00 360.00 480.00 96.00	1,081.51
10 75 16 00-0015 EA 40' Exposed Height, Tapered Satin Aluminum Flagpole..... Note: 8" butt diameter, 3-1/2" top diameter and 0.188" wall. <i>For Internal Halyard, Winch System, Add</i> <i>For Clear Anodized Finish, Add</i> <i>For Bronze Anodized Finish, Add</i> <i>For Black Anodized Finish, Add</i> <i>For Rope Lock Box, Add</i>	5,545.35 1,490.00 390.00 480.00 660.00 96.00	1,236.02
10 75 16 00-0016 EA 45' Exposed Height, Tapered Satin Aluminum Flagpole..... Note: 8" butt diameter, 3-1/2" top diameter and 0.188" wall. <i>For Internal Halyard, Winch System, Add</i> <i>For Clear Anodized Finish, Add</i> <i>For Bronze Anodized Finish, Add</i> <i>For Black Anodized Finish, Add</i> <i>For Rope Lock Box, Add</i>	6,118.81 1,340.00 400.00 500.00 700.00 96.00	1,313.27
10 75 16 00-0017 EA 50' Exposed Height, Tapered Satin Aluminum Flagpole..... Note: 10" butt diameter, 4" top diameter and 0.188" wall. <i>For Internal Halyard, Winch System, Add</i> <i>For Clear Anodized Finish, Add</i> <i>For Bronze Anodized Finish, Add</i> <i>For Black Anodized Finish, Add</i> <i>For Rope Lock Box, Add</i>	7,597.31 1,380.00 700.00 860.00 1,130.00 96.00	1,390.52
10 75 16 00-0018 EA 60' Exposed Height, Tapered Satin Aluminum Flagpole..... Note: 12" butt diameter, 4" top diameter and 0.250" wall. <i>For Internal Halyard, Winch System, Add</i> <i>For Clear Anodized Finish, Add</i> <i>For Bronze Anodized Finish, Add</i> <i>For Black Anodized Finish, Add</i> <i>For Rope Lock Box, Add</i>	12,724.49 1,800.00 620.00 820.00 1,160.00 96.00	1,545.02
10 75 16 00-0019 EA 70' Exposed Height, Tapered Satin Aluminum Flagpole..... Note: 12" butt diameter, 4" top diameter and 0.250" wall. <i>For Internal Halyard, Winch System, Add</i> <i>For Clear Anodized Finish, Add</i> <i>For Bronze Anodized Finish, Add</i> <i>For Black Anodized Finish, Add</i> <i>For Rope Lock Box, Add</i>	13,929.78 1,720.00 710.00 950.00 1,360.00 96.00	1,699.53
10 75 16 00-0020 EA 80' Exposed Height, Tapered Satin Aluminum Flagpole..... Note: 12" butt diameter, 4" top diameter and 0.375" wall. <i>For Internal Halyard, Winch System, Add</i> <i>For Clear Anodized Finish, Add</i> <i>For Bronze Anodized Finish, Add</i> <i>For Black Anodized Finish, Add</i> <i>For Rope Lock Box, Add</i>	17,324.72 2,600.00 1,100.00 1,380.00 1,840.00 96.00	1,854.02
10 75 16 00-0021 Flagpole Bases (10 75 16)		
10 75 16 00-0022 Flagpole Concrete Base (10 75 16 00-0021) Note: Includes excavation, forms where necessary, steel casing and reinforcing, metal collar installation, base plate, sand fill, ground spike, concrete and finishing of concrete.		
10 75 16 00-0023 EA 30' Or Less Flagpole, Poured Concrete Foundation.....	1,647.33	
10 75 16 00-0024 EA 35' Flagpole, Poured Concrete Foundation.....	1,703.28	
10 75 16 00-0025 EA 40' Flagpole, Poured Concrete Foundation.....	1,956.03	
10 75 16 00-0026 EA 45' Flagpole, Poured Concrete Foundation.....	2,069.68	
10 75 16 00-0027 EA 50' Flagpole, Poured Concrete Foundation.....	2,483.85	
10 75 16 00-0028 EA 60' Flagpole, Poured Concrete Foundation.....	3,009.47	
10 75 16 00-0029 EA 70' Flagpole, Poured Concrete Foundation.....	3,561.84	
10 75 16 00-0030 EA 80' Flagpole, Poured Concrete Foundation.....	4,140.83	
10 75 16 00-0031 EA 90' To 100' Flagpole, Poured Concrete Foundation.....	4,827.05	
10 75 16 00-0032 Direct Embedded Flagpole Base (10 75 16 00-0021) Note: Augured in place, no concrete required.		
10 75 16 00-0033 EA 20' To 25' Flagpole, Direct Embedded Pole Base.....	670.45	
10 75 16 00-0034 EA 30' To 40' Flagpole, Direct Embedded Pole Base.....	962.27	
10 75 16 00-0035 EA 45' To 55' Flagpole, Direct Embedded Pole Base.....	1,074.42	
10 75 16 00-0036 EA 60' To 70' Flagpole, Direct Embedded Pole Base.....	1,209.88	
10 75 16 00-0037 Flagpole Accessories (10 75 16)		
10 75 16 00-0038 Flagpole Tops (10 75 16 00-0037) Note: To be used on renovation of existing flagpole. Do not use in conjunction with installation of new flagpoles.		
10 75 16 00-0039 EA 4" Gold Anodized Aluminum Ball For Top Of Flagpole.....	112.70	42.73
10 75 16 00-0040 EA 5" Gold Anodized Aluminum Ball For Top Of Flagpole.....	122.59	45.24
10 75 16 00-0041 EA 6" Gold Anodized Aluminum Ball For Top Of Flagpole.....	136.37	47.76
10 75 16 00-0042 EA 8" Gold Anodized Aluminum Ball For Top Of Flagpole.....	174.49	50.26
10 75 16 00-0043 EA 10" Gold Anodized Aluminum Ball For Top Of Flagpole.....	226.23	52.78
10 75 16 00-0044 EA 12" Gold Anodized Aluminum Ball For Top Of Flagpole.....	251.70	55.29



Specialties	10
Exterior Specialties	10 70
Flagpoles	10 75

MINOR	CSI	UOM	DESCRIPTION	TOTAL DIRECT UNIT COST	DEMOLITION UNIT COST
10 75 16 00-0045	EA		11-1/4" Aluminum Flying Eagle Mounted On A Spindle For Flagpole Top, Gold Finish	231.26	55.29
10 75 16 00-0046	EA		15" Aluminum Flying Eagle Mounted On A Spindle For Flagpole Top, Gold Finish.....	268.72	62.83
10 75 16 00-0047			Flagpole Accessories (10 75 16 00-0037) Note: To be used on renovation of existing flagpole. Do not use in conjunction with installation of new flagpoles.		
10 75 16 00-0048	LF		5/16" Diameter, Nylon Halyard (Rope) With Wire Center For Flagpoles.....	1.34	0.07
10 75 16 00-0049	LF		5/16" Diameter, Solid Braided Multifilament Polypropylene Halyard (Rope) For Flagpoles	0.65	0.07
10 75 16 00-0050	LF		5/16" Diameter, Nylon Halyard (Rope) For Flagpoles.....	0.50	0.07
10 75 16 00-0051	LF		3/8" Diameter, Nylon Halyard (Rope) With Wire Center For Flagpoles.....	1.79	0.07
10 75 16 00-0052	EA		Refinish Existing Flagpole Ball.....	350.44	125.60
10 75 16 00-0053	EA		Locking Aluminum Cleat Box For Flagpoles.....	271.45	75.36
10 75 16 00-0054	EA		Aluminum Cleat For Flagpoles.....	22.41	5.03
10 75 16 00-0055	LF		1/8" Diameter, 7x7 Galvanized Wire Rope For Flagpoles.....	0.69	0.10
10 75 23			Wall-Mounted Flagpoles (10 75)		
10 75 23 00-0001			Vertical, Wall/Roof Mounted Tapered Aluminum Flagpoles (10 75 23) Note: Includes aluminum brackets, 3" butt diameter and 0.125" wall.		
10 75 23 00-0002	EA		14' Height, Vertical Wall/Roof Mounted Tapered Aluminum Flagpole	1,909.99	677.64
			For Clear Anodized Finish, Add	60.00	
			For Bronze Anodized Finish, Add	80.00	
			For Black Anodized Finish, Add	90.00	
			For Rope Lock Box, Add	96.00	
10 75 23 00-0003	EA		17' Height, Vertical Wall/Roof Mounted Tapered Aluminum Flagpole	2,074.71	745.41
			For Clear Anodized Finish, Add	70.00	
			For Bronze Anodized Finish, Add	80.00	
			For Black Anodized Finish, Add	100.00	
			For Rope Lock Box, Add	96.00	
10 75 23 00-0004	EA		20' Height, Vertical Wall/Roof Mounted Tapered Aluminum Flagpole	2,249.17	813.17
			For Clear Anodized Finish, Add	70.00	
			For Bronze Anodized Finish, Add	110.00	
			For Black Anodized Finish, Add	120.00	
			For Rope Lock Box, Add	96.00	
10 75 23 00-0005	EA		25' Height, Vertical Wall/Roof Mounted Tapered Aluminum Flagpole	2,607.80	948.70
			For Clear Anodized Finish, Add	70.00	
			For Bronze Anodized Finish, Add	90.00	
			For Black Anodized Finish, Add	100.00	
			For Rope Lock Box, Add	96.00	
10 75 23 00-0006			Outrigger, Wall Mounted Tapered Aluminum Flagpoles (10 75 23) Note: Includes aluminum base, 3-1/2" butt diameter and 0.125" wall.		
10 75 23 00-0007	EA		10' (3.0 m) Outrigger, Tapered Aluminum Flagpole, Satin Finish	2,426.48	609.87
			For Rope Lock Box, Add	96.00	
10 75 23 00-0008	EA		15' (4.6 m) Outrigger, Tapered Aluminum Flagpole, Satin Finish	2,620.40	677.64
			For Rope Lock Box, Add	96.00	
10 75 23 00-0009	EA		20' (6.1 m) Outrigger, Tapered Aluminum Flagpole, Satin Finish	2,930.39	813.17
			For Rope Lock Box, Add	96.00	
10 80 Other Specialties (10)					
10 81 Pest Control Devices (10 80)					
10 81 13 Bird Control Devices (10 81)					
10 81 13 00-0001			Stainless Steel Spiked Bird Barrier (10 81 13) Note: Stainless steel spikes with flexible polycarbonate base.		
10 81 13 00-0002	LF		2-1/2" To 3" Wide Stainless Steel Spikes And Polycarbonate Base Bird Deterrent System	9.82	0.81
10 81 13 00-0003	LF		4-1/2" To 5" Wide Stainless Steel Spikes And Polycarbonate Base Bird Deterrent System	11.87	0.81
10 81 13 00-0004	LF		8" Wide Stainless Steel Spikes And Polycarbonate Base Bird Deterrent System	17.59	0.81
10 81 13 00-0005			Polycarbonate Spiked Bird Barrier (10 81 13) Note: Polycarbonate spikes and base.		
10 81 13 00-0006	LF		3" Wide Polycarbonate Spikes And Base Bird Deterrent System	9.04	0.81
10 81 13 00-0007	LF		5" Wide Polycarbonate Spikes And Base Bird Deterrent System	10.97	0.81
10 81 13 00-0008	LF		8" Wide Polycarbonate Spikes And Base Bird Deterrent System	13.05	0.81
10 81 13 00-0009			Spiked Gutter Or Girder Bird Barrier (10 81 13) Note: Stainless steel spikes with flexible polycarbonate base mounted to gutter or girder. Includes aluminum clamps.		
10 81 13 00-0010	LF		Stainless Steel Spikes And Polycarbonate Base Bird Deterrent System For Gutter Or Girder Application	10.54	0.81
10 81 13 00-0011			Coil Bird Barrier (10 81 13) Note: Stainless steel coil.		
10 81 13 00-0012	LF		4" Diameter Stainless Steel Coil Bird Deterrent System.....	7.24	0.81
10 81 13 00-0013	LF		5" Diameter Stainless Steel Coil Bird Deterrent System.....	8.63	0.81

10	10 Specialties
	10 80 Other Specialties
	10 81 Pest Control Devices



MINOR	CSI	UOM	DESCRIPTION	TOTAL DIRECT UNIT COST	DEMOLITION UNIT COST
10 81 13 00-0014			Spider Bird Barrier <small>(10 81 13)</small>		
			Note: Stainless steel arms with various bases.		
10 81 13 00-0015	EA		2' Diameter Stainless Steel Spider Bird Deterrent System	122.09	0.81
10 81 13 00-0016	EA		4' Diameter Stainless Steel Spider Bird Deterrent System	181.80	0.81
10 81 13 00-0017	EA		8' Diameter Stainless Steel Spider Bird Deterrent System	230.62	0.81
10 81 13 00-0018			Oriented Flexible Flame Resistant Netting <small>(10 81 13)</small>		
			Note: Includes stainless steel rings and plastic ties.		
10 81 13 00-0019	SF		1/8" x 1/8" Mesh Flexible Polypropylene Netting	1.02	0.36
			Note: To control bird and marine predators.		
10 81 13 00-0020	SF		1/4" x 1/4" Mesh Flexible Polypropylene Netting	0.98	0.36
			Note: To control bird and marine predators.		
10 81 13 00-0021	SF		1/2" x 1/2" Mesh Flexible Polypropylene Netting	0.95	0.36
			Note: To control bird and marine predators.		
10 81 13 00-0022	SF		3/4" x 3/4" Mesh Flexible Polypropylene Netting	0.91	0.36
			Note: To control bird and marine predators.		
10 81 13 00-0023	SF		1" x 1" Mesh Flexible Polypropylene Netting	0.91	0.36
			Note: To control bird and marine predators.		
10 81 13 00-0024	SF		1-1/8" x 1-1/8" Mesh Flexible Polypropylene Netting	0.89	0.36
			Note: To control bird and marine predators.		
10 81 13 00-0025	SF		2" x 2" Mesh Flexible Polypropylene Netting	0.87	0.36
			Note: To control bird and marine predators.		
10 81 13 00-0026	SF		3" x 3" Mesh Flexible Polypropylene Netting	0.87	0.36
			Note: To control bird and marine predators.		
10 81 13 00-0027	SF		4" x 4" Mesh Flexible Polypropylene Netting	0.83	0.36
			Note: To control bird and marine predators.		
10 81 13 00-0028	SF		5/8" x 3/4" Mesh Flexible Polypropylene Netting	0.93	0.36
			Note: To control bird and marine predators.		
10 81 13 00-0029	SF		1-1/4" x 1-1/2" Mesh Flexible Polypropylene Netting	0.88	0.36
			Note: To control bird and marine predators.		
10 81 13 00-0030	EA		Poly Clips For Flexible Netting	3.09	
10 81 13 00-0031			Netting Accessories <small>(10 81 13)</small>		
10 81 13 00-0032	EA		2' Zipper For Flexible Netting	8.73	
10 81 13 00-0033	EA		4' Zipper For Flexible Netting	13.15	
10 81 13 00-0034	EA		6' Zipper For Flexible Netting	15.47	
10 81 13 00-0035	EA		8' Zipper For Flexible Netting	21.99	
10 81 16			Insect Control Devices <small>(10 81)</small>		
10 81 16 00-0001			Insect Screening <small>(10 81 16)</small>		
10 81 16 00-0002	CSF		17/14 Mesh Insect Screening With Flat Screen Splines	134.15	
10 86			Security Mirrors And Domes <small>(10 80)</small>		
10 86 00 00-0001			Security Mirrors <small>(10 86)</small>		
10 86 00 00-0002	EA		8" x 10" Framed Stainless Steel Mirror With Mounting Plate	86.24	31.30
10 86 00 00-0003	EA		10" x 14" Framed Stainless Steel Mirror With Mounting Plate	93.07	31.30
10 86 00 00-0004	EA		16" x 20" Unframed Stainless Steel Mirror With Mounting Screws	142.95	26.08
10 86 00 00-0005	EA		8" x 10" Framed Stainless Steel Replacement Mirror	79.93	31.30
10 86 00 00-0006	EA		10" x 14" Framed Stainless Steel Replacement Mirror	112.57	31.30
10 86 00 00-0007			Dome Mirrors <small>(10 86)</small>		
			Note: Includes all mounting hardware. Indoor or outdoor applications.		
10 86 00 00-0008			Steel Dome Mirrors <small>(10 86 00 00-0007)</small>		
10 86 00 00-0009	EA		9" Diameter Full-Dome Steel Dome Mirror	294.38	20.10
10 86 00 00-0010	EA		12" Diameter Full-Dome Steel Dome Mirror	347.23	21.11
10 86 00 00-0011	EA		18" Diameter Full-Dome Steel Dome Mirror	402.08	23.13
10 86 00 00-0012	EA		24" Diameter Full-Dome Steel Dome Mirror	538.71	25.13
10 86 00 00-0013	EA		9" Diameter Half-Dome Steel Dome Mirror	210.51	15.08
10 86 00 00-0014	EA		12" Diameter Half-Dome Steel Dome Mirror	243.47	16.08
10 86 00 00-0015	EA		18" Diameter Half-Dome Steel Dome Mirror	284.94	17.59
10 86 00 00-0016	EA		24" Diameter Half-Dome Steel Dome Mirror	398.46	19.10
10 86 00 00-0017			Plexiglas Dome Mirrors <small>(10 86 00 00-0007)</small>		
10 86 00 00-0018	EA		18" Diameter Full-Dome Plexiglas Dome Mirror	226.37	23.13
10 86 00 00-0019	EA		26" Diameter Full-Dome Plexiglas Dome Mirror	322.11	25.13
10 86 00 00-0020	EA		32" Diameter Full-Dome Plexiglas Dome Mirror	427.41	29.15
10 86 00 00-0021	EA		36" Diameter Full-Dome Plexiglas Dome Mirror	516.83	35.19
10 86 00 00-0022	EA		48" Diameter Full-Dome Plexiglas Dome Mirror	754.75	50.26
10 86 00 00-0023	EA		18" Diameter Half-Dome Plexiglas Dome Mirror	137.52	17.59
10 86 00 00-0024	EA		26" Diameter Half-Dome Plexiglas Dome Mirror	186.95	19.10
10 86 00 00-0025	EA		32" Diameter Half-Dome Plexiglas Dome Mirror	247.36	22.12
10 86 00 00-0026	EA		36" Diameter Half-Dome Plexiglas Dome Mirror	305.24	26.64



Specialties	10
Other Specialties	10 80
Security Mirrors And Domes	10 86

10

MINOR CSI UOM DESCRIPTION	TOTAL DIRECT UNIT COST	DEMOLITION UNIT COST
10 86 00 00-0027 EA 48" Diameter Half-Dome Plexiglas Dome Mirror.....	486.50	37.70
10 86 00 00-0028 EA 18" Diameter Quarter-Dome Plexiglas Dome Mirror.....	87.63	15.08
10 86 00 00-0029 EA 26" Diameter Quarter-Dome Plexiglas Dome Mirror.....	113.40	16.59
10 86 00 00-0030 EA 32" Diameter Quarter-Dome Plexiglas Dome Mirror.....	150.13	18.60
10 86 00 00-0031 EA 36" Diameter Quarter-Dome Plexiglas Dome Mirror.....	187.46	22.12
10 86 00 00-0032 EA 48" Diameter Quarter-Dome Plexiglas Dome Mirror.....	312.58	31.42
10 86 00 00-0033 Coated Plexiglas Dome Mirrors (10 86 00 00-0007)		
10 86 00 00-0034 EA 18" Diameter Full-Dome Coated Plexiglas Dome Mirror.....	271.68	23.13
10 86 00 00-0035 EA 26" Diameter Full-Dome Coated Plexiglas Dome Mirror.....	423.78	25.13
10 86 00 00-0036 EA 36" Diameter Full-Dome Coated Plexiglas Dome Mirror.....	720.17	35.19
10 86 00 00-0037 EA 48" Diameter Full-Dome Coated Plexiglas Dome Mirror.....	1,110.59	50.26
10 86 00 00-0038 EA 18" Diameter Half-Dome Coated Plexiglas Dome Mirror.....	175.54	17.59
10 86 00 00-0039 EA 26" Diameter Half-Dome Coated Plexiglas Dome Mirror.....	263.64	19.10
10 86 00 00-0040 EA 36" Diameter Half-Dome Coated Plexiglas Dome Mirror.....	417.96	26.64
10 86 00 00-0041 EA 48" Diameter Half-Dome Coated Plexiglas Dome Mirror.....	694.26	37.70
10 86 00 00-0042 EA 18" Diameter Quarter-Dome Coated Plexiglas Dome Mirror.....	126.75	15.08
10 86 00 00-0043 EA 26" Diameter Quarter-Dome Coated Plexiglas Dome Mirror.....	179.26	16.59
10 86 00 00-0044 EA 32" Diameter Quarter-Dome Coated Plexiglas Dome Mirror.....	233.23	18.60
10 86 00 00-0045 EA 36" Diameter Quarter-Dome Coated Plexiglas Dome Mirror.....	300.62	22.12
10 86 00 00-0046 EA 48" Diameter Quarter-Dome Coated Plexiglas Dome Mirror.....	471.72	31.42
10 86 00 00-0047 Circular Convex Security Mirrors (10 86)		
Note: Includes all mounting hardware.		
10 86 00 00-0048 Plexiglas Circular Convex Mirrors (10 86 00 00-0047)		
Note: Indoor models have a tempered hardboard backing. Outdoor models have a waterproof edge and back, rustproof hardware with backed-on enamel finish.		
10 86 00 00-0049 EA 12" Diameter Plexiglas Circular Convex Mirrors, Indoor.....	94.06	16.08
10 86 00 00-0050 EA 18" Diameter Plexiglas Circular Convex Mirrors, Indoor.....	123.38	17.59
10 86 00 00-0051 EA 26" Diameter Plexiglas Circular Convex Mirrors, Indoor.....	189.38	19.10
10 86 00 00-0052 EA 30" Diameter Plexiglas Circular Convex Mirrors, Indoor.....	237.19	22.12
10 86 00 00-0053 EA 36" Diameter Plexiglas Circular Convex Mirrors, Indoor.....	316.29	26.64
10 86 00 00-0054 EA 48" Diameter Plexiglas Circular Convex Mirrors, Indoor.....	561.64	37.70
10 86 00 00-0055 EA 18" Diameter Plexiglas Circular Convex Mirrors, Outdoor.....	160.73	17.59
10 86 00 00-0056 EA 26" Diameter Plexiglas Circular Convex Mirrors, Outdoor.....	233.58	19.10
10 86 00 00-0057 EA 36" Diameter Plexiglas Circular Convex Mirrors, Outdoor.....	333.98	26.64
10 86 00 00-0058 EA 48" Diameter Plexiglas Circular Convex Mirrors, Outdoor.....	614.69	37.70
10 86 00 00-0059 Coated Plexiglas Circular Convex Mirrors (10 86 00 00-0047)		
Note: Indoor models have a tempered hardboard backing. Outdoor models have a waterproof edge and back, rustproof hardware with backed-on enamel finish.		
10 86 00 00-0060 EA 18" Diameter Coated Plexiglas Circular Convex Mirrors, Indoor.....	195.21	17.59
10 86 00 00-0061 EA 26" Diameter Coated Plexiglas Circular Convex Mirrors, Indoor.....	310.05	19.10
10 86 00 00-0062 EA 30" Diameter Coated Plexiglas Circular Convex Mirrors, Indoor.....	417.76	22.12
10 86 00 00-0063 EA 36" Diameter Coated Plexiglas Circular Convex Mirrors, Indoor.....	521.84	26.64
10 86 00 00-0064 EA 48" Diameter Coated Plexiglas Circular Convex Mirrors, Indoor.....	758.35	37.70
10 86 00 00-0065 EA 18" Diameter Coated Plexiglas Circular Convex Mirrors, Outdoor.....	235.66	17.59
10 86 00 00-0066 EA 26" Diameter Coated Plexiglas Circular Convex Mirrors, Outdoor.....	367.52	19.10
10 86 00 00-0067 EA 30" Diameter Coated Plexiglas Circular Convex Mirrors, Outdoor.....	512.80	22.12
10 86 00 00-0068 EA 36" Diameter Coated Plexiglas Circular Convex Mirrors, Outdoor.....	579.31	26.64
10 86 00 00-0069 EA 48" Diameter Coated Plexiglas Circular Convex Mirrors, Outdoor.....	919.70	37.70

END OF SECTION 10

10	10	Specialties
	10 80	Other Specialties
	10 86	Security Mirrors And Domes



MINOR CSI UOM DESCRIPTION	TOTAL DIRECT UNIT COST	DEMOLITION UNIT COST
------------------------------	---------------------------	-------------------------

THIS PAGE INTENTIONALLY LEFT BLANK

NOT FOR BID



Equipment	11
Operation and Maintenance of Equipment	11 01
Operation and Maintenance of Vehicle and Pedestrian Equipment	11 01 10

MINOR CSI UOM DESCRIPTION	TOTAL DIRECT UNIT COST	DEMOLITION UNIT COST
------------------------------	---------------------------	-------------------------

11 Equipment

11 01 Operation and Maintenance of Equipment ⁽¹¹⁾

11 01 10 Operation and Maintenance of Vehicle and Pedestrian Equipment ^(11 01)

11 01 10 13 Operation and Maintenance of Parking Equipment ^(11 01 10)

11 01 10 13-0001 Replacement Parking Equipment ^(11 01 10 13)			
11 01 10 13-0002	EA	10' Wood Arm Replacement With Bolts.....	589.36
11 01 10 13-0003	EA	12' Wood Arm Replacement With Bolts.....	616.21
11 01 10 13-0004	EA	14' Wood Arm Replacement With Bolts.....	646.97
11 01 10 13-0005	EA	12' Aluminum Arm Replacement With Bolts.....	860.35
11 01 10 13-0006	EA	14' Aluminum Arm Replacement With Bolts.....	889.18
11 01 10 13-0007	EA	16' Aluminum Arm Replacement With Bolts.....	1,259.78
11 01 10 13-0008	EA	18' Aluminum Arm Replacement With Bolts.....	1,278.38
11 01 10 13-0009	EA	20' Aluminum Arm Replacement With Bolts.....	1,313.82
11 01 10 13-0010	EA	22' Aluminum Arm Replacement With Bolts.....	1,510.76
11 01 10 13-0011	EA	24' Aluminum Arm Replacement With Bolts.....	1,535.83

11 10 Vehicle and Pedestrian Equipment ⁽¹¹⁾

11 11 Vehicle Service Equipment ^(11 10)

11 11 19 Vehicle Lubrication Equipment ^(11 11)

11 11 19 00-0001 Reels ^(11 11 19)				
11 11 19 00-0002	EA	1/4" x 50' Hose, Grease Reel (Alemite 8078-B).....	1,085.52	130.15
11 11 19 00-0003	EA	1/2" x 50' Hose, Oil Reel (Alemite 8078-D).....	1,058.21	130.15
11 11 19 00-0004	EA	3/8" x 50' Hose, Air Or Water Reel (Alemite 8078-F).....	925.10	130.15
11 11 19 00-0005	EA	1/2" x 50' Hose, Air Or Water Reel (Alemite 8078-M).....	1,031.42	130.15

11 11 19 00-0006 Air Operated Powered Pumps ^(11 11 19)

Note: Excludes air compressor.				
11 11 19 00-0007	EA	1", Oil, Air Operated Diaphragm Pump (Alemite 8323).....	1,632.45	173.53
11 11 19 00-0008	EA	1", Antifreeze, Air Operated Diaphragm Pump (Alemite 8325).....	1,812.16	173.53
Note: UL listed.				
11 11 19 00-0009	EA	5:1 Air Operated Oil Pump (Alemite 9968).....	1,450.46	173.53
11 11 19 00-0010	EA	50:1 High Pressure Grease Pump For 400 LB Drum (Alemite 9979-A).....	1,681.79	86.76
Note: Includes pump, drum cover and follower plate.				

11 11 19 00-0011 Pumping Unit Accessories ^(11 11 19)

11 11 19 00-0012	EA	Rigid Extension, Digital Oil Meter (Alemite 3670).....	593.82	32.54
11 11 19 00-0013	EA	Flexible Extension, Digital Meter (Alemite 3671).....	593.82	32.54
11 11 19 00-0014	EA	Manual, Non-Drip Tip, Flexible, Digital Oil Meter (Alemite 3671-B).....	593.82	32.54
11 11 19 00-0015	EA	Grease Control Handle (Alemite 6320-A).....	321.16	32.54
11 11 19 00-0016	EA	150 PSI Filter/Regulator (Alemite 7936).....	172.74	32.54
11 11 19 00-0017	EA	Z Type Grease Swivel (Alemite B331107).....	114.79	10.85
11 11 19 00-0018	EA	Suction Hose Assembly (Parker T605-84).....	265.14	43.39
11 11 19 00-0019	EA	Unistrut Reel Brackets.....	236.21	8.67
11 11 19 00-0020	EA	Large, Diaphragm Pump, Wall Mount Bracket (Alemite 343173).....	317.50	32.54

11 11 36 Vehicle Charging Equipment ^(11 11)

11 11 36 13 Commercial Electric Vehicle Charging Unit ^(11 11 36)

11 11 36 13-0001 Electric Vehicle Charging Stations (GE) ^(11 11 36 13)				
Note: Available with RFID (Radio Frequency Identification) reader.				
11 11 36 13-0002	EA	Single Pedestal Electric Vehicle Charging Station Without RFID (GE EVSN3).....	4,094.72	155.30
Note: 208 to 240 volt, 30 amperes, 1 phase.				
11 11 36 13-0003	EA	Double Pedestal Electric Vehicle Charging Station Without RFID (GE EVDN3).....	7,258.85	207.07
Note: 208 to 240 volt, 30 amperes, 1 phase.				
11 11 36 13-0004	EA	Single Pedestal Electric Vehicle Charging Station With RFID (GE EVSRN3).....	7,566.10	155.30
Note: 208 to 240 volt, 30 amperes, 1 phase.				
11 11 36 13-0005	EA	Double Pedestal Electric Vehicle Charging Station With RFID (GE EVDRN3).....	12,912.39	207.07
Note: 208 to 240 volt, 30 amperes, 1 phase.				
11 11 36 13-0006	EA	Single Pole Mounted Electric Vehicle Charging Station Without RFID (GE EVPN3).....	3,567.03	77.65
Note: 208 to 240 volt, 30 amperes, 1 phase. Excludes pole.				
11 11 36 13-0007	EA	Single Pole Mounted Electric Vehicle Charging Station With RFID (GE EVPRN3).....	6,908.26	77.65
Note: 208 to 240 volt, 30 amperes, 1 phase. Excludes pole.				
11 11 36 13-0008	EA	Single Wall Mounted Electric Vehicle Charging Station Without RFID (GE EVWN3).....	3,453.47	103.53
Note: 208 to 240 volt, 30 amperes, 1 phase.				
11 11 36 13-0009	EA	Single Wall Mounted Electric Vehicle Charging Station With RFID (GE EWWRN3).....	6,664.55	103.53
Note: 208 to 240 volt, 30 amperes, 1 phase.				

11	11 Equipment
	11 10 Vehicle and Pedestrian Equipment
	11 11 Vehicle Service Equipment



MINOR CSI UOM DESCRIPTION	TOTAL DIRECT UNIT COST	DEMOLITION UNIT COST
------------------------------	---------------------------	-------------------------

11 11 36 13-0010 Electric Vehicle Charging Stations (AeroVironment) (11 11 36 13)
 Note: Can be configured as Level 1 (16 Amps, 120 VAC) or Level 2 (16 Amps, 240 VAC).

11 11 36 13-0011 EA	Module Electric Vehicle Charging Station (AeroVironment TurboDock Module).....	2,782.14	51.77
Note: Includes charging station only. Excludes mounting bracket or pedestal.			
11 11 36 13-0012 EA	Single Wall Mount Electric Vehicle Charging Station (AeroVironment TurboDock Wall Mount)	3,978.41	103.53
Note: Includes charging station(s) and wall mounting bracket that can hold up to two charging modules.			
11 11 36 13-0013 EA	Dual Wall Mount Electric Vehicle Charging Station (AeroVironment TurboDock Wall Mount).....	6,657.01	129.41
Note: Includes charging station(s) and wall mounting bracket that can hold up to two charging modules.			
11 11 36 13-0014 EA	Single Pedestal Mount Electric Vehicle Charging Station (AeroVironment TurboDock Pedestal)	4,185.47	155.30
Note: Includes charging station(s), pedestal and mounting bracket that can hold up to four charging modules.			
11 11 36 13-0015 EA	Dual Pedestal Mount Electric Vehicle Charging Station (AeroVironment TurboDock Pedestal)	6,864.07	181.18
Note: Includes charging station(s), pedestal and mounting bracket that can hold up to four charging modules.			
11 11 36 13-0016 EA	Triple Pedestal Mount Electric Vehicle Charging Station (AeroVironment TurboDock Pedestal)	9,542.67	207.07
Note: Includes charging station(s), pedestal and mounting bracket that can hold up to four charging modules.			
11 11 36 13-0017 EA	Quad Pedestal Mount Electric Vehicle Charging Station (AeroVironment TurboDock Pedestal).....	12,221.28	232.95
Note: Includes charging station(s), pedestal and mounting bracket that can hold up to four charging modules.			

11 11 36 13-0018 Electric Vehicle Charging Stations (Leviton) (11 11 36 13)

11 11 36 13-0019 EA	Single Port, Electric Vehicle Charging Station, Gateway (Leviton evr-green® 4000 CPHG1-000).....	4,447.90	103.53
Note: 208 to 240 volt, 30 amperes, 1 phase.			
	For Bollard Body (Leviton CPMBX-000), Add	2,846.96	
	For Bollard Cap (Leviton CPCAP-B), Add	261.63	
	For Wall Mounting Body (Leviton CPMEEX-000), Add	1,967.64	
	For Wall Mounting Cap (Leviton CPCAP-W), Add	261.63	
	For Cord Management Kit (Leviton CPCBX-000), Add	1,794.25	
11 11 36 13-0020 EA	Single Port, Electric Vehicle Charging Station, Non-Gateway LAN (Leviton evr-green® 4000 CPHD1-000)	3,552.90	103.53
Note: 208 to 240 volt, 30 amperes, 1 phase.			
	For Bollard Body (Leviton CPMBX-000), Add	2,846.96	
	For Bollard Cap (Leviton CPCAP-B), Add	261.63	
	For Wall Mounting Body (Leviton CPMEEX-000), Add	1,967.64	
	For Wall Mounting Cap (Leviton CPCAP-W), Add	261.63	
	For Cord Management Kit (Leviton CPCBX-000), Add	1,794.25	
11 11 36 13-0021 EA	Dual Port, Electric Vehicle Charging Station, Gateway (Leviton evr-green® 4000 CPHG2-000)	8,723.84	129.41
Note: 208 to 240 volt, 30 amperes, 1 phase.			
	For Bollard Body (Leviton CPMBX-000), Add	2,846.96	
	For Bollard Cap (Leviton CPCAP-B), Add	261.63	
	For Wall Mounting Body (Leviton CPMEEX-000), Add	1,967.64	
	For Wall Mounting Cap (Leviton CPCAP-W), Add	261.63	
	For Cord Management Kit (Leviton CPCBX-000), Add	1,794.25	
11 11 36 13-0022 EA	Dual Port, Electric Vehicle Charging Station, Gateway (Leviton evr-green® 4000 CPHD2-000).....	7,825.94	129.41
Note: 208 to 240 volt, 30 amperes, 1 phase.			
	For Bollard Body (Leviton CPMBX-000), Add	2,846.96	
	For Bollard Cap (Leviton CPCAP-B), Add	261.63	
	For Wall Mounting Body (Leviton CPMEEX-000), Add	1,967.64	
	For Wall Mounting Cap (Leviton CPCAP-W), Add	261.63	
	For Cord Management Kit (Leviton CPCBX-000), Add	1,794.25	
11 11 36 13-0023 EA	Bollard Mounting Body For Charging Station (Leviton CPMBX-000).....	3,261.10	155.30
	For Cap, Add	261.63	
11 11 36 13-0024 EA	Wall Mounting Body For Charging Station (Leviton CPMEEX-000).....	2,381.78	155.30
	For Cap, Add	261.63	
11 11 36 13-0025 EA	Cord Management Kit For Charging Station (Leviton CPCBX-000).....	2,001.32	103.53
	For Cap, Add	261.63	

11 12 Parking Control Equipment (11 10)

11 12 13 Parking Key and Card Control Units (11 12)

11 12 13 00-0001 EA	Card Access Control System, Surface Mounted.....	1,502.57	90.86
Note: Entracomp 26SA-SM.			
11 12 13 00-0002 EA	Card Access Control System, Flush Mounted	1,670.90	90.86
Note: Entracomp 26SA-FM.			
11 12 13 00-0003 EA	Card Access Control System, Flush Mounted	1,926.85	90.86
Note: Entracomp 26SA-MH.			

11 12 16 Parking Ticket Dispensers (11 12)

11 12 16 00-0001 Parking Ticket Dispensers (11 12 16)

11 12 16 00-0002 EA	Standard Parking Ticket Dispenser With Time/Date Stamp.....	11,149.81	218.07
11 12 16 00-0003 EA	Rate Computing Parking Ticket Dispenser With Printer.....	15,006.48	218.07

11 12 23 Parking Meters (11 12)

11 12 23 00-0001 Parking Meters (11 12 23)

11 12 23 00-0002 EA	Removal Of Parking Meter For Replacement Or Reinstall Existing Meter.....	212.92	
---------------------	---	--------	--

11 12 26 Parking Fee Collection Equipment (11 12)

11 12 26 13 Parking Fee Coin Collection Equipment (11 12 26)



Equipment	11	
Vehicle and Pedestrian Equipment	11 10	⇄
Parking Control Equipment	11 12	

MINOR CSI UOM DESCRIPTION	TOTAL DIRECT UNIT COST	DEMOLITION UNIT COST
------------------------------	---------------------------	-------------------------

11 12 26 13-0001	Parking Fee Collection Equipment <small>(11 12 26 13)</small>		
11 12 26 13-0002	EA Multiple Station Slot Box For Parking Fee Collection.....	2,649.98	73.90

11 12 33 Parking Gates (11 12)

11 12 33 13 Lift Arm Parking Gates (11 12 33)

11 12 33 13-0001	Barrier Parking Gate Operators <small>(11 12 33 13)</small>		
11 12 33 13-0002	Barrier Parking Gate Operators <small>(11 12 33 13-0001)</small>		
	Note: Includes operator and barrier arm. Excludes access controls and concrete foundation.		
11 12 33 13-0003	EA 12' Plastic Arm, 1/2 HP, 115 Volt AC, Barrier Parking Gate Operator (DKS™ DoorKing® 1601-080).....	5,634.55	302.38
	For 230/460 Volt AC, Add	322.50	
11 12 33 13-0004	EA 14' Wood Arm, 1/2 HP, 115 Volt AC, Barrier Parking Gate Operator (DKS™ DoorKing® 1601-080).....	5,613.96	302.38
	For 230/460 Volt AC, Add	322.50	
11 12 33 13-0005	EA 14' Aluminum Arm, 1/2 HP, 115 Volt AC, Barrier Parking Gate Operator (DKS™ DoorKing® 1601-080).....	5,874.84	302.38
	For 230/460 Volt AC, Add	322.50	
11 12 33 13-0006	EA 20' Three Piece Wood Arm, 1 HP, 115 Volt AC, Barrier Parking Gate Operator (DKS™ DoorKing® 1602-080).....	8,432.64	302.38
	For 230/460 Volt AC, Add	322.50	
11 12 33 13-0007	EA 14' Wood Arm, 1/3 HP, 115 Volt AC, Barrier Parking Gate Operator With Two Built-In Vehicle Detectors (Federal APD G-90 CD).....	8,469.33	302.38
11 12 33 13-0008	EA 14' Aluminum Arm, 1/3 HP, 115 Volt AC, Barrier Parking Gate Operator With Two Built-In Vehicle Detectors (Federal APD G-90 CD).....	8,881.26	302.38

11 12 33 13-0009 Barrier Parking Gate Operators With Tire Shredding Traffic Control Spikes (11 12 33 13-0001)

	Note: Includes operator, barrier arm and tire shredding traffic control spikes. Excludes access controls and concrete foundation.		
11 12 33 13-0010	EA 14' Wood Arm, 1/2 HP, 115 Volt AC, Barrier Parking Gate Operator With 6' Section, Surface Mount, Tire Shredding Traffic Control Spikes (DKS™ DoorKing® 1603-080).....	17,497.93	604.77
11 12 33 13-0011	EA 14' Wood Arm, 1/2 HP, 115 Volt AC, Barrier Parking Gate Operator With 9' Section, Surface Mount, Tire Shredding Traffic Control Spikes (DKS™ DoorKing® 1603-080).....	20,502.40	604.77
11 12 33 13-0012	EA 14' Aluminum Arm, 1/2 HP, 115 Volt AC, Barrier Parking Gate Operator With 6' Section, Surface Mount, Tire Shredding Traffic Control Spikes (DKS™ DoorKing® 1603-080).....	17,652.40	604.77
11 12 33 13-0013	EA 14' Aluminum Arm, 1/2 HP, 115 Volt AC, Barrier Parking Gate Operator With 9' Section, Surface Mount, Tire Shredding Traffic Control Spikes (DKS™ DoorKing® 1603-080).....	20,656.87	604.77

11 12 33 13-0014 Barrier Parking Gate Operator Accessories (11 12 33 13-0001)

11 12 33 13-0015	EA 12' Plastic Replacement Arm For Barrier Parking Gate Operators.....	216.40	22.38
11 12 33 13-0016	EA 14' Wood Replacement Arm For Barrier Parking Gate Operators.....	195.80	22.38
11 12 33 13-0017	EA 14' Aluminum Replacement Arm For Barrier Parking Gate Operators.....	456.69	22.38
11 12 33 13-0018	EA 20' Three Piece Wood Replacement Arm For Barrier Parking Gate Operators.....	688.40	22.38
11 12 33 13-0019	EA Folding Wood Replacement Arm For Barrier Parking Gate Operators.....	628.33	22.38
11 12 33 13-0020	EA Folding Plastic Replacement Arm For Barrier Parking Gate Operators.....	628.33	22.38
11 12 33 13-0021	EA Folding Aluminum Replacement Arm For Barrier Parking Gate Operators.....	765.64	22.38
11 12 33 13-0022	EA Heater Kit For Barrier Parking Gate Operators (DKS™ DoorKing® 1601-092).....	654.71	134.26
11 12 33 13-0023	EA Fan Kit For Barrier Parking Gate Operators (DKS™ DoorKing® 1601-093).....	654.71	134.26
11 12 33 13-0024	EA Single Channel Detector Loop For Barrier Parking Gate Operators (DKS™ DoorKing® 9410-010).....	655.70	
11 12 33 13-0025	EA Two Channel Detector Loop For Barrier Parking Gate Operators (Federal APD DLD-10B).....	1,648.58	
11 12 33 13-0026	EA 36" Tall, Gooseneck Style, Single Mount, 2" x 2" Steel, Exterior Mounting Post For Gate Operator Access Controls (Federal APD).....	1,058.60	22.38
	Note: Includes mounting plate and hardware. Excludes concrete foundation.		

11 12 36 Tire Shredders (11 12)

11 12 36 00-0001	Tire Shredding Traffic Control Spikes <small>(11 12 36)</small>		
11 12 36 00-0002	Flush Mount, Tire Shredding Traffic Control Spikes <small>(11 12 36 00-0001)</small>		
11 12 36 00-0003	EA 6' Section, Flush Mount, Tire Shredding Traffic Control Spikes (DKS™ DoorKing® 1610-081).....	2,675.15	358.04
11 12 36 00-0004	Surface Mount, Tire Shredding Traffic Control Spikes <small>(11 12 36 00-0001)</small>		
11 12 36 00-0005	EA 3' Section With End Caps, Surface Mount, Tire Shredding Traffic Control Spikes (DKS™ DoorKing® 1610-088).....	4,813.23	179.02
11 12 36 00-0006	EA 3' Add-On Section, Surface Mount, Tire Shredding Traffic Control Spikes (DKS™ DoorKing® 1610-087).....	3,440.13	179.02
11 12 36 00-0007	Warning Signs And Signals For Tire Shredding Traffic Control Spikes <small>(11 12 36 00-0001)</small>		
11 12 36 00-0008	EA Warning Sign For Tire Shredding Traffic Control Spikes (DKS™ DoorKing® 1615).....	2,142.42	67.14
	Note: Includes light and mounting post.		
11 12 36 00-0009	EA Traffic Light Assembly For Tire Shredding Traffic Control Spikes (DKS™ DoorKing® 1603).....	1,740.92	89.51
	Note: Includes mounting post and hardware.		

11 13 Loading Dock Equipment (11 10)

11 13 13 Loading Dock Bumpers (11 13)

11 13 13 00-0001	Laminated Rubber Dock Bumpers <small>(11 13 13)</small>		
------------------	---	--	--

11	11 Equipment
	11 10 Vehicle and Pedestrian Equipment
	11 13 Loading Dock Equipment



MINOR	CSI	UOM	DESCRIPTION	TOTAL DIRECT UNIT COST	DEMOLITION UNIT COST
-------	-----	-----	-------------	------------------------	----------------------

11 13 13 00-0002	4-1/2" Projection, Laminated Rubber Dock Bumpers <small>(11 13 13 00-0001)</small>				
11 13 13 00-0003	EA		14" x 6", 4-1/2" Projection, Laminated Rubber Dock Bumper	138.06	20.09
11 13 13 00-0004	EA		24" x 6", 4-1/2" Projection, Laminated Rubber Dock Bumper	177.24	20.09
11 13 13 00-0005	EA		36" x 6", 4-1/2" Projection, Laminated Rubber Dock Bumper	232.51	20.09
11 13 13 00-0006	EA		12" x 10", 4-1/2" Projection, Laminated Rubber Dock Bumper	154.76	20.09
11 13 13 00-0007	EA		14" x 10", 4-1/2" Projection, Laminated Rubber Dock Bumper	168.60	20.09
11 13 13 00-0008	EA		18" x 10", 4-1/2" Projection, Laminated Rubber Dock Bumper	193.35	20.09
11 13 13 00-0009	EA		24" x 10", 4-1/2" Projection, Laminated Rubber Dock Bumper	232.51	20.09
11 13 13 00-0010	EA		36" x 10", 4-1/2" Projection, Laminated Rubber Dock Bumper	320.94	20.09
11 13 13 00-0011	EA		12" x 12", 4-1/2" Projection, Laminated Rubber Dock Bumper	176.87	20.09
11 13 13 00-0012	EA		12" x 14", 4-1/2" Projection, Laminated Rubber Dock Bumper	193.35	20.09
11 13 13 00-0013	EA		12" x 18", 4-1/2" Projection, Laminated Rubber Dock Bumper	240.38	20.09
11 13 13 00-0014	EA		12" x 24", 4-1/2" Projection, Laminated Rubber Dock Bumper	273.73	20.09
11 13 13 00-0015	EA		12" x 36", 4-1/2" Projection, Laminated Rubber Dock Bumper	382.02	20.09
11 13 13 00-0016	EA		11" x 20", 4-1/2" Projection, Laminated Rubber Dock Bumper	220.89	20.09
11 13 13 00-0017	EA		11" x 24", 4-1/2" Projection, Laminated Rubber Dock Bumper	259.67	20.09
11 13 13 00-0018	EA		11" x 36", 4-1/2" Projection, Laminated Rubber Dock Bumper	342.30	20.09

11 13 13 00-0019	6" Projection, Laminated Rubber Dock Bumpers <small>(11 13 13 00-0001)</small>				
11 13 13 00-0020	EA		12" x 10", 6" Projection, Laminated Rubber Dock Bumper	198.09	20.09
11 13 13 00-0021	EA		14" x 10", 6" Projection, Laminated Rubber Dock Bumper	211.77	20.09
11 13 13 00-0022	EA		18" x 10", 6" Projection, Laminated Rubber Dock Bumper	244.74	20.09
11 13 13 00-0023	EA		24" x 10", 6" Projection, Laminated Rubber Dock Bumper	294.95	20.09
11 13 13 00-0024	EA		36" x 10", 6" Projection, Laminated Rubber Dock Bumper	406.05	20.09
11 13 13 00-0025	EA		12" x 12", 6" Projection, Laminated Rubber Dock Bumper	228.44	20.09
11 13 13 00-0026	EA		14" x 12", 6" Projection, Laminated Rubber Dock Bumper	239.69	20.09
11 13 13 00-0027	EA		18" x 12", 6" Projection, Laminated Rubber Dock Bumper	284.28	20.09
11 13 13 00-0028	EA		24" x 12", 6" Projection, Laminated Rubber Dock Bumper	350.79	20.09
11 13 13 00-0029	EA		36" x 12", 6" Projection, Laminated Rubber Dock Bumper	537.01	20.09
11 13 13 00-0030	EA		11" x 20", 6" Projection, Laminated Rubber Dock Bumper	295.14	20.09
11 13 13 00-0031	EA		11" x 24", 6" Projection, Laminated Rubber Dock Bumper	339.73	20.09
11 13 13 00-0032	EA		11" x 36", 6" Projection, Laminated Rubber Dock Bumper	345.67	20.09

11 13 13 00-0033	Extruded Rubber Dock Bumpers <small>(11 13 13)</small>				
11 13 13 00-0034	1-3/4" Projection, Extruded Rubber Dock Bumpers <small>(11 13 13 00-0033)</small>				
11 13 13 00-0035	EA		12" x 2", 1-3/4" Projection, Extruded Rubber Dock Bumper	69.30	20.09
11 13 13 00-0036	EA		18" x 2", 1-3/4" Projection, Extruded Rubber Dock Bumper	74.80	20.09
11 13 13 00-0037	EA		24" x 2", 1-3/4" Projection, Extruded Rubber Dock Bumper	82.15	20.09
11 13 13 00-0038	EA		36" x 2", 1-3/4" Projection, Extruded Rubber Dock Bumper	89.49	20.09

11 13 13 00-0039	4" Projection, Extruded Rubber Dock Bumpers <small>(11 13 13 00-0033)</small>				
11 13 13 00-0040	EA		12" x 4-1/2", 4" Projection, Extruded Rubber Dock Bumper	98.09	20.09
11 13 13 00-0041	EA		18" x 4-1/2", 4" Projection, Extruded Rubber Dock Bumper	121.25	20.09
11 13 13 00-0042	EA		24" x 4-1/2", 4" Projection, Extruded Rubber Dock Bumper	127.92	20.09
11 13 13 00-0043	EA		36" x 4-1/2", 4" Projection, Extruded Rubber Dock Bumper	143.11	20.09

11 13 13 00-0044	6" Projection, Extruded Rubber Dock Bumpers <small>(11 13 13 00-0033)</small>				
11 13 13 00-0045	EA		12" x 6", 6" Projection, Extruded Rubber Dock Bumper	120.81	20.09
11 13 13 00-0046	EA		18" x 6", 6" Projection, Extruded Rubber Dock Bumper	152.02	20.09
11 13 13 00-0047	EA		24" x 6", 6" Projection, Extruded Rubber Dock Bumper	177.73	20.09
11 13 13 00-0048	EA		36" x 6", 6" Projection, Extruded Rubber Dock Bumper	226.78	20.09

11 13 13 00-0049	Molded Rubber Dock Bumpers <small>(11 13 13)</small>				
------------------	--	--	--	--	--

11 13 13 00-0050	Rectangular Molded Rubber Dock Bumpers <small>(11 13 13 00-0049)</small>				
11 13 13 00-0051	EA		18" x 8", 2" Projection, Rectangular Molded Rubber Dock Bumper	100.99	20.09
11 13 13 00-0052	EA		10" x 4-1/2", 3" Projection, Rectangular Molded Rubber Dock Bumper	86.81	20.09
11 13 13 00-0053	EA		20" x 4-1/2", 3" Projection, Rectangular Molded Rubber Dock Bumper	119.16	20.09
11 13 13 00-0054	EA		30" x 4-1/2", 3" Projection, Rectangular Molded Rubber Dock Bumper	151.80	20.09
11 13 13 00-0055	EA		24" x 12", 3" Projection, Rectangular Molded Rubber Dock Bumper	159.50	20.09
11 13 13 00-0056	EA		13" x 10", 4" Projection, Rectangular Molded Rubber Dock Bumper	115.45	20.09
11 13 13 00-0057	EA		18" x 10", 4" Projection, Rectangular Molded Rubber Dock Bumper	153.09	20.09
11 13 13 00-0058	EA		30" x 10", 4" Projection, Rectangular Molded Rubber Dock Bumper	230.58	20.09
11 13 13 00-0059	EA		13" x 12", 4" Projection, Rectangular Molded Rubber Dock Bumper	126.71	20.09
11 13 13 00-0060	EA		24" x 12", 4" Projection, Rectangular Molded Rubber Dock Bumper	195.54	20.09
11 13 13 00-0061	EA		18" x 18", 4" Projection, Rectangular Molded Rubber Dock Bumper	194.87	20.09
11 13 13 00-0062	EA		24" x 12", 6" Projection, Rectangular Molded Rubber Dock Bumper	299.88	20.09

11 13 13 00-0063	T And L Shaped Rubber Dock Bumpers <small>(11 13 13 00-0049)</small>				
11 13 13 00-0064	EA		22" x 22", 3" Projection, T Shaped Molded Rubber Dock Bumper	184.27	20.09
11 13 13 00-0065	EA		18" x 18", 4" Projection, L Shaped Molded Rubber Dock Bumper	171.42	20.09



Equipment	11	
Vehicle and Pedestrian Equipment	11 10	↩
Loading Dock Equipment	11 13	

MINOR CSI UOM DESCRIPTION	TOTAL DIRECT UNIT COST	DEMOLITION UNIT COST
11 13 13 00-0066 Vertical Dock Bumpers <small>(11 13 13)</small> Note: Made with truck tire material.		
11 13 13 00-0067 EA 11" x 4" x 20", Vertical, Truck Docking Bumpers (U-Line H-2054).....	178.10	18.29
Note: Drilling for fasteners is not included due to differing conditions.		
<i>For Concrete Installation Kit (4 Bolts), Add</i>	78.89	
11 13 13 00-0068 EA 11" x 6" x 20", Vertical, Truck Docking Bumpers (U-Line H-6629).....	229.72	18.29
Note: Drilling for fasteners is not included due to differing conditions.		
<i>For Concrete Installation Kit (4 Bolts), Add</i>	78.89	
11 13 13 00-0069 Horizontal Dock Bumpers <small>(11 13 13)</small> Note: Made with truck tire material.		
11 13 13 00-0070 EA 12" x 4" x 10", Horizontal, Truck Docking Bumpers (U-Line H-1504).....	112.54	15.47
Note: Drilling for fasteners is not included due to differing conditions.		
<i>For Concrete Installation Kit (4 Bolts), Add</i>	78.89	
11 13 13 00-0071 EA 12" x 6" x 10", Horizontal, Truck Docking Bumpers (U-Line H-5502).....	147.50	15.47
Note: Drilling for fasteners is not included due to differing conditions.		
<i>For Concrete Installation Kit (4 Bolts), Add</i>	78.89	
11 13 13 00-0072 EA 24" x 4" x 10", Horizontal, Truck Docking Bumpers (U-Line H-1505).....	168.11	18.29
Note: Drilling for fasteners is not included due to differing conditions.		
<i>For Concrete Installation Kit (4 Bolts), Add</i>	78.89	
11 13 16 Loading Dock Seals and Shelters <small>(11 13)</small>		
11 13 16 13 Loading Dock Seals <small>(11 13 16)</small>		
11 13 16 13-0001 Vinyl Loading Dock Seals <small>(11 13 16 13)</small>		
11 13 16 13-0002 Standard Vinyl Loading Dock Seals <small>(11 13 16 13-0001)</small>		
11 13 16 13-0003 LF 10" Projection, Standard, Vinyl Loading Dock Seal.....	97.74	20.09
11 13 16 13-0004 LF 11" Projection, Standard, Vinyl Loading Dock Seal.....	99.15	20.09
11 13 16 13-0005 LF 12" Projection, Standard, Vinyl Loading Dock Seal.....	100.55	20.09
11 13 16 13-0006 LF 13" Projection, Standard, Vinyl Loading Dock Seal.....	103.37	20.09
11 13 16 13-0007 LF 14" Projection, Standard, Vinyl Loading Dock Seal.....	106.18	20.09
11 13 16 13-0008 LF 15" Projection, Standard, Vinyl Loading Dock Seal.....	109.02	20.09
11 13 16 13-0009 LF 16" Projection, Standard, Vinyl Loading Dock Seal.....	111.87	20.09
11 13 16 13-0010 LF 17" Projection, Standard, Vinyl Loading Dock Seal.....	114.80	20.09
11 13 16 13-0011 LF 18" Projection, Standard, Vinyl Loading Dock Seal.....	117.73	20.09
11 13 16 13-0012 LF 19" Projection, Standard, Vinyl Loading Dock Seal.....	120.54	20.09
11 13 16 13-0013 LF 20" Projection, Standard, Vinyl Loading Dock Seal.....	123.35	20.09
11 13 16 13-0014 LF 22" Projection, Standard, Vinyl Loading Dock Seal.....	129.05	20.09
11 13 16 13-0015 8" Exposure Wear Pleats, Vinyl Loading Dock Seals <small>(11 13 16 13-0001)</small>		
11 13 16 13-0016 LF 10" Projection, 8" Exposure Wear Pleats, Vinyl Loading Dock Seal.....	114.45	20.09
11 13 16 13-0017 LF 11" Projection, 8" Exposure Wear Pleats, Vinyl Loading Dock Seal.....	115.85	20.09
11 13 16 13-0018 LF 12" Projection, 8" Exposure Wear Pleats, Vinyl Loading Dock Seal.....	117.26	20.09
11 13 16 13-0019 LF 13" Projection, 8" Exposure Wear Pleats, Vinyl Loading Dock Seal.....	120.11	20.09
11 13 16 13-0020 LF 14" Projection, 8" Exposure Wear Pleats, Vinyl Loading Dock Seal.....	122.96	20.09
11 13 16 13-0021 LF 15" Projection, 8" Exposure Wear Pleats, Vinyl Loading Dock Seal.....	125.77	20.09
11 13 16 13-0022 LF 16" Projection, 8" Exposure Wear Pleats, Vinyl Loading Dock Seal.....	128.58	20.09
11 13 16 13-0023 LF 17" Projection, 8" Exposure Wear Pleats, Vinyl Loading Dock Seal.....	131.43	20.09
11 13 16 13-0024 LF 18" Projection, 8" Exposure Wear Pleats, Vinyl Loading Dock Seal.....	134.28	20.09
11 13 16 13-0025 LF 19" Projection, 8" Exposure Wear Pleats, Vinyl Loading Dock Seal.....	137.09	20.09
11 13 16 13-0026 LF 20" Projection, 8" Exposure Wear Pleats, Vinyl Loading Dock Seal.....	139.98	20.09
11 13 16 13-0027 LF 22" Projection, 8" Exposure Wear Pleats, Vinyl Loading Dock Seal.....	145.60	20.09
11 13 16 13-0028 4" Exposure Wear Pleats, Vinyl Loading Dock Seals <small>(11 13 16 13-0001)</small>		
11 13 16 13-0029 LF 10" Projection, 4" Exposure Wear Pleats, Vinyl Loading Dock Seal.....	123.35	20.09
11 13 16 13-0030 LF 11" Projection, 4" Exposure Wear Pleats, Vinyl Loading Dock Seal.....	124.79	20.09
11 13 16 13-0031 LF 12" Projection, 4" Exposure Wear Pleats, Vinyl Loading Dock Seal.....	126.24	20.09
11 13 16 13-0032 LF 13" Projection, 4" Exposure Wear Pleats, Vinyl Loading Dock Seal.....	129.05	20.09
11 13 16 13-0033 LF 14" Projection, 4" Exposure Wear Pleats, Vinyl Loading Dock Seal.....	131.86	20.09
11 13 16 13-0034 LF 15" Projection, 4" Exposure Wear Pleats, Vinyl Loading Dock Seal.....	134.71	20.09
11 13 16 13-0035 LF 16" Projection, 4" Exposure Wear Pleats, Vinyl Loading Dock Seal.....	137.56	20.09
11 13 16 13-0036 LF 17" Projection, 4" Exposure Wear Pleats, Vinyl Loading Dock Seal.....	140.37	20.09
11 13 16 13-0037 LF 18" Projection, 4" Exposure Wear Pleats, Vinyl Loading Dock Seal.....	143.18	20.09
11 13 16 13-0038 LF 19" Projection, 4" Exposure Wear Pleats, Vinyl Loading Dock Seal.....	146.03	20.09
11 13 16 13-0039 LF 20" Projection, 4" Exposure Wear Pleats, Vinyl Loading Dock Seal.....	148.88	20.09
11 13 16 13-0040 LF 22" Projection, 4" Exposure Wear Pleats, Vinyl Loading Dock Seal.....	154.65	20.09
11 13 16 13-0041 Vinyl Loading Dock Seals With Drape Curtain <small>(11 13 16 13)</small>		
11 13 16 13-0042 Standard, Vinyl Loading Dock Seals With Drape Curtain <small>(11 13 16 13-0041)</small>		
11 13 16 13-0043 LF 10" Projection, Standard, Vinyl Loading Dock Seal With Drape Curtain.....	90.31	20.09
11 13 16 13-0044 LF 12" Projection, Standard, Vinyl Loading Dock Seal With Drape Curtain.....	92.51	20.09
11 13 16 13-0045 LF 14" Projection, Standard, Vinyl Loading Dock Seal With Drape Curtain.....	97.40	20.09
11 13 16 13-0046 LF 16" Projection, Standard, Vinyl Loading Dock Seal With Drape Curtain.....	102.22	20.09
11 13 16 13-0047 LF 18" Projection, Standard, Vinyl Loading Dock Seal With Drape Curtain.....	107.17	20.09

11	11 Equipment
	11 10 Vehicle and Pedestrian Equipment
	11 13 Loading Dock Equipment



MINOR CSI UOM DESCRIPTION	TOTAL DIRECT UNIT COST	DEMOLITION UNIT COST
11 13 16 13-0048 LF 20" Projection, Standard, Vinyl Loading Dock Seal With Drape Curtain	111.98	20.09
11 13 16 13-0049 LF 22" Projection, Standard, Vinyl Loading Dock Seal With Drape Curtain	116.87	20.09
11 13 16 13-0050 8" Exposure Wear Pleats, Vinyl Loading Dock Seals With Drape Curtain (11 13 16 13-0041)		
11 13 16 13-0051 LF 10" Projection, 8" Exposure Wear Pleats, Vinyl Loading Dock Seal With Drape Curtain	106.10	20.09
11 13 16 13-0052 LF 12" Projection, 8" Exposure Wear Pleats, Vinyl Loading Dock Seal With Drape Curtain	108.37	20.09
11 13 16 13-0053 LF 14" Projection, 8" Exposure Wear Pleats, Vinyl Loading Dock Seal With Drape Curtain	113.26	20.09
11 13 16 13-0054 LF 16" Projection, 8" Exposure Wear Pleats, Vinyl Loading Dock Seal With Drape Curtain	118.14	20.09
11 13 16 13-0055 LF 18" Projection, 8" Exposure Wear Pleats, Vinyl Loading Dock Seal With Drape Curtain	122.96	20.09
11 13 16 13-0056 LF 20" Projection, 8" Exposure Wear Pleats, Vinyl Loading Dock Seal With Drape Curtain	127.84	20.09
11 13 16 13-0057 LF 22" Projection, 8" Exposure Wear Pleats, Vinyl Loading Dock Seal With Drape Curtain	132.66	20.09
11 13 16 13-0058 4" Exposure Wear Pleats, Vinyl Loading Dock Seals With Drape Curtain (11 13 16 13-0041)		
11 13 16 13-0059 LF 10" Projection, 4" Exposure Wear Pleats, Vinyl Loading Dock Seal With Drape Curtain	114.66	20.09
11 13 16 13-0060 LF 12" Projection, 4" Exposure Wear Pleats, Vinyl Loading Dock Seal With Drape Curtain	116.87	20.09
11 13 16 13-0061 LF 14" Projection, 4" Exposure Wear Pleats, Vinyl Loading Dock Seal With Drape Curtain	121.82	20.09
11 13 16 13-0062 LF 16" Projection, 4" Exposure Wear Pleats, Vinyl Loading Dock Seal With Drape Curtain	126.64	20.09
11 13 16 13-0063 LF 18" Projection, 4" Exposure Wear Pleats, Vinyl Loading Dock Seal With Drape Curtain	131.52	20.09
11 13 16 13-0064 LF 20" Projection, 4" Exposure Wear Pleats, Vinyl Loading Dock Seal With Drape Curtain	136.34	20.09
11 13 16 13-0065 LF 22" Projection, 4" Exposure Wear Pleats, Vinyl Loading Dock Seal With Drape Curtain	141.29	20.09
11 13 16 13-0066 Nylon Reinforced Vinyl Dock Air Sealing Systems (11 13 16 13)		
11 13 16 13-0067 EA 8' Height x 8' Width x 10" Projection, Dock Air Sealing Systems Nylon Reinforced Vinyl Dock Seal (Grainger D-150-10)	2,037.75	301.60
Note: Drilling for fasteners is not included due to differing conditions. Caulking is not included.		
11 13 16 13-0068 EA 8' Height x 8' Width x 12" Projection, Dock Air Sealing Systems Nylon Reinforced Vinyl Dock Seal (Grainger D-150-12)	2,033.00	301.60
Note: Drilling for fasteners is not included due to differing conditions. Caulking is not included.		
11 13 16 13-0069 EA 8' Height x 8' Width x 20" Projection, Dock Air Sealing Systems Nylon Reinforced Vinyl Dock Seal (Grainger D-150-20)	2,610.16	301.60
Note: Drilling for fasteners is not included due to differing conditions. Caulking is not included.		
11 13 16 13-0070 EA 9' Height x 8' Width x 10" Projection, Dock Air Sealing Systems Nylon Reinforced Vinyl Dock Seal (Grainger D-350-10)	2,289.52	301.60
Note: Drilling for fasteners is not included due to differing conditions. Caulking is not included.		
11 13 16 13-0071 EA 9' Height x 8' Width x 12" Projection, Dock Air Sealing Systems Nylon Reinforced Vinyl Dock Seal (Grainger D-350-12)	2,365.52	301.60
Note: Drilling for fasteners is not included due to differing conditions. Caulking is not included.		
11 13 16 13-0072 EA 9' Height x 8' Width x 20" Projection, Dock Air Sealing Systems Nylon Reinforced Vinyl Dock Seal (Grainger D-350-20)	2,671.91	301.60
Note: Drilling for fasteners is not included due to differing conditions. Caulking is not included.		
11 13 16 23 Loading Dock Shelters (11 13 16)		
11 13 16 23-0001 Retractable Vinyl Loading Dock Shelter (11 13 16 23)		
11 13 16 23-0002 LF Retractable Vinyl Dock Shelters, Scissor Arms	155.34	25.12
11 13 16 23-0003 Rigid Loading Dock Shelters (11 13 16 23)		
11 13 16 23-0004 LF 18" Projection, Rigid Loading Dock Shelter	113.94	24.11
11 13 16 23-0005 LF 24" Projection, Rigid Loading Dock Shelter	119.12	24.11
11 13 16 23-0006 LF 30" Projection, Rigid Loading Dock Shelter	123.68	25.12
11 13 16 23-0007 LF 36" Projection, Rigid Loading Dock Shelter	127.26	25.12
11 13 19 Stationary Loading Dock Equipment (11 13)		
Note: Includes all anchor bolts and fasteners.		
11 13 19 13 Loading Dock Levelers (11 13 19)		
11 13 19 13-0001 Hydraulic Dock Levelers (11 13 19 13)		
Note: Excludes control panel, remote operator, and electrical wiring.		
11 13 19 13-0002 20,000 LB Hydraulic Dock Levelers (11 13 19 13-0001)		
11 13 19 13-0003 EA 6' x 6', 20,000 LB Hydraulic Dock Leveler	7,993.56	869.85
11 13 19 13-0004 EA 6' x 8', 20,000 LB Hydraulic Dock Leveler	8,548.53	966.50
11 13 19 13-0005 EA 6' x 10', 20,000 LB Hydraulic Dock Leveler	10,467.83	1,159.80
11 13 19 13-0006 EA 7' x 6', 20,000 LB Hydraulic Dock Leveler	8,505.62	966.50
11 13 19 13-0007 EA 7' x 8', 20,000 LB Hydraulic Dock Leveler	9,241.12	1,063.15
11 13 19 13-0008 EA 7' x 10', 20,000 LB Hydraulic Dock Leveler	11,080.71	1,256.45
11 13 19 13-0009 25,000 LB Hydraulic Dock Levelers (11 13 19 13-0001)		
11 13 19 13-0010 EA 6' x 6', 25,000 LB Hydraulic Dock Leveler	8,157.96	869.85
11 13 19 13-0011 EA 6' x 8', 25,000 LB Hydraulic Dock Leveler	8,718.46	966.50
11 13 19 13-0012 EA 6' x 10', 25,000 LB Hydraulic Dock Leveler	10,627.06	1,159.80
11 13 19 13-0013 EA 7' x 6', 25,000 LB Hydraulic Dock Leveler	8,666.28	966.50
11 13 19 13-0014 EA 7' x 8', 25,000 LB Hydraulic Dock Leveler	9,389.71	1,063.15



Equipment	11	
Vehicle and Pedestrian Equipment	11 10	⇄
Loading Dock Equipment	11 13	

MINOR CSI UOM DESCRIPTION	TOTAL DIRECT UNIT COST	DEMOLITION UNIT COST
11 13 19 13-0015 EA 7' x 10', 25,000 LB Hydraulic Dock Leveler	11,392.90	1,256.45
11 13 19 13-0016 30,000 LB Hydraulic Dock Levelers (11 13 19 13-0001)		
11 13 19 13-0017 EA 6' x 6', 30,000 LB Hydraulic Dock Leveler	8,542.10	1,014.83
11 13 19 13-0018 EA 6' x 8', 30,000 LB Hydraulic Dock Leveler	9,086.18	1,159.80
11 13 19 13-0019 EA 6' x 10', 30,000 LB Hydraulic Dock Leveler	11,069.17	1,353.10
11 13 19 13-0020 EA 7' x 6', 30,000 LB Hydraulic Dock Leveler	9,086.18	1,159.80
11 13 19 13-0021 EA 7' x 8', 30,000 LB Hydraulic Dock Leveler	9,781.48	1,304.78
11 13 19 13-0022 EA 7' x 10', 30,000 LB Hydraulic Dock Leveler	11,764.47	1,401.43
11 13 19 13-0023 35,000 LB Hydraulic Dock Levelers (11 13 19 13-0001)		
11 13 19 13-0024 EA 6' x 6', 35,000 LB Hydraulic Dock Leveler	8,840.78	1,063.15
11 13 19 13-0025 EA 6' x 8', 35,000 LB Hydraulic Dock Leveler	9,386.28	1,208.13
11 13 19 13-0026 EA 6' x 10', 35,000 LB Hydraulic Dock Leveler	10,563.11	1,401.43
11 13 19 13-0027 EA 7' x 6', 35,000 LB Hydraulic Dock Leveler	9,386.28	1,208.13
11 13 19 13-0028 EA 7' x 8', 35,000 LB Hydraulic Dock Leveler	10,192.25	1,353.10
11 13 19 13-0029 EA 7' x 10', 35,000 LB Hydraulic Dock Leveler	12,217.78	1,449.75
11 13 19 13-0030 40,000 LB Hydraulic Dock Levelers (11 13 19 13-0001)		
11 13 19 13-0031 EA 6' x 6', 40,000 LB Hydraulic Dock Leveler	9,359.41	1,063.15
11 13 19 13-0032 EA 6' x 8', 40,000 LB Hydraulic Dock Leveler	9,904.23	1,208.13
11 13 19 13-0033 EA 6' x 10', 40,000 LB Hydraulic Dock Leveler	11,916.98	1,401.43
11 13 19 13-0034 EA 7' x 6', 40,000 LB Hydraulic Dock Leveler	9,904.23	1,208.13
11 13 19 13-0035 EA 7' x 8', 40,000 LB Hydraulic Dock Leveler	10,711.06	1,353.10
11 13 19 13-0036 EA 7' x 10', 40,000 LB Hydraulic Dock Leveler	12,736.29	1,449.75
11 13 19 13-0037 45,000 LB Hydraulic Dock Levelers (11 13 19 13-0001)		
11 13 19 13-0038 EA 6' x 6', 45,000 LB Hydraulic Dock Leveler	9,794.50	1,111.48
11 13 19 13-0039 EA 6' x 8', 45,000 LB Hydraulic Dock Leveler	10,348.23	1,256.45
11 13 19 13-0040 EA 6' x 10', 45,000 LB Hydraulic Dock Leveler	12,350.57	1,449.75
11 13 19 13-0041 EA 7' x 6', 45,000 LB Hydraulic Dock Leveler	10,349.69	1,256.45
11 13 19 13-0042 EA 7' x 8', 45,000 LB Hydraulic Dock Leveler	11,149.85	1,401.43
11 13 19 13-0043 EA 7' x 10', 45,000 LB Hydraulic Dock Leveler	13,161.86	1,498.08
11 13 19 13-0044 Manual Dock Levelers (11 13 19 13)		
11 13 19 13-0045 20,000 LB Manual Dock Levelers (11 13 19 13-0044)		
11 13 19 13-0046 EA 6' x 6', 20,000 LB Manual Dock Leveler	6,305.76	869.85
11 13 19 13-0047 EA 6' x 8', 20,000 LB Manual Dock Leveler	6,871.40	966.50
11 13 19 13-0048 EA 6' x 10', 20,000 LB Manual Dock Leveler	8,780.04	1,159.80
11 13 19 13-0049 EA 7' x 6', 20,000 LB Manual Dock Leveler	6,819.35	966.50
11 13 19 13-0050 EA 7' x 8', 20,000 LB Manual Dock Leveler	7,553.32	1,063.15
11 13 19 13-0051 EA 7' x 10', 20,000 LB Manual Dock Leveler	9,565.04	1,159.80
11 13 19 13-0052 40,000 LB Manual Dock Levelers (11 13 19 13-0044)		
11 13 19 13-0053 EA 6' x 6', 40,000 LB Manual Dock Leveler	7,820.90	966.50
11 13 19 13-0054 EA 6' x 8', 40,000 LB Manual Dock Leveler	8,365.72	1,063.15
11 13 19 13-0055 EA 6' x 10', 40,000 LB Manual Dock Leveler	9,071.49	1,256.45
11 13 19 13-0056 EA 7' x 6', 40,000 LB Manual Dock Leveler	8,365.72	1,063.15
11 13 19 13-0057 EA 7' x 8', 40,000 LB Manual Dock Leveler	9,521.38	1,159.80
11 13 19 13-0058 EA 7' x 10', 40,000 LB Manual Dock Leveler	11,197.77	1,353.10
11 13 19 13-0059 Edge Of Dock Levelers (11 13 19 13)		
Note: Mounted on face of dock, single torsion bar counter balance, includes bumpers.		
11 13 19 13-0060 Hydraulic Edge Of Dock Levelers (11 13 19 13-0059)		
Note: Excludes control panel, remote operator, and electrical wiring.		
11 13 19 13-0061 EA 66" Usable Width, 20,000 LB Edge Of Dock Leveler, Hydraulic (Vestil PE-2066)	4,813.30	289.95
11 13 19 13-0062 EA 72" Usable Width, 20,000 LB Edge Of Dock Leveler, Hydraulic (Vestil PE-2072)	5,186.52	289.95
11 13 19 13-0063 EA 66" Usable Width, 25,000 LB Edge Of Dock Leveler, Hydraulic (Vestil PE-2566)	5,132.51	289.95
11 13 19 13-0064 EA 72" Usable Width, 25,000 LB Edge Of Dock Leveler, Hydraulic (Vestil PE-2572)	5,644.88	289.95
11 13 19 13-0065 EA 66" Usable Width, 20,000 LB Conventional Trailer, HED Series Edge Of Dock Leveler, Hydraulic (DLM HED6620)	4,997.48	289.95
11 13 19 13-0066 EA 72" Usable Width, 20,000 LB Conventional Trailer, HED Series Edge Of Dock Leveler, Hydraulic (DLM HED7220)	5,283.87	289.95
11 13 19 13-0067 Manual Edge Of Dock Levelers (11 13 19 13-0059)		
11 13 19 13-0068 EA 66" Usable Width, 20,000 LB Edge Of Dock Leveler, Manual (Vestil FM-2066)	2,435.80	289.95
11 13 19 13-0069 EA 72" Usable Width, 20,000 LB Edge Of Dock Leveler, Manual (Vestil FM-2072)	2,660.64	289.95
11 13 19 13-0070 EA 66" Usable Width, 25,000 LB Edge Of Dock Leveler, Manual (Vestil FM-2566)	2,729.40	289.95
11 13 19 13-0071 EA 72" Usable Width, 25,000 LB Edge Of Dock Leveler, Manual (Vestil FM-2572)	2,898.02	289.95
11 13 19 13-0072 EA 66" Usable Width, 25,000 LB Conventional Trailer, Edge Of Dock Leveler, Manual (Bluff Manufacturing 25EP66)	2,706.35	289.95
11 13 19 13-0073 EA 72" Usable Width, 25,000 LB Conventional Trailer, Edge Of Dock Leveler, Manual (Bluff Manufacturing 25EP72)	3,084.32	289.95
11 13 19 13-0074 EA 78" Usable Width, 25,000 LB Conventional Trailer, Edge Of Dock Leveler, Manual (Bluff Manufacturing 25EP78)	3,362.38	289.95

11	11 Equipment
	11 10 Vehicle and Pedestrian Equipment
	11 13 Loading Dock Equipment



MINOR CSI UOM DESCRIPTION	TOTAL DIRECT UNIT COST	DEMOLITION UNIT COST
11 13 19 13-0075 EA 72" Usable Width, 30,000 LB Conventional Trailer, Edge of Dock Leveler, Manual (Bluff Manufacturing 30EP72).....	3,402.35	289.95
11 13 19 13-0076 EA 66" Usable Width, 20,000 LB Refrigerated Truck, Edge of Dock Leveler, Manual (Bluff Manufacturing 20EP66-R).....	3,022.71	289.95
11 13 19 13-0077 EA 78" Usable Width, 30,000 LB Refrigerated Truck, Edge Of Dock Leveler, Manual (Bluff Manufacturing 30EP78-R).....	4,176.60	289.95
11 13 19 13-0078 EA 72" Usable Width, 30,000 LB Refrigerated Truck, Edge Of Dock Leveler, Manual (Bluff Manufacturing 30EP72-R).....	3,928.51	289.95
11 13 19 23 Stationary Loading Dock Lifts (11 13 19)		
11 13 19 23-0001 Top Of Ground, Fixed Platform Lifts (11 13 19 23)		
11 13 19 23-0002 EA 6' x 8', 5,500 LB Top Of Ground, Fixed Platform Lift.....	16,658.49	202.67
11 13 19 23-0003 Pit Mounted, Fixed Platform Lifts (11 13 19 23)		
11 13 19 23-0004 EA 6' x 8', 5,000 LB Fixed Platform Lift, Pit Mounted	13,386.87	202.67
11 13 19 23-0005 EA 6' x 8', 8,000 LB Fixed Platform Lift, Pit Mounted	24,199.76	304.00
11 13 19 23-0006 EA 7' x 12', 15,000 LB Fixed Platform Lift, Pit Mounted.....	42,440.89	608.00
11 13 19 23-0007 EA 8' x 20', 15,000 LB Fixed Platform Lift, Pit Mounted.....	44,417.68	810.67
11 13 19 23-0008 Electric Powered Truck Scissor Dock Lift (11 13 19 23)		
11 13 19 23-0009 EA 5,000 lbs., 96" Length x 72" Width, Hydraulic, Truck Scissor Dock Lift (Global Industrial WL-100-5-68).....	13,735.36	716.08
11 13 19 23-0010 EA 6,000 lbs., 96" Length x 96" Width, Hydraulic, Truck Scissor Dock Lift (Global Industrial WL-100-6-88).....	16,699.19	716.08
11 13 19 26 Loading Dock Truck Lifts (11 13 19)		
11 13 19 26-0001 Hydraulic Truck Lifts (11 13 19 26)		
11 13 19 26-0002 EA 10' x 15', 60,000 LB Platform Truck Lift	39,043.02	1,782.67
11 13 19 26-0003 EA 10' x 20', 60,000 LB Platform Truck Lift	44,627.24	2,139.21
11 13 19 33 Loading Dock Truck Restraints (11 13 19)		
11 13 19 33-0001 Truck Restraint System (11 13 19 33)		
11 13 19 33-0002 EA Truck Restraint System (Poweramp Powerstop AAL).....	9,073.29	362.43
Note: Includes push button controls, warning lights, alarms, 30,000 LB holding force, all mounting plates, bolts, welds, warning signs, gasketed weatherproof box for controls, 120 V UL listed.		
11 13 19 33-0003 EA Push Button Rotating Hook Trailer Restraint With Automatic Lights (Kelley Star 4).....	10,051.37	362.43
Note: Includes push button controls, warning lights, alarms, 32,000 LB holding force, all mounting plates, bolts, welds, warning signs, gasketed weatherproof box for controls, 120 V UL listed.		
11 13 23 Portable Dock Equipment (11 13)		
11 13 23 23 Portable Dock Platforms (11 13 23)		
11 13 23 23-0001 EA 6' x 6', 5,000 LB Capacity Portable Platform Lift.....	14,667.24	111.88
11 13 26 Loading Dock Lights (11 13)		
11 13 26 00-0001 Communication Lights (11 13 26)		
11 13 26 00-0002 EA Console Controlled, Dock Communication Light, Stop And Go Red Light Style, 12 Or 24 Volt DC Or 115 Volt AC.....	380.83	90.86
Note: Excludes control console.		
11 13 26 00-0003 EA Toggle Switch Controlled, Dock Communication Light, Stop And Go Red Light Style, With Solid State Flasher, 12 Or 24 Volt DC Or 115 Volt AC.....	475.28	90.86
11 13 26 00-0004 EA Dock Guide Light For Truck Backing	207.52	72.69
11 13 26 00-0005 Communication Lights Controls (11 13 26)		
11 13 26 00-0006 EA Dock Communication Lights Control Console For Up To Two Docks.....	404.22	121.16
11 13 26 00-0007 Loading Dock Lights (11 13 26)		
11 13 26 00-0008 Incandescent Loading Dock Lights (11 13 26 00-0007)		
11 13 26 00-0009 EA 24" Long, Single Arm Loading Dock Light, 300W Incandescent.....	497.62	121.16
11 13 26 00-0010 EA 40" Long, Dual Arm Loading Dock Light, 300W Incandescent.....	439.13	121.16
11 13 26 00-0011 EA 60" Long, Dual Arm Loading Dock Light, 300W Incandescent.....	586.69	121.16
11 13 26 00-0012 Metal Halide Loading Dock Lights (11 13 26 00-0007)		
11 13 26 00-0013 EA 24" Long, Single Arm Loading Dock Light, 100W Metal Halide	699.79	121.16
11 13 26 00-0014 EA 40" Long, Dual Arm Loading Dock Light, 100W Metal Halide.....	769.12	121.16
11 13 26 00-0015 EA 60" Long, Dual Arm Loading Dock Light, 100W Metal Halide.....	824.55	121.16
11 13 26 00-0016 Quartz Halogen Loading Dock Lights (11 13 26 00-0007)		
11 13 26 00-0017 EA 24" Long, Single Arm Loading Dock Light, 500W Quartz Halogen	431.34	121.16
11 13 26 00-0018 EA 40" Long, Dual Arm Loading Dock Light, 500W Quartz Halogen.....	475.20	121.16
11 13 26 00-0019 EA 60" Long, Dual Arm Loading Dock Light, 500W Quartz Halogen.....	512.63	121.16



Equipment	11	
Vehicle and Pedestrian Equipment	11 10	↕
Loading Dock Equipment	11 13	

MINOR CSI UOM DESCRIPTION	TOTAL DIRECT UNIT COST	DEMOLITION UNIT COST
------------------------------	---------------------------	-------------------------

11 14 Pedestrian Control Equipment (11 10)

11 14 13 Pedestrian Gates (11 14)

11 14 13 16 Rotary Gates (11 14 13)

11 14 13 16-0001	Access Control Indoor Or Outdoor Impenetrability (11 14 13 16)		
11 14 13 16-0002	Mechanical (11 14 13 16-0001)		
11 14 13 16-0003	Galvanized Steel (11 14 13 16-0002)		
11 14 13 16-0004	EA One-Way, Single 7' High Exit Rotary Gate, 3 Rotor Sections, Galvanized Steel	11,755.63	1,347.54
11 14 13 16-0005	EA One-Way, Single 7' High Exit Rotary Gate, 4 Rotor Sections, Galvanized Steel	13,321.37	1,347.54
11 14 13 16-0006	EA One-Way, "Handicapped" 7' High Exit Rotary Gate, 4 Rotor Sections, Galvanized Steel	26,724.43	2,010.47
11 14 13 16-0007	EA One-Way, Double 7' High Exit Rotary Gate, 3 Or 4 Rotor Sections, Galvanized Steel	25,860.97	2,010.47
11 14 13 16-0008	Powder Coated Steel (11 14 13 16-0002)		
11 14 13 16-0009	EA One-Way, Single 7' High Exit Rotary Gate, 3 Rotor Sections, Powder Coated Steel	13,341.52	1,347.54
11 14 13 16-0010	EA One-Way, Single 7' High Exit Rotary Gate, 4 Rotor Sections, Powder Coated Steel	14,846.82	1,347.54
11 14 13 16-0011	EA One-Way, "Handicapped" 7' High Exit Rotary Gate, 3 Rotor Sections, Powder Coated Steel	31,649.03	2,010.47
11 14 13 16-0012	EA One-Way, Double 7' High Exit Rotary Gate, 3 Rotor Sections, Powder Coated Steel	28,462.86	2,010.47
11 14 13 16-0013	Anodized Aluminum (11 14 13 16-0002)		
11 14 13 16-0014	EA One-Way, Single 7' High Exit Rotary Gate, 3 Rotor Sections, Anodized Aluminum With Stainless Steel Arms	14,029.41	1,347.54
11 14 13 16-0015	EA One-Way, Single 7' High Exit Rotary Gate, 3 Rotor Sections, Complete Anodized Aluminum	24,566.50	1,347.54
11 14 13 16-0016	EA One-Way, Double 7' High Exit Rotary Gate, 3 Rotor Sections, Anodized Aluminum With Stainless Steel Arms	28,336.22	2,010.47
11 14 13 16-0017	EA One-Way, Double 7' High Exit Rotary Gate, 3 Rotor Sections, Complete Anodized Aluminum	48,184.29	2,010.47
11 14 13 16-0018	Stainless Steel (11 14 13 16-0002)		
11 14 13 16-0019	EA One-Way, Single 7' High Exit Rotary Gate, 3 Rotor Sections, Stainless Steel	22,361.80	1,347.54
11 14 13 16-0020	EA One-Way, Single 7' High Exit Rotary Gate, 4 Rotor Sections, Stainless Steel	25,142.14	1,347.54
11 14 13 16-0021	EA One-Way, "Handicapped" 7' High Exit Rotary Gate, 3 Rotor Sections, Stainless Steel	35,934.67	2,010.47
11 14 13 16-0022	EA One-Way, Double 7' High Exit Rotary Gate, 3 Rotor Sections, Stainless Steel	44,972.22	2,010.47
11 14 13 16-0023	Transparent (11 14 13 16-0002)		
11 14 13 16-0024	EA One-Way, Single 7' High Exit Rotary Gate, 3 Rotor Sections, Transparent	44,713.90	1,347.74
11 14 13 16-0025	Mechanical Options (11 14 13 16-0001)		
11 14 13 16-0026	EA Out-of-Use Lock Option, Add	244.65	
11 14 13 16-0027	EA Heel Protector (Each Heel Protector), Add	172.69	
11 14 13 16-0028	Electrical, One-Way (11 14 13 16-0001)		
11 14 13 16-0029	Galvanized Steel (11 14 13 16-0028)		
11 14 13 16-0030	EA One-Way, Single 7' High Exit Rotary Gate, Electric, 3 Rotor Sections, Galvanized Steel	12,449.28	1,347.54
11 14 13 16-0031	EA One-Way, Single 7' High Exit Rotary Gate, Electric, 4 Rotor Sections, Galvanized Steel	14,017.90	1,347.54
11 14 13 16-0032	EA One-Way, "Handicapped" 7' High Exit Rotary Gate, Electric, 3 Rotor Sections, Galvanized Steel	29,314.81	2,010.47
11 14 13 16-0033	EA One-Way, Double 7' High Exit Rotary Gate, Electric, 3 Rotor Sections, Galvanized Steel	26,980.59	2,010.47
11 14 13 16-0034	EA One-Way, Double 7' High Exit Rotary Gate, Electric, 4 Rotor Sections, Galvanized Steel	29,314.81	2,010.47
11 14 13 16-0035	Powder Coated Steel (11 14 13 16-0028)		
11 14 13 16-0036	EA One-Way, Single 7' High Exit Rotary Gate, Electric, 3 Rotor Sections, Powder Coated Steel	14,032.29	1,347.54
11 14 13 16-0037	EA One-Way, Single 7' High Exit Rotary Gate, Electric, 4 Rotor Sections, Powder Coated Steel	15,785.11	1,347.54
11 14 13 16-0038	EA One-Way, "Handicapped" 7' High Exit Rotary Gate, Electric, 3 Rotor Sections, Powder Coated Steel	39,414.42	2,010.47
11 14 13 16-0039	EA One-Way, Double 7' High Exit Rotary Gate, Electric, 3 Rotor Sections, Powder Coated Steel	29,596.88	2,010.47
11 14 13 16-0040	EA One-Way, Double 7' High Exit Rotary Gate, Electric, 4 Rotor Sections, Powder Coated Steel	31,936.85	2,010.47
11 14 13 16-0041	Anodized Aluminum (11 14 13 16-0028)		
11 14 13 16-0042	EA One-Way, Single 7' High Exit Rotary Gate, Electric, 3 Rotor Sections, Anodized Aluminum With Stainless Steel Arms	14,320.11	1,347.54
11 14 13 16-0043	EA One-Way, Single 7' High Exit Rotary Gate, Electric, 4 Rotor Sections, Anodized Aluminum With Stainless Steel Arms	15,212.35	1,347.54
11 14 13 16-0044	EA One-Way, Single 7' High Exit Rotary Gate, Electric, 3 Rotor Sections, Complete Anodized Aluminum	25,429.96	1,347.54
11 14 13 16-0045	EA One-Way, Double 7' High Exit Rotary Gate, Electric, 3 Rotor Sections, Anodized Aluminum With Stainless Steel Arms	29,922.11	2,010.47
11 14 13 16-0046	EA One-Way, Double 7' High Exit Rotary Gate, Electric, 4 Rotor Sections, Anodized Aluminum With Stainless Steel Arms	33,344.29	2,010.47
11 14 13 16-0047	EA One-Way, Double 7' High Exit Rotary Gate, Electric, 3 Rotor Sections, Complete Anodized Aluminum	49,678.08	2,010.47
11 14 13 16-0048	Stainless Steel (11 14 13 16-0028)		

11 Equipment

11 10 Vehicle and Pedestrian Equipment

11 14 Pedestrian Control Equipment



MINOR CSI UOM DESCRIPTION	TOTAL DIRECT UNIT COST	DEMOLITION UNIT COST
11 14 13 16-0049 EA One-Way, Single 7' High Exit Rotary Gate, Electric, 3 Rotor Sections, Stainless Steel.....	23,815.29	1,347.54
11 14 13 16-0050 EA One-Way, Single 7' High Exit Rotary Gate, Electric, 4 Rotor Sections, Stainless Steel.....	25,513.43	1,347.54
11 14 13 16-0051 EA One-Way, "Handicapped" 7' High Exit Rotary Gate, Electric, 3 Rotor Sections, Stainless Steel.....	41,334.17	2,010.47
11 14 13 16-0052 EA One-Way, Double 7' High Exit Rotary Gate, Electric, 3 Rotor Sections, Stainless Steel.....	47,191.31	2,010.47
11 14 13 16-0053 EA One-Way, Double 7' High Exit Rotary Gate, Electric, 4 Rotor Sections, Stainless Steel.....	52,081.37	2,010.47
11 14 13 16-0054 Transparent <small>(11 14 13 16-0028)</small>		
11 14 13 16-0055 EA One-Way, Single 7' High Exit Rotary Gate, Electric, 3 Rotor Sections, Transparent Arms.....	40,750.62	1,347.74
11 14 13 16-0056 EA One-Way, Single 7' High Exit Rotary Gate, Electric, 4 Rotor Sections, Transparent Arms.....	43,156.80	1,347.74
11 14 13 16-0057 EA One-Way, Single 7' High Exit Rotary Gate, Electric, 3 Rotor Sections, Transparent Panels.....	44,207.34	1,347.74
11 14 13 16-0058 EA One-Way, Double 7' High Exit Rotary Gate, Electric, 3 Rotor Sections, Transparent Arms.....	72,775.63	2,010.47
11 14 13 16-0059 EA One-Way, Double 7' High Exit Rotary Gate, Electric, 4 Rotor Sections, Transparent Arms.....	77,409.53	2,010.47
11 14 13 16-0060 Electrical, Two-Way <small>(11 14 13 16-0001)</small>		
11 14 13 16-0061 Galvanized Steel <small>(11 14 13 16-0060)</small>		
11 14 13 16-0062 EA Two-Way, Single 7' High Exit Rotary Gate, Electric, 3 Rotor Sections, Galvanized Steel.....	13,450.89	1,347.54
11 14 13 16-0063 EA Two-Way, Single 7' High Exit Rotary Gate, Electric, 4 Rotor Sections, Galvanized Steel.....	15,065.56	1,347.54
11 14 13 16-0064 EA Two-Way, "Handicapped" 7' High Exit Rotary Gate, Electric, 3 Rotor Sections, Galvanized Steel.....	34,817.93	2,010.47
11 14 13 16-0065 EA Two-Way, Double 7' High Exit Rotary Gate, Electric, 3 Rotor Sections, Galvanized Steel.....	28,767.95	2,010.47
11 14 13 16-0066 Powder Coated Steel <small>(11 14 13 16-0060)</small>		
11 14 13 16-0067 EA Two-Way, Single 7' High Exit Rotary Gate, Electric, 3 Rotor Sections, Powder Coated Steel.....	14,910.14	1,347.54
11 14 13 16-0068 EA Two-Way, Single 7' High Exit Rotary Gate, Electric, 4 Rotor Sections, Powder Coated Steel.....	16,763.70	1,347.54
11 14 13 16-0069 EA Two-Way, "Handicapped" 7' High Exit Rotary Gate, Electric, 3 Rotor Sections, Powder Coated Steel.....	40,283.63	2,010.47
11 14 13 16-0070 EA Two-Way, Double 7' High Exit Rotary Gate, Electric, 3 Rotor Sections, Powder Coated Steel.....	31,398.63	2,010.47
11 14 13 16-0071 Anodized Aluminum <small>(11 14 13 16-0060)</small>		
11 14 13 16-0072 EA Two-Way, Single 7' High Exit Rotary Gate, Electric, 3 Rotor Sections, Anodized Aluminum With Stainless Steel Arms.....	15,307.33	1,347.54
11 14 13 16-0073 EA Two-Way, Single 7' High Exit Rotary Gate, Electric, 4 Rotor Sections, Anodized Aluminum With Stainless Steel Arms.....	16,159.28	1,347.54
11 14 13 16-0074 EA Two-Way, Single 7' High Exit Rotary Gate, Electric, 3 Rotor Sections, Complete Anodized Aluminum.....	26,578.36	1,347.54
11 14 13 16-0075 EA Two-Way, Double 7' High Exit Rotary Gate, Electric, 3 Rotor Sections, Anodized Aluminum With Stainless Steel Arms.....	31,933.97	2,010.47
11 14 13 16-0076 EA Two-Way, Double 7' High Exit Rotary Gate, Electric, 3 Rotor Sections, Complete Anodized Aluminum.....	51,546.03	2,010.47
11 14 13 16-0077 Stainless Steel <small>(11 14 13 16-0060)</small>		
11 14 13 16-0078 EA Two-Way, Single 7' High Exit Rotary Gate, Electric, 3 Rotor Sections, Stainless Steel.....	24,788.12	1,347.54
11 14 13 16-0079 EA Two-Way, Single 7' High Exit Rotary Gate, Electric, 4 Rotor Sections, Stainless Steel.....	26,515.04	1,347.54
11 14 13 16-0080 EA Two-Way, "Handicapped" 7' High Exit Rotary Gate, Electric, 3 Rotor Sections, Stainless Steel.....	42,047.97	2,010.47
11 14 13 16-0081 EA Two-Way, Double 7' High Exit Rotary Gate, Electric, 3 Rotor Sections, Stainless Steel.....	48,630.41	2,010.47
11 14 13 16-0082 EA Two-Way, Double 7' High Exit Rotary Gate, Electric, 4 Rotor Sections, Stainless Steel.....	54,067.33	2,010.47
11 14 13 16-0083 Transparent <small>(11 14 13 16-0060)</small>		
11 14 13 16-0084 EA Two-Way, Single 7' High Exit Rotary Gate, Electric, 3 Rotor Sections, Transparent Arms.....	41,585.30	1,347.74
11 14 13 16-0085 EA Two-Way, Single 7' High Exit Rotary Gate, Electric, 4 Rotor Sections, Transparent Arms.....	43,847.56	1,347.74
11 14 13 16-0086 EA Two-Way, Single 7' High Exit Rotary Gate, Electric, 3 Rotor Sections, Transparent Panels.....	45,145.63	1,347.74
11 14 13 16-0087 EA Two-Way, Double 7' High Exit Rotary Gate, Electric, 3 Rotor Sections, Transparent Arms.....	74,531.33	2,010.47
11 14 13 16-0088 EA One-Way, Double 7' High Exit Rotary Gate, Electric, 4 Rotor Sections, Transparent Arms.....	78,848.63	2,010.47
11 14 13 16-0089 Electrical Options <small>(11 14 13 16-0001)</small>		
11 14 13 16-0090 EA Additional Set Of Electric Controls, Per Rotor, Add.....	958.44	
11 14 13 16-0091 EA Indicator Lights, Set, Red/Green, Per Controlled Direction, Add.....	673.50	
11 14 13 16-0092 EA Time-Out-Relay, Per Controlled Direction.....	221.62	
11 14 13 16-0093 EA Pulse-Relay, Per Controlled Direction.....	221.62	
11 14 13 16-0094 EA Pushbutton, Per Controlled Direction.....	175.57	
11 14 13 16-0095 EA Heel Protectors, (Per Heel Protector), Add.....	172.69	
11 14 13 16-0096 EA Card Reader Mounting Pad, Per Reader.....	158.30	
11 14 13 16-0097 EA Hydraulic Speed Control (Per Rotor), Add.....	4,020.85	
11 14 13 16-0098 Relocate Rotary Gate <small>(11 14 13 16-0001)</small>		
11 14 13 16-0099 EA Relocate Rotary Gate.....	3,958.36	
11 14 13 19 Turnstiles <small>(11 14 13)</small>		
11 14 13 19-0001 Turnstiles <small>(11 14 13 19)</small>		
11 14 13 19-0002 EA 24" Diameter Manual Turnstile, Three Arm, Two Way.....	2,526.73	380.01
11 14 13 19-0003 EA 24" Diameter Manual Turnstile, Three Arm, Two Way With Counter.....	3,337.16	380.01



Equipment	11	
Vehicle and Pedestrian Equipment	11 10	↑
Pedestrian Control Equipment	11 14	

MINOR CSI UOM DESCRIPTION	TOTAL DIRECT UNIT COST	DEMOLITION UNIT COST
------------------------------	---------------------------	-------------------------

11 14 16 Pedestrian Control Devices (11 14)

11 14 16 00-0001	Retractable Barrier (11 14 16)		
11 14 16 00-0002	EA Wall Mounted, Retractable Belt Barrier With Receiver; 6-1/2' (WG269387BK)	94.01	20.14
11 14 16 00-0003	EA Wall Mounted, Retractable Belt Barrier With Receiver; 10' (WGB2093791)	170.39	20.14
11 14 16 00-0004	EA Wall Mounted, Retractable Belt Barrier With Receiver; 15' (WGB2093770)	208.58	20.14
11 14 16 00-0005	EA Wall Mounted, Retractable Belt Barrier With Receiver; 30' (WGB2093771)	342.24	20.14

11 20 Commercial Equipment (11)

11 21 Retail and Service Equipment (11 20)

11 21 63 Refrigerated Display Equipment (11 21)

11 21 63 00-0001 Dairy Products (11 21 63)

11 21 63 00-0002 Refrigerated Dairy Case (11 21 63 00-0001)

11 21 63 00-0003	LF Refrigerated Case, Dairy, Multi-Deck	2,362.86	325.51
	For Rear Sliding Doors, Add	19.95	

11 21 63 00-0004 Refrigerated Milk Unit (11 21 63 00-0001)

11 21 63 00-0005	EA 46" x 32" x 49-1/2" Capacity: 12, 13" x 13" x 11" Refrigerated Milk Unit	13,308.68	236.17
------------------	---	-----------	--------

11 21 63 00-0006 Refrigerated Ice Cream And Milk Dispenser (11 21 63 00-0001)

11 21 63 00-0007	EA 63-1/2" x 28-1/2" x 35-3/8" Refrigerated Ice Cream And Milk Dispenser	14,757.76	259.35
------------------	--	-----------	--------

11 21 63 00-0008 Ice Cream Dispenser (11 21 63 00-0001)

11 21 63 00-0009	EA 46" x 28-1/2" x 35-3/8" Refrigerated Ice Cream Dispenser	12,324.50	218.38
------------------	---	-----------	--------

11 21 63 00-0010 Drop-In Ice Cream Freezer (11 21 63 00-0001)

11 21 63 00-0011	EA 27-7/8" x 16-9/16" x 28-1/4" 6 Gallon Drop-In Ice Cream Freezer	3,073.48	54.35
11 21 63 00-0012	EA 30" x 27-7/8" x 28-1/4" 12 Gallon Drop-In Ice Cream Freezer	4,016.35	71.06

11 21 63 00-0013 Ice Cream Cabinets (11 21 63 00-0001)

11 21 63 00-0014	EA 46" x 32" x 42", 24 Gallon Ice Cream Cabinet	9,626.99	169.84
11 21 63 00-0015	EA 68" x 32" x 42", 48 Gallon Ice Cream Cabinet	13,710.27	245.11

11 21 63 00-0016 Delicatessen Case, Service Deli (11 21 63)

11 21 63 00-0017	LF Delicatessen Case, Single-Deck	2,445.62	271.26
11 21 63 00-0018	LF Delicatessen Case, Multi-Deck	2,673.54	325.51
11 21 63 00-0019	EA Delicatessen Case, 3 Shelf, 32" x 23" x 23"	3,535.93	70.84

11 21 63 00-0020 Meat Case (11 21 63)

11 21 63 00-0021	LF Meat Case, Single - Deck	1,653.92	325.51
11 21 63 00-0022	LF Meat Case, Multi - Deck	1,799.68	325.51

11 21 63 00-0023 Produce Case (11 21 63)

11 21 63 00-0024	LF Single Deck Produce Case	1,740.07	325.51
11 21 63 00-0025	LF Multi-Deck Produce Case	1,937.13	325.51

11 21 63 00-0026 Bottle Coolers (11 21 63)

11 21 63 00-0027	EA Bottle Cooler, 6' Long	6,634.88	1,085.02
11 21 63 00-0028	EA Bottle Cooler, 10' Long	9,801.36	1,627.53

11 21 63 00-0029 Cold Pan Units (11 21 63)

11 21 63 00-0030	EA 5" x 48", Iced, Cold Pan Units	4,927.50	86.48
11 21 63 00-0031	EA 5" x 72", Iced, Cold Pan Units	6,845.02	120.99
11 21 63 00-0032	EA 8" x 72", Iced, Cold Pan Units	8,093.53	143.11
11 21 63 00-0033	EA 5" x 48", Mechanical, Cold Pan Units	8,319.44	147.85
11 21 63 00-0034	EA 8" x 48", Mechanical, Cold Pan Units	9,056.20	159.60
11 21 63 00-0035	EA 8" x 72", Mechanical, Cold Pan Units	10,761.71	188.61

11 21 63 00-0036 Cold Cabinets (Insulated) (11 21 63)

11 21 63 00-0037	EA 69-3/4" x 32" x 24", Insulated Cold Cabinet	4,477.93	74.84
------------------	--	----------	-------

11	11	Equipment
	11 20	Commercial Equipment
	11 21	Retail and Service Equipment



MINOR	CSI	UOM	DESCRIPTION	TOTAL DIRECT UNIT COST	DEMOLITION UNIT COST
-------	-----	-----	-------------	------------------------	----------------------

11 21 93 Mobile Containment Equipment (11 21)

11 21 93 00-0001			Kontrol Kube Mobile Containment <small>(11 21 93)</small>		
11 21 93 00-0002	EA		10' High Uniframe (Kontrol Kube FLK6540)	3,131.53	
11 21 93 00-0003	EA		10' High Length Advanced Enclosure (Kontrol Kube FLK6547)	2,916.31	
11 21 93 00-0004	EA		Unit Wheelbase (Kontrol Kube FLK6543)	1,041.54	
11 21 93 00-0005	EA		Negative Air Machine, High Efficiency Particulate Air (HEPA) (Kontrol Kube 6560-U)	2,771.01	

11 22 Banking Equipment (11 20)

11 22 13 Vault Equipment (11 22)

11 22 13 16 Safes (11 22 13)

11 22 13 16-0001 In Room Safes (11 22 13 16)

11 22 13 16-0002	EA		8-1/8" x 7-3/16" x 10-3/16" Keypad Operated In Room Electronic Safe (SafeDecisions Sentinel 25)	782.24	10.05
11 22 13 16-0003	EA		8-1/8" x 7-3/16" x 16-5/8" Keypad Operated In Room Electronic Safe (SafeDecisions Sentinel 41)	731.77	10.05
11 22 13 16-0004	EA		8-1/8" x 7-3/16" x 19-13/16" Keypad Operated In Room Electronic Safe (SafeDecisions Sentinel 49)	762.06	10.05
11 22 13 16-0005	EA		8-1/8" x 7-3/16" x 10-3/16" Keypad (Lighted) Operated In Room Electronic Safe (SafeDecisions Infinity 25)	852.91	10.05
			Note: Keypad lights up blue and beeps when buttons pushed. Includes light on inside of safe door.		
11 22 13 16-0006	EA		8-1/8" x 7-3/16" x 16-5/8" Keypad (Lighted) Operated In Room Electronic Safe (SafeDecisions Infinity 41)	883.20	10.05
			Note: Keypad lights up blue and beeps when buttons pushed. Includes light on inside of safe door.		
11 22 13 16-0007	EA		8-1/8" x 7-3/16" x 19-13/16" Keypad (Lighted) Operated In Room Electronic Safe (SafeDecisions Infinity 49)	913.48	10.05
			Note: Keypad lights up blue and beeps when buttons pushed. Includes light on inside of safe door.		
11 22 13 16-0008	EA		7-5/8" x 14" x 10-11/16" Keypad Operated In Drawer Electronic Safe (SafeDecisions X-Tra II-XD 27)	578.29	12.56
			Note: Includes security wire.		
11 22 13 16-0009	EA		7-5/8" x 14" x 17-1/2" Keypad Operated In Drawer Electronic Safe (SafeDecisions X-Tra II-XD 43)	598.48	12.56
			Note: Includes security wire.		
11 22 13 16-0010	EA		7-5/8" x 14" x 20-3/16" Keypad Operated In Drawer Electronic Safe (SafeDecisions X-Tra II-XD 50)	618.67	12.56
			Note: Includes security wire.		

11 28 Office Equipment (11 20)

11 28 13 Computers (11 28)

11 28 13 00-0001 Accessories (11 28 13)

11 28 13 00-0002	EA		32" Wall Track, Keyboard Tray, Monitor Bracket, Articulating Wall Arm (enovate Medical E997AN-KN-020)	1,117.15	60.47
11 28 13 00-0003	EA		32" Wall Track, Universal CPU Holder, Keyboard Tray, Monitor Bracket, Articulating Wall Arm (enovate Medical E997AN-KU-020)	1,372.11	66.53
11 28 13 00-0004	EA		32" Wall Track, eDesk, Keyboard Tray, Monitor Bracket, Articulating Wall Arm (enovate Medical E997AN-EN-020)	1,788.33	72.57
11 28 13 00-0005	EA		32" Wall Track, eDesk, Universal CPU Holder, Keyboard Tray, Monitor Bracket, Articulating Wall Arm (enovate Medical E997AN-EU-020)	1,933.94	78.62
11 28 13 00-0006	EA		32" Wall Track, 18" Extension Arm, Keyboard Tray, Monitor Bracket, Articulating Wall Arm (enovate Medical E997AA-KN-020)	1,427.05	66.53
11 28 13 00-0007	EA		32" Wall Track, 18" Extension Arm, Universal CPU Holder, Keyboard Tray, Monitor Bracket, Articulating Wall Arm (enovate Medical E997AA-KU-020)	1,489.19	66.53
11 28 13 00-0008	EA		32" Wall Track, eDesk, 18" Extension Arm, Keyboard Tray, Monitor Bracket, Articulating Wall Arm (enovate Medical E997AA-EN-020)	2,110.35	84.67
11 28 13 00-0009	EA		32" Wall Track, eDesk, 18" Extension Arm, Universal CPU Holder, Keyboard Tray, Monitor Bracket, Articulating Wall Arm (enovate Medical E997AA-EU-020)	2,243.86	84.67
11 28 13 00-0010	EA		25" Wall Track, Universal CPU Holder, Keyboard Tray, Monitor Bracket, Articulating Wall Arm (Ergotron 45-271-026)	1,186.01	66.53
11 28 13 00-0011	EA		37" To 61" Universal Tilt Flat Monitor Wall Mount (Premier Mounts CTM-MS2)	331.44	66.53
11 28 13 00-0012	EA		32" To 56" Universal Tilt Flat Monitor Wall Mount (Peerless ST650P)	238.60	66.53

11 30 Residential Equipment (11)

11 30 13 Residential Appliances (11 30)

11 30 13 13 Residential Kitchen Appliances (11 30 13)

Note: Includes standard colors. Excludes stainless steel.

11 30 13 13-0001 Ranges With Ovens (11 30 13 13)

Note: Free standing or slide in.

11 30 13 13-0002 Electric Ranges With Ovens (11 30 13 13-0001)

11 30 13 13-0003	EA		20" Electric Range With Oven	883.97	89.51
			For Stainless Steel, Add	176.24	
11 30 13 13-0004	EA		24" Electric Range With Oven	924.36	89.51
			For Stainless Steel, Add	186.34	
11 30 13 13-0005	EA		30" Electric Range With Oven	895.45	89.51
			For Stainless Steel, Add	201.49	
11 30 13 13-0006	EA		30" Free-Standing Electric Range With Oven (Hotpoint® RB525DHWW)	948.20	89.51

11 30 13 13-0007 Gas Ranges With Ovens (11 30 13 13-0001)

11 30 13 13-0008	EA		20" Gas Range With Oven	984.96	89.51
			For Stainless Steel, Add	201.49	
11 30 13 13-0009	EA		24" Gas Range With Oven	1,037.48	89.51
			For Stainless Steel, Add	214.62	



MINOR CSI UOM DESCRIPTION	TOTAL DIRECT UNIT COST	DEMOLITION UNIT COST
11 30 13 13-0010 EA 30" Gas Range With Oven..... <i>For Stainless Steel, Add</i>	1,085.96 226.74	89.51
11 30 13 13-0011 Range Hoods <small>(11 30 13 13)</small>		
11 30 13 13-0012 Venting Range Hoods <small>(11 30 13 13-0011)</small>		
11 30 13 13-0013 EA 21" Venting Range Hood (Broan 40000) <i>For Stainless Steel, Add</i>	293.21 23.84	67.14
11 30 13 13-0014 EA 24" Venting Range Hood (Broan 40000) <i>For Stainless Steel, Add</i>	269.59 20.30	67.14
11 30 13 13-0015 EA 30" Venting Range Hood (Broan 40000) <i>For Stainless Steel, Add</i>	265.45 19.68	67.14
11 30 13 13-0016 EA 36" Venting Range Hood (Broan 40000) <i>For Stainless Steel, Add</i>	269.59 20.30	67.14
11 30 13 13-0017 Non-Ducted Range Hoods <small>(11 30 13 13-0011)</small>		
11 30 13 13-0018 EA 21" Non Ducted Range Hood (Broan 41000)..... <i>For Stainless Steel, Add</i>	296.26 24.30	67.14
11 30 13 13-0019 EA 24" Non Ducted Range Hood (Broan 41000)..... <i>For Stainless Steel, Add</i>	272.72 20.77	67.14
11 30 13 13-0020 EA 30" Non Ducted Range Hood (Broan 41000)..... <i>For Stainless Steel, Add</i>	268.56 20.15	67.14
11 30 13 13-0021 EA 36" Non Ducted Range Hood (Broan 41000)..... <i>For Stainless Steel, Add</i>	272.72 20.77	67.14
11 30 13 13-0022 Microwaves <small>(11 30 13 13)</small>		
11 30 13 13-0023 Countertop Microwaves <small>(11 30 13 13-0022)</small>		
11 30 13 13-0024 EA 1.1 CF Countertop Microwave Oven..... <i>For Stainless Steel, Add</i>	188.01 24.84	11.19
11 30 13 13-0025 EA 1.2 CF Countertop Microwave Oven..... <i>For Stainless Steel, Add</i>	224.35 30.30	11.19
11 30 13 13-0026 EA 1.3 CF Countertop Microwave Oven..... <i>For Stainless Steel, Add</i>	230.41 31.20	11.19
11 30 13 13-0027 EA 1.4 CF Countertop Microwave Oven..... <i>For Stainless Steel, Add</i>	282.95 39.09	11.19
11 30 13 13-0028 EA 1.5 CF Countertop Microwave Oven..... <i>For Stainless Steel, Add</i>	303.15 42.12	11.19
11 30 13 13-0029 EA 1.6 CF Countertop Microwave Oven..... <i>For Stainless Steel, Add</i>	323.35 45.15	11.19
11 30 13 13-0030 EA 1.7 CF Countertop Microwave Oven..... <i>For Stainless Steel, Add</i>	343.54 48.17	11.19
11 30 13 13-0031 EA 1.8 CF Countertop Microwave Oven..... <i>For Stainless Steel, Add</i>	363.74 51.20	11.19
11 30 13 13-0032 EA 2.0 CF Countertop Microwave Oven..... <i>For Stainless Steel, Add</i>	385.94 54.53	11.19
11 30 13 13-0033 Over-The-Range Microwaves <small>(11 30 13 13-0022)</small>		
11 30 13 13-0034 EA 1.5 CF Over-The Range Microwave <i>For Stainless Steel, Add</i>	650.51 77.44	89.50
11 30 13 13-0035 EA 1.6 CF Over-The Range Microwave <i>For Stainless Steel, Add</i>	738.19 90.59	89.50
11 30 13 13-0036 EA 1.7 CF Over-The Range Microwave <i>For Stainless Steel, Add</i>	766.45 94.83	89.50
11 30 13 13-0037 EA 1.8 CF Over-The Range Microwave <i>For Stainless Steel, Add</i>	978.54 126.65	89.50
11 30 13 13-0038 EA 2.0 CF Over-The Range Microwave <i>For Stainless Steel, Add</i>	778.59 96.65	89.50
11 30 13 13-0039 EA 1.6 CF Over-the-Range Microwave (Hotpoint® RVM5160DHWW).....	478.73	67.13
11 30 13 13-0040 Trash Compactors <small>(11 30 13 13)</small>		
11 30 13 13-0041 EA 15" Built-In Trash Compactor, 4 To 1 Compaction <i>For Stainless Steel, Add</i>	1,489.94 235.97	89.51
11 30 13 13-0042 Refrigerators <small>(11 30 13 13)</small>		
11 30 13 13-0043 Top Freezer Refrigerators <small>(11 30 13 13-0042)</small>		
11 30 13 13-0044 EA Up To 10 CF Top Freezer Refrigerator <i>For Stainless Steel, Add</i>	735.86 96.95	44.76
11 30 13 13-0045 EA >10 To 12 CF Top Freezer Refrigerator <i>For Stainless Steel, Add</i>	895.45 120.89	44.76
11 30 13 13-0046 EA >12 To 14 CF Top Freezer Refrigerator <i>For Stainless Steel, Add</i>	998.44 136.34	44.76
11 30 13 13-0047 EA >14 To 16 CF Top Freezer Refrigerator <i>For Stainless Steel, Add</i>	1,059.04 145.43	44.76
11 30 13 13-0048 EA >16 To 18 CF Top Freezer Refrigerator <i>For Stainless Steel, Add</i>	1,220.63 169.67	44.76

11 Equipment
11 30 Residential Equipment
11 30 13 Residential Appliances



MINOR	CSI	UOM	DESCRIPTION	TOTAL DIRECT UNIT COST	DEMOLITION UNIT COST
11 30 13	13-0049	EA	>18 To 20 CF Top Freezer Refrigerator <i>For Stainless Steel, Add</i>	1,360.03 190.58	44.76
11 30 13	13-0050	EA	>20 To 22 CF Top Freezer Refrigerator <i>For Stainless Steel, Add</i>	1,463.02 206.03	44.76
11 30 13	13-0051	EA	14.6 CF, Top-Freezer Refrigerator (Hotpoint® ENERGY STAR® HPE15BTHWW).....	1,272.44	44.76
11 30 13 13-0052 Side-By-Side Refrigerators (11 30 13 13-0042)					
11 30 13	13-0053	EA	Up To 22 CF Side-By-Side Refrigerator..... <i>For Stainless Steel, Add</i>	1,503.20 212.05	44.76
11 30 13	13-0054	EA	>22 To 24 CF Side-By-Side Refrigerator <i>For Stainless Steel, Add</i>	1,867.00 266.62	44.76
11 30 13	13-0055	EA	>24 To 26 CF Side-By-Side Refrigerator <i>For Stainless Steel, Add</i>	2,109.39 302.98	44.76
11 30 13 13-0056 Other Refrigerators (11 30 13 13-0042)					
11 30 13	13-0057	EA	1.7 CF Dormitory Sized Refrigerator..... <i>For Stainless Steel, Add</i>	242.91 29.72	22.38
11 30 13	13-0058	EA	4.4 CF Dormitory Sized Refrigerator..... <i>For Stainless Steel, Add</i>	333.81 43.36	22.38
11 30 13 13-0059 Freezers (11 30 13 13)					
11 30 13 13-0060 Upright Freezers (11 30 13 13-0059)					
11 30 13	13-0061	EA	Up To 10 CF Upright Freezer <i>For Stainless Steel, Add</i>	693.46 90.59	44.76
11 30 13	13-0062	EA	>10 To 12 CF Upright Freezer <i>For Stainless Steel, Add</i>	895.45 120.89	44.76
11 30 13	13-0063	EA	>12 To 14 CF Upright Freezer <i>For Stainless Steel, Add</i>	956.05 129.98	44.76
11 30 13	13-0064	EA	>14 To 16 CF Upright Freezer <i>For Stainless Steel, Add</i>	1,097.44 151.19	44.76
11 30 13	13-0065	EA	>16 To 18 CF Upright Freezer <i>For Stainless Steel, Add</i>	1,261.03 175.73	44.76
11 30 13	13-0066	EA	>18 To 20 CF Upright Freezer <i>For Stainless Steel, Add</i>	1,341.85 187.85	44.76
11 30 13	13-0067	EA	>20 To 22 CF Upright Freezer <i>For Stainless Steel, Add</i>	1,402.42 196.94	44.76
11 30 13 13-0068 Chest Freezers (11 30 13 13-0059)					
11 30 13	13-0069	EA	Up To 8 CF Chest Freezer..... <i>For Stainless Steel, Add</i>	554.07 69.68	44.76
11 30 13	13-0070	EA	>8 To 10 CF Chest-Freezer <i>For Stainless Steel, Add</i>	695.46 90.89	44.76
11 30 13	13-0071	EA	>10 To 12 CF Chest Freezer <i>For Stainless Steel, Add</i>	745.98 98.47	44.76
11 30 13	13-0072	EA	>12 To 14 CF Chest Freezer <i>For Stainless Steel, Add</i>	836.85 112.10	44.76
11 30 13	13-0073	EA	>14 To 16 CF Chest Freezer <i>For Stainless Steel, Add</i>	895.45 120.89	44.76
11 30 13	13-0074	EA	>16 To 18 CF Chest Freezer <i>For Stainless Steel, Add</i>	1,097.44 151.19	44.76
11 30 13	13-0075	EA	>18 To 20 CF Chest Freezer <i>For Stainless Steel, Add</i>	1,360.03 190.58	44.76
11 30 13	13-0076	EA	>20 To 22 CF Chest Freezer <i>For Stainless Steel, Add</i>	1,402.42 196.94	44.76
11 30 13 13-0077 Automatic Ice Makers (11 30 13 13)					
11 30 13	13-0078	EA	15" Wide, 50 LB Per Day, Automatic Ice Maker.....	2,598.86	89.51
11 30 13	13-0079	EA	18" Wide, 50 LB Per Day, Automatic Ice Maker.....	2,901.85	89.51
11 30 13 13-0080 Built-In Dishwashers (11 30 13 13)					
11 30 13	13-0081	EA	18" Built-In Dishwasher..... <i>For Stainless Steel, Add</i>	1,249.55 160.58	89.51
11 30 13	13-0082	EA	24" Built-In Dishwasher <i>For Stainless Steel, Add</i>	825.37 96.95	89.51
11 30 13 13-0083 Disposals (11 30 13 13)					
11 30 13	13-0084	EA	1/3 HP Insulated Garbage Disposal (GE GFC320V)	273.63	67.14
11 30 13	13-0085	EA	1/2 HP Insulated Garbage Disposal (GE GFC520V)	314.03	67.14
11 30 13	13-0086	EA	3/4 HP Insulated Garbage Disposal (GE GFC720V)	415.03	67.14
11 30 13	13-0087	EA	1 HP Insulated Garbage Disposal (GE GFC1020V)	516.02	67.14
11 30 13 13-0088 Removal And Reinstallation Of Kitchen Equipment (11 30 13 13)					
Note: Includes storage, cleaning and final connections.					



MINOR CSI UOM DESCRIPTION	TOTAL DIRECT UNIT COST	DEMOLITION UNIT COST
11 30 13 13-0089 EA Removal And Reinstallation Of Garbage Disposal	134.26	
11 30 13 13-0090 EA Removal And Reinstallation Of Stove/Range	268.53	
11 30 13 13-0091 EA Removal And Reinstallation Of Dishwasher	286.44	
11 30 13 13-0092 EA Removal And Reinstallation Of Range Hood	134.26	
11 30 13 13-0093 EA Removal And Reinstallation Of Washer And Dryer.....	223.78	
11 30 13 13-0094 Appliance Repair (11 30 13 13)		
Note: Includes removal.		
11 30 13 13-0095 EA 8" Burner Replacement.....	33.33	
11 30 13 13-0096 EA 4" Burner Element Replacement	59.10	
11 30 13 13-0097 EA 8" Burner Element Replacement	67.95	
11 30 13 13-0098 EA Burner Manifold Replacement	227.23	
11 30 13 13-0099 EA Burner Switch Replacement	93.53	
11 30 13 13-0100 EA Burner Tube, 5/8" x 4' Replacement.....	43.17	
11 30 13 13-0101 EA Oven Control Replacement	112.82	
11 30 13 13-0102 EA Oven Door Gasket Replacement.....	44.59	
11 30 13 13-0103 EA Oven Element Replacement	106.07	
11 30 13 13-0104 EA Oven Igniter Replacement.....	76.52	
11 30 13 13-0105 EA Oven Knobs Replacement.....	58.57	
11 30 13 13-0106 Accessories (11 30 13 13)		
11 30 13 13-0107 SF Colored Metal Range Splash Plate.....	18.87	3.58
11 30 13 13-0108 SF Stainless Steel Range Splash Plate	28.27	3.58
11 30 13 13-0109 Automatic Water Softener (11 30 13 13)		
11 30 13 13-0110 EA 30,000 Grain Capacity, Water Softener (Whirlpool WHES30).....	1,285.20	199.76
11 30 13 13-0111 EA 40,000 Grain Capacity, Water Softener (Whirlpool WHES40).....	1,533.33	199.76
11 30 13 23 Residential Laundry Appliances (11 30 13)		
11 30 13 23-0001 Washing Machines And Dryers (11 30 13 23)		
11 30 13 23-0002 Washing Machines (11 30 13 23-0001)		
11 30 13 23-0003 EA Up To 3.5 CF, Top Load Washing Machine.....	962.40	89.51
11 30 13 23-0004 EA >3.5 To 4 CF, Top Load Washing Machine	1,548.17	89.51
11 30 13 23-0005 EA >4 To 5 CF, Top Load Washing Machine	2,053.14	89.51
11 30 13 23-0006 Dryers (11 30 13 23-0001)		
11 30 13 23-0007 Electric Dryers (11 30 13 23-0006)		
11 30 13 23-0008 EA Up To 6 CF, Electric Dryer.....	738.21	89.51
11 30 13 23-0009 EA >6 To 6.5 CF, Electric Dryer	942.20	89.51
11 30 13 23-0010 EA >6.5 To 7 CF, Electric Dryer	1,164.39	89.51
11 30 13 23-0011 EA >7 To 7.5 CF, Electric Dryer	1,325.98	89.51
11 30 13 23-0012 Gas Dryers (11 30 13 23-0006)		
11 30 13 23-0013 EA Up To 6 CF, Gas Dryer.....	881.60	89.51
11 30 13 23-0014 EA >6 To 6.5 CF, Gas Dryer	1,083.59	89.51
11 30 13 23-0015 EA >6.5 To 7 CF, Gas Dryer	1,285.36	89.51
11 30 13 23-0016 EA >7 To 7.5 CF, Gas Dryer	1,467.37	89.51
11 30 13 23-0017 Washer and Dryer Accessories (11 30 13 23-0001)		
See CSI section 22 11 19 00-0209 for washer boxes and dryer outlets.		
11 30 13 23-0018 EA 1" Height, Washer/Dryer Stacking Kit (Miele WTV 502)	142.45	6.71
11 30 13 23-0019 EA 4-3/4" Height, Washer/Dryer Stacking Kit With Drawer (Miele WTV 512).....	340.19	7.83
11 30 13 23-0020 EA 13" Height, Washer/Dryer Stacking Kit With Drawer (Miele WTS 510).....	668.24	8.95
11 30 33 Retractable Stairs (11 30)		
11 30 33 00-0001 Disappearing Folding Access Stairs (11 30 33)		
11 30 33 00-0002 250 LB Capacity, Wood Folding Access Stairs (11 30 33 00-0001)		
11 30 33 00-0003 EA 22-1/2" x 54" Rough Opening, 7' To 8' 9" Ceiling Height, Wood Folding Access Stairs, 250 LB Capacity	720.09	201.06
11 30 33 00-0004 EA 22-1/2" x 54" Rough Opening, 8' 9" To 10' 4" Ceiling Height, Wood Folding Access Stairs, 250 LB Capacity	735.38	201.06
11 30 33 00-0005 EA 25-1/2" x 54" Rough Opening, 7' To 8' 9" Ceiling Height, Wood Folding Access Stairs, 250 LB Capacity	735.38	201.06
11 30 33 00-0006 EA 25-1/2" x 54" Rough Opening, 8' 9" To 10' 4" Ceiling Height, Wood Folding Access Stairs, 250 LB Capacity	750.29	201.06
11 30 33 00-0007 350 LB Capacity, Wood Folding Access Stairs (11 30 33 00-0001)		
11 30 33 00-0008 EA 22-1/2" x 54" Rough Opening, 7' To 8' 9" Ceiling Height, Wood Folding Access Stairs, 350 LB Capacity	859.63	201.06
11 30 33 00-0009 EA 22-1/2" x 54" Rough Opening, 8' 9" To 10' 3" Ceiling Height, Wood Folding Access Stairs, 350 LB Capacity	890.54	201.06
11 30 33 00-0010 EA 25-1/2" x 54" Rough Opening, 7' To 8' 9" Ceiling Height, Wood Folding Access Stairs, 350 LB Capacity	877.83	201.06
11 30 33 00-0011 EA 25-1/2" x 54" Rough Opening, 8' 9" To 10' 3" Ceiling Height, Wood Folding Access Stairs, 350 LB Capacity	907.36	201.06

11	11 Equipment
	11 30 Residential Equipment
	11 30 33 Retractable Stairs



MINOR	CSI	UOM	DESCRIPTION	TOTAL DIRECT UNIT COST	DEMOLITION UNIT COST
11 30 33	00-0012	EA	30" x 54" Rough Opening, 7' To 8' 9" Ceiling Height, Wood Folding Access Stairs, 350 LB Capacity.....	895.48	201.06
11 30 33	00-0013	EA	30" x 54" Rough Opening, 8' 9" To 10' 4" Ceiling Height, Wood Folding Access Stairs, 350 LB Capacity	946.53	201.06
11 30 33 00-0014 350 LB Capacity, Wood Folding Access Stairs (11 30 33 00-0001)					
Note: 1 x 6 treads, 1 x 5 stringers. Bessler Stairway Company, Model Space Saver.					
11 30 33	00-0015	EA	22-1/2" x 48" Rough Opening, 8' 5" Ceiling Height, Wood Folding Access Stairs, 350 LB Capacity	1,112.03	201.06
11 30 33	00-0016	EA	22-1/2" x 54" Rough Opening, 8' 9" Ceiling Height, Wood Folding Access Stairs, 350 LB Capacity	1,155.05	201.06
11 30 33	00-0017	EA	22-1/2" x 54" Rough Opening, 10' Ceiling Height, Wood Folding Access Stairs, 350 LB Capacity	1,198.07	201.06
11 30 33	00-0018	EA	22-1/2" x 60" Rough Opening, 9' 3" Ceiling Height, Wood Folding Access Stairs, 350 LB Capacity	1,198.07	201.06
11 30 33	00-0019	EA	22-1/2" x 60" Rough Opening, 10' Ceiling Height, Wood Folding Access Stairs, 350 LB Capacity.....	1,219.59	201.06
11 30 33	00-0020	EA	25-1/2" x 48" Rough Opening, 8' 5" Ceiling Height, Wood Folding Access Stairs, 350 LB Capacity	1,137.16	201.06
11 30 33	00-0021	EA	25-1/2" x 54" Rough Opening, 8' 9" Ceiling Height, Wood Folding Access Stairs, 350 LB Capacity	1,180.18	201.06
11 30 33	00-0022	EA	25-1/2" x 54" Rough Opening, 10' Ceiling Height, Wood Folding Access Stairs, 350 LB Capacity.....	1,223.20	201.06
11 30 33	00-0023	EA	25-1/2" x 60" Rough Opening, 9' 3" Ceiling Height, Wood Folding Access Stairs, 350 LB Capacity	1,223.20	201.06
11 30 33	00-0024	EA	25-1/2" x 60" Rough Opening, 10' Ceiling Height, Wood Folding Access Stairs, 350 LB Capacity.....	1,244.72	201.06
11 30 33	00-0025	EA	30" x 54" Rough Opening, 8' 9" Ceiling Height, Wood Folding Access Stairs, 350 LB Capacity	1,269.85	201.06
11 30 33	00-0026	EA	30" x 54" Rough Opening, 10' Ceiling Height, Wood Folding Access Stairs, 350 LB Capacity.....	1,312.87	201.06
11 30 33	00-0027	EA	30" x 60" Rough Opening, 8' 9" Ceiling Height, Wood Folding Access Stairs, 350 LB Capacity	1,398.92	201.06
11 30 33	00-0028	EA	30" x 60" Rough Opening, 9' 3" Ceiling Height, Wood Folding Access Stairs, 350 LB Capacity	1,420.43	201.06
11 30 33	00-0029	EA	30" x 60" Rough Opening, 10' Ceiling Height, Wood Folding Access Stairs, 350 LB Capacity	1,441.94	201.06
11 30 33	00-0030	EA	30" x 60" Rough Opening, 10' 6" Ceiling Height, Wood Folding Access Stairs, 350 LB Capacity	1,463.45	201.06
11 30 33 00-0031 400 LB Capacity, Wood One Piece Pull Down Access Stairs (11 30 33 00-0001)					
Note: Ladder width 17 1/16", 1x4 treads, 1x4 stringers. Bessler Stairway Company, Model 20.					
11 30 33	00-0032	EA	24" x 48" Rough Opening, 7' 7" To 7' 10" Ceiling Height, Wood One Piece Pull Down Access Stairs, 400 LB Capacity.....	1,771.86	201.06
11 30 33	00-0033	EA	24" x 48" Rough Opening, 7' 11" To 8' 4" Ceiling Height, Wood One Piece Pull Down Access Stairs, 400 LB Capacity.....	1,836.39	201.06
11 30 33	00-0034	EA	24" x 48" Rough Opening, 8' 5" To 8' 10" Ceiling Height, Wood One Piece Pull Down Access Stairs, 400 LB Capacity.....	1,900.93	201.06
11 30 33	00-0035	EA	24" x 48" Rough Opening, 8' 11" To 9' 4" Ceiling Height, Wood One Piece Pull Down Access Stairs, 400 LB Capacity.....	1,943.95	201.06
11 30 33 00-0036 600 LB Capacity, Wood One Piece Pull Down Access Stairs (11 30 33 00-0001)					
Note: Ladder width 17 1/16", 1x6 treads, 1x6 stringers. Bessler Stairway Company, Model 40.					
11 30 33	00-0037	EA	24" x 66" Rough Opening, 7' 7" To 7' 10" Ceiling Height, Wood One Piece Pull Down Access Stairs, 600 LB Capacity.....	2,094.54	201.06
For Ladder Width 18 7/8" Wide, Add				238.78	
11 30 33	00-0038	EA	24" x 66" Rough Opening, 7' 11" To 8' 4" Ceiling Height, Wood One Piece Pull Down Access Stairs, 600 LB Capacity.....	2,137.56	201.06
For Ladder Width 18 7/8" Wide, Add				245.24	
11 30 33	00-0039	EA	24" x 66" Rough Opening, 8' 5" To 8' 10" Ceiling Height, Wood One Piece Pull Down Access Stairs, 600 LB Capacity.....	2,159.07	201.06
For Ladder Width 18 7/8" Wide, Add				248.46	
11 30 33	00-0040	EA	24" x 66" Rough Opening, 8' 11" To 9' 4" Ceiling Height, Wood One Piece Pull Down Access Stairs, 600 LB Capacity.....	2,223.61	201.06
For Ladder Width 18 7/8" Wide, Add				258.14	
11 30 33	00-0041	EA	24" x 72" Rough Opening, 9' 5" To 9' 10" Ceiling Height, Wood One Piece Pull Down Access Stairs, 600 LB Capacity.....	2,359.93	201.06
For Ladder Width 18 7/8" Wide, Add				271.05	
11 30 33	00-0042	EA	24" x 72" Rough Opening, 9' 11" To 10' 4" Ceiling Height, Wood One Piece Pull Down Access Stairs, 600 LB Capacity.....	2,467.49	201.06
For Ladder Width 18 7/8" Wide, Add				287.19	
11 30 33	00-0043	EA	24" x 72" Rough Opening, 10' 5" To 10' 10" Ceiling Height, Wood One Piece Pull Down Access Stairs, 600 LB Capacity.....	2,575.05	201.06
For Ladder Width 18 7/8" Wide, Add				303.32	
11 30 33 00-0044 800 LB Capacity, Wood One Piece Pull Down Access Stairs (11 30 33 00-0001)					
Note: Ladder width 18 7/8", 1x8 treads, 1x8 stringers. Bessler Stairway Company, Model 100.					
11 30 33	00-0045	EA	30" x 70" Rough Opening, 7' 7" To 7' 10" Ceiling Height, Wood One Piece Pull Down Access Stairs, 800 LB Capacity.....	3,951.82	201.06
11 30 33	00-0046	EA	30" x 70" Rough Opening, 7' 11" To 8' 4" Ceiling Height, Wood One Piece Pull Down Access Stairs, 800 LB Capacity.....	3,994.84	201.06
11 30 33	00-0047	EA	30" x 70" Rough Opening, 8' 5" To 8' 10" Ceiling Height, Wood One Piece Pull Down Access Stairs, 800 LB Capacity.....	4,037.86	201.06
11 30 33	00-0048	EA	30" x 72" Rough Opening, 8' 11" To 9' 4" Ceiling Height, Wood One Piece Pull Down Access Stairs, 800 LB Capacity.....	4,145.42	201.06
11 30 33	00-0049	EA	30" x 76" Rough Opening, 9' 5" To 9' 10" Ceiling Height, Wood One Piece Pull Down Access Stairs, 800 LB Capacity.....	4,260.22	201.06
11 30 33	00-0050	EA	30" x 80" Rough Opening, 9' 11" To 10' 4" Ceiling Height, Wood One Piece Pull Down Access Stairs, 800 LB Capacity.....	4,324.76	201.06
11 30 33	00-0051	EA	30" x 84" Rough Opening, 10' 5" To 10' 10" Ceiling Height, Wood One Piece Pull Down Access Stairs, 800 LB Capacity.....	4,432.32	201.06
11 30 33	00-0052	EA	30" x 87" Rough Opening, 10' 11" To 11' 4" Ceiling Height, Wood One Piece Pull Down Access Stairs, 800 LB Capacity.....	4,633.18	201.06
11 30 33	00-0053	EA	30" x 90" Rough Opening, 11' 5" To 11' 10" Ceiling Height, Wood One Piece Pull Down Access Stairs, 800 LB Capacity.....	4,826.79	201.06
11 30 33	00-0054	EA	30" x 93" Rough Opening, 11' 11" To 12' 4" Ceiling Height, Wood One Piece Pull Down Access Stairs, 800 LB Capacity.....	5,063.42	201.06



MINOR	CSI	UOM	DESCRIPTION	TOTAL DIRECT UNIT COST	DEMOLITION UNIT COST
11 30 33 00-0055	EA		30" x 96" Rough Opening, 12' 5" To 12' 10" Ceiling Height, Wood One Piece Pull Down Access Stairs, 800 LB Capacity	5,278.54	201.06
11 30 33 00-0056			300 LB Capacity, Aluminum Folding Access Stairs (11 30 33 00-0001)		
11 30 33 00-0057	EA		22-1/2" x 54" Rough Opening, 7' To 8' 9" Ceiling Height, Aluminum Folding Access Stairs, 300 LB Capacity	750.00	201.06
11 30 33 00-0058	EA		22-1/2" x 54" Rough Opening, 8' 9" To 10' 4" Ceiling Height, Aluminum Folding Access Stairs, 300 LB Capacity	782.37	201.06
11 30 33 00-0059	EA		25-1/2" x 54" Rough Opening, 7' To 8' 9" Ceiling Height, Aluminum Folding Access Stairs, 300 LB Capacity	759.02	201.06
11 30 33 00-0060	EA		25-1/2" x 54" Rough Opening, 8' 9" To 10' 4" Ceiling Height, Aluminum Folding Access Stairs, 300 LB Capacity	791.37	201.06
11 30 33 00-0061	EA		25-1/2" x 54" Rough Opening, 10' 5" To 12' Ceiling Height, Aluminum Folding Access Stairs, 300 LB Capacity	971.59	201.06
11 30 33 00-0062			300 LB Capacity, Steel Folding Access Stairs (11 30 33 00-0001)		
11 30 33 00-0063	EA		22-1/2" x 54" Rough Opening, 7' 3" To 8' 4" Ceiling Height, Steel Folding Access Stairs, 300 LB Capacity	740.07	201.06
11 30 33 00-0064	EA		22-1/2" x 54" Rough Opening, 8' 4" To 10' 3" Ceiling Height, Steel Folding Access Stairs, 300 LB Capacity	775.94	201.06

11 32 Unit Kitchens (11 30)

11 32 13 Metal Unit Kitchens (11 32)

Note: Includes electrical hook-up to outlet, supply line connection to service stops, and drain line and p-trap. Excludes garbage disposer and hood exhaust vent piping.

11 32 13 00-0001			30" Compact Kitchen (11 32 13)		
11 32 13 00-0002	EA		30" Compact Unit Kitchen With Refrigerator, Range And Sink	2,258.80	542.28
			<i>For Gas Unit, Add</i>	230.37	
11 32 13 00-0003	EA		30" Compact Unit Kitchen With Refrigerator And Sink	1,894.40	379.59
11 32 13 00-0004	EA		30" Compact Unit Kitchen With Refrigerator And Range	1,726.19	325.37
11 32 13 00-0005	EA		30" Compact Unit Kitchen Cabinet For Upper Wall Section	540.45	150.72
			<i>For Range Hood In Upper Section, Add</i>	179.00	
11 32 13 00-0006	EA		30" Compact Unit Kitchen Cabinet With Microwave And Hood Combination For Upper Wall Section	1,078.09	200.96
			<i>For Range Hood In Upper Section, Add</i>	179.00	
11 32 13 00-0007	EA		30" Compact Unit Kitchen Stainless Steel Shield For Rear Wall	73.03	17.90
11 32 13 00-0008	EA		30" Compact Unit Kitchen Stainless Steel Shield For Side Wall	66.42	17.90
11 32 13 00-0009			42" Compact Kitchen (11 32 13)		
11 32 13 00-0010	EA		42" Compact Unit Kitchen With Refrigerator, Range And Sink	2,619.00	596.51
			<i>For Gas Unit, Add</i>	273.55	
11 32 13 00-0011	EA		42" Compact Unit Kitchen With Refrigerator And Sink	2,346.32	488.05
11 32 13 00-0012	EA		42" Compact Unit Kitchen Cabinet For Upper Wall Section	680.22	170.83
			<i>For Range Hood In Upper Section, Add</i>	179.00	
11 32 13 00-0013	EA		42" Compact Unit Kitchen Cabinet With Microwave And Hood Combination For Upper Wall Section	1,248.82	226.09
			<i>For Range Hood In Upper Section, Add</i>	179.00	
11 32 13 00-0014	EA		42" Compact Unit Kitchen Stainless Steel Shield For Rear Wall	86.63	17.90
11 32 13 00-0015	EA		42" Compact Unit Kitchen Stainless Steel Shield For Side Wall	73.59	17.90
11 32 13 00-0016			54" Compact Kitchen (11 32 13)		
11 32 13 00-0017	EA		54" Compact Unit Kitchen With Refrigerator, Oven, Range And Sink	3,529.90	759.19
			<i>For Gas Unit, Add</i>	377.65	
11 32 13 00-0018	EA		54" Compact Unit Kitchen Cabinet For Upper Wall Section	840.09	100.48
			<i>For Range Hood In Upper Section, Add</i>	179.00	
11 32 13 00-0019	EA		54" Compact Unit Kitchen Cabinet With Microwave And Hood Combination For Upper Wall Section	1,388.68	251.22
			<i>For Range Hood In Upper Section, Add</i>	179.00	
11 32 13 00-0020	EA		54" Compact Unit Kitchen Stainless Steel Shield For Rear Wall	100.26	17.90
11 32 13 00-0021	EA		54" Compact Unit Kitchen Stainless Steel Shield For Side Wall	76.98	17.90
11 32 13 00-0022			60" Compact Kitchen (11 32 13)		
11 32 13 00-0023	EA		60" Compact Unit Kitchen With Refrigerator, Oven, Range, And Sink	3,718.01	813.42
			<i>For Gas Unit, Add</i>	395.02	
11 32 13 00-0024	EA		60" Compact Unit Kitchen Cabinet For Upper Wall Section	1,000.32	251.22
			<i>For Range Hood In Upper Section, Add</i>	179.00	
11 32 13 00-0025	EA		60" Compact Unit Kitchen Stainless Steel Shield For Rear Wall	105.84	17.90
11 32 13 00-0026	EA		60" Compact Unit Kitchen Stainless Steel Shield For Side Wall	76.98	17.90
11 32 13 00-0027			72" Compact Kitchen (11 32 13)		
11 32 13 00-0028	EA		72" Compact Unit Kitchen With Refrigerator, Oven, Range And Sink	3,985.80	867.65
			<i>For Gas Unit, Add</i>	424.34	
11 32 13 00-0029	EA		72" Compact Unit Kitchen Cabinet For Upper Wall Section	1,220.30	301.46
			<i>For Range Hood In Upper Section, Add</i>	179.00	
11 32 13 00-0030	EA		72" Compact Unit Kitchen Stainless Steel Shield For Rear Wall	122.94	22.38
11 32 13 00-0031	EA		72" Compact Unit Kitchen Stainless Steel Shield For Side Wall	81.05	22.38

11 40 Foodservice Equipment (11)

11 41 Foodservice Storage Equipment (11 40)

11	11 Equipment
	11 40 Foodservice Equipment
	11 41 Foodservice Storage Equipment



MINOR	CSI	UOM	DESCRIPTION	TOTAL DIRECT UNIT COST	DEMOLITION UNIT COST
-------	-----	-----	-------------	------------------------	----------------------

11 41 13 Refrigerated Food Storage Cases (11 41)

11 41 13 00-0001 Frozen Food Cases (11 41 13)

11 41 13 00-0002	LF	Chest Type Frozen Food Case.....	1,724.85	325.51
11 41 13 00-0003	LF	Reach-in Frozen Food Case (Glass Door).....	3,633.76	325.51
11 41 13 00-0004	LF	Island Type Frozen Food Case.....	2,066.54	325.51
11 41 13 00-0005	LF	Multi-Deck Frozen Food Case.....	3,468.40	325.51

11 41 13 00-0006 Reach-In Refrigeration (11 41 13)

11 41 13 00-0007 Reach-In Refrigerators (11 41 13 00-0006)

11 41 13 00-0008	EA	Single Section, 24.2 CF, Full Door, Self Contained, Reach-In Refrigerator.....	6,158.00	172.38
11 41 13 00-0009	EA	Two Section, 46.0 CF, Full Door, Self Contained, Reach-In Refrigerator.....	7,583.46	217.42
11 41 13 00-0010	EA	Three Section, 69.1 CF, Full Door, Self Contained, Reach-In Refrigerator.....	10,149.00	240.20
11 41 13 00-0011	EA	Single Section, Glass Door, 24.2 CF, Full Door, Self Contained, Reach-In Refrigerator.....	5,696.01	172.38
11 41 13 00-0012	EA	Two Section, Glass Door, 46.0 CF, Full Door, Self Contained, Reach-In Refrigerator.....	7,411.98	217.42
11 41 13 00-0013	EA	Three Section, Glass Door, 61.1 CF, Full Door, Self Contained, Reach-In Refrigerator.....	9,868.26	240.20
11 41 13 00-0014	EA	Single Section, Pass-Thru, 24.2 CF, Full Door, Self Contained, Reach-In Refrigerator.....	7,409.05	172.38
11 41 13 00-0015	EA	Two Section, Pass-Thru, 46.0 CF, Full Door, Self Contained, Reach-In Refrigerator.....	10,027.71	217.42
11 41 13 00-0016	EA	Single Section, Pass-Thru, Glass Door, 25.6 CF, Full Door, Self Contained, Reach-In Refrigerator.....	7,745.43	172.38
11 41 13 00-0017	EA	Two Section, Pass-Thru, Glass Door, 48.8 CF, Full Door, Self Contained, Reach-In Refrigerator.....	11,166.65	217.42
11 41 13 00-0018	EA	One Section, 12.6 CF, Self-Closing, Double Pane Tempered Glass Door, Merchandiser Refrigerator (Summit SCR1400WLH).....	1,771.39	51.11
11 41 13 00-0019	EA	One Section, 20.6 CF, Stainless Steel, Glass Door, Upright Refrigerator (Avantco SS-1R-G-FC 29).....	2,558.44	51.11

11 41 13 00-0020 Reach-In Freezers (11 41 13 00-0006)

11 41 13 00-0021	EA	Single Section, 24.2 CF, Full Door, Self Contained, Reach-In Freezer.....	6,933.72	172.59
11 41 13 00-0022	EA	Two Section, 46.0 CF, Full Door, Self Contained, Reach-In Freezer.....	9,198.16	217.11

11 41 23 Walk-In-Coolers (11 41)

11 41 23 00-0001 Walk-In Refrigerated Boxes (11 41 23)

Note: Overall height includes 4" floor panel and 4" ceiling panel. See CSI section 11 41 23 00-0171 for air cooled condensing units for coolers and freezers, 11 41 23 00-0262 for accessories, 21 13 16 00-0000 for dry-pipe sprinkler heads, 26 50 00 00-0000 for lighting.

11 41 23 00-0002 Walk-In Refrigerated Unit, 7'6" High With Floor (11 41 23 00-0001)

Note: 10 Gauge smooth aluminum floor, galvalume® exterior and interior panels (walls and ceiling), includes 36" x 78" hinged door. Excludes extra accessories, refrigeration, partitions or roof. 6', 7', 8' and 9' wide.

11 41 23 00-0003	EA	6' x 6' Walk-in Refrigerated Box, 7'-6" High With 10 Gauge Smooth Aluminum Floor, Galvalume Exterior And Interior Panels (Walls And Ceiling), 36" x 78" Hinged Door.....	7,439.57	1,216.01
		<i>For Refrigerated Boxes Without Floor, Deduct</i>	-1,454.48	
11 41 23 00-0004	EA	6' x 8' Walk-in Refrigerated Box, 7'-6" High With 10 Gauge Smooth Aluminum Floor, Galvalume Exterior And Interior Panels (Walls And Ceiling), 36" x 78" Hinged Door.....	8,855.27	1,368.01
		<i>For Refrigerated Boxes Without Floor, Deduct</i>	-1,757.82	
11 41 23 00-0005	EA	6' x 10' Walk-in Refrigerated Box, 7'-6" High With 10 Gauge Smooth Aluminum Floor, Galvalume Exterior And Interior Panels (Walls And Ceiling), 36" x 78" Hinged Door.....	9,407.00	1,520.01
		<i>For Refrigerated Boxes Without Floor, Deduct</i>	-1,845.08	
11 41 23 00-0006	EA	6' x 12' Walk-in Refrigerated Box, 7'-6" High With 10 Gauge Smooth Aluminum Floor, Galvalume Exterior And Interior Panels (Walls And Ceiling), 36" x 78" Hinged Door.....	10,680.54	1,824.01
		<i>For Refrigerated Boxes Without Floor, Deduct</i>	-2,062.46	
11 41 23 00-0007	EA	6' x 14' Walk-in Refrigerated Box, 7'-6" High With 10 Gauge Smooth Aluminum Floor, Galvalume Exterior And Interior Panels (Walls And Ceiling), 36" x 78" Hinged Door.....	12,330.35	2,128.01
		<i>For Refrigerated Boxes Without Floor, Deduct</i>	-2,373.63	
11 41 23 00-0008	EA	6' x 16' Walk-in Refrigerated Box, 7'-6" High With 10 Gauge Smooth Aluminum Floor, Galvalume Exterior And Interior Panels (Walls And Ceiling), 36" x 78" Hinged Door.....	13,663.70	2,432.01
		<i>For Refrigerated Boxes Without Floor, Deduct</i>	-2,605.11	
11 41 23 00-0009	EA	6' x 18' Walk-in Refrigerated Box, 7'-6" High With 10 Gauge Smooth Aluminum Floor, Galvalume Exterior And Interior Panels (Walls And Ceiling), 36" x 78" Hinged Door.....	14,974.55	2,736.01
		<i>For Refrigerated Boxes Without Floor, Deduct</i>	-2,831.63	
11 41 23 00-0010	EA	8' x 8' Walk-in Refrigerated Box, 7'-6" High With 10 Gauge Smooth Aluminum Floor, Galvalume Exterior And Interior Panels (Walls And Ceiling), 36" x 78" Hinged Door.....	9,763.37	1,520.01
		<i>For Refrigerated Boxes Without Floor, Deduct</i>	-1,934.17	
11 41 23 00-0011	EA	8' x 10' Walk-in Refrigerated Box, 7'-6" High With 10 Gauge Smooth Aluminum Floor, Galvalume Exterior And Interior Panels (Walls And Ceiling), 36" x 78" Hinged Door.....	10,688.63	1,672.01
		<i>For Refrigerated Boxes Without Floor, Deduct</i>	-2,114.97	
11 41 23 00-0012	EA	8' x 12' Walk-in Refrigerated Box, 7'-6" High With 10 Gauge Smooth Aluminum Floor, Galvalume Exterior And Interior Panels (Walls And Ceiling), 36" x 78" Hinged Door.....	12,082.29	1,976.01
		<i>For Refrigerated Boxes Without Floor, Deduct</i>	-2,361.61	
11 41 23 00-0013	EA	8' x 14' Walk-in Refrigerated Box, 7'-6" High With 10 Gauge Smooth Aluminum Floor, Galvalume Exterior And Interior Panels (Walls And Ceiling), 36" x 78" Hinged Door.....	13,879.54	2,280.01
		<i>For Refrigerated Boxes Without Floor, Deduct</i>	-2,709.88	
11 41 23 00-0014	EA	8' x 16' Walk-in Refrigerated Box, 7'-6" High With 10 Gauge Smooth Aluminum Floor, Galvalume Exterior And Interior Panels (Walls And Ceiling), 36" x 78" Hinged Door.....	15,293.19	2,584.01
		<i>For Refrigerated Boxes Without Floor, Deduct</i>	-2,962.27	
11 41 23 00-0015	EA	8' x 18' Walk-in Refrigerated Box, 7'-6" High With 10 Gauge Smooth Aluminum Floor, Galvalume Exterior And Interior Panels (Walls And Ceiling), 36" x 78" Hinged Door.....	16,749.70	2,888.02
		<i>For Refrigerated Boxes Without Floor, Deduct</i>	-3,224.58	
11 41 23 00-0016	EA	8' x 20' Walk-in Refrigerated Box, 7'-6" High With 10 Gauge Smooth Aluminum Floor, Galvalume Exterior And Interior Panels (Walls And Ceiling), 36" x 78" Hinged Door.....	18,161.62	3,192.02
		<i>For Refrigerated Boxes Without Floor, Deduct</i>	-3,476.97	



Equipment	11
Foodservice Equipment	11 40
Foodservice Storage Equipment	11 41

MINOR	CSI	UOM	DESCRIPTION	TOTAL DIRECT UNIT COST	DEMOLITION UNIT COST
11 41 23 00-0017	EA		8' x 22' Walk-in Refrigerated Box, 7'-6" High With 10 Gauge Smooth Aluminum Floor, Galvalume Exterior And Interior Panels (Walls And Ceiling), 36" x 78" Hinged Door.....	19,614.50	3,496.03
			<i>For Refrigerated Boxes Without Floor, Deduct</i>	-3,737.97	
11 41 23 00-0018	EA		8' x 24' Walk-in Refrigerated Box, 7'-6" High With 10 Gauge Smooth Aluminum Floor, Galvalume Exterior And Interior Panels (Walls And Ceiling), 36" x 78" Hinged Door.....	21,033.36	3,800.03
			<i>For Refrigerated Boxes Without Floor, Deduct</i>	-3,991.67	
11 41 23 00-0019			Walk-In Refrigerated Unit, 7'6" High With Floor <small>(11 41 23 00-0001)</small> Note: 10 Gauge smooth aluminum floor, galvalume® exterior and interior panels (walls and ceiling), includes 36" x 78" hinged door. Excludes extra accessories, refrigeration, partitions or roof. 10', 11' and 12' wide.		
11 41 23 00-0020	EA		10' x 10' Walk-in Refrigerated Box, 7'-6" High With 10 Gauge Smooth Aluminum Floor, Galvalume Exterior And Interior Panels (Walls And Ceiling), 36" x 78" Hinged Door.....	12,087.21	1,824.01
			<i>For Refrigerated Boxes Without Floor, Deduct</i>	-2,414.12	
11 41 23 00-0021	EA		10' x 12' Walk-in Refrigerated Box, 7'-6" High With 10 Gauge Smooth Aluminum Floor, Galvalume Exterior And Interior Panels (Walls And Ceiling), 36" x 78" Hinged Door.....	13,598.02	2,128.01
			<i>For Refrigerated Boxes Without Floor, Deduct</i>	-2,690.55	
11 41 23 00-0022	EA		10' x 14' Walk-in Refrigerated Box, 7'-6" High With 10 Gauge Smooth Aluminum Floor, Galvalume Exterior And Interior Panels (Walls And Ceiling), 36" x 78" Hinged Door.....	15,170.70	2,432.01
			<i>For Refrigerated Boxes Without Floor, Deduct</i>	-2,981.86	
11 41 23 00-0023	EA		10' x 16' Walk-in Refrigerated Box, 7'-6" High With 10 Gauge Smooth Aluminum Floor, Galvalume Exterior And Interior Panels (Walls And Ceiling), 36" x 78" Hinged Door.....	16,661.30	2,736.01
			<i>For Refrigerated Boxes Without Floor, Deduct</i>	-3,253.32	
11 41 23 00-0024	EA		10' x 18' Walk-in Refrigerated Box, 7'-6" High With 10 Gauge Smooth Aluminum Floor, Galvalume Exterior And Interior Panels (Walls And Ceiling), 36" x 78" Hinged Door.....	18,253.37	3,040.02
			<i>For Refrigerated Boxes Without Floor, Deduct</i>	-3,550.90	
11 41 23 00-0025	EA		10' x 20' Walk-in Refrigerated Box, 7'-6" High With 10 Gauge Smooth Aluminum Floor, Galvalume Exterior And Interior Panels (Walls And Ceiling), 36" x 78" Hinged Door.....	19,746.08	3,344.02
			<i>For Refrigerated Boxes Without Floor, Deduct</i>	-3,821.06	
11 41 23 00-0026	EA		10' x 22' Walk-in Refrigerated Box, 7'-6" High With 10 Gauge Smooth Aluminum Floor, Galvalume Exterior And Interior Panels (Walls And Ceiling), 36" x 78" Hinged Door.....	21,342.27	3,648.03
			<i>For Refrigerated Boxes Without Floor, Deduct</i>	-4,120.21	
11 41 23 00-0027	EA		10' x 24' Walk-in Refrigerated Box, 7'-6" High With 10 Gauge Smooth Aluminum Floor, Galvalume Exterior And Interior Panels (Walls And Ceiling), 36" x 78" Hinged Door.....	22,826.02	3,952.03
			<i>For Refrigerated Boxes Without Floor, Deduct</i>	-4,390.10	
11 41 23 00-0028	EA		10' x 26' Walk-in Refrigerated Box, 7'-6" High With 10 Gauge Smooth Aluminum Floor, Galvalume Exterior And Interior Panels (Walls And Ceiling), 36" x 78" Hinged Door.....	24,422.42	4,256.03
			<i>For Refrigerated Boxes Without Floor, Deduct</i>	-4,687.69	
11 41 23 00-0029	EA		10' x 28' Walk-in Refrigerated Box, 7'-6" High With 10 Gauge Smooth Aluminum Floor, Galvalume Exterior And Interior Panels (Walls And Ceiling), 36" x 78" Hinged Door.....	25,916.61	4,560.03
			<i>For Refrigerated Boxes Without Floor, Deduct</i>	-4,959.14	
11 41 23 00-0030	EA		10' x 30' Walk-in Refrigerated Box, 7'-6" High With 10 Gauge Smooth Aluminum Floor, Galvalume Exterior And Interior Panels (Walls And Ceiling), 36" x 78" Hinged Door.....	27,714.21	5,016.03
			<i>For Refrigerated Boxes Without Floor, Deduct</i>	-5,256.99	
11 41 23 00-0031	EA		10' x 32' Walk-in Refrigerated Box, 7'-6" High With 10 Gauge Smooth Aluminum Floor, Galvalume Exterior And Interior Panels (Walls And Ceiling), 36" x 78" Hinged Door.....	29,391.91	5,472.03
			<i>For Refrigerated Boxes Without Floor, Deduct</i>	-5,526.88	
11 41 23 00-0032	EA		12' x 12' Walk-in Refrigerated Box, 7'-6" High With 10 Gauge Smooth Aluminum Floor, Galvalume Exterior And Interior Panels (Walls And Ceiling), 36" x 78" Hinged Door.....	14,992.54	2,280.01
			<i>For Refrigerated Boxes Without Floor, Deduct</i>	-2,988.13	
11 41 23 00-0033	EA		12' x 14' Walk-in Refrigerated Box, 7'-6" High With 10 Gauge Smooth Aluminum Floor, Galvalume Exterior And Interior Panels (Walls And Ceiling), 36" x 78" Hinged Door.....	16,719.72	2,584.01
			<i>For Refrigerated Boxes Without Floor, Deduct</i>	-3,318.90	
11 41 23 00-0034	EA		12' x 16' Walk-in Refrigerated Box, 7'-6" High With 10 Gauge Smooth Aluminum Floor, Galvalume Exterior And Interior Panels (Walls And Ceiling), 36" x 78" Hinged Door.....	18,317.31	2,888.02
			<i>For Refrigerated Boxes Without Floor, Deduct</i>	-3,616.48	
11 41 23 00-0035	EA		12' x 18' Walk-in Refrigerated Box, 7'-6" High With 10 Gauge Smooth Aluminum Floor, Galvalume Exterior And Interior Panels (Walls And Ceiling), 36" x 78" Hinged Door.....	20,036.48	3,192.02
			<i>For Refrigerated Boxes Without Floor, Deduct</i>	-3,945.68	
11 41 23 00-0036	EA		12' x 20' Walk-in Refrigerated Box, 7'-6" High With 10 Gauge Smooth Aluminum Floor, Galvalume Exterior And Interior Panels (Walls And Ceiling), 36" x 78" Hinged Door.....	21,641.94	3,496.03
			<i>For Refrigerated Boxes Without Floor, Deduct</i>	-4,244.83	
11 41 23 00-0037	EA		12' x 22' Walk-in Refrigerated Box, 7'-6" High With 10 Gauge Smooth Aluminum Floor, Galvalume Exterior And Interior Panels (Walls And Ceiling), 36" x 78" Hinged Door.....	23,361.78	3,800.03
			<i>For Refrigerated Boxes Without Floor, Deduct</i>	-4,573.77	
11 41 23 00-0038	EA		12' x 24' Walk-in Refrigerated Box, 7'-6" High With 10 Gauge Smooth Aluminum Floor, Galvalume Exterior And Interior Panels (Walls And Ceiling), 36" x 78" Hinged Door.....	24,953.08	4,104.03
			<i>For Refrigerated Boxes Without Floor, Deduct</i>	-4,871.36	
11 41 23 00-0039	EA		12' x 26' Walk-in Refrigerated Box, 7'-6" High With 10 Gauge Smooth Aluminum Floor, Galvalume Exterior And Interior Panels (Walls And Ceiling), 36" x 78" Hinged Door.....	26,684.81	4,408.03
			<i>For Refrigerated Boxes Without Floor, Deduct</i>	-5,202.12	
11 41 23 00-0040	EA		12' x 28' Walk-in Refrigerated Box, 7'-6" High With 10 Gauge Smooth Aluminum Floor, Galvalume Exterior And Interior Panels (Walls And Ceiling), 36" x 78" Hinged Door.....	28,385.42	4,788.03
			<i>For Refrigerated Boxes Without Floor, Deduct</i>	-5,499.71	
11 41 23 00-0041	EA		12' x 30' Walk-in Refrigerated Box, 7'-6" High With 10 Gauge Smooth Aluminum Floor, Galvalume Exterior And Interior Panels (Walls And Ceiling), 36" x 78" Hinged Door.....	30,309.52	5,244.03
			<i>For Refrigerated Boxes Without Floor, Deduct</i>	-5,828.91	
11 41 23 00-0042	EA		12' x 32' Walk-in Refrigerated Box, 7'-6" High With 10 Gauge Smooth Aluminum Floor, Galvalume Exterior And Interior Panels (Walls And Ceiling), 36" x 78" Hinged Door.....	32,112.27	5,700.04
			<i>For Refrigerated Boxes Without Floor, Deduct</i>	-6,128.06	
11 41 23 00-0043	EA		12' x 34' Walk-in Refrigerated Box, 7'-6" High With 10 Gauge Smooth Aluminum Floor, Galvalume Exterior And Interior Panels (Walls And Ceiling), 36" x 78" Hinged Door.....	34,029.47	6,156.04
			<i>For Refrigerated Boxes Without Floor, Deduct</i>	-6,457.00	

11	11 Equipment
	11 40 Foodservice Equipment
	11 41 Foodservice Storage Equipment



MINOR	CSI	UOM	DESCRIPTION	TOTAL DIRECT UNIT COST	DEMOLITION UNIT COST
11 41 23 00-0044	EA		12' x 36' Walk-in Refrigerated Box, 7'-6" High With 10 Gauge Smooth Aluminum Floor, Galvalume Exterior And Interior Panels (Walls And Ceiling), 36" x 78" Hinged Door.....	35,821.46	6,612.04
			<i>For Refrigerated Boxes Without Floor, Deduct</i>	-6,754.58	
11 41 23 00-0045			Walk-In Refrigerated Unit, 7'6" High With Floor <small>(11 41 23 00-0001)</small>		
			Note: 10 Gauge smooth aluminum floor, galvalume® exterior and interior panels (walls and ceiling), includes 36" x 78" hinged door. Excludes extra accessories, refrigeration, partitions or roof. 13', 14' and 15' wide.		
11 41 23 00-0046	EA		14' x 14' Walk-in Refrigerated Box, 7'-6" High With 10 Gauge Smooth Aluminum Floor, Galvalume Exterior And Interior Panels (Walls And Ceiling), 36" x 78" Hinged Door.....	19,662.76	2,736.01
			<i>For Refrigerated Boxes Without Floor, Deduct</i>	-4,003.68	
11 41 23 00-0047	EA		14' x 16' Walk-in Refrigerated Box, 7'-6" High With 10 Gauge Smooth Aluminum Floor, Galvalume Exterior And Interior Panels (Walls And Ceiling), 36" x 78" Hinged Door.....	21,574.62	3,040.02
			<i>For Refrigerated Boxes Without Floor, Deduct</i>	-4,381.22	
11 41 23 00-0048	EA		14' x 18' Walk-in Refrigerated Box, 7'-6" High With 10 Gauge Smooth Aluminum Floor, Galvalume Exterior And Interior Panels (Walls And Ceiling), 36" x 78" Hinged Door.....	23,637.94	3,344.02
			<i>For Refrigerated Boxes Without Floor, Deduct</i>	-4,794.02	
11 41 23 00-0049	EA		14' x 20' Walk-in Refrigerated Box, 7'-6" High With 10 Gauge Smooth Aluminum Floor, Galvalume Exterior And Interior Panels (Walls And Ceiling), 36" x 78" Hinged Door.....	25,548.70	3,648.03
			<i>For Refrigerated Boxes Without Floor, Deduct</i>	-5,171.82	
11 41 23 00-0050	EA		14' x 22' Walk-in Refrigerated Box, 7'-6" High With 10 Gauge Smooth Aluminum Floor, Galvalume Exterior And Interior Panels (Walls And Ceiling), 36" x 78" Hinged Door.....	27,597.83	3,952.03
			<i>For Refrigerated Boxes Without Floor, Deduct</i>	-5,583.05	
11 41 23 00-0051	EA		14' x 24' Walk-in Refrigerated Box, 7'-6" High With 10 Gauge Smooth Aluminum Floor, Galvalume Exterior And Interior Panels (Walls And Ceiling), 36" x 78" Hinged Door.....	29,521.34	4,256.03
			<i>For Refrigerated Boxes Without Floor, Deduct</i>	-5,962.42	
11 41 23 00-0052	EA		14' x 26' Walk-in Refrigerated Box, 7'-6" High With 10 Gauge Smooth Aluminum Floor, Galvalume Exterior And Interior Panels (Walls And Ceiling), 36" x 78" Hinged Door.....	31,574.64	4,560.03
			<i>For Refrigerated Boxes Without Floor, Deduct</i>	-6,373.65	
11 41 23 00-0053	EA		14' x 28' Walk-in Refrigerated Box, 7'-6" High With 10 Gauge Smooth Aluminum Floor, Galvalume Exterior And Interior Panels (Walls And Ceiling), 36" x 78" Hinged Door.....	33,692.04	5,016.03
			<i>For Refrigerated Boxes Without Floor, Deduct</i>	-6,751.45	
11 41 23 00-0054	EA		14' x 30' Walk-in Refrigerated Box, 7'-6" High With 10 Gauge Smooth Aluminum Floor, Galvalume Exterior And Interior Panels (Walls And Ceiling), 36" x 78" Hinged Door.....	35,941.39	5,472.03
			<i>For Refrigerated Boxes Without Floor, Deduct</i>	-7,164.25	
11 41 23 00-0055	EA		14' x 32' Walk-in Refrigerated Box, 7'-6" High With 10 Gauge Smooth Aluminum Floor, Galvalume Exterior And Interior Panels (Walls And Ceiling), 36" x 78" Hinged Door.....	38,083.86	5,928.04
			<i>For Refrigerated Boxes Without Floor, Deduct</i>	-7,541.79	
11 41 23 00-0056	EA		14' x 34' Walk-in Refrigerated Box, 7'-6" High With 10 Gauge Smooth Aluminum Floor, Galvalume Exterior And Interior Panels (Walls And Ceiling), 36" x 78" Hinged Door.....	40,320.65	6,384.04
			<i>For Refrigerated Boxes Without Floor, Deduct</i>	-7,953.28	
11 41 23 00-0057	EA		14' x 36' Walk-in Refrigerated Box, 7'-6" High With 10 Gauge Smooth Aluminum Floor, Galvalume Exterior And Interior Panels (Walls And Ceiling), 36" x 78" Hinged Door.....	42,449.59	6,764.04
			<i>For Refrigerated Boxes Without Floor, Deduct</i>	-8,332.38	
11 41 23 00-0058			Walk-In Refrigerated Unit, 7'6" High With Floor <small>(11 41 23 00-0001)</small>		
			Note: 10 Gauge smooth aluminum floor, galvalume® exterior and interior panels (walls and ceiling), includes 36" x 78" hinged door. Excludes extra accessories, refrigeration, partitions or roof. 16', 17' and 18' wide.		
11 41 23 00-0059	EA		16' x 16' Walk-in Refrigerated Box, 7'-6" High With 10 Gauge Smooth Aluminum Floor, Galvalume Exterior And Interior Panels (Walls And Ceiling), 36" x 78" Hinged Door.....	23,548.98	3,192.02
			<i>For Refrigerated Boxes Without Floor, Deduct</i>	-4,823.81	
11 41 23 00-0060	EA		16' x 18' Walk-in Refrigerated Box, 7'-6" High With 10 Gauge Smooth Aluminum Floor, Galvalume Exterior And Interior Panels (Walls And Ceiling), 36" x 78" Hinged Door.....	25,743.86	3,496.03
			<i>For Refrigerated Boxes Without Floor, Deduct</i>	-5,270.31	
11 41 23 00-0061	EA		16' x 20' Walk-in Refrigerated Box, 7'-6" High With 10 Gauge Smooth Aluminum Floor, Galvalume Exterior And Interior Panels (Walls And Ceiling), 36" x 78" Hinged Door.....	27,869.19	3,800.03
			<i>For Refrigerated Boxes Without Floor, Deduct</i>	-5,700.62	
11 41 23 00-0062	EA		16' x 22' Walk-in Refrigerated Box, 7'-6" High With 10 Gauge Smooth Aluminum Floor, Galvalume Exterior And Interior Panels (Walls And Ceiling), 36" x 78" Hinged Door.....	30,062.46	4,104.03
			<i>For Refrigerated Boxes Without Floor, Deduct</i>	-6,148.70	
11 41 23 00-0063	EA		16' x 24' Walk-in Refrigerated Box, 7'-6" High With 10 Gauge Smooth Aluminum Floor, Galvalume Exterior And Interior Panels (Walls And Ceiling), 36" x 78" Hinged Door.....	32,192.35	4,408.03
			<i>For Refrigerated Boxes Without Floor, Deduct</i>	-6,579.01	
11 41 23 00-0064	EA		16' x 26' Walk-in Refrigerated Box, 7'-6" High With 10 Gauge Smooth Aluminum Floor, Galvalume Exterior And Interior Panels (Walls And Ceiling), 36" x 78" Hinged Door.....	34,488.66	4,788.03
			<i>For Refrigerated Boxes Without Floor, Deduct</i>	-7,025.52	
11 41 23 00-0065	EA		16' x 28' Walk-in Refrigerated Box, 7'-6" High With 10 Gauge Smooth Aluminum Floor, Galvalume Exterior And Interior Panels (Walls And Ceiling), 36" x 78" Hinged Door.....	36,823.48	5,244.03
			<i>For Refrigerated Boxes Without Floor, Deduct</i>	-7,457.40	
11 41 23 00-0066	EA		16' x 30' Walk-in Refrigerated Box, 7'-6" High With 10 Gauge Smooth Aluminum Floor, Galvalume Exterior And Interior Panels (Walls And Ceiling), 36" x 78" Hinged Door.....	39,215.65	5,700.04
			<i>For Refrigerated Boxes Without Floor, Deduct</i>	-7,903.90	
11 41 23 00-0067	EA		16' x 32' Walk-in Refrigerated Box, 7'-6" High With 10 Gauge Smooth Aluminum Floor, Galvalume Exterior And Interior Panels (Walls And Ceiling), 36" x 78" Hinged Door.....	41,538.34	6,156.04
			<i>For Refrigerated Boxes Without Floor, Deduct</i>	-8,334.21	
11 41 23 00-0068	EA		16' x 34' Walk-in Refrigerated Box, 7'-6" High With 10 Gauge Smooth Aluminum Floor, Galvalume Exterior And Interior Panels (Walls And Ceiling), 36" x 78" Hinged Door.....	43,932.29	6,612.04
			<i>For Refrigerated Boxes Without Floor, Deduct</i>	-8,782.29	
11 41 23 00-0069	EA		18' x 18' Walk-in Refrigerated Box, 7'-6" High With 10 Gauge Smooth Aluminum Floor, Galvalume Exterior And Interior Panels (Walls And Ceiling), 36" x 78" Hinged Door.....	27,528.07	3,648.03
			<i>For Refrigerated Boxes Without Floor, Deduct</i>	-5,666.66	
11 41 23 00-0070	EA		18' x 20' Walk-in Refrigerated Box, 7'-6" High With 10 Gauge Smooth Aluminum Floor, Galvalume Exterior And Interior Panels (Walls And Ceiling), 36" x 78" Hinged Door.....	29,775.76	3,952.03
			<i>For Refrigerated Boxes Without Floor, Deduct</i>	-6,127.54	



Equipment	11
Foodservice Equipment	11 40
Foodservice Storage Equipment	11 41

MINOR	CSI	UOM	DESCRIPTION	TOTAL DIRECT UNIT COST	DEMOLITION UNIT COST
11 41 23 00-0071	EA		18' x 22' Walk-in Refrigerated Box, 7'-6" High With 10 Gauge Smooth Aluminum Floor, Galvalume Exterior And Interior Panels (Walls And Ceiling), 36" x 78" Hinged Door.....	32,137.16	4,256.03
			<i>For Refrigerated Boxes Without Floor, Deduct</i>	-6,676.37	
11 41 23 00-0072	EA		18' x 24' Walk-in Refrigerated Box, 7'-6" High With 10 Gauge Smooth Aluminum Floor, Galvalume Exterior And Interior Panels (Walls And Ceiling), 36" x 78" Hinged Door.....	34,383.81	4,560.03
			<i>For Refrigerated Boxes Without Floor, Deduct</i>	-7,075.94	
11 41 23 00-0073	EA		18' x 26' Walk-in Refrigerated Box, 7'-6" High With 10 Gauge Smooth Aluminum Floor, Galvalume Exterior And Interior Panels (Walls And Ceiling), 36" x 78" Hinged Door.....	36,950.59	5,016.03
			<i>For Refrigerated Boxes Without Floor, Deduct</i>	-7,566.08	
11 41 23 00-0074	EA		18' x 28' Walk-in Refrigerated Box, 7'-6" High With 10 Gauge Smooth Aluminum Floor, Galvalume Exterior And Interior Panels (Walls And Ceiling), 36" x 78" Hinged Door.....	39,387.00	5,472.03
			<i>For Refrigerated Boxes Without Floor, Deduct</i>	-8,025.65	
11 41 23 00-0075	EA		18' x 30' Walk-in Refrigerated Box, 7' 6" High With 10 Gauge Smooth Aluminum Floor, Galvalume Exterior And Interior Panels (Walls And Ceiling), 36" x 78" Hinged Door.....	41,974.67	5,928.04
			<i>For Refrigerated Boxes Without Floor, Deduct</i>	-8,514.49	
11 41 23 00-0076	EA		18' x 32' Walk-in Refrigerated Box, 7'-6" High With 10 Gauge Smooth Aluminum Floor, Galvalume Exterior And Interior Panels (Walls And Ceiling), 36" x 78" Hinged Door.....	44,408.98	6,384.04
			<i>For Refrigerated Boxes Without Floor, Deduct</i>	-8,975.37	
11 41 23 00-0077	EA		18' x 34' Walk-in Refrigerated Box, 7'-6" High With 10 Gauge Smooth Aluminum Floor, Galvalume Exterior And Interior Panels (Walls And Ceiling), 36" x 78" Hinged Door.....	46,976.86	6,840.04
			<i>For Refrigerated Boxes Without Floor, Deduct</i>	-9,464.20	
11 41 23 00-0078	EA		18' x 36' Walk-in Refrigerated Box, 7'-6" High With 10 Gauge Smooth Aluminum Floor, Galvalume Exterior And Interior Panels (Walls And Ceiling), 36" x 78" Hinged Door.....	49,608.19	7,397.38
			<i>For Refrigerated Boxes Without Floor, Deduct</i>	-9,923.77	
11 41 23 00-0079			Walk-In Refrigerated Unit, 8'6" High With Floor <small>(11 41 23 00-0001)</small> Note: 10 Gauge smooth aluminum floor, galvalume® exterior and interior panels (walls and ceiling), includes 36" x 78" hinged door. Excludes extra accessories, refrigeration, partitions or roof. 6', 7', 8' and 9' wide.		
11 41 23 00-0080	EA		6' x 6' Walk-in Refrigerated Box, 8'-6" High With 10 Gauge Smooth Aluminum Floor, Galvalume Exterior And Interior Panels (Walls And Ceiling), 36" x 78" Hinged Door.....	7,817.89	1,216.01
			<i>For Refrigerated Boxes Without Floor, Deduct</i>	-1,549.06	
11 41 23 00-0081	EA		6' x 8' Walk-in Refrigerated Box, 8'-6" High With 10 Gauge Smooth Aluminum Floor, Galvalume Exterior And Interior Panels (Walls And Ceiling), 36" x 78" Hinged Door.....	9,001.59	1,368.01
			<i>For Refrigerated Boxes Without Floor, Deduct</i>	-1,794.40	
11 41 23 00-0082	EA		6' x 10' Walk-in Refrigerated Box, 8'-6" High With 10 Gauge Smooth Aluminum Floor, Galvalume Exterior And Interior Panels (Walls And Ceiling), 36" x 78" Hinged Door.....	9,887.73	1,520.01
			<i>For Refrigerated Boxes Without Floor, Deduct</i>	-1,965.26	
11 41 23 00-0083	EA		6' x 12' Walk-in Refrigerated Box, 8'-6" High With 10 Gauge Smooth Aluminum Floor, Galvalume Exterior And Interior Panels (Walls And Ceiling), 36" x 78" Hinged Door.....	11,232.34	1,824.01
			<i>For Refrigerated Boxes Without Floor, Deduct</i>	-2,200.41	
11 41 23 00-0084	EA		6' x 14' Walk-in Refrigerated Box, 8'-6" High With 10 Gauge Smooth Aluminum Floor, Galvalume Exterior And Interior Panels (Walls And Ceiling), 36" x 78" Hinged Door.....	12,913.50	2,128.01
			<i>For Refrigerated Boxes Without Floor, Deduct</i>	-2,519.42	
11 41 23 00-0085	EA		6' x 16' Walk-in Refrigerated Box, 8'-6" High With 10 Gauge Smooth Aluminum Floor, Galvalume Exterior And Interior Panels (Walls And Ceiling), 36" x 78" Hinged Door.....	14,317.92	2,432.01
			<i>For Refrigerated Boxes Without Floor, Deduct</i>	-2,768.67	
11 41 23 00-0086	EA		6' x 18' Walk-in Refrigerated Box, 8'-6" High With 10 Gauge Smooth Aluminum Floor, Galvalume Exterior And Interior Panels (Walls And Ceiling), 36" x 78" Hinged Door.....	15,660.12	2,736.01
			<i>For Refrigerated Boxes Without Floor, Deduct</i>	-3,003.02	
11 41 23 00-0087	EA		8' x 8' Walk-in Refrigerated Box, 8'-6" High With 10 Gauge Smooth Aluminum Floor, Galvalume Exterior And Interior Panels (Walls And Ceiling), 36" x 78" Hinged Door.....	10,283.82	1,520.01
			<i>For Refrigerated Boxes Without Floor, Deduct</i>	-2,064.29	
11 41 23 00-0088	EA		8' x 10' Walk-in Refrigerated Box, 8'-6" High With 10 Gauge Smooth Aluminum Floor, Galvalume Exterior And Interior Panels (Walls And Ceiling), 36" x 78" Hinged Door.....	11,240.43	1,672.01
			<i>For Refrigerated Boxes Without Floor, Deduct</i>	-2,252.92	
11 41 23 00-0089	EA		8' x 12' Walk-in Refrigerated Box, 8'-6" High With 10 Gauge Smooth Aluminum Floor, Galvalume Exterior And Interior Panels (Walls And Ceiling), 36" x 78" Hinged Door.....	12,705.16	1,976.01
			<i>For Refrigerated Boxes Without Floor, Deduct</i>	-2,517.33	
11 41 23 00-0090	EA		8' x 14' Walk-in Refrigerated Box, 8'-6" High With 10 Gauge Smooth Aluminum Floor, Galvalume Exterior And Interior Panels (Walls And Ceiling), 36" x 78" Hinged Door.....	14,533.75	2,280.01
			<i>For Refrigerated Boxes Without Floor, Deduct</i>	-2,873.43	
11 41 23 00-0091	EA		8' x 16' Walk-in Refrigerated Box, 8'-6" High With 10 Gauge Smooth Aluminum Floor, Galvalume Exterior And Interior Panels (Walls And Ceiling), 36" x 78" Hinged Door.....	16,018.47	2,584.01
			<i>For Refrigerated Boxes Without Floor, Deduct</i>	-3,143.59	
11 41 23 00-0092	EA		8' x 18' Walk-in Refrigerated Box, 8'-6" High With 10 Gauge Smooth Aluminum Floor, Galvalume Exterior And Interior Panels (Walls And Ceiling), 36" x 78" Hinged Door.....	17,506.33	2,888.02
			<i>For Refrigerated Boxes Without Floor, Deduct</i>	-3,413.74	
11 41 23 00-0093	EA		8' x 20' Walk-in Refrigerated Box, 8'-6" High With 10 Gauge Smooth Aluminum Floor, Galvalume Exterior And Interior Panels (Walls And Ceiling), 36" x 78" Hinged Door.....	18,989.32	3,192.02
			<i>For Refrigerated Boxes Without Floor, Deduct</i>	-3,683.89	
11 41 23 00-0094	EA		8' x 22' Walk-in Refrigerated Box, 8'-6" High With 10 Gauge Smooth Aluminum Floor, Galvalume Exterior And Interior Panels (Walls And Ceiling), 36" x 78" Hinged Door.....	20,473.55	3,496.03
			<i>For Refrigerated Boxes Without Floor, Deduct</i>	-3,952.74	
11 41 23 00-0095	EA		8' x 24' Walk-in Refrigerated Box, 8'-6" High With 10 Gauge Smooth Aluminum Floor, Galvalume Exterior And Interior Panels (Walls And Ceiling), 36" x 78" Hinged Door.....	21,963.47	3,800.03
			<i>For Refrigerated Boxes Without Floor, Deduct</i>	-4,224.19	
11 41 23 00-0096			Walk-In Refrigerated Unit, 8'6" High With Floor <small>(11 41 23 00-0001)</small> Note: 10 Gauge smooth aluminum floor, galvalume® exterior and interior panels (walls and ceiling), includes 36" x 78" hinged door. Excludes extra accessories, refrigeration, partitions or roof. 10', 11' and 12' wide.		
11 41 23 00-0097	EA		10' x 10' Walk-in Refrigerated Box, 8'-6" High With 10 Gauge Smooth Aluminum Floor, Galvalume Exterior And Interior Panels (Walls And Ceiling), 36" x 78" Hinged Door.....	12,670.36	1,824.01
			<i>For Refrigerated Boxes Without Floor, Deduct</i>	-2,559.91	

11	11 Equipment
	11 40 Foodservice Equipment
	11 41 Foodservice Storage Equipment



MINOR CSI	UOM	DESCRIPTION	TOTAL DIRECT UNIT COST	DEMOLITION UNIT COST
11 41 23 00-0098	EA	10' x 12' Walk-in Refrigerated Box, 8'-6" High With 10 Gauge Smooth Aluminum Floor, Galvalume Exterior And Interior Panels (Walls And Ceiling), 36" x 78" Hinged Door.....	14,252.24	2,128.01
		<i>For Refrigerated Boxes Without Floor, Deduct</i>	-2,854.10	
11 41 23 00-0099	EA	10' x 14' Walk-in Refrigerated Box, 8'-6" High With 10 Gauge Smooth Aluminum Floor, Galvalume Exterior And Interior Panels (Walls And Ceiling), 36" x 78" Hinged Door.....	15,856.27	2,432.01
		<i>For Refrigerated Boxes Without Floor, Deduct</i>	-3,153.25	
11 41 23 00-0100	EA	10' x 16' Walk-in Refrigerated Box, 8'-6" High With 10 Gauge Smooth Aluminum Floor, Galvalume Exterior And Interior Panels (Walls And Ceiling), 36" x 78" Hinged Door.....	17,417.94	2,736.01
		<i>For Refrigerated Boxes Without Floor, Deduct</i>	-3,442.48	
11 41 23 00-0101	EA	10' x 18' Walk-in Refrigerated Box, 8'-6" High With 10 Gauge Smooth Aluminum Floor, Galvalume Exterior And Interior Panels (Walls And Ceiling), 36" x 78" Hinged Door.....	19,041.36	3,040.02
		<i>For Refrigerated Boxes Without Floor, Deduct</i>	-3,747.90	
11 41 23 00-0102	EA	10' x 20' Walk-in Refrigerated Box, 8'-6" High With 10 Gauge Smooth Aluminum Floor, Galvalume Exterior And Interior Panels (Walls And Ceiling), 36" x 78" Hinged Door.....	20,605.13	3,344.02
		<i>For Refrigerated Boxes Without Floor, Deduct</i>	-4,035.82	
11 41 23 00-0103	EA	10' x 22' Walk-in Refrigerated Box, 8'-6" High With 10 Gauge Smooth Aluminum Floor, Galvalume Exterior And Interior Panels (Walls And Ceiling), 36" x 78" Hinged Door.....	22,232.68	3,648.03
		<i>For Refrigerated Boxes Without Floor, Deduct</i>	-4,342.81	
11 41 23 00-0104	EA	10' x 24' Walk-in Refrigerated Box, 8'-6" High With 10 Gauge Smooth Aluminum Floor, Galvalume Exterior And Interior Panels (Walls And Ceiling), 36" x 78" Hinged Door.....	23,787.48	3,952.03
		<i>For Refrigerated Boxes Without Floor, Deduct</i>	-4,630.47	
11 41 23 00-0105	EA	10' x 26' Walk-in Refrigerated Box, 8'-6" High With 10 Gauge Smooth Aluminum Floor, Galvalume Exterior And Interior Panels (Walls And Ceiling), 36" x 78" Hinged Door.....	25,415.24	4,256.03
		<i>For Refrigerated Boxes Without Floor, Deduct</i>	-4,935.89	
11 41 23 00-0106	EA	10' x 28' Walk-in Refrigerated Box, 8'-6" High With 10 Gauge Smooth Aluminum Floor, Galvalume Exterior And Interior Panels (Walls And Ceiling), 36" x 78" Hinged Door.....	26,980.49	4,560.03
		<i>For Refrigerated Boxes Without Floor, Deduct</i>	-5,225.11	
11 41 23 00-0107	EA	10' x 30' Walk-in Refrigerated Box, 8'-6" High With 10 Gauge Smooth Aluminum Floor, Galvalume Exterior And Interior Panels (Walls And Ceiling), 36" x 78" Hinged Door.....	28,809.45	5,016.03
		<i>For Refrigerated Boxes Without Floor, Deduct</i>	-5,530.80	
11 41 23 00-0108	EA	10' x 32' Walk-in Refrigerated Box, 8'-6" High With 10 Gauge Smooth Aluminum Floor, Galvalume Exterior And Interior Panels (Walls And Ceiling), 36" x 78" Hinged Door.....	30,558.21	5,396.03
		<i>For Refrigerated Boxes Without Floor, Deduct</i>	-5,818.46	
11 41 23 00-0109	EA	12' x 12' Walk-in Refrigerated Box, 8'-6" High With 10 Gauge Smooth Aluminum Floor, Galvalume Exterior And Interior Panels (Walls And Ceiling), 36" x 78" Hinged Door.....	15,717.82	2,280.01
		<i>For Refrigerated Boxes Without Floor, Deduct</i>	-3,169.45	
11 41 23 00-0110	EA	12' x 14' Walk-in Refrigerated Box, 8'-6" High With 10 Gauge Smooth Aluminum Floor, Galvalume Exterior And Interior Panels (Walls And Ceiling), 36" x 78" Hinged Door.....	17,476.35	2,584.01
		<i>For Refrigerated Boxes Without Floor, Deduct</i>	-3,508.06	
11 41 23 00-0111	EA	12' x 16' Walk-in Refrigerated Box, 8'-6" High With 10 Gauge Smooth Aluminum Floor, Galvalume Exterior And Interior Panels (Walls And Ceiling), 36" x 78" Hinged Door.....	19,145.01	2,888.02
		<i>For Refrigerated Boxes Without Floor, Deduct</i>	-3,823.41	
11 41 23 00-0112	EA	12' x 18' Walk-in Refrigerated Box, 8'-6" High With 10 Gauge Smooth Aluminum Floor, Galvalume Exterior And Interior Panels (Walls And Ceiling), 36" x 78" Hinged Door.....	20,895.53	3,192.02
		<i>For Refrigerated Boxes Without Floor, Deduct</i>	-4,160.44	
11 41 23 00-0113	EA	12' x 20' Walk-in Refrigerated Box, 8'-6" High With 10 Gauge Smooth Aluminum Floor, Galvalume Exterior And Interior Panels (Walls And Ceiling), 36" x 78" Hinged Door.....	22,572.06	3,496.03
		<i>For Refrigerated Boxes Without Floor, Deduct</i>	-4,477.36	
11 41 23 00-0114	EA	12' x 22' Walk-in Refrigerated Box, 8'-6" High With 10 Gauge Smooth Aluminum Floor, Galvalume Exterior And Interior Panels (Walls And Ceiling), 36" x 78" Hinged Door.....	24,323.25	3,800.03
		<i>For Refrigerated Boxes Without Floor, Deduct</i>	-4,814.14	
11 41 23 00-0115	EA	12' x 24' Walk-in Refrigerated Box, 8'-6" High With 10 Gauge Smooth Aluminum Floor, Galvalume Exterior And Interior Panels (Walls And Ceiling), 36" x 78" Hinged Door.....	25,985.62	4,104.03
		<i>For Refrigerated Boxes Without Floor, Deduct</i>	-5,129.49	
11 41 23 00-0116	EA	12' x 26' Walk-in Refrigerated Box, 8'-6" High With 10 Gauge Smooth Aluminum Floor, Galvalume Exterior And Interior Panels (Walls And Ceiling), 36" x 78" Hinged Door.....	27,748.69	4,408.03
		<i>For Refrigerated Boxes Without Floor, Deduct</i>	-5,468.09	
11 41 23 00-0117	EA	12' x 28' Walk-in Refrigerated Box, 8'-6" High With 10 Gauge Smooth Aluminum Floor, Galvalume Exterior And Interior Panels (Walls And Ceiling), 36" x 78" Hinged Door.....	29,520.37	4,788.03
		<i>For Refrigerated Boxes Without Floor, Deduct</i>	-5,783.45	
11 41 23 00-0118	EA	12' x 30' Walk-in Refrigerated Box, 8'-6" High With 10 Gauge Smooth Aluminum Floor, Galvalume Exterior And Interior Panels (Walls And Ceiling), 36" x 78" Hinged Door.....	31,475.83	5,244.03
		<i>For Refrigerated Boxes Without Floor, Deduct</i>	-6,120.48	
11 41 23 00-0119	EA	12' x 32' Walk-in Refrigerated Box, 8'-6" High With 10 Gauge Smooth Aluminum Floor, Galvalume Exterior And Interior Panels (Walls And Ceiling), 36" x 78" Hinged Door.....	33,349.64	5,700.04
		<i>For Refrigerated Boxes Without Floor, Deduct</i>	-6,437.40	
11 41 23 00-0120	EA	12' x 34' Walk-in Refrigerated Box, 8'-6" High With 10 Gauge Smooth Aluminum Floor, Galvalume Exterior And Interior Panels (Walls And Ceiling), 36" x 78" Hinged Door.....	35,298.19	6,156.04
		<i>For Refrigerated Boxes Without Floor, Deduct</i>	-6,774.18	
11 41 23 00-0121	EA	12' x 36' Walk-in Refrigerated Box, 8'-6" High With 10 Gauge Smooth Aluminum Floor, Galvalume Exterior And Interior Panels (Walls And Ceiling), 36" x 78" Hinged Door.....	37,161.25	6,612.04
		<i>For Refrigerated Boxes Without Floor, Deduct</i>	-7,089.53	
11 41 23 00-0122		Walk-In Refrigerated Unit, 8'6" High With Floor <small>(11 41 23 00-0001)</small> Note: 10 Gauge smooth aluminum floor, galvalume® exterior and interior panels (walls and ceiling), includes 36" x 78" hinged door. Excludes extra accessories, refrigeration, partitions or roof. 13', 14' and 15' wide.		
11 41 23 00-0123	EA	14' x 14' Walk-in Refrigerated Box, 8'-6" High With 10 Gauge Smooth Aluminum Floor, Galvalume Exterior And Interior Panels (Walls And Ceiling), 36" x 78" Hinged Door.....	20,450.75	2,736.01
		<i>For Refrigerated Boxes Without Floor, Deduct</i>	-4,200.68	
11 41 23 00-0124	EA	14' x 16' Walk-in Refrigerated Box, 8'-6" High With 10 Gauge Smooth Aluminum Floor, Galvalume Exterior And Interior Panels (Walls And Ceiling), 36" x 78" Hinged Door.....	22,433.67	3,040.02
		<i>For Refrigerated Boxes Without Floor, Deduct</i>	-4,595.98	



Equipment	11	
Foodservice Equipment	11 40	↕
Foodservice Storage Equipment	11 41	

MINOR	CSI	UOM	DESCRIPTION	TOTAL DIRECT UNIT COST	DEMOLITION UNIT COST
11 41 23 00-0125	EA		14' x 18' Walk-in Refrigerated Box, 8'-6" High With 10 Gauge Smooth Aluminum Floor, Galvalume Exterior And Interior Panels (Walls And Ceiling), 36" x 78" Hinged Door.....	24,528.35	3,344.02
			<i>For Refrigerated Boxes Without Floor, Deduct</i>	-5,016.62	
11 41 23 00-0126	EA		14' x 20' Walk-in Refrigerated Box, 8'-6" High With 10 Gauge Smooth Aluminum Floor, Galvalume Exterior And Interior Panels (Walls And Ceiling), 36" x 78" Hinged Door.....	26,510.17	3,648.03
			<i>For Refrigerated Boxes Without Floor, Deduct</i>	-5,412.18	
11 41 23 00-0127	EA		14' x 22' Walk-in Refrigerated Box, 8'-6" High With 10 Gauge Smooth Aluminum Floor, Galvalume Exterior And Interior Panels (Walls And Ceiling), 36" x 78" Hinged Door.....	28,590.65	3,952.03
			<i>For Refrigerated Boxes Without Floor, Deduct</i>	-5,831.26	
11 41 23 00-0128	EA		14' x 24' Walk-in Refrigerated Box, 8'-6" High With 10 Gauge Smooth Aluminum Floor, Galvalume Exterior And Interior Panels (Walls And Ceiling), 36" x 78" Hinged Door.....	30,585.22	4,256.03
			<i>For Refrigerated Boxes Without Floor, Deduct</i>	-6,228.39	
11 41 23 00-0129	EA		14' x 26' Walk-in Refrigerated Box, 8'-6" High With 10 Gauge Smooth Aluminum Floor, Galvalume Exterior And Interior Panels (Walls And Ceiling), 36" x 78" Hinged Door.....	32,669.88	4,560.03
			<i>For Refrigerated Boxes Without Floor, Deduct</i>	-6,647.46	
11 41 23 00-0130	EA		14' x 28' Walk-in Refrigerated Box, 8'-6" High With 10 Gauge Smooth Aluminum Floor, Galvalume Exterior And Interior Panels (Walls And Ceiling), 36" x 78" Hinged Door.....	34,858.35	5,016.03
			<i>For Refrigerated Boxes Without Floor, Deduct</i>	-7,043.02	
11 41 23 00-0131	EA		14' x 30' Walk-in Refrigerated Box, 8'-6" High With 10 Gauge Smooth Aluminum Floor, Galvalume Exterior And Interior Panels (Walls And Ceiling), 36" x 78" Hinged Door.....	37,139.05	5,472.03
			<i>For Refrigerated Boxes Without Floor, Deduct</i>	-7,463.67	
11 41 23 00-0132	EA		14' x 32' Walk-in Refrigerated Box, 8'-6" High With 10 Gauge Smooth Aluminum Floor, Galvalume Exterior And Interior Panels (Walls And Ceiling), 36" x 78" Hinged Door.....	39,352.58	5,928.04
			<i>For Refrigerated Boxes Without Floor, Deduct</i>	-7,858.97	
11 41 23 00-0133	EA		14' x 34' Walk-in Refrigerated Box, 8'-6" High With 10 Gauge Smooth Aluminum Floor, Galvalume Exterior And Interior Panels (Walls And Ceiling), 36" x 78" Hinged Door.....	41,620.72	6,384.04
			<i>For Refrigerated Boxes Without Floor, Deduct</i>	-8,278.30	
11 41 23 00-0134	EA		14' x 36' Walk-in Refrigerated Box, 8'-6" High With 10 Gauge Smooth Aluminum Floor, Galvalume Exterior And Interior Panels (Walls And Ceiling), 36" x 78" Hinged Door.....	43,820.73	6,840.04
			<i>For Refrigerated Boxes Without Floor, Deduct</i>	-8,675.17	
11 41 23 00-0135			Walk-In Refrigerated Unit, 8'6" High With Floor <small>(11 41 23 00-0001)</small> Note: 10 Gauge smooth aluminum floor, galvalume® exterior and interior panels (walls and ceiling), includes 36" x 78" hinged door. Excludes extra accessories, refrigeration, partitions or roof. 16', 17' and 18' wide.		
11 41 23 00-0136	EA		16' x 16' Walk-in Refrigerated Box, 8'-6" High With 10 Gauge Smooth Aluminum Floor, Galvalume Exterior And Interior Panels (Walls And Ceiling), 36" x 78" Hinged Door.....	24,479.10	3,192.02
			<i>For Refrigerated Boxes Without Floor, Deduct</i>	-5,056.34	
11 41 23 00-0137	EA		16' x 18' Walk-in Refrigerated Box, 8'-6" High With 10 Gauge Smooth Aluminum Floor, Galvalume Exterior And Interior Panels (Walls And Ceiling), 36" x 78" Hinged Door.....	26,705.33	3,496.03
			<i>For Refrigerated Boxes Without Floor, Deduct</i>	-5,510.68	
11 41 23 00-0138	EA		16' x 20' Walk-in Refrigerated Box, 8'-6" High With 10 Gauge Smooth Aluminum Floor, Galvalume Exterior And Interior Panels (Walls And Ceiling), 36" x 78" Hinged Door.....	28,901.73	3,800.03
			<i>For Refrigerated Boxes Without Floor, Deduct</i>	-5,958.76	
11 41 23 00-0139	EA		16' x 22' Walk-in Refrigerated Box, 8'-6" High With 10 Gauge Smooth Aluminum Floor, Galvalume Exterior And Interior Panels (Walls And Ceiling), 36" x 78" Hinged Door.....	31,126.34	4,104.03
			<i>For Refrigerated Boxes Without Floor, Deduct</i>	-6,414.67	
11 41 23 00-0140	EA		16' x 24' Walk-in Refrigerated Box, 8'-6" High With 10 Gauge Smooth Aluminum Floor, Galvalume Exterior And Interior Panels (Walls And Ceiling), 36" x 78" Hinged Door.....	33,327.30	4,408.03
			<i>For Refrigerated Boxes Without Floor, Deduct</i>	-6,862.75	
11 41 23 00-0141	EA		16' x 26' Walk-in Refrigerated Box, 8'-6" High With 10 Gauge Smooth Aluminum Floor, Galvalume Exterior And Interior Panels (Walls And Ceiling), 36" x 78" Hinged Door.....	35,654.96	4,788.03
			<i>For Refrigerated Boxes Without Floor, Deduct</i>	-7,317.09	
11 41 23 00-0142	EA		16' x 28' Walk-in Refrigerated Box, 8'-6" High With 10 Gauge Smooth Aluminum Floor, Galvalume Exterior And Interior Panels (Walls And Ceiling), 36" x 78" Hinged Door.....	38,060.84	5,244.03
			<i>For Refrigerated Boxes Without Floor, Deduct</i>	-7,766.74	
11 41 23 00-0143	EA		16' x 30' Walk-in Refrigerated Box, 8'-6" High With 10 Gauge Smooth Aluminum Floor, Galvalume Exterior And Interior Panels (Walls And Ceiling), 36" x 78" Hinged Door.....	40,484.37	5,700.04
			<i>For Refrigerated Boxes Without Floor, Deduct</i>	-8,221.08	
11 41 23 00-0144	EA		16' x 32' Walk-in Refrigerated Box, 8'-6" High With 10 Gauge Smooth Aluminum Floor, Galvalume Exterior And Interior Panels (Walls And Ceiling), 36" x 78" Hinged Door.....	42,878.12	6,156.04
			<i>For Refrigerated Boxes Without Floor, Deduct</i>	-8,669.16	
11 41 23 00-0145	EA		16' x 34' Walk-in Refrigerated Box, 8'-6" High With 10 Gauge Smooth Aluminum Floor, Galvalume Exterior And Interior Panels (Walls And Ceiling), 36" x 78" Hinged Door.....	45,303.43	6,612.04
			<i>For Refrigerated Boxes Without Floor, Deduct</i>	-9,125.07	
11 41 23 00-0146	EA		18' x 18' Walk-in Refrigerated Box, 8'-6" High With 10 Gauge Smooth Aluminum Floor, Galvalume Exterior And Interior Panels (Walls And Ceiling), 36" x 78" Hinged Door.....	28,520.89	3,648.03
			<i>For Refrigerated Boxes Without Floor, Deduct</i>	-5,914.86	
11 41 23 00-0147	EA		18' x 20' Walk-in Refrigerated Box, 8'-6" High With 10 Gauge Smooth Aluminum Floor, Galvalume Exterior And Interior Panels (Walls And Ceiling), 36" x 78" Hinged Door.....	30,839.65	3,952.03
			<i>For Refrigerated Boxes Without Floor, Deduct</i>	-6,393.51	
11 41 23 00-0148	EA		18' x 22' Walk-in Refrigerated Box, 8'-6" High With 10 Gauge Smooth Aluminum Floor, Galvalume Exterior And Interior Panels (Walls And Ceiling), 36" x 78" Hinged Door.....	33,232.40	4,256.03
			<i>For Refrigerated Boxes Without Floor, Deduct</i>	-6,890.18	
11 41 23 00-0149	EA		18' x 24' Walk-in Refrigerated Box, 8'-6" High With 10 Gauge Smooth Aluminum Floor, Galvalume Exterior And Interior Panels (Walls And Ceiling), 36" x 78" Hinged Door.....	35,550.11	4,560.03
			<i>For Refrigerated Boxes Without Floor, Deduct</i>	-7,367.52	
11 41 23 00-0150	EA		18' x 26' Walk-in Refrigerated Box, 8'-6" High With 10 Gauge Smooth Aluminum Floor, Galvalume Exterior And Interior Panels (Walls And Ceiling), 36" x 78" Hinged Door.....	38,148.24	5,016.03
			<i>For Refrigerated Boxes Without Floor, Deduct</i>	-7,865.50	
11 41 23 00-0151	EA		18' x 28' Walk-in Refrigerated Box, 8'-6" High With 10 Gauge Smooth Aluminum Floor, Galvalume Exterior And Interior Panels (Walls And Ceiling), 36" x 78" Hinged Door.....	40,655.72	5,472.03
			<i>For Refrigerated Boxes Without Floor, Deduct</i>	-8,342.83	

11	11 Equipment
	11 40 Foodservice Equipment
	11 41 Foodservice Storage Equipment



MINOR	CSI	UOM	DESCRIPTION	TOTAL DIRECT UNIT COST	DEMOLITION UNIT COST
11 41 23 00-0152	EA		18' x 30' Walk-in Refrigerated Box, 8'-6" High With 10 Gauge Smooth Aluminum Floor, Galvalume Exterior And Interior Panels (Walls And Ceiling), 36" x 78" Hinged Door.....	43,274.74	5,928.04
			<i>For Refrigerated Boxes Without Floor, Deduct</i>	-8,839.51	
11 41 23 00-0153	EA		18' x 32' Walk-in Refrigerated Box, 8'-6" High With 10 Gauge Smooth Aluminum Floor, Galvalume Exterior And Interior Panels (Walls And Ceiling), 36" x 78" Hinged Door.....	45,780.12	6,384.04
			<i>For Refrigerated Boxes Without Floor, Deduct</i>	-9,318.15	
11 41 23 00-0154	EA		18' x 34' Walk-in Refrigerated Box, 8'-6" High With 10 Gauge Smooth Aluminum Floor, Galvalume Exterior And Interior Panels (Walls And Ceiling), 36" x 78" Hinged Door.....	48,379.35	6,840.04
			<i>For Refrigerated Boxes Without Floor, Deduct</i>	-9,814.82	
11 41 23 00-0155	EA		18' x 36' Walk-in Refrigerated Box, 8'-6" High With 10 Gauge Smooth Aluminum Floor, Galvalume Exterior And Interior Panels (Walls And Ceiling), 36" x 78" Hinged Door.....	51,081.75	7,397.38
			<i>For Refrigerated Boxes Without Floor, Deduct</i>	-10,292.16	
11 41 23 00-0156			Walk-In Refrigerated Unit Metal Price Add-Ons <small>(11 41 23 00-0001)</small>		
11 41 23 00-0157	SF		Metal Price Add-on, 190 Series Embossed White Polyester vs. 24 Gauge Galvalume®.....	0.44	
11 41 23 00-0158	SF		Metal Price Add-ons, 24 Gauge White Polyester vs. 24 Gauge Galvalume®.....	0.82	
11 41 23 00-0159	SF		Metal Price Add-ons, 0.038" Stucco Embossed Aluminum vs. 24 Gauge Galvalume®.....	1.16	
11 41 23 00-0160	SF		Metal Price Add-ons, 22 Gauge Stainless Steel vs. 24 Gauge Galvalume®.....	8.15	
11 41 23 00-0161	SF		Metal Price Add-ons, 20 Gauge Stainless Steel vs. 24 Gauge Galvalume®.....	10.66	
11 41 23 00-0162	SF		Metal Price Add-ons, 24 Gauge Embossed Tan Polyester vs. 24 Gauge Galvalume®.....	1.32	
11 41 23 00-0163	SF		Metal Price Add-ons, 0.040" Embossed White Aluminum vs. 24 Gauge Galvalume®.....	3.23	
11 41 23 00-0164	SF		Metal Price Add-ons, 0.040" Smooth White Aluminum vs. 24 Gauge Galvalume®.....	4.18	
11 41 23 00-0165	SF		Metal Price Add-ons, 24 Gauge Smooth Kynar® Painted vs. 24 Gauge Galvalume®.....	4.39	
11 41 23 00-0166	SF		Metal Price Deducts, 14 GA Galvanized vs. 10 Gauge Smooth Aluminum Interior Floor.....	-5.90	
11 41 23 00-0167	SF		Metal Price Add-ons, 16 GA Stainless Steel Type 430 vs. 10 Gauge Smooth Aluminum Interior Floor.....	2.46	
11 41 23 00-0168	SF		Metal Price Add-ons, 16 GA Stainless Steel Type 304 vs. 10 Gauge Smooth Aluminum Interior Floor.....	6.38	
11 41 23 00-0169	SF		Metal Price Add-ons, 12 GA Rigid Aluminum vs. 10 Gauge Smooth Aluminum Interior Floor.....	5.59	
11 41 23 00-0170	SF		Metal Price Add-ons, 16 GA Rigid Stainless Steel vs. 10 Gauge Smooth Aluminum Interior Floor.....	18.13	
11 41 23 00-0171			Air Cooled Condensing Units For Walk-In Coolers And Freezers <small>(11 41 23)</small>		
11 41 23 00-0172			Medium Temperature Hermetic System, Indoor <small>(11 41 23 00-0171)</small>		
			Note: Consists of air cooled hermetic condensing unit, evaporator, and standard indoor features as described by manufacturer; Bally.		
11 41 23 00-0173			208/230 Volt, 1 Phase <small>(11 41 23 00-0172)</small>		
			Note: Pre-Assembled indoor R404a.		
11 41 23 00-0174	EA		1/2 HP Medium Temperature Hermetic System Pre-Assembled Indoor R404a, 208/230 Volt, 1 Phase, 60 Hertz.....	4,750.38	149.82
11 41 23 00-0175	EA		3/4 HP Medium Temperature Hermetic System Pre-Assembled Indoor R404a, 208/230 Volt, 1 Phase, 60 Hertz.....	5,009.57	174.79
11 41 23 00-0176	EA		1 HP Medium Temperature Hermetic System Pre-Assembled Indoor R404a, 208/230 Volt, 1 Phase, 60 Hertz.....	5,772.96	199.76
11 41 23 00-0177	EA		1-1/2 HP Medium Temperature Hermetic System Pre-Assembled Indoor R404a, 208/230 Volt, 1 Phase, 60 Hertz.....	6,222.40	224.73
11 41 23 00-0178	EA		2 HP Medium Temperature Hermetic System Pre-Assembled Indoor R404a, 208/230 Volt, 1 Phase, 60 Hertz.....	6,853.83	249.70
11 41 23 00-0179	EA		3 HP Medium Temperature Hermetic System Pre-Assembled Indoor R404a, 208/230 Volt, 1 Phase, 60 Hertz.....	7,694.46	299.64
11 41 23 00-0180	EA		4 HP Medium Temperature Hermetic System Pre-Assembled Indoor R404a, 208/230 Volt, 1 Phase, 60 Hertz.....	10,479.41	349.57
11 41 23 00-0181	EA		5 HP Medium Temperature Hermetic System Pre-Assembled Indoor R404a, 208/230 Volt, 1 Phase, 60 Hertz.....	11,230.83	399.51
11 41 23 00-0182			208/230 Volt, 3 Phase <small>(11 41 23 00-0172)</small>		
			Note: Pre-Assembled indoor R404a.		
11 41 23 00-0183	EA		1 HP Medium Temperature Hermetic System Pre-Assembled Indoor R404a, 208/230 Volt, 3 Phase, 60 Hertz.....	5,781.29	199.76
11 41 23 00-0184	EA		1-1/2 HP Medium Temperature Hermetic System Pre-Assembled Indoor R404a, 208/230 Volt, 3 Phase, 60 Hertz.....	6,222.40	224.73
11 41 23 00-0185	EA		2 HP Medium Temperature Hermetic System Pre-Assembled Indoor R404a, 208/230 Volt, 3 Phase, 60 Hertz.....	6,928.75	249.70
11 41 23 00-0186	EA		3 HP Medium Temperature Hermetic System Pre-Assembled Indoor R404a, 208/230 Volt, 3 Phase, 60 Hertz.....	7,605.28	299.64
11 41 23 00-0187	EA		4 HP Medium Temperature Hermetic System Pre-Assembled Indoor R404a, 208/230 Volt, 3 Phase, 60 Hertz.....	10,479.41	349.57
11 41 23 00-0188	EA		5 HP Medium Temperature Hermetic System Pre-Assembled Indoor R404a, 208/230 Volt, 3 Phase, 60 Hertz.....	11,127.38	399.51
11 41 23 00-0189			Medium Temperature Hermetic System, Outdoor <small>(11 41 23 00-0171)</small>		
			Note: Consists of air cooled hermetic condensing unit, evaporator, and standard indoor features as described by manufacturer; Bally.		
11 41 23 00-0190			208/230 Volt, 1 Phase <small>(11 41 23 00-0189)</small>		
			Note: Pre-Assembled outdoor R404a.		
11 41 23 00-0191	EA		1/2 HP Medium Temperature Hermetic System Pre-Assembled Outdoor R404a, 208/230 Volt, 1 Phase, 60 Hertz.....	3,673.09	149.82
11 41 23 00-0192	EA		3/4 HP Medium Temperature Hermetic System Pre-Assembled Outdoor R404a, 208/230 Volt, 1 Phase, 60 Hertz.....	4,045.89	174.79
11 41 23 00-0193	EA		1 HP Medium Temperature Hermetic System Pre-Assembled Outdoor R404a, 208/230 Volt, 1 Phase, 60 Hertz.....	4,665.46	199.76
11 41 23 00-0194	EA		1-1/2 HP Medium Temperature Hermetic System Pre-Assembled Outdoor R404a, 208/230 Volt, 1 Phase, 60 Hertz.....	4,864.26	224.73
11 41 23 00-0195	EA		2 HP Medium Temperature Hermetic System Pre-Assembled Outdoor R404a, 208/230 Volt, 1 Phase, 60 Hertz.....	5,222.88	249.70
11 41 23 00-0196	EA		3 HP Medium Temperature Hermetic System Pre-Assembled Outdoor R404a, 208/230 Volt, 1 Phase, 60 Hertz.....	5,951.73	299.64
11 41 23 00-0197	EA		4 HP Medium Temperature Hermetic System Pre-Assembled Outdoor R404a, 208/230 Volt, 1 Phase, 60 Hertz.....	7,946.32	349.57
11 41 23 00-0198	EA		5 HP Medium Temperature Hermetic System Pre-Assembled Outdoor R404a, 208/230 Volt, 1 Phase, 60 Hertz.....	8,507.01	399.51
11 41 23 00-0199			208/230 Volt, 3 Phase <small>(11 41 23 00-0189)</small>		
			Note: Pre-Assembled outdoor R404a.		
11 41 23 00-0200	EA		1 HP Medium Temperature Hermetic System Pre-Assembled Outdoor R404a, 208/230 Volt, 3 Phase, 60 Hertz.....	4,634.51	199.76
11 41 23 00-0201	EA		1-1/2 HP Medium Temperature Hermetic System Pre-Assembled Outdoor R404a, 208/230 Volt, 3 Phase, 60 Hertz.....	4,876.80	224.73
11 41 23 00-0202	EA		2 HP Medium Temperature Hermetic System Pre-Assembled Outdoor R404a, 208/230 Volt, 3 Phase, 60 Hertz.....	5,288.12	249.70
11 41 23 00-0203	EA		3 HP Medium Temperature Hermetic System Pre-Assembled Outdoor R404a, 208/230 Volt, 3 Phase, 60 Hertz.....	5,889.83	299.64



Equipment	11
Foodservice Equipment	11 40
Foodservice Storage Equipment	11 41

MINOR CSI UOM DESCRIPTION	TOTAL DIRECT UNIT COST	DEMOLITION UNIT COST
11 41 23 00-0204 EA 4 HP Medium Temperature Hermetic System Pre-Assembled Outdoor R404a, 208/230 Volt, 1 Phase, 60 Hertz.....	7,965.56	349.57
11 41 23 00-0205 EA 5 HP Medium Temperature Hermetic System Pre-Assembled Outdoor R404a, 208/230 Volt, 1 Phase, 60 Hertz.....	8,430.05	399.51
11 41 23 00-0206 Low Temperature Hermetic System, Indoor <small>(11 41 23 00-0171)</small> Note: Consists of air cooled hermetic condensing unit, evaporator, and standard indoor features as described by manufacturer; Bally.		
11 41 23 00-0207 208/230 Volt, 1 Phase <small>(11 41 23 00-0206)</small> Note: Pre-Assembled indoor R404a.		
11 41 23 00-0208 EA 1/2 HP Low Temperature Hermetic System Pre-Assembled Indoor R404a, 208/230 Volt, 1 Phase, 60 Hertz.....	5,405.56	149.82
11 41 23 00-0209 EA 3/4 HP Low Temperature Hermetic System Pre-Assembled Indoor R404a, 208/230 Volt, 1 Phase, 60 Hertz.....	5,596.98	174.79
11 41 23 00-0210 EA 1 HP Low Temperature Hermetic System Pre-Assembled Indoor R404a, 208/230 Volt, 1 Phase, 60 Hertz.....	5,856.20	199.76
11 41 23 00-0211 EA 1-1/2 HP Low Temperature Hermetic System Pre-Assembled Indoor R404a, 208/230 Volt, 1 Phase, 60 Hertz.....	6,248.56	224.73
11 41 23 00-0212 EA 2 HP Low Temperature Hermetic System Pre-Assembled Indoor R404a, 208/230 Volt, 1 Phase, 60 Hertz.....	6,795.57	249.70
11 41 23 00-0213 EA 3 HP Low Temperature Hermetic System Pre-Assembled Indoor R404a, 208/230 Volt, 1 Phase, 60 Hertz.....	8,021.46	299.64
11 41 23 00-0214 208/230 Volt, 3 Phase <small>(11 41 23 00-0206)</small> Note: Pre-Assembled indoor R404a.		
11 41 23 00-0215 EA 1 HP Low Temperature Hermetic System Pre-Assembled Indoor R404a, 208/230 Volt, 3 Phase, 60 Hertz.....	5,864.52	199.76
11 41 23 00-0216 EA 1-1/2 HP Low Temperature Hermetic System Pre-Assembled Indoor R404a, 208/230 Volt, 3 Phase, 60 Hertz.....	6,248.56	224.73
11 41 23 00-0217 EA 2 HP Low Temperature Hermetic System Pre-Assembled Indoor R404a, 208/230 Volt, 3 Phase, 60 Hertz.....	6,872.86	249.70
11 41 23 00-0218 EA 3 HP Low Temperature Hermetic System Pre-Assembled Indoor R404a, 208/230 Volt, 3 Phase, 60 Hertz.....	7,935.84	299.64
11 41 23 00-0219 Low Temperature Hermetic System, Outdoor <small>(11 41 23 00-0171)</small> Note: Consists of air cooled hermetic condensing unit, evaporator, and standard indoor features as described by manufacturer; Bally.		
11 41 23 00-0220 208/230 Volt, 1 Phase <small>(11 41 23 00-0219)</small> Note: Pre-Assembled outdoor R404a.		
11 41 23 00-0221 EA 1/2 HP Low Temperature Hermetic System Pre-Assembled Outdoor R404a, 208/230 Volt, 1 Phase, 60 Hertz.....	4,321.35	149.82
11 41 23 00-0222 EA 3/4 HP Low Temperature Hermetic System Pre-Assembled Outdoor R404a, 208/230 Volt, 1 Phase, 60 Hertz.....	4,390.51	174.79
11 41 23 00-0223 EA 1 HP Low Temperature Hermetic System Pre-Assembled Outdoor R404a, 208/230 Volt, 1 Phase, 60 Hertz.....	4,631.16	199.76
11 41 23 00-0224 EA 1-1/2 HP Low Temperature Hermetic System Pre-Assembled Outdoor R404a, 208/230 Volt, 1 Phase, 60 Hertz.....	5,021.51	224.73
11 41 23 00-0225 EA 2 HP Low Temperature Hermetic System Pre-Assembled Outdoor R404a, 208/230 Volt, 1 Phase, 60 Hertz.....	5,479.67	249.70
11 41 23 00-0226 EA 3 HP Low Temperature Hermetic System Pre-Assembled Outdoor R404a, 208/230 Volt, 1 Phase, 60 Hertz.....	6,171.72	299.64
11 41 23 00-0227 208/230 Volt, 3 Phase <small>(11 41 23 00-0219)</small> Note: Pre-Assembled outdoor R404a.		
11 41 23 00-0228 EA 1 HP Low Temperature Hermetic System Pre-Assembled Outdoor R404a, 208/230 Volt, 3 Phase, 60 Hertz.....	4,782.56	199.76
11 41 23 00-0229 EA 1-1/2 HP Low Temperature Hermetic System Pre-Assembled Outdoor R404a, 208/230 Volt, 3 Phase, 60 Hertz.....	5,095.96	224.73
11 41 23 00-0230 EA 2 HP Low Temperature Hermetic System Pre-Assembled Outdoor R404a, 208/230 Volt, 3 Phase, 60 Hertz.....	5,539.90	249.70
11 41 23 00-0231 EA 3 HP Low Temperature Hermetic System Pre-Assembled Outdoor R404a, 208/230 Volt, 3 Phase, 60 Hertz.....	6,110.65	299.64
11 41 23 00-0232 Medium Temperature Semi-Hermetic System, Indoor <small>(11 41 23 00-0171)</small> Note: Consists of air cooled semi-hermetic condensing unit, evaporator, and standard indoor features as described by manufacturer; Bally.		
11 41 23 00-0233 208/230 Volt, 1 Phase <small>(11 41 23 00-0232)</small> Note: Pre-Assembled indoor R404a.		
11 41 23 00-0234 EA 1 HP Medium Temperature Semi-Hermetic System Pre-Assembled Indoor R404a, 208/230 Volt, 1 Phase, 60 Hertz.....	6,133.25	199.76
11 41 23 00-0235 EA 5 HP Medium Temperature Semi-Hermetic System Pre-Assembled Indoor R404a, 208/230 Volt, 1 Phase, 60 Hertz.....	14,070.35	399.51
11 41 23 00-0236 208/230 Volt, 3 Phase <small>(11 41 23 00-0232)</small> Note: Pre-Assembled indoor R404a.		
11 41 23 00-0237 EA 1 HP Medium Temperature Semi-Hermetic System Pre-Assembled Indoor R404a, 208/230 Volt, 3 Phase, 60 Hertz.....	6,138.01	199.76
11 41 23 00-0238 EA 2 HP Medium Temperature Semi-Hermetic System Pre-Assembled Indoor R404a, 208/230 Volt, 3 Phase, 60 Hertz.....	8,504.28	249.70
11 41 23 00-0239 EA 3 HP Medium Temperature Semi-Hermetic System Pre-Assembled Indoor R404a, 208/230 Volt, 3 Phase, 60 Hertz.....	10,623.16	299.64
11 41 23 00-0240 EA 5 HP Medium Temperature Semi-Hermetic System Pre-Assembled Indoor R404a, 208/230 Volt, 3 Phase, 60 Hertz.....	13,876.53	399.51
11 41 23 00-0241 Medium Temperature Semi-Hermetic System, Outdoor <small>(11 41 23 00-0171)</small> Note: Consists of air cooled semi-hermetic condensing unit, evaporator, and standard indoor features as described by manufacturer; Bally.		
11 41 23 00-0242 208/230 Volt, 1 Phase <small>(11 41 23 00-0241)</small> Note: Pre-Assembled outdoor R404a.		
11 41 23 00-0243 EA 1 HP Medium Temperature Semi-Hermetic System Pre-Assembled Outdoor R404a, 208/230 Volt, 1 Phase, 60 Hertz.....	4,854.50	199.76
11 41 23 00-0244 EA 5 HP Medium Temperature Semi-Hermetic System Pre-Assembled Outdoor R404a, 208/230 Volt, 1 Phase, 60 Hertz.....	11,955.73	399.51

11	11 Equipment
	11 40 Foodservice Equipment
	11 41 Foodservice Storage Equipment



MINOR		TOTAL DIRECT		DEMOLITION	
CSI	UOM	DESCRIPTION	UNIT COST	UNIT COST	
11 41 23 00-0245		208/230 Volt, 3 Phase <small>(11 41 23 00-0241)</small> Note: Pre-Assembled outdoor R404a.			
11 41 23 00-0246	EA	1 HP Medium Temperature Semi-Hermetic System Pre-Assembled Outdoor R404a, 208/230 Volt, 3 Phase, 60 Hertz.....	4,862.86		199.76
11 41 23 00-0247	EA	2 HP Medium Temperature Semi-Hermetic System Pre-Assembled Outdoor R404a, 208/230 Volt, 3 Phase, 60 Hertz.....	5,743.99		249.70
11 41 23 00-0248	EA	3 HP Medium Temperature Semi-Hermetic System Pre-Assembled Outdoor R404a, 208/230 Volt, 3 Phase, 60 Hertz.....	8,252.83		299.64
11 41 23 00-0249	EA	5 HP Medium Temperature Semi-Hermetic System Pre-Assembled Outdoor R404a, 208/230 Volt, 3 Phase, 60 Hertz.....	10,810.62		399.51
11 41 23 00-0250		Low Temperature Semi-Hermetic System, Indoor <small>(11 41 23 00-0171)</small> Note: Consists of air cooled semi-hermetic condensing unit, evaporator, and standard indoor features as described by manufacturer; Bally.			
11 41 23 00-0251		208/230 Volt, 1 Phase <small>(11 41 23 00-0250)</small> Note: Pre-Assembled indoor R404a.			
11 41 23 00-0252	EA	3/4 HP Low Temperature Semi-Hermetic System Pre-Assembled Indoor R404a, 208/230 Volt, 1 Phase, 60 Hertz.....	6,287.84		174.79
11 41 23 00-0253	EA	1 HP Low Temperature Semi-Hermetic System Pre-Assembled Indoor R404a, 208/230 Volt, 1 Phase, 60 Hertz.....	6,711.15		199.76
11 41 23 00-0254	EA	1-1/2 HP Low Temperature Semi-Hermetic System Pre-Assembled Indoor R404a, 208/230 Volt, 1 Phase, 60 Hertz.....	7,879.98		224.73
11 41 23 00-0255	EA	2 HP Low Temperature Semi-Hermetic System Pre-Assembled Indoor R404a, 208/230 Volt, 1 Phase, 60 Hertz.....	9,134.49		249.70
11 41 23 00-0256	EA	3 HP Low Temperature Semi-Hermetic System Pre-Assembled Indoor R404a, 208/230 Volt, 1 Phase, 60 Hertz.....	11,556.59		299.64
11 41 23 00-0257		208/230 Volt, 3 Phase <small>(11 41 23 00-0250)</small> Note: Pre-Assembled indoor R404a.			
11 41 23 00-0258	EA	3/4 HP Low Temperature Semi-Hermetic System Pre-Assembled Indoor R404a, 208/230 Volt, 3 Phase, 60 Hertz.....	6,254.54		174.79
11 41 23 00-0259	EA	1 HP Low Temperature Semi-Hermetic System Pre-Assembled Indoor R404a, 208/230 Volt, 3 Phase, 60 Hertz.....	6,706.39		199.76
11 41 23 00-0260	EA	1-1/2 HP Low Temperature Semi-Hermetic System Pre-Assembled Indoor R404a, 208/230 Volt, 3 Phase, 60 Hertz.....	7,834.80		224.73
11 41 23 00-0261	EA	2 HP Low Temperature Semi-Hermetic System Pre-Assembled Indoor R404a, 208/230 Volt, 3 Phase, 60 Hertz.....	9,056.01		249.70
11 41 23 00-0262	EA	3 HP Low Temperature Semi-Hermetic System Pre-Assembled Indoor R404a, 208/230 Volt, 3 Phase, 60 Hertz.....	11,139.23		299.64
11 41 23 00-0263	EA	4 HP Low Temperature Semi-Hermetic System Pre-Assembled Indoor R404a, 208/230 Volt, 3 Phase, 60 Hertz.....	15,609.10		349.57
11 41 23 00-0264	EA	6 HP Low Temperature Semi-Hermetic System Pre-Assembled Indoor R404a, 208/230 Volt, 3 Phase, 60 Hertz.....	16,423.46		449.45
11 41 23 00-0265	EA	7-1/2 HP Low Temperature Semi-Hermetic System Pre-Assembled Indoor R404a, 208/230 Volt, 3 Phase, 60 Hertz.....	23,733.97		524.37
11 41 23 00-0266		Low Temperature Semi-Hermetic System, Outdoor <small>(11 41 23 00-0171)</small> Note: Consists of air cooled semi-hermetic condensing unit, evaporator, and standard indoor features as described by manufacturer; Bally.			
11 41 23 00-0267		208/230 Volt, 1 Phase <small>(11 41 23 00-0265)</small> Note: Pre-Assembled outdoor R404a.			
11 41 23 00-0268	EA	3/4 HP Low Temperature Semi-Hermetic System Pre-Assembled Outdoor R404a, 208/230 Volt, 1 Phase, 60 Hertz.....	4,981.05		174.79
11 41 23 00-0269	EA	1 HP Low Temperature Semi-Hermetic System Pre-Assembled Outdoor R404a, 208/230 Volt, 1 Phase, 60 Hertz.....	5,225.88		199.76
11 41 23 00-0270	EA	1-1/2 Low Medium Temperature Semi-Hermetic System Pre-Assembled Outdoor R404a, 208/230 Volt, 1 Phase, 60 Hertz.....	6,078.80		224.73
11 41 23 00-0271	EA	2 HP Low Temperature Semi-Hermetic System Pre-Assembled Outdoor R404a, 208/230 Volt, 1 Phase, 60 Hertz.....	6,981.95		249.70
11 41 23 00-0272	EA	3 HP Low Temperature Semi-Hermetic System Pre-Assembled Outdoor R404a, 208/230 Volt, 1 Phase, 60 Hertz.....	8,742.99		299.64
11 41 23 00-0273		208/230 Volt, 3 Phase <small>(11 41 23 00-0266)</small> Note: Pre-Assembled outdoor R404a.			
11 41 23 00-0274	EA	3/4 HP Low Temperature Semi-Hermetic System Pre-Assembled Outdoor R404a, 208/230 Volt, 1 Phase, 60 Hertz.....	4,907.44		174.79
11 41 23 00-0275	EA	1 HP Low Temperature Semi-Hermetic System Pre-Assembled Outdoor R404a, 208/230 Volt, 1 Phase, 60 Hertz.....	5,229.23		199.76
11 41 23 00-0276	EA	1-1/2 HP Low Temperature Semi-Hermetic System Pre-Assembled Outdoor R404a, 208/230 Volt, 1 Phase, 60 Hertz.....	6,066.25		224.73
11 41 23 00-0277	EA	2 HP Low Temperature Semi-Hermetic System Pre-Assembled Outdoor R404a, 208/230 Volt, 1 Phase, 60 Hertz.....	6,920.06		249.70
11 41 23 00-0278	EA	3 HP Low Temperature Semi-Hermetic System Pre-Assembled Outdoor R404a, 208/230 Volt, 1 Phase, 60 Hertz.....	8,477.84		299.64
11 41 23 00-0279	EA	4 HP Low Temperature Semi-Hermetic System Pre-Assembled Outdoor R404a, 208/230 Volt, 1 Phase, 60 Hertz.....	12,338.57		349.57
11 41 23 00-0280	EA	6 HP Low Temperature Semi-Hermetic System Pre-Assembled Outdoor R404a, 208/230 Volt, 1 Phase, 60 Hertz.....	13,044.23		449.45
11 41 23 00-0281	EA	7-1/2 HP Low Temperature Semi-Hermetic System Pre-Assembled Outdoor R404a, 208/230 Volt, 1 Phase, 60 Hertz.....	18,328.29		524.37
11 41 23 00-0282		Walk-In Refrigerated Boxes Accessories <small>(11 41 23)</small>			
11 41 23 00-0283		Accessories <small>(11 41 23 00-0282)</small>			
11 41 23 00-0284	EA	Super Door Package, For 36" Or 42" Door.....	623.05		
		Note: Includes 1/8" diamond-tread on cap and frame (interior and exterior), and 3rd hinge for support.			
11 41 23 00-0285	EA	Super Door Package, For 48" Door.....	820.57		
		Note: Includes 1/8" diamond-tread on cap and frame (interior and exterior), and 3rd hinge for support.			
11 41 23 00-0286	EA	Super Door Package, For 60" Door.....	820.57		
		Note: Includes 1/8" diamond-tread on cap and frame (interior and exterior), and 3rd hinge for support.			
11 41 23 00-0287	EA	14" x 24" Observation Window, Heated.....	904.45		
11 41 23 00-0288	EA	Heated Air Vent, Kason.....	355.79		
11 41 23 00-0289	EA	Heated Air Vent, Bally Polyvinyl Chloride (PVC).....	779.04		
11 41 23 00-0290	EA	Interior Ramps For 36" Or 42" Wide Doors.....	1,094.15		



Equipment	11	
Foodservice Equipment	11 40	↑
Foodservice Storage Equipment	11 41	

MINOR	CSI	UOM	DESCRIPTION	TOTAL DIRECT UNIT COST	DEMOLITION UNIT COST
11 41 23 00-0291	EA		Interior Ramps For 48" Wide Doors.....	1,193.43	
11 41 23 00-0292	EA		Interior Ramps For 60" Wide Doors.....	1,308.39	
11 41 23 00-0293	EA		Exterior Ramps For 36" Or 42" Wide Doors.....	460.84	
11 41 23 00-0294	EA		Exterior Ramps For 48" Wide Doors.....	820.34	
11 41 23 00-0295	EA		Exterior Ramps For 60" Wide Doors.....	820.34	
11 41 23 00-0296	EA		Field Installed Extra Vapor-Proof Lights.....	120.95	
11 41 23 00-0297	EA		Field Installed Fluorescent Lights, 48", 2 Tubes.....	494.04	
11 41 23 00-0298	EA		Alarm With Digital Thermostat Modularm 75 With Adjustable Setting (Flush Mounted).....	1,068.83	
11 41 23 00-0299	EA		Alarm With Digital Thermostat Modularm 75B (Battery Backup) (Flush Mounted).....	1,122.13	
11 41 23 00-0300	EA		Alarm With Digital Thermostat National TM100 With Adjustable Setting (Flush Mounted).....	546.29	
11 41 23 00-0301	EA		Locking Devices, 36" Or 42" Wide Locking Bar.....	317.42	
11 41 23 00-0302	EA		Locking Devices, 48" Wide Locking Bar.....	359.23	
11 41 23 00-0303	EA		Locking Devices, 60" Wide Locking Bar.....	359.23	
11 41 23 00-0304	EA		Locking Devices, Mortise Dead Bolt (Cooler).....	622.58	
11 41 23 00-0305	EA		Locking Devices, Mortise Dead Bolt (Freezer).....	760.53	
11 41 23 00-0306	EA		Blast Freezer Kit, For 36" Or 42" Wide Doors.....	1,223.74	
11 41 23 00-0307	EA		Blast Freezer Kit, For 48" Wide Doors.....	1,290.63	
11 41 23 00-0308	EA		Blast Freezer Kit, For 60" Wide Doors.....	1,326.16	
11 41 23 00-0309	EA		Hardware Options, Polished For 36" Or 42" Door.....	57.48	
11 41 23 00-0310	EA		Hardware Options, Polished For 48" Or 60" Door.....	47.03	
11 41 23 00-0311	EA		Hardware Options, Chrome For 36" Or 42" Door.....	145.27	
11 41 23 00-0312	EA		Hardware Options, Chrome For 48" Or 60" Door.....	78.38	
11 41 23 00-0313	EA		Hardware Options, Positive Latch, 36" Or 42" Door.....	192.54	
11 41 23 00-0314	EA		Hardware Options, Strap Hinges, 36" Or 42" Door.....	142.38	
11 41 23 00-0315	EA		4" Scribed Door.....	399.68	
11 41 23 00-0316	EA		Doors Cut For Tile.....	474.93	
11 41 23 00-0317	EA		84" High Doors (36" Wide).....	474.93	
11 41 23 00-0318	EA		Doors Raised Or Lowered In Panel.....	1,027.77	
11 41 23 00-0319	EA		57-1/2" Door Section.....	319.21	
11 41 23 00-0320	EA		3 Way, Interior And Exterior, Light Switches.....	259.94	
11 41 23 00-0321	EA		3 Way (1 Side Only) Light Switch.....	132.51	
11 41 23 00-0322	EA		Structural Support, 5" Reinforcing Ceilings (Every 23").....	233.56	
11 41 23 00-0323	EA		Structural Support, 6" Reinforcing Ceilings (Every 23").....	292.08	
11 41 23 00-0324	LF		Structural Support, Self-Supporting Standard Angle.....	31.64	
11 41 23 00-0325	LF		Structural Support, Self-Supporting 6" Channel.....	40.26	
11 41 23 00-0326	LF		Structural Support, Self-Supporting 8" Channel.....	57.24	
11 41 23 00-0327	LF		Structural Support, Self-Supporting 10" Channel.....	89.90	
11 41 23 00-0328	LF		Structural Support, Suspended Ceiling Support.....	17.51	
11 41 23 00-0329	LF		Factory Prepared Opening, Foam Cut Opening.....	8.17	
11 41 23 00-0330	LF		Factory Prepared Opening, Metal Capped Opening.....	18.29	
11 41 23 00-0331	LF		Factory Prepared Opening, Wood Framed Opening.....	16.48	
11 41 23 00-0332	LF		Factory Prepared Opening, Metal Capped Wood Framed Opening.....	28.22	
11 41 23 00-0333	LF		Factory Prepared Opening, Opening For Glass Doors (Doors Provided By Others, No Charge For Opening When Glass Door Purchased Through Manufacturer).....	105.13	
11 41 23 00-0334	SF		Outdoor Weather Roofs, Aluminum Roof Caps.....	38.47	
11 41 23 00-0335	SF		Outdoor Weather Roofs, Membrane Roof Caps.....	5.75	
11 41 23 00-0336	SF		Outdoor Weather Roofs, Painted Aluminum Roofs.....	47.78	
11 41 23 00-0337	SF		1/8" Aluminum Tread Plate.....	91.11	
11 41 23 00-0338	SF		3/16" Aluminum Tread Plate.....	111.36	
11 41 23 00-0339	EA		Digitemp Display Thermometer (Indoor Exterior Wall).....	246.42	
11 41 23 00-0340	EA		4-1/2" Dial Type Thermometer With 5' Cap Tube.....	222.38	
11 41 23 00-0341	EA		6" Dial Type Thermometer With 5' Cap Tube.....	693.71	
11 41 23 00-0342	EA		2" Dial Type Thermometer (Standard).....	84.43	
11 41 23 00-0343	LF		Extra Capillary Tubing.....	9.50	
11 41 23 00-0344			Partition Wall For Walk-In Refrigerated Boxes <small>(11 41 23 00-0282)</small>		
			Note: Includes 36" x 78" door. Sizes listed as 7'-2"/7'-6" are for either 7'-2" or 7'-6" high refrigerated boxes. Sizes listed as 8'-2"/8'-6" are for either 8'-2" or 8'-6" high refrigerated boxes.		
11 41 23 00-0345	EA		5'-10" Length Partition Wall, 7'-2"/7'-6" High.....	2,479.92	
			Note: Galvalume both sides.		
			For Embossed White Instead Of Galvalume® On Both Sides, Add	118.93	
11 41 23 00-0346	EA		6'-9-1/2" Length Partition Wall, 7'-2"/7'-6" High.....	2,700.28	
			Note: Galvalume both sides.		
			For Embossed White Instead Of Galvalume® On Both Sides, Add	129.69	
11 41 23 00-0347	EA		7'-9" Length Partition Wall, 7'-2"/7'-6" High.....	2,778.49	
			Note: Galvalume both sides.		
			For Embossed White Instead Of Galvalume® On Both Sides, Add	133.35	
11 41 23 00-0348	EA		8'-8-1/2" Length Partition Wall, 7'-2"/7'-6" High.....	3,003.03	
			Note: Galvalume both sides.		
			For Embossed White Instead Of Galvalume® On Both Sides, Add	144.33	
11 41 23 00-0349	EA		9'-8" Length Partition Wall, 7'-2"/7'-6" High.....	2,943.30	
			Note: Galvalume both sides.		
			For Embossed White Instead Of Galvalume® On Both Sides, Add	141.09	
11 41 23 00-0350	EA		10'-7-1/2" Length Partition Wall, 7'-2"/7'-6" High.....	3,162.61	
			Note: Galvalume both sides.		
			For Embossed White Instead Of Galvalume® On Both Sides, Add	151.80	
11 41 23 00-0351	EA		11'-7" Length Partition Wall, 7'-2"/7'-6" High.....	3,230.38	
			Note: Galvalume both sides.		
			For Embossed White Instead Of Galvalume® On Both Sides, Add	154.93	
11 41 23 00-0352	EA		12'-6-1/2" Length Partition Wall, 7'-2"/7'-6" High.....	3,541.65	
			Note: Galvalume both sides.		
			For Embossed White Instead Of Galvalume® On Both Sides, Add	170.24	

11 Equipment
11 40 Foodservice Equipment
11 41 Foodservice Storage Equipment



MINOR	CSI	UOM	DESCRIPTION	TOTAL DIRECT UNIT COST	DEMOLITION UNIT COST
11 41 23 00-0353	EA		13'-6" Length Partition Wall, 7'-2"/7'-6" High Note: Galvalume both sides. <i>For Embossed White Instead Of Galvalume® On Both Sides, Add</i>	3,406.68 163.24	
11 41 23 00-0354	EA		14'-5-1/2" Length Partition Wall, 7'-2"/7'-6" High Note: Galvalume both sides. <i>For Embossed White Instead Of Galvalume® On Both Sides, Add</i>	3,627.04 174.01	
11 41 23 00-0355	EA		15'-5" Length Partition Wall, 7'-2"/7'-6" High Note: Galvalume both sides. <i>For Embossed White Instead Of Galvalume® On Both Sides, Add</i>	3,710.48 177.92	
11 41 23 00-0356	EA		16'-4-1/2" Length Partition Wall, 7'-2"/7'-6" High Note: Galvalume both sides. <i>For Embossed White Instead Of Galvalume® On Both Sides, Add</i>	3,931.88 188.74	
11 41 23 00-0357	EA		17'-4" Length Partition Wall, 7'-2"/7'-6" High Note: Galvalume both sides. <i>For Embossed White Instead Of Galvalume® On Both Sides, Add</i>	4,524.40 218.11	
11 41 23 00-0358	EA		5'-10" Length Partition Wall, 8'-2"/8'-6" High Note: Galvalume both sides. <i>For Embossed White Instead Of Galvalume® On Both Sides, Add</i>	2,703.57 130.11	
11 41 23 00-0359	EA		6'-9-1/2" Length Partition Wall, 8'-2"/8'-6" High Note: Galvalume both sides. <i>For Embossed White Instead Of Galvalume® On Both Sides, Add</i>	2,890.48 139.20	
11 41 23 00-0360	EA		7'-9" Length Partition Wall, 8'-2"/8'-6" High Note: Galvalume both sides. <i>For Embossed White Instead Of Galvalume® On Both Sides, Add</i>	2,982.28 143.54	
11 41 23 00-0361	EA		8'-8-1/2" Length Partition Wall, 8'-2"/8'-6" High Note: Galvalume both sides. <i>For Embossed White Instead Of Galvalume® On Both Sides, Add</i>	3,230.85 155.72	
11 41 23 00-0362	EA		9'-8" Length Partition Wall, 8'-2"/8'-6" High Note: Galvalume both sides. <i>For Embossed White Instead Of Galvalume® On Both Sides, Add</i>	3,158.59 151.85	
11 41 23 00-0363	EA		10'-7-1/2" Length Partition Wall, 8'-2"/8'-6" High Note: Galvalume both sides. <i>For Embossed White Instead Of Galvalume® On Both Sides, Add</i>	3,406.12 163.97	
11 41 23 00-0364	EA		11'-7" Length Partition Wall, 8'-2"/8'-6" High Note: Galvalume both sides. <i>For Embossed White Instead Of Galvalume® On Both Sides, Add</i>	3,498.96 168.36	
11 41 23 00-0365	EA		12'-6-1/2" Length Partition Wall, 8'-2"/8'-6" High Note: Galvalume both sides. <i>For Embossed White Instead Of Galvalume® On Both Sides, Add</i>	3,746.49 180.48	
11 41 23 00-0366	EA		13'-6" Length Partition Wall, 8'-2"/8'-6" High Note: Galvalume both sides. <i>For Embossed White Instead Of Galvalume® On Both Sides, Add</i>	3,674.22 176.62	
11 41 23 00-0367	EA		14'-5-1/2" Length Partition Wall, 8'-2"/8'-6" High Note: Galvalume both sides. <i>For Embossed White Instead Of Galvalume® On Both Sides, Add</i>	3,921.75 188.74	
11 41 23 00-0368	EA		15'-5" Length Partition Wall, 8'-2"/8'-6" High Note: Galvalume both sides. <i>For Embossed White Instead Of Galvalume® On Both Sides, Add</i>	4,014.60 193.13	
11 41 23 00-0369	EA		16'-4-1/2" Length Partition Wall, 8'-2"/8'-6" High Note: Galvalume both sides. <i>For Embossed White Instead Of Galvalume® On Both Sides, Add</i>	4,262.12 205.25	
11 41 23 00-0370	EA		17'-4" Length Partition Wall, 8'-2"/8'-6" High Note: Galvalume both sides. <i>For Embossed White Instead Of Galvalume® On Both Sides, Add</i>	4,189.85 201.39	
11 41 23 00-0371			Glass Doors For Walk-In Refrigerated Boxes (11 41 23 00-0282) Note: Factory installed, includes lights and 5 tier shelves.		
11 41 23 00-0372	EA		23" x 67" Glass Door, Displayrite, Coolrite Model	1,037.76	
11 41 23 00-0373	EA		23" x 73" Glass Door, Displayrite, Coolrite Model	1,133.91	
11 41 23 00-0374	EA		30" x 67" Glass Door, Displayrite, Coolrite Model	1,143.31	
11 41 23 00-0375	EA		30" x 73" Glass Door, Displayrite, Coolrite Model	1,264.54	
11 41 23 00-0376	EA		23" x 67" Glass Door, Displayrite, Freezerite Model	1,387.86	
11 41 23 00-0377	EA		23" x 73" Glass Door, Displayrite, Freezerite Model	1,475.65	
11 41 23 00-0378	EA		30" x 67" Glass Door, Displayrite, Freezerite Model	1,480.87	
11 41 23 00-0379	EA		30" x 73" Glass Door, Displayrite, Freezerite Model	1,723.33	
11 41 23 00-0380	EA		24" x 67" Glass Door, Anthony Model 101	1,410.85	
11 41 23 00-0381	EA		26" x 67" Glass Door, Anthony Model 101	1,747.37	
11 41 23 00-0382	EA		30" x 67" Glass Door, Anthony Model 101	1,865.46	
11 41 23 00-0383	EA		30x75 Glass Door, Anthony Model 101	1,905.17	
11 41 23 00-0384	EA		24" x 67" Glass Door, Anthony Model 101	2,148.67	
11 41 23 00-0385	EA		26" x 67" Glass Door, Anthony Model 101	2,384.86	
11 41 23 00-0386	EA		30" x 67" Glass Door, Anthony Model 101	2,428.75	
11 41 23 00-0387	EA		30" x 75" Glass Door, Anthony Model 101	2,590.74	
11 41 23 00-0388	EA		23" x 67" Glass Door, Anthony Model 401	1,114.05	
11 41 23 00-0389	EA		26-3/4" x 67" Glass Door, Anthony Model 401	1,173.62	
11 41 23 00-0390	EA		30-1/4" x 67" Glass Door, Anthony Model 401	1,578.06	
11 41 23 00-0391	EA		30-1/4" x 75" Glass Door, Anthony Model 401	1,353.37	
11 41 23 00-0392	EA		23" x 67" Glass Door, Anthony Model 401	1,502.82	
11 41 23 00-0393	EA		26-3/4" x 67" Glass Door, Anthony Model 401	1,572.84	
11 41 23 00-0394	EA		30-1/4" x 67" Glass Door, Anthony Model 401	1,578.06	
11 41 23 00-0395	EA		30-1/4" x 75" Glass Door, Anthony Model 401	1,879.04	



Equipment	11
Foodservice Equipment	11 40
Foodservice Storage Equipment	11 41

MINOR CSI UOM DESCRIPTION	TOTAL DIRECT UNIT COST	DEMOLITION UNIT COST
11 41 23 00-0396 Modular Wire Shelving For Walk-In Refrigerated Boxes <small>(11 41 23 00-0282)</small>		
11 41 23 00-0397 EA 14" x 30" Epoxy Modular Wire Shelving, 4 Tier, 63" Posts	397.89	
<i>For Cantilever Shelving, Add</i>	402.00	
11 41 23 00-0398 EA 14" x 36" Epoxy Modular Wire Shelving, 4 Tier, 63" Posts	419.67	
<i>For Cantilever Shelving, Add</i>	402.00	
11 41 23 00-0399 EA 14" x 42" Epoxy Modular Wire Shelving, 4 Tier, 63" Posts	466.54	
<i>For Cantilever Shelving, Add</i>	402.00	
11 41 23 00-0400 EA 14" x 48" Epoxy Modular Wire Shelving, 4 Tier, 63" Posts	492.51	
<i>For Cantilever Shelving, Add</i>	402.00	
11 41 23 00-0401 EA 14" x 60" Epoxy Modular Wire Shelving, 4 Tier, 63" Posts	536.08	
<i>For Cantilever Shelving, Add</i>	402.00	
11 41 23 00-0402 EA 18" x 30" Epoxy Modular Wire Shelving, 4 Tier, 63" Posts	457.30	
<i>For Cantilever Shelving, Add</i>	402.00	
11 41 23 00-0403 EA 18" x 36" Epoxy Modular Wire Shelving, 4 Tier, 63" Posts	469.67	
<i>For Cantilever Shelving, Add</i>	402.00	
11 41 23 00-0404 EA 18" x 42" Epoxy Modular Wire Shelving, 4 Tier, 63" Posts	517.59	
<i>For Cantilever Shelving, Add</i>	402.00	
11 41 23 00-0405 EA 18" x 48" Epoxy Modular Wire Shelving, 4 Tier, 63" Posts	541.46	
<i>For Cantilever Shelving, Add</i>	402.00	
11 41 23 00-0406 EA 18" x 60" Epoxy Modular Wire Shelving, 4 Tier, 63" Posts	617.44	
<i>For Cantilever Shelving, Add</i>	402.00	
11 41 23 00-0407 EA 21" x 30" Epoxy Modular Wire Shelving, 4 Tier, 63" Posts	497.89	
<i>For Cantilever Shelving, Add</i>	402.00	
11 41 23 00-0408 EA 21" x 36" Epoxy Modular Wire Shelving, 4 Tier, 63" Posts	505.05	
<i>For Cantilever Shelving, Add</i>	402.00	
11 41 23 00-0409 EA 21" x 42" Epoxy Modular Wire Shelving, 4 Tier, 63" Posts	573.86	
<i>For Cantilever Shelving, Add</i>	402.00	
11 41 23 00-0410 EA 21" x 48" Epoxy Modular Wire Shelving, 4 Tier, 63" Posts	578.93	
<i>For Cantilever Shelving, Add</i>	402.00	
11 41 23 00-0411 EA 21" x 60" Epoxy Modular Wire Shelving, 4 Tier, 63" Posts	665.35	
<i>For Cantilever Shelving, Add</i>	402.00	
11 41 23 00-0412 EA 14" x 30" Chrome Modular Wire Shelving, 4 Tier, 63" Posts	343.55	
<i>For Cantilever Shelving, Add</i>	402.00	
11 41 23 00-0413 EA 14" x 36" Chrome Modular Wire Shelving, 4 Tier, 63" Posts	361.15	
<i>For Cantilever Shelving, Add</i>	402.00	
11 41 23 00-0414 EA 14" x 42" Chrome Modular Wire Shelving, 4 Tier, 63" Posts	395.47	
<i>For Cantilever Shelving, Add</i>	402.00	
11 41 23 00-0415 EA 14" x 48" Chrome Modular Wire Shelving, 4 Tier, 63" Posts	404.72	
<i>For Cantilever Shelving, Add</i>	402.00	
11 41 23 00-0416 EA 14" x 60" Chrome Modular Wire Shelving, 4 Tier, 63" Posts	460.84	
<i>For Cantilever Shelving, Add</i>	402.00	
11 41 23 00-0417 EA 18" x 30" Chrome Modular Wire Shelving, 4 Tier, 63" Posts	377.87	
<i>For Cantilever Shelving, Add</i>	402.00	
11 41 23 00-0418 EA 18" x 36" Chrome Modular Wire Shelving, 4 Tier, 63" Posts	404.88	
<i>For Cantilever Shelving, Add</i>	402.00	
11 41 23 00-0419 EA 18" x 42" Chrome Modular Wire Shelving, 4 Tier, 63" Posts	428.76	
<i>For Cantilever Shelving, Add</i>	402.00	
11 41 23 00-0420 EA 18" x 48" Chrome Modular Wire Shelving, 4 Tier, 63" Posts	435.91	
<i>For Cantilever Shelving, Add</i>	402.00	
11 41 23 00-0421 EA 18" x 60" Chrome Modular Wire Shelving, 4 Tier, 63" Posts	511.89	
<i>For Cantilever Shelving, Add</i>	402.00	
11 41 23 00-0422 EA 21" x 30" Chrome Modular Wire Shelving, 4 Tier, 63" Posts	414.28	
<i>For Cantilever Shelving, Add</i>	402.00	
11 41 23 00-0423 EA 21" x 36" Chrome Modular Wire Shelving, 4 Tier, 63" Posts	430.85	
<i>For Cantilever Shelving, Add</i>	402.00	
11 41 23 00-0424 EA 21" x 42" Chrome Modular Wire Shelving, 4 Tier, 63" Posts	462.04	
<i>For Cantilever Shelving, Add</i>	402.00	
11 41 23 00-0425 EA 21" x 48" Chrome Modular Wire Shelving, 4 Tier, 63" Posts	479.65	
<i>For Cantilever Shelving, Add</i>	402.00	
11 41 23 00-0426 EA 21" x 60" Chrome Modular Wire Shelving, 4 Tier, 63" Posts	557.71	
<i>For Cantilever Shelving, Add</i>	402.00	
11 41 23 00-0427 EA 14" x 30" Stainless Steel Modular Wire Shelving, 4 Tier, 63" Posts	1,799.58	
<i>For Cantilever Shelving, Add</i>	402.00	
11 41 23 00-0428 EA 14" x 36" Stainless Steel Modular Wire Shelving, 4 Tier, 63" Posts	2,007.82	
<i>For Cantilever Shelving, Add</i>	402.00	
11 41 23 00-0429 EA 14" x 42" Stainless Steel Modular Wire Shelving, 4 Tier, 63" Posts	2,047.92	
<i>For Cantilever Shelving, Add</i>	402.00	
11 41 23 00-0430 EA 14" x 48" Stainless Steel Modular Wire Shelving, 4 Tier, 63" Posts	2,088.02	
<i>For Cantilever Shelving, Add</i>	402.00	
11 41 23 00-0431 EA 14" x 60" Stainless Steel Modular Wire Shelving, 4 Tier, 63" Posts	2,525.54	
<i>For Cantilever Shelving, Add</i>	402.00	
11 41 23 00-0432 EA 18" x 30" Stainless Steel Modular Wire Shelving, 4 Tier, 63" Posts	1,888.72	
<i>For Cantilever Shelving, Add</i>	402.00	
11 41 23 00-0433 EA 18" x 36" Stainless Steel Modular Wire Shelving, 4 Tier, 63" Posts	2,005.88	
<i>For Cantilever Shelving, Add</i>	402.00	
11 41 23 00-0434 EA 18" x 42" Stainless Steel Modular Wire Shelving, 4 Tier, 63" Posts	2,221.14	
<i>For Cantilever Shelving, Add</i>	402.00	
11 41 23 00-0435 EA 18" x 48" Stainless Steel Modular Wire Shelving, 4 Tier, 63" Posts	2,310.28	
<i>For Cantilever Shelving, Add</i>	402.00	
11 41 23 00-0436 EA 18" x 60" Stainless Steel Modular Wire Shelving, 4 Tier, 63" Posts	2,824.88	
<i>For Cantilever Shelving, Add</i>	402.00	
11 41 23 00-0437 EA 21" x 30" Stainless Steel Modular Wire Shelving, 4 Tier, 63" Posts	2,040.91	
<i>For Cantilever Shelving, Add</i>	402.00	

11 Equipment
11 40 Foodservice Equipment
11 41 Foodservice Storage Equipment



MINOR	CSI	UOM	DESCRIPTION	TOTAL DIRECT UNIT COST	DEMOLITION UNIT COST
11 41 23 00-0438	EA		21" x 36" Stainless Steel Modular Wire Shelving, 4 Tier, 63" Posts <i>For Cantilever Shelving, Add</i>	2,228.15 402.00	
11 41 23 00-0439	EA		21" x 42" Stainless Steel Modular Wire Shelving, 4 Tier, 63" Posts <i>For Cantilever Shelving, Add</i>	2,443.40 402.00	
11 41 23 00-0440	EA		21" x 48" Stainless Steel Modular Wire Shelving, 4 Tier, 63" Posts <i>For Cantilever Shelving, Add</i>	2,532.54 402.00	
11 41 23 00-0441	EA		21" x 60" Stainless Steel Modular Wire Shelving, 4 Tier, 63" Posts <i>For Cantilever Shelving, Add</i>	3,215.29 402.00	
11 41 23 00-0442	EA		14" x 30" Epoxy Modular Wire Shelving, 5 Tier, 74" Posts <i>For Cantilever Shelving, Add</i>	469.52 472.00	
11 41 23 00-0443	EA		14" x 36" Epoxy Modular Wire Shelving, 5 Tier, 74" Posts <i>For Cantilever Shelving, Add</i>	505.93 472.00	
11 41 23 00-0444	EA		14" x 42" Epoxy Modular Wire Shelving, 5 Tier, 74" Posts <i>For Cantilever Shelving, Add</i>	547.58 472.00	
11 41 23 00-0445	EA		14" x 48" Epoxy Modular Wire Shelving, 5 Tier, 74" Posts <i>For Cantilever Shelving, Add</i>	586.09 472.00	
11 41 23 00-0446	EA		14" x 60" Epoxy Modular Wire Shelving, 5 Tier, 74" Posts <i>For Cantilever Shelving, Add</i>	635.93 472.00	
11 41 23 00-0447	EA		18" x 30" Epoxy Modular Wire Shelving, 5 Tier, 74" Posts <i>For Cantilever Shelving, Add</i>	552.96 472.00	
11 41 23 00-0448	EA		18" x 36" Epoxy Modular Wire Shelving, 5 Tier, 74" Posts <i>For Cantilever Shelving, Add</i>	567.43 472.00	
11 41 23 00-0449	EA		18" x 42" Epoxy Modular Wire Shelving, 5 Tier, 74" Posts <i>For Cantilever Shelving, Add</i>	624.76 472.00	
11 41 23 00-0450	EA		18" x 48" Epoxy Modular Wire Shelving, 5 Tier, 74" Posts <i>For Cantilever Shelving, Add</i>	654.90 472.00	
11 41 23 00-0451	EA		18" x 60" Epoxy Modular Wire Shelving, 5 Tier, 74" Posts <i>For Cantilever Shelving, Add</i>	746.55 472.00	
11 41 23 00-0452	EA		21" x 30" Epoxy Modular Wire Shelving, 5 Tier, 74" Posts <i>For Cantilever Shelving, Add</i>	601.92 472.00	
11 41 23 00-0453	EA		21" x 36" Epoxy Modular Wire Shelving, 5 Tier, 74" Posts <i>For Cantilever Shelving, Add</i>	621.62 472.00	
11 41 23 00-0454	EA		21" x 42" Epoxy Modular Wire Shelving, 5 Tier, 74" Posts <i>For Cantilever Shelving, Add</i>	686.25 472.00	
11 41 23 00-0455	EA		21" x 48" Epoxy Modular Wire Shelving, 5 Tier, 74" Posts <i>For Cantilever Shelving, Add</i>	701.77 472.00	
11 41 23 00-0456	EA		21" x 60" Epoxy Modular Wire Shelving, 5 Tier, 74" Posts <i>For Cantilever Shelving, Add</i>	803.88 472.00	
11 41 23 00-0457	EA		14" x 30" Chrome Modular Wire Shelving, 5 Tier, 74" Posts <i>For Cantilever Shelving, Add</i>	403.68 472.00	
11 41 23 00-0458	EA		14" x 36" Chrome Modular Wire Shelving, 5 Tier, 74" Posts <i>For Cantilever Shelving, Add</i>	424.41 472.00	
11 41 23 00-0459	EA		14" x 42" Chrome Modular Wire Shelving, 5 Tier, 74" Posts <i>For Cantilever Shelving, Add</i>	466.06 472.00	
11 41 23 00-0460	EA		14" x 48" Chrome Modular Wire Shelving, 5 Tier, 74" Posts <i>For Cantilever Shelving, Add</i>	476.36 472.00	
11 41 23 00-0461	EA		14" x 60" Chrome Modular Wire Shelving, 5 Tier, 74" Posts <i>For Cantilever Shelving, Add</i>	543.97 472.00	
11 41 23 00-0462	EA		18" x 30" Chrome Modular Wire Shelving, 5 Tier, 74" Posts <i>For Cantilever Shelving, Add</i>	454.72 472.00	
11 41 23 00-0463	EA		18" x 36" Chrome Modular Wire Shelving, 5 Tier, 74" Posts <i>For Cantilever Shelving, Add</i>	485.92 472.00	
11 41 23 00-0464	EA		18" x 42" Chrome Modular Wire Shelving, 5 Tier, 74" Posts <i>For Cantilever Shelving, Add</i>	551.60 472.00	
11 41 23 00-0465	EA		18" x 48" Chrome Modular Wire Shelving, 5 Tier, 74" Posts <i>For Cantilever Shelving, Add</i>	548.30 472.00	
11 41 23 00-0466	EA		18" x 60" Chrome Modular Wire Shelving, 5 Tier, 74" Posts <i>For Cantilever Shelving, Add</i>	612.79 472.00	
11 41 23 00-0467	EA		21" x 30" Chrome Modular Wire Shelving, 5 Tier, 74" Posts <i>For Cantilever Shelving, Add</i>	498.46 472.00	
11 41 23 00-0468	EA		21" x 36" Chrome Modular Wire Shelving, 5 Tier, 74" Posts <i>For Cantilever Shelving, Add</i>	518.16 472.00	
11 41 23 00-0469	EA		21" x 42" Chrome Modular Wire Shelving, 5 Tier, 74" Posts <i>For Cantilever Shelving, Add</i>	556.66 472.00	
11 41 23 00-0470	EA		21" x 48" Chrome Modular Wire Shelving, 5 Tier, 74" Posts <i>For Cantilever Shelving, Add</i>	576.36 472.00	
11 41 23 00-0471	EA		21" x 60" Chrome Modular Wire Shelving, 5 Tier, 74" Posts <i>For Cantilever Shelving, Add</i>	672.20 472.00	
11 41 23 00-0472	EA		14" x 30" Stainless Steel Modular Wire Shelving, 5 Tier, 74" Posts <i>For Cantilever Shelving, Add</i>	2,196.62 472.00	
11 41 23 00-0473	EA		14" x 36" Stainless Steel Modular Wire Shelving, 5 Tier, 74" Posts <i>For Cantilever Shelving, Add</i>	2,455.66 472.00	
11 41 23 00-0474	EA		14" x 42" Stainless Steel Modular Wire Shelving, 5 Tier, 74" Posts <i>For Cantilever Shelving, Add</i>	2,504.52 472.00	
11 41 23 00-0475	EA		14" x 48" Stainless Steel Modular Wire Shelving, 5 Tier, 74" Posts <i>For Cantilever Shelving, Add</i>	2,553.38 472.00	
11 41 23 00-0476	EA		14" x 60" Stainless Steel Modular Wire Shelving, 5 Tier, 74" Posts <i>For Cantilever Shelving, Add</i>	3,097.74 472.00	
11 41 23 00-0477	EA		18" x 30" Stainless Steel Modular Wire Shelving, 5 Tier, 74" Posts <i>For Cantilever Shelving, Add</i>	2,306.77 472.00	
11 41 23 00-0478	EA		18" x 36" Stainless Steel Modular Wire Shelving, 5 Tier, 74" Posts <i>For Cantilever Shelving, Add</i>	2,451.97 472.00	
11 41 23 00-0479	EA		18" x 42" Stainless Steel Modular Wire Shelving, 5 Tier, 74" Posts <i>For Cantilever Shelving, Add</i>	2,719.78 472.00	



Equipment	11
Foodservice Equipment	11 40
Foodservice Storage Equipment	11 41

MINOR	CSI	UOM	DESCRIPTION	TOTAL DIRECT UNIT COST	DEMOLITION UNIT COST
11 41 23 00-0480	EA		18" x 48" Stainless Steel Modular Wire Shelving, 5 Tier, 74" Posts..... <i>For Cantilever Shelving, Add</i>	2,829.94 472.00	
11 41 23 00-0481	EA		18" x 60" Stainless Steel Modular Wire Shelving, 5 Tier, 74" Posts..... <i>For Cantilever Shelving, Add</i>	3,470.65 472.00	
11 41 23 00-0482	EA		21" x 30" Stainless Steel Modular Wire Shelving, 5 Tier, 74" Posts..... <i>For Cantilever Shelving, Add</i>	2,495.76 472.00	
11 41 23 00-0483	EA		21" x 36" Stainless Steel Modular Wire Shelving, 5 Tier, 74" Posts..... <i>For Cantilever Shelving, Add</i>	2,728.54 472.00	
11 41 23 00-0484	EA		21" x 42" Stainless Steel Modular Wire Shelving, 5 Tier, 74" Posts..... <i>For Cantilever Shelving, Add</i>	2,986.34 472.00	
11 41 23 00-0485	EA		21" x 48" Stainless Steel Modular Wire Shelving, 5 Tier, 74" Posts..... <i>For Cantilever Shelving, Add</i>	3,106.50 472.00	
11 41 23 00-0486	EA		21" x 60" Stainless Steel Modular Wire Shelving, 5 Tier, 74" Posts..... <i>For Cantilever Shelving, Add</i>	3,957.41 472.00	
11 41 23 00-0487			Replace Insulated Wall For Walk-In Refrigerated Boxes <small>(11 41 23)</small>		
11 41 23 00-0488	SF		Removal And Replacement Of Galvalume Insulated Freezer Wall Panels..... <i>For Embossed White Instead Of Galvalume® On Both Sides, Add</i>	31.45 1.01	
11 41 23 00-0489	SF		Removal and Replacement Of Galvalume Insulated Freezer Ceiling Panels..... <i>For Embossed White Instead Of Galvalume® On Both Sides, Add</i>	33.70 1.01	
11 41 31			Non-Refrigerated Storage Equipment <small>(11 41)</small>		
11 41 31 00-0001			Wall Cabinets <small>(11 41 31)</small>		
11 41 31 00-0002	EA		48" Wall Cabinet With Sliding Doors..... Note: 15" deep and 24" high.	2,385.62	78.47
11 41 31 00-0003	EA		72" Wall Cabinet With Sliding Doors..... Note: 15" deep and 24" high.	3,147.78	103.60
11 41 31 00-0004	EA		72" Wall Cabinet With Hinged Doors..... Note: 15" deep and 24" high.	3,613.02	118.77
11 41 31 00-0005	EA		72" Wall Cabinet With Open Shelves..... Note: 15" deep and 24" high.	2,312.35	75.76
11 41 31 00-0006			Mobile Sheet Pan Truck <small>(11 41 31)</small>		
11 41 31 00-0007	EA		2 Level Mobile Sheet Pan Truck.....	223.03	6.79
11 41 31 00-0008			Pot And Utensil Rack <small>(11 41 31)</small>		
11 41 31 00-0009	EA		70" Bench Type Pot And Utensil Rack.....	650.56	20.71
11 41 31 00-0010	EA		94" Bench Type Pot And Utensil Rack.....	754.05	23.40
11 41 31 00-0011	EA		94" Ceiling Type Pot And Utensil Rack.....	896.45	28.04
11 41 31 00-0012	EA		96" Wall Type Pot And Utensil Rack.....	487.50	15.31
11 41 31 00-0013			Tray And Silverware Cart <small>(11 41 31)</small>		
11 41 31 00-0014	EA		33" x 22-1/2" x 42" Tray And Silverware Cart.....	2,250.39	69.88
11 41 31 00-0015			Flat Top Utility Units <small>(11 41 31)</small>		
11 41 31 00-0016	EA		39" x 28-1/2" x 35-3/8" Flat Top Utility Units.....	1,534.31	47.77
11 41 31 00-0017	EA		79-1/2" x 28-1/2" x 35-3/8" Flat Top Utility Units.....	2,056.10	63.84
11 41 33			Foodservice Shelving <small>(11 41)</small>		
11 41 33 00-0001			Shelving/Racks <small>(11 41 33)</small>		
11 41 33 00-0002			Chrome Shelving Units <small>(11 41 33 00-0001)</small>		
11 41 33 00-0003			54" Height, 4 Tier Open Wire Shelves, Chrome Shelving Unit <small>(11 41 33 00-0002)</small>		
11 41 33 00-0004	EA		14" x 24" Wide Open Wire Shelf, 54" Height, 4 Shelves, Chrome Shelving Unit.....	354.32	36.06
11 41 33 00-0005	EA		14" x 30" Wide Open Wire Shelf, 54" Height, 4 Shelves, Chrome Shelving Unit.....	374.46	36.36
11 41 33 00-0006	EA		14" x 36" Wide Open Wire Shelf, 54" Height, 4 Shelves, Chrome Shelving Unit.....	399.47	36.65
11 41 33 00-0007	EA		14" x 42" Wide Open Wire Shelf, 54" Height, 4 Shelves, Chrome Shelving Unit.....	414.87	36.96
11 41 33 00-0008	EA		14" x 48" Wide Open Wire Shelf, 54" Height, 4 Shelves, Chrome Shelving Unit.....	444.60	37.26
11 41 33 00-0009	EA		14" x 54" Wide Open Wire Shelf, 54" Height, 4 Shelves, Chrome Shelving Unit.....	469.71	37.55
11 41 33 00-0010	EA		14" x 60" Wide Open Wire Shelf, 54" Height, 4 Shelves, Chrome Shelving Unit.....	489.85	37.85
11 41 33 00-0011	EA		14" x 72" Wide Open Wire Shelf, 54" Height, 4 Shelves, Chrome Shelving Unit.....	535.00	38.45
11 41 33 00-0012	EA		18" x 24" Wide Open Wire Shelf, 54" Height, 4 Shelves, Chrome Shelving Unit.....	388.89	36.36
11 41 33 00-0013	EA		18" x 30" Wide Open Wire Shelf, 54" Height, 4 Shelves, Chrome Shelving Unit.....	404.29	36.65
11 41 33 00-0014	EA		18" x 36" Wide Open Wire Shelf, 54" Height, 4 Shelves, Chrome Shelving Unit.....	419.71	36.96
11 41 33 00-0015	EA		18" x 42" Wide Open Wire Shelf, 54" Height, 4 Shelves, Chrome Shelving Unit.....	463.97	37.26
11 41 33 00-0016	EA		18" x 48" Wide Open Wire Shelf, 54" Height, 4 Shelves, Chrome Shelving Unit.....	493.80	37.55
11 41 33 00-0017	EA		18" x 54" Wide Open Wire Shelf, 54" Height, 4 Shelves, Chrome Shelving Unit.....	533.21	37.85
11 41 33 00-0018	EA		18" x 60" Wide Open Wire Shelf, 54" Height, 4 Shelves, Chrome Shelving Unit.....	548.52	38.15
11 41 33 00-0019	EA		18" x 72" Wide Open Wire Shelf, 54" Height, 4 Shelves, Chrome Shelving Unit.....	603.45	38.74
11 41 33 00-0020	EA		21" x 24" Wide Open Wire Shelf, 54" Height, 4 Shelves, Chrome Shelving Unit.....	409.13	36.65
11 41 33 00-0021	EA		21" x 30" Wide Open Wire Shelf, 54" Height, 4 Shelves, Chrome Shelving Unit.....	443.71	36.96
11 41 33 00-0022	EA		21" x 36" Wide Open Wire Shelf, 54" Height, 4 Shelves, Chrome Shelving Unit.....	468.81	37.26

11 Equipment
11 40 Foodservice Equipment
11 41 Foodservice Storage Equipment



MINOR	CSI	UOM	DESCRIPTION	TOTAL DIRECT UNIT COST	DEMOLITION UNIT COST
11 41 33 00-0023	EA		21" x 42" Wide Open Wire Shelf, 54" Height, 4 Shelves, Chrome Shelving Unit.....	498.55	37.55
11 41 33 00-0024	EA		21" x 48" Wide Open Wire Shelf, 54" Height, 4 Shelves, Chrome Shelving Unit.....	518.78	37.85
11 41 33 00-0025	EA		21" x 54" Wide Open Wire Shelf, 54" Height, 4 Shelves, Chrome Shelving Unit.....	567.89	38.15
11 41 33 00-0026	EA		21" x 60" Wide Open Wire Shelf, 54" Height, 4 Shelves, Chrome Shelving Unit.....	592.87	38.45
11 41 33 00-0027	EA		21" x 72" Wide Open Wire Shelf, 54" Height, 4 Shelves, Chrome Shelving Unit.....	657.38	39.04
11 41 33 00-0028	EA		24" x 24" Wide Open Wire Shelf, 54" Height, 4 Shelves, Chrome Shelving Unit.....	453.49	36.96
11 41 33 00-0029	EA		24" x 30" Wide Open Wire Shelf, 54" Height, 4 Shelves, Chrome Shelving Unit.....	473.65	37.26
11 41 33 00-0030	EA		24" x 36" Wide Open Wire Shelf, 54" Height, 4 Shelves, Chrome Shelving Unit.....	488.96	37.55
11 41 33 00-0031	EA		24" x 42" Wide Open Wire Shelf, 54" Height, 4 Shelves, Chrome Shelving Unit.....	528.47	37.85
11 41 33 00-0032	EA		24" x 48" Wide Open Wire Shelf, 54" Height, 4 Shelves, Chrome Shelving Unit.....	553.46	38.15
11 41 33 00-0033	EA		24" x 54" Wide Open Wire Shelf, 54" Height, 4 Shelves, Chrome Shelving Unit.....	602.56	38.45
11 41 33 00-0034	EA		24" x 60" Wide Open Wire Shelf, 54" Height, 4 Shelves, Chrome Shelving Unit.....	637.12	38.74
11 41 33 00-0035	EA		24" x 72" Wide Open Wire Shelf, 54" Height, 4 Shelves, Chrome Shelving Unit.....	720.98	39.34
11 41 33 00-0036	EA		30" x 36" Wide Open Wire Shelf, 54" Height, 4 Shelves, Chrome Shelving Unit.....	608.66	37.26
11 41 33 00-0037	EA		30" x 48" Wide Open Wire Shelf, 54" Height, 4 Shelves, Chrome Shelving Unit.....	686.58	37.55
11 41 33 00-0038	EA		30" x 60" Wide Open Wire Shelf, 54" Height, 4 Shelves, Chrome Shelving Unit.....	735.77	37.85
11 41 33 00-0039	EA		30" x 72" Wide Open Wire Shelf, 54" Height, 4 Shelves, Chrome Shelving Unit.....	847.59	38.15
11 41 33 00-0040	EA		36" x 36" Wide Open Wire Shelf, 54" Height, 4 Shelves, Chrome Shelving Unit.....	674.85	38.45
11 41 33 00-0041	EA		36" x 48" Wide Open Wire Shelf, 54" Height, 4 Shelves, Chrome Shelving Unit.....	748.14	38.74
11 41 33 00-0042	EA		36" x 60" Wide Open Wire Shelf, 54" Height, 4 Shelves, Chrome Shelving Unit.....	840.52	39.04
11 41 33 00-0043	EA		36" x 72" Wide Open Wire Shelf, 54" Height, 4 Shelves, Chrome Shelving Unit.....	990.05	39.63
11 41 33 00-0044			63" Height, 4 Tier Open Wire Shelves, Chrome Shelving Unit (11 41 33 00-0002)		
11 41 33 00-0045	EA		14" x 24" Wide Open Wire Shelf, 63" Height, 4 Shelves, Chrome Shelving Unit.....	359.07	36.06
11 41 33 00-0046	EA		14" x 30" Wide Open Wire Shelf, 63" Height, 4 Shelves, Chrome Shelving Unit.....	379.21	36.36
11 41 33 00-0047	EA		14" x 36" Wide Open Wire Shelf, 63" Height, 4 Shelves, Chrome Shelving Unit.....	404.19	36.65
11 41 33 00-0048	EA		14" x 42" Wide Open Wire Shelf, 63" Height, 4 Shelves, Chrome Shelving Unit.....	419.62	36.96
11 41 33 00-0049	EA		14" x 48" Wide Open Wire Shelf, 63" Height, 4 Shelves, Chrome Shelving Unit.....	449.34	37.26
11 41 33 00-0050	EA		14" x 54" Wide Open Wire Shelf, 63" Height, 4 Shelves, Chrome Shelving Unit.....	474.43	37.55
11 41 33 00-0051	EA		14" x 60" Wide Open Wire Shelf, 63" Height, 4 Shelves, Chrome Shelving Unit.....	494.59	37.85
11 41 33 00-0052	EA		14" x 72" Wide Open Wire Shelf, 63" Height, 4 Shelves, Chrome Shelving Unit.....	539.72	38.45
11 41 33 00-0053	EA		18" x 24" Wide Open Wire Shelf, 63" Height, 4 Shelves, Chrome Shelving Unit.....	393.61	36.36
11 41 33 00-0054	EA		18" x 30" Wide Open Wire Shelf, 63" Height, 4 Shelves, Chrome Shelving Unit.....	409.03	36.65
11 41 33 00-0055	EA		18" x 36" Wide Open Wire Shelf, 63" Height, 4 Shelves, Chrome Shelving Unit.....	424.46	36.96
11 41 33 00-0056	EA		18" x 42" Wide Open Wire Shelf, 63" Height, 4 Shelves, Chrome Shelving Unit.....	468.69	37.26
11 41 33 00-0057	EA		18" x 48" Wide Open Wire Shelf, 63" Height, 4 Shelves, Chrome Shelving Unit.....	498.55	37.55
11 41 33 00-0058	EA		18" x 54" Wide Open Wire Shelf, 63" Height, 4 Shelves, Chrome Shelving Unit.....	537.93	37.85
11 41 33 00-0059	EA		18" x 60" Wide Open Wire Shelf, 63" Height, 4 Shelves, Chrome Shelving Unit.....	553.26	38.15
11 41 33 00-0060	EA		18" x 72" Wide Open Wire Shelf, 63" Height, 4 Shelves, Chrome Shelving Unit.....	561.33	38.74
11 41 33 00-0061	EA		21" x 24" Wide Open Wire Shelf, 63" Height, 4 Shelves, Chrome Shelving Unit.....	413.87	36.65
11 41 33 00-0062	EA		21" x 30" Wide Open Wire Shelf, 63" Height, 4 Shelves, Chrome Shelving Unit.....	448.45	36.96
11 41 33 00-0063	EA		21" x 36" Wide Open Wire Shelf, 63" Height, 4 Shelves, Chrome Shelving Unit.....	473.53	37.26
11 41 33 00-0064	EA		21" x 42" Wide Open Wire Shelf, 63" Height, 4 Shelves, Chrome Shelving Unit.....	503.27	37.55
11 41 33 00-0065	EA		21" x 48" Wide Open Wire Shelf, 63" Height, 4 Shelves, Chrome Shelving Unit.....	523.53	37.85
11 41 33 00-0066	EA		21" x 54" Wide Open Wire Shelf, 63" Height, 4 Shelves, Chrome Shelving Unit.....	572.61	38.15
11 41 33 00-0067	EA		21" x 60" Wide Open Wire Shelf, 63" Height, 4 Shelves, Chrome Shelving Unit.....	597.61	38.45
11 41 33 00-0068	EA		21" x 72" Wide Open Wire Shelf, 63" Height, 4 Shelves, Chrome Shelving Unit.....	662.13	39.04
11 41 33 00-0069	EA		24" x 24" Wide Open Wire Shelf, 63" Height, 4 Shelves, Chrome Shelving Unit.....	458.23	36.96
11 41 33 00-0070	EA		24" x 30" Wide Open Wire Shelf, 63" Height, 4 Shelves, Chrome Shelving Unit.....	478.37	37.26
11 41 33 00-0071	EA		24" x 36" Wide Open Wire Shelf, 63" Height, 4 Shelves, Chrome Shelving Unit.....	493.70	37.55
11 41 33 00-0072	EA		24" x 42" Wide Open Wire Shelf, 63" Height, 4 Shelves, Chrome Shelving Unit.....	533.21	37.85
11 41 33 00-0073	EA		24" x 48" Wide Open Wire Shelf, 63" Height, 4 Shelves, Chrome Shelving Unit.....	558.20	38.15
11 41 33 00-0074	EA		24" x 54" Wide Open Wire Shelf, 63" Height, 4 Shelves, Chrome Shelving Unit.....	607.28	38.45
11 41 33 00-0075	EA		24" x 60" Wide Open Wire Shelf, 63" Height, 4 Shelves, Chrome Shelving Unit.....	641.84	38.74
11 41 33 00-0076	EA		24" x 72" Wide Open Wire Shelf, 63" Height, 4 Shelves, Chrome Shelving Unit.....	725.73	39.34
11 41 33 00-0077	EA		30" x 36" Wide Open Wire Shelf, 63" Height, 4 Shelves, Chrome Shelving Unit.....	613.38	37.26
11 41 33 00-0078	EA		30" x 48" Wide Open Wire Shelf, 63" Height, 4 Shelves, Chrome Shelving Unit.....	691.32	37.55
11 41 33 00-0079	EA		30" x 60" Wide Open Wire Shelf, 63" Height, 4 Shelves, Chrome Shelving Unit.....	740.49	37.85
11 41 33 00-0080	EA		30" x 72" Wide Open Wire Shelf, 63" Height, 4 Shelves, Chrome Shelving Unit.....	852.31	38.15
11 41 33 00-0081	EA		36" x 36" Wide Open Wire Shelf, 63" Height, 4 Shelves, Chrome Shelving Unit.....	679.57	38.45
11 41 33 00-0082	EA		36" x 48" Wide Open Wire Shelf, 63" Height, 4 Shelves, Chrome Shelving Unit.....	752.86	38.74
11 41 33 00-0083	EA		36" x 60" Wide Open Wire Shelf, 63" Height, 4 Shelves, Chrome Shelving Unit.....	845.32	39.04
11 41 33 00-0084	EA		36" x 72" Wide Open Wire Shelf, 63" Height, 4 Shelves, Chrome Shelving Unit.....	994.77	39.63
11 41 33 00-0085			66" Height, 4 Tier Open Wire Shelves, Chrome Shelving Unit (11 41 33 00-0002)		
11 41 33 00-0086	EA		14" x 24" Wide Open Wire Shelf, 66" Height, 4 Shelves, Chrome Shelving Unit.....	361.54	36.06
11 41 33 00-0087	EA		14" x 30" Wide Open Wire Shelf, 66" Height, 4 Shelves, Chrome Shelving Unit.....	381.68	36.36
11 41 33 00-0088	EA		14" x 36" Wide Open Wire Shelf, 66" Height, 4 Shelves, Chrome Shelving Unit.....	406.66	36.65
11 41 33 00-0089	EA		14" x 42" Wide Open Wire Shelf, 66" Height, 4 Shelves, Chrome Shelving Unit.....	422.09	36.96
11 41 33 00-0090	EA		14" x 48" Wide Open Wire Shelf, 66" Height, 4 Shelves, Chrome Shelving Unit.....	451.81	37.26
11 41 33 00-0091	EA		14" x 54" Wide Open Wire Shelf, 66" Height, 4 Shelves, Chrome Shelving Unit.....	476.90	37.55
11 41 33 00-0092	EA		14" x 60" Wide Open Wire Shelf, 66" Height, 4 Shelves, Chrome Shelving Unit.....	497.06	37.85
11 41 33 00-0093	EA		14" x 72" Wide Open Wire Shelf, 66" Height, 4 Shelves, Chrome Shelving Unit.....	542.19	38.45
11 41 33 00-0094	EA		18" x 24" Wide Open Wire Shelf, 66" Height, 4 Shelves, Chrome Shelving Unit.....	396.11	36.36
11 41 33 00-0095	EA		18" x 30" Wide Open Wire Shelf, 66" Height, 4 Shelves, Chrome Shelving Unit.....	411.50	36.65
11 41 33 00-0096	EA		18" x 36" Wide Open Wire Shelf, 66" Height, 4 Shelves, Chrome Shelving Unit.....	426.93	36.96
11 41 33 00-0097	EA		18" x 42" Wide Open Wire Shelf, 66" Height, 4 Shelves, Chrome Shelving Unit.....	471.18	37.26
11 41 33 00-0098	EA		18" x 48" Wide Open Wire Shelf, 66" Height, 4 Shelves, Chrome Shelving Unit.....	501.02	37.55
11 41 33 00-0099	EA		18" x 54" Wide Open Wire Shelf, 66" Height, 4 Shelves, Chrome Shelving Unit.....	540.40	37.85



Equipment	11	
Foodservice Equipment	11 40	↔
Foodservice Storage Equipment	11 41	

MINOR	CSI	UOM	DESCRIPTION	TOTAL DIRECT UNIT COST	DEMOLITION UNIT COST
11 41 33 00-0100	EA		18" x 60" Wide Open Wire Shelf, 66" Height, 4 Shelves, Chrome Shelving Unit.....	565.73	38.15
11 41 33 00-0101	EA		18" x 72" Wide Open Wire Shelf, 66" Height, 4 Shelves, Chrome Shelving Unit.....	610.66	38.74
11 41 33 00-0102	EA		21" x 24" Wide Open Wire Shelf, 66" Height, 4 Shelves, Chrome Shelving Unit.....	416.34	36.65
11 41 33 00-0103	EA		21" x 30" Wide Open Wire Shelf, 66" Height, 4 Shelves, Chrome Shelving Unit.....	450.92	36.96
11 41 33 00-0104	EA		21" x 36" Wide Open Wire Shelf, 66" Height, 4 Shelves, Chrome Shelving Unit.....	476.00	37.26
11 41 33 00-0105	EA		21" x 42" Wide Open Wire Shelf, 66" Height, 4 Shelves, Chrome Shelving Unit.....	505.74	37.55
11 41 33 00-0106	EA		21" x 48" Wide Open Wire Shelf, 66" Height, 4 Shelves, Chrome Shelving Unit.....	526.00	37.85
11 41 33 00-0107	EA		21" x 54" Wide Open Wire Shelf, 66" Height, 4 Shelves, Chrome Shelving Unit.....	575.08	38.15
11 41 33 00-0108	EA		21" x 60" Wide Open Wire Shelf, 66" Height, 4 Shelves, Chrome Shelving Unit.....	600.09	38.45
11 41 33 00-0109	EA		21" x 72" Wide Open Wire Shelf, 66" Height, 4 Shelves, Chrome Shelving Unit.....	664.60	39.04
11 41 33 00-0110	EA		24" x 24" Wide Open Wire Shelf, 66" Height, 4 Shelves, Chrome Shelving Unit.....	460.70	36.96
11 41 33 00-0111	EA		24" x 30" Wide Open Wire Shelf, 66" Height, 4 Shelves, Chrome Shelving Unit.....	480.84	37.26
11 41 33 00-0112	EA		24" x 36" Wide Open Wire Shelf, 66" Height, 4 Shelves, Chrome Shelving Unit.....	496.17	37.55
11 41 33 00-0113	EA		24" x 42" Wide Open Wire Shelf, 66" Height, 4 Shelves, Chrome Shelving Unit.....	535.68	37.85
11 41 33 00-0114	EA		24" x 48" Wide Open Wire Shelf, 66" Height, 4 Shelves, Chrome Shelving Unit.....	560.67	38.15
11 41 33 00-0115	EA		24" x 54" Wide Open Wire Shelf, 66" Height, 4 Shelves, Chrome Shelving Unit.....	609.77	38.45
11 41 33 00-0116	EA		24" x 60" Wide Open Wire Shelf, 66" Height, 4 Shelves, Chrome Shelving Unit.....	644.31	38.74
11 41 33 00-0117	EA		24" x 72" Wide Open Wire Shelf, 66" Height, 4 Shelves, Chrome Shelving Unit.....	728.20	39.34
11 41 33 00-0118	EA		30" x 36" Wide Open Wire Shelf, 66" Height, 4 Shelves, Chrome Shelving Unit.....	615.85	37.26
11 41 33 00-0119	EA		30" x 48" Wide Open Wire Shelf, 66" Height, 4 Shelves, Chrome Shelving Unit.....	693.79	37.55
11 41 33 00-0120	EA		30" x 60" Wide Open Wire Shelf, 66" Height, 4 Shelves, Chrome Shelving Unit.....	742.99	37.85
11 41 33 00-0121	EA		30" x 72" Wide Open Wire Shelf, 66" Height, 4 Shelves, Chrome Shelving Unit.....	854.78	38.15
11 41 33 00-0122	EA		36" x 36" Wide Open Wire Shelf, 66" Height, 4 Shelves, Chrome Shelving Unit.....	682.04	38.45
11 41 33 00-0123	EA		36" x 48" Wide Open Wire Shelf, 66" Height, 4 Shelves, Chrome Shelving Unit.....	755.33	38.74
11 41 33 00-0124	EA		36" x 60" Wide Open Wire Shelf, 66" Height, 4 Shelves, Chrome Shelving Unit.....	847.76	39.04
11 41 33 00-0125	EA		36" x 72" Wide Open Wire Shelf, 66" Height, 4 Shelves, Chrome Shelving Unit.....	997.24	39.63
11 41 33 00-0126			74" Height, 4 Tier Open Wire Shelves, Chrome Shelving Unit^(11 41 33 00-0002)		
11 41 33 00-0127	EA		14" x 24" Wide Open Wire Shelf, 74" Height, 4 Shelves, Chrome Shelving Unit.....	368.73	36.06
11 41 33 00-0128	EA		14" x 30" Wide Open Wire Shelf, 74" Height, 4 Shelves, Chrome Shelving Unit.....	388.89	36.36
11 41 33 00-0129	EA		14" x 36" Wide Open Wire Shelf, 74" Height, 4 Shelves, Chrome Shelving Unit.....	413.87	36.65
11 41 33 00-0130	EA		14" x 42" Wide Open Wire Shelf, 74" Height, 4 Shelves, Chrome Shelving Unit.....	429.30	36.96
11 41 33 00-0131	EA		14" x 48" Wide Open Wire Shelf, 74" Height, 4 Shelves, Chrome Shelving Unit.....	459.03	37.26
11 41 33 00-0132	EA		14" x 54" Wide Open Wire Shelf, 74" Height, 4 Shelves, Chrome Shelving Unit.....	484.12	37.55
11 41 33 00-0133	EA		14" x 60" Wide Open Wire Shelf, 74" Height, 4 Shelves, Chrome Shelving Unit.....	504.28	37.85
11 41 33 00-0134	EA		14" x 72" Wide Open Wire Shelf, 74" Height, 4 Shelves, Chrome Shelving Unit.....	549.41	38.45
11 41 33 00-0135	EA		18" x 24" Wide Open Wire Shelf, 74" Height, 4 Shelves, Chrome Shelving Unit.....	403.30	36.36
11 41 33 00-0136	EA		18" x 30" Wide Open Wire Shelf, 74" Height, 4 Shelves, Chrome Shelving Unit.....	418.72	36.65
11 41 33 00-0137	EA		18" x 36" Wide Open Wire Shelf, 74" Height, 4 Shelves, Chrome Shelving Unit.....	434.14	36.96
11 41 33 00-0138	EA		18" x 42" Wide Open Wire Shelf, 74" Height, 4 Shelves, Chrome Shelving Unit.....	478.37	37.26
11 41 33 00-0139	EA		18" x 48" Wide Open Wire Shelf, 74" Height, 4 Shelves, Chrome Shelving Unit.....	508.21	37.55
11 41 33 00-0140	EA		18" x 54" Wide Open Wire Shelf, 74" Height, 4 Shelves, Chrome Shelving Unit.....	547.62	37.85
11 41 33 00-0141	EA		18" x 60" Wide Open Wire Shelf, 74" Height, 4 Shelves, Chrome Shelving Unit.....	562.95	38.15
11 41 33 00-0142	EA		18" x 72" Wide Open Wire Shelf, 74" Height, 4 Shelves, Chrome Shelving Unit.....	617.85	38.74
11 41 33 00-0143	EA		21" x 24" Wide Open Wire Shelf, 74" Height, 4 Shelves, Chrome Shelving Unit.....	423.56	36.65
11 41 33 00-0144	EA		21" x 30" Wide Open Wire Shelf, 74" Height, 4 Shelves, Chrome Shelving Unit.....	458.14	36.96
11 41 33 00-0145	EA		21" x 36" Wide Open Wire Shelf, 74" Height, 4 Shelves, Chrome Shelving Unit.....	483.22	37.26
11 41 33 00-0146	EA		21" x 42" Wide Open Wire Shelf, 74" Height, 4 Shelves, Chrome Shelving Unit.....	512.95	37.55
11 41 33 00-0147	EA		21" x 48" Wide Open Wire Shelf, 74" Height, 4 Shelves, Chrome Shelving Unit.....	533.21	37.85
11 41 33 00-0148	EA		21" x 54" Wide Open Wire Shelf, 74" Height, 4 Shelves, Chrome Shelving Unit.....	582.29	38.15
11 41 33 00-0149	EA		21" x 60" Wide Open Wire Shelf, 74" Height, 4 Shelves, Chrome Shelving Unit.....	607.28	38.45
11 41 33 00-0150	EA		21" x 72" Wide Open Wire Shelf, 74" Height, 4 Shelves, Chrome Shelving Unit.....	671.81	39.04
11 41 33 00-0151	EA		24" x 24" Wide Open Wire Shelf, 74" Height, 4 Shelves, Chrome Shelving Unit.....	467.92	36.96
11 41 33 00-0152	EA		24" x 30" Wide Open Wire Shelf, 74" Height, 4 Shelves, Chrome Shelving Unit.....	488.06	37.26
11 41 33 00-0153	EA		24" x 36" Wide Open Wire Shelf, 74" Height, 4 Shelves, Chrome Shelving Unit.....	503.39	37.55
11 41 33 00-0154	EA		24" x 42" Wide Open Wire Shelf, 74" Height, 4 Shelves, Chrome Shelving Unit.....	542.87	37.85
11 41 33 00-0155	EA		24" x 48" Wide Open Wire Shelf, 74" Height, 4 Shelves, Chrome Shelving Unit.....	567.89	38.15
11 41 33 00-0156	EA		24" x 54" Wide Open Wire Shelf, 74" Height, 4 Shelves, Chrome Shelving Unit.....	616.96	38.45
11 41 33 00-0157	EA		24" x 60" Wide Open Wire Shelf, 74" Height, 4 Shelves, Chrome Shelving Unit.....	651.53	38.74
11 41 33 00-0158	EA		24" x 72" Wide Open Wire Shelf, 74" Height, 4 Shelves, Chrome Shelving Unit.....	735.41	39.34
11 41 33 00-0159	EA		30" x 36" Wide Open Wire Shelf, 74" Height, 4 Shelves, Chrome Shelving Unit.....	623.07	37.26
11 41 33 00-0160	EA		30" x 48" Wide Open Wire Shelf, 74" Height, 4 Shelves, Chrome Shelving Unit.....	701.01	37.55
11 41 33 00-0161	EA		30" x 60" Wide Open Wire Shelf, 74" Height, 4 Shelves, Chrome Shelving Unit.....	750.18	37.85
11 41 33 00-0162	EA		30" x 72" Wide Open Wire Shelf, 74" Height, 4 Shelves, Chrome Shelving Unit.....	862.00	38.15
11 41 33 00-0163	EA		36" x 36" Wide Open Wire Shelf, 74" Height, 4 Shelves, Chrome Shelving Unit.....	689.26	38.45
11 41 33 00-0164	EA		36" x 48" Wide Open Wire Shelf, 74" Height, 4 Shelves, Chrome Shelving Unit.....	762.54	38.74
11 41 33 00-0165	EA		36" x 60" Wide Open Wire Shelf, 74" Height, 4 Shelves, Chrome Shelving Unit.....	855.00	39.04
11 41 33 00-0166	EA		36" x 72" Wide Open Wire Shelf, 74" Height, 4 Shelves, Chrome Shelving Unit.....	1,004.46	39.63
11 41 33 00-0167			86" Height, 4 Tier Open Wire Shelves, Chrome Shelving Unit^(11 41 33 00-0002)		
11 41 33 00-0168	EA		14" x 24" Wide Open Wire Shelf, 86" Height, 4 Shelves, Chrome Shelving Unit.....	388.00	36.06
11 41 33 00-0169	EA		14" x 30" Wide Open Wire Shelf, 86" Height, 4 Shelves, Chrome Shelving Unit.....	408.14	36.36
11 41 33 00-0170	EA		14" x 36" Wide Open Wire Shelf, 86" Height, 4 Shelves, Chrome Shelving Unit.....	433.12	36.65
11 41 33 00-0171	EA		14" x 42" Wide Open Wire Shelf, 86" Height, 4 Shelves, Chrome Shelving Unit.....	448.55	36.96
11 41 33 00-0172	EA		14" x 48" Wide Open Wire Shelf, 86" Height, 4 Shelves, Chrome Shelving Unit.....	478.28	37.26
11 41 33 00-0173	EA		14" x 54" Wide Open Wire Shelf, 86" Height, 4 Shelves, Chrome Shelving Unit.....	503.39	37.55
11 41 33 00-0174	EA		14" x 60" Wide Open Wire Shelf, 86" Height, 4 Shelves, Chrome Shelving Unit.....	523.53	37.85
11 41 33 00-0175	EA		14" x 72" Wide Open Wire Shelf, 86" Height, 4 Shelves, Chrome Shelving Unit.....	568.68	38.45
11 41 33 00-0176	EA		18" x 24" Wide Open Wire Shelf, 86" Height, 4 Shelves, Chrome Shelving Unit.....	422.57	36.36

11 Equipment
11 40 Foodservice Equipment
11 41 Foodservice Storage Equipment



MINOR	CSI	UOM	DESCRIPTION	TOTAL DIRECT UNIT COST	DEMOLITION UNIT COST
11 41 33 00-0177	EA		18" x 30" Wide Open Wire Shelf, 86" Height, 4 Shelves, Chrome Shelving Unit.....	437.96	36.65
11 41 33 00-0178	EA		18" x 36" Wide Open Wire Shelf, 86" Height, 4 Shelves, Chrome Shelving Unit.....	453.39	36.96
11 41 33 00-0179	EA		18" x 42" Wide Open Wire Shelf, 86" Height, 4 Shelves, Chrome Shelving Unit.....	497.65	37.26
11 41 33 00-0180	EA		18" x 48" Wide Open Wire Shelf, 86" Height, 4 Shelves, Chrome Shelving Unit.....	527.48	37.55
11 41 33 00-0181	EA		18" x 54" Wide Open Wire Shelf, 86" Height, 4 Shelves, Chrome Shelving Unit.....	566.89	37.85
11 41 33 00-0182	EA		18" x 60" Wide Open Wire Shelf, 86" Height, 4 Shelves, Chrome Shelving Unit.....	582.20	38.15
11 41 33 00-0183	EA		18" x 72" Wide Open Wire Shelf, 86" Height, 4 Shelves, Chrome Shelving Unit.....	637.12	38.74
11 41 33 00-0184	EA		21" x 24" Wide Open Wire Shelf, 86" Height, 4 Shelves, Chrome Shelving Unit.....	442.81	36.65
11 41 33 00-0185	EA		21" x 30" Wide Open Wire Shelf, 86" Height, 4 Shelves, Chrome Shelving Unit.....	477.39	36.96
11 41 33 00-0186	EA		21" x 36" Wide Open Wire Shelf, 86" Height, 4 Shelves, Chrome Shelving Unit.....	502.49	37.26
11 41 33 00-0187	EA		21" x 42" Wide Open Wire Shelf, 86" Height, 4 Shelves, Chrome Shelving Unit.....	532.20	37.55
11 41 33 00-0188	EA		21" x 48" Wide Open Wire Shelf, 86" Height, 4 Shelves, Chrome Shelving Unit.....	552.46	37.85
11 41 33 00-0189	EA		21" x 54" Wide Open Wire Shelf, 86" Height, 4 Shelves, Chrome Shelving Unit.....	601.57	38.15
11 41 33 00-0190	EA		21" x 60" Wide Open Wire Shelf, 86" Height, 4 Shelves, Chrome Shelving Unit.....	626.55	38.45
11 41 33 00-0191	EA		21" x 72" Wide Open Wire Shelf, 86" Height, 4 Shelves, Chrome Shelving Unit.....	691.06	39.04
11 41 33 00-0192	EA		24" x 24" Wide Open Wire Shelf, 86" Height, 4 Shelves, Chrome Shelving Unit.....	487.17	36.96
11 41 33 00-0193	EA		24" x 30" Wide Open Wire Shelf, 86" Height, 4 Shelves, Chrome Shelving Unit.....	507.31	37.26
11 41 33 00-0194	EA		24" x 36" Wide Open Wire Shelf, 86" Height, 4 Shelves, Chrome Shelving Unit.....	522.64	37.55
11 41 33 00-0195	EA		24" x 42" Wide Open Wire Shelf, 86" Height, 4 Shelves, Chrome Shelving Unit.....	562.15	37.85
11 41 33 00-0196	EA		24" x 48" Wide Open Wire Shelf, 86" Height, 4 Shelves, Chrome Shelving Unit.....	587.14	38.15
11 41 33 00-0197	EA		24" x 54" Wide Open Wire Shelf, 86" Height, 4 Shelves, Chrome Shelving Unit.....	636.23	38.45
11 41 33 00-0198	EA		24" x 60" Wide Open Wire Shelf, 86" Height, 4 Shelves, Chrome Shelving Unit.....	670.78	38.74
11 41 33 00-0199	EA		24" x 72" Wide Open Wire Shelf, 86" Height, 4 Shelves, Chrome Shelving Unit.....	754.66	39.34
11 41 33 00-0200	EA		30" x 36" Wide Open Wire Shelf, 86" Height, 4 Shelves, Chrome Shelving Unit.....	642.32	37.26
11 41 33 00-0201	EA		30" x 48" Wide Open Wire Shelf, 86" Height, 4 Shelves, Chrome Shelving Unit.....	720.26	37.55
11 41 33 00-0202	EA		30" x 60" Wide Open Wire Shelf, 86" Height, 4 Shelves, Chrome Shelving Unit.....	769.45	37.85
11 41 33 00-0203	EA		30" x 72" Wide Open Wire Shelf, 86" Height, 4 Shelves, Chrome Shelving Unit.....	881.24	38.15
11 41 33 00-0204	EA		36" x 36" Wide Open Wire Shelf, 86" Height, 4 Shelves, Chrome Shelving Unit.....	708.51	38.45
11 41 33 00-0205	EA		36" x 48" Wide Open Wire Shelf, 86" Height, 4 Shelves, Chrome Shelving Unit.....	781.79	38.74
11 41 33 00-0206	EA		36" x 60" Wide Open Wire Shelf, 86" Height, 4 Shelves, Chrome Shelving Unit.....	874.27	39.04
11 41 33 00-0207	EA		36" x 72" Wide Open Wire Shelf, 86" Height, 4 Shelves, Chrome Shelving Unit.....	1,023.71	39.63
11 41 33 00-0208			96" Height, 4 Tier Open Wire Shelves, Chrome Shelving Unit (11 41 33 00-0002)		
11 41 33 00-0209	EA		14" x 24" Wide Open Wire Shelf, 96" Height, 4 Shelves, Chrome Shelving Unit.....	459.13	36.06
11 41 33 00-0210	EA		14" x 30" Wide Open Wire Shelf, 96" Height, 4 Shelves, Chrome Shelving Unit.....	484.08	36.36
11 41 33 00-0211	EA		14" x 36" Wide Open Wire Shelf, 96" Height, 4 Shelves, Chrome Shelving Unit.....	515.10	36.65
11 41 33 00-0212	EA		14" x 42" Wide Open Wire Shelf, 96" Height, 4 Shelves, Chrome Shelving Unit.....	534.15	36.96
11 41 33 00-0213	EA		14" x 48" Wide Open Wire Shelf, 96" Height, 4 Shelves, Chrome Shelving Unit.....	571.09	37.26
11 41 33 00-0214	EA		14" x 54" Wide Open Wire Shelf, 96" Height, 4 Shelves, Chrome Shelving Unit.....	602.25	37.55
11 41 33 00-0215	EA		14" x 60" Wide Open Wire Shelf, 96" Height, 4 Shelves, Chrome Shelving Unit.....	627.20	37.85
11 41 33 00-0216	EA		14" x 72" Wide Open Wire Shelf, 96" Height, 4 Shelves, Chrome Shelving Unit.....	683.19	38.45
11 41 33 00-0217	EA		18" x 24" Wide Open Wire Shelf, 96" Height, 4 Shelves, Chrome Shelving Unit.....	502.11	36.36
11 41 33 00-0218	EA		18" x 30" Wide Open Wire Shelf, 96" Height, 4 Shelves, Chrome Shelving Unit.....	521.15	36.65
11 41 33 00-0219	EA		18" x 36" Wide Open Wire Shelf, 96" Height, 4 Shelves, Chrome Shelving Unit.....	540.19	36.96
11 41 33 00-0220	EA		18" x 42" Wide Open Wire Shelf, 96" Height, 4 Shelves, Chrome Shelving Unit.....	595.28	37.26
11 41 33 00-0221	EA		18" x 48" Wide Open Wire Shelf, 96" Height, 4 Shelves, Chrome Shelving Unit.....	632.36	37.55
11 41 33 00-0222	EA		18" x 54" Wide Open Wire Shelf, 96" Height, 4 Shelves, Chrome Shelving Unit.....	681.40	37.85
11 41 33 00-0223	EA		18" x 60" Wide Open Wire Shelf, 96" Height, 4 Shelves, Chrome Shelving Unit.....	700.30	38.15
11 41 33 00-0224	EA		18" x 72" Wide Open Wire Shelf, 96" Height, 4 Shelves, Chrome Shelving Unit.....	768.51	38.74
11 41 33 00-0225	EA		21" x 24" Wide Open Wire Shelf, 96" Height, 4 Shelves, Chrome Shelving Unit.....	527.21	36.65
11 41 33 00-0226	EA		21" x 30" Wide Open Wire Shelf, 96" Height, 4 Shelves, Chrome Shelving Unit.....	570.20	36.96
11 41 33 00-0227	EA		21" x 36" Wide Open Wire Shelf, 96" Height, 4 Shelves, Chrome Shelving Unit.....	601.35	37.26
11 41 33 00-0228	EA		21" x 42" Wide Open Wire Shelf, 96" Height, 4 Shelves, Chrome Shelving Unit.....	638.27	37.55
11 41 33 00-0229	EA		21" x 48" Wide Open Wire Shelf, 96" Height, 4 Shelves, Chrome Shelving Unit.....	663.38	37.85
11 41 33 00-0230	EA		21" x 54" Wide Open Wire Shelf, 96" Height, 4 Shelves, Chrome Shelving Unit.....	724.52	38.15
11 41 33 00-0231	EA		21" x 60" Wide Open Wire Shelf, 96" Height, 4 Shelves, Chrome Shelving Unit.....	755.54	38.45
11 41 33 00-0232	EA		21" x 72" Wide Open Wire Shelf, 96" Height, 4 Shelves, Chrome Shelving Unit.....	835.73	39.04
11 41 33 00-0233	EA		24" x 24" Wide Open Wire Shelf, 96" Height, 4 Shelves, Chrome Shelving Unit.....	582.43	36.96
11 41 33 00-0234	EA		24" x 30" Wide Open Wire Shelf, 96" Height, 4 Shelves, Chrome Shelving Unit.....	607.39	37.26
11 41 33 00-0235	EA		24" x 36" Wide Open Wire Shelf, 96" Height, 4 Shelves, Chrome Shelving Unit.....	626.31	37.55
11 41 33 00-0236	EA		24" x 42" Wide Open Wire Shelf, 96" Height, 4 Shelves, Chrome Shelving Unit.....	675.48	37.85
11 41 33 00-0237	EA		24" x 48" Wide Open Wire Shelf, 96" Height, 4 Shelves, Chrome Shelving Unit.....	706.49	38.15
11 41 33 00-0238	EA		24" x 54" Wide Open Wire Shelf, 96" Height, 4 Shelves, Chrome Shelving Unit.....	767.62	38.45
11 41 33 00-0239	EA		24" x 60" Wide Open Wire Shelf, 96" Height, 4 Shelves, Chrome Shelving Unit.....	810.60	38.74
11 41 33 00-0240	EA		24" x 72" Wide Open Wire Shelf, 96" Height, 4 Shelves, Chrome Shelving Unit.....	915.01	39.34
11 41 33 00-0241	EA		30" x 36" Wide Open Wire Shelf, 96" Height, 4 Shelves, Chrome Shelving Unit.....	776.15	37.26
11 41 33 00-0242	EA		30" x 48" Wide Open Wire Shelf, 96" Height, 4 Shelves, Chrome Shelving Unit.....	873.34	37.55
11 41 33 00-0243	EA		30" x 60" Wide Open Wire Shelf, 96" Height, 4 Shelves, Chrome Shelving Unit.....	934.59	37.85
11 41 33 00-0244	EA		30" x 72" Wide Open Wire Shelf, 96" Height, 4 Shelves, Chrome Shelving Unit.....	1,074.15	38.15
11 41 33 00-0245	EA		36" x 36" Wide Open Wire Shelf, 96" Height, 4 Shelves, Chrome Shelving Unit.....	857.99	38.45
11 41 33 00-0246	EA		36" x 48" Wide Open Wire Shelf, 96" Height, 4 Shelves, Chrome Shelving Unit.....	949.38	38.74
11 41 33 00-0247	EA		36" x 60" Wide Open Wire Shelf, 96" Height, 4 Shelves, Chrome Shelving Unit.....	1,064.73	39.04
11 41 33 00-0248	EA		36" x 72" Wide Open Wire Shelf, 96" Height, 4 Shelves, Chrome Shelving Unit.....	1,251.09	39.63
11 41 33 00-0249			Galvanized Shelving Units (11 41 33 00-0001)		
11 41 33 00-0250			54" Height, 4 Tier Open Wire Shelves, Galvanized Shelving Unit (11 41 33 00-0249)		
11 41 33 00-0251	EA		14" x 24" Wide Open Wire Shelf, 54" Height, 4 Shelves, Galvanized Shelving Unit.....	403.45	36.06
11 41 33 00-0252	EA		14" x 30" Wide Open Wire Shelf, 54" Height, 4 Shelves, Galvanized Shelving Unit.....	425.01	36.36



Equipment	11
Foodservice Equipment	11 40
Foodservice Storage Equipment	11 41

MINOR	CSI	UOM	DESCRIPTION	TOTAL DIRECT UNIT COST	DEMOLITION UNIT COST
11 41 33 00-0253	EA		14" x 36" Wide Open Wire Shelf, 54" Height, 4 Shelves, Galvanized Shelving Unit.....	451.84	36.65
11 41 33 00-0254	EA		14" x 42" Wide Open Wire Shelf, 54" Height, 4 Shelves, Galvanized Shelving Unit.....	473.41	36.96
11 41 33 00-0255	EA		14" x 48" Wide Open Wire Shelf, 54" Height, 4 Shelves, Galvanized Shelving Unit.....	505.42	37.26
11 41 33 00-0256	EA		14" x 54" Wide Open Wire Shelf, 54" Height, 4 Shelves, Galvanized Shelving Unit.....	532.15	37.55
11 41 33 00-0257	EA		14" x 60" Wide Open Wire Shelf, 54" Height, 4 Shelves, Galvanized Shelving Unit.....	558.98	37.85
11 41 33 00-0258	EA		14" x 72" Wide Open Wire Shelf, 54" Height, 4 Shelves, Galvanized Shelving Unit.....	602.10	38.45
11 41 33 00-0259	EA		18" x 24" Wide Open Wire Shelf, 54" Height, 4 Shelves, Galvanized Shelving Unit.....	440.52	36.36
11 41 33 00-0260	EA		18" x 30" Wide Open Wire Shelf, 54" Height, 4 Shelves, Galvanized Shelving Unit.....	457.02	36.65
11 41 33 00-0261	EA		18" x 36" Wide Open Wire Shelf, 54" Height, 4 Shelves, Galvanized Shelving Unit.....	488.92	36.96
11 41 33 00-0262	EA		18" x 42" Wide Open Wire Shelf, 54" Height, 4 Shelves, Galvanized Shelving Unit.....	526.09	37.26
11 41 33 00-0263	EA		18" x 48" Wide Open Wire Shelf, 54" Height, 4 Shelves, Galvanized Shelving Unit.....	558.09	37.55
11 41 33 00-0264	EA		18" x 54" Wide Open Wire Shelf, 54" Height, 4 Shelves, Galvanized Shelving Unit.....	600.31	37.85
11 41 33 00-0265	EA		18" x 60" Wide Open Wire Shelf, 54" Height, 4 Shelves, Galvanized Shelving Unit.....	632.34	38.15
11 41 33 00-0266	EA		18" x 72" Wide Open Wire Shelf, 54" Height, 4 Shelves, Galvanized Shelving Unit.....	680.80	38.74
11 41 33 00-0267	EA		21" x 24" Wide Open Wire Shelf, 54" Height, 4 Shelves, Galvanized Shelving Unit.....	462.18	36.65
11 41 33 00-0268	EA		21" x 30" Wide Open Wire Shelf, 54" Height, 4 Shelves, Galvanized Shelving Unit.....	504.53	36.96
11 41 33 00-0269	EA		21" x 36" Wide Open Wire Shelf, 54" Height, 4 Shelves, Galvanized Shelving Unit.....	531.25	37.26
11 41 33 00-0270	EA		21" x 42" Wide Open Wire Shelf, 54" Height, 4 Shelves, Galvanized Shelving Unit.....	563.27	37.55
11 41 33 00-0271	EA		21" x 48" Wide Open Wire Shelf, 54" Height, 4 Shelves, Galvanized Shelving Unit.....	584.83	37.85
11 41 33 00-0272	EA		21" x 54" Wide Open Wire Shelf, 54" Height, 4 Shelves, Galvanized Shelving Unit.....	642.67	38.15
11 41 33 00-0273	EA		21" x 60" Wide Open Wire Shelf, 54" Height, 4 Shelves, Galvanized Shelving Unit.....	669.50	38.45
11 41 33 00-0274	EA		21" x 72" Wide Open Wire Shelf, 54" Height, 4 Shelves, Galvanized Shelving Unit.....	748.92	39.04
11 41 33 00-0275	EA		24" x 24" Wide Open Wire Shelf, 54" Height, 4 Shelves, Galvanized Shelving Unit.....	514.87	36.96
11 41 33 00-0276	EA		24" x 30" Wide Open Wire Shelf, 54" Height, 4 Shelves, Galvanized Shelving Unit.....	536.42	37.26
11 41 33 00-0277	EA		24" x 36" Wide Open Wire Shelf, 54" Height, 4 Shelves, Galvanized Shelving Unit.....	552.94	37.55
11 41 33 00-0278	EA		24" x 42" Wide Open Wire Shelf, 54" Height, 4 Shelves, Galvanized Shelving Unit.....	595.16	37.85
11 41 33 00-0279	EA		24" x 48" Wide Open Wire Shelf, 54" Height, 4 Shelves, Galvanized Shelving Unit.....	642.67	38.15
11 41 33 00-0280	EA		24" x 54" Wide Open Wire Shelf, 54" Height, 4 Shelves, Galvanized Shelving Unit.....	695.33	38.45
11 41 33 00-0281	EA		24" x 60" Wide Open Wire Shelf, 54" Height, 4 Shelves, Galvanized Shelving Unit.....	737.67	38.74
11 41 33 00-0282	EA		24" x 72" Wide Open Wire Shelf, 54" Height, 4 Shelves, Galvanized Shelving Unit.....	832.69	39.34
11 41 33 00-0283			63" Height, 4 Tier Open Wire Shelves, Galvanized Shelving Unit_(11 41 33 00-0249)		
11 41 33 00-0284	EA		14" x 24" Wide Open Wire Shelf, 63" Height, 4 Shelves, Galvanized Shelving Unit.....	413.79	36.06
11 41 33 00-0285	EA		14" x 30" Wide Open Wire Shelf, 63" Height, 4 Shelves, Galvanized Shelving Unit.....	435.34	36.36
11 41 33 00-0286	EA		14" x 36" Wide Open Wire Shelf, 63" Height, 4 Shelves, Galvanized Shelving Unit.....	462.18	36.65
11 41 33 00-0287	EA		14" x 42" Wide Open Wire Shelf, 63" Height, 4 Shelves, Galvanized Shelving Unit.....	483.74	36.96
11 41 33 00-0288	EA		14" x 48" Wide Open Wire Shelf, 63" Height, 4 Shelves, Galvanized Shelving Unit.....	515.76	37.26
11 41 33 00-0289	EA		14" x 54" Wide Open Wire Shelf, 63" Height, 4 Shelves, Galvanized Shelving Unit.....	542.48	37.55
11 41 33 00-0290	EA		14" x 60" Wide Open Wire Shelf, 63" Height, 4 Shelves, Galvanized Shelving Unit.....	569.31	37.85
11 41 33 00-0291	EA		14" x 72" Wide Open Wire Shelf, 63" Height, 4 Shelves, Galvanized Shelving Unit.....	612.44	38.45
11 41 33 00-0292	EA		18" x 24" Wide Open Wire Shelf, 63" Height, 4 Shelves, Galvanized Shelving Unit.....	450.86	36.36
11 41 33 00-0293	EA		18" x 30" Wide Open Wire Shelf, 63" Height, 4 Shelves, Galvanized Shelving Unit.....	467.36	36.65
11 41 33 00-0294	EA		18" x 36" Wide Open Wire Shelf, 63" Height, 4 Shelves, Galvanized Shelving Unit.....	499.26	36.96
11 41 33 00-0295	EA		18" x 42" Wide Open Wire Shelf, 63" Height, 4 Shelves, Galvanized Shelving Unit.....	536.42	37.26
11 41 33 00-0296	EA		18" x 48" Wide Open Wire Shelf, 63" Height, 4 Shelves, Galvanized Shelving Unit.....	568.42	37.55
11 41 33 00-0297	EA		18" x 54" Wide Open Wire Shelf, 63" Height, 4 Shelves, Galvanized Shelving Unit.....	610.65	37.85
11 41 33 00-0298	EA		18" x 60" Wide Open Wire Shelf, 63" Height, 4 Shelves, Galvanized Shelving Unit.....	642.67	38.15
11 41 33 00-0299	EA		18" x 72" Wide Open Wire Shelf, 63" Height, 4 Shelves, Galvanized Shelving Unit.....	691.06	38.74
11 41 33 00-0300	EA		21" x 24" Wide Open Wire Shelf, 63" Height, 4 Shelves, Galvanized Shelving Unit.....	472.51	36.65
11 41 33 00-0301	EA		21" x 30" Wide Open Wire Shelf, 63" Height, 4 Shelves, Galvanized Shelving Unit.....	514.87	36.96
11 41 33 00-0302	EA		21" x 36" Wide Open Wire Shelf, 63" Height, 4 Shelves, Galvanized Shelving Unit.....	541.58	37.26
11 41 33 00-0303	EA		21" x 42" Wide Open Wire Shelf, 63" Height, 4 Shelves, Galvanized Shelving Unit.....	573.60	37.55
11 41 33 00-0304	EA		21" x 48" Wide Open Wire Shelf, 63" Height, 4 Shelves, Galvanized Shelving Unit.....	595.16	37.85
11 41 33 00-0305	EA		21" x 54" Wide Open Wire Shelf, 63" Height, 4 Shelves, Galvanized Shelving Unit.....	653.00	38.15
11 41 33 00-0306	EA		21" x 60" Wide Open Wire Shelf, 63" Height, 4 Shelves, Galvanized Shelving Unit.....	679.84	38.45
11 41 33 00-0307	EA		21" x 72" Wide Open Wire Shelf, 63" Height, 4 Shelves, Galvanized Shelving Unit.....	759.25	39.04
11 41 33 00-0308	EA		24" x 24" Wide Open Wire Shelf, 63" Height, 4 Shelves, Galvanized Shelving Unit.....	525.20	36.96
11 41 33 00-0309	EA		24" x 30" Wide Open Wire Shelf, 63" Height, 4 Shelves, Galvanized Shelving Unit.....	546.76	37.26
11 41 33 00-0310	EA		24" x 36" Wide Open Wire Shelf, 63" Height, 4 Shelves, Galvanized Shelving Unit.....	563.27	37.55
11 41 33 00-0311	EA		24" x 42" Wide Open Wire Shelf, 63" Height, 4 Shelves, Galvanized Shelving Unit.....	605.49	37.85
11 41 33 00-0312	EA		24" x 48" Wide Open Wire Shelf, 63" Height, 4 Shelves, Galvanized Shelving Unit.....	653.00	38.15
11 41 33 00-0313	EA		24" x 54" Wide Open Wire Shelf, 63" Height, 4 Shelves, Galvanized Shelving Unit.....	705.66	38.45
11 41 33 00-0314	EA		24" x 60" Wide Open Wire Shelf, 63" Height, 4 Shelves, Galvanized Shelving Unit.....	748.01	38.74
11 41 33 00-0315	EA		24" x 72" Wide Open Wire Shelf, 63" Height, 4 Shelves, Galvanized Shelving Unit.....	843.03	39.34
11 41 33 00-0316			74" Height, 4 Tier Open Wire Shelves, Galvanized Shelving Unit_(11 41 33 00-0249)		
11 41 33 00-0317	EA		14" x 24" Wide Open Wire Shelf, 74" Height, 4 Shelves, Galvanized Shelving Unit.....	424.12	36.06
11 41 33 00-0318	EA		14" x 30" Wide Open Wire Shelf, 74" Height, 4 Shelves, Galvanized Shelving Unit.....	445.68	36.36
11 41 33 00-0319	EA		14" x 36" Wide Open Wire Shelf, 74" Height, 4 Shelves, Galvanized Shelving Unit.....	472.51	36.65
11 41 33 00-0320	EA		14" x 42" Wide Open Wire Shelf, 74" Height, 4 Shelves, Galvanized Shelving Unit.....	494.08	36.96
11 41 33 00-0321	EA		14" x 48" Wide Open Wire Shelf, 74" Height, 4 Shelves, Galvanized Shelving Unit.....	526.09	37.26
11 41 33 00-0322	EA		14" x 54" Wide Open Wire Shelf, 74" Height, 4 Shelves, Galvanized Shelving Unit.....	552.81	37.55
11 41 33 00-0323	EA		14" x 60" Wide Open Wire Shelf, 74" Height, 4 Shelves, Galvanized Shelving Unit.....	579.65	37.85
11 41 33 00-0324	EA		14" x 72" Wide Open Wire Shelf, 74" Height, 4 Shelves, Galvanized Shelving Unit.....	622.77	38.45
11 41 33 00-0325	EA		18" x 24" Wide Open Wire Shelf, 74" Height, 4 Shelves, Galvanized Shelving Unit.....	461.19	36.36
11 41 33 00-0326	EA		18" x 30" Wide Open Wire Shelf, 74" Height, 4 Shelves, Galvanized Shelving Unit.....	477.69	36.65
11 41 33 00-0327	EA		18" x 36" Wide Open Wire Shelf, 74" Height, 4 Shelves, Galvanized Shelving Unit.....	509.59	36.96
11 41 33 00-0328	EA		18" x 42" Wide Open Wire Shelf, 74" Height, 4 Shelves, Galvanized Shelving Unit.....	546.76	37.26
11 41 33 00-0329	EA		18" x 48" Wide Open Wire Shelf, 74" Height, 4 Shelves, Galvanized Shelving Unit.....	578.76	37.55

11 Equipment
11 40 Foodservice Equipment
11 41 Foodservice Storage Equipment



MINOR	CSI	UOM	DESCRIPTION	TOTAL DIRECT UNIT COST	DEMOLITION UNIT COST
11 41 33 00-0330	EA		18" x 54" Wide Open Wire Shelf, 74" Height, 4 Shelves, Galvanized Shelving Unit.....	620.98	37.85
11 41 33 00-0331	EA		18" x 60" Wide Open Wire Shelf, 74" Height, 4 Shelves, Galvanized Shelving Unit.....	653.00	38.15
11 41 33 00-0332	EA		18" x 72" Wide Open Wire Shelf, 74" Height, 4 Shelves, Galvanized Shelving Unit.....	701.39	38.74
11 41 33 00-0333	EA		21" x 24" Wide Open Wire Shelf, 74" Height, 4 Shelves, Galvanized Shelving Unit.....	482.84	36.65
11 41 33 00-0334	EA		21" x 30" Wide Open Wire Shelf, 74" Height, 4 Shelves, Galvanized Shelving Unit.....	525.20	36.96
11 41 33 00-0335	EA		21" x 36" Wide Open Wire Shelf, 74" Height, 4 Shelves, Galvanized Shelving Unit.....	551.91	37.26
11 41 33 00-0336	EA		21" x 42" Wide Open Wire Shelf, 74" Height, 4 Shelves, Galvanized Shelving Unit.....	583.64	37.55
11 41 33 00-0337	EA		21" x 48" Wide Open Wire Shelf, 74" Height, 4 Shelves, Galvanized Shelving Unit.....	605.49	37.85
11 41 33 00-0338	EA		21" x 54" Wide Open Wire Shelf, 74" Height, 4 Shelves, Galvanized Shelving Unit.....	663.34	38.15
11 41 33 00-0339	EA		21" x 60" Wide Open Wire Shelf, 74" Height, 4 Shelves, Galvanized Shelving Unit.....	690.17	38.45
11 41 33 00-0340	EA		21" x 72" Wide Open Wire Shelf, 74" Height, 4 Shelves, Galvanized Shelving Unit.....	769.58	39.04
11 41 33 00-0341	EA		24" x 24" Wide Open Wire Shelf, 74" Height, 4 Shelves, Galvanized Shelving Unit.....	535.53	36.96
11 41 33 00-0342	EA		24" x 30" Wide Open Wire Shelf, 74" Height, 4 Shelves, Galvanized Shelving Unit.....	557.09	37.26
11 41 33 00-0343	EA		24" x 36" Wide Open Wire Shelf, 74" Height, 4 Shelves, Galvanized Shelving Unit.....	573.60	37.55
11 41 33 00-0344	EA		24" x 42" Wide Open Wire Shelf, 74" Height, 4 Shelves, Galvanized Shelving Unit.....	615.83	37.85
11 41 33 00-0345	EA		24" x 48" Wide Open Wire Shelf, 74" Height, 4 Shelves, Galvanized Shelving Unit.....	663.34	38.15
11 41 33 00-0346	EA		24" x 54" Wide Open Wire Shelf, 74" Height, 4 Shelves, Galvanized Shelving Unit.....	715.99	38.45
11 41 33 00-0347	EA		24" x 60" Wide Open Wire Shelf, 74" Height, 4 Shelves, Galvanized Shelving Unit.....	758.34	38.74
11 41 33 00-0348	EA		24" x 72" Wide Open Wire Shelf, 74" Height, 4 Shelves, Galvanized Shelving Unit.....	853.36	39.34
11 41 33 00-0349			86" Height, 4 Tier Open Wire Shelves, Galvanized Shelving Unit (11 41 33 00-0249)		
11 41 33 00-0350	EA		14" x 24" Wide Open Wire Shelf, 86" Height, 4 Shelves, Galvanized Shelving Unit.....	450.06	36.06
11 41 33 00-0351	EA		14" x 30" Wide Open Wire Shelf, 86" Height, 4 Shelves, Galvanized Shelving Unit.....	471.62	36.36
11 41 33 00-0352	EA		14" x 36" Wide Open Wire Shelf, 86" Height, 4 Shelves, Galvanized Shelving Unit.....	498.46	36.65
11 41 33 00-0353	EA		14" x 42" Wide Open Wire Shelf, 86" Height, 4 Shelves, Galvanized Shelving Unit.....	520.02	36.96
11 41 33 00-0354	EA		14" x 48" Wide Open Wire Shelf, 86" Height, 4 Shelves, Galvanized Shelving Unit.....	552.04	37.26
11 41 33 00-0355	EA		14" x 54" Wide Open Wire Shelf, 86" Height, 4 Shelves, Galvanized Shelving Unit.....	578.76	37.55
11 41 33 00-0356	EA		14" x 60" Wide Open Wire Shelf, 86" Height, 4 Shelves, Galvanized Shelving Unit.....	605.59	37.85
11 41 33 00-0357	EA		14" x 72" Wide Open Wire Shelf, 86" Height, 4 Shelves, Galvanized Shelving Unit.....	648.71	38.45
11 41 33 00-0358	EA		18" x 24" Wide Open Wire Shelf, 86" Height, 4 Shelves, Galvanized Shelving Unit.....	487.13	36.36
11 41 33 00-0359	EA		18" x 30" Wide Open Wire Shelf, 86" Height, 4 Shelves, Galvanized Shelving Unit.....	503.63	36.65
11 41 33 00-0360	EA		18" x 36" Wide Open Wire Shelf, 86" Height, 4 Shelves, Galvanized Shelving Unit.....	535.53	36.96
11 41 33 00-0361	EA		18" x 42" Wide Open Wire Shelf, 86" Height, 4 Shelves, Galvanized Shelving Unit.....	572.70	37.26
11 41 33 00-0362	EA		18" x 48" Wide Open Wire Shelf, 86" Height, 4 Shelves, Galvanized Shelving Unit.....	604.70	37.55
11 41 33 00-0363	EA		18" x 54" Wide Open Wire Shelf, 86" Height, 4 Shelves, Galvanized Shelving Unit.....	646.92	37.85
11 41 33 00-0364	EA		18" x 60" Wide Open Wire Shelf, 86" Height, 4 Shelves, Galvanized Shelving Unit.....	678.95	38.15
11 41 33 00-0365	EA		18" x 72" Wide Open Wire Shelf, 86" Height, 4 Shelves, Galvanized Shelving Unit.....	727.34	38.74
11 41 33 00-0366	EA		21" x 24" Wide Open Wire Shelf, 86" Height, 4 Shelves, Galvanized Shelving Unit.....	508.79	36.65
11 41 33 00-0367	EA		21" x 30" Wide Open Wire Shelf, 86" Height, 4 Shelves, Galvanized Shelving Unit.....	551.15	36.96
11 41 33 00-0368	EA		21" x 36" Wide Open Wire Shelf, 86" Height, 4 Shelves, Galvanized Shelving Unit.....	577.86	37.26
11 41 33 00-0369	EA		21" x 42" Wide Open Wire Shelf, 86" Height, 4 Shelves, Galvanized Shelving Unit.....	609.88	37.55
11 41 33 00-0370	EA		21" x 48" Wide Open Wire Shelf, 86" Height, 4 Shelves, Galvanized Shelving Unit.....	631.44	37.85
11 41 33 00-0371	EA		21" x 54" Wide Open Wire Shelf, 86" Height, 4 Shelves, Galvanized Shelving Unit.....	689.28	38.15
11 41 33 00-0372	EA		21" x 60" Wide Open Wire Shelf, 86" Height, 4 Shelves, Galvanized Shelving Unit.....	716.12	38.45
11 41 33 00-0373	EA		21" x 72" Wide Open Wire Shelf, 86" Height, 4 Shelves, Galvanized Shelving Unit.....	795.53	39.04
11 41 33 00-0374	EA		24" x 24" Wide Open Wire Shelf, 86" Height, 4 Shelves, Galvanized Shelving Unit.....	561.48	36.96
11 41 33 00-0375	EA		24" x 30" Wide Open Wire Shelf, 86" Height, 4 Shelves, Galvanized Shelving Unit.....	583.04	37.26
11 41 33 00-0376	EA		24" x 36" Wide Open Wire Shelf, 86" Height, 4 Shelves, Galvanized Shelving Unit.....	599.55	37.55
11 41 33 00-0377	EA		24" x 42" Wide Open Wire Shelf, 86" Height, 4 Shelves, Galvanized Shelving Unit.....	641.77	37.85
11 41 33 00-0378	EA		24" x 48" Wide Open Wire Shelf, 86" Height, 4 Shelves, Galvanized Shelving Unit.....	689.28	38.15
11 41 33 00-0379	EA		24" x 54" Wide Open Wire Shelf, 86" Height, 4 Shelves, Galvanized Shelving Unit.....	741.94	38.45
11 41 33 00-0380	EA		24" x 60" Wide Open Wire Shelf, 86" Height, 4 Shelves, Galvanized Shelving Unit.....	784.28	38.74
11 41 33 00-0381	EA		24" x 72" Wide Open Wire Shelf, 86" Height, 4 Shelves, Galvanized Shelving Unit.....	879.30	39.34
11 41 33 00-0382			54" Height, 4 Tier Solid Shelves, Galvanized Shelving Unit (11 41 33 00-0249)		
11 41 33 00-0383	EA		18" x 36" Wide Solid Shelf, 54" Height, 4 Shelves, Galvanized Shelving Unit.....	784.08	36.96
11 41 33 00-0384	EA		18" x 48" Wide Solid Shelf, 54" Height, 4 Shelves, Galvanized Shelving Unit.....	863.58	37.55
11 41 33 00-0385	EA		18" x 60" Wide Solid Shelf, 54" Height, 4 Shelves, Galvanized Shelving Unit.....	968.92	38.15
11 41 33 00-0386	EA		18" x 72" Wide Solid Shelf, 54" Height, 4 Shelves, Galvanized Shelving Unit.....	1,032.83	38.74
11 41 33 00-0387	EA		24" x 36" Wide Solid Shelf, 54" Height, 4 Shelves, Galvanized Shelving Unit.....	858.32	37.55
11 41 33 00-0388	EA		24" x 48" Wide Solid Shelf, 54" Height, 4 Shelves, Galvanized Shelving Unit.....	994.77	38.15
11 41 33 00-0389	EA		24" x 60" Wide Solid Shelf, 54" Height, 4 Shelves, Galvanized Shelving Unit.....	1,100.10	38.74
11 41 33 00-0390	EA		24" x 72" Wide Solid Shelf, 54" Height, 4 Shelves, Galvanized Shelving Unit.....	1,257.22	39.34
11 41 33 00-0391			63" Height, 4 Tier Solid Shelves, Galvanized Shelving Unit (11 41 33 00-0249)		
11 41 33 00-0392	EA		18" x 36" Wide Solid Shelf, 63" Height, 4 Shelves, Galvanized Shelving Unit.....	794.41	36.96
11 41 33 00-0393	EA		18" x 48" Wide Solid Shelf, 63" Height, 4 Shelves, Galvanized Shelving Unit.....	873.93	37.55
11 41 33 00-0394	EA		18" x 60" Wide Solid Shelf, 63" Height, 4 Shelves, Galvanized Shelving Unit.....	979.26	38.15
11 41 33 00-0395	EA		18" x 72" Wide Solid Shelf, 63" Height, 4 Shelves, Galvanized Shelving Unit.....	1,043.16	38.74
11 41 33 00-0396	EA		24" x 36" Wide Solid Shelf, 63" Height, 4 Shelves, Galvanized Shelving Unit.....	868.66	37.55
11 41 33 00-0397	EA		24" x 48" Wide Solid Shelf, 63" Height, 4 Shelves, Galvanized Shelving Unit.....	1,005.10	38.15
11 41 33 00-0398	EA		24" x 60" Wide Solid Shelf, 63" Height, 4 Shelves, Galvanized Shelving Unit.....	1,110.44	38.74
11 41 33 00-0399	EA		24" x 72" Wide Solid Shelf, 63" Height, 4 Shelves, Galvanized Shelving Unit.....	1,267.56	39.34
11 41 33 00-0400			74" Height, 4 Tier Solid Shelves, Galvanized Shelving Unit (11 41 33 00-0249)		
11 41 33 00-0401	EA		18" x 36" Wide Solid Shelf, 74" Height, 4 Shelves, Galvanized Shelving Unit.....	804.74	36.96



Equipment	11	
Foodservice Equipment	11 40	↔
Foodservice Storage Equipment	11 41	

MINOR CSI UOM DESCRIPTION	TOTAL DIRECT UNIT COST	DEMOLITION UNIT COST
11 41 33 00-0402 EA 18" x 48" Wide Solid Shelf, 74" Height, 4 Shelves, Galvanized Shelving Unit	884.27	37.55
11 41 33 00-0403 EA 18" x 60" Wide Solid Shelf, 74" Height, 4 Shelves, Galvanized Shelving Unit	989.61	38.15
11 41 33 00-0404 EA 18" x 72" Wide Solid Shelf, 74" Height, 4 Shelves, Galvanized Shelving Unit	1,053.49	38.74
11 41 33 00-0405 EA 24" x 36" Wide Solid Shelf, 74" Height, 4 Shelves, Galvanized Shelving Unit	878.99	37.55
11 41 33 00-0406 EA 24" x 48" Wide Solid Shelf, 74" Height, 4 Shelves, Galvanized Shelving Unit	1,015.44	38.15
11 41 33 00-0407 EA 24" x 60" Wide Solid Shelf, 74" Height, 4 Shelves, Galvanized Shelving Unit	1,120.77	38.74
11 41 33 00-0408 EA 24" x 72" Wide Solid Shelf, 74" Height, 4 Shelves, Galvanized Shelving Unit	1,277.92	39.34
11 41 33 00-0409 86" Height, 4 Tier Solid Shelves, Galvanized Shelving Unit (11 41 33 00-0249)		
11 41 33 00-0410 EA 18" x 36" Wide Solid Shelf, 86" Height, 4 Shelves, Galvanized Shelving Unit	830.69	36.96
11 41 33 00-0411 EA 18" x 48" Wide Solid Shelf, 86" Height, 4 Shelves, Galvanized Shelving Unit	910.19	37.55
11 41 33 00-0412 EA 18" x 60" Wide Solid Shelf, 86" Height, 4 Shelves, Galvanized Shelving Unit	1,015.53	38.15
11 41 33 00-0413 EA 18" x 72" Wide Solid Shelf, 86" Height, 4 Shelves, Galvanized Shelving Unit	1,079.44	38.74
11 41 33 00-0414 EA 24" x 36" Wide Solid Shelf, 86" Height, 4 Shelves, Galvanized Shelving Unit	904.94	37.55
11 41 33 00-0415 EA 24" x 48" Wide Solid Shelf, 86" Height, 4 Shelves, Galvanized Shelving Unit	1,041.38	38.15
11 41 33 00-0416 EA 24" x 60" Wide Solid Shelf, 86" Height, 4 Shelves, Galvanized Shelving Unit	1,146.71	38.74
11 41 33 00-0417 EA 24" x 72" Wide Solid Shelf, 86" Height, 4 Shelves, Galvanized Shelving Unit	1,303.84	39.34
11 41 33 00-0418 Stainless Steel Shelving Unit (11 41 33 00-0001)		
11 41 33 00-0419 63" Height, 4 Tier Open Wire Shelves, Stainless Steel Shelving Unit (11 41 33 00-0418)		
11 41 33 00-0420 EA 18" x 36" Wide Open Wire Shelf, 63" Height, 4 Shelves, Stainless Steel Shelving Unit	923.82	36.96
11 41 33 00-0421 EA 18" x 48" Wide Open Wire Shelf, 63" Height, 4 Shelves, Stainless Steel Shelving Unit	1,079.06	37.55
11 41 33 00-0422 EA 18" x 60" Wide Open Wire Shelf, 63" Height, 4 Shelves, Stainless Steel Shelving Unit	1,275.32	38.15
11 41 33 00-0423 EA 18" x 72" Wide Open Wire Shelf, 63" Height, 4 Shelves, Stainless Steel Shelving Unit	1,480.88	38.74
11 41 33 00-0424 EA 24" x 36" Wide Open Wire Shelf, 63" Height, 4 Shelves, Stainless Steel Shelving Unit	1,092.09	37.55
11 41 33 00-0425 EA 24" x 48" Wide Open Wire Shelf, 63" Height, 4 Shelves, Stainless Steel Shelving Unit	1,270.20	38.15
11 41 33 00-0426 EA 24" x 60" Wide Open Wire Shelf, 63" Height, 4 Shelves, Stainless Steel Shelving Unit	1,503.75	38.74
11 41 33 00-0427 EA 24" x 72" Wide Open Wire Shelf, 63" Height, 4 Shelves, Stainless Steel Shelving Unit	1,812.37	39.34
11 41 33 00-0428 74" Height, 4 Tier Open Wire Shelves, Stainless Steel Shelving Unit (11 41 33 00-0418)		
11 41 33 00-0429 EA 18" x 36" Wide Open Wire Shelf, 74" Height, 4 Shelves, Stainless Steel Shelving Unit	956.47	36.96
11 41 33 00-0430 EA 18" x 48" Wide Open Wire Shelf, 74" Height, 4 Shelves, Stainless Steel Shelving Unit	1,111.71	37.55
11 41 33 00-0431 EA 18" x 60" Wide Open Wire Shelf, 74" Height, 4 Shelves, Stainless Steel Shelving Unit	1,312.62	38.15
11 41 33 00-0432 EA 18" x 72" Wide Open Wire Shelf, 74" Height, 4 Shelves, Stainless Steel Shelving Unit	1,513.52	38.74
11 41 33 00-0433 EA 24" x 36" Wide Open Wire Shelf, 74" Height, 4 Shelves, Stainless Steel Shelving Unit	1,124.74	37.55
11 41 33 00-0434 EA 24" x 48" Wide Open Wire Shelf, 74" Height, 4 Shelves, Stainless Steel Shelving Unit	1,302.84	38.15
11 41 33 00-0435 EA 24" x 60" Wide Open Wire Shelf, 74" Height, 4 Shelves, Stainless Steel Shelving Unit	1,536.39	38.74
11 41 33 00-0436 EA 24" x 72" Wide Open Wire Shelf, 74" Height, 4 Shelves, Stainless Steel Shelving Unit	1,845.03	39.34
11 41 33 00-0437 86" Height, 4 Tier Open Wire Shelves, Stainless Steel Shelving Unit (11 41 33 00-0418)		
11 41 33 00-0438 EA 18" x 36" Wide Open Wire Shelf, 86" Height, 4 Shelves, Stainless Steel Shelving Unit	989.11	36.96
11 41 33 00-0439 EA 18" x 48" Wide Open Wire Shelf, 86" Height, 4 Shelves, Stainless Steel Shelving Unit	1,144.35	37.55
11 41 33 00-0440 EA 18" x 60" Wide Open Wire Shelf, 86" Height, 4 Shelves, Stainless Steel Shelving Unit	1,345.26	38.15
11 41 33 00-0441 EA 18" x 72" Wide Open Wire Shelf, 86" Height, 4 Shelves, Stainless Steel Shelving Unit	1,546.17	38.74
11 41 33 00-0442 EA 24" x 36" Wide Open Wire Shelf, 86" Height, 4 Shelves, Stainless Steel Shelving Unit	1,157.38	37.55
11 41 33 00-0443 EA 24" x 48" Wide Open Wire Shelf, 86" Height, 4 Shelves, Stainless Steel Shelving Unit	1,335.49	38.15
11 41 33 00-0444 EA 24" x 60" Wide Open Wire Shelf, 86" Height, 4 Shelves, Stainless Steel Shelving Unit	1,569.04	38.74
11 41 33 00-0445 EA 24" x 72" Wide Open Wire Shelf, 86" Height, 4 Shelves, Stainless Steel Shelving Unit	1,877.66	39.34
11 41 33 00-0446 63" Height, 4 Tier Solid Shelves, Stainless Steel Shelving Unit (11 41 33 00-0418)		
11 41 33 00-0447 EA 18" x 36" Wide Solid Shelf, 63" Height, 4 Shelves, Stainless Steel Shelving Unit	1,679.90	36.96
11 41 33 00-0448 EA 18" x 48" Wide Solid Shelf, 63" Height, 4 Shelves, Stainless Steel Shelving Unit	1,860.13	37.55
11 41 33 00-0449 EA 18" x 60" Wide Solid Shelf, 63" Height, 4 Shelves, Stainless Steel Shelving Unit	2,099.59	38.15
11 41 33 00-0450 EA 18" x 72" Wide Solid Shelf, 63" Height, 4 Shelves, Stainless Steel Shelving Unit	2,243.97	38.74
11 41 33 00-0451 EA 24" x 36" Wide Solid Shelf, 63" Height, 4 Shelves, Stainless Steel Shelving Unit	2,018.17	37.55
11 41 33 00-0452 EA 24" x 48" Wide Solid Shelf, 63" Height, 4 Shelves, Stainless Steel Shelving Unit	2,382.42	38.15
11 41 33 00-0453 EA 24" x 60" Wide Solid Shelf, 63" Height, 4 Shelves, Stainless Steel Shelving Unit	2,647.91	38.74
11 41 33 00-0454 EA 24" x 72" Wide Solid Shelf, 63" Height, 4 Shelves, Stainless Steel Shelving Unit	3,045.25	39.34
11 41 33 00-0455 74" Height, 4 Tier Solid Shelves, Stainless Steel Shelving Unit (11 41 33 00-0418)		
11 41 33 00-0456 EA 18" x 36" Wide Solid Shelf, 74" Height, 4 Shelves, Stainless Steel Shelving Unit	1,731.66	36.96
11 41 33 00-0457 EA 18" x 48" Wide Solid Shelf, 74" Height, 4 Shelves, Stainless Steel Shelving Unit	1,915.04	37.55
11 41 33 00-0458 EA 18" x 60" Wide Solid Shelf, 74" Height, 4 Shelves, Stainless Steel Shelving Unit	2,158.74	38.15
11 41 33 00-0459 EA 18" x 72" Wide Solid Shelf, 74" Height, 4 Shelves, Stainless Steel Shelving Unit	2,305.58	38.74
11 41 33 00-0460 EA 24" x 36" Wide Solid Shelf, 74" Height, 4 Shelves, Stainless Steel Shelving Unit	2,069.96	37.55
11 41 33 00-0461 EA 24" x 48" Wide Solid Shelf, 74" Height, 4 Shelves, Stainless Steel Shelving Unit	2,434.19	38.15
11 41 33 00-0462 EA 24" x 60" Wide Solid Shelf, 74" Height, 4 Shelves, Stainless Steel Shelving Unit	2,702.60	38.74
11 41 33 00-0463 EA 24" x 72" Wide Solid Shelf, 74" Height, 4 Shelves, Stainless Steel Shelving Unit	3,104.41	39.34
11 41 33 00-0464 86" Height, 4 Tier Solid Shelves, Stainless Steel Shelving Unit (11 41 33 00-0418)		
11 41 33 00-0465 EA 18" x 36" Wide Solid Shelf, 86" Height, 4 Shelves, Stainless Steel Shelving Unit	1,783.45	36.96

11	11 Equipment
	11 40 Foodservice Equipment
	11 41 Foodservice Storage Equipment



MINOR	CSI	UOM	DESCRIPTION	TOTAL DIRECT UNIT COST	DEMOLITION UNIT COST
11 41 33 00-0466	EA		18" x 48" Wide Solid Shelf, 86" Height, 4 Shelves, Stainless Steel Shelving Unit	1,965.82	37.55
11 41 33 00-0467	EA		18" x 60" Wide Solid Shelf, 86" Height, 4 Shelves, Stainless Steel Shelving Unit	2,208.25	38.15
11 41 33 00-0468	EA		18" x 72" Wide Solid Shelf, 86" Height, 4 Shelves, Stainless Steel Shelving Unit	2,354.40	38.74
11 41 33 00-0469	EA		24" x 36" Wide Solid Shelf, 86" Height, 4 Shelves, Stainless Steel Shelving Unit	2,121.73	37.55
11 41 33 00-0470	EA		24" x 48" Wide Solid Shelf, 86" Height, 4 Shelves, Stainless Steel Shelving Unit	2,485.98	38.15
11 41 33 00-0471	EA		24" x 60" Wide Solid Shelf, 86" Height, 4 Shelves, Stainless Steel Shelving Unit	2,752.72	38.74
11 41 33 00-0472	EA		24" x 72" Wide Solid Shelf, 86" Height, 4 Shelves, Stainless Steel Shelving Unit	3,151.93	39.34
11 41 33 00-0473			Galvanized Steel Dunnage Rack <small>(11 41 33 00-0001)</small>		
11 41 33 00-0474	EA		18" x 24" Open Wire Shelf, 14" Height, Galvanized Dunnage Rack	256.52	26.58
11 41 33 00-0475	EA		18" x 30" Open Wire Shelf, 14" Height, Galvanized Dunnage Rack	270.37	27.32
11 41 33 00-0476	EA		18" x 36" Open Wire Shelf, 14" Height, Galvanized Dunnage Rack	286.15	28.06
11 41 33 00-0477	EA		18" x 48" Open Wire Shelf, 14" Height, Galvanized Dunnage Rack	315.46	28.80
11 41 33 00-0478	EA		18" x 60" Open Wire Shelf, 14" Height, Galvanized Dunnage Rack	340.90	29.53
11 41 33 00-0479	EA		24" x 24" Open Wire Shelf, 14" Height, Galvanized Dunnage Rack	275.86	26.58
11 41 33 00-0480	EA		24" x 30" Open Wire Shelf, 14" Height, Galvanized Dunnage Rack	301.31	27.32
11 41 33 00-0481	EA		24" x 36" Open Wire Shelf, 14" Height, Galvanized Dunnage Rack	317.09	28.06
11 41 33 00-0482	EA		24" x 48" Open Wire Shelf, 14" Height, Galvanized Dunnage Rack	344.47	28.80
11 41 33 00-0483	EA		24" x 60" Open Wire Shelf, 14" Height, Galvanized Dunnage Rack	375.71	29.53
11 41 33 00-0484			Stainless Steel Dunnage Rack <small>(11 41 33 00-0001)</small>		
11 41 33 00-0485	EA		18" x 36" Open Wire Shelf, 14-1/2" Height, Stainless Steel Dunnage Rack	689.21	28.06
11 41 33 00-0486	EA		18" x 48" Open Wire Shelf, 14-1/2" Height, Stainless Steel Dunnage Rack	864.20	28.80
11 41 33 00-0487	EA		18" x 60" Open Wire Shelf, 16-1/4" Height, Stainless Steel Dunnage Rack	1,460.71	29.53
11 41 33 00-0488	EA		24" x 36" Open Wire Shelf, 14-1/2" Height, Stainless Steel Dunnage Rack	753.88	28.06
11 41 33 00-0489	EA		24" x 48" Open Wire Shelf, 14-1/2" Height, Stainless Steel Dunnage Rack	939.08	28.80
11 41 33 00-0490	EA		24" x 60" Open Wire Shelf, 16-1/4" Height, Stainless Steel Dunnage Rack	1,592.88	29.53
11 41 33 00-0491			Mobile Racks <small>(11 41 33 00-0001)</small>		
11 41 33 00-0492	EA		Mobile Rack With Pan Slide.....	1,924.44	44.75
11 41 33 00-0493			Can Racks <small>(11 41 33 00-0001)</small>		
11 41 33 00-0494	EA		27-1/4" Wide x 42" Deep x 81-1/16" High, Aluminum Frame Can Rack	3,875.13	44.75
			Note: 156 #10 cans capacity		
11 42 Food Preparation Equipment					
11 42 13 Food Preparation Appliances					
11 42 13 00-0001			Vertical Cutter Mixers <small>(11 42 13)</small>		
11 42 13 00-0002	EA		Bench Type Mixers, 25 Quart	11,303.73	232.95
11 42 13 00-0003	EA		Bench Type Mixers, 40 Quart	13,064.38	258.83
11 42 13 00-0004	EA		Bench Type Mixers, 80 Quart	16,228.72	372.72
11 42 13 00-0005	EA		Bench Type Mixers, 130 Quart	18,135.45	465.90
11 42 13 00-0006			Choppers <small>(11 42 13)</small>		
11 42 13 00-0007	EA		Choppers, 5 LB.....	2,861.78	207.07
11 42 13 00-0008	EA		Choppers, 16 LB.....	4,196.86	269.19
11 42 13 00-0009	EA		Choppers, 35 LB - 40 LB	8,092.03	331.30
11 42 13 00-0010	EA		Choppers, 35 LB - 40 LB/Min, 2 HP.....	6,711.75	294.35
11 42 13 00-0011	EA		Choppers, 35 LB - 40 LB/Min, 3 HP.....	7,609.55	294.35
11 42 13 00-0012			Stand Model Mixer <small>(11 42 13)</small>		
11 42 13 00-0013	EA		10 Quart, 120 Volt, 3/4 HP, Gear-Driven Commercial Planetary Stand Mixer With Guard (Avantco MX10).....	1,311.63	80.02
11 42 13 00-0014	EA		20 Quart, 120 Volt, 1-1/2 HP, Gear-Driven Commercial Planetary Stand Mixer With Guard (Avantco MX20)	1,641.13	80.02
11 42 13 00-0015	EA		10 Quart, 120 Volt, 1/3 HP, Gear-Driven Commercial Planetary Stand Mixer With Guard (Globe SP10)	4,395.70	80.02
11 42 13 00-0016	EA		20 Quart, 240 Voltage, 1/2 HP, Gear-Driven Commercial Planetary Stand Mixer With Stainless Steel Bowl Guard (Hobart HL-200-1).....	9,355.83	98.36
11 42 13 00-0017			Floor Model Mixer <small>(11 42 13)</small>		
11 42 13 00-0018	EA		30 Quart, 120 Voltage, 1-3/4 HP, Gear-Driven Commercial Planetary Floor Mixer With Stainless Steel Bowl Guard (Avantco MX30).....	3,453.34	80.02
11 42 13 00-0019	EA		40 Quart, 240 Voltage, 2 HP, Gear-Driven Commercial Planetary Floor Mixer With Stainless Steel Bowl Guard (Avantco MX40).....	4,789.13	88.93
11 42 13 00-0020	EA		60 Quart, 240 Voltage, 2-1/2 HP, Gear-Driven Commercial Planetary Floor Mixer With Stainless Steel Bowl Guard (Avantco MX60).....	8,271.02	100.03
11 42 13 00-0021	EA		30 Quart, 240 Voltage, 3/4 HP, Gear-Driven Commercial Planetary Floor Mixer With Stainless Steel Bowl Guard (Hobart HL-300-1).....	17,795.16	98.36
11 42 13 00-0022	EA		40 Quart, 240 Voltage, 1-1/2 HP, Gear-Driven Commercial Planetary Floor Mixer With Stainless Steel Bowl Guard (Hobart HL-400-1).....	21,850.02	100.94
11 42 13 00-0023	EA		60 Quart, 220-240 Voltage, 2-3/4 HP, Gear-Driven Commercial Planetary Floor Mixer With Stainless Steel Bowl Guard (Hobart HL-600-1).....	27,831.52	103.53



Equipment	11
Foodservice Equipment	11 40
Food Preparation Equipment	11 42

MINOR CSI UOM DESCRIPTION	TOTAL DIRECT UNIT COST	DEMOLITION UNIT COST
11 42 13 00-0024 EA 80 Quart, 220-240 Voltage, 3 HP, Gear-Driven Commercial Planetary Floor Mixer With Stainless Steel Bowl Guard (Hobart HL800-1).....	41,103.89	129.41
11 42 13 00-0025 EA 140 Quart, 220-240 Voltage, 5 HP, Gear-Driven Commercial Planetary Floor Mixer With Stainless Steel Bowl Guard (Hobart HL-1400-1).....	52,651.56	165.66
11 42 13 00-0026 Slicers <small>(11 42 13)</small>		
11 42 13 00-0027 EA 1/3 HP, 12" Manual Gravity Feed Meat Slicer (Avantco SL312).....	728.38	25.01
11 42 13 00-0028 EA 1/2 HP, 12" Manual Gravity Feed Meat Slicer (Avantco SL512).....	1,066.22	25.01
11 42 13 00-0029 EA 1/2 HP, 13" Medium-Duty Manual Gravity Feed Meat Slicer (Avantco SL713MAN).....	1,541.08	25.01
11 42 13 00-0030 EA 1/2 HP, 12" Medium-Duty Automatic Meat Slicer With Manual Use Option (Avantco SL612A).....	2,626.47	25.01
11 42 13 00-0031 EA 3/4 HP, 13" Medium-Duty Automatic Meat Slicer With Manual Use Option (Avantco SL713A).....	2,897.82	25.01
11 42 13 00-0032 EA 1/2 HP, 13" Heavy-Duty Automatic Gravity Feed Meat Slicer (Hobart EDGE13A-11).....	6,530.47	25.01
11 42 13 00-0033 Peelers <small>(11 42 13)</small>		
11 42 13 00-0034 EA 22 Lb, 120 Voltage, Potato Peeler (Sammic PI-10).....	3,682.10	168.24
11 42 13 00-0035 EA 44 Lb, 120 Voltage, Potato Peeler (Sammic PI-20).....	4,252.09	196.20
11 42 13 00-0036 EA 66 Lb, 120 Voltage, Potato Peeler (Sammic PI-30).....	6,598.09	224.36
11 42 13 00-0037 EA 20 Lb, 115 Voltage, Potato Peeler (Hobart 6115).....	5,888.12	168.24
11 42 13 00-0038 EA 40 Lb, 115 Voltage, Potato Peeler (Hobart 6430-1).....	11,938.36	196.20
11 42 13 00-0039 EA 60 Lb, 115 Voltage, Potato Peeler (Hobart 6460-1).....	12,715.55	224.36
11 42 13 00-0040 Proof Boxes <small>(11 42 13)</small>		
11 42 13 00-0041 EA 30-1/2" x 22-1/2", Stainless Steel Proof Box.....	3,534.16	69.88
11 42 13 00-0042 EA 30-1/2" x 45", Stainless Steel Proof Box.....	5,913.60	117.12
11 42 13 00-0043 EA 30-1/2" x 45", Galvanized Proof Box.....	3,841.18	53.17
11 42 13 00-0044 Non-Insulated Heated Proof Cabinet <small>(11 42 13)</small>		
11 42 13 00-0045 EA Angle Slide 69-3/4", Solid Door Non Insulated Heated Proof Cabinet.....	2,146.55	66.97
11 42 13 00-0046 EA Angle Slide 69-3/4", Clear Door Non Insulated Heated Proof Cabinet.....	2,302.72	71.60
11 42 13 00-0047 EA Channel Slide 69-3/4", Solid Door Non Insulated Heated Proof Cabinet.....	2,131.99	66.43
11 42 13 00-0048 EA Channel Slide 69-3/4", Clear Door Non Insulated Heated Proof Cabinet.....	2,259.62	70.42
11 42 13 00-0049 Insulated Heated Proof Cabinet <small>(11 42 13)</small>		
11 42 13 00-0050 EA 3 Spacing, 69-3/4" High Solid Door Insulated Heated Proof Cabinet.....	3,491.29	114.96
11 42 13 00-0051 EA 3 Spacing 69-3/4" High Sliding Door Insulated Heated Proof Cabinet.....	3,648.45	120.18
11 42 13 00-0052 Pass-Thru Hot Food Holding Cabinet <small>(11 42 13)</small>		
11 42 13 00-0053 EA Single Section, Full Door, Pass-Thru Hot Food Holding Cabinet.....	7,208.22	217.42
11 42 13 00-0054 EA Single Section, Half Door, Pass-Thru Hot Food Holding Cabinet.....	7,669.14	217.42
11 42 13 00-0055 EA Two Section, Full Door, Pass-Thru Hot Food Holding Cabinet.....	9,793.53	227.77
11 42 13 00-0056 EA Two Section, Half Door, Pass-Thru Hot Food Holding Cabinet.....	10,735.07	227.77
11 42 16 Food Preparation Surfaces <small>(11 42)</small>		
11 42 16 00-0001 Tables <small>(11 42 16)</small>		
11 42 16 00-0002 Baker's Table <small>(11 42 16 00-0001)</small>		
11 42 16 00-0003 EA 4' Open Base Baker's Table.....	873.81	51.25
11 42 16 00-0004 EA 10' Open Base Baker's Table.....	1,715.00	100.48
11 42 16 00-0005 EA 10' Undershelf Baker's Table.....	2,116.04	124.00
11 42 16 00-0006 EA 10' Three Drawers Baker's Table.....	2,269.54	133.15
11 42 16 00-0007 EA 10' Bins Baker's Table.....	3,339.09	195.95
11 42 16 00-0008 EA 10' Bins And Drawers Baker's Table.....	5,243.31	307.58
11 42 16 00-0009 Preparation Table, Stainless Steel, With Undershelf <small>(11 42 16 00-0001)</small>		
11 42 16 00-0010 EA 30" x 72" Square Edge Stainless Steel Preparation Table With Undershelf.....	1,294.76	27.03
11 42 16 00-0011 EA 30" x 72" Marine Edge Stainless Steel Preparation Table With Undershelf.....	1,393.83	32.45
11 42 16 00-0012 EA 36" x 96" Marine Edge Stainless Steel Preparation Table With Undershelf.....	2,109.08	44.12
11 42 16 00-0013 Preparation Table, Stainless Steel, With Open Front <small>(11 42 16 00-0001)</small>		
11 42 16 00-0014 EA 30" X 72" Round Edge Stainless Steel Preparation Table With Open Front.....	1,363.32	28.43
11 42 16 00-0015 EA 36" X 96" Round Edge Stainless Steel Preparation Table With Open Front.....	1,752.24	36.57
11 42 16 00-0016 EA 36" X 96" Square Edge Stainless Steel Preparation Table With Open Front.....	1,505.16	31.46
11 42 16 00-0017 EA 36" X 96" Marine Edge Stainless Steel Preparation Table With Open Front.....	1,811.73	37.88
11 42 16 00-0018 EA Roller Utility Drawers Stainless Steel Preparation Table With Open Front.....	366.00	7.63
11 42 16 00-0019 Mobile Tables <small>(11 42 16 00-0001)</small>		
11 42 16 00-0020 EA 21-1/4" x 27-1/2" x 41" Galvanized Mobile Table With Galvanized Top.....	3,692.04	24.21
11 42 16 00-0021 EA 32-1/4" x 27-1/2" x 41" Galvanized Mobile Table With Galvanized Top.....	1,985.24	29.04
11 42 16 00-0022 EA 32-1/4" x 27-1/2" x 41" Stainless Steel Mobile Table With Stainless Steel Top.....	1,560.12	32.65

11	11 Equipment
	11 40 Foodservice Equipment
	11 42 Food Preparation Equipment



MINOR	CSI	UOM	DESCRIPTION	TOTAL DIRECT UNIT COST	DEMOLITION UNIT COST
-------	-----	-----	-------------	------------------------	----------------------

11 42 16 00-0023			Hot Food Tables, Stainless Steel, Gas Or Electric <small>(11 42 16 00-0001)</small>		
11 42 16 00-0024	EA		32-1/4" x 27-1/2" x 41" Stainless Steel Hot Food Tables	2,786.33	58.28
11 42 16 00-0025	EA		32-1/4" x 27-1/2" x 21" Stainless Steel Hot Food Tables	2,260.08	47.23
11 42 16 00-0026	EA		Full Size Pan With Cover Stainless Steel Hot Food Tables	187.58	3.92
11 42 16 00-0027	EA		Set Of Three 1/3 Size With Cover Stainless Steel Hot Food Tables.....	274.48	5.73
11 42 16 00-0028	EA		58-1/2", 4 Openings Stainless Steel Hot Food Tables	5,516.71	109.46
11 42 16 00-0029	EA		114-1/2", 8 Openings Stainless Steel Hot Food Tables	10,974.98	218.38

11 42 16 00-0030			Basic Table <small>(11 42 16 00-0001)</small>		
11 42 16 00-0031	LF		Table, Basic	297.25	24.88

11 42 16 00-0032			Table With Sink <small>(11 42 16)</small>		
11 42 16 00-0033	LF		Table With Sink	367.00	41.65

11 42 23 Food Preparation Scullery Sinks (11 42)

11 42 23 00-0001			Stainless Steel Scullery Sinks <small>(11 42 23)</small>		
			Note: Excludes faucet. See CSI section 22 42 39 00-0071 for service sink faucets.		
11 42 23 00-0002	EA		Stainless Steel Scullery Sink, Single 30" x 24" x 12" Compartment And Drainboard.....	2,411.39	174.79
			<i>For Additional Drain Board, Add</i>	221.16	
11 42 23 00-0003	EA		Stainless Steel Scullery Sink, Double 30" x 24" x 12" Compartment And Drainboard	3,396.71	199.76
			<i>For Additional Drain Board, Add</i>	314.70	
11 42 23 00-0004	EA		Stainless Steel Scullery Sink, Triple 30" x 24" x 12" Compartment And Drainboard.....	4,493.50	199.76
			<i>For Additional Drain Board, Add</i>	419.39	
11 42 23 00-0005	EA		Stainless Steel Scullery Sink, Quad 30" x 24" x 12" Compartment And Drainboard.....	6,432.37	199.76
			<i>For Additional Drain Board, Add</i>	603.29	
11 42 23 00-0006	EA		Stainless Steel Pot Sink, Double 20" x 20" x 18" Compartment And Drainboard.....	3,996.91	199.76
11 42 23 00-0007	EA		36" Wide, Double 21" Length x 18" Width x 14" Depth Compartment, 16 Gauge, Stainless Steel Scullery Sink (Advance Tabco 4-2-36-X)	1,321.97	174.79
11 42 23 00-0008	EA		39" Wide, Double 16" Length x 20" Width x 12" Depth, 18 Gauge, Stainless Steel Scullery Sink (Elkay E2C16X20-0X).....	1,328.63	174.79
11 42 23 00-0009	EA		54" Wide, Triple 21" Length x 18" Width x 14" Depth Compartment, 16 Gauge, Stainless Steel Scullery Sink (Advance Tabco 4-3-54-X)	1,585.06	199.76

11 44 Food Cooking Equipment (11 40)

11 44 13 Commercial Ranges (11 44)

11 44 13 00-0001			Range <small>(11 44 13)</small>		
11 44 13 00-0002	EA		Heavy Duty Range, With 34" Open Top Oven	3,190.94	103.53
11 44 13 00-0003	EA		Range With Fry Top	3,190.94	103.53
11 44 13 00-0004	EA		Steel Finish Fry Top	6,823.84	131.45
11 44 13 00-0005	EA		Stainless Top Only Fry Top	6,821.42	129.95
11 44 13 00-0006	EA		Stainless Top And 2 Sides Fry Top	7,881.87	151.30
11 44 13 00-0007	EA		Gas Range, Vulcan #260L	7,100.47	134.80
			Note: Six 12" burners, open top sections, porcelain on steel aeration plates and grates. 24" griddle/broiler, two 26-1/4" x 22" x 14-1/2" ovens porcelain on steel liner and aluminized steel construction, nickel plated oven racks.		
11 44 13 00-0008	EA		48" Range With Casters (Vulcan 48C-4B24GN).....	14,430.83	89.51

11 44 16 Commercial Ovens (11 44)

11 44 16 00-0001			Bake Oven <small>(11 44 16)</small>		
11 44 16 00-0002	EA		55", 208 Voltage, 1 Phase, Single Deck Electric Bake Oven (Bakers Pride EB-1-8-3836).....	19,047.32	355.96
11 44 16 00-0003	EA		55", 208 Voltage, 3 Phase, Single Deck Electric Bake Oven (Bakers Pride EB-1-8-3836).....	19,047.32	355.96
11 44 16 00-0004	EA		74", 208 Voltage, 1 Phase, Single Deck Electric Bake Oven (Bakers Pride EB-1-8-5736).....	25,825.44	355.96
11 44 16 00-0005	EA		74", 208 Voltage, 3 Phase, Single Deck Electric Bake Oven (Bakers Pride EB-1-8-5736).....	25,825.44	355.96
11 44 16 00-0006	EA		55", 208 Voltage, 1 Phase, Double Deck Electric Bake Oven (Bakers Pride EB-2-8-3836).....	36,884.72	406.81
11 44 16 00-0007	EA		55", 208 Voltage, 3 Phase, Double Deck Electric Bake Oven (Bakers Pride EB-2-8-3836).....	36,884.72	406.81
11 44 16 00-0008	EA		74", 208 Voltage, 1 Phase, Double Deck Electric Bake Oven (Bakers Pride EB-2-8-7436).....	53,971.33	406.81
11 44 16 00-0009	EA		74", 208 Voltage, 3 Phase, Double Deck Electric Bake Oven (Bakers Pride EB-2-8-7436).....	53,971.33	406.81
11 44 16 00-0010	EA		55", 208 Voltage, 1 Phase, Triple Deck Electric Bake Oven (Bakers Pride EB-3-8-3836).....	58,657.49	508.51
11 44 16 00-0011	EA		55", 208 Voltage, 3 Phase, Triple Deck Electric Bake Oven (Bakers Pride EB-3-8-3836).....	58,657.49	508.51
11 44 16 00-0012	EA		74", 208 Voltage, 1 Phase, Triple Deck Electric Bake Oven (Bakers Pride EB-3-8-7436).....	82,524.53	508.51
11 44 16 00-0013	EA		74", 208 Voltage, 3 Phase, Triple Deck Electric Bake Oven (Bakers Pride EB-3-8-7436).....	82,524.53	508.51

11 44 16 00-0014 Rapid-Cook Countertop Bake Ovens (11 44 16)

11 44 16 00-0015	EA		6,200 Watts, 208/240 Volt, 0.54 CF, Rapid Cook Type, Digital Control, Stainless Steel Countertop Oven (TurboChef ECS-9500-1).....	10,645.63	22.38
11 44 16 00-0016	EA		800 To 2,200 Watts, 208/240 Volt, Rapid Cook Type, Touchscreen Control, Stainless Steel Classic Countertop Oven (MerryChef E1SM).....	6,313.29	22.38
11 44 16 00-0017	EA		4,700 Watts, 208/240 Volt, 1.2 CF, Rapid Cook Type, Touchscreen Control, Stainless Steel Countertop Oven (MerryChef E3-1330-H).....	4,970.67	22.38
11 44 16 00-0018	EA		800 To 900 Watts, 208/240 Volt, 0.54 CF, Rapid Cook Type, Touch Screen Controls, Stainless Steel Countertop High-Speed Oven (TurboChef ECO-9500-1).....	7,583.96	22.38



	Equipment	11
	Foodservice Equipment	11 40
	Food Cooking Equipment	11 44

MINOR	CSI	UOM	DESCRIPTION	TOTAL DIRECT UNIT COST	DEMOLITION UNIT COST
11 44 16 00-0019	EA		800 To 900 Watts, 208/240 Volt, 0.54 CF, Rapid Cook Type, Touch Screen Controls, Stainless Steel Countertop Oven, Black (TurboChef ECO-9500-5).....	7,893.59	22.38
11 44 16 00-0020	EA		800 To 900 Watts, 208/240 Volt, 0.54 CF, Rapid Cook Type, Touch Screen Controls, Stainless Steel Countertop Oven, Red (TurboChef ECO-9500-2).....	7,893.59	22.38
11 44 16 00-0021	EA		800 To 900 Watts, 208/240 Volt, 0.54 CF, Rapid Cook Type, Touchscreen Controls, Stainless Steel Countertop Oven, Blue (TurboChef ECO-9500).....	7,893.59	22.38
11 44 16 00-0022	EA		800 To 900 Watts, 208/240 Volt, 0.54 CF, Rapid Cook Type, Touchscreen Controls, Stainless Steel Countertop Oven, Green (TurboChef ECO-9500).....	7,893.59	22.38
11 44 16 00-0023	EA		800 To 900 Watts, 208/240 Volt, 0.54 CF, Rapid Cook Type, Digital Controls, Stainless Steel Countertop Oven, White (TurboChef ECO-9500).....	7,893.59	22.38
11 44 16 00-0024	EA		1,600 To 1,700 Watts, 208/240 Volt, 1.05 CF, Rapid Cook Type, Touch Screen Controls, Stainless Steel Countertop Oven (TurboChef NGC-1280-1).....	14,694.04	22.38
11 44 16 00-0025	EA		6,200 Watts, 208/240 Volt, 1.304 CF, Rapid Cook Type, Touchscreen Controls, Stainless Steel Countertop Oven (MerryChef E4S).....	13,622.52	22.38
11 44 16 00-0026	EA		4,600 Watts, 208/240 Volt, 1.2 CF, Accelerated Cook Type, Digital Controls, Stainless Steel Jetwave Ventless Countertop Oven (Amana JET19V).....	7,271.75	22.38
11 44 16 00-0027	EA		3,200 Watts, 208/240 Volt, 1.2 CF, Accelerated Cook Type, Digital Controls, Stainless Steel Jetwave Countertop Oven (Amana JET14).....	5,941.98	22.38
11 44 16 00-0028	EA		4,600 Watts, 208/240 Volt, 1.2 CF, Accelerated Cook Type, Digital Controls, Stainless Steel Countertop Oven (Amana JET19).....	6,462.33	22.38
11 44 16 00-0029	EA		6,200 Watts, 208/240 Volt, 0.78 CF, Rapid Cook Type, Touchscreen Controls, Stainless Steel Countertop Oven (TurboChef ENC-9600-601).....	15,464.92	22.38
11 44 16 00-0030	EA		5,700 Watts, 208/240 Volt, 1.38 CF, Accelerated Cook Type, Digital Controls, Stainless Steel Countertop Oven With Teflon® Coating And Touch Screen Display (Amana MXP22TLT).....	13,804.96	22.38
11 44 16 00-0031	EA		1,000 To 2,200 Watts, 208/240 Volt, 0.58 CF, Rapid Cook Type, Touchscreen Controls, Stainless Steel Countertop Oven (MerryChef E2S STANDARD CLASSIC).....	9,652.48	22.38
11 44 16 00-0032	EA		9,500 To 11,500 Watts, 208/240 Volt, 2.2 CF, 1 Phase, Rapid Cook Type, Digital Controls, Stainless Steel Countertop Oven (TurboChef i5).....	19,436.24	22.38
11 44 16 00-0033	EA		9,500 To 11,500 Watts, 208/240 Volt, 2.2 CF, 3 Phase, Rapid Cook Type, Digital Controls, Stainless Steel Countertop Oven (TurboChef i5).....	19,436.24	22.38
11 44 16 00-0034	EA		9,500 To 11,500 Watts, 208/240 Volt, 2.2 CF, Rapid Cook Type, Touchscreen Controls, Stainless Steel Countertop Oven (TurboChef i5 Touch).....	20,155.72	22.38
11 44 16 00-0035	EA		11,500 Watts, 208/240 Volt, 2.2 CF, 3 Phase, Rapid Cook Type, Touchscreen Controls, Stainless Steel Countertop Oven (TurboChef i5-9500-414-DL).....	20,155.72	22.38
11 44 16 00-0036	EA		1,000 To 3,000 Watts, 208/240 Volt, 0.61 CF, High-Speed Cook Type, Touchscreen Controls, Stainless Steel Countertop Oven (Amana MRX1).....	10,682.89	22.38
11 44 16 00-0037	EA		5,000 Watts, 208/240 Volt, 1.45 CF, Rapid Cook Type, Digital Controls, Stainless Steel Countertop Oven (TurboChef HHB-8603-1).....	10,645.63	22.38
11 44 16 00-0038	EA		6,200 Watts, 208/240 Volt, 0.54 CF, Rapid Cook Type, Touchscreen Controls, Stainless Steel Countertop Oven (TurboChef I1-9500-400).....	12,987.83	22.38
11 44 16 00-0039	EA		4,000 To 4,200 Watts, 208/240 Volt, 0.54 CF, Rapid Cook Type, Touchscreen Controls, Countertop Oven (TurboChef I1-9500-104).....	11,312.45	22.38
11 44 16 00-0040	EA		6,200 Watts, 208/240 Volt, 0.54 CF, Rapid Cook Type, Touchscreen, Countertop Oven With Panini Press (TurboChef PANINI).....	12,640.93	22.38
11 44 16 00-0041	EA		6,200 Watts, 208/240 Volt, 0.54 CF, Rapid Cook Type, Touch Screen Controls, Stainless Steel Countertop Oven With Panini Press (TurboChef PANINI TOUCH).....	13,256.35	22.38
11 44 16 00-0042	EA		4,000 To 4,200 Watts, 208/240 Volt, 0.54 CF, Rapid Cook Type, Touchscreen Controls, Stainless Steel Countertop Oven With Touch Controls (TurboChef SOTA SNGL MAG TOUCH).....	11,736.43	22.38
11 44 16 00-0043	EA		6,200 Watts, 208/240 Volt, 0.54 CF, Rapid Cook Type, Touchscreen Controls, Stainless Steel Countertop Oven (TurboChef WATERLESS STEAMER).....	14,270.06	22.38
11 44 16 00-0044	EA		6,200 Watts, 208/240 Volt, Rapid Cook Type, Touchscreen Controls, Stainless Steel Countertop Oven (TurboChef WATERLESS STEAMER TCH).....	14,906.03	22.38
11 44 16 00-0045	EA		2,000 To 3,000 Watts, 208/240 Volt, 0.61 CF, High-Speed Cook Type, Touchscreen Controls, Stainless Steel Countertop Oven (Amana MRX2).....	11,261.05	22.38
11 44 16 00-0046	EA		2,000 To 3,000 Watts, 208/240 Volt, 0.61 CF, High-Speed Cook Type, Touchscreen Controls, Stainless Steel Countertop Oven, Black (Amana MRX1 BLACK).....	10,811.37	22.38
11 44 16 00-0047	EA		2,000 To 3,000 Watts, 208/240 Volt, 0.61 CF, High-Speed Cook Type, Touchscreen Controls, Stainless Steel Countertop Oven, Red (Amana MRX1 RED).....	10,811.37	22.38
11 44 16 00-0048	EA		1,000 To 3,000 Watts, 208/240 Volt, 0.61 CF, High-Speed Cook Type, Touchscreen Controls, Stainless Steel Countertop Oven, Black (Amana MRX2 BLACK).....	11,389.53	22.38
11 44 16 00-0049	EA		1,000 To 3,000 Watts, 208/240 Volt, 0.61 CF, High-Speed Cook Type, Touchscreen Controls, Stainless Steel Countertop Oven, Red (Amana MRX2 RED).....	11,389.53	22.38
11 44 16 00-0050	EA		4,000 To 4,200 Watts, 208/240 Volt, 0.54 CF, Rapid Cook Type, Touchscreen Controls, Powder Coated, Countertop Oven (TurboChef I1-9500-1).....	12,377.55	22.38
11 44 16 00-0051	EA		8,300 To 9,600 Watts, 208/240 Volt, 1.14 CF, 1 Phase, Rapid Cook Type, Digital Controls, Stainless Steel Countertop Oven (TurboChef i3).....	16,586.55	22.38
11 44 16 00-0052	EA		8,600 To 9,900 Watts, 208/240 Volt, 1.14 CF, 3 Phase, Rapid Cook Type, Digital Controls, Stainless Steel Countertop Oven (TurboChef i3).....	16,586.55	22.38
11 44 16 00-0053	EA		8,300 To 9,600 Watts, 208/240 Volt, 1.14 CF, 1 Phase, Rapid Cook Type, Touchscreen Controls, Stainless Steel Countertop Oven (TurboChef i3 Touch).....	17,280.34	22.38
11 44 16 00-0054	EA		8,600 To 9,900 Watts, 208/240 Volt, 1.14 CF, 3 Phase, Rapid Cook Type, Touchscreen Controls, Stainless Steel Countertop Oven (TurboChef i3 Touch).....	17,280.34	22.38
11 44 16 00-0055	EA		10,720/12,480 Watts, 208/240 Volt, 1.18 CF, Rapid Cook Type, Touchscreen Controls, Stainless Steel Double Batch Ventless Countertop Oven (TurboChef HHD-9500-1).....	15,547.15	22.38
11 44 16 00-0056	EA		5,616 Watts, 208/240 Volt, 0.99 CF, Rapid Cook Type, Touchscreen Controls, Stainless Steel Single Batch Ventless Countertop Oven (TurboChef HHS-9500-1).....	11,685.04	22.38
11 44 16 00-0057			Combination Ovens <small>(11 44 16)</small> Note: Convection, steam and combination modes.		
11 44 16 00-0058	EA		35.4" x 34" x 26.6" Half Size Electric Boilerless Combination Oven.....	23,313.07	181.18
11 44 16 00-0059	EA		35.4" x 45" x 36.8" Full Size Electric Boilerless Combination Oven.....	38,243.60	207.07
11 44 16 00-0060	EA		35.4" x 34" x 36.8" Half Size Electric Boilerless Combination Oven.....	31,594.43	207.07
11 44 16 00-0061	EA		35.4" x 45" x 70.4" Full Size Electric Boilerless Combination Oven.....	76,243.76	258.83

11	11 Equipment
	11 40 Foodservice Equipment
	11 44 Food Cooking Equipment



MINOR CSI UOM DESCRIPTION	TOTAL DIRECT UNIT COST	DEMOLITION UNIT COST
11 44 16 00-0062 EA 35.4" x 34" x 70.4 Half Size Electric Boilerless Combination Oven.....	57,884.83	258.83
11 44 16 00-0063 Countertop Electric Convection Type Ovens (11 44 16)		
11 44 16 00-0064 EA 1,440 Watts, 120 Volt, 0.8 CF, 150 To 500 Degrees Fahrenheit Temperature Range, One Glass Door, Quarter Size, Thermostatic Control, Stainless Steel Countertop Electric Convection Oven (Avantco CO-14).....	293.11	11.19
11 44 16 00-0065 EA 1,600 Watts, 120 Volt, 1.5 CF, 150 To 500 Degrees Fahrenheit Temperature Range, One Glass Door, Half Size, Thermostatic Control, Stainless Steel Countertop Electric Convection Oven (Avantco CO-16).....	477.09	11.19
11 44 16 00-0066 EA 2,800 Watts, 208/240 Volt, 2.3 CF, 150 To 500 Degrees Fahrenheit Temperature Range, One Glass Door, Thermostatic Control, Half Size, Stainless Steel Countertop Electric Convection Oven (Avantco CO-28).....	562.77	11.19
11 44 16 00-0067 EA 2,800 Watts, 208/240 Volt, 2.3 CF, 150 To 550 Degrees Fahrenheit Temperature Range, 2.3 CF, One Glass Door, Half Size, Stainless Steel Countertop Electric Convection Oven With Steam Injection (Avantco CO-32).....	725.21	11.19
11 44 16 00-0068 EA 3,500 To 4,600 Watts, 208-240 Volt, 4.4 CF, 550 Degrees Fahrenheit, Two Glass Doors, Dial Control, Stainless Steel Full Size Electric Countertop Convection Oven (Avantco CO-38).....	1,320.84	11.19
11 44 16 00-0069 EA 3,500 To 4,600 Watts, 208 To 240 Volt, 4.4 CF, 150 To 550 Degrees Fahrenheit Temperature Range, One Glass Door, Dial Control, Full Size, Stainless Steel Countertop Electric Cooky Type Convection Oven With Steam Injection (Avantco CO-46).....	1,537.43	11.19
11 44 16 00-0070 EA 1,440 Watts, 120 Volt, 0.8 CF, 500 Degrees Fahrenheit Temperature Range, One Glass Door, Dial Control, Quarter Size, Stainless Steel Countertop Electric Convection Oven (Galaxy COE3Q).....	260.62	11.19
11 44 16 00-0071 EA 1,600 Watts, 120 Volt, 1.5 CF, 500 Degrees Fahrenheit, One Glass Door, Half Size, Dial Control, Stainless Steel Countertop Electric Convection Oven (Galaxy COE3H).....	433.89	11.19
11 44 16 00-0072 EA 1,700 Watts, 120 Volt, 27-15/16" Length x 23-5/8" Width x 24" Height, 200 To 500 Degrees Fahrenheit Temperature Range, One Glass Door, Half Size, Stainless Steel 4 Pan Electric Countertop Convection Oven (Global Solutions GS1110-17).....	1,244.00	11.19
11 44 16 00-0073 EA 1,400 Watts, 120 Volt, 1.19 CF, 150 - 570 Degrees Fahrenheit Temperature Range, One Glass Door, Thermostatic Control, Stainless Steel Half Size Electric Countertop Convection Oven (Vollrath 40703).....	1,131.48	11.19
11 44 16 00-0074 EA 2,400 Watts, 230 Volt, 1.9 CF, 150 - 570 Degrees Fahrenheit Temperature Range, One Glass Door, Dial Control, Stainless Steel Half Size Electric Countertop Convection Oven (Vollrath 40701).....	1,539.38	11.19
11 44 16 00-0075 EA 5,600 Watts, 230 Volt, 4.27 CF, 150 - 570 Degrees Fahrenheit Temperature Range, 1 Glass Door, Dial Control, Stainless Steel Full Size Electric Countertop Convection Oven (Vollrath 40702).....	2,498.11	11.19
11 44 16 00-0076 Electric Convection Type Ovens (11 44 16)		
11 44 16 00-0077 EA 11 kW, 240 Volt, Two Glass Doors, 41-1/2" x 38-1/8" x 54-1/8", Single Deck, Stainless Steel Full Size Electric Convection Oven (Cooking Performance Group FEC-100).....	4,465.77	44.76
11 44 16 00-0078 EA 22 kW, 240 Volt, 1 Phase, Four Glass Doors, 41-1/2" x 38" x 63-1/2", Double Deck, Stainless Steel Full Size Electric Convection Oven (Cooking Performance Group FEC200DK).....	8,857.30	89.51
11 44 16 00-0079 EA 22 kW, 240 Volt, 3 Phase, Four Glass Doors, 41-1/2" x 38" x 63-1/2", Double Deck, Stainless Steel Full Size Electric Convection Oven (Cooking Performance Group FEC200CK).....	8,857.30	89.51
11 44 16 00-0080 EA 22 kW, 240 Volt, 3 Phase, Four Glass Doors, 41-1/2" x 38" x 63-1/2", Double Deck, Stainless Steel Full Size Electric Convection Oven (Cooking Performance Group FEC200EK).....	8,857.30	89.51
11 44 16 00-0081 EA 22 kW, 208 Volt, 1 Phase, Four Glass Doors, 41-1/2" x 38" x 63-1/2", Double Deck, Stainless Steel Full Size Electric Convection Oven (Cooking Performance Group FEC200BK).....	8,857.30	89.51
11 44 16 00-0082 EA 24 kW, 208 Volt, 3 Phase, Four Glass Doors, 40" x 40-1/8" x 68-13/16", Double Deck, Stainless Steel Full Size Electric Convection Oven (Vulcan VC55ED-208/3).....	14,626.96	89.51
11 44 16 00-0083 EA 12 kW, 208 Volt, 3 Phase, Two Glass Doors, 40" x 40-1/8" x 54", Single Deck, Stainless Steel Full Size Electric Convection Oven With Legs (Vulcan VC5ED-11D1 208/3).....	7,313.48	44.76
11 44 16 00-0084 EA 12 kW, 240 Volt, 1 Phase, Two Glass Doors, 40" x 40-1/8" x 54", Single Deck, Stainless Steel Full Size Electric Convection Oven With Legs (Vulcan VC5ED-12D1 240/1).....	7,313.48	44.76
11 44 16 00-0085 EA 12.5 kW, 208 Volt, 3 Phase, Two Glass Doors, 41-1/8" x 40-1/4" x 54-3/4", Single Deck, Stainless Steel Full Size Electric Convection Oven (Vulcan VC4ED-11D1 208/3).....	8,027.31	44.76
11 44 16 00-0086 EA 12 kW, 208 Volt, 1 Phase, Two Glass Doors, 40" x 40-1/8" x 54", Single Deck, Stainless Steel Full Size Electric Convection Oven With Legs (Vulcan VC5ED-11D1 208/1).....	7,313.48	44.76
11 44 16 00-0087 EA 12 kW, 240 Volt, 3 Phase, Two Glass Doors, 40" x 40-1/8" x 24", Single Deck, Stainless Steel Full Size Electric Convection Oven With Legs (Vulcan VC5ED-12D1 240/3).....	7,313.48	44.76
11 44 16 00-0088 EA 25 kW, 208 Volt, 3 Phase, Four Glass Doors, 41-1/8" x 40" x 70", Double Deck, Stainless Steel Full Size Electric Convection Oven (Vulcan VC4ED-208/3).....	16,054.63	89.51
11 44 16 00-0089 EA 11 kW, 220/240 Volt, 1 Phase, Two Glass Doors, 36-7/8" x 38-1/4" x 57", Single Deck, Stainless Steel Full Size Electric Convection Oven With Legs (Blodgett SHO-100-E).....	6,828.08	44.76
11 44 16 00-0090 EA 22 kW, 208 Volt, 3 Phase, Four Glass Doors, 36-7/8" x 38-1/4" x 70", Double Deck, Stainless Steel Full Size Electric Convection Oven (Blodgett SHO-100-E).....	13,656.15	89.51
11 44 16 00-0091 EA 24 kW, 208 Volt, 1 Phase, Four Glass Doors, 40" x 40-1/8" x 68 13/16", Double Deck, Stainless Steel Full Size Electric Convection Oven (Vulcan VC55ED-208/1).....	14,626.96	89.51
11 44 16 00-0092 EA 21 kW, 208 Volt, 1 Phase, Four Glass Doors, 46" x 40" x 74-1/2", Double Deck, Stainless Steel Full Size Electric Convection Oven (Bakers Pride BPCV-E2 208/1).....	18,508.02	89.51
11 44 16 00-0093 Natural Gas Convection Type Ovens (11 44 16)		
11 44 16 00-0094 EA 54,000 BTU, 150 To 550 Degrees Fahrenheit Temperature Range, Two Glass Doors, Dial Control, Stainless Steel Single Deck Full Size Natural Gas Convection Oven With Legs (Cooking Performance Group FGC100N).....	4,905.29	44.76
11 44 16 00-0095 EA 108,000 BTU, 150 To 550 Degrees Fahrenheit Temperature Range, Four Glass Doors, Dial Control, Stainless Steel Double Deck Full Size Natural Gas Convection Oven With Legs (Cooking Performance Group FGC200N).....	9,728.89	89.51
11 44 16 00-0096 EA 100,000 BTU, 150 - 500 Degrees Fahrenheit Temperature Range, Four Glass Doors, Stainless Steel Double Deck Full Size Natural Gas Convection Oven With Solid State Controls (Vulcan VC44GD-NAT).....	16,790.23	89.51
11 44 16 00-0097 EA 100,000 BTU, 150 To 550 Degrees Fahrenheit Temperature Range, Four Glass Doors, Dial Control, Stainless Steel Double Deck Full Size Natural Gas Convection Oven (Vulcan VC55GD).....	16,078.02	89.51
11 44 16 00-0098 EA 100,000 BTU, 500 Degrees Fahrenheit, Four Glass Doors, Dial Control, Stainless Steel Double Deck Full Size Natural Gas Convection Oven (Blodgett SHO-100-G).....	15,009.71	89.51
11 44 16 00-0099 EA 50,000 BTU, 150 - 500 Degrees Fahrenheit Temperature Range, Two Glass Doors, Dial Control, Stainless Steel Single Deck Full Size Natural Gas Convection Oven with Solid State Controls And Legs (Vulcan VC4GD-11D150K).....	8,395.11	44.76
11 44 16 00-0100 EA 120,000 BTU, 200 - 500 Degrees Fahrenheit Temperature Range, Four Glass Doors, Dial Control, Stainless Steel Double Deck Full Size Bakery Depth Natural Gas Convection Oven With Draft Diverter (Blodgett ZEPHAIRE-200-G).....	8,484.62	89.51



Equipment	11	
Foodservice Equipment	11 40	↕
Food Cooking Equipment	11 44	

MINOR	CSI	UOM	DESCRIPTION	TOTAL DIRECT UNIT COST	DEMOLITION UNIT COST
11 44 16 00-0101	EA		120,000 BTU, 150 - 500 Degrees Fahrenheit Temperature Range, Four Glass Doors, Dial Control, Stainless Steel Double Deck Standard Depth Full Size Natural Gas Convection Oven With Analog Controls (Garland MCO-GS-20S).....	23,470.32	89.51
11 44 16 00-0102	EA		50,000 BTU, 200 - 500 Degrees Fahrenheit Temperature Range, Two Glass Doors, Dial Control, Stainless Steel Single Deck Full Size Natural Gas Convection Oven (Blodgett SHO-100-G).....	7,504.85	44.76
11 44 16 00-0103	EA		100,000 BTU, 200 - 500 Degrees Fahrenheit Temperature Range, Four Glass Doors, Dial Control, Stainless Steel Double Deck Full Size Bakery Depth Natural Gas Convection Oven With Draft Diverter (Blodgett ZEPHAIRE-200-G-ES).....	20,581.69	89.51
11 44 16 00-0104	EA		120,000 BTU, 150 - 500 Degrees Fahrenheit Temperature Range, Four Glass Doors, Digital Control, Stainless Steel Double Deck Standard Depth Full Size Natural Gas Convection Oven With Digital Controls (Garland MCO-GS-20).....	30,594.50	89.51
11 44 16 00-0105	EA		120,000 BTU, 150 - 500 Degrees Fahrenheit Temperature Range, Four Glass Doors, Dial Control, Stainless Steel Double Deck Full Size Natural Gas Convection Oven (Garland MCO-GS-20-ESS).....	23,470.32	89.51
11 44 16 00-0106	EA		100,000 BTU, 200 - 500 Degrees Fahrenheit Temperature Range, Four Glass Doors, Dial Control, Stainless Steel Double Deck Full Size Standard Depth Natural Gas Convection Oven With Draft Diverter (Blodgett ZEPHAIRE-100-G).....	19,220.12	89.51
11 44 16 00-0107	EA		90,000 BTU, 200 - 500 Degrees Fahrenheit Temperature Range, Four Glass Doors, Dial Control, Stainless Steel Double Deck Full Size Natural Gas Convection Oven (Blodgett BDO-100-G-ES).....	17,104.44	89.51
11 44 16 00-0108	EA		50,000 BTU, 150 - 500 Degrees Fahrenheit Temperature Range, Two Glass Doors, Dial Control, Stainless Steel Single Deck Full Size Natural Gas Convection Oven With Legs (Vulcan VC5GDN).....	8,039.01	44.76
11 44 16 00-0109			Liquid Propane Convection Type Ovens ^(11 44 16)		
11 44 16 00-0110	EA		108,000 BTU, 45" Length x 38" Width x 68" Height, 150 To 550 Degrees Fahrenheit Temperature Range, Two Glass Doors, Dial Control, Stainless Steel Double Deck Full Size Liquid Propane Convection Oven With Legs (Cooking Performance Group FGC200L).....	9,728.89	89.51
11 44 16 00-0111	EA		100,000 BTU, 41-1/8" Length x 40-1/4" Width x 70" Height, 150 - 500 Degrees Fahrenheit Temperature Range, Four Glass Doors, Dial Control, Stainless Steel Double Deck Full Size Liquid Propane Convection Oven With Solid State Controls (Vulcan VC44GD-LP).....	16,790.23	89.51
11 44 16 00-0112	EA		50,000 BTU, 41-1/8" Length x 40-1/4" Width x 54-3/4" Height, 150 - 500 Degrees Fahrenheit Temperature Range, Two Glass Doors, Stainless Steel Single Deck Full Size Liquid Propane Convection Oven With Solid State Controls And Legs (Vulcan VC4GD-21D150K).....	8,395.11	44.76
11 44 16 00-0113	EA		100,000 BTU, 45-1/8" Length x 40-1/4" Width x 70" Height, 150 - 500 Degrees Fahrenheit Temperature Range, Four Glass Doors, Stainless Steel Double Deck Full Size Depth Liquid Propane Convection Oven With Solid State Controls (Vulcan VC66GD-LP).....	31,700.52	89.51
11 44 16 00-0114	EA		100,000 BTU, 36-7/8" Length x 38-1/4" Width x 70" Height, 200 - 500 Degrees Fahrenheit Temperature Range, Four Glass Doors, Dial Control, Stainless Steel Double Deck Full Size Liquid Propane Convection Oven (Blodgett SHO-100-G).....	15,009.71	89.51
11 44 16 00-0115	EA		100,000 BTU, 40-1/8" Length x 40-1/8" Width x 68-5/8" Height, 150 - 500 Degrees Fahrenheit Temperature Range, Four Glass Doors, Dial Control, Stainless Steel Double Deck Full Size Liquid Propane Convection Oven (Vulcan VC55GD LP).....	16,078.02	89.51
11 44 16 00-0116	EA		50,000 BTU, 40-1/8" Length x 40" Width x 54-3/4" Height, 150 - 500 Degrees Fahrenheit Temperature Range, Two Glass Doors, Dial Control, Stainless Steel Single Deck Full Size Liquid Propane Convection Oven With Legs (Vulcan VC5GDL).....	8,039.01	44.76
11 44 16 00-0117	EA		50,000 BTU, 36-7/8" Length x 38-1/4" Width x 63" Height, 200 - 500 Degrees Fahrenheit Temperature Range, Two Glass Doors, Dial Control, Stainless Steel Single Deck Full Size Liquid Propane Convection Oven (Blodgett SHO-100-G).....	7,504.85	44.76
11 44 16 00-0118			Broiler, Without Oven ^(11 44 16)		
11 44 16 00-0119	EA		69" x 26" x 39" Broiler Without Oven.....	8,905.51	165.66
11 44 16 00-0120	EA		Conveyor Broiler.....	7,900.74	192.26
11 44 16 00-0121			Oven Stands ^(11 44 16)		
11 44 16 00-0122	EA		Stationary Oven Stand (Rational 60.30.334 US III UltraVent® Stationary Oven Stand).....	1,850.35	
11 44 16 00-0123			Triple Conveyor Oven ^(11 44 16)		
11 44 16 00-0124	EA		30 kW, 208 Volt, Three Door, Single Belt, Triple Conveyor, FastBake Stainless Steel Impingement Cook Type Oven Package (Lincoln 1180-3/1180-FB3).....	62,387.12	179.02
11 44 16 00-0125	EA		Note: 39" Length x 56" Width x 62" Height, 250 To 575 Degrees Fahrenheit Temperature Range 30 kW, 240 Volt, Three Door, Single Belt, Triple Conveyor, FastBake Stainless Steel Impingement Cook Type Oven Package (Lincoln 1180-3/1180-FB3).....	62,387.12	179.02
11 44 16 00-0126	EA		Note: 39" Length x 56" Width x 62" Height, 250 To 575 Degrees Fahrenheit Temperature Range 22 kW, 208 Volt, Three Door, Triple Conveyor, Stainless Steel Low Profile FastBake Impingement Cook Type Oven Package (Lincoln 1600-3/1600-FB3).....	126,921.63	179.02
11 44 16 00-0127	EA		Note: 60-1/2" Length x 80" Width x 66-3/8" Height, 250 To 600 Degrees Fahrenheit Temperature Range 22 kW, 220 Volt, Three Door, Triple Conveyor, Stainless Steel Low Profile FastBake Impingement Cook Type Oven Package (Lincoln 1600-3/1600-FB3).....	115,370.53	179.02
11 44 16 00-0128	EA		Note: 60-1/2" Length x 80" Width x 66-3/8" Height, 250 To 600 Degrees Fahrenheit Temperature Range 22 kW, 240 Volt, Three Door, Triple Conveyor, Stainless Steel Low Profile FastBake Impingement Cook Type Oven Package (Lincoln 1600-3/1600-FB3).....	115,370.53	179.02
11 44 16 00-0129	EA		Note: 60-1/2" Length x 80" Width x 66-3/8" Height, 250 To 600 Degrees Fahrenheit Temperature Range 330,000 BTU, Natural Gas, Three Door, Triple Conveyor, Low Profile FastBake Stainless Steel, Impingement Cook Type Oven Package (Lincoln 1600-3/1600-FB3).....	126,921.63	179.02
11 44 16 00-0130	EA		Note: 60-1/2" Length x 80" Width x 66-3/8" Height, 250 To 600 Degrees Fahrenheit Temperature Range 330,000 BTU, Liquid Propane, Three Door, Triple Conveyor, Stainless Steel Low Profile FastBake Impingement Cook Type Oven Package (Lincoln 1600-3/1600-FB3).....	126,921.63	179.02
11 44 16 00-0131			Countertop Pizza Oven ^(11 44 16)		

11	11 Equipment
	11 40 Foodservice Equipment
	11 44 Food Cooking Equipment



MINOR	CSI	UOM	DESCRIPTION	TOTAL DIRECT UNIT COST	DEMOLITION UNIT COST
11 44	16 00-0132	EA	3,700 To 4,800 Watts, 208/240 Volt, Stainless Steel Countertop Pizza Oven, White (TurboChef FIRE WHITE).....	7,237.06	22.38
11 44	16 00-0133		Rotary Deck Pizza Oven (11 44 16)		
11 44	16 00-0134	EA	90,000 BTU, 2 Deck, 38.6" Diameter Rotary Deck Pizza Oven (Sierra Range Volare)	36,496.65	89.51
11 44 19			Commercial Cooking Equipment (11 44)		
11 44	19 00-0001		Drop-In Electric Griddle (11 44 19)		
11 44	19 00-0002	EA	24" Wide x 24" Deep, Drop-In Electric Griddle.....	4,096.58	142.36
11 44	19 00-0003	EA	36" Wide x 24" Deep, Drop-In Electric Griddle.....	5,823.63	142.36
11 44	19 00-0004	EA	48" Wide x 24" Deep, Drop-In Electric Griddle.....	6,665.08	155.30
11 44	19 00-0005	EA	60" Wide x 24" Deep, Drop-In Electric Griddle.....	7,974.08	155.30
11 44	19 00-0006	EA	72" Wide x 24" Deep, Drop-In Electric Griddle.....	10,219.10	168.24
11 44	19 00-0007		Countertop Griddle (11 44 19)		
11 44	19 00-0008	EA	16", 120 Voltage, 1750 Watt, Electric Countertop Griddle (Avantco EG16N)	511.82	129.47
11 44	19 00-0009	EA	24", 208/240 Voltage, 2675 To 3560 Watt, Electric Countertop Griddle (Avantco EG24N)	643.82	129.47
11 44	19 00-0010	EA	30", 208/240 Voltage, 3375 To 4500 Watt, Electric Countertop Griddle (Avantco EG30N)	720.82	129.47
11 44	19 00-0011	EA	36", 208/240 Voltage, 7488 To 10080 Watt, Electric Countertop Griddle (Avantco EG36N)	917.73	129.47
11 44	19 00-0012	EA	24", 220 Voltage, Thermostatic Electric Griddle (Vollrath 40716)	999.68	129.47
11 44	19 00-0013	EA	36", 220 Voltage, Thermostatic Electric Griddle (Vollrath 40717)	1,293.71	129.47
11 44	19 00-0014		Panini Sandwich Grill (11 44 19)		
11 44	19 00-0015	EA	3,500 Watts, 120 Volt, Double Commercial Panini Sandwich Grill With Smooth Plates (Avantco P85S)	605.53	89.51
11 44	19 00-0016	EA	1,750 Watts, 120 Volt, Commercial Panini Sandwich Grill With Grooved Plates (Avantco P78)	465.68	89.51
11 44	19 00-0017	EA	1,750 Watts, 120 Volt, Commercial Panini Sandwich Grill With Smooth Plates (Avantco P70S)	465.68	89.51
11 44	19 00-0018	EA	1,750 Watts, 120 Volt, Commercial Panini Sandwich Grill With Grooved Top and Smooth Bottom Plates (Avantco P75SG).....	465.68	89.51
11 44	19 00-0019	EA	2,392 Watts, 208 Volt, Panini Perfetto Grooved Top And Bottom Panini Sandwich Grill (Waring WPG150B)	946.56	89.51
11 44	19 00-0020		Electric Countertop Fryer, With Submerger (11 44 19)		
11 44	19 00-0021	EA	30 LB Capacity, 208-240 Volt, Two Basket, Countertop Deep Fryer (Avantco F202)	925.84	89.51
11 44	19 00-0022	EA	30 LB Capacity, 208-240 Volt, Four Basket, Commercial Countertop Deep Fryer (Vollrath 40710).....	2,021.37	89.51
11 44	19 00-0023	EA	30 LB Capacity, 240 Volt, Two Basket, Countertop Electric Deep Fryer (Garland E24-31F).....	7,495.62	89.51
11 44	19 00-0024		Electric Floor Fryer, With Submerger (11 44 19)		
11 44	19 00-0025	EA	50 LB Capacity, Single Basket Lift, 208 Volt, Electric Fryer.....	6,465.71	207.07
11 44	19 00-0026	EA	50 LB Capacity, Single Basket Lift, 480 Volt, Electric Fryer.....	6,786.45	207.07
11 44	19 00-0027	EA	85 LB Capacity, Single Basket Lift, 208 Volt, Electric Fryer.....	21,664.70	269.19
11 44	19 00-0028	EA	85 LB Capacity, Single Basket Lift, 480 Volt, Electric Fryer.....	22,191.03	269.19
11 44	19 00-0029		Natural Gas Floor Fryer, With Submerger (11 44 19)		
11 44	19 00-0030	EA	40 LB Capacity, 90,000 BTU, Natural Gas, Two Basket, Stainless Steel Floor Fryer (Avantco FF300)	1,440.33	143.21
11 44	19 00-0031	EA	50 LB Capacity, 120,000 BTU, Natural Gas, Two Basket, Stainless Steel Floor Fryer (Avantco FF400)	1,649.92	179.02
11 44	19 00-0032	EA	70 To 100 LB Capacity, 150,000 BTU, Natural Gas, Two Basket, Stainless Steel Tube Floor Fryer (Avantco FF618).....	2,387.41	358.04
11 44	19 00-0033		Steamers, Electric (11 44 19)		
11 44	19 00-0034		Cooking Equipment/ Steamers (11 44 19 00-0033)		
11 44	19 00-0035	EA	3 Pan, Electric Countertop Convection Steamer.....	8,875.51	217.42
11 44	19 00-0036	EA	5 Pan, Electric Countertop Convection Steamer.....	11,689.67	227.77
11 44	19 00-0037	EA	3 Pan, Electric Countertop Boilerless/Connectionless Steamer.....	8,212.09	217.42
11 44	19 00-0038	EA	5 Pan, Electric Countertop Boilerless/Connectionless Steamer.....	11,976.13	227.77
11 44	19 00-0039		Braising Pans (11 44 19)		
11 44	19 00-0040	EA	24" x 24", 240 Volt, Tilting Braising Pan.....	10,545.27	187.97
11 44	19 00-0041	EA	24" x 31", 240 Volt, Tilting Braising Pan.....	11,128.40	197.67
11 44	19 00-0042	EA	24" x 41", 240 Volt, Tilting Braising Pan.....	11,852.58	210.50
11 44	19 00-0043	EA	24" x 24", 62,000 BTU/Hour, Tilting Braising Pan.....	13,747.02	245.11
11 44	19 00-0044	EA	24" x 31", 90,000 BTU/Hour, Tilting Braising Pan.....	14,215.60	252.67
11 44	19 00-0045	EA	24" x 41", 120,000 BTU/Hour, Tilting Braising Pan.....	14,769.49	259.35
11 44	19 00-0046		Toasters (11 44 19)		
11 44	19 00-0047	EA	Bun Toaster 3.2 KW.....	2,086.98	39.19
11 44	19 00-0048	EA	Bun Toaster 4.3 KW.....	2,277.71	42.71
11 44	19 00-0049	EA	Pop-Up Toaster, 2 Slot	593.60	112.12
11 44	19 00-0050	EA	Conveyor Toaster	1,020.00	168.24



		Equipment	11
		Foodservice Equipment	11 40
		Food Cooking Equipment	11 44

MINOR	CSI	UOM	DESCRIPTION	TOTAL DIRECT UNIT COST	DEMOLITION UNIT COST
11 44	19 00-0051		Microwave Ovens <small>(11 44 19)</small>		
11 44	19 00-0052	EA	120 Volt, 1,000 Watt, 20" Length x 18" Width x 12" Height, Office Series Microwave With Dial Controls (Galaxy MW1000PD).....	214.76	11.19
11 44	19 00-0053	EA	120 Volt, 1,000 Watt, 20" Length x 18" Width x 12" Height, Office Series Microwave With Push Button Controls (Galaxy MW1000PB).....	236.14	11.19
11 44	19 00-0054	EA	120 Volt, 1,000 Watt, 20" Length x 18" Width x 12" Height, Stainless Steel Commercial Microwave With Push Button Controls (Solwave MW1000SS).....	307.40	11.19
11 44	19 00-0055	EA	120 Volt, 1,000 Watt, 2 CF, 22" Length x 18" Width x 13-1/2" Height, Stackable Commercial Microwave With Dial Controls (Solwave MW112D).....	392.91	11.19
11 44	19 00-0056	EA	120 Volt, 1,000 Watt, 2 CF, 22" Length x 18" Width x 13 1/2" Height, Stackable Commercial Microwave With Dial Controls (Solwave MW112T).....	492.67	11.19
11 44	19 00-0057	EA	120 Volt, 1,000 Watt, 16-1/2" Length x 20" Width x 12-1/4" Height, Stainless Steel Commercial Microwave With Dial Controls (Solwave RMS10DS).....	307.40	11.19
11 44	19 00-0058	EA	120 Volt, 1,000 Watt, 16-1/2" Length x 20" Width x 12-1/4" Height, Stainless Steel Commercial Microwaves With Push Button Controls (Amana RMS10TS).....	359.42	11.19
11 44	19 00-0059	EA	120 Volt, 1,000 Watt, 19" Length x 22" Width x 13-3/4" Height, Medium Volume, Stainless Steel Commercial Microwave (Amana RCS10DSE).....	638.05	11.19
11 44	19 00-0060	EA	120 Volt, 1,000 Watt, 19" Length x 22" Width x 13-7/8" Height, Stackable, Commercial Microwave With Push Button Controls (Amana RCS10TS).....	779.14	11.19
11 44	19 00-0061	EA	120 Volt, 1,000 Watt, 21-5/8" Length x 16-1/2" Width x 13-1/2" Height, Stainless Steel, Heavy Duty Commercial Microwave With Push Button Controls (Amana HDC12A2).....	1,638.51	11.19
11 44	19 00-0062	EA	120 Volt, 1,000 Watt, 18-1/8" Length x 20-1/2" Width x 12-1/4" Height, Stainless Steel, Commercial Microwave With Manual Controls (Vollrath 40830).....	449.64	11.19
11 44	19 00-0063	EA	120 Volt, 1,000 Watt, 18-1/8" Length x 20-1/2" Width x 12-1/4" Height, Stainless Steel, Commercial Microwave With Digital Controls (Vollrath 40819).....	613.89	11.19
11 44	19 00-0064	EA	120 Volt, 1,000 Watt, 17" Length x 20" Width x 12-1/4" Height, Stainless Steel, Commercial Microwave With Push Button Controls (Waring WMO90).....	471.31	11.19
11 44	19 00-0065	EA	120 Volt, 1,000 Watt, 16-9/16" Length x 20-1/8" Width x 13" Height, Stainless Steel, Commercial Microwave With Push Button Controls (Panasonic NE-1054F).....	414.30	11.19
11 44	19 00-0066	EA	120 Volt, 1,000 Watt, 16-3/8" Length x 20-1/8" Width x 12" Height, Stainless Steel Microwave With Programmable Memory Pads (Panasonic NE-1064F).....	804.79	11.19
11 44	19 00-0067	EA	120 Volt, 1,000 Watt, 16-9/16" Length x 20-1/8" Width x 13" Height, Stainless Steel Commercial Microwave With Dial Timer (Panasonic NE-1025).....	371.54	11.19
11 44	19 00-0068	EA	120 Volt, 1,200 Watt, 20-5/8" Length x 22-5/8" Width x 14-1/2" Height, Stainless Steel Commercial Microwave With Programmable Menu And Auto Cool Down (Solwave MW1200T).....	776.29	11.19
11 44	19 00-0069	EA	120 Volt, 1,200 Watt, 22-1/4" Length x 16-1/2" Width x 13-1/2" Height, 100 Programmable Menu Items, See-through Door, USB Port, Commercial Heavy Duty Stainless Steel Microwave (Solwave MWHD12).....	861.80	11.19
11 44	19 00-0070	EA	120 Volt, 1,200 Watt, 20" Length x 16-5/8" Width x 13-3/16" Height, 15 Integrated Power Levels, See-through Door, Stainless Steel, Commercial, Medium Duty, Microwave With 90 Programmable Menu Pads (Panasonic NE-12523).....	1,447.54	11.19
11 44	19 00-0071	EA	120 Volt, 1,200 Watt, 20" Length x 16-5/8" Width x 13-3/16" Height, Programmable, 15 Power Levels, Stainless Steel, Commercial, Medium Duty, Microwave With Push Button Controls (Panasonic NE-12521).....	1,343.50	11.19
11 44	19 00-0072	EA	120 Volt, 2,000 Watt, 21" Length x 21-3/4" Width x 14-3/8" Height, 4 Cooking Stages, 5 Power Levels, Stainless Steel, Commercial, Medium Duty, Microwave With Push Button Controls (Amana RFS12TS).....	1,581.50	11.19
11 44	19 00-0073	EA	208/230-240 Volt, 1,700 Watt, 20" Length x 16-5/8" Width x 13-3/16" Height, 3-Stage Cooking, See-through Door, Stainless Steel, Commercial Microwave With LCD Display (Panasonic NE-17521).....	1,481.74	11.19
11 44	19 00-0074	EA	208/230-240 Volt, 1,700 Watt, 20" Length x 16-5/8" Width x 13" Height, LCD Display With Digital Countdown, Stainless Steel, Commercial Microwave With 90 Programmable Memory Pads (Panasonic NE-17523).....	1,664.16	11.19
11 44	19 00-0075	EA	208/230-240 Volt, 2,100 Watt, 20-3/4" Length x 25-9/16" Width x 18-9/16" Height, Sonic Steamer, Stainless Steel, Commercial Microwave With 8 Programmable Memory Pads (Panasonic NE-2180).....	4,492.39	11.19
11 44	19 00-0076	EA	208/230-240 Volt, 3,200 Watt, 20-3/4" Length x 25-9/16" Width x 18-5/8" Height, Sonic Steamer, See-through Door, Stainless Steel, Commercial Microwave With 3-stage Cook (Panasonic NE-3280).....	5,954.61	11.19
11 44	19 00-0077	EA	208/230 Volt, 1,800 Watt, 20-1/4" Length x 21-3/4" Width x 14-1/4" Height, Stainless Steel, Commercial, Medium Duty Microwave With Push Button Controls (Amana RFS18TS).....	1,856.56	11.19
11 44	19 00-0078	EA	208/230 Volt, 2,200 Watt, 23-1/2" Length x 25-5/8" Width x 18-5/8" Height, Stainless Steel, Heavy Duty, 2 Pan Programmable Microwave (Amana AMSO22).....	5,794.28	11.19
11 44	19 00-0079	EA	208/230 Volt, 2,400 Watt, 19-3/16" Length x 13-5/8" Width x 17-5/8" Height, 11 Power Levels, Stainless Steel, Commercial, Heavy Duty Microwave With Push Button Controls (Amana AOC24).....	3,575.30	11.19
11 44	19 00-0080	EA	208/240 Volt, 22-1/4" Length x 16-1/2" Width x 13-1/2" Height, Space Saver, USB Port, Stainless Steel, Commercial, Heavy Duty Microwave (Solwave MWHD18).....	961.56	11.19
11 44	19 00-0081	EA	208/240 Volt, 2,100 Watt, 1.2 CF, 20-5/8" Length x 22-5/8" Width x 14-1/2" Height, Large, Stainless Steel, Stackable, Commercial Microwave With Push Button Controls (Solwave MW2100T).....	1,018.57	11.19
11 44	19 00-0082	EA	208/240 Volt, 2,100 Watt, 22-1/4" Length x 16-1/2" Width x 13-1/2" Height, 15 Power Levels, USB Port, Space Saver, Stainless Steel, Heavy Duty, Commercial Microwave With Push Button Controls (Solwave MWHD21).....	1,089.82	11.19
11 44	19 00-0083	EA	208/240 Volt, 1,700 Watt, 25-1/2" Length x 19-1/4" Width x 18-1/8" Height, See-through Door, Stainless Steel, Commercial, Heavy Duty Microwave With Push Button Controls (Amana RC17S2).....	2,626.15	11.19
11 44	19 00-0084	EA	208/240 Volt, 1,800 Watt, 1.2 CF, 20-5/8" Length x 22-5/8" Width x 14-1/2" Height, Large, Stainless Steel, Commercial Microwave With Push Button Controls (Solwave MW1800T).....	876.05	11.19
11 44	19 00-0085	EA	208/240 Volt, 1,800 Watt, 21-5/8" Length x 15-1/2" Width x 13-1/2" Height, Stainless Steel, Commercial, Heavy Duty Microwave With Push Button Controls (Amana HDC182).....	1,920.69	11.19
11 44	19 00-0086	EA	208/240 Volt, 1,800 Watt, 31-5/8" Length x 16-1/2" Width x 13-1/3" Height, Stainless Steel Commercial, Heavy Duty Microwave With Push Button Controls, Canadian Use Only (Amana HDC1815).....	1,933.52	11.19
11 44	19 00-0087	EA	208/240 Volt, 1,800 Watt, 20-3/4" Length x 22-3/5" Width x 14-1/2" Height, Stainless Steel, Commercial, Medium Duty Microwave With Push Button Controls (Waring WMO120).....	1,803.83	11.19
11 44	19 00-0088	EA	208/240 Volt, 2,100 Watt, 21-5/8" Length x 15-1/2" Width x 13-1/2" Height, 100 Programmable Menu Items, 11 Integrated Power Levels, Stainless Steel, Commercial, Heavy Duty Microwave (Amana HDC212).....	2,010.48	11.19
11 44	19 00-0089	EA	208/240 Volt, 2,100 Watt, 20" Length x 16-5/8" Width x 13-3/16" Height, 5 Cooking Stages, Half-size Pans, Stainless Steel, Commercial, Heavy Duty Microwave With Push Button Controls (Panasonic NE-21521).....	1,818.08	11.19
11 44	19 00-0090	EA	208/240 Volt, 2,200 Watt, 25-1/2" Length x 19-1/4" Width x 18-1/8" Height, Stainless Steel, Commercial, Heavy Duty Microwave With Push Button Controls (Amana RC22S2).....	3,280.30	11.19
11 44	19 00-0091	EA	208/240 Volt, 2,200 Watt, 25-1/2" Length x 19-1/4" Width x 18-1/8" Height, Stainless Steel, Commercial, Heavy Duty Microwave With Push Button Controls (Amana RC30S2).....	4,306.41	11.19

11	11 Equipment
	11 40 Foodservice Equipment
	11 44 Food Cooking Equipment



MINOR	CSI	UOM	DESCRIPTION	TOTAL DIRECT UNIT COST	DEMOLITION UNIT COST
11 44 19 00-0092			Ceramic Broiler On Storage Base With Doors <small>(11 44 19)</small>		
11 44 19 00-0093	EA		Standard Finish Ceramic Boiler On Storage Base With Doors	8,688.97	154.10
11 44 19 00-0094	EA		Stainless Steel Front Ceramic Boiler On Storage Base With Doors	8,688.97	154.10
11 44 19 00-0095	EA		Stainless Steel Front And Sides Ceramic Boiler On Storage Base With Doors	10,799.08	192.39
11 44 19 00-0096			Gas Countertop Hot Plate <small>(11 44 19)</small>		
11 44 19 00-0097	EA		2 Burners Gas Countertop Hot Plate	1,107.75	19.63
11 44 19 00-0098			Food Service Additions <small>(11 44 19)</small>		
11 44 19 00-0099	EA		30" Diameter, Natural Gas, Cooktop With Electric Controls (Affinity 30Ge)	7,484.62	19.41
11 44 19 00-0100	EA		Heavy Duty Stainless Steel Heated Under Counter Cabinet With Adjustable Thermostat, Digital Indicator, Chrome Plated Reals And Wire Shelves (Alto Shaam 500-S)	4,922.46	172.90
11 44 19 00-0101	EA		Oven-Combination Heated Holding Cabinet (Alto Shaam CTP20-10)	48,540.94	
11 44 19 00-0102	EA		1000 Watt, 1.2 CF, 14" Platter Capacity, Programmable, Commercial Grade, Stainless Steel, Microwave-oven (Amana RCS10TS)	981.20	11.64
11 44 19 00-0103	EA		1000 Watts, Programmable Power Level, Commercial Grade, Stainless Steel, Microwave-oven (Amana RMS10TS)	570.81	11.64
11 44 19 00-0104	EA		48" W x 24-1/2" D x 8" H, Single Deck, Gas Fired, Stainless Steel, Caster Mounted, Pizza Oven (Bakers Pride 3151)	17,062.48	155.30
11 44 19 00-0105	EA		120v, 14.9 Amp, 20" W, 6 Gallon Capacity Water Bath, Sparkling And Still Water Dispenser (Blupura/Crystallize BLUBAR COUNTERTOP 80)	8,078.68	299.21
11 44 19 00-0106	EA		1/4 HP, 120v, 60hz, 15 Amp, Top Opening, Self Contained Refrigerated System (Blupura/Crystallize FONTEMAGNA BRIDGE)	5,508.16	299.21
11 44 19 00-0107	EA		Broiler Less, Programmable, Stainless Steel, Convothem Electric Oven-streamer (Cleveland OES-10,20)	19,079.51	217.42
11 44 19 00-0108	EA		115 VAC, 60 Hz, Forced Air Gas Combustion With Auto Ignition, Stainless Steel Skillet With Spring Assist Cover (Cleveland SGL-30-T1/Sgl-40-T1)	34,769.96	210.29
11 44 19 00-0109	EA		50 PSI, Water-resistant, Stationary Trileg Tilting Steam Jacketed Kettle (Cleveland V Groen KDL)	29,846.74	107.84
11 44 19 00-0110	EA		Top Mounted, Insulated Heated Cabinet With Magnetic Latch Door (Crescor H-137-PWSUA-12C - 12c is discontinued hw-137-pwsua-12d is new model)	18,068.21	56.38
11 44 19 00-0111	EA		6 Gallon, 1/5 HP, Bottom Mounted, Ice-Cream Dipping Cabinet (Delfield N255)	4,784.85	244.79
11 44 19 00-0112	EA		3/4" Diameter, 36" Length, Moveable Gas Connector Kit (Dormont 1675KIT)	269.39	19.98
11 44 19 00-0113	EA		1/4 HP, Stainless Steel, Mechanically Cooled Cold Food Unit (Duke AeroServ 316-25SS-N7)	9,467.93	271.26
11 44 19 00-0114	EA		20", 3/8" Thick, Stainless Steel, Heavy Duty Mounting, Tempered Glass (English Mfg. M-107)	12,996.24	11.64
11 44 19 00-0115	EA		1350lb, Stainless Steel, Elevated Ice Storage And Transport System (Follet Corporation ITS1350SG-60)	18,593.55	156.64
11 44 19 00-0116	EA		Gas Fired Pasta Cooker (Frymaster GPCRB-SC)	23,294.90	130.49
11 44 19 00-0117	EA		Stainless Steel, Antimicrobial, Vegetable Cutter (Globe A42QVH)	1,027.35	5.37
11 44 19 00-0118	EA		5 kw Tank Heater, 1 HP Self-draining Pump, Electronic Automatic Control, Stainless Steel, Dishwasher (Hobart AM-15T)	24,603.77	189.80
11 44 19 00-0119	EA		Stainless Steel, Electric Dryer Interlocked With Washer To Start (Hobart Cle (BDELRAX-STDDOM))	21,561.43	162.69
11 44 19 00-0120	EA		1/2 HP, Medium Duty, Built-in Sharpener With 12" Blade (Hobart Edge 7510)	3,393.91	149.09
11 44 19 00-0121	EA		20 Quart, Countertop Mounted, Stainless Steel Bowl (Hobart HL200)	10,413.33	258.83
11 44 19 00-0122	EA		Electronic Control, Stainless Steel Dishwasher (Hobart LXI/LXIH new model is Lxeh)	16,599.24	189.80
11 44 19 00-0123	EA		27" x 32" x 26-3/4" H, Stainless Steel, Single Shelf Mixer Table (Hobart TABLE-HL2012)	3,283.96	49.60
11 44 19 00-0124	EA		Remote Air Cooled, Stainless Steel, Ice Maker (Hoshizaki America KM-2100)	15,743.53	232.95
11 44 19 00-0125	EA		Antimicrobial, Individual Crescent Cube, Stainless Steel, Ice Maker (Hoshizaki America KM-2100/2500S_H3)	17,282.48	232.95
11 44 19 00-0126	EA		2,400 BTU, 1/3 HP, Air Cooled, Stainless Steel, Leg Mounted, Under Counter Ice Maker (Hoshizaki America F-330BAJ-C)	6,943.04	207.07
11 44 19 00-0127	EA		24" Wide, Energy Efficient, Stainless Steel, Built-in Dishwasher (Kenmore 14743)	1,389.66	89.51
11 44 19 00-0128	EA		3.7 CF, 27"W x 29-1/4"D x 39"H, Energy Efficient, Full Size, White Front-loading Washing Machine (Kenmore 41272)	1,999.62	89.51
11 44 19 00-0129	EA		30" Wide, Slide In, Electric Coil, Black Top, Stainless Steel, Electric Range (Kenmore 46762)	2,324.21	89.51
11 44 19 00-0130	EA		15.0 CF, Top Freezer Compartment With Self Defrosting, Reversible Door, White Refrigerator (Kenmore 60302)	927.07	44.76
11 44 19 00-0131	EA		30" Stainless Steel, Vent Less Range Hood (Kenmore 22-51840)	393.55	67.14
11 44 19 00-0132	EA		22.89 CF, 33" W x 66 1/2" H x 34 3/4" D, Tall Through-the-door Dispenser With Light And Ultra Ice® Stainless Steel Water Filtration System With Indicator Light (Kenmore 46-51313)	1,590.86	44.76
11 44 19 00-0133	EA		Gas Fired, Adjustable Conveyor Speed, Single Level, Dual Air Return, Stainless Steel, Conveyor Oven (Middleby Marshall PS636G-1)	30,181.84	155.30
11 44 19 00-0134	EA		Stainless Steel, Gas Fired, Standing Pilot, Conventional Oven (Montague 124-5)	10,551.99	89.51
11 44 19 00-0135	EA		3/4" Thick, 36" Flat-top, 100,000 BTU, Manual Control, Heavy Duty Range (Montague 136-8)	15,347.24	142.36
11 44 19 00-0136	EA		3/4" Thick Flat Top, 80,000 BTU, Thermostatic Control, Heavy Duty Range (Montague C36-8T)	15,417.77	142.36
11 44 19 00-0137	EA		36", 114,000 BTU, Low Profile, Heavy-duty Counter Top With Six Burners (Montague Gas Range V136LB/UFLC-36R)	35,852.25	103.53
11 44 19 00-0138	EA		24", 140,000 BTU, Gas Fired, Standing Pilot, Stainless Steel, Convection Oven With Four 12" Burners (Montague Legend 124-5)	10,642.57	134.80
11 44 19 00-0139	EA		36", 110,000 BTU, Gas Fired, Open Top, Standing Pilot, Stainless Steel, Convection Oven With Two Round French Style Hot Tops (Montague Legend 136-9A)	13,102.56	176.00
11 44 19 00-0140	EA		225,000 BTU, Gas fired, Open Top, Standing Pilot, Stainless Steel, Convection Oven With Six Burners (Montague Legend V136-5)	13,102.56	176.00
11 44 19 00-0141	EA		36", 165,000 BTU, Gas Fired, Open Top, Standing Pilot, Stainless Steel, Convection Oven With Four Burners (Montague Legend V136-5A)	13,102.56	176.00
11 44 19 00-0142	EA		63,000 BTU, Gas Fired, Double Deck, Stainless Steel, Convection Oven (Montague Vectaire HX2-63A)	29,813.77	207.07
11 44 19 00-0143	EA		Ultra Continuous Feed Combination Food Processor. (Robot Coupe R 2 N)	2,100.55	225.59
11 44 19 00-0144	EA		Low Noise, Aluminum Alloy, Water Cooled Motor (Salvajor 750)	4,841.41	67.14
11 44 19 00-0145	EA		Low Flow, Backflow Prevention, Stainless Steel, Trough Collector (Salvajor S419)	13,084.77	215.60
11 44 19 00-0146	EA		92 GPH, Electronic Automatic Control, Stainless Steel, Dishwasher (Stero SDRA-PKG)	28,545.49	162.69
11 44 19 00-0147	EA		3-phase, Microprocessor Controlled, Air-cooled, Stainless Steel, Freezer (Taylor C723)	16,868.78	44.76
11 44 19 00-0148	EA		52-1/8"L x 35"D x 83-1/4"H, 1/3 HP, Microprocessor Controlled, Reach-in, Caster Mounted, Refrigerator (Traulsen G2000)	8,027.32	217.42
11 44 19 00-0149	EA		120 VAC, Wet Operation Only, Single Well, Round, Deep Drawn Stainless Steel, Cook'N Hold Built-in Food Warmer With Drain (Wells HW106D)	1,477.60	217.42



Equipment	11
Foodservice Equipment	11 40
Food Cooking Equipment	11 44

MINOR	CSI	UOM	DESCRIPTION	TOTAL DIRECT UNIT COST	DEMOLITION UNIT COST
11 44 19 00-0150	EA		120 VAC, 3, 4, And 5 Well, Wet Or Dry Operation, Rectangular, Deep Drawn Stainless Steel, Built-in Modular Food Warmer (Wells MOD300DM).....	3,609.75	217.42
11 44 19 00-0151	EA		120 VAC, 3, 4, And 5 Well, Wet Or Dry Operation, Rectangular, Deep Drawn Stainless Steel, Built-in Modular Food Warmer (Wells MOD400DM).....	5,061.96	217.42
11 44 19 00-0152	EA		120 VAC, 3, 4, And 5 Well, Wet Or Dry Operation, Rectangular, Deep Drawn Stainless Steel, Built-in Modular Food Warmer (Wells MOD500DM).....	6,139.23	217.42
11 44 19 00-0153	EA		Adjustable Radiant Flame, Thermostatically Controlled, Hearth Pizza Oven (Woodstone WS-FD-6045-RFG-L-IR-NG).....	46,232.55	103.53
11 44 19 00-0154 Charbroilers (11 44 19)					
11 44 19 00-0155	EA		80,000 BTU, 26-13/16" Length x 24" Width x 16-5/16" Height, Gas Countertop Lava Briquette Charbroiler (Cooking Performance Group CBL24).....	1,040.29	89.51
11 44 19 00-0156	EA		40,000 BTU, 26-13/16" Length x 15" Width x 16-5/16" Height, Gas Countertop Radiant Charbroiler (Cooking Performance Group CBR15).....	841.10	119.32
11 44 19 00-0157	EA		70,000 BTU, 27-1/2" Length x 24" Width x 15" Height, Gas Countertop Radiant Charbroiler (Avantco AG24RC).....	581.62	89.51
11 44 19 00-0158	EA		80,000 BTU, 26-13/16" Length x 24" Width x 16-5/16" Height, Gas Countertop Radiant Charbroiler (Cooking Performance Group CBR24).....	1,082.17	102.31
11 44 19 00-0159	EA		80,000 BTU, 26-13/16" Length x 24" Width x 41-5/16" Height, Radiant Charbroiler With Storage Base (Cooking Performance Group 24CBRSBNL).....	1,814.82	102.31
11 44 19 00-0160	EA		105,000 BTU, 27-1/2" Length x 36" Width x 15" Height, Gas Countertop Radiant Charbroiler (Avantco AG36RC).....	1,099.99	119.32
11 44 19 00-0161	EA		120,000 BTU, 26-13/16" Length x 36" Width x 16-5/16" Height, Gas Countertop Radiant Charbroiler (Cooking Performance Group CBR36).....	1,425.61	119.32
11 44 19 00-0162	EA		120,000 BTU, 32-1/8" Length x 36-3/8" Width x 40-13/16" Height, Gas Radiant Charbroiler With 2 Drawer Refrigerated Chef Base (Cooking Performance Group 36CBRRBNL).....	3,443.35	143.21
11 44 19 00-0163	EA		120,000 BTU, 36-3/8" Length x 32-1/8" Width x 24-1/2" Height, Gas Lava Briquette Charbroiler With 2 Drawer Refrigerated Chef Base (Cooking Performance Group 36CGLRBNL).....	3,459.63	143.21
11 44 19 00-0164	EA		120,000 BTU, 26-13/16" Length x 36" Width x 41-5/16" Height, Gas Radiant Charbroiler With Cabinet Base (Cooking Performance Group 36CBRSBNL).....	2,141.98	119.32
11 44 19 00-0165	EA		140,000 BTU, 32-1/8" Length x 51-7/8" Width x 24-1/2" Height, Heavy-Duty Gas Griddle And Gas Lava Briquette Charbroiler With 2 Drawer Refrigerated Chef Base (Cooking Performance Group 24GTCLBNL).....	4,941.21	143.21
11 44 19 00-0166	EA		140,000 BTU, 32-1/8" Length x 51-7/8" Width x 24-1/2" Height, Heavy-Duty Gas Griddle And Gas Radiant Charbroiler With 2 Drawer Refrigerated Chef Base (Cooking Performance Group 24GTCRBNL).....	4,924.93	143.21
11 44 19 00-0167	EA		140,000 BTU, 32-1/8" Length x 51-7/8" Width x 24 1/2" Height, Gas Griddle And Gas Radiant Charbroiler With 2 Drawer Refrigerated Chef Base (Cooking Performance Group 24GMCRBNL).....	4,631.87	143.21
11 44 19 00-0168	EA		160,000 BTU, 26-13/16" Length x 48" Width x 16-5/16" Height, Gas Countertop Radiant Charbroiler (Cooking Performance Group CBR48).....	1,919.40	179.02
11 44 19 00-0169	EA		160,000 BTU, 32-1/8" Length x 51-7/8" Width x 24-1/2" Height, Gas Radiant Charbroiler With 2 Drawer Refrigerated Chef Base (Cooking Performance Group 48CBRRBNL).....	3,938.25	179.02
11 44 19 00-0170	EA		200,000 BTU, 30-1/2" Length x 60" Width x 16-3/4" Height, Gas Radiant Charbroiler (Cooking Performance Group CBR60-NG(CPG)).....	2,391.55	179.02
11 44 19 00-0171	EA		200,000 BTU, 30-1/2" Length x 60" Width x 16-3/4" Height, Gas Radiant Charbroiler With 4 Drawer Refrigerated Chef Base (Cooking Performance Group 60CBRRBNL).....	4,915.12	179.02
11 44 19 00-0172 Steam Jacketed Kettles (11 44 19)					
11 44 19 00-0173	EA		12 Gallon Capacity, 208/240 Volt, Tilting, Stainless Steel 2/3 Steam Jacketed Electric Tabletop Kettle (Cleveland KET-12-T).....	13,567.26	22.38
11 44 19 00-0174	EA		12 Gallon Capacity, 208 Volt, 12 kW, Tilting, Stainless Steel Electric Steam Jacketed Kettle (Vulcan K12ETT-7).....	12,065.17	22.38
11 44 19 00-0175	EA		3 Gallon Capacity, 208/240 Volt, Tilting, Stainless Steel 2/3 Steam Jacketed Electric Tabletop Kettle (Cleveland KET-3-T).....	9,591.98	22.38
11 44 19 00-0176	EA		6 Gallon Capacity, 208 Volt, 7.5 kW, Tilting, Stainless Steel Electric Steam Jacketed Kettle (Vulcan K6ETT-7).....	10,001.15	22.38
11 44 19 00-0177	EA		60 Gallon Capacity, 208 Volt, 18 kW, 3 Phase, Stationary, Stainless Steel 2/3 Steam Jacketed Electric Kettle (Vulcan K60EL).....	35,114.92	22.38
11 44 19 00-0178	EA		150 Gallon Capacity, 240 Volt, 36 kW, 3 Phase, Stationary, Stainless Steel Steam Jacketed Electric Kettle (Vulcan ET150-240/3).....	61,877.77	89.51
11 44 19 00-0179	EA		100 Gallon Capacity, 208/240 Volt, Tilting, Stainless Steel 2/3 Steam Jacketed Electric Mixer Kettle (Cleveland MKE100T 208/2403).....	146,328.02	89.51
11 44 19 00-0180	EA		6 Gallon Capacity, 240 Volt, 24 kW, 3 Phase, Tilting, Stainless Steel 2/3 Steam Jacketed Electric Kettle With Modular Generator Base (Cleveland 24EMK624 240/3).....	32,175.88	89.51
11 44 19 00-0181	EA		6 Gallon Capacity, 208 Volt, 24 kW, 3 Phase, Tilting, Stainless Steel 2/3 Steam Jacketed Electric Kettle With Modular Generator Base (Cleveland 24EMK624 208/3).....	32,175.88	89.51
11 44 19 00-0182	EA		125 Gallon Capacity, 240 Volt, 36 kW, 3 Phase, Stationary, Stainless Steel Steam Jacketed Electric Kettle (Vulcan ET125-240/3).....	58,979.05	89.51
11 44 19 00-0183	EA		20 Gallon Capacity, 208/240 Volt, Tilting, Stainless Steel 2/3 Steam Jacketed Electric Kettle (Cleveland KET-20-T).....	21,506.62	89.51
11 44 19 00-0184	EA		40 Gallon Capacity, 208/240 Volt, Tilting, Stainless Steel Full Steam Jacketed Electric Kettle (Cleveland KEL40TSH 208/2403).....	47,460.54	89.51
11 44 19 00-0185	EA		20 Gallon Capacity, 208/240 Volt, Tilting, Stainless Steel 2/3 Steam Jacketed Electric Mixer Kettle (Cleveland MKET20T 208/2403).....	59,413.67	89.51
11 44 19 00-0186	EA		60 Gallon Capacity, 208/240 Volt, Stationary, Stainless Steel Full Steam Jacketed Electric Kettle (Cleveland KEL60SH 208/2403).....	42,272.30	89.51
11 44 19 00-0187	EA		40 Gallon Capacity, 208/240 Volt, Tilting, Stainless Steel 2/3 Steam Jacketed Electric Kettle (Cleveland KEL-40-T).....	38,998.97	89.51
11 44 19 00-0188	EA		40 Gallon Capacity, Tilting, Stainless Steel 2/3 Steam Jacketed Direct Steam Electric Mixer Kettle (Cleveland MKDL40T 208/2403).....	120,394.10	89.51
11 44 19 00-0189	EA		60 Gallon Capacity, Tilting, Stainless Steel 2/3 Steam Jacketed Direct Steam Electric Mixer Kettle (Cleveland MKDL60T 208/2403).....	124,223.91	89.51
11 44 19 00-0190	EA		100 Gallon Capacity, 190,000 BTU, Liquid Propane, Stationary, Stainless Steel 2/3 Steam Jacketed Kettle (Cleveland KGL100 LP).....	57,892.38	179.02
11 44 19 00-0191	EA		60 Gallon Capacity, 100,000 BTU, Liquid Propane, Stationary, Stainless Steel 2/3 Steam Jacketed Kettle (Vulcan K60GL-LP).....	40,360.02	179.02
11 44 19 00-0192	EA		40 Gallon Capacity, 140,000 BTU, Liquid Propane, Tilting, Stainless Steel Full Steam Jacketed Kettle (Cleveland KGL40TSH LP).....	57,603.23	179.02

11 Equipment
11 40 Foodservice Equipment
 11 44 Food Cooking Equipment



MINOR	CSI	UOM	DESCRIPTION	TOTAL DIRECT UNIT COST	DEMOLITION UNIT COST
11 44	19 00-0193	EA	80 Gallon Capacity, 190,000 BTU, Liquid Propane, Stationary, Stainless Steel 2/3 Steam Jacketed Kettle (Cleveland KGL80 LP).....	47,859.60	179.02
11 44	19 00-0194	EA	40 Gallon Capacity, 100,000 BTU, Liquid Propane, Tilting, Stainless Steel 2/3 Steam Jacketed Kettle (Vulcan K40GLT-LP).....	49,594.47	179.02
11 44	19 00-0195	EA	6 Gallon Capacity, 34,000 BTU, Liquid Propane, Tilting, Stainless Steel 2/3 Steam Jacketed Tabletop Kettle (Cleveland KGT-6-T LP).....	20,852.76	179.02
11 44	19 00-0196	EA	60 Gallon Capacity, 100,000 BTU, Liquid Propane, Tilting, Stainless Steel 2/3 Steam Jacketed Kettle (Vulcan K60GLT-LP).....	60,132.79	179.02
11 44	19 00-0197	EA	125 Gallon Capacity, 135,000 BTU, Liquid Propane, Stationary, Stainless Steel Steam Jacketed Gas Kettle (Vulcan GT125E-LP).....	59,821.83	179.02
11 44	19 00-0198	EA	80 Gallon Capacity, 190,000 BTU, Liquid Propane, Tilting, Stainless Steel 2/3 Steam Jacketed Kettle (Cleveland KGL80T LP).....	66,295.76	179.02
11 44	19 00-0199	EA	60 Gallon Capacity, 190,000 BTU, Liquid Propane, Stationary, Stainless Steel Full Steam Jacketed Kettle (Cleveland KGL60SH LP).....	44,906.32	179.02
11 44	19 00-0200	EA	12 Gallon Capacity, 53,000 BTU, Liquid Propane, Tilting, Stainless Steel 2/3 Steam Jacketed Tabletop Kettle (Cleveland KGT12TGB LP).....	27,372.15	179.02
11 44	19 00-0201	EA	40 Gallon Capacity, 140,000 BTU, Liquid Propane, Tilting, Stainless Steel 2/3 Steam Jacketed Mixer Kettle (Cleveland MKGL40T LP).....	145,630.51	179.02
11 44	19 00-0202	EA	80 Gallon Capacity, 135,000 BTU, Liquid Propane, Stationary, Stainless Steel Steam Jacketed Gas Kettle (Cleveland GL80E-LP).....	48,179.66	179.02
11 44	19 00-0203	EA	60 Gallon Capacity, 100,000 BTU, Natural Gas, Tilting, Stainless Steel 2/3 Steam Jacketed Kettle (Vulcan K60GLT-NAT).....	60,132.79	179.02
11 44	19 00-0204	EA	60 Gallon Capacity, 190,000 BTU, Natural Gas, Tilting, Stainless Steel 2/3 Steam Jacketed Horizontal Mixer Kettle (Cleveland HAMK60T NAT).....	139,771.24	179.02
11 44	19 00-0205	EA	25 Gallon Capacity, 90,000 BTU, Natural Gas, Tilting, Stainless Steel 2/3 Steam Jacketed Kettle (Cleveland KGL-25-T NAT).....	45,913.78	179.02
11 44	19 00-0206	EA	100 Gallon Capacity, 190,000 BTU, Natural Gas, Stationary, Stainless Steel 2/3 Steam Jacketed Horizontal Mixer Kettle (Cleveland HAMKGL100 NAT).....	139,391.17	179.02
11 44	19 00-0207	EA	20 Gallon Capacity, 100,000 BTU, Natural Gas, Tilting, Stainless Steel 2/3 Steam Jacketed Kettle (Vulcan K20GLT-NAT).....	47,486.80	179.02
11 44	19 00-0208	EA	100 Gallon Capacity, 190,000 BTU, Natural Gas, Tilting, Stainless Steel 2/3 Steam Jacketed Horizontal Mixer Kettle (Cleveland HAMKGL100T NAT).....	164,577.67	179.02
11 44	19 00-0209	EA	12 Gallon Capacity, 53,000 BTU, Natural Gas, Tilting, Stainless Steel 2/3 Steam Jacketed Tabletop Kettle (Cleveland KGT-12-T NAT).....	24,949.89	179.02
11 44	19 00-0210	EA	80 Gallon Capacity, 190,000 BTU, Natural Gas, Stationary, Stainless Steel 2/3 Steam Jacketed Kettle (Cleveland KGL80 NAT).....	47,859.60	179.02
11 44	19 00-0211	EA	60 Gallon Capacity, 135,000 BTU, Natural Gas, Stationary, Stainless Steel Steam Jacketed Gas Kettle (Cleveland GS60E-NAT).....	47,595.92	179.02
11 44	19 00-0212	EA	40 Gallon Capacity, 140,000 BTU, Natural Gas, Tilting, Stainless Steel 2/3 Steam Jacketed Mixer Kettle (Cleveland MKGL40T NAT).....	140,174.95	179.02
11 44	19 00-0213	EA	6 Gallon Capacity, 34,000 BTU, Natural Gas, Tilting, Stainless Steel 2/3 Steam Jacketed Tabletop Kettle (Cleveland KGT-6-T NAT).....	20,852.76	179.02
11 44	19 00-0214	EA	100 Gallon Capacity, 190,000 BTU, Natural Gas, Stationary, Stainless Steel 2/3 Steam Jacketed Kettle (Cleveland KGL100 NAT).....	57,892.38	179.02
11 44	19 00-0215	EA	40 Gallon Capacity, Tilting, Stainless Steel 2/3 Steam Jacketed Direct Steam Kettle (Cleveland KDL-40-T).....	19,983.51	179.02
11 44	19 00-0216	EA	60 Gallon Capacity, Tilting, Stainless Steel 2/3 Steam Jacketed Direct Steam Kettle (Vulcan K60DLT).....	27,084.83	179.02
11 44	19 00-0217	EA	125 Gallon Capacity, Stationary, Stainless Steel Fully Jacketed Direct Steam Kettle (Vulcan ST125).....	47,390.42	179.02
11 44	19 00-0218	EA	200 Gallon Capacity, Stationary, Stainless Steel 2/3 Steam Jacketed Direct Steam Kettle (Cleveland KDL200).....	63,233.37	179.02
11 44	19 00-0219	EA	12 Gallon Capacity, Tilting, Stainless Steel 2/3 Steam Jacketed Direct Steam Kettle With Modular Stand (Cleveland SD760K12).....	24,666.20	179.02
11 44	19 00-0220	EA	12 Gallon Capacity, 26" Table, Tilting, Stainless Steel Direct Steam Kettle (Cleveland VEKT26/6).....	17,139.34	179.02
11 44	19 00-0221	EA	40 Gallon Capacity, Stationary Stainless Steel 2/3 Steam Jacketed Direct Steam Kettle (Vulcan K40DL).....	18,217.72	179.02
11 44	19 00-0222	EA	60 Gallon Capacity, Stationary, Stainless Steel Full Steam Jacketed Direct Steam Kettle (Cleveland KDL60SH).....	28,397.80	179.02
11 44	19 00-0223	EA	60 Gallon Capacity, Stationary, Stainless Steel 2/3 Steam Jacketed Direct Steam Kettle (Vulcan K60DL).....	21,227.38	179.02
11 44	19 00-0224	EA	40 Gallon Capacity, Stationary, Stainless Steel 2/3 Steam Jacketed Direct Steam Kettle (Cleveland KDL40).....	17,201.17	179.02
11 44	19 00-0225	EA	80 Gallon Capacity, Stationary, Stainless Steel Full Steam Jacketed Direct Steam Kettle (Cleveland KDL80F).....	42,855.03	179.02
11 44	19 00-0226	EA	80 oz., Tilting, Stainless Steel 2/3 Steam Jacketed Direct Steam Tabletop Oyster Kettle (Cleveland KDT-1-T).....	9,281.52	179.02
11 44	19 00-0227	EA	40 Gallon Capacity, Stationary, Stainless Steel Full Steam Jacketed Direct Steam Kettle (Cleveland KDL40F).....	30,178.13	179.02
11 44	19 00-0228	EA	12 Gallon Capacity, Tilting, Stainless Steel 2/3 Steam Jacketed Tabletop Direct Steam Kettle (Cleveland KDT-12-T).....	12,996.75	179.02
11 44	19 00-0229	EA	100 Gallon Capacity, Stationary, Stainless Steel 2/3 Steam Jacketed Direct Steam Kettle (Cleveland KDL100).....	32,600.40	179.02
11 44	19 00-0230	EA	60 Gallon Capacity, Stationary, Stainless Steel 2/3 Steam Jacketed Direct Steam Kettle (Cleveland KDL60).....	20,409.04	179.02
11 44	19 00-0231		Other Kettles (11 44 19)		
11 44	19 00-0232	EA	20 QT Trunion Kettle With Stand (Groen TDC/320).....	5,154.34	107.84
11 44	19 00-0233	EA	40 QT Trunion Kettle With Stand (Groen TDA/140).....	8,123.59	107.84
11 46			Food Dispensing Equipment (11 40)		
11 46 13			Bar Equipment (11 46)		
11 46 13 00-0001			Soft Serve Machines (11 46 13)		
11 46 13 00-0002	EA		Soft Serve Machines, Medium.....	12,784.26	122.37
11 46 13 00-0003	EA		Soft Serve Machines, Large.....	21,563.81	149.50
11 46 13 00-0004			Salad Bars (11 46 13)		
11 46 13 00-0005	EA		96" Refrigerated Salad Bar With Light 54" Height.....	18,688.51	417.88
11 46 13 00-0006	EA		96" Refrigerated Salad Bar Without Light 54" Height.....	17,104.67	417.88
11 46 13 00-0007	EA		96" Iced Salad Bar Without Light 54" Height.....	12,096.12	229.59
11 46 13 00-0008	EA		79" Iced Salad Bar Without Light 54" Height.....	9,558.98	188.61



Equipment	11	
Foodservice Equipment	11 40	↕
Food Dispensing Equipment	11 46	

MINOR	CSI	UOM	DESCRIPTION	TOTAL DIRECT UNIT COST	DEMOLITION UNIT COST
11 46 13 00-0009	EA		79" Refrigerated Salad Bar Without Light 54" Height.....	14,532.76	276.71
11 46 13 00-0010	EA		114" Iced Salad Bar 34" Height.....	16,071.27	245.11
11 46 13 00-0011	EA		Salad Bar Tray Fixed.....	1,603.49	41.51
11 46 13 00-0012	EA		Salad Bar Tray Hinged.....	1,706.59	41.51
11 46 16 Service Line Equipment (11 46)					
11 46 16 00-0001			Food Warmer Holding Station (11 46 16)		
11 46 16 00-0002	EA		Food Warmer Station And Heat Lamp.....	771.12	14.47
11 46 16 00-0003 Reach-In Food Warmers (11 46 16)					
11 46 16 00-0004	EA		One Drawer, 16 Roll Capacity Food Warmer.....	1,659.37	31.15
11 46 16 00-0005	EA		Three Drawer, 36 Roll Capacity Food Warmer.....	3,797.34	71.34
11 46 16 00-0006 Countertop Food Warmer (11 46 16)					
11 46 16 00-0007	EA		12" x 20", 1500 Watt, 120 Voltage, Full Size Electric Countertop Food Cooker / Warmer (Avantco W50CKR).....	183.05	25.01
11 46 16 00-0008	EA		12" x 20", 1200 Watt, 120 Voltage, Full Size Electric Countertop Food Warmer (Avantco W50).....	158.70	25.01
11 46 16 00-0009	EA		12" x 20", 1200 Watt, 120 Voltage, Full Size Electric Countertop Food Warmer / Topping Station With 1 Condiment Pump And (1) 7 Quart Inset With Lid And Ladle (Avantco WK12007PL).....	515.72	25.01
11 46 16 00-0010	EA		12" x 20", 1200 Watt, 120 Voltage, Full Size Electric Countertop Food Warmer / Soup Station With 3 Insets, 3 Covers, And 3 (3 Ounce) Ladles (Avantco WK12004X3).....	351.77	25.01
11 46 16 00-0011 Hot Cabinets With Top Wells Electric (11 46 16)					
11 46 16 00-0012	EA		2 Wells, 2 Compartments Hot Cabinet With Top Wells, Electric.....	8,886.33	154.10
11 46 16 00-0013	EA		3 Wells, 3 Compartments Hot Cabinet With Top Wells, Electric.....	12,695.95	220.85
11 46 16 00-0014 Portable Hot Food Units (11 46 16)					
11 46 16 00-0015	EA		46" Wide x 28" Deep x 34" Height, Three Well, Stainless Steel Hot Food Station (Vollrath Model 37030).....	5,447.69	
11 46 16 00-0016	EA		60" Wide x 28" Deep x 34" Height, Four Well, Stainless Steel Hot Food Station (Vollrath Model 37040).....	6,237.76	
11 46 16 00-0017	EA		74" Wide x 28" Deep x 34" Height, Five Well, Stainless Steel Hot Food Station (Vollrath Model 37050).....	7,050.35	
11 46 16 00-0018 Stationary Hot Food Units (11 46 16)					
11 46 16 00-0019	EA		46" Wide x 29-1/2" Deep x 34" Height, Three Well, Stainless Steel Hot Food Station (Vollrath Model 38203).....	1,646.54	31.38
11 46 16 00-0020	EA		61-1/4" Wide x 29-1/2" Deep x 34" Height, Four Well, Stainless Steel Hot Food Station (Vollrath Model 38204).....	2,209.84	36.13
11 46 16 00-0021	EA		76" Wide x 29-1/2" Deep x 34" Height, Five Well, Stainless Steel Hot Food Station (Vollrath Model 38205).....	2,752.27	46.27
11 46 16 00-0022 Serving Counters (11 46 16)					
11 46 16 00-0023	LF		11" Deep, Tray Slide With 3 Raised Reinforced Ribs And Backing Plate, 316 Stainless Steel Solid Surface, Straight Section.....	117.96	42.24
11 46 16 00-0024	LF		11" Deep, Tray Slide With 3 Raised Reinforced Ribs And Backing Plate, 316 Stainless Steel Solid Surface, Curved Section.....	151.86	64.71
11 46 16 00-0025 Drop-In Equipment (11 46 16)					
11 46 16 00-0026	EA		Hot Food Well, Rectangular.....	562.78	134.59
11 46 16 00-0027	EA		Hot Food Well, Circular.....	516.91	134.59
11 46 16 00-0028	EA		Refrigerated Well, 2 Compartment.....	2,504.67	134.59
11 46 16 00-0029	EA		Refrigerated Well, 3 Compartment.....	2,847.54	149.50
11 46 16 00-0030	EA		Refrigerated Well, 4 Compartment.....	3,236.21	168.24
11 46 16 00-0031	EA		Frost Cold Plate.....	2,156.98	149.50
11 46 16 00-0032 Beverage Dispensing (11 46 16)					
11 46 16 00-0033	EA		Coffee Urn, Twin 3 Gallon.....	3,472.34	193.70
11 46 16 00-0034	EA		Coffee Urn, Twin 6 Gallon.....	4,946.15	271.14
11 46 16 00-0035	EA		Coffee Brewer, 5 Burner.....	1,419.50	193.70
11 46 16 00-0036	EA		Hot Chocolate Dispenser.....	1,385.55	159.54
11 46 16 00-0037	EA		Iced Tea Brewer.....	2,039.25	159.54
11 46 16 00-0038	EA		Juice Dispenser (Concentrate).....	1,515.13	298.80
11 46 16 00-0039	EA		Jet Spray Dispenser.....	2,146.43	299.11
11 46 16 00-0040	EA		Milk Dispenser, Bulk, 2 Flavor.....	1,799.85	168.24
11 46 16 00-0041	EA		Milk Dispenser, Bulk, 3 Flavor.....	2,453.55	168.24
11 46 16 00-0042 Dish Dispensers (11 46 16)					
11 46 16 00-0043	EA		Heated Plate Lift; Adjustable Plate Storage And Transport (Adcraft ADC-LR-2).....	1,869.31	25.01
11 46 16 00-0044	EA		12" Diameter, Drop-in, Dish Dispenser.....	719.92	31.95
11 46 16 00-0045	EA		Drop-in, Cup And Glass Dispenser.....	1,226.28	99.35
11 46 16 00-0046	EA		Drop-in, Disposable Cup Dispenser.....	446.14	22.38
11 46 16 00-0047			Tray And Silver Dispensers (11 46 16)		

11	11	Equipment
	11 40	Foodservice Equipment
	11 46	Food Dispensing Equipment



MINOR CSI UOM	DESCRIPTION	TOTAL DIRECT UNIT COST	DEMOLITION UNIT COST
11 46 16 00-0048 EA	Tray And Silver Dispensers Mobile	2,810.93	22.38
11 46 16 00-0049	Condiment Dispensers <small>(11 46 16)</small>		
11 46 16 00-0050 EA	Butter Pat Dispenser	163.74	28.01
11 46 16 00-0051 EA	Bread Dispenser, Counter Top	464.22	28.01
11 46 16 00-0052	Sandwich Rack Warmer <small>(11 46 16)</small>		
11 46 16 00-0053 EA	18 Compartment, 2 Tier Sandwich Rack Warmer.....	3,511.46	115.46
11 46 16 00-0054	Mobile Bread Counter <small>(11 46 16)</small>		
11 46 16 00-0055 EA	Mobile Bread And Roll Counter	8,060.67	259.56
11 46 16 00-0056	Open Service Stand <small>(11 46 16)</small>		
11 46 16 00-0057 EA	6' Open Service Stand	3,114.43	96.52
11 46 16 00-0058 LF	Each Additional Foot Over 6 Foot Add	426.08	13.05
11 46 16 00-0059	Mobile Serving Stand Unit <small>(11 46 16)</small>		
11 46 16 00-0060 EA	36" Mobile Serving Stand Unit.....	2,719.46	92.31
11 46 16 00-0061 EA	96" Mobile Serving Stand Unit	4,471.03	138.36
11 46 16 00-0062	Reach-In Heated Cabinets <small>(11 46 16)</small>		
11 46 16 00-0063 EA	Heated Cabinet, Reach-in, 1 Compartment.....	5,505.89	172.59
11 46 16 00-0064 EA	Heated Cabinet, Reach-in, 2 Compartment.....	7,934.50	217.11
11 46 16 00-0065 EA	Heated Cabinet, 1 Compartment, Pass-Through Roll-In	5,763.93	172.59
11 46 16 00-0066 EA	Heated Cabinet, Pass-Through, Roll-In 2 Compartment.....	8,309.52	217.11
11 46 16 00-0067	Mobile Heated Cabinets <small>(11 46 16)</small>		
11 46 16 00-0068 EA	Mobile, Heated Cabinet	6,190.12	55.94
11 46 16 00-0069	Smoothie Machine <small>(11 46 16)</small>		
11 46 16 00-0070 EA	Smoothie Machines 3-1/2 HP Commercial Blender With Toggle Control And Two 64 Ounce Polycarbonate Containers (Avamix BX2000T2J).....	341.85	25.01
11 46 16 00-0071 EA	Smoothie Machines 3-1/2 HP Commercial Blender With Toggle Control And One 64 Ounce Polycarbonate Container (Avamix BX2000T)	299.71	25.01
11 46 16 00-0072 EA	Smoothie Machines 3-1/2 HP Commercial Blender With Toggle Control, Adjustable Speed, And Two 64 Ounce Polycarbonate Containers (Avamix BX2000V2J).....	363.47	25.01
11 46 16 00-0073 EA	Smoothie Machines 3-1/2 HP Commercial Blender With Touchpad Control, Adjustable Speed, And Two 64 Ounce Polycarbonate Containers (Avamix BX2100E2J)	374.28	25.01
11 46 16 00-0074 EA	Smoothie Machines 2 HP Commercial Blender With Toggle Control And 64 Ounce Polycarbonate Container (Avamix BL2T64).....	197.84	25.01
11 46 16 00-0075	Refrigerated Buffet Display Table <small>(11 46 16)</small>		
11 46 16 00-0076 EA	35" Stainless Steel Refrigerated Buffet Display Table, Cooling Serving Stations (Turbo Air JBT-36-N).....	3,262.46	25.01
11 46 16 00-0077 EA	47" Stainless Steel Refrigerated Buffet Display Table, Cooling Serving Stations (Turbo Air JBT-48-N).....	4,323.47	25.01
11 46 16 00-0078 EA	59" Stainless Steel Refrigerated Buffet Display Table, Cooling Serving Stations (Turbo Air JBT-60-N).....	4,995.61	25.01
11 46 16 00-0079 EA	71" Stainless Steel Refrigerated Buffet Display Table, Cooling Serving Stations (Turbo Air JBT-72-N).....	5,851.22	25.01
11 46 16 00-0080	Refrigerated Bakery Display Case <small>(11 46 16)</small>		
11 46 16 00-0081 EA	26-1/2" Length x 36" Width x 48" Height, 36" Curved Glass, 2 Shelves, 36 To 43 Degrees Fahrenheit Temperature Range, R-290 Refrigerant, Full Service Refrigerated Bakery Display Case, White (Avantco BC36HCW).....	2,339.08	22.38
11 46 16 00-0082 EA	26-1/2" Length x 47-7/8" Width x 48" Height, 48" Curved Glass, 2 Shelves, 36 To 43 Degrees Fahrenheit Temperature Range, R-290 Refrigerant, Full Service Refrigerated Bakery Display Case, Black (Avantco BC48HCB).....	2,683.38	22.38
11 46 16 00-0083 EA	26-1/2" Length x 59-2/3" Width x 48" Height, 48" Curved Glass, 2 Shelves, 36 To 43 Degrees Fahrenheit Temperature Range, R-290 Refrigerant, Full Service Refrigerated Bakery Display Case, White (Avantco BC48HCW).....	2,689.73	25.60
11 46 16 00-0084 EA	26-1/2" Length x 59-2/3" Width x 48" Height, 60" Curved Glass, 2 Shelves, 36 To 43 Degrees Fahrenheit, R-290 Refrigerant, Full Service Refrigerated Bakery Display Case, Black (Avantco BC60HCB).....	2,919.27	25.60
11 46 16 00-0085 EA	26-1/2" Length x 59-2/3" Width x 48" Height, 60" Curved Glass, 2 Shelves, 36 To 43 Degrees Fahrenheit Temperature Range, R-290 Refrigerant, Full Service Refrigerated Bakery Display Case, White (Avantco BC60HCW).....	2,919.27	25.60
11 46 16 00-0086 EA	26-1/2" Length x 71-1/2" Width x 48" Height, 72" Curved Glass, 2 Shelves, 36 To 43 Degrees Fahrenheit Temperature Range, R-290 Refrigerant, Full Service Refrigerated Bakery Display Case, Black (Avantco BC72HCB).....	3,743.52	25.60
11 46 16 00-0087 EA	26-1/2" Length x 72-1/2" Width x 48" Height, 72" Curved Glass, 2 Shelves, 36 To 43 Degrees Fahrenheit Temperature Range, R-290 Refrigerant, Refrigerated Bakery Display Case, White (Avantco 193BC72HCW).....	3,743.52	25.60
11 46 16 00-0088 EA	27-1/2" Length x 35-3/8" Width x 44-3/8" Height, 35-1/2" Square Glass, 2 Shelves, 2 Doors, 36 To 43 Degrees Fahrenheit Temperature Range, Refrigerant R-290, Full Service Two Tier Refrigerated Bakery Display Case, White (Turbo Air TBP3646NW)	4,713.54	29.80



Equipment	11	
Foodservice Equipment	11 40	↔
Food Dispensing Equipment	11 46	

MINOR	CSI	UOM	DESCRIPTION	TOTAL DIRECT UNIT COST	DEMOLITION UNIT COST
11 46 16 00-0089	EA		27-1/2" Length x 35-3/8" Width x 44-3/8" Height, 35-1/2" Square Glass, 1 Shelf, 2 Doors, 36 To 43 Degrees Fahrenheit Temperature Range, R-290 Refrigerant, Full Service Two Tier Refrigerated Bakery Display Case With Lift-Up Front Glass, Black (Turbo Air TBP3646FN).....	5,993.69	29.80
11 46 16 00-0090	EA		27-1/2" Length x 35-3/8" Width x 44-3/8" Height, 35-1/2" Square Glass, 1 Shelf, Two Doors, R-290 Refrigerant, Full Service Two Tier Refrigerated Bakery Display Case, Black (Turbo Air TBP3646NN).....	4,713.54	29.80
11 46 16 00-0091	EA		27-1/2" Length x 35-3/8" Width x 44-3/8" Height, 35-1/2" Square Glass, 2 Shelves, 1 Door, R-290 Refrigerant, Two Tier Refrigerated Bakery Display Case With Lift-Up Front Glass, White (Turbo Air TBP3646FW).....	5,993.69	29.80
11 46 16 00-0092	EA		27-1/2" Length x 35-3/8" Width x 52-3/8" Height, 35-1/2" Square Glass, 2 Shelves, 2 Doors, R-290 Refrigerant, Three Tier Refrigerated Bakery Display Case, White (Turbo Air TBP3654NN).....	4,993.37	29.80
11 46 16 00-0093	EA		27-1/2" Length x 35-3/8" Width x 52-3/8" Height, 35-1/2" Square Glass, 2 Shelves, 2 Doors, R-290 Refrigerant, Full Service Three Tier Refrigerated Bakery Display Case With Lift-Up Front Glass, White (Turbo Air TBP3654F).....	4,993.37	29.80
11 46 16 00-0094	EA		27-1/2" Length x 35-3/8" Width x 52-3/8" Height, 35-1/2" Square Glass, 2 Shelves, 2 Doors, R-290 Refrigerant, Full Service Three Tier Refrigerated Bakery Display Case, Black (Turbo Air TBP3654NN).....	4,993.37	29.80
11 46 16 00-0095	EA		27-1/2" Length x 47-1/4" Width x 44-3/8" Height, 47" Square Glass, 1 Shelf, 2 Doors, R-290 Refrigerant, Full Service Two Tier Refrigerated Bakery Display Case, Black (Turbo Air TBP4846NN).....	5,307.52	29.80
11 46 16 00-0096	EA		27-1/2" Length x 47-1/4" Width x 44-3/8" Height, 47" Square Glass, 1 Shelf, 2 Doors, R-290 Refrigerant, Two Tier Refrigerated Bakery Display Case With Lift-Up Front Glass, White (Turbo Air TBP4846FW).....	6,751.08	29.80
11 46 16 00-0097	EA		27-1/2" Length x 47-1/4" Width x 44-3/8" Height, 47" Square Glass, 2 Shelves, 1 Door, R-290 Refrigerant, Full Service Two Tier Refrigerated Bakery Display Case, White (Turbo Air TBP4846NW).....	5,307.52	29.80
11 46 16 00-0098	EA		27-1/2" Length x 47-1/4" Width x 44-3/8" Height, 47" Square Glass, 2 Shelves, 1 Door, R-290 Refrigerant, Full Service Two Tier Drop-In Refrigerated Bakery Display Case (Turbo Air TBP4846FD).....	6,357.38	29.80
11 46 16 00-0099	EA		27-1/2" Length x 47-1/4" Width x 44-3/8" Height, 47" Square Glass, 2 Shelves, 1 Door, R-290 Refrigerant, Full Service Two Tier Black Refrigerated Bakery Display Case With Lift-Up Front Glass (Turbo Air TBP4846FN).....	6,751.08	29.80
11 46 16 00-0100	EA		27-1/2" Length x 47-1/4" Width x 52-3/8" Height, 47" Square Glass, 2 Shelves, 1 Door, R-290 Refrigerant, Full Service Three Tier Refrigerated Bakery Display Case With Lift-Up Front Glass, White (Turbo Air TBP4854FW).....	7,152.01	29.80
11 46 16 00-0101	EA		27-1/2" Length x 47-1/4" Width x 52-3/8" Height, 47" Square Glass, 2 Shelves, 2 Doors, R-290 Refrigerant, Full Service Three Tier Refrigerated Bakery Display Case, White (Turbo Air TBP4854NN).....	5,622.41	29.80
11 46 16 00-0102	EA		27-1/2" Length x 47-1/4" Width x 52-3/8" Height, 47" Square Glass, 2 Shelves, 2 Doors, R-290 Refrigerant, Full Service Three Tier Drop-In Refrigerated Bakery Display Case (Turbo Air TBP4854FD).....	6,734.81	29.80
11 46 16 00-0103	EA		27-1/2" Length x 47-1/4" Width x 52-3/8" Height, 47" Square Glass, 2 Shelves, 2 Doors, R-290 Refrigerant, Full Service Three Tier Black Refrigerated Bakery Display Case With Lift-Up Front Glass (Turbo Air TBP4854FN).....	7,152.01	29.80
11 46 16 00-0104	EA		27-1/2" Length x 47-1/4" Width x 52-3/8" Height, 47" Square Glass, 2 Shelves, 2 Doors, R-290 Refrigerant, Full Service Three Tier Refrigerated Bakery Display Case, Black (Turbo Air TBP4854NN).....	5,622.41	29.80
11 46 16 00-0105	EA		27-1/2" Length x 59" Width x 44-3/8" Height, 59" Square Glass, 1 Shelf, 2 Doors, R-290 Refrigerant, Full Service Two Tier Refrigerated Bakery Display Case With Lift-Up Front Glass, White (Turbo Air TBP6046FW).....	7,400.37	29.80
11 46 16 00-0106	EA		27-1/2" Length x 59" Width x 44-3/8" Height, 59" Square Glass, 1 Shelf, 2 Doors, R-290 Refrigerant, Full Service Two Tier Drop-In Refrigerated Bakery Display Case (Turbo Air TBP6046FD).....	6,968.71	29.80
11 46 16 00-0107	EA		27-1/2" Length x 59" Width x 44-3/8" Height, 59" Square Glass, 1 Shelf, 2 Doors, R-290 Refrigerant, Full Service Two Tier Refrigerated Bakery Display Case With Lift-Up Front Glass, Black (Turbo Air TBP6046FN).....	7,400.37	29.80
11 46 16 00-0108	EA		27-1/2" Length x 59" Width x 44-3/8" Height, 59" Square Glass, 2 Shelves, 1 Door, R-290 Refrigerant, Full Service Two Tier Refrigerated Bakery Display Case, Black (Turbo Air TBP6046NN).....	7,400.37	29.80
11 46 16 00-0109	EA		27-1/2" Length x 59" Width x 44-3/8" Height, 59" Square Glass, 2 Shelves, 1 Door, R-290 Refrigerant, Full Service Two Tier Refrigerated Bakery Display Case, Black (Turbo Air TBP6054FD).....	7,383.02	29.80
11 46 16 00-0110	EA		27-1/2" Length x 59" Width x 52-3/8" Height, 36" Curved Glass, 2 Shelves, 2 Doors, 36 To 43 Degrees Fahrenheit Temperature Range, R-290 Refrigerant, Full Service Refrigerated Bakery Display Case, Black (Avantco 193BC36HCB).....	2,359.40	32.58
11 46 16 00-0111	EA		27-1/2" Length x 59" Width x 52-3/8" Height, 59" Square Glass, 1 Shelf, 2 Doors, R-290 Refrigerant, Full Service Three Tier Refrigerated Bakery Display Case With Lift-Up Front Glass, White (Turbo Air TBP6054FW).....	7,846.08	32.58
11 46 16 00-0112	EA		27-1/2" Length x 59" Width x 52-3/8" Height, 59" Square Glass, 2 Shelves, 2 Doors, R-290 Refrigerant, Full Service Three Tier Refrigerated Bakery Display Case, White (Turbo Air TBP6054NN).....	6,167.91	32.58
11 46 16 00-0113	EA		27-1/2" Length x 35-3/8" Width x 52-3/8" Height, 35-1/2" Square Glass, 2 Shelves, 2 Doors, R-290 Refrigerant, Full Service Three Tier Refrigerated Bakery Display Case With Lift-Up Front Glass, White (Turbo Air TBP3654FW).....	6,350.52	29.80
11 46 16 00-0114	EA		34-1/4" Length x 36-1/2" Width x 50-1/8" Height, 36" Curved Glass, 2 Shelves, R-290 Refrigerant, Full Service Dry Refrigerated Bakery Display Case, White (Turbo Air TCGB36RWN).....	2,382.95	32.58
11 46 16 00-0115	EA		34-1/4" Length x 36-1/2" Width x 50-1/8" Height, 36" Flat Glass, 2 Shelves, R-290 Refrigerant, Open, Full Service Refrigerated Bakery Display Case, Black (Turbo Air TCGB36FBN).....	8,104.93	32.58
11 46 16 00-0116	EA		34-1/4" Length x 36-1/2" Width x 50-1/8" Height, 36" Flat Glass, 2 Shelves, R-290 Refrigerant, Open, Full Service Refrigerated Bakery Display Case, White (Turbo Air TCGB36FWN).....	8,104.93	32.58
11 46 16 00-0117	EA		34-1/4" Length x 36-1/2" Width x 50-1/8" Height, 36" Curved Glass, 2 Shelves, R-290 Refrigerant, Full Service Refrigerated Bakery Display Case, White (Turbo Air TCGB362WN).....	8,104.93	32.58
11 46 16 00-0118	EA		34-1/4" Length x 48-1/2" Width x 50-1/8" Height, 48" Curved Glass, 2 Shelves, R-290 Refrigerant, Full Service Refrigerated Dry Bakery Display Case, White (Turbo Air TCGB48DWN).....	5,452.71	32.58
11 46 16 00-0119	EA		34-1/4" Length x 48-1/2" Width x 50-1/8" Height, 48" Flat Glass, 2 Shelves, 33 To 41 Degrees Fahrenheit Temperature Range, R-290 Refrigerant, Open, Refrigerated Bakery Display Case, Black (Turbo Air TCGB48FBN).....	9,759.97	32.58
11 46 16 00-0120	EA		34-1/4" Length x 48-1/2" Width x 50-1/8" Height, 48" Flat Glass, 2 Shelves, 2 Doors, 33 To 41 Degrees Fahrenheit Temperature Range, R-290 Refrigerant, Full Service Refrigerated Bakery Display Case, White (Turbo Air TCGB48FWN).....	9,759.97	32.58
11 46 16 00-0121	EA		34-1/4" Length x 48-1/2" Width x 50-1/8" Height, 48" Curved Glass, 2 Shelves, 2 Doors, 33 To 41 Degrees Fahrenheit Temperature Range, R-290 Refrigerant, Full Service Refrigerated Bakery Display Case, White (Turbo Air TCGB482WN).....	9,759.97	32.58
11 46 16 00-0122	EA		34-1/4" Length x 60-1/2" Width x 50-1/8" Height, 60" Curved Glass, 2 Shelves, R-290 Refrigerant, Full Service Refrigerated Dry Bakery Display Case, White (Turbo Air TCGB60DWN).....	6,267.61	32.58
11 46 16 00-0123	EA		34-1/4" Length x 60-1/2" Width x 50-1/8" Height, 60" Flat Glass, 2 Shelves, 33 To 41 Degrees Fahrenheit Temperature Range, R-290 Refrigerant, Full Service Refrigerated Bakery Display Case, Black (Turbo Air TCGB60FBN).....	9,913.62	32.58
11 46 16 00-0124	EA		34-1/4" Length x 60-1/2" Width x 50-1/8" Height, 60" Flat Glass, 2 Shelves, 2 Doors, 33 To 41 Degrees Fahrenheit Temperature Range, R-290 Refrigerant, Open, Full Service Refrigerated Bakery Display Case, White (Turbo Air TCGB60FWN).....	15,462.44	32.58
11 46 16 00-0125	EA		34-1/4" Length x 60-1/2" Width x 50-1/8" Height, 60" Curved Glass, 4 Shelves, 2 Doors, 33 To 41 Degrees Fahrenheit Temperature Range, R-290 Refrigerant, Full Service Dry Refrigerated Bakery Display Case, White (Turbo Air TCGB602WN).....	15,462.44	32.58

11	11 Equipment
	11 40 Foodservice Equipment
	11 46 Food Dispensing Equipment



MINOR CSI	UOM	DESCRIPTION	TOTAL DIRECT UNIT COST	DEMOLITION UNIT COST
11 46 16 00-0126	EA	34-1/4" Length x 72-1/2" Width x 50-1/8" Height, 72" Curved Glass, 2 Shelves, 33 To 41 Degrees Fahrenheit Temperature Range, R-290 Refrigerant, Full Service Refrigerated Bakery Display Case, White (Turbo Air TCGB722WN).....	10,365.54	35.80
11 46 16 00-0127		Dry Bakery Display Case <small>(11 46 16)</small>		
11 46 16 00-0128	EA	26-1/2" Length x 36" Width x 48" Height, 36" Curved Glass, 2 Shelves, Full Service Dry Bakery Display Case, Black (Avantco BCD36B).....	1,693.57	22.38
11 46 16 00-0129	EA	26-1/2" Length x 36" Width x 48" Height, 36" Curved Glass, 2 Shelves, Full Service Dry Bakery Display Case, White (Avantco BCD36W).....	1,693.57	22.38
11 46 16 00-0130	EA	26-1/2" Length x 47.8" Width x 48" Height, 48" Curved Glass, 2 Shelves, Full Service Dry Bakery Display Case, Black (Avantco BCD48B).....	1,876.87	22.38
11 46 16 00-0131	EA	26-1/2" Length x 47.8" Width x 48" Height, 48" Curved Glass, 2 Shelves, Full Service Dry Bakery Display Case, White (Avantco BCD48W).....	1,876.87	22.38
11 46 16 00-0132	EA	26-1/2" Length x 59-2/3" Width x 48" Height, 60" Curved Glass, 2 Shelves, Full Service Dry Bakery Display Case, Black (Avantco BCD60B).....	2,158.18	25.60
11 46 16 00-0133	EA	26-1/2" Length x 59-2/3" Width x 48" Height, 60" Curved Glass, 2 Shelves, Full Service Dry Bakery Display Case, White (Avantco BCD60W).....	2,570.61	25.60
11 46 16 00-0134	EA	26-1/2" Length x 71-1/2" Width x 48" Height, 72" Curved Glass, 2 Shelves, Full Service Dry Bakery Display Case, Black (Avantco BCD72B).....	2,515.62	25.60
11 46 16 00-0135	EA	26-1/2" Length x 71-1/2" Width x 48" Height, 72" Curved Glass, 2 Shelves, Full Service Dry Bakery Display Case, White (Avantco BCD72W).....	2,515.62	25.60
11 46 16 00-0136	EA	27-1/2" Length x 36-3/8" Width x 44-3/8" Height, 73-11/16" Curved Glass, 1 Shelf, 2 Doors, Full Service Dry Bakery Display Case, Black (Beverage-Air TBP3646FN).....	5,272.35	29.80
11 46 16 00-0137	EA	27-1/2" Length x 36-3/8" Width x 44-3/8" Height, 73-11/16" Curved Glass, 1 Shelf, 2 Doors, Full Service Dry Bakery Display Case, White (Beverage-Air TBP3646FW).....	10,485.01	29.80
11 46 16 00-0138	EA	34-1/4" Length x 72-1/2" Width x 50-1/8" Height, 72" Curved Glass, 2 Shelves, Full Service Dry Bakery Display Case, White (Turbo Air TCGB72DWN).....	7,707.64	35.80
11 46 16 00-0139	EA	35-3/4" Length x 37-1/4" Width x 48-9/16" Height, 37-1/4" Curved Glass, 2 Shelves, Full Service Dry Bakery Display Case, White (Beverage-Air CDR3HCWD).....	5,113.26	32.58
11 46 16 00-0140	EA	35-3/4" Length x 36-1/4" Width x 48-9/16" Height, 37-1/4" Curved Glass, 2 Shelves, 2 Doors, Dry Bakery Display Case, Black (Beverage-Air CDR3HCBD).....	5,113.26	32.58
11 46 16 00-0141	EA	35-3/4" Length x 49-1/4" Width x 48-9/16" Height, 49-1/4" Curved Glass, 2 Shelves, 2 Doors, Full Service Dry Bakery Display Case, Black (Beverage-Air CDR4HCBD).....	5,113.26	32.58
11 46 16 00-0142	EA	35-3/4" Length x 49-1/4" Width x 48-9/16" Height, 49-1/4" Curved Glass, 2 Doors, 2 Shelves, Dry Bakery Display Case, White (Beverage-Air CDR4HCWD).....	5,113.26	32.58
11 46 16 00-0143	EA	35-3/4" Length x 60-1/4" Width x 48-9/16" Height, 60-1/4" Curved Glass, 2 Shelves, 2 Doors, Dry Bakery Display Case, Black (Beverage-Air CDR5HCBD).....	5,318.10	32.58
11 46 16 00-0144	EA	35-3/4" Length x 60-1/4" Width x 48-9/16" Height, 60-1/4" Curved Glass, 2 Shelves, 2 Doors, Full Service Dry Bakery Display Case, White (Beverage-Air CDR5HCWD).....	5,318.10	32.58
11 46 16 00-0145	EA	35-3/4" Length x 73-11/16" Width x 48-9/16" Height, 73-11/16" Curved Glass, 2 Shelves, 2 Doors, Full Service Dry Bakery Display Case, Black (Beverage-Air CDR6HCBD).....	5,749.90	35.80
11 46 16 00-0146	EA	35-3/4" Length x 73-11/16" Width x 48-9/16" Height, 73-11/16" Curved Glass, 2 Shelves, 2 Doors, Full Service Dry Bakery Display Case, White (Beverage-Air CDR6HCWD).....	5,749.90	35.80
11 46 16 00-0147		Dual Dry/Refrigerated Bakery Display Case <small>(11 46 16)</small>		
11 46 16 00-0148	EA	34-1/4" Length x 60-1/2" Width x 50-1/8" Height, 60" Flat Glass, 4 Shelves, 2 Doors, 33 To 41 Degrees Fahrenheit Temperature Range, R-290 Refrigerant, Dual Dry/Refrigerated Bakery Display Case, Black (Turbo Air TCGB60UFCBON).....	16,786.17	32.58
11 46 16 00-0149	EA	34-1/4" Length x 60-1/2" Width x 50-1/8" Height, 60" Flat Glass, 4 Shelves, 2 Doors, 33 To 41 Degrees Fahrenheit Temperature Range, R-290 Refrigerant, Full Service Dual Dry/Refrigerated Bakery Display Case, White (Turbo Air TCGB60UFCOWN).....	16,786.17	32.58
11 46 16 00-0150	EA	34-1/4" Length x 60-1/2" Width x 50-1/8" Height, 60" Curved Glass, 4 Shelves, 33 To 41 Degrees Fahrenheit Temperature Range, Refrigerant R-290, Full Service Dual Dry/Refrigerated Bakery Display Case, White (Turbo Air TCGB60COWN).....	16,786.17	32.58
11 46 16 00-0151	EA	34-1/4" Length x 72-1/2" Width x 50-1/8" Height, 72" Curved Glass, 2 Shelves, 2 Doors, 33 To 41 Degrees Fahrenheit Temperature Range, R-290 Refrigerant, Full Service Dual Dry/Refrigerated Bakery Display Case, White (Turbo Air TCGB72UFCOWN).....	16,792.70	35.80
11 46 16 00-0152	EA	34-1/4" Length x 72-1/2" Width x 50-1/8" Height, 72" Curved Glass, 4 Shelves, 33 To 41 Degrees Fahrenheit Temperature Range, R-290 Refrigerant, Full Service Dual Dry/Refrigerated Bakery Display Case, White (Turbo Air TCGB72COWN).....	17,236.95	35.80
11 46 16 00-0153		Refrigerated Deli Case <small>(11 46 16)</small>		
11 46 16 00-0154	EA	30" Length x 72-1/2" Width x 41-7/8" Height, 72" Low Profile Curved Glass, 1 Shelf, Sliding Door, 33 To 41 Degrees Fahrenheit Temperature Range, R-290 Refrigerant, Refrigerated Deli Case, White (Turbo Air TCDD72LWN).....	9,046.86	119.32
11 46 16 00-0155	EA	30" Length x 72-1/2" Width x 50-1/8" Height, 72" Curved Glass, 2 Shelves, Sliding Door, 33 To 41 Degrees Fahrenheit Temperature Range, R-290 Refrigerant, Refrigerated Deli Case, White (Turbo Air TCDD72HWN).....	9,046.86	119.32
11 46 16 00-0156	EA	30" Length x 96-1/2" Width x 41-7/8" Height, 96" Low Profile Curved Glass, 1 Shelf, Sliding Door, 33 To 41 Degrees Fahrenheit Temperature Range, R-290 Refrigerant, Refrigerated Deli Case, White (Turbo Air TCDD96LWN).....	10,365.23	119.32
11 46 16 00-0157	EA	30" Length x 96-1/2" Width x 5-1/8" Height, 96" Curved Glass, 1 Shelf, Sliding Door, 33 To 41 Degree Fahrenheit Temperature Range, R-290 Refrigerant, Refrigerated Deli Case, White (Turbo Air TCDD96HWN).....	10,365.23	119.32
11 46 16 00-0158	EA	32-1/2" Length x 36-1/4" Width x 42-7/8" Height, 36" Curved Glass, 4 Shelves, 2 Doors, Sliding Door, 33 To 40 Degrees Fahrenheit Temperature Range, R-290 Refrigerant, Refrigerated Deli Case, Black (Avantco DLC36HCB).....	2,121.95	71.61
11 46 16 00-0159	EA	32-1/2" Length x 36-1/4" Width x 42-7/8" Height, 36" Curved Glass, 4 Shelves, 2 Doors, Sliding Doors, 33 To 40 Degrees Fahrenheit Temperature Range, R-290 Refrigerant, Stainless Steel Refrigerated Deli Case (Avantco DLC36HCS).....	2,309.09	71.61
11 46 16 00-0160	EA	32-1/2" Length x 36-1/4" Width x 42-7/8" Height, 36" Curved Glass, 4 Shelves, 2 Doors, Sliding Door, 33 To 40 Degrees Fahrenheit Temperature Range, R-290 Refrigerant, Refrigerated Deli Case, White (Avantco DLC36HCW).....	2,121.95	71.61



Equipment	11	
Foodservice Equipment	11 40	⇄
Food Dispensing Equipment	11 46	

MINOR	CSI	UOM	DESCRIPTION	TOTAL DIRECT UNIT COST	DEMOLITION UNIT COST
11 46 16 00-0161	EA		32-1/2" Length x 47-1/4" Width x 42-7/8" Height, 47" Curved Glass, 6 Shelves, 2 Doors, Sliding Door, 33 To 40 Degrees Fahrenheit Temperature Range, R-290 Refrigerant, Refrigerated Deli Case, Black (Avantco DLC47HCB).....	2,404.00	89.51
11 46 16 00-0162	EA		32-1/2" Length x 47-1/4" Width x 42-7/8" Height, 47" Curved Glass, 6 Shelves, 2 Doors, Sliding Door, 33 To 40 Degrees Fahrenheit Temperature Range, R-290 Refrigerant, Stainless Steel Refrigerated Deli Case (Avantco DLC47HCS).....	2,610.84	89.51
11 46 16 00-0163	EA		32-1/2" Length x 64-1/3" Width x 42-7/8" Height, 64" Curved Glass, 6 Shelves, 2 Doors, Sliding Door, 33 To 40 Degrees Fahrenheit Temperature Range, R-290 Refrigerant, Refrigerated Deli Case, White (Avantco DLC64HCW).....	2,818.28	119.32
11 46 16 00-0164	EA		32-1/2" Length x 64-1/4" Width x 42-7/8" Height, 64" Curved Glass, 6 Shelves, 2 Doors, Sliding Door, 33 To 40 Degrees Fahrenheit Temperature Range, R-290 Refrigerant, Refrigerated Deli Case, Black (Avantco DLC64HCB).....	2,818.28	119.32
11 46 16 00-0165	EA		32-1/2" Length x 64-1/4" Width x 42-7/8" Height, 64" Curved Glass, 6 Shelves, 2 Doors, Sliding Door, 33 To 40 Degrees Fahrenheit Temperature Range, R-290 Refrigerant, Stainless Steel Refrigerated Deli Case (Avantco DLC64HCS).....	3,182.71	119.32
11 46 16 00-0166	EA		32-1/2" Length x 64-1/4" Width x 42-7/8" Height, 47" Curved Glass, 6 Shelves, 2 Doors, Sliding Door, 33 To 40 Degrees Fahrenheit Temperature Range, R-290 Refrigerant, Refrigerated Deli Case, White (Avantco DLC47HCW).....	2,463.70	119.32
11 46 16 00-0167	EA		32-1/2" Length x 82" Width x 42-7/8" Height, 82" Curved Glass, 9 Shelves, Sliding Door, 33 To 40 Degrees Fahrenheit Temperature Range, R-290 Refrigerant, Refrigerated Deli Case, Black (Avantco DLC82HCB).....	3,074.36	119.32
11 46 16 00-0168	EA		32-1/2" Length x 82" Width x 42-7/8" Height, 82" Curved Glass, 9 Shelves, Sliding Door, 33 To 40 Degrees Fahrenheit Temperature Range, R-290 Refrigerant, Refrigerated Deli Case, White (Avantco DLC82HCW).....	3,074.36	119.32
11 46 16 00-0169	EA		32-1/2" Length x 82" Width x 42-7/8" Height, 82" Curved Glass, 9 Shelves, Sliding Door, 33 To 40 Degrees Fahrenheit Temperature Range, R-290 Refrigerant, Stainless Steel Refrigerated Deli Case (Avantco DLC82HCS).....	3,379.69	119.32
11 46 19 Soda Fountain Equipment (11 46)					
11 46 19 00-0001 Carbonated Beverage Dispensing (11 46 19)					
11 46 19 00-0002	EA		Carbonated Beverage Dispenser.....	3,843.64	420.66
11 46 19 00-0003	EA		Carbonated Beverage Dispenser With 90 LB Ice.....	6,106.09	480.70
11 46 19 00-0004	EA		Carbonated Beverage Dispenser With 150 LB Ice.....	11,236.28	672.96
11 46 19 00-0005 Beverage Chilling Systems (11 46 19)					
11 46 19 00-0006	EA		Beverage Chiller, Small.....	10,910.73	332.89
11 46 19 00-0007	EA		Beverage Chiller, Large.....	20,556.01	499.39
11 46 83 Ice Machines (11 46)					
11 46 83 00-0001 Undercounter Ice Machines With Bin (11 46 83)					
11 46 83 00-0002	EA		53 LB/Day, Air Cooled Undercounter Octagonal Cube Ice Machine With 25 LB Capacity Bin (Manitowoc SM-50A 115/60/1).....	2,418.83	22.38
11 46 83 00-0003	EA		85 LB/Day, Air Cooled Undercounter Pearl/Nugget Ice Machine With 22 LB Capacity Bin (Ice-O-Matic GEMU090).....	3,883.81	181.18
11 46 83 00-0004	EA		137 LB/Day, Air Cooled Undercounter Half Dice Cube Ice Machine With 90 LB Capacity Bin (Manitowoc UYF0140A).....	2,958.46	181.18
11 46 83 00-0005	EA		100 LB/Day, Undercounter, Air Cooled Ice Machine With 57 LB Capacity Bin (Scotsman CU0920MA).....	2,887.69	181.18
11 46 83 00-0006	EA		227 LB/Day, Undercounter, Air Cooled Ice Machine With 80 Lb Capacity Bin (Scotsman UC2024SA).....	3,110.60	194.13
11 46 83 00-0007	EA		282 LB/Day, Undercounter, Air Cooled Ice Machine With 80 Lb Capacity Bin (Scotsman UC2724SA).....	3,479.69	194.13
11 46 83 00-0008 Ice Cube Maker (11 46 83)					
11 46 83 00-0009	EA		320 LB/Day, Modular Ice Maker Without Bin.....	3,931.39	194.13
11 46 83 00-0010	EA		451 LB/Day, Modular Ice Maker Without Bin.....	4,272.45	207.07
11 46 83 00-0011	EA		600 LB/Day, Modular Ice Maker Without Bin.....	4,893.70	207.07
11 46 83 00-0012	EA		901 LB/Day, Modular Ice Maker Without Bin.....	7,002.35	220.01
11 46 83 00-0013	EA		1301 LB/Day, Modular Ice Maker Without Bin.....	7,948.11	220.01
11 46 83 00-0014	EA		1601 LB/Day, Modular Ice Maker Without Bin.....	9,584.11	232.95
11 46 83 00-0015	EA		1900 LB/Day, Modular Ice Maker Without Bin.....	10,589.19	232.95
11 46 83 00-0016 Ice Flakers (11 46 83)					
11 46 83 00-0017	EA		300 LB/Day, Ice Flakers.....	7,982.03	542.51
11 46 83 00-0018	EA		600 LB/Day, Ice Flakers.....	14,540.78	868.02
11 46 83 00-0019	EA		1,000 LB/Day, Ice Flakers.....	17,884.57	1,193.53
11 46 83 00-0020	EA		2,000 LB/Day, Ice Flakers.....	21,972.24	1,302.03
11 46 83 00-0021 Ice Storage Bins (11 46 83)					
11 46 83 00-0022	EA		260 LB Capacity, Stainless Steel Ice Storage Bin.....	1,567.68	134.26
11 46 83 00-0023	EA		360 LB Capacity, Stainless Steel Ice Storage Bin.....	1,719.52	134.26
11 46 83 00-0024	EA		550 LB Capacity, Stainless Steel Ice Storage Bin.....	2,146.84	145.45
11 46 83 00-0025	EA		660 LB Capacity, Stainless Steel Ice Storage Bin.....	2,315.56	145.45
11 46 83 00-0026	EA		1150 LB Capacity, Stainless Steel Ice Storage Bin.....	4,446.96	156.64

11 48 Foodservice Cleaning and Disposal Equipment (11 40)

11 48 13 Commercial Dishwashers (11 48)

11	11 Equipment
	11 40 Foodservice Equipment
	11 48 Foodservice Cleaning and Disposal Equipment



MINOR CSI UOM DESCRIPTION	TOTAL DIRECT UNIT COST	DEMOLITION UNIT COST
11 48 13 00-0001 Rack Type Dishwasher ^(11 48 13)		
11 48 13 00-0002 EA Dishwasher, 1 Tank And 190 To 230 Racks/Hour	20,380.94	921.87
11 48 13 00-0003 EA Dishwasher, 2 Tanks And 234 To 260 Racks/Hour	32,982.69	1,138.79
11 48 13 00-0004 EA Dishwasher, 2 Tanks And 265 To 290 Racks/Hour	39,394.02	1,301.47
11 48 13 00-0005 Exhaust Hood Dishwasher ^(11 48 13)		
11 48 13 00-0006 EA 4' x 4' x 2' Dishwasher Exhaust Hood Stainless Steel With Gutter On All Sides.....	2,503.30	208.67
11 48 13 00-0007 EA 4' x 4' x 7' Dishwasher Exhaust Hood Stainless Steel With Gutter On All Sides.....	4,340.47	250.40
11 48 13 00-0008 Undercounter Type Dishwasher ^(11 48 13)		
11 48 13 00-0009 EA High Speed, Undercounter Commercial Dishwasher (Hobart LX30-H)	6,476.53	189.80
11 48 13 00-0010 EA 1.2 Gallons Per Rack, 120 To 140 Degrees Fahrenheit, 115 Volt, Low Temperature Undercounter Dishwasher (Noble WF-UL30-NO-115).....	4,663.06	179.02
11 48 13 00-0011 EA 1.2 Gallons Per Rack, 120 To 140 Degrees Fahrenheit, 115 Volt, Low Temperature Undercounter Dishwasher (Jackson DISHSTAR LT UNDERCOUNTER)	7,024.20	179.02
11 48 13 00-0012 EA 1.1 Gallons Per Rack, 150 To 180 Degrees Fahrenheit Temperature Range, High Temperature Undercounter Dishwasher (Noble WF-UH30-FND-NO)	5,004.60	179.02
11 48 13 00-0013 EA 1.1 Gallons Per Rack, 150 To 180 Degrees Fahrenheit Temperature Range, 208/230 Volt, High Temperature Undercounter Dishwasher (Jackson DISHSTAR HT).....	7,322.69	179.02
11 48 13 00-0014 EA 0.65 Gallons Per Rack, 155 To 180 Degrees Fahrenheit Temperature Range, 208/230V, 1 Phase, Energy Efficient High Temperature Undercounter Dishwasher (Jackson DISHSTAR HTE).....	7,619.69	179.02
11 48 13 00-0015 EA 0.65 Gallons Per Rack, 155 To 180 Degrees Fahrenheit Temperature Range, 208/230 Volt, 1 Phase, High Temperature Undercounter Dishwasher With Energy Recovery (Jackson DSTR HT-SEER)	8,789.87	179.02
11 48 13 00-0016 EA 0.65 Gallons Per Rack, 155 To 180 Degrees Fahrenheit Temperature Range, 208/230 Volt, 1 Phase, High Temperature Undercounter Dishwasher With Energy Recovery (Jackson TEMPSTAR-HH VER).....	20,206.55	179.02
11 48 13 00-0017 EA 0.74 Gallons Per Rack, 180 Degrees Fahrenheit, 120/208-240 Volt, Hot Water Sanitizing, Undercounter Dishwasher (Hobart LXEH-2)	11,359.17	179.02
11 48 13 00-0018 EA 0.62 Gallons Per Rack, 180 Degrees Fahrenheit, 120/208-240 Volt, Hot Water Sanitizing, Undercounter Dishwasher With Energy Recovery (Hobart LXER-2).....	12,175.55	179.00
11 48 13 00-0019 Dish Tables ^(11 48 13)		
11 48 13 00-0020 LF Clean/Soiled Dish Table, Basic.....	291.60	41.65
11 48 13 00-0021 LF Clean/Soiled Dish Table With Trough.....	459.15	62.43
11 48 13 00-0022 LF Clean/Soiled Dish Table, Maximum.....	554.21	83.20
11 48 13 00-0023 Sprays And Hoses ^(11 48 13)		
11 48 13 00-0024 Sprays, Fillers ^(11 48 13 00-0023)		
11 48 13 00-0025 EA Pre-Rinse Spray	444.88	79.05
11 48 13 00-0026 EA Kettle Fillers	387.54	79.05
11 48 13 00-0027 Hoses ^(11 48 13 00-0023)		
11 48 13 00-0028 EA Hose Reel	533.85	94.90
11 48 13 00-0029 EA Wash-Down Hose	419.17	94.90
11 48 13 00-0030 EA Hose Reel And Spray System With Accessories (Chicago 535NF).....	1,441.26	
11 48 13 00-0031 Commercial Dishwashers ^(11 48 13)		
11 48 13 00-0032 EA 1.16 Gallons Per Rack, 120 To 140 Degrees Fahrenheit, Single Rack, Low Temperature Glass Washer/Dishwasher (Noble WF-DG-E-NO 115/1).....	5,645.93	477.36
11 48 13 00-0033 EA 1.36 Gallons Per Rack, 120 To 140 Degrees Fahrenheit, 115 Volt, Low Temperature Dishwasher (Noble WF- HT180-D-7-NO).....	9,489.30	179.02
11 48 13 00-0034 EA 1.02 Gallons Per Rack, 120 Degrees Fahrenheit, 115 Volt, Single Rack, Low Temperature Door-Type Dish Machine (Noble WF-I-E-NO 115)	5,005.75	550.85
11 48 13 00-0035 EA 2.23 Gallons Per Rack, 130 Degrees Fahrenheit, 115 Volt, Electric Carousel Type Underbar Glass Washer (Noble WF-CG-115-NO).....	5,851.06	179.02
11 48 13 00-0036 EA 2.23 Gallons Per Rack, 130 Degrees Fahrenheit, 208 To 230 Volt, Electric Carousel Type Underbar Glass Washer (Noble WF-CG NOBLE LABEL)	5,851.06	179.02
11 48 13 00-0037 EA 1.61 Gallons Per Rack, 140 Degrees Fahrenheit, 115 Volt, Dual Functionality, Low Temperature Door Type Dish/Pot And Pan Washer (Noble 1-HH-NO)	5,644.31	550.85
11 48 13 00-0038 EA 1.36 Gallons Per Rack, 140 Degrees Fahrenheit, 208/230 Volt, 1 Phase, Dual Functionality, High Temperature Tall Dish/Pot And Pan Washer (Noble WF-HT-180HH-NO)	11,940.71	550.85
11 48 13 00-0039 EA 1.561 Gallons Per Rack, 145 Degrees Fahrenheit, 115 Volt, Dual Functionality, Low Temperature Door Type Dish/Pot And Pan Washer (Noble WF-I-E-A-LTH-NO).....	7,188.71	550.85
11 48 13 00-0040 EA 1.02 Gallons Per Rack, 145 Degrees Fahrenheit, 208/230 Volt, 1 Phase, Dual Benefit, Low Temperature Door Type Dishwasher (Noble WF-IE-LTH-NO).....	7,025.35	550.85
11 48 13 00-0041 EA 0.75 Gallons Per Rack, 150 To 180 Degrees Fahrenheit Temperature Range, 208/230 Volt, Door Type Dishwasher High Hood With Electric Booster Heater (Jackson TEMPSTAR-HH).....	16,771.41	550.85
11 48 13 00-0042 EA 1.17 Gallons Per Rack, 150 To 180 Degrees Fahrenheit Temperature Range, 115 Volt, Double Rack Low Temperature Dishwasher (Noble WF-II-NO)	7,040.21	550.85
11 48 13 00-0043 EA 1.36 Gallons Per Rack, 150 To 180 Degrees Fahrenheit Temperature Range, 208/230 Volt, 3 Phase, High Temperature Dual Functionality Tall Dish/Pot And Pan Washer (Noble WF-HT-180HH-NO)	11,940.71	550.85
11 48 13 00-0044 EA 60 Second Wash Cycle Time, 8 Gallon Tank, Single Cycle, Select Single Rack High/Low Temperature, Straight/Corner Dishwasher (Noble HT-180EC1)	7,797.55	550.85
11 48 13 00-0045 EA 4 Cycles, 40 Racks Per Hour, 60 To 360 Second Wash Cycle Time, 14 Gallon, 208-240 Volt, 1 Phase, Ventless High Temperature Dishwasher With Booster Heater (Hobart AM15VL-6).....	27,595.43	550.85



Equipment	11
Foodservice Equipment	11 40
Foodservice Cleaning and Disposal Equipment	11 48

MINOR CSI UOM DESCRIPTION	TOTAL DIRECT UNIT COST	DEMOLITION UNIT COST
------------------------------	---------------------------	-------------------------

11 48 13 00-0046	EA	208-240 Volt, 3 Phase, Ventless, Tall High Temperature Dishwasher With Booster Heater (Hobart AM15VLT-2)	32,624.32	550.85
11 48 13 00-0047	EA	208/230 Volt, 3 Phase, 0.89 Gallons Per Rack, 110 Degrees Fahrenheit, Multi Cycle, High Temperature Dishwasher (Noble WF-HT180-A-7-NO)	10,232.95	550.85

11 48 16 Foodservice Disposal Equipment (11 48)

11 48 16 00-0001 Garbage Disposals (11 48 16)

Note: Manual switch.

11 48 16 00-0002	EA	1/2 HP, 115/208-230 Volt, 1 Phase, Stainless Steel, Garbage Disposal	1,553.72	146.42
11 48 16 00-0003	EA	3/4 HP, 115/208-230 Volt, 1 Phase, Stainless Steel, Garbage Disposal	1,965.56	151.84
11 48 16 00-0004	EA	1 HP, 115/208-230 Volt, 1 Phase, Stainless Steel, Garbage Disposal	2,111.38	157.26
11 48 16 00-0005	EA	1.5 HP, 115/208-230 Volt, 1 Phase, Stainless Steel, Garbage Disposal	2,767.72	162.69
11 48 16 00-0006	EA	2 HP, 115/208-230 Volt, 1 Phase, Stainless Steel, Garbage Disposal	3,019.14	178.95
11 48 16 00-0007	EA	3 HP, 208-230/460 Volt, 3 Phase, Stainless Steel, Garbage Disposal	4,267.89	195.22
11 48 16 00-0008	EA	5 HP, 208-230/460 Volt, 3 Phase, Stainless Steel, Garbage Disposal	5,102.72	216.91
11 48 16 00-0009	EA	7-1/2 HP, 208-230/460 Volt, 3 Phase, Stainless Steel, Garbage Disposal	7,113.74	233.18
11 48 16 00-0010	EA	10 HP, 208-230/460 Volt, 3 Phase, Stainless Steel, Garbage Disposal	9,377.10	244.02

11 48 16 00-0011 Pulper/Extractors (11 48 16)

11 48 16 00-0012	EA	5 HP, Pulper/Extractor, Close-Coupled	6,205.30	225.91
------------------	----	---	----------	--------

11 50 Educational and Scientific Equipment (11)

11 51 Library Equipment (11 50)

11 51 19 Book Theft Protection Equipment (11 51)

11 51 19 00-0001 LA DPW Book Detection System (11 51-19)

11 51 19 00-0002	EA	Dual Corridor Book Detection System, 36" Corridor, Buried Cable With Closed Panels (3M 3902, Dual, 36" BC, Closed Panel)	67,183.94	
------------------	----	--	-----------	--

Note: Designer Series Insert: Eclipse or Courier. Pedestal Color: Silver or Black. Excludes any accessory items (sensitizers, desensitizers, bookchecks, selfchecks, strips, etc.). Blockouts, conduit, concrete fill, electrical service and all other site prep for system and electronics enclosure to be by others.

11 52 Audio-Visual Equipment (11 50)

11 52 13 Projection Screens (11 52)

11 52 13 13 Fixed Projection Screens (11 52 13)

11 52 13 13-0001 Screens (11 52 13 13)

11 52 13 13-0002 Pull Down Project Screen, Matte White Or Glass Beaded (Da-Lite Model B)

11 52 13 13-0003	EA	40" x 40" Pull Down Projection Screen (Da-Lite B)	372.51	70.37
		For High Contrast Matte, Add	40.00	
		For Video Spectra Fabric, Add	40.00	
		For High Power Fabric, Add	120.00	
11 52 13 13-0004	EA	50" x 50" Pull Down Projection Screen (Da-Lite B)	441.28	90.48
		For High Contrast Matte, Add	40.00	
		For Video Spectra Fabric, Add	40.00	
		For High Power Fabric, Add	120.00	
11 52 13 13-0005	EA	60" x 60" Pull Down Projection Screen (Da-Lite B)	550.26	125.66
		For High Contrast Matte, Add	40.00	
		For Video Spectra Fabric, Add	40.00	
		For High Power Fabric, Add	120.00	
11 52 13 13-0006	EA	70" x 70" Pull Down Projection Screen (Da-Lite B)	634.12	150.79
		For High Contrast Matte, Add	40.00	
		For Video Spectra Fabric, Add	40.00	
		For High Power Fabric, Add	120.00	
11 52 13 13-0007	EA	84" x 84" Pull Down Projection Screen (Da-Lite B)	986.44	226.20
		For High Contrast Matte, Add	40.00	
		For Video Spectra Fabric, Add	40.00	
		For High Power Fabric, Add	120.00	
11 52 13 13-0008	EA	96" x 96" Pull Down Projection Screen (Da-Lite B)	1,171.05	251.33
		For High Contrast Matte, Add	40.00	
		For Video Spectra Fabric, Add	40.00	
		For High Power Fabric, Add	120.00	
11 52 13 13-0009	EA	64" x 84" Pull Down Projection Screen (Da-Lite B)	855.75	160.85
		For High Contrast Matte, Add	40.00	
		For Video Spectra Fabric, Add	40.00	
		For High Power Fabric, Add	120.00	
11 52 13 13-0010	EA	72" x 96" Pull Down Projection Screen (Da-Lite B)	969.77	201.06
		For High Contrast Matte, Add	40.00	
		For Video Spectra Fabric, Add	40.00	
		For High Power Fabric, Add	120.00	
11 52 13 13-0011	EA	43" x 57" Pull Down Projection Screen (Da-Lite B)	537.02	85.45
		For High Contrast Matte, Add	40.00	
		For Video Spectra Fabric, Add	40.00	
		For High Power Fabric, Add	120.00	

11	11 Equipment
	11 50 Educational and Scientific Equipment
	11 52 Audio-Visual Equipment



MINOR CSI UOM DESCRIPTION	TOTAL DIRECT UNIT COST	DEMOLITION UNIT COST
11 52 13 13-0012 EA 50" x 67" Pull Down Projection Screen (Da-Lite B) <i>For High Contrast Matte, Add</i> <i>For Video Spectra Fabric, Add</i> <i>For High Power Fabric, Add</i>	741.74 40.00 40.00 120.00	120.63
11 52 13 13-0013 EA 55" x 77" Pull Down Projection Screen (Da-Lite B) <i>For High Contrast Matte, Add</i> <i>For Video Spectra Fabric, Add</i> <i>For High Power Fabric, Add</i>	805.49 40.00 40.00 120.00	135.72
11 52 13 13-0014 EA 60" x 80" Pull Down Projection Screen (Da-Lite B) <i>For High Contrast Matte, Add</i> <i>For Video Spectra Fabric, Add</i> <i>For High Power Fabric, Add</i>	859.18 40.00 40.00 120.00	145.77
11 52 13 13-0015 EA 69" x 92" Pull Down Projection Screen (Da-Lite B) <i>For High Contrast Matte, Add</i> <i>For Video Spectra Fabric, Add</i> <i>For High Power Fabric, Add</i>	986.67 40.00 40.00 120.00	175.93
11 52 13 13-0016 EA 45" x 80" Pull Down Projection Screen (Da-Lite B) <i>For High Contrast Matte, Add</i> <i>For Video Spectra Fabric, Add</i> <i>For High Power Fabric, Add</i>	818.97 40.00 40.00 120.00	125.66
11 52 13 13-0017 EA 52" x 92" Pull Down Projection Screen (Da-Lite B) <i>For High Contrast Matte, Add</i> <i>For Video Spectra Fabric, Add</i> <i>For High Power Fabric, Add</i>	926.35 40.00 40.00 120.00	145.77
11 52 13 13-0018 Heavy Duty Pull Down Project Screen, Matte White Or Glass Beaded (Da-Lite Model C) <small>(11 52 13 13-0001)</small>		
11 52 13 13-0019 EA 50" x 50" Pull Down Projection Screen (Da-Lite C) <i>For High Contrast Matte, Add</i> <i>For Video Spectra Fabric, Add</i> <i>For High Power Fabric, Add</i>	911.51 40.00 40.00 120.00	90.48
11 52 13 13-0020 EA 60" x 60" Pull Down Projection Screen (Da-Lite C) <i>For High Contrast Matte, Add</i> <i>For Video Spectra Fabric, Add</i> <i>For High Power Fabric, Add</i>	1,054.08 40.00 40.00 120.00	125.66
11 52 13 13-0021 EA 70" x 70" Pull Down Projection Screen (Da-Lite C) <i>For High Contrast Matte, Add</i> <i>For Video Spectra Fabric, Add</i> <i>For High Power Fabric, Add</i>	1,211.73 40.00 40.00 120.00	170.91
11 52 13 13-0022 EA 84" x 84" Pull Down Projection Screen (Da-Lite C) <i>For High Contrast Matte, Add</i> <i>For Video Spectra Fabric, Add</i> <i>For High Power Fabric, Add</i>	1,389.50 40.00 40.00 120.00	226.20
11 52 13 13-0023 EA 6' x 8' Pull Down Projection Screen (Da-Lite C) <i>For High Contrast Matte, Add</i> <i>For Video Spectra Fabric, Add</i> <i>For High Power Fabric, Add</i>	1,533.91 40.00 40.00 120.00	231.22
11 52 13 13-0024 EA 8' x 8' Pull Down Projection Screen (Da-Lite C) <i>For High Contrast Matte, Add</i> <i>For Video Spectra Fabric, Add</i> <i>For High Power Fabric, Add</i>	1,641.28 40.00 40.00 120.00	251.33
11 52 13 13-0025 EA 7' x 9' Pull Down Projection Screen (Da-Lite C) <i>For High Contrast Matte, Add</i> <i>For Video Spectra Fabric, Add</i> <i>For High Power Fabric, Add</i>	1,674.87 40.00 40.00 120.00	251.33
11 52 13 13-0026 EA 9' x 9' Pull Down Projection Screen (Da-Lite C) <i>For High Contrast Matte, Add</i> <i>For Video Spectra Fabric, Add</i> <i>For High Power Fabric, Add</i>	1,805.80 40.00 40.00 120.00	266.41
11 52 13 13-0027 EA 8' x 10' Pull Down Projection Screen (Da-Lite C) <i>For High Contrast Matte, Add</i> <i>For Video Spectra Fabric, Add</i> <i>For High Power Fabric, Add</i>	1,936.73 40.00 40.00 120.00	281.48
11 52 13 13-0028 EA 10' x 10' Pull Down Projection Screen (Da-Lite C) <i>For High Contrast Matte, Add</i> <i>For Video Spectra Fabric, Add</i> <i>For High Power Fabric, Add</i>	2,077.69 40.00 40.00 120.00	301.60
11 52 13 13-0029 EA 9' x 12' Pull Down Projection Screen (Da-Lite C) <i>For High Contrast Matte, Add</i> <i>For Video Spectra Fabric, Add</i> <i>For High Power Fabric, Add</i>	2,346.40 40.00 40.00 120.00	301.60
11 52 13 13-0030 EA 12' x 12' Pull Down Projection Screen (Da-Lite C) <i>For High Contrast Matte, Add</i> <i>For Video Spectra Fabric, Add</i> <i>For High Power Fabric, Add</i>	2,681.82 40.00 40.00 120.00	402.13
11 52 13 13-0031 Heavy Duty Pull Down Project Screen, Matte White Or Glass Beaded (Da-Lite Model C With CSR) <small>(11 52 13 13-0001)</small> Note: With controlled screen return.		
11 52 13 13-0032 EA 60" x 60" Pull Down Projection Screen With CSR (Controlled Screen Return) (Da-Lite C With CSR) <i>For High Contrast Matte, Add</i> <i>For Video Spectra Fabric, Add</i> <i>For High Power Fabric, Add</i>	1,725.84 40.00 40.00 120.00	125.66



Equipment	11
Educational and Scientific Equipment	11 50
Audio-Visual Equipment	11 52

MINOR	CSI	UOM	DESCRIPTION	TOTAL DIRECT UNIT COST	DEMOLITION UNIT COST
11 52 13 13-0033	EA		70" x 70" Pull Down Projection Screen With CSR (Controlled Screen Return) (Da-Lite C With CSR).....	1,917.08	170.91
			For High Contrast Matte, Add	40.00	
			For Video Spectra Fabric, Add	40.00	
			For High Power Fabric, Add	120.00	
11 52 13 13-0034	EA		84" x 84" Pull Down Projection Screen With CSR (Controlled Screen Return) (Da-Lite C With CSR).....	2,094.84	226.20
			For High Contrast Matte, Add	40.00	
			For Video Spectra Fabric, Add	40.00	
			For High Power Fabric, Add	120.00	
11 52 13 13-0035	EA		6' x 8' Pull Down Projection Screen With CSR (Controlled Screen Return) (Da-Lite C With CSR).....	2,205.67	231.22
			For High Contrast Matte, Add	40.00	
			For Video Spectra Fabric, Add	40.00	
			For High Power Fabric, Add	120.00	
11 52 13 13-0036	EA		8' x 8' Pull Down Projection Screen With CSR (Controlled Screen Return) (Da-Lite C With CSR).....	2,346.63	251.33
			For High Contrast Matte, Add	40.00	
			For Video Spectra Fabric, Add	40.00	
			For High Power Fabric, Add	120.00	
11 52 13 13-0037	EA		7' x 9' Pull Down Projection Screen With CSR (Controlled Screen Return) (Da-Lite C With CSR).....	2,380.22	251.33
			For High Contrast Matte, Add	40.00	
			For Video Spectra Fabric, Add	40.00	
			For High Power Fabric, Add	120.00	
11 52 13 13-0038	EA		9' x 9' Pull Down Projection Screen With CSR (Controlled Screen Return) (Da-Lite C With CSR).....	2,511.14	266.41
			For High Contrast Matte, Add	40.00	
			For Video Spectra Fabric, Add	40.00	
			For High Power Fabric, Add	120.00	
11 52 13 13-0039	EA		8' x 10' Pull Down Projection Screen With CSR (Controlled Screen Return) (Da-Lite C With CSR).....	2,564.84	276.46
			For High Contrast Matte, Add	40.00	
			For Video Spectra Fabric, Add	40.00	
			For High Power Fabric, Add	120.00	
11 52 13 13-0040	EA		10' x 10' Pull Down Projection Screen With CSR (Controlled Screen Return) (Da-Lite C With CSR).....	2,883.81	301.60
			For High Contrast Matte, Add	40.00	
			For Video Spectra Fabric, Add	40.00	
			For High Power Fabric, Add	120.00	
11 52 13 13-0041	EA		9' x 12' Pull Down Projection Screen With CSR (Controlled Screen Return) (Da-Lite C With CSR).....	3,186.10	301.60
			For High Contrast Matte, Add	40.00	
			For Video Spectra Fabric, Add	40.00	
			For High Power Fabric, Add	120.00	
11 52 13 13-0042	EA		12' x 12' Pull Down Projection Screen With CSR (Controlled Screen Return) (Da-Lite C With CSR).....	3,588.70	402.13
			For High Contrast Matte, Add	40.00	
			For Video Spectra Fabric, Add	40.00	
			For High Power Fabric, Add	120.00	

11 52 13 13-0043 Electric Project Screen, Matte White Or Glass Beaded (Da-Lite Cosmopolitan Electrol) (11 52 13 13-0001)

Note: Heavy-duty screen for exposed installation.

11 52 13 13-0044	EA	50" x 50" Electric Projection Screen, Wall Or Ceiling Mounted (Da-Lite Cosmopolitan Electrol)	2,373.24	113.09
11 52 13 13-0045	EA	60" x 60" Electric Projection Screen, Wall Or Ceiling Mounted (Da-Lite Cosmopolitan Electrol)	2,423.99	125.66
11 52 13 13-0046	EA	70" x 70" Electric Projection Screen, Wall Or Ceiling Mounted (Da-Lite Cosmopolitan Electrol)	2,522.94	150.79
11 52 13 13-0047	EA	84" x 84" Electric Projection Screen, Wall Or Ceiling Mounted (Da-Lite Cosmopolitan Electrol)	2,894.07	226.20
11 52 13 13-0048	EA	6' x 8' Electric Projection Screen, Wall Or Ceiling Mounted (Da-Lite Cosmopolitan Electrol)	2,965.62	231.22
11 52 13 13-0049	EA	8' x 8' Electric Projection Screen, Wall Or Ceiling Mounted (Da-Lite Cosmopolitan Electrol)	3,146.74	251.33
11 52 13 13-0050	EA	7' x 9' Electric Projection Screen, Wall Or Ceiling Mounted (Da-Lite Cosmopolitan Electrol)	3,210.79	251.33
11 52 13 13-0051	EA	9' x 9' Electric Projection Screen, Wall Or Ceiling Mounted (Da-Lite Cosmopolitan Electrol)	3,368.96	268.92
11 52 13 13-0052	EA	8' x 10' Electric Projection Screen, Wall Or Ceiling Mounted (Da-Lite Cosmopolitan Electrol)	3,565.76	281.48
11 52 13 13-0053	EA	10' x 10' Electric Projection Screen, Wall Or Ceiling Mounted (Da-Lite Cosmopolitan Electrol)	3,690.51	301.60
11 52 13 13-0054	EA	9' x 12' Electric Projection Screen, Wall Or Ceiling Mounted (Da-Lite Cosmopolitan Electrol)	3,805.80	301.60
11 52 13 13-0055	EA	12' x 12' Electric Projection Screen, Wall Or Ceiling Mounted (Da-Lite Cosmopolitan Electrol)	4,206.72	402.13

11 52 13 13-0056 Electric Project Screen, Matte White Or Glass Beaded (Da-Lite Professional Electrol) (11 52 13 13-0001)

Note: Heavy-duty screen for exposed or recessed installation without doors.

11 52 13 13-0057	EA	9' x 12' Electric Projection Screen, Ceiling Mounted (Da-Lite Professional Electrol)	6,309.78	301.60
		Note: Heavy-duty screen for exposed or recessed installation without doors.		
11 52 13 13-0058	EA	12' x 12' Electric Projection Screen, Ceiling Mounted (Da-Lite Professional Electrol)	6,779.56	402.13
		Note: Heavy-duty screen for exposed or recessed installation without doors.		
11 52 13 13-0059	EA	14' x 14' Electric Projection Screen, Ceiling Mounted (Da-Lite Professional Electrol)	8,425.13	452.39
		Note: Heavy-duty screen for exposed or recessed installation without doors.		
11 52 13 13-0060	EA	12' x 16' Electric Projection Screen, Ceiling Mounted (Da-Lite Professional Electrol)	8,861.54	502.65
		Note: Heavy-duty screen for exposed or recessed installation without doors.		
11 52 13 13-0061	EA	16' x 16' Electric Projection Screen, Ceiling Mounted (Da-Lite Professional Electrol)	9,398.49	603.18
		Note: Heavy-duty screen for exposed or recessed installation without doors.		
11 52 13 13-0062	EA	13.5' x 18' Electric Projection Screen, Ceiling Mounted (Da-Lite Professional Electrol)	10,506.65	653.46
		Note: Heavy-duty screen for exposed or recessed installation without doors.		
11 52 13 13-0063	EA	18' x 18' Electric Projection Screen, Ceiling Mounted (Da-Lite Professional Electrol)	11,514.07	703.72
		Note: Heavy-duty screen for exposed or recessed installation without doors.		
11 52 13 13-0064	EA	15' x 20' Electric Projection Screen, Ceiling Mounted (Da-Lite Professional Electrol)	12,185.83	703.72
		Note: Heavy-duty screen for exposed or recessed installation without doors.		
11 52 13 13-0065	EA	20' x 20' Electric Projection Screen, Ceiling Mounted (Da-Lite Professional Electrol)	13,092.24	804.25
		Note: Heavy-duty screen for exposed or recessed installation without doors.		
11 52 13 13-0066	EA	11' x 22' Electric Projection Screen, Ceiling Mounted (Da-Lite Professional Electrol)	12,186.05	653.46
		Note: Heavy-duty screen for exposed or recessed installation without doors.		
11 52 13 13-0067	EA	16.5' x 22' Electric Projection Screen, Ceiling Mounted (Da-Lite Professional Electrol)	12,823.53	804.25
		Note: Heavy-duty screen for exposed or recessed installation without doors.		

11	11 Equipment
	11 50 Educational and Scientific Equipment
	11 52 Audio-Visual Equipment



MINOR CSI UOM DESCRIPTION	TOTAL DIRECT UNIT COST	DEMOLITION UNIT COST
11 52 13 13-0068 EA 22' x 22' Electric Projection Screen, Ceiling Mounted (Da-Lite Professional Electrol) Note: Heavy-duty screen for exposed or recessed installation without doors.	13,360.47	904.78
11 52 13 13-0069 EA 12' x 24' Electric Projection Screen, Ceiling Mounted (Da-Lite Professional Electrol) Note: Heavy-duty screen for exposed or recessed installation without doors.	12,958.35	703.72
11 52 13 13-0070 EA 18' x 24' Electric Projection Screen, Ceiling Mounted (Da-Lite Professional Electrol) Note: Heavy-duty screen for exposed or recessed installation without doors.	16,719.27	904.78
11 52 13 13-0071 Electric Project Screen, Matte White Or Glass Beaded (Da-Lite Executive Electrol) ^(11 52 13 13-0001) Note: In-the-ceiling screen with automatically operated door to conceal screen.		
11 52 13 13-0072 EA 50" x 50" Electric Projection Screen, Ceiling Mounted (Da-Lite Executive Electrol) Note: In-the-ceiling screen with automatically operated door to conceal screen.	5,932.80	113.09
11 52 13 13-0073 EA 60" x 60" Electric Projection Screen, Ceiling Mounted (Da-Lite Executive Electrol) Note: In-the-ceiling screen with automatically operated door to conceal screen.	6,058.70	125.66
11 52 13 13-0074 EA 70" x 70" Electric Projection Screen, Ceiling Mounted (Da-Lite Executive Electrol) Note: In-the-ceiling screen with automatically operated door to conceal screen.	6,176.14	150.79
11 52 13 13-0075 EA 84" x 84" Electric Projection Screen, Ceiling Mounted (Da-Lite Executive Electrol) Note: In-the-ceiling screen with automatically operated door to conceal screen.	6,562.05	226.20
11 52 13 13-0076 EA 6' x 8' Electric Projection Screen, Ceiling Mounted (Da-Lite Executive Electrol) Note: In-the-ceiling screen with automatically operated door to conceal screen.	6,639.28	231.22
11 52 13 13-0077 EA 8' x 8' Electric Projection Screen, Ceiling Mounted (Da-Lite Executive Electrol) Note: In-the-ceiling screen with automatically operated door to conceal screen.	6,881.01	251.33
11 52 13 13-0078 EA 7' x 9' Electric Projection Screen, Ceiling Mounted (Da-Lite Executive Electrol) Note: In-the-ceiling screen with automatically operated door to conceal screen.	7,082.54	251.33
11 52 13 13-0079 EA 9' x 9' Electric Projection Screen, Ceiling Mounted (Da-Lite Executive Electrol) Note: In-the-ceiling screen with automatically operated door to conceal screen.	7,218.49	268.92
11 52 13 13-0080 EA 8' x 10' Electric Projection Screen, Ceiling Mounted (Da-Lite Executive Electrol) Note: In-the-ceiling screen with automatically operated door to conceal screen.	7,411.57	281.48
11 52 13 13-0081 EA 10' x 10' Electric Projection Screen, Ceiling Mounted (Da-Lite Executive Electrol) Note: In-the-ceiling screen with automatically operated door to conceal screen.	7,586.13	301.60
11 52 13 13-0082 EA 12' x 12' Electric Projection Screen, Ceiling Mounted (Da-Lite Executive Electrol) Note: In-the-ceiling screen with automatically operated door to conceal screen.	7,653.30	301.60
11 52 13 13-0083 EA 12' x 12' Electric Projection Screen, Ceiling Mounted (Da-Lite Executive Electrol) Note: In-the-ceiling screen with automatically operated door to conceal screen.	8,190.25	402.13
11 52 13 13-0084 EA 10.6' x 14' Electric Projection Screen, Ceiling Mounted (Da-Lite Executive Electrol) Note: In-the-ceiling screen with automatically operated door to conceal screen.	8,777.93	427.26
11 52 13 13-0085 EA 14' x 14' Electric Projection Screen, Ceiling Mounted (Da-Lite Executive Electrol) Note: In-the-ceiling screen with automatically operated door to conceal screen.	9,164.07	452.39
11 52 13 13-0086 EA 12' x 16' Electric Projection Screen, Ceiling Mounted (Da-Lite Executive Electrol) Note: In-the-ceiling screen with automatically operated door to conceal screen.	10,003.54	502.65
11 52 13 13-0087 EA 16' x 16' Electric Projection Screen, Ceiling Mounted (Da-Lite Executive Electrol) Note: In-the-ceiling screen with automatically operated door to conceal screen.	10,372.55	603.18
11 52 13 13-0088 Electric Project Screen, Matte White Or Glass Beaded (Da-Lite Senior Electrol) ^(11 52 13 13-0001) Note: In-the-ceiling screen with automatically operated door to conceal screen.		
11 52 13 13-0089 EA 50" x 50" Electric Projection Screen (Da-Lite Senior Electrol) Note: Heavy duty screen for recessed or exposed installation.	4,911.73	113.09
11 52 13 13-0090 EA 60" x 60" Electric Projection Screen (Da-Lite Senior Electrol) Note: Heavy duty screen for recessed or exposed installation.	5,009.01	138.23
11 52 13 13-0091 EA 70" x 70" Electric Projection Screen (Da-Lite Senior Electrol) Note: Heavy duty screen for recessed or exposed installation.	5,064.38	150.79
11 52 13 13-0092 EA 84" x 84" Electric Projection Screen (Da-Lite Senior Electrol) Note: Heavy duty screen for recessed or exposed installation.	5,312.57	226.20
11 52 13 13-0093 EA 6' x 8' Electric Projection Screen (Da-Lite Senior Electrol) Note: Heavy duty screen for recessed or exposed installation.	5,352.86	231.22
11 52 13 13-0094 EA 8' x 8' Electric Projection Screen (Da-Lite Senior Electrol) Note: Heavy duty screen for recessed or exposed installation.	5,520.70	251.33
11 52 13 13-0095 EA 7' x 9' Electric Projection Screen (Da-Lite Senior Electrol) Note: Heavy duty screen for recessed or exposed installation.	5,698.71	251.33
11 52 13 13-0096 EA 9' x 9' Electric Projection Screen (Da-Lite Senior Electrol) Note: Heavy duty screen for recessed or exposed installation.	5,972.38	268.92
11 52 13 13-0097 EA 8' x 10' Electric Projection Screen (Da-Lite Senior Electrol) Note: Heavy duty screen for recessed or exposed installation.	6,044.54	281.48
11 52 13 13-0098 EA 10' x 10' Electric Projection Screen (Da-Lite Senior Electrol) Note: Heavy duty screen for recessed or exposed installation.	6,229.17	301.60
11 52 13 13-0099 EA 9' x 12' Electric Projection Screen (Da-Lite Senior Electrol) Note: Heavy duty screen for recessed or exposed installation.	6,195.36	351.86
11 52 13 13-0100 EA 12' x 12' Electric Projection Screen (Da-Lite Senior Electrol) Note: Heavy duty screen for recessed or exposed installation.	6,766.12	402.13
11 52 13 13-0101 EA 10'-6" x 14' Electric Projection Screen (Da-Lite Senior Electrol) Note: Heavy duty screen for recessed or exposed installation.	8,489.07	427.26
11 52 13 13-0102 EA 14' x 14' Electric Projection Screen (Da-Lite Senior Electrol) Note: Heavy duty screen for recessed or exposed installation.	8,858.42	452.39
11 52 13 13-0103 EA 12' x 16' Electric Projection Screen (Da-Lite Senior Electrol) Note: Heavy duty screen for recessed or exposed installation.	9,580.33	502.65
11 52 13 13-0104 EA 16' x 16' Electric Projection Screen (Da-Lite Senior Electrol) Note: Heavy duty screen for recessed or exposed installation.	9,922.47	603.18
11 52 13 13-0105 EA 13'-6" x 18' Electric Projection Screen (Da-Lite Senior Electrol) Note: Heavy duty screen for recessed or exposed installation.	10,812.30	653.46



Equipment	11
Educational and Scientific Equipment	11 50
Audio-Visual Equipment	11 52

MINOR CSI UOM DESCRIPTION	TOTAL DIRECT UNIT COST	DEMOLITION UNIT COST
11 52 13 13-0106 EA 18' x 18' Electric Projection Screen (Da-Lite Senior Electrol) Note: Heavy duty screen for recessed or exposed installation.	11,473.75	703.72
11 52 13 13-0107 EA 15' x 20' Electric Projection Screen (Da-Lite Senior Electrol) Note: Heavy duty screen for recessed or exposed installation.	11,964.14	703.72
11 52 13 13-0108 EA 20' x 20' Electric Projection Screen (Da-Lite Senior Electrol) Note: Heavy duty screen for recessed or exposed installation.	13,213.15	804.25
11 52 13 13-0109 EA 50" x 67" Electric Projection Screen (Da-Lite Senior Electrol) Note: Heavy duty screen for recessed or exposed installation.	5,064.38	150.79
11 52 13 13-0110 EA 60" x 80" Electric Projection Screen (Da-Lite Senior Electrol) Note: Heavy duty screen for recessed or exposed installation.	5,262.31	201.06
11 52 13 13-0111 EA 69" x 92" Electric Projection Screen (Da-Lite Senior Electrol) Note: Heavy duty screen for recessed or exposed installation.	5,342.80	226.20
11 52 13 13-0112 EA 87" x 116" Electric Projection Screen (Da-Lite Senior Electrol) Note: Heavy duty screen for recessed or exposed installation.	6,078.13	281.48
11 52 13 13-0113 EA 105" x 140" Electric Projection Screen (Da-Lite Senior Electrol) Note: Heavy duty screen for recessed or exposed installation.	6,474.14	351.86
11 52 13 13-0114 EA 123" x 164" Electric Projection Screen (Da-Lite Senior Electrol) Note: Heavy duty screen for recessed or exposed installation.	8,015.36	452.39
11 52 13 13-0115 EA 141" x 188" Electric Projection Screen (Da-Lite Senior Electrol) Note: Heavy duty screen for recessed or exposed installation.	8,471.70	552.92
11 52 13 13-0116 EA 12' x 24' Electric Projection Screen (Da-Lite Senior Electrol) Note: Heavy duty screen for recessed or exposed installation.	15,033.86	753.99
11 52 13 13-0117 EA 45" x 80" Electric Projection Screen (Da-Lite Senior Electrol) Note: Heavy duty screen for recessed or exposed installation.	5,279.11	201.06
11 52 13 13-0118 EA 52" x 92" Electric Projection Screen (Da-Lite Senior Electrol) Note: Heavy duty screen for recessed or exposed installation.	5,393.18	226.20
11 52 13 13-0119 EA 54" x 96" Electric Projection Screen (Da-Lite Senior Electrol) Note: Heavy duty screen for recessed or exposed installation.	5,520.75	241.28
11 52 13 13-0120 EA 58" x 104" Electric Projection Screen (Da-Lite Senior Electrol) Note: Heavy duty screen for recessed or exposed installation.	5,591.19	261.38
11 52 13 13-0121 EA 65" x 116" Electric Projection Screen (Da-Lite Senior Electrol) Note: Heavy duty screen for recessed or exposed installation.	5,916.91	281.48
11 52 13 13-0122 EA 78" x 139" Electric Projection Screen (Da-Lite Senior Electrol) Note: Heavy duty screen for recessed or exposed installation.	6,346.50	351.86
11 52 13 13-0123 EA 92" x 164" Electric Projection Screen (Da-Lite Senior Electrol) Note: Heavy duty screen for recessed or exposed installation.	7,924.67	452.39
11 52 13 13-0124 EA 106" x 188" Electric Projection Screen (Da-Lite Senior Electrol) Note: Heavy duty screen for recessed or exposed installation.	9,140.10	552.92
11 52 13 13-0125 EA 119" x 212" Electric Projection Screen (Da-Lite Senior Electrol) Note: Heavy duty screen for recessed or exposed installation.	11,104.52	653.46
11 52 13 13-0126 Electric Project Screen, Matte White Or Glass Beaded (Da-Lite Boardroom Electrol) <small>(11 52 13 13-0001)</small> Note: In-the-ceiling screen with automatically operated door to conceal screen.		
11 52 13 13-0127 EA 50" x 50" Electric Projection Screen, Ceiling Mounted (Da-Lite Boardroom Electrol) Note: In-the-ceiling screen with automatically operated door to conceal screen.	4,691.94	113.09
11 52 13 13-0128 EA 60" x 60" Electric Projection Screen, Ceiling Mounted (Da-Lite Boardroom Electrol) Note: In-the-ceiling screen with automatically operated door to conceal screen.	4,778.56	125.66
11 52 13 13-0129 EA 70" x 70" Electric Projection Screen, Ceiling Mounted (Da-Lite Boardroom Electrol) Note: In-the-ceiling screen with automatically operated door to conceal screen.	4,874.95	150.79
11 52 13 13-0130 EA 84" x 84" Electric Projection Screen, Ceiling Mounted (Da-Lite Boardroom Electrol) Note: In-the-ceiling screen with automatically operated door to conceal screen.	5,184.59	226.20
11 52 13 13-0131 EA 6' x 8' Electric Projection Screen, Ceiling Mounted (Da-Lite Boardroom Electrol) Note: In-the-ceiling screen with automatically operated door to conceal screen.	5,245.89	231.22
11 52 13 13-0132 EA 8' x 8' Electric Projection Screen, Ceiling Mounted (Da-Lite Boardroom Electrol) Note: In-the-ceiling screen with automatically operated door to conceal screen.	5,396.26	251.33
11 52 13 13-0133 EA 7' x 9' Electric Projection Screen, Ceiling Mounted (Da-Lite Boardroom Electrol) Note: In-the-ceiling screen with automatically operated door to conceal screen.	5,567.92	251.33
11 52 13 13-0134 EA 9' x 9' Electric Projection Screen, Ceiling Mounted (Da-Lite Boardroom Electrol) Note: In-the-ceiling screen with automatically operated door to conceal screen.	5,713.28	268.92
11 52 13 13-0135 EA 8' x 10' Electric Projection Screen, Ceiling Mounted (Da-Lite Boardroom Electrol) Note: In-the-ceiling screen with automatically operated door to conceal screen.	5,820.41	281.48
11 52 13 13-0136 EA 10' x 10' Electric Projection Screen, Ceiling Mounted (Da-Lite Boardroom Electrol) Note: In-the-ceiling screen with automatically operated door to conceal screen.	5,991.28	301.60
11 52 13 13-0137 EA 9' x 12' Electric Projection Screen, Ceiling Mounted (Da-Lite Boardroom Electrol) Note: In-the-ceiling screen with automatically operated door to conceal screen.	6,168.06	301.60
11 52 13 13-0138 EA 12' x 12' Electric Projection Screen, Ceiling Mounted (Da-Lite Boardroom Electrol) Note: In-the-ceiling screen with automatically operated door to conceal screen.	6,517.73	402.13
11 52 13 13-0139 Electric Ascending Project Screen, Matte White, Glass Beaded (Da-Lite Ascender Electrol) <small>(11 52 13 13-0001)</small> Note: High contrast matte white, video spectrum or high power. Includes a motorized spring assisted scissors mechanism which raises the screen surface from the housing ensuring smooth operation. A trap door housing keeps the screen and lift mechanism hidden until the screen is activated.		
11 52 13 13-0140 EA 60" x 80" Electric Ascending Projection Screen (Da-Lite Ascender Electrol) Note: Includes a motorized spring assisted scissors mechanism and trap door housing.	15,210.84	251.33
11 52 13 13-0141 EA 69" x 92" Electric Ascending Projection Screen (Da-Lite Ascender Electrol) Note: Includes a motorized spring assisted scissors mechanism and trap door housing.	16,251.83	301.60
11 52 13 13-0142 EA 87" x 116" Electric Ascending Projection Screen (Da-Lite Ascender Electrol) Note: Includes a motorized spring assisted scissors mechanism and trap door housing.	18,837.41	452.39

11	11 Equipment
	11 50 Educational and Scientific Equipment
	11 52 Audio-Visual Equipment



MINOR CSI UOM DESCRIPTION	TOTAL DIRECT UNIT COST	DEMOLITION UNIT COST
11 52 13 13-0143 EA 105" x 140" Electric Ascending Projection Screen (Da-Lite Ascender Electrol).....	23,706.98	603.18
Note: Includes a motorized spring assisted scissors mechanism and trap door housing.		
11 52 13 13-0144 EA 120" x 160" Electric Ascending Projection Screen (Da-Lite Ascender Electrol).....	26,259.20	703.72
Note: Includes a motorized spring assisted scissors mechanism and trap door housing.		
11 52 13 13-0145 EA 52" x 92" Electric Ascending Projection Screen (Da-Lite Ascender Electrol).....	16,151.30	251.33
Note: Includes a motorized spring assisted scissors mechanism and trap door housing.		
11 52 13 13-0146 EA 58" x 104" Electric Ascending Projection Screen (Da-Lite Ascender Electrol).....	17,628.94	301.60
Note: Includes a motorized spring assisted scissors mechanism and trap door housing.		
11 52 13 13-0147 EA 65" x 116" Electric Ascending Projection Screen (Da-Lite Ascender Electrol).....	18,636.35	351.86
Note: Includes a motorized spring assisted scissors mechanism and trap door housing.		
11 52 13 13-0148 EA 78" x 139" Electric Ascending Projection Screen (Da-Lite Ascender Electrol).....	23,405.38	452.39
Note: Includes a motorized spring assisted scissors mechanism and trap door housing.		
11 52 13 13-0149 Electric Rear Projection Screen (Da-Lite DA-View) (11 52 13 13-0001)		
Note: Consists of a single acrylic layer with rear Fensel lens and lenticulated front profile. Un-framed.		
11 52 13 13-0150 EA 60" Diagonal Video Format Rigid Rear Projection Screen (Da-Lite DA-View).....	4,424.47	251.33
Note: Includes a motorized spring assisted scissors mechanism and trap door housing.		
11 52 13 13-0151 EA 67" Diagonal Video Format Rigid Rear Projection Screen (Da-Lite DA-View).....	5,564.74	276.46
Note: Includes a motorized spring assisted scissors mechanism and trap door housing.		
11 52 13 13-0152 EA 72" Diagonal Video Format Rigid Rear Projection Screen (Da-Lite DA-View).....	6,378.00	301.60
Note: Includes a motorized spring assisted scissors mechanism and trap door housing.		
11 52 13 13-0153 EA 84" Diagonal Video Format Rigid Rear Projection Screen (Da-Lite DA-View).....	11,551.28	326.73
Note: Includes a motorized spring assisted scissors mechanism and trap door housing.		
11 52 13 13-0154 EA 90" Diagonal Video Format Rigid Rear Projection Screen (Da-Lite DA-View).....	12,800.54	12,448.68
Note: Includes a motorized spring assisted scissors mechanism and trap door housing.		
11 52 13 13-0155 EA 96" Diagonal Video Format Rigid Rear Projection Screen (Da-Lite DA-View).....	14,209.07	402.13
Note: Includes a motorized spring assisted scissors mechanism and trap door housing.		
11 52 13 13-0156 EA 100" Diagonal Video Format Rigid Rear Projection Screen (Da-Lite DA-View).....	18,233.60	452.39
Note: Includes a motorized spring assisted scissors mechanism and trap door housing.		
11 52 13 13-0157 EA 120" Diagonal Video Format Rigid Rear Projection Screen (Da-Lite DA-View).....	24,656.13	502.65
Note: Includes a motorized spring assisted scissors mechanism and trap door housing.		
11 52 13 13-0158 EA 125" Diagonal Video Format Rigid Rear Projection Screen (Da-Lite DA-View).....	27,590.67	552.92
Note: Includes a motorized spring assisted scissors mechanism and trap door housing.		
11 52 13 13-0159 EA 135" Diagonal Video Format Rigid Rear Projection Screen (Da-Lite DA-View).....	36,956.20	603.18
Note: Includes a motorized spring assisted scissors mechanism and trap door housing.		
11 52 13 13-0160 Screen Accessories (11 52 13 13-0001)		
11 52 13 13-0161 Manual Pull Down Accessories (11 52 13 13-0160)		
11 52 13 13-0162 EA 6" Mounting Bracket (Pair).....	75.54	7.54
11 52 13 13-0163 EA 14" Wall Mounting Bracket (Pair).....	109.13	8.04
11 52 13 13-0164 EA 14-1/2" To 24" Adjustable Wall Mounting Bracket (Pair).....	129.28	9.05
11 52 13 13-0165 Electric Powered Screen Accessories (11 52 13 13-0160)		
11 52 13 13-0166 EA Single Motor Low Voltage Remote Control System - Infrared.....	827.87	
11 52 13 13-0167 EA Single Motor Low Voltage Remote Control System - Radio Frequency.....	1,197.34	
11 52 13 13-0168 Projection Screens, Frames, Masking And Hardware (11 52 13 13)		
11 52 13 13-0169 Projection Screens (11 52 13 13-0168)		
Note: Dimensions given in height x width.		
11 52 13 13-0170 EA 9' x 12' Matt White Manual Projection Screen With AutoReturn Roller (Draper Luma 2).....	1,592.41	47.04
11 52 13 13-0171 EA 12' x 12' Matt White Manual Projection Screen With AutoReturn Roller (Draper Luma 2).....	1,670.39	62.73
11 52 13 13-0172 EA 9' x 9' Matt White Motorized Projection Screen (Draper Targa).....	1,675.26	41.92
11 52 13 13-0173 EA 9' x 12' Matt White Motorized Projection Screen (Draper Targa).....	1,895.45	47.04
11 52 13 13-0174 EA 12' x 12' Matt White Motorized Projection Screen (Draper Targa).....	2,975.09	62.73
11 52 13 13-0175 EA 12' x 16' Matt White Motorized Projection Screen (Draper Targa).....	4,239.38	78.41
11 52 13 13-0176 EA 14' x 14' Matt White Motorized Projection Screen (Draper Targa).....	3,698.18	70.57
11 52 13 13-0177 EA 16' x 16' Matt White Motorized Projection Screen (Draper Targa).....	4,416.47	94.09
11 52 13 13-0178 EA 15' x 20' Matt White Motorized Projection Screen (Draper Paragon).....	7,165.75	109.77
11 52 13 13-0179 EA 20' x 20' Matt White Motorized Projection Screen (Draper Paragon).....	7,655.86	125.45
11 52 13 13-0180 EA 11' x 22' Matt White Motorized Projection Screen (Draper Paragon).....	7,306.52	101.93
11 52 13 13-0181 EA 16'-6" x 22' Matt White Motorized Projection Screen (Draper Paragon).....	7,578.69	125.45
11 52 13 13-0182 EA 22' x 22' Matt White Motorized Projection Screen (Draper Paragon).....	7,825.42	141.14
11 52 13 13-0183 EA 8'-6" To 16' Positioning Pole (ADC PP-1).....	372.13	
11 52 13 13-0184 Replacement Surface Only, Projection Screen Fabric (11 52 13 13-0168)		
11 52 13 13-0185 EA 9' x 12' Matte White, Replacement Surface Only, Projection Screen Fabric (Draper).....	1,792.73	62.73
11 52 13 13-0186 EA 12' x 12' Matte White, Replacement Surface Only, Projection Screen Fabric (Draper).....	2,262.99	62.73
11 52 13 13-0187 EA 12' x 16' Matte White, Replacement Surface Only, Projection Screen Fabric (Draper).....	2,889.99	62.73
11 52 13 13-0188 Lace And Grommet Projection Screen Fabric (11 52 13 13-0168)		
11 52 13 13-0189 SF Lace And Grommet Matte White, Projection Screen Fabric (Draper).....	17.70	1.36
11 52 13 13-0190 LF Lace And Grommet Projection Screen Cord.....	1.86	



Equipment	11
Educational and Scientific Equipment	11 50
Audio-Visual Equipment	11 52

MINOR CSI UOM DESCRIPTION	TOTAL DIRECT UNIT COST	DEMOLITION UNIT COST
11 52 13 13-0191 Wood Frame For Side Black Masking <small>(11 52 13 13-0168)</small>		
11 52 13 13-0192 EA Up To 13' x 17' Image Size, Side Black Masking Wood Frame And Fabric (4 Sides).....	3,833.05	62.73
Note: Includes 1" x 3" lumber, hardware, FP Commando Fabric and shop labor.		
11 52 13 13-0193 EA Up To 13' x 17' Image Size, Side Black Masking Fabric (4 Sides).....	1,297.06	31.36
Note: FP Commando Fabric installed on existing wood frame where wood frame is attached to existing steel frame.		
11 52 13 13-0194 Flown Type Projection Screen Frame <small>(11 52 13 13-0168)</small>		
11 52 13 13-0195 EA 2" x 2" Steel Angle Flown Type Projection Screen Frame (4 Sides), Up To 13' x 17' Image Size.....	4,547.42	62.73
Note: Includes assembly, hanging hardware and shop labor.		
11 52 13 13-0196 EA 1-1/2" Inside Diameter Schedule 40 Aluminum Pipe Flown Type Projection Screen Frame (4 Sides) With Hollaender Speed Rail Fittings (Rated), Up To 13' x 17' Image Size.....	4,868.05	62.73
Note: Includes assembly, hanging hardware and shop labor.		
11 52 13 13-0197 Relocate Existing Fixed Projection Screen <small>(11 52 13 13)</small>		
11 52 13 13-0198 EA Relocate Electric Controlled Projection Screen, Including Storage And Cleaning.....	1,478.40	
11 52 13 16 Portable Projection Screens <small>(11 52 13)</small>		
11 52 13 16-0001 Projection Screen And Case <small>(11 52 13 16)</small>		
11 52 13 16-0002 EA 9' x 12' Spring-Roller Operated Projection Screen (Draper Luma 2).....	2,031.50	209.10
11 52 13 16-0003 EA 12' x 12' Spring-Roller Operated Projection Screen (Draper Luma 2).....	2,046.76	209.10
11 52 13 16-0004 EA 9' x 9' Non Tensioned Electric Projection Screen (Draper Targa).....	2,134.74	209.10
11 52 13 16-0005 EA 9' x 12' Non Tensioned Electric Projection Screen (Draper Targa).....	2,334.54	209.10
11 52 13 16-0006 EA 12' x 12' Non Tensioned Electric Projection Screen (Draper Targa).....	3,351.46	209.10
11 52 13 16-0007 EA 12' x 16' Non Tensioned Electric Projection Screen (Draper Targa).....	4,553.02	209.10
11 52 13 16-0008 EA 14' x 14' Non Tensioned Electric Projection Screen (Draper Targa).....	4,043.18	209.10
11 52 13 16-0009 EA 16' x 16' Non Tensioned Electric Projection Screen (Draper Targa).....	4,667.39	209.10
11 52 13 16-0010 EA 15' x 20' Non Tensioned Electric Projection Screen (Draper Paragon).....	7,353.93	209.10
11 52 13 16-0011 EA 20' x 20' Non Tensioned Electric Projection Screen (Draper Paragon).....	7,781.31	209.10
11 52 13 16-0012 EA 11' x 22' Non Tensioned Electric Projection Screen (Draper Paragon).....	7,526.07	209.10
11 52 13 16-0013 EA 16'-6" x 22' Non Tensioned Electric Projection Screen (Draper Paragon).....	7,704.14	209.10
11 52 13 16-0014 EA 22' x 22' Non Tensioned Electric Projection Screen (Draper Paragon).....	7,888.15	209.10
11 52 13 16-0015 EA Projection Screen Hanger Assembly Unit.....	182.50	26.14
Note: Includes beam clamp, 1/4" cable tail, 8' long, 3/8" x 6" eye and jaw turnbuckle and #1715 pipe clamp (for 1-1/2" inside diameter pipe batten).		
11 52 16 Projectors <small>(11 52)</small>		
11 52 16 26 Video Projectors <small>(11 52 16)</small>		
11 52 16 26-0001 Projectors <small>(11 52 16 26)</small>		
11 52 16 26-0002 EA 2,000 Lumens Output, 800 x 600 Pixels, SVGA Compact 3LCD Panels Projector.....	1,287.67	50.26
11 52 16 26-0003 EA 2,000 Lumens Output, 1024 x 768 Pixels, XGA Compact 3LCD Panels Projector.....	1,495.42	50.26
11 52 16 26-0004 EA 2,000 Lumens Output, 1280 x 800 Pixels, WXGA Compact 3LCD Panels Projector.....	1,985.12	50.26
11 52 16 26-0005 EA 3,000 Lumens Output, 1024 x 768 Pixels, XGA 3LCD Panels Projector.....	3,142.59	50.26
11 52 16 26-0006 EA 3,500 Lumens Output, 1024 x 768 Pixels, XGA 3LCD Panels Projector.....	3,661.96	50.26
11 52 16 26-0007 EA 3,000 Lumens Output, 1366 x 800 Pixels, WXGA 3LCD Panels Projector.....	4,656.20	50.26
11 52 16 26-0008 EA 4,000 Lumens Output, 1024 x 768 Pixels, XGA 3LCD Panels Projector.....	7,416.30	50.26
11 52 16 26-0009 EA 5,200 Lumens Output, 1024 x 768 Pixels, XGA 3LCD Panels Projector.....	10,057.70	50.26
11 52 16 26-0010 EA 6,000 Lumens Output, 1024 x 768 Pixels, XGA 3LCD Panels Projector.....	14,939.83	50.26
11 52 16 26-0011 Projector Mounts <small>(11 52 16 26)</small>		
11 52 16 26-0012 Universal Projector Mounts <small>(11 52 16 26-0011)</small>		
Note: Includes ceiling or wall mounting hardware and hardware for attaching projector. Excludes projector.		
11 52 16 26-0013 EA Flush Ceiling, Universal Projector Mount (Peerless PPF).....	264.41	55.27
11 52 16 26-0014 EA Wall Arm, Universal Projector Mount (Peerless PWA-14).....	448.63	55.27
11 52 16 26-0015 Projector Mount Components <small>(11 52 16 26-0011)</small>		
Note: Includes ceiling attachment plate, threaded extension column and projector attachment plate. Excludes projector.		
11 52 16 26-0016 Ceiling Attachment Plates For Projector Mounts <small>(11 52 16 26-0015)</small>		
11 52 16 26-0017 EA Finished Ceiling, Attachment Plate For Projector Mounts (Peerless ACC 570).....	94.05	25.12
11 52 16 26-0018 EA Truss Ceiling, Attachment Plate For Projector Mounts (Peerless ACC 557).....	131.86	25.12
11 52 16 26-0019 EA I-Beam Ceiling, Attachment Plate For Projector Mounts (Peerless ACC 558/559).....	187.82	25.12
11 52 16 26-0020 EA Suspended Ceiling, Attachment Plate For Projector Mounts (Peerless CMJ 455).....	231.24	25.12
11 52 16 26-0021 Projector Attachment Plates For Projector Mounts <small>(11 52 16 26-0015)</small>		
11 52 16 26-0022 EA Universal Projector Attachment Plate For Projector Mounts (Peerless PRG-UNV).....	353.36	25.12
11 52 16 26-0023 EA High Security Projector Enclosure For Projector Mounts (Peerless ALB).....	794.11	25.12

11	11 Equipment
	11 50 Educational and Scientific Equipment
	11 52 Audio-Visual Equipment



MINOR	CSI	UOM	DESCRIPTION	TOTAL DIRECT UNIT COST	DEMOLITION UNIT COST
-------	-----	-----	-------------	------------------------	----------------------

11 52 16 26-0024			Threaded Extension Columns For Projector Mounts <small>(11 52 16 26-0015)</small>		
11 52 16 26-0025			Fixed Length, Threaded Extension Column For Projector Mounts <small>(11 52 16 26-0024)</small>		
			Note: Peerless EXT series.		
11 52 16 26-0026	EA		6" Fixed Length, Threaded Extension Column For Projector Mounts	59.38	7.53
11 52 16 26-0027	EA		12" Fixed Length, Threaded Extension Column For Projector Mounts	78.03	7.53
11 52 16 26-0028	EA		18" Fixed Length, Threaded Extension Column For Projector Mounts	85.03	7.53
11 52 16 26-0029	EA		24" Fixed Length, Threaded Extension Column For Projector Mounts	89.69	7.53
11 52 16 26-0030	EA		36" Fixed Length, Threaded Extension Column For Projector Mounts	106.37	10.05
11 52 16 26-0031	EA		48" Fixed Length, Threaded Extension Column For Projector Mounts	129.69	10.05
11 52 16 26-0032	EA		60" Fixed Length, Threaded Extension Column For Projector Mounts	167.00	10.05
11 52 16 26-0033	EA		72" Fixed Length, Threaded Extension Column For Projector Mounts	192.65	10.05
11 52 16 26-0034	EA		84" Fixed Length, Threaded Extension Column For Projector Mounts	225.66	12.56
11 52 16 26-0035	EA		96" Fixed Length, Threaded Extension Column For Projector Mounts	258.31	12.56
11 52 16 26-0036	EA		108" Fixed Length, Threaded Extension Column For Projector Mounts	286.66	15.07
11 52 16 26-0037	EA		120" Fixed Length, Threaded Extension Column For Projector Mounts	300.65	15.07

11 52 16 26-0038			Adjustable Length, Threaded Extension Columns For Projector Mounts <small>(11 52 16 26-0024)</small>		
			Note: Peerless ADJ series. Adjustable at 1" increments.		
11 52 16 26-0039	EA		6" To 9" Adjustable Length, Threaded Extension Column For Projector Mounts	123.06	12.56
11 52 16 26-0040	EA		12" To 18" Adjustable Length, Threaded Extension Column For Projector Mounts	193.02	12.56
11 52 16 26-0041	EA		18" To 24" Adjustable Length, Threaded Extension Column For Projector Mounts	197.68	12.56
11 52 16 26-0042	EA		24" To 36" Adjustable Length, Threaded Extension Column For Projector Mounts	204.68	12.56
11 52 16 26-0043	EA		36" To 60" Adjustable Length, Threaded Extension Column For Projector Mounts	221.37	15.07
11 52 16 26-0044	EA		48" To 72" Adjustable Length, Threaded Extension Column For Projector Mounts	233.02	15.07
11 52 16 26-0045	EA		60" To 84" Adjustable Length, Threaded Extension Column For Projector Mounts	258.68	15.07
11 52 16 26-0046	EA		72" To 96" Adjustable Length, Threaded Extension Column For Projector Mounts	281.99	15.07
11 52 16 26-0047	EA		84" To 108" Adjustable Length, Threaded Extension Column For Projector Mounts	312.66	17.59
11 52 16 26-0048	EA		96" To 120" Adjustable Length, Threaded Extension Column For Projector Mounts	335.98	17.59
11 52 16 26-0049	EA		108" To 132" Adjustable Length, Threaded Extension Column For Projector Mounts	366.65	20.09
11 52 16 26-0050	EA		120" To 144" Adjustable Length, Threaded Extension Column For Projector Mounts	382.98	20.09

11 52 33			Interactive Displays <small>(11 52)</small>		
11 52 33 00-0001			Television Monitors And Panels <small>(11 52 33)</small>		
			Note: Excludes wall or ceiling mounts See CSI section 11 52 33 00-0019 for television mounting.		
11 52 33 00-0002	EA		27" HD Television, LCD, 1080 DPI, 60 Hertz	665.16	17.90
11 52 33 00-0003	EA		32" HD Television, LCD, 720 DPI, 60 Hertz	729.97	20.14
11 52 33 00-0004	EA		32" HD Television, LCD, 1080 DPI, 120 Hertz	992.28	22.38
11 52 33 00-0005	EA		32" HD Television, LED, 1920x1080 With WI-FI	1,001.41	22.38
			Note: Includes 4 - HDMI, 3 - USB, 1 - component input.		
11 52 33 00-0006	EA		40" HD Television, LED, 1920x1080 With WI-FI	1,134.18	24.61
			Note: Includes 4 - HDMI, 3 - USB, 1 - component input.		
11 52 33 00-0007	EA		46" HD Television, LED, 1920x1080 With WI-FI	1,332.23	26.85
			Note: Includes 4 - HDMI, 3 - USB, 1 - component input.		
11 52 33 00-0008	EA		50" HD Television, LED, 1920x1080 With WI-FI	1,660.82	29.09
			Note: Includes 4 - HDMI, 3 - USB, 1 - component input.		
11 52 33 00-0009	EA		55" HD Television, LED, 1920x1080 With WI-FI	1,987.17	29.09
			Note: Includes 4 - HDMI, 3 - USB, 1 - component input.		
11 52 33 00-0010	EA		60" HD Television, LED, 1920x1080 With WI-FI	2,315.76	31.33
			Note: Includes 4 - HDMI, 3 - USB, 1 - component input.		
11 52 33 00-0011	EA		65" HD Television, LED, 1920x1080 With WI-FI	2,807.52	33.57
			Note: Includes 4 - HDMI, 3 - USB, 1 - component input.		
11 52 33 00-0012	EA		75" HD Television, LED, 1920x1080 With WI-FI	4,441.51	35.81
			Note: Includes 4 - HDMI, 3 - USB, 1 - component input.		
11 52 33 00-0013	EA		46" 3D Television, LED, 1080 DPI, 240 Hertz	2,042.51	26.85
11 52 33 00-0014	EA		55" 3D Television, LED, 1080 DPI, 240 Hertz	2,851.03	29.09
11 52 33 00-0015	EA		60" 3D Television, LED, 1080 DPI, 240 Hertz	3,861.11	31.33
11 52 33 00-0016	EA		65" 3D Television, LED, 1080 DPI, 240 Hertz	4,064.92	33.57
11 52 33 00-0017	EA		75" 3D Television, LED, 1080 DPI, 240 Hertz	6,080.60	33.57
11 52 33 00-0018	EA		86" Interactive LED Panel (SMARTBOARD SPNL-7086)	18,549.18	35.81

11 52 33 00-0019			Flat Panel Display Mounting <small>(11 52 33)</small>		
			Note: Includes anchors, bolts and hardware. Excludes blocking in walls or ceiling.		
11 52 33 00-0020	EA		Swivel Wall Mounts For 10" To 30" Flat Panel Displays	414.59	121.16
			Note: 2.6" To 16.6" swing arm extension, 12 degrees tilt		
11 52 33 00-0021	EA		Premium Swivel Wall Mounts For 23" To 37" Flat Panel Displays	643.16	151.44
			Note: 4.5" To 20.3" swing arm extension, 15 degrees tilt		
11 52 33 00-0022	EA		Swivel Wall Mounts For 32" To 60" Flat Panel Displays	664.90	181.73
			Note: 4.5" To 20.3" swing arm extension, 15 degrees tilt		
11 52 33 00-0023	EA		Swivel Wall Mounts For 32" To 60" Flat Panel Displays With Extra Wide 24" Back Plate	708.06	181.73
			Note: 4.5" To 20.3" swing arm extension, 15 degrees tilt		
11 52 33 00-0024	EA		Swivel Wall Mounts For 32" To 50" Flat Panel Displays	708.06	181.73
			Note: 4.5" To 26.2" swing arm extension, 15 degrees tilt		
11 52 33 00-0025	EA		Full Motion Wall Mounts For 13" To 26" Flat Panel Displays	393.05	121.16
			Note: 8" Extension		
11 52 33 00-0026	EA		Full Motion Wall Mounts For 26" To 40" Flat Panel Displays	539.78	151.44
			Note: 9.7" Extension		



Equipment	11
Educational and Scientific Equipment	11 50
Audio-Visual Equipment	11 52

MINOR CSI UOM DESCRIPTION	TOTAL DIRECT UNIT COST	DEMOLITION UNIT COST
11 52 33 00-0027 EA Full Motion Wall Mounts For 32" To 56" Flat Panel Displays..... Note: 10.2" Extension	923.45	181.73
11 52 33 00-0028 EA Full Motion Wall Mounts For 42" To 84" Flat Panel Displays..... Note: 20" Extension	1,322.43	212.02
11 52 33 00-0029 EA Low Profile Tilting Wall Mounts For 26" To 40" Flat Panel Displays.....	496.70	151.44
11 52 33 00-0030 EA Low Profile Tilting Wall Mounts For 32" To 70" Flat Panel Displays.....	562.86	151.44
11 52 33 00-0031 EA Low Profile Tilting Wall Mounts For 75" Flat Panel Displays.....	685.95	181.73
11 52 33 00-0032 EA Low Profile Wall Mounts For 26" To 40" Flat Panel Displays.....	410.54	151.44
11 52 33 00-0033 EA Low Profile Wall Mounts For 40" To 70" Flat Panel Displays.....	475.16	151.44
11 52 33 00-0034 EA Low Profile Wall Mounts For 75" Flat Panel Displays.....	565.01	181.73
11 52 33 00-0035 EA Full Motion (Rotates And Tilts) Ceiling Mounts For 32" To 50" Flat Panel Displays, 39" To 63" Extension From Ceiling..... Note: 360 degree rotation, 15 degree tilt.	686.07	242.30
11 52 33 00-0036 EA Full Motion (Rotates And Tilts) Ceiling Mounts For 32" To 70" Flat Panel Displays, 18" To 31" Extension From Ceiling..... Note: 360 degree rotation, 15 degree tilt.	807.01	242.30
For 28" To 41" Extension Pole, Add	42.14	
For 38" To 51" Extension Pole, Add	53.66	
For 48" To 61" Extension Pole, Add	61.33	
11 52 33 00-0037 EA VMP Full Motion (Rotates And Tilts) Ceiling Mounts For 37" To 80" Flat Panel Displays, 15" To 37" Extension From Ceiling..... Note: 360 degree rotation, 15 degree tilt.	849.25	242.30
11 52 33 00-0038 Audio/Video Components (11 52 33)		
11 52 33 00-0039 EA MLC 104 IP Plus MLC - MediaLink™ Controller with IP Link® Ethernet Control, White (Extron Electronics #60- 818-03).....	1,543.43	90.86
11 52 33 00-0040 EA MLC 226 IP Enhanced MLC - MediaLink™ Controller with IP Link® Ethernet Control, Black (Extron Electronics #60-600-02).....	2,093.10	90.86
11 52 33 00-0041 EA MPA 152 MPA 152 - Stereo Power Amplifier (Extron Electronics #60-844-01).....	472.83	30.29
11 52 33 00-0042 EA MPA 401-70 Volt, 70 Volt Mono Power Amplifier - 40 Watt (Extron Electronics #60-845-01).....	547.78	30.29
11 52 33 00-0043 EA MLS 406 Six Input MLS - MediaLink™ Switcher with Variable Preamp Audio Output Variable Preamp Audio Output (Extron Electronics #60-560-01).....	2,228.63	121.16
11 52 33 00-0044 EA MLS 406MA Six Input MLS - MediaLink™ Switcher with Mono Audio Amplifier Mono Audio Amplifier (Extron Electronics #60-560-02).....	2,478.48	121.16
11 52 33 00-0045 EA MLS 406SA Six Input MLS - MediaLink™ Switcher with Stereo Audio Amplifier Stereo Audio Amplifier (Extron Electronics #60-560-03).....	2,478.48	121.16
11 52 33 00-0046 EA Wall Plate VGA 3.5 RJ-45 Passthru (Liberty Cable #PC-G1600-E-P-C).....	157.37	15.15
11 52 33 00-0047 EA DVD/VCR Combo (Toshiba #SD V296).....	158.59	
11 52 33 00-0048 EA DVD/VCR Combo (Toshiba #SD V392).....	160.74	
11 52 33 00-0049 EA DVDr/VCR Combo (Toshiba #DVR620).....	294.28	
11 52 33 00-0050 EA DVDr/VCR Combo (Toshiba #DVR670).....	404.13	
11 52 33 00-0051 Audio/Video Cabling (11 52 33)		
11 52 33 00-0052 EA HDMI M-M Pro/3 High Performance HDMI Male to Male Cables (Extron Electronics #26-650-03).....	40.51	
11 52 33 00-0053 EA HDMI M-M Pro/6 High Performance HDMI Male to Male Cables (Extron Electronics #26-650-06).....	59.25	
11 52 33 00-0054 EA HDMI M-M Pro/12 High Performance HDMI Male to Male Cables (Extron Electronics #26-650-12).....	88.57	
11 52 33 00-0055 EA HDMI M-M Pro/25 High Performance HDMI Male to Male Cables (Extron Electronics #26-650-25).....	184.07	
11 52 33 00-0056 EA HDMI M-M Pro/35 High Performance HDMI Male to Male Cables (Extron Electronics #26-650-35).....	259.03	
11 52 33 00-0057 EA HDMI M-M Pro/50 High Performance HDMI Male to Male Cables (Extron Electronics #26-650-50).....	355.76	
11 52 33 00-0058 EA HDMI M-M Pro/75 High Performance HDMI Male to Male Cables (Extron Electronics #26-650-75).....	486.93	
11 52 33 00-0059 EA HDMI M-M Pro/100 High Performance HDMI Male to Male Cables (Extron Electronics #26-650-100).....	599.37	
11 52 33 00-0060 EA HDMI M-M Pro/125 High Performance HDMI Male to Male Cables (Extron Electronics #26-650-125).....	714.83	
11 52 33 00-0061 EA HDMI M-M Pro/150 High Performance HDMI Male to Male Cables (Extron Electronics #26-650-150).....	789.79	
11 52 33 00-0062 EA HDMI M-M Pro/175 High Performance HDMI Male to Male Cables (Extron Electronics #26-650-175).....	942.73	
11 52 33 00-0063 EA HDMI M-M Pro/200 High Performance HDMI Male to Male Cables (Extron Electronics #26-650-200).....	1,133.14	
11 52 33 00-0064 EA DVI-D/3 Single Link Male to Male Cables (Extron Electronics #26-649-03).....	40.51	
11 52 33 00-0065 EA DVI-D/6 Single Link Male to Male Cables (Extron Electronics #26-649-06).....	59.25	
11 52 33 00-0066 EA DVI-D/12 Single Link Male to Male Cables (Extron Electronics #26-649-12).....	88.57	
11 52 33 00-0067 EA DVI-D/25 Single Link Male to Male Cables (Extron Electronics #26-649-25).....	184.07	
11 52 33 00-0068 EA DVI-D/35 Single Link Male to Male Cables (Extron Electronics #26-649-35).....	259.03	
11 52 33 00-0069 EA DVI-D/50 Single Link Male to Male Cables (Extron Electronics #26-649-50).....	355.75	
11 52 33 00-0070 EA DVI-D/75 Single Link Male to Male Cables (Extron Electronics #26-649-75).....	486.92	
11 52 33 00-0071 EA DVI-D/100 Single Link Male to Male Cables (Extron Electronics #26-649-100).....	599.36	
11 52 33 00-0072 EA DVI-D/125 Single Link Male to Male Cables (Extron Electronics #26-649-125).....	714.83	
11 52 33 00-0073 EA DVI-D/150 Single Link Male to Male Cables (Extron Electronics #26-649-150).....	789.79	
11 52 33 00-0074 EA DVI-D/175 Single Link Male to Male Cables (Extron Electronics #26-649-175).....	942.73	
11 52 33 00-0075 EA DVI-D/200 Single Link Male to Male Cables (Extron Electronics #26-649-200).....	1,133.14	
11 52 33 00-0076 EA AV RCA/6 RCA Male to Male Composite Video and Stereo Audio Cables 6' (Extron Electronics #26-643-06).....	18.02	
11 52 33 00-0077 EA AV RCA/20 RCA Male to Male Composite Video and Stereo Audio Cables 20' (Extron Electronics #26-643-20).....	28.54	
11 52 33 00-0078 EA VGA M-M MD/3 Male to Male VGA Molded Connector Cables 3' (Extron Electronics #26-238-14).....	21.77	
11 52 33 00-0079 EA VGA M-M MD/6 Male to Male VGA Molded Connector Cables 6' (Extron Electronics #26-238-01).....	23.64	
11 52 33 00-0080 EA VGA M-M MD/10 Male to Male VGA Molded Connector Cables 10' (Extron Electronics #26-238-07).....	32.35	
11 52 33 00-0081 EA VGA M-M MD/15 Male to Male VGA Molded Connector Cables 15' (Extron Electronics #26-238-02).....	37.97	
11 52 33 00-0082 EA VGA M-M MD/25 Male to Male VGA Molded Connector Cables 25' (Extron Electronics #26-238-03).....	60.39	
11 52 33 00-0083 EA VGA M-M MD/35 Male to Male VGA Molded Connector Cables 35' (Extron Electronics #26-238-17).....	84.75	
11 52 33 00-0084 EA VGA M-M MD/50 Male to Male VGA Molded Connector Cables 50' (Extron Electronics #26-238-18).....	112.15	
11 52 33 00-0085 EA VGA M-M MD/75 Male to Male VGA Molded Connector Cables 75' (Extron Electronics #26-238-19).....	149.63	
11 52 33 00-0086 EA VGA M-M MD/100 Male to Male VGA Molded Connector Cables 100' (Extron Electronics #26-238-20).....	187.11	
11 52 33 00-0087 EA VGA M-M BK/3 Male to Male VGA Backshell Connector Cables 3' (Extron Electronics #26-238-24).....	31.14	
11 52 33 00-0088 EA VGA M-M BK/6 Male to Male VGA Backshell Connector Cables 6' (Extron Electronics #26-238-25).....	33.01	

11	11 Equipment
	11 50 Educational and Scientific Equipment
	11 52 Audio-Visual Equipment



MINOR CSI	UOM	DESCRIPTION	TOTAL DIRECT UNIT COST	DEMOLITION UNIT COST
11 52 33 00-0089	EA	VGA M-M BK/10 Male to Male VGA Backshell Connector Cables 10' (Extron Electronics #26-238-26)	41.72	
11 52 33 00-0090	EA	VGA M-M BK/15 Male to Male VGA Backshell Connector Cables 15' (Extron Electronics #26-238-27)	51.09	
11 52 33 00-0091	EA	VGA M-M BK/25 Male to Male VGA Backshell Connector Cables 25' (Extron Electronics #26-238-28)	71.64	
11 52 33 00-0092	EA	VGA M-M BK/35 Male to Male VGA Backshell Connector Cables 35' (Extron Electronics #26-238-16)	96.00	
11 52 33 00-0093	EA	VGA M-M BK/50 Male to Male VGA Backshell Connector Cables 50' (Extron Electronics #26-238-04)	130.89	
11 52 33 00-0094	EA	VGA M-M BK/75 Male to Male VGA Backshell Connector Cables 75' (Extron Electronics #26-238-05)	168.37	
11 52 33 00-0095	EA	VGA M-M BK/100 Male to Male VGA Backshell Connector Cables 100' (Extron Electronics #26-238-06)	215.22	
11 52 33 00-0096	EA	A Mini/2 3.5 mm Stereo Audio Male to Male Stereo Audio Cables (Extron Electronics #26-571-01).....	6.78	
11 52 33 00-0097	EA	A Mini/9 3.5 mm Stereo Audio Male to Male Stereo Audio Cables (Extron Electronics #26-571-03).....	8.65	
11 52 33 00-0098	EA	A Mini/12 3.5 mm Stereo Audio Male to Male Stereo Audio Cables (Extron Electronics #26-571-06).....	10.53	
11 52 33 00-0099	EA	A Mini/25 3.5 mm Stereo Audio Male to Male Stereo Audio Cables (Extron Electronics #26-571-07).....	14.27	

11 53 Laboratory Equipment (11 50)

11 53 13 Laboratory Fume Hoods (11 53)

11 53 13 11 General Laboratory Fume Hoods (11 53 13)

11 53 13 11-0001 Fume Hoods (Kewaunee Scientific) (11 53 13 11)

11 53 13 11-0002 General Purpose Bench Fume Hood With Vertical Rising Sash (Kewaunee Scientific H05) (11 53 13 11-0001)

11 53 13 11-0003	EA	4' Wide, General Purpose Bench Fume Hood With Vertical Rising Sash, Fiberglass Reinforced Polyester Liner, Open By-Pass (Kewaunee Scientific H05G5448-00)	9,494.89	
		Note: Includes material and installation		
11 53 13 11-0004	EA	4' Wide, General Purpose Bench Fume Hood With Vertical Rising Sash, Modified Epoxy Resin Liner, Open By-Pass (Kewaunee Scientific H05K5448-00)	10,095.54	
		Note: Includes material and installation		
11 53 13 11-0005	EA	4' Wide, General Purpose Bench Fume Hood With Vertical Rising Sash, Type 304 Stainless Steel Liner, Open By-Pass (Kewaunee Scientific H05S5448-00)	12,955.20	
		Note: Includes material and installation		
11 53 13 11-0006	EA	4' Wide, General Purpose Bench Fume Hood With Vertical Rising Sash, Phenolic Resin Liner, Open By-Pass (Kewaunee Scientific H05T5448-00)	8,952.05	
		Note: Includes material and installation		
11 53 13 11-0007	EA	5' Wide, General Purpose Bench Fume Hood With Vertical Rising Sash, Fiberglass Reinforced Polyester Liner, Open By-Pass (Kewaunee Scientific H05G5460-00)	10,255.97	
		Note: Includes material and installation		
11 53 13 11-0008	EA	5' Wide, General Purpose Bench Fume Hood With Vertical Rising Sash, Modified Epoxy Resin Liner, Open By-Pass (Kewaunee Scientific H05K5460-00)	10,856.63	
		Note: Includes material and installation		
11 53 13 11-0009	EA	5' Wide, General Purpose Bench Fume Hood With Vertical Rising Sash, Type 304 Stainless Steel Liner, Open By-Pass (Kewaunee Scientific H05S5460-00)	13,738.67	
		Note: Includes material and installation		
11 53 13 11-0010	EA	5' Wide, General Purpose Bench Fume Hood With Vertical Rising Sash, Phenolic Resin Liner, Open By-Pass (Kewaunee Scientific H05T5460-00)	9,534.06	
		Note: Includes material and installation		
11 53 13 11-0011	EA	6' Wide, General Purpose Bench Fume Hood With Vertical Rising Sash, Fiberglass Reinforced Polyester Liner, Open By-Pass (Kewaunee Scientific H05G5472-00)	9,881.02	
		Note: Includes material and installation		
11 53 13 11-0012	EA	6' Wide, General Purpose Bench Fume Hood With Vertical Rising Sash, Modified Epoxy Resin Liner, Open By-Pass (Kewaunee Scientific H05K5472-00)	11,656.88	
		Note: Includes material and installation		
11 53 13 11-0013	EA	6' Wide, General Purpose Bench Fume Hood With Vertical Rising Sash, Type 304 Stainless Steel Liner, Open By-Pass (Kewaunee Scientific H05S5472-00)	14,410.22	
		Note: Includes material and installation		
11 53 13 11-0014	EA	6' Wide, General Purpose Bench Fume Hood With Vertical Rising Sash, Phenolic Resin Liner, Open By-Pass (Kewaunee Scientific H05T5472-00)	10,453.70	
		Note: Includes material and installation		
11 53 13 11-0015	EA	8' Wide, General Purpose Bench Fume Hood With Vertical Rising Sash, Fiberglass Reinforced Polyester Liner, Open By-Pass (Kewaunee Scientific H05G5496-00)	13,457.00	
		Note: Includes material and installation		
11 53 13 11-0016	EA	8' Wide, General Purpose Bench Fume Hood With Vertical Rising Sash, Modified Epoxy Resin Liner, Open By-Pass (Kewaunee Scientific H05K5496-00)	15,827.92	
		Note: Includes material and installation		
11 53 13 11-0017	EA	8' Wide, General Purpose Bench Fume Hood With Vertical Rising Sash, Type 304 Stainless Steel Liner, Open By-Pass (Kewaunee Scientific H05S5496-00)	18,624.15	
		Note: Includes material and installation		
11 53 13 11-0018	EA	8' Wide, General Purpose Bench Fume Hood With Vertical Rising Sash, Phenolic Resin Liner, Open By-Pass (Kewaunee Scientific H05T5496-00)	12,404.91	
		Note: Includes material and installation		
11 53 13 11-0019	EA	4' Wide, General Purpose Bench Fume Hood With Vertical Rising Sash, Fiberglass Reinforced Polyester Liner, Restricted By-Pass (Kewaunee Scientific H05G5448B00)	9,642.25	
		Note: Includes material and installation		
11 53 13 11-0020	EA	4' Wide, General Purpose Bench Fume Hood With Vertical Rising Sash, Modified Epoxy Resin Liner, Restricted By-Pass (Kewaunee Scientific H05K5448B00)	10,244.78	
		Note: Includes material and installation		
11 53 13 11-0021	EA	4' Wide, General Purpose Bench Fume Hood With Vertical Rising Sash, Type 304 Stainless Steel Liner, Restricted By-Pass (Kewaunee Scientific H05S5448B00)	13,108.17	
		Note: Includes material and installation		
11 53 13 11-0022	EA	4' Wide, General Purpose Bench Fume Hood With Vertical Rising Sash, Phenolic Resin Liner, Restricted By-Pass (Kewaunee Scientific H05T5448B00)	9,106.88	
		Note: Includes material and installation		



Equipment	11
Educational and Scientific Equipment	11 50
Laboratory Equipment	11 53

MINOR CSI UOM DESCRIPTION	TOTAL DIRECT UNIT COST	DEMOLITION UNIT COST
11 53 13 11-0023 EA 5' Wide, General Purpose Bench Fume Hood With Vertical Rising Sash, Fiberglass Reinforced Polyester Liner, Restricted By-Pass (Kewaunee Scientific H05G5460B00)..... Note: Includes material and installation	10,425.72	
11 53 13 11-0024 EA 5' Wide, General Purpose Bench Fume Hood With Vertical Rising Sash, Modified Epoxy Resin Liner, Restricted By-Pass (Kewaunee Scientific H05K5460B00)..... Note: Includes material and installation	11,030.11	
11 53 13 11-0025 EA 5' Wide, General Purpose Bench Fume Hood With Vertical Rising Sash, Type 304 Stainless Steel Liner, Restricted By-Pass (Kewaunee Scientific H05S5460B00)..... Note: Includes material and installation	13,904.69	
11 53 13 11-0026 EA 5' Wide, General Purpose Bench Fume Hood With Vertical Rising Sash, Phenolic Resin Liner, Restricted By-Pass (Kewaunee Scientific H05T5460B00)..... Note: Includes material and installation	9,701.95	
11 53 13 11-0027 EA 6' Wide, General Purpose Bench Fume Hood With Vertical Rising Sash, Fiberglass Reinforced Polyester Liner, Restricted By-Pass (Kewaunee Scientific H05G5472B00)..... Note: Includes material and installation	11,237.17	
11 53 13 11-0028 EA 6' Wide, General Purpose Bench Fume Hood With Vertical Rising Sash, Modified Epoxy Resin Liner, Restricted By-Pass (Kewaunee Scientific H05K5472B00)..... Note: Includes material and installation	11,834.10	
11 53 13 11-0029 EA 6' Wide, General Purpose Bench Fume Hood With Vertical Rising Sash, Type 304 Stainless Steel Liner, Restricted By-Pass (Kewaunee Scientific H05S5472B00)..... Note: Includes material and installation	14,587.43	
11 53 13 11-0030 EA 6' Wide, General Purpose Bench Fume Hood With Vertical Rising Sash, Phenolic Resin Liner, Restricted By-Pass (Kewaunee Scientific H05T5472B00)..... Note: Includes material and installation	10,636.51	
11 53 13 11-0031 EA 8' Wide, General Purpose Bench Fume Hood With Vertical Rising Sash, Fiberglass Reinforced Polyester Liner, Restricted By-Pass (Kewaunee Scientific H05G5496B00)..... Note: Includes material and installation	13,654.73	
11 53 13 11-0032 EA 8' Wide, General Purpose Bench Fume Hood With Vertical Rising Sash, Modified Epoxy Resin Liner, Restricted By-Pass (Kewaunee Scientific H05K5496B00)..... Note: Includes material and installation	16,010.73	
11 53 13 11-0033 EA 8' Wide, General Purpose Bench Fume Hood With Vertical Rising Sash, Type 304 Stainless Steel Liner, Restricted By-Pass (Kewaunee Scientific H05S5496B00)..... Note: Includes material and installation	18,823.75	
11 53 13 11-0034 EA 8' Wide, General Purpose Bench Fume Hood With Vertical Rising Sash, Phenolic Resin Liner, Restricted By-Pass (Kewaunee Scientific H05T5496B00)..... Note: Includes material and installation	12,602.64	
11 53 13 11-0035 Combination Sash Bench Fume Hood With Vertical Rising/Horizontal Sash (Kewaunee Scientific H07) <small>(11 53 13 11-0001)</small>		
11 53 13 11-0036 EA 4' Wide, Combination Sash Bench Fume Hood With Vertical Rising/Horizontal Sash, Fiberglass Reinforced Polyester Liner, Restricted By-Pass (Kewaunee Scientific H07G5448B00)..... Note: Includes material and installation	10,893.94	
11 53 13 11-0037 EA 4' Wide, Combination Sash Bench Fume Hood With Vertical Rising/Horizontal Sash, Modified Epoxy Resin Liner, Restricted By-Pass (Kewaunee Scientific H07K5448B00)..... Note: Includes material and installation	11,492.73	
11 53 13 11-0038 EA 4' Wide, Combination Sash Bench Fume Hood With Vertical Rising/Horizontal Sash, Type 304 Stainless Steel Liner, Restricted By-Pass (Kewaunee Scientific H07S5448B00)..... Note: Includes material and installation	14,357.98	
11 53 13 11-0039 EA 4' Wide, Combination Sash Bench Fume Hood With Vertical Rising/Horizontal Sash, Phenolic Resin Liner, Restricted By-Pass (Kewaunee Scientific H07T5448B00)..... Note: Includes material and installation	10,354.84	
11 53 13 11-0040 EA 5' Wide, Combination Sash Bench Fume Hood With Vertical Rising/Horizontal Sash, Fiberglass Reinforced Polyester Liner, Restricted By-Pass (Kewaunee Scientific H07G5460B00)..... Note: Includes material and installation	11,955.35	
11 53 13 11-0041 EA 5' Wide, Combination Sash Bench Fume Hood With Vertical Rising/Horizontal Sash, Modified Epoxy Resin Liner, Restricted By-Pass (Kewaunee Scientific H07K5460B00)..... Note: Includes material and installation	12,559.74	
11 53 13 11-0042 EA 5' Wide, Combination Sash Bench Fume Hood With Vertical Rising/Horizontal Sash, Type 304 Stainless Steel Liner, Restricted By-Pass (Kewaunee Scientific H07S5460B00)..... Note: Includes material and installation	15,439.92	
11 53 13 11-0043 EA 5' Wide, Combination Sash Bench Fume Hood With Vertical Rising/Horizontal Sash, Phenolic Resin Liner, Restricted By-Pass (Kewaunee Scientific H07T5460B00)..... Note: Includes material and installation	11,237.17	
11 53 13 11-0044 EA 6' Wide, Combination Sash Bench Fume Hood With Vertical Rising/Horizontal Sash, Fiberglass Reinforced Polyester Liner, Restricted By-Pass (Kewaunee Scientific H07G5472B00)..... Note: Includes material and installation	12,856.34	
11 53 13 11-0045 EA 6' Wide, Combination Sash Bench Fume Hood With Vertical Rising/Horizontal Sash, Modified Epoxy Resin Liner, Restricted By-Pass (Kewaunee Scientific H07K5472B00)..... Note: Includes material and installation	13,457.00	
11 53 13 11-0046 EA 6' Wide, Combination Sash Bench Fume Hood With Vertical Rising/Horizontal Sash, Type 304 Stainless Steel Liner, Restricted By-Pass (Kewaunee Scientific H07S5472B00)..... Note: Includes material and installation	16,210.33	
11 53 13 11-0047 EA 6' Wide, Combination Sash Bench Fume Hood With Vertical Rising/Horizontal Sash, Phenolic Resin Liner, Restricted By-Pass (Kewaunee Scientific H07T5472B00)..... Note: Includes material and installation	12,253.81	
11 53 13 11-0048 EA 8' Wide, Combination Sash Bench Fume Hood With Vertical Rising/Horizontal Sash, Fiberglass Reinforced Polyester Liner, Restricted By-Pass (Kewaunee Scientific H07G5496B00)..... Note: Includes material and installation	15,760.76	
11 53 13 11-0049 EA 8' Wide, Combination Sash Bench Fume Hood With Vertical Rising/Horizontal Sash, Modified Epoxy Resin Liner, Restricted By-Pass (Kewaunee Scientific H07K5496B00)..... Note: Includes material and installation	16,355.83	
11 53 13 11-0050 EA 8' Wide, Combination Sash Bench Fume Hood With Vertical Rising/Horizontal Sash, Type 304 Stainless Steel Liner, Restricted By-Pass (Kewaunee Scientific H07S5496B00)..... Note: Includes material and installation	20,924.19	

11	11 Equipment
	11 50 Educational and Scientific Equipment
	11 53 Laboratory Equipment



MINOR CSI UOM DESCRIPTION	TOTAL DIRECT UNIT COST	DEMOLITION UNIT COST
11 53 13 11-0051 EA 8' Wide, Combination Sash Bench Fume Hood With Vertical Rising/Horizontal Sash, Phenolic Resin Liner, Restricted By-Pass (Kewaunee Scientific H07T5496B00).....	14,714.28	
Note: Includes material and installation		
11 53 13 11-0052 ADA Bench Fume Hood With Vertical Rising Sash (Kewaunee Scientific H08) <small>(11 53 13 11-0001)</small>		
11 53 13 11-0053 EA 4' Wide, ADA Bench Fume Hood With Vertical Rising Sash, Fiberglass Reinforced Polyester Liner, Open By-Pass (Kewaunee Scientific H08G5448-00).....	9,586.29	
Note: Includes material and installation		
11 53 13 11-0054 EA 4' Wide, ADA Bench Fume Hood With Vertical Rising Sash, Modified Epoxy Resin Liner, Open By-Pass (Kewaunee Scientific H08K5448-00).....	10,198.14	
Note: Includes material and installation		
11 53 13 11-0055 EA 4' Wide, ADA Bench Fume Hood With Vertical Rising Sash, Type 304 Stainless Steel Liner, Open By-Pass (Kewaunee Scientific H08S5448-00).....	12,854.47	
Note: Includes material and installation		
11 53 13 11-0056 EA 4' Wide, ADA Bench Fume Hood With Vertical Rising Sash, Phenolic Resin Liner, Open By-Pass (Kewaunee Scientific H08T5448-00).....	9,041.59	
Note: Includes material and installation		
11 53 13 11-0057 EA 5' Wide, ADA Bench Fume Hood With Vertical Rising Sash, Fiberglass Reinforced Polyester Liner, Open By-Pass (Kewaunee Scientific H08G5460-00).....	10,345.51	
Note: Includes material and installation		
11 53 13 11-0058 EA 5' Wide, ADA Bench Fume Hood With Vertical Rising Sash, Modified Epoxy Resin Liner, Open By-Pass (Kewaunee Scientific H08K5460-00).....	10,865.96	
Note: Includes material and installation		
11 53 13 11-0059 EA 5' Wide, ADA Bench Fume Hood With Vertical Rising Sash, Type 304 Stainless Steel Liner, Open By-Pass (Kewaunee Scientific H08S5460-00).....	13,721.88	
Note: Includes material and installation		
11 53 13 11-0060 EA 5' Wide, ADA Bench Fume Hood With Vertical Rising Sash, Phenolic Resin Liner, Open By-Pass (Kewaunee Scientific H08T5460-00).....	9,625.46	
Note: Includes material and installation		
11 53 13 11-0061 EA 6' Wide, ADA Bench Fume Hood With Vertical Rising Sash, Fiberglass Reinforced Polyester Liner, Open By-Pass (Kewaunee Scientific H08G5472-00).....	11,147.63	
Note: Includes material and installation		
11 53 13 11-0062 EA 6' Wide, ADA Bench Fume Hood With Vertical Rising Sash, Modified Epoxy Resin Liner, Open By-Pass (Kewaunee Scientific H08K5472-00).....	11,925.50	
Note: Includes material and installation		
11 53 13 11-0063 EA 6' Wide, ADA Bench Fume Hood With Vertical Rising Sash, Type 304 Stainless Steel Liner, Open By-Pass (Kewaunee Scientific H08S5472-00).....	15,102.28	
Note: Includes material and installation		
11 53 13 11-0064 EA 6' Wide, ADA Bench Fume Hood With Vertical Rising Sash, Phenolic Resin Liner, Open By-Pass (Kewaunee Scientific H08T5472-00).....	10,545.11	
Note: Includes material and installation		
11 53 13 11-0065 EA 4' Wide, ADA Bench Fume Hood With Vertical Rising Sash, Fiberglass Reinforced Polyester Liner, Restricted By-Pass (Kewaunee Scientific H08G5448B00).....	9,733.66	
Note: Includes material and installation		
11 53 13 11-0066 EA 4' Wide, ADA Bench Fume Hood With Vertical Rising Sash, Modified Epoxy Resin Liner, Restricted By-Pass (Kewaunee Scientific H08K5448B00).....	10,373.49	
Note: Includes material and installation		
11 53 13 11-0067 EA 4' Wide, ADA Bench Fume Hood With Vertical Rising Sash, Type 304 Stainless Steel Liner, Restricted By-Pass (Kewaunee Scientific H08S5448B00).....	13,083.92	
Note: Includes material and installation		
11 53 13 11-0068 EA 4' Wide, ADA Bench Fume Hood With Vertical Rising Sash, Phenolic Resin Liner, Restricted By-Pass (Kewaunee Scientific H08T5448B00).....	9,196.42	
Note: Includes material and installation		
11 53 13 11-0069 EA 5' Wide, ADA Bench Fume Hood With Vertical Rising Sash, Fiberglass Reinforced Polyester Liner, Restricted By-Pass (Kewaunee Scientific H08G5460B00).....	10,518.99	
Note: Includes material and installation		
11 53 13 11-0070 EA 5' Wide, ADA Bench Fume Hood With Vertical Rising Sash, Modified Epoxy Resin Liner, Restricted By-Pass (Kewaunee Scientific H08K5460B00).....	11,054.36	
Note: Includes material and installation		
11 53 13 11-0071 EA 5' Wide, ADA Bench Fume Hood With Vertical Rising Sash, Type 304 Stainless Steel Liner, Restricted By-Pass (Kewaunee Scientific H08S5460B00).....	13,969.98	
Note: Includes material and installation		
11 53 13 11-0072 EA 5' Wide, ADA Bench Fume Hood With Vertical Rising Sash, Phenolic Resin Liner, Restricted By-Pass (Kewaunee Scientific H08T5460B00).....	9,789.62	
Note: Includes material and installation		
11 53 13 11-0073 EA 6' Wide, ADA Bench Fume Hood With Vertical Rising Sash, Fiberglass Reinforced Polyester Liner, Restricted By-Pass (Kewaunee Scientific H08G5472B00).....	11,328.57	
Note: Includes material and installation		
11 53 13 11-0074 EA 6' Wide, ADA Bench Fume Hood With Vertical Rising Sash, Modified Epoxy Resin Liner, Restricted By-Pass (Kewaunee Scientific H08K5472B00).....	12,132.56	
Note: Includes material and installation		
11 53 13 11-0075 EA 6' Wide, ADA Bench Fume Hood With Vertical Rising Sash, Type 304 Stainless Steel Liner, Restricted By-Pass (Kewaunee Scientific H08S5472B00).....	15,372.76	
Note: Includes material and installation		
11 53 13 11-0076 EA 6' Wide, ADA Bench Fume Hood With Vertical Rising Sash, Phenolic Resin Liner, Restricted By-Pass (Kewaunee Scientific H08T5472B00).....	10,726.05	
Note: Includes material and installation		
11 53 13 11-0077 ADA Bench Fume Hood With Combination Vertical Rising/Horizontal Sash (Kewaunee Scientific H09) <small>(11 53 13 11-0001)</small>		



Equipment	11	
Educational and Scientific Equipment	11 50	↑
Laboratory Equipment	11 53	

MINOR CSI UOM DESCRIPTION	TOTAL DIRECT UNIT COST	DEMOLITION UNIT COST
11 53 13 11-0078 EA 4' Wide, ADA Bench Fume Hood With Combination Vertical Rising/Horizontal Sash, Fiberglass Reinforced Polyester Liner, Restricted By-Pass (Kewaunee Scientific H09G5448B00).....	13,065.26	
Note: Includes material and installation		
11 53 13 11-0079 EA 4' Wide, ADA Bench Fume Hood With Combination Vertical Rising/Horizontal Sash, Modified Epoxy Resin Liner, Restricted By-Pass (Kewaunee Scientific H09K5448B00).....	14,205.02	
Note: Includes material and installation		
11 53 13 11-0080 EA 4' Wide, ADA Bench Fume Hood With Combination Vertical Rising/Horizontal Sash, Type 304 Stainless Steel Liner, Restricted By-Pass (Kewaunee Scientific H09S5448B00).....	18,062.67	
Note: Includes material and installation		
11 53 13 11-0081 EA 4' Wide, ADA Bench Fume Hood With Combination Vertical Rising/Horizontal Sash, Phenolic Resin Liner, Restricted By-Pass (Kewaunee Scientific H09T5448B00).....	12,526.16	
Note: Includes material and installation		
11 53 13 11-0082 EA 5' Wide, ADA Bench Fume Hood With Combination Vertical Rising/Horizontal Sash, Fiberglass Reinforced Polyester Liner, Restricted By-Pass (Kewaunee Scientific H09G5460B00).....	14,124.81	
Note: Includes material and installation		
11 53 13 11-0083 EA 5' Wide, ADA Bench Fume Hood With Combination Vertical Rising/Horizontal Sash, Modified Epoxy Resin Liner, Restricted By-Pass (Kewaunee Scientific H09K5460B00).....	15,212.34	
Note: Includes material and installation		
11 53 13 11-0084 EA 5' Wide, ADA Bench Fume Hood With Combination Vertical Rising/Horizontal Sash, Type 304 Stainless Steel Liner, Restricted By-Pass (Kewaunee Scientific H09S5460B00).....	19,374.04	
Note: Includes material and installation		
11 53 13 11-0085 EA 5' Wide, ADA Bench Fume Hood With Combination Vertical Rising/Horizontal Sash, Phenolic Resin Liner, Restricted By-Pass (Kewaunee Scientific H09T5460B00).....	13,404.76	
Note: Includes material and installation		
11 53 13 11-0086 EA 6' Wide, ADA Bench Fume Hood With Combination Vertical Rising/Horizontal Sash, Fiberglass Reinforced Polyester Liner, Restricted By-Pass (Kewaunee Scientific H09G5472B00).....	15,025.80	
Note: Includes material and installation		
11 53 13 11-0087 EA 6' Wide, ADA Bench Fume Hood With Combination Vertical Rising/Horizontal Sash, Modified Epoxy Resin Liner, Restricted By-Pass (Kewaunee Scientific H09K5472B00).....	16,387.54	
Note: Includes material and installation		
11 53 13 11-0088 EA 6' Wide, ADA Bench Fume Hood With Combination Vertical Rising/Horizontal Sash, Type 304 Stainless Steel Liner, Restricted By-Pass (Kewaunee Scientific H09S5472B00).....	20,903.67	
Note: Includes material and installation		
11 53 13 11-0089 EA 6' Wide, ADA Bench Fume Hood With Combination Vertical Rising/Horizontal Sash, Phenolic Resin Liner, Restricted By-Pass (Kewaunee Scientific H09T5472B00).....	14,427.00	
Note: Includes material and installation		
11 53 13 11-0090 Isotope Bench Fume Hood With Vertical Rising Sash (Kewaunee Scientific H20) <small>(11 53 13 11-0001)</small>		
11 53 13 11-0091 EA 4' Wide, Isotope Bench Fume Hood With Vertical Rising Sash, Type 304 Stainless Steel Liner, Open By-Pass (Kewaunee Scientific H20S5448-00).....	19,702.35	
Note: Includes material and installation		
11 53 13 11-0092 EA 5' Wide, Isotope Bench Fume Hood With Vertical Rising Sash, Type 304 Stainless Steel Liner, Open By-Pass (Kewaunee Scientific H20S5460-00).....	21,868.08	
Note: Includes material and installation		
11 53 13 11-0093 EA 6' Wide, Isotope Bench Fume Hood With Vertical Rising Sash, Type 304 Stainless Steel Liner, Open By-Pass (Kewaunee Scientific H20S5472-00).....	23,071.27	
Note: Includes material and installation		
11 53 13 11-0094 EA 8' Wide, Isotope Bench Fume Hood With Vertical Rising Sash, Type 304 Stainless Steel Liner, Open By-Pass (Kewaunee Scientific H20S5496-00).....	31,196.95	
Note: Includes material and installation		
11 53 13 11-0095 EA 4' Wide, Isotope Bench Fume Hood With Vertical Rising Sash, Type 304 Stainless Steel Liner, Restricted By-Pass (Kewaunee Scientific H20S5448B00).....	19,868.38	
Note: Includes material and installation		
11 53 13 11-0096 EA 5' Wide, Isotope Bench Fume Hood With Vertical Rising Sash, Type 304 Stainless Steel Liner, Restricted By-Pass (Kewaunee Scientific H20S5460B00).....	22,034.10	
Note: Includes material and installation		
11 53 13 11-0097 EA 6' Wide, Isotope Bench Fume Hood With Vertical Rising Sash, Type 304 Stainless Steel Liner, Restricted By-Pass (Kewaunee Scientific H20S5472B00).....	23,248.48	
Note: Includes material and installation		
11 53 13 11-0098 EA 8' Wide, Isotope Bench Fume Hood With Vertical Rising Sash, Type 304 Stainless Steel Liner, Restricted By-Pass (Kewaunee Scientific H20S5496B00).....	31,396.55	
Note: Includes material and installation		
11 53 13 11-0099 Perchloric Acid Bench Fume Hood With Vertical Rising Sash (Kewaunee Scientific H25) <small>(11 53 13 11-0001)</small>		
11 53 13 11-0100 EA 4' Wide, Perchloric Acid Bench Fume Hood With Vertical Rising Sash, Type 316 Stainless Steel Liner, Open By-Pass (Kewaunee Scientific H25L5448-00).....	26,027.93	
Note: Includes material and installation		
11 53 13 11-0101 EA 5' Wide, Perchloric Acid Bench Fume Hood With Vertical Rising Sash, Type 316 Stainless Steel Liner, Open By-Pass (Kewaunee Scientific H25L5460-00).....	26,117.47	
Note: Includes material and installation		
11 53 13 11-0102 EA 6' Wide, Perchloric Acid Bench Fume Hood With Vertical Rising Sash, Type 316 Stainless Steel Liner, Open By-Pass (Kewaunee Scientific H25L5472-00).....	28,975.26	
Note: Includes material and installation		
11 53 13 11-0103 HOPEC Style Bench Fume Hood With Vertical Rising/Horizontal Sash (Kewaunee Scientific HOPEC) <small>(11 53 13 11-0001)</small>		

11 Equipment
11 50 Educational and Scientific Equipment
11 53 Laboratory Equipment



MINOR CSI	UOM	DESCRIPTION	TOTAL DIRECT UNIT COST	DEMOLITION UNIT COST
11 53 13 11-0104	EA	4' Wide, HOPEC Style Bench Fume Hood With Vertical Rising/Horizontal Sash, Fiberglass Reinforced Polyester Liner, Restricted By-Pass (Kewaunee Scientific HOPG5448B00)..... Note: Includes material and installation	13,503.63	
11 53 13 11-0105	EA	4' Wide, HOPEC Style Bench Fume Hood With Vertical Rising/Horizontal Sash, Modified Epoxy Resin Liner, Restricted By-Pass (Kewaunee Scientific HOPK5448B00) Note: Includes material and installation	14,106.15	
11 53 13 11-0106	EA	4' Wide, HOPEC Style Bench Fume Hood With Vertical Rising/Horizontal Sash, Type 304 Stainless Steel Liner, Restricted By-Pass (Kewaunee Scientific HOPS5448B00) Note: Includes material and installation	16,967.68	
11 53 13 11-0107	EA	4' Wide, HOPEC Style Bench Fume Hood With Vertical Rising/Horizontal Sash, Phenolic Resin Liner, Restricted By-Pass (Kewaunee Scientific HOPT5448B00) Note: Includes material and installation	12,960.80	
11 53 13 11-0108	EA	5' Wide, HOPEC Style Bench Fume Hood With Vertical Rising/Horizontal Sash, Fiberglass Reinforced Polyester Liner, Restricted By-Pass (Kewaunee Scientific HOPG5460B00)..... Note: Includes material and installation	14,719.87	
11 53 13 11-0109	EA	5' Wide, HOPEC Style Bench Fume Hood With Vertical Rising/Horizontal Sash, Modified Epoxy Resin Liner, Restricted By-Pass (Kewaunee Scientific HOPK5460B00) Note: Includes material and installation	15,322.40	
11 53 13 11-0110	EA	5' Wide, HOPEC Style Bench Fume Hood With Vertical Rising/Horizontal Sash, Type 304 Stainless Steel Liner, Restricted By-Pass (Kewaunee Scientific HOPS5460B00) Note: Includes material and installation	18,200.71	
11 53 13 11-0111	EA	5' Wide, HOPEC Style Bench Fume Hood With Vertical Rising/Horizontal Sash, Phenolic Resin Liner, Restricted By-Pass (Kewaunee Scientific HOPT5460B00) Note: Includes material and installation	13,999.83	
11 53 13 11-0112	EA	6' Wide, HOPEC Style Bench Fume Hood With Vertical Rising/Horizontal Sash, Fiberglass Reinforced Polyester Liner, Restricted By-Pass (Kewaunee Scientific HOPG5472B00)..... Note: Includes material and installation	15,725.32	
11 53 13 11-0113	EA	6' Wide, HOPEC Style Bench Fume Hood With Vertical Rising/Horizontal Sash, Modified Epoxy Resin Liner, Restricted By-Pass (Kewaunee Scientific HOPK5472B00) Note: Includes material and installation	16,322.25	
11 53 13 11-0114	EA	6' Wide, HOPEC Style Bench Fume Hood With Vertical Rising/Horizontal Sash, Type 304 Stainless Steel Liner, Restricted By-Pass (Kewaunee Scientific HOPS5472B00) Note: Includes material and installation	19,079.31	
11 53 13 11-0115	EA	6' Wide, HOPEC Style Bench Fume Hood With Vertical Rising/Horizontal Sash, Phenolic Resin Liner, Restricted By-Pass (Kewaunee Scientific HOPT5472B00) Note: Includes material and installation	15,120.93	
11 53 13 11-0116	EA	8' Wide, HOPEC Style Bench Fume Hood With Vertical Rising/Horizontal Sash, Fiberglass Reinforced Polyester Liner, Restricted By-Pass (Kewaunee Scientific HOPG5496B00)..... Note: Includes material and installation	20,482.09	
11 53 13 11-0117	EA	8' Wide, HOPEC Style Bench Fume Hood With Vertical Rising/Horizontal Sash, Modified Epoxy Resin Liner, Restricted By-Pass (Kewaunee Scientific HOPK5496B00) Note: Includes material and installation	21,082.75	
11 53 13 11-0118	EA	8' Wide, HOPEC Style Bench Fume Hood With Vertical Rising/Horizontal Sash, Type 304 Stainless Steel Liner, Restricted By-Pass (Kewaunee Scientific HOPS5496B00) Note: Includes material and installation	25,647.38	
11 53 13 11-0119	EA	8' Wide, HOPEC Style Bench Fume Hood With Vertical Rising/Horizontal Sash, Phenolic Resin Liner, Restricted By-Pass (Kewaunee Scientific HOPT5496B00) Note: Includes material and installation	19,431.87	
11 53 13 11-0120		General Purpose Walk-In Fume Hood With Vertical Rising Sash (Kewaunee Scientific H30) <small>(11 53 13 11-0001)</small>		
11 53 13 11-0121	EA	4' Wide, General Purpose Walk-In Fume Hood With Vertical Rising Sash, Fiberglass Reinforced Polyester Liner, Open By-Pass (Kewaunee Scientific H30G9048-00) Note: Includes material and installation	19,838.53	
11 53 13 11-0122	EA	4' Wide, General Purpose Walk-In Fume Hood With Vertical Rising Sash, Modified Epoxy Resin Liner, Open By-Pass (Kewaunee Scientific H30K9048-00)..... Note: Includes material and installation	20,431.73	
11 53 13 11-0123	EA	4' Wide, General Purpose Walk-In Fume Hood With Vertical Rising Sash, Type 304 Stainless Steel Liner, Open By-Pass (Kewaunee Scientific H30S9048-00)..... Note: Includes material and installation	25,421.67	
11 53 13 11-0124	EA	4' Wide, General Purpose Walk-In Fume Hood With Vertical Rising Sash, Phenolic Resin Liner, Open By-Pass (Kewaunee Scientific H30T9048-00) Note: Includes material and installation	18,637.21	
11 53 13 11-0125	EA	5' Wide, General Purpose Walk-In Fume Hood With Vertical Rising Sash, Fiberglass Reinforced Polyester Liner, Open By-Pass (Kewaunee Scientific H30G9060-00) Note: Includes material and installation	21,140.58	
11 53 13 11-0126	EA	5' Wide, General Purpose Walk-In Fume Hood With Vertical Rising Sash, Modified Epoxy Resin Liner, Open By-Pass (Kewaunee Scientific H30K9060-00)..... Note: Includes material and installation	21,741.24	
11 53 13 11-0127	EA	5' Wide, General Purpose Walk-In Fume Hood With Vertical Rising Sash, Type 304 Stainless Steel Liner, Open By-Pass (Kewaunee Scientific H30S9060-00)..... Note: Includes material and installation	28,227.23	
11 53 13 11-0128	EA	5' Wide, General Purpose Walk-In Fume Hood With Vertical Rising Sash, Phenolic Resin Liner, Open By-Pass (Kewaunee Scientific H30T9060-00) Note: Includes material and installation	19,767.64	
11 53 13 11-0129	EA	6' Wide, General Purpose Walk-In Fume Hood With Vertical Rising Sash, Fiberglass Reinforced Polyester Liner, Open By-Pass (Kewaunee Scientific H30G9072-00) Note: Includes material and installation	22,433.30	
11 53 13 11-0130	EA	6' Wide, General Purpose Walk-In Fume Hood With Vertical Rising Sash, Modified Epoxy Resin Liner, Open By-Pass (Kewaunee Scientific H30K9072-00) Note: Includes material and installation	23,028.36	
11 53 13 11-0131	EA	6' Wide, General Purpose Walk-In Fume Hood With Vertical Rising Sash, Type 304 Stainless Steel Liner, Open By-Pass (Kewaunee Scientific H30S9072-00)..... Note: Includes material and installation	30,247.46	



Equipment	11
Educational and Scientific Equipment	11 50
Laboratory Equipment	11 53

MINOR CSI	UOM	DESCRIPTION	TOTAL DIRECT UNIT COST	DEMOLITION UNIT COST
11 53 13 11-0132	EA	6' Wide, General Purpose Walk-In Fume Hood With Vertical Rising Sash, Phenolic Resin Liner, Open By-Pass (Kewaunee Scientific H30T9072-00)..... Note: Includes material and installation	21,888.60	
11 53 13 11-0133	EA	8' Wide, General Purpose Walk-In Fume Hood With Vertical Rising Sash, Fiberglass Reinforced Polyester Liner, Open By-Pass (Kewaunee Scientific H30G9096-00)..... Note: Includes material and installation	28,637.62	
11 53 13 11-0134	EA	8' Wide, General Purpose Walk-In Fume Hood With Vertical Rising Sash, Modified Epoxy Resin Liner, Open By-Pass (Kewaunee Scientific H30K9096-00)..... Note: Includes material and installation	29,242.01	
11 53 13 11-0135	EA	8' Wide, General Purpose Walk-In Fume Hood With Vertical Rising Sash, Type 304 Stainless Steel Liner, Open By-Pass (Kewaunee Scientific H30S9096-00)..... Note: Includes material and installation	39,214.44	
11 53 13 11-0136	EA	8' Wide, General Purpose Walk-In Fume Hood With Vertical Rising Sash, Phenolic Resin Liner, Open By-Pass (Kewaunee Scientific H30T9096-00)..... Note: Includes material and installation	27,218.05	
11 53 13 11-0137	EA	4' Wide, General Purpose Walk-In Fume Hood With Vertical Rising Sash, Fiberglass Reinforced Polyester Liner, Restricted By-Pass (Kewaunee Scientific H30G9048B00)..... Note: Includes material and installation	19,991.49	
11 53 13 11-0138	EA	4' Wide, General Purpose Walk-In Fume Hood With Vertical Rising Sash, Modified Epoxy Resin Liner, Restricted By-Pass (Kewaunee Scientific H30K9048B00)..... Note: Includes material and installation	20,580.96	
11 53 13 11-0139	EA	4' Wide, General Purpose Walk-In Fume Hood With Vertical Rising Sash, Type 304 Stainless Steel Liner, Restricted By-Pass (Kewaunee Scientific H30S9048B00)..... Note: Includes material and installation	25,574.63	
11 53 13 11-0140	EA	4' Wide, General Purpose Walk-In Fume Hood With Vertical Rising Sash, Phenolic Resin Liner, Restricted By-Pass (Kewaunee Scientific H30T9048B00)..... Note: Includes material and installation	18,788.31	
11 53 13 11-0141	EA	5' Wide, General Purpose Walk-In Fume Hood With Vertical Rising Sash, Fiberglass Reinforced Polyester Liner, Restricted By-Pass (Kewaunee Scientific H30G9060B00)..... Note: Includes material and installation	21,310.33	
11 53 13 11-0142	EA	5' Wide, General Purpose Walk-In Fume Hood With Vertical Rising Sash, Modified Epoxy Resin Liner, Restricted By-Pass (Kewaunee Scientific H30K9060B00)..... Note: Includes material and installation	21,909.12	
11 53 13 11-0143	EA	5' Wide, General Purpose Walk-In Fume Hood With Vertical Rising Sash, Type 304 Stainless Steel Liner, Restricted By-Pass (Kewaunee Scientific H30S9060B00)..... Note: Includes material and installation	28,398.85	
11 53 13 11-0144	EA	5' Wide, General Purpose Walk-In Fume Hood With Vertical Rising Sash, Phenolic Resin Liner, Restricted By-Pass (Kewaunee Scientific H30T9060B00)..... Note: Includes material and installation	19,939.26	
11 53 13 11-0145	EA	6' Wide, General Purpose Walk-In Fume Hood With Vertical Rising Sash, Fiberglass Reinforced Polyester Liner, Restricted By-Pass (Kewaunee Scientific H30G9072B00)..... Note: Includes material and installation	22,612.38	
11 53 13 11-0146	EA	6' Wide, General Purpose Walk-In Fume Hood With Vertical Rising Sash, Modified Epoxy Resin Liner, Restricted By-Pass (Kewaunee Scientific H30K9072B00)..... Note: Includes material and installation	23,209.31	
11 53 13 11-0147	EA	6' Wide, General Purpose Walk-In Fume Hood With Vertical Rising Sash, Type 304 Stainless Steel Liner, Restricted By-Pass (Kewaunee Scientific H30S9072B00)..... Note: Includes material and installation	30,428.40	
11 53 13 11-0148	EA	6' Wide, General Purpose Walk-In Fume Hood With Vertical Rising Sash, Phenolic Resin Liner, Restricted By-Pass (Kewaunee Scientific H30T9072B00)..... Note: Includes material and installation	22,071.41	
11 53 13 11-0149	EA	8' Wide, General Purpose Walk-In Fume Hood With Vertical Rising Sash, Fiberglass Reinforced Polyester Liner, Restricted By-Pass (Kewaunee Scientific H30G9096B00)..... Note: Includes material and installation	28,829.76	
11 53 13 11-0150	EA	8' Wide, General Purpose Walk-In Fume Hood With Vertical Rising Sash, Modified Epoxy Resin Liner, Restricted By-Pass (Kewaunee Scientific H30K9096B00)..... Note: Includes material and installation	29,436.01	
11 53 13 11-0151	EA	8' Wide, General Purpose Walk-In Fume Hood With Vertical Rising Sash, Type 304 Stainless Steel Liner, Restricted By-Pass (Kewaunee Scientific H30S9096B00)..... Note: Includes material and installation	39,406.58	
11 53 13 11-0152	EA	8' Wide, General Purpose Walk-In Fume Hood With Vertical Rising Sash, Phenolic Resin Liner, Restricted By-Pass (Kewaunee Scientific H30T9096B00)..... Note: Includes material and installation	27,413.92	
11 53 13 11-0153		Stand Alone, TruView® Teaching Hoods (Kewaunee Scientific T90) <small>(11 53 13 11-0001)</small>		
11 53 13 11-0154	EA	4' Wide, Stand Alone, Single Sided Hood Structure, TruView® Teaching Hoods (Kewaunee Scientific T90M3048-SA)..... Note: Includes material and installation	16,171.15	
11 53 13 11-0155	EA	5' Wide, Stand Alone, Single Sided Hood Structure, TruView® Teaching Hoods (Kewaunee Scientific T90M3060-SA)..... Note: Includes material and installation	18,433.88	
11 53 13 11-0156	EA	6' Wide, Stand Alone, Single Sided Hood Structure, TruView® Teaching Hoods (Kewaunee Scientific T90M3072-SA)..... Note: Includes material and installation	19,978.43	
11 53 13 11-0157	EA	4' Wide, Stand Alone, Double Sided Hood Structure, TruView® Teaching Hoods (Kewaunee Scientific T90M6048-SA)..... Note: Includes material and installation	28,542.49	
11 53 13 11-0158	EA	5' Wide, Stand Alone, Double Sided Hood Structure, TruView® Teaching Hoods (Kewaunee Scientific T90M6060-SA)..... Note: Includes material and installation	32,685.54	
11 53 13 11-0159	EA	6' Wide, Stand Alone, Double Sided Hood Structure, TruView® Teaching Hoods (Kewaunee Scientific T90M6072-SA)..... Note: Includes material and installation	34,771.06	

11	11	Equipment
	11 50	Educational and Scientific Equipment
	11 53	Laboratory Equipment



MINOR CSI	UOM	DESCRIPTION	TOTAL DIRECT UNIT COST	DEMOLITION UNIT COST
--------------	-----	-------------	---------------------------	-------------------------

MINOR CSI	UOM	DESCRIPTION	TOTAL DIRECT UNIT COST	DEMOLITION UNIT COST
11 53 13 11-0160		Options For Fume Hoods (Kewaunee Scientific) <small>(11 53 13 11-0001)</small>		
11 53 13 11-0161	EA	Single Point Adjustable Baffles (Kewaunee Scientific Option C) Note: Includes material and installation	430.91	
11 53 13 11-0162	EA	Fire Extinguisher (Kewaunee Scientific Option E) Note: Includes material and installation	1,865.40	
11 53 13 11-0163	EA	Stainless Steel Lower Deflector Vane (Kewaunee Scientific Option O) Note: Includes material and installation	309.66	
11 53 13 11-0164	EA	4' Wide, Black Epoxy Resin Worksurface (Kewaunee Scientific 019243-48B) Note: Includes material and installation	1,270.34	
11 53 13 11-0165	EA	5' Wide, Black Epoxy Resin Worksurface (Kewaunee Scientific 019243-60B) Note: Includes material and installation	1,484.86	
11 53 13 11-0166	EA	6' Wide, Black Epoxy Resin Worksurface (Kewaunee Scientific 019243-72B) Note: Includes material and installation	1,712.44	
11 53 13 11-0167	EA	8' Wide, Black Epoxy Resin Worksurface (Kewaunee Scientific 019243-96B) Note: Includes material and installation	2,216.10	
11 53 13 11-0168	EA	4' Wide, Black Epoxy Resin Worksurface For ADA Fume Hood (Kewaunee Scientific 020126-48B) Note: Includes material and installation	1,270.34	
11 53 13 11-0169	EA	5' Wide, Black Epoxy Resin Worksurface For ADA Fume Hood (Kewaunee Scientific 020126-60B) Note: Includes material and installation	1,484.86	
11 53 13 11-0170	EA	6' Wide, Black Epoxy Resin Worksurface For ADA Fume Hood (Kewaunee Scientific 020126-72B) Note: Includes material and installation	1,712.44	
11 53 13 11-0171	EA	4' Wide, Black Epoxy Resin Worksurface For HOPEC Fume Hood (Kewaunee Scientific 020128-48B) Note: Includes material and installation	1,270.34	
11 53 13 11-0172	EA	5' Wide, Black Epoxy Resin Worksurface For HOPEC Fume Hood (Kewaunee Scientific 020128-60B) Note: Includes material and installation	1,484.86	
11 53 13 11-0173	EA	6' Wide, Black Epoxy Resin Worksurface For HOPEC Fume Hood (Kewaunee Scientific 020128-72B) Note: Includes material and installation	1,712.44	
11 53 13 11-0174	EA	8' Wide, Black Epoxy Resin Worksurface For HOPEC Fume Hood (Kewaunee Scientific 020128-96B) Note: Includes material and installation	2,216.10	
11 53 13 11-0175	EA	4' Wide, Black Epoxy Resin Worksurface For Walk-In Fume Hood (Kewaunee Scientific 019250-48B) Note: Includes material and installation	1,326.30	
11 53 13 11-0176	EA	5' Wide, Black Epoxy Resin Worksurface For Walk-In Fume Hood (Kewaunee Scientific 019250-60B) Note: Includes material and installation	1,550.15	
11 53 13 11-0177	EA	6' Wide, Black Epoxy Resin Worksurface For Walk-In Fume Hood (Kewaunee Scientific 019250-72B) Note: Includes material and installation	1,792.65	
11 53 13 11-0178	EA	8' Wide, Black Epoxy Resin Worksurface For Walk-In Fume Hood (Kewaunee Scientific 019250-96B) Note: Includes material and installation	2,320.56	
11 53 13 11-0179	EA	Black Poly Cupsink (Kewaunee Scientific 0491-BP) Note: Includes material and installation	166.02	
11 53 13 11-0180	EA	Stainless Steel Cupsink (Kewaunee Scientific 0950-0F) Note: Includes material and installation	1,561.34	
11 53 13 11-0181	EA	Air Service Fitting, Panel Flange With Angle Serrated Hose Connector (Kewaunee Scientific W-0860-3A-I) Note: Includes material and installation	595.06	
11 53 13 11-0182	EA	Gas Service Fitting, Panel Flange With Angle Serrated Hose Connector (Kewaunee Scientific W-0860-3G-I) Note: Includes material and installation	595.06	
11 53 13 11-0183	EA	Vacuum Service Fitting, Panel Flange With Angle Serrated Hose Connector (Kewaunee Scientific W-0860-3V-I) Note: Includes material and installation	595.06	
11 53 13 11-0184	EA	Steam Service Fitting, Panel Flange With Angle Serrated Hose Connector (Kewaunee Scientific W-0861-3S-I) Note: Includes material and installation	664.08	
11 53 13 11-0185	EA	Cold Water Service Fitting, Panel Flange With Angle Serrated Hose Connector (Kewaunee Scientific W-0861-3W-I) Note: Includes material and installation	664.08	
11 53 13 11-0186	EA	Distilled Water Service Fitting, Panel Flange With Angle Serrated Hose Connector (Kewaunee Scientific W-0861-3D-I) Note: Includes material and installation	984.93	
11 53 13 11-0187	EA	Cold Water Service Fitting, Gooseneck With Vacuum Breaker, 27-3/4" Long Handle (Kewaunee Scientific W-0864-3WV-I) Note: Includes material and installation	1,007.32	
11 53 13 11-0188	EA	Cold Water Service Fitting, Gooseneck With Vacuum Breaker, 12-1/2" Long Handle (Kewaunee Scientific W-0864-3WVA-I) Note: Includes material and installation	1,033.43	
11 53 13 11-0189	EA	Hot And Cold Water Service Fitting, Gooseneck With Vacuum Breaker, 27-3/4" Long Handle (Kewaunee Scientific W-0868-3WV-I) Note: Includes material and installation	1,604.24	
11 53 13 11-0190	EA	Hot And Cold Water Service Fitting, Gooseneck With Vacuum Breaker, 12-1/2" Long Handle (Kewaunee Scientific W-0868-3WVA-I) Note: Includes material and installation	1,665.80	
11 53 13 11-0191		Base Cabinets For Fume Hoods (Kewaunee Scientific) <small>(11 53 13 11-0001)</small>		
11 53 13 11-0192	EA	24" Long x 35-3/4" High x 22" Deep, Single Door, Fume Hood Steel Base Cabinet (Kewaunee Scientific G08M3724-0) Note: Includes material and installation	1,167.74	
11 53 13 11-0193	EA	30" Long x 35-3/4" High x 22" Deep, Double Door, Fume Hood Steel Base Cabinet (Kewaunee Scientific G08M3730-0) Note: Includes material and installation	1,423.30	
11 53 13 11-0194	EA	36" Long x 35-3/4" High x 22" Deep, Double Door, Fume Hood Steel Base Cabinet (Kewaunee Scientific G08M3736-0) Note: Includes material and installation	1,497.92	
11 53 13 11-0195	EA	48" Long x 35-3/4" High x 22" Deep, Double Door, Fume Hood Steel Base Cabinet (Kewaunee Scientific G08M3748-0) Note: Includes material and installation	1,546.42	



Equipment	11
Educational and Scientific Equipment	11 50
Laboratory Equipment	11 53

MINOR	CSI	UOM	DESCRIPTION	TOTAL DIRECT UNIT COST	DEMOLITION UNIT COST
11 53	13	11-0196	EA 60" Long x 35-3/4" High x 22" Deep, Double Door, Fume Hood Steel Base Cabinet (Kewaunee Scientific G08M3760-0) Note: Includes material and installation	1,688.19	
11 53	13	11-0197	EA 24" Long x 35-3/4" High x 22" Deep, Single Door, Fume Hood Wood Base Cabinet (Kewaunee Scientific G08H3624-0)..... Note: Includes material and installation	1,167.74	
11 53	13	11-0198	EA 30" Long x 35-3/4" High x 22" Deep, Double Door, Fume Hood Wood Base Cabinet (Kewaunee Scientific G08H3630-0)..... Note: Includes material and installation	1,423.30	
11 53	13	11-0199	EA 36" Long x 35-3/4" High x 22" Deep, Double Door, Fume Hood Wood Base Cabinet (Kewaunee Scientific G08H3636-0)..... Note: Includes material and installation	1,509.11	
11 53	13	11-0200	EA 48" Long x 35-3/4" High x 22" Deep, Double Door, Fume Hood Wood Base Cabinet (Kewaunee Scientific G08H3648-0)..... Note: Includes material and installation	1,546.42	
11 53	13	11-0201	EA 60" Long x 35-3/4" High x 22" Deep, Double Door, Fume Hood Wood Base Cabinet (Kewaunee Scientific G08H3660-0)..... Note: Includes material and installation	1,688.19	
11 53	13	11-0202	EA 15" Long x 30" High x 22" Deep, Single Door, Fume Hood Steel Base Cabinet (Kewaunee Scientific G00M3115-0)..... Note: Includes material and installation	1,175.20	
11 53	13	11-0203	EA 18" Long x 30" High x 22" Deep, Single Door, Fume Hood Steel Base Cabinet (Kewaunee Scientific G00M3118-0)..... Note: Includes material and installation	1,244.22	
11 53	13	11-0204	EA 21" Long x 30" High x 22" Deep, Single Door, Fume Hood Steel Base Cabinet (Kewaunee Scientific G00M3121-0)..... Note: Includes material and installation	1,298.32	
11 53	13	11-0205	EA 24" Long x 30" High x 22" Deep, Single Door, Fume Hood Steel Base Cabinet (Kewaunee Scientific G00M3124-0)..... Note: Includes material and installation	1,315.11	
11 53	13	11-0206	EA 24" Long x 35-3/4" High x 22" Deep, Single Door, Solvent Storage Fume Hood Steel Base Cabinet (Kewaunee Scientific G68M3724-01)..... Note: Includes material and installation	2,842.87	
11 53	13	11-0207	EA 30" Long x 35-3/4" High x 22" Deep, Double Door, Solvent Storage Fume Hood Steel Base Cabinet (Kewaunee Scientific G68M3730-01)..... Note: Includes material and installation	3,756.92	
11 53	13	11-0208	EA 36" Long x 35-3/4" High x 22" Deep, Double Door, Solvent Storage Fume Hood Steel Base Cabinet (Kewaunee Scientific G68M3736-01)..... Note: Includes material and installation	3,926.67	
11 53	13	11-0209	EA 48" Long x 35-3/4" High x 22" Deep, Double Door, Solvent Storage Fume Hood Steel Base Cabinet (Kewaunee Scientific G68M3748-01)..... Note: Includes material and installation	4,486.29	
11 53	13	11-0210	EA 24" Long x 35-3/4" High x 22" Deep, Single Door, Acid Storage Fume Hood Steel Base Cabinet (Kewaunee Scientific G80M3724-0)..... Note: Includes material and installation	2,247.81	
11 53	13	11-0211	EA 30" Long x 35-3/4" High x 22" Deep, Double Door, Acid Storage Fume Hood Steel Base Cabinet (Kewaunee Scientific G80M3730-0)..... Note: Includes material and installation	2,611.56	
11 53	13	11-0212	EA 36" Long x 35-3/4" High x 22" Deep, Double Door, Acid Storage Fume Hood Steel Base Cabinet (Kewaunee Scientific G80M3736-0)..... Note: Includes material and installation	2,656.33	
11 53	13	11-0213	EA 48" Long x 35-3/4" High x 22" Deep, Double Door, Acid Storage Fume Hood Steel Base Cabinet (Kewaunee Scientific G80M3748-0)..... Note: Includes material and installation	2,813.02	
11 53	13	11-0214	EA 60" Long x 35-3/4" High x 22" Deep, Double Door, Acid Storage Fume Hood Steel Base Cabinet (Kewaunee Scientific G80M3760-0)..... Note: Includes material and installation	3,081.64	
11 53	13	11-0215	EA 24" Long x 35-3/4" High x 22" Deep, Single Door, Acid Storage Fume Hood Wood Base Cabinet (Kewaunee Scientific G80H3724-0)..... Note: Includes material and installation	2,023.96	
11 53	13	11-0216	EA 30" Long x 35-3/4" High x 22" Deep, Double Door, Acid Storage Fume Hood Wood Base Cabinet (Kewaunee Scientific G80H3730-0)..... Note: Includes material and installation	2,290.71	
11 53	13	11-0217	EA 36" Long x 35-3/4" High x 22" Deep, Double Door, Acid Storage Fume Hood Wood Base Cabinet (Kewaunee Scientific G80H3736-0)..... Note: Includes material and installation	2,382.12	
11 53	13	11-0218	EA 48" Long x 35-3/4" High x 22" Deep, Double Door, Acid Storage Fume Hood Wood Base Cabinet (Kewaunee Scientific G80H3748-0)..... Note: Includes material and installation	2,533.21	
11 53	13	11-0219	EA 60" Long x 35-3/4" High x 22" Deep, Double Door, Acid Storage Fume Hood Wood Base Cabinet (Kewaunee Scientific G80H3760-0)..... Note: Includes material and installation	2,729.08	
11 53	13	11-0220	Filters And Housing For Fume Hoods (Kewaunee Scientific) (11 53 13 11-0001)		
11 53	13	11-0221	EA Painted CRS Filter Housing (Kewaunee Scientific X-016869)..... Note: Includes material and installation	1,843.02	
11 53	13	11-0222	EA Stainless Steel Filter Housing (Kewaunee Scientific X-016868)..... Note: Includes material and installation	21,506.20	
11 53	13	11-0223	EA High Efficiency Filter (Kewaunee Scientific 0864-00)..... Note: Includes material and installation	1,843.02	
11 53	13	11-0224	EA Charcoal Absorber (Kewaunee Scientific 0855-00)..... Note: Includes material and installation	21,506.20	
11 53	13	11-0225	EA Prefilter (Kewaunee Scientific 0863-00)..... Note: Includes material and installation	138.04	

11	11 Equipment
	11 50 Educational and Scientific Equipment
	11 53 Laboratory Equipment



MINOR	CSI	UOM	DESCRIPTION	TOTAL DIRECT UNIT COST	DEMOLITION UNIT COST
-------	-----	-----	-------------	------------------------	----------------------

11 53 13 11-0226			Centrifugal Fans For Fume Hoods (Kewaunee Scientific) <small>(11 53 13 11-0001)</small>		
11 53 13 11-0227	EA		1/4 HP, Single-Phase, 9" Outlet, Centrifugal Fume Hood Fan (Kewaunee Scientific HFS-0902-T1) Note: Includes material and installation	4,975.02	
11 53 13 11-0228	EA		1/3 HP, Single-Phase, 9" Outlet, Centrifugal Fume Hood Fan (Kewaunee Scientific HFS-0903-T1) Note: Includes material and installation	5,113.06	
11 53 13 11-0229	EA		1/2 HP, Single-Phase, 9" Outlet, Centrifugal Fume Hood Fan (Kewaunee Scientific HFS-0905-T1) Note: Includes material and installation	5,182.08	
11 53 13 11-0230	EA		3/4 HP, Single-Phase, 10" Outlet, Centrifugal Fume Hood Fan (Kewaunee Scientific HFS-1008-T1) Note: Includes material and installation	5,729.58	
11 53 13 11-0231	EA		1 HP, Single-Phase, 13" Outlet, Centrifugal Fume Hood Fan (Kewaunee Scientific HFS-1310-T1) Note: Includes material and installation	6,277.07	
11 53 13 11-0232	EA		1-1/2 HP, Single-Phase, 14-1/2" Outlet, Centrifugal Fume Hood Fan (Kewaunee Scientific HFS-1415-T1) Note: Includes material and installation	9,001.49	
11 53 13 11-0233	EA		2 HP, Single-Phase, 16-1/8" Outlet, Centrifugal Fume Hood Fan (Kewaunee Scientific HFS-1620-T1) Note: Includes material and installation	11,725.90	
11 53 13 11-0234			Exhaust Stacks And Adapters For Fume Hoods (Kewaunee Scientific) <small>(11 53 13 11-0001)</small>		
11 53 13 11-0235	EA		6-9/16" Diameter x 99-1/8" Long, Cold Rolled Steel Stackhead (Kewaunee Scientific HES-0909-00) Note: Includes material and installation	828.24	
11 53 13 11-0236	EA		8-1/16" Diameter x 97-7/8" Long, Cold Rolled Steel Stackhead (Kewaunee Scientific HES-0909-00) Note: Includes material and installation	908.45	
11 53 13 11-0237	EA		9-11/16" Diameter x 92-1/2" Long, Cold Rolled Steel Stackhead (Kewaunee Scientific HES-0909-00) Note: Includes material and installation	925.24	
11 53 13 11-0238	EA		10-13/16" Diameter x 91-1/4" Long, Cold Rolled Steel Stackhead (Kewaunee Scientific HES-0909-00) Note: Includes material and installation	1,018.51	
11 53 13 11-0239	EA		11-11/16" Diameter x 90-3/4" Long, Cold Rolled Steel Stackhead (Kewaunee Scientific HES-0909-00) Note: Includes material and installation	1,121.18	
11 53 13 11-0240	EA		6-9/16" Diameter x 10-13/16" Diameter Outlet Adapter (Kewaunee Scientific HOA-0912-00) Note: Includes material and installation	1,186.39	
11 53 13 11-0241	EA		8-1/16" Diameter x 11-13/16" Diameter Outlet Adapter (Kewaunee Scientific HOA-1012-00) Note: Includes material and installation	1,290.86	
11 53 13 11-0242	EA		9-11/16" Diameter x 13-5/16" Diameter Outlet Adapter (Kewaunee Scientific HOA-1312-00) Note: Includes material and installation	1,415.84	
11 53 13 11-0243	EA		10-13/16" Diameter x 14-11/16" Diameter Outlet Adapter (Kewaunee Scientific HOA-1412-00) Note: Includes material and installation	1,486.72	
11 53 13 11-0244	EA		11-11/16" Diameter x 16-15/16" Diameter Outlet Adapter (Kewaunee Scientific HOA-1612-00) Note: Includes material and installation	1,514.70	
11 53 13 11-0245	EA		11-15/16" Diameter x 9-1/16" Diameter Inlet Adapter (Kewaunee Scientific HIA-1209-00) Note: Includes material and installation	919.64	
11 53 13 11-0246	EA		11-15/16" Diameter x 10-1/16" Diameter Inlet Adapter (Kewaunee Scientific HIA-1210-00) Note: Includes material and installation	949.49	
11 53 13 11-0247	EA		11-15/16" Diameter x 13-5/16" Diameter Inlet Adapter (Kewaunee Scientific HIA-1213-00) Note: Includes material and installation	968.14	
11 53 13 11-0248	EA		11-15/16" Diameter x 14-9/16" Diameter Inlet Adapter (Kewaunee Scientific HIA-1214-00) Note: Includes material and installation	1,007.32	
11 53 13 11-0249	EA		11-15/16" Diameter x 16-3/16" Diameter Inlet Adapter (Kewaunee Scientific HIA-1216-00) Note: Includes material and installation	1,091.26	
11 53 13 11-0250			Biological Fume Hoods And Cabinets <small>(11 53 13 11)</small> Note: VWR scientific or approved equal. VWR model number listed for reference. Equipment set in place and final connections. Excludes piping, ductwork and electrical rough-ins. Other accepted manufactures: NuAire, Forma and Baker or equal.		
11 53 13 11-0251			Purifier® Logic® Class II, Type A2 Biosafety Cabinets (VWR 9700) <small>(11 53 13 11-0250)</small> Note: Includes two high efficiency particulate air (HEPA) filters, fluorescent lighting, UV lamp, 8" or 10" sash, LCD information center and service fixtures. Excludes base stand.		
11 53 13 11-0252	EA		3' Width, Purifier® Logic® Class II, Type A2 Biosafety Cabinet (VWR 9700).....	17,030.95	747.72
11 53 13 11-0253	EA		4' Width, Purifier® Logic® Class II, Type A2 Biosafety Cabinet (VWR 9700).....	19,026.10	747.72
11 53 13 11-0254	EA		5' Width, Purifier® Logic® Class II, Type A2 Biosafety Cabinet (VWR 9700).....	22,594.20	847.32
11 53 13 11-0255	EA		6' Width, Purifier® Logic® Class II, Type A2 Biosafety Cabinet (VWR 9700).....	23,913.85	847.32
11 53 13 11-0256			Base Stands For Purifier® Logic® Biosafety Cabinets (VWR) <small>(11 53 13 11-0250)</small> Note: ADA compliant. Includes epoxy coating.		
11 53 13 11-0257	EA		3' Width, Base Stand For Purifier® Logic® Biosafety Cabinet (VWR).....	1,430.06	109.68
11 53 13 11-0258	EA		4' Width, Base Stand For Purifier® Logic® Biosafety Cabinet (VWR).....	1,554.20	139.60
11 53 13 11-0259	EA		5' Width, Base Stand For Purifier® Logic® Biosafety Cabinet (VWR).....	1,642.97	169.51
11 53 13 11-0260	EA		6' Width, Base Stand For Purifier® Logic® Biosafety Cabinet (VWR).....	1,814.45	199.42
11 53 43			Service Fittings and Accessories <small>(11 53)</small>		
11 53 43 00-0001			Outlet And Valves <small>(11 53 43)</small>		
11 53 43 00-0002	EA		Medical Outlet Conversion Kit (Air, Oxygen, And Vacuum).....	988.27	
11 53 43 00-0003			Test And Certify <small>(11 53 43)</small>		
11 53 43 00-0004	EA		Test And Certify Medical Gas Port.....	54.25	



MINOR CSI UOM DESCRIPTION	TOTAL DIRECT UNIT COST	DEMOLITION UNIT COST
------------------------------	---------------------------	-------------------------

11 60 Entertainment and Recreation Equipment ⁽¹¹⁾

11 66 Athletic Equipment ^(11 60)

11 66 13 Exercise Equipment ^(11 66)

11 66 13 00-0001	Fitness Systems ^(11 66 13)		
11 66 13 00-0002	Components For Physical Fitness Activities ^(11 66 13 00-0001)		
11 66 13 00-0003	EA Sit And Reach.....	1,487.00	112.40
11 66 13 00-0004	EA Isometric Squat.....	554.48	44.96
11 66 13 00-0005	EA Log Jump.....	3,594.07	179.84
11 66 13 00-0006	EA Step Up.....	810.94	89.92
11 66 13 00-0007	EA Hip Rotation.....	3,943.54	157.36
11 66 13 00-0008	EA Body Curl.....	1,459.57	89.92
11 66 13 00-0009	EA Horizontal Ladder.....	4,768.62	179.84
11 66 13 00-0010	EA Chin Up.....	3,611.60	179.84
11 66 13 00-0011	EA Push Up.....	2,204.62	89.92
11 66 13 00-0012	EA Leg Raise.....	3,083.43	134.88
11 66 13 00-0013	EA Log Hop.....	1,395.95	44.96
11 66 13 00-0014	EA Parallel Bar.....	2,965.10	134.88
11 66 13 00-0015	EA Leg Stretch.....	1,249.20	89.92
11 66 13 00-0016	EA Balance Beam.....	1,120.97	67.44
11 66 13 00-0017	EA Log Roll.....	3,538.08	112.40
11 66 13 00-0018	Wall Mounted Equipment ^(11 66 13)		
11 66 13 00-0019	SET Parallel Bars, Wall Mounted.....	4,710.20	572.01
11 66 13 00-0020	EA Exercise Ladder, Wall Mounted.....	3,590.03	11.92

11 66 23 Gymnasium Equipment ^(11 66)

11 66 23 13 Basketball Equipment ^(11 66 23)

11 66 23 13-0001	Basketball Equipment ^(11 66 23 13)		
11 66 23 13-0002	EA 4' To 6' Extension, Wall Mounted, Stationary Basketball Backstop System With 54" x 39" Fan Shaped Cast Aluminum Basketball Backboard (Porter Athletic 312F46).....	3,944.62	858.00
	Note: Includes rim and net.		
	For Glass Backstop, Add	500.00	
	For Fiberglass Backstop, Add	200.00	
11 66 23 13-0003	EA 6' Ceiling Mounted Basketball Backstop Wood, Fixed Type, With Support Structure.....	6,454.00	858.00
	Note: Includes rim and net.		
	For Glass Backstop, Add	500.00	
	For Fiberglass Backstop, Add	200.00	
11 66 23 13-0004	EA Ceiling Mounted Basketball Backstop Wood, Swing-up Type (Either Forward Or Backward), With Support Structure.....	7,885.60	1,144.00
	Note: Includes rim and net.		
	For Glass Backstop, Add	500.00	
	For Electrically Operated, Add	2,180.01	
	For Fiberglass Backstop, Add	200.00	

11 66 23 23 Volleyball Equipment ^(11 66 23)

11 66 23 23-0001	EA Economy End Upright Padding, Each, Wrap Around Pads Only.....	811.01	59.75
	Note: Porter Athletic model # 717-003.		
11 66 23 23-0002	EA Net Tension Cover Pads, 1 Pair.....	182.47	13.45
	Note: Porter Athletic model # 00816-003.		
11 66 23 23-0003	EA 32' L x 39" H Power Volleyball Net.....	598.11	44.07
	Note: Porter Athletic model # 02255-000.		
11 66 23 23-0004	EA White Polyester Reinforced Boundary Markers, One Pair.....	105.94	4.29
	Note: Porter Athletic model # 02297-000.		
11 66 23 23-0005	EA Power-Line Net Antenna, One Pair.....	366.57	9.06
	Note: Porter Athletic model # 02296-100.		
11 66 23 23-0006	EA 32' x 39" Power-Line Competition Volleyball Net.....	677.65	42.90
	Note: Porter Athletic model # 02295-640.		
11 66 23 23-0007	EA Competition Center Standard Padding, Standard Red.....	668.41	19.07
	Note: Porter Athletic model # 00839-103.		
	For Colors Other Than Standard Red, Add	22.00	
	Note: Includes sky blue, royal blue, white, orange, yellow, beige, gray, maroon, purple, black, navy, kelly green, dark green.		
11 66 23 23-0008	EA Judge's Stand, Attaches To Standard.....	1,340.51	47.67
	Note: Porter Athletic model # 00889-100.		
11 66 23 23-0009	EA Judge's Stand Padding.....	954.65	23.83
	Note: Porter Athletic model # 00993-103.		
	For Colors Other Than Standard Red, Add	30.00	
	Note: Includes sky blue, royal blue, white, orange, yellow, beige, gray, maroon, purple, black, navy, kelly green, dark green.		
11 66 23 23-0010	EA Power-Line Aluminum Uprights, One Pair.....	3,887.24	47.67
	Note: Porter Athletic model # 01991-000.		
11 66 23 23-0011	EA 2-3/8" Round Ground/Floor Sleeve.....	223.80	4.29
	Note: Porter Athletic model # 00402-000.		

11	11 Equipment
	11 60 Entertainment and Recreation Equipment
	11 66 Athletic Equipment



MINOR CSI UOM DESCRIPTION	TOTAL DIRECT UNIT COST	DEMOLITION UNIT COST
11 66 23 23-0012 EA 3-1/2" Round Ground/Floor Sleeve..... Note: Porter Athletic model # 00403-000.	259.67	4.29
11 66 23 23-0013 EA 4" Round Ground/Floor Sleeve..... Note: Porter Athletic model # 00404-000.	280.16	4.29
11 66 23 53 Wall Padding (11 66 23)		
11 66 23 53-0001 Gymnasium Wall Padding (11 66 23 53) Note: Includes wall padding, 7/16" thick oriented strand board backing with or without nailing strip, vinyl cover and mounting screws. Excludes removable wall attachment fittings. See CSI section 11 66 23 53-0008 for wall attachment fittings.		
11 66 23 53-0002 SF 2" Thick, Non-Fire Rated, ASTM F2440-04 Impact Rating, Gymnasium Wall Padding (Porter DuraSafe)..... Note: Includes cutting and re-upholstering wall pads to accommodate existing, e.g., lights, outlets, switches, grilles, fire alarm, etc.	15.51	1.66
<i>For Furring Strip Installation (Vinyl Wrapped At Ends), Add</i>	4.87	
11 66 23 53-0003 SF 3" Thick, Non-Fire Rated, ASTM F2440-04 Impact Rating, Gymnasium Wall Padding (Porter DuraSafe)..... Note: Includes cutting and re-upholstering wall pads to accommodate existing, e.g., lights, outlets, switches, grilles, fire alarm, etc.	20.94	1.83
<i>For Furring Strip Installation (Vinyl Wrapped At Ends), Add</i>	4.87	
11 66 23 53-0004 SF 2" Thick, NFPA 286 Fire Rated, Gymnasium Wall Padding (Porter FireSafe)..... <i>For Furring Strip Installation (Vinyl Wrapped At Ends), Add</i>	24.45	1.66
11 66 23 53-0005 SF 3" Thick, NFPA 286 Fire Rated, Gymnasium Wall Padding (Porter FireSafe)..... <i>For Furring Strip Installation (Vinyl Wrapped At Ends), Add</i>	38.49	1.83
11 66 23 53-0006 SF 2" Thick, NFPA 286 Fire Rated, ASTM F2440-04 Impact Rating, Gymnasium Wall Padding (Porter SuperSafe)..... <i>For Furring Strip Installation (Vinyl Wrapped At Ends), Add</i>	31.36	1.66
11 66 23 53-0007 SF 3" Thick, NFPA 286 Fire Rated, ASTM F2440-04 Impact Rating, Gymnasium Wall Padding (Porter SuperSafe)..... <i>For Furring Strip Installation (Vinyl Wrapped At Ends), Add</i>	46.75	1.83
11 66 23 53-0008 Gymnasium Wall Padding Accessories (11 66 23 53)		
11 66 23 53-0009 LF "Z" Wall/Panel Attachment Clips For Wall Pads..... Note: Extruded aluminum. Typically requires two clips mounted to wall and two clips mounted to panel for a 6' high wall pad.	8.90	2.41
11 66 23 53-0010 LF Molding Channel Wall Attachment For Wall Pads..... Note: Extruded aluminum. Accepts 1" lip of wall pad at bottom of pad. Can be used with "Z" clip to secure top of pad.	14.12	2.41
11 66 23 53-0011 LF Floor Molding Channel Wall Attachment For Wall Pads..... Note: Extruded aluminum. Accepts 1" lip of wall pad at bottom of pad. Provides contoured molding strip from panel to the floor.	14.78	2.41
11 66 23 53-0012 EA Single Or Double Gang Molded Inserts For Electrical Outlets For Wall Pads.....	49.23	
11 66 43 Interior Scoreboards (11 66)		
11 66 43 00-0001 Scoreboards (11 66 43)		
11 66 43 00-0002 EA 8' x 3' x 8", Multi-Sport LED Scoreboard With Wired Controls (Nevco Model 2700)..... Note: For basketball, volleyball or wrestling. Includes horn and controls. Excludes wire to controls.	5,194.57	363.46
<i>For Scoreboard Only, No Controls, Deduct</i>	-321.00	
<i>For Control Carrying Case, Add</i>	59.00	
<i>For Wireless Controls, Add</i>	882.87	
11 66 43 00-0003 EA 8' x 6' x 8", Multi-Sport LED Scoreboard With Wired Controls (Nevco Model 2750)..... Note: For basketball, volleyball or wrestling. Includes horn and controls. Excludes wire to controls.	7,593.71	605.76
<i>For Scoreboard Only, No Controls, Deduct</i>	-321.00	
<i>For Control Carrying Case, Add</i>	59.00	
<i>For Wireless Controls, Add</i>	882.87	
11 66 43 00-0004 EA 12' x 8' x 8", Multi-Sport LED Scoreboard With Wired Controls (Nevco Model 2760)..... Note: For basketball, volleyball or wrestling. Includes horn and controls. Excludes wire to controls.	11,877.61	726.91
<i>For Scoreboard Only, No Controls, Deduct</i>	-321.00	
<i>For Control Carrying Case, Add</i>	59.00	
<i>For Wireless Controls, Add</i>	882.87	
11 66 53 Gymnasium Dividers (11 66)		
11 66 53 11 Gymnasium Dividers (11 66 53)		
11 66 53 11-0001 Gymnasium Dividers (11 66 53 11)		
11 66 53 11-0002 SF Gym Divider, Manual Mesh Top And Vinyl Bottom.....	7.33	1.01
11 66 53 11-0003 SF Gym Divider, Electric Roll Up Mesh Top And Vinyl Bottom.....	13.13	1.01
11 68 Play Field Equipment and Structures (11 60)		
11 68 13 Playground Equipment (11 68) See CSI section 32 31 13 13-0001 for augering holes and fill for posts.		
11 68 13 00-0001 Standalone Playground Equipment (11 68 13)		
11 68 13 00-0002 Ground Socket For Movable Posts (11 68 13 00-0001)		
11 68 13 00-0003 PR Ground Socket For 2-3/8" Post For Playground Equipment.....	292.97	60.71
11 68 13 00-0004 PR Ground Socket For 3-1/2" Post For Playground Equipment.....	453.97	60.71
11 68 13 00-0005 See-Saws (11 68 13 00-0001)		



Equipment	11
Entertainment and Recreation Equipment	11 60
Play Field Equipment and Structures	11 68

MINOR CSI UOM DESCRIPTION	TOTAL DIRECT UNIT COST	DEMOLITION UNIT COST
11 68 13 00-0006 Steel See-Saw <small>(11 68 13 00-0005)</small>		
11 68 13 00-0007 EA 2 Unit Steel See-Saw.....	2,485.81	373.02
11 68 13 00-0008 EA 4 Unit Steel See-Saw.....	4,047.19	441.52
11 68 13 00-0009 EA 6 Unit Steel See-Saw.....	5,620.88	539.65
11 68 13 00-0010 14' Long Laminated Beam <small>(11 68 13 00-0005)</small>		
11 68 13 00-0011 EA Beam Is Supported By Two 12 In x 12 In Stepping Column Posts.....	2,663.66	330.36
11 68 13 00-0012 EA Beam Is Supported By Two 8 In x 8 In Posts.....	1,839.87	294.29
11 68 13 00-0013 Slides <small>(11 68 13 00-0001)</small>		
11 68 13 00-0014 EA 8' Long x 4' High Slide With Stainless Steel Bed.....	3,138.20	427.22
11 68 13 00-0015 EA 12' Long x 6' High Slide With Stainless Steel Bed.....	4,388.32	607.11
11 68 13 00-0016 EA 16' Long x 8' High Slide With Stainless Steel Bed.....	4,859.53	674.56
11 68 13 00-0017 EA 20' Long x 10' High Slide With Stainless Steel Bed.....	6,134.86	747.23
11 68 13 00-0018 EA 6' High, 360 Degree One Piece Molded Polyethylene Slide.....	16,496.12	1,175.45
11 68 13 00-0019 EA 7' High, 360 Degree Slide, Stainless Steel Bed.....	19,617.04	1,212.60
11 68 13 00-0020 EA 9' High, 360 Degree Slide, Stainless Steel Bed.....	24,751.84	1,274.48
11 68 13 00-0021 Whirlers <small>(11 68 13 00-0001)</small>		
11 68 13 00-0022 EA 8' Diameter Whirler.....	6,716.23	809.48
11 68 13 00-0023 EA 10' Diameter Whirler.....	7,795.61	971.38
11 68 13 00-0024 Other Standalone Playground Equipment <small>(11 68 13 00-0001)</small>		
11 68 13 00-0025 Miscellaneous Standalone Playground Equipment <small>(11 68 13 00-0024)</small>		
11 68 13 00-0026 EA Horizontal Ladder.....	2,149.79	216.26
11 68 13 00-0027 EA Tether Ball Post.....	363.69	42.27
11 68 13 00-0028 PR 10'-6" Long Multiple Purpose Post.....	553.84	74.74
11 68 13 00-0029 EA 3-Person Fiberglass Golf Tee Shelter Turntable.....	8,575.07	211.18
11 68 13 00-0030 EA Horizontal Turning Bars, 1 Bar.....	682.36	112.85
11 68 13 00-0031 EA Horizontal Turning Bars, 2 Bars.....	924.21	134.88
11 68 13 00-0032 EA Horizontal Turning Bars, 3 Bars.....	1,246.34	179.84
11 68 13 00-0033 EA Horizontal Turning Bars, 5 Bars.....	1,824.53	247.28
11 68 13 00-0034 EA Top Goal Opening With 4 Exit Holes (One Each Side) And 8' Pole.....	1,930.89	102.96
11 68 13 00-0035 EA Top Goal Opening With 4 Exit Holes (One Each Side) And 10' Pole.....	2,126.16	111.14
11 68 13 00-0036 EA Coil Spring With Single Riding Aluminum Saddle Devices.....	2,079.05	119.15
11 68 13 00-0037 EA "C" Spring With Single Riding Aluminum Saddle Devices.....	2,143.39	102.51
11 68 13 00-0038 EA Rubber Spring With Single Riding Aluminum Saddle Devices.....	2,638.05	134.25
11 68 13 00-0039 EA Coil Spring Assembly Only.....	526.56	49.37
11 68 13 00-0040 EA "C" Spring Assembly Only.....	349.87	32.91
11 68 13 00-0041 EA Rubber Spring Assembly Only.....	263.80	64.20
11 68 13 00-0042 EA Footbuck Assembly Only.....	90.92	8.63
11 68 13 00-0043 EA Two Seat, Two Spring Action Cars (4'-8" x 2'-8").....	2,364.70	123.46
11 68 13 00-0044 Freestanding Panels <small>(11 68 13 00-0024)</small> Note: Rotomolded polyethylene.		
11 68 13 00-0045 EA Tic-Tac-Toe Panel.....	1,006.88	52.87
11 68 13 00-0046 EA 24" Bubble Panel.....	1,508.37	79.22
11 68 13 00-0047 EA Fire Engine Panel.....	2,213.57	116.27
11 68 13 00-0048 EA Flat Mirror Panel.....	1,770.86	93.06
11 68 13 00-0049 EA Wavy Mirror Panel.....	2,621.02	137.76
11 68 13 00-0050 EA Paint Time Panel.....	1,700.33	89.38
11 68 13 00-0051 EA Phone Time Panel.....	1,206.69	63.39
11 68 13 00-0052 EA Phone Time With Graphic Panel.....	1,206.69	63.39
11 68 13 00-0053 EA Race Time Panel.....	2,115.63	111.14
11 68 13 00-0054 EA Rescue 911 Panel.....	2,147.19	111.14
11 68 13 00-0055 EA Eastern/Central/Western States Panel.....	1,155.76	60.70
11 68 13 00-0056 EA Career People Panel.....	1,312.47	68.97
11 68 13 00-0057 EA Solar System Panel.....	1,312.47	68.97
11 68 13 00-0058 EA Animals Panel.....	1,312.47	68.97
11 68 13 00-0059 Freestanding Panels Uprights <small>(11 68 13 00-0024)</small>		
11 68 13 00-0060 EA 3-1/2" Outside Diameter End Panel Upright.....	311.71	29.68
11 68 13 00-0061 EA 3-1/2" Outside Diameter 90 Degree Upright.....	337.70	32.10
11 68 13 00-0062 EA 3-1/2" Outside Diameter 180 Degree Upright.....	337.70	32.10
11 68 13 00-0063 EA 3-1/2" Outside Diameter "T-Shaped" Upright.....	359.35	34.17
11 68 13 00-0064 Coasters <small>(11 68 13 00-0024)</small>		
11 68 13 00-0065 EA 12' Single Metal Coaster With Four Posts.....	7,791.55	359.68
11 68 13 00-0066 EA 18' Single Metal Coaster With Four Posts.....	8,710.27	449.60
11 68 13 00-0067 EA 12' Double Metal Coaster With Four Posts.....	12,605.78	539.52
11 68 13 00-0068 EA 18' Double Metal Coaster With Four Posts.....	14,332.46	674.40



MINOR
 CSI UOM DESCRIPTION

TOTAL DIRECT DEMOLITION
 UNIT COST UNIT COST

MINOR	CSI	UOM	DESCRIPTION	TOTAL DIRECT UNIT COST	DEMOLITION UNIT COST
11 68 13 00-0069			Climbers <small>(11 68 13 00-0024)</small>		
11 68 13 00-0070	EA		Tower Climber, 3.17' Diameter x 7.25' High.....	1,419.12	240.27
11 68 13 00-0071	EA		Arch Climber, 2' x 12' x 4.5' High	1,291.85	294.22
11 68 13 00-0072	EA		Arch Climber, 2' x 15' x 5.83' High	1,404.35	240.27
11 68 13 00-0073	EA		Arch Climber, 2' x 17' x 6.58' High	1,510.89	294.22
11 68 13 00-0074	EA		Rainbow Climber, 2' x 10'-5" x 4' High	1,619.64	240.00
11 68 13 00-0075	EA		Rainbow Climber, 2' x 10'-5" x 5' High	1,816.86	240.09
11 68 13 00-0076	EA		Rainbow Climber, 2' x 12'-5" x 6' High	2,119.03	240.09
11 68 13 00-0077	EA		Rainbow Climber, 2' x 15'-4" x 7' High	2,316.58	240.00
11 68 13 00-0078	EA		Double Level Arch Climber, 6' Wide x 12'-6" x 6' High Upper Section / 5' High Lower Section.....	2,795.54	281.00
11 68 13 00-0079	EA		12' Long Horizontal Ladder Climber.....	2,277.50	209.83
11 68 13 00-0080	EA		14' Long Horizontal Ladder Climber.....	2,310.74	209.83
11 68 13 00-0081	EA		16' Long Horizontal Ladder Climber.....	2,530.83	209.83
11 68 13 00-0082	EA		Bell Climber, 7'-5" High With Double Bars	2,376.15	269.76
11 68 13 00-0083	EA		2-Way Climber.....	1,993.02	216.26
11 68 13 00-0084	EA		4-Way Climber.....	3,187.78	216.26
11 68 13 00-0085			Swings <small>(11 68 13 00-0001)</small>		
11 68 13 00-0086			Two-Leg-End Swings, 2-3/8" Diameter Galvanized Steel Top Rail <small>(11 68 13 00-0085)</small>		
			Note: Legs, 1-7/8" diameter, traditional.		
11 68 13 00-0087	EA		8' High Top Rail, One Section Two Seats.....	1,864.27	330.36
			For Extra Heavy Duty, 3-1/2" Outside Diameter Top Pipe With 2-3/8" Outside Diameter Support Pipe, Add	217.29	
			For Contemporary Design With 2-3/8" Outside Diameter Support Pipe, Add	247.55	
11 68 13 00-0088	EA		8' High Top Rail, Two Sections Four Seats	2,978.61	472.73
			For Extra Heavy Duty, 3-1/2" Outside Diameter Top Pipe With 2-3/8" Outside Diameter Support Pipe, Add	348.71	
			For Contemporary Design With 2-3/8" Outside Diameter Support Pipe, Add	403.20	
11 68 13 00-0089	EA		8' High Top Rail, Three Sections, Six Seats	4,120.45	695.62
			For Extra Heavy Duty, 3-1/2" Outside Diameter Top Pipe With 2-3/8" Outside Diameter Support Pipe, Add	481.92	
			For Contemporary Design With 2-3/8" Outside Diameter Support Pipe, Add	555.40	
11 68 13 00-0090	EA		8' High Top Rail, Four Sections, Eight Seats	5,165.97	809.48
			For Extra Heavy Duty, 3-1/2" Outside Diameter Top Pipe With 2-3/8" Outside Diameter Support Pipe, Add	605.26	
			For Contemporary Design With 2-3/8" Outside Diameter Support Pipe, Add	701.63	
11 68 13 00-0091	EA		10' High Top Rail, One Section Two Seats	1,991.58	330.36
			For Extra Heavy Duty, 3-1/2" Outside Diameter Top Pipe With 2-3/8" Outside Diameter Support Pipe, Add	233.21	
			For Contemporary Design With 2-3/8" Outside Diameter Support Pipe, Add	269.83	
11 68 13 00-0092	EA		10' High Top Rail, Two Section Four Seats	3,110.02	503.50
			For Extra Heavy Duty, 3-1/2" Outside Diameter Top Pipe With 2-3/8" Outside Diameter Support Pipe, Add	362.89	
			For Contemporary Design With 2-3/8" Outside Diameter Support Pipe, Add	414.94	
11 68 13 00-0093	EA		10' High Top Rail, Three Sections, Six Seats	4,290.80	781.86
			For Extra Heavy Duty, 3-1/2" Outside Diameter Top Pipe With 2-3/8" Outside Diameter Support Pipe, Add	499.10	
			For Contemporary Design With 2-3/8" Outside Diameter Support Pipe, Add	564.66	
11 68 13 00-0094	EA		10' High Top Rail, Four Sections, Eight Seats	5,689.51	944.39
			For Extra Heavy Duty, 3-1/2" Outside Diameter Top Pipe With 2-3/8" Outside Diameter Support Pipe, Add	663.95	
			For Contemporary Design With 2-3/8" Outside Diameter Support Pipe, Add	759.47	
11 68 13 00-0095			Three-Leg-End Swings, 2-3/8" Diameter Galvanized Steel Top Rail <small>(11 68 13 00-0095)</small>		
			Note: Legs, 1-7/8" diameter, traditional.		
11 68 13 00-0096	EA		8' High Top Rail, One Section, Two Seats.....	2,143.83	291.77
			For Extra Heavy Duty, 3-1/2" Outside Diameter Top Pipe With 2-3/8" Outside Diameter Support Pipe, Add	253.39	
			For Contemporary Design With 2-3/8" Outside Diameter Support Pipe, Add	302.22	
11 68 13 00-0097	EA		8' High Top Rail, Two Sections, Four Seats	3,111.63	423.36
			For Extra Heavy Duty, 3-1/2" Outside Diameter Top Pipe With 2-3/8" Outside Diameter Support Pipe, Add	367.79	
			For Contemporary Design With 2-3/8" Outside Diameter Support Pipe, Add	438.70	
11 68 13 00-0098	EA		8' High Top Rail, Three Sections, Six Seats	4,151.13	566.19
			For Extra Heavy Duty, 3-1/2" Outside Diameter Top Pipe With 2-3/8" Outside Diameter Support Pipe, Add	490.58	
			For Contemporary Design With 2-3/8" Outside Diameter Support Pipe, Add	584.90	
11 68 13 00-0099	EA		8' High Top Rail, Four Sections, Eight Seats	5,191.52	674.56
			For Extra Heavy Duty, 3-1/2" Outside Diameter Top Pipe With 2-3/8" Outside Diameter Support Pipe, Add	615.21	
			For Contemporary Design With 2-3/8" Outside Diameter Support Pipe, Add	739.85	
11 68 13 00-0100	EA		10' High Top Rail, One Section, Two Seats	2,417.67	328.83
			For Extra Heavy Duty, 3-1/2" Outside Diameter Top Pipe With 2-3/8" Outside Diameter Support Pipe, Add	285.77	
			For Contemporary Design With 2-3/8" Outside Diameter Support Pipe, Add	340.89	
11 68 13 00-0101	EA		10' High Top Rail, One Section Three Seats	2,526.77	348.71
			For Extra Heavy Duty, 3-1/2" Outside Diameter Top Pipe With 2-3/8" Outside Diameter Support Pipe, Add	299.24	
			For Contemporary Design With 2-3/8" Outside Diameter Support Pipe, Add	359.13	
11 68 13 00-0102	EA		10' High Top Rail, Two Sections, Four Seats.....	3,375.01	460.32
			For Extra Heavy Duty, 3-1/2" Outside Diameter Top Pipe With 2-3/8" Outside Diameter Support Pipe, Add	398.86	
			For Contemporary Design With 2-3/8" Outside Diameter Support Pipe, Add	475.54	
11 68 13 00-0103	EA		10' High Top Rail, Two Sections, Six Seats	4,066.86	530.66
			For Extra Heavy Duty, 3-1/2" Outside Diameter Top Pipe With 2-3/8" Outside Diameter Support Pipe, Add	483.08	
			For Contemporary Design With 2-3/8" Outside Diameter Support Pipe, Add	585.30	
11 68 13 00-0104	EA		10' High Top Rail, Three Section, Six Seats	4,492.59	612.42
			For Extra Heavy Duty, 3-1/2" Outside Diameter Top Pipe With 2-3/8" Outside Diameter Support Pipe, Add	530.95	
			For Contemporary Design With 2-3/8" Outside Diameter Support Pipe, Add	633.09	
11 68 13 00-0105	EA		10' High Top Rail, Three Sections, Nine Seats.....	5,607.01	674.83
			For Extra Heavy Duty, 3-1/2" Outside Diameter Top Pipe With 2-3/8" Outside Diameter Support Pipe, Add	667.14	
			For Contemporary Design With 2-3/8" Outside Diameter Support Pipe, Add	812.56	



Equipment	11
Entertainment and Recreation Equipment	11 60
Play Field Equipment and Structures	11 68

MINOR	CSI	UOM	DESCRIPTION	TOTAL DIRECT UNIT COST	DEMOLITION UNIT COST
11 68	13 00-0106	EA	10' High Top Rail, Four Section, Eight Seats..... <i>For Extra Heavy Duty, 3-1/2" Outside Diameter Top Pipe With 2-3/8" Outside Diameter Support Pipe, Add</i> <i>For Contemporary Design With 2-3/8" Outside Diameter Support Pipe, Add</i>	5,693.74 671.23 793.99	809.48
11 68	13 00-0107	EA	12' High Top Rail, One Section Three Seats..... <i>For Extra Heavy Duty, 3-1/2" Outside Diameter Top Pipe With 2-3/8" Outside Diameter Support Pipe, Add</i> <i>For Contemporary Design With 2-3/8" Outside Diameter Support Pipe, Add</i>	2,643.71 313.45 377.57	357.16
11 68	13 00-0108	EA	12' High Top Rail, Two Sections, Six Seats..... <i>For Extra Heavy Duty, 3-1/2" Outside Diameter Top Pipe With 2-3/8" Outside Diameter Support Pipe, Add</i> <i>For Contemporary Design With 2-3/8" Outside Diameter Support Pipe, Add</i>	4,301.56 510.32 615.90	574.64
11 68	13 00-0109	EA	12' High Top Rail, Three Sections, Nine Seats..... <i>For Extra Heavy Duty, 3-1/2" Outside Diameter Top Pipe With 2-3/8" Outside Diameter Support Pipe, Add</i> <i>For Contemporary Design With 2-3/8" Outside Diameter Support Pipe, Add</i>	6,251.91 736.52 869.23	920.37
11 68	13 00-0110		Swing Accessories <small>(11 68 13 00-0085)</small>		
11 68	13 00-0111	EA	Enclosed Tot Seat With Chain And Hardware.....	636.30	27.10
11 68	13 00-0112	EA	Bucket Seat With Chain And Hardware.....	528.97	22.54
11 68	13 00-0113	EA	Belt Seat With Chain And Hardware.....	563.47	24.06
11 68	13 00-0114	EA	Seat With Chain And Hardware.....	555.81	23.70
11 68	13 00-0115	EA	Wide Seat With Chain And Hardware.....	586.68	25.04
11 68	13 00-0116	EA	Handi Seat With Chain And Hardware.....	1,751.72	74.69
11 68	13 00-0117	LF	0.4 LB/LF Replacement Chain.....	7.28	0.53
11 68	13 00-0118	LF	1 LB/LF Replacement Chain.....	13.52	1.07
11 68	13 00-0119	EA	Swing Hanger Replacement.....	79.05	6.17
11 68	13 00-0120		Playground Equipment (Landscape Structures®) <small>(11 68 13)</small>		
			Note: Excludes excavation and concrete footings.		
11 68	13 00-0121		Playground Equipment (Landscape Structures® PlayShaper®) <small>(11 68 13 00-0120)</small>		
			Note: Ages 2 to 5 years.		
11 68	13 00-0122	EA	El Slide, 32" Deck (Landscape Structures® PlayShaper® 111323A).....	2,689.87	120.91
11 68	13 00-0123	EA	SpyroSlide, 56" Height, 48" Deck (Landscape Structures® PlayShaper® 143480A).....	6,817.52	453.45
11 68	13 00-0124	EA	Tunnel Slide, 40" Deck (Landscape Structures® PlayShaper® 128952A).....	2,804.09	120.91
11 68	13 00-0125	EA	Double Wave Poly Slide, 48" Deck (Landscape Structures® PlayShaper® 123336A).....	3,206.73	181.38
11 68	13 00-0126	EA	Double Swirl Slide, 48" Deck (Landscape Structures® PlayShaper® 130798A).....	2,725.37	181.38
11 68	13 00-0127	EA	Double Poly Slide, 32" Deck (Landscape Structures® PlayShaper® 132155A).....	2,159.57	120.91
11 68	13 00-0128	EA	Double Poly Slide, 40"-48" Deck (Landscape Structures® PlayShaper® 132155B).....	2,396.17	120.91
11 68	13 00-0129	EA	Lava Run Slide, 30" Or 32" Deck (Landscape Structures® PlayShaper® 137967A).....	1,841.39	120.91
11 68	13 00-0130	EA	32" Deck, Gemini SlideWinder2 (Landscape Structures® PlayShaper® 133426A).....	5,230.46	362.75
11 68	13 00-0131	EA	40" Deck, Gemini SlideWinder2 (Landscape Structures® PlayShaper® 133426B).....	6,029.99	362.75
11 68	13 00-0132	EA	48" Deck, Gemini SlideWinder2 (Landscape Structures® PlayShaper® 133426C).....	6,495.03	362.75
11 68	13 00-0133	EA	Curved Poly Slide, 40" Deck (Landscape Structures® PlayShaper® 123339A).....	1,846.69	60.46
11 68	13 00-0134	EA	Single Poly Slide, 40" Deck (Landscape Structures® PlayShaper® 133668A).....	1,882.18	120.91
11 68	13 00-0135	EA	32" Deck, SlideWinder2 (Landscape Structures® PlayShaper® 132117A).....	2,496.94	181.38
11 68	13 00-0136	EA	40" Deck, SlideWinder2 (Landscape Structures® PlayShaper® 132117B).....	2,782.48	181.38
11 68	13 00-0137	EA	48" Deck, SlideWinder2 (Landscape Structures® PlayShaper® 132117C).....	3,100.67	181.38
11 68	13 00-0138	EA	Critter Canyon Climber, 30" Or 32" Deck (Landscape Structures® PlayShaper® 137966A).....	1,792.44	120.91
11 68	13 00-0139	EA	Thunderhead Climber, 48" Deck-To-Ground (Landscape Structures® PlayShaper® 139911A).....	7,487.93	483.68
11 68	13 00-0140	EA	Step Deck Climber, 16" Deck (Landscape Structures® PlayShaper® 119981A).....	1,050.01	120.91
11 68	13 00-0141	EA	Loop Ladder Climber, 40" Or 48" Deck (Landscape Structures® PlayShaper® 111364A).....	1,104.27	60.46
11 68	13 00-0142	EA	Loop Arch Climber, 32" - 48" Deck (Landscape Structures® PlayShaper® 139262A).....	1,670.13	151.15
11 68	13 00-0143	EA	32" Deck, Block Climber (Landscape Structures® PlayShaper® 135547A).....	2,588.11	211.61
11 68	13 00-0144	EA	40" Deck, Block Climber (Landscape Structures® PlayShaper® 135547B).....	3,020.51	211.61
11 68	13 00-0145	EA	32"-40" Deck, Cozy Climber (Landscape Structures® PlayShaper® 132023A).....	2,812.25	120.91
11 68	13 00-0146	EA	48" Deck, Cozy Climber (Landscape Structures® PlayShaper® 132023B).....	3,024.37	120.91
11 68	13 00-0147	EA	1-Step, With Permalene Barriers, Deck Links (Landscape Structures® PlayShaper® 153021A).....	1,384.51	120.91
11 68	13 00-0148	EA	2-Steps, With Permalene Barriers, Deck Links (Landscape Structures® PlayShaper® 153021B).....	1,612.95	120.91
11 68	13 00-0149	EA	16" Deck, Pod Climber (Landscape Structures® PlayShaper® 135346A).....	720.10	50.39
11 68	13 00-0150	EA	24" Deck, Pod Climber (Landscape Structures® PlayShaper® 135346B).....	1,334.13	90.69
11 68	13 00-0151	EA	32" Deck, Pod Climber (Landscape Structures® PlayShaper® 135346C).....	2,025.89	231.76
11 68	13 00-0152	EA	40" Deck, Pod Climber (Landscape Structures® PlayShaper® 135346D).....	2,384.86	231.76
11 68	13 00-0153	EA	32" Deck, Step Ladder (Landscape Structures® PlayShaper® 111327A).....	2,126.94	120.91
11 68	13 00-0154	EA	40" Deck, Step Ladder (Landscape Structures® PlayShaper® 111327B).....	4,676.11	120.91
11 68	13 00-0155	EA	48" Deck, Step Ladder (Landscape Structures® PlayShaper® 111327C).....	3,146.75	120.91
11 68	13 00-0156	EA	32" Deck, Wiggle Ladder (Landscape Structures® PlayShaper® 123284A).....	999.14	151.15
11 68	13 00-0157	EA	40" Deck, Wiggle Ladder (Landscape Structures® PlayShaper® 123284B).....	1,026.98	151.15
11 68	13 00-0158	EA	48" Deck, Wiggle Ladder (Landscape Structures® PlayShaper® 123284C).....	1,075.39	151.15
11 68	13 00-0159	EA	Overhead Events Horizontal Ladder, 16" Deck (Landscape Structures® PlayShaper® 129967A).....	1,070.20	30.23
11 68	13 00-0160	EA	Overhead Events Horizontal Ladder End Panel, Without Posts (Landscape Structures® PlayShaper® 129968A).....	393.05	30.23
11 68	13 00-0161	EA	Conical Climber, 40" Deck (Landscape Structures® PlayShaper® 143200A).....	3,829.57	211.61
11 68	13 00-0162	EA	ABC Climber, 32" - 48" Deck (Landscape Structures® PlayShaper® 152432A).....	2,005.62	151.15
11 68	13 00-0163	EA	Mini Summit Climber, 40" And 48" Decks (Landscape Structures® PlayShaper® 153077A).....	1,219.40	50.39
11 68	13 00-0164	EA	Arch Bridge, 42" Long (Landscape Structures® PlayShaper® 111348A).....	2,401.47	60.46
11 68	13 00-0165	EA	Phase Kit (Landscape Structures® PlayShaper® 116098A).....	337.70	38.09
11 68	13 00-0166	EA	Belt Bridge With Permalene Barriers, 42" Long (Landscape Structures® PlayShaper® 131956A).....	1,863.01	60.46
11 68	13 00-0167	EA	8" Deck-To-Ground, Ramp Exit Plate (Landscape Structures® PlayShaper® 111413A).....	746.72	90.69
11 68	13 00-0168	EA	16" - 48" Decks To Ground, Ramp Exit Plate (Landscape Structures® PlayShaper® 138405A).....	1,463.68	90.69
11 68	13 00-0169	EA	Deck-To-Deck Ramp With Permalene Barrier And Handrail, Excludes Posts (Landscape Structures® PlayShaper® 132828A).....	5,167.62	241.84
11 68	13 00-0170	EA	Deck-To-Ground Ramp With Permalene Barrier And Handrail, Excludes Posts (Landscape Structures® PlayShaper® 132844A).....	5,167.62	241.84

11 Equipment
11 60 Entertainment and Recreation Equipment
11 68 Play Field Equipment and Structures



MINOR	CSI	UOM	DESCRIPTION	TOTAL DIRECT UNIT COST	DEMOLITION UNIT COST
11 68 13 00-0171	EA		Wire Crawl Tunnel (Landscape Structures® PlayShaper® 118099A).....	2,355.37	120.91
11 68 13 00-0172	EA		Offset Crawl Tunnel, 8" Deck Height Difference (Landscape Structures® PlayShaper® 139268A).....	1,767.96	120.91
11 68 13 00-0173	EA		28" Long, Crawl Tunnels With Entrance Panels (Landscape Structures® PlayShaper® 128953A).....	1,805.90	60.46
11 68 13 00-0174	EA		56" Long, Crawl Tunnels With Entrance Panels (Landscape Structures® PlayShaper® 128953B).....	2,336.20	60.46
11 68 13 00-0175	EA		90 Degree Curved Crawl Tunnels With Entrance Panels (Landscape Structures® PlayShaper® 115409C).....	2,583.81	120.91
11 68 13 00-0176	EA		C-Straight Crawl Tunnels With Entrance Panels (Landscape Structures® PlayShaper® 118097A).....	4,262.03	241.84
11 68 13 00-0177	EA		S-Straight Crawl Tunnels With Entrance Panels (Landscape Structures® PlayShaper® 118097B).....	4,262.03	241.84
11 68 13 00-0178	EA		C-Inclined Crawl Tunnels With Entrance Panels, 16" Deck Height Difference (Landscape Structures® PlayShaper® 118098A).....	4,262.03	241.84
11 68 13 00-0179	EA		S-Inclined Crawl Tunnels With Entrance Panels, 16" Deck Height Difference (Landscape Structures® PlayShaper® 118098B).....	4,262.03	241.84
11 68 13 00-0180	EA		Bubble Panel, Enclosure (Landscape Structures® PlayShaper® 111282A).....	817.29	30.23
11 68 13 00-0181	EA		Ball Maze Panel, Enclosure (2-Color Permalene) (Landscape Structures® PlayShaper® 111300A).....	1,248.97	20.15
11 68 13 00-0182	EA		Chimes Panel, Enclosure (Landscape Structures® PlayShaper® 113211A).....	1,444.77	20.15
11 68 13 00-0183	EA		Braille And Clock Panel, Enclosure (2-Color Permalene) (Landscape Structures® PlayShaper® 123845A).....	1,575.31	20.15
11 68 13 00-0184	EA		Driver Panel, Enclosure (2-Color Permalene) (Landscape Structures® PlayShaper® 111288A).....	858.08	30.23
11 68 13 00-0185	EA		Finger Maze Panel, Enclosure (2-Color Permalene) (Landscape Structures® PlayShaper® 111289A).....	677.87	20.15
11 68 13 00-0186	EA		Gear Panel, Enclosure (2-Color Permalene) (Landscape Structures® PlayShaper® 117147A).....	1,975.07	20.15
11 68 13 00-0187	EA		Hole Panel, Enclosure (Landscape Structures® PlayShaper® 111284A).....	539.18	20.15
11 68 13 00-0188	EA		House Panel, Enclosure (2-Color Permalene) (Landscape Structures® PlayShaper® 111299A).....	637.80	30.23
11 68 13 00-0189	EA		Hourglass Panel, Enclosure (Landscape Structures® PlayShaper® 124333A).....	1,681.37	20.15
11 68 13 00-0190	EA		Match 4 Panel, Enclosure (2-Color Permalene) (Landscape Structures® PlayShaper® 127684A).....	1,053.89	30.23
11 68 13 00-0191	EA		Image Panel, 176 Play Blocks, Enclosure (Landscape Structures® PlayShaper® 127685A).....	1,463.24	60.46
11 68 13 00-0192	EA		Math Panel, Enclosure, Red Discs Only (Landscape Structures® PlayShaper® 111294A).....	1,568.59	50.39
11 68 13 00-0193	EA		Sand And Water Panel, Enclosure (Ground Level Only), Tan Dish Only (Landscape Structures® PlayShaper® 111297A).....	1,513.62	90.69
11 68 13 00-0194	EA		Mirror Panel, Enclosure (2-Color Permalene) (Landscape Structures® PlayShaper® 111298A).....	1,093.95	20.15
11 68 13 00-0195	EA		Periscope Panel, Enclosure (2-Color Permalene) (Landscape Structures® PlayShaper® 118429A).....	1,633.14	30.23
11 68 13 00-0196	EA		Pilot Panel, Enclosure (2-Color Permalene) (Landscape Structures® PlayShaper® 119515A).....	1,119.15	30.23
11 68 13 00-0197	EA		Slant Window Panel, Enclosure (Landscape Structures® PlayShaper® 111281A).....	1,430.61	60.46
11 68 13 00-0198	EA		Storefront Panel, Enclosure (Ground Level Only) (Landscape Structures® PlayShaper® 144984A).....	490.95	30.23
11 68 13 00-0199	EA		Spelling Panel, Enclosure, Red Discs Only (Landscape Structures® PlayShaper® 111295A).....	1,511.48	50.39
11 68 13 00-0200	EA		Slant Entrance Panel, Enclosure (Ground Level Only) (Landscape Structures® PlayShaper® 111387A).....	1,162.08	80.62
11 68 13 00-0201	EA		Space Travel Panel, Enclosure (2-Color Permalene) (Landscape Structures® PlayShaper® 123484A).....	1,403.98	20.15
11 68 13 00-0202	EA		Puppet Panel, Enclosure (Landscape Structures® PlayShaper® 111285A).....	539.18	20.15
11 68 13 00-0203	EA		Puppet Panel With Window, Enclosure (Landscape Structures® PlayShaper® 111286A).....	743.86	30.23
11 68 13 00-0204	EA		Zoo Panel, Enclosure (Landscape Structures® PlayShaper® 111287A).....	539.18	20.15
11 68 13 00-0205	EA		Tracing Panel, Enclosure (2-Color Permalene) (Landscape Structures® PlayShaper® 111290A).....	694.19	20.15
11 68 13 00-0206	EA		Table Panel, Enclosure (Ground Level Only) (Landscape Structures® PlayShaper® 111292A).....	1,317.82	90.69
11 68 13 00-0207	EA		Tic-Tac-Toe Panel, Enclosure (Landscape Structures® PlayShaper® 111293A).....	1,429.18	30.23
11 68 13 00-0208	EA		Bead And Block Panel Without Handles, Enclosure (Landscape Structures® PlayShaper® 111370A).....	1,086.52	30.23
11 68 13 00-0209	EA		2 Benches, 2 End Panels (Ground Level Only) (Landscape Structures® PlayShaper® 116120A).....	1,046.44	50.39
11 68 13 00-0210	EA		1 Bench, 2 End Panels (Ground Level Only) (Landscape Structures® PlayShaper® 138185A).....	605.88	50.39
11 68 13 00-0211	EA		1 Bench, 1 End Panel (Ground Level Only) (Landscape Structures® PlayShaper® 138299A).....	531.74	30.23
11 68 13 00-0212	EA		Balcony Deck, Brown Tenderdeck Only (Landscape Structures® PlayShaper® 139260A).....	1,472.83	90.69
11 68 13 00-0213	EA		Balcony Deck With Wheel, Brown Tenderdeck Only (Landscape Structures® PlayShaper® 139260B).....	1,709.42	90.69
11 68 13 00-0214	EA		Trail Tracker Reach Panel (2-Color Permalene) (Landscape Structures® PlayShaper® 139264A).....	490.22	20.15
11 68 13 00-0215	EA		Navigator Reach Panel (2-Color Permalene) (Landscape Structures® PlayShaper® 139266A).....	686.03	20.15
11 68 13 00-0216	EA		Curb, Accessible Reach Panel (Landscape Structures® PlayShaper® 128623A).....	142.67	20.15
11 68 13 00-0217	EA		Long Wire Barrier (For 90 Degree Tri-Deck) (Landscape Structures® PlayShaper® 117945A).....	792.81	30.23
11 68 13 00-0218	EA		Long Wire Barrier With Wheel (For 90 Degree Tri-Deck) (Landscape Structures® PlayShaper® 117945B).....	1,054.60	50.39
11 68 13 00-0219	EA		Short Wire Barrier (Square, Corner And Extension Decks) (Landscape Structures® PlayShaper® 117946A).....	605.88	50.39
11 68 13 00-0220	EA		Short Wire Barrier With Wheel (Square, Corner And Extension Decks) (Landscape Structures® PlayShaper® 117946B).....	842.48	50.39
11 68 13 00-0221	EA		Chinning Bar Without Post (Landscape Structures® PlayShaper® 139272A).....	139.41	20.15
11 68 13 00-0222	EA		Steering Wheel (Landscape Structures® PlayShaper® 111306A).....	261.79	20.15
11 68 13 00-0223	EA		Steering Wheel With Infill Panel (Landscape Structures® PlayShaper® 111306B).....	351.53	20.15
11 68 13 00-0224	EA		Handloop (Landscape Structures® PlayShaper® 119977A).....	204.68	20.15
11 68 13 00-0225	EA		Ground Level, Talk Tubes, Attaches Next To 40" To 48" Deck Only, One Only (Landscape Structures® PlayShaper® 115198A).....	556.22	30.23
11 68 13 00-0226	EA		16" Deck, Talk Tubes, One Only (Landscape Structures® PlayShaper® 115198B).....	572.53	30.23
11 68 13 00-0227	EA		24" Deck, Talk Tubes, One Only (Landscape Structures® PlayShaper® 115198C).....	580.69	30.23
11 68 13 00-0228	EA		32" Deck, Talk Tubes, One Only (Landscape Structures® PlayShaper® 115198D).....	597.01	30.23
11 68 13 00-0229	EA		40" Deck, Talk Tubes, One Only (Landscape Structures® PlayShaper® 115198E).....	605.17	30.23
11 68 13 00-0230	EA		48" Deck, Talk Tubes, One Only (Landscape Structures® PlayShaper® 115198F).....	621.49	30.23
11 68 13 00-0231	EA		Talk Tube Tubing Kit (Landscape Structures® PlayShaper® 111362A).....	530.74	181.38
Note: Order one talk tube tubing kit with two talk tubes (any height listed).					
11 68 13 00-0232	EA		Arch Roof (Landscape Structures® PlayShaper® 111407A).....	843.19	60.46
11 68 13 00-0233	EA		Square Poly Roof With Logo Panels (Landscape Structures® PlayShaper® 118110A).....	1,580.32	120.91
11 68 13 00-0234	EA		Square Peak Tile Roof With Logo Panels (Landscape Structures® PlayShaper® 129816A).....	1,751.65	120.91
11 68 13 00-0235	EA		Super-Square Shingle Roof With Permalene Roof Cap (Landscape Structures® PlayShaper® 130102A).....	3,628.10	120.91
11 68 13 00-0236	EA		Super-Square Shingle Roof With Poly Roof Cap (Landscape Structures® PlayShaper® 130102B).....	4,215.51	120.91
11 68 13 00-0237	EA		Square Tenderdeck, Brown Only (Landscape Structures® PlayShaper® 111237A).....	915.91	50.39
11 68 13 00-0238	EA		Square Tenderdeck, Corner, Brown Only (Landscape Structures® PlayShaper® 111238A).....	875.11	50.39
11 68 13 00-0239	EA		Square Tenderdeck, Extension, Brown Only (Landscape Structures® PlayShaper® 111239A).....	891.43	50.39
11 68 13 00-0240	EA		90 Degree Triangular Tenderdeck, Brown Only (Landscape Structures® PlayShaper® 117495A).....	719.39	30.23
11 68 13 00-0241	EA		Transfer Stations With Two Handbars (Landscape Structures® PlayShaper® 126205A).....	1,444.49	181.38
11 68 13 00-0242	EA		Transfer Stations With One Handbar (Landscape Structures® PlayShaper® 126205B).....	1,322.11	181.38
11 68 13 00-0243	EA		Transfer Stations No Handbars (Landscape Structures® PlayShaper® 126205C).....	1,216.05	181.38
11 68 13 00-0244	EA		Curb For 90 Degree Tri-Deck (Landscape Structures® PlayShaper® 139083A).....	172.04	20.15
11 68 13 00-0245	EA		8" Rise, Kick Plates, Brown Only (Landscape Structures® PlayShaper® 121948A).....	152.46	20.15



Equipment	11
Entertainment and Recreation Equipment	11 60
Play Field Equipment and Structures	11 68

MINOR CSI UOM DESCRIPTION	TOTAL DIRECT UNIT COST	DEMOLITION UNIT COST
11 68 13 00-0246 EA 16" Rise, Kick Plates, Brown Only (Landscape Structures® PlayShaper® 121948B).....	220.99	20.15
11 68 13 00-0247 EA 8" Rise, 90 Degree Tri-Deck, Kick Plates, Brown Only (Landscape Structures® PlayShaper® 121949A).....	185.10	20.15
11 68 13 00-0248 EA 16" Rise, 90 Degree Tri-Deck, Kick Plates, Brown Only (Landscape Structures® PlayShaper® 121949B).....	269.95	20.15
11 68 13 00-0249 EA To 32" Deck, Curved Transfer Module, Right Or Left Step (Landscape Structures® PlayShaper® 153020A).....	2,720.07	241.84
11 68 13 00-0250 EA To 40" Deck, Curved Transfer Module, Right Or Left Step (Landscape Structures® PlayShaper® 153020B).....	3,103.52	241.84
11 68 13 00-0251 EA To 48" Deck, Curved Transfer Module, Right Or Left Step (Landscape Structures® PlayShaper® 153020C).....	3,266.69	241.84
11 68 13 00-0252 EA 56"/SpyroSlide, Arches For Decks And/Or Roofs (Landscape Structures® PlayShaper® 111399A).....	1,634.57	60.46
11 68 13 00-0253 EA 48" Deck, Arches For Decks And/Or Roofs (Landscape Structures® PlayShaper® 111399B).....	1,604.93	60.46
11 68 13 00-0254 EA 40" Deck, Arches For Decks And/Or Roofs (Landscape Structures® PlayShaper® 111399C).....	1,585.62	60.46
11 68 13 00-0255 EA 32" Deck, Arches For Decks And/Or Roofs (Landscape Structures® PlayShaper® 111399D).....	1,561.14	60.46
11 68 13 00-0256 EA 24" Deck, Arches For Decks And/Or Roofs (Landscape Structures® PlayShaper® 111399E).....	1,536.67	60.46
11 68 13 00-0257 EA 16" Deck, Arches For Decks And/Or Roofs (Landscape Structures® PlayShaper® 111399F).....	1,520.35	60.46
11 68 13 00-0258 EA 8" Deck, Arches For Decks And/Or Roofs (Landscape Structures® PlayShaper® 111399G).....	1,504.03	60.46
11 68 13 00-0259 EA Ground Level, Arches For Decks And/Or Roofs (Landscape Structures® PlayShaper® 111399H).....	1,487.71	60.46
11 68 13 00-0260 EA 82"/48" Deck, Flush Mount Posts For Decks (Landscape Structures® PlayShaper® 111398A).....	368.57	30.23
11 68 13 00-0261 EA 74"/40" Deck, Flush Mount Posts For Decks (Landscape Structures® PlayShaper® 111398B).....	352.25	30.23
11 68 13 00-0262 EA 66"/32" Deck, Flush Mount Posts For Decks (Landscape Structures® PlayShaper® 111398C).....	327.78	30.23
11 68 13 00-0263 EA 58"/24" Deck, Flush Mount Posts For Decks (Landscape Structures® PlayShaper® 111398D).....	319.62	30.23
11 68 13 00-0264 EA 50"/16" Deck, Flush Mount Posts For Decks (Landscape Structures® PlayShaper® 111398E).....	311.46	30.23
11 68 13 00-0265 EA 42"/8" Deck, Flush Mount Posts For Decks (Landscape Structures® PlayShaper® 111398F).....	303.30	30.23
11 68 13 00-0266 EA 128"/SpyroSlide/SlideWinder2 Off 48" Deck, Post For Decks (Landscape Structures® PlayShaper® 111397A).....	677.59	181.38
11 68 13 00-0267 EA 114"/48" Deck/SlideWinder2 Off 40" Deck, Post For Decks (Landscape Structures® PlayShaper® 111397B).....	644.96	181.38
11 68 13 00-0268 EA 106"/40" Deck/SlideWinder2 Off 32" Deck, Post For Decks (Landscape Structures® PlayShaper® 111397C).....	636.80	181.38
11 68 13 00-0269 EA 98"/32" Deck, Post For Decks (Landscape Structures® PlayShaper® 111397D).....	376.73	30.23
11 68 13 00-0270 EA 90"/24" Deck, Post For Decks (Landscape Structures® PlayShaper® 111397E).....	368.57	30.23
11 68 13 00-0271 EA 82"/16" Deck, Post For Decks (Landscape Structures® PlayShaper® 111397F).....	352.25	30.23
11 68 13 00-0272 EA 74"/8" Deck, Post For Decks (Landscape Structures® PlayShaper® 111397G).....	327.78	30.23
11 68 13 00-0273 EA 69"/Ground Level, Post For Decks (Landscape Structures® PlayShaper® 111397H).....	319.62	30.23
11 68 13 00-0274 EA 145"/SpyroSlide, Post For Roofs (Landscape Structures® PlayShaper® 111396A).....	433.84	30.23
11 68 13 00-0275 EA 137"/48" Deck, Post For Roofs (Landscape Structures® PlayShaper® 111396B).....	425.68	30.23
11 68 13 00-0276 EA 129"/40" Deck, Post For Roofs (Landscape Structures® PlayShaper® 111396C).....	401.21	30.23
11 68 13 00-0277 EA 121"/32" Deck, Post For Roofs (Landscape Structures® PlayShaper® 111396D).....	393.05	30.23
11 68 13 00-0278 EA 113"/24" Deck, Post For Roofs (Landscape Structures® PlayShaper® 111396E).....	384.89	30.23
11 68 13 00-0279 EA 105"/16" Deck, Post For Roofs (Landscape Structures® PlayShaper® 111396F).....	368.57	30.23
11 68 13 00-0280 EA 97"/8" Deck, Post For Roofs (Landscape Structures® PlayShaper® 111396G).....	352.25	30.23
11 68 13 00-0281 EA 89"/Ground Level, Post For Roofs (Landscape Structures® PlayShaper® 111396H).....	327.78	30.23
11 68 13 00-0282 EA Learning Wall Arch For 10" Panel Height, With Logo Panel (For Roof Only) (Landscape Structures® PlayShaper® 115208A).....	2,486.83	208.52
11 68 13 00-0283 EA Learning Wall Arch For 1" Panel Height, With Logo Panel (For Roof Only) (Landscape Structures® PlayShaper® 115208B).....	2,454.36	205.83
11 68 13 00-0284 EA Learning Wall Arch For 10" Panel Height Without Logo Panel (For Roof Only) (Landscape Structures® PlayShaper® 115208C).....	1,999.27	167.70
11 68 13 00-0285 EA Learning Wall Arch For 1" Panel Height Without Logo Panel (For Roof Only) (Landscape Structures® PlayShaper® 115208D).....	1,966.69	164.91
11 68 13 00-0286 EA Learning Wall Post For 10" Panel Height (Landscape Structures® PlayShaper® 115201A).....	406.34	34.08
11 68 13 00-0287 EA Learning Wall Post For 1" Panel Height (Landscape Structures® PlayShaper® 115201B).....	390.08	32.73
11 68 13 00-0288 EA Learning Wall Post For Poly Roof With 10" Panel Height (Landscape Structures® PlayShaper® 115203A).....	442.10	37.05
11 68 13 00-0289 EA Learning Wall Post For Poly Roof With 1" Panel Height (Landscape Structures® PlayShaper® 115203B).....	422.60	35.42
11 68 13 00-0290 EA The Peak Natural Climber, 40" Deck (Landscape Structures® PlayShaper® 160423A).....	7,985.17	302.30
11 68 13 00-0291 EA The Stepper Natural Climbing Stone, 24" Deck (Landscape Structures® PlayShaper® 160424A).....	4,251.01	181.38
11 68 13 00-0292 Playground Equipment (Landscape Structures® Independent Pieces) (11 68 13 00-0120)		
11 68 13 00-0293 EA 9-Blocks, Block Climber (Landscape Structures® 117966A).....	3,465.37	302.30
11 68 13 00-0294 EA 12-Blocks, Block Climber (Landscape Structures® 117966B).....	3,914.08	302.30
11 68 13 00-0295 EA 116-Blocks, Block Climber (Landscape Structures® 117966C).....	4,806.22	362.75
11 68 13 00-0296 EA Spider Web Climber, CableCore Climbing Cable (Direct Bury Only) (Landscape Structures® 136159A).....	3,601.19	241.84
11 68 13 00-0297 EA 6-Panels, Cascade Climber (Direct Bury Only) (Landscape Structures® 150976A).....	5,814.10	403.06
11 68 13 00-0298 EA 4-Panels, Cascade Climber (Direct Bury Only) (Landscape Structures® 150977A).....	4,014.42	181.38
11 68 13 00-0299 EA Star Seeker Climber, Net Climber (Direct Bury Only) (Landscape Structures® 148041A).....	10,737.88	544.14
11 68 13 00-0300 EA Funnel Climber, Net Climber With 2 Vertical Ladders, (6) Aluminum Posts (Landscape Structures® 144477A).....	9,660.53	362.75
11 68 13 00-0301 EA Funnel Climber, Net Climber Without Vertical Ladders, (4) Aluminum Posts (Landscape Structures® 144477B).....	7,112.21	302.30
11 68 13 00-0302 EA Funnel Climber, Net Climber With 1 Vertical Ladder, (5) Aluminum Posts (Landscape Structures® 144477C).....	8,386.37	332.53
11 68 13 00-0303 EA Funnel Climber, Net Climber With 3 Vertical Ladders, (7) Aluminum Posts (Landscape Structures® 144477D).....	10,934.69	392.98
11 68 13 00-0304 EA Funnel Climber, Net Climber With 4 Vertical Ladders, (8) Aluminum Posts (Landscape Structures® 144477E).....	12,208.84	423.21
11 68 13 00-0305 EA Funnel Climber, Net Climber With 2 Vertical Ladders, (6) Steel Posts (Landscape Structures® 144477F).....	9,415.77	362.75
11 68 13 00-0306 EA Funnel Climber, Net Climber Without Vertical Ladders, (4) Steel Posts (Landscape Structures® 144477G).....	6,949.05	302.30
11 68 13 00-0307 EA Funnel Climber, Net Climber With 1 Vertical Ladder, (5) Steel Posts (Landscape Structures® 144477H).....	8,182.41	332.53
11 68 13 00-0308 EA Funnel Climber, Net Climber With 3 Vertical Ladders, (7) Steel Posts (Landscape Structures® 144477I).....	10,649.14	392.98
11 68 13 00-0309 EA Funnel Climber, Net Climber With 4 Vertical Ladders, (8) Steel Posts (Landscape Structures® 144477J).....	11,882.50	423.21
11 68 13 00-0310 EA 8", Pod Climber, One Pod Only (Landscape Structures® 120710A).....	393.76	50.39
11 68 13 00-0311 EA 16", Pod Climber, One Pod Only (Landscape Structures® 120711A).....	401.92	50.39
11 68 13 00-0312 EA 24", Pod Climber, One Pod Only (Landscape Structures® 120712A).....	410.08	50.39
11 68 13 00-0313 EA 30", Pod Climber, One Pod Only (Landscape Structures® 120713A).....	418.24	50.39
11 68 13 00-0314 EA Track Ride Curved (Landscape Structures® 118093A).....	3,929.96	120.91
11 68 13 00-0315 EA 18" Curved Track Ride, Aluminum Posts, (Direct Bury Only) (Landscape Structures® 121874A).....	5,989.20	362.75
11 68 13 00-0316 EA 18" Curved Track Ride, Steel Posts, (Direct Bury Only) (Landscape Structures® 121874B).....	5,826.03	362.75
11 68 13 00-0317 EA 10' Straight Track Ride, Aluminum Posts, (Direct Bury Only) (Landscape Structures® 121648A).....	5,042.81	362.75
11 68 13 00-0318 EA 10' Straight Track Ride, Steel Posts, (Direct Bury Only) (Landscape Structures® 121648B).....	4,716.47	362.75
11 68 13 00-0319 EA 18' Straight Track Ride, Aluminum Posts, (Direct Bury Only) (Landscape Structures® 121875A).....	5,246.78	362.75
11 68 13 00-0320 EA 18' Straight Track Ride, Steel Posts, (Direct Bury Only) (Landscape Structures® 121875B).....	5,083.61	362.75

11 Equipment
11 60 Entertainment and Recreation Equipment
11 68 Play Field Equipment and Structures



MINOR	CSI	UOM	DESCRIPTION	TOTAL DIRECT UNIT COST	DEMOLITION UNIT COST
11 68	13 00-0321	EA	Playstructure Seat, TenderTuff-coated Brown (Landscape Structures® 120818A).....	500.54	60.46
11 68	13 00-0322	EA	Kids In Motion, Sway Fun Glider, Brown Deck Only (Landscape Structures® 138871A).....	17,925.96	725.52
11 68	13 00-0323	EA	CoolToppers Shade System, Full Sail, (Direct Bury Only) (Landscape Structures® 136759A).....	15,536.38	1,088.27
11 68	13 00-0324	EA	CoolToppers Shade System, Single Post, (Direct Bury Only) (Landscape Structures® 154397A).....	5,233.76	604.59
11 68	13 00-0325	EA	CoolToppers Shade System, Single Post With Cool Mister, (Direct Bury Only) (Landscape Structures® 155071A).....	6,358.76	241.84
11 68	13 00-0326	EA	CoolToppers Shade System, Single Post With Cool Mister, (Direct Bury Only) (Landscape Structures® 155072A).....	10,308.35	604.59
11 68	13 00-0327	EA	Turtle Sand Table, (2-Color Permalene), (Direct Bury Only) (Landscape Structures® 116568A).....	656.25	80.62
11 68	13 00-0328	EA	Straight Crawl Tunnel (Landscape Structures® 100005A).....	2,105.33	181.38
11 68	13 00-0329	EA	Curved Crawl Tunnel (Landscape Structures® 100005D).....	2,668.26	181.38
11 68	13 00-0330	EA	4' Square, SanDirect Buryoxe (Landscape Structures® 120458A).....	579.69	181.38
11 68	13 00-0331	EA	SanDirect Buryoxe, Play Table Only (Landscape Structures® 120894A).....	808.13	181.38
11 68	13 00-0332	EA	8' Square, SanDirect Buryoxe Without Play Table (Landscape Structures® 120458B).....	1,167.53	362.75
11 68	13 00-0333	EA	8' Square, SanDirect Buryoxe With Play Table, (Direct Bury Only) (Landscape Structures® 120458C).....	1,665.19	362.75
11 68	13 00-0334	EA	8' L-Shaped, SanDirect Buryoxe Without Play Table (Landscape Structures® 120458D).....	1,167.53	362.75
11 68	13 00-0335	EA	8' L-Shaped, SanDirect Buryoxe With Play Table, (Direct Bury Only) (Landscape Structures® 120458E).....	1,665.19	362.75
11 68	13 00-0336	EA	Splash Circuit Sand And Water Station, Direct Bury (Landscape Structures® 126202A).....	5,162.76	483.68
11 68	13 00-0337	EA	Splash Circuit Sand And Water Station, Surface Mount (Landscape Structures® 126202B).....	5,002.02	362.75
11 68	13 00-0338	EA	Talk Tubes, Complete With (2) 2-3/8" Square Aluminum Posts, Ground Level, (Direct Bury Only) (Landscape Structures® 113931A).....	2,303.99	241.84
11 68	13 00-0339	EA	Clear Paint Panel, Surface Mount (Landscape Structures® 112621A).....	924.78	60.46
11 68	13 00-0340	EA	Clear Paint Panel, Direct Bury (Landscape Structures® 112621B).....	811.99	90.69
11 68	13 00-0341	EA	Dino Climber, Direct Bury (Landscape Structures® 100122A).....	13,321.26	483.68
11 68	13 00-0342	EA	Dino Climber, Surface Mount (Landscape Structures® 100122B).....	13,865.02	423.21
11 68	13 00-0343	EA	Sand Table, (3) Steel Posts, Direct Bury (Landscape Structures® 136233B).....	3,729.30	362.75
11 68	13 00-0344	EA	Sand Table, (3) Aluminum Posts, Direct Bury (Landscape Structures® 136233A).....	3,819.04	362.75
11 68	13 00-0345	EA	Wiggle Worm Crawl Tunnel With 2-Color Permalene Head (Landscape Structures® 120418A).....	4,485.18	302.30
11 68	13 00-0346	EA	Wiggle Worm Crawl Tunnel Without 2-Color Permalene Head (Landscape Structures® 120418B).....	3,152.47	241.84
11 68	13 00-0347	EA	Kids In Motion, Saddle Spinner (Landscape Structures® 152179A).....	1,349.02	60.46
11 68	13 00-0348	EA	Kids In Motion, Log Roll With Aluminum Posts (Landscape Structures® 100027A).....	1,996.40	120.91
11 68	13 00-0349	EA	Kids In Motion, Log Roll, Tan Log Only, (2) Steel Posts (Landscape Structures® 100027B).....	1,914.81	120.91
11 68	13 00-0350	EA	Kids In Motion, Spring Pod Bouncer, Sold Individually Per Pod (Landscape Structures® 120876A).....	532.46	50.39
11 68	13 00-0351	EA	Kids In Motion, SpringRing Bouncer, (Brown Ring Only, Avail. for Direct Bury Only) (Landscape Structures® 117961A).....	7,128.96	483.68
11 68	13 00-0352	EA	Kids In Motion, Spring Platform With Handhold, Brown Platform, Tan Handhold* (Landscape Structures® 125059A).....	2,546.31	362.75
11 68	13 00-0353	EA	Kids In Motion, Spring Platform Without Handhold, Brown Platform* (Landscape Structures® 125059B).....	2,383.14	362.75
11 68	13 00-0354	EA	Kids In Motion, Spring Platform With Post, Brown Platform, Tan Post* (Landscape Structures® 125059C).....	2,986.87	362.75
11 68	13 00-0355	EA	Kids In Motion, Stand-Up Spinner, (Direct Bury Only) (Landscape Structures® 155077A).....	1,977.23	60.46
11 68	13 00-0356	EA	Orbiter Spinner, Steel Post, (Avail. for Direct Bury Only) (Landscape Structures® 153589A).....	2,766.17	181.38
11 68	13 00-0357	EA	Orbiter2 Spinner, Steel Post, (Avail. for Direct Bury Only) (Landscape Structures® 154358A).....	4,979.98	241.84
11 68	13 00-0358	EA	Orbiter3 Spinner, Steel Post, (Direct Bury Only) (Landscape Structures® 154359A).....	7,185.64	302.30
11 68	13 00-0359	EA	Stand-Up Seesaw, Direct Bury (Landscape Structures® 148638A).....	2,910.15	120.91
11 68	13 00-0360	EA	Stand-Up Seesaw, Surface Mount (Landscape Structures® 148638B).....	2,510.39	120.91
11 68	13 00-0361	EA	2-Seat Seesaw, Direct Bury, Without Color Options On Permalene (Landscape Structures® 148636A).....	3,220.17	120.91
11 68	13 00-0362	EA	2-Seat Seesaw, Surface Mount, Without Color Options On Permalene (Landscape Structures® 148636B).....	2,779.62	120.91
11 68	13 00-0363	EA	4-Seat Seesaw, Direct Bury, Without Color Options On Permalene (Landscape Structures® 148637A).....	3,889.17	120.91
11 68	13 00-0364	EA	4-Seat Seesaw, Surface Mount, Without Color Options On Permalene (Landscape Structures® 148637B).....	3,464.93	120.91
11 68	13 00-0365	EA	Seesaw Back Support, With Seat Strap* (Landscape Structures® 148706A).....	367.85	20.15
11 68	13 00-0366	EA	Seesaw Back Support, without Seat Strap (Landscape Structures® 148706B).....	302.58	20.15
11 68	13 00-0367	EA	Stationary Cyclor, SuperScoop, (Direct Bury Only) (Landscape Structures® 123831A).....	1,385.95	151.15
11 68	13 00-0368	EA	Stationary Cyclor, SuperScoop, Wheelchair-Accessible, Surface Mount (Landscape Structures® 123832A).....	1,236.23	90.69
11 68	13 00-0369	EA	Stationary Cyclor, SuperScoop, Wheelchair-Accessible, Direct Bury (Landscape Structures® 123832B).....	1,288.05	151.15
11 68	13 00-0370	EA	Motorcycle TuffRiders, With Coil Spring, Direct Bury (Landscape Structures® 100013B).....	1,893.21	181.38
11 68	13 00-0371	EA	Motorcycle Back Supports With Seat Strap (Landscape Structures® 123711A).....	294.42	20.15
11 68	13 00-0372	EA	Motorcycle Back Supports Without Seat Strap (Landscape Structures® 123711B).....	245.47	20.15
11 68	13 00-0373	EA	Turtle TuffRiders, With Coil Spring, Direct Bury (Landscape Structures® 100014B).....	1,598.07	151.15
11 68	13 00-0374	EA	Bird TuffRiders, With Coil Spring, Direct Bury (Landscape Structures® 100015B).....	1,623.98	181.38
11 68	13 00-0375	EA	Horse TuffRiders, With Coil Spring, Direct Bury (Landscape Structures® 100015B).....	1,607.66	181.38
11 68	13 00-0376	EA	Car TuffRiders, With Coil Spring, Direct Bury (Landscape Structures® 100017B).....	1,893.21	181.38
11 68	13 00-0377	EA	RhinoDino TuffRiders, With Coil Spring, Direct Bury (Landscape Structures® 100123B).....	1,581.76	151.15
11 68	13 00-0378	EA	T-Rex TuffRiders, With Coil Spring, Direct Bury (Landscape Structures® 100124B).....	1,607.66	181.38
11 68	13 00-0379	EA	2-Seat Airplane Rider TuffRiders, With Coil Spring, Surface Mount (Landscape Structures® 120871A).....	2,384.15	211.61
11 68	13 00-0380	EA	2-Seat Airplane Rider TuffRiders, With Coil Spring, Direct Bury (Landscape Structures® 120871B).....	2,496.94	181.38
11 68	13 00-0381	EA	2-Seat Fire Engine Rider TuffRiders, With Coil Spring, Surface Mount (Landscape Structures® 126378A).....	2,163.87	211.61
11 68	13 00-0382	EA	2-Seat Fire Engine Rider TuffRiders, With Coil Spring, Direct Bury (Landscape Structures® 126378B).....	2,268.50	181.38
11 68	13 00-0383	EA	Motorcycle TuffRiders, With Coil Spring, Surface Mount (Landscape Structures® 100013A).....	1,630.71	151.15
11 68	13 00-0384	EA	Turtle TuffRiders, With Coil Spring, Surface Mount (Landscape Structures® 100014A).....	1,327.40	120.91
11 68	13 00-0385	EA	Bird TuffRiders, With Coil Spring, Surface Mount (Landscape Structures® 100015A).....	1,353.32	151.15
11 68	13 00-0386	EA	Horse TuffRiders, With Coil Spring, Surface Mount (Landscape Structures® 100016A).....	1,337.00	151.15
11 68	13 00-0387	EA	Car TuffRiders, With Coil Spring, Surface Mount (Landscape Structures® 100017A).....	1,630.71	151.15
11 68	13 00-0388	EA	RhinoDino TuffRiders, With Coil Spring, Surface Mount (Landscape Structures® 100123A).....	1,319.24	120.91
11 68	13 00-0389	EA	T-Rex TuffRiders, With Coil Spring, Surface Mount (Landscape Structures® 100124A).....	1,337.00	151.15
11 68	13 00-0390	EA	Zebra Whimsy Riders, With Coil Spring, Direct Bury (Landscape Structures® 135534B).....	1,671.50	151.15
11 68	13 00-0391	EA	Sea Horse Whimsy Riders, With Coil Spring, Direct Bury (Landscape Structures® 135535B).....	1,785.72	151.15
11 68	13 00-0392	EA	Dolphin Whimsy Riders, With Coil Spring, Direct Bury (Landscape Structures® 135536B).....	1,704.13	151.15
11 68	13 00-0393	EA	Zebra Whimsy Riders, With Coil Spring, Surface Mount (Landscape Structures® 135534A).....	1,417.15	120.91
11 68	13 00-0394	EA	Sea Horse Whimsy Riders, With Coil Spring, Surface Mount (Landscape Structures® 135535A).....	1,523.21	120.91
11 68	13 00-0395	EA	Dolphin Whimsy Riders, With Coil Spring, Surface Mount (Landscape Structures® 135536A).....	1,449.78	120.91
11 68	13 00-0396	EA	SpyroSlide, Poly, 72" Deck (Landscape Structures® 115366A).....	10,403.82	725.52
11 68	13 00-0397	EA	40" Poly Slide, 40" Deck (Landscape Structures® 100046A).....	5,553.94	302.30
11 68	13 00-0398	EA	Wave Poly Slide, 72" Deck (Landscape Structures® 100046C).....	6,712.45	302.30



Equipment	11
Entertainment and Recreation Equipment	11 60
Play Field Equipment and Structures	11 68

MINOR CSI UOM DESCRIPTION	TOTAL DIRECT UNIT COST	DEMOLITION UNIT COST
11 68 13 00-0399 EA Fire Engine, Colors As Shown Only, (Direct Bury Only) (Landscape Structures® 148640A)	20,388.25	1,209.19
11 68 13 00-0400 EA Double Humpty Climber (Direct Bury Only) (Landscape Structures® 100037A)	3,503.29	241.84
11 68 13 00-0401 EA Single Humpty Climber (Direct Bury Only) (Landscape Structures® 100037B)	1,925.84	181.38
11 68 13 00-0402 EA 12-Panel, Mobius Climber (Direct Bury Only) (Landscape Structures® 150638A)	38,428.44	1,934.70
11 68 13 00-0403 EA 7-Panel, Mobius Climber (Direct Bury Only) (Landscape Structures® 150637A)	21,199.24	1,451.03
11 68 13 00-0404 EA 6-Panel, Mobius Climber (Direct Bury Only) (Landscape Structures® 150636A)	19,233.04	1,451.03
11 68 13 00-0405 EA 3-Panel, Mobius Climber (Direct Bury Only) (Landscape Structures® 150635A)	9,168.58	483.68
11 68 13 00-0406 EA 4', Rainbow Climber (Direct Bury Only) (Landscape Structures® 100038A)	1,325.97	90.69
11 68 13 00-0407 EA 6', Rainbow Climber (Direct Bury Only) (Landscape Structures® 100038B)	1,480.99	90.69
11 68 13 00-0408 EA Sky Rail Climber, Independent Climber (Direct Bury Only) (Landscape Structures® 146813A)	4,716.47	362.75
11 68 13 00-0409 EA 4'-High, Vertical Pipe Climber (Direct Bury Only) (Landscape Structures® 100040A)	999.63	90.69
11 68 13 00-0410 EA 6'-High, Vertical Pipe Climber (Direct Bury Only) (Landscape Structures® 100040B)	1,081.22	90.69
11 68 13 00-0411 EA Arch Belt Swing, 2-Place, TenderTuff-coated Chain (Landscape Structures® 100050A)	4,557.40	483.68
11 68 13 00-0412 EA Arch Belt Swing, 2-Place, Uncoated Chain (Landscape Structures® 100050C)	4,420.34	483.68
11 68 13 00-0413 EA Arch Swing, Additional 2 PL Bay, TenderTuff-coated Chain (Landscape Structures® 111579A)	2,865.30	241.84
11 68 13 00-0414 EA Arch Swing, Additional 2 PL Bay, Uncoated Chain (Landscape Structures® 111579C)	2,728.23	241.84
11 68 13 00-0415 EA Single Post Swing, 2-Place, Uncoated Chain (Landscape Structures® 122837A)	2,358.67	362.75
11 68 13 00-0416 EA Single Post Swing, 2-Place, TenderTuff-coated Chain (Landscape Structures® 122837B)	2,495.73	362.75
11 68 13 00-0417 EA Single Post Swing, Additional 2 PL Bay, Uncoated Chain (Landscape Structures® 122838A)	1,689.24	181.38
11 68 13 00-0418 EA Single Post Swing, Additional 2 PL Bay, TenderTuff-coated Chain (Landscape Structures® 122838B)	1,826.31	181.38
11 68 13 00-0419 EA Single Post Swing, 2-Place, Anti-Wrap Hangers, Uncoated Chain (Landscape Structures® 140769A)	2,709.48	362.75
11 68 13 00-0420 EA Single Post Swing, 2-Place, Anti-Wrap Hangers, TenderTuff-coated Chain (Landscape Structures® 140769B)	2,846.55	362.75
11 68 13 00-0421 EA Single Post Swing, Additional 2 PL Bay, Anti-Wrap Hangers, Uncoated Chain (Landscape Structures® 140770A)	2,040.06	181.38
11 68 13 00-0422 EA Single Post Swing, Additional 2 PL Bay, Anti-Wrap Hangers, TenderTuff-coated Chain (Landscape Structures® 140770B)	2,177.12	181.38
11 68 13 00-0423 EA Toddler Swing Add-On, With (1) Full-Bucket Seat, Without Post (Landscape Structures® 151852A)	1,022.68	60.46
11 68 13 00-0424 EA Arch Tire Swing, TenderTuff-coated Chain (Landscape Structures® 120891A)	5,219.87	483.68
11 68 13 00-0425 EA Additional Bay, Arch Tire Swing, TenderTuff-coated Chain (Landscape Structures® 139188A)	3,650.14	241.84
11 68 13 00-0426 EA 4-Post Tire Swing, TenderTuff-coated Chain, (4) Posts With Crossovers, Steel Beam And Posts (Landscape Structures® 120892B)	4,746.68	483.68
11 68 13 00-0427 EA Additional Bay, 4-Post Tire Swing, TenderTuff-coated Chain, (2) Posts With Crossover, Steel Beam And Posts (Landscape Structures® 141458B)	3,062.73	241.84
11 68 13 00-0428 EA Toddler Swing, With (2) Full-Bucket Seats (Landscape Structures® 117962B)	2,361.10	241.84
11 68 13 00-0429 EA Curved Balance Beam (Landscape Structures® 100041A)	998.91	80.62
11 68 13 00-0430 EA Drop Shot, (Direct Bury Only) (Landscape Structures® 100042A)	1,769.40	151.15
11 68 13 00-0431 EA Basketball Outfit, 6' Offset, Fan Permalene Backboard, Chain Net (Landscape Structures® 116947A)	3,764.36	241.84
11 68 13 00-0432 EA Basketball Outfit, 6' Offset, Rectangular Permalene Backboard, Chain Net (Landscape Structures® 116947B)	4,204.92	241.84
11 68 13 00-0433 EA Basketball Outfit, 6' Offset, Fan Permalene Backboard, Nylon Net (Landscape Structures® 116947C)	3,756.20	241.84
11 68 13 00-0434 EA Basketball Outfit, 6' Offset, Rectangular Permalene Backboard, Nylon Net (Landscape Structures® 116947D)	4,196.76	241.84
11 68 13 00-0435 EA FitCore Outdoor Fitness Equipment With Aluminum Posts, (Direct Bury Only) (Landscape Structures® 123722A)	18,671.85	2,176.54
11 68 13 00-0436 EA FitCore Outdoor Fitness Equipment With Steel Posts, (Direct Bury Only) (Landscape Structures® 123722B)	18,133.39	2,176.54
11 68 13 00-0437 EA Fitness Cluster With Steel Posts (Landscape Structures® 120874B)	11,727.22	1,451.03
11 68 13 00-0438 EA Fitness Cluster With Aluminum Posts (Landscape Structures® 120874A)	11,955.66	1,451.03
11 68 13 00-0439 EA Aluminum Posts, Climbing Wall (Landscape Structures® 153354A)	2,638.49	241.84
11 68 13 00-0440 EA Steel Posts, Climbing Wall (Landscape Structures® 153354B)	2,556.90	241.84
11 68 13 00-0441 EA 30" Galvanized Stake, TuffTimber Edgers (Landscape Structures® 100626A)	23.95	10.08
11 68 13 00-0442 EA TuffTimber, 4' Length, TuffTimber Edgers, Black Only (Landscape Structures® 119214A)	75.63	10.08
11 68 13 00-0443 EA TuffTimbers Access Wedge, TuffTimber Edgers, Black Only (Landscape Structures® 130799A)	947.10	20.15
11 68 13 00-0444 EA Age Appropriate Fitness Sign, Ages 12 And Over (Landscape Structures® 114483A)	523.58	30.23
11 68 13 00-0445 EA Age Appropriate Fitness Sign, Ages 5 to 12 (Landscape Structures® 114484A)	523.58	30.23
11 68 13 00-0446 EA Accessible Playground Sign, With 2-3/8" Post (Landscape Structures® 100103A)	490.95	30.23
11 68 13 00-0447 EA Age Appropriate Sign, With PlayShaper Posts, Optional Name* (Landscape Structures® 100104A)	1,004.93	30.23
11 68 13 00-0448 EA Age Appropriate Sign, With PlayShaper Posts, 2 - 5 Years* (Landscape Structures® 100105A)	849.92	30.23
11 68 13 00-0449 EA Age Appropriate Sign, With PlayShaper Posts, 5 - 12 Years* (Landscape Structures® 100106A)	849.92	30.23
11 68 13 00-0450 EA Flat Molded Seat, Swing Accessories (Excludes Chain) (Landscape Structures® 100052A)	286.26	20.15
11 68 13 00-0451 EA Molded Bucket Seat (Specify Color), Swing Accessories (Excludes Chain) (Landscape Structures® 100054A)	712.66	60.46
11 68 13 00-0452 EA Full-Bucket Seat, Swing Accessories (Excludes Chain) (Landscape Structures® 100055A)	368.57	30.23
11 68 13 00-0453 EA Half-Bucket Seat, Swing Accessories (Excludes Chain) (Landscape Structures® 112228A)	352.25	30.23
11 68 13 00-0454 EA Slash-Proof Belt Seat, Swing Accessories (Landscape Structures® 132385A)	114.93	20.15
11 68 13 00-0455 EA Seat Strap for Molded Bucket Seat, Swing Accessories (Excludes Chain) (Landscape Structures® 111416A)	108.41	20.15
11 68 13 00-0456 LF TuffTurf Geotextile Fabric, (12 1/2' Wide Roll), Order an Additional 20% for Overlap/Waste, per LF (Landscape Structures® 109694A)	9.53	3.02
11 68 13 00-0457 EA TuffTurf Adhesive 10.6 oz. Tube, (Approximate Coverage: 3 Tiles per Tube) (Landscape Structures® 114513A)	11.83	
11 68 13 00-0458 EA Rider, Direct Bury Leg, Concrete, (Direct Bury Only) (Landscape Structures® 115381A)	270.67	30.23
11 68 13 00-0459 EA Mesh SanDirect Buryox Cover, 4' Square (Landscape Structures® 120530A)	90.46	15.12
11 68 13 00-0460 EA Mesh SanDirect Buryox Cover, 8' Square (Landscape Structures® 120530B)	311.46	30.23
11 68 13 00-0461 EA Mesh SanDirect Buryox Cover, 8' L-Shaped (Landscape Structures® 120530C)	262.51	30.23
11 68 13 00-0462 EA 4-Post Tire Swing, TenderTuff-coated Chain, (4) Posts With Crossovers, Steel Beam And Aluminum Posts (Landscape Structures® 120892A)	4,506.79	241.84
11 68 13 00-0463 EA TuffTurf Tiles - 3' x 3' x 1-1/2", Square (Landscape Structures® 122868A)	163.88	15.12
11 68 13 00-0464 EA TuffTurf Tiles - 3' x 3' x 1-1/2", 1-Bevel (Landscape Structures® 122868B)	163.88	15.12
11 68 13 00-0465 EA TuffTurf Tiles - 3' x 3' x 1-1/2", 2-Bevel (Landscape Structures® 122868C)	163.88	15.12
11 68 13 00-0466 EA TuffTurf Tiles - 3' x 3' x 1-1/2", 3-Bevel (Landscape Structures® 122868D)	163.88	15.12
11 68 13 00-0467 EA TuffTurf Tiles - 3' x 3' x 1-1/2", 4-Bevel (Landscape Structures® 122868E)	163.88	15.12
11 68 13 00-0468 EA TuffTurf Tiles - 3' x 3' x 1-1/2", Corner Bevel (Landscape Structures® 122868F)	163.88	15.12
11 68 13 00-0469 EA Rider, 4-Bevel TuffTurf Tile, With Hole, For TuffRiders And Whimsy Riders * (Landscape Structures® 122869A)	172.04	15.12
11 68 13 00-0470 EA 1-Place, Surge Swing, Uncoated Chain (Landscape Structures® 127680A)	2,330.90	120.91
11 68 13 00-0471 EA 1-Place, Surge Swing, TenderTuff-coated Chain (Landscape Structures® 127680B)	2,399.43	120.91
11 68 13 00-0472 EA TuffTurf Adhesive 1 Gallon (Approximate Coverage: 15 Tiles per Gallon) (Landscape Structures® 128036A)	81.58	
11 68 13 00-0473 EA 1-Place, Surge Swing, Anti-Wrap Hangers, Uncoated Chain (Landscape Structures® 139910A)	2,502.23	120.91
11 68 13 00-0474 EA 1-Place, Surge Swing, Anti-Wrap Hangers, TenderTuff-coated Chain (Landscape Structures® 139910B)	2,570.76	120.91

11 Equipment
11 60 Entertainment and Recreation Equipment
11 68 Play Field Equipment and Structures



MINOR CSI UOM DESCRIPTION	TOTAL DIRECT UNIT COST	DEMOLITION UNIT COST
11 68 13 00-0475 EA Additional Bay, 4-Post Tire Swing, TenderTuff-coated Chain, (2) Posts With Crossover, Steel Beam And Aluminum Posts (Landscape Structures® 141458A).....	3,043.56	181.38
11 68 13 00-0476 EA The Pinnacle Natural Climber (Landscape Structures® 156065A).....	24,615.93	725.52
11 68 13 00-0477 EA The Pointe Natural Climber (Landscape Structures® 156067A).....	13,916.83	483.68
11 68 13 00-0478 EA Hemisphere Climber With Single Arch, Independent Climber (Landscape Structures® 156435A).....	13,916.83	483.68
11 68 13 00-0479 EA 5000 Series Swing, 8'-High Beam, 2-Place, Powdercoated Beam And Galvanized Legs, Uncoated Chain (Landscape Structures® 157107A).....	1,906.66	120.91
11 68 13 00-0480 EA 5000 Series Swing, 8'-High Beam, 2-Place, Powdercoated Beam And Galvanized Legs, TenderTuff-coated Chain (Landscape Structures® 157107B).....	2,043.72	120.91
11 68 13 00-0481 EA 5000 Series Swing, 8'-High Beam, 2-Place, Powdercoated Beam And Legs, Uncoated Chain (Landscape Structures® 157107C).....	2,418.78	120.91
11 68 13 00-0482 EA 5000 Series Swing, 8'-High Beam, 2-Place, Powdercoated Beam And Legs, TenderTuff-coated Chain (Landscape Structures® 157107D).....	2,255.84	120.91
11 68 13 00-0483 EA 5000 Series Swing, Additional 2 PL Bay, 8'-High Beam, Powdercoated Beam And Galvanized Legs, Uncoated Chain (Landscape Structures® 157108A).....	1,096.11	60.46
11 68 13 00-0484 EA 5000 Series Swing, Additional 2 PL Bay, 8'-High Beam, Powdercoated Beam And Galvanized Legs, TenderTuff-coated Chain (Landscape Structures® 157108B).....	1,233.17	60.46
11 68 13 00-0485 EA 5000 Series Swing, Additional 2 PL Bay, 8'-High Beam, Powdercoated Beam And Legs, Uncoated Chain (Landscape Structures® 157108C).....	1,169.53	60.46
11 68 13 00-0486 EA 5000 Series Swing, Additional 2 PL Bay, 8'-High Beam, Powdercoated Beam And Legs, TenderTuff-coated Chain (Landscape Structures® 157108D).....	1,306.60	60.46
11 68 13 00-0487 EA 5000 Series Swing, 10'-High Beam, 2-Place, Powdercoated Beam And Galvanized Legs, Uncoated Chain (Landscape Structures® 157109A).....	1,988.24	120.91
11 68 13 00-0488 EA 5000 Series Swing, 10'-High Beam, 2-Place, Powdercoated Beam And Galvanized Legs, TenderTuff-coated Chain (Landscape Structures® 157109B).....	2,197.10	120.91
11 68 13 00-0489 EA 5000 Series Swing, 10'-High Beam, 2-Place, Powdercoated Beam And Legs, Uncoated Chain (Landscape Structures® 157109C).....	2,200.36	120.91
11 68 13 00-0490 EA 5000 Series Swing, 10'-High Beam, 2-Place, Powdercoated Beam And Legs, TenderTuff-coated Chain (Landscape Structures® 157109D).....	2,409.22	120.91
11 68 13 00-0491 EA 5000 Series Swing, Additional 2 PL Bay, 10'-High Beam, Powdercoated Beam And Galvanized Legs, Uncoated Chain (Landscape Structures® 157110A).....	1,161.37	60.46
11 68 13 00-0492 EA 5000 Series Swing, Additional 2 PL Bay, 10'-High Beam, Powdercoated Beam And Galvanized Legs, TenderTuff-coated Chain (Landscape Structures® 157110B).....	1,470.99	120.91
11 68 13 00-0493 EA 5000 Series Swing, Additional 2 PL Bay, 10'-High Beam, Powdercoated Beam And Legs, Uncoated Chain (Landscape Structures® 157110C).....	1,234.80	60.46
11 68 13 00-0494 EA 5000 Series Swing, Additional 2 PL Bay, 10'-High Beam, Powdercoated Beam And Legs, TenderTuff-coated Chain (Landscape Structures® 157110D).....	1,544.42	120.91
11 68 13 00-0495 EA 5000 Series Swing, 8'-High Beam, 2-Place, Anti-Wrap Hangers, Powdercoated Beam And Galvanized Legs, Uncoated Chain (Landscape Structures® 157111A).....	2,069.83	120.91
11 68 13 00-0496 EA 5000 Series Swing, 8'-High Beam, 2-Place, Anti-Wrap Hangers, Powdercoated Beam And Galvanized Legs, TenderTuff-coated Chain (Landscape Structures® 157111B).....	2,206.89	120.91
11 68 13 00-0497 EA 5000 Series Swing, 8'-High Beam, 2-Place, Anti-Wrap Hangers, Powdercoated Beam And Legs, Uncoated Chain (Landscape Structures® 157111C).....	2,281.95	120.91
11 68 13 00-0498 EA 5000 Series Swing, 8'-High Beam, 2-Place, Anti-Wrap Hangers, Powdercoated Beam And Legs, TenderTuff-coated Chain (Landscape Structures® 157111D).....	2,419.01	120.91
11 68 13 00-0499 EA 5000 Series Swing, Additional 2 PL Bay, 8'-High Beam, Anti-Wrap Hangers, Powdercoated Beam And Galvanized Legs, Uncoated Chain (Landscape Structures® 157112A).....	1,251.12	60.46
11 68 13 00-0500 EA 5000 Series Swing, Additional 2 PL Bay, 8'-High Beam, Anti-Wrap Hangers, Powdercoated Beam And Galvanized Legs, TenderTuff-coated Chain (Landscape Structures® 157112B).....	1,488.94	120.91
11 68 13 00-0501 EA 5000 Series Swing, Additional 2 PL Bay, 8'-High Beam, Anti-Wrap Hangers, Powdercoated Beam And Legs, Uncoated Chain (Landscape Structures® 157112C).....	1,324.55	60.46
11 68 13 00-0502 EA 5000 Series Swing, Additional 2 PL Bay, 8'-High Beam, Anti-Wrap Hangers, Powdercoated Beam And Legs, TenderTuff-coated Chain (Landscape Structures® 157112D).....	1,562.37	120.91
11 68 13 00-0503 EA 5000 Series Swing, 10'-High Beam, 2-Place, Anti-Wrap Hangers, Powdercoated Beam And Galvanized Legs, Uncoated Chain (Landscape Structures® 157113A).....	2,151.41	120.91
11 68 13 00-0504 EA 5000 Series Swing, 10'-High Beam, 2-Place, Anti-Wrap Hangers, Powdercoated Beam And Galvanized Legs, TenderTuff-coated Chain (Landscape Structures® 157113B).....	2,360.27	120.91
11 68 13 00-0505 EA 5000 Series Swing, 10'-High Beam, 2-Place, Anti-Wrap Hangers, Powdercoated Beam And Legs, Uncoated Chain (Landscape Structures® 157113C).....	2,363.53	120.91
11 68 13 00-0506 EA 5000 Series Swing, 10'-High Beam, 2-Place, Anti-Wrap Hangers, Powdercoated Beam And Legs, TenderTuff-coated Chain (Landscape Structures® 157113D).....	2,572.39	120.91
11 68 13 00-0507 EA 5000 Series Swing, Additional 2 PL Bay, 10'-High Beam, Anti-Wrap Hangers, Powdercoated Beam And Galvanized Legs, Uncoated Chain (Landscape Structures® 157114A).....	1,324.55	60.46
11 68 13 00-0508 EA 5000 Series Swing, Additional 2 PL Bay, 10'-High Beam, Anti-Wrap Hangers, Powdercoated Beam And Galvanized Legs, TenderTuff-coated Chain (Landscape Structures® 157114B).....	1,634.16	120.91
11 68 13 00-0509 EA 5000 Series Swing, Additional 2 PL Bay, 10'-High Beam, Anti-Wrap Hangers, Powdercoated Beam And Legs, Uncoated Chain (Landscape Structures® 157114C).....	1,498.73	120.91
11 68 13 00-0510 EA 5000 Series Swing, Additional 2 PL Bay, 10'-High Beam, Anti-Wrap Hangers, Powdercoated Beam And Legs, TenderTuff-coated Chain (Landscape Structures® 157114D).....	1,707.59	120.91
11 68 13 00-0511 EA Motorcycle TuffRiders, With Torsion Spring, Surface Mount (Landscape Structures® 157286A).....	1,906.66	120.91
11 68 13 00-0512 EA Motorcycle TuffRiders, With Torsion Spring, Direct Bury (Landscape Structures® 157286B).....	2,118.78	120.91
11 68 13 00-0513 EA T-Rex TuffRiders, With Torsion Spring, Surface Mount (Landscape Structures® 157287A).....	1,612.95	120.91
11 68 13 00-0514 EA T-Rex TuffRiders, With Torsion Spring, Direct Bury (Landscape Structures® 157287B).....	1,833.23	120.91
11 68 13 00-0515 EA Bird TuffRiders, With Torsion Spring, Surface Mount (Landscape Structures® 157288A).....	1,629.27	120.91
11 68 13 00-0516 EA Bird TuffRiders, With Torsion Spring, Direct Bury (Landscape Structures® 157288B).....	1,849.55	120.91
11 68 13 00-0517 EA Horse TuffRiders, With Torsion Spring, Surface Mount (Landscape Structures® 157289A).....	1,612.95	120.91
11 68 13 00-0518 EA Horse TuffRiders, With Torsion Spring, Direct Bury (Landscape Structures® 157289B).....	1,833.23	120.91
11 68 13 00-0519 EA Car TuffRiders, With Torsion Spring, Surface Mount (Landscape Structures® 157290A).....	1,906.66	120.91
11 68 13 00-0520 EA Car TuffRiders, With Torsion Spring, Direct Bury (Landscape Structures® 157290B).....	2,118.78	120.91
11 68 13 00-0521 EA Zebra Whimsy Riders, With Torsion Spring, Surface Mount (Landscape Structures® 157291A).....	1,751.65	120.91
11 68 13 00-0522 EA Zebra Whimsy Riders, With Torsion Spring, Direct Bury (Landscape Structures® 157291B).....	1,947.45	120.91
11 68 13 00-0523 EA Sea Horse Whimsy Riders, With Torsion Spring, Surface Mount (Landscape Structures® 157292A).....	1,849.55	120.91
11 68 13 00-0524 EA Sea Horse Whimsy Riders, With Torsion Spring, Direct Bury (Landscape Structures® 157292B).....	2,061.67	120.91
11 68 13 00-0525 EA Dolphin Whimsy Riders, With Torsion Spring, SM (Landscape Structures® 157293A).....	1,776.12	120.91



Equipment	11
Entertainment and Recreation Equipment	11 60
Play Field Equipment and Structures	11 68

MINOR CSI UOM DESCRIPTION	TOTAL DIRECT UNIT COST	DEMOLITION UNIT COST
11 68 13 00-0526 EA Dolphin Whimsy Riders, With Torsion Spring, Direct Bury (Landscape Structures® 157293B)	1,980.08	120.91
11 68 13 00-0527 EA Kids In Motion, Wobble Pod Bouncer, (Direct Bury Only) (Landscape Structures® 158105A).....	1,841.39	120.91
11 68 13 00-0528 EA Chatter Noodle Kit, (2) Noodle Posts And Tubing, (Direct Bury Only) (Landscape Structures® 158106A).....	2,543.02	120.91
11 68 13 00-0529 EA 8" Pod, Noodle Pod Steps With One E-Pod Step, (Direct Bury Only) (Landscape Structures® 158108A).....	1,251.12	60.46
11 68 13 00-0530 EA 16" Pod, Noodle Pod Steps With One E-Pod Step, (Direct Bury Only) (Landscape Structures® 158108B).....	1,259.28	60.46
11 68 13 00-0531 EA 24" Pod, Noodle Pod Steps With One E-Pod Step, (Direct Bury Only) (Landscape Structures® 158108C).....	1,267.44	60.46
11 68 13 00-0532 EA Single, Starburst Climber (Direct Bury Only) (Landscape Structures® 158426A).....	2,281.95	120.91
11 68 13 00-0533 EA Double, Starburst Climber (Direct Bury Only) (Landscape Structures® 158426B).....	3,924.67	181.38
11 68 13 00-0534 EA Triple, Starburst Climber (Direct Bury Only) (Landscape Structures® 158426C).....	5,926.36	241.84
11 68 13 00-0535 EA Quadruple, Starburst Climber (Direct Bury Only) (Landscape Structures® 158426D).....	7,389.60	302.30
11 68 13 00-0536 EA 10", Pod Climber, One Pod Only (Landscape Structures® 158997A).....	368.57	30.23
11 68 13 00-0537 EA 20", Pod Climber, One Pod Only (Landscape Structures® 158998A).....	384.89	30.23
11 68 13 00-0538 EA CoolToppers Shade System, Super Pyramid, 30' x 30', 13'-9" Entrance Height, (Direct Bury Only) (Landscape Structures® 159873A).....	12,937.81	483.68
11 68 13 00-0539 EA CoolToppers Shade System, Pyramid, 18' x 18', 8' Entrance Height, (Direct Bury Only) (Landscape Structures® 159881A).....	6,840.12	241.84
11 68 13 00-0540 EA CoolToppers Shade System, Pyramid, 18' x 18', 10' Entrance Height, (Direct Bury Only) (Landscape Structures® 159881B).....	7,063.26	302.30
11 68 13 00-0541 EA CoolToppers Shade System, Pyramid, 18' x 18', 12' Entrance Height, (Direct Bury Only) (Landscape Structures® 159881C).....	7,177.48	302.30
11 68 13 00-0542 EA CoolToppers Shade System, Pyramid, 24' x 24', 8' Entrance Height, (Direct Bury Only) (Landscape Structures® 159882A).....	8,727.60	302.30
11 68 13 00-0543 EA CoolToppers Shade System, Pyramid, 24' x 24', 10' Entrance Height, (Direct Bury Only) (Landscape Structures® 159882B).....	8,841.82	302.30
11 68 13 00-0544 EA CoolToppers Shade System, Pyramid, 24' x 24', 12' Entrance Height, (Direct Bury Only) (Landscape Structures® 159882C).....	8,972.35	302.30
11 68 13 00-0545 EA CoolToppers Shade System, Pyramid, 28' x 28', 8' Entrance Height, (Direct Bury Only) (Landscape Structures® 159883A).....	11,088.26	362.75
11 68 13 00-0546 EA CoolToppers Shade System, Pyramid, 28' x 28', 10' Entrance Height, (Direct Bury Only) (Landscape Structures® 159883B).....	11,218.80	362.75
11 68 13 00-0547 EA CoolToppers Shade System, Pyramid, 28' x 28', 12' Entrance Height, (Direct Bury Only) (Landscape Structures® 159883C).....	11,341.18	362.75
11 68 13 00-0548 EA Stationary Cyclor, Pedals Only, With Grab Bar, With Aluminum Posts (Landscape Structures® 160055A).....	2,086.14	120.91
11 68 13 00-0549 EA Stationary Cyclor, Handles Only, With Aluminum Posts (Landscape Structures® 160055B).....	1,800.60	120.91
11 68 13 00-0550 EA Stationary Cyclor, Pedals And Handles, With Aluminum Posts (Landscape Structures® 160055C).....	2,600.13	120.91
11 68 13 00-0551 EA Stationary Cyclor, Handles Only, Accessible, With Aluminum Posts (Landscape Structures® 160055D).....	1,800.60	120.91
11 68 13 00-0552 EA Stationary Cyclor, Pedals Only, With Grab Bar, With Steel Posts (Landscape Structures® 160055E).....	2,037.19	120.91
11 68 13 00-0553 EA Stationary Cyclor, Handles Only, With Steel Posts (Landscape Structures® 160055F).....	1,751.65	120.91
11 68 13 00-0554 EA Stationary Cyclor, Pedals And Handles, With Steel Posts (Landscape Structures® 160055G).....	2,551.18	120.91
11 68 13 00-0555 EA Stationary Cyclor, Handles Only, Accessible, With Steel Posts (Landscape Structures® 160055H).....	1,751.65	120.91
11 68 13 00-0556 EA Single, Gyro Twister Spinner, Aluminum Posts (Landscape Structures® 160315A).....	3,051.71	181.38
11 68 13 00-0557 EA Single, Gyro Twister Spinner, Steel Posts (Landscape Structures® 160315B).....	3,002.76	181.38
11 68 13 00-0558 EA Double, Gyro Twister Spinner, Aluminum Posts (Landscape Structures® 160316A).....	5,232.89	241.84
11 68 13 00-0559 EA Double, Gyro Twister Spinner, Steel Posts (Landscape Structures® 160316B).....	5,183.94	241.84
11 68 13 00-0560 EA The Peak Natural Climber (Landscape Structures® 160418A).....	7,569.09	302.30
11 68 13 00-0561 EA The Stepper Natural Climbing Stone (Landscape Structures® 160419A).....	3,834.93	181.38
11 68 13 00-0562 EA Double Escalator Climber, Independent Climber, Steel Posts, (Direct Bury Only) (Landscape Structures® 160692A).....	9,380.28	302.30
11 68 13 00-0563 EA HealthBeat Outdoor Fitness System, Chest/Back Press, Direct Bury (Landscape Structures® 161309A).....	6,921.70	241.84
11 68 13 00-0564 EA HealthBeat Outdoor Fitness System, Chest/Back Press, Surface Mount (Landscape Structures® 161309B).....	6,562.73	241.84
11 68 13 00-0565 EA HealthBeat Outdoor Fitness System, Squat Press, Direct Bury (Landscape Structures® 161310A).....	6,921.70	241.84
11 68 13 00-0566 EA HealthBeat Outdoor Fitness System, Squat Press, Surface Mount (Landscape Structures® 161310B).....	6,562.73	241.84
11 68 13 00-0567 EA HealthBeat Outdoor Fitness System, Tai Chi Wheels, Direct Bury (Landscape Structures® 161311A).....	3,745.19	181.38
11 68 13 00-0568 EA HealthBeat Outdoor Fitness System, Tai Chi Wheels, Surface Mount (Landscape Structures® 161311B).....	3,378.05	181.38
11 68 13 00-0569 EA HealthBeat Outdoor Fitness System, Cardio Stepper, Direct Bury (Landscape Structures® 161312A).....	8,654.17	302.30
11 68 13 00-0570 EA HealthBeat Outdoor Fitness System, Cardio Stepper, Surface Mount (Landscape Structures® 161312B).....	8,295.20	302.30
11 68 13 00-0571 EA HealthBeat Outdoor Fitness System, Pull-Up/Dip, Direct Bury (Landscape Structures® 161313A).....	3,378.05	181.38
11 68 13 00-0572 EA HealthBeat Outdoor Fitness System, Pull-Up/Dip, Surface Mount (Landscape Structures® 161313B).....	3,019.08	181.38
11 68 13 00-0573 EA HealthBeat Outdoor Fitness System, Ab Crunch/Leg Lift, Direct Bury (Landscape Structures® 161314A).....	3,288.31	181.38
11 68 13 00-0574 EA HealthBeat Outdoor Fitness System, Ab Crunch/Leg Lift, Surface Mount (Landscape Structures® 161314B).....	3,019.08	181.38
11 68 13 00-0575 EA HealthBeat Outdoor Fitness System, Balance Steps, Direct Bury (Landscape Structures® 161315A).....	3,924.67	181.38
11 68 13 00-0576 EA HealthBeat Outdoor Fitness System, Balance Steps, Surface Mount (Landscape Structures® 161315B).....	4,104.16	181.38
11 68 13 00-0577 EA HealthBeat Outdoor Fitness System, Assisted RoWith Push-Up, Direct Bury (Landscape Structures® 161316A).....	3,108.82	181.38
11 68 13 00-0578 EA HealthBeat Outdoor Fitness System, Assisted RoWith Push-Up, Surface Mount (Landscape Structures® 161316B).....	3,019.08	181.38
11 68 13 00-0579 EA HealthBeat Outdoor Fitness System, Plyometrics, Direct Bury (Landscape Structures® 161317A).....	3,924.67	181.38
11 68 13 00-0580 EA HealthBeat Outdoor Fitness System, Plyometrics, Surface Mount (Landscape Structures® 161317B).....	4,104.16	181.38
11 68 13 00-0581 EA HealthBeat Outdoor Fitness System, Welcome Intro Sign, Direct Bury (Landscape Structures® 161437A).....	1,466.10	120.91
11 68 13 00-0582 EA HealthBeat Outdoor Fitness System, Welcome Intro Sign, Surface Mount (Landscape Structures® 161437B).....	1,006.36	60.46
11 68 13 00-0583 EA Global Releaf Sign With Frame (Landscape Structures® 162617A).....	900.30	60.46
11 68 13 00-0584 EA Single, Bobble Riders With Coil Spring, Surface Mount (Landscape Structures® 164074A).....	1,161.37	60.46
11 68 13 00-0585 EA Single, Bobble Riders With Coil Spring, Direct Bury (Landscape Structures® 164074B).....	1,482.41	120.91
11 68 13 00-0586 EA Double, Bobble Riders With Coil Spring, Surface Mount (Landscape Structures® 164075A).....	2,241.15	120.91
11 68 13 00-0587 EA Double, Bobble Riders With Coil Spring, Direct Bury (Landscape Structures® 164075B).....	2,404.33	120.91
11 68 13 00-0588 EA 16" Pod, Noodle Pod Steps With Two E-Pod Steps, (Direct Bury Only) (Landscape Structures® 164157A).....	1,719.01	120.91
11 68 13 00-0589 EA 24" Pod, Noodle Pod Steps With Two E-Pod Steps, (Direct Bury Only) (Landscape Structures® 164157B).....	1,735.33	120.91
11 68 13 00-0590 Playground Equipment (Landscape Structures® PlayBooster®) (11 68 13 00-0120)		
11 68 13 00-0591 EA 116" Aluminum Posts, End Vertical Ladder (Landscape Structures® PlayBooster® 111273A).....	1,604.79	120.91
11 68 13 00-0592 EA Log Roll, (1) Aluminum Post, Tan Log Only (Landscape Structures® PlayBooster® 111356A).....	1,719.01	120.91
11 68 13 00-0593 EA Chinning Bar, (1) Aluminum Post (Landscape Structures® PlayBooster® 111357A).....	688.18	60.46

11 Equipment
11 60 Entertainment and Recreation Equipment
 11 68 Play Field Equipment and Structures



MINOR	CSI	UOM	DESCRIPTION	TOTAL DIRECT UNIT COST	DEMOLITION UNIT COST
11 68	13 00-0594	EA	Turning Bar, (1) Aluminum Post (Landscape Structures® PlayBooster® 111357B).....	655.55	60.46
11 68	13 00-0595	EA	182"/72" Deck, Posts For Roofs (Landscape Structures® PlayBooster® 111403A).....	523.58	30.23
11 68	13 00-0596	EA	174"/64" Deck, Posts For Roofs (Landscape Structures® PlayBooster® 111403B).....	515.42	30.23
11 68	13 00-0597	EA	166"/56" Deck, Posts For Roofs (Landscape Structures® PlayBooster® 111403C).....	490.95	30.23
11 68	13 00-0598	EA	158"/48" Deck, Posts For Roofs (Landscape Structures® PlayBooster® 111403D).....	482.79	30.23
11 68	13 00-0599	EA	150"/40" Deck, Posts For Roofs (Landscape Structures® PlayBooster® 111403E).....	458.31	30.23
11 68	13 00-0600	EA	142"/32" Deck, Posts For Roofs (Landscape Structures® PlayBooster® 111403F).....	450.16	30.23
11 68	13 00-0601	EA	134"/24" Deck, Posts For Roofs (Landscape Structures® PlayBooster® 111403G).....	433.84	30.23
11 68	13 00-0602	EA	126"/16" Deck, Posts For Roofs (Landscape Structures® PlayBooster® 111403H).....	425.68	30.23
11 68	13 00-0603	EA	118"/8" Deck, Posts For Roofs (Landscape Structures® PlayBooster® 111403I).....	401.21	30.23
11 68	13 00-0604	EA	110"/Ground Level, Posts For Roofs (Landscape Structures® PlayBooster® 111403J).....	393.05	30.23
11 68	13 00-0605	EA	148"/72" Deck, Posts For Decks (Landscape Structures® PlayBooster® 111404A).....	458.31	30.23
11 68	13 00-0606	EA	140"/64" Deck, Posts For Decks (Landscape Structures® PlayBooster® 111404B).....	442.00	30.23
11 68	13 00-0607	EA	132"/56" Deck, Posts For Decks (Landscape Structures® PlayBooster® 111404C).....	433.84	30.23
11 68	13 00-0608	EA	124"/48" Deck, Posts For Decks (Landscape Structures® PlayBooster® 111404D).....	425.68	30.23
11 68	13 00-0609	EA	116"/40" Deck, Posts For Decks (Landscape Structures® PlayBooster® 111404E).....	401.21	30.23
11 68	13 00-0610	EA	108"/32" Deck, Posts For Decks (Landscape Structures® PlayBooster® 111404F).....	393.05	30.23
11 68	13 00-0611	EA	100"/24" Deck, Posts For Decks (Landscape Structures® PlayBooster® 111404G).....	384.89	30.23
11 68	13 00-0612	EA	92"/16" Deck, Posts For Decks (Landscape Structures® PlayBooster® 111404H).....	368.57	30.23
11 68	13 00-0613	EA	84"/8" Deck, Posts For Decks (Landscape Structures® PlayBooster® 111404I).....	352.25	30.23
11 68	13 00-0614	EA	76"/Ground Level, Posts For Decks (Landscape Structures® PlayBooster® 111404J).....	327.78	30.23
11 68	13 00-0615	EA	106"/72" Deck, Flush Mount Posts For Decks, Round Caps (Landscape Structures® PlayBooster® 111405A).....	647.39	60.46
11 68	13 00-0616	EA	98"/64" Deck, Flush Mount Posts For Decks, Round Caps (Landscape Structures® PlayBooster® 111405B).....	622.91	60.46
11 68	13 00-0617	EA	90"/56" Deck, Flush Mount Posts For Decks, Round Caps (Landscape Structures® PlayBooster® 111405C).....	598.44	60.46
11 68	13 00-0618	EA	82"/48" Deck, Flush Mount Posts For Decks, Round Caps (Landscape Structures® PlayBooster® 111405D).....	531.74	30.23
11 68	13 00-0619	EA	74"/40" Deck, Flush Mount Posts For Decks, Round Caps (Landscape Structures® PlayBooster® 111405E).....	523.58	30.23
11 68	13 00-0620	EA	66"/32" Deck, Flush Mount Posts For Decks, Round Caps (Landscape Structures® PlayBooster® 111405F).....	507.27	30.23
11 68	13 00-0621	EA	58"/24" Deck, Flush Mount Posts For Decks, Round Caps (Landscape Structures® PlayBooster® 111405G).....	482.79	30.23
11 68	13 00-0622	EA	50"/16" Deck, Flush Mount Posts For Decks, Round Caps (Landscape Structures® PlayBooster® 111405H).....	474.63	30.23
11 68	13 00-0623	EA	42"/8" Deck, Flush Mount Posts For Decks, Round Caps (Landscape Structures® PlayBooster® 111405I).....	458.31	30.23
11 68	13 00-0624	EA	CloudDirect Buryurst Triple Poly Slide, 64" - 72" Deck (Landscape Structures® PlayBooster® 144414A).....	5,157.32	201.53
11 68	13 00-0625	EA	TurboTwister Tunnel Slide, 96" Deck, Excludes Posts (Landscape Structures® PlayBooster® 123763A).....	6,674.95	544.14
11 68	13 00-0626	EA	Double Poly Slide, 32" Deck (Landscape Structures® PlayBooster® 123331A).....	2,209.96	151.15
11 68	13 00-0627	EA	Double Poly Slide, 40" - 48" Deck (Landscape Structures® PlayBooster® 123331B).....	2,446.56	151.15
11 68	13 00-0628	EA	Double Swoosh Poly Slide, 64" - 72" Deck (Landscape Structures® PlayBooster® 130390A).....	2,839.59	181.38
11 68	13 00-0629	EA	40" Deck, El Slide (Landscape Structures® PlayBooster® 126368A).....	3,458.93	171.30
11 68	13 00-0630	EA	48" Deck, El Slide (Landscape Structures® PlayBooster® 126368B).....	3,940.99	181.38
11 68	13 00-0631	EA	56" Deck, El Slide (Landscape Structures® PlayBooster® 126368C).....	4,169.43	181.38
11 68	13 00-0632	EA	64" Deck, El Slide (Landscape Structures® PlayBooster® 126368D).....	4,667.81	201.53
11 68	13 00-0633	EA	72" Deck, El Slide (Landscape Structures® PlayBooster® 126368E).....	4,888.09	201.53
11 68	13 00-0634	EA	96" Deck, El Slide, Excludes Posts (Landscape Structures® PlayBooster® 126368F).....	6,538.97	261.99
11 68	13 00-0635	EA	Firepole With Permalene® Handholds 32"-48" Deck (Landscape Structures® PlayBooster® 148426A).....	1,025.54	120.91
11 68	13 00-0636	EA	Firepole With Permalene® Handholds 56"-72" Deck (Landscape Structures® PlayBooster® 148426B).....	1,050.01	120.91
11 68	13 00-0637	EA	Firepole With SteelX® Handholds 32"-48" Deck (Landscape Structures® PlayBooster® 148435A).....	1,384.51	120.91
11 68	13 00-0638	EA	Firepole With SteelX® Handholds 56"-72" Deck (Landscape Structures® PlayBooster® 148435B).....	1,425.31	120.91
11 68	13 00-0639	EA	32" Deck, Gemini SlideWinder2 (Landscape Structures® PlayBooster® 130800A).....	5,230.46	362.75
11 68	13 00-0640	EA	40" Deck, Gemini SlideWinder2 (Landscape Structures® PlayBooster® 130800B).....	6,029.99	362.75
11 68	13 00-0641	EA	48" Deck, Gemini SlideWinder2 (Landscape Structures® PlayBooster® 130800C).....	6,495.03	362.75
11 68	13 00-0642	EA	56" Deck, Gemini SlideWinder2 (Landscape Structures® PlayBooster® 130800D).....	7,675.58	483.68
11 68	13 00-0643	EA	64" Deck, Gemini SlideWinder2 (Landscape Structures® PlayBooster® 130800E).....	7,863.22	483.68
11 68	13 00-0644	EA	72" Deck, Gemini SlideWinder2 (Landscape Structures® PlayBooster® 130800F).....	9,184.90	483.68
11 68	13 00-0645	EA	96" Deck, Gemini SlideWinder2, Excludes Posts (Landscape Structures® PlayBooster® 130800G).....	10,830.49	604.59
11 68	13 00-0646	EA	40" Deck, Rollerslide (Landscape Structures® PlayBooster® 123333A).....	8,530.37	272.07
11 68	13 00-0647	EA	56" Deck, Rollerslide (Landscape Structures® PlayBooster® 123333B).....	10,727.86	332.53
11 68	13 00-0648	EA	Single Poly Slide, 40" - 48" Deck (Landscape Structures® PlayBooster® 123337A).....	1,882.18	120.91
11 68	13 00-0649	EA	32" Deck, SlideWinder2 (Landscape Structures® PlayBooster® 124863A).....	2,496.94	181.38
11 68	13 00-0650	EA	40" Deck, SlideWinder2 (Landscape Structures® PlayBooster® 124863B).....	2,782.48	181.38
11 68	13 00-0651	EA	48" Deck, SlideWinder2 (Landscape Structures® PlayBooster® 124863C).....	3,100.67	181.38
11 68	13 00-0652	EA	56" Deck, SlideWinder2 (Landscape Structures® PlayBooster® 124863D).....	3,519.61	241.84
11 68	13 00-0653	EA	64" Deck, SlideWinder2 (Landscape Structures® PlayBooster® 124863E).....	3,666.46	241.84
11 68	13 00-0654	EA	72" Deck, SlideWinder2 (Landscape Structures® PlayBooster® 124863F).....	4,188.60	241.84
11 68	13 00-0655	EA	96" Deck, SlideWinder2, Excludes Posts (Landscape Structures® PlayBooster® 124863G).....	5,007.32	302.30
11 68	13 00-0656	EA	72" Deck, SpyroSlide (Landscape Structures® PlayBooster® 122033A).....	7,453.88	453.45
11 68	13 00-0657	EA	72" Slide, With Hanger Bracket, 64" Deck, SpyroSlide (Landscape Structures® PlayBooster® 122033B).....	7,737.27	413.14
11 68	13 00-0658	EA	56" Deck, SpyroSlide (Landscape Structures® PlayBooster® 122033C).....	6,768.56	453.45
11 68	13 00-0659	EA	56" Slide, With Hanger Bracket, 48" Deck, SpyroSlide (Landscape Structures® PlayBooster® 122033D).....	7,027.48	413.14
11 68	13 00-0660	EA	32" - 40" Deck, Stainless Steel Slide (Landscape Structures® PlayBooster® 123340A).....	2,674.99	151.15
11 68	13 00-0661	EA	48" - 56" Deck, Stainless Steel Slide (Landscape Structures® PlayBooster® 123340B).....	2,911.59	151.15
11 68	13 00-0662	EA	64" - 72" Deck, Stainless Steel Slide (Landscape Structures® PlayBooster® 123340C).....	3,596.90	151.15
11 68	13 00-0663	EA	32" - 40" Deck, SteelX, Stainless Steel Slide (Landscape Structures® PlayBooster® 139945A).....	2,960.54	151.15
11 68	13 00-0664	EA	48" - 56" Deck, SteelX, Stainless Steel Slide (Landscape Structures® PlayBooster® 139945B).....	3,197.14	151.15
11 68	13 00-0665	EA	64" - 72" Deck, SteelX, Stainless Steel Slide (Landscape Structures® PlayBooster® 139945C).....	3,898.77	151.15
11 68	13 00-0666	EA	32" Deck, Tunnel Slide (Landscape Structures® PlayBooster® 126367A).....	3,017.65	151.15
11 68	13 00-0667	EA	40" Deck, Tunnel Slide (Landscape Structures® PlayBooster® 126367B).....	3,197.14	151.15
11 68	13 00-0668	EA	48" Deck, Tunnel Slide (Landscape Structures® PlayBooster® 126367C).....	3,679.20	171.30
11 68	13 00-0669	EA	56" Deck, Tunnel Slide (Landscape Structures® PlayBooster® 126367D).....	3,892.04	181.38
11 68	13 00-0670	EA	64" Deck, Tunnel Slide (Landscape Structures® PlayBooster® 126367E).....	4,348.92	181.38
11 68	13 00-0671	EA	72" Deck, Tunnel Slide (Landscape Structures® PlayBooster® 126367F).....	4,503.93	181.38
11 68	13 00-0672	EA	96" Deck, Tunnel Slide, Excludes Posts (Landscape Structures® PlayBooster® 126367G).....	5,942.68	241.84
11 68	13 00-0673	EA	Step Deck, 16" - 32" Decks, Brown Only (Landscape Structures® PlayBooster® 111465A).....	1,079.79	60.46



Equipment	11
Entertainment and Recreation Equipment	11 60
Play Field Equipment and Structures	11 68

MINOR CSI UOM DESCRIPTION	TOTAL DIRECT UNIT COST	DEMOLITION UNIT COST
11 68 13 00-0674 EA Sky Rail Climber, 64" And 72" Decks, (64" Avail. For Direct Bury Only) (Landscape Structures® PlayBooster® 146812A).....	1,905.23	90.69
11 68 13 00-0675 EA Stepping Block Climber, 32" Deck Height Difference (Landscape Structures® PlayBooster® 130742A).....	4,308.12	181.38
11 68 13 00-0676 EA 32" Deck, Block Climber (Landscape Structures® PlayBooster® 135344A).....	2,784.63	231.76
11 68 13 00-0677 EA 40" Deck, Block Climber (Landscape Structures® PlayBooster® 135344B).....	3,241.50	231.76
11 68 13 00-0678 EA 32" Deck, SteelX, Block Climber (Landscape Structures® PlayBooster® 139491A).....	3,151.76	231.76
11 68 13 00-0679 EA 40" Deck, SteelX, Block Climber (Landscape Structures® PlayBooster® 139491B).....	3,624.95	231.76
11 68 13 00-0680 EA Fish Net Climber, CableCore Climbing Cable, 16" - 32" Deck (Landscape Structures® PlayBooster® 126194A).....	3,418.13	171.30
11 68 13 00-0681 EA Wavy Web Climber, 48" - 56" Deck (Landscape Structures® PlayBooster® 126273A).....	3,353.58	181.38
11 68 13 00-0682 EA Wavy Web Climber, 64" - 72" Deck (Landscape Structures® PlayBooster® 126273B).....	3,598.33	181.38
11 68 13 00-0683 EA Wavy Web Climber, 48" - 56" Deck, 90 Degree Tri-Deck (Landscape Structures® PlayBooster® 126442A).....	4,038.89	181.38
11 68 13 00-0684 EA Wavy Web Climber, 64" - 72" Deck, 90 Degree Tri-Deck (Landscape Structures® PlayBooster® 126442B).....	4,275.49	181.38
11 68 13 00-0685 EA Circus Ladder, CableCore Climbing Cable, 48" Deck (Landscape Structures® PlayBooster® 126272B).....	1,632.14	181.38
11 68 13 00-0686 EA Circus Ladder, CableCore Climbing Cable, 56" - 64" Deck (Landscape Structures® PlayBooster® 126272C).....	1,721.88	181.38
11 68 13 00-0687 EA Circus Ladder, CableCore Climbing Cable, 72" Deck (Landscape Structures® PlayBooster® 126272D).....	1,836.10	181.38
11 68 13 00-0688 EA Circus Ladder, CableCore Climbing Cable, 32" - 40" Deck, 90 Degree Tri-Deck (Landscape Structures® PlayBooster® 126441A).....	2,219.55	181.38
11 68 13 00-0689 EA Circus Ladder, CableCore Climbing Cable, 48" Deck, 90 Degree Tri-Deck (Landscape Structures® PlayBooster® 126441B).....	2,309.29	181.38
11 68 13 00-0690 EA Circus Ladder, CableCore Climbing Cable, 56" - 64" Deck, 90 Degree Tri-Deck (Landscape Structures® PlayBooster® 126441C).....	2,423.51	181.38
11 68 13 00-0691 EA Circus Ladder, CableCore Climbing Cable, 72" Deck, 90 Degree Tri-Deck (Landscape Structures® PlayBooster® 126441D).....	2,513.25	181.38
11 68 13 00-0692 EA Spider Web Climber, 16" - 32" Decks (Direct Bury Only) (Landscape Structures® PlayBooster® 136158A).....	3,601.19	241.84
11 68 13 00-0693 EA Chimney Climber, 56" - 64" Deck (Landscape Structures® PlayBooster® 153617A).....	4,629.16	241.84
11 68 13 00-0694 EA Chimney Climber, 72" Deck (Landscape Structures® PlayBooster® 153617B).....	5,232.89	241.84
11 68 13 00-0695 EA Chimney Climb Across, Straight, 72" To 72" Deck Or 64" To 64" Deck (Landscape Structures® PlayBooster® 155042A).....	6,546.41	241.84
11 68 13 00-0696 EA Chimney Climb Across, Straight, 56" To 56" Deck (Landscape Structures® PlayBooster® 155042B).....	5,910.05	241.84
11 68 13 00-0697 EA Chimney Climb Across, Straight, 48" To 48" Deck Or 40" To 40" Deck (Landscape Structures® PlayBooster® 155042C).....	5,232.89	241.84
11 68 13 00-0698 EA Chimney Climb Across, Straight, 32" To 32" Deck (Landscape Structures® PlayBooster® 155042D).....	4,531.26	241.84
11 68 13 00-0699 EA Chimney Climb Across, 24" Difference, 72" To 48" Deck Or 64" To 40" Deck (Landscape Structures® PlayBooster® 155043A).....	6,301.66	241.84
11 68 13 00-0700 EA Chimney Climb Across, 24" Difference, 56" To 32" Deck (Landscape Structures® PlayBooster® 155043B).....	5,910.05	241.84
11 68 13 00-0701 EA Chimney Climb Across, 24" Difference, 48" To 24" Deck (Landscape Structures® PlayBooster® 155043C).....	5,518.44	241.84
11 68 13 00-0702 EA 48" - 56" Deck, Cascade Climber (Direct Bury Only) (Landscape Structures® PlayBooster® 150975A).....	2,782.48	181.38
11 68 13 00-0703 EA 64" - 72" Deck, Cascade Climber (Direct Bury Only) (Landscape Structures® PlayBooster® 150975B).....	3,606.49	181.38
11 68 13 00-0704 EA 24" Deck Height Difference, Catwalk Climber (Landscape Structures® PlayBooster® 128986A).....	2,169.17	151.15
11 68 13 00-0705 EA 48" - 56" Deck, Centipede Climber (Landscape Structures® PlayBooster® 123291A).....	1,858.42	141.07
11 68 13 00-0706 EA 48" - 56" Deck, 90 Degree Tri-Deck, Centipede Climber (Landscape Structures® PlayBooster® 126376A).....	2,494.78	141.07
11 68 13 00-0707 EA 48" - 56" Deck, SteelX, Centipede Climber (Landscape Structures® PlayBooster® 139496A).....	2,209.24	141.07
11 68 13 00-0708 EA 40" Deck, 90 Degree Tri-Deck, Chain Ladder (Landscape Structures® PlayBooster® 153352A).....	1,965.20	151.15
11 68 13 00-0709 EA 48" - 56" Deck, 90 Degree Tri-Deck, Chain Ladder (Landscape Structures® PlayBooster® 153352B).....	2,063.11	151.15
11 68 13 00-0710 EA 64" - 72" Deck, 90 Degree Tri-Deck, Chain Ladder (Landscape Structures® PlayBooster® 153352C).....	2,144.69	151.15
11 68 13 00-0711 EA 40" Deck, Chain Ladder (Landscape Structures® PlayBooster® 153350A).....	1,247.26	151.15
11 68 13 00-0712 EA 48" - 56" Deck, Chain Ladder (Landscape Structures® PlayBooster® 153350B).....	1,312.52	151.15
11 68 13 00-0713 EA 64" - 72" Deck, Chain Ladder (Landscape Structures® PlayBooster® 153350C).....	1,418.59	151.15
11 68 13 00-0714 EA 40" Deck, SteelX, Chain Ladder, Direct Bury (Landscape Structures® PlayBooster® 153351A).....	1,598.07	151.15
11 68 13 00-0715 EA 48" - 56" Deck, SteelX, Chain Ladder, Direct Bury (Landscape Structures® PlayBooster® 153351B).....	1,663.34	151.15
11 68 13 00-0716 EA 64" - 72" Deck, SteelX, Chain Ladder, Direct Bury (Landscape Structures® PlayBooster® 153351C).....	1,753.08	151.15
11 68 13 00-0717 EA 48" Deck, Cliff Climber (Landscape Structures® PlayBooster® 122570A).....	2,144.69	151.15
11 68 13 00-0718 EA 56" Deck, Cliff Climber (Landscape Structures® PlayBooster® 122570B).....	2,161.01	151.15
11 68 13 00-0719 EA 64" Deck, Cliff Climber (Landscape Structures® PlayBooster® 122570C).....	2,544.46	151.15
11 68 13 00-0720 EA 72" Deck, Cliff Climber (Landscape Structures® PlayBooster® 122570D).....	2,560.78	151.15
11 68 13 00-0721 EA 48" Deck, SteelX, Cliff Climber (Landscape Structures® PlayBooster® 139501A).....	2,487.35	151.15
11 68 13 00-0722 EA 56" Deck, SteelX, Cliff Climber (Landscape Structures® PlayBooster® 139501B).....	2,528.14	151.15
11 68 13 00-0723 EA 64" Deck, SteelX, Cliff Climber (Landscape Structures® PlayBooster® 139501C).....	2,911.59	151.15
11 68 13 00-0724 EA 72" Deck, SteelX, Cliff Climber (Landscape Structures® PlayBooster® 139501D).....	2,936.07	151.15
11 68 13 00-0725 EA 72" Deck, Conical Climber (Landscape Structures® PlayBooster® 143199A).....	4,872.49	211.61
11 68 13 00-0726 EA 40" Deck, Conical Climber (Landscape Structures® PlayBooster® 143199B).....	3,991.37	211.61
11 68 13 00-0727 EA 32" - 48" Deck, Corkscrew Climber (Landscape Structures® PlayBooster® 148432A).....	1,400.83	120.91
11 68 13 00-0728 EA 56" - 72" Deck, Corkscrew Climber (Landscape Structures® PlayBooster® 148432B).....	1,580.32	120.91
11 68 13 00-0729 EA 32" - 48" Deck, SteelX, Corkscrew Climber (Landscape Structures® PlayBooster® 148437A).....	1,759.80	120.91
11 68 13 00-0730 EA 56" - 72" Deck, SteelX, Corkscrew Climber (Landscape Structures® PlayBooster® 148437B).....	1,988.24	120.91
11 68 13 00-0731 EA 64" - 72" Deck, Corner Climber (Landscape Structures® PlayBooster® 143198A).....	4,761.14	272.07
11 68 13 00-0732 EA SpaceLink Climber, Net Climber, 72" Deck, (Steel Posts Required, Direct Bury Only) (Landscape Structures® PlayBooster® 145106A).....	6,547.41	90.69
11 68 13 00-0733 EA Manta Ray Climber, Net Climber, 48" Deck, (Steel Posts Required, Direct Bury Only) (Landscape Structures® PlayBooster® 145108A).....	6,497.46	241.84
11 68 13 00-0734 EA Manta Ray Climber, Net Climber, 56" Deck, (Steel Posts Required, Direct Bury Only) (Landscape Structures® PlayBooster® 145108B).....	6,497.46	241.84
11 68 13 00-0735 EA Manta Ray Climber, 64" Deck, (Steel Posts Required, Direct Bury Only) (Landscape Structures® PlayBooster® 145108C).....	6,497.46	241.84
11 68 13 00-0736 EA SpaceLink Climber, Net Climber, 48" Deck, (Steel Posts Required, Direct Bury Only) (Landscape Structures® PlayBooster® 145240A).....	6,547.41	90.69
11 68 13 00-0737 EA Star Seeker Climber, Net Climber, 72" Deck (Attaches To Square Decks Only, Steel Posts Required, Direct Bury Only) (Landscape Structures® PlayBooster® 148039A).....	4,133.93	120.91
11 68 13 00-0738 EA SpaceWalk Climber, Net Climber, Deck-To-Deck, 32" - 48" Deck (Landscape Structures® PlayBooster® 145107A).....	8,457.93	120.91
11 68 13 00-0739 EA Funnel Climber, Net Climber (Landscape Structures® PlayBooster® 145109A).....	4,681.99	151.15
11 68 13 00-0740 EA Funnel Climber, Short Brace, Net Climber (Landscape Structures® PlayBooster® 145248A).....	213.56	30.23

11 Equipment
11 60 Entertainment and Recreation Equipment
 11 68 Play Field Equipment and Structures



MINOR	CSI	UOM	DESCRIPTION	TOTAL DIRECT UNIT COST	DEMOLITION UNIT COST
11 68	13 00-0741	EA	Funnel Climber, Long Brace, Net Climber (Landscape Structures® PlayBooster® 145249A).....	246.19	30.23
11 68	13 00-0742	EA	Funnel Climber, Vertical Ladder, Net Climber (Landscape Structures® PlayBooster® 145250A).....	923.35	30.23
11 68	13 00-0743	EA	Funnel Climber, Handhold Panels, Net Climber (Landscape Structures® PlayBooster® 145251A).....	327.78	30.23
11 68	13 00-0744	EA	40" Deck, Cozy Climber (Landscape Structures® PlayBooster® 123293A).....	2,913.02	181.38
11 68	13 00-0745	EA	48" Deck, Cozy Climber (Landscape Structures® PlayBooster® 123293B).....	3,125.14	181.38
11 68	13 00-0746	EA	40" Deck, 90 Degree Tri-Deck, Cozy Climber (Landscape Structures® PlayBooster® 126374A).....	3,271.99	181.38
11 68	13 00-0747	EA	48" Deck, 90 Degree Tri-Deck, Cozy Climber (Landscape Structures® PlayBooster® 126374B).....	3,573.66	181.38
11 68	13 00-0748	EA	40" Deck, SteelX, Cozy Climber (Landscape Structures® PlayBooster® 139500A).....	3,271.99	181.38
11 68	13 00-0749	EA	48" Deck, SteelX, Cozy Climber (Landscape Structures® PlayBooster® 139500B).....	3,508.59	181.38
11 68	13 00-0750	EA	1-Step With Barrier, Deck Links (Landscape Structures® PlayBooster® 152907A).....	1,636.00	90.69
11 68	13 00-0751	EA	2-Steps With Barrier, Deck Links (Landscape Structures® PlayBooster® 152907B).....	2,321.31	90.69
11 68	13 00-0752	EA	3-Steps With Barrier, Deck Links (Landscape Structures® PlayBooster® 152907C).....	3,014.78	90.69
11 68	13 00-0753	EA	4-Steps With Barrier, Deck Links (Landscape Structures® PlayBooster® 152907D).....	3,700.10	90.69
11 68	13 00-0754	EA	1-Step With Handrail, Deck Links (Landscape Structures® PlayBooster® 152908A).....	1,578.89	90.69
11 68	13 00-0755	EA	2-Steps With Handrail, Deck Links (Landscape Structures® PlayBooster® 152908B).....	1,807.33	90.69
11 68	13 00-0756	EA	3-Steps With Handrail, Deck Links (Landscape Structures® PlayBooster® 152908C).....	2,043.92	90.69
11 68	13 00-0757	EA	4-Steps With Handrail, Deck Links (Landscape Structures® PlayBooster® 152908D).....	2,141.82	90.69
11 68	13 00-0758	EA	1-Step With Handrail, SteelX, Deck Links (Landscape Structures® PlayBooster® 152910A).....	1,888.91	90.69
11 68	13 00-0759	EA	2-Steps With Handrail, SteelX, Deck Links (Landscape Structures® PlayBooster® 152910B).....	2,133.67	90.69
11 68	13 00-0760	EA	3-Steps With Handrail, SteelX, Deck Links (Landscape Structures® PlayBooster® 152910C).....	2,362.10	90.69
11 68	13 00-0761	EA	4-Steps With Handrail, SteelX, Deck Links (Landscape Structures® PlayBooster® 152910D).....	2,590.54	90.69
11 68	13 00-0762	EA	48" To 48" Deck Or 56" To 56" Deck, Double Wave Climber (Landscape Structures® PlayBooster® 122916A).....	4,472.72	211.61
11 68	13 00-0763	EA	64" To 64" Deck Or 72" To 72" Deck, Double Wave Climber (Landscape Structures® PlayBooster® 122916B).....	4,586.94	211.61
11 68	13 00-0764	EA	48" To 64" Deck Or 56" To 72" Deck, Double Wave Climber (Landscape Structures® PlayBooster® 122916C).....	4,521.67	211.61
11 68	13 00-0765	EA	48" To 48" Deck Or 56" To 56" Deck, SteelX, Double Wave Climber (Landscape Structures® PlayBooster® 139488A).....	5,198.83	211.61
11 68	13 00-0766	EA	64" To 64" Deck Or 72" To 72" Deck, SteelX, Double Wave Climber (Landscape Structures® PlayBooster® 139488B).....	5,313.05	211.61
11 68	13 00-0767	EA	48" To 64" Deck Or 56" To 72" Deck, SteelX, Double Wave Climber (Landscape Structures® PlayBooster® 139488C).....	5,264.10	211.61
11 68	13 00-0768	EA	40" - 48" Deck, Loop Arch Climber (Landscape Structures® PlayBooster® 122914A).....	1,736.77	151.15
11 68	13 00-0769	EA	56" Deck, Loop Arch Climber (Landscape Structures® PlayBooster® 122914B).....	1,908.10	151.15
11 68	13 00-0770	EA	64" - 72" Deck, Loop Arch Climber (Landscape Structures® PlayBooster® 122914C).....	2,087.58	151.15
11 68	13 00-0771	EA	40" - 48" Deck, 90 Degree Tri-Deck, Loop Arch Climber (Landscape Structures® PlayBooster® 125688A).....	2,244.02	181.38
11 68	13 00-0772	EA	56" Deck, 90 Degree Tri-Deck, Loop Arch Climber (Landscape Structures® PlayBooster® 125688B).....	2,423.51	181.38
11 68	13 00-0773	EA	64" - 72" Deck, 90 Degree Tri-Deck, Loop Arch Climber (Landscape Structures® PlayBooster® 125688C).....	2,594.84	181.38
11 68	13 00-0774	EA	40" - 48" Deck, SteelX, Loop Arch Climber (Landscape Structures® PlayBooster® 139493A).....	2,095.74	151.15
11 68	13 00-0775	EA	56" Deck, SteelX, Loop Arch Climber (Landscape Structures® PlayBooster® 139493B).....	2,258.91	151.15
11 68	13 00-0776	EA	64" - 72" Deck, SteelX, Loop Arch Climber (Landscape Structures® PlayBooster® 139493C).....	2,446.56	151.15
11 68	13 00-0777	EA	40" - 48" Deck, Loop Ladder (Landscape Structures® PlayBooster® 128252A).....	1,205.03	120.91
11 68	13 00-0778	EA	40" - 48" Deck, SteelX, Loop Ladder (Landscape Structures® PlayBooster® 139495A).....	1,564.00	120.91
11 68	13 00-0779	EA	32" - 48" Deck, Loop Pole (Landscape Structures® PlayBooster® 148434A).....	1,400.83	120.91
11 68	13 00-0780	EA	56" - 72" Deck, Loop Pole (Landscape Structures® PlayBooster® 148434B).....	1,515.05	120.91
11 68	13 00-0781	EA	32" - 48" Deck, SteelX, Loop Pole (Landscape Structures® PlayBooster® 148438A).....	1,759.80	120.91
11 68	13 00-0782	EA	56" - 72" Deck, SteelX, Loop Pole (Landscape Structures® PlayBooster® 148438B).....	1,857.71	120.91
11 68	13 00-0783	EA	24" Deck Height Difference, Panel Vertical Ladder, Deck-To-Deck Or Deck-To-Ground (Landscape Structures® PlayBooster® 116247A).....	1,039.70	80.62
11 68	13 00-0784	EA	32" Deck Height Difference, Panel Vertical Ladder, Deck-To-Deck Or Deck-To-Ground (Landscape Structures® PlayBooster® 116247B).....	1,145.76	80.62
11 68	13 00-0785	EA	40" Deck Height Difference, Panel Vertical Ladder, Deck-To-Deck Or Deck-To-Ground (Landscape Structures® PlayBooster® 116247C).....	1,276.30	80.62
11 68	13 00-0786	EA	48" Deck Height Difference, Panel Vertical Ladder, Deck-To-Deck Or Deck-To-Ground (Landscape Structures® PlayBooster® 116247D).....	1,529.94	90.69
11 68	13 00-0787	EA	56" Deck Height Difference, Panel Vertical Ladder, Deck-To-Deck Or Deck-To-Ground (Landscape Structures® PlayBooster® 116247E).....	1,725.74	90.69
11 68	13 00-0788	EA	64" Deck Height Difference, Panel Vertical Ladder, Deck-To-Deck Or Deck-To-Ground (Landscape Structures® PlayBooster® 116247F).....	1,905.23	90.69
11 68	13 00-0789	EA	72" Deck-To-Ground, Panel Vertical Ladder (Landscape Structures® PlayBooster® 116247G).....	2,149.98	90.69
11 68	13 00-0790	EA	48" Deck Height Difference, Single Wave Climber (Landscape Structures® PlayBooster® 122915A).....	2,239.73	90.69
11 68	13 00-0791	EA	64" Deck Height Difference, Single Wave Climber (Landscape Structures® PlayBooster® 122915B).....	2,321.31	90.69
11 68	13 00-0792	EA	48" Deck Height Difference, SteelX, Single Wave Climber (Landscape Structures® PlayBooster® 139487A).....	2,598.70	90.69
11 68	13 00-0793	EA	64" Deck Height Difference, SteelX, Single Wave Climber (Landscape Structures® PlayBooster® 139487B).....	2,688.44	90.69
11 68	13 00-0794	EA	48" - 56" Deck, Snake Climber (Landscape Structures® PlayBooster® 122913A).....	2,218.12	151.15
11 68	13 00-0795	EA	64" - 72" Deck, Snake Climber (Landscape Structures® PlayBooster® 122913B).....	2,324.18	151.15
11 68	13 00-0796	EA	48" - 56" Deck, 90 Degree Tri-Deck, Snake Climber (Landscape Structures® PlayBooster® 126375A).....	3,035.40	181.38
11 68	13 00-0797	EA	64" - 72" Deck, 90 Degree Tri-Deck, Snake Climber (Landscape Structures® PlayBooster® 126375B).....	3,165.93	181.38
11 68	13 00-0798	EA	48" - 56" Deck, SteelX, Snake Climber (Landscape Structures® PlayBooster® 139490A).....	2,577.09	151.15
11 68	13 00-0799	EA	64" - 72" Deck, SteelX, Snake Climber (Landscape Structures® PlayBooster® 139490B).....	2,674.99	151.15
11 68	13 00-0800	EA	32" Deck, Spiral Climber (Landscape Structures® PlayBooster® 122533A).....	1,180.55	120.91
11 68	13 00-0801	EA	40" - 48" Deck, Spiral Climber (Landscape Structures® PlayBooster® 122533B).....	1,580.32	120.91
11 68	13 00-0802	EA	56" - 64" Deck, Spiral Climber (Landscape Structures® PlayBooster® 122533C).....	1,988.96	141.07
11 68	13 00-0803	EA	72" Deck, Spiral Climber (Landscape Structures® PlayBooster® 122533D).....	2,396.88	141.07
11 68	13 00-0804	EA	32" Deck, Step Ladder, Direct Bury (Landscape Structures® PlayBooster® 116246A).....	1,914.81	120.91
11 68	13 00-0805	EA	40" Deck, Step Ladder, Direct Bury (Landscape Structures® PlayBooster® 116246B).....	2,037.19	120.91
11 68	13 00-0806	EA	48" - 56" Deck, Step Ladder, Direct Bury (Landscape Structures® PlayBooster® 116246C).....	2,322.74	120.91
11 68	13 00-0807	EA	64" - 72" Deck, Step Ladder, Direct Bury (Landscape Structures® PlayBooster® 116246D).....	2,608.29	120.91
11 68	13 00-0808	EA	32" Deck, SteelX, Step Ladder, Direct Bury (Landscape Structures® PlayBooster® 139492A).....	2,281.95	120.91
11 68	13 00-0809	EA	40" Deck, SteelX, Step Ladder, Direct Bury (Landscape Structures® PlayBooster® 139492B).....	2,396.17	120.91
11 68	13 00-0810	EA	48" - 56" Deck, SteelX, Step Ladder, Direct Bury (Landscape Structures® PlayBooster® 139492C).....	2,681.71	120.91
11 68	13 00-0811	EA	64" - 72" Deck, SteelX, Step Ladder, Direct Bury (Landscape Structures® PlayBooster® 139492D).....	2,975.42	120.91
11 68	13 00-0812	EA	Mini Summit Climber 40"-48" Decks (Landscape Structures® PlayBooster® 153076A).....	1,429.80	181.38
11 68	13 00-0813	EA	64" And 72" Decks, (64" Avail. For Direct Bury Only) (Landscape Structures® PlayBooster® 128608A).....	1,678.22	120.91



Equipment	11
Entertainment and Recreation Equipment	11 60
Play Field Equipment and Structures	11 68

MINOR CSI UOM DESCRIPTION	TOTAL DIRECT UNIT COST	DEMOLITION UNIT COST
11 68 13 00-0814 EA PlayOdyssey 72" Deck (Landscape Structures® PlayBooster® 129453A).....	1,844.26	181.38
11 68 13 00-0815 EA 48" Deck-To-Ground, Thunderhead Climber With Aluminum Posts (Landscape Structures® PlayBooster® 139778A).....	7,487.93	483.68
11 68 13 00-0816 EA 48" Deck-To-Ground, Thunderhead Climber With Steel Posts (Landscape Structures® PlayBooster® 139778B).....	7,487.93	483.68
11 68 13 00-0817 EA 48" Deck, Vertical Ascent Climber (Landscape Structures® PlayBooster® 145624A).....	1,498.73	120.91
11 68 13 00-0818 EA 56" Deck, Vertical Ascent Climber (Landscape Structures® PlayBooster® 145624B).....	1,498.73	120.91
11 68 13 00-0819 EA 64" Deck, Vertical Ascent Climber (Landscape Structures® PlayBooster® 145624C).....	1,653.74	120.91
11 68 13 00-0820 EA 72" Deck, Vertical Ascent Climber (Landscape Structures® PlayBooster® 145624D).....	1,653.74	120.91
11 68 13 00-0821 EA 24" - 32" Deck, Vertical Ladder (Landscape Structures® PlayBooster® 116249A).....	967.00	90.69
11 68 13 00-0822 EA 40" - 48" Deck, Vertical Ladder (Landscape Structures® PlayBooster® 116249B).....	1,040.43	90.69
11 68 13 00-0823 EA 56" Deck, Vertical Ladder (Landscape Structures® PlayBooster® 116249C).....	1,089.38	90.69
11 68 13 00-0824 EA 64" - 72" Deck, Vertical Ladder (Landscape Structures® PlayBooster® 116249D).....	1,154.65	90.69
11 68 13 00-0825 EA 24" - 32" Deck, 90 Degree Tri-Deck, Vertical Ladder (Landscape Structures® PlayBooster® 126372A).....	1,513.62	90.69
11 68 13 00-0826 EA 40" - 48" Deck, 90 Degree Tri-Deck, Vertical Ladder (Landscape Structures® PlayBooster® 126372B).....	1,578.89	90.69
11 68 13 00-0827 EA 56" Deck, 90 Degree Tri-Deck, Vertical Ladder (Landscape Structures® PlayBooster® 126372C).....	1,636.00	90.69
11 68 13 00-0828 EA 64" - 72" Deck, 90 Degree Tri-Deck, Vertical Ladder (Landscape Structures® PlayBooster® 126372D).....	1,709.42	90.69
11 68 13 00-0829 EA 24" - 32" Deck, SteelX, Vertical Ladder (Landscape Structures® PlayBooster® 139494A).....	1,317.82	90.69
11 68 13 00-0830 EA 40" - 48" Deck, SteelX, Vertical Ladder (Landscape Structures® PlayBooster® 139494B).....	1,366.77	90.69
11 68 13 00-0831 EA 56" Deck, SteelX, Vertical Ladder (Landscape Structures® PlayBooster® 139494C).....	1,440.19	90.69
11 68 13 00-0832 EA 64" - 72" Deck, SteelX, Vertical Ladder (Landscape Structures® PlayBooster® 139494D).....	1,513.62	90.69
11 68 13 00-0833 EA 56" Deck, Wiggle Ladder (Landscape Structures® PlayBooster® 123284D).....	1,124.88	151.15
11 68 13 00-0834 EA 64" Deck, Wiggle Ladder (Landscape Structures® PlayBooster® 123284E).....	1,165.67	151.15
11 68 13 00-0835 EA 72" Deck, Wiggle Ladder (Landscape Structures® PlayBooster® 123284F).....	1,239.10	151.15
11 68 13 00-0836 EA 32" Deck, 90 Degree Tri-Deck, Wiggle Ladder (Landscape Structures® PlayBooster® 126371A).....	1,565.44	151.15
11 68 13 00-0837 EA 40" Deck, 90 Degree Tri-Deck, Wiggle Ladder (Landscape Structures® PlayBooster® 126371B).....	1,630.71	151.15
11 68 13 00-0838 EA 48" Deck, 90 Degree Tri-Deck, Wiggle Ladder (Landscape Structures® PlayBooster® 126371C).....	1,679.66	151.15
11 68 13 00-0839 EA 56" Deck, 90 Degree Tri-Deck, Wiggle Ladder (Landscape Structures® PlayBooster® 126371D).....	1,736.77	151.15
11 68 13 00-0840 EA 64" Deck, 90 Degree Tri-Deck, Wiggle Ladder (Landscape Structures® PlayBooster® 126371E).....	1,793.88	151.15
11 68 13 00-0841 EA 72" Deck, 90 Degree Tri-Deck, Wiggle Ladder (Landscape Structures® PlayBooster® 126371F).....	1,850.99	151.15
11 68 13 00-0842 EA 32" Deck, SteelX, Wiggle Ladder (Landscape Structures® PlayBooster® 139502A).....	1,312.52	151.15
11 68 13 00-0843 EA 40" Deck, SteelX, Wiggle Ladder (Landscape Structures® PlayBooster® 139502B).....	1,377.79	151.15
11 68 13 00-0844 EA 48" Deck, SteelX, Wiggle Ladder (Landscape Structures® PlayBooster® 139502C).....	1,418.59	151.15
11 68 13 00-0845 EA 56" Deck, SteelX, Wiggle Ladder (Landscape Structures® PlayBooster® 139502D).....	1,459.38	151.15
11 68 13 00-0846 EA 64" Deck, SteelX, Wiggle Ladder (Landscape Structures® PlayBooster® 139502E).....	1,508.33	151.15
11 68 13 00-0847 EA 72" Deck, SteelX, Wiggle Ladder (Landscape Structures® PlayBooster® 139502F).....	1,581.76	151.15
11 68 13 00-0848 EA Overhead Events Air Dancer Overhead Event, Max. 32" Decks (Landscape Structures® PlayBooster® 121952A).....	2,241.15	120.91
11 68 13 00-0849 EA Overhead Events Swing Out Overhead Event, 16" Deck Height Only (Landscape Structures® PlayBooster® 120872A).....	1,578.89	90.69
11 68 13 00-0850 EA Overhead Events Triple Ring Fling Overhead Event, 24" Or 32" Deck-To-Ground (Landscape Structures® PlayBooster® 123824A).....	3,165.93	181.38
11 68 13 00-0851 EA Overhead Events Ring Pull, Brown Rings Only, Intended For Wheelchair Users (Landscape Structures® PlayBooster® 130873A).....	794.24	60.46
11 68 13 00-0852 EA Overhead Events 90 Degree Horizontal Ladder, Max. 32" Decks (Landscape Structures® PlayBooster® 142890A).....	2,241.15	120.91
11 68 13 00-0853 EA Overhead Events Circular Horizontal Ladder, Max. 32" Decks (Landscape Structures® PlayBooster® 142891A).....	4,030.73	181.38
11 68 13 00-0854 EA Overhead Events C-Horizontal Ladder, Max. 32" Decks (Landscape Structures® PlayBooster® 142883A).....	3,197.14	151.15
11 68 13 00-0855 EA Overhead Events Ring-a-Ling Overhead Event, Max. 32" Decks (Landscape Structures® PlayBooster® 126203A).....	3,035.40	181.38
11 68 13 00-0856 EA Overhead Events Wave Net, CableCore Climbing Cable, Max. 32" Decks (Landscape Structures® PlayBooster® 126274A).....	3,392.94	151.15
11 68 13 00-0857 EA Overhead Events Trapeze Horizontal Ladder, 18" Wide, Max. 32" Decks (Landscape Structures® PlayBooster® 111468A).....	2,193.64	151.15
11 68 13 00-0858 EA Overhead Events Inclined Horizontal Ladder, 16" - 32" Decks, 16" Incline (Landscape Structures® PlayBooster® 142889A).....	1,389.81	60.46
11 68 13 00-0859 EA Overhead Events Horizontal Ladder, Max. 32" Decks (Landscape Structures® PlayBooster® 142887A).....	1,357.18	60.46
11 68 13 00-0860 EA Overhead Events Overhead Parallel Bars, Max. 32" Decks (Landscape Structures® PlayBooster® 119430A).....	1,430.61	60.46
11 68 13 00-0861 EA Overhead Events Horizontal Ladder, 84" Module, Max. 16" Decks, 12" Max. Rung Spacing (Landscape Structures® PlayBooster® 139782A).....	1,104.27	60.46
11 68 13 00-0862 EA Overhead Events Wave Horizontal Ladder, Max. 32" Decks (Landscape Structures® PlayBooster® 119613A).....	1,528.51	60.46
11 68 13 00-0863 EA Overhead Events Single Beam Loop Horizontal Ladder, 84" Module, Max. 32" Decks (Landscape Structures® PlayBooster® 119805A).....	1,226.64	60.46
11 68 13 00-0864 EA Overhead Events Single Beam Loop Horizontal Ladder, 123" Module, Max. 32" Decks (Landscape Structures® PlayBooster® 119806A).....	1,561.14	60.46
11 68 13 00-0865 EA Overhead Events S-Horizontal Ladder, Max. 32" Decks (Landscape Structures® PlayBooster® 142884A).....	3,197.14	151.15
11 68 13 00-0866 EA Overhead Events Single S-Parallel Bar, Max. 32" Decks (Landscape Structures® PlayBooster® 119979A).....	1,357.18	60.46
11 68 13 00-0867 EA Overhead Events Wiggle Ring Bridge, Max. 32" Decks (Landscape Structures® PlayBooster® 148639A).....	2,342.93	30.23
11 68 13 00-0868 EA Overhead Events S-Ring Bridge, With (2) 2" Crossovers, Max. 32" Decks, Brown Rings Only (Landscape Structures® PlayBooster® 111467A).....	2,011.29	90.69
11 68 13 00-0869 EA Overhead Events Ring Bridge, With (2) 2" Crossovers, Max. 32" Decks, Brown Rings Only (Landscape Structures® PlayBooster® 111467B).....	1,782.85	90.69
11 68 13 00-0870 EA 116" Steel Posts, End Vertical Ladder (Landscape Structures® PlayBooster® 111273B).....	1,531.37	120.91
11 68 13 00-0871 EA 132" Steel Posts, End Vertical Ladder (For Use With Ring Bridges) (Landscape Structures® PlayBooster® 116208B).....	1,612.95	120.91
11 68 13 00-0872 EA 10' Module, Track Ride Without Supports, With (2) Crossovers, Max. 16" Decks (Landscape Structures® PlayBooster® 111353A).....	3,008.05	120.91
11 68 13 00-0873 EA 18' Module, Track Ride Without Supports, With (2) Crossovers, Max. 16" Decks (Landscape Structures® PlayBooster® 112465A).....	3,383.35	120.91
11 68 13 00-0874 EA 16" - 24" Decks, Spring Across Bridge (Landscape Structures® PlayBooster® 136156A).....	4,304.26	272.07
11 68 13 00-0875 EA 90 Degree, 8" - 72" Decks, Curved Bridge, Bridge Planks Brown Only (Landscape Structures® PlayBooster® 120211A).....	5,472.36	302.30
11 68 13 00-0876 EA C Or S, 8" - 72" Decks, Curved Bridge, Bridge Planks Brown Only (Landscape Structures® PlayBooster® 120689A).....	11,850.31	604.59
11 68 13 00-0877 EA 16"-32" Deck, Pod Bridge, Direct Bury (Landscape Structures® PlayBooster® 127234A).....	6,495.03	362.75

11 Equipment
11 60 Entertainment and Recreation Equipment
 11 68 Play Field Equipment and Structures



MINOR	CSI	UOM	DESCRIPTION	TOTAL DIRECT UNIT COST	DEMOLITION UNIT COST
11 68	13 00-0878	EA	42" Module, Arch Bridge, Permalene Barrier, Bridge Plank (Landscape Structures® PlayBooster® 114665A).....	2,572.80	60.46
11 68	13 00-0879	EA	42" Module, Arch Bridge, SteelX, Bridge Plank (Landscape Structures® PlayBooster® 139383A).....	2,744.12	60.46
11 68	13 00-0880	EA	123" Module, Arch Bridge With Guardrail, Max. 40" Decks (Landscape Structures® PlayBooster® 143677A).....	5,008.33	151.15
11 68	13 00-0881	EA	123" Module, Arch Bridge With Barrier, Max. 72" Decks (Landscape Structures® PlayBooster® 143677B).....	6,452.38	151.15
11 68	13 00-0882	EA	42" Module, Belt Bridge, Permalene Barrier (Landscape Structures® PlayBooster® 114373A).....	2,623.18	90.69
11 68	13 00-0883	EA	84" Module, 24" - 48" Decks, Belt Bridge (Landscape Structures® PlayBooster® 120310A).....	3,968.32	241.84
11 68	13 00-0884	EA	123" Module, 24" - 48" Decks, Belt Bridge (Landscape Structures® PlayBooster® 120624A).....	4,588.37	241.84
11 68	13 00-0885	EA	Bridge/Ramp Transition Bracket, Brown Only (Landscape Structures® PlayBooster® 111345A).....	393.05	30.23
11 68	13 00-0886	EA	Ramp Exit/Wall Mount Plate, Surface Mount, Brown Only (Landscape Structures® PlayBooster® 111346A).....	591.71	90.69
11 68	13 00-0887	EA	Ramp Exit Plate, Direct Bury, Brown Only (Landscape Structures® PlayBooster® 111346B).....	722.25	90.69
11 68	13 00-0888	EA	Ramp Berm Exit Plate, Brown Only (Landscape Structures® PlayBooster® 120325A).....	575.39	90.69
11 68	13 00-0889	EA	84" Module, Clatterbridge, Brown Planks Only, With Handrails For 24" - 48" Decks (Landscape Structures® PlayBooster® 143194A).....	4,283.65	181.38
11 68	13 00-0890	EA	123" Module, Clatterbridge, Brown Planks Only, With Handrails For 24" - 48" Decks (Landscape Structures® PlayBooster® 143195A).....	5,427.27	211.61
11 68	13 00-0891	EA	84" Module, Clatterbridge, Brown Planks Only, With Barrier For 24"-72" Decks (Landscape Structures® PlayBooster® 147424A).....	6,151.94	181.38
11 68	13 00-0892	EA	123" Module, Clatterbridge, Brown Planks Only, With Barrier For 24"-72" Decks (Landscape Structures® PlayBooster® 147425A).....	7,522.57	181.38
11 68	13 00-0893	EA	84" Module, Disc Challenge, Max. 24" Decks, With 2 Handhold Panels (Landscape Structures® PlayBooster® 120873A).....	3,740.32	423.21
11 68	13 00-0894	EA	123" Module, Disc Challenge, Max. 24" Decks, With 2 Handhold Panels (Landscape Structures® PlayBooster® 121416A).....	5,179.08	483.68
11 68	13 00-0895	EA	S-Disc Challenge, 123" Module, Disc Challenge, Max. 24" Decks, With 2 Handhold Panels (Landscape Structures® PlayBooster® 136157A).....	5,179.08	483.68
11 68	13 00-0896	EA	16" Deck Height Difference, Peek And Creep Ramp, Brown Wire Plank Only, With Barriers (Landscape Structures® PlayBooster® 152443A).....	3,837.36	60.46
11 68	13 00-0897	EA	16" Deck Height Difference, Peek And Creep Ramp, Brown Wire Plank Only, With Guardrails (Landscape Structures® PlayBooster® 152444A).....	2,507.53	60.46
11 68	13 00-0898	EA	Wire Crawl Tunnel (Landscape Structures® PlayBooster® 119641A).....	2,889.97	211.61
11 68	13 00-0899	EA	64" Straight, 8" - 72" Decks, Crawl Tunnel (Landscape Structures® PlayBooster® 126204B).....	3,195.70	120.91
11 68	13 00-0900	EA	90 Degree Curved, 8" - 72" Deck, Crawl Tunnel (Landscape Structures® PlayBooster® 142892A).....	3,791.27	120.91
11 68	13 00-0901	EA	32" Straight, 8" - 72" Decks, Crawl Tunnel (Landscape Structures® PlayBooster® 126204A).....	2,445.12	120.91
11 68	13 00-0902	EA	C-Inclined, 16" Deck Height Difference, Crawl Tunnel, 30" Diameter, Permalene Panels, Maximum 48" Decks, Deck-To-Deck Applications (Landscape Structures® PlayBooster® 117088A).....	6,236.39	241.84
11 68	13 00-0903	EA	S-Inclined, 16" Deck Height Difference, Crawl Tunnel, 30" Diameter, Permalene Panels, Maximum 48" Decks, Deck-To-Deck Applications (Landscape Structures® PlayBooster® 117088B).....	6,236.39	241.84
11 68	13 00-0904	EA	C-Straight, Crawl Tunnel, 30" Diameter, Permalene Panels, Maximum 48" Decks, Deck-To-Deck Applications (Landscape Structures® PlayBooster® 117089A).....	6,236.39	241.84
11 68	13 00-0905	EA	S-Straight, Crawl Tunnel, 30" Diameter, Permalene Panels, Maximum 48" Decks, Deck-To-Deck Applications (Landscape Structures® PlayBooster® 117089B).....	6,236.39	241.84
11 68	13 00-0906	EA	24" Deck Height Difference, Offset Crawl Tunnel (Landscape Structures® PlayBooster® 129042A).....	3,991.37	211.61
11 68	13 00-0907	EA	8" Deck Height Difference, Offset Crawl Tunnel (Landscape Structures® PlayBooster® 119930A).....	3,534.50	211.61
11 68	13 00-0908	EA	16" Deck Height Difference, Offset Crawl Tunnel (Landscape Structures® PlayBooster® 122589A).....	3,648.71	211.61
11 68	13 00-0909	EA	Math Panel, Red Discs Only, Enclosure (Landscape Structures® PlayBooster® 115232A).....	1,953.45	80.62
11 68	13 00-0910	EA	Spelling Panel, Red Discs Only, Enclosure (Landscape Structures® PlayBooster® 115233A).....	1,855.55	80.62
11 68	13 00-0911	EA	Gear Panel, Enclosure (2-Color Permalene) (Landscape Structures® PlayBooster® 117146A).....	2,189.35	60.46
11 68	13 00-0912	EA	Hourglass Panel, Enclosure (Landscape Structures® PlayBooster® 123319A).....	1,691.68	60.46
11 68	13 00-0913	EA	Image Panel, 176 Play Blocks, Enclosure (Landscape Structures® PlayBooster® 127681A).....	1,627.11	80.62
11 68	13 00-0914	EA	Slant Window Panel, Enclosure (Landscape Structures® PlayBooster® 115222A).....	1,504.74	80.62
11 68	13 00-0915	EA	Bubble Panel, Enclosure (Landscape Structures® PlayBooster® 115223A).....	998.21	60.46
11 68	13 00-0916	EA	Puppet Panel, Enclosure (Landscape Structures® PlayBooster® 115225A).....	737.13	60.46
11 68	13 00-0917	EA	Zoo Panel, Enclosure (Landscape Structures® PlayBooster® 115227A).....	745.29	60.46
11 68	13 00-0918	EA	Ball Maze Panel, Enclosure (2-Color Permalene) (Landscape Structures® PlayBooster® 115236A).....	1,430.61	60.46
11 68	13 00-0919	EA	Match 4 Panel, Enclosure (2-Color Permalene) (Landscape Structures® PlayBooster® 127678A).....	1,162.08	80.62
11 68	13 00-0920	EA	Finger Maze Panel, Enclosure (2-Color Permalene) (Landscape Structures® PlayBooster® 115229A).....	892.14	60.46
11 68	13 00-0921	EA	Tracing Panel, Enclosure (2-Color Permalene) (Landscape Structures® PlayBooster® 115230A).....	892.14	60.46
11 68	13 00-0922	EA	Mirror Panel, Enclosure (2-Color Permalene) (Landscape Structures® PlayBooster® 115234A).....	1,357.18	60.46
11 68	13 00-0923	EA	Pilot Panel, Enclosure (2-Color Permalene) (Landscape Structures® PlayBooster® 119514A).....	1,300.07	60.46
11 68	13 00-0924	EA	Space Travel Panel, Enclosure (2-Color Permalene) (Landscape Structures® PlayBooster® 123483A).....	1,536.67	60.46
11 68	13 00-0925	EA	Braille And Clbck Panel, Enclosure (2-Color Permalene) (Landscape Structures® PlayBooster® 123844A).....	1,830.37	60.46
11 68	13 00-0926	EA	Chimes Panel, Enclosure (Landscape Structures® PlayBooster® 115243A).....	1,691.68	60.46
11 68	13 00-0927	EA	Puppet Panel With Window Above Deck, Enclosure (Landscape Structures® PlayBooster® 115226A).....	908.46	60.46
11 68	13 00-0928	EA	Balcony Deck, Brown Tenderdeck Only (Landscape Structures® PlayBooster® 111240A).....	1,521.78	90.69
11 68	13 00-0929	EA	Balcony Deck, With Wheel, Brown Tenderdeck Only (Landscape Structures® PlayBooster® 111240B).....	1,750.22	90.69
11 68	13 00-0930	EA	Driver Panel, SteelX, Above Deck (Landscape Structures® PlayBooster® 139382A).....	1,104.27	60.46
11 68	13 00-0931	EA	Driver Panel, SteelX, Below Deck (Landscape Structures® PlayBooster® 139382B).....	1,275.59	60.46
11 68	13 00-0932	EA	Driver Panel, (2-Color Permalene) (Landscape Structures® PlayBooster® 115228A).....	1,022.68	60.46
11 68	13 00-0933	EA	Storefront Panel, SteelX, Ground-Level Panel (Landscape Structures® PlayBooster® 139378A).....	859.51	60.46
11 68	13 00-0934	EA	Hole Panel (SteelX®), Ground-Level Panel (Landscape Structures® PlayBooster® 139381A).....	818.72	60.46
11 68	13 00-0935	EA	Slant Entrance Panel, 24" Diameter, Ground-Level Panel (Landscape Structures® PlayBooster® 115242A).....	1,408.27	110.85
11 68	13 00-0936	EA	Sand And Water Panel, Ground-Level Panel, Tan Dish Only (Landscape Structures® PlayBooster® 115257A).....	1,888.91	90.69
11 68	13 00-0937	EA	Table Panel, Ground-Level Panel (Landscape Structures® PlayBooster® 130565A).....	1,284.46	80.62
11 68	13 00-0938	EA	Hole Panel (Permalene®), Ground-Level Panel (Landscape Structures® PlayBooster® 115253A).....	737.13	60.46
11 68	13 00-0939	EA	Storefront Panel, Ground-Level Panel (Landscape Structures® PlayBooster® 115254A).....	761.61	60.46
11 68	13 00-0940	EA	2 Panels, Handhold Panel (Landscape Structures® PlayBooster® 127953A).....	368.57	30.23
11 68	13 00-0941	EA	1 Panel, Handhold Panel (Landscape Structures® PlayBooster® 127953B).....	185.10	20.15
11 68	13 00-0942	EA	House Panel (SteelX®) Above Deck (Landscape Structures® PlayBooster® 139380A).....	964.86	50.39
11 68	13 00-0943	EA	House Panel, SteelX, Below Deck (Landscape Structures® PlayBooster® 139380B).....	1,153.22	60.46
11 68	13 00-0944	EA	House Panel, (2-Color Permalene) (Landscape Structures® PlayBooster® 115235A).....	835.03	60.46
11 68	13 00-0945	EA	Periscope Panel, SteelX, Above Deck (Landscape Structures® PlayBooster® 139379A).....	2,099.60	60.46
11 68	13 00-0946	EA	Periscope Panel, (2-Color Permalene) (Landscape Structures® PlayBooster® 117957A).....	1,830.37	60.46



Equipment	11
Entertainment and Recreation Equipment	11 60
Play Field Equipment and Structures	11 68

MINOR CSI UOM DESCRIPTION	TOTAL DIRECT UNIT COST	DEMOLITION UNIT COST
11 68 13 00-0947 EA Periscope Panel, SteelX, Below Deck (Landscape Structures® PlayBooster® 139379B).....	2,287.25	60.46
11 68 13 00-0948 EA Pipe Barrier Above Deck, Without Wheel (Landscape Structures® PlayBooster® 116244A).....	761.61	60.46
11 68 13 00-0949 EA Pipe Barrier, 90 Degree Tri-Deck (Landscape Structures® PlayBooster® 117680A).....	819.42	80.62
11 68 13 00-0950 EA Pipe Barrier Above Deck, With Wheel (Landscape Structures® PlayBooster® 116244B).....	973.73	60.46
11 68 13 00-0951 EA Pipe Barrier, With Wheel, 90 Degree Tri-Deck (Landscape Structures® PlayBooster® 117680B).....	1,047.86	80.62
11 68 13 00-0952 EA Pipe Barrier, (For TurboTwister Tunnel Slide) (Landscape Structures® PlayBooster® 125921A).....	810.56	60.46
11 68 13 00-0953 EA Pipe Barrier, With Wheel, (For TurboTwister Tunnel Slide) (Landscape Structures® PlayBooster® 125921B).....	1,039.00	60.46
11 68 13 00-0954 EA Pipe Guardrail (Landscape Structures® PlayBooster® 116245A).....	655.55	60.46
11 68 13 00-0955 EA Pipe Guardrail, 90 Degree Tri-Deck (Landscape Structures® PlayBooster® 117681A).....	835.74	80.62
11 68 13 00-0956 EA Wheelchair Accessible Navigator Reach Panel, (2-Color Permalene) (Landscape Structures® PlayBooster® 127439A).....	792.81	30.23
11 68 13 00-0957 EA Wheelchair Accessible Trail Tracker Reach Panel, (2-Color Permalene) (Landscape Structures® PlayBooster® 127440A).....	568.86	30.23
11 68 13 00-0958 EA Wheelchair Accessible Image Reach Panel, 75 Play Blocks (Landscape Structures® PlayBooster® 129043A).....	1,037.57	30.23
11 68 13 00-0959 EA Wheelchair Accessible Periscope Reach Panel, (2-Color Permalene) (Landscape Structures® PlayBooster® 135729A).....	1,756.23	50.39
11 68 13 00-0960 EA Wheelchair Accessible Match 3 Reach Panel, (2-Color Permalene) (Landscape Structures® PlayBooster® 135730A).....	948.54	50.39
11 68 13 00-0961 EA Wheelchair Accessible Chimes Reach Panel (Landscape Structures® PlayBooster® 135731A).....	1,446.21	50.39
11 68 13 00-0962 EA Recycled Poly Wall (Landscape Structures® PlayBooster® 111267A).....	1,087.95	60.46
11 68 13 00-0963 EA Recycled Poly Wall, With Wheel (Landscape Structures® PlayBooster® 111267B).....	1,324.55	60.46
11 68 13 00-0964 EA Tic-Tac-Toe Panel, SteelX, Above Deck (Landscape Structures® PlayBooster® 139377A).....	2,662.54	60.46
11 68 13 00-0965 EA Tic-Tac-Toe Panel, SteelX, Below Deck (Landscape Structures® PlayBooster® 139377B).....	2,867.21	80.62
11 68 13 00-0966 EA Tic-Tac-Toe Panel, Above Deck, Tan Discs Only (Landscape Structures® PlayBooster® 115231A).....	1,659.04	60.46
11 68 13 00-0967 EA Wire Barrier (Landscape Structures® PlayBooster® 120314A).....	852.06	80.62
11 68 13 00-0968 EA Wire Barrier, 90 Degree Tri-Deck (Landscape Structures® PlayBooster® 120315A).....	1,031.54	80.62
11 68 13 00-0969 EA Wire Barrier With Wheel (Landscape Structures® PlayBooster® 120314B).....	1,088.65	80.62
11 68 13 00-0970 EA Wire Barrier With Wheel, 90 Degree Tri-Deck (Landscape Structures® PlayBooster® 120315B).....	1,268.14	80.62
11 68 13 00-0971 EA Wire Barrier, (For TurboTwister Tunnel Slide) (Landscape Structures® PlayBooster® 125921C).....	908.46	60.46
11 68 13 00-0972 EA Wire Barrier With Wheel, (For TurboTwister Tunnel Slide) (Landscape Structures® PlayBooster® 125921D).....	1,145.06	60.46
11 68 13 00-0973 EA Loop Seats (Landscape Structures® PlayBooster® 118089A).....	572.53	30.23
11 68 13 00-0974 EA Grab Bar, TenderTuff-coated Brown (Landscape Structures® PlayBooster® 120901A).....	220.99	20.15
11 68 13 00-0975 EA Handhold/Leg Lift, TenderTuff-coated Brown (Landscape Structures® PlayBooster® 120902A).....	245.47	20.15
11 68 13 00-0976 EA Handloop Assembly (Landscape Structures® PlayBooster® 111275A).....	320.34	50.39
11 68 13 00-0977 EA Rail Assembly (Landscape Structures® PlayBooster® 111276A).....	312.18	50.39
11 68 13 00-0978 EA Log Roll, (1) Steel Post, Tan Log Only (Landscape Structures® PlayBooster® 111356B).....	1,653.03	110.85
11 68 13 00-0979 EA Chinning Bar, (1) Steel Post (Landscape Structures® PlayBooster® 111357C).....	714.09	90.69
11 68 13 00-0980 EA Turning Bar, (1) Steel Post (Landscape Structures® PlayBooster® 111357D).....	665.14	90.69
11 68 13 00-0981 EA Parallel Bars, Without Posts (Landscape Structures® PlayBooster® 111361A).....	851.35	60.46
11 68 13 00-0982 EA Orbiter Spinner, (Requires Steel Post, Avail. For Direct Bury Only) (Landscape Structures® PlayBooster® 153590A).....	2,272.36	90.69
11 68 13 00-0983 EA 48" Deck, Talk Tubes For PlayOdyssey Pod, Deck Mount, One Only (Excludes Posts) (Landscape Structures® PlayBooster® 129079A).....	800.97	30.23
11 68 13 00-0984 EA 72" Deck, Talk Tubes For PlayOdyssey Pod, One Only (Excludes Posts) (Landscape Structures® PlayBooster® 129079B).....	849.92	30.23
11 68 13 00-0985 EA Ground Level, Talk Tubes, Deck Mount, One Only (Excludes Posts) (Landscape Structures® PlayBooster® 111363A).....	605.17	30.23
11 68 13 00-0986 EA 16" Deck, Talk Tubes, Deck Mount, One Only (Excludes Posts) (Landscape Structures® PlayBooster® 111363B).....	613.33	30.23
11 68 13 00-0987 EA 24" Deck, Talk Tubes, Deck Mount, One Only (Excludes Posts) (Landscape Structures® PlayBooster® 111363C).....	621.49	30.23
11 68 13 00-0988 EA 32" Deck, Talk Tubes, Deck Mount, One Only (Excludes Posts) (Landscape Structures® PlayBooster® 111363D).....	629.64	30.23
11 68 13 00-0989 EA 40" Deck, Talk Tubes, Deck Mount, One Only (Excludes Posts) (Landscape Structures® PlayBooster® 111363E).....	637.80	30.23
11 68 13 00-0990 EA 48" Deck, Talk Tubes, Deck Mount, One Only (Excludes Posts) (Landscape Structures® PlayBooster® 111363F).....	654.12	30.23
11 68 13 00-0991 EA 56" Deck, Talk Tubes, Deck Mount, One Only (Excludes Posts) (Landscape Structures® PlayBooster® 111363G).....	662.28	30.23
11 68 13 00-0992 EA 64" Deck, Talk Tubes, Deck Mount, One Only (Excludes Posts) (Landscape Structures® PlayBooster® 111363H).....	678.59	30.23
11 68 13 00-0993 EA 72" Deck, Talk Tubes, Deck Mount, One Only (Excludes Posts) (Landscape Structures® PlayBooster® 111363I).....	686.75	30.23
11 68 13 00-0994 EA Arch Roof, (Excludes Arches) (Landscape Structures® PlayBooster® 111256A).....	947.83	30.23
11 68 13 00-0995 EA Recycled 2x4 Roof (Landscape Structures® PlayBooster® 111260A).....	2,891.40	241.84
11 68 13 00-0996 EA Recycled Peak Roof (Landscape Structures® PlayBooster® 111408A).....	4,058.07	241.84
11 68 13 00-0997 EA Hex Shingle Roof (Landscape Structures® PlayBooster® 130567A).....	3,329.10	181.38
11 68 13 00-0998 EA Square SteelX Roof (Landscape Structures® PlayBooster® 139375A).....	3,549.38	181.38
11 68 13 00-0999 EA Hex SteelX Roof (Landscape Structures® PlayBooster® 139376A).....	5,525.17	211.61
11 68 13 00-1000 EA Flag Pole With Permalene Flag (For SteelX Hex Roof Or SteelX Square Roof Only) (Landscape Structures® PlayBooster® 139464A).....	343.37	20.15
11 68 13 00-1001 EA Full Sail, CoolToppers Shade System (Direct Bury Only) (Landscape Structures® PlayBooster® 136488A).....	13,699.85	725.52
11 68 13 00-1002 EA Single Post Shade, CoolToppers Shade System (Direct Bury Only) (Landscape Structures® PlayBooster® 154884A).....	4,548.45	604.59
11 68 13 00-1003 EA PlayOdyssey® Octagonal Deck (Direct Bury Only) 48" Deck With Roof, With Center Access (Landscape Structures® PlayBooster® 128980A).....	23,441.96	1,088.27
11 68 13 00-1004 EA PlayOdyssey® Octagonal Deck (Direct Bury Only) 48" Deck Without Roof, With Center Access (Landscape Structures® PlayBooster® 128980B).....	18,326.58	1,088.27
11 68 13 00-1005 EA PlayOdyssey® Octagonal Deck (Direct Bury Only) 48" Deck Without Roof, Without Center Access (Landscape Structures® PlayBooster® 128980C).....	17,339.41	1,088.27
11 68 13 00-1006 EA PlayOdyssey® Octagonal Deck (Direct Bury Only) 72" Deck With Roof, With Center Access (Landscape Structures® PlayBooster® 128980D).....	23,580.66	1,088.27
11 68 13 00-1007 EA PlayOdyssey® Octagonal Deck (Direct Bury Only) 72" Deck Without Roof, With Center Access (Landscape Structures® PlayBooster® 128980E).....	18,465.28	1,088.27
11 68 13 00-1008 EA PlayOdyssey® Octagonal Deck (Direct Bury Only) 72" Deck Without Roof, Without Center Access (Landscape Structures® PlayBooster® 128980F).....	17,486.26	1,088.27
11 68 13 00-1009 EA Square Tenderdeck, Brown Only (Landscape Structures® PlayBooster® 111228A).....	1,202.17	60.46
11 68 13 00-1010 EA Square Tenderdeck, Extension, Brown Only (Landscape Structures® PlayBooster® 111229A).....	1,153.22	60.46
11 68 13 00-1011 EA Square Tenderdeck, Corner, Brown Only (Landscape Structures® PlayBooster® 111230A).....	1,120.58	60.46
11 68 13 00-1012 EA Triangular Tenderdeck, Brown Only (Landscape Structures® PlayBooster® 111231A).....	907.03	30.23

11 Equipment
11 60 Entertainment and Recreation Equipment
11 68 Play Field Equipment and Structures



MINOR CSI UOM DESCRIPTION	TOTAL DIRECT UNIT COST	DEMOLITION UNIT COST
11 68 13 00-1013 EA Hexagon Tenderdeck, Brown Only (Landscape Structures® PlayBooster® 111232A).....	3,392.94	151.15
11 68 13 00-1014 EA Triangular Tenderdeck, Extension, Brown Only (Landscape Structures® PlayBooster® 119646A).....	899.59	50.39
11 68 13 00-1015 EA 90 Degree Triangular Tenderdeck, Brown Only (Landscape Structures® PlayBooster® 122197A).....	964.14	30.23
11 68 13 00-1016 EA Transfer Step, Brown Only (Landscape Structures® PlayBooster® 112471A)	680.02	60.46
11 68 13 00-1017 EA 24" Rise Kick Panel, 2-Color Permalene, With 2-Clamps (Landscape Structures® PlayBooster® 111525A).....	548.77	50.39
11 68 13 00-1018 EA 32" Rise Kick Panel, 2-Color Permalene, With 2-Clamps (Landscape Structures® PlayBooster® 111525B).....	679.31	50.39
11 68 13 00-1019 EA To 32" Deck, Curved, Right Or Left Step, Curved Transfer Module (Landscape Structures® PlayBooster® 152911A).....	2,956.67	241.84
11 68 13 00-1020 EA To 40" Deck, Curved, Right Or Left Step, Curved Transfer Module (Landscape Structures® PlayBooster® 152911B).....	3,348.28	241.84
11 68 13 00-1021 EA To 48" Deck, Curved, Right Or Left Step, Curved Transfer Module (Landscape Structures® PlayBooster® 152911C).....	3,511.45	241.84
11 68 13 00-1022 EA To 32" Deck, Curved, Right Or Left Step, SteelX, Curved Transfer Module (Landscape Structures® PlayBooster® 152912A).....	3,266.69	241.84
11 68 13 00-1023 EA To 40" Deck, Curved, Right Or Left Step, SteelX, Curved Transfer Module (Landscape Structures® PlayBooster® 152912B).....	3,650.14	241.84
11 68 13 00-1024 EA To 48" Deck, Curved, Right Or Left Step, SteelX, Curved Transfer Module (Landscape Structures® PlayBooster® 152912C).....	3,788.84	241.84
11 68 13 00-1025 EA Arch For 72" Deck (Landscape Structures® PlayBooster® 111406A).....	1,724.31	60.46
11 68 13 00-1026 EA Arch For 56" - 64" Deck (Landscape Structures® PlayBooster® 111406B).....	1,667.20	60.46
11 68 13 00-1027 EA Arch For 40" - 48" Deck (Landscape Structures® PlayBooster® 111406C).....	1,601.93	60.46
11 68 13 00-1028 EA Arch For 32" Deck (Landscape Structures® PlayBooster® 111406D).....	1,586.62	60.46
11 68 13 00-1029 EA Arch/Ground Level (Landscape Structures® PlayBooster® 111406E).....	1,479.56	60.46
11 68 13 00-1030 EA 106"/72" Deck, Flush Mount Posts For Decks, Round Caps (Landscape Structures® PlayBooster® 122718J).....	573.25	50.39
11 68 13 00-1031 EA 98"/64" Deck, Flush Mount Posts For Decks, Round Caps (Landscape Structures® PlayBooster® 122718K).....	556.93	50.39
11 68 13 00-1032 EA 90"/56" Deck, Flush Mount Posts For Decks, Round Caps (Landscape Structures® PlayBooster® 122718L).....	548.77	50.39
11 68 13 00-1033 EA 82"/48" Deck, Flush Mount Posts For Decks, Round Caps (Landscape Structures® PlayBooster® 122718M).....	540.61	50.39
11 68 13 00-1034 EA 74"/40" Deck, Flush Mount Posts For Decks, Round Caps (Landscape Structures® PlayBooster® 122718N).....	532.46	50.39
11 68 13 00-1035 EA 66"/32" Deck, Flush Mount Posts For Decks, Round Caps (Landscape Structures® PlayBooster® 122718O).....	516.14	50.39
11 68 13 00-1036 EA 58"/24" Deck, Flush Mount Posts For Decks, Round Caps (Landscape Structures® PlayBooster® 122718P).....	507.98	50.39
11 68 13 00-1037 EA 50"/16" Deck, Flush Mount Posts For Decks, Round Caps (Landscape Structures® PlayBooster® 122718Q).....	499.82	50.39
11 68 13 00-1038 EA 42"/8" Deck, Flush Mount Posts For Decks, Round Caps (Landscape Structures® PlayBooster® 122718R).....	483.50	50.39
11 68 13 00-1039 EA 106"/72" Deck, Flush Mount Posts For Decks, Square Caps (Landscape Structures® PlayBooster® 111405J).....	540.61	50.39
11 68 13 00-1040 EA 98"/64" Deck, Flush Mount Posts For Decks, Square Caps (Landscape Structures® PlayBooster® 111405K).....	532.46	50.39
11 68 13 00-1041 EA 90"/56" Deck, Flush Mount Posts For Decks, Square Caps (Landscape Structures® PlayBooster® 111405L).....	516.14	50.39
11 68 13 00-1042 EA 82"/48" Deck, Flush Mount Posts For Decks, Square Caps (Landscape Structures® PlayBooster® 111405M).....	507.98	50.39
11 68 13 00-1043 EA 74"/40" Deck, Flush Mount Posts For Decks, Square Caps (Landscape Structures® PlayBooster® 111405N).....	499.82	50.39
11 68 13 00-1044 EA 66"/32" Deck, Flush Mount Posts For Decks, Square Caps (Landscape Structures® PlayBooster® 111405O).....	483.50	50.39
11 68 13 00-1045 EA 58"/24" Deck, Flush Mount Posts For Decks, Square Caps (Landscape Structures® PlayBooster® 111405P).....	475.35	50.39
11 68 13 00-1046 EA 50"/16" Deck, Flush Mount Posts For Decks, Square Caps (Landscape Structures® PlayBooster® 111405Q).....	467.19	50.39
11 68 13 00-1047 EA 42"/8" Deck, Flush Mount Posts For Decks, Square Caps (Landscape Structures® PlayBooster® 111405R).....	459.03	50.39
11 68 13 00-1048 EA 148"/72" Deck, Posts For Decks (Landscape Structures® PlayBooster® 111404M).....	426.68	30.23
11 68 13 00-1049 EA 140"/64" Deck, Posts For Decks (Landscape Structures® PlayBooster® 111404N).....	704.70	30.23
11 68 13 00-1050 EA 132"/56" Deck, Posts For Decks (Landscape Structures® PlayBooster® 111404O).....	393.05	30.23
11 68 13 00-1051 EA 124"/48" Deck, Posts For Decks (Landscape Structures® PlayBooster® 111404P).....	384.89	30.23
11 68 13 00-1052 EA 116"/40" Deck, Posts For Decks (Landscape Structures® PlayBooster® 111404Q).....	376.73	30.23
11 68 13 00-1053 EA 108"/32" Deck, Posts For Decks (Landscape Structures® PlayBooster® 111404R).....	368.57	30.23
11 68 13 00-1054 EA 100"/24" Deck, Posts For Decks (Landscape Structures® PlayBooster® 111404S).....	352.25	30.23
11 68 13 00-1055 EA 92"/16" Deck, Posts For Decks (Landscape Structures® PlayBooster® 111404T).....	327.78	30.23
11 68 13 00-1056 EA 84"/8" Deck, Posts For Decks (Landscape Structures® PlayBooster® 111404U).....	311.46	30.23
11 68 13 00-1057 EA 76"/Ground Level, Posts For Decks (Landscape Structures® PlayBooster® 111404V).....	303.30	30.23
11 68 13 00-1058 EA 156"/80" Deck, Posts For Decks (Landscape Structures® PlayBooster® 111404W).....	482.79	30.23
11 68 13 00-1059 EA 182"/96" Deck (44" Bury), Posts For Decks (Landscape Structures® PlayBooster® 111404Z).....	556.22	30.23
11 68 13 00-1060 EA 116"/40" Deck, Posts For Roofs (Landscape Structures® PlayBooster® 111403K).....	490.95	30.23
11 68 13 00-1061 EA 174"/64" Deck, Posts For Roofs (Landscape Structures® PlayBooster® 111403L).....	482.79	30.23
11 68 13 00-1062 EA 166"/56" Deck, Posts For Roofs (Landscape Structures® PlayBooster® 111403M).....	474.63	30.23
11 68 13 00-1063 EA 158"/48" Deck, Posts For Roofs (Landscape Structures® PlayBooster® 111403N).....	458.31	30.23
11 68 13 00-1064 EA 150"/40" Deck, Posts For Roofs (Landscape Structures® PlayBooster® 111403O).....	450.16	30.23
11 68 13 00-1065 EA 142"/32" Deck, Posts For Roofs (Landscape Structures® PlayBooster® 111403P).....	442.00	30.23
11 68 13 00-1066 EA 134"/24" Deck, Posts For Roofs (Landscape Structures® PlayBooster® 111403Q).....	433.84	30.23
11 68 13 00-1067 EA 126"/16" Deck, Posts For Roofs (Landscape Structures® PlayBooster® 111403R).....	425.68	30.23
11 68 13 00-1068 EA 118"/8" Deck, Posts For Roofs (Landscape Structures® PlayBooster® 111403S).....	401.21	30.23
11 68 13 00-1069 EA 110"/Ground Level, Posts For Roofs (Landscape Structures® PlayBooster® 111403T).....	393.05	30.23
11 68 13 00-1070 EA 204"/48" Deck (60" Bury), Posts For CoolToppers, Full Sail (Landscape Structures® PlayBooster® 136689A).....	2,286.97	1,088.27
11 68 13 00-1071 EA 212"/56" Deck (60" Bury), Posts For CoolToppers, Full Sail (Landscape Structures® PlayBooster® 136689B).....	2,295.13	1,088.27
11 68 13 00-1072 EA 220"/64" - 72" Deck (60" Bury), Posts For CoolToppers, Full Sail (Landscape Structures® PlayBooster® 136689C).....	2,311.45	1,088.27
11 68 13 00-1073 EA 264"/64" - 72" Deck (60" Bury), Posts For CoolToppers, Single Post Shade (Landscape Structures® PlayBooster® 154883A).....	2,068.26	604.59
11 68 13 00-1074 EA 248"/48" - 56" Deck (60" Bury), Posts For CoolToppers, Single Post Shade (Landscape Structures® PlayBooster® 154883B).....	2,019.31	604.59
11 68 13 00-1075 EA 232"/32" - 40" Deck (60" Bury), Posts For CoolToppers, Single Post Shade (Landscape Structures® PlayBooster® 154883C).....	1,994.84	604.59
11 68 13 00-1076 EA 220"/16" - 24" Deck (60" Bury), Posts For CoolToppers, Single Post Shade (Landscape Structures® PlayBooster® 154883D).....	1,856.14	604.59
11 68 13 00-1077 EA 200"/Ground Level - 8" Deck (60" Bury), Posts For CoolToppers, Single Post Shade (Landscape Structures® PlayBooster® 154883E).....	1,823.51	604.59
11 68 13 00-1078 EA Overhead Events Access/Landing Assembly Seat 8" Deck (Landscape Structures® PlayBooster® 141887A).....	652.28	60.46
11 68 13 00-1079 EA 132" Aluminum Posts, End Vertical Ladder (For Use With Ring Bridges) (Landscape Structures® PlayBooster® 116208A).....	1,686.38	120.91
11 68 13 00-1080 EA Square Poly Roof, Without Logo Panels (Landscape Structures® PlayBooster® 118110B).....	1,457.94	120.91



Equipment	11
Entertainment and Recreation Equipment	11 60
Play Field Equipment and Structures	11 68

MINOR	CSI	UOM	DESCRIPTION	TOTAL DIRECT UNIT COST	DEMOLITION UNIT COST
11 68	13 00-1081	EA	84" Module, Disc Challenge, Max. 40" Decks, With 3 Handhold Panels (Landscape Structures® PlayBooster® 120873B).....	3,512.33	181.38
11 68	13 00-1082	EA	84" Module, Disc Challenge, Max. 40" Decks, With 4 Handhold Panels (Landscape Structures® PlayBooster® 120873C).....	3,671.76	181.38
11 68	13 00-1083	EA	123" Module, Disc Challenge, Max. 40" Decks, With 3 Handhold Panels (Landscape Structures® PlayBooster® 121416B).....	4,955.05	241.84
11 68	13 00-1084	EA	123" Module, Disc Challenge, Max. 40" Decks, With 4 Handhold Panels (Landscape Structures® PlayBooster® 121416C).....	4,629.16	241.84
11 68	13 00-1085	EA	106"/72" Deck, Flush Mount Posts For Decks, Round Caps (Landscape Structures® PlayBooster® 122718A).....	655.55	60.46
11 68	13 00-1086	EA	98"/64" Deck, Flush Mount Posts For Decks, Round Caps (Landscape Structures® PlayBooster® 122718B).....	631.07	60.46
11 68	13 00-1087	EA	90"/56" Deck, Flush Mount Posts For Decks, Round Caps (Landscape Structures® PlayBooster® 122718C).....	606.60	60.46
11 68	13 00-1088	EA	82"/48" Deck, Flush Mount Posts For Decks, Round Caps (Landscape Structures® PlayBooster® 122718D).....	598.44	60.46
11 68	13 00-1089	EA	74"/40" Deck, Flush Mount Posts For Decks, Round Caps (Landscape Structures® PlayBooster® 122718E).....	531.74	30.23
11 68	13 00-1090	EA	66"/32" Deck, Flush Mount Posts For Decks, Round Caps (Landscape Structures® PlayBooster® 122718F).....	515.42	30.23
11 68	13 00-1091	EA	58"/24" Deck, Flush Mount Posts For Decks, Round Caps (Landscape Structures® PlayBooster® 122718G).....	490.95	30.23
11 68	13 00-1092	EA	50"/16" Deck, Flush Mount Posts For Decks, Round Caps (Landscape Structures® PlayBooster® 122718H).....	482.79	30.23
11 68	13 00-1093	EA	42"/8" Deck, Flush Mount Posts For Decks, Round Caps (Landscape Structures® PlayBooster® 122718I).....	474.63	30.23
11 68	13 00-1094	EA	Square Peak Tile Roof, Without Logo Panels (Landscape Structures® PlayBooster® 129816B).....	1,621.11	120.91
11 68	13 00-1095	EA	32" Decks, Spring Across Bridge With 4 TenderTuff-coated Handloops (Landscape Structures® PlayBooster® 136156B).....	5,282.90	241.84
11 68	13 00-1096	EA	S-Disc Challenge, 123" Module, Disc Challenge, Max. 40" Decks, With 3 Handhold Panels (Landscape Structures® PlayBooster® 136157B).....	4,955.05	241.84
11 68	13 00-1097	EA	S-Disc Challenge, 123" Module, Disc Challenge, Max. 40" Decks, With 4 Handhold Panels (Landscape Structures® PlayBooster® 136157C).....	5,115.16	241.84
11 68	13 00-1098	EA	Hexagon Tenderdeck, With Extension, Brown Only (Landscape Structures® PlayBooster® 154752A).....	5,290.00	241.84
11 68	13 00-1099	EA	The Pinnacle Natural Climber (Landscape Structures® PlayBooster® 156066A).....	24,615.93	725.52
11 68	13 00-1100	EA	The Pointe Natural Climber (Landscape Structures® PlayBooster® 156068A).....	13,916.83	483.68
11 68	13 00-1101	EA	Natural Elements Climber Handholds, Extension Deck And Kick Panel Set, One Set Required Per Associated Deck (Landscape Structures® PlayBooster® 156070A).....	1,226.64	60.46
11 68	13 00-1102	EA	Bridge With Guardrails And Curbs, Bridge Plank Brown Only (Landscape Structures® PlayBooster® 156230A).....	4,365.23	181.38
11 68	13 00-1103	EA	Bridge With Guardrails, Without Curbs, Bridge Plank Brown Only (Landscape Structures® PlayBooster® 156230B).....	3,924.67	181.38
11 68	13 00-1104	EA	Bridge With Barriers, Bridge Plank Brown Only (Landscape Structures® PlayBooster® 156231A).....	5,102.36	241.84
11 68	13 00-1105	EA	Ramp With Guardrails And Curbs, 3-Handrails Per Side (Conforms To ASTM And TUV Standard) (Landscape Structures® PlayBooster® 156232A).....	4,914.71	241.84
11 68	13 00-1106	EA	Ramp With Guardrails, Without Curbs, 3-Handrails Per Side (Conforms To ASTM And TUV Standard) (Landscape Structures® PlayBooster® 156232B).....	4,381.55	181.38
11 68	13 00-1107	EA	Ramp With Guardrails And Curbs, 2-Handrails Per Side (Conforms To CSA Standard) (Landscape Structures® PlayBooster® 156232C).....	4,169.43	181.38
11 68	13 00-1108	EA	Ramp With Guardrails, Without Curbs, 2-Handrails Per Side (Conforms To CSA Standard) (Landscape Structures® PlayBooster® 156232D).....	3,728.87	181.38
11 68	13 00-1109	EA	Ramp With Barriers, Ramp Plank Brown Only (Landscape Structures® PlayBooster® 156233A).....	6,024.27	241.84
11 68	13 00-1110	EA	16" Deck, Pod Climber With One Handhold Panel (Landscape Structures® PlayBooster® 156915A).....	655.55	60.46
11 68	13 00-1111	EA	24" Deck, Pod Climber With One Handhold Panel (Landscape Structures® PlayBooster® 156916A).....	973.73	60.46
11 68	13 00-1112	EA	24" Deck, Pod Climber With One Handhold Panel, And One Handloop (Landscape Structures® PlayBooster® 156916B).....	1,079.79	60.46
11 68	13 00-1113	EA	32"-40" Deck, Pod Climber With Two Handhold Panels (Landscape Structures® PlayBooster® 157427A).....	1,629.27	120.91
11 68	13 00-1114	EA	32"-40" Deck, Pod Climber With Two Handhold Panels, And One Handloop (Landscape Structures® PlayBooster® 157427B).....	1,743.49	120.91
11 68	13 00-1115	EA	32"-40" Deck, Pod Climber With Two Handhold Panels, And One Handrail (Landscape Structures® PlayBooster® 157427C).....	1,825.07	120.91
11 68	13 00-1116	EA	32"-40" Deck, Pod Climber With Two Handhold Panels, One Handloop And One Handrail (Landscape Structures® PlayBooster® 157427D).....	1,914.81	120.91
11 68	13 00-1117	EA	Starburst Climber, 64" And 72" Decks, (Direct Bury Only) (Landscape Structures® PlayBooster® 158425A).....	2,749.85	181.38
11 68	13 00-1118	EA	Ring-a-Bell Panel, Enclosure (2-Color Permalene) (Landscape Structures® PlayBooster® 159459A).....	1,743.49	120.91
11 68	13 00-1119	EA	Ring-a-Bell™ Panel For Learning Wall (Landscape Structures® PlayBooster® 159460A).....	1,580.32	120.91
11 68	13 00-1120	EA	Stationary Cyclus, Pedal Assembly, With Grab Bar, Without Post (Landscape Structures® PlayBooster® 160054A).....	1,300.07	60.46
11 68	13 00-1121	EA	Stationary Cyclus, Handle Assembly, Without Post (Landscape Structures® PlayBooster® 160054B).....	1,014.52	60.46
11 68	13 00-1122	EA	Stationary Cyclus, Pedals And Handles, Without Post (Landscape Structures® PlayBooster® 160054C).....	1,914.81	120.91
11 68	13 00-1123	EA	Stationary Cyclus, Handle Assembly, Accessible, Without Post (Landscape Structures® PlayBooster® 160054D).....	1,014.52	60.46
11 68	13 00-1124	EA	(1) Aluminum Post Gyro Twister Spinners (Landscape Structures® PlayBooster® 160251A).....	2,616.45	120.91
11 68	13 00-1125	EA	(1) Steel Post Gyro Twister Spinners (Landscape Structures® PlayBooster® 160251B).....	2,591.97	120.91
11 68	13 00-1126	EA	The Peak Natural Climber, 40" Deck (Landscape Structures® PlayBooster® 160420A).....	7,985.17	302.30
11 68	13 00-1127	EA	The Peak Natural Climber Connector, Connects Between 32" Deck And 40" Deck (Landscape Structures® PlayBooster® 160421A).....	8,401.26	302.30
11 68	13 00-1128	EA	The Stepper Natural Climbing Stone, 24" Deck (Landscape Structures® PlayBooster® 160422A).....	4,251.01	181.38
11 68	13 00-1129	EA	64" - 72" Decks, Escalator Climber With Single Barrier With Infill Permalene Panel (Landscape Structures® PlayBooster® 160693A).....	4,996.30	241.84
11 68	13 00-1130	EA	Single Barrier Handhold Panel With Infill, Permalene, Panel Only (Landscape Structures® PlayBooster® 160694A).....	745.29	60.46
11 68	13 00-1131	EA	Single Connector, 64" - 72" Decks, Escalator Climber Without Posts (Landscape Structures® PlayBooster® 160810A).....	4,308.12	181.38
11 68	13 00-1132	EA	Double Connector, 64" - 72" Decks, Escalator Climber Without Posts (Landscape Structures® PlayBooster® 160811A).....	8,507.32	302.30
11 68	13 00-1133	EA	RingTangle Climber, 24" - 48" Decks (Landscape Structures® PlayBooster® 164078A).....	2,749.85	181.38
11 68	13 00-1134	EA	Bongo Panel, Enclosure (2-Color Permalene) (Landscape Structures® PlayBooster® 164092A).....	1,169.53	60.46
11 68	13 00-1135	EA	Bongo Panel For Learning Wall (Landscape Structures® PlayBooster® 164093A).....	1,055.31	60.46
11 68	13 00-1136	EA	Wheelchair Accessible Bongo Reach Panel, (2-Color Permalene) (Landscape Structures® PlayBooster® 164094A).....	1,063.47	60.46
11 68	13 00-1137	EA	Rock-n-Ring Panel, Ground Level Panel (2 Color Permalene) (Landscape Structures® PlayBooster® 164145A).....	2,371.69	120.91
11 68	13 00-1138	EA	Rock-n-Ring™ Panel For Learning Wall (Landscape Structures® PlayBooster® 164146A).....	1,890.34	120.91
11 68	13 00-1139	EA	Bongo Reach Panel For Learning Wall (Landscape Structures® PlayBooster® 164147A).....	990.05	60.46

11 Equipment
11 60 Entertainment and Recreation Equipment
11 68 Play Field Equipment and Structures



MINOR	CSI	UOM	DESCRIPTION	TOTAL DIRECT UNIT COST	DEMOLITION UNIT COST
11 68 13 00-1140	EA		Wheelchair Accessible Ring-a-Bell Reach Panel, (2-Color Permalene) (Landscape Structures® PlayBooster® 164148A).....	1,153.22	60.46
11 68 13 00-1141	EA		Ring-a-Bell™ Reach Panel For Learning Wall (Landscape Structures® PlayBooster® 164149A).....	1,079.79	60.46
11 68 13 00-1142			Playground Equipment (Landscape Structures® Evos™) (11 68 13 00-0120)		
11 68 13 00-1143	EA		Standard Age-Appropriate Welcome Sign, Ages 5 To 12 (Landscape Structures® Evos™ 158650A)	900.30	60.46
11 68 13 00-1144	EA		Customized Name On Age-Appropriate Welcome Sign, Ages 5 To 12 (Landscape Structures® Evos™ 158651A).....	1,055.31	60.46
11 68 13 00-1145	EA		Slalom Glider (Direct Bury Only) (Landscape Structures® Evos™ 156456A)	4,030.73	181.38
11 68 13 00-1146	EA		Hang Glider (Direct Bury Only) (Landscape Structures® Evos™ 156465A).....	3,108.82	181.38
11 68 13 00-1147	EA		Helix Net Climber (Direct Bury Only) (Landscape Structures® Evos™ 156449A)	7,301.58	171.30
11 68 13 00-1148	EA		Crescent Climber (Direct Bury Only) (Landscape Structures® Evos™ 156461A)	5,648.98	241.84
11 68 13 00-1149	EA		RingTangle Climber With Two E-Pod Steps (Direct Bury Only) (Landscape Structures® Evos™ 156462A)	3,776.39	151.15
11 68 13 00-1150	EA		Web Link Climber (Direct Bury Only) (Landscape Structures® Evos™ 156912A).....	7,791.80	181.38
11 68 13 00-1151	EA		Wobble Pod Bouncer (Direct Bury Only) (Landscape Structures® Evos™ 156452A)	1,841.39	120.91
11 68 13 00-1152	EA		Gyro Twister Spinner (Direct Bury Only) (Landscape Structures® Evos™ 156459A)	2,394.74	90.69
11 68 13 00-1153	EA		E-Pod Step (Landscape Structures® Evos™ 156454A).....	376.01	20.15
11 68 13 00-1154	EA		Cycler With E-Pod Step (Direct Bury Only) (Landscape Structures® Evos™ 156467A)	1,691.68	60.46
11 68 13 00-1155	EA		8" Pod, With One E-Pod Step, Noodle Pod Steps (Direct Bury Only) (Landscape Structures® Evos™ 156959A)	1,225.93	50.39
11 68 13 00-1156	EA		16" Pod, With One E-Pod Step, Noodle Pod Steps (Direct Bury Only) (Landscape Structures® Evos™ 156959B)	1,234.09	50.39
11 68 13 00-1157	EA		24" Pod, With One E-Pod Step, Noodle Pod Steps (Direct Bury Only) (Landscape Structures® Evos™ 156959C)	1,242.25	50.39
11 68 13 00-1158	EA		Swiggle Stix Bridge (Direct Bury Only) (Landscape Structures® Evos™ 156450A).....	7,012.88	272.07
11 68 13 00-1159	EA		PodStomper Bridge (Direct Bury Only) (Landscape Structures® Evos™ 156464A)	7,228.87	181.38
11 68 13 00-1160	EA		ArcOver Ladder With Two E-Pod Steps, Overhead Events (Direct Bury Only) (Landscape Structures® Evos™ 156457A).....	3,163.07	120.91
11 68 13 00-1161	EA		Bow Ladder With Four E-Pod Steps, Overhead Events (Landscape Structures® Evos™ 156463A)	3,396.80	60.46
11 68 13 00-1162	EA		2-Arch Mainstructure With Hemisphere Climber And O-Zone Climber (Landscape Structures® Evos™ 156436A).....	29,674.20	725.52
11 68 13 00-1163	EA		3-Arch Mainstructure, Small (Landscape Structures® Evos™ 157106A).....	33,460.60	1,088.27
11 68 13 00-1164	EA		Additional Small Arch For Mainstructure, #3 Only (Landscape Structures® Evos™ 156545A).....	3,794.56	362.75
11 68 13 00-1165	EA		16" Pod, With Two E-Pod Steps, Noodle Pod Steps (Direct Bury Only) (Landscape Structures® Evos™ 164156A)	1,719.01	120.91
11 68 13 00-1166	EA		24" Pod, With Two E-Pod Steps, Noodle Pod Steps (Direct Bury Only) (Landscape Structures® Evos™ 164156B)	1,735.33	120.91
11 68 13 00-1167	EA		Ring-a-Bell Reach Panel (2-Color Permalene) (Landscape Structures® Evos™ 164150A).....	1,153.22	60.46
11 68 13 00-1168	EA		Bongo Reach Panel (2-Color Permalene) (Landscape Structures® Evos™ 164095A).....	1,063.47	60.46
11 68 13 00-1169	EA		Noodle Post, 1 Post Only (Direct Bury Only) (Landscape Structures® Evos™ 161774A).....	908.46	60.46
11 68 13 00-1170	EA		Periscope Reach Panel (2-Color Permalene) (Landscape Structures® Evos™ 161775A)	1,882.18	120.91
11 68 13 00-1171	EA		Match 3 Reach Panel (2-Color Permalene) (Landscape Structures® Evos™ 161776A)	973.73	60.46
11 68 13 00-1172	EA		Chimes Reach Panel (Landscape Structures® Evos™ 161777A).....	1,572.16	120.91
11 68 13 00-1173	EA		Trail Tracker Reach Panel (2-Color Permalene) (Landscape Structures® Evos™ 161778A)	614.76	60.46
11 68 13 00-1174	EA		Navigator Reach Panel (2-Color Permalene) (Landscape Structures® Evos™ 161779A)	843.19	60.46
11 68 13 00-1175	EA		Image Reach Panel, 75 Play Blocks (Landscape Structures® Evos™ 161780A)	1,087.95	60.46
11 68 13 00-1176	EA		Chatter Noodle Talk Tube Kit, Two Noodle Posts And Tubing (Direct Bury Only) (Landscape Structures® Evos™ 156453A).....	2,543.02	120.91
11 68 13 00-1177	EA		Blender Spinner (Direct Bury Only) (Landscape Structures® Evos™ 156460A).....	3,108.82	181.38
11 68 13 00-1178	EA		BalanceWinder Climber (Direct Bury Only) (Landscape Structures® Evos™ 160252A)	5,510.28	241.84
11 68 13 00-1179	EA		Overhead Explorer Parallel Bar, With (1) E-Pod Step, Overhead Events (Direct Bury Only) (Landscape Structures® Evos™ 160253A).....	2,265.63	120.91
11 68 13 00-1180	EA		Overhead Trekker Ladder, With (1) E-Pod Step, Overhead Events (Direct Bury Only) (Landscape Structures® Evos™ 160254A).....	2,469.59	120.91
11 68 13 00-1181	EA		3-Arch Mainstructure, Large With Hemisphere Climber And O-Zone Climber (Landscape Structures® Evos™ 160356A).....	33,933.79	1,088.27
11 68 13 00-1182	EA		4-Arch Mainstructure With Hemisphere Climber And O-Zone Climber (Landscape Structures® Evos™ 160357A).....	37,115.61	1,088.27
11 68 13 00-1183	EA		Additional Large Arch For Mainstructure, #4 Only (Landscape Structures® Evos™ 160358A).....	3,949.15	181.38
11 68 13 00-1184	EA		Additional Arches For Mainstructure, #3 And #4 Only (Landscape Structures® Evos™ 160359A).....	7,340.65	302.30
11 68 13 00-1185	EA		Power Lifter Chinning Bar (Landscape Structures® Evos™ 160208A)	1,759.80	120.91
11 68 13 00-1186	EA		Accessible Power Lifter Chinning Bar (Landscape Structures® Evos™ 160209A)	2,208.52	120.91
11 68 13 00-1187	EA		TwirWind Turning Bar (Landscape Structures® Evos™ 160210A).....	2,208.52	120.91
11 68 13 00-1188			Playground Equipment (Landscape Structures® Weevos™) (11 68 13 00-0120)		
11 68 13 00-1189	EA		Safety Sign, Weevos Welcome Sign, Ages 2 to 5, Direct Bury (Landscape Structures® Weevos™ 164529A)	900.30	60.46
11 68 13 00-1190	EA		ChitterChatter Noodle™ Talk Tube Kit (Landscape Structures® Weevos™ 164177A).....	2,306.42	120.91
11 68 13 00-1191			Playground Equipment (Landscape Structures® Parts) (11 68 13 00-0120)		
11 68 13 00-1192	EA		52-9/16" Long, TenderTuff-Coated Chain, Brown, Full-Bucket Seat (8") (Landscape Structures® 160110A)	97.71	30.23
11 68 13 00-1193	EA		66-15/16" Long, TenderTuff-Coated Chain, Brown, Front Chain for Molded Bucket Seat (8") (Landscape Structures® 160112A)	102.60	30.23
11 68 13 00-1194	EA		Pivot Block Swing Hardware With Bearing For Molded Bucket Seat (Landscape Structures® 160307A).....	96.08	30.23
11 68 13 00-1195	EA		Play It Safe Label, 2-5 Years (Landscape Structures® 156845A)	11.71	6.04
11 68 13 00-1196	EA		Play It Safe Label, 2-12 Years (Landscape Structures® 156846A)	11.71	6.04
11 68 13 00-1197	EA		Play It Safe Label, 5-12 Years (Landscape Structures® 156847A)	11.71	6.04
11 68 13 00-1198	EA		Play It Safe Label, 8-12 Years (Landscape Structures® 156848A)	11.71	6.04
11 68 13 00-1199	EA		D-Ring with Stainless Steel Bolt Link, Brown TenderTuff-coated Only (Landscape Structures® 130923A).....	149.92	30.23
11 68 13 00-1200	EA		(2) Stainless Steel Double Clevis Swing Hardware With Bolts (Landscape Structures® 132634A)	77.26	12.09
11 68 13 00-1201	EA		(2) Stainless Steel Bolt Links Swing Hardware With Bolts For Use With TenderTuff-Coated Chain (Landscape Structures® 132635A).....	47.89	12.09
11 68 13 00-1202	EA		(2) Stainless Steel Bolt Links Swing Hardware With Bolts And Chain Spacers For Use With Uncoated Chain (Landscape Structures® 132672A)	49.52	12.09
11 68 13 00-1203	EA		2-3/8" Pipe, Swing Hangers, Excludes Chain (Landscape Structures® 136065A).....	98.62	15.12
11 68 13 00-1204	EA		3-1/2" Pipe, Swing Hangers, Excludes Chain (Landscape Structures® 136066A).....	98.62	15.12
11 68 13 00-1205	EA		TenderTuff Repair Kit (Landscape Structures® 138717A)	10.61	



Equipment	11
Entertainment and Recreation Equipment	11 60
Play Field Equipment and Structures	11 68

MINOR CSI UOM DESCRIPTION	TOTAL DIRECT UNIT COST	DEMOLITION UNIT COST
11 68 13 00-1206 EA Anti-Wrap, 2-3/8" Pipe, Swing Hangers, Excludes Chain (Landscape Structures® 140739A).....	129.62	15.12
11 68 13 00-1207 EA (2) Aluminum Clevis Swing Hardware For Anti-Wrap Hanger With Bolts (Landscape Structures® 141267A).....	82.15	12.09
11 68 13 00-1208 EA 65" Long, TenderTuff-Coated Chain, Brown, Half-Bucket Seat (8") (Landscape Structures® 141730A).....	100.97	30.23
11 68 13 00-1209 EA 43-3/16" Long, TenderTuff-Coated Chain, Brown, Half-Bucket Seat (6") Toddler Swing (Landscape Structures® 141739A).....	92.00	30.23
11 68 13 00-1210 EA 87-13/16" Long, TenderTuff-Coated Chain, Brown, Half-Bucket Seat (10") (Landscape Structures® 141766A).....	123.82	30.23
11 68 13 00-1211 EA 29-7/8" Long, TenderTuff-Coated Chain, Brown, Full-Bucket Seat (6") Toddler Swing (Landscape Structures® 152016A).....	87.92	30.23
11 68 13 00-1212 EA 49-13/16" Long, TenderTuff-Coated Chain, Brown, Tire Swing, Half-Bucket Seat (7") 2" Arch Swing (Landscape Structures® 152048A).....	96.08	30.23
11 68 13 00-1213 EA 67-7/8" Long, TenderTuff-Coated Chain, Brown, Belt Seat (8"), Flat Seat (8") (Landscape Structures® 152050A).....	104.24	30.23
11 68 13 00-1214 EA 76-7/16" Long, TenderTuff-Coated Chain, Brown, Full-Bucket Seat (10") (Landscape Structures® 152051A).....	112.39	30.23
11 68 13 00-1215 EA 90-11/16" Long, TenderTuff-Coated Chain, Brown, Belt Seat (10"), Flat Seat (10"), 16" Deck Ascending Chain (Landscape Structures® 152052A).....	128.71	30.23
11 68 13 00-1216 EA 37-1/2" Long, TenderTuff-Coated Chain, Brown, Full-Bucket Seat (7") 2" Arch Swing (Landscape Structures® 152053A).....	90.37	30.23
11 68 13 00-1217 EA 121-1/16" Long, TenderTuff-Coated Chain, Brown, Rear Chain for Molded Bucket Seat (8") (Landscape Structures® 152067A).....	148.29	30.23
11 68 13 00-1218 EA Tire Swing Hanger, Stainless Steel, Excludes Chain, 1997 And Later (Landscape Structures® 121609A).....	728.97	60.46
11 68 13 00-1219 EA Twin Rim Basketball Goal And Chain Net (Landscape Structures® 100080A).....	286.99	30.23
11 68 13 00-1220 EA Twin Rim Basketball Goal And Nylon Net (Landscape Structures® 100081A).....	278.83	30.23
11 68 13 00-1221 EA Nylon Basketball Net (Landscape Structures® 100082A).....	48.03	15.12
11 68 13 00-1222 EA Chain Basketball Net (Landscape Structures® 100083A).....	59.46	15.12
11 68 13 00-1223 EA Basketball Frame Set Only, Moveable (Landscape Structures® 100099A).....	1,300.07	60.46
11 68 13 00-1224 EA Basketball Frame Set Only, Direct Bury (Landscape Structures® 100100A).....	1,079.79	60.46
11 68 13 00-1225 EA Warning Label (Landscape Structures® 115176A).....	0.16	
11 68 13 00-1226 EA PS Spare Parts Kit (Landscape Structures® 107040A).....	55.48	
11 68 13 00-1227 EA PB Spare Parts Kit (Landscape Structures® 107043A).....	120.75	
11 68 13 00-1228 EA Tire With Ring And Hardware, Excludes Chain (Landscape Structures® 107329A).....	712.66	60.46
11 68 13 00-1229 EA 5" Swing Hanger Clamp Assembly, Complete, Excludes Chain (Landscape Structures® 111418A).....	149.92	30.23
11 68 13 00-1230 EA Tire Swing Hanger, Stainless Steel, Excludes Chain, 1996 And Prior (Landscape Structures® 116997A).....	843.19	60.46
11 68 13 00-1231 Playground Equipment (Landscape Structures® Site Furniture) (11 68 13 00-0120)		
11 68 13 00-1232 EA 60" Recycled Contour Series Bench With Back, Surface Mount (Landscape Structures® 111640A).....	1,408.27	110.85
11 68 13 00-1233 EA 60" Recycled Contour Series Bench Without Back, Surface Mount (Landscape Structures® 111640B).....	730.40	90.69
11 68 13 00-1234 EA 60" Recycled Contour Series Bench With Back, Direct Bury (Landscape Structures® 111640C).....	1,236.94	110.85
11 68 13 00-1235 EA 60" Recycled Contour Series Bench Without Back, Direct Bury (Landscape Structures® 111640D).....	714.09	90.69
11 68 13 00-1236 EA 96" Recycled Contour Series Bench With Back, Surface Mount (Landscape Structures® 111640E).....	2,020.16	110.85
11 68 13 00-1237 EA 96" Recycled Contour Series Bench Without Back, Surface Mount (Landscape Structures® 111640F).....	950.68	90.69
11 68 13 00-1238 EA 96" Recycled Contour Series Bench With Back, Direct Bury (Landscape Structures® 111640G).....	1,759.09	110.85
11 68 13 00-1239 EA 96" Recycled Contour Series Bench Without Back, Direct Bury (Landscape Structures® 111640H).....	926.21	90.69
11 68 13 00-1240 EA Optional Brown Dome, Litter Receptacle (Landscape Structures® 100095A).....	346.95	90.69
11 68 13 00-1241 EA 32-Gallon Polyethylene Container, Litter Receptacle (Landscape Structures® 141682A).....	213.15	90.69
11 68 13 00-1242 EA Optional Cover for TenderTuff-Coated Litter Receptacle (Landscape Structures® 141686A).....	259.75	80.62
11 68 13 00-1243 EA Litter Receptacle With Recycled Polyethylene Slats and Liner, (Direct Bury Only) (Landscape Structures® 100094A).....	885.41	90.69
11 68 13 00-1244 EA Litter Receptacle With TenderTuff-Coated Panels and Liner, Direct Bury (Landscape Structures® 141685A).....	762.31	80.62
11 68 13 00-1245 EA Litter Receptacle With TenderTuff-Coated Panels and Liner, Surface Mount (Landscape Structures® 141685B).....	762.31	80.62
11 68 13 00-1246 EA Loop Rack, Direct Bury, Powdercoated (Landscape Structures® 100102A).....	459.74	60.46
11 68 13 00-1247 EA Loop Rack, Direct Bury, TenderTuff-Coated (Landscape Structures® 100102B).....	680.02	60.46
11 68 13 00-1248 EA 60" Poly Picnic Table, (2) 60" Seats, Moveable (Landscape Structures® 113139A).....	2,241.59	302.30
11 68 13 00-1249 EA 60" Poly Picnic Table, (1) 60" Seat (2) 14" Seats, Moveable (Landscape Structures® 113139B).....	2,160.01	302.30
11 68 13 00-1250 EA 60" Poly Picnic Table, (4) 14" Seats, Moveable (Landscape Structures® 113139C).....	2,045.79	302.30
11 68 13 00-1251 EA 84" Poly Picnic Table, (2) 60" Seats, Moveable (Landscape Structures® 113139D).....	2,788.21	302.30
11 68 13 00-1252 EA 84" Poly Picnic Table, (1) 60" Seat, (2) 14" Seats, Moveable (Landscape Structures® 113139E).....	2,698.47	302.30
11 68 13 00-1253 EA 84" Poly Picnic Table, (4) 14" Seats, Moveable (Landscape Structures® 113139F).....	2,576.09	302.30
11 68 13 00-1254 EA 60" Poly Picnic Table, (2) 60" Seats, Direct Bury (Landscape Structures® 113139G).....	2,347.65	302.30
11 68 13 00-1255 EA 60" Poly Picnic Table, (1) 60" Seat, (2) 14" Seats, Direct Bury (Landscape Structures® 113139H).....	2,241.59	302.30
11 68 13 00-1256 EA 60" Poly Picnic Table, (4) 14" Seats, Direct Bury (Landscape Structures® 113139I).....	2,127.37	302.30
11 68 13 00-1257 EA 84" Poly Picnic Table, (2) 60" Seats, Direct Bury (Landscape Structures® 113139J).....	2,894.27	302.30
11 68 13 00-1258 EA 84" Poly Picnic Table, (1) 60" Seat, (2) 14" Seats, Direct Bury (Landscape Structures® 113139K).....	2,788.21	302.30
11 68 13 00-1259 EA 84" Poly Picnic Table, (4) 14" Seats, Direct Bury (Landscape Structures® 113139L).....	2,657.67	302.30
11 68 13 00-1260 EA 70" Recycled Polyethylene Bench Without Back, 2 x 4 Recycled Polyethylene Slats, Direct Bury (Landscape Structures® 100088A).....	730.40	90.69
11 68 13 00-1261 EA 70" Recycled Polyethylene Bench Without Back, 2 x 4 Recycled Polyethylene Slats, Surface Mount (Landscape Structures® 100088B).....	803.83	90.69
11 68 13 00-1262 EA 94" Recycled Polyethylene Bench Without Back, 2 x 4 Recycled Polyethylene Slats, Direct Bury (Landscape Structures® 100088C).....	787.51	90.69
11 68 13 00-1263 EA 94" Recycled Polyethylene Bench Without Back, 2 x 4 Recycled Polyethylene Slats, Surface Mount (Landscape Structures® 100088D).....	860.94	90.69
11 68 13 00-1264 EA 70" Recycled Polyethylene Bench With Back, 2 x 4 Recycled Polyethylene Slats, Surface Mount (Landscape Structures® 100088E).....	1,073.06	90.69
11 68 13 00-1265 EA 70" Recycled Polyethylene Bench With Back, 2 x 4 Recycled Polyethylene Slats, Direct Bury (Landscape Structures® 100088F).....	999.63	90.69
11 68 13 00-1266 EA 94" Recycled Polyethylene Bench With Back, 2 x 4 Recycled Polyethylene Slats, Surface Mount (Landscape Structures® 100088G).....	1,138.33	90.69
11 68 13 00-1267 EA 94" Recycled Polyethylene Bench With Back, 2 x 4 Recycled Polyethylene Slats, Direct Bury (Landscape Structures® 100088H).....	1,064.90	90.69
11 68 13 00-1268 EA Arm Rest, 1 Only, Fits All Benches With Back (Landscape Structures® 114767A).....	150.83	20.15
11 68 13 00-1269 EA 72", TenderTuff-Coated Steel Bench With Back, Direct Bury (Landscape Structures® 141683A).....	745.29	60.46
11 68 13 00-1270 EA 72", TenderTuff-Coated Steel Bench With Back, Surface Mount (Landscape Structures® 141683B).....	761.61	60.46

11 Equipment

11 60 Entertainment and Recreation Equipment

11 68 Play Field Equipment and Structures



MINOR	CSI	UOM	DESCRIPTION	TOTAL DIRECT UNIT COST	DEMOLITION UNIT COST
11 68 13 00-1271	EA		72", TenderTuff-Coated Steel Bench Without Back, Direct Bury (Landscape Structures® 141683C).....	484.22	60.46
11 68 13 00-1272	EA		72", TenderTuff-Coated Steel Bench Without Back, Surface Mount (Landscape Structures® 141683D)	508.69	60.46
11 68 13 00-1273	EA		92", TenderTuff-Coated Steel Bench With Back, Direct Bury (Landscape Structures® 141683E).....	761.61	60.46
11 68 13 00-1274	EA		92", TenderTuff-Coated Steel Bench With Back, Surface Mount (Landscape Structures® 141683F).....	794.24	60.46
11 68 13 00-1275	EA		92", TenderTuff-Coated Steel Bench Without Back, Direct Bury (Landscape Structures® 141683G).....	508.69	60.46
11 68 13 00-1276	EA		92", TenderTuff-Coated Steel Bench Without Back, Surface Mount (Landscape Structures® 141683H)	541.33	60.46
11 68 13 00-1277	EA		72" TenderTuff-Coated Picnic Table, (2) 72" Seats, TenderTuff-Coated Steel, Moveable (Landscape Structures® 141684A).....	1,749.21	241.84
11 68 13 00-1278	EA		72" TenderTuff-Coated Picnic Table, (2) 72" Seats, TenderTuff-Coated Steel, Direct Bury (Landscape Structures® 141684B).....	1,830.80	241.84
11 68 13 00-1279	EA		92" TenderTuff-Coated Picnic Table, (2) 92" Seats, TenderTuff-Coated Steel, Moveable (Landscape Structures® 141684C).....	1,838.96	241.84
11 68 13 00-1280	EA		92" TenderTuff-Coated Picnic Table, (2) 92" Seats, TenderTuff-Coated Steel, Direct Bury (Landscape Structures® 141684D).....	1,961.33	241.84
11 68 13 00-1281	EA		92" TenderTuff-Coated Picnic Table, (2) 72" Seats, TenderTuff-Coated Steel, Moveable (Landscape Structures® 141684E).....	1,798.16	241.84
11 68 13 00-1282	EA		92" TenderTuff-Coated Picnic Table, (2) 72" Seats, TenderTuff-Coated Steel, Direct Bury (Landscape Structures® 141684F).....	1,896.07	241.84
11 68 13 00-1283	EA		Square Picnic Table With 4 Seats, TenderTuff-Coated Steel, Movable (Landscape Structures® 154345A).....	1,666.49	50.39
11 68 13 00-1284	EA		Square Picnic Table With 3 Seats, TenderTuff-Coated Steel, Movable (Landscape Structures® 154345B).....	1,511.48	50.39
11 68 13 00-1285	EA		Square Picnic Table With 2 Seats, TenderTuff-Coated Steel, Movable (Landscape Structures® 154345C).....	1,380.94	50.39
11 68 13 00-1286	EA		Kish Valley Grill, (Direct Bury Only) (Landscape Structures® 100101A).....	737.13	60.46
11 68 13 00-1287	EA		Loop Rack, Surface Mount, Powdercoated (Landscape Structures® 100102C).....	631.07	60.46
11 68 13 00-1288	EA		Loop Rack, Surface Mount, TenderTuff-Coated (Landscape Structures® 100102D).....	851.35	60.46

11 68 16 Play Structures (11 68)

11 68 16 00-0001 Playground Shade Structures (11 68 16)

Note: Shade Structures, Inc. dba USA Shade & Fabric Structures, exclude custom engineering, architect fees, site survey, temporary fencing, logos, post pads, special equipment (e.g. cranes for limited site access, hydro-excavation for high soil water table), soil removal from site, core drilling for concrete slab on grade, cutting of pavers or specially finished surfaces including removal of files, alternate footing configuration due to site specific geotechnical report requirements, underground utility scan, moving or re-routing of underground utilities, and hard rock subsurface conditions.

11 68 16 00-0002 Single Ridge (11 68 16 00-0001)

Note: Outdoor fabric structure, specified fabric high density polyethylene (HDPE) Colourshade®.

11 68 16 00-0003	EA		8' x 10' Single Ridge Shade Structure, 10' Opening Height, 4 Posts	24,172.15	
			For Powdura® Epoxy Primer Powder Coat, Add	1,848.54	
11 68 16 00-0004	EA		10' x 10' Single Ridge Shade Structure, 10' Opening Height, 4 Posts	24,219.70	
			For Powdura® Epoxy Primer Powder Coat, Add	1,851.51	
11 68 16 00-0005	EA		9' x 13' Single Ridge Shade Structure, 10' Opening Height, 4 Posts	24,258.93	
			For Powdura® Epoxy Primer Powder Coat, Add	1,854.49	
11 68 16 00-0006	EA		10' x 12' Single Ridge Shade Structure, 10' Opening Height, 4 Posts	25,594.73	
			For Powdura® Epoxy Primer Powder Coat, Add	1,956.93	
11 68 16 00-0007	EA		11' x 17' Single Ridge Shade Structure, 10' Opening Height, 4 Posts	25,633.97	
			For Powdura® Epoxy Primer Powder Coat, Add	1,959.90	
11 68 16 00-0008	EA		10' x 18' Single Ridge Shade Structure, 10' Opening Height, 4 Posts	25,800.40	
			For Powdura® Epoxy Primer Powder Coat, Add	1,972.98	
11 68 16 00-0009	EA		12' x 19' Single Ridge Shade Structure, 10' Opening Height, 4 Posts	27,533.88	
			For Powdura® Epoxy Primer Powder Coat, Add	1,952.37	
11 68 16 00-0010	EA		10' x 20' Single Ridge Shade Structure, 10' Opening Height, 4 Posts	27,850.88	
			For Powdura® Epoxy Primer Powder Coat, Add	1,974.57	
11 68 16 00-0011	EA		10' x 20' Single Ridge Shade Structure, 12' Opening Height, 4 Posts	28,476.97	
			For Powdura® Epoxy Primer Powder Coat, Add	2,019.35	
11 68 16 00-0012	EA		14' x 17' Single Ridge Shade Structure, 10' Opening Height, 4 Posts	31,175.47	
			For Powdura® Epoxy Primer Powder Coat, Add	2,210.76	
11 68 16 00-0013	EA		14' x 17' Single Ridge Shade Structure, 12' Opening Height, 4 Posts	31,878.83	
			For Powdura® Epoxy Primer Powder Coat, Add	2,259.70	
11 68 16 00-0014	EA		12' x 20' Single Ridge Shade Structure, 10' Opening Height, 4 Posts	31,121.97	
			For Powdura® Epoxy Primer Powder Coat, Add	2,206.60	
11 68 16 00-0015	EA		12' x 20' Single Ridge Shade Structure, 12' Opening Height, 4 Posts	31,619.28	
			For Powdura® Epoxy Primer Powder Coat, Add	2,242.07	
11 68 16 00-0016	EA		15' x 20' Single Ridge Shade Structure, 10' Opening Height, 4 Posts	31,121.97	
			For Powdura® Epoxy Primer Powder Coat, Add	2,206.60	
11 68 16 00-0017	EA		15' x 20' Single Ridge Shade Structure, 12' Opening Height, 4 Posts	31,738.16	
			For Powdura® Epoxy Primer Powder Coat, Add	2,250.39	
11 68 16 00-0018	EA		17' x 19' Single Ridge Shade Structure, 10' Opening Height, 4 Posts	31,619.28	
			For Powdura® Epoxy Primer Powder Coat, Add	2,242.07	
11 68 16 00-0019	EA		17' x 19' Single Ridge Shade Structure, 12' Opening Height, 4 Posts	33,531.22	
			For Powdura® Epoxy Primer Powder Coat, Add	2,377.40	
11 68 16 00-0020	EA		18' x 18' Single Ridge Shade Structure, 10' Opening Height, 4 Posts	28,891.05	
			For Powdura® Epoxy Primer Powder Coat, Add	2,048.87	
11 68 16 00-0021	EA		18' x 18' Single Ridge Shade Structure, 12' Opening Height, 4 Posts	29,945.09	
			For Powdura® Epoxy Primer Powder Coat, Add	2,123.38	
11 68 16 00-0022	EA		18' x 19' Single Ridge Shade Structure, 10' Opening Height, 4 Posts	29,079.27	
			For Powdura® Epoxy Primer Powder Coat, Add	2,061.75	
11 68 16 00-0023	EA		18' x 19' Single Ridge Shade Structure, 12' Opening Height, 4 Posts	30,491.92	
			For Powdura® Epoxy Primer Powder Coat, Add	2,161.42	
11 68 16 00-0024	EA		18' x 20' Single Ridge Shade Structure, 10' Opening Height, 4 Posts	29,370.52	
			For Powdura® Epoxy Primer Powder Coat, Add	2,082.56	
11 68 16 00-0025	EA		18' x 20' Single Ridge Shade Structure, 12' Opening Height, 4 Posts	30,969.41	
			For Powdura® Epoxy Primer Powder Coat, Add	2,196.10	



Equipment	11
Entertainment and Recreation Equipment	11 60
Play Field Equipment and Structures	11 68

MINOR	CSI	UOM	DESCRIPTION	TOTAL DIRECT UNIT COST	DEMOLITION UNIT COST
11 68	16 00-0026	EA	20' x 20' Single Ridge Shade Structure, 10' Opening Height, 4 Posts <i>For Powdura® Epoxy Primer Powder Coat, Add</i>	30,579.10 2,167.76	
11 68	16 00-0027	EA	20' x 20' Single Ridge Shade Structure, 12' Opening Height, 4 Posts <i>For Powdura® Epoxy Primer Powder Coat, Add</i>	31,938.27 2,264.46	
11 68	16 00-0028	EA	20' x 21' Single Ridge Shade Structure, 10' Opening Height, 4 Posts <i>For Powdura® Epoxy Primer Powder Coat, Add</i>	36,318.88 2,575.36	
11 68	16 00-0029	EA	20' x 21' Single Ridge Shade Structure, 12' Opening Height, 4 Posts <i>For Powdura® Epoxy Primer Powder Coat, Add</i>	40,673.73 2,883.68	
11 68	16 00-0030	EA	20' x 29' Single Ridge Shade Structure, 10' Opening Height, 4 Posts <i>For Powdura® Epoxy Primer Powder Coat, Add</i>	37,466.04 2,656.80	
11 68	16 00-0031	EA	20' x 29' Single Ridge Shade Structure, 12' Opening Height, 4 Posts <i>For Powdura® Epoxy Primer Powder Coat, Add</i>	41,266.14 2,926.28	
11 68	16 00-0032	EA	18' x 27' Single Ridge Shade Structure, 10' Opening Height, 4 Posts <i>For Powdura® Epoxy Primer Powder Coat, Add</i>	36,318.88 2,575.36	
11 68	16 00-0033	EA	18' x 27' Single Ridge Shade Structure, 12' Opening Height, 4 Posts <i>For Powdura® Epoxy Primer Powder Coat, Add</i>	37,580.96 2,664.72	
11 68	16 00-0034	EA	16' x 29' Single Ridge Shade Structure, 10' Opening Height, 4 Posts <i>For Powdura® Epoxy Primer Powder Coat, Add</i>	36,515.02 2,589.03	
11 68	16 00-0035	EA	16' x 29' Single Ridge Shade Structure, 12' Opening Height, 4 Posts <i>For Powdura® Epoxy Primer Powder Coat, Add</i>	40,610.34 2,879.71	
11 68	16 00-0036	EA	19' x 28' Single Ridge Shade Structure, 10' Opening Height, 4 Posts <i>For Powdura® Epoxy Primer Powder Coat, Add</i>	36,318.88 2,575.36	
11 68	16 00-0037	EA	19' x 28' Single Ridge Shade Structure, 12' Opening Height, 4 Posts <i>For Powdura® Epoxy Primer Powder Coat, Add</i>	40,610.34 2,879.71	
11 68	16 00-0038	EA	20' x 23' Single Ridge Shade Structure, 10' Opening Height, 4 Posts <i>For Powdura® Epoxy Primer Powder Coat, Add</i>	36,318.88 2,575.36	
11 68	16 00-0039	EA	20' x 23' Single Ridge Shade Structure, 12' Opening Height, 4 Posts <i>For Powdura® Epoxy Primer Powder Coat, Add</i>	40,610.34 2,879.71	
11 68	16 00-0040	EA	20' x 29' Single Ridge Shade Structure, 10' Opening Height, 4 Posts <i>For Powdura® Epoxy Primer Powder Coat, Add</i>	36,318.88 2,575.36	
11 68	16 00-0041	EA	20' x 29' Single Ridge Shade Structure, 12' Opening Height, 4 Posts <i>For Powdura® Epoxy Primer Powder Coat, Add</i>	40,673.73 2,883.68	
11 68	16 00-0042	EA	20' x 25' Single Ridge Shade Structure, 10' Opening Height, 4 Posts <i>For Powdura® Epoxy Primer Powder Coat, Add</i>	36,318.88 2,575.36	
11 68	16 00-0043	EA	20' x 25' Single Ridge Shade Structure, 12' Opening Height, 4 Posts <i>For Powdura® Epoxy Primer Powder Coat, Add</i>	40,673.73 2,883.68	
11 68	16 00-0044	EA	20' x 30' Single Ridge Shade Structure, 10' Opening Height, 4 Posts <i>For Powdura® Epoxy Primer Powder Coat, Add</i>	36,318.88 2,575.36	
11 68	16 00-0045	EA	20' x 30' Single Ridge Shade Structure, 12' Opening Height, 4 Posts <i>For Powdura® Epoxy Primer Powder Coat, Add</i>	40,814.41 2,894.18	
11 68	16 00-0046	EA	21' x 29' Single Ridge Shade Structure, 10' Opening Height, 4 Posts <i>For Powdura® Epoxy Primer Powder Coat, Add</i>	49,995.67 3,544.90	
11 68	16 00-0047	EA	21' x 29' Single Ridge Shade Structure, 12' Opening Height, 4 Posts <i>For Powdura® Epoxy Primer Powder Coat, Add</i>	53,421.30 3,787.64	
11 68	16 00-0048	EA	24' x 25' Single Ridge Shade Structure, 10' Opening Height, 4 Posts <i>For Powdura® Epoxy Primer Powder Coat, Add</i>	48,761.33 3,457.12	
11 68	16 00-0049	EA	24' x 25' Single Ridge Shade Structure, 12' Opening Height, 4 Posts <i>For Powdura® Epoxy Primer Powder Coat, Add</i>	51,146.79 3,626.74	
11 68	16 00-0050	EA	23' x 28' Single Ridge Shade Structure, 10' Opening Height, 4 Posts <i>For Powdura® Epoxy Primer Powder Coat, Add</i>	49,995.67 3,544.90	
11 68	16 00-0051	EA	23' x 28' Single Ridge Shade Structure, 12' Opening Height, 4 Posts <i>For Powdura® Epoxy Primer Powder Coat, Add</i>	51,600.51 3,659.04	
11 68	16 00-0052	EA	23' x 30' Single Ridge Shade Structure, 10' Opening Height, 4 Posts <i>For Powdura® Epoxy Primer Powder Coat, Add</i>	48,761.33 3,457.12	
11 68	16 00-0053	EA	23' x 30' Single Ridge Shade Structure, 12' Opening Height, 4 Posts <i>For Powdura® Epoxy Primer Powder Coat, Add</i>	51,146.79 3,626.74	
11 68	16 00-0054	EA	25' x 25' Single Ridge Shade Structure, 10' Opening Height, 4 Posts <i>For Powdura® Epoxy Primer Powder Coat, Add</i>	49,141.74 3,484.47	
11 68	16 00-0055	EA	25' x 25' Single Ridge Shade Structure, 12' Opening Height, 4 Posts <i>For Powdura® Epoxy Primer Powder Coat, Add</i>	51,715.42 3,666.96	
11 68	16 00-0056	EA	25' x 30' Single Ridge Shade Structure, 10' Opening Height, 4 Posts <i>For Powdura® Epoxy Primer Powder Coat, Add</i>	50,512.78 3,581.17	
11 68	16 00-0057	EA	25' x 30' Single Ridge Shade Structure, 12' Opening Height, 4 Posts <i>For Powdura® Epoxy Primer Powder Coat, Add</i>	52,169.14 3,699.26	
11 68	16 00-0058	EA	26' x 27' Single Ridge Shade Structure, 10' Opening Height, 4 Posts <i>For Powdura® Epoxy Primer Powder Coat, Add</i>	52,626.81 3,730.77	
11 68	16 00-0059	EA	26' x 27' Single Ridge Shade Structure, 12' Opening Height, 4 Posts <i>For Powdura® Epoxy Primer Powder Coat, Add</i>	54,203.91 3,843.32	
11 68	16 00-0060	EA	29' x 29' Single Ridge Shade Structure, 10' Opening Height, 4 Posts <i>For Powdura® Epoxy Primer Powder Coat, Add</i>	52,664.46 3,734.53	
11 68	16 00-0061	EA	29' x 29' Single Ridge Shade Structure, 12' Opening Height, 4 Posts <i>For Powdura® Epoxy Primer Powder Coat, Add</i>	54,203.91 3,843.32	
11 68	16 00-0062	EA	30' x 30' Single Ridge Shade Structure, 10' Opening Height, 4 Posts <i>For Powdura® Epoxy Primer Powder Coat, Add</i>	53,003.65 3,758.11	
11 68	16 00-0063	EA	30' x 30' Single Ridge Shade Structure, 12' Opening Height, 4 Posts <i>For Powdura® Epoxy Primer Powder Coat, Add</i>	54,612.05 3,872.25	
11 68	16 00-0064	EA	19' x 36' Single Ridge Shade Structure, 10' Opening Height, 4 Posts <i>For Powdura® Epoxy Primer Powder Coat, Add</i>	61,059.15 4,329.18	
11 68	16 00-0065	EA	19' x 36' Single Ridge Shade Structure, 12' Opening Height, 4 Posts <i>For Powdura® Epoxy Primer Powder Coat, Add</i>	65,812.25 4,666.63	
11 68	16 00-0066	EA	18' x 33' Single Ridge Shade Structure, 10' Opening Height, 4 Posts <i>For Powdura® Epoxy Primer Powder Coat, Add</i>	61,059.15 4,329.18	
11 68	16 00-0067	EA	18' x 33' Single Ridge Shade Structure, 12' Opening Height, 4 Posts <i>For Powdura® Epoxy Primer Powder Coat, Add</i>	65,812.25 4,666.63	

11 Equipment
11 60 Entertainment and Recreation Equipment
11 68 Play Field Equipment and Structures



MINOR CSI	UOM	DESCRIPTION	TOTAL DIRECT UNIT COST	DEMOLITION UNIT COST
11 68 16 00-0068	EA	17' x 32' Single Ridge Shade Structure, 10' Opening Height, 4 Posts <i>For Powdura® Epoxy Primer Powder Coat, Add</i>	61,059.15 4,329.18	
11 68 16 00-0069	EA	17' x 32' Single Ridge Shade Structure, 12' Opening Height, 4 Posts <i>For Powdura® Epoxy Primer Powder Coat, Add</i>	65,812.25 4,666.63	
11 68 16 00-0070	EA	20' x 40' Single Ridge Shade Structure, 10' Opening Height, 4 Posts <i>For Powdura® Epoxy Primer Powder Coat, Add</i>	61,059.15 4,329.18	
11 68 16 00-0071	EA	20' x 40' Single Ridge Shade Structure, 12' Opening Height, 4 Posts <i>For Powdura® Epoxy Primer Powder Coat, Add</i>	65,812.25 4,666.63	
11 68 16 00-0072	EA	21' x 39' Single Ridge Shade Structure, 10' Opening Height, 4 Posts <i>For Powdura® Epoxy Primer Powder Coat, Add</i>	63,523.87 4,504.35	
11 68 16 00-0073	EA	21' x 39' Single Ridge Shade Structure, 12' Opening Height, 4 Posts <i>For Powdura® Epoxy Primer Powder Coat, Add</i>	71,468.81 5,067.09	
11 68 16 00-0074	EA	24' x 37' Single Ridge Shade Structure, 10' Opening Height, 4 Posts <i>For Powdura® Epoxy Primer Powder Coat, Add</i>	63,523.87 4,504.35	
11 68 16 00-0075	EA	24' x 37' Single Ridge Shade Structure, 12' Opening Height, 4 Posts <i>For Powdura® Epoxy Primer Powder Coat, Add</i>	71,468.81 5,067.09	
11 68 16 00-0076	EA	27' x 38' Single Ridge Shade Structure, 10' Opening Height, 4 Posts <i>For Powdura® Epoxy Primer Powder Coat, Add</i>	63,523.87 4,504.35	
11 68 16 00-0077	EA	27' x 38' Single Ridge Shade Structure, 12' Opening Height, 4 Posts <i>For Powdura® Epoxy Primer Powder Coat, Add</i>	71,468.81 5,067.09	
11 68 16 00-0078	EA	24' x 40' Single Ridge Shade Structure, 10' Opening Height, 4 Posts <i>For Powdura® Epoxy Primer Powder Coat, Add</i>	63,438.67 4,498.20	
11 68 16 00-0079	EA	24' x 40' Single Ridge Shade Structure, 12' Opening Height, 4 Posts <i>For Powdura® Epoxy Primer Powder Coat, Add</i>	71,157.74 5,045.49	
11 68 16 00-0080	EA	27' x 40' Single Ridge Shade Structure, 10' Opening Height, 4 Posts <i>For Powdura® Epoxy Primer Powder Coat, Add</i>	63,718.03 4,517.82	
11 68 16 00-0081	EA	27' x 40' Single Ridge Shade Structure, 12' Opening Height, 4 Posts <i>For Powdura® Epoxy Primer Powder Coat, Add</i>	71,595.60 5,076.21	
11 68 16 00-0082	EA	30' x 40' Single Ridge Shade Structure, 10' Opening Height, 4 Posts <i>For Powdura® Epoxy Primer Powder Coat, Add</i>	62,125.50 4,517.82	
11 68 16 00-0083	EA	30' x 40' Single Ridge Shade Structure, 12' Opening Height, 4 Posts <i>For Powdura® Epoxy Primer Powder Coat, Add</i>	71,595.60 5,076.21	
11 68 16 00-0084		Double Ridge <small>(11 68 16 00-0001)</small> Note: Outdoor fabric structure, specified fabric high density polyethylene (HDPE) Colourshade®.		
11 68 16 00-0085	EA	20' x 40' Double Ridge Shade Structure, 10' Opening Height, 6 Posts <i>For Powdura® Epoxy Primer Powder Coat, Add</i>	58,884.54 4,502.36	
11 68 16 00-0086	EA	20' x 40' Double Ridge Shade Structure, 12' Opening Height, 6 Posts <i>For Powdura® Epoxy Primer Powder Coat, Add</i>	61,002.58 4,664.25	
11 68 16 00-0087	EA	20' x 60' Double Ridge Shade Structure, 10' Opening Height, 6 Posts <i>For Powdura® Epoxy Primer Powder Coat, Add</i>	84,673.84 6,474.35	
11 68 16 00-0088	EA	20' x 60' Double Ridge Shade Structure, 12' Opening Height, 6 Posts <i>For Powdura® Epoxy Primer Powder Coat, Add</i>	88,220.02 6,746.02	
11 68 16 00-0089	EA	26' x 48' Double Ridge Shade Structure, 12' Opening Height, 6 Posts <i>For Powdura® Epoxy Primer Powder Coat, Add</i>	88,883.76 6,796.35	
11 68 16 00-0090	EA	25' x 50' Double Ridge Shade Structure, 10' Opening Height, 6 Posts <i>For Powdura® Epoxy Primer Powder Coat, Add</i>	86,575.91 6,619.99	
11 68 16 00-0091	EA	25' x 50' Double Ridge Shade Structure, 12' Opening Height, 6 Posts <i>For Powdura® Epoxy Primer Powder Coat, Add</i>	88,883.76 6,796.35	
11 68 16 00-0092	EA	25' x 60' Double Ridge Shade Structure, 10' Opening Height, 6 Posts <i>For Powdura® Epoxy Primer Powder Coat, Add</i>	86,575.91 6,619.99	
11 68 16 00-0093	EA	25' x 60' Double Ridge Shade Structure, 12' Opening Height, 6 Posts <i>For Powdura® Epoxy Primer Powder Coat, Add</i>	88,883.76 6,796.35	
11 68 16 00-0094	EA	27' x 38' Double Ridge Shade Structure, 10' Opening Height, 6 Posts <i>For Powdura® Epoxy Primer Powder Coat, Add</i>	62,481.04 4,777.40	
11 68 16 00-0095	EA	27' x 38' Double Ridge Shade Structure, 12' Opening Height, 6 Posts <i>For Powdura® Epoxy Primer Powder Coat, Add</i>	68,854.96 5,265.04	
11 68 16 00-0096	EA	30' x 40' Double Ridge Shade Structure, 10' Opening Height, 6 Posts <i>For Powdura® Epoxy Primer Powder Coat, Add</i>	62,481.04 4,777.40	
11 68 16 00-0097	EA	30' x 40' Double Ridge Shade Structure, 12' Opening Height, 6 Posts <i>For Powdura® Epoxy Primer Powder Coat, Add</i>	68,854.96 5,265.04	
11 68 16 00-0098	EA	26' x 47' Double Ridge Shade Structure, 10' Opening Height, 6 Posts <i>For Powdura® Epoxy Primer Powder Coat, Add</i>	87,102.95 6,660.22	
11 68 16 00-0099	EA	26' x 47' Double Ridge Shade Structure, 12' Opening Height, 6 Posts <i>For Powdura® Epoxy Primer Powder Coat, Add</i>	89,466.66 6,841.33	
11 68 16 00-0100	EA	30' x 50' Double Ridge Shade Structure, 10' Opening Height, 6 Posts <i>For Powdura® Epoxy Primer Powder Coat, Add</i>	87,102.95 6,660.22	
11 68 16 00-0101	EA	30' x 50' Double Ridge Shade Structure, 12' Opening Height, 6 Posts <i>For Powdura® Epoxy Primer Powder Coat, Add</i>	89,466.66 6,841.33	
11 68 16 00-0102	EA	28' x 53' Double Ridge Shade Structure, 10' Opening Height, 6 Posts <i>For Powdura® Epoxy Primer Powder Coat, Add</i>	94,005.88 7,188.29	
11 68 16 00-0103	EA	28' x 53' Double Ridge Shade Structure, 12' Opening Height, 6 Posts <i>For Powdura® Epoxy Primer Powder Coat, Add</i>	97,481.13 7,453.81	
11 68 16 00-0104	EA	29' x 58' Double Ridge Shade Structure, 10' Opening Height, 6 Posts <i>For Powdura® Epoxy Primer Powder Coat, Add</i>	92,293.62 7,057.11	
11 68 16 00-0105	EA	29' x 58' Double Ridge Shade Structure, 12' Opening Height, 6 Posts <i>For Powdura® Epoxy Primer Powder Coat, Add</i>	97,481.13 7,453.81	
11 68 16 00-0106	EA	30' x 60' Double Ridge Shade Structure, 10' Opening Height, 6 Posts <i>For Powdura® Epoxy Primer Powder Coat, Add</i>	92,293.62 7,057.11	
11 68 16 00-0107	EA	30' x 60' Double Ridge Shade Structure, 12' Opening Height, 6 Posts <i>For Powdura® Epoxy Primer Powder Coat, Add</i>	97,481.13 7,453.81	
11 68 16 00-0108	EA	27' x 74' Double Ridge Shade Structure, 12' Opening Height, 6 Posts <i>For Powdura® Epoxy Primer Powder Coat, Add</i>	135,813.80 10,385.04	



Equipment	11
Entertainment and Recreation Equipment	11 60
Play Field Equipment and Structures	11 68

MINOR	CSI	UOM	DESCRIPTION	TOTAL DIRECT UNIT COST	DEMOLITION UNIT COST
11 68	16 00-0109	EA	28' x 59' Double Ridge Shade Structure, 12' Opening Height, 6 Posts <i>For Powdura® Epoxy Primer Powder Coat, Add</i>	97,481.13 7,453.61	
11 68	16 00-0110	EA	20' x 80' Double Ridge Shade Structure, 12' Opening Height, 6 Posts <i>For Powdura® Epoxy Primer Powder Coat, Add</i>	139,562.05 10,671.57	
11 68	16 00-0111	EA	30' x 80' Double Ridge Shade Structure, 12' Opening Height, 6 Posts <i>For Powdura® Epoxy Primer Powder Coat, Add</i>	142,552.29 10,900.23	
11 68	16 00-0112		Interconnected Quad Lineal Ridge <small>(11 68 16 00-0001)</small> Note: Outdoor fabric structure, specified fabric high density polyethylene (HDPE) Colourshade®.		
11 68	16 00-0113	EA	30' x 160' Quad-Lineal Ridge Shade Structure, 12' Opening Height, 10 Posts <i>For Powdura® Epoxy Primer Powder Coat, Add</i>	265,234.97 21,109.51	
11 68	16 00-0114		Quad Ridge <small>(11 68 16 00-0001)</small> Note: Outdoor fabric structure, specified fabric high density polyethylene (HDPE) Colourshade®.		
11 68	16 00-0115	EA	36' x 36' Quad Ridge Shade Structure, 12' Opening Height, 9 Posts <i>For Powdura® Epoxy Primer Powder Coat, Add</i>	83,625.73 6,394.50	
11 68	16 00-0116	EA	34' x 39' Quad Ridge Shade Structure, 10' Opening Height, 9 Posts <i>For Powdura® Epoxy Primer Powder Coat, Add</i>	91,839.90 7,022.44	
11 68	16 00-0117	EA	34' x 39' Quad Ridge Shade Structure, 12' Opening Height, 9 Posts <i>For Powdura® Epoxy Primer Powder Coat, Add</i>	94,041.15 7,190.86	
11 68	16 00-0118	EA	40' x 40' Quad Ridge Shade Structure, 10' Opening Height, 9 Posts <i>For Powdura® Epoxy Primer Powder Coat, Add</i>	98,931.45 7,564.97	
11 68	16 00-0119	EA	40' x 40' Quad Ridge Shade Structure, 12' Opening Height, 9 Posts <i>For Powdura® Epoxy Primer Powder Coat, Add</i>	104,235.46 7,970.58	
11 68	16 00-0120	EA	36' x 54' Quad Ridge Shade Structure, 10' Opening Height, 9 Posts <i>For Powdura® Epoxy Primer Powder Coat, Add</i>	109,004.50 8,335.18	
11 68	16 00-0121	EA	36' x 54' Quad Ridge Shade Structure, 12' Opening Height, 9 Posts <i>For Powdura® Epoxy Primer Powder Coat, Add</i>	117,002.72 8,946.87	
11 68	16 00-0122	EA	38' x 55' Quad Ridge Shade Structure, 10' Opening Height, 9 Posts <i>For Powdura® Epoxy Primer Powder Coat, Add</i>	106,211.26 8,351.63	
11 68	16 00-0123	EA	38' x 55' Quad Ridge Shade Structure, 12' Opening Height, 9 Posts <i>For Powdura® Epoxy Primer Powder Coat, Add</i>	117,002.72 8,946.87	
11 68	16 00-0124	EA	40' x 50' Quad Ridge Shade Structure, 10' Opening Height, 9 Posts <i>For Powdura® Epoxy Primer Powder Coat, Add</i>	109,004.50 8,335.18	
11 68	16 00-0125	EA	40' x 50' Quad Ridge Shade Structure, 12' Opening Height, 9 Posts <i>For Powdura® Epoxy Primer Powder Coat, Add</i>	117,002.72 8,946.87	
11 68	16 00-0126	EA	40' x 60' Quad Ridge Shade Structure, 10' Opening Height, 9 Posts <i>For Powdura® Epoxy Primer Powder Coat, Add</i>	118,122.16 9,032.07	
11 68	16 00-0127	EA	40' x 60' Quad Ridge Shade Structure, 12' Opening Height, 9 Posts <i>For Powdura® Epoxy Primer Powder Coat, Add</i>	126,200.41 9,650.10	
11 68	16 00-0128	EA	50' x 50' Quad Ridge Shade Structure, 10' Opening Height, 9 Posts <i>For Powdura® Epoxy Primer Powder Coat, Add</i>	160,879.51 12,301.55	
11 68	16 00-0129	EA	50' x 50' Quad Ridge Shade Structure, 12' Opening Height, 9 Posts <i>For Powdura® Epoxy Primer Powder Coat, Add</i>	167,192.00 12,784.84	
11 68	16 00-0130	EA	50' x 60' Quad Ridge Shade Structure, 10' Opening Height, 9 Posts <i>For Powdura® Epoxy Primer Powder Coat, Add</i>	166,413.36 12,724.80	
11 68	16 00-0131	EA	50' x 60' Quad Ridge Shade Structure, 12' Opening Height, 9 Posts <i>For Powdura® Epoxy Primer Powder Coat, Add</i>	165,394.77 13,005.38	
11 68	16 00-0132	EA	56' x 59' Quad Ridge Shade Structure, 10' Opening Height, 9 Posts <i>For Powdura® Epoxy Primer Powder Coat, Add</i>	170,802.14 13,104.85	
11 68	16 00-0133	EA	56' x 59' Quad Ridge Shade Structure, 12' Opening Height, 9 Posts <i>For Powdura® Epoxy Primer Powder Coat, Add</i>	177,815.77 13,675.12	
11 68	16 00-0134	EA	60' x 60' Quad Ridge Shade Structure, 10' Opening Height, 9 Posts <i>For Powdura® Epoxy Primer Powder Coat, Add</i>	171,453.42 13,104.85	
11 68	16 00-0135	EA	60' x 60' Quad Ridge Shade Structure, 12' Opening Height, 9 Posts <i>For Powdura® Epoxy Primer Powder Coat, Add</i>	178,840.21 13,675.12	
11 68	16 00-0136		Peak-Roof Triangle <small>(11 68 16 00-0001)</small> Note: Outdoor fabric structure, specified fabric high density polyethylene (HDPE) Colourshade®.		
11 68	16 00-0137	EA	30' Peak-Roof Triangle Shade Structure, 12' Opening Height, 3 Posts <i>For Powdura® Epoxy Primer Powder Coat, Add</i>	45,797.90 3,502.10	
11 68	16 00-0138		Peak-Roof Hexagon <small>(11 68 16 00-0001)</small> Note: Outdoor fabric structure, specified fabric high density polyethylene (HDPE) Colourshade®.		
11 68	16 00-0139	EA	38' Peak-Roof Hexagon Shade Structure, 12' Opening Height, 6 Posts <i>For Powdura® Epoxy Primer Powder Coat, Add</i>	80,445.70 6,151.37	
11 68	16 00-0140	EA	40' Peak-Roof Hexagon Shade Structure, 12' Opening Height, 6 Posts <i>For Powdura® Epoxy Primer Powder Coat, Add</i>	83,865.47 6,413.13	
11 68	16 00-0141	EA	50' Peak-Roof Hexagon Shade Structure, 12' Opening Height, 7 Posts <i>For Powdura® Epoxy Primer Powder Coat, Add</i>	139,893.32 10,696.73	
11 68	16 00-0142	EA	52' Peak-Roof Hexagon Shade Structure, 12' Opening Height, 7 Posts <i>For Powdura® Epoxy Primer Powder Coat, Add</i>	144,792.74 11,071.63	
11 68	16 00-0143	EA	55' Peak-Roof Hexagon Shade Structure, 12' Opening Height, 7 Posts <i>For Powdura® Epoxy Primer Powder Coat, Add</i>	148,405.10 11,348.25	
11 68	16 00-0144	EA	60' Peak-Roof Hexagon Shade Structure, 12' Opening Height, 7 Posts <i>For Powdura® Epoxy Primer Powder Coat, Add</i>	152,867.06 11,689.27	
11 68	16 00-0145		Free-Form Tri-Sail <small>(11 68 16 00-0001)</small> Note: Outdoor fabric structure, specified fabric high density polyethylene (HDPE) Colourshade®.		

11	11 Equipment
	11 60 Entertainment and Recreation Equipment
	11 68 Play Field Equipment and Structures



MINOR		TOTAL DIRECT	DEMOLITION
CSI	UOM DESCRIPTION	UNIT COST	UNIT COST
11 68 16 00-0146	EA 18' Single Free-Form Tri-Sail Shade Structure, 10' And 14' Opening Height, 3 Posts <i>For Powdura® Epoxy Primer Powder Coat, Add</i>	32,432.29 2,480.24	
11 68 16 00-0147	EA 18' Double Free-Form Tri-Sail Shade Structure, 10' And 14' Opening Height, 4 Posts <i>For Powdura® Epoxy Primer Powder Coat, Add</i>	43,188.89 3,302.76	
11 68 16 00-0148	EA 18' Triple Free-Form Tri-Sail Shade Structure, 10' And 14' Opening Height, 5 Posts <i>For Powdura® Epoxy Primer Powder Coat, Add</i>	67,075.34 5,128.92	
11 68 16 00-0149	EA 30' Double Free-Form Tri-Sail Shade Structure, 14' Opening Height, 5 Posts	97,839.72	
11 68 16 00-0150	Free-Form Hypar <small>(11 68 16 00-0001)</small> Note: Outdoor fabric structure, specified fabric high density polyethylene (HDPE) Colourshade®.		
11 68 16 00-0151	EA 20' x 20' Single 4-Point Sail Shade Structure, Free-Form Hypar, 14' Opening Height, 4 Posts	48,037.19	
11 68 16 00-0152	EA 20' x 40' Double 4-Point Sail Shade Structure, Free-Form Hypar, 14' Opening Height, 6 Posts	60,293.66	
11 68 16 00-0153	EA 30' x 30' Single 4-Point Sail Shade Structure, Free-Form Hypar, 14' Opening Height, 4 Posts	65,930.13	
11 68 16 00-0154	EA 30' x 60' Double 4-Point Sail Shade Structure, Free-Form Hypar, 14' Opening Height, 6 Posts	80,281.26	
11 68 16 00-0155	Mariners <small>(11 68 16 00-0001)</small> Note: Outdoor fabric structure, specified fabric high density polyethylene (HDPE) Colourshade®.		
11 68 16 00-0156	EA 30' x 30' Single Mariner Shade Structure, 10' Opening Height, 4 Posts	58,104.30	
11 68 16 00-0157	EA 30' x 30' Single Mariner Shade Structure, 12' Opening Height, 4 Posts	63,927.40	
11 68 16 00-0158	EA 30' x 60' Mariner Peak Joined Shade Structure, 10' Opening Height, 6 Posts	85,064.19	
11 68 16 00-0159	EA 30' x 60' Mariner Peak Joined Shade Structure, 12' Opening Height, 6 Posts	90,605.94	
11 68 16 00-0160	EA 60' x 60' Mariner Peak Quad Shade Structure, 10' Opening Height, 9 Posts	130,908.03	
11 68 16 00-0161	EA 60' x 60' Mariner Peak Quad Shade Structure, 12' Opening Height, 9 Posts	134,634.51	
11 68 16 00-0162	Single Post Pyramid <small>(11 68 16 00-0001)</small> Note: Outdoor fabric structure, specified fabric high density polyethylene (HDPE) Colourshade®.		
11 68 16 00-0163	EA 14' x 14' Single Post Pyramid Shade Structure, 10' Opening Height, 1 Post	20,034.75	
11 68 16 00-0164	EA 14' x 14' Single Post Pyramid Shade Structure, 12' Opening Height, 1 Post	20,579.61	
11 68 16 00-0165	Tri-Truss Cantilevers <small>(11 68 16 00-0001)</small> Note: Outdoor fabric structure, specified fabric high density polyethylene (HDPE) Colourshade®.		
11 68 16 00-0166	EA 20' x 30' Tri-Truss Rigid Single Wide Shade Structure, 10' Opening Height, 2 Posts	72,072.23	
11 68 16 00-0167	EA 20' x 30' Tri-Truss Rigid Single Wide Shade Structure, 12' Opening Height, 2 Posts	76,240.93	
11 68 16 00-0168	EA 30' x 40' Tri-Truss Rigid Single Wide Joined Shade Structure, 10' Opening Height, 3 Posts	107,589.45	
11 68 16 00-0169	EA 30' x 40' Tri-Truss Rigid Single Wide Joined Shade Structure, 12' Opening Height, 3 Posts	110,133.86	
11 68 16 00-0170	Full Cantilevers <small>(11 68 16 00-0001)</small> Note: Outdoor fabric structure, specified fabric high density polyethylene (HDPE) Colourshade®.		
11 68 16 00-0171	EA 20' x 30' Full Cantilever Rigid Single Shade Structure, 10' Opening Height, 2 Posts	64,396.98	
11 68 16 00-0172	EA 20' x 60' Full Cantilever Rigid Joined Shade Structure, 12' Opening Height, 3 Posts	96,438.95	
11 68 16 00-0173	Hip Roof <small>(11 68 16 00-0001)</small> Note: Outdoor weatherproof fabric structure, specified fabric high density polyethylene (HDPE) Colourshade®.		
11 68 16 00-0174	EA 20' x 30' Single Rigid Hip Roof Shade Structure, 20 LB Snowload, 10' Opening Height, 4 Posts	43,923.96	
11 68 16 00-0175	EA 20' x 30' Single Rigid Hip Roof Shade Structure, 20 LB Snowload, 12' Opening Height, 4 Posts	49,203.79	
11 68 16 00-0176	Hip Roof <small>(11 68 16 00-0001)</small> Note: Outdoor weatherproof fabric structure (Specified Fabric PVC).		
11 68 16 00-0177	EA 30' x 30' Weather Protector Hip Roof Shade Structure, 10' Opening Height, 4 Posts	94,152.51	
11 68 16 00-0178	EA 30' x 30' Weather Protector Hip Roof Shade Structure, 12' Opening Height, 4 Posts	101,383.96	
11 68 16 00-0179	EA 30' x 60' Weather Protector Joined Hip Roof Shade Structure, 10' Opening Height, 6 Posts	177,463.19	
11 68 16 00-0180	EA 30' x 60' Weather Protector Joined Hip Roof Shade Structure, 12' Opening Height, 6 Posts	187,601.23	
11 68 16 00-0181	Additional Items <small>(11 68 16 00-0001)</small>		
11 68 16 00-0182	EA Concrete Cutting for Playground Shade Structure, Per Core	227.86	
11 68 16 00-0183	HR Overtime Wage For Playground Shade Structure, Per Man Hour (First Shift)	107.00	
11 68 16 00-0184	HR Overtime Wage Or "Late Start" Shift For Playground Shade Structure, Per Man Hour (Second Shift)	131.00	
11 68 16 00-0185	EA Intumescent Paint Per Column	3,656.48	
11 68 23 Exterior Court Athletic Equipment <small>(11 68)</small>			
11 68 23 13 Exterior Basketball Equipment <small>(11 68 23)</small>			
11 68 23 13-0001 Basketball Systems <small>(11 68 23 13)</small> See CSI section 32 31 13 13-0001 for auguring holes and concrete.			
11 68 23 13-0002	EA 4-1/2" Bent Post Galvanized Steel Pole With 4' Extension, Aluminum Backboard, Double Rim Goal And Steel Net Basketball System Note: Sportsplay 541-616.	2,239.95	230.40
11 68 23 13-0003	EA 5-9/16" Bent Post Galvanized Steel Pole With 6' Extension Style, Aluminum Backboard, Double Rim Goal And Nylon Net Basketball System Note: Porter Athletic 176-234.	4,059.98	253.43
	<i>For Fan Shaped Fiberglass Backboard, Deduct</i>	-133.00	
	<i>For 42" x 72" Perforated Steel Backboard, Add</i>	350.00	



Equipment	11
Entertainment and Recreation Equipment	11 60
Play Field Equipment and Structures	11 68

MINOR CSI UOM DESCRIPTION	TOTAL DIRECT UNIT COST	DEMOLITION UNIT COST
11 68 23 13-0004 EA 4-1/2" Galvanized Steel Pole With 4' Extension, Aluminum Backboard, Double Rim Goal And Nylon Net Basketball System Note: Porter Athletic 164-234. For Fan Shaped Fiberglass Backboard, Deduct For 42" x 72" Perforated Steel Backboard, Add	2,589.24 -133.00 350.00	230.40
11 68 23 13-0005 EA 4-1/2" Galvanized Steel Pole With 6' Extension, Aluminum Backboard, Double Rim Goal And Nylon Net Basketball System Note: Porter Athletic 166-234. For Fan Shaped Fiberglass Backboard, Deduct For 42" x 72" Perforated Steel Backboard, Add	4,059.98 -133.00 350.00	253.43
11 68 23 13-0006 EA Back To Back 6" Galvanized Steel Pole With 5' Extensions, Aluminum Backboards, Double Rim Goals And Nylon Net Double Basketball System (Porter Athletic 195582) For Fan Shaped Fiberglass Backboard, Deduct For 42" x 72" Perforated Steel Backboard, Add	7,314.03 -498.00 700.00	372.70
11 68 23 13-0007 Basketball Components <small>(11 68 23 13)</small> See CSI section 32 31 13 13-0001 for auguring holes and concrete.		
11 68 23 13-0008 EA Nylon Cord Basketball Net (Porter Athletic 09608120)	32.39	8.99
11 68 23 13-0009 EA Chain Basketball Net (Porter Athletic 00161000)	57.79	8.99
11 68 23 13-0010 EA Heavy Duty Goal Ring (Porter Athletic 00235000)	132.52	44.96
11 68 23 13-0011 EA Goal Ring For Steel Net (Porter Athletic 00251H00)	240.75	20.24
11 68 23 13-0012 EA 42" x 72" Rectangular Fully Tempered Glass Basketball Backboard With Steel Frame (Porter Athletic 00204-000)	1,395.05	38.22
Note: Includes perimeter and target markings. Excludes pole and goal.		
11 68 23 13-0013 EA 42" x 72" Rectangular 11 Gauge Perforated Steel Basketball Backboard (Porter Athletic 01207-300)	1,793.14	38.22
Note: Includes perimeter and target markings. Excludes pole and goal.		
11 68 23 13-0014 EA 54" x 39" Fan Shaped Cast Aluminum Basketball Backboard (Porter Athletic 00234-300)	913.32	33.72
Note: Includes perimeter and target markings. Excludes pole and goal.		
11 68 23 13-0015 EA 54" x 39" Fan Shaped Fiberglass Basketball Backboard (Porter Athletic 00267-000)	999.23	33.72
Note: Includes perimeter and target markings. Excludes pole and goal.		
11 68 23 33 Tennis Equipment <small>(11 68 23)</small>		
11 68 23 33-0001 Tennis Court Net Posts <small>(11 68 23 33)</small>		
11 68 23 33-0002 PR Round, Powder Coated Steel, Tennis Court Net Posts With External Winder	1,111.08	152.90
11 68 23 33-0003 PR Round, Powder Coated Steel, Tennis Court Net Posts With Internal Brass Winder	1,407.49	152.90
11 68 23 33-0004 PR Square, Powder Coated Steel, Tennis Court Net Posts With Internal Brass Winder	1,456.89	152.90
11 68 23 33-0005 PR Round, Powder Coated Aluminum, Tennis Court Net Posts With External Winder	1,542.32	152.90
11 68 23 33-0006 PR Round, Powder Coated Aluminum, Tennis Court Net Posts With Internal Winder	1,846.50	152.90
11 68 23 33-0007 PR Polyvinyl Chloride (PVC) Ground Sleeves For Tennis Court Net Posts	276.21	
11 68 23 33-0008 PR Galvanized Steel Ground Sleeves For Tennis Court Net Posts	313.14	
11 68 23 33-0009 Tennis Court Nets <small>(11 68 23 33)</small>		
11 68 23 33-0010 EA 42' Length, Single Top, Vinyl Headband, Polyethylene Net Body, Tennis Court Net	598.20	151.10
11 68 23 33-0011 EA 42' Length, Double Top, Vinyl Headband, Polyethylene Net Body, Tennis Court Net	657.14	151.10
11 68 23 33-0012 EA 42' Length, Anti-Vandal, Aluminum Coated Flexible Steel Mesh, Tennis Court Net	1,422.50	232.50
11 68 23 33-0013 EA Galvanized Steel Anchor For Tennis Court Net Center Strap	77.40	
11 68 33 Athletic Field Equipment <small>(11 68)</small>		
11 68 33 13 Football Field Equipment <small>(11 68 33)</small>		
11 68 33 13-0001 Football Goal Posts <small>(11 68 33 13)</small> Note: Includes augering for post(s), set in concrete and backfill.		
11 68 33 13-0002 PR Double Steel Football Goal Posts, "H Shape"	5,310.88	404.64
11 68 33 13-0003 PR Vertical Style Goal Post, Single In Ground Mounting, Steel With 20' Uprights	7,411.66	545.22
11 68 33 13-0004 PR Gooseneck (Offset) Style Goal Post, Single In Ground Mounting, Steel, With 20' Uprights	8,849.02	654.27
11 68 33 23 Soccer and Field Hockey Equipment <small>(11 68 33)</small>		
11 68 33 23-0001 Soccer Goal Posts <small>(11 68 33 23)</small> Note: Includes augering for post(s), set in concrete and backfill.		
11 68 33 23-0002 PR Regulation Soccer Goal Posts	4,712.08	269.83
11 68 33 23-0003 PR Combination Football/Soccer Goal Post	5,664.01	404.64
11 68 33 33 Baseball Field Equipment <small>(11 68 33)</small>		
11 68 33 33-0001 Bases <small>(11 68 33 33)</small>		
11 68 33 33-0002 SET Bases For Baseball Or Softball	570.26	
11 70 Healthcare Equipment <small>(11)</small>		
11 71 Medical Sterilizing Equipment <small>(11 70)</small>		
11 71 00 00-0001 Steam Sterilizers <small>(11 71)</small>		

11	11 Equipment
	11 70 Healthcare Equipment
	11 71 Medical Sterilizing Equipment



MINOR	CSI	UOM	DESCRIPTION	TOTAL DIRECT UNIT COST	DEMOLITION UNIT COST
11 71 00 00-0002	EA		6 Full-Size Cassette Capacity, 120 Instruments In 40 Minutes Start-To-Dry, Automated Instrument Washing Sterilizer (SciCan HYDRIM® C61w G4).....	9,146.84	119.32
			Note: Water consumption per cycle = Regular Wash + Dry: 26 mins + 10 mins, Heavy Duty Wash + Dry: 30 mins + 10 mins, Rinse and Hold: 5 mins.		
11 71 00 00-0003	EA		23.6" Length x 16.1" Width x 7.5" Height, Cycle Time 9 Minutes Unwrapped, 17.5 Minutes Wrapped, 3.5" Touchscreen, Fresh Steam Distilled Water, Autoclave Sterilizer (SciCan STATIM® 5000 G4)	10,022.44	20.23
11 71 00 00-0004	EA		19.5" Length x 16.25" Width x 6" Height, Cycle Time 6 Minutes Unwrapped, 14 Minutes Wrapped, Fresh Clean Distilled Water For Each Cycle, Autoclave Sterilizer (SciCan STATIM® 2000 G4)	8,295.77	20.23
11 71 00 00-0005	EA		Ultra-fast 35 Minute Cycle Start To Dry, Autoclave Sterilizer (SciCan Bravo W#AJP00B0000)	10,613.54	20.23
11 71 00 00-0006	EA		Ultra-fast 28 Minute Cycle Start To Dry, Tabletop Autoclave Sterilizer (SciCan Bravo MA320011)	12,861.39	20.23
11 71 00 00-0007			Steam Generator (11 71)		
11 71 00 00-0008	EA		Steam Generator, Electric 10 KW To 180 KW	139,023.83	1,084.55

11 72 Examination and Treatment Equipment (11 70)

11 72 13 Examination Equipment (11 72)

11 72 13 00-0001 Wall Mounted Medical Furnishings (11 72 13)

11 72 13 00-0002	EA		20" Wide, 15" High, 3" Deep, Aluminum Wall Mounted Folding Medical Desk	458.31	37.68
11 72 13 00-0003	EA		20" Wide, 15" High, 3" Deep, Painted Steel Wall Mounted Folding Medical Desk	479.14	37.68
11 72 13 00-0004	EA		20" Wide, 15" High, 3" Deep, Stainless Steel Wall Mounted Folding Medical Desk	541.56	37.68
11 72 13 00-0005	EA		10" Wide, 11" High, 5-3/4" Deep, Stainless Steel Wall Mounted Double Glove Box Holder	201.91	37.68
11 72 13 00-0006	EA		10" Wide, 11" High, 5-3/4" Deep, Stainless Steel Wall Mounted Quad Glove Box Holder	245.20	37.68
11 72 13 00-0007	EA		13-1/2" Wide, 10" High, 3-1/2" Deep, Locking Stainless Steel Wall Mounted Specimen Cup Retrieval Box	608.17	37.68
11 72 13 00-0008	EA		12" Wide, 12" High, 5-1/4" Deep, Stainless Steel Wall Mounted Bedpan Storage Rack	175.25	37.68
11 72 13 00-0009	EA		28" Wide, 12" High, 5-1/4" Deep, Stainless Steel Wall Mounted Double Bedpan Storage Rack	236.89	40.19
11 72 13 00-0010	EA		12" Wide, 24" High, 5-1/4" Deep, Stainless Steel Wall Mounted Vertical Double Bedpan Storage Rack	221.90	40.19
11 72 13 00-0011	EA		12-1/4" Wide, 8" High, 4-3/4" Deep, Acrylic Infection Prevention Station	183.59	37.68
			Note: Space for sanitizer, disposable masks, tissues		
11 72 13 00-0012	EA		11-1/2" Wide, 12" High, 6" Deep, Lockable Two Sides Heavy Duty Stainless Steel Narcotics Cabinet	866.40	50.24
11 72 13 00-0013	EA		11-1/2" Wide, 12" High, 6" Deep, Heavy Duty Stainless Steel Narcotics Cabinet	866.40	50.24
11 72 13 00-0014	EA		11-1/2" Wide, 12" High, 6" Deep, Lockable One Side, Heavy Duty Stainless Steel Pass-Thru Narcotics Cabinet	866.40	50.24
11 72 13 00-0015	EA		15-1/2" Wide, 6" High, 6" Deep, Acrylic Suture Rack - Single Tier - 6 Box Capacity	165.11	25.12
11 72 13 00-0016	EA		15-1/2" Wide, 12-1/4" High, 6" Deep, Acrylic Suture Rack - Single Tier - 12 Box Capacity	205.11	27.63
11 72 13 00-0017	EA		15-1/2" Wide, 18" High, 6" Deep, Acrylic Suture Rack - Single Tier - 18 Box Capacity	293.38	30.15

11 72 13 00-0018 Diagnostic Wall Board (11 72 13)

11 72 13 00-0019	EA		Diagnostic Wall Board With Macroview Otoloscope, Coaxial Ophthalmoscope And Wall Transformer (Welch Allyn 77792-MNOBP)	1,820.10	50.24
11 72 13 00-0020	EA		Diagnostic Wall Board with Macroview Otoloscope, Coaxial Ophthalmoscope, Aneroid BP And Wall Transformer (Welch Allyn 77792-M)	2,046.55	50.24
11 72 13 00-0021	EA		Diagnostic Wall Board with Macroview Otoloscope, Coaxial Ophthalmoscope, Aneroid BP, Thermometry And Wall Transformer (Welch Allyn 77791-MX)	2,528.95	50.24
11 72 13 00-0022	EA		Diagnostic Wall Board with Macroview Otoloscope, Coaxial Ophthalmoscope, Aneroid BP, Thermometry, Throat Illuminator And Wall Transformer (Welch Allyn 77795-MX)	2,738.62	50.24

11 72 13 00-0023 Sharps Containers (11 72 13)

11 72 13 00-0024	EA		3 Quart, Wall Mounted, Disposable Sharps Containers	268.94	
			Note: The rotating cylinder top permits convenient, one-handed disposal of sharps. The rotating lid automatically drops needles and syringes in a horizontal position to maximize capacity. Lid remains closed when not in use. A built-in needle key permits the safe removal of needles when necessary.		
11 72 13 00-0025	EA		2 Gallon, Wall Mounted, Disposable Sharps Containers	347.10	
			Note: Provides open access for disposal of a variety of shapes and sizes of sharps, (i.e. needles and syringes, vials, test tubes, and glass slides). The lid features a needle key for the safe removal of needles.		
11 72 13 00-0026	EA		3 Gallon, Wall Mounted, Disposable Sharps Containers	307.15	
			Note: Has a dual-purpose lid, which allows the container to remain open for code situations or in a free-fall position for normal, one-handed operation. Lid features a needle key for safe removal of needles when necessary.		
11 72 13 00-0027	EA		1 Quart, Wall Mounted, Disposable Phlebotomy Container	493.05	
			Note: Has an opening to safely place the blood tube holder with needle while attending a patient Once full, the lids can be locked, & the container is ready for safe disposal One-quart capacity, is puncture resistant, fully disposable, may be autoclaved or incinerated for final disposal.		
11 72 13 00-0028	EA		5 Quart, Wall Mounted, Locking Sharps Disposal Cabinet	131.73	25.12
11 72 13 00-0029	EA		5 Quart, Wall Mounted, Combination Sharps Disposal And Glove Box Container	120.71	25.12

11 72 13 00-0030 Exam Room Supplies (11 72 13)

11 72 13 00-0031	EA		Wire Glove Dispenser Box Holders, 3-1/2" x 10.4" x 12", Wall Mounted (Medline MDS193094)	49.93	
11 72 13 00-0032	EA		Wire Glove Dispenser Box Holders, 3-1/2" x 10.4" x 8", Wall Mounted (Medline MDS192094B)	51.04	
11 72 13 00-0033	EA		Wire Glove Dispenser Box Holders, 3-1/2" x 10.4" x 4", Wall Mounted (Medline MDS191094)	40.50	

11 72 13 00-0034 Accessories (11 72 13)

11 72 13 00-0035 Miscellaneous (11 72 13 00-0034)

11 72 13 00-0036	EA		Medical Air Compressor, Medical/Hospital Gas Systems (Allied Healthcare AHC-TE20)	5,045.16	
11 72 13 00-0037	EA		Air Flow Meter, Medical/Hospital Gas Systems (Allied Healthcare AHC-TB20)	206.20	



Equipment	11
Healthcare Equipment	11 70
Examination and Treatment Equipment	11 72

MINOR CSI UOM DESCRIPTION	TOTAL DIRECT UNIT COST	DEMOLITION UNIT COST
11 72 13 00-0038 Medical Warming Cabinets <small>(11 72 13)</small>		
11 72 13 00-0039 EA 9.02 CF, Warming Cabinet With Single Glass Door (Blickman 7922TG).....	8,796.00	59.70
11 72 13 00-0040 EA 22.02 CF, Warming Cabinet With Single Stainless Steel Door (Blickman 791TS).....	10,700.84	59.70
11 72 13 00-0041 Surgical Tables <small>(11 72 13)</small>		
11 72 13 00-0042 EA 79" Length x 20" Width, 1,000 Lbs. Weight Capacity, Self-leveling, Four Point Brake System, Manually-operated Head Section, General Surgical Table (Skytron 3500HD).....	22,717.16	119.32
11 72 13 00-0043 EA 81.6" Length x 20" Width, 1,200 Lbs. Weight Capacity, 600 Lbs. Full Articulation, Reverse Orientation, General Surgical Table (Steris Amsco 5085 5085).....	57,683.64	119.32
11 72 13 00-0044 EA 87.165" Length x 27.5" Width, 400 Lbs. Anatomic Position Weight Capacity, 300 Lbs. Reverse Orientation, OrthoVision Surgical Table (Steris Amsco OrthoVision).....	21,052.10	119.32
11 72 13 00-0045 EA 79" Length x 19.75" Width, 1,000 Lbs. Articulate Capacity, 1,200 Lbs. Lift Capacity, AC Or Battery Power Operation, General Surgical Table (Skytron 6701).....	41,857.14	119.32
11 72 13 00-0046 Examination Tables <small>(11 72 13)</small>		
11 72 13 00-0047 EA 58" Length x 28-1/2" Width x 31" Height, 400 Lbs., Plywood And Laminate Frame, Family Practice Exam Table (Clinton 8870).....	1,850.75	89.51
11 72 13 00-0048 EA 72" Length x 24" Width x 30" Height, 300 Lbs. Weight Capacity, 3-Section, Drawer And Sliding Doors, Wooden Exam Table With Enclosed Cabinet (FEI 15-1073).....	1,800.80	89.51
11 72 13 00-0049 EA 110 Volt, 76" Length x 27" Width x 18-35" Height, 450 Lbs. Weight Capacity, Open Base Power Table With Adjustable Backrest And Drop Section (Clinton 80330).....	3,790.56	89.51
11 72 13 00-0050 EA 72" Length x 27" Width x 18-35" Height, Open Base Power Table With Adjustable Backrest (Clinton 80200).....	3,465.87	89.51
11 72 13 00-0051 EA 72" Length x 27" Width x 18-35" Height, Open Base Power Imaging Table With Drop Window (Clinton 85100).....	4,822.90	89.51
11 72 13 00-0052 EA 76" Length x 27" Width x 21-1/2-37-1/2" Height, General Power Ultrasound Table With 3-Section Top (Clinton 80063).....	7,523.64	89.51
11 72 13 00-0053 Specimen Pass Through Cabinet <small>(11 72 13)</small>		
11 72 13 00-0054 EA 11-1/4" x 10-9/16" x 6", 22 Gauge Stainless Steel, Specimen Pass Through Cabinet (Bobrick B-505).....	598.01	33.46
11 72 13 00-0055 EA 13-1/2" x 13-1/2" x 7", 304 Stainless Steel, Heavy Duty Recess Mounted Interlocking Pass Through Cabinet (Bobrick B-50516).....	769.84	33.46
11 72 13 00-0056 EA 13-1/2" x 13-1/2" x 11", 304 Stainless Steel, Heavy Duty Recess Mounted Interlocking Pass Through Cabinet (Bobrick B-50517).....	853.85	33.46
11 72 53 Treatment Equipment <small>(11 72)</small>		
11 72 53 00-0001 Semi-Automatic Heart Defibrillator <small>(11 72 53)</small>		
11 72 53 00-0002 EA Power Heart; AED G3 - Semi Automatic Package with Carrying Case, Ready Kit, Spare Parts (Cardiac Science 9300E-1001P).....	1,886.43	
11 72 63 Refrigerated Healthcare Storage Equipment <small>(11 72)</small>		
11 72 63 00-0001 Healthcare Pharmaceutical Refrigerators <small>(11 72 63)</small>		
11 72 63 00-0002 EA 24" Width x 24.5" Depth x 33.375" Height, 1 Degree Celsius Temperature Range, Counter Height, Pharmaceutical Refrigerator (American Bio Tech Supply PH-ABT-HC-UCBI-0404SS).....	1,664.71	22.38
11 72 63 00-0003 EA 17.75" Width x 19.5" Depth x 28 7/8" Height, 2 To 8 Degrees Celsius Temperature Range, Vaccine Undercounter, Pharmaceutical Refrigerator (ABS Premier PH-ABT-HC-UCFS-0204G).....	1,640.78	22.38
11 72 63 00-0004 EA 17.5" Width x 19.75" Depth x 21.5" Height, 2 To 8 Degrees Celsius Temperature Range, Vaccine Undercounter, Pharmaceutical Refrigerator (Accucold ARG1PVDL2B).....	1,574.82	22.38
11 72 63 00-0005 EA 17 3/4" Width x 19.5" Depth x 28 7/8" Height, 1 To 10 Degrees Celsius Temperature Range, Solid Door, Undercounter Pharmaceutical Refrigerator (LabRepCo LHP-3-UR Futura).....	1,518.69	22.38
11 72 63 00-0006 EA 17 3/4" Width x 22 3/4" Depth x 30 3/4" Height, 2 To 8 Degrees Celsius Temperature Range, Solid Door, Undercounter Pharmaceutical Refrigerator (American Biotech PH-ABT-HC-UCBI-0204).....	1,446.77	22.38
11 72 63 00-0007 EA 27" Width x 31 1/4" Depth x 83 1/4" Height, 31 To 41 Degrees Fahrenheit Temperature Range, Glass Door, Upright Pharmaceutical Refrigerator (Arctic Air AGR23).....	2,364.43	51.11
11 72 63 00-0008 EA 27" Width x 31 5/8" Depth x 78 1/4" Height, Negative 1 To Plus 10 Degrees Celsius Temperature Range, Glass Door, Laboratory, Pharmaceutical Refrigerator (ABS Premier ABT-HCPP-23G).....	9,390.33	51.11
11 72 63 00-0009 EA 29" Width x 32 1/4" Depth x 82 1/2" Height, 33 To 40 Degrees Fahrenheit Temperature Range, Glass Door, Reach-In Pharmaceutical Refrigerator (Avantco A-23R-G-HC).....	2,235.09	51.11
11 72 63 00-0010 EA 26.8" Width x 32.7" Depth x 82.3" Height, 33 To 41 Degrees Fahrenheit Temperature Range, Glass Door, Reach-In Pharmaceutical Refrigerator (Empura E-KB27RG).....	2,299.34	51.11
11 72 63 00-0011 EA 26-1/2" Width x 35-1/2" Depth x 83" Height, 25 CF, 4 Degrees Celsius, Hinged Glass Door, Laboratory Refrigerator (TemPure Scientific LP-22HG-TP).....	7,196.63	102.31
11 72 63 00-0012 Healthcare Blood Bank Refrigerators <small>(11 72 63)</small>		
11 72 63 00-0013 EA 25 CF, 4 Degree C Hinged Glass Door, Blood Bank Refrigerator (TemPure Scientific).....	13,162.99	102.31
11 72 63 00-0014 EA 50 CF, 4 Degree C Hinged Glass Doors, Blood Bank Refrigerator (TemPure Scientific).....	18,993.89	143.21
11 72 63 00-0015 EA 78 CF, 4 Degree C Three Hinged Glass Doors, Blood Bank Refrigerator (TemPure Scientific).....	25,072.77	143.21
11 72 63 00-0016 EA 4.3 CF, 2 To 8 Degrees Celsius, Blood Bank Undercounter Refrigerator With One Locking Solid Door (TemPure Scientific).....	5,858.49	22.38
11 72 63 00-0017 EA Negative 15 To Negative 25 Degrees Celsius, Blood Bank Undercounter Refrigerator (ABS Premier ABT-HC-UCBI-0420SS).....	1,596.68	22.38
11 72 63 00-0018 Healthcare Medical Freezers <small>(11 72 63)</small>		

11	11 Equipment
	11 70 Healthcare Equipment
	11 72 Examination and Treatment Equipment



MINOR	CSI	UOM	DESCRIPTION	TOTAL DIRECT UNIT COST	DEMOLITION UNIT COST
11 72 63 00-0019	EA		78" Height x 28.3" Width x 38.5" Depth, Negative 50 To Negative 86 Degrees Celsius Temperature Range, Medical Freezer (Hogentogler RDE40086LA)	20,342.94	25.60
11 72 63 00-0020	EA		26.75" Width x 32.75" Depth x 82.75" Height, Low To Negative 10 Degrees Fahrenheit Temperature Range, Medical Freezer (Artic Air AF23)	2,119.21	25.60
11 72 63 00-0021	EA		Negative 20 To Negative 30 Degrees Celsius, Medical Freezer (Accucold VT65)	1,777.88	22.38
11 72 63 00-0022			Healthcare Vaccine Freezers ^(11 72 63)		
11 72 63 00-0023	EA		17-1/2" Width x 19-3/4" Depth x 21-1/2" Height, 2 To 8 Degrees Celsius Temperature Range, Compact Vaccine Refrigeration Freezer (Accucold ARG1PV)	1,091.09	22.38
11 72 63 00-0024	EA		17-1/2" Width x 19-3/4" Depth x 21-1/2" Height, 2 To 8 Degrees Celsius Temperature Range, Compact Vaccine Refrigeration Freezer (Accucold ARG1PVDL2B)	1,574.82	22.38
11 72 63 00-0025	EA		23.38" Width x 24.5" Depth x 50" Height, 2 To 8 Degrees Celsius Temperature Range, Upright Vaccine Refrigeration Freezer (Accucold ARG8PV)	1,555.95	25.60
11 72 63 00-0026	EA		21-5/8" Width x 21-5/8" Depth, 33 To 40 Degrees Fahrenheit Temperature Range, Upright Vaccine Refrigeration Freezer (Avantco GDC-10-HC)	1,213.85	25.60
11 72 63 00-0027	EA		23.38" Width x 24.5" Depth x 50" Height, 2 To 8 Degrees Celsius Temperature Range, Solid Door, Upright Vaccine Refrigeration Freezer (Accucold ARS8PV)	1,471.88	25.60
11 72 63 00-0028	EA		20.1" Width x 20.9" Depth x 25.8" Height, 2 To 8 Degrees Celsius Temperature Range, Stacked, Combination Pharmaceutical-Vaccine Refrigeration Freezer (K2 Scientific K202GDR)	1,142.83	22.38
11 72 63 00-0029	EA		18-1/2" Width x 20" Depth x 34" Height, 2 To 8 Degrees Celsius Temperature Range, Counter Height Pharmaceutical-Vaccine Refrigeration Freezer (Accucold ARS3PV)	1,078.81	22.38
11 72 63 00-0030	EA		23-3/42" Width x 24" Depth x 20-3/8" Height, 5 To Negative 13 Degrees Fahrenheit Temperature Range, Vaccine Refrigeration Freezer (CliniCool LHP-1-FA-PH)	3,030.47	22.38
11 72 63 00-0031	EA		23-3/4" Width x 24" Depth x 20-3/4" Height, 5 To Negative 13 Degrees Fahrenheit Temperature Range, Solid Swing Door, Vaccine Refrigeration Freezer (CliniCool LHP-2-FM-PH)	1,494.63	22.38
11 73 Patient Care Equipment ^(11 70)					
11 73 11 Patient Care Equipment ^(11 73)					
11 73 11 00-0001 Hill-Rom Equipment ^(11 73 11)					
11 73 11 00-0002	EA		16" Height x 60" Width, Horizontal, In-Wall / On-Wall, Basis Headwall (Hill-Rom P2102)	2,874.38	362.86
			Note: General Care (MedSurg, Patient Room, LDR, etc). 1 Oxygen (O), 1 Air (Med Air), 1 Vacuum, 2 Red Duplex Receptacle, 2 Ivory Duplex Receptacle, 1 Nurse Call (3G), and 2 Low Voltage (1G) outlets. Drawing Number DWG01A		
11 73 11 00-0003	EA		24" Height x 72" Width, Horizontal, In-Wall / On-Wall, Basis Headwall (Hill-Rom P2102)	6,807.49	556.38
			Note: Critical Care (ICU, CCU, Trauma, etc). 3 Oxygen (O), 1 Air (Med Air), 3 Vacuum, 4 Red Duplex Receptacle, 3 Ivory Duplex Receptacle, 1 Nurse Call (3G), and 3 Low Voltage (1G) outlets. Drawing Number DWG02A		
11 73 11 00-0004	EA		16" Height x 84" Width, Vertical, On-Wall, Basis Headwall (Hill-Rom P2102)	2,603.03	362.86
			Note: General Care (MedSurg, Patient Room, LDR, etc). 1 Oxygen (O), 1 Air (Med Air), 1 Vacuum, 2 Red Duplex Receptacle, 2 Ivory Duplex Receptacle, 1 Nurse Call (3G), and 2 Low Voltage (1G) outlets. Drawing Number DWG03A		
11 73 11 00-0005	EA		24" Height x 84" Width, Vertical, In-Wall / On-Wall, Basis Headwall (Hill-Rom P2102)	4,461.41	556.38
			Note: Critical Care (ICU, CCU, Trauma, etc). 3 Oxygen (O), 1 Air (Med Air), 3 Vacuum, 4 Red Duplex Receptacle, 3 Ivory Duplex Receptacle, 1 Nurse Call (3G), and 3 Low Voltage (1G) outlets. Drawing Number DWG04A		
11 73 11 00-0006	EA		68" Height x 64" Width, Horizontal, In-Wall / On-Wall, Basis 16" x 60" With Panel System (Hill-Rom P2102)	4,027.63	362.86
			Note: General Care (MedSurg, Patient Room, LDR, etc). 1 Oxygen (O), 1 Air (Med Air), 1 Vacuum, 2 Red Duplex Receptacle, 2 Ivory Duplex Receptacle, 1 Nurse Call (3G), and 2 Low Voltage (1G) outlets. Drawing Number DWG25A		
11 73 11 00-0007	EA		74" Height x 76" Width, Horizontal, In-Wall / On-Wall, Basis 24" x 72" With Panel System (Hill-Rom P2102)	8,109.14	556.38
			Note: Critical Care (ICU, CCU, Trauma, etc). 3 Oxygen (O), 1 Air (Med Air), 3 Vacuum, 4 Red Duplex Receptacle, 3 Ivory Duplex Receptacle, 1 Nurse Call (3G), and 3 Low Voltage (1G) outlets. Drawing Number DWG26A		
11 73 11 00-0008	EA		82" Height x 60" Width, Vertical, In-Wall / On-Wall, Basis 16" x 60" With Panel System (Hill-Rom P2102)	4,577.41	362.86
			Note: General Care (MedSurg, Patient Room, LDR, etc). 1 Oxygen (O), 1 Air (Med Air), 1 Vacuum, 2 Red Duplex Receptacle, 2 Ivory Duplex Receptacle, 1 Nurse Call (3G), and 2 Low Voltage (1G) outlets. Drawing Number DWG27A		
11 73 11 00-0009	EA		90" Height x 72" Width, Vertical, In-Wall / On-Wall, Basis 24" x 72" With Panel System (Hill-Rom P2102)	6,866.85	556.38
			Note: Critical Care (ICU, CCU, Trauma, etc). 3 Oxygen (O), 1 Air (Med Air), 3 Vacuum, 4 Red Duplex Receptacle, 3 Ivory Duplex Receptacle, 1 Nurse Call (3G), and 3 Low Voltage (1G) outlets. Drawing Number DWG28A		
11 73 11 00-0010	EA		16" Height x 66" Width, Vertical, In-Wall / On-Wall, Contour Headwall (Hill-Rom P667)	2,288.33	362.86
			Note: General Care (MedSurg, Patient Room, LDR, etc). 1 Oxygen (O), 1 Air (Med Air), 1 Vacuum, 2 Red Duplex Receptacle, 2 Ivory Duplex Receptacle, 1 Nurse Call (3G), and 2 Low Voltage (1G) outlets. Drawing Number DWG05A		
11 73 11 00-0011	EA		16" Height x 66" Width, Vertical, In-Wall / On-Wall, Contour Headwall (Hill-Rom P667)	3,758.26	556.38
			Note: Critical Care (ICU, CCU, Trauma, etc). 3 Oxygen (O), 1 Air (Med Air), 3 Vacuum, 4 Red Duplex Receptacle, 3 Ivory Duplex Receptacle, 1 Nurse Call (3G), and 3 Low Voltage (1G) outlets. Drawing Number DWG06A		
11 73 11 00-0012	EA		Bed Locator (Hill-Rom P0052B1)	1,589.83	314.48
			Note: General Care (MedSurg, Patient Room, LDR, etc). 2 Red Duplex Receptacle and 2 Ivory Duplex Receptacle outlets. Drawing Number DWG07A		
11 73 11 00-0013	EA		96" Height x 80" Width, On-Wall, Elements On-Wall, Wall System (Hill-Rom P2008A2)	8,467.01	362.86
			Note: General Care (MedSurg, Patient Room, LDR, etc). 1 Oxygen (O), 1 Air (Med Air), 1 Vacuum, 2 Red Duplex Receptacle, 2 Ivory Duplex Receptacle, 1 Nurse Call (3G), and 2 Low Voltage (1G) outlets. Drawing Number DWG08A		
11 73 11 00-0014	EA		96" Height x 80" Width, On-Wall, Elements On-Wall, Wall System (Hill-Rom P2008A2)	10,226.45	556.38
			Note: Critical Care (ICU, CCU, Trauma, etc). 3 Oxygen (O), 1 Air (Med Air), 3 Vacuum, 4 Red Duplex Receptacle, 3 Ivory Duplex Receptacle, 1 Nurse Call (3G), and 3 Low Voltage (1G) outlets. Drawing Number DWG09A		



Equipment	11
Healthcare Equipment	11 70
Patient Care Equipment	11 73

MINOR CSI UOM DESCRIPTION	TOTAL DIRECT UNIT COST	DEMOLITION UNIT COST
11 73 11 00-0015 EA 105" Height x 96" Width, In-Wall, Elements In-Wall, Wall System (Hill-Rom P2008A1)..... Note: Critical Care (ICU, CCU, Trauma, etc). 2 Oxygen (O), 2 Air (Med Air), 2 Vacuum, 5 Red Duplex Receptacle, 4 Ivory Duplex Receptacle, 1 Nurse Call (3G), and 1 Low Voltage (1G) outlets. 1 Night Light. Drawing Number DWG21A.	11,455.15	556.38
11 73 11 00-0016 EA 105" Height x 120" Width, In-Wall, Elements In-Wall With Cabinetry, Wall System (Hill-Rom P2008A1)..... Note: Critical Care (ICU, CCU, Trauma, etc). 2 Oxygen (O), 2 Air (Med Air), 2 Vacuum, 6 Red Duplex Receptacle, 5 Ivory Duplex Receptacle, 2 Nurse Call (3G), 1 Monitor Out (1G), and 1 Monitor Channel outlets. 1 Night Light. Drawing Number DWG22A.	16,192.88	653.15
11 73 11 00-0017 EA 105" Height x 96" Width, Double-Sided, Elements Double-Sided, Wall System (Hill-Rom P2008A3)..... Note: Critical Care (ICU, CCU, Trauma, etc). 4 Oxygen (O), 4 Air (Med Air), 4 Vacuum, 10 Red Duplex Receptacle, 8 Ivory Duplex Receptacle, 2 Nurse Call (3G), and 2 Low Voltage (1G) outlets. 4 Night Lights. Drawing Number DWG23A.	21,142.85	1,040.19
11 73 11 00-0018 EA 105" Height x 120" Width, Double-Sided, Elements Double-Sided, Wall System (Hill-Rom P2008A3)..... Note: Critical Care (ICU, CCU, Trauma, etc). 4 Oxygen (O), 4 Air (Med Air), 4 Vacuum, 12 Red Duplex Receptacle, 10 Ivory Duplex Receptacle, 2 Nurse Call (3G), 2 Monitor Out (1G), and 2 Monitor Channel outlets. 4 Night Lights. Drawing Number DWG24A.	29,636.25	1,185.35
11 73 11 00-0019 EA Fixed And Telescoping, Latitude Double Arm, Ceiling Boom (Hill-Rom P672)..... Note: Critical Care (ICU, CCU, Trauma, etc). 3 Oxygen (O), 1 Air (Med Air), 3 Vacuum, 4 Red Duplex Receptacle, 3 Ivory Duplex Receptacle, 1 Nurse Call (3G), and 5 Low Voltage (1G) outlets. Drawing Number DWG11A.	38,362.78	604.77
11 73 11 00-0020 EA Telescoping, Latitude Single Arm, Ceiling Boom (Hill-Rom P672)..... Note: Critical Care (ICU, CCU, Trauma, etc). 3 Oxygen (O), 1 Air (Med Air), 3 Vacuum, 4 Red Duplex Receptacle, 3 Ivory Duplex Receptacle, 1 Nurse Call (3G), and 5 Low Voltage (1G) outlets. Drawing Number DWG10A.	23,089.01	604.77
11 73 11 00-0021 EA Horizontal Security Patient Console (Hill-Rom P005561)..... Note: Locking. 1 Oxygen (O), 1 Air (Med Air), 1 Vacuum, 1 Red Duplex Receptacle, 1 Ivory Duplex Receptacle, and 1 Blank Plate outlets. Drawing Number DWG12A.	6,362.90	266.10
11 73 11 00-0022 EA Fixed Column, Epicare (Hill-Rom P680CFX)..... Note: 2 Oxygen (O), 2 Air (Med Air), 3 Vacuum, 1 Nitrous Oxide, 1 Carbon Dioxide, 6 Red Duplex Receptacle, and 1 Blank Plate outlets. Drawing Number DWG13A.	8,834.14	508.01
11 73 11 00-0023 EA Telescoping Column, Epicare (Hill-Rom P680CTL)..... Note: 2 Oxygen (O), 2 Air (Med Air), 3 Vacuum, 1 Nitrous Oxide, 1 Carbon Dioxide, 6 Red Duplex Receptacle, and 1 Blank Plate outlets. Drawing Number DWG14A.	11,696.44	508.01
11 73 11 00-0024 EA Vertical Gallery Wall, Concealment (Hill-Rom P6918B)..... Note: 1 Oxygen (O), 1 Air (Med Air), 1 Vacuum, and 2 Red Duplex Receptacle outlets. Drawing Number DWG15A.	6,272.36	241.91
11 73 11 00-0025 EA Vertical Gallery Wall, Concealment (Hill-Rom P6918B)..... Note: 2 Oxygen (O), 1 Air (Med Air), and 2 Vacuum outlets. Drawing Number DWG16A.	8,044.40	241.91
11 73 11 00-0026 EA Horizon System (Hill-Rom P100000)..... Note: 2 Oxygen (O), 2 Air (Med Air), 2 Vacuum, 11 Red Duplex Receptacle, 2 Ivory Duplex Receptacle, 1 Nurse Call (3G), and 1 Code Blue (1G) outlets. 1 Night Light. 1 Wall Mount Bed Bumper. Drawing Number DWG17A.	12,813.48	677.34
11 73 11 00-0027 EA 22" Height x 96" Width, Horizontal, Integris 2002C Gas Rail (Hill-Rom P2002 And P0052B4)..... Note: 2 Oxygen (O), 1 Air (Med Air), 2 Vacuum, 3 Red Duplex Receptacle, 4 Ivory Duplex Receptacle, 1 Nurse Call (3G), and 1 Code Blue (1G) outlets. 1 Wall Mount Bed Bumper. Drawing Number DWG18A.	10,715.78	483.81
11 73 11 00-0028 EA Patient Care Module (Hill-Rom P590052)..... Note: Self contained, in-room bathroom. Includes a concealed flushing unit, paper holder and utensil-washing arm. Drawing Number DWG19A.	10,251.68	362.86
11 73 11 00-0029 EA Power Column (Hill-Rom P590)..... Note: 3 Oxygen (O), 2 Air (Med Air), 4 Vacuum, 13 Red Duplex Receptacle, 2 Ivory Duplex Receptacle, 1 Nurse Call (3G), 1 Code Blue (1G), 1 Low Voltage (1G), 1 Monitor Channel, and 1 Blank Plate outlets. 1 Night Light. Drawing Number DWG20A.	10,726.41	846.68
11 73 11 00-0030 EA Bed Locator, NEURO ICU Care Area (Hill-Rom P20160601)..... Note: Includes two 20A red duplex receptacles, three 1 gang with faceplate provision, two 20A bed only red simplex receptacle and two Hubbellcock 2300HG simplex receptacles.	1,672.82	136.29
11 73 11 00-0031 EA Integris Gas Rail, NEURO ICU Care Area (Hill-Rom P2002C001)..... Note: Includes six 20A red duplex receptacles, one junction box, seven 1 gang with faceplate provision, one 3 gang with back box nursecall, one left hand gas manifold, one 20A red 3-way Decora switch, two low voltages switches, one clip style resuscitator bag holder, one 18" x 9-1/2" x 4" basket, 1 cuff basket, four standard bottle slides, two air, three O2 and four vacuum.	10,326.95	363.46
11 73 11 00-0032 EA Latitude Bed Services Chassis, NEURO STEP DOWN Care Area (Hill-Rom P662CO250)..... Note: Includes two 20A white duplex receptacles, four 20A red duplex receptacles, two 1 gang with faceplate provision, one 3 gang with back box nursecall, and one main support structure module.	5,529.39	227.15
11 73 11 00-0033 EA Latitude Upper Telescoping Arm, NEURO STEP DOWN Care Area (Hill-Rom P662CO300)..... Note: Includes five 20A red duplex receptacles, one 2 gang with faceplate provision, one 1 gang with faceplate provision, one drop tube, one 9000 series service head, three standard bottle slides, two accessory rails, one air, three O2 and three vacuum.	23,050.57	575.46
11 73 11 00-0034 EA Integris Light, PATIENT ROOM Care Area (Hill-Rom P696IL101).....	1,233.72	36.35
11 73 11 00-0035 EA Bed Locator, PATIENT ROOM Care Area (Hill-Rom P0052B101)..... Note: Includes two 20A ivory duplex receptacles and one 1 gang with faceplate provision.	930.22	90.86
11 73 11 00-0036 EA Flatwall, PATIENT ROOM Care Area (Hill-Rom P670E0001)..... Note: Includes one 2 function low voltage relays, two 20A red duplex receptacles, one 1 gang with faceplate provision, one nursecall, one 20A SP-ST Decora switch, one low voltage switch, one raceway from locator module, one 7670-01 wall mount Sphygmo Tycos, one 4" raceway to light, two universal holder for vertical rail, one slide mount utility, one aneroid Sphygmo mount, one gas, one vacuum, two sidepanels, one electric panel, one gas panel, one access panel and one junction box panel.	4,757.60	169.61
11 73 11 00-0037 EA 48", 3 Lamp, Closed Over Bed Light (Hill-Rom P00519G11355B120SLIBHD).....	1,783.18	48.46
11 73 11 00-0038 EA 48", 2 Lamp, Closed Task Light (Hill-Rom P00519448G25412IBHD).....	775.90	42.40
11 73 11 00-0039 EA Low Voltage Controller (Hill-Rom P005189120).....	237.62	15.15

11 73 23 Patient Lift (11 73)
11 73 23 00-0001 Ceiling Patient Lift (11 73 23)

11	11	Equipment
	11 70	Healthcare Equipment
	11 73	Patient Care Equipment



MINOR	CSI	UOM	DESCRIPTION	TOTAL DIRECT UNIT COST	DEMOLITION UNIT COST
-------	-----	-----	-------------	------------------------	----------------------

11 73 23 00-0002 EA Maxi Sky 600 Fixed 4 Function Ceiling Patient Lift13,238.76
 Note: Maxi Sky 600 cassette with 600 pound weight capacity. Includes 2 point hanger bar, hardware (x-y 3 meter x 4.5 meter 8 anchors xy 4.5), powered raise and lower as well as powered traverse on track. Maxi sky supports clinically activated return to charge, programmable automatic return.

11 73 23 00-0003 Ceiling Patient Lift System (11 73 23)

Note: Guldmann

11 73 23 00-0004	EA		GH2 HD AC UL Ceiling Mounted Hoist, 550 LB Weight Capacity, With Hand Control	12,135.63	866.87
11 73 23 00-0005	EA		550 LB Weight Capacity Hanging Bar GH2 Standard Snap Hook	700.35	
11 73 23 00-0006	EA		550 LB Weight Capacity Traverse Traveling Trolley Room Covering System	801.36	120.40
11 73 23 00-0007	EA		GH2 HD Twin Strap Ceiling Mounted Hoist, 1,000 LB Weight Capacity, With Hand Control.....	17,169.67	1,203.99
11 73 23 00-0008	EA		1,000 LB Weight Capacity Hanging Bar.....	6,301.86	
11 73 23 00-0009	EA		1,000 LB Weight Capacity Traverse Traveling Trolley Room Covering System	1,827.45	264.88
11 73 23 00-0010	LF		Aluminum Midi Rail.....	345.67	28.90
11 73 23 00-0011	EA		Wire For Charging Liner.....	130.08	
11 73 23 00-0012	LF		Charging Liner For Midi Rail	143.37	
11 73 23 00-0013	EA		End Stops	63.42	
11 73 23 00-0014	EA		Standard Ceiling Brackets	195.58	28.90
11 73 23 00-0015	EA		Charging Kit For Room-Covering System With Midi Rails	379.00	
11 73 23 00-0016	EA		Lock For Charging Liner	80.13	
11 73 23 00-0017	EA		Cover Plate For Midi Rail	7.84	
11 73 23 00-0018	EA		Rosette White	4.45	
11 73 23 00-0019	EA		Aluminum Pipe 2M Profile.....	192.70	
11 73 23 00-0020	EA		Repositioning Sling Gold, 3 Slings Per System	328.10	
11 73 23 00-0021	EA		Uni D M/L High Black - 550 LB Capacity Sling, 2 Slings Per System	180.19	
11 73 23 00-0022	EA		Uni D L/XL High Black - 550 LB Capacity Sling, 2 Slings Per System	180.19	
11 73 23 00-0023	EA		Disposable Limb Lifter, 2 Slings Per System	85.64	
11 73 23 00-0024	EA		Disposable Turner Sling, 1 Sling Per System	211.57	

11 77 Radiology Equipment (11 70)

11 77 00 00-0001 Wall Mounted Area Monitor (11 77)

11 77 00 00-0002 EA Digital Wall Mount Area Monitor (Ludlum M 375-30 With 2E44-99 FBGLS).....15,661.58

11 78 Mortuary Equipment (11 70)

11 78 13 Mortuary Refrigerators (11 78)

11 78 13 00-0001 Healthcare Mortuary Coolers (11 78 13)

11 78 13 00-0002	EA		6' 8 1/2" Width x 2' 8 1/2" Depth x 5' 2" Height, One Body Economy, Mortuary Equipment Morgue Cooler (American Mortuary Coolers & Equipment Model #1BR).....	8,319.82	954.81
11 78 13 00-0003	EA		7'3" Depth x 3" Width x 5'2" Height, Three Body Oversized, Mortuary Equipment Morgue Cooler (American Mortuary Coolers & Equipment Model #3BX).....	11,721.24	954.81
11 78 13 00-0004	EA		7' 3" Depth x 3' 6 3/4" Width x 6'8" Height, Four Body Oversized, Mortuary Equipment Morgue Cooler (American Mortuary Coolers & Equipment Model #4BX)	12,834.31	1,432.16
11 78 13 00-0005	EA		10' Length x 8' Width x 7' 6 1/2" Height, Walk-in, Mortuary Equipment Morgue Cooler (American Mortuary Coolers & Equipment Model #0810).....	14,760.57	1,432.16
11 78 13 00-0006	EA		10' Length x 10' Width x 7' 6 1/2" Height, Walk-in, Mortuary Equipment Morgue Cooler (American Mortuary Coolers & Equipment Model #1010).....	16,998.63	1,432.16
11 78 13 00-0007	EA		10' Length x 15' Width x 7' 6 1/2" Height, Walk-in, Mortuary Equipment Morgue Cooler (American Mortuary Coolers & Equipment Model #1015).....	22,229.23	2,864.32
11 78 13 00-0008	EA		20' Length x 20' Width, Walk-in, Mortuary Equipment Morgue Cooler (American Mortuary Coolers & Equipment Model #2020).....	31,368.26	2,864.32
11 78 13 00-0009	EA		8' 1" Width x 7' 4" Depth x 5' Height, Triple Cot, Roll-in, Mortuary Equipment Morgue Cooler (American Mortuary Coolers & Equipment Model #TR3).....	13,540.24	1,432.16

11 80 Facility Maintenance and Operation Equipment (11)

11 81 Maintenance Equipment (11 80)

11 81 29 Facility Fall Protection (11 81)

11 81 29 00-0001 Safety And Tie-Back Anchors (11 81 29)

Note: One cut sheet charge required per manufacturer order. Excludes flashing and testing by engineer after installation. See CSI section 01 22 20 00-0062 for engineering testing and inspection.

11 81 29 00-0002 Roof Mounted, Safety And Tie-Back Anchors (11 81 29 00-0001)

Note: Includes up to 10" high, 0.216" thick hollow structural section tube, 1018 steel forged pad eye, 8" x 8" x 1/2" base plate and hot-dipped galvanized finish.

11 81 29 00-0003	EA		Up To 10" High, 0.216" Thick, Hollow Structural Section Tube, 1018 Steel Forged Pad Eye, 8" x 8" x 1/2" Base Plate And Hot-Dipped Galvanized Finish, Mechanically Fastened, Roof Mounted, Safety And Tie-Back Anchor (Summit Anchor).....	733.20	75.40
------------------	----	--	---	--------	-------

Note: Includes drilling in concrete, anchor bolts and bottom plate or plates.
 For Stainless Steel Pad Eye, Add 40.00
 For Foam Insulation Filled HSS Tube, Add 10.00



Equipment	11
Facility Maintenance and Operation Equipment	11 80
Maintenance Equipment	11 81

MINOR	CSI	UOM	DESCRIPTION	TOTAL DIRECT UNIT COST	DEMOLITION UNIT COST
-------	-----	-----	-------------	------------------------	----------------------

11 81 29 00-0004	EA		Up To 10" High, 0.216" Thick, Hollow Structural Section Tube, 1018 Steel Forged Pad Eye, 8" x 8" x 1/2" Base Plate And Hot-Dipped Galvanized Finish, Epoxy Fastened, Roof Mounted, Safety And Tie-Back Anchor (Summit Anchor).....	623.12	75.40
			Note: Includes drilling in concrete and adhesive anchor systems.		
			For Stainless Steel Pad Eye, Add	40.00	
			For Foam Insulation Filled HSS Tube, Add	10.00	
11 81 29 00-0005	EA		Up To 10" High, 0.216" Thick, Hollow Structural Section Tube, 1018 Steel Forged Pad Eye, 8" x 8" x 1/2" Base Plate And Hot-Dipped Galvanized Finish, Welded In Place, Roof Mounted, Safety And Tie-Back Anchor (Summit Anchor).....	471.14	78.17
			For Stainless Steel Pad Eye, Add	40.00	
			For Foam Insulation Filled HSS Tube, Add	10.00	
11 81 29 00-0006			Wall Mounted, Safety And Tie-Back Anchor (11 81 29 00-0001)		
			Note: Includes 1018 steel forged pad eye, 10" x 4" x 1/2" base plate and hot-dipped galvanized finish.		
11 81 29 00-0007	EA		Steel Forged Pad Eye (1018), 10" x 4" x 1/2" Base Plate And Hot-Dipped Galvanized Finish, Mechanically Fastened, Wall Mounted, Safety And Tie-Back Anchor (Summit Anchor).....	515.96	75.40
			Note: Includes drilling in concrete, anchor bolts and bottom plate or plates.		
			For Stainless Steel Pad Eye, Add	40.00	
11 81 29 00-0008	EA		Steel Forged Pad Eye (1018), 10" x 4" x 1/2" Base Plate And Hot-Dipped Galvanized Finish, Epoxy Fastened, Wall Mounted, Safety And Tie-Back Anchor (Summit Anchor).....	461.85	75.40
			Note: Includes drilling in concrete and adhesive anchor systems.		
			For Stainless Steel Pad Eye, Add	40.00	
11 81 29 00-0009	EA		Steel Forged Pad Eye (1018), 10" x 4" x 1/2" Base Plate And Hot-Dipped Galvanized Finish, Welded In Place, Wall Mounted, Safety And Tie-Back Anchor (Summit Anchor).....	412.84	78.17
			For Stainless Steel Pad Eye, Add	40.00	
11 81 29 00-0010			Safety And Tie-Back Anchor Accessories (11 81 29 00-0001)		
11 81 29 00-0011	EA		Mandatory Cut Sheets For Safety And Tie-Back Anchors (Summit Anchor).....	423.98	
			Note: One cut sheet required per order.		
11 81 29 00-0012			Roof Mounted, Stainless Steel Safety And Tie-Back Anchors (11 81 29 00-0001)		
			Note: Includes up to 12" high stainless steel hollow structural section tube, base plate and anchors.		
11 81 29 00-0013	EA		Up To 10" High, 3-1/2" OD, 0.30" Thick, Stainless Steel Hollow Structural Section Tube, Pad Eye, Base Plate, Mechanically Fastened, Roof Mounted, Safety And Tie-Back Anchor (Summit Anchor SM-1-12-6-58-SST).....	2,241.85	
			Note: Includes drilling in concrete, anchor bolts and bottom plate or plates.		

11 82 Facility Solid Waste Handling Equipment (11 80)

11 82 19 Packaged Incinerators (11 82)

11 82 19 00-0001			Electric Incinerator (11 82 19)		
11 82 19 00-0002	EA		Electric Package Incinerator, 100 LB/Hour.....	42,873.73	1,083.58
11 82 19 00-0003	EA		Electric Package Incinerator, 400 LB/Hour.....	87,732.89	2,167.16
11 82 19 00-0004	EA		Electric Package Incinerator, 1,000 LB/Hour.....	297,235.55	3,250.74

11 82 26 Facility Waste Compactors (11 82)

11 82 26 00-0001			Waste Compactors (11 82 26)		
11 82 26 00-0002			110 Volt Compactors (11 82 26 00-0001)		
11 82 26 00-0003	EA		Waste Compactor, 110 Volt At 75 LB/Hour.....	23,159.84	483.25
11 82 26 00-0004	EA		Waste Compactor, 110 Volt At 250 LB/Hour.....	28,796.05	1,159.80
11 82 26 00-0005			230 Volt Compactors (11 82 26 00-0001)		
11 82 26 00-0006	EA		Waste Compactor, 230 Volt At 600 LB/Hour Hand Fed.....	28,463.85	1,546.41
11 82 26 00-0007	EA		Waste Compactor, 230 Volt At 600 LB/Hour Chute Fed.....	31,888.63	2,029.65
11 82 26 00-0008			Trash Compactors (11 82 26)		
11 82 26 00-0009	EA		Trash Compactor, Small.....	4,668.39	312.98
11 82 26 00-0010	EA		Trash Compactor, Large.....	5,768.16	354.18

11 90 Other Equipment (11)

11 95 Arts and Crafts Equipment (11 90)

11 95 13 Kilns (11 95)

11 95 13 00-0001			Kilns (11 95 13)		
11 95 13 00-0002	EA		6.6 kW, 32 Amperes, 208 Voltage, Single Phase, Electronic Kiln (Cress ES23208).....	2,478.32	

11 97 Security Equipment (11 90)

11 97 26 Detention Gun Lockers (11 97)

11	11 Equipment
	11 90 Other Equipment
	11 97 Security Equipment



MINOR CSI UOM DESCRIPTION	TOTAL DIRECT UNIT COST	DEMOLITION UNIT COST
------------------------------	---------------------------	-------------------------

11 97 26 00-0001	Hinged Door Gun Lock <small>(11 97 26)</small>	
	Note: Two keys per locker with one master.	
11 97 26 00-0002 EA	8 Compartment Pistol Locker, 20-1/8" High x 15-1/8" Wide x 17-1/4" Deep, Double Welded 20 Gauge Steel Body, 10 Gauge Steel Door.....	3,586.43 52.17
11 97 26 00-0003	Hinged-Door Gun Locker <small>(11 97 26)</small>	
	Note: Includes master key for each set of 4 compartments, two keys per compartment.	
11 97 26 00-0004 EA	4 Compartment Pistol Locker, 11-1/4" High x 16-1/4" Wide x 16-3/4" Deep, 16 Gauge, Foam Filled, Painted With Powder Coat Finish	1,392.77 36.52
11 97 26 00-0005 EA	8 Compartment Pistol Locker, 11-1/2" High x 32-3/4" Wide x 17-1/4" Deep, 16 Gauge, Foam Filled, Painted With Powder Coat Finish	3,184.74 52.17
11 97 26 00-0006 EA	16 Compartment Pistol Locker, 11-1/2" High x 32-3/4" Wide x 17-1/4" Deep, 16 Gauge, Foam Filled, Painted With Powder Coat Finish	5,845.96 62.60
11 97 26 00-0007 EA	24 Compartment Pistol Locker, 11-1/2" High x 32-3/4" Wide x 17-1/4" Deep, 16 Gauge, Foam Filled, Painted With Powder Coat Finish	8,486.31 62.60

11 98 Detention Equipment (11 90)

11 98 12 Detention Doors and Frames (11 98)

11 98 12 00-0001	Metal Frames <small>(11 98 12)</small>	
	Note: Combination buck, jamb, and trim, fully seam welded.	
11 98 12 00-0002	Metal Frames 4-3/4" Depth x 7 Gauge x 1-3/4" <small>(11 98 12 00-0001)</small>	
11 98 12 00-0003 EA	2' x 6'-8" x 4-3/4" Deep Metal Door Frame 7 Gauge Frame For 1-3/4" Detention Door.....	485.14 157.03
11 98 12 00-0004 EA	2'-4" x 6'-8" x 4-3/4" Deep Metal Door Frame 7 Gauge Frame For 1-3/4" Detention Door.....	485.14 157.03
11 98 12 00-0005 EA	2'-6" x 6'-8" x 4-3/4" Deep Metal Door Frame 7 Gauge Frame For 1-3/4" Detention Door.....	485.14 157.03
11 98 12 00-0006 EA	2'-8" x 6'-8" x 4-3/4" Deep Metal Door Frame 7 Gauge Frame For 1-3/4" Detention Door.....	485.14 157.03
11 98 12 00-0007 EA	3' x 6'-8" x 4-3/4" Deep Metal Door Frame 7 Gauge Frame For 1-3/4" Detention Door.....	488.49 157.03
11 98 12 00-0008 EA	3'-4" x 6'-8" x 4-3/4" Deep Metal Door Frame 7 Gauge Frame For 1-3/4" Detention Door.....	488.49 157.03
11 98 12 00-0009 EA	6' x 6'-8" x 4-3/4" Deep Metal Door Frame 7 Gauge Frame For 1-3/4" Detention Door.....	710.51 251.33
11 98 12 00-0010 EA	2' x 7' x 4-3/4" Deep Metal Door Frame 7 Gauge Frame For 1-3/4" Detention Door.....	495.20 157.03
11 98 12 00-0011 EA	2'-4" x 7' x 4-3/4" Deep Metal Door Frame 7 Gauge Frame For 1-3/4" Detention Door.....	495.20 157.03
11 98 12 00-0012 EA	2'-6" x 7' x 4-3/4" Deep Metal Door Frame 7 Gauge Frame For 1-3/4" Detention Door.....	495.20 157.03
11 98 12 00-0013 EA	2'-8" x 7' x 4-3/4" Deep Metal Door Frame 7 Gauge Frame For 1-3/4" Detention Door.....	505.25 157.03
11 98 12 00-0014 EA	3' x 7' x 4-3/4" Deep Metal Door Frame 7 Gauge Frame For 1-3/4" Detention Door.....	609.97 209.41
11 98 12 00-0015 EA	3'-4" x 7' x 4-3/4" Deep Metal Door Frame 7 Gauge Frame For 1-3/4" Detention Door.....	609.97 209.41
11 98 12 00-0016 EA	6' x 7' x 4-3/4" Deep Metal Door Frame 7 Gauge Frame For 1-3/4" Detention Door.....	730.62 251.33
11 98 12 00-0017 EA	2' x 7'-2" x 4-3/4" Deep Metal Door Frame 7 Gauge Frame For 1-3/4" Detention Door.....	495.20 157.03
11 98 12 00-0018 EA	2'-4" x 7'-2" x 4-3/4" Deep Metal Door Frame 7 Gauge Frame For 1-3/4" Detention Door.....	495.20 157.03
11 98 12 00-0019 EA	2'-6" x 7'-2" x 4-3/4" Deep Metal Door Frame 7 Gauge Frame For 1-3/4" Detention Door.....	495.20 157.03
11 98 12 00-0020 EA	2'-8" x 7'-2" x 4-3/4" Deep Metal Door Frame 7 Gauge Frame For 1-3/4" Detention Door.....	495.20 157.03
11 98 12 00-0021 EA	3' x 7'-2" x 4-3/4" Deep Metal Door Frame 7 Gauge Frame For 1-3/4" Detention Door.....	498.55 157.03
11 98 12 00-0022 EA	3'-4" x 7'-2" x 4-3/4" Deep Metal Door Frame 7 Gauge Frame For 1-3/4" Detention Door.....	498.55 157.03
11 98 12 00-0023 EA	6' x 7'-2" x 4-3/4" Deep Metal Door Frame 7 Gauge Frame For 1-3/4" Detention Door.....	720.56 251.33

11 98 12 00-0024 Metal Frames 6-3/4" Depth x 7 Gauge x 1-3/4" (11 98 12 00-0001)

11 98 12 00-0025 EA	2' x 6'-8" x 6-3/4" Deep Metal Door Frame 7 Gauge Frame For 1-3/4" Detention Door.....	495.19 157.03
11 98 12 00-0026 EA	2'-4" x 6'-8" x 6-3/4" Deep Metal Door Frame 7 Gauge Frame For 1-3/4" Detention Door.....	495.19 157.03
11 98 12 00-0027 EA	2'-6" x 6'-8" x 6-3/4" Deep Metal Door Frame 7 Gauge Frame For 1-3/4" Detention Door.....	495.19 157.03
11 98 12 00-0028 EA	2'-8" x 6'-8" x 6-3/4" Deep Metal Door Frame 7 Gauge Frame For 1-3/4" Detention Door.....	495.19 157.03
11 98 12 00-0029 EA	3' x 6'-8" x 6-3/4" Deep Metal Door Frame 7 Gauge Frame For 1-3/4" Detention Door.....	501.90 157.03
11 98 12 00-0030 EA	3'-4" x 6'-8" x 6-3/4" Deep Metal Door Frame 7 Gauge Frame For 1-3/4" Detention Door.....	501.90 157.03
11 98 12 00-0031 EA	6' x 6'-8" x 6-3/4" Deep Metal Door Frame 7 Gauge Frame For 1-3/4" Detention Door.....	720.56 251.33
11 98 12 00-0032 EA	2' x 7' x 6-3/4" Deep Metal Door Frame 7 Gauge Frame For 1-3/4" Detention Door.....	495.19 157.03
11 98 12 00-0033 EA	2'-4" x 7' x 6-3/4" Deep Metal Door Frame 7 Gauge Frame For 1-3/4" Detention Door.....	495.19 157.03
11 98 12 00-0034 EA	2'-6" x 7' x 6-3/4" Deep Metal Door Frame 7 Gauge Frame For 1-3/4" Detention Door.....	505.25 157.03
11 98 12 00-0035 EA	2'-8" x 7' x 6-3/4" Deep Metal Door Frame 7 Gauge Frame For 1-3/4" Detention Door.....	505.25 157.03
11 98 12 00-0036 EA	3' x 7' x 6-3/4" Deep Metal Door Frame 7 Gauge Frame For 1-3/4" Detention Door.....	609.97 209.41
11 98 12 00-0037 EA	3'-4" x 7' x 6-3/4" Deep Metal Door Frame 7 Gauge Frame For 1-3/4" Detention Door.....	609.97 209.41
11 98 12 00-0038 EA	6' x 7' x 6-3/4" Deep Metal Door Frame 7 Gauge Frame For 1-3/4" Detention Door.....	858.47 279.07
11 98 12 00-0039 EA	2' x 7'-2" x 6-3/4" Deep Metal Door Frame 7 Gauge Frame For 1-3/4" Detention Door.....	505.25 157.03
11 98 12 00-0040 EA	2'-4" x 7'-2" x 6-3/4" Deep Metal Door Frame 7 Gauge Frame For 1-3/4" Detention Door.....	505.25 157.03
11 98 12 00-0041 EA	2'-6" x 7'-2" x 6-3/4" Deep Metal Door Frame 7 Gauge Frame For 1-3/4" Detention Door.....	505.25 157.03
11 98 12 00-0042 EA	2'-8" x 7'-2" x 6-3/4" Deep Metal Door Frame 7 Gauge Frame For 1-3/4" Detention Door.....	505.25 157.03
11 98 12 00-0043 EA	3' x 7'-2" x 6-3/4" Deep Metal Door Frame 7 Gauge Frame For 1-3/4" Detention Door.....	508.60 157.03
11 98 12 00-0044 EA	3'-4" x 7'-2" x 6-3/4" Deep Metal Door Frame 7 Gauge Frame For 1-3/4" Detention Door.....	508.60 157.03
11 98 12 00-0045 EA	6' x 7'-2" x 6-3/4" Deep Metal Door Frame 7 Gauge Frame For 1-3/4" Detention Door.....	730.61 251.33

11 98 12 00-0046 Metal Detention Doors (11 98 12)

Note: Flush type reinforced with stiffeners.

11 98 12 00-0047 10 Gauge 1-3/4" Metal Detention Door (11 98 12 00-0046)

11 98 12 00-0048 EA	2' x 6'-8" x 1-3/4" 10 Gauge Metal Detention Door.....	863.16 55.80
11 98 12 00-0049 EA	2'-4" x 6'-8" x 1-3/4" 10 Gauge Metal Detention Door.....	873.90 55.80
11 98 12 00-0050 EA	2'-6" x 6'-8" x 1-3/4" 10 Gauge Metal Detention Door.....	884.63 55.80
11 98 12 00-0051 EA	2'-8" x 6'-8" x 1-3/4" 10 Gauge Metal Detention Door.....	895.37 55.80
11 98 12 00-0052 EA	3' x 6'-8" x 1-3/4" 10 Gauge Metal Detention Door.....	906.10 55.80



Equipment	11	
Other Equipment	11 90	11
Detention Equipment	11 98	

MINOR CSI UOM DESCRIPTION	TOTAL DIRECT UNIT COST	DEMOLITION UNIT COST
11 98 12 00-0053 EA 3'-4" x 6'-8" x 1-3/4" 10 Gauge Metal Detention Door	959.78	55.80
11 98 12 00-0054 EA 2' x 7' x 1-3/4" 10 Gauge Metal Detention Door	929.93	55.80
11 98 12 00-0055 EA 2'-4" x 7' x 1-3/4" 10 Gauge Metal Detention Door	941.09	55.80
11 98 12 00-0056 EA 2'-6" x 7' x 1-3/4" 10 Gauge Metal Detention Door	948.11	55.80
11 98 12 00-0057 EA 2'-8" x 7' x 1-3/4" 10 Gauge Metal Detention Door	1,045.87	55.80
11 98 12 00-0058 EA 3' x 7' x 1-3/4" 10 Gauge Metal Detention Door	1,281.83	55.80
11 98 12 00-0059 EA 3'-4" x 7' x 1-3/4" 10 Gauge Metal Detention Door	1,403.21	55.80
11 98 12 00-0060 EA 2' x 7'-2" x 1-3/4" 10 Gauge Metal Detention Door	900.73	55.80
11 98 12 00-0061 EA 2'-4" x 7'-2" x 1-3/4" 10 Gauge Metal Detention Door	911.46	55.80
11 98 12 00-0062 EA 2'-6" x 7'-2" x 1-3/4" 10 Gauge Metal Detention Door	922.20	55.80
11 98 12 00-0063 EA 2'-8" x 7'-2" x 1-3/4" 10 Gauge Metal Detention Door	932.94	55.80
11 98 12 00-0064 EA 3' x 7'-2" x 1-3/4" 10 Gauge Metal Detention Door	943.67	55.80
11 98 12 00-0065 EA 3'-4" x 7'-2" x 1-3/4" 10 Gauge Metal Detention Door	997.35	55.80
11 98 12 00-0066 Pneumatic Door Operators (11 98 12)		
11 98 12 00-0067 EA Pneumatic Detention Cell Entry Door Operator With Hardware Set	6,163.87	
11 98 12 00-0068 EA Pneumatic Special Housing Detention Cell Door Operator With Hardware Set	6,911.97	
11 98 12 00-0069 EA Pneumatic MS Detention Cell Door Operator With Hardware Set	9,173.40	
11 98 12 00-0070 EA Pneumatic Sally Port Detention Door Operator With Hardware Set	10,712.62	
11 98 12 00-0071 EA Pneumatic Corridor Detention Door Operator With Hardware Set	13,870.31	
11 98 12 00-0072 EA Emergency Release Cabinet With Seven Gallon Storage Tank, Check Valve, Pressure Gauge, Three Way Valves And Four Release Valves	6,633.21	
11 98 12 00-0073 Security Doors And Frame Assembly (11 98 12)		
11 98 12 00-0074 EA 2'-6" x 6'-8", 7 Gauge Flat Door With 7 Gauge Reinforcement Plate, Security Detention Doors And Frames	14,622.04	432.18
Note: Complete, with hardware, single plate.		
For 5' x 15-1/2" Opening Food Pass Assembly, Add	105.00	
11 98 12 00-0075 EA 2'-6" x 6'-8", 7 Gauge Flat Door With Double 7 Gauge Reinforcement Plate, Security Detention Doors And Frames	17,853.59	429.39
Note: Complete, with hardware, double plate.		
For 5' x 15-1/2" Opening Food Pass Assembly, Add	105.00	
11 98 14 Detention Door Hardware (11 98)		
11 98 14 00-0001 Prison Deadlocks and Deadlatches (11 98 14)		
11 98 14 00-0002 EA 115 Volt AC, Keyed One Side, Jamb Mounted, Motor-Operated Deadlatch, For Swinging Doors (Southern Folger 10120AM-1)	3,919.84	104.54
11 98 14 00-0003 EA 115 Volt AC, Keyed Both Sides, Jamb Mounted, Motor-Operated Deadlatch, For Swinging Doors (Southern Folger 10120AM-2)	4,957.87	104.54
11 98 14 00-0004 EA 24 Volt DC, Keyed One Side, Jamb Mounted, Motor-Operated Deadlatch, For Swinging Doors (Southern Folger 10120AM-1)	4,187.14	104.54
11 98 14 00-0005 EA 24 Volt DC, Keyed Both Sides, Jamb Mounted, Motor-Operated Deadlatch, For Swinging Doors (Southern Folger 10120AM-2)	5,091.56	104.54
11 98 14 00-0006 EA 24 Volt DC, Keyed One Side, Jamb Mounted, Motor Operated Electro-Mechanical Deadlatch, For Swinging Doors (Southern Folger 10300M-1)	2,166.28	75.36
11 98 14 00-0007 EA 24 Volt DC, Keyed Both Sides, Jamb Mounted, Motor Operated Electro-Mechanical Deadlatch, For Swinging Doors (Southern Folger 10300M-2)	2,569.39	75.36
11 98 21 Detention Windows (11 98)		
11 98 21 00-0001 Visitor Cubicle (11 98 21)		
Note: Excludes glazing.		
11 98 21 00-0002 EA Detention Visitor Cubicle, Vision Panel, No Intercom	12,416.86	858.89

END OF SECTION 11

11	11	Equipment
	11 90	Other Equipment
	11 98	Detention Equipment



MINOR CSI UOM DESCRIPTION	TOTAL DIRECT UNIT COST	DEMOLITION UNIT COST
------------------------------	---------------------------	-------------------------

THIS PAGE INTENTIONALLY LEFT BLANK

NOT FOR BID



MINOR CSI UOM DESCRIPTION	TOTAL DIRECT UNIT COST	DEMOLITION UNIT COST
------------------------------	---------------------------	-------------------------

12 Furnishings

12 01 Operation and Maintenance of Furnishings ⁽¹²⁾

12 01 60 Operation and Maintenance of Multiple Seating ^(12 01)

12 01 60 00-0001	Repair Fixed Auditorium Seating ^(12 01 60)		
12 01 60 00-0002	EA Removal And Replacement Of Hardwood/Plywood Auditorium Seat Part.....	183.65	
12 01 60 00-0003	EA Removal And Replacement Of Auditorium Seat Armrest Part.....	83.91	
12 01 60 00-0004	EA Removal And Replacement Of End Armrest Part.....	118.64	
12 01 60 00-0005	EA Removal And Replacement Of Auditorium Seat Kick Plate Part.....	139.87	
12 01 60 00-0006	EA Removal And Replacement Of Auditorium Seat Long Back Part.....	224.66	
12 01 60 00-0007	EA Removal And Replacement Of Auditorium Seat Center Standard Part.....	178.52	
12 01 60 00-0008	EA Removal And Replacement Of Auditorium Seat Back Bracket Part.....	63.31	
12 01 60 00-0009	EA Removal And Replacement Of Auditorium Seat Bracket Part.....	68.07	
12 01 60 00-0010	EA Secure Seat To Floor.....	65.53	
12 01 60 00-0011	EA Removal And Reinstallation Of Existing Auditorium Seat In Concrete Floor.....	66.09	
	Note: Includes drilling and fasteners.		
	For Epoxy Anchoring, Add	23.38	
	For Expansion Anchor Mounting With Anchor Caps, Add	22.90	
	For Epoxy Anchor Mounting With Anchor Caps, Add	26.62	
12 01 60 00-0012	EA Reupholster Auditorium Seat And Back.....	198.02	
	Note: Includes removal of existing upholstery.		

12 20 Window Treatments ⁽¹²⁾

12 21 Window Blinds ^(12 20)

12 21 13 Horizontal Louver Blinds ^(12 21)

Note: Includes headrail, brackets, cords and all hardware.

12 21 13 13 Metal Horizontal Louver Blinds ^(12 21 13)

12 21 13 13-0001 Aluminum Horizontal Louver Blinds ^(12 21 13.13)

12 21 13 13-0002	SF 1/2" x 0.006" Slats, Aluminum Horizontal Louver Blinds.....	11.40	0.90
12 21 13 13-0003	SF 1" x 0.006" Slats, Aluminum Horizontal Louver Blinds.....	9.32	0.90
12 21 13 13-0004	SF 1" x 0.008" Slats, Aluminum Horizontal Louver Blinds.....	10.12	0.90
12 21 13 13-0005	SF 2" x 0.008" Slats, Aluminum Horizontal Louver Blinds.....	11.72	0.90

12 21 13 33 Plastic Horizontal Louver Blinds ^(12 21 13)

12 21 13 33-0001 Vinyl Horizontal Louver Blinds ^(12 21 13.33)

12 21 13 33-0002	SF 1" Slats, Vinyl Horizontal Louver Blinds.....	9.64	0.90
12 21 13 33-0003	SF 2" Slats, Vinyl Horizontal Louver Blinds.....	11.16	0.90

12 21 16 Vertical Louver Blinds ^(12 21)

Note: Includes headrail, brackets, cords and all hardware.

12 21 16 13 Metal Vertical Louver Blinds ^(12 21 16)

12 21 16 13-0001 Aluminum Vertical Louver Blinds ^(12 21 16.13)

12 21 16 13-0002	SF 3-1/2" x 0.008" Slats, Aluminum Vertical Louver Blinds.....	13.24	1.91
------------------	--	-------	------

12 21 16 33 Plastic Vertical Louver Blinds ^(12 21 16)

12 21 16 33-0001 Vinyl Vertical Louver Blinds ^(12 21 16.33)

12 21 16 33-0002	SF 2" Slats, Vinyl Vertical Louver Blinds.....	8.51	1.91
12 21 16 33-0003	SF 3-1/2" Slats, Vinyl Vertical Louver Blinds.....	11.95	1.91

12 22 Curtains and Drapes ^(12 20)

12 22 13 Draperies ^(12 22)

12 22 13 00-0001 Lined Draperies ^(12 22 13)

Note: Width dimensions are the panel width at top excluding returns and overlaps.

12 22 13 00-0002 Up To 48" Wide Lined Draperies ^(12 22 13 00-0001)

12 22 13 00-0003	EA Up To 39" Long, Up To 48" Wide Lined Draperies.....	332.50	12.57
12 22 13 00-0004	EA >39" To 63" Long, Up To 48" Wide Lined Draperies.....	346.31	12.57
12 22 13 00-0005	EA >63" To 72" Long, Up To 48" Wide Lined Draperies.....	368.76	12.57
12 22 13 00-0006	EA >72" To 81" Long, Up To 48" Wide Lined Draperies.....	377.40	12.57
12 22 13 00-0007	EA >81" To 90" Long, Up To 48" Wide Lined Draperies.....	398.12	12.57
12 22 13 00-0008	EA >90" To 99" Long, Up To 48" Wide Lined Draperies.....	425.75	12.57
12 22 13 00-0009	EA >99" To 108" Long, Up To 48" Wide Lined Draperies.....	443.01	12.57
12 22 13 00-0010	EA >108" To 120" Long, Up To 48" Wide Lined Draperies.....	467.19	12.57



MINOR CSI UOM DESCRIPTION	TOTAL DIRECT UNIT COST	DEMOLITION UNIT COST
12 22 13 00-0011 EA >120" To 130" Long, Up To 48" Wide Lined Draperies.....	505.18	12.57
12 22 13 00-0012 >48" To 72" Wide Lined Draperies (12 22 13 00-0001)		
12 22 13 00-0013 EA Up To 39" Long, >48" To 72" Wide Lined Draperies.....	483.15	17.09
12 22 13 00-0014 EA >39" To 63" Long, >48" To 72" Wide Lined Draperies.....	514.23	17.09
12 22 13 00-0015 EA >63" To 72" Long, >48" To 72" Wide Lined Draperies.....	538.40	17.09
12 22 13 00-0016 EA >72" To 81" Long, >48" To 72" Wide Lined Draperies.....	559.12	17.09
12 22 13 00-0017 EA >81" To 90" Long, >48" To 72" Wide Lined Draperies.....	607.47	17.09
12 22 13 00-0018 EA >90" To 99" Long, >48" To 72" Wide Lined Draperies.....	631.65	17.09
12 22 13 00-0019 EA >99" To 108" Long, >48" To 72" Wide Lined Draperies.....	652.37	17.09
12 22 13 00-0020 EA >108" To 120" Long, >48" To 72" Wide Lined Draperies.....	697.27	17.09
12 22 13 00-0021 EA >120" To 130" Long, >48" To 72" Wide Lined Draperies.....	745.62	17.09
12 22 13 00-0022 >72" To 96" Wide Lined Draperies (12 22 13 00-0001)		
12 22 13 00-0023 EA Up To 39" Long, >72" To 96" Wide Lined Draperies.....	640.70	21.62
12 22 13 00-0024 EA >39" To 63" Long, >72" To 96" Wide Lined Draperies.....	685.60	21.62
12 22 13 00-0025 EA >63" To 72" Long, >72" To 96" Wide Lined Draperies.....	706.32	21.62
12 22 13 00-0026 EA >72" To 81" Long, >72" To 96" Wide Lined Draperies.....	754.67	21.62
12 22 13 00-0027 EA >81" To 90" Long, >72" To 96" Wide Lined Draperies.....	799.56	21.62
12 22 13 00-0028 EA >90" To 99" Long, >72" To 96" Wide Lined Draperies.....	844.46	21.62
12 22 13 00-0029 EA >99" To 108" Long, >72" To 96" Wide Lined Draperies.....	868.64	21.62
12 22 13 00-0030 EA >108" To 120" Long, >72" To 96" Wide Lined Draperies.....	916.98	21.62
12 22 13 00-0031 EA >120" To 130" Long, >72" To 96" Wide Lined Draperies.....	982.60	21.62
12 22 13 00-0032 >96" To 120" Wide Lined Draperies (12 22 13 00-0001)		
12 22 13 00-0033 EA Up To 39" Long, >96" To 120" Wide Lined Draperies.....	808.61	26.14
12 22 13 00-0034 EA >39" To 63" Long, >96" To 120" Wide Lined Draperies.....	853.51	26.14
12 22 13 00-0035 EA >63" To 72" Long, >96" To 120" Wide Lined Draperies.....	877.69	26.14
12 22 13 00-0036 EA >72" To 81" Long, >96" To 120" Wide Lined Draperies.....	946.76	26.14
12 22 13 00-0037 EA >81" To 90" Long, >96" To 120" Wide Lined Draperies.....	991.65	26.14
12 22 13 00-0038 EA >90" To 99" Long, >96" To 120" Wide Lined Draperies.....	1,040.00	26.14
12 22 13 00-0039 EA >99" To 108" Long, >96" To 120" Wide Lined Draperies.....	1,396.74	26.14
12 22 13 00-0040 EA >108" To 120" Long, >96" To 120" Wide Lined Draperies.....	1,157.43	26.14
12 22 13 00-0041 EA >120" To 130" Long, >96" To 120" Wide Lined Draperies.....	1,191.96	26.14
12 22 13 00-0042 >120" To 144" Wide Lined Draperies (12 22 13 00-0001)		
12 22 13 00-0043 EA Up To 39" Long, >120" To 144" Wide Lined Draperies.....	955.81	30.66
12 22 13 00-0044 EA >39" To 63" Long, >120" To 144" Wide Lined Draperies.....	1,021.42	30.66
12 22 13 00-0045 EA >63" To 72" Long, >120" To 144" Wide Lined Draperies.....	1,045.60	30.66
12 22 13 00-0046 EA >72" To 81" Long, >120" To 144" Wide Lined Draperies.....	1,114.67	30.66
12 22 13 00-0047 EA >81" To 90" Long, >120" To 144" Wide Lined Draperies.....	1,183.74	30.66
12 22 13 00-0048 EA >90" To 99" Long, >120" To 144" Wide Lined Draperies.....	1,252.82	30.66
12 22 13 00-0049 EA >99" To 108" Long, >120" To 144" Wide Lined Draperies.....	1,321.88	30.66
12 22 13 00-0050 EA >108" To 120" Long, >120" To 144" Wide Lined Draperies.....	1,390.96	30.66
12 22 13 00-0051 EA >120" To 130" Long, >120" To 144" Wide Lined Draperies.....	1,477.30	30.66
12 22 13 00-0052 >144" To 168" Wide Lined Draperies (12 22 13 00-0001)		
12 22 13 00-0053 EA Up To 39" Long, >144" To 168" Wide Lined Draperies.....	1,123.71	35.19
12 22 13 00-0054 EA >39" To 63" Long, >144" To 168" Wide Lined Draperies.....	1,192.78	35.19
12 22 13 00-0055 EA >63" To 72" Long, >144" To 168" Wide Lined Draperies.....	1,244.59	35.19
12 22 13 00-0056 EA >72" To 81" Long, >144" To 168" Wide Lined Draperies.....	1,313.66	35.19
12 22 13 00-0057 EA >81" To 90" Long, >144" To 168" Wide Lined Draperies.....	1,382.73	35.19
12 22 13 00-0058 EA >90" To 99" Long, >144" To 168" Wide Lined Draperies.....	1,469.07	35.19
12 22 13 00-0059 EA >99" To 108" Long, >144" To 168" Wide Lined Draperies.....	1,538.14	35.19
12 22 13 00-0060 EA >108" To 120" Long, >144" To 168" Wide Lined Draperies.....	1,607.21	35.19
12 22 13 00-0061 EA >120" To 130" Long, >144" To 168" Wide Lined Draperies.....	1,728.09	35.19
12 22 13 00-0062 >168" To 192" Wide Lined Draperies (12 22 13 00-0001)		
12 22 13 00-0063 EA Up To 39" Long, >168" To 192" Wide Lined Draperies.....	1,270.91	39.71
12 22 13 00-0064 EA >39" To 63" Long, >168" To 192" Wide Lined Draperies.....	1,357.25	39.71
12 22 13 00-0065 EA >63" To 72" Long, >168" To 192" Wide Lined Draperies.....	1,409.05	39.71
12 22 13 00-0066 EA >72" To 81" Long, >168" To 192" Wide Lined Draperies.....	1,495.39	39.71
12 22 13 00-0067 EA >81" To 90" Long, >168" To 192" Wide Lined Draperies.....	1,564.46	39.71
12 22 13 00-0068 EA >90" To 99" Long, >168" To 192" Wide Lined Draperies.....	1,650.80	39.71
12 22 13 00-0069 EA >99" To 108" Long, >168" To 192" Wide Lined Draperies.....	1,788.94	39.71
12 22 13 00-0070 EA >108" To 120" Long, >168" To 192" Wide Lined Draperies.....	1,840.75	39.71
12 22 13 00-0071 EA >120" To 130" Long, >168" To 192" Wide Lined Draperies.....	1,961.62	39.71
12 22 13 00-0072 >192" To 216" Wide Lined Draperies (12 22 13 00-0001)		
12 22 13 00-0073 EA Up To 39" Long, >192" To 216" Wide Lined Draperies.....	1,435.36	44.24
12 22 13 00-0074 EA >39" To 63" Long, >192" To 216" Wide Lined Draperies.....	1,504.44	44.24
12 22 13 00-0075 EA >63" To 72" Long, >192" To 216" Wide Lined Draperies.....	1,573.51	44.24
12 22 13 00-0076 EA >72" To 81" Long, >192" To 216" Wide Lined Draperies.....	1,677.11	44.24



		Furnishings	12
		Window Treatments	12 20
		Curtains and Drapes	12 22

MINOR	CSI	UOM	DESCRIPTION	TOTAL DIRECT UNIT COST	DEMOLITION UNIT COST
12 22 13 00-0077	EA		>81" To 90" Long, >192" To 216" Wide Lined Draperies	1,780.72	44.24
12 22 13 00-0078	EA		>90" To 99" Long, >192" To 216" Wide Lined Draperies	1,884.33	44.24
12 22 13 00-0079	EA		>99" To 108" Long, >192" To 216" Wide Lined Draperies	1,970.67	44.24
12 22 13 00-0080	EA		>108" To 120" Long, >192" To 216" Wide Lined Draperies	2,057.01	44.24
12 22 13 00-0081	EA		>120" To 130" Long, >192" To 216" Wide Lined Draperies	2,212.42	44.24
12 22 13 00-0082			>216" To 240" Wide Lined Draperies (12 22 13 00-0001)		
12 22 13 00-0083	EA		Up To 39" Long, >216" To 240" Wide Lined Draperies	1,582.56	48.75
12 22 13 00-0084	EA		>39" To 63" Long, >216" To 240" Wide Lined Draperies	1,703.44	48.75
12 22 13 00-0085	EA		>63" To 72" Long, >216" To 240" Wide Lined Draperies	1,755.24	48.75
12 22 13 00-0086	EA		>72" To 81" Long, >216" To 240" Wide Lined Draperies	1,858.85	48.75
12 22 13 00-0087	EA		>81" To 90" Long, >216" To 240" Wide Lined Draperies	1,979.72	48.75
12 22 13 00-0088	EA		>90" To 99" Long, >216" To 240" Wide Lined Draperies	2,083.33	48.75
12 22 13 00-0089	EA		>99" To 108" Long, >216" To 240" Wide Lined Draperies	2,186.94	48.75
12 22 13 00-0090	EA		>108" To 120" Long, >216" To 240" Wide Lined Draperies	2,290.54	48.75
12 22 13 00-0091	EA		>120" To 130" Long, >216" To 240" Wide Lined Draperies	2,463.22	48.75
12 22 16			Drapery Track and Accessories (12 22)		
12 22 16 00-0001			Metal Wall Or Ceiling Mount Drapery Tracks (12 22 16)		
12 22 16 00-0002			Basic Traverse Rod (12 22 16 00-0001)		
12 22 16 00-0003	EA		Traverse Rod, 30" To 50" Extension Metal Wall Or Ceiling Mounted Track	136.52	42.90
12 22 16 00-0004	EA		Traverse Rod, 50" To 90" Extension Metal Wall Or Ceiling Mounted Track	163.27	42.90
12 22 16 00-0005	EA		Traverse Rod, 84" To 156" Extension Metal Wall Or Ceiling Mounted Track	195.65	47.67
12 22 16 00-0006	EA		Traverse Rod, 136" To 250" Extension Metal Wall Or Ceiling Mounted Track	279.19	47.67
12 22 16 00-0007	EA		Traverse Rod, 165" To 312" Extension Metal Wall Or Ceiling Mounted Track	287.83	52.43
12 22 16 00-0008			Traverse Rod With Stationary Curtain Rod (12 22 16 00-0001)		
12 22 16 00-0009	EA		Tray And Curtain Rod, 30" To 50" Extension Metal Wall Or Ceiling Mounted Track	162.15	42.90
12 22 16 00-0010	EA		Tray And Curtain Rod, 50" To 90" Extension Metal Wall Or Ceiling Mounted Track	179.43	42.90
12 22 16 00-0011	EA		Tray And Curtain Rod, 84" To 156" Extension Metal Wall Or Ceiling Mounted Track	236.33	47.67
12 22 16 00-0012	EA		Tray And Curtain Rod, 136" To 250" Extension Metal Wall Or Ceiling Mounted Track	271.66	52.43
12 22 16 00-0013			Double Traverse Rod (12 22 16 00-0001)		
12 22 16 00-0014	EA		Double Traverse Rod, 30" To 50" Extension Metal Wall Or Ceiling Mounted Track	206.18	42.90
12 22 16 00-0015	EA		Double Traverse Rod, 50" To 90" Extension Metal Wall Or Ceiling Mounted Track	258.57	42.90
12 22 16 00-0016	EA		Double Traverse Rod, 84" To 156" Extension Metal Wall Or Ceiling Mounted Track	328.02	47.67
12 22 16 00-0017	EA		Double Traverse Rod, 136" To 250" Extension Metal Wall Or Ceiling Mounted Track	353.59	52.43
12 22 16 00-0018			Curtain Rods (12 22 16 00-0001)		
12 22 16 00-0019	LF		Standard Metal Curtain Rod, White	11.64	1.81
12 22 16 00-0020			Relocate Drapery And Rod (12 22 16 00-0001)		
12 22 16 00-0021	LF		Relocate Any Type Of Drapery And Any Type Rod	28.60	
			Note: Includes storage and cleaning.		
12 23			Interior Shutters (12 20)		
12 23 13			Wood Interior Shutters (12 23)		
12 23 13 00-0001			Interior Plantation Shutters (12 23 13)		
			Note: Mixture of white pine and poplar wood, stile: 1-3/4" x 1-1/8" thick, blade: 3/8" x 2-3/8", top and bottom rail: 4" x 1-5/16" thick. 36" To 48" heights do not have center rail, 52" to 80" with center rail. Center rail: 2" x 15/16"		
12 23 13 00-0002			12" Wide (12 23 13 00-0001)		
12 23 13 00-0003	PR		12" x 36" Plantation Shutter	263.78	30.40
12 23 13 00-0004	PR		12" x 40" Plantation Shutter	293.71	31.92
12 23 13 00-0005	PR		12" x 44" Plantation Shutter	320.85	33.44
12 23 13 00-0006	PR		12" x 48" Plantation Shutter	348.00	34.96
12 23 13 00-0007	PR		12" x 52" Plantation Shutter	375.13	36.48
12 23 13 00-0008	PR		12" x 56" Plantation Shutter	402.28	38.00
12 23 13 00-0009	PR		12" x 60" Plantation Shutter	404.30	39.52
12 23 13 00-0010	PR		12" x 64" Plantation Shutter	456.56	41.04
12 23 13 00-0011	PR		12" x 68" Plantation Shutter	483.69	42.56
12 23 13 00-0012	PR		12" x 72" Plantation Shutter	510.84	44.08
12 23 13 00-0013	PR		12" x 76" Plantation Shutter	537.98	45.60
12 23 13 00-0014	PR		12" x 80" Plantation Shutter	565.13	47.12
12 23 13 00-0015			14" Wide (12 23 13 00-0001)		
12 23 13 00-0016	PR		14" x 36" Plantation Shutter	274.95	30.40
12 23 13 00-0017	PR		14" x 40" Plantation Shutter	304.87	31.92
12 23 13 00-0018	PR		14" x 44" Plantation Shutter	332.01	33.44

12 Furnishings
12 20 Window Treatments
 12 23 Interior Shutters



MINOR	CSI	UOM	DESCRIPTION	TOTAL DIRECT UNIT COST	DEMOLITION UNIT COST
12 23 13 00-0019	PR		14" x 48" Plantation Shutter	359.16	34.96
12 23 13 00-0020	PR		14" x 52" Plantation Shutter	389.08	36.48
12 23 13 00-0021	PR		14" x 56" Plantation Shutter	416.23	38.00
12 23 13 00-0022	PR		14" x 60" Plantation Shutter	443.37	39.52
12 23 13 00-0023	PR		14" x 64" Plantation Shutter	473.30	41.04
12 23 13 00-0024	PR		14" x 68" Plantation Shutter	500.44	42.56
12 23 13 00-0025	PR		14" x 72" Plantation Shutter	527.59	44.08
12 23 13 00-0026	PR		14" x 76" Plantation Shutter	557.52	45.60
12 23 13 00-0027	PR		14" x 80" Plantation Shutter	584.66	47.12
12 23 13 00-0028 15" Wide (12 23 13 00-0001)					
12 23 13 00-0029	PR		15" x 36" Plantation Shutter	286.11	30.40
12 23 13 00-0030	PR		15" x 40" Plantation Shutter	316.03	31.92
12 23 13 00-0031	PR		15" x 44" Plantation Shutter	343.17	33.44
12 23 13 00-0032	PR		15" x 48" Plantation Shutter	370.32	34.96
12 23 13 00-0033	PR		15" x 52" Plantation Shutter	400.24	36.48
12 23 13 00-0034	PR		15" x 56" Plantation Shutter	430.18	38.00
12 23 13 00-0035	PR		15" x 60" Plantation Shutter	460.11	39.52
12 23 13 00-0036	PR		15" x 64" Plantation Shutter	490.04	41.04
12 23 13 00-0037	PR		15" x 68" Plantation Shutter	519.97	42.56
12 23 13 00-0038	PR		15" x 72" Plantation Shutter	547.13	44.08
12 23 13 00-0039	PR		15" x 76" Plantation Shutter	577.05	45.60
12 23 13 00-0040	PR		15" x 80" Plantation Shutter	606.99	47.12
12 23 13 00-0041 16" Wide (12 23 13 00-0001)					
12 23 13 00-0042	PR		16" x 36" Plantation Shutter	302.85	30.40
12 23 13 00-0043	PR		16" x 40" Plantation Shutter	335.57	31.92
12 23 13 00-0044	PR		16" x 44" Plantation Shutter	365.49	33.44
12 23 13 00-0045	PR		16" x 48" Plantation Shutter	398.23	34.96
12 23 13 00-0046	PR		16" x 52" Plantation Shutter	428.14	36.48
12 23 13 00-0047	PR		16" x 56" Plantation Shutter	458.09	38.00
12 23 13 00-0048	PR		16" x 60" Plantation Shutter	488.01	39.52
12 23 13 00-0049	PR		16" x 64" Plantation Shutter	523.53	41.04
12 23 13 00-0050	PR		16" x 68" Plantation Shutter	553.46	42.56
12 23 13 00-0051	PR		16" x 72" Plantation Shutter	583.40	44.08
12 23 13 00-0052	PR		16" x 76" Plantation Shutter	616.12	45.60
12 23 13 00-0053	PR		16" x 80" Plantation Shutter	646.05	47.12
12 23 13 00-0054 18" Wide (12 23 13 00-0001)					
12 23 13 00-0055	PR		18" x 36" Plantation Shutter	327.97	30.40
12 23 13 00-0056	PR		18" x 40" Plantation Shutter	360.68	31.92
12 23 13 00-0057	PR		18" x 44" Plantation Shutter	393.40	33.44
12 23 13 00-0058	PR		18" x 48" Plantation Shutter	428.92	34.96
12 23 13 00-0059	PR		18" x 52" Plantation Shutter	461.63	36.48
12 23 13 00-0060	PR		18" x 56" Plantation Shutter	497.16	38.00
12 23 13 00-0061	PR		18" x 60" Plantation Shutter	529.87	39.52
12 23 13 00-0062	PR		18" x 64" Plantation Shutter	562.60	41.04
12 23 13 00-0063	PR		18" x 68" Plantation Shutter	595.32	42.56
12 23 13 00-0064	PR		18" x 72" Plantation Shutter	630.84	44.08
12 23 13 00-0065	PR		18" x 76" Plantation Shutter	663.56	45.60
12 23 13 00-0066	PR		18" x 80" Plantation Shutter	699.07	47.12
12 23 13 00-0067 20" Wide (12 23 13 00-0001)					
12 23 13 00-0068	PR		20" x 36" Plantation Shutter	355.87	30.40
12 23 13 00-0069	PR		20" x 40" Plantation Shutter	394.17	31.92
12 23 13 00-0070	PR		20" x 44" Plantation Shutter	429.68	33.44
12 23 13 00-0071	PR		20" x 48" Plantation Shutter	465.20	34.96
12 23 13 00-0072	PR		20" x 52" Plantation Shutter	503.49	36.48
12 23 13 00-0073	PR		20" x 56" Plantation Shutter	539.02	38.00
12 23 13 00-0074	PR		20" x 60" Plantation Shutter	577.31	39.52
12 23 13 00-0075	PR		20" x 64" Plantation Shutter	612.83	41.04
12 23 13 00-0076	PR		20" x 68" Plantation Shutter	651.13	42.56
12 23 13 00-0077	PR		20" x 72" Plantation Shutter	686.65	44.08
12 23 13 00-0078	PR		20" x 76" Plantation Shutter	724.95	45.60
12 23 13 00-0079	PR		20" x 80" Plantation Shutter	760.47	47.12
12 23 13 00-0080 22" Wide (12 23 13 00-0001)					
12 23 13 00-0081	PR		22" x 36" Plantation Shutter	378.20	30.40
12 23 13 00-0082	PR		22" x 40" Plantation Shutter	419.28	31.92
12 23 13 00-0083	PR		22" x 44" Plantation Shutter	457.58	33.44
12 23 13 00-0084	PR		22" x 48" Plantation Shutter	4,681.71	34.96
12 23 13 00-0085	PR		22" x 52" Plantation Shutter	536.98	36.48
12 23 13 00-0086	PR		22" x 56" Plantation Shutter	575.29	38.00
12 23 13 00-0087	PR		22" x 60" Plantation Shutter	613.59	39.52
12 23 13 00-0088	PR		22" x 64" Plantation Shutter	654.69	41.04



Furnishings	12
Window Treatments	12 20
Interior Shutters	12 23

MINOR	CSI	UOM	DESCRIPTION	TOTAL DIRECT UNIT COST	DEMOLITION UNIT COST
12 23	13 00-0089	PR	22" x 68" Plantation Shutter.....	692.98	42.56
12 23	13 00-0090	PR	22" x 72" Plantation Shutter.....	734.09	44.08
12 23	13 00-0091	PR	22" x 76" Plantation Shutter.....	772.39	45.60
12 23	13 00-0092	PR	22" x 80" Plantation Shutter.....	813.49	47.12
12 23	13 00-0093		24" Wide (12 23 13 00-0001)		
12 23	13 00-0094	PR	24" x 36" Plantation Shutter.....	400.52	30.40
12 23	13 00-0095	PR	24" x 40" Plantation Shutter.....	444.40	31.92
12 23	13 00-0096	PR	24" x 44" Plantation Shutter.....	485.49	33.44
12 23	13 00-0097	PR	24" x 48" Plantation Shutter.....	529.38	34.96
12 23	13 00-0098	PR	24" x 52" Plantation Shutter.....	570.46	36.48
12 23	13 00-0099	PR	24" x 56" Plantation Shutter.....	611.57	38.00
12 23	13 00-1000	PR	24" x 60" Plantation Shutter.....	652.66	39.52
12 23	13 00-0101	PR	24" x 64" Plantation Shutter.....	696.55	41.04
12 23	13 00-0102	PR	24" x 68" Plantation Shutter.....	737.63	42.56
12 23	13 00-0103	PR	24" x 72" Plantation Shutter.....	781.53	44.08
12 23	13 00-0104	PR	24" x 76" Plantation Shutter.....	822.62	45.60
12 23	13 00-0105	PR	24" x 80" Plantation Shutter.....	866.51	47.12

12 24 Window Shades (12 20)

12 24 13 Roller Window Shades (12 24)

12 24	13 00-0001		Roller Window Shades (12 24 13)		
12 24	13 00-0002		Vinyl Coated Fiberglass, Roller Window Shades (12 24 13 00-0001)		
			Note: Includes roller, brackets, and stainless steel chain operator.		
12 24	13 00-0003	SF	0% Openness, Blackout, Vinyl Coated Fiberglass, Roller Window Shades.....	14.47	0.60
12 24	13 00-0004	SF	1% To 10% Openness, Vinyl Coated Fiberglass, Roller Window Shades.....	14.47	0.60

12 24 13 00-0005 Polyvinyl Chloride (PVC) Free, Acrylic Backed Polyester, Roller Window Shades (12 24 13 00-0001)

			Note: Includes roller, brackets, and stainless steel chain operator.		
12 24	13 00-0006	SF	0% Openness, Blackout, Polyvinyl Chloride (PVC) Free, Acrylic Backed Polyester, Roller Window Shades.....	18.55	0.60

12 24 13 00-0007 Vinyl Coated Polyester, Roller Window Shades (12 24 13 00-0001)

			Note: Includes roller, brackets, and stainless steel chain operator.		
12 24	13 00-0008	SF	1% To 10% Openness, Vinyl Coated Polyester, Roller Window Shades.....	14.47	0.60

12 24 13 00-0009 MechoShade (12 24 13)

Note: Includes all hardware required for installation and stainless steel chain operator.

12 24 13 00-0010 ThermoVeil 0700 Series (Blackout) Shade (12 24 13 00-0009)

12 24	13 00-0011	EA	3' High x 3' Wide, 0% Openness Factor, ThermoVeil 0700 Series (Blackout) Shade.....	212.01	12.13
			For Installation In Concrete Or Steel, Add	12.04	
			For Window Top >10' Above Finished Floor, Add	6.02	
12 24	13 00-0012	EA	3' High x 4' Wide, 0% Openness Factor, ThermoVeil 0700 Series (Blackout) Shade.....	256.43	16.17
			For Installation In Concrete Or Steel, Add	16.05	
			For Window Top >10' Above Finished Floor, Add	8.02	
12 24	13 00-0013	EA	3' High x 5' Wide, 0% Openness Factor, ThermoVeil 0700 Series (Blackout) Shade.....	278.64	20.21
			For Installation In Concrete Or Steel, Add	20.06	
			For Window Top >10' Above Finished Floor, Add	10.03	
12 24	13 00-0014	EA	3' High x 6' Wide, 0% Openness Factor, ThermoVeil 0700 Series (Blackout) Shade.....	296.83	24.24
			For Installation In Concrete Or Steel, Add	24.07	
			For Window Top >10' Above Finished Floor, Add	12.04	
12 24	13 00-0015	EA	4' High x 3' Wide, 0% Openness Factor, ThermoVeil 0700 Series (Blackout) Shade.....	222.10	12.13
			For Installation In Concrete Or Steel, Add	12.04	
			For Window Top >10' Above Finished Floor, Add	6.02	
12 24	13 00-0016	EA	4' High x 4' Wide, 0% Openness Factor, ThermoVeil 0700 Series (Blackout) Shade.....	272.58	16.17
			For Installation In Concrete Or Steel, Add	16.05	
			For Window Top >10' Above Finished Floor, Add	8.02	
12 24	13 00-0017	EA	4' High x 5' Wide, 0% Openness Factor, ThermoVeil 0700 Series (Blackout) Shade.....	290.76	20.21
			For Installation In Concrete Or Steel, Add	20.06	
			For Window Top >10' Above Finished Floor, Add	10.03	
12 24	13 00-0018	EA	4' High x 6' Wide, 0% Openness Factor, ThermoVeil 0700 Series (Blackout) Shade.....	312.98	24.24
			For Installation In Concrete Or Steel, Add	24.07	
			For Window Top >10' Above Finished Floor, Add	12.04	
12 24	13 00-0019	EA	5' High x 3' Wide, 0% Openness Factor, ThermoVeil 0700 Series (Blackout) Shade.....	234.22	12.13
			For Installation In Concrete Or Steel, Add	12.04	
			For Window Top >10' Above Finished Floor, Add	6.02	
12 24	13 00-0020	EA	5' High x 4' Wide, 0% Openness Factor, ThermoVeil 0700 Series (Blackout) Shade.....	290.75	16.17
			For Installation In Concrete Or Steel, Add	16.05	
			For Window Top >10' Above Finished Floor, Add	8.02	
12 24	13 00-0021	EA	5' High x 5' Wide, 0% Openness Factor, ThermoVeil 0700 Series (Blackout) Shade.....	308.93	20.21
			For Installation In Concrete Or Steel, Add	20.06	
			For Window Top >10' Above Finished Floor, Add	10.03	

12 Furnishings

12 20 Window Treatments

12 24 Window Shades



MINOR	CSI	UOM	DESCRIPTION	TOTAL DIRECT UNIT COST	DEMOLITION UNIT COST
12 24	13 00-0022	EA	5' High x 6' Wide, 0% Openness Factor, ThermoVeil 0700 Series (Blackout) Shade <i>For Installation In Concrete Or Steel, Add</i> <i>For Window Top >10' Above Finished Floor, Add</i>	331.15 24.07 12.04	24.24
12 24	13 00-0023	EA	6' High x 3' Wide, 0% Openness Factor, ThermoVeil 0700 Series (Blackout) Shade <i>For Installation In Concrete Or Steel, Add</i> <i>For Window Top >10' Above Finished Floor, Add</i>	244.31 12.04 6.02	12.13
12 24	13 00-0024	EA	6' High x 4' Wide, 0% Openness Factor, ThermoVeil 0700 Series (Blackout) Shade <i>For Installation In Concrete Or Steel, Add</i> <i>For Window Top >10' Above Finished Floor, Add</i>	308.92 16.05 8.02	16.17
12 24	13 00-0025	EA	6' High x 5' Wide, 0% Openness Factor, ThermoVeil 0700 Series (Blackout) Shade <i>For Installation In Concrete Or Steel, Add</i> <i>For Window Top >10' Above Finished Floor, Add</i>	327.10 20.06 10.03	20.21
12 24	13 00-0026	EA	6' High x 6' Wide, 0% Openness Factor, ThermoVeil 0700 Series (Blackout) Shade <i>For Installation In Concrete Or Steel, Add</i> <i>For Window Top >10' Above Finished Floor, Add</i>	347.30 24.07 12.04	24.24
12 24	13 00-0027	EA	7' High x 3' Wide, 0% Openness Factor, ThermoVeil 0700 Series (Blackout) Shade <i>For Installation In Concrete Or Steel, Add</i> <i>For Window Top >10' Above Finished Floor, Add</i>	254.41 12.04 6.02	12.13
12 24	13 00-0028	EA	7' High x 4' Wide, 0% Openness Factor, ThermoVeil 0700 Series (Blackout) Shade <i>For Installation In Concrete Or Steel, Add</i> <i>For Window Top >10' Above Finished Floor, Add</i>	327.09 16.05 8.02	16.17
12 24	13 00-0029	EA	7' High x 5' Wide, 0% Openness Factor, ThermoVeil 0700 Series (Blackout) Shade <i>For Installation In Concrete Or Steel, Add</i> <i>For Window Top >10' Above Finished Floor, Add</i>	345.27 20.06 10.03	20.21
12 24	13 00-0030	EA	7' High x 6' Wide, 0% Openness Factor, ThermoVeil 0700 Series (Blackout) Shade <i>For Installation In Concrete Or Steel, Add</i> <i>For Window Top >10' Above Finished Floor, Add</i>	367.49 24.07 12.04	24.24
12 24	13 00-0031	EA	8' High x 3' Wide, 0% Openness Factor, ThermoVeil 0700 Series (Blackout) Shade <i>For Installation In Concrete Or Steel, Add</i> <i>For Window Top >10' Above Finished Floor, Add</i>	266.52 12.04 6.02	12.13
12 24	13 00-0032	EA	8' High x 4' Wide, 0% Openness Factor, ThermoVeil 0700 Series (Blackout) Shade <i>For Installation In Concrete Or Steel, Add</i> <i>For Window Top >10' Above Finished Floor, Add</i>	347.28 16.05 8.02	16.17
12 24	13 00-0033	EA	8' High x 5' Wide, 0% Openness Factor, ThermoVeil 0700 Series (Blackout) Shade <i>For Installation In Concrete Or Steel, Add</i> <i>For Window Top >10' Above Finished Floor, Add</i>	365.46 20.06 10.03	20.21
12 24	13 00-0034	EA	8' High x 6' Wide, 0% Openness Factor, ThermoVeil 0700 Series (Blackout) Shade <i>For Installation In Concrete Or Steel, Add</i> <i>For Window Top >10' Above Finished Floor, Add</i>	385.66 24.07 12.04	24.24
12 24	13 00-0035	EA	9' High x 3' Wide, 0% Openness Factor, ThermoVeil 0700 Series (Blackout) Shade <i>For Installation In Concrete Or Steel, Add</i> <i>For Window Top >10' Above Finished Floor, Add</i>	276.62 12.04 6.02	12.13
12 24	13 00-0036	EA	9' High x 4' Wide, 0% Openness Factor, ThermoVeil 0700 Series (Blackout) Shade <i>For Installation In Concrete Or Steel, Add</i> <i>For Window Top >10' Above Finished Floor, Add</i>	365.46 16.05 8.02	16.17
12 24	13 00-0037	EA	9' High x 5' Wide, 0% Openness Factor, ThermoVeil 0700 Series (Blackout) Shade <i>For Installation In Concrete Or Steel, Add</i> <i>For Window Top >10' Above Finished Floor, Add</i>	383.63 20.06 10.03	20.21
12 24	13 00-0038	EA	9' High x 6' Wide, 0% Openness Factor, ThermoVeil 0700 Series (Blackout) Shade <i>For Installation In Concrete Or Steel, Add</i> <i>For Window Top >10' Above Finished Floor, Add</i>	403.83 24.07 12.04	24.24
12 24	13 00-0039	EA	10' High x 3' Wide, 0% Openness Factor, ThermoVeil 0700 Series (Blackout) Shade <i>For Installation In Concrete Or Steel, Add</i> <i>For Window Top >10' Above Finished Floor, Add</i>	286.71 12.04 6.02	12.13
12 24	13 00-0040	EA	10' High x 4' Wide, 0% Openness Factor, ThermoVeil 0700 Series (Blackout) Shade <i>For Installation In Concrete Or Steel, Add</i> <i>For Window Top >10' Above Finished Floor, Add</i>	383.63 16.05 8.02	16.17
12 24	13 00-0041	EA	10' High x 5' Wide, 0% Openness Factor, ThermoVeil 0700 Series (Blackout) Shade <i>For Installation In Concrete Or Steel, Add</i> <i>For Window Top >10' Above Finished Floor, Add</i>	401.80 20.06 10.03	20.21
12 24	13 00-0042	EA	10' High x 6' Wide, 0% Openness Factor, ThermoVeil 0700 Series (Blackout) Shade <i>For Installation In Concrete Or Steel, Add</i> <i>For Window Top >10' Above Finished Floor, Add</i>	452.29 24.07 12.04	24.24
12 24	13 00-0043	EA	11' High x 3' Wide, 0% Openness Factor, ThermoVeil 0700 Series (Blackout) Shade <i>For Installation In Concrete Or Steel, Add</i> <i>For Window Top >10' Above Finished Floor, Add</i>	306.90 12.04 6.02	12.13
12 24	13 00-0044	EA	11' High x 4' Wide, 0% Openness Factor, ThermoVeil 0700 Series (Blackout) Shade <i>For Installation In Concrete Or Steel, Add</i> <i>For Window Top >10' Above Finished Floor, Add</i>	417.95 16.05 8.02	16.17
12 24	13 00-0045	EA	11' High x 5' Wide, 0% Openness Factor, ThermoVeil 0700 Series (Blackout) Shade <i>For Installation In Concrete Or Steel, Add</i> <i>For Window Top >10' Above Finished Floor, Add</i>	436.12 20.06 10.03	20.21
12 24	13 00-0046	EA	11' High x 6' Wide, 0% Openness Factor, ThermoVeil 0700 Series (Blackout) Shade <i>For Installation In Concrete Or Steel, Add</i> <i>For Window Top >10' Above Finished Floor, Add</i>	476.52 24.07 12.04	24.24
12 24	13 00-0047	EA	12' High x 3' Wide, 0% Openness Factor, ThermoVeil 0700 Series (Blackout) Shade <i>For Installation In Concrete Or Steel, Add</i> <i>For Window Top >10' Above Finished Floor, Add</i>	375.55 12.04 6.02	12.13
12 24	13 00-0048	EA	12' High x 4' Wide, 0% Openness Factor, ThermoVeil 0700 Series (Blackout) Shade <i>For Installation In Concrete Or Steel, Add</i> <i>For Window Top >10' Above Finished Floor, Add</i>	438.14 16.05 8.02	16.17
12 24	13 00-0049	EA	12' High x 5' Wide, 0% Openness Factor, ThermoVeil 0700 Series (Blackout) Shade <i>For Installation In Concrete Or Steel, Add</i> <i>For Window Top >10' Above Finished Floor, Add</i>	456.31 20.06 10.03	20.21



		Furnishings	12
		Window Treatments	12 20
		Window Shades	12 24

MINOR	CSI	UOM	DESCRIPTION	TOTAL DIRECT UNIT COST	DEMOLITION UNIT COST
12 24	13 00-0050	EA	12' High x 6' Wide, 0% Openness Factor, ThermoVeil 0700 Series (Blackout) Shade..... <i>For Installation In Concrete Or Steel, Add</i> <i>For Window Top >10' Above Finished Floor, Add</i>	502.77 24.07 12.04	24.24
12 24 13 00-0051 ThermoVeil 0900 And 3000 Series Shade <small>(12 24 13 00-0009)</small>					
12 24	13 00-0052	EA	3' High x 3' Wide, 0 To 1% Openness Factor, ThermoVeil 0900 And 3000 Series Shade <i>For Installation In Concrete Or Steel, Add</i> <i>For Window Top >10' Above Finished Floor, Add</i>	242.29 12.04 6.02	12.13
12 24	13 00-0053	EA	3' High x 4' Wide, 0 To 1% Openness Factor, ThermoVeil 0900 And 3000 Series Shade <i>For Installation In Concrete Or Steel, Add</i> <i>For Window Top >10' Above Finished Floor, Add</i>	296.81 16.05 8.02	16.17
12 24	13 00-0054	EA	3' High x 5' Wide, 0 To 1% Openness Factor, ThermoVeil 0900 And 3000 Series Shade <i>For Installation In Concrete Or Steel, Add</i> <i>For Window Top >10' Above Finished Floor, Add</i>	325.08 20.06 10.03	20.21
12 24	13 00-0055	EA	3' High x 6' Wide, 0 To 1% Openness Factor, ThermoVeil 0900 And 3000 Series Shade <i>For Installation In Concrete Or Steel, Add</i> <i>For Window Top >10' Above Finished Floor, Add</i>	349.32 24.07 12.04	24.24
12 24	13 00-0056	EA	3' High x 7' Wide, 0 To 1% Openness Factor, ThermoVeil 0900 And 3000 Series Shade <i>For Installation In Concrete Or Steel, Add</i> <i>For Window Top >10' Above Finished Floor, Add</i>	434.13 28.09 14.04	28.28
12 24	13 00-0057	EA	3' High x 8' Wide, 0 To 1% Openness Factor, ThermoVeil 0900 And 3000 Series Shade <i>For Installation In Concrete Or Steel, Add</i> <i>For Window Top >10' Above Finished Floor, Add</i>	450.28 32.10 16.05	32.32
12 24	13 00-0058	EA	4' High x 3' Wide, 0 To 1% Openness Factor, ThermoVeil 0900 And 3000 Series Shade <i>For Installation In Concrete Or Steel, Add</i> <i>For Window Top >10' Above Finished Floor, Add</i>	260.46 12.04 6.02	12.13
12 24	13 00-0059	EA	4' High x 4' Wide, 0 To 1% Openness Factor, ThermoVeil 0900 And 3000 Series Shade <i>For Installation In Concrete Or Steel, Add</i> <i>For Window Top >10' Above Finished Floor, Add</i>	325.08 16.05 8.02	16.17
12 24	13 00-0060	EA	4' High x 5' Wide, 0 To 1% Openness Factor, ThermoVeil 0900 And 3000 Series Shade <i>For Installation In Concrete Or Steel, Add</i> <i>For Window Top >10' Above Finished Floor, Add</i>	357.38 20.06 10.03	20.21
12 24	13 00-0061	EA	4' High x 6' Wide, 0 To 1% Openness Factor, ThermoVeil 0900 And 3000 Series Shade <i>For Installation In Concrete Or Steel, Add</i> <i>For Window Top >10' Above Finished Floor, Add</i>	383.64 24.07 12.04	24.24
12 24	13 00-0062	EA	4' High x 7' Wide, 0 To 1% Openness Factor, ThermoVeil 0900 And 3000 Series Shade <i>For Installation In Concrete Or Steel, Add</i> <i>For Window Top >10' Above Finished Floor, Add</i>	476.53 28.09 14.04	28.28
12 24	13 00-0063	EA	4' High x 8' Wide, 0 To 1% Openness Factor, ThermoVeil 0900 And 3000 Series Shade <i>For Installation In Concrete Or Steel, Add</i> <i>For Window Top >10' Above Finished Floor, Add</i>	494.70 32.10 16.05	32.32
12 24	13 00-0064	EA	5' High x 3' Wide, 0 To 1% Openness Factor, ThermoVeil 0900 And 3000 Series Shade <i>For Installation In Concrete Or Steel, Add</i> <i>For Window Top >10' Above Finished Floor, Add</i>	276.62 12.04 6.02	12.13
12 24	13 00-0065	EA	5' High x 4' Wide, 0 To 1% Openness Factor, ThermoVeil 0900 And 3000 Series Shade <i>For Installation In Concrete Or Steel, Add</i> <i>For Window Top >10' Above Finished Floor, Add</i>	355.36 16.05 8.02	16.17
12 24	13 00-0066	EA	5' High x 5' Wide, 0 To 1% Openness Factor, ThermoVeil 0900 And 3000 Series Shade <i>For Installation In Concrete Or Steel, Add</i> <i>For Window Top >10' Above Finished Floor, Add</i>	391.71 20.06 10.03	20.21
12 24	13 00-0067	EA	5' High x 6' Wide, 0 To 1% Openness Factor, ThermoVeil 0900 And 3000 Series Shade <i>For Installation In Concrete Or Steel, Add</i> <i>For Window Top >10' Above Finished Floor, Add</i>	417.97 24.07 12.04	24.24
12 24	13 00-0068	EA	5' High x 7' Wide, 0 To 1% Openness Factor, ThermoVeil 0900 And 3000 Series Shade <i>For Installation In Concrete Or Steel, Add</i> <i>For Window Top >10' Above Finished Floor, Add</i>	522.97 28.09 14.04	28.28
12 24	13 00-0069	EA	5' High x 8' Wide, 0 To 1% Openness Factor, ThermoVeil 0900 And 3000 Series Shade <i>For Installation In Concrete Or Steel, Add</i> <i>For Window Top >10' Above Finished Floor, Add</i>	541.13 32.10 16.05	32.32
12 24	13 00-0070	EA	6' High x 3' Wide, 0 To 1% Openness Factor, ThermoVeil 0900 And 3000 Series Shade <i>For Installation In Concrete Or Steel, Add</i> <i>For Window Top >10' Above Finished Floor, Add</i>	296.80 12.04 6.02	12.13
12 24	13 00-0071	EA	6' High x 4' Wide, 0 To 1% Openness Factor, ThermoVeil 0900 And 3000 Series Shade <i>For Installation In Concrete Or Steel, Add</i> <i>For Window Top >10' Above Finished Floor, Add</i>	385.64 16.05 8.02	16.17
12 24	13 00-0072	EA	6' High x 5' Wide, 0 To 1% Openness Factor, ThermoVeil 0900 And 3000 Series Shade <i>For Installation In Concrete Or Steel, Add</i> <i>For Window Top >10' Above Finished Floor, Add</i>	424.01 20.06 10.03	20.21
12 24	13 00-0073	EA	6' High x 6' Wide, 0 To 1% Openness Factor, ThermoVeil 0900 And 3000 Series Shade <i>For Installation In Concrete Or Steel, Add</i> <i>For Window Top >10' Above Finished Floor, Add</i>	454.31 24.07 12.04	24.24
12 24	13 00-0074	EA	6' High x 7' Wide, 0 To 1% Openness Factor, ThermoVeil 0900 And 3000 Series Shade <i>For Installation In Concrete Or Steel, Add</i> <i>For Window Top >10' Above Finished Floor, Add</i>	569.41 28.09 14.04	28.28
12 24	13 00-0075	EA	6' High x 8' Wide, 0 To 1% Openness Factor, ThermoVeil 0900 And 3000 Series Shade <i>For Installation In Concrete Or Steel, Add</i> <i>For Window Top >10' Above Finished Floor, Add</i>	587.57 32.10 16.05	32.32
12 24	13 00-0076	EA	7' High x 3' Wide, 0 To 1% Openness Factor, ThermoVeil 0900 And 3000 Series Shade <i>For Installation In Concrete Or Steel, Add</i> <i>For Window Top >10' Above Finished Floor, Add</i>	312.96 12.04 6.02	12.13
12 24	13 00-0077	EA	7' High x 4' Wide, 0 To 1% Openness Factor, ThermoVeil 0900 And 3000 Series Shade <i>For Installation In Concrete Or Steel, Add</i> <i>For Window Top >10' Above Finished Floor, Add</i>	411.89 16.05 8.02	16.17

12 Furnishings

12 20 Window Treatments

12 24 Window Shades



MINOR	CSI	UOM	DESCRIPTION	TOTAL DIRECT UNIT COST	DEMOLITION UNIT COST
12 24	13 00-0078	EA	7' High x 5' Wide, 0 To 1% Openness Factor, ThermoVeil 0900 And 3000 Series Shade <i>For Installation In Concrete Or Steel, Add</i> <i>For Window Top >10' Above Finished Floor, Add</i>	458.33 20.06 10.03	20.21
12 24	13 00-0079	EA	7' High x 6' Wide, 0 To 1% Openness Factor, ThermoVeil 0900 And 3000 Series Shade <i>For Installation In Concrete Or Steel, Add</i> <i>For Window Top >10' Above Finished Floor, Add</i>	488.63 24.07 12.04	24.24
12 24	13 00-0080	EA	7' High x 7' Wide, 0 To 1% Openness Factor, ThermoVeil 0900 And 3000 Series Shade <i>For Installation In Concrete Or Steel, Add</i> <i>For Window Top >10' Above Finished Floor, Add</i>	613.82 28.09 14.04	28.28
12 24	13 00-0081	EA	7' High x 8' Wide, 0 To 1% Openness Factor, ThermoVeil 0900 And 3000 Series Shade <i>For Installation In Concrete Or Steel, Add</i> <i>For Window Top >10' Above Finished Floor, Add</i>	734.96 32.10 16.05	32.32
12 24	13 00-0082	EA	8' High x 3' Wide, 0 To 1% Openness Factor, ThermoVeil 0900 And 3000 Series Shade <i>For Installation In Concrete Or Steel, Add</i> <i>For Window Top >10' Above Finished Floor, Add</i>	333.15 12.04 6.02	12.13
12 24	13 00-0083	EA	8' High x 4' Wide, 0 To 1% Openness Factor, ThermoVeil 0900 And 3000 Series Shade <i>For Installation In Concrete Or Steel, Add</i> <i>For Window Top >10' Above Finished Floor, Add</i>	442.18 16.05 8.02	16.17
12 24	13 00-0084	EA	8' High x 5' Wide, 0 To 1% Openness Factor, ThermoVeil 0900 And 3000 Series Shade <i>For Installation In Concrete Or Steel, Add</i> <i>For Window Top >10' Above Finished Floor, Add</i>	490.64 20.06 10.03	20.21
12 24	13 00-0085	EA	8' High x 6' Wide, 0 To 1% Openness Factor, ThermoVeil 0900 And 3000 Series Shade <i>For Installation In Concrete Or Steel, Add</i> <i>For Window Top >10' Above Finished Floor, Add</i>	522.95 24.07 12.04	24.24
12 24	13 00-0086	EA	8' High x 7' Wide, 0 To 1% Openness Factor, ThermoVeil 0900 And 3000 Series Shade <i>For Installation In Concrete Or Steel, Add</i> <i>For Window Top >10' Above Finished Floor, Add</i>	660.26 28.09 14.04	28.28
12 24	13 00-0087	EA	8' High x 8' Wide, 0 To 1% Openness Factor, ThermoVeil 0900 And 3000 Series Shade <i>For Installation In Concrete Or Steel, Add</i> <i>For Window Top >10' Above Finished Floor, Add</i>	789.47 32.10 16.05	32.32
12 24	13 00-0088	EA	9' High x 3' Wide, 0 To 1% Openness Factor, ThermoVeil 0900 And 3000 Series Shade <i>For Installation In Concrete Or Steel, Add</i> <i>For Window Top >10' Above Finished Floor, Add</i>	349.30 12.04 6.02	12.13
12 24	13 00-0089	EA	9' High x 4' Wide, 0 To 1% Openness Factor, ThermoVeil 0900 And 3000 Series Shade <i>For Installation In Concrete Or Steel, Add</i> <i>For Window Top >10' Above Finished Floor, Add</i>	470.44 16.05 8.02	16.17
12 24	13 00-0090	EA	9' High x 5' Wide, 0 To 1% Openness Factor, ThermoVeil 0900 And 3000 Series Shade <i>For Installation In Concrete Or Steel, Add</i> <i>For Window Top >10' Above Finished Floor, Add</i>	522.94 20.06 10.03	20.21
12 24	13 00-0091	EA	9' High x 6' Wide, 0 To 1% Openness Factor, ThermoVeil 0900 And 3000 Series Shade <i>For Installation In Concrete Or Steel, Add</i> <i>For Window Top >10' Above Finished Floor, Add</i>	557.28 24.07 12.04	24.24
12 24	13 00-0092	EA	9' High x 7' Wide, 0 To 1% Openness Factor, ThermoVeil 0900 And 3000 Series Shade <i>For Installation In Concrete Or Steel, Add</i> <i>For Window Top >10' Above Finished Floor, Add</i>	706.70 28.09 14.04	28.28
12 24	13 00-0093	EA	9' High x 8' Wide, 0 To 1% Openness Factor, ThermoVeil 0900 And 3000 Series Shade <i>For Installation In Concrete Or Steel, Add</i> <i>For Window Top >10' Above Finished Floor, Add</i>	835.91 32.10 16.05	32.32
12 24	13 00-0094	EA	10' High x 3' Wide, 0 To 1% Openness Factor, ThermoVeil 0900 And 3000 Series Shade <i>For Installation In Concrete Or Steel, Add</i> <i>For Window Top >10' Above Finished Floor, Add</i>	367.47 12.04 6.02	12.13
12 24	13 00-0095	EA	10' High x 4' Wide, 0 To 1% Openness Factor, ThermoVeil 0900 And 3000 Series Shade <i>For Installation In Concrete Or Steel, Add</i> <i>For Window Top >10' Above Finished Floor, Add</i>	502.75 16.05 8.02	16.17
12 24	13 00-0096	EA	10' High x 5' Wide, 0 To 1% Openness Factor, ThermoVeil 0900 And 3000 Series Shade <i>For Installation In Concrete Or Steel, Add</i> <i>For Window Top >10' Above Finished Floor, Add</i>	559.28 20.06 10.03	20.21
12 24	13 00-0097	EA	10' High x 6' Wide, 0 To 1% Openness Factor, ThermoVeil 0900 And 3000 Series Shade <i>For Installation In Concrete Or Steel, Add</i> <i>For Window Top >10' Above Finished Floor, Add</i>	593.62 24.07 12.04	24.24
12 24	13 00-0098	EA	10' High x 7' Wide, 0 To 1% Openness Factor, ThermoVeil 0900 And 3000 Series Shade <i>For Installation In Concrete Or Steel, Add</i> <i>For Window Top >10' Above Finished Floor, Add</i>	767.27 28.09 14.04	28.28
12 24	13 00-0099	EA	10' High x 8' Wide, 0 To 1% Openness Factor, ThermoVeil 0900 And 3000 Series Shade <i>For Installation In Concrete Or Steel, Add</i> <i>For Window Top >10' Above Finished Floor, Add</i>	882.35 32.10 16.05	32.32
12 24	13 00-0100	EA	11' High x 3' Wide, 0 To 1% Openness Factor, ThermoVeil 0900 And 3000 Series Shade <i>For Installation In Concrete Or Steel, Add</i> <i>For Window Top >10' Above Finished Floor, Add</i>	401.79 12.04 6.02	12.13
12 24	13 00-0101	EA	11' High x 4' Wide, 0 To 1% Openness Factor, ThermoVeil 0900 And 3000 Series Shade <i>For Installation In Concrete Or Steel, Add</i> <i>For Window Top >10' Above Finished Floor, Add</i>	539.09 16.05 8.02	16.17
12 24	13 00-0102	EA	11' High x 5' Wide, 0 To 1% Openness Factor, ThermoVeil 0900 And 3000 Series Shade <i>For Installation In Concrete Or Steel, Add</i> <i>For Window Top >10' Above Finished Floor, Add</i>	607.74 20.06 10.03	20.21
12 24	13 00-0103	EA	11' High x 6' Wide, 0 To 1% Openness Factor, ThermoVeil 0900 And 3000 Series Shade <i>For Installation In Concrete Or Steel, Add</i> <i>For Window Top >10' Above Finished Floor, Add</i>	646.11 24.07 12.04	24.24
12 24	13 00-0104	EA	11' High x 7' Wide, 0 To 1% Openness Factor, ThermoVeil 0900 And 3000 Series Shade <i>For Installation In Concrete Or Steel, Add</i> <i>For Window Top >10' Above Finished Floor, Add</i>	843.99 28.09 14.04	28.28
12 24	13 00-0105	EA	11' High x 8' Wide, 0 To 1% Openness Factor, ThermoVeil 0900 And 3000 Series Shade <i>For Installation In Concrete Or Steel, Add</i> <i>For Window Top >10' Above Finished Floor, Add</i>	959.07 32.10 16.05	32.32



Furnishings	12
Window Treatments	12 20
Window Shades	12 24

MINOR	CSI	UOM	DESCRIPTION	TOTAL DIRECT UNIT COST	DEMOLITION UNIT COST	
12 24	13 00-0106	EA	12' High x 3' Wide, 0 To 1% Openness Factor, ThermoVeil 0900 And 3000 Series Shade <i>For Installation In Concrete Or Steel, Add</i> <i>For Window Top >10' Above Finished Floor, Add</i>	490.63 12.04 6.02	12.13	
12 24	13 00-0107	EA	12' High x 4' Wide, 0 To 1% Openness Factor, ThermoVeil 0900 And 3000 Series Shade <i>For Installation In Concrete Or Steel, Add</i> <i>For Window Top >10' Above Finished Floor, Add</i>	575.43 16.05 8.02	16.17	
12 24	13 00-0108	EA	12' High x 5' Wide, 0 To 1% Openness Factor, ThermoVeil 0900 And 3000 Series Shade <i>For Installation In Concrete Or Steel, Add</i> <i>For Window Top >10' Above Finished Floor, Add</i>	652.16 20.06 10.03	20.21	
12 24	13 00-0109	EA	12' High x 6' Wide, 0 To 1% Openness Factor, ThermoVeil 0900 And 3000 Series Shade <i>For Installation In Concrete Or Steel, Add</i> <i>For Window Top >10' Above Finished Floor, Add</i>	690.53 24.07 12.04	24.24	
12 24	13 00-0110	EA	12' High x 7' Wide, 0 To 1% Openness Factor, ThermoVeil 0900 And 3000 Series Shade <i>For Installation In Concrete Or Steel, Add</i> <i>For Window Top >10' Above Finished Floor, Add</i>	882.35 28.09 14.04	28.28	
12 24	13 00-0111	EA	12' High x 8' Wide, 0 To 1% Openness Factor, ThermoVeil 0900 And 3000 Series Shade <i>For Installation In Concrete Or Steel, Add</i> <i>For Window Top >10' Above Finished Floor, Add</i>	1,003.49 32.10 16.05	32.32	
12 24	13 00-0112	EuroVeil 5100, 5200 And 5300 Series Shade <small>(12 24 13 00-0009)</small>				
12 24	13 00-0113	EA	3' High x 3' Wide, 5 To 6% Openness Factor, EuroVeil 5100, 5200 And 5300 Series Shade <i>For Installation In Concrete Or Steel, Add</i> <i>For Window Top >10' Above Finished Floor, Add</i>	256.42 12.04 6.02	12.13	
12 24	13 00-0114	EA	3' High x 4' Wide, 5 To 6% Openness Factor, EuroVeil 5100, 5200 And 5300 Series Shade <i>For Installation In Concrete Or Steel, Add</i> <i>For Window Top >10' Above Finished Floor, Add</i>	276.62 16.05 8.02	16.17	
12 24	13 00-0115	EA	3' High x 5' Wide, 5 To 6% Openness Factor, EuroVeil 5100, 5200 And 5300 Series Shade <i>For Installation In Concrete Or Steel, Add</i> <i>For Window Top >10' Above Finished Floor, Add</i>	317.00 20.06 10.03	20.21	
12 24	13 00-0116	EA	3' High x 6' Wide, 5 To 6% Openness Factor, EuroVeil 5100, 5200 And 5300 Series Shade <i>For Installation In Concrete Or Steel, Add</i> <i>For Window Top >10' Above Finished Floor, Add</i>	375.57 24.07 12.04	24.24	
12 24	13 00-0117	EA	3' High x 7' Wide, 5 To 6% Openness Factor, EuroVeil 5100, 5200 And 5300 Series Shade <i>For Installation In Concrete Or Steel, Add</i> <i>For Window Top >10' Above Finished Floor, Add</i>	420.00 28.09 14.04	28.28	
12 24	13 00-0118	EA	3' High x 8' Wide, 5 To 6% Openness Factor, EuroVeil 5100, 5200 And 5300 Series Shade <i>For Installation In Concrete Or Steel, Add</i> <i>For Window Top >10' Above Finished Floor, Add</i>	460.37 32.10 16.05	32.32	
12 24	13 00-0119	EA	4' High x 3' Wide, 5 To 6% Openness Factor, EuroVeil 5100, 5200 And 5300 Series Shade <i>For Installation In Concrete Or Steel, Add</i> <i>For Window Top >10' Above Finished Floor, Add</i>	276.62 12.04 6.02	12.13	
12 24	13 00-0120	EA	4' High x 4' Wide, 5 To 6% Openness Factor, EuroVeil 5100, 5200 And 5300 Series Shade <i>For Installation In Concrete Or Steel, Add</i> <i>For Window Top >10' Above Finished Floor, Add</i>	296.81 16.05 8.02	16.17	
12 24	13 00-0121	EA	4' High x 5' Wide, 5 To 6% Openness Factor, EuroVeil 5100, 5200 And 5300 Series Shade <i>For Installation In Concrete Or Steel, Add</i> <i>For Window Top >10' Above Finished Floor, Add</i>	347.29 20.06 10.03	20.21	
12 24	13 00-0122	EA	4' High x 6' Wide, 5 To 6% Openness Factor, EuroVeil 5100, 5200 And 5300 Series Shade <i>For Installation In Concrete Or Steel, Add</i> <i>For Window Top >10' Above Finished Floor, Add</i>	417.97 24.07 12.04	24.24	
12 24	13 00-0123	EA	4' High x 7' Wide, 5 To 6% Openness Factor, EuroVeil 5100, 5200 And 5300 Series Shade <i>For Installation In Concrete Or Steel, Add</i> <i>For Window Top >10' Above Finished Floor, Add</i>	462.40 28.09 14.04	28.28	
12 24	13 00-0124	EA	4' High x 8' Wide, 5 To 6% Openness Factor, EuroVeil 5100, 5200 And 5300 Series Shade <i>For Installation In Concrete Or Steel, Add</i> <i>For Window Top >10' Above Finished Floor, Add</i>	480.56 32.10 16.05	32.32	
12 24	13 00-0125	EA	5' High x 3' Wide, 5 To 6% Openness Factor, EuroVeil 5100, 5200 And 5300 Series Shade <i>For Installation In Concrete Or Steel, Add</i> <i>For Window Top >10' Above Finished Floor, Add</i>	296.80 12.04 6.02	12.13	
12 24	13 00-0126	EA	5' High x 4' Wide, 5 To 6% Openness Factor, EuroVeil 5100, 5200 And 5300 Series Shade <i>For Installation In Concrete Or Steel, Add</i> <i>For Window Top >10' Above Finished Floor, Add</i>	314.98 16.05 8.02	16.17	
12 24	13 00-0127	EA	5' High x 5' Wide, 5 To 6% Openness Factor, EuroVeil 5100, 5200 And 5300 Series Shade <i>For Installation In Concrete Or Steel, Add</i> <i>For Window Top >10' Above Finished Floor, Add</i>	375.55 20.06 10.03	20.21	
12 24	13 00-0128	EA	5' High x 6' Wide, 5 To 6% Openness Factor, EuroVeil 5100, 5200 And 5300 Series Shade <i>For Installation In Concrete Or Steel, Add</i> <i>For Window Top >10' Above Finished Floor, Add</i>	460.37 24.07 12.04	24.24	
12 24	13 00-0129	EA	5' High x 7' Wide, 5 To 6% Openness Factor, EuroVeil 5100, 5200 And 5300 Series Shade <i>For Installation In Concrete Or Steel, Add</i> <i>For Window Top >10' Above Finished Floor, Add</i>	504.80 28.09 14.04	28.28	
12 24	13 00-0130	EA	5' High x 8' Wide, 5 To 6% Openness Factor, EuroVeil 5100, 5200 And 5300 Series Shade <i>For Installation In Concrete Or Steel, Add</i> <i>For Window Top >10' Above Finished Floor, Add</i>	522.96 32.10 16.05	32.32	
12 24	13 00-0131	EA	6' High x 3' Wide, 5 To 6% Openness Factor, EuroVeil 5100, 5200 And 5300 Series Shade <i>For Installation In Concrete Or Steel, Add</i> <i>For Window Top >10' Above Finished Floor, Add</i>	319.01 12.04 6.02	12.13	
12 24	13 00-0132	EA	6' High x 4' Wide, 5 To 6% Openness Factor, EuroVeil 5100, 5200 And 5300 Series Shade <i>For Installation In Concrete Or Steel, Add</i> <i>For Window Top >10' Above Finished Floor, Add</i>	337.19 16.05 8.02	16.17	
12 24	13 00-0133	EA	6' High x 5' Wide, 5 To 6% Openness Factor, EuroVeil 5100, 5200 And 5300 Series Shade <i>For Installation In Concrete Or Steel, Add</i> <i>For Window Top >10' Above Finished Floor, Add</i>	403.82 20.06 10.03	20.21	

12 Furnishings

12 20 Window Treatments

12 24 Window Shades



MINOR CSI	UOM	DESCRIPTION	TOTAL DIRECT UNIT COST	DEMOLITION UNIT COST
12 24 13 00-0134	EA	6' High x 6' Wide, 5 To 6% Openness Factor, EuroVeil 5100, 5200 And 5300 Series Shade <i>For Installation In Concrete Or Steel, Add</i> <i>For Window Top >10' Above Finished Floor, Add</i>	502.77 24.07 12.04	24.24
12 24 13 00-0135	EA	6' High x 7' Wide, 5 To 6% Openness Factor, EuroVeil 5100, 5200 And 5300 Series Shade <i>For Installation In Concrete Or Steel, Add</i> <i>For Window Top >10' Above Finished Floor, Add</i>	547.20 28.09 14.04	28.28
12 24 13 00-0136	EA	6' High x 8' Wide, 5 To 6% Openness Factor, EuroVeil 5100, 5200 And 5300 Series Shade <i>For Installation In Concrete Or Steel, Add</i> <i>For Window Top >10' Above Finished Floor, Add</i>	672.37 32.10 16.05	32.32
12 24 13 00-0137	EA	7' High x 3' Wide, 5 To 6% Openness Factor, EuroVeil 5100, 5200 And 5300 Series Shade <i>For Installation In Concrete Or Steel, Add</i> <i>For Window Top >10' Above Finished Floor, Add</i>	339.20 12.04 6.02	12.13
12 24 13 00-0138	EA	7' High x 4' Wide, 5 To 6% Openness Factor, EuroVeil 5100, 5200 And 5300 Series Shade <i>For Installation In Concrete Or Steel, Add</i> <i>For Window Top >10' Above Finished Floor, Add</i>	357.38 16.05 8.02	16.17
12 24 13 00-0139	EA	7' High x 5' Wide, 5 To 6% Openness Factor, EuroVeil 5100, 5200 And 5300 Series Shade <i>For Installation In Concrete Or Steel, Add</i> <i>For Window Top >10' Above Finished Floor, Add</i>	430.07 20.06 10.03	20.21
12 24 13 00-0140	EA	7' High x 6' Wide, 5 To 6% Openness Factor, EuroVeil 5100, 5200 And 5300 Series Shade <i>For Installation In Concrete Or Steel, Add</i> <i>For Window Top >10' Above Finished Floor, Add</i>	545.16 24.07 12.04	24.24
12 24 13 00-0141	EA	7' High x 7' Wide, 5 To 6% Openness Factor, EuroVeil 5100, 5200 And 5300 Series Shade <i>For Installation In Concrete Or Steel, Add</i> <i>For Window Top >10' Above Finished Floor, Add</i>	589.60 28.09 14.04	28.28
12 24 13 00-0142	EA	7' High x 8' Wide, 5 To 6% Openness Factor, EuroVeil 5100, 5200 And 5300 Series Shade <i>For Installation In Concrete Or Steel, Add</i> <i>For Window Top >10' Above Finished Floor, Add</i>	714.77 32.10 16.05	32.32
12 24 13 00-0143	EA	8' High x 3' Wide, 5 To 6% Openness Factor, EuroVeil 5100, 5200 And 5300 Series Shade <i>For Installation In Concrete Or Steel, Add</i> <i>For Window Top >10' Above Finished Floor, Add</i>	361.41 12.04 6.02	12.13
12 24 13 00-0144	EA	8' High x 4' Wide, 5 To 6% Openness Factor, EuroVeil 5100, 5200 And 5300 Series Shade <i>For Installation In Concrete Or Steel, Add</i> <i>For Window Top >10' Above Finished Floor, Add</i>	379.59 16.05 8.02	16.17
12 24 13 00-0145	EA	8' High x 5' Wide, 5 To 6% Openness Factor, EuroVeil 5100, 5200 And 5300 Series Shade <i>For Installation In Concrete Or Steel, Add</i> <i>For Window Top >10' Above Finished Floor, Add</i>	460.35 20.06 10.03	20.21
12 24 13 00-0146	EA	8' High x 6' Wide, 5 To 6% Openness Factor, EuroVeil 5100, 5200 And 5300 Series Shade <i>For Installation In Concrete Or Steel, Add</i> <i>For Window Top >10' Above Finished Floor, Add</i>	587.56 24.07 12.04	24.24
12 24 13 00-0147	EA	8' High x 7' Wide, 5 To 6% Openness Factor, EuroVeil 5100, 5200 And 5300 Series Shade <i>For Installation In Concrete Or Steel, Add</i> <i>For Window Top >10' Above Finished Floor, Add</i>	648.15 28.09 14.04	28.28
12 24 13 00-0148	EA	8' High x 8' Wide, 5 To 6% Openness Factor, EuroVeil 5100, 5200 And 5300 Series Shade <i>For Installation In Concrete Or Steel, Add</i> <i>For Window Top >10' Above Finished Floor, Add</i>	751.11 32.10 16.05	32.32
12 24 13 00-0149	EA	9' High x 3' Wide, 5 To 6% Openness Factor, EuroVeil 5100, 5200 And 5300 Series Shade <i>For Installation In Concrete Or Steel, Add</i> <i>For Window Top >10' Above Finished Floor, Add</i>	381.60 12.04 6.02	12.13
12 24 13 00-0150	EA	9' High x 4' Wide, 5 To 6% Openness Factor, EuroVeil 5100, 5200 And 5300 Series Shade <i>For Installation In Concrete Or Steel, Add</i> <i>For Window Top >10' Above Finished Floor, Add</i>	397.76 16.05 8.02	16.17
12 24 13 00-0151	EA	9' High x 5' Wide, 5 To 6% Openness Factor, EuroVeil 5100, 5200 And 5300 Series Shade <i>For Installation In Concrete Or Steel, Add</i> <i>For Window Top >10' Above Finished Floor, Add</i>	490.64 20.06 10.03	20.21
12 24 13 00-0152	EA	9' High x 6' Wide, 5 To 6% Openness Factor, EuroVeil 5100, 5200 And 5300 Series Shade <i>For Installation In Concrete Or Steel, Add</i> <i>For Window Top >10' Above Finished Floor, Add</i>	638.04 24.07 12.04	24.24
12 24 13 00-0153	EA	9' High x 7' Wide, 5 To 6% Openness Factor, EuroVeil 5100, 5200 And 5300 Series Shade <i>For Installation In Concrete Or Steel, Add</i> <i>For Window Top >10' Above Finished Floor, Add</i>	682.47 28.09 14.04	28.28
12 24 13 00-0154	EA	9' High x 8' Wide, 5 To 6% Openness Factor, EuroVeil 5100, 5200 And 5300 Series Shade <i>For Installation In Concrete Or Steel, Add</i> <i>For Window Top >10' Above Finished Floor, Add</i>	793.51 32.10 16.05	32.32
12 24 13 00-0155	EA	10' High x 3' Wide, 5 To 6% Openness Factor, EuroVeil 5100, 5200 And 5300 Series Shade <i>For Installation In Concrete Or Steel, Add</i> <i>For Window Top >10' Above Finished Floor, Add</i>	401.79 12.04 6.02	12.13
12 24 13 00-0156	EA	10' High x 4' Wide, 5 To 6% Openness Factor, EuroVeil 5100, 5200 And 5300 Series Shade <i>For Installation In Concrete Or Steel, Add</i> <i>For Window Top >10' Above Finished Floor, Add</i>	419.97 16.05 8.02	16.17
12 24 13 00-0157	EA	10' High x 5' Wide, 5 To 6% Openness Factor, EuroVeil 5100, 5200 And 5300 Series Shade <i>For Installation In Concrete Or Steel, Add</i> <i>For Window Top >10' Above Finished Floor, Add</i>	516.88 20.06 10.03	20.21
12 24 13 00-0158	EA	10' High x 6' Wide, 5 To 6% Openness Factor, EuroVeil 5100, 5200 And 5300 Series Shade <i>For Installation In Concrete Or Steel, Add</i> <i>For Window Top >10' Above Finished Floor, Add</i>	674.38 24.07 12.04	24.24
12 24 13 00-0159	EA	10' High x 7' Wide, 5 To 6% Openness Factor, EuroVeil 5100, 5200 And 5300 Series Shade <i>For Installation In Concrete Or Steel, Add</i> <i>For Window Top >10' Above Finished Floor, Add</i>	720.83 28.09 14.04	28.28
12 24 13 00-0160	EA	10' High x 8' Wide, 5 To 6% Openness Factor, EuroVeil 5100, 5200 And 5300 Series Shade <i>For Installation In Concrete Or Steel, Add</i> <i>For Window Top >10' Above Finished Floor, Add</i>	852.06 32.10 16.05	32.32
12 24 13 00-0161	EA	11' High x 3' Wide, 5 To 6% Openness Factor, EuroVeil 5100, 5200 And 5300 Series Shade <i>For Installation In Concrete Or Steel, Add</i> <i>For Window Top >10' Above Finished Floor, Add</i>	452.27 12.04 6.02	12.13



MINOR	CSI	UOM	DESCRIPTION	TOTAL DIRECT UNIT COST	DEMOLITION UNIT COST
12 24	13 00-0162	EA	11' High x 4' Wide, 5 To 6% Openness Factor, EuroVeil 5100, 5200 And 5300 Series Shade <i>For Installation In Concrete Or Steel, Add</i> <i>For Window Top >10' Above Finished Floor, Add</i>	470.44 16.05 8.02	16.17
12 24	13 00-0163	EA	11' High x 5' Wide, 5 To 6% Openness Factor, EuroVeil 5100, 5200 And 5300 Series Shade <i>For Installation In Concrete Or Steel, Add</i> <i>For Window Top >10' Above Finished Floor, Add</i>	585.53 20.06 10.03	20.21
12 24	13 00-0164	EA	11' High x 6' Wide, 5 To 6% Openness Factor, EuroVeil 5100, 5200 And 5300 Series Shade <i>For Installation In Concrete Or Steel, Add</i> <i>For Window Top >10' Above Finished Floor, Add</i>	741.01 24.07 12.04	24.24
12 24	13 00-0165	EA	11' High x 7' Wide, 5 To 6% Openness Factor, EuroVeil 5100, 5200 And 5300 Series Shade <i>For Installation In Concrete Or Steel, Add</i> <i>For Window Top >10' Above Finished Floor, Add</i>	795.53 28.09 14.04	28.28
12 24	13 00-0166	EA	11' High x 8' Wide, 5 To 6% Openness Factor, EuroVeil 5100, 5200 And 5300 Series Shade <i>For Installation In Concrete Or Steel, Add</i> <i>For Window Top >10' Above Finished Floor, Add</i>	918.69 32.10 16.05	32.32
12 24	13 00-0167	EA	12' High x 3' Wide, 5 To 6% Openness Factor, EuroVeil 5100, 5200 And 5300 Series Shade <i>For Installation In Concrete Or Steel, Add</i> <i>For Window Top >10' Above Finished Floor, Add</i>	533.03 12.04 6.02	12.13
12 24	13 00-0168	EA	12' High x 4' Wide, 5 To 6% Openness Factor, EuroVeil 5100, 5200 And 5300 Series Shade <i>For Installation In Concrete Or Steel, Add</i> <i>For Window Top >10' Above Finished Floor, Add</i>	492.65 16.05 8.02	16.17
12 24	13 00-0169	EA	12' High x 5' Wide, 5 To 6% Openness Factor, EuroVeil 5100, 5200 And 5300 Series Shade <i>For Installation In Concrete Or Steel, Add</i> <i>For Window Top >10' Above Finished Floor, Add</i>	617.83 20.06 10.03	20.21
12 24	13 00-0170	EA	12' High x 6' Wide, 5 To 6% Openness Factor, EuroVeil 5100, 5200 And 5300 Series Shade <i>For Installation In Concrete Or Steel, Add</i> <i>For Window Top >10' Above Finished Floor, Add</i>	783.41 24.07 12.04	24.24
12 24	13 00-0171	EA	12' High x 7' Wide, 5 To 6% Openness Factor, EuroVeil 5100, 5200 And 5300 Series Shade <i>For Installation In Concrete Or Steel, Add</i> <i>For Window Top >10' Above Finished Floor, Add</i>	839.95 28.09 14.04	28.28
12 24	13 00-0172	EA	12' High x 8' Wide, 5 To 6% Openness Factor, EuroVeil 5100, 5200 And 5300 Series Shade <i>For Installation In Concrete Or Steel, Add</i> <i>For Window Top >10' Above Finished Floor, Add</i>	961.09 32.10 16.05	32.32
12 24	13 00-0173		Snaplock Fascia <small>(12 24 13 00-0005)</small>		
12 24	13 00-0174	EA	3' Wide Mecho Slimline, Regular Snaplock Fascia <i>For Installation In Concrete Or Steel, Add</i> <i>For Window Top >10' Above Finished Floor, Add</i>	30.29 2.01 1.00	2.02
12 24	13 00-0175	EA	4' Wide Mecho Slimline, Regular Snaplock Fascia <i>For Installation In Concrete Or Steel, Add</i> <i>For Window Top >10' Above Finished Floor, Add</i>	39.71 2.68 1.34	2.69
12 24	13 00-0176	EA	5' Wide Mecho Slimline, Regular Snaplock Fascia <i>For Installation In Concrete Or Steel, Add</i> <i>For Window Top >10' Above Finished Floor, Add</i>	49.13 3.34 1.67	3.36
12 24	13 00-0177	EA	6' Wide Mecho Slimline, Regular Snaplock Fascia <i>For Installation In Concrete Or Steel, Add</i> <i>For Window Top >10' Above Finished Floor, Add</i>	62.59 4.01 2.01	4.04
12 24	13 00-0178	EA	7' Wide Mecho Slimline, Regular Snaplock Fascia <i>For Installation In Concrete Or Steel, Add</i> <i>For Window Top >10' Above Finished Floor, Add</i>	70.00 4.68 2.34	4.71
12 24	13 00-0179	EA	8' Wide Mecho Slimline, Regular Snaplock Fascia <i>For Installation In Concrete Or Steel, Add</i> <i>For Window Top >10' Above Finished Floor, Add</i>	81.43 5.35 2.67	5.39
12 24	13 00-0180	EA	9' Wide Mecho Slimline, Regular Snaplock Fascia <i>For Installation In Concrete Or Steel, Add</i> <i>For Window Top >10' Above Finished Floor, Add</i>	92.88 6.02 3.01	6.06
12 24	13 00-0181	EA	10' Wide Mecho Slimline, Regular Snaplock Fascia <i>For Installation In Concrete Or Steel, Add</i> <i>For Window Top >10' Above Finished Floor, Add</i>	102.31 6.69 3.34	6.73
12 24	13 00-0182	EA	11' Wide Mecho Slimline, Regular Snaplock Fascia <i>For Installation In Concrete Or Steel, Add</i> <i>For Window Top >10' Above Finished Floor, Add</i>	111.72 7.35 3.68	7.40
12 24	13 00-0183	EA	12' Wide Mecho Slimline, Regular Snaplock Fascia <i>For Installation In Concrete Or Steel, Add</i> <i>For Window Top >10' Above Finished Floor, Add</i>	179.70 8.02 4.01	8.08
12 24	13 00-0184	EA	3' Wide Mecho Extended, Regular Snaplock Fascia <i>For Installation In Concrete Or Steel, Add</i> <i>For Window Top >10' Above Finished Floor, Add</i>	56.53 2.01 1.00	2.02
12 24	13 00-0185	EA	4' Wide Mecho Extended, Regular Snaplock Fascia <i>For Installation In Concrete Or Steel, Add</i> <i>For Window Top >10' Above Finished Floor, Add</i>	76.05 2.68 1.34	2.69
12 24	13 00-0186	EA	5' Wide Mecho Extended, Regular Snaplock Fascia <i>For Installation In Concrete Or Steel, Add</i> <i>For Window Top >10' Above Finished Floor, Add</i>	93.55 3.34 1.67	3.36
12 24	13 00-0187	EA	6' Wide Mecho Extended, Regular Snaplock Fascia <i>For Installation In Concrete Or Steel, Add</i> <i>For Window Top >10' Above Finished Floor, Add</i>	111.05 4.01 2.01	4.04
12 24	13 00-0188	EA	7' Wide Mecho Extended, Regular Snaplock Fascia <i>For Installation In Concrete Or Steel, Add</i> <i>For Window Top >10' Above Finished Floor, Add</i>	130.57 4.68 2.34	4.71
12 24	13 00-0189	EA	8' Wide Mecho Extended, Regular Snaplock Fascia <i>For Installation In Concrete Or Steel, Add</i> <i>For Window Top >10' Above Finished Floor, Add</i>	148.06 5.35 2.67	5.39

12 Furnishings

12 20 Window Treatments

12 24 Window Shades



MINOR CSI	UOM	DESCRIPTION	TOTAL DIRECT UNIT COST	DEMOLITION UNIT COST
12 24 13 00-0190	EA	9' Wide Mecho Extended, Regular Snaplock Fascia <i>For Installation In Concrete Or Steel, Add For Window Top >10' Above Finished Floor, Add</i>	167.58 6.02 3.01	6.06
12 24 13 00-0191	EA	10' Wide Mecho Extended, Regular Snaplock Fascia <i>For Installation In Concrete Or Steel, Add For Window Top >10' Above Finished Floor, Add</i>	189.12 6.69 3.34	6.73
12 24 13 00-0192	EA	11' Wide Mecho Extended, Regular Snaplock Fascia <i>For Installation In Concrete Or Steel, Add For Window Top >10' Above Finished Floor, Add</i>	204.60 7.35 3.68	7.40
12 24 13 00-0193	EA	12' Wide Mecho Extended, Regular Snaplock Fascia <i>For Installation In Concrete Or Steel, Add For Window Top >10' Above Finished Floor, Add</i>	337.18 8.02 4.01	8.08
12 24 13 00-0194 Room Darkening Sill And Side Channel <small>(12 24 13 00-0009)</small>				
12 24 13 00-0195	EA	36" Wide, 1-15/16" Single Mecho Room Darkening Sill And Side Channel <i>For Installation In Concrete Or Steel, Add For Window Top >10' Above Finished Floor, Add</i>	40.39 6.02 3.01	6.06
12 24 13 00-0196	EA	48" Wide, 1-15/16" Single Mecho Room Darkening Sill And Side Channel <i>For Installation In Concrete Or Steel, Add For Window Top >10' Above Finished Floor, Add</i>	52.50 8.02 4.01	8.08
12 24 13 00-0197	EA	60" Wide, 1-15/16" Single Mecho Room Darkening Sill And Side Channel <i>For Installation In Concrete Or Steel, Add For Window Top >10' Above Finished Floor, Add</i>	68.67 10.03 5.02	10.11
12 24 13 00-0198	EA	72" Wide, 1-15/16" Single Mecho Room Darkening Sill And Side Channel <i>For Installation In Concrete Or Steel, Add For Window Top >10' Above Finished Floor, Add</i>	82.79 12.04 6.02	12.13
12 24 13 00-0199	EA	84" Wide, 1-15/16" Single Mecho Room Darkening Sill And Side Channel <i>For Installation In Concrete Or Steel, Add For Window Top >10' Above Finished Floor, Add</i>	94.91 14.04 7.02	14.15
12 24 13 00-0200	EA	96" Wide, 1-15/16" Single Mecho Room Darkening Sill And Side Channel <i>For Installation In Concrete Or Steel, Add For Window Top >10' Above Finished Floor, Add</i>	109.04 16.05 8.02	16.17
12 24 13 00-0201	EA	108" Wide, 1-15/16" Single Mecho Room Darkening Sill And Side Channel <i>For Installation In Concrete Or Steel, Add For Window Top >10' Above Finished Floor, Add</i>	123.18 18.05 9.03	18.19
12 24 13 00-0202	EA	120" Wide, 1-15/16" Single Mecho Room Darkening Sill And Side Channel <i>For Installation In Concrete Or Steel, Add For Window Top >10' Above Finished Floor, Add</i>	135.29 20.06 10.03	20.21
12 24 13 00-0203	EA	132" Wide, 1-15/16" Single Mecho Room Darkening Sill And Side Channel <i>For Installation In Concrete Or Steel, Add For Window Top >10' Above Finished Floor, Add</i>	147.41 22.06 11.03	22.23
12 24 13 00-0204	EA	144" Wide, 1-15/16" Single Mecho Room Darkening Sill And Side Channel <i>For Installation In Concrete Or Steel, Add For Window Top >10' Above Finished Floor, Add</i>	161.55 24.07 12.04	24.24
12 24 13 00-0205	EA	36" Wide, 2-5/8" Double Mecho Room Darkening Sill And Side Channel <i>For Installation In Concrete Or Steel, Add For Window Top >10' Above Finished Floor, Add</i>	40.39 6.02 3.01	6.06
12 24 13 00-0206	EA	48" Wide, 2-5/8" Double Mecho Room Darkening Sill And Side Channel <i>For Installation In Concrete Or Steel, Add For Window Top >10' Above Finished Floor, Add</i>	86.82 8.02 4.01	8.08
12 24 13 00-0207	EA	60" Wide, 2-5/8" Double Mecho Room Darkening Sill And Side Channel <i>For Installation In Concrete Or Steel, Add For Window Top >10' Above Finished Floor, Add</i>	109.05 10.03 5.02	10.11
12 24 13 00-0208	EA	72" Wide, 2-5/8" Double Mecho Room Darkening Sill And Side Channel <i>For Installation In Concrete Or Steel, Add For Window Top >10' Above Finished Floor, Add</i>	127.21 12.04 6.02	12.13
12 24 13 00-0209	EA	84" Wide, 2-5/8" Double Mecho Room Darkening Sill And Side Channel <i>For Installation In Concrete Or Steel, Add For Window Top >10' Above Finished Floor, Add</i>	151.44 14.04 7.02	14.15
12 24 13 00-0210	EA	96" Wide, 2-5/8" Double Mecho Room Darkening Sill And Side Channel <i>For Installation In Concrete Or Steel, Add For Window Top >10' Above Finished Floor, Add</i>	171.63 16.05 8.02	16.17
12 24 13 00-0211	EA	108" Wide, 2-5/8" Double Mecho Room Darkening Sill And Side Channel <i>For Installation In Concrete Or Steel, Add For Window Top >10' Above Finished Floor, Add</i>	203.94 18.05 9.03	18.19
12 24 13 00-0212	EA	120" Wide, 2-5/8" Double Mecho Room Darkening Sill And Side Channel <i>For Installation In Concrete Or Steel, Add For Window Top >10' Above Finished Floor, Add</i>	226.15 20.06 10.03	20.21
12 24 13 00-0213	EA	132" Wide, 2-5/8" Double Mecho Room Darkening Sill And Side Channel <i>For Installation In Concrete Or Steel, Add For Window Top >10' Above Finished Floor, Add</i>	250.38 22.06 11.03	22.23
12 24 13 00-0214	EA	144" Wide, 2-5/8" Double Mecho Room Darkening Sill And Side Channel <i>For Installation In Concrete Or Steel, Add For Window Top >10' Above Finished Floor, Add</i>	270.58 24.07 12.04	24.24
12 24 13 00-0215	EA	36" Wide, 2-1/2" Single Mecho Room Darkening Sill And Side Channel <i>For Installation In Concrete Or Steel, Add For Window Top >10' Above Finished Floor, Add</i>	52.50 6.02 3.01	6.06
12 24 13 00-0216	EA	48" Wide, 2-1/2" Single Mecho Room Darkening Sill And Side Channel <i>For Installation In Concrete Or Steel, Add For Window Top >10' Above Finished Floor, Add</i>	72.69 8.02 4.01	8.08
12 24 13 00-0217	EA	60" Wide, 2-1/2" Single Mecho Room Darkening Sill And Side Channel <i>For Installation In Concrete Or Steel, Add For Window Top >10' Above Finished Floor, Add</i>	90.87 10.03 5.02	10.11



Furnishings	12
Window Treatments	12 20
Window Shades	12 24

MINOR	CSI	UOM	DESCRIPTION	TOTAL DIRECT UNIT COST	DEMOLITION UNIT COST
12 24	13 00-0218	EA	72" Wide, 2-1/2" Single Mecho Room Darkening Sill And Side Channel <i>For Installation In Concrete Or Steel, Add</i> <i>For Window Top >10' Above Finished Floor, Add</i>	109.04 12.04 6.02	12.13
12 24	13 00-0219	EA	84" Wide, 2-1/2" Single Mecho Room Darkening Sill And Side Channel <i>For Installation In Concrete Or Steel, Add</i> <i>For Window Top >10' Above Finished Floor, Add</i>	125.19 14.04 7.02	14.15
12 24	13 00-0220	EA	96" Wide, 2-1/2" Single Mecho Room Darkening Sill And Side Channel <i>For Installation In Concrete Or Steel, Add</i> <i>For Window Top >10' Above Finished Floor, Add</i>	143.36 16.05 8.02	16.17
12 24	13 00-0221	EA	108" Wide, 2-1/2" Single Mecho Room Darkening Sill And Side Channel <i>For Installation In Concrete Or Steel, Add</i> <i>For Window Top >10' Above Finished Floor, Add</i>	161.54 18.05 9.03	18.19
12 24	13 00-0222	EA	120" Wide, 2-1/2" Single Mecho Room Darkening Sill And Side Channel <i>For Installation In Concrete Or Steel, Add</i> <i>For Window Top >10' Above Finished Floor, Add</i>	177.69 20.06 10.03	20.21
12 24	13 00-0223	EA	132" Wide, 2-1/2" Single Mecho Room Darkening Sill And Side Channel <i>For Installation In Concrete Or Steel, Add</i> <i>For Window Top >10' Above Finished Floor, Add</i>	195.86 22.06 11.03	22.23
12 24	13 00-0224	EA	144" Wide, 2-1/2" Single Mecho Room Darkening Sill And Side Channel <i>For Installation In Concrete Or Steel, Add</i> <i>For Window Top >10' Above Finished Floor, Add</i>	216.07 24.07 12.04	24.24
12 24	13 00-0225	EA	36" Wide, 5" Double Mecho Room Darkening Sill And Side Channel <i>For Installation In Concrete Or Steel, Add</i> <i>For Window Top >10' Above Finished Floor, Add</i>	94.90 6.02 3.01	6.06
12 24	13 00-0226	EA	48" Wide, 5" Double Mecho Room Darkening Sill And Side Channel <i>For Installation In Concrete Or Steel, Add</i> <i>For Window Top >10' Above Finished Floor, Add</i>	123.17 8.02 4.01	8.08
12 24	13 00-0227	EA	60" Wide, 5" Double Mecho Room Darkening Sill And Side Channel <i>For Installation In Concrete Or Steel, Add</i> <i>For Window Top >10' Above Finished Floor, Add</i>	153.46 10.03 5.02	10.11
12 24	13 00-0228	EA	72" Wide, 5" Double Mecho Room Darkening Sill And Side Channel <i>For Installation In Concrete Or Steel, Add</i> <i>For Window Top >10' Above Finished Floor, Add</i>	187.78 12.04 6.02	12.13
12 24	13 00-0229	EA	84" Wide, 5" Double Mecho Room Darkening Sill And Side Channel <i>For Installation In Concrete Or Steel, Add</i> <i>For Window Top >10' Above Finished Floor, Add</i>	216.05 14.04 7.02	14.15
12 24	13 00-0230	EA	96" Wide, 5" Double Mecho Room Darkening Sill And Side Channel <i>For Installation In Concrete Or Steel, Add</i> <i>For Window Top >10' Above Finished Floor, Add</i>	248.35 16.05 8.02	16.17
12 24	13 00-0231	EA	108" Wide, 5" Double Mecho Room Darkening Sill And Side Channel <i>For Installation In Concrete Or Steel, Add</i> <i>For Window Top >10' Above Finished Floor, Add</i>	278.64 18.05 9.03	18.19
12 24	13 00-0232	EA	120" Wide, 5" Double Mecho Room Darkening Sill And Side Channel <i>For Installation In Concrete Or Steel, Add</i> <i>For Window Top >10' Above Finished Floor, Add</i>	310.95 20.06 10.03	20.21
12 24	13 00-0233	EA	132" Wide, 5" Double Mecho Room Darkening Sill And Side Channel <i>For Installation In Concrete Or Steel, Add</i> <i>For Window Top >10' Above Finished Floor, Add</i>	339.21 22.06 11.03	22.23
12 24	13 00-0234	EA	144" Wide, 5" Double Mecho Room Darkening Sill And Side Channel <i>For Installation In Concrete Or Steel, Add</i> <i>For Window Top >10' Above Finished Floor, Add</i>	369.51 24.07 12.04	24.24

12 25 Window Treatment Operating Hardware (12 20)

12 25 09 Window Treatment Control System (12 25)

12 25 09 00-0001 Motorized Lightproof Shades (12 25 09)

12 25 09 00-0002	SF	Motorized Lightproof Shades, Up To 144" Width	38.42	2.38
------------------	----	---	-------	------

12 25 13 Motorized Drapery Rods (12 25)

12 25 13 00-0001 Motorized Drapery Track (12 25 13)

12 25 13 00-0002	EA	2' To 4' Wide, Motorized Curtain Track (Somfy Glydea 60E)	1,303.51	101.33
12 25 13 00-0003	EA	>4' To 5' Wide, Motorized Curtain Track (Somfy Glydea 60E)	1,358.63	111.46
12 25 13 00-0004	EA	>5' To 6' Wide, Motorized Curtain Track (Somfy Glydea 60E)	1,413.75	121.60
12 25 13 00-0005	EA	>6' To 7' Wide, Motorized Curtain Track (Somfy Glydea 60E)	1,468.84	131.73
12 25 13 00-0006	EA	>7' To 8' Wide, Motorized Curtain Track (Somfy Glydea 60E)	1,523.96	141.87
12 25 13 00-0007	EA	>8' To 9' Wide, Motorized Curtain Track (Somfy Glydea 60E)	1,579.08	152.00
12 25 13 00-0008	EA	>9' To 10' Wide, Motorized Curtain Track (Somfy Glydea 60E)	1,634.19	162.13
12 25 13 00-0009	EA	>10' To 11' Wide, Motorized Curtain Track (Somfy Glydea 60E)	1,689.31	172.27
12 25 13 00-0010	EA	>11' To 12' Wide, Motorized Curtain Track (Somfy Glydea 60E)	1,744.42	182.40
12 25 13 00-0011	EA	>12' To 13' Wide, Motorized Curtain Track (Somfy Glydea 60E)	1,799.53	192.54
12 25 13 00-0012	EA	>13' To 14' Wide, Motorized Curtain Track (Somfy Glydea 60E)	1,854.65	202.67
12 25 13 00-0013	EA	>14' To 15' Wide, Motorized Curtain Track (Somfy Glydea 60E)	1,909.76	212.80
12 25 13 00-0014	EA	>15' To 16' Wide, Motorized Curtain Track (Somfy Glydea 60E)	1,964.87	222.94
12 25 13 00-0015	EA	>16' To 17' Wide, Motorized Curtain Track (Somfy Glydea 60E)	2,019.98	233.07
12 25 13 00-0016	EA	>17' To 18' Wide, Motorized Curtain Track (Somfy Glydea 60E)	2,075.10	243.21
12 25 13 00-0017	EA	>18' To 19' Wide, Motorized Curtain Track (Somfy Glydea 60E)	2,130.21	253.33
12 25 13 00-0018	EA	>19' To 20' Wide, Motorized Curtain Track (Somfy Glydea 60E)	2,185.33	263.46
12 25 13 00-0019	EA	>20' To 21' Wide, Motorized Curtain Track (Somfy Glydea 60E)	2,240.45	273.60
12 25 13 00-0020	EA	>21' To 22' Wide, Motorized Curtain Track (Somfy Glydea 60E)	2,295.56	283.73
12 25 13 00-0021	EA	>22' To 23' Wide, Motorized Curtain Track (Somfy Glydea 60E)	2,350.66	293.87

12	12	Furnishings
	12 20	Window Treatments
	12 25	Window Treatment Operating Hardware



MINOR	CSI	UOM	DESCRIPTION	TOTAL DIRECT UNIT COST	DEMOLITION UNIT COST
-------	-----	-----	-------------	------------------------	----------------------

12 25	13 00-0022	EA	>23' To 24' Wide, Motorized Curtain Track (Somfy Glydea 60E)	2,405.78	304.00
-------	------------	----	--	----------	--------

12 30 Casework ⁽¹²⁾

12 31 Manufactured Metal Casework ^(12 30)

12 31 16 Manufactured Metal Sandwich Panel Casework ^(12 31)

12 31 16 00-0001	34-1/2" High x 24" Deep, Stainless Steel Cabinets	(12 31 16)			
12 31 16 00-0002	18 Gauge, #4 Finish, 304 Stainless Steel Base Cabinets	(12 31 16 00-0001)			
12 31 16 00-0003	18" Stainless Steel Base Cabinet	(12 31 16 00-0002)			
12 31 16 00-0004	EA 18" Stainless Steel Base Cabinet, No Doors Or Drawers		1,638.47	226.09	
	For 16 Gauge Stainless Steel, Add		255.02		
	For >5 To 9, Deduct		-62.27		
	For >9, Deduct		-124.55		
12 31 16 00-0005	EA 18" Stainless Steel Base Cabinet, With 4 Drawers		2,645.96	226.09	
	For 16 Gauge Stainless Steel, Add		471.63		
	For >5 To 9, Deduct		-115.17		
	For >9, Deduct		-230.33		
12 31 16 00-0006	EA 18" Stainless Steel Base Cabinet, With 3 Drawers		2,455.85	226.09	
	For 16 Gauge Stainless Steel, Add		430.76		
	For >5 To 9, Deduct		-105.19		
	For >9, Deduct		-210.37		
12 31 16 00-0007	EA 18" Stainless Steel Base Cabinet, With 2 Drawers		2,265.75	226.09	
	For 16 Gauge Stainless Steel, Add		389.89		
	For >5 To 9, Deduct		-95.21		
	For >9, Deduct		-190.41		
12 31 16 00-0008	EA 18" Stainless Steel Base Cabinet, With Doors And Drawers		2,201.24	226.09	
	For 16 Gauge Stainless Steel, Add		376.02		
	For >5 To 9, Deduct		-91.82		
	For >9, Deduct		-183.64		
12 31 16 00-0009	24" Stainless Steel Base Cabinet	(12 31 16 00-0002)			
12 31 16 00-0010	EA 24" Stainless Steel Base Cabinet, With Doors And Locks		2,359.19	244.35	
	For 16 Gauge Stainless Steel, Add		402.08		
	For >5 To 9, Deduct		-98.18		
	For >9, Deduct		-196.36		
12 31 16 00-0011	EA 24" Stainless Steel Base Cabinet, With Door, No Locks		2,127.22	244.35	
	For 16 Gauge Stainless Steel, Add		352.20		
	For >5 To 9, Deduct		-86.00		
	For >9, Deduct		-172.01		
12 31 16 00-0012	EA 24" Stainless Steel Base Cabinet, With Two Doors, No Locks		2,178.00	244.35	
	For 16 Gauge Stainless Steel, Add		363.12		
	For >5 To 9, Deduct		-88.67		
	For >9, Deduct		-177.34		
12 31 16 00-0013	EA 24" Stainless Steel Base Cabinet, No Doors, 2 Drawers		2,414.09	244.35	
	For 16 Gauge Stainless Steel, Add		413.88		
	For >5 To 9, Deduct		-101.06		
	For >9, Deduct		-202.13		
12 31 16 00-0014	EA 24" Stainless Steel Base Cabinet, With Doors And Drawers, No Locks		3,129.90	244.35	
	For 16 Gauge Stainless Steel, Add		567.78		
	For >5 To 9, Deduct		-138.64		
	For >9, Deduct		-277.29		
12 31 16 00-0015	EA 24" Stainless Steel Base Cabinet, With Doors And Drawers, With Locks		3,436.68	244.35	
	For 16 Gauge Stainless Steel, Add		633.74		
	For >5 To 9, Deduct		-154.75		
	For >9, Deduct		-309.50		
12 31 16 00-0016	30" Stainless Steel Base Cabinet	(12 31 16 00-0002)			
12 31 16 00-0017	EA 30" Stainless Steel Base Cabinet, No Doors, No Drawers		2,081.11	257.50	
	For 16 Gauge Stainless Steel, Add		336.76		
	For >5 To 9, Deduct		-82.23		
	For >9, Deduct		-164.46		
12 31 16 00-0018	EA 30" Stainless Steel Base Cabinet, With 4 Full Size Drawers		3,011.73	257.50	
	For 16 Gauge Stainless Steel, Add		536.84		
	For >5 To 9, Deduct		-131.09		
	For >9, Deduct		-262.18		
12 31 16 00-0019	EA 30" Stainless Steel Base Cabinet, With Doors, Drawers And Locks		3,867.55	257.50	
	For 16 Gauge Stainless Steel, Add		720.84		
	For >5 To 9, Deduct		-176.02		
	For >9, Deduct		-352.04		
12 31 16 00-0020	EA 30" Stainless Steel Base Cabinet, With Doors And Drawers, No Locks		3,560.77	257.50	
	For 16 Gauge Stainless Steel, Add		654.88		
	For >5 To 9, Deduct		-159.91		
	For >9, Deduct		-319.83		
12 31 16 00-0021	EA 30" Stainless Steel Base Cabinet, With Doors And One Full Size Drawer		3,370.67	257.50	
	For 16 Gauge Stainless Steel, Add		614.01		
	For >5 To 9, Deduct		-149.93		
	For >9, Deduct		-299.87		



		Furnishings	12
		Casework	12 30
		Manufactured Metal Casework	12 31

MINOR	CSI	UOM	DESCRIPTION	TOTAL DIRECT UNIT COST	DEMOLITION UNIT COST
12 31 16 00-0022	EA		30" Stainless Steel Base Cabinet, With Doors, No Locks..... <i>For 16 Gauge Stainless Steel, Add</i> <i>For >5 To 9, Deduct</i> <i>For >9, Deduct</i>	2,599.26 448.16 -109.43 -218.87	257.50
12 31 16 00-0023	EA		30" Stainless Steel Base Cabinet, With Doors And Locks..... <i>For 16 Gauge Stainless Steel, Add</i> <i>For >5 To 9, Deduct</i> <i>For >9, Deduct</i>	2,575.93 443.14 -108.21 -216.42	257.50
12 31 16 00-0024			36" Stainless Steel Base Cabinet (12 31 16 00-0002)		
12 31 16 00-0025	EA		36" Stainless Steel Base Cabinet, No Doors, No Drawers..... <i>For 16 Gauge Stainless Steel, Add</i> <i>For >5 To 9, Deduct</i> <i>For >9, Deduct</i>	2,297.25 378.68 -92.47 -184.94	267.72
12 31 16 00-0026	EA		36" Stainless Steel Base Cabinet, With Doors And Locks..... <i>For 16 Gauge Stainless Steel, Add</i> <i>For >5 To 9, Deduct</i> <i>For >9, Deduct</i>	2,792.76 485.21 -118.48 -236.96	267.72
12 31 16 00-0027	EA		36" Stainless Steel Base Cabinet, With Door, No Lock..... <i>For 16 Gauge Stainless Steel, Add</i> <i>For >5 To 9, Deduct</i> <i>For >9, Deduct</i>	2,610.21 445.96 -108.90 -217.80	267.72
12 31 16 00-0028	EA		36" Stainless Steel Base Cabinet, With Doors, Drawers And Lock..... <i>For 16 Gauge Stainless Steel, Add</i> <i>For >5 To 9, Deduct</i> <i>For >9, Deduct</i>	4,081.63 762.32 -186.15 -372.30	267.72
12 31 16 00-0029	EA		36" Stainless Steel Base Cabinet, With Doors, Drawers, No Locks..... <i>For 16 Gauge Stainless Steel, Add</i> <i>For >5 To 9, Deduct</i> <i>For >9, Deduct</i>	3,775.54 696.51 -170.08 -340.16	267.72
12 31 16 00-0030			42" Stainless Steel Base Cabinet (12 31 16 00-0002)		
12 31 16 00-0031	EA		42" Stainless Steel Base Cabinet, No Doors, No Drawers..... <i>For 16 Gauge Stainless Steel, Add</i> <i>For >5 To 9, Deduct</i> <i>For >9, Deduct</i>	2,411.92 396.21 -96.75 -193.50	284.51
12 31 16 00-0032	EA		42" Stainless Steel Base Cabinet, With Doors, Drawers And Lock..... <i>For 16 Gauge Stainless Steel, Add</i> <i>For >5 To 9, Deduct</i> <i>For >9, Deduct</i>	4,305.42 803.31 -196.16 -392.31	284.51
12 31 16 00-0033	EA		42" Stainless Steel Base Cabinet, With Doors, Drawers, No Lock..... <i>For 16 Gauge Stainless Steel, Add</i> <i>For >5 To 9, Deduct</i> <i>For >9, Deduct</i>	3,998.65 737.36 -180.05 -360.10	284.51
12 31 16 00-0034	EA		42" Stainless Steel Base Cabinet, No Doors, 2 Drawers..... <i>For 16 Gauge Stainless Steel, Add</i> <i>For >5 To 9, Deduct</i> <i>For >9, Deduct</i>	3,680.89 669.04 -163.37 -326.74	284.51
12 31 16 00-0035	EA		42" Stainless Steel Base Cabinet, With Doors, No Lock..... <i>For 16 Gauge Stainless Steel, Add</i> <i>For >5 To 9, Deduct</i> <i>For >9, Deduct</i>	2,834.68 487.10 -118.94 -237.89	284.51
12 31 16 00-0036	EA		42" Stainless Steel Base Cabinet, With Doors And Lock..... <i>For 16 Gauge Stainless Steel, Add</i> <i>For >5 To 9, Deduct</i> <i>For >9, Deduct</i>	3,014.49 525.76 -128.38 -256.77	284.51
12 31 16 00-0037			48" Stainless Steel Base Cabinet (12 31 16 00-0002)		
12 31 16 00-0038	EA		48" Stainless Steel Base Cabinet, With Doors, Drawers And Lock..... <i>For 16 Gauge Stainless Steel, Add</i> <i>For >5 To 9, Deduct</i> <i>For >9, Deduct</i>	4,514.57 845.55 -206.47 -412.94	291.09
12 31 16 00-0039	EA		48" Stainless Steel Base Cabinet, With Doors, Drawers, No Lock..... <i>For 16 Gauge Stainless Steel, Add</i> <i>For >5 To 9, Deduct</i> <i>For >9, Deduct</i>	4,208.48 779.74 -190.40 -380.80	291.09
12 31 16 00-0040	EA		48" Stainless Steel Base Cabinet, No Doors, No Drawers..... <i>For 16 Gauge Stainless Steel, Add</i> <i>For >5 To 9, Deduct</i> <i>For >9, Deduct</i>	2,621.07 438.45 -107.06 -214.13	291.09
12 31 16 00-0041	EA		48" Stainless Steel Base Cabinet, No Doors, 2 Drawers..... <i>For 16 Gauge Stainless Steel, Add</i> <i>For >5 To 9, Deduct</i> <i>For >9, Deduct</i>	3,890.73 711.42 -173.72 -347.44	291.09
12 31 16 00-0042	EA		48" Stainless Steel Base Cabinet, With Doors, And Lock..... <i>For 16 Gauge Stainless Steel, Add</i> <i>For >5 To 9, Deduct</i> <i>For >9, Deduct</i>	3,225.70 568.44 -138.81 -277.61	291.09
12 31 16 00-0043	EA		48" Stainless Steel Base Cabinet, With Doors, No Locks..... <i>For 16 Gauge Stainless Steel, Add</i> <i>For >5 To 9, Deduct</i> <i>For >9, Deduct</i>	3,176.29 557.82 -136.21 -272.42	291.09

12	12	Furnishings
	12 30	Casework
	12 31	Manufactured Metal Casework



MINOR	CSI	UOM	DESCRIPTION	TOTAL DIRECT UNIT COST	DEMOLITION UNIT COST
-------	-----	-----	-------------	------------------------	----------------------

12 31 16 00-0044			60" Stainless Steel Base Cabinet <small>(12 31 16 00-0002)</small>		
12 31 16 00-0045	EA		24" Deep x 60" Wide Stainless Steel Sink Base Cabinet.....	3,144.11	299.96
			<i>For 16 Gauge Stainless Steel, Add</i>	547.07	
			<i>For >5 To 9, Deduct</i>	-133.59	
			<i>For >9, Deduct</i>	-267.17	
12 31 16 00-0046			18 Gauge, #4 Finish, 304 Stainless Steel Wall Cabinets <small>(12 31 16 00-0001)</small>		
12 31 16 00-0047			12" Wide Stainless Steel Wall Cabinets <small>(12 31 16 00-0046)</small>		
12 31 16 00-0048	EA		12"W x 12"D x 24"H Stainless Steel Wall Cabinet, With Doors And Locks.....	1,259.31	86.07
			<i>For 16 Gauge Stainless Steel, Add</i>	233.74	
			<i>For >5 To 9, Deduct</i>	-57.08	
			<i>For >9, Deduct</i>	-114.15	
12 31 16 00-0049	EA		12"W x 12"D x 36"H Stainless Steel Wall Cabinet, With Doors, No Locks.....	1,255.10	91.29
			<i>For 16 Gauge Stainless Steel, Add</i>	230.59	
			<i>For >5 To 9, Deduct</i>	-56.31	
			<i>For >9, Deduct</i>	-112.61	
12 31 16 00-0050			18" Wide Stainless Steel Wall Cabinets <small>(12 31 16 00-0046)</small>		
12 31 16 00-0051	EA		18"W x 12"D x 24"H Stainless Steel Wall Cabinet, With Doors And Locks.....	1,320.44	92.54
			<i>For 16 Gauge Stainless Steel, Add</i>	244.07	
			<i>For >5 To 9, Deduct</i>	-59.60	
			<i>For >9, Deduct</i>	-119.20	
12 31 16 00-0052	EA		18"W x 12"D x 24"H Stainless Steel Wall Cabinet, With Doors, No Locks.....	1,245.63	92.54
			<i>For 16 Gauge Stainless Steel, Add</i>	227.99	
			<i>For >5 To 9, Deduct</i>	-55.67	
			<i>For >9, Deduct</i>	-111.34	
12 31 16 00-0053	EA		18"W x 12"D x 36"H Stainless Steel Wall Cabinet, With Doors And Locks.....	1,460.27	100.68
			<i>For 16 Gauge Stainless Steel, Add</i>	270.65	
			<i>For >5 To 9, Deduct</i>	-66.09	
			<i>For >9, Deduct</i>	-132.18	
12 31 16 00-0054	EA		18"W x 12"D x 36"H Stainless Steel Wall Cabinet, With Doors, No Locks.....	1,414.28	100.68
			<i>For 16 Gauge Stainless Steel, Add</i>	260.76	
			<i>For >5 To 9, Deduct</i>	-63.68	
			<i>For >9, Deduct</i>	-127.35	
12 31 16 00-0055			24" Wide Stainless Steel Wall Cabinets <small>(12 31 16 00-0046)</small>		
12 31 16 00-0056	EA		24"W x 12"D x 36"H Stainless Steel Wall Cabinet, No Door.....	1,099.21	102.46
			<i>For 16 Gauge Stainless Steel, Add</i>	192.29	
			<i>For >5 To 9, Deduct</i>	-46.95	
			<i>For >9, Deduct</i>	-93.91	
12 31 16 00-0057	EA		24"W x 12"D x 36"H Stainless Steel Wall Cabinet, With Doors And Locks.....	1,490.40	102.46
			<i>For 16 Gauge Stainless Steel, Add</i>	276.39	
			<i>For >5 To 9, Deduct</i>	-67.49	
			<i>For >9, Deduct</i>	-134.98	
12 31 16 00-0058	EA		24"W x 12"D x 36"H Stainless Steel Wall Cabinet, With Doors, No Locks.....	1,416.28	102.46
			<i>For 16 Gauge Stainless Steel, Add</i>	260.46	
			<i>For >5 To 9, Deduct</i>	-63.60	
			<i>For >9, Deduct</i>	-127.20	
12 31 16 00-0059	EA		24"W x 12"D x 24"H Stainless Steel Wall Cabinet, With Doors And Locks.....	1,403.05	95.67
			<i>For 16 Gauge Stainless Steel, Add</i>	260.47	
			<i>For >5 To 9, Deduct</i>	-63.60	
			<i>For >9, Deduct</i>	-127.21	
12 31 16 00-0060	EA		24"W x 12"D x 24"H Stainless Steel Wall Cabinet, With Doors, No Locks.....	1,324.12	95.67
			<i>For 16 Gauge Stainless Steel, Add</i>	243.50	
			<i>For >5 To 9, Deduct</i>	-59.46	
			<i>For >9, Deduct</i>	-118.92	
12 31 16 00-0061	EA		24"W x 12"D x 24"H Stainless Steel Wall Cabinet, With Glass Door, No Lock.....	1,694.04	95.67
			<i>For 16 Gauge Stainless Steel, Add</i>	323.04	
			<i>For >5 To 9, Deduct</i>	-78.88	
			<i>For >9, Deduct</i>	-157.76	
12 31 16 00-0062	EA		24"W x 12"D x 24"H Stainless Steel Wall Cabinet, No Doors.....	1,007.05	95.67
			<i>For 16 Gauge Stainless Steel, Add</i>	175.33	
			<i>For >5 To 9, Deduct</i>	-42.81	
			<i>For >9, Deduct</i>	-85.63	
12 31 16 00-0063	EA		24"W x 12"D x 18"H Stainless Steel Wall Cabinet, No Doors.....	948.32	91.29
			<i>For 16 Gauge Stainless Steel, Add</i>	164.63	
			<i>For >5 To 9, Deduct</i>	-40.20	
			<i>For >9, Deduct</i>	-80.40	
12 31 16 00-0064			30" Wide Stainless Steel Wall Cabinets <small>(12 31 16 00-0046)</small>		
12 31 16 00-0065	EA		30"W x 12"D x 36"H Stainless Steel Wall Cabinet, With Doors And Locks.....	1,931.58	108.82
			<i>For 16 Gauge Stainless Steel, Add</i>	368.49	
			<i>For >5 To 9, Deduct</i>	-89.98	
			<i>For >9, Deduct</i>	-179.96	



Furnishings	12
Casework	12 30
Manufactured Metal Casework	12 31

MINOR	CSI	UOM	DESCRIPTION	TOTAL DIRECT UNIT COST	DEMOLITION UNIT COST
12 31 16 00-0066	EA		30"W x 12"D x 36"H Stainless Steel Wall Cabinet, With Doors, No Locks	1,751.77	108.82
			<i>For 16 Gauge Stainless Steel, Add</i>	329.83	
			<i>For >5 To 9, Deduct</i>	-80.54	
			<i>For >9, Deduct</i>	-161.08	
12 31 16 00-0067	EA		30"W x 12"D x 36"H Stainless Steel Wall Cabinet, No Doors	1,180.09	108.82
			<i>For 16 Gauge Stainless Steel, Add</i>	206.92	
			<i>For >5 To 9, Deduct</i>	-50.53	
			<i>For >9, Deduct</i>	-101.06	
12 31 16 00-0068	EA		30"W x 12"D x 24"H Stainless Steel Wall Cabinet, With Doors And Locks	1,837.13	100.16
			<i>For 16 Gauge Stainless Steel, Add</i>	351.90	
			<i>For >5 To 9, Deduct</i>	-85.93	
			<i>For >9, Deduct</i>	-171.86	
12 31 16 00-0069	EA		30"W x 12"D x 24"H Stainless Steel Wall Cabinet, With Doors, No Lock	1,657.32	100.16
			<i>For 16 Gauge Stainless Steel, Add</i>	313.24	
			<i>For >5 To 9, Deduct</i>	-76.49	
			<i>For >9, Deduct</i>	-152.98	
12 31 16 00-0070	EA		30"W x 12"D x 24"H Stainless Steel Wall Cabinet, No Doors	1,085.63	100.16
			<i>For 16 Gauge Stainless Steel, Add</i>	190.33	
			<i>For >5 To 9, Deduct</i>	-46.48	
			<i>For >9, Deduct</i>	-92.95	
12 31 16 00-0071	EA		30"W x 12"D x 18"H Stainless Steel Wall Cabinet, No Doors	1,026.55	95.47
			<i>For 16 Gauge Stainless Steel, Add</i>	179.68	
			<i>For >5 To 9, Deduct</i>	-43.87	
			<i>For >9, Deduct</i>	-87.75	
12 31 16 00-0072			36" Wide Stainless Steel Wall Cabinets (12 31 16 00-0046)		
12 31 16 00-0073	EA		36"W x 12"D x 36"H Stainless Steel Wall Cabinet, With Doors And Locks	2,008.65	111.95
			<i>For 16 Gauge Stainless Steel, Add</i>	383.72	
			<i>For >5 To 9, Deduct</i>	-93.70	
			<i>For >9, Deduct</i>	-187.40	
12 31 16 00-0074	EA		36"W x 12"D x 36"H Stainless Steel Wall Cabinet, With Doors, No Locks	1,824.72	111.95
			<i>For 16 Gauge Stainless Steel, Add</i>	344.18	
			<i>For >5 To 9, Deduct</i>	-84.04	
			<i>For >9, Deduct</i>	-168.09	
12 31 16 00-0075	EA		36"W x 12"D x 36"H Stainless Steel Wall Cabinet, No Doors	1,257.15	111.95
			<i>For 16 Gauge Stainless Steel, Add</i>	222.15	
			<i>For >5 To 9, Deduct</i>	-54.25	
			<i>For >9, Deduct</i>	-108.49	
12 31 16 00-0076	EA		36"W x 12"D x 24"H Stainless Steel Wall Cabinet, With Doors And Locks	1,913.16	102.46
			<i>For 16 Gauge Stainless Steel, Add</i>	367.29	
			<i>For >5 To 9, Deduct</i>	-89.69	
			<i>For >9, Deduct</i>	-179.37	
12 31 16 00-0077	EA		36"W x 12"D x 24"H Stainless Steel Wall Cabinet, With Doors, No Locks	1,734.04	102.46
			<i>For 16 Gauge Stainless Steel, Add</i>	328.78	
			<i>For >5 To 9, Deduct</i>	-80.28	
			<i>For >9, Deduct</i>	-160.56	
12 31 16 00-0078	EA		36"W x 12"D x 24"H Stainless Steel Wall Cabinet, No Doors	1,161.66	102.46
			<i>For 16 Gauge Stainless Steel, Add</i>	205.71	
			<i>For >5 To 9, Deduct</i>	-50.23	
			<i>For >9, Deduct</i>	-100.47	
12 31 16 00-0079	EA		36"W x 12"D x 18"H Stainless Steel Wall Cabinet, With Doors, No Locks	1,103.84	97.55
			<i>For 16 Gauge Stainless Steel, Add</i>	195.37	
			<i>For >5 To 9, Deduct</i>	-47.71	
			<i>For >9, Deduct</i>	-95.41	
12 31 16 00-0080			42" Wide Stainless Steel Wall Cabinets (12 31 16 00-0046)		
12 31 16 00-0081	EA		42"W x 12"D x 42"H Stainless Steel Wall Cabinet, With Doors, No Locks	2,106.66	140.85
			<i>For 16 Gauge Stainless Steel, Add</i>	392.41	
			<i>For >5 To 9, Deduct</i>	-95.82	
			<i>For >9, Deduct</i>	-191.64	
12 31 16 00-0082	EA		42"W x 12"D x 36"H Stainless Steel Wall Cabinet, With Doors And Locks	2,109.84	132.92
			<i>For 16 Gauge Stainless Steel, Add</i>	396.49	
			<i>For >5 To 9, Deduct</i>	-96.82	
			<i>For >9, Deduct</i>	-193.63	
12 31 16 00-0083	EA		42"W x 12"D x 36"H Stainless Steel Wall Cabinet, With Doors, No Locks	1,927.28	132.92
			<i>For 16 Gauge Stainless Steel, Add</i>	357.24	
			<i>For >5 To 9, Deduct</i>	-87.23	
			<i>For >9, Deduct</i>	-174.47	
12 31 16 00-0084	EA		42"W x 12"D x 36"H Stainless Steel Wall Cabinet, No Doors	1,356.96	132.92
			<i>For 16 Gauge Stainless Steel, Add</i>	234.62	
			<i>For >5 To 9, Deduct</i>	-57.29	
			<i>For >9, Deduct</i>	-114.58	
12 31 16 00-0085	EA		42"W x 12"D x 24"H Stainless Steel Wall Cabinet, With Doors And Locks	1,988.37	111.63
			<i>For 16 Gauge Stainless Steel, Add</i>	379.50	
			<i>For >5 To 9, Deduct</i>	-92.67	
			<i>For >9, Deduct</i>	-185.34	
12 31 16 00-0086	EA		42"W x 12"D x 24"H Stainless Steel Wall Cabinet, With Doors, No Locks	1,807.19	111.63
			<i>For 16 Gauge Stainless Steel, Add</i>	340.55	
			<i>For >5 To 9, Deduct</i>	-83.16	
			<i>For >9, Deduct</i>	-166.31	

12	12	Furnishings
	12 30	Casework
	12 31	Manufactured Metal Casework



MINOR	CSI	UOM	DESCRIPTION	TOTAL DIRECT UNIT COST	DEMOLITION UNIT COST
12 31 16 00-0087	EA		42"W x 12"D x 24"H Stainless Steel Wall Cabinet, No Doors <i>For 16 Gauge Stainless Steel, Add</i> <i>For >5 To 9, Deduct</i> <i>For >9, Deduct</i>	1,236.87 217.93 -53.22 -106.43	111.63
12 31 16 00-0088			48" Wide Stainless Steel Wall Cabinets (12 31 16 00-0046)		
12 31 16 00-0089	EA		48"W x 12"D x 42"H Stainless Steel Wall Cabinet, No Doors, No Locks <i>For 16 Gauge Stainless Steel, Add</i> <i>For >5 To 9, Deduct</i> <i>For >9, Deduct</i>	1,855.34 337.16 -82.33 -164.66	140.85
12 31 16 00-0090	EA		48"W x 12"D x 36"H Stainless Steel Wall Cabinet, With Doors And Locks <i>For 16 Gauge Stainless Steel, Add</i> <i>For >5 To 9, Deduct</i> <i>For >9, Deduct</i>	2,183.39 411.44 -100.47 -200.94	135.84
12 31 16 00-0091	EA		48"W x 12"D x 36"H Stainless Steel Wall Cabinet, With Doors, No Locks <i>For 16 Gauge Stainless Steel, Add</i> <i>For >5 To 9, Deduct</i> <i>For >9, Deduct</i>	2,005.58 372.78 -91.03 -182.06	135.84
12 31 16 00-0092	EA		48"W x 12"D x 36"H Stainless Steel Wall Cabinet, No Doors <i>For 16 Gauge Stainless Steel, Add</i> <i>For >5 To 9, Deduct</i> <i>For >9, Deduct</i>	1,433.89 249.87 -61.01 -122.03	135.84
12 31 16 00-0093	EA		48"W x 12"D x 24"H Stainless Steel Wall Cabinet, With Doors And Locks <i>For 16 Gauge Stainless Steel, Add</i> <i>For >5 To 9, Deduct</i> <i>For >9, Deduct</i>	2,063.13 395.09 -96.48 -192.95	112.68
12 31 16 00-0094	EA		48"W x 12"D x 24"H Stainless Steel Wall Cabinet, With Doors, No Locks <i>For 16 Gauge Stainless Steel, Add</i> <i>For >5 To 9, Deduct</i> <i>For >9, Deduct</i>	1,884.00 356.58 -87.07 -174.14	112.68
12 31 16 00-0095	EA		48"W x 12"D x 24"H Stainless Steel Wall Cabinet, No Doors <i>For 16 Gauge Stainless Steel, Add</i> <i>For >5 To 9, Deduct</i> <i>For >9, Deduct</i>	1,311.63 233.52 -57.02 -114.04	112.68
12 31 16 00-0096			Accessories (12 31 16 00-0001)		
12 31 16 00-0097			Stainless Steel Countertops (12 31 16 00-0096) Note: Includes all finishes, finished ends and all edge types such as straight, bullnose, eased, marine, etc. Excludes sinks.		
12 31 16 00-0098	SF		16 Gauge Stainless Steel Countertop With Backsplash <i>For 14 Gauge Stainless Steel, Add</i>	123.28 24.71	5.74
12 31 16 00-0099	SF		16 Gauge Stainless Steel Countertop Without Backsplash <i>For 14 Gauge Stainless Steel, Add</i>	112.82 22.40	5.74
12 31 16 00-0100	EA		Cutout For Sink And/Or Faucet In Stainless Steel Countertop	150.72	
12 31 16 00-0101			Stainless Steel Wall Panels (12 31 16 00-0096)		
12 31 16 00-0102	SF		20 Gauge Stainless Steel Wall Panel <i>For 18 Gauge Stainless Steel, Add</i> <i>For 16 Gauge Stainless Steel, Add</i>	32.54 4.20 8.08	8.55
12 31 16 00-0103			Pedestal Legs (12 31 16 00-0096)		
12 31 16 00-0104	EA		Type #304 Stainless Steel Pedestal Leg	274.08	13.04
12 31 16 00-0105			Stainless Steel Slanted Cabinet Top Enclosure (12 31 16 00-0096)		
12 31 16 00-0106	EA		Stainless Steel Slanted Cabinet Top Enclosure, 5' Sections	301.63	25.13
12 35			Specialty Casework (12 30)		
12 35 70			Healthcare Casework (12 35)		
12 35 70 13			Hospital Casework (12 35 70)		
12 35 70 13-0001			Modular Casework (12 35 70 13) Note: Midmark.		
12 35 70 13-0002	EA		36" High, 2 Doors, Base Sink Unit (Midmark MC-SBS005-243624)	889.52	91.64
12 35 70 13-0003	EA		36" High, 2 Doors, Base Sink Unit (Midmark MC-SBS005-363624)	1,103.39	114.54
12 35 70 13-0004	EA		36" High, 2 Doors, Base Sink Unit With Tap Master Valve (Midmark MC-SBS009-243624)	1,543.52	91.64
12 35 70 13-0005	EA		36" High Base Sink Unit, 2 Doors With Tap Master Valve (Midmark MC-SBS009-363624)	1,773.08	114.54
12 35 70 13-0006	EA		36" High Base Storage Unit, 1 Door (Midmark MC-SBP006-243624)	1,005.93	91.64
12 35 70 13-0007	EA		36" High Base Storage Unit, 2 Doors (Midmark MC-SBP007-363624)	1,351.91	114.54
12 35 70 13-0008	EA		36" High Base Storage Unit, 1 4" Drawer, 1 Door (Midmark MC-SBP012-153624)	1,009.86	91.64
12 35 70 13-0009	EA		36" High Base Storage Unit, 1 4" Drawer, 1 Door (Midmark MC-SBP012-183624)	1,087.03	91.64
12 35 70 13-0010	EA		36" High Base Storage Unit, 1 4" Drawer, 1 Door (Midmark MC-SBP012-213624)	1,153.74	91.64
12 35 70 13-0011	EA		36" High Base Storage Unit, 1 4" Drawer, 2 Doors (Midmark MC-SBP013-303624)	1,442.16	114.54
12 35 70 13-0012	EA		36" High Base Storage Unit, 1 4" Drawer, 2 Doors (Midmark MC-SBP013-363624)	1,464.40	114.54
12 35 70 13-0013	EA		36" High Base Storage Unit, 2 4" Drawer, 2 Doors (Midmark MC-SBP020-243624)	1,353.86	91.64



Furnishings	12
Casework	12 30
Specialty Casework	12 35

12

MINOR CSI UOM DESCRIPTION	TOTAL DIRECT UNIT COST	DEMOLITION UNIT COST
12 35 70 13-0014 EA 36" High Base Storage Unit, 2 4" Drawer, 2 Doors (Midmark MC-SBP020-303624).....	1,572.96	114.54
12 35 70 13-0015 EA 36" High Base Storage Unit, 2 4" Drawer, 2 Doors (Midmark MC-SBP020-363624).....	1,621.36	114.54
12 35 70 13-0016 EA 36" High Base Storage Unit, 1 4" Drawer, 2 8" Drawers (Midmark MC-SBP024-123624).....	1,185.13	91.64
12 35 70 13-0017 EA 36" High Base Storage Unit, 1 4" Drawer, 2 8" Drawers (Midmark MC-SBP024-153624).....	1,219.14	91.64
12 35 70 13-0018 EA 36" High Base Storage Unit, 1 4" Drawer, 2 8" Drawers (Midmark MC-SBP024-183624).....	1,306.77	91.64
12 35 70 13-0019 EA 36" High Base Storage Unit, 2 4" Drawer, 2 8" Drawers (Midmark MC-SBP025-303624).....	2,175.95	114.54
12 35 70 13-0020 EA 36" High Base Storage Unit, 2 4" Drawer, 2 8" Drawers (Midmark MC-SBP025-363624).....	2,298.90	114.54
12 35 70 13-0021 EA 36" High Base Storage Unit, 5 4" Drawer (Midmark MC-SBP032-153624).....	1,527.82	91.64
12 35 70 13-0022 EA 36" High Base Storage Unit, 5 4" Drawer (Midmark MC-SBP032-183624).....	1,618.08	91.64
12 35 70 13-0023 EA 36" High Base Storage Unit, 5 4" Drawer (Midmark MC-SBP032-213624).....	1,773.73	91.64
12 35 70 13-0024 EA 84" High Tall Storage Unit, 2 Doors (Midmark MC-STP032-368424).....	3,110.64	274.90
12 35 70 13-0025 EA 84" High Tall Storage Unit, Open Upper With Pull Out Shelf, 1 4" Drawer, 2 Doors (Midmark MC-STP081-248424).....	2,858.20	274.90
12 35 70 13-0026 EA Desk Filler Panel (Midmark MC-SDA003-060501).....	117.09	22.91
12 35 70 13-0027 EA 30" High Overhead Unit, 1 Door (Midmark MC-SOHO41-123014).....	648.85	91.64
12 35 70 13-0028 EA 30" High Overhead Unit, 1 Door (Midmark MC-SOHO41-153014).....	637.08	91.64
12 35 70 13-0029 EA 30" High Overhead Unit, 1 Door (Midmark MC-SOHO41-183014).....	678.93	91.64
12 35 70 13-0030 EA 30" High Overhead Unit, 1 Door (Midmark MC-SOHO41-213014).....	735.18	91.64
12 35 70 13-0031 EA 30" High Overhead Unit, 2 Doors (Midmark MC-SOHO42-243014).....	799.27	91.64
12 35 70 13-0032 EA 30" High Overhead Unit, 2 Doors (Midmark MC-SOHO42-303014).....	915.04	114.54
12 35 70 13-0033 EA 30" High Overhead Unit, 2 Doors (Midmark MC-SOHO42-363014).....	992.21	114.54
12 35 70 13-0034 EA 30" High Overhead Unit, 2 Window Doors (Midmark MC-SOHO44-303014).....	1,217.18	114.54
12 35 70 13-0035 EA 30" High Overhead Unit, 2 Window Doors (Midmark MC-SOHO44-363014).....	1,353.22	114.54
12 35 70 13-0036 LF 19" Self Edge Laminate Countertop With Backsplash.....	165.49	15.07
12 35 70 13-0037 LF 25" Self Edge Laminate Countertop With Backsplash.....	325.29	20.09
12 35 70 13-0038 SF Melamine Wall Cabinet Inner Soffit.....	35.07	12.57

12 35 70 19 Exam Room Casework (12 35 70)

12 35 70 19-0001	Medical Exam Room Cabinetwork (12 35 70 19)	
12 35 70 19-0002	Medical Exam Room Wall Cabinets (12 35 70 19-0001)	
12 35 70 19-0003	Medical Exam Room Wall Cabinets (Clinton Industries®) (12 35 70 19-0002)	
	Note: Includes all laminate construction, chip resistant PVC edges, hinges, one shelf behind doors, mounting hardware, door pulls and flush-face doors.	
12 35 70 19-0004	EA 24" Width, 12" Height, 12" Depth, 2 Doors, Medical Exam Room Wall Cabinet (Clinton Industries® 8212).....	498.12 31.15
	For Additional Shelf, Add	45.31
	For Lock And Inside Latch Combo For Double Doors, Add	104.80
12 35 70 19-0005	EA 24" Width, 24" Height, 12" Depth, 2 Doors, Medical Exam Room Wall Cabinet (Clinton Industries® 8224).....	543.43 31.15
	For Additional Shelf, Add	45.31
	For Lock And Inside Latch Combo For Double Doors, Add	104.80
12 35 70 19-0006	EA 36" Width, 24" Height, 12" Depth, 2 Doors, Medical Exam Room Wall Cabinet (Clinton Industries® 8236).....	886.15 40.69
	For Additional Shelf, Add	45.31
	For Lock And Inside Latch Combo For Double Doors, Add	105.18
12 35 70 19-0007	EA 42" Width, 24" Height, 12" Depth, 2 Doors, Medical Exam Room Wall Cabinet (Clinton Industries® 8242).....	965.69 42.71
	For Additional Shelf, Add	45.31
	For Lock And Inside Latch Combo For Double Doors, Add	105.26
12 35 70 19-0008	EA 48" Width, 24" Height, 12" Depth, 2 Doors, Medical Exam Room Wall Cabinet (Clinton Industries® 8248).....	1,066.65 45.72
	For Additional Shelf, Add	45.31
	For Lock And Inside Latch Combo For Double Doors, Add	105.38
12 35 70 19-0009	EA 54" Width, 24" Height, 12" Depth, 3 Doors, Medical Exam Room Wall Cabinet (Clinton Industries® 8254).....	1,206.45 48.73
	For Additional Shelf, Add	45.31
	For Lock For Single Door/Drawer, Add	70.98
	For Lock And Inside Latch Combo For Double Doors, Add	105.50
12 35 70 19-0010	EA 66" Width, 24" Height, 12" Depth, 3 Doors, Medical Exam Room Wall Cabinet (Clinton Industries® 8266).....	1,390.39 52.26
	For Additional Shelf, Add	45.31
	For Lock For Single Door/Drawer, Add	71.12
	For Lock And Inside Latch Combo For Double Doors, Add	105.64
12 35 70 19-0011	EA 72" Width, 24" Height, 12" Depth, 3 Doors, Medical Exam Room Wall Cabinet (Clinton Industries® 8272).....	1,471.94 55.27
	For Additional Shelf, Add	45.31
	For Lock For Single Door/Drawer, Add	71.23
	For Lock And Inside Latch Combo For Double Doors, Add	105.75
12 35 70 19-0012	Medical Exam Room Base Cabinets (12 35 70 19-0001)	
12 35 70 19-0013	Medical Exam Room Base Cabinets (Ritter®) (12 35 70 19-0012)	
	Note: Includes polymer covered drawers and door fronts, hinges, mounting hardware, door pulls, flush-face doors, Pebble Grey Kydex top.	
12 35 70 19-0014	EA 24" Width, 36" Height, 18" Depth, 2 Doors And 1 Drawer, Medical Exam Room Base Cabinet (Ritter® 2060).....	1,674.81 76.87
	For Lock For Single Door/Drawer, Add	72.09
	For Soft Edge Top, Add	528.60
12 35 70 19-0015	EA 24" Width, 36" Height, 18" Depth, 2 Doors And 2 Drawers, Medical Exam Room Base Cabinet (Ritter® 2061-001).....	1,733.06 76.87
	For Lock For Single Door/Drawer, Add	72.09
	For Soft Edge Top, Add	528.60
12 35 70 19-0016	EA 24" Width, 36" Height, 18" Depth, 5 Drawers, Medical Exam Room Base Cabinet (Ritter® 2062-001).....	1,948.81 76.87
	For Lock For Single Door/Drawer, Add	72.09
	For Soft Edge Top, Add	528.60
12 35 70 19-0017	EA 24" Width, 36" Height, 24" Depth, 2 Doors And 2 Drawers, Medical Exam Room Base Cabinet (Ritter® 2061-002).....	1,966.07 76.87
	For Lock For Single Door/Drawer, Add	72.09
	For Soft Edge Top, Add	528.60

12 Furnishings

12 30 Casework

12 35 Specialty Casework



MINOR	CSI	UOM	DESCRIPTION	TOTAL DIRECT UNIT COST	DEMOLITION UNIT COST
12 35 70	19-0018	EA	24" Width, 36" Height, 24" Depth, 5 Drawers, Medical Exam Room Base Cabinet (Ritter® 2062-002)..... <i>For Lock For Single Door/Drawer, Add</i> <i>For Soft Edge Top, Add</i>	2,224.98 72.09 528.60	76.87
12 35 70 19-0019 Medical Exam Room Base Cabinets (Clinton Industries®) (12 35 70 19-0012)					
Note: Includes all laminate construction, chip resistant PVC edges, hinges, one shelf behind doors, mounting hardware, door pulls, flush-face doors and countertop.					
12 35 70	19-0020	EA	24" Width, 35" Height, 18" Depth, 2 Doors, Medical Exam Room Base Cabinet With Sink And Desk (Clinton Industries® 76) Note: Includes stainless steel sink and faucet.	844.54	125.60
<i>For Additional Shelf, Add</i>				45.31	
<i>For Lock For Single Door/Drawer, Add</i>				74.03	
<i>For Lock And Inside Latch Combo For Double Doors, Add</i>				108.55	
12 35 70	19-0021	EA	24" Width, 35" Height, 18" Depth, 2 Doors And 1 Drawer, Medical Exam Room Base Cabinet (Clinton Industries® 8024) <i>For Additional Shelf, Add</i> <i>For Lock For Single Door/Drawer, Add</i> <i>For Lock And Inside Latch Combo For Double Doors, Add</i>	1,167.78 45.31 72.09 106.61	76.87
12 35 70	19-0022	EA	36" Width, 35" Height, 18" Depth, 2 Doors And 2 Drawers, Medical Exam Room Base Cabinet (Clinton Industries® 8036) <i>For Additional Shelf, Add</i> <i>For Lock For Single Door/Drawer, Add</i> <i>For Lock And Inside Latch Combo For Double Doors, Add</i>	1,693.90 45.31 72.47 106.99	86.42
12 35 70	19-0023	EA	42" Width, 35" Height, 18" Depth, 3 Doors And 2 Drawers, Medical Exam Room Base Cabinet (Clinton Industries® 8042) <i>For Additional Shelf, Add</i> <i>For Lock For Single Door/Drawer, Add</i> <i>For Lock And Inside Latch Combo For Double Doors, Add</i>	1,833.10 45.31 72.75 107.27	93.45
12 35 70	19-0024	EA	48" Width, 35" Height, 18" Depth, 4 Doors And 2 Drawers, Medical Exam Room Base Cabinet (Clinton Industries® 8048) <i>For Additional Shelf, Add</i> <i>For Lock For Single Door/Drawer, Add</i> <i>For Lock And Inside Latch Combo For Double Doors, Add</i>	1,999.62 45.31 73.23 107.75	105.51
12 35 70	19-0025	EA	54" Width, 35" Height, 18" Depth, 3 Doors And 3 Drawers, Medical Exam Room Base Cabinet (Clinton Industries® 8054) <i>For Additional Shelf, Add</i> <i>For Lock For Single Door/Drawer, Add</i> <i>For Lock And Inside Latch Combo For Double Doors, Add</i>	2,411.68 45.31 73.53 108.05	113.04
12 35 70	19-0026	EA	66" Width, 35" Height, 18" Depth, 3 Doors And 3 Drawers, Medical Exam Room Base Cabinet (Clinton Industries® 8066) <i>For Additional Shelf, Add</i> <i>For Lock For Single Door/Drawer, Add</i> <i>For Lock And Inside Latch Combo For Double Doors, Add</i>	2,666.24 45.31 73.83 108.35	120.58
12 35 70	19-0027	EA	66" Width, 35" Height, 18" Depth, 3 Doors And 3 Drawers, Medical Exam Room Base Cabinet With Sink And Desk (Clinton Industries® 8042-99) Note: Includes stainless steel sink and faucet.	2,824.24	175.84
<i>For Additional Shelf, Add</i>				45.31	
<i>For Lock For Single Door/Drawer, Add</i>				76.02	
<i>For Lock And Inside Latch Combo For Double Doors, Add</i>				110.54	
12 35 70	19-0028	EA	72" Width, 35" Height, 18" Depth, 6 Doors And 3 Drawers, Medical Exam Room Base Cabinet (Clinton Industries® 8072) <i>For Additional Shelf, Add</i> <i>For Lock For Single Door/Drawer, Add</i> <i>For Lock And Inside Latch Combo For Double Doors, Add</i>	2,843.12 45.31 74.13 108.65	128.12
12 35 70	19-0029	EA	72" Width, 35" Height, 18" Depth, 2 Doors And 6 Drawers, Medical Exam Room Base Cabinet With Sink And Desk (Clinton Industries® 8048-99) Note: Includes stainless steel sink and faucet.	3,241.32	185.90
<i>For Additional Shelf, Add</i>				45.31	
<i>For Lock For Single Door/Drawer, Add</i>				76.42	
<i>For Lock And Inside Latch Combo For Double Doors, Add</i>				110.94	
12 35 70 19-0030 Medical Exam Room Cabinet Combinations (12 35 70 19-0001)					
12 35 70 19-0031 Medical Exam Room Cabinet Combinations (Ritter®) (12 35 70 19-0030)					
Note: Includes base cabinet and overhead cabinet, powder coated steel shell, polymer covered drawers and door fronts, hinges, mounting hardware, door pulls, flush-face doors and laminate countertop.					
12 35 70	19-0032	EA	48" Width, 36" Height, 18" Depth, 1 Door And 1 Drawer, Medical Exam Room Base Cabinet With Overhead Cabinet (Ritter® Basic) <i>For Locks On Single Drawer And All Doors, Add</i>	2,709.27 684.29	150.72
12 35 70	19-0033	EA	48" Width, 36" Height, 18" Depth, 2 Doors And 1 Drawer, Medical Exam Room Base Cabinet With Overhead Cabinet (Ritter® Basic) <i>For Locks On Single Drawer And All Doors, Add</i>	2,793.42 684.29	150.72
12 35 70	19-0034	EA	48" Width, 36" Height, 18" Depth, 1 Door And 1 Drawer, Medical Exam Room Base Cabinet With Sink And Overhead Cabinet (Ritter® Basic) Note: Includes stainless steel sink and faucet.	3,391.61	190.92
<i>For Locks On Single Drawer And All Doors, Add</i>				686.68	
12 35 70	19-0035	EA	48" Width, 36" Height, 18" Depth, 2 Doors And 1 Drawer, Medical Exam Room Base Cabinet With Sink And Overhead Cabinet (Ritter® Basic) Note: Includes stainless steel sink and faucet.	3,512.43	190.92
<i>For Locks On Single Drawer And All Doors, Add</i>				686.68	
12 35 70	19-0036	EA	48" Width, 36" Height, 18" Depth, 1 Door And 2 Drawers, Medical Exam Room Base Cabinet With Overhead Cabinet (Ritter® Basic Value) <i>For Locks On Single Drawer And All Doors, Add</i>	3,138.63 684.29	150.72



MINOR	CSI	UOM	DESCRIPTION	TOTAL DIRECT UNIT COST	DEMOLITION UNIT COST
12 35 70 19-0037	EA		48" Width, 36" Height, 18" Depth, 2 Doors And 2 Drawers, Medical Exam Room Base Cabinet With Overhead Cabinet (Ritter® Basic Value).....	3,224.93	150.72
			<i>For Locks On Single Drawer And All Doors, Add</i>	684.29	
12 35 70 19-0038	EA		48" Width, 36" Height, 18" Depth, 1 Door And 2 Drawers, Medical Exam Room Base Cabinet With Sink And Overhead Cabinet (Ritter® Basic Value).....	4,077.71	190.92
			Note: Includes stainless steel sink and faucet.		
			<i>For Locks On Single Drawer And All Doors, Add</i>	686.68	
12 35 70 19-0039	EA		48" Width, 36" Height, 18" Depth, 2 Doors And 2 Drawers, Medical Exam Room Base Cabinet With Sink And Overhead Cabinet (Ritter® Basic Value).....	4,159.69	190.92
			Note: Includes stainless steel sink and faucet.		
			<i>For Locks On Single Drawer And All Doors, Add</i>	686.68	
12 35 70 19-0040	EA		48" Width, 36" Height, 18" Depth, 1 Door And 4 Drawers, Medical Exam Room Base Cabinet With Overhead Cabinet (Ritter® Managed Care).....	3,565.82	150.72
			<i>For Locks On Single Drawer And All Doors, Add</i>	684.29	
12 35 70 19-0041	EA		48" Width, 36" Height, 18" Depth, 2 Doors And 4 Drawers, Medical Exam Room Base Cabinet With Overhead Cabinet (Ritter® Managed Care).....	3,656.43	150.72
			<i>For Locks On Single Drawer And All Doors, Add</i>	684.29	
12 35 70 19-0042	EA		48" Width, 36" Height, 18" Depth, 1 Door And 4 Drawers, Medical Exam Room Base Cabinet With Sink And Overhead Cabinet (Ritter® Managed Care).....	4,507.06	190.92
			Note: Includes stainless steel sink and faucet.		
			<i>For Locks On Single Drawer And All Doors, Add</i>	686.68	
12 35 70 19-0043	EA		48" Width, 36" Height, 18" Depth, 2 Doors And 4 Drawers, Medical Exam Room Base Cabinet With Sink And Overhead Cabinet (Ritter® Managed Care).....	4,595.52	190.92
			Note: Includes stainless steel sink and faucet.		
			<i>For Locks On Single Drawer And All Doors, Add</i>	686.68	
12 35 70 19-0044	EA		48" Width, 36" Height, 18" Depth, 1 Door And 4 Drawers, Medical Exam Room Base Cabinet With Desk And Overhead Cabinet (Ritter® Traditional).....	4,037.52	170.83
			<i>For Locks On Single Drawer And All Doors, Add</i>	685.49	
12 35 70 19-0045	EA		48" Width, 36" Height, 18" Depth, 2 Doors And 4 Drawers, Medical Exam Room Base Cabinet With Desk And Overhead Cabinet (Ritter® Traditional).....	4,119.50	170.83
			<i>For Locks On Single Drawer And All Doors, Add</i>	685.49	
12 35 70 19-0046	EA		48" Width, 36" Height, 18" Depth, 1 Door And 4 Drawers, Medical Exam Room Base Cabinet With Sink, Desk And Overhead Cabinet (Ritter® Traditional).....	4,976.60	211.02
			Note: Includes stainless steel sink and faucet.		
			<i>For Locks On Single Drawer And All Doors, Add</i>	687.88	
12 35 70 19-0047	EA		48" Width, 36" Height, 18" Depth, 2 Doors And 4 Drawers, Medical Exam Room Base Cabinet With Sink, Desk And Overhead Cabinet (Ritter® Traditional).....	5,073.69	211.02
			Note: Includes stainless steel sink and faucet.		
			<i>For Locks On Single Drawer And All Doors, Add</i>	687.88	

12 36 Countertops (12 30)

12 36 23 Plastic Countertops (12 36)

12 36 23 13 Plastic-Laminate-Clad Countertops (12 36 23)

12 36 23 13-0001 Plastic Laminate Countertops (12 36 23 13)

Note: Includes plywood, medium-density fiberboard (MDF), or particleboard substrates, finished ends, and all edge types such as bullnose, ogee, roundover, bevel, etc.

12 36 23 13-0002	SF	Plastic Laminate Countertop Without Backsplash	16.94	10.05
12 36 23 13-0003	SF	Plastic Laminate Countertop With 4" Backsplash	22.19	10.05
12 36 23 13-0004	LF	Plastic Laminate End Splash For Plastic Laminate Countertops	28.38	3.01
12 36 23 13-0005	EA	Cutout For Sink And/Or Faucet In Plastic Laminate Countertop.....	83.74	

12 36 53 Laboratory Countertops (12 36)

12 36 53 00-0001 Epoxy Resin Laboratory Countertops (12 36 53)

Note: Includes all finish edge types, and all holes for faucets, fixtures, outlets, etc. Excludes cut out for sinks.

12 36 53 00-0002	SF	3/4" Thick, Black Epoxy Resin Laboratory Countertop Without Backsplash, Machined Bevel Or Radius Edges	60.02	5.03
12 36 53 00-0003	SF	1" Thick, Black Epoxy Resin Laboratory Countertop Without Backsplash, Machined Bevel Or Radius Edges	62.06	5.03
12 36 53 00-0004	SF	1-1/4" Thick, Black Epoxy Resin Laboratory Countertop Without Backsplash, Machined Bevel Or Radius Edges	76.14	5.03
12 36 53 00-0005	LF	4" x 3/4" Thick, Black Epoxy Resin Backsplash For Laboratory Countertop.....	22.47	3.01
12 36 53 00-0006	LF	6" x 3/4" Thick, Black Epoxy Resin Backsplash For Laboratory Countertop.....	30.69	3.01

12 36 53 00-0007 Epoxy Resin Laboratory Sinks (12 36 53)

Note: Includes cut out for sinks, and sink strainer assembly set.

12 36 53 00-0008 Epoxy Resin Laboratory Undermount Sink (12 36 53 00-0007)

12 36 53 00-0009	EA	12" Length x 8" Width x 6" Depth, Black Epoxy Resin Laboratory Undermount Sink	580.36	106.88
12 36 53 00-0010	EA	12" Length x 8" Width x 7" Depth, Black Epoxy Resin Laboratory Undermount Sink	590.61	106.88
12 36 53 00-0011	EA	12" Length x 12" Width x 8" Depth, Black Epoxy Resin Laboratory Undermount Sink	700.17	106.88
12 36 53 00-0012	EA	14" Length x 10" Width x 6" Depth, Black Epoxy Resin Laboratory Undermount Sink	590.61	106.88
12 36 53 00-0013	EA	16" Length x 8" Width x 7" Depth, Black Epoxy Resin Laboratory Undermount Sink	626.00	115.86
12 36 53 00-0014	EA	16" Length x 12" Width x 8" Depth, Black Epoxy Resin Laboratory Undermount Sink	662.52	115.86
12 36 53 00-0015	EA	16" Length x 16" Width x 12" Depth, Black Epoxy Resin Laboratory Undermount Sink	1,421.29	115.86
12 36 53 00-0016	EA	18" Length x 15" Width x 11" Depth, Black Epoxy Resin Laboratory Undermount Sink	745.97	115.86
12 36 53 00-0017	EA	24" Length x 16" Width x 8" Depth, Black Epoxy Resin Laboratory Undermount Sink	770.95	123.85
12 36 53 00-0018	EA	24" Length x 16" Width x 10" Depth, Black Epoxy Resin Laboratory Undermount Sink	959.27	123.85
12 36 53 00-0019	EA	24" Length x 16" Width x 12" Depth, Black Epoxy Resin Laboratory Undermount Sink	1,160.08	123.85
12 36 53 00-0020	EA	30" Length x 18" Width x 18" Depth, Black Epoxy Resin Laboratory Undermount Sink	2,593.45	123.85
12 36 53 00-0021	EA	31" Length x 21" Width x 12" Depth, Black Epoxy Resin Laboratory Undermount Sink	1,307.59	123.85
12 36 53 00-0022	EA	36" Length x 20" Width x 16" Depth, Black Epoxy Resin Laboratory Undermount Sink	2,789.93	123.85

12 Furnishings

12 30 Casework

12 36 Countertops



MINOR	CSI	UOM	DESCRIPTION	TOTAL DIRECT UNIT COST	DEMOLITION UNIT COST
12 36 53 00-0023	EA		42" Length x 20" Width x 10" Depth, Black Epoxy Resin Laboratory Undermount Sink	3,837.02	126.84
12 36 53 00-0024			Epoxy Resin Laboratory Drop-in Sink <small>(12 36 53 00-0007)</small>		
12 36 53 00-0025	EA		9" Length x 6" Width x 6" Depth, Black Epoxy Resin Laboratory Drop-in Sink	578.83	106.88
12 36 53 00-0026	EA		12" Length x 8" Width x 6" Depth, Black Epoxy Resin Laboratory Drop-in Sink	580.34	106.88
12 36 53 00-0027	EA		12" Length x 12" Width x 12" Depth, Black Epoxy Resin Laboratory Drop-in Sink	685.39	106.88
12 36 53 00-0028	EA		14" Length x 10" Width x 6" Depth, Black Epoxy Resin Laboratory Drop-in Sink	590.61	106.88
12 36 53 00-0029	EA		15" Length x 8" Width x 6" Depth, Black Epoxy Resin Laboratory Drop-in Sink	624.77	106.88
12 36 53 00-0030	EA		15" Length x 8" Width x 11" Depth, Black Epoxy Resin Laboratory Drop-in Sink	624.77	106.88
12 36 53 00-0031	EA		16" Length x 8" Width x 7" Depth, Black Epoxy Resin Laboratory Drop-in Sink	626.00	115.86
12 36 53 00-0032	EA		16" Length x 12" Width x 8" Depth, Black Epoxy Resin Laboratory Drop-in Sink	662.52	115.86
12 36 53 00-0033	EA		16" Length x 16" Width x 9-5/8" Depth, Black Epoxy Resin Laboratory Drop-in Sink	683.43	115.86
12 36 53 00-0034	EA		18" Length x 15" Width x 8" Depth, Black Epoxy Resin Laboratory Drop-in Sink	688.64	115.86
12 36 53 00-0035	EA		18" Length x 15" Width x 11" Depth, Black Epoxy Resin Laboratory Drop-in Sink	814.86	115.86
12 36 53 00-0036	EA		24" Length x 16" Width x 8" Depth, Black Epoxy Resin Laboratory Drop-in Sink	839.84	123.85
12 36 53 00-0037	EA		25" Length x 15" Width x 8" Depth, Black Epoxy Resin Laboratory Drop-in Sink	859.27	123.85
12 36 53 00-0038	EA		25" Length x 15" Width x 10" Depth, Black Epoxy Resin Laboratory Drop-in Sink	865.87	123.85
12 36 53 00-0039	EA		30" Length x 16" Width x 10" Depth, Black Epoxy Resin Laboratory Drop-in Sink	1,302.52	123.85
12 36 53 00-0040	EA		10" Diameter x 7.8" Depth, Black Round Epoxy Resin Laboratory Drop-in Sink	589.43	105.87
12 36 53 00-0041	EA		12" Diameter x 7.8" Depth, Black Round Epoxy Resin Laboratory Drop-in Sink	607.13	105.87
12 36 53 00-0042			Epoxy Resin Laboratory ADA Drop-in Sink <small>(12 36 53 00-0007)</small>		
12 36 53 00-0043	EA		14" Length x 10" Width x 5" Depth, Black Epoxy Resin Laboratory ADA Drop-in Sink	585.61	105.87
12 36 53 00-0044	EA		14" Length x 14" Width x 5" Depth, Black Epoxy Resin Laboratory ADA Drop-in Sink	633.97	105.87
12 36 53 00-0045	EA		14" Length x 15" Width x 5" Depth, Black Epoxy Resin Laboratory ADA Drop-in Sink	658.68	105.87
12 36 53 00-0046	EA		25" Length x 15" Width x 5" Depth, Black Epoxy Resin Laboratory ADA Drop-in Sink	865.87	123.85
12 36 53 00-0047			Epoxy Resin Laboratory Cup Sink <small>(12 36 53 00-0007)</small>		
12 36 53 00-0048	EA		6" Length x 3" Width x 4" Depth, Black Oval Epoxy Resin Laboratory Cup Sink	368.41	85.89
12 36 53 00-0049			Polypropylene Laboratory Countertops <small>(12 36 53)</small>		
Note: Includes all finish edge types, and all holes for faucets, fixtures, outlets, etc. Excludes cut out for sinks.					
12 36 53 00-0050	SF		3/4" Thick, Black Polypropylene Laboratory Countertop Without Backsplash, Machined Bevel Or Radius Edges	25.83	5.03
12 36 53 00-0051	SF		1" Thick, Black Polypropylene Laboratory Countertop Without Backsplash, Machined Bevel Or Radius Edges	28.85	5.03
12 36 53 00-0052	SF		1-1/4" Thick, Black Polypropylene Laboratory Countertop Without Backsplash, Machined Bevel Or Radius Edges	32.72	5.03
12 36 53 00-0053	LF		4" x 3/4" Thick, Black Polypropylene Backsplash For Laboratory Countertop	11.07	3.01
12 36 53 00-0054	LF		6" x 3/4" Thick, Black Polypropylene Backsplash For Laboratory Countertop	13.59	3.01
12 36 53 00-0055			Polypropylene Laboratory Sinks <small>(12 36 53)</small>		
Note: Includes cut out for sinks, and sink strainer assembly set.					
12 36 53 00-0056			Polypropylene Laboratory Undermount Sink <small>(12 36 53 00-0055)</small>		
12 36 53 00-0057	EA		12" Length x 8" Width x 8" Depth, Black Polypropylene Laboratory Undermount Sink	615.42	106.88
12 36 53 00-0058	EA		12" Length x 12" Width x 8" Depth, Black Polypropylene Laboratory Undermount Sink	649.46	106.88
12 36 53 00-0059	EA		14" Length x 10" Width x 6" Depth, Black Polypropylene Laboratory Undermount Sink	641.09	106.88
12 36 53 00-0060	EA		16" Length x 8" Width x 7" Depth, Black Polypropylene Laboratory Undermount Sink	674.42	115.86
12 36 53 00-0061	EA		16" Length x 13" Width x 6" Depth, Black Polypropylene Laboratory Undermount Sink	836.90	115.86
12 36 53 00-0062	EA		17" Length x 17" Width x 12" Depth, Black Polypropylene Laboratory Undermount Sink	845.39	115.86
12 36 53 00-0063	EA		18" Length x 15" Width x 12" Depth, Black Polypropylene Laboratory Undermount Sink	845.39	115.86
12 36 53 00-0064	EA		24" Length x 16" Width x 8" Depth, Black Polypropylene Laboratory Undermount Sink	904.60	123.85
12 36 53 00-0065	EA		25" Length x 15" Width x 10" Depth, Black Polypropylene Laboratory Undermount Sink	947.56	123.85
12 36 53 00-0066	EA		23" Length x 17" Width x 11-1/2" Depth, Black Polypropylene Laboratory Undermount Sink	904.60	123.85
12 36 53 00-0067	EA		30" Length x 18" Width x 18" Depth, Black Polypropylene Laboratory Undermount Sink	1,417.76	123.85
12 36 53 00-0068	EA		31" Length x 20.5" Width x 11-1/2" Depth, Black Polypropylene Laboratory Undermount Sink	1,410.13	123.85
12 36 53 00-0069	EA		42" Length x 18" Width x 16" Depth, Black Polypropylene Laboratory Undermount Sink	2,486.30	126.84
12 36 53 00-0070			Polypropylene Laboratory Drop-in Sink <small>(12 36 53 00-0055)</small>		
12 36 53 00-0071	EA		11" Length x 11" Width x 7" Depth, Black Polypropylene Laboratory Drop-in Sink	529.94	106.88
12 36 53 00-0072	EA		12" Length x 8" Width x 8" Depth, Black Polypropylene Laboratory Drop-in Sink	852.84	106.88
12 36 53 00-0073	EA		12" Length x 12" Width x 8" Depth, Black Polypropylene Laboratory Drop-in Sink	563.94	106.88
12 36 53 00-0074	EA		14" Length x 10" Width x 6" Depth, Black Polypropylene Laboratory Drop-in Sink	555.59	106.88
12 36 53 00-0075	EA		17" Length x 17" Width x 12" Depth, Black Polypropylene Laboratory Drop-in Sink	759.89	115.86
12 36 53 00-0076	EA		16" Length x 8" Width x 7" Depth, Black Polypropylene Laboratory Drop-in Sink	588.90	115.86
12 36 53 00-0077	EA		18" Length x 12" Width x 8" Depth, Black Polypropylene Laboratory Drop-in Sink	759.89	115.86
12 36 53 00-0078	EA		16" Length x 16" Width x 8" Depth, Black Polypropylene Laboratory Drop-in Sink	742.69	115.86
12 36 53 00-0079	EA		18" Length x 15" Width x 8" Depth, Black Polypropylene Laboratory Drop-in Sink	726.00	115.86
12 36 53 00-0080	EA		18" Length x 15" Width x 12" Depth, Black Polypropylene Laboratory Drop-in Sink	759.89	115.86
12 36 53 00-0081	EA		24" Length x 16" Width x 8" Depth, Black Polypropylene Laboratory Drop-in Sink	819.10	123.85
12 36 53 00-0082	EA		25" Length x 15" Width x 10" Depth, Black Polypropylene Laboratory Drop-in Sink	862.04	123.85
12 36 53 00-0083	EA		31" Length x 17" Width x 10" Depth, Black Polypropylene Laboratory Drop-in Sink	1,281.44	123.85
12 36 53 00-0084	EA		12" Diameter x 7.8" Depth, Black Round Polypropylene Laboratory Drop-in Sink	495.05	105.87
12 36 53 00-0085			Polypropylene Laboratory ADA Drop-in Sink <small>(12 36 53 00-0055)</small>		



		Furnishings	12
		Casework	12 30
		Countertops	12 36

MINOR	CSI	UOM	DESCRIPTION	TOTAL DIRECT UNIT COST	DEMOLITION UNIT COST
12 36 53 00-0086	EA		16" Length x 16" Width x 5.5" Depth, Black Polypropylene Laboratory ADA Drop-in Sink	726.00	115.86
12 36 53 00-0087	EA		25" Length x 15" Width x 5.5" Depth, Black Polypropylene Laboratory ADA Drop-in Sink	842.80	123.85
12 36 53 00-0088			Polypropylene Laboratory Cup Sink <small>(12 36 53 00-0055)</small>		
12 36 53 00-0089	EA		6" Length x 3" Width x 4" Depth, Black Oval Polypropylene Laboratory Cup Sink	387.84	105.87
12 36 53 00-0090			Phenolic Resin Laboratory Countertops <small>(12 36 53)</small>		
Note: Includes all finish edge types, and all holes for faucets, fixtures, outlets, etc. Excludes cut out for sinks.					
12 36 53 00-0091	SF		3/4" Thick, Black Phenolic Resin Laboratory Countertop Without Backsplash, Machined Bevel Or Radius Edges.....	41.33	5.03
12 36 53 00-0092	SF		1" Thick, Black Phenolic Resin Laboratory Countertop Without Backsplash, Machined Bevel Or Radius Edges.....	46.77	5.03
12 36 53 00-0093	SF		1-1/4" Thick, Black Phenolic Resin Laboratory Countertop Without Backsplash, Machined Bevel Or Radius Edges.....	50.57	5.03
12 36 53 00-0094	LF		4" x 3/4" Thick, Black Phenolic Resin Backsplash For Laboratory Countertop.....	15.64	3.01
12 36 53 00-0095	LF		6" x 3/4" Thick, Black Phenolic Resin Backsplash For Laboratory Countertop.....	20.39	3.01
12 36 53 00-0096			High Pressure Laminate Laboratory Countertops <small>(12 36 53)</small>		
Note: Includes all finish edge types, and all holes for faucets, fixtures, outlets, etc. Excludes cut out for sinks.					
12 36 53 00-0097	SF		3/4" Thick, High Pressure Laminate Laboratory Countertop Without Backsplash, Machined Bevel Edges.....	23.70	5.03
12 36 53 00-0098	SF		1" Thick, High Pressure Laminate Laboratory Countertop Without Backsplash, Machined Bevel Edges.....	24.95	5.03
12 36 53 00-0099	SF		1-1/4" Thick, High Pressure Laminate Laboratory Countertop Without Backsplash, Machined Bevel Edges.....	24.95	5.03
12 36 53 00-0100	LF		4" x 3/4" Thick, High Pressure Laminate Backsplash For Laboratory Countertop.....	13.16	3.01
12 36 53 00-0101	LF		6" x 3/4" Thick, High Pressure Laminate Backsplash For Laboratory Countertop.....	13.16	3.01
12 36 61			Simulated Stone Countertops <small>(12 36)</small>		
12 36 61 16			Solid Surfacing Countertops <small>(12 36 61)</small>		
12 36 61 16-0001			Solid Surface Countertops <small>(12 36 61 16)</small>		
12 36 61 16-0002			Solid Surface Countertops <small>(12 36 61 16-0001)</small>		
Note: Includes finished ends and all edge types such as bullnose, ogee, roundover, bevel, etc.					
12 36 61 16-0003	SF		1/4" Thick, Solid Color, Solid Surface Backsplash.....	44.29	6.70
Note: Quantity based on area of backsplash. Excludes backing material such as cement or water resistant gypsum board.					
For Up To 50, Add				14.65	
For >50 To 100, Add				8.31	
12 36 61 16-0004	SF		1/2" Thick, Solid Color, Solid Surface Countertop Without Backsplash	68.55	10.05
Note: Quantity based on area of counter, backsplash and apron. Includes drilling holes for fixtures and 1-1/2" drop edge with 1/8" radius edges (when apron not used).					
For Up To 50, Add				22.28	
For >50 To 100, Add				13.02	
For Integral 16-7/16" x 13" x 5-1/4" Depth Lavatory Sink (Corian 810), Add				239.58	
For Integral 20-7/16" x 14-7/16" x 6-1/8" Depth Lavatory Sink (Corian 815), Add				302.93	
For Integral 17-3/8" x 10-13/16" x 5-1/2" Depth Lavatory Sink (Corian 816), Add				221.15	
For Integral 14-3/4" x 10-1/2" x 5-1/2" Depth Lavatory Sink (Corian 820), Add				210.78	
For Integral 18-7/8" x 13-3/4" x 5-7/8" Depth Lavatory Sink (Corian 830), Add				302.93	
For Integral 20" x 13-3/8" x 6-1/4" Depth Lavatory Sink (Corian 831), Add				302.93	
For Integral 19-3/4" x 14-1/4" x 5-7/8" Depth Lavatory Sink (Corian 835), Add				302.93	
For Integral 17" x 14" x 6" Depth Lavatory Sink (Corian 837), Add				302.93	
For Up To 1.5 SF Integral Single Basin Kitchen Sink, Add				272.98	
Note: Single or double bowl.					
For >1.5 To 2.25 SF Integral Single Basin Kitchen Sink, Add				474.55	
Note: Single or double bowl.					
For >2.25 To 3 SF Integral Single Basin Kitchen Sink, Add				635.80	
Note: Single or double bowl.					
For >3 SF Integral Single Basin Kitchen Sink, Add				688.79	
Note: Single or double bowl.					
For >3 SF Integral Double Basin Kitchen Sink, Add				688.79	
12 36 61 16-0005	SF		1/2" Thick, Solid Color, Solid Surface Countertop With 4" Backsplash.....	74.57	10.05
For Up To 50, Add				24.09	
For >50 To 100, Add				14.23	
For Integral 16-7/16" x 13" x 5-1/4" Depth Lavatory Sink (Corian 810), Add				239.58	
For Integral 20-7/16" x 14-7/16" x 6-1/8" Depth Lavatory Sink (Corian 815), Add				302.93	
For Integral 17-3/8" x 10-13/16" x 5-1/2" Depth Lavatory Sink (Corian 816), Add				221.15	
For Integral 14-3/4" x 10-1/2" x 5-1/2" Depth Lavatory Sink (Corian 820), Add				210.78	
For Integral 18-7/8" x 13-3/4" x 5-7/8" Depth Lavatory Sink (Corian 830), Add				302.93	
For Integral 20" x 13-3/8" x 6-1/4" Depth Lavatory Sink (Corian 831), Add				302.93	
For Integral 19-3/4" x 14-1/4" x 5-7/8" Depth Lavatory Sink (Corian 835), Add				302.93	
For Integral 17" x 14" x 6" Depth Lavatory Sink (Corian 837), Add				302.93	
For Up To 1.5 SF Integral Single Basin Kitchen Sink, Add				272.98	
Note: Single or double bowl.					
For >1.5 To 2.25 SF Integral Single Basin Kitchen Sink, Add				474.55	
Note: Single or double bowl.					
For >2.25 To 3 SF Integral Single Basin Kitchen Sink, Add				635.80	
Note: Single or double bowl.					
For >3 SF Integral Single Basin Kitchen Sink, Add				688.79	
Note: Single or double bowl.					
For >3 SF Integral Double Basin Kitchen Sink, Add				688.79	
12 36 61 16-0006	LF		1/2" Thick, Solid Color, Solid Surface End Splash For Solid Surface Countertops.....	25.73	4.27
12 36 61 16-0007	EA		Cutout For Undercounter Sink In Solid Surface Countertop.....	150.72	
Note: Not including integral seamed sinks					

12	12	Furnishings
	12 30	Casework
	12 36	Countertops



MINOR CSI UOM DESCRIPTION	TOTAL DIRECT UNIT COST	DEMOLITION UNIT COST
------------------------------	---------------------------	-------------------------

12 36 61 16-0008	Integral Seamless Solid Surface Lavatory <small>(12 36 61 16-0001)</small>		
	<small>Note: Includes sink cutout and hard seam of lavatory to countertop See CSI section 12 36 61 16-0002 for Solid Surface Countertops.</small>		
12 36 61 16-0009	EA 16-1/2" x 13-1/8" x 5-1/2" Depth, Integral Solid Surface Lavatory Sink (Corian 810).....	273.75	
12 36 61 16-0010	EA 20-7/16" x 14-7/16" x 6-1/8" Depth, Integral Solid Surface Lavatory Sink (Corian 815).....	337.10	
12 36 61 16-0011	EA 17-3/8" x 10-13/16" x 5-1/2" Depth, Integral Solid Surface Lavatory Sink (Corian 816).....	255.32	
12 36 61 16-0012	EA 14-3/4" x 10-1/2" x 5-1/2" Depth, Integral Solid Surface Lavatory Sink (Corian 820).....	244.95	
12 36 61 16-0013	EA 18-7/8" x 13-3/4" x 5-7/8" Depth, Integral Solid Surface Lavatory Sink (Corian 830).....	337.10	
12 36 61 16-0014	EA 20" x 13-3/8" x 6-1/4" Depth, Integral Solid Surface Lavatory Sink (Corian 831).....	337.10	
12 36 61 16-0015	EA 19-3/4" x 14-1/4" x 5-7/8" Depth, Integral Solid Surface Lavatory Sink (Corian 835).....	337.10	
12 36 61 16-0016	EA 17" x 14" x 6" Depth, Integral Solid Surface Lavatory Sink (Corian 837).....	337.10	

12 36 61 16-0017	Integral Seamless Solid Surface Kitchen Sink <small>(12 36 61 16-0001)</small>		
	<small>Note: Includes sink cutout and hard seam of sink to countertop See CSI section 12 36 61 16-0002 for Solid Surface Countertops.</small>		
12 36 61 16-0018	EA Up To 1.5 SF, Single Basin, Integral Solid Surface Kitchen Sink.....	353.37	
12 36 61 16-0019	EA >1.5 To 2.25 SF, Single Basin, Integral Solid Surface Kitchen Sink.....	554.94	
12 36 61 16-0020	EA >2.25 To 3.0 SF, Single Basin, Integral Solid Surface Kitchen Sink.....	716.19	
12 36 61 16-0021	EA >3.0 SF, Single Basin, Integral Solid Surface Kitchen Sink.....	769.18	
12 36 61 16-0022	EA >3.0 SF, Double Basin, Integral Solid Surface Kitchen Sink.....	769.18	

12 36 61 19	Quartz Agglomerate Countertops <small>(12 36 61)</small>		
12 36 61 19-0001	Quartz Agglomerate Countertops <small>(12 36 61 19)</small>		
	<small>Note: Includes finished ends and all edge types such as bullnose, ogee, roundover, bevel, etc.</small>		
12 36 61 19-0002	SF 3/4" Thick, Quartz Agglomerate Countertop Without Backsplash.....	104.77	22.11
12 36 61 19-0003	SF 1-1/4" Thick, Quartz Agglomerate Countertop Without Backsplash.....	128.66	22.11
12 36 61 19-0004	SF 3/4" Thick, Quartz Agglomerate Countertop With Backsplash.....	116.71	25.73
12 36 61 19-0005	SF 1-1/4" Thick, Quartz Agglomerate Countertop With Backsplash.....	140.58	25.73
12 36 61 19-0006	LF Quartz Agglomerate Countertop End Splash For Quartz Agglomerate Countertops.....	18.80	4.27
12 36 61 19-0007	EA Cutout For Sink And/Or Faucet In Quartz Agglomerate Countertop.....	150.72	

12 36 91	Countertop Accessories <small>(12 36)</small>		
12 36 91 00-0001	Countertop Accessories <small>(12 36 91)</small>		
12 36 91 00-0002	EA Wall Hung Bracket, Countertop Support.....	72.97	6.70

12 40 Furnishings and Accessories (12)

12 41 Office Accessories (12 40)

12 41 11	Office Accessories <small>(12 41)</small>		
12 41 11 00-0001	Wall Mounted Office Accessories <small>(12 41 11)</small>		
12 41 11 00-0002	EA Manual Pencil Sharpener, Wall Mounted (Bostitch® BOSMPS1BLK).....	23.61	3.44
12 41 11 00-0003	EA Wall Mounted Flag.....	17.24	3.44

12 41 11 00-0004	Desk Edge Mounted Clamps <small>(12 41 11)</small>		
12 41 11 00-0005	EA Aluminum Desk Edge Clamp Mount Bracket For Plexiglass And Acrylic Panels.....	38.73	
	<small>Note: Adjustable hand screw mounting to fit 3/4" to 2" desk and table tops, clamp adjusts to support 1/8" to 3/8" thick panels.</small>		
	<small>For >10 To 50, Deduct</small>	-9.46	
	<small>For >50, Deduct</small>	-15.14	

12 48 Rugs and Mats (12 40)

12 48 13	Entrance Floor Mats and Frames <small>(12 48)</small>		
12 48 13 13	Entrance Floor Mats <small>(12 48 13)</small>		
12 48 13 13-0001	Floor Mats <small>(12 48 13 13)</small>		
12 48 13 13-0002	SF 3/8" Thick Solid Recessable Floor Mat.....	32.63	2.38
	<small>For Colors, Add</small>	5.57	
12 48 13 13-0003	SF 1/2" Thick Solid Recessable Floor Mat.....	41.21	2.38
	<small>For Colors, Add</small>	7.29	
12 48 13 13-0004	SF 3/8" Thick Perforated Recessable Floor Mat.....	34.77	2.38
	<small>For Colors, Add</small>	6.00	
12 48 13 13-0005	SF 1/2" Thick Perforated Recessable Floor Mat.....	43.35	2.38
	<small>For Colors, Add</small>	7.72	

12 48 13 13-0006	Link Mats <small>(12 48 13 13)</small>		
	<small>Note: Includes nosing.</small>		
12 48 13 13-0007	SF 3/8" Link Mats, Aluminum.....	46.35	2.38
12 48 13 13-0008	SF Black Rubber Link Mats With Galvanized Tie Rods.....	34.25	2.38
12 48 13 13-0009	SF 3/8" Thick, Galvanized Steel Link Mats.....	21.65	2.38



Furnishings	12
Furnishings and Accessories	12 40
Rugs and Mats	12 48

MINOR	CSI	UOM	DESCRIPTION	TOTAL DIRECT UNIT COST	DEMOLITION UNIT COST
12 48 13 13-0010	SF		Vinyl Link Mats, Color.....	37.43	2.38
12 48 13 13-0011	LF		Rubber Nosing.....	4.73	1.04
12 48 13 13-0012			Duckboard (12 48 13 13)		
12 48 13 13-0013	SF		Aluminum Slats.....	66.91	2.61
12 48 13 13-0014	SF		Hardwood Strips On Rubber Base.....	15.21	2.61
12 48 13 13-0015	SF		Assembled With Brass Rods And Vinyl Spacers.....	16.68	2.61
12 48 13 13-0016	SF		Tire Fabric, 3/4" Thick.....	21.90	2.61
12 48 13 13-0017	SF		Vinyl, 36" Wide, Hollow Top And Bottom.....	17.61	2.61
12 48 13 13-0018	SF		Vinyl, 36" Wide, Solid Top And Bottom.....	27.40	2.61
12 48 13 16			Entrance Floor Mat Frames (12 48 13)		
12 48 13 16-0001			Recessed Frames (12 48 13 16)		
12 48 13 16-0002	LF		Aluminum Recessed Embedded Frame.....	27.62	4.02
12 48 13 16-0003	LF		Bronze Recessed Embedded Frame.....	22.23	4.02
12 48 19			Entrance Floor Gratings (12 48)		
12 48 19 00-0001			Stainless Steel Entrance Floor Grating And Frame (12-48 19)		
12 48 19 00-0002	SF		18" x 18" Stainless Steel Grid Flooring, 3/4" High, C/S Floorometry 101 System.....	111.08	2.38
12 50 Furniture (12)					
12 55 Detention Furniture (12 55)					
12 55 13 Detention Bunks (12 55)					
12 55 13 00-0001			Wall Mounted Single Bunks (12 55 13)		
			Note: 14 Gauge center pan, 7 gauge bracket, painted.		
12 55 13 00-0002	EA		27" Wide x 80" Long x 12" High Wall Mounted Bunk.....	510.60	80.39
12 55 13 00-0003	EA		32" Wide x 80" Long x 12" High Wall Mounted Bunk.....	584.23	80.39
12 55 13 00-0004	EA		38" Wide x 80" Long x 12" High Wall Mounted Bunk.....	635.77	80.39
12 55 13 00-0005			Floor Supported Single Bunks (12 55 13)		
			Note: 14 Gauge center pan, 10 gauge steel brackets, 10 gauge formed steel legs, painted.		
12 55 13 00-0006	EA		27" Wide x 80" Long x 12" High Floor Mounted Bunk.....	510.60	80.39
12 55 13 00-0007	EA		32" Wide x 80" Long x 12" High Floor Mounted Bunk.....	584.23	80.39
12 55 13 00-0008	EA		38" Wide x 80" Long x 12" High Floor Mounted Bunk.....	635.77	80.39
12 55 13 00-0009	EA		Up To 20, Floor Mounted Single Bunk, 75" x 27" x 16" High.....	946.10	113.28
12 55 13 00-0010	EA		>20, Floor Mounted Single Bunk, 75" x 27" x 16" High.....	802.19	113.28
12 55 13 00-0011			Floor Mounted Single Bunks (12 55 13)		
			Note: 14 Gauge center pan, 10 gauge formed steel legs, painted.		
12 55 13 00-0012	EA		27" Wide x 80" Long x 16" High Floor Mounted Bunk.....	510.60	80.39
12 55 13 00-0013	EA		32" Wide x 80" Long x 16" High Floor Mounted Bunk.....	584.23	80.39
12 55 13 00-0014	EA		38" Wide x 80" Long x 16" High Floor Mounted Bunk.....	635.77	80.39
12 55 13 00-0015			Single Stackable Bunks (12 55 13)		
			Note: One piece, 10 gauge formed pan, 10 gauge formed steel legs, painted.		
12 55 13 00-0016	EA		26" Wide x 76" Long x 32" High Stackable Bunk.....	525.32	80.39
12 55 13 00-0017	EA		31" Wide x 76" Long x 32" High Stackable Bunk.....	547.41	80.39
12 55 13 00-0018			Double Bunks (12 55 13)		
			Note: 14 Gauge center pans, 10 gauge formed steel legs, painted.		
12 55 13 00-0019	EA		27" Wide x 80" Long x 52" High Double Bunk.....	932.34	107.18
12 55 13 00-0020	EA		32" Wide x 80" Long x 52" High Double Bunk.....	947.07	107.18
12 55 13 00-0021	EA		38" Wide x 80" Long x 52" High Double Bunk.....	1,009.65	107.18
12 55 13 00-0022	EA		Double Bunk Bed, 75" x 27", Up To 20.....	1,491.11	169.92
12 55 13 00-0023	EA		Double Bunk Bed, 75" x 27", Over 20.....	1,347.20	169.92
12 55 13 00-0024			Non-Removable Storage Drawers For Bunks/Beds (12 55 13)		
			Note: 14 Gauge drawer with 10 gauge formed steel guides, painted.		
12 55 13 00-0025	EA		16" Long x 15" Wide x 7.75" Deep Non Removable Storage Drawer.....	223.97	40.19
12 55 13 00-0026	EA		24" Long x 23" Wide x 10" Deep Non Removable Storage Drawer.....	376.59	42.88
12 55 13 00-0027			Expanded Metal Convertible Beds (12 55 13)		
			Note: 1/2" #13 Flattened expanded metal pans, welded inside 2" x 1-1/2" x 3/16" angle iron frames, 10 gauge formed steel legs with floor mount, 1-1/2" 10 gauge bracing between leg assembly and frame.		
12 55 13 00-0028	EA		27" Wide x 80" Long x 24" High Expanded Metal Convertible Bed.....	526.99	80.39
12 55 13 00-0029	EA		32" Wide x 80" Long x 24" High Expanded Metal Convertible Bed.....	557.53	80.39

12 Furnishings**12 50 Furniture****12 55 Detention Furniture**

SAN BERNARDINO
COUNTY

MINOR CSI	UOM	DESCRIPTION	TOTAL DIRECT UNIT COST	DEMOLITION UNIT COST
12 55 13 00-0030	EA	38" Wide x 80" Long x 24" High Expanded Metal Convertible Bed.....	588.04	80.39
12 55 13 00-0031	EA	Adapter Kit For Converting Single Bed To Double Deck	72.56	
12 55 16 Detention Desks (12 55)				
12 55 16 00-0001		Heavy Duty Desk With Swing Arm Seat (12 55 16) Note: Includes 12" diameter 11 gauge stainless steel seat, cast iron swing arm, 10 gauge shelves, stainless steel towel bar, 10 gauge steel foot rest, painted.		
12 55 16 00-0002	EA	36.5" Long x 15.5" Deep x 30" High Desk With Swing Arm Seat, 10 Gauge Steel Top.....	976.64	85.75
12 55 16 00-0003	EA	36.5" Long x 15.5" Deep x 30" High Desk With Swing Arm Seat, 11 Gauge Stainless Steel Top	1,236.87	85.75
12 55 16 00-0004 Institutional Desk And Seat (12 55 16)				
12 55 16 00-0005	EA	Institutional Desk And Seat, Up To 20	1,233.92	113.28
12 55 16 00-0006	EA	Institutional Desk And Seat, Over 20	1,090.01	113.28
12 55 16 00-0007	EA	Institutional Desk, Up To 20.....	1,090.01	113.28
12 55 16 00-0008	EA	Institutional Desk, Over 20.....	946.10	113.28
12 55 19 Detention Stools (12 55)				
12 55 19 00-0001		Heavy Duty Steel Bench (12 55 19) Note: 10 Gauge formed steel seat with rounded corners and edges, painted.		
12 55 19 00-0002	EA	48" Long x 18" High x 12" Wide Steel Bench.....	493.18	64.32
12 55 19 00-0003	EA	72" Long x 18" High x 12" Wide Steel Bench.....	599.61	69.67
12 55 19 00-0004	EA	96" Long x 18" High x 12" Wide Steel Bench.....	665.45	75.03
12 55 19 00-0005 Stationary Stools (12 55 19)				
		Note: 12" Diameter 11 gauge stainless steel seat, 18" high, 2" schedule 40 steel pipe with welded 6" x 6" 10 gauge steel base plate bolted to floor.		
12 55 19 00-0006	EA	12" Diameter Stainless Steel Stationary Stool, 18" High.....	369.80	64.32
12 55 19 00-0007	EA	Floor Mounted Stool, 8" x 8" x 20"H, Up To 20	329.60	45.31
12 55 19 00-0008	EA	Floor Mounted Stool, 8" x 8" x 20"H, Over 20	352.77	45.31
12 55 19 00-0009	EA	Wall Mounted Swivel Stool, Up To 20.....	458.66	56.64
12 55 19 00-0010	EA	Wall Mounted Swivel Stool, Over 20.....	372.32	56.64
12 55 19 00-0011 Cell Bench (12 55 19)				
		Note: 1-3/4" Thick red oak bench top, polyurethane finish.		
12 55 19 00-0012	EA	48" Long x 12" Wide Cell Bench, Red Oak.....	350.07	64.42
12 55 19 00-0013	EA	72" Long x 12" Wide Cell Bench, Red Oak.....	418.92	69.67
12 55 19 00-0014	EA	96" Long x 12" Wide Cell Bench, Red Oak.....	463.08	75.03
12 55 23 Detention Tables (12 55)				
12 55 23 00-0001		Wall Mounted Table And Seat Set (12 55 23) Note: 7 Gauge steel, painted.		
12 55 23 00-0002	EA	18" x 12" Wall Mounted Table And Seat Set.....	253.57	45.55
12 55 23 00-0003 Heavy Duty Picnic Style Table (12 55 23)				
		Note: 10 Gauge steel, painted.		
12 55 23 00-0004	EA	48" Long x 50" Wide x 30" High Steel Picnic - Style Table	1,357.35	80.39
12 55 23 00-0005	EA	72" Long x 50" Wide x 30" High Steel Picnic - Style Table	1,736.20	85.75
12 55 23 00-0006	EA	96" Long x 50" Wide x 30" High Steel Picnic - Style Table	1,936.38	93.78
12 55 23 00-0007	EA	Picnic Table, 72" x 24" Up To 20	2,314.93	152.93
12 55 23 00-0008	EA	Picnic Table, 72" x 24" Over 20	2,027.11	152.93
12 55 23 00-0009 Heavy Duty Picnic Style Table (12 55 23)				
		Note: 11 Gauge stainless steel top and benches with 10 gauge steel table base parts, painted.		
12 55 23 00-0010	EA	48" Long x 50" Wide x 30" High Stainless Steel Picnic - Style Table.....	2,369.77	80.39
12 55 23 00-0011	EA	72" Long x 50" Wide x 30" High Stainless Steel Picnic - Style Table.....	3,392.89	85.75
12 55 23 00-0012	EA	96" Long x 50" Wide x 30" High Stainless Steel Picnic - Style Table.....	3,593.07	93.78
12 55 23 00-0013 Heavy Duty Pedestal Style Table (12 55 23)				
		Note: 10 Gauge steel table top with 11 gauge stainless steel, 12" diameter table seats, painted.		
12 55 23 00-0014	EA	24" Long x 59" Wide x 30" High Steel Pedestal Table.....	1,201.63	66.99
12 55 23 00-0015	EA	65" Long x 65" Wide x 30" High Steel Pedestal Table.....	1,967.05	72.35
12 55 23 00-0016	EA	65" Long x 87" Wide x 30" High Steel Pedestal Table	2,922.00	80.39
12 55 23 00-0017	EA	12" Diameter Stainless Steel Replacement Seat.....	91.50	10.71
12 55 23 00-0018 Heavy Duty Pedestal Style Table (12 55 23)				
		Note: 11 Gauge stainless steel table top with 11 gauge stainless steel, 12" diameter table seats, painted.		
12 55 23 00-0019	EA	24" Long x 59" Wide x 30" High Stainless Steel Pedestal Table.....	1,514.57	66.99
12 55 23 00-0020	EA	65" Long x 65" Wide x 30" High Stainless Steel Pedestal Table.....	2,629.73	72.35
12 55 23 00-0021	EA	65" Long x 87" Wide x 30" High Stainless Steel Pedestal Table.....	3,823.98	80.39



		Furnishings	12
		Furniture	12 50
		Detention Furniture	12 55

MINOR CSI UOM DESCRIPTION	TOTAL DIRECT UNIT COST	DEMOLITION UNIT COST
12 55 23 00-0022 EA 12" Diameter Gray-Primed Steel Replacement Seats	64.00	10.71
12 55 23 00-0023 EA 4-MFIN, Pedestal Table, 39-1/2" x 39-1/2" Stainless Steel Table Top, Up To 20	1,981.79	130.27
12 55 23 00-0024 EA 4-MFIN, Pedestal Table, 39-1/2" x 39-1/2" Stainless Steel Table Top, Over 20	1,693.97	130.27
12 55 23 00-0025 EA 6-MRN, Pedestal Table, 63-1/2" x 39-1/2" Stainless Steel Table Top, Up To 20	2,580.09	141.60
12 55 23 00-0026 EA 6-MRN, Pedestal Table, 63-1/2" x 39-1/2" Stainless Steel Table Top, Over 20	2,292.27	141.60
12 55 23 00-0027 EA 8-MON, Pedestal Table, 87-1/2" x 39-1/2" Stainless Steel Table Top, Up To 20	3,754.03	152.93
12 55 23 00-0028 EA 8-MON, Pedestal Table, 87-1/2" x 39-1/2" Stainless Steel Table Top, Up To 20	3,178.39	152.93
12 55 26 Detention Safety Clothes Hooks (12 55)		
12 55 26 00-0001 EA Collapsible Clothes Hook, Screw Type	71.51	20.86
12 55 26 00-0002 EA Collapsible Clothes Hook, Weld-On Type	69.22	21.44
12 55 26 00-0003 EA 8" x 18" Storage Shelf	354.40	42.88
Note: With four collapsible clothes hooks on 11" x 18" back plate, welded steel plates, anchors.		
12 55 26 00-0004 EA Shelf With Safety Clothes Hook, 16"Wx8"Deep, Up To 20	378.44	45.31
12 55 26 00-0005 EA Shelf With Safety Clothes Hook, 16"Wx8"Deep, Over 20	306.48	45.31
12 55 26 00-0006 EA Safety Clothes Hook, Up To 20	151.72	25.49
12 55 26 00-0007 EA Safety Clothes Hook, Over 20	180.36	25.49
12 55 26 00-0008 EA Adjustable, Auto-Release Clothes/Towel Hook (Whitehall WH1830A-SLPT)	211.51	20.86
12 55 26 00-0009 EA 19" Overall Length, 8" Overall Height, 4" Overall Depth, Enviro-Glaze, Recessed Shelf (Whitehall WH1820-FA)	387.83	46.95
12 55 86 Detention Control Room Furniture (12 55)		
12 55 86 00-0001 EA 22-1/4" Wide x 13-1/2" Deep Tray, Single-Arm, TV Wall Mount	261.48	78.25
12 55 86 00-0002 EA Up To 20, 24" Wide x 24" Deep, Wall Mounted TV Shelf	745.56	84.95
12 55 86 00-0003 EA >20, 24" Wide x 24" Deep, Wall Mounted TV Shelf	673.60	84.95
12 55 86 00-0004 EA Speaking Device With 6" Diameter Stainless Steel Cover Plates	1,794.88	33.99
Note: Includes neoprene gaskets, baffle, wire cloth and security screws.		
12 55 86 00-0005 EA 1" Diameter, 3/16" Thick, Stainless Steel Shower Curtain Rod With 12 Gauge Hooks	776.19	28.32
12 55 86 00-0006 LF 20" Depth, 10 Gauge Steel, Wall Mounted Bench	379.37	16.99
12 55 86 00-0007 LF 20" Depth, 10 Gauge Steel, Floor Mounted Bench	460.05	14.16
12 56 Institutional Furniture (12 50)		
12 56 39 Lecterns (12 56)		
12 56 39 00-0001 Lectern (12 56 39)		
12 56 39 00-0002 EA CON 1500-32 Van Oak Lectern	5,897.84	44.75
12 56 53 Laboratory Furniture (12 56)		
12 56 53 00-0001 Steel Laboratory Furniture (12 56 53)		
12 56 53 00-0002 Modular Steel Laboratory Cabinets (12 56 53 00-0001)		
12 56 53 00-0003 29-3/8" High x 21-5/8" Deep, Modular Steel Laboratory Base Cabinets (12 56 53 00-0002)		
12 56 53 00-0004 EA 15" Wide x 29-3/8" High x 21-5/8" Deep, Open, Modular Steel Laboratory Base Cabinet	1,154.54	86.85
12 56 53 00-0005 EA 18" Wide x 29-3/8" High x 21-5/8" Deep, Open, Modular Steel Laboratory Base Cabinet	1,152.12	86.85
12 56 53 00-0006 EA 21" Wide x 29-3/8" High x 21-5/8" Deep, Open, Modular Steel Laboratory Base Cabinet	1,260.00	94.80
12 56 53 00-0007 EA 24" Wide x 29-3/8" High x 21-5/8" Deep, Open, Modular Steel Laboratory Base Cabinet	1,194.61	94.80
12 56 53 00-0008 EA 30" Wide x 29-3/8" High x 21-5/8" Deep, Open, Modular Steel Laboratory Base Cabinet	1,422.53	106.97
12 56 53 00-0009 EA 36" Wide x 29-3/8" High x 21-5/8" Deep, Open, Modular Steel Laboratory Base Cabinet	1,468.12	110.48
12 56 53 00-0010 EA 42" Wide x 29-3/8" High x 21-5/8" Deep, Open, Modular Steel Laboratory Base Cabinet	1,619.21	121.84
12 56 53 00-0011 EA 48" Wide x 29-3/8" High x 21-5/8" Deep, Open, Modular Steel Laboratory Base Cabinet	1,681.94	126.57
12 56 53 00-0012 EA 15" Wide x 29-3/8" High x 21-5/8" Deep, Door Cabinet With Shelf, Modular Steel Laboratory Base Cabinet	1,633.47	122.85
12 56 53 00-0013 EA 18" Wide x 29-3/8" High x 21-5/8" Deep, Door Cabinet With Shelf, Modular Steel Laboratory Base Cabinet	1,639.18	123.35
12 56 53 00-0014 EA 21" Wide x 29-3/8" High x 21-5/8" Deep, Door Cabinet With Shelf, Modular Steel Laboratory Base Cabinet	1,733.24	130.39
12 56 53 00-0015 EA 24" Wide x 29-3/8" High x 21-5/8" Deep, Door Cabinet With Shelf, Modular Steel Laboratory Base Cabinet	1,696.15	127.58
12 56 53 00-0016 EA 30" Wide x 29-3/8" High x 21-5/8" Deep, Door Cabinet With Shelf, Modular Steel Laboratory Base Cabinet	2,266.39	170.50
12 56 53 00-0017 EA 36" Wide x 29-3/8" High x 21-5/8" Deep, Door Cabinet With Shelf, Modular Steel Laboratory Base Cabinet	2,308.82	173.72
12 56 53 00-0018 EA 42" Wide x 29-3/8" High x 21-5/8" Deep, Door Cabinet With Shelf, Modular Steel Laboratory Base Cabinet	2,548.54	191.72
12 56 53 00-0019 EA 48" Wide x 29-3/8" High x 21-5/8" Deep, Door Cabinet With Shelf, Modular Steel Laboratory Base Cabinet	2,588.70	194.73
12 56 53 00-0020 EA 18" Wide x 29-3/8" High x 21-5/8" Deep, 2 Drawer, Modular Steel Laboratory Base Cabinet	2,371.98	178.44
12 56 53 00-0021 EA 21" Wide x 29-3/8" High x 21-5/8" Deep, 2 Drawer, Modular Steel Laboratory Base Cabinet	2,639.68	198.65
12 56 53 00-0022 EA 24" Wide x 29-3/8" High x 21-5/8" Deep, 2 Drawer, Modular Steel Laboratory Base Cabinet	2,557.34	198.65
12 56 53 00-0023 EA 15" Wide x 29-3/8" High x 21-5/8" Deep, 3 Drawer, Modular Steel Laboratory Base Cabinet	2,396.84	179.95
12 56 53 00-0024 EA 18" Wide x 29-3/8" High x 21-5/8" Deep, 3 Drawer, Modular Steel Laboratory Base Cabinet	2,375.05	179.95
12 56 53 00-0025 EA 21" Wide x 29-3/8" High x 21-5/8" Deep, 3 Drawer, Modular Steel Laboratory Base Cabinet	2,565.66	193.02
12 56 53 00-0026 EA 24" Wide x 29-3/8" High x 21-5/8" Deep, 3 Drawer, Modular Steel Laboratory Base Cabinet	2,546.35	192.71
12 56 53 00-0027 EA 30" Wide x 29-3/8" High x 21-5/8" Deep, 3 Drawer, Modular Steel Laboratory Base Cabinet	2,787.44	209.50
12 56 53 00-0028 EA 36" Wide x 29-3/8" High x 21-5/8" Deep, 3 Drawer, Modular Steel Laboratory Base Cabinet	2,870.63	215.94
12 56 53 00-0029 EA 42" Wide x 29-3/8" High x 21-5/8" Deep, 3 Drawer, Modular Steel Laboratory Base Cabinet	3,141.29	236.25
12 56 53 00-0030 EA 48" Wide x 29-3/8" High x 21-5/8" Deep, 3 Drawer, Modular Steel Laboratory Base Cabinet	3,215.17	241.88
12 56 53 00-0031 EA 15" Wide x 29-3/8" High x 21-5/8" Deep, 4 Drawer, Modular Steel Laboratory Base Cabinet	2,682.57	201.76
12 56 53 00-0032 EA 18" Wide x 29-3/8" High x 21-5/8" Deep, 4 Drawer, Modular Steel Laboratory Base Cabinet	2,522.92	189.80
12 56 53 00-0033 EA 21" Wide x 29-3/8" High x 21-5/8" Deep, 4 Drawer, Modular Steel Laboratory Base Cabinet	2,850.73	214.43
12 56 53 00-0034 EA 24" Wide x 29-3/8" High x 21-5/8" Deep, 4 Drawer, Modular Steel Laboratory Base Cabinet	2,711.04	203.98
12 56 53 00-0035 EA 15" Wide x 29-3/8" High x 21-5/8" Deep, 5 Drawer, Modular Steel Laboratory Base Cabinet	3,041.90	228.81
12 56 53 00-0036 EA 18" Wide x 29-3/8" High x 21-5/8" Deep, 5 Drawer, Modular Steel Laboratory Base Cabinet	3,041.90	228.81

12 Furnishings

12 50 Furniture

12 56 Institutional Furniture



**SAN BERNARDINO
COUNTY**

MINOR
CSI UOM DESCRIPTION

TOTAL DIRECT DEMOLITION
UNIT COST UNIT COST

12 56 53 00-0037	EA	21" Wide x 29-3/8" High x 21-5/8" Deep, 5 Drawer, Modular Steel Laboratory Base Cabinet	3,329.36	250.43
12 56 53 00-0038	EA	24" Wide x 29-3/8" High x 21-5/8" Deep, 5 Drawer, Modular Steel Laboratory Base Cabinet	3,209.95	241.48
12 56 53 00-0039	EA	30" Wide x 29-3/8" High x 21-5/8" Deep, 5 Drawer, Modular Steel Laboratory Base Cabinet	3,728.77	280.49
12 56 53 00-0040	EA	36" Wide x 29-3/8" High x 21-5/8" Deep, 5 Drawer, Modular Steel Laboratory Base Cabinet	3,743.30	280.59
12 56 53 00-0041	EA	42" Wide x 29-3/8" High x 21-5/8" Deep, 5 Drawer, Modular Steel Laboratory Base Cabinet	4,065.20	305.82
12 56 53 00-0042	EA	48" Wide x 29-3/8" High x 21-5/8" Deep, 5 Drawer, Modular Steel Laboratory Base Cabinet	4,105.12	308.83
12 56 53 00-0043	EA	24" Wide x 29-3/8" High x 21-5/8" Deep, 8 Drawer, Modular Steel Laboratory Base Cabinet	4,564.06	343.32
12 56 53 00-0044	EA	30" Wide x 29-3/8" High x 21-5/8" Deep, 8 Drawer, Modular Steel Laboratory Base Cabinet	4,706.64	354.07
12 56 53 00-0045	EA	36" Wide x 29-3/8" High x 21-5/8" Deep, 8 Drawer, Modular Steel Laboratory Base Cabinet	4,454.16	353.87
12 56 53 00-0046	EA	42" Wide x 29-3/8" High x 21-5/8" Deep, 8 Drawer, Modular Steel Laboratory Base Cabinet	4,988.69	375.28
12 56 53 00-0047	EA	48" Wide x 29-3/8" High x 21-5/8" Deep, 8 Drawer, Modular Steel Laboratory Base Cabinet	4,874.74	366.73
12 56 53 00-0048	EA	15" Wide x 29-3/8" High x 21-5/8" Deep, 1 Drawer Over Cupboard, Modular Steel Laboratory Base Cabinet	2,166.53	162.96
12 56 53 00-0049	EA	18" Wide x 29-3/8" High x 21-5/8" Deep, 1 Drawer Over Cupboard, Modular Steel Laboratory Base Cabinet	2,105.99	163.36
12 56 53 00-0050	EA	21" Wide x 29-3/8" High x 21-5/8" Deep, 1 Drawer Over Cupboard, Modular Steel Laboratory Base Cabinet	2,260.61	170.00
12 56 53 00-0051	EA	24" Wide x 29-3/8" High x 21-5/8" Deep, 1 Drawer Over Cupboard, Modular Steel Laboratory Base Cabinet	2,200.07	170.00
12 56 53 00-0052	EA	32-7/8" Wide x 29-3/8" High x 21-5/8" Deep, Standard Corner, Modular Steel Laboratory Base Cabinet	3,035.97	228.41
12 56 53 00-0053	EA	32-7/8" Wide x 29-3/8" High x 21-5/8" Deep, Hexagon Corner, Modular Steel Laboratory Base Cabinet	2,625.50	197.44

12 56 53 00-0054 35-1/4" High x 21-5/8" Deep, Modular Steel Laboratory Base Cabinets (12 56 53 00-0002)

12 56 53 00-0055	EA	15" Wide x 35-1/4" High x 21-5/8" Deep, Open, Modular Steel Laboratory Base Cabinet	1,208.70	90.98
12 56 53 00-0056	EA	18" Wide x 35-1/4" High x 21-5/8" Deep, Open, Modular Steel Laboratory Base Cabinet	1,201.44	90.98
12 56 53 00-0057	EA	21" Wide x 35-1/4" High x 21-5/8" Deep, Open, Modular Steel Laboratory Base Cabinet	1,277.15	96.11
12 56 53 00-0058	EA	24" Wide x 35-1/4" High x 21-5/8" Deep, Open, Modular Steel Laboratory Base Cabinet	1,234.37	92.99
12 56 53 00-0059	EA	30" Wide x 35-1/4" High x 21-5/8" Deep, Open, Modular Steel Laboratory Base Cabinet	1,462.43	110.08
12 56 53 00-0060	EA	36" Wide x 35-1/4" High x 21-5/8" Deep, Open, Modular Steel Laboratory Base Cabinet	1,533.69	115.11
12 56 53 00-0061	EA	42" Wide x 35-1/4" High x 21-5/8" Deep, Open, Modular Steel Laboratory Base Cabinet	1,636.32	123.15
12 56 53 00-0062	EA	48" Wide x 35-1/4" High x 21-5/8" Deep, Open, Modular Steel Laboratory Base Cabinet	1,699.04	128.18
12 56 53 00-0063	EA	15" Wide x 35-1/4" High x 21-5/8" Deep, Door Cabinet With Shelf, Modular Steel Laboratory Base Cabinet	1,713.30	128.68
12 56 53 00-0064	EA	18" Wide x 35-1/4" High x 21-5/8" Deep, Door Cabinet With Shelf, Modular Steel Laboratory Base Cabinet	1,713.30	128.68
12 56 53 00-0065	EA	21" Wide x 35-1/4" High x 21-5/8" Deep, Door Cabinet With Shelf, Modular Steel Laboratory Base Cabinet	1,818.77	136.73
12 56 53 00-0066	EA	24" Wide x 35-1/4" High x 21-5/8" Deep, Door Cabinet With Shelf, Modular Steel Laboratory Base Cabinet	1,794.01	138.73
12 56 53 00-0067	EA	30" Wide x 35-1/4" High x 21-5/8" Deep, Door Cabinet With Shelf, Modular Steel Laboratory Base Cabinet	2,374.65	178.44
12 56 53 00-0068	EA	36" Wide x 35-1/4" High x 21-5/8" Deep, Door Cabinet With Shelf, Modular Steel Laboratory Base Cabinet	2,437.36	182.97
12 56 53 00-0069	EA	42" Wide x 35-1/4" High x 21-5/8" Deep, Door Cabinet With Shelf, Modular Steel Laboratory Base Cabinet	2,619.85	197.04
12 56 53 00-0070	EA	48" Wide x 35-1/4" High x 21-5/8" Deep, Door Cabinet With Shelf, Modular Steel Laboratory Base Cabinet	2,679.68	201.56
12 56 53 00-0071	EA	18" Wide x 35-1/4" High x 21-5/8" Deep, Tilt-Out Door With Removable Bin, Modular Steel Laboratory Base Cabinet	2,639.80	198.55
12 56 53 00-0072	EA	24" Wide x 35-1/4" High x 21-5/8" Deep, Tilt-Out Door With Removable Bin, Modular Steel Laboratory Base Cabinet	2,713.93	204.08
12 56 53 00-0073	EA	18" Wide x 35-1/4" High x 21-5/8" Deep, 3 Drawer, Modular Steel Laboratory Base Cabinet	2,896.17	217.65
12 56 53 00-0074	EA	21" Wide x 35-1/4" High x 21-5/8" Deep, 3 Drawer, Modular Steel Laboratory Base Cabinet	3,129.84	235.24
12 56 53 00-0075	EA	24" Wide x 35-1/4" High x 21-5/8" Deep, 3 Drawer, Modular Steel Laboratory Base Cabinet	3,108.31	235.24
12 56 53 00-0076	EA	15" Wide x 35-1/4" High x 21-5/8" Deep, 4 Drawer, Modular Steel Laboratory Base Cabinet	2,847.87	213.63
12 56 53 00-0077	EA	18" Wide x 35-1/4" High x 21-5/8" Deep, 4 Drawer, Modular Steel Laboratory Base Cabinet	1,500.14	214.63
12 56 53 00-0078	EA	21" Wide x 35-1/4" High x 21-5/8" Deep, 4 Drawer, Modular Steel Laboratory Base Cabinet	2,993.26	225.19
12 56 53 00-0079	EA	24" Wide x 35-1/4" High x 21-5/8" Deep, 4 Drawer, Modular Steel Laboratory Base Cabinet	2,942.40	225.19
12 56 53 00-0080	EA	30" Wide x 35-1/4" High x 21-5/8" Deep, 4 Drawer, Modular Steel Laboratory Base Cabinet	3,298.27	248.11
12 56 53 00-0081	EA	36" Wide x 35-1/4" High x 21-5/8" Deep, 4 Drawer, Modular Steel Laboratory Base Cabinet	3,429.45	257.96
12 56 53 00-0082	EA	42" Wide x 35-1/4" High x 21-5/8" Deep, 4 Drawer, Modular Steel Laboratory Base Cabinet	3,642.68	274.05
12 56 53 00-0083	EA	48" Wide x 35-1/4" High x 21-5/8" Deep, 4 Drawer, Modular Steel Laboratory Base Cabinet	3,728.77	280.49
12 56 53 00-0084	EA	15" Wide x 35-1/4" High x 21-5/8" Deep, 5 Drawer, Modular Steel Laboratory Base Cabinet	3,036.22	228.21
12 56 53 00-0085	EA	18" Wide x 35-1/4" High x 21-5/8" Deep, 5 Drawer, Modular Steel Laboratory Base Cabinet	3,244.07	243.78
12 56 53 00-0086	EA	21" Wide x 35-1/4" High x 21-5/8" Deep, 5 Drawer, Modular Steel Laboratory Base Cabinet	3,263.88	245.30
12 56 53 00-0087	EA	24" Wide x 35-1/4" High x 21-5/8" Deep, 5 Drawer, Modular Steel Laboratory Base Cabinet	3,389.47	254.85
12 56 53 00-0088	EA	30" Wide x 35-1/4" High x 21-5/8" Deep, 5 Drawer, Modular Steel Laboratory Base Cabinet	3,914.05	294.55
12 56 53 00-0089	EA	36" Wide x 35-1/4" High x 21-5/8" Deep, 5 Drawer, Modular Steel Laboratory Base Cabinet	4,048.01	304.61
12 56 53 00-0090	EA	42" Wide x 35-1/4" High x 21-5/8" Deep, 5 Drawer, Modular Steel Laboratory Base Cabinet	4,250.32	319.68
12 56 53 00-0091	EA	48" Wide x 35-1/4" High x 21-5/8" Deep, 5 Drawer, Modular Steel Laboratory Base Cabinet	4,253.39	319.68
12 56 53 00-0092	EA	24" Wide x 35-1/4" High x 21-5/8" Deep, 8 Drawer, Modular Steel Laboratory Base Cabinet	4,755.06	357.89
12 56 53 00-0093	EA	30" Wide x 35-1/4" High x 21-5/8" Deep, 8 Drawer, Modular Steel Laboratory Base Cabinet	4,794.72	360.41
12 56 53 00-0094	EA	36" Wide x 35-1/4" High x 21-5/8" Deep, 8 Drawer, Modular Steel Laboratory Base Cabinet	4,892.27	367.94
12 56 53 00-0095	EA	42" Wide x 35-1/4" High x 21-5/8" Deep, 8 Drawer, Modular Steel Laboratory Base Cabinet	5,159.48	388.55
12 56 53 00-0096	EA	48" Wide x 35-1/4" High x 21-5/8" Deep, 8 Drawer, Modular Steel Laboratory Base Cabinet	5,176.17	389.56
12 56 53 00-0097	EA	24" Wide x 35-1/4" High x 21-5/8" Deep, 10 Drawer, Modular Steel Laboratory Base Cabinet	5,251.13	394.99
12 56 53 00-0098	EA	30" Wide x 35-1/4" High x 21-5/8" Deep, 10 Drawer, Modular Steel Laboratory Base Cabinet	5,499.02	413.68
12 56 53 00-0099	EA	36" Wide x 35-1/4" High x 21-5/8" Deep, 10 Drawer, Modular Steel Laboratory Base Cabinet	5,604.45	421.62
12 56 53 00-0100	EA	42" Wide x 35-1/4" High x 21-5/8" Deep, 10 Drawer, Modular Steel Laboratory Base Cabinet	5,747.00	432.29
12 56 53 00-0101	EA	48" Wide x 35-1/4" High x 21-5/8" Deep, 10 Drawer, Modular Steel Laboratory Base Cabinet	5,904.03	444.15
12 56 53 00-0102	EA	15" Wide x 35-1/4" High x 21-5/8" Deep, 1 Drawer Over Cupboard, Modular Steel Laboratory Base Cabinet	2,212.24	166.38
12 56 53 00-0103	EA	18" Wide x 35-1/4" High x 21-5/8" Deep, 1 Drawer Over Cupboard, Modular Steel Laboratory Base Cabinet	2,251.98	169.40
12 56 53 00-0104	EA	21" Wide x 35-1/4" High x 21-5/8" Deep, 1 Drawer Over Cupboard, Modular Steel Laboratory Base Cabinet	2,260.61	169.90
12 56 53 00-0105	EA	24" Wide x 35-1/4" High x 21-5/8" Deep, 1 Drawer Over Cupboard, Modular Steel Laboratory Base Cabinet	2,311.74	173.92
12 56 53 00-0106	EA	30" Wide x 35-1/4" High x 21-5/8" Deep, 1 Drawer Over Cupboard, Modular Steel Laboratory Base Cabinet	3,041.90	228.81
12 56 53 00-0107	EA	36" Wide x 35-1/4" High x 21-5/8" Deep, 1 Drawer Over Cupboard, Modular Steel Laboratory Base Cabinet	3,133.15	235.64
12 56 53 00-0108	EA	42" Wide x 35-1/4" High x 21-5/8" Deep, 1 Drawer Over Cupboard, Modular Steel Laboratory Base Cabinet	3,355.19	252.43
12 56 53 00-0109	EA	48" Wide x 35-1/4" High x 21-5/8" Deep, 1 Drawer Over Cupboard, Modular Steel Laboratory Base Cabinet	3,403.55	255.86
12 56 53 00-0110	EA	32-7/8" Wide x 35-1/4" High x 21-5/8" Deep, Standard Corner, Modular Steel Laboratory Base Cabinet	3,156.08	237.25
12 56 53 00-0111	EA	32-7/8" Wide x 35-1/4" High x 21-5/8" Deep, Hexagon Corner, Modular Steel Laboratory Base Cabinet	2,928.15	220.16
12 56 53 00-0112	EA	15" Wide x 35-1/4" High x 21-5/8" Deep, Sink, Modular Steel Laboratory Base Cabinet	1,553.64	116.91
12 56 53 00-0113	EA	18" Wide x 35-1/4" High x 21-5/8" Deep, Sink, Modular Steel Laboratory Base Cabinet	1,573.60	118.32



Furnishings		12
Furniture		12 50
Institutional Furniture		12 56

12

MINOR CSI UOM DESCRIPTION	TOTAL DIRECT UNIT COST	DEMOLITION UNIT COST
12 56 53 00-0114 EA 21" Wide x 35-1/4" High x 21-5/8" Deep, Sink, Modular Steel Laboratory Base Cabinet.....	1,639.18	123.15
12 56 53 00-0115 EA 24" Wide x 35-1/4" High x 21-5/8" Deep, Sink, Modular Steel Laboratory Base Cabinet.....	1,644.87	123.66
12 56 53 00-0116 EA 30" Wide x 35-1/4" High x 21-5/8" Deep, Sink, Modular Steel Laboratory Base Cabinet.....	2,152.33	161.96
12 56 53 00-0117 EA 36" Wide x 35-1/4" High x 21-5/8" Deep, Sink, Modular Steel Laboratory Base Cabinet.....	2,200.79	165.58
12 56 53 00-0118 EA 42" Wide x 35-1/4" High x 21-5/8" Deep, Sink, Modular Steel Laboratory Base Cabinet.....	2,346.12	176.43
12 56 53 00-0119 EA 48" Wide x 35-1/4" High x 21-5/8" Deep, Sink, Modular Steel Laboratory Base Cabinet.....	2,354.67	177.13
12 56 53 00-0120 EA 52" Wide x 35-1/4" High x 21-5/8" Deep, Sink, Modular Steel Laboratory Base Cabinet.....	2,719.57	204.58
12 56 53 00-0121 EA 58" Wide x 35-1/4" High x 21-5/8" Deep, Sink, Modular Steel Laboratory Base Cabinet.....	2,993.26	225.19
12 56 53 00-0122 EA 60" Wide x 35-1/4" High x 21-5/8" Deep, Sink, Modular Steel Laboratory Base Cabinet.....	3,130.11	235.44
12 56 53 00-0123 25-3/16" High x 16" Deep, Modular Steel Laboratory Wall Cabinets (12 56 53 00-0002)		
12 56 53 00-0124 EA 15" Wide x 25-3/16" High x 16" Deep, Open, Modular Steel Laboratory Wall Cabinet.....	1,148.84	86.46
12 56 53 00-0125 EA 18" Wide x 25-3/16" High x 16" Deep, Open, Modular Steel Laboratory Wall Cabinet.....	1,185.90	89.17
12 56 53 00-0126 EA 21" Wide x 25-3/16" High x 16" Deep, Open, Modular Steel Laboratory Wall Cabinet.....	1,194.45	89.88
12 56 53 00-0127 EA 24" Wide x 25-3/16" High x 16" Deep, Open, Modular Steel Laboratory Wall Cabinet.....	1,225.81	92.18
12 56 53 00-0128 EA 30" Wide x 25-3/16" High x 16" Deep, Open, Modular Steel Laboratory Wall Cabinet.....	1,282.84	96.51
12 56 53 00-0129 EA 36" Wide x 25-3/16" High x 16" Deep, Open, Modular Steel Laboratory Wall Cabinet.....	1,311.34	98.62
12 56 53 00-0130 EA 42" Wide x 25-3/16" High x 16" Deep, Open, Modular Steel Laboratory Wall Cabinet.....	1,428.20	107.47
12 56 53 00-0131 EA 48" Wide x 25-3/16" High x 16" Deep, Open, Modular Steel Laboratory Wall Cabinet.....	1,445.33	108.67
12 56 53 00-0132 EA 15" Wide x 25-3/16" High x 16" Deep, Solid Swinging Door, Modular Steel Laboratory Wall Cabinet.....	1,699.04	127.78
12 56 53 00-0133 EA 18" Wide x 25-3/16" High x 16" Deep, Solid Swinging Door, Modular Steel Laboratory Wall Cabinet.....	1,741.79	130.99
12 56 53 00-0134 EA 21" Wide x 25-3/16" High x 16" Deep, Solid Swinging Door, Modular Steel Laboratory Wall Cabinet.....	1,781.70	134.00
12 56 53 00-0135 EA 24" Wide x 25-3/16" High x 16" Deep, Solid Swinging Door, Modular Steel Laboratory Wall Cabinet.....	1,818.77	136.83
12 56 53 00-0136 EA 30" Wide x 25-3/16" High x 16" Deep, Solid Swinging Door, Modular Steel Laboratory Wall Cabinet.....	2,212.20	166.38
12 56 53 00-0137 EA 36" Wide x 25-3/16" High x 16" Deep, Solid Swinging Door, Modular Steel Laboratory Wall Cabinet.....	2,240.70	168.59
12 56 53 00-0138 EA 42" Wide x 25-3/16" High x 16" Deep, Solid Swinging Door, Modular Steel Laboratory Wall Cabinet.....	2,443.07	183.78
12 56 53 00-0139 EA 48" Wide x 25-3/16" High x 16" Deep, Solid Swinging Door, Modular Steel Laboratory Wall Cabinet.....	2,451.63	184.47
12 56 53 00-0140 EA 15" Wide x 25-3/16" High x 16" Deep, Glass Swinging Door, Modular Steel Laboratory Wall Cabinet.....	1,986.95	149.49
12 56 53 00-0141 EA 18" Wide x 25-3/16" High x 16" Deep, Glass Swinging Door, Modular Steel Laboratory Wall Cabinet.....	2,052.52	154.42
12 56 53 00-0142 EA 21" Wide x 25-3/16" High x 16" Deep, Glass Swinging Door, Modular Steel Laboratory Wall Cabinet.....	2,086.71	156.93
12 56 53 00-0143 EA 24" Wide x 25-3/16" High x 16" Deep, Glass Swinging Door, Modular Steel Laboratory Wall Cabinet.....	2,123.78	159.74
12 56 53 00-0144 EA 30" Wide x 25-3/16" High x 16" Deep, Glass Swinging Door, Modular Steel Laboratory Wall Cabinet.....	2,976.17	223.88
12 56 53 00-0145 EA 36" Wide x 25-3/16" High x 16" Deep, Glass Swinging Door, Modular Steel Laboratory Wall Cabinet.....	3,036.05	228.41
12 56 53 00-0146 EA 42" Wide x 25-3/16" High x 16" Deep, Glass Swinging Door, Modular Steel Laboratory Wall Cabinet.....	3,212.75	241.68
12 56 53 00-0147 EA 48" Wide x 25-3/16" High x 16" Deep, Glass Swinging Door, Modular Steel Laboratory Wall Cabinet.....	3,269.79	246.00
12 56 53 00-0148 EA 25-23/32" Wide x 25-3/16" High x 16" Deep, Corner 18" Solid Swinging Door, Modular Steel Laboratory Wall Cabinet.....	2,719.57	204.58
12 56 53 00-0149 EA 28-23/32" Wide x 25-3/16" High x 16" Deep, Corner 18" Glass Swinging Door, Modular Steel Laboratory Wall Cabinet.....	3,010.39	226.49
12 56 53 00-0150 EA 30" Wide x 25-3/16" High x 16" Deep, Solid Sliding Door, Modular Steel Laboratory Wall Cabinet.....	2,296.77	166.38
12 56 53 00-0151 EA 36" Wide x 25-3/16" High x 16" Deep, Solid Sliding Door, Modular Steel Laboratory Wall Cabinet.....	2,326.36	168.59
12 56 53 00-0152 EA 42" Wide x 25-3/16" High x 16" Deep, Solid Sliding Door, Modular Steel Laboratory Wall Cabinet.....	2,536.47	183.78
12 56 53 00-0153 EA 48" Wide x 25-3/16" High x 16" Deep, Solid Sliding Door, Modular Steel Laboratory Wall Cabinet.....	2,545.35	184.37
12 56 53 00-0154 EA 30" Wide x 25-3/16" High x 16" Deep, Glass Sliding Door, Modular Steel Laboratory Wall Cabinet.....	3,089.94	223.88
12 56 53 00-0155 EA 36" Wide x 25-3/16" High x 16" Deep, Glass Sliding Door, Modular Steel Laboratory Wall Cabinet.....	3,152.12	228.41
12 56 53 00-0156 EA 42" Wide x 25-3/16" High x 16" Deep, Glass Sliding Door, Modular Steel Laboratory Wall Cabinet.....	3,335.57	241.68
12 56 53 00-0157 EA 48" Wide x 25-3/16" High x 16" Deep, Glass Sliding Door, Modular Steel Laboratory Wall Cabinet.....	3,394.79	246.00
12 56 53 00-0158 31" High x 16" Deep, Modular Steel Laboratory Wall Cabinets (12 56 53 00-0002)		
12 56 53 00-0159 EA 15" Wide x 31" High x 16" Deep, Open, Modular Steel Laboratory Wall Cabinet.....	1,254.32	94.50
12 56 53 00-0160 EA 18" Wide x 31" High x 16" Deep, Open, Modular Steel Laboratory Wall Cabinet.....	1,291.39	97.01
12 56 53 00-0161 EA 21" Wide x 31" High x 16" Deep, Open, Modular Steel Laboratory Wall Cabinet.....	1,297.08	97.52
12 56 53 00-0162 EA 24" Wide x 31" High x 16" Deep, Open, Modular Steel Laboratory Wall Cabinet.....	1,311.34	98.52
12 56 53 00-0163 EA 30" Wide x 31" High x 16" Deep, Open, Modular Steel Laboratory Wall Cabinet.....	1,394.01	105.05
12 56 53 00-0164 EA 36" Wide x 31" High x 16" Deep, Open, Modular Steel Laboratory Wall Cabinet.....	1,433.92	107.57
12 56 53 00-0165 EA 42" Wide x 31" High x 16" Deep, Open, Modular Steel Laboratory Wall Cabinet.....	1,701.88	128.18
12 56 53 00-0166 EA 48" Wide x 31" High x 16" Deep, Open, Modular Steel Laboratory Wall Cabinet.....	1,738.97	130.69
12 56 53 00-0167 EA 15" Wide x 31" High x 16" Deep, Solid Swinging Door, Modular Steel Laboratory Wall Cabinet.....	1,770.32	133.21
12 56 53 00-0168 EA 18" Wide x 31" High x 16" Deep, Solid Swinging Door, Modular Steel Laboratory Wall Cabinet.....	1,815.90	136.73
12 56 53 00-0169 EA 21" Wide x 31" High x 16" Deep, Solid Swinging Door, Modular Steel Laboratory Wall Cabinet.....	1,847.29	139.23
12 56 53 00-0170 EA 24" Wide x 31" High x 16" Deep, Solid Swinging Door, Modular Steel Laboratory Wall Cabinet.....	1,935.66	145.27
12 56 53 00-0171 EA 30" Wide x 31" High x 16" Deep, Solid Swinging Door, Modular Steel Laboratory Wall Cabinet.....	2,391.79	179.95
12 56 53 00-0172 EA 36" Wide x 31" High x 16" Deep, Solid Swinging Door, Modular Steel Laboratory Wall Cabinet.....	2,425.97	182.47
12 56 53 00-0173 EA 42" Wide x 31" High x 16" Deep, Solid Swinging Door, Modular Steel Laboratory Wall Cabinet.....	2,696.76	203.07
12 56 53 00-0174 EA 48" Wide x 31" High x 16" Deep, Solid Swinging Door, Modular Steel Laboratory Wall Cabinet.....	2,750.92	207.09
12 56 53 00-0175 EA 15" Wide x 31" High x 16" Deep, Glass Swinging Door, Modular Steel Laboratory Wall Cabinet.....	2,106.67	158.34
12 56 53 00-0176 EA 18" Wide x 31" High x 16" Deep, Glass Swinging Door, Modular Steel Laboratory Wall Cabinet.....	2,169.42	162.87
12 56 53 00-0177 EA 21" Wide x 31" High x 16" Deep, Glass Swinging Door, Modular Steel Laboratory Wall Cabinet.....	2,200.74	165.37
12 56 53 00-0178 EA 24" Wide x 31" High x 16" Deep, Glass Swinging Door, Modular Steel Laboratory Wall Cabinet.....	2,257.78	169.90
12 56 53 00-0179 EA 30" Wide x 31" High x 16" Deep, Glass Swinging Door, Modular Steel Laboratory Wall Cabinet.....	3,073.09	230.71
12 56 53 00-0180 EA 36" Wide x 31" High x 16" Deep, Glass Swinging Door, Modular Steel Laboratory Wall Cabinet.....	3,161.47	237.76
12 56 53 00-0181 EA 42" Wide x 31" High x 16" Deep, Glass Swinging Door, Modular Steel Laboratory Wall Cabinet.....	3,683.10	276.97
12 56 53 00-0182 EA 48" Wide x 31" High x 16" Deep, Glass Swinging Door, Modular Steel Laboratory Wall Cabinet.....	3,509.55	245.80
12 56 53 00-0183 EA 25-23/32" Wide x 31" High x 16" Deep, Corner 18" Solid Swinging Door, Modular Steel Laboratory Wall Cabinet.....	3,010.31	226.69
12 56 53 00-0184 EA 25-23/32" Wide x 31" High x 16" Deep, Corner 18" Glass Swinging Door, Modular Steel Laboratory Wall Cabinet.....	3,583.36	269.92
12 56 53 00-0185 EA 30" Wide x 31" High x 16" Deep, Solid Sliding Door, Modular Steel Laboratory Wall Cabinet.....	2,483.22	179.95
12 56 53 00-0186 EA 36" Wide x 31" High x 16" Deep, Solid Sliding Door, Modular Steel Laboratory Wall Cabinet.....	2,518.71	182.47
12 56 53 00-0187 EA 42" Wide x 31" High x 16" Deep, Solid Sliding Door, Modular Steel Laboratory Wall Cabinet.....	2,799.85	202.87
12 56 53 00-0188 EA 48" Wide x 31" High x 16" Deep, Solid Sliding Door, Modular Steel Laboratory Wall Cabinet.....	2,856.09	206.89

12 Furnishings**12 50 Furniture****12 56 Institutional Furniture**

SAN BERNARDINO
COUNTY

MINOR
CSI UOM DESCRIPTION

TOTAL DIRECT DEMOLITION
UNIT COST UNIT COST

12 56 53 00-0189	EA	30" Wide x 31" High x 16" Deep, Glass Sliding Door, Modular Steel Laboratory Wall Cabinet.....	3,190.57	231.22
12 56 53 00-0190	EA	36" Wide x 31" High x 16" Deep, Glass Sliding Door, Modular Steel Laboratory Wall Cabinet.....	3,282.33	237.86
12 56 53 00-0191	EA	42" Wide x 31" High x 16" Deep, Glass Sliding Door, Modular Steel Laboratory Wall Cabinet.....	3,823.91	277.07
12 56 53 00-0192	EA	48" Wide Glass Sliding Door Cases.....	3,645.34	246.00

12 56 53 00-0193**Wood Laboratory Furniture** (12 56 53)

Note: Laboratory Grade with chemical resistant finish, premium quality mill-made modular units, prefinished with solid 3/4" hardwood face frames, solid 3/4" hardwood door frames and drawer fronts, hardwood veneer on raised door panels (front and back), glued mortise, dowel, and dado joint construction, full backs, mitered corners and solid wood drawer bodies with steel guides and ball bearings. Includes self-closing hinges, door and drawer pulls, mounting hardware and adjustable shelves.

12 56 53 00-0194**Wood Laboratory Cabinets** (12 56 53 00-0193)**12 56 53 00-0195****28-1/2" High x 21-1/2" Deep, Wood Laboratory Base Cabinets** (12 56 53 00-0194)

12 56 53 00-0196	EA	15" Wide x 28-1/2" High x 21-1/2" Deep, Open, Wood Laboratory Base Cabinet.....	774.91	79.42
12 56 53 00-0197	EA	18" Wide x 28-1/2" High x 21-1/2" Deep, Open, Wood Laboratory Base Cabinet.....	800.05	81.94
12 56 53 00-0198	EA	21" Wide x 28-1/2" High x 21-1/2" Deep, Open, Wood Laboratory Base Cabinet.....	825.18	84.45
12 56 53 00-0199	EA	24" Wide x 28-1/2" High x 21-1/2" Deep, Open, Wood Laboratory Base Cabinet.....	850.30	87.46
12 56 53 00-0200	EA	30" Wide x 28-1/2" High x 21-1/2" Deep, Open, Wood Laboratory Base Cabinet.....	944.58	97.01
12 56 53 00-0201	EA	36" Wide x 28-1/2" High x 21-1/2" Deep, Open, Wood Laboratory Base Cabinet.....	1,007.42	103.05
12 56 53 00-0202	EA	42" Wide x 28-1/2" High x 21-1/2" Deep, Open, Wood Laboratory Base Cabinet.....	1,053.49	107.57
12 56 53 00-0203	EA	48" Wide x 28-1/2" High x 21-1/2" Deep, Open, Wood Laboratory Base Cabinet.....	1,110.05	113.60
12 56 53 00-0204	EA	15" Wide x 28-1/2" High x 21-1/2" Deep, Door Cabinet With Shelf, Wood Laboratory Base Cabinet.....	942.50	96.51
12 56 53 00-0205	EA	18" Wide x 28-1/2" High x 21-1/2" Deep, Door Cabinet With Shelf, Wood Laboratory Base Cabinet.....	975.99	100.02
12 56 53 00-0206	EA	21" Wide x 28-1/2" High x 21-1/2" Deep, Door Cabinet With Shelf, Wood Laboratory Base Cabinet.....	996.94	102.04
12 56 53 00-0207	EA	24" Wide x 28-1/2" High x 21-1/2" Deep, Door Cabinet With Shelf, Wood Laboratory Base Cabinet.....	1,024.14	105.05
12 56 53 00-0208	EA	30" Wide x 28-1/2" High x 21-1/2" Deep, Door Cabinet With Shelf, Wood Laboratory Base Cabinet.....	1,317.43	134.71
12 56 53 00-0209	EA	36" Wide x 28-1/2" High x 21-1/2" Deep, Door Cabinet With Shelf, Wood Laboratory Base Cabinet.....	1,398.85	143.26
12 56 53 00-0210	EA	42" Wide x 28-1/2" High x 21-1/2" Deep, Door Cabinet With Shelf, Wood Laboratory Base Cabinet.....	1,445.13	147.78
12 56 53 00-0211	EA	48" Wide x 28-1/2" High x 21-1/2" Deep, Door Cabinet With Shelf, Wood Laboratory Base Cabinet.....	1,501.88	153.82
12 56 53 00-0212	EA	15" Wide x 28-1/2" High x 21-1/2" Deep, 3 Drawer, Wood Laboratory Base Cabinet.....	1,384.26	141.74
12 56 53 00-0213	EA	18" Wide x 28-1/2" High x 21-1/2" Deep, 3 Drawer, Wood Laboratory Base Cabinet.....	1,432.75	146.77
12 56 53 00-0214	EA	21" Wide x 28-1/2" High x 21-1/2" Deep, 3 Drawer, Wood Laboratory Base Cabinet.....	1,470.30	150.79
12 56 53 00-0215	EA	24" Wide x 28-1/2" High x 21-1/2" Deep, 3 Drawer, Wood Laboratory Base Cabinet.....	1,520.60	155.32
12 56 53 00-0216	EA	15" Wide x 28-1/2" High x 21-1/2" Deep, 4 Drawer, Wood Laboratory Base Cabinet.....	1,407.45	143.76
12 56 53 00-0217	EA	18" Wide x 28-1/2" High x 21-1/2" Deep, 4 Drawer, Wood Laboratory Base Cabinet.....	1,464.00	150.29
12 56 53 00-0218	EA	21" Wide x 28-1/2" High x 21-1/2" Deep, 4 Drawer, Wood Laboratory Base Cabinet.....	1,505.89	154.32
12 56 53 00-0219	EA	24" Wide x 28-1/2" High x 21-1/2" Deep, 4 Drawer, Wood Laboratory Base Cabinet.....	1,554.07	159.34
12 56 53 00-0220	EA	30" Wide x 28-1/2" High x 21-1/2" Deep, 6 Drawer, Wood Laboratory Base Cabinet.....	2,201.28	225.19
12 56 53 00-0221	EA	36" Wide x 28-1/2" High x 21-1/2" Deep, 6 Drawer, Wood Laboratory Base Cabinet.....	2,333.12	238.77
12 56 53 00-0222	EA	42" Wide x 28-1/2" High x 21-1/2" Deep, 6 Drawer, Wood Laboratory Base Cabinet.....	2,381.24	243.78
12 56 53 00-0223	EA	48" Wide x 28-1/2" High x 21-1/2" Deep, 6 Drawer, Wood Laboratory Base Cabinet.....	2,475.57	253.34
12 56 53 00-0224	EA	30" Wide x 28-1/2" High x 21-1/2" Deep, 8 Drawer, Wood Laboratory Base Cabinet.....	2,521.68	257.86
12 56 53 00-0225	EA	36" Wide x 28-1/2" High x 21-1/2" Deep, 8 Drawer, Wood Laboratory Base Cabinet.....	2,638.93	270.43
12 56 53 00-0226	EA	42" Wide x 28-1/2" High x 21-1/2" Deep, 8 Drawer, Wood Laboratory Base Cabinet.....	2,716.35	278.47
12 56 53 00-0227	EA	48" Wide x 28-1/2" High x 21-1/2" Deep, 8 Drawer, Wood Laboratory Base Cabinet.....	2,810.65	288.02
12 56 53 00-0228	EA	15" Wide x 28-1/2" High x 21-1/2" Deep, 1 Drawer Over Cupboard, Wood Laboratory Base Cabinet.....	1,043.00	107.07
12 56 53 00-0229	EA	18" Wide x 28-1/2" High x 21-1/2" Deep, 1 Drawer Over Cupboard, Wood Laboratory Base Cabinet.....	1,080.71	111.09
12 56 53 00-0230	EA	21" Wide x 28-1/2" High x 21-1/2" Deep, 1 Drawer Over Cupboard, Wood Laboratory Base Cabinet.....	1,103.75	113.09
12 56 53 00-0231	EA	24" Wide x 28-1/2" High x 21-1/2" Deep, 1 Drawer Over Cupboard, Wood Laboratory Base Cabinet.....	1,135.17	116.12
12 56 53 00-0232	EA	30" Wide x 28-1/2" High x 21-1/2" Deep, Double Drawer Over Cupboard, Wood Laboratory Base.....	1,683.89	172.41
12 56 53 00-0233	EA	36" Wide x 28-1/2" High x 21-1/2" Deep, Double Drawer Over Cupboard, Wood Laboratory Base.....	1,761.40	180.35
12 56 53 00-0234	EA	42" Wide x 28-1/2" High x 21-1/2" Deep, Double Drawer Over Cupboard, Wood Laboratory Base.....	1,811.65	185.48
12 56 53 00-0235	EA	48" Wide x 28-1/2" High x 21-1/2" Deep, Double Drawer Over Cupboard, Wood Laboratory Base.....	1,876.60	192.12
12 56 53 00-0236	EA	35" Wide x 28-1/2" High x 21-1/2" Deep, Diagonal Corner, Wood Laboratory Base Cabinet.....	2,199.12	225.19
12 56 53 00-0237	EA	35" Wide x 28-1/2" High x 21-1/2" Deep, Diagonal Corner With Lazy Susan, Wood Laboratory Base Cabinet.....	2,437.83	249.82
12 56 53 00-0238	EA	15" Wide x 28-1/2" High x 21-1/2" Deep, Sink, Wood Laboratory Base Cabinet.....	858.71	87.96
12 56 53 00-0239	EA	18" Wide x 28-1/2" High x 21-1/2" Deep, Sink, Wood Laboratory Base Cabinet.....	885.93	90.68
12 56 53 00-0240	EA	21" Wide x 28-1/2" High x 21-1/2" Deep, Sink, Wood Laboratory Base Cabinet.....	902.68	92.39
12 56 53 00-0241	EA	24" Wide x 28-1/2" High x 21-1/2" Deep, Sink, Wood Laboratory Base Cabinet.....	923.63	94.60
12 56 53 00-0242	EA	30" Wide x 28-1/2" High x 21-1/2" Deep, Sink, Wood Laboratory Base Cabinet.....	1,183.33	121.14
12 56 53 00-0243	EA	36" Wide x 28-1/2" High x 21-1/2" Deep, Sink, Wood Laboratory Base Cabinet.....	1,244.06	127.37
12 56 53 00-0244	EA	42" Wide x 28-1/2" High x 21-1/2" Deep, Sink, Wood Laboratory Base Cabinet.....	1,279.68	130.99
12 56 53 00-0245	EA	48" Wide x 28-1/2" High x 21-1/2" Deep, Sink, Wood Laboratory Base Cabinet.....	1,317.37	134.91

12 56 53 00-0246**35-3/4" High x 22" Deep, Wood Laboratory Base Cabinets** (12 56 53 00-0194)

12 56 53 00-0247	EA	24" Wide x 35-3/4" High x 22" Deep, 2 Swinging Door, Wood Laboratory Base Cabinet.....	1,357.67	138.99
12 56 53 00-0248	EA	30" Wide x 35-3/4" High x 22" Deep, 2 Swinging Door, Wood Laboratory Base Cabinet.....	1,758.40	179.72
12 56 53 00-0249	EA	36" Wide x 35-3/4" High x 22" Deep, 2 Swinging Door, Wood Laboratory Base Cabinet.....	1,770.75	181.28
12 56 53 00-0250	EA	48" Wide x 35-3/4" High x 22" Deep, 2 Swinging Door, Wood Laboratory Base Cabinet.....	2,042.30	209.09
12 56 53 00-0251	EA	24" Wide x 35-3/4" High x 22" Deep, 4 Drawer, Wood Laboratory Base Cabinet.....	2,225.66	227.85
12 56 53 00-0252	EA	30" Wide x 35-3/4" High x 22" Deep, 4 Drawer, Wood Laboratory Base Cabinet.....	2,497.16	255.66
12 56 53 00-0253	EA	36" Wide x 35-3/4" High x 22" Deep, 4 Drawer, Wood Laboratory Base Cabinet.....	2,671.25	273.47
12 56 53 00-0254	EA	48" Wide x 35-3/4" High x 22" Deep, 4 Drawer, Wood Laboratory Base Cabinet.....	3,163.22	323.84
12 56 53 00-0255	EA	24" Wide x 35-3/4" High x 22" Deep, Combination Door/Drawer, Wood Laboratory Base Cabinet.....	1,636.15	167.09
12 56 53 00-0256	EA	30" Wide x 35-3/4" High x 22" Deep, Combination Door/Drawer, Wood Laboratory Base Cabinet.....	2,253.47	230.69
12 56 53 00-0257	EA	36" Wide x 35-3/4" High x 22" Deep, Combination Door/Drawer, Wood Laboratory Base Cabinet.....	2,344.00	239.97
12 56 53 00-0258	EA	48" Wide Base Cabinet With Combination Door/Drawer.....	2,620.19	268.25



		Furnishings	12
		Furniture	12 50
		Institutional Furniture	12 56

12

MINOR	CSI	UOM	DESCRIPTION	TOTAL DIRECT UNIT COST	DEMOLITION UNIT COST
-------	-----	-----	-------------	------------------------	----------------------

12 56 53 00-0259 30-5/8" High x 13" Deep, Wood Laboratory Wall Cabinets (12 56 53 00-0194)

12 56 53 00-0260	EA		15" Wide x 30-5/8" High x 13" Deep, Open, Wood Laboratory Wall Cabinet.....	921.54	94.50
			<i>For 36" Height Cabinet, Add</i>	135.57	
12 56 53 00-0261	EA		18" Wide x 30-5/8" High x 13" Deep, Open, Wood Laboratory Wall Cabinet.....	957.15	97.52
			<i>For 36" Height Cabinet, Add</i>	140.81	
12 56 53 00-0262	EA		21" Wide x 30-5/8" High x 13" Deep, Open, Wood Laboratory Wall Cabinet.....	982.27	100.53
			<i>For 36" Height Cabinet, Add</i>	144.51	
12 56 53 00-0263	EA		24" Wide x 30-5/8" High x 13" Deep, Open, Wood Laboratory Wall Cabinet.....	896.39	91.48
			<i>For 36" Height Cabinet, Add</i>	131.88	
12 56 53 00-0264	EA		30" Wide x 30-5/8" High x 13" Deep, Open, Wood Laboratory Wall Cabinet.....	1,030.46	105.56
			<i>For 36" Height Cabinet, Add</i>	151.60	
12 56 53 00-0265	EA		36" Wide x 30-5/8" High x 13" Deep, Open, Wood Laboratory Wall Cabinet.....	1,116.33	114.10
			<i>For 36" Height Cabinet, Add</i>	164.23	
12 56 53 00-0266	EA		42" Wide x 30-5/8" High x 13" Deep, Open, Wood Laboratory Wall Cabinet.....	1,166.59	119.63
			<i>For 36" Height Cabinet, Add</i>	171.62	
12 56 53 00-0267	EA		48" Wide x 30-5/8" High x 13" Deep, Open, Wood Laboratory Wall Cabinet.....	1,235.71	126.16
			<i>For 36" Height Cabinet, Add</i>	181.79	
12 56 53 00-0268	EA		15" Wide x 30-5/8" High x 13" Deep, Solid Swinging Door, Wood Laboratory Wall Cabinet	1,011.61	103.55
			<i>For 36" Height Cabinet, Add</i>	148.82	
12 56 53 00-0269	EA		18" Wide x 30-5/8" High x 13" Deep, Solid Swinging Door, Wood Laboratory Wall Cabinet	1,057.68	108.57
			<i>For 36" Height Cabinet, Add</i>	155.60	
12 56 53 00-0270	EA		21" Wide x 30-5/8" High x 13" Deep, Solid Swinging Door, Wood Laboratory Wall Cabinet	2,356.42	1,136.01
			<i>For 36" Height Cabinet, Add</i>	16.30	
12 56 53 00-0271	EA		24" Wide x 30-5/8" High x 13" Deep, Solid Swinging Door, Wood Laboratory Wall Cabinet	1,137.26	116.12
			<i>For 36" Height Cabinet, Add</i>	167.31	
12 56 53 00-0272	EA		30" Wide x 30-5/8" High x 13" Deep, Solid Swinging Door, Wood Laboratory Wall Cabinet	1,487.05	152.30
			<i>For 36" Height Cabinet, Add</i>	218.77	
12 56 53 00-0273	EA		36" Wide x 30-5/8" High x 13" Deep, Solid Swinging Door, Wood Laboratory Wall Cabinet	1,602.24	163.86
			<i>For 36" Height Cabinet, Add</i>	235.71	
12 56 53 00-0274	EA		42" Wide x 30-5/8" High x 13" Deep, Solid Swinging Door, Wood Laboratory Wall Cabinet	1,675.53	171.90
			<i>For 36" Height Cabinet, Add</i>	246.50	
12 56 53 00-0275	EA		48" Wide x 30-5/8" High x 13" Deep, Solid Swinging Door, Wood Laboratory Wall Cabinet	1,763.47	180.45
			<i>For 36" Height Cabinet, Add</i>	259.44	
12 56 53 00-0276	EA		15" Wide x 30-5/8" High x 13" Deep, Glass Swinging Door, Wood Laboratory Wall Cabinet	1,133.07	116.12
			<i>For 36" Height Cabinet, Add</i>	166.69	
12 56 53 00-0277	EA		18" Wide x 30-5/8" High x 13" Deep, Glass Swinging Door, Wood Laboratory Wall Cabinet	1,177.06	120.63
			<i>For 36" Height Cabinet, Add</i>	173.17	
12 56 53 00-0278	EA		21" Wide x 30-5/8" High x 13" Deep, Glass Swinging Door, Wood Laboratory Wall Cabinet	1,210.56	123.66
			<i>For 36" Height Cabinet, Add</i>	178.09	
12 56 53 00-0279	EA		24" Wide x 30-5/8" High x 13" Deep, Glass Swinging Door, Wood Laboratory Wall Cabinet	1,256.65	128.68
			<i>For 36" Height Cabinet, Add</i>	184.87	
12 56 53 00-0280	EA		30" Wide x 30-5/8" High x 13" Deep, Glass Swinging Door, Wood Laboratory Wall Cabinet	1,732.07	177.44
			<i>For 36" Height Cabinet, Add</i>	254.82	
12 56 53 00-0281	EA		36" Wide x 30-5/8" High x 13" Deep, Glass Swinging Door, Wood Laboratory Wall Cabinet	1,843.09	188.49
			<i>For 36" Height Cabinet, Add</i>	271.15	
12 56 53 00-0282	EA		42" Wide x 30-5/8" High x 13" Deep, Glass Swinging Door, Wood Laboratory Wall Cabinet	1,893.30	194.02
			<i>For 36" Height Cabinet, Add</i>	278.54	
12 56 53 00-0283	EA		48" Wide x 30-5/8" High x 13" Deep, Glass Swinging Door, Wood Laboratory Wall Cabinet	2,008.52	205.58
			<i>For 36" Height Cabinet, Add</i>	295.49	
12 56 53 00-0284	EA		30" Wide x 30-5/8" High x 13" Deep, Solid Sliding Door, Wood Laboratory Wall Cabinet	1,549.91	158.34
			<i>For 36" Height Cabinet, Add</i>	228.01	
12 56 53 00-0285	EA		36" Wide x 30-5/8" High x 13" Deep, Solid Sliding Door, Wood Laboratory Wall Cabinet	1,673.21	171.40
			<i>For 36" Height Cabinet, Add</i>	246.19	
12 56 53 00-0286	EA		42" Wide x 30-5/8" High x 13" Deep, Solid Sliding Door, Wood Laboratory Wall Cabinet	1,786.42	182.97
			<i>For 36" Height Cabinet, Add</i>	262.83	
12 56 53 00-0287	EA		48" Wide x 30-5/8" High x 13" Deep, Solid Sliding Door, Wood Laboratory Wall Cabinet	1,912.09	196.04
			<i>For 36" Height Cabinet, Add</i>	281.31	
12 56 53 00-0288	EA		30" Wide x 30-5/8" High x 13" Deep, Glass Sliding Door, Wood Laboratory Wall Cabinet.....	1,872.62	191.51
			<i>For 36" Height Cabinet, Add</i>	275.46	
12 56 53 00-0289	EA		36" Wide x 30-5/8" High x 13" Deep, Glass Sliding Door, Wood Laboratory Wall Cabinet.....	1,989.86	203.58
			<i>For 36" Height Cabinet, Add</i>	292.72	
12 56 53 00-0290	EA		42" Wide x 30-5/8" High x 13" Deep, Glass Sliding Door, Wood Laboratory Wall Cabinet.....	2,052.49	210.11
			<i>For 36" Height Cabinet, Add</i>	301.96	
12 56 53 00-0291	EA		48" Wide x 30-5/8" High x 13" Deep, Glass Sliding Door, Wood Laboratory Wall Cabinet.....	2,165.56	221.68
			<i>For 36" Height Cabinet, Add</i>	318.60	
12 56 53 00-0292	EA		23-1/2" Wide x 30-5/8" High x 13" Deep, Corner With Solid Swinging Door, Wood Laboratory Wall Cabinet.....	2,283.10	233.74
			<i>For 36" Height Cabinet, Add</i>	335.85	
12 56 53 00-0293	EA		23-1/2" Wide x 30-5/8" High x 13" Deep, Corner With Glass Swinging Door, Wood Laboratory Wall Cabinet.....	2,377.06	243.78
			<i>For 36" Height Cabinet, Add</i>	349.72	

12 56 53 00-0294 30-5/8" High x 16" Deep, Wood Laboratory Wall Cabinets (12 56 53 00-0194)

12 56 53 00-0295	EA		30" Wide x 30-5/8" High x 16" Deep, Open, Wood Laboratory Wall Cabinet.....	1,139.36	116.61
			<i>For 36" Height Cabinet, Add</i>	167.62	
12 56 53 00-0296	EA		36" Wide x 30-5/8" High x 16" Deep, Open, Wood Laboratory Wall Cabinet.....	1,248.27	127.68
			<i>For 36" Height Cabinet, Add</i>	183.64	
12 56 53 00-0297	EA		42" Wide x 30-5/8" High x 16" Deep, Open, Wood Laboratory Wall Cabinet.....	1,309.00	134.21
			<i>For 36" Height Cabinet, Add</i>	192.58	
12 56 53 00-0298	EA		48" Wide x 30-5/8" High x 16" Deep, Open, Wood Laboratory Wall Cabinet.....	1,390.70	141.74
			<i>For 36" Height Cabinet, Add</i>	204.59	
12 56 53 00-0299	EA		15" Wide x 30-5/8" High x 16" Deep, Solid Swinging Door, Wood Laboratory Wall Cabinet	1,059.78	108.57
			<i>For 36" Height Cabinet, Add</i>	155.91	

12 Furnishings

12 50 Furniture

12 56 Institutional Furniture



MINOR CSI UOM DESCRIPTION	TOTAL DIRECT UNIT COST	DEMOLITION UNIT COST
12 56 53 00-0300 EA 18" Wide x 30-5/8" High x 16" Deep, Solid Swinging Door, Wood Laboratory Wall Cabinet <i>For 36" Height Cabinet, Add</i>	1,116.33 164.23	114.61
12 56 53 00-0301 EA 21" Wide x 30-5/8" High x 16" Deep, Solid Swinging Door, Wood Laboratory Wall Cabinet <i>For 36" Height Cabinet, Add</i>	1,149.78 169.16	118.12
12 56 53 00-0302 EA 24" Wide x 30-5/8" High x 16" Deep, Solid Swinging Door, Wood Laboratory Wall Cabinet <i>For 36" Height Cabinet, Add</i>	1,198.00 176.25	122.14
12 56 53 00-0303 EA 30" Wide x 30-5/8" High x 16" Deep, Solid Swinging Door, Wood Laboratory Wall Cabinet <i>For 36" Height Cabinet, Add</i>	1,572.94 231.40	160.85
12 56 53 00-0304 EA 36" Wide x 30-5/8" High x 16" Deep, Solid Swinging Door, Wood Laboratory Wall Cabinet <i>For 36" Height Cabinet, Add</i>	1,706.95 251.12	174.42
12 56 53 00-0305 EA 42" Wide x 30-5/8" High x 16" Deep, Solid Swinging Door, Wood Laboratory Wall Cabinet <i>For 36" Height Cabinet, Add</i>	1,782.34 262.21	182.97
12 56 53 00-0306 EA 48" Wide x 30-5/8" High x 16" Deep, Solid Swinging Door, Wood Laboratory Wall Cabinet <i>For 36" Height Cabinet, Add</i>	1,882.84 277.00	192.51
12 56 53 00-0307 EA 15" Wide x 30-5/8" High x 16" Deep, Glass Swinging Door, Wood Laboratory Wall Cabinet <i>For 36" Height Cabinet, Add</i>	1,185.43 174.40	121.64
12 56 53 00-0308 EA 18" Wide x 30-5/8" High x 16" Deep, Glass Swinging Door, Wood Laboratory Wall Cabinet <i>For 36" Height Cabinet, Add</i>	1,221.05 179.64	125.16
12 56 53 00-0309 EA 21" Wide x 30-5/8" High x 16" Deep, Glass Swinging Door, Wood Laboratory Wall Cabinet <i>For 36" Height Cabinet, Add</i>	1,260.82 185.49	128.68
12 56 53 00-0310 EA 24" Wide x 30-5/8" High x 16" Deep, Glass Swinging Door, Wood Laboratory Wall Cabinet <i>For 36" Height Cabinet, Add</i>	1,325.76 195.04	135.72
12 56 53 00-0311 EA 30" Wide x 30-5/8" High x 16" Deep, Glass Swinging Door, Wood Laboratory Wall Cabinet <i>For 36" Height Cabinet, Add</i>	1,807.49 265.91	184.97
12 56 53 00-0312 EA 36" Wide x 30-5/8" High x 16" Deep, Glass Swinging Door, Wood Laboratory Wall Cabinet <i>For 36" Height Cabinet, Add</i>	1,949.91 286.86	199.56
12 56 53 00-0313 EA 42" Wide x 30-5/8" High x 16" Deep, Glass Swinging Door, Wood Laboratory Wall Cabinet <i>For 36" Height Cabinet, Add</i>	2,010.58 295.80	206.09
12 56 53 00-0314 EA 48" Wide x 30-5/8" High x 16" Deep, Glass Swinging Door, Wood Laboratory Wall Cabinet <i>For 36" Height Cabinet, Add</i>	2,140.48 314.90	219.16
12 56 53 00-0315 EA 30" Wide x 30-5/8" High x 16" Deep, Solid Sliding Door, Wood Laboratory Wall Cabinet <i>For 36" Height Cabinet, Add</i>	1,623.22 238.79	165.88
12 56 53 00-0316 EA 36" Wide x 30-5/8" High x 16" Deep, Solid Sliding Door, Wood Laboratory Wall Cabinet <i>For 36" Height Cabinet, Add</i>	1,794.69 264.06	183.98
12 56 53 00-0317 EA 42" Wide x 30-5/8" High x 16" Deep, Solid Sliding Door, Wood Laboratory Wall Cabinet <i>For 36" Height Cabinet, Add</i>	1,884.86 277.31	193.02
12 56 53 00-0318 EA 48" Wide x 30-5/8" High x 16" Deep, Solid Sliding Door, Wood Laboratory Wall Cabinet <i>For 36" Height Cabinet, Add</i>	2,014.93 296.41	206.59
12 56 53 00-0319 EA 30" Wide x 30-5/8" High x 16" Deep, Glass Sliding Door, Wood Laboratory Wall Cabinet <i>For 36" Height Cabinet, Add</i>	1,956.45 287.79	200.06
12 56 53 00-0320 EA 36" Wide x 30-5/8" High x 16" Deep, Glass Sliding Door, Wood Laboratory Wall Cabinet <i>For 36" Height Cabinet, Add</i>	2,079.92 305.97	212.63
12 56 53 00-0321 EA 42" Wide x 30-5/8" High x 16" Deep, Glass Sliding Door, Wood Laboratory Wall Cabinet <i>For 36" Height Cabinet, Add</i>	2,163.52 318.29	221.68
12 56 53 00-0322 EA 48" Wide x 30-5/8" High x 16" Deep, Glass Sliding Door, Wood Laboratory Wall Cabinet <i>For 36" Height Cabinet, Add</i>	2,280.74 335.55	233.23
12 56 53 00-0323 EA 26-1/2" Wide x 30-5/8" High x 16" Deep, Corner With Solid Swinging Door, Wood Laboratory Wall Cabinet <i>For 36" Height Cabinet, Add</i>	2,389.89 351.57	244.79
12 56 53 00-0324 EA 26-1/2" Wide x 30-5/8" High x 16" Deep, Corner With Glass Swinging Door, Wood Laboratory Wall Cabinet <i>For 36" Height Cabinet, Add</i>	2,467.07 362.97	252.83
12 56 53 00-0325 Wood Laboratory Pegboard <small>(12 56 53 00-0193)</small>		
12 56 53 00-0326 EA 3/4" Thick x 32" Long x 29" High Laboratory Pegboard Note: Includes 53 polypropylene pegs, each 1/2" diameter x 4-1/2" long and ribbon sealing putty for wall mounting	1,536.77	161.90
12 56 53 00-0327 Plastic Laminate Laboratory Furniture <small>(12 56 53)</small>		
12 56 53 00-0328 Plastic Laminate Laboratory Cabinets <small>(12 56 53 00-0327)</small>		
12 56 53 00-0329 28-1/2" High x 22.3" Deep, Plastic Laminate Laboratory Base Cabinet <small>(12 56 53 00-0328)</small>		
12 56 53 00-0330 EA 15" Wide x 28-1/2" High x 22.3" Deep, Open, Plastic Laminate Laboratory Base Cabinet.....	875.54	79.32
12 56 53 00-0331 EA 18" Wide x 28-1/2" High x 22.3" Deep, Open, Plastic Laminate Laboratory Base Cabinet.....	903.94	81.94
12 56 53 00-0332 EA 21" Wide x 28-1/2" High x 22.3" Deep, Open, Plastic Laminate Laboratory Base Cabinet.....	932.33	84.45
12 56 53 00-0333 EA 24" Wide x 28-1/2" High x 22.3" Deep, Open, Plastic Laminate Laboratory Base Cabinet.....	960.72	87.06
12 56 53 00-0334 EA 30" Wide x 28-1/2" High x 22.3" Deep, Open, Plastic Laminate Laboratory Base Cabinet.....	1,067.23	96.71
12 56 53 00-0335 EA 36" Wide x 28-1/2" High x 22.3" Deep, Open, Plastic Laminate Laboratory Base Cabinet.....	1,138.23	103.15
12 56 53 00-0336 EA 42" Wide x 28-1/2" High x 22.3" Deep, Open, Plastic Laminate Laboratory Base Cabinet.....	1,190.28	107.87
12 56 53 00-0337 EA 48" Wide x 28-1/2" High x 22.3" Deep, Open, Plastic Laminate Laboratory Base Cabinet.....	1,254.18	113.70
12 56 53 00-0338 EA 15" Wide x 28-1/2" High x 22.3" Deep, Door Cabinet With Shelf, Plastic Laminate Laboratory Base Cabinet.....	1,064.87	96.51
12 56 53 00-0339 EA 18" Wide x 28-1/2" High x 22.3" Deep, Door Cabinet With Shelf, Plastic Laminate Laboratory Base Cabinet.....	1,102.72	99.92
12 56 53 00-0340 EA 21" Wide x 28-1/2" High x 22.3" Deep, Door Cabinet With Shelf, Plastic Laminate Laboratory Base Cabinet.....	1,126.39	102.04
12 56 53 00-0341 EA 24" Wide x 28-1/2" High x 22.3" Deep, Door Cabinet With Shelf, Plastic Laminate Laboratory Base Cabinet.....	1,157.13	104.85
12 56 53 00-0342 EA 30" Wide x 28-1/2" High x 22.3" Deep, Door Cabinet With Shelf, Plastic Laminate Laboratory Base Cabinet.....	1,488.48	134.91
12 56 53 00-0343 EA 36" Wide x 28-1/2" High x 22.3" Deep, Door Cabinet With Shelf, Plastic Laminate Laboratory Base Cabinet.....	1,580.51	143.15
12 56 53 00-0344 EA 42" Wide x 28-1/2" High x 22.3" Deep, Door Cabinet With Shelf, Plastic Laminate Laboratory Base Cabinet.....	1,632.78	147.98
12 56 53 00-0345 EA 48" Wide x 28-1/2" High x 22.3" Deep, Door Cabinet With Shelf, Plastic Laminate Laboratory Base Cabinet.....	1,696.87	153.82
12 56 53 00-0346 EA 15" Wide x 28-1/2" High x 22.3" Deep, 3 Drawer, Plastic Laminate Laboratory Base Cabinet.....	1,564.02	141.65
12 56 53 00-0347 EA 18" Wide x 28-1/2" High x 22.3" Deep, 3 Drawer, Plastic Laminate Laboratory Base Cabinet.....	1,618.76	146.77
12 56 53 00-0348 EA 21" Wide x 28-1/2" High x 22.3" Deep, 3 Drawer, Plastic Laminate Laboratory Base Cabinet.....	1,661.21	150.59
12 56 53 00-0349 EA 24" Wide x 28-1/2" High x 22.3" Deep, 3 Drawer, Plastic Laminate Laboratory Base Cabinet.....	1,718.04	155.72



		Furnishings	12
		Furniture	12 50
		Institutional Furniture	12 56

MINOR	CSI	UOM	DESCRIPTION	TOTAL DIRECT UNIT COST	DEMOLITION UNIT COST
12 56 53 00-0350	EA		15" Wide x 28-1/2" High x 22.3" Deep, 4 Drawer, Plastic Laminate Laboratory Base Cabinet.....	1,590.20	144.06
12 56 53 00-0351	EA		18" Wide x 28-1/2" High x 22.3" Deep, 4 Drawer, Plastic Laminate Laboratory Base Cabinet.....	1,654.10	149.90
12 56 53 00-0352	EA		21" Wide x 28-1/2" High x 22.3" Deep, 4 Drawer, Plastic Laminate Laboratory Base Cabinet.....	1,701.42	154.22
12 56 53 00-0353	EA		24" Wide x 28-1/2" High x 22.3" Deep, 4 Drawer, Plastic Laminate Laboratory Base Cabinet.....	1,755.86	159.14
12 56 53 00-0354	EA		15" Wide x 28-1/2" High x 22.3" Deep, Combination Door/Drawer, Plastic Laminate Laboratory Base Cabinet.....	1,281.75	96.51
12 56 53 00-0355	EA		18" Wide x 28-1/2" High x 22.3" Deep, Combination Door/Drawer, Plastic Laminate Laboratory Base Cabinet.....	1,328.49	100.02
12 56 53 00-0356	EA		21" Wide x 28-1/2" High x 22.3" Deep, Combination Door/Drawer, Plastic Laminate Laboratory Base Cabinet.....	1,356.90	102.04
12 56 53 00-0357	EA		24" Wide x 28-1/2" High x 22.3" Deep, Combination Door/Drawer, Plastic Laminate Laboratory Base Cabinet.....	1,393.84	105.05
12 56 53 00-0358	EA		30" Wide x 28-1/2" High x 22.3" Deep, Combination Door/Drawer, Plastic Laminate Laboratory Base Cabinet.....	2,013.51	182.47
12 56 53 00-0359	EA		36" Wide x 28-1/2" High x 22.3" Deep, Combination Door/Drawer, Plastic Laminate Laboratory Base Cabinet.....	2,162.88	196.04
12 56 53 00-0360	EA		42" Wide x 28-1/2" High x 22.3" Deep, Combination Door/Drawer, Plastic Laminate Laboratory Base Cabinet.....	2,216.77	201.06
12 56 53 00-0361	EA		48" Wide x 28-1/2" High x 22.3" Deep, Combination Door/Drawer, Plastic Laminate Laboratory Base Cabinet.....	2,323.59	210.61
12 56 53 00-0362	EA		15" Wide Cabinet, 1 Drawer Over Cupboard.....	1,178.43	106.77
12 56 53 00-0363	EA		18" Wide x 28-1/2" High x 22.3" Deep, 1 Drawer Over Cupboard, Plastic Laminate Laboratory Base Cabinets.....	1,221.04	110.69
12 56 53 00-0364	EA		21" Wide x 28-1/2" High x 22.3" Deep, 1 Drawer Over Cupboard, Plastic Laminate Laboratory Base Cabinet.....	1,247.07	112.99
12 56 53 00-0365	EA		24" Wide x 28-1/2" High x 22.3" Deep, 1 Drawer Over Cupboard, Plastic Laminate Laboratory Base Cabinet.....	1,282.57	116.22
12 56 53 00-0366	EA		30" Wide x 28-1/2" High x 22.3" Deep, Double Drawer Over Cupboard, Plastic Laminate Laboratory Base Cabinet.....	1,902.54	172.41
12 56 53 00-0367	EA		36" Wide x 28-1/2" High x 22.3" Deep, Double Drawer Over Cupboard, Plastic Laminate Laboratory Base Cabinet.....	1,990.11	180.35
12 56 53 00-0368	EA		42" Wide x 28-1/2" High x 22.3" Deep, Double Drawer Over Cupboard, Plastic Laminate Laboratory Base Cabinet.....	2,046.89	185.48
12 56 53 00-0369	EA		48" Wide x 28-1/2" High x 22.3" Deep, Double Drawer Over Cupboard, Plastic Laminate Laboratory Base Cabinet.....	2,120.27	192.12
12 56 53 00-0370	EA		22.3" Wide x 28-1/2" High x 22.3" Deep, Diagonal Corner, Plastic Laminate Laboratory Base Cabinet.....	2,484.75	225.19
12 56 53 00-0371	EA		22.3" Wide x 28-1/2" High x 22.3" Deep, Diagonal Corner With Lazy Susan, Plastic Laminate Laboratory Base Cabinet.....	2,754.38	249.62
12 56 53 00-0372	EA		15" Wide x 28-1/2" High x 22.3" Deep, Sink, Plastic Laminate Laboratory Base Cabinet.....	970.21	87.96
12 56 53 00-0373	EA		18" Wide x 28-1/2" High x 22.3" Deep, Sink, Plastic Laminate Laboratory Base Cabinet.....	1,000.96	90.68
12 56 53 00-0374	EA		21" Wide x 28-1/2" High x 22.3" Deep, Sink, Plastic Laminate Laboratory Base Cabinet.....	1,019.89	92.39
12 56 53 00-0375	EA		24" Wide x 28-1/2" High x 22.3" Deep, Sink, Plastic Laminate Laboratory Base Cabinet.....	1,043.56	94.60
12 56 53 00-0376	EA		30" Wide x 28-1/2" High x 22.3" Deep, Sink, Plastic Laminate Laboratory Base Cabinet.....	1,336.98	121.14
12 56 53 00-0377	EA		36" Wide x 28-1/2" High x 22.3" Deep, Sink, Plastic Laminate Laboratory Base Cabinet.....	1,405.60	127.37
12 56 53 00-0378	EA		42" Wide x 28-1/2" High x 22.3" Deep, Sink, Plastic Laminate Laboratory Base Cabinet.....	1,445.84	130.99
12 56 53 00-0379	EA		48" Wide x 28-1/2" High x 22.3" Deep, Sink, Plastic Laminate Laboratory Base Cabinet.....	1,488.42	134.91
12 56 53 00-0380			30.6" High x 12" Deep, Plastic Laminate Laboratory Wall Cabinet (12 56 53 00-0328)		
12 56 53 00-0381	EA		15" Wide x 30.6" High x 12" Deep, Open, Plastic Laminate Laboratory Wall Cabinet.....	1,041.20	94.40
			<i>For 36" Height Cabinet, Add</i>	157.71	
12 56 53 00-0382	EA		18" Wide x 30.6" High x 12" Deep, Open, Plastic Laminate Laboratory Wall Cabinet.....	1,081.43	98.02
			<i>For 36" Height Cabinet, Add</i>	163.80	
12 56 53 00-0383	EA		21" Wide x 30.6" High x 12" Deep, Open, Plastic Laminate Laboratory Wall Cabinet.....	1,109.82	100.53
			<i>For 36" Height Cabinet, Add</i>	168.11	
12 56 53 00-0384	EA		24" Wide x 30.6" High x 12" Deep, Open, Plastic Laminate Laboratory Wall Cabinet.....	1,012.79	91.78
			<i>For 36" Height Cabinet, Add</i>	153.41	
12 56 53 00-0385	EA		30" Wide x 30.6" High x 12" Deep, Open, Plastic Laminate Laboratory Wall Cabinet.....	1,164.26	105.56
			<i>For 36" Height Cabinet, Add</i>	176.35	
12 56 53 00-0386	EA		36" Wide x 30.6" High x 12" Deep, Open, Plastic Laminate Laboratory Wall Cabinet.....	1,261.28	114.30
			<i>For 36" Height Cabinet, Add</i>	191.04	
12 56 53 00-0387	EA		42" Wide x 30.6" High x 12" Deep, Open, Plastic Laminate Laboratory Wall Cabinet.....	1,318.06	119.43
			<i>For 36" Height Cabinet, Add</i>	199.65	
12 56 53 00-0388	EA		48" Wide x 30.6" High x 12" Deep, Open, Plastic Laminate Laboratory Wall Cabinet.....	1,396.16	126.57
			<i>For 36" Height Cabinet, Add</i>	211.48	
12 56 53 00-0389	EA		15" Wide x 30.6" High x 12" Deep, Solid Swinging Door, Plastic Laminate Laboratory Wall Cabinet.....	1,142.96	103.55
			<i>For 36" Height Cabinet, Add</i>	173.12	
12 56 53 00-0390	EA		18" Wide x 30.6" High x 12" Deep, Solid Swinging Door, Plastic Laminate Laboratory Wall Cabinet.....	1,195.02	108.27
			<i>For 36" Height Cabinet, Add</i>	181.01	
12 56 53 00-0391	EA		21" Wide x 30.6" High x 12" Deep, Solid Swinging Door, Plastic Laminate Laboratory Wall Cabinet.....	2,370.80	1,134.19
			<i>For 36" Height Cabinet, Add</i>	18.96	
12 56 53 00-0392	EA		24" Wide x 30.6" High x 12" Deep, Solid Swinging Door, Plastic Laminate Laboratory Wall Cabinet.....	1,284.93	116.41
			<i>For 36" Height Cabinet, Add</i>	194.63	
12 56 53 00-0393	EA		30" Wide x 30.6" High x 12" Deep, Solid Swinging Door, Plastic Laminate Laboratory Wall Cabinet.....	1,680.14	152.30
			<i>For 36" Height Cabinet, Add</i>	254.49	
12 56 53 00-0394	EA		36" Wide x 30.6" High x 12" Deep, Solid Swinging Door, Plastic Laminate Laboratory Wall Cabinet.....	1,810.28	164.06
			<i>For 36" Height Cabinet, Add</i>	274.20	
12 56 53 00-0395	EA		42" Wide x 30.6" High x 12" Deep, Solid Swinging Door, Plastic Laminate Laboratory Wall Cabinet.....	1,893.09	171.50
			<i>For 36" Height Cabinet, Add</i>	286.75	
12 56 53 00-0396	EA		48" Wide x 30.6" High x 12" Deep, Solid Swinging Door, Plastic Laminate Laboratory Wall Cabinet.....	1,992.45	180.55
			<i>For 36" Height Cabinet, Add</i>	301.80	
12 56 53 00-0397	EA		15" Wide x 30.6" High x 12" Deep, Glass Swinging Door, Plastic Laminate Laboratory Wall Cabinet.....	1,280.19	116.02
			<i>For 36" Height Cabinet, Add</i>	193.91	
12 56 53 00-0398	EA		18" Wide x 30.6" High x 12" Deep, Glass Swinging Door, Plastic Laminate Laboratory Wall Cabinet.....	1,329.89	120.54
			<i>For 36" Height Cabinet, Add</i>	201.44	
12 56 53 00-0399	EA		21" Wide x 30.6" High x 12" Deep, Glass Swinging Door, Plastic Laminate Laboratory Wall Cabinet.....	1,367.75	123.96
			<i>For 36" Height Cabinet, Add</i>	207.17	
12 56 53 00-0400	EA		24" Wide x 30.6" High x 12" Deep, Glass Swinging Door, Plastic Laminate Laboratory Wall Cabinet.....	1,419.82	128.68
			<i>For 36" Height Cabinet, Add</i>	215.06	
12 56 53 00-0401	EA		30" Wide x 30.6" High x 12" Deep, Glass Swinging Door, Plastic Laminate Laboratory Wall Cabinet.....	1,956.97	177.34
			<i>For 36" Height Cabinet, Add</i>	296.42	
12 56 53 00-0402	EA		36" Wide x 30.6" High x 12" Deep, Glass Swinging Door, Plastic Laminate Laboratory Wall Cabinet.....	2,082.41	188.69
			<i>For 36" Height Cabinet, Add</i>	315.42	
12 56 53 00-0403	EA		42" Wide x 30.6" High x 12" Deep, Glass Swinging Door, Plastic Laminate Laboratory Wall Cabinet.....	2,139.15	193.82
			<i>For 36" Height Cabinet, Add</i>	324.02	
12 56 53 00-0404	EA		48" Wide x 30.6" High x 12" Deep, Glass Swinging Door, Plastic Laminate Laboratory Wall Cabinet.....	2,269.32	205.68
			<i>For 36" Height Cabinet, Add</i>	343.74	

12 Furnishings

12 50 Furniture

12 56 Institutional Furniture



MINOR CSI UOM DESCRIPTION	TOTAL DIRECT UNIT COST	DEMOLITION UNIT COST
12 56 53 00-0405 EA 30" Wide x 30.6" High x 12" Deep, Solid Sliding Door, Plastic Laminate Laboratory Wall Cabinet..... <i>For 36" Height Cabinet, Add</i>	1,751.15 265.24	158.73
12 56 53 00-0406 EA 36" Wide x 30.6" High x 12" Deep, Solid Sliding Door, Plastic Laminate Laboratory Wall Cabinet..... <i>For 36" Height Cabinet, Add</i>	1,890.50 286.39	171.21
12 56 53 00-0407 EA 42" Wide x 30.6" High x 12" Deep, Solid Sliding Door, Plastic Laminate Laboratory Wall Cabinet..... <i>For 36" Height Cabinet, Add</i>	2,018.40 305.74	182.87
12 56 53 00-0408 EA 48" Wide x 30.6" High x 12" Deep, Solid Sliding Door, Plastic Laminate Laboratory Wall Cabinet..... <i>For 36" Height Cabinet, Add</i>	2,160.39 327.25	195.94
12 56 53 00-0409 EA 30" Wide x 30.6" High x 12" Deep, Glass Sliding Door, Plastic Laminate Laboratory Wall Cabinet..... <i>For 36" Height Cabinet, Add</i>	2,115.74 320.44	191.82
12 56 53 00-0410 EA 36" Wide x 30.6" High x 12" Deep, Glass Sliding Door, Plastic Laminate Laboratory Wall Cabinet..... <i>For 36" Height Cabinet, Add</i>	2,248.21 340.51	203.78
12 56 53 00-0411 EA 42" Wide x 30.6" High x 12" Deep, Glass Sliding Door, Plastic Laminate Laboratory Wall Cabinet..... <i>For 36" Height Cabinet, Add</i>	2,319.01 351.27	210.11
12 56 53 00-0412 EA 48" Wide x 30.6" High x 12" Deep, Glass Sliding Door, Plastic Laminate Laboratory Wall Cabinet..... <i>For 36" Height Cabinet, Add</i>	2,446.76 370.62	221.68
12 56 53 00-0413 30.6" High x 16" Deep, Plastic Laminate Laboratory Wall Cabinet (12 56 53 00-0328)		
12 56 53 00-0414 EA 15" Wide x 30.6" High x 16" Deep, Solid Swinging Door, Plastic Laminate Laboratory Wall Cabinet..... <i>For 36" Height Cabinet, Add</i>	1,197.38 181.37	108.47
12 56 53 00-0415 EA 18" Wide x 30.6" High x 16" Deep, Solid Swinging Door, Plastic Laminate Laboratory Wall Cabinet..... <i>For 36" Height Cabinet, Add</i>	1,261.28 191.04	114.30
12 56 53 00-0416 EA 21" Wide x 30.6" High x 16" Deep, Solid Swinging Door, Plastic Laminate Laboratory Wall Cabinet..... <i>For 36" Height Cabinet, Add</i>	1,299.08 196.78	117.72
12 56 53 00-0417 EA 24" Wide x 30.6" High x 16" Deep, Solid Swinging Door, Plastic Laminate Laboratory Wall Cabinet..... <i>For 36" Height Cabinet, Add</i>	1,353.56 205.02	122.65
12 56 53 00-0418 EA 30" Wide x 30.6" High x 16" Deep, Solid Swinging Door, Plastic Laminate Laboratory Wall Cabinet..... <i>For 36" Height Cabinet, Add</i>	1,777.17 269.18	161.05
12 56 53 00-0419 EA 36" Wide x 30.6" High x 16" Deep, Solid Swinging Door, Plastic Laminate Laboratory Wall Cabinet..... <i>For 36" Height Cabinet, Add</i>	1,928.59 292.12	174.83
12 56 53 00-0420 EA 42" Wide x 30.6" High x 16" Deep, Solid Swinging Door, Plastic Laminate Laboratory Wall Cabinet..... <i>For 36" Height Cabinet, Add</i>	2,013.77 305.03	182.47
12 56 53 00-0421 EA 48" Wide x 30.6" High x 16" Deep, Solid Swinging Door, Plastic Laminate Laboratory Wall Cabinet..... <i>For 36" Height Cabinet, Add</i>	2,127.32 322.23	192.71
12 56 53 00-0422 EA 15" Wide x 30.6" High x 16" Deep, Glass Swinging Door, Plastic Laminate Laboratory Wall Cabinet..... <i>For 36" Height Cabinet, Add</i>	1,339.35 202.87	121.34
12 56 53 00-0423 EA 18" Wide x 30.6" High x 16" Deep, Glass Swinging Door, Plastic Laminate Laboratory Wall Cabinet..... <i>For 36" Height Cabinet, Add</i>	1,379.60 208.97	125.06
12 56 53 00-0424 EA 21" Wide x 30.6" High x 16" Deep, Glass Swinging Door, Plastic Laminate Laboratory Wall Cabinet..... <i>For 36" Height Cabinet, Add</i>	1,424.53 215.78	129.08
12 56 53 00-0425 EA 24" Wide x 30.6" High x 16" Deep, Glass Swinging Door, Plastic Laminate Laboratory Wall Cabinet..... <i>For 36" Height Cabinet, Add</i>	1,497.90 226.89	135.72
12 56 53 00-0426 EA 30" Wide x 30.6" High x 16" Deep, Glass Swinging Door, Plastic Laminate Laboratory Wall Cabinet..... <i>For 36" Height Cabinet, Add</i>	2,042.18 309.33	185.08
12 56 53 00-0427 EA 36" Wide x 30.6" High x 16" Deep, Glass Swinging Door, Plastic Laminate Laboratory Wall Cabinet..... <i>For 36" Height Cabinet, Add</i>	2,203.10 333.70	199.66
12 56 53 00-0428 EA 42" Wide x 30.6" High x 16" Deep, Glass Swinging Door, Plastic Laminate Laboratory Wall Cabinet..... <i>For 36" Height Cabinet, Add</i>	2,271.66 344.10	205.78
12 56 53 00-0429 EA 48" Wide x 30.6" High x 16" Deep, Glass Swinging Door, Plastic Laminate Laboratory Wall Cabinet..... <i>For 36" Height Cabinet, Add</i>	2,418.41 366.32	219.16
12 56 53 00-0430 EA 30" Wide x 30.6" High x 16" Deep, Solid Sliding Door, Plastic Laminate Laboratory Wall Cabinet..... <i>For 36" Height Cabinet, Add</i>	1,833.98 277.78	166.18
12 56 53 00-0431 EA 36" Wide x 30.6" High x 16" Deep, Solid Sliding Door, Plastic Laminate Laboratory Wall Cabinet..... <i>For 36" Height Cabinet, Add</i>	2,027.75 307.18	183.67
12 56 53 00-0432 EA 42" Wide x 30.6" High x 16" Deep, Solid Sliding Door, Plastic Laminate Laboratory Wall Cabinet..... <i>For 36" Height Cabinet, Add</i>	2,129.62 322.59	192.92
12 56 53 00-0433 EA 48" Wide x 30.6" High x 16" Deep, Solid Sliding Door, Plastic Laminate Laboratory Wall Cabinet..... <i>For 36" Height Cabinet, Add</i>	2,276.54 344.81	206.39
12 56 53 00-0434 EA 30" Wide x 30.6" High x 16" Deep, Glass Sliding Door, Plastic Laminate Laboratory Wall Cabinet..... <i>For 36" Height Cabinet, Add</i>	2,210.45 334.78	200.46
12 56 53 00-0435 EA 36" Wide x 30.6" High x 16" Deep, Glass Sliding Door, Plastic Laminate Laboratory Wall Cabinet..... <i>For 36" Height Cabinet, Add</i>	2,349.96 355.92	213.03
12 56 53 00-0436 EA 42" Wide x 30.6" High x 16" Deep, Glass Sliding Door, Plastic Laminate Laboratory Wall Cabinet..... <i>For 36" Height Cabinet, Add</i>	2,444.44 370.26	221.47
12 56 53 00-0437 EA 48" Wide x 30.6" High x 16" Deep, Glass Sliding Door, Plastic Laminate Laboratory Wall Cabinet..... <i>For 36" Height Cabinet, Add</i>	2,576.89 390.33	233.54
12 56 53 00-0438 Laboratory Furniture Accessories (12 56 53)		
12 56 53 00-0439 Laboratory Base Cabinet Accessories (12 56 53 00-0438)		
12 56 53 00-0440 Cantilever Table Frames On Wall Rail System (12 56 53 00-0439)		
12 56 53 00-0441 EA 29" x 48" Cantilever Table Frame On Wall Rail System..... Note: Model #CEX80900 as manufactured by Fisher Hamilton or equal.	1,447.53	75.40
12 56 53 00-0442 Base Cabinet Trim (12 56 53 00-0439)		
12 56 53 00-0443 LF 4" High Cabinet Toe Board Trim.....	12.07	
12 56 53 00-0444 Laboratory Pegboards (12 56 53 00-0438)		



Furnishings	12
Furniture	12 50
Institutional Furniture	12 56

12

MINOR CSI UOM DESCRIPTION	TOTAL DIRECT UNIT COST	DEMOLITION UNIT COST
12 56 53 00-0445 Stainless Steel Laboratory Pegboards <small>(12 56 53 00-0444)</small>		
12 56 53 00-0446 EA 24" Long x 30" High, 3/4" Thick, Wall Mount, 304 Stainless Steel Laboratory Pegboard With Drip Trough And (32) 1/2" x 6" Polypropylene Pegs (Kewaunee X-020004).....	1,547.31	62.83
12 56 53 00-0447 EA 30" Long x 30" High, 3/4" Thick, Wall Mount, 304 Stainless Steel Laboratory Pegboard With Drip Trough And (50) 1/2" x 6" Polypropylene Pegs (Kewaunee X-020005).....	1,740.47	62.83
12 56 53 00-0448 EA 24" Long x 30" High, 3/4" Thick, Bench/Exposed Mount, 304 Stainless Steel Laboratory Pegboard With Drip Trough And (32) 1/2" x 6" Polypropylene Pegs (Kewaunee X-020006).....	2,215.04	62.83
12 56 53 00-0449 EA 30" Long x 30" High, 3/4" Thick, Bench/Exposed Mount, 304 Stainless Steel Laboratory Pegboard With Drip Trough And (50) 1/2" x 6" Polypropylene Pegs (Kewaunee X-020007).....	2,408.20	62.83
12 56 53 00-0450 EA 24" Long x 30" High, 3/4" Thick, Wall Mount, 304 Stainless Steel Laboratory Pegboard With Drip Deflector And (32) 1/2" x 6" Polypropylene Pegs (Kewaunee X-020008).....	1,178.66	62.83
12 56 53 00-0451 EA 30" Long x 30" High, 3/4" Thick, Wall Mount, 304 Stainless Steel Laboratory Pegboard With Drip Deflector And (50) 1/2" x 6" Polypropylene Pegs (Kewaunee X-020009).....	1,320.93	62.83
12 56 53 00-0452 EA 24" Long x 30" High, 3/4" Thick, Bench/Exposed Mount, 304 Stainless Steel Laboratory Pegboard With Drip Deflector And (32) 1/2" x 6" Polypropylene Pegs (Kewaunee X-020010).....	1,849.50	62.83
12 56 53 00-0453 EA 30" Long x 30" High, 3/4" Thick, Bench/Exposed Mount, 304 Stainless Steel Laboratory Pegboard With Drip Deflector And (50) 1/2" x 6" Polypropylene Pegs (Kewaunee X-020011).....	1,985.54	62.83
12 56 53 00-0454 Black Kemresin Laboratory Pegboards <small>(12 56 53 00-0444)</small>		
12 56 53 00-0455 EA 20" Long x 29" High, 1" Thick, Wall Mount, Black Kemresin Laboratory Pegboard With (32) 1/2" x 5" Polypropylene Pegs (Kewaunee X-020014).....	744.58	62.83
12 56 53 00-0456 EA 32" Long x 29" High, 1" Thick, Wall Mount, Black Kemresin Laboratory Pegboard With (53) 1/2" x 5" Polypropylene Pegs (Kewaunee X-020015).....	1,139.20	62.83
12 56 53 00-0457 EA 20" Long x 29" High, 1" Thick, Wall Mount, Black Kemresin Laboratory Pegboard With Drip Trough And (32) 1/2" x 5" Polypropylene Pegs (Kewaunee X-020016).....	881.66	62.83
12 56 53 00-0458 EA 32" Long x 29" High, 1" Thick, Wall Mount, Black Kemresin Laboratory Pegboard With Drip Trough And (53) 1/2" x 5" Polypropylene Pegs (Kewaunee X-020017).....	1,340.66	62.83
12 56 53 00-0459 Television Mounts <small>(12 56 53 00-0438)</small>		
12 56 53 00-0460 EA Tilt Television Wall Mount For 42" To 90" TVs (Sanus BLT2-B1).....	293.90	24.23
12 59 Systems Furniture <small>(12 50)</small>		
12 59 13 Panel-Hung Component System Furniture <small>(12 59)</small>		
12 59 13 00-0001 Open Office Systems Furniture Components <small>(12 59 13)</small>		
Note: Excludes electrical wire and wiring devices.		
12 59 13 00-0002 EA 34H 24W Fabric Covered Panel - Component Systems Furniture.....	289.88	24.62
For Tackable Acoustical Barrier Panel, Add	52.53	
For Acoustical Panel, Add	57.10	
For Enameled Surface, Deduct	-22.84	
12 59 13 00-0003 EA 34H 30W Fabric Covered Panel - Component Systems Furniture.....	322.17	27.39
For Tackable Acoustical Barrier Panel, Add	58.38	
For Acoustical Panel, Add	63.46	
For Enameled Surface, Deduct	-25.38	
12 59 13 00-0004 EA 34H 36W Fabric Covered Panel - Component Systems Furniture.....	344.48	29.18
For Tackable Acoustical Barrier Panel, Add	62.42	
For Acoustical Panel, Add	67.85	
For Enameled Surface, Deduct	-27.14	
12 59 13 00-0005 EA 34H 48W Fabric Covered Panel - Component Systems Furniture.....	385.99	32.77
For Tackable Acoustical Barrier Panel, Add	69.95	
For Acoustical Panel, Add	76.03	
For Enameled Surface, Deduct	-30.41	
12 59 13 00-0006 EA 42H 24W Fabric Covered Panel - Component Systems Furniture.....	294.48	24.98
For Tackable Acoustical Barrier Panel, Add	53.36	
For Acoustical Panel, Add	58.00	
For Enameled Surface, Deduct	-23.20	
12 59 13 00-0007 EA 42H 30W Fabric Covered Panel - Component Systems Furniture.....	332.92	28.20
For Tackable Acoustical Barrier Panel, Add	60.33	
For Acoustical Panel, Add	65.58	
For Enameled Surface, Deduct	-26.23	
12 59 13 00-0008 EA 42H 36W Fabric Covered Panel - Component Systems Furniture.....	372.90	31.69
For Tackable Acoustical Barrier Panel, Add	67.57	
For Acoustical Panel, Add	73.45	
For Enameled Surface, Deduct	-29.38	
12 59 13 00-0009 EA 42H 48W Fabric Covered Panel - Component Systems Furniture.....	438.28	37.15
For Tackable Acoustical Barrier Panel, Add	79.42	
For Acoustical Panel, Add	86.33	
For Enameled Surface, Deduct	-34.53	
12 59 13 00-0010 EA 62H 12W Fabric Covered Panel - Component Systems Furniture.....	283.72	24.07
For Tackable Acoustical Barrier Panel, Add	51.41	
For Acoustical Panel, Add	55.88	
For Enameled Surface, Deduct	-22.35	
12 59 13 00-0011 EA 62H 24W Fabric Covered Panel - Component Systems Furniture.....	349.08	29.62
For Tackable Acoustical Barrier Panel, Add	63.26	
For Acoustical Panel, Add	68.76	
For Enameled Surface, Deduct	-27.50	
12 59 13 00-0012 EA 62H 36W Fabric Covered Panel - Component Systems Furniture.....	436.76	37.06
For Tackable Acoustical Barrier Panel, Add	79.14	
For Acoustical Panel, Add	86.03	
For Enameled Surface, Deduct	-34.41	

12 Furnishings

12 50 Furniture

12 59 Systems Furniture



MINOR
CSI UOM DESCRIPTION

TOTAL DIRECT DEMOLITION
UNIT COST UNIT COST

12 59 13 00-0013	EA	62H 48W Fabric Covered Panel - Component Systems Furniture.....	522.84	44.31
		<i>For Tackable Acoustical Barrier Panel, Add</i>	94.75	
		<i>For Acoustical Panel, Add</i>	102.99	
		<i>For Enameled Surface, Deduct</i>	-41.20	
12 59 13 00-0014	EA	34" Draw Rod Panel Connector Hardware	15.83	1.34
12 59 13 00-0015	EA	42" Draw Rod Panel Connector Hardware	15.83	1.34
12 59 13 00-0016	EA	62" Draw Rod Panel Connector Hardware	16.88	1.43
12 59 13 00-0017	EA	34" Two-Way 90 Degree Panel Connector Hardware.....	72.81	6.17
12 59 13 00-0018	EA	42" Two-Way 90 Degree Panel Connector Hardware.....	84.43	7.17
12 59 13 00-0019	EA	62" Two-Way 90 Degree Panel Connector Hardware.....	97.10	8.24
12 59 13 00-0020	EA	34" Three-Way 90 Degree Panel Connector Hardware.....	112.92	9.57
12 59 13 00-0021	EA	42" Three-Way 90 Degree Panel Connector Hardware.....	130.87	11.10
12 59 13 00-0022	EA	62" Three-Way 90 Degree Panel Connector Hardware.....	151.98	12.89
12 59 13 00-0023	EA	34" Four-Way 90 Degree Panel Connector Hardware.....	142.48	12.08
12 59 13 00-0024	EA	42" Four-Way 90 Degree Panel Connector Hardware.....	166.75	14.14
12 59 13 00-0025	EA	62" Four-Way 90 Degree Panel Connector Hardware.....	200.52	17.01
12 59 13 00-0026	EA	34" Panel End Cap Hardware.....	24.27	2.06
12 59 13 00-0027	EA	42" Panel End Cap Hardware.....	27.44	2.33
12 59 13 00-0028	EA	62" Panel End Cap Hardware.....	29.55	2.51
12 59 13 00-0029	EA	28" Variable Height Panel End Filler.....	26.78	2.33
		Note: Field cut to appropriate length.		
12 59 13 00-0030	EA	Two-Way Trim Cover For Cable Management Raceway.....	13.78	1.16
12 59 13 00-0031	EA	Three-Way Trim Cover For Cable Management Raceway.....	14.53	1.25
12 59 13 00-0032	EA	Four-Way Trim Cover For Cable Management Raceway.....	16.83	1.43
12 59 13 00-0033	EA	Finished End Trim Cover For Cable Management Raceway.....	13.78	1.16
12 59 13 00-0034	EA	12" Cable Management Raceway Assembly.....	28.32	2.42
		Note: Includes base plate, two side covers, and 2 side cover fillers.		
12 59 13 00-0035	EA	24" Cable Management Raceway Assembly.....	32.13	2.69
		Note: Includes base plate, two side covers, and 2 side cover fillers.		
12 59 13 00-0036	EA	30" Cable Management Raceway Assembly.....	32.89	2.78
		Note: Includes base plate, two side covers, and 2 side cover fillers.		
12 59 13 00-0037	EA	36" Cable Management Raceway Assembly.....	36.73	3.13
		Note: Includes base plate, two side covers, and 2 side cover fillers.		
12 59 13 00-0038	EA	48" Cable Management Raceway Assembly.....	41.31	3.49
		Note: Includes base plate, two side covers, and 2 side cover fillers.		
12 59 13 00-0039	EA	24" x 36" Radiused Edge Rectangular Hanging Work Surface.....	222.21	18.80
12 59 13 00-0040	EA	30" x 36" Radiused Edge Rectangular Hanging Work Surface.....	273.73	23.18
12 59 13 00-0041	EA	24" x 48" Radiused Edge Rectangular Hanging Work Surface.....	258.35	21.93
12 59 13 00-0042	EA	30" x 48" Radiused Edge Rectangular Hanging Work Surface.....	322.96	27.39
12 59 13 00-0043	EA	24" x 60" Radiused Edge Rectangular Hanging Work Surface.....	326.01	27.66
12 59 13 00-0044	EA	30" x 60" Radiused Edge Rectangular Hanging Work Surface.....	410.61	34.91
12 59 13 00-0045	EA	24" x 72" Radiused Edge Rectangular Hanging Work Surface.....	395.98	33.57
12 59 13 00-0046	EA	30" x 72" Radiused Edge Rectangular Hanging Work Surface.....	497.44	42.16
12 59 13 00-0047	EA	30" x 60" Radiused Edge Table.....	883.69	75.01
12 59 13 00-0048	EA	30" x 72" Radiused Edge Table.....	965.69	81.99
12 59 13 00-0049	EA	14" x 24" Radiused Edge Transaction Surface.....	106.11	9.04
12 59 13 00-0050	EA	14" x 36" Radiused Edge Transaction Surface.....	120.71	10.21
12 59 13 00-0051	EA	14" x 48" Radiused Edge Transaction Surface.....	135.33	11.46
12 59 13 00-0052	EA	14" x 60" Radiused Edge Transaction Surface.....	168.38	14.32
12 59 13 00-0053	EA	14" x 72" Radiused Edge Transaction Surface.....	202.20	17.19
12 59 13 00-0054	EA	14" Right Angle Corner Transaction Surface.....	353.71	29.99
12 59 13 00-0055	EA	Transaction Surface Support.....	28.02	2.37
12 59 13 00-0056	EA	Plastic Pencil Drawer.....	30.65	2.33
12 59 13 00-0057	EA	15-1/2" x 24" Hanging Shelf.....	103.31	8.77
12 59 13 00-0058	EA	15-1/2" x 36" Hanging Shelf.....	112.47	9.48
12 59 13 00-0059	EA	15-1/2" x 48" Hanging Shelf.....	120.13	10.21
12 59 13 00-0060	EA	24" Flipper Door - Top And Front Closure.....	178.27	15.12
		Note: Used with hanging shelf.		
12 59 13 00-0061	EA	36" Flipper Door - Top And Front Closure.....	208.12	17.72
		Note: Used with hanging shelf.		
12 59 13 00-0062	EA	48" Flipper Door - Top And Front Closure.....	238.72	20.23
		Note: Used with hanging shelf.		
12 59 13 00-0063	EA	24" Suspended Lateral File, Lockable.....	614.75	51.87
12 59 13 00-0064	EA	30" Suspended Lateral File, Lockable.....	649.29	54.78
12 59 13 00-0065	EA	36" Suspended Lateral File, Lockable.....	685.10	57.80
12 59 13 00-0066	EA	48" Suspended Lateral File, Lockable.....	749.30	63.22
12 59 13 00-0067	EA	Fully Adjustable Vinyl Keyboard Tray.....	278.53	23.63
12 59 13 00-0068	EA	Palm Rest For Vinyl Keyboard Tray.....	43.60	3.76
12 59 13 00-0069	EA	24" x 36" Radiused Edge Corner Work Surface.....	351.88	29.89
12 59 13 00-0070	EA	File Drawer Organizer.....	113.25	9.57
12 59 13 00-0071	EA	Suspended Lateral File Converter Bracket.....	24.49	2.06
12 59 13 00-0072	EA	Utility Task Light.....	122.42	10.39
12 59 13 00-0073		Disassemble And Store Systems Furniture Components (12 59 13)		
12 59 13 00-0074	EA	Disassemble And Store 34H 24W Fabric Covered Panel.....	30.76	
12 59 13 00-0075	EA	Disassemble And Store 34H 30W Fabric Covered Panel.....	34.18	
12 59 13 00-0076	EA	Disassemble And Store 34H 36W Fabric Covered Panel.....	36.55	
12 59 13 00-0077	EA	Disassemble And Store 34H 48W Fabric Covered Panel.....	40.95	
12 59 13 00-0078	EA	Disassemble And Store 42H 24W Fabric Covered Panel.....	31.25	
12 59 13 00-0079	EA	Disassemble And Store 42H 30W Fabric Covered Panel.....	35.32	
12 59 13 00-0080	EA	Disassemble And Store 42H 36W Fabric Covered Panel.....	39.57	



		Furnishings	12
		Furniture	12 50
		Systems Furniture	12 59

MINOR	CSI	UOM	DESCRIPTION	TOTAL DIRECT UNIT COST	DEMOLITION UNIT COST
12 59	13 00-0081	EA	Disassemble And Store 42H 48W Fabric Covered Panel.....	46.50	
12 59	13 00-0082	EA	Disassemble And Store 62H 12W Fabric Covered Panel.....	30.11	
12 59	13 00-0083	EA	Disassemble And Store 62H 24W Fabric Covered Panel.....	37.04	
12 59	13 00-0084	EA	Disassemble And Store 62H 36W Fabric Covered Panel.....	46.34	
12 59	13 00-0085	EA	Disassemble And Store 62H 48W Fabric Covered Panel.....	55.49	
12 59	13 00-0086	EA	Disassemble And Store 34" Draw Rod Panel Connector Hardware	1.68	
12 59	13 00-0087	EA	Disassemble And Store 42" Draw Rod Panel Connector Hardware	1.68	
12 59	13 00-0088	EA	Disassemble And Store 62" Draw Rod Panel Connector Hardware	1.80	
12 59	13 00-0089	EA	Disassemble And Store 34" Two-Way 90 Degree Panel Connector Hardware	7.73	
12 59	13 00-0090	EA	Disassemble And Store 42" Two-Way 90 Degree Panel Connector Hardware	8.96	
12 59	13 00-0091	EA	Disassemble And Store 62" Two-Way 90 Degree Panel Connector Hardware	10.31	
12 59	13 00-0092	EA	Disassemble And Store 34" Three-Way 90 Degree Panel Connector Hardware.....	11.98	
12 59	13 00-0093	EA	Disassemble And Store 42" Three-Way 90 Degree Panel Connector Hardware.....	13.89	
12 59	13 00-0094	EA	Disassemble And Store 62" Three-Way 90 Degree Panel Connector Hardware.....	16.13	
12 59	13 00-0095	EA	Disassemble And Store 34" Four-Way 90 Degree Panel Connector Hardware.....	15.12	
12 59	13 00-0096	EA	Disassemble And Store 42" Four-Way 90 Degree Panel Connector Hardware.....	17.69	
12 59	13 00-0097	EA	Disassemble And Store 62" Four-Way 90 Degree Panel Connector Hardware.....	21.27	
12 59	13 00-0098	EA	Disassemble And Store 34" Panel End Cap Hardware.....	2.58	
12 59	13 00-0099	EA	Disassemble And Store 42" Panel End Cap Hardware.....	2.91	
12 59	13 00-0100	EA	Disassemble And Store 62" Panel End Cap Hardware.....	3.13	
12 59	13 00-0101	EA	Disassemble And Store Variable Height Panel End Filler.....	2.84	
12 59	13 00-0102	EA	Disassemble And Store Two-Way Trim Cover For Cable Management Raceway	1.47	
12 59	13 00-0103	EA	Disassemble And Store Three-Way Trim Cover For Cable Management Raceway.....	1.55	
12 59	13 00-0104	EA	Disassemble And Store Four-Way Trim Cover For Cable Management Raceway.....	1.79	
12 59	13 00-0105	EA	Disassemble And Store Finished End Trim Cover For Cable Management Raceway.....	1.47	
12 59	13 00-0106	EA	Disassemble And Store 12" Cable Management Raceway Assembly.....	3.00	
12 59	13 00-0107	EA	Disassemble And Store 24" Cable Management Raceway Assembly.....	3.41	
12 59	13 00-0108	EA	Disassemble And Store 30" Cable Management Raceway Assembly.....	3.49	
12 59	13 00-0109	EA	Disassemble And Store 36" Cable Management Raceway Assembly.....	3.89	
12 59	13 00-0110	EA	Disassemble And Store 48" Cable Management Raceway Assembly.....	4.39	
12 59	13 00-0111	EA	Disassemble And Store 24" x 36" Radiused Edge Rectangular Hanging Work Surface	23.58	
12 59	13 00-0112	EA	Disassemble And Store 30" x 36" Radiused Edge Rectangular Hanging Work Surface	29.04	
12 59	13 00-0113	EA	Disassemble And Store 24" x 48" Radiused Edge Rectangular Hanging Work Surface	27.42	
12 59	13 00-0114	EA	Disassemble And Store 30" x 48" Radiused Edge Rectangular Hanging Work Surface	34.27	
12 59	13 00-0115	EA	Disassemble And Store 24" x 60" Radiused Edge Rectangular Hanging Work Surface	34.60	
12 59	13 00-0116	EA	Disassemble And Store 30" x 60" Radiused Edge Rectangular Hanging Work Surface	43.57	
12 59	13 00-0117	EA	Disassemble And Store 24" x 72" Radiused Edge Rectangular Hanging Work Surface	42.02	
12 59	13 00-0118	EA	Disassemble And Store 30" x 72" Radiused Edge Rectangular Hanging Work Surface	52.80	
12 59	13 00-0119	EA	Disassemble And Store 30" x 60" Radiused Edge Table.....	81.53	
12 59	13 00-0120	EA	Disassemble And Store 30" x 72" Radiused Edge Table.....	102.45	
12 59	13 00-0121	EA	Disassemble And Store 14" x 24" Radiused Edge Transaction Surface.....	11.26	
12 59	13 00-0122	EA	Disassemble And Store 14" x 36" Radiused Edge Transaction Surface.....	12.80	
12 59	13 00-0123	EA	Disassemble And Store 14" x 48" Radiused Edge Transaction Surface.....	14.36	
12 59	13 00-0124	EA	Disassemble And Store 14" x 60" Radiused Edge Transaction Surface.....	17.86	
12 59	13 00-0125	EA	Disassemble And Store 14" x 72" Radiused Edge Transaction Surface.....	21.46	
12 59	13 00-0126	EA	Disassemble And Store 14" Right Angle Corner Transaction Surface.....	37.53	
12 59	13 00-0127	EA	Disassemble And Store Transaction Surface Support.....	2.96	
12 59	13 00-0128	EA	Disassemble And Store Plastic Pencil Drawer.....	2.92	
12 59	13 00-0129	EA	Disassemble And Store 15-1/2" x 24" Hanging Shelf	10.96	
12 59	13 00-0130	EA	Disassemble And Store 15-1/2" x 36" Hanging Shelf	11.93	
12 59	13 00-0131	EA	Disassemble And Store 15-1/2" x 48" Hanging Shelf	12.74	
12 59	13 00-0132	EA	Disassemble And Store 24" Flipper Door And Shelf	18.92	
12 59	13 00-0133	EA	Disassemble And Store 36" Flipper Door And Shelf	22.09	
12 59	13 00-0134	EA	Disassemble And Store 48" Flipper Door And Shelf	25.33	
12 59	13 00-0135	EA	Disassemble And Store 24" Suspended Lateral File	64.84	
12 59	13 00-0136	EA	Disassemble And Store 30" Suspended Lateral File	68.47	
12 59	13 00-0137	EA	Disassemble And Store 36" Suspended Lateral File	72.25	
12 59	13 00-0138	EA	Disassemble And Store 48" Suspended Lateral File	79.03	
12 59	13 00-0139	EA	Disassemble And Store Fully Adjustable Vinyl Keyboard Tray	29.55	
12 59	13 00-0140	EA	Disassemble And Store 24" x 36" Radiused Edge Corner Work Surface	37.34	
12 59	13 00-0141	EA	Disassemble And Store Utility Task Light	13.00	
12 59	13 00-0142		Reconfigure Systems Furniture Components <small>(12 59 13)</small>		
12 59	13 00-0143	EA	Reconfigure 34H 24W Fabric Covered Panel.....	32.80	
12 59	13 00-0144	EA	Reconfigure 34H 30W Fabric Covered Panel.....	36.45	
12 59	13 00-0145	EA	Reconfigure 34H 36W Fabric Covered Panel.....	38.97	
12 59	13 00-0146	EA	Reconfigure 34H 48W Fabric Covered Panel.....	43.67	
12 59	13 00-0147	EA	Reconfigure 42H 24W Fabric Covered Panel.....	33.32	
12 59	13 00-0148	EA	Reconfigure 42H 30W Fabric Covered Panel.....	37.66	
12 59	13 00-0149	EA	Reconfigure 42H 36W Fabric Covered Panel.....	42.19	
12 59	13 00-0150	EA	Reconfigure 42H 48W Fabric Covered Panel.....	49.58	
12 59	13 00-0151	EA	Reconfigure 62H 12W Fabric Covered Panel.....	32.10	
12 59	13 00-0152	EA	Reconfigure 62H 24W Fabric Covered Panel.....	39.50	
12 59	13 00-0153	EA	Reconfigure 62H 36W Fabric Covered Panel.....	49.41	
12 59	13 00-0154	EA	Reconfigure 62H 48W Fabric Covered Panel.....	59.15	
12 59	13 00-0155	EA	Reconfigure 34" Draw Rod Panel Connector Hardware	1.79	
12 59	13 00-0156	EA	Reconfigure 42" Draw Rod Panel Connector Hardware	1.79	
12 59	13 00-0157	EA	Reconfigure 62" Draw Rod Panel Connector Hardware	1.91	
12 59	13 00-0158	EA	Reconfigure 34" Two-Way 90 Degree Panel Connector Hardware	8.24	
12 59	13 00-0159	EA	Reconfigure 42" Two-Way 90 Degree Panel Connector Hardware	9.55	

12 Furnishings**12 50 Furniture****12 59 Systems Furniture**

SAN BERNARDINO
COUNTY

MINOR
CSI UOM DESCRIPTION

TOTAL DIRECT DEMOLITION
UNIT COST UNIT COST

12 59 13 00-0160	EA	Reconfigure 62" Two-Way 90 Degree Panel Connector Hardware	10.99	
12 59 13 00-0161	EA	Reconfigure 34" Three-Way 90 Degree Panel Connector Hardware	12.77	
12 59 13 00-0162	EA	Reconfigure 42" Three-Way 90 Degree Panel Connector Hardware	14.80	
12 59 13 00-0163	EA	Reconfigure 62" Three-Way 90 Degree Panel Connector Hardware	17.19	
12 59 13 00-0164	EA	Reconfigure 34" Four-Way 90 Degree Panel Connector Hardware	16.12	
12 59 13 00-0165	EA	Reconfigure 42" Four-Way 90 Degree Panel Connector Hardware	18.87	
12 59 13 00-0166	EA	Reconfigure 62" Four-Way 90 Degree Panel Connector Hardware	22.69	
12 59 13 00-0167	EA	Reconfigure 34" Panel End Cap Hardware	2.75	
12 59 13 00-0168	EA	Reconfigure 42" Panel End Cap Hardware	3.10	
12 59 13 00-0169	EA	Reconfigure 62" Panel End Cap Hardware	3.34	
12 59 13 00-0170	EA	Reconfigure Variable Height Panel End Filler	3.03	
12 59 13 00-0171	EA	Reconfigure Two-Way Trim Cover For Cable Management Raceway	1.56	
12 59 13 00-0172	EA	Reconfigure Three-Way Trim Cover For Cable Management Raceway	1.65	
12 59 13 00-0173	EA	Reconfigure Four-Way Trim Cover For Cable Management Raceway	1.91	
12 59 13 00-0174	EA	Reconfigure Finished End Trim Cover For Cable Management Raceway	1.56	
12 59 13 00-0175	EA	Reconfigure 12" Cable Management Raceway Assembly	3.20	
12 59 13 00-0176	EA	Reconfigure 24" Cable Management Raceway Assembly	3.63	
12 59 13 00-0177	EA	Reconfigure 30" Cable Management Raceway Assembly	3.72	
12 59 13 00-0178	EA	Reconfigure 36" Cable Management Raceway Assembly	4.15	
12 59 13 00-0179	EA	Reconfigure 48" Cable Management Raceway Assembly	4.68	
12 59 13 00-0180	EA	Reconfigure 24" x 36" Radiused Edge Rectangular Hanging Work Surface	25.14	
12 59 13 00-0181	EA	Reconfigure 30" x 36" Radiused Edge Rectangular Hanging Work Surface	30.97	
12 59 13 00-0182	EA	Reconfigure 24" x 48" Radiused Edge Rectangular Hanging Work Surface	29.23	
12 59 13 00-0183	EA	Reconfigure 30" x 48" Radiused Edge Rectangular Hanging Work Surface	36.54	
12 59 13 00-0184	EA	Reconfigure 24" x 60" Radiused Edge Rectangular Hanging Work Surface	36.88	
12 59 13 00-0185	EA	Reconfigure 30" x 60" Radiused Edge Rectangular Hanging Work Surface	46.45	
12 59 13 00-0186	EA	Reconfigure 24" x 72" Radiused Edge Rectangular Hanging Work Surface	44.80	
12 59 13 00-0187	EA	Reconfigure 30" x 72" Radiused Edge Rectangular Hanging Work Surface	56.28	
12 59 13 00-0188	EA	Reconfigure 30" x 60" Radiused Edge Table	99.99	
12 59 13 00-0189	EA	Reconfigure 30" x 72" Radiused Edge Table	109.26	
12 59 13 00-0190	EA	Reconfigure 14" x 24" Radiused Edge Transaction Surface	12.00	
12 59 13 00-0191	EA	Reconfigure 14" x 36" Radiused Edge Transaction Surface	13.66	
12 59 13 00-0192	EA	Reconfigure 14" x 48" Radiused Edge Transaction Surface	15.31	
12 59 13 00-0193	EA	Reconfigure 14" x 60" Radiused Edge Transaction Surface	19.05	
12 59 13 00-0194	EA	Reconfigure 14" x 72" Radiused Edge Transaction Surface	22.88	
12 59 13 00-0195	EA	Reconfigure 14" Right Angle Corner Transaction Surface	40.02	
12 59 13 00-0196	EA	Reconfigure Transaction Surface Support	3.16	
12 59 13 00-0197	EA	Reconfigure 15-1/2" x 24" Hanging Shelf	11.69	
12 59 13 00-0198	EA	Reconfigure 15-1/2" x 36" Hanging Shelf	12.72	
12 59 13 00-0199	EA	Reconfigure 15-1/2" x 48" Hanging Shelf	13.59	
12 59 13 00-0200	EA	Reconfigure 24" Flipper Door And Shelf	20.17	
12 59 13 00-0201	EA	Reconfigure 36" Flipper Door And Shelf	23.54	
12 59 13 00-0202	EA	Reconfigure 48" Flipper Door And Shelf	27.00	
12 59 13 00-0203	EA	Reconfigure 24" Suspended Lateral File	69.16	
12 59 13 00-0204	EA	Reconfigure 30" Suspended Lateral File	73.05	
12 59 13 00-0205	EA	Reconfigure 36" Suspended Lateral File	77.08	
12 59 13 00-0206	EA	Reconfigure 48" Suspended Lateral File	84.31	
12 59 13 00-0207	EA	Reconfigure 24" x 36" Radiused Edge Corner Work Surface	39.81	

12 59 16 Free-Standing Component System Furniture (12 59)**12 59 16 00-0001 Furniture, Office Systems (12 59 16)**

12 59 16 00-0002	EA	Desk Top, 24" Deep x 48" Wide	767.69	
12 59 16 00-0003	EA	Desk Top, 30" Deep x 48" Wide	968.66	
12 59 16 00-0004	EA	Desk Top, 30" Deep x 60" Wide	1,085.95	
12 59 16 00-0005	EA	Desk Top, 30" Deep x 72" Wide	1,162.69	
12 59 16 00-0006	EA	File, Mobile, 2-Drawer, 22" Deep	1,020.38	
12 59 16 00-0007	EA	File, Suspended, 2-Drawer, 22" Deep	856.97	
12 59 16 00-0008	EA	File, Undercounter, 2-Drawer, 22" Deep	978.62	
12 59 16 00-0009	EA	File, Undercounter, 2 Box, 1 File, 22" Deep	1,034.24	
12 59 16 00-0010	EA	Keyboard Platform With Articulating Arm	569.22	
12 59 16 00-0011	EA	End Support Leg	394.25	
12 59 16 00-0012	EA	Modesty Panel, 48" Wide	174.26	
12 59 16 00-0013	EA	Modesty Panel, Return	189.73	
12 59 16 00-0014	EA	Pencil/Utility Drawer	305.28	
12 59 16 00-0015	EA	Privacy Screen, 48" Wide x 17-20" High	507.32	
12 59 16 00-0016	EA	Privacy Screen, 72" Wide x 17-20" High	706.48	
12 59 16 00-0017	EA	Printer Stand, 30" Deep x 36" Wide	1,070.94	
12 59 16 00-0018	EA	Printer Stand, Universal	1,431.33	
12 59 16 00-0019	EA	Paper Basket	126.83	
12 59 16 00-0020	EA	Storage Unit With Doors, 60" Wide	1,674.77	
12 59 16 00-0021	EA	Storage Unit With Doors, 72" Wide	2,000.07	
12 59 16 00-0022	EA	Table, Peninsula, 30" x 72"	1,122.11	
12 59 16 00-0023	EA	Return Table, 24" x 48"	839.26	
12 59 16 00-0024	EA	Round Conference Return, 42" Diameter	948.62	
12 59 16 00-0025	EA	Work Surface, 24" Deep x 48" Wide	585.08	
12 59 16 00-0026	EA	Work Surface, 30" Deep x 30" Wide	553.71	
12 59 16 00-0027	EA	Work Surface, 30" Deep x 60" Wide	772.22	
12 59 16 00-0028	EA	Work Surface, 30" Deep x 72" Wide	809.24	
12 59 16 00-0029	EA	Corner Bridge, 30" x 42"	861.99	



		Furnishings	12
		Furniture	12 50
		Systems Furniture	12 59

MINOR CSI UOM DESCRIPTION	TOTAL DIRECT UNIT COST	DEMOLITION UNIT COST
12 59 16 00-0030 EA Peninsula, 30" x 60".....	1,212.72	
12 59 16 00-0031 EA Connector Plate.....	31.67	
12 59 16 00-0032 Steelcase Systems Furniture <small>(12 59 16)</small>		
12 59 16 00-0033 EA Standard Workstation, Type 1, Components Only (Steelcase TYP 1 COMP LH/RH).....	7,481.05	
Note: Labor cost is for installation of complete workstation including components, wall panels, power kit, furniture, etc.		
12 59 16 00-0034 EA Standard Workstation, Type 2, Components Only (Steelcase TYP 2 COMP LH/RH).....	6,299.06	
Note: Labor cost is for installation of complete workstation including components, wall panels, power kit, furniture, etc.		
12 59 16 00-0035 EA Standard Workstation, Type 3, Components Only (Steelcase TYP 3 COMP LH/RH).....	5,900.59	
Note: Labor cost is for installation of complete workstation including components, wall panels, power kit, furniture, etc.		
12 59 16 00-0036 EA Standard Workstation, Type 4, Components Only (Steelcase TYP 4 COMP LH/RH).....	4,679.19	
Note: Labor cost is for installation of complete workstation including components, wall panels, power kit, furniture, etc.		
12 59 16 00-0037 EA Private Office, Type 1, Components Only (Steelcase PO-1 COMP LH/RH).....	25,312.95	
Note: Labor cost is for installation of complete workstation including components, wall panels, power kit, furniture, etc.		
12 59 16 00-0038 EA Private Office, Type 2, Components Only (Steelcase PO-2 COMP LH/RH).....	18,275.18	
Note: Labor cost is for installation of complete workstation including components, wall panels, power kit, furniture, etc.		
12 59 16 00-0039 EA Fabric/Steel Panel, 24" (Steelcase PFS-24).....	515.15	
Note: Task to be used in conjunction with standard workstation types.		
12 59 16 00-0040 EA Fabric/Steel Panel, 30" (Steelcase PFS-30).....	551.99	
Note: Task to be used in conjunction with standard workstation types.		
12 59 16 00-0041 EA Fabric/Steel Panel, 36" (Steelcase PFS-36).....	585.73	
Note: Task to be used in conjunction with standard workstation types.		
12 59 16 00-0042 EA Fabric/Steel Panel, 42" (Steelcase PFS-42).....	625.04	
Note: Task to be used in conjunction with standard workstation types.		
12 59 16 00-0043 EA Fabric/Steel Panel, 48" (Steelcase PFS-48).....	663.71	
Note: Task to be used in conjunction with standard workstation types.		
12 59 16 00-0044 EA Fabric/Steel Panel, 60" (Steelcase PFS-60).....	765.65	
Note: Task to be used in conjunction with standard workstation types.		
12 59 16 00-0045 EA Fabric/Steel Panel, 72" (Steelcase PFS-72).....	871.24	
Note: Task to be used in conjunction with standard workstation types.		
12 59 16 00-0046 EA Fabric/Fabric Panel, 24" (Steelcase PFF-24).....	507.78	
Note: Task to be used in conjunction with standard workstation types.		
12 59 16 00-0047 EA Fabric/Fabric Panel, 30" (Steelcase PFF-30).....	542.77	
Note: Task to be used in conjunction with standard workstation types.		
12 59 16 00-0048 EA Fabric/Fabric Panel, 36" (Steelcase PFF-36).....	576.53	
Note: Task to be used in conjunction with standard workstation types.		
12 59 16 00-0049 EA Fabric/Fabric Panel, 42" (Steelcase PFF-42).....	616.44	
Note: Task to be used in conjunction with standard workstation types.		
12 59 16 00-0050 EA Fabric/Fabric Panel, 48" (Steelcase PFF-48).....	655.71	
Note: Task to be used in conjunction with standard workstation types.		
12 59 16 00-0051 EA Fabric/Fabric Panel, 60" (Steelcase PFF-60).....	756.44	
Note: Task to be used in conjunction with standard workstation types.		
12 59 16 00-0052 EA Fabric/Fabric Panel, 72" (Steelcase PFF-72).....	863.87	
Note: Task to be used in conjunction with standard workstation types.		
12 59 16 00-0053 EA Touchdown Host Desk (Steelcase TD).....	2,329.89	
12 59 16 00-0054 EA Power Kit, 24" - 48" (Steelcase PK-24, 30, 36, 42 or 48).....	110.52	
Note: Task to be used in conjunction with standard workstation types.		
12 59 16 00-0055 EA Power Kit, 60" - 72" (Steelcase PK-60 or 72).....	167.62	
Note: Task to be used in conjunction with standard workstation types.		
12 59 16 00-0056 EA Receptacle (Steelcase RECPT).....	22.11	
Note: Task to be used in conjunction with standard workstation types.		
12 59 16 00-0057 EA Base Power, 6" (Steelcase BPI-6).....	138.77	
Note: Task to be used in conjunction with standard workstation types.		
12 59 16 00-0058 EA Base Power, 12" (Steelcase BPI-12).....	148.58	
Note: Task to be used in conjunction with standard workstation types.		
12 59 16 00-0059 EA End Trim, 54" (Steelcase E54).....	159.02	
Note: Task to be used in conjunction with standard workstation types.		
12 59 16 00-0060 EA In Line Trim, 54" (Steelcase I54).....	109.29	
Note: Task to be used in conjunction with standard workstation types.		
12 59 16 00-0061 EA L Junction, 54" (Steelcase L54).....	273.82	
Note: Task to be used in conjunction with standard workstation types.		
12 59 16 00-0062 EA T Junction (Steelcase T54).....	273.88	
Note: Task to be used in conjunction with standard workstation types.		
12 59 16 00-0063 EA X Junction (Steelcase X54).....	260.33	
Note: Task to be used in conjunction with standard workstation types.		
12 59 16 00-0064 EA Junction Cap Aligner (Steelcase JC).....	42.98	
Note: Task to be used in conjunction with standard workstation types.		
12 59 16 00-0065 EA Junction Block, 90 Degree Corner (3) (Steelcase J90).....	18.41	
Note: Task to be used in conjunction with standard workstation types.		
12 59 16 00-0066 EA Light Seal, 54" (Steelcase LS54).....	12.28	
Note: Task to be used in conjunction with standard workstation types.		
12 59 16 00-0067 EA Think Chair, Arms and Casters - Task Chair (Steelcase 46543100).....	903.66	
12 59 16 00-0068 EA Think Chair, No Arms, Casters - Conference Chair (Steelcase 46543000).....	743.03	
12 59 16 00-0069 EA Move Chair, No Arms, No Casters (Glides) (Steelcase 490410P).....	174.06	
12 59 16 00-0070 EA Move Chair, Arms, No Casters (Steelcase 490410CP).....	211.65	
12 59 16 00-0071 EA Move Chair, No Arms, Casters (Steelcase 490410C).....	299.11	
12 59 16 00-0072 EA Training Table, 60" x 20" (Akira AK6020RTC).....	1,019.78	

12 Furnishings

12 50 Furniture

12 59 Systems Furniture



MINOR	CSI	UOM	DESCRIPTION	TOTAL DIRECT UNIT COST	DEMOLITION UNIT COST
12 59 16 00-0073	EA		Conference Table, 30" x 59.75" (Steelcase BFS3060)	586.36	
12 59 16 00-0074	EA		Conference Table, 30" x 47.75" (Steelcase BFS3048)	553.21	
12 59 16 00-0075	EA		Round Conference Table, 36" Diameter With Base (Steelcase BFR36)	422.42	
12 59 16 00-0076	EA		Round Conference Table, 42" Diameter With Base (Steelcase BFR42)	499.78	
12 59 16 00-0077	EA		Round Conference Table, 48" Diameter With Base (Steelcase BFR48)	524.96	
12 59 16 00-0078	EA		Rectangle Conference Table, 36" x 72" (Steelcase BFRR3672)	718.38	
12 59 16 00-0079	EA		Rectangle Conference Table, 42" x 84" (Steelcase BFRR4284)	982.34	
12 59 16 00-0080	EA		Task Light (Steelcase DSLEDF)	262.39	
12 59 16 00-0081	EA		Markerboard, 48" x 48" (Claridge S14x4LCS)	406.65	
12 59 16 00-0082	EA		Lateral File, 3 Drawer - 36" W (Steelcase RLF18363P)	961.91	
12 59 16 00-0083	EA		Tower, Open Side Shelf (Steelcase TS2TWS54RC)	1,384.21	
12 59 16 00-0084	EA		Tower, Closed Side (Steelcase TS2TW66LC)	1,217.28	
12 59 16 00-0085	EA		Pedestal File - Mobile (Steelcase RPM2421CP)	779.76	
12 59 16 00-0086	EA		Wardrobe, Fixed Shelf, Coat Rod (Steelcase RWC24306DP)	1,006.55	
12 59 16 00-0087			Herman Miller Systems Furniture (12 59 16)		
12 59 16 00-0088			Herman Miller Action Office Series 2 Systems Furniture (12 59 16 00-0087)		
12 59 16 00-0089	EA		32H 24W Panel, Category 1 Fabric Both Sides, Type L Power, Herman Miller AO Series 2	380.12	24.62
			<i>For Owner Furnished Material, Deduct</i>	-318.62	
			<i>For Category 2 Fabric Both Sides, Add</i>	10.18	
			<i>For Nonpowered Panel, Deduct</i>	-101.74	
12 59 16 00-0090	EA		32H 30W Panel, Category 1 Fabric Both Sides, Type L Power, Herman Miller AO Series 2	403.51	25.78
			<i>For Owner Furnished Material, Deduct</i>	-338.97	
			<i>For Category 2 Fabric Both Sides, Add</i>	10.18	
			<i>For Nonpowered Panel, Deduct</i>	-101.74	
12 59 16 00-0091	EA		32H 36W Panel, Category 1 Fabric Both Sides, Type L Power, Herman Miller AO Series 2	436.62	27.13
			<i>For Owner Furnished Material, Deduct</i>	-368.86	
			<i>For Category 2 Fabric Both Sides, Add</i>	10.18	
			<i>For Nonpowered Panel, Deduct</i>	-101.74	
12 59 16 00-0092	EA		32H 48W Panel, Category 1 Fabric Both Sides, Type L Power, Herman Miller AO Series 2	469.28	28.46
			<i>For Owner Furnished Material, Deduct</i>	-398.12	
			<i>For Category 2 Fabric Both Sides, Add</i>	10.18	
			<i>For Nonpowered Panel, Deduct</i>	-101.74	
12 59 16 00-0093	EA		39H 24W Panel, Category 1 Fabric Both Sides, Type L Power, Herman Miller AO Series 2	391.43	25.78
			<i>For Owner Furnished Material, Deduct</i>	-326.89	
			<i>For Category 2 Fabric Both Sides, Add</i>	13.99	
			<i>For Nonpowered Panel, Deduct</i>	-101.74	
			<i>For Tackable Acoustical-Barrier Panel, Add</i>	63.92	
12 59 16 00-0094	EA		39H 30W Panel, Category 1 Fabric Both Sides, Type L Power, Herman Miller AO Series 2	416.27	27.13
			<i>For Owner Furnished Material, Deduct</i>	-348.51	
			<i>For Category 2 Fabric Both Sides, Add</i>	13.99	
			<i>For Nonpowered Panel, Deduct</i>	-101.74	
			<i>For Tackable Acoustical-Barrier Panel, Add</i>	63.92	
12 59 16 00-0095	EA		39H 36W Panel, Category 1 Fabric Both Sides, Type L Power, Herman Miller AO Series 2	450.20	28.46
			<i>For Owner Furnished Material, Deduct</i>	-379.04	
			<i>For Category 2 Fabric Both Sides, Add</i>	13.99	
			<i>For Nonpowered Panel, Deduct</i>	-101.74	
			<i>For Tackable Acoustical-Barrier Panel, Add</i>	63.92	
12 59 16 00-0096	EA		39H 48W Panel, Category 1 Fabric Both Sides, Type L Power, Herman Miller AO Series 2	484.94	29.89
			<i>For Owner Furnished Material, Deduct</i>	-410.20	
			<i>For Category 2 Fabric Both Sides, Add</i>	13.99	
			<i>For Nonpowered Panel, Deduct</i>	-101.74	
			<i>For Tackable Acoustical-Barrier Panel, Add</i>	63.92	
12 59 16 00-0097	EA		47H 24W Panel, Category 1 Fabric Both Sides, Type L Power, Herman Miller AO Series 2	408.00	27.13
			<i>For Owner Furnished Material, Deduct</i>	-340.24	
			<i>For Category 2 Fabric Both Sides, Add</i>	13.99	
			<i>For Nonpowered Panel, Deduct</i>	-101.74	
			<i>For Tackable Acoustical-Barrier Panel, Add</i>	63.92	
12 59 16 00-0098	EA		47H 30W Panel, Category 1 Fabric Both Sides, Type L Power, Herman Miller AO Series 2	439.39	28.46
			<i>For Owner Furnished Material, Deduct</i>	-368.23	
			<i>For Category 2 Fabric Both Sides, Add</i>	13.99	
			<i>For Nonpowered Panel, Deduct</i>	-101.74	
			<i>For Tackable Acoustical-Barrier Panel, Add</i>	63.92	
12 59 16 00-0099	EA		47H 36W Panel, Category 1 Fabric Both Sides, Type L Power, Herman Miller AO Series 2	481.76	29.89
			<i>For Owner Furnished Material, Deduct</i>	-407.02	
			<i>For Category 2 Fabric Both Sides, Add</i>	13.99	
			<i>For Nonpowered Panel, Deduct</i>	-101.74	
			<i>For Tackable Acoustical-Barrier Panel, Add</i>	63.92	
12 59 16 00-0100	EA		47H 48W Panel, Category 1 Fabric Both Sides, Type L Power, Herman Miller AO Series 2	528.13	31.42
			<i>For Owner Furnished Material, Deduct</i>	-449.63	
			<i>For Category 2 Fabric Both Sides, Add</i>	13.99	
			<i>For Nonpowered Panel, Deduct</i>	-101.74	
			<i>For Tackable Acoustical-Barrier Panel, Add</i>	63.92	
12 59 16 00-0101	EA		62H 12W Panel, Category 1 Fabric Both Sides, Type L Power, Herman Miller AO Series 2	399.20	24.62
			<i>For Owner Furnished Material, Deduct</i>	-337.70	
			<i>For Category 2 Fabric Both Sides, Add</i>	16.54	
			<i>For Nonpowered Panel, Deduct</i>	-101.74	
			<i>For Tackable Acoustical-Barrier Panel, Add</i>	63.92	
12 59 16 00-0102	EA		62H 24W Panel, Category 1 Fabric Both Sides, Type L Power, Herman Miller AO Series 2	450.20	28.46
			<i>For Owner Furnished Material, Deduct</i>	-379.04	
			<i>For Category 2 Fabric Both Sides, Add</i>	16.54	
			<i>For Nonpowered Panel, Deduct</i>	-101.74	
			<i>For Tackable Acoustical-Barrier Panel, Add</i>	63.92	



		Furnishings	12
		Furniture	12 50
		Systems Furniture	12 59

MINOR	CSI	UOM	DESCRIPTION	TOTAL DIRECT UNIT COST	DEMOLITION UNIT COST
12 59 16 00-0103	EA		62H 36W Panel, Category 1 Fabric Both Sides, Type L Power, Herman Miller AO Series 2 <i>For Owner Furnished Material, Deduct</i> <i>For Category 2 Fabric Both Sides, Add</i> <i>For Nonpowered Panel, Deduct</i> <i>For Tackable Acoustical-Barrier Panel, Add</i>	544.03 -465.53 16.54 -101.74 63.92	31.42
12 59 16 00-0104	EA		62H 48W Panel, Category 1 Fabric Both Sides, Type L Power, Herman Miller AO Series 2 <i>For Owner Furnished Material, Deduct</i> <i>For Category 2 Fabric Both Sides, Add</i> <i>For Nonpowered Panel, Deduct</i> <i>For Tackable Acoustical-Barrier Panel, Add</i>	598.21 -515.77 16.54 -101.74 63.92	32.94
12 59 16 00-0105	EA		67H 12W Panel, Category 1 Fabric Both Sides, Type L Power, Herman Miller AO Series 2 <i>For Owner Furnished Material, Deduct</i> <i>For Category 2 Fabric Both Sides, Add</i> <i>For Nonpowered Panel, Deduct</i> <i>For Tackable Acoustical-Barrier Panel, Add</i>	407.96 -343.42 16.54 -101.74 63.92	25.78
12 59 16 00-0106	EA		67H 24W Panel, Category 1 Fabric Both Sides, Type L Power, Herman Miller AO Series 2 <i>For Owner Furnished Material, Deduct</i> <i>For Category 2 Fabric Both Sides, Add</i> <i>For Nonpowered Panel, Deduct</i> <i>For Tackable Acoustical-Barrier Panel, Add</i>	459.50 -384.76 16.54 -101.74 63.92	29.89
12 59 16 00-0107	EA		67H 36W Panel, Category 1 Fabric Both Sides, Type L Power, Herman Miller AO Series 2 <i>For Owner Furnished Material, Deduct</i> <i>For Category 2 Fabric Both Sides, Add</i> <i>For Nonpowered Panel, Deduct</i> <i>For Tackable Acoustical-Barrier Panel, Add</i>	551.79 -469.35 16.54 -101.74 63.92	32.94
12 59 16 00-0108	EA		67H 48W Panel, Category 1 Fabric Both Sides, Type L Power, Herman Miller AO Series 2 <i>For Owner Furnished Material, Deduct</i> <i>For Category 2 Fabric Both Sides, Add</i> <i>For Nonpowered Panel, Deduct</i> <i>For Tackable Acoustical-Barrier Panel, Add</i>	606.14 -519.59 16.54 -101.74 63.92	34.64
12 59 16 00-0109	EA		85H 12W Panel, Category 1 Fabric Both Sides, Type L Power, Herman Miller AO Series 2 <i>For Owner Furnished Material, Deduct</i> <i>For Category 2 Fabric Both Sides, Add</i> <i>For Nonpowered Panel, Deduct</i> <i>For Tackable Acoustical-Barrier Panel, Add</i>	445.53 -377.77 16.54 -101.74 63.92	27.13
12 59 16 00-0110	EA		85H 24W Panel, Category 1 Fabric Both Sides, Type L Power, Herman Miller AO Series 2 <i>For Owner Furnished Material, Deduct</i> <i>For Category 2 Fabric Both Sides, Add</i> <i>For Nonpowered Panel, Deduct</i> <i>For Tackable Acoustical-Barrier Panel, Add</i>	515.41 -436.91 16.54 -101.74 63.92	31.42
12 59 16 00-0111	EA		85H 36W Panel, Category 1 Fabric Both Sides, Type L Power, Herman Miller AO Series 2 <i>For Owner Furnished Material, Deduct</i> <i>For Category 2 Fabric Both Sides, Add</i> <i>For Nonpowered Panel, Deduct</i> <i>For Tackable Acoustical-Barrier Panel, Add</i>	618.22 -531.67 16.54 -101.74 63.92	34.64
12 59 16 00-0112	EA		85H 48W Panel, Category 1 Fabric Both Sides, Type L Power, Herman Miller AO Series 2 <i>For Owner Furnished Material, Deduct</i> <i>For Category 2 Fabric Both Sides, Add</i> <i>For Nonpowered Panel, Deduct</i> <i>For Tackable Acoustical-Barrier Panel, Add</i>	677.85 -587.00 16.54 -101.74 63.92	36.34
12 59 16 00-0113	EA		32" Two-Way 90 Connector, Hard Surface, Herman Miller AO Series 2 <i>For Owner Furnished Material, Deduct</i>	74.99 -59.78	6.09
12 59 16 00-0114	EA		39" Two-Way 90 Connector, Hard Surface, Herman Miller AO Series 2 <i>For Owner Furnished Material, Deduct</i>	78.25 -61.69	6.71
12 59 16 00-0115	EA		47" Two-Way 90 Connector, Hard Surface, Herman Miller AO Series 2 <i>For Owner Furnished Material, Deduct</i>	86.58 -68.68	7.17
12 59 16 00-0116	EA		62" Two-Way 90 Connector, Hard Surface, Herman Miller AO Series 2 <i>For Owner Furnished Material, Deduct</i>	98.18 -77.59	8.24
12 59 16 00-0117	EA		67" Two-Way 90 Connector, Hard Surface, Herman Miller AO Series 2 <i>For Owner Furnished Material, Deduct</i>	100.79 -78.86	8.77
12 59 16 00-0118	EA		85" Two-Way 90 Connector, Hard Surface, Herman Miller AO Series 2 <i>For Owner Furnished Material, Deduct</i>	112.94 -89.67	9.31
12 59 16 00-0119	EA		32" Three-Way 90 Connector, Hard Surface, Herman Miller AO Series 2 <i>For Owner Furnished Material, Deduct</i>	132.06 -108.11	9.57
12 59 16 00-0120	EA		39" Three-Way 90 Connector, Hard Surface, Herman Miller AO Series 2 <i>For Owner Furnished Material, Deduct</i>	138.44 -112.57	10.39
12 59 16 00-0121	EA		47" Three-Way 90 Connector, Hard Surface, Herman Miller AO Series 2 <i>For Owner Furnished Material, Deduct</i>	147.95 -120.20	11.10
12 59 16 00-0122	EA		62" Three-Way 90 Connector, Hard Surface, Herman Miller AO Series 2 <i>For Owner Furnished Material, Deduct</i>	170.86 -138.64	12.89
12 59 16 00-0123	EA		67" Three-Way 90 Connector, Hard Surface, Herman Miller AO Series 2 <i>For Owner Furnished Material, Deduct</i>	174.91 -139.91	13.96
12 59 16 00-0124	EA		85" Three-Way 90 Connector, Hard Surface, Herman Miller AO Series 2 <i>For Owner Furnished Material, Deduct</i>	197.84 -158.36	15.76
12 59 16 00-0125	EA		32" Four-Way 90 Connector, Hard Surface, Herman Miller AO Series 2 <i>For Owner Furnished Material, Deduct</i>	165.72 -135.46	12.08
12 59 16 00-0126	EA		39" Four-Way 90 Connector, Hard Surface, Herman Miller AO Series 2 <i>For Owner Furnished Material, Deduct</i>	173.40 -140.55	13.16
12 59 16 00-0127	EA		47" Four-Way 90 Connector, Hard Surface, Herman Miller AO Series 2 <i>For Owner Furnished Material, Deduct</i>	186.07 -150.72	14.14
12 59 16 00-0128	EA		62" Four-Way 90 Connector, Hard Surface, Herman Miller AO Series 2 <i>For Owner Furnished Material, Deduct</i>	221.86 -179.34	17.01
12 59 16 00-0129	EA		67" Four-Way 90 Connector, Hard Surface, Herman Miller AO Series 2 <i>For Owner Furnished Material, Deduct</i>	225.73 -180.62	18.08
12 59 16 00-0130	EA		85" Four-Way 90 Connector, Hard Surface, Herman Miller AO Series 2 <i>For Owner Furnished Material, Deduct</i>	253.87 -201.60	20.94

12 Furnishings

12 50 Furniture

12 59 Systems Furniture



MINOR	CSI	UOM	DESCRIPTION	TOTAL DIRECT UNIT COST	DEMOLITION UNIT COST
12 59 16 00-0131	EA		32" Finished End, Hard Surface, Herman Miller AO Series 2	31.26	2.06
			<i>For Owner Furnished Material, Deduct</i>	-26.07	
12 59 16 00-0132	EA		39" Finished End, Hard Surface, Herman Miller AO Series 2	32.90	2.24
			<i>For Owner Furnished Material, Deduct</i>	-27.35	
12 59 16 00-0133	EA		47" Finished End, Hard Surface, Herman Miller AO Series 2	35.07	2.33
			<i>For Owner Furnished Material, Deduct</i>	-29.25	
12 59 16 00-0134	EA		62" Finished End, Hard Surface, Herman Miller AO Series 2	36.80	2.51
			<i>For Owner Furnished Material, Deduct</i>	-30.53	
12 59 16 00-0135	EA		67" Finished End, Hard Surface, Herman Miller AO Series 2	37.15	2.69
			<i>For Owner Furnished Material, Deduct</i>	-30.53	
12 59 16 00-0136	EA		85" Finished End, Hard Surface, Herman Miller AO Series 2	40.14	2.86
			<i>For Owner Furnished Material, Deduct</i>	-33.07	
12 59 16 00-0137	EA		Change Of Height Draw Rod, Herman Miller AO Series 2	18.40	2.33
			<i>For Owner Furnished Material, Deduct</i>	-12.72	
12 59 16 00-0138	EA		Cable/Energy Barrier (Connector), Herman Miller AO Series 2	44.26	1.16
			<i>For Owner Furnished Material, Deduct</i>	-41.34	
12 59 16 00-0139			Accessories For Herman Miller Action Office Series Systems Furniture <small>(12 59 16 00-0087)</small>		
12 59 16 00-0140	EA		27" Draw Rod, Herman Miller Action Office	14.49	1.21
			<i>For Owner Furnished Material, Deduct</i>	-11.45	
12 59 16 00-0141	EA		34" Draw Rod, Herman Miller Action Office	15.30	1.28
			<i>For Owner Furnished Material, Deduct</i>	-12.08	
12 59 16 00-0142	EA		42" Draw Rod, Herman Miller Action Office	15.48	1.36
			<i>For Owner Furnished Material, Deduct</i>	-12.08	
12 59 16 00-0143	EA		48" Draw Rod, Herman Miller Action Office	16.30	1.43
			<i>For Owner Furnished Material, Deduct</i>	-12.72	
12 59 16 00-0144	EA		57" Draw Rod, Herman Miller Action Office	16.48	1.51
			<i>For Owner Furnished Material, Deduct</i>	-12.72	
12 59 16 00-0145	EA		62" Draw Rod, Herman Miller Action Office	16.65	1.58
			<i>For Owner Furnished Material, Deduct</i>	-12.72	
12 59 16 00-0146	EA		80" Draw Rod, Herman Miller Action Office	18.10	1.65
			<i>For Owner Furnished Material, Deduct</i>	-13.99	
12 59 16 00-0147	EA		24" x 36" Hanging Work Surface, Laminate, Herman Miller Action Office	180.69	18.80
			<i>For Owner Furnished Material, Deduct</i>	-133.55	
12 59 16 00-0148	EA		24" x 48" Hanging Work Surface, Laminate, Herman Miller Action Office	243.68	21.93
			<i>For Owner Furnished Material, Deduct</i>	-188.88	
12 59 16 00-0149	EA		24" x 60" Hanging Work Surface, Laminate, Herman Miller Action Office	311.45	27.66
			<i>For Owner Furnished Material, Deduct</i>	-242.30	
12 59 16 00-0150	EA		24" x 72" Hanging Work Surface, Laminate, Herman Miller Action Office	381.00	33.57
			<i>For Owner Furnished Material, Deduct</i>	-297.00	
12 59 16 00-0151	EA		30" x 36" Hanging Work Surface, Laminate, Herman Miller Action Office	259.66	23.18
			<i>For Owner Furnished Material, Deduct</i>	-201.60	
12 59 16 00-0152	EA		30" x 48" Hanging Work Surface, Laminate, Herman Miller Action Office	308.28	27.39
			<i>For Owner Furnished Material, Deduct</i>	-239.76	
12 59 16 00-0153	EA		30" x 60" Hanging Work Surface, Laminate, Herman Miller Action Office	395.56	34.91
			<i>For Owner Furnished Material, Deduct</i>	-308.45	
12 59 16 00-0154	EA		30" x 72" Hanging Work Surface, Laminate, Herman Miller Action Office	482.63	42.16
			<i>For Owner Furnished Material, Deduct</i>	-377.13	
12 59 16 00-0155	EA		24" x 36" Corner Work Surface, Laminate, Herman Miller Action Office	336.02	29.89
			<i>For Owner Furnished Material, Deduct</i>	-261.38	
12 59 16 00-0156	EA		30" x 60" Round End Peninsula, Laminate, Herman Miller Action Office	613.25	65.16
			<i>For Owner Furnished Material, Deduct</i>	-450.27	
12 59 16 00-0157	EA		30" x 72" Round End Peninsula, Laminate, Herman Miller Action Office	656.92	71.16
			<i>For Owner Furnished Material, Deduct</i>	-478.89	
12 59 16 00-0158	EA		14" x 24" Transaction Surface, Laminate, Herman Miller Action Office	99.46	9.04
			<i>For Owner Furnished Material, Deduct</i>	-76.95	
12 59 16 00-0159	EA		14" x 36" Transaction Surface, Laminate, Herman Miller Action Office	114.65	10.21
			<i>For Owner Furnished Material, Deduct</i>	-89.04	
12 59 16 00-0160	EA		14" x 48" Transaction Surface, Laminate, Herman Miller Action Office	129.19	11.46
			<i>For Owner Furnished Material, Deduct</i>	-100.48	
12 59 16 00-0161	EA		14" x 60" Transaction Surface, Laminate, Herman Miller Action Office	161.64	14.32
			<i>For Owner Furnished Material, Deduct</i>	-125.92	
12 59 16 00-0162	EA		14" x 72" Transaction Surface, Laminate, Herman Miller Action Office	194.89	17.19
			<i>For Owner Furnished Material, Deduct</i>	-152.00	
12 59 16 00-0163	EA		Right Angle Corner Transaction Surface, Laminate, Herman Miller Action Office	183.15	29.99
			<i>For Owner Furnished Material, Deduct</i>	-108.11	
12 59 16 00-0164	EA		Pencil Drawer, Herman Miller Action Office	30.65	2.33
			<i>For Owner Furnished Material, Deduct</i>	-24.80	
12 59 16 00-0165	EA		12" x 24" Shelf, Herman Miller Action Office	110.96	8.77
			<i>For Owner Furnished Material, Deduct</i>	-89.04	
12 59 16 00-0166	EA		12" x 36" Shelf, Herman Miller Action Office	121.80	9.48
			<i>For Owner Furnished Material, Deduct</i>	-97.94	
12 59 16 00-0167	EA		12" x 48" Shelf, Herman Miller Action Office	130.42	10.21
			<i>For Owner Furnished Material, Deduct</i>	-104.94	
12 59 16 00-0168	EA		12" x 24" Flipper Door, Herman Miller Action Office	179.64	15.12
			<i>For Owner Furnished Material, Deduct</i>	-141.82	
12 59 16 00-0169	EA		12" x 36" Flipper Door, Herman Miller Action Office	212.05	17.72
			<i>For Owner Furnished Material, Deduct</i>	-167.90	
12 59 16 00-0170	EA		12" x 48" Flipper Door, Herman Miller Action Office	245.88	20.23
			<i>For Owner Furnished Material, Deduct</i>	-195.24	
12 59 16 00-0171	EA		24" Task Light, Herman Miller Action Office	188.78	10.39
			<i>For Owner Furnished Material, Deduct</i>	-162.81	



		Furnishings	12
		Furniture	12 50
		Systems Furniture	12 59

MINOR	CSI	UOM	DESCRIPTION	TOTAL DIRECT UNIT COST	DEMOLITION UNIT COST
12 59 16 00-0172	EA		36" Task Light, Herman Miller Action Office <i>For Owner Furnished Material, Deduct</i>	199.59 -173.62	10.39
12 59 16 00-0173	EA		48" Task Light, Herman Miller Action Office <i>For Owner Furnished Material, Deduct</i>	211.04 -185.07	10.39
12 59 16 00-0174			Disassemble And Store <small>(12 59 16 00-0087)</small>		
12 59 16 00-0175	EA		Disassemble And Store 32H 24W Panel	30.79	
12 59 16 00-0176	EA		Disassemble And Store 32H 30W Panel	32.31	
12 59 16 00-0177	EA		Disassemble And Store 32H 36W Panel	33.93	
12 59 16 00-0178	EA		Disassemble And Store 32H 48W Panel	35.63	
12 59 16 00-0179	EA		Disassemble And Store 39H 24W Panel	32.31	
12 59 16 00-0180	EA		Disassemble And Store 39H 30W Panel	33.93	
12 59 16 00-0181	EA		Disassemble And Store 39H 36W Panel	35.63	
12 59 16 00-0182	EA		Disassemble And Store 39H 48W Panel	37.41	
12 59 16 00-0183	EA		Disassemble And Store 47H 24W Panel	33.93	
12 59 16 00-0184	EA		Disassemble And Store 47H 30W Panel	35.63	
12 59 16 00-0185	EA		Disassemble And Store 47H 36W Panel	37.41	
12 59 16 00-0186	EA		Disassemble And Store 47H 48W Panel	39.30	
12 59 16 00-0187	EA		Disassemble And Store 62H 12W Panel	30.79	
12 59 16 00-0188	EA		Disassemble And Store 62H 24W Panel	35.63	
12 59 16 00-0189	EA		Disassemble And Store 62H 36W Panel	39.30	
12 59 16 00-0190	EA		Disassemble And Store 62H 48W Panel	41.26	
12 59 16 00-0191	EA		Disassemble And Store 67H 12W Panel	32.31	
12 59 16 00-0192	EA		Disassemble And Store 67H 24W Panel	37.41	
12 59 16 00-0193	EA		Disassemble And Store 67H 36W Panel	41.26	
12 59 16 00-0194	EA		Disassemble And Store 67H 48W Panel	43.32	
12 59 16 00-0195	EA		Disassemble And Store 67H 12W Panel	33.93	
12 59 16 00-0196	EA		Disassemble And Store 85H 24W Panel	39.30	
12 59 16 00-0197	EA		Disassemble And Store 85H 36W Panel	43.32	
12 59 16 00-0198	EA		Disassemble And Store 85H 48W Panel	45.47	
12 59 16 00-0199	EA		Disassemble And Store 32" Two-Way 90 Connector	7.61	
12 59 16 00-0200	EA		Disassemble And Store 39" Two-Way 90 Connector	8.33	
12 59 16 00-0201	EA		Disassemble And Store 47" Two-Way 90 Connector	8.95	
12 59 16 00-0202	EA		Disassemble And Store 62" Two-Way 90 Connector	10.30	
12 59 16 00-0203	EA		Disassemble And Store 67" Two-Way 90 Connector	11.01	
12 59 16 00-0204	EA		Disassemble And Store 85" Two-Way 90 Connector	11.64	
12 59 16 00-0205	EA		Disassemble And Store 32" Three-Way 90 Connector	11.99	
12 59 16 00-0206	EA		Disassemble And Store 39" Three-Way 90 Connector	12.98	
12 59 16 00-0207	EA		Disassemble And Store 47" Three-Way 90 Connector	13.88	
12 59 16 00-0208	EA		Disassemble And Store 62" Three-Way 90 Connector	16.12	
12 59 16 00-0209	EA		Disassemble And Store 67" Three-Way 90 Connector	17.54	
12 59 16 00-0210	EA		Disassemble And Store 85" Three-Way 90 Connector	19.78	
12 59 16 00-0211	EA		Disassemble And Store 32" Four-Way 90 Connector	15.12	
12 59 16 00-0212	EA		Disassemble And Store 39" Four-Way 90 Connector	16.47	
12 59 16 00-0213	EA		Disassemble And Store 47" Four-Way 90 Connector	17.72	
12 59 16 00-0214	EA		Disassemble And Store 62" Four-Way 90 Connector	21.30	
12 59 16 00-0215	EA		Disassemble And Store 67" Four-Way 90 Connector	22.56	
12 59 16 00-0216	EA		Disassemble And Store 85" Four-Way 90 Connector	26.14	
12 59 16 00-0217	EA		Disassemble And Store 32" Finished End	2.60	
12 59 16 00-0218	EA		Disassemble And Store 39" Finished End	2.78	
12 59 16 00-0219	EA		Disassemble And Store 47" Finished End	2.95	
12 59 16 00-0220	EA		Disassemble And Store 62" Finished End	3.13	
12 59 16 00-0221	EA		Disassemble And Store 67" Finished End	3.31	
12 59 16 00-0222	EA		Disassemble And Store 85" Finished End	3.58	
12 59 16 00-0223	EA		Disassemble And Store Change Of Height Draw Rod	2.84	
12 59 16 00-0224	EA		Disassemble And Store Cable/Energy Barrier (Connector)	1.47	
12 59 16 00-0225	EA		Disassemble And Store 27" Draw Rod	1.53	
12 59 16 00-0226	EA		Disassemble And Store 34" Draw Rod	1.69	
12 59 16 00-0227	EA		Disassemble And Store 42" Draw Rod	1.70	
12 59 16 00-0228	EA		Disassemble And Store 48" Draw Rod	1.79	
12 59 16 00-0229	EA		Disassemble And Store 57" Draw Rod	1.88	
12 59 16 00-0230	EA		Disassemble And Store 62" Draw Rod	1.97	
12 59 16 00-0231	EA		Disassemble And Store 80" Draw Rod	2.06	
12 59 16 00-0232	EA		Disassemble And Store 24" x 36" Hanging Work Surface	23.58	
12 59 16 00-0233	EA		Disassemble And Store 24" x 48" Hanging Work Surface	27.42	
12 59 16 00-0234	EA		Disassemble And Store 24" x 60" Hanging Work Surface	34.60	
12 59 16 00-0235	EA		Disassemble And Store 24" x 72" Hanging Work Surface	42.02	
12 59 16 00-0236	EA		Disassemble And Store 30" x 36" Hanging Work Surface	29.04	
12 59 16 00-0237	EA		Disassemble And Store 30" x 48" Hanging Work Surface	34.27	
12 59 16 00-0238	EA		Disassemble And Store 30" x 60" Hanging Work Surface	43.57	
12 59 16 00-0239	EA		Disassemble And Store 30" x 72" Hanging Work Surface	52.80	
12 59 16 00-0240	EA		Disassemble And Store 24" x 36" Corner Work Surface	37.34	
12 59 16 00-0241	EA		Disassemble And Store 30" x 60" Round End Peninsula	81.53	
12 59 16 00-0242	EA		Disassemble And Store 30" x 72" Round End Peninsula	89.07	
12 59 16 00-0243	EA		Disassemble And Store 14" x 24" Transaction Surface	11.26	
12 59 16 00-0244	EA		Disassemble And Store 14" x 36" Transaction Surface	12.80	
12 59 16 00-0245	EA		Disassemble And Store 14" x 48" Transaction Surface	14.36	
12 59 16 00-0246	EA		Disassemble And Store 14" x 60" Transaction Surface	17.86	
12 59 16 00-0247	EA		Disassemble And Store 14" x 72" Transaction Surface	21.46	
12 59 16 00-0248	EA		Disassemble And Store Right Angle Corner Transaction Surface	37.53	

12 Furnishings

12 50 Furniture

12 59 Systems Furniture



MINOR	CSI	UOM	DESCRIPTION	TOTAL DIRECT UNIT COST	DEMOLITION UNIT COST
12 59 16 00-0249	EA		Disassemble And Store Pencil Drawer	2.92	
12 59 16 00-0250	EA		Disassemble And Store 24" Shelf	10.96	
12 59 16 00-0251	EA		Disassemble And Store 36" Shelf	11.93	
12 59 16 00-0252	EA		Disassemble And Store 48" Shelf	12.74	
12 59 16 00-0253	EA		Disassemble And Store 24" Flipper Door	18.92	
12 59 16 00-0254	EA		Disassemble And Store 36" Flipper Door	22.09	
12 59 16 00-0255	EA		Disassemble And Store 48" Flipper Door	25.83	
12 59 16 00-0256	EA		Disassemble And Store Task Light, Herman Miller Action Office	13.00	
12 59 16 00-0257 Reconfigure <small>(12 59 16 00-0087)</small>					
12 59 16 00-0258	EA		Reconfigure 32H 24W Panel	40.21	
12 59 16 00-0259	EA		Reconfigure 32H 30W Panel	42.31	
12 59 16 00-0260	EA		Reconfigure 32H 36W Panel	44.62	
12 59 16 00-0261	EA		Reconfigure 32H 48W Panel	47.08	
12 59 16 00-0262	EA		Reconfigure 39H 24W Panel	42.07	
12 59 16 00-0263	EA		Reconfigure 39H 30W Panel	44.21	
12 59 16 00-0264	EA		Reconfigure 39H 36W Panel	46.70	
12 59 16 00-0265	EA		Reconfigure 39H 48W Panel	49.28	
12 59 16 00-0266	EA		Reconfigure 47H 24W Panel	44.04	
12 59 16 00-0267	EA		Reconfigure 47H 30W Panel	46.48	
12 59 16 00-0268	EA		Reconfigure 47H 36W Panel	49.22	
12 59 16 00-0269	EA		Reconfigure 47H 48W Panel	52.13	
12 59 16 00-0270	EA		Reconfigure 62H 12W Panel	40.59	
12 59 16 00-0271	EA		Reconfigure 62H 24W Panel	46.70	
12 59 16 00-0272	EA		Reconfigure 62H 36W Panel	52.45	
12 59 16 00-0273	EA		Reconfigure 62H 48W Panel	55.70	
12 59 16 00-0274	EA		Reconfigure 67H 12W Panel	42.40	
12 59 16 00-0275	EA		Reconfigure 67H 24W Panel	48.78	
12 59 16 00-0276	EA		Reconfigure 67H 36W Panel	54.77	
12 59 16 00-0277	EA		Reconfigure 67H 48W Panel	58.01	
12 59 16 00-0278	EA		Reconfigure 85H 12W Panel	44.80	
12 59 16 00-0279	EA		Reconfigure 85H 24W Panel	51.88	
12 59 16 00-0280	EA		Reconfigure 85H 36W Panel	58.25	
12 59 16 00-0281	EA		Reconfigure 85H 48W Panel	61.69	
12 59 16 00-0282	EA		Reconfigure 32" Two-Way 90 Connector	9.61	
12 59 16 00-0283	EA		Reconfigure 39" Two-Way 90 Connector	10.36	
12 59 16 00-0284	EA		Reconfigure 47" Two-Way 90 Connector	11.21	
12 59 16 00-0285	EA		Reconfigure 62" Two-Way 90 Connector	12.92	
12 59 16 00-0286	EA		Reconfigure 67" Two-Way 90 Connector	13.66	
12 59 16 00-0287	EA		Reconfigure 85" Two-Way 90 Connector	14.59	
12 59 16 00-0288	EA		Reconfigure 32" Three-Way 90 Connector	15.32	
12 59 16 00-0289	EA		Reconfigure 39" Three-Way 90 Connector	16.48	
12 59 16 00-0290	EA		Reconfigure 47" Three-Way 90 Connector	17.70	
12 59 16 00-0291	EA		Reconfigure 62" Three-Way 90 Connector	20.49	
12 59 16 00-0292	EA		Reconfigure 67" Three-Way 90 Connector	22.05	
12 59 16 00-0293	EA		Reconfigure 85" Three-Way 90 Connector	24.92	
12 59 16 00-0294	EA		Reconfigure 32" Four-Way 90 Connector	19.36	
12 59 16 00-0295	EA		Reconfigure 39" Four-Way 90 Connector	20.89	
12 59 16 00-0296	EA		Reconfigure 47" Four-Way 90 Connector	22.44	
12 59 16 00-0297	EA		Reconfigure 62" Four-Way 90 Connector	26.95	
12 59 16 00-0298	EA		Reconfigure 67" Four-Way 90 Connector	28.41	
12 59 16 00-0299	EA		Reconfigure 85" Four-Way 90 Connector	32.76	
12 59 16 00-0300	EA		Reconfigure 32" Finished End	3.38	
12 59 16 00-0301	EA		Reconfigure 39" Finished End	3.59	
12 59 16 00-0302	EA		Reconfigure 47" Finished End	3.81	
12 59 16 00-0303	EA		Reconfigure 62" Finished End	4.10	
12 59 16 00-0304	EA		Reconfigure 67" Finished End	4.28	
12 59 16 00-0305	EA		Reconfigure 85" Finished End	4.51	
12 59 16 00-0306	EA		Reconfigure Change Of Height Draw Rod	3.28	
12 59 16 00-0307	EA		Reconfigure Cable/Energy Barrier (Connector)	2.39	
12 59 16 00-0308	EA		Reconfigure 27" Draw Rod	1.91	
12 59 16 00-0309	EA		Reconfigure 34" Draw Rod	2.02	
12 59 16 00-0310	EA		Reconfigure 42" Draw Rod	2.11	
12 59 16 00-0311	EA		Reconfigure 48" Draw Rod	2.22	
12 59 16 00-0312	EA		Reconfigure 57" Draw Rod	2.32	
12 59 16 00-0313	EA		Reconfigure 62" Draw Rod	2.42	
12 59 16 00-0314	EA		Reconfigure 80" Draw Rod	2.55	
12 59 16 00-0315	EA		Reconfigure 24" x 36" Hanging Work Surface	27.81	
12 59 16 00-0316	EA		Reconfigure 24" x 48" Hanging Work Surface	33.01	
12 59 16 00-0317	EA		Reconfigure 24" x 60" Hanging Work Surface	41.73	
12 59 16 00-0318	EA		Reconfigure 24" x 72" Hanging Work Surface	50.74	
12 59 16 00-0319	EA		Reconfigure 30" x 36" Hanging Work Surface	35.00	
12 59 16 00-0320	EA		Reconfigure 30" x 48" Hanging Work Surface	41.34	
12 59 16 00-0321	EA		Reconfigure 30" x 60" Hanging Work Surface	52.62	
12 59 16 00-0322	EA		Reconfigure 30" x 72" Hanging Work Surface	63.82	
12 59 16 00-0323	EA		Reconfigure 24" x 36" Corner Work Surface	45.04	
12 59 16 00-0324	EA		Reconfigure 30" x 60" Round End Peninsula	95.92	
12 59 16 00-0325	EA		Reconfigure 30" x 72" Round End Peninsula	104.56	
12 59 16 00-0326	EA		Reconfigure 14" x 24" Transaction Surface	13.54	
12 59 16 00-0327	EA		Reconfigure 14" x 36" Transaction Surface	15.44	



Furnishings	12	12
Furniture	12 50	
Systems Furniture	12 59	

MINOR CSI UOM DESCRIPTION	TOTAL DIRECT UNIT COST	DEMOLITION UNIT COST
12 59 16 00-0328 EA Reconfigure 14" x 48" Transaction Surface	17.32	
12 59 16 00-0329 EA Reconfigure 14" x 60" Transaction Surface	21.57	
12 59 16 00-0330 EA Reconfigure 14" x 72" Transaction Surface	25.92	
12 59 16 00-0331 EA Reconfigure Right Angle Corner Transaction Surface	42.18	
12 59 16 00-0332 EA Reconfigure Pencil Drawer	3.62	
12 59 16 00-0333 EA Reconfigure 24" Shelf	13.47	
12 59 16 00-0334 EA Reconfigure 36" Shelf	14.68	
12 59 16 00-0335 EA Reconfigure 48" Shelf	15.69	
12 59 16 00-0336 EA Reconfigure 24" Flipper Door	23.01	
12 59 16 00-0337 EA Reconfigure 36" Flipper Door	26.90	
12 59 16 00-0338 EA Reconfigure 48" Flipper Door	30.90	
12 59 16 00-0339 EA Reconfigure Task Light.....	17.11	

12 60 Multiple Seating ⁽¹²⁾

12 61 Fixed Audience Seating ^(12 60)

12 61 13 Upholstered Audience Seating ^(12 61)

12 61 13 00-0001 Upholstered Audience Seating ^(12 61 13)

12 61 13 00-0002 EA Upholstered Seat, Upholstered Back With Polymer Rear Panel, Number 4 Chair Platform, Fixed Audience Seating (Irwin Marquee 51.12.00.4)	578.08	43.67
Note: Includes Marquee back with polymer rear panel, upholstered cover over 2" foam, number 12 self rising seat with ergo substrate, open aisle standards, number 4 steel chair platform, floor mount, and comfort curved polymer arms.		
<i>For >100 To 249, Deduct</i>		
<i>For >249 To 749, Deduct</i>		
<i>For >749, Deduct</i>		
<i>For Up To 9, Add</i>		
<i>For >9 To 24, Add</i>		
<i>For Expansion Anchor Mounting With Anchor Caps, Add</i>		
<i>For Epoxy Anchor Mounting With Anchor Caps, Add</i>		
-72.47		
-86.97		
-96.63		
787.52		
314.04		
22.90		
26.62		
12 61 13 00-0003 EA Upholstered Seat, Upholstered Back With Polymer Rear Panel, Number 4 Chair Platform, Fixed Audience Seating With Veneer Insert Aisle Panel (Irwin Marquee 51.12.10.4)	609.34	43.67
Note: Includes Marquee back with polymer rear panel, upholstered cover over 2" foam, number 12 self rising seat with ergo substrate, number 10 aisle panel with veneer insert panel, number 4 steel chair platform, floor mount, and flat solid hardwood arms.		
<i>For >100 To 249, Deduct</i>		
<i>For >249 To 749, Deduct</i>		
<i>For >749, Deduct</i>		
<i>For Up To 9, Add</i>		
<i>For >9 To 24, Add</i>		
<i>For Expansion Anchor Mounting With Anchor Caps, Add</i>		
<i>For Epoxy Anchor Mounting With Anchor Caps, Add</i>		
-77.16		
-92.59		
-102.88		
787.03		
313.78		
22.90		
26.62		
12 61 13 00-0004 EA Upholstered Seat, Upholstered Back With Veneer Surfaced Rear Panel, Number 4 Chair Platform, Fixed Audience Seating (Irwin Saturn 22.12.00.4)	751.17	43.67
Note: Includes Saturn back with veneer surfaced rear panel and exposed fasteners, upholstered cover over 2" foam, number 12 self rising seat with ergo substrate, open aisle standards, number 4 steel chair platform, floor mount, and comfort curved polymer arms.		
<i>For >100 To 249, Deduct</i>		
<i>For >249 To 749, Deduct</i>		
<i>For >749, Deduct</i>		
<i>For Up To 9, Add</i>		
<i>For >9 To 24, Add</i>		
<i>For Expansion Anchor Mounting With Anchor Caps, Add</i>		
<i>For Epoxy Anchor Mounting With Anchor Caps, Add</i>		
-98.43		
-118.12		
-131.25		
787.48		
314.99		
22.90		
26.62		
12 61 13 00-0005 EA Upholstered Seat, Upholstered Back With Veneer Surfaced Rear Panel, Number 4 Chair Platform, Fixed Audience Seating With Veneer Insert Aisle Panel (Irwin Saturn 22.12.10.4)	782.85	43.67
Note: Includes Saturn back with veneer surfaced rear panel and exposed fasteners, upholstered cover over 2" foam, number 12 self rising seat with ergo substrate, number 10 aisle panel with veneer insert panel, number 4 steel chair platform, floor mount, and comfort curved polymer arms		
<i>For >100 To 249, Deduct</i>		
<i>For >249 To 749, Deduct</i>		
<i>For >749, Deduct</i>		
<i>For Up To 9, Add</i>		
<i>For >9 To 24, Add</i>		
<i>For Expansion Anchor Mounting With Anchor Caps, Add</i>		
<i>For Epoxy Anchor Mounting With Anchor Caps, Add</i>		
-103.19		
-123.82		
-137.58		
784.22		
316.44		
22.90		
26.62		
12 61 13 00-0006 EA Upholstered Seat, Upholstered Back With Polymer Rear Panel, Number 4 Chair Platform, Fixed Audience Seating (Irwin Citation 90.12.00.4)	503.77	43.67
Note: Includes Citation back with polymer rear panel, upholstered cover over 2" foam, number 12 self rising seat with ergo substrate, open aisle standards, number 4 steel chair platform, floor mount, and comfort curved polymer arms.		
<i>For >100 To 249, Deduct</i>		
<i>For >249 To 749, Deduct</i>		
<i>For >749, Deduct</i>		
<i>For Up To 9, Add</i>		
<i>For >9 To 24, Add</i>		
<i>For Expansion Anchor Mounting With Anchor Caps, Add</i>		
<i>For Epoxy Anchor Mounting With Anchor Caps, Add</i>		
-61.32		
-73.59		
-81.77		
789.04		
314.80		
22.90		
26.62		



MINOR
CSI UOM DESCRIPTION

TOTAL DIRECT DEMOLITION
UNIT COST UNIT COST

12 61 13 00-0007	EA	Upholstered Seat, Upholstered Back With Polymer Rear Panel, Number 4 Chair Platform, Fixed Audience Seating With Laminate Insert Aisle Panel (Irwin Citation 90.12.10.4).....	510.01	43.67
		Note: Includes Citation back with polymer rear panel, upholstered cover over 2" foam, number 12 self rising seat with ergo substrate, number 10 aisle panel with laminate insert panel, number 4 steel chair platform, floor mount, and comfort curved polymer arms.		
		<i>For >100 To 249, Deduct</i>	-62.26	
		<i>For >249 To 749, Deduct</i>	-74.71	
		<i>For >749, Deduct</i>	-83.01	
		<i>For Up To 9, Add</i>	788.63	
		<i>For >9 To 24, Add</i>	315.45	
		<i>For Expansion Anchor Mounting With Anchor Caps, Add</i>	22.90	
		<i>For Epoxy Anchor Mounting With Anchor Caps, Add</i>	26.62	
12 61 13 00-0008	EA	Upholstered Seat, Upholstered Back With Polymer Rear Panel, Number 4 Chair Platform, Fixed Audience Seating With Laminate Surfaced Aisle Panel (Irwin Citation 90.12.86.4).....	536.86	43.67
		Note: Includes Citation back with polymer rear panel, upholstered cover over 2" foam, number 12 self rising seat with ergo substrate, number 86 laminate surfaced aisle panel, number 4 steel chair platform, floor mount, and flat solid hardwood arms.		
		<i>For >100 To 249, Deduct</i>	-66.29	
		<i>For >249 To 749, Deduct</i>	-79.55	
		<i>For >749, Deduct</i>	-88.38	
		<i>For Up To 9, Add</i>	786.62	
		<i>For >9 To 24, Add</i>	313.76	
		<i>For Expansion Anchor Mounting With Anchor Caps, Add</i>	22.90	
		<i>For Epoxy Anchor Mounting With Anchor Caps, Add</i>	26.62	

12 61 16 Molded-Plastic Audience Seating ^(12 61)

12 61 16 00-0001 Molded-Plastic Audience Seating ^(12 61 16)

12 61 16 00-0002	EA	Molded Polymer Seat, Molded Polymer Back, Number 30 Chair Platform, Fixed Audience Seating (Irwin Patriot 30.52.00.30).....	378.20	43.67
		Note: Includes Patriot back, double wall polymer, number 52 self rising seat torsion spring seat lift, open aisle standards, number 30 steel chair platform, floor mount, and polymer arms.		
		<i>For >100 To 249, Deduct</i>	-42.49	
		<i>For >249 To 749, Deduct</i>	-50.99	
		<i>For >749, Deduct</i>	-56.65	
		<i>For Up To 9, Add</i>	776.13	
		<i>For >9 To 24, Add</i>	311.59	
		<i>For Expansion Anchor Mounting With Anchor Caps, Add</i>	22.90	
		<i>For Epoxy Anchor Mounting With Anchor Caps, Add</i>	26.62	
12 61 16 00-0003	EA	Molded Polymer Seat, Molded Polymer Back, Number 30 Chair Platform, Fixed Audience Seating With Laminate Surfaced Aisle Panel (Irwin Patriot 30.52.36.30).....	425.43	43.67
		Note: Includes Patriot back, double wall polymer, number 52 self rising seat torsion spring seat lift, number 36 laminate surfaced aisle panel, number 30 steel chair platform, floor mount, and flat laminate surfaced arms.		
		<i>For >100 To 249, Deduct</i>	-49.57	
		<i>For >249 To 749, Deduct</i>	-59.49	
		<i>For >749, Deduct</i>	-66.10	
		<i>For Up To 9, Add</i>	776.65	
		<i>For >9 To 24, Add</i>	310.66	
		<i>For Expansion Anchor Mounting With Anchor Caps, Add</i>	22.90	
		<i>For Epoxy Anchor Mounting With Anchor Caps, Add</i>	26.62	

12 61 19 Plywood/Hardwood Audience Seating ^(12 61)

12 61 19 00-0001 Plywood/Hardwood Audience Seating ^(12 61 19)

12 61 19 00-0002	EA	Veneered Hardwood Seat, Veneered Hardwood Back With Polymer Rear Panel, Number 4 Chair Platform, Fixed Audience Seating (Irwin Crusader 1.14.00.4).....	607.48	43.67
		Note: Includes Crusader back, veneer surfaced, number 14 self rising seat, open aisle standards, number 4 steel chair platform, floor mount, and flat solid hardwood arms.		
		<i>For >100 To 249, Deduct</i>	-76.88	
		<i>For >249 To 749, Deduct</i>	-92.26	
		<i>For >749, Deduct</i>	-102.51	
		<i>For Up To 9, Add</i>	814.94	
		<i>For >9 To 24, Add</i>	328.03	
		<i>For Expansion Anchor Mounting With Anchor Caps, Add</i>	22.90	
		<i>For Epoxy Anchor Mounting With Anchor Caps, Add</i>	26.62	
12 61 19 00-0003	EA	Veneered Hardwood Seat, Veneered Hardwood Back With Polymer Rear Panel, Number 4 Chair Platform, Fixed Audience Seating With Veneer Surfaced Aisle Panel (Irwin Crusader 1.14.86.4).....	632.84	43.67
		Note: Includes Crusader back, veneer surfaced, number 14 self rising seat, number 86 veneer surfaced aisle panel, number 4 steel chair platform, floor mount, and flat solid hardwood arms.		
		<i>For >100 To 249, Deduct</i>	-80.69	
		<i>For >249 To 749, Deduct</i>	-96.82	
		<i>For >749, Deduct</i>	-107.58	
		<i>For Up To 9, Add</i>	779.96	
		<i>For >9 To 24, Add</i>	311.98	
		<i>For Expansion Anchor Mounting With Anchor Caps, Add</i>	22.90	
		<i>For Epoxy Anchor Mounting With Anchor Caps, Add</i>	26.62	

12 61 21 Fixed Audience Seating Accessories ^(12 61)

12 61 21 00-0001 Fixed Audience Seating Accessories ^(12 61 21)



Furnishings	12
Multiple Seating	12 60
Fixed Audience Seating	12 61

MINOR	CSI	UOM	DESCRIPTION	TOTAL DIRECT UNIT COST	DEMOLITION UNIT COST
12 61 21 00-0002	EA		100 Square Inch, Self Storing Writing Tablet For Number 4 Chair Platform, Fixed Audience Seating (Irwin)	200.90	
			<i>For >100 To 249, Deduct</i>	-28.71	
			<i>For >249 To 749, Deduct</i>	-34.45	
			<i>For >749, Deduct</i>	-38.28	
12 61 21 00-0003	EA		120 Square Inch, Self Storing Writing Tablet For Number 4 Chair Platform, Fixed Audience Seating (Irwin)	204.58	
			<i>For >100 To 249, Deduct</i>	-29.26	
			<i>For >249 To 749, Deduct</i>	-35.12	
			<i>For >749, Deduct</i>	-39.02	
12 61 21 00-0004	EA		151 Square Inch, Self Storing Writing Tablet For Number 4 Chair Platform, Fixed Audience Seating (Irwin)	214.18	
			<i>For >100 To 249, Deduct</i>	-30.70	
			<i>For >249 To 749, Deduct</i>	-36.84	
			<i>For >749, Deduct</i>	-40.94	
12 61 21 00-0005	EA		98 Square Inch, Tru-Fold Writing Tablet For Number 30 Chair Platform, Fixed Audience Seating (Irwin)	200.90	
			<i>For >100 To 249, Deduct</i>	-28.71	
			<i>For >249 To 749, Deduct</i>	-34.45	
			<i>For >749, Deduct</i>	-38.28	
12 61 21 00-0006	EA		105 Square Inch, Tru-Fold Writing Tablet For Number 30 Chair Platform, Fixed Audience Seating (Irwin)	214.99	
			<i>For >100 To 249, Deduct</i>	-30.83	
			<i>For >249 To 749, Deduct</i>	-36.99	
			<i>For >749, Deduct</i>	-41.10	
12 61 21 00-0007	EA		Rubber Foot Shrouds For Number 4 Chair Platform (Per Chair), Fixed Audience Seating (Irwin)	16.50	

12 62 Portable-Audience Seating (12 60)

12 62 23 Portable Bleachers (12 62)

12 62 23 00-0001			Metal Bleachers, Outdoor, Portable (12 62 23) Note: Average seating is 18".		
12 62 23 00-0002			Non-Elevated Portable Aluminum Bleacher (12 62 23 00-0001)		
12 62 23 00-0003	SEA		2 To 5 Rows, Non Elevated Portable Aluminum Bleacher Price Per Seat	118.26	4.18
			<i>For Each "Tip and Roll" Set (Includes Two Fixed Wheels), Add To Total Structure</i>	165.00	
			<i>For Each "Flip and Roll" Set (Includes Four Wheels), Add To Total Structure</i>	335.00	
12 62 23 00-0004			Non-Elevated Portable Aluminum Bleacher (12 62 23 00-0001) Note: Includes side and back fence.		
12 62 23 00-0005	SEA		5 Rows, Non Elevated Portable Aluminum Bleacher	154.76	4.18
			Note: Including side and back fence. <i>For Elevated Structure (Includes Additional Front Rail, A Front Walkway With Stairways On Either Side, Double Foot Boards Between Rows), Add</i>	35.00	
12 62 23 00-0006	SEA		6 To 10 Rows, Non Elevated Portable Aluminum Bleacher	176.24	4.39
			Note: Including side and back fence. <i>For Elevated Structure (Includes Additional Front Rail, A Front Walkway With Stairways On Either Side, Double Foot Boards Between Rows), Add</i>	35.00	
12 62 23 00-0007	SEA		11 To 15 Rows, Non Elevated Portable Aluminum Bleacher	183.99	4.60
			Note: Including side and back fence. <i>For Elevated Structure (Includes Additional Front Rail, A Front Walkway With Stairways On Either Side, Double Foot Boards Between Rows), Add</i>	35.00	
12 62 23 00-0008			Non-Elevated Portable Aluminum Bleacher (12 62 23 00-0001) Note: Includes side and back fence and center aisle with rails.		
12 62 23 00-0009	SEA		5 Rows, Non Elevated Portable Aluminum Bleacher	241.21	4.71
			Note: Including side and back fence and center aisle with hand rails. <i>For Elevated Structure (Includes Additional Front Rail, A Front Walkway With Stairways On Either Side, Double Foot Boards Between Rows), Add</i>	35.00	
12 62 23 00-0010	SEA		6 To 10 Rows, Non Elevated Portable Aluminum Bleacher	275.58	4.94
			Note: Including side and back fence and center aisle with hand rails. <i>For Elevated Structure (Includes Additional Front Rail, A Front Walkway With Stairways On Either Side, Double Foot Boards Between Rows), Add</i>	35.00	
12 62 23 00-0011	SEA		11 To 15 Rows, Non Elevated Portable Aluminum Bleacher	298.83	5.23
			Note: Including side and back fence and center aisle with hand rails. <i>For Elevated Structure (Includes Additional Front Rail, A Front Walkway With Stairways On Either Side, Double Foot Boards Between Rows), Add</i>	35.00	

12 66 Telescoping Stands (12 60)

12 66 13 Telescoping Bleachers (12 66)

12 66 13 00-0001			Wall Mounted Telescoping Bleachers (12 66 13) Note: Includes column cut-outs, manual operation, 10" plastic seats and cylinder lock. Excludes self storing side rails, rear rails, rear panels or end panels. Based on gross seats. To calculate the quantity of gross seats, divide the length of the unit by 18" and then multiply by the number of rows in the unit. Do not subtract for aisles or handicap cutouts. See CSI section 12 66 13 00-0019 for additional optional accessories.		
12 66 13 00-0002	SEA		3 To 10 Tier Telescoping Bleacher, 24" Row Spacing	223.04	19.60
			<i>For Aluminum Seating And Walks, Add</i>	77.75	
			<i>For 10" Flat Plastic Seat Modules, Add</i>	15.00	
			<i>For 10" Curved Plastic Seat Modules, Add</i>	18.75	
			<i>For 14" Curved Plastic Seat Module, Add</i>	22.50	
			<i>For >200 To 300, Deduct</i>	-4.00	
			<i>For >300 To 400, Deduct</i>	-8.00	
			<i>For >400 To 500, Deduct</i>	-12.00	
			<i>For >500, Deduct</i>	-16.00	

12 Furnishings
12 60 Multiple Seating
12 66 Telescoping Stands



MINOR	DESCRIPTION	TOTAL DIRECT UNIT COST	DEMOLITION UNIT COST
12 66 13 00-0003	SEA 3 To 10 Tier Telescoping Bleacher, 25" - 26" Row Spacing <i>For Aluminum Seating And Walks, Add</i> <i>For 10" Flat Plastic Seat Modules, Add</i> <i>For 10" Curved Plastic Seat Modules, Add</i> <i>For 14" Curved Plastic Seat Module, Add</i> <i>For >200 To 300, Deduct</i> <i>For >300 To 400, Deduct</i> <i>For >400 To 500, Deduct</i> <i>For >500, Deduct</i>	254.16 89.94 15.00 18.75 22.50 -4.00 -8.00 -12.00 -16.00	25.54
12 66 13 00-0004	SEA 3 To 10 Tier Telescoping Bleacher, 28" - 30" Row Spacing <i>For Aluminum Seating And Walks, Add</i> <i>For 10" Flat Plastic Seat Modules, Add</i> <i>For 10" Curved Plastic Seat Modules, Add</i> <i>For 14" Curved Plastic Seat Module, Add</i> <i>For >200 To 300, Deduct</i> <i>For >300 To 400, Deduct</i> <i>For >400 To 500, Deduct</i> <i>For >500, Deduct</i>	288.28 103.48 15.00 18.75 22.50 -4.00 -8.00 -12.00 -16.00	26.34
12 66 13 00-0005	SEA 3 To 10 Tier Telescoping Bleacher, 31" - 33" Row Spacing <i>For Aluminum Seating And Walks, Add</i> <i>For 10" Flat Plastic Seat Modules, Add</i> <i>For 10" Curved Plastic Seat Modules, Add</i> <i>For 14" Curved Plastic Seat Module, Add</i> <i>For >200 To 300, Deduct</i> <i>For >300 To 400, Deduct</i> <i>For >400 To 500, Deduct</i> <i>For >500, Deduct</i>	313.59 113.06 15.00 18.75 22.50 -4.00 -8.00 -12.00 -16.00	26.95
12 66 13 00-0006	SEA 11 To 20 Tier Telescoping Bleacher, 24" Row Spacing <i>For Aluminum Seating And Walks, Add</i> <i>For 10" Flat Plastic Seat Modules, Add</i> <i>For 10" Curved Plastic Seat Modules, Add</i> <i>For 14" Curved Plastic Seat Module, Add</i> <i>For >200 To 300, Deduct</i> <i>For >300 To 400, Deduct</i> <i>For >400 To 500, Deduct</i> <i>For >500, Deduct</i>	229.48 80.65 15.00 18.75 22.50 -4.00 -8.00 -12.00 -16.00	19.60
12 66 13 00-0007	SEA 11 To 20 Tier Telescoping Bleacher, 25" - 26" Row Spacing <i>For Aluminum Seating And Walks, Add</i> <i>For 10" Flat Plastic Seat Modules, Add</i> <i>For 10" Curved Plastic Seat Modules, Add</i> <i>For 14" Curved Plastic Seat Module, Add</i> <i>For >200 To 300, Deduct</i> <i>For >300 To 400, Deduct</i> <i>For >400 To 500, Deduct</i> <i>For >500, Deduct</i>	266.91 95.68 15.00 18.75 22.50 -4.00 -8.00 -12.00 -16.00	25.54
12 66 13 00-0008	SEA 11 To 20 Tier Telescoping Bleacher, 28" - 30" Row Spacing <i>For Aluminum Seating And Walks, Add</i> <i>For 10" Flat Plastic Seat Modules, Add</i> <i>For 10" Curved Plastic Seat Modules, Add</i> <i>For 14" Curved Plastic Seat Module, Add</i> <i>For >200 To 300, Deduct</i> <i>For >300 To 400, Deduct</i> <i>For >400 To 500, Deduct</i> <i>For >500, Deduct</i>	305.55 111.25 15.00 18.75 22.50 -4.00 -8.00 -12.00 -16.00	26.34
12 66 13 00-0009	SEA 11 To 20 Tier Telescoping Bleacher, 31" - 33" Row Spacing <i>For Aluminum Seating And Walks, Add</i> <i>For 10" Flat Plastic Seat Modules, Add</i> <i>For 10" Curved Plastic Seat Modules, Add</i> <i>For 14" Curved Plastic Seat Module, Add</i> <i>For >200 To 300, Deduct</i> <i>For >300 To 400, Deduct</i> <i>For >400 To 500, Deduct</i> <i>For >500, Deduct</i>	335.59 122.96 15.00 18.75 22.50 -4.00 -8.00 -12.00 -16.00	26.95
12 66 13 00-0010	SEA 21 To 30 Tier Telescoping Bleacher, 22" - 24" Row Spacing <i>For Aluminum Seating And Walks, Add</i> <i>For 10" Flat Plastic Seat Modules, Add</i> <i>For 10" Curved Plastic Seat Modules, Add</i> <i>For 14" Curved Plastic Seat Module, Add</i> <i>For >200 To 300, Deduct</i> <i>For >300 To 400, Deduct</i> <i>For >400 To 500, Deduct</i> <i>For >500, Deduct</i>	235.96 83.57 15.00 18.75 22.50 -4.00 -8.00 -12.00 -16.00	19.60
12 66 13 00-0011	SEA 21 To 30 Tier Telescoping Bleacher, 25" - 26" Row Spacing <i>For Aluminum Seating And Walks, Add</i> <i>For 10" Flat Plastic Seat Modules, Add</i> <i>For 10" Curved Plastic Seat Modules, Add</i> <i>For 14" Curved Plastic Seat Module, Add</i> <i>For >200 To 300, Deduct</i> <i>For >300 To 400, Deduct</i> <i>For >400 To 500, Deduct</i> <i>For >500, Deduct</i>	279.65 101.41 15.00 18.75 22.50 -4.00 -8.00 -12.00 -16.00	25.54



Furnishings	12
Multiple Seating	12 60
Telescoping Stands	12 66

MINOR	CSI	UOM	DESCRIPTION	TOTAL DIRECT UNIT COST	DEMOLITION UNIT COST
12 66	13 00-0012	SEA	21 To 30 Tier Telescoping Bleacher, 28" - 30" Row Spacing <i>For Aluminum Seating And Walks, Add</i> <i>For 10" Flat Plastic Seat Modules, Add</i> <i>For 10" Curved Plastic Seat Modules, Add</i> <i>For 14" Curved Plastic Seat Module, Add</i> <i>For >200 To 300, Deduct</i> <i>For >300 To 400, Deduct</i> <i>For >400 To 500, Deduct</i> <i>For >500, Deduct</i>	322.99 119.10 15.00 18.75 22.50 -4.00 -8.00 -12.00 -16.00	26.34
12 66	13 00-0013	SEA	21 To 30 Tier Telescoping Bleacher, 31" - 33" Row Spacing <i>For Aluminum Seating And Walks, Add</i> <i>For 10" Flat Plastic Seat Modules, Add</i> <i>For 10" Curved Plastic Seat Modules, Add</i> <i>For 14" Curved Plastic Seat Module, Add</i> <i>For >200 To 300, Deduct</i> <i>For >300 To 400, Deduct</i> <i>For >400 To 500, Deduct</i> <i>For >500, Deduct</i>	380.57 132.80 15.00 18.75 22.50 -4.00 -8.00 -12.00 -16.00	26.95
12 66	13 00-0014		Portable Telescoping Bleachers <small>(12 66 13)</small> Note: Includes manual operation, 10" plastic seats and cylinder lock. Excludes self storing side rails, rear rails, rear panels or end panels. Based on gross seats. To calculate the quantity of gross seats, divide the length of the unit by 18" and then multiply by the number of rows in the unit. Do not subtract for aisles or handicap cutouts.		
12 66	13 00-0015	SEA	3 To 10 Tier Portable Bleacher, 24" Row Spacing <i>For Aluminum Seating And Walks, Add</i> <i>For 10" Flat Plastic Seat Modules, Add</i> <i>For 10" Curved Plastic Seat Modules, Add</i> <i>For 14" Curved Plastic Seat Module, Add</i> <i>For >200 To 300, Deduct</i> <i>For >300 To 400, Deduct</i> <i>For >400 To 500, Deduct</i> <i>For >500, Deduct</i>	248.39 89.16 15.00 18.75 22.50 -4.00 -8.00 -12.00 -16.00	19.60
12 66	13 00-0016	SEA	3 To 10 Tier Portable Bleacher, 25" - 26" Row Spacing <i>For Aluminum Seating And Walks, Add</i> <i>For 10" Flat Plastic Seat Modules, Add</i> <i>For 10" Curved Plastic Seat Modules, Add</i> <i>For 14" Curved Plastic Seat Module, Add</i> <i>For >200 To 300, Deduct</i> <i>For >300 To 400, Deduct</i> <i>For >400 To 500, Deduct</i> <i>For >500, Deduct</i>	284.15 103.44 15.00 18.75 22.50 -4.00 -8.00 -12.00 -16.00	25.54
12 66	13 00-0017	SEA	3 To 10 Tier Portable Bleacher, 26" - 30" Row Spacing <i>For Aluminum Seating And Walks, Add</i> <i>For 10" Flat Plastic Seat Modules, Add</i> <i>For 10" Curved Plastic Seat Modules, Add</i> <i>For 14" Curved Plastic Seat Module, Add</i> <i>For >200 To 300, Deduct</i> <i>For >300 To 400, Deduct</i> <i>For >400 To 500, Deduct</i> <i>For >500, Deduct</i>	322.77 119.00 15.00 18.75 22.50 -4.00 -8.00 -12.00 -16.00	26.34
12 66	13 00-0018	SEA	3 To 10 Tier Portable Bleacher, 31" - 33" Row Spacing <i>For Aluminum Seating And Walks, Add</i> <i>For 10" Flat Plastic Seat Modules, Add</i> <i>For 10" Curved Plastic Seat Modules, Add</i> <i>For 14" Curved Plastic Seat Module, Add</i> <i>For >200 To 300, Deduct</i> <i>For >300 To 400, Deduct</i> <i>For >400 To 500, Deduct</i> <i>For >500, Deduct</i>	351.28 130.02 15.00 18.75 22.50 -4.00 -8.00 -12.00 -16.00	26.95
12 66	13 00-0019		Options And Accessories <small>(12 66 13)</small>		
12 66	13 00-0020	EA	Removable Center Railing, Single Sphere	176.94	3.52
12 66	13 00-0021	LF	Removable Center Railing, Single Rail	60.35	3.52
12 66	13 00-0022	EA	Self Storing Side Railing	201.17	4.02
12 66	13 00-0023	LF	Rear Railing, Horizontal Or Vertical Rails	140.74	3.86
12 66	13 00-0024	SF	Rear Panel, Plywood With Metal Frame, Trim And Finish	12.90	1.01
12 66	13 00-0025	SF	End Panel, Plywood With Metal Frame, Trim And Finish	31.93	1.01
12 66	13 00-0026	SF	Rear Filler Panel	46.28	0.50
12 66	13 00-0027	EA	4' Scorer/Timer Table	372.19	17.09
12 66	13 00-0028	EA	8' Scorer/Timer Table	466.09	26.14
12 66	13 00-0029	EA	Portable Tractor For Wall Mounted Units	8,730.09	
12 66	13 00-0030	PR	Portable Dolly For Portable Units	9,792.51	
12 66	13 00-0031	SEA	For Each Additional Floor Above Or Below First Floor, Add For Installation	2.68	
12 66	13 00-0032	SEA	For Each Additional Floor Above Or Below First Floor, Add For Demolition	1.34	
12 66	13 00-0033	ROW	48" Aisle, 24" - 26" Row, With Non Slip Tread <i>For Intermediate Steps, Add</i>	157.84 15.78	30.16
12 66	13 00-0034	ROW	48" Aisle, 28" - 33" Row, With Non Slip Tread <i>For Intermediate Steps, Add</i>	428.19 42.82	40.21
12 66	13 00-0035	ROW	Aisle Filler Panel, 24" - 26" Row, With Non Slip Tread	126.92	12.57
12 66	13 00-0036	ROW	Aisle Filler Panel, 28" - 33" Row, With Non Slip Tread	92.20	12.57
12 66	13 00-0037	EA	Single Handicap Cutout Seating With Railing	582.61	37.70
12 66	13 00-0038	EA	Double Handicap Cutout Seating With Railing	1,197.09	55.29
12 66	13 00-0039	EA	Portable Operator's Handle	335.36	

12	12	Furnishings
	12 60	Multiple Seating
	12 66	Telescoping Stands



MINOR CSI	UOM	DESCRIPTION	TOTAL DIRECT UNIT COST	DEMOLITION UNIT COST
--------------	-----	-------------	---------------------------	-------------------------

END OF SECTION 12

NOT FOR BID



MINOR CSI UOM DESCRIPTION	TOTAL DIRECT UNIT COST	DEMOLITION UNIT COST
------------------------------	---------------------------	-------------------------

13 Special Construction

13 01 Operation and Maintenance of Special Construction ⁽¹³⁾

13 01 10 Operation and Maintenance of Special Facility Components ^(13 01)

13 01 11 Operation and Maintenance of Swimming Pools ^(13 01 10)

13 01 11 11 Operation and Maintenance of Swimming Pools ^(13 01 11)

13 01 11 11-0001	Pool Restoration Items ^(13 01 11 11)		
13 01 11 11-0002	LF Saw Cutting Pool Floor.....	14.02	
13 01 11 11-0003	SF Demolish Pool Floor.....	25.49	
13 01 11 11-0004	LF Demolish Pool Gutter Lip.....	35.69	
13 01 11 11-0005	LF Demolish Pool Coping.....	21.24	
13 01 11 11-0006	SF Demolish Up To 1" Thick Pool Plaster.....	11.44	
13 01 11 11-0007	LF Install Pool Coping.....	97.75	
13 01 11 11-0008	EA Coring For Pool Pipe Penetrations.....	594.88	
13 01 11 11-0009	EA Coring For Pool Wall Inlets.....	203.96	
13 01 11 11-0010	EA Coring For Pool Gutter Outlets.....	339.94	
13 01 11 11-0011	EA Core And Demolish Pool Light Fixture.....	679.87	
13 01 11 11-0012	EA 12 Volt, LED Pool Light.....	891.27	
13 01 11 11-0013	EA Bond/Set Pool Anchors.....	177.63	
13 01 11 11-0014	EA Core/Install Pool Cup Anchors.....	509.09	
13 01 11 11-0015	LF Form Pool Gutter.....	23.80	
13 01 11 11-0016	LF Float Pool Gutter Lip.....	35.69	
13 01 11 11-0017	LF Theroseal Pool Gutter.....	12.91	
13 01 11 11-0018	SF Theroseal Pool Surge Tank.....	10.34	
13 01 11 11-0019	EA Pool Start-up.....	10,994.03	
13 01 11 11-0020	SF Up To 1/2" Thick Troweled Pool Plaster.....	5.32	
	<i>For Radius Or Irregular Surface, Add</i>	1.84	
	<i>For Up To 25, Add</i>	1.22	
	<i>For >25 To 50, Add</i>	0.73	
	<i>For >50 To 150, Add</i>	0.35	
13 01 11 11-0021	SF >1/2" To 1" Thick Troweled Pool Plaster.....	7.59	
	<i>For Radius Or Irregular Surface, Add</i>	2.66	
	<i>For Up To 25, Add</i>	1.76	
	<i>For >25 To 50, Add</i>	1.04	
	<i>For >50 To 150, Add</i>	0.50	
13 01 11 11-0022	SF 1" x 1" Glass Pool Tile Sheet.....	18.28	1.69
13 01 11 11-0023	SF 2" x 2" Porcelain Mosaic Pool Tile Sheet.....	22.34	1.69
13 01 11 11-0024	SF 6" x 6" Porcelain Pool Tile.....	27.46	1.69
13 01 11 11-0025	Swimming Pool Plaster Restoration ^(13 01 11 11)		
13 01 11 11-0026	SF Chip, Clean And Repair Plaster Up To 10 SF On Swimming Pool.....	33.80	
13 01 11 11-0027	SF Chip, Clean And Repair Plaster >10 To 50 SF On Swimming Pool.....	24.57	
13 01 11 11-0028	SF Chip, Clean And Repair Plaster >50 To 250 SF On Swimming Pool.....	18.11	
13 01 11 11-0029	SF Chip, Clean And Repair Plaster >250 To 1,000 SF On Swimming Pool.....	14.42	
13 01 11 11-0030	SF Chip, Clean And Repair Plaster >1,000 SF On Swimming Pool.....	10.73	

13 10 Special Facility Components ⁽¹³⁾

13 11 Swimming Pools ^(13 10)

13 11 46 Swimming Pool Accessories ^(13 11)

See CSI section 22 51 19 00-0043 for diatomite type filter system.

13 11 46 00-0001 Diving Boards ^(13 11 46)

13 11 46 00-0002	EA 14' Long, Aluminum Diving Boards.....	6,645.23	371.96
	<i>For Wheel Adjuster, Add</i>	112.18	
13 11 46 00-0003	EA 14' Long, Fiberglass Diving Boards.....	5,040.73	371.96
	<i>For Wheel Adjuster, Add</i>	112.18	
13 11 46 00-0004	EA 8' Long, Fiberglass Diving Board.....	2,748.58	308.63
	<i>For Wheel Adjuster, Add</i>	105.14	
13 11 46 00-0005	EA 10' Long, Fiberglass Diving Board.....	3,629.80	329.74
	<i>For Wheel Adjuster, Add</i>	107.47	
13 11 46 00-0006	EA 12' Long, Fiberglass Diving Board.....	4,491.33	351.86
	<i>For Wheel Adjuster, Add</i>	109.91	

13 11 46 00-0007 Diving Stand ^(13 11 46)

13 11 46 00-0008	EA Diving Stand, 3 M Galvanized Steel Swimming Pool Equipment.....	31,070.14	2,513.28
13 11 46 00-0009	EA Diving Stand, 3 M Stainless Steel Swimming Pool Equipment.....	38,620.39	2,513.28
13 11 46 00-0010	EA Diving Stand, 1 M Galvanized Steel Swimming Pool Equipment.....	18,707.69	1,005.31
13 11 46 00-0011	EA Diving Stand, 1 M Stainless Steel Swimming Pool Equipment.....	24,326.76	1,005.31
13 11 46 00-0012	EA Diving Stand, 1/2 M Galvanized Steel With Stainless Steel Rails.....	6,848.70	466.47

13 Special Construction
13 10 Special Facility Components
13 11 Swimming Pools



MINOR CSI	UOM	DESCRIPTION	TOTAL DIRECT UNIT COST	DEMOLITION UNIT COST
13 11 46 00-0013		Heavy Duty Ladders <small>(13 11 46)</small>		
13 11 46 00-0014	EA	Ladders, 2 Tread, Stainless Steel Swimming Pool Equipment	2,779.08	143.76
13 11 46 00-0015	EA	Ladders, 4 Tread, Stainless Steel Swimming Pool Equipment	3,426.91	165.88
13 11 46 00-0016		Underwater Lights <small>(13 11 46)</small>		
13 11 46 00-0017	EA	Lights, Underwater, 12 Volt, With Transformer Swimming Pool Equipment	479.10	151.44
13 11 46 00-0018	EA	Lights, Underwater, 110 Volt, Swimming Pool Equipment	471.00	151.44
13 11 46 00-0019		Pool Covers <small>(13 11 46)</small>		
		Note: Includes cover straps and tension springs.		
13 11 46 00-0020	SF	Pool Covers, Reinforced Polyethylene	14.98	6.26
13 11 46 00-0021	SF	Pool Cover, Vinyl Water Tube	15.13	6.26
13 11 46 00-0022		Curved Slides With Water Tube <small>(13 11 46)</small>		
13 11 46 00-0023	EA	8' Curved Fiberglass Pool Slide With Continuous Flowing Water	10,416.38	769.36
13 11 46 00-0024		Slides With Water Tube <small>(13 11 46)</small>		
13 11 46 00-0025	EA	5' Straight, Fiberglass Pool Slide	5,273.84	565.48
13 11 46 00-0026		Pool Equipment And Accessories <small>(13 11 46)</small>		
13 11 46 00-0027	EA	Swim Lift, Vertical, Stainless Steel, In Pool Mount..... Note: Spectrum #5030.	7,211.83	
13 11 46 00-0028	EA	Swim Lift, With Arm, Stainless Steel, Deck Mount..... Note: Spectrum Traveler XRC #26705.	10,550.66	
13 11 46 00-0029	EA	Lifeguard Chair, Stainless Steel, 4 SF Platform, 3' High..... Note: Paragon #37-164 "Lookout Dual Side Mount".	8,312.32	376.99
13 11 46 00-0030	EA	Lifeguard Chair, Stainless Steel, 40" x 60" Platform, 3' High..... Note: Paragon #37-164 "Lookout Platform".	13,853.82	402.13
13 11 46 00-0031	EA	Lifeguard Chair, Stainless Steel, 6' High..... Note: Paragon #38-005 "OSHA Guard Chair".	8,947.18	402.13
13 11 46 00-0032	EA	Lifeguard Chair, Stainless Steel, 6' High..... Note: Paragon #38-010 "Ultraflyte Guard Chair".	7,633.22	402.13
13 11 46 00-0033	PR	Grab Rail, Stainless Steel, 1.90" O.D Tubing x .109" Thickness..... Note: Requires four anchors sockets and escutcheons. Paragon #36-070.	1,513.37	100.53
13 11 46 00-0034	PR	Grab Rail, Stainless Steel, 1.90" O.D Tubing x .145" Thickness..... Note: Requires four anchors sockets and escutcheons. Paragon #36-075.	1,706.76	100.53
13 11 46 00-0035	EA	Bronze Anchor Socket, 4" Deep For 1.90" Outside Diameter Tube	245.30	
13 11 46 00-0036	EA	Stainless Steel Escutcheon For 1.90" Outside Diameter Tube	46.53	
13 11 46 00-0037	EA	Rope Anchor	41.52	
13 11 46 00-0038	EA	Stanchion Post Socket.....	246.15	
13 11 46 00-0039	EA	48" Long 2-Bend Stair Handrail, 1.90" Outside Diameter x .109" Thickness	774.09	50.26
		Note: Requires two anchors sockets and escutcheons.		
		<i>For 3-Bend Handrail, Add</i>	23.57	
13 11 46 00-0040	EA	48" Long 2-Bend Stair Handrail, 1.90" Outside Diameter x .145" Thickness	906.70	50.26
		Note: Requires two anchors sockets and escutcheons.		
		<i>For 3-Bend Handrail, Add</i>	28.22	
13 11 46 00-0041	EA	60" Long 2-Bend Stair Handrail, 1.90" Outside Diameter x .109" Thickness	829.34	50.26
		Note: Requires two anchors sockets and escutcheons.		
		<i>For 3-Bend Handrail, Add</i>	25.51	
13 11 46 00-0042	EA	60" Long 2-Bend Stair Handrail, 1.90" Outside Diameter x .145" Thickness	978.53	50.26
		Note: Requires two anchors sockets and escutcheons.		
		<i>For 3-Bend Handrail, Add</i>	30.73	
13 11 46 00-0043	EA	72" Long 2-Bend Stair Handrail, 1.90" Outside Diameter x .109" Thickness	892.33	50.26
		Note: Requires two anchors sockets and escutcheons.		
		<i>For 3-Bend Handrail, Add</i>	27.71	
13 11 46 00-0044	EA	72" Long 2-Bend Stair Handrail, 1.90" Outside Diameter x .145" Thickness	1,048.15	50.26
		Note: Requires two anchors sockets and escutcheons.		
		<i>For 3-Bend Handrail, Add</i>	33.17	
13 11 46 00-0045	EA	1 Meter High Aluminum Diving Stand With Stainless Steel Handrail	17,529.00	1,005.31
		Note: Requires deck anchor set and diving board.		
13 11 46 00-0046	EA	3 Meter High Aluminum Diving Stand With Stainless Steel Handrail	34,536.93	2,010.63
		Note: Requires deck anchor set and diving board.		
13 11 46 00-0047	SET	Bronze Deck Anchor (Set of 8)	986.21	
13 11 46 00-0048	EA	16' Duraflex Diving Board	6,361.44	100.53
13 11 46 00-0049	EA	Pool Tube Slide, Stainless Steel Frame, 27" Polyethylene Flume	39,274.72	2,010.63
		Note: Includes 6' tower deck height, 4' x 4' top platform, 26" wide stair assembly, non-slip deck and step treads, and observation deck clear bubble.		
13 12		Fountains <small>(13 10)</small>		
13 12 13		Exterior Fountains <small>(13 12)</small>		
13 12 13 00-0001		Fountains/Aerators <small>(13 12 13)</small>		
13 12 13 00-0002	EA	1/2 HP Pump, Single Phase With 100' Cord	2,313.02	157.91
13 12 13 00-0003	EA	3/4 HP Pump, Single Phase With 100' Cord	2,558.54	161.38
13 12 13 00-0004	EA	1 HP Pump, Single Phase With 100' Cord	2,591.94	165.29



MINOR CSI UOM DESCRIPTION	TOTAL DIRECT UNIT COST	DEMOLITION UNIT COST
13 12 13 00-0005 EA 1-1/2 HP Pump, Single Phase With 100' Cord.....	2,720.14	169.20
13 12 13 00-0006 EA 2 HP Pump, Single Phase With 100' Cord.....	2,849.38	173.53
13 12 13 00-0007 EA 5 HP Pump, Three Phase With 200' Cord.....	6,128.32	177.87
13 12 13 00-0008 EA 7-1/2 HP Pump, Three Phase With 200' Cord.....	7,016.53	182.64
13 12 13 00-0009 EA 10 HP Pump, Three Phase With 200' Cord.....	7,786.35	187.41
13 12 13 00-0010 EA 15 HP Pump, Three Phase With 200' Cord.....	9,859.67	192.62
13 12 13 00-0011 EA Aerator Nozzle.....	858.71	86.76

13 20 Special Purpose Rooms ⁽¹³⁾

13 21 Controlled Environment Rooms ^(13 20)

13 21 26 Cold Storage Rooms ^(13 21)

13 21 26 13 Walk-in Coolers ^(13 21 26)

See CSI section 11 41 23 00-0000 for walk-in coolers.

13 30 Special Structures ⁽¹³⁾

13 34 Fabricated Engineered Structures ^(13 30)

13 34 16 Grandstands and Bleachers ^(13 34)

13 34 16 13 Grandstands ^(13 34 16)

13 34 16 13-0001 Permanent Grandstands, Wood Seat, Steel Frame ^(13 34 16 13)

13 34 16 13-0002 3 To 15 Tiers ^(13 34 16 13-0001)

13 34 16 13-0003 SEA 3-15 Tier Permanent Grandstand Price Per Seat.....	79.07	8.36
---	-------	------

13 34 16 13-0004 16 To 30 Tiers ^(13 34 16 13-0001)

13 34 16 13-0005 SEA 16-30 Tier Permanent Grandstand Price Per Seat.....	120.60	9.41
--	--------	------

13 34 19 Metal Building Systems ^(13 34)

Note: Includes material, delivery to site, factory design analysis with report, engineered foundation design, shop drawings, and assembly of building on site.

13 34 19 00-0001 Pre-Engineered Metal Buildings ^(13 34 19)

Note: Free-standing base buildings have a live load of 12 PSF and a wind load of 16.4 PSF (80 MPH). Includes anchoring and fasteners to concrete foundation. Includes design for foundation footings and piers. Includes a prime coated structural frame, painted steel wall panels 26 gauge, standing seam roof panels 26 gauge, roof 1 in 12 slope. Includes material, delivery to site, lifting equipment (crane) for erection, factory design analysis with report, engineered foundation design, shop drawings, and assembly of building on site. Eave height is measured from the top of slab to the underside of the roof deck. Excludes foundations, slab and anchor bolts embedded in concrete. See CSI section 03 15 19 00-0001 for cast in concrete anchors, 03 31 13 00-0001 for concrete slab, 03 31 13 00-0010 for concrete foundations, 13 34 19 00-0109 for metal building options.

13 34 19 00-0002 Clear Span Rigid Frame Pre-Engineered Metal Buildings ^(13 34 19 00-0001)

Note: Includes a primer coated structural frame, a painted 26 gauge exterior wall and roof.

13 34 19 00-0003 20' To 30' Wide Clear Span Rigid Frame Pre-Engineered Metal Buildings ^(13 34 19 00-0002)

13 34 19 00-0004 GSF 10' Eave Height, 20' To 30' Wide Clear Span Rigid Frame Building With 26 Gauge Roofing And Siding.....	30.71	7.39
For 20' To 29' In Length Only, Add	3.99	
For 30' To 49' In Length Only, Add	3.13	
For 50' To 69' In Length Only, Add	1.83	
For 70' To 99' In Length Only, Add	0.76	
For >1 In 12 Slope To 3 In 12 Slope, Add	0.92	
For >3 In 12 Slope To 5 In 12 Slope, Add	1.54	
For 20 PSF Live Load And 20 PSF (90 MPH) Wind Load, Add	2.30	
For 20 PSF Live Load And 25 PSF (100 MPH) Wind Load, Add	2.99	
For 20 PSF Live Load And 30 PSF (110 MPH) Wind Load, Add	3.69	
For 30 PSF Live Load And 30 PSF (110 MPH) Wind Load, Add	5.83	
For 30 PSF Live Load And 35 PSF (120 MPH) Wind Load, Add	7.37	
For Single Slope Frame Roof, Add	2.10	
For Each SF Of 24 Gauge Wall Panel, Add	0.91	
For Each SF Of Lap Roof, Deduct	-0.76	
For Each SF Of Hip Roof, Add	1.02	
For Each SF Of Wall With No Girts And Wall Panels, Deduct (For use where different wall systems are desired)	-1.97	

13 Special Construction

13 30 Special Structures

13 34 Fabricated Engineered Structures



MINOR	CSI	UOM	DESCRIPTION	TOTAL DIRECT UNIT COST	DEMOLITION UNIT COST
13 34	19 00-0005	GSF	12' Eave Height, 20' To 30' Wide Clear Span Rigid Frame Building With 26 Gauge Roofing And Siding.....	32.78	8.11
			For 20' To 29' In Length Only, Add	4.11	
			For 30' To 49' In Length Only, Add	3.23	
			For 50' To 69' In Length Only, Add	1.89	
			For 70' To 99' In Length Only, Add	0.78	
			For >1 In 12 Slope To 3 In 12 Slope, Add	0.98	
			For >3 In 12 Slope To 5 In 12 Slope, Add	1.64	
			For 20 PSF Live Load And 20 PSF (90 MPH) Wind Load, Add	2.46	
			For 20 PSF Live Load And 25 PSF (100 MPH) Wind Load, Add	3.20	
			For 20 PSF Live Load And 30 PSF (110 MPH) Wind Load, Add	3.93	
			For 30 PSF Live Load And 30 PSF (110 MPH) Wind Load, Add	6.23	
			For 30 PSF Live Load And 35 PSF (120 MPH) Wind Load, Add	7.87	
			For Single Slope Frame Roof, Add	2.16	
			For Each SF Of 24 Gauge Wall Panel, Add	0.96	
			For Each SF Of Lap Roof, Deduct	-0.76	
			For Each SF Of Hip Roof, Add	1.11	
			For Each SF Of Wall With No Girts And Wall Panels, Deduct (For use where different wall systems are desired)	-1.97	
13 34	19 00-0006	GSF	14' Eave Height, 20' To 30' Wide Clear Span Rigid Frame Building With 26 Gauge Roofing And Siding.....	35.08	8.95
			For 20' To 29' In Length Only, Add	4.22	
			For 30' To 49' In Length Only, Add	3.32	
			For 50' To 69' In Length Only, Add	1.94	
			For 70' To 99' In Length Only, Add	0.80	
			For >1 In 12 Slope To 3 In 12 Slope, Add	1.05	
			For >3 In 12 Slope To 5 In 12 Slope, Add	1.75	
			For 20 PSF Live Load And 20 PSF (90 MPH) Wind Load, Add	2.63	
			For 20 PSF Live Load And 25 PSF (100 MPH) Wind Load, Add	3.42	
			For 20 PSF Live Load And 30 PSF (110 MPH) Wind Load, Add	4.21	
			For 30 PSF Live Load And 30 PSF (110 MPH) Wind Load, Add	6.67	
			For 30 PSF Live Load And 35 PSF (120 MPH) Wind Load, Add	8.42	
			For Single Slope Frame Roof, Add	2.22	
			For Each SF Of 24 Gauge Wall Panel, Add	1.03	
			For Each SF Of Lap Roof, Deduct	-0.76	
			For Each SF Of Hip Roof, Add	1.21	
			For Each SF Of Wall With No Girts And Wall Panels, Deduct (For use where different wall systems are desired)	-1.97	
13 34	19 00-0007	GSF	16' Eave Height, 20' To 30' Wide Clear Span Rigid Frame Building With 26 Gauge Roofing And Siding.....	37.67	9.79
			For 20' To 29' In Length Only, Add	4.42	
			For 30' To 49' In Length Only, Add	3.47	
			For 50' To 69' In Length Only, Add	2.03	
			For 70' To 99' In Length Only, Add	0.84	
			For >1 In 12 Slope To 3 In 12 Slope, Add	1.13	
			For >3 In 12 Slope To 5 In 12 Slope, Add	1.88	
			For 20 PSF Live Load And 20 PSF (90 MPH) Wind Load, Add	2.83	
			For 20 PSF Live Load And 25 PSF (100 MPH) Wind Load, Add	3.67	
			For 20 PSF Live Load And 30 PSF (110 MPH) Wind Load, Add	4.52	
			For 30 PSF Live Load And 30 PSF (110 MPH) Wind Load, Add	7.16	
			For 30 PSF Live Load And 35 PSF (120 MPH) Wind Load, Add	9.04	
			For Single Slope Frame Roof, Add	2.33	
			For Each SF Of 24 Gauge Wall Panel, Add	1.10	
			For Each SF Of Lap Roof, Deduct	-0.76	
			For Each SF Of Hip Roof, Add	1.32	
			For Each SF Of Wall With No Girts And Wall Panels, Deduct (For use where different wall systems are desired)	-1.97	
13 34	19 00-0008	GSF	18' Eave Height, 20' To 30' Wide Clear Span Rigid Frame Building With 26 Gauge Roofing And Siding.....	40.37	10.63
			For 20' To 29' In Length Only, Add	4.65	
			For 30' To 49' In Length Only, Add	3.65	
			For 50' To 69' In Length Only, Add	2.14	
			For 70' To 99' In Length Only, Add	0.88	
			For >1 In 12 Slope To 3 In 12 Slope, Add	1.21	
			For >3 In 12 Slope To 5 In 12 Slope, Add	2.02	
			For 20 PSF Live Load And 20 PSF (90 MPH) Wind Load, Add	3.03	
			For 20 PSF Live Load And 25 PSF (100 MPH) Wind Load, Add	3.94	
			For 20 PSF Live Load And 30 PSF (110 MPH) Wind Load, Add	4.84	
			For 30 PSF Live Load And 30 PSF (110 MPH) Wind Load, Add	7.67	
			For 30 PSF Live Load And 35 PSF (120 MPH) Wind Load, Add	9.69	
			For Single Slope Frame Roof, Add	2.45	
			For Each SF Of 24 Gauge Wall Panel, Add	1.17	
			For Each SF Of Lap Roof, Deduct	-0.76	
			For Each SF Of Hip Roof, Add	1.42	
			For Each SF Of Wall With No Girts And Wall Panels, Deduct (For use where different wall systems are desired)	-1.97	
13 34	19 00-0009	GSF	20' Eave Height, 20' To 30' Wide Clear Span Rigid Frame Building With 26 Gauge Roofing And Siding.....	44.64	11.41
			For 20' To 29' In Length Only, Add	5.36	
			For 30' To 49' In Length Only, Add	4.21	
			For 50' To 69' In Length Only, Add	2.46	
			For 70' To 99' In Length Only, Add	1.02	
			For >1 In 12 Slope To 3 In 12 Slope, Add	1.34	
			For >3 In 12 Slope To 5 In 12 Slope, Add	2.23	
			For 20 PSF Live Load And 20 PSF (90 MPH) Wind Load, Add	3.35	
			For 20 PSF Live Load And 25 PSF (100 MPH) Wind Load, Add	4.35	
			For 20 PSF Live Load And 30 PSF (110 MPH) Wind Load, Add	5.36	
			For 30 PSF Live Load And 30 PSF (110 MPH) Wind Load, Add	8.48	
			For 30 PSF Live Load And 35 PSF (120 MPH) Wind Load, Add	10.71	
			For Single Slope Frame Roof, Add	2.82	
			For Each SF Of 24 Gauge Wall Panel, Add	1.30	
			For Each SF Of Lap Roof, Deduct	-0.76	
			For Each SF Of Hip Roof, Add	1.52	
			For Each SF Of Wall With No Girts And Wall Panels, Deduct (For use where different wall systems are desired)	-1.97	



MINOR CSI UOM DESCRIPTION	TOTAL DIRECT UNIT COST	DEMOLITION UNIT COST
13 34 19 00-0010 GSF 24' Eave Height, 20' To 30' Wide Clear Span Rigid Frame Building With 26 Gauge Roofing And Siding	49.96	13.09
For 20' To 29' In Length Only, Add	5.83	
For 30' To 49' In Length Only, Add	4.98	
For 50' To 69' In Length Only, Add	2.68	
For 70' To 99' In Length Only, Add	1.10	
For >1 In 12 Slope To 3 In 12 Slope, Add	1.50	
For >3 In 12 Slope To 5 In 12 Slope, Add	2.50	
For 20 PSF Live Load And 20 PSF (90 MPH) Wind Load, Add	3.75	
For 20 PSF Live Load And 25 PSF (100 MPH) Wind Load, Add	4.87	
For 20 PSF Live Load And 30 PSF (110 MPH) Wind Load, Add	6.00	
For 30 PSF Live Load And 30 PSF (110 MPH) Wind Load, Add	9.49	
For 30 PSF Live Load And 35 PSF (120 MPH) Wind Load, Add	11.99	
For Single Slope Frame Roof, Add	3.07	
For Each SF Of 24 Gauge Wall Panel, Add	1.45	
For Each SF Of Lap Roof, Deduct	-0.76	
For Each SF Of Hip Roof, Add	1.72	
For Each SF Of Wall With No Girts And Wall Panels, Deduct (For use where different wall systems are desired)	-1.97	
13 34 19 00-0011 >30' To 50' Wide Clear Span Rigid Frame Pre-Engineered Metal Buildings		
<small>(13 34 19 00-0002)</small>		
13 34 19 00-0012 GSF 10' Eave Height, >30' To 50' Wide Clear Span Rigid Frame Building With 26 Gauge Roofing And Siding	26.36	5.87
For 30' To 49' In Length Only, Add	2.93	
For 50' To 69' In Length Only, Add	1.71	
For 70' To 99' In Length Only, Add	0.71	
For >1 In 12 Slope To 3 In 12 Slope, Add	0.79	
For >3 In 12 Slope To 5 In 12 Slope, Add	1.32	
For 20 PSF Live Load And 20 PSF (90 MPH) Wind Load, Add	1.98	
For 20 PSF Live Load And 25 PSF (100 MPH) Wind Load, Add	2.57	
For 20 PSF Live Load And 30 PSF (110 MPH) Wind Load, Add	3.16	
For 30 PSF Live Load And 30 PSF (110 MPH) Wind Load, Add	5.01	
For 30 PSF Live Load And 35 PSF (120 MPH) Wind Load, Add	6.33	
For Single Slope Frame Roof, Add	1.96	
For Each SF Of 24 Gauge Wall Panel, Add	0.79	
For Each SF Of Lap Roof, Deduct	-0.76	
For Each SF Of Hip Roof, Add	0.83	
For Each SF Of Wall With No Girts And Wall Panels, Deduct (For use where different wall systems are desired)	-1.97	
13 34 19 00-0013 GSF 12' Eave Height, >30' To 50' Wide Clear Span Rigid Frame Building With 26 Gauge Roofing And Siding	28.02	6.41
For 30' To 49' In Length Only, Add	3.01	
For 50' To 69' In Length Only, Add	1.76	
For 70' To 99' In Length Only, Add	0.73	
For >1 In 12 Slope To 3 In 12 Slope, Add	0.84	
For >3 In 12 Slope To 5 In 12 Slope, Add	1.40	
For 20 PSF Live Load And 20 PSF (90 MPH) Wind Load, Add	2.10	
For 20 PSF Live Load And 25 PSF (100 MPH) Wind Load, Add	2.73	
For 20 PSF Live Load And 30 PSF (110 MPH) Wind Load, Add	3.36	
For 30 PSF Live Load And 30 PSF (110 MPH) Wind Load, Add	5.32	
For 30 PSF Live Load And 35 PSF (120 MPH) Wind Load, Add	6.72	
For Single Slope Frame Roof, Add	2.02	
For Each SF Of 24 Gauge Wall Panel, Add	0.84	
For Each SF Of Lap Roof, Deduct	-0.76	
For Each SF Of Hip Roof, Add	0.90	
For Each SF Of Wall With No Girts And Wall Panels, Deduct (For use where different wall systems are desired)	-1.97	
13 34 19 00-0014 GSF 14' Eave Height, >30' To 50' Wide Clear Span Rigid Frame Building With 26 Gauge Roofing And Siding	29.44	6.94
For 30' To 49' In Length Only, Add	3.08	
For 50' To 69' In Length Only, Add	1.80	
For 70' To 99' In Length Only, Add	0.74	
For >1 In 12 Slope To 3 In 12 Slope, Add	0.88	
For >3 In 12 Slope To 5 In 12 Slope, Add	1.47	
For 20 PSF Live Load And 20 PSF (90 MPH) Wind Load, Add	2.21	
For 20 PSF Live Load And 25 PSF (100 MPH) Wind Load, Add	2.87	
For 20 PSF Live Load And 30 PSF (110 MPH) Wind Load, Add	3.53	
For 30 PSF Live Load And 30 PSF (110 MPH) Wind Load, Add	5.59	
For 30 PSF Live Load And 35 PSF (120 MPH) Wind Load, Add	7.07	
For Single Slope Frame Roof, Add	2.06	
For Each SF Of 24 Gauge Wall Panel, Add	0.87	
For Each SF Of Lap Roof, Deduct	-0.76	
For Each SF Of Hip Roof, Add	0.96	
For Each SF Of Wall With No Girts And Wall Panels, Deduct (For use where different wall systems are desired)	-1.97	
13 34 19 00-0015 GSF 16' Eave Height, >30' To 50' Wide Clear Span Rigid Frame Building With 26 Gauge Roofing And Siding	31.56	7.55
For 30' To 49' In Length Only, Add	3.24	
For 50' To 69' In Length Only, Add	1.89	
For 70' To 99' In Length Only, Add	0.78	
For >1 In 12 Slope To 3 In 12 Slope, Add	0.95	
For >3 In 12 Slope To 5 In 12 Slope, Add	1.58	
For 20 PSF Live Load And 20 PSF (90 MPH) Wind Load, Add	2.37	
For 20 PSF Live Load And 25 PSF (100 MPH) Wind Load, Add	3.08	
For 20 PSF Live Load And 30 PSF (110 MPH) Wind Load, Add	3.79	
For 30 PSF Live Load And 30 PSF (110 MPH) Wind Load, Add	6.00	
For 30 PSF Live Load And 35 PSF (120 MPH) Wind Load, Add	7.57	
For Single Slope Frame Roof, Add	2.17	
For Each SF Of 24 Gauge Wall Panel, Add	0.93	
For Each SF Of Lap Roof, Deduct	-0.76	
For Each SF Of Hip Roof, Add	1.04	
For Each SF Of Wall With No Girts And Wall Panels, Deduct (For use where different wall systems are desired)	-1.97	

13 Special Construction
13 30 Special Structures
13 34 Fabricated Engineered Structures



MINOR	CSI	UOM	DESCRIPTION	TOTAL DIRECT UNIT COST	DEMOLITION UNIT COST
13 34	19 00-0016	GSF	18' Eave Height, >30' To 50' Wide Clear Span Rigid Frame Building With 26 Gauge Roofing And Siding	34.23	8.11
			For 30' To 49' In Length Only, Add	3.55	
			For 50' To 69' In Length Only, Add	2.08	
			For 70' To 99' In Length Only, Add	0.86	
			For >1 In 12 Slope To 3 In 12 Slope, Add	1.03	
			For >3 In 12 Slope To 5 In 12 Slope, Add	1.71	
			For 20 PSF Live Load And 20 PSF (90 MPH) Wind Load, Add	2.57	
			For 20 PSF Live Load And 25 PSF (100 MPH) Wind Load, Add	3.34	
			For 20 PSF Live Load And 30 PSF (110 MPH) Wind Load, Add	4.11	
			For 30 PSF Live Load And 30 PSF (110 MPH) Wind Load, Add	6.50	
			For 30 PSF Live Load And 35 PSF (120 MPH) Wind Load, Add	8.22	
			For Single Slope Frame Roof, Add	2.38	
			For Each SF Of 24 Gauge Wall Panel, Add	1.01	
			For Each SF Of Lap Roof, Deduct	-0.76	
			For Each SF Of Hip Roof, Add	1.11	
			For Each SF Of Wall With No Girts And Wall Panels, Deduct (For use where different wall systems are desired)	-1.97	
13 34	19 00-0017	GSF	20' Eave Height, >30' To 50' Wide Clear Span Rigid Frame Building With 26 Gauge Roofing And Siding	36.61	8.67
			For 30' To 49' In Length Only, Add	3.77	
			For 50' To 69' In Length Only, Add	2.21	
			For 70' To 99' In Length Only, Add	0.91	
			For >1 In 12 Slope To 3 In 12 Slope, Add	1.10	
			For >3 In 12 Slope To 5 In 12 Slope, Add	1.83	
			For 20 PSF Live Load And 20 PSF (90 MPH) Wind Load, Add	2.75	
			For 20 PSF Live Load And 25 PSF (100 MPH) Wind Load, Add	3.57	
			For 20 PSF Live Load And 30 PSF (110 MPH) Wind Load, Add	4.39	
			For 30 PSF Live Load And 30 PSF (110 MPH) Wind Load, Add	6.96	
			For 30 PSF Live Load And 35 PSF (120 MPH) Wind Load, Add	8.79	
			For Single Slope Frame Roof, Add	2.53	
			For Each SF Of 24 Gauge Wall Panel, Add	1.08	
			For Each SF Of Lap Roof, Deduct	-0.76	
			For Each SF Of Hip Roof, Add	1.19	
			For Each SF Of Wall With No Girts And Wall Panels, Deduct (For use where different wall systems are desired)	-1.97	
13 34	19 00-0018	GSF	24' Eave Height, >30' To 50' Wide Clear Span Rigid Frame Building With 26 Gauge Roofing And Siding	39.98	9.79
			For 30' To 49' In Length Only, Add	3.99	
			For 50' To 69' In Length Only, Add	2.33	
			For 70' To 99' In Length Only, Add	0.96	
			For >1 In 12 Slope To 3 In 12 Slope, Add	1.20	
			For >3 In 12 Slope To 5 In 12 Slope, Add	2.00	
			For 20 PSF Live Load And 20 PSF (90 MPH) Wind Load, Add	3.00	
			For 20 PSF Live Load And 25 PSF (100 MPH) Wind Load, Add	3.90	
			For 20 PSF Live Load And 30 PSF (110 MPH) Wind Load, Add	4.80	
			For 30 PSF Live Load And 30 PSF (110 MPH) Wind Load, Add	7.60	
			For 30 PSF Live Load And 35 PSF (120 MPH) Wind Load, Add	9.60	
			For Single Slope Frame Roof, Add	2.67	
			For Each SF Of 24 Gauge Wall Panel, Add	1.18	
			For Each SF Of Lap Roof, Deduct	-0.76	
			For Each SF Of Hip Roof, Add	1.32	
			For Each SF Of Wall With No Girts And Wall Panels, Deduct (For use where different wall systems are desired)	-1.97	
13 34	19 00-0019		>50' To 100' Wide Clear Span Rigid Frame Pre-Engineered Metal Buildings		
			(13 34 19 00-0020)		
13 34	19 00-0020	GSF	10' Eave Height, >50' To 100' Wide Clear Span Rigid Frame Building With 26 Gauge Roofing And Siding	20.68	4.09
			For 30' To 49' In Length Only, Add	2.56	
			For 50' To 69' In Length Only, Add	1.50	
			For 70' To 99' In Length Only, Add	0.62	
			For >1 In 12 Slope To 3 In 12 Slope, Add	0.62	
			For >3 In 12 Slope To 5 In 12 Slope, Add	1.03	
			For 20 PSF Live Load And 20 PSF (90 MPH) Wind Load, Add	1.55	
			For 20 PSF Live Load And 25 PSF (100 MPH) Wind Load, Add	2.02	
			For 20 PSF Live Load And 30 PSF (110 MPH) Wind Load, Add	2.48	
			For 30 PSF Live Load And 30 PSF (110 MPH) Wind Load, Add	3.93	
			For 30 PSF Live Load And 35 PSF (120 MPH) Wind Load, Add	4.96	
			For Single Slope Frame Roof, Add	1.71	
			For Each SF Of 24 Gauge Wall Panel, Add	0.63	
			For Each SF Of Lap Roof, Deduct	-0.76	
			For Each SF Of Hip Roof, Add	0.61	
			For Each SF Of Wall With No Girts And Wall Panels, Deduct (For use where different wall systems are desired)	-1.97	
13 34	19 00-0021	GSF	12' Eave Height, >50' To 100' Wide Clear Span Rigid Frame Building With 26 Gauge Roofing And Siding	21.50	4.29
			For 30' To 49' In Length Only, Add	2.64	
			For 50' To 69' In Length Only, Add	1.54	
			For 70' To 99' In Length Only, Add	0.64	
			For >1 In 12 Slope To 3 In 12 Slope, Add	0.65	
			For >3 In 12 Slope To 5 In 12 Slope, Add	1.08	
			For 20 PSF Live Load And 20 PSF (90 MPH) Wind Load, Add	1.61	
			For 20 PSF Live Load And 25 PSF (100 MPH) Wind Load, Add	2.10	
			For 20 PSF Live Load And 30 PSF (110 MPH) Wind Load, Add	2.58	
			For 30 PSF Live Load And 30 PSF (110 MPH) Wind Load, Add	4.09	
			For 30 PSF Live Load And 35 PSF (120 MPH) Wind Load, Add	5.16	
			For Single Slope Frame Roof, Add	1.77	
			For Each SF Of 24 Gauge Wall Panel, Add	0.66	
			For Each SF Of Lap Roof, Deduct	-0.76	
			For Each SF Of Hip Roof, Add	0.63	
			For Each SF Of Wall With No Girts And Wall Panels, Deduct (For use where different wall systems are desired)	-1.97	



MINOR CSI UOM DESCRIPTION	TOTAL DIRECT UNIT COST	DEMOLITION UNIT COST
------------------------------	---------------------------	-------------------------

13 34 19 00-0022 GSF 14' Eave Height, >50' To 100' Wide Clear Span Rigid Frame Building With 26 Gauge Roofing And Siding	22.32	4.49
For 30' To 49' In Length Only, Add	2.71	
For 50' To 69' In Length Only, Add	1.99	
For 70' To 99' In Length Only, Add	0.65	
For >1 In 12 Slope To 3 In 12 Slope, Add	0.67	
For >3 In 12 Slope To 5 In 12 Slope, Add	1.12	
For 20 PSF Live Load And 20 PSF (90 MPH) Wind Load, Add	1.67	
For 20 PSF Live Load And 25 PSF (100 MPH) Wind Load, Add	2.18	
For 20 PSF Live Load And 30 PSF (110 MPH) Wind Load, Add	2.68	
For 30 PSF Live Load And 30 PSF (110 MPH) Wind Load, Add	4.24	
For 30 PSF Live Load And 35 PSF (120 MPH) Wind Load, Add	5.36	
For Single Slope Frame Roof, Add	1.82	
For Each SF Of 24 Gauge Wall Panel, Add	0.68	
For Each SF Of Lap Roof, Deduct	-0.76	
For Each SF Of Hip Roof, Add	0.66	
For Each SF Of Wall With No Girts And Wall Panels, Deduct (For use where different wall systems are desired)	-1.97	
13 34 19 00-0023 GSF 16' Eave Height, >50' To 100' Wide Clear Span Rigid Frame Building With 26 Gauge Roofing And Siding	24.60	5.20
For 30' To 49' In Length Only, Add	2.87	
For 50' To 69' In Length Only, Add	1.68	
For 70' To 99' In Length Only, Add	0.69	
For >1 In 12 Slope To 3 In 12 Slope, Add	0.74	
For >3 In 12 Slope To 5 In 12 Slope, Add	1.23	
For 20 PSF Live Load And 20 PSF (90 MPH) Wind Load, Add	1.85	
For 20 PSF Live Load And 25 PSF (100 MPH) Wind Load, Add	2.40	
For 20 PSF Live Load And 30 PSF (110 MPH) Wind Load, Add	2.95	
For 30 PSF Live Load And 30 PSF (110 MPH) Wind Load, Add	4.67	
For 30 PSF Live Load And 35 PSF (120 MPH) Wind Load, Add	5.90	
For Single Slope Frame Roof, Add	1.92	
For Each SF Of 24 Gauge Wall Panel, Add	0.74	
For Each SF Of Lap Roof, Deduct	-0.76	
For Each SF Of Hip Roof, Add	0.75	
For Each SF Of Wall With No Girts And Wall Panels, Deduct (For use where different wall systems are desired)	-1.97	
13 34 19 00-0024 GSF 18' Eave Height, >50' To 100' Wide Clear Span Rigid Frame Building With 26 Gauge Roofing And Siding	26.40	5.79
For 30' To 49' In Length Only, Add	2.97	
For 50' To 69' In Length Only, Add	1.74	
For 70' To 99' In Length Only, Add	0.72	
For >1 In 12 Slope To 3 In 12 Slope, Add	0.79	
For >3 In 12 Slope To 5 In 12 Slope, Add	1.32	
For 20 PSF Live Load And 20 PSF (90 MPH) Wind Load, Add	1.98	
For 20 PSF Live Load And 25 PSF (100 MPH) Wind Load, Add	2.57	
For 20 PSF Live Load And 30 PSF (110 MPH) Wind Load, Add	3.17	
For 30 PSF Live Load And 30 PSF (110 MPH) Wind Load, Add	5.02	
For 30 PSF Live Load And 35 PSF (120 MPH) Wind Load, Add	6.34	
For Single Slope Frame Roof, Add	1.99	
For Each SF Of 24 Gauge Wall Panel, Add	0.79	
For Each SF Of Lap Roof, Deduct	-0.76	
For Each SF Of Hip Roof, Add	0.82	
For Each SF Of Wall With No Girts And Wall Panels, Deduct (For use where different wall systems are desired)	-1.97	
13 34 19 00-0025 GSF 20' Eave Height, >50' To 100' Wide Clear Span Rigid Frame Building With 26 Gauge Roofing And Siding	28.07	6.37
For 30' To 49' In Length Only, Add	3.05	
For 50' To 69' In Length Only, Add	1.79	
For 70' To 99' In Length Only, Add	0.74	
For >1 In 12 Slope To 3 In 12 Slope, Add	0.84	
For >3 In 12 Slope To 5 In 12 Slope, Add	1.40	
For 20 PSF Live Load And 20 PSF (90 MPH) Wind Load, Add	2.11	
For 20 PSF Live Load And 25 PSF (100 MPH) Wind Load, Add	2.74	
For 20 PSF Live Load And 30 PSF (110 MPH) Wind Load, Add	3.37	
For 30 PSF Live Load And 30 PSF (110 MPH) Wind Load, Add	5.33	
For 30 PSF Live Load And 35 PSF (120 MPH) Wind Load, Add	6.74	
For Single Slope Frame Roof, Add	2.04	
For Each SF Of 24 Gauge Wall Panel, Add	0.84	
For Each SF Of Lap Roof, Deduct	-0.76	
For Each SF Of Hip Roof, Add	0.89	
For Each SF Of Wall With No Girts And Wall Panels, Deduct (For use where different wall systems are desired)	-1.97	
13 34 19 00-0026 GSF 24' Eave Height, >50' To 100' Wide Clear Span Rigid Frame Building With 26 Gauge Roofing And Siding	31.27	7.22
For 30' To 49' In Length Only, Add	3.34	
For 50' To 69' In Length Only, Add	1.96	
For 70' To 99' In Length Only, Add	0.81	
For >1 In 12 Slope To 3 In 12 Slope, Add	0.94	
For >3 In 12 Slope To 5 In 12 Slope, Add	1.56	
For 20 PSF Live Load And 20 PSF (90 MPH) Wind Load, Add	2.35	
For 20 PSF Live Load And 25 PSF (100 MPH) Wind Load, Add	3.05	
For 20 PSF Live Load And 30 PSF (110 MPH) Wind Load, Add	3.75	
For 30 PSF Live Load And 30 PSF (110 MPH) Wind Load, Add	5.94	
For 30 PSF Live Load And 35 PSF (120 MPH) Wind Load, Add	7.50	
For Single Slope Frame Roof, Add	2.24	
For Each SF Of 24 Gauge Wall Panel, Add	0.93	
For Each SF Of Lap Roof, Deduct	-0.76	
For Each SF Of Hip Roof, Add	1.00	
For Each SF Of Wall With No Girts And Wall Panels, Deduct (For use where different wall systems are desired)	-1.97	

13 34 19 00-0027 Clear Span Tapered Beam Frame Pre-Engineered Metal Buildings (13 34 19 00-0001)

Note: Includes a primer coated structural frame, a painted 26 gauge exterior wall and roof.

13 34 19 00-0028 20' To 30' Wide Clear Span Tapered Beam Frame Pre-Engineered Metal Buildings (13 34 19 00-0027)

13 Special Construction

13 30 Special Structures

13 34 Fabricated Engineered Structures



MINOR		TOTAL DIRECT	DEMOLITION
CSI	UOM DESCRIPTION	UNIT COST	UNIT COST
13 34 19 00-0029	GSF 10' Eave Height, 20' To 30' Wide Clear Span Tapered Beam Frame Building With 26 Gauge Roofing And Siding	26.77	5.87
	For 20' To 29' In Length Only, Add	3.84	
	For 30' To 49' In Length Only, Add	3.02	
	For 50' To 69' In Length Only, Add	1.76	
	For 70' To 99' In Length Only, Add	0.73	
	For >1 In 12 Slope To 3 In 12 Slope, Add	0.80	
	For >3 In 12 Slope To 5 In 12 Slope, Add	1.34	
	For 20 PSF Live Load And 20 PSF (90 MPH) Wind Load, Add	2.01	
	For 20 PSF Live Load And 25 PSF (100 MPH) Wind Load, Add	2.61	
	For 20 PSF Live Load And 30 PSF (110 MPH) Wind Load, Add	3.21	
	For 30 PSF Live Load And 30 PSF (110 MPH) Wind Load, Add	5.09	
	For 30 PSF Live Load And 35 PSF (120 MPH) Wind Load, Add	6.42	
	For Each SF Of 24 Gauge Wall Panel, Add	0.80	
	For Each SF Of Lap Roof, Deduct	-0.76	
	For Each SF Of Hip Roof, Add	0.83	
	For Each SF Of Wall With No Girts And Wall Panels, Deduct (For use where different wall systems are desired)	-1.97	
13 34 19 00-0030	GSF 12' Eave Height, 20' To 30' Wide Clear Span Tapered Beam Frame Building With 26 Gauge Roofing And Siding	28.74	6.41
	For 20' To 29' In Length Only, Add	4.06	
	For 30' To 49' In Length Only, Add	3.19	
	For 50' To 69' In Length Only, Add	1.66	
	For 70' To 99' In Length Only, Add	0.77	
	For >1 In 12 Slope To 3 In 12 Slope, Add	0.86	
	For >3 In 12 Slope To 5 In 12 Slope, Add	1.44	
	For 20 PSF Live Load And 20 PSF (90 MPH) Wind Load, Add	2.16	
	For 20 PSF Live Load And 25 PSF (100 MPH) Wind Load, Add	2.80	
	For 20 PSF Live Load And 30 PSF (110 MPH) Wind Load, Add	3.45	
	For 30 PSF Live Load And 30 PSF (110 MPH) Wind Load, Add	5.46	
	For 30 PSF Live Load And 35 PSF (120 MPH) Wind Load, Add	6.90	
	For Each SF Of 24 Gauge Wall Panel, Add	0.86	
	For Each SF Of Lap Roof, Deduct	-0.76	
	For Each SF Of Hip Roof, Add	0.90	
	For Each SF Of Wall With No Girts And Wall Panels, Deduct (For use where different wall systems are desired)	-1.97	
13 34 19 00-0031	GSF 14' Eave Height, 20' To 30' Wide Clear Span Tapered Beam Frame Building With 26 Gauge Roofing And Siding	30.66	6.94
	For 20' To 29' In Length Only, Add	4.26	
	For 30' To 49' In Length Only, Add	3.35	
	For 50' To 69' In Length Only, Add	1.96	
	For 70' To 99' In Length Only, Add	0.81	
	For >1 In 12 Slope To 3 In 12 Slope, Add	0.92	
	For >3 In 12 Slope To 5 In 12 Slope, Add	1.53	
	For 20 PSF Live Load And 20 PSF (90 MPH) Wind Load, Add	2.30	
	For 20 PSF Live Load And 25 PSF (100 MPH) Wind Load, Add	2.99	
	For 20 PSF Live Load And 30 PSF (110 MPH) Wind Load, Add	3.68	
	For 30 PSF Live Load And 30 PSF (110 MPH) Wind Load, Add	5.83	
	For 30 PSF Live Load And 35 PSF (120 MPH) Wind Load, Add	7.36	
	For Each SF Of 24 Gauge Wall Panel, Add	0.92	
	For Each SF Of Lap Roof, Deduct	-0.76	
	For Each SF Of Hip Roof, Add	0.96	
	For Each SF Of Wall With No Girts And Wall Panels, Deduct (For use where different wall systems are desired)	-1.97	
13 34 19 00-0032	GSF 16' Eave Height, 20' To 30' Wide Clear Span Tapered Beam Frame Building With 26 Gauge Roofing And Siding	33.17	7.55
	For 20' To 29' In Length Only, Add	4.58	
	For 30' To 49' In Length Only, Add	3.60	
	For 50' To 69' In Length Only, Add	2.10	
	For 70' To 99' In Length Only, Add	0.87	
	For >1 In 12 Slope To 3 In 12 Slope, Add	1.00	
	For >3 In 12 Slope To 5 In 12 Slope, Add	1.66	
	For 20 PSF Live Load And 20 PSF (90 MPH) Wind Load, Add	2.49	
	For 20 PSF Live Load And 25 PSF (100 MPH) Wind Load, Add	3.23	
	For 20 PSF Live Load And 30 PSF (110 MPH) Wind Load, Add	3.98	
	For 30 PSF Live Load And 30 PSF (110 MPH) Wind Load, Add	6.30	
	For 30 PSF Live Load And 35 PSF (120 MPH) Wind Load, Add	7.96	
	For Each SF Of 24 Gauge Wall Panel, Add	0.99	
	For Each SF Of Lap Roof, Deduct	-0.76	
	For Each SF Of Hip Roof, Add	1.04	
	For Each SF Of Wall With No Girts And Wall Panels, Deduct (For use where different wall systems are desired)	-1.97	
13 34 19 00-0033	GSF 18' Eave Height, 20' To 30' Wide Clear Span Tapered Beam Frame Building With 26 Gauge Roofing And Siding	35.34	8.14
	For 20' To 29' In Length Only, Add	4.82	
	For 30' To 49' In Length Only, Add	3.79	
	For 50' To 69' In Length Only, Add	2.22	
	For 70' To 99' In Length Only, Add	0.91	
	For >1 In 12 Slope To 3 In 12 Slope, Add	1.06	
	For >3 In 12 Slope To 5 In 12 Slope, Add	1.77	
	For 20 PSF Live Load And 20 PSF (90 MPH) Wind Load, Add	2.65	
	For 20 PSF Live Load And 25 PSF (100 MPH) Wind Load, Add	3.45	
	For 20 PSF Live Load And 30 PSF (110 MPH) Wind Load, Add	4.24	
	For 30 PSF Live Load And 30 PSF (110 MPH) Wind Load, Add	6.71	
	For 30 PSF Live Load And 35 PSF (120 MPH) Wind Load, Add	8.48	
	For Each SF Of 24 Gauge Wall Panel, Add	1.05	
	For Each SF Of Lap Roof, Deduct	-0.76	
	For Each SF Of Hip Roof, Add	1.11	
	For Each SF Of Wall With No Girts And Wall Panels, Deduct (For use where different wall systems are desired)	-1.97	



MINOR CSI UOM DESCRIPTION	TOTAL DIRECT UNIT COST	DEMOLITION UNIT COST
13 34 19 00-0034 GSF 20' Eave Height, 20' To 30' Wide Clear Span Tapered Beam Frame Building With 26 Gauge Roofing And Siding.....	37.51	8.73
For 20' To 29' In Length Only, Add	5.06	
For 30' To 49' In Length Only, Add	3.98	
For 50' To 69' In Length Only, Add	2.33	
For 70' To 99' In Length Only, Add	0.96	
For >1 In 12 Slope To 3 In 12 Slope, Add	1.13	
For >3 In 12 Slope To 5 In 12 Slope, Add	1.88	
For 20 PSF Live Load And 20 PSF (90 MPH) Wind Load, Add	2.81	
For 20 PSF Live Load And 25 PSF (100 MPH) Wind Load, Add	3.66	
For 20 PSF Live Load And 30 PSF (110 MPH) Wind Load, Add	4.50	
For 30 PSF Live Load And 30 PSF (110 MPH) Wind Load, Add	7.13	
For 30 PSF Live Load And 35 PSF (120 MPH) Wind Load, Add	9.00	
For Each SF Of 24 Gauge Wall Panel, Add	1.12	
For Each SF Of Lap Roof, Deduct	-0.76	
For Each SF Of Hip Roof, Add	1.19	
For Each SF Of Wall With No Girts And Wall Panels, Deduct (For use where different wall systems are desired)	-1.97	
13 34 19 00-0035 GSF 24' Eave Height, 20' To 30' Wide Clear Span Tapered Beam Frame Building With 26 Gauge Roofing And Siding.....	41.99	9.95
For 20' To 29' In Length Only, Add	5.84	
For 30' To 49' In Length Only, Add	4.35	
For 50' To 69' In Length Only, Add	2.55	
For 70' To 99' In Length Only, Add	1.05	
For >1 In 12 Slope To 3 In 12 Slope, Add	1.26	
For >3 In 12 Slope To 5 In 12 Slope, Add	2.10	
For 20 PSF Live Load And 20 PSF (90 MPH) Wind Load, Add	3.15	
For 20 PSF Live Load And 25 PSF (100 MPH) Wind Load, Add	4.09	
For 20 PSF Live Load And 30 PSF (110 MPH) Wind Load, Add	5.04	
For 30 PSF Live Load And 30 PSF (110 MPH) Wind Load, Add	7.98	
For 30 PSF Live Load And 35 PSF (120 MPH) Wind Load, Add	10.08	
For Each SF Of 24 Gauge Wall Panel, Add	1.24	
For Each SF Of Lap Roof, Deduct	-0.76	
For Each SF Of Hip Roof, Add	1.34	
For Each SF Of Wall With No Girts And Wall Panels, Deduct (For use where different wall systems are desired)	-1.97	
13 34 19 00-0036 >30' To 50' Wide Clear Span Tapered Beam Frame Pre-Engineered Metal Buildings (13 34 19 00-0027)		
13 34 19 00-0037 GSF 10' Eave Height, >30' To 50' Wide Clear Span Tapered Beam Frame Building With 26 Gauge Roofing And Siding.....	24.16	5.20
For 30' To 49' In Length Only, Add	2.77	
For 50' To 69' In Length Only, Add	1.62	
For 70' To 99' In Length Only, Add	0.67	
For >1 In 12 Slope To 3 In 12 Slope, Add	0.72	
For >3 In 12 Slope To 5 In 12 Slope, Add	1.21	
For 20 PSF Live Load And 20 PSF (90 MPH) Wind Load, Add	1.81	
For 20 PSF Live Load And 25 PSF (100 MPH) Wind Load, Add	2.36	
For 20 PSF Live Load And 30 PSF (110 MPH) Wind Load, Add	2.90	
For 30 PSF Live Load And 30 PSF (110 MPH) Wind Load, Add	4.59	
For 30 PSF Live Load And 35 PSF (120 MPH) Wind Load, Add	5.80	
For Each SF Of 24 Gauge Wall Panel, Add	0.73	
For Each SF Of Lap Roof, Deduct	-0.76	
For Each SF Of Hip Roof, Add	0.75	
For Each SF Of Wall With No Girts And Wall Panels, Deduct (For use where different wall systems are desired)	-1.97	
13 34 19 00-0038 GSF 12' Eave Height, >30' To 50' Wide Clear Span Tapered Beam Frame Building With 26 Gauge Roofing And Siding.....	25.76	5.68
For 30' To 49' In Length Only, Add	2.89	
For 50' To 69' In Length Only, Add	1.69	
For 70' To 99' In Length Only, Add	0.70	
For >1 In 12 Slope To 3 In 12 Slope, Add	0.77	
For >3 In 12 Slope To 5 In 12 Slope, Add	1.29	
For 20 PSF Live Load And 20 PSF (90 MPH) Wind Load, Add	1.93	
For 20 PSF Live Load And 25 PSF (100 MPH) Wind Load, Add	2.51	
For 20 PSF Live Load And 30 PSF (110 MPH) Wind Load, Add	3.09	
For 30 PSF Live Load And 30 PSF (110 MPH) Wind Load, Add	4.89	
For 30 PSF Live Load And 35 PSF (120 MPH) Wind Load, Add	6.18	
For Each SF Of 24 Gauge Wall Panel, Add	0.77	
For Each SF Of Lap Roof, Deduct	-0.76	
For Each SF Of Hip Roof, Add	0.81	
For Each SF Of Wall With No Girts And Wall Panels, Deduct (For use where different wall systems are desired)	-1.97	
13 34 19 00-0039 GSF 14' Eave Height, >30' To 50' Wide Clear Span Tapered Beam Frame Building With 26 Gauge Roofing And Siding.....	27.34	6.15
For 30' To 49' In Length Only, Add	3.00	
For 50' To 69' In Length Only, Add	1.76	
For 70' To 99' In Length Only, Add	0.72	
For >1 In 12 Slope To 3 In 12 Slope, Add	0.82	
For >3 In 12 Slope To 5 In 12 Slope, Add	1.37	
For 20 PSF Live Load And 20 PSF (90 MPH) Wind Load, Add	2.05	
For 20 PSF Live Load And 25 PSF (100 MPH) Wind Load, Add	2.67	
For 20 PSF Live Load And 30 PSF (110 MPH) Wind Load, Add	3.28	
For 30 PSF Live Load And 30 PSF (110 MPH) Wind Load, Add	5.19	
For 30 PSF Live Load And 35 PSF (120 MPH) Wind Load, Add	6.56	
For Each SF Of 24 Gauge Wall Panel, Add	0.82	
For Each SF Of Lap Roof, Deduct	-0.76	
For Each SF Of Hip Roof, Add	0.87	
For Each SF Of Wall With No Girts And Wall Panels, Deduct (For use where different wall systems are desired)	-1.97	

13 Special Construction
13 30 Special Structures
13 34 Fabricated Engineered Structures



MINOR	CSI	UOM	DESCRIPTION	TOTAL DIRECT UNIT COST	DEMOLITION UNIT COST
13 34	19 00-0040	GSF	16' Eave Height, >30' To 50' Wide Clear Span Tapered Beam Frame Building With 26 Gauge Roofing And Siding	29.06	6.60
			For 30' To 49' In Length Only, Add	3.16	
			For 50' To 69' In Length Only, Add	1.85	
			For 70' To 99' In Length Only, Add	0.76	
			For >1 In 12 Slope To 3 In 12 Slope, Add	0.87	
			For >3 In 12 Slope To 5 In 12 Slope, Add	1.45	
			For 20 PSF Live Load And 20 PSF (90 MPH) Wind Load, Add	2.18	
			For 20 PSF Live Load And 25 PSF (100 MPH) Wind Load, Add	2.83	
			For 20 PSF Live Load And 30 PSF (110 MPH) Wind Load, Add	3.49	
			For 30 PSF Live Load And 30 PSF (110 MPH) Wind Load, Add	5.52	
			For 30 PSF Live Load And 35 PSF (120 MPH) Wind Load, Add	6.97	
			For Each SF Of 24 Gauge Wall Panel, Add	0.87	
			For Each SF Of Lap Roof, Deduct	-0.76	
			For Each SF Of Hip Roof, Add	0.92	
			For Each SF Of Wall With No Girts And Wall Panels, Deduct (For use where different wall systems are desired)	-1.97	
13 34	19 00-0041	GSF	18' Eave Height, >30' To 50' Wide Clear Span Tapered Beam Frame Building With 26 Gauge Roofing And Siding	30.80	7.07
			For 30' To 49' In Length Only, Add	3.31	
			For 50' To 69' In Length Only, Add	1.93	
			For 70' To 99' In Length Only, Add	0.80	
			For >1 In 12 Slope To 3 In 12 Slope, Add	0.92	
			For >3 In 12 Slope To 5 In 12 Slope, Add	1.54	
			For 20 PSF Live Load And 20 PSF (90 MPH) Wind Load, Add	2.31	
			For 20 PSF Live Load And 25 PSF (100 MPH) Wind Load, Add	3.00	
			For 20 PSF Live Load And 30 PSF (110 MPH) Wind Load, Add	3.70	
			For 30 PSF Live Load And 30 PSF (110 MPH) Wind Load, Add	5.85	
			For 30 PSF Live Load And 35 PSF (120 MPH) Wind Load, Add	7.39	
			For Each SF Of 24 Gauge Wall Panel, Add	0.92	
			For Each SF Of Lap Roof, Deduct	-0.76	
			For Each SF Of Hip Roof, Add	0.98	
			For Each SF Of Wall With No Girts And Wall Panels, Deduct (For use where different wall systems are desired)	-1.97	
13 34	19 00-0042	GSF	20' Eave Height, >30' To 50' Wide Clear Span Tapered Beam Frame Building With 26 Gauge Roofing And Siding	32.51	7.55
			For 30' To 49' In Length Only, Add	3.45	
			For 50' To 69' In Length Only, Add	2.02	
			For 70' To 99' In Length Only, Add	0.83	
			For >1 In 12 Slope To 3 In 12 Slope, Add	0.98	
			For >3 In 12 Slope To 5 In 12 Slope, Add	1.63	
			For 20 PSF Live Load And 20 PSF (90 MPH) Wind Load, Add	2.44	
			For 20 PSF Live Load And 25 PSF (100 MPH) Wind Load, Add	3.17	
			For 20 PSF Live Load And 30 PSF (110 MPH) Wind Load, Add	3.90	
			For 30 PSF Live Load And 30 PSF (110 MPH) Wind Load, Add	6.18	
			For 30 PSF Live Load And 35 PSF (120 MPH) Wind Load, Add	7.80	
			For Each SF Of 24 Gauge Wall Panel, Add	0.97	
			For Each SF Of Lap Roof, Deduct	-0.76	
			For Each SF Of Hip Roof, Add	1.04	
			For Each SF Of Wall With No Girts And Wall Panels, Deduct (For use where different wall systems are desired)	-1.97	
13 34	19 00-0043	GSF	24' Eave Height, >30' To 50' Wide Clear Span Tapered Beam Frame Building With 26 Gauge Roofing And Siding	36.36	8.61
			For 30' To 49' In Length Only, Add	3.77	
			For 50' To 69' In Length Only, Add	2.21	
			For 70' To 99' In Length Only, Add	0.91	
			For >1 In 12 Slope To 3 In 12 Slope, Add	1.09	
			For >3 In 12 Slope To 5 In 12 Slope, Add	1.82	
			For 20 PSF Live Load And 20 PSF (90 MPH) Wind Load, Add	2.73	
			For 20 PSF Live Load And 25 PSF (100 MPH) Wind Load, Add	3.55	
			For 20 PSF Live Load And 30 PSF (110 MPH) Wind Load, Add	4.36	
			For 30 PSF Live Load And 30 PSF (110 MPH) Wind Load, Add	6.91	
			For 30 PSF Live Load And 35 PSF (120 MPH) Wind Load, Add	8.73	
			For Each SF Of 24 Gauge Wall Panel, Add	1.08	
			For Each SF Of Lap Roof, Deduct	-0.76	
			For Each SF Of Hip Roof, Add	1.17	
			For Each SF Of Wall With No Girts And Wall Panels, Deduct (For use where different wall systems are desired)	-1.97	
13 34	19 00-0044		>50' To 80' Wide Clear Span Tapered Beam Frame Pre-Engineered Metal Buildings		
			(13 34 19 00-0027)		
13 34	19 00-0045	GSF	10' Eave Height, >50' To 80' Wide Clear Span Tapered Beam Frame Building With 26 Gauge Roofing And Siding	21.07	4.09
			For 30' To 49' In Length Only, Add	2.65	
			For 50' To 69' In Length Only, Add	1.55	
			For 70' To 99' In Length Only, Add	0.64	
			For >1 In 12 Slope To 3 In 12 Slope, Add	0.63	
			For >3 In 12 Slope To 5 In 12 Slope, Add	1.05	
			For 20 PSF Live Load And 20 PSF (90 MPH) Wind Load, Add	1.58	
			For 20 PSF Live Load And 25 PSF (100 MPH) Wind Load, Add	2.05	
			For 20 PSF Live Load And 30 PSF (110 MPH) Wind Load, Add	2.53	
			For 30 PSF Live Load And 30 PSF (110 MPH) Wind Load, Add	4.00	
			For 30 PSF Live Load And 35 PSF (120 MPH) Wind Load, Add	5.06	
			For Each SF Of 24 Gauge Wall Panel, Add	0.64	
			For Each SF Of Lap Roof, Deduct	-0.76	
			For Each SF Of Hip Roof, Add	0.61	
			For Each SF Of Wall With No Girts And Wall Panels, Deduct (For use where different wall systems are desired)	-1.97	



MINOR CSI UOM DESCRIPTION	TOTAL DIRECT UNIT COST	DEMOLITION UNIT COST
13 34 19 00-0046 GSF 12' Eave Height, >50' To 80' Wide Clear Span Tapered Beam Frame Building With 26 Gauge Roofing And Siding.....	22.21	4.36
For 30' To 49' In Length Only, Add	2.76	
For 50' To 69' In Length Only, Add	1.61	
For 70' To 99' In Length Only, Add	0.67	
For >1 In 12 Slope To 3 In 12 Slope, Add	0.67	
For >3 In 12 Slope To 5 In 12 Slope, Add	1.11	
For 20 PSF Live Load And 20 PSF (90 MPH) Wind Load, Add	1.67	
For 20 PSF Live Load And 25 PSF (100 MPH) Wind Load, Add	2.17	
For 20 PSF Live Load And 30 PSF (110 MPH) Wind Load, Add	2.67	
For 30 PSF Live Load And 30 PSF (110 MPH) Wind Load, Add	4.22	
For 30 PSF Live Load And 35 PSF (120 MPH) Wind Load, Add	5.33	
For Each SF Of 24 Gauge Wall Panel, Add	0.68	
For Each SF Of Lap Roof, Deduct	-0.76	
For Each SF Of Hip Roof, Add	0.64	
For Each SF Of Wall With No Girts And Wall Panels, Deduct (For use where different wall systems are desired)	-1.97	
13 34 19 00-0047 GSF 14' Eave Height, >50' To 80' Wide Clear Span Tapered Beam Frame Building With 26 Gauge Roofing And Siding.....	23.30	4.64
For 30' To 49' In Length Only, Add	2.86	
For 50' To 69' In Length Only, Add	1.67	
For 70' To 99' In Length Only, Add	0.69	
For >1 In 12 Slope To 3 In 12 Slope, Add	0.70	
For >3 In 12 Slope To 5 In 12 Slope, Add	1.17	
For 20 PSF Live Load And 20 PSF (90 MPH) Wind Load, Add	1.75	
For 20 PSF Live Load And 25 PSF (100 MPH) Wind Load, Add	2.27	
For 20 PSF Live Load And 30 PSF (110 MPH) Wind Load, Add	2.80	
For 30 PSF Live Load And 30 PSF (110 MPH) Wind Load, Add	4.43	
For 30 PSF Live Load And 35 PSF (120 MPH) Wind Load, Add	5.59	
For Each SF Of 24 Gauge Wall Panel, Add	0.71	
For Each SF Of Lap Roof, Deduct	-0.76	
For Each SF Of Hip Roof, Add	0.68	
For Each SF Of Wall With No Girts And Wall Panels, Deduct (For use where different wall systems are desired)	-1.97	
13 34 19 00-0048 GSF 16' Eave Height, >50' To 80' Wide Clear Span Tapered Beam Frame Building With 26 Gauge Roofing And Siding.....	24.49	4.92
For 30' To 49' In Length Only, Add	2.99	
For 50' To 69' In Length Only, Add	1.75	
For 70' To 99' In Length Only, Add	0.72	
For >1 In 12 Slope To 3 In 12 Slope, Add	0.73	
For >3 In 12 Slope To 5 In 12 Slope, Add	1.22	
For 20 PSF Live Load And 20 PSF (90 MPH) Wind Load, Add	1.84	
For 20 PSF Live Load And 25 PSF (100 MPH) Wind Load, Add	2.39	
For 20 PSF Live Load And 30 PSF (110 MPH) Wind Load, Add	2.94	
For 30 PSF Live Load And 30 PSF (110 MPH) Wind Load, Add	4.65	
For 30 PSF Live Load And 35 PSF (120 MPH) Wind Load, Add	5.88	
For Each SF Of 24 Gauge Wall Panel, Add	0.75	
For Each SF Of Lap Roof, Deduct	-0.76	
For Each SF Of Hip Roof, Add	0.71	
For Each SF Of Wall With No Girts And Wall Panels, Deduct (For use where different wall systems are desired)	-1.97	
13 34 19 00-0049 GSF 18' Eave Height, >50' To 80' Wide Clear Span Tapered Beam Frame Building With 26 Gauge Roofing And Siding.....	25.98	5.26
For 30' To 49' In Length Only, Add	3.15	
For 50' To 69' In Length Only, Add	1.84	
For 70' To 99' In Length Only, Add	0.76	
For >1 In 12 Slope To 3 In 12 Slope, Add	0.78	
For >3 In 12 Slope To 5 In 12 Slope, Add	1.30	
For 20 PSF Live Load And 20 PSF (90 MPH) Wind Load, Add	1.95	
For 20 PSF Live Load And 25 PSF (100 MPH) Wind Load, Add	2.53	
For 20 PSF Live Load And 30 PSF (110 MPH) Wind Load, Add	3.12	
For 30 PSF Live Load And 30 PSF (110 MPH) Wind Load, Add	4.94	
For 30 PSF Live Load And 35 PSF (120 MPH) Wind Load, Add	6.24	
For Each SF Of 24 Gauge Wall Panel, Add	0.79	
For Each SF Of Lap Roof, Deduct	-0.76	
For Each SF Of Hip Roof, Add	0.76	
For Each SF Of Wall With No Girts And Wall Panels, Deduct (For use where different wall systems are desired)	-1.97	
13 34 19 00-0050 GSF 20' Eave Height, >50' To 80' Wide Clear Span Tapered Beam Frame Building With 26 Gauge Roofing And Siding.....	27.35	5.54
For 30' To 49' In Length Only, Add	3.32	
For 50' To 69' In Length Only, Add	1.94	
For 70' To 99' In Length Only, Add	0.80	
For >1 In 12 Slope To 3 In 12 Slope, Add	0.82	
For >3 In 12 Slope To 5 In 12 Slope, Add	1.37	
For 20 PSF Live Load And 20 PSF (90 MPH) Wind Load, Add	2.05	
For 20 PSF Live Load And 25 PSF (100 MPH) Wind Load, Add	2.67	
For 20 PSF Live Load And 30 PSF (110 MPH) Wind Load, Add	3.28	
For 30 PSF Live Load And 30 PSF (110 MPH) Wind Load, Add	5.20	
For 30 PSF Live Load And 35 PSF (120 MPH) Wind Load, Add	6.56	
For Each SF Of 24 Gauge Wall Panel, Add	0.83	
For Each SF Of Lap Roof, Deduct	-0.76	
For Each SF Of Hip Roof, Add	0.79	
For Each SF Of Wall With No Girts And Wall Panels, Deduct (For use where different wall systems are desired)	-1.97	

13 Special Construction

13 30 Special Structures

13 34 Fabricated Engineered Structures



MINOR		TOTAL DIRECT	DEMOLITION
CSI	UOM DESCRIPTION	UNIT COST	UNIT COST
13 34 19 00-0051	GSF 24' Eave Height, >50' To 80' Wide Clear Span Tapered Beam Frame Building With 26 Gauge Roofing And Siding For 30' To 49' In Length Only, Add For 50' To 69' In Length Only, Add For 70' To 99' In Length Only, Add For >1 In 12 Slope To 3 In 12 Slope, Add For >3 In 12 Slope To 5 In 12 Slope, Add For 20 PSF Live Load And 20 PSF (90 MPH) Wind Load, Add For 20 PSF Live Load And 25 PSF (100 MPH) Wind Load, Add For 20 PSF Live Load And 30 PSF (110 MPH) Wind Load, Add For 30 PSF Live Load And 30 PSF (110 MPH) Wind Load, Add For 30 PSF Live Load And 35 PSF (120 MPH) Wind Load, Add For Each SF Of 24 Gauge Wall Panel, Add For Each SF Of Lap Roof, Deduct For Each SF Of Hip Roof, Add For Each SF Of Wall With No Girts And Wall Panels, Deduct (For use where different wall systems are desired)	30.50 3.64 2.13 0.88 0.92 1.53 2.29 2.97 3.66 5.80 7.32 0.92 -0.76 0.88 -1.97	6.29
13 34 19 00-0052	Single Post 2-Span Frame Pre-Engineered Metal Buildings (13 34 19 00-0001) Note: Includes a primer coated structural frame, a painted 26 gauge exterior wall and roof.		
13 34 19 00-0053	Up To 60' Wide Single Post 2-Span Frame Pre-Engineered Metal Buildings (13 34 19 00-0052)		
13 34 19 00-0054	GSF 14' Eave Height, Up To 60' Wide, Single Post 2-Span Frame Building With 26 Gauge Roofing And Siding For >1 In 12 Slope To 3 In 12 Slope, Add For >3 In 12 Slope To 5 In 12 Slope, Add For 20 PSF Live Load And 20 PSF (90 MPH) Wind Load, Add For 20 PSF Live Load And 25 PSF (100 MPH) Wind Load, Add For 20 PSF Live Load And 30 PSF (110 MPH) Wind Load, Add For 30 PSF Live Load And 30 PSF (110 MPH) Wind Load, Add For 30 PSF Live Load And 35 PSF (120 MPH) Wind Load, Add For Each SF Of 24 Gauge Wall Panel, Add For Each SF Of Lap Roof, Deduct For Each SF Of Hip Roof, Add For Each SF Of Wall With No Girts And Wall Panels, Deduct (For use where different wall systems are desired)	21.97 0.66 1.10 1.65 2.14 2.64 4.17 5.27 0.66 -0.76 0.70 -1.97	4.81
13 34 19 00-0055	GSF 16' Eave Height, Up To 60' Wide, Single Post 2-Span Frame Building With 26 Gauge Roofing And Siding For >1 In 12 Slope To 3 In 12 Slope, Add For >3 In 12 Slope To 5 In 12 Slope, Add For 20 PSF Live Load And 20 PSF (90 MPH) Wind Load, Add For 20 PSF Live Load And 25 PSF (100 MPH) Wind Load, Add For 20 PSF Live Load And 30 PSF (110 MPH) Wind Load, Add For 30 PSF Live Load And 30 PSF (110 MPH) Wind Load, Add For 30 PSF Live Load And 35 PSF (120 MPH) Wind Load, Add For Each SF Of 24 Gauge Wall Panel, Add For Each SF Of Lap Roof, Deduct For Each SF Of Hip Roof, Add For Each SF Of Wall With No Girts And Wall Panels, Deduct (For use where different wall systems are desired)	23.45 0.70 1.17 1.76 2.29 2.81 4.46 5.63 0.70 -0.76 0.74 -1.97	5.15
13 34 19 00-0056	GSF 18' Eave Height, Up To 60' Wide, Single Post 2-Span Frame Building With 26 Gauge Roofing And Siding For >1 In 12 Slope To 3 In 12 Slope, Add For >3 In 12 Slope To 5 In 12 Slope, Add For 20 PSF Live Load And 20 PSF (90 MPH) Wind Load, Add For 20 PSF Live Load And 25 PSF (100 MPH) Wind Load, Add For 20 PSF Live Load And 30 PSF (110 MPH) Wind Load, Add For 30 PSF Live Load And 30 PSF (110 MPH) Wind Load, Add For 30 PSF Live Load And 35 PSF (120 MPH) Wind Load, Add For Each SF Of 24 Gauge Wall Panel, Add For Each SF Of Lap Roof, Deduct For Each SF Of Hip Roof, Add For Each SF Of Wall With No Girts And Wall Panels, Deduct (For use where different wall systems are desired)	24.61 0.74 1.23 1.85 2.40 2.95 4.68 5.91 0.74 -0.76 0.78 -1.97	5.43
13 34 19 00-0057	GSF 20' Eave Height, Up To 60' Wide, Single Post 2-Span Frame Building With 26 Gauge Roofing And Siding For >1 In 12 Slope To 3 In 12 Slope, Add For >3 In 12 Slope To 5 In 12 Slope, Add For 20 PSF Live Load And 20 PSF (90 MPH) Wind Load, Add For 20 PSF Live Load And 25 PSF (100 MPH) Wind Load, Add For 20 PSF Live Load And 30 PSF (110 MPH) Wind Load, Add For 30 PSF Live Load And 30 PSF (110 MPH) Wind Load, Add For 30 PSF Live Load And 35 PSF (120 MPH) Wind Load, Add For Each SF Of 24 Gauge Wall Panel, Add For Each SF Of Lap Roof, Deduct For Each SF Of Hip Roof, Add For Each SF Of Wall With No Girts And Wall Panels, Deduct (For use where different wall systems are desired)	25.77 0.77 1.29 1.93 2.51 3.09 4.90 6.18 0.77 -0.76 0.81 -1.97	5.71
13 34 19 00-0058	GSF 24' Eave Height, Up To 60' Wide, Single Post 2-Span Frame Building With 26 Gauge Roofing And Siding For >1 In 12 Slope To 3 In 12 Slope, Add For >3 In 12 Slope To 5 In 12 Slope, Add For 20 PSF Live Load And 20 PSF (90 MPH) Wind Load, Add For 20 PSF Live Load And 25 PSF (100 MPH) Wind Load, Add For 20 PSF Live Load And 30 PSF (110 MPH) Wind Load, Add For 30 PSF Live Load And 30 PSF (110 MPH) Wind Load, Add For 30 PSF Live Load And 35 PSF (120 MPH) Wind Load, Add For Each SF Of 24 Gauge Wall Panel, Add For Each SF Of Lap Roof, Deduct For Each SF Of Hip Roof, Add For Each SF Of Wall With No Girts And Wall Panels, Deduct (For use where different wall systems are desired)	27.90 0.84 1.40 2.09 2.72 3.35 5.30 6.70 0.84 -0.76 0.87 -1.97	6.19
13 34 19 00-0059	>60' To 80' Wide Single Post 2-Span Frame Pre-Engineered Metal Buildings (13 34 19 00-0052)		



MINOR	CSI	UOM	DESCRIPTION	TOTAL DIRECT UNIT COST	DEMOLITION UNIT COST
13 34	19 00-0060		GSF 14' Eave Height, >60' To 80' Wide, Single Post 2-Span Frame Building With 26 Gauge Roofing And Siding.....	20.40	4.25
			For >1 In 12 Slope To 3 In 12 Slope, Add	0.61	
			For >3 In 12 Slope To 5 In 12 Slope, Add	1.02	
			For 20 PSF Live Load And 20 PSF (90 MPH) Wind Load, Add	1.53	
			For 20 PSF Live Load And 25 PSF (100 MPH) Wind Load, Add	1.99	
			For 20 PSF Live Load And 30 PSF (110 MPH) Wind Load, Add	2.45	
			For 30 PSF Live Load And 30 PSF (110 MPH) Wind Load, Add	3.88	
			For 30 PSF Live Load And 35 PSF (120 MPH) Wind Load, Add	4.90	
			For Each SF Of 24 Gauge Wall Panel, Add	0.62	
			For Each SF Of Lap Roof, Deduct	-0.76	
			For Each SF Of Hip Roof, Add	0.63	
			For Each SF Of Wall With No Girts And Wall Panels, Deduct (For use where different wall systems are desired)	-1.97	
13 34	19 00-0061		GSF 16' Eave Height, >60' To 80' Wide, Single Post 2-Span Frame Building With 26 Gauge Roofing And Siding.....	21.71	4.53
			For >1 In 12 Slope To 3 In 12 Slope, Add	0.65	
			For >3 In 12 Slope To 5 In 12 Slope, Add	1.09	
			For 20 PSF Live Load And 20 PSF (90 MPH) Wind Load, Add	1.63	
			For 20 PSF Live Load And 25 PSF (100 MPH) Wind Load, Add	2.12	
			For 20 PSF Live Load And 30 PSF (110 MPH) Wind Load, Add	2.61	
			For 30 PSF Live Load And 30 PSF (110 MPH) Wind Load, Add	4.12	
			For 30 PSF Live Load And 35 PSF (120 MPH) Wind Load, Add	5.21	
			For Each SF Of 24 Gauge Wall Panel, Add	0.66	
			For Each SF Of Lap Roof, Deduct	-0.76	
			For Each SF Of Hip Roof, Add	0.66	
			For Each SF Of Wall With No Girts And Wall Panels, Deduct (For use where different wall systems are desired)	-1.97	
13 34	19 00-0062		GSF 18' Eave Height, >60' To 80' Wide, Single Post 2-Span Frame Building With 26 Gauge Roofing And Siding.....	22.88	4.81
			For >1 In 12 Slope To 3 In 12 Slope, Add	0.69	
			For >3 In 12 Slope To 5 In 12 Slope, Add	1.14	
			For 20 PSF Live Load And 20 PSF (90 MPH) Wind Load, Add	1.72	
			For 20 PSF Live Load And 25 PSF (100 MPH) Wind Load, Add	2.23	
			For 20 PSF Live Load And 30 PSF (110 MPH) Wind Load, Add	2.75	
			For 30 PSF Live Load And 30 PSF (110 MPH) Wind Load, Add	4.35	
			For 30 PSF Live Load And 35 PSF (120 MPH) Wind Load, Add	5.49	
			For Each SF Of 24 Gauge Wall Panel, Add	0.69	
			For Each SF Of Lap Roof, Deduct	-0.76	
			For Each SF Of Hip Roof, Add	0.70	
			For Each SF Of Wall With No Girts And Wall Panels, Deduct (For use where different wall systems are desired)	-1.97	
13 34	19 00-0063		GSF 20' Eave Height, >60' To 80' Wide, Single Post 2-Span Frame Building With 26 Gauge Roofing And Siding.....	23.90	5.03
			For >1 In 12 Slope To 3 In 12 Slope, Add	0.72	
			For >3 In 12 Slope To 5 In 12 Slope, Add	1.20	
			For 20 PSF Live Load And 20 PSF (90 MPH) Wind Load, Add	1.79	
			For 20 PSF Live Load And 25 PSF (100 MPH) Wind Load, Add	2.33	
			For 20 PSF Live Load And 30 PSF (110 MPH) Wind Load, Add	2.87	
			For 30 PSF Live Load And 30 PSF (110 MPH) Wind Load, Add	4.54	
			For 30 PSF Live Load And 35 PSF (120 MPH) Wind Load, Add	5.74	
			For Each SF Of 24 Gauge Wall Panel, Add	0.72	
			For Each SF Of Lap Roof, Deduct	-0.76	
			For Each SF Of Hip Roof, Add	0.73	
			For Each SF Of Wall With No Girts And Wall Panels, Deduct (For use where different wall systems are desired)	-1.97	
13 34	19 00-0064		GSF 24' Eave Height, >60' To 80' Wide, Single Post 2-Span Frame Building With 26 Gauge Roofing And Siding.....	25.86	5.48
			For >1 In 12 Slope To 3 In 12 Slope, Add	0.78	
			For >3 In 12 Slope To 5 In 12 Slope, Add	1.29	
			For 20 PSF Live Load And 20 PSF (90 MPH) Wind Load, Add	1.94	
			For 20 PSF Live Load And 25 PSF (100 MPH) Wind Load, Add	2.52	
			For 20 PSF Live Load And 30 PSF (110 MPH) Wind Load, Add	3.10	
			For 30 PSF Live Load And 30 PSF (110 MPH) Wind Load, Add	4.91	
			For 30 PSF Live Load And 35 PSF (120 MPH) Wind Load, Add	6.21	
			For Each SF Of 24 Gauge Wall Panel, Add	0.78	
			For Each SF Of Lap Roof, Deduct	-0.76	
			For Each SF Of Hip Roof, Add	0.78	
			For Each SF Of Wall With No Girts And Wall Panels, Deduct (For use where different wall systems are desired)	-1.97	
13 34	19 00-0065		>80' To 100' Wide Single Post 2-Span Frame Pre-Engineered Metal Buildings (13 34 19 00-0052)		
13 34	19 00-0066		GSF 14' Eave Height, >80' To 100' Wide, Single Post 2-Span Frame Building With 26 Gauge Roofing And Siding.....	18.94	3.75
			For >1 In 12 Slope To 3 In 12 Slope, Add	0.57	
			For >3 In 12 Slope To 5 In 12 Slope, Add	0.95	
			For 20 PSF Live Load And 20 PSF (90 MPH) Wind Load, Add	1.42	
			For 20 PSF Live Load And 25 PSF (100 MPH) Wind Load, Add	1.85	
			For 20 PSF Live Load And 30 PSF (110 MPH) Wind Load, Add	2.27	
			For 30 PSF Live Load And 30 PSF (110 MPH) Wind Load, Add	3.60	
			For 30 PSF Live Load And 35 PSF (120 MPH) Wind Load, Add	4.55	
			For Each SF Of 24 Gauge Wall Panel, Add	0.58	
			For Each SF Of Lap Roof, Deduct	-0.76	
			For Each SF Of Hip Roof, Add	0.57	
			For Each SF Of Wall With No Girts And Wall Panels, Deduct (For use where different wall systems are desired)	-1.97	

13 Special Construction

13 30 Special Structures

13 34 Fabricated Engineered Structures



MINOR		TOTAL DIRECT	DEMOLITION
CSI	UOM DESCRIPTION	UNIT COST	UNIT COST
13 34 19 00-0067	GSF 16' Eave Height, >80' To 100' Wide, Single Post 2-Span Frame Building With 26 Gauge Roofing And Siding.....	19.86	3.92
	For >1 In 12 Slope To 3 In 12 Slope, Add	0.60	
	For >3 In 12 Slope To 5 In 12 Slope, Add	0.99	
	For 20 PSF Live Load And 20 PSF (90 MPH) Wind Load, Add	1.49	
	For 20 PSF Live Load And 25 PSF (100 MPH) Wind Load, Add	1.94	
	For 20 PSF Live Load And 30 PSF (110 MPH) Wind Load, Add	2.38	
	For 30 PSF Live Load And 30 PSF (110 MPH) Wind Load, Add	3.77	
	For 30 PSF Live Load And 35 PSF (120 MPH) Wind Load, Add	4.77	
	For Each SF Of 24 Gauge Wall Panel, Add	0.61	
	For Each SF Of Lap Roof, Deduct	-0.76	
	For Each SF Of Hip Roof, Add	0.59	
	For Each SF Of Wall With No Girts And Wall Panels, Deduct (For use where different wall systems are desired)	-1.97	
13 34 19 00-0068	GSF 18' Eave Height, >80' To 100' Wide, Single Post 2-Span Frame Building With 26 Gauge Roofing And Siding.....	20.91	4.13
	For >1 In 12 Slope To 3 In 12 Slope, Add	0.63	
	For >3 In 12 Slope To 5 In 12 Slope, Add	1.05	
	For 20 PSF Live Load And 20 PSF (90 MPH) Wind Load, Add	1.57	
	For 20 PSF Live Load And 25 PSF (100 MPH) Wind Load, Add	2.04	
	For 20 PSF Live Load And 30 PSF (110 MPH) Wind Load, Add	2.51	
	For 30 PSF Live Load And 30 PSF (110 MPH) Wind Load, Add	3.97	
	For 30 PSF Live Load And 35 PSF (120 MPH) Wind Load, Add	5.02	
	For Each SF Of 24 Gauge Wall Panel, Add	0.64	
	For Each SF Of Lap Roof, Deduct	-0.76	
	For Each SF Of Hip Roof, Add	0.62	
	For Each SF Of Wall With No Girts And Wall Panels, Deduct (For use where different wall systems are desired)	-1.97	
13 34 19 00-0069	GSF 20' Eave Height, >80' To 100' Wide, Single Post 2-Span Frame Building With 26 Gauge Roofing And Siding.....	21.79	4.30
	For >1 In 12 Slope To 3 In 12 Slope, Add	0.65	
	For >3 In 12 Slope To 5 In 12 Slope, Add	1.09	
	For 20 PSF Live Load And 20 PSF (90 MPH) Wind Load, Add	1.63	
	For 20 PSF Live Load And 25 PSF (100 MPH) Wind Load, Add	2.12	
	For 20 PSF Live Load And 30 PSF (110 MPH) Wind Load, Add	2.61	
	For 30 PSF Live Load And 30 PSF (110 MPH) Wind Load, Add	4.14	
	For 30 PSF Live Load And 35 PSF (120 MPH) Wind Load, Add	5.23	
	For Each SF Of 24 Gauge Wall Panel, Add	0.67	
	For Each SF Of Lap Roof, Deduct	-0.76	
	For Each SF Of Hip Roof, Add	0.64	
	For Each SF Of Wall With No Girts And Wall Panels, Deduct (For use where different wall systems are desired)	-1.97	
13 34 19 00-0070	GSF 24' Eave Height, >80' To 100' Wide, Single Post 2-Span Frame Building With 26 Gauge Roofing And Siding.....	23.60	4.70
	For >1 In 12 Slope To 3 In 12 Slope, Add	0.71	
	For >3 In 12 Slope To 5 In 12 Slope, Add	1.18	
	For 20 PSF Live Load And 20 PSF (90 MPH) Wind Load, Add	1.77	
	For 20 PSF Live Load And 25 PSF (100 MPH) Wind Load, Add	2.30	
	For 20 PSF Live Load And 30 PSF (110 MPH) Wind Load, Add	2.83	
	For 30 PSF Live Load And 30 PSF (110 MPH) Wind Load, Add	4.48	
	For 30 PSF Live Load And 35 PSF (120 MPH) Wind Load, Add	5.66	
	For Each SF Of 24 Gauge Wall Panel, Add	0.72	
	For Each SF Of Lap Roof, Deduct	-0.76	
	For Each SF Of Hip Roof, Add	0.69	
	For Each SF Of Wall With No Girts And Wall Panels, Deduct (For use where different wall systems are desired)	-1.97	
13 34 19 00-0071	>100' To 120' Wide Single Post 2-Span Frame Pre-Engineered Metal Buildings		
	<small>(13 34 19 00-0052)</small>		
13 34 19 00-0072	GSF 14' Eave Height, >100' To 120' Wide, Single Post 2-Span Frame Building With 26 Gauge Roofing And Siding.....	18.46	3.58
	For >1 In 12 Slope To 3 In 12 Slope, Add	0.55	
	For >3 In 12 Slope To 5 In 12 Slope, Add	0.92	
	For 20 PSF Live Load And 20 PSF (90 MPH) Wind Load, Add	1.38	
	For 20 PSF Live Load And 25 PSF (100 MPH) Wind Load, Add	1.80	
	For 20 PSF Live Load And 30 PSF (110 MPH) Wind Load, Add	2.22	
	For 30 PSF Live Load And 30 PSF (110 MPH) Wind Load, Add	3.51	
	For 30 PSF Live Load And 35 PSF (120 MPH) Wind Load, Add	4.43	
	For Each SF Of 24 Gauge Wall Panel, Add	0.57	
	For Each SF Of Lap Roof, Deduct	-0.76	
	For Each SF Of Hip Roof, Add	0.55	
	For Each SF Of Wall With No Girts And Wall Panels, Deduct (For use where different wall systems are desired)	-1.97	
13 34 19 00-0073	GSF 16' Eave Height, >100' To 120' Wide, Single Post 2-Span Frame Building With 26 Gauge Roofing And Siding.....	19.20	3.75
	For >1 In 12 Slope To 3 In 12 Slope, Add	0.58	
	For >3 In 12 Slope To 5 In 12 Slope, Add	0.96	
	For 20 PSF Live Load And 20 PSF (90 MPH) Wind Load, Add	1.44	
	For 20 PSF Live Load And 25 PSF (100 MPH) Wind Load, Add	1.87	
	For 20 PSF Live Load And 30 PSF (110 MPH) Wind Load, Add	2.30	
	For 30 PSF Live Load And 30 PSF (110 MPH) Wind Load, Add	3.65	
	For 30 PSF Live Load And 35 PSF (120 MPH) Wind Load, Add	4.61	
	For Each SF Of 24 Gauge Wall Panel, Add	0.59	
	For Each SF Of Lap Roof, Deduct	-0.76	
	For Each SF Of Hip Roof, Add	0.57	
	For Each SF Of Wall With No Girts And Wall Panels, Deduct (For use where different wall systems are desired)	-1.97	



MINOR CSI UOM DESCRIPTION	TOTAL DIRECT UNIT COST	DEMOLITION UNIT COST
13 34 19 00-0074 GSF 18' Eave Height, >100' To 120' Wide, Single Post 2-Span Frame Building With 26 Gauge Roofing And Siding.....	20.10	3.92
For >1 In 12 Slope To 3 In 12 Slope, Add	0.60	
For >3 In 12 Slope To 5 In 12 Slope, Add	1.01	
For 20 PSF Live Load And 20 PSF (90 MPH) Wind Load, Add	1.51	
For 20 PSF Live Load And 25 PSF (100 MPH) Wind Load, Add	1.96	
For 20 PSF Live Load And 30 PSF (110 MPH) Wind Load, Add	2.41	
For 30 PSF Live Load And 30 PSF (110 MPH) Wind Load, Add	3.82	
For 30 PSF Live Load And 35 PSF (120 MPH) Wind Load, Add	4.82	
For Each SF Of 24 Gauge Wall Panel, Add	0.61	
For Each SF Of Lap Roof, Deduct	-0.76	
For Each SF Of Hip Roof, Add	0.59	
For Each SF Of Wall With No Girts And Wall Panels, Deduct (For use where different wall systems are desired)	-1.97	
13 34 19 00-0075 GSF 20' Eave Height, >100' To 120' Wide, Single Post 2-Span Frame Building With 26 Gauge Roofing And Siding.....	20.94	4.09
For >1 In 12 Slope To 3 In 12 Slope, Add	0.63	
For >3 In 12 Slope To 5 In 12 Slope, Add	1.05	
For 20 PSF Live Load And 20 PSF (90 MPH) Wind Load, Add	1.57	
For 20 PSF Live Load And 25 PSF (100 MPH) Wind Load, Add	2.04	
For 20 PSF Live Load And 30 PSF (110 MPH) Wind Load, Add	2.51	
For 30 PSF Live Load And 30 PSF (110 MPH) Wind Load, Add	3.98	
For 30 PSF Live Load And 35 PSF (120 MPH) Wind Load, Add	5.03	
For Each SF Of 24 Gauge Wall Panel, Add	0.64	
For Each SF Of Lap Roof, Deduct	-0.76	
For Each SF Of Hip Roof, Add	0.61	
For Each SF Of Wall With No Girts And Wall Panels, Deduct (For use where different wall systems are desired)	-1.97	
13 34 19 00-0076 GSF 20' Eave Height, >100' To 120' Wide, Single Post 2-Span Frame Building With 26 Gauge Roofing And Siding.....	22.71	4.41
For >1 In 12 Slope To 3 In 12 Slope, Add	0.68	
For >3 In 12 Slope To 5 In 12 Slope, Add	1.14	
For 20 PSF Live Load And 20 PSF (90 MPH) Wind Load, Add	1.70	
For 20 PSF Live Load And 25 PSF (100 MPH) Wind Load, Add	2.21	
For 20 PSF Live Load And 30 PSF (110 MPH) Wind Load, Add	2.73	
For 30 PSF Live Load And 30 PSF (110 MPH) Wind Load, Add	4.31	
For 30 PSF Live Load And 35 PSF (120 MPH) Wind Load, Add	5.45	
For Each SF Of 24 Gauge Wall Panel, Add	0.69	
For Each SF Of Lap Roof, Deduct	-0.76	
For Each SF Of Hip Roof, Add	0.65	
For Each SF Of Wall With No Girts And Wall Panels, Deduct (For use where different wall systems are desired)	-1.97	
13 34 19 00-0077 Double Post 3-Span Frame Pre-Engineered Metal Buildings <small>(13 34 19 00-0001)</small>		
Note: Includes a primer coated structural frame, a painted 26 gauge exterior wall and roof.		
13 34 19 00-0078 Up To 120' Wide Double Post 3-Span Frame Pre-Engineered Metal Buildings <small>(13 34 19 00-0077)</small>		
13 34 19 00-0079 GSF 14' Eave Height, Up To 120' Wide, Double Post 3-Span Frame Building With 26 Gauge Roofing And Siding.....	18.29	3.75
For >1 In 12 Slope To 3 In 12 Slope, Add	0.55	
For >3 In 12 Slope To 5 In 12 Slope, Add	0.91	
For 20 PSF Live Load And 20 PSF (90 MPH) Wind Load, Add	1.37	
For 20 PSF Live Load And 25 PSF (100 MPH) Wind Load, Add	1.78	
For 20 PSF Live Load And 30 PSF (110 MPH) Wind Load, Add	2.19	
For 30 PSF Live Load And 30 PSF (110 MPH) Wind Load, Add	3.48	
For 30 PSF Live Load And 35 PSF (120 MPH) Wind Load, Add	4.39	
For Each SF Of 24 Gauge Wall Panel, Add	0.56	
For Each SF Of Lap Roof, Deduct	-0.76	
For Each SF Of Hip Roof, Add	0.57	
For Each SF Of Wall With No Girts And Wall Panels, Deduct (For use where different wall systems are desired)	-1.97	
13 34 19 00-0080 GSF 16' Eave Height, Up To 120' Wide, Double Post 3-Span Frame Building With 26 Gauge Roofing And Siding.....	19.01	3.92
For >1 In 12 Slope To 3 In 12 Slope, Add	0.57	
For >3 In 12 Slope To 5 In 12 Slope, Add	0.95	
For 20 PSF Live Load And 20 PSF (90 MPH) Wind Load, Add	1.43	
For 20 PSF Live Load And 25 PSF (100 MPH) Wind Load, Add	1.85	
For 20 PSF Live Load And 30 PSF (110 MPH) Wind Load, Add	2.28	
For 30 PSF Live Load And 30 PSF (110 MPH) Wind Load, Add	3.61	
For 30 PSF Live Load And 35 PSF (120 MPH) Wind Load, Add	4.56	
For Each SF Of 24 Gauge Wall Panel, Add	0.58	
For Each SF Of Lap Roof, Deduct	-0.76	
For Each SF Of Hip Roof, Add	0.59	
For Each SF Of Wall With No Girts And Wall Panels, Deduct (For use where different wall systems are desired)	-1.97	
13 34 19 00-0081 GSF 18' Eave Height, Up To 120' Wide, Double Post 3-Span Frame Building With 26 Gauge Roofing And Siding.....	19.10	3.81
For >1 In 12 Slope To 3 In 12 Slope, Add	0.57	
For >3 In 12 Slope To 5 In 12 Slope, Add	0.96	
For 20 PSF Live Load And 20 PSF (90 MPH) Wind Load, Add	1.43	
For 20 PSF Live Load And 25 PSF (100 MPH) Wind Load, Add	1.86	
For 20 PSF Live Load And 30 PSF (110 MPH) Wind Load, Add	2.29	
For 30 PSF Live Load And 30 PSF (110 MPH) Wind Load, Add	3.63	
For 30 PSF Live Load And 35 PSF (120 MPH) Wind Load, Add	4.58	
For Each SF Of 24 Gauge Wall Panel, Add	0.58	
For Each SF Of Lap Roof, Deduct	-0.76	
For Each SF Of Hip Roof, Add	0.57	
For Each SF Of Wall With No Girts And Wall Panels, Deduct (For use where different wall systems are desired)	-1.97	

13 Special Construction

13 30 Special Structures

13 34 Fabricated Engineered Structures



MINOR	CSI	UOM	DESCRIPTION	TOTAL DIRECT UNIT COST	DEMOLITION UNIT COST
13 34	19 00-0082	GSF	20' Eave Height, Up To 120' Wide, Double Post 3-Span Frame Building With 26 Gauge Roofing And Siding.....	19.86	3.97
			<i>For >1 In 12 Slope To 3 In 12 Slope, Add</i>	0.60	
			<i>For >3 In 12 Slope To 5 In 12 Slope, Add</i>	0.99	
			<i>For 20 PSF Live Load And 20 PSF (90 MPH) Wind Load, Add</i>	1.49	
			<i>For 20 PSF Live Load And 25 PSF (100 MPH) Wind Load, Add</i>	1.94	
			<i>For 20 PSF Live Load And 30 PSF (110 MPH) Wind Load, Add</i>	2.38	
			<i>For 30 PSF Live Load And 30 PSF (110 MPH) Wind Load, Add</i>	3.77	
			<i>For 30 PSF Live Load And 35 PSF (120 MPH) Wind Load, Add</i>	4.77	
			<i>For Each SF Of 24 Gauge Wall Panel, Add</i>	0.61	
			<i>For Each SF Of Lap Roof, Deduct</i>	-0.76	
			<i>For Each SF Of Hip Roof, Add</i>	0.59	
			<i>For Each SF Of Wall With No Girts And Wall Panels, Deduct (For use where different wall systems are desired)</i>	-1.97	
13 34	19 00-0083	GSF	24' Eave Height, Up To 120' Wide, Double Post 3-Span Frame Building With 26 Gauge Roofing And Siding.....	22.35	4.25
			<i>For >1 In 12 Slope To 3 In 12 Slope, Add</i>	0.67	
			<i>For >3 In 12 Slope To 5 In 12 Slope, Add</i>	1.12	
			<i>For 20 PSF Live Load And 20 PSF (90 MPH) Wind Load, Add</i>	1.68	
			<i>For 20 PSF Live Load And 25 PSF (100 MPH) Wind Load, Add</i>	2.18	
			<i>For 20 PSF Live Load And 30 PSF (110 MPH) Wind Load, Add</i>	2.68	
			<i>For 30 PSF Live Load And 30 PSF (110 MPH) Wind Load, Add</i>	4.25	
			<i>For 30 PSF Live Load And 35 PSF (120 MPH) Wind Load, Add</i>	5.36	
			<i>For Each SF Of 24 Gauge Wall Panel, Add</i>	0.69	
			<i>For Each SF Of Lap Roof, Deduct</i>	-0.76	
			<i>For Each SF Of Hip Roof, Add</i>	0.63	
			<i>For Each SF Of Wall With No Girts And Wall Panels, Deduct (For use where different wall systems are desired)</i>	-1.97	
13 34	19 00-0084		>120' To 150' Wide Double Post 3-Span Frame Pre-Engineered Metal Buildings <small>(13 34 19 00-0077)</small>		
13 34	19 00-0085	GSF	14' Eave Height, >120' To 150' Wide, Double Post 3-Span Frame Building With 26 Gauge Roofing And Siding.....	17.29	3.41
			<i>For >1 In 12 Slope To 3 In 12 Slope, Add</i>	0.52	
			<i>For >3 In 12 Slope To 5 In 12 Slope, Add</i>	0.86	
			<i>For 20 PSF Live Load And 20 PSF (90 MPH) Wind Load, Add</i>	1.30	
			<i>For 20 PSF Live Load And 25 PSF (100 MPH) Wind Load, Add</i>	1.69	
			<i>For 20 PSF Live Load And 30 PSF (110 MPH) Wind Load, Add</i>	2.07	
			<i>For 30 PSF Live Load And 30 PSF (110 MPH) Wind Load, Add</i>	3.29	
			<i>For 30 PSF Live Load And 35 PSF (120 MPH) Wind Load, Add</i>	4.15	
			<i>For Each SF Of 24 Gauge Wall Panel, Add</i>	0.53	
			<i>For Each SF Of Lap Roof, Deduct</i>	-0.76	
			<i>For Each SF Of Hip Roof, Add</i>	0.53	
			<i>For Each SF Of Wall With No Girts And Wall Panels, Deduct (For use where different wall systems are desired)</i>	-1.97	
13 34	19 00-0086	GSF	16' Eave Height, >120' To 150' Wide, Double Post 3-Span Frame Building With 26 Gauge Roofing And Siding.....	17.88	3.52
			<i>For >1 In 12 Slope To 3 In 12 Slope, Add</i>	0.54	
			<i>For >3 In 12 Slope To 5 In 12 Slope, Add</i>	0.89	
			<i>For 20 PSF Live Load And 20 PSF (90 MPH) Wind Load, Add</i>	1.34	
			<i>For 20 PSF Live Load And 25 PSF (100 MPH) Wind Load, Add</i>	1.74	
			<i>For 20 PSF Live Load And 30 PSF (110 MPH) Wind Load, Add</i>	2.15	
			<i>For 30 PSF Live Load And 30 PSF (110 MPH) Wind Load, Add</i>	3.40	
			<i>For 30 PSF Live Load And 35 PSF (120 MPH) Wind Load, Add</i>	4.29	
			<i>For Each SF Of 24 Gauge Wall Panel, Add</i>	0.55	
			<i>For Each SF Of Lap Roof, Deduct</i>	-0.76	
			<i>For Each SF Of Hip Roof, Add</i>	0.54	
			<i>For Each SF Of Wall With No Girts And Wall Panels, Deduct (For use where different wall systems are desired)</i>	-1.97	
13 34	19 00-0087	GSF	18' Eave Height, >120' To 150' Wide, Double Post 3-Span Frame Building With 26 Gauge Roofing And Siding.....	18.56	3.66
			<i>For >1 In 12 Slope To 3 In 12 Slope, Add</i>	0.56	
			<i>For >3 In 12 Slope To 5 In 12 Slope, Add</i>	0.93	
			<i>For 20 PSF Live Load And 20 PSF (90 MPH) Wind Load, Add</i>	1.39	
			<i>For 20 PSF Live Load And 25 PSF (100 MPH) Wind Load, Add</i>	1.81	
			<i>For 20 PSF Live Load And 30 PSF (110 MPH) Wind Load, Add</i>	2.23	
			<i>For 30 PSF Live Load And 30 PSF (110 MPH) Wind Load, Add</i>	3.53	
			<i>For 30 PSF Live Load And 35 PSF (120 MPH) Wind Load, Add</i>	4.45	
			<i>For Each SF Of 24 Gauge Wall Panel, Add</i>	0.57	
			<i>For Each SF Of Lap Roof, Deduct</i>	-0.76	
			<i>For Each SF Of Hip Roof, Add</i>	0.56	
			<i>For Each SF Of Wall With No Girts And Wall Panels, Deduct (For use where different wall systems are desired)</i>	-1.97	
13 34	19 00-0088	GSF	20' Eave Height, >120' To 150' Wide, Double Post 3-Span Frame Building With 26 Gauge Roofing And Siding.....	19.20	3.81
			<i>For >1 In 12 Slope To 3 In 12 Slope, Add</i>	0.58	
			<i>For >3 In 12 Slope To 5 In 12 Slope, Add</i>	0.96	
			<i>For 20 PSF Live Load And 20 PSF (90 MPH) Wind Load, Add</i>	1.44	
			<i>For 20 PSF Live Load And 25 PSF (100 MPH) Wind Load, Add</i>	1.87	
			<i>For 20 PSF Live Load And 30 PSF (110 MPH) Wind Load, Add</i>	2.30	
			<i>For 30 PSF Live Load And 30 PSF (110 MPH) Wind Load, Add</i>	3.65	
			<i>For 30 PSF Live Load And 35 PSF (120 MPH) Wind Load, Add</i>	4.61	
			<i>For Each SF Of 24 Gauge Wall Panel, Add</i>	0.59	
			<i>For Each SF Of Lap Roof, Deduct</i>	-0.76	
			<i>For Each SF Of Hip Roof, Add</i>	0.57	
			<i>For Each SF Of Wall With No Girts And Wall Panels, Deduct (For use where different wall systems are desired)</i>	-1.97	



MINOR CSI UOM DESCRIPTION	TOTAL DIRECT UNIT COST	DEMOLITION UNIT COST
13 34 19 00-0089 GSF 24' Eave Height, >120' To 150' Wide, Double Post 3-Span Frame Building With 26 Gauge Roofing And Siding <i>For >1 In 12 Slope To 3 In 12 Slope, Add</i> <i>For >3 In 12 Slope To 5 In 12 Slope, Add</i> <i>For 20 PSF Live Load And 20 PSF (90 MPH) Wind Load, Add</i> <i>For 20 PSF Live Load And 25 PSF (100 MPH) Wind Load, Add</i> <i>For 20 PSF Live Load And 30 PSF (110 MPH) Wind Load, Add</i> <i>For 30 PSF Live Load And 30 PSF (110 MPH) Wind Load, Add</i> <i>For 30 PSF Live Load And 35 PSF (120 MPH) Wind Load, Add</i> <i>For Each SF Of 24 Gauge Wall Panel, Add</i> <i>For Each SF Of Lap Roof, Deduct</i> <i>For Each SF Of Hip Roof, Add</i> <i>For Each SF Of Wall With No Girts And Wall Panels, Deduct (For use where different wall systems are desired)</i>	21.67 0.65 1.08 1.63 2.11 2.60 4.12 5.20 0.67 -0.76 0.61 -1.97	4.09
13 34 19 00-0090 Triple Post 4-Span Frame Pre-Engineered Metal Buildings <small>(13 34 19 00-0001)</small> Note: Includes a primer coated structural frame, a painted 26 gauge exterior wall and roof.		
13 34 19 00-0091 Up To 160' Wide Triple Post 4-Span Frame Pre-Engineered Metal Building <small>(13 34 19 00-0090)</small>		
13 34 19 00-0092 GSF 14' Eave Height, Up To 160' Wide, Triple Post 4-Span Frame Building With 26 Gauge Roofing And Siding <i>For >1 In 12 Slope To 3 In 12 Slope, Add</i> <i>For >3 In 12 Slope To 5 In 12 Slope, Add</i> <i>For 20 PSF Live Load And 20 PSF (90 MPH) Wind Load, Add</i> <i>For 20 PSF Live Load And 25 PSF (100 MPH) Wind Load, Add</i> <i>For 20 PSF Live Load And 30 PSF (110 MPH) Wind Load, Add</i> <i>For 30 PSF Live Load And 30 PSF (110 MPH) Wind Load, Add</i> <i>For 30 PSF Live Load And 35 PSF (120 MPH) Wind Load, Add</i> <i>For Each SF Of 24 Gauge Wall Panel, Add</i> <i>For Each SF Of Lap Roof, Deduct</i> <i>For Each SF Of Hip Roof, Add</i> <i>For Each SF Of Wall With No Girts And Wall Panels, Deduct (For use where different wall systems are desired)</i>	16.61 0.50 0.83 1.25 1.62 1.99 3.16 3.99 0.51 -0.76 0.50 -1.97	3.24
13 34 19 00-0093 GSF 16' Eave Height, Up To 160' Wide, Triple Post 4-Span Frame Building With 26 Gauge Roofing And Siding <i>For >1 In 12 Slope To 3 In 12 Slope, Add</i> <i>For >3 In 12 Slope To 5 In 12 Slope, Add</i> <i>For 20 PSF Live Load And 20 PSF (90 MPH) Wind Load, Add</i> <i>For 20 PSF Live Load And 25 PSF (100 MPH) Wind Load, Add</i> <i>For 20 PSF Live Load And 30 PSF (110 MPH) Wind Load, Add</i> <i>For 30 PSF Live Load And 30 PSF (110 MPH) Wind Load, Add</i> <i>For 30 PSF Live Load And 35 PSF (120 MPH) Wind Load, Add</i> <i>For Each SF Of 24 Gauge Wall Panel, Add</i> <i>For Each SF Of Lap Roof, Deduct</i> <i>For Each SF Of Hip Roof, Add</i> <i>For Each SF Of Wall With No Girts And Wall Panels, Deduct (For use where different wall systems are desired)</i>	17.31 0.52 0.87 1.30 1.69 2.08 3.29 4.15 0.53 -0.76 0.52 -1.97	3.36
13 34 19 00-0094 GSF 18' Eave Height, Up To 160' Wide, Triple Post 4-Span Frame Building With 26 Gauge Roofing And Siding <i>For >1 In 12 Slope To 3 In 12 Slope, Add</i> <i>For >3 In 12 Slope To 5 In 12 Slope, Add</i> <i>For 20 PSF Live Load And 20 PSF (90 MPH) Wind Load, Add</i> <i>For 20 PSF Live Load And 25 PSF (100 MPH) Wind Load, Add</i> <i>For 20 PSF Live Load And 30 PSF (110 MPH) Wind Load, Add</i> <i>For 30 PSF Live Load And 30 PSF (110 MPH) Wind Load, Add</i> <i>For 30 PSF Live Load And 35 PSF (120 MPH) Wind Load, Add</i> <i>For Each SF Of 24 Gauge Wall Panel, Add</i> <i>For Each SF Of Lap Roof, Deduct</i> <i>For Each SF Of Hip Roof, Add</i> <i>For Each SF Of Wall With No Girts And Wall Panels, Deduct (For use where different wall systems are desired)</i>	17.89 0.54 0.89 1.34 1.74 2.15 3.40 4.29 0.55 -0.76 0.53 -1.97	3.47
13 34 19 00-0095 GSF 20' Eave Height, Up To 160' Wide, Triple Post 4-Span Frame Building With 26 Gauge Roofing And Siding <i>For >1 In 12 Slope To 3 In 12 Slope, Add</i> <i>For >3 In 12 Slope To 5 In 12 Slope, Add</i> <i>For 20 PSF Live Load And 20 PSF (90 MPH) Wind Load, Add</i> <i>For 20 PSF Live Load And 25 PSF (100 MPH) Wind Load, Add</i> <i>For 20 PSF Live Load And 30 PSF (110 MPH) Wind Load, Add</i> <i>For 30 PSF Live Load And 30 PSF (110 MPH) Wind Load, Add</i> <i>For 30 PSF Live Load And 35 PSF (120 MPH) Wind Load, Add</i> <i>For Each SF Of 24 Gauge Wall Panel, Add</i> <i>For Each SF Of Lap Roof, Deduct</i> <i>For Each SF Of Hip Roof, Add</i> <i>For Each SF Of Wall With No Girts And Wall Panels, Deduct (For use where different wall systems are desired)</i>	18.44 0.55 0.92 1.38 1.80 2.21 3.50 4.43 0.56 -0.76 0.55 -1.97	3.58
13 34 19 00-0096 GSF 24' Eave Height, Up To 160' Wide, Triple Post 4-Span Frame Building With 26 Gauge Roofing And Siding <i>For >1 In 12 Slope To 3 In 12 Slope, Add</i> <i>For >3 In 12 Slope To 5 In 12 Slope, Add</i> <i>For 20 PSF Live Load And 20 PSF (90 MPH) Wind Load, Add</i> <i>For 20 PSF Live Load And 25 PSF (100 MPH) Wind Load, Add</i> <i>For 20 PSF Live Load And 30 PSF (110 MPH) Wind Load, Add</i> <i>For 30 PSF Live Load And 30 PSF (110 MPH) Wind Load, Add</i> <i>For 30 PSF Live Load And 35 PSF (120 MPH) Wind Load, Add</i> <i>For Each SF Of 24 Gauge Wall Panel, Add</i> <i>For Each SF Of Lap Roof, Deduct</i> <i>For Each SF Of Hip Roof, Add</i> <i>For Each SF Of Wall With No Girts And Wall Panels, Deduct (For use where different wall systems are desired)</i>	20.91 0.63 1.05 1.57 2.04 2.51 3.97 5.02 0.64 -0.76 0.59 -1.97	3.92
13 34 19 00-0097 >160' To 180' Wide Triple Post 4-Span Frame Pre-Engineered Metal Building <small>(13 34 19 00-0090)</small>		

13 Special Construction

13 30 Special Structures

13 34 Fabricated Engineered Structures



MINOR	CSI	UOM	DESCRIPTION	TOTAL DIRECT UNIT COST	DEMOLITION UNIT COST
13 34	19 00-0098	GSF	14' Eave Height, 160' To 180' Wide, Triple Post 4-Span Frame Building With 26 Gauge Roofing And Siding	16.38	3.13
			<i>For >1 In 12 Slope To 3 In 12 Slope, Add</i>	0.49	
			<i>For >3 In 12 Slope To 5 In 12 Slope, Add</i>	0.82	
			<i>For 20 PSF Live Load And 20 PSF (90 MPH) Wind Load, Add</i>	1.23	
			<i>For 20 PSF Live Load And 25 PSF (100 MPH) Wind Load, Add</i>	1.60	
			<i>For 20 PSF Live Load And 30 PSF (110 MPH) Wind Load, Add</i>	1.97	
			<i>For 30 PSF Live Load And 30 PSF (110 MPH) Wind Load, Add</i>	3.11	
			<i>For 30 PSF Live Load And 35 PSF (120 MPH) Wind Load, Add</i>	3.93	
			<i>For Each SF Of 24 Gauge Wall Panel, Add</i>	0.50	
			<i>For Each SF Of Lap Roof, Deduct</i>	-0.76	
			<i>For Each SF Of Hip Roof, Add</i>	0.49	
			<i>For Each SF Of Wall With No Girts And Wall Panels, Deduct (For use where different wall systems are desired)</i>	-1.97	
13 34	19 00-0099	GSF	16' Eave Height, 160' To 180' Wide, Triple Post 4-Span Frame Building With 26 Gauge Roofing And Siding	16.97	3.24
			<i>For >1 In 12 Slope To 3 In 12 Slope, Add</i>	0.51	
			<i>For >3 In 12 Slope To 5 In 12 Slope, Add</i>	0.85	
			<i>For 20 PSF Live Load And 20 PSF (90 MPH) Wind Load, Add</i>	1.27	
			<i>For 20 PSF Live Load And 25 PSF (100 MPH) Wind Load, Add</i>	1.65	
			<i>For 20 PSF Live Load And 30 PSF (110 MPH) Wind Load, Add</i>	2.04	
			<i>For 30 PSF Live Load And 30 PSF (110 MPH) Wind Load, Add</i>	3.22	
			<i>For 30 PSF Live Load And 35 PSF (120 MPH) Wind Load, Add</i>	4.07	
			<i>For Each SF Of 24 Gauge Wall Panel, Add</i>	0.52	
			<i>For Each SF Of Lap Roof, Deduct</i>	-0.76	
			<i>For Each SF Of Hip Roof, Add</i>	0.50	
			<i>For Each SF Of Wall With No Girts And Wall Panels, Deduct (For use where different wall systems are desired)</i>	-1.97	
13 34	19 00-0100	GSF	18' Eave Height, 160' To 180' Wide, Triple Post 4-Span Frame Building With 26 Gauge Roofing And Siding	17.61	3.36
			<i>For >1 In 12 Slope To 3 In 12 Slope, Add</i>	0.53	
			<i>For >3 In 12 Slope To 5 In 12 Slope, Add</i>	0.88	
			<i>For 20 PSF Live Load And 20 PSF (90 MPH) Wind Load, Add</i>	1.32	
			<i>For 20 PSF Live Load And 25 PSF (100 MPH) Wind Load, Add</i>	1.72	
			<i>For 20 PSF Live Load And 30 PSF (110 MPH) Wind Load, Add</i>	2.11	
			<i>For 30 PSF Live Load And 30 PSF (110 MPH) Wind Load, Add</i>	3.35	
			<i>For 30 PSF Live Load And 35 PSF (120 MPH) Wind Load, Add</i>	4.23	
			<i>For Each SF Of 24 Gauge Wall Panel, Add</i>	0.54	
			<i>For Each SF Of Lap Roof, Deduct</i>	-0.76	
			<i>For Each SF Of Hip Roof, Add</i>	0.52	
			<i>For Each SF Of Wall With No Girts And Wall Panels, Deduct (For use where different wall systems are desired)</i>	-1.97	
13 34	19 00-0101	GSF	20' Eave Height, 160' To 180' Wide, Triple Post 4-Span Frame Building With 26 Gauge Roofing And Siding	18.18	3.47
			<i>For >1 In 12 Slope To 3 In 12 Slope, Add</i>	0.55	
			<i>For >3 In 12 Slope To 5 In 12 Slope, Add</i>	0.91	
			<i>For 20 PSF Live Load And 20 PSF (90 MPH) Wind Load, Add</i>	1.36	
			<i>For 20 PSF Live Load And 25 PSF (100 MPH) Wind Load, Add</i>	1.77	
			<i>For 20 PSF Live Load And 30 PSF (110 MPH) Wind Load, Add</i>	2.18	
			<i>For 30 PSF Live Load And 30 PSF (110 MPH) Wind Load, Add</i>	3.45	
			<i>For 30 PSF Live Load And 35 PSF (120 MPH) Wind Load, Add</i>	4.36	
			<i>For Each SF Of 24 Gauge Wall Panel, Add</i>	0.56	
			<i>For Each SF Of Lap Roof, Deduct</i>	-0.76	
			<i>For Each SF Of Hip Roof, Add</i>	0.53	
			<i>For Each SF Of Wall With No Girts And Wall Panels, Deduct (For use where different wall systems are desired)</i>	-1.97	
13 34	19 00-0102	GSF	24' Eave Height, 180' To 180' Wide, Triple Post 4-Span Frame Building With 26 Gauge Roofing And Siding	20.53	3.75
			<i>For >1 In 12 Slope To 3 In 12 Slope, Add</i>	0.62	
			<i>For >3 In 12 Slope To 5 In 12 Slope, Add</i>	1.03	
			<i>For 20 PSF Live Load And 20 PSF (90 MPH) Wind Load, Add</i>	1.54	
			<i>For 20 PSF Live Load And 25 PSF (100 MPH) Wind Load, Add</i>	2.00	
			<i>For 20 PSF Live Load And 30 PSF (110 MPH) Wind Load, Add</i>	2.46	
			<i>For 30 PSF Live Load And 30 PSF (110 MPH) Wind Load, Add</i>	3.90	
			<i>For 30 PSF Live Load And 35 PSF (120 MPH) Wind Load, Add</i>	4.93	
			<i>For Each SF Of 24 Gauge Wall Panel, Add</i>	0.63	
			<i>For Each SF Of Lap Roof, Deduct</i>	-0.76	
			<i>For Each SF Of Hip Roof, Add</i>	0.57	
			<i>For Each SF Of Wall With No Girts And Wall Panels, Deduct (For use where different wall systems are desired)</i>	-1.97	
13 34	19 00-0103		>180' To 200' Wide Triple Post 4-Span Frame Pre-Engineered Metal Buildings		
13 34	19 00-0104	GSF	14' Eave Height, 180' To 200' Wide, Triple Post 4-Span Frame Building With 26 Gauge Roofing And Siding	16.18	3.02
			<i>For >1 In 12 Slope To 3 In 12 Slope, Add</i>	0.49	
			<i>For >3 In 12 Slope To 5 In 12 Slope, Add</i>	0.81	
			<i>For 20 PSF Live Load And 20 PSF (90 MPH) Wind Load, Add</i>	1.21	
			<i>For 20 PSF Live Load And 25 PSF (100 MPH) Wind Load, Add</i>	1.58	
			<i>For 20 PSF Live Load And 30 PSF (110 MPH) Wind Load, Add</i>	1.94	
			<i>For 30 PSF Live Load And 30 PSF (110 MPH) Wind Load, Add</i>	3.07	
			<i>For 30 PSF Live Load And 35 PSF (120 MPH) Wind Load, Add</i>	3.88	
			<i>For Each SF Of 24 Gauge Wall Panel, Add</i>	0.50	
			<i>For Each SF Of Lap Roof, Deduct</i>	-0.76	
			<i>For Each SF Of Hip Roof, Add</i>	0.48	
			<i>For Each SF Of Wall With No Girts And Wall Panels, Deduct (For use where different wall systems are desired)</i>	-1.97	



	MINOR	CSI	UOM	DESCRIPTION	TOTAL DIRECT UNIT COST	DEMOLITION UNIT COST	
13 34	19 00-0105	GSF		16' Eave Height, 180' To 200' Wide, Triple Post 4-Span Frame Building With 26 Gauge Roofing And Siding.....	16.66	3.13	
				<i>For >1 In 12 Slope To 3 In 12 Slope, Add</i>	0.50		
				<i>For >3 In 12 Slope To 5 In 12 Slope, Add</i>	0.83		
				<i>For 20 PSF Live Load And 20 PSF (90 MPH) Wind Load, Add</i>	1.25		
				<i>For 20 PSF Live Load And 25 PSF (100 MPH) Wind Load, Add</i>	1.62		
				<i>For 20 PSF Live Load And 30 PSF (110 MPH) Wind Load, Add</i>	2.00		
				<i>For 30 PSF Live Load And 30 PSF (110 MPH) Wind Load, Add</i>	3.17		
				<i>For 30 PSF Live Load And 35 PSF (120 MPH) Wind Load, Add</i>	4.00		
				<i>For Each SF Of 24 Gauge Wall Panel, Add</i>	0.51		
				<i>For Each SF Of Lap Roof, Deduct</i>	-0.76		
				<i>For Each SF Of Hip Roof, Add</i>	0.49		
				<i>For Each SF Of Wall With No Girts And Wall Panels, Deduct (For use where different wall systems are desired)</i>	-1.97		
13 34	19 00-0106	GSF		18' Eave Height, 180' To 200' Wide, Triple Post 4-Span Frame Building With 26 Gauge Roofing And Siding.....	17.31	3.24	
				<i>For >1 In 12 Slope To 3 In 12 Slope, Add</i>	0.52		
				<i>For >3 In 12 Slope To 5 In 12 Slope, Add</i>	0.87		
				<i>For 20 PSF Live Load And 20 PSF (90 MPH) Wind Load, Add</i>	1.30		
				<i>For 20 PSF Live Load And 25 PSF (100 MPH) Wind Load, Add</i>	1.69		
				<i>For 20 PSF Live Load And 30 PSF (110 MPH) Wind Load, Add</i>	2.08		
				<i>For 30 PSF Live Load And 30 PSF (110 MPH) Wind Load, Add</i>	3.29		
				<i>For 30 PSF Live Load And 35 PSF (120 MPH) Wind Load, Add</i>	4.15		
				<i>For Each SF Of 24 Gauge Wall Panel, Add</i>	0.53		
				<i>For Each SF Of Lap Roof, Deduct</i>	-0.76		
				<i>For Each SF Of Hip Roof, Add</i>	0.50		
				<i>For Each SF Of Wall With No Girts And Wall Panels, Deduct (For use where different wall systems are desired)</i>	-1.97		
13 34	19 00-0107	GSF		20' Eave Height, 180' To 200' Wide, Triple Post 4-Span Frame Building With 26 Gauge Roofing And Siding.....	17.94	3.36	
				<i>For >1 In 12 Slope To 3 In 12 Slope, Add</i>	0.54		
				<i>For >3 In 12 Slope To 5 In 12 Slope, Add</i>	0.90		
				<i>For 20 PSF Live Load And 20 PSF (90 MPH) Wind Load, Add</i>	1.35		
				<i>For 20 PSF Live Load And 25 PSF (100 MPH) Wind Load, Add</i>	1.75		
				<i>For 20 PSF Live Load And 30 PSF (110 MPH) Wind Load, Add</i>	2.15		
				<i>For 30 PSF Live Load And 30 PSF (110 MPH) Wind Load, Add</i>	3.41		
				<i>For 30 PSF Live Load And 35 PSF (120 MPH) Wind Load, Add</i>	4.31		
				<i>For Each SF Of 24 Gauge Wall Panel, Add</i>	0.55		
				<i>For Each SF Of Lap Roof, Deduct</i>	-0.76		
				<i>For Each SF Of Hip Roof, Add</i>	0.52		
				<i>For Each SF Of Wall With No Girts And Wall Panels, Deduct (For use where different wall systems are desired)</i>	-1.97		
13 34	19 00-0108	GSF		24' Eave Height, 180' To 200' Wide, Triple Post 4-Span Frame Building With 26 Gauge Roofing And Siding.....	20.30	3.64	
				<i>For >1 In 12 Slope To 3 In 12 Slope, Add</i>	0.61		
				<i>For >3 In 12 Slope To 5 In 12 Slope, Add</i>	1.02		
				<i>For 20 PSF Live Load And 20 PSF (90 MPH) Wind Load, Add</i>	1.52		
				<i>For 20 PSF Live Load And 25 PSF (100 MPH) Wind Load, Add</i>	1.98		
				<i>For 20 PSF Live Load And 30 PSF (110 MPH) Wind Load, Add</i>	2.44		
				<i>For 30 PSF Live Load And 30 PSF (110 MPH) Wind Load, Add</i>	3.86		
				<i>For 30 PSF Live Load And 35 PSF (120 MPH) Wind Load, Add</i>	4.87		
				<i>For Each SF Of 24 Gauge Wall Panel, Add</i>	0.63		
				<i>For Each SF Of Lap Roof, Deduct</i>	-0.76		
				<i>For Each SF Of Hip Roof, Add</i>	0.55		
				<i>For Each SF Of Wall With No Girts And Wall Panels, Deduct (For use where different wall systems are desired)</i>	-1.97		
13 34	19 00-0109	Metal Building Options <small>(13 34 19 00-0001)</small>					
		Note: For use with metal buildings only. See CSI section 08 36 13 00-0013 for sectional doors, 08 51 13 00-0079 for sliding windows.					
13 34	19 00-0110	Metal Framing For Rough Openings <small>(13 34 19 00-0109)</small>					
		Note: Excludes doors See CSI section 08 13 00 00-0000 for metal doors, 08 14 00 00-0000 for wood doors, 08 33 23 00-0000 for overhead coiling doors.					
13 34	19 00-0111	EA		Single Door, Metal Frame Rough Opening.....	551.12	125.27	
13 34	19 00-0112	EA		Double Door, Metal Frame Rough Opening.....	848.80	162.17	
13 34	19 00-0113	EA		10' x 10' Overhead Door, Metal Frame Rough Opening.....	1,024.35	153.78	
13 34	19 00-0114	EA		12' x 12' Overhead Door, Metal Frame Rough Opening.....	1,109.18	156.59	
13 34	19 00-0115	EA		14' x 14' Overhead Door, Metal Frame Rough Opening.....	1,179.70	162.17	
13 34	19 00-0116	EA		Up To 12 SF, Window Opening, Metal Frame Rough Opening.....	527.99	125.27	
13 34	19 00-0117	EA		>12 To 18 SF, Window Opening, Metal Frame Rough Opening.....	592.18	142.38	
13 34	19 00-0118	LF		Additional Girts.....	12.37		
13 34	19 00-0119	Wall Panel Options For Metal Buildings <small>(13 34 19 00-0109)</small>					
		Note: Upgrade from 26 gauge wall panels.					
13 34	19 00-0120	SF		Upgrade To 2" Thick Insulated Wall Panel, Metal-Span CF Mesa Profile.....	13.29		
				Note: 24 gauge exterior and 24 gauge interior panels.			
				<i>For AZ-50 Aluminum-Zinc Coated Exterior, Add</i>	0.24		
				<i>For Premium Exterior Colors, Add</i>	0.12		
13 34	19 00-0121	SF		Upgrade To 2-1/2" Thick Insulated Wall Panel, Metal-Span CF Mesa Profile.....	16.02		
				Note: 24 gauge exterior and 24 gauge interior panels.			
				<i>For AZ-50 Aluminum-Zinc Coated Exterior, Add</i>	0.24		
				<i>For Premium Exterior Colors, Add</i>	0.12		
13 34	19 00-0122	SF		Upgrade To 3" Thick Insulated Wall Panel, Metal-Span CF Mesa Profile.....	18.43		
				Note: 24 gauge exterior and 24 gauge interior panels.			
				<i>For AZ-50 Aluminum-Zinc Coated Exterior, Add</i>	0.24		
				<i>For Premium Exterior Colors, Add</i>	0.12		
13 34	19 00-0123	SF		Upgrade To 4" Thick Insulated Wall Panel, Metal-Span CF Mesa Profile.....	21.15		
				Note: 24 gauge exterior and 24 gauge interior panels.			
				<i>For AZ-50 Aluminum-Zinc Coated Exterior, Add</i>	0.24		
				<i>For Premium Exterior Colors, Add</i>	0.12		

13 Special Construction

13 30 Special Structures

13 34 Fabricated Engineered Structures



MINOR
CSI UOM DESCRIPTION

TOTAL DIRECT DEMOLITION
UNIT COST UNIT COST

13 34 19 00-0124 Roofing Options For Metal Buildings (13 34 19 00-0109)
Note: Upgrade from 26 gauge standing seam roof panels.

13 34 19 00-0125	SF	Upgrade To 24 Gauge Galvanized Steel Standing Seam Roof	1.46	
13 34 19 00-0126	SF	Upgrade To 4" Thick Insulated Roof Panel, Metal-Span III, CFR-42	23.55	
		Note: 24 gauge exterior and 24 gauge interior panels.		
		<i>For AZ-50 Aluminum-Zinc Coated Exterior, Add</i>	0.24	
		<i>For Premium Exterior Colors, Add</i>	0.12	
13 34 19 00-0127	SF	Upgrade To 5" Thick Insulated Roof Panel, Metal-Span III, CFR-42	25.04	
		Note: 24 gauge exterior and 24 gauge interior panels.		
		<i>For AZ-50 Aluminum-Zinc Coated Exterior, Add</i>	0.24	
		<i>For Premium Exterior Colors, Add</i>	0.12	
13 34 19 00-0128	SF	Upgrade To 6" Thick Insulated Roof Panel, Metal-Span III, CFR-42	26.26	
		Note: 24 gauge exterior and 24 gauge interior panels.		
		<i>For AZ-50 Aluminum-Zinc Coated Exterior, Add</i>	0.24	
		<i>For Premium Exterior Colors, Add</i>	0.12	
13 34 19 00-0129	EA	3' x 10' Translucent Fiberglass Panels.....	173.29	48.10
13 34 19 00-0130	LF	Vented Ridge Vent For Standing Seam Roof	24.22	

13 34 19 00-0131 Insulation For Metal Buildings (13 34 19 00-0109)

13 34 19 00-0132	SF	1-1/2" Thick, R-5.5, Foil/Scrim/Kraft (FSK), Faced Metal Building Insulation	1.12	0.29
13 34 19 00-0133	SF	2-1/2" Thick, R-8, Foil/Scrim/Kraft (FSK), Faced Metal Building Insulation	1.26	0.29
13 34 19 00-0134	SF	3-1/2" Thick, R-11, Foil/Scrim/Kraft (FSK), Faced Metal Building Insulation	1.42	0.38
13 34 19 00-0135	SF	3-1/2" Thick, R-13, Foil/Scrim/Kraft (FSK), Faced Metal Building Insulation	1.65	0.38
13 34 19 00-0136	SF	6" Thick, R-19, Foil/Scrim/Kraft (FSK), Faced Metal Building Insulation	2.10	0.38
13 34 19 00-0137	SF	1-1/2" Thick, R-5.5, Polyester/Scrim/Kraft (PSK), Faced Metal Building Insulation	1.39	0.29
13 34 19 00-0138	SF	2-1/2" Thick, R-8, Polyester/Scrim/Kraft (PSK), Faced Metal Building Insulation	1.52	0.29
13 34 19 00-0139	SF	3-1/2" Thick, R-11, Polyester/Scrim/Kraft (PSK), Faced Metal Building Insulation	1.64	0.38
13 34 19 00-0140	SF	3-1/2" Thick, R-13, Polyester/Scrim/Kraft (PSK), Faced Metal Building Insulation	1.81	0.38
13 34 19 00-0141	SF	6" Thick, R-19, Polyester/Scrim/Kraft (PSK), Faced Metal Building Insulation	2.18	0.38
13 34 19 00-0142	SF	1-1/2" Thick, R-5.5, Vinyl/Scrim/Kraft (VSK), Faced Metal Building Insulation	1.31	0.29
13 34 19 00-0143	SF	2-1/2" Thick, R-8, Vinyl/Scrim/Kraft (VSK), Faced Metal Building Insulation	1.47	0.29
13 34 19 00-0144	SF	3-1/2" Thick, R-11, Vinyl/Scrim/Kraft (VSK), Faced Metal Building Insulation	1.74	0.38
13 34 19 00-0145	SF	3-1/2" Thick, R-13, Vinyl/Scrim/Kraft (VSK), Faced Metal Building Insulation	1.91	0.38
13 34 19 00-0146	SF	6" Thick, R-19, Vinyl/Scrim/Kraft (VSK), Faced Metal Building Insulation	2.26	0.38
13 34 19 00-0147	SF	2" Thick, R-6.5, Polypropylene/Scrim/Kraft, Faced Metal Building Insulation	1.21	0.29
13 34 19 00-0148	SF	3" Thick, R-10, Polypropylene/Scrim/Kraft, Faced Metal Building Insulation	1.29	0.29
13 34 19 00-0149	SF	4" Thick, R-13, Polypropylene/Scrim/Kraft, Faced Metal Building Insulation	1.45	0.38
13 34 19 00-0150	SF	6" Thick, R-19, Polypropylene/Scrim/Kraft, Faced Metal Building Insulation	1.81	0.38
13 34 19 00-0151	SF	2" Thick, R-6.5, Polypropylene/Scrim/Metalized Polyester, Faced Metal Building Insulation.....	1.22	0.29
13 34 19 00-0152	SF	3" Thick, R-10, Polypropylene/Scrim/Metalized Polyester, Faced Metal Building Insulation.....	1.31	0.29
13 34 19 00-0153	SF	4" Thick, R-13, Polypropylene/Scrim/Metalized Polyester, Faced Metal Building Insulation.....	1.48	0.38
13 34 19 00-0154	SF	6" Thick, R-19, Polypropylene/Scrim/Metalized Polyester, Faced Metal Building Insulation.....	1.86	0.38
13 34 19 00-0155	SF	2" Thick, R-6.5, Black Matte Polypropylene/Fiberglass Polyester Blend Fabric, Faced Metal Building Insulation.....	1.66	0.29
13 34 19 00-0156	SF	3" Thick, R-10, Black Matte Polypropylene/Fiberglass Polyester Blend Fabric, Faced Metal Building Insulation.....	1.78	0.29
13 34 19 00-0157	SF	4" Thick, R-13, Black Matte Polypropylene/Fiberglass Polyester Blend Fabric, Faced Metal Building Insulation.....	1.95	0.38
13 34 19 00-0158	SF	6" Thick, R-19, Black Matte Polypropylene/Fiberglass Polyester Blend Fabric, Faced Metal Building Insulation.....	2.33	0.38

13 34 19 00-0159 Eave And Overhang Options For Metal Buildings (13 34 19 00-0109)

13 34 19 00-0160	LF	2' End Wall Roof Overhang And 26 Gauge Soffit	43.15	8.73
13 34 19 00-0161	LF	4' End Wall Roof Overhang And 26 Gauge Soffit	65.32	6.26
13 34 19 00-0162	SF	Up To 20 SF, Prefinished Aluminum, Wall Hung Canopy.....	88.42	13.98
		Note: Up to 7' projection from wall. Includes finished underside and edges.		
		<i>For End Braced (Up To 16' Wall Projection), Add</i>	20.71	
		<i>For Overhead Braced (Up To 10' Wall Projection), Add</i>	11.87	
13 34 19 00-0163	SF	>20 To 50 SF, Prefinished Aluminum, Wall Hung Canopy	73.87	11.75
		Note: Up to 7' projection from wall. Includes finished underside and edges.		
		<i>For End Braced (Up To 16' Wall Projection), Add</i>	17.29	
		<i>For Overhead Braced (Up To 10' Wall Projection), Add</i>	9.91	
13 34 19 00-0164	SF	>50 SF, Prefinished Aluminum, Wall Hung Canopy.....	56.00	10.07
		Note: Up to 7' projection from wall. Includes finished underside and edges.		
		<i>For End Braced (Up To 16' Wall Projection), Add</i>	12.99	
		<i>For Overhead Braced (Up To 10' Wall Projection), Add</i>	7.39	
13 34 19 00-0165	SF	Up To 50 SF, Prefinished Aluminum, Free Standing Canopy	107.86	21.25
		Note: Includes finished underside and edges.		
13 34 19 00-0166	SF	>50 SF, Prefinished Aluminum, Free Standing Canopy.....	72.50	12.86
		Note: Includes finished underside and edges.		
13 34 19 00-0167	LF	1' Standard Eave Overhang Without Soffit	45.42	
13 34 19 00-0168	LF	2' Standard Eave Overhang Without Soffit	56.88	
13 34 19 00-0169	LF	3' Standard Eave Overhang Without Soffit	68.52	
13 34 19 00-0170	LF	4' Standard Eave Overhang Without Soffit	80.01	
13 34 19 00-0171	LF	6' Standard Eave Overhang Without Soffit	102.93	
13 34 19 00-0172	LF	1' Standard Eave Overhang And 26 Gauge Soffit.....	60.83	
		<i>For 24 Gauge, Add</i>	6.98	
13 34 19 00-0173	LF	2' Standard Eave Overhang And 26 Gauge Soffit.....	76.12	
		<i>For 24 Gauge, Add</i>	8.80	
13 34 19 00-0174	LF	3' Standard Eave Overhang And 26 Gauge Soffit.....	91.53	
		<i>For 24 Gauge, Add</i>	10.55	
13 34 19 00-0175	LF	4' Standard Eave Overhang And 26 Gauge Soffit.....	106.94	
		<i>For 24 Gauge, Add</i>	12.29	



MINOR CSI UOM DESCRIPTION	TOTAL DIRECT UNIT COST	DEMOLITION UNIT COST
13 34 19 00-0176 LF 6' Standard Eave Overhang And 26 Gauge Soffit <i>For 24 Gauge, Add</i>	136.84 15.83	
13 34 19 00-0177 Louvers And Vents For Metal Buildings (13 34 19 00-0109)		
13 34 19 00-0178 EA 4' x 3' Fixed Louver	673.36	174.48
13 34 19 00-0179 EA 12" Rotary Vent With Damper	408.16	111.85
13 34 19 00-0180 EA 20" Rotary Vent With Damper	724.59	149.31
13 34 19 00-0181 EA 24" Rotary Vent With Damper	963.25	167.77
13 34 19 00-0182 EA Gravity Ridge Ventilator With Birdscreen, 9" Throat x 10"	1,100.70	223.69
13 34 19 00-0183 EA Gravity Ridge Ventilator With Birdscreen, 12" Throat x 10"	1,175.06	223.69
13 34 19 00-0184 EA Ridge Ventilator - 9" Throat X 10 Ft, Manually Operated Damper With Birdscreen	1,369.73	223.69
13 34 19 00-0185 EA Ridge Ventilator - 12" Throat X 10 Ft, Manually Operated Damper With Birdscreen	1,497.83	223.69
13 34 19 00-0186 EA Ridge Ventilator - 15" Throat X 10 Ft, Manually Operated Damper With Birdscreen	1,638.75	223.69
13 34 19 00-0187 EA Ridge Ventilator - 18" Throat X 10 Ft, Manually Operated Damper With Birdscreen	1,779.66	223.69
13 34 19 00-0188 EA Ridge Ventilator - 9" Throat X 10 Ft, Motor Operated Damper With Birdscreen	2,339.88	279.61
13 34 19 00-0189 EA Ridge Ventilator - 12" Throat X 10 Ft, Motor Operated Damper With Birdscreen	2,570.47	279.61
13 34 19 00-0190 Gutters And Downspouts For Metal Buildings (13 34 19 00-0109)		
13 34 19 00-0191 LF Pre-Engineered Standard Type Gutter, Painted	11.82	2.79
<i>For Galvanized Instead Of Painted, Deduct</i>	-1.56	
13 34 19 00-0192 LF Pre-Engineered Standard Type Downspout, Painted	10.31	3.92
<i>For Galvanized Instead Of Painted, Deduct</i>	-0.62	
13 34 23 Fabricated Structures (13 34)		
13 34 23 13 Portable and Mobile Buildings (13 34 23)		
13 34 23 13-0001 Prefabricated Signal, Communication Or Electrical Building (13 34 23 13)		
<i>Note: Complete, includes door, roof, lights and wiring, insulation, painted.</i>		
13 34 23 13-0002 SF 15 SF To 29 SF Prefabricated Signal, Communication Or Electrical Building	538.14	
13 34 23 13-0003 SF 30 SF To 49 SF Prefabricated Signal, Communication Or Electrical Building	461.58	
13 34 23 13-0004 SF 50 SF To 79 SF Prefabricated Signal, Communication Or Electrical Building	369.44	
13 34 23 13-0005 SF 80 SF To 99 SF Prefabricated Signal, Communication Or Electrical Building	292.33	
13 34 23 13-0006 SF 100 SF To 144 SF Prefabricated Signal, Communication Or Electrical Building	261.28	
13 34 23 13-0007 Temporary Trailers 1 To 6 Years Life (13 34 23 13)		
<i>Note: Includes cost to set-up, underpin, tie-downs, HVAC unit, lights, outlets, phone jacks, two wooden landings, stairs, and handrails. Trailers shall have a 12' x 12' office area and 6' x 8' bathroom with sink, mirror, and water closet. Minimum of two pedestrian doors and a tinted/insulated 3' x 4' single hung window per 20 SF of wall area. Excludes connection of utilities.</i>		
13 34 23 13-0008 SF Single Trailer Up To 14' x 73'	64.83	
<i>For Each Delivery And Set-Up (Block And Level), Add</i>	1,315.64	
<i>For Each Knock-Down And Pick-Up, Add</i>	1,035.64	
<i>For Each Anchoring Into Asphalt Or Concrete, Add</i>	110.00	
13 34 23 13-0009 SF Modular Trailers, Connected	90.76	
<i>For Each Anchoring Into Asphalt Or Concrete, Add</i>	110.00	
<i>For Each Delivery And Set-Up (Block And Level), Add</i>	2,911.45	
<i>For Each Knock-Down And Pick-Up, Add</i>	2,261.45	
13 34 23 13-0010 EA Add Per Additional Exterior Door With Frame And Hardware	972.45	
13 34 23 13-0011 Accessories (13 34 23 13)		
13 34 23 13-0012 Skirting (13 34 23 13-0011)		
<i>Note: Includes 2" x 4" wood framing 16" on center.</i>		
13 34 23 13-0013 Vinyl Covered, Exterior Only (13 34 23 13-0012)		
13 34 23 13-0014 SF 1'-8" High Vinyl Covered Skirt	4.83	1.72
13 34 23 13-0015 SF 3' High Vinyl Covered Skirt	7.01	2.84
13 34 23 13-0016 Fiberglass, Exterior Only (13 34 23 13-0012)		
13 34 23 13-0017 SF 1'-8" High Fiberglass Skirt	8.32	3.25
13 34 23 13-0018 SF 3' High Fiberglass Skirt	9.66	3.95
13 34 23 13-0019 Plywood, Exterior Only (13 34 23 13-0012)		
13 34 23 13-0020 SF 1'-8" High 5/8" Plywood Skirt	8.21	3.44
13 34 23 13-0021 SF 3' High 5/8" Plywood Skirt	9.70	4.15
13 34 23 13-0022 Steel, Painted, Exterior Only (13 34 23 13-0012)		
13 34 23 13-0023 SF 1'-8" High 26 Gauge Steel Skirt	9.53	3.25
13 34 23 13-0024 SF 3' High 26 Gauge Steel Skirt	11.02	3.95
13 34 23 13-0025 14" x 14" Access Hatch (13 34 23 13-0011)		
<i>Note: Simple design.</i>		

13 Special Construction
13 30 Special Structures
13 34 Fabricated Engineered Structures



MINOR	CSI	UOM	DESCRIPTION	TOTAL DIRECT UNIT COST	DEMOLITION UNIT COST
13 34 23	13-0026	EA	14" x 14" Vinyl Covered Access Hatch	240.88	76.11
13 34 23	13-0027	EA	14" x 14" Fiberglass Access Hatch	196.15	76.11
13 34 23	13-0028	EA	14" x 14" Plywood Access Hatch	239.04	76.11
13 34 23	13-0029	EA	14" x 14" 26 Gauge Steel Access Hatch	240.55	76.11
13 34 23	13-0030		Pole Anchor <small>(13 34 23 13-0011)</small> Note: Joslyn.		
13 34 23	13-0031	EA	Pole Anchor, 4" Helix, 3/4" x 54" Shaft	67.07	28.64
13 34 23	13-0032	EA	Pole Anchor, 6" Helix, 3/4" x 66" Shaft	76.05	28.64
13 34 23	13-0033	EA	Pole Anchor, 8" Helix, 1" x 66" Shaft	101.64	32.22
13 34 23	13-0034	EA	Pole Anchor, 10" Helix, 1-1/4" x 66" Shaft	143.17	35.81
13 34 23	13-0035	EA	Pole Anchor, 10" Helix, 1-1/4" x 8' Shaft	163.57	39.39
13 34 23	13-0036	EA	Pole Anchor, 16" Helix, 1-1/4" x 8' Shaft	262.80	53.71
13 34 23	13-0037		Aluminum Modular Access Ramp <small>(13 34 23 13-0011)</small> Note: Includes picketed guardrails, inside grabrails, legs and hardware.		
13 34 23	13-0038	EA	72" Long x 52-1/4" Wide Ramp Section, Aluminum Modular Access Ramp	3,520.01	25.33
13 34 23	13-0039	EA	60-1/4" Long x 61-3/4" Wide Door Landing Section, Aluminum Modular Access Ramp	3,550.41	32.93
13 34 23	13-0040	EA	60-1/4" Long x 123-1/2" Wide Switchback Landing Section, Aluminum Modular Access Ramp	7,321.80	50.67
13 34 23	13-0041	EA	110-3/4" Long x 72" Wide Switchback Landing Section, Aluminum Modular Access Ramp	7,892.48	50.67
13 34 23	13-0042	EA	60-1/4" Long x 61-3/4" Wide Intermediate Landing Section, Aluminum Modular Access Ramp	3,693.08	32.93
13 34 23	13-0043	EA	71-3/4" Long x 52-1/4" Wide Intermediate Landing Section, Aluminum Modular Access Ramp	3,662.68	25.33
13 34 23	13-0044	EA	84-1/2" Long x 61-3/4" Wide Intermediate Landing Section, Aluminum Modular Access Ramp	5,116.19	32.93
13 34 23	13-0045	EA	30" High x 82" Long x 52-3/8" Wide Step Section, Aluminum Modular Access Ramp	3,623.53	32.93
13 34 23	13-0046	EA	35" High x 96" Long x 52-3/8" Wide Step Section, Aluminum Modular Access Ramp	3,623.53	32.93
13 34 23	13-0047	EA	42" High x 110" Long x 52-3/8" Wide Step Section, Aluminum Modular Access Ramp	4,128.22	32.93
13 34 23	13-0048	EA	49" High x 124" Long x 52-3/8" Wide Step Section, Aluminum Modular Access Ramp	4,629.34	32.93
13 34 23	13-0049		Relocate Portable And Mobile Trailer <small>(13 34 23 13)</small> Note: Excludes anchors, skirting, steps, ramps, utility hook-ups and foundation. See CSI section 01 22 16 00-0002 for reimbursable permit fees, 01 22 20 00-0084 for escort vehicle, 13 34 23 13-0012 for skirting, 13 34 23 13-0030 for anchors.		
13 34 23	13-0050	EA	Prepare, Up To 12' Wide, Single Trailer For Transposition Note: Includes securing interior, mounting tires, and mounting trailer hitch	902.99	
13 34 23	13-0051	EA	Separate, 24' Wide Double Trailer And Prepare For Transposition Note: Includes separating trailers, securing interior, installing plastic and boards to open side of each (2) trailers, mounting tires, and mounting trailer hitch.	4,290.10	
13 34 23	13-0052	EA	Remove Blocking From 8' Wide x Up To 35' Long Trailer Note: Per trailer	397.31	
13 34 23	13-0053	EA	Remove Blocking From 10' Wide x 40' To 50' Long Trailer Note: Per trailer	505.67	
13 34 23	13-0054	EA	Remove Blocking From 12' Wide x 45' To 60' Long Trailer Note: Per trailer	614.03	
13 34 23	13-0055	EA	Remove Blocking From 24' Wide x 45' To 60' Long Trailer Note: Per trailer	1,228.06	
13 34 23	13-0056	MI	Transportation And Delivery Of Trailer See CSI section 01 22 20 00-0085 for escort vehicle service (when required).	14.70	
13 34 23	13-0057	EA	Re-connect 24' Wide Double Trailer Note: Includes removal of temporary plastic and boards, caulking, installation of flooring, ceiling and roofing seams. Excludes blocking and leveling. See CSI section 13 34 23 13-0060 for blocking and leveling of each section.	8,675.10	
13 34 23	13-0058	EA	Set-Up (Block And Level) Trailer, 8' Wide x Up To 35' Long Note: Per trailer	496.65	
13 34 23	13-0059	EA	Set-Up (Block And Level) Trailer, 10' Wide x 40' To 50' Long Note: Per trailer	632.09	
13 34 23	13-0060	EA	Set-Up (Block And Level) Trailer, 12' Wide x 45' To 60' Long Note: Per trailer	767.53	
13 34 23	13-0061	EA	Set-Up (Block And Level) Trailer, 24' Wide x 45' To 60' Long Note: Per trailer	1,535.07	
13 34 23	13-0062	EA	Connection Straps To Anchor Note: Includes straps per each anchor See CSI section 13 34 23 13-0030 for anchors.	22.58	
13 34 23 14			Fabricated Classroom Buildings <small>(13 34 23)</small>		
13 34 23 14-0001			Semi Permanent Modular Transportable Buildings <small>(13 34 23 14)</small>		
13 34 23	14-0002	SF	Portable Classrooms, Complete With Doors, Windows, Fixtures, Toilets And Workroom For Each Anchoring Into Asphalt Or Concrete, Add For Each Delivery And Set-Up (Block And Level), Add For Each Knock-Down And Pick-Up, Add	96.60 110.00 2,911.45 2,261.45	
13 34 23	14-0003	SF	Modular Classroom, Connected, Complete With Doors, Windows, Fixtures, Toilets And Teachers Work Room For Each Anchoring Into Asphalt Or Concrete, Add For Each Delivery And Set-Up (Block And Level), Add For Each Knock-Down And Pick-Up, Add	99.46 110.00 2,911.45 2,261.45	
13 34 23 16			Fabricated Control Booths <small>(13 34 23)</small>		
13 34 23 16-0001			Fabricated Parking Attendant Booths <small>(13 34 23 16)</small> Note: Excludes foundations and slab.		
13 34 23	16-0002	EA	Parking Booth For Attendant	1,926.84	



MINOR CSI UOM DESCRIPTION	TOTAL DIRECT UNIT COST	DEMOLITION UNIT COST
------------------------------	---------------------------	-------------------------

13 34 23 31 Fabricated Pavilion Style Buildings (13 34 23)

13 34 23 31-0001	Pavilion Style Metal Shelter Structures <small>(13 34 23 31)</small>	
	Note: Prefabricated open structure system, complete with all necessary hardware. Hip roof, steel structural rafters and columns, urethane/polyester (TGIC) powder finish, aluminum roof decking, 8' height at perimeter. Excludes foundations and slab. Americana or equal.	
13 34 23 31-0002	EA	12' x 12' Pavilion Style Metal Shelter Structure..... 11,117.45 2,144.74
13 34 23 31-0003	EA	16' x 16' Pavilion Style Metal Shelter Structure..... 13,062.79 2,238.01
13 34 23 31-0004	EA	16' x 32' Pavilion Style Metal Shelter Structure..... 16,673.28 2,387.21
13 34 23 31-0005	EA	20' x 20' Pavilion Style Metal Shelter Structure..... 15,659.24 2,312.61
13 34 23 31-0006	EA	20' x 30' Pavilion Style Metal Shelter Structure..... 19,381.00 2,536.41
13 34 23 31-0007	EA	20' x 40' Pavilion Style Metal Shelter Structure..... 23,105.60 2,611.02
13 34 23 31-0008	EA	24' x 24' Pavilion Style Metal Shelter Structure..... 19,156.82 2,387.21
13 34 23 31-0009	EA	24' x 48' Pavilion Style Metal Shelter Structure..... 27,051.48 2,984.01
13 34 23 31-0010	EA	30' x 30' Pavilion Style Metal Shelter Structure..... 26,002.28 2,984.01
13 34 23 31-0011	EA	30' x 60' Pavilion Style Metal Shelter Structure..... 51,786.20 3,730.02
13 34 23 31-0012	EA	40' x 40' Pavilion Style Metal Shelter Structure..... 47,895.77 4,661.68
13 34 23 31-0013	EA	40' x 60' Pavilion Style Metal Shelter Structure..... 69,421.09 5,222.02

13 40 Integrated Construction (13)

13 42 Building Modules (13 40)

13 42 63 Detention Cell Modules (13 42)

13 42 63 16 Steel Detention Cell Modules (13 42 63)

13 42 63 16-0001	EA	Bar Front, Rolling, 7/8" Bars, 4" On Center, 7' High, 5' Wide..... 20,193.65 847.96
		Note: With hardware.
13 42 63 16-0002	EA	Cells, Prefabricated, 5'-6" Wide, 7'-8" High, Bar Front, Cot..... 31,990.71 1,135.43
		Note: Not including plumbing.
13 42 63 16-0003	SF	Temporary Holding Cell, 1/4" Woven Rod Panels On 2" Centers..... 135.19 8.04
		Note: Includes 12 gauge steel frame and concealment plates.
13 42 63 16-0004	SF	Solid Security Ceiling, 14 Gauge Formed Steel Channels..... 101.07 8.04
		Note: 20" wide, 14 gauge galvanized steel face sheet, 10 gauge steel wall angle, backed polyester powder finish.
13 42 63 16-0005	SF	Perforated Metal Crime Shield..... 98.32 3.33

13 46 Lightning Protection Systems (13 40)

13 46 13 Lightning Protection for Structures (13 46)

13 46 13 00-0001 Lightning Protection (13 46 13)

See CSI section 26 05 26 00-0001 for conductors.

13 46 13 00-0002 Air Terminals For Lightning Protection (13 46 13 00-0001)

13 46 13 00-0003 Copper Lightning Protection Air Terminals (13 46 13 00-0002)

13 46 13 00-0004	EA	3/8" x 10" Copper Lightning Protection Air Terminal..... 69.95 12.10
13 46 13 00-0005	EA	1/2" x 12" Copper Lightning Protection Air Terminal..... 86.95 12.10
13 46 13 00-0006	EA	5/8" x 12" Copper Lightning Protection Air Terminal..... 113.16 12.10
13 46 13 00-0007	EA	1/2" x 24" Copper Lightning Protection Air Terminal..... 125.82 12.10
13 46 13 00-0008	EA	1/2" x 60" Copper Lightning Protection Air Terminal..... 244.13 24.19

13 46 13 00-0009 Aluminum Lightning Protection Air Terminals (13 46 13 00-0002)

13 46 13 00-0010	EA	3/8" x 10" Aluminum Lightning Protection Air Terminal..... 80.96 12.10
13 46 13 00-0011	EA	1/2" x 12" Aluminum Lightning Protection Air Terminal..... 103.13 12.10
13 46 13 00-0012	EA	5/8" x 12" Aluminum Lightning Protection Air Terminal..... 131.65 12.10
13 46 13 00-0013	EA	1/2" x 24" Aluminum Lightning Protection Air Terminal..... 146.24 12.10
13 46 13 00-0014	EA	1/2" x 60" Aluminum Lightning Protection Air Terminal..... 286.11 24.19

13 46 13 00-0015 Terminal Bases For Lightning Protection (13 46 13 00-0001)

13 46 13 00-0016 Copper Lightning Protection Terminal Bases (13 46 13 00-0015)

13 46 13 00-0017	EA	Adhesive Base For Copper Lightning Protection Terminal..... 94.98 36.29
13 46 13 00-0018	EA	Bolted Base For Copper Lightning Protection Terminal..... 125.58 48.38
13 46 13 00-0019	EA	Hinged Base For Copper Lightning Protection Terminal..... 169.39 60.47
13 46 13 00-0020	EA	Side Mounted Base For Copper Lightning Protection Terminal..... 125.58 48.38
13 46 13 00-0021	EA	Offset Point Support For Copper Lightning Protection Terminal..... 133.95 48.38
13 46 13 00-0022	EA	Concealed Base Assembly For Copper Lightning Protection Terminal..... 237.76 96.76
13 46 13 00-0023	EA	36" Tripod Base For 60" Copper Lightning Protection Terminal..... 167.20 60.47
13 46 13 00-0024	EA	Intermediate Base For Copper Lightning Protection Terminal..... 94.98 36.29

13 46 13 00-0025 Aluminum Lightning Protection Terminal Bases (13 46 13 00-0015)

13 46 13 00-0026	EA	Adhesive Base For Aluminum Lightning Protection Terminal..... 97.98 36.29
13 46 13 00-0027	EA	Bolted Base For Aluminum Lightning Protection Terminal..... 131.02 48.38

13	Special Construction
13 40	Integrated Construction
13 46	Lightning Protection Systems



SAN BERNARDINO
COUNTY

MINOR
CSI UOM DESCRIPTION

TOTAL DIRECT DEMOLITION
UNIT COST UNIT COST

13 46 13 00-0028	EA	Hinged Base For Aluminum Lightning Protection Terminal.....	178.03	60.47
13 46 13 00-0029	EA	Side Mounted Base For Aluminum Lightning Protection Terminal.....	131.51	48.38
13 46 13 00-0030	EA	Offset Point Support For Aluminum Lightning Protection Terminal.....	138.44	48.38
13 46 13 00-0031	EA	Concealed Base Assembly For Aluminum Lightning Protection Terminal.....	249.97	96.76
13 46 13 00-0032	EA	36" Tripod Base For 60" Aluminum Lightning Protection Terminal.....	169.31	60.47
13 46 13 00-0033	EA	Intermediate Base For Aluminum Lightning Protection Terminal.....	97.98	36.29
13 46 13 00-0034		Connectors (13 46 13 00-0001)		
13 46 13 00-0035		Copper Cable Connectors (13 46 13 00-0034)		
13 46 13 00-0036	EA	Thru Wall Cable Connector For Copper Lightning Protection System.....	191.55	60.47
13 46 13 00-0037	EA	Thru Roof Adapter Assembly For Copper Lightning Protection System.....	260.37	96.76
13 46 13 00-0038	EA	Beam Connector For Copper Lightning Protection System.....	170.91	60.47
13 46 13 00-0039	EA	Double Bolt Cable Connector For Copper Lightning Protection System.....	41.03	12.10
13 46 13 00-0040	EA	Cable To Bar Connector For Copper Lightning Protection System.....	42.15	12.10
13 46 13 00-0041	EA	Tee Connector For Copper Lightning Protection Terminal.....	128.00	36.29
13 46 13 00-0042		Aluminum Cable Connectors (13 46 13 00-0034)		
13 46 13 00-0043	EA	Thru Wall Cable Connector For Aluminum Lightning Protection System.....	199.29	60.47
13 46 13 00-0044	EA	Thru Roof Adapter Assembly For Aluminum Lightning Protection System.....	278.40	96.76
13 46 13 00-0045	EA	Beam Connector For Aluminum Lightning Protection System.....	184.46	60.47
13 46 13 00-0046	EA	Double Bolt Cable Connector For Aluminum Lightning Protection System.....	44.75	12.10
13 46 13 00-0047	EA	Tee Connector For Aluminum Lightning Protection Terminal.....	132.18	36.29
13 46 13 00-0048		Bonding Plates (13 46 13 00-0001)		
13 46 13 00-0049		Copper Bonding Plates (13 46 13 00-0048)		
13 46 13 00-0050	EA	8" Square I Beam Bonding Plate For Copper Lightning Protection System.....	150.97	60.47
13 46 13 00-0051	EA	8" Square Purlin Bonding Plate For Copper Lightning Protection System.....	156.08	60.47
13 46 13 00-0052	EA	16" Square Bonding Plate For Copper Lightning Protection System.....	229.57	96.76
13 46 13 00-0053		Aluminum Bonding Plates (13 46 13 00-0048)		
13 46 13 00-0054	EA	8" Square I Beam Bonding Plate For Aluminum Lightning Protection System.....	152.31	60.47
13 46 13 00-0055	EA	8" Square Purlin Bonding Plate For Aluminum Lightning Protection System.....	160.22	60.47
13 46 13 00-0056	EA	16" Square Bonding Plate For Aluminum Lightning Protection System.....	229.70	96.76
13 46 13 00-0057		Cable Supports (13 46 13 00-0001)		
13 46 13 00-0058		Copper Cable Supports (13 46 13 00-0057)		
13 46 13 00-0059	EA	Loop Fastener, Copper Cable Supports For Lightning Protection System.....	27.70	12.10
13 46 13 00-0060	EA	Adhesive Cable Holder, Copper Cable Support For Lightning Protection System.....	28.25	12.10
13 46 13 00-0061		Aluminum Cable Supports (13 46 13 00-0057)		
13 46 13 00-0062	EA	Loop Fastener, Aluminum Cable Supports For Lightning Protection System.....	27.26	12.10
13 46 13 00-0063	EA	Adhesive Cable Holder, Aluminum Cable Support For Lightning Protection System.....	27.08	12.10
13 46 13 00-0064		Bonding Straps (13 46 13 00-0001)		
13 46 13 00-0065		Copper Bonding Straps (13 46 13 00-0064)		
13 46 13 00-0066	EA	3/4" x 9-1/2" Flex Braided Strap For Copper Lightning Protection System.....	79.61	36.29
13 46 13 00-0067		Aluminum Bonding Straps (13 46 13 00-0064)		
13 46 13 00-0068	EA	3/4" x 9-1/2" Flex Braided Strap For Aluminum Lightning Protection System.....	81.17	36.29
13 46 13 00-0069		Accessories For Lightning Protection (13 46 13 00-0001)		
		See CSI section 26 05 26 00-0001 for conductors straps and conduit jumpers.		
13 46 13 00-0070		Copper Adapters (13 46 13 00-0069)		
13 46 13 00-0071	EA	Swivel Adapters For Copper Lightning Protection System.....	31.09	6.04
13 46 13 00-0072		Aluminum Adapters (13 46 13 00-0069)		
13 46 13 00-0073	EA	Swivel Adapters For Aluminum Lightning Protection System.....	39.71	6.04
13 46 13 00-0074	EA	Floor Ground Receptacle For Aluminum Lightning Protection System.....	193.68	60.47

13 47 Facility Protection (13 40)

13 47 13 Cathodic Protection (13 47)

13 47 13 13 Cathodic Protection for Underground and Submerged Piping (13 47 13)



MINOR CSI UOM DESCRIPTION	TOTAL DIRECT UNIT COST	DEMOLITION UNIT COST
13 47 13 13-0001 Anodes <small>(13 47 13 13)</small>		
13 47 13 13-0002 Magnesium Type, Conventional <small>(13 47 13 13-0001)</small>		
13 47 13 13-0003 EA 9 LB Magnesium Type Anodes.....	391.81	173.11
13 47 13 13-0004 EA 17 LB Magnesium Type Anodes.....	580.14	250.20
13 47 13 13-0005 EA 32 LB Magnesium Type Anode.....	788.65	321.89
13 47 13 13-0006 EA 48 LB Magnesium Type Anode.....	1,121.61	450.86
13 47 13 13-0007 Graphite Type <small>(13 47 13 13-0001)</small>		
Note: Includes epoxy cap.		
13 47 13 13-0008 EA 3" x 60" (32 LB) Graphite Type Anodes With Epoxy Cap	587.73	245.32
13 47 13 13-0009 EA 4" x 80" (68 LB) Graphite Type Anodes With Epoxy Cap	909.60	342.56
13 47 13 13-0010 EA 6" x 36" (45 LB) Graphite Type Anodes With Epoxy Cap	677.51	214.38
13 47 13 13-0011 EA 6" x 72" (80 LB) Graphite Type Anodes With Epoxy Cap	1,031.47	286.21
13 47 13 13-0012 Rectifiers <small>(13 47 13 13)</small>		
13 47 13 13-0013 Air Cooled, Silicon Type <small>(13 47 13 13-0012)</small>		
13 47 13 13-0014 EA Air Cooled Rectifiers, 28 Volt, 10 Amperes, Silicon Type	2,051.91	348.34
13 47 13 13-0015 EA Air Cooled Rectifiers, 20 Volt / 20 Amperes, Silicon Type	2,221.01	348.34
13 47 13 13-0016 Oil Immersed, Silicon Type <small>(13 47 13 13-0012)</small>		
13 47 13 13-0017 EA Oil Immersed Rectifiers, 28 Volt, 10 Amperes, Silicon Type	3,099.20	402.77
13 47 13 13-0018 EA Oil Immersed Rectifiers, 20 Volt / 20 Amperes, Silicon Type	3,280.37	402.77
13 47 13 13-0019 Anode Backfill <small>(13 47 13 13)</small>		
13 47 13 13-0020 LB Anode Backfill, Coke Breeze	1.15	0.44
13 47 13 13-0021 Cathodic Protection Cable <small>(13 47 13 13)</small>		
13 47 13 13-0022 MLF Cathodic Protection Cable, OR2 - No 8	2,228.63	857.51
13 47 13 13-0023 MLF Cathodic Protection Cable, OR2 - No 6	2,456.24	857.51
13 47 13 13-0024 MLF Cathodic Protection Cable, OR2 - No 4	2,797.66	857.51
13 47 13 13-0025 MLF Cathodic Protection Cable, OR2 - No 2	3,366.70	857.51
13 47 13 13-0026 MLF Cathodic Protection Cable, OR2 - No 1	4,162.40	944.81
13 47 13 13-0027 MLF Cathodic Protection Cable, OR2-No 1/0	4,589.17	944.81
13 47 13 13-0028 MLF Cathodic Protection Cable, OR2-No 2/0	5,300.46	944.81
13 47 13 13-0029 MLF Cathodic Protection Cable, OR2-No 4/0	7,177.00	1,029.90
13 47 13 13-0030 Cathodic Test Stations <small>(13 47 13 13)</small>		
13 47 13 13-0031 Flush Curb Box Type With Lockable Cover And Terminal Box <small>(13 47 13 13-0030)</small>		
13 47 13 13-0032 EA Cathodic Test Station, Flush Curb Type With Lockable Cover	298.07	100.39
13 47 13 16 Cathodic Protection for Underground Storage Tanks <small>(13 47 13)</small>		
See CSI section 13 47 13 13-0000 for cathodic protection for tanks.		
13 48 Sound, Vibration, and Seismic Control <small>(13 48)</small>		
13 48 63 Fabricated Seismic Control Assemblies <small>(13 48)</small>		
13 48 63 00-0001 Seismic Restraints <small>(13 48 63)</small>		
13 48 63 00-0002 EA 1" x 1" Seismic Fastener, Gray, Drilled With 0.187 Diameter Hole	4.93	1.01
Note: Adhesive applied.		
13 48 63 00-0003 EA 1" x 1" Seismic Fastener, Gray, Adhesive Applied	3.93	0.50
13 48 63 00-0004 EA 1" x 2" Seismic Fastener, Gray, Drilled With (2) 0.187 Diameter Hole.....	6.47	1.26
Note: Adhesive applied.		
13 48 63 00-0005 EA 1" x 2" Seismic Fastener, Gray, Adhesive Applied	5.02	0.62
13 48 63 00-0006 EA 2" x 2" Seismic Fastener, Gray, Adhesive Applied	6.37	0.73
13 48 63 00-0007 EA 2" x 3" Seismic Fastener, Gray, Adhesive Applied	10.84	0.89
13 48 63 00-0008 LF 3/4" Wide Seismic Strap, Gray	4.47	0.76
13 48 63 00-0009 LF 1" Wide Seismic Strap, Gray	6.70	0.76
13 48 63 00-0010 EA 3/4" Wide x 4" Long Seismic Strap, Gray.....	2.11	0.50
13 48 63 00-0011 EA 3/4" Wide x 12" Long Seismic Strap, Gray.....	9.76	1.51
13 48 63 00-0012 LF Seismic Chord, Black.....	2.57	0.76
13 48 63 00-0013 LF SAFELOK Seismic Fastener, Black.....	3.51	0.76
13 48 63 00-0014 ISAT Seismic Restraint Kits <small>(13 48 63)</small>		
Note: Pipe/Conduit restraint kit includes hanger, pipe clamp, channel, threaded rod, washers, nuts, bracket, brace arm and deck anchors. Trapeze rack restraint kits include Unistrut, channel, threaded rod, washers, nuts, bracket, brace arm and deck anchors.		
13 48 63 00-0015 Trapeze Rack Restraints <small>(13 48 63 00-0014)</small>		
13 48 63 00-0016 EA 1-Way Rigid Seismic Brace, ISAT Kit Number 1R3-N4-TR	211.93	



MINOR	CSI	UOM	DESCRIPTION	TOTAL DIRECT UNIT COST	DEMOLITION UNIT COST
13 48 63 00-0017	EA		3-Way Rigid Seismic Brace, ISAT Kit Number 3R3-N4-TR	466.66	
13 48 63 00-0018	EA		4-Way Rigid Seismic Brace, ISAT Kit Number 4R3-N4-TR	590.01	
13 48 63 00-0019	EA		2-Way Rigid Seismic Brace, ISAT Kit Number 2R7-N5-TR	343.32	
13 48 63 00-0020	EA		2-Way Rigid Seismic Brace, ISAT Kit Number 2R7-N7-TR	347.58	
13 48 63 00-0021	EA		1-Way Rigid Seismic Brace, ISAT Kit Number 1R7-N4-TR	211.93	
13 48 63 00-0022	EA		4-Way Rigid Seismic Brace, ISAT Kit Number 4R10-N8-TR	598.52	
13 48 63 00-0023	EA		3-Way Rigid Seismic Brace, ISAT Kit Number 3R7-N4-TR	466.66	
13 48 63 00-0024 Single Hung Pipe Restraints (13 48 63 00-0014)					
13 48 63 00-0025	EA		1-Way Rigid Seismic Brace For 1" Pipe, ISAT Kit Number 1R1-N4-1"-SH	185.35	
13 48 63 00-0026	EA		2-Way Rigid Seismic Brace For 1" Pipe, ISAT Kit Number 1R1-N4-1"-SH	297.06	
13 48 63 00-0027	EA		1-Way Rigid Seismic Brace For 1.25" Pipe, ISAT Kit Number 1R1-N4-1.25"-SH	196.87	
13 48 63 00-0028	EA		2-Way Rigid Seismic Brace For 1.25" Pipe, ISAT Kit Number 1R1-N4-1.25"-SH	308.57	
13 48 63 00-0029	EA		1-Way Rigid Seismic Brace For 1.5" Pipe, ISAT Kit Number 1R1-N4-1.5"-SH	207.01	
13 48 63 00-0030	EA		2-Way Rigid Seismic Brace For 1.5" Pipe, ISAT Kit Number 1R1-N4-1.5"-SH	318.72	
13 48 63 00-0031	EA		1-Way Rigid Seismic Brace For 2" Pipe, ISAT Kit Number 1R1-N4-2"-SH	219.53	
13 48 63 00-0032	EA		2-Way Rigid Seismic Brace For 2" Pipe, ISAT Kit Number 1R1-N4-2"-SH	331.23	
13 48 63 00-0033	EA		1-Way Rigid Seismic Brace For 2.5" Pipe, ISAT Kit Number 1R3-N4-2.5"-SH	235.86	
13 48 63 00-0034	EA		2-Way Rigid Seismic Brace For 2.5" Pipe, ISAT Kit Number 2R3-N4-2.5"-SH	347.57	
13 48 63 00-0035	EA		1-Way Rigid Seismic Brace For 3" Pipe, ISAT Kit Number 1R3-N4-3"-SH	247.88	
13 48 63 00-0036	EA		2-Way Rigid Seismic Brace For 3" Pipe, ISAT Kit Number 2R3-N4-3"-SH	359.69	
13 48 63 00-0037	EA		1-Way Rigid Seismic Brace For 4" Pipe, ISAT Kit Number 1R7-N4-4"-SH	268.48	
13 48 63 00-0038	EA		1-Way Rigid Seismic Brace For 4" Pipe, ISAT Kit Number 1R7-N7-4"-SH	270.60	
13 48 63 00-0039	EA		2-Way Rigid Seismic Brace For 4" Pipe, ISAT Kit Number 2R7-N7-4"-SH	384.43	
13 48 63 00-0040	EA		1-Way Rigid Seismic Brace For 6" Pipe, ISAT Kit Number 1R11-N7-6"-SH	312.92	
13 48 63 00-0041	EA		1-Way Rigid Seismic Brace For 6" Pipe, ISAT Kit Number 1R11-N8-6"-SH	315.04	
13 48 63 00-0042	EA		2-Way Rigid Seismic Brace For 6" Pipe, ISAT Kit Number 2R11-N8-6"-SH	428.87	
13 48 63 00-0043	EA		1-Way Rigid Seismic Brace For 8" Pipe, ISAT Kit Number 1R17-N5-8"-SH	338.21	
13 48 63 00-0044	EA		1-Way Rigid Seismic Brace For 8" Pipe, ISAT Kit Number 1R19-N8-8"-SH	340.33	
13 48 63 00-0045	EA		2-Way Rigid Seismic Brace For 8" Pipe, ISAT Kit Number 2R19-N8-8"-SH	454.16	
13 48 63 00-0046 Single Hung Cast Iron Pipe Restraints (13 48 63 00-0014)					
13 48 63 00-0047	EA		1-Way Rigid Seismic Brace For 2.5" Pipe, ISAT Kit Number 1R3-N4-2.5"-CI	235.86	
13 48 63 00-0048	EA		2-Way Rigid Seismic Brace For 2.5" Pipe, ISAT Kit Number 2R3-N4-2.5"-CI	347.57	
13 48 63 00-0049	EA		1-Way Rigid Seismic Brace For 3" Pipe, ISAT Kit Number 1R3-N4-3"-CI	247.88	
13 48 63 00-0050	EA		2-Way Rigid Seismic Brace For 3" Pipe, ISAT Kit Number 2R3-N4-3"-CI	359.59	
13 48 63 00-0051	EA		1-Way Rigid Seismic Brace For 4" Pipe, ISAT Kit Number 1R7-N4-4"-CI	268.48	
13 48 63 00-0052	EA		2-Way Rigid Seismic Brace For 4" Pipe, ISAT Kit Number 2R7-N4-4"-CI	378.15	
13 48 63 00-0053	EA		1-Way Rigid Seismic Brace For 6" Pipe, ISAT Kit Number 1R11-N4-6"-CI	312.92	
13 48 63 00-0054	EA		2-Way Rigid Seismic Brace For 6" Pipe, ISAT Kit Number 2R11-N4-6"-SH	428.87	
13 48 63 00-0055 Single Hung Rigid Conduit Restraints (13 48 63 00-0014)					
13 48 63 00-0056	EA		1-Way Rigid Seismic Brace For 3" Conduit, ISAT Kit Number 1R3-N4-3"-SC	247.88	
13 48 63 00-0057	EA		2-Way Rigid Seismic Brace For 3" Conduit, ISAT Kit Number 2R3-N4-3"-SC	359.59	
13 48 63 00-0058 Seismic Bracing Assembly (13 48 63)					
13 48 63 00-0059	EA		4-Bolt Deck Anchor Connection For Seismic Brace.....	150.23	
			Note: Includes drilling into concrete, bolts, anchor plate, seismic bracket attached with bolt, nut and washer.		
13 48 63 00-0060	EA		2 Cable Seismic Brace With Center Threaded Rod Stiffener.....	144.80	
			Note: Includes seismic bracket, bolts, and cable for attachment to ceiling anchor. Excludes deck anchors.		
13 48 63 00-0061	EA		3 Cable Seismic Brace With Center Threaded Rod Stiffener.....	217.12	
			Note: Includes seismic bracket, bolts, and cable for attachment to ceiling anchor. Excludes deck anchors.		
13 48 63 00-0062	EA		4 Cable Seismic Brace With Center Threaded Rod Stiffener.....	281.82	
			Note: Includes seismic bracket, bolts, and cable for attachment to ceiling anchor. Excludes deck anchors.		
13 48 63 00-0063	EA		2 Channel Seismic Brace With Center Threaded Rod Stiffener.....	320.02	
			Note: Includes seismic bracket, bolts, and channel for attachment to ceiling anchor. Excludes deck anchors.		
13 48 63 00-0064	EA		3 Channel Seismic Brace With Center Threaded Rod Stiffener.....	476.15	
			Note: Includes seismic bracket, bolts, and channel for attachment to ceiling anchor. Excludes deck anchors.		
13 48 63 00-0065	EA		4 Channel Seismic Brace With Center Threaded Rod Stiffener.....	632.27	
			Note: Includes seismic bracket, bolts, and channel for attachment to ceiling anchor. Excludes deck anchors.		
13 48 63 00-0066	EA		2 Rod Seismic Brace With Center Threaded Rod Stiffener	172.53	
			Note: Includes seismic bracket, bolts, and rod for attachment to ceiling anchor. Excludes deck anchors.		
13 48 63 00-0067	EA		3 Rod Seismic Brace With Center Threaded Rod Stiffener	254.91	
			Note: Includes seismic bracket, bolts, and rod for attachment to ceiling anchor. Excludes deck anchors.		
13 48 63 00-0068	EA		4 Rod Seismic Brace With Center Threaded Rod Stiffener	337.29	
			Note: Includes seismic bracket, bolts, and rod for attachment to ceiling anchor. Excludes deck anchors.		
13 48 63 00-0069 Seismic Brace Components (13 48 63)					
13 48 63 00-0070	EA		1/8" Cable Diameter Seismic Cable Brace Swivel Anchor (Mason SCB-1)	31.53	
			Note: To be used with 7x19 stranded cable.		
13 48 63 00-0071	EA		3/16" Cable Diameter Seismic Cable Brace Swivel Anchor (Mason SCB-2)	44.17	
			Note: To be used with 7x19 stranded cable.		
13 48 63 00-0072	EA		1/4" Cable Diameter Seismic Cable Brace Swivel Anchor (Mason SCB-3)	59.35	
			Note: To be used with 7x19 stranded cable.		
13 48 63 00-0073	EA		3/8" Cable Diameter Seismic Cable Brace Swivel Anchor (Mason SCB-4)	82.09	
			Note: To be used with 7x19 stranded cable.		



MINOR CSI UOM DESCRIPTION	TOTAL DIRECT UNIT COST	DEMOLITION UNIT COST
13 48 63 00-0074 EA Seismic Solid Brace Swivel Anchor (Mason SSB-1)..... Note: To be used with angle or channel.	29.46	
13 48 63 00-0075 EA Seismic Solid Brace Swivel Anchor (Mason SSB-2)..... Note: To be used with angle or channel.	40.59	
13 48 63 00-0076 EA Seismic Solid Brace Swivel Anchor (Mason SSB-3)..... Note: To be used with angle or channel.	54.10	
13 48 63 00-0077 EA Seismic Solid Brace Swivel Anchor (Mason SSB-4)..... Note: To be used with angle or channel.	73.98	
13 48 63 00-0078 EA 1/8" Cable Diameter Seismic Cable Brace Hook Anchor (Mason SCBH-1)..... Note: To be used with 7x19 stranded cable.	36.22	
13 48 63 00-0079 EA 3/16" Cable Diameter Seismic Cable Brace Hook Anchor (Mason SCBH-2)..... Note: To be used with 7x19 stranded cable.	48.54	
13 48 63 00-0080 EA 1/4" Cable Diameter Seismic Cable Brace Hook Anchor (Mason SCBH-3)..... Note: To be used with 7x19 stranded cable.	68.41	
13 48 63 00-0081 EA 1/8" Cable Diameter Seismic Cable Brace Vise Anchor (Mason SCBV-1)..... Note: Can be used with either SCB or SCBH on the other end. To be used with 7x19 stranded cable.	65.23	
13 48 63 00-0082 EA 3/16" Cable Diameter Seismic Cable Brace Vise Anchor (Mason SCBV-2)..... Note: Can be used with either SCB or SCBH on the other end. To be used with 7x19 stranded cable.	92.66	
13 48 63 00-0083 EA 1/4" Cable Diameter Seismic Cable Brace Vise Anchor (Mason SCBV-3)..... Note: Can be used with either SCB or SCBH on the other end. To be used with 7x19 stranded cable.	127.24	
13 48 63 00-0084 EA Seismic Rod Clamp (Mason SRC-1)..... Note: To be used on 3/8" through 5/8" rod. 1" x 1" x 1/4" Angle or Stiffener not included.	27.21	
13 48 63 00-0085 EA Seismic Rod Clamp (Mason SRC-1 1/2)..... Note: To be used on 3/8" through 1" rod. 1-1/2" x 1-1/2" x 1/4" Angle or Stiffener not included.	33.57	
13 48 63 00-0086 EA Seismic Rod Clamp (Mason SRC-2)..... Note: To be used on 3/8" through 1-1/4" rod. 2" x 2" x 1/4" Angle or Stiffener not included.	42.31	

13 49 Radiation Protection (13 40)

13 49 13 Integrated X-Ray Shielding Assemblies (13 49)

13 49 13 00-0001	Lead Shielding (13 49 13) See CSI section 09 29 10 00-0036 for finishing tasks.		
13 49 13 00-0002 SF	1/16" Sheet Lead Shielding	45.37	6.04
13 49 13 00-0003 SF	1/8" Sheet Lead Shielding	79.68	6.53
13 49 13 00-0004 SF	1/4" Sheet Lead Shielding	145.10	7.03
13 49 13 00-0005 SF	1/2" Sheet Lead Shielding	280.06	9.05

13 49 16 Modular X-Ray Shielding Rooms (13 49)

13 49 16 00-0001	X-Ray Barriers, Modular (13 49 16) Note: Panels mounted within framework for attaching to floor, wall or ceiling, upper portion is clear lead plastic window panels 48" high, lower portion is opaque leaded steel panels 36" high. Excludes structural supports.		
13 49 16 00-0002	36" Wide x 84" High, 1-Section Barrier, Modular X-Ray Barriers (13 49 16 00-0001)		
13 49 16 00-0003 EA	0.5mm LE Panels 1-Section Modular X-Ray Barrier, 36" Wide x 84" High	8,856.52	130.41
13 49 16 00-0004 EA	0.8mm LE Panels 1-Section Modular X-Ray Barrier, 36" Wide x 84" High	9,407.53	130.41
13 49 16 00-0005 EA	1.0mm LE Panels 1-Section Modular X-Ray Barrier, 36" Wide x 84" High	9,680.10	156.50
13 49 16 00-0006 EA	1.5mm LE Panels 1-Section Modular X-Ray Barrier, 36" Wide x 84" High	10,341.31	156.50
13 49 16 00-0007	72" Wide x 84" High, 2-Section Barrier, Modular X-Ray Barriers (13 49 16 00-0001)		
13 49 16 00-0008 EA	0.5mm LE Panels 2-Section Modular X-Ray Barrier, 72"W x 84"H.....	19,041.33	208.67
13 49 16 00-0009 EA	0.8mm LE Panels 2-Section Modular X-Ray Barrier, 72"W x 84"H.....	19,812.74	208.67
13 49 16 00-0010 EA	1.0mm LE Panels 2-Section Modular X-Ray Barrier, 72"W x 84"H.....	20,415.96	234.75
13 49 16 00-0011 EA	1.5mm LE Panels 2-Section Modular X-Ray Barrier, 72"W x 84"H.....	22,010.91	260.83
13 49 16 00-0012	108" Wide x 84" High, 3-Section Barrier, Modular X-Ray Barriers (13 49 16 00-0001)		
13 49 16 00-0013 EA	0.5mm LE Panels 3-Section Modular X-Ray Barrier, 108"W x 84"H.....	28,953.58	260.83
13 49 16 00-0014 EA	0.8mm LE Panels 3-Section Modular X-Ray Barrier, 108"W x 84"H.....	30,386.20	260.83
13 49 16 00-0015 EA	1.0mm LE Panels 3-Section Modular X-Ray Barrier, 108"W x 84"H.....	31,041.53	313.00
13 49 16 00-0016 EA	1.5mm LE Panels 3-Section Modular X-Ray Barrier, 108"W x 84"H.....	33,297.64	339.08
13 49 16 00-0017	X-Ray Barriers, Mobile (13 49 16) Note: Mounted within framework with casters on bottom, clear lead plastic window panels on upper portion, opaque on lower.		
13 49 16 00-0018	30" Wide x 75" High, Mobile X-Ray Barriers (13 49 16 00-0017) Note: Includes Framework		
13 49 16 00-0019 EA	24" H Upper With 0.5mm LE, 48" H Lower With 0.8mm LE Mobile X-Ray Barriers	6,111.33	25.13
13 49 16 00-0020	48" Wide x 75" High, Mobile X-Ray Barriers (13 49 16 00-0017) Note: Includes Framework		
13 49 16 00-0021 EA	36"H Upper With 0.5mm LE, 36"H Lower With 0.8mm LE Mobile X-Ray Barriers.....	10,849.98	25.13
13 49 16 00-0022 EA	36"H Upper With 1.0mm LE, 36"H Lower With 0.8mm LE Mobile X-Ray Barriers.....	13,054.00	25.13

13 Special Construction

13 40 Integrated Construction

13 49 Radiation Protection



MINOR
CSI UOM DESCRIPTION

TOTAL DIRECT DEMOLITION
UNIT COST UNIT COST

13 49 16 00-0023		72" Wide x 75" High, Mobile X-Ray Barriers <small>(13 49 16 00-0017)</small>		
		Note: Includes Framework		
13 49 16 00-0024	EA	36"H Upper With 0.5mm LE, 36"H Lower With 0.8mm LE Mobile X-Ray Barriers	12,833.60	25.13
13 49 16 00-0025	EA	36"H Upper With 1.0mm LE, 36"H Lower With 0.8mm LE Mobile X-Ray Barriers	16,249.84	25.13
13 49 19		Lead-Lined Materials <small>(13 49)</small>		
13 49 19 16		Lead-Lined Drywall <small>(13 49 19)</small>		
13 49 19 16-0001		Lead Lined Drywall <small>(13 49 19 16)</small>		
		See CSI section 09 29 10 00-0036 for finishing tasks.		
13 49 19 16-0002	SF	1/32" Lead Lined 5/8" Fire Rated Drywall	25.54	1.32
13 49 19 16-0003	SF	1/16" Lead Lined 5/8" Fire Rated Drywall	45.70	1.58
13 49 19 16-0004	SF	1/8" Lead Lined 5/8" Fire Rated Drywall	84.70	1.90

END OF SECTION 13

NOT FOR BIDD



MINOR CSI UOM DESCRIPTION	TOTAL DIRECT UNIT COST	DEMOLITION UNIT COST
------------------------------	---------------------------	-------------------------

14 Conveying Equipment

14 01 Operation and Maintenance of Conveying Equipment ⁽¹⁴⁾

14 01 20 Operation and Maintenance of Elevators ^(14 01)

14 01 20 71 Elevator Rehabilitation ^(14 01 20)

14 01 20 71-0001 Elevator Maintenance ^(14 01 20 71)

14 01 20 71-0002	EA	Regular Routine Elevator Inspection, Traction Up to 10 floors (Sufficient for Issue of Certificate/Permit)	507.88	
14 01 20 71-0003	EA	Regular Routine Elevator Inspection, Traction Over 10 floors (Sufficient for Issue of Certificate/Permit)	677.17	
14 01 20 71-0004	EA	Regular Routine Elevator Inspection, Hydraulic (Sufficient for Issue of Certificate/Permit)	423.23	
14 01 20 71-0005	EA	Regular Routine Elevator Inspection, Roped Hydraulic (Sufficient for Issue of Certificate/Permit)	423.23	
14 01 20 71-0006	EA	Regular Routine Elevator Inspection, Dumbwaiter/Cart Lifts (Sufficient for Issue of Certificate/Permit)	253.94	
14 01 20 71-0007	HR	Elevator Servicing - Hydraulic, Labor Only	166.38	
14 01 20 71-0008	HR	Elevator Servicing - Traction, Labor Only	207.97	
14 01 20 71-0009	EA	Annual Category 1 Test for Traction Up to 10 floors	1,209.58	
14 01 20 71-0010	EA	Annual Category 1 Test for Traction Over 10 floors	1,511.97	
14 01 20 71-0011	EA	Annual Category 1 Test for Hydraulic Elevator	604.78	
14 01 20 71-0012	EA	Annual Category 1 Test for Roped Hydraulic Elevator	1,360.78	
14 01 20 71-0013	EA	Annual Category 1 Test for Dumbwaiter/Cart Lifts	907.19	
14 01 20 71-0014	EA	Full Load Test for Traction Up to 10 floors	2,116.77	
14 01 20 71-0015	EA	Full Load Test for Traction Over 10 floors	2,419.16	
14 01 20 71-0016	EA	Full Load Test for Hydraulic Elevator	1,814.36	
14 01 20 71-0017	EA	Full Load Test for Roped Hydraulic Elevator	2,267.96	
14 01 20 71-0018	EA	Full Load Test for Dumbwaiter/Cart Lifts	1,209.58	
14 01 20 71-0019	EA	Acceptance Test for Traction Up to 10 floors	1,905.46	
14 01 20 71-0020	EA	Acceptance Test for Traction Over 10 floors	2,143.65	
14 01 20 71-0021	EA	Acceptance Test for Hydraulic Elevator	1,905.46	
14 01 20 71-0022	EA	Acceptance Test for Roped Hydraulic Elevator	1,905.46	
14 01 20 71-0023	EA	Acceptance Test for Dumbwaiter/Cart Lifts	1,905.46	

14 01 20 71-0024 Elevator Modernization ^(14 01 20 71)

14 01 20 71-0025	EA	5" Piston Replacement (Hydraulic) Unit Up To 3 Stories (2,000 LB x 50 FPM)	36,623.16	7,510.76
		Note: Includes replacing existing piston/cylinder, 10 3/4" Sealed PVC, pit channel and buffers.		
		For Union-Guard Cathodic Protection, Add	8,791.13	
		Note: Includes Pump.		
		For An Additional Stop, Add	9,289.95	
		Note: Includes Removal.		
14 01 20 71-0026	EA	6" Piston Replacement (Hydraulic) Unit Up To 3 Stories (2,000 LB x 50 FPM)	39,567.12	9,075.50
		Note: Includes replacing existing piston/cylinder, 10 3/4" Sealed PVC, pit channel and buffers.		
		For Union-Guard Cathodic Protection, Add	8,881.04	
		Note: Includes Pump.		
		For An Additional Stop, Add	9,869.70	
		Note: Includes Removal.		
14 01 20 71-0027	EA	8" Piston Replacement (Hydraulic) Unit Up To 3 Stories (2,000 LB x 50 FPM)	47,517.21	10,327.29
		Note: Includes replacing existing piston/cylinder, 12 3/4" Sealed PVC, pit channel and buffers.		
		For Union-Guard Cathodic Protection, Add	10,319.60	
		Note: Includes Pump.		
		For An Additional Stop, Add	12,689.72	
		Note: Includes Removal.		
14 01 20 71-0028	EA	Removal And Replacement Of Hydraulic Control (Maxton) Valve	4,920.49	
14 01 20 71-0029	EA	5 Gallon Container Of Hydraulic Oil For Elevator Modernization	70.78	
14 01 20 71-0030	EA	55 Gallon Container Of Hydraulic Oil For Elevator Modernization	779.05	
14 01 20 71-0031	SET	Car Roller Guide Assembly, Set Of Four	3,922.96	625.89
		Note: Includes cover plate.		
14 01 20 71-0032	SET	CWT Roller Guide Assembly, Set Of Four	3,282.08	625.89
		Note: Includes cover plate.		
14 01 20 71-0033	EA	8" Wide New Entrance With Frame, Header, Doors, And Hangers - Single Slide Door With Baked Enamel Finish	7,035.55	
		Note: Excludes buildback.		
14 01 20 71-0034	EA	8" Wide New Entrance With Frame, Header, Doors, And Hangers - Single Slide Door With Satin Stainless Finish	7,754.83	
		Note: Excludes buildback.		
14 01 20 71-0035	EA	8" Wide New Entrance With Frame, Header, Doors, And Hangers - Center Opening With Baked Enamel Finish	7,497.69	
		Note: Excludes buildback.		
14 01 20 71-0036	EA	8" Wide New Entrance With Frame, Header, Doors, And Hangers - Center Opening With Satin Stainless Finish	8,216.97	
		Note: Excludes buildback.		
14 01 20 71-0037	SF	Epoxy Aggregate, Elevator Cab Flooring	80.63	17.89
		Note: SF cost not applicable for partial cab flooring.		
14 01 20 71-0038	SF	Aluminum Diamond Plate, Elevator Cab Flooring	67.87	17.89
		Note: SF cost not applicable for partial cab flooring.		
14 01 20 71-0039	SF	1/8" Thick, Vinyl Composition Tile (VCT), Elevator Cab Flooring	13.20	2.35
14 01 20 71-0040	EA	Solid State Starting (Soft Start)	5,903.77	469.42
14 01 20 71-0041	EA	Pump Unit (Tank, Valve, Oil, Motor And Vidualic Fittings)	18,846.36	2,620.94
14 01 20 71-0042	EA	Hoistway Door Hanger Set (Rollers, Eccentrics And Track), Single Speed Side Slide (GAL Manufacturing)	2,130.88	625.89
14 01 20 71-0043	EA	Hoistway Door Closer Set (Spring Closer), Single Speed Side Slide (GAL Manufacturing)	410.49	156.47
14 01 20 71-0044	EA	Hoistway Door Closer Set (Spirator Closer), Single Speed Side Slide (GAL)	393.87	312.95
14 01 20 71-0045	EA	Hoistway Door Interlock Set, Single Speed Side Slide (GAL Manufacturing)	564.07	273.83
14 01 20 71-0046	EA	Hoistway Door Hanger Set (Rollers, Eccentrics And Track), Single Speed Center Opening (GAL Manufacturing)	2,597.90	625.89
14 01 20 71-0047	EA	Hoistway Door Closer Set (Spring Closer), Single Speed Center Opening (GAL Manufacturing)	562.81	289.48

14 Conveying Equipment
14 01 Operation and Maintenance of Conveying Equipment
14 01 20 Operation and Maintenance of Elevators



MINOR	CSI	UOM	DESCRIPTION	TOTAL DIRECT UNIT COST	DEMOLITION UNIT COST
14 01 20 71-0048	EA		Hoistway Door Closer Set (Spirator Closer), Single Speed Center Opening (GAL).....	393.87	312.95
14 01 20 71-0049	EA		Hoistway Door Interlock Set, Single Speed Center Opening (GAL Manufacturing).....	699.56	312.95
14 01 20 71-0050	EA		Fire Service Key Switch Controller	3,514.05	625.89
14 01 20 71-0051	EA		ADA Telephone (Rath Microtech).....	1,124.86	312.95
14 01 20 71-0052	EA		Car Door Operator With ADA Buzzer, Single Speed Side Slide (GAL Manufacturing).....	8,017.11	1,251.79
14 01 20 71-0053	EA		Car Door Operator With ADA Buzzer, Single Speed Center Opening (GAL Manufacturing).....	8,700.43	1,251.79
14 01 20 71-0054	EA		Car Door Safety Edge (Infrared Proximity Type Edge).....	2,446.84	312.95
14 01 20 71-0055	EA		Car Operating Panel (ADA, Fire, Position, Chime).....	8,502.63	1,251.79
14 01 20 71-0056	EA		Car Position LED Indicator And Cover Plate, Stainless Steel.....	1,839.67	312.95
14 01 20 71-0057	EA		Car Traveling Lanterns With Audible Signal	1,532.26	312.95
14 01 20 71-0058	EA		Hoistway Door Jamb Floor Tags (Braille)	221.21	156.47
14 01 20 71-0059	EA		Lobby Vandal Resistant Call Station.....	1,433.35	312.95
14 01 20 71-0060	LF		Traveling Cable (4 - #14 AWG, 69 - #18 AWG, 1 Shielded Pair, 2 Co-Axial)	20.79	
			Note: Excludes Removal and Replacement of Material. See CSI section 14 01 20 71-0061 for Removal and Replacement of Traveling Cable.		
14 01 20 71-0061	EA		Removal And Replacement Of Traveling Cable (4 - #14 AWG, 69 - #18 AWG, 1 Shielded Pair, 2 Co-Axial).....	5,007.18	2,503.59
			Note: Excludes Traveling Cable material. See CSI section 14 01 20 71-0060 for Traveling Cable material.		
14 01 20 71-0062	LF		Governor Cable	1.62	
			Note: Removal and Replacement of Governor Cable is part of Traveling Cable Removal and Replacement.		
14 01 20 71-0063	EA		Elevator Cab Wall Coverings (3,500 Lb. Capacity: 6'-8" x 5'-5" Cab), Plastic Laminate - Hang On Panels.....	6,146.68	625.89
14 01 20 71-0064	EA		Elevator Cab Wall Coverings (3,500 Lb. Capacity: 6'-8" x 5'-5" Cab), Rigid Stainless Steel - Hang On Panels.....	9,023.80	625.89
14 01 20 71-0065	EA		Removal And Replacement Of Governor.....	5,150.41	625.89
14 01 20 71-0066	EA		Removal And Replacement Of Car Station.....	8,071.06	1,251.79
14 01 20 71-0067	EA		Removal And Replacement Of Telephone.....	1,667.12	312.95
14 01 20 71-0068	EA		Removal And Replacement Of Hall Lanterns	1,255.26	312.95
14 01 20 71-0069	EA		Hall Call Buttons, Vandal Resistant.....	985.53	312.95
14 01 20 71-0070	EA		Hall Traveling Lanterns With Audible Signal.....	1,568.22	312.95
14 01 20 71-0071	EA		Add Raised Character (Braille) Signage To Control Panel	177.51	156.47
14 01 20 71-0072	EA		New Microprocessor Based Controller (Non-Proprietary).....	45,093.14	5,007.18
14 01 20 71-0073	EA		New Steel Shell And Canopy (Excludes Plastic Panels), For 5' x 7' Cab.....	25,492.76	5,007.18
14 01 20 71-0074	EA		New Steel Shell, Canopy And Platform (Excludes Plastic Laminate), For 5' x 7' Cab	39,490.93	5,007.18
14 01 20 71-0075	EA		Removal And Replacement Of Elevator/Hoistway Doors (Single Slide Door Arrangement), Baked Enamel	3,064.50	
14 01 20 71-0076	EA		Removal And Replacement Of Elevator/Hoistway Doors (Center Opening Door Arrangement), Baked Enamel	3,262.30	
14 01 20 71-0077	EA		Removal And Replacement Of Elevator/Hoistway Doors (Single Slide Door Arrangement), Stainless Steel	3,479.89	
14 01 20 71-0078	EA		Removal And Replacement Of Elevator/Hoistway Doors (Center Opening Door Arrangement), Stainless Steel.....	3,717.25	
14 01 20 71-0079	EA		Elevator Pit Ladder, Steel	2,866.70	312.95
			Note: Labor cost is for bolting to concrete pit wall.		
14 01 20 71-0080	EA		New Steel Shell, Canopy, Platform, Standard Cab Plastic Laminate, For 5' x 7' Cab.....	49,187.32	5,007.18
14 01 20 71-0081	LF		Removal And Replacement Of Hoisting Cable, 3/8" - Liftpac, Bethlehem Wire Rope Minimum Breaking Strength (Tons): Traction Steel - 4.5, EHS Traction Steel - 5.5.....	115.06	
			Note: Labor cost is for replacement of set of 4 ropes and rise of 40 feet.		
14 01 20 71-0082	LF		Removal And Replacement Of Hoisting Cable, 1/2" - Liftpac, Bethlehem Wire Rope Minimum Breaking Strength (Tons): Traction Steel - 6.0, EHS Traction Steel - 9.7.....	122.73	
			Note: Labor cost is for replacement of set of 4 ropes and rise of 40 feet.		
14 01 20 71-0083	LF		Removal And Replacement Of Hoisting Cable, 5/8" - Liftpac, Bethlehem Wire Rope Minimum Breaking Strength (Tons): Traction Steel - 12.7, EHS Traction Steel - 15.4.....	128.00	
			Note: Labor cost is for replacement of set of 4 ropes and rise of 40 feet.		
14 01 20 71-0084	EA		Hydraulic Leak Detector And Alarm in Elevator Pit (Stancor Oil Minder - 0.5 HP).....	9,120.84	625.89
14 01 20 71-0085	EA		6" Wide Elevator Door Jamb And Header Wrapped With 0.030" Stainless Steel (42" x 84" Opening).....	3,496.07	625.89
			Note: Cladding typically done by metal company.		
14 01 20 71-0086	EA		8" Wide Elevator Door Jamb And Header Wrapped With 0.030" Stainless Steel (42" x 84" Opening).....	3,585.98	625.89
			Note: Cladding typically done by metal company.		
14 01 20 71-0087	EA		10" Wide Elevator Door Jamb And Header Wrapped With 0.030" Stainless Steel (42" x 84" Opening).....	3,675.89	625.89
			Note: Cladding typically done by metal company.		
14 01 20 71-0088	EA		12" Wide Elevator Door Jamb And Header Wrapped With 0.030" Stainless Steel (42" x 84" Opening).....	3,783.78	625.89
			Note: Cladding typically done by metal company.		
14 01 20 71-0089	EA		"Rope Gripper" With Pumping Unit For Use On 4-7/8" Maximum Out to Out Of Cable	8,171.39	625.89
14 01 20 71-0090	EA		"Rope Gripper" With Pumping Unit For Use On 6" Maximum Out to Out Of Cable	8,171.39	625.89
14 01 20 71-0091	EA		"Rope Gripper" With Pumping Unit For Use On 10" Maximum Out to Out Of Cable	11,767.79	625.89
14 01 20 71-0092	EA		"Rope Gripper" With Pumping Unit For Use On 11-1/2" Maximum Out to Out Of Cable	13,565.99	625.89
14 01 20 71-0093	EA		60 Amperes, Elevator Disconnect Switch, 3 Phase, 480 - 120 Volt, Firesafety Interface Relay, Mechanical Interlock.....	4,605.34	158.42
14 01 20 71-0094	EA		100 Amperes, Elevator Disconnect Switch, 3 Phase, 480 - 120 Volt, Firesafety Interface Relay, Mechanical Interlock.....	4,808.80	190.10
14 01 20 71-0095	EA		200 Amperes, Elevator Disconnect Switch, 3 Phase, 480 - 120 Volt, Firesafety Interface Relay, Mechanical Interlock.....	6,380.67	221.78
14 01 20 71-0096	EA		Aluminum Handrail Spacers With Set Screw	193.82	156.47
14 01 20 71-0097	EA		Bronze Handrail Spacers With Set Screw.....	198.80	156.47
14 01 20 71-0098	LF		1/2" x 2" Round Stainless Steel Elevator Handrail.....	139.27	36.81
14 01 20 71-0099	LF		3/8" x 2" Flat Bar Stainless Steel Elevator Handrail, Brushed Finish	133.41	36.81
14 01 20 71-0100	LF		3/8" x 3" Flat Bar Stainless Steel Elevator Handrail, Brushed Finish	160.82	36.81
14 01 20 71-0101	LF		3/8" x 2" Flat Bar Stainless Steel Elevator Handrail, Mirror Finish	179.37	36.81
14 01 20 71-0102	LF		3/8" x 3" Flat Bar Stainless Steel Elevator Handrail, Mirror Finish	206.99	36.81
14 01 20 71-0103	LF		3/8" x 2" Flat Bar Bronze Steel Elevator Handrail, Brushed Finish	164.27	36.81
14 01 20 71-0104	LF		3/8" x 3" Flat Bar Bronze Steel Elevator Handrail, Brushed Finish	188.65	36.81
14 01 20 71-0105	LF		3/8" x 2" Flat Bar Bronze Steel Elevator Handrail, Mirror Finish	300.54	36.81
14 01 20 71-0106	LF		3/8" x 3" Flat Bar Bronze Steel Elevator Handrail, Mirror Finish	339.23	36.81
14 01 20 71-0107	LF		3/8" x 1-1/2" Diameter Tubular Stainless Steel Elevator Handrail, Brushed Finish.....	132.48	36.81
14 01 20 71-0108	LF		3/8" x 2" Diameter Tubular Stainless Steel Elevator Handrail, Brushed Finish	133.97	36.81
14 01 20 71-0109	LF		3/8" x 2-1/2" Diameter Tubular Stainless Steel Elevator Handrail, Brushed Finish.....	174.48	36.81
14 01 20 71-0110	LF		3/8" x 1-1/2" Diameter Tubular Stainless Steel Elevator Handrail, Mirror Finish.....	162.54	36.81
14 01 20 71-0111	LF		3/8" x 2" Diameter Tubular Stainless Steel Elevator Handrail, Mirror Finish.....	175.27	36.81
14 01 20 71-0112	LF		3/8" x 2-1/2" Diameter Tubular Stainless Steel Elevator Handrail, Mirror Finish.....	222.76	36.81



MINOR	CSI	UOM	DESCRIPTION	TOTAL DIRECT UNIT COST	DEMOLITION UNIT COST
14 01 20 71-0113	LF		3/8" x 1-1/2" Diameter Tubular Bronze Steel Elevator Handrail, Brushed Finish.....	168.58	36.81
14 01 20 71-0114	LF		3/8" x 2" Diameter Tubular Bronze Steel Elevator Handrail, Brushed Finish.....	172.68	36.81
14 01 20 71-0115	LF		3/8" x 2-1/2" Diameter Tubular Bronze Steel Elevator Handrail, Brushed Finish.....	297.62	36.81
14 01 20 71-0116	LF		3/8" x 1-1/2" Diameter Tubular Bronze Steel Elevator Handrail, Mirror Finish.....	191.03	36.81
14 01 20 71-0117	LF		3/8" x 2" Diameter Tubular Bronze Elevator Handrail, Mirror Finish.....	298.42	36.81
14 01 20 71-0118	LF		3/8" x 2-1/2" Diameter Tubular Bronze Elevator Handrail, Mirror Finish.....	339.23	36.81

14 01 30 Operation and Maintenance of Escalators and Moving Walks⁽¹⁴⁾

14 01 30 71 Escalators and Moving Walks Rehabilitation^(14 01 30)

14 01 30 71-0001 Maintenance^(14 01 30 71)

14 01 30 71-0002	EA		Regular Escalator Inspection (Sufficient For Issue Of Certificate/Permit).....	707.67	
14 01 30 71-0003	HR		Escalator Servicing, Labor Only.....	166.38	
14 01 30 71-0004	EA		Acceptance Test Of Escalators And Moving Walks.....	3,892.18	

14 01 30 71-0005 Modernization^(14 01 30 71)

14 01 30 71-0006	EA		Removal And Replacement Of 28" Wide Escalator Stair Tread.....	1,828.54	
14 01 30 71-0007	EA		Removal And Replacement Of 36" Wide Escalator Stair Tread.....	1,961.46	
14 01 30 71-0008	EA		Removal And Replacement Of 48" Wide Escalator Stair Tread.....	2,059.67	
14 01 30 71-0009	EA		Removal And Replacement Of 54" Wide Escalator Stair Tread.....	2,222.52	
14 01 30 71-0010	LF		Removal And Replacement Of Sliding Handrail.....	170.94	

14 20 Elevators⁽¹⁴⁾

Note: Excludes final electrical work or shaft walls.

14 21 Electric Traction Elevators^(14 20)

14 21 13 Electric Traction Freight Elevators^(14 21)

14 21 13 00-0001 Electric Traction Freight Elevators^(14 21 13)

Note: Painted metal shaft doors and steel painted cab. Unit prices based on a shaft of 6 stops (12 feet floor to floor) and 6 openings with power doors.

14 21 13 00-0002	EA		Electric Traction Freight Elevator, 4,000 LB x 200 FPM, 6 Stops, 6 Openings.....	371,384.86	
			For Each Opening With Bonderized Steel Door, Add	300.54	
			For Each Opening With Stainless Steel Doors, Add	751.35	
			For Each Opening With Two Speed Doors, Add	901.62	
			For Custom Plastic Laminated Cab Interiors, Add	4,793.60	
			For Custom Half Plastic Laminate And Half Stainless Steel Interior, Add	7,190.40	
			For Stainless Steel Cab Interior, Add	9,587.20	
			For Elevator With Manual Door, Deduct	-10,000.00	
			For Class "C-1" Loading, Add	1,996.53	
			For Class "C-2" Loading, Add	2,396.80	
			For Class "C-3" Loading, Add	3,278.82	
			For Removal Of Existing Stop, Add	7,786.79	
			For Each Additional Stop, Add	36,281.33	
			For Each Floor < 6 Stops, Deduct	-28,600.19	
			For Each Additional 50 FPM, Add	7,190.40	
			For Removal Of Existing Elevator, Add	38,933.95	
14 21 13 00-0003	EA		Electric Traction Freight Elevator, 5,000 LB x 200 FPM, 6 Stops, 6 Openings.....	397,472.08	
			For Each Opening With Bonderized Steel Door, Add	300.54	
			For Each Opening With Stainless Steel Doors, Add	751.35	
			For Each Opening With Two Speed Doors, Add	901.62	
			For Custom Plastic Laminated Cab Interiors, Add	4,793.60	
			For Custom Half Plastic Laminate And Half Stainless Steel Interior, Add	7,190.40	
			For Stainless Steel Cab Interior, Add	9,587.20	
			For Elevator With Manual Door, Deduct	-10,000.00	
			For Class "C-1" Loading, Add	3,993.07	
			For Class "C-2" Loading, Add	4,793.60	
			For Class "C-3" Loading, Add	6,643.93	
			For Removal Of Existing Stop, Add	7,786.79	
			For Each Additional Stop, Add	36,281.33	
			For Each Floor < 6 Stops, Deduct	-28,600.19	
			For Each Additional 50 FPM, Add	7,190.40	
			For Removal Of Existing Elevator, Add	38,933.95	
14 21 13 00-0004	EA		Electric Traction Freight Elevator, 6,000 LB x 200 FPM, 6 Stops, 6 Openings.....	424,779.28	
			For Elevator With Manual Door, Deduct	-10,000.00	
			For Class "C-1" Loading, Add	3,993.07	
			For Class "C-2" Loading, Add	4,793.60	
			For Class "C-3" Loading, Add	6,643.93	
			For Custom Plastic Laminated Cab Interiors, Add	5,992.00	
			For Custom Half Plastic Laminate And Half Stainless Steel Interior, Add	8,388.80	
			For Stainless Steel Cab Interior, Add	10,785.60	
			For Removal Of Existing Stop, Add	7,786.79	
			For Each Additional Stop, Add	37,479.73	
			For Each Additional 50 FPM, Add	7,190.40	
			For Each Opening With Bonderized Steel Door, Add	359.52	
			For Each Opening With Stainless Steel Doors, Add	719.04	
			For Each Opening With Two Speed Doors, Add	898.80	
			For Removal Of Existing Elevator, Add	38,933.95	
			For Each Floor < 6 Stops, Deduct	-29,600.19	

14 Conveying Equipment

14 20 Elevators

14 21 Electric Traction Elevators



MINOR
CSI UOM DESCRIPTION

TOTAL DIRECT DEMOLITION
UNIT COST UNIT COST

14 21 13 00-0005	EA	Electric Traction Freight Elevator, 7,000 LB x 200 FPM, 6 Stops, 6 Openings.....	435,738.65	
		<i>For Elevator With Manual Door, Deduct</i>	-10,000.00	
		<i>For Class "C-1" Loading, Add</i>	3,993.07	
		<i>For Class "C-2" Loading, Add</i>	4,793.60	
		<i>For Class "C-3" Loading, Add</i>	6,643.93	
		<i>For Custom Plastic Laminated Cab Interiors, Add</i>	5,992.00	
		<i>For Custom Half Plastic Laminate And Half Stainless Steel Interior, Add</i>	8,388.80	
		<i>For Stainless Steel Cab Interior, Add</i>	10,785.60	
		<i>For Removal Of Existing Stop, Add</i>	7,786.79	
		<i>For Each Additional Stop, Add</i>	37,479.73	
		<i>For Each Additional 50 FPM, Add</i>	7,190.40	
		<i>For Each Opening With Bonderized Steel Door, Add</i>	359.52	
		<i>For Each Opening With Stainless Steel Doors, Add</i>	719.04	
		<i>For Each Opening With Two Speed Doors, Add</i>	898.80	
		<i>For Removal Of Existing Elevator, Add</i>	38,933.95	
		<i>For Each Floor < 6 Stops, Deduct</i>	-29,600.19	
14 21 13 00-0006	EA	Electric Traction Freight Elevator, 8,000 LB x 200 FPM, 6 Stops, 6 Openings.....	449,136.61	
		<i>For Elevator With Manual Door, Deduct</i>	-10,000.00	
		<i>For Each Additional 50 FPM, Add</i>	15,027.00	
		<i>For Class "C-1" Loading, Add</i>	7,988.53	
		<i>For Class "C-2" Loading, Add</i>	9,587.20	
		<i>For Class "C-3" Loading, Add</i>	13,115.29	
		<i>For Removal Of Existing Stop, Add</i>	7,786.79	
		<i>For Each Additional Stop, Add</i>	37,479.73	
		<i>For Each Opening With Bonderized Steel Door, Add</i>	479.36	
		<i>For Each Opening With Stainless Steel Doors, Add</i>	838.88	
		<i>For Each Opening With Two Speed Doors, Add</i>	1,018.64	
		<i>For Custom Plastic Laminated Cab Interiors, Add</i>	7,190.40	
		<i>For Custom Half Plastic Laminate And Half Stainless Steel Interior, Add</i>	9,587.20	
		<i>For Stainless Steel Cab Interior, Add</i>	11,984.00	
		<i>For Removal Of Existing Elevator, Add</i>	38,933.95	
		<i>For Each Floor < 6 Stops, Deduct</i>	-29,600.19	
14 21 13 00-0007	EA	Electric Traction Freight Elevator, 10,000 LB x 200 FPM, 6 Stops, 6 Openings.....	464,919.85	
		<i>For Elevator With Manual Door, Deduct</i>	-10,000.00	
		<i>For Each Additional 50 FPM, Add</i>	15,027.00	
		<i>For Class "C-1" Loading, Add</i>	7,988.53	
		<i>For Class "C-2" Loading, Add</i>	9,587.20	
		<i>For Class "C-3" Loading, Add</i>	13,115.29	
		<i>For Removal Of Existing Stop, Add</i>	7,786.79	
		<i>For Each Additional Stop, Add</i>	37,479.73	
		<i>For Each Opening With Bonderized Steel Door, Add</i>	479.36	
		<i>For Each Opening With Stainless Steel Doors, Add</i>	838.88	
		<i>For Each Opening With Two Speed Doors, Add</i>	1,018.64	
		<i>For Custom Plastic Laminated Cab Interiors, Add</i>	7,190.40	
		<i>For Custom Half Plastic Laminate And Half Stainless Steel Interior, Add</i>	9,587.20	
		<i>For Stainless Steel Cab Interior, Add</i>	11,984.00	
		<i>For Removal Of Existing Elevator, Add</i>	38,933.95	
		<i>For Each Floor < 6 Stops, Deduct</i>	-29,600.19	
14 21 13 00-0008	EA	Electric Traction Freight Elevator, 12,000 LB x 200 FPM, 6 Stops, 6 Openings.....	477,826.43	
		<i>For Elevator With Manual Door, Deduct</i>	-10,000.00	
		<i>For Each Additional 50 FPM, Add</i>	15,027.00	
		<i>For Class "C-1" Loading, Add</i>	7,988.53	
		<i>For Class "C-2" Loading, Add</i>	9,587.20	
		<i>For Class "C-3" Loading, Add</i>	13,115.29	
		<i>For Removal Of Existing Stop, Add</i>	7,786.79	
		<i>For Each Additional Stop, Add</i>	37,479.73	
		<i>For Each Opening With Bonderized Steel Door, Add</i>	479.36	
		<i>For Each Opening With Stainless Steel Doors, Add</i>	838.88	
		<i>For Each Opening With Two Speed Doors, Add</i>	1,018.64	
		<i>For Custom Plastic Laminated Cab Interiors, Add</i>	7,190.40	
		<i>For Custom Half Plastic Laminate And Half Stainless Steel Interior, Add</i>	9,587.20	
		<i>For Stainless Steel Cab Interior, Add</i>	11,984.00	
		<i>For Removal Of Existing Elevator, Add</i>	38,933.95	
		<i>For Each Floor < 6 Stops, Deduct</i>	-29,600.19	

14 21 23 Electric Traction Passenger Elevators (14 21)

14 21 23 13 Machine Room Electric Traction Passenger Elevators (14 21 23)

14 21 23 13-0001 Electric Traction Passenger Elevators (14 21 23 13)

Note: Baked enamel shaft doors and plastic laminate trimmed cab, allowance of \$7,500. Unit prices based on a shaft of 6 stops (12 feet floor to floor) and 6 openings.

14 21 23 13-0002	EA	Electric Traction Passenger Elevator, 2,000 LB x 200 FPM, 6 Stops, 6 Openings.....	291,649.23	
		<i>For Each Opening With Bonderized Steel Door, Add</i>	300.54	
		<i>For Each Opening With Stainless Steel Doors, Add</i>	751.35	
		<i>For Custom Plastic Laminated Cab Interiors, Add</i>	4,793.60	
		<i>For Custom Half Plastic Laminate And Half Stainless Steel Interior, Add</i>	7,190.40	
		<i>For Stainless Steel Cab Interior, Add</i>	9,587.20	
		<i>For Each Additional 50 FPM, Add</i>	6,198.64	
		<i>For Removal Of Existing Stop, Add</i>	3,893.40	
		<i>For Each Additional Stop, Add</i>	36,281.33	
		<i>For Each Floor < 6 Stops, Deduct</i>	-19,733.47	
		<i>For Removal Of Existing Elevator, Add</i>	29,200.48	



		Conveying Equipment	14
		Elevators	14 20
		Electric Traction Elevators	14 21

MINOR	CSI	UOM	DESCRIPTION	TOTAL DIRECT UNIT COST	DEMOLITION UNIT COST
14 21 23	13-0003	EA	Electric Traction Passenger Elevator, 2,500 LB x 200 FPM, 6 Stops, 6 Openings.....	299,271.01	
			<i>For Each Opening With Bonderized Steel Door, Add</i>	300.54	
			<i>For Each Opening With Stainless Steel Doors, Add</i>	751.35	
			<i>For Custom Plastic Laminated Cab Interiors, Add</i>	4,793.60	
			<i>For Custom Half Plastic Laminate And Half Stainless Steel Interior, Add</i>	7,190.40	
			<i>For Stainless Steel Cab Interior, Add</i>	9,587.20	
			<i>For Each Additional 50 FPM, Add</i>	6,198.64	
			<i>For Removal Of Existing Stop, Add</i>	3,893.40	
			<i>For Each Additional Stop, Add</i>	36,281.33	
			<i>For Each Floor < 6 Stops, Deduct</i>	-19,733.47	
			<i>For Removal Of Existing Elevator, Add</i>	29,200.48	
14 21 23	13-0004	EA	Electric Traction Passenger Elevator, 3,000 LB x 200 FPM, 6 Stops, 6 Openings.....	304,701.54	
			<i>For Each Opening With Bonderized Steel Door, Add</i>	300.54	
			<i>For Each Opening With Stainless Steel Doors, Add</i>	751.35	
			<i>For Custom Plastic Laminated Cab Interiors, Add</i>	4,793.60	
			<i>For Custom Half Plastic Laminate And Half Stainless Steel Interior, Add</i>	7,190.40	
			<i>For Stainless Steel Cab Interior, Add</i>	9,587.20	
			<i>For Each Additional 50 FPM, Add</i>	6,198.64	
			<i>For Removal Of Existing Stop, Add</i>	3,893.40	
			<i>For Each Additional Stop, Add</i>	36,281.33	
			<i>For Each Floor < 6 Stops, Deduct</i>	-19,733.47	
			<i>For Removal Of Existing Elevator, Add</i>	29,200.48	
14 21 23	13-0005	EA	Electric Traction Passenger Elevator, 3,500 LB x 200 FPM, 6 Stops, 6 Openings.....	308,863.66	
			<i>For Each Opening With Bonderized Steel Door, Add</i>	300.54	
			<i>For Each Opening With Stainless Steel Doors, Add</i>	751.35	
			<i>For Custom Plastic Laminated Cab Interiors, Add</i>	4,793.60	
			<i>For Custom Half Plastic Laminate And Half Stainless Steel Interior, Add</i>	7,190.40	
			<i>For Stainless Steel Cab Interior, Add</i>	9,587.20	
			<i>For Each Additional 50 FPM, Add</i>	6,198.64	
			<i>For Removal Of Existing Stop, Add</i>	3,893.40	
			<i>For Each Additional Stop, Add</i>	36,281.33	
			<i>For Each Floor < 6 Stops, Deduct</i>	-19,733.47	
			<i>For Removal Of Existing Elevator, Add</i>	29,200.48	
14 21 23	13-0006	EA	Electric Traction Passenger Elevator, 4,000 LB x 200 FPM, 6 Stops, 6 Openings.....	313,811.65	
			<i>For Each Opening With Bonderized Steel Door, Add</i>	300.54	
			<i>For Each Opening With Stainless Steel Doors, Add</i>	751.35	
			<i>For Custom Plastic Laminated Cab Interiors, Add</i>	4,793.60	
			<i>For Custom Half Plastic Laminate And Half Stainless Steel Interior, Add</i>	7,190.40	
			<i>For Stainless Steel Cab Interior, Add</i>	9,587.20	
			<i>For Each Additional 50 FPM, Add</i>	6,198.64	
			<i>For Removal Of Existing Stop, Add</i>	3,893.40	
			<i>For Each Additional Stop, Add</i>	36,281.33	
			<i>For Each Floor < 6 Stops, Deduct</i>	-19,733.47	
			<i>For Removal Of Existing Elevator, Add</i>	29,200.48	
14 21 23	13-0007	EA	Electric Traction Passenger Elevator, 4,500 LB x 200 FPM, 6 Stops, 6 Openings.....	319,454.96	
			<i>For Each Opening With Bonderized Steel Door, Add</i>	300.54	
			<i>For Each Opening With Stainless Steel Doors, Add</i>	751.35	
			<i>For Custom Plastic Laminated Cab Interiors, Add</i>	4,793.60	
			<i>For Custom Half Plastic Laminate And Half Stainless Steel Interior, Add</i>	7,190.40	
			<i>For Stainless Steel Cab Interior, Add</i>	9,587.20	
			<i>For Each Additional 50 FPM, Add</i>	6,198.64	
			<i>For Removal Of Existing Stop, Add</i>	3,893.40	
			<i>For Each Additional Stop, Add</i>	36,281.33	
			<i>For Each Floor < 6 Stops, Deduct</i>	-19,733.47	
			<i>For Removal Of Existing Elevator, Add</i>	29,200.48	
14 21 23	13-0008	EA	Electric Traction Passenger Elevator, 5,000 LB x 200 FPM, 6 Stops, 6 Openings.....	325,279.07	
			<i>For Each Opening With Bonderized Steel Door, Add</i>	300.54	
			<i>For Each Opening With Stainless Steel Doors, Add</i>	751.35	
			<i>For Custom Plastic Laminated Cab Interiors, Add</i>	4,793.60	
			<i>For Custom Half Plastic Laminate And Half Stainless Steel Interior, Add</i>	7,190.40	
			<i>For Stainless Steel Cab Interior, Add</i>	9,587.20	
			<i>For Each Additional 50 FPM, Add</i>	6,198.64	
			<i>For Removal Of Existing Stop, Add</i>	3,893.40	
			<i>For Each Additional Stop, Add</i>	36,281.33	
			<i>For Each Floor < 6 Stops, Deduct</i>	-19,733.47	
			<i>For Removal Of Existing Elevator, Add</i>	29,200.48	

14 24 Hydraulic Elevators (14 20)

Note: Prices are for a complete operating elevator including all standard controls, hydraulic motor and devices based on unit with cab sized 5' by 8' with galvanized primed shaft door with cab allowances as listed below.

14 24 13 Hydraulic Freight Elevators (14 24)

14 24 13 00-0001 Hydraulic Freight Elevators (14 24 13)

Note: Painted metal shaft doors and steel painted cab. Unit prices based on a shaft of 3 stops (15 feet floor to floor) and 3 openings with power doors.

14 Conveying Equipment

14 20 Elevators

14 24 Hydraulic Elevators



MINOR
CSI UOM DESCRIPTION

TOTAL DIRECT DEMOLITION
UNIT COST UNIT COST

14 24 13 00-0002	EA Hydraulic Freight Elevator, 3,000 LB x 50 FPM, 3 Stops, 3 Openings.....	212,105.92
	For Each Additional Stop, Add	26,888.92
	For 2 Stops, Deduct	-15,413.12
	For Each Opening With Bonderized Steel Door, Add	300.54
	For Each Opening With Stainless Steel Doors, Add	751.35
	For Each Opening With Two Speed Doors, Add	901.62
	For Custom Plastic Laminated Cab Interiors, Add	4,793.60
	For Custom Half Plastic Laminate And Half Stainless Steel Interior, Add	7,190.40
	For Stainless Steel Cab Interior, Add	9,587.20
	For Each Additional 50 FPM, Add	3,005.40
	For Elevator With Manual Door, Deduct	-10,000.00
	For Class "C-1" Loading, Add	1,996.53
	For Class "C-2" Loading, Add	2,396.80
	For Class "C-3" Loading, Add	3,278.82
	For Well Hole Drilling (12" Diameter Hole), Add Per VLF	281.72
	Note: Includes Labor and Equipment.	
	For 12" PVC Liner, Add Per LF	69.03
	Note: Liner for Hydraulic Elevator Well Hole if necessary.	
	For 12" Steel Liner, Add Per LF	107.86
	Note: Liner for Hydraulic Elevator Well Hole if necessary.	
	For Removal Of Existing Stop, Add	7,786.79
	For Removal Of Existing Elevator, Add	19,447.85
14 24 13 00-0003	EA Hydraulic Freight Elevator, 3,500 LB x 50 FPM, 3 Stops, 3 Openings.....	219,110.22
	For Each Additional Stop, Add	26,888.92
	For 2 Stops, Deduct	-15,413.12
	For Each Opening With Bonderized Steel Door, Add	300.54
	For Each Opening With Stainless Steel Doors, Add	751.35
	For Each Opening With Two Speed Doors, Add	901.62
	For Custom Plastic Laminated Cab Interiors, Add	4,793.60
	For Custom Half Plastic Laminate And Half Stainless Steel Interior, Add	7,190.40
	For Stainless Steel Cab Interior, Add	9,587.20
	For Each Additional 50 FPM, Add	3,005.40
	For Elevator With Manual Door, Deduct	-10,000.00
	For Class "C-1" Loading, Add	1,996.53
	For Class "C-2" Loading, Add	2,396.80
	For Class "C-3" Loading, Add	3,278.82
	For Well Hole Drilling (12" Diameter Hole), Add Per VLF	281.72
	Note: Includes Labor and Equipment.	
	For 12" PVC Liner, Add Per LF	69.03
	Note: Liner for Hydraulic Elevator Well Hole if necessary.	
	For 12" Steel Liner, Add Per LF	107.86
	Note: Liner for Hydraulic Elevator Well Hole if necessary.	
	For Removal Of Existing Stop, Add	7,786.79
	For Removal Of Existing Elevator, Add	19,447.85
14 24 13 00-0004	EA Hydraulic Freight Elevator, 4,000 LB x 50 FPM, 3 Stops, 3 Openings.....	226,078.09
	For Each Additional Stop, Add	26,888.92
	For 2 Stops, Deduct	-15,413.12
	For Each Opening With Bonderized Steel Door, Add	300.54
	For Each Opening With Stainless Steel Doors, Add	751.35
	For Each Opening With Two Speed Doors, Add	901.62
	For Custom Plastic Laminated Cab Interiors, Add	4,793.60
	For Custom Half Plastic Laminate And Half Stainless Steel Interior, Add	7,190.40
	For Stainless Steel Cab Interior, Add	9,587.20
	For Each Additional 50 FPM, Add	3,005.40
	For Elevator With Manual Door, Deduct	-10,000.00
	For Class "C-1" Loading, Add	1,996.53
	For Class "C-2" Loading, Add	2,396.80
	For Class "C-3" Loading, Add	3,278.82
	For Well Hole Drilling (12" Diameter Hole), Add Per VLF	281.72
	Note: Includes Labor and Equipment.	
	For 12" PVC Liner, Add Per LF	69.03
	Note: Liner for Hydraulic Elevator Well Hole if necessary.	
	For 12" Steel Liner, Add Per LF	107.86
	Note: Liner for Hydraulic Elevator Well Hole if necessary.	
	For Removal Of Existing Stop, Add	7,786.79
	For Removal Of Existing Elevator, Add	19,447.85
14 24 13 00-0005	EA Hydraulic Freight Elevator, 5,000 LB x 50 FPM, 3 Stops, 3 Openings.....	232,820.43
	For Each Opening With Bonderized Steel Door, Add	300.54
	For Each Opening With Stainless Steel Doors, Add	751.35
	For Each Opening With Two Speed Doors, Add	901.62
	For Custom Plastic Laminated Cab Interiors, Add	4,793.60
	For Custom Half Plastic Laminate And Half Stainless Steel Interior, Add	7,190.40
	For Stainless Steel Cab Interior, Add	9,587.20
	For Each Additional 50 FPM, Add	3,005.40
	For Elevator With Manual Door, Deduct	-10,000.00
	For Each Additional Stop, Add	28,391.62
	For 2 Stops, Deduct	-16,413.12
	For Class "C-1" Loading, Add	3,993.07
	For Class "C-2" Loading, Add	4,793.60
	For Class "C-3" Loading, Add	6,643.93
	For Well Hole Drilling (12" Diameter Hole), Add Per VLF	281.72
	Note: Includes Labor and Equipment.	
	For 12" PVC Liner, Add Per LF	69.03
	Note: Liner for Hydraulic Elevator Well Hole if necessary.	
	For 12" Steel Liner, Add Per LF	107.86
	Note: Liner for Hydraulic Elevator Well Hole if necessary.	
	For Removal Of Existing Stop, Add	7,786.79
	For Removal Of Existing Elevator, Add	19,447.85



MINOR CSI UOM DESCRIPTION	TOTAL DIRECT UNIT COST	DEMOLITION UNIT COST
14 24 13 00-0006 EA Hydraulic Freight Elevator, 6,000 LB x 50 FPM, 3 Stops, 3 Openings.....	246,793.09	
For Each Opening With Bonderized Steel Door, Add	300.54	
For Each Opening With Stainless Steel Doors, Add	751.35	
For Each Opening With Two Speed Doors, Add	901.62	
For Elevator With Manual Door, Deduct	-10,000.00	
For Each Additional Stop, Add	28,391.62	
For 2 Stops, Deduct	-16,413.12	
For Class "C-1" Loading, Add	3,993.07	
For Class "C-2" Loading, Add	4,793.60	
For Class "C-3" Loading, Add	6,643.93	
For Each Additional 50 FPM, Add	15,027.00	
For Custom Plastic Laminated Cab Interiors, Add	5,992.00	
For Custom Half Plastic Laminate And Half Stainless Steel Interior, Add	8,388.80	
For Stainless Steel Cab Interior, Add	10,785.60	
For Well Hole Drilling (12" Diameter Hole), Add Per VLF	281.72	
Note: Includes Labor and Equipment.		
For 12" PVC Liner, Add Per LF	69.03	
Note: Liner for Hydraulic Elevator Well Hole if necessary.		
For 12" Steel Liner, Add Per LF	107.86	
Note: Liner for Hydraulic Elevator Well Hole if necessary.		
For Removal Of Existing Stop, Add	7,786.79	
For Removal Of Existing Elevator, Add	19,447.85	
14 24 13 00-0007 EA Hydraulic Freight Elevator, 7,000 LB x 50 FPM, 3 Stops, 3 Openings.....	253,478.83	
For Each Opening With Bonderized Steel Door, Add	300.54	
For Each Opening With Stainless Steel Doors, Add	751.35	
For Each Opening With Two Speed Doors, Add	901.62	
For Elevator With Manual Door, Deduct	-10,000.00	
For Each Additional Stop, Add	28,391.62	
For 2 Stops, Deduct	-16,413.12	
For Class "C-1" Loading, Add	3,993.07	
For Class "C-2" Loading, Add	4,793.60	
For Class "C-3" Loading, Add	6,643.93	
For Each Additional 50 FPM, Add	15,027.00	
For Custom Plastic Laminated Cab Interiors, Add	5,992.00	
For Custom Half Plastic Laminate And Half Stainless Steel Interior, Add	8,388.80	
For Stainless Steel Cab Interior, Add	10,785.60	
For Well Hole Drilling (12" Diameter Hole), Add Per VLF	281.72	
Note: Includes Labor and Equipment.		
For 12" PVC Liner, Add Per LF	69.03	
Note: Liner for Hydraulic Elevator Well Hole if necessary.		
For 12" Steel Liner, Add Per LF	107.86	
Note: Liner for Hydraulic Elevator Well Hole if necessary.		
For Removal Of Existing Stop, Add	7,786.79	
For Removal Of Existing Elevator, Add	29,200.48	
14 24 13 00-0008 EA Hydraulic Freight Elevator, 8,000 LB x 50 FPM, 3 Stops, 3 Openings.....	263,771.15	
For Each Opening With Bonderized Steel Door, Add	300.54	
For Each Opening With Stainless Steel Doors, Add	751.35	
For Each Opening With Two Speed Doors, Add	901.62	
For Elevator With Manual Door, Deduct	-10,000.00	
For Each Additional Stop, Add	28,391.62	
For 2 Stops, Deduct	-16,413.12	
For Custom Plastic Laminated Cab Interiors, Add	5,992.00	
For Custom Half Plastic Laminate And Half Stainless Steel Interior, Add	8,388.80	
For Stainless Steel Cab Interior, Add	10,785.60	
For Each Additional 50 FPM, Add	16,529.70	
For Class "C-1" Loading, Add	9,982.67	
For Class "C-2" Loading, Add	11,984.00	
For Class "C-3" Loading, Add	16,394.11	
For Well Hole Drilling (12" Diameter Hole), Add Per VLF	281.72	
Note: Includes Labor and Equipment.		
For 12" PVC Liner, Add Per LF	69.03	
Note: Liner for Hydraulic Elevator Well Hole if necessary.		
For 12" Steel Liner, Add Per LF	107.86	
Note: Liner for Hydraulic Elevator Well Hole if necessary.		
For Removal Of Existing Stop, Add	7,786.79	
For Removal Of Existing Elevator, Add	29,200.48	
14 24 13 00-0009 EA Hydraulic Freight Elevator, 10,000 LB x 50 FPM, 3 Stops, 3 Openings.....	270,861.81	
For Each Opening With Bonderized Steel Door, Add	300.54	
For Each Opening With Stainless Steel Doors, Add	751.35	
For Each Opening With Two Speed Doors, Add	901.62	
For Elevator With Manual Door, Deduct	-10,000.00	
For Each Additional Stop, Add	28,391.62	
For 2 Stops, Deduct	-16,413.12	
For Custom Plastic Laminated Cab Interiors, Add	5,992.00	
For Custom Half Plastic Laminate And Half Stainless Steel Interior, Add	8,388.80	
For Stainless Steel Cab Interior, Add	10,785.60	
For Well Hole Drilling (12" Diameter Hole), Add Per VLF	281.72	
Note: Includes Labor and Equipment.		
For 12" PVC Liner, Add Per LF	69.03	
Note: Liner for Hydraulic Elevator Well Hole if necessary.		
For 12" Steel Liner, Add Per LF	107.86	
Note: Liner for Hydraulic Elevator Well Hole if necessary.		
For Removal Of Existing Stop, Add	7,786.79	
For Removal Of Existing Elevator, Add	29,200.48	
For Each Additional 50 FPM, Add	18,032.40	
For Class "C-1" Loading, Add	13,277.07	
For Class "C-2" Loading, Add	15,938.72	
For Class "C-3" Loading, Add	21,803.69	

14 Conveying Equipment

14 20 Elevators

14 24 Hydraulic Elevators



MINOR		TOTAL DIRECT	DEMOLITION
CSI	UOM DESCRIPTION	UNIT COST	UNIT COST
14 24 13 00-0010	EA Hydraulic Freight Elevator, 12,000 LB x 50 FPM, 3 Stops, 3 Openings.....	283,527.66	
	<i>For Each Opening With Bonderized Steel Door, Add</i>	300.54	
	<i>For Each Opening With Stainless Steel Doors, Add</i>	751.35	
	<i>For Each Opening With Two Speed Doors, Add</i>	901.62	
	<i>For Elevator With Manual Door, Deduct</i>	-10,000.00	
	<i>For Each Additional Stop, Add</i>	28,391.62	
	<i>For 2 Stops, Deduct</i>	-16,413.12	
	<i>For Custom Plastic Laminated Cab Interiors, Add</i>	5,992.00	
	<i>For Custom Half Plastic Laminate And Half Stainless Steel Interior, Add</i>	8,388.80	
	<i>For Stainless Steel Cab Interior, Add</i>	10,785.60	
	<i>For Well Hole Drilling (12" Diameter Hole), Add Per VLF</i>	281.72	
	<i>Note: Includes Labor and Equipment.</i>		
	<i>For 12" PVC Liner, Add Per LF</i>	69.03	
	<i>Note: Liner for Hydraulic Elevator Well Hole if necessary.</i>		
	<i>For 12" Steel Liner, Add Per LF</i>	107.86	
	<i>Note: Liner for Hydraulic Elevator Well Hole if necessary.</i>		
	<i>For Removal Of Existing Stop, Add</i>	7,786.79	
	<i>For Removal Of Existing Elevator, Add</i>	29,200.48	
	<i>For Each Additional 50 FPM, Add</i>	18,032.40	
	<i>For Class "C-1" Loading, Add</i>	13,277.07	
	<i>For Class "C-2" Loading, Add</i>	15,938.72	
	<i>For Class "C-3" Loading, Add</i>	21,803.69	
14 24 13 00-0011	Hydraulic Elevators Piston Drilling (14 24 13)		
14 24 13 00-0012	VLF Up To 6" Diameter Piston Drilling	90.13	
	<i>Note: Includes casing.</i>		
14 24 13 00-0013	VLF 8" To 10" Diameter Piston Drilling.....	107.71	
	<i>Note: Includes casing.</i>		
14 24 23	Hydraulic Passenger Elevators (14 24)		
14 24 23 00-0001	Hydraulic Passenger Elevators (14 24 23)		
	<i>Note: Baked enamel shaft doors and plastic laminate trimmed cab, allowance of \$7,500. Unit prices based on a shaft of 3 stops (15 feet floor to floor) and 3 openings.</i>		
14 24 23 00-0002	EA Hydraulic Passenger Elevator, 2,100 LB x 100 FPM, 3 Stops, 3 Openings.....	153,226.37	
	<i>For Each Additional Stop, Add</i>	26,888.92	
	<i>For Each Opening With Bonderized Steel Door, Add</i>	300.54	
	<i>For Each Opening With Stainless Steel Doors, Add</i>	751.35	
	<i>For Custom Plastic Laminated Cab Interiors, Add</i>	4,793.60	
	<i>For Custom Half Plastic Laminate And Half Stainless Steel Interior, Add</i>	7,190.40	
	<i>For Stainless Steel Cab Interior, Add</i>	9,587.20	
	<i>For Well Hole Drilling (12" Diameter Hole), Add Per VLF</i>	281.72	
	<i>Note: Includes Labor and Equipment.</i>		
	<i>For 12" PVC Liner, Add Per LF</i>	69.03	
	<i>Note: Liner for Hydraulic Elevator Well Hole if necessary.</i>		
	<i>For 12" Steel Liner, Add Per LF</i>	107.86	
	<i>Note: Liner for Hydraulic Elevator Well Hole if necessary.</i>		
	<i>For Each Additional 50 FPM, Add</i>	6,198.64	
	<i>For Removal Of Existing Elevator, Add</i>	19,447.85	
	<i>For Removal Of Existing Stop, Add</i>	3,893.40	
	<i>For 2 Stops, Deduct</i>	-10,000.00	
14 24 23 00-0003	EA Hydraulic Passenger Elevator, 2,500 LB x 100 FPM, 3 Stops, 3 Openings.....	156,231.77	
	<i>For Each Additional Stop, Add</i>	26,888.92	
	<i>For Each Opening With Bonderized Steel Door, Add</i>	300.54	
	<i>For Each Opening With Stainless Steel Doors, Add</i>	751.35	
	<i>For Custom Plastic Laminated Cab Interiors, Add</i>	4,793.60	
	<i>For Custom Half Plastic Laminate And Half Stainless Steel Interior, Add</i>	7,190.40	
	<i>For Stainless Steel Cab Interior, Add</i>	9,587.20	
	<i>For Well Hole Drilling (12" Diameter Hole), Add Per VLF</i>	281.72	
	<i>Note: Includes Labor and Equipment.</i>		
	<i>For 12" PVC Liner, Add Per LF</i>	69.03	
	<i>Note: Liner for Hydraulic Elevator Well Hole if necessary.</i>		
	<i>For 12" Steel Liner, Add Per LF</i>	107.86	
	<i>Note: Liner for Hydraulic Elevator Well Hole if necessary.</i>		
	<i>For Each Additional 50 FPM, Add</i>	6,198.64	
	<i>For Removal Of Existing Elevator, Add</i>	19,447.85	
	<i>For Removal Of Existing Stop, Add</i>	3,893.40	
	<i>For 2 Stops, Deduct</i>	-10,000.00	
14 24 23 00-0004	EA Hydraulic Passenger Elevator, 3,000 LB x 100 FPM, 3 Stops, 3 Openings.....	158,297.98	
	<i>For Each Additional Stop, Add</i>	26,888.92	
	<i>For Each Opening With Bonderized Steel Door, Add</i>	300.54	
	<i>For Each Opening With Stainless Steel Doors, Add</i>	751.35	
	<i>For Custom Plastic Laminated Cab Interiors, Add</i>	4,793.60	
	<i>For Custom Half Plastic Laminate And Half Stainless Steel Interior, Add</i>	7,190.40	
	<i>For Stainless Steel Cab Interior, Add</i>	9,587.20	
	<i>For Well Hole Drilling (12" Diameter Hole), Add Per VLF</i>	281.72	
	<i>Note: Includes Labor and Equipment.</i>		
	<i>For 12" PVC Liner, Add Per LF</i>	69.03	
	<i>Note: Liner for Hydraulic Elevator Well Hole if necessary.</i>		
	<i>For 12" Steel Liner, Add Per LF</i>	107.86	
	<i>Note: Liner for Hydraulic Elevator Well Hole if necessary.</i>		
	<i>For Each Additional 50 FPM, Add</i>	6,198.64	
	<i>For Removal Of Existing Elevator, Add</i>	19,447.85	
	<i>For Removal Of Existing Stop, Add</i>	3,893.40	
	<i>For 2 Stops, Deduct</i>	-10,000.00	



		Conveying Equipment	14
		Elevators	14 20
		Hydraulic Elevators	14 24

MINOR	CSI	UOM	DESCRIPTION	TOTAL DIRECT UNIT COST	DEMOLITION UNIT COST
14 24 23 00-0005	EA		Hydraulic Passenger Elevator, 3,500 LB x 100 FPM, 3 Stops, 3 Openings.....	165,696.32	
			<i>For Each Additional Stop, Add</i>	26,888.92	
			<i>For Each Opening With Bonderized Steel Door, Add</i>	300.54	
			<i>For Each Opening With Stainless Steel Doors, Add</i>	751.35	
			<i>For Custom Plastic Laminated Cab Interiors, Add</i>	4,793.60	
			<i>For Custom Half Plastic Laminate And Half Stainless Steel Interior, Add</i>	7,190.40	
			<i>For Stainless Steel Cab Interior, Add</i>	9,587.20	
			<i>For Well Hole Drilling (12" Diameter Hole), Add Per VLF</i>	281.72	
			<i>Note: Includes Labor and Equipment.</i>		
			<i>For 12" PVC Liner, Add Per LF</i>	69.03	
			<i>Note: Liner for Hydraulic Elevator Well Hole if necessary.</i>		
			<i>For 12" Steel Liner, Add Per LF</i>	107.86	
			<i>Note: Liner for Hydraulic Elevator Well Hole if necessary.</i>		
			<i>For Each Additional 50 FPM, Add</i>	6,198.64	
			<i>For Removal Of Existing Elevator, Add</i>	19,447.85	
			<i>For Removal Of Existing Stop, Add</i>	3,893.40	
			<i>For 2 Stops, Deduct</i>	-10,000.00	
14 24 23 00-0006	EA		Hydraulic Passenger Elevator, 4,000 LB x 100 FPM, 3 Stops, 3 Openings.....	168,757.17	
			<i>For Each Additional Stop, Add</i>	26,888.92	
			<i>For Each Opening With Bonderized Steel Door, Add</i>	300.54	
			<i>For Each Opening With Stainless Steel Doors, Add</i>	751.35	
			<i>For Custom Plastic Laminated Cab Interiors, Add</i>	4,793.60	
			<i>For Custom Half Plastic Laminate And Half Stainless Steel Interior, Add</i>	7,190.40	
			<i>For Stainless Steel Cab Interior, Add</i>	9,587.20	
			<i>For Well Hole Drilling (12" Diameter Hole), Add Per VLF</i>	281.72	
			<i>Note: Includes Labor and Equipment.</i>		
			<i>For 12" PVC Liner, Add Per LF</i>	69.03	
			<i>Note: Liner for Hydraulic Elevator Well Hole if necessary.</i>		
			<i>For 12" Steel Liner, Add Per LF</i>	107.86	
			<i>Note: Liner for Hydraulic Elevator Well Hole if necessary.</i>		
			<i>For Each Additional 50 FPM, Add</i>	6,198.64	
			<i>For Removal Of Existing Elevator, Add</i>	19,447.85	
			<i>For Removal Of Existing Stop, Add</i>	3,893.40	
			<i>For 2 Stops, Deduct</i>	-10,000.00	
14 24 23 00-0007	EA		Hydraulic Passenger Elevator, 4,500 LB x 100 FPM, 3 Stops, 3 Openings.....	173,152.57	
			<i>For Each Opening With Bonderized Steel Door, Add</i>	300.54	
			<i>For Each Opening With Stainless Steel Doors, Add</i>	751.35	
			<i>For Custom Plastic Laminated Cab Interiors, Add</i>	4,793.60	
			<i>For Custom Half Plastic Laminate And Half Stainless Steel Interior, Add</i>	7,190.40	
			<i>For Stainless Steel Cab Interior, Add</i>	9,587.20	
			<i>For Each Additional Stop, Add</i>	28,391.62	
			<i>For Well Hole Drilling (12" Diameter Hole), Add Per VLF</i>	281.72	
			<i>Note: Includes Labor and Equipment.</i>		
			<i>For 12" PVC Liner, Add Per LF</i>	69.03	
			<i>Note: Liner for Hydraulic Elevator Well Hole if necessary.</i>		
			<i>For 12" Steel Liner, Add Per LF</i>	107.86	
			<i>Note: Liner for Hydraulic Elevator Well Hole if necessary.</i>		
			<i>For Each Additional 50 FPM, Add</i>	6,198.64	
			<i>For Removal Of Existing Elevator, Add</i>	19,447.85	
			<i>For Removal Of Existing Stop, Add</i>	3,893.40	
			<i>For 2 Stops, Deduct</i>	-10,000.00	
14 24 23 00-0008	EA		Hydraulic Passenger Elevator, 5,000 LB x 100 FPM, 3 Stops, 3 Openings.....	177,151.35	
			<i>For Each Opening With Bonderized Steel Door, Add</i>	300.54	
			<i>For Each Opening With Stainless Steel Doors, Add</i>	751.35	
			<i>For Each Opening With Two Speed Doors, Add</i>	901.62	
			<i>For Custom Plastic Laminated Cab Interiors, Add</i>	4,793.60	
			<i>For Custom Half Plastic Laminate And Half Stainless Steel Interior, Add</i>	7,190.40	
			<i>For Stainless Steel Cab Interior, Add</i>	9,587.20	
			<i>For Each Additional Stop, Add</i>	28,391.62	
			<i>For Well Hole Drilling (12" Diameter Hole), Add Per VLF</i>	281.72	
			<i>Note: Includes Labor and Equipment.</i>		
			<i>For 12" PVC Liner, Add Per LF</i>	69.03	
			<i>Note: Liner for Hydraulic Elevator Well Hole if necessary.</i>		
			<i>For 12" Steel Liner, Add Per LF</i>	107.86	
			<i>Note: Liner for Hydraulic Elevator Well Hole if necessary.</i>		
			<i>For Each Additional 50 FPM, Add</i>	6,198.64	
			<i>For Removal Of Existing Elevator, Add</i>	19,447.85	
			<i>For Removal Of Existing Stop, Add</i>	3,893.40	
			<i>For 2 Stops, Deduct</i>	-10,000.00	
14 24 23 00-0009			Twin Holeless Hydraulic Passenger Elevator (14 24 23)		
			<i>Note: Baked enamel shaft doors and plastic laminate trimmed cab, allowance of \$7,500. Unit prices based on a shaft of 2 stops (10 feet floor to floor) and 2 openings.</i>		
14 24 23 00-0010	EA		Twin Holeless Hydraulic Passenger Elevator, 2,100 LB x 100 FPM.....	133,402.98	
			<i>For Each Opening With Bonderized Steel Door, Add</i>	300.54	
			<i>For Each Opening With Stainless Steel Doors, Add</i>	751.35	
			<i>For Custom Plastic Laminated Cab Interiors, Add</i>	4,194.40	
			<i>For Custom Half Plastic Laminate And Half Stainless Steel Interior, Add</i>	5,992.00	
			<i>For Stainless Steel Cab Interior, Add</i>	7,190.40	
			<i>For Removal Of Existing Elevator, Add</i>	19,447.85	
			<i>For Each Additional Stop, Add</i>	28,328.52	
			<i>For An Additional 25 FPM, Add</i>	2,532.05	

14	14	Conveying Equipment
	14 20	Elevators
	14 24	Hydraulic Elevators



MINOR CSI UOM DESCRIPTION	TOTAL DIRECT UNIT COST	DEMOLITION UNIT COST
14 24 23 00-0011 EA Twin Holeless Hydraulic Passenger Elevator, 2,500 LB x 100 FPM.....	138,508.40	
For Each Opening With Bonderized Steel Door, Add	300.54	
For Each Opening With Stainless Steel Doors, Add	751.35	
For Custom Plastic Laminated Cab Interiors, Add	4,194.40	
For Custom Half Plastic Laminate And Half Stainless Steel Interior, Add	5,992.00	
For Stainless Steel Cab Interior, Add	7,190.40	
For Removal Of Existing Elevator, Add	19,447.85	
For Each Additional Stop, Add	28,328.52	
For An Additional 25 FPM, Add	2,532.05	
14 24 23 00-0012 EA Twin Holeless Hydraulic Passenger Elevator, 3,000 LB x 100 FPM.....	143,405.51	
For Each Opening With Bonderized Steel Door, Add	300.54	
For Each Opening With Stainless Steel Doors, Add	751.35	
For Custom Plastic Laminated Cab Interiors, Add	4,194.40	
For Custom Half Plastic Laminate And Half Stainless Steel Interior, Add	5,992.00	
For Stainless Steel Cab Interior, Add	7,190.40	
For Removal Of Existing Elevator, Add	19,447.85	
For Each Additional Stop, Add	28,328.52	
For An Additional 25 FPM, Add	2,532.05	
14 24 23 00-0013 EA Twin Holeless Hydraulic Passenger Elevator, 3,500 LB x 100 FPM.....	167,466.56	
For Each Opening With Bonderized Steel Door, Add	300.54	
For Each Opening With Stainless Steel Doors, Add	751.35	
For Custom Plastic Laminated Cab Interiors, Add	4,194.40	
For Custom Half Plastic Laminate And Half Stainless Steel Interior, Add	5,992.00	
For Stainless Steel Cab Interior, Add	7,190.40	
For Removal Of Existing Elevator, Add	19,447.85	
For Each Additional Stop, Add	28,328.52	
For An Additional 25 FPM, Add	2,532.05	

14 26 Limited-Use/Limited-Application Elevators ^(14 20)

14 26 00 00-0001 Small Elevators (LULA) ^(14 26)		
14 26 00 00-0002 EA Small Elevators (LULA), 1,400 LB x 30 FPM, 2 Stops, 2 Openings.....	86,837.47	
Note: 3 phase, automatic operation, includes cab interior, telephone box and telephone. 2 stops and 12 feet of rise.		
For Each Additional Stop, Add	19,033.52	
For Removal Of Existing Elevator, Add	5,840.09	

14 27 Custom Elevator Cabs and Doors ^(14 20)

14 27 13 Custom Elevator Cab Finishes ^(14 27)		
14 27 13 00-0001 Custom Elevator Cab Finish Options ^(14 27 13)		
Note: Review elevator task modifiers for additional cab finishes.		
14 27 13 00-0002 EA Intercom Service.....	1,375.85	
14 27 13 00-0003 Custom Elevator Hall Finish Options ^(14 27 13)		
14 27 13 00-0004 EA Stainless Steel Door, Hall Finishes.....	1,911.01	
14 27 13 00-0005 EA Stainless Steel Frames, Hall Finishes.....	2,008.18	
14 27 13 00-0006 EA Hall Lantern, Signal Devices.....	943.51	

14 27 16 Custom Elevator Doors ^(14 27)

14 27 16 00-0001 Custom Elevator Door Options ^(14 27 16)		
14 27 16 00-0002 EA Center Opening, 1 Speed Doors.....	3,663.89	
14 27 16 00-0003 EA Center Opening, 2 Speed Doors.....	4,765.15	
14 27 16 00-0004 EA Rear Opening Doors (Opposite Front).....	6,740.94	
14 27 16 00-0005 EA Side Opening, 2 Speed Doors.....	10,854.47	
14 27 16 00-0006 EA Bi-Parting Doors.....	11,053.59	
14 27 16 00-0007 EA Power Operated Door And Gate.....	35,605.21	

14 28 Elevator Equipment and Controls ^(14 20)

14 28 16 Elevator Controls ^(14 28)

14 28 16 00-0001 Passenger Or Freight Elevator Options ^(14 28 16)		
14 28 16 00-0002 EA 2 Car Group, Elevator Automatic Controls.....	8,464.81	949.02
14 28 16 00-0003 EA 3 Car Group, Elevator Automatic Controls.....	12,833.13	1,422.51
14 28 16 00-0004 EA 4 Car Group, Elevator Automatic Controls.....	20,063.57	1,896.66
14 28 16 00-0005 EA 5 Car Group, Elevator Automatic Controls.....	28,409.77	2,407.27
14 28 16 00-0006 EA 6 Car Group, Elevator Automatic Controls.....	39,980.88	2,844.98
14 28 16 00-0007 EA Duplex Care Selective Collective.....	8,138.49	
14 28 16 00-0008 EA Automatic Emergency Power Switching.....	4,607.98	
14 28 16 00-0009 EA Manual Emergency Power Switching.....	937.04	
14 28 16 00-0010 EA Up To 3, Position Indicator, Signal Devices.....	220.30	
14 28 16 00-0011 EA >3, Position Indicator, Signal Devices.....	184.05	
14 28 16 00-0012 EA High Speed Heavy Duty Door Opener.....	3,562.90	
14 28 16 00-0013 EA Variable Voltage, Overhead Gearless Machine, Minimum.....	56,762.75	
14 28 16 00-0014 EA Variable Voltage, Overhead Gearless Machine, Average.....	92,609.11	



		Conveying Equipment	14
		Elevators	14 20
		Elevator Equipment and Controls	14 28

MINOR	CSI	UOM	DESCRIPTION	TOTAL DIRECT UNIT COST	DEMOLITION UNIT COST
14 28 16 00-0015	EA		Variable Voltage, Overhead Gearless Machine, Maximum	128,333.52	
14 28 16 00-0016	EA		Variable Voltage, Basement Installed Geared Machine, Minimum	23,532.47	
14 28 16 00-0017	EA		Variable Voltage, Basement Installed Geared Machine, Average	29,492.23	
14 28 16 00-0018	EA		Variable Voltage, Basement Installed Geared Machine, Maximum	32,860.79	

14 30 Escalators and Moving Walks ⁽¹⁴⁾

14 31 Escalators ^(14 30)

14 31 00 00-0001 Stainless Steel Escalator Construction ^(14 31)

Note: Prices are medians and are based on each moving stairway. Complete, includes all standard accessories and single microprocessor controlled electronic display sign packages, LED.

14 31 00 00-0002	EA		Escalators Stainless Steel, 32" Wide x 12' Floor To Floor Height.....	148,981.19	12,227.86
14 31 00 00-0003	EA		Escalators Stainless Steel, 32" Wide x 15' Floor To Floor Height.....	164,897.79	14,451.11
14 31 00 00-0004	EA		Escalators Stainless Steel, 32" Wide x 18' Floor To Floor Height.....	179,548.58	16,674.37
14 31 00 00-0005	EA		Escalators Stainless Steel, 32" Wide x 22' Floor To Floor Height.....	198,354.67	20,009.24
14 31 00 00-0006	EA		Escalators Stainless Steel, 32" Wide x 25' Floor To Floor Height.....	219,058.34	22,232.48
14 31 00 00-0007	EA		Escalators Stainless Steel, 36" Wide x 12' Floor To Floor Height.....	157,573.67	13,006.00
14 31 00 00-0008	EA		Escalators Stainless Steel, 36" Wide x 15' Floor To Floor Height.....	174,717.96	15,562.74
14 31 00 00-0009	EA		Escalators Stainless Steel, 36" Wide x 18' Floor To Floor Height.....	189,345.77	17,785.98
14 31 00 00-0010	EA		Escalators Stainless Steel, 36" Wide x 22' Floor To Floor Height.....	213,206.34	22,343.64
14 31 00 00-0011	EA		Escalators Stainless Steel, 36" Wide x 25' Floor To Floor Height.....	229,813.53	24,011.09
14 31 00 00-0012	EA		Escalators Stainless Steel, 48" Wide x 12' Floor To Floor Height.....	166,523.27	13,784.14
14 31 00 00-0013	EA		Escalators Stainless Steel, 48" Wide x 15' Floor To Floor Height.....	185,187.68	16,674.37
14 31 00 00-0014	EA		Escalators Stainless Steel, 48" Wide x 18' Floor To Floor Height.....	199,409.29	18,897.61
14 31 00 00-0015	EA		Escalators Stainless Steel, 48" Wide x 22' Floor To Floor Height.....	229,053.03	23,566.43
14 31 00 00-0016	EA		Escalators Stainless Steel, 48" Wide x 25' Floor To Floor Height.....	243,139.08	25,789.68
14 31 00 00-0017	EA		Escalator Fire Shutter Fusible Link.....	22,146.74	444.65

14 32 Moving Walks ^(14 30)

14 32 00 00-0001 Moving Sidewalks ^(14 32)

Note: Prices are medians. Includes safety rails.

14 32 00 00-0002	LF		Moving Sidewalks, 28" Wide.....	1,557.68	266.79
			For Each LF Of Ramp Or Sloped Sections, Add	247.51	
14 32 00 00-0003	LF		Moving Sidewalks, 36" Wide.....	2,089.68	272.35
			For Each LF Of Ramp Or Sloped Sections, Add	352.58	
14 32 00 00-0004	LF		Moving Sidewalks, 48" Wide.....	2,359.01	283.47
			For Each LF Of Ramp Or Sloped Sections, Add	403.78	
14 32 00 00-0005	LF		Moving Sidewalks, 54" Wide.....	2,714.31	307.48
			For Each LF Of Ramp Or Sloped Sections, Add	469.07	

14 40 Lifts ⁽¹⁴⁾

14 42 Wheelchair Lifts ^(14 40)

14 42 13 Inclined Wheelchair Lifts ^(14 42)

14 42 13 00-0001 Chair Lift-Stair Climber ^(14 42 13)

Note: Includes landing, rails, lifting device and gates.

14 42 13 00-0002	EA		Chair Lift, Stair Climber Per Story, Single Passenger, Indoor, 300 LB Capacity.....	7,265.08	943.56
			Note: Includes top and bottom call button, safety chair, track, and power unit.		

14 42 16 Vertical Wheelchair Lifts ^(14 42)

14 42 16 00-0001 Wheelchair Lift (Shorty) ^(14 42 16)

14 42 16 00-0002	EA		36" Vertical Travel Wheelchair Platform Scissor Lift.....	8,975.26	660.49
			Note: 1000 LB capacity. Includes handrails and manual ramp.		
			For Accordion Safety Skirt, Add	1,034.24	
			For Removable Handrails, Add	105.40	
			For Power Operated Ramp, Add	922.25	
14 42 16 00-0003	EA		42" Vertical Travel Wheelchair Platform Scissor Lift.....	11,034.63	825.61
			Note: 1000 LB capacity. Includes handrails and manual ramp.		
			For 2,000 LB Capacity, Add	619.22	
			For 3,000 LB Capacity, Add	1,034.24	
			For 4,000 LB Capacity, Add	1,548.06	
			For Accordion Safety Skirt, Add	1,034.24	
			For Removable Handrails, Add	105.40	
			For Power Operated Ramp, Add	922.25	
14 42 16 00-0004	EA		70" Vertical Travel Wheelchair Platform Scissor Lift.....	13,125.67	1,073.29
			Note: 1000 LB capacity. Includes handrails and manual ramp.		
			For 2,000 LB Capacity, Add	619.22	
			For 3,000 LB Capacity, Add	1,034.24	
			For 4,000 LB Capacity, Add	1,548.06	
			For Accordion Safety Skirt, Add	1,034.24	
			For Removable Handrails, Add	105.40	
			For Power Operated Ramp, Add	922.25	

14 Conveying Equipment

14 40 Lifts

14 42 Wheelchair Lifts



MINOR CSI UOM DESCRIPTION	TOTAL DIRECT UNIT COST	DEMOLITION UNIT COST
14 42 16 00-0005 EA 84" Vertical Travel Wheelchair Platform Scissor Lift..... Note: 1000 LB capacity. Includes handrails and manual ramp.	14,737.09	1,238.42
For 2,000 LB Capacity, Add	619.22	
For 3,000 LB Capacity, Add	1,034.24	
For 4,000 LB Capacity, Add	1,548.06	
For Accordion Safety Skirt, Add	1,034.24	
For Removable Handrails, Add	105.40	
For Power Operated Ramp, Add	922.25	
14 42 16 00-0006 EA 18' Travel Wheelchair Incline Lift Note: 500 LB capacity, interior installation.	15,395.55	589.72

14 90 Other Conveying Equipment ⁽¹⁴⁾

14 91 Facility Chutes ^(14 90)

14 91 82 Trash Chutes ^(14 91)

14 91 82 00-0001 Trash Chutes ^(14 91 82)

14 91 82 00-0002 LF 18" Diameter Galvanized Trash Chute, 18 Gauge, Duct With Supports..... For Aluminum, Add	37.06	4.05
For Stainless Steel, Add	2.93	
14 91 82 00-0003 LF 24" Diameter Galvanized Trash Chute, 18 Gauge, Duct With Supports..... For Aluminum, Add	10.27	4.05
For Stainless Steel, Add	3.97	
14 91 82 00-0004 LF 30" Diameter Galvanized Trash Chute, 18 Gauge, Duct With Supports..... For Aluminum, Add	13.89	5.06
For Stainless Steel, Add	4.40	
14 91 82 00-0005 LF 36" Diameter Galvanized Trash Chute, 18 Gauge, Duct With Supports..... For Aluminum, Add	15.40	5.06
For Stainless Steel, Add	7.25	
14 91 82 00-0006 EA Trash Chutes, Hopper..... For Aluminum, Add	25.36	28.34
For Stainless Steel, Add	67.62	
14 91 82 00-0007 EA Trash Chutes, Skylight..... For Aluminum, Add	236.66	55.66
For Stainless Steel, Add	346.76	
14 91 82 00-0008 EA Trash Chutes, Sprinkler Unit At Top..... For Aluminum, Add	23.52	60.71
For Stainless Steel, Add	82.32	
14 91 82 00-0009 EA Trash Chutes, Sprinkler Unit At Intake Hopper..... For Aluminum, Add	36.02	21.25
For Stainless Steel, Add	60.41	
14 91 82 00-0010 EA Refuse Type Bottom Storage Hopper Unit..... For Aluminum, Add	1.76	75.89
For Stainless Steel, Add	6.17	
14 91 82 00-0011 EA Hopper Doors.....	595.50	68.39
	43.51	
	152.29	
	1,434.27	

END OF SECTION 14



MINOR CSI UOM DESCRIPTION	TOTAL DIRECT UNIT COST	DEMOLITION UNIT COST
------------------------------	---------------------------	-------------------------

21 Fire Suppression

21 01 Operation and Maintenance of Fire Suppression ⁽²¹⁾

21 01 10 Operation and Maintenance of Water-Based Fire-Suppression Systems ^(21 01)

See CSI section 23 01 20 00-0000 for purging of pipes and shutdown.

21 01 10 91 Water-Based Fire-Suppression Systems Restoration ^(21 01 10)

21 01 10 91-0001	EA	Relocate Sprinkler Head And Branch Piping ^(21 01 10 91)	
		See CSI section 21 13 13 00-0024 for new wet pipe sprinkler heads (when required).	
21 01 10 91-0002	EA	Relocate 1 Existing Sprinkler Head And Branch Piping.....	541.14
		Note: To adjust or swing existing sprinkler heads to different ceiling grid configuration or location.	
21 01 10 91-0003	EA	Relocate 2 To 4 Existing Sprinkler Heads And Branch Piping.....	324.69
		Note: To adjust or swing existing sprinkler heads to different ceiling grid configuration or location.	
21 01 10 91-0004	EA	Relocate >4 To 10 Existing Sprinkler Heads And Branch Piping.....	129.88
		Note: To adjust or swing existing sprinkler heads to different ceiling grid configuration or location.	
21 01 10 91-0005	EA	Relocate >10 Existing Sprinkler Heads And Branch Piping.....	64.93
		Note: To adjust or swing existing sprinkler heads to different ceiling grid configuration or location.	

21 01 10 91-0006	EA	Purge And Refill System Sprinkler Piping ^(21 01 10 91)	
		Note: Includes shutting off valve, draining pipe and collection of liquid, refilling with liquid and bleeding of air from system.	
21 01 10 91-0007	EA	Up To 100', Up To 1-1/2" Diameter Pipe, Purge Liquid System (For Sprinkler Upgrades).....	357.01
21 01 10 91-0008	EA	>100 To 250', Up To 1-1/2" Diameter Pipe, Purge Liquid System (For Sprinkler Upgrades).....	509.88
21 01 10 91-0009	EA	>250 To 500', Up To 1-1/2" Diameter Pipe, Purge Liquid System (For Sprinkler Upgrades).....	610.93
21 01 10 91-0010	EA	>500 To 1,000', Up To 1-1/2" Diameter Pipe, Purge Liquid System (For Sprinkler Upgrades).....	763.67
21 01 10 91-0011	EA	>1,000 To 2,000', Up To 1-1/2" Diameter Pipe, Purge Liquid System (For Sprinkler Upgrades).....	992.77
21 01 10 91-0012	LF	>2,000', Up To 1-1/2" Diameter Pipe, Purge Liquid System (For Sprinkler Upgrades).....	0.49
21 01 10 91-0013	EA	Up To 100', >1-1/2" To 3" Diameter Branch Piping, Purge Liquid System (For Sprinkler Upgrades).....	499.81
21 01 10 91-0014	EA	>100 To 250', >1-1/2" To 3" Diameter Branch Piping, Purge Liquid System (For Sprinkler Upgrades).....	713.84
21 01 10 91-0015	EA	>250 To 500', >1-1/2" To 3" Diameter Branch Piping, Purge Liquid System (For Sprinkler Upgrades).....	855.31
21 01 10 91-0016	EA	>500 To 1,000', >1-1/2" To 3" Diameter Branch Piping, Purge Liquid System (For Sprinkler Upgrades).....	1,069.13
21 01 10 91-0017	EA	>1,000 To 2,000', >1-1/2" To 3" Diameter Branch Piping, Purge Liquid System (For Sprinkler Upgrades).....	1,389.88
21 01 10 91-0018	LF	>2,000', >1-1/2" To 3" Diameter Branch Piping, Purge Liquid System (For Sprinkler Upgrades).....	0.70
21 01 10 91-0019	EA	Up To 100', >3" To 6" Diameter Branch Piping, Purge Liquid System (For Sprinkler Upgrades).....	687.24
21 01 10 91-0020	EA	>100 To 250', >3" To 6" Diameter Branch Piping, Purge Liquid System (For Sprinkler Upgrades).....	981.52
21 01 10 91-0021	EA	>250 To 500', >3" To 6" Diameter Branch Piping, Purge Liquid System (For Sprinkler Upgrades).....	1,176.05
21 01 10 91-0022	EA	>500 To 1,000', >3" To 6" Diameter Branch Piping, Purge Liquid System (For Sprinkler Upgrades).....	1,470.06
21 01 10 91-0023	EA	>1,000 To 2,000', >3" To 6" Diameter Branch Piping, Purge Liquid System (For Sprinkler Upgrades).....	1,911.08
21 01 10 91-0024	LF	>2,000', >3" To 6" Diameter Branch Piping, Purge Liquid System (For Sprinkler Upgrades).....	0.96
21 01 10 91-0025	EA	Up To 100', >6" To 10" Diameter Main Piping, Purge Liquid System (For Sprinkler Upgrades).....	927.78
21 01 10 91-0026	EA	>100 To 250', >6" To 10" Diameter Main Piping, Purge Liquid System (For Sprinkler Upgrades).....	1,325.05
21 01 10 91-0027	EA	>250 To 500', >6" To 10" Diameter Main Piping, Purge Liquid System (For Sprinkler Upgrades).....	1,406.75
21 01 10 91-0028	EA	>500 To 1,000', >6" To 10" Diameter Main Piping, Purge Liquid System (For Sprinkler Upgrades).....	1,758.43
21 01 10 91-0029	EA	>1,000 To 2,000', >6" To 10" Diameter Main Piping, Purge Liquid System (For Sprinkler Upgrades).....	2,285.97
21 01 10 91-0030	LF	>2,000', >6" To 10" Diameter Main Piping, Purge Liquid System (For Sprinkler Upgrades).....	1.14

21 01 30 Operation and Maintenance of Fire-Suppression Equipment ^(21 01)

21 01 30 91 Fire-Suppression Equipment Restoration ^(21 01 30)

21 01 30 91-0001	EA	Inspection And Recharge ^(21 01 30 91)	
21 01 30 91-0002	EA	Inspection, CO2, Carbon Dioxide.....	232.69
21 01 30 91-0003	LB	Refill/Recharge, CO2, Carbon Dioxide.....	2.78
21 01 30 91-0004	EA	Inspection, Halon 1301.....	232.69
21 01 30 91-0005	LB	Refill/Recharge, Halon 1301.....	66.82
21 01 30 91-0006	EA	Inspection, WC, Wet Chemical.....	140.70
21 01 30 91-0007	GAL	Refill/Recharge, WC, Wet Chemical.....	62.64
21 01 30 91-0008	EA	Inspection, DC, Dry Chemical.....	140.70
21 01 30 91-0009	LB	Refill/Recharge, DC, Dry Chemical.....	5.57
21 01 30 91-0010	EA	Hydrostatic Testing, All Sizes, All Agents.....	43.30
		See CSI section 23 05 93 00-0046 for testing existing piping systems.	
21 01 30 91-0011	EA	Disarm/Arm System.....	75.76

21 05 Common Work Results for Fire Suppression ⁽²¹⁾

21 05 13 Common Motor Requirements for Fire-Suppression Equipment ^(21 05)

Note: New equipment includes motor, unless otherwise stated. For use when replacing existing motor. See CSI section 23 05 13 00-0000 for motor requirements.

21 05 16 Expansion Fittings and Loops for Fire-Suppression Piping ^(21 05)

See CSI section 23 05 16 00-0000 for expansion fittings and loops.

21 Fire Suppression**21 05 Common Work Results for Fire Suppression****21 05 17 Sleeves and Sleeve Seals for Fire-Suppression Piping**

MINOR
CSI UOM DESCRIPTION

TOTAL DIRECT DEMOLITION
UNIT COST UNIT COST

21 05 17 Sleeves and Sleeve Seals for Fire-Suppression Piping ^(21 05)

See CSI section 23 05 17 00-0000 for sleeves and sleeve seals.

21 05 19 Meters and Gages for Fire-Suppression Systems ^(21 05)

See CSI section 33 19 00 00-0000 for water utility service metering.

21 05 19 00-0001 Fire Sprinkler System Water Pressure Gauge ^(21 05 19)

21 05 19 00-0002	EA	2" Diameter Dial, 0-200 PSI, Water Pressure Gauge	46.73	12.47
Note: For fire sprinkler systems				
21 05 19 00-0003	EA	2-1/2" Diameter Dial, 0-300 PSI, Water Pressure Gauge	48.52	12.47
Note: For fire sprinkler systems				
21 05 19 00-0004	EA	3" Diameter Dial, 0-300 PSI, Water Pressure Gauge	56.88	12.47
Note: For fire sprinkler systems				
21 05 19 00-0005	EA	3-1/2" Diameter Dial, 0-300 PSI, Water Pressure Gauge	60.31	12.47
Note: For fire sprinkler systems				
21 05 19 00-0006	EA	4" Diameter Dial, 0-300 PSI, Water Pressure Gauge	63.74	12.47
Note: For fire sprinkler systems				

21 05 19 00-0007 Fire Service Meter Cast Iron Housing ^(21 05 19)

21 05 19 00-0008	EA	3" Diameter, 0 - 600 GPM Fire Service Meter Flanged, With Cast Iron Housing	5,248.08	169.80
For >10 To 25, Deduct			-262.40	
For >25, Deduct			-765.96	
21 05 19 00-0009	EA	4" Diameter, 0 - 1,000 GPM Fire Service Meter Flanged, With Cast Iron Housing	10,701.84	284.65
For >10 To 25, Deduct			-535.09	
For >25, Deduct			-1,569.61	
21 05 19 00-0010	EA	6" Diameter, 0 - 2,000 GPM Fire Service Meter Flanged, With Cast Iron Housing	14,520.90	425.75
For >10 To 25, Deduct			-726.05	
For >25, Deduct			-2,124.73	
21 05 19 00-0011	EA	8" Diameter, 0 - 4,000 GPM Fire Service Meter Flanged, With Cast Iron Housing	18,937.38	544.02
For >10 To 25, Deduct			-946.87	
For >25, Deduct			-2,773.03	
21 05 19 00-0012	EA	10" Diameter, 0 - 6,200 GPM Fire Service Meter Flanged, With Cast Iron Housing	26,670.72	662.28
For >10 To 25, Deduct			-1,333.54	
For >25, Deduct			-3,917.82	

21 05 23 General-Duty Valves for Water-Based Fire-Suppression Piping

^(21 05)
See CSI section 22 05 23 00-0000 for additional valves, 23 05 23 00-0000 for additional valves.

21 05 23 00-0001 Globe Valves ^(21 05 23)**21 05 23 00-0002 Threaded, 125 LB, Bronze Body, Angle Globe Valves** ^(21 05 23 00-0001)

Note: Non-rising stem

21 05 23 00-0003	EA	1/2" Threaded, 125 LB, Bronze Body, Angle Globe Valve (Kennedy 98SD)	60.85	10.85
21 05 23 00-0004	EA	3/4" Threaded, 125 LB, Bronze Body, Angle Globe Valve (Kennedy 98SD)	77.35	11.38
21 05 23 00-0005	EA	1" Threaded, 125 LB, Bronze Body, Angle Globe Valve (Kennedy 98SD)	107.05	11.38
21 05 23 00-0006	EA	1-1/4" Threaded, 125 LB, Bronze Body, Angle Globe Valve (Kennedy 98SD)	162.10	14.43
21 05 23 00-0007	EA	1-1/2" Threaded, 125 LB, Bronze Body, Angle Globe Valve (Kennedy 98SD)	190.88	16.70
21 05 23 00-0008	EA	2" Threaded, 125 LB, Bronze Body, Angle Globe Valve (Kennedy 98SD)	226.14	19.73

21 05 23 00-0009 Butterfly Valves ^(21 05 23)**21 05 23 00-0010 Grooved End Gear Operated Butterfly Valves** ^(21 05 23 00-0009)

21 05 23 00-0011	EA	2-1/2" Butterfly Valve, Grooved, With Standard Trim (Nibco GD-4765-8N)	487.07	17.68
21 05 23 00-0012	EA	3" Butterfly Valve, Grooved, With Standard Trim (Nibco GD-4765-8N)	534.96	21.18
21 05 23 00-0013	EA	4" Butterfly Valve, Grooved, With Standard Trim (Nibco GD-4765-8N)	560.79	27.87
21 05 23 00-0014	EA	6" Butterfly Valve, Grooved, With Standard Trim (Nibco GD-4765-8N)	796.24	45.65
21 05 23 00-0015	EA	8" Butterfly Valve, Grooved, With Standard Trim (Nibco GD-4765-8N)	1,146.26	64.22

21 05 23 00-0016 Grooved End, Wafer Type, Ductile Iron, Gear Operated Butterfly Valves ^(21 05 23 00-0009)

21 05 23 00-0017	EA	2" Butterfly Valve, Grooved, Wafer Type, With Standard Trim (Nibco WD-3510)	489.35	14.28
21 05 23 00-0018	EA	2-1/2" Butterfly Valve, Grooved, Wafer Type, With Standard Trim (Nibco WD-3510)	498.21	17.68
21 05 23 00-0019	EA	3" Butterfly Valve, Grooved, Wafer Type, With Standard Trim (Nibco WD-3510)	549.81	21.18
21 05 23 00-0020	EA	4" Butterfly Valve, Grooved, Wafer Type, With Standard Trim (Nibco WD-3510)	570.07	27.87
21 05 23 00-0021	EA	6" Butterfly Valve, Grooved, Wafer Type, With Standard Trim (Nibco WD-3510)	794.39	45.65
21 05 23 00-0022	EA	8" Butterfly Valve, Grooved, Wafer Type, With Standard Trim (Nibco WD-3510)	1,181.54	64.22
21 05 23 00-0023	EA	10" Butterfly Valve, Grooved, Wafer Type, With Standard Trim (Nibco WD-3510)	1,830.04	86.80

21 05 23 00-0024 Check Valves ^(21 05 23)**21 05 23 00-0025 Bronze Body, Threaded, 150 LB, Swing Check Valves** ^(21 05 23 00-0024)

21 05 23 00-0026	EA	1/2" Swing Check Valve, Bronze, Threaded, 150 LB (Nibco T-433-Y)	220.44	10.85
21 05 23 00-0027	EA	3/4" Swing Check Valve, Bronze, Threaded, 150 LB (Nibco T-433-Y)	260.02	11.38
21 05 23 00-0028	EA	1" Swing Check Valve, Bronze, Threaded, 150 LB (Nibco T-433-Y)	356.15	11.38
21 05 23 00-0029	EA	1-1/4" Swing Check Valve, Bronze, Threaded, 150 LB (Nibco T-433-Y)	474.55	14.43
21 05 23 00-0030	EA	1-1/2" Swing Check Valve, Bronze, Threaded, 150 LB (Nibco T-433-Y)	622.80	16.70
21 05 23 00-0031	EA	2" Swing Check Valve, Bronze, Threaded, 150 LB (Nibco T-433-Y)	910.92	19.73



MINOR	CSI	UOM	DESCRIPTION	TOTAL DIRECT UNIT COST	DEMOLITION UNIT COST				
21 05 23 00-0032			Flanged, Iron Body, Bronze Trim, Swing Check Valves <small>(21 05 23 00-0024)</small>						
21 05 23 00-0033	EA		2-1/2" Flanged, Iron Body, Bronze Trim, Swing Check Valves (Kennedy 126).....	722.62	144.82				
21 05 23 00-0034	EA		3" Flanged, Iron Body, Bronze Trim, Swing Check Valves (Kennedy 126).....	822.39	169.80				
21 05 23 00-0035	EA		4" Flanged, Iron Body, Bronze Trim, Swing Check Valves (Kennedy 126).....	1,165.54	284.65				
21 05 23 00-0036	EA		6" Flanged, Iron Body, Bronze Trim, Swing Check Valves (Kennedy 126).....	1,730.72	349.29				
21 05 23 00-0037	EA		8" Flanged, Iron Body, Bronze Trim, Swing Check Valves (Kennedy 126).....	2,707.03	446.31				
21 05 23 00-0038	EA		10" Flanged, Iron Body, Bronze Trim, Swing Check Valves (Kennedy 126).....	4,228.92	543.34				
21 05 23 00-0039	EA		12" Flanged, Iron Body, Bronze Trim, Swing Check Valves (Kennedy 126).....	5,869.94	659.76				
21 05 23 00-0040			Iron Body Wafer Type Check Valve <small>(21 05 23 00-0024)</small>						
21 05 23 00-0041	EA		2-1/2" Check Valve, Twin Disc, Iron Body Wafer Type (Nibco KW-900-W).....	576.20	144.91				
21 05 23 00-0042	EA		3" Check Valve, Twin Disc, Iron Body Wafer Type (Nibco KW-900-W).....	664.73	169.90				
21 05 23 00-0043	EA		4" Check Valve, Twin Disc, Iron Body Wafer Type (Nibco KW-900-W).....	822.11	284.82				
21 05 23 00-0044	EA		6" Check Valve, Twin Disc, Iron Body Wafer Type (Nibco KW-900-W).....	1,320.95	399.75				
21 05 23 00-0045	EA		8" Check Valve, Twin Disc, Iron Body Wafer Type (Nibco KW-900-W).....	1,895.93	459.71				
21 05 23 00-0046	EA		10" Check Valve, Twin Disc, Iron Body Wafer Type (Nibco KW-900-W).....	2,734.62	49.97				
21 05 23 00-0047	EA		12" Check Valve, Twin Disc, Iron Body Wafer Type (Nibco KW-900-W).....	3,704.01	679.57				
21 05 23 00-0048			Grooved End, Check Valves <small>(21 05 23 00-0024)</small>						
21 05 23 00-0049	EA		2-1/2" Check Valve, Grooved (Victaulic FireLock® 717).....	432.35	17.98				
21 05 23 00-0050	EA		3" Check Valve, Grooved (Victaulic FireLock® 717).....	437.21	21.28				
21 05 23 00-0051	EA		4" Check Valve, Grooved (Victaulic FireLock® 717).....	463.60	27.97				
21 05 23 00-0052	EA		6" Check Valve, Grooved (Victaulic FireLock® 717).....	1,381.26	45.65				
21 05 23 00-0053	EA		8" Check Valve, Grooved (Victaulic FireLock® 717).....	1,919.09	64.22				
21 05 23 00-0054			Gate Valves <small>(21 05 23)</small>						
21 05 23 00-0055			Threaded, Bronze Gate Valves <small>(21 05 23 00-0054)</small>						
			Note: Class 175						
21 05 23 00-0056	EA		1" Threaded, Bronze Gate Valve (Crane 459).....	690.69	13.56				
21 05 23 00-0057	EA		1-1/4" Threaded, Bronze Gate Valve (Crane 459).....	844.26	14.43				
21 05 23 00-0058	EA		1-1/2" Threaded, Bronze Gate Valve (Crane 459).....	1,004.64	16.70				
21 05 23 00-0059	EA		2" Threaded, Bronze Gate Valve (Crane 459).....	1,253.92	19.73				
21 05 23 00-0060			Flanged, Cast Iron Body, Bronze Trim Gate Valves <small>(21 05 23 00-0054)</small>						
			Note: Class 175						
21 05 23 00-0061	EA		2-1/2" Outside Stem And Yoke, Flanged, Cast Iron Body, Bronze Trim Gate Valve (Crane 467).....	968.27	144.82				
21 05 23 00-0062	EA		3" Outside Stem And Yoke, Flanged, Cast Iron Body, Bronze Trim Gate Valve (Crane 467).....	1,140.35	169.80				
21 05 23 00-0063	EA		4" Outside Stem And Yoke, Flanged, Cast Iron Body, Bronze Trim Gate Valve (Crane 467).....	1,601.94	284.65				
21 05 23 00-0064	EA		6" Outside Stem And Yoke, Flanged, Cast Iron Body, Bronze Trim Gate Valve (Crane 467).....	2,375.64	349.29				
21 05 23 00-0065	EA		8" Outside Stem And Yoke, Flanged, Cast Iron Body, Bronze Trim Gate Valve (Crane 467).....	3,488.84	446.31				
21 05 23 00-0066	EA		10" Outside Stem And Yoke, Flanged, Cast Iron Body, Bronze Trim Gate Valve (Crane 467).....	6,314.34	543.34				
21 05 23 00-0067	EA		12" Outside Stem And Yoke, Flanged, Cast Iron Body, Bronze Trim Gate Valve (Crane 467).....	8,571.11	659.76				
21 05 23 00-0068			Flanged, Resilient Wedge, Ductile Iron Body, Gate Valves <small>(21 05 23 00-0054)</small>						
			Note: Class 175						
21 05 23 00-0069	EA		2-1/2" Outside Stem And Yoke, Flanged, Resilient Wedge, Epoxy Coated, Ductile Iron Body, Gate Valve (Clow F-6136).....	1,642.31	144.82				
21 05 23 00-0070	EA		3" Outside Stem And Yoke, Flanged, Resilient Wedge, Epoxy Coated, Ductile Iron Body, Gate Valve (Clow F-6136).....	1,913.27	169.80				
21 05 23 00-0071	EA		4" Outside Stem And Yoke, Flanged, Resilient Wedge, Epoxy Coated, Ductile Iron Body, Gate Valve (Clow F-6136).....	2,305.18	284.65				
21 05 23 00-0072	EA		6" Outside Stem And Yoke, Flanged, Resilient Wedge, Epoxy Coated, Ductile Iron Body, Gate Valve (Clow F-6136).....	2,968.89	349.29				
21 05 23 00-0073	EA		8" Outside Stem And Yoke, Flanged, Resilient Wedge, Epoxy Coated, Ductile Iron Body, Gate Valve (Clow F-6136).....	4,420.72	446.31				
21 05 23 00-0074	EA		10" Outside Stem And Yoke, Flanged, Resilient Wedge, Epoxy Coated, Ductile Iron Body, Gate Valve (Clow F-6136).....	6,373.90	543.34				
21 05 23 00-0075	EA		12" Outside Stem And Yoke, Flanged, Resilient Wedge, Epoxy Coated, Ductile Iron Body, Gate Valve (Clow F-6136).....	8,237.89	659.76				
21 05 23 00-0076			Flanged, Resilient Wedge, Ductile Iron Body, Gate Valves <small>(21 05 23 00-0054)</small>						
			Note: Class 250. Square operating nut actuation type.						
21 05 23 00-0077	EA		3" Outside Stem And Yoke, Flanged, Resilient Wedge, Epoxy Coated, Ductile Iron Body, Gate Valve (Clow F-6100).....	1,549.37	169.80				
21 05 23 00-0078	EA		4" Outside Stem And Yoke, Flanged, Resilient Wedge, Epoxy Coated, Ductile Iron Body, Gate Valve (Clow F-6100).....	1,954.05	284.65				
21 05 23 00-0079	EA		6" Outside Stem And Yoke, Flanged, Resilient Wedge, Epoxy Coated, Ductile Iron Body, Gate Valve (Clow F-6100).....	2,506.67	349.29				
21 05 23 00-0080	EA		8" Outside Stem And Yoke, Flanged, Resilient Wedge, Epoxy Coated, Ductile Iron Body, Gate Valve (Clow F-6100).....	3,772.08	446.31				
21 05 23 00-0081	EA		10" Outside Stem And Yoke, Flanged, Resilient Wedge, Epoxy Coated, Ductile Iron Body, Gate Valve (Clow F-6100).....	5,680.57	543.34				

21 Fire Suppression**21 05 Common Work Results for Fire Suppression****21 05 23 General-Duty Valves for Water-Based Fire-Suppression Piping**

SAN BERNARDINO
COUNTY

MINOR CSI	UOM	DESCRIPTION	TOTAL DIRECT UNIT COST	DEMOLITION UNIT COST
21 05 23 00-0082	EA	12" Outside Stem And Yoke, Flanged, Resilient Wedge, Epoxy Coated, Ductile Iron Body, Gate Valve (Clow F-6100).....	7,144.90	659.76
21 05 23 00-0083		Ball Valves ^(21 05 23)		
21 05 23 00-0084		Threaded, 125 LB, Full Port, Stainless Steel Trim, Brass Body, Ball Valves (Victaulic FireLock® 728) ^(21 05 23 00-0083)		
21 05 23 00-0085	EA	1" Threaded, 125 LB, Full Port, Stainless Steel Trim, Brass Body, Ball Valves (Victaulic FireLock® 728).....	446.26	13.56
21 05 23 00-0086	EA	1-1/4" Threaded, 125 LB, Full Port, Stainless Steel Trim, Brass Body, Ball Valves (Victaulic FireLock® 728).....	486.31	14.43
21 05 23 00-0087	EA	1-1/2" Threaded, 125 LB, Full Port, Stainless Steel Trim, Brass Body, Ball Valves (Victaulic FireLock® 728).....	575.13	16.70
21 05 23 00-0088	EA	2" Threaded, 125 LB, Full Port, Stainless Steel Trim, Brass Body, Ball Valves (Victaulic FireLock® 728).....	692.17	19.73
21 05 23 00-0089		TESTanDRAIN® Valve ^(21 05 23)		
21 05 23 00-0090	EA	1/4" 3-Way Globe Valve With 1/4" NPT Test Port (AGF 7600).....	227.77	14.37
21 05 23 00-0091	EA	1" Threaded TESTanDRAIN® Valve (AGF 1000).....	257.22	17.36
21 05 23 00-0092	EA	1-1/4" Threaded TESTanDRAIN® Valve (AGF 1000).....	314.46	21.95
21 05 23 00-0093	EA	1-1/2" Threaded TESTanDRAIN® Valve (AGF 1000).....	491.25	25.34
21 05 23 00-0094	EA	2" Threaded TESTanDRAIN® Valve (AGF 1000).....	516.23	29.93
21 05 23 00-0095	EA	1" Threaded TESTanDRAIN® Valve With Relief Valve (AGF 1011).....	361.87	17.36
21 05 23 00-0096	EA	1-1/4" Threaded TESTanDRAIN® Valve With Relief Valve (AGF 1011).....	418.09	21.95
21 05 23 00-0097	EA	1-1/2" Threaded TESTanDRAIN® Valve With Relief Valve (AGF 1011).....	598.04	25.34
21 05 23 00-0098	EA	2" Threaded TESTanDRAIN® Valve With Relief Valve (AGF 1011).....	625.86	29.93
21 05 23 00-0099		Air Release Valves For Wet Fire Sprinkler Systems ^(21 05 23)		
21 05 23 00-0100	EA	1/2" NPT, Automatic Air Vent Assembly For Wet Fire Sprinkler Systems (Tyco TAV-W).....	1,273.56	49.92
21 05 23 00-0101	EA	1/2" NPT, Automatic Air Vent For Wet Fire Sprinkler Systems (Potter PAV).....	421.63	36.35
21 05 23 00-0102	EA	1/2" NPT, Automatic Float Type Air Release Valve With Shutoff Valve, Strainer, Unions, And Containment Pan (Potter PAAR-B).....	1,214.97	48.83
21 05 23 00-0103	EA	1" NPT x Hose Automatic Air Venting Valve For Wet Fire Sprinkler Systems (AGF Manufacturing AGF7900AAV).....	460.48	32.55
21 05 23 00-0104	EA	2" NPT, Separation Chamber and Air Scoop With M7900 Automatic Air Venting Valve For Wet Fire Sprinkler Systems (AGF Manufacturing AGF7950LV-20).....	933.76	53.71
21 05 23 00-0105	EA	2-1/2" NPT, Separation Chamber and Air Scoop With M7900 Automatic Air Venting Valve For Wet Fire Sprinkler Systems (AGF Manufacturing AGF7950LV-25).....	1,002.54	74.60
21 05 23 00-0106	EA	3" NPT, Separation Chamber and Air Scoop With M7900 Automatic Air Venting Valve For Wet Fire Sprinkler Systems (AGF Manufacturing AGF7950LV-30).....	1,051.59	83.55
21 05 23 00-0107	EA	4" NPT, Separation Chamber and Air Scoop With M7900 Automatic Air Venting Valve For Wet Fire Sprinkler Systems (AGF Manufacturing AGF7950LV-40).....	1,076.97	89.51
21 05 23 00-0108	EA	1/2" PURGEVENT Manual Air Vent Valve For Wet Fire Sprinkler Systems (AGF Manufacturing 7910MAV).....	101.50	36.35
21 05 29		Hangers and Supports for Fire-Suppression Piping and Equipment ^(21 05)		
		See CSI section 23 05 29 00-0000 for hangers and supports.		
21 05 48		Vibration and Seismic Controls for Fire-Suppression Piping and Equipment ^(21 05)		
21 05 48 13		Vibration Controls for Fire-Suppression Piping and Equipment ^(21 05 48)		
		See CSI section 23 05 48 13-0000 for vibration and seismic control.		
21 05 53		Identification for Fire-Suppression Piping and Equipment ^(21 05)		
		See CSI section 23 05 53 00-0000 for identification.		
21 07		Fire-Suppression Systems Insulation ⁽²¹⁾		
21 07 16		Fire-Suppression Equipment Insulation ^(21 07)		
		See CSI section 23 07 16 00-0000 for fire-suppression equipment insulation.		
21 07 19		Fire-Suppression Piping Insulation ^(21 07)		
		See CSI section 22 07 19 00-0000 for fire-suppression piping insulation.		
21 10		Water-Based Fire-Suppression Systems ⁽²¹⁾		
		See CSI section 22 11 16 00-0368 for copper pipe, 22 11 16 00-0912 for CPVC pipe, 23 05 23 00-0037 for OS&Y gate valves, 23 21 13 23-0000 for black steel piping.		
21 11		Facility Fire-Suppression Water-Service Piping ^(21 10)		
21 11 19		Fire-Department Connections ^(21 11)		
21 11 19 00-0001		Fire Department Connections ^(21 11 19)		
21 11 19 00-0002	EA	4" x 2-1/2" x 2-1/2" Siamese Connection, Polished Brass.....	967.88	321.27
		For Polished Chrome, Add.....	60.15	
21 11 19 00-0003	EA	6" x 2-1/2" x 2-1/2" Siamese Connection, Polished Brass.....	1,345.17	401.59
		For Polished Chrome, Add.....	92.06	
21 11 19 00-0004	EA	4" x 3" x 3" Siamese Connection, Polished Brass.....	1,419.78	321.27
		For Polished Chrome, Add.....	116.61	



MINOR CSI UOM DESCRIPTION	TOTAL DIRECT UNIT COST	DEMOLITION UNIT COST
21 11 19 00-0005 EA 6" x 3" x 3" Siamese Connection, Polished Brass <i>For Polished Chrome, Add</i>	1,875.45 158.35	401.59
21 11 19 00-0006 EA 6" x 2-1/2" x 2-1/2" x 2-1/2" Siamese Connection, Three Way, Polished Brass..... <i>For Polished Chrome, Add</i>	2,005.07 174.55	401.59
21 11 19 00-0007 EA Sidewalk Type Connection With Plug And Chain, Polished Brass..... <i>For Polished Chrome, Add</i>	1,720.62 134.62	425.03
21 11 19 00-0008 EA Wall Type Connection With Plug And Chain, Polished Brass..... <i>For Polished Chrome, Add</i>	1,104.61 77.24	321.27
21 11 19 00-0009 Wall Type Indicator Post, Wheel Operated ^(21 11 19) See CSI section 33 14 19 00-0001 for adjustable indicator post accessory for ground valves.		
21 11 19 00-0010 EA Wall Type Indicator Post With Wall Flange For Valve (Victaulic 773).....	1,705.82	284.65
21 11 19 00-0011 Upright Indicator Post, Wheel Operated ^(21 11 19)		
21 11 19 00-0012 EA Upright Indicator Post With Flange For Valve (Victaulic 774).....	6,859.74	284.65
21 12 Fire-Suppression Standpipes ^(21 10) See CSI section 23 21 13 23-0000 for black steel pipe.		
21 12 13 Fire-Suppression Hoses and Nozzles ^(21 12)		
21 12 13 00-0001 Fire Hose ^(21 12 13)		
21 12 13 00-0002 Fire Hose Without Couplings ^(21 12 13 00-0001)		
21 12 13 00-0003 LF 1-1/2" Linen Fire Hose With 1-1/2" Rubber Lining Without Couplings.....	2.81	2.17
21 12 13 00-0004 LF 2-1/2" Linen Fire Hose With 1-1/2" Rubber Lining Without Couplings.....	3.26	2.17
21 12 13 00-0005 LF 2" Linen Fire Hose With 1-1/2" Rubber Lining Without Couplings.....	2.97	2.17
21 12 13 00-0006 LF 3" Linen Fire Hose With 1-1/2" Rubber Lining Without Couplings.....	3.47	2.17
21 12 13 00-0007 LF 1-1/2" Cotton Fire Hose, 300 LB Test With 1-1/2" Rubber Lining Without Couplings.....	3.16	2.17
21 12 13 00-0008 LF 2-1/2" Cotton Fire Hose, 300 LB Test With 1-1/2" Rubber Lining Without Couplings.....	3.89	2.17
21 12 13 00-0009 LF 1-1/2" Cotton Fire Hose, 400 LB Test With 1-1/2" Rubber Lining Without Couplings.....	3.26	2.17
21 12 13 00-0010 LF 2-1/2" Cotton Fire Hose, 400 LB Test With 1-1/2" Rubber Lining Without Couplings.....	4.12	2.17
21 12 13 00-0011 Fire Hose With Aluminum Couplings ^(21 12 13 00-0001)		
21 12 13 00-0012 LF 1-3/4" Polyester Fire Hose With Rubber Lining With Aluminum Couplings.....	7.84	1.19
21 12 13 00-0013 LF 2-1/2" Polyester Fire Hose With Rubber Lining With Aluminum Couplings.....	9.85	1.41
21 12 13 00-0014 LF 3-1/2" Polyester Fire Hose With Rubber Lining With Aluminum Couplings.....	17.05	1.41
21 12 13 00-0015 Fire Hose Accessories ^(21 12 13 00-0001)		
21 12 13 00-0016 EA Hose Coupling With 1-1/2" Pin Lug.....	228.31	35.72
21 12 13 00-0017 EA Hose Coupling With 2-1/2" Pin Lug.....	361.02	40.04
21 12 13 00-0018 EA 1-1/2" x 10" Brass Straight Nozzle.....	87.13	28.14
21 12 13 00-0019 EA 2-1/2" x 12" Brass Straight Nozzle.....	169.37	28.14
21 12 13 00-0020 EA 1-1/2" Brass Fog Type Nozzle.....	135.04	28.14
21 12 13 00-0021 EA 2-1/2" Brass Fog Type Nozzle.....	192.81	28.14
21 12 13 00-0022 EA 1-1/2" Brass 100' Hose Rack.....	302.70	119.05
21 12 13 00-0023 EA 2-1/2" Brass 100' Hose Rack.....	414.83	119.05
21 12 23 Fire-Suppression Hose Valves ^(21 12)		
21 12 23 00-0001 Standpipe Valves ^(21 12 23)		
21 12 23 00-0002 EA 2-1/2" Fire Department Valve, Polished Brass With Plug And Chain..... <i>For Polished Chrome, Add</i>	644.66 48.42	212.52
21 12 23 00-0003 EA 2-1/2" x 2-1/2" x 4" Fire Department Valve, Flush, Polished Brass..... <i>For Polished Chrome, Add</i>	1,026.78 105.74	212.42
21 12 23 00-0004 EA 2-1/2" x 2-1/2" x 6" Fire Department Valve, Flush, Polished Brass..... <i>For Polished Chrome, Add</i>	1,320.50 145.84	229.78
21 12 23 00-0005 EA 3" x 3" x 4" Fire Department Valve, Flush, Polished Brass..... <i>For Polished Chrome, Add</i>	1,577.42 188.34	212.42
21 12 23 00-0006 EA 3" x 3" x 6" Fire Department Valve, Flush, Polished Brass..... <i>For Polished Chrome, Add</i>	1,851.19 225.44	229.78
21 12 23 00-0007 EA 2-1/2" x 2-1/2" x 4" Fire Department Valve, Projecting, Polished Brass..... <i>For Polished Chrome, Add</i>	968.25 96.96	212.42
21 12 23 00-0008 EA 2-1/2" x 2-1/2" x 6" Fire Department Valve, Projecting, Polished Brass..... <i>For Polished Chrome, Add</i>	1,412.27 159.61	229.78
21 12 23 00-0009 EA 2-1/2" x 2-1/2" x 2-1/2" x 4" Fire Department Valve, Flush, Polished Brass..... <i>For Polished Chrome, Add</i>	1,801.97 176.37	219.30
21 12 23 00-0010 EA 2-1/2" x 2-1/2" x 2-1/2" x 6" Fire Department Valve, Flush, Polished Brass..... <i>For Polished Chrome, Add</i>	2,573.76 264.55	243.65
21 12 23 00-0011 EA 2-1/2" x 2-1/2" x 2-1/2" x 4" Fire Department Valve, Projecting, Polished Brass..... <i>For Polished Chrome, Add</i>	1,933.64 192.17	219.30
21 12 23 00-0012 EA 2-1/2" x 2-1/2" x 2-1/2" x 6" Fire Department Valve, Projecting, Polished Brass..... <i>For Polished Chrome, Add</i>	2,772.15 288.35	243.65
21 12 23 00-0013 EA 2-1/2" x 2-1/2" x 2-1/2" x 2-1/2" 6" Fire Department Valve, Square, Flush, Polished Brass..... <i>For Polished Chrome, Add</i>	10,969.82 1,052.68	292.34

21 Fire Suppression
21 10 Water-Based Fire-Suppression Systems
 21 12 Fire-Suppression Standpipes



MINOR	CSI	UOM	DESCRIPTION	TOTAL DIRECT UNIT COST	DEMOLITION UNIT COST
21 12 23 00-0014			Fire Hose Angle Valves <small>(21 12 23)</small>		
21 12 23 00-0015	EA		1-1/2", 300 LB Rated, Cast Brass, Fire Hose Angle Valve	220.06	29.23
21 12 23 00-0016	EA		1-1/2", 300 LB Rated, Polished Brass, Fire Hose Angle Valve	263.15	29.23
21 12 23 00-0017	EA		1-1/2", 300 LB Rated, Rough Chrome Plated, Fire Hose Angle Valve.....	247.48	29.23
21 12 23 00-0018	EA		1-1/2", 300 LB Rated, Polished Chrome Plated, Fire Hose Angle Valve	290.58	29.23
21 12 23 00-0019	EA		2-1/2", 300 LB Rated, Cast Brass, Fire Hose Angle Valve	391.73	48.71
21 12 23 00-0020	EA		2-1/2", 300 LB Rated, Polished Brass, Fire Hose Angle Valve	454.41	48.71
21 12 23 00-0021	EA		2-1/2", 300 LB Rated, Rough Chrome Plated, Fire Hose Angle Valve.....	459.63	48.71
21 12 23 00-0022	EA		2-1/2", 300 LB Rated, Polished Chrome Plated, Fire Hose Angle Valve	522.31	48.71
21 12 29			Fire-Suppression Fire Hose Equipment <small>(21 12)</small>		
21 12 29 00-0001			Standpipe And Fire Hose Equipment <small>(21 12 29)</small>		
21 12 29 00-0002	EA		2-1/2" x 2-1/2" x 2-1/2" x 4" Manifold Roof Type, Vertical, Polished Brass	3,662.33	526.80
21 12 29 00-0003	EA		Water Motor Gong	1,309.97	161.06
21 12 29 00-0004	EA		Fire Riser Flow Switch (National Fire Protection Association 13)	1,244.22	18.74
21 12 29 00-0005	EA		Water Flow Supervisory (Tamper) Switch Mounted On Valve.....	235.39	32.05
21 12 29 00-0006			Water Flow Detector <small>(21 12 29)</small>		
21 12 29 00-0007			Pressure-Type Wazter Flow Detector <small>(21 12 29 00-0006)</small>		
21 12 29 00-0008	EA		Pressure-Type Water Flow Detector For Up To 2-1/2" Pipe	374.08	98.63
21 12 29 00-0009	EA		Pressure-Type Water Flow Detector For >2-1/2" To 4" Pipe	543.14	130.69
21 12 29 00-0010	EA		Pressure-Type Water Flow Detector For >4" To 8" Pipe	851.28	147.94
21 12 29 00-0011			Vane-Type Water Flow Detector <small>(21 12 29 00-0009)</small>		
21 12 29 00-0012	EA		Vane-Type Water Flow Detector For Up To 2-1/2" Pipe	469.76	98.63
21 12 29 00-0013	EA		Vane-Type Water Flow Detector For >2-1/2" To 4" Pipe	660.36	130.69
21 12 29 00-0014	EA		Vane-Type Water Flow Detector For >4" To 8" Pipe	1,037.09	147.94
21 13			Fire-Suppression Sprinkler Systems <small>(21 10)</small>		
21 13 13			Wet-Pipe Sprinkler Systems <small>(21 13)</small>		
21 13 13 00-0001			Complete Wet Pipe Sprinkler Systems <small>(21 13 13)</small>		
			Note: Includes complete design per NFPA 13, 13D or 13R and stamped shop drawings approved by a registered engineer. Includes all branch line piping (standard weight black steel, less than 2-1/2" diameter pipe, fittings, branch valves, hangers, sprinkler heads, etc) from riser pipe and mains. The coverage of one sprinkler head varies from about 180 SF for light hazard occupancy, about 155 SF for ordinary, 90 to about 130 SF for extra hazard conditions. Excludes outside mains, inside vertical or horizontal pipe mains, greater than 2" diameter. Excludes special alarm valves, gate valves, check valves, flow control devices, water motor gong assembly, Siamese connections, standpipes and fittings, pipe mains and fittings, fire pumps and tanks. For sprinkler repairs or sprinkler head replacements use specific pipe, fittings, hangers, valves, and sprinkler head components. See CSI section 23 21 13 23-1456 for individual grooved pipe, 23 21 13 23-1529 for individual grooved pipe fittings.		
21 13 13 00-0002			Light Hazard, Complete Wet-Pipe Sprinkler Systems <small>(21 13 13 00-0001)</small>		
21 13 13 00-0003	EA		Exposed Piping, Light Hazard, Complete Wet-Pipe Sprinkler System, Per Head.....	682.58	
			Note: Includes branch pipe and fittings, supports and sprinkler heads.		
			For Copper Pipe, Add	88.51	
			For Polyvinyl Chloride (PVC) Pipe, Deduct	-122.64	
			For Up To 5, Add	300.79	
			For >5 To 10, Add	178.16	
			For >10 To 20, Add	109.90	
			For >20 To 40, Add	48.01	
			For >100 To 150, Deduct	-68.26	
			For >150, Deduct	-136.52	
21 13 13 00-0004	EA		Concealed Piping, Light Hazard, Complete Wet-Pipe Sprinkler System, Per Head	846.86	
			Note: Includes branch pipe and fittings, supports and sprinkler heads with flat or conical escutcheon.		
			For Copper Pipe, Add	106.59	
			For Polyvinyl Chloride (PVC) Pipe, Deduct	-148.93	
			For Up To 5, Add	379.62	
			For >5 To 10, Add	230.69	
			For >10 To 20, Add	146.00	
			For >20 To 40, Add	62.78	
			For >100 To 150, Deduct	-84.69	
			For >150, Deduct	-169.37	
			For Work In Restricted Working Space, Add	122.63	
21 13 13 00-0005			Ordinary Hazard, Complete Wet-Pipe Sprinkler Systems <small>(21 13 13 00-0001)</small>		
21 13 13 00-0006	EA		Exposed Piping, Ordinary Hazard, Complete Wet-Pipe Sprinkler System, Per Head.....	683.05	
			Note: Includes branch pipe and fittings, supports and sprinkler heads.		
			For Copper Pipe, Add	88.74	
			For Polyvinyl Chloride (PVC) Pipe, Deduct	-122.90	
			For Up To 5, Add	300.65	
			For >5 To 10, Add	177.75	
			For >10 To 20, Add	109.44	
			For >20 To 40, Add	47.87	
			For >100 To 150, Deduct	-68.31	
			For >150, Deduct	-136.61	



MINOR CSI UOM DESCRIPTION	TOTAL DIRECT UNIT COST	DEMOLITION UNIT COST
21 13 13 00-0007 EA Concealed Piping, Ordinary Hazard, Complete Wet-Pipe Sprinkler System, Per Head	841.76	
Note: Includes branch pipe and fittings, supports and sprinkler heads with flat or conical escutcheon.		
For Copper Pipe, Add	106.10	
For Polyvinyl Chloride (PVC) Pipe, Deduct	-148.18	
For Up To 5, Add	377.04	
For >5 To 10, Add	228.86	
For >10 To 20, Add	144.68	
For >20 To 40, Add	62.26	
For >100 To 150, Deduct	-84.18	
For >150, Deduct	-168.35	
For Work In Restricted Working Space, Add	121.01	
21 13 13 00-0008 Extra Hazard, Complete Wet-Pipe Sprinkler Systems (21 13 00-0001)		
21 13 13 00-0009 EA Exposed Piping, Extra Hazard, Complete Wet-Pipe Sprinkler System, Per Head	629.81	
Note: Includes branch pipe and fittings, supports and sprinkler heads.		
For Copper Pipe, Add	81.70	
For Polyvinyl Chloride (PVC) Pipe, Deduct	-113.19	
For Up To 5, Add	277.47	
For >5 To 10, Add	164.28	
For >10 To 20, Add	101.29	
For >20 To 40, Add	44.26	
For >100 To 150, Deduct	-62.98	
For >150, Deduct	-125.96	
21 13 13 00-0010 EA Concealed Piping, Extra Hazard, Complete Wet-Pipe Sprinkler System, Per Head	777.92	
Note: Includes branch pipe and fittings, supports and sprinkler heads with flat or conical escutcheon.		
For Copper Pipe, Add	97.90	
For Polyvinyl Chloride (PVC) Pipe, Deduct	-136.80	
For Up To 5, Add	348.75	
For >5 To 10, Add	211.95	
For >10 To 20, Add	134.16	
For >20 To 40, Add	57.68	
For >100 To 150, Deduct	-77.79	
For >150, Deduct	-155.58	
For Work In Restricted Working Space, Add	112.73	
21 13 13 00-0011 Wet Pipe Sprinkler Components (21 13 13)		
Note: Excludes hydraulic calculations.		
21 13 13 00-0012 Wet Pipe Alarm Check Valves (21 13 13 00-0011)		
Note: Excludes trim package See CSI section 21 13 13 00-0018 for Wet Pipe Valve Trim.		
21 13 13 00-0013 EA 2-1/2" Wet Pipe Alarm Check Valve	1,603.64	135.61
21 13 13 00-0014 EA 3" Wet Pipe Alarm Check Valve	1,643.09	155.34
21 13 13 00-0015 EA 4" Wet Pipe Alarm Check Valve	1,860.08	263.84
21 13 13 00-0016 EA 6" Wet Pipe Alarm Check Valve	1,814.40	332.88
21 13 13 00-0017 EA 8" Wet Pipe Alarm Check Valve	3,199.58	421.64
21 13 13 00-0018 Wet Pipe Valve Trim (21 13 13 00-0011)		
Note: Vertical or Horizontal, closed drain, basic galvanized trim assembly package. Includes gauges, pressure switch, relief valve, drain line, and retard chamber.		
21 13 13 00-0019 EA 2-1/2" Wet Pipe Valve Trim	1,507.29	287.01
21 13 13 00-0020 EA 3" Wet Pipe Valve Trim	1,591.32	287.01
21 13 13 00-0021 EA 4" Wet Pipe Valve Trim	1,920.62	393.53
21 13 13 00-0022 EA 6" Wet Pipe Valve Trim	2,261.09	547.39
21 13 13 00-0023 EA 8" Wet Pipe Valve Trim	2,478.08	677.58
21 13 13 00-0024 Wet Pipe Sprinkler Heads (21 13 00-0011)		
21 13 13 00-0025 Upright Wet Pipe Sprinkler Heads (21 13 00-0024)		
21 13 13 00-0026 EA 1/2" NPT Thread, 1/2" Orifice, K=5.6, Upright Brass Wet Pipe Sprinkler Head	76.29	12.17
For >25 To 50, Deduct	-2.44	
For >50 To 100, Deduct	-6.25	
For >100 To 500, Deduct	-10.75	
For >500 To 1,000, Deduct	-22.01	
For >1,000, Deduct	-31.75	
21 13 13 00-0027 EA 1/2" NPT Thread, 1/2" Orifice, K=5.6, Upright Chrome Wet Pipe Sprinkler Head	79.11	12.17
For >25 To 50, Deduct	-2.44	
For >50 To 100, Deduct	-6.39	
For >100 To 500, Deduct	-11.11	
For >500 To 1,000, Deduct	-22.52	
For >1,000, Deduct	-32.26	
21 13 13 00-0028 EA 1/2" NPT Thread, 1/2" Orifice, K=5.6, Upright White Polyester Coated Wet Pipe Sprinkler Head	80.90	12.17
For >25 To 50, Deduct	-2.44	
For >50 To 100, Deduct	-6.48	
For >100 To 500, Deduct	-11.33	
For >500 To 1,000, Deduct	-22.84	
For >1,000, Deduct	-32.58	

21 Fire Suppression
21 10 Water-Based Fire-Suppression Systems
21 13 Fire-Suppression Sprinkler Systems



MINOR	CSI	UOM	DESCRIPTION	TOTAL DIRECT UNIT COST	DEMOLITION UNIT COST
21 13 13 00-0029	EA		1/2" NPT Thread, 1/2" Orifice, K=5.6, 300 PSI Rated, Upright Brass Wet Pipe Sprinkler Head.....	77.70	12.17
			<i>For>25 To 50, Deduct</i>	-2.44	
			<i>For>50 To 100, Deduct</i>	-6.32	
			<i>For>100 To 500, Deduct</i>	-10.93	
			<i>For>500 To 1,000, Deduct</i>	-22.27	
			<i>For>1,000, Deduct</i>	-32.01	
21 13 13 00-0030	EA		1/2" NPT Thread, 1/2" Orifice, K=5.6, 300 PSI Rated, Upright Chrome Wet Pipe Sprinkler Head.....	80.63	12.17
			<i>For>25 To 50, Deduct</i>	-2.44	
			<i>For>50 To 100, Deduct</i>	-6.47	
			<i>For>100 To 500, Deduct</i>	-11.30	
			<i>For>500 To 1,000, Deduct</i>	-22.79	
			<i>For>1,000, Deduct</i>	-32.54	
21 13 13 00-0031	EA		1/2" NPT Thread, 1/2" Orifice, K=5.6, 300 PSI Rated, Upright White Polyester Coated Wet Pipe Sprinkler Head.....	82.49	12.17
			<i>For>25 To 50, Deduct</i>	-2.44	
			<i>For>50 To 100, Deduct</i>	-6.56	
			<i>For>100 To 500, Deduct</i>	-11.53	
			<i>For>500 To 1,000, Deduct</i>	-23.13	
			<i>For>1,000, Deduct</i>	-32.87	
21 13 13 00-0032	EA		1/2" NPT Thread, 3/8" Orifice, Quick Response, Upright Brass Wet Pipe Sprinkler Head.....	96.10	12.17
			<i>For>25 To 50, Deduct</i>	-2.44	
			<i>For>50 To 100, Deduct</i>	-7.24	
			<i>For>100 To 500, Deduct</i>	-13.23	
			<i>For>500 To 1,000, Deduct</i>	-25.58	
			<i>For>1,000, Deduct</i>	-35.32	
21 13 13 00-0033	EA		1/2" NPT Thread, 3/8" Orifice, Quick Response, Upright Chrome Wet Pipe Sprinkler Head.....	103.63	12.17
			<i>For>25 To 50, Deduct</i>	-2.44	
			<i>For>50 To 100, Deduct</i>	-7.62	
			<i>For>100 To 500, Deduct</i>	-14.17	
			<i>For>500 To 1,000, Deduct</i>	-26.93	
			<i>For>1,000, Deduct</i>	-36.68	
21 13 13 00-0034	EA		1/2" NPT Thread, 7/16" Orifice, K=4.2, Quick Response, Upright Brass Wet Pipe Sprinkler Head.....	96.10	12.17
			<i>For>25 To 50, Deduct</i>	-2.44	
			<i>For>50 To 100, Deduct</i>	-7.24	
			<i>For>100 To 500, Deduct</i>	-13.23	
			<i>For>500 To 1,000, Deduct</i>	-25.58	
			<i>For>1,000, Deduct</i>	-35.32	
21 13 13 00-0035	EA		1/2" NPT Thread, 7/16" Orifice, K=4.2, Quick Response, Upright Chrome Wet Pipe Sprinkler Head.....	103.63	12.17
			<i>For>25 To 50, Deduct</i>	-2.44	
			<i>For>50 To 100, Deduct</i>	-7.62	
			<i>For>100 To 500, Deduct</i>	-14.17	
			<i>For>500 To 1,000, Deduct</i>	-26.93	
			<i>For>1,000, Deduct</i>	-36.68	
21 13 13 00-0036	EA		1/2" NPT Thread, 1/2" Orifice, K=5.6, Quick Response, Upright Brass Wet Pipe Sprinkler Head.....	86.35	12.17
			<i>For>25 To 50, Deduct</i>	-2.44	
			<i>For>50 To 100, Deduct</i>	-6.75	
			<i>For>100 To 500, Deduct</i>	-12.01	
			<i>For>500 To 1,000, Deduct</i>	-23.82	
			<i>For>1,000, Deduct</i>	-33.57	
21 13 13 00-0037	EA		1/2" NPT Thread, 1/2" Orifice, K=5.6, Quick Response, Upright Chrome Wet Pipe Sprinkler Head.....	90.03	12.17
			<i>For>25 To 50, Deduct</i>	-2.44	
			<i>For>50 To 100, Deduct</i>	-6.94	
			<i>For>100 To 500, Deduct</i>	-12.47	
			<i>For>500 To 1,000, Deduct</i>	-24.49	
			<i>For>1,000, Deduct</i>	-34.23	
21 13 13 00-0038	EA		3/4" NPT Thread, 17/32" Orifice, K=8.0, Quick Response, Upright Brass Wet Pipe Sprinkler Head.....	87.66	13.52
			<i>For>25 To 50, Deduct</i>	-2.71	
			<i>For>50 To 100, Deduct</i>	-7.09	
			<i>For>100 To 500, Deduct</i>	-12.31	
			<i>For>500 To 1,000, Deduct</i>	-24.98	
			<i>For>1,000, Deduct</i>	-35.80	
21 13 13 00-0039	EA		3/4" NPT Thread, 17/32" Orifice, K=8.0, Quick Response, Upright Chrome Wet Pipe Sprinkler Head.....	91.96	13.52
			<i>For>25 To 50, Deduct</i>	-2.71	
			<i>For>50 To 100, Deduct</i>	-7.30	
			<i>For>100 To 500, Deduct</i>	-12.85	
			<i>For>500 To 1,000, Deduct</i>	-25.75	
			<i>For>1,000, Deduct</i>	-36.57	
21 13 13 00-0040	EA		3/4" NPT Thread, 17/32" Orifice, K=8.0, Quick Response, Upright White Polyester Coated Wet Pipe Sprinkler Head.....	92.83	13.52
			<i>For>25 To 50, Deduct</i>	-2.71	
			<i>For>50 To 100, Deduct</i>	-7.35	
			<i>For>100 To 500, Deduct</i>	-12.96	
			<i>For>500 To 1,000, Deduct</i>	-25.91	
			<i>For>1,000, Deduct</i>	-36.73	
21 13 13 00-0041	EA		3/4" NPT Thread, 17/32" Orifice, K=8.0, Quick Response, 300 PSI Rated, Upright Brass Wet Pipe Sprinkler Head.....	87.66	13.52
			<i>For>25 To 50, Deduct</i>	-2.71	
			<i>For>50 To 100, Deduct</i>	-7.09	
			<i>For>100 To 500, Deduct</i>	-12.31	
			<i>For>500 To 1,000, Deduct</i>	-24.98	
			<i>For>1,000, Deduct</i>	-35.80	
21 13 13 00-0042	EA		3/4" NPT Thread, 17/32" Orifice, K=8.0, Quick Response, 300 PSI Rated, Upright Chrome Wet Pipe Sprinkler Head.....	91.96	13.52
			<i>For>25 To 50, Deduct</i>	-2.71	
			<i>For>50 To 100, Deduct</i>	-7.30	
			<i>For>100 To 500, Deduct</i>	-12.85	
			<i>For>500 To 1,000, Deduct</i>	-25.75	
			<i>For>1,000, Deduct</i>	-36.57	



MINOR CSI UOM DESCRIPTION	TOTAL DIRECT UNIT COST	DEMOLITION UNIT COST
21 13 13 00-0043 EA 3/4" NPT Thread, 17/32" Orifice, K=8.0, Quick Response, 300 PSI Rated, Upright White Polyester Coated Wet Pipe Sprinkler Head.....	92.83	13.52
<i>For >25 To 50, Deduct</i>	-2.71	
<i>For >50 To 100, Deduct</i>	-7.35	
<i>For >100 To 500, Deduct</i>	-12.96	
<i>For >500 To 1,000, Deduct</i>	-25.91	
<i>For >1,000, Deduct</i>	-36.73	
21 13 13 00-0044 EA 1/2" NPT Thread, 3/8" Orifice, K=2.8, Upright Brass Wet Pipe Sprinkler Head.....	84.41	12.17
<i>For >25 To 50, Deduct</i>	-2.44	
<i>For >50 To 100, Deduct</i>	-6.66	
<i>For >100 To 500, Deduct</i>	-11.77	
<i>For >500 To 1,000, Deduct</i>	-23.47	
<i>For >1,000, Deduct</i>	-33.22	
21 13 13 00-0045 EA 1/2" NPT Thread, 3/8" Orifice, K=2.8, Upright Chrome Wet Pipe Sprinkler Head.....	87.22	12.17
<i>For >25 To 50, Deduct</i>	-2.44	
<i>For >50 To 100, Deduct</i>	-6.80	
<i>For >100 To 500, Deduct</i>	-12.12	
<i>For >500 To 1,000, Deduct</i>	-28.98	
<i>For >1,000, Deduct</i>	-33.72	
21 13 13 00-0046 EA 1/2" NPT Thread, 3/8" Orifice, K=2.8, Upright White Polyester Coated Wet Pipe Sprinkler Head.....	87.76	12.17
<i>For >25 To 50, Deduct</i>	-2.44	
<i>For >50 To 100, Deduct</i>	-6.82	
<i>For >100 To 500, Deduct</i>	-12.19	
<i>For >500 To 1,000, Deduct</i>	-24.08	
<i>For >1,000, Deduct</i>	-33.82	
21 13 13 00-0047 EA 1/2" NPT Thread, 7/16" Orifice, K=4.2, Upright Brass Wet Pipe Sprinkler Head.....	84.41	12.17
<i>For >25 To 50, Deduct</i>	-2.44	
<i>For >50 To 100, Deduct</i>	-6.66	
<i>For >100 To 500, Deduct</i>	-11.77	
<i>For >500 To 1,000, Deduct</i>	-23.47	
<i>For >1,000, Deduct</i>	-33.22	
21 13 13 00-0048 EA 1/2" NPT Thread, 7/16" Orifice, K=4.2, Upright Chrome Wet Pipe Sprinkler Head.....	87.22	12.17
<i>For >25 To 50, Deduct</i>	-2.44	
<i>For >50 To 100, Deduct</i>	-6.80	
<i>For >100 To 500, Deduct</i>	-12.12	
<i>For >500 To 1,000, Deduct</i>	-23.98	
<i>For >1,000, Deduct</i>	-33.72	
21 13 13 00-0049 EA 1/2" NPT Thread, 7/16" Orifice, K=4.2, Upright White Polyester Coated Wet Pipe Sprinkler Head.....	87.76	12.17
<i>For >25 To 50, Deduct</i>	-2.44	
<i>For >50 To 100, Deduct</i>	-6.82	
<i>For >100 To 500, Deduct</i>	-12.19	
<i>For >500 To 1,000, Deduct</i>	-24.08	
<i>For >1,000, Deduct</i>	-33.82	
21 13 13 00-0050 EA 1/2" NPT Thread, 1/2" Orifice, K=5.6, Combustible Concealed Space, Upright Brass Wet Pipe Sprinkler Head.....	87.76	12.17
<i>For >25 To 50, Deduct</i>	-2.44	
<i>For >50 To 100, Deduct</i>	-6.82	
<i>For >100 To 500, Deduct</i>	-12.19	
<i>For >500 To 1,000, Deduct</i>	-24.08	
<i>For >1,000, Deduct</i>	-33.82	
21 13 13 00-0051 EA 3/4" NPT Thread, K=14.0, Extended Coverage, Upright Brass Wet Pipe Sprinkler Head.....	117.79	13.52
<i>For >25 To 50, Deduct</i>	-2.71	
<i>For >50 To 100, Deduct</i>	-8.60	
<i>For >100 To 500, Deduct</i>	-16.08	
<i>For >500 To 1,000, Deduct</i>	-30.40	
<i>For >1,000, Deduct</i>	-41.22	
21 13 13 00-0052 EA 3/4" NPT Thread, K=14.0, Extended Coverage, Upright Chrome Wet Pipe Sprinkler Head.....	121.03	13.52
<i>For >25 To 50, Deduct</i>	-2.71	
<i>For >50 To 100, Deduct</i>	-8.76	
<i>For >100 To 500, Deduct</i>	-16.48	
<i>For >500 To 1,000, Deduct</i>	-30.98	
<i>For >1,000, Deduct</i>	-41.81	
21 13 13 00-0053 EA 3/4" NPT Thread, K=14.0, Extended Coverage, Upright White Polyester Coated Wet Pipe Sprinkler Head.....	121.03	13.52
<i>For >25 To 50, Deduct</i>	-2.71	
<i>For >50 To 100, Deduct</i>	-8.76	
<i>For >100 To 500, Deduct</i>	-16.48	
<i>For >500 To 1,000, Deduct</i>	-30.98	
<i>For >1,000, Deduct</i>	-41.81	
21 13 13 00-0054 EA 3/4" NPT Thread, K=11.2, Extended Coverage, Upright Brass Wet Pipe Sprinkler Head.....	96.00	13.52
<i>For >25 To 50, Deduct</i>	-2.71	
<i>For >50 To 100, Deduct</i>	-7.51	
<i>For >100 To 500, Deduct</i>	-13.35	
<i>For >500 To 1,000, Deduct</i>	-26.48	
<i>For >1,000, Deduct</i>	-37.30	
21 13 13 00-0055 EA 3/4" NPT Thread, K=11.2, Extended Coverage, Upright Chrome Wet Pipe Sprinkler Head.....	98.21	13.52
<i>For >25 To 50, Deduct</i>	-2.71	
<i>For >50 To 100, Deduct</i>	-7.62	
<i>For >100 To 500, Deduct</i>	-13.63	
<i>For >500 To 1,000, Deduct</i>	-26.88	
<i>For >1,000, Deduct</i>	-37.70	
21 13 13 00-0056 EA 3/4" NPT Thread, K=11.2, Extended Coverage, Upright White Polyester Coated Wet Pipe Sprinkler Head.....	98.21	13.52
<i>For >25 To 50, Deduct</i>	-2.71	
<i>For >50 To 100, Deduct</i>	-7.62	
<i>For >100 To 500, Deduct</i>	-13.63	
<i>For >500 To 1,000, Deduct</i>	-26.88	
<i>For >1,000, Deduct</i>	-37.70	

21 Fire Suppression
21 10 Water-Based Fire-Suppression Systems
21 13 Fire-Suppression Sprinkler Systems



MINOR	CSI	UOM	DESCRIPTION	TOTAL DIRECT UNIT COST	DEMOLITION UNIT COST
21 13 13 00-0057	EA		1/2" NPT Thread, K=5.6, Quick Response, Upright Stainless Steel Wet Pipe Sprinkler Head	278.92	12.17
			<i>For >25 To 50, Deduct</i>	-2.44	
			<i>For >50 To 100, Deduct</i>	-16.38	
			<i>For >100 To 500, Deduct</i>	-36.08	
			<i>For >500 To 1,000, Deduct</i>	-58.49	
			<i>For >1,000, Deduct</i>	-68.23	
21 13 13 00-0058	EA		3/4" NPT Thread, K=8.0, Quick Response, Upright Stainless Steel Wet Pipe Sprinkler Head	307.13	13.52
			<i>For >25 To 50, Deduct</i>	-2.71	
			<i>For >50 To 100, Deduct</i>	-18.06	
			<i>For >100 To 500, Deduct</i>	-39.74	
			<i>For >500 To 1,000, Deduct</i>	-64.48	
			<i>For >1,000, Deduct</i>	-75.30	
21 13 13 00-0059	EA		1/2" NPT Thread, K=5.6, High Temperature (400 To 500 Degree), Upright Brass Wet Pipe Sprinkler Head	149.51	12.17
			<i>For >25 To 50, Deduct</i>	-2.44	
			<i>For >50 To 100, Deduct</i>	-9.97	
			<i>For >100 To 500, Deduct</i>	-19.91	
			<i>For >500 To 1,000, Deduct</i>	-35.19	
			<i>For >1,000, Deduct</i>	-44.93	
21 13 13 00-0060	EA		1/2" NPT Thread, K=5.6, High Temperature (400 To 500 Degree), Upright Chrome Wet Pipe Sprinkler Head	183.22	12.17
			<i>For >25 To 50, Deduct</i>	-2.44	
			<i>For >50 To 100, Deduct</i>	-11.60	
			<i>For >100 To 500, Deduct</i>	-24.12	
			<i>For >500 To 1,000, Deduct</i>	-41.26	
			<i>For >1,000, Deduct</i>	-51.00	
21 13 13 00-0061	EA		1/2" NPT Thread, K=5.6, High Temperature (650 Degree), Upright Brass Wet Pipe Sprinkler Head	324.21	12.17
			<i>For >25 To 50, Deduct</i>	-2.44	
			<i>For >50 To 100, Deduct</i>	-18.65	
			<i>For >100 To 500, Deduct</i>	-41.74	
			<i>For >500 To 1,000, Deduct</i>	-66.64	
			<i>For >1,000, Deduct</i>	-76.38	
21 13 13 00-0062	EA		1/2" NPT Thread, K=5.6, High Temperature (650 Degree), Upright Chrome Wet Pipe Sprinkler Head	412.07	12.17
			<i>For >25 To 50, Deduct</i>	-2.44	
			<i>For >50 To 100, Deduct</i>	-23.04	
			<i>For >100 To 500, Deduct</i>	-52.73	
			<i>For >500 To 1,000, Deduct</i>	-82.45	
			<i>For >1,000, Deduct</i>	-92.20	
21 13 13 00-0063	EA		3/4" NPT Thread, K=8.0, High Temperature (400 To 500 Degree), Upright Brass Wet Pipe Sprinkler Head	188.62	13.52
			<i>For >25 To 50, Deduct</i>	-2.71	
			<i>For >50 To 100, Deduct</i>	-12.14	
			<i>For >100 To 500, Deduct</i>	-24.93	
			<i>For >500 To 1,000, Deduct</i>	-43.15	
			<i>For >1,000, Deduct</i>	-53.97	
21 13 13 00-0064	EA		3/4" NPT Thread, K=8.0, High Temperature (400 To 500 Degree), Upright Chrome Wet Pipe Sprinkler Head	189.65	13.52
			<i>For >25 To 50, Deduct</i>	-2.71	
			<i>For >50 To 100, Deduct</i>	-12.19	
			<i>For >100 To 500, Deduct</i>	-25.06	
			<i>For >500 To 1,000, Deduct</i>	-43.34	
			<i>For >1,000, Deduct</i>	-54.16	
21 13 13 00-0065			Conventional Wet Pipe Sprinkler Heads <small>(21 13 13 00-0024)</small>		
21 13 13 00-0066	EA		1/2" NPT Thread, 1/2" Orifice, K=5.6, Conventional Brass Wet Pipe Sprinkler Head	76.29	12.17
			<i>For >25 To 50, Deduct</i>	-2.44	
			<i>For >50 To 100, Deduct</i>	-6.25	
			<i>For >100 To 500, Deduct</i>	-10.75	
			<i>For >500 To 1,000, Deduct</i>	-22.01	
			<i>For >1,000, Deduct</i>	-31.75	
21 13 13 00-0067	EA		1/2" NPT Thread, 1/2" Orifice, K=5.6, Conventional Chrome Wet Pipe Sprinkler Head	79.11	12.17
			<i>For >25 To 50, Deduct</i>	-2.44	
			<i>For >50 To 100, Deduct</i>	-6.39	
			<i>For >100 To 500, Deduct</i>	-11.11	
			<i>For >500 To 1,000, Deduct</i>	-22.52	
			<i>For >1,000, Deduct</i>	-32.26	
21 13 13 00-0068	EA		1/2" NPT Thread, 1/2" Orifice, K=5.6, Conventional White Polyester Coated Wet Pipe Sprinkler Head	80.90	12.17
			<i>For >25 To 50, Deduct</i>	-2.44	
			<i>For >50 To 100, Deduct</i>	-6.48	
			<i>For >100 To 500, Deduct</i>	-11.33	
			<i>For >500 To 1,000, Deduct</i>	-22.84	
			<i>For >1,000, Deduct</i>	-32.58	
21 13 13 00-0069	EA		3/4" NPT Thread, 17/32" Orifice, K=8.0, Quick Response, Conventional Brass Wet Pipe Sprinkler Head	88.66	13.52
			<i>For >25 To 50, Deduct</i>	-2.71	
			<i>For >50 To 100, Deduct</i>	-7.14	
			<i>For >100 To 500, Deduct</i>	-12.44	
			<i>For >500 To 1,000, Deduct</i>	-25.16	
			<i>For >1,000, Deduct</i>	-35.98	
21 13 13 00-0070	EA		3/4" NPT Thread, 17/32" Orifice, K=8.0, Quick Response, Conventional Chrome Wet Pipe Sprinkler Head	91.96	13.52
			<i>For >25 To 50, Deduct</i>	-2.71	
			<i>For >50 To 100, Deduct</i>	-7.30	
			<i>For >100 To 500, Deduct</i>	-12.85	
			<i>For >500 To 1,000, Deduct</i>	-25.75	
			<i>For >1,000, Deduct</i>	-36.57	



MINOR CSI UOM DESCRIPTION	TOTAL DIRECT UNIT COST	DEMOLITION UNIT COST
21 13 13 00-0071 EA 3/4" NPT Thread, 17/32" Orifice, K=8.0, Quick Response, Conventional White Polyester Coated Wet Pipe Sprinkler Head.....	92.47	13.52
<i>For >25 To 50, Deduct</i>	-2.71	
<i>For >50 To 100, Deduct</i>	-7.33	
<i>For >100 To 500, Deduct</i>	-12.91	
<i>For >500 To 1,000, Deduct</i>	-25.84	
<i>For >1,000, Deduct</i>	-36.67	
21 13 13 00-0072 EA 1/2" NPT Thread, K=5.6, Quick Response, Conventional Stainless Steel Wet Pipe Sprinkler Head.....	278.92	12.17
<i>For >25 To 50, Deduct</i>	-2.44	
<i>For >50 To 100, Deduct</i>	-16.38	
<i>For >100 To 500, Deduct</i>	-36.08	
<i>For >500 To 1,000, Deduct</i>	-58.49	
<i>For >1,000, Deduct</i>	-68.23	
21 13 13 00-0073 Pendant Wet Pipe Sprinkler Heads <small>(21 13 13 00-0024)</small>		
See CSI section 21 13 13 00-0209 for escutcheon for recessed pendent sprinkler head.		
21 13 13 00-0074 EA 1/2" NPT Thread, 1/2" Orifice, K=5.6, Pendent Brass Wet Pipe Sprinkler Head	76.29	12.17
<i>For >25 To 50, Deduct</i>	-2.44	
<i>For >50 To 100, Deduct</i>	-6.25	
<i>For >100 To 500, Deduct</i>	-10.75	
<i>For >500 To 1,000, Deduct</i>	-22.01	
<i>For >1,000, Deduct</i>	-31.75	
21 13 13 00-0075 EA 1/2" NPT Thread, 1/2" Orifice, K=5.6, Pendent Chrome Wet Pipe Sprinkler Head.....	79.11	12.17
<i>For >25 To 50, Deduct</i>	-2.44	
<i>For >50 To 100, Deduct</i>	-6.39	
<i>For >100 To 500, Deduct</i>	-11.11	
<i>For >500 To 1,000, Deduct</i>	-22.52	
<i>For >1,000, Deduct</i>	-32.26	
21 13 13 00-0076 EA 1/2" NPT Thread, 1/2" Orifice, K=5.6, Pendent White Polyester Coated Wet Pipe Sprinkler Head.....	80.90	12.17
<i>For >25 To 50, Deduct</i>	-2.44	
<i>For >50 To 100, Deduct</i>	-6.48	
<i>For >100 To 500, Deduct</i>	-11.33	
<i>For >500 To 1,000, Deduct</i>	-22.84	
<i>For >1,000, Deduct</i>	-32.58	
21 13 13 00-0077 EA 3/4" NPT Thread, 17/32" Orifice, K=8.0, Quick Response, Pendent Brass Wet Pipe Sprinkler Head	87.66	13.52
<i>For >25 To 50, Deduct</i>	-2.71	
<i>For >50 To 100, Deduct</i>	-7.09	
<i>For >100 To 500, Deduct</i>	-12.31	
<i>For >500 To 1,000, Deduct</i>	-24.98	
<i>For >1,000, Deduct</i>	-35.80	
21 13 13 00-0078 EA 3/4" NPT Thread, 17/32" Orifice, K=8.0, Quick Response, Pendent Chrome Wet Pipe Sprinkler Head.....	91.96	13.52
<i>For >25 To 50, Deduct</i>	-2.71	
<i>For >50 To 100, Deduct</i>	-7.30	
<i>For >100 To 500, Deduct</i>	-12.85	
<i>For >500 To 1,000, Deduct</i>	-25.75	
<i>For >1,000, Deduct</i>	-36.57	
21 13 13 00-0079 EA 3/4" NPT Thread, 17/32" Orifice, K=8.0, Quick Response, Pendent White Polyester Coated Wet Pipe Sprinkler Head.....	92.83	13.52
<i>For >25 To 50, Deduct</i>	-2.71	
<i>For >50 To 100, Deduct</i>	-7.35	
<i>For >100 To 500, Deduct</i>	-12.96	
<i>For >500 To 1,000, Deduct</i>	-25.91	
<i>For >1,000, Deduct</i>	-36.73	
21 13 13 00-0080 EA 1/2" NPT Thread, 3/8" Orifice, K=2.8, Pendent Brass Wet Pipe Sprinkler Head	84.41	12.17
<i>For >25 To 50, Deduct</i>	-2.44	
<i>For >50 To 100, Deduct</i>	-6.66	
<i>For >100 To 500, Deduct</i>	-11.77	
<i>For >500 To 1,000, Deduct</i>	-23.47	
<i>For >1,000, Deduct</i>	-33.22	
21 13 13 00-0081 EA 1/2" NPT Thread, 3/8" Orifice, K=2.8, Pendent Chrome Wet Pipe Sprinkler Head.....	87.22	12.17
<i>For >25 To 50, Deduct</i>	-2.44	
<i>For >50 To 100, Deduct</i>	-6.80	
<i>For >100 To 500, Deduct</i>	-12.12	
<i>For >500 To 1,000, Deduct</i>	-23.98	
<i>For >1,000, Deduct</i>	-33.72	
21 13 13 00-0082 EA 1/2" NPT Thread, 3/8" Orifice, K=2.8, Pendent White Polyester Coated Wet Pipe Sprinkler Head.....	87.76	12.17
<i>For >25 To 50, Deduct</i>	-2.44	
<i>For >50 To 100, Deduct</i>	-6.82	
<i>For >100 To 500, Deduct</i>	-12.19	
<i>For >500 To 1,000, Deduct</i>	-24.08	
<i>For >1,000, Deduct</i>	-33.82	
21 13 13 00-0083 EA 1/2" NPT Thread, 7/16" Orifice, K=4.2, Pendent Brass Wet Pipe Sprinkler Head	84.41	12.17
<i>For >25 To 50, Deduct</i>	-2.44	
<i>For >50 To 100, Deduct</i>	-6.66	
<i>For >100 To 500, Deduct</i>	-11.77	
<i>For >500 To 1,000, Deduct</i>	-23.47	
<i>For >1,000, Deduct</i>	-33.22	
21 13 13 00-0084 EA 1/2" NPT Thread, 7/16" Orifice, K=4.2, Pendent Chrome Wet Pipe Sprinkler Head.....	87.22	12.17
<i>For >25 To 50, Deduct</i>	-2.44	
<i>For >50 To 100, Deduct</i>	-6.80	
<i>For >100 To 500, Deduct</i>	-12.12	
<i>For >500 To 1,000, Deduct</i>	-23.98	
<i>For >1,000, Deduct</i>	-33.72	

21 Fire Suppression

21 10 Water-Based Fire-Suppression Systems

21 13 Fire-Suppression Sprinkler Systems



MINOR	CSI	UOM	DESCRIPTION	TOTAL DIRECT UNIT COST	DEMOLITION UNIT COST
21 13 13 00-0085	EA		1/2" NPT Thread, 7/16" Orifice, K=4.2, Pendent White Polyester Coated Wet Pipe Sprinkler Head	87.76	12.17
			<i>For >25 To 50, Deduct</i>	-2.44	
			<i>For >50 To 100, Deduct</i>	-6.82	
			<i>For >100 To 500, Deduct</i>	-12.19	
			<i>For >500 To 1,000, Deduct</i>	-24.08	
			<i>For >1,000, Deduct</i>	-33.82	
21 13 13 00-0086	EA		1/2" NPT Thread, 7/16" Orifice, K=4.2, Pendent Brass Wet Pipe Sprinkler Head, Low Lead	84.41	12.17
			<i>For >25 To 50, Deduct</i>	-2.44	
			<i>For >50 To 100, Deduct</i>	-6.66	
			<i>For >100 To 500, Deduct</i>	-11.77	
			<i>For >500 To 1,000, Deduct</i>	-23.47	
			<i>For >1,000, Deduct</i>	-33.22	
21 13 13 00-0087	EA		1/2" NPT Thread, 7/16" Orifice, K=4.2, Pendent Chrome Wet Pipe Sprinkler Head, Low Lead	87.22	12.17
			<i>For >25 To 50, Deduct</i>	-2.44	
			<i>For >50 To 100, Deduct</i>	-6.80	
			<i>For >100 To 500, Deduct</i>	-12.12	
			<i>For >500 To 1,000, Deduct</i>	-23.98	
			<i>For >1,000, Deduct</i>	-33.72	
21 13 13 00-0088	EA		1/2" NPT Thread, 7/16" Orifice, K=4.2, Pendent White Polyester Coated Wet Pipe Sprinkler Head, Low Lead	87.76	12.17
			<i>For >25 To 50, Deduct</i>	-2.44	
			<i>For >50 To 100, Deduct</i>	-6.82	
			<i>For >100 To 500, Deduct</i>	-12.19	
			<i>For >500 To 1,000, Deduct</i>	-24.08	
			<i>For >1,000, Deduct</i>	-33.82	
21 13 13 00-0089	EA		1/2" NPT Thread, 1/2" Orifice, K=5.6, Pendent Brass Wet Pipe Sprinkler Head, Low Lead	76.29	12.17
			<i>For >25 To 50, Deduct</i>	-2.44	
			<i>For >50 To 100, Deduct</i>	-6.25	
			<i>For >100 To 500, Deduct</i>	-10.75	
			<i>For >500 To 1,000, Deduct</i>	-22.01	
			<i>For >1,000, Deduct</i>	-31.75	
21 13 13 00-0090	EA		1/2" NPT Thread, 1/2" Orifice, K=5.6, Pendent Chrome Wet Pipe Sprinkler Head, Low Lead	79.11	12.17
			<i>For >25 To 50, Deduct</i>	-2.44	
			<i>For >50 To 100, Deduct</i>	-6.39	
			<i>For >100 To 500, Deduct</i>	-11.11	
			<i>For >500 To 1,000, Deduct</i>	-22.52	
			<i>For >1,000, Deduct</i>	-32.26	
21 13 13 00-0091	EA		1/2" NPT Thread, 1/2" Orifice, K=5.6, Pendent White Polyester Coated Wet Pipe Sprinkler Head, Low Lead	80.90	12.17
			<i>For >25 To 50, Deduct</i>	-2.44	
			<i>For >50 To 100, Deduct</i>	-6.48	
			<i>For >100 To 500, Deduct</i>	-11.33	
			<i>For >500 To 1,000, Deduct</i>	-22.84	
			<i>For >1,000, Deduct</i>	-32.58	
21 13 13 00-0092	EA		1/2" NPT Thread, 1/2" Orifice, K=5.6, 300 PSI Rated, Pendent Brass Wet Pipe Sprinkler Head	77.71	12.17
			<i>For >25 To 50, Deduct</i>	-2.44	
			<i>For >50 To 100, Deduct</i>	-6.32	
			<i>For >100 To 500, Deduct</i>	-10.93	
			<i>For >500 To 1,000, Deduct</i>	-22.27	
			<i>For >1,000, Deduct</i>	-32.01	
21 13 13 00-0093	EA		1/2" NPT Thread, 1/2" Orifice, K=5.6, 300 PSI Rated, Pendent Chrome Wet Pipe Sprinkler Head	79.70	12.17
			<i>For >25 To 50, Deduct</i>	-2.44	
			<i>For >50 To 100, Deduct</i>	-6.42	
			<i>For >100 To 500, Deduct</i>	-11.18	
			<i>For >500 To 1,000, Deduct</i>	-22.63	
			<i>For >1,000, Deduct</i>	-32.37	
21 13 13 00-0094	EA		1/2" NPT Thread, 1/2" Orifice, K=5.6, 300 PSI Rated, Pendent White Polyester Coated Wet Pipe Sprinkler Head	81.51	12.17
			<i>For >25 To 50, Deduct</i>	-2.44	
			<i>For >50 To 100, Deduct</i>	-6.51	
			<i>For >100 To 500, Deduct</i>	-11.41	
			<i>For >500 To 1,000, Deduct</i>	-22.95	
			<i>For >1,000, Deduct</i>	-32.69	
21 13 13 00-0095	EA		3/4" NPT Thread, 17/32" Orifice, K=8.0, Quick Response, 300 PSI Rated, Pendent Brass Wet Pipe Sprinkler Head	90.32	13.52
			<i>For >25 To 50, Deduct</i>	-2.71	
			<i>For >50 To 100, Deduct</i>	-7.22	
			<i>For >100 To 500, Deduct</i>	-12.64	
			<i>For >500 To 1,000, Deduct</i>	-25.46	
			<i>For >1,000, Deduct</i>	-36.28	
21 13 13 00-0096	EA		3/4" NPT Thread, 17/32" Orifice, K=8.0, Quick Response, 300 PSI Rated, Pendent Chrome Wet Pipe Sprinkler Head	93.96	13.52
			<i>For >25 To 50, Deduct</i>	-2.71	
			<i>For >50 To 100, Deduct</i>	-7.40	
			<i>For >100 To 500, Deduct</i>	-13.10	
			<i>For >500 To 1,000, Deduct</i>	-26.11	
			<i>For >1,000, Deduct</i>	-36.93	
21 13 13 00-0097	EA		3/4" NPT Thread, 17/32" Orifice, K=8.0, Quick Response, 300 PSI Rated, Pendent White Polyester Coated Wet Pipe Sprinkler Head	93.96	13.52
			<i>For >25 To 50, Deduct</i>	-2.71	
			<i>For >50 To 100, Deduct</i>	-7.40	
			<i>For >100 To 500, Deduct</i>	-13.10	
			<i>For >500 To 1,000, Deduct</i>	-26.11	
			<i>For >1,000, Deduct</i>	-36.93	
21 13 13 00-0098	EA		1/2" NPT Thread, 1/2" Orifice, K=5.6, Quick Response, Pendent Brass Wet Pipe Sprinkler Head	86.35	12.17
			<i>For >25 To 50, Deduct</i>	-2.44	
			<i>For >50 To 100, Deduct</i>	-6.75	
			<i>For >100 To 500, Deduct</i>	-12.01	
			<i>For >500 To 1,000, Deduct</i>	-23.82	
			<i>For >1,000, Deduct</i>	-33.57	



MINOR CSI UOM DESCRIPTION	TOTAL DIRECT UNIT COST	DEMOLITION UNIT COST
21 13 13 00-0099 EA 1/2" NPT Thread, 1/2" Orifice, K=5.6, Quick Response, Pendent Chrome Wet Pipe Sprinkler Head.....	90.03	12.17
<i>For >25 To 50, Deduct</i>	-2.44	
<i>For >50 To 100, Deduct</i>	-6.94	
<i>For >100 To 500, Deduct</i>	-12.47	
<i>For >500 To 1,000, Deduct</i>	-24.49	
<i>For >1,000, Deduct</i>	-34.23	
21 13 13 00-0100 EA 1/2" NPT Thread, 3/8" Orifice, K=2.8, Quick Response, Pendent Brass Wet Pipe Sprinkler Head.....	95.54	12.17
<i>For >25 To 50, Deduct</i>	-2.44	
<i>For >50 To 100, Deduct</i>	-7.21	
<i>For >100 To 500, Deduct</i>	-13.16	
<i>For >500 To 1,000, Deduct</i>	-25.48	
<i>For >1,000, Deduct</i>	-35.22	
21 13 13 00-0101 EA 1/2" NPT Thread, 3/8" Orifice, K=2.8, Quick Response, Pendent Chrome Wet Pipe Sprinkler Head.....	101.57	12.17
<i>For >25 To 50, Deduct</i>	-2.44	
<i>For >50 To 100, Deduct</i>	-7.51	
<i>For >100 To 500, Deduct</i>	-13.91	
<i>For >500 To 1,000, Deduct</i>	-26.56	
<i>For >1,000, Deduct</i>	-36.31	
21 13 13 00-0102 EA 1/2" NPT Thread, 7/16" Orifice, K=4.2, Quick Response, Pendent Brass Wet Pipe Sprinkler Head.....	95.54	12.17
<i>For >25 To 50, Deduct</i>	-2.44	
<i>For >50 To 100, Deduct</i>	-7.21	
<i>For >100 To 500, Deduct</i>	-13.16	
<i>For >500 To 1,000, Deduct</i>	-25.48	
<i>For >1,000, Deduct</i>	-35.22	
21 13 13 00-0103 EA 1/2" NPT Thread, 7/16" Orifice, K=4.2, Quick Response, Pendent Chrome Wet Pipe Sprinkler Head.....	101.57	12.17
<i>For >25 To 50, Deduct</i>	-2.44	
<i>For >50 To 100, Deduct</i>	-7.51	
<i>For >100 To 500, Deduct</i>	-13.91	
<i>For >500 To 1,000, Deduct</i>	-26.56	
<i>For >1,000, Deduct</i>	-36.31	
21 13 13 00-0104 EA 1/2" NPT Thread, 1/2" Orifice, K=5.6, Extended Coverage, Pendent Brass Wet Pipe Sprinkler Head.....	81.60	12.17
<i>For >25 To 50, Deduct</i>	-2.44	
<i>For >50 To 100, Deduct</i>	-6.52	
<i>For >100 To 500, Deduct</i>	-11.42	
<i>For >500 To 1,000, Deduct</i>	-22.97	
<i>For >1,000, Deduct</i>	-32.71	
21 13 13 00-0105 EA 1/2" NPT Thread, 1/2" Orifice, K=5.6, Extended Coverage, Pendent Chrome Wet Pipe Sprinkler Head.....	84.76	12.17
<i>For >25 To 50, Deduct</i>	-2.44	
<i>For >50 To 100, Deduct</i>	-6.67	
<i>For >100 To 500, Deduct</i>	-11.81	
<i>For >500 To 1,000, Deduct</i>	-23.54	
<i>For >1,000, Deduct</i>	-33.28	
21 13 13 00-0106 EA 1/2" NPT Thread, 1/2" Orifice, K=5.6, Extended Coverage, Pendent White Polyester Coated Wet Pipe Sprinkler Head.....	86.41	12.17
<i>For >25 To 50, Deduct</i>	-2.44	
<i>For >50 To 100, Deduct</i>	-6.76	
<i>For >100 To 500, Deduct</i>	-12.02	
<i>For >500 To 1,000, Deduct</i>	-23.83	
<i>For >1,000, Deduct</i>	-33.58	
21 13 13 00-0107 EA 3/4" NPT Thread, 17/32" Orifice, K=8.0, Quick Response, Extended Coverage, Pendent Brass Wet Pipe Sprinkler Head.....	89.00	13.52
<i>For >25 To 50, Deduct</i>	-2.71	
<i>For >50 To 100, Deduct</i>	-7.16	
<i>For >100 To 500, Deduct</i>	-12.48	
<i>For >500 To 1,000, Deduct</i>	-25.22	
<i>For >1,000, Deduct</i>	-36.04	
21 13 13 00-0108 EA 3/4" NPT Thread, 17/32" Orifice, K=8.0, Quick Response, Extended Coverage, Pendent Chrome Wet Pipe Sprinkler Head.....	92.11	13.52
<i>For >25 To 50, Deduct</i>	-2.71	
<i>For >50 To 100, Deduct</i>	-7.31	
<i>For >100 To 500, Deduct</i>	-12.87	
<i>For >500 To 1,000, Deduct</i>	-25.78	
<i>For >1,000, Deduct</i>	-36.60	
21 13 13 00-0109 EA 3/4" NPT Thread, 17/32" Orifice, K=8.0, Quick Response, Extended Coverage, Pendent White Polyester Coated Wet Pipe Sprinkler Head.....	95.14	13.52
<i>For >25 To 50, Deduct</i>	-2.71	
<i>For >50 To 100, Deduct</i>	-7.46	
<i>For >100 To 500, Deduct</i>	-13.25	
<i>For >500 To 1,000, Deduct</i>	-26.32	
<i>For >1,000, Deduct</i>	-37.15	
21 13 13 00-0110 EA 1/2" NPT Thread, 1/2" Orifice, K=5.6, 300 PSI Rated, Extended Coverage, Pendent Brass Wet Pipe Sprinkler Head.....	83.38	12.17
<i>For >25 To 50, Deduct</i>	-2.44	
<i>For >50 To 100, Deduct</i>	-6.60	
<i>For >100 To 500, Deduct</i>	-11.64	
<i>For >500 To 1,000, Deduct</i>	-23.29	
<i>For >1,000, Deduct</i>	-33.03	
21 13 13 00-0111 EA 1/2" NPT Thread, 1/2" Orifice, K=5.6, 300 PSI Rated, Extended Coverage, Pendent Chrome Wet Pipe Sprinkler Head.....	86.48	12.17
<i>For >25 To 50, Deduct</i>	-2.44	
<i>For >50 To 100, Deduct</i>	-6.76	
<i>For >100 To 500, Deduct</i>	-12.03	
<i>For >500 To 1,000, Deduct</i>	-23.85	
<i>For >1,000, Deduct</i>	-33.59	

21 Fire Suppression

21 10 Water-Based Fire-Suppression Systems

21 13 Fire-Suppression Sprinkler Systems



MINOR	CSI	UOM	DESCRIPTION	TOTAL DIRECT UNIT COST	DEMOLITION UNIT COST
21 13	13 00-0112	EA	1/2" NPT Thread, 1/2" Orifice, K=5.6, 300 PSI Rated, Extended Coverage, Pendent White Polyester Coated Wet Pipe Sprinkler Head.....	88.17	12.17
			<i>For >25 To 50, Deduct</i>	-2.44	
			<i>For >50 To 100, Deduct</i>	-6.84	
			<i>For >100 To 500, Deduct</i>	-12.24	
			<i>For >500 To 1,000, Deduct</i>	-24.15	
			<i>For >1,000, Deduct</i>	-33.89	
21 13	13 00-0113	EA	3/4" NPT Thread, 17/32" Orifice, K=8.0, Quick Response, 300 PSI Rated, Extended Coverage, Pendent Brass Wet Pipe Sprinkler Head.....	90.32	13.52
			<i>For >25 To 50, Deduct</i>	-2.71	
			<i>For >50 To 100, Deduct</i>	-7.22	
			<i>For >100 To 500, Deduct</i>	-12.64	
			<i>For >500 To 1,000, Deduct</i>	-25.46	
			<i>For >1,000, Deduct</i>	-36.28	
21 13	13 00-0114	EA	3/4" NPT Thread, 17/32" Orifice, K=8.0, Quick Response, 300 PSI Rated, Extended Coverage, Pendent Chrome Wet Pipe Sprinkler Head.....	93.57	13.52
			<i>For >25 To 50, Deduct</i>	-2.71	
			<i>For >50 To 100, Deduct</i>	-7.38	
			<i>For >100 To 500, Deduct</i>	-13.05	
			<i>For >500 To 1,000, Deduct</i>	-26.04	
			<i>For >1,000, Deduct</i>	-36.86	
21 13	13 00-0115	EA	3/4" NPT Thread, 17/32" Orifice, K=8.0, Quick Response, 300 PSI Rated, Extended Coverage, Pendent White Polyester Coated Wet Pipe Sprinkler Head.....	96.71	13.52
			<i>For >25 To 50, Deduct</i>	-2.71	
			<i>For >50 To 100, Deduct</i>	-7.54	
			<i>For >100 To 500, Deduct</i>	-13.44	
			<i>For >500 To 1,000, Deduct</i>	-26.61	
			<i>For >1,000, Deduct</i>	-37.43	
21 13	13 00-0116	EA	1/2" NPT Thread, 1/2" Orifice, Decorative Pendent Chrome Wet Pipe Sprinkler Head.....	132.64	12.17
			<i>For >25 To 50, Deduct</i>	-2.44	
			<i>For >50 To 100, Deduct</i>	-9.07	
			<i>For >100 To 500, Deduct</i>	-17.80	
			<i>For >500 To 1,000, Deduct</i>	-32.16	
			<i>For >1,000, Deduct</i>	-41.90	
21 13	13 00-0117	EA	1/2" NPT Thread, 1/2" Orifice, Decorative Pendent White Polyester Coated Wet Pipe Sprinkler Head.....	132.64	12.17
			<i>For >25 To 50, Deduct</i>	-2.44	
			<i>For >50 To 100, Deduct</i>	-9.07	
			<i>For >100 To 500, Deduct</i>	-17.80	
			<i>For >500 To 1,000, Deduct</i>	-32.16	
			<i>For >1,000, Deduct</i>	-41.90	
21 13	13 00-0118	EA	3/4" NPT Thread, K=14.0, Extended Coverage, Pendent Brass Wet Pipe Sprinkler Head.....	99.23	13.52
			<i>For >25 To 50, Deduct</i>	-2.71	
			<i>For >50 To 100, Deduct</i>	-7.67	
			<i>For >100 To 500, Deduct</i>	-13.76	
			<i>For >500 To 1,000, Deduct</i>	-27.06	
			<i>For >1,000, Deduct</i>	-37.88	
21 13	13 00-0119	EA	3/4" NPT Thread, K=14.0, Extended Coverage, Pendent Chrome Wet Pipe Sprinkler Head.....	101.62	13.52
			<i>For >25 To 50, Deduct</i>	-2.71	
			<i>For >50 To 100, Deduct</i>	-7.79	
			<i>For >100 To 500, Deduct</i>	-14.06	
			<i>For >500 To 1,000, Deduct</i>	-27.49	
			<i>For >1,000, Deduct</i>	-38.31	
21 13	13 00-0120	EA	3/4" NPT Thread, K=14.0, Extended Coverage, Pendent White Polyester Coated Wet Pipe Sprinkler Head.....	101.62	13.52
			<i>For >25 To 50, Deduct</i>	-2.71	
			<i>For >50 To 100, Deduct</i>	-7.79	
			<i>For >100 To 500, Deduct</i>	-14.06	
			<i>For >500 To 1,000, Deduct</i>	-27.49	
			<i>For >1,000, Deduct</i>	-38.31	
21 13	13 00-0121	EA	3/4" NPT Thread, K=11.2, Extended Coverage, Pendent Brass Wet Pipe Sprinkler Head.....	96.00	13.52
			<i>For >25 To 50, Deduct</i>	-2.71	
			<i>For >50 To 100, Deduct</i>	-7.51	
			<i>For >100 To 500, Deduct</i>	-13.35	
			<i>For >500 To 1,000, Deduct</i>	-26.48	
			<i>For >1,000, Deduct</i>	-37.30	
21 13	13 00-0122	EA	3/4" NPT Thread, K=11.2, Extended Coverage, Pendent Chrome Wet Pipe Sprinkler Head.....	98.21	13.52
			<i>For >25 To 50, Deduct</i>	-2.71	
			<i>For >50 To 100, Deduct</i>	-7.62	
			<i>For >100 To 500, Deduct</i>	-13.63	
			<i>For >500 To 1,000, Deduct</i>	-26.88	
			<i>For >1,000, Deduct</i>	-37.70	
21 13	13 00-0123	EA	3/4" NPT Thread, K=11.2, Extended Coverage, Pendent White Polyester Coated Wet Pipe Sprinkler Head.....	98.21	13.52
			<i>For >25 To 50, Deduct</i>	-2.71	
			<i>For >50 To 100, Deduct</i>	-7.62	
			<i>For >100 To 500, Deduct</i>	-13.63	
			<i>For >500 To 1,000, Deduct</i>	-26.88	
			<i>For >1,000, Deduct</i>	-37.70	
21 13	13 00-0124	EA	1/2" NPT Thread, K=5.6, Quick Response, Pendent Stainless Steel Wet Pipe Sprinkler Head.....	278.92	12.17
			<i>For >25 To 50, Deduct</i>	-2.44	
			<i>For >50 To 100, Deduct</i>	-16.38	
			<i>For >100 To 500, Deduct</i>	-36.08	
			<i>For >500 To 1,000, Deduct</i>	-68.49	
			<i>For >1,000, Deduct</i>	-68.23	



MINOR CSI UOM DESCRIPTION	TOTAL DIRECT UNIT COST	DEMOLITION UNIT COST
21 13 13 00-0125 EA 3/4" NPT Thread, K=8.0, Quick Response, Pendent Stainless Steel Wet Pipe Sprinkler Head	307.13	13.52
For >25 To 50, Deduct	-2.71	
For >50 To 100, Deduct	-18.06	
For >100 To 500, Deduct	-39.74	
For >500 To 1,000, Deduct	-64.48	
For >1,000, Deduct	-75.30	
21 13 13 00-0126 EA 1/2" NPT Thread, K=5.6, High Temperature (400 To 500 Degree), Pendent Brass Wet Pipe Sprinkler Head	149.51	12.17
For >25 To 50, Deduct	-2.44	
For >50 To 100, Deduct	-9.91	
For >100 To 500, Deduct	-19.91	
For >500 To 1,000, Deduct	-35.19	
For >1,000, Deduct	-44.93	
21 13 13 00-0127 EA 1/2" NPT Thread, K=5.6, High Temperature (400 To 500 Degree), Pendent Chrome Wet Pipe Sprinkler Head	183.22	12.17
For >25 To 50, Deduct	-2.44	
For >50 To 100, Deduct	-11.60	
For >100 To 500, Deduct	-24.12	
For >500 To 1,000, Deduct	-41.26	
For >1,000, Deduct	-51.00	
21 13 13 00-0128 EA 1/2" NPT Thread, K=5.6, High Temperature (650 Degree), Pendent Brass Wet Pipe Sprinkler Head	324.21	12.17
For >25 To 50, Deduct	-2.44	
For >50 To 100, Deduct	-18.65	
For >100 To 500, Deduct	-41.74	
For >500 To 1,000, Deduct	-66.64	
For >1,000, Deduct	-76.38	
21 13 13 00-0129 EA 1/2" NPT Thread, K=5.6, High Temperature (650 Degree), Pendent Chrome Wet Pipe Sprinkler Head	412.07	12.17
For >25 To 50, Deduct	-2.44	
For >50 To 100, Deduct	-23.04	
For >100 To 500, Deduct	-52.73	
For >500 To 1,000, Deduct	-82.45	
For >1,000, Deduct	-92.20	
21 13 13 00-0130 EA 3/4" NPT Thread, K=8.0, High Temperature (400 To 500 Degree), Pendent Brass Wet Pipe Sprinkler Head	188.62	13.52
For >25 To 50, Deduct	-2.71	
For >50 To 100, Deduct	-12.14	
For >100 To 500, Deduct	-24.93	
For >500 To 1,000, Deduct	-43.15	
For >1,000, Deduct	-53.97	
21 13 13 00-0131 EA 3/4" NPT Thread, K=8.0, High Temperature (400 To 500 Degree), Pendent Chrome Wet Pipe Sprinkler Head	189.65	13.52
For >25 To 50, Deduct	-2.71	
For >50 To 100, Deduct	-12.19	
For >100 To 500, Deduct	-25.06	
For >500 To 1,000, Deduct	-43.34	
For >1,000, Deduct	-54.16	
21 13 13 00-0132 Sidewall Wet Pipe Sprinkler Heads (21 13 13 00-0024)		
21 13 13 00-0133 Horizontal Sidewall Wet-Pipe Sprinkler Heads (21 13 13 00-0132)		
21 13 13 00-0134 EA 1/2" NPT Thread, 1/2" Orifice, K=5.6, Horizontal Sidewall Brass Wet Pipe Sprinkler Head	80.50	12.17
For >25 To 50, Deduct	-2.44	
For >50 To 100, Deduct	-6.46	
For >100 To 500, Deduct	-11.28	
For >500 To 1,000, Deduct	-22.77	
For >1,000, Deduct	-32.51	
21 13 13 00-0135 EA 1/2" NPT Thread, 1/2" Orifice, K=5.6, Horizontal Sidewall Chrome Wet Pipe Sprinkler Head	82.75	12.17
For >25 To 50, Deduct	-2.44	
For >50 To 100, Deduct	-6.57	
For >100 To 500, Deduct	-11.56	
For >500 To 1,000, Deduct	-23.18	
For >1,000, Deduct	-32.92	
21 13 13 00-0136 EA 1/2" NPT Thread, 1/2" Orifice, K=5.6, Horizontal Sidewall White Polyester Coated Wet Pipe Sprinkler Head	86.31	12.17
For >25 To 50, Deduct	-2.44	
For >50 To 100, Deduct	-6.75	
For >100 To 500, Deduct	-12.01	
For >500 To 1,000, Deduct	-23.82	
For >1,000, Deduct	-33.56	
21 13 13 00-0137 EA 1/2" NPT Thread, 1/2" Orifice, K=5.6, 300 PSI Rated, Horizontal Sidewall Brass Wet Pipe Sprinkler Head	81.77	12.17
For >25 To 50, Deduct	-2.44	
For >50 To 100, Deduct	-6.52	
For >100 To 500, Deduct	-11.44	
For >500 To 1,000, Deduct	-23.00	
For >1,000, Deduct	-32.74	
21 13 13 00-0138 EA 1/2" NPT Thread, 1/2" Orifice, K=5.6, 300 PSI Rated, Horizontal Sidewall Chrome Wet Pipe Sprinkler Head	84.06	12.17
For >25 To 50, Deduct	-2.44	
For >50 To 100, Deduct	-6.64	
For >100 To 500, Deduct	-11.73	
For >500 To 1,000, Deduct	-23.41	
For >1,000, Deduct	-33.15	
21 13 13 00-0139 EA 1/2" NPT Thread, 1/2" Orifice, K=5.6, 300 PSI Rated, Horizontal Sidewall White Wet Pipe Sprinkler Head	87.69	12.17
For >25 To 50, Deduct	-2.44	
For >50 To 100, Deduct	-6.82	
For >100 To 500, Deduct	-12.18	
For >500 To 1,000, Deduct	-24.06	
For >1,000, Deduct	-33.81	

21 Fire Suppression
21 10 Water-Based Fire-Suppression Systems
21 13 Fire-Suppression Sprinkler Systems



MINOR	CSI	UOM	DESCRIPTION	TOTAL DIRECT UNIT COST	DEMOLITION UNIT COST
21 13 13 00-0140	EA		1/2" NPT Thread, 1/2" Orifice, K=5.6, Quick Response, Horizontal Sidewall Brass Wet Pipe Sprinkler Head	90.03	12.17
			<i>For >25 To 50, Deduct</i>	-2.44	
			<i>For >50 To 100, Deduct</i>	-6.94	
			<i>For >100 To 500, Deduct</i>	-12.47	
			<i>For >500 To 1,000, Deduct</i>	-24.49	
			<i>For >1,000, Deduct</i>	-34.23	
21 13 13 00-0141	EA		1/2" NPT Thread, 1/2" Orifice, K=5.6, Quick Response, Horizontal Sidewall Chrome Wet Pipe Sprinkler Head.....	93.70	12.17
			<i>For >25 To 50, Deduct</i>	-2.44	
			<i>For >50 To 100, Deduct</i>	-7.12	
			<i>For >100 To 500, Deduct</i>	-12.93	
			<i>For >500 To 1,000, Deduct</i>	-25.15	
			<i>For >1,000, Deduct</i>	-34.89	
21 13 13 00-0142	EA		3/4" NPT Thread, 17/32" Orifice, K=8.0, Quick Response, Horizontal Sidewall Brass Wet Pipe Sprinkler Head	97.29	13.52
			<i>For >25 To 50, Deduct</i>	-2.71	
			<i>For >50 To 100, Deduct</i>	-7.57	
			<i>For >100 To 500, Deduct</i>	-13.51	
			<i>For >500 To 1,000, Deduct</i>	-26.71	
			<i>For >1,000, Deduct</i>	-37.53	
21 13 13 00-0143	EA		3/4" NPT Thread, 17/32" Orifice, K=8.0, Quick Response, Horizontal Sidewall Chrome Wet Pipe Sprinkler Head.....	102.78	13.52
			<i>For >25 To 50, Deduct</i>	-2.71	
			<i>For >50 To 100, Deduct</i>	-7.84	
			<i>For >100 To 500, Deduct</i>	-14.20	
			<i>For >500 To 1,000, Deduct</i>	-27.70	
			<i>For >1,000, Deduct</i>	-38.52	
21 13 13 00-0144	EA		1/2" NPT Thread, 3/8" Orifice, K=2.8, Quick Response, Horizontal Sidewall Brass Wet Pipe Sprinkler Head	97.93	12.17
			<i>For >25 To 50, Deduct</i>	-2.44	
			<i>For >50 To 100, Deduct</i>	-7.33	
			<i>For >100 To 500, Deduct</i>	-13.46	
			<i>For >500 To 1,000, Deduct</i>	-25.91	
			<i>For >1,000, Deduct</i>	-35.65	
21 13 13 00-0145	EA		1/2" NPT Thread, 3/8" Orifice, K=2.8, Quick Response, Horizontal Sidewall Chrome Wet Pipe Sprinkler Head.....	101.57	12.17
			<i>For >25 To 50, Deduct</i>	-2.44	
			<i>For >50 To 100, Deduct</i>	-7.51	
			<i>For >100 To 500, Deduct</i>	-13.91	
			<i>For >500 To 1,000, Deduct</i>	-26.56	
			<i>For >1,000, Deduct</i>	-36.31	
21 13 13 00-0146	EA		1/2" NPT Thread, 7/16" Orifice, K=4.2, Quick Response, Horizontal Sidewall Brass Wet Pipe Sprinkler Head	97.93	12.17
			<i>For >25 To 50, Deduct</i>	-2.44	
			<i>For >50 To 100, Deduct</i>	-7.33	
			<i>For >100 To 500, Deduct</i>	-13.46	
			<i>For >500 To 1,000, Deduct</i>	-25.91	
			<i>For >1,000, Deduct</i>	-35.65	
21 13 13 00-0147	EA		1/2" NPT Thread, 7/16" Orifice, K=4.2, Quick Response, Horizontal Sidewall Chrome Wet Pipe Sprinkler Head.....	101.57	12.17
			<i>For >25 To 50, Deduct</i>	-2.44	
			<i>For >50 To 100, Deduct</i>	-7.51	
			<i>For >100 To 500, Deduct</i>	-13.91	
			<i>For >500 To 1,000, Deduct</i>	-26.56	
			<i>For >1,000, Deduct</i>	-36.31	
21 13 13 00-0148	EA		1/2" NPT Thread, 1/2" Orifice, K=5.6, Extended Coverage, Horizontal Sidewall Brass Wet Pipe Sprinkler Head	78.58	12.17
			<i>For >25 To 50, Deduct</i>	-2.44	
			<i>For >50 To 100, Deduct</i>	-6.36	
			<i>For >100 To 500, Deduct</i>	-11.04	
			<i>For >500 To 1,000, Deduct</i>	-22.43	
			<i>For >1,000, Deduct</i>	-32.17	
21 13 13 00-0149	EA		1/2" NPT Thread, 1/2" Orifice, K=5.6, Extended Coverage, Horizontal Sidewall Chrome Wet Pipe Sprinkler Head	80.44	12.17
			<i>For >25 To 50, Deduct</i>	-2.44	
			<i>For >50 To 100, Deduct</i>	-6.46	
			<i>For >100 To 500, Deduct</i>	-11.27	
			<i>For >500 To 1,000, Deduct</i>	-22.76	
			<i>For >1,000, Deduct</i>	-32.50	
21 13 13 00-0150	EA		1/2" NPT Thread, 1/2" Orifice, K=5.6, Extended Coverage, Horizontal Sidewall White Wet Pipe Sprinkler Head	82.76	12.17
			<i>For >25 To 50, Deduct</i>	-2.44	
			<i>For >50 To 100, Deduct</i>	-6.57	
			<i>For >100 To 500, Deduct</i>	-11.56	
			<i>For >500 To 1,000, Deduct</i>	-23.18	
			<i>For >1,000, Deduct</i>	-32.92	
21 13 13 00-0151	EA		3/4" NPT Thread, 17/32" Orifice, K=8.0, Quick Response, Extended Coverage, Horizontal Sidewall Brass Wet Pipe Sprinkler Head.....	86.16	13.52
			<i>For >25 To 50, Deduct</i>	-2.71	
			<i>For >50 To 100, Deduct</i>	-7.01	
			<i>For >100 To 500, Deduct</i>	-12.12	
			<i>For >500 To 1,000, Deduct</i>	-24.71	
			<i>For >1,000, Deduct</i>	-35.53	
21 13 13 00-0152	EA		3/4" NPT Thread, 17/32" Orifice, K=8.0, Quick Response, Extended Coverage, Horizontal Sidewall Chrome Wet Pipe Sprinkler Head.....	88.16	13.52
			<i>For >25 To 50, Deduct</i>	-2.71	
			<i>For >50 To 100, Deduct</i>	-7.11	
			<i>For >100 To 500, Deduct</i>	-12.37	
			<i>For >500 To 1,000, Deduct</i>	-25.07	
			<i>For >1,000, Deduct</i>	-35.89	
21 13 13 00-0153	EA		3/4" NPT Thread, 17/32" Orifice, K=8.0, Quick Response, Extended Coverage, Horizontal Sidewall White Wet Pipe Sprinkler Head.....	90.31	13.52
			<i>For >25 To 50, Deduct</i>	-2.71	
			<i>For >50 To 100, Deduct</i>	-7.22	
			<i>For >100 To 500, Deduct</i>	-12.64	
			<i>For >500 To 1,000, Deduct</i>	-25.45	
			<i>For >1,000, Deduct</i>	-36.28	



MINOR CSI UOM DESCRIPTION	TOTAL DIRECT UNIT COST	DEMOLITION UNIT COST
21 13 13 00-0154 EA 3/4" NPT Thread, 17/32" Orifice, K=8.0, Quick Response, 300 PSI Rated, Extended Coverage, Horizontal Sidewall Brass Wet Pipe Sprinkler Head.....	87.74	13.52
<i>For >25 To 50, Deduct</i>	-2.71	
<i>For >50 To 100, Deduct</i>	-7.09	
<i>For >100 To 500, Deduct</i>	-12.32	
<i>For >500 To 1,000, Deduct</i>	-24.99	
<i>For >1,000, Deduct</i>	-35.81	
21 13 13 00-0155 EA 3/4" NPT Thread, 17/32" Orifice, K=8.0, Quick Response, 300 PSI Rated, Extended Coverage, Horizontal Sidewall Chrome Wet Pipe Sprinkler Head.....	89.81	13.52
<i>For >25 To 50, Deduct</i>	-2.71	
<i>For >50 To 100, Deduct</i>	-7.20	
<i>For >100 To 500, Deduct</i>	-12.88	
<i>For >500 To 1,000, Deduct</i>	-25.36	
<i>For >1,000, Deduct</i>	-36.19	
21 13 13 00-0156 EA 3/4" NPT Thread, 17/32" Orifice, K=8.0, Quick Response, 300 PSI Rated, Extended Coverage, Horizontal Sidewall White Wet Pipe Sprinkler Head.....	92.05	13.52
<i>For >25 To 50, Deduct</i>	-2.71	
<i>For >50 To 100, Deduct</i>	-7.31	
<i>For >100 To 500, Deduct</i>	-12.86	
<i>For >500 To 1,000, Deduct</i>	-25.77	
<i>For >1,000, Deduct</i>	-36.59	
21 13 13 00-0157 EA 3/4" NPT Thread, 17/32" Orifice, K=8.0, Extended Coverage, Horizontal Sidewall Brass Wet Pipe Sprinkler Head.....	92.09	13.52
<i>For >25 To 50, Deduct</i>	-2.71	
<i>For >50 To 100, Deduct</i>	-7.31	
<i>For >100 To 500, Deduct</i>	-12.86	
<i>For >500 To 1,000, Deduct</i>	-25.77	
<i>For >1,000, Deduct</i>	-36.60	
21 13 13 00-0158 EA 3/4" NPT Thread, 17/32" Orifice, K=8.0, Extended Coverage, Horizontal Sidewall Chrome Wet Pipe Sprinkler Head.....	95.15	13.52
<i>For >25 To 50, Deduct</i>	-2.71	
<i>For >50 To 100, Deduct</i>	-7.46	
<i>For >100 To 500, Deduct</i>	-13.25	
<i>For >500 To 1,000, Deduct</i>	-26.33	
<i>For >1,000, Deduct</i>	-37.15	
21 13 13 00-0159 EA 3/4" NPT Thread, 17/32" Orifice, K=8.0, Extended Coverage, Horizontal Sidewall White Wet Pipe Sprinkler Head.....	95.15	13.52
<i>For >25 To 50, Deduct</i>	-2.71	
<i>For >50 To 100, Deduct</i>	-7.46	
<i>For >100 To 500, Deduct</i>	-13.25	
<i>For >500 To 1,000, Deduct</i>	-26.33	
<i>For >1,000, Deduct</i>	-37.15	
21 13 13 00-0160 EA 1/2" NPT Thread, 1/2" Orifice, Decorative Horizontal Sidewall Chrome Wet Pipe Sprinkler Head.....	152.91	12.17
<i>For >25 To 50, Deduct</i>	-2.44	
<i>For >50 To 100, Deduct</i>	-10.08	
<i>For >100 To 500, Deduct</i>	-20.33	
<i>For >500 To 1,000, Deduct</i>	-35.80	
<i>For >1,000, Deduct</i>	-45.55	
21 13 13 00-0161 EA 1/2" NPT Thread, 1/2" Orifice, Decorative Horizontal Sidewall White Wet Pipe Sprinkler Head.....	152.91	12.17
<i>For >25 To 50, Deduct</i>	-2.44	
<i>For >50 To 100, Deduct</i>	-10.08	
<i>For >100 To 500, Deduct</i>	-20.33	
<i>For >500 To 1,000, Deduct</i>	-35.80	
<i>For >1,000, Deduct</i>	-45.55	
21 13 13 00-0162 EA 1/2" NPT Thread, K=5.6, High Temperature (360 Degree), Horizontal Sidewall Brass Wet Pipe Sprinkler Head.....	79.36	12.17
<i>For >25 To 50, Deduct</i>	-2.44	
<i>For >50 To 100, Deduct</i>	-6.40	
<i>For >100 To 500, Deduct</i>	-11.14	
<i>For >500 To 1,000, Deduct</i>	-22.57	
<i>For >1,000, Deduct</i>	-32.31	
21 13 13 00-0163 EA 1/2" NPT Thread, K=5.6, High Temperature (360 Degree), Horizontal Sidewall Chrome Wet Pipe Sprinkler Head.....	79.36	12.17
<i>For >25 To 50, Deduct</i>	-2.44	
<i>For >50 To 100, Deduct</i>	-6.40	
<i>For >100 To 500, Deduct</i>	-11.14	
<i>For >500 To 1,000, Deduct</i>	-22.57	
<i>For >1,000, Deduct</i>	-32.31	
21 13 13 00-0164 EA 1/2" NPT Thread, K=5.6, High Temperature (360 Degree), Horizontal Sidewall White Wet Pipe Sprinkler Head.....	79.36	12.17
<i>For >25 To 50, Deduct</i>	-2.44	
<i>For >50 To 100, Deduct</i>	-6.40	
<i>For >100 To 500, Deduct</i>	-11.14	
<i>For >500 To 1,000, Deduct</i>	-22.57	
<i>For >1,000, Deduct</i>	-32.31	
21 13 13 00-0165 Vertical Sidewall Wet-Pipe Sprinkler Heads (21 13 13 00-0132)		
21 13 13 00-0166 EA 1/2" NPT Thread, 1/2" Orifice, K=5.6, Vertical Sidewall Brass Wet Pipe Sprinkler Head.....	83.42	12.17
<i>For >25 To 50, Deduct</i>	-2.44	
<i>For >50 To 100, Deduct</i>	-6.61	
<i>For >100 To 500, Deduct</i>	-11.65	
<i>For >500 To 1,000, Deduct</i>	-23.30	
<i>For >1,000, Deduct</i>	-33.04	
21 13 13 00-0167 EA 1/2" NPT Thread, 1/2" Orifice, K=5.6, Vertical Sidewall Chrome Wet Pipe Sprinkler Head.....	86.22	12.17
<i>For >25 To 50, Deduct</i>	-2.44	
<i>For >50 To 100, Deduct</i>	-6.75	
<i>For >100 To 500, Deduct</i>	-12.00	
<i>For >500 To 1,000, Deduct</i>	-23.80	
<i>For >1,000, Deduct</i>	-33.54	

21 Fire Suppression

21 10 Water-Based Fire-Suppression Systems

21 13 Fire-Suppression Sprinkler Systems



MINOR		TOTAL DIRECT	DEMOLITION
CSI	UOM DESCRIPTION	UNIT COST	UNIT COST
21 13 13 00-0168	EA 1/2" NPT Thread, 1/2" Orifice, K=5.6, Vertical Sidewall White Wet Pipe Sprinkler Head.....	87.43	12.17
	<i>For >25 To 50, Deduct</i>	-2.44	
	<i>For >50 To 100, Deduct</i>	-6.81	
	<i>For >100 To 500, Deduct</i>	-12.15	
	<i>For >500 To 1,000, Deduct</i>	-24.02	
	<i>For >1,000, Deduct</i>	-33.76	
21 13 13 00-0169	Concealed Wet Pipe Sprinkler Heads <small>(21 13 13 00-0024)</small>		
21 13 13 00-0170	Concealed Pendant Wet-Pipe Sprinkler Heads <small>(21 13 13 00-0169)</small>		
21 13 13 00-0171	EA 1/2" NPT Thread, 1/2" Orifice, K=5.6, Concealed Pendent Brass Wet Pipe Sprinkler Head, Low Lead.....	120.13	16.24
	Note: Excludes coverplate		
	<i>For >25 To 50, Deduct</i>	-3.25	
	<i>For >50 To 100, Deduct</i>	-9.25	
	<i>For >100 To 500, Deduct</i>	-16.64	
	<i>For >500 To 1,000, Deduct</i>	-32.66	
	<i>For >1,000, Deduct</i>	-45.65	
21 13 13 00-0172	EA 1/2" NPT Thread, 1/2" Orifice, K=5.6, Concealed Pendent Brass Wet Pipe Sprinkler Head	87.17	16.24
	Note: Excludes coverplate		
	<i>For >25 To 50, Deduct</i>	-3.25	
	<i>For >50 To 100, Deduct</i>	-7.61	
	<i>For >100 To 500, Deduct</i>	-12.52	
	<i>For >500 To 1,000, Deduct</i>	-26.73	
	<i>For >1,000, Deduct</i>	-39.71	
21 13 13 00-0173	EA 1/2" NPT Thread, 1/2" Orifice, K=5.6, 300 PSI Rated, Concealed Pendent Brass Wet Pipe Sprinkler Head	88.38	16.24
	Note: Excludes coverplate		
	<i>For >25 To 50, Deduct</i>	-3.25	
	<i>For >50 To 100, Deduct</i>	-7.67	
	<i>For >100 To 500, Deduct</i>	-12.67	
	<i>For >500 To 1,000, Deduct</i>	-26.95	
	<i>For >1,000, Deduct</i>	-39.93	
21 13 13 00-0174	EA 3/4" NPT Thread, 17/32" Orifice, K=8.0, Concealed Pendent Brass Wet Pipe Sprinkler Head.....	110.14	17.59
	Note: Excludes coverplate		
	<i>For >25 To 50, Deduct</i>	-3.52	
	<i>For >50 To 100, Deduct</i>	-9.02	
	<i>For >100 To 500, Deduct</i>	-15.53	
	<i>For >500 To 1,000, Deduct</i>	-31.78	
	<i>For >1,000, Deduct</i>	-45.85	
21 13 13 00-0175	EA 1/2" NPT Thread, 7/16" Orifice, K=4.2, Concealed Pendent Brass Wet Pipe Sprinkler Head.....	104.72	16.24
	Note: Excludes coverplate		
	<i>For >25 To 50, Deduct</i>	-3.25	
	<i>For >50 To 100, Deduct</i>	-8.48	
	<i>For >100 To 500, Deduct</i>	-14.71	
	<i>For >500 To 1,000, Deduct</i>	-29.89	
	<i>For >1,000, Deduct</i>	-42.87	
21 13 13 00-0176	EA 1/2" NPT Thread, 3/8" Orifice, K=2.8, Concealed Pendent Brass Wet Pipe Sprinkler Head	104.72	16.24
	Note: Excludes coverplate		
	<i>For >25 To 50, Deduct</i>	-3.25	
	<i>For >50 To 100, Deduct</i>	-8.48	
	<i>For >100 To 500, Deduct</i>	-14.71	
	<i>For >500 To 1,000, Deduct</i>	-29.89	
	<i>For >1,000, Deduct</i>	-42.87	
21 13 13 00-0177	EA 3/4" NPT Thread, 17/32" Orifice, K=8.0, Quick Response, Concealed Pendent Brass Wet Pipe Sprinkler Head	110.14	17.59
	Note: Excludes coverplate		
	<i>For >25 To 50, Deduct</i>	-3.52	
	<i>For >50 To 100, Deduct</i>	-9.02	
	<i>For >100 To 500, Deduct</i>	-15.53	
	<i>For >500 To 1,000, Deduct</i>	-31.78	
	<i>For >1,000, Deduct</i>	-45.85	
21 13 13 00-0178	EA 1/2" NPT Thread, 1/2" Orifice, K=5.6, Quick Response, Concealed Pendent Brass Wet Pipe Sprinkler Head	97.01	16.24
	Note: Excludes coverplate		
	<i>For >25 To 50, Deduct</i>	-3.25	
	<i>For >50 To 100, Deduct</i>	-8.10	
	<i>For >100 To 500, Deduct</i>	-13.75	
	<i>For >500 To 1,000, Deduct</i>	-28.50	
	<i>For >1,000, Deduct</i>	-41.49	
21 13 13 00-0179	EA 1/2" NPT Thread, 7/16" Orifice, K=4.2, Quick Response, Concealed Pendent Brass Wet Pipe Sprinkler Head	104.72	16.24
	Note: Excludes coverplate		
	<i>For >25 To 50, Deduct</i>	-3.25	
	<i>For >50 To 100, Deduct</i>	-8.48	
	<i>For >100 To 500, Deduct</i>	-14.71	
	<i>For >500 To 1,000, Deduct</i>	-29.89	
	<i>For >1,000, Deduct</i>	-42.87	
21 13 13 00-0180	EA 1/2" NPT Thread, 3/8" Orifice, K=2.8, Quick Response, Concealed Pendent Brass Wet Pipe Sprinkler Head	104.72	16.24
	Note: Excludes coverplate		
	<i>For >25 To 50, Deduct</i>	-3.25	
	<i>For >50 To 100, Deduct</i>	-8.48	
	<i>For >100 To 500, Deduct</i>	-14.71	
	<i>For >500 To 1,000, Deduct</i>	-29.89	
	<i>For >1,000, Deduct</i>	-42.87	



MINOR CSI UOM DESCRIPTION	TOTAL DIRECT UNIT COST	DEMOLITION UNIT COST
21 13 13 00-0181 EA 1/2" NPT Thread, 1/2" Orifice, K=5.6, 300 PSI Rated, Quick Response, Concealed Pendent Brass Wet Pipe Sprinkler Head.....	98.83	16.24
Note: Excludes coverplate		
For >25 To 50, Deduct	-3.25	
For >50 To 100, Deduct	-8.19	
For >100 To 500, Deduct	-13.98	
For >500 To 1,000, Deduct	-28.83	
For >1,000, Deduct	-41.81	
21 13 13 00-0182 EA 1/2" NPT Thread, 1/2" Orifice, K=5.6, Quick Response, Adjustable Concealed Pendent Brass Wet Pipe Sprinkler Head.....	161.49	18.94
Note: Excludes coverplate		
For >25 To 50, Deduct	-3.79	
For >50 To 100, Deduct	-11.86	
For >100 To 500, Deduct	-22.08	
For >500 To 1,000, Deduct	-41.95	
For >1,000, Deduct	-57.10	
21 13 13 00-0183 EA 1/2" NPT Thread, 1/2" Orifice, K=5.6, Extended Coverage, Concealed Pendent Brass Wet Pipe Sprinkler Head.....	93.17	16.24
Note: Excludes coverplate		
For >25 To 50, Deduct	-3.25	
For >50 To 100, Deduct	-7.91	
For >100 To 500, Deduct	-13.27	
For >500 To 1,000, Deduct	-27.81	
For >1,000, Deduct	-40.79	
21 13 13 00-0184 EA 3/4" NPT Thread, 17/32" Orifice, K=5.6, Extended Coverage, Concealed Pendent Brass Wet Pipe Sprinkler Head.....	98.09	17.59
Note: Excludes coverplate		
For >25 To 50, Deduct	-3.52	
For >50 To 100, Deduct	-8.42	
For >100 To 500, Deduct	-14.02	
For >500 To 1,000, Deduct	-29.62	
For >1,000, Deduct	-43.69	
21 13 13 00-0185 EA 1/2" NPT Thread, 1/2" Orifice, K=5.6, 300 PSI Rated, Extended Coverage, Concealed Pendent Brass Wet Pipe Sprinkler Head.....	94.25	16.24
Note: Excludes coverplate		
For >25 To 50, Deduct	-3.25	
For >50 To 100, Deduct	-7.96	
For >100 To 500, Deduct	-13.40	
For >500 To 1,000, Deduct	-28.00	
For >1,000, Deduct	-40.99	
21 13 13 00-0186 EA 3/4" NPT Thread, 17/32" Orifice, K=5.6, 300 PSI Rated, Extended Coverage, Concealed Pendent Brass Wet Pipe Sprinkler Head.....	99.67	17.59
Note: Excludes coverplate		
For >25 To 50, Deduct	-3.52	
For >50 To 100, Deduct	-8.50	
For >100 To 500, Deduct	-14.22	
For >500 To 1,000, Deduct	-29.90	
For >1,000, Deduct	-43.97	
21 13 13 00-0187 EA 3/4" NPT Thread, 17/32" Orifice, K=8.0, Extended Coverage, Concealed Pendent Brass Wet Pipe Sprinkler Head.....	110.64	17.59
Note: Excludes coverplate		
For >25 To 50, Deduct	-3.52	
For >50 To 100, Deduct	-9.05	
For >100 To 500, Deduct	-15.59	
For >500 To 1,000, Deduct	-31.87	
For >1,000, Deduct	-45.94	
21 13 13 00-0188 EA 1/2" NPT Thread, 1/2" Orifice, K=5.6, Concealed Pendent Non-Ferrous Sprinkler Head With Escutcheon And Adjustable Chrome Coverplate.....	186.48	18.94
For >25 To 50, Deduct	-3.79	
For >50 To 100, Deduct	-13.11	
For >100 To 500, Deduct	-25.20	
For >500 To 1,000, Deduct	-46.45	
For >1,000, Deduct	-61.60	
21 13 13 00-0189 EA 1/2" NPT Thread, 1/2" Orifice, K=5.6, Concealed Pendent Non-Ferrous Sprinkler Head With Escutcheon And Adjustable White Coverplate.....	186.48	18.94
For >25 To 50, Deduct	-3.79	
For >50 To 100, Deduct	-13.11	
For >100 To 500, Deduct	-25.20	
For >500 To 1,000, Deduct	-46.45	
For >1,000, Deduct	-61.60	
21 13 13 00-0190 Concealed Horizontal Side Wall Wet-Pipe Sprinkler Heads (21 13 13 00-0189)		
21 13 13 00-0191 EA 1/2" NPT Thread, 1/2" Orifice, K=5.6, Quick Response, Concealed Horizontal Sidewall Brass Wet Pipe Sprinkler Head.....	129.29	16.24
Note: Excludes coverplate		
For >25 To 50, Deduct	-3.25	
For >50 To 100, Deduct	-9.71	
For >100 To 500, Deduct	-17.78	
For >500 To 1,000, Deduct	-34.31	
For >1,000, Deduct	-47.30	
21 13 13 00-0192 EA 3/4" NPT Thread, 17/32" Orifice, K=8.0, Quick Response, Concealed Horizontal Sidewall Brass Wet Pipe Sprinkler Head.....	145.44	17.59
Note: Excludes coverplate		
For >25 To 50, Deduct	-3.52	
For >50 To 100, Deduct	-10.79	
For >100 To 500, Deduct	-19.94	
For >500 To 1,000, Deduct	-38.14	
For >1,000, Deduct	-52.21	

21 Fire Suppression**21 10 Water-Based Fire-Suppression Systems****21 13 Fire-Suppression Sprinkler Systems**

SAN BERNARDINO
COUNTY

MINOR CSI	UOM	DESCRIPTION	TOTAL DIRECT UNIT COST	DEMOLITION UNIT COST
21 13 13 00-0193	EA	1/2" NPT Thread, 1/2" Orifice, K=5.6, Quick Response, Extended Coverage, Concealed Horizontal Sidewall Brass Wet Pipe Sprinkler Head	102.50	16.24
		Note: Excludes coverplate		
		For >25 To 50, Deduct	-3.25	
		For >50 To 100, Deduct	-8.37	
		For >100 To 500, Deduct	-14.44	
		For >500 To 1,000, Deduct	-29.49	
		For >1,000, Deduct	-42.47	
21 13 13 00-0194	EA	3/4" NPT Thread, 17/32" Orifice, K=8.0, Quick Response, Extended Coverage, Concealed Horizontal Sidewall Brass Wet Pipe Sprinkler Head	103.84	17.59
		Note: Excludes coverplate		
		For >25 To 50, Deduct	-3.52	
		For >50 To 100, Deduct	-8.71	
		For >100 To 500, Deduct	-14.74	
		For >500 To 1,000, Deduct	-30.65	
		For >1,000, Deduct	-44.72	
21 13 13 00-0195		Institutional Tamper Resistant Wet Pipe Sprinkler Heads (21 13 13 00-0024)		
21 13 13 00-0196	EA	1/2" NPT Thread, K=5.6, Institutional Tamper Resistant, Pendant Chrome Wet Pipe Sprinkler Head	303.39	13.52
		Note: Complete assembly including escutcheon, spacers, retaining flange, and centering grommet.		
		For >25 To 50, Deduct	-2.71	
		For >50 To 100, Deduct	-17.88	
		For >100 To 500, Deduct	-39.28	
		For >500 To 1,000, Deduct	-63.81	
		For >1,000, Deduct	-74.63	
21 13 13 00-0197	EA	1/2" NPT Thread, K=5.6, Institutional Tamper Resistant, Horizontal Sidewall Chrome Wet Pipe Sprinkler Head	296.18	13.52
		Note: Complete assembly including escutcheon, spacers, retaining flange, and centering grommet.		
		For >25 To 50, Deduct	-2.71	
		For >50 To 100, Deduct	-17.51	
		For >100 To 500, Deduct	-38.38	
		For >500 To 1,000, Deduct	-62.51	
		For >1,000, Deduct	-73.33	
21 13 13 00-0198	EA	1/2" NPT Thread, K=5.6, Quick Response, Institutional Tamper Resistant, Pendant Chrome Wet Pipe Sprinkler Head.....	130.33	13.52
		For >25 To 50, Deduct	-2.71	
		For >50 To 100, Deduct	-9.22	
		For >100 To 500, Deduct	-17.64	
		For >500 To 1,000, Deduct	-32.66	
		For >1,000, Deduct	-43.48	
21 13 13 00-0199	EA	1/2" NPT Thread, K=5.6, Quick Response, Institutional Tamper Resistant, Horizontal Sidewall Chrome Wet Pipe Sprinkler Head	145.27	13.52
		For >25 To 50, Deduct	-2.71	
		For >50 To 100, Deduct	-9.97	
		For >100 To 500, Deduct	-19.51	
		For >500 To 1,000, Deduct	-35.35	
		For >1,000, Deduct	-46.17	
21 13 13 00-0200		Wet Pipe Sprinkler Head Accessories (21 13 13 00-0011)		
21 13 13 00-0201		Sprinkler Adjustable Steel Drop Nipple (21 13 13 00-0200)		
21 13 13 00-0202	EA	1" Male NPT x 1/2" Female NPT x 4.125" Minimum Length To 5.125" Maximum Length, Adjustable Steel Drop Nipple (Anvil M1.150)	51.45	13.61
		For >25 To 50, Deduct	-1.13	
		For >50 To 100, Deduct	-3.71	
		For >100 To 500, Deduct	-7.00	
		For >500 To 1,000, Deduct	-13.12	
		For >1,000, Deduct	-17.66	
21 13 13 00-0203	EA	1" Male NPT x 1/2" Female NPT x 6.125" Minimum Length To 9.125" Maximum Length, Adjustable Steel Drop Nipple (Anvil M3.150)	51.45	13.61
		For >25 To 50, Deduct	-1.13	
		For >50 To 100, Deduct	-3.71	
		For >100 To 500, Deduct	-7.00	
		For >500 To 1,000, Deduct	-13.12	
		For >1,000, Deduct	-17.66	
21 13 13 00-0204	EA	1" Male NPT x 1/2" Female NPT x 7.875" Minimum Length To 10.875" Maximum Length, Adjustable Steel Drop Nipple (Anvil ME3.150)	52.04	13.61
		For >25 To 50, Deduct	-1.13	
		For >50 To 100, Deduct	-3.74	
		For >100 To 500, Deduct	-7.07	
		For >500 To 1,000, Deduct	-13.22	
		For >1,000, Deduct	-17.76	
21 13 13 00-0205	EA	1" Female NPT x 1/2" Female NPT x 3.5" Minimum Length To 4.5" Maximum Length, Adjustable Steel Drop Nipple (Anvil F1.150)	45.99	13.61
		For >25 To 50, Deduct	-1.13	
		For >50 To 100, Deduct	-3.43	
		For >100 To 500, Deduct	-6.32	
		For >500 To 1,000, Deduct	-12.14	
		For >1,000, Deduct	-16.67	



MINOR CSI UOM DESCRIPTION	TOTAL DIRECT UNIT COST	DEMOLITION UNIT COST
21 13 13 00-0206 EA 1" Female NPT x 1/2" Female NPT x 4.5" Minimum Length To 6.5" Maximum Length, Adjustable Steel Drop Nipple (Anvil F2.150).....	45.99	13.61
<i>For >25 To 50, Deduct</i>	-1.13	
<i>For >50 To 100, Deduct</i>	-3.43	
<i>For >100 To 500, Deduct</i>	-6.32	
<i>For >500 To 1,000, Deduct</i>	-12.14	
<i>For >1,000, Deduct</i>	-16.67	
21 13 13 00-0207 EA 1" Female NPT x 1/2" Female NPT x 5.5" Minimum Length To 8.5" Maximum Length, Adjustable Steel Drop Nipple (Anvil F3.150).....	45.99	13.61
<i>For >25 To 50, Deduct</i>	-1.13	
<i>For >50 To 100, Deduct</i>	-3.43	
<i>For >100 To 500, Deduct</i>	-6.32	
<i>For >500 To 1,000, Deduct</i>	-12.14	
<i>For >1,000, Deduct</i>	-16.67	
21 13 13 00-0208 EA 1" Female NPT x 3/4" Female NPT x 7.35" Minimum Length To 10.35" Maximum Length, Adjustable Steel Drop Nipple (Anvil F3.175).....	51.35	14.80
<i>For >25 To 50, Deduct</i>	-1.23	
<i>For >50 To 100, Deduct</i>	-3.80	
<i>For >100 To 500, Deduct</i>	-7.04	
<i>For >500 To 1,000, Deduct</i>	-13.44	
<i>For >1,000, Deduct</i>	-18.37	
21 13 13 00-0209 Sprinkler Head Escutcheon <small>(21 13 13 00-0200)</small>		
21 13 13 00-0210 EA 2-7/8" Diameter x 1-1/8" Depth, Two Piece, 1/2" NPT, Brass Sprinkler Head Recessed Escutcheon.....	19.90	4.87
<i>For >25 To 50, Deduct</i>	-0.41	
<i>For >50 To 100, Deduct</i>	-1.40	
<i>For >100 To 500, Deduct</i>	-2.69	
<i>For >500 To 1,000, Deduct</i>	-4.96	
<i>For >1,000, Deduct</i>	-6.58	
21 13 13 00-0211 EA 2-7/8" Diameter x 1-1/8" Depth, Two Piece, 1/2" NPT, Chrome Sprinkler Head Recessed Escutcheon.....	13.95	4.87
<i>For >25 To 50, Deduct</i>	-0.41	
<i>For >50 To 100, Deduct</i>	-1.10	
<i>For >100 To 500, Deduct</i>	-1.95	
<i>For >500 To 1,000, Deduct</i>	-3.89	
<i>For >1,000, Deduct</i>	-5.51	
21 13 13 00-0212 EA 2-7/8" Diameter x 1-1/8" Depth, Two Piece, 1/2" NPT, White Sprinkler Head Recessed Escutcheon.....	13.95	4.87
<i>For >25 To 50, Deduct</i>	-0.41	
<i>For >50 To 100, Deduct</i>	-1.10	
<i>For >100 To 500, Deduct</i>	-1.95	
<i>For >500 To 1,000, Deduct</i>	-3.89	
<i>For >1,000, Deduct</i>	-5.51	
21 13 13 00-0213 EA 2-7/8" Diameter x 1-1/8" Depth, Two Piece, 3/4" NPT, Brass Sprinkler Head Recessed Escutcheon.....	19.90	4.87
<i>For >25 To 50, Deduct</i>	-0.41	
<i>For >50 To 100, Deduct</i>	-1.40	
<i>For >100 To 500, Deduct</i>	-2.69	
<i>For >500 To 1,000, Deduct</i>	-4.96	
<i>For >1,000, Deduct</i>	-6.58	
21 13 13 00-0214 EA 2-7/8" Diameter x 1-1/8" Depth, Two Piece, 3/4" NPT, Chrome Sprinkler Head Recessed Escutcheon.....	13.95	4.87
<i>For >25 To 50, Deduct</i>	-0.41	
<i>For >50 To 100, Deduct</i>	-1.10	
<i>For >100 To 500, Deduct</i>	-1.95	
<i>For >500 To 1,000, Deduct</i>	-3.89	
<i>For >1,000, Deduct</i>	-5.51	
21 13 13 00-0215 EA 2-7/8" Diameter x 1-1/8" Depth, Two Piece, 3/4" NPT, White Sprinkler Head Recessed Escutcheon.....	13.95	4.87
<i>For >25 To 50, Deduct</i>	-0.41	
<i>For >50 To 100, Deduct</i>	-1.10	
<i>For >100 To 500, Deduct</i>	-1.95	
<i>For >500 To 1,000, Deduct</i>	-3.89	
<i>For >1,000, Deduct</i>	-5.51	
21 13 13 00-0216 EA 2-7/8" Diameter x 7/8" Depth, Two Piece, 1/2" NPT, Brass Sprinkler Head Recessed Escutcheon.....	18.82	4.87
<i>For >25 To 50, Deduct</i>	-0.41	
<i>For >50 To 100, Deduct</i>	-1.35	
<i>For >100 To 500, Deduct</i>	-2.56	
<i>For >500 To 1,000, Deduct</i>	-4.77	
<i>For >1,000, Deduct</i>	-6.39	
21 13 13 00-0217 EA 2-7/8" Diameter x 7/8" Depth, Two Piece, 1/2" NPT, Chrome Sprinkler Head Recessed Escutcheon.....	13.95	4.87
<i>For >25 To 50, Deduct</i>	-0.41	
<i>For >50 To 100, Deduct</i>	-1.10	
<i>For >100 To 500, Deduct</i>	-1.95	
<i>For >500 To 1,000, Deduct</i>	-3.89	
<i>For >1,000, Deduct</i>	-5.51	
21 13 13 00-0218 EA 2-7/8" Diameter x 7/8" Depth, Two Piece, 1/2" NPT, White Sprinkler Head Recessed Escutcheon.....	13.95	4.87
<i>For >25 To 50, Deduct</i>	-0.41	
<i>For >50 To 100, Deduct</i>	-1.10	
<i>For >100 To 500, Deduct</i>	-1.95	
<i>For >500 To 1,000, Deduct</i>	-3.89	
<i>For >1,000, Deduct</i>	-5.51	
21 13 13 00-0219 EA 2-7/8" Diameter x 7/8" Depth, Two Piece, 3/4" NPT, Brass Sprinkler Head Recessed Escutcheon.....	18.82	4.87
<i>For >25 To 50, Deduct</i>	-0.41	
<i>For >50 To 100, Deduct</i>	-1.35	
<i>For >100 To 500, Deduct</i>	-2.56	
<i>For >500 To 1,000, Deduct</i>	-4.77	
<i>For >1,000, Deduct</i>	-6.39	

21 Fire Suppression
21 10 Water-Based Fire-Suppression Systems
21 13 Fire-Suppression Sprinkler Systems



MINOR	CSI	UOM	DESCRIPTION	TOTAL DIRECT UNIT COST	DEMOLITION UNIT COST
21 13 13 00-0220	EA		2-7/8" Diameter x 7/8" Depth, Two Piece, 3/4" NPT, Chrome Sprinkler Head Recessed Escutcheon	13.95	4.87
			<i>For >25 To 50, Deduct</i>	-0.41	
			<i>For >50 To 100, Deduct</i>	-1.10	
			<i>For >100 To 500, Deduct</i>	-1.95	
			<i>For >500 To 1,000, Deduct</i>	-3.89	
			<i>For >1,000, Deduct</i>	-5.51	
21 13 13 00-0221	EA		2-7/8" Diameter x 7/8" Depth, Two Piece, 3/4" NPT, White Sprinkler Head Recessed Escutcheon	13.95	4.87
			<i>For >25 To 50, Deduct</i>	-0.41	
			<i>For >50 To 100, Deduct</i>	-1.10	
			<i>For >100 To 500, Deduct</i>	-1.95	
			<i>For >500 To 1,000, Deduct</i>	-3.89	
			<i>For >1,000, Deduct</i>	-5.51	
21 13 13 00-0222	EA		3-7/32" Diameter x 15/16" Depth, Two Piece, 1/2" NPT, Push-On/Thread-Off Chrome Sprinkler Head Recessed Escutcheon	19.36	4.87
			<i>For >25 To 50, Deduct</i>	-0.41	
			<i>For >50 To 100, Deduct</i>	-1.37	
			<i>For >100 To 500, Deduct</i>	-2.62	
			<i>For >500 To 1,000, Deduct</i>	-4.86	
			<i>For >1,000, Deduct</i>	-6.49	
21 13 13 00-0223	EA		3-7/32" Diameter x 15/16" Depth, Two Piece, 1/2" NPT, Push-On/Thread-Off White Sprinkler Head Recessed Escutcheon	19.36	4.87
			<i>For >25 To 50, Deduct</i>	-0.41	
			<i>For >50 To 100, Deduct</i>	-1.37	
			<i>For >100 To 500, Deduct</i>	-2.62	
			<i>For >500 To 1,000, Deduct</i>	-4.86	
			<i>For >1,000, Deduct</i>	-6.49	
21 13 13 00-0224	EA		2-7/8" Diameter x 11/16" Depth, One Piece, 1/2" NPT, Brass Sprinkler Head Escutcheon	7.79	3.57
			<i>For >25 To 50, Deduct</i>	-0.27	
			<i>For >50 To 100, Deduct</i>	-0.66	
			<i>For >100 To 500, Deduct</i>	-1.11	
			<i>For >500 To 1,000, Deduct</i>	-2.32	
			<i>For >1,000, Deduct</i>	-3.40	
21 13 13 00-0225	EA		2-7/8" Diameter x 11/16" Depth, One Piece, 1/2" NPT, Chrome Sprinkler Head Escutcheon	7.04	3.57
			<i>For >25 To 50, Deduct</i>	-0.27	
			<i>For >50 To 100, Deduct</i>	-0.62	
			<i>For >100 To 500, Deduct</i>	-1.02	
			<i>For >500 To 1,000, Deduct</i>	-2.19	
			<i>For >1,000, Deduct</i>	-3.27	
21 13 13 00-0226	EA		2-7/8" Diameter x 11/16" Depth, One Piece, 1/2" NPT, White Sprinkler Head Escutcheon	7.25	3.57
			<i>For >25 To 50, Deduct</i>	-0.27	
			<i>For >50 To 100, Deduct</i>	-0.63	
			<i>For >100 To 500, Deduct</i>	-1.04	
			<i>For >500 To 1,000, Deduct</i>	-2.22	
			<i>For >1,000, Deduct</i>	-3.31	
21 13 13 00-0227	EA		2-7/8" Diameter x 11/16" Depth, One Piece, 3/4" NPT, Brass Sprinkler Head Escutcheon	7.93	3.57
			<i>For >25 To 50, Deduct</i>	-0.27	
			<i>For >50 To 100, Deduct</i>	-0.67	
			<i>For >100 To 500, Deduct</i>	-1.13	
			<i>For >500 To 1,000, Deduct</i>	-2.35	
			<i>For >1,000, Deduct</i>	-3.43	
21 13 13 00-0228	EA		2-7/8" Diameter x 11/16" Depth, One Piece, 3/4" NPT, Chrome Sprinkler Head Escutcheon	7.18	3.57
			<i>For >25 To 50, Deduct</i>	-0.27	
			<i>For >50 To 100, Deduct</i>	-0.63	
			<i>For >100 To 500, Deduct</i>	-1.03	
			<i>For >500 To 1,000, Deduct</i>	-2.21	
			<i>For >1,000, Deduct</i>	-3.29	
21 13 13 00-0229	EA		2-7/8" Diameter x 11/16" Depth, One Piece, 3/4" NPT, White Sprinkler Head Escutcheon	7.18	3.57
			<i>For >25 To 50, Deduct</i>	-0.27	
			<i>For >50 To 100, Deduct</i>	-0.63	
			<i>For >100 To 500, Deduct</i>	-1.03	
			<i>For >500 To 1,000, Deduct</i>	-2.21	
			<i>For >1,000, Deduct</i>	-3.29	
21 13 13 00-0230	EA		2-7/8" Diameter x 1/8" Depth, One Piece, 1/2" NPT, Bright Brass Sprinkler Head Escutcheon	8.71	3.57
			<i>For >25 To 50, Deduct</i>	-0.27	
			<i>For >50 To 100, Deduct</i>	-0.71	
			<i>For >100 To 500, Deduct</i>	-1.22	
			<i>For >500 To 1,000, Deduct</i>	-2.49	
			<i>For >1,000, Deduct</i>	-3.57	
21 13 13 00-0231	EA		2-7/8" Diameter x 1/8" Depth, One Piece, 1/2" NPT, Chrome Sprinkler Head Escutcheon	7.16	3.57
			<i>For >25 To 50, Deduct</i>	-0.27	
			<i>For >50 To 100, Deduct</i>	-0.63	
			<i>For >100 To 500, Deduct</i>	-1.03	
			<i>For >500 To 1,000, Deduct</i>	-2.21	
			<i>For >1,000, Deduct</i>	-3.29	
21 13 13 00-0232	EA		2-7/8" Diameter x 1/8" Depth, One Piece, 1/2" NPT, White Sprinkler Head Escutcheon	7.16	3.57
			<i>For >25 To 50, Deduct</i>	-0.27	
			<i>For >50 To 100, Deduct</i>	-0.63	
			<i>For >100 To 500, Deduct</i>	-1.03	
			<i>For >500 To 1,000, Deduct</i>	-2.21	
			<i>For >1,000, Deduct</i>	-3.29	
21 13 13 00-0233	EA		3-1/2" Diameter x 2" Minimum To 3" Maximum Depth, Two Piece, 1/2" NPT, Brass Sprinkler Head Telescoping Escutcheon	11.73	5.00
			<i>For >25 To 50, Deduct</i>	-0.38	
			<i>For >50 To 100, Deduct</i>	-0.97	
			<i>For >100 To 500, Deduct</i>	-1.66	
			<i>For >500 To 1,000, Deduct</i>	-3.40	
			<i>For >1,000, Deduct</i>	-4.92	



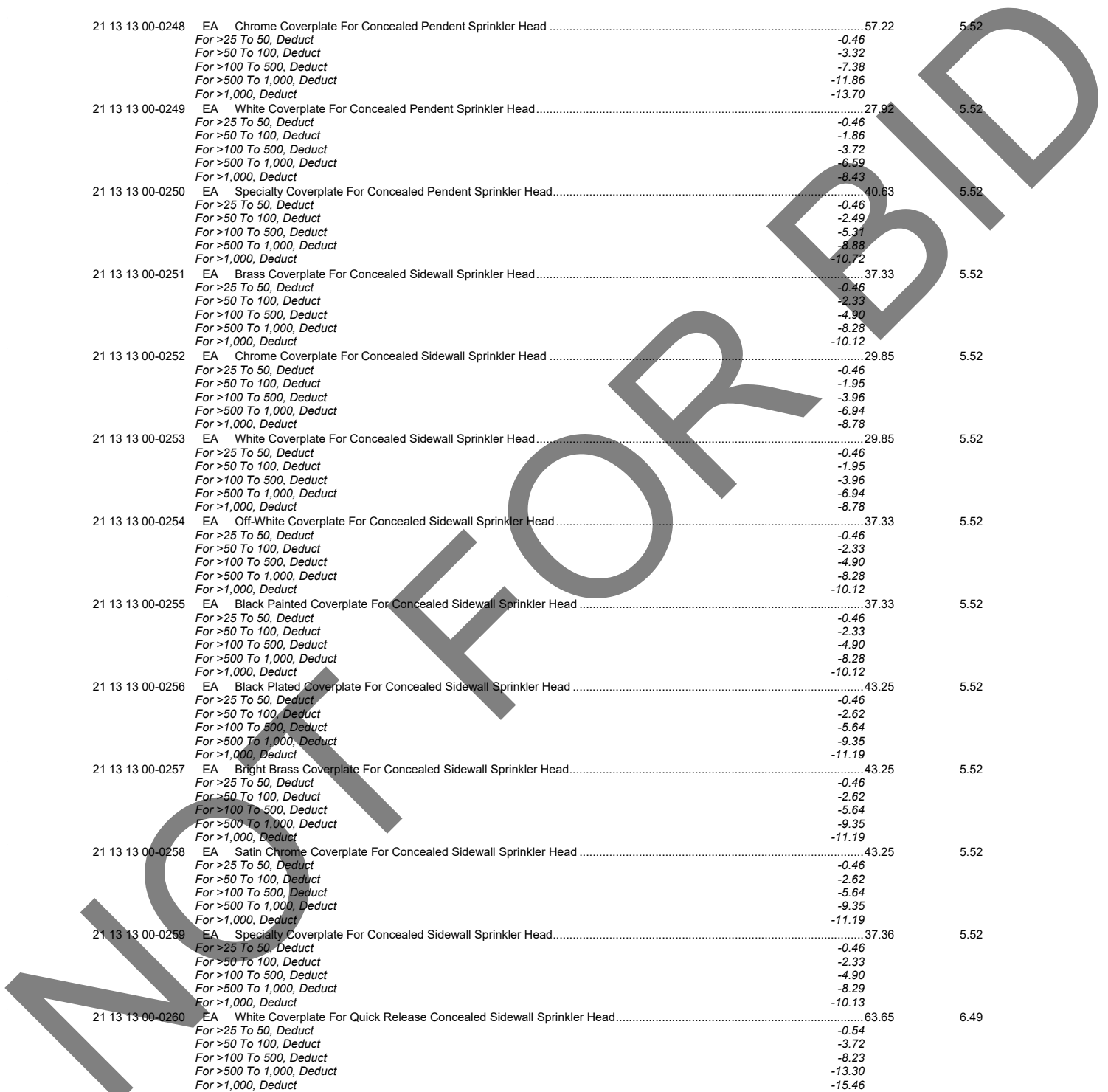
MINOR CSI UOM DESCRIPTION	TOTAL DIRECT UNIT COST	DEMOLITION UNIT COST
21 13 13 00-0234 EA 3-1/2" Diameter x 2" Minimum To 3" Maximum Depth, Two Piece, 1/2" NPT, Chrome Sprinkler Head Telescoping Escutcheon.....	11.33	5.00
<i>For >25 To 50, Deduct</i>	-0.38	
<i>For >50 To 100, Deduct</i>	-0.95	
<i>For >100 To 500, Deduct</i>	-1.61	
<i>For >500 To 1,000, Deduct</i>	-3.33	
<i>For >1,000, Deduct</i>	-4.84	
21 13 13 00-0235 EA 3-1/2" Diameter x 2" Minimum To 3" Maximum Depth, Two Piece, 1/2" NPT, White Sprinkler Head Telescoping Escutcheon.....	11.46	5.00
<i>For >25 To 50, Deduct</i>	-0.38	
<i>For >50 To 100, Deduct</i>	-0.95	
<i>For >100 To 500, Deduct</i>	-1.62	
<i>For >500 To 1,000, Deduct</i>	-3.35	
<i>For >1,000, Deduct</i>	-4.87	
21 13 13 00-0236 EA 3-1/2" Diameter x 2" Minimum To 3" Maximum Depth, Two Piece, 3/4" NPT, Brass Sprinkler Head Telescoping Escutcheon.....	11.87	5.00
<i>For >25 To 50, Deduct</i>	-0.38	
<i>For >50 To 100, Deduct</i>	-0.97	
<i>For >100 To 500, Deduct</i>	-1.67	
<i>For >500 To 1,000, Deduct</i>	-3.43	
<i>For >1,000, Deduct</i>	-4.94	
21 13 13 00-0237 EA 3-1/2" Diameter x 2" Minimum To 3" Maximum Depth, Two Piece, 3/4" NPT, Chrome Sprinkler Head Telescoping Escutcheon.....	11.46	5.00
<i>For >25 To 50, Deduct</i>	-0.38	
<i>For >50 To 100, Deduct</i>	-0.95	
<i>For >100 To 500, Deduct</i>	-1.62	
<i>For >500 To 1,000, Deduct</i>	-3.35	
<i>For >1,000, Deduct</i>	-4.87	
21 13 13 00-0238 EA 3-1/2" Diameter x 2" Minimum To 3" Maximum Depth, Two Piece, 3/4" NPT, White Sprinkler Head Telescoping Escutcheon.....	11.73	5.00
<i>For >25 To 50, Deduct</i>	-0.38	
<i>For >50 To 100, Deduct</i>	-0.97	
<i>For >100 To 500, Deduct</i>	-1.66	
<i>For >500 To 1,000, Deduct</i>	-3.40	
<i>For >1,000, Deduct</i>	-4.92	
21 13 13 00-0239 EA Flat Chrome Sprinkler Head Escutcheon For Decorative Pendent Sprinkler Head.....	24.27	4.87
<i>For >25 To 50, Deduct</i>	-0.41	
<i>For >50 To 100, Deduct</i>	-1.62	
<i>For >100 To 500, Deduct</i>	-3.24	
<i>For >500 To 1,000, Deduct</i>	-5.75	
<i>For >1,000, Deduct</i>	-7.37	
21 13 13 00-0240 EA Flat White Sprinkler Head Escutcheon For Decorative Pendent Sprinkler Head.....	24.27	4.87
<i>For >25 To 50, Deduct</i>	-0.41	
<i>For >50 To 100, Deduct</i>	-1.62	
<i>For >100 To 500, Deduct</i>	-3.24	
<i>For >500 To 1,000, Deduct</i>	-5.75	
<i>For >1,000, Deduct</i>	-7.37	
21 13 13 00-0241 EA Conical Chrome Sprinkler Head Escutcheon For Decorative Pendent Sprinkler Head.....	24.27	4.87
<i>For >25 To 50, Deduct</i>	-0.41	
<i>For >50 To 100, Deduct</i>	-1.62	
<i>For >100 To 500, Deduct</i>	-3.24	
<i>For >500 To 1,000, Deduct</i>	-5.75	
<i>For >1,000, Deduct</i>	-7.37	
21 13 13 00-0242 EA Conical White Sprinkler Head Escutcheon For Decorative Pendent Sprinkler Head.....	24.27	4.87
<i>For >25 To 50, Deduct</i>	-0.41	
<i>For >50 To 100, Deduct</i>	-1.62	
<i>For >100 To 500, Deduct</i>	-3.24	
<i>For >500 To 1,000, Deduct</i>	-5.75	
<i>For >1,000, Deduct</i>	-7.37	
21 13 13 00-0243 EA Chrome Sprinkler Head Escutcheon For Decorative Horizontal Sidewall Sprinkler Head.....	24.27	4.87
<i>For >25 To 50, Deduct</i>	-0.41	
<i>For >50 To 100, Deduct</i>	-1.62	
<i>For >100 To 500, Deduct</i>	-3.24	
<i>For >500 To 1,000, Deduct</i>	-5.75	
<i>For >1,000, Deduct</i>	-7.37	
21 13 13 00-0244 EA White Sprinkler Head Escutcheon For Decorative Horizontal Sidewall Sprinkler Head.....	24.27	4.87
<i>For >25 To 50, Deduct</i>	-0.41	
<i>For >50 To 100, Deduct</i>	-1.62	
<i>For >100 To 500, Deduct</i>	-3.24	
<i>For >500 To 1,000, Deduct</i>	-5.75	
<i>For >1,000, Deduct</i>	-7.37	
21 13 13 00-0245 EA 2-Piece Chrome Sprinkler Head Escutcheon For Decorative Pendent Sprinkler Head.....	27.96	4.87
<i>For >25 To 50, Deduct</i>	-0.41	
<i>For >50 To 100, Deduct</i>	-1.80	
<i>For >100 To 500, Deduct</i>	-3.70	
<i>For >500 To 1,000, Deduct</i>	-6.41	
<i>For >1,000, Deduct</i>	-8.03	
21 13 13 00-0246 EA 2-Piece White Sprinkler Head Escutcheon For Decorative Pendent Sprinkler Head.....	28.81	4.87
<i>For >25 To 50, Deduct</i>	-0.41	
<i>For >50 To 100, Deduct</i>	-1.85	
<i>For >100 To 500, Deduct</i>	-3.80	
<i>For >500 To 1,000, Deduct</i>	-6.56	
<i>For >1,000, Deduct</i>	-8.19	

21 13 13 00-0247 Coverplate For Sprinkler Heads (21 13 13 00-0200)

21 Fire Suppression
21 10 Water-Based Fire-Suppression Systems
21 13 Fire-Suppression Sprinkler Systems



MINOR	CSI	UOM	DESCRIPTION	TOTAL DIRECT UNIT COST	DEMOLITION UNIT COST
21 13 13 00-0248	EA		Chrome Coverplate For Concealed Pendent Sprinkler Head	57.22	5.52
			<i>For>25 To 50, Deduct</i>	-0.46	
			<i>For>50 To 100, Deduct</i>	-3.32	
			<i>For>100 To 500, Deduct</i>	-7.38	
			<i>For>500 To 1,000, Deduct</i>	-11.86	
			<i>For>1,000, Deduct</i>	-13.70	
21 13 13 00-0249	EA		White Coverplate For Concealed Pendent Sprinkler Head.....	27.92	5.52
			<i>For>25 To 50, Deduct</i>	-0.46	
			<i>For>50 To 100, Deduct</i>	-1.86	
			<i>For>100 To 500, Deduct</i>	-3.72	
			<i>For>500 To 1,000, Deduct</i>	-6.59	
			<i>For>1,000, Deduct</i>	-8.43	
21 13 13 00-0250	EA		Specialty Coverplate For Concealed Pendent Sprinkler Head.....	40.63	5.52
			<i>For>25 To 50, Deduct</i>	-0.46	
			<i>For>50 To 100, Deduct</i>	-2.49	
			<i>For>100 To 500, Deduct</i>	-5.31	
			<i>For>500 To 1,000, Deduct</i>	-8.88	
			<i>For>1,000, Deduct</i>	-10.72	
21 13 13 00-0251	EA		Brass Coverplate For Concealed Sidewall Sprinkler Head.....	37.33	5.52
			<i>For>25 To 50, Deduct</i>	-0.46	
			<i>For>50 To 100, Deduct</i>	-2.33	
			<i>For>100 To 500, Deduct</i>	-4.90	
			<i>For>500 To 1,000, Deduct</i>	-8.28	
			<i>For>1,000, Deduct</i>	-10.12	
21 13 13 00-0252	EA		Chrome Coverplate For Concealed Sidewall Sprinkler Head	29.85	5.52
			<i>For>25 To 50, Deduct</i>	-0.46	
			<i>For>50 To 100, Deduct</i>	-1.95	
			<i>For>100 To 500, Deduct</i>	-3.96	
			<i>For>500 To 1,000, Deduct</i>	-6.94	
			<i>For>1,000, Deduct</i>	-8.78	
21 13 13 00-0253	EA		White Coverplate For Concealed Sidewall Sprinkler Head.....	29.85	5.52
			<i>For>25 To 50, Deduct</i>	-0.46	
			<i>For>50 To 100, Deduct</i>	-1.95	
			<i>For>100 To 500, Deduct</i>	-3.96	
			<i>For>500 To 1,000, Deduct</i>	-6.94	
			<i>For>1,000, Deduct</i>	-8.78	
21 13 13 00-0254	EA		Off-White Coverplate For Concealed Sidewall Sprinkler Head.....	37.33	5.52
			<i>For>25 To 50, Deduct</i>	-0.46	
			<i>For>50 To 100, Deduct</i>	-2.33	
			<i>For>100 To 500, Deduct</i>	-4.90	
			<i>For>500 To 1,000, Deduct</i>	-8.28	
			<i>For>1,000, Deduct</i>	-10.12	
21 13 13 00-0255	EA		Black Painted Coverplate For Concealed Sidewall Sprinkler Head.....	37.33	5.52
			<i>For>25 To 50, Deduct</i>	-0.46	
			<i>For>50 To 100, Deduct</i>	-2.33	
			<i>For>100 To 500, Deduct</i>	-4.90	
			<i>For>500 To 1,000, Deduct</i>	-8.28	
			<i>For>1,000, Deduct</i>	-10.12	
21 13 13 00-0256	EA		Black Plated Coverplate For Concealed Sidewall Sprinkler Head	43.25	5.52
			<i>For>25 To 50, Deduct</i>	-0.46	
			<i>For>50 To 100, Deduct</i>	-2.62	
			<i>For>100 To 500, Deduct</i>	-5.64	
			<i>For>500 To 1,000, Deduct</i>	-9.35	
			<i>For>1,000, Deduct</i>	-11.19	
21 13 13 00-0257	EA		Bright Brass Coverplate For Concealed Sidewall Sprinkler Head.....	43.25	5.52
			<i>For>25 To 50, Deduct</i>	-0.46	
			<i>For>50 To 100, Deduct</i>	-2.62	
			<i>For>100 To 500, Deduct</i>	-5.64	
			<i>For>500 To 1,000, Deduct</i>	-9.35	
			<i>For>1,000, Deduct</i>	-11.19	
21 13 13 00-0258	EA		Satin Chrome Coverplate For Concealed Sidewall Sprinkler Head.....	43.25	5.52
			<i>For>25 To 50, Deduct</i>	-0.46	
			<i>For>50 To 100, Deduct</i>	-2.62	
			<i>For>100 To 500, Deduct</i>	-5.64	
			<i>For>500 To 1,000, Deduct</i>	-9.35	
			<i>For>1,000, Deduct</i>	-11.19	
21 13 13 00-0259	EA		Specialty Coverplate For Concealed Sidewall Sprinkler Head.....	37.36	5.52
			<i>For>25 To 50, Deduct</i>	-0.46	
			<i>For>50 To 100, Deduct</i>	-2.33	
			<i>For>100 To 500, Deduct</i>	-4.90	
			<i>For>500 To 1,000, Deduct</i>	-8.29	
			<i>For>1,000, Deduct</i>	-10.13	
21 13 13 00-0260	EA		White Coverplate For Quick Release Concealed Sidewall Sprinkler Head.....	63.65	6.49
			<i>For>25 To 50, Deduct</i>	-0.54	
			<i>For>50 To 100, Deduct</i>	-3.72	
			<i>For>100 To 500, Deduct</i>	-8.23	
			<i>For>500 To 1,000, Deduct</i>	-13.30	
			<i>For>1,000, Deduct</i>	-15.46	



21 13 13 00-0261 Sprinkler Escutcheon Extension Tube (21 13 13 00-0200)



MINOR CSI UOM DESCRIPTION	TOTAL DIRECT UNIT COST	DEMOLITION UNIT COST
21 13 13 00-0262 EA 2.18" Diameter x 4" Long Stainless Steel With Chrome Or White Finish, Escutcheon Extension Tube Note: For use with 2 piece escutcheons <i>For >25 To 50, Deduct</i> <i>For >50 To 100, Deduct</i> <i>For >100 To 500, Deduct</i> <i>For >500 To 1,000, Deduct</i> <i>For >1,000, Deduct</i>	14.70 -0.27 -1.01 -1.97 -3.57 -4.65	3.25
21 13 13 00-0263 EA 2.18" Diameter x 6" Long Stainless Steel With Chrome Or White Finish, Escutcheon Extension Tube Note: For use with 2 piece escutcheons <i>For >25 To 50, Deduct</i> <i>For >50 To 100, Deduct</i> <i>For >100 To 500, Deduct</i> <i>For >500 To 1,000, Deduct</i> <i>For >1,000, Deduct</i>	19.10 -0.28 -1.24 -2.53 -4.40 -5.54	3.41
21 13 13 00-0264 EA 2.18" Diameter x 8" Long Stainless Steel With Chrome Or White Finish, Escutcheon Extension Tube Note: For use with 2 piece escutcheons <i>For >25 To 50, Deduct</i> <i>For >50 To 100, Deduct</i> <i>For >100 To 500, Deduct</i> <i>For >500 To 1,000, Deduct</i> <i>For >1,000, Deduct</i>	24.02 -0.30 -1.50 -3.15 -5.34 -6.53	3.57
21 13 13 00-0265 EA 2.18" Diameter x 10" Long Stainless Steel With Chrome Or White Finish, Escutcheon Extension Tube Note: For use with 2 piece escutcheons <i>For >25 To 50, Deduct</i> <i>For >50 To 100, Deduct</i> <i>For >100 To 500, Deduct</i> <i>For >500 To 1,000, Deduct</i> <i>For >1,000, Deduct</i>	28.41 -0.31 -1.73 -3.71 -6.17 -7.42	3.73
21 13 13 00-0266 Sprinkler Head Guards <small>(21 13 13 00-0200)</small>		
21 13 13 00-0267 EA Universal Sprinkler Head Guard, C-1 <i>For >25 To 50, Deduct</i> <i>For >50 To 100, Deduct</i> <i>For >100 To 500, Deduct</i> <i>For >500 To 1,000, Deduct</i> <i>For >1,000, Deduct</i>	22.15 -0.81 -1.92 -3.17 -6.75 -10.00	9.75
21 13 13 00-0268 EA Dry Pendent Sprinkler Head Guard, C-2 <i>For >25 To 50, Deduct</i> <i>For >50 To 100, Deduct</i> <i>For >100 To 500, Deduct</i> <i>For >500 To 1,000, Deduct</i> <i>For >1,000, Deduct</i>	24.44 -0.81 -2.03 -3.46 -7.16 -10.41	9.75
21 13 13 00-0269 EA Upright Sprinkler Head Guard With Water Shield, C-3 <i>For >25 To 50, Deduct</i> <i>For >50 To 100, Deduct</i> <i>For >100 To 500, Deduct</i> <i>For >500 To 1,000, Deduct</i> <i>For >1,000, Deduct</i>	28.34 -0.81 -2.23 -3.95 -7.86 -11.11	9.75
21 13 13 00-0270 EA Pendent Sprinkler Head Guard With Water Shield, C-5 <i>For >25 To 50, Deduct</i> <i>For >50 To 100, Deduct</i> <i>For >100 To 500, Deduct</i> <i>For >500 To 1,000, Deduct</i> <i>For >1,000, Deduct</i>	33.16 -0.81 -2.47 -4.55 -8.73 -11.98	9.75
21 13 13 00-0271 EA Universal Sprinkler Head Guard, D-1 <i>For >25 To 50, Deduct</i> <i>For >50 To 100, Deduct</i> <i>For >100 To 500, Deduct</i> <i>For >500 To 1,000, Deduct</i> <i>For >1,000, Deduct</i>	24.35 -0.81 -2.03 -3.45 -7.14 -10.39	9.75
21 13 13 00-0272 EA Upright Sprinkler Head Guard With Water Shield, D-3 <i>For >25 To 50, Deduct</i> <i>For >50 To 100, Deduct</i> <i>For >100 To 500, Deduct</i> <i>For >500 To 1,000, Deduct</i> <i>For >1,000, Deduct</i>	25.84 -0.81 -2.10 -3.64 -7.41 -10.66	9.75
21 13 13 00-0273 EA Pendent Sprinkler Head Guard With Large Water Shield, D-4 <i>For >25 To 50, Deduct</i> <i>For >50 To 100, Deduct</i> <i>For >100 To 500, Deduct</i> <i>For >500 To 1,000, Deduct</i> <i>For >1,000, Deduct</i>	36.88 -0.81 -2.66 -5.02 -9.40 -12.65	9.75
21 13 13 00-0274 EA Pendent Sprinkler Head Guard With Small Water Shield, D-5 <i>For >25 To 50, Deduct</i> <i>For >50 To 100, Deduct</i> <i>For >100 To 500, Deduct</i> <i>For >500 To 1,000, Deduct</i> <i>For >1,000, Deduct</i>	34.66 -0.81 -2.55 -4.74 -9.00 -12.25	9.75
21 13 13 00-0275 Replacement Sprinkler Escutcheon <small>(21 13 13 00-0200)</small>		

21	21	Fire Suppression
	21 10	Water-Based Fire-Suppression Systems
	21 13	Fire-Suppression Sprinkler Systems



MINOR	CSI	UOM	DESCRIPTION	TOTAL DIRECT UNIT COST	DEMOLITION UNIT COST
21 13 13 00-0276	EA		Push On, Brass Replacement Sprinkler Escutcheon.....	10.52	3.57
			<i>For>25 To 50, Deduct</i>	-0.27	
			<i>For>50 To 100, Deduct</i>	-0.80	
			<i>For>100 To 500, Deduct</i>	-1.45	
			<i>For>500 To 1,000, Deduct</i>	-2.81	
			<i>For>1,000, Deduct</i>	-3.90	
21 13 13 00-0277	EA		Push On, Chrome Replacement Sprinkler Escutcheon.....	10.45	3.57
			<i>For>25 To 50, Deduct</i>	-0.27	
			<i>For>50 To 100, Deduct</i>	-0.79	
			<i>For>100 To 500, Deduct</i>	-1.44	
			<i>For>500 To 1,000, Deduct</i>	-2.80	
			<i>For>1,000, Deduct</i>	-3.88	
21 13 13 00-0278	EA		Push On, White Replacement Sprinkler Escutcheon.....	10.45	3.57
			<i>For>25 To 50, Deduct</i>	-0.27	
			<i>For>50 To 100, Deduct</i>	-0.79	
			<i>For>100 To 500, Deduct</i>	-1.44	
			<i>For>500 To 1,000, Deduct</i>	-2.80	
			<i>For>1,000, Deduct</i>	-3.88	
21 13 13 00-0279	EA		Flush, Brass Replacement Sprinkler Escutcheon.....	10.45	3.57
			<i>For>25 To 50, Deduct</i>	-0.27	
			<i>For>50 To 100, Deduct</i>	-0.79	
			<i>For>100 To 500, Deduct</i>	-1.44	
			<i>For>500 To 1,000, Deduct</i>	-2.80	
			<i>For>1,000, Deduct</i>	-3.88	
21 13 13 00-0280	EA		Flush, Chrome Replacement Sprinkler Escutcheon.....	10.45	3.57
			<i>For>25 To 50, Deduct</i>	-0.27	
			<i>For>50 To 100, Deduct</i>	-0.79	
			<i>For>100 To 500, Deduct</i>	-1.44	
			<i>For>500 To 1,000, Deduct</i>	-2.80	
			<i>For>1,000, Deduct</i>	-3.88	
21 13 13 00-0281	EA		Flush, White Replacement Sprinkler Escutcheon.....	12.70	3.57
			<i>For>25 To 50, Deduct</i>	-0.27	
			<i>For>50 To 100, Deduct</i>	-0.91	
			<i>For>100 To 500, Deduct</i>	-1.72	
			<i>For>500 To 1,000, Deduct</i>	-3.21	
			<i>For>1,000, Deduct</i>	-4.29	
21 13 13 00-0282	EA		Deep, Brass Replacement Sprinkler Escutcheon.....	10.45	3.57
			<i>For>25 To 50, Deduct</i>	-0.27	
			<i>For>50 To 100, Deduct</i>	-0.79	
			<i>For>100 To 500, Deduct</i>	-1.44	
			<i>For>500 To 1,000, Deduct</i>	-2.80	
			<i>For>1,000, Deduct</i>	-3.88	
21 13 13 00-0283	EA		Deep, Chrome Replacement Sprinkler Escutcheon.....	10.45	3.57
			<i>For>25 To 50, Deduct</i>	-0.27	
			<i>For>50 To 100, Deduct</i>	-0.79	
			<i>For>100 To 500, Deduct</i>	-1.44	
			<i>For>500 To 1,000, Deduct</i>	-2.80	
			<i>For>1,000, Deduct</i>	-3.88	
21 13 13 00-0284	EA		Deep, White Replacement Sprinkler Escutcheon.....	10.45	3.57
			<i>For>25 To 50, Deduct</i>	-0.27	
			<i>For>50 To 100, Deduct</i>	-0.79	
			<i>For>100 To 500, Deduct</i>	-1.44	
			<i>For>500 To 1,000, Deduct</i>	-2.80	
			<i>For>1,000, Deduct</i>	-3.88	
21 13 13 00-0285			Pendent Shield And O-Ring Assembly (21 13 13 00-0200)		
21 13 13 00-0286	EA		Pendent Shield And O-Ring Assembly.....	16.88	7.15
			<i>For>25 To 50, Deduct</i>	-0.54	
			<i>For>50 To 100, Deduct</i>	-1.39	
			<i>For>100 To 500, Deduct</i>	-2.38	
			<i>For>500 To 1,000, Deduct</i>	-4.88	
			<i>For>1,000, Deduct</i>	-7.04	
21 13 13 00-0287			Replacement Insulating Sealing Assembly (21 13 13 00-0200)		
21 13 13 00-0288	EA		Insulating Sealing Assembly.....	68.91	16.24
			<i>For>100 To 500, Deduct</i>	-9.43	
			<i>For>500 To 1,000, Deduct</i>	-17.92	
21 13 13 00-0289			Flexible Sprinkler Piping (21 13 13 00-0011)		
			Note: 1" Diameter stainless steel flexible pipe with either 1/2" or 3/4" outlet.		
21 13 13 00-0290	EA		2' Long, 3/4" Stainless Steel Flexible Sprinkler Piping.....	73.60	16.78
			Note: Includes ceiling mounting bracket.		
			<i>For>25 To 50, Deduct</i>	-1.69	
			<i>For>50 To 100, Deduct</i>	-5.37	
			<i>For>100 To 500, Deduct</i>	-10.05	
			<i>For>500 To 1,000, Deduct</i>	-19.00	
			<i>For>1,000, Deduct</i>	-25.76	



Fire Suppression	21	
Water-Based Fire-Suppression Systems	21 10	12
Fire-Suppression Sprinkler Systems	21 13	

MINOR	CSI	UOM	DESCRIPTION	TOTAL DIRECT UNIT COST	DEMOLITION UNIT COST
21 13 13 00-0291	EA		3' Long, 3/4" Stainless Steel Flexible Sprinkler Piping..... Note: Includes ceiling mounting bracket. <i>For >25 To 50, Deduct</i> <i>For >50 To 100, Deduct</i> <i>For >100 To 500, Deduct</i> <i>For >500 To 1,000, Deduct</i> <i>For >1,000, Deduct</i>	81.45 -1.78 -5.85 -11.07 -20.71 -27.84	17.31
21 13 13 00-0292	EA		4' Long, 3/4" Stainless Steel Flexible Sprinkler Piping..... Note: Includes ceiling mounting bracket. <i>For >25 To 50, Deduct</i> <i>For >50 To 100, Deduct</i> <i>For >100 To 500, Deduct</i> <i>For >500 To 1,000, Deduct</i> <i>For >1,000, Deduct</i>	89.45 -1.88 -6.35 -12.12 -22.49 -30.01	18.40
21 13 13 00-0293	EA		5' Long, 3/4" Stainless Steel Flexible Sprinkler Piping..... Note: Includes ceiling mounting bracket. <i>For >25 To 50, Deduct</i> <i>For >50 To 100, Deduct</i> <i>For >100 To 500, Deduct</i> <i>For >500 To 1,000, Deduct</i> <i>For >1,000, Deduct</i>	97.73 -1.99 -6.88 -13.21 -24.36 -32.31	19.48
21 13 13 00-0294	EA		6' Long, 3/4" Stainless Steel Flexible Sprinkler Piping..... Note: Includes ceiling mounting bracket. <i>For >25 To 50, Deduct</i> <i>For >50 To 100, Deduct</i> <i>For >100 To 500, Deduct</i> <i>For >500 To 1,000, Deduct</i> <i>For >1,000, Deduct</i>	106.26 -2.11 -7.43 -14.34 -26.31 -34.77	21.65
21 13 13 00-0295			Sprinkler Emergency Cabinets (21 13 13 00-0011)		
21 13 13 00-0296	EA		3 Capacity Emergency Sprinkler Cabinet, A4.....	110.33	
21 13 13 00-0297	EA		6 Capacity Emergency Sprinkler Cabinet, A4.....	115.74	
21 13 13 00-0298	EA		12 Capacity Emergency Sprinkler Cabinet, A4.....	122.88	
21 13 13 00-0299	EA		12 Capacity Emergency Sprinkler Cabinet, A3.....	385.25	
21 13 13 00-0300	EA		Sprinkler Wrench, RC1.....	185.94	
21 13 13 00-0301	EA		Sprinkler Wrench, FC.....	185.21	
21 13 13 00-0302	EA		Sprinkler Wrench, W2.....	61.50	
21 13 16			Dry-Pipe Sprinkler Systems (21 13)		
21 13 16 00-0001			Complete Dry Pipe Sprinkler Systems (21 13 16) Note: Includes complete design per NFPA 13 and stamped shop drawings approved by a registered engineer. Includes all branch line piping (standard weight black steel, less than 2-1/2" diameter pipe, fittings, branch valves, hangers, sprinkler heads, etc. From riser pipe and mains. Excludes outside mains, inside vertical or horizontal pipe mains, greater than 2" diameter. The coverage of one sprinkler head varies from about 180 SF for light hazard occupancy, about 155 SF for ordinary, 90 to about 130 SF for extra hazard conditions. Excludes special alarm valves, gate valves, check valves, flow control devices, water motor gong assembly, Siamese connections, standpipes and fittings, pipe mains and fittings, fire pumps and tanks. For sprinkler repairs or sprinkler head replacements use specific pipe, fittings, hangers, valves, and sprinkler head components. See CSI section 23 21 13 23-1456 for individual grooved pipe, 23 21 13 23-1529 for individual grooved pipe fittings.		
21 13 16 00-0002			Light Hazard, Dry-Pipe Sprinkler Systems (21 13 16 00-0001)		
21 13 16 00-0003	EA		Exposed Piping, Light Hazard, Dry-Pipe Sprinkler System, Per Head..... Note: Includes branch pipe and fittings, supports and sprinkler heads. <i>For Up To 5, Add</i> <i>For >5 To 10, Add</i> <i>For >10 To 20, Add</i> <i>For >20 To 40, Add</i> <i>For >100 To 150, Deduct</i> <i>For >150, Deduct</i> <i>For Copper Pipe, Add</i> <i>For Polyvinyl Chloride (PVC) Pipe, Deduct</i>	736.50 324.99 149.63 119.24 52.02 -73.65 -147.30 95.28 -132.10	
21 13 16 00-0004	EA		Concealed Piping, Light Hazard, Dry-Pipe Sprinkler System, Per Head..... Note: Includes branch pipe and fittings, supports and sprinkler heads with flat or conical escutcheon. <i>For Up To 5, Add</i> <i>For >5 To 10, Add</i> <i>For >10 To 20, Add</i> <i>For >20 To 40, Add</i> <i>For >100 To 150, Deduct</i> <i>For >150, Deduct</i> <i>For Copper Pipe, Add</i> <i>For Polyvinyl Chloride (PVC) Pipe, Deduct</i> <i>For Work In Restricted Working Space, Add</i>	883.58 394.66 191.42 150.19 64.79 -88.36 -176.72 111.93 -156.10 123.67	
21 13 16 00-0005			Ordinary Hazard, Dry-Pipe Sprinkler Systems (21 13 16 00-0001)		

21	21	Fire Suppression
	21 10	Water-Based Fire-Suppression Systems
	21 13	Fire-Suppression Sprinkler Systems



MINOR	CSI	UOM	DESCRIPTION	TOTAL DIRECT UNIT COST	DEMOLITION UNIT COST
21 13 16 00-0006	EA		Exposed Piping, Ordinary Hazard, Dry-Pipe Sprinkler System, Per Head.....	758.03	
			Note: Includes branch pipe and fittings, supports and sprinkler heads.		
			For Up To 5, Add	333.22	
			For >5 To 10, Add	150.83	
			For >10 To 20, Add	120.82	
			For >20 To 40, Add	52.91	
			For >100 To 150, Deduct	-75.80	
			For >150, Deduct	-151.61	
			For Copper Pipe, Add	98.70	
			For Polyvinyl Chloride (PVC) Pipe, Deduct	-136.60	
21 13 16 00-0007	EA		Concealed Piping, Ordinary Hazard, Dry-Pipe Sprinkler System, Per Head.....	899.51	
			Note: Includes branch pipe and fittings, supports and sprinkler heads with flat or conical escutcheon.		
			For Up To 5, Add	400.53	
			For >5 To 10, Add	191.77	
			For >10 To 20, Add	151.04	
			For >20 To 40, Add	65.34	
			For >100 To 150, Deduct	-89.95	
			For >150, Deduct	-179.90	
			For Copper Pipe, Add	114.56	
			For Polyvinyl Chloride (PVC) Pipe, Deduct	-159.54	
			For Work In Restricted Working Space, Add	122.18	
21 13 16 00-0008			Extra Hazard, Dry-Pipe Sprinkler Systems (21 13 16 00-0001)		
21 13 16 00-0009	EA		Exposed Piping, Extra Hazard, Dry-Pipe Sprinkler System, Per Head.....	713.56	
			Note: Includes branch pipe and fittings, supports and sprinkler heads.		
			For Up To 5, Add	313.39	
			For >5 To 10, Add	141.27	
			For >10 To 20, Add	113.31	
			For >20 To 40, Add	49.66	
			For >100 To 150, Deduct	-71.36	
			For >150, Deduct	-142.71	
			For Copper Pipe, Add	93.05	
			For Polyvinyl Chloride (PVC) Pipe, Deduct	-128.73	
21 13 16 00-0010	EA		Concealed Piping, Extra Hazard, Dry-Pipe Sprinkler System, Per Head.....	837.10	
			Note: Includes branch pipe and fittings, supports and sprinkler heads with flat or conical escutcheon.		
			For Up To 5, Add	372.77	
			For >5 To 10, Add	178.55	
			For >10 To 20, Add	140.61	
			For >20 To 40, Add	60.82	
			For >100 To 150, Deduct	-83.71	
			For >150, Deduct	-167.42	
			For Copper Pipe, Add	106.60	
			For Polyvinyl Chloride (PVC) Pipe, Deduct	-148.45	
			For Work In Restricted Working Space, Add	113.80	
21 13 16 00-0011			Dry-Pipe Sprinkler System Compressors (21 13 16 00-0001)		
21 13 16 00-0012	EA		Dry System Air Compressor, 3/4 HP With Alarm Valve Flange With Gauge.....	2,550.10	306.31
21 13 16 00-0013	EA		Dry System Air Compressor, 1 HP With Alarm Valve Flange With Gauge.....	2,665.78	306.31
21 13 16 00-0014	EA		Dry System Air Compressor, 1-1/2 HP With Alarm Valve Flange With Gauge.....	2,763.38	306.31
21 13 16 00-0015	EA		Dry System Air Compressor, 2 HP With Alarm Valve Flange With Gauge.....	3,142.93	306.31
21 13 16 00-0016			Dry Pipe Sprinkler System Components (21 13 16)		
21 13 16 00-0017			Dry Pipe Valves (21 13 16 00-0016)		
			Note: Excludes trim package See CSI section 21 13 16 00-0022 for Dry Pipe Valve Trim.		
21 13 16 00-0018	EA		2-1/2" Dry Pipe Valve.....	3,336.56	135.61
21 13 16 00-0019	EA		3" Dry Pipe Valve.....	3,715.46	155.34
21 13 16 00-0020	EA		4" Dry Pipe Valve.....	4,156.90	263.84
21 13 16 00-0021	EA		6" Dry Pipe Valve.....	5,271.28	332.88
21 13 16 00-0022			Dry Pipe Valve Trim (21 13 16 00-0016)		
			Note: Includes gauges, pressure switch, air supply and drain lines.		
21 13 16 00-0023	EA		2-1/2" Dry Pipe Valve Trim.....	1,746.52	287.01
21 13 16 00-0024	EA		3" Dry Pipe Valve Trim.....	1,746.52	287.01
21 13 16 00-0025	EA		4" Dry Pipe Valve Trim.....	2,016.65	393.53
21 13 16 00-0026	EA		6" Dry Pipe Valve Trim.....	2,273.09	547.39
21 13 16 00-0027			Recessed Pendent Dry Pipe Sprinkler Heads, Quick Response (21 13 16 00-0016)		
21 13 16 00-0028	EA		3-1/2" To 5-3/4" Length, 1/2" Orifice, 1" NPT Thread Chrome Recessed Pendent Dry Pipe Sprinkler Head.....	221.38	21.43
			For >25 To 50, Deduct	-3.25	
			For >50 To 100, Deduct	-14.32	
			For >100 To 500, Deduct	-29.30	
			For >500 To 1,000, Deduct	-50.89	
			For >1,000, Deduct	-63.87	



MINOR CSI UOM DESCRIPTION	TOTAL DIRECT UNIT COST	DEMOLITION UNIT COST
21 13 16 00-0029 EA 6" To 8-3/4" Length, 1/2" Orifice, 1" NPT Thread Chrome Recessed Pendent Dry Pipe Sprinkler Head	230.39	21.43
For >25 To 50, Deduct	-3.25	
For >50 To 100, Deduct	-14.77	
For >100 To 500, Deduct	-30.42	
For >500 To 1,000, Deduct	-52.51	
For >1,000, Deduct	-65.49	
21 13 16 00-0030 EA 9" To 11-3/4" Length, 1/2" Orifice, 1" NPT Thread Chrome Recessed Pendent Dry Pipe Sprinkler Head	239.40	21.43
For >25 To 50, Deduct	-3.25	
For >50 To 100, Deduct	-15.22	
For >100 To 500, Deduct	-31.55	
For >500 To 1,000, Deduct	-54.13	
For >1,000, Deduct	-67.12	
21 13 16 00-0031 EA 12" To 14-3/4" Length, 1/2" Orifice, 1" NPT Thread Chrome Recessed Pendent Dry Pipe Sprinkler Head	248.44	21.43
For >25 To 50, Deduct	-3.25	
For >50 To 100, Deduct	-15.67	
For >100 To 500, Deduct	-32.68	
For >500 To 1,000, Deduct	-55.76	
For >1,000, Deduct	-68.74	
21 13 16 00-0032 EA 15" To 17-3/4" Length, 1/2" Orifice, 1" NPT Thread Chrome Recessed Pendent Dry Pipe Sprinkler Head	257.46	21.43
For >25 To 50, Deduct	-3.25	
For >50 To 100, Deduct	-16.12	
For >100 To 500, Deduct	-33.81	
For >500 To 1,000, Deduct	-57.38	
For >1,000, Deduct	-70.37	
21 13 16 00-0033 EA 18" To 20-3/4" Length, 1/2" Orifice, 1" NPT Thread Chrome Recessed Pendent Dry Pipe Sprinkler Head	266.48	21.43
For >25 To 50, Deduct	-3.25	
For >50 To 100, Deduct	-16.57	
For >100 To 500, Deduct	-34.93	
For >500 To 1,000, Deduct	-59.00	
For >1,000, Deduct	-71.99	
21 13 16 00-0034 EA 21" To 23-3/4" Length, 1/2" Orifice, 1" NPT Thread Chrome Recessed Pendent Dry Pipe Sprinkler Head	275.49	21.43
For >25 To 50, Deduct	-3.25	
For >50 To 100, Deduct	-17.02	
For >100 To 500, Deduct	-36.06	
For >500 To 1,000, Deduct	-60.63	
For >1,000, Deduct	-73.61	
21 13 16 00-0035 EA 24" To 26-3/4" Length, 1/2" Orifice, 1" NPT Thread Chrome Recessed Pendent Dry Pipe Sprinkler Head	284.53	21.43
For >25 To 50, Deduct	-3.25	
For >50 To 100, Deduct	-17.47	
For >100 To 500, Deduct	-37.19	
For >500 To 1,000, Deduct	-62.25	
For >1,000, Deduct	-75.24	
21 13 16 00-0036 EA 27" To 29-3/4" Length, 1/2" Orifice, 1" NPT Thread Chrome Recessed Pendent Dry Pipe Sprinkler Head	293.53	21.43
For >25 To 50, Deduct	-3.25	
For >50 To 100, Deduct	-17.92	
For >100 To 500, Deduct	-38.31	
For >500 To 1,000, Deduct	-63.87	
For >1,000, Deduct	-76.86	
21 13 16 00-0037 EA 30" To 32-3/4" Length, 1/2" Orifice, 1" NPT Thread Chrome Recessed Pendent Dry Pipe Sprinkler Head	302.55	21.43
For >25 To 50, Deduct	-3.25	
For >50 To 100, Deduct	-18.37	
For >100 To 500, Deduct	-39.44	
For >500 To 1,000, Deduct	-65.50	
For >1,000, Deduct	-78.48	
21 13 16 00-0038 EA 33" To 35-3/4" Length, 1/2" Orifice, 1" NPT Thread Chrome Recessed Pendent Dry Pipe Sprinkler Head	311.59	21.43
For >25 To 50, Deduct	-3.25	
For >50 To 100, Deduct	-18.83	
For >100 To 500, Deduct	-40.57	
For >500 To 1,000, Deduct	-67.12	
For >1,000, Deduct	-80.11	
21 13 16 00-0039 EA 36" To 38-3/4" Length, 1/2" Orifice, 1" NPT Thread Chrome Recessed Pendent Dry Pipe Sprinkler Head	320.60	21.43
For >25 To 50, Deduct	-3.25	
For >50 To 100, Deduct	-19.28	
For >100 To 500, Deduct	-41.70	
For >500 To 1,000, Deduct	-68.75	
For >1,000, Deduct	-81.73	
21 13 16 00-0040 EA 39" To 41-3/4" Length, 1/2" Orifice, 1" NPT Thread Chrome Recessed Pendent Dry Pipe Sprinkler Head	329.64	21.43
For >25 To 50, Deduct	-3.25	
For >50 To 100, Deduct	-19.73	
For >100 To 500, Deduct	-42.83	
For >500 To 1,000, Deduct	-70.37	
For >1,000, Deduct	-83.36	
21 13 16 00-0041 EA 42" To 44-3/4" Length, 1/2" Orifice, 1" NPT Thread Chrome Recessed Pendent Dry Pipe Sprinkler Head	338.64	21.43
For >25 To 50, Deduct	-3.25	
For >50 To 100, Deduct	-20.18	
For >100 To 500, Deduct	-43.95	
For >500 To 1,000, Deduct	-71.99	
For >1,000, Deduct	-84.98	
21 13 16 00-0042 EA 45" To 48" Length, 1/2" Orifice, 1" NPT Thread Chrome Recessed Pendent Dry Pipe Sprinkler Head	347.67	21.43
For >25 To 50, Deduct	-3.25	
For >50 To 100, Deduct	-20.63	
For >100 To 500, Deduct	-45.08	
For >500 To 1,000, Deduct	-73.62	
For >1,000, Deduct	-86.60	

21 Fire Suppression
21 10 Water-Based Fire-Suppression Systems
21 13 Fire-Suppression Sprinkler Systems



MINOR
 CSI UOM DESCRIPTION

TOTAL DIRECT DEMOLITION
 UNIT COST UNIT COST

21 13 16 00-0043 Sidewall Dry Pipe Sprinkler Heads, Quick Response <small>(21 13 16 00-0016)</small>			
21 13 16 00-0044	EA 3-1/2" To 5-3/4" Length, 1/2" Orifice, 1" NPT Thread Chrome Sidewall Dry Pipe Sprinkler Head	219.20	21.43
	For>25 To 50, Deduct	-3.25	
	For>50 To 100, Deduct	-14.21	
	For>100 To 500, Deduct	-29.02	
	For>500 To 1,000, Deduct	-50.49	
	For>1,000, Deduct	-63.48	
21 13 16 00-0045	EA 6" To 8-3/4" Length, 1/2" Orifice, 1" NPT Thread Chrome Sidewall Dry Pipe Sprinkler Head	228.23	21.43
	For>25 To 50, Deduct	-3.25	
	For>50 To 100, Deduct	-14.66	
	For>100 To 500, Deduct	-30.15	
	For>500 To 1,000, Deduct	-52.12	
	For>1,000, Deduct	-65.11	
21 13 16 00-0046	EA 9" To 11-3/4" Length, 1/2" Orifice, 1" NPT Thread Chrome Sidewall Dry Pipe Sprinkler Head	237.27	21.43
	For>25 To 50, Deduct	-3.25	
	For>50 To 100, Deduct	-15.11	
	For>100 To 500, Deduct	-31.28	
	For>500 To 1,000, Deduct	-53.75	
	For>1,000, Deduct	-66.73	
21 13 16 00-0047	EA 12" To 14-3/4" Length, 1/2" Orifice, 1" NPT Thread Chrome Sidewall Dry Pipe Sprinkler Head	246.26	21.43
	For>25 To 50, Deduct	-3.25	
	For>50 To 100, Deduct	-15.56	
	For>100 To 500, Deduct	-32.41	
	For>500 To 1,000, Deduct	-55.36	
	For>1,000, Deduct	-68.35	
21 13 16 00-0048	EA 15" To 17-3/4" Length, 1/2" Orifice, 1" NPT Thread Chrome Sidewall Dry Pipe Sprinkler Head	255.29	21.43
	For>25 To 50, Deduct	-3.25	
	For>50 To 100, Deduct	-16.01	
	For>100 To 500, Deduct	-33.53	
	For>500 To 1,000, Deduct	-56.99	
	For>1,000, Deduct	-69.98	
21 13 16 00-0049	EA 18" To 20-3/4" Length, 1/2" Orifice, 1" NPT Thread Chrome Sidewall Dry Pipe Sprinkler Head	264.30	21.43
	For>25 To 50, Deduct	-3.25	
	For>50 To 100, Deduct	-16.46	
	For>100 To 500, Deduct	-34.66	
	For>500 To 1,000, Deduct	-58.61	
	For>1,000, Deduct	-71.60	
21 13 16 00-0050	EA 21" To 23-3/4" Length, 1/2" Orifice, 1" NPT Thread Chrome Sidewall Dry Pipe Sprinkler Head	273.35	21.43
	For>25 To 50, Deduct	-3.25	
	For>50 To 100, Deduct	-16.91	
	For>100 To 500, Deduct	-35.79	
	For>500 To 1,000, Deduct	-60.24	
	For>1,000, Deduct	-73.23	
21 13 16 00-0051	EA 24" To 26-3/4" Length, 1/2" Orifice, 1" NPT Thread Chrome Sidewall Dry Pipe Sprinkler Head	282.37	21.43
	For>25 To 50, Deduct	-3.25	
	For>50 To 100, Deduct	-17.37	
	For>100 To 500, Deduct	-36.92	
	For>500 To 1,000, Deduct	-61.86	
	For>1,000, Deduct	-74.85	
21 13 16 00-0052	EA 27" To 29-3/4" Length, 1/2" Orifice, 1" NPT Thread Chrome Sidewall Dry Pipe Sprinkler Head	291.36	21.43
	For>25 To 50, Deduct	-3.25	
	For>50 To 100, Deduct	-17.81	
	For>100 To 500, Deduct	-38.04	
	For>500 To 1,000, Deduct	-63.48	
	For>1,000, Deduct	-76.47	
21 13 16 00-0053	EA 30" To 32-3/4" Length, 1/2" Orifice, 1" NPT Thread Chrome Sidewall Dry Pipe Sprinkler Head	300.38	21.43
	For>25 To 50, Deduct	-3.25	
	For>50 To 100, Deduct	-18.27	
	For>100 To 500, Deduct	-39.17	
	For>500 To 1,000, Deduct	-65.11	
	For>1,000, Deduct	-78.09	
21 13 16 00-0054	EA 33" To 35-3/4" Length, 1/2" Orifice, 1" NPT Thread Chrome Sidewall Dry Pipe Sprinkler Head	309.41	21.43
	For>25 To 50, Deduct	-3.25	
	For>50 To 100, Deduct	-18.72	
	For>100 To 500, Deduct	-40.30	
	For>500 To 1,000, Deduct	-66.73	
	For>1,000, Deduct	-79.72	
21 13 16 00-0055	EA 36" To 38-3/4" Length, 1/2" Orifice, 1" NPT Thread Chrome Sidewall Dry Pipe Sprinkler Head	318.43	21.43
	For>25 To 50, Deduct	-3.25	
	For>50 To 100, Deduct	-19.17	
	For>100 To 500, Deduct	-41.43	
	For>500 To 1,000, Deduct	-68.36	
	For>1,000, Deduct	-81.34	
21 13 16 00-0056	EA 39" To 41-3/4" Length, 1/2" Orifice, 1" NPT Thread Chrome Sidewall Dry Pipe Sprinkler Head	345.50	21.43
	For>25 To 50, Deduct	-3.25	
	For>50 To 100, Deduct	-20.52	
	For>100 To 500, Deduct	-44.81	
	For>500 To 1,000, Deduct	-73.23	
	For>1,000, Deduct	-86.21	
21 13 16 00-0057	EA 42" To 44-3/4" Length, 1/2" Orifice, 1" NPT Thread Chrome Sidewall Dry Pipe Sprinkler Head	354.53	21.43
	For>25 To 50, Deduct	-3.25	
	For>50 To 100, Deduct	-20.97	
	For>100 To 500, Deduct	-45.94	
	For>500 To 1,000, Deduct	-74.85	
	For>1,000, Deduct	-87.84	



MINOR	CSI	UOM	DESCRIPTION	TOTAL DIRECT UNIT COST	DEMOLITION UNIT COST
-------	-----	-----	-------------	------------------------	----------------------

21 13 16 00-0058	EA		45" To 48" Length, 1/2" Orifice, 1" NPT Thread Chrome Sidewall Dry Pipe Sprinkler Head	358.12	21.43
			<i>For >25 To 50, Deduct</i>	-3.25	
			<i>For >50 To 100, Deduct</i>	-21.15	
			<i>For >100 To 500, Deduct</i>	-46.39	
			<i>For >500 To 1,000, Deduct</i>	-75.50	
			<i>For >1,000, Deduct</i>	-88.49	

21 13 16 00-0059 **Pendent Dry Pipe Sprinkler Head, Early Suppression, Fast Response** (21 13 16 00-0016)

21 13 16 00-0060	EA		23" Length, 1-1/4" NPT Thread, K=16.8, Early Suppression, Fast Response, Brass Pendent Dry Pipe Sprinkler Head	989.14	21.43
			<i>For >25 To 50, Deduct</i>	-3.52	
			<i>For >50 To 100, Deduct</i>	-52.97	
			<i>For >100 To 500, Deduct</i>	-125.40	
			<i>For >500 To 1,000, Deduct</i>	-190.00	
			<i>For >1,000, Deduct</i>	-204.07	

21 13 16 00-0061	EA		30" Length, 1-1/4" NPT Thread, K=16.8, Early Suppression, Fast Response, Brass Pendent Dry Pipe Sprinkler Head	989.14	21.43
			<i>For >25 To 50, Deduct</i>	-3.52	
			<i>For >50 To 100, Deduct</i>	-52.97	
			<i>For >100 To 500, Deduct</i>	-125.40	
			<i>For >500 To 1,000, Deduct</i>	-190.00	
			<i>For >1,000, Deduct</i>	-204.07	

21 13 16 00-0062	EA		36" Length, 1-1/4" NPT Thread, K=16.8, Early Suppression, Fast Response, Brass Pendent Dry Pipe Sprinkler Head	989.14	21.43
			<i>For >25 To 50, Deduct</i>	-3.52	
			<i>For >50 To 100, Deduct</i>	-52.97	
			<i>For >100 To 500, Deduct</i>	-125.40	
			<i>For >500 To 1,000, Deduct</i>	-190.00	
			<i>For >1,000, Deduct</i>	-204.07	

21 13 16 00-0063	EA		36" Length, 1-1/4" ISO Thread, K=16.8, Early Suppression, Fast Response, Brass Pendent Dry Pipe Sprinkler Head	989.14	21.43
			<i>For >25 To 50, Deduct</i>	-3.52	
			<i>For >50 To 100, Deduct</i>	-52.97	
			<i>For >100 To 500, Deduct</i>	-125.40	
			<i>For >500 To 1,000, Deduct</i>	-190.00	
			<i>For >1,000, Deduct</i>	-204.07	

21 13 19 **Preaction Sprinkler Systems** (21 13)

21 13 19 00-0001 **Complete Preaction Sprinkler Systems** (21 13 19)

Note: Includes complete design per NFPA 13 and stamped shop drawings approved by a registered engineer. Includes all branch line piping (standard weight black steel, less than 2-1/2" diameter pipe, fittings, branch valves, hangers, sprinkler heads, etc. From riser pipe and mains. Excludes outside mains, inside vertical or horizontal pipe mains, greater than 2" diameter. The coverage of one sprinkler head varies from about 180 SF for light hazard occupancy, about 155 SF for ordinary, 90 to about 130 SF for extra hazard conditions. Excludes special alarm valves, gate valves, check valves, flow control devices, water motor gong assembly, Siamese connections, standpipes and fittings, pipe mains and fittings, fire pumps and tanks. See CSI section 23 21 13 23-1456 for individual grooved pipe, 23 21 13 23-1529 for individual grooved pipe fittings.

21 13 19 00-0002 **Ordinary Hazard, Preaction Sprinkler Systems** (21 13 19 00-0001)

21 13 19 00-0003	EA		Exposed Piping, Ordinary Hazard, Preaction Sprinkler System, Per Head	694.19	
			Note: Includes branch pipe and fittings, supports and sprinkler heads.		
			<i>For Up To 5, Add</i>	307.69	
			<i>For >5 To 10, Add</i>	183.86	
			<i>For >10 To 20, Add</i>	114.44	
			<i>For >20 To 40, Add</i>	49.72	
			<i>For >100 To 150, Deduct</i>	-69.42	
			<i>For >150, Deduct</i>	-138.84	

21 13 19 00-0004 **Extra Hazard, Preaction Sprinkler Systems** (21 13 19 00-0001)

21 13 19 00-0005	EA		Exposed Piping, Extra Hazard, Preaction Sprinkler System, Per Head	646.05	
			Note: Includes branch pipe and fittings, supports and sprinkler heads.		
			<i>For Up To 5, Add</i>	286.39	
			<i>For >5 To 10, Add</i>	171.16	
			<i>For >10 To 20, Add</i>	106.56	
			<i>For >20 To 40, Add</i>	46.29	
			<i>For >100 To 150, Deduct</i>	-64.61	
			<i>For >150, Deduct</i>	-129.21	

21 13 26 **Deluge Fire-Suppression Sprinkler Systems** (21 13)

21 13 26 00-0001			Deluge Fire-Suppression Sprinkler Systems Equipment <small>(21 13 26)</small>		
21 13 26 00-0002			Deluge Valves With Required Trim And Release Equipment <small>(21 13 26 00-0001)</small>		
21 13 26 00-0003	EA		3" Deluge Valve With Trim And Release Equipment	7,354.40	601.32
21 13 26 00-0004	EA		4" Deluge Valve With Trim And Release Equipment	8,435.22	676.43
21 13 26 00-0005	EA		6" Deluge Valve With Trim And Release Equipment	10,433.49	983.91

21 13 39 **Foam-Water Systems** (21 13)

21	21	Fire Suppression
	21 10	Water-Based Fire-Suppression Systems
	21 13	Fire-Suppression Sprinkler Systems



MINOR	CSI	UOM	DESCRIPTION	TOTAL DIRECT UNIT COST	DEMOLITION UNIT COST
-------	-----	-----	-------------	------------------------	----------------------

21 13 39 00-0001			Foam Control Valves And Monitors (21 13 39)		
21 13 39 00-0002			Control Valves (21 13 39 00-0001)		
21 13 39 00-0003	EA		3" Foam Control Valve.....	3,434.63	601.32
21 13 39 00-0004			Supply Valves (21 13 39 00-0001)		
21 13 39 00-0005	EA		2-1/2" Foam Supply Valve.....	3,088.92	676.43
21 13 39 00-0006			Proportioners (21 13 39 00-0001)		
21 13 39 00-0007	EA		8" Foam Proportioner.....	2,522.79	983.91
21 13 39 00-0008			Monitors (21 13 39 00-0001)		
21 13 39 00-0009	EA		Oscillating Foam Monitor.....	3,595.04	135.29

21 13 41 Fire-Suppression Sprinkler Piping (21 13)

See CSI section 23 21 13 23-0001 for threaded black steel piping, 23 21 13 23-0374 for welded black steel piping, 23 21 13 23-0858 for flanged black steel pipe fittings, 23 21 13 23-1456 for grooved pipe, 23 21 13 23-1529 for grooved pipe fittings, 33 14 13 13-0001 for ductile iron pipe and fittings.

21 13 41 00-0001			Chlorinated Polyvinyl Chloride (CPVC) Fire Sprinkler Pipe (21 13 41) Note: SDR 13.5		
21 13 41 00-0002			Schedule 40 Chlorinated Polyvinyl Chloride (CPVC) Fire Sprinkler Pipe (21 13 41)		
21 13 41 00-0003	LF		3/4" Schedule 40 Chlorinated Polyvinyl Chloride (CPVC) Fire Sprinkler Pipe..... <i>For Work In Restricted Working Space, Add</i>	5.79 1.30	1.73
21 13 41 00-0004	LF		1" Schedule 40 Chlorinated Polyvinyl Chloride (CPVC) Fire Sprinkler Pipe..... <i>For Work In Restricted Working Space, Add</i>	6.90 1.40	1.84
21 13 41 00-0005	LF		1-1/4" Schedule 40 Chlorinated Polyvinyl Chloride (CPVC) Fire Sprinkler Pipe..... <i>For Work In Restricted Working Space, Add</i>	8.61 1.53	2.06
21 13 41 00-0006	LF		1-1/2" Schedule 40 Chlorinated Polyvinyl Chloride (CPVC) Fire Sprinkler Pipe..... <i>For Work In Restricted Working Space, Add</i>	10.50 1.69	2.28
21 13 41 00-0007	LF		2" Schedule 40 Chlorinated Polyvinyl Chloride (CPVC) Fire Sprinkler Pipe..... <i>For Work In Restricted Working Space, Add</i>	13.43 1.88	2.49
21 13 41 00-0008	LF		2-1/2" Schedule 40 Chlorinated Polyvinyl Chloride (CPVC) Fire Sprinkler Pipe..... <i>For Work In Restricted Working Space, Add</i>	18.29 2.15	2.81
21 13 41 00-0009	LF		3" Schedule 40 Chlorinated Polyvinyl Chloride (CPVC) Fire Sprinkler Pipe..... <i>For Work In Restricted Working Space, Add</i>	25.42 2.54	3.36

21 13 41 00-0010 Chlorinated Polyvinyl Chloride (CPVC) 90 Degree Elbows, Fire Sprinkler Piping (21 13 41 00-0001)

21 13 41 00-0011	EA		3/4" Schedule 40 Chlorinated Polyvinyl Chloride (CPVC) 90 Degree Elbow, Fire Sprinkler Piping..... <i>For Work In Restricted Working Space, Add</i>	27.87 7.79	10.39
21 13 41 00-0012	EA		1" Schedule 40 Chlorinated Polyvinyl Chloride (CPVC) 90 Degree Elbow, Fire Sprinkler Piping..... <i>For Work In Restricted Working Space, Add</i>	36.70 9.77	12.99
21 13 41 00-0013	EA		1-1/4" Schedule 40 Chlorinated Polyvinyl Chloride (CPVC) 90 Degree Elbow, Fire Sprinkler Piping..... <i>For Work In Restricted Working Space, Add</i>	45.92 12.21	16.24
21 13 41 00-0014	EA		1-1/2" Schedule 80 Chlorinated Polyvinyl Chloride (CPVC) 90 Degree Elbow, Fire Sprinkler Piping..... <i>For Work In Restricted Working Space, Add</i>	52.41 13.51	17.97
21 13 41 00-0015	EA		2" Schedule 80 Chlorinated Polyvinyl Chloride (CPVC) 90 Degree Elbow, Fire Sprinkler Piping..... <i>For Work In Restricted Working Space, Add</i>	59.43 15.07	20.13
21 13 41 00-0016	EA		2-1/2" Schedule 80 Chlorinated Polyvinyl Chloride (CPVC) 90 Degree Elbow, Fire Sprinkler Piping..... <i>For Work In Restricted Working Space, Add</i>	74.84 17.14	22.84
21 13 41 00-0017	EA		3" Schedule 80 Chlorinated Polyvinyl Chloride (CPVC) 90 Degree Elbow, Fire Sprinkler Piping..... <i>For Work In Restricted Working Space, Add</i>	91.61 20.26	27.06

21 13 41 00-0018 Chlorinated Polyvinyl Chloride (CPVC) 45 Degree Elbows, Fire Sprinkler Piping (21 13 41 00-0001)

21 13 41 00-0019	EA		3/4" Schedule 40 Chlorinated Polyvinyl Chloride (CPVC) 45 Degree Elbow, Fire Sprinkler Piping..... <i>For Work In Restricted Working Space, Add</i>	28.54 7.79	10.39
21 13 41 00-0020	EA		1" Schedule 40 Chlorinated Polyvinyl Chloride (CPVC) 45 Degree Elbow, Fire Sprinkler Piping..... <i>For Work In Restricted Working Space, Add</i>	35.63 9.77	12.99
21 13 41 00-0021	EA		1-1/4" Schedule 40 Chlorinated Polyvinyl Chloride (CPVC) 45 Degree Elbow, Fire Sprinkler Piping..... <i>For Work In Restricted Working Space, Add</i>	45.11 12.21	16.24
21 13 41 00-0022	EA		1-1/2" Schedule 80 Chlorinated Polyvinyl Chloride (CPVC) 45 Degree Elbow, Fire Sprinkler Piping..... <i>For Work In Restricted Working Space, Add</i>	51.12 13.51	17.97
21 13 41 00-0023	EA		2" Schedule 80 Chlorinated Polyvinyl Chloride (CPVC) 45 Degree Elbow, Fire Sprinkler Piping..... <i>For Work In Restricted Working Space, Add</i>	57.81 15.07	20.13
21 13 41 00-0024	EA		2-1/2" Schedule 80 Chlorinated Polyvinyl Chloride (CPVC) 45 Degree Elbow, Fire Sprinkler Piping..... <i>For Work In Restricted Working Space, Add</i>	70.77 17.14	22.84
21 13 41 00-0025	EA		3" Schedule 80 Chlorinated Polyvinyl Chloride (CPVC) 45 Degree Elbow, Fire Sprinkler Piping..... <i>For Work In Restricted Working Space, Add</i>	87.13 20.26	27.06

21 13 41 00-0026 Chlorinated Polyvinyl Chloride (CPVC) Tees, Fire Sprinkler Piping (21 13 41 00-0001)



MINOR CSI UOM DESCRIPTION	TOTAL DIRECT UNIT COST	DEMOLITION UNIT COST
21 13 41 00-0027 EA 3/4" Schedule 40 Chlorinated Polyvinyl Chloride (CPVC) Tee, Fire Sprinkler Piping <i>For Work In Restricted Working Space, Add</i>	41.53 11.69	15.58
21 13 41 00-0028 EA 1" Schedule 40 Chlorinated Polyvinyl Chloride (CPVC) Tee, Fire Sprinkler Piping <i>For Work In Restricted Working Space, Add</i>	54.00 14.68	19.59
21 13 41 00-0029 EA 1-1/4" Schedule 40 Chlorinated Polyvinyl Chloride (CPVC) Tee, Fire Sprinkler Piping <i>For Work In Restricted Working Space, Add</i>	68.69 18.31	24.46
21 13 41 00-0030 EA 1-1/2" Schedule 80 Chlorinated Polyvinyl Chloride (CPVC) Tee, Fire Sprinkler Piping <i>For Work In Restricted Working Space, Add</i>	78.79 20.26	27.06
21 13 41 00-0031 EA 2" Schedule 80 Chlorinated Polyvinyl Chloride (CPVC) Tee, Fire Sprinkler Piping <i>For Work In Restricted Working Space, Add</i>	92.01 22.60	30.08
21 13 41 00-0032 EA 2-1/2" Schedule 80 Chlorinated Polyvinyl Chloride (CPVC) Tee, Fire Sprinkler Piping <i>For Work In Restricted Working Space, Add</i>	112.83 25.71	34.31
21 13 41 00-0033 EA 3" Schedule 80 Chlorinated Polyvinyl Chloride (CPVC) Tee, Fire Sprinkler Piping <i>For Work In Restricted Working Space, Add</i>	133.31 30.39	40.47
21 13 41 00-0034 Chlorinated Polyvinyl Chloride (CPVC) Reducing Tees, Fire Sprinkler Piping (21 13 41 00-0001)		
21 13 41 00-0035 EA 1" Schedule 40 Chlorinated Polyvinyl Chloride (CPVC) Reducing Tee, Fire Sprinkler Piping <i>For Work In Restricted Working Space, Add</i>	49.89 13.67	18.29
21 13 41 00-0036 EA 1-1/4" Schedule 40 Chlorinated Polyvinyl Chloride (CPVC) Reducing Tee, Fire Sprinkler Piping <i>For Work In Restricted Working Space, Add</i>	64.87 17.08	22.84
21 13 41 00-0037 EA 1-1/2" Schedule 80 Chlorinated Polyvinyl Chloride (CPVC) Reducing Tee, Fire Sprinkler Piping <i>For Work In Restricted Working Space, Add</i>	72.61 18.90	25.22
21 13 41 00-0038 EA 2" Schedule 80 Chlorinated Polyvinyl Chloride (CPVC) Reducing Tee, Fire Sprinkler Piping <i>For Work In Restricted Working Space, Add</i>	85.68 21.11	28.14
21 13 41 00-0039 EA 2-1/2" Schedule 80 Chlorinated Polyvinyl Chloride (CPVC) Reducing Tee, Fire Sprinkler Piping <i>For Work In Restricted Working Space, Add</i>	101.06 23.99	32.04
21 13 41 00-0040 EA 3" Schedule 80 Chlorinated Polyvinyl Chloride (CPVC) Reducing Tee, Fire Sprinkler Piping <i>For Work In Restricted Working Space, Add</i>	118.93 28.38	37.77
21 13 41 00-0041 Chlorinated Polyvinyl Chloride (CPVC) Crosses, Fire Sprinkler Piping (21 13 41 00-0001)		
21 13 41 00-0042 EA 3/4" Schedule 40 Chlorinated Polyvinyl Chloride (CPVC) Cross, Fire Sprinkler Piping <i>For Work In Restricted Working Space, Add</i>	56.02 15.59	20.78
21 13 41 00-0043 EA 1" Schedule 40 Chlorinated Polyvinyl Chloride (CPVC) Cross, Fire Sprinkler Piping <i>For Work In Restricted Working Space, Add</i>	70.23 19.55	26.08
21 13 41 00-0044 EA 1-1/4" Schedule 40 Chlorinated Polyvinyl Chloride (CPVC) Cross, Fire Sprinkler Piping <i>For Work In Restricted Working Space, Add</i>	88.44 24.42	32.57
21 13 41 00-0045 EA 1-1/2" Schedule 80 Chlorinated Polyvinyl Chloride (CPVC) Cross, Fire Sprinkler Piping <i>For Work In Restricted Working Space, Add</i>	99.67 27.02	36.04
21 13 41 00-0046 EA 2" Schedule 80 Chlorinated Polyvinyl Chloride (CPVC) Cross, Fire Sprinkler Piping <i>For Work In Restricted Working Space, Add</i>	116.30 30.13	40.15
21 13 41 00-0047 EA 2-1/2" Schedule 80 Chlorinated Polyvinyl Chloride (CPVC) Cross, Fire Sprinkler Piping <i>For Work In Restricted Working Space, Add</i>	148.86 34.29	45.67
21 13 41 00-0048 Chlorinated Polyvinyl Chloride (CPVC) Couplings, Fire Sprinkler Piping (21 13 41 00-0001)		
21 13 41 00-0049 EA 3/4" Schedule 40 Chlorinated Polyvinyl Chloride (CPVC) Coupling, Fire Sprinkler Piping <i>For Work In Restricted Working Space, Add</i>	19.13 5.19	6.92
21 13 41 00-0050 EA 1" Schedule 40 Chlorinated Polyvinyl Chloride (CPVC) Coupling, Fire Sprinkler Piping <i>For Work In Restricted Working Space, Add</i>	25.64 6.98	9.31
21 13 41 00-0051 EA 1-1/4" Schedule 40 Chlorinated Polyvinyl Chloride (CPVC) Coupling, Fire Sprinkler Piping <i>For Work In Restricted Working Space, Add</i>	33.98 9.16	12.23
21 13 41 00-0052 EA 1-1/2" Schedule 80 Chlorinated Polyvinyl Chloride (CPVC) Coupling, Fire Sprinkler Piping <i>For Work In Restricted Working Space, Add</i>	38.71 10.13	13.52
21 13 41 00-0053 EA 2" Schedule 80 Chlorinated Polyvinyl Chloride (CPVC) Coupling, Fire Sprinkler Piping <i>For Work In Restricted Working Space, Add</i>	44.36 11.30	15.05
21 13 41 00-0054 EA 2-1/2" Schedule 80 Chlorinated Polyvinyl Chloride (CPVC) Coupling, Fire Sprinkler Piping <i>For Work In Restricted Working Space, Add</i>	53.11 12.86	17.10
21 13 41 00-0055 EA 3" Schedule 80 Chlorinated Polyvinyl Chloride (CPVC) Coupling, Fire Sprinkler Piping <i>For Work In Restricted Working Space, Add</i>	64.02 15.20	20.24
21 13 41 00-0056 Chlorinated Polyvinyl Chloride (CPVC) Caps, Fire Sprinkler Piping (21 13 41 00-0001)		
21 13 41 00-0057 EA 3/4" Schedule 40 Chlorinated Polyvinyl Chloride (CPVC) Cap, Fire Sprinkler Piping <i>For Work In Restricted Working Space, Add</i>	9.75 2.60	3.47
21 13 41 00-0058 EA 1" Schedule 40 Chlorinated Polyvinyl Chloride (CPVC) Cap, Fire Sprinkler Piping <i>For Work In Restricted Working Space, Add</i>	15.52 4.19	5.62
21 13 41 00-0059 EA 1-1/4" Schedule 40 Chlorinated Polyvinyl Chloride (CPVC) Cap, Fire Sprinkler Piping <i>For Work In Restricted Working Space, Add</i>	17.77 4.58	6.06
21 13 41 00-0060 EA 1-1/2" Schedule 80 Chlorinated Polyvinyl Chloride (CPVC) Cap, Fire Sprinkler Piping <i>For Work In Restricted Working Space, Add</i>	20.34 5.06	6.71
21 13 41 00-0061 EA 2" Schedule 80 Chlorinated Polyvinyl Chloride (CPVC) Cap, Fire Sprinkler Piping <i>For Work In Restricted Working Space, Add</i>	24.06 5.65	7.58
21 13 41 00-0062 EA 2-1/2" Schedule 80 Chlorinated Polyvinyl Chloride (CPVC) Cap, Fire Sprinkler Piping <i>For Work In Restricted Working Space, Add</i>	28.96 6.43	8.55
21 13 41 00-0063 EA 3" Schedule 80 Chlorinated Polyvinyl Chloride (CPVC) Cap, Fire Sprinkler Piping <i>For Work In Restricted Working Space, Add</i>	37.54 7.60	10.17

21 Fire Suppression**21 10 Water-Based Fire-Suppression Systems****21 13 Fire-Suppression Sprinkler Systems**

SAN BERNARDINO
COUNTY

MINOR
CSI UOM DESCRIPTION

TOTAL DIRECT DEMOLITION
UNIT COST UNIT COST

MINOR	CSI	UOM	DESCRIPTION	TOTAL DIRECT UNIT COST	DEMOLITION UNIT COST
21 13 41 00-0064			Chlorinated Polyvinyl Chloride (CPVC) Reducer Bushing, Fire Sprinkler Piping ^(21 13 41 00-0001)		
21 13 41 00-0065	EA		1" Schedule 40 Chlorinated Polyvinyl Chloride (CPVC) Reducing Bushing, Fire Sprinkler Piping.....	27.07	10.28
			<i>For Work In Restricted Working Space, Add</i>	7.70	
21 13 41 00-0066	EA		1-1/4" Schedule 40 Chlorinated Polyvinyl Chloride (CPVC) Reducing Bushing, Fire Sprinkler Piping	35.86	13.42
			<i>For Work In Restricted Working Space, Add</i>	10.07	
21 13 41 00-0067	EA		1-1/2" Schedule 80 Chlorinated Polyvinyl Chloride (CPVC) Reducing Bushing, Fire Sprinkler Piping	39.63	14.82
			<i>For Work In Restricted Working Space, Add</i>	11.14	
21 13 41 00-0068	EA		2" Schedule 80 Chlorinated Polyvinyl Chloride (CPVC) Reducing Bushing, Fire Sprinkler Piping.....	45.12	16.56
			<i>For Work In Restricted Working Space, Add</i>	12.44	
21 13 41 00-0069	EA		2-1/2" Schedule 80 Chlorinated Polyvinyl Chloride (CPVC) Reducing Bushing, Fire Sprinkler Piping	53.49	18.84
			<i>For Work In Restricted Working Space, Add</i>	14.16	
21 13 41 00-0070	EA		3" Schedule 80 Chlorinated Polyvinyl Chloride (CPVC) Reducing Bushing, Fire Sprinkler Piping.....	65.24	22.29
			<i>For Work In Restricted Working Space, Add</i>	16.72	
21 13 41 00-0071			Chlorinated Polyvinyl Chloride (CPVC) Spigot Style Reducing Adapter, Male Slip x Female Pipe Thread, Fire Sprinkler Piping ^(21 13 41 00-0001)		
21 13 41 00-0072	EA		3/4" Schedule 40 Chlorinated Polyvinyl Chloride (CPVC) Spigot Style Reducing Adapter, Male Slip X Female Pipe Thread, Fire Sprinkler Piping	23.79	7.58
			<i>For Work In Restricted Working Space, Add</i>	5.72	
21 13 41 00-0073	EA		1" Schedule 40 Chlorinated Polyvinyl Chloride (CPVC) Spigot Style Reducing Adapter, Male Slip X Female Pipe Thread, Fire Sprinkler Piping	30.67	10.28
			<i>For Work In Restricted Working Space, Add</i>	7.70	
21 13 41 00-0074			Chlorinated Polyvinyl Chloride (CPVC) Reducing Adapter, Female Slip x Female Pipe Thread, Fire Sprinkler Piping ^(21 13 41 00-0001)		
21 13 41 00-0075	EA		3/4" Schedule 40 Chlorinated Polyvinyl Chloride (CPVC) Reducing Adapter, Female Slip x Female Pipe Thread, Fire Sprinkler Piping	23.79	7.58
			<i>For Work In Restricted Working Space, Add</i>	5.72	
21 13 41 00-0076	EA		1" Schedule 40 Chlorinated Polyvinyl Chloride (CPVC) Reducing Adapter, Female Slip x Female Pipe Thread, Fire Sprinkler Piping	30.67	10.28
			<i>For Work In Restricted Working Space, Add</i>	7.70	
21 13 41 00-0077			Chlorinated Polyvinyl Chloride (CPVC) Reducing 90 Degree Elbow Adapter, Female Slip x Female Pipe Thread, Fire Sprinkler Piping ^(21 13 41 00-0001)		
21 13 41 00-0078	EA		3/4" Schedule 40 Chlorinated Polyvinyl Chloride (CPVC) Reducing 90 Degree Elbow Adapter With 1/2" FPT, Female Slip x Female Pipe Thread, Fire Sprinkler Piping	27.79	9.31
			<i>For Work In Restricted Working Space, Add</i>	7.01	
21 13 41 00-0079	EA		1" Schedule 40 Chlorinated Polyvinyl Chloride (CPVC) Reducing 90 Degree Elbow Adapter With 1/2" FPT, Female Slip x Female Pipe Thread, Fire Sprinkler Piping	35.51	11.69
			<i>For Work In Restricted Working Space, Add</i>	8.80	
21 13 41 00-0080	EA		1" Schedule 40 Chlorinated Polyvinyl Chloride (CPVC) Reducing 90 Degree Elbow Adapter With 3/4" FPT, Female Slip x Female Pipe Thread, Fire Sprinkler Piping	36.86	11.69
			<i>For Work In Restricted Working Space, Add</i>	8.80	
21 13 41 00-0081			Chlorinated Polyvinyl Chloride (CPVC) Straight Tee Adapter, Female Slip x Female Pipe Thread, Fire Sprinkler Piping ^(21 13 41 00-0001)		
21 13 41 00-0082	EA		3/4" Schedule 40 Chlorinated Polyvinyl Chloride (CPVC) Straight Tee Adapter With 1/2" FPT, Female Slip x Female Pipe Thread, Fire Sprinkler Piping.....	45.66	15.58
			<i>For Work In Restricted Working Space, Add</i>	11.69	
21 13 41 00-0083	EA		1" Schedule 40 Chlorinated Polyvinyl Chloride (CPVC) Straight Tee Adapter With 1/2" FPT, Female Slip x Female Pipe Thread, Fire Sprinkler Piping.....	56.17	19.59
			<i>For Work In Restricted Working Space, Add</i>	14.68	
21 13 41 00-0084	EA		1-1/4" Schedule 40 Chlorinated Polyvinyl Chloride (CPVC) Straight Tee Adapter With 1/2" FPT, Female Slip x Female Pipe Thread, Fire Sprinkler Piping.....	73.11	24.46
			<i>For Work In Restricted Working Space, Add</i>	18.31	
21 13 41 00-0085	EA		1-1/2" Schedule 80 Chlorinated Polyvinyl Chloride (CPVC) Straight Tee Adapter With 1/2" FPT, Female Slip x Female Pipe Thread, Fire Sprinkler Piping.....	83.47	27.06
			<i>For Work In Restricted Working Space, Add</i>	20.26	
21 13 41 00-0086	EA		2" Schedule 80 Chlorinated Polyvinyl Chloride (CPVC) Straight Tee Adapter With 1/2" FPT, Female Slip x Female Pipe Thread, Fire Sprinkler Piping.....	97.70	30.08
			<i>For Work In Restricted Working Space, Add</i>	22.60	

21 20 Fire-Extinguishing Systems ⁽²¹⁾**21 21 Carbon-Dioxide Fire-Extinguishing Systems** ^(21 20)**21 21 16 Carbon-Dioxide Fire-Extinguishing Equipment** ^(21 21)

MINOR	CSI	UOM	DESCRIPTION	TOTAL DIRECT UNIT COST	DEMOLITION UNIT COST
21 21 16 00-0001			Carbon Dioxide Cylinders ^(21 21 16)		
21 21 16 00-0002	EA		Carbon Dioxide Simplex Cylinder, 75 LB.....	4,114.04	219.74
21 21 16 00-0003	EA		Carbon Dioxide Duplex Cylinder, 75 LB (Each).....	8,228.08	439.46
21 21 16 00-0004	EA		Carbon Dioxide Cylinder, Heat/Ion Detector, With Bracket.....	472.62	128.42
21 21 16 00-0005	EA		Carbon Dioxide Cylinder, Dispersion Nozzle.....	222.86	40.15
21 21 16 00-0006	LF		Carbon Dioxide Cylinder, 1/2" Rubber Tubing.....	46.88	16.28



MINOR CSI UOM DESCRIPTION	TOTAL DIRECT UNIT COST	DEMOLITION UNIT COST
------------------------------	---------------------------	-------------------------

21 22 Clean-Agent Fire-Extinguishing Systems (21 20)

21 22 16 Clean-Agent Fire-Extinguishing Equipment (21 22)

21 22 16 00-0001	EA	Ansul Fire Control Systems (21 22 16)		
21 22 16 00-0002	EA	Sapphire® Fire Suppression Systems (21 22 16 00-0001) Note: ANSUL® SAPPHIRE® fire suppression systems use 3M™ Novect™ 1230 fire protection fluid for total flooding applications.		
21 22 16 00-0003	EA	Cylinders, Sapphire® Fire Suppression Systems (21 22 16 00-0002)		
21 22 16 00-0004	EA	20 LB, Empty Tank And Valve Assembly, Sapphire® Fire Suppression Systems (Ansul 570635).....	1,599.79	74.91
		Note: 10 to 21 LB tank capacity. Excludes Sapphire agent.		
21 22 16 00-0005	EA	40 LB, Empty Tank And Valve Assembly, Sapphire® Fire Suppression Systems (Ansul 570636).....	1,825.84	74.91
		Note: 20 to 46 LB tank capacity. Excludes Sapphire agent.		
21 22 16 00-0006	EA	80 LB, Empty Tank And Valve Assembly, Sapphire® Fire Suppression Systems (Ansul 570637).....	1,855.56	74.91
		Note: 41 to 80 LB tank capacity. Excludes Sapphire agent.		
21 22 16 00-0007	EA	140 LB, Empty Tank And Valve Assembly, Sapphire® Fire Suppression Systems (Ansul 570638).....	2,635.01	99.88
		Note: 58 to 138 LB tank capacity. Excludes Sapphire agent.		
21 22 16 00-0008	EA	280 LB, Empty Tank And Valve Assembly, Sapphire® Fire Suppression Systems (Ansul 570639).....	2,784.44	99.88
		Note: 116 to 280 LB tank capacity. Excludes Sapphire agent.		
21 22 16 00-0009	EA	390 LB, Empty Tank And Valve Assembly, Sapphire® Fire Suppression Systems (Ansul 570640).....	2,973.22	124.85
		Note: 161 to 388 LB tank capacity. Excludes Sapphire agent.		
21 22 16 00-0010	EA	450 LB, Empty Tank And Valve Assembly, Sapphire® Fire Suppression Systems (Ansul 570641).....	3,155.43	124.85
		Note: 194 to 459 LB tank capacity. Excludes Sapphire agent.		
21 22 16 00-0011	EA	850 LB, Empty Tank And Valve Assembly, Sapphire® Fire Suppression Systems (Ansul 570586).....	4,766.21	149.82
		Note: 375 to 851 LB tank capacity. Excludes Sapphire agent.		
21 22 16 00-0012	LB	Sapphire Agent, Fire Protection Fluid, Factory Filled (Novect 1230).....	40.37	149.82
		Note: Add to empty tank cost.		
21 22 16 00-0013	EA	Nozzles, Sapphire® Fire Suppression Systems (21 22 16 00-0002)		
21 22 16 00-0014	EA	1/2" Drilled Brass Nozzle, 180 Degree, Sapphire® Fire Suppression System (Ansul 570515).....	152.23	12.49
21 22 16 00-0015	EA	3/4" Drilled Brass Nozzle, 180 Degree, Sapphire® Fire Suppression System (Ansul 570516).....	156.08	12.49
21 22 16 00-0016	EA	1" Drilled Brass Nozzle, 180 Degree, Sapphire® Fire Suppression System (Ansul 570517).....	165.73	12.49
21 22 16 00-0017	EA	1-1/4" Drilled Brass Nozzle, 180 Degree, Sapphire® Fire Suppression System (Ansul 570518).....	172.48	12.49
21 22 16 00-0018	EA	1-1/2" Drilled Brass Nozzle, 180 Degree, Sapphire® Fire Suppression System (Ansul 570519).....	182.12	12.49
21 22 16 00-0019	EA	2" Drilled Brass Nozzle, 180 Degree, Sapphire® Fire Suppression System (Ansul 570520).....	211.03	12.49
21 22 16 00-0020	EA	1/2" Drilled Brass Nozzle, 360 Degree, Sapphire® Fire Suppression System (Ansul 570602).....	152.23	12.49
21 22 16 00-0021	EA	3/4" Drilled Brass Nozzle, 360 Degree, Sapphire® Fire Suppression System (Ansul 570603).....	156.08	12.49
21 22 16 00-0022	EA	1" Drilled Brass Nozzle, 360 Degree, Sapphire® Fire Suppression System (Ansul 570604).....	165.73	12.49
21 22 16 00-0023	EA	1-1/4" Drilled Brass Nozzle, 360 Degree, Sapphire® Fire Suppression System (Ansul 570605).....	172.48	12.49
21 22 16 00-0024	EA	1-1/2" Drilled Brass Nozzle, 360 Degree, Sapphire® Fire Suppression System (Ansul 570606).....	182.12	12.49
21 22 16 00-0025	EA	2" Drilled Brass Nozzle, 360 Degree, Sapphire® Fire Suppression System (Ansul 570607).....	211.03	12.49
21 22 16 00-0026	EA	Actuation Attachments, Sapphire® Fire Suppression System (21 22 16 00-0002)		
21 22 16 00-0027	EA	7/16-20 To 1/4" NPT, Male Actuation Elbow, Sapphire® Fire Suppression System (Ansul 31810).....	13.44	3.75
21 22 16 00-0028	EA	7/16-20 To 1/4" NPT, Male Actuation Tee, Sapphire® Fire Suppression System (Ansul 31811).....	15.10	3.75
21 22 16 00-0029	EA	1/4" NPT To 7/16-20, Male Actuation Connector, Sapphire® Fire Suppression System (Ansul 32338).....	20.19	8.74
21 22 16 00-0030	EA	16" Actuation Hose, Sapphire® Fire Suppression System (Ansul 73597).....	48.56	11.19
21 22 16 00-0031	EA	32" Actuation Hose, Sapphire® Fire Suppression System (Ansul 415142).....	72.50	11.19
21 22 16 00-0032	EA	42" Actuation Hose, Sapphire® Fire Suppression System (Ansul 430815).....	87.76	11.19
21 22 16 00-0033	EA	24", Stainless Steel, Swivel, Braided Actuation Hose, Sapphire® Fire Suppression System (Ansul 32336).....	43.05	11.19
21 22 16 00-0034	EA	Pneumatic Actuator Shipping Assembly, Sapphire® Fire Suppression System (Ansul 570537).....	297.13	99.88
21 22 16 00-0035	EA	Local Manual Actuator, Sapphire® Fire Suppression System (Ansul 570549).....	288.64	74.91
21 22 16 00-0036	EA	Electric Actuator Shipping Assembly, Sapphire® Fire Suppression System (Ansul 570537).....	655.77	99.88
21 22 16 00-0037	EA	Nameplates, Sapphire® Fire Suppression Systems (21 22 16 00-0002)		
21 22 16 00-0038	EA	Warning Plate For Use Outside Room, Sapphire® Fire Suppression Systems (Ansul 570580).....	48.11	12.49
21 22 16 00-0039	EA	Warning Plate for Use Inside Room, Sapphire® Fire Suppression Systems (Ansul 570581).....	52.46	12.49
21 22 16 00-0040	EA	Cylinder Bracketing, Sapphire® Fire Suppression Systems (21 22 16 00-0002)		
21 22 16 00-0041	EA	Tank Bracket Assembly For 20 LB, 40 LB, 50 LB, 80 LB And 90 LB Tanks, Sapphire® Fire Suppression Systems (Ansul 570085).....	148.18	37.45
21 22 16 00-0042	EA	Tank Bracket Assembly For 140 LB, 280 LB, 390 LB And 450 LB Tanks, Sapphire® Fire Suppression Systems (Ansul 570085).....	156.86	37.45
21 22 16 00-0043	EA	Tank Bracket Assembly For 850 LB Tanks, Sapphire® Fire Suppression Systems (Ansul 570336).....	167.95	37.45
21 22 16 00-0044	EA	Check Valves, Sapphire® Fire Suppression Systems (21 22 16 00-0002)		
21 22 16 00-0045	EA	1" Manifold Check Valve, Sapphire® Fire Suppression Systems (Ansul 570566).....	407.71	39.75
21 22 16 00-0046	EA	2" Manifold Check Valve, Sapphire® Fire Suppression Systems (Ansul 570568).....	571.98	68.21
21 22 16 00-0047	EA	Discharge Hose, Sapphire® Fire Suppression Systems (21 22 16 00-0002)		
21 22 16 00-0048	EA	1" Flexible Discharge Hose, Sapphire® Fire Suppression Systems (Ansul 570539).....	126.10	24.97
21 22 16 00-0049	EA	2" Flexible Discharge Hose, Sapphire® Fire Suppression Systems (Ansul 570538).....	480.89	24.97



MINOR CSI UOM DESCRIPTION	TOTAL DIRECT UNIT COST	DEMOLITION UNIT COST
21 22 16 00-0050 EA 3" Flexible Discharge Hose, Sapphire® Fire Suppression Systems (Ansul 69990).....	404.72	24.97
21 22 16 00-0051 EA 3" Discharge Hose And Check Valve Assembly, Sapphire® Fire Suppression Systems (Ansul 69841).....	1,769.28	99.88
21 22 16 00-0052 Swivel Adaptors, Sapphire® Fire Suppression Systems (21 22 16 00-0002)		
21 22 16 00-0053 EA 1" Single-Tank Swivel Adaptor, Sapphire® Fire Suppression Systems (Ansul 570557).....	44.84	17.48
21 22 16 00-0054 EA 2" Single-Tank Swivel Adaptor, Sapphire® Fire Suppression Systems (Ansul 570558).....	80.88	17.48
21 22 16 00-0055 EA 3" Flare To 3" Grooved, Single-Tank Swivel Adaptor, Sapphire® Fire Suppression Systems (Ansul 69471).....	227.43	12.49
21 22 16 00-0056 EA 3" Flare To 3" NPT, Single-Tank Swivel Adaptor, Sapphire® Fire Suppression Systems (Ansul 69470).....	293.51	12.49
21 22 16 00-0057 Pressure Switches, Sapphire® Fire Suppression Systems (21 22 16 00-0002)		
21 22 16 00-0058 EA Cylinder Low Pressure Switch, Sapphire® Fire Suppression Systems (Ansul 570585).....	163.99	49.94
21 22 16 00-0059 EA Pressure Trip, Sapphire® Fire Suppression Systems (Ansul 5156).....	168.25	20.97
21 22 16 00-0060 EA Weather Proof, DPST Pressure Switch, Sapphire® Fire Suppression Systems (Ansul 46250).....	515.10	87.39
21 22 16 00-0061 Level Indicators, Sapphire® Fire Suppression Systems (21 22 16 00-0002)		
21 22 16 00-0062 EA Liquid Level Indicator For 280 LB Tanks, Sapphire® Fire Suppression Systems (Ansul 570277).....	611.46	17.48
21 22 16 00-0063 EA Liquid Level Indicator For 390 LB And 850 LB Tanks, Sapphire® Fire Suppression Systems (Ansul 570278).....	640.40	17.48
21 22 16 00-0064 EA Liquid Level Indicator For 450 LB Tanks, Sapphire® Fire Suppression Systems (Ansul 570589).....	685.26	24.97
21 22 16 00-0065 Inspection/Maintenance Devices, Sapphire® Fire Suppression Systems (21 22 16 00-0002)		
21 22 16 00-0066 EA Master Tank Pilot Port Male Adaptor, Sapphire® Fire Suppression Systems (Ansul 570342).....	45.38	14.98
21 22 16 00-0067 EA Cylinder Valve Pressure Gauge, Sapphire® Fire Suppression Systems (Ansul 570642).....	57.02	17.48
21 22 16 00-0068 EA Recharge Top Adaptor Assembly, Sapphire® Fire Suppression Systems (Ansul 570579).....	188.57	74.91
21 22 16 00-0069 EA 1" Recharge Fill Adaptor Assembly, Sapphire® Fire Suppression Systems (Ansul 570576).....	221.64	74.91
21 22 16 00-0070 EA 2" Recharge Fill Adaptor Assembly, Sapphire® Fire Suppression Systems (Ansul 570592).....	249.12	74.91
21 22 16 00-0071 EA 3" Recharge Fill Adaptor Assembly, Sapphire® Fire Suppression Systems (Ansul 69891).....	337.81	74.91
21 22 16 00-0072 Replacement Parts, Sapphire® Fire Suppression Systems (21 22 16 00-0002)		
21 22 16 00-0073 EA O-Ring Kit, Sapphire® Fire Suppression Systems (Ansul 570559).....	53.82	19.98
21 22 16 00-0074 EA Recoil Cap, Sapphire® Fire Suppression Systems (Ansul 570553).....	91.00	12.49
21 22 16 00-0075 EA Burst Disc Assembly, Sapphire® Fire Suppression Systems (Ansul 570053).....	121.78	24.97
21 22 16 00-0076 EA Bonnet Assembly, Sapphire® Fire Suppression Systems (Ansul 570543).....	317.38	99.88
21 22 16 00-0077 EA Piston Assembly, Sapphire® Fire Suppression Systems (Ansul 570551).....	486.09	99.88
21 22 16 00-0078 EA 1" Valve Assembly, Sapphire® Fire Suppression Systems (Ansul 570535).....	1,669.00	99.88
21 22 16 00-0079 Inergen® Fire Suppression System (21 22 16 00-0001)		
21 22 16 00-0080 Actuation Attachments, Inergen® Fire Suppression System (21 22 16 00-0079)		
21 22 16 00-0081 EA Flexible Discharge Bend For CV90 And CV98 (200 Bar), Inergen® Fire Suppression System (Ansul 427082).....	177.71	24.74
21 22 16 00-0082 EA Metron Protractor Replacement Cartridges, Inergen® Fire Suppression System (Ansul 423958).....	206.86	26.59
21 22 16 00-0083 EA Electric Actuator, Lever, CV98, Inergen® Fire Suppression System (Ansul 423309).....	370.07	48.12
21 22 16 00-0084 EA Electric Actuator For CV90 Valve, Inergen® Fire Suppression System (Ansul 426876).....	742.75	109.59
21 22 16 00-0085 Check Valves, Inergen® Fire Suppression System (21 22 16 00-0079)		
21 22 16 00-0086 EA 2" Bronze Check Valve, Weld Neck Flange, Inergen® Fire Suppression System (Ansul 840794).....	1,809.26	144.64
21 22 16 00-0087 Components, Inergen® Fire Suppression System (21 22 16 00-0079)		
21 22 16 00-0088 EA 1/2" Manifold Relief Valve, Inergen® Fire Suppression System (Ansul 418378).....	52.77	7.58
21 22 16 00-0089 EA Pressure Operated Siren, Inergen® Fire Suppression System (Ansul 419700).....	621.46	81.27
21 22 16 00-0090 EA 30 Second Pneumatic Time Delay, Inergen® Fire Suppression System (Ansul 54169).....	1,934.44	254.28
21 22 16 00-0091 EA 60 Second Time Delay, Inergen® Fire Suppression System (Ansul 426170).....	1,841.78	259.05
21 22 16 00-0092 Cylinders, Inergen® Fire Suppression System (21 22 16 00-0079)		
Note: Includes CV98 valve. Factory filled with Inergen agent.		
21 22 16 00-0093 EA 200 CF Cylinder, Standard Paint, Inergen® Fire Suppression System (Ansul 426147).....	1,610.75	232.72
21 22 16 00-0094 EA 250 CF Cylinder, Standard Paint, Inergen® Fire Suppression System (Ansul 426148).....	1,827.21	263.66
21 22 16 00-0095 EA 350 CF Cylinder, Standard Paint, Inergen® Fire Suppression System (Ansul 426620).....	2,618.75	341.67
21 22 16 00-0096 EA 435 CF Cylinder, Standard Paint, Inergen® Fire Suppression System (Ansul 426150).....	2,616.71	417.52
21 22 16 00-0097 EA 250 CF Cylinder, Corrosion Resistant Paint, Inergen® Fire Suppression System (Ansul 426257).....	1,887.61	293.98
21 22 16 00-0098 EA 350 CF Cylinder, Corrosion Resistant Paint, Inergen® Fire Suppression System (Ansul 426621).....	2,679.59	372.11
21 22 16 00-0099 EA 435 CF Cylinder, Corrosion Resistant Paint, Inergen® Fire Suppression System (Ansul 426259).....	2,758.39	448.66
21 22 16 00-0100 Inspection/Maintenance Devices, Inergen® Fire Suppression System (21 22 16 00-0079)		
21 22 16 00-0101 EA CV90 Fill Adaptor To CV98 Valve, Conversion Adapter, Inergen® Fire Suppression System (Ansul 423657).....	60.83	8.46
21 22 16 00-0102 EA CV98 To CV90 Conversion Adapter, Cylinder Test Gauge, Inergen® Fire Suppression System (Ansul 426181).....	60.83	8.46
21 22 16 00-0103 EA CV90 Pressure Test Assembly Venting Kit, Inergen® Fire Suppression System (Ansul 426954).....	73.45	9.40
21 22 16 00-0104 EA Pressure Test Gauge, Inergen® Fire Suppression System (Ansul 423923).....	1,158.99	161.49



MINOR CSI UOM DESCRIPTION	TOTAL DIRECT UNIT COST	DEMOLITION UNIT COST
21 22 16 00-0105 Multiple Cylinder Bracketing, Inergen® Fire Suppression System (21 22 16 00-0079)		
21 22 16 00-0106 EA 13" Carriage Bolt With Nut, Multiple Cylinder Bracketing, Inergen® Fire Suppression System (Ansul 418502).....	19.55	2.47
Note: For single row 435 cubic foot cylinders.		
21 22 16 00-0107 EA 27" Carriage Bolt With Nut, Multiple Cylinder Bracketing, Inergen® Fire Suppression System (Ansul 418503).....	27.74	3.53
Note: For double row 435 cubic foot cylinders.		
21 22 16 00-0108 Nameplates, Inergen® Fire Suppression System (21 22 16 00-0079)		
21 22 16 00-0109 EA Warning Plate, Nameplate, Inside Room With Alarm, Inergen® Fire Suppression System (Ansul 416265).....	21.56	2.77
21 22 16 00-0110 EA Warning Plate, Nameplate, Outside Room Without Alarm, Inergen® Fire Suppression System (Ansul 416266).....	19.90	2.77
21 22 16 00-0111 Nozzle Deflector Shields, Inergen® Fire Suppression System (21 22 16 00-0079)		
21 22 16 00-0112 EA 1/2" Nozzle Deflector Shield, Inergen® Fire Suppression System (Ansul 417708).....	86.51	11.92
21 22 16 00-0113 EA 3/4" Nozzle Deflector Shield, Inergen® Fire Suppression System (Ansul 417711).....	90.76	12.48
21 22 16 00-0114 EA 1" Nozzle Deflector Shield, Inergen® Fire Suppression System (Ansul 417714).....	105.48	14.41
21 22 16 00-0115 EA 1-1/4" Nozzle Deflector Shield, Inergen® Fire Suppression System (Ansul 417717).....	117.54	16.28
21 22 16 00-0116 EA 1-1/2" Nozzle Deflector Shield, Inergen® Fire Suppression System (Ansul 417720).....	134.83	18.71
21 22 16 00-0117 Nozzles, Inergen® Fire Suppression System (21 22 16 00-0079)		
21 22 16 00-0118 EA 1/4" NPT Nozzle, 360 Degree, Inergen® Fire Suppression System (Ansul 417908).....	132.46	18.44
21 22 16 00-0119 EA 3/8" NPT Nozzle, 360 Degree, Inergen® Fire Suppression System (Ansul 417723).....	137.44	18.99
21 22 16 00-0120 EA 1/2" NPT Nozzle, 360 Degree, Inergen® Fire Suppression System (Ansul 417362).....	126.77	17.58
21 22 16 00-0121 EA 3/4" NPT Nozzle, 360 Degree, Inergen® Fire Suppression System (Ansul 417363).....	129.72	18.99
21 22 16 00-0122 EA 1" NPT Nozzle, 360 Degree, Inergen® Fire Suppression System (Ansul 417364).....	150.72	20.89
21 22 16 00-0123 EA 1-1/4" NPT Nozzle, 360 Degree, Inergen® Fire Suppression System (Ansul 417365).....	161.15	22.24
21 22 16 00-0124 EA 1-1/2" NPT Nozzle, 360 Degree, Inergen® Fire Suppression System (Ansul 417366).....	173.46	23.87
21 22 16 00-0125 EA 2" NPT Nozzle, Inergen® Fire Suppression System (Ansul 426155).....	298.54	41.77
21 22 16 00-0126 EA 2-1/2" NPT Nozzle, Inergen® Fire Suppression System (Ansul 426156).....	394.74	54.79
21 22 16 00-0127 EA 3" NPT Nozzle, Inergen® Fire Suppression System (Ansul 426137).....	430.29	60.22
21 22 16 00-0128 EA 1/4" NPT Nozzle, 180 Degree Sidewall, Inergen® Fire Suppression System (Ansul 426138).....	154.24	21.68
21 22 16 00-0129 EA 3/8" NPT Nozzle, 180 Degree Sidewall, Inergen® Fire Suppression System (Ansul 426139).....	181.96	25.39
21 22 16 00-0130 EA 1/2" NPT Nozzle, 180 Degree Sidewall, Inergen® Fire Suppression System (Ansul 426140).....	149.74	20.89
21 22 16 00-0131 EA 3/4" NPT Nozzle, 180 Degree Sidewall, Inergen® Fire Suppression System (Ansul 426141).....	159.97	22.13
21 22 16 00-0132 EA 1" NPT Nozzle, 180 Degree Sidewall, Inergen® Fire Suppression System (Ansul 426142).....	161.38	22.24
21 22 16 00-0133 EA 1-1/4" NPT Nozzle, 180 Degree Sidewall, Inergen® Fire Suppression System (Ansul 426143).....	194.80	27.02
21 22 16 00-0134 EA 1-1/2" NPT Nozzle, 180 Degree Sidewall, Inergen® Fire Suppression System (Ansul 426157).....	209.93	29.29
21 22 16 00-0135 EA 2" NPT Nozzle, 180 Degree Sidewall, Inergen® Fire Suppression System (Ansul 426144).....	322.25	44.95
21 22 16 00-0136 EA 2-1/2" NPT Nozzle, 180 Degree Sidewall, Inergen® Fire Suppression System (Ansul 426145).....	376.24	52.63
21 22 16 00-0137 EA 3" NPT Nozzle, 180 Degree Sidewall, Inergen® Fire Suppression System (Ansul 426146).....	412.27	57.50
21 22 16 00-0138 Pressure Reducers, Inergen® Fire Suppression System (21 22 16 00-0079)		
21 22 16 00-0139 EA 1/2" NPT, Orifice Union, Pressure Reducer, Inergen® Fire Suppression System (Ansul 416677).....	173.46	23.87
21 22 16 00-0140 EA 3/4" NPT, Orifice Union, Pressure Reducer, Inergen® Fire Suppression System (Ansul 416678).....	212.79	29.73
21 22 16 00-0141 EA 1" NPT, Orifice Union, Pressure Reducer, Inergen® Fire Suppression System (Ansul 416679).....	228.88	32.01
21 22 16 00-0142 EA 1-1/4" NPT, Orifice Union, Pressure Reducer, Inergen® Fire Suppression System (Ansul 416680).....	322.25	44.95
21 22 16 00-0143 EA 1-1/2" NPT, Orifice Union, Pressure Reducer, Inergen® Fire Suppression System (Ansul 416681).....	352.09	49.26
21 22 16 00-0144 EA 2" NPT, Orifice Union, Pressure Reducer, Inergen® Fire Suppression System (Ansul 416682).....	413.69	57.50
21 22 16 00-0145 EA 2-1/2" NPT, Orifice Nipple, Pressure Reducer, Inergen® Fire Suppression System (Ansul 417057).....	480.96	67.43
21 22 16 00-0146 EA 3" NPT, Orifice Nipple, Pressure Reducer, Inergen® Fire Suppression System (Ansul 417058).....	568.60	79.75
21 22 16 00-0147 EA 2-1/2" NPT, Orifice Flanged, Pressure Reducer, Inergen® Fire Suppression System (Ansul 426823).....	725.59	157.33
21 22 16 00-0148 EA 3" NPT, Orifice Flanged, Pressure Reducer, Inergen® Fire Suppression System (Ansul 426824).....	935.58	184.46
21 22 16 00-0149 EA 4" NPT, Orifice Flanged, Pressure Reducer, Inergen® Fire Suppression System (Ansul 426825).....	1,191.55	309.23
21 22 16 00-0150 EA 2-1/2" Slip-On, Orifice Flanged, Pressure Reducer, Inergen® Fire Suppression System (Ansul 426847).....	707.27	157.33
21 22 16 00-0151 EA 3" Slip-On, Orifice Flanged, Pressure Reducer, Inergen® Fire Suppression System (Ansul 426848).....	782.80	109.89
21 22 16 00-0152 EA 4" Slip-On, Orifice Flanged, Pressure Reducer, Inergen® Fire Suppression System (Ansul 426849).....	1,191.55	309.23
21 22 16 00-0153 EA 2-1/2" Weld Neck, Orifice Flanged, Pressure Reducer, Inergen® Fire Suppression System (Ansul 426853).....	722.69	157.33
21 22 16 00-0154 EA 3" Weld Neck, Orifice Flanged, Pressure Reducer, Inergen® Fire Suppression System (Ansul 426854).....	813.61	114.20
21 22 16 00-0155 EA 4" Weld Neck, Orifice Flanged, Pressure Reducer, Inergen® Fire Suppression System (Ansul 426855).....	1,168.41	309.23
21 22 16 00-0156 Pressure Switches, Inergen® Fire Suppression System (21 22 16 00-0079)		
21 22 16 00-0157 EA 3PST, Pressure Switch, Inergen® Fire Suppression System (Ansul 842344).....	813.96	119.90
21 22 16 00-0158 Releasing Device Equipment, Inergen® Fire Suppression System (21 22 16 00-0079)		
21 22 16 00-0159 EA 12 Or 24 Volt DC, Assembly, Automan II-C Releasing Device Equipment, Inergen® Fire Suppression System (Ansul 17728).....	1,335.74	186.00
21 22 16 00-0160 EA 24 Volt DC, Explosion Proof Automan II-C Releasing Device Equipment, Inergen® Fire Suppression System (Ansul 31492).....	1,903.13	247.86
21 22 16 00-0161 EA 120 Volt AC, Explosion Proof Automan II-C Releasing Device Equipment, Inergen® Fire Suppression System (Ansul 32525).....	2,018.76	252.13
21 22 16 00-0162 EA Cocking Lever For Automan II-C Releasing Device Equipment, Inergen® Fire Suppression System (Ansul 26310).....	94.33	12.82
21 22 16 00-0163 EA LT-30-R Nitrogen Cartridge, Releasing Device Equipment, Inergen® Fire Suppression System (Ansul 5373).....	112.59	16.98
21 22 16 00-0164 EA Remote Actuator Booster With N2 Cartridge, Releasing Device Equipment, Inergen® Fire Suppression System (Ansul 28939).....	1,081.58	132.70

21	21	Fire Suppression
	21 20	Fire-Extinguishing Systems
	21 22	Clean-Agent Fire-Extinguishing Systems



MINOR	CSI	UOM	DESCRIPTION	TOTAL DIRECT UNIT COST	DEMOLITION UNIT COST
21 22 16 00-0165			Replacement Orifice Plates, Inergen® Fire Suppression System (21 22 16 00-0079)		
21 22 16 00-0166	EA		1/2" Replacement Orifice Plate, Inergen® Fire Suppression System (Ansul 418095)	118.47	12.60
21 22 16 00-0167	EA		3/4" Replacement Orifice Plate, Inergen® Fire Suppression System (Ansul 418096)	124.16	13.27
21 22 16 00-0168	EA		1" Replacement Orifice Plate, Inergen® Fire Suppression System (Ansul 418097)	130.40	13.49
21 22 16 00-0169	EA		1-1/4" Replacement Orifice Plate, Inergen® Fire Suppression System (Ansul 418098)	139.99	13.95
21 22 16 00-0170	EA		1-1/2" Replacement Orifice Plate, Inergen® Fire Suppression System (Ansul 418099)	145.60	15.30
21 22 16 00-0171	EA		2" Replacement Orifice Plate, Inergen® Fire Suppression System (Ansul 418100)	146.18	16.53
21 22 16 00-0172	EA		2-1/2" Replacement Orifice Plate, Inergen® Fire Suppression System (Ansul 426984)	319.85	44.31
21 22 16 00-0173	EA		3" Replacement Orifice Plate, Inergen® Fire Suppression System (Ansul 426985)	322.70	44.76
21 22 16 00-0174	EA		4" Replacement Orifice Plate, Inergen® Fire Suppression System (Ansul 426986)	413.69	57.35
21 22 16 00-0175			Single Cylinder Bracketing, Inergen® Fire Suppression System (21 22 16 00-0079)		
21 22 16 00-0176	EA		Strap For 435 CF Cylinder, Single Cylinder Bracketing, Inergen® Fire Suppression System (Ansul 427704)	150.72	20.89
21 22 16 00-0177	EA		Channel For 435 CF Cylinder, Single Cylinder Bracketing, Inergen® Fire Suppression System (Ansul 427705)	204.76	47.74
			Note: Includes saddle, padding and fasteners.		
21 22 16 00-0178			Single Mating Flanges, Flanged Manifold Orifices, Inergen® Fire Suppression System (21 22 16 00-0079)		
21 22 16 00-0179	EA		2-1/2" Threaded, Single Mating Flange, Flanged Manifold Orifices, Inergen® Fire Suppression System (Ansul 426856)	394.91	30.87
			Note: Includes gasket and fasteners.		
21 22 16 00-0180	EA		3" Threaded, Single Mating Flange, Flanged Manifold Orifices, Inergen® Fire Suppression System (Ansul 426857)	330.31	46.09
			Note: Includes gasket and fasteners.		
21 22 16 00-0181	EA		4" Threaded, Single Mating Flange, Flanged Manifold Orifices, Inergen® Fire Suppression System (Ansul 426858)	657.50	309.23
			Note: Includes gasket and fasteners.		
21 22 16 00-0182	EA		2-1/2" Slip-On, Single Mating Flange, Flanged Manifold Orifices, Inergen® Fire Suppression System (Ansul 426859)	207.10	28.83
			Note: Includes gasket and fasteners.		
21 22 16 00-0183	EA		3" Slip-On, Single Mating Flange, Flanged Manifold Orifices, Inergen® Fire Suppression System (Ansul 426860)	243.12	33.64
			Note: Includes gasket and fasteners.		
21 22 16 00-0184	EA		4" Slip-On, Single Mating Flange, Flanged Manifold Orifices, Inergen® Fire Suppression System (Ansul 426861)	652.63	309.23
			Note: Includes gasket and fasteners.		
21 22 16 00-0185	EA		2-1/2" Weld Neck, Single Mating Flange, Flanged Manifold Orifices, Inergen® Fire Suppression System (Ansul 426862)	215.61	30.19
			Note: Includes gasket and fasteners.		
21 22 16 00-0186	EA		3" Weld Neck, Single Mating Flange, Flanged Manifold Orifices, Inergen® Fire Suppression System (Ansul 426863)	252.60	35.19
			Note: Includes gasket and fasteners.		
21 22 16 00-0187	EA		4" Weld Neck, Single Mating Flange, Flanged Manifold Orifices, Inergen® Fire Suppression System (Ansul 426864)	676.73	309.23
			Note: Includes gasket and fasteners.		
21 22 16 00-0188	EA		2-1/2" Flange Gasket, Single Mating Flange, Flanged Manifold Orifices, Inergen® Fire Suppression System (Ansul 426828)	42.56	2.29
			Note: Includes a stainless steel inner ring and a carbon steel outer ring.		
21 22 16 00-0189	EA		3" Flange Gasket, Single Mating Flange, Flanged Manifold Orifices, Inergen® Fire Suppression System (Ansul 426829)	43.01	2.52
			Note: Includes a stainless steel inner ring and a carbon steel outer ring.		
21 22 16 00-0190	EA		4" Flange Gasket, Single Mating Flange, Flanged Manifold Orifices, Inergen® Fire Suppression System (Ansul 426830)	46.31	2.98
			Note: Includes a stainless steel inner ring and a carbon steel outer ring.		
21 22 16 00-0191			Upright And Feet, Cylinder Bracketing, Inergen® Fire Suppression System (21 22 16 00-0079)		
21 22 16 00-0192	EA		Center Upright Foot, Inergen® Fire Suppression System (Ansul 418508)	26.39	3.67
21 22 16 00-0193	EA		Double Row, Back-To-Back Rows, Weigh Rail Support, Inergen® Fire Suppression System (Ansul 423027)	217.30	27.89
21 22 16 00-0194	EA		85" High, Cylinder Bracketing For 425 CF And LC100 Cylinders, Inergen® Fire Suppression System (Ansul 426592)	161.41	27.89
			Note: Includes upright, left, right and center.		
21 22 16 00-0195			Autopulse® Fire Detection And Control Equipment (21 22 16 00-0001)		
21 22 16 00-0196			Accessory Switches, Autopulse® Fire Detection And Control Equipment (21 22 16 00-0195)		
21 22 16 00-0197	EA		Abort, Flush Mount Switch, Autopulse® Fire Detection And Control Equipment (Ansul 76495)	170.06	24.07
21 22 16 00-0198	EA		Abort, Surface Mount Switch, Autopulse® Fire Detection And Control Equipment (Ansul 76494)	193.27	27.44
21 22 16 00-0199	EA		Main/Reserve, Flush Mount Switch, Autopulse® Fire Detection And Control Equipment (Ansul 76497)	245.84	34.86
21 22 16 00-0200	EA		Main/Reserve, Surface Mount Switch, Autopulse® Fire Detection And Control Equipment (Ansul 76496)	264.80	37.56
21 22 16 00-0201	EA		Maintenance, Flush Mount Switch, Autopulse® Fire Detection And Control Equipment (Ansul 76499)	331.55	47.24
21 22 16 00-0202	EA		Maintenance, Surface Mount Switch, Autopulse® Fire Detection And Control Equipment (Ansul 76498)	352.89	50.16
21 22 16 00-0203	EA		Explosion Proof, Abort Switch, Autopulse® Fire Detection And Control Equipment (Ansul 65956)	676.35	96.71
21 22 16 00-0204	EA		Single Gang, Surface Mount Back Box For Accessory Switches, Autopulse® Fire Detection And Control Equipment (Ansul 76490)	54.51	7.20
21 22 16 00-0205			Alarm Devices, Autopulse® Fire Detection And Control Equipment (21 22 16 00-0195)		
21 22 16 00-0206	EA		Selectable Candela Strobe, Alarm Devices, Autopulse® Fire Detection And Control Equipment (Ansul 429698)	147.31	20.92



MINOR CSI UOM DESCRIPTION	TOTAL DIRECT UNIT COST	DEMOLITION UNIT COST
21 22 16 00-0207 EA Sync Module, Alarm Devices, Autopulse® Fire Detection And Control Equipment (Ansul 429699).....	216.02	30.59
21 22 16 00-0208 EA Back Box Extender Adapter, Alarm Devices, Autopulse® Fire Detection And Control Equipment (Ansul 429702).....	19.71	2.79
21 22 16 00-0209 Annunciators, Autopulse® Fire Detection And Control Equipment (21 22 16 00-0195)		
21 22 16 00-0210 EA 80 Character LCD, Annunciator, LCD-80, Autopulse® Fire Detection And Control Equipment (Ansul 417492).....	1,697.21	242.68
21 22 16 00-0211 EA 16 Zone Alarm/Trouble, Annunciator Control Module, ACM-16AT, Autopulse® Fire Detection And Control Equipment (Ansul 417496).....	1,422.77	203.32
21 22 16 00-0212 EA 16 Zone Alarm/Trouble, Annunciator Expander Module, AEM-16AT, Autopulse® Fire Detection And Control Equipment (Ansul 417497).....	1,104.47	157.89
21 22 16 00-0213 EA 32 Zone, Alarm Annunciator Expander Module, AEM-32A, Autopulse® Fire Detection And Control Equipment (Ansul 417500).....	961.95	137.42
21 22 16 00-0214 EA Annunciator Lamp Driver Control Module, LDM-32, Autopulse® Fire Detection And Control Equipment (Ansul 417501).....	961.95	137.42
21 22 16 00-0215 EA Annunciator Lamp Driver Expander Module, LDM-E32, Autopulse® Fire Detection And Control Equipment (Ansul 417502).....	770.61	109.98
21 22 16 00-0216 EA Annunciator Lamp Driver Relay Module, LDM-R32, Autopulse® Fire Detection And Control Equipment (Ansul 417650).....	1,422.77	203.32
21 22 16 00-0217 EA 24", Annunciator Lamp Driver Cable, LDM-CBL24, Autopulse® Fire Detection And Control Equipment (Ansul 417651).....	289.40	41.16
21 22 16 00-0218 EA 48", Annunciator Lamp Driver Cable, LDM-CBL48, Autopulse® Fire Detection And Control Equipment (Ansul 417652).....	362.81	51.73
21 22 16 00-0219 EA 8 Relay, Annunciator Control Module, ACM-8R, Autopulse® Fire Detection And Control Equipment (Ansul 417653).....	727.49	103.91
21 22 16 00-0220 EA Key Switch, AKS-1 Annunciator Accessory, Autopulse® Fire Detection And Control Equipment (Ansul 417660).....	122.93	17.43
21 22 16 00-0221 EA Low Profile Annunciator Chassis, CHS-4L, Autopulse® Fire Detection And Control Equipment (Ansul 418576).....	167.16	24.07
Note: For up to 4 LDM modules.		
21 22 16 00-0222 EA Flush, Single Annunciator Back Box, ABF-1, Autopulse® Fire Detection And Control Equipment (Ansul 417657).....	289.41	41.16
21 22 16 00-0223 Autopulse IQ-396X Cabinets/Accessories, Autopulse® Fire Detection And Control Equipment (21 22 16 00-0195)		
21 22 16 00-0224 EA CHS-4 Chassis, IQ-396X Cabinets/Accessories, Autopulse® Fire Detection And Control Equipment (Ansul 419586).....	224.81	33.51
21 22 16 00-0225 EA REL 47K, In Line Supervisory Device, IQ-396X Cabinets/Accessories, Autopulse® Fire Detection And Control Equipment (Ansul 419639).....	13.89	2.30
21 22 16 00-0226 EA REL 4.7K, In Line Supervisory Device, IQ-396X Cabinets/Accessories, Autopulse® Fire Detection And Control Equipment (Ansul 419640).....	98.19	2.79
21 22 16 00-0227 EA REL 2.2K, In Line Supervisory Device, IQ-396X Cabinets/Accessories, Autopulse® Fire Detection And Control Equipment (Ansul 407765).....	14.99	2.79
21 22 16 00-0228 Autopulse IQ-396X Modules, Autopulse® Fire Detection And Control Equipment (21 22 16 00-0195)		
21 22 16 00-0229 EA Indicating Circuit Expander, IQ-396X Modules, ICE-4, Autopulse® Fire Detection And Control Equipment (Ansul 419564).....	499.69	75.12
21 22 16 00-0230 EA Control Relay Expander, IQ-396X Modules, CRE-4, Autopulse® Fire Detection And Control Equipment (Ansul 419566).....	299.57	44.76
21 22 16 00-0231 Batteries And Power Supplies, Autopulse® Fire Detection And Control Equipment (21 22 16 00-0195)		
21 22 16 00-0232 EA 7 Ampere Hours, 24 Volt DC, Battery Pack, Autopulse® Fire Detection And Control Equipment (Ansul 417692).....	221.11	28.79
21 22 16 00-0233 EA 12 Ampere Hours, 24 Volt DC, Battery Pack, Autopulse® Fire Detection And Control Equipment (Ansul 417693).....	462.36	60.95
21 22 16 00-0234 EA 18 Ampere Hours, 24 Volt DC, Battery Pack, Autopulse® Fire Detection And Control Equipment (Ansul 417694).....	521.76	69.04
21 22 16 00-0235 EA 25 Ampere Hours, 24 Volt DC, Battery Pack, Autopulse® Fire Detection And Control Equipment (Ansul 417695).....	682.36	84.12
21 22 16 00-0236 EA 55 Ampere Hours, 24 Volt DC, Battery Pack, Autopulse® Fire Detection And Control Equipment (Ansul 417997).....	1,099.39	145.97
21 22 16 00-0237 EA BB-17, Red Battery Box, Autopulse® Fire Detection And Control Equipment (Ansul 418578).....	164.39	23.17
21 22 16 00-0238 EA BB-25, Grey Cabinet, Autopulse® Fire Detection And Control Equipment (Ansul 428079).....	293.67	41.83
Note: Holds six XP5 modules or 25AH battery pack.		
21 22 16 00-0239 EA BB-55, Red Battery Box, Autopulse® Fire Detection And Control Equipment (Ansul 419410).....	597.26	85.24
Note: For mounting in BB-55 battery box.		
21 22 16 00-0240 EA Battery Charger, CHG-120, Autopulse® Fire Detection And Control Equipment (Ansul 426207).....	1,736.28	248.30
Note: For mounting in BB-55 battery box.		
21 22 16 00-0241 EA 120 Volt AC, FCPS-24F, Red Remote Power Supply, Autopulse® Fire Detection And Control Equipment (Ansul 418563).....	1,269.77	181.50
21 22 16 00-0242 Intelligent Addressable Devices, Autopulse® Fire Detection And Control Equipment (21 22 16 00-0195)		
21 22 16 00-0243 EA Monitor Module, Intelligent Addressable Devices, FMM-1, Autopulse® Fire Detection And Control Equipment (Ansul 428097).....	133.78	19.23
21 22 16 00-0244 EA Mini Monitor Module, Intelligent Addressable Devices, FMM-101, Autopulse® Fire Detection And Control Equipment (Ansul 428098).....	124.88	19.12
21 22 16 00-0245 EA Isolator Module, Intelligent Addressable Devices, ISO-X, Autopulse® Fire Detection And Control Equipment (Ansul 417480).....	169.16	27.44
21 22 16 00-0246 EA 2-Wire Detector Monitor Module, Intelligent Addressable Devices, FZM-1, Autopulse® Fire Detection And Control Equipment (Ansul 428100).....	251.52	35.76
21 22 16 00-0247 EA NAC Control Module, Intelligent Addressable Devices, FCM-1, Autopulse® Fire Detection And Control Equipment (Ansul 428101).....	195.47	29.01

21 Fire Suppression**21 20 Fire-Extinguishing Systems****21 22 Clean-Agent Fire-Extinguishing Systems**

MINOR CSI UOM DESCRIPTION	TOTAL DIRECT UNIT COST	DEMOLITION UNIT COST
21 22 16 00-0248 EA Control Relay Module, Intelligent Addressable Devices, FRM-1, Autopulse® Fire Detection And Control Equipment (Ansul 428102)	183.57	27.89
21 22 16 00-0249 EA Flangeless, Analog Addressable Detector Base, Intelligent Addressable Devices, B501, Autopulse® Fire Detection And Control Equipment (Ansul 417487)	29.24	4.45
21 22 16 00-0250 EA Analog Addressable Detector Base With Isolator, Intelligent Addressable Devices, B224BI, Autopulse® Fire Detection And Control Equipment (Ansul 426125)	107.95	15.74
21 22 16 00-0251 EA Harsh Detector, Analog Addressable Detector Base, Intelligent Addressable Devices, B710HD, Autopulse® Fire Detection And Control Equipment (Ansul 427066)	108.00	15.30
21 22 16 00-0252 EA HPX-751 Detector Filter Cover, Intelligent Addressable Devices, FR-FTX, Autopulse® Fire Detection And Control Equipment (Ansul 427067)	37.88	12.60
21 22 16 00-0253 EA Low Profile Trim Ring, Intelligent Addressable Devices, F110, Autopulse® Fire Detection And Control Equipment (Ansul 428138)	9.93	1.39
Note: Converts BX501 to low profile base.		
21 22 16 00-0254 EA Relay Base, Intelligent Addressable Devices, B224RB, Autopulse® Fire Detection And Control Equipment (Ansul 423945)	103.96	14.73
21 22 16 00-0255 EA EOL Power Supervision Relay, Intelligent Addressable Devices, Autopulse® Fire Detection And Control Equipment (Ansul 417699)	60.90	8.68
21 22 16 00-0256 EA XP5 Modules Cabinet, Intelligent Addressable Devices, BB-XP, Autopulse® Fire Detection And Control Equipment (Ansul 428078)	164.89	22.94
21 22 16 00-0257 EA BB-25 Chassis, Intelligent Addressable Devices, CHS-6, Autopulse® Fire Detection And Control Equipment (Ansul 428080)	86.22	12.14
21 22 16 00-0258 Manual Pull Stations, Autopulse® Fire Detection And Control Equipment <small>(21 22 16 00-0195)</small>		
21 22 16 00-0259 EA Break Rod Package For Manual Pull Stations, Autopulse® Fire Detection And Control Equipment (Ansul 428661)	24.83	3.27
21 22 16 00-0260 EA Key Pull Station For Manual Pull Stations, Autopulse® Fire Detection And Control Equipment (Ansul 418336)	15.41	1.80
21 22 16 00-0261 Transmitter/Relay Modules, Autopulse® Fire Detection And Control Equipment <small>(21 22 16 00-0195)</small>		
21 22 16 00-0262 EA Transmitter Module, 4XTM, Autopulse® Fire Detection And Control Equipment (Ansul 417470)	216.02	30.59
Note: Includes municipal box and remote station connection.		
21 22 16 00-0263 EA Relay/Transmitter Module With 8 Form C Relay Contacts, RTM-8, Autopulse® Fire Detection And Control Equipment (Ansul 417471)	649.94	87.94
21 22 16 00-0264 EA Universal Digital Alarm COM/XMTR Module, UDACT, Autopulse® Fire Detection And Control Equipment (Ansul 419411)	1,239.96	177.23
21 22 16 00-0265 EA Ferrite Core For Transmitter/Relay Modules, Autopulse® Fire Detection And Control Equipment (Ansul 419635)	33.08	4.59
21 22 16 00-0266 Vesda® Aspirating Smoke Detection System <small>(21 22 16 00-0001)</small>		
21 22 16 00-0267 Batteries And Power Supplies, Vesda® Aspirating Smoke Detection System <small>(21 22 16 00-0266)</small>		
21 22 16 00-0268 EA Transformer Only, VSP-TRAN-120, Vesda® Aspirating Smoke Detection System (Ansul 430482)	168.29	21.59
21 22 16 00-0269 EA Battery Cabinet, VBC-001, Vesda® Aspirating Smoke Detection System (Ansul 430379)	345.41	32.55
21 22 16 00-0270 EA 120 Volt AC, Single Zone Power Supply With Housing, VPS-100US-120, Vesda® Aspirating Smoke Detection System (Ansul 430374)	935.42	125.95
21 22 16 00-0271 EA 220 Volt AC, Single Zone Power Supply With Housing, VPS-100US-220, Vesda® Aspirating Smoke Detection System (Ansul 430375)	935.42	125.95
21 22 16 00-0272 EA 120 Volt AC, Multi-Zone Power Supply, VPS-300US-120, Vesda® Aspirating Smoke Detection System (Ansul 430376)	1,405.50	188.93
Note: Includes housing and battery cab.		
21 22 16 00-0273 EA 220 Volt AC, Multi-Zone Power Supply, VPS-300US-220, Vesda® Aspirating Smoke Detection System (Ansul 430377)	1,405.50	188.93
Note: Includes housing and battery cab.		
21 22 16 00-0274 EA 48 Volt DC, Multi-Zone Power Supply With Housing, VPS-400US-48, Vesda® Aspirating Smoke Detection System (Ansul 430378)	2,056.69	240.66
21 22 16 00-0275 Blank Plates, Vesda® Aspirating Smoke Detection System <small>(21 22 16 00-0266)</small>		
21 22 16 00-0276 EA Blank Plate Without VESDA Logo, VSP-300, Vesda® Aspirating Smoke Detection System (Ansul 430459)	30.17	4.05
21 22 16 00-0277 EA Blank Plate With VESDA Logo, VSP-000, Vesda® Aspirating Smoke Detection System (Ansul 430458)	45.69	4.05
21 22 16 00-0278 EA Blank Plate, EMC Painted Without Logo, VSP-200, Vesda® Aspirating Smoke Detection System (Ansul 430484)	66.15	7.65
21 22 16 00-0279 EA Single Blank Plate, VRE-001, Vesda® Aspirating Smoke Detection System (Ansul 430446)	103.36	8.55
21 22 16 00-0280 EA Double Blank Plate, VRE-002, Vesda® Aspirating Smoke Detection System (Ansul 430447)	129.35	17.09
21 22 16 00-0281 EA Blank Plate Without FOK LED's And Logo, VSP-100, Vesda® Aspirating Smoke Detection System (Ansul 430480)	240.60	21.59
21 22 16 00-0282 Detectors, Vesda® Aspirating Smoke Detection System <small>(21 22 16 00-0266)</small>		
21 22 16 00-0283 EA LaserPLUS, Detector Only, Enclosure, VLP-000, Vesda® Aspirating Smoke Detection System (Ansul 430350)	7,054.10	1,057.09
Note: Includes 3 blank plates.		
21 22 16 00-0284 EA LaserPLUS Detector, VLP-012, Vesda® Aspirating Smoke Detection System (Ansul 430354)	9,004.60	1,304.49
Note: Includes centrally mounted LCD programmer module and standard display.		
21 22 16 00-0285 EA LaserPLUS Detector, VLP-010, Vesda® Aspirating Smoke Detection System (Ansul 430356)	8,140.96	1,192.03
Note: Includes centrally mounted LCD programmer.		
21 22 16 00-0286 EA 7-Relay Version, LaserSCANNER Detector Only, VLS-200, Vesda® Aspirating Smoke Detection System (Ansul 430357)	11,328.01	1,574.39
21 22 16 00-0287 EA 12-Relay Version, LaserSCANNER Detector Only, VLS-300, Vesda® Aspirating Smoke Detection System (Ansul 430358)	11,925.83	1,664.36



Fire Suppression	21	
Fire-Extinguishing Systems	21 20	12
Clean-Agent Fire-Extinguishing Systems	21 22	

MINOR CSI UOM DESCRIPTION	TOTAL DIRECT UNIT COST	DEMOLITION UNIT COST
21 22 16 00-0288 EA 7-Relay Version, LaserSCANNER Detector Only, VLS-600, Vesda® Aspirating Smoke Detection System (Ansul 430359).....	11,452.15	1,596.87
Note: Includes 1 fire alarm (any SCT) and OK/FOK LEDs.		
21 22 16 00-0289 EA 12-Relay Version, LaserSCANNER Detector Only, VLS-700, Vesda® Aspirating Smoke Detection System (Ansul 430360).....	12,094.86	1,686.84
Note: Includes 1 fire alarm (any SCT) and OK/FOK LED.		
21 22 16 00-0290 EA 7-Relay, LaserSCANNER Detector Only, VLS-204, Vesda® Aspirating Smoke Detection System (Ansul 430361).....	12,438.57	1,754.32
Note: Includes 2 blank plates and scan display module at far right.		
21 22 16 00-0291 EA 12-Relay, LaserSCANNER Detector, VLS-304, Vesda® Aspirating Smoke Detection System (Ansul 430363).....	12,976.93	1,844.28
Note: Includes 2 blank plates and scanner display.		
21 22 16 00-0292 EA 7-Relay, LaserSCANNER Detector, VLS-214, Vesda® Aspirating Smoke Detection System (Ansul 430365).....	13,640.34	1,934.24
Note: Includes centrally mounted programmer module.		
21 22 16 00-0293 EA 12-Relay, LaserSCANNER Detector, VLS-314, Vesda® Aspirating Smoke Detection System (Ansul 430367).....	14,222.09	2,024.21
Note: Includes centrally mounted LCD programmer module and scanner display module.		
21 22 16 00-0294 EA 12-Relay, LaserSCANNER Detector, VLS-310, Vesda® Aspirating Smoke Detection System (Ansul 430369).....	13,371.57	1,844.28
Note: Includes centrally mounted LCD programmer.		
21 22 16 00-0295 Displays, Vesda® Aspirating Smoke Detection System (21 22 16 00-0266)		
21 22 16 00-0296 EA VRT-200 Display, Standard Version, Vesda® Aspirating Smoke Detection System (Ansul 430381).....	2,152.95	247.40
Note: Includes a remote termination card and 7 relays.		
21 22 16 00-0297 EA VRT-400 Display, Scanner Version, Vesda® Aspirating Smoke Detection System (Ansul 430385).....	2,163.57	247.40
Note: Includes a remote termination card and 7 relays.		
21 22 16 00-0298 EA VRT-600 Display, Standard Version, Vesda® Aspirating Smoke Detection System (Ansul 430383).....	1,949.69	224.91
Note: Includes a remote termination card without relays.		
21 22 16 00-0299 EA VRT-700 Display, Scanner Version, Vesda® Aspirating Smoke Detection System (Ansul 430387).....	1,962.02	224.91
Note: Includes a remote termination card.		
21 22 16 00-0300 EA VRT-800 Display, Scanner Version, Vesda® Aspirating Smoke Detection System (Ansul 430389).....	2,425.94	269.90
Note: Includes a remote termination card and 12 relays.		
21 22 16 00-0301 EA VRT-K00 Display, Compact Version Without Relays, Vesda® Aspirating Smoke Detection System (Ansul 430391).....	2,061.13	233.91
21 22 16 00-0302 EA VRT-J00 Display, Compact Version With 7 Relays, Vesda® Aspirating Smoke Detection System (Ansul 430393).....	2,255.60	262.70
21 22 16 00-0303 Intelligent Addressable Devices, Vesda® Aspirating Smoke Detection System (21 22 16 00-0266)		
21 22 16 00-0304 EA LaserCOMPACT (VN) VESDAnet Version Plus Relay Output, VLC-505, Vesda® Aspirating Smoke Detection System (Ansul 430370).....	5,403.01	742.21
21 22 16 00-0305 EA LaserCOMPACT (RO), Relay Only Version, VLC-500, Vesda® Aspirating Smoke Detection System (Ansul 430372).....	4,451.38	593.77
21 22 16 00-0306 EA Programmer With Remote Termination Card, VRT-100, Vesda® Aspirating Smoke Detection System (Ansul 430380).....	1,572.50	224.91
21 22 16 00-0307 EA VESDAnet Socket, VRT-300, Vesda® Aspirating Smoke Detection System (Ansul 430395).....	1,133.47	146.19
21 22 16 00-0308 EA System Relay Module, VRT-S07, Vesda® Aspirating Smoke Detection System (Ansul 430399).....	1,579.81	197.02
21 22 16 00-0309 EA PC-Link High-Level Interface, VHX-0200, Vesda® Aspirating Smoke Detection System (Ansul 430442).....	2,277.42	242.91
Note: Interface connects PC and LaserPLUS system.		
21 22 16 00-0310 EA Modem Cable, PC-HLI To Modem Connection, VHX-00090, Vesda® Aspirating Smoke Detection System (Ansul 430443).....	298.06	36.43
21 22 16 00-0311 EA Hand-Held Programmer, VHH-1000, Vesda® Aspirating Smoke Detection System (Ansul 430444).....	1,994.79	224.91
21 22 16 00-0312 EA Programmer Module, VSP-001, Vesda® Aspirating Smoke Detection System (Ansul 430460).....	1,422.47	186.67
21 22 16 00-0313 EA VESDAnet Socket Kit, VSP-003, Vesda® Aspirating Smoke Detection System (Ansul 430463).....	1,117.42	143.94
21 22 16 00-0314 EA Standard Display Module, VSP-002, Vesda® Aspirating Smoke Detection System (Ansul 430461).....	1,424.78	186.67
21 22 16 00-0315 EA Scanner Display Module, VSP-004, Vesda® Aspirating Smoke Detection System (Ansul 430464).....	1,422.47	186.67
21 22 16 00-0316 EA Remote Display Module, Compact (VN), VSP-502, Vesda® Aspirating Smoke Detection System (Ansul 430487).....	1,407.34	175.44
21 22 16 00-0317 EA Filter Cartridge, VSP-005, Vesda® Aspirating Smoke Detection System (Ansul 430466).....	167.77	15.74
21 22 16 00-0318 EA Detector Chassis Assembly, VSP-006, Vesda® Aspirating Smoke Detection System (Ansul 430467).....	6,798.38	863.67
21 22 16 00-0319 EA Scanner Chassis Assembly, VSP-009, Vesda® Aspirating Smoke Detection System (Ansul 430470).....	11,845.63	1,511.41
21 22 16 00-0320 EA Aspirator For LaserPLUS And Laser Scanner, VSP-015, Vesda® Aspirating Smoke Detection System (Ansul 430475).....	926.17	112.46
21 22 16 00-0321 EA Filter Cover, VSP-019, Vesda® Aspirating Smoke Detection System (Ansul 430477).....	21.11	2.25
21 22 16 00-0322 EA Cover Screws, 17606, Vesda® Aspirating Smoke Detection System (Ansul 430478).....	11.98	0.45
21 22 16 00-0323 EA US Power Supply Circuit Board Only, VSP-100, Vesda® Aspirating Smoke Detection System (Ansul 430481).....	509.94	65.22
21 22 16 00-0324 EA Relay Processor Module (DRP), VSP-102, Vesda® Aspirating Smoke Detection System (Ansul 430483).....	617.78	79.17
21 22 16 00-0325 EA Aspirator, LaserCOMPACT, VSP-501, Vesda® Aspirating Smoke Detection System (Ansul 430486).....	891.77	114.71
21 22 16 00-0326 EA RO-Cable For LaserCOMPACT Relay Only, (RO) Version, VSP-509, Vesda® Aspirating Smoke Detection System (Ansul 430488).....	131.38	17.09
21 22 16 00-0327 EA Miniature Sampling Point, E700-SP, Vesda® Aspirating Smoke Detection System (Ansul 430502).....	20.44	3.60
21 22 16 00-0328 Labels And Decals, Vesda® Aspirating Smoke Detection System (21 22 16 00-0266)		
21 22 16 00-0329 EA Sampling Point Labels, Roll Of 35, E700-SP-DCL-PIPE, Vesda® Aspirating Smoke Detection System (Ansul 430509).....	18.62	2.70
21 22 16 00-0330 EA Round Point Label, Roll Of 50, E700-SP-DCL-PNT, Vesda® Aspirating Smoke Detection System (Ansul 430505).....	19.53	3.14
21 22 16 00-0331 EA Red, Round, Miniature Sampling Point Label, Sheet Of 12, E700-SPLR, Vesda® Aspirating Smoke Detection System (Ansul 430506).....	30.17	4.05
21 22 16 00-0332 EA Grey, Round, Miniature Sampling Point Label, Sheet Of 12, E700-SPLG, Vesda® Aspirating Smoke Detection System (Ansul 430507).....	30.21	4.05
21 22 16 00-0333 EA Sampling Point Decal, Wrap-Around Style, Roll Of 200, E700-SP-DCL, Vesda® Aspirating Smoke Detection System (Ansul 430508).....	109.47	15.30
21 22 16 00-0334 Mounting Hardware, Vesda® Aspirating Smoke Detection System (21 22 16 00-0266)		

21	21	Fire Suppression
	21 20	Fire-Extinguishing Systems
	21 22	Clean-Agent Fire-Extinguishing Systems



MINOR CSI	UOM	DESCRIPTION	TOTAL DIRECT UNIT COST	DEMOLITION UNIT COST
21 22 16 00-0335	EA	Remote Mounting Single Box With Escutcheon Only, VKT-000, Vesda® Aspirating Smoke Detection System (Ansul 430456)	270.78	32.38
21 22 16 00-0336	EA	Recessed Mounting Kit For Remote Single Boxes, VSP-012, Vesda® Aspirating Smoke Detection System (Ansul 430472)	364.86	43.18
21 22 16 00-0337	EA	Recessed Mounting Kit For VLP Or VLS Detector, VSP-011, Vesda® Aspirating Smoke Detection System (Ansul 430471)	373.04	47.24
21 22 16 00-0338	EA	Remote 19 Sub Rack With 4 Blank Plates, VSR-0000, Vesda® Aspirating Smoke Detection System (Ansul 430457)	911.19	67.47
21 22 16 00-0339	EA	Sub Rack Enclosure, VRE-100, Vesda® Aspirating Smoke Detection System (Ansul 430445).....	1,337.13	148.44
21 22 16 00-0340		Pipe And Fittings, Vesda® Aspirating Smoke Detection System <small>(21 22 16 00-0266)</small>		
21 22 16 00-0341	LF	3/4", Orange Chlorinated Polyvinyl Chloride (CPVC) Pipe, Vesda® Aspirating Smoke Detection System (Ansul 430491)	5.76	1.73
21 22 16 00-0342	EA	3/4", End Cap, Chlorinated Polyvinyl Chloride (CPVC) Socket Weld, Vesda® Aspirating Smoke Detection System (Ansul 430497)	9.85	3.47
21 22 16 00-0343	EA	3/4", 45 Degree Elbow, Chlorinated Polyvinyl Chloride (CPVC) Socket Weld, Vesda® Aspirating Smoke Detection System (Ansul 430494)	27.14	10.39
21 22 16 00-0344	EA	3/4", 90 Degree Elbow, Chlorinated Polyvinyl Chloride (CPVC) Socket Weld, Vesda® Aspirating Smoke Detection System (Ansul 430493)	28.01	10.39
21 22 16 00-0345	EA	3/4", Coupling, Chlorinated Polyvinyl Chloride (CPVC) Socket Weld, Vesda® Aspirating Smoke Detection System (Ansul 430495)	19.29	6.92
21 22 16 00-0346	EA	3/4", Union, Chlorinated Polyvinyl Chloride (CPVC) Socket Weld, Vesda® Aspirating Smoke Detection System (Ansul 430496)	31.04	10.39
21 22 16 00-0347	EA	3/4", Tee, Chlorinated Polyvinyl Chloride (CPVC) Socket Weld, Vesda® Aspirating Smoke Detection System (Ansul 430498)	41.68	15.58
21 22 16 00-0348	EA	3/4" x 1/2" FPT, Tee, Chlorinated Polyvinyl Chloride (CPVC), Vesda® Aspirating Smoke Detection System (Ansul 430499)	52.06	18.29
21 22 16 00-0349	LF	1/2" OD x 3/8" ID, Black Polyethylene Tubing, Vesda® Aspirating Smoke Detection System (Ansul 430500)	4.82	1.63
21 22 16 00-0350	EA	Pipe Adapters, Metric-To-Imperial, VSP-021, Vesda® Aspirating Smoke Detection System (Ansul 430479)	19.37	4.95
21 22 16 00-0351	EA	Capillary Kit, 1 Male 1/2" TH x 1/2" OD, 1 Female 1/2" OD, Plastic, E700-CAP KIT, Vesda® Aspirating Smoke Detection System (Ansul 430503)	23.83	3.60
21 22 16 00-0352	EA	Capillary Kit, 1 Male 1/2" TH x 1/2" OD, 1 Female 1/2" OD, Brass, Vesda® Aspirating Smoke Detection System (Ansul 430504)	34.19	4.95
21 22 16 00-0353		Remote Termination And Relay Cards, Vesda® Aspirating Smoke Detection System <small>(21 22 16 00-0266)</small>		
21 22 16 00-0354	EA	VRT-500, Remote Termination And Relay Proc Card With Blank Plates, Vesda® Aspirating Smoke Detection System (Ansul 430396)	1,564.31	172.74
		Note: Remote box includes 7 relays for VLP/VLC.		
21 22 16 00-0355	EA	VN, Compact Termination Card, VSP-515, Vesda® Aspirating Smoke Detection System (Ansul 430490).....	1,592.87	198.83
21 22 16 00-0356	EA	12-Relay, Remote Termination Card, VSP-208, Vesda® Aspirating Smoke Detection System (Ansul 430485)	964.07	121.45
21 22 16 00-0357	EA	RO, Compact Termination Card, VSP-510, Vesda® Aspirating Smoke Detection System (Ansul 430489)	1,101.69	137.20
21 22 16 00-0358	EA	VRT-501, Remote Termination And Relay Proc Card With Blank Plates, Vesda® Aspirating Smoke Detection System (Ansul 430397)	1,564.31	172.74
		Note: Remote box includes 7 relays for VLS.		
21 22 16 00-0359	EA	VRT-900 Remote Termination And Relay Proc Card With Blank Plates, Vesda® Aspirating Smoke Detection System (Ansul 430398)	1,888.39	198.83
		Note: Remote box includes 12 relays for VLS.		
21 22 16 00-0360	EA	Remote Termination Card Without Relay, VSP-007, Vesda® Aspirating Smoke Detection System (Ansul 430468)	535.34	61.17
21 22 16 00-0361	EA	Remote Termination Card (RTC7), VSP-008, Vesda® Aspirating Smoke Detection System (Ansul 430469).....	805.08	93.56
21 22 16 00-0362	EA	7-Relay, Head Termination Card, VSP-014, Vesda® Aspirating Smoke Detection System (Ansul 430474)	1,515.03	193.43
21 22 16 00-0363	EA	12-Relay, Head Termination Card, VSP-016, Vesda® Aspirating Smoke Detection System (Ansul 430476)	2,222.60	283.39
21 22 16 00-0364		Preferred® Low Pressure CO2 System <small>(21 22 16 00-0001)</small>		
21 22 16 00-0365		Manual Pull Stations, Preferred® Low Pressure CO2 System <small>(21 22 16 00-0364)</small>		
21 22 16 00-0366	EA	Addressable, DPST, Dual Action Pull Station, Preferred® Low Pressure CO2 System (Ansul 428658)	119.95	15.74
		Note: Excludes FMM-101.		
21 22 16 00-0367	EA	Weatherproof Backbox For Manual Pull Stations, Preferred® Low Pressure CO2 System (Ansul 428659).....	89.73	11.69
21 22 16 00-0368		Industrial Fire Control System <small>(21 22 16 00-0001)</small>		
21 22 16 00-0369		Alarm Devices, Industrial Fire Control System <small>(21 22 16 00-0368)</small>		
21 22 16 00-0370	EA	Explosion Proof Alarm Horn, Alarm Devices, Industrial Fire Control System (Ansul 65947)	2,900.89	414.97
21 22 16 00-0371	EA	6", 115 Volt AC Alarm Bell For Release Systems, Alarm Devices, Industrial Fire Control System (Ansul 24751)	88.96	9.53
21 22 16 00-0372	EA	24 Volt AC, Multitone Horn, Alarm Devices, Industrial Fire Control System (Ansul 429697)	87.64	12.37
21 22 16 00-0373	EA	Weatherproof Surface Back Box For Horn And Strobe, Alarm Devices, Industrial Fire Control System (Ansul 429700)	52.20	7.42
21 22 16 00-0374	EA	Semi-Flush Plate, Alarm Devices, Industrial Fire Control System (Ansul 429701)	21.34	3.01
21 22 16 00-0375		Manual Pull Stations, Industrial Fire Control System <small>(21 22 16 00-0368)</small>		
21 22 16 00-0376	EA	SPST, Dual Action Pull Station, Industrial Fire Control System (Ansul 428655).....	99.11	13.04
21 22 16 00-0377	EA	DPST, Dual Action Pull Station, Industrial Fire Control System (Ansul 428656).....	139.75	18.44
21 22 16 00-0378	EA	Explosion Proof, DPDT, Dual Action Pull Station, Industrial Fire Control System (Ansul 428657)	1,090.98	144.84
21 22 16 00-0379	EA	Surface Mounted Backbox For Manual Pull Stations, Industrial Fire Control System (Ansul 428660).....	31.72	4.18
21 22 16 00-0380	EA	Extra Pull Station Labels For Manual Pull Stations, Industrial Fire Control System (Ansul 428654).....	14.22	1.86



MINOR CSI UOM DESCRIPTION	TOTAL DIRECT UNIT COST	DEMOLITION UNIT COST
------------------------------	---------------------------	-------------------------

21 22 16 00-0381	Marine Fire Control System (21 22 16 00-0001)	
21 22 16 00-0382	Alarm Devices, Marine Fire Control System (21 22 16 00-0381)	
21 22 16 00-0383	EA Weatherproof Surface Mount Back Box For Alarm Accessories, Alarm Devices, Marine Fire Control System (Ansul 24747)	57.49 7.56
21 22 16 00-0384	EA 6", 24 Volt DC, Alarm Bell, Alarm Devices, Marine Fire Control System (Ansul 417805)	105.89 14.62
21 22 16 00-0385	EA 10", 24 Volt DC, Alarm Bell, Alarm Devices, Marine Fire Control System (Ansul 417806)	105.89 14.62
21 22 16 00-0386	FM200 System Equipment (21 22 16)	
21 22 16 00-0387	EA 26 LB Cylinder, Filled, For FM200 Fire Protection system.....	3,459.36 108.50
21 22 16 00-0388	EA 44 LB Cylinder, Filled, For FM200 Fire Protection system.....	4,964.59 124.23
21 22 16 00-0389	EA 63 LB Cylinder, Filled, For FM200 Fire Protection system.....	5,893.35 146.48
21 22 16 00-0390	EA 101 LB Cylinder, Filled, For FM200 Fire Protection system.....	7,814.40 173.60
21 22 16 00-0391	EA 196 LB Cylinder, Filled, For FM200 Fire Protection system.....	12,224.36 217.01
21 22 16 00-0392	EA Electro/Mechanical Release, For FM200 Fire Protection system	728.77 217.01
21 22 16 00-0393	EA Manual Pull Station, For FM200 Fire Protection system	254.82 72.16
21 22 16 00-0394	EA Pneumatic Damper Release, For FM200 Fire Protection system	317.29 54.25
21 22 16 00-0395	LB FM200 Gas	26.76
21 22 16 00-0396	EA Master Cylinder, For FM200 Fire Protection system	5,665.91 58.37
21 22 16 00-0397	EA Shuttle Check Valve, For FM200 Fire Protection system	800.90 81.59
21 22 16 00-0398	EA Flex Head Cylinder, For FM200 Fire Protection system	797.04 87.46
21 22 16 00-0399	EA Nozzles, For FM200 Fire Protection system	196.96 30.92
21 22 16 00-0400	EA Cylinder Support, For FM200 Fire Protection system	226.90 58.37
21 22 16 00-0401	EA Solenoid Valve, For FM200 Fire Protection system	1,037.20 87.46
21 22 16 00-0402	EA Battery Back-Up, For FM200 Fire Protection system.....	752.65 230.67
21 22 16 00-0403	EA Control Panel, Single Zone, For FM200 Fire Protection system.....	4,059.85 433.36
21 22 16 00-0404	EA Control Panel, Multi Zone, For FM200 Fire Protection system	6,549.87 867.69
21 22 16 00-0405	EA Smoke Or Heat Detector, For FM200 Fire Protection system	317.08 87.46
21 22 16 00-0406	EA Annunciator, For FM200 Fire Protection system.....	3,291.74 328.44
21 22 16 00-0407	EA Pressure Switch, For FM200 Fire Protection system.....	345.41 87.46
21 22 16 00-0408	EA Alarm Horn, For FM200 Fire Protection system.....	314.35 87.46
21 22 16 00-0409	EA Testing, For FM200 Fire Protection system.....	1,474.76
21 22 16 00-0410	EA Abort Switch, For FM200 Fire Protection system.....	220.73 40.68

21 23 Wet-Chemical Fire-Extinguishing Systems (21 20)

21 23 16 Wet-Chemical Fire-Extinguishing Equipment (21 23)

21 23 16 00-0001	Kidde Fire Systems (21 23 16) Note: Kidde or equal.	
21 23 16 00-0002	Cylinders And Hardware (21 23 16 00-0001)	
21 23 16 00-0003	EA 125 Cylinder And Valve Assembly With 1.25 Gallon of Wet Agent.....	758.66 89.89
21 23 16 00-0004	EA 260 Cylinder And Valve Assembly With 2.6 Gallon Of Wet Agent	874.63 111.96
21 23 16 00-0005	EA 400S And M Cylinder And Valve Assembly With 4 Gallon Of Wet Agent	1,072.10 138.13
21 23 16 00-0006	EA 600 And L Cylinder And Valve Assembly With 6 Gallon Of Wet Agent	1,266.26 163.90
21 23 16 00-0007	EA Discharge Adapter Kit (One Required Per Cylinder).....	42.41 4.70
21 23 16 00-0008	EA System Valve Actuator	152.96 18.68
21 23 16 00-0009	EA Vent Plug	28.79 3.80
21 23 16 00-0010	EA Gauge Shield.....	89.33 9.99
21 23 16 00-0011	EA 125 Cylinder Wall Mounting Bracket.....	78.95 9.99
21 23 16 00-0012	EA 260 Cylinder Wall Mounting Bracket.....	83.69 10.58
21 23 16 00-0013	EA 400S And M Cylinder Wall Mounting Bracket	159.02 19.98
21 23 16 00-0014	EA 600 And 400M Cylinder Shelf Bracket	157.33 22.68
21 23 16 00-0015	EA 600 And 400M Cylinder Floor Mounting Kit	265.40 22.72
21 23 16 00-0016	EA 125 And 260 Cylinder Replacement Bracket Strap.....	35.75
21 23 16 00-0017	EA 400 And 600 Cylinder Replacement Bracket Strap.....	37.73
21 23 16 00-0018	Nozzles And Accessories (21 23 16 00-0001)	
21 23 16 00-0019	EA ADP, F, GRW Or R Nozzle	70.86 9.19
21 23 16 00-0020	EA LPF Or DM Nozzle.....	76.75 9.19
21 23 16 00-0021	EA LPR Nozzle	88.90 9.19
21 23 16 00-0022	EA 3/8" Swivel Adapter For Nozzles	53.03 6.49
21 23 16 00-0023	EA Removal And Replacement Of Nozzle Seals	8.37
21 23 16 00-0024	EA Chrome Nozzle Disc Cap	5.15 0.59
21 23 16 00-0025	EA LPR Nozzle Disc Cap	34.13 9.14
21 23 16 00-0026	Control Systems (21 23 16 00-0001)	
21 23 16 00-0027	EA XV Control System	1,132.41 59.93
	Note: Includes (1) SVA, (1) system cartridge, (1) test cartridge, (1) EMT connector kit, (1) SPDT microswitch kit, and (1) SPDT microswitch kit.	
21 23 16 00-0028	EA 7-1/2" High Pressure Hose (Required for cylinder mounted XV Control System).....	95.28 9.99
21 23 16 00-0029	EA 24" High Pressure Hose	113.11 9.99
21 23 16 00-0030	EA 60" High Pressure Hose	152.74 9.99
21 23 16 00-0031	EA XV Solenoid Kit (Electric Actuator), 24 Volt DC	220.27 19.98

21 Fire Suppression**21 20 Fire-Extinguishing Systems****21 23 Wet-Chemical Fire-Extinguishing Systems**

MINOR CSI UOM DESCRIPTION	TOTAL DIRECT UNIT COST	DEMOLITION UNIT COST
21 23 16 00-0032 EA XV Microswitch Kit, SPDT.....	72.28	9.39
21 23 16 00-0033 EA XV Microswitch Kit, SPDT, Terminal Type, For Alarm/Release.....	78.22	9.39
21 23 16 00-0034 EA EMT Connector Kit (EMT Connector And O-Ring).....	30.83	7.49
21 23 16 00-0035 EA KRS-50 Control Box Assembly.....	636.18	38.70
Note: Includes (1) SVA, (2) CO2 cartridges, (2) set screws, (1) grommet, (1) cover label, and (1) exhaust fan caution label.		
21 23 16 00-0036 EA SPDT Microswitch For KRS-50.....	74.17	9.39
21 23 16 00-0037 EA DPDT Microswitch For KRS-50.....	133.97	16.28
21 23 16 00-0038 EA SPDT Pressure Switch (Fire Department Tie-In).....	412.10	52.24
21 23 16 00-0039 Mechanical Actuation Components (21 23 16 00-0001)		
21 23 16 00-0040 EA Universal Detector Link Housing Kit, Mechanical Actuation Systems.....	50.00	14.98
Note: Includes (1) bracket (11-3/4"), (2) "S" hook, and (2) cable crimp sleeves.		
21 23 16 00-0041 EA XV Low Profile Link Detector Housing Kit.....	81.48	14.98
Note: Includes (1) bracket, (2) 1/2" EMT connectors, (4) cable crimp sleeves, and (1) S hook.		
21 23 16 00-0042 EA XV Or KRS-50 Remote Manual Release, Combination Pull-To-Trip/Release-To-Trip.....	226.06	9.99
21 23 16 00-0043 EA XV Remote Manual Release, Pull-To-Trip.....	172.56	9.99
21 23 16 00-0044 EA Corner Pulley, Mechanical Actuation Systems.....	20.72	2.70
21 23 16 00-0045 EA Double Tee Pulley, Mechanical Actuation Systems.....	279.29	16.48
21 23 16 00-0046 EA In-Line Tee Pulley, Mechanical Actuation Systems.....	34.66	4.39
21 23 16 00-0047 EA Corner Pulley / Quik-Seal Combination.....	91.23	4.99
21 23 16 00-0048 LF 1/16" Cable, Mechanical Actuation Systems.....	2.37	1.00
21 23 16 00-0049 EA Cable Clamp.....	12.89	0.50
21 23 16 00-0050 EA Cable Crimp Sleeve, Mechanical Actuation Systems.....	1.45	0.40
21 23 16 00-0051 EA "S" Hook, Mechanical Actuation Systems.....	1.41	0.40
21 23 16 00-0052 EA 1/2" EMT x 3/8" NPT Adapter, Mechanical Actuation Systems.....	73.94	9.29
21 23 16 00-0053 Mechanical Detection Links (21 23 16 00-0001)		
21 23 16 00-0054 EA KGS Standard Response Link.....	16.83	4.99
21 23 16 00-0055 EA KGS Rapid Response Link.....	23.67	4.99
21 23 16 00-0056 EA KFA Type "A" Fusible Link.....	20.60	4.99
21 23 16 00-0057 EA KML Type "ML" Fusible Link.....	23.86	4.99
21 23 16 00-0058 EA 500 Degree, KML Type "ML" Fusible Link.....	35.75	4.99
21 23 16 00-0059 Gas Valves (21 23 16 00-0001)		
21 23 16 00-0060 EA 3/4" NPT Mechanical Cable Operated Gas Shut-off Valve.....	327.24	21.58
21 23 16 00-0061 EA 1" NPT Mechanical Cable Operated Gas Shut-off Valve.....	357.32	26.57
21 23 16 00-0062 EA 1-1/4" NPT Mechanical Cable Operated Gas Shut-off Valve.....	411.44	33.56
21 23 16 00-0063 EA 1-1/2" NPT Mechanical Cable Operated Gas Shut-off Valve.....	452.11	38.65
21 23 16 00-0064 EA 2" NPT Mechanical Cable Operated Gas Shut-off Valve.....	489.73	45.65
21 23 16 00-0065 EA 2-1/2" NPT Mechanical Cable Operated Gas Shut-off Valve.....	808.89	66.72
21 23 16 00-0066 EA 3" NPT Mechanical Cable Operated Gas Shut-off Valve.....	904.23	77.20
21 23 16 00-0067 EA Pneumatic Release (Single Unit).....	371.67	24.37
21 23 16 00-0068 EA Removal And Replacement Of Cable Block And Set Screw Assembly For Gas Valve.....	58.57	
21 23 16 00-0069 EA 1/2" Electric Solenoid Gas Shut-off Valve.....	340.73	20.08
21 23 16 00-0070 EA 3/4" Electric Solenoid Gas Shut-off Valve.....	343.75	21.58
21 23 16 00-0071 EA 1" Electric Solenoid Gas Shut-off Valve.....	528.26	26.57
21 23 16 00-0072 EA 1-1/4" Electric Solenoid Gas Shut-off Valve.....	561.16	33.56
21 23 16 00-0073 EA 1-1/2" Electric Solenoid Gas Shut-off Valve.....	644.27	38.65
21 23 16 00-0074 EA 2" Electric Solenoid Gas Shut-off Valve.....	826.89	45.65
21 23 16 00-0075 EA 2-1/2" Electric Solenoid Gas Shut-off Valve.....	1,364.15	66.72
21 23 16 00-0076 EA 3" Electric Solenoid Gas Shut-off Valve.....	1,711.78	77.20
21 23 16 00-0077 EA Manual Reset Relay.....	489.62	100.37
21 23 16 00-0078 Liquid Tight Sealing Adapters (21 23 16 00-0001)		
21 23 16 00-0079 EA 3/8" Tubing, Compression Seal Adapter.....	37.85	4.19
21 23 16 00-0080 EA 1/2" Tubing, 1/4" Pipe, Compression Seal Adapter.....	37.41	4.60
21 23 16 00-0081 EA 5/8" Tubing, 3/8" Pipe, Compression Seal Adapter.....	43.97	5.49
21 23 16 00-0082 EA 3/4" Tubing, 1/2" Pipe, Compression Seal Adapter.....	50.60	5.90
21 23 16 00-0083 EA 1/2" Electrical Metallic Tubing (EMT), Compression Seal Adapter.....	43.97	5.49
21 23 16 00-0084 EA 3/8" NPT Female, Quik-Seal Adapter.....	37.41	4.60
21 23 16 00-0085 EA 1/2" NPT Female, Quik-Seal Adapter.....	37.41	4.60
21 23 16 00-0086 EA 3/4" NPT Female, Quik-Seal Adapter.....	61.53	7.79
21 23 16 00-0087 EA 1" NPT Female, Quik-Seal Adapter.....	81.90	10.29
21 23 16 00-0088 EA Quik-Patch For Hole Patching Up To 1-1/8" Diameter.....	37.41	
21 23 16 00-0089 Pressure Operated Releasing Systems (21 23 16 00-0001)		
21 23 16 00-0090 EA KRS-100 Nitrogen Cylinder.....	271.31	30.17
21 23 16 00-0091 EA KRS-100 Actuator Assembly.....	244.23	30.76
21 23 16 00-0092 EA KRS-100 Mounting Bracket.....	187.21	7.59
21 23 16 00-0093 EA KRS-700S Nitrogen Cylinder.....	700.91	86.99
21 23 16 00-0094 EA KRS-700 Mounting Bracket.....	149.23	18.58
21 23 16 00-0095 EA KRS-700S Discharge Adapter Kit.....	223.33	18.58
21 23 16 00-0096 EA Check Valve, Pressure Operated Releasing Systems.....	219.68	13.18
21 23 16 00-0097 EA Vent Check, Pressure Operated Releasing Systems.....	68.74	8.39



MINOR CSI UOM DESCRIPTION	TOTAL DIRECT UNIT COST	DEMOLITION UNIT COST
21 23 16 00-0098 EA Removal And Replacement Of Receiver Gasket For KRS-100 Actuator Assembly	9.03	
21 23 16 00-0099 EA 3 Pole, Double Throw Pressure Switch	561.88	69.92
21 23 16 00-0100 Pyro-Chem Kitchen Fire Suppression Systems (21 23 16)		
21 23 16 00-0101 Cylinders, Kitchen Fire Suppression Systems (21 23 16 00-0100)		
21 23 16 00-0102 EA 3.0 Gallon Agent Cylinder With Valve, Kitchen Fire Suppression Systems (Pyro-Chem 551194).....	866.72	70.91
21 23 16 00-0103 EA 4.6 Gallon Agent Cylinder With Valve, Kitchen Fire Suppression Systems (Pyro-Chem 551193).....	1,248.45	102.18
21 23 16 00-0104 EA 6.0 Gallon Agent Cylinder With Valve, Kitchen Fire Suppression Systems (Pyro-Chem 551196).....	1,638.24	139.73
21 23 16 00-0105 EA Cylinder Mounting Bracket, Kitchen Fire Suppression Systems (Pyro-Chem 550053).....	177.16	16.68
21 23 16 00-0106 EA Enclosure With Mechanical Control Unit, Kitchen Fire Suppression Systems (Pyro-Chem 551208).....	1,166.47	109.07
21 23 16 00-0107 EA Enclosure For Secondary Cylinders, Kitchen Fire Suppression Systems (Pyro-Chem 550966).....	712.20	66.52
21 23 16 00-0108 Fusible Links, Kitchen Fire Suppression Systems (21 23 16 00-0100)		
21 23 16 00-0109 EA 165 Fahrenheit, Fusible Link, Kitchen Fire Suppression Systems (Pyro-Chem 551522).....	23.00	2.20
21 23 16 00-0110 EA 212 Fahrenheit, Fusible Link, Kitchen Fire Suppression Systems (Pyro-Chem 551523).....	23.00	2.20
21 23 16 00-0111 EA 280 Fahrenheit, Fusible Link, Kitchen Fire Suppression Systems (Pyro-Chem 551524).....	23.56	2.20
21 23 16 00-0112 EA 360 Fahrenheit, Fusible Link, Kitchen Fire Suppression Systems (Pyro-Chem 551525).....	23.00	2.20
21 23 16 00-0113 EA 450 Fahrenheit, Fusible Link, Kitchen Fire Suppression Systems (Pyro-Chem 551526).....	23.00	2.20
21 23 16 00-0114 EA 500 Fahrenheit, Fusible Link, Kitchen Fire Suppression Systems (Pyro-Chem 551527).....	25.05	2.20
21 23 16 00-0115 EA Fusible Link Kit With 10" Bracket, Kitchen Fire Suppression Systems (Pyro-Chem 550131).....	39.84	3.70
21 23 16 00-0116 EA Fusible Link Kit With 8" Bracket, Kitchen Fire Suppression Systems (Pyro-Chem 550132).....	51.70	4.90
21 23 16 00-0117 EA Fusible Link Hanger, Kitchen Fire Suppression Systems (Pyro-Chem 550876).....	59.24	25.27
21 23 16 00-0118 EA 225 To 600 Fahrenheit, Electrical Thermal Detector, Kitchen Fire Suppression Systems (Pyro-Chem 13970-6).....	495.48	56.23
21 23 16 00-0119 Gas Valves, Kitchen Fire Suppression Systems (21 23 16 00-0100)		
21 23 16 00-0120 EA 3/4" Mechanical Gas Valve, Direct Cable Hookup, Kitchen Fire Suppression Systems (Pyro-Chem 550593).....	419.25	21.58
21 23 16 00-0121 EA 1" Mechanical Gas Valve, Direct Cable Hookup, Kitchen Fire Suppression Systems (Pyro-Chem 550594).....	477.11	26.57
21 23 16 00-0122 EA 1-1/4" Mechanical Gas Valve, Direct Cable Hookup, Kitchen Fire Suppression Systems (Pyro-Chem 550595).....	513.94	33.56
21 23 16 00-0123 EA 1-1/2" Mechanical Gas Valve, Direct Cable Hookup, Kitchen Fire Suppression Systems (Pyro-Chem 550596).....	565.00	38.55
21 23 16 00-0124 EA 2" Mechanical Gas Valve, Direct Cable Hookup, Kitchen Fire Suppression Systems (Pyro-Chem 551049).....	649.68	45.55
21 23 16 00-0125 EA 2-1/2" Mechanical Gas Valve, Direct Cable Hookup, Kitchen Fire Suppression Systems (Pyro-Chem 550185).....	1,521.62	66.62
21 23 16 00-0126 EA 3" Mechanical Gas Valve, Direct Cable Hookup, Kitchen Fire Suppression Systems (Pyro-Chem 550186).....	1,622.43	77.10
21 23 16 00-0127 EA 3/4" Electrical Gas Valve, Kitchen Fire Suppression Systems (Pyro-Chem 550358).....	328.03	21.58
21 23 16 00-0128 EA 1" Electrical Gas Valve, Kitchen Fire Suppression Systems (Pyro-Chem 550359).....	561.48	26.57
21 23 16 00-0129 EA 1-1/4" Electrical Gas Valve, Kitchen Fire Suppression Systems (Pyro-Chem 550360).....	584.61	33.56
21 23 16 00-0130 EA 1-1/2" Electrical Gas Valve, Kitchen Fire Suppression Systems (Pyro-Chem 550361).....	665.31	38.55
21 23 16 00-0131 EA 2" Electrical Gas Valve, Kitchen Fire Suppression Systems (Pyro-Chem 550362).....	923.28	45.55
21 23 16 00-0132 EA 2-1/2" Electrical Gas Valve, Kitchen Fire Suppression Systems (Pyro-Chem 550363).....	1,790.63	66.62
21 23 16 00-0133 EA 3" Electrical Gas Valve, Kitchen Fire Suppression Systems (Pyro-Chem 17643).....	1,886.92	77.10
21 23 16 00-0134 Nozzles, Kitchen Fire Suppression Systems (21 23 16 00-0100)		
21 23 16 00-0135 EA Nozzle, Kitchen Fire Suppression Systems (Pyro-Chem).....	82.52	7.39
21 23 16 00-0136 EA Swivel Nozzle, Kitchen Fire Suppression Systems (Pyro-Chem).....	117.44	9.39
21 23 16 00-0137 EA Stainless Steel Nozzle, Kitchen Fire Suppression Systems (Pyro-Chem).....	459.33	9.39
21 23 16 00-0138 Actuating Cylinders/Cartridges, Kitchen Fire Suppression Systems (21 23 16 00-0100)		
21 23 16 00-0139 EA Carbon Dioxide Actuation Cartridge, Kitchen Fire Suppression Systems (Pyro-Chem 551059).....	30.43	2.89
21 23 16 00-0140 EA PAC-10, Pneumatic Actuating Cylinder, Kitchen Fire Suppression Systems (Pyro-Chem 550104).....	997.01	93.78
21 23 16 00-0141 EA PAC-200, Pneumatic Actuating Cylinder, Kitchen Fire Suppression Systems (Pyro-Chem 550690).....	1,270.37	119.96
21 23 16 00-0142 Circuit Monitors, Kitchen Fire Suppression Systems (21 23 16 00-0100)		
21 23 16 00-0143 EA 24 Volt DC, System Circuit Monitor/Gas Valve Reset Relay, Kitchen Fire Suppression Systems (Pyro-Chem 550303).....	651.73	61.43
21 23 16 00-0144 EA 120 Volt AC, System Circuit Monitor/Gas Valve Reset Relay, Kitchen Fire Suppression Systems (Pyro-Chem 550302).....	786.40	74.01
21 23 16 00-0145 Control Heads, Kitchen Fire Suppression Systems (21 23 16 00-0100)		
21 23 16 00-0146 EA Mechanical Control Head, No Local Action, Kitchen Fire Suppression Systems (Pyro-Chem 551203).....	719.06	67.72
21 23 16 00-0147 EA Mechanical Control Head With Local Action, Kitchen Fire Suppression Systems (Pyro-Chem 551200).....	750.44	70.81
21 23 16 00-0148 EA 24 Volt DC, Electrical Control Head With Local Actuation, Kitchen Fire Suppression Systems (Pyro-Chem 551201).....	977.58	92.09
21 23 16 00-0149 EA 120 Volt AC Electrical Control Head With Local Actuation, Kitchen Fire Suppression Systems (Pyro-Chem 551202).....	1,121.39	105.87
21 23 16 00-0150 EA Control Head Mounting Bracket, Kitchen Fire Suppression Systems (Pyro-Chem 550853).....	91.08	8.59
21 23 16 00-0151 Corner Pulleys/Tees, Kitchen Fire Suppression Systems (21 23 16 00-0100)		
21 23 16 00-0152 EA Set Screw Type, Corner Pulley, Kitchen Fire Suppression Systems (Pyro-Chem 415670).....	22.94	1.40
21 23 16 00-0153 EA Compression Type, Corner Pulley, Kitchen Fire Suppression Systems (Pyro-Chem 423250).....	23.57	1.79
21 23 16 00-0154 EA Tee Pulley, Kitchen Fire Suppression Systems (Pyro-Chem 550166).....	73.03	6.89
21 23 16 00-0155 EA Removal And Replacement Of Screw For Corner Pulley, Kitchen Fire Suppression Systems (Pyro-Chem 550272).....	0.91	

21	21	Fire Suppression
	21 20	Fire-Extinguishing Systems
	21 23	Wet-Chemical Fire-Extinguishing Systems



MINOR	CSI	UOM	DESCRIPTION	TOTAL DIRECT UNIT COST	DEMOLITION UNIT COST
-------	-----	-----	-------------	------------------------	----------------------

21 23 16 00-0156			Switches, Kitchen Fire Suppression Systems (21 23 16 00-0100)		
21 23 16 00-0157	EA		SPDT Switch, Kitchen Fire Suppression Systems (Pyro-Chem 550227).....	79.43	7.49
21 23 16 00-0158	EA		DPDT Switch, Kitchen Fire Suppression Systems (Pyro-Chem 550237).....	159.11	14.89
21 23 16 00-0159	EA		Four Pole Double Throw Switch, Kitchen Fire Suppression Systems (Pyro-Chem 550978).....	336.72	31.57

21 23 16 00-0160			Wire Rope/Accessories, Kitchen Fire Suppression Systems (21 23 16 00-0100)		
21 23 16 00-0161	LF		1/16" Diameter Stainless Steel Wire Rope, Kitchen Fire Suppression Systems (Pyro-Chem 15821).....	1.61	0.30
21 23 16 00-0162	EA		Crimps For 1/16" Diameter Stainless Steel Wire Rope, Kitchen Fire Suppression Systems (Pyro-Chem 550122).....	0.92	0.30
21 23 16 00-0163	EA		High Temperature Stainless Steel Crimps, Kitchen Fire Suppression Systems (Pyro-Chem 551551).....	3.96	0.40
21 23 16 00-0164	EA		"S" Hooks, Kitchen Fire Suppression Systems (Pyro-Chem 550121).....	0.65	

21 23 16 00-0165			Replacement Parts, Kitchen Fire Suppression Systems (21 23 16 00-0100)		
21 23 16 00-0166	EA		Wet Valve Rebuilding Kit, Kitchen Fire Suppression Systems (Pyro-Chem 550698).....	75.45	7.20
21 23 16 00-0167	EA		Wet Valve Cap With Schrader Valve, Kitchen Fire Suppression Systems (Pyro-Chem 550831).....	78.78	7.49
21 23 16 00-0168	EA		Wet Spring, Kitchen Fire Suppression Systems (Pyro-Chem 550705).....	9.23	0.90
21 23 16 00-0169	EA		225 psi, Wet Gauge, Kitchen Fire Suppression Systems (Pyro-Chem 551236).....	108.44	9.79
21 23 16 00-0170	EA		Wet Valve O-ring, Kitchen Fire Suppression Systems (Pyro-Chem 550716).....	15.18	1.40
21 23 16 00-0171	EA		Wet Piston, Kitchen Fire Suppression Systems (Pyro-Chem 550707).....	21.13	2.00
21 23 16 00-0172	EA		Wet Piston O-Ring, Kitchen Fire Suppression Systems (Pyro-Chem 550715).....	9.23	0.90
21 23 16 00-0173	EA		Wet Nozzle Cap, Kitchen Fire Suppression Systems (Pyro-Chem 551528).....	13.00	1.20
21 23 16 00-0174	EA		Wet Nozzle Strainer, Kitchen Fire Suppression Systems (Pyro-Chem 551529).....	12.71	1.20
21 23 16 00-0175	EA		Wet Nozzle Cap O-Ring, Kitchen Fire Suppression Systems (Pyro-Chem 551530).....	3.63	0.30
21 23 16 00-0176	EA		Removal And Replacement Of Teflon Washer For Control Head Actuator, Kitchen Fire Suppression Systems (Pyro-Chem 550257).....	6.16	
21 23 16 00-0177	EA		O-Ring Lubrication, Kitchen Fire Suppression Systems (Pyro-Chem 550063).....	117.67	
21 23 16 00-0178	EA		3.0 Gallon Empty Test Tank, Kitchen Fire Suppression Systems (Pyro-Chem 551024).....	804.03	
21 23 16 00-0179	EA		4.6 Gallon Empty Test Tank, Kitchen Fire Suppression Systems (Pyro-Chem 550902).....	1,042.61	
21 23 16 00-0180	EA		6.0 Gallon Empty Test Tank, Kitchen Fire Suppression Systems (Pyro-Chem 550901).....	1,203.57	

21 23 16 00-0181			Accessories, Kitchen Fire Suppression Systems (21 23 16 00-0100)		
21 23 16 00-0182	EA		3/8" Quickseal Adapter, Kitchen Fire Suppression Systems (Pyro-Chem 550857).....	36.96	3.40
21 23 16 00-0183	EA		1/2" Quickseal Adapter, Kitchen Fire Suppression Systems (Pyro-Chem 550859).....	38.29	3.60
21 23 16 00-0184	EA		Wet Valve Tool, Kitchen Fire Suppression Systems (Pyro-Chem 550788).....	73.73	6.89
21 23 16 00-0185	EA		Recharge Adapter Kit, Kitchen Fire Suppression Systems (Pyro-Chem 551240).....	104.33	
21 23 16 00-0186	EA		3.0 Gallon Of Wet Chemical For Recharge, Kitchen Fire Suppression Systems (Pyro-Chem 551188).....	224.27	

21 23 16 00-0187			Pull Stations/Accessories, Kitchen Fire Suppression Systems (21 23 16 00-0100)		
21 23 16 00-0188	EA		Mechanical, Remote Pull Station, Kitchen Fire Suppression Systems (Pyro-Chem 551074).....	148.94	14.08
21 23 16 00-0189	EA		Electric, Remote Pull Station, Kitchen Fire Suppression Systems (Pyro-Chem 551166).....	158.15	19.77
21 23 16 00-0190	EA		Trim Ring For Flush Mounting Remote Pull Station, Kitchen Fire Suppression Systems (Pyro-Chem 550088).....	39.84	3.70
21 23 16 00-0191	EA		Glass Rods For Pull Stations, Kitchen Fire Suppression Systems (Pyro-Chem 428661).....	5.16	1.30

21 23 16 00-0192			Asco Gas Valve Control Panels (21 23 16)		
21 23 16 00-0193	EA		Relay Control Panel For AC Solenoid Valves (Asco 108D90C).....	2,399.60	219.74
21 23 16 00-0194	EA		Relay Control Panel For DC Solenoid Valves (Asco 108D10C).....	2,480.98	219.74
21 23 16 00-0195	EA		Master Control Station For Relay Control Panel For DC Solenoid Valves (Asco 216C89).....	811.71	49.94
21 23 16 00-0196	EA		Emergency Stop Station For Relay Control Panel (Asco 173A19).....	758.55	49.94

21 24 Dry-Chemical Fire-Extinguishing Systems (21 20)

21 24 16 Dry-Chemical Fire-Extinguishing Equipment (21 24)

21 24 16 00-0001			Amerex KP Restaurant Fire Suppression Systems (21 24 16)		
			Note: Amerex or equal.		
21 24 16 00-0002	EA		3.75 Gallon, Charged, Agent Cylinder Assembly With Discharge Valve.....	481.49	77.51
21 24 16 00-0003	EA		6 Gallon, Charged, Agent Cylinder Assembly With Discharge Valve.....	666.91	97.71
21 24 16 00-0004	EA		Recharge - KP Liquid Agent (3.75 Gallon).....	158.40	
21 24 16 00-0005	EA		Recharge - KP Liquid Agent (6 Gallon).....	278.44	
21 24 16 00-0006	EA		3.75 Gallon, Bracket Assembly Agent Cylinder With Distribution Hose Assembly And Distribution Outlet.....	110.88	16.27
21 24 16 00-0007	EA		6 Gallon, Bracket Assembly Agent Cylinder.....	64.58	9.44
21 24 16 00-0008	EA		6 Gallon, 3/4 NPT, Agent Cylinder Discharge Adapter Kit.....	28.01	
21 24 16 00-0009	EA		6 Gallon, Pneumatic Actuator, Agent Cylinder.....	110.88	16.27
21 24 16 00-0010	EA		MRM Actuator (Less N2 Cylinder And Enclosure).....	278.44	40.78
21 24 16 00-0011	EA		Painted Steel, MRM Enclosure.....	148.39	21.69
21 24 16 00-0012	EA		Stainless Steel, MRM Enclosure.....	179.04	21.69
21 24 16 00-0013	EA		Stainless Steel, Single Cylinder System Cabinet.....	441.84	64.75
21 24 16 00-0014	EA		N2 - 1/4" x 16" Actuation Hose.....	33.35	4.88
21 24 16 00-0015	EA		10 CU. Inch, Nitrogen Cylinder.....	148.39	21.69
			Note: Use For 1-10 Agent Cylinders		
21 24 16 00-0016	EA		Vent Check.....	26.68	3.91
21 24 16 00-0017	EA		Detector.....	20.01	2.93
			Note: Includes bracket, linkage and conduit fittings.		



MINOR	CSI	UOM	DESCRIPTION	TOTAL DIRECT UNIT COST	DEMOLITION UNIT COST
21 24 16 00-0018	EA		280 To 450 Degree F, Fusible Link.....	7.51	1.09
21 24 16 00-0019	EA		Test Link.....	2.73	
21 24 16 00-0020	EA		Corner Pulley.....	10.34	1.52
21 24 16 00-0021	EA		1/16", 500 Foot Spool, Cable.....	166.72	24.40
21 24 16 00-0022	EA		Pulley Tee.....	75.02	10.95
21 24 16 00-0023	EA		Manual Pull Station (Standard).....	66.69	9.76
21 24 16 00-0024	EA		Manual Pull Station, Adapter Kit (Recess Standard Pull Station).....	31.28	4.55
21 24 16 00-0025	EA		Manual Pull Station (Oversized).....	74.36	10.85
21 24 16 00-0026	EA		Conduit Offset.....	14.83	2.17
21 24 16 00-0027	EA		3/8" Pipe Thread, Seal (Quick-Seal).....	20.44	3.03
21 24 16 00-0028	EA		1/2" Pipe Thread, Seal (Quick-Seal).....	16.68	2.50
21 24 16 00-0029	EA		3/8" Pipe Compression Seal.....	27.84	4.12
21 24 16 00-0030	EA		1/2" Pipe Compression Seal.....	27.84	4.12
21 24 16 00-0031	EA		Cap, Nozzle Blow-Off (Standard).....	8.56	2.82
21 24 16 00-0032	EA		Cap, Nozzle Blow-Off (High Temperature).....	18.58	2.82
21 24 16 00-0033	EA		2 Flow Points, Fryer/Griddle Nozzle.....	33.34	4.88
21 24 16 00-0034	EA		1 Flow Point Each, Appliance, Plenum Nozzle.....	33.34	4.88
21 24 16 00-0035	EA		Nozzle - Solid Fuel Charbroiler - 1 To 1-1/2 Flow Points Each.....	33.34	4.88
21 24 16 00-0036	EA		1/2 Flow Points Each, Upright Charbroiler Nozzle.....	33.34	4.88
21 24 16 00-0037	EA		2 Flow Points Each, Duct (Only) Nozzle.....	33.34	4.88
21 24 16 00-0038	EA		2 Flow Points Each, Four Burner Range Nozzle.....	47.95	7.05
21 24 16 00-0039	EA		3/4" Or 1" Mechanical Gas Valve.....	261.43	28.74
21 24 16 00-0040	EA		1-1/4" Or 1-1/2" Mechanical Gas Valve.....	311.04	41.75
21 24 16 00-0041	EA		2" Mechanical Gas Valve.....	386.35	49.35
21 24 16 00-0042	EA		Manual Reset Relay (Required With Every Electric Gas Valve).....	420.14	61.50
21 24 16 00-0043	EA		SPDT Microswitch With 18" Leads.....	22.12	3.25
21 24 16 00-0044	EA		Kit Gas Valve Actuator For Use With ASCO Mechanical Gas Valve.....	35.68	5.21
21 24 16 00-0045	EA		Gas Valve Trip Assembly.....	75.02	10.95

21 24 16 00-0046

Range Guard Fire Suppression Systems (21 24 16)

Note: Range Guard or equal.

21 24 16 00-0047	EA		1-1/4 Gallon Charged Cylinder With Valve.....	511.79	83.79
21 24 16 00-0048	EA		2-1/2 Gallon Charged Cylinder With Valve.....	638.85	104.58
21 24 16 00-0049	EA		4 Gallon Charged Cylinder With Valve.....	788.69	129.14
21 24 16 00-0050	EA		6 Gallon Charged Cylinder With Valve.....	936.80	153.32
21 24 16 00-0051	EA		Vent Plug.....	21.50	3.50
21 24 16 00-0052	EA		Discharge Adapter Kit.....	27.69	
21 24 16 00-0053	EA		1-1/4 Gallon Wall Bracket.....	56.96	9.29
21 24 16 00-0054	EA		2-1/2 Gallon Wall Bracket.....	60.28	9.89
21 24 16 00-0055	EA		4 Gallon Wall Bracket.....	113.86	18.68
21 24 16 00-0056	EA		6 Gallon Wall Bracket.....	126.19	20.67
21 24 16 00-0057	EA		Mechanical Control Head, No Microswitch.....	445.18	72.91
21 24 16 00-0058	EA		Mechanical Control Head, 1 Microswitch.....	464.46	76.00
21 24 16 00-0059	EA		Mechanical Control Head, 2 Microswitches.....	532.82	87.19
21 24 16 00-0060	EA		Tandem Control Head.....	404.88	66.32
21 24 16 00-0061	EA		Electric Control Head, 120 Volt AC / 24 Volt DC.....	685.29	112.17
21 24 16 00-0062	EA		Mechanical Control Box.....	304.96	49.94
21 24 16 00-0063	EA		Tandem Control Box.....	304.96	49.94
21 24 16 00-0064	EA		Mechanical Control Box Adapter.....	89.38	14.68
21 24 16 00-0065	EA		A+ Control head With 1 Pressure Operated Actuator.....	268.63	43.94
21 24 16 00-0066	EA		Pressure Operated Actuator.....	110.42	18.08
21 24 16 00-0067	EA		BMCS-1 Nitrogen Cylinder.....	178.78	29.27
21 24 16 00-0068	EA		BMCS-1 Actuator Assembly.....	182.29	29.86
21 24 16 00-0069	EA		BMCS-1 Mounting Bracket.....	44.69	7.29
21 24 16 00-0070	EA		BMCS-7 Nitrogen Cylinder.....	515.83	84.40
21 24 16 00-0071	EA		BMCS-7 Mounting Bracket.....	110.42	18.08
21 24 16 00-0072	EA		BMCS-7 Discharge Adapter Kit.....	110.42	18.08
21 24 16 00-0073	EA		Check Valve.....	95.33	21.48
21 24 16 00-0074	EA		Vent Check For Use With BMCS Systems.....	49.95	8.19
21 24 16 00-0075	EA		Check Valve, (Schrader Flare Fitting) For Pressure Operated Actuator.....	21.74	3.56
21 24 16 00-0076	EA		Removal And Replacement Of Receiver Gasket For BMCS-Actuator Assembly.....	5.72	
21 24 16 00-0077	EA		Pneumatic Control Head For Slave Cylinders.....	113.92	18.68
21 24 16 00-0078	EA		Nozzles; ADP, F, R And GRW.....	52.22	8.59
21 24 16 00-0079	EA		Nozzles; DM And LPF.....	58.19	9.48
21 24 16 00-0080	EA		Swivel Adapter.....	36.80	6.00
21 24 16 00-0081	EA		Corner Pulley.....	15.77	2.60
21 24 16 00-0082	LF		1/16" Stainless Steel Cable.....	0.76	0.30
21 24 16 00-0083	EA		Cable Crimp Sleeve.....	0.90	0.30
21 24 16 00-0084	EA		"S" Hook.....	0.68	0.20
21 24 16 00-0085	EA		Electrical Metallic Tubing (EMT) Adapter, 1/2" Electrical Metallic Tubing (EMT) x 3/8" NPT.....	54.31	8.89
21 24 16 00-0086	EA		Cable Clamp.....	4.84	0.80
21 24 16 00-0087	EA		Nico Sleeves - 1/16" Cable.....	0.69	0.20
21 24 16 00-0088	EA		3/8" Cable Anchor.....	57.40	9.39
21 24 16 00-0089	EA		1/2" Cable Anchor.....	57.40	9.39
21 24 16 00-0090	EA		Mechanical Remote Manual Release (Pull Cable).....	92.84	15.18
21 24 16 00-0091	EA		Tee Pulley, Use For Mechanical Pull And Gas Valve.....	99.08	16.18
21 24 16 00-0092	EA		Surface Remote Manual Release, End-of-line.....	116.07	18.98
21 24 16 00-0093	EA		Surface Remote Manual Release, In line Conservation Kit.....	36.37	6.00
21 24 16 00-0094	EA		Surface Remote Manual Release, In line And End Of Line.....	152.39	24.87
21 24 16 00-0095	EA		Recessed Remote Manual Release, End-of-line.....	116.07	18.98

21 Fire Suppression**21 20 Fire-Extinguishing Systems****21 24 Dry-Chemical Fire-Extinguishing Systems**

SAN BERNARDINO
COUNTY

MINOR	CSI	UOM	DESCRIPTION	TOTAL DIRECT UNIT COST	DEMOLITION UNIT COST
21 24 16 00-0096	EA		Recessed Remote Manual Release, In Line Kit.....	138.37	22.68
21 24 16 00-0097	EA		Pulley Tee, Remote In Line Only	24.87	4.08
21 24 16 00-0098	EA		Fusible Link Housing Kit With 1 - Bracket, 2 - 1/2" Electrical Metallic Tubing (EMT) Connector, 1 - "S" Hook, 8 - Cable Crimp Sleeve.....	27.62	4.50
21 24 16 00-0099	EA		Fusible Link 165F To 360F	9.04	1.50
21 24 16 00-0100	EA		Fusible Link 500F	13.93	1.50
21 24 16 00-0101	EA		Standard Detector With 1 - 360F link, 2 - "S" Hooks, 2 - Crimp Sleeves	27.62	4.50
21 24 16 00-0102	EA		Standard Detector Kit With 1 - Large Bracket, 2 - "S" Hooks, 2 - Cable Crimp Sleeve	20.84	4.50
21 24 16 00-0103	EA		Quartzoid Link 400 F.....	148.89	24.37
21 24 16 00-0104	EA		Quartzoid Link 500 F.....	148.89	24.37
21 24 16 00-0105	EA		SPDT Micro Switch For Use With A Plus Control Box	53.37	8.69
21 24 16 00-0106	EA		DPDT Micro Switch For Use With A Plus Control Box.....	92.83	15.18
21 24 16 00-0107	EA		SPDT Micro Switch For Use With A Mechanical Control Box.....	55.18	8.99
21 24 16 00-0108	EA		DPDT Micro Switch For Use With A Mechanical Control Box.....	95.62	15.68
21 24 16 00-0109	EA		SPDT Micro Switch For Use With PRCB	70.07	11.49
21 24 16 00-0110	EA		DPDT Micro Switch For Use With PRCB	101.07	16.48
21 24 16 00-0111	EA		Pressure Switch, SPDT (Fire Dept. Tie In)	296.02	48.44
21 24 16 00-0112	EA		Circuit Monitor 12 Or 24 Volt DC	133.12	21.77
21 24 16 00-0113	EA		Circuit Monitor 120 Volt AC	133.12	21.77
21 24 16 00-0114	EA		Electric Manual Pull Station	97.22	15.88
21 24 16 00-0115	EA		6", 24 Volt DC, Motor Bell	54.30	8.89
21 24 16 00-0116	EA		10", 115 Volt AC Motor Bell	77.07	12.59
21 24 16 00-0117	EA		Fuse, 1.2 For ECH.....	6.26	1.00
21 24 16 00-0118	EA		Indicator Lamp 12 Or 24 Volt DC.....	27.62	4.50
21 24 16 00-0119	EA		Indicator Lamp 120 Volt AC.....	27.62	4.50
21 24 16 00-0120	EA		B-10 Manual Station Dual Action, SPDT.....	101.60	16.58
21 24 16 00-0121	EA		B-11 Manual Station Dual Action, DPDT	112.11	18.37
21 24 16 00-0122	EA		Break Rods For B10/B11 Manual Pull Station	3.29	1.30
21 24 16 00-0123	EA		Spare Key For B10/B11 Manual Stations	14.02	2.30
21 24 16 00-0124	EA		MT-24-LSM-VAR Multitone Signal With 15/75cd Strobe, 24 Volt, Flush Grill	150.64	24.67
21 24 16 00-0125	EA		Suppression Abort Station	159.40	26.06
21 24 16 00-0126	EA		Suppression Abort Station With Surface Mount Back Box	185.66	30.37
21 24 16 00-0127	EA		Surface Mount Back Box	61.31	9.99
21 24 16 00-0128	EA		Single Hazard Control Unit, 120 Volt AC IP	1,138.52	186.07
21 24 16 00-0129	EA		Single Hazard Control Unit, 240 Volt AC IP	1,138.52	186.07
21 24 16 00-0130	EA		1 Lead Acid Battery; 24 Volt DC, 1.2 A.H	94.58	15.48
21 24 16 00-0131	EA		Accessory Kit - End-of-line Resistors (10K Ohms, 1/2 W).....	3.69	0.70
21 24 16 00-0132	EA		Spare Scorpio Circuit Board	823.18	
21 24 16 00-0133	EA		Extra Scorpio Key	14.01	
21 24 16 00-0134	EA		Extra Scorpio Manual.....	8.75	
21 24 16 00-0135	EA		Compression Seal Adapter 3/8" Pipe	23.82	3.89
21 24 16 00-0136	EA		Compression Seal Adapter 1/2" Tubing/ 1/4" Pipe	25.87	4.19
21 24 16 00-0137	EA		Compression Seal Adapter 5/8" Tubing/ 3/8" Pipe	31.12	5.09
21 24 16 00-0138	EA		Compression Seal Adapter 3/4" Tubing/ 1/2" Pipe	33.27	5.39
21 24 16 00-0139	EA		Quik Seal Adapter 3/8" NPT Female	25.87	4.19
21 24 16 00-0140	EA		Quik Seal Adapter 1/2" NPT Female	25.87	4.19
21 24 16 00-0141	EA		Quik Seal Adapter 3/4" NPT Female	44.25	7.29
21 24 16 00-0142	EA		Quik Seal Adapter 1" NPT Female	58.67	9.58
21 24 16 00-0143	EA		Quik Patch (Up To 1-1/8" Diameter)	25.87	4.19
21 24 16 00-0144	EA		1-1/4 Gallon Karbaloy Charge	57.57	
21 24 16 00-0145	EA		2-1/2 Gallon Karbaloy Charge	98.96	
21 24 16 00-0146	EA		4 Gallon Karbaloy Charge.....	149.57	
21 24 16 00-0147	EA		6 Gallon Karbaloy Charge.....	218.87	
21 24 16 00-0148	EA		Inlet Flushing Adapter.....	42.91	6.99
21 24 16 00-0149	EA		1/2" Flushing Adapter (Outlet).....	42.91	6.99
21 24 16 00-0150	EA		1/8" Flushing Adapter (Outlet).....	42.91	6.99
21 24 16 00-0151	EA		1/4" Flushing Adapter (Outlet).....	42.91	6.99
21 24 16 00-0152	EA		3/8" Flushing Adapter (Outlet).....	42.91	6.99
21 24 16 00-0153	EA		Recharge Adapter (Old Style Cylinder Valve Assembly Only)	59.54	
21 24 16 00-0154	EA		Instruction Label (In Case Of Fire) - MCB	4.83	
21 24 16 00-0155	EA		Caution Sign (Turn On Fan).....	5.71	
21 24 16 00-0156	EA		Inspection Label (Authorized installers only).....	4.12	
21 24 16 00-0157	EA		Label, Warning, A+ Control Box.....	3.06	
21 24 16 00-0158	EA		Wet Chemical System Kits, RG-1.25G Kit; #23315	753.13	123.15
21 24 16 00-0159	EA		Wet Chemical System Kits, RG-2.5G Kit; #23316	879.25	143.72
21 24 16 00-0160	EA		Wet Chemical System Kits, RG-4GS Kit; #23317	1,094.70	178.98
21 24 16 00-0161	EA		Wet Chemical System Kits, RG-4GT Kit; #23318	1,094.70	178.98
21 24 16 00-0162	EA		Wet Chemical System Kits, RG-6G Kit; #23319	1,376.69	225.03
21 24 16 00-0163	EA		Wet Chemical System Kits, RG Mechanical Control HD (MCH) Kit; #23320	652.43	106.67
21 24 16 00-0164	EA		Wet Chemical System Kits, RG Mechanical Control Box (MCB) Kit; #23321	613.02	100.18
21 24 16 00-0165	EA		Wet Chemical System Kits, A Plus Control Box Kit; #23322	495.67	81.00
21 24 16 00-0166	EA		Wet Chemical System Kits, Valve Rebuild Kit; #23210	858.22	140.33
21 24 16 00-0167	EA		Wet Chemical System Kits, BMCS-1 Package; #23208	786.41	128.54

21 30 Fire Pumps ⁽²¹⁾**21 31 Centrifugal Fire Pumps** ^(21 30)**21 31 13 Electric-Drive, Centrifugal Fire Pumps** ^(21 31)



Fire Suppression	21	21
Fire Pumps	21 30	
Centrifugal Fire Pumps	21 31	

MINOR CSI UOM DESCRIPTION	TOTAL DIRECT UNIT COST	DEMOLITION UNIT COST
21 31 13 00-0001 Electric-Drive Fire Pumps <small>(21 31 13)</small>		
<small>Note: Includes fire pump, motor, motor starter, alarm panel, automatic transfer switch, and controller.</small>		
21 31 13 00-0002 EA 20 HP Electric Fire Pump	57,538.80	1,995.46
<i>For Duplex Pumping System, Add</i>	<i>55,543.35</i>	
21 31 13 00-0003 EA 30 HP Electric Fire Pump	67,184.87	2,244.89
<i>For Duplex Pumping System, Add</i>	<i>65,106.27</i>	
21 31 13 00-0004 EA 40 HP Electric Fire Pump	91,730.51	2,494.82
<i>For Duplex Pumping System, Add</i>	<i>89,420.96</i>	
21 31 13 00-0005 EA 50 HP Electric Fire Pump	113,446.75	2,919.28
<i>For Duplex Pumping System, Add</i>	<i>110,527.48</i>	
21 31 13 00-0006 EA 75 HP Electric Fire Pump	126,659.95	3,184.67
<i>For Duplex Pumping System, Add</i>	<i>123,475.28</i>	
 21 31 16 Diesel-Drive, Centrifugal Fire Pumps <small>(21 31)</small>		
21 31 16 00-0001 Diesel-Drive Fire Pumps <small>(21 31 16)</small>		
<small>Note: Pumps shall be stand alone units meeting NFPA-20 specs. Includes fire pump, motor, motor starter, alarm panel, and controller.</small>		
21 31 16 00-0002 EA 30 HP Diesel Driven Fire Pump, NFPA-20 Specific.....	85,117.48	2,388.51
21 31 16 00-0003 EA 40 HP Diesel Driven Fire Pump, NFPA-20 Specific.....	96,299.30	2,653.89
21 31 16 00-0004 EA 50 HP Diesel Driven Fire Pump, NFPA-20 Specific.....	101,148.63	2,919.28
21 31 16 00-0005 EA 75 HP Diesel Driven Fire Pump, NFPA-20 Specific.....	115,141.30	3,184.67
21 31 16 00-0006 EA 150 HP Diesel Driven Fire Pump, NFPA-20 Specific.....	122,126.17	3,715.45
21 31 16 00-0007 EA 175 HP Diesel Driven Fire Pump, NFPA-20 Specific.....	131,249.37	4,777.01
21 31 16 00-0008 EA 200 HP Diesel Driven Fire Pump, NFPA-20 Specific.....	142,434.26	5,307.79
21 31 16 00-0009 EA 250 HP Diesel Driven Fire Pump, NFPA-20 Specific.....	162,874.87	6,050.88
21 31 16 00-0010 EA 300 HP Diesel Driven Fire Pump, NFPA-20 Specific.....	195,277.23	6,528.58
21 31 16 00-0011 EA 350 HP Diesel Driven Fire Pump , NFPA-20 Specific.....	229,174.64	7,430.90
21 31 16 00-0012 EA 400 HP Diesel Driven Fire Pump , NFPA-20 Specific.....	272,237.46	7,961.68
21 31 16 00-0013 EA 500 HP Diesel Driven Fire Pump , NFPA-20 Specific.....	306,684.46	8,492.46
 21 34 Fire Pump Accessories <small>(21 30)</small>		
21 34 13 Pressure Maintenance Pumps <small>(21 34)</small>		
21 34 13 00-0001 Jockey Pumps <small>(21 34 13)</small>		
<small>Note: Includes pump and controller.</small>		
21 34 13 00-0002 EA Up To 3 HP, 1" Pipe Connection, Jockey Pump And Controller	5,905.84	530.77

END OF SECTION 21

21	21	Fire Suppression
	21 30	Fire Pumps
	21 34	Fire Pump Accessories



MINOR CSI UOM DESCRIPTION	TOTAL DIRECT UNIT COST	DEMOLITION UNIT COST
------------------------------	---------------------------	-------------------------

THIS PAGE INTENTIONALLY LEFT BLANK

NOT FOR BID



MINOR CSI UOM DESCRIPTION	TOTAL DIRECT UNIT COST	DEMOLITION UNIT COST
------------------------------	---------------------------	-------------------------

22 Plumbing

Note: Where required, mechanical equipment excludes electrical connection unless title states otherwise.

22 01 Operation and Maintenance of Plumbing⁽²²⁾

22 01 10 Operation and Maintenance of Plumbing Piping and Pumps^(22 01)

See CSI section 23 01 20 00-0000 for purging of pipes and shutdown.

22 01 10 61 Plumbing Piping Repairs^(22 01 10)

22 01 10 61-0001 Pipe Repair Clamps^(22 01 10 61)

22 01 10 61-0002	EA	1/2" Diameter x 3" Stainless Steel Pipe Repair Clamp, Single Bolt	42.69
		Note: Includes neoprene gasket	
22 01 10 61-0003	EA	3/4" Diameter x 3" Stainless Steel Pipe Repair Clamp, Single Bolt	44.33
		Note: Includes neoprene gasket	
22 01 10 61-0004	EA	1" Diameter x 3" Stainless Steel Pipe Repair Clamp, Single Bolt	48.74
		Note: Includes neoprene gasket	
22 01 10 61-0005	EA	1-1/4" Diameter x 3" Stainless Steel Pipe Repair Clamp, Single Bolt	51.94
		Note: Includes neoprene gasket	
22 01 10 61-0006	EA	1-1/2" Diameter x 3" Stainless Steel Pipe Repair Clamp, Single Bolt	56.18
		Note: Includes neoprene gasket	
22 01 10 61-0007	EA	2" Diameter x 3" Stainless Steel Pipe Repair Clamp, Single Bolt	71.54
		Note: Includes neoprene gasket	
22 01 10 61-0008	EA	2-1/2" Diameter x 3" Stainless Steel Pipe Repair Clamp, Single Bolt	90.52
		Note: Includes neoprene gasket	
22 01 10 61-0009	EA	3" Diameter x 3" Stainless Steel Pipe Repair Clamp, Single Bolt	104.80
		Note: Includes neoprene gasket	
22 01 10 61-0010	EA	4" Diameter x 3" Stainless Steel Pipe Repair Clamp, Single Bolt	120.02
		Note: Includes neoprene gasket	
22 01 10 61-0011	EA	1/2" Diameter x 6" Stainless Steel Pipe Repair Clamp, Double Bolt	67.75
		Note: Includes neoprene gasket	
22 01 10 61-0012	EA	3/4" Diameter x 6" Stainless Steel Pipe Repair Clamp, Double Bolt	71.30
		Note: Includes neoprene gasket	
22 01 10 61-0013	EA	1" Diameter x 6" Stainless Steel Pipe Repair Clamp, Double Bolt	78.92
		Note: Includes neoprene gasket	
22 01 10 61-0014	EA	1-1/4" Diameter x 6" Stainless Steel Pipe Repair Clamp, Double Bolt	86.74
		Note: Includes neoprene gasket	
22 01 10 61-0015	EA	1-1/2" Diameter x 6" Stainless Steel Pipe Repair Clamp, Double Bolt	95.54
		Note: Includes neoprene gasket	
22 01 10 61-0016	EA	2" Diameter x 6" Stainless Steel Pipe Repair Clamp, Double Bolt	123.32
		Note: Includes neoprene gasket	
22 01 10 61-0017	EA	2-1/2" Diameter x 6" Stainless Steel Pipe Repair Clamp, Double Bolt	148.84
		Note: Includes neoprene gasket	
22 01 10 61-0018	EA	3" Diameter x 6" Stainless Steel Pipe Repair Clamp, Double Bolt	168.95
		Note: Includes neoprene gasket	
22 01 10 61-0019	EA	4" Diameter x 6" Stainless Steel Pipe Repair Clamp, Double Bolt	191.39
		Note: Includes neoprene gasket	
22 01 10 61-0020	EA	1/2" Diameter x 9" Stainless Steel Pipe Repair Clamp, Three Bolt	96.59
		Note: Includes Buna rubber gasket	
22 01 10 61-0021	EA	3/4" Diameter x 9" Stainless Steel Pipe Repair Clamp, Three Bolt	100.32
		Note: Includes Buna rubber gasket	
22 01 10 61-0022	EA	1" Diameter x 9" Stainless Steel Pipe Repair Clamp, Three Bolt	110.85
		Note: Includes Buna rubber gasket	
22 01 10 61-0023	EA	1-1/4" Diameter x 9" Stainless Steel Pipe Repair Clamp, Three Bolt	121.58
		Note: Includes Buna rubber gasket	
22 01 10 61-0024	EA	1-1/2" Diameter x 9" Stainless Steel Pipe Repair Clamp, Three Bolt	137.25
		Note: Includes Buna rubber gasket	
22 01 10 61-0025	EA	2" Diameter x 9" Stainless Steel Pipe Repair Clamp, Three Bolt	167.51
		Note: Includes Buna rubber gasket	
22 01 10 61-0026	EA	2-1/2" Diameter x 9" Stainless Steel Pipe Repair Clamp, Three Bolt	195.56
		Note: Includes Buna rubber gasket	
22 01 10 61-0027	EA	3" Diameter x 9" Stainless Steel Pipe Repair Clamp, Three Bolt	235.35
		Note: Includes Buna rubber gasket	
22 01 10 61-0028	EA	4" Diameter x 9" Stainless Steel Pipe Repair Clamp, Three Bolt	290.41
		Note: Includes Buna rubber gasket	
22 01 10 61-0029	EA	5" Diameter x 9" Stainless Steel Pipe Repair Clamp, Three Bolt	297.58
		Note: Includes Buna rubber gasket	
22 01 10 61-0030	EA	6" Diameter x 9" Stainless Steel Pipe Repair Clamp, Three Bolt	319.06
		Note: Includes Buna rubber gasket	

22 01 40 Operation and Maintenance of Plumbing Fixtures^(22 01)

22 01 40 81 Plumbing Fixtures Replacement^(22 01 40)

22 01 40 81-0001 Removal And Replacement Of Fixture And/Or Trim^(22 01 40 81)

Note: Includes removal of existing item(s) and installation of new item(s).

22 01 40 81-0002	EA	Removal And Replacement Of 3/8" To 1/2" Compression Shut-off Valve With 15" Polybutylene Supply Tube	57.01
22 01 40 81-0003	EA	Removal And Replacement Of 3/8" Compression x 1/2" FIP, Braided Stainless Steel, Supply Lines To Sink/Lavatory	18.95
22 01 40 81-0004	EA	Removal And Replacement Of Chrome Supply Lines To Sink/Lavatory, Pair	27.92



MINOR CSI UOM DESCRIPTION	TOTAL DIRECT UNIT COST	DEMOLITION UNIT COST
22 01 40 81-0005 EA Removal And Replacement Of Single Bowl Sink/Lavatory Drain Line.....	38.77	
22 01 40 81-0006 EA Removal And Replacement Of Double Bowl Sink/Lavatory Drain Line.....	60.41	
22 01 40 81-0007 EA Removal And Replacement Of Shower Head, Polished Chrome.....	40.64	
22 01 40 81-0008 EA Removal And Replacement Of Shower Arm.....	37.56	
22 01 40 81-0009 EA Removal And Replacement Of Shower Head.....	43.99	
22 01 40 81-0010 EA Removal And Replacement Of Shower Knob.....	34.98	
22 01 40 81-0011 EA Removal And Replacement Of Shower and Tub Control Trim.....	110.84	
Note: Excludes balancing valve.		
22 01 40 81-0012 EA Removal And Replacement Of Sink Basket Strainer.....	31.13	
22 01 40 81-0013 EA Removal And Replacement Of 1-1/2" Sink Drain Without Stopper.....	16.40	
22 01 40 81-0014 EA Removal And Replacement Of 4-1/2" Sink Drain Without Stopper.....	17.26	
22 01 40 81-0015 EA Removal And Replacement Of 1-1/2" Sink Drain With Stopper.....	16.40	
22 01 40 81-0016 EA Removal And Replacement Of 1" Sink Rubber Stopper.....	8.94	
22 01 40 81-0017 EA Removal And Replacement Of Sink Tailpiece Extension, 1-1/2" x 8".....	25.29	
22 01 40 81-0018 EA Removal And Replacement Of Sink Trap, Adjustable, 1-1/2".....	42.95	
22 01 40 81-0019 EA Removal And Replacement Of Lavatory Pop-Up Rod.....	28.32	
22 01 40 81-0020 EA Removal And Replacement Of Lavatory Pop-up Drain Stopper.....	30.35	
22 01 40 81-0021 EA Removal And Replacement Of Faucet Handle.....	34.37	
22 01 40 81-0022 EA Removal And Replacement Of Faucet O-Ring.....	25.50	
22 01 40 81-0023 EA Removal And Replacement Of 1-1/2" Faucet Hole Cover.....	19.54	
22 01 40 81-0024 EA Removal And Replacement Of Toilet Ballcock.....	36.92	
22 01 40 81-0025 EA Removal And Replacement Of Toilet Bowl Ring, Flat Wax.....	7.02	
Note: Excludes removal of toilet.		
22 01 40 81-0026 EA Removal And Replacement Of Toilet Tank.....	149.07	
22 01 40 81-0027 EA Removal And Replacement Of 10" Toilet Bowl.....	184.02	
22 01 40 81-0028 EA Removal And Replacement Of 10", Low-Flush Watersaver, Toilet Bowl.....	198.96	
22 01 40 81-0029 EA Removal And Replacement Of 12" Toilet Bowl.....	213.38	
22 01 40 81-0030 EA Removal And Replacement Of 18", Elongated, Toilet Bowl.....	189.04	
22 01 40 81-0031 EA Removal And Replacement Of Toilet Closet Bolt, 5/16" x 3" With Nuts And Washers.....	22.30	
22 01 40 81-0032 EA Removal And Replacement Of Toilet Flapper With Chain.....	17.12	
22 01 40 81-0033 EA Removal And Replacement Of Toilet Flush Tank Lever.....	18.24	
22 01 40 81-0034 EA Removal And Replacement Of Elongated Toilet Seat With Lid.....	100.67	
22 01 40 81-0035 EA Removal And Replacement Of Elongated Toilet Seat Without Lid.....	92.74	
22 01 40 81-0036 EA Removal And Replacement Of Handicap Toilet Seat, Complete With Rails.....	147.81	
22 01 40 81-0037 EA Removal And Replacement Of Diverter Tub Spout.....	54.42	
22 01 40 81-0038 EA Removal And Replacement Of Tub Spout.....	38.72	
22 01 40 81-0039 EA Removal And Replacement Of 2" Tub Stopper.....	10.27	
22 01 40 81-0040 EA Removal And Replacement Of Tub Waste/Overflow.....	71.88	
22 01 40 81-0041 EA Removal And Replacement Of Tub Stem Bonnet Assembly.....	36.11	
22 01 40 81-0042 EA Removal And Replacement Of Faucet Bonnet.....	40.18	
22 01 40 81-0043 EA Removal And Replacement Of Faucet Diverter Stem.....	25.07	
22 01 40 81-0044 EA Removal And Replacement Of Faucet Diverter Stem And Bonnet.....	33.46	
22 01 40 81-0045 EA Removal And Replacement Of Faucet Spout.....	38.38	
22 01 40 81-0046 EA Removal And Replacement Of Faucet Stem.....	28.03	
22 01 40 81-0047 EA Removal And Replacement Of Plastic, Chrome Plated Drinking Fountain Bubbler Valve With Flexible Bubbler Guard.....	190.26	
22 01 40 81-0048 EA Removal And Replacement Of Brass, Chrome Plated Drinking Fountain Bubbler Valve.....	238.37	
22 01 40 81-0049 EA Removal And Replacement Of Stainless Steel (Lead Free) Drinking Fountain Pushbutton Bubbler Valve.....	146.02	

22 05 Common Work Results for Plumbing ⁽²²⁾

22 05 13 Common Motor Requirements for Plumbing Equipment ^(22 05)

Note: New equipment includes motor, unless otherwise stated. For use when replacing existing motor. See CSI section 23 05 13 00-0000 for motor requirements.

22 05 16 Expansion Fittings and Loops for Plumbing Piping ^(22 05)

See CSI section 23 05 16 00-0000 for expansion fittings and loops.

22 05 17 Sleeves and Sleeve Seals for Plumbing Piping ^(22 05)

See CSI section 23 05 17 00-0000 for sleeves and sleeve seals.

22 05 19 Meters and Gages for Plumbing Piping ^(22 05)

See CSI section 23 05 19 00-0000 for gages, 33 19 00 00-0000 for water utility service metering.

22 05 23 General-Duty Valves for Plumbing Piping ^(22 05)

See CSI section 23 05 23 00-0000 for additional valves.

22 05 23 00-0001 Gate Valves ^(22 05 23)

22 05 23 00-0002 Class 125 Brazed Or Soldered Bronze Gate Valves ^(22 05 23 00-0001)

Note: 125 psi steam, basic rating. 200 psi cold working pressure. (Milwaukee Valve 105)

22 05 23 00-0003 EA 1/4" Diameter, 125 LB Brazed Or Soldered Bronze Gate Valve.....	82.64	10.85
For 150 LB Rating, Add	5.11	
For 200 LB Rating, Add	7.66	
For Work In Restricted Working Space, Add	9.47	
22 05 23 00-0004 EA 3/8" Diameter, 125 LB Brazed Or Soldered Bronze Gate Valve.....	84.30	10.85
For 150 LB Rating, Add	5.11	
For 200 LB Rating, Add	7.66	
For Work In Restricted Working Space, Add	9.97	



MINOR CSI UOM DESCRIPTION	TOTAL DIRECT UNIT COST	DEMOLITION UNIT COST
22 05 23 00-0005 EA 1/2" Diameter, 125 LB Brazed Or Soldered Bronze Gate Valve <i>For 150 LB Rating, Add</i> <i>For 200 LB Rating, Add</i> <i>For Work In Restricted Working Space, Add</i>	86.35 5.14 7.70 10.50	10.85
22 05 23 00-0006 EA 3/4" Diameter, 125 LB Brazed Or Soldered Bronze Gate Valve <i>For 150 LB Rating, Add</i> <i>For 200 LB Rating, Add</i> <i>For Work In Restricted Working Space, Add</i>	102.35 5.52 8.28 14.15	11.93
22 05 23 00-0007 EA 1" Diameter, 125 LB Brazed Or Soldered Bronze Gate Valve <i>For 150 LB Rating, Add</i> <i>For 200 LB Rating, Add</i> <i>For Work In Restricted Working Space, Add</i>	124.70 6.76 10.14 17.12	13.56
22 05 23 00-0008 EA 1-1/4" Diameter, 125 LB Brazed Or Soldered Bronze Gate Valve <i>For 150 LB Rating, Add</i> <i>For 200 LB Rating, Add</i> <i>For Work In Restricted Working Space, Add</i>	182.71 11.04 16.56 21.69	14.43
22 05 23 00-0009 EA 1-1/2" Diameter, 125 LB Brazed Or Soldered Bronze Gate Valve <i>For 150 LB Rating, Add</i> <i>For 200 LB Rating, Add</i> <i>For Work In Restricted Working Space, Add</i>	203.42 12.00 18.00 25.03	16.70
22 05 23 00-0010 EA 2" Diameter, 125 LB Brazed Or Soldered Bronze Gate Valve <i>For 150 LB Rating, Add</i> <i>For 200 LB Rating, Add</i> <i>For Work In Restricted Working Space, Add</i>	243.97 14.54 21.81 29.58	19.73
22 05 23 00-0011 EA 2-1/2" Diameter, 125 LB Brazed Or Soldered Bronze Gate Valve <i>For 150 LB Rating, Add</i> <i>For 200 LB Rating, Add</i> <i>For Work In Restricted Working Space, Add</i> <i>For Chain Operated Type, Add</i>	554.84 42.17 63.25 39.95 189.75	26.67
22 05 23 00-0012 EA 3" Diameter, 125 LB Brazed Or Soldered Bronze Gate Valve <i>For 150 LB Rating, Add</i> <i>For 200 LB Rating, Add</i> <i>For Work In Restricted Working Space, Add</i>	651.24 49.76 74.64 46.10	30.96
22 05 23 00-0013 Class 125 Brazed Or Soldered Bronze Lead Free Gate Valves <small>(22 05 23 00-0001)</small> <small>Note: 125 psi steam, basic rating. 200 psi cold working pressure. (Milwaukee Valve UP105, Nibco T113-LF)</small>		
22 05 23 00-0014 EA 1 1/4" Diameter, 125 LB Brazed Or Soldered Bronze Lead Free Gate Valve <i>For 150 LB Rating, Add</i> <i>For 200 LB Rating, Add</i> <i>For Work In Restricted Working Space, Add</i>	99.66 6.81 10.21 9.47	10.85
22 05 23 00-0015 EA 3/8" Diameter, 125 LB Brazed Or Soldered Bronze Lead Free Gate Valve <i>For 150 LB Rating, Add</i> <i>For 200 LB Rating, Add</i> <i>For Work In Restricted Working Space, Add</i>	101.17 6.79 10.19 9.97	10.85
22 05 23 00-0016 EA 1/2" Diameter, 125 LB Brazed Or Soldered Bronze Lead Free Gate Valve <i>For 150 LB Rating, Add</i> <i>For 200 LB Rating, Add</i> <i>For Work In Restricted Working Space, Add</i>	117.79 8.28 12.42 10.50	10.85
22 05 23 00-0017 EA 3/4" Diameter, 125 LB Brazed Or Soldered Bronze Lead Free Gate Valve <i>For 150 LB Rating, Add</i> <i>For 200 LB Rating, Add</i> <i>For Work In Restricted Working Space, Add</i>	133.79 8.66 13.00 14.15	11.93
22 05 23 00-0018 EA 1" Diameter, 125 LB Brazed Or Soldered Bronze Lead Free Gate Valve <i>For 150 LB Rating, Add</i> <i>For 200 LB Rating, Add</i> <i>For Work In Restricted Working Space, Add</i>	160.57 10.35 15.52 17.12	13.56
22 05 23 00-0019 EA 1-1/4" Diameter, 125 LB Brazed Or Soldered Bronze Lead Free Gate Valve <i>For 150 LB Rating, Add</i> <i>For 200 LB Rating, Add</i> <i>For Work In Restricted Working Space, Add</i>	231.78 15.95 23.92 21.69	14.43
22 05 23 00-0020 EA 1-1/2" Diameter, 125 LB Brazed Or Soldered Bronze Lead Free Gate Valve <i>For 150 LB Rating, Add</i> <i>For 200 LB Rating, Add</i> <i>For Work In Restricted Working Space, Add</i>	265.14 18.17 27.26 25.03	16.70
22 05 23 00-0021 EA 2" Diameter, 125 LB Brazed Or Soldered Bronze Lead Free Gate Valve <i>For 150 LB Rating, Add</i> <i>For 200 LB Rating, Add</i> <i>For Work In Restricted Working Space, Add</i>	339.34 24.07 36.11 29.58	19.73
22 05 23 00-0022 200 PSI, Non Rising Stem, Crimped Bronze Gate Valves <small>(22 05 23 00-0001)</small> <small>Note: 200 psi cold working pressure.</small>		
22 05 23 00-0023 EA 1/2" Diameter, 200 PSI, Non Rising Stem, Crimped Bronze Gate Valve <i>For Work In Restricted Working Space, Add</i>	121.97 7.32	10.85
22 05 23 00-0024 EA 3/4" Diameter, 200 PSI, Non Rising Stem, Crimped Bronze Gate Valve <i>For Work In Restricted Working Space, Add</i>	137.35 8.34	11.93
22 05 23 00-0025 EA 1" Diameter, 200 PSI, Non Rising Stem, Crimped Bronze Gate Valve <i>For Work In Restricted Working Space, Add</i>	180.75 9.96	13.56
22 05 23 00-0026 EA 1-1/4" Diameter, 200 PSI, Non Rising Stem, Crimped Bronze Gate Valve <i>For Work In Restricted Working Space, Add</i>	247.11 10.98	14.43
22 05 23 00-0027 EA 1-1/2" Diameter, 200 PSI, Non Rising Stem, Crimped Bronze Gate Valve <i>For Work In Restricted Working Space, Add</i>	286.58 12.20	16.70
22 05 23 00-0028 EA 2" Diameter, 200 PSI, Non Rising Stem, Crimped Bronze Gate Valve <i>For Work In Restricted Working Space, Add</i>	395.00 14.64	19.73

22 Plumbing**22 05 Common Work Results for Plumbing****22 05 23 General-Duty Valves for Plumbing Piping**
 MINOR
 CSI UOM DESCRIPTION

 TOTAL DIRECT DEMOLITION
 UNIT COST UNIT COST

22 05 23 00-0029	Ball Valves <small>(22 05 23)</small>		
22 05 23 00-0030	Crimped Bronze, Ball Valves <small>(22 05 23 00-0029)</small>		
22 05 23 00-0031	Crimped Bronze, 250 PSI, Ball Valves <small>(22 05 23 00-0030)</small>		
	Note: Nibco®		
22 05 23 00-0032	EA 1/2" Crimped Bronze, 250 PSI, Ball Valve	83.33	10.85
	<i>For Work In Restricted Working Space, Add</i>	7.32	
22 05 23 00-0033	EA 3/4" Crimped Bronze, 250 PSI, Ball Valve	108.10	11.93
	<i>For Work In Restricted Working Space, Add</i>	8.34	
22 05 23 00-0034	EA 1" Crimped Bronze, 250 PSI, Ball Valve	138.91	13.56
	<i>For Work In Restricted Working Space, Add</i>	9.96	
22 05 23 00-0035	EA 1-1/4" Crimped Bronze, 250 PSI, Ball Valve	225.67	14.43
	<i>For Work In Restricted Working Space, Add</i>	10.98	
22 05 23 00-0036	EA 1-1/2" Crimped Bronze, 250 PSI, Ball Valve	288.82	16.70
	<i>For Work In Restricted Working Space, Add</i>	12.20	
22 05 23 00-0037	EA 2" Crimped Bronze, 250 PSI, Ball Valve	451.28	19.73
	<i>For Work In Restricted Working Space, Add</i>	14.64	
22 05 23 00-0038	Crimped Bronze, 200 PSI, Full Port Ball Valves <small>(22 05 23 00-0030)</small>		
22 05 23 00-0039	EA 1/2" Crimped Bronze, 200 PSI, Full Port, Lever Ball Valve	52.08	10.85
	<i>For Work In Restricted Working Space, Add</i>	7.32	
22 05 23 00-0040	EA 3/4" Crimped Bronze, 200 PSI, Full Port, Lever Ball Valve	66.69	11.93
	<i>For Work In Restricted Working Space, Add</i>	8.34	
22 05 23 00-0041	EA 1" Crimped Bronze, 200 PSI, Full Port, Lever Ball Valve	81.10	13.56
	<i>For Work In Restricted Working Space, Add</i>	9.96	
22 05 23 00-0042	EA 1-1/4" Crimped Bronze, 200 PSI, Full Port, Lever Ball Valve	114.43	14.43
	<i>For Work In Restricted Working Space, Add</i>	10.98	
22 05 23 00-0043	EA 1-1/2" Crimped Bronze, 200 PSI, Full Port, Lever Ball Valve	148.41	16.70
	<i>For Work In Restricted Working Space, Add</i>	12.20	
22 05 23 00-0044	EA 2" Crimped Bronze, 200 PSI, Full Port, Lever Ball Valve	220.90	19.73
	<i>For Work In Restricted Working Space, Add</i>	14.64	
22 05 23 00-0045	Crimped Bronze, 250 PSI, Full Port Ball Valves <small>(22 05 23 00-0030)</small>		
22 05 23 00-0046	EA 1/2" Crimped Bronze, 250 PSI, Full Port, Lever Ball Valve	60.31	10.85
	<i>For Work In Restricted Working Space, Add</i>	7.32	
22 05 23 00-0047	EA 3/4" Crimped Bronze, 250 PSI, Full Port, Lever Ball Valve	72.68	11.93
	<i>For Work In Restricted Working Space, Add</i>	8.34	
22 05 23 00-0048	EA 1" Crimped Bronze, 250 PSI, Full Port, Lever Ball Valve	90.67	13.56
	<i>For Work In Restricted Working Space, Add</i>	9.96	
22 05 23 00-0049	EA 1-1/4" Crimped Bronze, 250 PSI, Full Port, Lever Ball Valve	144.35	14.43
	<i>For Work In Restricted Working Space, Add</i>	10.98	
22 05 23 00-0050	EA 1-1/2" Crimped Bronze, 250 PSI, Full Port, Lever Ball Valve	212.76	16.70
	<i>For Work In Restricted Working Space, Add</i>	12.20	
22 05 23 00-0051	EA 2" Crimped Bronze, 250 PSI, Full Port, Lever Ball Valve	295.71	19.73
	<i>For Work In Restricted Working Space, Add</i>	14.64	
22 05 23 00-0052	Crimped x Threaded Bronze, 250 PSI, Full Port Ball Valves <small>(22 05 23 00-0030)</small>		
22 05 23 00-0053	EA 1/2" Crimped x Threaded Bronze, 250 PSI, Full Port, Lever Ball Valve	58.07	10.85
	<i>For Work In Restricted Working Space, Add</i>	7.32	
22 05 23 00-0054	EA 3/4" Crimped x Threaded Bronze, 250 PSI, Full Port, Lever Ball Valve	70.59	11.93
	<i>For Work In Restricted Working Space, Add</i>	8.34	
22 05 23 00-0055	EA 1" Crimped x Threaded Bronze, 250 PSI, Full Port, Lever Ball Valve	85.88	13.56
	<i>For Work In Restricted Working Space, Add</i>	9.96	
22 05 23 00-0056	Check Valves <small>(22 05 23)</small>		
22 05 23 00-0057	Crimped Bronze, 200 PSI, Y-Pattern, Swing Check Valves <small>(22 05 23 00-0056)</small>		
	Note: Nibco®		
22 05 23 00-0058	EA 1/2" Crimped Bronze, 200 PSI, Y-Pattern Check Valve	160.58	10.85
	<i>For Work In Restricted Working Space, Add</i>	7.32	
22 05 23 00-0059	EA 3/4" Crimped Bronze, 200 PSI, Y-Pattern Check Valve	204.64	11.93
	<i>For Work In Restricted Working Space, Add</i>	8.34	
22 05 23 00-0060	EA 1" Crimped Bronze, 200 PSI, Y-Pattern Check Valve	283.23	13.56
	<i>For Work In Restricted Working Space, Add</i>	9.96	
22 05 23 00-0061	EA 1-1/4" Crimped Bronze, 200 PSI, Y-Pattern Check Valve	378.10	14.43
	<i>For Work In Restricted Working Space, Add</i>	10.98	
22 05 23 00-0062	EA 1-1/2" Crimped Bronze, 200 PSI, Y-Pattern Check Valve	451.27	16.70
	<i>For Work In Restricted Working Space, Add</i>	12.20	
22 05 23 00-0063	EA 2" Crimped Bronze, 200 PSI, Y-Pattern Check Valve	646.42	19.73
	<i>For Work In Restricted Working Space, Add</i>	14.64	
22 05 23 00-0064	Crimped Bronze, 250 PSI, In-Line, Check Valves <small>(22 05 23 00-0056)</small>		
22 05 23 00-0065	EA 1/2" Crimped Bronze, 200 PSI, In-Line Check Valve	45.76	10.85
	<i>For Work In Restricted Working Space, Add</i>	7.32	



MINOR	CSI	UOM	DESCRIPTION	TOTAL DIRECT UNIT COST	DEMOLITION UNIT COST
22 05 23 00-0066	EA		3/4" Crimped Bronze, 200 PSI, In-Line Check Valve <i>For Work In Restricted Working Space, Add</i>	55.13 8.34	11.93
22 05 23 00-0067	EA		1" Crimped Bronze, 200 PSI, In-Line Check Valve <i>For Work In Restricted Working Space, Add</i>	64.72 9.96	13.56
22 05 23 00-0068	EA		1-1/4" Crimped Bronze, 200 PSI, In-Line Check Valve <i>For Work In Restricted Working Space, Add</i>	82.18 10.98	14.43
22 05 23 00-0069	EA		1-1/2" Crimped Bronze, 200 PSI, In-Line Check Valve <i>For Work In Restricted Working Space, Add</i>	105.36 12.20	16.70
22 05 23 00-0070	EA		2" Crimped Bronze, 200 PSI, In-Line Check Valve <i>For Work In Restricted Working Space, Add</i>	166.53 14.64	19.73
22 05 23 00-0071			Butterfly Valves <small>(22 05 23)</small>		
22 05 23 00-0072			Crimped Ductile Iron, 200 PSI, Handle Butterfly Valve <small>(22 05 23 00-0071)</small>		
22 05 23 00-0073	EA		2-1/2" Crimped Ductile Iron, 200 PSI, Handle Butterfly Valve <i>For Work In Restricted Working Space, Add</i>	1,207.71 17.08	28.96
22 05 23 00-0074	EA		3" Crimped Ductile Iron, 200 PSI, Handle Butterfly Valve <i>For Work In Restricted Working Space, Add</i>	1,307.08 20.34	33.63
22 05 23 00-0075	EA		4" Crimped Ductile Iron, 200 PSI, Handle Butterfly Valve <i>For Work In Restricted Working Space, Add</i>	1,633.66 26.84	37.96
22 05 23 00-0076			Regulators, Clay Valve <small>(22 05 23)</small>		
22 05 23 00-0077	EA		4" Regulator - Clay Valve	2,232.11	
22 05 23 00-0078	EA		8" Regulator - Clay Valve	3,032.98	
22 05 23 00-0079	EA		10" Regulator - Clay Valve	4,157.73	
22 05 23 00-0080	EA		12" Regulator - Clay Valve	5,072.38	
22 05 23 00-0081	EA		18" Regulator - Clay Valve	8,731.85	
22 05 23 00-0082	EA		24" Regulator - Clay Valve	14,089.07	
22 05 23 00-0083			Oxygen (Medical) Service Ball Valve <small>(22 05 23)</small>		
22 05 23 00-0084	EA		1/2" Pipe, Full Port, Bronze, 3 Piece, Inline, One Way Flow, Oxygen Service Ball Valves With Lever Handle (Nibco NJ93HE6)	346.04	19.73
22 05 23 00-0085	EA		3/4" Pipe, Full Port, Bronze, 3 Piece, Inline, One Way Flow, Oxygen Service Ball Valves With Lever Handle (Nibco NJ93HE8)	356.66	21.69
22 05 23 00-0086	EA		1" Pipe, Full Port, Bronze, 3 Piece, Inline, One Way Flow, Oxygen Service Ball Valves With Lever Handle (Nibco NJ93HCA)	482.02	22.89
22 05 23 00-0087	EA		1-1/4" Pipe, Full Port, Bronze, 3 Piece, Inline, One Way Flow, Oxygen Service Ball Valves With Lever Handle (Nibco NJ93HEB)	586.60	28.96
22 05 23 00-0088	EA		1-1/2" Pipe, Full Port, Bronze, 3 Piece, Inline, One Way Flow, Oxygen Service Ball Valves With Lever Handle (Nibco NJ93HEC)	508.86	33.40
22 05 23 00-0089	EA		2" Pipe, Full Port, Bronze, 3 Piece, Inline, One Way Flow, Oxygen Service Ball Valves With Lever Handle (Nibco NJ9210D)	778.02	39.48
22 05 29			Hangers and Supports for Plumbing Piping and Equipment <small>(22 05)</small>		
			See CSI section 23 05 29 00-0000 for hangers and supports.		
22 05 33			Heat Tracing for Plumbing Piping <small>(22 05)</small>		
			See CSI section 23 83 13 00-0000 for heat tracing cables.		
22 05 48			Vibration and Seismic Controls for Plumbing Piping and Equipment <small>(22 05)</small>		
22 05 48 13			Vibration Controls for Plumbing Piping and Equipment <small>(22 05 48)</small>		
			See CSI section 23 05 48 13-0000 for vibration and seismic control.		
22 05 53			Identification for Plumbing Piping and Equipment <small>(22 05)</small>		
			See CSI section 23 05 53 00-0000 for identification.		
22 05 76			Facility Drainage Piping Cleanouts <small>(22 05)</small>		
22 05 76 00-0001			Cast Iron Cleanout With Plug And Cover <small>(22 05 76)</small>		
			Note: For floor installation.		
22 05 76 00-0002			Cast Iron Cleanout With Plug And Round Or Square Cover <small>(22 05 76 00-0001)</small>		
22 05 76 00-0003	EA		2" Floor Cleanout, Round Or Square Top, Cast Iron With Cast Bronze Screw Plug And Nickel Bronze Cover <i>For Vandal Proof, Add</i> <i>For Galvanized Ferrule, Add</i> <i>For Carpet Marker, Add</i> <i>For Carpet Flange, Add</i> <i>For Wide Flange, Add</i> <i>For Satin Bronze Top, Deduct</i>	666.96 19.50 45.00 16.00 58.50 97.00 -24.00	57.70
22 05 76 00-0004	EA		3" Floor Cleanout, Round Or Square Top, Cast Iron With Cast Bronze Screw Plug And Nickel Bronze Cover <i>For Vandal Proof, Add</i> <i>For Galvanized Ferrule, Add</i> <i>For Carpet Marker, Add</i> <i>For Carpet Flange, Add</i> <i>For Wide Flange, Add</i> <i>For Satin Bronze Top, Deduct</i>	719.11 19.50 45.00 16.00 58.50 97.00 -24.00	72.34

22 Plumbing

22 05 Common Work Results for Plumbing

22 05 76 Facility Drainage Piping Cleanouts



MINOR CSI UOM DESCRIPTION	TOTAL DIRECT UNIT COST	DEMOLITION UNIT COST
22 05 76 00-0005 EA 4" Floor Cleanout, Round Or Square Top, Cast Iron With Cast Bronze Screw Plug And Nickel Bronze Cover.....	898.37	87.42
For Vandal Proof, Add	19.50	
For Galvanized Ferrule, Add	45.00	
For Carpet Marker, Add	16.00	
For Carpet Flange, Add	58.50	
For Wide Flange, Add	97.00	
For Satin Bronze Top, Deduct	-24.00	
22 05 76 00-0006 EA 5" Floor Cleanout, Round Or Square Top, Cast Iron With Cast Bronze Screw Plug And Nickel Bronze Cover.....	1,293.82	97.82
For Vandal Proof, Add	19.50	
For Galvanized Ferrule, Add	45.00	
For Carpet Marker, Add	16.00	
For Carpet Flange, Add	58.50	
For Wide Flange, Add	97.00	
For Satin Bronze Top, Deduct	-24.00	
22 05 76 00-0007 EA 6" Floor Cleanout, Round Or Square Top, Cast Iron With Cast Bronze Screw Plug And Nickel Bronze Cover.....	1,594.91	105.96
For Vandal Proof, Add	19.50	
For Galvanized Ferrule, Add	45.00	
For Carpet Marker, Add	16.00	
For Carpet Flange, Add	58.50	
For Wide Flange, Add	97.00	
For Satin Bronze Top, Deduct	-24.00	
22 05 76 00-0008 Cast Iron Heavy Duty Cleanout With Plug And Round Cover (22 05 76 00-0001)		
22 05 76 00-0009 EA 2" Heavy Duty Floor Cleanout, Round Top, Cast Iron With Cast Bronze Screw Plug And Nickel Bronze Cover.....	770.08	57.70
For Vandal Proof, Add	19.50	
For Galvanized Ferrule, Add	45.00	
For Carpet Marker, Add	16.00	
For Carpet Flange, Add	58.50	
For Wide Flange, Add	97.00	
For Satin Bronze Top, Deduct	-24.00	
22 05 76 00-0010 EA 3" Heavy Duty Floor Cleanout, Round Top, Cast Iron With Cast Bronze Screw Plug And Nickel Bronze Cover.....	823.78	72.23
For Vandal Proof, Add	19.50	
For Galvanized Ferrule, Add	45.00	
For Carpet Marker, Add	16.00	
For Carpet Flange, Add	58.50	
For Wide Flange, Add	97.00	
For Satin Bronze Top, Deduct	-24.00	
22 05 76 00-0011 EA 4" Heavy Duty Floor Cleanout, Round Top, Cast Iron With Cast Bronze Screw Plug And Nickel Bronze Cover.....	1,003.12	87.42
For Vandal Proof, Add	19.50	
For Galvanized Ferrule, Add	45.00	
For Carpet Marker, Add	16.00	
For Carpet Flange, Add	58.50	
For Wide Flange, Add	97.00	
For Satin Bronze Top, Deduct	-24.00	
22 05 76 00-0012 EA 5" Heavy Duty Floor Cleanout, Round Top, Cast Iron With Cast Bronze Screw Plug And Nickel Bronze Cover.....	1,398.63	97.82
For Vandal Proof, Add	19.50	
For Galvanized Ferrule, Add	45.00	
For Carpet Marker, Add	16.00	
For Carpet Flange, Add	58.50	
For Wide Flange, Add	97.00	
For Satin Bronze Top, Deduct	-24.00	
22 05 76 00-0013 EA 6" Heavy Duty Floor Cleanout, Round Top, Cast Iron With Cast Bronze Screw Plug And Nickel Bronze Cover.....	1,699.63	105.96
For Vandal Proof, Add	19.50	
For Galvanized Ferrule, Add	45.00	
For Carpet Marker, Add	16.00	
For Carpet Flange, Add	58.50	
For Wide Flange, Add	97.00	
For Satin Bronze Top, Deduct	-24.00	
22 05 76 00-0014 Wall Cover For Cleanout (22 05 76)		
Note: Cover and screw only.		
22 05 76 00-0015 Round Access Cover, Bronze Polished Top (22 05 76 00-0014)		
Note: Cover and screw only.		
22 05 76 00-0016 EA 4-1/4" Diameter Wall Cover For Cleanout, Screwed.....	98.35	18.11
For Stainless Steel, Add	9.00	
For Vandal Proof Screws, Add	19.50	
22 05 76 00-0017 EA 5-1/2" Diameter Wall Cover For Cleanout, Screwed.....	105.59	21.69
For Stainless Steel, Add	9.00	
For Vandal Proof Screws, Add	19.50	
22 05 76 00-0018 EA 7" Diameter Wall Cover For Cleanout, Screwed.....	135.56	24.40
For Stainless Steel, Add	9.00	
For Vandal Proof Screws, Add	19.50	
22 05 76 00-0019 EA 9-1/4" Diameter Wall Cover For Cleanout, Screwed.....	232.63	27.12
For Stainless Steel, Add	9.00	
For Vandal Proof Screws, Add	19.50	
22 05 76 00-0020 EA 11-1/4" Diameter Wall Cover For Cleanout, Screwed.....	352.63	29.83
For Stainless Steel, Add	9.00	
For Vandal Proof Screws, Add	19.50	
22 05 76 00-0021 Square Wall Access Panel, Bronze Polished Top (22 05 76 00-0014)		
Note: Cover and screw only.		



MINOR CSI UOM DESCRIPTION	TOTAL DIRECT UNIT COST	DEMOLITION UNIT COST
22 05 76 00-0022 EA 7" x 7" Bronze Wall Or Floor Access Cover.....	534.84	18.11
<i>For Vandal Proof Screws, Add</i>	19.50	
<i>For Nickel Bronze, Add</i>	22.50	
22 05 76 00-0023 EA 9" x 9" Bronze Wall Or Floor Access Cover.....	772.14	18.98
<i>For Vandal Proof Screws, Add</i>	19.50	
<i>For Nickel Bronze, Add</i>	22.50	
22 05 76 00-0024 EA 10" x 10" Bronze Wall Or Floor Access Cover.....	825.11	20.07
<i>For Vandal Proof Screws, Add</i>	19.50	
<i>For Nickel Bronze, Add</i>	22.50	
22 05 76 00-0025 EA 14" x 14" Bronze Wall Or Floor Access Cover.....	922.87	22.78
<i>For Vandal Proof Screws, Add</i>	19.50	
<i>For Nickel Bronze, Add</i>	22.50	
22 05 76 00-0026 Secured Square Wall Access Panel, Bronze Polished Top (22 05 76 00-0014)		
Note: Cover and screw only.		
22 05 76 00-0027 EA 6" x 6" Bronze Secured Wall Access Panel.....	544.59	18.11
<i>For Vandal Proof Screws, Add</i>	19.50	
<i>For Nickel Bronze, Add</i>	22.50	
22 05 76 00-0028 EA 8" x 8" Bronze Secured Wall Access Panel.....	786.50	18.98
<i>For Vandal Proof Screws, Add</i>	19.50	
<i>For Nickel Bronze, Add</i>	22.50	
22 05 76 00-0029 EA 10" x 10" Bronze Secured Wall Access Panel.....	840.46	20.07
<i>For Vandal Proof Screws, Add</i>	19.50	
<i>For Nickel Bronze, Add</i>	22.50	
22 05 76 00-0030 EA 12" x 12" Bronze Secured Wall Access Panel.....	940.03	22.78
<i>For Vandal Proof Screws, Add</i>	19.50	
<i>For Nickel Bronze, Add</i>	22.50	
22 05 76 00-0031 Secure Square Hinged Access Panel, Bronze Polished Top, Scoriated (22 05 76 00-0014)		
Note: Cover and screw only.		
22 05 76 00-0032 EA 6" x 6" Bronze Secured Hinged Access Panel, Scoriated.....	528.12	18.11
<i>For Vandal Proof Screws, Add</i>	19.50	
<i>For Nickel Bronze, Add</i>	22.50	
22 05 76 00-0033 EA 8" x 8" Bronze Secured Hinged Access Panel, Scoriated.....	732.36	18.98
<i>For Vandal Proof Screws, Add</i>	19.50	
<i>For Nickel Bronze, Add</i>	22.50	
22 05 76 00-0034 EA 10" x 10" Bronze Secured Hinged Access Panel, Scoriated.....	1,040.54	20.07
<i>For Vandal Proof Screws, Add</i>	19.50	
<i>For Nickel Bronze, Add</i>	22.50	
22 05 76 00-0035 EA 12" x 12" Bronze Secured Hinged Access Panel, Scoriated.....	1,260.16	22.78
<i>For Vandal Proof Screws, Add</i>	19.50	
<i>For Nickel Bronze, Add</i>	22.50	
22 05 76 00-0036 Cast Iron Cleanout Tee (22 05 76)		
22 05 76 00-0037 Cast Iron Cleanout Tee And Round Access Cover (22 05 76 00-0036)		
Note: Satin smooth secured cover.		
22 05 76 00-0038 EA 2" Cleanout Tee With Bronze Screw Plug And Round Polished Bronze Cover.....	481.52	57.70
<i>For Vandal Proof Screws, Add</i>	19.50	
<i>For Galvanized Cast Iron Parts, Add</i>	45.00	
22 05 76 00-0039 EA 3" Cleanout Tee With Bronze Screw Plug And Round Polished Bronze Cover.....	548.85	72.23
<i>For Vandal Proof Screws, Add</i>	19.50	
<i>For Galvanized Cast Iron Parts, Add</i>	45.00	
22 05 76 00-0040 EA 4" Cleanout Tee With Bronze Screw Plug And Round Polished Bronze Cover.....	718.07	87.42
<i>For Vandal Proof Screws, Add</i>	19.50	
<i>For Galvanized Cast Iron Parts, Add</i>	45.00	
22 05 76 00-0041 EA 6" Cleanout Tee With Bronze Screw Plug And Round Polished Bronze Cover.....	1,737.12	105.96
<i>For Vandal Proof Screws, Add</i>	19.50	
<i>For Galvanized Cast Iron Parts, Add</i>	45.00	
22 05 76 00-0042 Cast Iron Cleanout Tee And Square Access Cover (22 05 76 00-0036)		
Note: Satin smooth secured cover.		
22 05 76 00-0043 EA 2" Cleanout Tee With Cast Bronze Screw Plug And Square Nickel Bronze Cover.....	847.66	57.70
<i>For Vandal Proof Screws, Add</i>	19.50	
<i>For Galvanized Cast Iron Parts, Add</i>	45.00	
22 05 76 00-0044 EA 3" Cleanout Tee With Cast Bronze Screw Plug And Square Nickel Bronze Cover.....	914.99	72.23
<i>For Vandal Proof Screws, Add</i>	19.50	
<i>For Galvanized Cast Iron Parts, Add</i>	45.00	
22 05 76 00-0045 EA 4" Cleanout Tee With Cast Bronze Screw Plug And Square Nickel Bronze Cover.....	1,059.91	87.42
<i>For Vandal Proof Screws, Add</i>	19.50	
<i>For Galvanized Cast Iron Parts, Add</i>	45.00	
22 05 76 00-0046 EA 6" Cleanout Tee With Cast Bronze Screw Plug And Square Nickel Bronze Cover.....	2,231.67	105.96
<i>For Vandal Proof Screws, Add</i>	19.50	
<i>For Galvanized Cast Iron Parts, Add</i>	45.00	
22 05 76 00-0047 Cast Iron Cleanout Tee With Brass Plug (22 05 76 00-0036)		
22 05 76 00-0048 EA 2" Cleanout Tee With Cast Bronze Screw Plug.....	394.61	47.17
22 05 76 00-0049 EA 3" Cleanout Tee With Cast Bronze Screw Plug.....	441.46	51.52
22 05 76 00-0050 EA 4" Cleanout Tee With Cast Bronze Screw Plug.....	588.55	67.79

22 Plumbing
22 05 Common Work Results for Plumbing
 22 05 76 Facility Drainage Piping Cleanouts



MINOR	CSI	UOM	DESCRIPTION	TOTAL DIRECT UNIT COST	DEMOLITION UNIT COST
-------	-----	-----	-------------	------------------------	----------------------

22 05 76 00-0051	EA		5" Cleanout Tee With Cast Bronze Screw Plug	889.45	80.26
22 05 76 00-0052	EA		6" Cleanout Tee With Cast Bronze Screw Plug	1,526.18	94.90

22 05 76 00-0053 Removable Cleanout Plug (22 05 76)

22 05 76 00-0054 Threaded Bronze Plugs (22 05 76 00-0053)

22 05 76 00-0055	EA		1-1/4", 1-1/2" Or 2" Threaded Bronze Plug	78.68	13.56
			<i>For Plug Tapped For Center Screw, Add</i>	9.50	
22 05 76 00-0056	EA		2-1/2" Threaded Bronze Plug	94.89	14.75
			<i>For Plug Tapped For Center Screw, Add</i>	9.50	
22 05 76 00-0057	EA		3" Threaded Bronze Plug	165.95	16.27
			<i>For Plug Tapped For Center Screw, Add</i>	9.50	
22 05 76 00-0058	EA		3-1/2" Threaded Bronze Plug	185.43	18.98
			<i>For Plug Tapped For Center Screw, Add</i>	9.50	
22 05 76 00-0059	EA		4" Threaded Bronze Plug	209.57	21.69
			<i>For Plug Tapped For Center Screw, Add</i>	9.50	
22 05 76 00-0060	EA		5" Threaded Bronze Plug	296.89	24.40
			<i>For Plug Tapped For Center Screw, Add</i>	9.50	
22 05 76 00-0061	EA		6" Threaded Bronze Plug	440.35	27.12
			<i>For Plug Tapped For Center Screw, Add</i>	9.50	
22 05 76 00-0062	EA		8" Threaded Bronze Plug	749.83	29.83
			<i>For Plug Tapped For Center Screw, Add</i>	9.50	
22 05 76 00-0063	EA		10" Threaded Bronze Plug	1,082.78	32.54
			<i>For Plug Tapped For Center Screw, Add</i>	9.50	

22 05 76 00-0064 Threaded Brass Plugs (22 05 76 00-0053)

22 05 76 00-0065	EA		1-1/2" Threaded Brass Plug, Raised Head	30.45	13.56
			<i>For Plug Tapped For Center Screw, Add</i>	9.50	
22 05 76 00-0066	EA		2" Threaded Brass Plug, Raised Head	31.02	13.56
			<i>For Plug Tapped For Center Screw, Add</i>	9.50	
22 05 76 00-0067	EA		2-1/2" Threaded Brass Plug, Raised Head	33.85	14.75
			<i>For Plug Tapped For Center Screw, Add</i>	9.50	
22 05 76 00-0068	EA		3" Threaded Brass Plug, Raised Head	38.37	16.27
			<i>For Plug Tapped For Center Screw, Add</i>	9.50	
22 05 76 00-0069	EA		3-1/2" Threaded Brass Plug, Raised Head	45.36	18.98
			<i>For Plug Tapped For Center Screw, Add</i>	9.50	
22 05 76 00-0070	EA		4" Threaded Brass Plug, Raised Head	53.41	21.69
			<i>For Plug Tapped For Center Screw, Add</i>	9.50	
22 05 76 00-0071	EA		4-1/2" Threaded Brass Plug, Raised Head	57.41	22.85
			<i>For Plug Tapped For Center Screw, Add</i>	9.50	
22 05 76 00-0072	EA		5" Threaded Brass Plug, Raised Head	61.78	24.40
			<i>For Plug Tapped For Center Screw, Add</i>	9.50	
22 05 76 00-0073	EA		6" Threaded Brass Plug, Raised Head	81.23	27.11
			<i>For Plug Tapped For Center Screw, Add</i>	9.50	
22 05 76 00-0074	EA		1-1/2" Threaded Brass Plug, Countersunk Head	29.99	13.56
			<i>For Plug Tapped For Center Screw, Add</i>	9.50	
22 05 76 00-0075	EA		2" Threaded Brass Plug, Countersunk Head	30.63	13.56
			<i>For Plug Tapped For Center Screw, Add</i>	9.50	
22 05 76 00-0076	EA		2-1/2" Threaded Brass Plug, Countersunk Head	35.11	14.75
			<i>For Plug Tapped For Center Screw, Add</i>	9.50	
22 05 76 00-0077	EA		3" Threaded Brass Plug, Countersunk Head	38.55	16.27
			<i>For Plug Tapped For Center Screw, Add</i>	9.50	
22 05 76 00-0078	EA		3-1/2" Threaded Brass Plug, Countersunk Head	44.81	18.98
			<i>For Plug Tapped For Center Screw, Add</i>	9.50	
22 05 76 00-0079	EA		4" Threaded Brass Plug, Countersunk Head	52.55	21.69
			<i>For Plug Tapped For Center Screw, Add</i>	9.50	
22 05 76 00-0080	EA		5" Threaded Brass Plug, Countersunk Head	61.31	24.40
			<i>For Plug Tapped For Center Screw, Add</i>	9.50	
22 05 76 00-0081	EA		6" Threaded Brass Plug, Countersunk Head	73.70	27.12
			<i>For Plug Tapped For Center Screw, Add</i>	9.50	

22 07 Plumbing Insulation (22)

22 07 16 Plumbing Equipment Insulation (22 07)

22 07 16 00-0001			Lavatory Insulation (22 07 16)		
22 07 16 00-0002	EA		Neoprene Insulation Kit For Under Lavatories	322.36	21.61

22 07 19 Plumbing Piping Insulation (22 07)

22 07 19 00-0001			Fiberglass (Glass Fiber) Pipe Insulation (22 07 19)		
			Note: Includes factory applied All Service Jacket (ASJ), Self Sealing Lap (SSL) longitudinal seam, butt strip seals, and adhesive. Excludes insulation for fittings (a location requiring purchase of an insulation fitting or cutting and fitting straight sections, excludes couplings, plugs, etc.). For fittings/valves up to 3" add 2 LF for each fitting/valve or 3 LF for each flanged/grooved joint. For fittings/valves >3" add 3 LF for each fitting/valve or 4 LF for each flanged/grooved joint.		
22 07 19 00-0002			1/2" Thick Fiberglass Pipe Insulation (22 07 19 00-0001)		



MINOR CSI UOM DESCRIPTION	TOTAL DIRECT UNIT COST	DEMOLITION UNIT COST
22 07 19 00-0003 LF 1/2" Diameter Pipe, 1/2" Thick, Fiberglass Insulation With All Service Jacket (ASJ) <i>For Single Layer Of Felt Finish, Add</i> <i>For Work In Restricted Working Space, Add</i>	7.41 0.16 1.72	2.12
22 07 19 00-0004 LF 3/4" Diameter Pipe, 1/2" Thick, Fiberglass Insulation With All Service Jacket (ASJ) <i>For Single Layer Of Felt Finish, Add</i> <i>For Work In Restricted Working Space, Add</i>	7.60 0.20 1.72	2.12
22 07 19 00-0005 LF 1" Diameter Pipe, 1/2" Thick, Fiberglass Insulation With All Service Jacket (ASJ) <i>For Single Layer Of Felt Finish, Add</i> <i>For Work In Restricted Working Space, Add</i>	8.08 0.21 1.82	2.21
22 07 19 00-0006 LF 1-1/4" Diameter Pipe, 1/2" Thick, Fiberglass Insulation With All Service Jacket (ASJ) <i>For Single Layer Of Felt Finish, Add</i> <i>For Work In Restricted Working Space, Add</i>	8.39 0.23 1.85	2.31
22 07 19 00-0007 LF 1-1/2" Diameter Pipe, 1/2" Thick, Fiberglass Insulation With All Service Jacket (ASJ) <i>For Single Layer Of Felt Finish, Add</i> <i>For Work In Restricted Working Space, Add</i>	8.65 0.25 1.89	2.31
22 07 19 00-0008 LF 2" Diameter Pipe, 1/2" Thick, Fiberglass Insulation With All Service Jacket (ASJ) <i>For Single Layer Of Felt Finish, Add</i> <i>For Work In Restricted Working Space, Add</i>	9.16 0.27 1.99	2.40
22 07 19 00-0009 LF 2-1/2" Diameter Pipe, 1/2" Thick, Fiberglass Insulation With All Service Jacket (ASJ) <i>For Single Layer Of Felt Finish, Add</i> <i>For Work In Restricted Working Space, Add</i>	9.65 0.30 2.03	2.50
22 07 19 00-0010 LF 3" Diameter Pipe, 1/2" Thick, Fiberglass Insulation With All Service Jacket (ASJ) <i>For Single Layer Of Felt Finish, Add</i> <i>For Work In Restricted Working Space, Add</i>	10.21 0.34 2.09	2.59
22 07 19 00-0011 LF 4" Diameter Pipe, 1/2" Thick, Fiberglass Insulation With All Service Jacket (ASJ) <i>For Single Layer Of Felt Finish, Add</i> <i>For Work In Restricted Working Space, Add</i>	11.68 0.43 2.26	2.78
22 07 19 00-0012 LF 6" Diameter Pipe, 1/2" Thick, Fiberglass Insulation With All Service Jacket (ASJ) <i>For Single Layer Of Felt Finish, Add</i> <i>For Work In Restricted Working Space, Add</i>	13.82 0.53 2.64	3.27
22 07 19 00-0013 1" Thick Fiberglass Pipe Insulation (22 07 19 00-0001)		
22 07 19 00-0014 LF 1/2" Diameter Pipe, 1" Thick, Fiberglass Insulation With All Service Jacket (ASJ) <i>For Single Layer Of Felt Finish, Add</i> <i>For Work In Restricted Working Space, Add</i>	9.91 0.21 2.37	2.88
22 07 19 00-0015 LF 3/4" Diameter Pipe, 1" Thick, Fiberglass Insulation With All Service Jacket (ASJ) <i>For Single Layer Of Felt Finish, Add</i> <i>For Work In Restricted Working Space, Add</i>	10.20 0.24 2.37	2.88
22 07 19 00-0016 LF 1" Diameter Pipe, 1" Thick, Fiberglass Insulation With All Service Jacket (ASJ) <i>For Single Layer Of Felt Finish, Add</i> <i>For Work In Restricted Working Space, Add</i>	10.37 0.25 2.40	2.88
22 07 19 00-0017 LF 1-1/4" Diameter Pipe, 1" Thick, Fiberglass Insulation With All Service Jacket (ASJ) <i>For Single Layer Of Felt Finish, Add</i> <i>For Work In Restricted Working Space, Add</i>	10.78 0.28 2.44	2.97
22 07 19 00-0018 LF 1-1/2" Diameter Pipe, 1" Thick, Fiberglass Insulation With All Service Jacket (ASJ) <i>For Single Layer Of Felt Finish, Add</i> <i>For Work In Restricted Working Space, Add</i>	11.09 0.30 2.47	2.97
22 07 19 00-0019 LF 2" Diameter Pipe, 1" Thick, Fiberglass Insulation With All Service Jacket (ASJ) <i>For Single Layer Of Felt Finish, Add</i> <i>For Work In Restricted Working Space, Add</i>	11.59 0.33 2.54	3.08
22 07 19 00-0020 LF 2-1/2" Diameter Pipe, 1" Thick, Fiberglass Insulation With All Service Jacket (ASJ) <i>For Single Layer Of Felt Finish, Add</i> <i>For Work In Restricted Working Space, Add</i>	12.25 0.36 2.64	3.27
22 07 19 00-0021 LF 3" Diameter Pipe, 1" Thick, Fiberglass Insulation With All Service Jacket (ASJ) <i>For Single Layer Of Felt Finish, Add</i> <i>For Work In Restricted Working Space, Add</i>	12.93 0.41 2.71	3.36
22 07 19 00-0022 LF 4" Diameter Pipe, 1" Thick, Fiberglass Insulation With All Service Jacket (ASJ) <i>For Single Layer Of Felt Finish, Add</i> <i>For Work In Restricted Working Space, Add</i>	14.74 0.53 2.92	3.55
22 07 19 00-0023 LF 6" Diameter Pipe, 1" Thick, Fiberglass Insulation With All Service Jacket (ASJ) <i>For Single Layer Of Felt Finish, Add</i> <i>For Work In Restricted Working Space, Add</i>	17.10 0.64 3.29	4.13
22 07 19 00-0024 LF 8" Diameter Pipe, 1" Thick, Fiberglass Insulation With All Service Jacket (ASJ) <i>For Single Layer Of Felt Finish, Add</i> <i>For Work In Restricted Working Space, Add</i>	21.35 0.92 3.77	4.61
22 07 19 00-0025 LF 10" Diameter Pipe, 1" Thick, Fiberglass Insulation With All Service Jacket (ASJ) <i>For Single Layer Of Felt Finish, Add</i> <i>For Work In Restricted Working Space, Add</i>	25.10 1.08 4.46	5.48
22 07 19 00-0026 LF 12" Diameter Pipe, 1" Thick, Fiberglass Insulation With All Service Jacket (ASJ) <i>For Single Layer Of Felt Finish, Add</i> <i>For Work In Restricted Working Space, Add</i>	28.78 1.22 5.15	6.24
22 07 19 00-0027 LF 14" Diameter Pipe, 1" Thick, Fiberglass Insulation With All Service Jacket (ASJ) <i>For Single Layer Of Felt Finish, Add</i> <i>For Work In Restricted Working Space, Add</i>	31.22 1.41 5.33	6.82
22 07 19 00-0028 1-1/2" Thick Fiberglass Pipe Insulation (22 07 19 00-0001)		
22 07 19 00-0029 LF 1/2" Diameter Pipe, 1-1/2" Thick, Fiberglass Insulation With All Service Jacket (ASJ) <i>For Single Layer Of Felt Finish, Add</i> <i>For Work In Restricted Working Space, Add</i>	12.32 0.43 2.47	2.96
22 07 19 00-0030 LF 3/4" Diameter Pipe, 1-1/2" Thick, Fiberglass Insulation With All Service Jacket (ASJ) <i>For Single Layer Of Felt Finish, Add</i> <i>For Work In Restricted Working Space, Add</i>	12.50 0.45 2.47	2.96



MINOR	CSI	UOM	DESCRIPTION	TOTAL DIRECT UNIT COST	DEMOLITION UNIT COST
22 07 19 00-0031	LF	1"	1" Diameter Pipe, 1-1/2" Thick, Fiberglass Insulation With All Service Jacket (ASJ).....	13.21	3.14
			<i>For Single Layer Of Felt Finish, Add</i>	0.47	
			<i>For Work In Restricted Working Space, Add</i>	2.61	
22 07 19 00-0032	LF	1-1/4"	1-1/4" Diameter Pipe, 1-1/2" Thick, Fiberglass Insulation With All Service Jacket (ASJ).....	13.71	3.21
			<i>For Single Layer Of Felt Finish, Add</i>	0.51	
			<i>For Work In Restricted Working Space, Add</i>	2.66	
22 07 19 00-0033	LF	1-1/2"	1-1/2" Diameter Pipe, 1-1/2" Thick, Fiberglass Insulation With All Service Jacket (ASJ).....	14.13	3.27
			<i>For Single Layer Of Felt Finish, Add</i>	0.54	
			<i>For Work In Restricted Working Space, Add</i>	2.71	
22 07 19 00-0034	LF	2"	2" Diameter Pipe, 1-1/2" Thick, Fiberglass Insulation With All Service Jacket (ASJ).....	15.10	3.44
			<i>For Single Layer Of Felt Finish, Add</i>	0.58	
			<i>For Work In Restricted Working Space, Add</i>	2.86	
22 07 19 00-0035	LF	2-1/2"	2-1/2" Diameter Pipe, 1-1/2" Thick, Fiberglass Insulation With All Service Jacket (ASJ).....	15.81	3.50
			<i>For Single Layer Of Felt Finish, Add</i>	0.64	
			<i>For Work In Restricted Working Space, Add</i>	2.91	
22 07 19 00-0036	LF	3"	3" Diameter Pipe, 1-1/2" Thick, Fiberglass Insulation With All Service Jacket (ASJ).....	16.32	3.62
			<i>For Single Layer Of Felt Finish, Add</i>	0.66	
			<i>For Work In Restricted Working Space, Add</i>	3.01	
22 07 19 00-0037	LF	4"	4" Diameter Pipe, 1-1/2" Thick, Fiberglass Insulation With All Service Jacket (ASJ).....	18.06	3.92
			<i>For Single Layer Of Felt Finish, Add</i>	0.76	
			<i>For Work In Restricted Working Space, Add</i>	3.25	
22 07 19 00-0038	LF	6"	6" Diameter Pipe, 1-1/2" Thick, Fiberglass Insulation With All Service Jacket (ASJ).....	20.89	4.57
			<i>For Single Layer Of Felt Finish, Add</i>	0.87	
			<i>For Work In Restricted Working Space, Add</i>	3.80	
22 07 19 00-0039	LF	8"	8" Diameter Pipe, 1-1/2" Thick, Fiberglass Insulation With All Service Jacket (ASJ).....	23.68	4.82
			<i>For Single Layer Of Felt Finish, Add</i>	1.08	
			<i>For Work In Restricted Working Space, Add</i>	4.01	
22 07 19 00-0040	LF	10"	10" Diameter Pipe, 1-1/2" Thick, Fiberglass Insulation With All Service Jacket (ASJ).....	29.00	5.77
			<i>For Single Layer Of Felt Finish, Add</i>	1.37	
			<i>For Work In Restricted Working Space, Add</i>	4.80	
22 07 19 00-0041	LF	12"	12" Diameter Pipe, 1-1/2" Thick, Fiberglass Insulation With All Service Jacket (ASJ).....	32.79	6.73
			<i>For Single Layer Of Felt Finish, Add</i>	1.49	
			<i>For Work In Restricted Working Space, Add</i>	5.59	
22 07 19 00-0042	LF	14"	14" Diameter Pipe, 1-1/2" Thick, Fiberglass Insulation With All Service Jacket (ASJ).....	36.81	7.37
			<i>For Single Layer Of Felt Finish, Add</i>	1.72	
			<i>For Work In Restricted Working Space, Add</i>	6.12	
22 07 19 00-0043		2" Thick	Fiberglass Pipe Insulation (22 07 19 00-0001)		
22 07 19 00-0044	LF	1/2"	1/2" Diameter Pipe, 2" Thick, Fiberglass Insulation With All Service Jacket (ASJ).....	15.45	3.27
			<i>For Single Layer Of Felt Finish, Add</i>	0.67	
			<i>For Work In Restricted Working Space, Add</i>	2.71	
22 07 19 00-0045	LF	3/4"	3/4" Diameter Pipe, 2" Thick, Fiberglass Insulation With All Service Jacket (ASJ).....	15.67	3.27
			<i>For Single Layer Of Felt Finish, Add</i>	0.70	
			<i>For Work In Restricted Working Space, Add</i>	2.71	
22 07 19 00-0046	LF	1"	1" Diameter Pipe, 2" Thick, Fiberglass Insulation With All Service Jacket (ASJ).....	16.25	3.36
			<i>For Single Layer Of Felt Finish, Add</i>	0.75	
			<i>For Work In Restricted Working Space, Add</i>	2.75	
22 07 19 00-0047	LF	1-1/4"	1-1/4" Diameter Pipe, 2" Thick, Fiberglass Insulation With All Service Jacket (ASJ).....	16.77	3.36
			<i>For Single Layer Of Felt Finish, Add</i>	0.79	
			<i>For Work In Restricted Working Space, Add</i>	2.78	
22 07 19 00-0048	LF	1-1/2"	1-1/2" Diameter Pipe, 2" Thick, Fiberglass Insulation With All Service Jacket (ASJ).....	17.31	3.46
			<i>For Single Layer Of Felt Finish, Add</i>	0.83	
			<i>For Work In Restricted Working Space, Add</i>	2.81	
22 07 19 00-0049	LF	2"	2" Diameter Pipe, 2" Thick, Fiberglass Insulation With All Service Jacket (ASJ).....	17.96	3.55
			<i>For Single Layer Of Felt Finish, Add</i>	0.87	
			<i>For Work In Restricted Working Space, Add</i>	2.92	
22 07 19 00-0050	LF	2-1/2"	2-1/2" Diameter Pipe, 2" Thick, Fiberglass Insulation With All Service Jacket (ASJ).....	18.91	3.65
			<i>For Single Layer Of Felt Finish, Add</i>	0.93	
			<i>For Work In Restricted Working Space, Add</i>	3.02	
22 07 19 00-0051	LF	3"	3" Diameter Pipe, 2" Thick, Fiberglass Insulation With All Service Jacket (ASJ).....	19.96	3.84
			<i>For Single Layer Of Felt Finish, Add</i>	1.00	
			<i>For Work In Restricted Working Space, Add</i>	3.12	
22 07 19 00-0052	LF	4"	4" Diameter Pipe, 2" Thick, Fiberglass Insulation With All Service Jacket (ASJ).....	21.91	4.03
			<i>For Single Layer Of Felt Finish, Add</i>	1.15	
			<i>For Work In Restricted Working Space, Add</i>	3.29	
22 07 19 00-0053	LF	6"	6" Diameter Pipe, 2" Thick, Fiberglass Insulation With All Service Jacket (ASJ).....	25.87	4.74
			<i>For Single Layer Of Felt Finish, Add</i>	1.33	
			<i>For Work In Restricted Working Space, Add</i>	3.95	
22 07 19 00-0054	LF	8"	8" Diameter Pipe, 2" Thick, Fiberglass Insulation With All Service Jacket (ASJ).....	29.60	5.00
			<i>For Single Layer Of Felt Finish, Add</i>	1.65	
			<i>For Work In Restricted Working Space, Add</i>	4.17	
22 07 19 00-0055	LF	10"	10" Diameter Pipe, 2" Thick, Fiberglass Insulation With All Service Jacket (ASJ).....	35.43	5.98
			<i>For Single Layer Of Felt Finish, Add</i>	1.97	
			<i>For Work In Restricted Working Space, Add</i>	4.99	
22 07 19 00-0056	LF	12"	12" Diameter Pipe, 2" Thick, Fiberglass Insulation With All Service Jacket (ASJ).....	40.56	7.18
			<i>For Single Layer Of Felt Finish, Add</i>	2.17	
			<i>For Work In Restricted Working Space, Add</i>	5.98	
22 07 19 00-0057	LF	14"	14" Diameter Pipe, 2" Thick, Fiberglass Insulation With All Service Jacket (ASJ).....	51.13	7.82
			<i>For Single Layer Of Felt Finish, Add</i>	2.45	
			<i>For Work In Restricted Working Space, Add</i>	8.34	
22 07 19 00-0058	LF	16"	16" Diameter Pipe, 2" Thick, Fiberglass Insulation With All Service Jacket (ASJ).....	54.36	9.18
			<i>For Single Layer Of Felt Finish, Add</i>	2.79	
			<i>For Work In Restricted Working Space, Add</i>	8.34	



MINOR CSI UOM DESCRIPTION	TOTAL DIRECT UNIT COST	DEMOLITION UNIT COST
22 07 19 00-0059 LF 18" Diameter Pipe, 2" Thick, Fiberglass Insulation With All Service Jacket (ASJ).....	60.75	9.63
<i>For Single Layer Of Felt Finish, Add</i>	3.31	
<i>For Work In Restricted Working Space, Add</i>	8.75	
22 07 19 00-0060 LF 20" Diameter Pipe, 2" Thick, Fiberglass Insulation With All Service Jacket (ASJ).....	68.78	11.01
<i>For Single Layer Of Felt Finish, Add</i>	3.72	
<i>For Work In Restricted Working Space, Add</i>	10.01	
22 07 19 00-0061 LF 24" Diameter Pipe, 2" Thick, Fiberglass Insulation With All Service Jacket (ASJ).....	79.57	13.30
<i>For Single Layer Of Felt Finish, Add</i>	4.12	
<i>For Work In Restricted Working Space, Add</i>	12.09	
22 07 19 00-0062 2-1/2" Thick Fiberglass Pipe Insulation (22 07 19 00-0001)		
22 07 19 00-0063 LF 1/2" Diameter Pipe, 2-1/2" Thick, Fiberglass Insulation With All Service Jacket (ASJ).....	19.35	3.84
<i>For Single Layer Of Felt Finish, Add</i>	0.94	
<i>For Work In Restricted Working Space, Add</i>	3.13	
22 07 19 00-0064 LF 3/4" Diameter Pipe, 2-1/2" Thick, Fiberglass Insulation With All Service Jacket (ASJ).....	19.66	3.84
<i>For Single Layer Of Felt Finish, Add</i>	0.97	
<i>For Work In Restricted Working Space, Add</i>	3.13	
22 07 19 00-0065 LF 1" Diameter Pipe, 2-1/2" Thick, Fiberglass Insulation With All Service Jacket (ASJ).....	20.50	3.84
<i>For Single Layer Of Felt Finish, Add</i>	1.04	
<i>For Work In Restricted Working Space, Add</i>	3.18	
22 07 19 00-0066 LF 1-1/4" Diameter Pipe, 2-1/2" Thick, Fiberglass Insulation With All Service Jacket (ASJ).....	21.13	3.94
<i>For Single Layer Of Felt Finish, Add</i>	1.10	
<i>For Work In Restricted Working Space, Add</i>	3.20	
22 07 19 00-0067 LF 1-1/2" Diameter Pipe, 2-1/2" Thick, Fiberglass Insulation With All Service Jacket (ASJ).....	21.79	3.94
<i>For Single Layer Of Felt Finish, Add</i>	1.16	
<i>For Work In Restricted Working Space, Add</i>	3.23	
22 07 19 00-0068 LF 2" Diameter Pipe, 2-1/2" Thick, Fiberglass Insulation With All Service Jacket (ASJ).....	22.69	4.13
<i>For Single Layer Of Felt Finish, Add</i>	1.21	
<i>For Work In Restricted Working Space, Add</i>	3.36	
22 07 19 00-0069 LF 2-1/2" Diameter Pipe, 2-1/2" Thick, Fiberglass Insulation With All Service Jacket (ASJ).....	24.03	4.22
<i>For Single Layer Of Felt Finish, Add</i>	1.31	
<i>For Work In Restricted Working Space, Add</i>	3.47	
22 07 19 00-0070 LF 3" Diameter Pipe, 2-1/2" Thick, Fiberglass Insulation With All Service Jacket (ASJ).....	25.23	4.42
<i>For Single Layer Of Felt Finish, Add</i>	1.39	
<i>For Work In Restricted Working Space, Add</i>	3.59	
22 07 19 00-0071 LF 4" Diameter Pipe, 2-1/2" Thick, Fiberglass Insulation With All Service Jacket (ASJ).....	28.05	4.61
<i>For Single Layer Of Felt Finish, Add</i>	1.62	
<i>For Work In Restricted Working Space, Add</i>	3.79	
22 07 19 00-0072 LF 6" Diameter Pipe, 2-1/2" Thick, Fiberglass Insulation With All Service Jacket (ASJ).....	32.19	4.90
<i>For Single Layer Of Felt Finish, Add</i>	1.87	
<i>For Work In Restricted Working Space, Add</i>	4.31	
22 07 19 00-0073 LF 8" Diameter Pipe, 2-1/2" Thick, Fiberglass Insulation With All Service Jacket (ASJ).....	43.75	5.86
<i>For Single Layer Of Felt Finish, Add</i>	2.91	
<i>For Work In Restricted Working Space, Add</i>	4.80	
22 07 19 00-0074 LF 10" Diameter Pipe, 2-1/2" Thick, Fiberglass Insulation With All Service Jacket (ASJ).....	52.41	6.73
<i>For Single Layer Of Felt Finish, Add</i>	3.56	
<i>For Work In Restricted Working Space, Add</i>	5.54	
22 07 19 00-0075 LF 12" Diameter Pipe, 2-1/2" Thick, Fiberglass Insulation With All Service Jacket (ASJ).....	59.10	8.36
<i>For Single Layer Of Felt Finish, Add</i>	3.80	
<i>For Work In Restricted Working Space, Add</i>	6.89	
22 07 19 00-0076 LF 14" Diameter Pipe, 2-1/2" Thick, Fiberglass Insulation With All Service Jacket (ASJ).....	67.05	9.22
<i>For Single Layer Of Felt Finish, Add</i>	4.41	
<i>For Work In Restricted Working Space, Add</i>	7.52	
22 07 19 00-0077 LF 16" Diameter Pipe, 2-1/2" Thick, Fiberglass Insulation With All Service Jacket (ASJ).....	78.29	11.72
<i>For Single Layer Of Felt Finish, Add</i>	4.86	
<i>For Work In Restricted Working Space, Add</i>	9.60	
22 07 19 00-0078 LF 18" Diameter Pipe, 2-1/2" Thick, Fiberglass Insulation With All Service Jacket (ASJ).....	84.40	12.29
<i>For Single Layer Of Felt Finish, Add</i>	5.33	
<i>For Work In Restricted Working Space, Add</i>	10.09	
22 07 19 00-0079 LF 20" Diameter Pipe, 2-1/2" Thick, Fiberglass Insulation With All Service Jacket (ASJ).....	95.71	14.03
<i>For Single Layer Of Felt Finish, Add</i>	6.02	
<i>For Work In Restricted Working Space, Add</i>	11.53	
22 07 19 00-0080 LF 24" Diameter Pipe, 2-1/2" Thick, Fiberglass Insulation With All Service Jacket (ASJ).....	112.28	16.94
<i>For Single Layer Of Felt Finish, Add</i>	6.92	
<i>For Work In Restricted Working Space, Add</i>	13.93	
22 07 19 00-0081 3" Thick Fiberglass Pipe Insulation (22 07 19 00-0001)		
22 07 19 00-0082 LF 1/2" Diameter Pipe, 3" Thick, Fiberglass Insulation With All Service Jacket (ASJ).....	21.33	4.25
<i>For Single Layer Of Felt Finish, Add</i>	1.03	
<i>For Work In Restricted Working Space, Add</i>	3.46	
22 07 19 00-0083 LF 3/4" Diameter Pipe, 3" Thick, Fiberglass Insulation With All Service Jacket (ASJ).....	21.67	4.25
<i>For Single Layer Of Felt Finish, Add</i>	1.06	
<i>For Work In Restricted Working Space, Add</i>	3.46	
22 07 19 00-0084 LF 1" Diameter Pipe, 3" Thick, Fiberglass Insulation With All Service Jacket (ASJ).....	22.53	4.29
<i>For Single Layer Of Felt Finish, Add</i>	1.14	
<i>For Work In Restricted Working Space, Add</i>	3.50	
22 07 19 00-0085 LF 1-1/4" Diameter Pipe, 3" Thick, Fiberglass Insulation With All Service Jacket (ASJ).....	23.21	4.32
<i>For Single Layer Of Felt Finish, Add</i>	1.21	
<i>For Work In Restricted Working Space, Add</i>	3.52	
22 07 19 00-0086 LF 1-1/2" Diameter Pipe, 3" Thick, Fiberglass Insulation With All Service Jacket (ASJ).....	23.97	4.36
<i>For Single Layer Of Felt Finish, Add</i>	1.27	
<i>For Work In Restricted Working Space, Add</i>	3.56	

22 Plumbing
22 07 Plumbing Insulation
22 07 19 Plumbing Piping Insulation



MINOR	CSI	UOM	DESCRIPTION	TOTAL DIRECT UNIT COST	DEMOLITION UNIT COST
22 07 19 00-0087	LF		2" Diameter Pipe, 3" Thick, Fiberglass Insulation With All Service Jacket (ASJ).....	24.91	4.53
			<i>For Single Layer Of Felt Finish, Add</i>	1.33	
			<i>For Work In Restricted Working Space, Add</i>	3.69	
22 07 19 00-0088	LF		2-1/2" Diameter Pipe, 3" Thick, Fiberglass Insulation With All Service Jacket (ASJ).....	26.37	4.68
			<i>For Single Layer Of Felt Finish, Add</i>	1.43	
			<i>For Work In Restricted Working Space, Add</i>	3.81	
22 07 19 00-0089	LF		3" Diameter Pipe, 3" Thick, Fiberglass Insulation With All Service Jacket (ASJ).....	27.71	4.85
			<i>For Single Layer Of Felt Finish, Add</i>	1.53	
			<i>For Work In Restricted Working Space, Add</i>	3.95	
22 07 19 00-0090	LF		4" Diameter Pipe, 3" Thick, Fiberglass Insulation With All Service Jacket (ASJ).....	30.82	5.12
			<i>For Single Layer Of Felt Finish, Add</i>	1.78	
			<i>For Work In Restricted Working Space, Add</i>	4.17	
22 07 19 00-0091	LF		6" Diameter Pipe, 3" Thick, Fiberglass Insulation With All Service Jacket (ASJ).....	35.36	5.81
			<i>For Single Layer Of Felt Finish, Add</i>	2.05	
			<i>For Work In Restricted Working Space, Add</i>	4.74	
22 07 19 00-0092	LF		8" Diameter Pipe, 3" Thick, Fiberglass Insulation With All Service Jacket (ASJ).....	48.05	6.47
			<i>For Single Layer Of Felt Finish, Add</i>	3.20	
			<i>For Work In Restricted Working Space, Add</i>	5.28	
22 07 19 00-0093	LF		10" Diameter Pipe, 3" Thick, Fiberglass Insulation With All Service Jacket (ASJ).....	57.57	7.47
			<i>For Single Layer Of Felt Finish, Add</i>	3.91	
			<i>For Work In Restricted Working Space, Add</i>	6.09	
22 07 19 00-0094	LF		12" Diameter Pipe, 3" Thick, Fiberglass Insulation With All Service Jacket (ASJ).....	64.92	9.29
			<i>For Single Layer Of Felt Finish, Add</i>	4.17	
			<i>For Work In Restricted Working Space, Add</i>	7.57	
22 07 19 00-0095	LF		14" Diameter Pipe, 3" Thick, Fiberglass Insulation With All Service Jacket (ASJ).....	73.65	10.14
			<i>For Single Layer Of Felt Finish, Add</i>	4.84	
			<i>For Work In Restricted Working Space, Add</i>	8.27	
22 07 19 00-0096	LF		16" Diameter Pipe, 3" Thick, Fiberglass Insulation With All Service Jacket (ASJ).....	86.00	12.96
			<i>For Single Layer Of Felt Finish, Add</i>	5.33	
			<i>For Work In Restricted Working Space, Add</i>	10.56	
22 07 19 00-0097	LF		18" Diameter Pipe, 3" Thick, Fiberglass Insulation With All Service Jacket (ASJ).....	92.70	13.61
			<i>For Single Layer Of Felt Finish, Add</i>	5.85	
			<i>For Work In Restricted Working Space, Add</i>	11.09	
22 07 19 00-0098	LF		20" Diameter Pipe, 3" Thick, Fiberglass Insulation With All Service Jacket (ASJ).....	105.15	15.56
			<i>For Single Layer Of Felt Finish, Add</i>	6.60	
			<i>For Work In Restricted Working Space, Add</i>	12.68	
22 07 19 00-0099	LF		24" Diameter Pipe, 3" Thick, Fiberglass Insulation With All Service Jacket (ASJ).....	123.35	18.78
			<i>For Single Layer Of Felt Finish, Add</i>	7.59	
			<i>For Work In Restricted Working Space, Add</i>	15.32	
22 07 19 00-0100			3-1/2" Thick Fiberglass Pipe Insulation (22 07 19 00-0001)		
22 07 19 00-0101	LF		1/2" Diameter Pipe, 3-1/2" Thick, Fiberglass Insulation With All Service Jacket (ASJ).....	22.94	4.61
			<i>For Single Layer Of Felt Finish, Add</i>	1.08	
			<i>For Work In Restricted Working Space, Add</i>	3.79	
22 07 19 00-0102	LF		3/4" Diameter Pipe, 3-1/2" Thick, Fiberglass Insulation With All Service Jacket (ASJ).....	23.33	4.61
			<i>For Single Layer Of Felt Finish, Add</i>	1.12	
			<i>For Work In Restricted Working Space, Add</i>	3.79	
22 07 19 00-0103	LF		1" Diameter Pipe, 3-1/2" Thick, Fiberglass Insulation With All Service Jacket (ASJ).....	24.61	4.61
			<i>For Single Layer Of Felt Finish, Add</i>	1.25	
			<i>For Work In Restricted Working Space, Add</i>	3.81	
22 07 19 00-0104	LF		1-1/4" Diameter Pipe, 3-1/2" Thick, Fiberglass Insulation With All Service Jacket (ASJ).....	25.34	4.71
			<i>For Single Layer Of Felt Finish, Add</i>	1.32	
			<i>For Work In Restricted Working Space, Add</i>	3.84	
22 07 19 00-0105	LF		1-1/2" Diameter Pipe, 3-1/2" Thick, Fiberglass Insulation With All Service Jacket (ASJ).....	26.21	4.71
			<i>For Single Layer Of Felt Finish, Add</i>	1.39	
			<i>For Work In Restricted Working Space, Add</i>	3.89	
22 07 19 00-0106	LF		2" Diameter Pipe, 3-1/2" Thick, Fiberglass Insulation With All Service Jacket (ASJ).....	27.18	4.90
			<i>For Single Layer Of Felt Finish, Add</i>	1.45	
			<i>For Work In Restricted Working Space, Add</i>	4.02	
22 07 19 00-0107	LF		2-1/2" Diameter Pipe, 3-1/2" Thick, Fiberglass Insulation With All Service Jacket (ASJ).....	28.80	5.09
			<i>For Single Layer Of Felt Finish, Add</i>	1.57	
			<i>For Work In Restricted Working Space, Add</i>	4.16	
22 07 19 00-0108	LF		3" Diameter Pipe, 3-1/2" Thick, Fiberglass Insulation With All Service Jacket (ASJ).....	30.14	5.28
			<i>For Single Layer Of Felt Finish, Add</i>	1.66	
			<i>For Work In Restricted Working Space, Add</i>	4.31	
22 07 19 00-0109	LF		4" Diameter Pipe, 3-1/2" Thick, Fiberglass Insulation With All Service Jacket (ASJ).....	33.69	5.57
			<i>For Single Layer Of Felt Finish, Add</i>	1.94	
			<i>For Work In Restricted Working Space, Add</i>	4.55	
22 07 19 00-0110	LF		6" Diameter Pipe, 3-1/2" Thick, Fiberglass Insulation With All Service Jacket (ASJ).....	38.61	6.34
			<i>For Single Layer Of Felt Finish, Add</i>	2.24	
			<i>For Work In Restricted Working Space, Add</i>	5.17	
22 07 19 00-0111	LF		8" Diameter Pipe, 3-1/2" Thick, Fiberglass Insulation With All Service Jacket (ASJ).....	52.48	7.01
			<i>For Single Layer Of Felt Finish, Add</i>	3.49	
			<i>For Work In Restricted Working Space, Add</i>	5.76	
22 07 19 00-0112	LF		10" Diameter Pipe, 3-1/2" Thick, Fiberglass Insulation With All Service Jacket (ASJ).....	62.89	8.07
			<i>For Single Layer Of Felt Finish, Add</i>	4.28	
			<i>For Work In Restricted Working Space, Add</i>	6.65	
22 07 19 00-0113	LF		12" Diameter Pipe, 3-1/2" Thick, Fiberglass Insulation With All Service Jacket (ASJ).....	70.91	10.08
			<i>For Single Layer Of Felt Finish, Add</i>	4.55	
			<i>For Work In Restricted Working Space, Add</i>	8.26	
22 07 19 00-0114	LF		14" Diameter Pipe, 3-1/2" Thick, Fiberglass Insulation With All Service Jacket (ASJ).....	80.47	11.04
			<i>For Single Layer Of Felt Finish, Add</i>	5.29	
			<i>For Work In Restricted Working Space, Add</i>	9.02	



MINOR CSI UOM DESCRIPTION	TOTAL DIRECT UNIT COST	DEMOLITION UNIT COST
22 07 19 00-0115 LF 16" Diameter Pipe, 3-1/2" Thick, Fiberglass Insulation With All Service Jacket (ASJ).....	93.97	14.03
<i>For Single Layer Of Felt Finish, Add</i>	5.83	
<i>For Work In Restricted Working Space, Add</i>	11.53	
22 07 19 00-0116 LF 18" Diameter Pipe, 3-1/2" Thick, Fiberglass Insulation With All Service Jacket (ASJ).....	101.27	14.79
<i>For Single Layer Of Felt Finish, Add</i>	6.40	
<i>For Work In Restricted Working Space, Add</i>	12.10	
22 07 19 00-0117 LF 20" Diameter Pipe, 3-1/2" Thick, Fiberglass Insulation With All Service Jacket (ASJ).....	114.90	16.91
<i>For Single Layer Of Felt Finish, Add</i>	7.22	
<i>For Work In Restricted Working Space, Add</i>	13.84	
22 07 19 00-0118 LF 24" Diameter Pipe, 3-1/2" Thick, Fiberglass Insulation With All Service Jacket (ASJ).....	134.75	20.36
<i>For Single Layer Of Felt Finish, Add</i>	8.30	
<i>For Work In Restricted Working Space, Add</i>	16.71	
22 07 19 00-0119 4" Thick Fiberglass Pipe Insulation (22 07 19 00-0001)		
22 07 19 00-0120 LF 1/2" Diameter Pipe, 4" Thick, Fiberglass Insulation With All Service Jacket (ASJ).....	26.08	5.18
<i>For Single Layer Of Felt Finish, Add</i>	1.27	
<i>For Work In Restricted Working Space, Add</i>	4.21	
22 07 19 00-0121 LF 3/4" Diameter Pipe, 4" Thick, Fiberglass Insulation With All Service Jacket (ASJ).....	26.51	5.18
<i>For Single Layer Of Felt Finish, Add</i>	1.31	
<i>For Work In Restricted Working Space, Add</i>	4.21	
22 07 19 00-0122 LF 1" Diameter Pipe, 4" Thick, Fiberglass Insulation With All Service Jacket (ASJ).....	27.65	5.18
<i>For Single Layer Of Felt Finish, Add</i>	1.40	
<i>For Work In Restricted Working Space, Add</i>	4.28	
22 07 19 00-0123 LF 1-1/4" Diameter Pipe, 4" Thick, Fiberglass Insulation With All Service Jacket (ASJ).....	28.57	5.28
<i>For Single Layer Of Felt Finish, Add</i>	1.48	
<i>For Work In Restricted Working Space, Add</i>	4.33	
22 07 19 00-0124 LF 1-1/2" Diameter Pipe, 4" Thick, Fiberglass Insulation With All Service Jacket (ASJ).....	29.79	5.48
<i>For Single Layer Of Felt Finish, Add</i>	1.56	
<i>For Work In Restricted Working Space, Add</i>	4.47	
22 07 19 00-0125 LF 2" Diameter Pipe, 4" Thick, Fiberglass Insulation With All Service Jacket (ASJ).....	30.90	5.67
<i>For Single Layer Of Felt Finish, Add</i>	1.63	
<i>For Work In Restricted Working Space, Add</i>	4.61	
22 07 19 00-0126 LF 2-1/2" Diameter Pipe, 4" Thick, Fiberglass Insulation With All Service Jacket (ASJ).....	32.39	5.67
<i>For Single Layer Of Felt Finish, Add</i>	1.76	
<i>For Work In Restricted Working Space, Add</i>	4.68	
22 07 19 00-0127 LF 3" Diameter Pipe, 4" Thick, Fiberglass Insulation With All Service Jacket (ASJ).....	34.05	5.96
<i>For Single Layer Of Felt Finish, Add</i>	1.88	
<i>For Work In Restricted Working Space, Add</i>	4.85	
22 07 19 00-0128 LF 4" Diameter Pipe, 4" Thick, Fiberglass Insulation With All Service Jacket (ASJ).....	37.86	6.24
<i>For Single Layer Of Felt Finish, Add</i>	2.18	
<i>For Work In Restricted Working Space, Add</i>	5.12	
22 07 19 00-0129 LF 6" Diameter Pipe, 4" Thick, Fiberglass Insulation With All Service Jacket (ASJ).....	43.43	7.11
<i>For Single Layer Of Felt Finish, Add</i>	2.53	
<i>For Work In Restricted Working Space, Add</i>	5.81	
22 07 19 00-0130 LF 8" Diameter Pipe, 4" Thick, Fiberglass Insulation With All Service Jacket (ASJ).....	59.03	7.68
<i>For Single Layer Of Felt Finish, Add</i>	3.93	
<i>For Work In Restricted Working Space, Add</i>	6.48	
22 07 19 00-0131 LF 10" Diameter Pipe, 4" Thick, Fiberglass Insulation With All Service Jacket (ASJ).....	70.77	9.13
<i>For Single Layer Of Felt Finish, Add</i>	4.81	
<i>For Work In Restricted Working Space, Add</i>	7.49	
22 07 19 00-0132 LF 12" Diameter Pipe, 4" Thick, Fiberglass Insulation With All Service Jacket (ASJ).....	79.80	11.33
<i>For Single Layer Of Felt Finish, Add</i>	5.13	
<i>For Work In Restricted Working Space, Add</i>	9.29	
22 07 19 00-0133 LF 14" Diameter Pipe, 4" Thick, Fiberglass Insulation With All Service Jacket (ASJ).....	90.55	12.39
<i>For Single Layer Of Felt Finish, Add</i>	5.95	
<i>For Work In Restricted Working Space, Add</i>	10.15	
22 07 19 00-0134 LF 16" Diameter Pipe, 4" Thick, Fiberglass Insulation With All Service Jacket (ASJ).....	105.75	15.85
<i>For Single Layer Of Felt Finish, Add</i>	6.56	
<i>For Work In Restricted Working Space, Add</i>	12.98	
22 07 19 00-0135 LF 18" Diameter Pipe, 4" Thick, Fiberglass Insulation With All Service Jacket (ASJ).....	113.88	16.62
<i>For Single Layer Of Felt Finish, Add</i>	7.20	
<i>For Work In Restricted Working Space, Add</i>	13.60	
22 07 19 00-0136 LF 20" Diameter Pipe, 4" Thick, Fiberglass Insulation With All Service Jacket (ASJ).....	127.47	19.02
<i>For Single Layer Of Felt Finish, Add</i>	7.94	
<i>For Work In Restricted Working Space, Add</i>	15.57	
22 07 19 00-0137 LF 24" Diameter Pipe, 4" Thick, Fiberglass Insulation With All Service Jacket (ASJ).....	151.61	22.96
<i>For Single Layer Of Felt Finish, Add</i>	9.34	
<i>For Work In Restricted Working Space, Add</i>	18.81	
22 07 19 00-0138 LF 26" Diameter Pipe, 4" Thick, Fiberglass Insulation With All Service Jacket (ASJ).....	172.54	27.08
<i>For Single Layer Of Felt Finish, Add</i>	10.36	
<i>For Work In Restricted Working Space, Add</i>	22.16	
22 07 19 00-0139 LF 28" Diameter Pipe, 4" Thick, Fiberglass Insulation With All Service Jacket (ASJ).....	193.59	31.89
<i>For Single Layer Of Felt Finish, Add</i>	11.19	
<i>For Work In Restricted Working Space, Add</i>	26.10	
22 07 19 00-0140 LF 30" Diameter Pipe, 4" Thick, Fiberglass Insulation With All Service Jacket (ASJ).....	217.12	37.65
<i>For Single Layer Of Felt Finish, Add</i>	11.98	
<i>For Work In Restricted Working Space, Add</i>	30.92	
22 07 19 00-0141 LF 36" Diameter Pipe, 4" Thick, Fiberglass Insulation With All Service Jacket (ASJ).....	260.62	47.87
<i>For Single Layer Of Felt Finish, Add</i>	13.61	
<i>For Work In Restricted Working Space, Add</i>	39.31	
22 07 19 00-0142 LF 42" Diameter Pipe, 4" Thick, Fiberglass Insulation With All Service Jacket (ASJ).....	304.13	58.30
<i>For Single Layer Of Felt Finish, Add</i>	15.24	
<i>For Work In Restricted Working Space, Add</i>	47.71	

22 Plumbing
22 07 Plumbing Insulation
 22 07 19 Plumbing Piping Insulation



MINOR	CSI	UOM	DESCRIPTION	TOTAL DIRECT UNIT COST	DEMOLITION UNIT COST
22 07 19 00-0143	LF		44" Diameter Pipe, 4" Thick, Fiberglass Insulation With All Service Jacket (ASJ) <i>For Single Layer Of Felt Finish, Add</i>	325.98 15.82	64.07
			<i>For Work In Restricted Working Space, Add</i>	52.58	
22 07 19 00-0144	LF		46" Diameter Pipe, 4" Thick, Fiberglass Insulation With All Service Jacket (ASJ) <i>For Single Layer Of Felt Finish, Add</i>	345.83 16.46	68.96
			<i>For Work In Restricted Working Space, Add</i>	56.72	
22 07 19 00-0145			Foamglas (Cellular Glass) Pipe Insulation, Rigid, Closed Cell <small>(22 07 19)</small> Note: Includes adhesive. Excludes fittings (a location requiring purchase of an insulation fitting or cutting and fitting straight sections, excludes couplings, plugs, etc.). For fittings/valves up to 3" add 2 LF for each fitting/valve or 3 LF for each flanged/grooved joint. For fittings/valves >3" add 3 LF for each fitting/valve or 4 LF for each flanged/grooved joint.		
22 07 19 00-0146			1" Thick Foamglas Pipe Insulation <small>(22 07 19 00-0145)</small>		
22 07 19 00-0147	LF		1/2" Diameter Pipe, 1" Thick Foamglas Insulation <i>For Work In Restricted Working Space, Add</i>	16.99 4.26	4.69
22 07 19 00-0148	LF		3/4" Diameter Pipe, 1" Thick Foamglas Insulation <i>For Work In Restricted Working Space, Add</i>	17.70 4.26	4.69
22 07 19 00-0149	LF		1" Diameter Pipe, 1" Thick Foamglas Insulation <i>For Work In Restricted Working Space, Add</i>	18.62 4.32	4.76
22 07 19 00-0150	LF		1-1/4" Diameter Pipe, 1" Thick Foamglas Insulation <i>For Work In Restricted Working Space, Add</i>	19.06 4.38	4.82
22 07 19 00-0151	LF		1-1/2" Diameter Pipe, 1" Thick Foamglas Insulation <i>For Work In Restricted Working Space, Add</i>	19.74 4.45	4.89
22 07 19 00-0152	LF		2" Diameter Pipe, 1" Thick Foamglas Insulation <i>For Work In Restricted Working Space, Add</i>	21.06 4.57	5.02
22 07 19 00-0153	LF		2-1/2" Diameter Pipe, 1" Thick Foamglas Insulation <i>For Work In Restricted Working Space, Add</i>	22.70 4.76	5.23
22 07 19 00-0154	LF		3" Diameter Pipe, 1" Thick Foamglas Insulation <i>For Work In Restricted Working Space, Add</i>	24.50 4.88	5.36
22 07 19 00-0155	LF		4" Diameter Pipe, 1" Thick Foamglas Insulation <i>For Work In Restricted Working Space, Add</i>	28.34 5.25	5.77
22 07 19 00-0156	LF		6" Diameter Pipe, 1" Thick Foamglas Insulation <i>For Work In Restricted Working Space, Add</i>	36.13 5.92	6.51
22 07 19 00-0157			1-1/2" Thick Foamglas Pipe Insulation <small>(22 07 19 00-0145)</small>		
22 07 19 00-0158	LF		1/2" Diameter Pipe, 1-1/2" Thick Foamglas Insulation <i>For Work In Restricted Working Space, Add</i>	20.16 4.57	5.19
22 07 19 00-0159	LF		3/4" Diameter Pipe, 1-1/2" Thick Foamglas Insulation <i>For Work In Restricted Working Space, Add</i>	20.61 4.57	5.19
22 07 19 00-0160	LF		1" Diameter Pipe, 1-1/2" Thick Foamglas Insulation <i>For Work In Restricted Working Space, Add</i>	21.26 4.63	5.26
22 07 19 00-0161	LF		1-1/4" Diameter Pipe, 1-1/2" Thick Foamglas Insulation <i>For Work In Restricted Working Space, Add</i>	21.79 4.69	5.33
22 07 19 00-0162	LF		1-1/2" Diameter Pipe, 1-1/2" Thick Foamglas Insulation <i>For Work In Restricted Working Space, Add</i>	22.28 4.76	5.40
22 07 19 00-0163	LF		2" Diameter Pipe, 1-1/2" Thick Foamglas Insulation <i>For Work In Restricted Working Space, Add</i>	24.18 4.91	5.58
22 07 19 00-0164	LF		2-1/2" Diameter Pipe, 1-1/2" Thick Foamglas Insulation <i>For Work In Restricted Working Space, Add</i>	27.42 5.10	5.79
22 07 19 00-0165	LF		3" Diameter Pipe, 1-1/2" Thick Foamglas Insulation <i>For Work In Restricted Working Space, Add</i>	30.31 5.25	5.97
22 07 19 00-0166	LF		4" Diameter Pipe, 1-1/2" Thick Foamglas Insulation <i>For Work In Restricted Working Space, Add</i>	34.36 5.59	6.35
22 07 19 00-0167	LF		6" Diameter Pipe, 1-1/2" Thick Foamglas Insulation <i>For Work In Restricted Working Space, Add</i>	40.48 6.33	7.19
22 07 19 00-0168	LF		8" Diameter Pipe, 1-1/2" Thick Foamglas Insulation <i>For Work In Restricted Working Space, Add</i>	45.27 7.06	8.02
22 07 19 00-0169	LF		10" Diameter Pipe, 1-1/2" Thick Foamglas Insulation <i>For Work In Restricted Working Space, Add</i>	54.97 8.14	9.25
22 07 19 00-0170	LF		12" Diameter Pipe, 1-1/2" Thick Foamglas Insulation <i>For Work In Restricted Working Space, Add</i>	65.18 10.11	11.49
22 07 19 00-0171	LF		14" Diameter Pipe, 1-1/2" Thick Foamglas Insulation <i>For Work In Restricted Working Space, Add</i>	72.45 10.99	12.09
22 07 19 00-0172	LF		16" Diameter Pipe, 1-1/2" Thick Foamglas Insulation <i>For Work In Restricted Working Space, Add</i>	79.74 12.28	13.50
22 07 19 00-0173	LF		18" Diameter Pipe, 1-1/2" Thick Foamglas Insulation <i>For Work In Restricted Working Space, Add</i>	90.31 14.52	15.97
22 07 19 00-0174	LF		20" Diameter Pipe, 1-1/2" Thick Foamglas Insulation <i>For Work In Restricted Working Space, Add</i>	100.90 16.08	17.69
22 07 19 00-0175	LF		24" Diameter Pipe, 1-1/2" Thick Fiberglass Insulation <i>For Work In Restricted Working Space, Add</i>	126.23 17.81	19.59
22 07 19 00-0176			2" Thick Foamglas Pipe Insulation <small>(22 07 19 00-0145)</small>		
22 07 19 00-0177	LF		1/2" Diameter Pipe, 2" Thick Foamglas Insulation <i>For Work In Restricted Working Space, Add</i>	22.70 4.88	5.36
22 07 19 00-0178	LF		3/4" Diameter Pipe, 2" Thick Foamglas Insulation <i>For Work In Restricted Working Space, Add</i>	23.39 4.88	5.36
22 07 19 00-0179	LF		1" Diameter Pipe, 2" Thick Foamglas Insulation <i>For Work In Restricted Working Space, Add</i>	24.28 4.94	5.42



MINOR	CSI	UOM	DESCRIPTION	TOTAL DIRECT UNIT COST	DEMOLITION UNIT COST
22 07 19 00-0180	LF		1-1/4" Diameter Pipe, 2" Thick Foamglas Insulation <i>For Work In Restricted Working Space, Add</i>	25.57 5.00	5.51
22 07 19 00-0181	LF		1-1/2" Diameter Pipe, 2" Thick Foamglas Insulation <i>For Work In Restricted Working Space, Add</i>	26.89 5.06	5.57
22 07 19 00-0182	LF		2" Diameter Pipe, 2" Thick Foamglas Insulation <i>For Work In Restricted Working Space, Add</i>	30.10 5.25	5.77
22 07 19 00-0183	LF		2-1/2" Diameter Pipe, 2" Thick Foamglas Insulation <i>For Work In Restricted Working Space, Add</i>	31.58 5.44	5.98
22 07 19 00-0184	LF		3" Diameter Pipe, 2" Thick Foamglas Insulation <i>For Work In Restricted Working Space, Add</i>	33.91 5.62	6.17
22 07 19 00-0185	LF		4" Diameter Pipe, 2" Thick Foamglas Insulation <i>For Work In Restricted Working Space, Add</i>	38.22 5.93	6.52
22 07 19 00-0186	LF		6" Diameter Pipe, 2" Thick Foamglas Insulation <i>For Work In Restricted Working Space, Add</i>	45.76 6.73	7.40
22 07 19 00-0187	LF		8" Diameter Pipe, 2" Thick Foamglas Insulation <i>For Work In Restricted Working Space, Add</i>	50.95 7.51	8.26
22 07 19 00-0188	LF		10" Diameter Pipe, 2" Thick Foamglas Insulation <i>For Work In Restricted Working Space, Add</i>	62.07 8.66	9.52
22 07 19 00-0189	LF		12" Diameter Pipe, 2" Thick Foamglas Insulation <i>For Work In Restricted Working Space, Add</i>	76.88 10.76	11.84
22 07 19 00-0190	LF		14" Diameter Pipe, 2" Thick Foamglas Insulation <i>For Work In Restricted Working Space, Add</i>	82.10 11.74	12.92
22 07 19 00-0191	LF		16" Diameter Pipe, 2" Thick Foamglas Insulation <i>For Work In Restricted Working Space, Add</i>	96.91 15.01	16.51
22 07 19 00-0192	LF		18" Diameter Pipe, 2" Thick Foamglas Insulation <i>For Work In Restricted Working Space, Add</i>	105.74 15.76	17.33
22 07 19 00-0193	LF		20" Diameter Pipe, 2" Thick Foamglas Insulation <i>For Work In Restricted Working Space, Add</i>	116.89 18.01	19.81
22 07 19 00-0194	LF		24" Diameter Pipe, 2" Thick Foamglas Insulation <i>For Work In Restricted Working Space, Add</i>	146.74 21.77	23.94
22 07 19 00-0195			2-1/2" Thick Foamglas Pipe Insulation (22 07 19 00-0145)		
22 07 19 00-0196	LF		1/2" Diameter Pipe, 2-1/2" Thick Foamglas Insulation <i>For Work In Restricted Working Space, Add</i>	27.65 5.29	5.82
22 07 19 00-0197	LF		3/4" Diameter Pipe, 2-1/2" Thick Foamglas Insulation <i>For Work In Restricted Working Space, Add</i>	28.82 5.29	5.81
22 07 19 00-0198	LF		1" Diameter Pipe, 2-1/2" Thick Foamglas Insulation <i>For Work In Restricted Working Space, Add</i>	30.31 5.38	5.91
22 07 19 00-0199	LF		1-1/4" Diameter Pipe, 2-1/2" Thick Foamglas Insulation <i>For Work In Restricted Working Space, Add</i>	31.62 5.41	5.96
22 07 19 00-0200	LF		1-1/2" Diameter Pipe, 2-1/2" Thick Foamglas Insulation <i>For Work In Restricted Working Space, Add</i>	32.95 5.45	6.00
22 07 19 00-0201	LF		2" Diameter Pipe, 2-1/2" Thick Foamglas Insulation <i>For Work In Restricted Working Space, Add</i>	35.35 5.68	6.24
22 07 19 00-0202	LF		2-1/2" Diameter Pipe, 2-1/2" Thick Foamglas Insulation <i>For Work In Restricted Working Space, Add</i>	37.63 5.87	6.46
22 07 19 00-0203	LF		3" Diameter Pipe, 2-1/2" Thick Foamglas Insulation <i>For Work In Restricted Working Space, Add</i>	40.92 6.08	6.69
22 07 19 00-0204	LF		4" Diameter Pipe, 2-1/2" Thick Foamglas Insulation <i>For Work In Restricted Working Space, Add</i>	45.91 6.41	7.05
22 07 19 00-0205	LF		6" Diameter Pipe, 2-1/2" Thick Foamglas Insulation <i>For Work In Restricted Working Space, Add</i>	54.96 7.29	8.02
22 07 19 00-0206	LF		8" Diameter Pipe, 2-1/2" Thick Foamglas Insulation <i>For Work In Restricted Working Space, Add</i>	61.23 8.13	8.94
22 07 19 00-0207	LF		10" Diameter Pipe, 2-1/2" Thick Foamglas Insulation <i>For Work In Restricted Working Space, Add</i>	69.86 9.37	10.30
22 07 19 00-0208	LF		12" Diameter Pipe, 2-1/2" Thick Foamglas Insulation <i>For Work In Restricted Working Space, Add</i>	86.98 11.65	12.82
22 07 19 00-0209	LF		14" Diameter Pipe, 2-1/2" Thick Foamglas Insulation <i>For Work In Restricted Working Space, Add</i>	90.62 12.72	13.99
22 07 19 00-0210	LF		16" Diameter Pipe, 2-1/2" Thick Foamglas Insulation <i>For Work In Restricted Working Space, Add</i>	106.65 16.25	17.88
22 07 19 00-0211	LF		18" Diameter Pipe, 2-1/2" Thick Foamglas Insulation <i>For Work In Restricted Working Space, Add</i>	116.06 17.06	18.76
22 07 19 00-0212	LF		20" Diameter Pipe, 2-1/2" Thick Foamglas Insulation <i>For Work In Restricted Working Space, Add</i>	133.46 19.50	21.45
22 07 19 00-0213	LF		24" Diameter Pipe, 2-1/2" Thick Foamglas Insulation <i>For Work In Restricted Working Space, Add</i>	167.28 23.56	25.92
22 07 19 00-0214			3" Thick Foamglas Pipe Insulation (22 07 19 00-0145)		
22 07 19 00-0215	LF		1/2" Diameter Pipe, 3" Thick Foamglas Insulation <i>For Work In Restricted Working Space, Add</i>	33.52 5.63	6.18
22 07 19 00-0216	LF		3/4" Diameter Pipe, 3" Thick Foamglas Insulation <i>For Work In Restricted Working Space, Add</i>	34.23 5.63	6.18
22 07 19 00-0217	LF		1" Diameter Pipe, 3" Thick Foamglas Insulation <i>For Work In Restricted Working Space, Add</i>	35.26 5.72	6.29
22 07 19 00-0218	LF		1-1/4" Diameter Pipe, 3" Thick Foamglas Insulation <i>For Work In Restricted Working Space, Add</i>	36.10 5.76	6.33
22 07 19 00-0219	LF		1-1/2" Diameter Pipe, 3" Thick Foamglas Insulation <i>For Work In Restricted Working Space, Add</i>	36.98 5.80	6.38
22 07 19 00-0220	LF		2" Diameter Pipe, 3" Thick Foamglas Insulation <i>For Work In Restricted Working Space, Add</i>	39.78 6.05	6.64

22 Plumbing**22 07 Plumbing Insulation****22 07 19 Plumbing Piping Insulation**
 MINOR
 CSI UOM DESCRIPTION

 TOTAL DIRECT DEMOLITION
 UNIT COST UNIT COST

22 07 19 00-0221	LF	2-1/2" Diameter Pipe, 3" Thick Foamglas Insulation	42.46	6.88
		<i>For Work In Restricted Working Space, Add</i>	6.25	
22 07 19 00-0222	LF	3" Diameter Pipe, 3" Thick Foamglas Insulation	48.36	7.12
		<i>For Work In Restricted Working Space, Add</i>	6.47	
22 07 19 00-0223	LF	4" Diameter Pipe, 3" Thick Foamglas Insulation	55.29	7.50
		<i>For Work In Restricted Working Space, Add</i>	6.82	
22 07 19 00-0224	LF	6" Diameter Pipe, 3" Thick Foamglas Insulation	60.48	8.53
		<i>For Work In Restricted Working Space, Add</i>	7.75	
22 07 19 00-0225	LF	8" Diameter Pipe, 3" Thick Foamglas Insulation	68.34	9.51
		<i>For Work In Restricted Working Space, Add</i>	8.65	
22 07 19 00-0226	LF	10" Diameter Pipe, 3" Thick Foamglas Insulation	81.59	10.97
		<i>For Work In Restricted Working Space, Add</i>	9.97	
22 07 19 00-0227	LF	12" Diameter Pipe, 3" Thick Foamglas Insulation	94.61	13.63
		<i>For Work In Restricted Working Space, Add</i>	12.39	
22 07 19 00-0228	LF	14" Diameter Pipe, 3" Thick Foamglas Insulation	101.25	14.88
		<i>For Work In Restricted Working Space, Add</i>	13.52	
22 07 19 00-0229	LF	16" Diameter Pipe, 3" Thick Foamglas Insulation	120.66	19.02
		<i>For Work In Restricted Working Space, Add</i>	17.29	
22 07 19 00-0230	LF	18" Diameter Pipe, 3" Thick Foamglas Insulation	129.24	19.96
		<i>For Work In Restricted Working Space, Add</i>	18.15	
22 07 19 00-0231	LF	20" Diameter Pipe, 3" Thick Foamglas Insulation	151.55	22.82
		<i>For Work In Restricted Working Space, Add</i>	20.75	
22 07 19 00-0232	LF	24" Diameter Pipe, 3" Thick Foamglas Insulation	185.84	27.58
		<i>For Work In Restricted Working Space, Add</i>	25.07	

22 07 19 00-0233 3-1/2" Thick Foamglas Pipe Insulation (22 07 19 00-0145)

22 07 19 00-0234	LF	1/2" Diameter Pipe, 3-1/2" Thick Foamglas Insulation	40.38	7.50
		<i>For Work In Restricted Working Space, Add</i>	6.82	
22 07 19 00-0235	LF	3/4" Diameter Pipe, 3-1/2" Thick Foamglas Insulation	41.27	7.50
		<i>For Work In Restricted Working Space, Add</i>	6.82	
22 07 19 00-0236	LF	1" Diameter Pipe, 3-1/2" Thick Foamglas Insulation	42.31	7.55
		<i>For Work In Restricted Working Space, Add</i>	6.87	
22 07 19 00-0237	LF	1-1/4" Diameter Pipe, 3-1/2" Thick Foamglas Insulation	43.34	7.59
		<i>For Work In Restricted Working Space, Add</i>	6.91	
22 07 19 00-0238	LF	1-1/2" Diameter Pipe, 3-1/2" Thick Foamglas Insulation	44.53	7.69
		<i>For Work In Restricted Working Space, Add</i>	7.00	
22 07 19 00-0239	LF	2" Diameter Pipe, 3-1/2" Thick Foamglas Insulation	49.09	7.97
		<i>For Work In Restricted Working Space, Add</i>	7.24	
22 07 19 00-0240	LF	2-1/2" Diameter Pipe, 3-1/2" Thick Foamglas Insulation	53.70	8.24
		<i>For Work In Restricted Working Space, Add</i>	7.49	
22 07 19 00-0241	LF	3" Diameter Pipe, 3-1/2" Thick Foamglas Insulation	56.74	8.53
		<i>For Work In Restricted Working Space, Add</i>	7.75	
22 07 19 00-0242	LF	4" Diameter Pipe, 3-1/2" Thick Foamglas Insulation	60.80	9.01
		<i>For Work In Restricted Working Space, Add</i>	8.20	
22 07 19 00-0243	LF	6" Diameter Pipe, 3-1/2" Thick Foamglas Insulation	70.02	10.23
		<i>For Work In Restricted Working Space, Add</i>	9.31	
22 07 19 00-0244	LF	8" Diameter Pipe, 3-1/2" Thick Foamglas Insulation	79.66	11.40
		<i>For Work In Restricted Working Space, Add</i>	10.36	
22 07 19 00-0245	LF	10" Diameter Pipe, 3-1/2" Thick Foamglas Insulation	95.38	13.16
		<i>For Work In Restricted Working Space, Add</i>	11.96	
22 07 19 00-0246	LF	12" Diameter Pipe, 3-1/2" Thick Foamglas Insulation	112.54	16.35
		<i>For Work In Restricted Working Space, Add</i>	14.87	
22 07 19 00-0247	LF	14" Diameter Pipe, 3-1/2" Thick Foamglas Insulation	117.24	17.86
		<i>For Work In Restricted Working Space, Add</i>	16.23	
22 07 19 00-0248	LF	16" Diameter Pipe, 3-1/2" Thick Foamglas Insulation	140.24	22.82
		<i>For Work In Restricted Working Space, Add</i>	20.75	
22 07 19 00-0249	LF	18" Diameter Pipe, 3-1/2" Thick Foamglas Insulation	154.37	23.97
		<i>For Work In Restricted Working Space, Add</i>	21.78	
22 07 19 00-0250	LF	20" Diameter Pipe, 3-1/2" Thick Foamglas Insulation	175.73	27.41
		<i>For Work In Restricted Working Space, Add</i>	24.92	
22 07 19 00-0251	LF	24" Diameter Pipe, 3-1/2" Thick Foamglas Insulation	215.92	33.09
		<i>For Work In Restricted Working Space, Add</i>	30.08	

22 07 19 00-0252 4" Thick Foamglas Pipe Insulation (22 07 19 00-0145)

22 07 19 00-0253	LF	1/2" Diameter Pipe, 4" Thick Foamglas Insulation	49.14	9.22
		<i>For Work In Restricted Working Space, Add</i>	8.38	
22 07 19 00-0254	LF	3/4" Diameter Pipe, 4" Thick Foamglas Insulation	50.29	9.22
		<i>For Work In Restricted Working Space, Add</i>	8.38	
22 07 19 00-0255	LF	1" Diameter Pipe, 4" Thick Foamglas Insulation	51.92	9.38
		<i>For Work In Restricted Working Space, Add</i>	8.53	
22 07 19 00-0256	LF	1-1/4" Diameter Pipe, 4" Thick Foamglas Insulation	53.40	9.49
		<i>For Work In Restricted Working Space, Add</i>	8.63	
22 07 19 00-0257	LF	1-1/2" Diameter Pipe, 4" Thick Foamglas Insulation	55.46	9.79
		<i>For Work In Restricted Working Space, Add</i>	8.90	
22 07 19 00-0258	LF	2" Diameter Pipe, 4" Thick Foamglas Insulation	60.02	10.08
		<i>For Work In Restricted Working Space, Add</i>	9.17	
22 07 19 00-0259	LF	2-1/2" Diameter Pipe, 4" Thick Foamglas Insulation	64.12	10.24
		<i>For Work In Restricted Working Space, Add</i>	9.32	
22 07 19 00-0260	LF	3" Diameter Pipe, 4" Thick Foamglas Insulation	67.34	10.63
		<i>For Work In Restricted Working Space, Add</i>	9.66	
22 07 19 00-0261	LF	4" Diameter Pipe, 4" Thick Foamglas Insulation	73.55	11.85
		<i>For Work In Restricted Working Space, Add</i>	10.77	



MINOR	CSI	UOM	DESCRIPTION	TOTAL DIRECT UNIT COST	DEMOLITION UNIT COST
22 07 19 00-0262	LF		6" Diameter Pipe, 4" Thick Foamglas Insulation <i>For Work In Restricted Working Space, Add</i>	85.30 11.57	12.71
22 07 19 00-0263	LF		8" Diameter Pipe, 4" Thick Foamglas Insulation <i>For Work In Restricted Working Space, Add</i>	96.43 12.54	13.79
22 07 19 00-0264	LF		10" Diameter Pipe, 4" Thick Foamglas Insulation <i>For Work In Restricted Working Space, Add</i>	110.31 14.90	16.39
22 07 19 00-0265	LF		12" Diameter Pipe, 4" Thick Foamglas Insulation <i>For Work In Restricted Working Space, Add</i>	128.60 18.50	20.35
22 07 19 00-0266	LF		14" Diameter Pipe, 4" Thick Foamglas Insulation <i>For Work In Restricted Working Space, Add</i>	139.81 20.21	22.22
22 07 19 00-0267	LF		16" Diameter Pipe, 4" Thick Foamglas Insulation <i>For Work In Restricted Working Space, Add</i>	165.49 25.84	28.42
22 07 19 00-0268	LF		18" Diameter Pipe, 4" Thick Foamglas Insulation <i>For Work In Restricted Working Space, Add</i>	184.53 27.08	29.79
22 07 19 00-0269	LF		20" Diameter Pipe, 4" Thick Foamglas Insulation <i>For Work In Restricted Working Space, Add</i>	206.70 30.99	34.09
22 07 19 00-0270	LF		24" Diameter Pipe, 4" Thick Foamglas Insulation <i>For Work In Restricted Working Space, Add</i>	262.64 37.44	41.19
22 07 19 00-0271			Polyisocyanurate Pipe Insulation (22 07 19) Note: Dow Trymer insulation with Saran vapor wrap. Excludes fittings (a location requiring purchase of an insulation fitting or cutting and fitting straight sections, excludes couplings, plugs, etc.). For fittings/valves up to 3" add 2 LF for each fitting/valve or 3 LF for each flanged/grooved joint. For fittings/valves >3" add 3 LF for each fitting/valve or 4 LF for each flanged/grooved joint.		
22 07 19 00-0272			1/2" Thick Polyisocyanurate Pipe Insulation (22 07 19 00-0271)		
22 07 19 00-0273	LF		1/2" Diameter Pipe, 1/2" Thick Polyisocyanurate Insulation	9.24	2.21
22 07 19 00-0274	LF		3/4" Diameter Pipe, 1/2" Thick Polyisocyanurate Insulation	10.32	2.31
22 07 19 00-0275	LF		1" Diameter Pipe, 1/2" Thick Polyisocyanurate Insulation	10.91	2.50
22 07 19 00-0276	LF		1-1/4" Diameter Pipe, 1/2" Thick Polyisocyanurate Insulation	11.51	2.59
22 07 19 00-0277	LF		1-1/2" Diameter Pipe, 1/2" Thick Polyisocyanurate Insulation	11.90	2.59
22 07 19 00-0278	LF		2" Diameter Pipe, 1/2" Thick Polyisocyanurate Insulation	12.61	2.69
22 07 19 00-0279	LF		2-1/2" Diameter Pipe, 1/2" Thick Polyisocyanurate Insulation	13.57	2.78
22 07 19 00-0280	LF		3" Diameter Pipe, 1/2" Thick Polyisocyanurate Insulation	14.50	2.97
22 07 19 00-0281	LF		4" Diameter Pipe, 1/2" Thick Polyisocyanurate Insulation	17.07	3.55
22 07 19 00-0282	LF		6" Diameter Pipe, 1/2" Thick Polyisocyanurate Insulation	20.59	4.03
22 07 19 00-0283	LF		8" Diameter Pipe, 1/2" Thick Polyisocyanurate Insulation	24.40	4.71
22 07 19 00-0284	LF		10" Diameter Pipe, 1/2" Thick Polyisocyanurate Insulation	27.65	5.09
22 07 19 00-0285	LF		12" Diameter Pipe, 1/2" Thick Polyisocyanurate Insulation	32.73	6.24
22 07 19 00-0286			1" Thick Polyisocyanurate Pipe Insulation (22 07 19 00-0271)		
22 07 19 00-0287	LF		1/2" Diameter Pipe, 1" Thick Polyisocyanurate Insulation	11.05	2.31
22 07 19 00-0288	LF		3/4" Diameter Pipe, 1" Thick Polyisocyanurate Insulation	12.59	2.50
22 07 19 00-0289	LF		1" Diameter Pipe, 1" Thick Polyisocyanurate Insulation	13.31	2.59
22 07 19 00-0290	LF		1-1/4" Diameter Pipe, 1" Thick Polyisocyanurate Insulation	14.08	2.69
22 07 19 00-0291	LF		1-1/2" Diameter Pipe, 1" Thick Polyisocyanurate Insulation	14.73	2.78
22 07 19 00-0292	LF		2" Diameter Pipe, 1" Thick Polyisocyanurate Insulation	15.67	2.78
22 07 19 00-0293	LF		2-1/2" Diameter Pipe, 1" Thick Polyisocyanurate Insulation	16.93	2.97
22 07 19 00-0294	LF		3" Diameter Pipe, 1" Thick Polyisocyanurate Insulation	18.24	3.17
22 07 19 00-0295	LF		4" Diameter Pipe, 1" Thick Polyisocyanurate Insulation	21.52	3.75
22 07 19 00-0296	LF		6" Diameter Pipe, 1" Thick Polyisocyanurate Insulation	27.26	4.71
22 07 19 00-0297	LF		8" Diameter Pipe, 1" Thick Polyisocyanurate Insulation	32.80	5.57
22 07 19 00-0298	LF		10" Diameter Pipe, 1" Thick Polyisocyanurate Insulation	37.66	6.24
22 07 19 00-0299	LF		12" Diameter Pipe, 1" Thick Polyisocyanurate Insulation	42.62	7.01
22 07 19 00-0300			1-1/2" Thick Polyisocyanurate Pipe Insulation (22 07 19 00-0271)		
22 07 19 00-0301	LF		3/4" Diameter Pipe, 1-1/2" Thick Polyisocyanurate Insulation	14.38	2.59
22 07 19 00-0302	LF		1" Diameter Pipe, 1-1/2" Thick Polyisocyanurate Insulation	15.23	2.69
22 07 19 00-0303	LF		1-1/4" Diameter Pipe, 1-1/2" Thick Polyisocyanurate Insulation	16.19	2.78
22 07 19 00-0304	LF		1-1/2" Diameter Pipe, 1-1/2" Thick Polyisocyanurate Insulation	16.96	2.88
22 07 19 00-0305	LF		2" Diameter Pipe, 1-1/2" Thick Polyisocyanurate Insulation	18.11	2.97
22 07 19 00-0306	LF		2-1/2" Diameter Pipe, 1-1/2" Thick Polyisocyanurate Insulation	19.68	3.17
22 07 19 00-0307	LF		3" Diameter Pipe, 1-1/2" Thick Polyisocyanurate Insulation	21.23	3.27
22 07 19 00-0308	LF		4" Diameter Pipe, 1-1/2" Thick Polyisocyanurate Insulation	25.09	4.03
22 07 19 00-0309	LF		6" Diameter Pipe, 1-1/2" Thick Polyisocyanurate Insulation	32.10	5.09
22 07 19 00-0310	LF		8" Diameter Pipe, 1-1/2" Thick Polyisocyanurate Insulation	39.03	6.24
22 07 19 00-0311	LF		10" Diameter Pipe, 1-1/2" Thick Polyisocyanurate Insulation	45.06	7.01
22 07 19 00-0312	LF		12" Diameter Pipe, 1-1/2" Thick Polyisocyanurate Insulation	49.92	7.49
22 07 19 00-0313			2" Thick Polyisocyanurate Pipe Insulation (22 07 19 00-0271)		
22 07 19 00-0314	LF		3/4" Diameter Pipe, 2" Thick Polyisocyanurate Insulation	18.92	2.69
22 07 19 00-0315	LF		1" Diameter Pipe, 2" Thick Polyisocyanurate Insulation	20.13	2.78
22 07 19 00-0316	LF		1-1/4" Diameter Pipe, 2" Thick Polyisocyanurate Insulation	21.21	2.97
22 07 19 00-0317	LF		1-1/2" Diameter Pipe, 2" Thick Polyisocyanurate Insulation	22.15	2.97
22 07 19 00-0318	LF		2" Diameter Pipe, 2" Thick Polyisocyanurate Insulation	23.00	3.17
22 07 19 00-0319	LF		2-1/2" Diameter Pipe, 2" Thick Polyisocyanurate Insulation	24.94	3.36
22 07 19 00-0320	LF		3" Diameter Pipe, 2" Thick Polyisocyanurate Insulation	26.28	3.55
22 07 19 00-0321	LF		4" Diameter Pipe, 2" Thick Polyisocyanurate Insulation	31.22	4.33



MINOR	CSI	UOM	DESCRIPTION	TOTAL DIRECT UNIT COST	DEMOLITION UNIT COST
22 07 19 00-0322	LF		6" Diameter Pipe, 2" Thick Polyisocyanurate Insulation.....	37.78	5.57
22 07 19 00-0323	LF		8" Diameter Pipe, 2" Thick Polyisocyanurate Insulation.....	49.63	7.01
22 07 19 00-0324	LF		10" Diameter Pipe, 2" Thick Polyisocyanurate Insulation.....	52.41	8.07
22 07 19 00-0325	LF		12" Diameter Pipe, 2" Thick Polyisocyanurate Insulation.....	57.17	8.64
22 07 19 00-0326			Flexible Polyethylene Tubing Closed Cell Foam Insulation <small>(22 07 19)</small> Note: UV resistant standard temperature (-90 Degree F To +212 Degree F). For elbow fittings/valves add 1 LF for each fitting/valve, for tee fittings add 2 LF for each fitting.		
22 07 19 00-0327			3/8" Wall Flexible Polyethylene Tubing Foam Insulation <small>(22 07 19 00-0326)</small>		
22 07 19 00-0328	LF		1/4" I.D. (3/8" O.D.) Diameter Pipe, 3/8" Wall Polyethylene Tubing Flexible Closed Cell Foam Insulation.....	6.25	2.87
			<i>For Work In Restricted Working Space, Add</i>	1.73	
22 07 19 00-0329	LF		3/8" I.D. (1/2" O.D.) Diameter Pipe, 3/8" Wall Polyethylene Tubing Flexible Closed Cell Foam Insulation.....	6.26	2.87
			<i>For Work In Restricted Working Space, Add</i>	1.73	
22 07 19 00-0330	LF		1/2" I.D. (5/8" O.D.) Diameter Pipe, 3/8" Wall Polyethylene Tubing Flexible Closed Cell Foam Insulation.....	6.53	2.97
			<i>For Work In Restricted Working Space, Add</i>	1.79	
22 07 19 00-0331	LF		3/4" I.D. (7/8" O.D.) Diameter Pipe, 3/8" Wall Polyethylene Tubing Flexible Closed Cell Foam Insulation.....	6.80	3.08
			<i>For Work In Restricted Working Space, Add</i>	1.85	
22 07 19 00-0332	LF		1" I.D. (1-1/8" O.D.) Diameter Pipe, 3/8" Wall Polyethylene Tubing Flexible Closed Cell Foam Insulation.....	7.08	3.14
			<i>For Work In Restricted Working Space, Add</i>	1.88	
22 07 19 00-0333	LF		1-1/4" I.D. (1-3/8" O.D.) Diameter Pipe, 3/8" Wall Polyethylene Tubing Flexible Closed Cell Foam Insulation.....	7.42	3.18
			<i>For Work In Restricted Working Space, Add</i>	1.91	
22 07 19 00-0334	LF		1-1/2" I.D. (1-5/8" O.D.) Diameter Pipe, 3/8" Wall Polyethylene Tubing Flexible Closed Cell Foam Insulation.....	7.55	3.18
			<i>For Work In Restricted Working Space, Add</i>	1.91	
22 07 19 00-0335	LF		2" I.D. (2-1/8" O.D.) Diameter Pipe, 3/8" Wall Polyethylene Tubing Flexible Closed Cell Foam Insulation.....	7.96	3.18
			<i>For Work In Restricted Working Space, Add</i>	1.92	
22 07 19 00-0336	LF		2-1/2" I.D. (2-5/8" O.D.) Diameter Pipe, 3/8" Wall Polyethylene Tubing Flexible Closed Cell Foam Insulation.....	8.72	3.28
			<i>For Work In Restricted Working Space, Add</i>	1.98	
22 07 19 00-0337	LF		3" I.D. (3-1/8" O.D.) Diameter Pipe, 3/8" Wall Polyethylene Tubing Flexible Closed Cell Foam Insulation.....	9.05	3.34
			<i>For Work In Restricted Working Space, Add</i>	2.01	
22 07 19 00-0338			1/2" Wall Flexible Polyethylene Tubing Foam Insulation <small>(22 07 19 00-0326)</small>		
22 07 19 00-0339	LF		1/4" I.D. (3/8" O.D.) Diameter Pipe, 1/2" Wall Polyethylene Tubing Flexible Closed Cell Foam Insulation.....	6.97	3.14
			<i>For Work In Restricted Working Space, Add</i>	1.88	
22 07 19 00-0340	LF		3/8" I.D. (1/2" O.D.) Diameter Pipe, 1/2" Wall Polyethylene Tubing Flexible Closed Cell Foam Insulation.....	7.06	3.14
			<i>For Work In Restricted Working Space, Add</i>	1.89	
22 07 19 00-0341	LF		1/2" I.D. (5/8" O.D.) Diameter Pipe, 1/2" Wall Polyethylene Tubing Flexible Closed Cell Foam Insulation.....	7.19	3.18
			<i>For Work In Restricted Working Space, Add</i>	1.91	
22 07 19 00-0342	LF		3/4" I.D. (7/8" O.D.) Diameter Pipe, 1/2" Wall Polyethylene Tubing Flexible Closed Cell Foam Insulation.....	7.35	3.20
			<i>For Work In Restricted Working Space, Add</i>	1.92	
22 07 19 00-0343	LF		1" I.D. (1-1/8" O.D.) Diameter Pipe, 1/2" Wall Polyethylene Tubing Flexible Closed Cell Foam Insulation.....	7.77	3.28
			<i>For Work In Restricted Working Space, Add</i>	1.97	
22 07 19 00-0344	LF		1-1/4" I.D. (1-3/8" O.D.) Diameter Pipe, 1/2" Wall Polyethylene Tubing Flexible Closed Cell Foam Insulation.....	8.12	3.34
			<i>For Work In Restricted Working Space, Add</i>	2.00	
22 07 19 00-0345	LF		1-1/2" I.D. (1-5/8" O.D.) Diameter Pipe, 1/2" Wall Polyethylene Tubing Flexible Closed Cell Foam Insulation.....	8.55	3.38
			<i>For Work In Restricted Working Space, Add</i>	2.03	
22 07 19 00-0346	LF		2" I.D. (2-1/8" O.D.) Diameter Pipe, 1/2" Wall Polyethylene Tubing Flexible Closed Cell Foam Insulation.....	9.05	3.43
			<i>For Work In Restricted Working Space, Add</i>	2.06	
22 07 19 00-0347	LF		2-1/2" I.D. (2-5/8" O.D.) Diameter Pipe, 1/2" Wall Polyethylene Tubing Flexible Closed Cell Foam Insulation.....	9.93	3.54
			<i>For Work In Restricted Working Space, Add</i>	2.12	
22 07 19 00-0348	LF		3" I.D. (3-1/8" O.D.) Diameter Pipe, 1/2" Wall Polyethylene Tubing Flexible Closed Cell Foam Insulation.....	10.88	3.58
			<i>For Work In Restricted Working Space, Add</i>	2.15	
22 07 19 00-0349	LF		3-1/2" I.D. (3-5/8" O.D.) Diameter Pipe, 1/2" Wall Polyethylene Tubing Flexible Closed Cell Foam Insulation.....	11.76	3.63
			<i>For Work In Restricted Working Space, Add</i>	2.18	
22 07 19 00-0350	LF		4" I.D. (4-1/8" O.D.) Diameter Pipe, 1/2" Wall Polyethylene Tubing Flexible Closed Cell Foam Insulation.....	12.29	3.68
			<i>For Work In Restricted Working Space, Add</i>	2.21	
22 07 19 00-0351			3/4" Wall Flexible Polyethylene Tubing Foam Insulation <small>(22 07 19 00-0326)</small>		
22 07 19 00-0352	LF		1/4" I.D. (3/8" O.D.) Diameter Pipe, 3/4" Wall Polyethylene Tubing Flexible Closed Cell Foam Insulation.....	7.83	3.38
			<i>For Work In Restricted Working Space, Add</i>	2.03	
22 07 19 00-0353	LF		3/8" I.D. (1/2" O.D.) Diameter Pipe, 3/4" Wall Polyethylene Tubing Flexible Closed Cell Foam Insulation.....	7.92	3.43
			<i>For Work In Restricted Working Space, Add</i>	2.06	
22 07 19 00-0354	LF		1/2" I.D. (5/8" O.D.) Diameter Pipe, 3/4" Wall Polyethylene Tubing Flexible Closed Cell Foam Insulation.....	8.50	3.54
			<i>For Work In Restricted Working Space, Add</i>	2.12	
22 07 19 00-0355	LF		3/4" I.D. (7/8" O.D.) Diameter Pipe, 3/4" Wall Polyethylene Tubing Flexible Closed Cell Foam Insulation.....	8.76	3.58
			<i>For Work In Restricted Working Space, Add</i>	2.15	
22 07 19 00-0356	LF		1" I.D. (1-1/8" O.D.) Diameter Pipe, 3/4" Wall Polyethylene Tubing Flexible Closed Cell Foam Insulation.....	9.49	3.68
			<i>For Work In Restricted Working Space, Add</i>	2.21	
22 07 19 00-0357	LF		1-1/4" I.D. (1-3/8" O.D.) Diameter Pipe, 3/4" Wall Polyethylene Tubing Flexible Closed Cell Foam Insulation.....	10.26	3.74
			<i>For Work In Restricted Working Space, Add</i>	2.24	
22 07 19 00-0358	LF		1-1/2" I.D. (1-5/8" O.D.) Diameter Pipe, 3/4" Wall Polyethylene Tubing Flexible Closed Cell Foam Insulation.....	10.61	3.75
			<i>For Work In Restricted Working Space, Add</i>	2.25	
22 07 19 00-0359	LF		2" I.D. (2-1/8" O.D.) Diameter Pipe, 3/4" Wall Polyethylene Tubing Flexible Closed Cell Foam Insulation.....	12.07	3.78
			<i>For Work In Restricted Working Space, Add</i>	2.27	
22 07 19 00-0360	LF		2-1/2" I.D. (2-5/8" O.D.) Diameter Pipe, 3/4" Wall Polyethylene Tubing Flexible Closed Cell Foam Insulation.....	14.05	3.88
			<i>For Work In Restricted Working Space, Add</i>	2.33	
22 07 19 00-0361	LF		3" I.D. (3-1/8" O.D.) Diameter Pipe, 3/4" Wall Polyethylene Tubing Flexible Closed Cell Foam Insulation.....	14.14	3.94
			<i>For Work In Restricted Working Space, Add</i>	2.36	
22 07 19 00-0362	LF		3-1/2" I.D. (3-5/8" O.D.) Diameter Pipe, 3/4" Wall Polyethylene Tubing Flexible Closed Cell Foam Insulation.....	15.58	3.98
			<i>For Work In Restricted Working Space, Add</i>	2.39	



MINOR CSI UOM DESCRIPTION	TOTAL DIRECT UNIT COST	DEMOLITION UNIT COST
22 07 19 00-0363 LF 4" I.D. (4-1/8" O.D.) Diameter Pipe, 3/4" Wall Polyethylene Tubing Flexible Closed Cell Foam Insulation..... <i>For Work In Restricted Working Space, Add</i>	16.16 2.42	4.03
22 07 19 00-0364 1" Wall Flexible Polyethylene Tubing Foam Insulation (22 07 19 00-0326)		
22 07 19 00-0365 LF 1/4" I.D. (3/8" O.D.) Diameter Pipe, 1" Wall Polyethylene Tubing Flexible Closed Cell Foam Insulation..... <i>For Work In Restricted Working Space, Add</i>	8.97 2.24	3.74
22 07 19 00-0366 LF 3/8" I.D. (1/2" O.D.) Diameter Pipe, 1" Wall Polyethylene Tubing Flexible Closed Cell Foam Insulation..... <i>For Work In Restricted Working Space, Add</i>	9.23 2.27	3.78
22 07 19 00-0367 LF 1/2" I.D. (5/8" O.D.) Diameter Pipe, 1" Wall Polyethylene Tubing Flexible Closed Cell Foam Insulation..... <i>For Work In Restricted Working Space, Add</i>	10.08 2.33	3.88
22 07 19 00-0368 LF 3/4" I.D. (7/8" O.D.) Diameter Pipe, 1" Wall Polyethylene Tubing Flexible Closed Cell Foam Insulation..... <i>For Work In Restricted Working Space, Add</i>	10.32 2.36	3.94
22 07 19 00-0369 LF 1" I.D. (1-1/8" O.D.) Diameter Pipe, 1" Wall Polyethylene Tubing Flexible Closed Cell Foam Insulation..... <i>For Work In Restricted Working Space, Add</i>	11.62 2.42	4.03
22 07 19 00-0370 LF 1-1/4" I.D. (1-3/8" O.D.) Diameter Pipe, 1" Wall Polyethylene Tubing Flexible Closed Cell Foam Insulation..... <i>For Work In Restricted Working Space, Add</i>	12.24 2.48	4.14
22 07 19 00-0371 LF 1-1/2" I.D. (1-5/8" O.D.) Diameter Pipe, 1" Wall Polyethylene Tubing Flexible Closed Cell Foam Insulation..... <i>For Work In Restricted Working Space, Add</i>	12.49 2.51	4.18
22 07 19 00-0372 LF 2" I.D. (2-1/8" O.D.) Diameter Pipe, 1" Wall Polyethylene Tubing Flexible Closed Cell Foam Insulation..... <i>For Work In Restricted Working Space, Add</i>	13.76 2.54	4.23
22 07 19 00-0373 LF 2-1/2" I.D. (2-5/8" O.D.) Diameter Pipe, 1" Wall Polyethylene Tubing Flexible Closed Cell Foam Insulation..... <i>For Work In Restricted Working Space, Add</i>	14.64 2.60	4.35
22 07 19 00-0374 LF 3" I.D. (3-1/8" O.D.) Diameter Pipe, 1" Wall Polyethylene Tubing Flexible Closed Cell Foam Insulation..... <i>For Work In Restricted Working Space, Add</i>	15.43 2.63	4.39
22 07 19 00-0375 Flexible Elastomeric Tubing Closed Cell Foam Insulation (22 07 19 00-0375)		
Note: For elbow fittings/valves add 1 LF for each fitting/valve, for tee fittings add 2 LF for each fitting.		
22 07 19 00-0376 3/8" Wall Flexible Elastomeric Tubing Foam Insulation (22 07 19 00-0375)		
22 07 19 00-0377 LF 1/4" I.D. (3/8" O.D.) Diameter Pipe, 3/8" Wall Flexible Elastomeric Tubing Closed Cell Foam Insulation..... <i>For Work In Restricted Working Space, Add</i>	6.52 1.73	2.87
22 07 19 00-0378 LF 3/8" I.D. (1/2" O.D.) Diameter Pipe, 3/8" Wall Flexible Elastomeric Tubing Closed Cell Foam Insulation..... <i>For Work In Restricted Working Space, Add</i>	6.65 1.73	2.87
22 07 19 00-0379 LF 1/2" I.D. (5/8" O.D.) Diameter Pipe, 3/8" Wall Flexible Elastomeric Tubing Closed Cell Foam Insulation..... <i>For Work In Restricted Working Space, Add</i>	6.92 1.79	2.97
22 07 19 00-0380 LF 5/8" I.D. (3/4" O.D.) Diameter Pipe, 3/8" Wall Flexible Elastomeric Tubing Closed Cell Foam Insulation..... <i>For Work In Restricted Working Space, Add</i>	7.08 1.82	3.02
22 07 19 00-0381 LF 3/4" I.D. (7/8" O.D.) Diameter Pipe, 3/8" Wall Flexible Elastomeric Tubing Closed Cell Foam Insulation..... <i>For Work In Restricted Working Space, Add</i>	7.26 1.85	3.08
22 07 19 00-0382 LF 1" I.D. (1-1/8" O.D.) Diameter Pipe, 3/8" Wall Flexible Elastomeric Tubing Closed Cell Foam Insulation..... <i>For Work In Restricted Working Space, Add</i>	7.50 1.88	3.14
22 07 19 00-0383 LF 1-1/4" I.D. (1-3/8" O.D.) Diameter Pipe, 3/8" Wall Flexible Elastomeric Tubing Closed Cell Foam Insulation..... <i>For Work In Restricted Working Space, Add</i>	7.72 1.91	3.18
22 07 19 00-0384 LF 1-1/2" I.D. (1-5/8" O.D.) Diameter Pipe, 3/8" Wall Flexible Elastomeric Tubing Closed Cell Foam Insulation..... <i>For Work In Restricted Working Space, Add</i>	7.94 1.91	3.18
22 07 19 00-0385 LF 1-1/2" IPS (1-7/8" O.D.) Diameter Pipe, 3/8" Wall Flexible Elastomeric Tubing Closed Cell Foam Insulation..... <i>For Work In Restricted Working Space, Add</i>	8.14 1.92	3.18
22 07 19 00-0386 LF 2" I.D. (2-1/8" O.D.) Diameter Pipe, 3/8" Wall Flexible Elastomeric Tubing Closed Cell Foam Insulation..... <i>For Work In Restricted Working Space, Add</i>	8.35 1.94	3.23
22 07 19 00-0387 LF 2" IPS (2-3/8" O.D.) Diameter Pipe, 3/8" Wall Flexible Elastomeric Tubing Closed Cell Foam Insulation..... <i>For Work In Restricted Working Space, Add</i>	8.64 1.97	3.28
22 07 19 00-0388 LF 2-1/2" I.D. (2-5/8" O.D.) Diameter Pipe, 3/8" Wall Flexible Elastomeric Tubing Closed Cell Foam Insulation..... <i>For Work In Restricted Working Space, Add</i>	8.89 1.98	3.28
22 07 19 00-0389 LF 2-1/2" IPS (2-7/8" O.D.) Diameter Pipe, 3/8" Wall Flexible Elastomeric Tubing Closed Cell Foam Insulation..... <i>For Work In Restricted Working Space, Add</i>	9.07 2.00	3.34
22 07 19 00-0390 LF 3" I.D. (3-1/8" O.D.) Diameter Pipe, 3/8" Wall Flexible Elastomeric Tubing Closed Cell Foam Insulation..... <i>For Work In Restricted Working Space, Add</i>	9.34 2.01	3.34
22 07 19 00-0391 LF 3-1/2" I.D. (3-5/8" O.D.) Diameter Pipe, 3/8" Wall Flexible Elastomeric Tubing Closed Cell Foam Insulation..... <i>For Work In Restricted Working Space, Add</i>	9.92 2.03	3.38
22 07 19 00-0392 LF 4" I.D. (4-1/8" O.D.) Diameter Pipe, 3/8" Wall Flexible Elastomeric Tubing Closed Cell Foam Insulation..... <i>For Work In Restricted Working Space, Add</i>	10.58 2.06	3.43
22 07 19 00-0393 LF 4" IPS (4-1/2" O.D.) Diameter Pipe, 3/8" Wall Flexible Elastomeric Tubing Closed Cell Foam Insulation..... <i>For Work In Restricted Working Space, Add</i>	11.33 2.07	3.45
22 07 19 00-0394 1/2" Wall Flexible Elastomeric Tubing Foam Insulation (22 07 19 00-0375)		
22 07 19 00-0395 LF 1/4" I.D. (3/8" O.D.) Diameter Pipe, 1/2" Wall Flexible Elastomeric Tubing Closed Cell Foam Insulation..... <i>For Work In Restricted Working Space, Add</i>	7.41 1.88	3.14
22 07 19 00-0396 LF 3/8" I.D. (1/2" O.D.) Diameter Pipe, 1/2" Wall Flexible Elastomeric Tubing Closed Cell Foam Insulation..... <i>For Work In Restricted Working Space, Add</i>	7.52 1.89	3.14
22 07 19 00-0397 LF 1/2" I.D. (5/8" O.D.) Diameter Pipe, 1/2" Wall Flexible Elastomeric Tubing Closed Cell Foam Insulation..... <i>For Work In Restricted Working Space, Add</i>	7.64 1.91	3.18
22 07 19 00-0398 LF 5/8" I.D. (3/4" O.D.) Diameter Pipe, 1/2" Wall Flexible Elastomeric Tubing Closed Cell Foam Insulation..... <i>For Work In Restricted Working Space, Add</i>	7.82 1.91	3.18
22 07 19 00-0399 LF 3/4" I.D. (7/8" O.D.) Diameter Pipe, 1/2" Wall Flexible Elastomeric Tubing Closed Cell Foam Insulation..... <i>For Work In Restricted Working Space, Add</i>	7.97 1.92	3.18
22 07 19 00-0400 LF 1" I.D. (1-1/8" O.D.) Diameter Pipe, 1/2" Wall Flexible Elastomeric Tubing Closed Cell Foam Insulation..... <i>For Work In Restricted Working Space, Add</i>	8.32 1.97	3.28
22 07 19 00-0401 LF 1-1/4" I.D. (1-3/8" O.D.) Diameter Pipe, 1/2" Wall Flexible Elastomeric Tubing Closed Cell Foam Insulation..... <i>For Work In Restricted Working Space, Add</i>	8.65 2.00	3.34
22 07 19 00-0402 LF 1-1/2" I.D. (1-5/8" O.D.) Diameter Pipe, 1/2" Wall Flexible Elastomeric Tubing Closed Cell Foam Insulation..... <i>For Work In Restricted Working Space, Add</i>	8.95 2.03	3.38



MINOR	CSI	UOM	DESCRIPTION	TOTAL DIRECT UNIT COST	DEMOLITION UNIT COST
22 07 19 00-0403	LF		1-1/2" IPS (1-7/8" O.D.) Diameter Pipe, 1/2" Wall Flexible Elastomeric Tubing Closed Cell Foam Insulation <i>For Work In Restricted Working Space, Add</i>	9.26 2.04	3.41
22 07 19 00-0404	LF		2" I.D. (2-1/8" O.D.) Diameter Pipe, 1/2" Wall Flexible Elastomeric Tubing Closed Cell Foam Insulation <i>For Work In Restricted Working Space, Add</i>	9.51 2.06	3.43
22 07 19 00-0405	LF		2" IPS (2-3/8" O.D.) Diameter Pipe, 1/2" Wall Flexible Elastomeric Tubing Closed Cell Foam Insulation <i>For Work In Restricted Working Space, Add</i>	10.48 2.09	3.49
22 07 19 00-0406	LF		2-1/2" I.D. (2-5/8" O.D.) Diameter Pipe, 1/2" Wall Flexible Elastomeric Tubing Closed Cell Foam Insulation <i>For Work In Restricted Working Space, Add</i>	11.04 2.12	3.54
22 07 19 00-0407	LF		2-1/2" IPS (2-7/8" O.D.) Diameter Pipe, 1/2" Wall Flexible Elastomeric Tubing Closed Cell Foam Insulation <i>For Work In Restricted Working Space, Add</i>	11.48 2.14	3.56
22 07 19 00-0408	LF		3" I.D. (3-1/8" O.D.) Diameter Pipe, 1/2" Wall Flexible Elastomeric Tubing Closed Cell Foam Insulation <i>For Work In Restricted Working Space, Add</i>	11.85 2.15	3.58
22 07 19 00-0409	LF		3" IPS (3-1/2" O.D.) Diameter Pipe, 1/2" Wall Flexible Elastomeric Tubing Closed Cell Foam Insulation <i>For Work In Restricted Working Space, Add</i>	12.11 2.16	3.61
22 07 19 00-0410	LF		3-1/2" I.D. (3-5/8" O.D.) Diameter Pipe, 1/2" Wall Flexible Elastomeric Tubing Closed Cell Foam Insulation <i>For Work In Restricted Working Space, Add</i>	12.33 2.18	3.63
22 07 19 00-0411	LF		4" I.D. (4-1/8" O.D.) Diameter Pipe, 1/2" Wall Flexible Elastomeric Tubing Closed Cell Foam Insulation <i>For Work In Restricted Working Space, Add</i>	13.45 2.21	3.68
22 07 19 00-0412	LF		4" IPS (4-1/2" O.D.) Diameter Pipe, 1/2" Wall Flexible Elastomeric Tubing Closed Cell Foam Insulation <i>For Work In Restricted Working Space, Add</i>	13.70 2.22	3.71
22 07 19 00-0413	LF		5" I.D. (5-9/16" O.D.) Diameter Pipe, 1/2" Wall Flexible Elastomeric Tubing Closed Cell Foam Insulation <i>For Work In Restricted Working Space, Add</i>	14.79 2.24	3.74
22 07 19 00-0414	LF		6" IPS (6-5/8" O.D.) Diameter Pipe, 1/2" Wall Flexible Elastomeric Tubing Closed Cell Foam Insulation <i>For Work In Restricted Working Space, Add</i>	16.05 2.30	3.83
22 07 19 00-0415	LF		8" IPS (8-5/8" O.D.) Diameter Pipe, 1/2" Wall Flexible Elastomeric Tubing Closed Cell Foam Insulation <i>For Work In Restricted Working Space, Add</i>	17.46 2.36	3.94
22 07 19 00-0416 3/4" Wall Flexible Elastomeric Tubing Foam Insulation (22 07 19 00-0375)					
22 07 19 00-0417	LF		1/4" I.D. (3/8" O.D.) Diameter Pipe, 3/4" Wall Flexible Elastomeric Tubing Closed Cell Foam Insulation <i>For Work In Restricted Working Space, Add</i>	8.62 2.03	3.38
22 07 19 00-0418	LF		3/8" I.D. (1/2" O.D.) Diameter Pipe, 3/4" Wall Flexible Elastomeric Tubing Closed Cell Foam Insulation <i>For Work In Restricted Working Space, Add</i>	8.87 2.06	3.43
22 07 19 00-0419	LF		1/2" I.D. (5/8" O.D.) Diameter Pipe, 3/4" Wall Flexible Elastomeric Tubing Closed Cell Foam Insulation <i>For Work In Restricted Working Space, Add</i>	9.25 2.12	3.54
22 07 19 00-0420	LF		5/8" I.D. (3/4" O.D.) Diameter Pipe, 3/4" Wall Flexible Elastomeric Tubing Closed Cell Foam Insulation <i>For Work In Restricted Working Space, Add</i>	9.49 2.14	3.56
22 07 19 00-0421	LF		3/4" I.D. (7/8" O.D.) Diameter Pipe, 3/4" Wall Flexible Elastomeric Tubing Closed Cell Foam Insulation <i>For Work In Restricted Working Space, Add</i>	9.60 2.15	3.58
22 07 19 00-0422	LF		1" I.D. (1-1/8" O.D.) Diameter Pipe, 3/4" Wall Flexible Elastomeric Tubing Closed Cell Foam Insulation <i>For Work In Restricted Working Space, Add</i>	10.17 2.21	3.68
22 07 19 00-0423	LF		1-1/4" I.D. (1-3/8" O.D.) Diameter Pipe, 3/4" Wall Flexible Elastomeric Tubing Closed Cell Foam Insulation <i>For Work In Restricted Working Space, Add</i>	10.63 2.24	3.74
22 07 19 00-0424	LF		1-1/2" I.D. (1-5/8" O.D.) Diameter Pipe, 3/4" Wall Flexible Elastomeric Tubing Closed Cell Foam Insulation <i>For Work In Restricted Working Space, Add</i>	11.11 2.27	3.78
22 07 19 00-0425	LF		1-1/2" IPS (1-7/8" O.D.) Diameter Pipe, 3/4" Wall Flexible Elastomeric Tubing Closed Cell Foam Insulation <i>For Work In Restricted Working Space, Add</i>	11.24 2.27	3.78
22 07 19 00-0426	LF		2" I.D. (2-1/8" O.D.) Diameter Pipe, 3/4" Wall Flexible Elastomeric Tubing Closed Cell Foam Insulation <i>For Work In Restricted Working Space, Add</i>	11.41 2.29	3.81
22 07 19 00-0427	LF		2" IPS (2-3/8" O.D.) Diameter Pipe, 3/4" Wall Flexible Elastomeric Tubing Closed Cell Foam Insulation <i>For Work In Restricted Working Space, Add</i>	11.98 2.30	3.83
22 07 19 00-0428	LF		2-1/2" I.D. (2-5/8" O.D.) Diameter Pipe, 3/4" Wall Flexible Elastomeric Tubing Closed Cell Foam Insulation <i>For Work In Restricted Working Space, Add</i>	12.28 2.33	3.88
22 07 19 00-0429	LF		2-1/2" IPS (2-7/8" O.D.) Diameter Pipe, 3/4" Wall Flexible Elastomeric Tubing Closed Cell Foam Insulation <i>For Work In Restricted Working Space, Add</i>	12.92 2.34	3.91
22 07 19 00-0430	LF		3" I.D. (3-1/8" O.D.) Diameter Pipe, 3/4" Wall Flexible Elastomeric Tubing Closed Cell Foam Insulation <i>For Work In Restricted Working Space, Add</i>	13.37 2.36	3.94
22 07 19 00-0431	LF		3" IPS (3-1/2" O.D.) Diameter Pipe, 3/4" Wall Flexible Elastomeric Tubing Closed Cell Foam Insulation <i>For Work In Restricted Working Space, Add</i>	14.06 2.38	3.96
22 07 19 00-0432	LF		3-1/2" I.D. (3-5/8" O.D.) Diameter Pipe, 3/4" Wall Flexible Elastomeric Tubing Closed Cell Foam Insulation <i>For Work In Restricted Working Space, Add</i>	14.32 2.39	3.98
22 07 19 00-0433	LF		4" I.D. (4-1/8" O.D.) Diameter Pipe, 3/4" Wall Flexible Elastomeric Tubing Closed Cell Foam Insulation <i>For Work In Restricted Working Space, Add</i>	15.34 2.42	4.03
22 07 19 00-0434	LF		4" IPS (4-1/2" O.D.) Diameter Pipe, 3/4" Wall Flexible Elastomeric Tubing Closed Cell Foam Insulation <i>For Work In Restricted Working Space, Add</i>	16.17 2.44	4.06
22 07 19 00-0435	LF		5" IPS (5-9/16" O.D.) Diameter Pipe, 3/4" Wall Flexible Elastomeric Tubing Closed Cell Foam Insulation <i>For Work In Restricted Working Space, Add</i>	17.56 2.45	4.08
22 07 19 00-0436	LF		6" IPS (6-5/8" O.D.) Diameter Pipe, 3/4" Flexible Elastomeric Tubing Closed Cell Foam Insulation <i>For Work In Restricted Working Space, Add</i>	19.02 2.48	4.14
22 07 19 00-0437	LF		8" IPS (8-5/8" O.D.) Diameter Pipe, 3/4" Flexible Elastomeric Tubing Closed Cell Foam Insulation <i>For Work In Restricted Working Space, Add</i>	20.77 2.54	4.23
22 07 19 00-0438 1" Wall Flexible Elastomeric Tubing Foam Insulation (22 07 19 00-0375)					
22 07 19 00-0439	LF		1/4" I.D. (3/8" O.D.) Diameter Pipe, 1" Wall Flexible Elastomeric Tubing Closed Cell Foam Insulation <i>For Work In Restricted Working Space, Add</i>	10.18 2.24	3.73
22 07 19 00-0440	LF		3/8" I.D. (1/2" O.D.) Diameter Pipe, 1" Wall Flexible Elastomeric Tubing Closed Cell Foam Insulation <i>For Work In Restricted Working Space, Add</i>	10.51 2.27	3.78
22 07 19 00-0441	LF		1/2" I.D. (5/8" O.D.) Diameter Pipe, 1" Wall Flexible Elastomeric Tubing Closed Cell Foam Insulation <i>For Work In Restricted Working Space, Add</i>	10.91 2.33	3.88
22 07 19 00-0442	LF		5/8" I.D. (3/4" O.D.) Diameter Pipe, 1" Wall Flexible Elastomeric Tubing Closed Cell Foam Insulation <i>For Work In Restricted Working Space, Add</i>	11.26 2.34	3.91
22 07 19 00-0443	LF		3/4" I.D. (7/8" O.D.) Diameter Pipe, 1" Wall Flexible Elastomeric Tubing Closed Cell Foam Insulation <i>For Work In Restricted Working Space, Add</i>	11.58 2.36	3.94



MINOR	CSI	UOM	DESCRIPTION	TOTAL DIRECT UNIT COST	DEMOLITION UNIT COST
22 07 19 00-0444	LF		1" I.D. (1-1/8" O.D.) Diameter Pipe, 1" Wall Flexible Elastomeric Tubing Closed Cell Foam Insulation <i>For Work In Restricted Working Space, Add</i>	12.11 2.42	4.03
22 07 19 00-0445	LF		1-1/4" I.D. (1-3/8" O.D.) Diameter Pipe, 1" Wall Flexible Elastomeric Tubing Closed Cell Foam Insulation <i>For Work In Restricted Working Space, Add</i>	12.95 2.48	4.14
22 07 19 00-0446	LF		1-1/2" I.D. (1-5/8" O.D.) Diameter Pipe, 1" Wall Flexible Elastomeric Tubing Closed Cell Foam Insulation <i>For Work In Restricted Working Space, Add</i>	13.39 2.51	4.14
22 07 19 00-0447	LF		1-1/2" IPS (1-7/8" O.D.) Diameter Pipe, 1" Wall Flexible Elastomeric Tubing Closed Cell Foam Insulation <i>For Work In Restricted Working Space, Add</i>	13.97 2.53	4.18
22 07 19 00-0448	LF		2" I.D. (2-1/8" O.D.) Diameter Pipe, 1" Wall Flexible Elastomeric Tubing Closed Cell Foam Insulation <i>For Work In Restricted Working Space, Add</i>	14.18 2.54	4.23
22 07 19 00-0449	LF		2" IPS (2-3/8" O.D.) Diameter Pipe, 1" Wall Flexible Elastomeric Tubing Closed Cell Foam Insulation <i>For Work In Restricted Working Space, Add</i>	15.45 2.57	4.30
22 07 19 00-0450	LF		2-1/2" I.D. (2-5/8" O.D.) Diameter Pipe, 1" Wall Flexible Elastomeric Tubing Closed Cell Foam Insulation <i>For Work In Restricted Working Space, Add</i>	16.44 2.60	4.35
22 07 19 00-0451	LF		2-1/2" IPS (2-7/8" O.D.) Diameter Pipe, 1" Wall Flexible Elastomeric Tubing Closed Cell Foam Insulation <i>For Work In Restricted Working Space, Add</i>	17.70 2.62	4.37
22 07 19 00-0452	LF		3" I.D. (3-1/8" O.D.) Diameter Pipe, 1" Wall Flexible Elastomeric Tubing Closed Cell Foam Insulation <i>For Work In Restricted Working Space, Add</i>	18.07 2.63	4.39
22 07 19 00-0453	LF		3" IPS (3-1/2" O.D.) Diameter Pipe, 1" Wall Flexible Elastomeric Tubing Closed Cell Foam Insulation <i>For Work In Restricted Working Space, Add</i>	18.72 2.65	4.42
22 07 19 00-0454	LF		3-1/2" I.D. (3-5/8" O.D.) Diameter Pipe, 1" Wall Flexible Elastomeric Tubing Closed Cell Foam Insulation <i>For Work In Restricted Working Space, Add</i>	19.04 2.66	4.44
22 07 19 00-0455	LF		4" I.D. (4-1/8" O.D.) Diameter Pipe, 1" Wall Flexible Elastomeric Tubing Closed Cell Foam Insulation <i>For Work In Restricted Working Space, Add</i>	21.44 2.72	4.55
22 07 19 00-0456	LF		4" IPS (4-1/2" O.D.) Diameter Pipe, 1" Wall Flexible Elastomeric Tubing Closed Cell Foam Insulation <i>For Work In Restricted Working Space, Add</i>	23.08 2.76	4.59
22 07 19 00-0457	LF		5" IPS (5-9/16" O.D.) Diameter Pipe, 1" Wall Flexible Elastomeric Tubing Closed Cell Foam Insulation <i>For Work In Restricted Working Space, Add</i>	25.48 2.78	4.64
22 07 19 00-0458	LF		6" IPS (6-5/8" O.D.) Diameter Pipe, 1" Wall Flexible Elastomeric Tubing Closed Cell Foam Insulation <i>For Work In Restricted Working Space, Add</i>	28.03 2.84	4.75
22 07 19 00-0459			1-1/2" Wall Flexible Elastomeric Tubing Foam Insulation (22 07 19 00-0375)		
22 07 19 00-0460	LF		3/8" I.D. (1/2" O.D.) Diameter Pipe, 1-1/2" Wall Flexible Elastomeric Tubing Closed Cell Foam Insulation <i>For Work In Restricted Working Space, Add</i>	16.07 2.51	4.17
22 07 19 00-0461	LF		1/2" I.D. (5/8" O.D.) Diameter Pipe, 1-1/2" Wall Flexible Elastomeric Tubing Closed Cell Foam Insulation <i>For Work In Restricted Working Space, Add</i>	16.48 2.57	4.27
22 07 19 00-0462	LF		5/8" I.D. (3/4" O.D.) Diameter Pipe, 1-1/2" Wall Flexible Elastomeric Tubing Closed Cell Foam Insulation <i>For Work In Restricted Working Space, Add</i>	16.85 2.58	4.30
22 07 19 00-0463	LF		3/4" I.D. (7/8" O.D.) Diameter Pipe, 1-1/2" Wall Flexible Elastomeric Tubing Closed Cell Foam Insulation <i>For Work In Restricted Working Space, Add</i>	17.21 2.59	4.34
22 07 19 00-0464	LF		1" I.D. (1-1/8" O.D.) Diameter Pipe, 1-1/2" Wall Flexible Elastomeric Tubing Closed Cell Foam Insulation <i>For Work In Restricted Working Space, Add</i>	17.70 2.65	4.43
22 07 19 00-0465	LF		1-1/4" I.D. (1-3/8" O.D.) Diameter Pipe, 1-1/2" Wall Flexible Elastomeric Tubing Closed Cell Foam Insulation <i>For Work In Restricted Working Space, Add</i>	18.52 2.75	4.59
22 07 19 00-0466	LF		1-1/2" I.D. (1-5/8" O.D.) Diameter Pipe, 1-1/2" Wall Flexible Elastomeric Tubing Closed Cell Foam Insulation <i>For Work In Restricted Working Space, Add</i>	19.70 2.78	4.53
22 07 19 00-0467	LF		1-1/2" IPS (1-7/8" O.D.) Diameter Pipe, 1-1/2" Wall Flexible Elastomeric Tubing Closed Cell Foam Insulation <i>For Work In Restricted Working Space, Add</i>	20.73 2.81	4.63
22 07 19 00-0468	LF		2" I.D. (2-1/8" O.D.) Diameter Pipe, 1-1/2" Wall Flexible Elastomeric Tubing Closed Cell Foam Insulation <i>For Work In Restricted Working Space, Add</i>	21.36 2.84	4.75
22 07 19 00-0469	LF		2" IPS (2-3/8" O.D.) Diameter Pipe, 1-1/2" Wall Flexible Elastomeric Tubing Closed Cell Foam Insulation <i>For Work In Restricted Working Space, Add</i>	23.35 2.88	4.80
22 07 19 00-0470	LF		2-1/2" I.D. (2-5/8" O.D.) Diameter Pipe, 1-1/2" Wall Flexible Elastomeric Tubing Closed Cell Foam Insulation <i>For Work In Restricted Working Space, Add</i>	25.22 2.90	4.86
22 07 19 00-0471	LF		2-1/2" IPS (2-7/8" O.D.) Diameter Pipe, 1-1/2" Wall Flexible Elastomeric Tubing Closed Cell Foam Insulation <i>For Work In Restricted Working Space, Add</i>	26.11 2.92	4.88
22 07 19 00-0472	LF		3" I.D. (3-1/8" O.D.) Diameter Pipe, 1-1/2" Wall Flexible Elastomeric Tubing Closed Cell Foam Insulation <i>For Work In Restricted Working Space, Add</i>	26.99 2.94	4.89
22 07 19 00-0473	LF		3" IPS (3-1/2" O.D.) Diameter Pipe, 1-1/2" Wall Flexible Elastomeric Tubing Closed Cell Foam Insulation <i>For Work In Restricted Working Space, Add</i>	28.01 2.95	4.92
22 07 19 00-0474	LF		3-1/2" I.D. (3-5/8" O.D.) Diameter Pipe, 1-1/2" Wall Flexible Elastomeric Tubing Closed Cell Foam Insulation <i>For Work In Restricted Working Space, Add</i>	28.66 2.96	4.94
22 07 19 00-0475	LF		4" I.D. (4-1/8" O.D.) Diameter Pipe, 1-1/2" Wall Flexible Elastomeric Tubing Closed Cell Foam Insulation <i>For Work In Restricted Working Space, Add</i>	32.17 3.06	5.12
22 07 19 00-0476	LF		4" IPS (4-1/2" O.D.) Diameter Pipe, 1-1/2" Wall Flexible Elastomeric Tubing Closed Cell Foam Insulation <i>For Work In Restricted Working Space, Add</i>	34.05 3.11	5.19
22 07 19 00-0477	LF		5" IPS (5-9/16" O.D.) Diameter Pipe, 1-1/2" Wall Flexible Elastomeric Tubing Closed Cell Foam Insulation <i>For Work In Restricted Working Space, Add</i>	38.62 3.17	5.27
22 07 19 00-0478	LF		6" IPS (6-5/8" O.D.) Diameter Pipe, 1-1/2" Wall Flexible Elastomeric Tubing Closed Cell Foam Insulation <i>For Work In Restricted Working Space, Add</i>	43.14 3.26	5.43
22 07 19 00-0479			2" Wall Flexible Elastomeric Tubing Foam Insulation (22 07 19 00-0375)		
22 07 19 00-0480	LF		3/8" I.D. (1/2" O.D.) Diameter Pipe, 2" Wall Flexible Elastomeric Tubing Closed Cell Foam Insulation <i>For Work In Restricted Working Space, Add</i>	23.75 2.77	4.61
22 07 19 00-0481	LF		1/2" I.D. (5/8" O.D.) Diameter Pipe, 2" Wall Flexible Elastomeric Tubing Closed Cell Foam Insulation <i>For Work In Restricted Working Space, Add</i>	24.73 2.83	4.68
22 07 19 00-0482	LF		5/8" I.D. (3/4" O.D.) Diameter Pipe, 2" Wall Flexible Elastomeric Tubing Closed Cell Foam Insulation <i>For Work In Restricted Working Space, Add</i>	26.43 2.84	4.72
22 07 19 00-0483	LF		3/4" I.D. (7/8" O.D.) Diameter Pipe, 2" Wall Flexible Elastomeric Tubing Closed Cell Foam Insulation <i>For Work In Restricted Working Space, Add</i>	27.01 2.84	4.76
22 07 19 00-0484	LF		1" I.D. (1-1/8" O.D.) Diameter Pipe, 2" Wall Flexible Elastomeric Tubing Closed Cell Foam Insulation <i>For Work In Restricted Working Space, Add</i>	28.43 2.90	4.85



MINOR	CSI	UOM	DESCRIPTION	TOTAL DIRECT UNIT COST	DEMOLITION UNIT COST
22 07 19 00-0485	LF	1-1/4" I.D. (1-3/8" O.D.) Diameter Pipe, 2" Wall Flexible Elastomeric Tubing Closed Cell Foam Insulation	30.14	5.08	
		<i>For Work In Restricted Working Space, Add</i>	3.05		
22 07 19 00-0486	LF	1-1/2" I.D. (1-5/8" O.D.) Diameter Pipe, 2" Wall Flexible Elastomeric Tubing Closed Cell Foam Insulation	31.18	4.96	
		<i>For Work In Restricted Working Space, Add</i>	3.07		
22 07 19 00-0487	LF	1-1/2" IPS (1-7/8" O.D.) Diameter Pipe, 2" Wall Flexible Elastomeric Tubing Closed Cell Foam Insulation	33.03	5.13	
		<i>For Work In Restricted Working Space, Add</i>	3.13		
22 07 19 00-0488	LF	2" I.D. (2-1/8" O.D.) Diameter Pipe, 2" Wall Flexible Elastomeric Tubing Closed Cell Foam Insulation	34.80	5.30	
		<i>For Work In Restricted Working Space, Add</i>	3.19		
22 07 19 00-0489	LF	2" IPS (2-3/8" O.D.) Diameter Pipe, 2" Wall Flexible Elastomeric Tubing Closed Cell Foam Insulation	35.98	5.36	
		<i>For Work In Restricted Working Space, Add</i>	3.21		
22 07 19 00-0490	LF	2-1/2" I.D. (2-5/8" O.D.) Diameter Pipe, 2" Wall Flexible Elastomeric Tubing Closed Cell Foam Insulation	38.44	5.43	
		<i>For Work In Restricted Working Space, Add</i>	3.24		
22 07 19 00-0491	LF	2-1/2" IPS (2-7/8" O.D.) Diameter Pipe, 2" Wall Flexible Elastomeric Tubing Closed Cell Foam Insulation	38.73	5.44	
		<i>For Work In Restricted Working Space, Add</i>	3.26		
22 07 19 00-0492	LF	3" I.D. (3-1/8" O.D.) Diameter Pipe, 2" Wall Flexible Elastomeric Tubing Closed Cell Foam Insulation	41.03	5.45	
		<i>For Work In Restricted Working Space, Add</i>	3.28		
22 07 19 00-0493	LF	3" IPS (3-1/2" O.D.) Diameter Pipe, 2" Wall Flexible Elastomeric Tubing Closed Cell Foam Insulation	42.63	5.48	
		<i>For Work In Restricted Working Space, Add</i>	3.29		
22 07 19 00-0494	LF	3-1/2" I.D. (3-5/8" O.D.) Diameter Pipe, 2" Wall Flexible Elastomeric Tubing Closed Cell Foam Insulation	44.34	5.51	
		<i>For Work In Restricted Working Space, Add</i>	3.30		
22 07 19 00-0495	LF	4" I.D. (4-1/8" O.D.) Diameter Pipe, 2" Wall Flexible Elastomeric Tubing Closed Cell Foam Insulation	49.95	5.77	
		<i>For Work In Restricted Working Space, Add</i>	3.44		
22 07 19 00-0496	LF	4" IPS (4-1/2" O.D.) Diameter Pipe, 2" Wall Flexible Elastomeric Tubing Closed Cell Foam Insulation	53.23	5.88	
		<i>For Work In Restricted Working Space, Add</i>	3.52		
22 07 19 00-0497	LF	5" IPS (5-9/16" O.D.) Diameter Pipe, 2" Wall Flexible Elastomeric Tubing Closed Cell Foam Insulation	54.17	5.99	
		<i>For Work In Restricted Working Space, Add</i>	3.60		
22 07 19 00-0498	LF	6" IPS (6-5/8" O.D.) Diameter Pipe, 2" Wall Flexible Elastomeric Tubing Closed Cell Foam Insulation	60.96	6.23	
		<i>For Work In Restricted Working Space, Add</i>	3.74		
22 07 19 00-0499		Flexible Polyolefin Tubing Closed Cell Foam Insulation <small>(22 07 19)</small> Note: UV stabilized, work temperature (-110 degree F to +210 degree F) 0 water vapor transmission. For elbow fittings/valves add 1 LF for each fitting/valve, for tee fittings add 2 LF for each fitting.			
22 07 19 00-0500		3/8" Wall Flexible Polyolefin Tubing Foam Insulation <small>(22 07 19 00-0499)</small>			
22 07 19 00-0501	LF	1/4" I.D. (3/8" O.D.) Diameter Pipe, 3/8" Wall Polyolefin Tubing Flexible Closed Cell Foam Insulation	6.27	2.87	
		<i>For Work In Restricted Working Space, Add</i>	1.73		
22 07 19 00-0502	LF	3/8" I.D. (1/2" O.D.) Diameter Pipe, 3/8" Wall Polyolefin Tubing Flexible Closed Cell Foam Insulation	6.35	2.87	
		<i>For Work In Restricted Working Space, Add</i>	1.73		
22 07 19 00-0503	LF	1/2" I.D. (5/8" O.D.) Diameter Pipe, 3/8" Wall Polyolefin Tubing Flexible Closed Cell Foam Insulation	6.58	2.97	
		<i>For Work In Restricted Working Space, Add</i>	1.79		
22 07 19 00-0504	LF	3/4" I.D. (7/8" O.D.) Diameter Pipe, 3/8" Wall Polyolefin Tubing Flexible Closed Cell Foam Insulation	6.87	3.08	
		<i>For Work In Restricted Working Space, Add</i>	1.85		
22 07 19 00-0505	LF	1" I.D. (1-1/8" O.D.) Diameter Pipe, 3/8" Wall Polyolefin Tubing Flexible Closed Cell Foam Insulation	7.06	3.14	
		<i>For Work In Restricted Working Space, Add</i>	1.88		
22 07 19 00-0506	LF	1-1/4" I.D. (1-3/8" O.D.) Diameter Pipe, 3/8" Wall Polyolefin Tubing Flexible Closed Cell Foam Insulation	7.40	3.18	
		<i>For Work In Restricted Working Space, Add</i>	1.91		
22 07 19 00-0507	LF	1-1/2" I.D. (1-5/8" O.D.) Diameter Pipe, 3/8" Wall Polyolefin Tubing Flexible Closed Cell Foam Insulation	7.65	3.18	
		<i>For Work In Restricted Working Space, Add</i>	1.91		
22 07 19 00-0508	LF	2" I.D. (2-1/8" O.D.) Diameter Pipe, 3/8" Wall Polyolefin Tubing Flexible Closed Cell Foam Insulation	7.84	3.28	
		<i>For Work In Restricted Working Space, Add</i>	1.92		
22 07 19 00-0509	LF	2-1/2" I.D. (2-5/8" O.D.) Diameter Pipe, 3/8" Wall Polyolefin Tubing Flexible Closed Cell Foam Insulation	8.67	3.28	
		<i>For Work In Restricted Working Space, Add</i>	1.98		
22 07 19 00-0510	LF	3" I.D. (3-1/8" O.D.) Diameter Pipe, 3/8" Wall Polyolefin Tubing Flexible Closed Cell Foam Insulation	9.43	3.34	
		<i>For Work In Restricted Working Space, Add</i>	2.01		
22 07 19 00-0511	LF	4" I.D. (4-1/8" O.D.) Diameter Pipe, 3/8" Wall Polyolefin Tubing Flexible Closed Cell Foam Insulation	11.35	3.43	
		<i>For Work In Restricted Working Space, Add</i>	2.06		
22 07 19 00-0512		1/2" Wall Flexible Polyolefin Tubing Foam Insulation <small>(22 07 19 00-0499)</small>			
22 07 19 00-0513	LF	1/4" I.D. (3/8" O.D.) Diameter Pipe, 1/2" Wall Polyolefin Tubing Flexible Closed Cell Foam Insulation	7.03	3.14	
		<i>For Work In Restricted Working Space, Add</i>	1.88		
22 07 19 00-0514	LF	3/8" I.D. (1/2" O.D.) Diameter Pipe, 1/2" Wall Polyolefin Tubing Flexible Closed Cell Foam Insulation	7.11	3.14	
		<i>For Work In Restricted Working Space, Add</i>	1.89		
22 07 19 00-0515	LF	1/2" I.D. (5/8" O.D.) Diameter Pipe, 1/2" Wall Polyolefin Tubing Flexible Closed Cell Foam Insulation	7.26	3.18	
		<i>For Work In Restricted Working Space, Add</i>	1.91		
22 07 19 00-0516	LF	3/4" I.D. (7/8" O.D.) Diameter Pipe, 1/2" Wall Polyolefin Tubing Flexible Closed Cell Foam Insulation	7.46	3.18	
		<i>For Work In Restricted Working Space, Add</i>	1.92		
22 07 19 00-0517	LF	1" I.D. (1-1/8" O.D.) Diameter Pipe, 1/2" Wall Polyolefin Tubing Flexible Closed Cell Foam Insulation	7.71	3.28	
		<i>For Work In Restricted Working Space, Add</i>	1.97		
22 07 19 00-0518	LF	1-1/4" I.D. (1-3/8" O.D.) Diameter Pipe, 1/2" Wall Polyolefin Tubing Flexible Closed Cell Foam Insulation	8.08	3.34	
		<i>For Work In Restricted Working Space, Add</i>	2.00		
22 07 19 00-0519	LF	1-1/2" I.D. (1-5/8" O.D.) Diameter Pipe, 1/2" Wall Polyolefin Tubing Flexible Closed Cell Foam Insulation	8.50	3.38	
		<i>For Work In Restricted Working Space, Add</i>	2.03		
22 07 19 00-0520	LF	2" I.D. (2-1/8" O.D.) Diameter Pipe, 1/2" Wall Polyolefin Tubing Flexible Closed Cell Foam Insulation	8.89	3.43	
		<i>For Work In Restricted Working Space, Add</i>	2.06		
22 07 19 00-0521	LF	2-1/2" I.D. (2-5/8" O.D.) Diameter Pipe, 1/2" Wall Polyolefin Tubing Flexible Closed Cell Foam Insulation	9.78	3.54	
		<i>For Work In Restricted Working Space, Add</i>	2.12		
22 07 19 00-0522	LF	3" I.D. (3-1/8" O.D.) Diameter Pipe, 1/2" Wall Polyolefin Tubing Flexible Closed Cell Foam Insulation	10.58	3.58	
		<i>For Work In Restricted Working Space, Add</i>	2.15		
22 07 19 00-0523	LF	4" I.D. (4-1/8" O.D.) Diameter Pipe, 1/2" Wall Polyolefin Tubing Flexible Closed Cell Foam Insulation	12.09	3.68	
		<i>For Work In Restricted Working Space, Add</i>	2.21		



MINOR CSI UOM DESCRIPTION	TOTAL DIRECT UNIT COST	DEMOLITION UNIT COST
22 07 19 00-0524 3/4" Wall Flexible Polyolefin Tubing Foam Insulation <small>(22 07 19 00-0499)</small>		
22 07 19 00-0525 LF 1/4" I.D. (3/8" O.D.) Diameter Pipe, 3/4" Wall Polyolefin Tubing Flexible Closed Cell Foam Insulation.....	7.94	3.38
For Work In Restricted Working Space, Add	2.03	
22 07 19 00-0526 LF 3/8" I.D. (1/2" O.D.) Diameter Pipe, 3/4" Wall Polyolefin Tubing Flexible Closed Cell Foam Insulation.....	8.22	3.43
For Work In Restricted Working Space, Add	2.06	
22 07 19 00-0527 LF 1/2" I.D. (5/8" O.D.) Diameter Pipe, 3/4" Wall Polyolefin Tubing Flexible Closed Cell Foam Insulation.....	8.56	3.54
For Work In Restricted Working Space, Add	2.12	
22 07 19 00-0528 LF 3/4" I.D. (7/8" O.D.) Diameter Pipe, 3/4" Wall Polyolefin Tubing Flexible Closed Cell Foam Insulation.....	9.10	3.58
For Work In Restricted Working Space, Add	2.15	
22 07 19 00-0529 LF 1" I.D. (1-1/8" O.D.) Diameter Pipe, 3/4" Wall Polyolefin Tubing Flexible Closed Cell Foam Insulation.....	9.60	3.68
For Work In Restricted Working Space, Add	2.21	
22 07 19 00-0530 LF 1-1/4" I.D. (1-3/8" O.D.) Diameter Pipe, 3/4" Wall Polyolefin Tubing Flexible Closed Cell Foam Insulation.....	10.47	3.74
For Work In Restricted Working Space, Add	2.24	
22 07 19 00-0531 LF 1-1/2" I.D. (1-5/8" O.D.) Diameter Pipe, 3/4" Wall Polyolefin Tubing Flexible Closed Cell Foam Insulation.....	11.05	3.74
For Work In Restricted Working Space, Add	2.25	
22 07 19 00-0532 LF 2" I.D. (2-1/8" O.D.) Diameter Pipe, 3/4" Wall Polyolefin Tubing Flexible Closed Cell Foam Insulation.....	11.71	3.78
For Work In Restricted Working Space, Add	2.27	
22 07 19 00-0533 LF 2-1/2" I.D. (2-5/8" O.D.) Diameter Pipe, 3/4" Wall Polyolefin Tubing Flexible Closed Cell Foam Insulation.....	12.97	3.88
For Work In Restricted Working Space, Add	2.33	
22 07 19 00-0534 LF 3" I.D. (3-1/8" O.D.) Diameter Pipe, 3/4" Wall Polyolefin Tubing Flexible Closed Cell Foam Insulation.....	14.12	3.94
For Work In Restricted Working Space, Add	2.36	
22 07 19 00-0535 LF 4" I.D. (4-1/8" O.D.) Diameter Pipe, 3/4" Wall Polyolefin Tubing Flexible Closed Cell Foam Insulation.....	16.33	4.03
For Work In Restricted Working Space, Add	2.42	
22 07 19 00-0536 1" Wall Flexible Polyolefin Tubing Foam Insulation <small>(22 07 19 00-0499)</small>		
22 07 19 00-0537 LF 1/4" I.D. (3/8" O.D.) Diameter Pipe, 1" Wall Polyolefin Tubing Flexible Closed Cell Foam Insulation.....	9.51	3.74
For Work In Restricted Working Space, Add	2.24	
22 07 19 00-0538 LF 3/8" I.D. (1/2" O.D.) Diameter Pipe, 1" Wall Polyolefin Tubing Flexible Closed Cell Foam Insulation.....	9.66	3.78
For Work In Restricted Working Space, Add	2.27	
22 07 19 00-0539 LF 1/2" I.D. (5/8" O.D.) Diameter Pipe, 1" Wall Polyolefin Tubing Flexible Closed Cell Foam Insulation.....	10.00	3.88
For Work In Restricted Working Space, Add	2.33	
22 07 19 00-0540 LF 3/4" I.D. (7/8" O.D.) Diameter Pipe, 1" Wall Polyolefin Tubing Flexible Closed Cell Foam Insulation.....	10.78	3.94
For Work In Restricted Working Space, Add	2.36	
22 07 19 00-0541 LF 1" I.D. (1-1/8" O.D.) Diameter Pipe, 1" Wall Polyolefin Tubing Flexible Closed Cell Foam Insulation.....	11.43	4.03
For Work In Restricted Working Space, Add	2.42	
22 07 19 00-0542 LF 1-1/4" I.D. (1-3/8" O.D.) Diameter Pipe, 1" Wall Polyolefin Tubing Flexible Closed Cell Foam Insulation.....	12.09	4.14
For Work In Restricted Working Space, Add	2.48	
22 07 19 00-0543 LF 1-1/2" I.D. (1-5/8" O.D.) Diameter Pipe, 1" Wall Polyolefin Tubing Flexible Closed Cell Foam Insulation.....	12.74	4.14
For Work In Restricted Working Space, Add	2.51	
22 07 19 00-0544 LF 2" I.D. (2-1/8" O.D.) Diameter Pipe, 1" Wall Polyolefin Tubing Flexible Closed Cell Foam Insulation.....	14.20	4.23
For Work In Restricted Working Space, Add	2.54	
22 07 19 00-0545 LF 2-1/2" I.D. (2-5/8" O.D.) Diameter Pipe, 1" Wall Polyolefin Tubing Flexible Closed Cell Foam Insulation.....	16.15	4.35
For Work In Restricted Working Space, Add	2.60	
22 07 19 00-0546 LF 3" I.D. (3-1/8" O.D.) Diameter Pipe, 1" Wall Polyolefin Tubing Flexible Closed Cell Foam Insulation.....	17.55	4.39
For Work In Restricted Working Space, Add	2.63	
22 07 19 00-0547 Flexible Elastomeric Unicellular Insulation <small>(22 07 19)</small>		
Note: For refrigeration piping. For elbow fittings/valves add 1 LF for each fitting/valve, for tee fittings add 2 LF for each fitting.		
22 07 19 00-0548 3/8" Wall Flexible Elastomeric Unicellular Insulation <small>(22 07 19 00-0547)</small>		
22 07 19 00-0549 LF 3/8" I.D. (1/2" Outside Diameter Pipe), 3/8" Wall Flexible Elastomeric Unicellular Insulation.....	7.34	2.87
For Work In Restricted Working Space, Add	1.73	
22 07 19 00-0550 LF 1/2" I.D. (5/8" Outside Diameter Pipe), 3/8" Wall Flexible Elastomeric Unicellular Insulation.....	7.79	2.97
For Work In Restricted Working Space, Add	1.79	
22 07 19 00-0551 LF 3/4" I.D. (7/8" Outside Diameter Pipe), 3/8" Wall Flexible Elastomeric Unicellular Insulation.....	8.19	3.09
For Work In Restricted Working Space, Add	1.85	
22 07 19 00-0552 LF 1" I.D. (1-1/8" Outside Diameter Pipe), 3/8" Wall Flexible Elastomeric Unicellular Insulation.....	8.56	3.14
For Work In Restricted Working Space, Add	1.88	
22 07 19 00-0553 LF 1-1/4" I.D. (1-3/8" Outside Diameter Pipe), 3/8" Wall Flexible Elastomeric Unicellular Insulation.....	8.97	3.18
For Work In Restricted Working Space, Add	1.91	
22 07 19 00-0554 LF 1-1/2" I.D. (1-5/8" Outside Diameter Pipe), 3/8" Wall Flexible Elastomeric Unicellular Insulation.....	9.62	3.20
For Work In Restricted Working Space, Add	1.91	
22 07 19 00-0555 LF 2" I.D. (2-1/8" Outside Diameter Pipe), 3/8" Wall Flexible Elastomeric Unicellular Insulation.....	10.42	3.29
For Work In Restricted Working Space, Add	1.97	
22 07 19 00-0556 LF 2-1/2" I.D. (2-5/8" Outside Diameter Pipe), 3/8" Wall Flexible Elastomeric Unicellular Insulation.....	12.43	3.31
For Work In Restricted Working Space, Add	1.98	
22 07 19 00-0557 LF 3" I.D. (3-1/8" Outside Diameter Pipe), 3/8" Wall Flexible Elastomeric Unicellular Insulation.....	13.86	3.35
For Work In Restricted Working Space, Add	2.01	
22 07 19 00-0558 1/2" Wall Flexible Elastomeric Unicellular Insulation <small>(22 07 19 00-0547)</small>		
22 07 19 00-0559 LF 3/8" I.D. (1/2" Outside Diameter Pipe), 1/2" Wall Flexible Elastomeric Unicellular Insulation.....	8.57	3.09
For Work In Restricted Working Space, Add	1.85	
22 07 19 00-0560 LF 1/2" I.D. (5/8" Outside Diameter Pipe), 1/2" Wall Flexible Elastomeric Unicellular Insulation.....	9.01	3.18
For Work In Restricted Working Space, Add	1.91	
22 07 19 00-0561 LF 3/4" I.D. (7/8" Outside Diameter Pipe), 1/2" Wall Flexible Elastomeric Unicellular Insulation.....	9.35	3.18
For Work In Restricted Working Space, Add	1.92	
22 07 19 00-0562 LF 1" I.D. (1-1/8" Outside Diameter Pipe), 1/2" Wall Flexible Elastomeric Unicellular Insulation.....	9.87	3.28
For Work In Restricted Working Space, Add	1.97	

22 Plumbing
22 07 Plumbing Insulation
22 07 19 Plumbing Piping Insulation



MINOR	CSI	UOM	DESCRIPTION	TOTAL DIRECT UNIT COST	DEMOLITION UNIT COST
22 07 19 00-0563	LF		1-1/4" I.D. (1-3/8" Outside Diameter Pipe), 1/2" Wall Flexible Elastomeric Unicellular Insulation <i>For Work In Restricted Working Space, Add</i>	10.29 2.00	3.34
22 07 19 00-0564	LF		1-1/2" I.D. (1-5/8" Outside Diameter Pipe), 1/2" Wall Flexible Elastomeric Unicellular Insulation <i>For Work In Restricted Working Space, Add</i>	10.95 2.03	3.38
22 07 19 00-0565	LF		2" I.D. (2-1/8" Outside Diameter Pipe), 1/2" Wall Flexible Elastomeric Unicellular Insulation <i>For Work In Restricted Working Space, Add</i>	12.20 2.06	3.43
22 07 19 00-0566	LF		2-1/2" I.D. (2-5/8" Outside Diameter Pipe), 1/2" Wall Flexible Elastomeric Unicellular Insulation <i>For Work In Restricted Working Space, Add</i>	14.27 2.12	3.54
22 07 19 00-0567	LF		3" I.D. (3-1/8" Outside Diameter Pipe), 1/2" Wall Flexible Elastomeric Unicellular Insulation <i>For Work In Restricted Working Space, Add</i>	15.64 2.15	3.58
22 07 19 00-0568	LF		3-1/2" I.D. (3-5/8" Outside Diameter Pipe), 1/2" Wall Flexible Elastomeric Unicellular Insulation <i>For Work In Restricted Working Space, Add</i>	18.43 2.18	3.63
22 07 19 00-0569	LF		4" I.D. (4-1/8" Outside Diameter Pipe), 1/2" Wall Flexible Elastomeric Unicellular Insulation <i>For Work In Restricted Working Space, Add</i>	19.73 2.21	3.68
22 07 19 00-0570 3/4" Wall Flexible Elastomeric Unicellular Insulation (22 07 19 00-0547)					
22 07 19 00-0571	LF		3/8" I.D. (1/2" Outside Diameter Pipe), 3/4" Wall Flexible Elastomeric Unicellular Insulation <i>For Work In Restricted Working Space, Add</i>	10.42 2.02	3.36
22 07 19 00-0572	LF		1/2" I.D. (5/8" Outside Diameter Pipe), 3/4" Wall Flexible Elastomeric Unicellular Insulation <i>For Work In Restricted Working Space, Add</i>	11.08 2.12	3.54
22 07 19 00-0573	LF		3/4" I.D. (7/8" Outside Diameter Pipe), 3/4" Wall Flexible Elastomeric Unicellular Insulation <i>For Work In Restricted Working Space, Add</i>	11.98 2.15	3.58
22 07 19 00-0574	LF		1" I.D. (1-1/8" Outside Diameter Pipe), 3/4" Wall Flexible Elastomeric Unicellular Insulation <i>For Work In Restricted Working Space, Add</i>	13.24 2.21	3.69
22 07 19 00-0575	LF		1-1/4" I.D. (1-3/8" Outside Diameter Pipe), 3/4" Wall Flexible Elastomeric Unicellular Insulation <i>For Work In Restricted Working Space, Add</i>	14.17 2.24	3.74
22 07 19 00-0576	LF		1-1/2" I.D. (1-5/8" Outside Diameter Pipe), 3/4" Wall Flexible Elastomeric Unicellular Insulation <i>For Work In Restricted Working Space, Add</i>	16.48 2.27	3.78
22 07 19 00-0577	LF		2" I.D. (2-1/8" Outside Diameter Pipe), 3/4" Wall Flexible Elastomeric Unicellular Insulation <i>For Work In Restricted Working Space, Add</i>	18.45 2.29	3.81
22 07 19 00-0578	LF		2-1/2" I.D. (2-5/8" Outside Diameter Pipe), 3/4" Wall Flexible Elastomeric Unicellular Insulation <i>For Work In Restricted Working Space, Add</i>	21.45 2.33	3.89
22 07 19 00-0579	LF		3" I.D. (3-1/8" Outside Diameter Pipe), 3/4" Wall Flexible Elastomeric Unicellular Insulation <i>For Work In Restricted Working Space, Add</i>	23.51 2.36	3.94
22 07 19 00-0580	LF		3-1/2" I.D. (3-5/8" Outside Diameter Pipe), 3/4" Wall Flexible Elastomeric Unicellular Insulation <i>For Work In Restricted Working Space, Add</i>	26.95 2.39	3.98
22 07 19 00-0581	LF		4" I.D. (4-1/8" Outside Diameter Pipe), 3/4" Wall Flexible Elastomeric Unicellular Insulation <i>For Work In Restricted Working Space, Add</i>	28.50 2.42	4.03
22 07 19 00-0582 1" Wall Flexible Elastomeric Unicellular Insulation (22 07 19 00-0547)					
22 07 19 00-0583	LF		3/8" I.D. (1/2" Outside Diameter Pipe), 1" Wall Flexible Elastomeric Unicellular Insulation <i>For Work In Restricted Working Space, Add</i>	14.22 2.24	3.74
22 07 19 00-0584	LF		1/2" I.D. (5/8" Outside Diameter Pipe), 1" Wall Flexible Elastomeric Unicellular Insulation <i>For Work In Restricted Working Space, Add</i>	14.96 2.33	3.89
22 07 19 00-0585	LF		3/4" I.D. (7/8" Outside Diameter Pipe), 1" Wall Flexible Elastomeric Unicellular Insulation <i>For Work In Restricted Working Space, Add</i>	16.74 2.36	3.94
22 07 19 00-0586	LF		1" I.D. (1-1/8" Outside Diameter Pipe), 1" Wall Flexible Elastomeric Unicellular Insulation <i>For Work In Restricted Working Space, Add</i>	18.85 2.42	4.03
22 07 19 00-0587	LF		1-1/4" I.D. (1-3/8" Outside Diameter Pipe), 1" Wall Flexible Elastomeric Unicellular Insulation <i>For Work In Restricted Working Space, Add</i>	20.77 2.48	4.14
22 07 19 00-0588	LF		1-1/2" I.D. (1-5/8" Outside Diameter Pipe), 1" Wall Flexible Elastomeric Unicellular Insulation <i>For Work In Restricted Working Space, Add</i>	22.22 2.51	4.18
22 07 19 00-0589	LF		2" I.D. (2-1/8" Outside Diameter Pipe), 1" Wall Flexible Elastomeric Unicellular Insulation <i>For Work In Restricted Working Space, Add</i>	25.14 2.54	4.23
22 07 19 00-0590	LF		2-1/2" I.D. (2-5/8" Outside Diameter Pipe), 1" Wall Flexible Elastomeric Unicellular Insulation <i>For Work In Restricted Working Space, Add</i>	32.20 2.60	4.35
22 07 19 00-0591	LF		3" I.D. (3-1/8" Outside Diameter Pipe), 1" Wall Flexible Elastomeric Unicellular Insulation <i>For Work In Restricted Working Space, Add</i>	37.30 2.63	4.39
22 07 19 00-0592	LF		3-1/2" I.D. (3-5/8" Outside Diameter Pipe), 1" Wall Flexible Elastomeric Unicellular Insulation <i>For Work In Restricted Working Space, Add</i>	40.03 2.66	4.44
22 07 19 00-0593	LF		4" I.D. (4-1/8" Outside Diameter Pipe), 1" Wall Flexible Elastomeric Unicellular Insulation <i>For Work In Restricted Working Space, Add</i>	45.67 2.72	4.55
22 07 19 00-0594			Insulation Protective Jacketing (22 07 19) Note: Jacketing only and to be added to insulation prices when required.		
22 07 19 00-0595			Aluminum Insulation Protective Jacketing With Bands (22 07 19 00-0594)		
22 07 19 00-0596			Aluminum Roll, Insulation Protective Jacketing With Bands (22 07 19 00-0595)		
22 07 19 00-0597	SF		0.006" Aluminum Insulation Jacket With Bands	14.69	6.15
22 07 19 00-0598	SF		0.010" Aluminum Insulation Jacket With Bands	15.02	6.15
22 07 19 00-0599	SF		0.016" Aluminum Insulation Jacket With Bands	15.33	6.15
22 07 19 00-0600	SF		0.020" Aluminum Insulation Jacket With Bands	15.62	6.15
22 07 19 00-0601	SF		0.024" Aluminum Insulation Jacket With Bands	15.89	6.15
22 07 19 00-0602			16 Mil, Aluminum Insulation Protective Jacketing With Polykraft Moisture Barrier And Bands (22 07 19 00-0595)		



MINOR CSI UOM DESCRIPTION	TOTAL DIRECT UNIT COST	DEMOLITION UNIT COST
22 07 19 00-0603 LF 1/2" ID, 0.016" Aluminum Insulation Jacketing <i>For Stucco Embossed, Add</i> <i>For Corrugated, Add</i>	7.41 0.00 0.01	1.74
22 07 19 00-0604 LF 3/4" ID, 0.016" Aluminum Insulation Jacketing <i>For Stucco Embossed, Add</i> <i>For Corrugated, Add</i>	7.69 0.01 0.01	1.78
22 07 19 00-0605 LF 1" ID, 0.016" Aluminum Insulation Jacketing <i>For Stucco Embossed, Add</i> <i>For Corrugated, Add</i>	7.98 0.01 0.02	1.83
22 07 19 00-0606 LF 1-1/4" ID, 0.016" Aluminum Insulation Jacketing <i>For Stucco Embossed, Add</i> <i>For Corrugated, Add</i>	8.28 0.01 0.02	1.88
22 07 19 00-0607 LF 1-1/2" ID, 0.016" Aluminum Insulation Jacketing <i>For Stucco Embossed, Add</i> <i>For Corrugated, Add</i>	8.52 0.01 0.02	1.91
22 07 19 00-0608 LF 1-3/4" ID, 0.016" Aluminum Insulation Jacketing <i>For Stucco Embossed, Add</i> <i>For Corrugated, Add</i>	8.76 0.01 0.03	1.93
22 07 19 00-0609 LF 2" ID, 0.016" Aluminum Insulation Jacketing <i>For Stucco Embossed, Add</i> <i>For Corrugated, Add</i>	9.04 0.01 0.03	1.97
22 07 19 00-0610 LF 2-1/4" ID, 0.016" Aluminum Insulation Jacketing <i>For Stucco Embossed, Add</i> <i>For Corrugated, Add</i>	9.33 0.01 0.03	2.02
22 07 19 00-0611 LF 2-1/2" ID, 0.016" Aluminum Insulation Jacketing <i>For Stucco Embossed, Add</i> <i>For Corrugated, Add</i>	9.64 0.01 0.04	2.06
22 07 19 00-0612 LF 2-3/4" ID, 0.016" Aluminum Insulation Jacketing <i>For Stucco Embossed, Add</i> <i>For Corrugated, Add</i>	9.90 0.02 0.04	2.09
22 07 19 00-0613 LF 3" ID, 0.016" Aluminum Insulation Jacketing <i>For Stucco Embossed, Add</i> <i>For Corrugated, Add</i>	10.23 0.02 0.04	2.14
22 07 19 00-0614 LF 3-1/4" ID, 0.016" Aluminum Insulation Jacketing <i>For Stucco Embossed, Add</i> <i>For Corrugated, Add</i>	10.54 0.02 0.05	2.18
22 07 19 00-0615 LF 3-1/2" ID, 0.016" Aluminum Insulation Jacketing <i>For Stucco Embossed, Add</i> <i>For Corrugated, Add</i>	10.86 0.02 0.05	2.24
22 07 19 00-0616 LF 3-3/4" ID, 0.016" Aluminum Insulation Jacketing <i>For Stucco Embossed, Add</i> <i>For Corrugated, Add</i>	11.16 0.02 0.05	2.27
22 07 19 00-0617 LF 4" ID, 0.016" Aluminum Insulation Jacketing <i>For Stucco Embossed, Add</i> <i>For Corrugated, Add</i>	11.50 0.02 0.05	2.33
22 07 19 00-0618 LF 4-1/4" ID, 0.016" Aluminum Insulation Jacketing <i>For Stucco Embossed, Add</i> <i>For Corrugated, Add</i>	11.85 0.02 0.06	2.39
22 07 19 00-0619 LF 4-1/2" ID, 0.016" Aluminum Insulation Jacketing <i>For Stucco Embossed, Add</i> <i>For Corrugated, Add</i>	12.23 0.02 0.06	2.45
22 07 19 00-0620 LF 4-3/4" ID, 0.016" Aluminum Insulation Jacketing <i>For Stucco Embossed, Add</i> <i>For Corrugated, Add</i>	12.55 0.03 0.06	2.49
22 07 19 00-0621 LF 5" ID, 0.016" Aluminum Insulation Jacketing <i>For Stucco Embossed, Add</i> <i>For Corrugated, Add</i>	12.93 0.03 0.07	2.56
22 07 19 00-0622 LF 5-1/4" ID, 0.016" Aluminum Insulation Jacketing <i>For Stucco Embossed, Add</i> <i>For Corrugated, Add</i>	13.34 0.03 0.07	2.63
22 07 19 00-0623 LF 5-1/2" ID, 0.016" Aluminum Insulation Jacketing <i>For Stucco Embossed, Add</i> <i>For Corrugated, Add</i>	13.69 0.03 0.07	2.68
22 07 19 00-0624 LF 5-3/4" ID, 0.016" Aluminum Insulation Jacketing <i>For Stucco Embossed, Add</i> <i>For Corrugated, Add</i>	14.13 0.03 0.08	2.76
22 07 19 00-0625 LF 6" ID, 0.016" Aluminum Insulation Jacketing <i>For Stucco Embossed, Add</i> <i>For Corrugated, Add</i>	14.58 0.03 0.08	2.84
22 07 19 00-0626 LF 6-1/4" ID, 0.016" Aluminum Insulation Jacketing <i>For Stucco Embossed, Add</i> <i>For Corrugated, Add</i>	14.88 0.03 0.08	2.88
22 07 19 00-0627 LF 6-1/2" ID, 0.016" Aluminum Insulation Jacketing <i>For Stucco Embossed, Add</i> <i>For Corrugated, Add</i>	15.18 0.03 0.09	2.93
22 07 19 00-0628 LF 7" ID, 0.016" Aluminum Insulation Jacketing <i>For Stucco Embossed, Add</i> <i>For Corrugated, Add</i>	15.69 0.04 0.09	3.00
22 07 19 00-0629 LF 7-1/4" ID, 0.016" Aluminum Insulation Jacketing <i>For Stucco Embossed, Add</i> <i>For Corrugated, Add</i>	16.09 0.04 0.10	3.08
22 07 19 00-0630 LF 7-1/2" ID, 0.016" Aluminum Insulation Jacketing <i>For Stucco Embossed, Add</i> <i>For Corrugated, Add</i>	16.42 0.04 0.10	3.13

22 Plumbing
22 07 Plumbing Insulation
22 07 19 Plumbing Piping Insulation



MINOR CSI	UOM	DESCRIPTION	TOTAL DIRECT UNIT COST	DEMOLITION UNIT COST
22 07 19 00-0631	LF	8" ID, 0.016" Aluminum Insulation Jacketing <i>For Stucco Embossed, Add</i> <i>For Corrugated, Add</i>	16.89 0.04 0.10	3.18
22 07 19 00-0632	LF	8-1/2" ID, 0.016" Aluminum Insulation Jacketing <i>For Stucco Embossed, Add</i> <i>For Corrugated, Add</i>	17.34 0.04 0.11	3.23
22 07 19 00-0633	LF	9" ID, 0.016" Aluminum Insulation Jacketing <i>For Stucco Embossed, Add</i> <i>For Corrugated, Add</i>	17.92 0.05 0.12	3.31
22 07 19 00-0634	LF	9-1/2" ID, 0.016" Aluminum Insulation Jacketing <i>For Stucco Embossed, Add</i> <i>For Corrugated, Add</i>	18.41 0.05 0.12	3.37
22 07 19 00-0635	LF	10" ID, 0.016" Aluminum Insulation Jacketing <i>For Stucco Embossed, Add</i> <i>For Corrugated, Add</i>	18.90 0.05 0.13	3.43
22 07 19 00-0636	LF	10-1/2" ID, 0.016" Aluminum Insulation Jacketing <i>For Stucco Embossed, Add</i> <i>For Corrugated, Add</i>	19.41 0.05 0.14	3.49
22 07 19 00-0637	LF	11" ID, 0.0106 Aluminum Insulation Jacketing <i>For Stucco Embossed, Add</i> <i>For Corrugated, Add</i>	20.03 0.06 0.14	3.59
22 07 19 00-0638	LF	11-1/2" ID, 0.016" Aluminum Insulation Jacketing <i>For Stucco Embossed, Add</i> <i>For Corrugated, Add</i>	20.58 0.06 0.15	3.66
22 07 19 00-0639	LF	12" ID, 0.016" Aluminum Insulation Jacketing <i>For Stucco Embossed, Add</i> <i>For Corrugated, Add</i>	21.11 0.06 0.15	3.73
22 07 19 00-0640	LF	12-1/2" ID, 0.016" Aluminum Insulation Jacketing <i>For Stucco Embossed, Add</i> <i>For Corrugated, Add</i>	21.80 0.06 0.16	3.84
22 07 19 00-0641	LF	13" ID, 0.016" Aluminum Insulation Jacketing <i>For Stucco Embossed, Add</i> <i>For Corrugated, Add</i>	22.21 0.07 0.17	3.88
22 07 19 00-0642	LF	14" ID, 0.016" Aluminum Insulation Jacketing <i>For Stucco Embossed, Add</i> <i>For Corrugated, Add</i>	22.87 0.07 0.18	3.92
22 07 19 00-0643	LF	15" ID, 0.016" Aluminum Insulation Jacketing <i>For Stucco Embossed, Add</i> <i>For Corrugated, Add</i>	23.70 0.08 0.19	4.00
22 07 19 00-0644	LF	16" ID, 0.016" Aluminum Insulation Jacketing <i>For Stucco Embossed, Add</i> <i>For Corrugated, Add</i>	24.37 0.08 0.21	4.04
22 07 19 00-0645	LF	17" ID, 0.016" Aluminum Insulation Jacketing <i>For Stucco Embossed, Add</i> <i>For Corrugated, Add</i>	25.22 0.09 0.22	4.13
22 07 19 00-0646	LF	18" ID, 0.016" Aluminum Insulation Jacketing <i>For Stucco Embossed, Add</i> <i>For Corrugated, Add</i>	25.74 0.09 0.23	4.17
22 07 19 00-0647	LF	19" ID, 0.016" Aluminum Insulation Jacketing <i>For Stucco Embossed, Add</i> <i>For Corrugated, Add</i>	26.77 0.10 0.24	4.27
22 07 19 00-0648	LF	20" ID, 0.016" Aluminum Insulation Jacketing <i>For Stucco Embossed, Add</i> <i>For Corrugated, Add</i>	27.48 0.10 0.26	4.32
22 07 19 00-0649	LF	21" ID, 0.016" Aluminum Insulation Jacketing <i>For Stucco Embossed, Add</i> <i>For Corrugated, Add</i>	28.37 0.11 0.27	4.42
22 07 19 00-0650	LF	22" ID, 0.016" Aluminum Insulation Jacketing <i>For Stucco Embossed, Add</i> <i>For Corrugated, Add</i>	29.07 0.11 0.28	4.47
22 07 19 00-0651	LF	23" ID, 0.016" Aluminum Insulation Jacketing <i>For Stucco Embossed, Add</i> <i>For Corrugated, Add</i>	30.00 0.12 0.29	4.58
22 07 19 00-0652	LF	24" ID, 0.016" Aluminum Insulation Jacketing <i>For Stucco Embossed, Add</i> <i>For Corrugated, Add</i>	30.71 0.12 0.31	4.63
22 07 19 00-0653		20 Mil, Aluminum Insulation Protective Jacketing With Polykraft Moisture Barrier And Bands (22 07 19 00-0595)		
22 07 19 00-0654	LF	1/2" ID, 0.020" Aluminum Insulation Jacketing <i>For Stucco Embossed, Add</i> <i>For Corrugated, Add</i>	8.21 0.01 0.01	1.93
22 07 19 00-0655	LF	3/4" ID, 0.020" Aluminum Insulation Jacketing <i>For Stucco Embossed, Add</i> <i>For Corrugated, Add</i>	8.55 0.01 0.02	1.97
22 07 19 00-0656	LF	1" ID, 0.020" Aluminum Insulation Jacketing <i>For Stucco Embossed, Add</i> <i>For Corrugated, Add</i>	8.89 0.01 0.02	2.02
22 07 19 00-0657	LF	1-1/4" ID, 0.020" Aluminum Insulation Jacketing <i>For Stucco Embossed, Add</i> <i>For Corrugated, Add</i>	9.25 0.01 0.03	2.06
22 07 19 00-0658	LF	1-1/2" ID, 0.020" Aluminum Insulation Jacketing <i>For Stucco Embossed, Add</i> <i>For Corrugated, Add</i>	9.53 0.01 0.03	2.10



MINOR CSI UOM DESCRIPTION	TOTAL DIRECT UNIT COST	DEMOLITION UNIT COST
22 07 19 00-0659 LF 1-3/4" ID, 0.020" Aluminum Insulation Jacketing <i>For Stucco Embossed, Add</i> <i>For Corrugated, Add</i>	9.81 0.01 0.03	2.13
22 07 19 00-0660 LF 2" ID, 0.020" Aluminum Insulation Jacketing <i>For Stucco Embossed, Add</i> <i>For Corrugated, Add</i>	10.14 0.01 0.04	2.17
22 07 19 00-0661 LF 2-1/4" ID, 0.020" Aluminum Insulation Jacketing <i>For Stucco Embossed, Add</i> <i>For Corrugated, Add</i>	10.48 0.02 0.04	2.21
22 07 19 00-0662 LF 2-1/2" ID, 0.020" Aluminum Insulation Jacketing <i>For Stucco Embossed, Add</i> <i>For Corrugated, Add</i>	10.85 0.02 0.05	2.26
22 07 19 00-0663 LF 2-3/4" ID, 0.020" Aluminum Insulation Jacketing <i>For Stucco Embossed, Add</i> <i>For Corrugated, Add</i>	11.15 0.02 0.05	2.30
22 07 19 00-0664 LF 3" ID, 0.020" Aluminum Insulation Jacketing <i>For Stucco Embossed, Add</i> <i>For Corrugated, Add</i>	11.53 0.02 0.05	2.35
22 07 19 00-0665 LF 3-1/4" ID, 0.020" Aluminum Insulation Jacketing <i>For Stucco Embossed, Add</i> <i>For Corrugated, Add</i>	11.91 0.02 0.06	2.40
22 07 19 00-0666 LF 3-1/2" ID, 0.020" Aluminum Insulation Jacketing <i>For Stucco Embossed, Add</i> <i>For Corrugated, Add</i>	12.28 0.02 0.06	2.46
22 07 19 00-0667 LF 3-3/4" ID, 0.020" Aluminum Insulation Jacketing <i>For Stucco Embossed, Add</i> <i>For Corrugated, Add</i>	12.61 0.03 0.07	2.50
22 07 19 00-0668 LF 4" ID, 0.020" Aluminum Insulation Jacketing <i>For Stucco Embossed, Add</i> <i>For Corrugated, Add</i>	13.01 0.03 0.07	2.56
22 07 19 00-0669 LF 4-1/4" ID, 0.020" Aluminum Insulation Jacketing <i>For Stucco Embossed, Add</i> <i>For Corrugated, Add</i>	13.43 0.03 0.07	2.62
22 07 19 00-0670 LF 4-1/2" ID, 0.020" Aluminum Insulation Jacketing <i>For Stucco Embossed, Add</i> <i>For Corrugated, Add</i>	13.87 0.03 0.08	2.69
22 07 19 00-0671 LF 4-3/4" ID, 0.020" Aluminum Insulation Jacketing <i>For Stucco Embossed, Add</i> <i>For Corrugated, Add</i>	14.24 0.03 0.08	2.74
22 07 19 00-0672 LF 5" ID, 0.020" Aluminum Insulation Jacketing <i>For Stucco Embossed, Add</i> <i>For Corrugated, Add</i>	14.69 0.03 0.09	2.81
22 07 19 00-0673 LF 5-1/4" ID, 0.020" Aluminum Insulation Jacketing <i>For Stucco Embossed, Add</i> <i>For Corrugated, Add</i>	15.15 0.04 0.09	2.89
22 07 19 00-0674 LF 5-1/2" ID, 0.020" Aluminum Insulation Jacketing <i>For Stucco Embossed, Add</i> <i>For Corrugated, Add</i>	15.55 0.04 0.09	2.95
22 07 19 00-0675 LF 5-3/4" ID, 0.020" Aluminum Insulation Jacketing <i>For Stucco Embossed, Add</i> <i>For Corrugated, Add</i>	16.07 0.04 0.10	3.05
22 07 19 00-0676 LF 6" ID, 0.020" Aluminum Insulation Jacketing <i>For Stucco Embossed, Add</i> <i>For Corrugated, Add</i>	16.59 0.04 0.10	3.13
22 07 19 00-0677 LF 6-1/4" ID, 0.020" Aluminum Insulation Jacketing <i>For Stucco Embossed, Add</i> <i>For Corrugated, Add</i>	16.93 0.04 0.11	3.18
22 07 19 00-0678 LF 6-1/2" ID, 0.020" Aluminum Insulation Jacketing <i>For Stucco Embossed, Add</i> <i>For Corrugated, Add</i>	17.29 0.04 0.11	3.23
22 07 19 00-0679 LF 7" ID, 0.020" Aluminum Insulation Jacketing <i>For Stucco Embossed, Add</i> <i>For Corrugated, Add</i>	17.88 0.05 0.12	3.30
22 07 19 00-0680 LF 7-1/4" ID, 0.020" Aluminum Insulation Jacketing <i>For Stucco Embossed, Add</i> <i>For Corrugated, Add</i>	18.35 0.05 0.12	3.38
22 07 19 00-0681 LF 7-1/2" ID, 0.020" Aluminum Insulation Jacketing <i>For Stucco Embossed, Add</i> <i>For Corrugated, Add</i>	18.73 0.05 0.12	3.44
22 07 19 00-0682 LF 8" ID, 0.020" Aluminum Insulation Jacketing <i>For Stucco Embossed, Add</i> <i>For Corrugated, Add</i>	19.29 0.05 0.13	3.50
22 07 19 00-0683 LF 8-1/2" ID, 0.020" Aluminum Insulation Jacketing <i>For Stucco Embossed, Add</i> <i>For Corrugated, Add</i>	19.83 0.06 0.14	3.55
22 07 19 00-0684 LF 9" ID, 0.020" Aluminum Insulation Jacketing <i>For Stucco Embossed, Add</i> <i>For Corrugated, Add</i>	20.50 0.06 0.15	3.64
22 07 19 00-0685 LF 9-1/2" ID, 0.020" Aluminum Insulation Jacketing <i>For Stucco Embossed, Add</i> <i>For Corrugated, Add</i>	21.09 0.06 0.16	3.71
22 07 19 00-0686 LF 10" ID, 0.020" Aluminum Insulation Jacketing <i>For Stucco Embossed, Add</i> <i>For Corrugated, Add</i>	21.67 0.07 0.16	3.77

22 Plumbing
22 07 Plumbing Insulation
 22 07 19 Plumbing Piping Insulation



MINOR	CSI	UOM	DESCRIPTION	TOTAL DIRECT UNIT COST	DEMOLITION UNIT COST
22 07 19 00-0687	LF		10-1/2" ID, 0.020" Aluminum Insulation Jacketing <i>For Stucco Embossed, Add</i> <i>For Corrugated, Add</i>	22.26 0.07 0.17	3.84
22 07 19 00-0688	LF		11" ID, 0.0106 Aluminum Insulation Jacketing <i>For Stucco Embossed, Add</i> <i>For Corrugated, Add</i>	23.01 0.07 0.18	3.95
22 07 19 00-0689	LF		11-1/2" ID, 0.020" Aluminum Insulation Jacketing <i>For Stucco Embossed, Add</i> <i>For Corrugated, Add</i>	23.64 0.08 0.19	4.02
22 07 19 00-0690	LF		12" ID, 0.020" Aluminum Insulation Jacketing <i>For Stucco Embossed, Add</i> <i>For Corrugated, Add</i>	24.28 0.08 0.20	4.10
22 07 19 00-0691	LF		12-1/2" ID, 0.020" Aluminum Insulation Jacketing <i>For Stucco Embossed, Add</i> <i>For Corrugated, Add</i>	25.08 0.08 0.20	4.22
22 07 19 00-0692	LF		13" ID, 0.020" Aluminum Insulation Jacketing <i>For Stucco Embossed, Add</i> <i>For Corrugated, Add</i>	25.55 0.08 0.21	4.27
22 07 19 00-0693	LF		14" ID, 0.020" Aluminum Insulation Jacketing <i>For Stucco Embossed, Add</i> <i>For Corrugated, Add</i>	26.38 0.09 0.23	4.32
22 07 19 00-0694	LF		15" ID, 0.020" Aluminum Insulation Jacketing <i>For Stucco Embossed, Add</i> <i>For Corrugated, Add</i>	27.37 0.10 0.24	4.41
22 07 19 00-0695	LF		16" ID, 0.020" Aluminum Insulation Jacketing <i>For Stucco Embossed, Add</i> <i>For Corrugated, Add</i>	28.21 0.10 0.26	4.45
22 07 19 00-0696	LF		17" ID, 0.020" Aluminum Insulation Jacketing <i>For Stucco Embossed, Add</i> <i>For Corrugated, Add</i>	29.22 0.11 0.28	4.55
22 07 19 00-0697	LF		18" ID, 0.020" Aluminum Insulation Jacketing <i>For Stucco Embossed, Add</i> <i>For Corrugated, Add</i>	29.84 0.11 0.29	4.60
22 07 19 00-0698	LF		19" ID, 0.020" Aluminum Insulation Jacketing <i>For Stucco Embossed, Add</i> <i>For Corrugated, Add</i>	31.09 0.12 0.31	4.70
22 07 19 00-0699	LF		20" ID, 0.020" Aluminum Insulation Jacketing <i>For Stucco Embossed, Add</i> <i>For Corrugated, Add</i>	31.96 0.13 0.32	4.75
22 07 19 00-0700	LF		21" ID, 0.020" Aluminum Insulation Jacketing <i>For Stucco Embossed, Add</i> <i>For Corrugated, Add</i>	33.02 0.14 0.34	4.86
22 07 19 00-0701	LF		22" ID, 0.020" Aluminum Insulation Jacketing <i>For Stucco Embossed, Add</i> <i>For Corrugated, Add</i>	33.87 0.14 0.36	4.91
22 07 19 00-0702	LF		23" ID, 0.020" Aluminum Insulation Jacketing <i>For Stucco Embossed, Add</i> <i>For Corrugated, Add</i>	35.00 0.15 0.37	5.03
22 07 19 00-0703	LF		24" ID, 0.020" Aluminum Insulation Jacketing <i>For Stucco Embossed, Add</i> <i>For Corrugated, Add</i>	35.86 0.15 0.39	5.09
22 07 19 00-0704			24 Mil, Aluminum Insulation Protective Jacketing With Polykraft Moisture Barrier And Bands <small>(22 07 19 00-0595)</small>		
22 07 19 00-0705	LF		1/2" ID, 0.024" Aluminum Insulation Jacketing <i>For Stucco Embossed, Add</i> <i>For Corrugated, Add</i>	9.01 0.01 0.02	2.10
22 07 19 00-0706	LF		3/4" ID, 0.024" Aluminum Insulation Jacketing <i>For Stucco Embossed, Add</i> <i>For Corrugated, Add</i>	9.40 0.01 0.02	2.15
22 07 19 00-0707	LF		1" ID, 0.024" Aluminum Insulation Jacketing <i>For Stucco Embossed, Add</i> <i>For Corrugated, Add</i>	9.79 0.01 0.03	2.20
22 07 19 00-0708	LF		1-1/4" ID, 0.024" Aluminum Insulation Jacketing <i>For Stucco Embossed, Add</i> <i>For Corrugated, Add</i>	10.19 0.01 0.03	2.25
22 07 19 00-0709	LF		1-1/2" ID, 0.024" Aluminum Insulation Jacketing <i>For Stucco Embossed, Add</i> <i>For Corrugated, Add</i>	10.52 0.01 0.03	2.28
22 07 19 00-0710	LF		1-3/4" ID, 0.024" Aluminum Insulation Jacketing <i>For Stucco Embossed, Add</i> <i>For Corrugated, Add</i>	10.84 0.02 0.04	2.32
22 07 19 00-0711	LF		2" ID, 0.024" Aluminum Insulation Jacketing <i>For Stucco Embossed, Add</i> <i>For Corrugated, Add</i>	11.22 0.02 0.04	2.36
22 07 19 00-0712	LF		2-1/4" ID, 0.024" Aluminum Insulation Jacketing <i>For Stucco Embossed, Add</i> <i>For Corrugated, Add</i>	11.61 0.02 0.05	2.41
22 07 19 00-0713	LF		2-1/2" ID, 0.024" Aluminum Insulation Jacketing <i>For Stucco Embossed, Add</i> <i>For Corrugated, Add</i>	12.02 0.02 0.05	2.46
22 07 19 00-0714	LF		2-3/4" ID, 0.024" Aluminum Insulation Jacketing <i>For Stucco Embossed, Add</i> <i>For Corrugated, Add</i>	12.37 0.02 0.06	2.50



MINOR	CSI	UOM	DESCRIPTION	TOTAL DIRECT UNIT COST	DEMOLITION UNIT COST
22 07 19 00-0715	LF		3" ID, 0.024" Aluminum Insulation Jacketing <i>For Stucco Embossed, Add</i> <i>For Corrugated, Add</i>	12.80 0.03 0.06	2.56
22 07 19 00-0716	LF		3-1/4" ID, 0.024" Aluminum Insulation Jacketing <i>For Stucco Embossed, Add</i> <i>For Corrugated, Add</i>	13.23 0.03 0.07	2.62
22 07 19 00-0717	LF		3-1/2" ID, 0.024" Aluminum Insulation Jacketing <i>For Stucco Embossed, Add</i> <i>For Corrugated, Add</i>	13.66 0.03 0.07	2.68
22 07 19 00-0718	LF		3-3/4" ID, 0.024" Aluminum Insulation Jacketing <i>For Stucco Embossed, Add</i> <i>For Corrugated, Add</i>	14.04 0.03 0.08	2.73
22 07 19 00-0719	LF		4" ID, 0.024" Aluminum Insulation Jacketing <i>For Stucco Embossed, Add</i> <i>For Corrugated, Add</i>	14.48 0.03 0.08	2.79
22 07 19 00-0720	LF		4-1/4" ID, 0.024" Aluminum Insulation Jacketing <i>For Stucco Embossed, Add</i> <i>For Corrugated, Add</i>	14.95 0.04 0.09	2.86
22 07 19 00-0721	LF		4-1/2" ID, 0.024" Aluminum Insulation Jacketing <i>For Stucco Embossed, Add</i> <i>For Corrugated, Add</i>	15.46 0.04 0.09	2.93
22 07 19 00-0722	LF		4-3/4" ID, 0.024" Aluminum Insulation Jacketing <i>For Stucco Embossed, Add</i> <i>For Corrugated, Add</i>	15.88 0.04 0.10	2.99
22 07 19 00-0723	LF		5" ID, 0.024" Aluminum Insulation Jacketing <i>For Stucco Embossed, Add</i> <i>For Corrugated, Add</i>	16.38 0.04 0.10	3.08
22 07 19 00-0724	LF		5-1/4" ID, 0.024" Aluminum Insulation Jacketing <i>For Stucco Embossed, Add</i> <i>For Corrugated, Add</i>	16.91 0.04 0.11	3.16
22 07 19 00-0725	LF		5-1/2" ID, 0.024" Aluminum Insulation Jacketing <i>For Stucco Embossed, Add</i> <i>For Corrugated, Add</i>	17.37 0.04 0.11	3.23
22 07 19 00-0726	LF		5-3/4" ID, 0.024" Aluminum Insulation Jacketing <i>For Stucco Embossed, Add</i> <i>For Corrugated, Add</i>	17.95 0.05 0.12	3.32
22 07 19 00-0727	LF		6" ID, 0.024" Aluminum Insulation Jacketing <i>For Stucco Embossed, Add</i> <i>For Corrugated, Add</i>	18.53 0.05 0.12	3.42
22 07 19 00-0728	LF		6-1/4" ID, 0.024" Aluminum Insulation Jacketing <i>For Stucco Embossed, Add</i> <i>For Corrugated, Add</i>	18.91 0.05 0.13	3.47
22 07 19 00-0729	LF		6-1/2" ID, 0.024" Aluminum Insulation Jacketing <i>For Stucco Embossed, Add</i> <i>For Corrugated, Add</i>	19.32 0.05 0.13	3.52
22 07 19 00-0730	LF		7" ID, 0.024" Aluminum Insulation Jacketing <i>For Stucco Embossed, Add</i> <i>For Corrugated, Add</i>	20.00 0.06 0.14	3.60
22 07 19 00-0731	LF		7-1/4" ID, 0.024" Aluminum Insulation Jacketing <i>For Stucco Embossed, Add</i> <i>For Corrugated, Add</i>	20.53 0.06 0.14	3.69
22 07 19 00-0732	LF		7-1/2" ID, 0.024" Aluminum Insulation Jacketing <i>For Stucco Embossed, Add</i> <i>For Corrugated, Add</i>	20.96 0.06 0.15	3.75
22 07 19 00-0733	LF		8" ID, 0.024" Aluminum Insulation Jacketing <i>For Stucco Embossed, Add</i> <i>For Corrugated, Add</i>	21.61 0.06 0.16	3.81
22 07 19 00-0734	LF		8-1/2" ID, 0.024" Aluminum Insulation Jacketing <i>For Stucco Embossed, Add</i> <i>For Corrugated, Add</i>	22.22 0.07 0.17	3.87
22 07 19 00-0735	LF		9" ID, 0.024" Aluminum Insulation Jacketing <i>For Stucco Embossed, Add</i> <i>For Corrugated, Add</i>	23.00 0.07 0.18	3.97
22 07 19 00-0736	LF		9-1/2" ID, 0.024" Aluminum Insulation Jacketing <i>For Stucco Embossed, Add</i> <i>For Corrugated, Add</i>	23.67 0.08 0.19	4.04
22 07 19 00-0737	LF		10" ID, 0.024" Aluminum Insulation Jacketing <i>For Stucco Embossed, Add</i> <i>For Corrugated, Add</i>	24.34 0.08 0.20	4.11
22 07 19 00-0738	LF		10-1/2" ID, 0.024" Aluminum Insulation Jacketing <i>For Stucco Embossed, Add</i> <i>For Corrugated, Add</i>	25.02 0.08 0.21	4.19
22 07 19 00-0739	LF		11" ID, 0.0106 Aluminum Insulation Jacketing..... <i>For Stucco Embossed, Add</i> <i>For Corrugated, Add</i>	25.86 0.09 0.22	4.31
22 07 19 00-0740	LF		11-1/2" ID, 0.024" Aluminum Insulation Jacketing <i>For Stucco Embossed, Add</i> <i>For Corrugated, Add</i>	26.59 0.09 0.23	4.39
22 07 19 00-0741	LF		12" ID, 0.024" Aluminum Insulation Jacketing <i>For Stucco Embossed, Add</i> <i>For Corrugated, Add</i>	27.31 0.09 0.24	4.48
22 07 19 00-0742	LF		12-1/2" ID, 0.024" Aluminum Insulation Jacketing <i>For Stucco Embossed, Add</i> <i>For Corrugated, Add</i>	28.22 0.10 0.24	4.61

22 Plumbing
22 07 Plumbing Insulation
22 07 19 Plumbing Piping Insulation



MINOR	CSI	UOM	DESCRIPTION	TOTAL DIRECT UNIT COST	DEMOLITION UNIT COST
22 07 19 00-0743	LF		13" ID, 0.024" Aluminum Insulation Jacketing <i>For Stucco Embossed, Add</i> <i>For Corrugated, Add</i>	28.77 0.10 0.25	4.66
22 07 19 00-0744	LF		14" ID, 0.024" Aluminum Insulation Jacketing <i>For Stucco Embossed, Add</i> <i>For Corrugated, Add</i>	29.75 0.11 0.27	4.71
22 07 19 00-0745	LF		15" ID, 0.024" Aluminum Insulation Jacketing <i>For Stucco Embossed, Add</i> <i>For Corrugated, Add</i>	30.89 0.12 0.29	4.80
22 07 19 00-0746	LF		16" ID, 0.024" Aluminum Insulation Jacketing <i>For Stucco Embossed, Add</i> <i>For Corrugated, Add</i>	31.87 0.12 0.31	4.85
22 07 19 00-0747	LF		17" ID, 0.024" Aluminum Insulation Jacketing <i>For Stucco Embossed, Add</i> <i>For Corrugated, Add</i>	33.04 0.13 0.33	4.96
22 07 19 00-0748	LF		18" ID, 0.024" Aluminum Insulation Jacketing <i>For Stucco Embossed, Add</i> <i>For Corrugated, Add</i>	33.78 0.14 0.34	5.01
22 07 19 00-0749	LF		19" ID, 0.024" Aluminum Insulation Jacketing <i>For Stucco Embossed, Add</i> <i>For Corrugated, Add</i>	35.23 0.15 0.37	5.12
22 07 19 00-0750	LF		20" ID, 0.024" Aluminum Insulation Jacketing <i>For Stucco Embossed, Add</i> <i>For Corrugated, Add</i>	36.23 0.16 0.39	5.18
22 07 19 00-0751	LF		21" ID, 0.024" Aluminum Insulation Jacketing <i>For Stucco Embossed, Add</i> <i>For Corrugated, Add</i>	37.45 0.16 0.41	5.30
22 07 19 00-0752	LF		22" ID, 0.024" Aluminum Insulation Jacketing <i>For Stucco Embossed, Add</i> <i>For Corrugated, Add</i>	38.47 0.17 0.43	5.36
22 07 19 00-0753	LF		23" ID, 0.024" Aluminum Insulation Jacketing <i>For Stucco Embossed, Add</i> <i>For Corrugated, Add</i>	39.74 0.18 0.44	5.49
22 07 19 00-0754	LF		24" ID, 0.024" Aluminum Insulation Jacketing <i>For Stucco Embossed, Add</i> <i>For Corrugated, Add</i>	40.76 0.19 0.46	5.56
22 07 19 00-0755			32 Mil, Aluminum Insulation Protective Jacketing With Polykraft Moisture Barrier And Bands <small>(22 07 19 00-0595)</small>		
22 07 19 00-0756	LF		1/2" ID, 0.032" Aluminum Insulation Jacketing <i>For Stucco Embossed, Add</i> <i>For Corrugated, Add</i>	10.14 0.01 0.02	2.32
22 07 19 00-0757	LF		3/4" ID, 0.032" Aluminum Insulation Jacketing <i>For Stucco Embossed, Add</i> <i>For Corrugated, Add</i>	10.61 0.01 0.03	2.38
22 07 19 00-0758	LF		1" ID, 0.032" Aluminum Insulation Jacketing <i>For Stucco Embossed, Add</i> <i>For Corrugated, Add</i>	11.09 0.01 0.03	2.43
22 07 19 00-0759	LF		1-1/4" ID, 0.032" Aluminum Insulation Jacketing <i>For Stucco Embossed, Add</i> <i>For Corrugated, Add</i>	11.58 0.02 0.04	2.49
22 07 19 00-0760	LF		1-1/2" ID, 0.032" Aluminum Insulation Jacketing <i>For Stucco Embossed, Add</i> <i>For Corrugated, Add</i>	11.98 0.02 0.05	2.53
22 07 19 00-0761	LF		1-3/4" ID, 0.032" Aluminum Insulation Jacketing <i>For Stucco Embossed, Add</i> <i>For Corrugated, Add</i>	12.38 0.02 0.05	2.57
22 07 19 00-0762	LF		2" ID, 0.032" Aluminum Insulation Jacketing <i>For Stucco Embossed, Add</i> <i>For Corrugated, Add</i>	12.86 0.02 0.06	2.62
22 07 19 00-0763	LF		2-1/4" ID, 0.032" Aluminum Insulation Jacketing <i>For Stucco Embossed, Add</i> <i>For Corrugated, Add</i>	13.32 0.03 0.07	2.67
22 07 19 00-0764	LF		2-1/2" ID, 0.032" Aluminum Insulation Jacketing <i>For Stucco Embossed, Add</i> <i>For Corrugated, Add</i>	13.83 0.03 0.07	2.73
22 07 19 00-0765	LF		2-3/4" ID, 0.032" Aluminum Insulation Jacketing <i>For Stucco Embossed, Add</i> <i>For Corrugated, Add</i>	14.26 0.03 0.08	2.77
22 07 19 00-0766	LF		3" ID, 0.032" Aluminum Insulation Jacketing <i>For Stucco Embossed, Add</i> <i>For Corrugated, Add</i>	14.79 0.03 0.09	2.84
22 07 19 00-0767	LF		3-1/4" ID, 0.032" Aluminum Insulation Jacketing <i>For Stucco Embossed, Add</i> <i>For Corrugated, Add</i>	15.31 0.04 0.09	2.90
22 07 19 00-0768	LF		3-1/2" ID, 0.032" Aluminum Insulation Jacketing <i>For Stucco Embossed, Add</i> <i>For Corrugated, Add</i>	15.82 0.04 0.10	2.97
22 07 19 00-0769	LF		3-3/4" ID, 0.032" Aluminum Insulation Jacketing <i>For Stucco Embossed, Add</i> <i>For Corrugated, Add</i>	16.29 0.04 0.11	3.02
22 07 19 00-0770	LF		4" ID, 0.032" Aluminum Insulation Jacketing <i>For Stucco Embossed, Add</i> <i>For Corrugated, Add</i>	16.84 0.04 0.11	3.10



MINOR CSI UOM DESCRIPTION	TOTAL DIRECT UNIT COST	DEMOLITION UNIT COST
22 07 19 00-0771 LF 4-1/4" ID, 0.032" Aluminum Insulation Jacketing <i>For Stucco Embossed, Add</i> <i>For Corrugated, Add</i>	17.39 0.05 0.12	3.18
22 07 19 00-0772 LF 4-1/2" ID, 0.032" Aluminum Insulation Jacketing <i>For Stucco Embossed, Add</i> <i>For Corrugated, Add</i>	18.00 0.05 0.12	3.26
22 07 19 00-0773 LF 4-3/4" ID, 0.032" Aluminum Insulation Jacketing <i>For Stucco Embossed, Add</i> <i>For Corrugated, Add</i>	18.51 0.05 0.13	3.32
22 07 19 00-0774 LF 5" ID, 0.032" Aluminum Insulation Jacketing <i>For Stucco Embossed, Add</i> <i>For Corrugated, Add</i>	19.11 0.05 0.14	3.41
22 07 19 00-0775 LF 5-1/4" ID, 0.032" Aluminum Insulation Jacketing <i>For Stucco Embossed, Add</i> <i>For Corrugated, Add</i>	19.74 0.06 0.14	3.50
22 07 19 00-0776 LF 5-1/2" ID, 0.032" Aluminum Insulation Jacketing <i>For Stucco Embossed, Add</i> <i>For Corrugated, Add</i>	20.29 0.06 0.15	3.57
22 07 19 00-0777 LF 5-3/4" ID, 0.032" Aluminum Insulation Jacketing <i>For Stucco Embossed, Add</i> <i>For Corrugated, Add</i>	20.98 0.06 0.16	3.68
22 07 19 00-0778 LF 6" ID, 0.032" Aluminum Insulation Jacketing <i>For Stucco Embossed, Add</i> <i>For Corrugated, Add</i>	21.67 0.07 0.16	3.78
22 07 19 00-0779 LF 6-1/4" ID, 0.032" Aluminum Insulation Jacketing <i>For Stucco Embossed, Add</i> <i>For Corrugated, Add</i>	22.15 0.07 0.17	3.84
22 07 19 00-0780 LF 6-1/2" ID, 0.032" Aluminum Insulation Jacketing <i>For Stucco Embossed, Add</i> <i>For Corrugated, Add</i>	22.63 0.07 0.18	3.90
22 07 19 00-0781 LF 7" ID, 0.032" Aluminum Insulation Jacketing <i>For Stucco Embossed, Add</i> <i>For Corrugated, Add</i>	23.48 0.08 0.19	3.99
22 07 19 00-0782 LF 7-1/4" ID, 0.032" Aluminum Insulation Jacketing <i>For Stucco Embossed, Add</i> <i>For Corrugated, Add</i>	24.11 0.08 0.19	4.08
22 07 19 00-0783 LF 7-1/2" ID, 0.032" Aluminum Insulation Jacketing <i>For Stucco Embossed, Add</i> <i>For Corrugated, Add</i>	24.63 0.08 0.20	4.15
22 07 19 00-0784 LF 8" ID, 0.032" Aluminum Insulation Jacketing <i>For Stucco Embossed, Add</i> <i>For Corrugated, Add</i>	25.42 0.09 0.21	4.22
22 07 19 00-0785 LF 8-1/2" ID, 0.032" Aluminum Insulation Jacketing <i>For Stucco Embossed, Add</i> <i>For Corrugated, Add</i>	26.19 0.09 0.23	4.30
22 07 19 00-0786 LF 9" ID, 0.032" Aluminum Insulation Jacketing <i>For Stucco Embossed, Add</i> <i>For Corrugated, Add</i>	27.15 0.10 0.24	4.41
22 07 19 00-0787 LF 9-1/2" ID, 0.032" Aluminum Insulation Jacketing <i>For Stucco Embossed, Add</i> <i>For Corrugated, Add</i>	27.99 0.10 0.25	4.49
22 07 19 00-0788 LF 10" ID, 0.032" Aluminum Insulation Jacketing <i>For Stucco Embossed, Add</i> <i>For Corrugated, Add</i>	28.82 0.11 0.26	4.56
22 07 19 00-0789 LF 10-1/2" ID, 0.032" Aluminum Insulation Jacketing <i>For Stucco Embossed, Add</i> <i>For Corrugated, Add</i>	29.65 0.11 0.28	4.65
22 07 19 00-0790 LF 11" ID, 0.032" Aluminum Insulation Jacketing <i>For Stucco Embossed, Add</i> <i>For Corrugated, Add</i>	30.68 0.12 0.29	4.78
22 07 19 00-0791 LF 11-1/2" ID, 0.032" Aluminum Insulation Jacketing <i>For Stucco Embossed, Add</i> <i>For Corrugated, Add</i>	31.58 0.12 0.30	4.87
22 07 19 00-0792 LF 12" ID, 0.032" Aluminum Insulation Jacketing <i>For Stucco Embossed, Add</i> <i>For Corrugated, Add</i>	32.46 0.13 0.32	4.96
22 07 19 00-0793 LF 12-1/2" ID, 0.032" Aluminum Insulation Jacketing <i>For Stucco Embossed, Add</i> <i>For Corrugated, Add</i>	33.56 0.13 0.33	5.11
22 07 19 00-0794 LF 13" ID, 0.032" Aluminum Insulation Jacketing <i>For Stucco Embossed, Add</i> <i>For Corrugated, Add</i>	34.28 0.14 0.34	5.16
22 07 19 00-0795 LF 14" ID, 0.032" Aluminum Insulation Jacketing <i>For Stucco Embossed, Add</i> <i>For Corrugated, Add</i>	35.52 0.15 0.37	5.21
22 07 19 00-0796 LF 15" ID, 0.032" Aluminum Insulation Jacketing <i>For Stucco Embossed, Add</i> <i>For Corrugated, Add</i>	36.98 0.16 0.39	5.32
22 07 19 00-0797 LF 16" ID, 0.032" Aluminum Insulation Jacketing <i>For Stucco Embossed, Add</i> <i>For Corrugated, Add</i>	38.24 0.17 0.42	5.37
22 07 19 00-0798 LF 17" ID, 0.032" Aluminum Insulation Jacketing <i>For Stucco Embossed, Add</i> <i>For Corrugated, Add</i>	39.71 0.18 0.44	5.50



MINOR CSI	UOM	DESCRIPTION	TOTAL DIRECT UNIT COST	DEMOLITION UNIT COST
22 07 19 00-0799	LF	18" ID, 0.032" Aluminum Insulation Jacketing <i>For Stucco Embossed, Add</i> <i>For Corrugated, Add</i>	40.63 0.18 0.46	5.56
22 07 19 00-0800	LF	19" ID, 0.032" Aluminum Insulation Jacketing <i>For Stucco Embossed, Add</i> <i>For Corrugated, Add</i>	42.49 0.20 0.49	5.68
22 07 19 00-0801	LF	20" ID, 0.032" Aluminum Insulation Jacketing <i>For Stucco Embossed, Add</i> <i>For Corrugated, Add</i>	43.79 0.21 0.52	5.74
22 07 19 00-0802	LF	21" ID, 0.032" Aluminum Insulation Jacketing <i>For Stucco Embossed, Add</i> <i>For Corrugated, Add</i>	45.32 0.22 0.55	5.87
22 07 19 00-0803	LF	22" ID, 0.032" Aluminum Insulation Jacketing <i>For Stucco Embossed, Add</i> <i>For Corrugated, Add</i>	46.61 0.23 0.57	5.94
22 07 19 00-0804	LF	23" ID, 0.032" Aluminum Insulation Jacketing <i>For Stucco Embossed, Add</i> <i>For Corrugated, Add</i>	48.21 0.24 0.60	6.08
22 07 19 00-0805	LF	24" ID, 0.032" Aluminum Insulation Jacketing <i>For Stucco Embossed, Add</i> <i>For Corrugated, Add</i>	49.51 0.25 0.62	6.16
22 07 19 00-0806 40 Mil, Aluminum Insulation Protective Jacketing With Polykraft Moisture Barrier And Bands <small>(22 07 19 00-0595)</small>				
22 07 19 00-0807	LF	1/2" ID, 0.040" Aluminum Insulation Jacketing <i>For Stucco Embossed, Add</i> <i>For Corrugated, Add</i>	11.76 0.01 0.03	2.67
22 07 19 00-0808	LF	3/4" ID, 0.040" Aluminum Insulation Jacketing <i>For Stucco Embossed, Add</i> <i>For Corrugated, Add</i>	12.33 0.01 0.03	2.73
22 07 19 00-0809	LF	1" ID, 0.040" Aluminum Insulation Jacketing <i>For Stucco Embossed, Add</i> <i>For Corrugated, Add</i>	12.89 0.02 0.04	2.80
22 07 19 00-0810	LF	1-1/4" ID, 0.040" Aluminum Insulation Jacketing <i>For Stucco Embossed, Add</i> <i>For Corrugated, Add</i>	13.49 0.02 0.05	2.86
22 07 19 00-0811	LF	1-1/2" ID, 0.040" Aluminum Insulation Jacketing <i>For Stucco Embossed, Add</i> <i>For Corrugated, Add</i>	13.98 0.02 0.06	2.91
22 07 19 00-0812	LF	1-3/4" ID, 0.040" Aluminum Insulation Jacketing <i>For Stucco Embossed, Add</i> <i>For Corrugated, Add</i>	14.47 0.03 0.07	2.95
22 07 19 00-0813	LF	2" ID, 0.040" Aluminum Insulation Jacketing <i>For Stucco Embossed, Add</i> <i>For Corrugated, Add</i>	15.03 0.03 0.07	3.01
22 07 19 00-0814	LF	2-1/4" ID, 0.040" Aluminum Insulation Jacketing <i>For Stucco Embossed, Add</i> <i>For Corrugated, Add</i>	15.60 0.03 0.08	3.08
22 07 19 00-0815	LF	2-1/2" ID, 0.040" Aluminum Insulation Jacketing <i>For Stucco Embossed, Add</i> <i>For Corrugated, Add</i>	16.21 0.04 0.09	3.15
22 07 19 00-0816	LF	2-3/4" ID, 0.040" Aluminum Insulation Jacketing <i>For Stucco Embossed, Add</i> <i>For Corrugated, Add</i>	16.74 0.04 0.10	3.20
22 07 19 00-0817	LF	3" ID, 0.040" Aluminum Insulation Jacketing <i>For Stucco Embossed, Add</i> <i>For Corrugated, Add</i>	17.38 0.04 0.11	3.27
22 07 19 00-0818	LF	3-1/4" ID, 0.040" Aluminum Insulation Jacketing <i>For Stucco Embossed, Add</i> <i>For Corrugated, Add</i>	17.99 0.05 0.12	3.34
22 07 19 00-0819	LF	3-1/2" ID, 0.040" Aluminum Insulation Jacketing <i>For Stucco Embossed, Add</i> <i>For Corrugated, Add</i>	18.62 0.05 0.12	3.42
22 07 19 00-0820	LF	3-3/4" ID, 0.040" Aluminum Insulation Jacketing <i>For Stucco Embossed, Add</i> <i>For Corrugated, Add</i>	19.17 0.05 0.13	3.48
22 07 19 00-0821	LF	4" ID, 0.040" Aluminum Insulation Jacketing <i>For Stucco Embossed, Add</i> <i>For Corrugated, Add</i>	19.83 0.06 0.14	3.56
22 07 19 00-0822	LF	4-1/4" ID, 0.040" Aluminum Insulation Jacketing <i>For Stucco Embossed, Add</i> <i>For Corrugated, Add</i>	20.50 0.06 0.15	3.65
22 07 19 00-0823	LF	4-1/2" ID, 0.040" Aluminum Insulation Jacketing <i>For Stucco Embossed, Add</i> <i>For Corrugated, Add</i>	21.22 0.06 0.16	3.74
22 07 19 00-0824	LF	4-3/4" ID, 0.040" Aluminum Insulation Jacketing <i>For Stucco Embossed, Add</i> <i>For Corrugated, Add</i>	21.84 0.07 0.16	3.82
22 07 19 00-0825	LF	5" ID, 0.040" Aluminum Insulation Jacketing <i>For Stucco Embossed, Add</i> <i>For Corrugated, Add</i>	22.57 0.07 0.17	3.92
22 07 19 00-0826	LF	5-1/4" ID, 0.040" Aluminum Insulation Jacketing <i>For Stucco Embossed, Add</i> <i>For Corrugated, Add</i>	23.30 0.07 0.18	4.02



MINOR CSI UOM DESCRIPTION	TOTAL DIRECT UNIT COST	DEMOLITION UNIT COST
22 07 19 00-0827 LF 5-1/2" ID, 0.040" Aluminum Insulation Jacketing <i>For Stucco Embossed, Add</i> <i>For Corrugated, Add</i>	23.97 0.08 0.19	4.11
22 07 19 00-0828 LF 5-3/4" ID, 0.040" Aluminum Insulation Jacketing <i>For Stucco Embossed, Add</i> <i>For Corrugated, Add</i>	24.80 0.08 0.20	4.22
22 07 19 00-0829 LF 6" ID, 0.040" Aluminum Insulation Jacketing <i>For Stucco Embossed, Add</i> <i>For Corrugated, Add</i>	25.60 0.08 0.20	4.36
22 07 19 00-0830 LF 6-1/4" ID, 0.040" Aluminum Insulation Jacketing <i>For Stucco Embossed, Add</i> <i>For Corrugated, Add</i>	26.19 0.09 0.21	4.42
22 07 19 00-0831 LF 6-1/2" ID, 0.040" Aluminum Insulation Jacketing <i>For Stucco Embossed, Add</i> <i>For Corrugated, Add</i>	26.78 0.09 0.22	4.49
22 07 19 00-0832 LF 7" ID, 0.040" Aluminum Insulation Jacketing <i>For Stucco Embossed, Add</i> <i>For Corrugated, Add</i>	27.79 0.09 0.24	4.59
22 07 19 00-0833 LF 7-1/4" ID, 0.040" Aluminum Insulation Jacketing <i>For Stucco Embossed, Add</i> <i>For Corrugated, Add</i>	28.56 0.10 0.24	4.70
22 07 19 00-0834 LF 7-1/2" ID, 0.040" Aluminum Insulation Jacketing <i>For Stucco Embossed, Add</i> <i>For Corrugated, Add</i>	29.17 0.10 0.25	4.78
22 07 19 00-0835 LF 8" ID, 0.040" Aluminum Insulation Jacketing <i>For Stucco Embossed, Add</i> <i>For Corrugated, Add</i>	30.14 0.11 0.27	4.86
22 07 19 00-0836 LF 8-1/2" ID, 0.040" Aluminum Insulation Jacketing <i>For Stucco Embossed, Add</i> <i>For Corrugated, Add</i>	31.08 0.11 0.28	4.94
22 07 19 00-0837 LF 9" ID, 0.040" Aluminum Insulation Jacketing <i>For Stucco Embossed, Add</i> <i>For Corrugated, Add</i>	32.22 0.12 0.30	5.07
22 07 19 00-0838 LF 9-1/2" ID, 0.040" Aluminum Insulation Jacketing <i>For Stucco Embossed, Add</i> <i>For Corrugated, Add</i>	33.26 0.13 0.32	5.15
22 07 19 00-0839 LF 10" ID, 0.040" Aluminum Insulation Jacketing <i>For Stucco Embossed, Add</i> <i>For Corrugated, Add</i>	34.25 0.13 0.33	5.25
22 07 19 00-0840 LF 10-1/2" ID, 0.040" Aluminum Insulation Jacketing <i>For Stucco Embossed, Add</i> <i>For Corrugated, Add</i>	35.27 0.14 0.35	5.34
22 07 19 00-0841 LF 11" ID, 0.0106 Aluminum Insulation Jacketing <i>For Stucco Embossed, Add</i> <i>For Corrugated, Add</i>	36.50 0.15 0.36	5.50
22 07 19 00-0842 LF 11-1/2" ID, 0.040" Aluminum Insulation Jacketing <i>For Stucco Embossed, Add</i> <i>For Corrugated, Add</i>	37.59 0.15 0.38	5.60
22 07 19 00-0843 LF 12" ID, 0.040" Aluminum Insulation Jacketing <i>For Stucco Embossed, Add</i> <i>For Corrugated, Add</i>	38.66 0.16 0.40	5.71
22 07 19 00-0844 LF 12-1/2" ID, 0.040" Aluminum Insulation Jacketing <i>For Stucco Embossed, Add</i> <i>For Corrugated, Add</i>	39.98 0.16 0.41	5.88
22 07 19 00-0845 LF 13" ID, 0.040" Aluminum Insulation Jacketing <i>For Stucco Embossed, Add</i> <i>For Corrugated, Add</i>	40.85 0.17 0.43	5.94
22 07 19 00-0846 LF 14" ID, 0.040" Aluminum Insulation Jacketing <i>For Stucco Embossed, Add</i> <i>For Corrugated, Add</i>	42.41 0.18 0.46	6.00
22 07 19 00-0847 LF 15" ID, 0.040" Aluminum Insulation Jacketing <i>For Stucco Embossed, Add</i> <i>For Corrugated, Add</i>	44.16 0.20 0.49	6.12
22 07 19 00-0848 LF 16" ID, 0.040" Aluminum Insulation Jacketing <i>For Stucco Embossed, Add</i> <i>For Corrugated, Add</i>	45.73 0.21 0.52	6.19
22 07 19 00-0849 LF 17" ID, 0.040" Aluminum Insulation Jacketing <i>For Stucco Embossed, Add</i> <i>For Corrugated, Add</i>	47.53 0.22 0.56	6.32
22 07 19 00-0850 LF 18" ID, 0.040" Aluminum Insulation Jacketing <i>For Stucco Embossed, Add</i> <i>For Corrugated, Add</i>	48.68 0.23 0.58	6.39
22 07 19 00-0851 LF 19" ID, 0.040" Aluminum Insulation Jacketing <i>For Stucco Embossed, Add</i> <i>For Corrugated, Add</i>	50.95 0.25 0.62	6.53
22 07 19 00-0852 LF 20" ID, 0.040" Aluminum Insulation Jacketing <i>For Stucco Embossed, Add</i> <i>For Corrugated, Add</i>	52.55 0.26 0.65	6.60
22 07 19 00-0853 LF 21" ID, 0.040" Aluminum Insulation Jacketing <i>For Stucco Embossed, Add</i> <i>For Corrugated, Add</i>	54.41 0.27 0.68	6.76
22 07 19 00-0854 LF 22" ID, 0.040" Aluminum Insulation Jacketing <i>For Stucco Embossed, Add</i> <i>For Corrugated, Add</i>	56.01 0.29 0.72	6.84



MINOR CSI UOM DESCRIPTION TOTAL DIRECT UNIT COST DEMOLITION UNIT COST

22 07 19 00-0855	LF	23" ID, 0.040" Aluminum Insulation Jacketing	57.96	7.00
		<i>For Stucco Embossed, Add</i>	0.30	
		<i>For Corrugated, Add</i>	0.75	
22 07 19 00-0856	LF	24" ID, 0.040" Aluminum Insulation Jacketing	59.55	7.08
		<i>For Stucco Embossed, Add</i>	0.31	
		<i>For Corrugated, Add</i>	0.78	

22 07 19 00-0857 Aluminum Insulation Protective Jacketing For Fittings (22 07 19 00-0595)

22 07 19 00-0858	EA	1-1/2" ID, Aluminum 90 Degree LR Elbow Insulation Jacketing	17.26	2.74
22 07 19 00-0859	EA	1-3/4" ID, Aluminum 90 Degree LR Elbow Insulation Jacketing	17.66	2.84
22 07 19 00-0860	EA	2" ID, Aluminum 90 Degree LR Elbow Insulation Jacketing	19.72	2.95
22 07 19 00-0861	EA	2-1/4" ID, Aluminum 90 Degree LR Elbow Insulation Jacketing	19.91	3.00
22 07 19 00-0862	EA	2-1/2" ID, Aluminum 90 Degree LR Elbow Insulation Jacketing	20.10	3.05
22 07 19 00-0863	EA	2-3/4" ID, Aluminum 90 Degree LR Elbow Insulation Jacketing	20.39	3.13
22 07 19 00-0864	EA	3" ID, Aluminum 90 Degree LR Elbow Insulation Jacketing	21.38	3.21
22 07 19 00-0865	EA	3-1/4" ID, Aluminum 90 Degree LR Elbow Insulation Jacketing	21.71	3.29
22 07 19 00-0866	EA	3-1/2" ID, Aluminum 90 Degree LR Elbow Insulation Jacketing	23.49	3.34
22 07 19 00-0867	EA	3-3/4" ID, Aluminum 90 Degree LR Elbow Insulation Jacketing	23.99	3.40
22 07 19 00-0868	EA	4" ID, Aluminum 90 Degree LR Elbow Insulation Jacketing	24.85	3.49
22 07 19 00-0869	EA	4-1/4" ID, Aluminum 90 Degree LR Elbow Insulation Jacketing	25.41	3.56
22 07 19 00-0870	EA	4-1/2" ID, Aluminum 90 Degree LR Elbow Insulation Jacketing	25.88	3.62
22 07 19 00-0871	EA	4-3/4" ID, Aluminum 90 Degree LR Elbow Insulation Jacketing	25.96	3.69
22 07 19 00-0872	EA	5" ID, Aluminum 90 Degree LR Elbow Insulation Jacketing	27.66	3.77
22 07 19 00-0873	EA	5-1/4" ID, Aluminum 90 Degree LR Elbow Insulation Jacketing	29.91	3.84
22 07 19 00-0874	EA	5-1/2" ID, Aluminum 90 Degree LR Elbow Insulation Jacketing	33.95	3.96
22 07 19 00-0875	EA	5-3/4" ID, Aluminum 90 Degree LR Elbow Insulation Jacketing	34.28	4.04
22 07 19 00-0876	EA	6" ID, Aluminum 90 Degree LR Elbow Insulation Jacketing	32.16	4.17
22 07 19 00-0877	EA	6-1/4" ID, Aluminum 90 Degree LR Elbow Insulation Jacketing	32.52	4.27
22 07 19 00-0878	EA	6-1/2" ID, Aluminum 90 Degree LR Elbow Insulation Jacketing	36.27	4.42
22 07 19 00-0879	EA	7" ID, Aluminum 90 Degree LR Elbow Insulation Jacketing	40.66	4.52
22 07 19 00-0880	EA	7-1/4" ID, Aluminum 90 Degree LR Elbow Insulation Jacketing	40.87	4.58
22 07 19 00-0881	EA	7-1/2" ID, Aluminum 90 Degree LR Elbow Insulation Jacketing	51.71	4.63
22 07 19 00-0882	EA	8" ID, Aluminum 90 Degree LR Elbow Insulation Jacketing	43.50	4.69
22 07 19 00-0883	EA	8-1/2" ID, Aluminum 90 Degree LR Elbow Insulation Jacketing	64.95	4.80
22 07 19 00-0884	EA	9" ID, Aluminum 90 Degree LR Elbow Insulation Jacketing	65.44	4.92
22 07 19 00-0885	EA	9-1/2" ID, Aluminum 90 Degree LR Elbow Insulation Jacketing	53.60	4.99
22 07 19 00-0886	EA	10" ID, Aluminum 90 Degree LR Elbow Insulation Jacketing	53.87	5.05
22 07 19 00-0887	EA	10-1/2" ID, Aluminum 90 Degree LR Elbow Insulation Jacketing	54.86	5.12
22 07 19 00-0888	EA	11" ID, Aluminum 90 Degree LR Elbow Insulation Jacketing	55.14	5.19
22 07 19 00-0889	EA	11-1/2" ID, Aluminum 90 Degree LR Elbow Insulation Jacketing	60.43	5.33
22 07 19 00-0890	EA	12" ID, Aluminum 90 Degree LR Elbow Insulation Jacketing	60.73	5.41
22 07 19 00-0891	EA	12-1/2" ID, Aluminum 90 Degree LR Elbow Insulation Jacketing	91.82	5.57
22 07 19 00-0892	EA	13" ID, Aluminum 90 Degree LR Elbow Insulation Jacketing	92.15	5.65
22 07 19 00-0893	EA	14" ID, Aluminum 90 Degree LR Elbow Insulation Jacketing	116.55	5.82
22 07 19 00-0894	EA	15" ID, Aluminum 90 Degree LR Elbow Insulation Jacketing	121.52	6.00
22 07 19 00-0895	EA	16" ID, Aluminum 90 Degree LR Elbow Insulation Jacketing	130.76	6.10
22 07 19 00-0896	EA	2-1/2" ID, Aluminum 45 Degree Elbow Insulation Jacketing	18.73	3.05
22 07 19 00-0897	EA	2-3/4" ID, Aluminum 45 Degree Elbow Insulation Jacketing	19.02	3.13
22 07 19 00-0898	EA	3" ID, Aluminum 45 Degree Elbow Insulation Jacketing	20.19	3.21
22 07 19 00-0899	EA	3-1/4" ID, Aluminum 45 Degree Elbow Insulation Jacketing	20.52	3.29
22 07 19 00-0900	EA	3-1/2" ID, Aluminum 45 Degree Elbow Insulation Jacketing	21.77	3.34
22 07 19 00-0901	EA	3-3/4" ID, Aluminum 45 Degree Elbow Insulation Jacketing	22.01	3.40
22 07 19 00-0902	EA	4" ID, Aluminum 45 Degree Elbow Insulation Jacketing	22.53	3.49
22 07 19 00-0903	EA	4-1/4" ID, Aluminum 45 Degree Elbow Insulation Jacketing	23.99	3.56
22 07 19 00-0904	EA	4-1/2" ID, Aluminum 45 Degree Elbow Insulation Jacketing	24.26	3.62
22 07 19 00-0905	EA	4-3/4" ID, Aluminum 45 Degree Elbow Insulation Jacketing	24.54	3.69
22 07 19 00-0906	EA	5" ID, Aluminum 45 Degree Elbow Insulation Jacketing	26.52	3.77
22 07 19 00-0907	EA	5-1/4" ID, Aluminum 45 Degree Elbow Insulation Jacketing	26.83	3.84
22 07 19 00-0908	EA	5-1/2" ID, Aluminum 45 Degree Elbow Insulation Jacketing	27.85	3.96
22 07 19 00-0909	EA	6" ID, Aluminum 45 Degree Elbow Insulation Jacketing	28.72	4.17
22 07 19 00-0910	EA	6-1/2" ID, Aluminum 45 Degree Elbow Insulation Jacketing	34.26	4.42
22 07 19 00-0911	EA	7" ID, Aluminum 45 Degree Elbow Insulation Jacketing	34.67	4.52
22 07 19 00-0912	EA	7-1/2" ID, Aluminum 45 Degree Elbow Insulation Jacketing	35.26	4.63
22 07 19 00-0913	EA	8" ID, Aluminum 45 Degree Elbow Insulation Jacketing	35.49	4.69
22 07 19 00-0914	EA	8-1/2" ID, Aluminum 45 Degree Elbow Insulation Jacketing	40.04	4.80
22 07 19 00-0915	EA	9" ID, Aluminum 45 Degree Elbow Insulation Jacketing	40.53	4.92
22 07 19 00-0916	EA	9-1/2" ID, Aluminum 45 Degree Elbow Insulation Jacketing	48.87	4.99
22 07 19 00-0917	EA	10" ID, Aluminum 45 Degree Elbow Insulation Jacketing	49.14	5.05
22 07 19 00-0918	EA	10-1/2" ID, Aluminum 45 Degree Elbow Insulation Jacketing	47.53	5.12
22 07 19 00-0919	EA	11" ID, Aluminum 45 Degree Elbow Insulation Jacketing	47.81	5.19
22 07 19 00-0920	EA	11-1/2" ID, Aluminum 45 Degree Elbow Insulation Jacketing	53.84	5.33
22 07 19 00-0921	EA	12" ID, Aluminum 45 Degree Elbow Insulation Jacketing	54.14	5.41
22 07 19 00-0922	EA	13" ID, Aluminum 45 Degree Elbow Insulation Jacketing	60.73	5.65
22 07 19 00-0923	EA	14" ID, Aluminum 45 Degree Elbow Insulation Jacketing	70.07	5.82
22 07 19 00-0924	EA	15" ID, Aluminum 45 Degree Elbow Insulation Jacketing	96.10	6.00
22 07 19 00-0925	EA	16" ID, Aluminum 45 Degree Elbow Insulation Jacketing	102.54	6.10
22 07 19 00-0926	EA	17" ID, Aluminum 45 Degree Elbow Insulation Jacketing	101.09	6.20
22 07 19 00-0927	EA	18" ID, Aluminum 45 Degree Elbow Insulation Jacketing	112.24	6.30
22 07 19 00-0928	EA	19" ID, Aluminum 45 Degree Elbow Insulation Jacketing	131.93	6.40
22 07 19 00-0929	EA	20" ID, Aluminum 45 Degree Elbow Insulation Jacketing	128.87	6.51



MINOR	CSI	UOM	DESCRIPTION	TOTAL DIRECT UNIT COST	DEMOLITION UNIT COST
22 07 19 00-0930	EA		21" ID, Aluminum 45 Degree Elbow Insulation Jacketing	137.51	6.62
22 07 19 00-0931	EA		2-1/2" ID, Aluminum Tee Insulation Jacketing	62.27	4.37
22 07 19 00-0932	EA		2-3/4" ID, Aluminum Tee Insulation Jacketing	62.68	4.47
22 07 19 00-0933	EA		3" ID, Aluminum Tee Insulation Jacketing	68.92	4.58
22 07 19 00-0934	EA		3-1/4" ID, Aluminum Tee Insulation Jacketing	69.37	4.69
22 07 19 00-0935	EA		3-1/2" ID Aluminum Tee Insulation Jacketing	72.26	4.80
22 07 19 00-0936	EA		4" ID, Aluminum Tee Insulation Jacketing	73.33	4.92
22 07 19 00-0937	EA		4-1/4" ID, Aluminum Tee Insulation Jacketing	76.94	5.05
22 07 19 00-0938	EA		4-1/2" ID, Aluminum Tee Insulation Jacketing	77.02	5.19
22 07 19 00-0939	EA		4-3/4" ID, Aluminum Tee Insulation Jacketing	77.60	5.33
22 07 19 00-0940	EA		5" ID, Aluminum Tee Insulation Jacketing	80.31	5.49
22 07 19 00-0941	EA		5-1/4" ID, Aluminum Tee Insulation Jacketing	80.96	5.65
22 07 19 00-0942	EA		5-1/2" ID, Aluminum Tee Insulation Jacketing	84.22	5.82
22 07 19 00-0943	EA		6" ID, Aluminum Tee Insulation Jacketing	84.95	6.00
22 07 19 00-0944	EA		6-1/2" ID, Aluminum Tee Insulation Jacketing	92.55	6.40
22 07 19 00-0945	EA		7" ID, Aluminum Tee Insulation Jacketing	93.44	6.62
22 07 19 00-0946	EA		7-1/2" ID, Aluminum Tee Insulation Jacketing	101.89	6.86
22 07 19 00-0947	EA		8" ID, Aluminum Tee Insulation Jacketing	102.89	7.12
22 07 19 00-0948	EA		8-1/2" ID, Aluminum Tee Insulation Jacketing	105.95	7.39
22 07 19 00-0949	EA		9" ID, Aluminum Tee Insulation Jacketing	107.13	7.68
22 07 19 00-0950	EA		9-1/2" ID, Aluminum Tee Insulation Jacketing	88.06	7.84
22 07 19 00-0951	EA		10" ID, Aluminum Tee Insulation Jacketing	88.71	8.01
22 07 19 00-0952	EA		10-1/2" ID, Aluminum Tee Insulation Jacketing	93.10	8.18
22 07 19 00-0953	EA		11" ID, Aluminum Tee Insulation Jacketing	93.81	8.35
22 07 19 00-0954	EA		11-1/2" ID, Aluminum Tee Insulation Jacketing	97.84	8.54
22 07 19 00-0955	EA		12" ID, Aluminum Tee Insulation Jacketing	98.62	8.73
22 07 19 00-0956	EA		13" ID, Aluminum Tee Insulation Jacketing	102.59	8.93
22 07 19 00-0957	EA		14" ID, Aluminum Tee Insulation Jacketing	106.73	9.15
22 07 19 00-0958	EA		15" ID, Aluminum Tee Insulation Jacketing	113.34	9.37
22 07 19 00-0959	EA		16" ID, Aluminum Tee Insulation Jacketing	116.18	9.61
22 07 19 00-0960	EA		17" ID, Aluminum Tee Insulation Jacketing	128.81	9.85
22 07 19 00-0961	EA		18" ID, Aluminum Tee Insulation Jacketing	133.33	10.11
22 07 19 00-0962	EA		19" ID, Aluminum Tee Insulation Jacketing	144.25	10.39
22 07 19 00-0963	EA		20" ID, Aluminum Tee Insulation Jacketing	147.65	10.67
22 07 19 00-0964	EA		22" ID, Aluminum Tee Insulation Jacketing	177.43	10.98
22 07 19 00-0965	EA		23" ID, Aluminum Tee Insulation Jacketing	182.43	11.30
22 07 19 00-0966	EA		24" ID, Aluminum Tee Insulation Jacketing	190.38	12.39
22 07 19 00-0967			Stainless Steel Insulation Protective Jacketing With Bands <small>(22 07 19 00-0967)</small>		
22 07 19 00-0968			Type 304 Stainless Steel Roll, Insulation Protective Jacketing With Bands <small>(22 07 19 00-0967)</small>		
22 07 19 00-0969	SF		0.010" Stainless Steel Insulation Jacket With Bands	18.04	7.20
22 07 19 00-0970	SF		0.016" Stainless Steel Insulation Jacket With Bands	22.15	8.64
22 07 19 00-0971			10 Mil, Type 304 Stainless Steel, Insulation Protective Jacketing With Moisture Barrier And Bands <small>(22 07 19 00-0967)</small>		
22 07 19 00-0972	LF		2-1/2" ID, 0.010" Stainless Steel Insulation Jacketing	10.11	1.53
22 07 19 00-0973	LF		2-3/4" ID, 0.010" Stainless Steel Insulation Jacketing	10.58	1.57
22 07 19 00-0974	LF		3" ID, 0.010" Stainless Steel Insulation Jacketing	11.06	1.60
22 07 19 00-0975	LF		3-1/4" ID, 0.010" Stainless Steel Insulation Jacketing	11.56	1.63
22 07 19 00-0976	LF		3-1/2" ID, 0.010" Stainless Steel Insulation Jacketing	12.06	1.67
22 07 19 00-0977	LF		3-3/4" ID, 0.010" Stainless Steel Insulation Jacketing	12.55	1.70
22 07 19 00-0978	LF		4" ID, 0.010" Stainless Steel Insulation Jacketing	13.06	1.74
22 07 19 00-0979	LF		4-1/4" ID, 0.010" Stainless Steel Insulation Jacketing	13.57	1.78
22 07 19 00-0980	LF		4-1/2" ID, 0.010" Stainless Steel Insulation Jacketing	14.09	1.83
22 07 19 00-0981	LF		5" ID, 0.010" Stainless Steel Insulation Jacketing	15.16	1.93
22 07 19 00-0982	LF		5-1/2" ID, 0.010" Stainless Steel Insulation Jacketing	16.27	2.03
22 07 19 00-0983	LF		6" ID, 0.010" Stainless Steel Insulation Jacketing	17.42	2.14
22 07 19 00-0984	LF		6-1/2" ID, 0.010" Stainless Steel Insulation Jacketing	18.36	2.20
22 07 19 00-0985	LF		7" ID, 0.010" Stainless Steel Insulation Jacketing	19.33	2.26
22 07 19 00-0986	LF		7-1/2" ID, 0.010" Stainless Steel Insulation Jacketing	20.36	2.34
22 07 19 00-0987	LF		8" ID, 0.010" Stainless Steel Insulation Jacketing	21.24	2.39
22 07 19 00-0988	LF		8-1/2" ID, 0.010" Stainless Steel Insulation Jacketing	22.12	2.43
22 07 19 00-0989	LF		9" ID, 0.010" Stainless Steel Insulation Jacketing	23.01	2.48
22 07 19 00-0990	LF		9-1/2" ID, 0.010" Stainless Steel Insulation Jacketing	23.91	2.53
22 07 19 00-0991	LF		10" ID, 0.010" Stainless Steel Insulation Jacketing	24.82	2.58
22 07 19 00-0992	LF		10-1/2" ID, 0.010" Stainless Steel Insulation Jacketing	25.74	2.63
22 07 19 00-0993	LF		11" ID, 0.010" Stainless Steel Insulation Jacketing	26.66	2.68
22 07 19 00-0994	LF		12" ID, 0.010" Stainless Steel Insulation Jacketing	28.52	2.80
22 07 19 00-0995	LF		13" ID, 0.010" Stainless Steel Insulation Jacketing	30.37	2.91
22 07 19 00-0996	LF		14" ID, 0.010" Stainless Steel Insulation Jacketing	31.94	2.95
22 07 19 00-0997			16 Mil, Type 304 Stainless Steel, Insulation Protective Jacketing With Moisture Barrier And Bands <small>(22 07 19 00-0967)</small>		
22 07 19 00-0998	LF		2-1/2" ID, 0.016" Stainless Steel Insulation Jacketing	13.92	2.05
22 07 19 00-0999	LF		2-3/4" ID, 0.016" Stainless Steel Insulation Jacketing	14.58	2.09
22 07 19 00-1000	LF		3" ID, 0.016" Stainless Steel Insulation Jacketing	15.27	2.13



MINOR	CSI	UOM	DESCRIPTION	TOTAL DIRECT UNIT COST	DEMOLITION UNIT COST
-------	-----	-----	-------------	------------------------	----------------------

22 07 19 00-1001	LF		3-1/4" ID, 0.016" Stainless Steel Insulation Jacketing.....	15.98	2.18
22 07 19 00-1002	LF		3-1/2" ID, 0.016" Stainless Steel Insulation Jacketing.....	16.66	2.22
22 07 19 00-1003	LF		3-3/4" ID, 0.016" Stainless Steel Insulation Jacketing.....	17.37	2.27
22 07 19 00-1004	LF		4" ID, 0.016" Stainless Steel Insulation Jacketing.....	18.09	2.32
22 07 19 00-1005	LF		4-1/4" ID, 0.016" Stainless Steel Insulation Jacketing.....	18.81	2.38
22 07 19 00-1006	LF		4-1/2" ID, 0.016" Stainless Steel Insulation Jacketing.....	19.54	2.43
22 07 19 00-1007	LF		5" ID, 0.016" Stainless Steel Insulation Jacketing.....	21.06	2.55
22 07 19 00-1008	LF		5-1/2" ID, 0.016" Stainless Steel Insulation Jacketing.....	22.62	2.69
22 07 19 00-1009	LF		6" ID, 0.016" Stainless Steel Insulation Jacketing.....	24.22	2.84
22 07 19 00-1010	LF		6-1/2" ID, 0.016" Stainless Steel Insulation Jacketing.....	25.56	2.92
22 07 19 00-1011	LF		7" ID, 0.016" Stainless Steel Insulation Jacketing.....	26.94	3.00
22 07 19 00-1012	LF		7-1/2" ID, 0.016" Stainless Steel Insulation Jacketing.....	28.39	3.12
22 07 19 00-1013	LF		8" ID, 0.016" Stainless Steel Insulation Jacketing.....	29.84	3.18
22 07 19 00-1014	LF		8-1/2" ID, 0.016" Stainless Steel Insulation Jacketing.....	30.90	3.24
22 07 19 00-1015	LF		9" ID, 0.016" Stainless Steel Insulation Jacketing.....	32.18	3.30
22 07 19 00-1016	LF		9-1/2" ID, 0.016" Stainless Steel Insulation Jacketing.....	33.46	3.36
22 07 19 00-1017	LF		10" ID, 0.016" Stainless Steel Insulation Jacketing.....	34.73	3.43
22 07 19 00-1018	LF		10-1/2" ID, 0.016" Stainless Steel Insulation Jacketing.....	36.05	3.50
22 07 19 00-1019	LF		11" ID, 0.016" Stainless Steel Insulation Jacketing.....	37.37	3.57
22 07 19 00-1020	LF		12" ID, 0.016" Stainless Steel Insulation Jacketing.....	40.01	3.73
22 07 19 00-1021	LF		13" ID, 0.016" Stainless Steel Insulation Jacketing.....	42.63	3.87
22 07 19 00-1022	LF		14" ID, 0.016" Stainless Steel Insulation Jacketing.....	44.89	3.93

22 07 19 00-1023 Type 316 Stainless Steel Insulation Protective Jacketing For Fittings (22 07 19 00-0967)

22 07 19 00-1024	EA		2-1/2" ID, Stainless Steel 90 Degree LR Elbow Insulation Jacketing.....	29.67	3.05
22 07 19 00-1025	EA		2-3/4" ID, Stainless Steel 90 Degree LR Elbow Insulation Jacketing.....	29.96	3.13
22 07 19 00-1026	EA		3" ID, Stainless Steel 90 Degree LR Elbow Insulation Jacketing.....	31.08	3.21
22 07 19 00-1027	EA		3-1/4" ID, Stainless Steel 90 Degree LR Elbow Insulation Jacketing.....	31.41	3.29
22 07 19 00-1028	EA		3-1/2" ID, Stainless Steel 90 Degree LR Elbow Insulation Jacketing.....	32.55	3.34
22 07 19 00-1029	EA		3-3/4" ID, Stainless Steel 90 Degree LR Elbow Insulation Jacketing.....	33.88	3.40
22 07 19 00-1030	EA		4" ID, Stainless Steel 90 Degree LR Elbow Insulation Jacketing.....	36.28	3.49
22 07 19 00-1031	EA		4-1/4" ID, Stainless Steel 90 Degree LR Elbow Insulation Jacketing.....	43.87	3.56
22 07 19 00-1032	EA		4-1/2" ID, Stainless Steel 90 Degree LR Elbow Insulation Jacketing.....	44.14	3.62
22 07 19 00-1033	EA		5" ID, Stainless Steel 90 Degree LR Elbow Insulation Jacketing.....	45.38	3.77
22 07 19 00-1034	EA		5-1/2" ID, Stainless Steel 90 Degree LR Elbow Insulation Jacketing.....	61.03	3.96
22 07 19 00-1035	EA		6" ID, Stainless Steel 90 Degree LR Elbow Insulation Jacketing.....	66.32	4.17
22 07 19 00-1036	EA		6-1/2" ID, Stainless Steel 90 Degree LR Elbow Insulation Jacketing.....	85.96	4.42
22 07 19 00-1037	EA		7" ID, Stainless Steel 90 Degree LR Elbow Insulation Jacketing.....	86.37	4.52
22 07 19 00-1038	EA		7-1/2" ID, Stainless Steel 90 Degree LR Elbow Insulation Jacketing.....	98.25	4.63
22 07 19 00-1039	EA		8" ID, Stainless Steel 90 Degree LR Elbow Insulation Jacketing.....	99.95	4.80
22 07 19 00-1040	EA		8-1/2" ID, Stainless Steel 90 Degree LR Elbow Insulation Jacketing.....	101.66	4.80
22 07 19 00-1041	EA		9" ID, Stainless Steel 90 Degree LR Elbow Insulation Jacketing.....	145.11	4.92
22 07 19 00-1042	EA		9-1/2" ID, Stainless Steel 90 Degree LR Elbow Insulation Jacketing.....	143.17	4.99
22 07 19 00-1043	EA		10" ID, Stainless Steel 90 Degree LR Elbow Insulation Jacketing.....	143.44	5.05
22 07 19 00-1044	EA		10-1/2" ID, Stainless Steel 90 Degree LR Elbow Insulation Jacketing.....	167.93	5.12
22 07 19 00-1045	EA		11" ID, Stainless Steel 90 Degree LR Elbow Insulation Jacketing.....	161.51	5.19
22 07 19 00-1046	EA		12" ID, Stainless Steel 90 Degree LR Elbow Insulation Jacketing.....	181.43	5.41
22 07 19 00-1047	EA		13" ID, Stainless Steel 90 Degree LR Elbow Insulation Jacketing.....	243.97	5.65
22 07 19 00-1048	EA		14" ID, Stainless Steel 90 Degree LR Elbow Insulation Jacketing.....	246.15	5.82
22 07 19 00-1049	EA		2-1/2" ID, Stainless Steel 45 Degree Elbow Insulation Jacketing.....	26.77	3.05
22 07 19 00-1050	EA		2-3/4" ID, Stainless Steel 45 Degree Elbow Insulation Jacketing.....	27.06	3.13
22 07 19 00-1051	EA		3" ID, Stainless Steel 45 Degree Elbow Insulation Jacketing.....	28.48	3.21
22 07 19 00-1052	EA		3-1/4" ID, Stainless Steel 45 Degree Elbow Insulation Jacketing.....	28.81	3.29
22 07 19 00-1053	EA		3-1/2" ID, Stainless Steel 45 Degree Elbow Insulation Jacketing.....	29.23	3.34
22 07 19 00-1054	EA		3-3/4" ID, Stainless Steel 45 Degree Elbow Insulation Jacketing.....	29.47	3.40
22 07 19 00-1055	EA		4" ID, Stainless Steel 45 Degree Elbow Insulation Jacketing.....	34.38	3.49
22 07 19 00-1056	EA		4-1/4" ID, Stainless Steel 45 Degree Elbow Insulation Jacketing.....	42.86	3.56
22 07 19 00-1057	EA		4-1/2" ID, Stainless Steel 45 Degree Elbow Insulation Jacketing.....	43.13	3.62
22 07 19 00-1058	EA		4-3/4" ID, Stainless Steel 45 Degree Elbow Insulation Jacketing.....	43.41	3.69
22 07 19 00-1059	EA		5" ID, Stainless Steel 45 Degree Elbow Insulation Jacketing.....	44.18	3.77
22 07 19 00-1060	EA		5-1/2" ID, Stainless Steel 45 Degree Elbow Insulation Jacketing.....	44.96	3.96
22 07 19 00-1061	EA		6" ID, Stainless Steel 45 Degree Elbow Insulation Jacketing.....	51.25	4.17
22 07 19 00-1062	EA		6-1/2" ID, Stainless Steel 45 Degree Elbow Insulation Jacketing.....	52.21	4.42
22 07 19 00-1063	EA		7" ID, Stainless Steel 45 Degree Elbow Insulation Jacketing.....	76.53	4.52
22 07 19 00-1064	EA		7-1/2" ID, Stainless Steel 45 Degree Elbow Insulation Jacketing.....	78.16	4.63
22 07 19 00-1065	EA		8" ID, Stainless Steel 45 Degree Elbow Insulation Jacketing.....	78.39	4.69
22 07 19 00-1066	EA		8-1/2" ID, Stainless Steel 45 Degree Elbow Insulation Jacketing.....	89.01	4.80
22 07 19 00-1067	EA		9" ID, Stainless Steel 45 Degree Elbow Insulation Jacketing.....	89.50	4.92
22 07 19 00-1068	EA		9-1/2" ID, Stainless Steel 45 Degree Elbow Insulation Jacketing.....	101.89	4.99
22 07 19 00-1069	EA		10" ID, Stainless Steel 45 Degree Elbow Insulation Jacketing.....	102.16	5.05
22 07 19 00-1070	EA		10-1/2" ID, Stainless Steel 45 Degree Elbow Insulation Jacketing.....	118.97	5.12
22 07 19 00-1071	EA		11" ID, Stainless Steel 45 Degree Elbow Insulation Jacketing.....	119.25	5.19
22 07 19 00-1072	EA		12" ID, Stainless Steel 45 Degree Elbow Insulation Jacketing.....	128.60	5.41
22 07 19 00-1073	EA		13" ID, Stainless Steel 45 Degree Elbow Insulation Jacketing.....	148.45	5.65

22 07 19 00-1074 Polyvinyl Chloride (PVC) Insulation Protective Jacketing (22 07 19 00-0594)

22 07 19 00-1075 20 Mil Polyvinyl Chloride (PVC) Insulation Protective Jacketing (22 07 19 00-1074)

22 07 19 00-1076	LF		1-1/2" ID, 0.02" Polyvinyl Chloride (PVC) Insulation Jacketing.....	7.63	1.42
------------------	----	--	---	------	------



MINOR	CSI	UOM	DESCRIPTION	TOTAL DIRECT UNIT COST	DEMOLITION UNIT COST
22 07 19 00-1077	LF		2" ID, 0.02" Polyvinyl Chloride (PVC) Insulation Jacketing	8.49	1.48
22 07 19 00-1078	LF		2-1/2" ID, 0.02" Polyvinyl Chloride (PVC) Insulation Jacketing	9.22	1.53
22 07 19 00-1079	LF		3" ID, 0.02" Polyvinyl Chloride (PVC) Insulation Jacketing	10.11	1.60
22 07 19 00-1080	LF		3-1/2" ID, 0.02" Polyvinyl Chloride (PVC) Insulation Jacketing	10.89	1.67
22 07 19 00-1081	LF		4" ID, 0.02" Polyvinyl Chloride (PVC) Insulation Jacketing	11.75	1.74
22 07 19 00-1082	LF		4-1/2" ID, 0.02" Polyvinyl Chloride (PVC) Insulation Jacketing	12.65	1.83
22 07 19 00-1083	LF		5" ID, 0.02" Polyvinyl Chloride (PVC) Insulation Jacketing	13.49	1.93
22 07 19 00-1084	LF		5-1/2" ID, 0.02" Polyvinyl Chloride (PVC) Insulation Jacketing	14.47	2.03
22 07 19 00-1085	LF		6" ID, 0.02" Polyvinyl Chloride (PVC) Insulation Jacketing	15.48	2.14
22 07 19 00-1086	LF		6-1/2" ID, 0.02" Polyvinyl Chloride (PVC) Insulation Jacketing	16.29	2.20
22 07 19 00-1087	LF		7" ID, 0.02" Polyvinyl Chloride (PVC) Insulation Jacketing	17.03	2.26
22 07 19 00-1088	LF		7-1/2" ID, 0.02" Polyvinyl Chloride (PVC) Insulation Jacketing	18.01	2.34
22 07 19 00-1089	LF		8" ID, 0.02" Polyvinyl Chloride (PVC) Insulation Jacketing	18.67	2.39
22 07 19 00-1090	LF		8-1/2" ID, 0.02" Polyvinyl Chloride (PVC) Insulation Jacketing	19.41	2.43
22 07 19 00-1091	LF		9" ID, 0.02" Polyvinyl Chloride (PVC) Insulation Jacketing	20.16	2.48
22 07 19 00-1092	LF		9-1/2" ID, 0.02" Polyvinyl Chloride (PVC) Insulation Jacketing	20.92	2.53
22 07 19 00-1093	LF		10" ID, 0.02" Polyvinyl Chloride (PVC) Insulation Jacketing	21.62	2.58
22 07 19 00-1094	LF		10-1/2" ID, 0.02" Polyvinyl Chloride (PVC) Insulation Jacketing	22.39	2.63
22 07 19 00-1095	LF		11" ID, 0.02" Polyvinyl Chloride (PVC) Insulation Jacketing	23.18	2.68
22 07 19 00-1096	LF		11-1/2" ID, 0.02" Polyvinyl Chloride (PVC) Insulation Jacketing	23.97	2.74
22 07 19 00-1097	LF		12" ID, 0.02" Polyvinyl Chloride (PVC) Insulation Jacketing	24.69	2.80
22 07 19 00-1098	LF		12-1/2" ID, 0.02" Polyvinyl Chloride (PVC) Insulation Jacketing	25.58	2.86
22 07 19 00-1099	LF		13" ID, 0.02" Polyvinyl Chloride (PVC) Insulation Jacketing	26.26	2.91
22 07 19 00-1100	LF		13-1/2" ID, 0.02" Polyvinyl Chloride (PVC) Insulation Jacketing	26.82	2.91
22 07 19 00-1101	LF		14" ID, 0.02" Polyvinyl Chloride (PVC) Insulation Jacketing	27.56	2.95
22 07 19 00-1102	LF		15" ID, 0.02" Polyvinyl Chloride (PVC) Insulation Jacketing	28.88	3.00
22 07 19 00-1103	LF		16" ID, 0.02" Polyvinyl Chloride (PVC) Insulation Jacketing	30.12	3.05
22 07 19 00-1104	LF		17" ID, 0.02" Polyvinyl Chloride (PVC) Insulation Jacketing	31.44	3.10
22 07 19 00-1105	LF		18" ID, 0.02" Polyvinyl Chloride (PVC) Insulation Jacketing	32.77	3.15
22 07 19 00-1106	LF		19" ID, 0.02" Polyvinyl Chloride (PVC) Insulation Jacketing	34.03	3.21
22 07 19 00-1107	LF		20" ID, 0.02" Polyvinyl Chloride (PVC) Insulation Jacketing	35.38	3.26
22 07 19 00-1108	LF		21" ID, 0.02" Polyvinyl Chloride (PVC) Insulation Jacketing	36.65	3.31
22 07 19 00-1109	LF		22" ID, 0.02" Polyvinyl Chloride (PVC) Insulation Jacketing	38.01	3.37
22 07 19 00-1110	LF		23" ID, 0.02" Polyvinyl Chloride (PVC) Insulation Jacketing	39.30	3.43
22 07 19 00-1111	LF		24" ID, 0.02" Polyvinyl Chloride (PVC) Insulation Jacketing	40.69	3.49
22 07 19 00-1112	LF		25" ID, 0.02" Polyvinyl Chloride (PVC) Insulation Jacketing	42.07	3.56
22 07 19 00-1113	LF		26" ID, 0.02" Polyvinyl Chloride (PVC) Insulation Jacketing	43.39	3.62
22 07 19 00-1114	LF		27" ID, 0.02" Polyvinyl Chloride (PVC) Insulation Jacketing	44.80	3.69
22 07 19 00-1115	LF		28" ID, 0.02" Polyvinyl Chloride (PVC) Insulation Jacketing	46.13	3.77
22 07 19 00-1116	LF		29" ID, 0.02" Polyvinyl Chloride (PVC) Insulation Jacketing	47.57	3.84
22 07 19 00-1117	LF		30" ID, 0.02" Polyvinyl Chloride (PVC) Insulation Jacketing	49.01	3.92
22 07 19 00-1118			30 Mil Polyvinyl Chloride (PVC) Insulation Protective Jacketing <small>(22 07 19 00-1074)</small>		
22 07 19 00-1119	LF		2" ID, 0.03" Polyvinyl Chloride (PVC) Insulation Jacketing	9.70	1.48
22 07 19 00-1120	LF		2-1/2" ID, 0.03" Polyvinyl Chloride (PVC) Insulation Jacketing	10.75	1.53
22 07 19 00-1121	LF		3" ID, 0.03" Polyvinyl Chloride (PVC) Insulation Jacketing	11.89	1.60
22 07 19 00-1122	LF		3-1/2" ID, 0.03" Polyvinyl Chloride (PVC) Insulation Jacketing	12.90	1.67
22 07 19 00-1123	LF		4" ID, 0.03" Polyvinyl Chloride (PVC) Insulation Jacketing	14.01	1.74
22 07 19 00-1124	LF		4-1/2" ID, 0.03" Polyvinyl Chloride (PVC) Insulation Jacketing	15.15	1.83
22 07 19 00-1125	LF		5" ID, 0.03" Polyvinyl Chloride (PVC) Insulation Jacketing	16.32	1.93
22 07 19 00-1126	LF		5-1/2" ID, 0.03" Polyvinyl Chloride (PVC) Insulation Jacketing	17.53	2.03
22 07 19 00-1127	LF		6" ID, 0.03" Polyvinyl Chloride (PVC) Insulation Jacketing	18.79	2.14
22 07 19 00-1128	LF		6-1/2" ID, 0.03" Polyvinyl Chloride (PVC) Insulation Jacketing	19.84	2.20
22 07 19 00-1129	LF		7" ID, 0.03" Polyvinyl Chloride (PVC) Insulation Jacketing	20.90	2.26
22 07 19 00-1130	LF		7-1/2" ID, 0.03" Polyvinyl Chloride (PVC) Insulation Jacketing	22.12	2.34
22 07 19 00-1131	LF		8" ID, 0.03" Polyvinyl Chloride (PVC) Insulation Jacketing	23.11	2.39
22 07 19 00-1132	LF		8-1/2" ID, 0.03" Polyvinyl Chloride (PVC) Insulation Jacketing	24.10	2.43
22 07 19 00-1133	LF		9" ID, 0.03" Polyvinyl Chloride (PVC) Insulation Jacketing	25.08	2.48
22 07 19 00-1134	LF		9-1/2" ID, 0.03" Polyvinyl Chloride (PVC) Insulation Jacketing	26.09	2.53
22 07 19 00-1135	LF		10" ID, 0.03" Polyvinyl Chloride (PVC) Insulation Jacketing	27.11	2.58
22 07 19 00-1136	LF		10-1/2" ID, 0.03" Polyvinyl Chloride (PVC) Insulation Jacketing	28.12	2.63
22 07 19 00-1137	LF		11" ID, 0.03" Polyvinyl Chloride (PVC) Insulation Jacketing	29.15	2.68
22 07 19 00-1138	LF		11-1/2" ID, 0.03" Polyvinyl Chloride (PVC) Insulation Jacketing	30.19	2.74
22 07 19 00-1139	LF		12" ID, 0.03" Polyvinyl Chloride (PVC) Insulation Jacketing	31.22	2.80
22 07 19 00-1140	LF		12-1/2" ID, 0.03" Polyvinyl Chloride (PVC) Insulation Jacketing	32.36	2.86
22 07 19 00-1141	LF		13" ID, 0.03" Polyvinyl Chloride (PVC) Insulation Jacketing	33.36	2.91
22 07 19 00-1142	LF		13-1/2" ID, 0.03" Polyvinyl Chloride (PVC) Insulation Jacketing	34.17	2.91
22 07 19 00-1143	LF		14" ID, 0.03" Polyvinyl Chloride (PVC) Insulation Jacketing	35.14	2.95
22 07 19 00-1144	LF		15" ID, 0.03" Polyvinyl Chloride (PVC) Insulation Jacketing	36.95	3.00
22 07 19 00-1145	LF		16" ID, 0.03" Polyvinyl Chloride (PVC) Insulation Jacketing	38.75	3.05
22 07 19 00-1146	LF		17" ID, 0.03" Polyvinyl Chloride (PVC) Insulation Jacketing	40.56	3.10
22 07 19 00-1147	LF		18" ID, 0.03" Polyvinyl Chloride (PVC) Insulation Jacketing	42.45	3.15
22 07 19 00-1148	LF		19" ID, 0.03" Polyvinyl Chloride (PVC) Insulation Jacketing	44.28	3.21
22 07 19 00-1149	LF		20" ID, 0.03" Polyvinyl Chloride (PVC) Insulation Jacketing	46.12	3.26
22 07 19 00-1150	LF		21" ID, 0.03" Polyvinyl Chloride (PVC) Insulation Jacketing	47.95	3.31
22 07 19 00-1151	LF		22" ID, 0.03" Polyvinyl Chloride (PVC) Insulation Jacketing	49.80	3.37
22 07 19 00-1152	LF		23" ID, 0.03" Polyvinyl Chloride (PVC) Insulation Jacketing	51.65	3.43
22 07 19 00-1153	LF		24" ID, 0.03" Polyvinyl Chloride (PVC) Insulation Jacketing	53.52	3.49
22 07 19 00-1154	LF		25" ID, 0.03" Polyvinyl Chloride (PVC) Insulation Jacketing	55.47	3.56
22 07 19 00-1155	LF		26" ID, 0.03" Polyvinyl Chloride (PVC) Insulation Jacketing	57.35	3.62



MINOR TOTAL DIRECT DEMOLITION
 CSI UOM DESCRIPTION UNIT COST UNIT COST

22 07 19 00-1156	LF	27" ID, 0.03" Polyvinyl Chloride (PVC) Insulation Jacketing	59.25	3.69
22 07 19 00-1157	LF	28" ID, 0.03" Polyvinyl Chloride (PVC) Insulation Jacketing	61.14	3.77
22 07 19 00-1158	LF	29" ID, 0.03" Polyvinyl Chloride (PVC) Insulation Jacketing	63.07	3.84
22 07 19 00-1159	LF	30" ID, 0.03" Polyvinyl Chloride (PVC) Insulation Jacketing	64.99	3.92

22 07 19 00-1160 Polyvinyl Chloride (PVC) Insulation Protective Jacketing For Fittings (22 07 19 00-

22 07 19 00-1161	EA	1-3/4" ID, Polyvinyl Chloride (PVC) 90 Degree Elbow Insulation Jacketing	15.82	2.84
22 07 19 00-1162	EA	2" ID, Polyvinyl Chloride (PVC) 90 Degree Elbow Insulation Jacketing	17.31	2.95
22 07 19 00-1163	EA	2-1/4" ID, Polyvinyl Chloride (PVC) 90 Degree Elbow Insulation Jacketing	18.14	3.00
22 07 19 00-1164	EA	2-1/2" ID, Polyvinyl Chloride (PVC) 90 Degree Elbow Insulation Jacketing	18.98	3.05
22 07 19 00-1165	EA	2-3/4" ID, Polyvinyl Chloride (PVC) 90 Degree Elbow Insulation Jacketing	19.83	3.13
22 07 19 00-1166	EA	3" ID, Polyvinyl Chloride (PVC) 90 Degree Elbow Insulation Jacketing	20.56	3.21
22 07 19 00-1167	EA	3-3/8" ID, Polyvinyl Chloride (PVC) 90 Degree Elbow Insulation Jacketing	22.05	3.31
22 07 19 00-1168	EA	3-3/4" ID, Polyvinyl Chloride (PVC) 90 Degree Elbow Insulation Jacketing	23.45	3.40
22 07 19 00-1169	EA	4-1/8" ID, Polyvinyl Chloride (PVC) 90 Degree Elbow Insulation Jacketing	26.41	3.49
22 07 19 00-1170	EA	4-3/4" ID, Polyvinyl Chloride (PVC) 90 Degree Elbow Insulation Jacketing	29.65	3.66
22 07 19 00-1171	EA	5-1/4" ID, Polyvinyl Chloride (PVC) 90 Degree Elbow Insulation Jacketing	32.88	3.84
22 07 19 00-1172	EA	5-3/4" ID, Polyvinyl Chloride (PVC) 90 Degree Elbow Insulation Jacketing	39.25	4.04
22 07 19 00-1173	EA	6-1/4" ID, Polyvinyl Chloride (PVC) 90 Degree Elbow Insulation Jacketing	55.57	4.27
22 07 19 00-1174	EA	6-3/4" ID, Polyvinyl Chloride (PVC) 90 Degree Elbow Insulation Jacketing	58.18	4.42
22 07 19 00-1175	EA	7-1/4" ID, Polyvinyl Chloride (PVC) 90 Degree Elbow Insulation Jacketing	68.84	4.52
22 07 19 00-1176	EA	7-3/4" ID, Polyvinyl Chloride (PVC) 90 Degree Elbow Insulation Jacketing	71.77	4.63
22 07 19 00-1177	EA	8-3/4" ID, Polyvinyl Chloride (PVC) 90 Degree Elbow Insulation Jacketing	87.73	4.80
22 07 19 00-1178	EA	9-3/4" ID, Polyvinyl Chloride (PVC) 90 Degree Elbow Insulation Jacketing	111.47	4.99
22 07 19 00-1179	EA	10-7/8" ID, Polyvinyl Chloride (PVC) 90 Degree Elbow Insulation Jacketing	122.94	5.19
22 07 19 00-1180	EA	11-7/8" ID, Polyvinyl Chloride (PVC) 90 Degree Elbow Insulation Jacketing	138.75	5.41
22 07 19 00-1181	EA	12-7/8" ID, Polyvinyl Chloride (PVC) 90 Degree Elbow Insulation Jacketing	170.45	5.65
22 07 19 00-1182	EA	14-1/8" ID, Polyvinyl Chloride (PVC) 90 Degree Elbow Insulation Jacketing	192.27	5.82
22 07 19 00-1183	EA	15-1/8" ID, Polyvinyl Chloride (PVC) 90 Degree Elbow Insulation Jacketing	205.59	6.00
22 07 19 00-1184	EA	16-1/8" ID, Polyvinyl Chloride (PVC) 90 Degree Elbow Insulation Jacketing	222.60	6.10
22 07 19 00-1185	EA	17-1/8" ID, Polyvinyl Chloride (PVC) 90 Degree Elbow Insulation Jacketing	244.70	6.20
22 07 19 00-1186	EA	18-1/8" ID, Polyvinyl Chloride (PVC) 90 Degree Elbow Insulation Jacketing	308.87	6.30
22 07 19 00-1187	EA	19-1/8" ID, Polyvinyl Chloride (PVC) 90 Degree Elbow Insulation Jacketing	410.72	6.40
22 07 19 00-1188	EA	20-1/8" ID, Polyvinyl Chloride (PVC) 90 Degree Elbow Insulation Jacketing	520.99	6.51
22 07 19 00-1189	EA	1-3/4" ID, Polyvinyl Chloride (PVC) 45 Degree Elbow Insulation Jacketing	15.82	2.84
22 07 19 00-1190	EA	2" ID, Polyvinyl Chloride (PVC) 45 Degree Elbow Insulation Jacketing	17.31	2.95
22 07 19 00-1191	EA	2-1/4" ID, Polyvinyl Chloride (PVC) 45 Degree Elbow Insulation Jacketing	18.14	3.00
22 07 19 00-1192	EA	2-1/2" ID, Polyvinyl Chloride (PVC) 45 Degree Elbow Insulation Jacketing	18.98	3.05
22 07 19 00-1193	EA	2-3/4" ID, Polyvinyl Chloride (PVC) 45 Degree Elbow Insulation Jacketing	19.83	3.13
22 07 19 00-1194	EA	3" ID, Polyvinyl Chloride (PVC) 45 Degree Elbow Insulation Jacketing	20.56	3.21
22 07 19 00-1195	EA	3-3/8" ID, Polyvinyl Chloride (PVC) 45 Degree Elbow Insulation Jacketing	22.05	3.31
22 07 19 00-1196	EA	3-3/4" ID, Polyvinyl Chloride (PVC) 45 Degree Elbow Insulation Jacketing	23.45	3.40
22 07 19 00-1197	EA	4-1/8" ID, Polyvinyl Chloride (PVC) 45 Degree Elbow Insulation Jacketing	26.41	3.49
22 07 19 00-1198	EA	4-3/4" ID, Polyvinyl Chloride (PVC) 45 Degree Elbow Insulation Jacketing	29.65	3.66
22 07 19 00-1199	EA	5-1/4" ID, Polyvinyl Chloride (PVC) 45 Degree Elbow Insulation Jacketing	32.88	3.84
22 07 19 00-1200	EA	5-3/4" ID, Polyvinyl Chloride (PVC) 45 Degree Elbow Insulation Jacketing	39.25	4.04
22 07 19 00-1201	EA	6-1/4" ID, Polyvinyl Chloride (PVC) 45 Degree Elbow Insulation Jacketing	55.57	4.27
22 07 19 00-1202	EA	6-3/4" ID, Polyvinyl Chloride (PVC) 45 Degree Elbow Insulation Jacketing	58.18	4.42
22 07 19 00-1203	EA	7-1/4" ID, Polyvinyl Chloride (PVC) 45 Degree Elbow Insulation Jacketing	68.84	4.52
22 07 19 00-1204	EA	7-3/4" ID, Polyvinyl Chloride (PVC) 45 Degree Elbow Insulation Jacketing	71.77	4.63
22 07 19 00-1205	EA	8-3/4" ID, Polyvinyl Chloride (PVC) 45 Degree Elbow Insulation Jacketing	87.73	4.80
22 07 19 00-1206	EA	9-3/4" ID, Polyvinyl Chloride (PVC) 45 Degree Elbow Insulation Jacketing	111.47	4.99
22 07 19 00-1207	EA	10-7/8" ID, Polyvinyl Chloride (PVC) 45 Degree Elbow Insulation Jacketing	122.86	5.19
22 07 19 00-1208	EA	11-7/8" ID, Polyvinyl Chloride (PVC) 45 Degree Elbow Insulation Jacketing	134.23	5.41
22 07 19 00-1209	EA	12-7/8" ID, Polyvinyl Chloride (PVC) 45 Degree Elbow Insulation Jacketing	148.25	5.65
22 07 19 00-1210	EA	14-1/8" ID, Polyvinyl Chloride (PVC) 45 Degree Elbow Insulation Jacketing	166.85	5.82
22 07 19 00-1211	EA	15-1/8" ID, Polyvinyl Chloride (PVC) 45 Degree Elbow Insulation Jacketing	178.07	6.00
22 07 19 00-1212	EA	16-1/8" ID, Polyvinyl Chloride (PVC) 45 Degree Elbow Insulation Jacketing	200.32	6.10
22 07 19 00-1213	EA	17-1/8" ID, Polyvinyl Chloride (PVC) 45 Degree Elbow Insulation Jacketing	222.91	6.20
22 07 19 00-1214	EA	18-1/8" ID, Polyvinyl Chloride (PVC) 45 Degree Elbow Insulation Jacketing	267.31	6.30
22 07 19 00-1215	EA	19-1/8" ID, Polyvinyl Chloride (PVC) 45 Degree Elbow Insulation Jacketing	355.85	6.40
22 07 19 00-1216	EA	20-1/8" ID, Polyvinyl Chloride (PVC) 45 Degree Elbow Insulation Jacketing	400.10	6.51
22 07 19 00-1217	EA	1-3/4" ID, Polyvinyl Chloride (PVC) Tee Insulation Jacketing	24.40	4.00
22 07 19 00-1218	EA	2" ID, Polyvinyl Chloride (PVC) Tee Insulation Jacketing	25.86	4.08
22 07 19 00-1219	EA	2-1/4" ID, Polyvinyl Chloride (PVC) Tee Insulation Jacketing	27.22	4.22
22 07 19 00-1220	EA	2-1/2" ID, Polyvinyl Chloride (PVC) Tee Insulation Jacketing	28.76	4.37
22 07 19 00-1221	EA	2-3/4" ID, Polyvinyl Chloride (PVC) Tee Insulation Jacketing	30.51	4.52
22 07 19 00-1222	EA	3" ID, Polyvinyl Chloride (PVC) Tee Insulation Jacketing	32.22	4.69
22 07 19 00-1223	EA	3-3/8" ID, Polyvinyl Chloride (PVC) Tee Insulation Jacketing	34.95	4.86
22 07 19 00-1224	EA	3-3/4" ID, Polyvinyl Chloride (PVC) Tee Insulation Jacketing	37.81	5.05
22 07 19 00-1225	EA	4-1/8" ID, Polyvinyl Chloride (PVC) Tee Insulation Jacketing	41.87	5.26
22 07 19 00-1226	EA	4-3/4" ID, Polyvinyl Chloride (PVC) Tee Insulation Jacketing	47.86	5.49
22 07 19 00-1227	EA	5-1/4" ID, Polyvinyl Chloride (PVC) Tee Insulation Jacketing	54.09	5.74
22 07 19 00-1228	EA	5-3/4" ID, Polyvinyl Chloride (PVC) Tee Insulation Jacketing	65.79	6.10
22 07 19 00-1229	EA	6-1/4" ID, Polyvinyl Chloride (PVC) Tee Insulation Jacketing	80.00	6.40
22 07 19 00-1230	EA	6-3/4" ID, Polyvinyl Chloride (PVC) Tee Insulation Jacketing	93.35	6.51
22 07 19 00-1231	EA	7-1/4" ID, Polyvinyl Chloride (PVC) Tee Insulation Jacketing	135.75	6.74
22 07 19 00-1232	EA	7-3/4" ID, Polyvinyl Chloride (PVC) Tee Insulation Jacketing	147.73	7.12
22 07 19 00-1233	EA	8-3/4" ID, Polyvinyl Chloride (PVC) Tee Insulation Jacketing	174.65	7.39
22 07 19 00-1234	EA	9-3/4" ID, Polyvinyl Chloride (PVC) Tee Insulation Jacketing	201.82	7.68



MINOR CSI UOM DESCRIPTION	TOTAL DIRECT UNIT COST	DEMOLITION UNIT COST
22 07 19 00-1235 EA 10-7/8" ID, Polyvinyl Chloride (PVC) Tee Insulation Jacketing.....	205.12	8.01
22 07 19 00-1236 EA 11-7/8" ID, Polyvinyl Chloride (PVC) Tee Insulation Jacketing.....	225.02	8.18
22 07 19 00-1237 EA 12-7/8" ID, Polyvinyl Chloride (PVC) Tee Insulation Jacketing.....	244.93	8.35
22 07 19 00-1238 EA 14-1/8" ID, Polyvinyl Chloride (PVC) Tee Insulation Jacketing.....	265.04	8.54
22 07 19 00-1239 EA 15-1/8" ID, Polyvinyl Chloride (PVC) Tee Insulation Jacketing.....	284.95	8.73
22 07 19 00-1240 EA 16-1/8" ID, Polyvinyl Chloride (PVC) Tee Insulation Jacketing.....	305.04	8.93
22 07 19 00-1241 EA 17-1/8" ID, Polyvinyl Chloride (PVC) Tee Insulation Jacketing.....	324.94	9.15
22 07 19 00-1242 EA 18-1/8" ID, Polyvinyl Chloride (PVC) Tee Insulation Jacketing.....	354.88	9.37
22 07 19 00-1243 EA 19-1/8" ID, Polyvinyl Chloride (PVC) Tee Insulation Jacketing.....	384.72	9.61
22 07 19 00-1244 EA 20-1/8" ID, Polyvinyl Chloride (PVC) Tee Insulation Jacketing.....	420.96	9.85
22 07 19 00-1245 EA 3/4" ID, Polyvinyl Chloride (PVC) Mechanical Grooved Fitting Cover 90 Degree Elbow Insulation Jacketing.....	46.09	2.74
22 07 19 00-1246 EA 1" ID, Polyvinyl Chloride (PVC) Mechanical Grooved Fitting Cover 90 Degree Elbow Insulation Jacketing.....	46.09	2.74
22 07 19 00-1247 EA 1-1/4" ID, Polyvinyl Chloride (PVC) Mechanical Grooved Fitting Cover 90 Degree Elbow Insulation Jacketing.....	55.85	2.84
22 07 19 00-1248 EA 1-1/2" ID, Polyvinyl Chloride (PVC) Mechanical Grooved Fitting Cover 90 Degree Elbow Insulation Jacketing.....	55.85	2.84
22 07 19 00-1249 EA 2" ID, Polyvinyl Chloride (PVC) Mechanical Grooved Fitting Cover 90 Degree Elbow Insulation Jacketing.....	81.95	2.95
22 07 19 00-1250 EA 2-1/2" ID, Polyvinyl Chloride (PVC) Mechanical Grooved Fitting Cover 90 Degree Elbow Insulation Jacketing.....	90.17	3.08
22 07 19 00-1251 EA 3" ID, Polyvinyl Chloride (PVC) Mechanical Grooved Fitting Cover 90 Degree Elbow Insulation Jacketing.....	100.05	3.21
22 07 19 00-1252 EA 3-1/2" ID, Polyvinyl Chloride (PVC) Mechanical Grooved Fitting Cover 90 Degree Elbow Insulation Jacketing.....	114.32	3.34
22 07 19 00-1253 EA 4" ID, Polyvinyl Chloride (PVC) Mechanical Grooved Fitting Cover 90 Degree Elbow Insulation Jacketing.....	126.48	3.49
22 07 19 00-1254 EA 5" ID, Polyvinyl Chloride (PVC) Mechanical Grooved Fitting Cover 90 Degree Elbow Insulation Jacketing.....	155.23	3.84
22 07 19 00-1255 EA 6" ID, Polyvinyl Chloride (PVC) Mechanical Grooved Fitting Cover 90 Degree Elbow Insulation Jacketing.....	223.67	4.27
22 07 19 00-1256 EA 8" ID, Polyvinyl Chloride (PVC) Mechanical Grooved Fitting Cover 90 Degree Elbow Insulation Jacketing.....	244.21	4.80
22 07 19 00-1257 EA 10" ID, Polyvinyl Chloride (PVC) Mechanical Grooved Fitting Cover 90 Degree Elbow Insulation Jacketing.....	308.36	5.12
22 07 19 00-1258 EA 12" ID, Polyvinyl Chloride (PVC) Mechanical Grooved Fitting Cover 90 Degree Elbow Insulation Jacketing.....	436.61	5.65
22 07 19 00-1259 EA 14" ID, Polyvinyl Chloride (PVC) Mechanical Grooved Fitting Cover 90 Degree Elbow Insulation Jacketing.....	438.38	5.91
22 07 19 00-1260 EA 16" ID, Polyvinyl Chloride (PVC) Mechanical Grooved Fitting Cover 90 Degree Elbow Insulation Jacketing.....	588.42	6.10
22 07 19 00-1261 EA 18" ID, Polyvinyl Chloride (PVC) Mechanical Grooved Fitting Cover 90 Degree Elbow Insulation Jacketing.....	800.92	6.30
22 07 19 00-1262 EA 3/4" ID, Polyvinyl Chloride (PVC) Mechanical Grooved Fitting Cover 45 Degree Elbow Insulation Jacketing.....	42.21	2.74
22 07 19 00-1263 EA 1" ID, Polyvinyl Chloride (PVC) Mechanical Grooved Fitting Cover 45 Degree Elbow Insulation Jacketing.....	42.21	2.74
22 07 19 00-1264 EA 1-1/4" ID, Polyvinyl Chloride (PVC) Mechanical Grooved Fitting Cover 45 Degree Elbow Insulation Jacketing.....	51.17	2.84
22 07 19 00-1265 EA 1-1/2" ID, Polyvinyl Chloride (PVC) Mechanical Grooved Fitting Cover 45 Degree Elbow Insulation Jacketing.....	51.17	2.84
22 07 19 00-1266 EA 2" ID, Polyvinyl Chloride (PVC) Mechanical Grooved Fitting Cover 45 Degree Elbow Insulation Jacketing.....	74.28	2.95
22 07 19 00-1267 EA 2-1/2" ID, Polyvinyl Chloride (PVC) Mechanical Grooved Fitting Cover 45 Degree Elbow Insulation Jacketing.....	81.61	3.08
22 07 19 00-1268 EA 3" ID, Polyvinyl Chloride (PVC) Mechanical Grooved Fitting Cover 45 Degree Elbow Insulation Jacketing.....	90.69	3.21
22 07 19 00-1269 EA 3-1/2" ID, Polyvinyl Chloride (PVC) Mechanical Grooved Fitting Cover 45 Degree Elbow Insulation Jacketing.....	95.52	3.34
22 07 19 00-1270 EA 4" ID, Polyvinyl Chloride (PVC) Mechanical Grooved Fitting Cover 45 Degree Elbow Insulation Jacketing.....	114.05	3.49
22 07 19 00-1271 EA 5" ID, Polyvinyl Chloride (PVC) Mechanical Grooved Fitting Cover 45 Degree Elbow Insulation Jacketing.....	139.81	3.84
22 07 19 00-1272 EA 6" ID, Polyvinyl Chloride (PVC) Mechanical Grooved Fitting Cover 45 Degree Elbow Insulation Jacketing.....	200.99	4.27
22 07 19 00-1273 EA 8" ID, Polyvinyl Chloride (PVC) Mechanical Grooved Fitting Cover 45 Degree Elbow Insulation Jacketing.....	219.35	4.80
22 07 19 00-1274 EA 10" ID, Polyvinyl Chloride (PVC) Mechanical Grooved Fitting Cover 45 Degree Elbow Insulation Jacketing.....	276.72	5.12
22 07 19 00-1275 EA 12" ID, Polyvinyl Chloride (PVC) Mechanical Grooved Fitting Cover 45 Degree Elbow Insulation Jacketing.....	391.33	5.65
22 07 19 00-1276 EA 14" ID, Polyvinyl Chloride (PVC) Mechanical Grooved Fitting Cover 45 Degree Elbow Insulation Jacketing.....	503.27	5.91
22 07 19 00-1277 EA 16" ID, Polyvinyl Chloride (PVC) Mechanical Grooved Fitting Cover 45 Degree Elbow Insulation Jacketing.....	605.45	6.10
22 07 19 00-1278 EA 18" ID, Polyvinyl Chloride (PVC) Mechanical Grooved Fitting Cover 45 Degree Elbow Insulation Jacketing.....	711.01	6.30
22 07 19 00-1279 EA 3/4" ID, Polyvinyl Chloride (PVC) Mechanical Grooved Fitting Cover Tee Insulation Jacketing.....	62.29	4.13
22 07 19 00-1280 EA 1" ID, Polyvinyl Chloride (PVC) Mechanical Grooved Fitting Cover Tee Insulation Jacketing.....	62.29	4.13
22 07 19 00-1281 EA 1-1/4" ID, Polyvinyl Chloride (PVC) Mechanical Grooved Fitting Cover Tee Insulation Jacketing.....	74.85	4.27
22 07 19 00-1282 EA 1-1/2" ID, Polyvinyl Chloride (PVC) Mechanical Grooved Fitting Cover Tee Insulation Jacketing.....	74.85	4.27
22 07 19 00-1283 EA 2" ID, Polyvinyl Chloride (PVC) Mechanical Grooved Fitting Cover Tee Insulation Jacketing.....	108.78	4.42
22 07 19 00-1284 EA 2-1/2" ID, Polyvinyl Chloride (PVC) Mechanical Grooved Fitting Cover Tee Insulation Jacketing.....	119.65	4.58
22 07 19 00-1285 EA 3" ID, Polyvinyl Chloride (PVC) Mechanical Grooved Fitting Cover Tee Insulation Jacketing.....	132.60	4.80
22 07 19 00-1286 EA 3-1/2" ID, Polyvinyl Chloride (PVC) Mechanical Grooved Fitting Cover Tee Insulation Jacketing.....	140.12	4.99
22 07 19 00-1287 EA 4" ID, Polyvinyl Chloride (PVC) Mechanical Grooved Fitting Cover Tee Insulation Jacketing.....	167.77	5.26
22 07 19 00-1288 EA 5" ID, Polyvinyl Chloride (PVC) Mechanical Grooved Fitting Cover Tee Insulation Jacketing.....	184.59	5.74
22 07 19 00-1289 EA 6" ID, Polyvinyl Chloride (PVC) Mechanical Grooved Fitting Cover Tee Insulation Jacketing.....	264.73	6.40
22 07 19 00-1290 EA 8" ID, Polyvinyl Chloride (PVC) Mechanical Grooved Fitting Cover Tee Insulation Jacketing.....	287.67	7.12
22 07 19 00-1291 EA 10" ID, Polyvinyl Chloride (PVC) Mechanical Grooved Fitting Cover Tee Insulation Jacketing.....	405.03	7.68
22 07 19 00-1292 EA 12" ID, Polyvinyl Chloride (PVC) Mechanical Grooved Fitting Cover Tee Insulation Jacketing.....	571.46	8.35
22 07 19 00-1293 EA 14" ID, Polyvinyl Chloride (PVC) Mechanical Grooved Fitting Cover Tee Insulation Jacketing.....	685.63	8.93
22 07 19 00-1294 EA 16" ID, Polyvinyl Chloride (PVC) Mechanical Grooved Fitting Cover Tee Insulation Jacketing.....	816.18	9.15
22 07 19 00-1295 EA 18" ID, Polyvinyl Chloride (PVC) Mechanical Grooved Fitting Cover Tee Insulation Jacketing.....	896.32	9.37

22 07 19 00-1296	Insulation Foam Rubber (22 07 19)		
22 07 19 00-1297	Covering 4x6 Sheet (22 07 19 00-1296)		
22 07 19 00-1298	SF 1" Thick Foam Rubber Sheet Insulation.....	20.57	6.82

22 10 Plumbing Piping (22)

Note: The demolition price for only the length of pipe (LF) shall be used for lengths (LF) of pipe removal which exclude the fittings, valves, and insulation. The demolition price for individual fittings, valves, and insulation shall not be used in conjunction with pipe (LF) demolition tasks.

22 11 Facility Water Distribution (22 10)

22 11 16 Domestic Water Piping (22 11)

Note: The demolition price for only the length of pipe (LF) shall be used for lengths (LF) of pipe removal which exclude the fittings, valves, and insulation. The demolition price for individual fittings, valves, and insulation shall not be used in conjunction with pipe (LF) demolition tasks. See CSI section 23 21 13 00-0000 for black steel piping and fitting.



MINOR
CSI UOM DESCRIPTION

TOTAL DIRECT DEMOLITION
UNIT COST UNIT COST

22 11 16 00-0001	Galvanized Steel Pipe Assemblies <small>(22 11 16)</small>		
	Note: (ASTM A-53) Threaded and coupled. Includes all hangers and all galvanized malleable iron fittings (couplings, elbows, tees and reducer fittings). All hangers are complete assemblies. Not for use where detail is available.		
22 11 16 00-0002	LF 1/2" Schedule 40 Threaded Galvanized Steel Pipe With 150 LB Malleable Iron Fitting Assembly	18.48	3.99
	Note: Includes all hangers and all galvanized malleable iron fittings (couplings, elbows, tees and reducer fittings). All hangers are complete assemblies. Not for use where detail is available.		
	For Schedule 80 Pipe With 300 LB Malleable Iron Fittings, Add	5.00	
	For ASTM 120, Deduct	-0.78	
	For Work In Restricted Working Space, Add	3.98	
22 11 16 00-0003	LF 3/4" Schedule 40 Threaded Galvanized Steel Pipe With 150 LB Malleable Iron Fitting Assembly	20.59	4.29
	Note: Includes all hangers and all galvanized malleable iron fittings (couplings, elbows, tees and reducer fittings). All hangers are complete assemblies. Not for use where detail is available.		
	For Schedule 80 Pipe With 300 LB Malleable Iron Fittings, Add	5.76	
	For ASTM 120, Deduct	-0.99	
	For Work In Restricted Working Space, Add	4.21	
22 11 16 00-0004	LF 1" Schedule 40 Threaded Galvanized Steel Pipe With 150 LB Malleable Iron Fitting Assembly	23.89	4.70
	Note: Includes all hangers and all galvanized malleable iron fittings (couplings, elbows, tees and reducer fittings). All hangers are complete assemblies. Not for use where detail is available.		
	For Schedule 80 Pipe With 300 LB Malleable Iron Fittings, Add	7.00	
	For ASTM 120, Deduct	-1.34	
	For Work In Restricted Working Space, Add	4.50	
22 11 16 00-0005	LF 1-1/4" Schedule 40 Threaded Galvanized Steel Pipe With 150 LB Malleable Iron Fitting Assembly	28.58	4.90
	Note: Includes all hangers and all galvanized malleable iron fittings (couplings, elbows, tees and reducer fittings). All hangers are complete assemblies. Not for use where detail is available.		
	For Schedule 80 Pipe With 300 LB Malleable Iron Fittings, Add	8.88	
	For ASTM 120, Deduct	-1.90	
	For Work In Restricted Working Space, Add	4.77	
22 11 16 00-0006	LF 1-1/2" Schedule 40 Threaded Galvanized Steel Pipe With 150 LB Malleable Iron Fitting Assembly	31.18	5.80
	Note: Includes all hangers and all galvanized malleable iron fittings (couplings, elbows, tees and reducer fittings). All hangers are complete assemblies. Not for use where detail is available.		
	For Schedule 80 Pipe With 300 LB Malleable Iron Fittings, Add	9.88	
	For ASTM 120, Deduct	-2.19	
	For Work In Restricted Working Space, Add	4.98	
22 11 16 00-0007	LF 2" Schedule 40 Threaded Galvanized Steel Pipe With 150 LB Malleable Iron Fitting Assembly	38.33	6.99
	Note: Includes all hangers and all galvanized malleable iron fittings (couplings, elbows, tees and reducer fittings). All hangers are complete assemblies. Not for use where detail is available.		
	For Schedule 80 Pipe With 300 LB Malleable Iron Fittings, Add	12.53	
	For ASTM 120, Deduct	-2.92	
	For Work In Restricted Working Space, Add	5.67	
22 11 16 00-0008	LF 2-1/2" Schedule 40 Threaded Galvanized Steel Pipe With 150 LB Malleable Iron Fitting Assembly	58.19	8.29
	Note: Includes all hangers and all galvanized malleable iron fittings (couplings, elbows, tees and reducer fittings). All hangers are complete assemblies. Not for use where detail is available.		
	For Schedule 80 Pipe With 300 LB Malleable Iron Fittings, Add	20.65	
	For ASTM 120, Deduct	-5.41	
	For Work In Restricted Working Space, Add	6.64	
22 11 16 00-0009	LF 3" Schedule 40 Threaded Galvanized Steel Pipe With 150 LB Malleable Iron Fitting Assembly	72.00	11.09
	Note: Includes all hangers and all galvanized malleable iron fittings (couplings, elbows, tees and reducer fittings). All hangers are complete assemblies. Not for use where detail is available.		
	For Schedule 80 Pipe With 300 LB Malleable Iron Fittings, Add	25.70	
	For ASTM 120, Deduct	-6.78	
	For Work In Restricted Working Space, Add	8.05	
22 11 16 00-0010	LF 4" Schedule 40 Threaded Galvanized Steel Pipe With 150 LB Malleable Iron Fitting Assembly	115.51	12.90
	Note: Includes all hangers and all galvanized malleable iron fittings (couplings, elbows, tees and reducer fittings). All hangers are complete assemblies. Not for use where detail is available.		
	For Schedule 80 Pipe With 300 LB Malleable Iron Fittings, Add	44.44	
	For ASTM 120, Deduct	-12.81	
	For Work In Restricted Working Space, Add	9.04	
22 11 16 00-0011	LF 5" Schedule 40 Threaded Galvanized Steel Pipe With 150 LB Malleable Iron Fitting Assembly	206.56	16.49
	Note: Includes all hangers and all galvanized malleable iron fittings (couplings, elbows, tees and reducer fittings). All hangers are complete assemblies. Not for use where detail is available.		
	For Schedule 80 Pipe With 300 LB Malleable Iron Fittings, Add	83.85	
	For ASTM 120, Deduct	-25.52	
	For Work In Restricted Working Space, Add	10.93	
22 11 16 00-0012	LF 6" Schedule 40 Threaded Galvanized Steel Pipe With 150 LB Malleable Iron Fitting Assembly	252.04	19.50
	Note: Includes all hangers and all galvanized malleable iron fittings (couplings, elbows, tees and reducer fittings). All hangers are complete assemblies. Not for use where detail is available.		
	For Schedule 80 Pipe With 300 LB Malleable Iron Fittings, Add	103.07	
	For ASTM 120, Deduct	-31.60	
	For Work In Restricted Working Space, Add	12.41	
22 11 16 00-0013	Galvanized Steel Pipe And Threaded Fittings <small>(22 11 16)</small>		
	Note: (ASTM A-53) Threaded and coupled, schedule 40. Excludes hangers, elbow, tee, or reducer fittings.		
22 11 16 00-0014	Continuous Weld, Threaded And Coupled, Galvanized Steel Pipe <small>(22 11 16 00-0013)</small>		
	Note: ASTM A-53. Includes coupling. Welded pipe has a weld bead on the inside.		
22 11 16 00-0015	LF 1/2" Schedule 40, Continuous Weld, Threaded And Coupled, Galvanized Steel Pipe	9.18	3.99
	For Schedule 80 Pipe, Add	2.10	
	For ASTM 120, Deduct	-0.47	
	For Work In Restricted Working Space, Add	1.82	
22 11 16 00-0016	LF 3/4" Schedule 40, Continuous Weld, Threaded And Coupled, Galvanized Steel Pipe	10.56	4.29
	For Schedule 80 Pipe, Add	2.62	
	For ASTM 120, Deduct	-0.62	
	For Work In Restricted Working Space, Add	1.93	



MINOR	CSI	UOM	DESCRIPTION	TOTAL DIRECT UNIT COST	DEMOLITION UNIT COST
22 11 16 00-0017	LF		1" Schedule 40, Continuous Weld, Threaded And Coupled, Galvanized Steel Pipe <i>For Schedule 80 Pipe, Add</i> <i>For ASTM 120, Deduct</i> <i>For Work In Restricted Working Space, Add</i>	13.10 3.64 -0.92 2.09	4.70
22 11 16 00-0018	LF		1-1/4" Schedule 40, Continuous Weld, Threaded And Coupled, Galvanized Steel Pipe <i>For Schedule 80 Pipe, Add</i> <i>For ASTM 120, Deduct</i> <i>For Work In Restricted Working Space, Add</i>	15.68 4.71 -1.24 2.22	4.90
22 11 16 00-0019	LF		1-1/2" Schedule 40, Continuous Weld, Threaded And Coupled, Galvanized Steel Pipe <i>For Schedule 80 Pipe, Add</i> <i>For ASTM 120, Deduct</i> <i>For Work In Restricted Working Space, Add</i>	18.60 5.63 -1.49 2.61	5.80
22 11 16 00-0020	LF		2" Schedule 40, Continuous Weld, Threaded And Coupled, Galvanized Steel Pipe <i>For Schedule 80 Pipe, Add</i> <i>For ASTM 120, Deduct</i> <i>For Work In Restricted Working Space, Add</i>	23.81 7.44 -2.00 3.15	6.99
22 11 16 00-0021	LF		2-1/2" Schedule 40, Continuous Weld, Threaded And Coupled, Galvanized Steel Pipe <i>For Schedule 80 Pipe, Add</i> <i>For ASTM 120, Deduct</i> <i>For Work In Restricted Working Space, Add</i>	33.59 11.38 -3.17 3.75	8.29
22 11 16 00-0022	LF		3" Schedule 40, Continuous Weld, Threaded And Coupled, Galvanized Steel Pipe <i>For Schedule 80 Pipe, Add</i> <i>For ASTM 120, Deduct</i> <i>For Work In Restricted Working Space, Add</i>	44.28 14.93 -4.14 5.00	11.09
22 11 16 00-0023	LF		4" Schedule 40, Continuous Weld, Threaded And Coupled, Galvanized Steel Pipe <i>For Schedule 80 Pipe, Add</i> <i>For ASTM 120, Deduct</i> <i>For Work In Restricted Working Space, Add</i>	58.74 20.82 -5.90 5.82	12.90
22 11 16 00-0024	LF		5" Schedule 40, Continuous Weld, Threaded And Coupled, Galvanized Steel Pipe <i>For Schedule 80 Pipe, Add</i> <i>For ASTM 120, Deduct</i> <i>For Work In Restricted Working Space, Add</i>	77.44 27.79 -7.91 7.41	16.49
22 11 16 00-0025	LF		6" Schedule 40, Continuous Weld, Threaded And Coupled, Galvanized Steel Pipe <i>For Schedule 80 Pipe, Add</i> <i>For ASTM 120, Deduct</i> <i>For Work In Restricted Working Space, Add</i>	97.63 35.76 -10.26 8.76	19.50
22 11 16 00-0026	LF		8" Schedule 40, Continuous Weld, Threaded And Coupled, Galvanized Steel Pipe <i>For Schedule 80 Pipe, Add</i> <i>For ASTM 120, Deduct</i> <i>For Work In Restricted Working Space, Add</i>	109.20 39.01 -11.09 10.58	23.57
22 11 16 00-0027			Seamless, Threaded And Coupled, Galvanized Steel Pipe <small>(22 11 16 00-0013)</small> Note: ASTM A-53. Includes coupling.		
22 11 16 00-0028	LF		1/2" Schedule 40, Seamless, Threaded Galvanized Steel Pipe <i>For Schedule 80 Pipe, Add</i> <i>For ASTM 120, Deduct</i> <i>For Work In Restricted Working Space, Add</i>	10.03 2.51 -0.60 1.82	3.99
22 11 16 00-0029	LF		3/4" Schedule 40, Seamless, Threaded Galvanized Steel Pipe <i>For Schedule 80 Pipe, Add</i> <i>For ASTM 120, Deduct</i> <i>For Work In Restricted Working Space, Add</i>	11.20 2.93 -0.71 1.93	4.29
22 11 16 00-0030	LF		1" Schedule 40, Seamless, Threaded Galvanized Steel Pipe <i>For Schedule 80 Pipe, Add</i> <i>For ASTM 120, Deduct</i> <i>For Work In Restricted Working Space, Add</i>	12.51 3.35 -0.83 2.09	4.70
22 11 16 00-0031	LF		1-1/4" Schedule 40, Seamless, Threaded Galvanized Steel Pipe <i>For Schedule 80 Pipe, Add</i> <i>For ASTM 120, Deduct</i> <i>For Work In Restricted Working Space, Add</i>	14.35 4.08 -1.04 2.22	4.90
22 11 16 00-0032	LF		1-1/2" Schedule 40, Seamless, Threaded Galvanized Steel Pipe <i>For Schedule 80 Pipe, Add</i> <i>For ASTM 120, Deduct</i> <i>For Work In Restricted Working Space, Add</i>	16.63 4.68 -1.19 2.61	5.80
22 11 16 00-0033	LF		2" Schedule 40, Seamless, Threaded Galvanized Steel Pipe <i>For Schedule 80 Pipe, Add</i> <i>For ASTM 120, Deduct</i> <i>For Work In Restricted Working Space, Add</i>	19.55 5.39 -1.36 3.15	6.99
22 11 16 00-0034	LF		2-1/2" Schedule 40, Seamless, Threaded Galvanized Steel Pipe <i>For Schedule 80 Pipe, Add</i> <i>For ASTM 120, Deduct</i> <i>For Work In Restricted Working Space, Add</i>	27.62 8.51 -2.27 3.75	8.29
22 11 16 00-0035	LF		3" Schedule 40, Seamless, Threaded Galvanized Steel Pipe <i>For Schedule 80 Pipe, Add</i> <i>For ASTM 120, Deduct</i> <i>For Work In Restricted Working Space, Add</i>	35.15 10.55 -2.78 5.00	11.09
22 11 16 00-0036	LF		4" Schedule 40, Seamless, Threaded Galvanized Steel Pipe <i>For Schedule 80 Pipe, Add</i> <i>For ASTM 120, Deduct</i> <i>For Work In Restricted Working Space, Add</i>	45.86 14.64 -3.97 5.82	12.90
22 11 16 00-0037	LF		5" Schedule 40, Seamless, Threaded Galvanized Steel Pipe <i>For Schedule 80 Pipe, Add</i> <i>For ASTM 120, Deduct</i> <i>For Work In Restricted Working Space, Add</i>	59.21 19.04 -5.18 7.41	16.49



MINOR	CSI	UOM	DESCRIPTION	TOTAL DIRECT UNIT COST	DEMOLITION UNIT COST
22 11 16 00-0038	LF		6" Schedule 40, Seamless, Threaded Galvanized Steel Pipe <i>For Schedule 80 Pipe, Add</i> <i>For ASTM 120, Deduct</i> <i>For Work In Restricted Working Space, Add</i>	73.37 24.12 -6.62 8.76	19.50
22 11 16 00-0039			Galvanized Malleable Iron 90 Degree Elbows (22 11 16 00-0013)		
22 11 16 00-0040	EA		1/2", 150 LB, Galvanized Malleable Iron 90 Degree Elbow <i>For 300 LB Rating, Add</i> <i>For ASTM 120, Deduct</i> <i>For Work In Restricted Working Space, Add</i>	33.01 23.26 -0.96 7.99	17.78
22 11 16 00-0041	EA		3/4", 150 LB, Galvanized Malleable Iron 90 Degree Elbow <i>For 300 LB Rating, Add</i> <i>For ASTM 120, Deduct</i> <i>For Work In Restricted Working Space, Add</i>	37.63 28.38 -1.17 8.94	19.88
22 11 16 00-0042	EA		1", 150 LB, Galvanized Malleable Iron 90 Degree Elbow <i>For 300 LB Rating, Add</i> <i>For ASTM 120, Deduct</i> <i>For Work In Restricted Working Space, Add</i>	47.78 51.26 -2.17 9.99	22.17
22 11 16 00-0043	EA		1-1/4", 150 LB, Galvanized Malleable Iron 90 Degree Elbow <i>For 300 LB Rating, Add</i> <i>For ASTM 120, Deduct</i> <i>For Work In Restricted Working Space, Add</i>	60.59 80.12 -3.44 11.31	25.17
22 11 16 00-0044	EA		1-1/2", 150 LB, Galvanized Malleable Iron 90 Degree Elbow <i>For 300 LB Rating, Add</i> <i>For ASTM 120, Deduct</i> <i>For Work In Restricted Working Space, Add</i>	72.38 104.14 -4.48 12.75	28.36
22 11 16 00-0045	EA		2", 150 LB, Galvanized Malleable Iron 90 Degree Elbow <i>For 300 LB Rating, Add</i> <i>For ASTM 120, Deduct</i> <i>For Work In Restricted Working Space, Add</i>	102.94 169.67 -7.34 16.20	36.05
22 11 16 00-0046	EA		2-1/2", 150 LB, Galvanized Malleable Iron 90 Degree Elbow <i>For 300 LB Rating, Add</i> <i>For ASTM 120, Deduct</i> <i>For Work In Restricted Working Space, Add</i>	207.99 440.30 -19.21 23.97	53.34
22 11 16 00-0047	EA		3", 150 LB, Galvanized Malleable Iron 90 Degree Elbow <i>For 300 LB Rating, Add</i> <i>For ASTM 120, Deduct</i> <i>For Work In Restricted Working Space, Add</i>	316.31 724.32 -31.68 31.54	70.12
22 11 16 00-0048	EA		4", 150 LB, Galvanized Malleable Iron 90 Degree Elbow <i>For 300 LB Rating, Add</i> <i>For ASTM 120, Deduct</i> <i>For Work In Restricted Working Space, Add</i>	485.65 1,273.16 -55.87 33.96	75.48
22 11 16 00-0049	EA		5", 150 LB, Galvanized Malleable Iron 90 Degree Elbow <i>For 300 LB Rating, Add</i> <i>For ASTM 120, Deduct</i> <i>For Work In Restricted Working Space, Add</i>	1,726.59 5,475.92 -241.27 35.43	78.78
22 11 16 00-0050	EA		6", 150 LB, Galvanized Malleable Iron 90 Degree Elbow <i>For 300 LB Rating, Add</i> <i>For ASTM 120, Deduct</i> <i>For Work In Restricted Working Space, Add</i>	1,606.33 5,049.07 -222.43 37.05	82.37
22 11 16 00-0051	EA		8", 150 LB, Galvanized Malleable Iron 90 Degree Elbow <i>For 300 LB Rating, Add</i> <i>For ASTM 120, Deduct</i> <i>For Work In Restricted Working Space, Add</i>	1,917.99 6,090.17 -268.34 38.71	86.07
22 11 16 00-0052			Galvanized Malleable Iron Reducing 90 Degree Elbows (22 11 16 00-0013)		
22 11 16 00-0053	EA		3/4" x 1/2", 150 LB, Galvanized Malleable Iron Reducing 90 Degree Elbow <i>For ASTM 120, Deduct</i> <i>For Work In Restricted Working Space, Add</i>	41.83 -2.04 8.47	18.78
22 11 16 00-0054	EA		1" x 3/4", 150 LB, Galvanized Malleable Iron Reducing 90 Degree Elbow <i>For ASTM 120, Deduct</i> <i>For Work In Restricted Working Space, Add</i>	49.01 -2.62 9.47	21.07
22 11 16 00-0055	EA		1" x 1/2", 150 LB, Galvanized Malleable Iron Reducing 90 Degree Elbow <i>For ASTM 120, Deduct</i> <i>For Work In Restricted Working Space, Add</i>	48.48 -2.78 8.99	19.98
22 11 16 00-0056	EA		1-1/4" x 1", 150 LB, Galvanized Malleable Iron Reducing 90 Degree Elbow <i>For ASTM 120, Deduct</i> <i>For Work In Restricted Working Space, Add</i>	64.77 -4.39 10.65	23.67
22 11 16 00-0057	EA		1-1/4" x 3/4", 150 LB, Galvanized Malleable Iron Reducing 90 Degree Elbow <i>For ASTM 120, Deduct</i> <i>For Work In Restricted Working Space, Add</i>	68.92 -5.28 10.13	22.48
22 11 16 00-0058	EA		1-1/4" x 1/2", 150 LB, Galvanized Malleable Iron Reducing 90 Degree Elbow <i>For ASTM 120, Deduct</i> <i>For Work In Restricted Working Space, Add</i>	69.42 -5.59 9.65	21.48
22 11 16 00-0059	EA		1-1/2" x 1-1/4", 150 LB, Galvanized Malleable Iron Reducing 90 Degree Elbow <i>For ASTM 120, Deduct</i> <i>For Work In Restricted Working Space, Add</i>	86.88 -7.02 12.03	26.77
22 11 16 00-0060	EA		1-1/2" x 1", 150 LB, Galvanized Malleable Iron Reducing 90 Degree Elbow <i>For ASTM 120, Deduct</i> <i>For Work In Restricted Working Space, Add</i>	84.69 -7.02 11.37	25.27
22 11 16 00-0061	EA		1-1/2" x 3/4", 150 LB, Galvanized Malleable Iron Reducing 90 Degree Elbow <i>For ASTM 120, Deduct</i> <i>For Work In Restricted Working Space, Add</i>	82.94 -7.02 10.85	24.07



MINOR	CSI	UOM	DESCRIPTION	TOTAL DIRECT UNIT COST	DEMOLITION UNIT COST
22 11 16 00-0062	EA		2" x 1-1/2", 150 LB, Galvanized Malleable Iron Reducing 90 Degree Elbow <i>For ASTM 120, Deduct</i> <i>For Work In Restricted Working Space, Add</i>	102.90 -8.20 14.47	32.16
22 11 16 00-0063	EA		2" x 1-1/4", 150 LB, Galvanized Malleable Iron Reducing 90 Degree Elbow <i>For ASTM 120, Deduct</i> <i>For Work In Restricted Working Space, Add</i>	108.50 -9.40 13.75	30.56
22 11 16 00-0064	EA		2" x 1", 150 LB, Galvanized Malleable Iron Reducing 90 Degree Elbow <i>For ASTM 120, Deduct</i> <i>For Work In Restricted Working Space, Add</i>	108.66 -9.75 13.09	29.07
22 11 16 00-0065	EA		2" x 3/4", 150 LB, Galvanized Malleable Iron Reducing 90 Degree Elbow <i>For ASTM 120, Deduct</i> <i>For Work In Restricted Working Space, Add</i>	91.22 -7.40 12.57	27.97
22 11 16 00-0066	EA		2-1/2" x 2", 150 LB, Galvanized Malleable Iron Reducing 90 Degree Elbow <i>For ASTM 120, Deduct</i> <i>For Work In Restricted Working Space, Add</i>	252.21 -27.79 20.09	44.65
22 11 16 00-0067	EA		2-1/2" x 1-1/2", 150 LB, Galvanized Malleable Iron Reducing 90 Degree Elbow <i>For ASTM 120, Deduct</i> <i>For Work In Restricted Working Space, Add</i>	267.61 -30.96 18.36	40.85
22 11 16 00-0068	EA		3" x 2-1/2", 150 LB, Galvanized Malleable Iron Reducing 90 Degree Elbow <i>For ASTM 120, Deduct</i> <i>For Work In Restricted Working Space, Add</i>	429.23 -50.51 27.75	61.72
22 11 16 00-0069	EA		3" x 2", 150 LB, Galvanized Malleable Iron Reducing 90 Degree Elbow <i>For ASTM 120, Deduct</i> <i>For Work In Restricted Working Space, Add</i>	372.02 -43.87 23.87	53.03
22 11 16 00-0070	EA		4" x 3", 150 LB, Galvanized Malleable Iron Reducing 90 Degree Elbow <i>For ASTM 120, Deduct</i> <i>For Work In Restricted Working Space, Add</i>	869.63 -114.30 32.30	71.80
22 11 16 00-0071			Galvanized Malleable Iron 45 Degree Elbow <small>(22 11 16 00-0013)</small>		
22 11 16 00-0072	EA		1/2", 150 LB, Galvanized Malleable Iron 45 Degree Elbow <i>For 300 LB Rating, Add</i> <i>For ASTM 120, Deduct</i> <i>For Work In Restricted Working Space, Add</i>	34.14 27.10 -1.13 7.99	17.78
22 11 16 00-0073	EA		3/4", 150 LB, Galvanized Malleable Iron 45 Degree Elbow <i>For 300 LB Rating, Add</i> <i>For ASTM 120, Deduct</i> <i>For Work In Restricted Working Space, Add</i>	40.59 38.44 -1.62 8.94	19.88
22 11 16 00-0074	EA		1", 150 LB, Galvanized Malleable Iron 45 Degree Elbow <i>For 300 LB Rating, Add</i> <i>For ASTM 120, Deduct</i> <i>For Work In Restricted Working Space, Add</i>	45.46 43.38 -1.83 9.99	22.17
22 11 16 00-0075	EA		1-1/4", 150 LB, Galvanized Malleable Iron 45 Degree Elbow <i>For 300 LB Rating, Add</i> <i>For ASTM 120, Deduct</i> <i>For Work In Restricted Working Space, Add</i>	60.43 79.58 -3.41 11.31	25.17
22 11 16 00-0076	EA		1-1/2", 150 LB, Galvanized Malleable Iron 45 Degree Elbow <i>For 300 LB Rating, Add</i> <i>For ASTM 120, Deduct</i> <i>For Work In Restricted Working Space, Add</i>	69.21 93.36 -4.01 12.75	28.36
22 11 16 00-0077	EA		2", 150 LB, Galvanized Malleable Iron 45 Degree Elbow <i>For 300 LB Rating, Add</i> <i>For ASTM 120, Deduct</i> <i>For Work In Restricted Working Space, Add</i>	93.52 137.64 -5.93 16.20	36.05
22 11 16 00-0078	EA		2-1/2", 150 LB, Galvanized Malleable Iron 45 Degree Elbow <i>For 300 LB Rating, Add</i> <i>For ASTM 120, Deduct</i> <i>For Work In Restricted Working Space, Add</i>	217.43 472.40 -20.63 23.97	53.34
22 11 16 00-0079	EA		3", 150 LB, Galvanized Malleable Iron 45 Degree Elbow <i>For 300 LB Rating, Add</i> <i>For ASTM 120, Deduct</i> <i>For Work In Restricted Working Space, Add</i>	305.16 686.41 -30.00 31.54	70.12
22 11 16 00-0080	EA		4", 150 LB, Galvanized Malleable Iron 45 Degree Elbow <i>For 300 LB Rating, Add</i> <i>For ASTM 120, Deduct</i> <i>For Work In Restricted Working Space, Add</i>	448.54 1,146.98 -50.30 33.96	75.48
22 11 16 00-0081	EA		5", 150 LB, Galvanized Malleable Iron 45 Degree Elbow <i>For 300 LB Rating, Add</i> <i>For ASTM 120, Deduct</i> <i>For Work In Restricted Working Space, Add</i>	1,473.18 4,614.32 -203.26 35.43	78.78
22 11 16 00-0082	EA		6", 150 LB, Galvanized Malleable Iron 45 Degree Elbow <i>For 300 LB Rating, Add</i> <i>For ASTM 120, Deduct</i> <i>For Work In Restricted Working Space, Add</i>	1,757.39 5,562.67 -245.09 37.05	82.37
22 11 16 00-0083	EA		8", 150 LB, Galvanized Malleable Iron 45 Degree Elbow <i>For 300 LB Rating, Add</i> <i>For ASTM 120, Deduct</i> <i>For Work In Restricted Working Space, Add</i>	2,097.41 6,700.20 -295.26 38.71	86.07
22 11 16 00-0084			Galvanized Malleable Iron Tees <small>(22 11 16 00-0013)</small>		
22 11 16 00-0085	EA		1/2", 150 LB, Galvanized Malleable Iron Tee <i>For 300 LB Rating, Add</i> <i>For ASTM 120, Deduct</i> <i>For Work In Restricted Working Space, Add</i>	41.54 30.05 -1.24 9.99	22.17

22 Plumbing
22 10 Plumbing Piping
22 11 Facility Water Distribution



MINOR	CSI	UOM	DESCRIPTION	TOTAL DIRECT UNIT COST	DEMOLITION UNIT COST
22 11 16 00-0086	EA		3/4", 150 LB, Galvanized Malleable Iron Tee.....	52.02	25.67
			<i>For 300 LB Rating, Add</i>	48.58	
			<i>For ASTM 120, Deduct</i>	-2.04	
			<i>For Work In Restricted Working Space, Add</i>	11.52	
22 11 16 00-0087	EA		1", 150 LB, Galvanized Malleable Iron Tee.....	67.39	30.27
			<i>For 300 LB Rating, Add</i>	77.52	
			<i>For ASTM 120, Deduct</i>	-3.30	
			<i>For Work In Restricted Working Space, Add</i>	13.62	
22 11 16 00-0088	EA		1-1/4", 150 LB, Galvanized Malleable Iron Tee.....	88.90	36.05
			<i>For 300 LB Rating, Add</i>	121.93	
			<i>For ASTM 120, Deduct</i>	-5.24	
			<i>For Work In Restricted Working Space, Add</i>	16.20	
22 11 16 00-0089	EA		1-1/2", 150 LB, Galvanized Malleable Iron Tee.....	107.82	42.95
			<i>For 300 LB Rating, Add</i>	151.39	
			<i>For ASTM 120, Deduct</i>	-6.51	
			<i>For Work In Restricted Working Space, Add</i>	19.33	
22 11 16 00-0090	EA		2", 150 LB, Galvanized Malleable Iron Tee.....	150.43	53.34
			<i>For 300 LB Rating, Add</i>	244.60	
			<i>For ASTM 120, Deduct</i>	-10.58	
			<i>For Work In Restricted Working Space, Add</i>	23.97	
22 11 16 00-0091	EA		2-1/2", 150 LB, Galvanized Malleable Iron Tee.....	285.43	57.93
			<i>For 300 LB Rating, Add</i>	680.38	
			<i>For ASTM 120, Deduct</i>	-29.79	
			<i>For Work In Restricted Working Space, Add</i>	26.06	
22 11 16 00-0092	EA		3", 150 LB, Galvanized Malleable Iron Tee.....	338.00	70.12
			<i>For 300 LB Rating, Add</i>	798.07	
			<i>For ASTM 120, Deduct</i>	-34.93	
			<i>For Work In Restricted Working Space, Add</i>	31.54	
22 11 16 00-0093	EA		4", 150 LB, Galvanized Malleable Iron Tee.....	693.87	95.38
			<i>For 300 LB Rating, Add</i>	1,881.60	
			<i>For ASTM 120, Deduct</i>	-82.63	
			<i>For Work In Restricted Working Space, Add</i>	42.89	
22 11 16 00-0094	EA		5", 150 LB, Galvanized Malleable Iron Tee.....	1,901.47	113.23
			<i>For 300 LB Rating, Add</i>	5,897.90	
			<i>For ASTM 120, Deduct</i>	-259.75	
			<i>For Work In Restricted Working Space, Add</i>	50.94	
22 11 16 00-0095	EA		6", 150 LB, Galvanized Malleable Iron Tee.....	2,158.18	129.43
			<i>For 300 LB Rating, Add</i>	6,689.69	
			<i>For ASTM 120, Deduct</i>	-294.62	
			<i>For Work In Restricted Working Space, Add</i>	58.22	
22 11 16 00-0096	EA		8", 150 LB, Galvanized Malleable Iron Tee.....	2,566.60	153.68
			<i>For 300 LB Rating, Add</i>	7,948.69	
			<i>For ASTM 120, Deduct</i>	-350.06	
			<i>For Work In Restricted Working Space, Add</i>	69.86	
22 11 16 00-0097			Galvanized Malleable Iron Reducing Tee (22 11 16 00-0013)		
22 11 16 00-0098	EA		1/2", 150 LB, Galvanized Malleable Iron Reducing Tee.....	52.47	22.17
			<i>For 300 LB Rating, Add</i>	67.21	
			<i>For ASTM 120, Deduct</i>	-2.88	
			<i>For Work In Restricted Working Space, Add</i>	9.99	
22 11 16 00-0099	EA		3/4", 150 LB, Galvanized Malleable Iron Reducing Tee.....	57.32	25.67
			<i>For 300 LB Rating, Add</i>	66.60	
			<i>For ASTM 120, Deduct</i>	-2.84	
			<i>For Work In Restricted Working Space, Add</i>	11.52	
22 11 16 00-0100	EA		1", 150 LB, Galvanized Malleable Iron Reducing Tee.....	71.96	30.27
			<i>For 300 LB Rating, Add</i>	93.06	
			<i>For ASTM 120, Deduct</i>	-3.99	
			<i>For Work In Restricted Working Space, Add</i>	13.62	
22 11 16 00-0101	EA		1-1/4", 150 LB, Galvanized Malleable Iron Reducing Tee.....	95.20	36.05
			<i>For 300 LB Rating, Add</i>	143.35	
			<i>For ASTM 120, Deduct</i>	-6.18	
			<i>For Work In Restricted Working Space, Add</i>	16.20	
22 11 16 00-0102	EA		1-1/2", 150 LB, Galvanized Malleable Iron Reducing Tee.....	115.33	42.95
			<i>For 300 LB Rating, Add</i>	176.93	
			<i>For ASTM 120, Deduct</i>	-7.64	
			<i>For Work In Restricted Working Space, Add</i>	19.33	
22 11 16 00-0103	EA		2", 150 LB, Galvanized Malleable Iron Reducing Tee.....	154.21	53.34
			<i>For 300 LB Rating, Add</i>	257.45	
			<i>For ASTM 120, Deduct</i>	-11.15	
			<i>For Work In Restricted Working Space, Add</i>	23.97	
22 11 16 00-0104	EA		2-1/2", 150 LB, Galvanized Malleable Iron Reducing Tee.....	349.58	58.13
			<i>For 300 LB Rating, Add</i>	897.59	
			<i>For ASTM 120, Deduct</i>	-39.37	
			<i>For Work In Restricted Working Space, Add</i>	26.14	
22 11 16 00-0105	EA		3", 150 LB, Galvanized Malleable Iron Reducing Tee.....	447.18	71.22
			<i>For 300 LB Rating, Add</i>	1,163.73	
			<i>For ASTM 120, Deduct</i>	-51.06	
			<i>For Work In Restricted Working Space, Add</i>	32.04	
22 11 16 00-0106	EA		4", 150 LB, Galvanized Malleable Iron Reducing Tee.....	1,129.73	95.38
			<i>For 300 LB Rating, Add</i>	3,363.53	
			<i>For ASTM 120, Deduct</i>	-148.01	
			<i>For Work In Restricted Working Space, Add</i>	42.89	



MINOR CSI UOM DESCRIPTION	TOTAL DIRECT UNIT COST	DEMOLITION UNIT COST
22 11 16 00-0107 EA 5", 150 LB, Galvanized Malleable Iron Reducing Tee..... <i>For 300 LB Rating, Add</i> <i>For ASTM 120, Deduct</i> <i>For Work In Restricted Working Space, Add</i>	2,457.96 7,789.97 -343.23 50.94	113.23
22 11 16 00-0108 EA 6", 150 LB, Galvanized Malleable Iron Reducing Tee..... <i>For 300 LB Rating, Add</i> <i>For ASTM 120, Deduct</i> <i>For Work In Restricted Working Space, Add</i>	2,790.02 8,837.94 -389.40 58.22	129.43
22 11 16 00-0109 EA 8", 150 LB, Galvanized Malleable Iron Reducing Tee..... <i>For 300 LB Rating, Add</i> <i>For ASTM 120, Deduct</i> <i>For Work In Restricted Working Space, Add</i>	3,353.22 10,655.63 -469.51 66.95	148.62
22 11 16 00-0110 Galvanized Malleable Iron Couplings (22 11 16 00-0013)		
22 11 16 00-0111 EA 1/2", 150 LB, Galvanized Malleable Iron Coupling..... <i>For 300 LB Rating, Add</i> <i>For ASTM 120, Deduct</i> <i>For Work In Restricted Working Space, Add</i>	32.93 22.98 -0.94 7.99	17.78
22 11 16 00-0112 EA 3/4", 150 LB, Galvanized Malleable Iron Coupling..... <i>For 300 LB Rating, Add</i> <i>For ASTM 120, Deduct</i> <i>For Work In Restricted Working Space, Add</i>	37.06 26.44 -1.09 8.94	19.88
22 11 16 00-0113 EA 1", 150 LB, Galvanized Malleable Iron Coupling..... <i>For 300 LB Rating, Add</i> <i>For ASTM 120, Deduct</i> <i>For Work In Restricted Working Space, Add</i>	45.17 42.39 -1.78 9.99	22.17
22 11 16 00-0114 EA 1-1/4", 150 LB, Galvanized Malleable Iron Coupling..... <i>For 300 LB Rating, Add</i> <i>For ASTM 120, Deduct</i> <i>For Work In Restricted Working Space, Add</i>	54.44 59.21 -2.51 11.31	25.17
22 11 16 00-0115 EA 1-1/2", 150 LB, Galvanized Malleable Iron Coupling..... <i>For 300 LB Rating, Add</i> <i>For ASTM 120, Deduct</i> <i>For Work In Restricted Working Space, Add</i>	61.54 67.29 -2.86 12.75	28.36
22 11 16 00-0116 EA 2", 150 LB, Galvanized Malleable Iron Coupling..... <i>For 300 LB Rating, Add</i> <i>For ASTM 120, Deduct</i> <i>For Work In Restricted Working Space, Add</i>	81.83 97.90 -4.18 16.20	36.05
22 11 16 00-0117 EA 2-1/2", 150 LB, Galvanized Malleable Iron Coupling..... <i>For 300 LB Rating, Add</i> <i>For ASTM 120, Deduct</i> <i>For Work In Restricted Working Space, Add</i>	165.12 294.54 -12.78 23.97	53.34
22 11 16 00-0118 EA 3", 150 LB, Galvanized Malleable Iron Coupling..... <i>For 300 LB Rating, Add</i> <i>For ASTM 120, Deduct</i> <i>For Work In Restricted Working Space, Add</i>	219.03 393.57 -17.09 31.54	70.12
22 11 16 00-0119 EA 4", 150 LB, Galvanized Malleable Iron Coupling..... <i>For 300 LB Rating, Add</i> <i>For ASTM 120, Deduct</i> <i>For Work In Restricted Working Space, Add</i>	355.09 829.25 -36.29 33.96	75.48
22 11 16 00-0120 EA 5", 150 LB, Galvanized Malleable Iron Coupling..... <i>For 300 LB Rating, Add</i> <i>For ASTM 120, Deduct</i> <i>For Work In Restricted Working Space, Add</i>	799.25 2,322.96 -102.17 35.43	78.78
22 11 16 00-0121 EA 6", 150 LB, Galvanized Malleable Iron Coupling..... <i>For 300 LB Rating, Add</i> <i>For ASTM 120, Deduct</i> <i>For Work In Restricted Working Space, Add</i>	899.49 2,645.81 -116.40 37.05	82.37
22 11 16 00-0122 EA 8", 150 LB, Galvanized Malleable Iron Coupling..... <i>For 300 LB Rating, Add</i> <i>For ASTM 120, Deduct</i> <i>For Work In Restricted Working Space, Add</i>	1,064.28 3,187.56 -140.29 38.71	86.07
22 11 16 00-0123 Galvanized Malleable Iron Reducing Couplings (22 11 16 00-0013)		
22 11 16 00-0124 EA 1/2", 150 LB, Galvanized Malleable Iron Reducing Coupling..... <i>For 300 LB Rating, Add</i> <i>For ASTM 120, Deduct</i> <i>For Work In Restricted Working Space, Add</i>	34.27 27.54 -1.14 7.99	17.78
22 11 16 00-0125 EA 3/4", 150 LB, Galvanized Malleable Iron Reducing Coupling..... <i>For 300 LB Rating, Add</i> <i>For ASTM 120, Deduct</i> <i>For Work In Restricted Working Space, Add</i>	37.97 29.53 -1.22 8.94	19.88
22 11 16 00-0126 EA 1", 150 LB, Galvanized Malleable Iron Reducing Coupling..... <i>For 300 LB Rating, Add</i> <i>For ASTM 120, Deduct</i> <i>For Work In Restricted Working Space, Add</i>	46.89 48.24 -2.04 9.99	22.17
22 11 16 00-0127 EA 1-1/4", 150 LB, Galvanized Malleable Iron Reducing Coupling..... <i>For 300 LB Rating, Add</i> <i>For ASTM 120, Deduct</i> <i>For Work In Restricted Working Space, Add</i>	55.27 62.03 -2.64 11.31	25.17



MINOR	CSI	UOM	DESCRIPTION	TOTAL DIRECT UNIT COST	DEMOLITION UNIT COST
22 11 16 00-0128	EA		1-1/2", 150 LB, Galvanized Malleable Iron Reducing Coupling.....	65.17	28.36
			<i>For 300 LB Rating, Add</i>	79.63	
			<i>For ASTM 120, Deduct</i>	-3.40	
			<i>For Work In Restricted Working Space, Add</i>	12.75	
22 11 16 00-0129	EA		2", 150 LB, Galvanized Malleable Iron Reducing Coupling.....	84.92	36.05
			<i>For 300 LB Rating, Add</i>	108.40	
			<i>For ASTM 120, Deduct</i>	-4.64	
			<i>For Work In Restricted Working Space, Add</i>	16.20	
22 11 16 00-0130	EA		2-1/2", 150 LB, Galvanized Malleable Iron Reducing Coupling.....	166.20	53.34
			<i>For 300 LB Rating, Add</i>	298.21	
			<i>For ASTM 120, Deduct</i>	-12.95	
			<i>For Work In Restricted Working Space, Add</i>	23.97	
22 11 16 00-0131	EA		3", 150 LB, Galvanized Malleable Iron Reducing Coupling.....	215.80	70.12
			<i>For 300 LB Rating, Add</i>	382.59	
			<i>For ASTM 120, Deduct</i>	-16.60	
			<i>For Work In Restricted Working Space, Add</i>	31.54	
22 11 16 00-0132	EA		4", 150 LB, Galvanized Malleable Iron Reducing Coupling.....	361.32	75.48
			<i>For 300 LB Rating, Add</i>	850.43	
			<i>For ASTM 120, Deduct</i>	-37.22	
			<i>For Work In Restricted Working Space, Add</i>	33.96	
22 11 16 00-0133	EA		5", 150 LB, Galvanized Malleable Iron Reducing Coupling.....	835.10	78.78
			<i>For 300 LB Rating, Add</i>	2,444.85	
			<i>For ASTM 120, Deduct</i>	-107.55	
			<i>For Work In Restricted Working Space, Add</i>	35.43	
22 11 16 00-0134	EA		6", 150 LB, Galvanized Malleable Iron Reducing Coupling.....	940.33	82.37
			<i>For 300 LB Rating, Add</i>	2,784.67	
			<i>For ASTM 120, Deduct</i>	-122.53	
			<i>For Work In Restricted Working Space, Add</i>	37.05	
22 11 16 00-0135	EA		8", 150 LB, Galvanized Malleable Iron Reducing Coupling.....	1,113.87	86.07
			<i>For 300 LB Rating, Add</i>	3,356.16	
			<i>For ASTM 120, Deduct</i>	-147.72	
			<i>For Work In Restricted Working Space, Add</i>	38.71	
22 11 16 00-0136			Galvanized Malleable Iron Caps (22 11 16 00-0013)		
22 11 16 00-0137	EA		1/2", 150 LB, Galvanized Malleable Iron Cap.....	14.56	8.29
			<i>For 300 LB Rating, Add</i>	7.79	
			<i>For ASTM 120, Deduct</i>	-0.31	
			<i>For Work In Restricted Working Space, Add</i>	3.75	
22 11 16 00-0138	EA		3/4", 150 LB, Galvanized Malleable Iron Cap.....	16.18	8.89
			<i>For 300 LB Rating, Add</i>	10.56	
			<i>For ASTM 120, Deduct</i>	-0.43	
			<i>For Work In Restricted Working Space, Add</i>	3.99	
22 11 16 00-0139	EA		1", 150 LB, Galvanized Malleable Iron Cap.....	18.92	10.29
			<i>For 300 LB Rating, Add</i>	12.99	
			<i>For ASTM 120, Deduct</i>	-0.53	
			<i>For Work In Restricted Working Space, Add</i>	4.61	
22 11 16 00-0140	EA		1-1/4", 150 LB, Galvanized Malleable Iron Cap.....	20.79	10.78
			<i>For 300 LB Rating, Add</i>	16.88	
			<i>For ASTM 120, Deduct</i>	-0.70	
			<i>For Work In Restricted Working Space, Add</i>	4.83	
22 11 16 00-0141	EA		1-1/2", 150 LB, Galvanized Malleable Iron Cap.....	20.49	10.78
			<i>For 300 LB Rating, Add</i>	15.86	
			<i>For ASTM 120, Deduct</i>	-0.66	
			<i>For Work In Restricted Working Space, Add</i>	4.83	
22 11 16 00-0142	EA		2", 150 LB, Galvanized Malleable Iron Cap.....	30.85	14.28
			<i>For 300 LB Rating, Add</i>	33.15	
			<i>For ASTM 120, Deduct</i>	-1.41	
			<i>For Work In Restricted Working Space, Add</i>	6.44	
22 11 16 00-0143	EA		2-1/2", 150 LB, Galvanized Malleable Iron Cap.....	47.68	17.78
			<i>For 300 LB Rating, Add</i>	73.13	
			<i>For ASTM 120, Deduct</i>	-3.16	
			<i>For Work In Restricted Working Space, Add</i>	7.99	
22 11 16 00-0144	EA		3", 150 LB, Galvanized Malleable Iron Cap.....	62.17	21.48
			<i>For 300 LB Rating, Add</i>	103.76	
			<i>For ASTM 120, Deduct</i>	-4.49	
			<i>For Work In Restricted Working Space, Add</i>	9.67	
22 11 16 00-0145	EA		4", 150 LB, Galvanized Malleable Iron Cap.....	94.81	25.90
			<i>For 300 LB Rating, Add</i>	192.73	
			<i>For ASTM 120, Deduct</i>	-8.40	
			<i>For Work In Restricted Working Space, Add</i>	11.64	
22 11 16 00-0146	EA		5", 150 LB, Galvanized Malleable Iron Cap.....	234.39	32.41
			<i>For 300 LB Rating, Add</i>	634.90	
			<i>For ASTM 120, Deduct</i>	-27.88	
			<i>For Work In Restricted Working Space, Add</i>	14.55	
22 11 16 00-0147	EA		6", 150 LB, Galvanized Malleable Iron Cap.....	292.08	38.51
			<i>For 300 LB Rating, Add</i>	800.02	
			<i>For ASTM 120, Deduct</i>	-35.14	
			<i>For Work In Restricted Working Space, Add</i>	17.34	
22 11 16 00-0148	EA		8", 150 LB, Galvanized Malleable Iron Cap.....	368.13	43.04
			<i>For 300 LB Rating, Add</i>	1,036.15	
			<i>For ASTM 120, Deduct</i>	-45.54	
			<i>For Work In Restricted Working Space, Add</i>	19.36	



MINOR CSI UOM DESCRIPTION	TOTAL DIRECT UNIT COST	DEMOLITION UNIT COST
------------------------------	---------------------------	-------------------------

22 11 16 00-0149 Galvanized Malleable Iron FIP Threaded, Unions <small>(22 11 16 00-0013)</small>		
22 11 16 00-0150 EA 1/2", 150 LB, Galvanized Malleable Iron Union	49.62	22.17
For Work In Restricted Working Space, Add	9.99	
22 11 16 00-0151 EA 3/4", 150 LB, Galvanized Malleable Iron Union	57.17	25.67
For Work In Restricted Working Space, Add	11.52	
22 11 16 00-0152 EA 1", 150 LB, Galvanized Malleable Iron Union	69.96	30.27
For Work In Restricted Working Space, Add	13.62	
22 11 16 00-0153 EA 1-1/4", 150 LB, Galvanized Malleable Iron Union	89.51	36.05
For Work In Restricted Working Space, Add	16.20	
22 11 16 00-0154 EA 1-1/2", 150 LB, Galvanized Malleable Iron Union	107.47	42.95
For Work In Restricted Working Space, Add	19.33	
22 11 16 00-0155 EA 2", 150 LB, Galvanized Malleable Iron Union	129.38	53.34
For Work In Restricted Working Space, Add	23.97	
22 11 16 00-0156 EA 2-1/2", 150 LB, Galvanized Malleable Iron Union	289.82	78.60
For Work In Restricted Working Space, Add	35.39	
22 11 16 00-0157 EA 3", 150 LB, Galvanized Malleable Iron Union	395.75	103.38
For Work In Restricted Working Space, Add	46.56	
22 11 16 00-0158 EA 1/2", 250 LB, Galvanized Malleable Iron Union	66.49	22.17
For Work In Restricted Working Space, Add	9.99	
22 11 16 00-0159 EA 3/4", 250 LB, Galvanized Malleable Iron Union	68.58	25.67
For Work In Restricted Working Space, Add	11.52	
22 11 16 00-0160 EA 1", 250 LB, Galvanized Malleable Iron Union	82.79	30.27
For Work In Restricted Working Space, Add	13.62	
22 11 16 00-0161 EA 1-1/4", 250 LB, Galvanized Malleable Iron Union	110.62	36.05
For Work In Restricted Working Space, Add	16.19	
22 11 16 00-0162 EA 1-1/2", 250 LB, Galvanized Malleable Iron Union	129.64	42.95
For Work In Restricted Working Space, Add	19.33	
22 11 16 00-0163 EA 2", 250 LB, Galvanized Malleable Iron Union	171.98	53.34
For Work In Restricted Working Space, Add	23.97	
22 11 16 00-0164 EA 2-1/2", 250 LB, Galvanized Malleable Iron Union	360.19	78.60
For Work In Restricted Working Space, Add	35.39	
22 11 16 00-0165 EA 3", 250 LB, Galvanized Malleable Iron Union	526.85	103.38
For Work In Restricted Working Space, Add	46.56	
22 11 16 00-0166 EA 4", 250 LB, Galvanized Malleable Iron Union	750.09	111.38
For Work In Restricted Working Space, Add	50.13	
22 11 16 00-0167 EA 1/2", 300 LB, Galvanized Malleable Iron Union	71.12	22.17
For Work In Restricted Working Space, Add	9.99	
22 11 16 00-0168 EA 3/4", 300 LB, Galvanized Malleable Iron Union	79.43	25.67
For Work In Restricted Working Space, Add	11.52	
22 11 16 00-0169 EA 1", 300 LB, Galvanized Malleable Iron Union	99.81	30.27
For Work In Restricted Working Space, Add	13.62	
22 11 16 00-0170 EA 1-1/4", 300 LB, Galvanized Malleable Iron Union	129.86	36.05
For Work In Restricted Working Space, Add	16.19	
22 11 16 00-0171 EA 1-1/2", 300 LB, Galvanized Malleable Iron Union	155.81	42.95
For Work In Restricted Working Space, Add	19.33	
22 11 16 00-0172 EA 2", 300 LB, Galvanized Malleable Iron Union	189.57	53.34
For Work In Restricted Working Space, Add	23.97	
22 11 16 00-0173 EA 2-1/2", 300 LB, Galvanized Malleable Iron Union	423.87	78.60
For Work In Restricted Working Space, Add	35.39	
22 11 16 00-0174 EA 3", 300 LB, Galvanized Malleable Iron Union	672.58	103.38
For Work In Restricted Working Space, Add	46.56	
22 11 16 00-0175 EA 4", 300 LB, Galvanized Malleable Iron Union	1,464.70	111.38
For Work In Restricted Working Space, Add	50.13	

22 11 16 00-0176 Galvanized Steel Nipples <small>(22 11 16 00-0013)</small>		
Note: ASTM A-53.		
22 11 16 00-0177 EA 3/8" x Close, Schedule 40 Galvanized Steel Nipple	16.83	9.48
For Schedule 80 Nipples, Add	2.92	
For ASTM 120, Deduct	-0.38	
For Work In Restricted Working Space, Add	4.28	
22 11 16 00-0178 EA 1/2" x Close, Schedule 40 Galvanized Steel Nipple	16.34	9.48
For Schedule 80 Nipples, Add	2.36	
For ASTM 120, Deduct	-0.31	
For Work In Restricted Working Space, Add	4.28	
22 11 16 00-0179 EA 3/4" x Close, Schedule 40 Galvanized Steel Nipple	16.78	9.48
For Schedule 80 Nipples, Add	2.86	
For ASTM 120, Deduct	-0.38	
For Work In Restricted Working Space, Add	4.28	
22 11 16 00-0180 EA 1" x Close, Schedule 40 Galvanized Steel Nipple	18.82	10.29
For Schedule 80 Nipples, Add	3.93	
For ASTM 120, Deduct	-0.52	
For Work In Restricted Working Space, Add	4.61	
22 11 16 00-0181 EA 1-1/4" x Close, Schedule 40 Galvanized Steel Nipple	21.27	11.09
For Schedule 80 Nipples, Add	5.27	
For ASTM 120, Deduct	-0.69	
For Work In Restricted Working Space, Add	5.00	
22 11 16 00-0182 EA 1-1/2" x Close, Schedule 40 Galvanized Steel Nipple	22.08	11.09
For Schedule 80 Nipples, Add	6.19	
For ASTM 120, Deduct	-0.81	
For Work In Restricted Working Space, Add	5.00	



MINOR	CSI	UOM	DESCRIPTION	TOTAL DIRECT UNIT COST	DEMOLITION UNIT COST
22 11 16 00-0183	EA		2" x Close, Schedule 40 Galvanized Steel Nipple.....	29.13	14.28
			<i>For Schedule 80 Nipples, Add</i>	8.72	
			<i>For ASTM 120, Deduct</i>	-1.15	
			<i>For Work In Restricted Working Space, Add</i>	6.44	
22 11 16 00-0184	EA		2-1/2" x Close, Schedule 40 Galvanized Steel Nipple	49.41	17.78
			<i>For Schedule 80 Nipples, Add</i>	25.96	
			<i>For ASTM 120, Deduct</i>	-3.42	
			<i>For Work In Restricted Working Space, Add</i>	7.99	
22 11 16 00-0185	EA		3" x Close, Schedule 40 Galvanized Steel Nipple.....	59.50	21.48
			<i>For Schedule 80 Nipples, Add</i>	31.10	
			<i>For ASTM 120, Deduct</i>	-4.09	
			<i>For Work In Restricted Working Space, Add</i>	9.67	
22 11 16 00-0186	EA		4" x Close, Schedule 40 Galvanized Steel Nipple.....	79.70	25.90
			<i>For Schedule 80 Nipples, Add</i>	46.61	
			<i>For ASTM 120, Deduct</i>	-6.13	
			<i>For Work In Restricted Working Space, Add</i>	11.64	
22 11 16 00-0187	EA		3/8" x 1-1/2" Long, Schedule 40 Galvanized Steel Nipple	17.21	9.48
			<i>For Schedule 80 Nipples, Add</i>	3.35	
			<i>For ASTM 120, Deduct</i>	-0.44	
			<i>For Work In Restricted Working Space, Add</i>	4.28	
22 11 16 00-0188	EA		1/2" x 1-1/2" Long, Schedule 40 Galvanized Steel Nipple	16.45	9.48
			<i>For Schedule 80 Nipples, Add</i>	2.49	
			<i>For ASTM 120, Deduct</i>	-0.33	
			<i>For Work In Restricted Working Space, Add</i>	4.28	
22 11 16 00-0189	EA		3/4" x 1-1/2" Long, Schedule 40 Galvanized Steel Nipple	17.01	9.48
			<i>For Schedule 80 Nipples, Add</i>	3.12	
			<i>For ASTM 120, Deduct</i>	-0.41	
			<i>For Work In Restricted Working Space, Add</i>	4.28	
22 11 16 00-0190	EA		3/8" x 2" Long, Schedule 40 Galvanized Steel Nipple.....	17.21	9.48
			<i>For Schedule 80 Nipples, Add</i>	3.35	
			<i>For ASTM 120, Deduct</i>	-0.44	
			<i>For Work In Restricted Working Space, Add</i>	4.28	
22 11 16 00-0191	EA		1/2" x 2" Long, Schedule 40 Galvanized Steel Nipple.....	16.45	9.48
			<i>For Schedule 80 Nipples, Add</i>	2.49	
			<i>For ASTM 120, Deduct</i>	-0.33	
			<i>For Work In Restricted Working Space, Add</i>	4.28	
22 11 16 00-0192	EA		3/4" x 2" Long, Schedule 40 Galvanized Steel Nipple.....	17.01	9.48
			<i>For Schedule 80 Nipples, Add</i>	3.12	
			<i>For ASTM 120, Deduct</i>	-0.41	
			<i>For Work In Restricted Working Space, Add</i>	4.28	
22 11 16 00-0193	EA		1" x 2" Long, Schedule 40 Galvanized Steel Nipple	19.44	10.29
			<i>For Schedule 80 Nipples, Add</i>	4.64	
			<i>For ASTM 120, Deduct</i>	-0.61	
			<i>For Work In Restricted Working Space, Add</i>	4.61	
22 11 16 00-0194	EA		1-1/4" x 2" Long, Schedule 40 Galvanized Steel Nipple	21.61	11.09
			<i>For Schedule 80 Nipples, Add</i>	5.65	
			<i>For ASTM 120, Deduct</i>	-0.74	
			<i>For Work In Restricted Working Space, Add</i>	5.00	
22 11 16 00-0195	EA		1-1/2" x 2" Long, Schedule 40 Galvanized Steel Nipple	22.48	11.09
			<i>For Schedule 80 Nipples, Add</i>	6.65	
			<i>For ASTM 120, Deduct</i>	-0.87	
			<i>For Work In Restricted Working Space, Add</i>	5.00	
22 11 16 00-0196	EA		3/8" x 2-1/2" Long, Schedule 40 Galvanized Steel Nipple	18.18	9.48
			<i>For Schedule 80 Nipples, Add</i>	4.46	
			<i>For ASTM 120, Deduct</i>	-0.59	
			<i>For Work In Restricted Working Space, Add</i>	4.28	
22 11 16 00-0197	EA		1/2" x 2-1/2" Long, Schedule 40 Galvanized Steel Nipple	16.83	9.48
			<i>For Schedule 80 Nipples, Add</i>	2.92	
			<i>For ASTM 120, Deduct</i>	-0.38	
			<i>For Work In Restricted Working Space, Add</i>	4.28	
22 11 16 00-0198	EA		3/4" x 2-1/2" Long, Schedule 40 Galvanized Steel Nipple	17.29	9.48
			<i>For Schedule 80 Nipples, Add</i>	3.44	
			<i>For ASTM 120, Deduct</i>	-0.45	
			<i>For Work In Restricted Working Space, Add</i>	4.28	
22 11 16 00-0199	EA		1" x 2-1/2" Long, Schedule 40 Galvanized Steel Nipple	19.77	10.29
			<i>For Schedule 80 Nipples, Add</i>	5.02	
			<i>For ASTM 120, Deduct</i>	-0.66	
			<i>For Work In Restricted Working Space, Add</i>	4.61	
22 11 16 00-0200	EA		1-1/4" x 2-1/2" Long, Schedule 40 Galvanized Steel Nipple	22.10	11.09
			<i>For Schedule 80 Nipples, Add</i>	6.21	
			<i>For ASTM 120, Deduct</i>	-0.82	
			<i>For Work In Restricted Working Space, Add</i>	5.00	
22 11 16 00-0201	EA		1-1/2" x 2-1/2" Long, Schedule 40 Galvanized Steel Nipple	23.14	11.09
			<i>For Schedule 80 Nipples, Add</i>	7.40	
			<i>For ASTM 120, Deduct</i>	-0.97	
			<i>For Work In Restricted Working Space, Add</i>	5.00	
22 11 16 00-0202	EA		2" x 2-1/2" Long, Schedule 40 Galvanized Steel Nipple	30.09	14.28
			<i>For Schedule 80 Nipples, Add</i>	9.82	
			<i>For ASTM 120, Deduct</i>	-1.29	
			<i>For Work In Restricted Working Space, Add</i>	6.44	
22 11 16 00-0203	EA		3/8" x 3" Long, Schedule 40 Galvanized Steel Nipple.....	18.18	9.48
			<i>For Schedule 80 Nipples, Add</i>	4.46	
			<i>For ASTM 120, Deduct</i>	-0.59	
			<i>For Work In Restricted Working Space, Add</i>	4.28	



MINOR	CSI	UOM	DESCRIPTION	TOTAL DIRECT UNIT COST	DEMOLITION UNIT COST
22 11 16 00-0204	EA		1/2" x 3" Long, Schedule 40 Galvanized Steel Nipple <i>For Schedule 80 Nipples, Add</i> <i>For ASTM 120, Deduct</i> <i>For Work In Restricted Working Space, Add</i>	16.83 2.92 -0.38 4.28	9.48
22 11 16 00-0205	EA		3/4" x 3" Long, Schedule 40 Galvanized Steel Nipple <i>For Schedule 80 Nipples, Add</i> <i>For ASTM 120, Deduct</i> <i>For Work In Restricted Working Space, Add</i>	17.29 3.44 -0.45 4.28	9.48
22 11 16 00-0206	EA		1" x 3" Long, Schedule 40 Galvanized Steel Nipple <i>For Schedule 80 Nipples, Add</i> <i>For ASTM 120, Deduct</i> <i>For Work In Restricted Working Space, Add</i>	19.77 5.02 -0.66 4.61	10.29
22 11 16 00-0207	EA		1-1/4" x 3" Long, Schedule 40 Galvanized Steel Nipple <i>For Schedule 80 Nipples, Add</i> <i>For ASTM 120, Deduct</i> <i>For Work In Restricted Working Space, Add</i>	22.10 6.21 -0.82 5.00	11.09
22 11 16 00-0208	EA		1-1/2" x 3" Long, Schedule 40 Galvanized Steel Nipple <i>For Schedule 80 Nipples, Add</i> <i>For ASTM 120, Deduct</i> <i>For Work In Restricted Working Space, Add</i>	23.14 7.40 -0.97 5.00	11.09
22 11 16 00-0209	EA		2" x 3" Long, Schedule 40 Galvanized Steel Nipple <i>For Schedule 80 Nipples, Add</i> <i>For ASTM 120, Deduct</i> <i>For Work In Restricted Working Space, Add</i>	30.09 9.82 -1.29 6.44	14.28
22 11 16 00-0210	EA		2-1/2" x 3" Long, Schedule 40 Galvanized Steel Nipple <i>For Schedule 80 Nipples, Add</i> <i>For ASTM 120, Deduct</i> <i>For Work In Restricted Working Space, Add</i>	50.28 26.95 -3.55 7.99	17.78
22 11 16 00-0211	EA		3" x 3" Long, Schedule 40 Galvanized Steel Nipple <i>For Schedule 80 Nipples, Add</i> <i>For ASTM 120, Deduct</i> <i>For Work In Restricted Working Space, Add</i>	63.26 35.39 -4.66 9.67	21.48
22 11 16 00-0212	EA		3/8" x 3-1/2" Long, Schedule 40 Galvanized Steel Nipple <i>For Schedule 80 Nipples, Add</i> <i>For ASTM 120, Deduct</i> <i>For Work In Restricted Working Space, Add</i>	18.92 5.30 -0.70 4.28	9.48
22 11 16 00-0213	EA		1/2" x 3-1/2" Long, Schedule 40 Galvanized Steel Nipple <i>For Schedule 80 Nipples, Add</i> <i>For ASTM 120, Deduct</i> <i>For Work In Restricted Working Space, Add</i>	17.43 3.60 -0.47 4.28	9.48
22 11 16 00-0214	EA		3/4" x 3-1/2" Long, Schedule 40 Galvanized Steel Nipple <i>For Schedule 80 Nipples, Add</i> <i>For ASTM 120, Deduct</i> <i>For Work In Restricted Working Space, Add</i>	18.18 4.46 -0.59 4.28	9.48
22 11 16 00-0215	EA		1" x 3-1/2" Long, Schedule 40 Galvanized Steel Nipple <i>For Schedule 80 Nipples, Add</i> <i>For ASTM 120, Deduct</i> <i>For Work In Restricted Working Space, Add</i>	20.66 6.03 -0.79 4.61	10.29
22 11 16 00-0216	EA		1-1/4" x 3-1/2" Long, Schedule 40 Galvanized Steel Nipple <i>For Schedule 80 Nipples, Add</i> <i>For ASTM 120, Deduct</i> <i>For Work In Restricted Working Space, Add</i>	23.14 7.40 -0.97 5.00	11.09
22 11 16 00-0217	EA		1-1/2" x 3-1/2" Long, Schedule 40 Galvanized Steel Nipple <i>For Schedule 80 Nipples, Add</i> <i>For ASTM 120, Deduct</i> <i>For Work In Restricted Working Space, Add</i>	24.85 9.35 -1.23 5.00	11.09
22 11 16 00-0218	EA		2" x 3-1/2" Long, Schedule 40 Galvanized Steel Nipple <i>For Schedule 80 Nipples, Add</i> <i>For ASTM 120, Deduct</i> <i>For Work In Restricted Working Space, Add</i>	31.93 11.91 -1.57 6.44	14.28
22 11 16 00-0219	EA		2-1/2" x 3-1/2" Long, Schedule 40 Galvanized Steel Nipple <i>For Schedule 80 Nipples, Add</i> <i>For ASTM 120, Deduct</i> <i>For Work In Restricted Working Space, Add</i>	54.08 31.28 -4.12 7.99	17.78
22 11 16 00-0220	EA		3" x 3-1/2" Long, Schedule 40 Galvanized Steel Nipple <i>For Schedule 80 Nipples, Add</i> <i>For ASTM 120, Deduct</i> <i>For Work In Restricted Working Space, Add</i>	68.64 41.52 -5.46 9.67	21.48
22 11 16 00-0221	EA		3/8" x 4" Long, Schedule 40 Galvanized Steel Nipple <i>For Schedule 80 Nipples, Add</i> <i>For ASTM 120, Deduct</i> <i>For Work In Restricted Working Space, Add</i>	18.92 5.30 -0.70 4.28	9.48
22 11 16 00-0222	EA		1/2" x 4" Long, Schedule 40 Galvanized Steel Nipple <i>For Schedule 80 Nipples, Add</i> <i>For ASTM 120, Deduct</i> <i>For Work In Restricted Working Space, Add</i>	17.43 3.60 -0.47 4.28	9.48
22 11 16 00-0223	EA		3/4" x 4" Long, Schedule 40 Galvanized Steel Nipple <i>For Schedule 80 Nipples, Add</i> <i>For ASTM 120, Deduct</i> <i>For Work In Restricted Working Space, Add</i>	18.92 5.30 -0.70 4.28	9.48
22 11 16 00-0224	EA		1" x 4" Long, Schedule 40 Galvanized Steel Nipple <i>For Schedule 80 Nipples, Add</i> <i>For ASTM 120, Deduct</i> <i>For Work In Restricted Working Space, Add</i>	20.66 6.03 -0.79 4.61	10.29



MINOR	CSI	UOM	DESCRIPTION	TOTAL DIRECT UNIT COST	DEMOLITION UNIT COST
22 11 16 00-0225	EA		1-1/4" x 4" Long, Schedule 40 Galvanized Steel Nipple	23.14	11.09
			<i>For Schedule 80 Nipples, Add</i>	7.40	
			<i>For ASTM 120, Deduct</i>	-0.97	
			<i>For Work In Restricted Working Space, Add</i>	5.00	
22 11 16 00-0226	EA		1-1/2" x 4" Long, Schedule 40 Galvanized Steel Nipple	24.85	11.09
			<i>For Schedule 80 Nipples, Add</i>	9.35	
			<i>For ASTM 120, Deduct</i>	-1.23	
			<i>For Work In Restricted Working Space, Add</i>	5.00	
22 11 16 00-0227	EA		2" x 4" Long, Schedule 40 Galvanized Steel Nipple	32.02	14.28
			<i>For Schedule 80 Nipples, Add</i>	12.02	
			<i>For ASTM 120, Deduct</i>	-1.58	
			<i>For Work In Restricted Working Space, Add</i>	6.44	
22 11 16 00-0228	EA		2-1/2" x 4" Long, Schedule 40 Galvanized Steel Nipple	54.08	17.78
			<i>For Schedule 80 Nipples, Add</i>	31.28	
			<i>For ASTM 120, Deduct</i>	-4.12	
			<i>For Work In Restricted Working Space, Add</i>	7.99	
22 11 16 00-0229	EA		3" x 4" Long, Schedule 40 Galvanized Steel Nipple	68.64	21.48
			<i>For Schedule 80 Nipples, Add</i>	41.52	
			<i>For ASTM 120, Deduct</i>	-5.46	
			<i>For Work In Restricted Working Space, Add</i>	9.67	
22 11 16 00-0230	EA		4" x 4" Long, Schedule 40 Galvanized Steel Nipple	87.71	25.90
			<i>For Schedule 80 Nipples, Add</i>	55.75	
			<i>For ASTM 120, Deduct</i>	-7.34	
			<i>For Work In Restricted Working Space, Add</i>	11.64	
22 11 16 00-0231	EA		3/8" x 4-1/2" Long, Schedule 40 Galvanized Steel Nipple	20.67	9.48
			<i>For Schedule 80 Nipples, Add</i>	7.30	
			<i>For ASTM 120, Deduct</i>	-0.96	
			<i>For Work In Restricted Working Space, Add</i>	4.28	
22 11 16 00-0232	EA		1/2" x 4-1/2" Long, Schedule 40 Galvanized Steel Nipple	18.07	9.48
			<i>For Schedule 80 Nipples, Add</i>	4.33	
			<i>For ASTM 120, Deduct</i>	-0.57	
			<i>For Work In Restricted Working Space, Add</i>	4.28	
22 11 16 00-0233	EA		3/4" x 4-1/2" Long, Schedule 40 Galvanized Steel Nipple	18.94	9.48
			<i>For Schedule 80 Nipples, Add</i>	5.32	
			<i>For ASTM 120, Deduct</i>	-0.70	
			<i>For Work In Restricted Working Space, Add</i>	4.28	
22 11 16 00-0234	EA		1" x 4-1/2" Long, Schedule 40 Galvanized Steel Nipple	21.86	10.29
			<i>For Schedule 80 Nipples, Add</i>	7.40	
			<i>For ASTM 120, Deduct</i>	-0.97	
			<i>For Work In Restricted Working Space, Add</i>	4.61	
22 11 16 00-0235	EA		1-1/4" x 4-1/2" Long, Schedule 40 Galvanized Steel Nipple	24.68	11.09
			<i>For Schedule 80 Nipples, Add</i>	9.15	
			<i>For ASTM 120, Deduct</i>	-1.20	
			<i>For Work In Restricted Working Space, Add</i>	5.00	
22 11 16 00-0236	EA		1-1/2" x 4-1/2" Long, Schedule 40 Galvanized Steel Nipple	26.57	11.09
			<i>For Schedule 80 Nipples, Add</i>	11.31	
			<i>For ASTM 120, Deduct</i>	-1.49	
			<i>For Work In Restricted Working Space, Add</i>	5.00	
22 11 16 00-0237	EA		2" x 4-1/2" Long, Schedule 40 Galvanized Steel Nipple	34.82	14.28
			<i>For Schedule 80 Nipples, Add</i>	15.21	
			<i>For ASTM 120, Deduct</i>	-2.00	
			<i>For Work In Restricted Working Space, Add</i>	6.44	
22 11 16 00-0238	EA		2-1/2" x 4-1/2" Long, Schedule 40 Galvanized Steel Nipple	57.24	17.78
			<i>For Schedule 80 Nipples, Add</i>	34.88	
			<i>For ASTM 120, Deduct</i>	-4.59	
			<i>For Work In Restricted Working Space, Add</i>	7.99	
22 11 16 00-0239	EA		3" x 4-1/2" Long, Schedule 40 Galvanized Steel Nipple	74.67	21.48
			<i>For Schedule 80 Nipples, Add</i>	48.39	
			<i>For ASTM 120, Deduct</i>	-6.37	
			<i>For Work In Restricted Working Space, Add</i>	9.67	
22 11 16 00-0240	EA		4" x 4-1/2" Long, Schedule 40 Galvanized Steel Nipple	93.64	25.90
			<i>For Schedule 80 Nipples, Add</i>	62.51	
			<i>For ASTM 120, Deduct</i>	-8.22	
			<i>For Work In Restricted Working Space, Add</i>	11.64	
22 11 16 00-0241	EA		3/8" x 5" Long, Schedule 40 Galvanized Steel Nipple	20.67	9.48
			<i>For Schedule 80 Nipples, Add</i>	7.30	
			<i>For ASTM 120, Deduct</i>	-0.96	
			<i>For Work In Restricted Working Space, Add</i>	4.28	
22 11 16 00-0242	EA		1/2" x 5" Long, Schedule 40 Galvanized Steel Nipple	18.07	9.48
			<i>For Schedule 80 Nipples, Add</i>	4.33	
			<i>For ASTM 120, Deduct</i>	-0.57	
			<i>For Work In Restricted Working Space, Add</i>	4.28	
22 11 16 00-0243	EA		3/4" x 5" Long, Schedule 40 Galvanized Steel Nipple	18.94	9.48
			<i>For Schedule 80 Nipples, Add</i>	5.32	
			<i>For ASTM 120, Deduct</i>	-0.70	
			<i>For Work In Restricted Working Space, Add</i>	4.28	
22 11 16 00-0244	EA		1" x 5" Long, Schedule 40 Galvanized Steel Nipple	21.86	10.29
			<i>For Schedule 80 Nipples, Add</i>	7.40	
			<i>For ASTM 120, Deduct</i>	-0.97	
			<i>For Work In Restricted Working Space, Add</i>	4.61	
22 11 16 00-0245	EA		1-1/4" x 5" Long, Schedule 40 Galvanized Steel Nipple	24.68	11.09
			<i>For Schedule 80 Nipples, Add</i>	9.15	
			<i>For ASTM 120, Deduct</i>	-1.20	
			<i>For Work In Restricted Working Space, Add</i>	5.00	



MINOR	CSI	UOM	DESCRIPTION	TOTAL DIRECT UNIT COST	DEMOLITION UNIT COST
22 11 16 00-0246	EA		1-1/2" x 5" Long, Schedule 40 Galvanized Steel Nipple <i>For Schedule 80 Nipples, Add</i> <i>For ASTM 120, Deduct</i> <i>For Work In Restricted Working Space, Add</i>	26.57 11.31 -1.49 5.00	11.09
22 11 16 00-0247	EA		2" x 5" Long, Schedule 40 Galvanized Steel Nipple <i>For Schedule 80 Nipples, Add</i> <i>For ASTM 120, Deduct</i> <i>For Work In Restricted Working Space, Add</i>	34.82 15.21 -2.00 6.44	14.28
22 11 16 00-0248	EA		2-1/2" x 5" Long, Schedule 40 Galvanized Steel Nipple <i>For Schedule 80 Nipples, Add</i> <i>For ASTM 120, Deduct</i> <i>For Work In Restricted Working Space, Add</i>	57.24 34.88 -4.59 7.99	17.78
22 11 16 00-0249	EA		3" x 5" Long, Schedule 40 Galvanized Steel Nipple <i>For Schedule 80 Nipples, Add</i> <i>For ASTM 120, Deduct</i> <i>For Work In Restricted Working Space, Add</i>	74.67 48.39 -6.37 9.67	21.48
22 11 16 00-0250	EA		4" x 5" Long, Schedule 40 Galvanized Steel Nipple <i>For Schedule 80 Nipples, Add</i> <i>For ASTM 120, Deduct</i> <i>For Work In Restricted Working Space, Add</i>	93.64 62.51 -8.22 11.64	25.90
22 11 16 00-0251	EA		3/8" x 6" Long, Schedule 40 Galvanized Steel Nipple <i>For Schedule 80 Nipples, Add</i> <i>For ASTM 120, Deduct</i> <i>For Work In Restricted Working Space, Add</i>	21.39 8.12 -1.07 4.28	9.48
22 11 16 00-0252	EA		1/2" x 6" Long, Schedule 40 Galvanized Steel Nipple <i>For Schedule 80 Nipples, Add</i> <i>For ASTM 120, Deduct</i> <i>For Work In Restricted Working Space, Add</i>	18.58 4.91 -0.65 4.28	9.48
22 11 16 00-0253	EA		3/4" x 6" Long, Schedule 40 Galvanized Steel Nipple <i>For Schedule 80 Nipples, Add</i> <i>For ASTM 120, Deduct</i> <i>For Work In Restricted Working Space, Add</i>	19.87 6.38 -0.84 4.28	9.48
22 11 16 00-0254	EA		1" x 6" Long, Schedule 40 Galvanized Steel Nipple <i>For Schedule 80 Nipples, Add</i> <i>For ASTM 120, Deduct</i> <i>For Work In Restricted Working Space, Add</i>	22.73 8.39 -1.10 4.61	10.29
22 11 16 00-0255	EA		1-1/4" x 6" Long, Schedule 40 Galvanized Steel Nipple <i>For Schedule 80 Nipples, Add</i> <i>For ASTM 120, Deduct</i> <i>For Work In Restricted Working Space, Add</i>	25.97 10.62 -1.40 5.00	11.09
22 11 16 00-0256	EA		1-1/2" x 6" Long, Schedule 40 Galvanized Steel Nipple <i>For Schedule 80 Nipples, Add</i> <i>For ASTM 120, Deduct</i> <i>For Work In Restricted Working Space, Add</i>	27.81 12.72 -1.67 5.00	11.09
22 11 16 00-0257	EA		2" x 6" Long, Schedule 40 Galvanized Steel Nipple <i>For Schedule 80 Nipples, Add</i> <i>For ASTM 120, Deduct</i> <i>For Work In Restricted Working Space, Add</i>	36.98 17.67 -2.33 6.44	14.28
22 11 16 00-0258	EA		2-1/2" x 6" Long, Schedule 40 Galvanized Steel Nipple <i>For Schedule 80 Nipples, Add</i> <i>For ASTM 120, Deduct</i> <i>For Work In Restricted Working Space, Add</i>	60.26 38.33 -5.04 7.99	17.78
22 11 16 00-0259	EA		3" x 6" Long, Schedule 40 Galvanized Steel Nipple <i>For Schedule 80 Nipples, Add</i> <i>For ASTM 120, Deduct</i> <i>For Work In Restricted Working Space, Add</i>	77.11 51.17 -6.73 9.67	21.48
22 11 16 00-0260	EA		4" x 6" Long, Schedule 40 Galvanized Steel Nipple <i>For Schedule 80 Nipples, Add</i> <i>For ASTM 120, Deduct</i> <i>For Work In Restricted Working Space, Add</i>	99.42 69.10 -9.09 11.64	25.90
22 11 16 00-0261	EA		3/8" x 8" Long, Schedule 40 Galvanized Steel Nipple <i>For Schedule 80 Nipples, Add</i> <i>For ASTM 120, Deduct</i> <i>For Work In Restricted Working Space, Add</i>	42.71 32.42 -4.27 4.28	9.48
22 11 16 00-0262	EA		1/2" x 8" Long, Schedule 40 Galvanized Steel Nipple <i>For Schedule 80 Nipples, Add</i> <i>For ASTM 120, Deduct</i> <i>For Work In Restricted Working Space, Add</i>	21.87 8.66 -1.14 4.28	9.48
22 11 16 00-0263	EA		3/4" x 8" Long, Schedule 40 Galvanized Steel Nipple <i>For Schedule 80 Nipples, Add</i> <i>For ASTM 120, Deduct</i> <i>For Work In Restricted Working Space, Add</i>	23.99 11.08 -1.46 4.28	9.48
22 11 16 00-0264	EA		1" x 8" Long, Schedule 40 Galvanized Steel Nipple <i>For Schedule 80 Nipples, Add</i> <i>For ASTM 120, Deduct</i> <i>For Work In Restricted Working Space, Add</i>	27.69 14.04 -1.85 4.61	10.29
22 11 16 00-0265	EA		1-1/4" x 8" Long, Schedule 40 Galvanized Steel Nipple <i>For Schedule 80 Nipples, Add</i> <i>For ASTM 120, Deduct</i> <i>For Work In Restricted Working Space, Add</i>	31.75 17.21 -2.27 5.00	11.09
22 11 16 00-0266	EA		1-1/2" x 8" Long, Schedule 40 Galvanized Steel Nipple <i>For Schedule 80 Nipples, Add</i> <i>For ASTM 120, Deduct</i> <i>For Work In Restricted Working Space, Add</i>	33.97 19.74 -2.60 5.00	11.09

22 Plumbing
22 10 Plumbing Piping
22 11 Facility Water Distribution



MINOR	CSI	UOM	DESCRIPTION	TOTAL DIRECT UNIT COST	DEMOLITION UNIT COST
22 11 16 00-0267	EA		2" x 8" Long, Schedule 40 Galvanized Steel Nipple	46.74	14.28
			<i>For Schedule 80 Nipples, Add</i>	28.80	
			<i>For ASTM 120, Deduct</i>	-3.79	
			<i>For Work In Restricted Working Space, Add</i>	6.44	
22 11 16 00-0268	EA		2-1/2" x 8" Long, Schedule 40 Galvanized Steel Nipple	69.91	17.78
			<i>For Schedule 80 Nipples, Add</i>	49.33	
			<i>For ASTM 120, Deduct</i>	-6.49	
			<i>For Work In Restricted Working Space, Add</i>	7.99	
22 11 16 00-0269	EA		3" x 8" Long, Schedule 40 Galvanized Steel Nipple	92.70	21.48
			<i>For Schedule 80 Nipples, Add</i>	68.95	
			<i>For ASTM 120, Deduct</i>	-9.07	
			<i>For Work In Restricted Working Space, Add</i>	9.67	
22 11 16 00-0270	EA		4" x 8" Long, Schedule 40 Galvanized Steel Nipple	111.14	25.90
			<i>For Schedule 80 Nipples, Add</i>	82.46	
			<i>For ASTM 120, Deduct</i>	-10.85	
			<i>For Work In Restricted Working Space, Add</i>	11.64	
22 11 16 00-0271	EA		3/8" x 10" Long, Schedule 40 Galvanized Steel Nipple.....	27.83	9.48
			<i>For Schedule 80 Nipples, Add</i>	15.46	
			<i>For ASTM 120, Deduct</i>	-2.03	
			<i>For Work In Restricted Working Space, Add</i>	4.28	
22 11 16 00-0272	EA		1/2" x 10" Long, Schedule 40 Galvanized Steel Nipple.....	23.30	9.48
			<i>For Schedule 80 Nipples, Add</i>	10.29	
			<i>For ASTM 120, Deduct</i>	-1.35	
			<i>For Work In Restricted Working Space, Add</i>	4.28	
22 11 16 00-0273	EA		3/4" x 10" Long, Schedule 40 Galvanized Steel Nipple.....	25.05	9.48
			<i>For Schedule 80 Nipples, Add</i>	12.29	
			<i>For ASTM 120, Deduct</i>	-1.62	
			<i>For Work In Restricted Working Space, Add</i>	4.28	
22 11 16 00-0274	EA		1" x 10" Long, Schedule 40 Galvanized Steel Nipple.....	29.45	10.29
			<i>For Schedule 80 Nipples, Add</i>	16.05	
			<i>For ASTM 120, Deduct</i>	-2.11	
			<i>For Work In Restricted Working Space, Add</i>	4.61	
22 11 16 00-0275	EA		1-1/4" x 10" Long, Schedule 40 Galvanized Steel Nipple.....	34.71	11.09
			<i>For Schedule 80 Nipples, Add</i>	20.59	
			<i>For ASTM 120, Deduct</i>	-2.71	
			<i>For Work In Restricted Working Space, Add</i>	5.00	
22 11 16 00-0276	EA		1-1/2" x 10" Long, Schedule 40 Galvanized Steel Nipple.....	36.84	11.09
			<i>For Schedule 80 Nipples, Add</i>	23.02	
			<i>For ASTM 120, Deduct</i>	-3.03	
			<i>For Work In Restricted Working Space, Add</i>	5.00	
22 11 16 00-0277	EA		2" x 10" Long, Schedule 40 Galvanized Steel Nipple.....	51.03	14.28
			<i>For Schedule 80 Nipples, Add</i>	33.69	
			<i>For ASTM 120, Deduct</i>	-4.43	
			<i>For Work In Restricted Working Space, Add</i>	6.44	
22 11 16 00-0278	EA		2-1/2" x 10" Long, Schedule 40 Galvanized Steel Nipple.....	75.96	17.78
			<i>For Schedule 80 Nipples, Add</i>	56.22	
			<i>For ASTM 120, Deduct</i>	-7.40	
			<i>For Work In Restricted Working Space, Add</i>	7.99	
22 11 16 00-0279	EA		3" x 10" Long, Schedule 40 Galvanized Steel Nipple.....	101.22	21.48
			<i>For Schedule 80 Nipples, Add</i>	78.66	
			<i>For ASTM 120, Deduct</i>	-10.35	
			<i>For Work In Restricted Working Space, Add</i>	9.67	
22 11 16 00-0280	EA		4" x 10" Long, Schedule 40 Galvanized Steel Nipple.....	122.64	25.90
			<i>For Schedule 80 Nipples, Add</i>	95.57	
			<i>For ASTM 120, Deduct</i>	-12.57	
			<i>For Work In Restricted Working Space, Add</i>	11.64	
22 11 16 00-0281	EA		3/8" x 12" Long, Schedule 40 Galvanized Steel Nipple.....	29.30	9.48
			<i>For Schedule 80 Nipples, Add</i>	17.13	
			<i>For ASTM 120, Deduct</i>	-2.25	
			<i>For Work In Restricted Working Space, Add</i>	4.28	
22 11 16 00-0282	EA		1/2" x 12" Long, Schedule 40 Galvanized Steel Nipple.....	24.54	9.48
			<i>For Schedule 80 Nipples, Add</i>	11.71	
			<i>For ASTM 120, Deduct</i>	-1.54	
			<i>For Work In Restricted Working Space, Add</i>	4.28	
22 11 16 00-0283	EA		3/4" x 12" Long, Schedule 40 Galvanized Steel Nipple.....	26.37	9.48
			<i>For Schedule 80 Nipples, Add</i>	13.79	
			<i>For ASTM 120, Deduct</i>	-1.82	
			<i>For Work In Restricted Working Space, Add</i>	4.28	
22 11 16 00-0284	EA		1" x 12" Long, Schedule 40 Galvanized Steel Nipple.....	31.76	10.29
			<i>For Schedule 80 Nipples, Add</i>	18.68	
			<i>For ASTM 120, Deduct</i>	-2.46	
			<i>For Work In Restricted Working Space, Add</i>	4.61	
22 11 16 00-0285	EA		1-1/4" x 12" Long, Schedule 40 Galvanized Steel Nipple.....	38.33	11.09
			<i>For Schedule 80 Nipples, Add</i>	24.72	
			<i>For ASTM 120, Deduct</i>	-3.25	
			<i>For Work In Restricted Working Space, Add</i>	5.00	
22 11 16 00-0286	EA		1-1/2" x 12" Long, Schedule 40 Galvanized Steel Nipple.....	39.75	11.09
			<i>For Schedule 80 Nipples, Add</i>	26.33	
			<i>For ASTM 120, Deduct</i>	-3.47	
			<i>For Work In Restricted Working Space, Add</i>	5.00	
22 11 16 00-0287	EA		2" x 12" Long, Schedule 40 Galvanized Steel Nipple.....	55.39	14.28
			<i>For Schedule 80 Nipples, Add</i>	38.66	
			<i>For ASTM 120, Deduct</i>	-5.09	
			<i>For Work In Restricted Working Space, Add</i>	6.44	



MINOR	CSI	UOM	DESCRIPTION	TOTAL DIRECT UNIT COST	DEMOLITION UNIT COST
22 11 16 00-0288	EA		2-1/2" x 12" Long, Schedule 40 Galvanized Steel Nipple <i>For Schedule 80 Nipples, Add</i> <i>For ASTM 120, Deduct</i> <i>For Work In Restricted Working Space, Add</i>	81.83 62.92 -8.28 7.99	17.78
22 11 16 00-0289	EA		3" x 12" Long, Schedule 40 Galvanized Steel Nipple <i>For Schedule 80 Nipples, Add</i> <i>For ASTM 120, Deduct</i> <i>For Work In Restricted Working Space, Add</i>	109.80 88.44 -11.64 9.67	21.48
22 11 16 00-0290	EA		4" x 12" Long, Schedule 40 Galvanized Steel Nipple <i>For Schedule 80 Nipples, Add</i> <i>For ASTM 120, Deduct</i> <i>For Work In Restricted Working Space, Add</i>	134.24 108.79 -14.31 11.64	25.90
22 11 16 00-0291			Galvanized Malleable Iron Square Head Plugs <small>(22 11 16 00-0013)</small>		
22 11 16 00-0292	EA		1/2", 150 LB, Galvanized Malleable Iron Square Head Plug <i>For 300 LB Rating, Add</i> <i>For Work In Restricted Working Space, Add</i>	17.52 24.00 3.20	7.10
22 11 16 00-0293	EA		3/4", 150 LB, Galvanized Malleable Iron Square Head Plug <i>For 300 LB Rating, Add</i> <i>For Work In Restricted Working Space, Add</i>	18.79 24.07 3.58	7.99
22 11 16 00-0294	EA		1", 150 LB, Galvanized Malleable Iron Square Head Plug <i>For 300 LB Rating, Add</i> <i>For Work In Restricted Working Space, Add</i>	20.85 26.43 3.99	8.89
22 11 16 00-0295	EA		1-1/4", 150 LB, Galvanized Malleable Iron Square Head Plug <i>For 300 LB Rating, Add</i> <i>For Work In Restricted Working Space, Add</i>	26.66 40.31 4.52	10.09
22 11 16 00-0296	EA		1-1/2", 150 LB, Galvanized Malleable Iron Square Head Plug <i>For 300 LB Rating, Add</i> <i>For Work In Restricted Working Space, Add</i>	32.61 54.09 5.10	11.29
22 11 16 00-0297	EA		2", 150 LB, Galvanized Malleable Iron Square Head Plug <i>For 300 LB Rating, Add</i> <i>For Work In Restricted Working Space, Add</i>	41.45 68.79 6.48	14.38
22 11 16 00-0298	EA		2-1/2", 150 LB, Galvanized Malleable Iron Square Head Plug <i>For 300 LB Rating, Add</i> <i>For Work In Restricted Working Space, Add</i>	70.68 133.57 9.59	21.28
22 11 16 00-0299	EA		3", 150 LB, Galvanized Malleable Iron Square Head Plug <i>For 300 LB Rating, Add</i> <i>For Work In Restricted Working Space, Add</i>	97.00 189.32 12.62	28.07
22 11 16 00-0300	EA		4", 150 LB, Galvanized Malleable Iron Square Head Plug <i>For 300 LB Rating, Add</i> <i>For Work In Restricted Working Space, Add</i>	159.34 390.52 13.58	30.17
22 11 16 00-0301	EA		5", 150 LB, Galvanized Malleable Iron Square Head Plug <i>For 300 LB Rating, Add</i> <i>For Work In Restricted Working Space, Add</i>	256.52 714.35 14.18	31.53
22 11 16 00-0302	EA		6", 150 LB, Galvanized Malleable Iron Square Head Plug <i>For 300 LB Rating, Add</i> <i>For Work In Restricted Working Space, Add</i>	275.63 772.15 14.82	32.89
22 11 16 00-0303			Galvanized Malleable Iron Bushing <small>(22 11 16 00-0013)</small>		
22 11 16 00-0304	EA		3/4" x 1/2", 150 LB, Galvanized Malleable Iron Bushing <i>For Work In Restricted Working Space, Add</i>	43.64 8.47	18.78
22 11 16 00-0305	EA		1" x 1/2", 150 LB, Galvanized Malleable Iron Bushing <i>For Work In Restricted Working Space, Add</i>	48.40 8.99	19.98
22 11 16 00-0306	EA		1" x 3/4", 150 LB, Galvanized Malleable Iron Bushing <i>For Work In Restricted Working Space, Add</i>	49.03 9.47	21.07
22 11 16 00-0307	EA		1-1/4" x 1/2", 150 LB, Galvanized Malleable Iron Bushing <i>For Work In Restricted Working Space, Add</i>	57.98 9.65	21.48
22 11 16 00-0308	EA		1-1/4" x 3/4", 150 LB, Galvanized Malleable Iron Bushing <i>For Work In Restricted Working Space, Add</i>	57.23 10.13	22.48
22 11 16 00-0309	EA		1-1/4" x 1", 150 LB, Galvanized Malleable Iron Bushing <i>For Work In Restricted Working Space, Add</i>	58.97 10.65	23.67
22 11 16 00-0310	EA		1-1/2" x 1/2", 150 LB, Galvanized Malleable Iron Bushing <i>For Work In Restricted Working Space, Add</i>	68.69 10.37	23.07
22 11 16 00-0311	EA		1-1/2" x 3/4", 150 LB, Galvanized Malleable Iron Bushing <i>For Work In Restricted Working Space, Add</i>	70.27 10.85	24.07
22 11 16 00-0312	EA		1-1/2" x 1", 150 LB, Galvanized Malleable Iron Bushing <i>For Work In Restricted Working Space, Add</i>	68.67 11.37	25.27
22 11 16 00-0313	EA		1-1/2" x 1-1/4", 150 LB, Galvanized Malleable Iron Bushing <i>For Work In Restricted Working Space, Add</i>	68.48 12.03	26.77
22 11 16 00-0314	EA		2" x 1/2", 150 LB, Galvanized Malleable Iron Bushing <i>For Work In Restricted Working Space, Add</i>	82.94 12.10	26.87
22 11 16 00-0315	EA		2" x 3/4", 150 LB, Galvanized Malleable Iron Bushing <i>For Work In Restricted Working Space, Add</i>	81.56 12.57	27.97
22 11 16 00-0316	EA		2" x 1", 150 LB, Galvanized Malleable Iron Bushing <i>For Work In Restricted Working Space, Add</i>	81.13 13.09	29.07
22 11 16 00-0317	EA		2" x 1-1/4", 150 LB, Galvanized Malleable Iron Bushing <i>For Work In Restricted Working Space, Add</i>	83.33 13.75	30.56
22 11 16 00-0318	EA		2" x 1-1/2", 150 LB, Galvanized Malleable Iron Bushing <i>For Work In Restricted Working Space, Add</i>	81.12 14.47	32.16
22 11 16 00-0319	EA		2-1/2" x 3/4", 150 LB, Galvanized Malleable Iron Bushing <i>For Work In Restricted Working Space, Add</i>	116.53 16.46	36.56



MINOR CSI UOM DESCRIPTION	TOTAL DIRECT UNIT COST	DEMOLITION UNIT COST
22 11 16 00-0320 EA 2-1/2" x 1", 150 LB, Galvanized Malleable Iron Bushing..... <i>For Work In Restricted Working Space, Add</i>	118.27 16.98	37.76
22 11 16 00-0321 EA 2-1/2" x 1-1/4", 150 LB, Galvanized Malleable Iron Bushing..... <i>For Work In Restricted Working Space, Add</i>	120.47 17.64	39.16
22 11 16 00-0322 EA 2-1/2" x 1-1/2", 150 LB, Galvanized Malleable Iron Bushing..... <i>For Work In Restricted Working Space, Add</i>	121.74 18.36	40.85
22 11 16 00-0323 EA 2-1/2" x 2", 150 LB, Galvanized Malleable Iron Bushing..... <i>For Work In Restricted Working Space, Add</i>	120.58 20.09	44.65
22 11 16 00-0324 EA 3" x 3/4", 150 LB, Galvanized Malleable Iron Bushing..... <i>For Work In Restricted Working Space, Add</i>	148.89 20.24	44.94
22 11 16 00-0325 EA 3" x 1", 150 LB, Galvanized Malleable Iron Bushing..... <i>For Work In Restricted Working Space, Add</i>	150.63 20.77	46.14
22 11 16 00-0326 EA 3" x 1-1/4", 150 LB, Galvanized Malleable Iron Bushing..... <i>For Work In Restricted Working Space, Add</i>	152.83 21.43	47.64
22 11 16 00-0327 EA 3" x 1-1/2", 150 LB, Galvanized Malleable Iron Bushing..... <i>For Work In Restricted Working Space, Add</i>	153.63 22.15	49.24
22 11 16 00-0328 EA 3" x 2", 150 LB, Galvanized Malleable Iron Bushing..... <i>For Work In Restricted Working Space, Add</i>	151.92 23.87	53.03
22 11 16 00-0329 EA 3" x 2-1/2", 150 LB, Galvanized Malleable Iron Bushing..... <i>For Work In Restricted Working Space, Add</i>	169.07 27.75	61.72
22 11 16 00-0330 EA 4" x 3/4", 150 LB, Galvanized Malleable Iron Bushing..... <i>For Work In Restricted Working Space, Add</i>	241.69 21.32	47.35
22 11 16 00-0331 EA 4" x 1", 150 LB, Galvanized Malleable Iron Bushing..... <i>For Work In Restricted Working Space, Add</i>	243.88 21.83	48.51
22 11 16 00-0332 EA 4" x 1-1/4", 150 LB, Galvanized Malleable Iron Bushing..... <i>For Work In Restricted Working Space, Add</i>	245.51 22.47	49.96
22 11 16 00-0333 EA 4" x 1-1/2", 150 LB, Galvanized Malleable Iron Bushing..... <i>For Work In Restricted Working Space, Add</i>	247.85 23.17	51.52
22 11 16 00-0334 EA 4" x 2", 150 LB, Galvanized Malleable Iron Bushing..... <i>For Work In Restricted Working Space, Add</i>	233.34 24.85	55.21
22 11 16 00-0335 EA 4" x 2-1/2", 150 LB, Galvanized Malleable Iron Bushing..... <i>For Work In Restricted Working Space, Add</i>	266.02 28.62	63.65
22 11 16 00-0336 EA 4" x 3", 150 LB, Galvanized Malleable Iron Bushing..... <i>For Work In Restricted Working Space, Add</i>	266.99 32.30	71.80
22 11 16 00-0337 Galvanized Malleable Iron Floor Flange (22 11 16 00-0013) Note: Excludes fasteners to floor or wall. See CSI section 05 05 19 00-0001 for anchors.		
22 11 16 00-0338 EA 1/2", 150 LB, Galvanized Malleable Iron Floor Flange.....	61.53	36.50
22 11 16 00-0339 EA 3/4", 150 LB, Galvanized Malleable Iron Floor Flange.....	67.26	39.95
22 11 16 00-0340 EA 1", 150 LB, Galvanized Malleable Iron Floor Flange.....	77.24	45.14
22 11 16 00-0341 EA 1-1/4", 150 LB, Galvanized Malleable Iron Floor Flange.....	80.27	46.75
22 11 16 00-0342 EA 1-1/2", 150 LB, Galvanized Malleable Iron Floor Flange.....	87.36	50.84
22 11 16 00-0343 EA 2", 150 LB, Galvanized Malleable Iron Floor Flange.....	94.06	53.03
22 11 16 00-0344 Galvanized Cast Iron Flanges (22 11 16 00-0013) Note: Excludes bolt and gasket sets See CSI section 23 21 13 23-0713 for Class 150 steel bolt and gasket set.		
22 11 16 00-0345 EA 3/4", 125 LB, Galvanized Cast Iron Flange..... <i>For Work In Restricted Working Space, Add</i>	117.11 17.98	39.95
22 11 16 00-0346 EA 1", 125 LB, Galvanized Cast Iron Flange..... <i>For Work In Restricted Working Space, Add</i>	111.99 20.31	45.14
22 11 16 00-0347 EA 1-1/4", 125 LB, Galvanized Cast Iron Flange..... <i>For Work In Restricted Working Space, Add</i>	93.48 21.02	46.75
22 11 16 00-0348 EA 1-1/2", 125 LB, Galvanized Cast Iron Flange..... <i>For Work In Restricted Working Space, Add</i>	110.80 22.88	50.84
22 11 16 00-0349 EA 2", 125 LB, Galvanized Cast Iron Flange..... <i>For Work In Restricted Working Space, Add</i>	125.30 23.87	53.03
22 11 16 00-0350 EA 2-1/2", 125 LB, Galvanized Cast Iron Flange..... <i>For Work In Restricted Working Space, Add</i>	145.54 27.61	61.43
22 11 16 00-0351 EA 3", 125 LB, Galvanized Cast Iron Flange..... <i>For Work In Restricted Working Space, Add</i>	261.26 35.04	77.91
22 11 16 00-0352 EA 4", 125 LB, Galvanized Cast Iron Flange..... <i>For Work In Restricted Working Space, Add</i>	351.97 46.56	103.53
22 11 16 00-0353 EA 5", 125 LB, Galvanized Cast Iron Flange..... <i>For Work In Restricted Working Space, Add</i>	493.67 55.43	123.22
22 11 16 00-0354 EA 6", 125 LB, Galvanized Cast Iron Flange..... <i>For Work In Restricted Working Space, Add</i>	542.43 63.67	141.56
22 11 16 00-0355 EA 8", 125 LB, Galvanized Cast Iron Flange..... <i>For Work In Restricted Working Space, Add</i>	500.71 72.77	161.79
22 11 16 00-0356 Cut And Thread Existing In-Place Galvanized Steel Pipe (22 11 16 00-0013) Note: For use when connecting pipe to an existing in-place system.		
22 11 16 00-0357 EA 1/2", Cut And Thread Existing In Place Galvanized Steel Pipe..... <i>For Work In Restricted Working Space, Add</i>	32.54 9.76	
22 11 16 00-0358 EA 3/4", Cut And Thread Existing In Place Galvanized Steel Pipe..... <i>For Work In Restricted Working Space, Add</i>	35.79 10.74	
22 11 16 00-0359 EA 1", Cut And Thread Existing In Place Galvanized Steel Pipe..... <i>For Work In Restricted Working Space, Add</i>	39.05 11.72	
22 11 16 00-0360 EA 1-1/4", Cut And Thread Existing In Place Galvanized Steel Pipe..... <i>For Work In Restricted Working Space, Add</i>	42.30 12.69	
22 11 16 00-0361 EA 1-1/2", Cut And Thread Existing In Place Galvanized Steel Pipe..... <i>For Work In Restricted Working Space, Add</i>	44.46 13.34	



MINOR	CSI	UOM	DESCRIPTION	TOTAL DIRECT UNIT COST	DEMOLITION UNIT COST
22 11 16 00-0362	EA		2", Cut And Thread Existing In Place Galvanized Steel Pipe.....	46.63	
			<i>For Work In Restricted Working Space, Add</i>	13.99	
22 11 16 00-0363	EA		2-1/2", Cut And Thread Existing In Place Galvanized Steel Pipe	48.81	
			<i>For Work In Restricted Working Space, Add</i>	14.64	
22 11 16 00-0364	EA		3", Cut And Thread Existing In Place Galvanized Steel Pipe.....	50.97	
			<i>For Work In Restricted Working Space, Add</i>	15.29	
22 11 16 00-0365	EA		4", Cut And Thread Existing In Place Galvanized Steel Pipe.....	53.14	
			<i>For Work In Restricted Working Space, Add</i>	15.94	
22 11 16 00-0366	EA		6", Cut And Thread Existing In Place Galvanized Steel Pipe.....	57.48	
			<i>For Work In Restricted Working Space, Add</i>	17.24	
22 11 16 00-0367	EA		8", Cut And Thread Existing In Place Galvanized Steel Pipe.....	61.81	
			<i>For Work In Restricted Working Space, Add</i>	18.54	
22 11 16 00-0368			Copper Pipe And Fittings <small>(22 11 16)</small>		
			Note: Excludes hangers. See CSI section 22 11 16 00-0899 for pipe with fittings assembly.		
22 11 16 00-0369			Copper Tube/Pipe <small>(22 11 16 00-0368)</small>		
			Note: Pipe based on inside diameter size. Excludes hangers and fittings (couplers, tees, elbows, etc).		
22 11 16 00-0370			Hard Drawn Type L Copper Tube/Pipe <small>(22 11 16 00-0369)</small>		
22 11 16 00-0371	LF		1/4" Hard Drawn Type L Copper Tube/Pipe	5.12	2.44
			<i>For Medical/Oxygen Service Tubing, Add</i>	0.12	
			<i>For Up To 20, Add</i>	0.55	
			<i>For >150, Deduct</i>	-0.15	
			<i>For Work In Restricted Working Space, Add</i>	1.10	
22 11 16 00-0372	LF		3/8" Hard Drawn Type L Copper Tube/Pipe	5.94	2.54
			<i>For Medical/Oxygen Service Tubing, Add</i>	0.17	
			<i>For Up To 20, Add</i>	0.65	
			<i>For >150, Deduct</i>	-0.21	
			<i>For Work In Restricted Working Space, Add</i>	1.14	
22 11 16 00-0373	LF		1/2" Hard Drawn Type L Copper Tube/Pipe	6.50	2.65
			<i>For Medical/Oxygen Service Tubing, Add</i>	0.20	
			<i>For Up To 20, Add</i>	0.71	
			<i>For >150, Deduct</i>	-0.25	
			<i>For Work In Restricted Working Space, Add</i>	1.19	
22 11 16 00-0374	LF		3/4" Hard Drawn Type L Copper Tube/Pipe	8.33	2.81
			<i>For Medical/Oxygen Service Tubing, Add</i>	0.33	
			<i>For Up To 20, Add</i>	0.94	
			<i>For >150, Deduct</i>	-0.41	
			<i>For Work In Restricted Working Space, Add</i>	1.26	
22 11 16 00-0375	LF		1" Hard Drawn Type L Copper Tube/Pipe	10.69	3.15
			<i>For Medical/Oxygen Service Tubing, Add</i>	0.48	
			<i>For Up To 20, Add</i>	1.22	
			<i>For >150, Deduct</i>	-0.60	
			<i>For Work In Restricted Working Space, Add</i>	1.42	
22 11 16 00-0376	LF		1-1/4" Hard Drawn Type L Copper Tube/Pipe	15.24	4.69
			<i>For Medical/Oxygen Service Tubing, Add</i>	0.66	
			<i>For Up To 20, Add</i>	1.73	
			<i>For >150, Deduct</i>	-0.82	
			<i>For Work In Restricted Working Space, Add</i>	2.11	
22 11 16 00-0377	LF		1-1/2" Hard Drawn Type L Copper Tube/Pipe	18.41	5.24
			<i>For Medical/Oxygen Service Tubing, Add</i>	0.84	
			<i>For Up To 20, Add</i>	2.11	
			<i>For >150, Deduct</i>	-1.06	
			<i>For Work In Restricted Working Space, Add</i>	2.36	
22 11 16 00-0378	LF		2" Hard Drawn Type L Copper Tube/Pipe	26.39	6.47
			<i>For Medical/Oxygen Service Tubing, Add</i>	1.34	
			<i>For Up To 20, Add</i>	3.06	
			<i>For >150, Deduct</i>	-1.67	
			<i>For Work In Restricted Working Space, Add</i>	2.90	
22 11 16 00-0379	LF		2-1/2" Hard Drawn Type L Copper Tube/Pipe	46.97	7.60
			<i>For Medical/Oxygen Service Tubing, Add</i>	1.93	
			<i>For Up To 20, Add</i>	5.30	
			<i>For >150, Deduct</i>	-2.41	
			<i>For Work In Restricted Working Space, Add</i>	6.85	
22 11 16 00-0380	LF		3" Hard Drawn Type L Copper Tube/Pipe	59.05	8.96
			<i>For Medical/Oxygen Service Tubing, Add</i>	2.58	
			<i>For Up To 20, Add</i>	6.71	
			<i>For >150, Deduct</i>	-3.22	
			<i>For Work In Restricted Working Space, Add</i>	8.06	
22 11 16 00-0381	LF		4" Hard Drawn Type L Copper Tube/Pipe	87.69	10.11
			<i>For Medical/Oxygen Service Tubing, Add</i>	4.59	
			<i>For Up To 20, Add</i>	10.20	
			<i>For >150, Deduct</i>	-5.74	
			<i>For Work In Restricted Working Space, Add</i>	9.09	
22 11 16 00-0382	LF		5" Hard Drawn Type L Copper Tube/Pipe	136.16	11.61
			<i>For Medical/Oxygen Service Tubing, Add</i>	8.11	
			<i>For Up To 20, Add</i>	16.15	
			<i>For >150, Deduct</i>	-10.14	
			<i>For Work In Restricted Working Space, Add</i>	10.44	
22 11 16 00-0383	LF		6" Hard Drawn Type L Copper Tube/Pipe	187.27	17.99
			<i>For Medical/Oxygen Service Tubing, Add</i>	10.67	
			<i>For Up To 20, Add</i>	22.06	
			<i>For >150, Deduct</i>	-13.33	
			<i>For Work In Restricted Working Space, Add</i>	16.18	



MINOR	CSI	UOM	DESCRIPTION	TOTAL DIRECT UNIT COST	DEMOLITION UNIT COST
22 11 16 00-0384	LF		8" Hard Drawn Type L Copper Tube/Pipe <i>For Medical/Oxygen Service Tubing, Add</i> <i>For Up To 20, Add</i> <i>For >150, Deduct</i> <i>For Work In Restricted Working Space, Add</i>	311.26 20.10 37.41 -25.13 17.99	20.00
22 11 16 00-0385			Hard Drawn Type K Copper Tube/Pipe <small>(22 11 16 00-0389)</small>		
22 11 16 00-0386	LF		1/4" Hard Drawn Type K Copper Tube/Pipe <i>For Medical/Oxygen Service Tubing, Add</i> <i>For Up To 20, Add</i> <i>For >150, Deduct</i> <i>For Work In Restricted Working Space, Add</i>	5.56 0.13 0.60 -0.16 1.18	2.63
22 11 16 00-0387	LF		3/8" Hard Drawn Type K Copper Tube/Pipe <i>For Medical/Oxygen Service Tubing, Add</i> <i>For Up To 20, Add</i> <i>For >150, Deduct</i> <i>For Work In Restricted Working Space, Add</i>	7.42 0.23 0.82 -0.29 1.35	2.73
22 11 16 00-0388	LF		1/2" Hard Drawn Type K Copper Tube/Pipe <i>For Medical/Oxygen Service Tubing, Add</i> <i>For Up To 20, Add</i> <i>For >150, Deduct</i> <i>For Work In Restricted Working Space, Add</i>	7.82 0.28 0.87 -0.34 1.31	2.84
22 11 16 00-0389	LF		3/4" Hard Drawn Type K Copper Tube/Pipe <i>For Medical/Oxygen Service Tubing, Add</i> <i>For Up To 20, Add</i> <i>For >150, Deduct</i> <i>For Work In Restricted Working Space, Add</i>	11.29 0.50 1.28 -0.62 1.52	3.01
22 11 16 00-0390	LF		1" Hard Drawn Type K Copper Tube/Pipe <i>For Medical/Oxygen Service Tubing, Add</i> <i>For Up To 20, Add</i> <i>For >150, Deduct</i> <i>For Work In Restricted Working Space, Add</i>	13.65 0.66 1.57 -0.83 1.62	3.39
22 11 16 00-0391	LF		1-1/4" Hard Drawn Type K Copper Tube/Pipe <i>For Medical/Oxygen Service Tubing, Add</i> <i>For Up To 20, Add</i> <i>For >150, Deduct</i> <i>For Work In Restricted Working Space, Add</i>	17.93 0.82 2.05 -1.03 2.30	5.05
22 11 16 00-0392	LF		1-1/2" Hard Drawn Type K Copper Tube/Pipe <i>For Medical/Oxygen Service Tubing, Add</i> <i>For Up To 20, Add</i> <i>For >150, Deduct</i> <i>For Work In Restricted Working Space, Add</i>	21.76 1.05 2.51 -1.32 2.58	5.63
22 11 16 00-0393	LF		2" Hard Drawn Type K Copper Tube/Pipe <i>For Medical/Oxygen Service Tubing, Add</i> <i>For Up To 20, Add</i> <i>For >150, Deduct</i> <i>For Work In Restricted Working Space, Add</i>	30.78 1.62 3.58 -2.02 3.17	6.95
22 11 16 00-0394	LF		2-1/2" Hard Drawn Type K Copper Tube/Pipe <i>For Medical/Oxygen Service Tubing, Add</i> <i>For Up To 20, Add</i> <i>For >150, Deduct</i> <i>For Work In Restricted Working Space, Add</i>	53.08 2.41 6.06 -3.02 6.88	8.17
22 11 16 00-0395	LF		3" Hard Drawn Type K Copper Tube/Pipe <i>For Medical/Oxygen Service Tubing, Add</i> <i>For Up To 20, Add</i> <i>For >150, Deduct</i> <i>For Work In Restricted Working Space, Add</i>	70.75 3.30 8.11 -4.12 8.87	9.63
22 11 16 00-0396	LF		4" Hard Drawn Type K Copper Tube/Pipe <i>For Medical/Oxygen Service Tubing, Add</i> <i>For Up To 20, Add</i> <i>For >150, Deduct</i> <i>For Work In Restricted Working Space, Add</i>	106.92 5.88 12.53 -7.34 10.04	10.86
22 11 16 00-0397	LF		5" Hard Drawn Type K Copper Tube/Pipe <i>For Medical/Oxygen Service Tubing, Add</i> <i>For Up To 20, Add</i> <i>For >150, Deduct</i> <i>For Work In Restricted Working Space, Add</i>	174.11 10.77 20.78 -13.46 11.86	12.48
22 11 16 00-0398	LF		6" Hard Drawn Type K Copper Tube/Pipe <i>For Medical/Oxygen Service Tubing, Add</i> <i>For Up To 20, Add</i> <i>For >150, Deduct</i> <i>For Work In Restricted Working Space, Add</i>	256.83 15.45 30.51 -19.31 19.12	19.34
22 11 16 00-0399	LF		8" Hard Drawn Type K Copper Tube/Pipe <i>For Medical/Oxygen Service Tubing, Add</i> <i>For Up To 20, Add</i> <i>For >150, Deduct</i> <i>For Work In Restricted Working Space, Add</i>	431.81 28.93 52.22 -36.16 21.06	21.50
22 11 16 00-0400			Hard Drawn Type M Copper Tube/Pipe <small>(22 11 16 00-0389)</small>		
22 11 16 00-0401	LF		3/8" Hard Drawn Type M Copper Tube/Pipe <i>For Up To 20, Add</i> <i>For >150, Deduct</i> <i>For Work In Restricted Working Space, Add</i>	4.95 0.54 -0.17 0.99	2.29



MINOR CSI UOM DESCRIPTION	TOTAL DIRECT UNIT COST	DEMOLITION UNIT COST
22 11 16 00-0402 LF 1/2" Hard Drawn Type M Copper Tube/Pipe	5.26	2.39
For Up To 20, Add	0.57	
For >150, Deduct	-0.19	
For Work In Restricted Working Space, Add	1.02	
22 11 16 00-0403 LF 3/4" Hard Drawn Type M Copper Tube/Pipe	6.65	2.53
For Up To 20, Add	0.74	
For >150, Deduct	-0.30	
For Work In Restricted Working Space, Add	1.09	
22 11 16 00-0404 LF 1" Hard Drawn Type M Copper Tube/Pipe	8.70	2.84
For Up To 20, Add	0.99	
For >150, Deduct	-0.47	
For Work In Restricted Working Space, Add	1.22	
22 11 16 00-0405 LF 1-1/4" Hard Drawn Type M Copper Tube/Pipe	13.01	4.23
For Up To 20, Add	1.47	
For >150, Deduct	-0.68	
For Work In Restricted Working Space, Add	1.87	
22 11 16 00-0406 LF 1-1/2" Hard Drawn Type M Copper Tube/Pipe	16.50	4.71
For Up To 20, Add	1.88	
For >150, Deduct	-0.93	
For Work In Restricted Working Space, Add	2.15	
22 11 16 00-0407 LF 2" Hard Drawn Type M Copper Tube/Pipe	23.58	5.81
For Up To 20, Add	2.73	
For >150, Deduct	-1.47	
For Work In Restricted Working Space, Add	2.66	
22 11 16 00-0408 LF 2-1/2" Hard Drawn Type M Copper Tube/Pipe	42.91	6.84
For Up To 20, Add	4.82	
For >150, Deduct	-2.13	
For Work In Restricted Working Space, Add	6.47	
22 11 16 00-0409 LF 3" Hard Drawn Type M Copper Tube/Pipe	52.60	8.06
For Up To 20, Add	5.97	
For >150, Deduct	-2.84	
For Work In Restricted Working Space, Add	7.27	
22 11 16 00-0410 LF 4" Hard Drawn Type M Copper Tube/Pipe	81.39	9.10
For Up To 20, Add	9.47	
For >150, Deduct	-5.31	
For Work In Restricted Working Space, Add	8.48	
22 11 16 00-0411 LF 5" Hard Drawn Type M Copper Tube/Pipe	135.76	10.45
For Up To 20, Add	16.15	
For >150, Deduct	-10.31	
For Work In Restricted Working Space, Add	9.79	
22 11 16 00-0412 LF 6" Hard Drawn Type M Copper Tube/Pipe	188.33	16.19
For Up To 20, Add	22.28	
For >150, Deduct	-13.78	
For Work In Restricted Working Space, Add	15.17	
22 11 16 00-0413 LF 8" Hard Drawn Type M Copper Tube/Pipe	316.68	18.00
For Up To 20, Add	38.20	
For >150, Deduct	-26.11	
For Work In Restricted Working Space, Add	16.68	
22 11 16 00-0414 Soft Drawn Type L Copper Tube (22 11 16 00-0369)		
22 11 16 00-0415 LF 1/4" Soft Drawn Type L Copper Tube	5.52	2.44
For Up To 20, Add	0.60	
For >150, Deduct	-0.19	
For Work In Restricted Working Space, Add	1.10	
22 11 16 00-0416 LF 3/8" Soft Drawn Type L Copper Tube	6.72	2.54
For Up To 20, Add	0.74	
For >150, Deduct	-0.29	
For Work In Restricted Working Space, Add	1.14	
22 11 16 00-0417 LF 1/2" Soft Drawn Type L Copper Tube	7.88	2.65
For Up To 20, Add	0.89	
For >150, Deduct	-0.39	
For Work In Restricted Working Space, Add	1.19	
22 11 16 00-0418 LF 5/8" Soft Drawn Type L Copper Tube	9.10	2.73
For Up To 20, Add	1.04	
For >150, Deduct	-0.50	
For Work In Restricted Working Space, Add	1.23	
22 11 16 00-0419 LF 3/4" Soft Drawn Type L Copper Tube	10.19	2.81
For Up To 20, Add	1.17	
For >150, Deduct	-0.60	
For Work In Restricted Working Space, Add	1.26	
22 11 16 00-0420 LF 1" Soft Drawn Type L Copper Tube	13.01	3.15
For Up To 20, Add	1.51	
For >150, Deduct	-0.83	
For Work In Restricted Working Space, Add	1.42	
22 11 16 00-0421 LF 1-1/4" Soft Drawn Type L Copper Tube	17.93	4.69
For Up To 20, Add	2.07	
For >150, Deduct	-1.09	
For Work In Restricted Working Space, Add	2.11	
22 11 16 00-0422 LF 1-1/2" Soft Drawn Type L Copper Tube	22.63	5.24
For Up To 20, Add	2.63	
For >150, Deduct	-1.48	
For Work In Restricted Working Space, Add	2.36	



MINOR	CSI	UOM	DESCRIPTION	TOTAL DIRECT UNIT COST	DEMOLITION UNIT COST
22 11 16 00-0423	LF		2" Soft Drawn Type L Copper Tube	33.18	6.47
			<i>For Up To 20, Add</i>	3.91	
			<i>For >150, Deduct</i>	-2.35	
			<i>For Work In Restricted Working Space, Add</i>	2.90	
22 11 16 00-0424			Soft Drawn Type K Copper Tube (22 11 16 00-0369)		
22 11 16 00-0425	LF		1/4" Soft Drawn Type K Copper Tube.....	5.71	2.44
			<i>For Up To 20, Add</i>	0.62	
			<i>For >150, Deduct</i>	-0.21	
			<i>For Work In Restricted Working Space, Add</i>	1.70	
22 11 16 00-0426	LF		3/8" Soft Drawn Type K Copper Tube.....	7.33	2.54
			<i>For Up To 20, Add</i>	0.82	
			<i>For >150, Deduct</i>	-0.35	
			<i>For Work In Restricted Working Space, Add</i>	1.14	
22 11 16 00-0427	LF		1/2" Soft Drawn Type K Copper Tube.....	8.38	2.65
			<i>For Up To 20, Add</i>	0.95	
			<i>For >150, Deduct</i>	-0.44	
			<i>For Work In Restricted Working Space, Add</i>	1.19	
22 11 16 00-0428	LF		5/8" Soft Drawn Type K Copper Tube.....	9.35	2.73
			<i>For Up To 20, Add</i>	1.07	
			<i>For >150, Deduct</i>	-0.53	
			<i>For Work In Restricted Working Space, Add</i>	1.23	
22 11 16 00-0429	LF		3/4" Soft Drawn Type K Copper Tube.....	12.37	2.81
			<i>For Up To 20, Add</i>	1.44	
			<i>For >150, Deduct</i>	-0.82	
			<i>For Work In Restricted Working Space, Add</i>	1.26	
22 11 16 00-0430	LF		1" Soft Drawn Type K Copper Tube.....	15.56	3.15
			<i>For Up To 20, Add</i>	1.83	
			<i>For >150, Deduct</i>	-1.08	
			<i>For Work In Restricted Working Space, Add</i>	1.42	
22 11 16 00-0431	LF		1-1/4" Soft Drawn Type K Copper Tube	19.79	4.69
			<i>For Up To 20, Add</i>	2.30	
			<i>For >150, Deduct</i>	-1.28	
			<i>For Work In Restricted Working Space, Add</i>	2.11	
22 11 16 00-0432	LF		1-1/2" Soft Drawn Type K Copper Tube	25.59	5.24
			<i>For Up To 20, Add</i>	3.00	
			<i>For >150, Deduct</i>	-1.77	
			<i>For Work In Restricted Working Space, Add</i>	2.36	
22 11 16 00-0433	LF		2" Soft Drawn Type K Copper Tube.....	37.25	6.47
			<i>For Up To 20, Add</i>	4.41	
			<i>For >150, Deduct</i>	-2.76	
			<i>For Work In Restricted Working Space, Add</i>	2.90	
22 11 16 00-0434	LF		2-1/2" Soft Drawn Type K Copper Tube	52.97	7.76
			<i>For Up To 20, Add</i>	6.33	
			<i>For >150, Deduct</i>	-4.14	
			<i>For Work In Restricted Working Space, Add</i>	3.49	
22 11 16 00-0435	LF		3" Soft Drawn Type K Copper Tube.....	71.24	9.15
			<i>For Up To 20, Add</i>	8.56	
			<i>For >150, Deduct</i>	-5.75	
			<i>For Work In Restricted Working Space, Add</i>	4.11	
22 11 16 00-0436			Copper And Brass Fittings (22 11 16 00-0368)		
			Note: All fittings are based on 95/5 solder.		
22 11 16 00-0437			90 Degree Copper Elbows (22 11 16 00-0436)		
22 11 16 00-0438	EA		1/4" 90 Degree Copper Elbow	25.47	14.47
			<i>For Silver Solder Instead Of 95/5 Solder, Add</i>	3.44	
			<i>For 60/40 Or 50/50 Solder Where Applicable Instead Of 95/5 Solder, Deduct</i>	-2.36	
			<i>For Brazed Fittings Instead Of 95/5 Solder, Add</i>	3.25	
			<i>For Street Fitting, Add</i>	1.51	
			<i>For Work In Restricted Working Space, Add</i>	6.51	
22 11 16 00-0439	EA		3/8" 90 Degree Copper Elbow	30.03	17.36
			<i>For Silver Solder Instead Of 95/5 Solder, Add</i>	4.10	
			<i>For 60/40 Or 50/50 Solder Where Applicable Instead Of 95/5 Solder, Deduct</i>	-2.80	
			<i>For Brazed Fittings Instead Of 95/5 Solder, Add</i>	3.90	
			<i>For Street Fitting, Add</i>	1.60	
			<i>For Work In Restricted Working Space, Add</i>	7.81	
22 11 16 00-0440	EA		1/2" 90 Degree Copper Elbow	37.09	23.86
			<i>For Silver Solder Instead Of 95/5 Solder, Add</i>	5.43	
			<i>For 60/40 Or 50/50 Solder Where Applicable Instead Of 95/5 Solder, Deduct</i>	-3.64	
			<i>For Brazed Fittings Instead Of 95/5 Solder, Add</i>	5.37	
			<i>For Street Fitting, Add</i>	0.52	
			<i>For Work In Restricted Working Space, Add</i>	10.74	
22 11 16 00-0441	EA		3/4" 90 Degree Copper Elbow	47.38	29.72
			<i>For Silver Solder Instead Of 95/5 Solder, Add</i>	6.82	
			<i>For 60/40 Or 50/50 Solder Where Applicable Instead Of 95/5 Solder, Deduct</i>	-4.59	
			<i>For Brazed Fittings Instead Of 95/5 Solder, Add</i>	6.67	
			<i>For Street Fitting, Add</i>	1.17	
			<i>For Work In Restricted Working Space, Add</i>	13.34	



MINOR	CSI	UOM	DESCRIPTION	TOTAL DIRECT UNIT COST	DEMOLITION UNIT COST
22 11 16 00-0442	EA		1" 90 Degree Copper Elbow	60.28	35.47
			<i>For Silver Solder Instead Of 95/5 Solder, Add</i>	8.33	
			<i>For 60/40 Or 50/50 Solder Where Applicable Instead Of 95/5 Solder, Deduct</i>	-5.67	
			<i>For Brazed Fittings Instead Of 95/5 Solder, Add</i>	7.97	
			<i>For Street Fitting, Add</i>	2.85	
			<i>For Work In Restricted Working Space, Add</i>	15.95	
22 11 16 00-0443	EA		1-1/4" 90 Degree Copper Elbow	68.14	38.39
			<i>For Silver Solder Instead Of 95/5 Solder, Add</i>	9.16	
			<i>For 60/40 Or 50/50 Solder Where Applicable Instead Of 95/5 Solder, Deduct</i>	-6.28	
			<i>For Brazed Fittings Instead Of 95/5 Solder, Add</i>	8.62	
			<i>For Street Fitting, Add</i>	4.26	
			<i>For Work In Restricted Working Space, Add</i>	17.24	
22 11 16 00-0444	EA		1-1/2" 90 Degree Copper Elbow	79.57	41.98
			<i>For Silver Solder Instead Of 95/5 Solder, Add</i>	10.27	
			<i>For 60/40 Or 50/50 Solder Where Applicable Instead Of 95/5 Solder, Deduct</i>	-7.12	
			<i>For Brazed Fittings Instead Of 95/5 Solder, Add</i>	9.44	
			<i>For Street Fitting, Add</i>	6.67	
			<i>For Work In Restricted Working Space, Add</i>	18.87	
22 11 16 00-0445	EA		2" 90 Degree Copper Elbow	100.87	47.07
			<i>For Silver Solder Instead Of 95/5 Solder, Add</i>	12.09	
			<i>For 60/40 Or 50/50 Solder Where Applicable Instead Of 95/5 Solder, Deduct</i>	-8.57	
			<i>For Brazed Fittings Instead Of 95/5 Solder, Add</i>	10.57	
			<i>For Street Fitting, Add</i>	12.15	
			<i>For Work In Restricted Working Space, Add</i>	21.15	
22 11 16 00-0446	EA		2-1/2" 90 Degree Copper Elbow	127.01	47.94
			<i>For Silver Solder Instead Of 95/5 Solder, Add</i>	13.54	
			<i>For 60/40 Or 50/50 Solder Where Applicable Instead Of 95/5 Solder, Deduct</i>	-9.95	
			<i>For Brazed Fittings Instead Of 95/5 Solder, Add</i>	10.79	
			<i>For Work In Restricted Working Space, Add</i>	21.57	
22 11 16 00-0447	EA		3" 90 Degree Copper Elbow	163.59	57.33
			<i>For Silver Solder Instead Of 95/5 Solder, Add</i>	16.77	
			<i>For 60/40 Or 50/50 Solder Where Applicable Instead Of 95/5 Solder, Deduct</i>	-12.47	
			<i>For Brazed Fittings Instead Of 95/5 Solder, Add</i>	12.88	
			<i>For Work In Restricted Working Space, Add</i>	25.77	
22 11 16 00-0448	EA		4" 90 Degree Copper Elbow	310.38	81.31
			<i>For Silver Solder Instead Of 95/5 Solder, Add</i>	27.70	
			<i>For 60/40 Or 50/50 Solder Where Applicable Instead Of 95/5 Solder, Deduct</i>	-21.61	
			<i>For Brazed Fittings Instead Of 95/5 Solder, Add</i>	18.28	
			<i>For Work In Restricted Working Space, Add</i>	36.56	
22 11 16 00-0449	EA		5" 90 Degree Copper Elbow	956.61	111.27
			<i>For Silver Solder Instead Of 95/5 Solder, Add</i>	64.51	
			<i>For 60/40 Or 50/50 Solder Where Applicable Instead Of 95/5 Solder, Deduct</i>	-56.17	
			<i>For Brazed Fittings Instead Of 95/5 Solder, Add</i>	25.02	
			<i>For Work In Restricted Working Space, Add</i>	50.04	
22 11 16 00-0450	EA		6" 90 Degree Copper Elbow	1,295.60	161.91
			<i>For Silver Solder Instead Of 95/5 Solder, Add</i>	89.05	
			<i>For 60/40 Or 50/50 Solder Where Applicable Instead Of 95/5 Solder, Deduct</i>	-76.92	
			<i>For Brazed Fittings Instead Of 95/5 Solder, Add</i>	36.41	
			<i>For Work In Restricted Working Space, Add</i>	72.81	
22 11 16 00-0451	EA		8" 90 Degree Copper Elbow	4,218.77	215.84
			<i>For Silver Solder Instead Of 95/5 Solder, Add</i>	243.30	
			<i>For 60/40 Or 50/50 Solder Where Applicable Instead Of 95/5 Solder, Deduct</i>	-227.12	
			<i>For Brazed Fittings Instead Of 95/5 Solder, Add</i>	48.54	
			<i>For Work In Restricted Working Space, Add</i>	97.08	
22 11 16 00-0452			90 Degree Brass Elbows (22 11 16 00-0436)		
22 11 16 00-0453	EA		1/2" Drop Ear 90 Degree Brass Elbow.....	43.93	23.86
			<i>For Silver Solder Instead Of 95/5 Solder, Add</i>	5.78	
			<i>For 60/40 Or 50/50 Solder Where Applicable Instead Of 95/5 Solder, Deduct</i>	-3.99	
			<i>For Brazed Fittings Instead Of 95/5 Solder, Add</i>	5.37	
			<i>For Work In Restricted Working Space, Add</i>	10.74	
22 11 16 00-0454	EA		3/4" Drop Ear 90 Degree Brass Elbow.....	68.18	29.72
			<i>For Silver Solder Instead Of 95/5 Solder, Add</i>	7.86	
			<i>For 60/40 Or 50/50 Solder Where Applicable Instead Of 95/5 Solder, Deduct</i>	-5.63	
			<i>For Brazed Fittings Instead Of 95/5 Solder, Add</i>	6.67	
			<i>For Work In Restricted Working Space, Add</i>	13.34	
22 11 16 00-0455	EA		1/2" Flanged Sink 90 Degree Brass Elbow	50.62	23.86
			<i>For Silver Solder Instead Of 95/5 Solder, Add</i>	6.11	
			<i>For 60/40 Or 50/50 Solder Where Applicable Instead Of 95/5 Solder, Deduct</i>	-4.32	
			<i>For Brazed Fittings Instead Of 95/5 Solder, Add</i>	5.37	
			<i>For Work In Restricted Working Space, Add</i>	10.74	
22 11 16 00-0456	EA		3/8" Drop Ear 90 Degree Brass Elbow, Solder X Threaded.....	38.20	17.36
			<i>For Silver Solder Instead Of 95/5 Solder, Add</i>	4.51	
			<i>For 60/40 Or 50/50 Solder Where Applicable Instead Of 95/5 Solder, Deduct</i>	-3.21	
			<i>For Brazed Fittings Instead Of 95/5 Solder, Add</i>	3.90	
			<i>For Work In Restricted Working Space, Add</i>	7.81	
22 11 16 00-0457	EA		1/2" Drop Ear 90 Degree Brass Elbow, Solder X Threaded.....	44.50	23.86
			<i>For Silver Solder Instead Of 95/5 Solder, Add</i>	5.80	
			<i>For 60/40 Or 50/50 Solder Where Applicable Instead Of 95/5 Solder, Deduct</i>	-4.01	
			<i>For Brazed Fittings Instead Of 95/5 Solder, Add</i>	5.37	
			<i>For Work In Restricted Working Space, Add</i>	10.74	



MINOR CSI	UOM	DESCRIPTION	TOTAL DIRECT UNIT COST	DEMOLITION UNIT COST
22 11 16 00-0458	EA	3/4" Drop Ear 90 Degree Brass Elbow, Solder X Threaded.....	59.80	29.72
		<i>For Silver Solder Instead Of 95/5 Solder, Add</i>	7.44	
		<i>For 60/40 Or 50/50 Solder Where Applicable Instead Of 95/5 Solder, Deduct</i>	-5.21	
		<i>For Brazed Fittings Instead Of 95/5 Solder, Add</i>	6.67	
		<i>For Work In Restricted Working Space, Add</i>	13.34	
22 11 16 00-0459	EA	1" Drop Ear 90 Degree Brass Elbow, Solder X Threaded.....	102.11	35.47
		<i>For Silver Solder Instead Of 95/5 Solder, Add</i>	10.42	
		<i>For 60/40 Or 50/50 Solder Where Applicable Instead Of 95/5 Solder, Deduct</i>	-7.76	
		<i>For Brazed Fittings Instead Of 95/5 Solder, Add</i>	7.97	
		<i>For Work In Restricted Working Space, Add</i>	15.95	
22 11 16 00-0460		Reducing 90 Degree Copper Elbows (22 11 16 00-0436)		
22 11 16 00-0461	EA	1/2" Reducing 90 Degree Copper Elbow	46.30	23.86
		<i>For Silver Solder Instead Of 95/5 Solder, Add</i>	5.89	
		<i>For 60/40 Or 50/50 Solder Where Applicable Instead Of 95/5 Solder, Deduct</i>	-4.10	
		<i>For Brazed Fittings Instead Of 95/5 Solder, Add</i>	5.37	
		<i>For Work In Restricted Working Space, Add</i>	10.74	
22 11 16 00-0462	EA	3/4" Reducing 90 Degree Copper Elbow	51.91	29.72
		<i>For Silver Solder Instead Of 95/5 Solder, Add</i>	7.04	
		<i>For 60/40 Or 50/50 Solder Where Applicable Instead Of 95/5 Solder, Deduct</i>	-4.82	
		<i>For Brazed Fittings Instead Of 95/5 Solder, Add</i>	6.67	
		<i>For Work In Restricted Working Space, Add</i>	13.34	
22 11 16 00-0463	EA	1" Reducing 90 Degree Copper Elbow	66.83	35.47
		<i>For Silver Solder Instead Of 95/5 Solder, Add</i>	8.66	
		<i>For 60/40 Or 50/50 Solder Where Applicable Instead Of 95/5 Solder, Deduct</i>	-6.00	
		<i>For Brazed Fittings Instead Of 95/5 Solder, Add</i>	7.97	
		<i>For Work In Restricted Working Space, Add</i>	15.95	
22 11 16 00-0464	EA	1-1/4" Reducing 90 Degree Copper Elbow	92.33	38.39
		<i>For Silver Solder Instead Of 95/5 Solder, Add</i>	10.36	
		<i>For 60/40 Or 50/50 Solder Where Applicable Instead Of 95/5 Solder, Deduct</i>	-7.49	
		<i>For Brazed Fittings Instead Of 95/5 Solder, Add</i>	8.62	
		<i>For Work In Restricted Working Space, Add</i>	17.24	
22 11 16 00-0465	EA	1-1/2" Reducing 90 Degree Copper Elbow	108.69	41.98
		<i>For Silver Solder Instead Of 95/5 Solder, Add</i>	11.72	
		<i>For 60/40 Or 50/50 Solder Where Applicable Instead Of 95/5 Solder, Deduct</i>	-8.58	
		<i>For Brazed Fittings Instead Of 95/5 Solder, Add</i>	9.44	
		<i>For Work In Restricted Working Space, Add</i>	18.87	
22 11 16 00-0466	EA	2" Reducing 90 Degree Copper Elbow	132.12	47.07
		<i>For Silver Solder Instead Of 95/5 Solder, Add</i>	13.66	
		<i>For 60/40 Or 50/50 Solder Where Applicable Instead Of 95/5 Solder, Deduct</i>	-10.13	
		<i>For Brazed Fittings Instead Of 95/5 Solder, Add</i>	10.57	
		<i>For Work In Restricted Working Space, Add</i>	21.15	
22 11 16 00-0467		45 Degree Copper Elbows (22 11 16 00-0436)		
22 11 16 00-0468	EA	1/4" 45 Degree Copper Elbow	28.75	14.47
		<i>For Silver Solder Instead Of 95/5 Solder, Add</i>	3.61	
		<i>For 60/40 Or 50/50 Solder Where Applicable Instead Of 95/5 Solder, Deduct</i>	-2.52	
		<i>For Brazed Fittings Instead Of 95/5 Solder, Add</i>	3.25	
		<i>For Street Fitting, Add</i>	2.82	
		<i>For Work In Restricted Working Space, Add</i>	6.51	
22 11 16 00-0469	EA	3/8" 45 Degree Copper Elbow	32.08	17.36
		<i>For Silver Solder Instead Of 95/5 Solder, Add</i>	4.21	
		<i>For 60/40 Or 50/50 Solder Where Applicable Instead Of 95/5 Solder, Deduct</i>	-2.91	
		<i>For Brazed Fittings Instead Of 95/5 Solder, Add</i>	3.90	
		<i>For Street Fitting, Add</i>	2.42	
		<i>For Work In Restricted Working Space, Add</i>	7.81	
22 11 16 00-0470	EA	1/2" 45 Degree Copper Elbow	38.17	23.86
		<i>For Silver Solder Instead Of 95/5 Solder, Add</i>	5.49	
		<i>For 60/40 Or 50/50 Solder Where Applicable Instead Of 95/5 Solder, Deduct</i>	-3.70	
		<i>For Brazed Fittings Instead Of 95/5 Solder, Add</i>	5.37	
		<i>For Street Fitting, Add</i>	0.95	
		<i>For Work In Restricted Working Space, Add</i>	10.74	
22 11 16 00-0471	EA	3/4" 45 Degree Copper Elbow	48.53	29.72
		<i>For Silver Solder Instead Of 95/5 Solder, Add</i>	6.87	
		<i>For 60/40 Or 50/50 Solder Where Applicable Instead Of 95/5 Solder, Deduct</i>	-4.65	
		<i>For Brazed Fittings Instead Of 95/5 Solder, Add</i>	6.67	
		<i>For Street Fitting, Add</i>	1.63	
		<i>For Work In Restricted Working Space, Add</i>	13.34	
22 11 16 00-0472	EA	1" 45 Degree Copper Elbow	63.30	35.47
		<i>For Silver Solder Instead Of 95/5 Solder, Add</i>	8.48	
		<i>For 60/40 Or 50/50 Solder Where Applicable Instead Of 95/5 Solder, Deduct</i>	-5.82	
		<i>For Brazed Fittings Instead Of 95/5 Solder, Add</i>	7.97	
		<i>For Street Fitting, Add</i>	4.06	
		<i>For Work In Restricted Working Space, Add</i>	15.95	
22 11 16 00-0473	EA	1-1/4" 45 Degree Copper Elbow	71.23	38.39
		<i>For Silver Solder Instead Of 95/5 Solder, Add</i>	9.31	
		<i>For 60/40 Or 50/50 Solder Where Applicable Instead Of 95/5 Solder, Deduct</i>	-6.44	
		<i>For Brazed Fittings Instead Of 95/5 Solder, Add</i>	8.62	
		<i>For Street Fitting, Add</i>	5.50	
		<i>For Work In Restricted Working Space, Add</i>	17.24	



	MINOR	CSI	UOM	DESCRIPTION	TOTAL DIRECT UNIT COST	DEMOLITION UNIT COST
22 11 16 00-0474	EA	1-1/2"		45 Degree Copper Elbow <i>For Silver Solder Instead Of 95/5 Solder, Add</i> <i>For 60/40 Or 50/50 Solder Where Applicable Instead Of 95/5 Solder, Deduct</i> <i>For Brazed Fittings Instead Of 95/5 Solder, Add</i> <i>For Street Fitting, Add</i> <i>For Work In Restricted Working Space, Add</i>	79.78 10.28 -7.13 9.44 6.75 18.87	41.98
22 11 16 00-0475	EA	2"		45 Degree Copper Elbow <i>For Silver Solder Instead Of 95/5 Solder, Add</i> <i>For 60/40 Or 50/50 Solder Where Applicable Instead Of 95/5 Solder, Deduct</i> <i>For Brazed Fittings Instead Of 95/5 Solder, Add</i> <i>For Work In Restricted Working Space, Add</i>	98.64 11.98 -8.46 10.57 21.15	47.07
22 11 16 00-0476	EA	2-1/2"		45 Degree Copper Elbow <i>For Silver Solder Instead Of 95/5 Solder, Add</i> <i>For 60/40 Or 50/50 Solder Where Applicable Instead Of 95/5 Solder, Deduct</i> <i>For Brazed Fittings Instead Of 95/5 Solder, Add</i> <i>For Work In Restricted Working Space, Add</i>	126.34 13.51 -9.91 10.79 21.57	47.94
22 11 16 00-0477	EA	3"		45 Degree Copper Elbow <i>For Silver Solder Instead Of 95/5 Solder, Add</i> <i>For 60/40 Or 50/50 Solder Where Applicable Instead Of 95/5 Solder, Deduct</i> <i>For Brazed Fittings Instead Of 95/5 Solder, Add</i> <i>For Work In Restricted Working Space, Add</i>	166.66 16.92 -12.63 12.88 25.77	57.33
22 11 16 00-0478	EA	4"		45 Degree Copper Elbow <i>For Silver Solder Instead Of 95/5 Solder, Add</i> <i>For 60/40 Or 50/50 Solder Where Applicable Instead Of 95/5 Solder, Deduct</i> <i>For Brazed Fittings Instead Of 95/5 Solder, Add</i> <i>For Work In Restricted Working Space, Add</i>	294.07 26.89 -20.80 18.28 36.56	81.31
22 11 16 00-0479	EA	5"		45 Degree Copper Elbow <i>For Silver Solder Instead Of 95/5 Solder, Add</i> <i>For 60/40 Or 50/50 Solder Where Applicable Instead Of 95/5 Solder, Deduct</i> <i>For Brazed Fittings Instead Of 95/5 Solder, Add</i> <i>For Work In Restricted Working Space, Add</i>	833.76 58.37 -50.03 25.02 50.04	111.27
22 11 16 00-0480	EA	6"		45 Degree Copper Elbow <i>For Silver Solder Instead Of 95/5 Solder, Add</i> <i>For 60/40 Or 50/50 Solder Where Applicable Instead Of 95/5 Solder, Deduct</i> <i>For Brazed Fittings Instead Of 95/5 Solder, Add</i> <i>For Work In Restricted Working Space, Add</i>	1,293.81 88.96 -76.83 36.41 72.81	161.91
22 11 16 00-0481	EA	8"		45 Degree Copper Elbow <i>For Silver Solder Instead Of 95/5 Solder, Add</i> <i>For 60/40 Or 50/50 Solder Where Applicable Instead Of 95/5 Solder, Deduct</i> <i>For Brazed Fittings Instead Of 95/5 Solder, Add</i> <i>For Work In Restricted Working Space, Add</i>	3,895.18 227.12 -210.94 48.54 97.08	215.84
22 11 16 00-0482	Straight Copper And Brass Tees (22 11 16 00-0436)					
22 11 16 00-0483	EA	1/4"		Straight Copper Tee <i>For Silver Solder Instead Of 95/5 Solder, Add</i> <i>For 60/40 Or 50/50 Solder Where Applicable Instead Of 95/5 Solder, Deduct</i> <i>For Brazed Fittings Instead Of 95/5 Solder, Add</i> <i>For Work In Restricted Working Space, Add</i>	40.46 5.28 -3.65 4.88 9.76	21.69
22 11 16 00-0484	EA	3/8"		Straight Copper Tee <i>For Silver Solder Instead Of 95/5 Solder, Add</i> <i>For 60/40 Or 50/50 Solder Where Applicable Instead Of 95/5 Solder, Deduct</i> <i>For Brazed Fittings Instead Of 95/5 Solder, Add</i> <i>For Work In Restricted Working Space, Add</i>	45.42 6.18 -4.22 5.86 11.72	26.03
22 11 16 00-0485	EA	1/2"		Straight Copper Tee <i>For Silver Solder Instead Of 95/5 Solder, Add</i> <i>For 60/40 Or 50/50 Solder Where Applicable Instead Of 95/5 Solder, Deduct</i> <i>For Brazed Fittings Instead Of 95/5 Solder, Add</i> <i>For Work In Restricted Working Space, Add</i>	56.46 8.25 -5.53 8.13 16.27	36.22
22 11 16 00-0486	EA	3/4"		Straight Copper Tee <i>For Silver Solder Instead Of 95/5 Solder, Add</i> <i>For 60/40 Or 50/50 Solder Where Applicable Instead Of 95/5 Solder, Deduct</i> <i>For Brazed Fittings Instead Of 95/5 Solder, Add</i> <i>For Work In Restricted Working Space, Add</i>	72.57 10.35 -6.99 10.09 20.17	44.90
22 11 16 00-0487	EA	1"		Straight Copper Tee <i>For Silver Solder Instead Of 95/5 Solder, Add</i> <i>For 60/40 Or 50/50 Solder Where Applicable Instead Of 95/5 Solder, Deduct</i> <i>For Brazed Fittings Instead Of 95/5 Solder, Add</i> <i>For Work In Restricted Working Space, Add</i>	96.28 12.84 -8.83 12.04 24.08	53.58
22 11 16 00-0488	EA	1-1/4"		Straight Copper Tee <i>For Silver Solder Instead Of 95/5 Solder, Add</i> <i>For 60/40 Or 50/50 Solder Where Applicable Instead Of 95/5 Solder, Deduct</i> <i>For Brazed Fittings Instead Of 95/5 Solder, Add</i> <i>For Work In Restricted Working Space, Add</i>	109.08 14.13 -9.79 13.01 26.03	57.91
22 11 16 00-0489	EA	1-1/2"		Straight Copper Tee <i>For Silver Solder Instead Of 95/5 Solder, Add</i> <i>For 60/40 Or 50/50 Solder Where Applicable Instead Of 95/5 Solder, Deduct</i> <i>For Brazed Fittings Instead Of 95/5 Solder, Add</i> <i>For Work In Restricted Working Space, Add</i>	128.13 15.84 -11.12 14.15 28.31	62.90
22 11 16 00-0490	EA	2"		Straight Copper Tee <i>For Silver Solder Instead Of 95/5 Solder, Add</i> <i>For 60/40 Or 50/50 Solder Where Applicable Instead Of 95/5 Solder, Deduct</i> <i>For Brazed Fittings Instead Of 95/5 Solder, Add</i> <i>For Work In Restricted Working Space, Add</i>	159.97 18.63 -13.31 15.94 31.89	70.93



MINOR	CSI	UOM	DESCRIPTION	TOTAL DIRECT UNIT COST	DEMOLITION UNIT COST
22 11 16 00-0491	EA		2-1/2" Straight Copper Tee	206.08	71.91
			<i>For Silver Solder Instead Of 95/5 Solder, Add</i>	21.09	
			<i>For 60/40 Or 50/50 Solder Where Applicable Instead Of 95/5 Solder, Deduct</i>	-15.70	
			<i>For Brazed Fittings Instead Of 95/5 Solder, Add</i>	16.18	
			<i>For Work In Restricted Working Space, Add</i>	32.36	
22 11 16 00-0492	EA		3" Straight Copper Tee	279.89	86.60
			<i>For Silver Solder Instead Of 95/5 Solder, Add</i>	26.98	
			<i>For 60/40 Or 50/50 Solder Where Applicable Instead Of 95/5 Solder, Deduct</i>	-20.49	
			<i>For Brazed Fittings Instead Of 95/5 Solder, Add</i>	19.48	
			<i>For Work In Restricted Working Space, Add</i>	38.95	
22 11 16 00-0493	EA		4" Straight Copper Tee	544.93	121.26
			<i>For Silver Solder Instead Of 95/5 Solder, Add</i>	45.42	
			<i>For 60/40 Or 50/50 Solder Where Applicable Instead Of 95/5 Solder, Deduct</i>	-36.34	
			<i>For Brazed Fittings Instead Of 95/5 Solder, Add</i>	27.27	
			<i>For Work In Restricted Working Space, Add</i>	54.53	
22 11 16 00-0494	EA		5" Straight Copper Tee	1,435.82	165.90
			<i>For Silver Solder Instead Of 95/5 Solder, Add</i>	96.66	
			<i>For 60/40 Or 50/50 Solder Where Applicable Instead Of 95/5 Solder, Deduct</i>	-84.23	
			<i>For Brazed Fittings Instead Of 95/5 Solder, Add</i>	37.30	
			<i>For Work In Restricted Working Space, Add</i>	74.61	
22 11 16 00-0495	EA		6" Straight Copper Tee	1,987.35	243.20
			<i>For Silver Solder Instead Of 95/5 Solder, Add</i>	135.82	
			<i>For 60/40 Or 50/50 Solder Where Applicable Instead Of 95/5 Solder, Deduct</i>	-117.60	
			<i>For Brazed Fittings Instead Of 95/5 Solder, Add</i>	54.68	
			<i>For Work In Restricted Working Space, Add</i>	109.37	
22 11 16 00-0496	EA		8" Straight Copper Tee	6,745.24	323.81
			<i>For Silver Solder Instead Of 95/5 Solder, Add</i>	385.80	
			<i>For 60/40 Or 50/50 Solder Where Applicable Instead Of 95/5 Solder, Deduct</i>	-361.53	
			<i>For Brazed Fittings Instead Of 95/5 Solder, Add</i>	72.81	
			<i>For Work In Restricted Working Space, Add</i>	145.62	
22 11 16 00-0497	EA		1/2" Cast Bronze Drop Ear Tee	67.95	36.22
			<i>For Silver Solder Instead Of 95/5 Solder, Add</i>	8.82	
			<i>For 60/40 Or 50/50 Solder Where Applicable Instead Of 95/5 Solder, Deduct</i>	-6.11	
			<i>For Brazed Fittings Instead Of 95/5 Solder, Add</i>	8.13	
			<i>For Work In Restricted Working Space, Add</i>	16.27	
22 11 16 00-0498			Reducing Copper Tees <small>(22 11 16 00-0495)</small>		
22 11 16 00-0499	EA		3/8" Reducing Copper Tee	47.30	23.10
			<i>For Silver Solder Instead Of 95/5 Solder, Add</i>	5.84	
			<i>For 60/40 Or 50/50 Solder Where Applicable Instead Of 95/5 Solder, Deduct</i>	-4.10	
			<i>For Brazed Fittings Instead Of 95/5 Solder, Add</i>	5.21	
			<i>For Work In Restricted Working Space, Add</i>	10.41	
22 11 16 00-0500	EA		1/2" Reducing Copper Tee	59.90	32.54
			<i>For Silver Solder Instead Of 95/5 Solder, Add</i>	7.88	
			<i>For 60/40 Or 50/50 Solder Where Applicable Instead Of 95/5 Solder, Deduct</i>	-5.44	
			<i>For Brazed Fittings Instead Of 95/5 Solder, Add</i>	7.32	
			<i>For Work In Restricted Working Space, Add</i>	14.64	
22 11 16 00-0501	EA		3/4" Reducing Copper Tee	68.55	41.98
			<i>For Silver Solder Instead Of 95/5 Solder, Add</i>	9.72	
			<i>For 60/40 Or 50/50 Solder Where Applicable Instead Of 95/5 Solder, Deduct</i>	-6.57	
			<i>For Brazed Fittings Instead Of 95/5 Solder, Add</i>	9.44	
			<i>For Work In Restricted Working Space, Add</i>	18.87	
22 11 16 00-0502	EA		1" Reducing Copper Tee	93.87	50.65
			<i>For Silver Solder Instead Of 95/5 Solder, Add</i>	12.28	
			<i>For 60/40 Or 50/50 Solder Where Applicable Instead Of 95/5 Solder, Deduct</i>	-8.49	
			<i>For Brazed Fittings Instead Of 95/5 Solder, Add</i>	11.39	
			<i>For Work In Restricted Working Space, Add</i>	22.77	
22 11 16 00-0503	EA		1-1/4" Reducing Copper Tee	109.67	54.99
			<i>For Silver Solder Instead Of 95/5 Solder, Add</i>	13.73	
			<i>For 60/40 Or 50/50 Solder Where Applicable Instead Of 95/5 Solder, Deduct</i>	-9.60	
			<i>For Brazed Fittings Instead Of 95/5 Solder, Add</i>	12.36	
			<i>For Work In Restricted Working Space, Add</i>	24.73	
22 11 16 00-0504	EA		1-1/2" Reducing Copper Tee	128.54	60.09
			<i>For Silver Solder Instead Of 95/5 Solder, Add</i>	15.43	
			<i>For 60/40 Or 50/50 Solder Where Applicable Instead Of 95/5 Solder, Deduct</i>	-10.93	
			<i>For Brazed Fittings Instead Of 95/5 Solder, Add</i>	13.50	
			<i>For Work In Restricted Working Space, Add</i>	27.01	
22 11 16 00-0505	EA		2" Reducing Copper Tee	156.56	67.24
			<i>For Silver Solder Instead Of 95/5 Solder, Add</i>	17.92	
			<i>For 60/40 Or 50/50 Solder Where Applicable Instead Of 95/5 Solder, Deduct</i>	-12.87	
			<i>For Brazed Fittings Instead Of 95/5 Solder, Add</i>	15.13	
			<i>For Work In Restricted Working Space, Add</i>	30.26	
22 11 16 00-0506	EA		2-1/2" Reducing Copper Tee	211.46	69.31
			<i>For Silver Solder Instead Of 95/5 Solder, Add</i>	20.96	
			<i>For 60/40 Or 50/50 Solder Where Applicable Instead Of 95/5 Solder, Deduct</i>	-15.77	
			<i>For Brazed Fittings Instead Of 95/5 Solder, Add</i>	15.58	
			<i>For Work In Restricted Working Space, Add</i>	31.16	
22 11 16 00-0507	EA		3" Reducing Copper Tee	296.54	79.90
			<i>For Silver Solder Instead Of 95/5 Solder, Add</i>	26.81	
			<i>For 60/40 Or 50/50 Solder Where Applicable Instead Of 95/5 Solder, Deduct</i>	-20.82	
			<i>For Brazed Fittings Instead Of 95/5 Solder, Add</i>	17.98	
			<i>For Work In Restricted Working Space, Add</i>	35.96	



MINOR	CSI	UOM	DESCRIPTION	TOTAL DIRECT UNIT COST	DEMOLITION UNIT COST
22 11 16 00-0508	EA		4" Reducing Copper Tee <i>For Silver Solder Instead Of 95/5 Solder, Add</i> <i>For 60/40 Or 50/50 Solder Where Applicable Instead Of 95/5 Solder, Deduct</i> <i>For Brazed Fittings Instead Of 95/5 Solder, Add</i> <i>For Work In Restricted Working Space, Add</i>	519.77 40.77 -33.38 22.17 44.35	98.58
22 11 16 00-0509			Copper Couplings (22 11 16 00-0436)		
22 11 16 00-0510	EA		1/4" Copper Coupling <i>For Silver Solder Instead Of 95/5 Solder, Add</i> <i>For 60/40 Or 50/50 Solder Where Applicable Instead Of 95/5 Solder, Deduct</i> <i>For Brazed Fittings Instead Of 95/5 Solder, Add</i> <i>For Work In Restricted Working Space, Add</i>	22.45 3.29 -2.21 3.25 6.51	14.47
22 11 16 00-0511	EA		3/8" Copper Coupling <i>For Silver Solder Instead Of 95/5 Solder, Add</i> <i>For 60/40 Or 50/50 Solder Where Applicable Instead Of 95/5 Solder, Deduct</i> <i>For Brazed Fittings Instead Of 95/5 Solder, Add</i> <i>For Work In Restricted Working Space, Add</i>	27.04 3.96 -2.65 3.90 7.81	17.36
22 11 16 00-0512	EA		1/2" Copper Coupling <i>For Silver Solder Instead Of 95/5 Solder, Add</i> <i>For 60/40 Or 50/50 Solder Where Applicable Instead Of 95/5 Solder, Deduct</i> <i>For Brazed Fittings Instead Of 95/5 Solder, Add</i> <i>For Work In Restricted Working Space, Add</i>	36.62 5.41 -3.62 5.37 10.74	23.86
22 11 16 00-0513	EA		3/4" Copper Coupling <i>For Silver Solder Instead Of 95/5 Solder, Add</i> <i>For 60/40 Or 50/50 Solder Where Applicable Instead Of 95/5 Solder, Deduct</i> <i>For Brazed Fittings Instead Of 95/5 Solder, Add</i> <i>For Work In Restricted Working Space, Add</i>	46.15 6.75 -4.53 6.67 13.34	29.72
22 11 16 00-0514	EA		1" Copper Coupling <i>For Silver Solder Instead Of 95/5 Solder, Add</i> <i>For 60/40 Or 50/50 Solder Where Applicable Instead Of 95/5 Solder, Deduct</i> <i>For Brazed Fittings Instead Of 95/5 Solder, Add</i> <i>For Work In Restricted Working Space, Add</i>	56.50 8.14 -5.48 7.97 15.95	35.47
22 11 16 00-0515	EA		1-1/4" Copper Coupling <i>For Silver Solder Instead Of 95/5 Solder, Add</i> <i>For 60/40 Or 50/50 Solder Where Applicable Instead Of 95/5 Solder, Deduct</i> <i>For Brazed Fittings Instead Of 95/5 Solder, Add</i> <i>For Work In Restricted Working Space, Add</i>	63.38 8.92 -6.04 8.62 17.24	38.39
22 11 16 00-0516	EA		1-1/2" Copper Coupling <i>For Silver Solder Instead Of 95/5 Solder, Add</i> <i>For 60/40 Or 50/50 Solder Where Applicable Instead Of 95/5 Solder, Deduct</i> <i>For Brazed Fittings Instead Of 95/5 Solder, Add</i> <i>For Work In Restricted Working Space, Add</i>	70.71 9.83 -6.68 9.44 18.87	41.98
22 11 16 00-0517	EA		2" Copper Coupling <i>For Silver Solder Instead Of 95/5 Solder, Add</i> <i>For 60/40 Or 50/50 Solder Where Applicable Instead Of 95/5 Solder, Deduct</i> <i>For Brazed Fittings Instead Of 95/5 Solder, Add</i> <i>For Work In Restricted Working Space, Add</i>	83.49 11.22 -7.70 10.57 21.15	46.64
22 11 16 00-0518	EA		2-1/2" Copper Coupling <i>For Silver Solder Instead Of 95/5 Solder, Add</i> <i>For 60/40 Or 50/50 Solder Where Applicable Instead Of 95/5 Solder, Deduct</i> <i>For Brazed Fittings Instead Of 95/5 Solder, Add</i> <i>For Work In Restricted Working Space, Add</i>	92.62 11.42 -8.03 10.19 20.38	45.34
22 11 16 00-0519	EA		3" Copper Coupling <i>For Silver Solder Instead Of 95/5 Solder, Add</i> <i>For 60/40 Or 50/50 Solder Where Applicable Instead Of 95/5 Solder, Deduct</i> <i>For Brazed Fittings Instead Of 95/5 Solder, Add</i> <i>For Work In Restricted Working Space, Add</i>	115.52 13.97 -9.87 12.29 24.57	54.93
22 11 16 00-0520	EA		4" Copper Coupling <i>For Silver Solder Instead Of 95/5 Solder, Add</i> <i>For 60/40 Or 50/50 Solder Where Applicable Instead Of 95/5 Solder, Deduct</i> <i>For Brazed Fittings Instead Of 95/5 Solder, Add</i> <i>For Work In Restricted Working Space, Add</i>	183.94 20.18 -14.69 16.48 32.96	73.91
22 11 16 00-0521	EA		5" Copper Coupling <i>For Silver Solder Instead Of 95/5 Solder, Add</i> <i>For 60/40 Or 50/50 Solder Where Applicable Instead Of 95/5 Solder, Deduct</i> <i>For Brazed Fittings Instead Of 95/5 Solder, Add</i> <i>For Work In Restricted Working Space, Add</i>	304.20 30.19 -22.70 22.47 44.95	134.83
22 11 16 00-0522	EA		6" Copper Coupling <i>For Silver Solder Instead Of 95/5 Solder, Add</i> <i>For 60/40 Or 50/50 Solder Where Applicable Instead Of 95/5 Solder, Deduct</i> <i>For Brazed Fittings Instead Of 95/5 Solder, Add</i> <i>For Work In Restricted Working Space, Add</i>	474.86 45.72 -34.73 32.96 65.92	146.52
22 11 16 00-0523	EA		8" Copper Coupling <i>For Silver Solder Instead Of 95/5 Solder, Add</i> <i>For 60/40 Or 50/50 Solder Where Applicable Instead Of 95/5 Solder, Deduct</i> <i>For Brazed Fittings Instead Of 95/5 Solder, Add</i> <i>For Work In Restricted Working Space, Add</i>	1,118.62 85.10 -70.51 43.75 87.50	194.27
22 11 16 00-0524			Reducing Copper Couplings (22 11 16 00-0436)		
22 11 16 00-0525	EA		3/8" Reducing Copper Coupling <i>For Silver Solder Instead Of 95/5 Solder, Add</i> <i>For 60/40 Or 50/50 Solder Where Applicable Instead Of 95/5 Solder, Deduct</i> <i>For Brazed Fittings Instead Of 95/5 Solder, Add</i> <i>For Work In Restricted Working Space, Add</i>	23.35 3.34 -2.25 3.25 6.51	14.43

22 Plumbing
22 10 Plumbing Piping
22 11 Facility Water Distribution



MINOR CSI	UOM	DESCRIPTION	TOTAL DIRECT UNIT COST	DEMOLITION UNIT COST
22 11 16 00-0526	EA	1/2" Reducing Copper Coupling.....	32.64	20.61
		<i>For Silver Solder Instead Of 95/5 Solder, Add</i>	4.72	
		<i>For 60/40 Or 50/50 Solder Where Applicable Instead Of 95/5 Solder, Deduct</i>	-3.18	
		<i>For Brazed Fittings Instead Of 95/5 Solder, Add</i>	4.64	
		<i>For Work In Restricted Working Space, Add</i>	9.27	
22 11 16 00-0527	EA	3/4" Reducing Copper Coupling.....	43.12	26.79
		<i>For Silver Solder Instead Of 95/5 Solder, Add</i>	6.17	
		<i>For 60/40 Or 50/50 Solder Where Applicable Instead Of 95/5 Solder, Deduct</i>	-4.16	
		<i>For Brazed Fittings Instead Of 95/5 Solder, Add</i>	6.02	
		<i>For Work In Restricted Working Space, Add</i>	12.04	
22 11 16 00-0528	EA	1" Reducing Copper Coupling.....	54.21	32.54
		<i>For Silver Solder Instead Of 95/5 Solder, Add</i>	7.59	
		<i>For 60/40 Or 50/50 Solder Where Applicable Instead Of 95/5 Solder, Deduct</i>	-5.15	
		<i>For Brazed Fittings Instead Of 95/5 Solder, Add</i>	7.32	
		<i>For Work In Restricted Working Space, Add</i>	14.64	
22 11 16 00-0529	EA	1-1/4" Reducing Copper Coupling.....	62.83	36.88
		<i>For Silver Solder Instead Of 95/5 Solder, Add</i>	8.67	
		<i>For 60/40 Or 50/50 Solder Where Applicable Instead Of 95/5 Solder, Deduct</i>	-5.91	
		<i>For Brazed Fittings Instead Of 95/5 Solder, Add</i>	8.30	
		<i>For Work In Restricted Working Space, Add</i>	16.59	
22 11 16 00-0530	EA	1-1/2" Reducing Copper Coupling.....	72.65	40.13
		<i>For Silver Solder Instead Of 95/5 Solder, Add</i>	9.55	
		<i>For 60/40 Or 50/50 Solder Where Applicable Instead Of 95/5 Solder, Deduct</i>	-6.64	
		<i>For Brazed Fittings Instead Of 95/5 Solder, Add</i>	9.03	
		<i>For Work In Restricted Working Space, Add</i>	18.06	
22 11 16 00-0531	EA	2" Reducing Copper Coupling.....	85.96	44.46
		<i>For Silver Solder Instead Of 95/5 Solder, Add</i>	10.97	
		<i>For 60/40 Or 50/50 Solder Where Applicable Instead Of 95/5 Solder, Deduct</i>	-7.63	
		<i>For Brazed Fittings Instead Of 95/5 Solder, Add</i>	10.01	
		<i>For Work In Restricted Working Space, Add</i>	20.01	
22 11 16 00-0532	EA	2-1/2" Reducing Copper Coupling.....	105.06	45.65
		<i>For Silver Solder Instead Of 95/5 Solder, Add</i>	12.09	
		<i>For 60/40 Or 50/50 Solder Where Applicable Instead Of 95/5 Solder, Deduct</i>	-8.67	
		<i>For Brazed Fittings Instead Of 95/5 Solder, Add</i>	10.26	
		<i>For Work In Restricted Working Space, Add</i>	20.52	
22 11 16 00-0533	EA	3" Reducing Copper Coupling.....	124.22	52.93
		<i>For Silver Solder Instead Of 95/5 Solder, Add</i>	14.10	
		<i>For 60/40 Or 50/50 Solder Where Applicable Instead Of 95/5 Solder, Deduct</i>	-10.16	
		<i>For Brazed Fittings Instead Of 95/5 Solder, Add</i>	11.84	
		<i>For Work In Restricted Working Space, Add</i>	23.67	
22 11 16 00-0534	EA	4" Reducing Copper Coupling.....	193.83	69.31
		<i>For Silver Solder Instead Of 95/5 Solder, Add</i>	20.08	
		<i>For 60/40 Or 50/50 Solder Where Applicable Instead Of 95/5 Solder, Deduct</i>	-14.89	
		<i>For Brazed Fittings Instead Of 95/5 Solder, Add</i>	15.58	
		<i>For Work In Restricted Working Space, Add</i>	31.16	
22 11 16 00-0535	EA	5" Reducing Copper Coupling.....	496.58	96.58
		<i>For Silver Solder Instead Of 95/5 Solder, Add</i>	39.31	
		<i>For 60/40 Or 50/50 Solder Where Applicable Instead Of 95/5 Solder, Deduct</i>	-32.07	
		<i>For Brazed Fittings Instead Of 95/5 Solder, Add</i>	21.72	
		<i>For Work In Restricted Working Space, Add</i>	43.45	
22 11 16 00-0536	EA	6" Reducing Copper Coupling.....	739.48	129.84
		<i>For Silver Solder Instead Of 95/5 Solder, Add</i>	56.45	
		<i>For 60/40 Or 50/50 Solder Where Applicable Instead Of 95/5 Solder, Deduct</i>	-46.71	
		<i>For Brazed Fittings Instead Of 95/5 Solder, Add</i>	29.21	
		<i>For Work In Restricted Working Space, Add</i>	58.43	
22 11 16 00-0537	EA	8" Reducing Copper Coupling.....	1,438.43	189.20
		<i>For Silver Solder Instead Of 95/5 Solder, Add</i>	100.29	
		<i>For 60/40 Or 50/50 Solder Where Applicable Instead Of 95/5 Solder, Deduct</i>	-86.10	
		<i>For Brazed Fittings Instead Of 95/5 Solder, Add</i>	42.55	
		<i>For Work In Restricted Working Space, Add</i>	85.10	
22 11 16 00-0538		Male Copper Adapters (22 11 16 00-0436)		
22 11 16 00-0539	EA	1/4" Male Copper Adapter.....	35.05	14.10
		<i>For Silver Solder Instead Of 95/5 Solder, Add</i>	3.92	
		<i>For 60/40 Or 50/50 Solder Where Applicable Instead Of 95/5 Solder, Deduct</i>	-2.84	
		<i>For Brazed Fittings Instead Of 95/5 Solder, Add</i>	3.25	
		<i>For Work In Restricted Working Space, Add</i>	6.51	
22 11 16 00-0540	EA	3/8" Male Copper Adapter.....	32.69	17.36
		<i>For Silver Solder Instead Of 95/5 Solder, Add</i>	4.24	
		<i>For 60/40 Or 50/50 Solder Where Applicable Instead Of 95/5 Solder, Deduct</i>	-2.94	
		<i>For Brazed Fittings Instead Of 95/5 Solder, Add</i>	3.90	
		<i>For Work In Restricted Working Space, Add</i>	7.81	
22 11 16 00-0541	EA	1/2" Male Copper Adapter.....	35.24	21.69
		<i>For Silver Solder Instead Of 95/5 Solder, Add</i>	5.02	
		<i>For 60/40 Or 50/50 Solder Where Applicable Instead Of 95/5 Solder, Deduct</i>	-3.39	
		<i>For Brazed Fittings Instead Of 95/5 Solder, Add</i>	4.88	
		<i>For Work In Restricted Working Space, Add</i>	9.76	
22 11 16 00-0542	EA	3/4" Male Copper Adapter.....	44.70	27.12
		<i>For Silver Solder Instead Of 95/5 Solder, Add</i>	6.25	
		<i>For 60/40 Or 50/50 Solder Where Applicable Instead Of 95/5 Solder, Deduct</i>	-4.24	
		<i>For Brazed Fittings Instead Of 95/5 Solder, Add</i>	6.02	
		<i>For Work In Restricted Working Space, Add</i>	12.04	



MINOR	CSI	UOM	DESCRIPTION	TOTAL DIRECT UNIT COST	DEMOLITION UNIT COST
22 11 16 00-0543	EA		1" Male Copper Adapter <i>For Silver Solder Instead Of 95/5 Solder, Add</i> <i>For 60/40 Or 50/50 Solder Where Applicable Instead Of 95/5 Solder, Deduct</i> <i>For Brazed Fittings Instead Of 95/5 Solder, Add</i> <i>For Work In Restricted Working Space, Add</i>	58.27 7.58 -5.25 7.00 13.99	31.45
22 11 16 00-0544	EA		1-1/4" Male Copper Adapter <i>For Silver Solder Instead Of 95/5 Solder, Add</i> <i>For 60/40 Or 50/50 Solder Where Applicable Instead Of 95/5 Solder, Deduct</i> <i>For Brazed Fittings Instead Of 95/5 Solder, Add</i> <i>For Work In Restricted Working Space, Add</i>	71.15 8.98 -6.27 8.13 16.27	35.79
22 11 16 00-0545	EA		1-1/2" Male Copper Adapter <i>For Silver Solder Instead Of 95/5 Solder, Add</i> <i>For 60/40 Or 50/50 Solder Where Applicable Instead Of 95/5 Solder, Deduct</i> <i>For Brazed Fittings Instead Of 95/5 Solder, Add</i> <i>For Work In Restricted Working Space, Add</i>	81.62 10.26 -7.17 9.27 18.55	41.21
22 11 16 00-0546	EA		2" Male Copper Adapter <i>For Silver Solder Instead Of 95/5 Solder, Add</i> <i>For 60/40 Or 50/50 Solder Where Applicable Instead Of 95/5 Solder, Deduct</i> <i>For Brazed Fittings Instead Of 95/5 Solder, Add</i> <i>For Work In Restricted Working Space, Add</i>	112.69 13.55 -9.59 11.88 23.75	52.60
22 11 16 00-0547	EA		2-1/2" Male Copper Adapter <i>For Silver Solder Instead Of 95/5 Solder, Add</i> <i>For 60/40 Or 50/50 Solder Where Applicable Instead Of 95/5 Solder, Deduct</i> <i>For Brazed Fittings Instead Of 95/5 Solder, Add</i> <i>For Work In Restricted Working Space, Add</i>	200.52 20.22 -15.12 15.29 30.58	68.33
22 11 16 00-0548	EA		3" Male Copper Adapter <i>For Silver Solder Instead Of 95/5 Solder, Add</i> <i>For 60/40 Or 50/50 Solder Where Applicable Instead Of 95/5 Solder, Deduct</i> <i>For Brazed Fittings Instead Of 95/5 Solder, Add</i> <i>For Work In Restricted Working Space, Add</i>	266.33 26.90 -20.11 20.37 40.75	91.14
22 11 16 00-0549	EA		4" Male Copper Adapter <i>For Silver Solder Instead Of 95/5 Solder, Add</i> <i>For 60/40 Or 50/50 Solder Where Applicable Instead Of 95/5 Solder, Deduct</i> <i>For Brazed Fittings Instead Of 95/5 Solder, Add</i> <i>For Work In Restricted Working Space, Add</i>	400.48 39.20 -29.61 28.77 57.53	127.85
22 11 16 00-0550			Female Copper Adapters (22 11 16 00-0436)		
22 11 16 00-0551	EA		1/4" Female Copper Adapter <i>For Silver Solder Instead Of 95/5 Solder, Add</i> <i>For 60/40 Or 50/50 Solder Where Applicable Instead Of 95/5 Solder, Deduct</i> <i>For Brazed Fittings Instead Of 95/5 Solder, Add</i> <i>For Work In Restricted Working Space, Add</i>	30.22 3.68 -2.60 3.25 6.51	14.10
22 11 16 00-0552	EA		3/8" Female Copper Adapter <i>For Silver Solder Instead Of 95/5 Solder, Add</i> <i>For 60/40 Or 50/50 Solder Where Applicable Instead Of 95/5 Solder, Deduct</i> <i>For Brazed Fittings Instead Of 95/5 Solder, Add</i> <i>For Work In Restricted Working Space, Add</i>	34.96 4.35 -3.05 3.90 7.81	17.36
22 11 16 00-0553	EA		1/2" Female Copper Adapter <i>For Silver Solder Instead Of 95/5 Solder, Add</i> <i>For 60/40 Or 50/50 Solder Where Applicable Instead Of 95/5 Solder, Deduct</i> <i>For Brazed Fittings Instead Of 95/5 Solder, Add</i> <i>For Work In Restricted Working Space, Add</i>	36.86 5.10 -3.47 4.88 9.76	21.69
22 11 16 00-0554	EA		3/4" Female Copper Adapter <i>For Silver Solder Instead Of 95/5 Solder, Add</i> <i>For 60/40 Or 50/50 Solder Where Applicable Instead Of 95/5 Solder, Deduct</i> <i>For Brazed Fittings Instead Of 95/5 Solder, Add</i> <i>For Work In Restricted Working Space, Add</i>	46.03 6.31 -4.31 6.02 12.04	27.12
22 11 16 00-0555	EA		1" Female Copper Adapter <i>For Silver Solder Instead Of 95/5 Solder, Add</i> <i>For 60/40 Or 50/50 Solder Where Applicable Instead Of 95/5 Solder, Deduct</i> <i>For Brazed Fittings Instead Of 95/5 Solder, Add</i> <i>For Work In Restricted Working Space, Add</i>	60.14 7.67 -5.34 7.00 13.99	31.45
22 11 16 00-0556	EA		1-1/4" Female Copper Adapter <i>For Silver Solder Instead Of 95/5 Solder, Add</i> <i>For 60/40 Or 50/50 Solder Where Applicable Instead Of 95/5 Solder, Deduct</i> <i>For Brazed Fittings Instead Of 95/5 Solder, Add</i> <i>For Work In Restricted Working Space, Add</i>	74.03 9.12 -6.41 8.13 16.27	35.79
22 11 16 00-0557	EA		1-1/2" Female Copper Adapter <i>For Silver Solder Instead Of 95/5 Solder, Add</i> <i>For 60/40 Or 50/50 Solder Where Applicable Instead Of 95/5 Solder, Deduct</i> <i>For Brazed Fittings Instead Of 95/5 Solder, Add</i> <i>For Work In Restricted Working Space, Add</i>	92.82 10.82 -7.73 9.27 18.55	41.21
22 11 16 00-0558	EA		2" Female Copper Adapter <i>For Silver Solder Instead Of 95/5 Solder, Add</i> <i>For 60/40 Or 50/50 Solder Where Applicable Instead Of 95/5 Solder, Deduct</i> <i>For Brazed Fittings Instead Of 95/5 Solder, Add</i> <i>For Work In Restricted Working Space, Add</i>	121.22 13.98 -10.02 11.88 23.75	52.60
22 11 16 00-0559	EA		2-1/2" Female Copper Adapter <i>For Silver Solder Instead Of 95/5 Solder, Add</i> <i>For 60/40 Or 50/50 Solder Where Applicable Instead Of 95/5 Solder, Deduct</i> <i>For Brazed Fittings Instead Of 95/5 Solder, Add</i> <i>For Work In Restricted Working Space, Add</i>	232.97 21.04 -16.34 14.08 28.16	62.92



MINOR	CSI	UOM	DESCRIPTION	TOTAL DIRECT UNIT COST	DEMOLITION UNIT COST
22 11 16 00-0560	EA		3" Female Copper Adapter	370.14	91.14
			<i>For Silver Solder Instead Of 95/5 Solder, Add</i>	32.09	
			<i>For 60/40 Or 50/50 Solder Where Applicable Instead Of 95/5 Solder, Deduct</i>	-25.30	
			<i>For Brazed Fittings Instead Of 95/5 Solder, Add</i>	20.37	
			<i>For Work In Restricted Working Space, Add</i>	40.75	
22 11 16 00-0561			Wrot Copper, Solder Union (22 11 16 00-0436)		
22 11 16 00-0562	EA		1/4" Wrot Copper, Solder Union	46.17	17.36
			<i>For Silver Solder Instead Of 95/5 Solder, Add</i>	4.91	
			<i>For 60/40 Or 50/50 Solder Where Applicable Instead Of 95/5 Solder, Deduct</i>	-3.61	
			<i>For Brazed Fittings Instead Of 95/5 Solder, Add</i>	3.90	
			<i>For Work In Restricted Working Space, Add</i>	7.81	
22 11 16 00-0563	EA		3/8" Wrot Copper, Solder Union	52.20	20.93
			<i>For Silver Solder Instead Of 95/5 Solder, Add</i>	5.76	
			<i>For 60/40 Or 50/50 Solder Where Applicable Instead Of 95/5 Solder, Deduct</i>	-4.18	
			<i>For Brazed Fittings Instead Of 95/5 Solder, Add</i>	4.72	
			<i>For Work In Restricted Working Space, Add</i>	9.44	
22 11 16 00-0564	EA		1/2" Wrot Copper, Solder Union	51.87	26.03
			<i>For Silver Solder Instead Of 95/5 Solder, Add</i>	6.50	
			<i>For 60/40 Or 50/50 Solder Where Applicable Instead Of 95/5 Solder, Deduct</i>	-4.55	
			<i>For Brazed Fittings Instead Of 95/5 Solder, Add</i>	5.86	
			<i>For Work In Restricted Working Space, Add</i>	11.72	
22 11 16 00-0565	EA		3/4" Wrot Copper, Solder Union	60.23	29.72
			<i>For Silver Solder Instead Of 95/5 Solder, Add</i>	7.46	
			<i>For 60/40 Or 50/50 Solder Where Applicable Instead Of 95/5 Solder, Deduct</i>	-5.23	
			<i>For Brazed Fittings Instead Of 95/5 Solder, Add</i>	6.67	
			<i>For Work In Restricted Working Space, Add</i>	13.34	
22 11 16 00-0566	EA		1" Wrot Copper, Solder Union	80.25	35.47
			<i>For Silver Solder Instead Of 95/5 Solder, Add</i>	9.33	
			<i>For 60/40 Or 50/50 Solder Where Applicable Instead Of 95/5 Solder, Deduct</i>	-6.67	
			<i>For Brazed Fittings Instead Of 95/5 Solder, Add</i>	7.97	
			<i>For Work In Restricted Working Space, Add</i>	15.95	
22 11 16 00-0567	EA		1-1/4" Wrot Copper, Solder Union	97.82	39.05
			<i>For Silver Solder Instead Of 95/5 Solder, Add</i>	10.75	
			<i>For 60/40 Or 50/50 Solder Where Applicable Instead Of 95/5 Solder, Deduct</i>	-7.82	
			<i>For Brazed Fittings Instead Of 95/5 Solder, Add</i>	8.79	
			<i>For Work In Restricted Working Space, Add</i>	17.57	
22 11 16 00-0568	EA		1-1/2" Wrot Copper, Solder Union	120.41	43.39
			<i>For Silver Solder Instead Of 95/5 Solder, Add</i>	12.53	
			<i>For 60/40 Or 50/50 Solder Where Applicable Instead Of 95/5 Solder, Deduct</i>	-9.27	
			<i>For Brazed Fittings Instead Of 95/5 Solder, Add</i>	9.76	
			<i>For Work In Restricted Working Space, Add</i>	19.52	
22 11 16 00-0569	EA		2" Wrot Copper, Solder Union	172.42	52.06
			<i>For Silver Solder Instead Of 95/5 Solder, Add</i>	16.43	
			<i>For 60/40 Or 50/50 Solder Where Applicable Instead Of 95/5 Solder, Deduct</i>	-12.53	
			<i>For Brazed Fittings Instead Of 95/5 Solder, Add</i>	11.71	
			<i>For Work In Restricted Working Space, Add</i>	23.43	
22 11 16 00-0570	EA		2-1/2" Wrot Copper, Solder Union	343.12	57.33
			<i>For Silver Solder Instead Of 95/5 Solder, Add</i>	25.75	
			<i>For 60/40 Or 50/50 Solder Where Applicable Instead Of 95/5 Solder, Deduct</i>	-21.45	
			<i>For Brazed Fittings Instead Of 95/5 Solder, Add</i>	12.88	
			<i>For Work In Restricted Working Space, Add</i>	25.77	
22 11 16 00-0571	EA		3" Wrot Copper, Solder Union	787.50	81.31
			<i>For Silver Solder Instead Of 95/5 Solder, Add</i>	51.56	
			<i>For 60/40 Or 50/50 Solder Where Applicable Instead Of 95/5 Solder, Deduct</i>	-45.47	
			<i>For Brazed Fittings Instead Of 95/5 Solder, Add</i>	18.28	
			<i>For Work In Restricted Working Space, Add</i>	36.56	
22 11 16 00-0572			Cast Bronze, Solder Union (22 11 16 00-0436)		
22 11 16 00-0573	EA		1/4" Cast Bronze, Solder Union	53.59	17.36
			<i>For Silver Solder Instead Of 95/5 Solder, Add</i>	5.28	
			<i>For 60/40 Or 50/50 Solder Where Applicable Instead Of 95/5 Solder, Deduct</i>	-3.98	
			<i>For Brazed Fittings Instead Of 95/5 Solder, Add</i>	3.90	
			<i>For Work In Restricted Working Space, Add</i>	7.81	
22 11 16 00-0574	EA		3/8" Cast Bronze, Solder Union	59.20	20.93
			<i>For Silver Solder Instead Of 95/5 Solder, Add</i>	6.11	
			<i>For 60/40 Or 50/50 Solder Where Applicable Instead Of 95/5 Solder, Deduct</i>	-4.53	
			<i>For Brazed Fittings Instead Of 95/5 Solder, Add</i>	4.72	
			<i>For Work In Restricted Working Space, Add</i>	9.44	
22 11 16 00-0575	EA		1/2" Cast Bronze, Solder Union	53.83	26.03
			<i>For Silver Solder Instead Of 95/5 Solder, Add</i>	6.60	
			<i>For 60/40 Or 50/50 Solder Where Applicable Instead Of 95/5 Solder, Deduct</i>	-4.64	
			<i>For Brazed Fittings Instead Of 95/5 Solder, Add</i>	5.86	
			<i>For Work In Restricted Working Space, Add</i>	11.72	
22 11 16 00-0576	EA		3/4" Cast Bronze, Solder Union	62.99	29.72
			<i>For Silver Solder Instead Of 95/5 Solder, Add</i>	7.60	
			<i>For 60/40 Or 50/50 Solder Where Applicable Instead Of 95/5 Solder, Deduct</i>	-5.37	
			<i>For Brazed Fittings Instead Of 95/5 Solder, Add</i>	6.67	
			<i>For Work In Restricted Working Space, Add</i>	13.34	
22 11 16 00-0577	EA		1" Cast Bronze, Solder Union	85.04	35.47
			<i>For Silver Solder Instead Of 95/5 Solder, Add</i>	9.57	
			<i>For 60/40 Or 50/50 Solder Where Applicable Instead Of 95/5 Solder, Deduct</i>	-6.91	
			<i>For Brazed Fittings Instead Of 95/5 Solder, Add</i>	7.97	
			<i>For Work In Restricted Working Space, Add</i>	15.95	



MINOR	CSI	UOM	DESCRIPTION	TOTAL DIRECT UNIT COST	DEMOLITION UNIT COST
22 11 16 00-0578	EA		1-1/4" Cast Bronze, Solder Union..... <i>For Silver Solder Instead Of 95/5 Solder, Add</i> <i>For 60/40 Or 50/50 Solder Where Applicable Instead Of 95/5 Solder, Deduct</i> <i>For Brazed Fittings Instead Of 95/5 Solder, Add</i> <i>For Work In Restricted Working Space, Add</i>	110.90 11.40 -8.47 8.79 17.57	39.05
22 11 16 00-0579	EA		1-1/2" Cast Bronze, Solder Union..... <i>For Silver Solder Instead Of 95/5 Solder, Add</i> <i>For 60/40 Or 50/50 Solder Where Applicable Instead Of 95/5 Solder, Deduct</i> <i>For Brazed Fittings Instead Of 95/5 Solder, Add</i> <i>For Work In Restricted Working Space, Add</i>	134.06 13.21 -9.98 9.76 19.52	43.39
22 11 16 00-0580	EA		2" Cast Bronze, Solder Union..... <i>For Silver Solder Instead Of 95/5 Solder, Add</i> <i>For 60/40 Or 50/50 Solder Where Applicable Instead Of 95/5 Solder, Deduct</i> <i>For Brazed Fittings Instead Of 95/5 Solder, Add</i> <i>For Work In Restricted Working Space, Add</i>	195.65 17.59 -13.69 11.71 23.43	52.06
22 11 16 00-0581	EA		2-1/2" Cast Bronze, Solder Union..... <i>For Silver Solder Instead Of 95/5 Solder, Add</i> <i>For 60/40 Or 50/50 Solder Where Applicable Instead Of 95/5 Solder, Deduct</i> <i>For Brazed Fittings Instead Of 95/5 Solder, Add</i> <i>For Work In Restricted Working Space, Add</i>	343.11 26.74 -21.45 12.88 25.77	57.33
22 11 16 00-0582	EA		3" Cast Bronze, Solder Union..... <i>For Silver Solder Instead Of 95/5 Solder, Add</i> <i>For 60/40 Or 50/50 Solder Where Applicable Instead Of 95/5 Solder, Deduct</i> <i>For Brazed Fittings Instead Of 95/5 Solder, Add</i> <i>For Work In Restricted Working Space, Add</i>	787.50 51.56 -45.47 18.28 36.56	81.31
22 11 16 00-0583			Cast Bronze, Solder X Female Threaded Union (22 11 16 00-0436)		
22 11 16 00-0584	EA		1/4" Cast Bronze, Solder X Female Threaded Union..... <i>For Silver Solder Instead Of 95/5 Solder, Add</i> <i>For 60/40 Or 50/50 Solder Where Applicable Instead Of 95/5 Solder, Deduct</i> <i>For Brazed Fittings Instead Of 95/5 Solder, Add</i> <i>For Work In Restricted Working Space, Add</i>	63.62 5.78 -4.48 3.90 7.81	17.36
22 11 16 00-0585	EA		3/8" Cast Bronze, Solder X Female Threaded Union..... <i>For Silver Solder Instead Of 95/5 Solder, Add</i> <i>For 60/40 Or 50/50 Solder Where Applicable Instead Of 95/5 Solder, Deduct</i> <i>For Brazed Fittings Instead Of 95/5 Solder, Add</i> <i>For Work In Restricted Working Space, Add</i>	70.34 6.66 -5.09 4.72 9.44	20.93
22 11 16 00-0586	EA		1/2" Cast Bronze, Solder X Female Threaded Union..... <i>For Silver Solder Instead Of 95/5 Solder, Add</i> <i>For 60/40 Or 50/50 Solder Where Applicable Instead Of 95/5 Solder, Deduct</i> <i>For Brazed Fittings Instead Of 95/5 Solder, Add</i> <i>For Work In Restricted Working Space, Add</i>	69.94 7.40 -5.45 5.86 11.72	26.03
22 11 16 00-0587	EA		3/4" Cast Bronze, Solder X Female Threaded Union..... <i>For Silver Solder Instead Of 95/5 Solder, Add</i> <i>For 60/40 Or 50/50 Solder Where Applicable Instead Of 95/5 Solder, Deduct</i> <i>For Brazed Fittings Instead Of 95/5 Solder, Add</i> <i>For Work In Restricted Working Space, Add</i>	86.57 8.77 -6.55 6.67 13.34	29.72
22 11 16 00-0588	EA		1" Cast Bronze, Solder X Female Threaded Union..... <i>For Silver Solder Instead Of 95/5 Solder, Add</i> <i>For 60/40 Or 50/50 Solder Where Applicable Instead Of 95/5 Solder, Deduct</i> <i>For Brazed Fittings Instead Of 95/5 Solder, Add</i> <i>For Work In Restricted Working Space, Add</i>	140.74 12.35 -9.69 7.97 15.95	35.47
22 11 16 00-0589	EA		1-1/4" Cast Bronze, Solder X Female Threaded Union..... <i>For Silver Solder Instead Of 95/5 Solder, Add</i> <i>For 60/40 Or 50/50 Solder Where Applicable Instead Of 95/5 Solder, Deduct</i> <i>For Brazed Fittings Instead Of 95/5 Solder, Add</i> <i>For Work In Restricted Working Space, Add</i>	221.80 16.95 -14.02 8.79 17.57	39.05
22 11 16 00-0590	EA		1-1/2" Cast Bronze, Solder X Female Threaded Union..... <i>For Silver Solder Instead Of 95/5 Solder, Add</i> <i>For 60/40 Or 50/50 Solder Where Applicable Instead Of 95/5 Solder, Deduct</i> <i>For Brazed Fittings Instead Of 95/5 Solder, Add</i> <i>For Work In Restricted Working Space, Add</i>	271.88 20.10 -16.85 9.76 19.52	43.39
22 11 16 00-0591	EA		2" Cast Bronze, Solder X Female Threaded Union..... <i>For Silver Solder Instead Of 95/5 Solder, Add</i> <i>For 60/40 Or 50/50 Solder Where Applicable Instead Of 95/5 Solder, Deduct</i> <i>For Brazed Fittings Instead Of 95/5 Solder, Add</i> <i>For Work In Restricted Working Space, Add</i>	428.14 29.22 -25.31 11.71 23.43	52.06
22 11 16 00-0592	EA		2-1/2" Cast Bronze, Solder X Female Threaded Union..... <i>For Silver Solder Instead Of 95/5 Solder, Add</i> <i>For 60/40 Or 50/50 Solder Where Applicable Instead Of 95/5 Solder, Deduct</i> <i>For Brazed Fittings Instead Of 95/5 Solder, Add</i> <i>For Work In Restricted Working Space, Add</i>	749.47 46.06 -41.77 12.88 25.77	57.33
22 11 16 00-0593			Cast Bronze, Solder X Male Threaded Union (22 11 16 00-0436)		
22 11 16 00-0594	EA		1/4" Cast Bronze, Solder X Male Threaded Union..... <i>For Silver Solder Instead Of 95/5 Solder, Add</i> <i>For 60/40 Or 50/50 Solder Where Applicable Instead Of 95/5 Solder, Deduct</i> <i>For Brazed Fittings Instead Of 95/5 Solder, Add</i> <i>For Work In Restricted Working Space, Add</i>	54.66 5.34 -4.03 3.90 7.81	17.36
22 11 16 00-0595	EA		3/8" Cast Bronze, Solder X Male Threaded Union..... <i>For Silver Solder Instead Of 95/5 Solder, Add</i> <i>For 60/40 Or 50/50 Solder Where Applicable Instead Of 95/5 Solder, Deduct</i> <i>For Brazed Fittings Instead Of 95/5 Solder, Add</i> <i>For Work In Restricted Working Space, Add</i>	64.87 6.39 -4.82 4.72 9.44	20.93

22 Plumbing
22 10 Plumbing Piping
22 11 Facility Water Distribution



MINOR	CSI	UOM	DESCRIPTION	TOTAL DIRECT UNIT COST	DEMOLITION UNIT COST
22 11 16 00-0596	EA		1/2" Cast Bronze, Solder X Male Threaded Union.....	63.44	26.03
			<i>For Silver Solder Instead Of 95/5 Solder, Add</i>	7.08	
			<i>For 60/40 Or 50/50 Solder Where Applicable Instead Of 95/5 Solder, Deduct</i>	-5.12	
			<i>For Brazed Fittings Instead Of 95/5 Solder, Add</i>	5.86	
			<i>For Work In Restricted Working Space, Add</i>	11.72	
22 11 16 00-0597	EA		3/4" Cast Bronze, Solder X Male Threaded Union.....	81.06	29.72
			<i>For Silver Solder Instead Of 95/5 Solder, Add</i>	8.50	
			<i>For 60/40 Or 50/50 Solder Where Applicable Instead Of 95/5 Solder, Deduct</i>	-6.28	
			<i>For Brazed Fittings Instead Of 95/5 Solder, Add</i>	6.67	
			<i>For Work In Restricted Working Space, Add</i>	13.34	
22 11 16 00-0598	EA		1" Cast Bronze, Solder X Male Threaded Union.....	143.27	35.47
			<i>For Silver Solder Instead Of 95/5 Solder, Add</i>	12.48	
			<i>For 60/40 Or 50/50 Solder Where Applicable Instead Of 95/5 Solder, Deduct</i>	-9.82	
			<i>For Brazed Fittings Instead Of 95/5 Solder, Add</i>	7.97	
			<i>For Work In Restricted Working Space, Add</i>	15.95	
22 11 16 00-0599	EA		1-1/4" Cast Bronze, Solder X Male Threaded Union.....	170.35	39.05
			<i>For Silver Solder Instead Of 95/5 Solder, Add</i>	14.37	
			<i>For 60/40 Or 50/50 Solder Where Applicable Instead Of 95/5 Solder, Deduct</i>	-11.45	
			<i>For Brazed Fittings Instead Of 95/5 Solder, Add</i>	8.79	
			<i>For Work In Restricted Working Space, Add</i>	17.57	
22 11 16 00-0600	EA		1-1/2" Cast Bronze, Solder X Male Threaded Union.....	182.49	43.39
			<i>For Silver Solder Instead Of 95/5 Solder, Add</i>	15.53	
			<i>For 60/40 Or 50/50 Solder Where Applicable Instead Of 95/5 Solder, Deduct</i>	-12.38	
			<i>For Brazed Fittings Instead Of 95/5 Solder, Add</i>	9.76	
			<i>For Work In Restricted Working Space, Add</i>	19.52	
22 11 16 00-0601	EA		2" Cast Bronze, Solder X Male Threaded Union.....	258.44	52.06
			<i>For Silver Solder Instead Of 95/5 Solder, Add</i>	20.73	
			<i>For 60/40 Or 50/50 Solder Where Applicable Instead Of 95/5 Solder, Deduct</i>	-16.83	
			<i>For Brazed Fittings Instead Of 95/5 Solder, Add</i>	11.71	
			<i>For Work In Restricted Working Space, Add</i>	23.43	
22 11 16 00-0602	EA		2-1/2" Cast Bronze, Solder X Male Threaded Union.....	614.41	57.33
			<i>For Silver Solder Instead Of 95/5 Solder, Add</i>	39.31	
			<i>For 60/40 Or 50/50 Solder Where Applicable Instead Of 95/5 Solder, Deduct</i>	-35.02	
			<i>For Brazed Fittings Instead Of 95/5 Solder, Add</i>	12.88	
			<i>For Work In Restricted Working Space, Add</i>	25.77	
22 11 16 00-0603			Copper Caps (22 11 16 00-0436)		
22 11 16 00-0604	EA		1/4" Copper Cap.....	8.31	4.77
			<i>For Silver Solder Instead Of 95/5 Solder, Add</i>	1.13	
			<i>For 60/40 Or 50/50 Solder Where Applicable Instead Of 95/5 Solder, Deduct</i>	-0.77	
			<i>For Brazed Fittings Instead Of 95/5 Solder, Add</i>	1.07	
			<i>For Work In Restricted Working Space, Add</i>	2.15	
22 11 16 00-0605	EA		3/8" Copper Cap.....	10.43	5.64
			<i>For Silver Solder Instead Of 95/5 Solder, Add</i>	1.38	
			<i>For 60/40 Or 50/50 Solder Where Applicable Instead Of 95/5 Solder, Deduct</i>	-0.95	
			<i>For Brazed Fittings Instead Of 95/5 Solder, Add</i>	1.29	
			<i>For Work In Restricted Working Space, Add</i>	2.58	
22 11 16 00-0606	EA		1/2" Copper Cap.....	12.75	7.81
			<i>For Silver Solder Instead Of 95/5 Solder, Add</i>	1.82	
			<i>For 60/40 Or 50/50 Solder Where Applicable Instead Of 95/5 Solder, Deduct</i>	-1.23	
			<i>For Brazed Fittings Instead Of 95/5 Solder, Add</i>	1.77	
			<i>For Work In Restricted Working Space, Add</i>	3.54	
22 11 16 00-0607	EA		3/4" Copper Cap.....	16.44	9.65
			<i>For Silver Solder Instead Of 95/5 Solder, Add</i>	2.29	
			<i>For 60/40 Or 50/50 Solder Where Applicable Instead Of 95/5 Solder, Deduct</i>	-1.56	
			<i>For Brazed Fittings Instead Of 95/5 Solder, Add</i>	2.20	
			<i>For Work In Restricted Working Space, Add</i>	4.40	
22 11 16 00-0608	EA		1" Copper Cap.....	21.68	11.60
			<i>For Silver Solder Instead Of 95/5 Solder, Add</i>	2.84	
			<i>For 60/40 Or 50/50 Solder Where Applicable Instead Of 95/5 Solder, Deduct</i>	-1.96	
			<i>For Brazed Fittings Instead Of 95/5 Solder, Add</i>	2.63	
			<i>For Work In Restricted Working Space, Add</i>	5.26	
22 11 16 00-0609	EA		1-1/4" Copper Cap.....	24.51	12.47
			<i>For Silver Solder Instead Of 95/5 Solder, Add</i>	3.12	
			<i>For 60/40 Or 50/50 Solder Where Applicable Instead Of 95/5 Solder, Deduct</i>	-2.17	
			<i>For Brazed Fittings Instead Of 95/5 Solder, Add</i>	2.85	
			<i>For Work In Restricted Working Space, Add</i>	5.69	
22 11 16 00-0610	EA		1-1/2" Copper Cap.....	28.82	13.67
			<i>For Silver Solder Instead Of 95/5 Solder, Add</i>	3.52	
			<i>For 60/40 Or 50/50 Solder Where Applicable Instead Of 95/5 Solder, Deduct</i>	-2.48	
			<i>For Brazed Fittings Instead Of 95/5 Solder, Add</i>	3.11	
			<i>For Work In Restricted Working Space, Add</i>	6.23	
22 11 16 00-0611	EA		2" Copper Cap.....	36.33	14.18
			<i>For Silver Solder Instead Of 95/5 Solder, Add</i>	3.96	
			<i>For 60/40 Or 50/50 Solder Where Applicable Instead Of 95/5 Solder, Deduct</i>	-2.89	
			<i>For Brazed Fittings Instead Of 95/5 Solder, Add</i>	3.21	
			<i>For Work In Restricted Working Space, Add</i>	6.43	
22 11 16 00-0612	EA		2-1/2" Copper Cap.....	66.45	16.58
			<i>For Silver Solder Instead Of 95/5 Solder, Add</i>	5.84	
			<i>For 60/40 Or 50/50 Solder Where Applicable Instead Of 95/5 Solder, Deduct</i>	-4.58	
			<i>For Brazed Fittings Instead Of 95/5 Solder, Add</i>	3.78	
			<i>For Work In Restricted Working Space, Add</i>	7.55	



MINOR CSI UOM DESCRIPTION	TOTAL DIRECT UNIT COST	DEMOLITION UNIT COST
22 11 16 00-0613 EA 3" Copper Cap <i>For Silver Solder Instead Of 95/5 Solder, Add</i> <i>For 60/40 Or 50/50 Solder Where Applicable Instead Of 95/5 Solder, Deduct</i> <i>For Brazed Fittings Instead Of 95/5 Solder, Add</i> <i>For Work In Restricted Working Space, Add</i>	91.34 7.79 -6.18 4.83 9.66	21.28
22 11 16 00-0614 EA 4" Copper Cap <i>For Silver Solder Instead Of 95/5 Solder, Add</i> <i>For 60/40 Or 50/50 Solder Where Applicable Instead Of 95/5 Solder, Deduct</i> <i>For Brazed Fittings Instead Of 95/5 Solder, Add</i> <i>For Work In Restricted Working Space, Add</i>	160.33 12.89 -10.45 7.31 14.62	32.16
22 11 16 00-0615 EA 5" Cast Bronze Cap <i>For Silver Solder Instead Of 95/5 Solder, Add</i> <i>For 60/40 Or 50/50 Solder Where Applicable Instead Of 95/5 Solder, Deduct</i> <i>For Brazed Fittings Instead Of 95/5 Solder, Add</i> <i>For Work In Restricted Working Space, Add</i>	859.49 50.48 -46.73 11.28 22.52	49.54
22 11 16 00-0616 EA 6" Cast Bronze Cap <i>For Silver Solder Instead Of 95/5 Solder, Add</i> <i>For 60/40 Or 50/50 Solder Where Applicable Instead Of 95/5 Solder, Deduct</i> <i>For Brazed Fittings Instead Of 95/5 Solder, Add</i> <i>For Work In Restricted Working Space, Add</i>	1,672.07 94.52 -89.06 16.38 32.76	72.11
22 11 16 00-0617 EA 8" Cast Bronze Cap <i>For Silver Solder Instead Of 95/5 Solder, Add</i> <i>For 60/40 Or 50/50 Solder Where Applicable Instead Of 95/5 Solder, Deduct</i> <i>For Brazed Fittings Instead Of 95/5 Solder, Add</i> <i>For Work In Restricted Working Space, Add</i>	2,129.13 121.02 -113.74 21.84 43.69	96.08
22 11 16 00-0618 Copper Crosses (22 11 16 00-0436)		
22 11 16 00-0619 EA 1/2" Copper Cross <i>For Silver Solder Instead Of 95/5 Solder, Add</i> <i>For 60/40 Or 50/50 Solder Where Applicable Instead Of 95/5 Solder, Deduct</i> <i>For Brazed Fittings Instead Of 95/5 Solder, Add</i> <i>For Work In Restricted Working Space, Add</i>	80.77 10.63 -7.33 9.89 19.78	43.94
22 11 16 00-0620 EA 3/4" Copper Cross <i>For Silver Solder Instead Of 95/5 Solder, Add</i> <i>For 60/40 Or 50/50 Solder Where Applicable Instead Of 95/5 Solder, Deduct</i> <i>For Brazed Fittings Instead Of 95/5 Solder, Add</i> <i>For Work In Restricted Working Space, Add</i>	110.76 13.73 -9.63 12.29 24.57	54.64
22 11 16 00-0621 EA 1" Copper Cross <i>For Silver Solder Instead Of 95/5 Solder, Add</i> <i>For 60/40 Or 50/50 Solder Where Applicable Instead Of 95/5 Solder, Deduct</i> <i>For Brazed Fittings Instead Of 95/5 Solder, Add</i> <i>For Work In Restricted Working Space, Add</i>	146.91 17.13 -12.24 14.68 29.36	65.22
22 11 16 00-0622 EA 1-1/4" Copper Cross <i>For Silver Solder Instead Of 95/5 Solder, Add</i> <i>For 60/40 Or 50/50 Solder Where Applicable Instead Of 95/5 Solder, Deduct</i> <i>For Brazed Fittings Instead Of 95/5 Solder, Add</i> <i>For Work In Restricted Working Space, Add</i>	176.34 19.40 -14.11 15.88 31.76	70.61
22 11 16 00-0623 EA 1-1/2" Copper Cross <i>For Silver Solder Instead Of 95/5 Solder, Add</i> <i>For 60/40 Or 50/50 Solder Where Applicable Instead Of 95/5 Solder, Deduct</i> <i>For Brazed Fittings Instead Of 95/5 Solder, Add</i> <i>For Work In Restricted Working Space, Add</i>	216.30 22.40 -16.61 17.38 34.76	77.20
22 11 16 00-0624 EA 2" Copper Cross <i>For Silver Solder Instead Of 95/5 Solder, Add</i> <i>For 60/40 Or 50/50 Solder Where Applicable Instead Of 95/5 Solder, Deduct</i> <i>For Brazed Fittings Instead Of 95/5 Solder, Add</i> <i>For Work In Restricted Working Space, Add</i>	319.60 28.96 -22.47 19.48 38.95	86.60
22 11 16 00-0625 EA 2-1/2" Copper Cross <i>For Silver Solder Instead Of 95/5 Solder, Add</i> <i>For 60/40 Or 50/50 Solder Where Applicable Instead Of 95/5 Solder, Deduct</i> <i>For Brazed Fittings Instead Of 95/5 Solder, Add</i> <i>For Work In Restricted Working Space, Add</i>	581.22 43.44 -36.25 21.57 43.15	95.88
22 11 16 00-0626 Cast Bronze Crosses (22 11 16 00-0436)		
22 11 16 00-0627 EA 3/8" Cast Bronze Cross <i>For Silver Solder Instead Of 95/5 Solder, Add</i> <i>For 60/40 Or 50/50 Solder Where Applicable Instead Of 95/5 Solder, Deduct</i> <i>For Brazed Fittings Instead Of 95/5 Solder, Add</i> <i>For Work In Restricted Working Space, Add</i>	67.74 8.18 -5.78 7.19 14.38	31.96
22 11 16 00-0628 EA 1/2" Cast Bronze Cross <i>For Silver Solder Instead Of 95/5 Solder, Add</i> <i>For 60/40 Or 50/50 Solder Where Applicable Instead Of 95/5 Solder, Deduct</i> <i>For Brazed Fittings Instead Of 95/5 Solder, Add</i> <i>For Work In Restricted Working Space, Add</i>	83.74 10.78 -7.48 9.89 19.78	43.94
22 11 16 00-0629 EA 3/4" Cast Bronze Cross <i>For Silver Solder Instead Of 95/5 Solder, Add</i> <i>For 60/40 Or 50/50 Solder Where Applicable Instead Of 95/5 Solder, Deduct</i> <i>For Brazed Fittings Instead Of 95/5 Solder, Add</i> <i>For Work In Restricted Working Space, Add</i>	116.53 14.02 -9.92 12.29 24.57	54.64
22 11 16 00-0630 EA 1" Cast Bronze Cross <i>For Silver Solder Instead Of 95/5 Solder, Add</i> <i>For 60/40 Or 50/50 Solder Where Applicable Instead Of 95/5 Solder, Deduct</i> <i>For Brazed Fittings Instead Of 95/5 Solder, Add</i> <i>For Work In Restricted Working Space, Add</i>	156.70 17.62 -12.73 14.68 29.36	65.22



MINOR CSI UOM DESCRIPTION	TOTAL DIRECT UNIT COST	DEMOLITION UNIT COST
22 11 16 00-0631 EA 1-1/4" Cast Bronze Cross <i>For Silver Solder Instead Of 95/5 Solder, Add</i> <i>For 60/40 Or 50/50 Solder Where Applicable Instead Of 95/5 Solder, Deduct</i> <i>For Brazed Fittings Instead Of 95/5 Solder, Add</i> <i>For Work In Restricted Working Space, Add</i>	190.43 20.11 -14.82 15.88 31.76	70.61
22 11 16 00-0632 EA 1-1/2" Cast Bronze Cross <i>For Silver Solder Instead Of 95/5 Solder, Add</i> <i>For 60/40 Or 50/50 Solder Where Applicable Instead Of 95/5 Solder, Deduct</i> <i>For Brazed Fittings Instead Of 95/5 Solder, Add</i> <i>For Work In Restricted Working Space, Add</i>	236.39 23.41 -17.61 17.38 34.76	77.20
22 11 16 00-0633 EA 2" Cast Bronze Cross <i>For Silver Solder Instead Of 95/5 Solder, Add</i> <i>For 60/40 Or 50/50 Solder Where Applicable Instead Of 95/5 Solder, Deduct</i> <i>For Brazed Fittings Instead Of 95/5 Solder, Add</i> <i>For Work In Restricted Working Space, Add</i>	340.41 30.00 -23.51 19.48 38.95	86.60
22 11 16 00-0634 EA 2-1/2" Cast Bronze Cross <i>For Silver Solder Instead Of 95/5 Solder, Add</i> <i>For 60/40 Or 50/50 Solder Where Applicable Instead Of 95/5 Solder, Deduct</i> <i>For Brazed Fittings Instead Of 95/5 Solder, Add</i> <i>For Work In Restricted Working Space, Add</i>	668.70 47.82 -40.63 21.57 43.15	95.88
22 11 16 00-0635 Flexible Corrugated Copper Supply Line (22 11 16 00-0436)		
22 11 16 00-0636 EA 3/4" Threaded x 3/4" Solder x 18" Long, Flexible Corrugated Copper Supply Line	92.20	29.72
22 11 16 00-0637 EA 3/4" Threaded x 3/4" Solder x 24" Long, Flexible Corrugated Copper Supply Line	97.94	29.72
22 11 16 00-0638 EA 3/4" Threaded x 3/4" Threaded x 12" Long, Flexible Corrugated Copper Supply Line	81.86	29.72
22 11 16 00-0639 EA 3/4" Threaded x 3/4" Threaded x 15" Long, Flexible Corrugated Copper Supply Line	88.37	29.72
22 11 16 00-0640 EA 3/4" Threaded x 3/4" Threaded x 18" Long, Flexible Corrugated Copper Supply Line	94.11	29.72
22 11 16 00-0641 EA 3/4" Threaded x 3/4" Threaded x 24" Long, Flexible Corrugated Copper Supply Line	97.94	29.72
22 11 16 00-0642 Crimped Copper Fittings (22 11 16 00-0368) Note: Viega ProPress type. Includes factory installed ethylene propylene diene monomer (EPDM) sealing elements.		
22 11 16 00-0643 Crimped Copper 90 Degree Elbows (22 11 16 00-0642)		
22 11 16 00-0644 EA 1/2" Crimped Copper 90 Degree Elbow	24.81	13.02
22 11 16 00-0645 EA 3/4" Crimped Copper 90 Degree Elbow	31.20	14.86
22 11 16 00-0646 EA 1" Crimped Copper 90 Degree Elbow	44.54	17.68
22 11 16 00-0647 EA 1-1/4" Crimped Copper 90 Degree Elbow	65.56	19.52
22 11 16 00-0648 EA 1-1/2" Crimped Copper 90 Degree Elbow	101.23	21.69
22 11 16 00-0649 EA 2" Crimped Copper 90 Degree Elbow	134.51	26.03
22 11 16 00-0650 EA 2-1/2" Crimped Copper 90 Degree Elbow	322.84	30.37
22 11 16 00-0651 EA 3" Crimped Copper 90 Degree Elbow	403.09	36.11
22 11 16 00-0652 EA 4" Crimped Copper 90 Degree Elbow	503.20	47.72
22 11 16 00-0653 Crimped Copper 45 Degree Elbows (22 11 16 00-0642)		
22 11 16 00-0654 EA 1/2" Crimped Copper 45 Degree Elbow	25.68	13.02
22 11 16 00-0655 EA 3/4" Crimped Copper 45 Degree Elbow	29.80	14.86
22 11 16 00-0656 EA 1" Crimped Copper 45 Degree Elbow	50.88	17.68
22 11 16 00-0657 EA 1-1/4" Crimped Copper 45 Degree Elbow	64.15	19.52
22 11 16 00-0658 EA 1-1/2" Crimped Copper 45 Degree Elbow	89.08	21.69
22 11 16 00-0659 EA 2" Crimped Copper 45 Degree Elbow	118.14	26.03
22 11 16 00-0660 EA 2-1/2" Crimped Copper 45 Degree Elbow	228.72	30.37
22 11 16 00-0661 EA 3" Crimped Copper 45 Degree Elbow	315.93	36.11
22 11 16 00-0662 EA 4" Crimped Copper 45 Degree Elbow	435.02	47.72
22 11 16 00-0663 Crimped Copper Straight Tees (22 11 16 00-0642)		
22 11 16 00-0664 EA 1/2" Crimped Copper Straight Tee	37.38	19.52
22 11 16 00-0665 EA 3/4" Crimped Copper Straight Tee	52.76	25.71
22 11 16 00-0666 EA 1" Crimped Copper Straight Tee	68.56	28.53
22 11 16 00-0667 EA 1-1/4" Crimped Copper Straight Tee	87.42	29.28
22 11 16 00-0668 EA 1-1/2" Crimped Copper Straight Tee	134.43	33.29
22 11 16 00-0669 EA 2" Crimped Copper Straight Tee	163.00	39.05
22 11 16 00-0670 EA 2-1/2" Crimped Copper Straight Tee	410.92	45.55
22 11 16 00-0671 EA 3" Crimped Copper Straight Tee	509.57	54.23
22 11 16 00-0672 EA 4" Crimped Copper Straight Tee	708.25	71.58
22 11 16 00-0673 Crimped Copper Reducing Tees (22 11 16 00-0642)		
22 11 16 00-0674 EA 3/4" Crimped Copper Reducing Tee	49.88	18.55
22 11 16 00-0675 EA 1" Crimped Copper Reducing Tee	75.66	24.40
22 11 16 00-0676 EA 1-1/4" Crimped Copper Reducing Tee	80.47	27.12
22 11 16 00-0677 EA 1-1/2" Crimped Copper Reducing Tee	116.79	27.87
22 11 16 00-0678 EA 2" Crimped Copper Reducing Tee	142.33	31.56
22 11 16 00-0679 EA 2-1/2" Crimped Copper Reducing Tee	456.67	35.79
22 11 16 00-0680 EA 3" Crimped Copper Reducing Tee	557.75	43.39
22 11 16 00-0681 EA 4" Crimped Copper Reducing Tee	647.28	57.80



MINOR CSI UOM DESCRIPTION	TOTAL DIRECT UNIT COST	DEMOLITION UNIT COST
22 11 16 00-0682 Crimped Copper Couplings (22 11 16 00-0642)		
22 11 16 00-0683 EA 1/2" Crimped Copper Coupling	24.28	13.02
22 11 16 00-0684 EA 3/4" Crimped Copper Coupling	29.45	14.86
22 11 16 00-0685 EA 1" Crimped Copper Coupling	41.18	17.68
22 11 16 00-0686 EA 1-1/4" Crimped Copper Coupling	47.43	19.52
22 11 16 00-0687 EA 1-1/2" Crimped Copper Coupling	66.35	21.69
22 11 16 00-0688 EA 2" Crimped Copper Coupling	82.20	26.03
22 11 16 00-0689 EA 2-1/2" Crimped Copper Coupling	183.65	30.37
22 11 16 00-0690 EA 3" Crimped Copper Coupling	230.11	36.11
22 11 16 00-0691 EA 4" Crimped Copper Coupling	315.80	47.72
22 11 16 00-0692 Crimped Copper Reducing Couplings (22 11 16 00-0642)		
22 11 16 00-0693 EA 3/4" Crimped Copper Reducing Coupling	40.22	12.36
22 11 16 00-0694 EA 1" Crimped Copper Reducing Coupling	45.98	14.10
22 11 16 00-0695 EA 1-1/4" Crimped Copper Reducing Coupling	61.39	16.81
22 11 16 00-0696 EA 1-1/2" Crimped Copper Reducing Coupling	81.05	18.55
22 11 16 00-0697 EA 2" Crimped Copper Reducing Coupling	90.79	20.61
22 11 16 00-0698 EA 2-1/2" Crimped Copper FTG x C Reducing Coupling	200.02	24.62
22 11 16 00-0699 EA 3" Crimped Copper FTG x C Reducing Coupling	251.48	28.96
22 11 16 00-0700 EA 4" Crimped Copper FTG x C Reducing Coupling	325.95	38.29
22 11 16 00-0701 Crimped Copper Male Adapters (22 11 16 00-0642)		
22 11 16 00-0702 EA 1/2" Crimped Copper Male Adapter	25.34	13.02
22 11 16 00-0703 EA 3/4" Crimped Copper Male Adapter	32.79	14.86
22 11 16 00-0704 EA 1" Crimped Copper Male Adapter	45.94	17.68
22 11 16 00-0705 EA 1-1/4" Crimped Copper Male Adapter	71.72	19.52
22 11 16 00-0706 EA 1-1/2" Crimped Copper Male Adapter	92.07	21.69
22 11 16 00-0707 EA 2" Crimped Copper Male Adapter	153.70	26.03
22 11 16 00-0708 EA 2-1/2" Crimped Copper Male Adapter	322.84	30.37
22 11 16 00-0709 EA 3" Crimped Copper Male Adapter	403.09	36.11
22 11 16 00-0710 EA 4" Crimped Copper Male Adapter	475.40	47.72
22 11 16 00-0711 Crimped Copper Female Adapters (22 11 16 00-0642)		
22 11 16 00-0712 EA 1/2" Crimped Copper Female Adapter	26.56	13.02
22 11 16 00-0713 EA 3/4" Crimped Copper Female Adapter	33.69	14.86
22 11 16 00-0714 EA 1" Crimped Copper Female Adapter	47.71	17.68
22 11 16 00-0715 EA 1-1/4" Crimped Copper Female Adapter	77.01	19.52
22 11 16 00-0716 EA 1-1/2" Crimped Copper Female Adapter	101.94	21.69
22 11 16 00-0717 EA 2" Crimped Copper Female Adapter	156.87	26.03
22 11 16 00-0718 Crimped Copper Caps (22 11 16 00-0642)		
22 11 16 00-0719 EA 1/2" Crimped Copper Cap	19.97	6.51
22 11 16 00-0720 EA 3/4" Crimped Copper Cap	28.63	7.60
22 11 16 00-0721 EA 1" Crimped Copper Cap	39.61	8.67
22 11 16 00-0722 EA 1-1/4" Crimped Copper Cap	44.75	9.76
22 11 16 00-0723 EA 1-1/2" Crimped Copper Cap	63.48	11.17
22 11 16 00-0724 EA 2" Crimped Copper Cap	76.22	13.02
22 11 16 00-0725 EA 2-1/2" Crimped Copper Cap	204.09	15.18
22 11 16 00-0726 EA 3" Crimped Copper Cap	256.59	18.11
22 11 16 00-0727 EA 4" Crimped Copper Cap	341.57	23.86
22 11 16 00-0728 C x F NPT Crimped Bronze Unions (22 11 16 00-0642)		
22 11 16 00-0729 EA 1/2" C x F NPT Crimped Bronze Union	56.52	17.68
22 11 16 00-0730 EA 3/4" C x F NPT Crimped Bronze Union	71.04	21.80
22 11 16 00-0731 EA 1" C x F NPT Crimped Bronze Union	102.93	26.14
22 11 16 00-0732 EA 1-1/4" C x F NPT Crimped Bronze Union	126.00	30.15
22 11 16 00-0733 EA 1-1/2" C x F NPT Crimped Bronze Union	171.07	29.50
22 11 16 00-0734 EA 2" C x F NPT Crimped Bronze Union	232.01	42.73
22 11 16 00-0735 C x C Crimped Bronze Unions (22 11 16 00-0642)		
22 11 16 00-0736 EA 1/2" C x C Bronze Crimped Union	56.85	13.02
22 11 16 00-0737 EA 3/4" C x C Bronze Crimped Union	71.18	14.86
22 11 16 00-0738 EA 1" C x C Bronze Crimped Union	104.76	17.68
22 11 16 00-0739 EA 1-1/4" C x C Bronze Crimped Union	140.94	19.52
22 11 16 00-0740 EA 1-1/2" C x C Bronze Crimped Union	184.18	21.69
22 11 16 00-0741 EA 2" C x C Bronze Crimped Union	286.68	26.03
22 11 16 00-0742 C x Flange Crimped Bronze Flange (22 11 16 00-0642)		
22 11 16 00-0743 EA 2-1/2" C x Flange Crimped Bronze Flange	575.76	30.37
22 11 16 00-0744 EA 3" C x Flange Crimped Bronze Flange	624.91	36.11
22 11 16 00-0745 EA 4" C x Flange Crimped Bronze Flange	710.44	47.72



MINOR
CSI UOM DESCRIPTION

TOTAL DIRECT DEMOLITION
UNIT COST UNIT COST

22 11 16 00-0746	Field Installed FKM Seals (22 11 16 00-0642)		
	Note: For vacuum systems. Includes removing factory installed ethylene propylene diene monomer (EPDM) seal and installing FKM seal.		
22 11 16 00-0747	EA 1/2" Field Installed FKM Seal.....	7.87	
	Note: To be used in conjunction with fittings.		
22 11 16 00-0748	EA 3/4" Field Installed FKM Seal.....	10.27	
	Note: To be used in conjunction with fittings.		
22 11 16 00-0749	EA 1" Field Installed FKM Seal.....	11.80	
	Note: To be used in conjunction with fittings.		
22 11 16 00-0750	EA 1-1/4" Field Installed FKM Seal.....	13.67	
	Note: To be used in conjunction with fittings.		
22 11 16 00-0751	EA 1-1/2" Field Installed FKM Seal.....	20.38	
	Note: To be used in conjunction with fittings.		
22 11 16 00-0752	EA 2" Field Installed FKM Seal.....	22.43	
	Note: To be used in conjunction with fittings.		
22 11 16 00-0753	EA 2-1/2" Field Installed FKM Seal.....	35.51	
	Note: To be used in conjunction with fittings.		
22 11 16 00-0754	EA 3" Field Installed FKM Seal.....	40.50	
	Note: To be used in conjunction with fittings.		
22 11 16 00-0755	EA 4" Field Installed FKM Seal.....	55.57	
	Note: To be used in conjunction with fittings.		
22 11 16 00-0756	Cut And Prepare Existing In-Place Copper Pipe (22 11 16 00-0368)		
22 11 16 00-0757	EA Up To 1/2", Cut And Prepare Existing In Place Copper Pipe.....	10.85	
22 11 16 00-0758	EA 3/4", Cut And Prepare Existing In Place Copper Pipe.....	11.72	
22 11 16 00-0759	EA 1", Cut And Prepare Existing In Place Copper Pipe.....	13.18	
22 11 16 00-0760	EA 1-1/4", Cut And Prepare Existing In Place Copper Pipe.....	13.83	
22 11 16 00-0761	EA 1-1/2", Cut And Prepare Existing In Place Copper Pipe.....	14.64	
22 11 16 00-0762	EA 2", Cut And Prepare Existing In Place Copper Pipe.....	16.11	
22 11 16 00-0763	EA 2-1/2", Cut And Prepare Existing In Place Copper Pipe.....	17.36	
22 11 16 00-0764	EA 3", Cut And Prepare Existing In Place Copper Pipe.....	20.50	
22 11 16 00-0765	EA 4", Cut And Prepare Existing In Place Copper Pipe.....	27.65	
22 11 16 00-0766	EA 6", Cut And Prepare Existing In Place Copper Pipe.....	39.53	
22 11 16 00-0767	EA 8", Cut And Prepare Existing In Place Copper Pipe.....	52.70	
22 11 16 00-0768	Sweat Brass Companion Flanges (22 11 16 00-0366)		
	Note: Excludes bolt and gasket sets See CSI section 23 21 13 23-0713 for Class 150 steel bolt and gasket set.		
22 11 16 00-0769	EA 1" Sweat Brass Companion Flange.....	65.94	16.68
22 11 16 00-0770	EA 1-1/4" Sweat Brass Companion Flange.....	71.95	18.37
22 11 16 00-0771	EA 1-1/2" Sweat Brass Companion Flange.....	104.13	19.98
22 11 16 00-0772	EA 2" Sweat Brass Companion Flange.....	140.27	22.17
22 11 16 00-0773	EA 2-1/2" Sweat Brass Companion Flange.....	167.26	26.67
22 11 16 00-0774	EA 3" Sweat Brass Companion Flange.....	184.20	34.95
22 11 16 00-0775	EA 4" Sweat Brass Companion Flange.....	246.28	41.65
22 11 16 00-0776	EA 5" Sweat Brass Companion Flange.....	464.64	50.37
22 11 16 00-0777	EA 6" Sweat Brass Companion Flange.....	535.24	73.19
22 11 16 00-0778	EA 8" Copper Companion Flange.....	1,236.87	104.40
22 11 16 00-0779	Brass Compression Fittings (22 11 16 00-0368)		
22 11 16 00-0780	Brass Compression Unions (22 11 16 00-0779)		
22 11 16 00-0781	EA 1/4" Brass Compression Union.....	18.85	11.72
22 11 16 00-0782	EA 3/8" Brass Compression Union.....	19.19	11.72
22 11 16 00-0783	EA 1/2" Brass Compression Union.....	20.24	11.72
22 11 16 00-0784	EA 5/8" Brass Compression Union.....	20.73	11.72
22 11 16 00-0785	EA 3/4" Brass Compression Union.....	28.03	11.72
22 11 16 00-0786	EA 3/8" x 1/4" Brass Compression Union.....	19.43	11.72
22 11 16 00-0787	EA 1/2" x 3/8" Brass Compression Union.....	20.32	11.72
22 11 16 00-0788	EA 5/8" x 3/8" Brass Compression Union.....	20.94	11.72
22 11 16 00-0789	EA 5/8" x 1/2" Brass Compression Union.....	21.93	11.72
22 11 16 00-0790	Brass Compression Union Elbows (22 11 16 00-0779)		
22 11 16 00-0791	EA 1/4" Brass Compression Union Elbow.....	20.24	11.72
22 11 16 00-0792	EA 3/8" Brass Compression Union Elbow.....	20.80	11.72
22 11 16 00-0793	EA 1/2" Brass Compression Union Elbow.....	22.04	11.72
22 11 16 00-0794	EA 5/8" Brass Compression Union Elbow.....	23.97	11.72
22 11 16 00-0795	EA 3/4" Brass Compression Union Elbow.....	31.47	11.72
22 11 16 00-0796	EA 3/8" x 1/4" Brass Compression Union Elbow.....	20.80	11.72
22 11 16 00-0797	EA 1/2" x 3/8" Brass Compression Union Elbow.....	22.04	11.72
22 11 16 00-0798	EA 5/8" x 3/8" Brass Compression Union Elbow.....	22.38	11.72
22 11 16 00-0799	EA 5/8" x 1/2" Brass Compression Union Elbow.....	28.03	11.72
22 11 16 00-0800	Brass Compression Union Tees (22 11 16 00-0779)		
22 11 16 00-0801	EA 1/4" Brass Compression Union Tee.....	20.66	11.72



MINOR CSI UOM DESCRIPTION	TOTAL DIRECT UNIT COST	DEMOLITION UNIT COST
22 11 16 00-0802 EA 3/8" Brass Compression Union Tee.....	21.83	11.72
22 11 16 00-0803 EA 1/2" Brass Compression Union Tee.....	23.07	11.72
22 11 16 00-0804 EA 5/8" Brass Compression Union Tee.....	26.99	11.72
22 11 16 00-0805 EA 3/4" Brass Compression Union Tee.....	40.55	11.72
22 11 16 00-0806 EA 3/8" x 3/8" x 1/4" Brass Compression Union Tee.....	22.66	11.72
22 11 16 00-0807 EA 1/2" x 1/2" x 3/8" Brass Compression Union Tee.....	29.02	11.72
22 11 16 00-0808 EA 5/8" x 5/8" x 3/8" Brass Compression Union Tee.....	28.41	11.72
22 11 16 00-0809 EA 5/8" x 5/8" x 1/2" Brass Compression Union Tee.....	29.13	11.72
22 11 16 00-0810 Brass Compression Male Connectors (22 11 16 00-0779)		
22 11 16 00-0811 EA 1/4" Brass Compression Male Connector.....	18.60	11.72
22 11 16 00-0812 EA 3/8" Brass Compression Male Connector.....	19.05	11.72
22 11 16 00-0813 EA 1/2" Brass Compression Male Connector.....	19.84	11.72
22 11 16 00-0814 EA 5/8" Brass Compression Male Connector.....	21.01	11.72
22 11 16 00-0815 EA 3/4" Brass Compression Male Connector.....	24.88	11.60
22 11 16 00-0816 Brass Compression Female Connectors (22 11 16 00-0779)		
22 11 16 00-0817 EA 1/4" Brass Compression Female Connector.....	19.10	11.72
22 11 16 00-0818 EA 3/8" Brass Compression Female Connector.....	19.68	11.72
22 11 16 00-0819 EA 1/2" Brass Compression Female Connector.....	20.68	11.72
22 11 16 00-0820 EA 5/8" Brass Compression Female Connector.....	21.42	11.72
22 11 16 00-0821 EA 3/4" Brass Compression Female Connector.....	32.22	11.49
22 11 16 00-0822 Dielectric Fittings (22 11 16 00-0368)		
22 11 16 00-0823 Copper x Female Iron Pipe Thread Dielectric Unions (22 11 16 00-0822)		
22 11 16 00-0824 EA 1/2" Copper x Female Iron Pipe Thread Dielectric Union.....	46.35	26.03
22 11 16 00-0825 EA 3/4" Copper x Female Iron Pipe Thread Dielectric Union.....	51.76	29.72
22 11 16 00-0826 EA 1" Copper x Female Iron Pipe Thread Dielectric Union.....	61.64	32.67
22 11 16 00-0827 EA 1-1/4" Copper x Female Iron Pipe Thread Dielectric Union.....	74.74	35.96
22 11 16 00-0828 EA 1-1/2" Copper x Female Iron Pipe Thread Dielectric Union.....	90.43	39.95
22 11 16 00-0829 EA 2" Copper x Female Iron Pipe Thread Dielectric Union.....	114.90	47.94
22 11 16 00-0830 Female Brass Thread x Iron Pipe Thread Dielectric Unions (22 11 16 00-0822)		
22 11 16 00-0831 EA 1/2" Female Brass Thread x Iron Pipe Thread Dielectric Union.....	50.96	26.03
22 11 16 00-0832 EA 3/4" Female Brass Thread x Iron Pipe Thread Dielectric Union.....	59.35	29.72
22 11 16 00-0833 EA 1" Female Brass Thread x Iron Pipe Thread Dielectric Union.....	71.65	32.67
22 11 16 00-0834 EA 1-1/4" Female Brass Thread x Iron Pipe Thread Dielectric Union.....	88.02	35.96
22 11 16 00-0835 EA 1-1/2" Female Brass Thread x Iron Pipe Thread Dielectric Union.....	106.86	39.95
22 11 16 00-0836 EA 2" Female Brass Thread x Iron Pipe Thread Dielectric Union.....	134.17	47.94
22 11 16 00-0837 Female Iron Pipe Thread x Iron Pipe Thread Dielectric Unions (22 11 16 00-0822)		
22 11 16 00-0838 EA 1/2" Female Iron Pipe Thread x Iron Pipe Thread Dielectric Union.....	48.04	26.03
22 11 16 00-0839 EA 3/4" Female Iron Pipe Thread x Iron Pipe Thread Dielectric Union.....	54.53	29.72
22 11 16 00-0840 EA 1" Female Iron Pipe Thread x Iron Pipe Thread Dielectric Union.....	62.37	32.67
22 11 16 00-0841 EA 1-1/4" Female Iron Pipe Thread x Iron Pipe Thread Dielectric Union.....	72.17	35.96
22 11 16 00-0842 EA 1-1/2" Female Iron Pipe Thread x Iron Pipe Thread Dielectric Union.....	87.89	39.95
22 11 16 00-0843 EA 2" Female Iron Pipe Thread x Iron Pipe Thread Dielectric Union.....	112.86	47.94
22 11 16 00-0844 Copper x Female Iron Pipe Thread Dielectric Flanges (22 11 16 00-0822)		
22 11 16 00-0845 EA 2-1/2" Copper x Female Iron Pipe Thread Dielectric Flange.....	279.63	123.25
22 11 16 00-0846 EA 3" Copper x Female Iron Pipe Thread Dielectric Flange.....	350.06	155.21
22 11 16 00-0847 EA 4" Copper x Female Iron Pipe Thread Dielectric Flange.....	493.67	211.24
22 11 16 00-0848 Copper x Female Iron Pipe Thread x Iron Pipe Thread Dielectric Flanges (22 11 16 00-0822)		
22 11 16 00-0849 EA 2-1/2" Female Iron Pipe Thread x Iron Pipe Thread Dielectric Flange.....	281.54	123.25
22 11 16 00-0850 EA 3" Female Iron Pipe Thread x Iron Pipe Thread Dielectric Flange.....	365.17	155.21
22 11 16 00-0851 EA 4" Female Iron Pipe Thread x Iron Pipe Thread Dielectric Flange.....	668.03	211.24
22 11 16 00-0852 Brass Push-Fit Fittings (22 11 16)		
22 11 16 00-0853 EA 1/4" x 1/4" Brass Push-Fit Coupling.....	24.08	10.85
Note: (Sharkbite)		
22 11 16 00-0854 EA 3/8" x 3/8" Brass Push-Fit Coupling.....	30.20	11.57
Note: (Sharkbite)		
22 11 16 00-0855 EA 1/2" x 1/2" Brass Push-Fit Coupling.....	31.13	13.02
Note: (Sharkbite)		
22 11 16 00-0856 EA 5/8" x 5/8" Brass Push-Fit Coupling.....	36.00	13.88
Note: (Sharkbite)		
22 11 16 00-0857 EA 3/4" x 3/4" Brass Push-Fit Coupling.....	36.59	14.83
Note: (Sharkbite)		
22 11 16 00-0858 EA 1" x 1" Brass Push-Fit Coupling.....	51.95	17.71
Note: (Sharkbite)		



MINOR CSI	UOM	DESCRIPTION	TOTAL DIRECT UNIT COST	DEMOLITION UNIT COST
22 11 16 00-0859	EA	1/2" x 3/8" Brass Push-Fit Reducing Coupling Note: (Sharkbite)	30.66	12.29
22 11 16 00-0860	EA	3/4" x 5/8" Brass Push-Fit Reducing Coupling Note: (Sharkbite)	35.63	13.45
22 11 16 00-0861	EA	1" x 3/4" Brass Push-Fit Reducing Coupling Note: (Sharkbite)	53.68	16.27
22 11 16 00-0862	EA	1/4" x 1/4" Brass Push-Fit Elbow Note: (Sharkbite)	25.21	10.85
22 11 16 00-0863	EA	3/8" x 3/8" Brass Push-Fit Elbow Note: (Sharkbite)	35.01	11.57
22 11 16 00-0864	EA	1/2" x 1/2" Brass Push-Fit Elbow Note: (Sharkbite)	31.75	13.02
22 11 16 00-0865	EA	5/8" x 5/8" Brass Push-Fit Elbow Note: (Sharkbite)	38.80	13.88
22 11 16 00-0866	EA	3/4" x 3/4" Brass Push-Fit Elbow Note: (Sharkbite)	35.79	14.83
22 11 16 00-0867	EA	1" x 1" Brass Push-Fit Elbow Note: (Sharkbite)	52.56	17.71
22 11 16 00-0868	EA	1/2" x 3/8" Brass Push-Fit Reducing Elbow Note: (Sharkbite)	30.14	12.29
22 11 16 00-0869	EA	3/4" x 1/2" Brass Push-Fit Reducing Elbow Note: (Sharkbite)	33.64	13.45
22 11 16 00-0870	EA	1" x 3/4" Brass Push-Fit Reducing Elbow Note: (Sharkbite)	67.45	16.27
22 11 16 00-0871	EA	1/4" x 1/4" x 1/4" Brass Push-Fit Tee Note: (Sharkbite)	38.27	16.27
22 11 16 00-0872	EA	3/8" x 3/8" x 3/8" Brass Push-Fit Tee Note: (Sharkbite)	49.00	17.36
22 11 16 00-0873	EA	1/2" x 1/2" x 1/2" Brass Push-Fit Tee Note: (Sharkbite)	44.28	19.52
22 11 16 00-0874	EA	5/8" x 5/8" x 5/8" Brass Push-Fit Tee Note: (Sharkbite)	57.03	20.82
22 11 16 00-0875	EA	3/4" x 3/4" x 3/4" Brass Push-Fit Tee Note: (Sharkbite)	51.74	22.23
22 11 16 00-0876	EA	1" x 1" x 1" Brass Push-Fit Tee Note: (Sharkbite)	71.36	26.57
22 11 16 00-0877	EA	1/2" x 1/2" x 1/4" Brass Push-Fit Reducing Tee Note: (Sharkbite)	50.25	18.43
22 11 16 00-0878	EA	1/2" x 1/2" x 3/8" Brass Push-Fit Reducing Tee Note: (Sharkbite)	50.49	18.80
22 11 16 00-0879	EA	3/4" x 3/4" x 1/2" Brass Push-Fit Reducing Tee Note: (Sharkbite)	49.97	21.34
22 11 16 00-0880	EA	1" x 1" x 3/4" Brass Push-Fit Reducing Tee Note: (Sharkbite)	69.33	25.13
22 11 16 00-0881	EA	1/4" x 1/2" Brass Push-Fit Pipe To FNPT Connector Note: (Sharkbite)	28.82	11.93
22 11 16 00-0882	EA	3/8" x 1/2" Brass Push-Fit Pipe To FNPT Connector Note: (Sharkbite)	28.40	12.29
22 11 16 00-0883	EA	1/2" x 1/2" Brass Push-Fit Pipe To FNPT Connector Note: (Sharkbite)	27.92	13.02
22 11 16 00-0884	EA	3/4" x 3/4" Brass Push-Fit Pipe To FNPT Connector Note: (Sharkbite)	31.99	14.83
22 11 16 00-0885	EA	1" x 1" Brass Push-Fit Pipe To FNPT Connector Note: (Sharkbite)	45.47	17.71
22 11 16 00-0886	EA	1/4" x 1/2" Brass Push-Fit Pipe To MNPT Connector Note: (Sharkbite)	24.96	11.93
22 11 16 00-0887	EA	3/8" x 1/2" Brass Push-Fit Pipe To MNPT Connector Note: (Sharkbite)	28.40	12.29
22 11 16 00-0888	EA	1/2" x 1/2" Brass Push-Fit Pipe To MNPT Connector Note: (Sharkbite)	28.01	13.02
22 11 16 00-0889	EA	3/4" x 3/4" Brass Push-Fit Pipe To MNPT Connector Note: (Sharkbite)	31.64	14.83
22 11 16 00-0890	EA	5/8" x 3/4" Brass Push-Fit Pipe To MNPT Connector Note: (Sharkbite)	34.68	14.34
22 11 16 00-0891	EA	1" x 3/4" Brass Push-Fit Pipe To MNPT Connector Note: (Sharkbite)	41.76	16.27
22 11 16 00-0892	EA	1" x 1" Brass Push-Fit Pipe To MNPT Connector Note: (Sharkbite)	46.19	17.71
22 11 16 00-0893	EA	1/2" Brass Push-Fit Ball Valve Note: (Sharkbite)	41.28	13.02
22 11 16 00-0894	EA	3/4" Brass Push-Fit Ball Valve Note: (Sharkbite)	48.33	14.83
22 11 16 00-0895	EA	1" Brass Push-Fit Ball Valve Note: (Sharkbite)	64.15	17.71
22 11 16 00-0896	EA	1/2" Brass Push-Fit Check Valve Note: (Sharkbite)	44.38	13.02
22 11 16 00-0897	EA	3/4" Brass Push-Fit Check Valve Note: (Sharkbite)	53.57	14.83
22 11 16 00-0898	EA	1" Brass Push-Fit Check Valve Note: (Sharkbite)	91.40	17.71



MINOR CSI UOM DESCRIPTION	TOTAL DIRECT UNIT COST	DEMOLITION UNIT COST
22 11 16 00-0899 Copper Pipe Assemblies ^(22 11 16)		
<p>Note: Includes hangers and all coupling, elbow, tee and reducer fittings. All fittings are based on 95/5 solder. All hangers are complete assemblies installed in accordance with MSS SP 58 and 69. Excludes insulation. Not for use where detail is available.</p>		
22 11 16 00-0900 LF 1/2" Inside Diameter Copper Pipe/Tubing Type L Assembly	21.80	3.03
<p>Note: Includes all hangers and couplings, elbow, tee, reducer fittings. All hangers are complete assemblies. Not for use where detail is available.</p>		
<p><i>For Type K Tubing Instead Of Type L, Add</i> 1.52</p>		
<p><i>For Type M Tubing Instead Of Type L, Deduct</i> -1.26</p>		
<p><i>For Silver Solder Instead Of 95/5 Solder, Add</i> 2.79</p>		
<p><i>For For Brazed Fittings, Add</i> 0.68</p>		
<p><i>For 60/40 Or 50/50 Solder Where Applicable Instead Of 95/5 Solder, Deduct</i> -1.94</p>		
<p><i>For Work In Restricted Working Space, Add</i> 5.09</p>		
22 11 16 00-0901 LF 3/4" Inside Diameter Copper Pipe/Tubing Type L Assembly	25.41	3.91
<p>Note: Includes all hangers and couplings, elbow, tee, reducer fittings. All hangers are complete assemblies. Not for use where detail is available.</p>		
<p><i>For Type K Tubing Instead Of Type L, Add</i> 1.85</p>		
<p><i>For Type M Tubing Instead Of Type L, Deduct</i> -1.51</p>		
<p><i>For Silver Solder Instead Of 95/5 Solder, Add</i> 3.19</p>		
<p><i>For For Brazed Fittings, Add</i> 0.77</p>		
<p><i>For 60/40 Or 50/50 Solder Where Applicable Instead Of 95/5 Solder, Deduct</i> -2.23</p>		
<p><i>For Work In Restricted Working Space, Add</i> 5.77</p>		
22 11 16 00-0902 LF 1" Inside Diameter Copper Pipe/Tubing Type L Assembly	28.33	4.66
<p>Note: Includes all hangers and couplings, elbow, tee, reducer fittings. All hangers are complete assemblies. Not for use where detail is available.</p>		
<p><i>For Type K Tubing Instead Of Type L, Add</i> 2.23</p>		
<p><i>For Type M Tubing Instead Of Type L, Deduct</i> -1.79</p>		
<p><i>For Silver Solder Instead Of 95/5 Solder, Add</i> 3.43</p>		
<p><i>For For Brazed Fittings, Add</i> 0.81</p>		
<p><i>For 60/40 Or 50/50 Solder Where Applicable Instead Of 95/5 Solder, Deduct</i> -2.42</p>		
<p><i>For Work In Restricted Working Space, Add</i> 6.05</p>		
22 11 16 00-0903 LF 1-1/4" Inside Diameter Copper Pipe/Tubing Type L Assembly	32.29	5.42
<p>Note: Includes all hangers and couplings, elbow, tee, reducer fittings. All hangers are complete assemblies. Not for use where detail is available.</p>		
<p><i>For Type K Tubing Instead Of Type L, Add</i> 2.82</p>		
<p><i>For Type M Tubing Instead Of Type L, Deduct</i> -2.20</p>		
<p><i>For Silver Solder Instead Of 95/5 Solder, Add</i> 3.71</p>		
<p><i>For For Brazed Fittings, Add</i> 0.84</p>		
<p><i>For 60/40 Or 50/50 Solder Where Applicable Instead Of 95/5 Solder, Deduct</i> -2.66</p>		
<p><i>For Work In Restricted Working Space, Add</i> 6.28</p>		
<p><i>For Drain-Waste-Vent (DWV) Tubing Instead Of Type L, Deduct</i> -1.14</p>		
22 11 16 00-0904 LF 1-1/2" Inside Diameter Copper Pipe/Tubing Type L Assembly	36.24	6.19
<p>Note: Includes all hangers and couplings, elbow, tee, reducer fittings. All hangers are complete assemblies. Not for use where detail is available.</p>		
<p><i>For Type K Tubing Instead Of Type L, Add</i> 3.32</p>		
<p><i>For Type M Tubing Instead Of Type L, Deduct</i> -2.56</p>		
<p><i>For Silver Solder Instead Of 95/5 Solder, Add</i> 4.04</p>		
<p><i>For For Brazed Fittings, Add</i> 0.89</p>		
<p><i>For 60/40 Or 50/50 Solder Where Applicable Instead Of 95/5 Solder, Deduct</i> -2.93</p>		
<p><i>For Work In Restricted Working Space, Add</i> 6.70</p>		
<p><i>For Drain-Waste-Vent (DWV) Tubing Instead Of Type L, Deduct</i> -1.39</p>		
22 11 16 00-0905 LF 2" Inside Diameter Copper Pipe/Tubing Type L Assembly	46.38	7.70
<p>Note: Includes all hangers and couplings, elbow, tee, reducer fittings. All hangers are complete assemblies. Not for use where detail is available.</p>		
<p><i>For Type K Tubing Instead Of Type L, Add</i> 4.64</p>		
<p><i>For Type M Tubing Instead Of Type L, Deduct</i> -3.51</p>		
<p><i>For Silver Solder Instead Of 95/5 Solder, Add</i> 4.89</p>		
<p><i>For For Brazed Fittings, Add</i> 1.03</p>		
<p><i>For 60/40 Or 50/50 Solder Where Applicable Instead Of 95/5 Solder, Deduct</i> -3.60</p>		
<p><i>For Work In Restricted Working Space, Add</i> 7.71</p>		
<p><i>For Drain-Waste-Vent (DWV) Tubing Instead Of Type L, Deduct</i> -2.07</p>		
22 11 16 00-0906 LF 2-1/2" Inside Diameter Copper Pipe/Tubing Type L Assembly	57.75	9.29
<p>Note: Includes all hangers and couplings, elbow, tee, reducer fittings. All hangers are complete assemblies. Not for use where detail is available.</p>		
<p><i>For Type K Tubing Instead Of Type L, Add</i> 6.37</p>		
<p><i>For Type M Tubing Instead Of Type L, Deduct</i> -4.73</p>		
<p><i>For Silver Solder Instead Of 95/5 Solder, Add</i> 5.64</p>		
<p><i>For For Brazed Fittings, Add</i> 1.10</p>		
<p><i>For 60/40 Or 50/50 Solder Where Applicable Instead Of 95/5 Solder, Deduct</i> -4.27</p>		
<p><i>For Work In Restricted Working Space, Add</i> 8.27</p>		
<p><i>For Drain-Waste-Vent (DWV) Tubing Instead Of Type L, Deduct</i> -3.02</p>		
22 11 16 00-0907 LF 3" Inside Diameter Copper Pipe/Tubing Type L Assembly	71.04	10.78
<p>Note: Includes all hangers and couplings, elbow, tee, reducer fittings. All hangers are complete assemblies. Not for use where detail is available.</p>		
<p><i>For Type K Tubing Instead Of Type L, Add</i> 8.38</p>		
<p><i>For Type M Tubing Instead Of Type L, Deduct</i> -6.14</p>		
<p><i>For Silver Solder Instead Of 95/5 Solder, Add</i> 6.54</p>		
<p><i>For For Brazed Fittings, Add</i> 1.19</p>		
<p><i>For 60/40 Or 50/50 Solder Where Applicable Instead Of 95/5 Solder, Deduct</i> -5.04</p>		
<p><i>For Work In Restricted Working Space, Add</i> 8.95</p>		
<p><i>For Drain-Waste-Vent (DWV) Tubing Instead Of Type L, Deduct</i> -4.12</p>		



MINOR	CSI	UOM	DESCRIPTION	TOTAL DIRECT UNIT COST	DEMOLITION UNIT COST
22 11 16 00-0908	LF		4" Inside Diameter Copper Pipe/Tubing Type L Assembly Note: Includes all hangers and couplings, elbow, tee, reducer fittings. All hangers are complete assemblies. Not for use where detail is available. <i>For Type K Tubing Instead Of Type L, Add</i> <i>For Type M Tubing Instead Of Type L, Deduct</i> <i>For Silver Solder Instead Of 95/5 Solder, Add</i> <i>For For Brazed Fittings, Add</i> <i>For 60/40 Or 50/50 Solder Where Applicable Instead Of 95/5 Solder, Deduct</i> <i>For Work In Restricted Working Space, Add</i> <i>For Drain-Waste-Vent (DWV) Tubing Instead Of Type L, Deduct</i>	112.51 14.44 -10.41 9.48 1.54 -7.56 11.58 -7.39	14.28
22 11 16 00-0909	LF		5" Inside Diameter Copper Pipe/Tubing Type L Assembly Note: Includes all hangers and couplings, elbow, tee, reducer fittings. All hangers are complete assemblies. Not for use where detail is available. <i>For Type K Tubing Instead Of Type L, Add</i> <i>For Type M Tubing Instead Of Type L, Deduct</i> <i>For Silver Solder Instead Of 95/5 Solder, Add</i> <i>For For Brazed Fittings, Add</i> <i>For 60/40 Or 50/50 Solder Where Applicable Instead Of 95/5 Solder, Deduct</i> <i>For Work In Restricted Working Space, Add</i> <i>For Drain-Waste-Vent (DWV) Tubing Instead Of Type L, Deduct</i>	203.52 28.84 -20.46 15.13 1.98 -12.65 14.86 -15.40	17.78
22 11 16 00-0910	LF		6" Inside Diameter Copper Pipe/Tubing Type L Assembly Note: Includes all hangers and couplings, elbow, tee, reducer fittings. All hangers are complete assemblies. Not for use where detail is available. <i>For Type K Tubing Instead Of Type L, Add</i> <i>For Type M Tubing Instead Of Type L, Deduct</i> <i>For Silver Solder Instead Of 95/5 Solder, Add</i> <i>For For Brazed Fittings, Add</i> <i>For 60/40 Or 50/50 Solder Where Applicable Instead Of 95/5 Solder, Deduct</i> <i>For Work In Restricted Working Space, Add</i> <i>For Drain-Waste-Vent (DWV) Tubing Instead Of Type L, Deduct</i>	266.35 37.99 -26.93 19.61 2.52 -16.46 18.88 -20.34	21.48
22 11 16 00-0911	LF		8" Inside Diameter Copper Pipe/Tubing Type L Assembly Note: Includes all hangers and couplings, elbow, tee, reducer fittings. All hangers are complete assemblies. Not for use where detail is available. <i>For Type K Tubing Instead Of Type L, Add</i> <i>For Type M Tubing Instead Of Type L, Deduct</i> <i>For Silver Solder Instead Of 95/5 Solder, Add</i> <i>For For Brazed Fittings, Add</i> <i>For 60/40 Or 50/50 Solder Where Applicable Instead Of 95/5 Solder, Deduct</i> <i>For Work In Restricted Working Space, Add</i> <i>For Drain-Waste-Vent (DWV) Tubing Instead Of Type L, Deduct</i>	587.47 91.95 -64.24 37.19 3.13 -33.28 23.46 -50.93	25.67
22 11 16 00-0912			Chlorinated Polyvinyl Chloride (CPVC) Pressure Pipe And Fittings ^(22 11 16) Note: Socket weld.		
22 11 16 00-0913			Schedule 80 Chlorinated Polyvinyl Chloride (CPVC) Pressure Pipe And Fittings ^(22 11 16 00-0912)		
22 11 16 00-0914			Schedule 80 Chlorinated Polyvinyl Chloride (CPVC) Pipe ^(22 11 16 00-0913)		
22 11 16 00-0915	LF		1/2" Schedule 80 Chlorinated Polyvinyl Chloride (CPVC) Pressure Pipe <i>For Work In Restricted Working Space, Add</i>	7.65 1.19	1.60
22 11 16 00-0916	LF		3/4" Schedule 80 Chlorinated Polyvinyl Chloride (CPVC) Pressure Pipe <i>For Work In Restricted Working Space, Add</i>	9.19 1.26	1.67
22 11 16 00-0917	LF		1" Schedule 80 Chlorinated Polyvinyl Chloride (CPVC) Pressure Pipe <i>For Work In Restricted Working Space, Add</i>	11.85 1.36	1.80
22 11 16 00-0918	LF		1-1/4" Schedule 80 Chlorinated Polyvinyl Chloride (CPVC) Pressure Pipe <i>For Work In Restricted Working Space, Add</i>	15.07 1.48	1.97
22 11 16 00-0919	LF		1-1/2" Schedule 80 Chlorinated Polyvinyl Chloride (CPVC) Pressure Pipe <i>For Work In Restricted Working Space, Add</i>	17.71 1.64	2.18
22 11 16 00-0920	LF		2" Schedule 80 Chlorinated Polyvinyl Chloride (CPVC) Pressure Pipe <i>For Work In Restricted Working Space, Add</i>	23.08 1.83	2.44
22 11 16 00-0921	LF		2-1/2" Schedule 80 Chlorinated Polyvinyl Chloride (CPVC) Pressure Pipe <i>For Work In Restricted Working Space, Add</i>	32.91 2.08	2.76
22 11 16 00-0922	LF		3" Schedule 80 Chlorinated Polyvinyl Chloride (CPVC) Pressure Pipe <i>For Work In Restricted Working Space, Add</i>	42.90 2.45	3.28
22 11 16 00-0923	LF		4" Schedule 80 Chlorinated Polyvinyl Chloride (CPVC) Pressure Pipe <i>For Work In Restricted Working Space, Add</i>	60.98 3.02	4.02
22 11 16 00-0924	LF		6" Schedule 80 Chlorinated Polyvinyl Chloride (CPVC) Pressure Pipe <i>For Work In Restricted Working Space, Add</i>	111.28 3.84	5.11
22 11 16 00-0925	LF		8" Schedule 80 Chlorinated Polyvinyl Chloride (CPVC) Pressure Pipe <i>For Work In Restricted Working Space, Add</i>	162.06 5.03	6.71
22 11 16 00-0926			Schedule 80 Chlorinated Polyvinyl Chloride (CPVC) 90 Degree Elbows ^(22 11 16 00-0913)		
22 11 16 00-0927	EA		1/2" Schedule 80 Chlorinated Polyvinyl Chloride (CPVC) 90 Degree Elbow <i>For Work In Restricted Working Space, Add</i>	24.69 5.69	7.59
22 11 16 00-0928	EA		3/4" Schedule 80 Chlorinated Polyvinyl Chloride (CPVC) 90 Degree Elbow <i>For Work In Restricted Working Space, Add</i>	32.85 7.19	9.58
22 11 16 00-0929	EA		1" Schedule 80 Chlorinated Polyvinyl Chloride (CPVC) 90 Degree Elbow <i>For Work In Restricted Working Space, Add</i>	44.10 9.02	11.98
22 11 16 00-0930	EA		1-1/4" Schedule 80 Chlorinated Polyvinyl Chloride (CPVC) 90 Degree Elbow <i>For Work In Restricted Working Space, Add</i>	64.59 11.27	14.98
22 11 16 00-0931	EA		1-1/2" Schedule 80 Chlorinated Polyvinyl Chloride (CPVC) 90 Degree Elbow <i>For Work In Restricted Working Space, Add</i>	72.07 12.46	16.58



MINOR	CSI	UOM	DESCRIPTION	TOTAL DIRECT UNIT COST	DEMOLITION UNIT COST
22 11 16 00-0932	EA		2" Schedule 80 Chlorinated Polyvinyl Chloride (CPVC) 90 Degree Elbow <i>For Work In Restricted Working Space, Add</i>	87.50 13.90	16.58
22 11 16 00-0933	EA		2-1/2" Schedule 80 Chlorinated Polyvinyl Chloride (CPVC) 90 Degree Elbow <i>For Work In Restricted Working Space, Add</i>	159.93 15.82	21.07
22 11 16 00-0934	EA		3" Schedule 80 Chlorinated Polyvinyl Chloride (CPVC) 90 Degree Elbow <i>For Work In Restricted Working Space, Add</i>	178.81 18.70	24.97
22 11 16 00-0935	EA		4" Schedule 80 Chlorinated Polyvinyl Chloride (CPVC) 90 Degree Elbow <i>For Work In Restricted Working Space, Add</i>	270.97 23.07	30.66
22 11 16 00-0936	EA		6" Schedule 80 Chlorinated Polyvinyl Chloride (CPVC) 90 Degree Elbow <i>For Work In Restricted Working Space, Add</i>	340.98 29.24	38.95
22 11 16 00-0937	EA		8" Schedule 80 Chlorinated Polyvinyl Chloride (CPVC) 90 Degree Elbow <i>For Work In Restricted Working Space, Add</i>	723.79 38.36	51.14
22 11 16 00-0938			Schedule 80 Chlorinated Polyvinyl Chloride (CPVC) 45 Degree Elbows (22 11 16 00-0913)		
22 11 16 00-0939	EA		1/2" Schedule 80 Chlorinated Polyvinyl Chloride (CPVC) 45 Degree Elbow <i>For Work In Restricted Working Space, Add</i>	27.54 5.69	7.59
22 11 16 00-0940	EA		3/4" Schedule 80 Chlorinated Polyvinyl Chloride (CPVC) 45 Degree Elbow <i>For Work In Restricted Working Space, Add</i>	36.27 7.19	9.58
22 11 16 00-0941	EA		1" Schedule 80 Chlorinated Polyvinyl Chloride (CPVC) 45 Degree Elbow <i>For Work In Restricted Working Space, Add</i>	49.65 9.02	11.98
22 11 16 00-0942	EA		1-1/4" Schedule 80 Chlorinated Polyvinyl Chloride (CPVC) 45 Degree Elbow <i>For Work In Restricted Working Space, Add</i>	71.89 11.27	14.98
22 11 16 00-0943	EA		1-1/2" Schedule 80 Chlorinated Polyvinyl Chloride (CPVC) 45 Degree Elbow <i>For Work In Restricted Working Space, Add</i>	80.95 12.46	16.58
22 11 16 00-0944	EA		2" Schedule 80 Chlorinated Polyvinyl Chloride (CPVC) 45 Degree Elbow <i>For Work In Restricted Working Space, Add</i>	90.51 13.90	18.58
22 11 16 00-0945	EA		2-1/2" Schedule 80 Chlorinated Polyvinyl Chloride (CPVC) 45 Degree Elbow <i>For Work In Restricted Working Space, Add</i>	161.83 15.82	21.07
22 11 16 00-0946	EA		3" Schedule 80 Chlorinated Polyvinyl Chloride (CPVC) 45 Degree Elbow <i>For Work In Restricted Working Space, Add</i>	178.57 18.70	24.97
22 11 16 00-0947	EA		4" Schedule 80 Chlorinated Polyvinyl Chloride (CPVC) 45 Degree Elbow <i>For Work In Restricted Working Space, Add</i>	236.17 23.07	30.66
22 11 16 00-0948	EA		6" Schedule 80 Chlorinated Polyvinyl Chloride (CPVC) 45 Degree Elbow <i>For Work In Restricted Working Space, Add</i>	406.23 29.24	38.95
22 11 16 00-0949	EA		8" Schedule 80 Chlorinated Polyvinyl Chloride (CPVC) 45 Degree Elbow <i>For Work In Restricted Working Space, Add</i>	770.02 38.36	51.14
22 11 16 00-0950			Schedule 80 Chlorinated Polyvinyl Chloride (CPVC) Tees (22 11 16 00-0913)		
22 11 16 00-0951	EA		1/2" Schedule 80 Chlorinated Polyvinyl Chloride (CPVC) Tee <i>For Work In Restricted Working Space, Add</i>	38.85 8.54	11.39
22 11 16 00-0952	EA		3/4" Schedule 80 Chlorinated Polyvinyl Chloride (CPVC) Tee <i>For Work In Restricted Working Space, Add</i>	52.54 10.79	14.38
22 11 16 00-0953	EA		1" Schedule 80 Chlorinated Polyvinyl Chloride (CPVC) Tee <i>For Work In Restricted Working Space, Add</i>	65.52 13.54	18.08
22 11 16 00-0954	EA		1-1/4" Schedule 80 Chlorinated Polyvinyl Chloride (CPVC) Tee <i>For Work In Restricted Working Space, Add</i>	99.30 16.90	22.58
22 11 16 00-0955	EA		1-1/2" Schedule 80 Chlorinated Polyvinyl Chloride (CPVC) Tee <i>For Work In Restricted Working Space, Add</i>	111.57 18.70	24.97
22 11 16 00-0956	EA		2" Schedule 80 Chlorinated Polyvinyl Chloride (CPVC) Tee <i>For Work In Restricted Working Space, Add</i>	142.96 20.85	27.77
22 11 16 00-0957	EA		2-1/2" Schedule 80 Chlorinated Polyvinyl Chloride (CPVC) Tee <i>For Work In Restricted Working Space, Add</i>	199.77 23.73	31.66
22 11 16 00-0958	EA		3" Schedule 80 Chlorinated Polyvinyl Chloride (CPVC) Tee <i>For Work In Restricted Working Space, Add</i>	224.77 28.05	37.35
22 11 16 00-0959	EA		4" Schedule 80 Chlorinated Polyvinyl Chloride (CPVC) Tee <i>For Work In Restricted Working Space, Add</i>	270.15 34.52	46.04
22 11 16 00-0960	EA		6" Schedule 80 Chlorinated Polyvinyl Chloride (CPVC) Tee <i>For Work In Restricted Working Space, Add</i>	449.27 43.87	58.53
22 11 16 00-0961	EA		8" Schedule 80 Chlorinated Polyvinyl Chloride (CPVC) Tee <i>For Work In Restricted Working Space, Add</i>	1,059.35 57.53	76.71
22 11 16 00-0962			Schedule 80 Chlorinated Polyvinyl Chloride (CPVC) Crosses (22 11 16 00-0913)		
22 11 16 00-0963	EA		1/2" Schedule 80 Chlorinated Polyvinyl Chloride (CPVC) Cross <i>For Work In Restricted Working Space, Add</i>	46.91 11.39	15.18
22 11 16 00-0964	EA		3/4" Schedule 80 Chlorinated Polyvinyl Chloride (CPVC) Cross <i>For Work In Restricted Working Space, Add</i>	62.22 14.38	19.18
22 11 16 00-0965	EA		1" Schedule 80 Chlorinated Polyvinyl Chloride (CPVC) Cross <i>For Work In Restricted Working Space, Add</i>	77.69 18.04	24.07
22 11 16 00-0966	EA		1-1/4" Schedule 80 Chlorinated Polyvinyl Chloride (CPVC) Cross <i>For Work In Restricted Working Space, Add</i>	112.13 22.53	30.06
22 11 16 00-0967	EA		1-1/2" Schedule 80 Chlorinated Polyvinyl Chloride (CPVC) Cross <i>For Work In Restricted Working Space, Add</i>	125.52 24.93	33.26
22 11 16 00-0968	EA		2" Schedule 80 Chlorinated Polyvinyl Chloride (CPVC) Cross <i>For Work In Restricted Working Space, Add</i>	155.95 27.80	37.06
22 11 16 00-0969	EA		2-1/2" Schedule 80 Chlorinated Polyvinyl Chloride (CPVC) Cross <i>For Work In Restricted Working Space, Add</i>	209.40 31.64	42.15
22 11 16 00-0970	EA		3" Schedule 80 Chlorinated Polyvinyl Chloride (CPVC) Cross <i>For Work In Restricted Working Space, Add</i>	237.72 37.39	49.84
22 11 16 00-0971	EA		4" Schedule 80 Chlorinated Polyvinyl Chloride (CPVC) Cross <i>For Work In Restricted Working Space, Add</i>	287.00 46.03	61.33



MINOR	CSI	UOM	DESCRIPTION	TOTAL DIRECT UNIT COST	DEMOLITION UNIT COST
22 11 16 00-0972	EA		6" Schedule 80 Chlorinated Polyvinyl Chloride (CPVC) Cross <i>For Work In Restricted Working Space, Add</i>	455.98 58.49	78.01
22 11 16 00-0973	EA		8" Schedule 80 Chlorinated Polyvinyl Chloride (CPVC) Cross <i>For Work In Restricted Working Space, Add</i>	1,002.96 76.71	102.28
22 11 16 00-0974			Schedule 80 Chlorinated Polyvinyl Chloride (CPVC) Socket Weld Reducing Inserts <small>(22 11 16 00-0913)</small>		
22 11 16 00-0975	EA		3/4" Schedule 80 Chlorinated Polyvinyl Chloride (CPVC) Reducing Insert <i>For Work In Restricted Working Space, Add</i>	20.99 5.27	6.99
22 11 16 00-0976	EA		1" Schedule 80 Chlorinated Polyvinyl Chloride (CPVC) Reducing Insert <i>For Work In Restricted Working Space, Add</i>	30.33 7.10	9.48
22 11 16 00-0977	EA		1-1/4" Schedule 80 Chlorinated Polyvinyl Chloride (CPVC) Reducing Insert <i>For Work In Restricted Working Space, Add</i>	61.41 9.29	12.39
22 11 16 00-0978	EA		1-1/2" Schedule 80 Chlorinated Polyvinyl Chloride (CPVC) Reducing Insert <i>For Work In Restricted Working Space, Add</i>	70.18 10.28	13.69
22 11 16 00-0979	EA		2" Schedule 80 Chlorinated Polyvinyl Chloride (CPVC) Reducing Insert <i>For Work In Restricted Working Space, Add</i>	85.43 11.48	15.28
22 11 16 00-0980	EA		2-1/2" Schedule 80 Chlorinated Polyvinyl Chloride (CPVC) Reducing Insert <i>For Work In Restricted Working Space, Add</i>	90.73 13.07	17.38
22 11 16 00-0981	EA		3" Schedule 80 Chlorinated Polyvinyl Chloride (CPVC) Reducing Insert <i>For Work In Restricted Working Space, Add</i>	111.86 15.43	20.57
22 11 16 00-0982	EA		4" Schedule 80 Chlorinated Polyvinyl Chloride (CPVC) Reducing Insert <i>For Work In Restricted Working Space, Add</i>	160.14 19.00	25.27
22 11 16 00-0983	EA		6" Schedule 80 Chlorinated Polyvinyl Chloride (CPVC) Reducing Insert <i>For Work In Restricted Working Space, Add</i>	286.64 24.12	32.16
22 11 16 00-0984	EA		8" Schedule 80 Chlorinated Polyvinyl Chloride (CPVC) Reducing Insert <i>For Work In Restricted Working Space, Add</i>	725.99 31.64	42.15
22 11 16 00-0985			Schedule 80 Chlorinated Polyvinyl Chloride (CPVC) Socket Weld x Female Or Male Thread Reducing Inserts <small>(22 11 16 00-0913)</small>		
22 11 16 00-0986	EA		1/2" Schedule 80 Chlorinated Polyvinyl Chloride (CPVC) Socket Weld x Female Or Male Threaded Reducing Insert <i>For Work In Restricted Working Space, Add</i>	34.85 3.75	4.99
22 11 16 00-0987	EA		3/4" Schedule 80 Chlorinated Polyvinyl Chloride (CPVC) Socket Weld x Female Or Male Threaded Reducing Insert <i>For Work In Restricted Working Space, Add</i>	41.68 5.27	6.99
22 11 16 00-0988	EA		1" Schedule 80 Chlorinated Polyvinyl Chloride (CPVC) Socket Weld x Female Or Male Threaded Reducing Insert <i>For Work In Restricted Working Space, Add</i>	49.52 7.10	9.48
22 11 16 00-0989	EA		1-1/4" Schedule 80 Chlorinated Polyvinyl Chloride (CPVC) Socket Weld x Female Or Male Threaded Reducing Insert <i>For Work In Restricted Working Space, Add</i>	59.75 9.29	12.39
22 11 16 00-0990	EA		1-1/2" Schedule 80 Chlorinated Polyvinyl Chloride (CPVC) Socket Weld x Female Or Male Threaded Reducing Insert <i>For Work In Restricted Working Space, Add</i>	72.64 10.28	13.69
22 11 16 00-0991	EA		2" Schedule 80 Chlorinated Polyvinyl Chloride (CPVC) Socket Weld x Female Or Male Threaded Reducing Insert <i>For Work In Restricted Working Space, Add</i>	97.64 11.48	15.28
22 11 16 00-0992	EA		2-1/2" Schedule 80 Chlorinated Polyvinyl Chloride (CPVC) Socket Weld x Female Or Male Threaded Reducing Insert <i>For Work In Restricted Working Space, Add</i>	170.50 13.07	17.38
22 11 16 00-0993	EA		3" Schedule 80 Chlorinated Polyvinyl Chloride (CPVC) Socket Weld x Female Or Male Threaded Reducing Insert <i>For Work In Restricted Working Space, Add</i>	383.03 15.43	20.57
22 11 16 00-0994	EA		4" Schedule 80 Chlorinated Polyvinyl Chloride (CPVC) Socket Weld x Female Or Male Threaded Reducing Insert <i>For Work In Restricted Working Space, Add</i>	585.92 19.00	25.27
22 11 16 00-0995			Schedule 80 Chlorinated Polyvinyl Chloride (CPVC) Socket Weld x Male Thread Male Adapters <small>(22 11 16 00-0913)</small>		
22 11 16 00-0996	EA		1/2" Schedule 80 Chlorinated Polyvinyl Chloride (CPVC) Socket Weld x Male Thread Male Adapters <i>For Work In Restricted Working Space, Add</i>	21.05 3.75	4.99
22 11 16 00-0997	EA		3/4" Schedule 80 Chlorinated Polyvinyl Chloride (CPVC) Socket Weld x Male Thread Male Adapters <i>For Work In Restricted Working Space, Add</i>	29.16 5.27	6.99
22 11 16 00-0998	EA		1" Schedule 80 Chlorinated Polyvinyl Chloride (CPVC) Socket Weld x Male Thread Male Adapters <i>For Work In Restricted Working Space, Add</i>	43.18 7.10	9.48
22 11 16 00-0999	EA		1-1/4" Schedule 80 Chlorinated Polyvinyl Chloride (CPVC) Socket Weld x Male Thread Male Adapters <i>For Work In Restricted Working Space, Add</i>	59.75 9.29	12.39
22 11 16 00-1000	EA		1-1/2" Schedule 80 Chlorinated Polyvinyl Chloride (CPVC) Socket Weld x Male Thread Male Adapters <i>For Work In Restricted Working Space, Add</i>	73.20 10.28	13.69
22 11 16 00-1001	EA		2" Schedule 80 Chlorinated Polyvinyl Chloride (CPVC) Socket Weld x Male Thread Male Adapters <i>For Work In Restricted Working Space, Add</i>	90.90 11.48	15.28
22 11 16 00-1002	EA		2-1/2" Schedule 80 Chlorinated Polyvinyl Chloride (CPVC) Socket Weld x Male Thread Male Adapters <i>For Work In Restricted Working Space, Add</i>	143.22 13.07	17.38
22 11 16 00-1003	EA		3" Schedule 80 Chlorinated Polyvinyl Chloride (CPVC) Socket Weld x Male Thread Male Adapters <i>For Work In Restricted Working Space, Add</i>	171.96 15.43	20.57
22 11 16 00-1004	EA		4" Schedule 80 Chlorinated Polyvinyl Chloride (CPVC) Socket Weld x Male Thread Male Adapters <i>For Work In Restricted Working Space, Add</i>	267.09 19.00	25.27
22 11 16 00-1005			Schedule 80 Chlorinated Polyvinyl Chloride (CPVC) Socket Weld x Female Thread Female Adapters <small>(22 11 16 00-0913)</small>		



MINOR	CSI	UOM	DESCRIPTION	TOTAL DIRECT UNIT COST	DEMOLITION UNIT COST
22 11 16 00-1006	EA		1/2" Schedule 80 Chlorinated Polyvinyl Chloride (CPVC) Socket Weld x Female Thread Female Adapters <i>For Work In Restricted Working Space, Add</i>	24.31 3.75	4.99
22 11 16 00-1007	EA		3/4" Schedule 80 Chlorinated Polyvinyl Chloride (CPVC) Socket Weld x Female Thread Female Adapters <i>For Work In Restricted Working Space, Add</i>	30.19 5.27	6.99
22 11 16 00-1008	EA		1" Schedule 80 Chlorinated Polyvinyl Chloride (CPVC) Socket Weld x Female Thread Female Adapters <i>For Work In Restricted Working Space, Add</i>	43.45 7.10	9.48
22 11 16 00-1009	EA		1-1/4" Schedule 80 Chlorinated Polyvinyl Chloride (CPVC) Socket Weld x Female Thread Female Adapters <i>For Work In Restricted Working Space, Add</i>	60.70 9.29	12.39
22 11 16 00-1010	EA		1-1/2" Schedule 80 Chlorinated Polyvinyl Chloride (CPVC) Socket Weld x Female Thread Female Adapters <i>For Work In Restricted Working Space, Add</i>	68.83 10.28	13.69
22 11 16 00-1011	EA		2" Schedule 80 Chlorinated Polyvinyl Chloride (CPVC) Socket Weld x Female Thread Female Adapters <i>For Work In Restricted Working Space, Add</i>	87.33 11.48	15.28
22 11 16 00-1012	EA		2-1/2" Schedule 80 Chlorinated Polyvinyl Chloride (CPVC) Socket Weld x Female Thread Female Adapters <i>For Work In Restricted Working Space, Add</i>	145.28 13.07	17.38
22 11 16 00-1013	EA		3" Schedule 80 Chlorinated Polyvinyl Chloride (CPVC) Socket Weld x Female Thread Female Adapters <i>For Work In Restricted Working Space, Add</i>	207.96 15.43	20.57
22 11 16 00-1014	EA		4" Schedule 80 Chlorinated Polyvinyl Chloride (CPVC) Socket Weld x Female Thread Female Adapters <i>For Work In Restricted Working Space, Add</i>	328.30 19.00	25.27
22 11 16 00-1015			Schedule 80 Chlorinated Polyvinyl Chloride (CPVC) Couplings <small>(22 11 16 00-0913)</small>		
22 11 16 00-1016	EA		1/2" Schedule 80 Chlorinated Polyvinyl Chloride (CPVC) Couplings <i>For Work In Restricted Working Space, Add</i>	18.69 3.42	4.60
22 11 16 00-1017	EA		3/4" Schedule 80 Chlorinated Polyvinyl Chloride (CPVC) Couplings <i>For Work In Restricted Working Space, Add</i>	26.29 4.79	6.39
22 11 16 00-1018	EA		1" Schedule 80 Chlorinated Polyvinyl Chloride (CPVC) Couplings <i>For Work In Restricted Working Space, Add</i>	35.36 6.44	8.59
22 11 16 00-1019	EA		1-1/4" Schedule 80 Chlorinated Polyvinyl Chloride (CPVC) Couplings <i>For Work In Restricted Working Space, Add</i>	48.87 8.45	11.29
22 11 16 00-1020	EA		1-1/2" Schedule 80 Chlorinated Polyvinyl Chloride (CPVC) Couplings <i>For Work In Restricted Working Space, Add</i>	57.25 9.35	12.49
22 11 16 00-1021	EA		2" Schedule 80 Chlorinated Polyvinyl Chloride (CPVC) Couplings <i>For Work In Restricted Working Space, Add</i>	65.05 10.43	13.88
22 11 16 00-1022	EA		2-1/2" Schedule 80 Chlorinated Polyvinyl Chloride (CPVC) Couplings <i>For Work In Restricted Working Space, Add</i>	112.18 11.87	15.78
22 11 16 00-1023	EA		3" Schedule 80 Chlorinated Polyvinyl Chloride (CPVC) Couplings <i>For Work In Restricted Working Space, Add</i>	120.10 14.03	18.68
22 11 16 00-1024	EA		4" Schedule 80 Chlorinated Polyvinyl Chloride (CPVC) Couplings <i>For Work In Restricted Working Space, Add</i>	153.63 17.26	22.97
22 11 16 00-1025	EA		6" Schedule 80 Chlorinated Polyvinyl Chloride (CPVC) Couplings <i>For Work In Restricted Working Space, Add</i>	262.70 21.93	29.27
22 11 16 00-1026	EA		8" Schedule 80 Chlorinated Polyvinyl Chloride (CPVC) Couplings <i>For Work In Restricted Working Space, Add</i>	480.04 28.76	38.35
22 11 16 00-1027			Schedule 80 Chlorinated Polyvinyl Chloride (CPVC) Unions <small>(22 11 16 00-0913)</small>		
22 11 16 00-1028	EA		1/2" Schedule 80 Chlorinated Polyvinyl Chloride (CPVC) Unions <i>For Work In Restricted Working Space, Add</i>	44.77 4.11	5.49
22 11 16 00-1029	EA		3/4" Schedule 80 Chlorinated Polyvinyl Chloride (CPVC) Unions <i>For Work In Restricted Working Space, Add</i>	51.77 5.75	7.69
22 11 16 00-1030	EA		1" Schedule 80 Chlorinated Polyvinyl Chloride (CPVC) Unions <i>For Work In Restricted Working Space, Add</i>	59.39 7.73	10.29
22 11 16 00-1031	EA		1-1/4" Schedule 80 Chlorinated Polyvinyl Chloride (CPVC) Unions <i>For Work In Restricted Working Space, Add</i>	112.82 10.13	13.49
22 11 16 00-1032	EA		1-1/2" Schedule 80 Chlorinated Polyvinyl Chloride (CPVC) Unions <i>For Work In Restricted Working Space, Add</i>	117.83 11.21	14.98
22 11 16 00-1033	EA		2" Schedule 80 Chlorinated Polyvinyl Chloride (CPVC) Unions <i>For Work In Restricted Working Space, Add</i>	175.27 12.53	16.68
22 11 16 00-1034	EA		2-1/2" Schedule 80 Chlorinated Polyvinyl Chloride (CPVC) Unions <i>For Work In Restricted Working Space, Add</i>	324.32 14.23	18.98
22 11 16 00-1035	EA		3" Schedule 80 Chlorinated Polyvinyl Chloride (CPVC) Unions <i>For Work In Restricted Working Space, Add</i>	474.55 16.84	22.48
22 11 16 00-1036	EA		4" Schedule 80 Chlorinated Polyvinyl Chloride (CPVC) Unions <i>For Work In Restricted Working Space, Add</i>	780.33 20.71	27.57
22 11 16 00-1037	EA		6" Schedule 80 Chlorinated Polyvinyl Chloride (CPVC) Unions <i>For Work In Restricted Working Space, Add</i>	1,048.37 26.31	35.05
22 11 16 00-1038	EA		8" Schedule 80 Chlorinated Polyvinyl Chloride (CPVC) Unions <i>For Work In Restricted Working Space, Add</i>	1,288.54 34.52	46.04
22 11 16 00-1039			Schedule 80 Chlorinated Polyvinyl Chloride (CPVC) Caps <small>(22 11 16 00-0913)</small>		
22 11 16 00-1040	EA		1/2" Schedule 80 Chlorinated Polyvinyl Chloride (CPVC) Cap <i>For Work In Restricted Working Space, Add</i>	18.63 2.14	4.70
22 11 16 00-1041	EA		3/4" Schedule 80 Chlorinated Polyvinyl Chloride (CPVC) Cap <i>For Work In Restricted Working Space, Add</i>	25.32 2.70	5.90
22 11 16 00-1042	EA		1" Schedule 80 Chlorinated Polyvinyl Chloride (CPVC) Cap <i>For Work In Restricted Working Space, Add</i>	40.14 3.38	7.39
22 11 16 00-1043	EA		1-1/4" Schedule 80 Chlorinated Polyvinyl Chloride (CPVC) Cap <i>For Work In Restricted Working Space, Add</i>	45.72 4.22	5.59
22 11 16 00-1044	EA		1-1/2" Schedule 80 Chlorinated Polyvinyl Chloride (CPVC) Cap <i>For Work In Restricted Working Space, Add</i>	47.86 4.67	6.19
22 11 16 00-1045	EA		2" Schedule 80 Chlorinated Polyvinyl Chloride (CPVC) Cap <i>For Work In Restricted Working Space, Add</i>	69.34 5.21	6.99



MINOR	CSI	UOM	DESCRIPTION	TOTAL DIRECT UNIT COST	DEMOLITION UNIT COST
22 11 16 00-1046	EA		2-1/2" Schedule 80 Chlorinated Polyvinyl Chloride (CPVC) Cap <i>For Work In Restricted Working Space, Add</i>	113.33 5.93	7.89
22 11 16 00-1047	EA		3" Schedule 80 Chlorinated Polyvinyl Chloride (CPVC) Cap <i>For Work In Restricted Working Space, Add</i>	119.08 7.01	9.39
22 11 16 00-1048	EA		4" Schedule 80 Chlorinated Polyvinyl Chloride (CPVC) Cap <i>For Work In Restricted Working Space, Add</i>	190.19 8.63	11.49
22 11 16 00-1049	EA		6" Schedule 80 Chlorinated Polyvinyl Chloride (CPVC) Cap <i>For Work In Restricted Working Space, Add</i>	438.24 10.97	14.58
22 11 16 00-1050	EA		8" Schedule 80 Chlorinated Polyvinyl Chloride (CPVC) Cap <i>For Work In Restricted Working Space, Add</i>	563.72 14.38	19.18
22 11 16 00-1051			Schedule 80 Chlorinated Polyvinyl Chloride (CPVC) 150 LB Flanges <small>(22 11 16 00-0913)</small>		
22 11 16 00-1052	EA		1/2" Schedule 80 Chlorinated Polyvinyl Chloride (CPVC) 150 LB Flanges <i>For Work In Restricted Working Space, Add</i>	36.84 2.73	3.60
22 11 16 00-1053	EA		3/4" Schedule 80 Chlorinated Polyvinyl Chloride (CPVC) 150 LB Flanges <i>For Work In Restricted Working Space, Add</i>	42.52 3.83	5.09
22 11 16 00-1054	EA		1" Schedule 80 Chlorinated Polyvinyl Chloride (CPVC) 150 LB Flanges <i>For Work In Restricted Working Space, Add</i>	50.31 5.15	6.89
22 11 16 00-1055	EA		1-1/4" Schedule 80 Chlorinated Polyvinyl Chloride (CPVC) 150 LB Flanges <i>For Work In Restricted Working Space, Add</i>	56.67 6.77	8.99
22 11 16 00-1056	EA		1-1/2" Schedule 80 Chlorinated Polyvinyl Chloride (CPVC) 150 LB Flanges <i>For Work In Restricted Working Space, Add</i>	59.86 7.49	9.99
22 11 16 00-1057	EA		2" Schedule 80 Chlorinated Polyvinyl Chloride (CPVC) 150 LB Flanges <i>For Work In Restricted Working Space, Add</i>	74.16 8.33	11.09
22 11 16 00-1058	EA		2-1/2" Schedule 80 Chlorinated Polyvinyl Chloride (CPVC) 150 LB Flanges <i>For Work In Restricted Working Space, Add</i>	104.06 9.50	12.69
22 11 16 00-1059	EA		3" Schedule 80 Chlorinated Polyvinyl Chloride (CPVC) 150 LB Flanges <i>For Work In Restricted Working Space, Add</i>	116.32 11.21	14.98
22 11 16 00-1060	EA		4" Schedule 80 Chlorinated Polyvinyl Chloride (CPVC) 150 LB Flanges <i>For Work In Restricted Working Space, Add</i>	146.10 13.81	18.37
22 11 16 00-1061	EA		6" Schedule 80 Chlorinated Polyvinyl Chloride (CPVC) 150 LB Flanges <i>For Work In Restricted Working Space, Add</i>	215.84 17.56	23.37
22 11 16 00-1062	EA		8" Schedule 80 Chlorinated Polyvinyl Chloride (CPVC) 150 LB Flanges <i>For Work In Restricted Working Space, Add</i>	431.61 23.01	30.66
22 11 16 00-1063			Red Brass Pipe And Fittings <small>(22 11 16)</small> Note: ASTM B43 And B251 (Pipe), ASME B16.15.		
22 11 16 00-1064			Schedule 40 Red Brass Pipe <small>(22 11 16 00-1063)</small>		
22 11 16 00-1065	LF		1/2" Schedule 40 Red Brass Pipe	28.71	2.10
22 11 16 00-1066	LF		3/4" Schedule 40 Red Brass Pipe	38.11	2.10
22 11 16 00-1067	LF		1" Schedule 40 Red Brass Pipe	52.11	2.10
22 11 16 00-1068	LF		1-1/4" Schedule 40 Red Brass Pipe	76.52	2.30
22 11 16 00-1069	LF		1-1/2" Schedule 40 Red Brass Pipe	88.14	2.50
22 11 16 00-1070	LF		2" Schedule 40 Red Brass Pipe	112.99	2.99
22 11 16 00-1071	LF		2-1/2" Schedule 40 Red Brass Pipe	164.43	3.40
22 11 16 00-1072	LF		3" Schedule 40 Red Brass Pipe	232.45	3.60
22 11 16 00-1073	LF		4" Schedule 40 Red Brass Pipe	333.32	3.60
22 11 16 00-1074			125 LB Cast Bronze, Screwed, 90 Degree Elbows <small>(22 11 16 00-1063)</small>		
22 11 16 00-1075	EA		1/2" 125 LB Cast Bronze, Screwed, 90 Degree Elbow	58.72	24.87
22 11 16 00-1076	EA		3/4" 125 LB Cast Bronze, Screwed, 90 Degree Elbow	66.70	27.36
22 11 16 00-1077	EA		1" 125 LB Cast Bronze, Screwed, 90 Degree Elbow	84.17	32.36
22 11 16 00-1078	EA		1-1/4" 125 LB Cast Bronze, Screwed, 90 Degree Elbow	101.18	34.76
22 11 16 00-1079	EA		1-1/2" 125 LB Cast Bronze, Screwed, 90 Degree Elbow	113.65	37.25
22 11 16 00-1080	EA		2" 125 LB Cast Bronze, Screwed, 90 Degree Elbow	142.63	39.75
22 11 16 00-1081	EA		2-1/2" 125 LB Cast Bronze, Screwed, 90 Degree Elbow	245.20	49.74
22 11 16 00-1082	EA		3" 125 LB Cast Bronze, Screwed, 90 Degree Elbow	341.92	59.63
22 11 16 00-1083	EA		4" 125 LB Cast Bronze, Screwed, 90 Degree Elbow	609.78	79.50
22 11 16 00-1084			125 LB Cast Bronze, Screwed, 90 Degree Reducing Elbows <small>(22 11 16 00-1063)</small>		
22 11 16 00-1085	EA		1/2" 125 LB Cast Bronze, Screwed, 90 Degree Reducing Elbow	61.73	24.87
22 11 16 00-1086	EA		3/4" 125 LB Cast Bronze, Screwed, 90 Degree Reducing Elbow	71.07	27.36
22 11 16 00-1087	EA		1" 125 LB Cast Bronze, Screwed, 90 Degree Reducing Elbow	93.32	32.36
22 11 16 00-1088	EA		1-1/4" 125 LB Cast Bronze, Screwed, 90 Degree Reducing Elbow	113.17	34.76
22 11 16 00-1089	EA		1-1/2" 125 LB Cast Bronze, Screwed, 90 Degree Reducing Elbow	130.16	37.25
22 11 16 00-1090	EA		2" 125 LB Cast Bronze, Screwed, 90 Degree Reducing Elbow	178.69	39.75
22 11 16 00-1091	EA		2-1/2" 125 LB Cast Bronze, Screwed, 90 Degree Reducing Elbow	275.23	49.74
22 11 16 00-1092	EA		3" 125 LB Cast Bronze, Screwed, 90 Degree Reducing Elbow	434.25	59.63
22 11 16 00-1093	EA		4" 125 LB Cast Bronze, Screwed, 90 Degree Reducing Elbow	871.06	79.50
22 11 16 00-1094			125 LB Cast Bronze, Screwed, 45 Degree Elbows <small>(22 11 16 00-1063)</small>		
22 11 16 00-1095	EA		1/2" 125 LB Cast Bronze, Screwed, 45 Degree Elbow	60.25	24.87
22 11 16 00-1096	EA		3/4" 125 LB Cast Bronze, Screwed, 45 Degree Elbow	69.69	27.36
22 11 16 00-1097	EA		1" 125 LB Cast Bronze, Screwed, 45 Degree Elbow	90.19	32.36
22 11 16 00-1098	EA		1-1/4" 125 LB Cast Bronze, Screwed, 45 Degree Elbow	110.19	34.76



MINOR CSI UOM DESCRIPTION	TOTAL DIRECT UNIT COST	DEMOLITION UNIT COST
22 11 16 00-1099 EA 1-1/2" 125 LB Cast Bronze, Screwed, 45 Degree Elbow	125.65	37.25
22 11 16 00-1100 EA 2" 125 LB Cast Bronze, Screwed, 45 Degree Elbow	162.16	39.75
22 11 16 00-1101 EA 2-1/2" 125 LB Cast Bronze, Screwed, 45 Degree Elbow	257.17	49.74
22 11 16 00-1102 EA 3" 125 LB Cast Bronze, Screwed, 45 Degree Elbow	362.42	59.63
22 11 16 00-1103 EA 4" 125 LB Cast Bronze, Screwed, 45 Degree Elbow	810.35	79.50
22 11 16 00-1104 125 LB Cast Bronze, Screwed, Tees (22 11 16 00-1063)		
22 11 16 00-1105 EA 1/2" 125 LB Cast Bronze, Screwed, Tee	85.10	37.25
22 11 16 00-1106 EA 3/4" 125 LB Cast Bronze, Screwed, Tee	96.53	40.75
22 11 16 00-1107 EA 1" 125 LB Cast Bronze, Screwed, Tee	123.50	48.24
22 11 16 00-1108 EA 1-1/4" 125 LB Cast Bronze, Screwed, Tee	150.98	52.24
22 11 16 00-1109 EA 1-1/2" 125 LB Cast Bronze, Screwed, Tee	163.94	55.63
22 11 16 00-1110 EA 2" 125 LB Cast Bronze, Screwed, Tee	206.44	59.63
22 11 16 00-1111 EA 2-1/2" 125 LB Cast Bronze, Screwed, Tee	347.45	74.61
22 11 16 00-1112 EA 3" 125 LB Cast Bronze, Screwed, Tee	482.13	89.49
22 11 16 00-1113 EA 4" 125 LB Cast Bronze, Screwed, Tee	989.79	119.25
22 11 16 00-1114 125 LB Cast Bronze, Screwed, Reducing Tees (22 11 16 00-1063)		
22 11 16 00-1115 EA 1/2" 125 LB Cast Bronze, Screwed, Reducing Tee	89.59	37.25
22 11 16 00-1116 EA 3/4" 125 LB Cast Bronze, Screwed, Reducing Tee	99.56	40.75
22 11 16 00-1117 EA 1" 125 LB Cast Bronze, Screwed, Reducing Tee	135.52	48.24
22 11 16 00-1118 EA 1-1/4" 125 LB Cast Bronze, Screwed, Reducing Tee	159.99	52.24
22 11 16 00-1119 EA 1-1/2" 125 LB Cast Bronze, Screwed, Reducing Tee	187.98	55.63
22 11 16 00-1120 EA 2" 125 LB Cast Bronze, Screwed, Reducing Tee	244.00	59.63
22 11 16 00-1121 EA 2-1/2" 125 LB Cast Bronze, Screwed, Reducing Tee	420.50	74.61
22 11 16 00-1122 EA 3" 125 LB Cast Bronze, Screwed, Reducing Tee	799.57	89.49
22 11 16 00-1123 EA 4" 125 LB Cast Bronze, Screwed, Reducing Tee	1,240.18	119.25
22 11 16 00-1124 125 LB Cast Bronze, Screwed, Crosses (22 11 16 00-1063)		
22 11 16 00-1125 EA 1/2" 125 LB Cast Bronze, Screwed, Cross	120.47	49.74
22 11 16 00-1126 EA 3/4" 125 LB Cast Bronze, Screwed, Cross	139.41	54.64
22 11 16 00-1127 EA 1" 125 LB Cast Bronze, Screwed, Cross	175.83	64.62
22 11 16 00-1128 EA 1-1/4" 125 LB Cast Bronze, Screwed, Cross	218.02	69.61
22 11 16 00-1129 EA 1-1/2" 125 LB Cast Bronze, Screwed, Cross	257.71	74.61
22 11 16 00-1130 EA 2" 125 LB Cast Bronze, Screwed, Cross	376.16	79.50
22 11 16 00-1131 EA 2-1/2" 125 LB Cast Bronze, Screwed, Cross	609.55	99.38
22 11 16 00-1132 EA 3" 125 LB Cast Bronze, Screwed, Cross	841.07	119.25
22 11 16 00-1133 EA 4" 125 LB Cast Bronze, Screwed, Cross	1,550.31	159.10
22 11 16 00-1134 125 LB Cast Bronze, Screwed, Caps (22 11 16 00-1063)		
22 11 16 00-1135 EA 1/2" 125 LB Cast Bronze, Screwed, Cap	28.37	14.79
22 11 16 00-1136 EA 3/4" 125 LB Cast Bronze, Screwed, Cap	32.14	16.28
22 11 16 00-1137 EA 1" 125 LB Cast Bronze, Screwed, Cap	42.72	19.18
22 11 16 00-1138 EA 1-1/4" 125 LB Cast Bronze, Screwed, Cap	55.35	20.67
22 11 16 00-1139 EA 1-1/2" 125 LB Cast Bronze, Screwed, Cap	65.14	22.17
22 11 16 00-1140 EA 2" 125 LB Cast Bronze, Screwed, Cap	89.89	23.67
22 11 16 00-1141 EA 2-1/2" 125 LB Cast Bronze, Screwed, Cap	143.88	29.56
22 11 16 00-1142 EA 3" 125 LB Cast Bronze, Screwed, Cap	206.97	35.46
22 11 16 00-1143 EA 4" 125 LB Cast Bronze, Screwed, Cap	363.88	47.24
22 11 16 00-1144 125 LB Cast Bronze, Screwed, Couplings (22 11 16 00-1063)		
22 11 16 00-1145 EA 1/2" 125 LB Cast Bronze, Screwed, Coupling	57.24	24.87
22 11 16 00-1146 EA 3/4" 125 LB Cast Bronze, Screwed, Coupling	65.22	27.36
22 11 16 00-1147 EA 1" 125 LB Cast Bronze, Screwed, Coupling	82.66	32.36
22 11 16 00-1148 EA 1-1/4" 125 LB Cast Bronze, Screwed, Coupling	99.65	34.76
22 11 16 00-1149 EA 1-1/2" 125 LB Cast Bronze, Screwed, Coupling	113.65	37.25
22 11 16 00-1150 EA 2" 125 LB Cast Bronze, Screwed, Coupling	144.14	39.75
22 11 16 00-1151 EA 2-1/2" 125 LB Cast Bronze, Screwed, Coupling	204.60	49.74
22 11 16 00-1152 EA 3" 125 LB Cast Bronze, Screwed, Coupling	265.08	59.63
22 11 16 00-1153 EA 4" 125 LB Cast Bronze, Screwed, Coupling	459.53	79.50
22 11 16 00-1154 125 LB Cast Bronze, Screwed, Reducing 1 Or 2 Pipe Sizes, Bell Reducers (22 11 16 00-1063)		
22 11 16 00-1155 EA 1/2" 125 LB Cast Bronze, Screwed, Reducing 1 Or 2 Pipe Sizes, Bell Reducer	50.79	19.88
22 11 16 00-1156 EA 3/4" 125 LB Cast Bronze, Screwed, Reducing 1 Or 2 Pipe Sizes, Bell Reducer	58.05	22.37
22 11 16 00-1157 EA 1" 125 LB Cast Bronze, Screwed, Reducing 1 Or 2 Pipe Sizes, Bell Reducer	78.84	29.86
22 11 16 00-1158 EA 1-1/4" 125 LB Cast Bronze, Screwed, Reducing 1 Or 2 Pipe Sizes, Bell Reducer	94.58	32.36
22 11 16 00-1159 EA 1-1/2" 125 LB Cast Bronze, Screwed, Reducing 1 Or 2 Pipe Sizes, Bell Reducer	107.34	34.76
22 11 16 00-1160 EA 2" 125 LB Cast Bronze, Screwed, Reducing 1 Or 2 Pipe Sizes, Bell Reducer	130.40	37.25
22 11 16 00-1161 EA 2-1/2" 125 LB Cast Bronze, Screwed, Reducing 1 Or 2 Pipe Sizes, Bell Reducer	190.91	47.24
22 11 16 00-1162 EA 3" 125 LB Cast Bronze, Screwed, Reducing 1 Or 2 Pipe Sizes, Bell Reducer	231.90	54.64
22 11 16 00-1163 EA 4" 125 LB Cast Bronze, Screwed, Reducing 1 Or 2 Pipe Sizes, Bell Reducer	406.22	72.11



MINOR
CSI UOM DESCRIPTION

TOTAL DIRECT DEMOLITION
UNIT COST UNIT COST

MINOR	CSI	UOM	DESCRIPTION	TOTAL DIRECT UNIT COST	DEMOLITION UNIT COST
22 11 16 00-1164			125 LB Cast Bronze, Screwed, Reducing 2 Or More Pipe Sizes, Bell Reducers <small>(22 11 16 00-1063)</small>		
22 11 16 00-1165	EA		3/4" 125 LB Cast Bronze, Screwed, Reducing 2 Or More Pipe Sizes, Bell Reducer	52.03	19.88
22 11 16 00-1166	EA		1" 125 LB Cast Bronze, Screwed, Reducing 2 Or More Pipe Sizes, Bell Reducer	95.04	27.36
22 11 16 00-1167	EA		1-1/4" 125 LB Cast Bronze, Screwed, Reducing 2 Or More Pipe Sizes, Bell Reducer	125.43	29.86
22 11 16 00-1168	EA		1-1/2" 125 LB Cast Bronze, Screwed, Reducing 2 Or More Pipe Sizes, Bell Reducer	147.17	32.36
22 11 16 00-1169	EA		2" 125 LB Cast Bronze, Screwed, Reducing 2 Or More Pipe Sizes, Bell Reducer	197.04	37.25
22 11 16 00-1170	EA		2-1/2" 125 LB Cast Bronze, Screwed, Reducing 2 Or More Pipe Sizes, Bell Reducer	304.53	47.24
22 11 16 00-1171	EA		3" 125 LB Cast Bronze, Screwed, Reducing 2 Or More Pipe Sizes, Bell Reducer	368.85	49.74
22 11 16 00-1172	EA		4" 125 LB Cast Bronze, Screwed, Reducing 2 Or More Pipe Sizes, Bell Reducer	417.74	64.62
22 11 16 00-1173			125 LB Cast Bronze, FIP Threaded, Unions <small>(22 11 16 00-1063)</small>		
22 11 16 00-1174	EA		1/2" 125 LB Cast Bronze, FIP Threaded, Union	63.81	19.88
			<i>For 150 LB, Add</i>	9.62	
22 11 16 00-1175	EA		3/4" 125 LB Cast Bronze, FIP Threaded, Union	76.79	21.87
			<i>For 150 LB, Add</i>	13.22	
22 11 16 00-1176	EA		1" 125 LB Cast Bronze, FIP Threaded, Union	95.27	25.87
			<i>For 150 LB, Add</i>	17.43	
22 11 16 00-1177	EA		1-1/4" 125 LB Cast Bronze, FIP Threaded, Union	118.76	27.87
			<i>For 150 LB, Add</i>	25.23	
22 11 16 00-1178	EA		1-1/2" 125 LB Cast Bronze, FIP Threaded, Union	134.80	29.86
			<i>For 150 LB, Add</i>	30.06	
22 11 16 00-1179	EA		2" 125 LB Cast Bronze, FIP Threaded, Union	159.40	33.76
			<i>For 150 LB, Add</i>	36.72	
22 11 16 00-1180	EA		2-1/2" 125 LB Cast Bronze, FIP Threaded, Union	276.37	49.94
			<i>For 150 LB, Add</i>	70.60	
			<i>For 250 LB, Add</i>	150.02	
			<i>For 300 LB, Add</i>	211.79	
22 11 16 00-1181	EA		3" 125 LB Cast Bronze, FIP Threaded, Union	404.03	65.67
			<i>For 150 LB, Add</i>	109.08	
			<i>For 250 LB, Add</i>	231.79	
			<i>For 300 LB, Add</i>	327.23	
22 11 16 00-1182	EA		4" 125 LB Cast Bronze, FIP Threaded, Union	747.03	72.71
			<i>For 150 LB, Add</i>	240.60	
			<i>For 250 LB, Add</i>	511.28	
			<i>For 300 LB, Add</i>	721.80	
22 11 16 00-1183			125 LB Cast Bronze, Screwed, Companion Flanges <small>(22 11 16 00-1063)</small>		
			<small>Note: Excludes bolt and gasket sets See CSI section 23 21 13 23-0713 for Class 150 steel bolt and gasket set.</small>		
22 11 16 00-1184	EA		1/2" 125 LB Cast Bronze, Screwed, Companion Flange	182.90	24.87
22 11 16 00-1185	EA		3/4" 125 LB Cast Bronze, Screwed, Companion Flange	198.98	29.86
22 11 16 00-1186	EA		1" 125 LB Cast Bronze, Screwed, Companion Flange	228.01	34.76
22 11 16 00-1187	EA		1-1/4" 125 LB Cast Bronze, Screwed, Companion Flange	260.31	37.25
22 11 16 00-1188	EA		1-1/2" 125 LB Cast Bronze, Screwed, Companion Flange	308.96	39.75
22 11 16 00-1189	EA		2" 125 LB Cast Bronze, Screwed, Companion Flange	390.47	42.25
22 11 16 00-1190	EA		2-1/2" 125 LB Cast Bronze, Screwed, Companion Flange	492.77	49.74
22 11 16 00-1191	EA		3" 125 LB Cast Bronze, Screwed, Companion Flange	610.50	62.13
22 11 16 00-1192	EA		4" 125 LB Cast Bronze, Screwed, Companion Flange	870.52	86.99
22 11 16 00-1193			125 LB Cast Bronze, Screwed, Square Head Plugs <small>(22 11 16 00-1063)</small>		
22 11 16 00-1194	EA		1/2" 125 LB Cast Bronze, Screwed, Square Head Plug	17.53	
22 11 16 00-1195	EA		3/4" 125 LB Cast Bronze, Screwed, Square Head Plug	18.15	
22 11 16 00-1196	EA		1" 125 LB Cast Bronze, Screwed, Square Head Plug	28.00	
22 11 16 00-1197	EA		1-1/4" 125 LB Cast Bronze, Screwed, Square Head Plug	32.50	
22 11 16 00-1198	EA		1-1/2" 125 LB Cast Bronze, Screwed, Square Head Plug	37.16	
22 11 16 00-1199	EA		2" 125 LB Cast Bronze, Screwed, Square Head Plug	56.03	
22 11 16 00-1200	EA		2-1/2" 125 LB Cast Bronze, Screwed, Square Head Plug	85.25	
22 11 16 00-1201	EA		3" 125 LB Cast Bronze, Screwed, Square Head Plug	125.36	
22 11 16 00-1202	EA		4" 125 LB Cast Bronze, Screwed, Square Head Plug	213.07	
22 11 16 00-1203			125 LB Cast Bronze, Screwed, Counter Sunk Plugs <small>(22 11 16 00-1063)</small>		
22 11 16 00-1204	EA		1/2" 125 LB Cast Bronze, Screwed, Counter Sunk Plug	7.53	
22 11 16 00-1205	EA		3/4" 125 LB Cast Bronze, Screwed, Counter Sunk Plug	9.01	
22 11 16 00-1206	EA		1" 125 LB Cast Bronze, Screwed, Counter Sunk Plug	13.55	
22 11 16 00-1207	EA		1-1/4" 125 LB Cast Bronze, Screwed, Counter Sunk Plug	21.05	
22 11 16 00-1208	EA		1-1/2" 125 LB Cast Bronze, Screwed, Counter Sunk Plug	33.33	
22 11 16 00-1209	EA		2" 125 LB Cast Bronze, Screwed, Counter Sunk Plug	51.66	
22 11 16 00-1210	EA		2-1/2" 125 LB Cast Bronze, Screwed, Counter Sunk Plug	100.55	
22 11 16 00-1211	EA		3" 125 LB Cast Bronze, Screwed, Counter Sunk Plug	162.84	
22 11 16 00-1212	EA		4" 125 LB Cast Bronze, Screwed, Counter Sunk Plug	397.15	
22 11 16 00-1213			125 LB Cast Bronze, Screwed, Reducing 1 Or 2 Sizes, Hex Bushings <small>(22 11 16 00-1063)</small>		
22 11 16 00-1214	EA		1/2" 125 LB Cast Bronze, Screwed, Reducing 1 Or 2 Sizes, Hex Bushing	6.00	
22 11 16 00-1215	EA		3/4" 125 LB Cast Bronze, Screwed, Reducing 1 Or 2 Sizes, Hex Bushing	7.53	
22 11 16 00-1216	EA		1" 125 LB Cast Bronze, Screwed, Reducing 1 Or 2 Sizes, Hex Bushing	10.54	



MINOR CSI UOM DESCRIPTION	TOTAL DIRECT UNIT COST	DEMOLITION UNIT COST
22 11 16 00-1217 EA 1-1/4" 125 LB Cast Bronze, Screwed, Reducing 1 Or 2 Sizes, Hex Bushing	18.04	
22 11 16 00-1218 EA 1-1/2" 125 LB Cast Bronze, Screwed, Reducing 1 Or 2 Sizes, Hex Bushing	25.57	
22 11 16 00-1219 EA 2" 125 LB Cast Bronze, Screwed, Reducing 1 Or 2 Sizes, Hex Bushing	31.59	
22 11 16 00-1220 EA 2-1/2" 125 LB Cast Bronze, Screwed, Reducing 1 Or 2 Sizes, Hex Bushing	79.64	
22 11 16 00-1221 EA 3" 125 LB Cast Bronze, Screwed, Reducing 1 Or 2 Sizes, Hex Bushing	117.23	
22 11 16 00-1222 EA 4" 125 LB Cast Bronze, Screwed, Reducing 1 Or 2 Sizes, Hex Bushing	256.77	
22 11 16 00-1223 125 LB Cast Bronze, Screwed, Reducing 1 Or 2 Sizes, Flush Bushings (22 11 16 00-1063)		
22 11 16 00-1224 EA 1/2" 125 LB Cast Bronze, Screwed, Reducing 1 Or 2 Sizes, Flush Bushing	10.54	
22 11 16 00-1225 EA 3/4" 125 LB Cast Bronze, Screwed, Reducing 1 Or 2 Sizes, Flush Bushing	15.01	
22 11 16 00-1226 EA 1" 125 LB Cast Bronze, Screwed, Reducing 1 Or 2 Sizes, Flush Bushing	26.16	
22 11 16 00-1227 EA 1-1/4" 125 LB Cast Bronze, Screwed, Reducing 1 Or 2 Sizes, Flush Bushing	35.53	
22 11 16 00-1228 EA 1-1/2" 125 LB Cast Bronze, Screwed, Reducing 1 Or 2 Sizes, Flush Bushing	44.42	
22 11 16 00-1229 EA 2" 125 LB Cast Bronze, Screwed, Reducing 1 Or 2 Sizes, Flush Bushing	55.96	
22 11 16 00-1230 EA 2-1/2" 125 LB Cast Bronze, Screwed, Reducing 1 Or 2 Sizes, Flush Bushing	114.26	
22 11 16 00-1231 EA 3" 125 LB Cast Bronze, Screwed, Reducing 1 Or 2 Sizes, Flush Bushing	180.78	
22 11 16 00-1232 EA 4" 125 LB Cast Bronze, Screwed, Reducing 1 Or 2 Sizes, Flush Bushing	379.90	
22 11 16 00-1233 1/2" Red Brass Pipe Nipples (22 11 16 00-1063)		
Note: Threaded both ends.		
22 11 16 00-1234 EA 1/2" x Close, Red Brass Pipe Nipple	10.08	
22 11 16 00-1235 EA 1/2" x 1-1/2" Long, Red Brass Pipe Nipple	11.81	
22 11 16 00-1236 EA 1/2" x 2" Long, Red Brass Pipe Nipple	14.46	
22 11 16 00-1237 EA 1/2" x 2-1/2" Long, Red Brass Pipe Nipple	17.18	
22 11 16 00-1238 EA 1/2" x 3" Long, Red Brass Pipe Nipple	19.91	
22 11 16 00-1239 EA 1/2" x 3-1/2" Long, Red Brass Pipe Nipple	23.49	
22 11 16 00-1240 EA 1/2" x 4" Long, Red Brass Pipe Nipple	26.34	
22 11 16 00-1241 EA 1/2" x 4-1/2" Long, Red Brass Pipe Nipple	28.93	
22 11 16 00-1242 EA 1/2" x 5" Long, Red Brass Pipe Nipple	31.65	
22 11 16 00-1243 EA 1/2" x 5-1/2" Long, Red Brass Pipe Nipple	34.64	
22 11 16 00-1244 EA 1/2" x 6" Long, Red Brass Pipe Nipple	37.29	
22 11 16 00-1245 3/4" Red Brass Pipe Nipples (22 11 16 00-1063)		
Note: Threaded both ends.		
22 11 16 00-1246 EA 3/4" x Close, Red Brass Pipe Nipple	14.73	
22 11 16 00-1247 EA 3/4" x 1-1/2" Long, Red Brass Pipe Nipple	15.53	
22 11 16 00-1248 EA 3/4" x 2" Long, Red Brass Pipe Nipple	18.78	
22 11 16 00-1249 EA 3/4" x 2-1/2" Long, Red Brass Pipe Nipple	22.10	
22 11 16 00-1250 EA 3/4" x 3" Long, Red Brass Pipe Nipple	25.08	
22 11 16 00-1251 EA 3/4" x 3-1/2" Long, Red Brass Pipe Nipple	28.80	
22 11 16 00-1252 EA 3/4" x 4" Long, Red Brass Pipe Nipple	32.38	
22 11 16 00-1253 EA 3/4" x 4-1/2" Long, Red Brass Pipe Nipple	36.36	
22 11 16 00-1254 EA 3/4" x 5" Long, Red Brass Pipe Nipple	39.68	
22 11 16 00-1255 EA 3/4" x 5-1/2" Long, Red Brass Pipe Nipple	45.72	
22 11 16 00-1256 EA 3/4" x 6" Long, Red Brass Pipe Nipple	48.04	
22 11 16 00-1257 1" Red Brass Pipe Nipples (22 11 16 00-1063)		
Note: Threaded both ends.		
22 11 16 00-1258 EA 1" x Close, Red Brass Pipe Nipple	22.43	
22 11 16 00-1259 EA 1" x 1-1/2" Long, Red Brass Pipe Nipple	24.68	
22 11 16 00-1260 EA 1" x 2" Long, Red Brass Pipe Nipple	26.94	
22 11 16 00-1261 EA 1" x 2-1/2" Long, Red Brass Pipe Nipple	32.05	
22 11 16 00-1262 EA 1" x 3" Long, Red Brass Pipe Nipple	36.23	
22 11 16 00-1263 EA 1" x 3-1/2" Long, Red Brass Pipe Nipple	42.66	
22 11 16 00-1264 EA 1" x 4" Long, Red Brass Pipe Nipple	47.77	
22 11 16 00-1265 EA 1" x 4-1/2" Long, Red Brass Pipe Nipple	52.82	
22 11 16 00-1266 EA 1" x 5" Long, Red Brass Pipe Nipple	57.99	
22 11 16 00-1267 EA 1" x 5-1/2" Long, Red Brass Pipe Nipple	63.43	
22 11 16 00-1268 EA 1" x 6" Long, Red Brass Pipe Nipple	68.48	
22 11 16 00-1269 1-1/4" Red Brass Pipe Nipples (22 11 16 00-1063)		
Note: Threaded both ends.		
22 11 16 00-1270 EA 1-1/4" x Close, Red Brass Pipe Nipple	33.18	
22 11 16 00-1271 EA 1-1/4" x 1-1/2" Long, Red Brass Pipe Nipple	35.35	
22 11 16 00-1272 EA 1-1/4" x 2" Long, Red Brass Pipe Nipple	38.02	
22 11 16 00-1273 EA 1-1/4" x 2-1/2" Long, Red Brass Pipe Nipple	45.78	
22 11 16 00-1274 EA 1-1/4" x 3" Long, Red Brass Pipe Nipple	53.48	
22 11 16 00-1275 EA 1-1/4" x 3-1/2" Long, Red Brass Pipe Nipple	62.77	
22 11 16 00-1276 EA 1-1/4" x 4" Long, Red Brass Pipe Nipple	70.47	
22 11 16 00-1277 EA 1-1/4" x 4-1/2" Long, Red Brass Pipe Nipple	78.16	
22 11 16 00-1278 EA 1-1/4" x 5" Long, Red Brass Pipe Nipple	85.93	
22 11 16 00-1279 EA 1-1/4" x 5-1/2" Long, Red Brass Pipe Nipple	94.02	
22 11 16 00-1280 EA 1-1/4" x 6" Long, Red Brass Pipe Nipple	101.72	



MINOR
CSI UOM DESCRIPTION

TOTAL DIRECT DEMOLITION
UNIT COST UNIT COST

22 11 16 00-1281 1-1/2" Red Brass Pipe Nipples (22 11 16 00-1063)
Note: Threaded both ends.

22 11 16 00-1282	EA	1-1/2" x Close, Red Brass Pipe Nipple	41.27
22 11 16 00-1283	EA	1-1/2" x 1-1/2" Long, Red Brass Pipe Nipple	43.07
22 11 16 00-1284	EA	1-1/2" x 2" Long, Red Brass Pipe Nipple	44.85
22 11 16 00-1285	EA	1-1/2" x 2-1/2" Long, Red Brass Pipe Nipple	54.54
22 11 16 00-1286	EA	1-1/2" x 3" Long, Red Brass Pipe Nipple	61.84
22 11 16 00-1287	EA	1-1/2" x 3-1/2" Long, Red Brass Pipe Nipple	72.72
22 11 16 00-1288	EA	1-1/2" x 4" Long, Red Brass Pipe Nipple	81.88
22 11 16 00-1289	EA	1-1/2" x 4-1/2" Long, Red Brass Pipe Nipple	91.37
22 11 16 00-1290	EA	1-1/2" x 5" Long, Red Brass Pipe Nipple	100.52
22 11 16 00-1291	EA	1-1/2" x 5-1/2" Long, Red Brass Pipe Nipple	109.48
22 11 16 00-1292	EA	1-1/2" x 6" Long, Red Brass Pipe Nipple	118.44

22 11 16 00-1293 2" Red Brass Pipe Nipples (22 11 16 00-1063)
Note: Threaded both ends.

22 11 16 00-1294	EA	2" x Close, Red Brass Pipe Nipple	63.43
22 11 16 00-1295	EA	2" x 1-1/2" Long, Red Brass Pipe Nipple	65.65
22 11 16 00-1296	EA	2" x 2" Long, Red Brass Pipe Nipple	67.85
22 11 16 00-1297	EA	2" x 2-1/2" Long, Red Brass Pipe Nipple	70.07
22 11 16 00-1298	EA	2" x 3" Long, Red Brass Pipe Nipple	79.36
22 11 16 00-1299	EA	2" x 3-1/2" Long, Red Brass Pipe Nipple	93.56
22 11 16 00-1300	EA	2" x 4" Long, Red Brass Pipe Nipple	105.10
22 11 16 00-1301	EA	2" x 4-1/2" Long, Red Brass Pipe Nipple	116.65
22 11 16 00-1302	EA	2" x 5" Long, Red Brass Pipe Nipple	127.06
22 11 16 00-1303	EA	2" x 5-1/2" Long, Red Brass Pipe Nipple	140.14
22 11 16 00-1304	EA	2" x 6" Long, Red Brass Pipe Nipple	151.61

22 11 16 00-1305 Cross-Linked Polyethylene Tubing, ASTM F877 (22 11 16)
Note: Aboveground, domestic water usage.

22 11 16 00-1306 Cross-Linked Polyethylene Tubing (22 11 16 00-1305)

22 11 16 00-1307	LF	3/8" Cross-Linked Polyethylene (PEX, XPE or XLPE) Tubing	4.71
		<i>For Work In Restricted Working Space, Add</i>	0.94
22 11 16 00-1308	LF	1/2" Cross-Linked Polyethylene (PEX, XPE or XLPE) Tubing	5.14
		<i>For Work In Restricted Working Space, Add</i>	1.02
22 11 16 00-1309	LF	3/4" Cross-Linked Polyethylene (PEX, XPE or XLPE) Tubing	6.86
		<i>For Work In Restricted Working Space, Add</i>	1.10
22 11 16 00-1310	LF	1" Cross-Linked Polyethylene (PEX, XPE or XLPE) Tubing	9.36
		<i>For Work In Restricted Working Space, Add</i>	1.16

22 11 16 00-1311 Cross-Linked Polyethylene Forged Brass PEX Fittings (22 11 16 00-1305)
Note: Aboveground, domestic water usage.

22 11 16 00-1312 Male Adapters (22 11 16 00-1311)

22 11 16 00-1313	EA	3/8" x 1/2", (PE x Threaded) Forged Brass Male Adapter For PEX Tubing	21.20
		<i>For Work In Restricted Working Space, Add</i>	4.88
22 11 16 00-1314	EA	1/2" x 1/2", (PE x Threaded) Forged Brass Male Adapter For PEX Tubing	22.87
		<i>For Work In Restricted Working Space, Add</i>	5.21
22 11 16 00-1315	EA	1/2" x 3/4", (PE x Threaded) Forged Brass Male Adapter For PEX Tubing	25.09
		<i>For Work In Restricted Working Space, Add</i>	5.53
22 11 16 00-1316	EA	3/4" x 3/4", (PE x Threaded) Forged Brass Male Adapter For PEX Tubing	26.18
		<i>For Work In Restricted Working Space, Add</i>	5.86
22 11 16 00-1317	EA	3/4" x 1/2", (PE x Threaded) Forged Brass Male Adapter For PEX Tubing	25.09
		<i>For Work In Restricted Working Space, Add</i>	5.53
22 11 16 00-1318	EA	1" x 1", (PE x Threaded) Forged Brass Male Adapter For PEX Tubing	33.43
		<i>For Work In Restricted Working Space, Add</i>	6.51

22 11 16 00-1319 Female Adapters (22 11 16 00-1311)

22 11 16 00-1320	EA	1/2" x 1/2", (PE x Threaded) Forged Brass Female Adapter For PEX Tubing	23.44
		<i>For Work In Restricted Working Space, Add</i>	5.21
22 11 16 00-1321	EA	1/2" x 3/4", (PE x Threaded) Forged Brass Female Adapter For PEX Tubing	26.67
		<i>For Work In Restricted Working Space, Add</i>	5.53
22 11 16 00-1322	EA	3/4" x 3/4", (PE x Threaded) Forged Brass Female Adapter For PEX Tubing	27.76
		<i>For Work In Restricted Working Space, Add</i>	5.86
22 11 16 00-1323	EA	3/4" x 1/2", (PE x Threaded) Forged Brass Female Adapter For PEX Tubing	26.67
		<i>For Work In Restricted Working Space, Add</i>	5.53
22 11 16 00-1324	EA	1" x 1", (PE x Threaded) Forged Brass Female Adapter For PEX Tubing	34.15
		<i>For Work In Restricted Working Space, Add</i>	6.51

22 11 16 00-1325 Tube Adapters (22 11 16 00-1311)

22 11 16 00-1326	EA	3/8" x 1/2" Forged Brass Tube Adapter For PEX Tubing	18.86
		<i>For Work In Restricted Working Space, Add</i>	4.88
22 11 16 00-1327	EA	1/2" Forged Brass Tube Adapter For PEX Tubing	19.95
		<i>For Work In Restricted Working Space, Add</i>	5.21
22 11 16 00-1328	EA	3/4" Forged Brass Tube Adapter For PEX Tubing	24.31
		<i>For Work In Restricted Working Space, Add</i>	5.86



	MINOR	CSI	UOM	DESCRIPTION	TOTAL DIRECT UNIT COST	DEMOLITION UNIT COST
	22 11 16 00-1329	EA		1" Forged Brass Tube Adapter For PEX Tubing <i>For Work In Restricted Working Space, Add</i>	31.95 6.51	
	22 11 16 00-1330			Plugs (22 11 16 00-1311)		
	22 11 16 00-1331	EA		3/8" Forged Brass Plug For PEX Tubing <i>For Work In Restricted Working Space, Add</i>	9.62 2.28	
	22 11 16 00-1332	EA		1/2" Forged Brass Plug For PEX Tubing <i>For Work In Restricted Working Space, Add</i>	10.69 2.60	
	22 11 16 00-1333	EA		3/4" Forged Brass Plug For PEX Tubing <i>For Work In Restricted Working Space, Add</i>	12.35 2.93	
	22 11 16 00-1334	EA		1" Forged Brass Plug For PEX Tubing <i>For Work In Restricted Working Space, Add</i>	15.64 3.26	
	22 11 16 00-1335			Tees (22 11 16 00-1311)		
	22 11 16 00-1336	EA		3/8" Forged Brass Tee For PEX Tubing <i>For Work In Restricted Working Space, Add</i>	26.99 6.83	
	22 11 16 00-1337	EA		1/2" Forged Brass Tee For PEX Tubing <i>For Work In Restricted Working Space, Add</i>	30.24 7.81	
	22 11 16 00-1338	EA		3/4" Forged Brass Tee For PEX Tubing <i>For Work In Restricted Working Space, Add</i>	36.37 8.78	
	22 11 16 00-1339	EA		1" Forged Brass Tee For PEX Tubing <i>For Work In Restricted Working Space, Add</i>	47.73 9.76	
	22 11 16 00-1340	EA		1/2" Forged Brass Reducing Tee For PEX Tubing <i>For Work In Restricted Working Space, Add</i>	29.15 7.48	
	22 11 16 00-1341	EA		3/4" Forged Brass Reducing Tee For PEX Tubing <i>For Work In Restricted Working Space, Add</i>	34.21 8.14	
	22 11 16 00-1342	EA		1" Forged Brass Reducing Tee For PEX Tubing <i>For Work In Restricted Working Space, Add</i>	43.32 8.78	
	22 11 16 00-1343			Couplings (22 11 16 00-1311)		
	22 11 16 00-1344	EA		3/8" Forged Brass Coupling For PEX Tubing <i>For Work In Restricted Working Space, Add</i>	17.34 4.55	
	22 11 16 00-1345	EA		1/2" Forged Brass Coupling For PEX Tubing <i>For Work In Restricted Working Space, Add</i>	19.66 5.21	
	22 11 16 00-1346	EA		3/4" Forged Brass Coupling For PEX Tubing <i>For Work In Restricted Working Space, Add</i>	22.54 5.86	
	22 11 16 00-1347	EA		1" Forged Brass Coupling For PEX Tubing <i>For Work In Restricted Working Space, Add</i>	28.06 6.51	
	22 11 16 00-1348	EA		3/4" x 1/2" Forged Brass Reducing Coupling For PEX Tubing <i>For Work In Restricted Working Space, Add</i>	21.45 5.53	
	22 11 16 00-1349	EA		1" x 3/4" Forged Brass Reducing Coupling For PEX Tubing <i>For Work In Restricted Working Space, Add</i>	26.98 6.18	
	22 11 16 00-1350			Fitting Reducers (22 11 16 00-1311)		
	22 11 16 00-1351	EA		3/8" x 1/2" Forged Brass Fitting Reducer For PEX Tubing <i>For Work In Restricted Working Space, Add</i>	19.29 4.88	
	22 11 16 00-1352	EA		1/2" Forged Brass Fitting Reducer For PEX Tubing <i>For Work In Restricted Working Space, Add</i>	20.38 5.21	
	22 11 16 00-1353	EA		3/4" Forged Brass Fitting Reducer For PEX Tubing <i>For Work In Restricted Working Space, Add</i>	25.17 5.86	
	22 11 16 00-1354	EA		1" Forged Brass Fitting Reducer For PEX Tubing <i>For Work In Restricted Working Space, Add</i>	36.88 6.51	
	22 11 16 00-1355			90 Degree Elbows (22 11 16 00-1311)		
	22 11 16 00-1356	EA		3/8" Forged Brass 90 Degree Elbow For PEX Tubing <i>For Work In Restricted Working Space, Add</i>	18.64 4.55	
	22 11 16 00-1357	EA		1/2" Forged Brass 90 Degree Elbow For PEX Tubing <i>For Work In Restricted Working Space, Add</i>	20.82 5.21	
	22 11 16 00-1358	EA		3/4" Forged Brass 90 Degree Elbow For PEX Tubing <i>For Work In Restricted Working Space, Add</i>	25.17 5.86	
	22 11 16 00-1359	EA		3/4" x 1/2" Forged Brass 90 Degree Elbow For PEX Tubing <i>For Work In Restricted Working Space, Add</i>	24.08 5.53	
	22 11 16 00-1360	EA		1/2" Drop 90 Degree Elbow For PEX Tubing <i>For Work In Restricted Working Space, Add</i>	29.82 5.21	
	22 11 16 00-1361	EA		3/4" Forged Brass Drop 90 Degree Elbow For PEX Tubing <i>For Work In Restricted Working Space, Add</i>	33.27 5.86	
	22 11 16 00-1362	EA		3/4" x 1/2" Forged Brass Drop 90 Degree Elbow For PEX Tubing <i>For Work In Restricted Working Space, Add</i>	32.18 5.53	
	22 11 19			Domestic Water Piping Specialties (22 11)		
	22 11 19 00-0001			Rubber Hose And Clamps (22 11 19)		
	22 11 19 00-0002			General Purpose Hose (22 11 19 00-0001)		
				Note: For medium pressure (up to 200/250 psi) applications requiring excellent resistance to air, oil and heat.		
	22 11 19 00-0003	LF		3/8" Inside Diameter Ethylene Propylene Diene Monomer (EPDM) Rubber Hose And Clamp	7.19	2.16
	22 11 19 00-0004	LF		1/2" Inside Diameter Ethylene Propylene Diene Monomer (EPDM) Rubber Hose And Clamp	8.46	2.16



SAN BERNARDINO
COUNTY

MINOR CSI UOM DESCRIPTION	TOTAL DIRECT UNIT COST	DEMOLITION UNIT COST
22 11 19 00-0005 LF 5/8" Inside Diameter Ethylene Propylene Diene Monomer (EPDM) Rubber Hose And Clamp.....	10.38	2.16
22 11 19 00-0006 LF 3/4" Inside Diameter Ethylene Propylene Diene Monomer (EPDM) Rubber Hose And Clamp.....	10.48	2.16
22 11 19 00-0007 LF 1" Inside Diameter Ethylene Propylene Diene Monomer (EPDM) Rubber Hose And Clamp.....	14.34	3.24
22 11 19 00-0008 LF 1-1/4" Inside Diameter Ethylene Propylene Diene Monomer (EPDM) Rubber Hose And Clamp.....	23.83	3.24
22 11 19 00-0009 LF 1-1/2" Inside Diameter Ethylene Propylene Diene Monomer (EPDM) Rubber Hose And Clamp.....	25.91	4.31
22 11 19 00-0010 LF 2" Inside Diameter Ethylene Propylene Diene Monomer (EPDM) Rubber Hose And Clamp.....	49.87	4.31
22 11 19 00-0011 Reinforced EPDM Water Hose Assembly (22 11 19 00-0001)		
Note: Includes male/female camlock, 150 psi, synthetic fiber with steel wire helix reinforcement.		
22 11 19 00-0012 LF 1-1/2" Inside Diameter, Ethylene Propylene Diene Monomer (EPDM) Rubber Hose, Male/Female Camlocks, Synthetic Fiber With Steel Wire Helix Reinforcement.....	66.31	4.31
22 11 19 00-0013 LF 2" Inside Diameter, Ethylene Propylene Diene Monomer (EPDM) Rubber Hose, Male/Female Camlocks, Synthetic Fiber With Steel Wire Helix Reinforcement.....	78.27	4.31
22 11 19 00-0014 LF 3" Inside Diameter, Ethylene Propylene Diene Monomer (EPDM) Rubber Hose, Male/Female Camlocks, Synthetic Fiber With Steel Wire Helix Reinforcement.....	110.05	5.30
22 11 19 00-0015 LF 4" Inside Diameter, Ethylene Propylene Diene Monomer (EPDM) Rubber Hose, Male/Female Camlocks, Synthetic Fiber With Steel Wire Helix Reinforcement.....	154.65	7.17
22 11 19 00-0016 Chemical Resistant Rubber Hoses (22 11 19 00-0001)		
22 11 19 00-0017 EA 50' x 6" Brown Gum Rubber, Chemical Resistant Flexible Hose.....	1,275.03	244.39
22 11 19 00-0018 EA 50' x 6" Nitrile Rubber, Low pH Resistance, Flexible Hose.....	1,790.17	244.39
22 11 19 00-0019 Water Pump Hose (22 11 19 00-0001)		
22 11 19 00-0020 EA 2" Inside Diameter, 20' Rubber Discharge Hose.....	562.12	65.89
22 11 19 00-0021 EA 2" Inside Diameter, 20' Rubber Intake Hose.....	595.41	65.89
22 11 19 00-0022 Barbed Hose x Threaded Male Pipe, Steel Coupling (22 11 19 00-0001)		
22 11 19 00-0023 EA 3/8" Inside Diameter Barbed Hose x 1/2" Threaded Male Pipe, Steel Coupling.....	27.33	9.06
22 11 19 00-0024 EA 1/2" Inside Diameter Barbed Hose x 1/2" Threaded Male Pipe, Steel Coupling.....	28.97	9.71
22 11 19 00-0025 EA 5/8" Inside Diameter Barbed Hose x 3/4" Threaded Male Pipe, Steel Coupling.....	31.03	10.35
22 11 19 00-0026 EA 3/4" Inside Diameter Barbed Hose x 3/4" Threaded Male Pipe, Steel Coupling.....	35.10	11.64
22 11 19 00-0027 EA 1" Inside Diameter Barbed Hose x 1" Threaded Male Pipe, Steel Coupling.....	42.17	14.24
22 11 19 00-0028 EA 1-1/4" Inside Diameter Barbed Hose x 1-1/4" Threaded Male Pipe, Steel Coupling.....	49.92	17.04
22 11 19 00-0029 EA 1-1/2" Inside Diameter Barbed Hose x 1-1/2" Threaded Male Pipe, Steel Coupling.....	64.21	22.43
22 11 19 00-0030 EA 2" Inside Diameter Barbed Hose x 2" Threaded Male Pipe, Steel Coupling.....	80.90	28.04
22 11 19 00-0031 Worm-Drive Hose Clamp (22 11 19 00-0001)		
22 11 19 00-0032 EA 3/8" To 1" Diameter Worm Drive Hose Clamp.....	12.06	3.24
22 11 19 00-0033 EA 1/2" To 1-1/6" Diameter Worm Drive Hose Clamp.....	12.73	3.24
22 11 19 00-0034 EA 5/8" To 1-1/2" Diameter Worm Drive Hose Clamp.....	13.44	3.24
22 11 19 00-0035 EA 3/4" To 2" Diameter Worm Drive Hose Clamp.....	14.28	3.24
22 11 19 00-0036 EA 1" To 2-1/2" Diameter Worm Drive Hose Clamp.....	15.23	3.24
22 11 19 00-0037 EA 1-1/4" To 2-3/4" Diameter Worm Drive Hose Clamp.....	16.56	4.31
22 11 19 00-0038 EA 1-1/2" To 3" Diameter Worm Drive Hose Clamp.....	17.83	4.31
22 11 19 00-0039 Trap Primer And Accessories (22 11 19)		
22 11 19 00-0040 Trap Primer (22 11 19 00-0039)		
22 11 19 00-0041 EA 1/2" Inlet/Outlet, Flow Through Automatic Trap Primer (JR Smith 2699).....	300.58	16.27
22 11 19 00-0042 EA 1/2" Inlet/Outlet, Automatic Trap Primer, Up To Two Floor Drains (PPP PR-500).....	184.05	10.85
22 11 19 00-0043 EA 1/2" Inlet/Outlet, Automatic Trap Primer, Up To Four Floor Drains (PPP PO-500).....	178.12	10.85
22 11 19 00-0044 Trap Primer Distribution Unit (22 11 19 00-0039)		
22 11 19 00-0045 EA Molded Plastic Four Opening Trap Primer Distribution Unit (PPP DU-U).....	149.95	21.69
Note: Can be used for two, three or four drains.		
22 11 19 00-0046 EA Copper Four Opening Trap Primer Distribution Unit (PPP DU-4).....	165.89	21.69
Note: Can be used for two, three or four drains.		
22 11 19 00-0047 Trap Primer Manifold (22 11 19 00-0039)		
22 11 19 00-0048 EA Two Outlet Trap Primer Manifold.....	240.69	29.17
22 11 19 00-0049 EA Four Outlet Trap Primer Manifold.....	366.26	33.18
22 11 19 00-0050 EA Six Outlet Trap Primer Manifold.....	489.27	35.14
22 11 19 00-0051 EA Eight Outlet Trap Primer Manifold.....	616.09	41.21
22 11 19 00-0052 Sewage Air Release Valves (22 11 19)		
22 11 19 00-0053 Cast Iron, Sewage Air Release Valves (22 11 19 00-0052)		
Note: Stainless steel float.		
22 11 19 00-0054 EA 2" x 1/2" NPT, Cast Iron, Sewage Air Release Valve (Apc0 400).....	948.53	39.61
For Back Flush Attachment, Add	650.00	
22 11 19 00-0055 EA 3" x 1/2" NPT, Cast Iron, Sewage Air Release Valve (Apc0 400).....	1,162.12	66.18
For Back Flush Attachment, Add	650.00	



MINOR CSI UOM DESCRIPTION	TOTAL DIRECT UNIT COST	DEMOLITION UNIT COST
22 11 19 00-0056 EA 4" x 1/2" NPT, Cast Iron, Sewage Air Release Valve (Apco 400) <i>For Back Flush Attachment, Add</i>	1,473.68 650.00	83.55
22 11 19 00-0057 Cast Iron, Sewage Air Vacuum Valves (22 11 19 00-0052) Note: Stainless steel float.		
22 11 19 00-0058 EA 2" x 1" NPT, Cast Iron, Sewage Air Vacuum Valve (Apco 401) <i>For Back Flush Attachment, Add</i>	969.23 650.00	39.61
22 11 19 00-0059 EA 2" x 2" NPT, Cast Iron, Sewage Air Vacuum Valve (Apco 402) <i>For Back Flush Attachment, Add</i>	1,905.83 650.00	39.61
22 11 19 00-0060 EA 3" x 2" NPT, Cast Iron, Sewage Air Vacuum Valve (Apco 403) <i>For Back Flush Attachment, Add</i>	2,285.00 650.00	66.18
22 11 19 00-0061 EA 4" NPT x 4" With Hood, Cast Iron, Sewage Air Vacuum Valve (Apco 404)	3,385.69	83.55
22 11 19 00-0062 Cast Iron, Sewage Combination Air Valves (22 11 19 00-0052) Note: Stainless steel float.		
22 11 19 00-0063 EA 2" x 1" NPT, Sewage Combination Air Valve (Apco 443)	2,076.60	39.61
22 11 19 00-0064 EA 2" x 2" NPT, Sewage Combination Air Valve (Apco 445)	2,865.72	39.61
22 11 19 00-0065 EA 3" x 3" NPT, Sewage Combination Air Valve (Apco 447)	3,350.97	66.18
22 11 19 00-0066 EA 4" x 4" NPT, Sewage Combination Air Valve (Apco 449)	4,097.20	83.55
22 11 19 00-0067 Brass, Anti Siphon Vacuum Breakers (22 11 19) Note: Watts 288A		
22 11 19 00-0068 EA 1/2" Brass, Anti Siphon Vacuum Breaker	104.72	27.12
22 11 19 00-0069 EA 3/4" Brass, Anti Siphon Vacuum Breaker	120.52	30.37
22 11 19 00-0070 EA 1" Brass, Anti Siphon Vacuum Breaker	252.79	34.70
22 11 19 00-0071 EA 1-1/4" Brass, Anti Siphon Vacuum Breaker	405.28	40.13
22 11 19 00-0072 EA 1-1/2" Brass, Anti Siphon Vacuum Breaker	484.31	44.46
22 11 19 00-0073 EA 2" Brass, Anti Siphon Vacuum Breaker	711.31	54.23
22 11 19 00-0074 EA 2-1/2" Brass, Anti Siphon Vacuum Breaker	1,880.95	67.79
22 11 19 00-0075 Anti Siphon Pressure Vacuum Breakers (22 11 19) Note: Watts 800M4QT		
22 11 19 00-0076 EA 1/2" Anti Siphon Pressure Type Vacuum Breaker	318.57	27.12
22 11 19 00-0077 EA 3/4" Anti Siphon Pressure Type Vacuum Breaker	277.14	30.37
22 11 19 00-0078 EA 1" Anti Siphon Pressure Type Vacuum Breaker	398.25	34.70
22 11 19 00-0079 EA 1-1/4" Anti Siphon Pressure Type Vacuum Breaker	725.29	40.13
22 11 19 00-0080 EA 1-1/2" Anti Siphon Pressure Type Vacuum Breaker	883.66	44.46
22 11 19 00-0081 EA 2" Anti Siphon Pressure Type Vacuum Breaker	890.20	54.23
22 11 19 00-0082 Bellows Type Water Hammer Arrestors (22 11 19)		
22 11 19 00-0083 EA Up To 11 Fixture Unit Capacity, 3/4" Nipple, Stainless Steel, Hydrotrol Water Hammer Arrestor (Jay R. Smith® 5005)	294.49	12.97
22 11 19 00-0084 EA >11 To 32 Fixture Unit Capacity, 1" Nipple, Stainless Steel, Hydrotrol Water Hammer Arrestor (Jay R. Smith® 5010)	577.88	15.69
22 11 19 00-0085 EA >32 To 60 Fixture Unit Capacity, 1" Nipple, Stainless Steel, Hydrotrol Water Hammer Arrestor (Jay R. Smith® 5020)	848.78	15.69
22 11 19 00-0086 EA >60 To 113 Fixture Unit Capacity, 1" Nipple, Stainless Steel, Hydrotrol Water Hammer Arrestor (Jay R. Smith® 5030)	2,080.71	15.69
22 11 19 00-0087 EA >113 To 154 Fixture Unit Capacity, 1" Nipple, Stainless Steel, Hydrotrol Water Hammer Arrestor (Jay R. Smith® 5040)	2,344.58	15.69
22 11 19 00-0088 EA >154 To 330 Fixture Unit Capacity, 1" Nipple, Stainless Steel, Hydrotrol Water Hammer Arrestor (Jay R. Smith® 5050)	2,873.89	15.69
22 11 19 00-0089 Piston Type Water Hammer Arrestors (22 11 19)		
22 11 19 00-0090 Threaded Piston Type Water Hammer Arrestors (22 11 19 00-0089)		
22 11 19 00-0091 EA Up To 11 Fixture Unit Capacity, 1/2" M.P.T Brass Connection, Copper Body, Piston Type Water Hammer Arrestor (MI Fab MWH-A)	177.96	7.23
22 11 19 00-0092 EA >11 To 32 Fixture Unit Capacity, 3/4" M.P.T Brass Connection, Copper Body, Piston Type Water Hammer Arrestor (MI Fab MWH-B)	343.69	8.34
22 11 19 00-0093 EA >32 To 60 Fixture Unit Capacity, 1" M.P.T Brass Connection, Copper Body, Piston Type Water Hammer Arrestor (MI Fab MWH-C)	511.89	9.04
22 11 19 00-0094 EA >60 To 113 Fixture Unit Capacity, 1-1/4" M.P.T Brass Connection, Copper Body, Piston Type Water Hammer Arrestor (MI Fab MWH-D)	1,262.85	11.66
22 11 19 00-0095 EA >113 To 154 Fixture Unit Capacity, 1-1/2" M.P.T Brass Connection, Copper Body, Piston Type Water Hammer Arrestor (MI Fab MWH-E)	1,538.01	14.46
22 11 19 00-0096 EA >154 To 330 Fixture Unit Capacity, 2" M.P.T Brass Connection, Copper Body, Piston Type Water Hammer Arrestor (MI Fab MWH-F)	1,750.39	15.69
22 11 19 00-0097 Escutcheons (22 11 19)		
22 11 19 00-0098 Brass Escutcheons (22 11 19 00-0097)		
22 11 19 00-0099 Shallow Brass Escutcheons (22 11 19 00-0098)		
22 11 19 00-0100 EA 3/8" IPS, Antique Or Polished Brass Shallow Escutcheon	12.40	2.71
22 11 19 00-0101 EA 1/2" IPS, Antique Or Polished Brass Shallow Escutcheon	13.38	2.71



MINOR
CSI UOM DESCRIPTION

TOTAL DIRECT DEMOLITION
UNIT COST UNIT COST

22 11 19 00-0102	Deep Bell Brass Escutcheons (22 11 19 00-0098)		
22 11 19 00-0103	EA 3/8" IPS, Antique Or Polished Deep Bell Brass Escutcheon	14.64	3.03
22 11 19 00-0104	EA 1/2" IPS, Antique Or Polished Deep Bell Brass Escutcheon	14.68	3.03
22 11 19 00-0105	Chrome Plated Brass Escutcheons With Setscrew (22 11 19 00-0098)		
22 11 19 00-0106	EA 3/8" IPS, Chrome Plated Brass Escutcheon With Setscrew	25.86	2.71
22 11 19 00-0107	EA 1/2" IPS, Chrome Plated Brass Escutcheon With Setscrew	26.16	2.71
22 11 19 00-0108	EA 5/8" IPS, Chrome Plated Brass Escutcheon With Setscrew	26.60	2.71
22 11 19 00-0109	EA 3/4" IPS, Chrome Plated Brass Escutcheon With Setscrew	28.19	2.71
22 11 19 00-0110	EA 7/8" IPS, Chrome Plated Brass Escutcheon With Setscrew	28.54	3.25
22 11 19 00-0111	EA 1" IPS, Chrome Plated Brass Escutcheon With Setscrew	30.09	3.25
22 11 19 00-0112	EA 1-1/4" IPS, Chrome Plated Brass Escutcheon With Setscrew	31.06	3.58
22 11 19 00-0113	EA 1-1/2" IPS, Chrome Plated Brass Escutcheon With Setscrew	32.41	3.80
22 11 19 00-0114	EA 2" IPS, Chrome Plated Brass Escutcheon With Setscrew	47.32	4.34
22 11 19 00-0115	Plastic Escutcheons (22 11 19 00-0097)		
22 11 19 00-0116	Split-Ring White Plastic Escutcheons (22 11 19 00-0115)		
22 11 19 00-0117	EA 3/8" IPS, Split-Ring White Plastic Escutcheon	6.57	2.69
22 11 19 00-0118	EA 1/2" IPS, Split-Ring White Plastic Escutcheon	6.57	2.69
22 11 19 00-0119	EA 3/4" IPS, Split-Ring White Plastic Escutcheon	7.65	3.02
22 11 19 00-0120	EA 1" IPS, Split-Ring White Plastic Escutcheon	8.29	3.24
22 11 19 00-0121	EA 1-1/4" IPS, Split-Ring White Plastic Escutcheon	8.93	3.56
22 11 19 00-0122	EA 1-1/2" IPS, Split-Ring White Plastic Escutcheon	9.54	3.78
22 11 19 00-0123	EA 2" IPS, Split-Ring White Plastic Escutcheon	10.76	4.31
22 11 19 00-0124	EA 2-1/2" IPS, Split-Ring White Plastic Escutcheon	13.74	4.64
22 11 19 00-0125	EA 3" IPS, Split-Ring White Plastic Escutcheon	16.74	4.85
22 11 19 00-0126	EA 4" IPS, Split-Ring White Plastic Escutcheon	20.26	5.40
22 11 19 00-0127	Chrome Plate Plastic Escutcheons (22 11 19 00-0115)		
22 11 19 00-0128	EA 1/2" IPS, Chrome Plate Plastic Escutcheon	8.58	2.69
22 11 19 00-0129	EA 3/4" IPS, Chrome Plate Plastic Escutcheon	9.36	3.02
22 11 19 00-0130	EA 1" IPS, Chrome Plate Plastic Escutcheon	10.50	3.24
22 11 19 00-0131	EA 1-1/4" IPS, Chrome Plate Plastic Escutcheon	11.65	3.56
22 11 19 00-0132	EA 1-1/2" IPS, Chrome Plate Plastic Escutcheon	12.27	3.78
22 11 19 00-0133	EA 2" IPS, Chrome Plate Plastic Escutcheon	15.41	4.31
22 11 19 00-0134	EA 2-1/2" IPS, Chrome Plate Plastic Escutcheon	22.12	4.64
22 11 19 00-0135	EA 3" IPS, Chrome Plate Plastic Escutcheon	22.93	4.85
22 11 19 00-0136	EA 4" IPS, Chrome Plate Plastic Escutcheon	24.51	5.40
22 11 19 00-0137	Stainless Steel Escutcheons (22 11 19 00-0097)		
22 11 19 00-0138	Shallow Stainless Steel Escutcheons (22 11 19 00-0137)		
22 11 19 00-0139	EA 3/8" IPS, Shallow Stainless Steel Escutcheon	17.59	2.71
22 11 19 00-0140	EA 1/2" IPS, Shallow Stainless Steel Escutcheon	17.59	2.71
22 11 19 00-0141	EA 3/4" IPS, Shallow Stainless Steel Escutcheon	25.22	3.03
22 11 19 00-0142	Chrome Plated Steel Escutcheons (22 11 19 00-0097)		
22 11 19 00-0143	Split-Ring Chrome Plated Steel Escutcheons (22 11 19 00-0142)		
22 11 19 00-0144	EA 1/2" IPS, Split-Ring Chrome Plated Steel Escutcheon	6.31	2.69
22 11 19 00-0145	EA 3/4" IPS, Split-Ring Chrome Plated Steel Escutcheon	6.84	3.02
22 11 19 00-0146	EA 1" IPS, Split-Ring Chrome Plated Steel Escutcheon	7.55	3.24
22 11 19 00-0147	EA 1-1/4" IPS, Split-Ring Chrome Plated Steel Escutcheon	8.09	3.56
22 11 19 00-0148	EA 1-1/2" IPS, Split-Ring Chrome Plated Steel Escutcheon	8.63	3.78
22 11 19 00-0149	EA 2" IPS, Split-Ring Chrome Plated Steel Escutcheon	9.97	4.31
22 11 19 00-0150	EA 2-1/2" IPS, Split-Ring Chrome Plated Steel Escutcheon	16.58	4.64
22 11 19 00-0151	EA 3" IPS, Split-Ring Chrome Plated Steel Escutcheon	17.62	4.85
22 11 19 00-0152	EA 3-1/2" IPS, Split-Ring Chrome Plated Steel Escutcheon	22.39	5.17
22 11 19 00-0153	EA 4" IPS, Split-Ring Chrome Plated Steel Escutcheon	19.13	5.40
22 11 19 00-0154	EA 5" IPS, Split-Ring Chrome Plated Steel Escutcheon	25.50	5.93
22 11 19 00-0155	EA 6" IPS, Split-Ring Chrome Plated Steel Escutcheon	30.11	6.47
22 11 19 00-0156	Split-Ring/Springs Chrome Plated Steel Escutcheons (22 11 19 00-0142)		
22 11 19 00-0157	EA 3/8" IPS, Split-Ring/Springs Chrome Plated Steel Escutcheon	11.39	2.69
22 11 19 00-0158	EA 1/2" IPS, Split-Ring/Springs Chrome Plated Steel Escutcheon	11.39	2.69
22 11 19 00-0159	EA 3/4" IPS, Split-Ring/Springs Chrome Plated Steel Escutcheon	12.11	3.02
22 11 19 00-0160	EA 1" IPS, Split-Ring/Springs Chrome Plated Steel Escutcheon	11.56	3.24
22 11 19 00-0161	EA 1-1/4" IPS, Split-Ring/Springs Chrome Plated Steel Escutcheon	14.51	3.56
22 11 19 00-0162	EA 1-1/2" IPS, Split-Ring/Springs Chrome Plated Steel Escutcheon	15.31	3.78
22 11 19 00-0163	EA 2" IPS, Split-Ring/Springs Chrome Plated Steel Escutcheon	18.28	4.31
22 11 19 00-0164	EA 2-1/2" IPS, Split-Ring/Springs Chrome Plated Steel Escutcheon	21.33	4.64
22 11 19 00-0165	EA 3" IPS, Split-Ring/Springs Chrome Plated Steel Escutcheon	26.67	4.85



MINOR	CSI	UOM	DESCRIPTION	TOTAL DIRECT UNIT COST	DEMOLITION UNIT COST
22 11 19 00-0166	EA		3-1/2" IPS, Split-Ring/Springs Chrome Plated Steel Escutcheon	33.45	5.17
22 11 19 00-0167	EA		4" IPS, Split-Ring/Springs Chrome Plated Steel Escutcheon	33.80	5.40
22 11 19 00-0168	EA		5" IPS, Split-Ring/Springs Chrome Plated Steel Escutcheon	58.22	5.93
22 11 19 00-0169	EA		6" IPS, Split-Ring/Springs Chrome Plated Steel Escutcheon	60.55	6.47
22 11 19 00-0170			Deep Bell Chrome Plated Steel Escutcheons (22 11 19 00-0142)		
22 11 19 00-0171	EA		3/8" IPS, Deep Bell Chrome Plated Steel Escutcheon	7.89	3.03
22 11 19 00-0172	EA		1/2" IPS, Deep Bell Chrome Plated Steel Escutcheon	7.75	3.03
22 11 19 00-0173	EA		3/4" IPS, Deep Bell Chrome Plated Steel Escutcheon	7.43	3.03
22 11 19 00-0174	EA		1" IPS, Deep Bell Chrome Plated Steel Escutcheon	8.40	3.25
22 11 19 00-0175	EA		1-1/4" IPS, Deep Bell Chrome Plated Steel Escutcheon	9.13	3.58
22 11 19 00-0176	EA		1-1/2" IPS, Deep Bell Chrome Plated Steel Escutcheon	10.12	3.80
22 11 19 00-0177			Shallow Chrome Plated Steel Escutcheons (22 11 19 00-0142)		
22 11 19 00-0178	EA		3/8" IPS, Shallow Chrome Plated Steel Escutcheon	6.84	2.71
22 11 19 00-0179	EA		1/2" IPS, Shallow Chrome Plated Steel Escutcheon	6.84	2.71
22 11 19 00-0180	EA		3/4" IPS, Shallow Chrome Plated Steel Escutcheon	6.99	2.71
22 11 19 00-0181	EA		1" IPS, Shallow Chrome Plated Steel Escutcheon	7.51	3.25
22 11 19 00-0182	EA		1-1/4" IPS, Shallow Chrome Plated Steel Escutcheon	8.13	3.58
22 11 19 00-0183	EA		1-1/2" IPS, Shallow Chrome Plated Steel Escutcheon	9.10	3.80
22 11 19 00-0184	EA		2" IPS, Shallow Chrome Plated Steel Escutcheon	10.28	4.34
22 11 19 00-0185			Wall Hydrants (22 11 19)		
			Note: Female inlet connection, 3/4" hose thread outlet.		
22 11 19 00-0186			Cast Bronze, Non-Freeze, Stainless Steel Box, Integral Vacuum Breaker		
			Wall Hydrants (22 11 19 00-0185)		
			Note: 3/4" HPT outlet. 3/4" NPT female and 1" NPT male inlet connection. Includes wall clamp.		
22 11 19 00-0187	EA		6" Thick Wall, Cast Bronze, Non Freeze, Stainless Steel Box, Integral Vacuum Breaker Wall Hydrant	1,035.56	27.12
			For Cast Bronze Box, Add	54.78	
			For 1" NPT Outlet, Add	129.12	
22 11 19 00-0188	EA		12" Thick Wall, Cast Bronze, Non Freeze, Stainless Steel Box, Integral Vacuum Breaker Wall Hydrant	1,085.91	32.54
			For Cast Bronze Box, Add	54.78	
			For 1" NPT Outlet, Add	129.12	
22 11 19 00-0189	EA		18" Thick Wall, Cast Bronze, Non Freeze, Stainless Steel Box, Integral Vacuum Breaker Wall Hydrant	1,108.13	39.16
			For Cast Bronze Box, Add	54.78	
			For 1" NPT Outlet, Add	129.12	
22 11 19 00-0190			Cast Bronze, Stainless Steel Box, Integral Vacuum Breaker Wall Hydrants		
			(22 11 19 00-0185)		
			Note: 3/4" HPT outlet. 3/4" NPT female and 1" NPT male inlet connection. Includes wall clamp.		
22 11 19 00-0191	EA		Cast Bronze, Stainless Steel Box, Integral Vacuum Breaker Wall Hydrant	1,004.57	45.55
			For Cast Bronze Box, Add	54.78	
			For 1" NPT Outlet, Add	129.12	
22 11 19 00-0192			Cast Bronze Non-Freezing Wall Hydrant (22 11 19 00-0185)		
			Note: 3/4" HPT outlet. 3/4" NPT female and 1" NPT male inlet connection. Includes wall clamp.		
22 11 19 00-0193	EA		3" Thick Wall, Cast Bronze, Non Freeze, Nikaloy Face, Integral Vacuum Breaker Wall Hydrant	526.27	33.63
			For 1" NPT Outlet, Add	129.12	
22 11 19 00-0194	EA		4" Thick Wall, Cast Bronze, Non Freeze, Nikaloy Face, Integral Vacuum Breaker Wall Hydrant	664.98	33.63
			For 1" NPT Outlet, Add	129.12	
22 11 19 00-0195	EA		6" Thick Wall, Cast Bronze, Non Freeze, Nikaloy Face, Integral Vacuum Breaker Wall Hydrant	664.98	33.63
			For 1" NPT Outlet, Add	129.12	
22 11 19 00-0196	EA		8" Thick Wall, Cast Bronze, Non Freeze, Nikaloy Face, Integral Vacuum Breaker Wall Hydrant	664.98	33.63
			For 1" NPT Outlet, Add	129.12	
22 11 19 00-0197	EA		10" Thick Wall, Cast Bronze, Non Freeze, Nikaloy Face, Integral Vacuum Breaker Wall Hydrant	697.26	67.79
			For 1" NPT Outlet, Add	129.12	
22 11 19 00-0198	EA		12" Thick Wall, Cast Bronze, Non Freeze, Nikaloy Face, Integral Vacuum Breaker Wall Hydrant	697.26	67.79
			For 1" NPT Outlet, Add	129.12	
22 11 19 00-0199	EA		18" Thick Wall, Cast Bronze, Non Freeze, Nikaloy Face, Integral Vacuum Breaker Wall Hydrant	793.82	67.79
			For 1" NPT Outlet, Add	129.12	
22 11 19 00-0200			Stainless Steel Box Type Wall Hydrants (22 11 19 00-0185)		
			Note: With 3/4" NPT female and 3/4" NPT male inlet connection.		
22 11 19 00-0201	EA		Recessed Stainless Steel Hose Box With Wall Flange Less Door (Acorn 8140)	497.32	27.12
22 11 19 00-0202	EA		Recessed Stainless Steel Hose Box With Vacuum Breaker, Wall Flange Less Door (Acorn 8141)	545.71	27.12
22 11 19 00-0203	EA		Recessed Stainless Steel Hose Box With Wall Flange And Door (Acorn 8150)	552.31	27.12
22 11 19 00-0204	EA		Recessed Stainless Steel Hose Box With Vacuum Breaker, Wall Flange And Door (Acorn 8151)	624.90	27.12
22 11 19 00-0205	EA		Recessed Stainless Steel Hose Box With Wall Flange Less Door (Acorn 8145)	887.13	37.96
			Note: Includes hot and cold hose connections.		
22 11 19 00-0206	EA		Recessed Stainless Steel Hose Box With Vacuum Breaker, Wall Flange Less Door (Acorn 8146)	915.73	37.96
			Note: Includes hot and cold hose connections.		
22 11 19 00-0207	EA		Recessed Stainless Steel Hose Box With Wall Flange And Door (Acorn 8155)	915.73	37.96
			Note: Includes hot and cold hose connections.		
22 11 19 00-0208	EA		Recessed Stainless Steel Hose Box With Vacuum Breaker, Wall Flange And Door (Acorn 8156)	983.92	37.96
			Note: Includes hot and cold hose connections.		



MINOR CSI	UOM	DESCRIPTION	TOTAL DIRECT UNIT COST	DEMOLITION UNIT COST
22 11 19 00-0209		Washer Boxes And Dryer Outlets ^(22 11 19)		
22 11 19 00-0210		Dryer Vent Kit ^(22 11 19 00-0209) Note: Includes 4" flexible tubing plastic hood clamps and tailpipe.		
22 11 19 00-0211	EA	Dryer Vent Kit With Hood, 4" x 5' Flexible Vent And Clamps	76.65	14.10
22 11 19 00-0212		Washer Boxes And Dryer Vents ^(22 11 19 00-0209) Note: Includes 1/2" supply valves and mounting brackets.		
22 11 19 00-0213	EA	2" Washing Machine Outlet Box, Plastic, Two 1/2" Supply Valves	268.54	21.69
22 11 19 00-0214		Ice Maker Outlet Box ^(22 11 19) Note: Includes one 1/2" quarter turn ball valve and connections wall mount.		
22 11 19 00-0215	EA	Plastic Ice Maker Outlet Box, 1/2" Quarter Turn Ball Valve, Wall Mount	143.98	21.69
22 11 19 00-0216	EA	Plastic Ice Maker Outlet Box, 1/2" Quarter Turn Ball Valve With Water Hammer Arrestor, Wall Mount	146.80	21.69
22 11 19 00-0217	EA	Steel Ice Maker Outlet Box, 1/2" Quarter Turn Ball Valve, Wall Mount	220.35	21.69
22 11 19 00-0218		Tempering Controllers For Potable Hot Water ^(22 11 19)		
22 11 19 00-0219		Point-Of-Use Thermostatic Mixing Valves (Bradley) ^(22 11 19 00-0218) Note: Point-of-Use Water Tempering Valves: ASSE 1016, or 1070, with piston-control mechanism, positive shutoff of hot water when cold water supply is lost, bronze body and cap with replaceable corrosion-resistant components, including stainless steel piston and liner.		
22 11 19 00-0220	EA	1/2" Inlets, 1/2" Outlet Sink/Faucet Point-Of-Use Thermostatic Mixing Valve (Bradley S59-2007)	547.50	26.25
22 11 19 00-0221	EA	1/2" Inlets, 1/2" Outlet Point-Of-Use Thermostatic Mixing Valve (Bradley S59-4004)	136.93	26.25
22 11 19 00-0222	EA	1/2" Inlets, 1/2" Outlet Point-Of-Use Thermostatic Mixing Valve (Bradley S59-4008)	306.87	26.25
22 11 19 00-0223	EA	3/4" Inlets, 3/4" Outlet Point-Of-Use Thermostatic Mixing Valve (Bradley S59-4016)	350.02	35.37
22 11 19 00-0224		Thermostatic Mixing Valves (Bradley) ^(22 11 19 00-0218) Note: Standard Thermostatic, Water Mixing Valves: ASSE 1017, liquid-filled motor and piston control mechanism with positive shutoff of hot water when coldwater supply is lost. Water flow is shut off in event of thermostat failure. Bronze valve body and cap with replaceable corrosion-resistant components, including stainless steel piston and liner. Equipped with integral check stops and removable strainers.		
22 11 19 00-0225	EA	3/4" Inlets, 3/4" Outlet, 25 GPM Thermostatic Mixing Valve (Bradley S59-2025)	1,501.29	37.86
22 11 19 00-0226	EA	3/4" Inlets, 1" Outlet, 45 GPM Thermostatic Mixing Valve (Bradley S59-2045)	1,683.32	46.64
22 11 19 00-0227	EA	1" Inlets, 1-1/4" Outlet, 80 GPM Thermostatic Mixing Valve (Bradley S59-2080)	2,024.47	54.25
22 11 19 00-0228	EA	1-1/4" Inlets, 1-1/2" Outlet, 130 GPM Thermostatic Mixing Valve (Bradley S59-2130)	2,630.07	57.02
22 11 19 00-0229	EA	2" Inlets, 2" Outlet, 220 GPM Thermostatic Mixing Valve (Bradley S59-2200)	3,532.11	73.97
22 11 19 00-0230		High Low Temperature Thermostatic Mixing Valves (Bradley) ^(22 11 19 00-0218) Note: High Low Temperature Thermostatic Mixing Valves: ASSE 1017, liquid-filled thermal motor and piston control mechanism with positive shutoff of hot water when cold water supply is lost, and allowing restricted cold flow in event of loss or interruption of hot water supply. Flow is shut off in the event of thermostat failure. Equipped with integral check stops, thermometer, and removable strainers.		
22 11 19 00-0231	EA	3/4" Inlets, 1" Outlet, 45 GPM High-Low Thermostatic Mixing Valve (Bradley S59-3045)	3,843.79	58.32
22 11 19 00-0232	EA	1" Inlets, 1-1/4" Outlet, 80 GPM High-Low Thermostatic Mixing Valve (Bradley S59-3080)	5,006.39	67.81
22 11 19 00-0233	EA	1-1/4" Inlets, 1-1/2" Outlet, 130 GPM High-Low Thermostatic Mixing Valve (Bradley S59-3130)	5,842.08	71.27
22 11 19 00-0234	EA	2" Inlets, 2" Outlet, 220 GPM High-Low Thermostatic Mixing Valve (Bradley S59-3200)	6,466.30	92.47
22 11 19 00-0235		Thermostatic Mixing Valves (Leonard) ^(22 11 19 00-0218) Note: Thermostatic Water Mixing Valve with Integral combination checkstops with strainers, 125 PSI (8.6 BAR) maximum operating pressure, Copper encapsulated thermostatic assembly with Teflon coated brass shuttle, Locking temperature regulating handle, Top or bottom supply/outlet connections, Integral circulation port connection		
22 11 19 00-0236	EA	3/4" In x 3/4" Out Thermostatic Mixing Valve (Leonard LV-981-RF)	1,085.74	37.86
22 11 19 00-0237	EA	1" In x 1-1/4" Out Thermostatic Mixing Valve (Leonard LV-982-RF)	1,277.42	46.63
22 11 19 00-0238	EA	1-1/4" In x 1-1/4" Out Thermostatic Mixing Valve (Leonard LV-983-RF)	1,571.27	54.25
22 11 19 00-0239	EA	1-1/4" In x 1-1/2" Out Thermostatic Mixing Valve (Leonard LV-984-RF)	1,925.07	57.04
22 11 19 00-0240	EA	2" In x 2" Out Thermostatic Mixing Valve (Leonard LV-985-RF)	2,864.51	73.97
22 11 19 00-0241		Water Mixing/Self Operating Temperature Regulator ^(22 11 19 00-0218) Note: Includes high rate spring, temperature adjustment screw, temperature dial and remote bulb with 8' capillary tube.		
22 11 19 00-0242	EA	3/4" Valve Size, Water Mixing/Self Operating Temperature Regulator (Powers #11 Type WM Regulator)	3,239.73	54.23
22 11 19 00-0243	EA	1" Valve Size, Water Mixing/Self Operating Temperature Regulator (Powers #11 Type WM Regulator)	3,426.35	68.33
22 11 19 00-0244	EA	1-1/4" Valve Size, Water Mixing/Self Operating Temperature Regulator (Powers #11 Type WM Regulator)	3,769.31	82.42
22 11 19 00-0245	EA	1-1/2" Valve Size, Water Mixing/Self Operating Temperature Regulator (Powers #11 Type WM Regulator)	4,145.26	96.52
22 11 19 00-0246	EA	2" Valve Size, Water Mixing/Self Operating Temperature Regulator (Powers #11 Type WM Regulator)	4,937.41	126.90
22 11 19 00-0247	EA	2-1/2" Valve Size, Water Mixing/Self Operating Temperature Regulator (Powers #11 Type WM Regulator)	5,841.09	144.72



	MINOR	CSI	UOM	DESCRIPTION	TOTAL DIRECT UNIT COST	DEMOLITION UNIT COST
22 11 19 00-0248				Thermostatic Mixing Valves (Holby) <small>(22 11 19 00-0218)</small>		
22 11 19 00-0249	EA			2-1/2" Thermostatic Mixing Valve (Holby HOLBY2500).....	5,129.94	74.00
22 11 19 00-0250				Backflow Preventer Valves <small>(22 11 19)</small>		
22 11 19 00-0251				Double Check Valve Backflow Preventer Assemblies <small>(22 11 19 00-0250)</small>		
22 11 19 00-0252				Threaded Double Check Valve Assemblies <small>(22 11 19 00-0251)</small>		
22 11 19 00-0253				Double Check Valve Assemblies With Quarter Turn Shut-Offs <small>(22 11 19 00-0252)</small>		
				Note: Includes ball type test cocks, two quarter-turn (QT) full port resilient seated bronze body ball valves, and two epoxy coated bronze body check valves (Watts 007 QT or 719 QT series).		
22 11 19 00-0254	EA			1/2" Threaded Double Check Valve Assembly With Quarter Turn Shut-offs (Watts 007 QT or 719 QT series).....	428.08	29.06
				<i>For Work In Restricted Working Space, Add</i>	21.80	
				<i>For Owner Furnished Material, Deduct</i>	-355.42	
22 11 19 00-0255	EA			3/4" Threaded Double Check Valve Assembly With Quarter Turn Shut-offs (Watts 007 QT or 719 QT Series).....	504.26	41.21
				<i>For Work In Restricted Working Space, Add</i>	30.91	
				<i>For Owner Furnished Material, Deduct</i>	-401.23	
22 11 19 00-0256	EA			1" Threaded Double Check Valve Assembly With Quarter Turn Shut-offs (Watts 007 QT or 719 QT Series).....	581.04	50.33
				<i>For Work In Restricted Working Space, Add</i>	37.74	
				<i>For Owner Furnished Material, Deduct</i>	-455.23	
22 11 19 00-0257	EA			1-1/4" Threaded Double Check Valve Assembly With Quarter Turn Shut-offs (Watts 007 QT or 719 QT Series).....	815.23	58.57
				<i>For Work In Restricted Working Space, Add</i>	43.93	
				<i>For Owner Furnished Material, Deduct</i>	-668.81	
22 11 19 00-0258	EA			1-1/2" Threaded Double Check Valve Assembly With Quarter Turn Shut-offs (Watts 007 QT or 719 QT Series).....	1,010.34	67.24
				<i>For Work In Restricted Working Space, Add</i>	50.11	
				<i>For Owner Furnished Material, Deduct</i>	-843.32	
22 11 19 00-0259	EA			2" Threaded Double Check Valve Assembly With Quarter Turn Shut-offs (Watts 007 QT or 719 QT Series).....	1,162.39	86.76
				<i>For Work In Restricted Working Space, Add</i>	65.07	
				<i>For Owner Furnished Material, Deduct</i>	-945.48	
22 11 19 00-0260				Double Check Valve Assemblies With Quarter Turn Shut-Offs And Strainer <small>(22 11 19 00-0252)</small>		
				Note: Includes ball type test cocks, two quarter-turn (QT) full port resilient seated bronze body ball valves, two epoxy coated bronze body check valves, and bronze strainer (Watts 007 QT-S or 719 QT-S series).		
22 11 19 00-0261	EA			1/2" Threaded Double Check Valve Assembly With Quarter Turn Shut-offs And Strainer (Watts 007 QT-S or 719 QT-S).....	529.78	29.06
				<i>For Work In Restricted Working Space, Add</i>	21.80	
				<i>For Owner Furnished Material, Deduct</i>	-457.12	
22 11 19 00-0262	EA			3/4" Threaded Double Check Valve Assembly With Quarter Turn Shut-offs And Strainer (Watts 007 QT-S or 719 QT-S).....	653.22	41.21
				<i>For Work In Restricted Working Space, Add</i>	30.91	
				<i>For Owner Furnished Material, Deduct</i>	-550.19	
22 11 19 00-0263	EA			1" Threaded Double Check Valve Assembly With Quarter Turn Shut-offs And Strainer (Watts 007 QT-S or 719 QT-S).....	763.66	50.33
				<i>For Work In Restricted Working Space, Add</i>	37.74	
				<i>For Owner Furnished Material, Deduct</i>	-637.85	
22 11 19 00-0264	EA			1-1/4" Threaded Double Check Valve Assembly With Quarter Turn Shut-offs And Strainer (Watts 007 QT-S or 719 QT-S).....	1,075.43	58.57
				<i>For Work In Restricted Working Space, Add</i>	43.93	
				<i>For Owner Furnished Material, Deduct</i>	-929.01	
22 11 19 00-0265	EA			1-1/2" Threaded Double Check Valve Assembly With Quarter Turn Shut-offs And Strainer (Watts 007 QT-S or 719 QT-S).....	1,316.80	67.24
				<i>For Work In Restricted Working Space, Add</i>	50.11	
				<i>For Owner Furnished Material, Deduct</i>	-1,149.78	
22 11 19 00-0266	EA			2" Threaded Double Check Valve Assembly With Quarter Turn Shut-offs And Strainer (Watts 007 QT-S or 719 QT-S).....	1,585.49	86.76
				<i>For Work In Restricted Working Space, Add</i>	65.07	
				<i>For Owner Furnished Material, Deduct</i>	-1,368.58	
22 11 19 00-0267				Flanged Double Check Valve Assemblies <small>(22 11 19 00-0251)</small>		
22 11 19 00-0268				Double Check Valve Assemblies With Non-Rising Stem Shut-Offs <small>(22 11 19 00-0267)</small>		
				Note: Includes ball type test cocks, two non-rising stem (NRS) resilient seated iron body gate valves, and two epoxy coated iron body check valves (Watts LF007 NRS series).		
22 11 19 00-0269	EA			2-1/2" Flanged Double Check Valve Assembly With NRS Shut-offs (Watts LF007 NRS).....	5,829.34	239.71
				<i>For Work In Restricted Working Space, Add</i>	95.88	
				<i>For Owner Furnished Material, Deduct</i>	-5,509.73	
22 11 19 00-0270	EA			3" Flanged Double Check Valve Assembly With NRS Shut-offs (Watts LF007 NRS).....	6,404.83	269.68
				<i>For Work In Restricted Working Space, Add</i>	106.37	
				<i>For Owner Furnished Material, Deduct</i>	-6,050.26	
22 11 19 00-0271				Double Check Valve Assemblies With Outside Stem And Yoke Shut-Offs <small>(22 11 19 00-0267)</small>		
				Note: Includes ball type test cocks, two outside stem and yoke resilient seated iron body gate valves, and two epoxy coated iron body check valves (Watts LF007 OSY series).		
22 11 19 00-0272	EA			2-1/2" Flanged Double Check Valve Assembly With Outside Stem And Yoke Shut-offs (Watts LF007 OSY).....	6,389.37	239.71
				<i>For Work In Restricted Working Space, Add</i>	95.88	
				<i>For Owner Furnished Material, Deduct</i>	-6,069.76	
22 11 19 00-0273	EA			3" Flanged Double Check Valve Assembly With Outside Stem And Yoke Shut-offs (Watts 007 OSY).....	7,338.21	269.68
				<i>For Work In Restricted Working Space, Add</i>	106.37	
				<i>For Owner Furnished Material, Deduct</i>	-6,983.64	



MINOR
CSI UOM DESCRIPTION

TOTAL DIRECT DEMOLITION
UNIT COST UNIT COST

MINOR	CSI	UOM	DESCRIPTION	TOTAL DIRECT UNIT COST	DEMOLITION UNIT COST
22 11 19 00-0274			Double Check Valve Assemblies With Non-Rising Stem Shut-Offs <small>(22 11 19 00-0267)</small> Note: Includes ball type test cocks, two non-rising stem (NRS) resilient seated iron body gate valves, and two epoxy coated iron body check valves (Watts LF709 NRS series).		
22 11 19 00-0275	EA		2-1/2" Flanged Double Check Valve Assembly With NRS Shut-offs (Watts LF709 NRS series).....	5,869.72	239.71
			<i>For Work In Restricted Working Space, Add</i>	95.88	
			<i>For Owner Furnished Material, Deduct</i>	-5,550.13	
22 11 19 00-0276	EA		3" Flanged Double Check Valve Assembly With NRS Shut-offs (Watts LF709 NRS series).....	4,468.91	269.68
			<i>For Work In Restricted Working Space, Add</i>	106.37	
			<i>For Owner Furnished Material, Deduct</i>	-4,114.33	
22 11 19 00-0277	EA		4" Flanged Double Check Valve Assembly With NRS Shut-offs (Watts LF709 NRS series).....	6,997.80	399.51
			<i>For Work In Restricted Working Space, Add</i>	159.72	
			<i>For Owner Furnished Material, Deduct</i>	-6,465.40	
22 11 19 00-0278	EA		6" Flanged Double Check Valve Assembly With NRS Shut-offs (Watts LF709 NRS Series).....	10,641.25	601.55
			<i>For Work In Restricted Working Space, Add</i>	326.00	
			<i>For Owner Furnished Material, Deduct</i>	-9,554.59	
22 11 19 00-0279	EA		8" Flanged Double Check Valve Assembly With NRS Shut-offs (Watts LF709 NRS Series).....	24,351.52	902.32
			<i>For Work In Restricted Working Space, Add</i>	489.08	
			<i>For Owner Furnished Material, Deduct</i>	-22,721.26	
22 11 19 00-0280	EA		10" Flanged Double Check Valve Assembly With NRS Shut-offs (Watts LF709 NRS Series).....	31,284.49	1,067.26
			<i>For Work In Restricted Working Space, Add</i>	582.14	
			<i>For Owner Furnished Material, Deduct</i>	-29,344.02	
22 11 19 00-0281			Double Check Valve Assemblies With Non-Rising Stem Shut-Offs And Strainer <small>(22 11 19 00-0267)</small> Note: Includes ball type test cocks, two non-rising stem (NRS) resilient seated iron body gate valves, two epoxy coated iron body check valves, and iron body strainer (Watts 709 NRS-S series).		
22 11 19 00-0282	EA		4" Flanged Double Check Valve Assembly With NRS Shut-offs And Strainer (Watts LF709 NRS-S-FDA Series).....	8,180.50	399.51
			<i>For Work In Restricted Working Space, Add</i>	159.71	
			<i>For Owner Furnished Material, Deduct</i>	-7,648.15	
22 11 19 00-0283	EA		6" Flanged Double Check Valve Assembly With NRS Shut-offs And Strainer (Watts LF709 NRS-S-FDA Series).....	13,613.46	601.55
			<i>For Work In Restricted Working Space, Add</i>	326.00	
			<i>For Owner Furnished Material, Deduct</i>	-12,526.80	
22 11 19 00-0284	EA		10" Flanged Double Check Valve Assembly With NRS Shut-offs And Strainer (Watts LF709 NRS-S-FDA Series).....	36,355.08	1,067.26
			<i>For Work In Restricted Working Space, Add</i>	582.14	
			<i>For Owner Furnished Material, Deduct</i>	-34,414.61	
22 11 19 00-0285			Double Check Valve Assemblies With Outside Stem And Yoke Shut-Offs <small>(22 11 19 00-0267)</small> Note: Includes ball type test cocks, two outside stem and yoke resilient seated iron body gate valves, and two epoxy coated iron body check valves (Watts LF709 OSY series).		
22 11 19 00-0286	EA		2-1/2" Flanged Double Check Valve Assembly With Outside Stem And Yoke Shut-offs (Watts LF709 OSY Series).....	6,236.11	239.71
			<i>For Work In Restricted Working Space, Add</i>	95.88	
			<i>For Owner Furnished Material, Deduct</i>	-5,916.52	
22 11 19 00-0287	EA		3" Flanged Double Check Valve Assembly With Outside Stem And Yoke Shut-offs (Watts LF709 OSY series).....	6,852.01	269.68
			<i>For Work In Restricted Working Space, Add</i>	106.37	
			<i>For Owner Furnished Material, Deduct</i>	-6,497.44	
22 11 19 00-0288	EA		4" Flanged Double Check Valve Assembly With Outside Stem And Yoke Shut-offs (Watts LF709 OSY Series).....	7,426.83	399.51
			<i>For Work In Restricted Working Space, Add</i>	159.71	
			<i>For Owner Furnished Material, Deduct</i>	-6,894.48	
22 11 19 00-0289	EA		6" Flanged Double Check Valve Assembly With Outside Stem And Yoke Shut-offs (Watts LF709 OSY Series).....	12,465.54	601.55
			<i>For Work In Restricted Working Space, Add</i>	326.00	
			<i>For Owner Furnished Material, Deduct</i>	-11,378.88	
22 11 19 00-0290	EA		8" Flanged Double Check Valve Assembly With Outside Stem And Yoke Shut-offs (Watts LF709 OSY Series).....	25,866.31	902.32
			<i>For Work In Restricted Working Space, Add</i>	489.00	
			<i>For Owner Furnished Material, Deduct</i>	-24,236.31	
22 11 19 00-0291	EA		10" Flanged Double Check Valve Assembly With Outside Stem And Yoke Shut-offs (Watts LF709 OSY Series).....	33,239.33	1,067.26
			<i>For Work In Restricted Working Space, Add</i>	582.14	
			<i>For Owner Furnished Material, Deduct</i>	-31,298.86	
22 11 19 00-0292			Double Check Valve Assemblies With Outside Stem And Yoke Shut-Offs <small>(22 11 19 00-0267)</small> Note: Includes ball type test cocks, two outside stem and yoke resilient seated iron body gate valves, and single stainless steel housing and sleeve for two check valves (Watts 757 OSY series).		
22 11 19 00-0293	EA		2-1/2" Flanged Double Check Valve Assembly With Outside Stem And Yoke Shut-offs (Watts 757 OSY Series).....	3,704.97	239.71
			<i>For Work In Restricted Working Space, Add</i>	95.88	
			<i>For Owner Furnished Material, Deduct</i>	-3,385.38	
22 11 19 00-0294	EA		3" Flanged Double Check Valve Assembly With Outside Stem And Yoke Shut-offs (Watts 757 OSY Series).....	4,078.69	269.68
			<i>For Work In Restricted Working Space, Add</i>	106.37	
			<i>For Owner Furnished Material, Deduct</i>	-3,724.12	
22 11 19 00-0295	EA		4" Flanged Double Check Valve Assembly With Outside Stem And Yoke Shut-offs (Watts 757 OSY Series).....	4,595.20	399.51
			<i>For Work In Restricted Working Space, Add</i>	159.71	
			<i>For Owner Furnished Material, Deduct</i>	-4,062.85	
22 11 19 00-0296	EA		6" Flanged Double Check Valve Assembly With Outside Stem And Yoke Shut-offs (Watts 757 OSY Series).....	7,439.50	601.55
			<i>For Work In Restricted Working Space, Add</i>	326.00	
			<i>For Owner Furnished Material, Deduct</i>	-6,352.84	
22 11 19 00-0297	EA		8" Flanged Double Check Valve Assembly With Outside Stem And Yoke Shut-offs (Watts 757 OSY Series).....	14,190.10	902.32
			<i>For Work In Restricted Working Space, Add</i>	489.00	
			<i>For Owner Furnished Material, Deduct</i>	-12,560.10	



MINOR	CSI	UOM	DESCRIPTION	TOTAL DIRECT UNIT COST	DEMOLITION UNIT COST
22 11 19 00-0298	EA		10" Flanged Double Check Valve Assembly With Outside Stem And Yoke Shut-offs (Watts 757 OSY Series)..... <i>For Work In Restricted Working Space, Add</i> <i>For Owner Furnished Material, Deduct</i>	15,380.66 582.14 -13,440.19	1,067.26
22 11 19 00-0299			N-Pattern Double Check Valve Assemblies With Outside Stem And Yoke Shut-Offs <small>(22 11 19 00-0267)</small> Note: Includes ball type test cocks, two outside stem and yoke resilient seated iron body gate valves, and single stainless steel housing and sleeve for two check valves (Watts 757N OSY series).		
22 11 19 00-0300	EA		2-1/2" N-Pattern Flanged Double Check Valve Assembly With Outside Stem And Yoke Shutoffs (Watts 757N OSY Series)..... <i>For Work In Restricted Working Space, Add</i> <i>For Owner Furnished Material, Deduct</i>	4,906.18 95.88 -4,586.59	239.71
22 11 19 00-0301	EA		3" N-Pattern Flanged Double Check Valve Assembly With Outside Stem And Yoke Shutoffs (Watts 757N OSY Series)..... <i>For Work In Restricted Working Space, Add</i> <i>For Owner Furnished Material, Deduct</i>	5,279.89 106.37 -4,925.32	269.68
22 11 19 00-0302	EA		4" N-Pattern Flanged Double Check Valve Assembly With Outside Stem And Yoke Shutoffs (Watts 757 OSY Series)..... <i>For Work In Restricted Working Space, Add</i> <i>For Owner Furnished Material, Deduct</i>	6,602.46 159.71 -6,070.11	399.51
22 11 19 00-0303	EA		6" N-Pattern Flanged Double Check Valve Assembly With Outside Stem And Yoke Shutoffs (Watts 757N OSY Series)..... <i>For Work In Restricted Working Space, Add</i> <i>For Owner Furnished Material, Deduct</i>	10,799.74 326.00 -9,713.08	601.55
22 11 19 00-0304	EA		8" N-Pattern Flanged Double Check Valve Assembly With Outside Stem And Yoke Shutoffs (Watts 757N OSY Series)..... <i>For Work In Restricted Working Space, Add</i> <i>For Owner Furnished Material, Deduct</i>	19,170.31 489.00 -17,540.31	902.32
22 11 19 00-0305	EA		10" N-Pattern Flanged Double Check Valve Assembly With Outside Stem And Yoke Shutoffs (Watts 757N OSY Series)..... <i>For Work In Restricted Working Space, Add</i> <i>For Owner Furnished Material, Deduct</i>	22,812.39 582.14 -20,871.92	1,067.26
22 11 19 00-0306			Double Check Valve Assemblies With Non-Rising Stem Shut-Off Valves <small>(22 11 19 00-0267)</small> Note: Includes ball type test cocks, two non-rising stem (NRS) resilient seated iron body gate valves, and single stainless steel housing and sleeve for two check valves (Watts 757 NRS series).		
22 11 19 00-0307	EA		2-1/2" Flanged Double Check Valve Assembly With NRS Shut-offs (Watts 757 NRS Series)..... <i>For Work In Restricted Working Space, Add</i> <i>For Owner Furnished Material, Deduct</i>	3,466.06 95.88 -3,146.47	239.71
22 11 19 00-0308	EA		3" Flanged Double Check Valve Assembly With NRS Shut-offs (Watts 757 NRS Series)..... <i>For Work In Restricted Working Space, Add</i> <i>For Owner Furnished Material, Deduct</i>	3,850.64 106.37 -3,496.07	269.68
22 11 19 00-0309	EA		4" Flanged Double Check Valve Assembly With NRS Shut-offs (Watts 757 NRS Series)..... <i>For Work In Restricted Working Space, Add</i> <i>For Owner Furnished Material, Deduct</i>	4,377.88 159.71 -3,845.53	399.51
22 11 19 00-0310	EA		6" Flanged Double Check Valve Assembly With NRS Shut-offs (Watts 757 NRS Series)..... <i>For Work In Restricted Working Space, Add</i> <i>For Owner Furnished Material, Deduct</i>	7,268.77 326.00 -6,182.11	601.55
22 11 19 00-0311	EA		8" Flanged Double Check Valve Assembly With NRS Shut-offs (Watts 757 NRS series)..... <i>For Work In Restricted Working Space, Add</i> <i>For Owner Furnished Material, Deduct</i>	14,025.57 489.00 -12,395.57	902.32
22 11 19 00-0312	EA		10" Flanged Double Check Valve Assembly With NRS Shut-offs (Watts 757 NRS series)..... <i>For Work In Restricted Working Space, Add</i> <i>For Owner Furnished Material, Deduct</i>	15,840.04 582.14 -13,899.57	1,067.26
22 11 19 00-0313			N-Pattern Double Check Valve Assemblies With Non-Rising Stem Shut-Offs <small>(22 11 19 00-0267)</small> Note: Includes ball type test cocks, two non-rising stem (NRS) resilient seated iron body gate valves, and single stainless steel housing and sleeve for two check valves (Watts 757N NRS series).		
22 11 19 00-0314	EA		2-1/2" N-Pattern Flanged Double Check Valve Assembly With NRS Shutoffs (Watts 757 NRS series)..... <i>For Work In Restricted Working Space, Add</i> <i>For Owner Furnished Material, Deduct</i>	4,566.54 95.88 -4,246.95	239.71
22 11 19 00-0315	EA		3" N-Pattern Flanged Double Check Valve Assembly With NRS Shutoffs (Watts 757 NRS series)..... <i>For Work In Restricted Working Space, Add</i> <i>For Owner Furnished Material, Deduct</i>	4,940.25 106.37 -4,585.68	269.68
22 11 19 00-0316	EA		4" N-Pattern Flanged Double Check Valve Assembly With NRS Shutoffs (Watts 757 NRS series)..... <i>For Work In Restricted Working Space, Add</i> <i>For Owner Furnished Material, Deduct</i>	6,263.24 159.71 -5,730.89	399.51
22 11 19 00-0317	EA		6" N-Pattern Flanged Double Check Valve Assembly With NRS Shutoffs (Watts 757 NRS series)..... <i>For Work In Restricted Working Space, Add</i> <i>For Owner Furnished Material, Deduct</i>	10,438.43 326.00 -9,351.77	601.55
22 11 19 00-0318	EA		8" N-Pattern Flanged Double Check Valve Assembly With NRS Shutoffs (Watts 757 NRS series)..... <i>For Work In Restricted Working Space, Add</i> <i>For Owner Furnished Material, Deduct</i>	18,623.44 489.00 -16,993.44	902.32
22 11 19 00-0319	EA		10" N-Pattern Flanged Double Check Valve Assembly With NRS Shutoffs (Watts 757 NRS series)..... <i>For Work In Restricted Working Space, Add</i> <i>For Owner Furnished Material, Deduct</i>	22,263.92 582.14 -20,323.45	1,067.26



MINOR CSI	UOM	DESCRIPTION	TOTAL DIRECT UNIT COST	DEMOLITION UNIT COST
22 11 19 00-0320		Double Check Valve Assemblies With Butterfly Shut-Off Valves <small>(22 11 19 00-0267)</small> Note: Includes ball type test cocks, two resilient seated iron body butterfly valves, and single stainless steel housing and sleeve for two check valves (Watts 757 BFG series).		
22 11 19 00-0321	EA	2-1/2" Flanged Double Check Valve Assembly With Butterfly Valves (Watts 757 BFG series) <i>For Work In Restricted Working Space, Add</i> <i>For Owner Furnished Material, Deduct</i>	4,031.10 95.88 -3,711.51	239.71
22 11 19 00-0322	EA	3" Flanged Double Check Valve Assembly With Butterfly Valves (Watts 757 BFG series) <i>For Work In Restricted Working Space, Add</i> <i>For Owner Furnished Material, Deduct</i>	4,404.81 106.37 -4,050.24	269.68
22 11 19 00-0323	EA	4" Flanged Double Check Valve Assembly With Butterfly Valves (Watts 757 BFG series) <i>For Work In Restricted Working Space, Add</i> <i>For Owner Furnished Material, Deduct</i>	4,921.33 159.71 -4,388.98	399.51
22 11 19 00-0324	EA	6" Flanged Double Check Valve Assembly With Butterfly Valves (Watts 757 BFG series) <i>For Work In Restricted Working Space, Add</i> <i>For Owner Furnished Material, Deduct</i>	7,773.84 326.00 -6,687.18	601.55
22 11 19 00-0325	EA	8" Flanged Double Check Valve Assembly With Butterfly Valves (Watts 757 BFG series) <i>For Work In Restricted Working Space, Add</i> <i>For Owner Furnished Material, Deduct</i>	14,524.44 489.00 -12,894.44	902.32
22 11 19 00-0326		N-Pattern Double Check Valve Assemblies With Butterfly Shut-Offs <small>(22 11 19 00-0267)</small> Note: Includes ball type test cocks, two resilient seated iron body butterfly valves, and single stainless steel housing and sleeve for two check valves (Watts 757N BFG series).		
22 11 19 00-0327	EA	2-1/2" N-Pattern Flanged Double Check Assembly With Butterfly Valves (Watts 757 BFG series) <i>For Work In Restricted Working Space, Add</i> <i>For Owner Furnished Material, Deduct</i>	5,232.31 95.88 -4,912.72	239.71
22 11 19 00-0328	EA	3" N-Pattern Flanged Double Check Valve Assembly With Butterfly Valves (Watts 757 BFG series) <i>For Work In Restricted Working Space, Add</i> <i>For Owner Furnished Material, Deduct</i>	5,606.02 106.37 -5,251.45	269.68
22 11 19 00-0329	EA	4" N-Pattern Flanged Double Check Valve Assembly With Butterfly Valves (Watts 757 BFG series) <i>For Work In Restricted Working Space, Add</i> <i>For Owner Furnished Material, Deduct</i>	6,928.58 159.71 -6,396.23	399.51
22 11 19 00-0330	EA	6" N-Pattern Flanged Double Check Valve Assembly With Butterfly Valves (Watts 757 BFG series) <i>For Work In Restricted Working Space, Add</i> <i>For Owner Furnished Material, Deduct</i>	11,134.15 326.00 -10,047.49	601.55
22 11 19 00-0331	EA	8" N-Pattern Flanged Double Check Valve Assembly With Butterfly Valves (Watts 757 BFG series) <i>For Work In Restricted Working Space, Add</i> <i>For Owner Furnished Material, Deduct</i>	14,524.44 489.00 -12,894.44	902.32
22 11 19 00-0332		Grooved Double Check Valve Assemblies <small>(22 11 19 00-0251)</small>		
22 11 19 00-0333		Double Check Valve Assemblies With Quarter Turn Shut-Offs <small>(22 11 19 00-0332)</small> Note: Includes ball type test cocks, two quarter turn (QT) resilient seated iron body ball valves, and single stainless steel housing and sleeve for two check valves (Watts 757 QT series).		
22 11 19 00-0334	EA	2-1/2" Grooved Double Check Valve Assembly With Quarter Turn Shut-offs (Watts 757 QT series) <i>For Work In Restricted Working Space, Add</i> <i>For Owner Furnished Material, Deduct</i>	3,466.06 95.88 -3,146.47	127.85
22 11 19 00-0335	EA	3" Grooved Double Check Valve Assembly With Quarter Turn Shut-offs (Watts 757 QT series) <i>For Work In Restricted Working Space, Add</i> <i>For Owner Furnished Material, Deduct</i>	3,850.64 106.37 -3,496.07	141.83
22 11 19 00-0336		N-Patten Double Check Valve Assemblies With Quarter Turn Shut-Offs <small>(22 11 19 00-0332)</small> Note: Includes ball type test cocks, two quarter turn (QT) resilient seated iron body ball valves, and single stainless steel housing and sleeve for two check valves (Watts 757N QT series).		
22 11 19 00-0337	EA	2-1/2" N-Pattern Grooved Double Check Valve Assembly With QT Shutoffs (Watts 757 QT series) <i>For Work In Restricted Working Space, Add</i> <i>For Owner Furnished Material, Deduct</i>	4,566.54 95.88 -4,246.95	127.85
22 11 19 00-0338	EA	3" N-Pattern Grooved Double Check Valve Assembly With QT Shutoffs (Watts 757 QT series) <i>For Work In Restricted Working Space, Add</i> <i>For Owner Furnished Material, Deduct</i>	4,940.25 106.37 -4,585.68	141.83
22 11 19 00-0339		Reduced Pressure Zone Backflow Preventer Assemblies <small>(22 11 19 00-0250)</small>		
22 11 19 00-0340		Threaded Reduced Pressure Zone Assemblies <small>(22 11 19 00-0339)</small>		
22 11 19 00-0341		Reduced Pressure Zone Assemblies With Quarter Turn Shut-Offs <small>(22 11 19 00-0340)</small> Note: Includes ball type test cocks, two quarter-turn (QT) full port resilient seated bronze body ball valves, and captured spring assemblies (Watts 009 QT series).		
22 11 19 00-0342	EA	1/4" Threaded Reduced Pressure Zone Assembly With Quarter Turn Shut-offs (Watts 009 QT series) <i>For Work In Restricted Working Space, Add</i> <i>For Owner Furnished Material, Deduct</i>	476.28 18.87 -413.38	25.16
22 11 19 00-0343	EA	3/8" Threaded Reduced Pressure Zone Assembly With Quarter Turn Shut-offs (Watts 009 QT series) <i>For Work In Restricted Working Space, Add</i> <i>For Owner Furnished Material, Deduct</i>	502.86 20.82 -433.45	27.76
22 11 19 00-0344	EA	1/2" Threaded Reduced Pressure Zone Assembly With Quarter Turn Shut-offs (Watts 009 QT series) <i>For Work In Restricted Working Space, Add</i> <i>For Owner Furnished Material, Deduct</i>	586.12 21.80 -513.46	29.06
22 11 19 00-0345	EA	3/4" Threaded Reduced Pressure Zone Assembly With Quarter Turn Shut-offs (Watts 009M3 QT series) <i>For Work In Restricted Working Space, Add</i> <i>For Owner Furnished Material, Deduct</i>	786.87 30.91 -683.84	41.21



MINOR	CSI	UOM	DESCRIPTION	TOTAL DIRECT UNIT COST	DEMOLITION UNIT COST
22 11 19 00-0346	EA		1" Threaded Reduced Pressure Zone Assembly With Quarter Turn Shut-offs (Watts 009M2 QT series) <i>For Work In Restricted Working Space, Add</i> <i>For Owner Furnished Material, Deduct</i>	933.40 37.74 -807.99	50.33
22 11 19 00-0347	EA		1-1/4" Threaded Reduced Pressure Zone Assembly With Quarter Turn Shut-offs (Watts 009M2 QT series) <i>For Work In Restricted Working Space, Add</i> <i>For Owner Furnished Material, Deduct</i>	1,413.30 43.93 -1,266.88	58.57
22 11 19 00-0348	EA		1-1/2" Threaded Reduced Pressure Zone Assembly With Quarter Turn Shut-offs (Watts 009M2 QT series) <i>For Work In Restricted Working Space, Add</i> <i>For Owner Furnished Material, Deduct</i>	1,493.48 50.11 -1,326.46	67.24
22 11 19 00-0349	EA		2" Threaded Reduced Pressure Zone Assembly With Quarter Turn Shut-offs (Watts 009M2 QT series) <i>For Work In Restricted Working Space, Add</i> <i>For Owner Furnished Material, Deduct</i>	1,790.96 65.07 -1,574.05	86.76
22 11 19 00-0350			Reduced Pressure Zone Assemblies With Quarter Turn Shut-Offs And Strainer <small>(22 11 19 00-0340)</small> Note: Includes ball type test cocks, two quarter-turn (QT) full port resilient seated bronze body ball valves, bronze strainer, and captured spring assemblies (Watts 009 QT-S series).		
22 11 19 00-0351	EA		1/4" Threaded Reduced Pressure Zone Assembly With Quarter Turn Shut-offs And Strainer (Watts 009 QT-S series) <i>For Work In Restricted Working Space, Add</i> <i>For Owner Furnished Material, Deduct</i>	526.32 18.87 -463.42	25.16
22 11 19 00-0352	EA		3/8" Threaded Reduced Pressure Zone Assembly With Quarter Turn Shut-offs And Strainer (Watts 009 QT-S series) <i>For Work In Restricted Working Space, Add</i> <i>For Owner Furnished Material, Deduct</i>	555.60 20.82 -486.19	27.76
22 11 19 00-0353	EA		1/2" Threaded Reduced Pressure Zone Assembly With Quarter Turn Shut-offs And Strainer (Watts 009 QT-S series) <i>For Work In Restricted Working Space, Add</i> <i>For Owner Furnished Material, Deduct</i>	658.40 21.80 -585.74	41.21
22 11 19 00-0354	EA		3/4" Threaded Reduced Pressure Zone Assembly With Quarter Turn Shut-offs And Strainer (Watts 009 QT-S series) <i>For Work In Restricted Working Space, Add</i> <i>For Owner Furnished Material, Deduct</i>	900.45 30.91 -797.42	41.21
22 11 19 00-0355	EA		1" Threaded Reduced Pressure Zone Assembly With Quarter Turn Shut-offs And Strainer (Watts 009 QT-S series) <i>For Work In Restricted Working Space, Add</i> <i>For Owner Furnished Material, Deduct</i>	1,075.43 37.74 -949.62	50.33
22 11 19 00-0356	EA		1-1/4" Threaded Reduced Pressure Zone Assembly With Quarter Turn Shut-offs And Strainer (Watts 009 QT-S series) <i>For Work In Restricted Working Space, Add</i> <i>For Owner Furnished Material, Deduct</i>	1,606.98 43.93 -1,460.56	58.57
22 11 19 00-0357	EA		1-1/2" Threaded Reduced Pressure Zone Assembly With Quarter Turn Shut-offs And Strainer (Watts 009 QT-S series) <i>For Work In Restricted Working Space, Add</i> <i>For Owner Furnished Material, Deduct</i>	1,766.81 50.11 -1,599.79	67.24
22 11 19 00-0358	EA		2" Threaded Reduced Pressure Zone Assembly With Quarter Turn Shut-offs And Strainer (Watts 009 QT-S series) <i>For Work In Restricted Working Space, Add</i> <i>For Owner Furnished Material, Deduct</i>	2,126.31 65.07 -1,909.40	86.76
22 11 19 00-0359			Reduced Pressure Zone Assemblies With Quarter Turn Shut-Offs <small>(22 11 19 00-0340)</small> Note: Includes ball type test cocks, two quarter-turn (QT) full port resilient seated bronze body ball valves, and captured spring assemblies (Watts 919 QT series).		
22 11 19 00-0360	EA		3/4" Threaded Reduced Pressure Zone Assembly With Quarter Turn Shut-offs (Watts 919 QT series) <i>For Work In Restricted Working Space, Add</i> <i>For Owner Furnished Material, Deduct</i>	786.87 30.91 -683.84	41.21
22 11 19 00-0861	EA		1" Threaded Reduced Pressure Zone Assembly With Quarter Turn Shut-offs (Watts 919 QT series) <i>For Work In Restricted Working Space, Add</i> <i>For Owner Furnished Material, Deduct</i>	933.40 37.74 -807.99	50.33
22 11 19 00-0362	EA		1-1/4" Threaded Reduced Pressure Zone Assembly With Quarter Turn Shut-offs (Watts 919 QT series) <i>For Work In Restricted Working Space, Add</i> <i>For Owner Furnished Material, Deduct</i>	1,413.30 43.93 -1,266.88	58.57
22 11 19 00-0363	EA		1-1/2" Threaded Reduced Pressure Zone Assembly With Quarter Turn Shut-offs (Watts 919 QT series) <i>For Work In Restricted Working Space, Add</i> <i>For Owner Furnished Material, Deduct</i>	1,493.48 50.11 -1,326.46	67.24
22 11 19 00-0364	EA		2" Threaded Reduced Pressure Zone Assembly With Quarter Turn Shut-offs (Watts 919 QT series) <i>For Work In Restricted Working Space, Add</i> <i>For Owner Furnished Material, Deduct</i>	1,790.96 65.07 -1,574.05	86.76
22 11 19 00-0365			Reduced Pressure Zone Assemblies With Quarter Turn Shut-Offs <small>(22 11 19 00-0340)</small> Note: Includes ball type test cocks, two quarter-turn (QT) full port resilient seated bronze body ball valves, and captured spring assemblies (Watts 909 QT series).		
22 11 19 00-0366	EA		3/4" Threaded Reduced Pressure Zone Assembly With Quarter Turn Shut-offs (Watts LF909QT) <i>For Work In Restricted Working Space, Add</i> <i>For Owner Furnished Material, Deduct</i>	1,630.50 30.91 -1,527.47	41.21
22 11 19 00-0367	EA		1" Threaded Reduced Pressure Zone Assembly With Quarter Turn Shut-offs (Watts LF909QT) <i>For Work In Restricted Working Space, Add</i> <i>For Owner Furnished Material, Deduct</i>	1,929.72 37.74 -1,803.91	50.33
22 11 19 00-0368	EA		1-1/4" Threaded Reduced Pressure Zone Assembly With Quarter Turn Shut-offs (Watts LF909M1QT) <i>For Work In Restricted Working Space, Add</i> <i>For Owner Furnished Material, Deduct</i>	2,972.50 43.93 -2,826.08	58.57



MINOR CSI UOM DESCRIPTION	TOTAL DIRECT UNIT COST	DEMOLITION UNIT COST
22 11 19 00-0369 EA 1-1/2" Threaded Reduced Pressure Zone Assembly With Quarter Turn Shut-offs (Watts LF909M1QT) <i>For Work In Restricted Working Space, Add</i> <i>For Owner Furnished Material, Deduct</i>	3,212.96 50.11 -3,045.94	67.24
22 11 19 00-0370 EA 2" Threaded Reduced Pressure Zone Assembly With Quarter Turn Shut-offs (Watts 909M1QT)..... <i>For Work In Restricted Working Space, Add</i> <i>For Owner Furnished Material, Deduct</i>	3,725.72 65.07 -3,508.81	86.76
22 11 19 00-0371 Reduced Pressure Zone Assemblies With Quarter Turn Shut-Offs And Strainer (22 11 19 00-0340) Note: Includes ball type test cocks, two quarter-turn (QT) full port resilient seated bronze body ball valves, bronze strainer, and captured spring assemblies (Watts LF909 QT-S series).		
22 11 19 00-0372 EA 3/4" Threaded Reduced Pressure Zone Assembly With Quarter Turn Shut-offs And Strainer (Watts LF909QT-S)..... <i>For Work In Restricted Working Space, Add</i> <i>For Owner Furnished Material, Deduct</i>	2,198.29 30.91 -2,095.26	41.21
22 11 19 00-0373 EA 1" Threaded Reduced Pressure Zone Assembly With Quarter Turn Shut-offs And Strainer (Watts LF909QT-S)..... <i>For Work In Restricted Working Space, Add</i> <i>For Owner Furnished Material, Deduct</i>	2,612.96 37.74 -2,487.15	50.33
22 11 19 00-0374 EA 1-1/4" Threaded Reduced Pressure Zone Assembly With Quarter Turn Shut-offs And Strainer (Watts LF909M1QT-S)..... <i>For Work In Restricted Working Space, Add</i> <i>For Owner Furnished Material, Deduct</i>	3,986.70 43.93 -3,840.28	58.57
22 11 19 00-0375 EA 1-1/2" Threaded Reduced Pressure Zone Assembly With Quarter Turn Shut-offs And Strainer (Watts LF909M1QT-S)..... <i>For Work In Restricted Working Space, Add</i> <i>For Owner Furnished Material, Deduct</i>	4,354.45 50.11 -4,187.43	67.24
22 11 19 00-0376 EA 2" Threaded Reduced Pressure Zone Assembly With Quarter Turn Shut-offs And Strainer (Watts LF909M1QT-S)..... <i>For Work In Restricted Working Space, Add</i> <i>For Owner Furnished Material, Deduct</i>	5,171.16 65.07 -4,954.25	86.76
22 11 19 00-0377 Reduced Pressure Zone Assemblies With Quarter Turn Shut-Offs And Strainer (22 11 19 00-0340) Note: Includes ball type test cocks, two quarter-turn (QT) full port resilient seated bronze body ball valves, bronze strainer, and captured spring assemblies (Watts 919 QT-S series).		
22 11 19 00-0378 EA 3/4" Threaded Reduced Pressure Zone Assembly With Quarter Turn Shut-offs And Strainer (Watts 919QT-S series)..... <i>For Work In Restricted Working Space, Add</i> <i>For Owner Furnished Material, Deduct</i>	900.45 30.91 -797.42	41.21
22 11 19 00-0379 EA 1" Threaded Reduced Pressure Zone Assembly With Quarter Turn Shut-offs And Strainer (Watts 919QT-S series)..... <i>For Work In Restricted Working Space, Add</i> <i>For Owner Furnished Material, Deduct</i>	1,075.43 37.74 -949.62	50.33
22 11 19 00-0380 EA 1-1/4" Threaded Reduced Pressure Zone Assembly With Quarter Turn Shut-offs And Strainer (Watts 919QT-S series)..... <i>For Work In Restricted Working Space, Add</i> <i>For Owner Furnished Material, Deduct</i>	1,606.98 43.93 -1,460.56	58.57
22 11 19 00-0381 EA 1-1/2" Threaded Reduced Pressure Zone Assembly With Quarter Turn Shut-offs And Strainer (Watts 919QT-S series)..... <i>For Work In Restricted Working Space, Add</i> <i>For Owner Furnished Material, Deduct</i>	1,766.81 50.11 -1,599.79	67.24
22 11 19 00-0382 EA 2" Threaded Reduced Pressure Zone Assembly With Quarter Turn Shut-offs And Strainer (Watts 919QT-S series)..... <i>For Work In Restricted Working Space, Add</i> <i>For Owner Furnished Material, Deduct</i>	2,126.31 65.07 -1,909.40	86.76
22 11 19 00-0383 Flanged Reduced Pressure Zone Assemblies (22 11 19 00-0339)		
22 11 19 00-0384 Reduced Pressure Zone Assemblies With Non-Rising Stem Shut-Offs (22 11 19 00-0383) Note: Includes ball type test cocks, two non-rising stem (NRS) resilient seated iron body gate valves, and captured spring assemblies (Watts LF009 NRS series).		
22 11 19 00-0385 EA 2-1/2" Flanged Reduced Pressure Zone Assembly With NRS Shut-offs (Watts LF009 NRS series)..... <i>For Work In Restricted Working Space, Add</i> <i>For Owner Furnished Material, Deduct</i>	5,359.86 95.88 -5,040.25	239.71
22 11 19 00-0386 EA 3" Flanged Reduced Pressure Zone Assembly With NRS Shut-offs (Watts LF009 NRS series)..... <i>For Work In Restricted Working Space, Add</i> <i>For Owner Furnished Material, Deduct</i>	6,039.83 106.37 -5,685.26	269.68
22 11 19 00-0387 Reduced Pressure Zone Assemblies With Non-Rising Stem Shut-Off And Strainer (22 11 19 00-0383) Note: Includes ball type test cocks, two non-rising stem (NRS) resilient seated iron body gate valves, iron body strainer, and captured spring assemblies (Watts LF009 NRS-S-FDA series).		
22 11 19 00-0388 EA 2-1/2" Flanged Reduced Pressure Zone Assembly With NRS Shut-offs And Strainer (Watts LF009 NRS-S-FDA series)..... <i>For Work In Restricted Working Space, Add</i> <i>For Owner Furnished Material, Deduct</i>	6,393.55 95.88 -6,073.94	239.71
22 11 19 00-0389 EA 3" Flanged Reduced Pressure Zone Assembly With NRS Shut-offs And Strainer (Watts LF009 NRS-S-FDA series)..... <i>For Work In Restricted Working Space, Add</i> <i>For Owner Furnished Material, Deduct</i>	7,240.69 106.37 -6,886.12	269.68



MINOR	CSI	UOM	DESCRIPTION	TOTAL DIRECT UNIT COST	DEMOLITION UNIT COST
22 11 19 00-0390			Reduced Pressure Zone Assemblies With Outside Stem And Yoke Shut-Offs <small>(22 11 19 00-0383)</small> Note: Includes ball type test cocks, two outside stem and yoke resilient seated iron body gate valves, and captured spring assemblies (Watts LF009 OSY series).		
22 11 19 00-0391	EA		2-1/2" Flanged Reduced Pressure Zone Assembly With Outside Stem And Yoke Shut-offs (Watts LF009 OSY series).....	5,755.51	239.71
			<i>For Work In Restricted Working Space, Add</i>	95.88	
			<i>For Owner Furnished Material, Deduct</i>	-5,435.90	
22 11 19 00-0392	EA		3" Flanged Reduced Pressure Zone Assembly With Outside Stem And Yoke Shut-offs (Watts LF009 OSY series).....	6,697.38	269.68
			<i>For Work In Restricted Working Space, Add</i>	106.37	
			<i>For Owner Furnished Material, Deduct</i>	-6,342.81	
22 11 19 00-0393			Reduced Pressure Zone Assemblies With Outside Stem And Yoke Shut-Offs And Strainer <small>(22 11 19 00-0383)</small> Note: Includes ball type test cocks, two outside stem and yoke resilient seated iron body gate valves, and captured spring assemblies. (Watts LF009 OSY-S-FDA Series)		
22 11 19 00-0394	EA		2-1/2" Flanged Reduced Pressure Zone Assembly With Outside Stem And Yoke Shut-offs And Strainer (Watts LF009 OSY-S-FDA series).....	6,393.55	239.71
			<i>For Work In Restricted Working Space, Add</i>	95.88	
			<i>For Owner Furnished Material, Deduct</i>	-6,073.94	
22 11 19 00-0395	EA		3" Flanged Reduced Pressure Zone Assembly With Outside Stem And Yoke Shut-offs And Strainer (Watts LF009 OSY-S-FDA series).....	7,240.69	269.68
			<i>For Work In Restricted Working Space, Add</i>	106.37	
			<i>For Owner Furnished Material, Deduct</i>	-6,886.12	
22 11 19 00-0396			Reduced Pressure Zone Assemblies With Quarter Turn Shut-Offs <small>(22 11 19 00-0383)</small> Note: Includes ball type test cocks, two quarter turn (QT) resilient seated iron body ball valves, and captured spring assemblies (Watts LF009 QT-FDA series).		
22 11 19 00-0397	EA		2-1/2" Flanged Reduced Pressure Zone Assembly With QT Shut-offs (Watts LF009 QT-FDA series).....	7,099.85	239.71
			<i>For Work In Restricted Working Space, Add</i>	95.88	
			<i>For Owner Furnished Material, Deduct</i>	-6,780.24	
22 11 19 00-0398	EA		3" Flanged Reduced Pressure Zone Assembly With QT Shut-offs (Watts LF009 QT-FDA series).....	8,217.25	269.68
			<i>For Work In Restricted Working Space, Add</i>	106.37	
			<i>For Owner Furnished Material, Deduct</i>	-7,862.68	
22 11 19 00-0399			Reduced Pressure Zone Assemblies With Non-Rising Stem Shut-Offs <small>(22 11 19 00-0383)</small> Note: Includes ball type test cocks, two non-rising stem (NRS) resilient seated iron body gate valves, and captured spring assemblies (Watts LF909 NRS series).		
22 11 19 00-0400	EA		2-1/2" Flanged Reduced Pressure Zone Assembly With NRS Shut-offs (Watts LF909 NRS series).....	9,220.14	239.71
			<i>For Work In Restricted Working Space, Add</i>	95.88	
			<i>For Owner Furnished Material, Deduct</i>	-8,900.55	
22 11 19 00-0401	EA		3" Flanged Reduced Pressure Zone Assembly With NRS Shut-offs (Watts LF909 NRS series).....	10,475.49	269.68
			<i>For Work In Restricted Working Space, Add</i>	106.37	
			<i>For Owner Furnished Material, Deduct</i>	-10,120.91	
22 11 19 00-0402	EA		4" Flanged Reduced Pressure Zone Assembly With NRS Shut-offs (Watts LF909 NRS series).....	13,184.58	399.51
			<i>For Work In Restricted Working Space, Add</i>	159.72	
			<i>For Owner Furnished Material, Deduct</i>	-12,652.18	
22 11 19 00-0403	EA		6" Flanged Reduced Pressure Zone Assembly With NRS Shut-offs (Watts LF909 NRS series).....	19,904.63	601.55
			<i>For Work In Restricted Working Space, Add</i>	456.43	
			<i>For Owner Furnished Material, Deduct</i>	-18,383.20	
22 11 19 00-0404	EA		8" Flanged Reduced Pressure Zone Assembly With NRS Shut-offs (Watts LF909M1 NRS series).....	33,025.53	902.32
			<i>For Work In Restricted Working Space, Add</i>	684.64	
			<i>For Owner Furnished Material, Deduct</i>	-30,743.39	
22 11 19 00-0405	EA		10" Flanged Reduced Pressure Zone Assembly With NRS Shut-offs (Watts LF909M1 NRS series).....	42,659.40	1,067.26
			<i>For Work In Restricted Working Space, Add</i>	582.14	
			<i>For Owner Furnished Material, Deduct</i>	-40,718.93	
22 11 19 00-0406			Reduced Pressure Zone Assemblies With Non-Rising Stem Shut-Off And Epoxy Coated Strainer <small>(22 11 19 00-0383)</small> Note: Includes ball type test cocks, two non-rising stem (NRS) resilient seated iron body gate valves, iron body strainer, and captured spring assemblies (Watts LF909 NRS-S-FDA series).		
22 11 19 00-0407	EA		2-1/2" Flanged Reduced Pressure Zone Assembly With NRS Shut-offs And Strainer (Watts LF909 NRS-S-FDA series).....	9,937.59	239.71
			<i>For Work In Restricted Working Space, Add</i>	95.88	
			<i>For Owner Furnished Material, Deduct</i>	-9,618.00	
22 11 19 00-0408	EA		3" Flanged Reduced Pressure Zone Assembly With NRS Shut-offs And Strainer (Watts LF909 NRS-S-FDA series).....	11,230.54	269.68
			<i>For Work In Restricted Working Space, Add</i>	106.37	
			<i>For Owner Furnished Material, Deduct</i>	-10,875.97	
22 11 19 00-0409	EA		4" Flanged Reduced Pressure Zone Assembly With NRS Shut-offs And Strainer (Watts LF909 NRS-S-FDA series).....	14,342.20	399.51
			<i>For Work In Restricted Working Space, Add</i>	159.71	
			<i>For Owner Furnished Material, Deduct</i>	-13,809.85	
22 11 19 00-0410	EA		6" Flanged Reduced Pressure Zone Assembly With NRS Shut-offs And Strainer (Watts LF909 NRS-S-FDA series).....	21,648.89	601.55
			<i>For Work In Restricted Working Space, Add</i>	326.00	
			<i>For Owner Furnished Material, Deduct</i>	-20,562.23	



MINOR CSI UOM DESCRIPTION	TOTAL DIRECT UNIT COST	DEMOLITION UNIT COST
22 11 19 00-0411 EA 8" Flanged Reduced Pressure Zone Assembly With NRS Shut-offs And Strainer (Watts LF909 NRS-S-FDA series).....	35,063.61	902.32
For Work In Restricted Working Space, Add	489.00	
For Owner Furnished Material, Deduct	-33,433.61	
22 11 19 00-0412 EA 10" Flanged Reduced Pressure Zone Assembly With NRS Shut-offs And Strainer (Watts LF909 NRS-S-FDA series).....	47,598.62	1,067.26
For Work In Restricted Working Space, Add	582.14	
For Owner Furnished Material, Deduct	-45,658.15	
22 11 19 00-0413 Reduced Pressure Zone Assemblies With Outside Stem And Yoke Shut-Offs (22 11 19 00-0383)		
Note: Includes ball type test cocks, two outside stem and yoke resilient seated iron body gate valves, and captured spring assemblies (Watts LF909 OSY series).		
22 11 19 00-0414 EA 2-1/2" Flanged Reduced Pressure Zone Assembly With Outside Stem And Yoke Shut-offs (Watts LF909 OSY series).....	9,810.81	239.71
For Work In Restricted Working Space, Add	95.88	
For Owner Furnished Material, Deduct	-9,491.22	
22 11 19 00-0415 EA 3" Flanged Reduced Pressure Zone Assembly With Outside Stem And Yoke Shut-offs (Watts LF909 OSY series).....	11,152.54	269.68
For Work In Restricted Working Space, Add	106.37	
For Owner Furnished Material, Deduct	-10,797.96	
22 11 19 00-0416 EA 4" Flanged Reduced Pressure Zone Assembly With Outside Stem And Yoke Shut-offs (Watts LF909 OSY series).....	14,026.02	399.51
For Work In Restricted Working Space, Add	159.72	
For Owner Furnished Material, Deduct	-13,493.62	
22 11 19 00-0417 EA 6" Flanged Reduced Pressure Zone Assembly With Outside Stem And Yoke Shut-offs (Watts LF909 OSY series).....	20,696.47	601.55
For Work In Restricted Working Space, Add	326.00	
For Owner Furnished Material, Deduct	-19,609.81	
22 11 19 00-0418 EA 8" Flanged Reduced Pressure Zone Assembly With Outside Stem And Yoke Shut-offs (Watts LF909M1 OSY series).....	34,423.90	902.32
For Work In Restricted Working Space, Add	489.00	
For Owner Furnished Material, Deduct	-32,793.90	
22 11 19 00-0419 EA 10" Flanged Reduced Pressure Zone Assembly With Outside Stem And Yoke Shut-offs (Watts LF909M1 OSY series).....	45,372.47	1,067.26
For Work In Restricted Working Space, Add	582.14	
For Owner Furnished Material, Deduct	-43,432.00	
22 11 19 00-0420 Double Check Detector Assemblies (22 11 19 00-0250)		
22 11 19 00-0421 Flanged Double Check Detector Assemblies With Meter (22 11 19 00-0420)		
22 11 19 00-0422 Double Check Detector Assembly With Outside Stem And Yoke Shut-Offs And Meter (22 11 19 00-0421)		
Note: Includes ball type test cocks, two outside stem and yoke resilient seated iron body gate valves, two epoxy coated iron body check valves, and meter (Watts 709 DCDA OSY series).		
22 11 19 00-0423 EA 3" Flanged Double Check Detector Assembly With Outside Stem And Yoke Shut-offs And Meter (Watts 007 DCDA OSY series).....	7,352.21	269.68
For Work In Restricted Working Space, Add	106.37	
For Owner Furnished Material, Deduct	-6,997.64	
22 11 19 00-0424 EA 4" Flanged Double Check Detector Assembly With Outside Stem And Yoke Shut-offs And Meter (Watts 007 DCDA OSY series).....	7,692.35	399.51
For Work In Restricted Working Space, Add	159.71	
For Owner Furnished Material, Deduct	-7,160.00	
22 11 19 00-0425 EA 6" Flanged Double Check Detector Assembly With Outside Stem And Yoke Shut-offs And Meter (Watts 007 DCDA OSY series).....	10,384.17	601.55
For Work In Restricted Working Space, Add	326.00	
For Owner Furnished Material, Deduct	-9,297.51	
22 11 19 00-0426 EA 8" Flanged Double Check Detector Assembly With Outside Stem And Yoke Shut-offs And Meter (Watts 007 DCDA OSY series).....	18,435.79	902.32
For Work In Restricted Working Space, Add	489.00	
For Owner Furnished Material, Deduct	-16,805.79	
22 11 19 00-0427 EA 10" Flanged Double Check Detector Assembly With Outside Stem And Yoke Shut-offs And Meter (Watts 007 DCDA OSY series).....	24,908.31	1,067.26
For Work In Restricted Working Space, Add	582.14	
For Owner Furnished Material, Deduct	-22,967.84	
22 11 19 00-0428 Double Check Detector Assembly With Outside Stem And Yoke Shut-Offs And Meter (22 11 19 00-0421)		
Note: Includes ball type test cocks, two outside stem and yoke resilient seated iron body gate valves, single stainless steel housing and sleeve for two check valves, and meter (Watts 757 DCDA OSY series).		
22 11 19 00-0429 EA 2-1/2" Flanged Double Check Detector Assembly With Outside Stem And Yoke Shut-offs And Meter (Watts 757 DCDA OSY series).....	5,503.70	239.71
For Work In Restricted Working Space, Add	95.88	
For Owner Furnished Material, Deduct	-5,184.09	
22 11 19 00-0430 EA 3" Flanged Double Check Detector Assembly With Outside Stem And Yoke Shut-offs And Meter (Watts 757 DCDA OSY series).....	5,877.05	269.68
For Work In Restricted Working Space, Add	106.37	
For Owner Furnished Material, Deduct	-5,522.48	
22 11 19 00-0431 EA 4" Flanged Double Check Detector Assembly With Outside Stem And Yoke Shut-offs And Meter (Watts 757 DCDA OSY series).....	6,401.57	399.51
For Work In Restricted Working Space, Add	159.71	
For Owner Furnished Material, Deduct	-5,869.22	



	MINOR	CSI	UOM	DESCRIPTION	TOTAL DIRECT UNIT COST	DEMOLITION UNIT COST
22 11 19 00-0432	EA			6" Flanged Double Check Detector Assembly With Outside Stem And Yoke Shut-offs And Meter (Watts 757 DCDA OSY series).....	8,707.78	601.55
				<i>For Work In Restricted Working Space, Add</i>	326.00	
				<i>For Owner Furnished Material, Deduct</i>	-7,621.12	
22 11 19 00-0433	EA			8" Flanged Double Check Detector Assembly With Outside Stem And Yoke Shut-offs And Meter (Watts 757 DCDA OSY series).....	15,405.86	902.32
				<i>For Work In Restricted Working Space, Add</i>	489.00	
				<i>For Owner Furnished Material, Deduct</i>	-13,775.86	
22 11 19 00-0434	EA			10" Flanged Double Check Detector Assembly With Outside Stem And Yoke Shut-offs And Meter (Watts 757 DCDA OSY series).....	18,166.59	1,067.26
				<i>For Work In Restricted Working Space, Add</i>	582.14	
				<i>For Owner Furnished Material, Deduct</i>	-16,226.12	
22 11 19 00-0435				Double Check Detector Assembly With Butterfly Valves And Meter <small>(22 11 19 00-0421)</small> Note: Includes ball type test cocks, two resilient seated iron body butterfly valves, single stainless steel housing and sleeve for two check valves, and meter (Watts 757 DCDA BFG series).		
22 11 19 00-0436	EA			2-1/2" Flanged Double Check Detector Assembly With Butterfly Valves And Meter (Watts 757 DCDA BFG series).....	5,829.90	239.71
				<i>For Work In Restricted Working Space, Add</i>	95.88	
				<i>For Owner Furnished Material, Deduct</i>	-5,510.29	
22 11 19 00-0437	EA			3" Flanged Double Check Detector Assembly With Butterfly Valves And Meter (Watts 757 DCDA BFG series).....	6,203.24	269.68
				<i>For Work In Restricted Working Space, Add</i>	106.37	
				<i>For Owner Furnished Material, Deduct</i>	-5,848.67	
22 11 19 00-0438	EA			4" Flanged Double Check Detector Assembly With Butterfly Valves And Meter (Watts 757 DCDA BFG series).....	6,727.70	399.51
				<i>For Work In Restricted Working Space, Add</i>	159.71	
				<i>For Owner Furnished Material, Deduct</i>	-6,195.35	
22 11 19 00-0439	EA			6" Flanged Double Check Detector Assembly With Butterfly Valves And Meter (Watts 757 DCDA BFG series).....	9,042.13	601.55
				<i>For Work In Restricted Working Space, Add</i>	326.00	
				<i>For Owner Furnished Material, Deduct</i>	-7,955.47	
22 11 19 00-0440	EA			8" Flanged Double Check Detector Assembly With Butterfly Valves And Meter (Watts 757 DCDA BFG series).....	15,004.71	902.32
				<i>For Work In Restricted Working Space, Add</i>	489.00	
				<i>For Owner Furnished Material, Deduct</i>	-13,374.71	
22 11 19 00-0441				Flanged Double Check Detector Assemblies Without Meter <small>(22 11 19 00-0420)</small>		
22 11 19 00-0442				Double Check Detector Assembly With Outside Stem And Yoke Shut-Offs Less Meter <small>(22 11 19 00-0441)</small> Note: Includes ball type test cocks, two outside stem and yoke resilient seated iron body gate valves, single stainless steel housing and sleeve for two check valves (Watts 757 DCDA OSY LM series).		
22 11 19 00-0443	EA			2-1/2" Flanged Double Check Detector Assembly With Outside Stem And Yoke Shut-offs Less Meter (Watts 757 DCDA OSY LM series).....	5,400.71	239.71
				<i>For Work In Restricted Working Space, Add</i>	95.88	
22 11 19 00-0444	EA			3" Flanged Double Check Detector Assembly With Outside Stem And Yoke Shut-offs Less Meter (Watts 757 DCDA OSY LM series).....	5,774.10	269.68
				<i>For Work In Restricted Working Space, Add</i>	106.37	
22 11 19 00-0445	EA			4" Flanged Double Check Detector Assembly With Outside Stem And Yoke Shut-offs Less Meter (Watts 757 DCDA OSY LM series).....	6,298.62	399.51
				<i>For Work In Restricted Working Space, Add</i>	159.71	
22 11 19 00-0446	EA			6" Flanged Double Check Detector Assembly With Outside Stem And Yoke Shut-offs Less Meter (Watts 757 DCDA OSY LM series).....	8,604.83	601.55
				<i>For Work In Restricted Working Space, Add</i>	326.00	
22 11 19 00-0447	EA			8" Flanged Double Check Detector Assembly With Outside Stem And Yoke Shut-offs Less Meter (Watts 757 DCDA OSY LM series).....	15,302.98	902.32
				<i>For Work In Restricted Working Space, Add</i>	489.00	
22 11 19 00-0448	EA			10" Flanged Double Check Detector Assembly With Outside Stem And Yoke Shut-offs Less Meter (Watts 757 DCDA OSY LM series).....	18,063.57	1,067.26
				<i>For Work In Restricted Working Space, Add</i>	582.14	
22 11 19 00-0449				Double Check Detector Assembly With Butterfly Valves Less Meter <small>(22 11 19 00-0441)</small> Note: Includes ball type test cocks, two butterfly resilient seated iron body butterfly valves, single stainless steel housing and sleeve for two check valves (Watts 757 DCDA BFG LM series).		
22 11 19 00-0450	EA			2-1/2" Flanged Double Check Detector Assembly With Butterfly Valves Less Meter (Watts 757 DCDA BFG LM series).....	5,726.88	239.71
				<i>For Work In Restricted Working Space, Add</i>	95.88	
22 11 19 00-0451	EA			3" Flanged Double Check Detector Assembly With Butterfly Valves Less Meter (Watts 757 DCDA BFG LM series).....	6,100.22	269.68
				<i>For Work In Restricted Working Space, Add</i>	106.37	
22 11 19 00-0452	EA			4" Flanged Double Check Detector Assembly With Butterfly Valves Less Meter (Watts 757 DCDA BFG LM series).....	6,624.75	399.51
				<i>For Work In Restricted Working Space, Add</i>	159.71	
22 11 19 00-0453	EA			6" Flanged Double Check Detector Assembly With Butterfly Valves Less Meter (Watts 757 DCDA BFG LM series).....	8,939.11	601.55
				<i>For Work In Restricted Working Space, Add</i>	326.00	
22 11 19 00-0454	EA			8" Flanged Double Check Detector Assembly With Butterfly Valves Less Meter (Watts 757 DCDA BFG LM series).....	15,637.32	902.32
				<i>For Work In Restricted Working Space, Add</i>	489.00	
22 11 19 00-0455				Flanged Double Check Detector Assemblies <small>(22 11 19 00-0420)</small>		
22 11 19 00-0456				Double Check Detector Assembly With Outside Stem And Yoke Shut-Offs <small>(22 11 19 00-0455)</small> Note: Includes ball type test cocks, two outside stem and yoke resilient seated iron body gate valves, single stainless steel housing and sleeve for two check valves, and meter (Watts 774 DCDA OSY series).		



MINOR	CSI	UOM	DESCRIPTION	TOTAL DIRECT UNIT COST	DEMOLITION UNIT COST
22 11 19 00-0457	EA		2-1/2" Flanged Double Check Detector Assembly With Outside Stem And Yoke Shut-offs (Watts 774 DCDA OSY series).....	5,214.35	239.71
			<i>For Work In Restricted Working Space, Add</i>	95.88	
			<i>For Owner Furnished Material, Deduct</i>	-4,894.74	
22 11 19 00-0458	EA		3" Flanged Double Check Detector Assembly With Outside Stem And Yoke Shut-offs (Watts 774 DCDA OSY series).....	6,313.09	269.68
			<i>For Work In Restricted Working Space, Add</i>	106.37	
			<i>For Owner Furnished Material, Deduct</i>	-5,958.52	
22 11 19 00-0459	EA		4" Flanged Double Check Detector Assembly With Outside Stem And Yoke Shut-offs (Watts 774 DCDA OSY series).....	6,996.78	399.51
			<i>For Work In Restricted Working Space, Add</i>	159.71	
			<i>For Owner Furnished Material, Deduct</i>	-6,464.43	
22 11 19 00-0460	EA		6" Flanged Double Check Detector Assembly With Outside Stem And Yoke Shut-offs (Watts 774 DCDA OSY series).....	8,823.69	601.55
			<i>For Work In Restricted Working Space, Add</i>	326.00	
			<i>For Owner Furnished Material, Deduct</i>	-7,737.03	
22 11 19 00-0461	EA		8" Flanged Double Check Detector Assembly With Outside Stem And Yoke Shut-offs (Watts 774 DCDA OSY series).....	15,615.45	902.32
			<i>For Work In Restricted Working Space, Add</i>	489.00	
			<i>For Owner Furnished Material, Deduct</i>	-13,965.45	
22 11 19 00-0462	EA		10" Flanged Double Check Detector Assembly With Outside Stem And Yoke Shut-offs (Watts 774 DCDA OSY series).....	21,053.73	1,067.26
			<i>For Work In Restricted Working Space, Add</i>	582.14	
			<i>For Owner Furnished Material, Deduct</i>	-19,113.26	
22 11 19 00-0463	EA		12" Flanged Double Check Detector Assembly With Outside Stem And Yoke Shut-offs (Watts 774 DCDA OSY series).....	28,101.50	1,280.71
			<i>For Work In Restricted Working Space, Add</i>	698.57	
			<i>For Owner Furnished Material, Deduct</i>	-25,772.93	
22 11 19 00-0464			Backflow Preventer Accessories (22 11 19 00-0250)		
22 11 19 00-0465			Air Gap (22 11 19 00-0464)		
22 11 19 00-0466	EA		Up To 1" Diameter Air Gap For Backflow Preventer	121.70	13.56
22 11 19 00-0467	EA		1-1/4" To 2" Diameter Air Gap For Backflow Preventer	149.80	16.27
22 11 19 00-0468	EA		2-1/2" To 3" Diameter Air Gap For Backflow Preventer	282.08	21.69
22 11 19 00-0469	EA		4" To 6" Diameter Air Gap For Backflow Preventer	558.37	37.96
22 11 19 00-0470	EA		8" To 10" Diameter Air Gap For Backflow Preventer	590.91	54.23
22 11 19 00-0471			Brass Test Cocks (22 11 19 00-0464)		
22 11 19 00-0472	EA		1/8" Or 1/4" Brass Test Cock.....	49.55	5.42
22 11 19 00-0473			Backflow Valve Enclosures (22 11 19 00-0250)		
22 11 19 00-0474			Flip-Top, Insulated Fiberglass Valve Enclosures (22 11 19 00-0473)		
			Note: Dimensions listed are inside dimensions. Includes anchor kit. Excludes concrete pad.		
22 11 19 00-0475	EA		19" Length x 11" Width x 22" Height, Insulated Fiberglass Valve Enclosure	1,282.00	97.61
			<i>For Heated Enclosure, Add</i>	167.90	
22 11 19 00-0476	EA		27" Length x 13" Width x 23" Height, Flip-Top, Insulated Fiberglass Valve Enclosure	1,595.19	97.61
			<i>For Heated Enclosure, Add</i>	214.88	
22 11 19 00-0477	EA		27" Length x 13" Width x 35" Height, Flip-Top, Insulated Fiberglass Valve Enclosure	2,050.74	89.89
			<i>For Heated Enclosure, Add</i>	285.14	
22 11 19 00-0478	EA		33" Length x 21" Width x 25" Height, Flip-Top, Insulated Fiberglass Valve Enclosure	2,108.85	119.86
			<i>For Heated Enclosure, Add</i>	286.36	
22 11 19 00-0479	EA		39" Length x 13" Width x 28" Height, Flip-Top, Insulated Fiberglass Valve Enclosure	2,215.06	119.86
			<i>For Heated Enclosure, Add</i>	302.30	
22 11 19 00-0480	EA		47" Length x 13" Width x 28" Height, Flip-Top, Insulated Fiberglass Valve Enclosure	2,629.02	119.86
			<i>For Heated Enclosure, Add</i>	364.39	
22 11 19 00-0481	EA		39" Length x 13" Width x 36" Height, Flip-Top, Insulated Fiberglass Valve Enclosure	2,639.91	119.86
			<i>For Heated Enclosure, Add</i>	366.02	
22 11 19 00-0482	EA		47" Length x 13" Width x 36" Height, Flip-Top, Insulated Fiberglass Valve Enclosure	3,345.26	119.86
			<i>For Heated Enclosure, Add</i>	471.83	
22 11 19 00-0483	EA		70" Length x 26" Width x 45" Height, Flip-Top, Insulated Fiberglass Valve Enclosure	7,786.21	179.78
			<i>For Heated Enclosure, Add</i>	1,122.99	
22 11 19 00-0484	EA		83" Length x 26" Width x 45" Height, Flip-Top, Insulated Fiberglass Valve Enclosure	11,345.67	179.78
			<i>For Heated Enclosure, Add</i>	1,656.90	
22 11 19 00-0485	EA		70" Length x 26" Width x 55" Height, Flip-Top, Insulated Fiberglass Valve Enclosure	10,773.76	179.78
			<i>For Heated Enclosure, Add</i>	1,571.12	
22 11 19 00-0486	EA		83" Length x 26" Width x 55" Height, Flip-Top, Insulated Fiberglass Valve Enclosure	12,977.88	209.75
			<i>For Heated Enclosure, Add</i>	1,894.25	
22 11 19 00-0487			One-Piece Drop Over, Insulated Fiberglass Valve Enclosures (22 11 19 00-0473)		
			Note: Dimensions listed are inside dimensions. Includes anchor kit. Excludes concrete pad.		
22 11 19 00-0488	EA		20" Length x 6-1/2" Width x 22" Height, One-Piece Drop Over, Insulated Fiberglass Valve Enclosure.....	724.23	26.03
			<i>For Heated Enclosure, Add</i>	136.17	
22 11 19 00-0489	EA		27" Length x 14" Width x 26" Height, One-Piece Drop Over, Insulated Fiberglass Valve Enclosure	1,012.91	26.03
			<i>For Heated Enclosure, Add</i>	193.90	
22 11 19 00-0490	EA		38-1/2" Length x 12" Width x 28" Height, One-Piece Drop Over, Insulated Fiberglass Valve Enclosure.....	1,276.36	23.97
			<i>For Heated Enclosure, Add</i>	247.28	
22 11 19 00-0491	EA		47" Length x 13" Width x 28" Height, One-Piece Drop Over, Insulated Fiberglass Valve Enclosure.....	1,935.42	23.97
			<i>For Heated Enclosure, Add</i>	379.09	



MINOR CSI UOM DESCRIPTION	TOTAL DIRECT UNIT COST	DEMOLITION UNIT COST
22 11 19 00-0492 EA 70" Length x 26" Width x 45" Height, One-Piece Drop Over, Insulated Fiberglass Valve Enclosure..... <i>For Heated Enclosure, Add</i>	5,020.57 989.13	44.94
22 11 19 00-0493 EA 83" Length x 26" Width x 45" Height, One-Piece Drop Over, Insulated Fiberglass Valve Enclosure..... <i>For Heated Enclosure, Add</i>	6,864.30 1,357.88	44.94
22 11 19 00-0494 EA 45" Length x 35" Width x 35" Height, One-Piece Drop Over, Insulated Fiberglass Valve Enclosure..... <i>For Heated Enclosure, Add</i>	4,563.04 897.63	44.94
22 11 19 00-0495 EA 53" Length x 44" Width x 44" Height, One-Piece Drop Over, Insulated Fiberglass Valve Enclosure..... <i>For Heated Enclosure, Add</i>	5,167.63 1,018.54	44.94
22 11 19 00-0496 EA 61" Length x 52" Width x 50" Height, One-Piece Drop Over, Insulated Fiberglass Valve Enclosure..... <i>For Heated Enclosure, Add</i>	8,100.71 1,605.16	44.94
22 11 19 00-0497 Lift-Off Lightweight Backflow Valve Enclosures With Recessed Locksheild Brackets <small>(22 11 19 00-0473)</small> Note: 1-1/2", 0.095" wall tubular steel framework with 1" x 1" x 1/8" angle iron, 1/2" #13 gauge diamond pattern rolled expanded metal, all welded construction. Excludes concrete pad.		
22 11 19 00-0498 EA 22" Length x 10" Width x 24" Height, Backflow Preventer Caged Enclosures..... Note: BP-1	759.62	97.61
22 11 19 00-0499 EA 30" Length x 10" Width x 24" Height, Backflow Preventer Caged Enclosures..... Note: BP-2	843.32	119.86
22 11 19 00-0500 EA 40" Length x 10" Width x 24" Height, Backflow Preventer Caged Enclosures..... Note: BP-3	917.94	119.86
22 11 19 00-0501 EA 46" Length x 10" Width x 30" Height, Backflow Preventer Caged Enclosures..... Note: BP-4	1,130.59	119.86
22 11 19 00-0502 Sectional, Insulated Aluminum Valve Enclosures <small>(22 11 19 00-0473)</small> Note: Dimensions listed are inside dimensions. Includes anchor kit. Excludes concrete pad.		
22 11 19 00-0503 EA 70" Length x 26" Width x 55" Height, Sectional, Insulated Aluminum Valve Enclosure..... <i>For Heated Enclosure, Add</i> <i>For One 24" Fluorescent Light Fixture, Add</i> <i>For Two 24" Fluorescent Light Fixture, Add</i>	10,162.22 1,475.53 790.62 1,414.79	195.22
22 11 19 00-0504 EA 83" Length x 26" Width x 55" Height, Sectional, Insulated Aluminum Valve Enclosure..... <i>For Heated Enclosure, Add</i> <i>For One 24" Fluorescent Light Fixture, Add</i> <i>For Two 24" Fluorescent Light Fixture, Add</i>	11,216.17 1,633.62 790.62 1,414.79	195.22
22 11 19 00-0505 EA 53" Length x 33" Width x 44" Height, Sectional, Insulated Aluminum Valve Enclosure..... <i>For Heated Enclosure, Add</i> <i>For One 24" Fluorescent Light Fixture, Add</i> <i>For Two 24" Fluorescent Light Fixture, Add</i>	7,914.21 1,142.19 790.62 1,414.79	179.78
22 11 19 00-0506 EA 53" Length x 44" Width x 44" Height, Sectional, Insulated Aluminum Valve Enclosure..... <i>For Heated Enclosure, Add</i> <i>For One 24" Fluorescent Light Fixture, Add</i> <i>For Two 24" Fluorescent Light Fixture, Add</i>	8,693.10 1,259.02 790.62 1,414.79	179.78
22 11 19 00-0507 EA 90" Length x 32" Width x 50-1/2" Height, Sectional, Insulated Aluminum Valve Enclosure..... <i>For Heated Enclosure, Add</i> <i>For One 24" Fluorescent Light Fixture, Add</i> <i>For Two 24" Fluorescent Light Fixture, Add</i>	10,092.02 1,453.88 790.62 1,414.79	239.71
22 11 19 00-0508 EA 102" Length x 32" Width x 50-1/2" Height, Sectional, Insulated Aluminum Valve Enclosure..... <i>For Heated Enclosure, Add</i> <i>For One 24" Fluorescent Light Fixture, Add</i> <i>For Two 24" Fluorescent Light Fixture, Add</i>	11,339.33 1,640.97 790.62 1,414.79	239.71
22 11 19 00-0509 EA 90" Length x 32" Width x 57-1/2" Height, Sectional, Insulated Aluminum Valve Enclosure..... <i>For Heated Enclosure, Add</i> <i>For One 24" Fluorescent Light Fixture, Add</i> <i>For Two 24" Fluorescent Light Fixture, Add</i>	11,339.33 1,640.97 790.62 1,414.79	239.71
22 11 19 00-0510 EA 102" Length x 32" Width x 57-1/2" Height, Sectional, Insulated Aluminum Valve Enclosure..... <i>For Heated Enclosure, Add</i> <i>For One 24" Fluorescent Light Fixture, Add</i> <i>For Two 24" Fluorescent Light Fixture, Add</i>	12,548.51 1,822.35 790.62 1,414.79	239.71
22 11 19 00-0511 EA 62" Length x 39" Width x 46" Height, Sectional, Insulated Aluminum Valve Enclosure..... <i>For Heated Enclosure, Add</i> <i>For One 24" Fluorescent Light Fixture, Add</i> <i>For Two 24" Fluorescent Light Fixture, Add</i>	9,399.36 1,357.47 790.62 1,414.79	209.75
22 11 19 00-0512 EA 62" Length x 53" Width x 46" Height, Sectional, Insulated Aluminum Valve Enclosure..... <i>For Heated Enclosure, Add</i> <i>For One 24" Fluorescent Light Fixture, Add</i> <i>For Two 24" Fluorescent Light Fixture, Add</i>	11,009.80 1,591.54 790.62 1,414.79	239.71
22 11 19 00-0513 EA 105" Length x 36" Width x 53" Height, Sectional, Insulated Aluminum Valve Enclosure..... <i>For Heated Enclosure, Add</i> <i>For One 24" Fluorescent Light Fixture, Add</i> <i>For Two 24" Fluorescent Light Fixture, Add</i>	12,897.10 1,874.64 790.62 1,414.79	239.71
22 11 19 00-0514 EA 125" Length x 36" Width x 53" Height, Sectional, Insulated Aluminum Valve Enclosure..... <i>For Heated Enclosure, Add</i> <i>For One 24" Fluorescent Light Fixture, Add</i> <i>For Two 24" Fluorescent Light Fixture, Add</i>	14,163.94 2,060.92 790.62 1,414.79	254.69
22 11 19 00-0515 EA 105" Length x 36" Width x 64" Height, Sectional, Insulated Aluminum Valve Enclosure..... <i>For Heated Enclosure, Add</i> <i>For One 24" Fluorescent Light Fixture, Add</i> <i>For Two 24" Fluorescent Light Fixture, Add</i>	14,513.58 2,107.90 790.62 1,414.79	276.56
22 11 19 00-0516 EA 125" Length x 36" Width x 64" Height, Sectional, Insulated Aluminum Valve Enclosure..... <i>For Heated Enclosure, Add</i> <i>For One 24" Fluorescent Light Fixture, Add</i> <i>For Two 24" Fluorescent Light Fixture, Add</i>	16,098.46 2,341.56 790.62 1,414.79	292.83



MINOR	CSI	UOM	DESCRIPTION	TOTAL DIRECT UNIT COST	DEMOLITION UNIT COST
22 11 19 00-0517	EA		105" Length x 36" Width x 80" Height, Sectional, Insulated Aluminum Valve Enclosure	16,683.52	269.68
			<i>For Heated Enclosure, Add</i>	2,435.11	
			<i>For One 24" Fluorescent Light Fixture, Add</i>	790.62	
			<i>For Two 24" Fluorescent Light Fixture, Add</i>	1,414.79	
22 11 19 00-0518	EA		72" Length x 45" Width x 52" Height, Sectional, Insulated Aluminum Valve Enclosure	12,080.09	239.71
			<i>For Heated Enclosure, Add</i>	1,752.09	
			<i>For One 24" Fluorescent Light Fixture, Add</i>	790.62	
			<i>For Two 24" Fluorescent Light Fixture, Add</i>	1,414.79	
22 11 19 00-0519	EA		72" Length x 45" Width x 60" Height, Sectional, Insulated Aluminum Valve Enclosure	12,888.93	239.71
			<i>For Heated Enclosure, Add</i>	1,873.41	
			<i>For One 24" Fluorescent Light Fixture, Add</i>	790.62	
			<i>For Two 24" Fluorescent Light Fixture, Add</i>	1,414.79	
22 11 19 00-0520	EA		72" Length x 65" Width x 52" Height, Sectional, Insulated Aluminum Valve Enclosure	14,596.96	254.69
			<i>For Heated Enclosure, Add</i>	2,125.87	
			<i>For One 24" Fluorescent Light Fixture, Add</i>	790.62	
			<i>For Two 24" Fluorescent Light Fixture, Add</i>	1,414.79	
22 11 19 00-0521	EA		72" Length x 65" Width x 60" Height, Sectional, Insulated Aluminum Valve Enclosure	17,721.13	269.68
			<i>For Heated Enclosure, Add</i>	2,590.75	
			<i>For One 24" Fluorescent Light Fixture, Add</i>	790.62	
			<i>For Two 24" Fluorescent Light Fixture, Add</i>	1,414.79	
22 11 19 00-0522	EA		118" Length x 40" Width x 58" Height, Sectional, Insulated Aluminum Valve Enclosure	15,436.21	119.86
			<i>For Heated Enclosure, Add</i>	2,248.01	
			<i>For One 24" Fluorescent Light Fixture, Add</i>	790.62	
			<i>For Two 24" Fluorescent Light Fixture, Add</i>	1,414.79	
22 11 19 00-0523	EA		142" Length x 40" Width x 58" Height, Sectional, Insulated Aluminum Valve Enclosure	18,579.46	119.86
			<i>For Heated Enclosure, Add</i>	2,715.75	
			<i>For One 24" Fluorescent Light Fixture, Add</i>	790.62	
			<i>For Two 24" Fluorescent Light Fixture, Add</i>	1,414.79	
22 11 19 00-0524	EA		118" Length x 40" Width x 74" Height, Sectional, Insulated Aluminum Valve Enclosure	17,955.81	179.78
			<i>For Heated Enclosure, Add</i>	2,622.21	
			<i>For One 24" Fluorescent Light Fixture, Add</i>	790.62	
			<i>For Two 24" Fluorescent Light Fixture, Add</i>	1,414.79	
22 11 19 00-0525	EA		142" Length x 40" Width x 74" Height, Sectional, Insulated Aluminum Valve Enclosure	20,846.23	179.78
			<i>For Heated Enclosure, Add</i>	3,048.28	
			<i>For One 24" Fluorescent Light Fixture, Add</i>	790.62	
			<i>For Two 24" Fluorescent Light Fixture, Add</i>	1,414.79	
22 11 19 00-0526	EA		142" Length x 42" Width x 65" Height, Sectional, Insulated Aluminum Valve Enclosure	19,228.07	179.78
			<i>For Heated Enclosure, Add</i>	2,809.30	
			<i>For One 24" Fluorescent Light Fixture, Add</i>	790.62	
			<i>For Two 24" Fluorescent Light Fixture, Add</i>	1,414.79	
22 11 19 00-0527	EA		172" Length x 42" Width x 65" Height, Sectional, Insulated Aluminum Valve Enclosure	22,488.88	209.75
			<i>For Heated Enclosure, Add</i>	3,290.93	
			<i>For One 24" Fluorescent Light Fixture, Add</i>	790.62	
			<i>For Two 24" Fluorescent Light Fixture, Add</i>	1,414.79	
22 11 19 00-0528	EA		142" Length x 42" Width x 85" Height, Sectional, Insulated Aluminum Valve Enclosure	22,538.82	179.78
			<i>For Heated Enclosure, Add</i>	3,290.93	
			<i>For One 24" Fluorescent Light Fixture, Add</i>	790.62	
			<i>For Two 24" Fluorescent Light Fixture, Add</i>	1,414.79	
22 11 19 00-0529	EA		172" Length x 42" Width x 85" Height, Sectional, Insulated Aluminum Valve Enclosure	26,769.15	179.78
			<i>For Heated Enclosure, Add</i>	3,917.99	
			<i>For One 24" Fluorescent Light Fixture, Add</i>	790.62	
			<i>For Two 24" Fluorescent Light Fixture, Add</i>	1,414.79	
22 11 19 00-0530			Faucets (Hose Bibbs) <small>(22 11 19)</small>		
22 11 19 00-0531			Bronze Garden Hose Valves (Hose Bibbs), Screwed Ends <small>(22 11 19 00-0530)</small>		
22 11 19 00-0532	EA		1/2", 125 LB Bronze Garden Hose Valves (Hose Bibbs), Screwed Ends	59.21	10.85
22 11 19 00-0533	EA		3/4", 125 LB Bronze Garden Hose Valves (Hose Bibbs), Screwed Ends	68.33	11.93
22 11 19 00-0534	EA		3/4" Screwed Ends Vacuum Breaker (Mueller 108-904NL)	18.01	8.13
22 11 19 00-0535			Chrome Plated Brass Hose Valves, Screwed Ends <small>(22 11 19 00-0530)</small>		
22 11 19 00-0536	EA		3/4" Hose Valve With Screwed Ends (Chicago Faucets #387-CP)	216.03	33.18
22 11 19 00-0537			Antisiphon Freezeless Wall Faucet (Woodford 19CP) <small>(22 11 19 00-0530)</small>		
22 11 19 00-0538	EA		4" Long, 1/2" Antisiphon Freezeless Wall Faucet	129.86	27.12
22 11 19 00-0539	EA		6" Long, 1/2" Antisiphon Freezeless Wall Faucet	140.74	30.04
22 11 19 00-0540	EA		8" Long, 1/2" Antisiphon Freezeless Wall Faucet	148.90	31.78
22 11 19 00-0541	EA		10" Long, 1/2" Antisiphon Freezeless Wall Faucet	157.05	34.06
22 11 19 00-0542	EA		12" Long, 1/2" Antisiphon Freezeless Wall Faucet	165.31	36.11
22 11 19 00-0543			Keyed, Recessed Valve Boxes <small>(22 11 19)</small>		
22 11 19 00-0544	EA		8" x 8" x 4" Painted Steel, Keyed, Recessed Valve Box	319.68	32.35
22 11 19 00-0545	EA		8" x 8" x 6" Painted Steel, Keyed, Recessed Valve Box	356.11	32.35
22 11 19 00-0546	EA		8" x 8" x 8" Painted Steel, Keyed, Recessed Valve Box	410.75	32.35
22 11 19 00-0547	EA		12" x 12" x 4" Painted Steel, Keyed, Recessed Valve Box	395.89	43.13
22 11 19 00-0548	EA		12" x 12" x 6" Painted Steel, Keyed, Recessed Valve Box	450.53	43.13
22 11 19 00-0549	EA		12" x 12" x 8" Painted Steel, Keyed, Recessed Valve Box	466.92	43.13
22 11 19 00-0550	EA		8" x 8" x 4" Stainless Steel, Keyed, Recessed Valve Box	377.96	32.35
22 11 19 00-0551	EA		8" x 8" x 6" Stainless Steel, Keyed, Recessed Valve Box	458.10	32.35
22 11 19 00-0552	EA		8" x 8" x 8" Stainless Steel, Keyed, Recessed Valve Box	529.14	32.35



MINOR CSI UOM DESCRIPTION	TOTAL DIRECT UNIT COST	DEMOLITION UNIT COST
22 11 19 00-0553 EA 12" x 12" x 4" Stainless Steel, Keyed, Recessed Valve Box.....	497.89	43.13
22 11 19 00-0554 EA 12" x 12" x 6" Stainless Steel, Keyed, Recessed Valve Box.....	568.92	43.13
22 11 19 00-0555 EA 12" x 12" x 8" Stainless Steel, Keyed, Recessed Valve Box.....	596.24	43.13
22 11 23 Domestic Water Pumps (22 11)		
22 11 23 13 Domestic Water Packaged Booster Pumps (22 11 23)		
Note: Includes motor starter and controls.		
22 11 23 13-0001 Simplex Domestic Water Packaged Booster Pumps And Tank (22 11 23 13)		
22 11 23 13-0002 EA 1 HP Simplex Domestic Water Packaged Booster Pump And Tank.....	14,521.02	319.61
22 11 23 13-0003 EA 1.5 HP Simplex Domestic Water Packaged Booster Pump And Tank.....	15,005.18	429.48
22 11 23 13-0004 EA 2 HP Simplex Domestic Water Packaged Booster Pump And Tank.....	15,584.10	539.34
22 11 23 13-0005 EA 3 HP Simplex Domestic Water Packaged Booster Pump And Tank.....	16,130.63	649.21
22 11 23 13-0006 EA 5 HP Simplex Domestic Water Packaged Booster Pump And Tank.....	17,819.40	759.08
22 11 23 13-0007 EA 7.5 HP Simplex Domestic Water Packaged Booster Pump And Tank.....	19,770.03	868.95
22 11 23 13-0008 EA 10 HP Simplex Domestic Water Packaged Booster Pump And Tank.....	21,092.17	978.81
22 11 23 13-0009 Duplex Domestic Water Packaged Booster Pumps And Hydrocumulator (22 11 23 13)		
22 11 23 13-0010 EA 100 GPM Duplex Domestic Water Packaged Booster Pumps And Hydrocumulator.....	38,701.91	1,297.36
22 11 23 13-0011 EA 200 GPM Duplex Domestic Water Packaged Booster Pumps And Hydrocumulator.....	46,784.29	1,378.45
22 11 23 13-0012 EA 300 GPM Duplex Domestic Water Packaged Booster Pumps And Hydrocumulator.....	54,900.06	1,459.53
22 11 23 13-0013 Triplex Domestic Water Packaged Booster Pumps And Hydrocumulator (22 11 23 13)		
22 11 23 13-0014 EA 200 GPM Triplex Domestic Water Packaged Booster Pumps And Hydrocumulator.....	51,249.17	1,378.45
22 11 23 13-0015 EA 300 GPM Triplex Domestic Water Packaged Booster Pumps And Hydrocumulator.....	64,043.91	1,459.53
22 11 23 13-0016 EA 500 GPM Triplex Domestic Water Packaged Booster Pumps And Hydrocumulator.....	79,779.20	1,621.70
22 11 23 13-0017 EA 750 GPM Triplex Domestic Water Packaged Booster Pumps And Hydrocumulator.....	101,319.50	1,783.87
22 11 23 13-0018 EA 1,000 GPM Triplex Domestic Water Packaged Booster Pumps And Hydrocumulator.....	122,859.79	1,946.04
22 11 23 13-0019 EA 1,750 GPM Triplex Domestic Water Packaged Booster Pumps And Hydrocumulator.....	143,200.49	2,189.29
22 11 23 13-0020 EA 2,500 GPM Triplex Domestic Water Packaged Booster Pumps And Hydrocumulator.....	163,541.19	2,432.55
22 11 23 13-0021 EA 3,750 GPM Triplex Domestic Water Packaged Booster Pumps And Hydrocumulator.....	183,881.88	2,675.81
22 11 23 13-0022 EA 5,000 GPM Triplex Domestic Water Packaged Booster Pumps And Hydrocumulator.....	204,425.30	3,000.14
22 11 23 13-0023 Variable Speed Duplex Domestic Water Pressure Booster Skid (22 11 23 13)		
Note: AB1953 compliant, UL listed and labeled. Includes stainless steel headers with check, isolation, thermal relief valves, and start up support. The standard control package is integrated in a NEMA 1 enclosure and is outfitted with an individual VFD's which are controlled through a HOA and internally programmed PID logic for system control.		
22 11 23 13-0024 EA 40 GPM At 40 To 70 PSI, NEMA 1, Variable Speed Duplex Domestic Water Pressure Booster Skid (FlowTherm Systems FMV2-1).....	39,874.85	1,460.79
22 11 23 13-0025 EA 40 GPM At 80 To 120 PSI, 80 GPM At 50 To 90 PSI, NEMA 1, Variable Speed Duplex Domestic Water Pressure Booster Skid (FlowTherm Systems FMV2-2).....	41,734.35	1,460.79
22 11 23 13-0026 EA 80 GPM At 80 PSI, 120 GPM At 40 To 90 PSI, NEMA 1, Variable Speed Duplex Domestic Water Pressure Booster Skid (FlowTherm Systems FMV2-3).....	44,391.35	1,460.79
22 11 23 13-0027 EA 80 GPM At 130 To 150 PSI, 120 GPM At 100 To 150 PSI, NEMA 1, Variable Speed Duplex Domestic Water Pressure Booster Skid (FlowTherm Systems FMV2-4).....	48,221.39	1,460.79
22 11 23 13-0028 EA 160 GPM At 40 To 50 PSI, 200 GPM At 40 To 50 PSI, NEMA 1, Variable Speed Duplex Domestic Water Pressure Booster Skid (FlowTherm Systems FMV2-5).....	45,433.26	1,552.08
22 11 23 13-0029 EA 160 GPM At 60 To 80 PSI, 200 GPM At 60 To 70 PSI, NEMA 1, Variable Speed Duplex Domestic Water Pressure Booster Skid (FlowTherm Systems FMV2-6).....	48,776.72	1,552.08
22 11 23 13-0030 EA 160 GPM At 90 To 110 PSI, 200 GPM At 80 To 100 PSI, NEMA 1, Variable Speed Duplex Domestic Water Pressure Booster Skid (FlowTherm Systems FMV2-7).....	53,317.45	1,552.08
22 11 23 13-0031 EA 160 To 200 GPM At 120 To 150 PSI, NEMA 1, Variable Speed Duplex Domestic Water Pressure Booster Skid (FlowTherm Systems FMV2-8).....	57,008.19	1,552.08
22 11 23 13-0032 EA 240 To 280 GPM At 40 To 50 PSI, NEMA 1, Variable Speed Duplex Domestic Water Pressure Booster Skid (FlowTherm Systems FMV2-9).....	49,669.21	1,643.38
22 11 23 13-0033 EA 280 To 320 GPM At 60 To 70 PSI, NEMA 1, Variable Speed Duplex Domestic Water Pressure Booster Skid (FlowTherm Systems FMV2-10).....	52,970.28	1,643.38
22 11 23 13-0034 EA 240 To 320 GPM At 90 To 120 PSI, NEMA 1, Variable Speed Duplex Domestic Water Pressure Booster Skid (FlowTherm Systems FMV2-11).....	60,351.74	1,643.38
22 11 23 13-0035 EA 240 To 320 GPM At 130 To 150 PSI, NEMA 1, Variable Speed Duplex Domestic Water Pressure Booster Skid (FlowTherm Systems FMV2-12).....	72,740.33	1,643.38
22 11 23 13-0036 EA 360 To 400 GPM At 40 PSI, NEMA 1, Variable Speed Duplex Domestic Water Pressure Booster Skid (FlowTherm Systems FMV2-13).....	52,505.91	1,643.38
22 11 23 13-0037 EA 360 To 400 GPM At 50 To 80 PSI, NEMA 1, Variable Speed Duplex Domestic Water Pressure Booster Skid (FlowTherm Systems FMV2-14).....	59,239.27	1,643.38
22 11 23 13-0038 EA 360 To 400 GPM At 90 To 110 PSI, NEMA 1, Variable Speed Duplex Domestic Water Pressure Booster Skid (FlowTherm Systems FMV2-15).....	74,060.75	1,643.38
22 11 23 13-0039 EA 360 To 400 GPM At 120 To 140 PSI, NEMA 1, Variable Speed Duplex Domestic Water Pressure Booster Skid (FlowTherm Systems FMV2-16).....	73,632.72	1,643.38
22 11 23 13-0040 EA 440 To 480 GPM At 150 PSI, NEMA 1, Variable Speed Duplex Domestic Water Pressure Booster Skid (FlowTherm Systems FMV2-17).....	87,887.07	1,825.98
22 11 23 13-0041 EA 440 To 480 GPM At 40 To 50 PSI, NEMA 1, Variable Speed Duplex Domestic Water Pressure Booster Skid (FlowTherm Systems FMV2-18).....	60,125.82	1,825.98
22 11 23 13-0042 EA 440 To 480 GPM At 60 To 90 PSI, 520 To 600 GPM At 40 To 80 PSI, NEMA 1, Variable Speed Duplex Domestic Water Pressure Booster Skid (FlowTherm Systems FMV2-19).....	73,622.84	1,825.98



MINOR CSI UOM DESCRIPTION	TOTAL DIRECT UNIT COST	DEMOLITION UNIT COST
------------------------------	---------------------------	-------------------------

22 11 23 13-0043 EA	440 To 480 GPM At 100 PSI, NEMA 1, Variable Speed Duplex Domestic Water Pressure Booster Skid (FlowTherm Systems FMV2-20).....	73,196.83	1,825.98
22 11 23 13-0044 EA	440 To 600 GPM At 100 To 120 PSI, NEMA 1, Variable Speed Duplex Domestic Water Pressure Booster Skid (FlowTherm Systems FMV2-21).....	88,549.30	1,825.98
22 11 23 13-0045 EA	440 To 600 GPM At 130 To 150 PSI, NEMA 1, Variable Speed Duplex Domestic Water Pressure Booster Skid (FlowTherm Systems FMV2-22).....	107,328.02	1,825.98
22 11 23 13-0046 EA	60 GPM At 40 To 70 PSI, NEMA 1, Variable Speed Triplex Domestic Water Pressure Booster Skid (FlowTherm Systems FMV3-1).....	50,599.78	1,460.79

22 11 23 13-0047

Variable Speed Triplex Domestic Water Pressure Booster Skid (22 11 23 13)

Note: AB1953 compliant, UL listed and labeled. Includes stainless steel headers with check, isolation, thermal relief valves, and start up support. The standard control package is integrated in a NEMA 1 enclosure and is outfitted with an individual VFD's which are controlled through a HOA and internally programmed PID logic for system control.

22 11 23 13-0048 EA	60 GPM At 80 To 130 PSI, 120 GPM At 50 To 90 PSI, NEMA 1, Variable Speed Triplex Domestic Water Pressure Booster Skid (FlowTherm Systems FMV3-2).....	50,599.78	1,460.79
22 11 23 13-0049 EA	120 GPM At 100 To 120 PSI, NEMA 1, Variable Speed Triplex Domestic Water Pressure Booster Skid (FlowTherm Systems FMV3-3).....	56,693.12	1,460.79
22 11 23 13-0050 EA	60 GPM At 140 To 150 PSI, 120 GPM At 130 To 150 PSI, NEMA 1, Variable Speed Triplex Domestic Water Pressure Booster Skid (FlowTherm Systems FMV3-4).....	61,950.59	1,460.79
22 11 23 13-0051 EA	180 GPM At 40 To 90 PSI, NEMA 1, Variable Speed Triplex Domestic Water Pressure Booster Skid (FlowTherm Systems FMV3-5).....	56,921.87	1,552.08
22 11 23 13-0052 EA	180 GPM At 100 To 150 PSI, NEMA 1, Variable Speed Triplex Domestic Water Pressure Booster Skid (FlowTherm Systems FMV3-6).....	62,142.50	1,552.08
22 11 23 13-0053 EA	240 GPM At 40 To 50 PSI, NEMA 1, Variable Speed Triplex Domestic Water Pressure Booster Skid (FlowTherm Systems FMV3-7).....	58,140.84	1,552.08
22 11 23 13-0054 EA	240 GPM At 60 To 80 PSI, NEMA 1, Variable Speed Triplex Domestic Water Pressure Booster Skid (FlowTherm Systems FMV3-8).....	62,629.08	1,552.08
22 11 23 13-0055 EA	240 GPM At 90 To 110 PSI, NEMA 1, Variable Speed Triplex Domestic Water Pressure Booster Skid (FlowTherm Systems FMV3-9).....	68,801.16	1,552.08
22 11 23 13-0056 EA	240 GPM At 120 To 150 PSI, NEMA 1, Variable Speed Triplex Domestic Water Pressure Booster Skid (FlowTherm Systems FMV3-10).....	73,917.31	1,552.08
22 11 23 13-0057 EA	300 GPM At 40 To 50 PSI, NEMA 1, Variable Speed Triplex Domestic Water Pressure Booster Skid (FlowTherm Systems FMV3-11).....	58,663.86	1,643.38
22 11 23 13-0058 EA	300 GPM At 60 To 70 PSI, NEMA 1, Variable Speed Triplex Domestic Water Pressure Booster Skid (FlowTherm Systems FMV3-12).....	63,152.10	1,643.38
22 11 23 13-0059 EA	300 GPM At 80 To 100 PSI, NEMA 1, Variable Speed Triplex Domestic Water Pressure Booster Skid (FlowTherm Systems FMV3-13).....	69,322.16	1,643.38
22 11 23 13-0060 EA	300 GPM At 110 To 150 PSI, NEMA 1, Variable Speed Triplex Domestic Water Pressure Booster Skid (FlowTherm Systems FMV3-14).....	74,438.31	1,643.38
22 11 23 13-0061 EA	360 GPM At 40 To 60 PSI, 420 GPM At 40 To 50 PSI, NEMA 1, Variable Speed Triplex Domestic Water Pressure Booster Skid (FlowTherm Systems FMV3-15).....	63,711.36	1,643.38
22 11 23 13-0062 EA	360 GPM At 70 To 80 PSI, 420 GPM At 60 To 70 PSI, NEMA 1, Variable Speed Triplex Domestic Water Pressure Booster Skid (FlowTherm Systems FMV3-16).....	68,021.92	1,643.38
22 11 23 13-0063 EA	360 GPM At 90 To 130 PSI, 420 GPM At 80 To 120 PSI, NEMA 1, Variable Speed Triplex Domestic Water Pressure Booster Skid (FlowTherm Systems FMV3-17).....	78,672.15	1,643.38
22 11 23 13-0064 EA	360 GPM At 140 To 150 PSI, 420 GPM At 130 To 150 PSI, NEMA 1, Variable Speed Triplex Domestic Water Pressure Booster Skid (FlowTherm Systems FMV3-18).....	96,051.70	1,643.38
22 11 23 13-0065 EA	480 GPM At 40 PSI, NEMA 1, Variable Speed Triplex Domestic Water Pressure Booster Skid (FlowTherm Systems FMV3-19).....	65,048.14	1,825.98
22 11 23 13-0066 EA	480 GPM At 50 To 70 PSI, 520 To 600 GPM At 40 To 80 PSI, NEMA 1, Variable Speed Triplex Domestic Water Pressure Booster Skid (FlowTherm Systems FMV3-20).....	69,360.73	1,825.98
22 11 23 13-0067 EA	480 GPM At 80 To 110 PSI, NEMA 1, Variable Speed Triplex Domestic Water Pressure Booster Skid (FlowTherm Systems FMV3-21).....	80,010.95	1,825.98
22 11 23 13-0068 EA	480 GPM At 120 To 150 PSI, NEMA 1, Variable Speed Triplex Domestic Water Pressure Booster Skid (FlowTherm Systems FMV3-22).....	97,388.48	1,825.98
22 11 23 13-0069 EA	540 GPM At 40 PSI, 600 GPM At 40 PSI, NEMA 1, Variable Speed Triplex Domestic Water Pressure Booster Skid (FlowTherm Systems FMV3-23).....	68,662.15	1,825.98
22 11 23 13-0070 EA	540 GPM At 50 To 90 PSI, 600 GPM At 50 To 80 PSI, NEMA 1, Variable Speed Triplex Domestic Water Pressure Booster Skid (FlowTherm Systems FMV3-24).....	78,341.24	1,825.98
22 11 23 13-0071 EA	540 GPM At 100 To 110 PSI, 600 GPM At 90 To 110 PSI, NEMA 1, Variable Speed Triplex Domestic Water Pressure Booster Skid (FlowTherm Systems FMV3-25).....	99,367.10	1,825.98
22 11 23 13-0072 EA	540 GPM At 120 To 130 PSI, 600 GPM At 120 To 130 PSI, NEMA 1, Variable Speed Triplex Domestic Water Pressure Booster Skid (FlowTherm Systems FMV3-26).....	101,404.28	1,825.98
22 11 23 13-0073 EA	540 GPM At 140 To 150 PSI, 600 GPM At 140 To 150 PSI, NEMA 1, Variable Speed Triplex Domestic Water Pressure Booster Skid (FlowTherm Systems FMV3-27).....	125,811.97	1,825.98
22 11 23 13-0074 EA	660 GPM At 40 To 50 PSI, 720 GPM At 40 To 50 PSI, NEMA 1, Variable Speed Triplex Domestic Water Pressure Booster Skid (FlowTherm Systems FMV3-28).....	77,762.19	2,191.18
22 11 23 13-0075 EA	660 GPM At 60 To 90 PSI, 720,780,840,900 GPM At 60 To 80 PSI, NEMA 1, Variable Speed Triplex Domestic Water Pressure Booster Skid (FlowTherm Systems FMV3-29).....	93,714.31	2,191.18
22 11 23 13-0076 EA	660, 720, 780 GPM At 100 PSI, 840 To 900 GPM At 90 PSI, NEMA 1, Variable Speed Triplex Domestic Water Pressure Booster Skid (FlowTherm Systems FMV3-30).....	99,763.23	2,191.18
22 11 23 13-0077 EA	660, 720, 780, 840, 900 GPM At 110 To 120 PSI, NEMA 1, Variable Speed Triplex Domestic Water Pressure Booster Skid (FlowTherm Systems FMV3-31).....	120,512.49	2,191.18
22 11 23 13-0078 EA	660, 720, 780, 840, 900 GPM At 130 To 150 PSI, NEMA 1, Variable Speed Triplex Domestic Water Pressure Booster Skid (FlowTherm Systems FMV3-32).....	149,547.73	2,191.18

22 11 23 23 Domestic-Water In-Line Pumps (22 11 23)

22 11 23 23-0001 Bronze In-Line Centrifugal Domestic Water Booster Pumps (22 11 23 23)

Note: ODP motor.

22 11 23 23-0002 EA	1/12 HP, 3/4" To 1-1/2" Flanges, Bronze In-Line Centrifugal Domestic Water Booster Pump (B&G PL30B).....	1,213.54	179.78
---------------------	--	----------	--------



MINOR CSI UOM DESCRIPTION	TOTAL DIRECT UNIT COST	DEMOLITION UNIT COST
22 11 23 23-0003 EA 1/6 HP, 3/4" Flanges, Bronze In-Line Centrifugal Domestic Water Booster Pump (B&G PL36B).....	1,249.52	179.78
22 11 23 23-0004 EA 1/6 HP, 1" To 1-1/4" Flanges, Bronze In-Line Centrifugal Domestic Water Booster Pump (B&G PL45B).....	1,311.24	183.28
22 11 23 23-0005 EA 1/6 HP, 1-1/2" Flanges, Bronze In-Line Centrifugal Domestic Water Booster Pump (B&G PL50B).....	1,453.37	190.77
22 11 23 23-0006 EA 1/6 HP, 2" Flanges, Bronze In-Line Centrifugal Domestic Water Booster Pump (B&G PL75B).....	2,712.01	197.87
22 11 23 23-0007 EA 1/6 HP, 2" Flanges, Bronze In-Line Centrifugal Domestic Water Booster Pump (B&G 2AB).....	2,902.76	197.87
22 11 23 23-0008 EA 1/4 HP, 2-1/2" Flanges, Bronze In-Line Centrifugal Domestic Water Booster Pump (B&G 2-1/2AB).....	4,396.15	217.86
22 11 23 23-0009 EA 1/4 HP, 3" Flanges, Bronze In-Line Centrifugal Domestic Water Booster Pump (B&G LD3 AB).....	4,575.31	239.35
22 11 23 23-0010 EA 1/3 HP, 3" Flanges, Bronze In-Line Centrifugal Domestic Water Booster Pump (B&G HD3 AB).....	5,558.94	263.33
22 11 23 23-0011 EA 1/2 HP, 3" Flanges, Bronze In-Line Centrifugal Domestic Water Booster Pump (B&G PDB35S).....	5,666.33	289.82
22 11 23 23-0012 EA 3/4 HP, 3" Flanges, Bronze In-Line Centrifugal Domestic Water Booster Pump (B&G PDB37S).....	6,195.67	318.30
22 11 23 23-0013 EA 1 HP, 3" Flanges, Bronze In-Line Centrifugal Domestic Water Booster Pump (B&G PDB38S).....	8,957.38	350.28
22 11 23 23-0014 EA 1-1/2 HP, 3" Flanges, Bronze In-Line Centrifugal Domestic Water Booster Pump (B&G PDB40S).....	10,345.23	367.27
22 11 23 23-0015 Cast Iron In-Line Centrifugal Domestic Water Booster Pumps (22 11 23 23)		
Note: ODP motor.		
22 11 23 23-0016 EA 1/12 HP, 3/4" To 1-1/2" Flanges, Cast Iron In-Line Centrifugal Domestic Water Booster Pump (B&G PL30).....	1,269.44	179.78
22 11 23 23-0017 EA 1/6 HP, 3/4" Flanges, Cast Iron In-Line Centrifugal Domestic Water Booster Pump (B&G PL36).....	2,213.67	179.78
22 11 23 23-0018 EA 1/6 HP, 1" To 1-1/4" Flanges, Cast Iron In-Line Centrifugal Domestic Water Booster Pump (B&G PL45).....	2,220.89	183.28
22 11 23 23-0019 EA 1/6 HP, 1-1/4" Flanges, Cast Iron In-Line Centrifugal Domestic Water Booster Pump (B&G PL45).....	2,258.72	187.27
22 11 23 23-0020 EA 1/6 HP, 1-1/2" Flanges, Cast Iron In-Line Centrifugal Domestic Water Booster Pump (B&G PL50).....	2,265.70	190.77
22 11 23 23-0021 EA 1/6 HP, 2" Flanges, Cast Iron In-Line Centrifugal Domestic Water Booster Pump (B&G PL75).....	2,305.84	197.87
22 11 23 23-0022 EA 1/4 HP, 2-1/2" Flanges, Cast Iron In-Line Centrifugal Domestic Water Booster Pump (B&G 2-1/2).....	2,836.37	217.86
22 11 23 23-0023 EA 1/3 HP, 3" Flanges, Cast Iron In-Line Centrifugal Domestic Water Booster Pump (B&G HD30).....	3,672.59	263.33
22 11 23 23-0024 EA 1/2 HP, 3" Flanges, Cast Iron In-Line Centrifugal Domestic Water Booster Pump (B&G PD35S).....	3,860.15	289.82
22 11 23 23-0025 EA 3/4 HP, 3" Flanges, Cast Iron In-Line Centrifugal Domestic Water Booster Pump (B&G PD37S).....	4,520.90	318.30
22 11 23 23-0026 EA 1 HP, 3" Flanges, Cast Iron In-Line Centrifugal Domestic Water Booster Pump (B&G PD38S).....	6,160.35	350.28
22 11 23 23-0027 EA 1-1/2 HP, 3" Flanges, Cast Iron In-Line Centrifugal Domestic Water Booster Pump (B&G PD40S).....	7,233.46	367.27
22 11 23 23-0028 EA 2 HP, 4" Flanges, Cast Iron In-Line Centrifugal Domestic Water Booster Pump (B&G 80, 4x4x7, BF).....	6,452.23	385.76
22 11 23 23-0029 EA 3 HP, 4" Flanges, Cast Iron In-Line Centrifugal Domestic Water Booster Pump (B&G 80, 4x4x7, BF).....	6,928.87	424.03
22 11 23 23-0030 EA 5 HP, 4" Flanges, Cast Iron In-Line Centrifugal Domestic Water Booster Pump (B&G 80, 4x4x7, BF).....	7,612.20	449.71
22 11 23 23-0031 EA 7-1/2 HP, 4" Flanges, Cast Iron In-Line Centrifugal Domestic Water Booster Pump (B&G 80, 4x4x9-1/2, BF).....	9,711.79	499.68
22 11 23 23-0032 EA 10 HP, 4" Flanges, Cast Iron In-Line Centrifugal Domestic Water Booster Pump (B&G 80, 4x4x9-1/2, BF).....	10,249.25	599.72
22 11 23 23-0033 EA 15 HP, 4" Flanges, Cast Iron In-Line Centrifugal Domestic Water Booster Pump (B&G 80, 4x4x9-1/2, BF).....	13,122.65	699.86
22 12 Facility Potable-Water Storage Tanks (22 10)		
22 12 19 Facility Ground-Mounted, Potable-Water Storage Tanks (22 12)		
22 12 19 00-0001 Steel, Horizontal, Ground-Mounted Water Tanks (22 12 19)		
22 12 19 00-0002 EA 5,000 Gallon, Steel, Horizontal, Ground-Mounted Water Tank.....	42,014.53	9,353.91
22 12 19 00-0003 EA 10,000 Gallon, Steel, Horizontal, Ground-Mounted Water Tank.....	47,951.14	9,353.91
22 12 19 00-0004 EA 20,000 Gallon, Steel, Horizontal, Ground-Mounted Water Tank.....	86,916.98	14,435.07
22 12 19 00-0005 EA 35,000 Gallon, Steel, Horizontal, Ground-Mounted Water Tank.....	112,172.99	18,707.83
22 12 19 00-0006 Galvanized Steel, Flat Bottom, Vertical Storage Tanks (22 12 19)		
22 12 19 00-0007 EA 5,000 Gallon Galvanized Steel, Flat Bottom, Vertical Storage Tank.....	50,809.51	9,353.91
22 12 19 00-0008 EA 10,000 Gallon Galvanized Steel, Flat Bottom, Vertical Storage Tank.....	71,477.71	9,353.91
22 12 19 00-0009 EA 20,000 Gallon Galvanized Steel, Flat Bottom, Vertical Storage Tank.....	106,406.93	14,435.07
22 12 19 00-0010 EA 35,000 Gallon Galvanized Steel, Flat Bottom, Vertical Storage Tank.....	153,741.38	18,707.83
22 12 23 Facility Indoor Potable-Water Storage Tanks (22 12)		
22 12 23 13 Facility Steel, Indoor Potable-Water Storage Pressure Tanks (22 12 23)		
22 12 23 13-0001 Insulated Glass Lined Storage Tank (A.O. Smith TJ, TJV And TJH) (22 12 23 13)		
22 12 23 13-0002 EA 80 Gallon ASME Rated Tank, 150PSI, Jacketed, Insulated, Glass Lined Water Heater Storage Tank (TJ-80A).....	2,554.73	399.51
22 12 23 13-0003 EA 119 Gallon 150 PSI, Jacketed, Insulated, Glass Lined Water Heater Storage Tank (TJV-120M).....	3,163.72	499.39
22 12 23 13-0004 EA 140 Gallon ASME Rated Tank, 125 PSI, Jacketed, Insulated, Glass Lined Water Heater Storage Tank (TJV-140A).....	5,941.75	549.33
22 12 23 13-0005 EA 200 Gallon ASME Rated Tank, 125 PSI, Jacketed, Insulated, Glass Lined Water Heater Storage Tank (TJV-200A).....	6,573.18	599.27
22 12 23 13-0006 EA 250 Gallon ASME Rated Tank, 125 PSI, Jacketed, Insulated, Glass Lined Water Heater Storage Tank (TJV-250A).....	13,205.94	649.21
22 12 23 13-0007 EA 350 Gallon ASME Rated Tank, 125 PSI, Jacketed, Insulated, Glass Lined Water Heater Storage Tank (TJV-350A).....	11,340.68	699.15
22 12 23 13-0008 EA 400 Gallon ASME Rated Tank, 125 PSI, Jacketed, Insulated, Glass Lined Water Heater Storage Tank (TJV-400A).....	19,591.45	749.09
22 12 23 13-0009 EA 500 Gallon ASME Rated Tank, 125 PSI, Jacketed, Insulated, Glass Lined Water Heater Storage Tank (TJV-500A).....	18,024.26	799.03
22 12 23 13-0010 EA 750 Gallon ASME Rated Tank, 125 PSI, Jacketed, Insulated, Glass Lined Water Heater Storage Tank (TJV-750A).....	19,585.91	848.97
22 12 23 13-0011 EA 1,000 Gallon ASME Rated Tank, 125 PSI, Jacketed, Insulated, Glass Lined Water Heater Storage Tank (TJV-1000A).....	23,367.36	898.90
22 12 23 13-0012 Uninsulated Glass Lined Storage Tank (A.O. Smith T) (22 12 23 13)		
22 12 23 13-0013 EA 80 Gallon 150 PSI, Uninsulated, Glass Lined Water Storage Tank (T-80S).....	2,170.39	399.51
22 12 23 13-0014 EA 120 Gallon 150 PSA, Uninsulated, Glass Lined Water Storage Tank (T-120S).....	4,246.23	499.39



MINOR CSI UOM DESCRIPTION	TOTAL DIRECT UNIT COST	DEMOLITION UNIT COST
------------------------------	---------------------------	-------------------------

22 12 23 13-0015	EA 140 Gallon ASME Rated Tank, 125 PSI, Uninsulated, Glass Lined Water Storage Tank (T-140A)	5,330.50	549.33
22 12 23 13-0016	EA 200 Gallon 150 PSI, Uninsulated, Glass Lined Water Storage Tank (T-200S)	6,611.01	599.27
22 12 23 13-0017	EA 200 Gallon ASME Rated Tank, 125 PSI, Uninsulated, Glass Lined Water Storage Tank (T-200A)	5,589.78	599.27
22 12 23 13-0018	EA 250 Gallon ASME Rated Tank, 125 PSI, Uninsulated, Glass Lined Water Storage Tank (T-250A)	8,721.26	649.21
22 12 23 13-0019	EA 325 Gallon ASME Rated Tank, 125 PSI, Uninsulated, Glass Lined Water Storage Tank (T-325A)	9,439.72	699.15
22 12 23 13-0020	EA 350 Gallon 150 PSI, Uninsulated, Glass Lined Water Storage Tank (T-350S)	8,975.79	699.15
22 12 23 13-0021	EA 350 Gallon ASME Rated Tank, 125 PSI, Uninsulated, Glass Lined Water Storage Tank (T-350A)	8,173.26	699.15
22 12 23 13-0022	EA 400 Gallon ASME Rated Tank, 125 PSI, Uninsulated, Glass Lined Water Storage Tank (T-400A)	11,240.67	749.09
22 12 23 13-0023	EA 500 Gallon ASME Rated Tank, 125 PSI, Uninsulated, Glass Lined Water Storage Tank (T-500A)	12,197.77	799.03
22 12 23 13-0024	EA 750 Gallon ASME Rated Tank, 125 PSI, Uninsulated, Glass Lined Water Storage Tank (T-750A)	14,183.22	848.97
22 12 23 13-0025	EA 1,000 Gallon ASME Rated Tank, 125 PSI, Uninsulated, Glass Lined Water Storage Tank (T-1000A)	26,803.68	898.90

22 12 23 26 Facility Plastic, Indoor Potable-Water Storage Non-Pressure Tanks (22 12 23)

22 12 23 26-0001 Horizontal Non-Pressurized Polyethylene Tanks (22 12 23 26)

Note: Excludes excavation and backfill.

22 12 23 26-0002	EA 100 Gallon Horizontal Non-Pressurized Polyethylene Tank	686.13	224.73
	<i>For Saddle Assembly, Add</i>	769.04	
22 12 23 26-0003	EA 150 Gallon Horizontal Non-Pressurized Polyethylene Tank	803.86	262.18
	<i>For Saddle Assembly, Add</i>	769.04	
22 12 23 26-0004	EA 200 Gallon Horizontal Non-Pressurized Polyethylene Tank	955.52	299.64
	<i>For Saddle Assembly, Add</i>	884.31	
22 12 23 26-0005	EA 300 Gallon Horizontal Non-Pressurized Polyethylene Tank	1,168.20	337.09
	<i>For Saddle Assembly, Add</i>	1,334.11	
22 12 23 26-0006	EA 335 Gallon Horizontal Non-Pressurized Polyethylene Tank	1,405.74	374.55
	<i>For Two Tie Down Bands, Add</i>	438.82	
22 12 23 26-0007	EA 535 Gallon Horizontal Non-Pressurized Polyethylene Tank	1,826.32	520.62
	<i>For Two Tie Down Bands, Add</i>	470.47	
22 12 23 26-0008	EA 1,035 Gallon Horizontal Non-Pressurized Polyethylene Tank	2,749.56	607.39
	<i>For Three Tie Down Bands, Add</i>	807.42	
22 12 23 26-0009	EA 1,335 Gallon Horizontal Non-Pressurized Polyethylene Tank	3,988.20	694.15
	<i>For Three Tie Down Bands, Add</i>	814.20	
22 12 23 26-0010	EA 1,635 Gallon Horizontal Non-Pressurized Polyethylene Tank	4,987.66	780.92
	<i>For Four Tie Down Bands, Add</i>	1,103.67	
22 12 23 26-0011	EA 2,035 Gallon Horizontal Non-Pressurized Polyethylene Tank	5,848.01	867.70
	<i>For Four Tie Down Bands, Add</i>	1,564.76	
22 12 23 26-0012	EA 2,635 Gallon Horizontal Non-Pressurized Polyethylene Tank	8,392.47	954.46
	<i>For Four Tie Down Bands, Add</i>	2,071.07	
22 12 23 26-0013	EA 3,135 Gallon Horizontal Non-Pressurized Polyethylene Tank	9,728.72	1,041.23
	<i>For Four Tie Down Bands, Add</i>	2,242.85	
22 12 23 26-0014	EA 4,035 Gallon Horizontal Non-Pressurized Polyethylene Tank	13,986.70	1,388.31
	<i>For Four Tie Down Bands, Add</i>	2,541.21	
22 12 23 26-0015	EA 5,025 Gallon Horizontal Non-Pressurized Polyethylene Tank	18,140.89	1,388.31
	<i>For Five Tie Down Bands, Add</i>	4,001.51	

22 12 23 26-0016 Vertical Non-Pressurized Polyethylene Tanks (22 12 23 26)

22 12 23 26-0017	EA 100 Gallon Vertical Non-Pressurized Polyethylene Tank	740.79	299.64
22 12 23 26-0018	EA 160 Gallon Vertical Non-Pressurized Polyethylene Tank	899.13	318.37
22 12 23 26-0019	EA 210 Gallon Vertical Non-Pressurized Polyethylene Tank	989.63	337.09
22 12 23 26-0020	EA 300 Gallon Vertical Non-Pressurized Polyethylene Tank	1,204.57	374.55
22 12 23 26-0021	EA 405 Gallon Vertical Non-Pressurized Polyethylene Tank	1,370.00	449.45
22 12 23 26-0022	EA 500 Gallon Vertical Non-Pressurized Polyethylene Tank	1,619.06	524.37
22 12 23 26-0023	EA 600 Gallon Vertical Non-Pressurized Polyethylene Tank	2,290.73	694.15
22 12 23 26-0024	EA 1,000 Gallon Vertical Non-Pressurized Polyethylene Tank	2,969.64	867.70
22 12 23 26-0025	EA 2,000 Gallon Vertical Non-Pressurized Polyethylene Tank	4,005.69	1,041.23
22 12 23 26-0026	EA 3,000 Gallon Vertical Non-Pressurized Polyethylene Tank	5,254.20	1,214.77
22 12 23 26-0027	EA 4,000 Gallon Vertical Non-Pressurized Polyethylene Tank	7,775.24	1,388.31
22 12 23 26-0028	EA 5,000 Gallon Vertical Non-Pressurized Polyethylene Tank	10,563.01	1,561.85
22 12 23 26-0029	EA 6,250 Gallon Vertical Non-Pressurized Polyethylene Tank	11,978.77	1,735.38
22 12 23 26-0030	EA 7,000 Gallon Vertical Non-Pressurized Polyethylene Tank	13,200.17	1,908.93
22 12 23 26-0031	EA 8,000 Gallon Vertical Non-Pressurized Polyethylene Tank	15,221.69	2,082.46
22 12 23 26-0032	EA 9,150 Gallon Vertical Non-Pressurized Polyethylene Tank	17,204.80	2,256.00
22 12 23 26-0033	EA 10,500 Gallon Vertical Non-Pressurized Polyethylene Tank	21,335.16	2,429.54
22 12 23 26-0034	EA 12,500 Gallon Vertical Non-Pressurized Polyethylene Tank	25,685.61	2,776.61

22 13 Facility Sanitary Sewerage (22 10)

22 13 13 Facility Sanitary Sewers (22 13)

22 13 13 00-0001 Fixture Rough-In (22 13 13)

Note: Excludes fixture. Not for use when individual component details are available, on remodeling work where partial pipe and fittings are installed or on residential projects. For use on commercial restrooms with multiple toilets, urinals and lavatories. Includes waste and vent pipe and fittings and domestic water supply pipe and fittings. Waste piping is included from fixture outlet tee to floor, vent piping is included from outlet tee within the wall to the ceiling and domestic water supply from ceiling to fixture and stub out with caps. Based on vertical floor to floor of 12'. Use detailed tasks (i.e. individual pipe and fittings, insulation, hangers, etc.) instead of rough-in assembly where possible.

22 13 13 00-0002 Single Fixture Rough-In, Cast Iron Waste And Vent Pipe (22 13 13 00-0001)

Note: Single fixtures have one fixture to one pipe riser. Includes cast iron waste and vent pipe and fittings and copper domestic water supply pipe and fittings.



MINOR CSI UOM DESCRIPTION	TOTAL DIRECT UNIT COST	DEMOLITION UNIT COST
22 13 13 00-0003 EA Floor Mounted Water Closet, Single Fixture Rough-In, Cast Iron Waste And Vent Pipe Note: Includes cast iron waste and vent pipe and copper domestic supply. Excludes fixture and flush valve.	1,262.63	
22 13 13 00-0004 EA Wall Mounted Water Closet, Single Fixture Rough-In, Cast Iron Waste And Vent Pipe Note: Includes cast iron waste and vent pipe and copper domestic supply. Excludes fixture, carrier and flush valve.	1,803.01	
22 13 13 00-0005 EA Tank Type Floor Mounted Water Closet, Single Fixture Rough-In, Cast Iron Waste And Vent Pipe Note: Includes cast iron waste and vent pipe and copper domestic supply. Excludes fixture.	1,126.44	
22 13 13 00-0006 EA Wall Mounted Urinal, Single Fixture Rough-In, Cast Iron Waste And Vent Pipe Note: Includes cast iron waste and vent pipe and copper domestic supply. Excludes fixture, carrier and flush valve.	754.64	
22 13 13 00-0007 EA Wall Mounted Lavatory, Single Fixture Rough-In, Cast Iron Waste And Vent Pipe Note: Includes cast iron waste and vent pipe and copper domestic supply. Excludes fixture, carrier and faucet.	891.61	
22 13 13 00-0008 EA Countertop Kitchen Sink, Single Fixture Rough-In, Cast Iron Waste And Vent Pipe Note: Includes cast iron waste and vent pipe and copper domestic supply. Excludes fixture and faucet.	1,104.64	
22 13 13 00-0009 EA Bathtub, Single Fixture Rough-In, Cast Iron Waste And Vent Pipe Note: Includes cast iron waste and vent pipe and copper domestic supply. Excludes fixture and faucet.	1,202.52	
22 13 13 00-0010 EA Free Standing Water Cooler, Single Fixture Rough-In, Cast Iron Waste And Vent Pipe Note: Includes cast iron waste and vent pipe and copper domestic supply. Excludes fixture.	721.95	
22 13 13 00-0011 EA Floor Mounted Service Sink, Single Fixture Rough-In, Cast Iron Waste And Vent Pipe Note: Includes cast iron waste and vent pipe and copper domestic supply. Excludes fixture and faucet.	1,126.44	
22 13 13 00-0012 EA Wall Mounted Service Sink, Single Fixture Rough-In, Cast Iron Waste And Vent Pipe Note: Includes cast iron waste and vent pipe and copper domestic supply. Excludes fixture, carrier and faucet.	1,140.65	
22 13 13 00-0013 EA Shower, Single Fixture Rough-In, Cast Iron Waste And Vent Pipe Note: Includes cast iron waste and vent pipe and copper domestic supply. Excludes fixture, shower head and faucet.	1,090.69	
22 13 13 00-0014 EA Bidet, Single Fixture Rough-In, Cast Iron Waste And Vent Pipe Note: Includes cast iron waste and vent pipe and copper domestic supply. Excludes fixture and faucet.	1,262.63	
22 13 13 00-0015 EA Floor Mounted Circular Wash Fountain, Single Fixture Rough-In, Cast Iron Waste And Vent Pipe Note: Includes cast iron waste and vent pipe and copper domestic supply. Excludes fixture.	1,991.22	
22 13 13 00-0016 EA Bathtub/Shower, Single Fixture Rough-In, Cast Iron Waste And Vent Pipe Note: Includes cast iron waste and vent pipe and copper domestic supply. Excludes fixture, shower head and faucet.	1,227.52	
22 13 13 00-0017 Double Fixture Rough-In, Cast Iron Waste And Vent Pipe <small>(22 13 13 00-0001)</small> Note: Double fixtures have two "back-to-back" waste connections to one riser. Includes cast iron waste and vent pipe and fittings and copper domestic water supply pipe and fittings.		
22 13 13 00-0018 EA Floor Mounted Water Closet, Double Fixture Rough-In, Cast Iron Waste And Vent Pipe Note: Includes cast iron waste and vent pipe and copper domestic supply. Excludes fixture and flush valve.	1,690.09	
22 13 13 00-0019 EA Wall Mounted Water Closet, Double Fixture Rough-In, Cast Iron Waste And Vent Pipe Note: Includes cast iron waste and vent pipe and copper domestic supply. Excludes fixture, carrier and flush valve.	2,415.98	
22 13 13 00-0020 EA Tank Type Floor Mounted Water Closet, Double Fixture Rough-In, Cast Iron Waste And Vent Pipe Note: Includes cast iron waste and vent pipe and copper domestic supply. Excludes fixture.	1,455.12	
22 13 13 00-0021 EA Wall Mounted Urinal, Double Fixture Rough-In, Cast Iron Waste And Vent Pipe Note: Includes cast iron waste and vent pipe and copper domestic supply. Excludes fixture, carrier and flush valve.	929.82	
22 13 13 00-0022 EA Wall Mounted Lavatory, Double Fixture Rough-In, Cast Iron Waste And Vent Pipe Note: Includes cast iron waste and vent pipe and copper domestic supply. Excludes fixture, carrier and faucet.	1,202.32	
22 13 13 00-0023 EA Countertop Kitchen Sink, Double Fixture Rough-In, Cast Iron Waste And Vent Pipe Note: Includes cast iron waste and vent pipe and copper domestic supply. Excludes fixture and faucet.	1,281.91	
22 13 13 00-0024 EA Free Standing Water Cooler, Double Fixture Rough-In, Cast Iron Waste And Vent Pipe Note: Includes cast iron waste and vent pipe and copper domestic supply. Excludes fixture.	868.67	
22 13 13 00-0025 EA Floor Mounted Service Sink, Double Fixture Rough-In, Cast Iron Waste And Vent Pipe Note: Includes cast iron waste and vent pipe and copper domestic supply. Excludes fixture and faucet.	1,465.09	
22 13 13 00-0026 EA Wall Mounted Service Sink, Double Fixture Rough-In, Cast Iron Waste And Vent Pipe Note: Includes cast iron waste and vent pipe and copper domestic supply. Excludes fixture, carrier and faucet.	1,216.97	
22 13 13 00-0027 EA Shower, Double Fixture Rough-In, Cast Iron Waste And Vent Pipe Note: Includes cast iron waste and vent pipe and copper domestic supply. Excludes fixture, shower heads and faucets.	1,192.03	
22 13 13 00-0028 EA Bidet, Double Fixture Rough-In, Cast Iron Waste And Vent Pipe Note: Includes cast iron waste and vent pipe and copper domestic supply. Excludes fixture and faucets.	1,690.09	
22 13 13 00-0029 Gang Fixture Rough-In, Cast Iron Waste And Vent Pipe <small>(22 13 13 00-0001)</small> Note: Gang fixtures include multiple fixtures to one pipe riser. Includes cast iron waste and vent pipe and fittings and copper domestic water supply pipe and fittings.		
22 13 13 00-0030 EA Floor Mounted Water Closet, Gang Fixture Rough-In, Cast Iron Waste And Vent Pipe Note: Includes cast iron waste and vent pipe and copper domestic supply. Excludes fixture and flush valve.	844.58	
22 13 13 00-0031 EA Wall Mounted Water Closet, Gang Fixture Rough-In, Cast Iron Waste And Vent Pipe Note: Includes cast iron waste pipe and vent and copper domestic supply. Excludes fixture, carrier and flush valve.	1,207.98	
22 13 13 00-0032 EA Tank Type Floor Mounted Water Closet, Gang Fixture Rough-In, Cast Iron Waste And Vent Pipe Note: Includes cast iron waste pipe and vent and copper domestic supply. Excludes fixture.	728.04	
22 13 13 00-0033 EA Wall Mounted Urinal, Gang Fixture Rough-In, Cast Iron Waste And Vent Pipe Note: Includes cast iron waste pipe and vent and copper domestic supply. Excludes fixture, carrier and flush valve.	465.41	
22 13 13 00-0034 EA Wall Mounted Lavatory, Gang Fixture Rough-In, Cast Iron Waste And Vent Pipe Note: Includes cast iron waste and vent pipe and copper domestic supply. Excludes fixture, carrier and faucet.	601.18	
22 13 13 00-0035 EA Countertop Kitchen Sink, Gang Fixture Rough-In, Cast Iron Waste And Vent Pipe Note: Includes cast iron waste and vent pipe and copper domestic supply. Excludes fixture and faucet.	640.94	
22 13 13 00-0036 EA Free Standing Water Cooler, Gang Fixture Rough-In, Cast Iron Waste And Vent Pipe Note: Includes cast iron waste and vent pipe and copper domestic supply. Excludes fixture.	459.29	



MINOR CSI UOM DESCRIPTION	TOTAL DIRECT UNIT COST	DEMOLITION UNIT COST
22 13 13 00-0037 EA Rough-in Service Sink, Floor Mounted, Gang Mounted Fixture Including Cast Iron Waste Pipe And Vent And Copper Domestic Supply, Not Including Fixture Or Faucet.....	732.04	
Note: Includes cast iron waste and vent pipe and copper domestic supply. Excludes fixture and faucet.		
22 13 13 00-0038 EA Wall Mounted Service Sink, Gang Fixture Rough-In, Cast Iron Waste And Vent Pipe.....	608.48	
Note: Includes cast iron waste and vent pipe and copper domestic supply. Excludes fixture, carrier and faucet.		
22 13 13 00-0039 EA Shower, Gang Fixture Rough-In, Cast Iron Waste And Vent Pipe.....	596.49	
Note: Includes cast iron waste and vent pipe and copper domestic supply. Excludes fixture, shower heads and faucets.		
22 13 13 00-0040 EA Bidet, Gang Fixture Rough-In, Cast Iron Waste And Vent Pipe.....	837.57	
Note: Includes cast iron waste and vent pipe and copper domestic supply. Excludes fixture and faucet.		
22 13 13 00-0041 Single Fixture Rough-In, Polyvinyl Chloride (PVC) Waste And Vent Pipe ^(22 13 13 00-0001)		
Note: Single fixtures have one fixture to one pipe riser. Includes PVC waste and vent pipe and fittings and copper domestic water supply pipe and fittings.		
22 13 13 00-0042 EA Single Fixture Rough-In, Polyvinyl Chloride (PVC) Waste And Vent Pipe, Floor Mounted, Water Closet.....	578.40	
Note: Includes polyvinyl chloride (PVC) waste and vent pipe and copper domestic supply. Excludes fixture and flush valve.		
22 13 13 00-0043 EA Single Fixture Rough-In, Polyvinyl Chloride (PVC) Waste And Vent Pipe, Wall Mounted, Water Closet.....	651.87	
Note: Includes polyvinyl chloride (PVC) waste and vent pipe and copper domestic supply. Excludes fixture, carrier and flush valve.		
22 13 13 00-0044 EA Single Fixture Rough-In, Polyvinyl Chloride (PVC) Waste And Vent Pipe, Tank Type, Floor Mounted, Water Closet.....	546.77	
Note: Includes polyvinyl chloride (PVC) waste and vent pipe and copper domestic supply. Excludes fixture.		
22 13 13 00-0045 EA Single Fixture Rough-In, Polyvinyl Chloride (PVC) Waste And Vent Pipe, Wall Mounted, Urinal.....	332.12	
Note: Includes polyvinyl chloride (PVC) waste and vent pipe and copper domestic supply. Excludes fixture, carrier and flush valve.		
22 13 13 00-0046 EA Single Fixture Rough-In, Polyvinyl Chloride (PVC) Waste And Vent Pipe, Wall Mounted, Lavatory.....	389.51	
Note: Includes polyvinyl chloride (PVC) waste and vent pipe and copper domestic supply. Excludes fixture, carrier and faucet.		
22 13 13 00-0047 EA Single Fixture Rough-In, Polyvinyl Chloride (PVC) Waste And Vent Pipe, Countertop, Kitchen Sink.....	525.64	
Note: Includes polyvinyl chloride (PVC) waste and vent pipe and copper domestic supply. Excludes fixture and faucet.		
22 13 13 00-0048 EA Single Fixture Rough-In, Polyvinyl Chloride (PVC) Waste And Vent Pipe, Bathtub.....	535.46	
Note: Includes polyvinyl chloride (PVC) waste and vent pipe and copper domestic supply. Excludes fixture and faucet.		
22 13 13 00-0049 EA Single Fixture Rough-In, Polyvinyl Chloride (PVC) Waste And Vent Pipe, Free Standing, Water Cooler.....	327.79	
Note: Includes polyvinyl chloride (PVC) waste and vent pipe and copper domestic supply. Excludes fixture.		
22 13 13 00-0050 EA Single Fixture Rough-In, Polyvinyl Chloride (PVC) Waste And Vent Pipe, Floor Mounted, Service Sink.....	546.77	
Note: Includes polyvinyl chloride (PVC) waste and vent pipe and copper domestic supply. Excludes fixture and faucet.		
22 13 13 00-0051 EA Wall Mounted Service Sink, Single Fixture Rough-In, Polyvinyl Chloride (PVC) Waste And Vent Pipe.....	579.01	
Note: Includes polyvinyl chloride (PVC) waste and vent pipe and copper domestic supply. Excludes fixture, carrier and faucet.		
22 13 13 00-0052 EA Shower, Single Fixture Rough-In, Polyvinyl Chloride (PVC) Waste And Vent Pipe.....	535.21	
Note: Includes polyvinyl chloride (PVC) waste and vent pipe and copper domestic supply. Excludes fixture, shower head and faucet.		
22 13 13 00-0053 EA Bidet, Single Fixture Rough-In, Polyvinyl Chloride (PVC) Waste And Vent Pipe.....	578.28	
Note: Includes polyvinyl chloride (PVC) waste and vent pipe and copper domestic supply. Excludes fixture and faucet.		
22 13 13 00-0054 EA Floor Mounted Circular Wash Fountain, Single Fixture Rough-In, Polyvinyl Chloride (PVC) Waste And Vent Pipe.....	894.54	
Note: Includes polyvinyl chloride (PVC) waste and vent pipe and copper domestic supply. Excludes fixture.		
22 13 13 00-0055 EA Bathtub/Shower, Single Fixture Rough-In, Polyvinyl Chloride (PVC) Waste And Vent Pipe.....	557.30	
Note: Includes polyvinyl chloride (PVC) waste and vent pipe and copper domestic supply. Excludes fixture, shower head and faucet.		
22 13 13 00-0056 Double Fixture Rough-In, Polyvinyl Chloride (PVC) Waste And Vent Pipe ^(22 13 13 00-0001)		
Note: Double fixtures have two "back-to-back" waste connections to one riser. Includes PVC waste and vent pipe and fittings and copper domestic water supply pipe and fittings.		
22 13 13 00-0057 EA Floor Mounted Water Closet, Double Fixture Rough-In, Polyvinyl Chloride (PVC) Waste And Vent Pipe.....	709.32	
Note: Includes polyvinyl chloride (PVC) waste and vent pipe and copper domestic supply. Excludes fixture and flush valve.		
22 13 13 00-0058 EA Wall Mounted Water Closet, Double Fixture Rough-In, Polyvinyl Chloride (PVC) Waste And Vent Pipe.....	854.32	
Note: Includes polyvinyl chloride (PVC) waste and vent pipe and copper domestic supply. Excludes fixture, carrier and flush valve.		
22 13 13 00-0059 EA Tank Type Floor Mounted Water Closet, Double Fixture Rough-In, Polyvinyl Chloride (PVC) Waste And Vent Pipe.....	616.26	
Note: Includes polyvinyl chloride (PVC) waste and vent pipe and copper domestic supply. Excludes fixtures.		
22 13 13 00-0060 EA Wall Mounted Urinal, Double Fixture Rough-In, Polyvinyl Chloride (PVC) Waste And Vent Pipe.....	372.66	
Note: Includes polyvinyl chloride (PVC) waste and vent pipe and copper domestic supply. Excludes fixture, carrier and flush valve.		
22 13 13 00-0061 EA Wall Mounted Lavatory, Double Fixture Rough-In, Polyvinyl Chloride (PVC) Waste And Vent Pipe.....	541.73	
Note: Includes polyvinyl chloride (PVC) waste and vent pipe and copper domestic supply. Excludes fixtures, carrier and faucets.		
22 13 13 00-0062 EA Countertop Kitchen Sink, Double Fixture Rough-In, Polyvinyl Chloride (PVC) Waste And Vent Pipe.....	566.67	
Note: Includes polyvinyl chloride (PVC) waste and vent pipe and copper domestic supply. Excludes fixtures and faucets.		
22 13 13 00-0063 EA Free Standing Water Cooler, Double Fixture Rough-In, Polyvinyl Chloride (PVC) Waste And Vent Pipe.....	361.74	
Note: Includes polyvinyl chloride (PVC) waste and vent pipe and copper domestic supply. Excludes fixtures.		
22 13 13 00-0064 EA Floor Mounted Service Sink, Double Fixture Rough-In, Polyvinyl Chloride (PVC) Waste And Vent Pipe.....	625.14	
Note: Includes polyvinyl chloride (PVC) waste and vent pipe and copper domestic supply. Excludes fixture and faucet.		



MINOR	CSI	UOM	DESCRIPTION	TOTAL DIRECT UNIT COST	DEMOLITION UNIT COST
22 13 13 00-0065	EA		Wall Mounted Service Sink, Double Fixture Rough-In, Polyvinyl Chloride (PVC) Waste And Vent Pipe Note: Includes polyvinyl chloride (PVC) waste and vent pipe and copper domestic supply. Excludes fixture, carrier and faucet.	596.67	
22 13 13 00-0066	EA		Shower, Double Fixture Rough-In, Polyvinyl Chloride (PVC) Waste And Vent Pipe..... Note: Includes polyvinyl chloride (PVC) waste and vent pipe and copper domestic supply. Excludes fixture, shower head and faucet.	574.38	
22 13 13 00-0067	EA		Bidet, Double Fixture Rough-In, Polyvinyl Chloride (PVC) Waste And Vent Pipe Note: Includes polyvinyl chloride (PVC) waste and vent pipe and copper domestic supply. Excludes fixture and faucet.	709.32	
22 13 13 00-0068			Gang Fixture Rough-In, Polyvinyl Chloride (PVC) Waste And Vent Pipe (22 13 13 00-0068) Note: Gang fixtures include multiple fixtures to one pipe riser. Includes PVC waste and vent pipe and fittings and copper domestic water supply pipe and fittings.		
22 13 13 00-0069	EA		Floor Mounted Water Closet, Gang Fixture Rough-In, Polyvinyl Chloride (PVC) Waste And Vent Pipe..... Note: Includes polyvinyl chloride (PVC) waste and vent pipe and copper domestic supply. Excludes fixture and flush valve.	354.25	
22 13 13 00-0070	EA		Wall Mounted Water Closet, Gang Fixture Rough-In, Polyvinyl Chloride (PVC) Waste And Vent Pipe..... Note: Includes polyvinyl chloride (PVC) waste and vent pipe and copper domestic supply. Excludes fixture, carrier and flush valve.	426.68	
22 13 13 00-0071	EA		Tank Type Floor Mounted Water Closet, Gang Fixture Rough-In, Polyvinyl Chloride (PVC) Waste And Vent Pipe..... Note: Includes polyvinyl chloride (PVC) waste and vent pipe and copper domestic supply. Excludes fixture.	308.42	
22 13 13 00-0072	EA		Wall Mounted Urinal, Gang Fixture Rough-In, Polyvinyl Chloride (PVC) Waste And Vent Pipe Note: Includes polyvinyl chloride (PVC) waste and vent pipe and copper domestic supply. Excludes fixture, carrier and flush valve.	186.38	
22 13 13 00-0073	EA		Wall Mounted Lavatory, Gang Fixture Rough-In, Polyvinyl Chloride (PVC) Waste And Vent Pipe..... Note: Includes polyvinyl chloride (PVC) waste and vent pipe and copper domestic supply. Excludes fixture, carrier and faucet.	270.84	
22 13 13 00-0074	EA		Countertop Kitchen Sink, Gang Fixture Rough-In, Polyvinyl Chloride (PVC) Waste And Vent Pipe..... Note: Includes polyvinyl chloride (PVC) waste and vent pipe and copper domestic supply. Excludes fixture and faucet.	283.09	
22 13 13 00-0075	EA		Free Standing Water Cooler, Gang Fixture Rough-In, Polyvinyl Chloride (PVC) Waste And Vent Pipe..... Note: Includes polyvinyl chloride (PVC) waste and vent pipe and copper domestic supply. Excludes fixture.	180.85	
22 13 13 00-0076	EA		Floor Mounted Service Sink, Gang Fixture Rough-In, Polyvinyl Chloride (PVC) Waste And Vent Pipe Note: Includes polyvinyl chloride (PVC) waste and vent pipe and copper domestic supply. Excludes fixture and faucet.	312.48	
22 13 13 00-0077	EA		Wall Mounted Service Sink, Gang Fixture Rough-In, Polyvinyl Chloride (PVC) Waste And Vent Pipe..... Note: Includes polyvinyl chloride (PVC) waste and vent pipe and copper domestic supply. Excludes fixture, carrier and faucet.	298.37	
22 13 13 00-0078	EA		Shower, Gang Fixture Rough-In, Polyvinyl Chloride (PVC) Waste And Vent Pipe Note: Includes polyvinyl chloride (PVC) waste and vent pipe and copper domestic supply. Excludes fixture, shower head and faucet.	287.63	
22 13 13 00-0079	EA		Bidet, Gang Fixture Rough-In, Polyvinyl Chloride (PVC) Waste And Vent Pipe Note: Includes polyvinyl chloride (PVC) waste and vent pipe and copper domestic supply. Excludes fixture and faucet.	347.63	
22 13 16			Sanitary Waste and Vent Piping (22 13)		
22 13 16 00-0001			Cast Iron Soil Pipe Assemblies (22 13 16)		
22 13 16 00-0002			Underground Bell And Spigot Cast Iron Soil Pipe Assemblies (22 13 16 00-0002) Note: Includes fittings and gaskets. Fittings are assumed every 10'. Excludes excavation, backfill and compaction. Not for use where detail is available.		
22 13 16 00-0003	LF		2" Underground Bell And Spigot Cast Iron Soil Pipe Assembly Note: Includes all fittings and gaskets. Excludes earthwork excavation, backfill and compaction. Not for use where detail is available.	40.78	6.29
			<i>For Work In Restricted Working Space, Add</i>	4.62	
22 13 16 00-0004	LF		3" Underground Bell And Spigot Cast Iron Soil Pipe Assembly Note: Includes all fittings and gaskets. Excludes earthwork excavation, backfill and compaction. Not for use where detail is available.	58.89	9.48
			<i>For Work In Restricted Working Space, Add</i>	6.26	
22 13 16 00-0005	LF		4" Underground Bell And Spigot Cast Iron Soil Pipe Assembly Note: Includes all fittings and gaskets. Excludes earthwork excavation, backfill and compaction. Not for use where detail is available.	76.53	12.08
			<i>For Work In Restricted Working Space, Add</i>	8.05	
22 13 16 00-0006	LF		5" Underground Bell And Spigot Cast Iron Soil Pipe Assembly Note: Includes all fittings and gaskets. Excludes earthwork excavation, backfill and compaction. Not for use where detail is available.	92.45	15.13
			<i>For Work In Restricted Working Space, Add</i>	8.52	
22 13 16 00-0007	LF		6" Underground Bell And Spigot Cast Iron Soil Pipe Assembly Note: Includes all fittings and gaskets. Excludes earthwork excavation, backfill and compaction. Not for use where detail is available.	109.53	16.49
			<i>For Work In Restricted Working Space, Add</i>	9.46	
22 13 16 00-0008	LF		8" Underground Bell And Spigot Cast Iron Soil Pipe Assembly Note: Includes all fittings and gaskets. Excludes earthwork excavation, backfill and compaction. Not for use where detail is available.	176.72	23.41
			<i>For Work In Restricted Working Space, Add</i>	13.25	
22 13 16 00-0009	LF		10" Underground Bell And Spigot Cast Iron Soil Pipe Assembly Note: Includes all fittings and gaskets. Excludes earthwork excavation, backfill and compaction. Not for use where detail is available.	267.43	23.41
			<i>For Work In Restricted Working Space, Add</i>	15.00	



MINOR
CSI UOM DESCRIPTION

TOTAL DIRECT DEMOLITION
UNIT COST UNIT COST

22 13 16 00-0010	Aboveground No Hub Cast Iron Soil Pipe Assemblies <small>(22 13 16 00-0001)</small> Note: Includes fittings, couplings and hangers. Fittings are assumed every 10'. Not for use where detail is available.		
22 13 16 00-0011	LF 1-1/2" Aboveground No Hub Cast Iron Soil Pipe Assembly.....	30.37	6.00
	Note: Includes all fittings, couplings and hangers. Fittings are assumed every 10'. Not for use where detail is available.		
	<i>For Work In Restricted Working Space, Add</i>	5.26	
22 13 16 00-0012	LF 2" Aboveground No Hub Cast Iron Soil Pipe Assembly.....	32.15	6.39
	Note: Includes all fittings, couplings and hangers. Fittings are assumed every 10'. Not for use where detail is available.		
	<i>For Work In Restricted Working Space, Add</i>	5.65	
22 13 16 00-0013	LF 3" Aboveground No Hub Cast Iron Soil Pipe Assembly.....	41.16	9.29
	Note: Includes all fittings, couplings and hangers. Fittings are assumed every 10'. Not for use where detail is available.		
	<i>For Work In Restricted Working Space, Add</i>	6.93	
22 13 16 00-0014	LF 4" Aboveground No Hub Cast Iron Soil Pipe Assembly.....	49.53	12.08
	Note: Includes all fittings, couplings and hangers. Fittings are assumed every 10'. Not for use where detail is available.		
	<i>For Work In Restricted Working Space, Add</i>	8.29	
22 13 16 00-0015	LF 5" Aboveground No Hub Cast Iron Soil Pipe Assembly.....	66.17	14.85
	Note: Includes all fittings, couplings and hangers. Fittings are assumed every 10'. Not for use where detail is available.		
	<i>For Work In Restricted Working Space, Add</i>	10.07	
22 13 16 00-0016	LF 6" Aboveground No Hub Cast Iron Soil Pipe Assembly.....	75.33	16.20
	Note: Includes all fittings, couplings and hangers. Fittings are assumed every 10'. Not for use where detail is available.		
	<i>For Work In Restricted Working Space, Add</i>	10.98	
22 13 16 00-0017	LF 8" Aboveground No Hub Cast Iron Soil Pipe Assembly.....	118.73	23.21
	Note: Includes all fittings, couplings and hangers. Fittings are assumed every 10'. Not for use where detail is available.		
	<i>For Work In Restricted Working Space, Add</i>	15.11	
22 13 16 00-0018	LF 10" Aboveground No Hub Cast Iron Soil Pipe Assembly.....	169.65	26.37
	Note: Includes all fittings, couplings and hangers. Fittings are assumed every 20'. Not for use where detail is available.		
	<i>For Work In Restricted Working Space, Add</i>	17.56	
22 13 16 00-0019	Bell And Spigot Cast Iron Soil Pipe And Fittings <small>(22 13 16)</small> Note: Service weight. ASTM A74 and CISPI 301 (Fitting Requirements).		
22 13 16 00-0020	Bell And Spigot Cast Iron Pipe <small>(22 13 16 00-0019)</small> Note: Excludes excavation, hangers, gaskets, and fittings.		
22 13 16 00-0021	LF 2" Bell And Spigot Cast Iron Pipe.....	29.84	6.29
	<i>For Extra Heavy Pipe, Add</i>	8.54	
	<i>For Above Ground Cast Iron Pipe Installation, Add</i>	0.48	
	<i>For Work In Restricted Working Space, Add</i>	2.85	
22 13 16 00-0022	LF 3" Bell And Spigot Cast Iron Pipe.....	43.40	9.48
	<i>For Extra Heavy Pipe, Add</i>	12.23	
	<i>For Above Ground Cast Iron Pipe Installation, Add</i>	0.71	
	<i>For Work In Restricted Working Space, Add</i>	4.28	
22 13 16 00-0023	LF 4" Bell And Spigot Cast Iron Pipe.....	56.04	12.08
	<i>For Extra Heavy Pipe, Add</i>	15.91	
	<i>For Above Ground Cast Iron Pipe Installation, Add</i>	0.91	
	<i>For Work In Restricted Working Space, Add</i>	5.45	
22 13 16 00-0024	LF 5" Bell And Spigot Cast Iron Pipe.....	76.10	15.13
	<i>For Extra Heavy Pipe, Add</i>	22.45	
	<i>For Above Ground Cast Iron Pipe Installation, Add</i>	1.13	
	<i>For Work In Restricted Working Space, Add</i>	6.79	
22 13 16 00-0025	LF 6" Bell And Spigot Cast Iron Pipe.....	89.80	16.49
	<i>For Extra Heavy Pipe, Add</i>	27.35	
	<i>For Above Ground Cast Iron Pipe Installation, Add</i>	1.23	
	<i>For Work In Restricted Working Space, Add</i>	7.41	
22 13 16 00-0026	LF 8" Bell And Spigot Cast Iron Pipe.....	136.38	23.41
	<i>For Extra Heavy Pipe, Add</i>	42.53	
	<i>For Above Ground Cast Iron Pipe Installation, Add</i>	1.76	
	<i>For Work In Restricted Working Space, Add</i>	10.54	
22 13 16 00-0027	LF 10" Bell And Spigot Cast Iron Pipe.....	208.10	26.37
	<i>For Extra Heavy Pipe, Add</i>	70.81	
	<i>For Above Ground Cast Iron Pipe Installation, Add</i>	1.98	
	<i>For Work In Restricted Working Space, Add</i>	11.85	
22 13 16 00-0028	LF 12" Bell And Spigot Cast Iron Pipe.....	297.57	35.16
	<i>For Extra Heavy Pipe, Add</i>	102.86	
	<i>For Above Ground Cast Iron Pipe Installation, Add</i>	2.63	
	<i>For Work In Restricted Working Space, Add</i>	15.80	
22 13 16 00-0029	LF 15" Bell And Spigot Cast Iron Pipe.....	421.15	42.17
	<i>For Extra Heavy Pipe, Add</i>	150.33	
	<i>For Above Ground Cast Iron Pipe Installation, Add</i>	3.16	
	<i>For Work In Restricted Working Space, Add</i>	18.97	
22 13 16 00-0030	Bell And Spigot Cast Iron Fittings <small>(22 13 16 00-0019)</small>		
22 13 16 00-0031	Bell And Spigot Cast Iron Long Sweeps <small>(22 13 16 00-0030)</small>		



MINOR	CSI	UOM	DESCRIPTION	TOTAL DIRECT UNIT COST	DEMOLITION UNIT COST
22 13 16 00-0032	EA		2" Bell And Spigot Cast Iron Long Sweep.....	99.49	28.66
			<i>For Extra Heavy Fittings, Add</i>	19.79	
			<i>For Above Ground Cast Iron Pipe Installation, Add</i>	2.15	
			<i>For Work In Restricted Working Space, Add</i>	12.89	
22 13 16 00-0033	EA		3" Bell And Spigot Cast Iron Long Sweep.....	168.69	36.05
			<i>For Extra Heavy Fittings, Add</i>	40.15	
			<i>For Above Ground Cast Iron Pipe Installation, Add</i>	2.70	
			<i>For Work In Restricted Working Space, Add</i>	16.20	
22 13 16 00-0034	EA		4" Bell And Spigot Cast Iron Long Sweep.....	224.73	47.94
			<i>For Extra Heavy Fittings, Add</i>	53.51	
			<i>For Above Ground Cast Iron Pipe Installation, Add</i>	3.59	
			<i>For Work In Restricted Working Space, Add</i>	21.56	
22 13 16 00-0035	EA		6" Bell And Spigot Cast Iron Long Sweep.....	353.38	64.03
			<i>For Extra Heavy Fittings, Add</i>	90.09	
			<i>For Above Ground Cast Iron Pipe Installation, Add</i>	4.80	
			<i>For Work In Restricted Working Space, Add</i>	28.79	
22 13 16 00-0036	EA		8" Bell And Spigot Cast Iron Long Sweep.....	697.55	82.37
			<i>For Extra Heavy Fittings, Add</i>	200.93	
			<i>For Above Ground Cast Iron Pipe Installation, Add</i>	6.17	
			<i>For Work In Restricted Working Space, Add</i>	37.04	
22 13 16 00-0037	EA		10" Bell And Spigot Cast Iron Long Sweep.....	953.80	101.33
			<i>For Extra Heavy Fittings, Add</i>	280.65	
			<i>For Above Ground Cast Iron Pipe Installation, Add</i>	7.60	
			<i>For Work In Restricted Working Space, Add</i>	45.59	
22 13 16 00-0038	EA		12" Bell And Spigot Cast Iron Long Sweep.....	1,462.23	141.44
			<i>For Extra Heavy Fittings, Add</i>	437.56	
			<i>For Above Ground Cast Iron Pipe Installation, Add</i>	10.60	
			<i>For Work In Restricted Working Space, Add</i>	63.62	
22 13 16 00-0039	EA		15" Bell And Spigot Cast Iron Long Sweep.....	2,713.20	196.95
			<i>For Extra Heavy Fittings, Add</i>	846.27	
			<i>For Above Ground Cast Iron Pipe Installation, Add</i>	14.76	
			<i>For Work In Restricted Working Space, Add</i>	88.58	
22 13 16 00-0040			Bell And Spigot Cast Iron Short Sweeps (22 13 16 00-0030)		
22 13 16 00-0041	EA		2" Bell And Spigot Cast Iron Short Sweep.....	84.57	28.66
			<i>For Extra Heavy Fittings, Add</i>	14.56	
			<i>For Above Ground Cast Iron Pipe Installation, Add</i>	2.15	
			<i>For Work In Restricted Working Space, Add</i>	12.89	
22 13 16 00-0042	EA		3" Bell And Spigot Cast Iron Short Sweep.....	143.64	36.05
			<i>For Extra Heavy Fittings, Add</i>	31.38	
			<i>For Above Ground Cast Iron Pipe Installation, Add</i>	2.70	
			<i>For Work In Restricted Working Space, Add</i>	16.20	
22 13 16 00-0043	EA		4" Bell And Spigot Cast Iron Short Sweep.....	196.56	47.94
			<i>For Extra Heavy Fittings, Add</i>	43.65	
			<i>For Above Ground Cast Iron Pipe Installation, Add</i>	3.59	
			<i>For Work In Restricted Working Space, Add</i>	21.56	
22 13 16 00-0044	EA		5" Bell And Spigot Cast Iron Short Sweep.....	297.22	54.43
			<i>For Extra Heavy Fittings, Add</i>	75.47	
			<i>For Above Ground Cast Iron Pipe Installation, Add</i>	4.08	
			<i>For Work In Restricted Working Space, Add</i>	24.47	
22 13 16 00-0045	EA		6" Bell And Spigot Cast Iron Short Sweep.....	358.75	64.03
			<i>For Extra Heavy Fittings, Add</i>	91.97	
			<i>For Above Ground Cast Iron Pipe Installation, Add</i>	4.80	
			<i>For Work In Restricted Working Space, Add</i>	28.79	
22 13 16 00-0046	EA		8" Bell And Spigot Cast Iron Short Sweep.....	589.61	82.37
			<i>For Extra Heavy Fittings, Add</i>	163.15	
			<i>For Above Ground Cast Iron Pipe Installation, Add</i>	6.17	
			<i>For Work In Restricted Working Space, Add</i>	37.04	
22 13 16 00-0047	EA		10" Bell And Spigot Cast Iron Short Sweep.....	861.70	101.33
			<i>For Extra Heavy Fittings, Add</i>	248.41	
			<i>For Above Ground Cast Iron Pipe Installation, Add</i>	7.60	
			<i>For Work In Restricted Working Space, Add</i>	45.59	
22 13 16 00-0048	EA		12" Bell And Spigot Cast Iron Short Sweep.....	1,427.88	141.44
			<i>For Extra Heavy Fittings, Add</i>	425.53	
			<i>For Above Ground Cast Iron Pipe Installation, Add</i>	10.60	
			<i>For Work In Restricted Working Space, Add</i>	63.62	
22 13 16 00-0049			Bell And Spigot Cast Iron 1/4 Bends (22 13 16 00-0030)		
22 13 16 00-0050	EA		2" Bell And Spigot Cast Iron 1/4 Bend.....	76.09	28.56
			<i>For Extra Heavy Fittings, Add</i>	11.63	
			<i>For Above Ground Cast Iron Pipe Installation, Add</i>	2.14	
			<i>For Work In Restricted Working Space, Add</i>	12.86	
22 13 16 00-0051	EA		3" Bell And Spigot Cast Iron 1/4 Bend.....	114.64	32.16
			<i>For Extra Heavy Fittings, Add</i>	23.24	
			<i>For Above Ground Cast Iron Pipe Installation, Add</i>	2.41	
			<i>For Work In Restricted Working Space, Add</i>	14.48	
22 13 16 00-0052	EA		4" Bell And Spigot Cast Iron 1/4 Bend.....	163.89	42.84
			<i>For Extra Heavy Fittings, Add</i>	34.88	
			<i>For Above Ground Cast Iron Pipe Installation, Add</i>	3.21	
			<i>For Work In Restricted Working Space, Add</i>	19.27	



MINOR	CSI	UOM	DESCRIPTION	TOTAL DIRECT UNIT COST	DEMOLITION UNIT COST
22 13 16 00-0053	EA		5" Bell And Spigot Cast Iron 1/4 Bend	206.68	48.61
			<i>For Extra Heavy Fittings, Add</i>	46.85	
			<i>For Above Ground Cast Iron Pipe Installation, Add</i>	3.64	
			<i>For Work In Restricted Working Space, Add</i>	21.85	
22 13 16 00-0054	EA		6" Bell And Spigot Cast Iron 1/4 Bend	248.60	58.21
			<i>For Extra Heavy Fittings, Add</i>	56.44	
			<i>For Above Ground Cast Iron Pipe Installation, Add</i>	4.37	
			<i>For Work In Restricted Working Space, Add</i>	26.20	
22 13 16 00-0055	EA		8" Bell And Spigot Cast Iron 1/4 Bend	513.85	75.85
			<i>For Extra Heavy Fittings, Add</i>	140.06	
			<i>For Above Ground Cast Iron Pipe Installation, Add</i>	5.68	
			<i>For Work In Restricted Working Space, Add</i>	34.11	
22 13 16 00-0056	EA		10" Bell And Spigot Cast Iron 1/4 Bend	757.12	92.05
			<i>For Extra Heavy Fittings, Add</i>	216.69	
			<i>For Above Ground Cast Iron Pipe Installation, Add</i>	6.90	
			<i>For Work In Restricted Working Space, Add</i>	41.40	
22 13 16 00-0057	EA		12" Bell And Spigot Cast Iron 1/4 Bend	997.74	108.65
			<i>For Extra Heavy Fittings, Add</i>	292.19	
			<i>For Above Ground Cast Iron Pipe Installation, Add</i>	8.15	
			<i>For Work In Restricted Working Space, Add</i>	48.88	
22 13 16 00-0058	EA		15" Bell And Spigot Cast Iron 1/4 Bend	2,545.90	171.37
			<i>For Extra Heavy Fittings, Add</i>	801.16	
			<i>For Above Ground Cast Iron Pipe Installation, Add</i>	12.84	
			<i>For Work In Restricted Working Space, Add</i>	77.06	
22 13 16 00-0059			Bell And Spigot Cast Iron 1/8 Bends <small>(22 13 16 00-0030)</small>		
22 13 16 00-0060	EA		2" Bell And Spigot Cast Iron 1/8 Bend	69.49	28.66
			<i>For Extra Heavy Fittings, Add</i>	9.29	
			<i>For Above Ground Cast Iron Pipe Installation, Add</i>	2.15	
			<i>For Work In Restricted Working Space, Add</i>	12.89	
22 13 16 00-0061	EA		3" Bell And Spigot Cast Iron 1/8 Bend	108.73	36.05
			<i>For Extra Heavy Fittings, Add</i>	19.16	
			<i>For Above Ground Cast Iron Pipe Installation, Add</i>	2.70	
			<i>For Work In Restricted Working Space, Add</i>	16.20	
22 13 16 00-0062	EA		4" Bell And Spigot Cast Iron 1/8 Bend	154.91	47.94
			<i>For Extra Heavy Fittings, Add</i>	29.07	
			<i>For Above Ground Cast Iron Pipe Installation, Add</i>	3.59	
			<i>For Work In Restricted Working Space, Add</i>	21.56	
22 13 16 00-0063	EA		5" Bell And Spigot Cast Iron 1/8 Bend	195.89	60.84
			<i>For Extra Heavy Fittings, Add</i>	36.66	
			<i>For Above Ground Cast Iron Pipe Installation, Add</i>	4.56	
			<i>For Work In Restricted Working Space, Add</i>	27.35	
22 13 16 00-0064	EA		6" Bell And Spigot Cast Iron 1/8 Bend	226.44	67.82
			<i>For Extra Heavy Fittings, Add</i>	43.65	
			<i>For Above Ground Cast Iron Pipe Installation, Add</i>	5.09	
			<i>For Work In Restricted Working Space, Add</i>	30.52	
22 13 16 00-0065	EA		8" Bell And Spigot Cast Iron 1/8 Bend	448.28	90.86
			<i>For Extra Heavy Fittings, Add</i>	109.21	
			<i>For Above Ground Cast Iron Pipe Installation, Add</i>	6.81	
			<i>For Work In Restricted Working Space, Add</i>	40.87	
22 13 16 00-0066	EA		10" Bell And Spigot Cast Iron 1/8 Bend	626.44	112.11
			<i>For Extra Heavy Fittings, Add</i>	160.41	
			<i>For Above Ground Cast Iron Pipe Installation, Add</i>	8.41	
			<i>For Work In Restricted Working Space, Add</i>	50.44	
22 13 16 00-0067	EA		12" Bell And Spigot Cast Iron 1/8 Bend	1,010.98	145.39
			<i>For Extra Heavy Fittings, Add</i>	277.57	
			<i>For Above Ground Cast Iron Pipe Installation, Add</i>	10.90	
			<i>For Work In Restricted Working Space, Add</i>	65.38	
22 13 16 00-0068	EA		15" Bell And Spigot Cast Iron 1/8 Bend	1,933.62	171.37
			<i>For Extra Heavy Fittings, Add</i>	586.86	
			<i>For Above Ground Cast Iron Pipe Installation, Add</i>	12.84	
			<i>For Work In Restricted Working Space, Add</i>	77.06	
22 13 16 00-0069			Bell And Spigot Cast Iron Wyes <small>(22 13 16 00-0030)</small>		
22 13 16 00-0070	EA		2" Bell And Spigot Cast Iron Wye	121.56	64.02
			<i>For Extra Heavy Fittings, Add</i>	8.93	
			<i>For Above Ground Cast Iron Pipe Installation, Add</i>	4.80	
			<i>For Work In Restricted Working Space, Add</i>	28.81	
22 13 16 00-0071	EA		3" Bell And Spigot Cast Iron Wye	152.93	70.12
			<i>For Extra Heavy Fittings, Add</i>	16.73	
			<i>For Above Ground Cast Iron Pipe Installation, Add</i>	5.26	
			<i>For Work In Restricted Working Space, Add</i>	31.54	
22 13 16 00-0072	EA		4" Bell And Spigot Cast Iron Wye	201.34	91.89
			<i>For Extra Heavy Fittings, Add</i>	22.26	
			<i>For Above Ground Cast Iron Pipe Installation, Add</i>	6.89	
			<i>For Work In Restricted Working Space, Add</i>	41.32	
22 13 16 00-0073	EA		5" Bell And Spigot Cast Iron Wye	263.00	104.69
			<i>For Extra Heavy Fittings, Add</i>	37.10	
			<i>For Above Ground Cast Iron Pipe Installation, Add</i>	7.85	
			<i>For Work In Restricted Working Space, Add</i>	47.10	



MINOR	CSI	UOM	DESCRIPTION	TOTAL DIRECT UNIT COST	DEMOLITION UNIT COST
22 13 16 00-0074	EA		6" Bell And Spigot Cast Iron Wye <i>For Extra Heavy Fittings, Add</i> <i>For Above Ground Cast Iron Pipe Installation, Add</i> <i>For Work In Restricted Working Space, Add</i>	329.69 50.27 9.30 55.82	124.09
22 13 16 00-0075	EA		8" Bell And Spigot Cast Iron Wye <i>For Extra Heavy Fittings, Add</i> <i>For Above Ground Cast Iron Pipe Installation, Add</i> <i>For Work In Restricted Working Space, Add</i>	600.98 123.26 12.44 74.64	165.93
22 13 16 00-0076	EA		10" Bell And Spigot Cast Iron Wye <i>For Extra Heavy Fittings, Add</i> <i>For Above Ground Cast Iron Pipe Installation, Add</i> <i>For Work In Restricted Working Space, Add</i>	841.18 195.64 14.11 84.66	188.25
22 13 16 00-0077	EA		12" Bell And Spigot Cast Iron Wye <i>For Extra Heavy Fittings, Add</i> <i>For Above Ground Cast Iron Pipe Installation, Add</i> <i>For Work In Restricted Working Space, Add</i>	1,242.83 314.75 17.18 103.07	229.15
22 13 16 00-0078	EA		15" Bell And Spigot Cast Iron Wye <i>For Extra Heavy Fittings, Add</i> <i>For Above Ground Cast Iron Pipe Installation, Add</i> <i>For Work In Restricted Working Space, Add</i>	1,925.30 538.95 19.27 115.63	257.10
22 13 16 00-0079			Bell And Spigot Cast Iron Reducing Wyes (22 13 16 00-0030)		
22 13 16 00-0080	EA		3" x 2" Bell And Spigot Cast Iron Reducing Wye <i>For Extra Heavy Fittings, Add</i> <i>For Above Ground Cast Iron Pipe Installation, Add</i> <i>For Work In Restricted Working Space, Add</i>	192.14 32.12 5.02 30.11	66.92
22 13 16 00-0081	EA		4" x 2" Bell And Spigot Cast Iron Reducing Wye <i>For Extra Heavy Fittings, Add</i> <i>For Above Ground Cast Iron Pipe Installation, Add</i> <i>For Work In Restricted Working Space, Add</i>	233.86 38.44 6.20 37.21	82.70
22 13 16 00-0082	EA		4" x 3" Bell And Spigot Cast Iron Reducing Wye <i>For Extra Heavy Fittings, Add</i> <i>For Above Ground Cast Iron Pipe Installation, Add</i> <i>For Work In Restricted Working Space, Add</i>	260.90 46.80 6.36 38.16	84.79
22 13 16 00-0083	EA		6" x 2" Bell And Spigot Cast Iron Reducing Wye <i>For Extra Heavy Fittings, Add</i> <i>For Above Ground Cast Iron Pipe Installation, Add</i> <i>For Work In Restricted Working Space, Add</i>	389.45 77.99 8.33 49.99	111.19
22 13 16 00-0084	EA		6" x 3" Bell And Spigot Cast Iron Reducing Wye <i>For Extra Heavy Fittings, Add</i> <i>For Above Ground Cast Iron Pipe Installation, Add</i> <i>For Work In Restricted Working Space, Add</i>	399.52 80.41 8.49 50.94	113.23
22 13 16 00-0085	EA		6" x 4" Bell And Spigot Cast Iron Reducing Wye <i>For Extra Heavy Fittings, Add</i> <i>For Above Ground Cast Iron Pipe Installation, Add</i> <i>For Work In Restricted Working Space, Add</i>	418.26 83.00 9.06 54.33	120.80
22 13 16 00-0086	EA		8" x 2" Bell And Spigot Cast Iron Reducing Wye <i>For Extra Heavy Fittings, Add</i> <i>For Above Ground Cast Iron Pipe Installation, Add</i> <i>For Work In Restricted Working Space, Add</i>	613.35 144.66 10.00 60.02	133.44
22 13 16 00-0087	EA		8" x 3" Bell And Spigot Cast Iron Reducing Wye <i>For Extra Heavy Fittings, Add</i> <i>For Above Ground Cast Iron Pipe Installation, Add</i> <i>For Work In Restricted Working Space, Add</i>	641.03 153.01 10.19 61.16	136.00
22 13 16 00-0088	EA		8" x 4" Bell And Spigot Cast Iron Reducing Wye <i>For Extra Heavy Fittings, Add</i> <i>For Above Ground Cast Iron Pipe Installation, Add</i> <i>For Work In Restricted Working Space, Add</i>	656.57 155.05 10.68 64.07	142.43
22 13 16 00-0089	EA		8" x 6" Bell And Spigot Cast Iron Reducing Wye <i>For Extra Heavy Fittings, Add</i> <i>For Above Ground Cast Iron Pipe Installation, Add</i> <i>For Work In Restricted Working Space, Add</i>	775.54 188.29 11.88 71.27	158.43
22 13 16 00-0090	EA		10" x 3" Bell And Spigot Cast Iron Reducing Wye <i>For Extra Heavy Fittings, Add</i> <i>For Above Ground Cast Iron Pipe Installation, Add</i> <i>For Work In Restricted Working Space, Add</i>	955.27 256.44 11.13 66.77	148.45
22 13 16 00-0091	EA		10" x 4" Bell And Spigot Cast Iron Reducing Wye <i>For Extra Heavy Fittings, Add</i> <i>For Above Ground Cast Iron Pipe Installation, Add</i> <i>For Work In Restricted Working Space, Add</i>	993.73 266.47 11.62 69.72	154.97
22 13 16 00-0092	EA		10" x 6" Bell And Spigot Cast Iron Reducing Wye <i>For Extra Heavy Fittings, Add</i> <i>For Above Ground Cast Iron Pipe Installation, Add</i> <i>For Work In Restricted Working Space, Add</i>	1,087.19 290.61 12.84 77.06	171.37
22 13 16 00-0093	EA		10" x 8" Bell And Spigot Cast Iron Reducing Wye <i>For Extra Heavy Fittings, Add</i> <i>For Above Ground Cast Iron Pipe Installation, Add</i> <i>For Work In Restricted Working Space, Add</i>	1,436.49 407.41 13.62 81.74	181.74
22 13 16 00-0094	EA		12" x 4" Bell And Spigot Cast Iron Reducing Wye <i>For Extra Heavy Fittings, Add</i> <i>For Above Ground Cast Iron Pipe Installation, Add</i> <i>For Work In Restricted Working Space, Add</i>	1,478.40 422.08 13.62 81.74	181.74



MINOR	CSI	UOM	DESCRIPTION	TOTAL DIRECT UNIT COST	DEMOLITION UNIT COST
22 13 16 00-0095	EA		12" x 6" Bell And Spigot Cast Iron Reducing Wye	1,538.89	196.95
			<i>For Extra Heavy Fittings, Add</i>	435.26	
			<i>For Above Ground Cast Iron Pipe Installation, Add</i>	14.76	
			<i>For Work In Restricted Working Space, Add</i>	88.58	
22 13 16 00-0096	EA		12" x 8" Bell And Spigot Cast Iron Reducing Wye	1,806.54	206.72
			<i>For Extra Heavy Fittings, Add</i>	523.84	
			<i>For Above Ground Cast Iron Pipe Installation, Add</i>	15.49	
			<i>For Work In Restricted Working Space, Add</i>	92.96	
22 13 16 00-0097	EA		12" x 10" Bell And Spigot Cast Iron Reducing Wye	2,195.15	212.85
			<i>For Extra Heavy Fittings, Add</i>	656.61	
			<i>For Above Ground Cast Iron Pipe Installation, Add</i>	15.96	
			<i>For Work In Restricted Working Space, Add</i>	95.74	
22 13 16 00-0098	EA		15" x 4" Bell And Spigot Cast Iron Reducing Wye	3,026.37	200.70
			<i>For Extra Heavy Fittings, Add</i>	1,163.91	
			<i>For Above Ground Cast Iron Pipe Installation, Add</i>	15.05	
			<i>For Work In Restricted Working Space, Add</i>	90.27	
22 13 16 00-0099	EA		15" x 6" Bell And Spigot Cast Iron Reducing Wye	3,784.88	217.19
			<i>For Extra Heavy Fittings, Add</i>	1,210.71	
			<i>For Above Ground Cast Iron Pipe Installation, Add</i>	16.29	
			<i>For Work In Restricted Working Space, Add</i>	97.71	
22 13 16 00-0100	EA		15" x 8" Bell And Spigot Cast Iron Reducing Wye	3,862.55	226.57
			<i>For Extra Heavy Fittings, Add</i>	1,232.99	
			<i>For Above Ground Cast Iron Pipe Installation, Add</i>	16.99	
			<i>For Work In Restricted Working Space, Add</i>	101.91	
22 13 16 00-0101	EA		15" x 10" Bell And Spigot Cast Iron Reducing Wye	3,952.54	234.28
			<i>For Extra Heavy Fittings, Add</i>	1,260.48	
			<i>For Above Ground Cast Iron Pipe Installation, Add</i>	17.56	
			<i>For Work In Restricted Working Space, Add</i>	105.35	
22 13 16 00-0102	EA		15" x 12" Bell And Spigot Cast Iron Reducing Wye	4,052.61	247.91
			<i>For Extra Heavy Fittings, Add</i>	1,288.33	
			<i>For Above Ground Cast Iron Pipe Installation, Add</i>	18.58	
			<i>For Work In Restricted Working Space, Add</i>	111.50	
22 13 16 00-0103			Bell And Spigot Cast Iron Combination Wye And 1/8 Bends (22 13 16 00-0030)		
22 13 16 00-0104	EA		2" Bell And Spigot Cast Iron Combination Wye And 1/8 Bend	132.49	64.02
			<i>For Extra Heavy Fittings, Add</i>	12.76	
			<i>For Above Ground Cast Iron Pipe Installation, Add</i>	4.80	
			<i>For Work In Restricted Working Space, Add</i>	28.81	
22 13 16 00-0105	EA		3" Bell And Spigot Cast Iron Combination Wye And 1/8 Bend	159.67	70.12
			<i>For Extra Heavy Fittings, Add</i>	19.09	
			<i>For Above Ground Cast Iron Pipe Installation, Add</i>	5.26	
			<i>For Work In Restricted Working Space, Add</i>	31.54	
22 13 16 00-0106	EA		4" Bell And Spigot Cast Iron Combination Wye And 1/8 Bend	213.07	91.89
			<i>For Extra Heavy Fittings, Add</i>	26.37	
			<i>For Above Ground Cast Iron Pipe Installation, Add</i>	6.89	
			<i>For Work In Restricted Working Space, Add</i>	41.32	
22 13 16 00-0107	EA		5" Bell And Spigot Cast Iron Combination Wye And 1/8 Bend	301.12	109.83
			<i>For Extra Heavy Fittings, Add</i>	47.78	
			<i>For Above Ground Cast Iron Pipe Installation, Add</i>	8.23	
			<i>For Work In Restricted Working Space, Add</i>	49.38	
22 13 16 00-0108	EA		6" Bell And Spigot Cast Iron Combination Wye And 1/8 Bend	377.05	136.22
			<i>For Extra Heavy Fittings, Add</i>	60.50	
			<i>For Above Ground Cast Iron Pipe Installation, Add</i>	10.21	
			<i>For Work In Restricted Working Space, Add</i>	61.26	
22 13 16 00-0109	EA		8" Bell And Spigot Cast Iron Combination Wye And 1/8 Bend	688.63	178.67
			<i>For Extra Heavy Fittings, Add</i>	147.27	
			<i>For Above Ground Cast Iron Pipe Installation, Add</i>	13.39	
			<i>For Work In Restricted Working Space, Add</i>	80.36	
22 13 16 00-0110	EA		10" Bell And Spigot Cast Iron Combination Wye And 1/8 Bend	993.15	234.28
			<i>For Extra Heavy Fittings, Add</i>	224.69	
			<i>For Above Ground Cast Iron Pipe Installation, Add</i>	17.56	
			<i>For Work In Restricted Working Space, Add</i>	105.35	
22 13 16 00-0111	EA		12" Bell And Spigot Cast Iron Combination Wye And 1/8 Bend	1,331.25	301.15
			<i>For Extra Heavy Fittings, Add</i>	307.91	
			<i>For Above Ground Cast Iron Pipe Installation, Add</i>	22.58	
			<i>For Work In Restricted Working Space, Add</i>	135.46	
22 13 16 00-0112			Bell And Spigot Cast Iron Reducing Combination Wye And 1/8 Bends (22 13 16 00-0030)		
22 13 16 00-0113	EA		3" x 2" Bell And Spigot Cast Iron Reducing Combination Wye And 1/8 Bend	141.27	66.92
			<i>For Extra Heavy Fittings, Add</i>	14.32	
			<i>For Above Ground Cast Iron Pipe Installation, Add</i>	5.02	
			<i>For Work In Restricted Working Space, Add</i>	30.11	
22 13 16 00-0114	EA		4" x 2" Bell And Spigot Cast Iron Reducing Combination Wye And 1/8 Bend	199.18	82.70
			<i>For Extra Heavy Fittings, Add</i>	26.30	
			<i>For Above Ground Cast Iron Pipe Installation, Add</i>	6.20	
			<i>For Work In Restricted Working Space, Add</i>	37.21	
22 13 16 00-0115	EA		4" x 3" Bell And Spigot Cast Iron Reducing Combination Wye And 1/8 Bend	215.11	84.79
			<i>For Extra Heavy Fittings, Add</i>	30.77	
			<i>For Above Ground Cast Iron Pipe Installation, Add</i>	6.36	
			<i>For Work In Restricted Working Space, Add</i>	38.16	



MINOR	CSI	UOM	DESCRIPTION	TOTAL DIRECT UNIT COST	DEMOLITION UNIT COST
22 13 16 00-0116	EA		6" x 2" Bell And Spigot Cast Iron Reducing Combination Wye And 1/8 Bend <i>For Extra Heavy Fittings, Add</i> <i>For Above Ground Cast Iron Pipe Installation, Add</i> <i>For Work In Restricted Working Space, Add</i>	323.79 55.01 8.33 49.99	111.19
22 13 16 00-0117	EA		6" x 3" Bell And Spigot Cast Iron Reducing Combination Wye And 1/8 Bend <i>For Extra Heavy Fittings, Add</i> <i>For Above Ground Cast Iron Pipe Installation, Add</i> <i>For Work In Restricted Working Space, Add</i>	337.18 58.59 8.49 50.94	113.23
22 13 16 00-0118	EA		6" x 4" Bell And Spigot Cast Iron Reducing Combination Wye And 1/8 Bend <i>For Extra Heavy Fittings, Add</i> <i>For Above Ground Cast Iron Pipe Installation, Add</i> <i>For Work In Restricted Working Space, Add</i>	357.45 61.72 9.06 54.33	120.80
22 13 16 00-0119	EA		8" x 2" Bell And Spigot Cast Iron Reducing Combination Wye And 1/8 Bend <i>For Extra Heavy Fittings, Add</i> <i>For Above Ground Cast Iron Pipe Installation, Add</i> <i>For Work In Restricted Working Space, Add</i>	491.39 101.97 10.00 60.02	133.44
22 13 16 00-0120	EA		8" x 4" Bell And Spigot Cast Iron Reducing Combination Wye And 1/8 Bend <i>For Extra Heavy Fittings, Add</i> <i>For Above Ground Cast Iron Pipe Installation, Add</i> <i>For Work In Restricted Working Space, Add</i>	504.90 101.97 10.68 64.07	142.43
22 13 16 00-0121	EA		8" x 6" Bell And Spigot Cast Iron Reducing Combination Wye And 1/8 Bend <i>For Extra Heavy Fittings, Add</i> <i>For Above Ground Cast Iron Pipe Installation, Add</i> <i>For Work In Restricted Working Space, Add</i>	637.52 139.98 11.88 71.27	158.43
22 13 16 00-0122			Bell And Spigot Cast Iron Double Wyes (22 13 16 00-0030)		
22 13 16 00-0123	EA		2" Bell And Spigot Cast Iron Double Wye <i>For Extra Heavy Fittings, Add</i> <i>For Above Ground Cast Iron Pipe Installation, Add</i> <i>For Work In Restricted Working Space, Add</i>	215.61 35.28 5.74 34.44	76.61
22 13 16 00-0124	EA		3" Bell And Spigot Cast Iron Double Wye <i>For Extra Heavy Fittings, Add</i> <i>For Above Ground Cast Iron Pipe Installation, Add</i> <i>For Work In Restricted Working Space, Add</i>	313.99 59.23 7.24 43.43	96.58
22 13 16 00-0125	EA		4" Bell And Spigot Cast Iron Double Wye <i>For Extra Heavy Fittings, Add</i> <i>For Above Ground Cast Iron Pipe Installation, Add</i> <i>For Work In Restricted Working Space, Add</i>	426.19 85.05 9.16 54.96	122.15
22 13 16 00-0126	EA		6" Bell And Spigot Cast Iron Double Wye <i>For Extra Heavy Fittings, Add</i> <i>For Above Ground Cast Iron Pipe Installation, Add</i> <i>For Work In Restricted Working Space, Add</i>	824.89 188.66 14.29 85.76	190.65
22 13 16 00-0127	EA		8" Bell And Spigot Cast Iron Double Wye <i>For Extra Heavy Fittings, Add</i> <i>For Above Ground Cast Iron Pipe Installation, Add</i> <i>For Work In Restricted Working Space, Add</i>	1,648.29 459.22 16.81 100.87	224.30
22 13 16 00-0128	EA		10" Bell And Spigot Cast Iron Double Wye <i>For Extra Heavy Fittings, Add</i> <i>For Above Ground Cast Iron Pipe Installation, Add</i> <i>For Work In Restricted Working Space, Add</i>	2,183.85 632.65 18.81 112.88	250.97
22 13 16 00-0129	EA		12" Bell And Spigot Cast Iron Double Wye <i>For Extra Heavy Fittings, Add</i> <i>For Above Ground Cast Iron Pipe Installation, Add</i> <i>For Work In Restricted Working Space, Add</i>	1,515.64 372.44 22.58 135.46	301.15
22 13 16 00-0130	EA		15" Bell And Spigot Cast Iron Double Wye <i>For Extra Heavy Fittings, Add</i> <i>For Above Ground Cast Iron Pipe Installation, Add</i> <i>For Work In Restricted Working Space, Add</i>	4,267.99 1,327.85 23.71 142.24	316.07
22 13 16 00-0131			Bell And Spigot Cast Iron Reducing Double Wyes (22 13 16 00-0030)		
22 13 16 00-0132	EA		3" x 2" Bell And Spigot Cast Iron Reducing Double Wye <i>For Extra Heavy Fittings, Add</i> <i>For Above Ground Cast Iron Pipe Installation, Add</i> <i>For Work In Restricted Working Space, Add</i>	195.32 20.81 6.79 40.76	90.59
22 13 16 00-0133	EA		4" x 2" Bell And Spigot Cast Iron Reducing Double Wye <i>For Extra Heavy Fittings, Add</i> <i>For Above Ground Cast Iron Pipe Installation, Add</i> <i>For Work In Restricted Working Space, Add</i>	226.99 24.83 7.80 46.82	104.07
22 13 16 00-0134	EA		4" x 3" Bell And Spigot Cast Iron Reducing Double Wye <i>For Extra Heavy Fittings, Add</i> <i>For Above Ground Cast Iron Pipe Installation, Add</i> <i>For Work In Restricted Working Space, Add</i>	245.92 28.76 8.19 49.12	109.16
22 13 16 00-0135	EA		6" x 2" Bell And Spigot Cast Iron Reducing Double Wye <i>For Extra Heavy Fittings, Add</i> <i>For Above Ground Cast Iron Pipe Installation, Add</i> <i>For Work In Restricted Working Space, Add</i>	320.90 42.93 9.91 59.47	132.25
22 13 16 00-0136	EA		6" x 3" Bell And Spigot Cast Iron Reducing Double Wye <i>For Extra Heavy Fittings, Add</i> <i>For Above Ground Cast Iron Pipe Installation, Add</i> <i>For Work In Restricted Working Space, Add</i>	340.13 47.02 10.29 61.74	137.29



MINOR	CSI	UOM	DESCRIPTION	TOTAL DIRECT UNIT COST	DEMOLITION UNIT COST
22 13 16 00-0137	EA		6" x 4" Bell And Spigot Cast Iron Reducing Double Wye <i>For Extra Heavy Fittings, Add</i> <i>For Above Ground Cast Iron Pipe Installation, Add</i> <i>For Work In Restricted Working Space, Add</i>	391.24 58.38 11.22 67.33	149.71
22 13 16 00-0138	EA		8" x 4" Bell And Spigot Cast Iron Reducing Double Wye <i>For Extra Heavy Fittings, Add</i> <i>For Above Ground Cast Iron Pipe Installation, Add</i> <i>For Work In Restricted Working Space, Add</i>	629.43 129.63 12.95 77.72	172.85
22 13 16 00-0139	EA		8" x 6" Bell And Spigot Cast Iron Reducing Double Wye <i>For Extra Heavy Fittings, Add</i> <i>For Above Ground Cast Iron Pipe Installation, Add</i> <i>For Work In Restricted Working Space, Add</i>	685.76 132.66 15.34 92.02	204.55
22 13 16 00-0140	EA		10" x 4" Bell And Spigot Cast Iron Reducing Double Wye <i>For Extra Heavy Fittings, Add</i> <i>For Above Ground Cast Iron Pipe Installation, Add</i> <i>For Work In Restricted Working Space, Add</i>	670.54 137.65 13.86 83.18	184.89
22 13 16 00-0141	EA		10" x 6" Bell And Spigot Cast Iron Reducing Double Wye <i>For Extra Heavy Fittings, Add</i> <i>For Above Ground Cast Iron Pipe Installation, Add</i> <i>For Work In Restricted Working Space, Add</i>	781.50 159.53 16.29 97.71	217.19
22 13 16 00-0142	EA		10" x 8" Bell And Spigot Cast Iron Reducing Double Wye <i>For Extra Heavy Fittings, Add</i> <i>For Above Ground Cast Iron Pipe Installation, Add</i> <i>For Work In Restricted Working Space, Add</i>	962.71 212.71 17.75 106.49	236.75
22 13 16 00-0143	EA		12" x 6" Bell And Spigot Cast Iron Reducing Double Wye <i>For Extra Heavy Fittings, Add</i> <i>For Above Ground Cast Iron Pipe Installation, Add</i> <i>For Work In Restricted Working Space, Add</i>	983.33 217.07 18.16 108.94	242.19
22 13 16 00-0144	EA		12" x 8" Bell And Spigot Cast Iron Reducing Double Wye <i>For Extra Heavy Fittings, Add</i> <i>For Above Ground Cast Iron Pipe Installation, Add</i> <i>For Work In Restricted Working Space, Add</i>	1,256.53 301.51 19.75 118.52	263.52
22 13 16 00-0145			Bell And Spigot Cast Iron Double Combination Wye And 1/8 Bends (22 13 16 00-0030)		
22 13 16 00-0146	EA		2" Bell And Spigot Cast Iron Double Combination Wye And 1/8 Bend <i>For Extra Heavy Fittings, Add</i> <i>For Above Ground Cast Iron Pipe Installation, Add</i> <i>For Work In Restricted Working Space, Add</i>	179.48 22.63 5.74 34.44	76.61
22 13 16 00-0147	EA		3" Bell And Spigot Cast Iron Double Combination Wye And 1/8 Bend <i>For Extra Heavy Fittings, Add</i> <i>For Above Ground Cast Iron Pipe Installation, Add</i> <i>For Work In Restricted Working Space, Add</i>	241.73 30.82 7.68 46.10	102.47
22 13 16 00-0148	EA		4" Bell And Spigot Cast Iron Double Combination Wye And 1/8 Bend <i>For Extra Heavy Fittings, Add</i> <i>For Above Ground Cast Iron Pipe Installation, Add</i> <i>For Work In Restricted Working Space, Add</i>	316.01 43.38 9.60 57.62	128.14
22 13 16 00-0149	EA		6" Bell And Spigot Cast Iron Double Combination Wye And 1/8 Bend <i>For Extra Heavy Fittings, Add</i> <i>For Above Ground Cast Iron Pipe Installation, Add</i> <i>For Work In Restricted Working Space, Add</i>	703.68 134.48 15.97 95.84	213.07
22 13 16 00-0150			Bell And Spigot Cast Iron Reducing Double Combination Wye And 1/8 Bends (22 13 16 00-0030)		
22 13 16 00-0151	EA		3" x 2" Bell And Spigot Cast Iron Reducing Double Combination Wye And 1/8 Bend <i>For Extra Heavy Fittings, Add</i> <i>For Above Ground Cast Iron Pipe Installation, Add</i> <i>For Work In Restricted Working Space, Add</i>	239.95 35.78 6.89 41.32	91.89
22 13 16 00-0152	EA		4" x 2" Bell And Spigot Cast Iron Reducing Double Combination Wye And 1/8 Bend <i>For Extra Heavy Fittings, Add</i> <i>For Above Ground Cast Iron Pipe Installation, Add</i> <i>For Work In Restricted Working Space, Add</i>	284.86 45.08 7.80 46.82	104.07
22 13 16 00-0153	EA		4" x 3" Bell And Spigot Cast Iron Reducing Double Combination Wye And 1/8 Bend <i>For Extra Heavy Fittings, Add</i> <i>For Above Ground Cast Iron Pipe Installation, Add</i> <i>For Work In Restricted Working Space, Add</i>	319.82 51.16 8.68 52.09	115.86
22 13 16 00-0154	EA		6" x 4" Bell And Spigot Cast Iron Reducing Double Combination Wye And 1/8 Bend <i>For Extra Heavy Fittings, Add</i> <i>For Above Ground Cast Iron Pipe Installation, Add</i> <i>For Work In Restricted Working Space, Add</i>	648.48 143.56 11.92 71.49	158.93
22 13 16 00-0155			Bell And Spigot Cast Iron Sanitary Tees (22 13 16 00-0030)		
22 13 16 00-0156	EA		2" Bell And Spigot Cast Iron Sanitary Tee <i>For Extra Heavy Fittings, Add</i> <i>For Above Ground Cast Iron Pipe Installation, Add</i> <i>For Work In Restricted Working Space, Add</i>	146.52 17.64 4.81 28.84	64.12
22 13 16 00-0157	EA		3" Bell And Spigot Cast Iron Sanitary Tee <i>For Extra Heavy Fittings, Add</i> <i>For Above Ground Cast Iron Pipe Installation, Add</i> <i>For Work In Restricted Working Space, Add</i>	166.67 21.54 5.26 31.54	70.12



MINOR	CSI	UOM	DESCRIPTION	TOTAL DIRECT UNIT COST	DEMOLITION UNIT COST
22 13 16 00-0158	EA		4" Bell And Spigot Cast Iron Sanitary Tee <i>For Extra Heavy Fittings, Add</i> <i>For Above Ground Cast Iron Pipe Installation, Add</i> <i>For Work In Restricted Working Space, Add</i>	268.91 49.02 6.44 39.66	85.89
22 13 16 00-0159	EA		5" Bell And Spigot Cast Iron Sanitary Tee <i>For Extra Heavy Fittings, Add</i> <i>For Above Ground Cast Iron Pipe Installation, Add</i> <i>For Work In Restricted Working Space, Add</i>	394.61 87.28 7.26 43.58	96.83
22 13 16 00-0160	EA		6" Bell And Spigot Cast Iron Sanitary Tee <i>For Extra Heavy Fittings, Add</i> <i>For Above Ground Cast Iron Pipe Installation, Add</i> <i>For Work In Restricted Working Space, Add</i>	473.38 104.73 8.71 52.25	116.14
22 13 16 00-0161	EA		8" Bell And Spigot Cast Iron Sanitary Tee <i>For Extra Heavy Fittings, Add</i> <i>For Above Ground Cast Iron Pipe Installation, Add</i> <i>For Work In Restricted Working Space, Add</i>	1,015.18 275.75 11.37 68.20	151.61
22 13 16 00-0162	EA		10" Bell And Spigot Cast Iron Sanitary Tee <i>For Extra Heavy Fittings, Add</i> <i>For Above Ground Cast Iron Pipe Installation, Add</i> <i>For Work In Restricted Working Space, Add</i>	1,525.10 436.75 13.86 83.18	184.89
22 13 16 00-0163	EA		12" Bell And Spigot Cast Iron Sanitary Tee <i>For Extra Heavy Fittings, Add</i> <i>For Above Ground Cast Iron Pipe Installation, Add</i> <i>For Work In Restricted Working Space, Add</i>	2,274.94 682.23 16.29 97.71	217.19
22 13 16 00-0164			Bell And Spigot Cast Iron Reducing Sanitary Tees (22 13 16 00-0030)		
22 13 16 00-0165	EA		3" x 2" Bell And Spigot Cast Iron Reducing Sanitary Tee <i>For Extra Heavy Fittings, Add</i> <i>For Above Ground Cast Iron Pipe Installation, Add</i> <i>For Work In Restricted Working Space, Add</i>	196.92 33.80 5.02 30.11	66.92
22 13 16 00-0166	EA		4" x 2" Bell And Spigot Cast Iron Reducing Sanitary Tee <i>For Extra Heavy Fittings, Add</i> <i>For Above Ground Cast Iron Pipe Installation, Add</i> <i>For Work In Restricted Working Space, Add</i>	233.17 40.48 5.88 35.25	78.40
22 13 16 00-0167	EA		4" x 3" Bell And Spigot Cast Iron Reducing Sanitary Tee <i>For Extra Heavy Fittings, Add</i> <i>For Above Ground Cast Iron Pipe Installation, Add</i> <i>For Work In Restricted Working Space, Add</i>	244.31 44.38 5.88 35.25	78.40
22 13 16 00-0168	EA		6" x 2" Bell And Spigot Cast Iron Reducing Sanitary Tee <i>For Extra Heavy Fittings, Add</i> <i>For Above Ground Cast Iron Pipe Installation, Add</i> <i>For Work In Restricted Working Space, Add</i>	374.59 72.79 8.33 49.99	111.19
22 13 16 00-0169	EA		6" x 3" Bell And Spigot Cast Iron Reducing Sanitary Tee <i>For Extra Heavy Fittings, Add</i> <i>For Above Ground Cast Iron Pipe Installation, Add</i> <i>For Work In Restricted Working Space, Add</i>	389.97 77.06 8.49 50.94	113.23
22 13 16 00-0170	EA		6" x 4" Bell And Spigot Cast Iron Reducing Sanitary Tee <i>For Extra Heavy Fittings, Add</i> <i>For Above Ground Cast Iron Pipe Installation, Add</i> <i>For Work In Restricted Working Space, Add</i>	423.04 84.68 9.06 54.33	120.80
22 13 16 00-0171	EA		8" x 4" Bell And Spigot Cast Iron Reducing Sanitary Tee <i>For Extra Heavy Fittings, Add</i> <i>For Above Ground Cast Iron Pipe Installation, Add</i> <i>For Work In Restricted Working Space, Add</i>	719.70 177.15 10.68 64.07	142.43
22 13 16 00-0172	EA		8" x 6" Bell And Spigot Cast Iron Reducing Sanitary Tee <i>For Extra Heavy Fittings, Add</i> <i>For Above Ground Cast Iron Pipe Installation, Add</i> <i>For Work In Restricted Working Space, Add</i>	903.41 233.04 11.88 71.27	158.43
22 13 16 00-0173			Bell And Spigot Cast Iron Vent Tees (22 13 16 00-0030)		
22 13 16 00-0174	EA		2" Bell And Spigot Cast Iron Vent Tee <i>For Extra Heavy Fittings, Add</i> <i>For Above Ground Cast Iron Pipe Installation, Add</i> <i>For Work In Restricted Working Space, Add</i>	125.49 10.31 4.80 28.81	64.02
22 13 16 00-0175	EA		3" Bell And Spigot Cast Iron Vent Tee <i>For Extra Heavy Fittings, Add</i> <i>For Above Ground Cast Iron Pipe Installation, Add</i> <i>For Work In Restricted Working Space, Add</i>	156.38 17.94 5.26 31.54	70.12
22 13 16 00-0176	EA		4" Bell And Spigot Cast Iron Vent Tee <i>For Extra Heavy Fittings, Add</i> <i>For Above Ground Cast Iron Pipe Installation, Add</i> <i>For Work In Restricted Working Space, Add</i>	207.18 24.31 6.89 41.32	91.89
22 13 16 00-0177	EA		5" Bell And Spigot Cast Iron Vent Tee <i>For Extra Heavy Fittings, Add</i> <i>For Above Ground Cast Iron Pipe Installation, Add</i> <i>For Work In Restricted Working Space, Add</i>	268.23 36.27 8.23 49.38	109.83
22 13 16 00-0178	EA		6" Bell And Spigot Cast Iron Vent Tee <i>For Extra Heavy Fittings, Add</i> <i>For Above Ground Cast Iron Pipe Installation, Add</i> <i>For Work In Restricted Working Space, Add</i>	337.69 46.72 10.21 61.26	136.22



MINOR	CSI	UOM	DESCRIPTION	TOTAL DIRECT UNIT COST	DEMOLITION UNIT COST
22 13 16 00-0179	EA		8" Bell And Spigot Cast Iron Vent Tee <i>For Extra Heavy Fittings, Add</i> <i>For Above Ground Cast Iron Pipe Installation, Add</i> <i>For Work In Restricted Working Space, Add</i>	578.49 108.72 13.39 80.36	178.67
22 13 16 00-0180			Bell And Spigot Cast Iron Tapped Sanitary Tees (22 13 16 00-0030)		
22 13 16 00-0181	EA		2" Bell And Spigot Cast Iron Tapped Sanitary Tee <i>For Extra Heavy Fittings, Add</i> <i>For Above Ground Cast Iron Pipe Installation, Add</i> <i>For Work In Restricted Working Space, Add</i>	128.93 11.51 4.80 28.81	64.02
22 13 16 00-0182	EA		3" Bell And Spigot Cast Iron Tapped Sanitary Tee <i>For Extra Heavy Fittings, Add</i> <i>For Above Ground Cast Iron Pipe Installation, Add</i> <i>For Work In Restricted Working Space, Add</i>	142.32 13.02 5.26 31.54	70.12
22 13 16 00-0183	EA		4" Bell And Spigot Cast Iron Tapped Sanitary Tee <i>For Extra Heavy Fittings, Add</i> <i>For Above Ground Cast Iron Pipe Installation, Add</i> <i>For Work In Restricted Working Space, Add</i>	183.57 16.04 6.89 41.32	91.89
22 13 16 00-0184			Bell And Spigot Cast Iron Tapped Sanitary Crosses (22 13 16 00-0030)		
22 13 16 00-0185	EA		2" Bell And Spigot Cast Iron Tapped Sanitary Cross <i>For Extra Heavy Fittings, Add</i> <i>For Above Ground Cast Iron Pipe Installation, Add</i> <i>For Work In Restricted Working Space, Add</i>	131.11 12.27 4.80 28.81	64.02
22 13 16 00-0186	EA		3" Bell And Spigot Cast Iron Tapped Sanitary Cross <i>For Extra Heavy Fittings, Add</i> <i>For Above Ground Cast Iron Pipe Installation, Add</i> <i>For Work In Restricted Working Space, Add</i>	146.46 14.47 5.26 31.54	70.12
22 13 16 00-0187	EA		4" Bell And Spigot Cast Iron Tapped Sanitary Cross <i>For Extra Heavy Fittings, Add</i> <i>For Above Ground Cast Iron Pipe Installation, Add</i> <i>For Work In Restricted Working Space, Add</i>	193.97 19.68 6.89 41.32	91.89
22 13 16 00-0188			Bell And Spigot Cast Iron Reducers (22 13 16 00-0030)		
22 13 16 00-0189	EA		3" x 2" Bell And Spigot Cast Iron Reducer <i>For Extra Heavy Fittings, Add</i> <i>For Above Ground Cast Iron Pipe Installation, Add</i> <i>For Work In Restricted Working Space, Add</i>	72.61 6.52 2.70 16.20	36.05
22 13 16 00-0190	EA		4" x 2" Bell And Spigot Cast Iron Reducer <i>For Extra Heavy Fittings, Add</i> <i>For Above Ground Cast Iron Pipe Installation, Add</i> <i>For Work In Restricted Working Space, Add</i>	90.81 6.81 3.57 21.40	47.54
22 13 16 00-0191	EA		4" x 3" Bell And Spigot Cast Iron Reducer <i>For Extra Heavy Fittings, Add</i> <i>For Above Ground Cast Iron Pipe Installation, Add</i> <i>For Work In Restricted Working Space, Add</i>	97.16 8.86 3.59 21.56	47.94
22 13 16 00-0192	EA		6" x 2" Bell And Spigot Cast Iron Reducer <i>For Extra Heavy Fittings, Add</i> <i>For Above Ground Cast Iron Pipe Installation, Add</i> <i>For Work In Restricted Working Space, Add</i>	124.97 12.87 4.41 26.46	58.80
22 13 16 00-0193	EA		6" x 3" Bell And Spigot Cast Iron Reducer <i>For Extra Heavy Fittings, Add</i> <i>For Above Ground Cast Iron Pipe Installation, Add</i> <i>For Work In Restricted Working Space, Add</i>	130.69 14.47 4.47 26.81	59.58
22 13 16 00-0194	EA		6" x 4" Bell And Spigot Cast Iron Reducer <i>For Extra Heavy Fittings, Add</i> <i>For Above Ground Cast Iron Pipe Installation, Add</i> <i>For Work In Restricted Working Space, Add</i>	134.88 15.30 4.56 27.35	60.84
22 13 16 00-0195	EA		8" x 2" Bell And Spigot Cast Iron Reducer <i>For Extra Heavy Fittings, Add</i> <i>For Above Ground Cast Iron Pipe Installation, Add</i> <i>For Work In Restricted Working Space, Add</i>	174.69 28.25 4.70 28.20	62.67
22 13 16 00-0196	EA		8" x 3" Bell And Spigot Cast Iron Reducer <i>For Extra Heavy Fittings, Add</i> <i>For Above Ground Cast Iron Pipe Installation, Add</i> <i>For Work In Restricted Working Space, Add</i>	196.90 28.54 5.77 34.61	76.94
22 13 16 00-0197	EA		8" x 4" Bell And Spigot Cast Iron Reducer <i>For Extra Heavy Fittings, Add</i> <i>For Above Ground Cast Iron Pipe Installation, Add</i> <i>For Work In Restricted Working Space, Add</i>	202.08 29.30 5.92 35.51	78.92
22 13 16 00-0198	EA		8" x 6" Bell And Spigot Cast Iron Reducer <i>For Extra Heavy Fittings, Add</i> <i>For Above Ground Cast Iron Pipe Installation, Add</i> <i>For Work In Restricted Working Space, Add</i>	208.72 29.84 6.17 37.04	82.37
22 13 16 00-0199	EA		10" x 4" Bell And Spigot Cast Iron Reducer <i>For Extra Heavy Fittings, Add</i> <i>For Above Ground Cast Iron Pipe Installation, Add</i> <i>For Work In Restricted Working Space, Add</i>	260.66 42.71 6.93 41.59	92.45
22 13 16 00-0200	EA		10" x 6" Bell And Spigot Cast Iron Reducer <i>For Extra Heavy Fittings, Add</i> <i>For Above Ground Cast Iron Pipe Installation, Add</i> <i>For Work In Restricted Working Space, Add</i>	274.82 45.22 7.28 43.69	97.09



MINOR	CSI	UOM	DESCRIPTION	TOTAL DIRECT UNIT COST	DEMOLITION UNIT COST
22 13 16 00-0201	EA		10" x 8" Bell And Spigot Cast Iron Reducer.....	292.81	101.33
			<i>For Extra Heavy Fittings, Add</i>	49.30	
			<i>For Above Ground Cast Iron Pipe Installation, Add</i>	7.60	
			<i>For Work In Restricted Working Space, Add</i>	45.59	
22 13 16 00-0202	EA		12" x 4" Bell And Spigot Cast Iron Reducer.....	363.84	109.84
			<i>For Extra Heavy Fittings, Add</i>	69.73	
			<i>For Above Ground Cast Iron Pipe Installation, Add</i>	8.23	
			<i>For Work In Restricted Working Space, Add</i>	49.39	
22 13 16 00-0203	EA		12" x 6" Bell And Spigot Cast Iron Reducer.....	405.79	128.50
			<i>For Extra Heavy Fittings, Add</i>	74.57	
			<i>For Above Ground Cast Iron Pipe Installation, Add</i>	9.64	
			<i>For Work In Restricted Working Space, Add</i>	57.82	
22 13 16 00-0204	EA		12" x 8" Bell And Spigot Cast Iron Reducer.....	438.87	146.37
			<i>For Extra Heavy Fittings, Add</i>	76.78	
			<i>For Above Ground Cast Iron Pipe Installation, Add</i>	10.97	
			<i>For Work In Restricted Working Space, Add</i>	65.85	
22 13 16 00-0205	EA		12" x 10" Bell And Spigot Cast Iron Reducer.....	480.80	168.60
			<i>For Extra Heavy Fittings, Add</i>	79.81	
			<i>For Above Ground Cast Iron Pipe Installation, Add</i>	12.64	
			<i>For Work In Restricted Working Space, Add</i>	75.83	
22 13 16 00-0206	EA		15" x 6" Bell And Spigot Cast Iron Reducer.....	628.34	168.60
			<i>For Extra Heavy Fittings, Add</i>	131.45	
			<i>For Above Ground Cast Iron Pipe Installation, Add</i>	12.64	
			<i>For Work In Restricted Working Space, Add</i>	75.83	
22 13 16 00-0207	EA		15" x 8" Bell And Spigot Cast Iron Reducer.....	668.58	181.74
			<i>For Extra Heavy Fittings, Add</i>	138.64	
			<i>For Above Ground Cast Iron Pipe Installation, Add</i>	13.62	
			<i>For Work In Restricted Working Space, Add</i>	81.74	
22 13 16 00-0208	EA		15" x 10" Bell And Spigot Cast Iron Reducer.....	696.17	191.61
			<i>For Extra Heavy Fittings, Add</i>	143.09	
			<i>For Above Ground Cast Iron Pipe Installation, Add</i>	14.37	
			<i>For Work In Restricted Working Space, Add</i>	86.20	
22 13 16 00-0209	EA		15" x 12" Bell And Spigot Cast Iron Reducer.....	733.56	204.55
			<i>For Extra Heavy Fittings, Add</i>	149.39	
			<i>For Above Ground Cast Iron Pipe Installation, Add</i>	15.34	
			<i>For Work In Restricted Working Space, Add</i>	92.02	
22 13 16 00-0210			Bell And Spigot Cast Iron P-Traps (22 13 16 00-0030)		
22 13 16 00-0211	EA		2" Bell And Spigot Cast Iron P-Trap.....	74.79	28.66
			<i>For Extra Heavy Fittings, Add</i>	11.14	
			<i>For Above Ground Cast Iron Pipe Installation, Add</i>	2.15	
			<i>For Work In Restricted Working Space, Add</i>	12.89	
22 13 16 00-0212	EA		3" Bell And Spigot Cast Iron P-Trap.....	100.31	36.05
			<i>For Extra Heavy Fittings, Add</i>	16.21	
			<i>For Above Ground Cast Iron Pipe Installation, Add</i>	2.70	
			<i>For Work In Restricted Working Space, Add</i>	16.20	
22 13 16 00-0213	EA		4" Bell And Spigot Cast Iron P-Trap.....	136.74	47.94
			<i>For Extra Heavy Fittings, Add</i>	22.71	
			<i>For Above Ground Cast Iron Pipe Installation, Add</i>	3.59	
			<i>For Work In Restricted Working Space, Add</i>	21.56	
22 13 16 00-0214	EA		5" Bell And Spigot Cast Iron P-Trap.....	220.69	54.43
			<i>For Extra Heavy Fittings, Add</i>	48.69	
			<i>For Above Ground Cast Iron Pipe Installation, Add</i>	4.08	
			<i>For Work In Restricted Working Space, Add</i>	24.47	
22 13 16 00-0215	EA		6" Bell And Spigot Cast Iron P-Trap.....	296.31	64.03
			<i>For Extra Heavy Fittings, Add</i>	70.12	
			<i>For Above Ground Cast Iron Pipe Installation, Add</i>	4.80	
			<i>For Work In Restricted Working Space, Add</i>	28.79	
22 13 16 00-0216	EA		8" Bell And Spigot Cast Iron P-Trap.....	658.25	82.37
			<i>For Extra Heavy Fittings, Add</i>	187.18	
			<i>For Above Ground Cast Iron Pipe Installation, Add</i>	6.17	
			<i>For Work In Restricted Working Space, Add</i>	37.04	
22 13 16 00-0217	EA		10" Bell And Spigot Cast Iron P-Trap.....	729.72	101.33
			<i>For Extra Heavy Fittings, Add</i>	202.22	
			<i>For Above Ground Cast Iron Pipe Installation, Add</i>	7.60	
			<i>For Work In Restricted Working Space, Add</i>	45.59	
22 13 16 00-0218			Bell And Spigot Cast Iron Deep Seal P-Traps (22 13 16 00-0030)		
22 13 16 00-0219	EA		2" Bell And Spigot Cast Iron Deep Seal P-Trap.....	86.89	28.66
			<i>For Extra Heavy Fittings, Add</i>	15.38	
			<i>For Above Ground Cast Iron Pipe Installation, Add</i>	2.15	
			<i>For Work In Restricted Working Space, Add</i>	12.89	
22 13 16 00-0220	EA		3" Bell And Spigot Cast Iron Deep Seal P-Trap.....	124.08	36.05
			<i>For Extra Heavy Fittings, Add</i>	24.53	
			<i>For Above Ground Cast Iron Pipe Installation, Add</i>	2.70	
			<i>For Work In Restricted Working Space, Add</i>	16.20	
22 13 16 00-0221	EA		4" Bell And Spigot Cast Iron Deep Seal P-Trap.....	180.93	47.94
			<i>For Extra Heavy Fittings, Add</i>	38.18	
			<i>For Above Ground Cast Iron Pipe Installation, Add</i>	3.59	
			<i>For Work In Restricted Working Space, Add</i>	21.56	



MINOR CSI UOM DESCRIPTION	TOTAL DIRECT UNIT COST	DEMOLITION UNIT COST
22 13 16 00-0222 EA 5" Bell And Spigot Cast Iron Deep Seal P-Trap <i>For Extra Heavy Fittings, Add</i> <i>For Above Ground Cast Iron Pipe Installation, Add</i> <i>For Work In Restricted Working Space, Add</i>	300.14 73.14 4.56 27.35	60.84
22 13 16 00-0223 EA 6" Bell And Spigot Cast Iron Deep Seal P-Trap <i>For Extra Heavy Fittings, Add</i> <i>For Above Ground Cast Iron Pipe Installation, Add</i> <i>For Work In Restricted Working Space, Add</i>	318.51 75.87 5.09 30.52	67.82
22 13 16 00-0224 Bell And Spigot Cast Iron Running Traps With Single Vent (22 13 16 00-0030)		
22 13 16 00-0225 EA 3" x 3" Bell And Spigot Cast Iron Running Trap With Single Vent <i>For Above Ground Cast Iron Pipe Installation, Add</i> <i>For Work In Restricted Working Space, Add</i>	200.21 5.26 31.54	69.22
22 13 16 00-0226 EA 4" x 4" Bell And Spigot Cast Iron Running Trap With Single Vent <i>For Above Ground Cast Iron Pipe Installation, Add</i> <i>For Work In Restricted Working Space, Add</i>	267.16 6.69 41.32	90.99
22 13 16 00-0227 EA 5" x 4" Bell And Spigot Cast Iron Running Trap With Single Vent <i>For Above Ground Cast Iron Pipe Installation, Add</i> <i>For Work In Restricted Working Space, Add</i>	365.80 7.99 47.92	105.66
22 13 16 00-0228 EA 6" x 4" Bell And Spigot Cast Iron Running Trap With Single Vent <i>For Above Ground Cast Iron Pipe Installation, Add</i> <i>For Work In Restricted Working Space, Add</i>	735.86 9.06 54.33	119.73
22 13 16 00-0229 EA 8" x 4" Bell And Spigot Cast Iron Running Trap With Single Vent <i>For Above Ground Cast Iron Pipe Installation, Add</i> <i>For Work In Restricted Working Space, Add</i>	2,415.92 10.68 64.07	140.84
22 13 16 00-0230 EA 8" x 6" Bell And Spigot Cast Iron Running Trap With Single Vent <i>For Above Ground Cast Iron Pipe Installation, Add</i> <i>For Work In Restricted Working Space, Add</i>	2,615.78 11.88 71.27	157.15
22 13 16 00-0231 Bell And Spigot Cast Running Traps With Double Vent (22 13 16 00-0030)		
22 13 16 00-0232 EA 3" x 3" Bell And Spigot Cast Iron Running Trap With Double Vent <i>For Above Ground Cast Iron Pipe Installation, Add</i> <i>For Work In Restricted Working Space, Add</i>	255.84 7.24 43.43	95.59
22 13 16 00-0233 EA 4" x 4" Bell And Spigot Cast Iron Running Trap With Double Vent <i>For Above Ground Cast Iron Pipe Installation, Add</i> <i>For Work In Restricted Working Space, Add</i>	349.84 9.16 54.96	120.65
22 13 16 00-0234 EA 6" x 4" Bell And Spigot Cast Iron Running Trap With Double Vent <i>For Above Ground Cast Iron Pipe Installation, Add</i> <i>For Work In Restricted Working Space, Add</i>	820.16 11.22 67.33	147.96
22 13 16 00-0235 EA 6" x 6" Bell And Spigot Cast Iron Running Trap With Double Vent <i>For Above Ground Cast Iron Pipe Installation, Add</i> <i>For Work In Restricted Working Space, Add</i>	951.19 13.57 81.42	179.10
22 13 16 00-0236 EA 8" x 4" Bell And Spigot Cast Iron Running Trap With Double Vent <i>For Above Ground Cast Iron Pipe Installation, Add</i> <i>For Work In Restricted Working Space, Add</i>	2,601.85 12.95 77.72	170.77
22 13 16 00-0237 EA 8" x 6" Bell And Spigot Cast Iron Running Trap With Double Vent <i>For Above Ground Cast Iron Pipe Installation, Add</i> <i>For Work In Restricted Working Space, Add</i>	2,854.90 15.34 92.02	202.78
22 13 16 00-0238 EA 10" x 8" Bell And Spigot Cast Iron Running Trap With Double Vent <i>For Above Ground Cast Iron Pipe Installation, Add</i> <i>For Work In Restricted Working Space, Add</i>	3,797.59 17.75 106.49	233.99
22 13 16 00-0239 EA 12" x 10" Bell And Spigot Cast Iron Running Trap With Double Vent <i>For Above Ground Cast Iron Pipe Installation, Add</i> <i>For Work In Restricted Working Space, Add</i>	5,256.95 20.49 122.95	270.53
22 13 16 00-0240 EA 15" x 12" Bell And Spigot Cast Iron Running Trap With Double Vent <i>For Above Ground Cast Iron Pipe Installation, Add</i> <i>For Work In Restricted Working Space, Add</i>	10,236.50 23.71 142.29	312.90
22 13 16 00-0241 Bell And Spigot Cast Iron Scission Joint Fittings (22 13 16 00-0030)		
22 13 16 00-0242 EA 2" Bell And Spigot Cast Iron Scission Joint Fitting <i>For Above Ground Cast Iron Pipe Installation, Add</i> <i>For Work In Restricted Working Space, Add</i>	156.47 2.14 12.86	
22 13 16 00-0243 EA 3" Bell And Spigot Cast Iron Scission Joint Fitting <i>For Above Ground Cast Iron Pipe Installation, Add</i> <i>For Work In Restricted Working Space, Add</i>	216.26 2.41 14.45	
22 13 16 00-0244 EA 4" Bell And Spigot Cast Iron Scission Joint Fitting <i>For Above Ground Cast Iron Pipe Installation, Add</i> <i>For Work In Restricted Working Space, Add</i>	249.37 3.22 19.34	
22 13 16 00-0245 EA 5" Bell And Spigot Cast Iron Scission Joint Fitting <i>For Above Ground Cast Iron Pipe Installation, Add</i> <i>For Work In Restricted Working Space, Add</i>	308.14 3.75 22.47	
22 13 16 00-0246 EA 6" Bell And Spigot Cast Iron Scission Joint Fitting <i>For Above Ground Cast Iron Pipe Installation, Add</i> <i>For Work In Restricted Working Space, Add</i>	374.23 4.53 27.15	
22 13 16 00-0247 EA 8" Bell And Spigot Cast Iron Scission Joint Fitting <i>For Above Ground Cast Iron Pipe Installation, Add</i> <i>For Work In Restricted Working Space, Add</i>	711.05 5.72 34.31	
22 13 16 00-0248 Cut And Prepare Existing In-Place Cast Iron Pipe (22 13 16 00-0019) Note: For use when connecting pipe to an existing in-place system.		



MINOR	CSI	UOM	DESCRIPTION	TOTAL DIRECT UNIT COST	DEMOLITION UNIT COST
22 13 16 00-0249	EA		2", Cut And Prepare Existing In-Place Cast Iron Pipe..... <i>For Above Ground Cast Iron Pipe Installation, Add</i> <i>For Work In Restricted Working Space, Add</i>	11.93 0.60 3.58	
22 13 16 00-0250	EA		3", Cut And Prepare Existing In-Place Cast Iron Pipe..... <i>For Above Ground Cast Iron Pipe Installation, Add</i> <i>For Work In Restricted Working Space, Add</i>	13.02 0.65 3.91	
22 13 16 00-0251	EA		4", Cut And Prepare Existing In-Place Cast Iron Pipe..... <i>For Above Ground Cast Iron Pipe Installation, Add</i> <i>For Work In Restricted Working Space, Add</i>	16.27 0.61 4.88	
22 13 16 00-0252	EA		6", Cut And Prepare Existing In-Place Cast Iron Pipe..... <i>For Above Ground Cast Iron Pipe Installation, Add</i> <i>For Work In Restricted Working Space, Add</i>	19.52 0.98 5.86	
22 13 16 00-0253	EA		8", Cut And Prepare Existing In-Place Cast Iron Pipe..... <i>For Above Ground Cast Iron Pipe Installation, Add</i> <i>For Work In Restricted Working Space, Add</i>	26.03 1.30 7.81	
22 13 16 00-0254	EA		10", Cut And Prepare Existing In-Place Cast Iron Pipe..... <i>For Above Ground Cast Iron Pipe Installation, Add</i> <i>For Work In Restricted Working Space, Add</i>	30.37 1.52 9.11	
22 13 16 00-0255	EA		12", Cut And Prepare Existing In-Place Cast Iron Pipe..... <i>For Above Ground Cast Iron Pipe Installation, Add</i> <i>For Work In Restricted Working Space, Add</i>	35.79 1.79 10.74	
22 13 16 00-0256	EA		15", Cut And Prepare Existing In-Place Cast Iron Pipe..... <i>For Above Ground Cast Iron Pipe Installation, Add</i> <i>For Work In Restricted Working Space, Add</i>	41.21 2.06 12.36	
22 13 16 00-0257			Joint Material (22 13 16 00-0019) Note: Labor costs are included in the installation costs for fittings.		
22 13 16 00-0258	LB		Lead (1 LB/Diameter Inch) Joint Material	7.19	
22 13 16 00-0259	LB		Oakum (1/8 LB/Diameter Inch) Joint Material.....	17.90	
22 13 16 00-0260	EA		2" Dual Tite Rubber Gasket	3.17	
22 13 16 00-0261	EA		3" Dual Tite Rubber Gasket	4.34	
22 13 16 00-0262	EA		4" Dual Tite Rubber Gasket	5.40	
22 13 16 00-0263	EA		6" Dual Tite Rubber Gasket	8.95	
22 13 16 00-0264	EA		8" Dual Tite Rubber Gasket	19.75	
22 13 16 00-0265	EA		10" Dual Tite Rubber Gasket	30.28	
22 13 16 00-0266	EA		12" Dual Tite Rubber Gasket	38.57	
22 13 16 00-0267	EA		15" Dual Tite Rubber Gasket	45.81	
22 13 16 00-0268			No Hub Cast Iron Soil Pipe And Fittings (22 13 16) Note: Service Weight. Excludes hangers.		
22 13 16 00-0269			No Hub Cast Iron Pipe (22 13 16 00-0268) Note: Excludes couplings.		
22 13 16 00-0270	LF		1-1/2" No Hub Cast Iron Pipe	17.00	6.00
			<i>For Below Ground Installation, Add</i> <i>For Work In Restricted Working Space, Add</i>	0.45 2.70	
22 13 16 00-0271	LF		2" No Hub Cast Iron Pipe.....	18.05	6.39
			<i>For Below Ground Installation, Add</i> <i>For Work In Restricted Working Space, Add</i>	0.48 2.90	
22 13 16 00-0272	LF		3" No Hub Cast Iron Pipe.....	25.60	9.29
			<i>For Below Ground Installation, Add</i> <i>For Work In Restricted Working Space, Add</i>	0.70 4.19	
22 13 16 00-0273	LF		4" No Hub Cast Iron Pipe.....	33.22	12.08
			<i>For Below Ground Installation, Add</i> <i>For Work In Restricted Working Space, Add</i>	0.91 5.45	
22 13 16 00-0274	LF		5" No Hub Cast Iron Pipe.....	43.24	14.85
			<i>For Below Ground Installation, Add</i> <i>For Work In Restricted Working Space, Add</i>	1.11 6.68	
22 13 16 00-0275	LF		6" No Hub Cast Iron Pipe.....	50.21	16.20
			<i>For Below Ground Installation, Add</i> <i>For Work In Restricted Working Space, Add</i>	1.21 7.28	
22 13 16 00-0276	LF		8" No Hub Cast Iron Pipe.....	76.30	23.21
			<i>For Below Ground Installation, Add</i> <i>For Work In Restricted Working Space, Add</i>	1.74 10.42	
22 13 16 00-0277	LF		10" No Hub Cast Iron Pipe.....	108.42	26.37
			<i>For Below Ground Installation, Add</i> <i>For Work In Restricted Working Space, Add</i>	1.98 11.85	
22 13 16 00-0278			No Hub Cast Iron Fittings (22 13 16 00-0268)		
22 13 16 00-0279			No Hub Cast Iron Long Sweeps (22 13 16 00-0278)		
22 13 16 00-0280	EA		1-1/2" No Hub Cast Iron Long Sweep	63.15	27.16
			<i>For Below Ground Installation, Add</i> <i>For Work In Restricted Working Space, Add</i>	2.04 12.23	
22 13 16 00-0281	EA		2" No Hub Cast Iron Long Sweep	65.44	28.36
			<i>For Below Ground Installation, Add</i> <i>For Work In Restricted Working Space, Add</i>	2.13 12.75	
22 13 16 00-0282	EA		3" No Hub Cast Iron Long Sweep	77.47	32.46
			<i>For Below Ground Installation, Add</i> <i>For Work In Restricted Working Space, Add</i>	2.44 14.62	



MINOR CSI UOM DESCRIPTION	TOTAL DIRECT UNIT COST	DEMOLITION UNIT COST
22 13 16 00-0283 EA 4" No Hub Cast Iron Long Sweep	107.28	42.95
For Below Ground Installation, Add	3.22	
For Work In Restricted Working Space, Add	19.33	
22 13 16 00-0284 EA 5" No Hub Cast Iron Long Sweep	152.33	48.99
For Below Ground Installation, Add	3.67	
For Work In Restricted Working Space, Add	22.03	
22 13 16 00-0285 EA 6" No Hub Cast Iron Long Sweep	180.64	58.41
For Below Ground Installation, Add	4.38	
For Work In Restricted Working Space, Add	26.29	
22 13 16 00-0286 EA 8" No Hub Cast Iron Long Sweep	367.16	75.26
For Below Ground Installation, Add	5.64	
For Work In Restricted Working Space, Add	33.86	
22 13 16 00-0287 No Hub Cast Iron Reducing Long Sweeps (22 13 16 00-0278)		
22 13 16 00-0288 EA 3" x 2" No Hub Cast Iron Reducing Long Sweep	101.16	32.46
For Below Ground Installation, Add	2.44	
For Work In Restricted Working Space, Add	14.62	
22 13 16 00-0289 EA 4" x 3" No Hub Cast Iron Reducing Long Sweep	152.42	42.95
For Below Ground Installation, Add	3.22	
For Work In Restricted Working Space, Add	19.33	
22 13 16 00-0290 No Hub Cast Iron Short Sweeps (22 13 16 00-0278)		
22 13 16 00-0291 EA 2" No Hub Cast Iron Short Sweep	60.68	28.36
For Below Ground Installation, Add	2.13	
For Work In Restricted Working Space, Add	12.75	
22 13 16 00-0292 EA 3" No Hub Cast Iron Short Sweep	73.70	32.46
For Below Ground Installation, Add	2.44	
For Work In Restricted Working Space, Add	14.62	
22 13 16 00-0293 EA 4" No Hub Cast Iron Short Sweep	105.30	42.95
For Below Ground Installation, Add	3.22	
For Work In Restricted Working Space, Add	19.33	
22 13 16 00-0294 EA 5" No Hub Cast Iron Short Sweep	153.08	48.99
For Below Ground Installation, Add	3.67	
For Work In Restricted Working Space, Add	22.03	
22 13 16 00-0295 EA 6" No Hub Cast Iron Short Sweep	169.08	58.41
For Below Ground Installation, Add	4.38	
For Work In Restricted Working Space, Add	26.29	
22 13 16 00-0296 EA 8" No Hub Cast Iron Short Sweep	332.22	75.26
For Below Ground Installation, Add	5.64	
For Work In Restricted Working Space, Add	33.86	
22 13 16 00-0297 EA 10" No Hub Cast Iron Short Sweep	543.84	105.39
For Below Ground Installation, Add	7.90	
For Work In Restricted Working Space, Add	47.41	
22 13 16 00-0298 No Hub Cast Iron 1/4 Bends (22 13 16 00-0278)		
22 13 16 00-0299 EA 1-1/2" No Hub Cast Iron 1/4 Bend	54.87	27.16
For Below Ground Installation, Add	2.04	
For Work In Restricted Working Space, Add	12.23	
22 13 16 00-0300 EA 2" No Hub Cast Iron 1/4 Bend	57.40	28.36
For Below Ground Installation, Add	2.13	
For Work In Restricted Working Space, Add	12.75	
22 13 16 00-0301 EA 3" No Hub Cast Iron 1/4 Bend	68.38	32.46
For Below Ground Installation, Add	2.44	
For Work In Restricted Working Space, Add	14.62	
22 13 16 00-0302 EA 4" No Hub Cast Iron 1/4 Bend	93.56	42.95
For Below Ground Installation, Add	3.22	
For Work In Restricted Working Space, Add	19.33	
22 13 16 00-0303 EA 5" No Hub Cast Iron 1/4 Bend	138.48	48.99
For Below Ground Installation, Add	3.67	
For Work In Restricted Working Space, Add	22.03	
22 13 16 00-0304 EA 6" No Hub Cast Iron 1/4 Bend	159.74	58.41
For Below Ground Installation, Add	4.38	
For Work In Restricted Working Space, Add	26.29	
22 13 16 00-0305 EA 8" No Hub Cast Iron 1/4 Bend	305.01	75.26
For Below Ground Installation, Add	5.64	
For Work In Restricted Working Space, Add	33.86	
22 13 16 00-0306 No Hub Cast Iron 1/8 Bends (22 13 16 00-0278)		
22 13 16 00-0307 EA 1-1/2" No Hub Cast Iron 1/8 Bend	51.84	27.16
For Below Ground Installation, Add	2.04	
For Work In Restricted Working Space, Add	12.23	
22 13 16 00-0308 EA 2" No Hub Cast Iron 1/8 Bend	53.82	28.36
For Below Ground Installation, Add	2.13	
For Work In Restricted Working Space, Add	12.75	
22 13 16 00-0309 EA 3" No Hub Cast Iron 1/8 Bend	64.86	32.46
For Below Ground Installation, Add	2.44	
For Work In Restricted Working Space, Add	14.62	
22 13 16 00-0310 EA 4" No Hub Cast Iron 1/8 Bend	85.64	42.95
For Below Ground Installation, Add	3.22	
For Work In Restricted Working Space, Add	19.33	



MINOR	CSI	UOM	DESCRIPTION	TOTAL DIRECT UNIT COST	DEMOLITION UNIT COST
22 13 16 00-0311	EA		6" No Hub Cast Iron 1/8 Bend <i>For Below Ground Installation, Add</i> <i>For Work In Restricted Working Space, Add</i>	143.54 4.76 28.94	63.43
22 13 16 00-0312	EA		8" No Hub Cast Iron 1/8 Bend <i>For Below Ground Installation, Add</i> <i>For Work In Restricted Working Space, Add</i>	253.72 6.24 37.46	83.30
22 13 16 00-0313	EA		10" No Hub Cast Iron 1/8 Bend <i>For Below Ground Installation, Add</i> <i>For Work In Restricted Working Space, Add</i>	396.74 7.68 46.10	102.47
22 13 16 00-0314			No Hub Cast Iron Wyes <small>(22 13 16 00-0278)</small>		
22 13 16 00-0315	EA		1-1/2" No Hub Cast Iron Wye <i>For Below Ground Installation, Add</i> <i>For Work In Restricted Working Space, Add</i>	83.68 3.20 19.21	42.74
22 13 16 00-0316	EA		2" No Hub Cast Iron Wye <i>For Below Ground Installation, Add</i> <i>For Work In Restricted Working Space, Add</i>	106.76 4.34 26.06	57.93
22 13 16 00-0317	EA		3" No Hub Cast Iron Wye <i>For Below Ground Installation, Add</i> <i>For Work In Restricted Working Space, Add</i>	122.33 4.76 28.54	63.43
22 13 16 00-0318	EA		4" No Hub Cast Iron Wye <i>For Below Ground Installation, Add</i> <i>For Work In Restricted Working Space, Add</i>	169.00 6.24 37.46	83.30
22 13 16 00-0319	EA		5" No Hub Cast Iron Wye <i>For Below Ground Installation, Add</i> <i>For Work In Restricted Working Space, Add</i>	238.52 7.15 42.89	95.38
22 13 16 00-0320	EA		6" No Hub Cast Iron Wye <i>For Below Ground Installation, Add</i> <i>For Work In Restricted Working Space, Add</i>	283.01 8.49 50.94	113.23
22 13 16 00-0321	EA		8" No Hub Cast Iron Wye <i>For Below Ground Installation, Add</i> <i>For Work In Restricted Working Space, Add</i>	491.79 11.29 67.73	150.63
22 13 16 00-0322	EA		10" No Hub Cast Iron Wye <i>For Below Ground Installation, Add</i> <i>For Work In Restricted Working Space, Add</i>	826.86 12.54 75.25	167.31
22 13 16 00-0323			No Hub Cast Iron Reducing Wyes <small>(22 13 16 00-0278)</small>		
22 13 16 00-0324	EA		3" x 1-1/2" No Hub Cast Iron Reducing Wye <i>For Below Ground Installation, Add</i> <i>For Work In Restricted Working Space, Add</i>	104.35 4.14 24.87	55.33
22 13 16 00-0325	EA		3" x 2" No Hub Cast Iron Reducing Wye <i>For Below Ground Installation, Add</i> <i>For Work In Restricted Working Space, Add</i>	116.58 4.76 28.54	63.43
22 13 16 00-0326	EA		4" x 2" No Hub Cast Iron Reducing Wye <i>For Below Ground Installation, Add</i> <i>For Work In Restricted Working Space, Add</i>	132.59 5.26 31.54	70.12
22 13 16 00-0327	EA		4" x 3" No Hub Cast Iron Reducing Wye <i>For Below Ground Installation, Add</i> <i>For Work In Restricted Working Space, Add</i>	153.60 5.84 35.04	77.91
22 13 16 00-0328	EA		6" x 2" No Hub Cast Iron Reducing Wye <i>For Below Ground Installation, Add</i> <i>For Work In Restricted Working Space, Add</i>	205.53 7.23 43.35	96.34
22 13 16 00-0329	EA		6" x 3" No Hub Cast Iron Reducing Wye <i>For Below Ground Installation, Add</i> <i>For Work In Restricted Working Space, Add</i>	219.76 7.55 45.28	100.71
22 13 16 00-0330	EA		6" x 4" No Hub Cast Iron Reducing Wye <i>For Below Ground Installation, Add</i> <i>For Work In Restricted Working Space, Add</i>	251.79 8.82 52.92	117.69
22 13 16 00-0331	EA		8" x 4" No Hub Cast Iron Reducing Wye <i>For Below Ground Installation, Add</i> <i>For Work In Restricted Working Space, Add</i>	329.87 8.88 53.27	118.42
22 13 16 00-0332	EA		8" x 6" No Hub Cast Iron Reducing Wye <i>For Below Ground Installation, Add</i> <i>For Work In Restricted Working Space, Add</i>	383.21 9.76 58.53	130.18
22 13 16 00-0333	EA		10" x 4" No Hub Cast Iron Reducing Wye <i>For Below Ground Installation, Add</i> <i>For Work In Restricted Working Space, Add</i>	606.29 10.40 62.38	138.68
22 13 16 00-0334	EA		10" x 6" No Hub Cast Iron Reducing Wye <i>For Below Ground Installation, Add</i> <i>For Work In Restricted Working Space, Add</i>	639.37 11.13 66.77	148.45
22 13 16 00-0335	EA		10" x 8" No Hub Cast Iron Reducing Wye <i>For Below Ground Installation, Add</i> <i>For Work In Restricted Working Space, Add</i>	738.16 11.88 71.29	158.53
22 13 16 00-0336			No Hub Cast Iron Combination Wye And 1/8 Bends <small>(22 13 16 00-0278)</small>		
22 13 16 00-0337	EA		1-1/2" No Hub Cast Iron Combination Wye And 1/8 Bend <i>For Below Ground Installation, Add</i> <i>For Work In Restricted Working Space, Add</i>	94.44 3.73 22.36	49.74
22 13 16 00-0338	EA		2" No Hub Cast Iron Combination Wye And 1/8 Bend <i>For Below Ground Installation, Add</i> <i>For Work In Restricted Working Space, Add</i>	107.57 4.34 26.06	57.93



MINOR	CSI	UOM	DESCRIPTION	TOTAL DIRECT UNIT COST	DEMOLITION UNIT COST
22 13 16 00-0339	EA		3" No Hub Cast Iron Combination Wye And 1/8 Bend	128.39	63.43
			<i>For Below Ground Installation, Add</i>	4.76	
			<i>For Work In Restricted Working Space, Add</i>	28.54	
22 13 16 00-0340	EA		4" No Hub Cast Iron Combination Wye And 1/8 Bend	186.13	83.30
			<i>For Below Ground Installation, Add</i>	6.24	
			<i>For Work In Restricted Working Space, Add</i>	37.46	
22 13 16 00-0341	EA		6" No Hub Cast Iron Combination Wye And 1/8 Bend	346.36	128.14
			<i>For Below Ground Installation, Add</i>	9.60	
			<i>For Work In Restricted Working Space, Add</i>	57.62	
22 13 16 00-0342	EA		8" No Hub Cast Iron Combination Wye And 1/8 Bend	633.60	164.40
			<i>For Below Ground Installation, Add</i>	12.33	
			<i>For Work In Restricted Working Space, Add</i>	73.95	
22 13 16 00-0343	EA		10" No Hub Cast Iron Combination Wye And 1/8 Bend	742.46	198.76
			<i>For Below Ground Installation, Add</i>	14.90	
			<i>For Work In Restricted Working Space, Add</i>	89.39	
22 13 16 00-0344			No Hub Cast Iron Reducing Combination Wye And 1/8 Bends (22 13 16 00-0278)		
22 13 16 00-0345	EA		2" x 1-1/2" No Hub Cast Iron Reducing Combination Wye And 1/8 Bend	108.56	57.93
			<i>For Below Ground Installation, Add</i>	4.34	
			<i>For Work In Restricted Working Space, Add</i>	26.06	
22 13 16 00-0346	EA		3" x 2" No Hub Cast Iron Reducing Combination Wye And 1/8 Bend	119.61	63.43
			<i>For Below Ground Installation, Add</i>	4.76	
			<i>For Work In Restricted Working Space, Add</i>	28.54	
22 13 16 00-0347	EA		4" x 2" No Hub Cast Iron Reducing Combination Wye And 1/8 Bend	138.65	70.12
			<i>For Below Ground Installation, Add</i>	5.26	
			<i>For Work In Restricted Working Space, Add</i>	31.54	
22 13 16 00-0348	EA		4" x 3" No Hub Cast Iron Reducing Combination Wye And 1/8 Bend	159.48	77.91
			<i>For Below Ground Installation, Add</i>	5.84	
			<i>For Work In Restricted Working Space, Add</i>	35.04	
22 13 16 00-0349	EA		6" x 2" No Hub Cast Iron Reducing Combination Wye And 1/8 Bend	223.16	96.34
			<i>For Below Ground Installation, Add</i>	7.23	
			<i>For Work In Restricted Working Space, Add</i>	43.35	
22 13 16 00-0350	EA		6" x 3" No Hub Cast Iron Reducing Combination Wye And 1/8 Bend	250.55	100.71
			<i>For Below Ground Installation, Add</i>	7.55	
			<i>For Work In Restricted Working Space, Add</i>	45.28	
22 13 16 00-0351	EA		6" x 4" No Hub Cast Iron Reducing Combination Wye And 1/8 Bend	278.75	117.69
			<i>For Below Ground Installation, Add</i>	8.82	
			<i>For Work In Restricted Working Space, Add</i>	52.92	
22 13 16 00-0352	EA		8" x 4" No Hub Cast Iron Reducing Combination Wye And 1/8 Bend	380.26	118.42
			<i>For Below Ground Installation, Add</i>	8.88	
			<i>For Work In Restricted Working Space, Add</i>	53.27	
22 13 16 00-0353	EA		8" x 6" No Hub Cast Iron Reducing Combination Wye And 1/8 Bend	498.41	130.18
			<i>For Below Ground Installation, Add</i>	9.76	
			<i>For Work In Restricted Working Space, Add</i>	58.53	
22 13 16 00-0354			No Hub Cast Iron Double Wyes (22 13 16 00-0278)		
22 13 16 00-0355	EA		2" No Hub Cast Iron Double Wye	135.73	72.01
			<i>For Below Ground Installation, Add</i>	5.40	
			<i>For Work In Restricted Working Space, Add</i>	32.39	
22 13 16 00-0356	EA		3" No Hub Cast Iron Double Wye	182.62	87.70
			<i>For Below Ground Installation, Add</i>	6.57	
			<i>For Work In Restricted Working Space, Add</i>	39.43	
22 13 16 00-0357	EA		4" No Hub Cast Iron Double Wye	249.08	95.88
			<i>For Below Ground Installation, Add</i>	7.19	
			<i>For Work In Restricted Working Space, Add</i>	43.11	
22 13 16 00-0358	EA		6" No Hub Cast Iron Double Wye	395.47	142.73
			<i>For Below Ground Installation, Add</i>	10.70	
			<i>For Work In Restricted Working Space, Add</i>	64.17	
22 13 16 00-0359	EA		8" No Hub Cast Iron Double Wye	779.00	191.61
			<i>For Below Ground Installation, Add</i>	14.37	
			<i>For Work In Restricted Working Space, Add</i>	86.20	
22 13 16 00-0360			No Hub Cast Iron Reducing Double Wyes (22 13 16 00-0278)		
22 13 16 00-0361	EA		3" x 2" No Hub Cast Iron Double Wye	163.51	79.80
			<i>For Below Ground Installation, Add</i>	5.98	
			<i>For Work In Restricted Working Space, Add</i>	35.88	
22 13 16 00-0362	EA		4" x 2" No Hub Cast Iron Double Wye	196.76	91.89
			<i>For Below Ground Installation, Add</i>	6.89	
			<i>For Work In Restricted Working Space, Add</i>	41.33	
22 13 16 00-0363	EA		4" x 3" No Hub Cast Iron Double Wye	216.73	100.18
			<i>For Below Ground Installation, Add</i>	7.51	
			<i>For Work In Restricted Working Space, Add</i>	45.06	
22 13 16 00-0364	EA		6" x 4" No Hub Cast Iron Double Wye	335.89	125.84
			<i>For Below Ground Installation, Add</i>	9.43	
			<i>For Work In Restricted Working Space, Add</i>	56.60	
22 13 16 00-0365			No Hub Cast Iron Double Combination Wye And 1/8 Bends (22 13 16 00-0278)		
22 13 16 00-0366	EA		2" No Hub Cast Iron Double Combination Wye And 1/8 Bend	178.38	86.50
			<i>For Below Ground Installation, Add</i>	6.49	
			<i>For Work In Restricted Working Space, Add</i>	38.91	



MINOR CSI UOM DESCRIPTION	TOTAL DIRECT UNIT COST	DEMOLITION UNIT COST
22 13 16 00-0367 EA 3" No Hub Cast Iron Double Combination Wye And 1/8 Bend <i>For Below Ground Installation, Add</i> <i>For Work In Restricted Working Space, Add</i>	219.09 7.19 43.11	95.88
22 13 16 00-0368 EA 4" No Hub Cast Iron Double Combination Wye And 1/8 Bend <i>For Below Ground Installation, Add</i> <i>For Work In Restricted Working Space, Add</i>	334.21 9.51 57.08	126.94
22 13 16 00-0369 EA 6" No Hub Cast Iron Double Combination Wye And 1/8 Bend <i>For Below Ground Installation, Add</i> <i>For Work In Restricted Working Space, Add</i>	461.84 14.69 88.13	195.96
22 13 16 00-0370 No Hub Cast Iron Reducing Double Combination Wye And 1/8 Bends (22 13 16 00-0278)		
22 13 16 00-0371 EA 3" x 2" No Hub Cast Iron Reducing Double Combination Wye And 1/8 Bend <i>For Below Ground Installation, Add</i> <i>For Work In Restricted Working Space, Add</i>	168.05 5.58 33.48	74.41
22 13 16 00-0372 EA 4" x 2" No Hub Cast Iron Reducing Double Combination Wye And 1/8 Bend <i>For Below Ground Installation, Add</i> <i>For Work In Restricted Working Space, Add</i>	194.76 6.49 38.91	86.50
22 13 16 00-0373 EA 4" x 3" No Hub Cast Iron Reducing Double Combination Wye And 1/8 Bend <i>For Below Ground Installation, Add</i> <i>For Work In Restricted Working Space, Add</i>	236.22 7.08 42.50	94.49
22 13 16 00-0374 No Hub Cast Iron Sanitary Tees (22 13 16 00-0278)		
22 13 16 00-0375 EA 1-1/2" No Hub Cast Iron Sanitary Tee <i>For Below Ground Installation, Add</i> <i>For Work In Restricted Working Space, Add</i>	81.50 3.14 18.85	41.85
22 13 16 00-0376 EA 2" No Hub Cast Iron Sanitary Tee <i>For Below Ground Installation, Add</i> <i>For Work In Restricted Working Space, Add</i>	107.75 4.34 26.06	57.93
22 13 16 00-0377 EA 3" No Hub Cast Iron Sanitary Tee <i>For Below Ground Installation, Add</i> <i>For Work In Restricted Working Space, Add</i>	120.10 4.76 28.54	63.43
22 13 16 00-0378 EA 4" No Hub Cast Iron Sanitary Tee <i>For Below Ground Installation, Add</i> <i>For Work In Restricted Working Space, Add</i>	163.93 6.24 37.46	83.30
22 13 16 00-0379 EA 5" No Hub Cast Iron Sanitary Tee <i>For Below Ground Installation, Add</i> <i>For Work In Restricted Working Space, Add</i>	239.57 7.15 42.89	95.38
22 13 16 00-0380 EA 6" No Hub Cast Iron Sanitary Tee <i>For Below Ground Installation, Add</i> <i>For Work In Restricted Working Space, Add</i>	282.27 8.49 50.94	113.23
22 13 16 00-0381 EA 8" No Hub Cast Iron Sanitary Tee <i>For Below Ground Installation, Add</i> <i>For Work In Restricted Working Space, Add</i>	554.30 11.29 67.73	150.63
22 13 16 00-0382 No Hub Cast Iron Reducing Sanitary Tees (22 13 16 00-0278)		
22 13 16 00-0383 EA 2" x 1-1/2" No Hub Cast Iron Reducing Sanitary Tee <i>For Below Ground Installation, Add</i> <i>For Work In Restricted Working Space, Add</i>	91.73 3.54 21.25	47.24
22 13 16 00-0384 EA 3" x 1-1/2" No Hub Cast Iron Reducing Sanitary Tee <i>For Below Ground Installation, Add</i> <i>For Work In Restricted Working Space, Add</i>	106.08 4.14 24.87	55.33
22 13 16 00-0385 EA 3" x 2" No Hub Cast Iron Reducing Sanitary Tee <i>For Below Ground Installation, Add</i> <i>For Work In Restricted Working Space, Add</i>	110.04 4.34 26.06	57.93
22 13 16 00-0386 EA 3" x 4" No Hub Cast Iron Reducing Sanitary Tee <i>For Below Ground Installation, Add</i> <i>For Work In Restricted Working Space, Add</i>	133.97 4.34 26.06	57.93
22 13 16 00-0387 EA 4" x 2" No Hub Cast Iron Reducing Sanitary Tee <i>For Below Ground Installation, Add</i> <i>For Work In Restricted Working Space, Add</i>	147.25 5.88 35.25	78.40
22 13 16 00-0388 EA 4" x 3" No Hub Cast Iron Reducing Sanitary Tee <i>For Below Ground Installation, Add</i> <i>For Work In Restricted Working Space, Add</i>	153.07 5.88 35.25	78.40
22 13 16 00-0389 EA 5" x 2" No Hub Cast Iron Reducing Sanitary Tee <i>For Below Ground Installation, Add</i> <i>For Work In Restricted Working Space, Add</i>	204.91 6.79 40.75	90.62
22 13 16 00-0390 EA 5" x 3" No Hub Cast Iron Reducing Sanitary Tee <i>For Below Ground Installation, Add</i> <i>For Work In Restricted Working Space, Add</i>	213.01 6.79 40.75	90.62
22 13 16 00-0391 EA 5" x 4" No Hub Cast Iron Reducing Sanitary Tee <i>For Below Ground Installation, Add</i> <i>For Work In Restricted Working Space, Add</i>	214.00 6.79 40.75	90.62
22 13 16 00-0392 EA 6" x 4" No Hub Cast Iron Reducing Sanitary Tee <i>For Below Ground Installation, Add</i> <i>For Work In Restricted Working Space, Add</i>	221.95 7.08 42.45	94.41
22 13 16 00-0393 EA 8" x 6" No Hub Cast Iron Reducing Sanitary Tee <i>For Below Ground Installation, Add</i> <i>For Work In Restricted Working Space, Add</i>	435.22 9.52 57.12	127.02
22 13 16 00-0394 No Hub Cast Iron Sanitary Tapped Tees (22 13 16 00-0278)		



MINOR	CSI	UOM	DESCRIPTION	TOTAL DIRECT UNIT COST	DEMOLITION UNIT COST
22 13 16 00-0395	EA		2" x 1-1/2 Or 1-1/4" No Hub Cast Iron Sanitary Tapped Tee <i>For Below Ground Installation, Add</i> <i>For Work In Restricted Working Space, Add</i>	63.46 2.13 12.75	28.36
22 13 16 00-0396	EA		3" x 1-1/2 Or 1-1/4" No Hub Cast Iron Sanitary Tapped Tee <i>For Below Ground Installation, Add</i> <i>For Work In Restricted Working Space, Add</i>	73.89 2.44 14.62	32.46
22 13 16 00-0397	EA		4" x 1-1/2 Or 1-1/4" No Hub Cast Iron Sanitary Tapped Tee <i>For Below Ground Installation, Add</i> <i>For Work In Restricted Working Space, Add</i>	90.15 3.22 19.33	42.95
22 13 16 00-0398			No Hub Cast Iron Cleanout Tees (22 13 16 00-0278)		
22 13 16 00-0399	EA		2" No Hub Cast Iron Cleanout Tee <i>For Below Ground Installation, Add</i> <i>For Work In Restricted Working Space, Add</i>	59.81 2.13 12.75	28.36
22 13 16 00-0400	EA		3" No Hub Cast Iron Cleanout Tee <i>For Below Ground Installation, Add</i> <i>For Work In Restricted Working Space, Add</i>	76.55 2.44 14.62	32.46
22 13 16 00-0401	EA		4" No Hub Cast Iron Cleanout Tee <i>For Below Ground Installation, Add</i> <i>For Work In Restricted Working Space, Add</i>	113.34 3.22 19.33	42.95
22 13 16 00-0402	EA		6" No Hub Cast Iron Cleanout Tee <i>For Below Ground Installation, Add</i> <i>For Work In Restricted Working Space, Add</i>	190.54 4.76 28.54	63.43
22 13 16 00-0403			No Hub Cast Iron Two-Way Cleanout Tees (22 13 16 00-0278)		
22 13 16 00-0404	EA		4" No Hub Cast Iron Single Two-Way Cleanout Tee <i>For Below Ground Installation, Add</i> <i>For Work In Restricted Working Space, Add</i>	264.52 6.24 37.46	83.30
22 13 16 00-0405	EA		4" No Hub Cast Iron Double Two-Way Cleanout Tee <i>For Below Ground Installation, Add</i> <i>For Work In Restricted Working Space, Add</i>	319.46 9.49 56.93	126.55
22 13 16 00-0406			No Hub Cast Iron Cleanout Plugs (22 13 16 00-0278)		
22 13 16 00-0407	EA		2" No Hub Cast Iron Cleanout Plug <i>For Below Ground Installation, Add</i> <i>For Work In Restricted Working Space, Add</i>	49.86 2.13 12.75	28.36
22 13 16 00-0408	EA		3" No Hub Cast Iron Cleanout Plug <i>For Below Ground Installation, Add</i> <i>For Work In Restricted Working Space, Add</i>	60.28 2.44 14.62	32.46
22 13 16 00-0409	EA		4" No Hub Cast Iron Cleanout Plug <i>For Below Ground Installation, Add</i> <i>For Work In Restricted Working Space, Add</i>	86.38 3.22 19.33	42.95
22 13 16 00-0410	EA		6" No Hub Cast Iron Cleanout Plug <i>For Below Ground Installation, Add</i> <i>For Work In Restricted Working Space, Add</i>	136.12 4.76 28.54	63.43
22 13 16 00-0411	EA		8" No Hub Cast Iron Cleanout Plug <i>For Below Ground Installation, Add</i> <i>For Work In Restricted Working Space, Add</i>	181.18 6.24 37.46	83.30
22 13 16 00-0412			No Hub Cast Iron Sanitary Crosses (22 13 16 00-0278)		
22 13 16 00-0413	EA		1-1/2" No Hub Cast Iron Sanitary Cross <i>For Below Ground Installation, Add</i> <i>For Work In Restricted Working Space, Add</i>	109.17 4.20 25.18	55.94
22 13 16 00-0414	EA		2" No Hub Cast Iron Sanitary Cross <i>For Below Ground Installation, Add</i> <i>For Work In Restricted Working Space, Add</i>	118.39 4.34 26.06	57.93
22 13 16 00-0415	EA		3" No Hub Cast Iron Sanitary Cross <i>For Below Ground Installation, Add</i> <i>For Work In Restricted Working Space, Add</i>	144.78 4.76 28.54	63.43
22 13 16 00-0416	EA		4" No Hub Cast Iron Sanitary Cross <i>For Below Ground Installation, Add</i> <i>For Work In Restricted Working Space, Add</i>	218.16 6.24 37.46	83.30
22 13 16 00-0417	EA		3" x 2" No Hub Cast Iron Sanitary Cross <i>For Below Ground Installation, Add</i> <i>For Work In Restricted Working Space, Add</i>	156.22 5.58 33.47	74.41
22 13 16 00-0418	EA		4" x 2" No Hub Cast Iron Sanitary Cross <i>For Below Ground Installation, Add</i> <i>For Work In Restricted Working Space, Add</i>	177.94 5.74 34.46	76.61
22 13 16 00-0419	EA		4" x 3" No Hub Cast Iron Sanitary Cross <i>For Below Ground Installation, Add</i> <i>For Work In Restricted Working Space, Add</i>	196.00 5.99 35.96	80.01
22 13 16 00-0420			No Hub Cast Iron Reducers (22 13 16 00-0278)		
22 13 16 00-0421	EA		3" x 2" No Hub Cast Iron Reducer <i>For Below Ground Installation, Add</i> <i>For Work In Restricted Working Space, Add</i>	97.42 4.34 26.06	57.93
22 13 16 00-0422	EA		4" x 2" No Hub Cast Iron Reducer <i>For Below Ground Installation, Add</i> <i>For Work In Restricted Working Space, Add</i>	133.65 5.88 35.25	78.40



MINOR	CSI	UOM	DESCRIPTION	TOTAL DIRECT UNIT COST	DEMOLITION UNIT COST
22 13 16 00-0423	EA		4" x 3" No Hub Cast Iron Reducer <i>For Below Ground Installation, Add</i> <i>For Work In Restricted Working Space, Add</i>	134.14 5.88 35.25	78.40
22 13 16 00-0424	EA		5" x 2" No Hub Cast Iron Reducer <i>For Below Ground Installation, Add</i> <i>For Work In Restricted Working Space, Add</i>	159.52 6.79 40.75	90.62
22 13 16 00-0425	EA		5" x 3" No Hub Cast Iron Reducer <i>For Below Ground Installation, Add</i> <i>For Work In Restricted Working Space, Add</i>	162.80 6.79 40.75	90.62
22 13 16 00-0426	EA		5" x 4" No Hub Cast Iron Reducer <i>For Below Ground Installation, Add</i> <i>For Work In Restricted Working Space, Add</i>	164.10 6.79 40.75	90.62
22 13 16 00-0427	EA		6" x 3" No Hub Cast Iron Reducer <i>For Below Ground Installation, Add</i> <i>For Work In Restricted Working Space, Add</i>	191.80 7.55 45.28	100.71
22 13 16 00-0428	EA		6" x 4" No Hub Cast Iron Reducer <i>For Below Ground Installation, Add</i> <i>For Work In Restricted Working Space, Add</i>	192.30 7.55 45.28	100.71
22 13 16 00-0429	EA		6" x 5" No Hub Cast Iron Reducer <i>For Below Ground Installation, Add</i> <i>For Work In Restricted Working Space, Add</i>	193.78 7.55 45.28	100.71
22 13 16 00-0430	EA		8" x 2" No Hub Cast Iron Reducer <i>For Below Ground Installation, Add</i> <i>For Work In Restricted Working Space, Add</i>	265.19 10.54 63.21	140.55
22 13 16 00-0431	EA		8" x 3" No Hub Cast Iron Reducer <i>For Below Ground Installation, Add</i> <i>For Work In Restricted Working Space, Add</i>	268.96 10.54 63.21	140.55
22 13 16 00-0432	EA		8" x 4" No Hub Cast Iron Reducer <i>For Below Ground Installation, Add</i> <i>For Work In Restricted Working Space, Add</i>	275.02 10.54 63.21	140.55
22 13 16 00-0433	EA		8" x 5" No Hub Cast Iron Reducer <i>For Below Ground Installation, Add</i> <i>For Work In Restricted Working Space, Add</i>	281.33 10.54 63.21	140.55
22 13 16 00-0434	EA		8" x 6" No Hub Cast Iron Reducer <i>For Below Ground Installation, Add</i> <i>For Work In Restricted Working Space, Add</i>	282.07 10.54 63.21	140.55
22 13 16 00-0435	EA		10" x 4" No Hub Cast Iron Reducer <i>For Below Ground Installation, Add</i> <i>For Work In Restricted Working Space, Add</i>	339.23 11.11 66.67	148.26
22 13 16 00-0436	EA		10" x 6" No Hub Cast Iron Reducer <i>For Below Ground Installation, Add</i> <i>For Work In Restricted Working Space, Add</i>	363.21 11.61 69.63	154.77
22 13 16 00-0437	EA		10" x 8" No Hub Cast Iron Reducer <i>For Below Ground Installation, Add</i> <i>For Work In Restricted Working Space, Add</i>	408.94 12.59 75.56	168.01
22 13 16 00-0438	No Hub Cast Iron Blind Plugs (22 13 16 00-0278)				
22 13 16 00-0439	EA		1-1/2" No Hub Cast Iron Blind Plug <i>For Below Ground Installation, Add</i> <i>For Work In Restricted Working Space, Add</i>	26.45 1.02 6.12	13.60
22 13 16 00-0440	EA		2" No Hub Cast Iron Blind Plug <i>For Below Ground Installation, Add</i> <i>For Work In Restricted Working Space, Add</i>	27.07 1.06 6.38	14.18
22 13 16 00-0441	EA		3" No Hub Cast Iron Blind Plug <i>For Below Ground Installation, Add</i> <i>For Work In Restricted Working Space, Add</i>	34.69 1.22 7.31	16.28
22 13 16 00-0442	EA		4" No Hub Cast Iron Blind Plug <i>For Below Ground Installation, Add</i> <i>For Work In Restricted Working Space, Add</i>	46.04 1.61 9.66	21.48
22 13 16 00-0443	EA		5" No Hub Cast Iron Blind Plug <i>For Below Ground Installation, Add</i> <i>For Work In Restricted Working Space, Add</i>	63.07 1.87 11.21	24.94
22 13 16 00-0444	EA		6" No Hub Cast Iron Blind Plug <i>For Below Ground Installation, Add</i> <i>For Work In Restricted Working Space, Add</i>	69.82 2.19 13.16	29.20
22 13 16 00-0445	EA		8" No Hub Cast Iron Blind Plug <i>For Below Ground Installation, Add</i> <i>For Work In Restricted Working Space, Add</i>	138.34 2.82 16.92	37.63
22 13 16 00-0446	EA		10" No Hub Cast Iron Blind Plug <i>For Below Ground Installation, Add</i> <i>For Work In Restricted Working Space, Add</i>	178.54 3.04 18.22	40.50
22 13 16 00-0447	No Hub Cast Iron P-Traps (22 13 16 00-0278)				
22 13 16 00-0448	EA		2" No Hub Cast Iron P-Trap <i>For Below Ground Installation, Add</i> <i>For Work In Restricted Working Space, Add</i>	63.96 2.13 12.75	28.36
22 13 16 00-0449	EA		3" No Hub Cast Iron P-Trap <i>For Below Ground Installation, Add</i> <i>For Work In Restricted Working Space, Add</i>	97.63 2.44 14.62	32.46
22 13 16 00-0450	EA		4" No Hub Cast Iron P-Trap <i>For Below Ground Installation, Add</i> <i>For Work In Restricted Working Space, Add</i>	149.39 3.22 19.33	42.95



MINOR	CSI	UOM	DESCRIPTION	TOTAL DIRECT UNIT COST	DEMOLITION UNIT COST
22 13 16 00-0451	EA		5" No Hub Cast Iron P-Trap <i>For Below Ground Installation, Add</i> <i>For Work In Restricted Working Space, Add</i>	268.42 3.70 22.20	49.39
22 13 16 00-0452	EA		6" No Hub Cast Iron P-Trap <i>For Below Ground Installation, Add</i> <i>For Work In Restricted Working Space, Add</i>	282.89 4.41 26.49	58.89
22 13 16 00-0453			No Hub Cast Iron Deep Seal P-Traps (22 13 16 00-0278)		
22 13 16 00-0454	EA		2" No Hub Cast Iron Deep Seal P-Trap <i>For Below Ground Installation, Add</i> <i>For Work In Restricted Working Space, Add</i>	105.19 2.70 16.20	36.05
22 13 16 00-0455	EA		3" No Hub Cast Iron Deep Seal P-Trap <i>For Below Ground Installation, Add</i> <i>For Work In Restricted Working Space, Add</i>	153.54 3.59 21.56	47.94
22 13 16 00-0456	EA		4" No Hub Cast Iron Deep Seal P-Trap <i>For Below Ground Installation, Add</i> <i>For Work In Restricted Working Space, Add</i>	225.98 4.74 28.46	63.32
22 13 16 00-0457			No Hub Cast Iron Closet Flanges (22 13 16 00-0278)		
22 13 16 00-0458	EA		4" No Hub Cast Iron Closet Flange <i>For Below Ground Installation, Add</i> <i>For Work In Restricted Working Space, Add</i>	98.44 3.22 19.33	42.95
22 13 16 00-0459	EA		4" x 2-1/2" No Hub Cast Iron Offset Closet Flange <i>For Below Ground Installation, Add</i> <i>For Work In Restricted Working Space, Add</i>	105.50 3.22 19.33	42.95
22 13 16 00-0460			No Hub Cast Iron Closet Bends (22 13 16 00-0278)		
22 13 16 00-0461	EA		4" x 16" No Hub Cast Iron Closet Bend <i>For Below Ground Installation, Add</i> <i>For Work In Restricted Working Space, Add</i>	197.57 3.22 19.33	42.95
22 13 16 00-0462			No Hub Cast Iron Threaded Adapter (22 13 16 00-0278)		
22 13 16 00-0463	EA		1-1/4" No Hub Cast Iron Threaded Adapter <i>For Below Ground Installation, Add</i> <i>For Work In Restricted Working Space, Add</i>	72.42 2.70 16.20	36.05
22 13 16 00-0464	EA		1-1/2" No Hub Cast Iron Threaded Adapter <i>For Below Ground Installation, Add</i> <i>For Work In Restricted Working Space, Add</i>	78.11 2.70 16.20	36.05
22 13 16 00-0465			No Hub Couplings (22 13 16 00-0278) Note: Includes stainless steel shield/clamps assembly with elastomeric gasket, ASTM C 564. (Femco NH). Labor costs are included in the installation costs for fittings.		
22 13 16 00-0466	EA		1-1/2" No Hub Coupling <i>For Medium Duty (Femco MD-2000), Add</i> <i>For Heavy Duty (Femco HD-4000), Add</i>	11.56 1.50 3.12	
22 13 16 00-0467	EA		2" No Hub Coupling <i>For Medium Duty (Femco MD-2000), Add</i> <i>For Heavy Duty (Femco HD-4000), Add</i>	11.56 1.50 3.12	
22 13 16 00-0468	EA		3" No Hub Coupling <i>For Medium Duty (Femco MD-2000), Add</i> <i>For Heavy Duty (Femco HD-4000), Add</i>	13.73 1.78 3.71	
22 13 16 00-0469	EA		4" No Hub Coupling <i>For Medium Duty (Femco MD-2000), Add</i> <i>For Heavy Duty (Femco HD-4000), Add</i>	16.30 2.12 4.40	
22 13 16 00-0470	EA		5" No Hub Coupling <i>For Medium Duty (Femco MD-2000), Add</i> <i>For Heavy Duty (Femco HD-4000), Add</i>	37.68 4.90 10.17	
22 13 16 00-0471	EA		6" No Hub Coupling <i>For Medium Duty (Femco MD-2000), Add</i> <i>For Heavy Duty (Femco HD-4000), Add</i>	41.40 5.38 11.18	
22 13 16 00-0472	EA		8" No Hub Coupling <i>For Medium Duty (Femco MD-2000), Add</i> <i>For Heavy Duty (Femco HD-4000), Add</i>	78.00 10.14 21.06	
22 13 16 00-0473	EA		10" No Hub Coupling <i>For Medium Duty (Femco MD-2000), Add</i> <i>For Heavy Duty (Femco HD-4000), Add</i>	107.45 13.97 29.01	
22 13 16 00-0474	EA		2" x 1-1/2" No Hub Reducing Coupling	13.73	
22 13 16 00-0475	EA		3" x 2" No Hub Reducing Coupling	21.29	
22 13 16 00-0476	EA		4" x 2" No Hub Reducing Coupling	29.69	
22 13 16 00-0477	EA		4" x 3" No Hub Reducing Coupling	25.30	
22 13 16 00-0478			Cast Iron Mechanical Joint Couplings With Neoprene Gasket And Bolts (22 13 16 00-0278) Note: For underground connections. Labor costs are included in the installation costs for fittings. See CSI section 22 13 16 00-0869 for additional FERNCO couplings.		
22 13 16 00-0479	EA		1-1/2" Cast Iron Mechanical Joint Coupling With Neoprene Gasket And Bolts	40.74	
22 13 16 00-0480	EA		2" Cast Iron Mechanical Joint Coupling With Neoprene Gasket And Bolts	42.05	
22 13 16 00-0481	EA		3" Cast Iron Mechanical Joint Coupling With Neoprene Gasket And Bolts	44.15	



MINOR CSI UOM DESCRIPTION	TOTAL DIRECT UNIT COST	DEMOLITION UNIT COST
22 13 16 00-0482 EA 4" Cast Iron Mechanical Joint Coupling With Neoprene Gasket And Bolts.....	51.51	
22 13 16 00-0483 EA 5" Cast Iron Mechanical Joint Coupling With Neoprene Gasket And Bolts.....	97.24	
22 13 16 00-0484 EA 6" Cast Iron Mechanical Joint Coupling With Neoprene Gasket And Bolts.....	133.51	
22 13 16 00-0485 EA 8" Cast Iron Mechanical Joint Coupling With Neoprene Gasket And Bolts.....	233.90	
22 13 16 00-0486 EA 10" Cast Iron Mechanical Joint Coupling With Neoprene Gasket And Bolts.....	357.42	
22 13 16 00-0487 Cut And Prepare Existing Pipe In-Place (22 13 16 00-0268) Note: For use when connecting pipe to an existing in-place system.		
22 13 16 00-0488 EA Cut And Prepare 1-1/2" Cast Iron Pipe, No Hub.....	9.76	
For Work In Restricted Working Space, Add	2.93	
22 13 16 00-0489 EA Cut And Prepare 2" Cast Iron Pipe, No Hub.....	11.93	
For Work In Restricted Working Space, Add	3.58	
22 13 16 00-0490 EA Cut And Prepare 3" Cast Iron Pipe, No Hub.....	13.02	
For Work In Restricted Working Space, Add	3.91	
22 13 16 00-0491 EA Cut And Prepare 4" Cast Iron Pipe, No Hub.....	16.27	
For Work In Restricted Working Space, Add	4.88	
22 13 16 00-0492 EA Cut And Prepare 6" Cast Iron Pipe, No Hub.....	19.52	
For Work In Restricted Working Space, Add	5.86	
22 13 16 00-0493 EA Cut And Prepare 8" Cast Iron Pipe, No Hub.....	26.03	
For Work In Restricted Working Space, Add	7.81	
22 13 16 00-0494 EA Cut And Prepare 10" Cast Iron Pipe, No Hub.....	30.37	
For Work In Restricted Working Space, Add	9.11	
22 13 16 00-0495 Copper Drain-Waste-Vent (DWV) Pipe (22 13 16) See CSI section 22 11 16 00-0436 for copper and brass fittings.		
22 13 16 00-0496 LF 1-1/4" Hard Drawn DWV Copper Tube/Pipe.....	16.08	4.69
22 13 16 00-0497 LF 1-1/2" Hard Drawn DWV Copper Tube/Pipe.....	19.21	5.24
22 13 16 00-0498 LF 2" Hard Drawn DWV Copper Tube/Pipe.....	24.75	6.47
22 13 16 00-0499 LF 3" Hard Drawn DWV Copper Tube/Pipe.....	53.11	8.96
22 13 16 00-0500 LF 4" Hard Drawn DWV Copper Tube/Pipe.....	74.43	10.11
22 13 16 00-0501 LF 5" Hard Drawn DWV Copper Tube/Pipe.....	147.09	11.61
22 13 16 00-0502 LF 6" Hard Drawn DWV Copper Tube/Pipe.....	209.64	17.99
22 13 16 00-0503 Polyvinyl Chloride (PVC) Drain-Waste-Vent (DWV) Pipe And Fittings (22 13 16) Note: Aboveground installation. See CSI section 33 31 11 00-0002 for underground installation.		
22 13 16 00-0504 Schedule 40 Polyvinyl Chloride (PVC) DWV Pipe Assemblies (22 13 16 00-0503)		
22 13 16 00-0505 Underground Schedule 40 Polyvinyl Chloride (PVC) DWV Pipe Assemblies (22 13 16 00-0504) Note: Includes all fittings. Fittings are assumed every 20'. Excludes excavation, backfill and compaction. Not for use where detail is available. Not for use where detail is available.		
22 13 16 00-0506 LF 1-1/2" Underground Schedule 40 Polyvinyl Chloride (PVC) DWV Pipe Assembly.....	11.60	
Note: Includes all fittings and couplings. Fittings are assumed every 20'. Excludes earthwork excavation, backfill and compaction. Not for use where detail is available.		
For Work In Restricted Working Space, Add	2.34	
22 13 16 00-0507 LF 2" Underground Schedule 40 Polyvinyl Chloride (PVC) DWV Pipe Assembly.....	13.95	
Note: Includes all fittings and couplings. Fittings are assumed every 20'. Excludes earthwork excavation, backfill and compaction. Not for use where detail is available.		
For Work In Restricted Working Space, Add	2.84	
22 13 16 00-0508 LF 3" Underground Schedule 40 Polyvinyl Chloride (PVC) DWV Pipe Assembly.....	22.91	
Note: Includes all fittings and couplings. Fittings are assumed every 20'. Excludes earthwork excavation, backfill and compaction. Not for use where detail is available.		
For Work In Restricted Working Space, Add	4.03	
22 13 16 00-0509 LF 4" Underground Schedule 40 Polyvinyl Chloride (PVC) DWV Pipe Assembly.....	29.45	
Note: Includes all fittings and couplings. Fittings are assumed every 20'. Excludes earthwork excavation, backfill and compaction. Not for use where detail is available.		
For Work In Restricted Working Space, Add	4.44	
22 13 16 00-0510 LF 6" Underground Schedule 40 Polyvinyl Chloride (PVC) DWV Pipe Assembly.....	52.54	
Note: Includes all fittings and couplings. Fittings are assumed every 20'. Excludes earthwork excavation, backfill and compaction. Not for use where detail is available.		
For Work In Restricted Working Space, Add	5.71	
22 13 16 00-0511 LF 8" Underground Schedule 40 Polyvinyl Chloride (PVC) DWV Pipe Assembly.....	75.21	
Note: Includes all fittings and couplings. Fittings are assumed every 20'. Excludes earthwork excavation, backfill and compaction. Not for use where detail is available.		
For Work In Restricted Working Space, Add	7.63	
22 13 16 00-0512 LF 10" Underground Schedule 40 Polyvinyl Chloride (PVC) DWV Pipe Assembly.....	109.02	
Note: Includes all fittings and couplings. Fittings are assumed every 20'. Excludes earthwork excavation, backfill and compaction. Not for use where detail is available.		
For Work In Restricted Working Space, Add	10.18	
22 13 16 00-0513 Aboveground Schedule 40 Polyvinyl Chloride (PVC) DWV Pipe Assemblies (22 13 16 00-0504) Note: Includes all hangers and couplings, elbow, tee and reducer fittings. All hangers are complete assemblies installed in accordance with uniform plumbing code. Not for use where detail is available.		
22 13 16 00-0514 LF 1-1/2" Aboveground Schedule 40 Polyvinyl Chloride (PVC) DWV Pipe Assembly.....	23.13	4.19
Note: Includes all fittings, couplings and hangers. Fittings are assumed every 10'. Not for use where detail is available.		
For Work In Restricted Working Space, Add	4.81	



MINOR CSI UOM DESCRIPTION	TOTAL DIRECT UNIT COST	DEMOLITION UNIT COST
22 13 16 00-0515 LF 2" Aboveground Schedule 40 Polyvinyl Chloride (PVC) DWV Pipe Assembly Note: Includes all fittings, couplings and hangers. Fittings are assumed every 10'. Not for use where detail is available. <i>For Work In Restricted Working Space, Add</i>	25.99 5.35	4.99
22 13 16 00-0516 LF 3" Aboveground Schedule 40 Polyvinyl Chloride (PVC) DWV Pipe Assembly Note: Includes all fittings, couplings and hangers. Fittings are assumed every 10'. Not for use where detail is available. <i>For Work In Restricted Working Space, Add</i>	36.79 6.65	7.20
22 13 16 00-0517 LF 4" Aboveground Schedule 40 Polyvinyl Chloride (PVC) DWV Pipe Assembly Note: Includes all fittings, couplings and hangers. Fittings are assumed every 10'. Not for use where detail is available. <i>For Work In Restricted Working Space, Add</i>	46.25 7.25	7.79
22 13 16 00-0518 LF 6" Aboveground Schedule 40 Polyvinyl Chloride (PVC) DWV Pipe Assembly Note: Includes all fittings, couplings and hangers. Fittings are assumed every 10'. Not for use where detail is available. <i>For Work In Restricted Working Space, Add</i>	72.32 9.29	9.99
22 13 16 00-0519 LF 8" Aboveground Schedule 40 Polyvinyl Chloride (PVC) DWV Pipe Assembly Note: Includes all fittings, couplings and hangers. Fittings are assumed every 10'. Not for use where detail is available. <i>For Work In Restricted Working Space, Add</i>	85.38 10.65	13.28
22 13 16 00-0520 LF 10" Aboveground Schedule 40 Polyvinyl Chloride (PVC) DWV Pipe Assembly Note: Includes all fittings, couplings and hangers. Fittings are assumed every 10'. Not for use where detail is available. <i>For Work In Restricted Working Space, Add</i>	134.13 13.88	17.78
22 13 16 00-0521 Schedule 40 Polyvinyl Chloride (PVC) DWV Pipe (22 13 16 00-0503) Note: Excludes fittings or hangers.		
22 13 16 00-0522 Schedule 40 Polyvinyl Chloride (PVC) DWV Pipe (ASTM D-2665) (22 13 16 00-0521) Note: Excludes fittings or hangers.		
22 13 16 00-0523 LF 1-1/2" Schedule 40 Polyvinyl Chloride (PVC) DWV Pipe <i>For Work In Restricted Working Space, Add</i>	8.92 1.87	4.19
22 13 16 00-0524 LF 2" Schedule 40 Polyvinyl Chloride (PVC) DWV Pipe <i>For Work In Restricted Working Space, Add</i>	10.99 2.24	4.99
22 13 16 00-0525 LF 3" Schedule 40 Polyvinyl Chloride (PVC) DWV Pipe <i>For Work In Restricted Working Space, Add</i>	17.78 3.22	7.20
22 13 16 00-0526 LF 4" Schedule 40 Polyvinyl Chloride (PVC) DWV Pipe <i>For Work In Restricted Working Space, Add</i>	21.58 3.50	7.79
22 13 16 00-0527 LF 6" Schedule 40 Polyvinyl Chloride (PVC) DWV Pipe <i>For Work In Restricted Working Space, Add</i>	32.26 4.36	9.70
22 13 16 00-0528 LF 8" Schedule 40 Polyvinyl Chloride (PVC) DWV Pipe <i>For Work In Restricted Working Space, Add</i>	46.30 5.82	12.90
22 13 16 00-0529 LF 10" Schedule 40 Polyvinyl Chloride (PVC) DWV Pipe <i>For Work In Restricted Working Space, Add</i>	67.06 7.76	17.27
22 13 16 00-0530 Schedule 40 Polyvinyl Chloride (PVC) DWV "Foam-Core" Pipe (ASTM F-891) (22 13 16 00-0521) Note: Excludes fittings or hangers.		
22 13 16 00-0531 LF 1-1/2" Schedule 40 Polyvinyl Chloride (PVC) DWV "Foam-Core" Pipe <i>For Work In Restricted Working Space, Add</i>	8.12 1.87	4.19
22 13 16 00-0532 LF 2" Schedule 40 Polyvinyl Chloride (PVC) DWV "Foam-Core" Pipe <i>For Work In Restricted Working Space, Add</i>	10.05 2.24	4.99
22 13 16 00-0533 LF 3" Schedule 40 Polyvinyl Chloride (PVC) DWV "Foam-Core" Pipe <i>For Work In Restricted Working Space, Add</i>	15.98 3.22	7.20
22 13 16 00-0534 LF 4" Schedule 40 Polyvinyl Chloride (PVC) DWV "Foam-Core" Pipe <i>For Work In Restricted Working Space, Add</i>	19.20 3.50	7.79
22 13 16 00-0535 LF 6" Schedule 40 Polyvinyl Chloride (PVC) DWV "Foam-Core" Pipe <i>For Work In Restricted Working Space, Add</i>	27.83 4.36	9.70
22 13 16 00-0536 LF 8" Schedule 40 Polyvinyl Chloride (PVC) DWV "Foam-Core" Pipe <i>For Work In Restricted Working Space, Add</i>	40.08 5.82	12.90
22 13 16 00-0537 LF 10" Schedule 40 Polyvinyl Chloride (PVC) DWV "Foam-Core" Pipe <i>For Work In Restricted Working Space, Add</i>	60.29 7.76	17.27
22 13 16 00-0538 Polyvinyl Chloride (PVC) DWV Fittings (ASTM D-2665) (22 13 16 00-0503)		
22 13 16 00-0539 Polyvinyl Chloride (PVC) DWV 1/4 Bends (22 13 16 00-0538)		
22 13 16 00-0540 EA 1-1/2" Polyvinyl Chloride (PVC) DWV 1/4 Bends <i>For Work In Restricted Working Space, Add</i>	31.17 7.49	16.68
22 13 16 00-0541 EA 2" Polyvinyl Chloride (PVC) DWV 1/4 Bends <i>For Work In Restricted Working Space, Add</i>	39.83 9.59	21.28
22 13 16 00-0542 EA 3" Polyvinyl Chloride (PVC) DWV 1/4 Bends <i>For Work In Restricted Working Space, Add</i>	67.40 12.89	28.56
22 13 16 00-0543 EA 4" Polyvinyl Chloride (PVC) DWV 1/4 Bends <i>For Work In Restricted Working Space, Add</i>	101.82 14.98	33.26
22 13 16 00-0544 EA 6" Polyvinyl Chloride (PVC) DWV 1/4 Bends <i>For Work In Restricted Working Space, Add</i>	380.60 19.48	43.25
22 13 16 00-0545 EA 8" Polyvinyl Chloride (PVC) DWV 1/4 Bends <i>For Work In Restricted Working Space, Add</i>	628.14 26.22	58.23
22 13 16 00-0546 EA 10" Polyvinyl Chloride (PVC) DWV 1/4 Bends <i>For Work In Restricted Working Space, Add</i>	829.45 34.96	77.61



MINOR CSI UOM DESCRIPTION	TOTAL DIRECT UNIT COST	DEMOLITION UNIT COST
22 13 16 00-0547 Polyvinyl Chloride (PVC) DWV Long Sweep 1/4 Bends <small>(22 13 16 00-0538)</small>		
22 13 16 00-0548 EA 1-1/2" Polyvinyl Chloride (PVC) DWV Long Sweep 1/4 Bends.....	48.58	16.68
<i>For Work In Restricted Working Space, Add</i>	7.49	
22 13 16 00-0549 EA 2" Polyvinyl Chloride (PVC) DWV Long Sweep 1/4 Bends.....	49.85	21.28
<i>For Work In Restricted Working Space, Add</i>	9.99	
22 13 16 00-0550 EA 3" Polyvinyl Chloride (PVC) DWV Long Sweep 1/4 Bends.....	93.16	28.56
<i>For Work In Restricted Working Space, Add</i>	12.69	
22 13 16 00-0551 EA 4" Polyvinyl Chloride (PVC) DWV Long Sweep 1/4 Bends.....	149.05	33.26
<i>For Work In Restricted Working Space, Add</i>	14.98	
22 13 16 00-0552 EA 6" Polyvinyl Chloride (PVC) DWV Long Sweep 1/4 Bends.....	289.38	43.25
<i>For Work In Restricted Working Space, Add</i>	19.48	
22 13 16 00-0553 EA 8" Polyvinyl Chloride (PVC) DWV Long Sweep 1/4 Bends.....	508.25	58.23
<i>For Work In Restricted Working Space, Add</i>	26.22	
22 13 16 00-0554 EA 10" Polyvinyl Chloride (PVC) DWV Long Sweep 1/4 Bends.....	827.30	77.61
<i>For Work In Restricted Working Space, Add</i>	34.96	
22 13 16 00-0555 Polyvinyl Chloride (PVC) DWV 1/8 Bends <small>(22 13 16 00-0538)</small>		
22 13 16 00-0556 EA 1-1/2" Polyvinyl Chloride (PVC) DWV 1/8 Bends.....	32.60	16.68
<i>For Work In Restricted Working Space, Add</i>	7.49	
22 13 16 00-0557 EA 2" Polyvinyl Chloride (PVC) DWV 1/8 Bends.....	39.71	21.28
<i>For Work In Restricted Working Space, Add</i>	9.99	
22 13 16 00-0558 EA 3" Polyvinyl Chloride (PVC) DWV 1/8 Bends.....	65.25	28.56
<i>For Work In Restricted Working Space, Add</i>	12.89	
22 13 16 00-0559 EA 4" Polyvinyl Chloride (PVC) DWV 1/8 Bends.....	91.32	33.26
<i>For Work In Restricted Working Space, Add</i>	14.98	
22 13 16 00-0560 EA 6" Polyvinyl Chloride (PVC) DWV 1/8 Bends.....	353.89	43.25
<i>For Work In Restricted Working Space, Add</i>	19.48	
22 13 16 00-0561 EA 8" Polyvinyl Chloride (PVC) DWV 1/8 Bends.....	566.04	58.23
<i>For Work In Restricted Working Space, Add</i>	26.22	
22 13 16 00-0562 EA 10" Polyvinyl Chloride (PVC) DWV 1/8 Bends.....	646.80	77.61
<i>For Work In Restricted Working Space, Add</i>	34.96	
22 13 16 00-0563 Polyvinyl Chloride (PVC) DWV Sanitary Tees <small>(22 13 16 00-0538)</small>		
22 13 16 00-0564 EA 1-1/2" Polyvinyl Chloride (PVC) DWV Sanitary Tees.....	48.54	24.97
<i>For Work In Restricted Working Space, Add</i>	11.24	
22 13 16 00-0565 EA 2" Polyvinyl Chloride (PVC) DWV Sanitary Tees.....	63.80	31.96
<i>For Work In Restricted Working Space, Add</i>	14.38	
22 13 16 00-0566 EA 3" Polyvinyl Chloride (PVC) DWV Sanitary Tees.....	106.64	42.95
<i>For Work In Restricted Working Space, Add</i>	19.33	
22 13 16 00-0567 EA 4" Polyvinyl Chloride (PVC) DWV Sanitary Tees.....	155.41	49.94
<i>For Work In Restricted Working Space, Add</i>	22.47	
22 13 16 00-0568 EA 6" Polyvinyl Chloride (PVC) DWV Sanitary Tees.....	565.63	64.82
<i>For Work In Restricted Working Space, Add</i>	29.21	
22 13 16 00-0569 EA 8" Polyvinyl Chloride (PVC) DWV Sanitary Tees.....	736.42	87.29
<i>For Work In Restricted Working Space, Add</i>	39.33	
22 13 16 00-0570 Polyvinyl Chloride (PVC) DWV Reducing Sanitary Tees <small>(22 13 16 00-0538)</small>		
22 13 16 00-0571 EA 2" x 1-1/2" x 1-1/2" Polyvinyl Chloride (PVC) DWV Reducing Sanitary Tees.....	60.99	27.26
<i>For Work In Restricted Working Space, Add</i>	12.29	
22 13 16 00-0572 EA 2" x 1-1/2" x 2" Polyvinyl Chloride (PVC) DWV Reducing Sanitary Tees.....	72.12	29.56
<i>For Work In Restricted Working Space, Add</i>	13.34	
22 13 16 00-0573 EA 2" x 2" x 1-1/2" Polyvinyl Chloride (PVC) DWV Reducing Sanitary Tees.....	60.31	29.56
<i>For Work In Restricted Working Space, Add</i>	13.34	
22 13 16 00-0574 EA 3" x 3" x 1-1/2" Polyvinyl Chloride (PVC) DWV Reducing Sanitary Tees.....	87.75	36.96
<i>For Work In Restricted Working Space, Add</i>	16.63	
22 13 16 00-0575 EA 3" x 3" x 2" Polyvinyl Chloride (PVC) DWV Reducing Sanitary Tees.....	89.70	39.26
<i>For Work In Restricted Working Space, Add</i>	17.68	
22 13 16 00-0576 EA 4" x 4" x 1-1/2" Polyvinyl Chloride (PVC) DWV Reducing Sanitary Tees.....	105.84	41.54
<i>For Work In Restricted Working Space, Add</i>	18.73	
22 13 16 00-0577 EA 4" x 4" x 2" Polyvinyl Chloride (PVC) DWV Reducing Sanitary Tees.....	175.04	43.94
<i>For Work In Restricted Working Space, Add</i>	19.78	
22 13 16 00-0578 EA 4" x 4" x 3" Polyvinyl Chloride (PVC) DWV Reducing Sanitary Tees.....	219.78	47.54
<i>For Work In Restricted Working Space, Add</i>	21.43	
22 13 16 00-0579 EA 6" x 6" x 4" Polyvinyl Chloride (PVC) DWV Reducing Sanitary Tees.....	542.72	59.83
<i>For Work In Restricted Working Space, Add</i>	26.97	
22 13 16 00-0580 EA 8" x 8" x 4" Polyvinyl Chloride (PVC) DWV Reducing Sanitary Tees.....	1,688.65	74.80
<i>For Work In Restricted Working Space, Add</i>	33.71	
22 13 16 00-0581 EA 8" x 8" x 6" Polyvinyl Chloride (PVC) DWV Reducing Sanitary Tees.....	1,746.96	79.80
<i>For Work In Restricted Working Space, Add</i>	35.96	
22 13 16 00-0582 Polyvinyl Chloride (PVC) DWV Double Sanitary Tees <small>(22 13 16 00-0538)</small>		
22 13 16 00-0583 EA 1-1/2" Polyvinyl Chloride (PVC) DWV Double Sanitary Tees.....	83.33	33.26
<i>For Work In Restricted Working Space, Add</i>	14.98	
22 13 16 00-0584 EA 2" Polyvinyl Chloride (PVC) DWV Double Sanitary Tees.....	112.82	42.55
<i>For Work In Restricted Working Space, Add</i>	19.18	
22 13 16 00-0585 EA 3" Polyvinyl Chloride (PVC) DWV Double Sanitary Tees.....	223.04	57.23
<i>For Work In Restricted Working Space, Add</i>	25.77	



SAN BERNARDINO
COUNTY

MINOR CSI UOM DESCRIPTION	TOTAL DIRECT UNIT COST	DEMOLITION UNIT COST
22 13 16 00-0586 EA 4" Polyvinyl Chloride (PVC) DWV Double Sanitary Tees..... <i>For Work In Restricted Working Space, Add</i>	320.39 29.96	66.52
22 13 16 00-0587 Polyvinyl Chloride (PVC) DWV Reducing Double Sanitary Tees (22 13 16 00-0538)		
22 13 16 00-0588 EA 2" x 2" x 1-1/2" x 1-1/2 Polyvinyl Chloride (PVC) DWV Double Sanitary Tee <i>For Work In Restricted Working Space, Add</i>	101.13 17.08	37.96
22 13 16 00-0589 EA 3" x 3" x 1-1/2" x 1-1/2 Polyvinyl Chloride (PVC) DWV Double Sanitary Tee <i>For Work In Restricted Working Space, Add</i>	171.73 20.38	45.24
22 13 16 00-0590 EA 3" x 3" x 2" x 2" Polyvinyl Chloride (PVC) DWV Double Sanitary Tee <i>For Work In Restricted Working Space, Add</i>	197.92 22.47	49.94
22 13 16 00-0591 EA 4" x 4" x 2" x 2" Polyvinyl Chloride (PVC) DWV Double Sanitary Tee <i>For Work In Restricted Working Space, Add</i>	352.79 24.57	54.54
22 13 16 00-0592 EA 4" x 4" x 3" x 3" Polyvinyl Chloride (PVC) DWV Double Sanitary Tee <i>For Work In Restricted Working Space, Add</i>	371.22 27.87	61.82
22 13 16 00-0593 Polyvinyl Chloride (PVC) DWV Reducers (22 13 16 00-0538)		
22 13 16 00-0594 EA 2" x 1-1/2" Polyvinyl Chloride (PVC) DWV Reducers..... <i>For Work In Restricted Working Space, Add</i>	40.86 8.54	18.98
22 13 16 00-0595 EA 3" x 1-1/2" Polyvinyl Chloride (PVC) DWV Reducers..... <i>For Work In Restricted Working Space, Add</i>	73.56 10.19	22.58
22 13 16 00-0596 EA 3" x 2" Polyvinyl Chloride (PVC) DWV Reducers..... <i>For Work In Restricted Working Space, Add</i>	70.60 11.24	24.97
22 13 16 00-0597 EA 4" x 2" Polyvinyl Chloride (PVC) DWV Reducers..... <i>For Work In Restricted Working Space, Add</i>	106.54 12.29	27.26
22 13 16 00-0598 EA 4" x 3" Polyvinyl Chloride (PVC) DWV Reducers..... <i>For Work In Restricted Working Space, Add</i>	115.02 13.93	30.96
22 13 16 00-0599 EA 6" x 3" Polyvinyl Chloride (PVC) DWV Reducers..... <i>For Work In Restricted Working Space, Add</i>	400.38 16.18	35.96
22 13 16 00-0600 EA 6" x 4" Polyvinyl Chloride (PVC) DWV Reducers..... <i>For Work In Restricted Working Space, Add</i>	335.67 17.23	38.25
22 13 16 00-0601 EA 8" x 4" Polyvinyl Chloride (PVC) DWV Reducers..... <i>For Work In Restricted Working Space, Add</i>	832.14 20.60	45.75
22 13 16 00-0602 EA 8" x 6" Polyvinyl Chloride (PVC) DWV Reducers..... <i>For Work In Restricted Working Space, Add</i>	704.32 22.85	50.74
22 13 16 00-0603 EA 10" x 6" Polyvinyl Chloride (PVC) DWV Reducers..... <i>For Work In Restricted Working Space, Add</i>	945.70 27.22	60.42
22 13 16 00-0604 EA 10" x 8" Polyvinyl Chloride (PVC) DWV Reducers..... <i>For Work In Restricted Working Space, Add</i>	743.37 30.59	67.92
22 13 16 00-0605 Polyvinyl Chloride (PVC) DWV P-Traps (22 13 16 00-0538)		
22 13 16 00-0606 EA 1-1/2" Polyvinyl Chloride (PVC) DWV P-Traps..... <i>For Work In Restricted Working Space, Add</i>	59.16 11.24	24.97
22 13 16 00-0607 EA 2" Polyvinyl Chloride (PVC) DWV P-Traps..... <i>For Work In Restricted Working Space, Add</i>	77.52 14.38	31.96
22 13 16 00-0608 EA 3" Polyvinyl Chloride (PVC) DWV P-Traps..... <i>For Work In Restricted Working Space, Add</i>	211.71 19.33	42.95
22 13 16 00-0609 EA 4" Polyvinyl Chloride (PVC) DWV P-Traps..... <i>For Work In Restricted Working Space, Add</i>	425.66 22.47	49.94
22 13 16 00-0610 EA 6" Polyvinyl Chloride (PVC) DWV P-Traps..... <i>For Work In Restricted Working Space, Add</i>	717.54 29.21	64.82
22 13 16 00-0611 Polyvinyl Chloride (PVC) DWV Closet Flanges (22 13 16 00-0538)		
22 13 16 00-0612 EA 4" Polyvinyl Chloride (PVC) DWV Closet Flanges <i>For Work In Restricted Working Space, Add</i>	91.56 14.98	33.26
22 13 16 00-0613 EA 4" x 3" Polyvinyl Chloride (PVC) DWV Closet Flanges <i>For Work In Restricted Working Space, Add</i>	75.54 13.93	30.96
22 13 16 00-0614 Polyvinyl Chloride (PVC) DWV Wyes (22 13 16 00-0538)		
22 13 16 00-0615 EA 1-1/2" Polyvinyl Chloride (PVC) DWV Wyes..... <i>For Work In Restricted Working Space, Add</i>	59.63 11.24	24.97
22 13 16 00-0616 EA 2" Polyvinyl Chloride (PVC) DWV Wyes..... <i>For Work In Restricted Working Space, Add</i>	70.24 14.38	31.96
22 13 16 00-0617 EA 3" Polyvinyl Chloride (PVC) DWV Wyes..... <i>For Work In Restricted Working Space, Add</i>	114.87 19.33	42.95
22 13 16 00-0618 EA 4" Polyvinyl Chloride (PVC) DWV Wyes..... <i>For Work In Restricted Working Space, Add</i>	168.89 22.47	49.94
22 13 16 00-0619 EA 6" Polyvinyl Chloride (PVC) DWV Wyes..... <i>For Work In Restricted Working Space, Add</i>	515.06 29.21	64.82
22 13 16 00-0620 EA 8" Polyvinyl Chloride (PVC) DWV Wyes..... <i>For Work In Restricted Working Space, Add</i>	640.36 39.33	87.29
22 13 16 00-0621 EA 10" Polyvinyl Chloride (PVC) DWV Wyes..... <i>For Work In Restricted Working Space, Add</i>	843.04 52.43	116.36
22 13 16 00-0622 Polyvinyl Chloride (PVC) DWV Reducing Wyes (22 13 16 00-0538)		
22 13 16 00-0623 EA 2" x 1-1/2" x 1-1/2" Polyvinyl Chloride (PVC) DWV Reducing Wyes..... <i>For Work In Restricted Working Space, Add</i>	80.55 12.29	27.26



MINOR	CSI	UOM	DESCRIPTION	TOTAL DIRECT UNIT COST	DEMOLITION UNIT COST
22 13 16 00-0624	EA		2" x 2" x 1-1/2" Polyvinyl Chloride (PVC) DWV Reducing Wyes..... <i>For Work In Restricted Working Space, Add</i>	83.69 13.34	29.56
22 13 16 00-0625	EA		3" x 3" x 1-1/2" Polyvinyl Chloride (PVC) DWV Reducing Wyes..... <i>For Work In Restricted Working Space, Add</i>	117.07 16.63	36.96
22 13 16 00-0626	EA		3" x 3" x 2" Polyvinyl Chloride (PVC) DWV Reducing Wyes..... <i>For Work In Restricted Working Space, Add</i>	97.93 17.68	39.26
22 13 16 00-0627	EA		4" x 4" x 1-1/2" Polyvinyl Chloride (PVC) DWV Reducing Wyes..... <i>For Work In Restricted Working Space, Add</i>	160.30 18.73	41.54
22 13 16 00-0628	EA		4" x 4" x 2" Polyvinyl Chloride (PVC) DWV Reducing Wyes..... <i>For Work In Restricted Working Space, Add</i>	141.41 19.78	43.94
22 13 16 00-0629	EA		4" x 4" x 3" Polyvinyl Chloride (PVC) DWV Reducing Wyes..... <i>For Work In Restricted Working Space, Add</i>	159.55 21.43	47.54
22 13 16 00-0630	EA		6" x 6" x 3" Polyvinyl Chloride (PVC) DWV Reducing Wyes..... <i>For Work In Restricted Working Space, Add</i>	465.30 25.92	57.53
22 13 16 00-0631	EA		6" x 6" x 4" Polyvinyl Chloride (PVC) DWV Reducing Wyes..... <i>For Work In Restricted Working Space, Add</i>	574.49 26.97	59.83
22 13 16 00-0632	EA		8" x 8" x 4" Polyvinyl Chloride (PVC) DWV Reducing Wyes..... <i>For Work In Restricted Working Space, Add</i>	548.85 33.71	74.80
22 13 16 00-0633	EA		8" x 8" x 6" Polyvinyl Chloride (PVC) DWV Reducing Wyes..... <i>For Work In Restricted Working Space, Add</i>	690.97 35.96	79.80
22 13 16 00-0634	EA		10" x 10" x 4" Polyvinyl Chloride (PVC) DWV Reducing Wyes..... <i>For Work In Restricted Working Space, Add</i>	633.26 42.45	94.19
22 13 16 00-0635	EA		10" x 10" x 6" Polyvinyl Chloride (PVC) DWV Reducing Wyes..... <i>For Work In Restricted Working Space, Add</i>	787.01 44.69	99.18
22 13 16 00-0636	EA		10" x 10" x 8" Polyvinyl Chloride (PVC) DWV Reducing Wyes..... <i>For Work In Restricted Working Space, Add</i>	915.03 48.06	106.67
22 13 16 00-0637			Polyvinyl Chloride (PVC) DWV Double Wyes (22 13 16 00-0538)		
22 13 16 00-0638	EA		1-1/2" Polyvinyl Chloride (PVC) DWV Double Wyes..... <i>For Work In Restricted Working Space, Add</i>	97.17 14.98	33.26
22 13 16 00-0639	EA		2" Polyvinyl Chloride (PVC) DWV Double Wyes..... <i>For Work In Restricted Working Space, Add</i>	124.62 19.18	42.55
22 13 16 00-0640	EA		3" Polyvinyl Chloride (PVC) DWV Double Wyes..... <i>For Work In Restricted Working Space, Add</i>	242.72 25.77	57.23
22 13 16 00-0641	EA		4" Polyvinyl Chloride (PVC) DWV Double Wyes..... <i>For Work In Restricted Working Space, Add</i>	417.83 29.96	66.52
22 13 16 00-0642	EA		6" Polyvinyl Chloride (PVC) DWV Double Wyes..... <i>For Work In Restricted Working Space, Add</i>	849.92 38.95	86.50
22 13 16 00-0643	EA		8" Polyvinyl Chloride (PVC) DWV Double Wyes..... <i>For Work In Restricted Working Space, Add</i>	987.46 52.44	116.46
22 13 16 00-0644	EA		10" Polyvinyl Chloride (PVC) DWV Double Wyes..... <i>For Work In Restricted Working Space, Add</i>	1,528.02 69.91	155.21
22 13 16 00-0645			Polyvinyl Chloride (PVC) DWV Reducing Double Wyes (22 13 16 00-0538)		
22 13 16 00-0646	EA		2" x 2" x 1-1/2" x 1-1/2" Polyvinyl Chloride (PVC) DWV Double Wyes..... <i>For Work In Restricted Working Space, Add</i>	112.39 17.08	37.96
22 13 16 00-0647	EA		3" x 3" x 1-1/2" x 1-1/2" Polyvinyl Chloride (PVC) DWV Double Wyes..... <i>For Work In Restricted Working Space, Add</i>	205.53 20.38	45.24
22 13 16 00-0648	EA		3" x 3" x 2" x 2" Polyvinyl Chloride (PVC) DWV Double Wyes..... <i>For Work In Restricted Working Space, Add</i>	191.67 22.47	49.94
22 13 16 00-0649	EA		4" x 4" x 2" x 2" Polyvinyl Chloride (PVC) DWV Double Wyes..... <i>For Work In Restricted Working Space, Add</i>	272.50 24.57	54.54
22 13 16 00-0650	EA		4" x 4" x 3" x 3" Polyvinyl Chloride (PVC) DWV Double Wyes..... <i>For Work In Restricted Working Space, Add</i>	344.65 27.87	61.82
22 13 16 00-0651	EA		6" x 6" x 4" x 4" Polyvinyl Chloride (PVC) DWV Double Wyes..... <i>For Work In Restricted Working Space, Add</i>	528.36 34.46	76.51
22 13 16 00-0652	EA		8" x 8" x 4" x 4" Polyvinyl Chloride (PVC) DWV Double Wyes..... <i>For Work In Restricted Working Space, Add</i>	618.82 41.20	91.48
22 13 16 00-0653	EA		8" x 8" x 6" x 6" Polyvinyl Chloride (PVC) DWV Double Wyes..... <i>For Work In Restricted Working Space, Add</i>	785.33 45.69	101.47
22 13 16 00-0654	EA		10" x 10" x 4" x 4" Polyvinyl Chloride (PVC) DWV Double Wyes..... <i>For Work In Restricted Working Space, Add</i>	830.30 49.94	110.87
22 13 16 00-0655	EA		10" x 10" x 6" x 6" Polyvinyl Chloride (PVC) DWV Double Wyes..... <i>For Work In Restricted Working Space, Add</i>	1,074.54 54.43	120.85
22 13 16 00-0656	EA		10" x 10" x 8" x 8" Polyvinyl Chloride (PVC) DWV Double Wyes..... <i>For Work In Restricted Working Space, Add</i>	1,297.88 61.17	135.83
22 13 16 00-0657			Polyvinyl Chloride (PVC) DWV Combination Wye And 1/8 Bends (22 13 16 00-0538)		
22 13 16 00-0658	EA		1-1/2" Polyvinyl Chloride (PVC) DWV Combination Wye And 1/8 Bends..... <i>For Work In Restricted Working Space, Add</i>	73.47 11.24	24.97
22 13 16 00-0659	EA		2" Polyvinyl Chloride (PVC) DWV Combination Wye And 1/8 Bends..... <i>For Work In Restricted Working Space, Add</i>	91.83 14.38	31.96
22 13 16 00-0660	EA		3" Polyvinyl Chloride (PVC) DWV Combination Wye And 1/8 Bends..... <i>For Work In Restricted Working Space, Add</i>	179.74 19.33	42.95
22 13 16 00-0661	EA		4" Polyvinyl Chloride (PVC) DWV Combination Wye And 1/8 Bends..... <i>For Work In Restricted Working Space, Add</i>	314.39 22.47	49.94
22 13 16 00-0662			Polyvinyl Chloride (PVC) DWV Reducing Combination Wye And 1/8 Bends (22 13 16 00-0538)		



MINOR CSI UOM DESCRIPTION	TOTAL DIRECT UNIT COST	DEMOLITION UNIT COST
22 13 16 00-0663 EA 2" x 2" x 1-1/2" Polyvinyl Chloride (PVC) DWV Combination Wye And 1/8 Bends <i>For Work In Restricted Working Space, Add</i>	135.33 13.34	29.56
22 13 16 00-0664 EA 3" x 3" x 1-1/2" Polyvinyl Chloride (PVC) DWV Combination Wye And 1/8 Bends <i>For Work In Restricted Working Space, Add</i>	213.31 16.63	36.96
22 13 16 00-0665 EA 3" x 3" x 2" Polyvinyl Chloride (PVC) DWV Combination Wye And 1/8 Bends <i>For Work In Restricted Working Space, Add</i>	157.61 17.68	39.26
22 13 16 00-0666 EA 4" x 4" x 2" Polyvinyl Chloride (PVC) DWV Combination Wye And 1/8 Bends <i>For Work In Restricted Working Space, Add</i>	285.44 19.78	43.94
22 13 16 00-0667 EA 4" x 4" x 3" Polyvinyl Chloride (PVC) DWV Combination Wye And 1/8 Bends <i>For Work In Restricted Working Space, Add</i>	309.19 21.43	47.54
22 13 16 00-0668 Polyvinyl Chloride (PVC) DWV Double Combination Wye And 1/8 Bends (22 13 16 00-0538)		
22 13 16 00-0669 EA 1-1/2" Polyvinyl Chloride (PVC) DWV Double Combination Wye And 1/8 Bends <i>For Work In Restricted Working Space, Add</i>	107.90 14.98	33.26
22 13 16 00-0670 EA 2" Polyvinyl Chloride (PVC) DWV Double Combination Wye And 1/8 Bends <i>For Work In Restricted Working Space, Add</i>	125.82 19.18	42.55
22 13 16 00-0671 EA 3" Polyvinyl Chloride (PVC) DWV Double Combination Wye And 1/8 Bends <i>For Work In Restricted Working Space, Add</i>	193.46 25.77	57.23
22 13 16 00-0672 EA 4" Polyvinyl Chloride (PVC) DWV Double Combination Wye And 1/8 Bends <i>For Work In Restricted Working Space, Add</i>	666.61 29.96	66.52
22 13 16 00-0673 EA 6" Polyvinyl Chloride (PVC) DWV Double Combination Wye And 1/8 Bends <i>For Work In Restricted Working Space, Add</i>	2,187.37 38.95	86.50
22 13 16 00-0674 Polyvinyl Chloride (PVC) DWV Reducing Double Combination Wye And 1/8 Bends (22 13 16 00-0538)		
22 13 16 00-0675 EA 2" x 2" x 1-1/2" x 1-1/2" Polyvinyl Chloride (PVC) DWV Double Combination Wye And 1/8 Bends <i>For Work In Restricted Working Space, Add</i>	246.58 17.08	37.96
22 13 16 00-0676 EA 3" x 3" x 2" x 2" Polyvinyl Chloride (PVC) DWV Double Combination Wye And 1/8 Bends <i>For Work In Restricted Working Space, Add</i>	396.22 22.47	49.94
22 13 16 00-0677 EA 4" x 4" x 2" x 2" Polyvinyl Chloride (PVC) DWV Double Combination Wye And 1/8 Bends <i>For Work In Restricted Working Space, Add</i>	680.73 24.57	54.54
22 13 16 00-0678 EA 4" x 4" x 3" x 3" Polyvinyl Chloride (PVC) DWV Double Combination Wye And 1/8 Bends <i>For Work In Restricted Working Space, Add</i>	616.96 27.87	61.82
22 13 16 00-0679 EA 6" x 6" x 4" x 4" Polyvinyl Chloride (PVC) DWV Double Combination Wye And 1/8 Bends <i>For Work In Restricted Working Space, Add</i>	1,459.04 34.46	76.51
22 13 16 00-0680 Polyvinyl Chloride (PVC) DWV Cleanout Tees With Plug (22 13 16 00-0538)		
22 13 16 00-0681 EA 2" Polyvinyl Chloride (PVC) DWV Cleanout Tees With Plug <i>For Work In Restricted Working Space, Add</i>	153.51 14.38	31.96
22 13 16 00-0682 EA 3" Polyvinyl Chloride (PVC) DWV Cleanout Tees With Plug <i>For Work In Restricted Working Space, Add</i>	266.10 19.33	42.95
22 13 16 00-0683 EA 4" Polyvinyl Chloride (PVC) DWV Cleanout Tees With Plug <i>For Work In Restricted Working Space, Add</i>	425.72 22.47	49.94
22 13 16 00-0684 EA 6" Polyvinyl Chloride (PVC) DWV Cleanout Tees With Plug <i>For Work In Restricted Working Space, Add</i>	1,116.73 29.21	64.82
22 13 16 00-0685 EA 8" Polyvinyl Chloride (PVC) DWV Cleanout Tees With Plug <i>For Work In Restricted Working Space, Add</i>	1,400.25 39.33	87.29
22 13 16 00-0686 EA 10" Polyvinyl Chloride (PVC) DWV Cleanout Tees With Plug <i>For Work In Restricted Working Space, Add</i>	1,858.21 52.43	116.36
22 13 16 00-0687 Polyvinyl Chloride (PVC) DWV Cleanout Adapters With Plug (22 13 16 00-0538)		
22 13 16 00-0688 EA 1-1/2" Polyvinyl Chloride (PVC) DWV Cleanout Adapters With Plug <i>For Work In Restricted Working Space, Add</i>	43.22 7.49	16.68
22 13 16 00-0689 EA 2" Polyvinyl Chloride (PVC) DWV Cleanout Adapters With Plug <i>For Work In Restricted Working Space, Add</i>	61.42 9.59	21.28
22 13 16 00-0690 EA 3" Polyvinyl Chloride (PVC) DWV Cleanout Adapters With Plug <i>For Work In Restricted Working Space, Add</i>	88.27 12.89	28.56
22 13 16 00-0691 EA 4" Polyvinyl Chloride (PVC) DWV Cleanout Adapters With Plug <i>For Work In Restricted Working Space, Add</i>	156.44 14.98	33.26
22 13 16 00-0692 EA 6" Polyvinyl Chloride (PVC) DWV Cleanout Adapters With Plug <i>For Work In Restricted Working Space, Add</i>	357.23 19.48	43.25
22 13 16 00-0693 EA 8" Polyvinyl Chloride (PVC) DWV Cleanout Adapters With Plug <i>For Work In Restricted Working Space, Add</i>	800.17 26.22	58.23
22 13 16 00-0694 EA 10" Polyvinyl Chloride (PVC) DWV Cleanout Adapters With Plug <i>For Work In Restricted Working Space, Add</i>	1,472.40 34.94	77.61
22 13 16 00-0695 Polyvinyl Chloride (PVC) Couplings (22 13 16 00-0538)		
22 13 16 00-0696 EA 1-1/2" Polyvinyl Chloride (PVC) Couplings <i>For Work In Restricted Working Space, Add</i>	30.38 7.49	16.68
22 13 16 00-0697 EA 2" Polyvinyl Chloride (PVC) Couplings <i>For Work In Restricted Working Space, Add</i>	38.04 9.59	21.28
22 13 16 00-0698 EA 3" Polyvinyl Chloride (PVC) Couplings <i>For Work In Restricted Working Space, Add</i>	58.50 12.89	28.56
22 13 16 00-0699 EA 4" Polyvinyl Chloride (PVC) Couplings <i>For Work In Restricted Working Space, Add</i>	75.49 14.98	33.26
22 13 16 00-0700 EA 6" Polyvinyl Chloride (PVC) Couplings <i>For Work In Restricted Working Space, Add</i>	205.91 19.48	43.25



MINOR	CSI	UOM	DESCRIPTION	TOTAL DIRECT UNIT COST	DEMOLITION UNIT COST
22 13 16 00-0701	EA		8" Polyvinyl Chloride (PVC) Couplings <i>For Work In Restricted Working Space, Add</i>	494.67 26.22	58.23
22 13 16 00-0702	EA		10" Polyvinyl Chloride (PVC) Couplings <i>For Work In Restricted Working Space, Add</i>	747.66 34.96	77.61
22 13 16 00-0703			Polyvinyl Chloride (PVC) Male Adapters <small>(22 13 16 00-0538)</small>		
22 13 16 00-0704	EA		1-1/2" Polyvinyl Chloride (PVC) Male Adapters	17.96	8.29
22 13 16 00-0705	EA		2" Polyvinyl Chloride (PVC) Male Adapters	29.44	10.68
22 13 16 00-0706	EA		3" Polyvinyl Chloride (PVC) Male Adapters	58.82	14.28
22 13 16 00-0707	EA		4" Polyvinyl Chloride (PVC) Male Adapters	110.54	16.68
22 13 16 00-0708			Cut And Prepare Existing Polyvinyl Chloride (PVC) DWV Pipe <small>(22 13 16 00-0503)</small> Note: In place piping.		
22 13 16 00-0709	EA		1-1/2", Cut And Prepare Existing Polyvinyl Chloride (PVC) DWV Pipe.....	7.32	
22 13 16 00-0710	EA		2", Cut And Prepare Existing Polyvinyl Chloride (PVC) DWV Pipe.....	8.06	
22 13 16 00-0711	EA		3", Cut And Prepare Existing Polyvinyl Chloride (PVC) DWV Pipe.....	10.24	
22 13 16 00-0712	EA		4", Cut And Prepare Existing Polyvinyl Chloride (PVC) DWV Pipe.....	13.83	
22 13 16 00-0713	EA		6", Cut And Prepare Existing Polyvinyl Chloride (PVC) DWV Pipe.....	19.76	
22 13 16 00-0714	EA		8", Cut And Prepare Existing Polyvinyl Chloride (PVC) DWV Pipe.....	26.35	
22 13 16 00-0715	EA		10", Cut And Prepare Existing Polyvinyl Chloride (PVC) DWV Pipe.....	32.22	
22 13 16 00-0716			Acrylonitrile Butadiene Styrene (ABS) Drain-Waste-Vent (DWV) Pipe And Fittings <small>(22 13 16)</small> Note: Aboveground installation.		
22 13 16 00-0717			Schedule 40 Acrylonitrile Butadiene Styrene (ABS) DWV Pipe Assemblies <small>(22 13 16 00-0716)</small> Note: Includes all hangers and couplings, elbow, tee and reducer fittings. All hangers are complete assemblies installed in accordance with uniform plumbing code. Not for use where detail is available.		
22 13 16 00-0718	LF		1-1/2" Schedule 40 Acrylonitrile Butadiene Styrene (ABS) DWV Pipe Assembly..... Note: Includes all fittings, couplings and hangers. Fittings are assumed every 10'. Not for use where detail is available.	24.76 5.75	4.19
			<i>For Work In Restricted Working Space, Add</i>		
22 13 16 00-0719	LF		2" Schedule 40 Acrylonitrile Butadiene Styrene (ABS) DWV Pipe Assembly..... Note: Includes all fittings, couplings and hangers. Fittings are assumed every 10'. Not for use where detail is available.	27.51 6.36	4.99
			<i>For Work In Restricted Working Space, Add</i>		
22 13 16 00-0720	LF		3" Schedule 40 Acrylonitrile Butadiene Styrene (ABS) DWV Pipe Assembly..... Note: Includes all fittings, couplings and hangers. Fittings are assumed every 10'. Not for use where detail is available.	37.78 7.91	7.20
			<i>For Work In Restricted Working Space, Add</i>		
22 13 16 00-0721	LF		4" Schedule 40 Acrylonitrile Butadiene Styrene (ABS) DWV Pipe Assembly..... Note: Includes all fittings, couplings and hangers. Fittings are assumed every 10'. Not for use where detail is available.	43.60 8.78	7.79
			<i>For Work In Restricted Working Space, Add</i>		
22 13 16 00-0722	LF		6" Schedule 40 Acrylonitrile Butadiene Styrene (ABS) DWV Pipe Assembly..... Note: Includes all fittings, couplings and hangers. Fittings are assumed every 10'. Not for use where detail is available.	73.46 11.68	9.99
			<i>For Work In Restricted Working Space, Add</i>		
22 13 16 00-0723			Schedule 40 Acrylonitrile Butadiene Styrene (ABS) DWV "Foam-Core" Pipe (ASTM F-628) <small>(22 13 16 00-0716)</small> Note: Excludes fittings or hangers.		
22 13 16 00-0724	LF		1-1/2" Schedule 40 Acrylonitrile Butadiene Styrene (ABS) DWV "Foam-Core" Pipe..... <i>For Work In Restricted Working Space, Add</i>	8.72 1.87	4.19
			<i>For Work In Restricted Working Space, Add</i>		
22 13 16 00-0725	LF		2" Schedule 40 Acrylonitrile Butadiene Styrene (ABS) DWV "Foam-Core" Pipe..... <i>For Work In Restricted Working Space, Add</i>	10.81 2.24	4.99
			<i>For Work In Restricted Working Space, Add</i>		
22 13 16 00-0726	LF		3" Schedule 40 Acrylonitrile Butadiene Styrene (ABS) DWV "Foam-Core" Pipe..... <i>For Work In Restricted Working Space, Add</i>	17.62 3.22	7.20
			<i>For Work In Restricted Working Space, Add</i>		
22 13 16 00-0727	LF		4" Schedule 40 Acrylonitrile Butadiene Styrene (ABS) DWV "Foam-Core" Pipe..... <i>For Work In Restricted Working Space, Add</i>	21.49 3.50	7.79
			<i>For Work In Restricted Working Space, Add</i>		
22 13 16 00-0728	LF		6" Schedule 40 Acrylonitrile Butadiene Styrene (ABS) DWV "Foam-Core" Pipe..... <i>For Work In Restricted Working Space, Add</i>	34.59 4.36	9.70
			<i>For Work In Restricted Working Space, Add</i>		
22 13 16 00-0729			Acrylonitrile Butadiene Styrene (ABS) DWV Fittings (ASTM D-2661) <small>(22 13 16 00-0716)</small>		
22 13 16 00-0730			Acrylonitrile Butadiene Styrene (ABS) DWV 1/4 Bends <small>(22 13 16 00-0729)</small>		
22 13 16 00-0731	EA		1-1/2" Acrylonitrile Butadiene Styrene (ABS) DWV 1/4 Bends	35.52	16.68
			<i>For Work In Restricted Working Space, Add</i>	7.49	
22 13 16 00-0732	EA		2" Acrylonitrile Butadiene Styrene (ABS) DWV 1/4 Bends..... <i>For Work In Restricted Working Space, Add</i>	47.00 9.59	21.28
			<i>For Work In Restricted Working Space, Add</i>		
22 13 16 00-0733	EA		3" Acrylonitrile Butadiene Styrene (ABS) DWV 1/4 Bends..... <i>For Work In Restricted Working Space, Add</i>	89.36 12.89	28.56
			<i>For Work In Restricted Working Space, Add</i>		
22 13 16 00-0734	EA		4" Acrylonitrile Butadiene Styrene (ABS) DWV 1/4 Bends..... <i>For Work In Restricted Working Space, Add</i>	140.88 14.98	33.26
			<i>For Work In Restricted Working Space, Add</i>		
22 13 16 00-0735	EA		6" Acrylonitrile Butadiene Styrene (ABS) DWV 1/4 Bends..... <i>For Work In Restricted Working Space, Add</i>	404.33 19.48	43.25
			<i>For Work In Restricted Working Space, Add</i>		



MINOR
CSI UOM DESCRIPTION

TOTAL DIRECT DEMOLITION
UNIT COST UNIT COST

22 13 16 00-0736	Acrylonitrile Butadiene Styrene (ABS) DWV Long Sweep 1/4 Bends <small>(22 13 16 00-0729)</small>		
22 13 16 00-0737	EA 1-1/2" Acrylonitrile Butadiene Styrene (ABS) DWV Long Sweep 1/4 Bends.....	50.09	16.68
	<i>For Work In Restricted Working Space, Add</i>	7.49	
22 13 16 00-0738	EA 2" Acrylonitrile Butadiene Styrene (ABS) DWV Long Sweep 1/4 Bends.....	61.25	21.28
	<i>For Work In Restricted Working Space, Add</i>	9.59	
22 13 16 00-0739	EA 3" Acrylonitrile Butadiene Styrene (ABS) DWV Long Sweep 1/4 Bends.....	124.75	28.56
	<i>For Work In Restricted Working Space, Add</i>	12.89	
22 13 16 00-0740	EA 4" Acrylonitrile Butadiene Styrene (ABS) DWV Long Sweep 1/4 Bends.....	211.28	33.26
	<i>For Work In Restricted Working Space, Add</i>	14.98	
22 13 16 00-0741	Acrylonitrile Butadiene Styrene (ABS) DWV 1/8 Bends <small>(22 13 16 00-0729)</small>		
22 13 16 00-0742	EA 1-1/2" Acrylonitrile Butadiene Styrene (ABS) DWV 1/8 Bends.....	37.49	16.68
	<i>For Work In Restricted Working Space, Add</i>	7.49	
22 13 16 00-0743	EA 2" Acrylonitrile Butadiene Styrene (ABS) DWV 1/8 Bends.....	45.62	21.28
	<i>For Work In Restricted Working Space, Add</i>	9.59	
22 13 16 00-0744	EA 3" Acrylonitrile Butadiene Styrene (ABS) DWV 1/8 Bends.....	82.11	28.56
	<i>For Work In Restricted Working Space, Add</i>	12.89	
22 13 16 00-0745	EA 4" Acrylonitrile Butadiene Styrene (ABS) DWV 1/8 Bends.....	127.48	33.26
	<i>For Work In Restricted Working Space, Add</i>	14.98	
22 13 16 00-0746	EA 6" Acrylonitrile Butadiene Styrene (ABS) DWV 1/8 Bends.....	418.46	43.25
	<i>For Work In Restricted Working Space, Add</i>	19.48	
22 13 16 00-0747	Acrylonitrile Butadiene Styrene (ABS) DWV Sanitary Tees <small>(22 13 16 00-0729)</small>		
22 13 16 00-0748	EA 1-1/2" Acrylonitrile Butadiene Styrene (ABS) DWV Sanitary Tees.....	55.41	24.97
	<i>For Work In Restricted Working Space, Add</i>	11.24	
22 13 16 00-0749	EA 2" Acrylonitrile Butadiene Styrene (ABS) DWV Sanitary Tees.....	74.93	31.96
	<i>For Work In Restricted Working Space, Add</i>	14.38	
22 13 16 00-0750	EA 3" Acrylonitrile Butadiene Styrene (ABS) DWV Sanitary Tees.....	133.19	42.95
	<i>For Work In Restricted Working Space, Add</i>	19.33	
22 13 16 00-0751	EA 4" Acrylonitrile Butadiene Styrene (ABS) DWV Sanitary Tees.....	207.04	49.94
	<i>For Work In Restricted Working Space, Add</i>	22.47	
22 13 16 00-0752	EA 6" Acrylonitrile Butadiene Styrene (ABS) DWV Sanitary Tees.....	813.62	64.82
	<i>For Work In Restricted Working Space, Add</i>	29.21	
22 13 16 00-0753	Acrylonitrile Butadiene Styrene (ABS) DWV Reducing Sanitary Tees <small>(22 13 16 00-0729)</small>		
22 13 16 00-0754	EA 2" x 1-1/2" x 1-1/2" Acrylonitrile Butadiene Styrene (ABS) DWV Reducing Sanitary Tees.....	69.58	27.26
	<i>For Work In Restricted Working Space, Add</i>	12.29	
22 13 16 00-0755	EA 2" x 1-1/2" x 2" Acrylonitrile Butadiene Styrene (ABS) DWV Reducing Sanitary Tees.....	84.66	29.56
	<i>For Work In Restricted Working Space, Add</i>	13.34	
22 13 16 00-0756	EA 2" x 2" x 1-1/2" Acrylonitrile Butadiene Styrene (ABS) DWV Reducing Sanitary Tees.....	70.32	29.56
	<i>For Work In Restricted Working Space, Add</i>	13.34	
22 13 16 00-0757	EA 3" x 3" x 1-1/2" Acrylonitrile Butadiene Styrene (ABS) DWV Reducing Sanitary Tees.....	107.96	36.96
	<i>For Work In Restricted Working Space, Add</i>	16.63	
22 13 16 00-0758	EA 3" x 3" x 2" Acrylonitrile Butadiene Styrene (ABS) DWV Reducing Sanitary Tees.....	111.94	39.26
	<i>For Work In Restricted Working Space, Add</i>	17.68	
22 13 16 00-0759	EA 4" x 4" x 1-1/2" Acrylonitrile Butadiene Styrene (ABS) DWV Reducing Sanitary Tees.....	252.88	41.54
	<i>For Work In Restricted Working Space, Add</i>	18.73	
22 13 16 00-0760	EA 4" x 4" x 2" Acrylonitrile Butadiene Styrene (ABS) DWV Reducing Sanitary Tees.....	243.70	43.94
	<i>For Work In Restricted Working Space, Add</i>	19.78	
22 13 16 00-0761	EA 4" x 4" x 3" Acrylonitrile Butadiene Styrene (ABS) DWV Reducing Sanitary Tees.....	279.89	47.54
	<i>For Work In Restricted Working Space, Add</i>	21.43	
22 13 16 00-0762	EA 6" x 6" x 4" Acrylonitrile Butadiene Styrene (ABS) DWV Reducing Sanitary Tees.....	890.69	59.83
	<i>For Work In Restricted Working Space, Add</i>	26.97	
22 13 16 00-0763	Acrylonitrile Butadiene Styrene (ABS) DWV Double Sanitary Tees <small>(22 13 16 00-0729)</small>		
22 13 16 00-0764	EA 1-1/2" Acrylonitrile Butadiene Styrene (ABS) DWV Double Sanitary Tees.....	104.49	33.26
	<i>For Work In Restricted Working Space, Add</i>	14.98	
22 13 16 00-0765	EA 2" Acrylonitrile Butadiene Styrene (ABS) DWV Double Sanitary Tees.....	143.50	42.55
	<i>For Work In Restricted Working Space, Add</i>	19.18	
22 13 16 00-0766	EA 3" Acrylonitrile Butadiene Styrene (ABS) DWV Double Sanitary Tees.....	309.44	57.23
	<i>For Work In Restricted Working Space, Add</i>	25.77	
22 13 16 00-0767	EA 4" Acrylonitrile Butadiene Styrene (ABS) DWV Double Sanitary Tees.....	458.18	66.52
	<i>For Work In Restricted Working Space, Add</i>	29.96	
22 13 16 00-0768	Acrylonitrile Butadiene Styrene (ABS) DWV Reducing Double Sanitary Tees <small>(22 13 16 00-0729)</small>		
22 13 16 00-0769	EA 2" x 2" x 1-1/2" x 1-1/2" Acrylonitrile Butadiene Styrene (ABS) DWV Double Sanitary Tees.....	118.80	37.96
	<i>For Work In Restricted Working Space, Add</i>	17.08	
22 13 16 00-0770	EA 3" x 3" x 1-1/2" x 1-1/2" Acrylonitrile Butadiene Styrene (ABS) DWV Double Sanitary Tees.....	181.86	45.24
	<i>For Work In Restricted Working Space, Add</i>	20.38	
22 13 16 00-0771	EA 3" x 3" x 2" x 2" Acrylonitrile Butadiene Styrene (ABS) DWV Double Sanitary Tees.....	209.72	49.94
	<i>For Work In Restricted Working Space, Add</i>	22.47	
22 13 16 00-0772	EA 4" x 4" x 2" x 2" Acrylonitrile Butadiene Styrene (ABS) DWV Double Wyes.....	376.47	52.98
	<i>For Work In Restricted Working Space, Add</i>	23.87	



MINOR	CSI	UOM	DESCRIPTION	TOTAL DIRECT UNIT COST	DEMOLITION UNIT COST
22 13 16 00-0773	EA		4" x 4" x 3" x 3" Acrylonitrile Butadiene Styrene (ABS) DWV Double Sanitary Tees <i>For Work In Restricted Working Space, Add</i>	395.34 27.07	60.06
22 13 16 00-0774			Acrylonitrile Butadiene Styrene (ABS) DWV Wyes (22 13 16 00-0729)		
22 13 16 00-0775	EA		1-1/2" Acrylonitrile Butadiene Styrene (ABS) DWV Wyes <i>For Work In Restricted Working Space, Add</i>	73.60 11.24	24.97
22 13 16 00-0776	EA		2" Acrylonitrile Butadiene Styrene (ABS) DWV Wyes <i>For Work In Restricted Working Space, Add</i>	85.06 14.38	31.96
22 13 16 00-0777	EA		3" Acrylonitrile Butadiene Styrene (ABS) DWV Wyes <i>For Work In Restricted Working Space, Add</i>	146.57 19.33	42.95
22 13 16 00-0778	EA		4" Acrylonitrile Butadiene Styrene (ABS) DWV Wyes <i>For Work In Restricted Working Space, Add</i>	227.96 22.47	49.94
22 13 16 00-0779	EA		6" Acrylonitrile Butadiene Styrene (ABS) DWV Wyes <i>For Work In Restricted Working Space, Add</i>	658.97 29.21	64.82
22 13 16 00-0780			Acrylonitrile Butadiene Styrene (ABS) DWV Reducing Wyes (22 13 16 00-0729)		
22 13 16 00-0781	EA		2" x 1-1/2" x 1-1/2" Acrylonitrile Butadiene Styrene (ABS) DWV Reducing Wyes <i>For Work In Restricted Working Space, Add</i>	105.45 12.29	27.26
22 13 16 00-0782	EA		2" x 2" X 1-1/2" Acrylonitrile Butadiene Styrene (ABS) DWV Reducing Wyes <i>For Work In Restricted Working Space, Add</i>	108.29 13.34	29.56
22 13 16 00-0783	EA		3" x 3" x 2" Acrylonitrile Butadiene Styrene (ABS) DWV Reducing Wyes <i>For Work In Restricted Working Space, Add</i>	122.77 17.68	39.26
22 13 16 00-0784	EA		4" x 4" x 2" Acrylonitrile Butadiene Styrene (ABS) DWV Reducing Wyes <i>For Work In Restricted Working Space, Add</i>	188.89 19.78	43.94
22 13 16 00-0785	EA		4" x 4" x 3" Acrylonitrile Butadiene Styrene (ABS) DWV Reducing Wyes <i>For Work In Restricted Working Space, Add</i>	215.09 21.43	47.54
22 13 16 00-0786	EA		6" x 6" x 4" Acrylonitrile Butadiene Styrene (ABS) DWV Reducing Wyes <i>For Work In Restricted Working Space, Add</i>	553.88 26.97	59.83
22 13 16 00-0787			Acrylonitrile Butadiene Styrene (ABS) DWV Double Wyes (22 13 16 00-0729)		
22 13 16 00-0788	EA		1-1/2" Acrylonitrile Butadiene Styrene (ABS) DWV Double Wyes <i>For Work In Restricted Working Space, Add</i>	126.83 14.98	33.26
22 13 16 00-0789	EA		2" Acrylonitrile Butadiene Styrene (ABS) DWV Double Wyes <i>For Work In Restricted Working Space, Add</i>	162.82 19.18	42.55
22 13 16 00-0790	EA		3" Acrylonitrile Butadiene Styrene (ABS) DWV Double Wyes <i>For Work In Restricted Working Space, Add</i>	341.56 25.77	57.23
22 13 16 00-0791	EA		4" Acrylonitrile Butadiene Styrene (ABS) DWV Double Wyes <i>For Work In Restricted Working Space, Add</i>	617.80 29.96	66.52
22 13 16 00-0792			Acrylonitrile Butadiene Styrene (ABS) DWV Reducing Double Wyes (22 13 16 00-0729)		
22 13 16 00-0793	EA		2" x 2" x 1-1/2" x 1-1/2" Acrylonitrile Butadiene Styrene (ABS) DWV Double Wyes <i>For Work In Restricted Working Space, Add</i>	147.26 17.08	37.96
22 13 16 00-0794	EA		3" x 3" x 1-1/2" x 1-1/2" Acrylonitrile Butadiene Styrene (ABS) DWV Double Wyes <i>For Work In Restricted Working Space, Add</i>	248.26 20.38	45.24
22 13 16 00-0795	EA		3" x 3" x 2" x 2" Acrylonitrile Butadiene Styrene (ABS) DWV Double Wyes <i>For Work In Restricted Working Space, Add</i>	264.72 22.47	49.94
22 13 16 00-0796	EA		4" x 4" x 2" x 2" Acrylonitrile Butadiene Styrene (ABS) DWV Double Wyes <i>For Work In Restricted Working Space, Add</i>	392.43 24.57	54.54
22 13 16 00-0797	EA		4" x 4" x 3" x 3" Acrylonitrile Butadiene Styrene (ABS) DWV Double Wyes <i>For Work In Restricted Working Space, Add</i>	503.06 27.87	61.82
22 13 16 00-0798			Acrylonitrile Butadiene Styrene (ABS) DWV Combination Wye And 1/8 Bend (22 13 16 00-0729)		
22 13 16 00-0799	EA		1-1/2" Acrylonitrile Butadiene Styrene (ABS) DWV Combination Wye And 1/8 Bends <i>For Work In Restricted Working Space, Add</i>	95.20 11.24	24.97
22 13 16 00-0800	EA		2" Acrylonitrile Butadiene Styrene (ABS) DWV Combination Wye And 1/8 Bends <i>For Work In Restricted Working Space, Add</i>	122.98 14.38	31.96
22 13 16 00-0801	EA		3" Acrylonitrile Butadiene Styrene (ABS) DWV Combination Wye And 1/8 Bends <i>For Work In Restricted Working Space, Add</i>	188.07 19.33	42.95
22 13 16 00-0802	EA		4" Acrylonitrile Butadiene Styrene (ABS) DWV Combination Wye And 1/8 Bends <i>For Work In Restricted Working Space, Add</i>	315.51 21.83	48.51
22 13 16 00-0803			Acrylonitrile Butadiene Styrene (ABS) DWV Reducing Combination Wye And 1/8 Bend (22 13 16 00-0729)		
22 13 16 00-0804	EA		2" x 2" x 1-1/2" Acrylonitrile Butadiene Styrene (ABS) DWV Combination Wye And 1/8 Bends <i>For Work In Restricted Working Space, Add</i>	105.22 13.34	29.56
22 13 16 00-0805	EA		3" x 3" x 1-1/2" Acrylonitrile Butadiene Styrene (ABS) DWV Combination Wye And 1/8 Bends <i>For Work In Restricted Working Space, Add</i>	199.34 16.63	36.96
22 13 16 00-0806	EA		3" x 3" x 2" Acrylonitrile Butadiene Styrene (ABS) DWV Combination Wye And 1/8 Bends <i>For Work In Restricted Working Space, Add</i>	148.86 17.68	39.26
22 13 16 00-0807	EA		4" x 4" x 2" Acrylonitrile Butadiene Styrene (ABS) DWV Combination Wye And 1/8 Bends <i>For Work In Restricted Working Space, Add</i>	266.24 19.78	43.94
22 13 16 00-0808	EA		4" x 4" x 3" Acrylonitrile Butadiene Styrene (ABS) DWV Combination Wye And 1/8 Bends <i>For Work In Restricted Working Space, Add</i>	288.33 21.43	47.54



MINOR
CSI UOM DESCRIPTION

TOTAL DIRECT DEMOLITION
UNIT COST UNIT COST

22 13 16 00-0809	Acrylonitrile Butadiene Styrene (ABS) DWV Double Combination Wye And 1/8 Bend <small>(22 13 16 00-0729)</small>		
22 13 16 00-0810	EA 2" x 2" x 1-1/2" x 1-1/2" Acrylonitrile Butadiene Styrene (ABS) DWV Double Combination Wye And 1/8 Bends..... <i>For Work In Restricted Working Space, Add</i>	199.78 19.18	42.55
22 13 16 00-0811	EA 3" Acrylonitrile Butadiene Styrene (ABS) DWV Double Combination Wye And 1/8 Bends..... <i>For Work In Restricted Working Space, Add</i>	399.24 25.77	57.23
22 13 16 00-0812	Acrylonitrile Butadiene Styrene (ABS) DWV Reducing Double Combination Wye And 1/8 Bend <small>(22 13 16 00-0729)</small>		
22 13 16 00-0813	EA 2" x 2" x 1-1/2" x 1-1/2" Acrylonitrile Butadiene Styrene (ABS) DWV Double Combination Wye And 1/8 Bends..... <i>For Work In Restricted Working Space, Add</i>	166.26 17.08	37.96
22 13 16 00-0814	EA 3" x 3" x 2" x 2" Acrylonitrile Butadiene Styrene (ABS) DWV Double Combination Wye And 1/8 Bends..... <i>For Work In Restricted Working Space, Add</i>	382.91 22.47	49.94
22 13 16 00-0815	Acrylonitrile Butadiene Styrene (ABS) DWV Cleanout Tees With Plug <small>(22 13 16 00-0729)</small>		
22 13 16 00-0816	EA 1-1/2" Acrylonitrile Butadiene Styrene (ABS) DWV Cleanout Tees With Plug..... <i>For Work In Restricted Working Space, Add</i>	105.37 11.24	24.97
22 13 16 00-0817	EA 2" Acrylonitrile Butadiene Styrene (ABS) DWV Cleanout Tees With Plug..... <i>For Work In Restricted Working Space, Add</i>	133.16 14.38	31.96
22 13 16 00-0818	EA 3" Acrylonitrile Butadiene Styrene (ABS) DWV Cleanout Tees With Plug..... <i>For Work In Restricted Working Space, Add</i>	210.80 19.33	42.95
22 13 16 00-0819	EA 4" Acrylonitrile Butadiene Styrene (ABS) DWV Cleanout Tees With Plug..... <i>For Work In Restricted Working Space, Add</i>	348.54 22.47	49.94
22 13 16 00-0820	Acrylonitrile Butadiene Styrene (ABS) DWV Cleanout Adapters With Plug <small>(22 13 16 00-0729)</small>		
22 13 16 00-0821	EA 1-1/2" Acrylonitrile Butadiene Styrene (ABS) DWV Cleanout Adapters With Plug..... <i>For Work In Restricted Working Space, Add</i>	48.25 7.49	16.68
22 13 16 00-0822	EA 2" Acrylonitrile Butadiene Styrene (ABS) DWV Cleanout Adapters With Plug..... <i>For Work In Restricted Working Space, Add</i>	69.54 9.59	21.28
22 13 16 00-0823	EA 3" Acrylonitrile Butadiene Styrene (ABS) DWV Cleanout Adapters With Plug..... <i>For Work In Restricted Working Space, Add</i>	100.70 12.89	28.56
22 13 16 00-0824	EA 4" Acrylonitrile Butadiene Styrene (ABS) DWV Cleanout Adapters With Plug..... <i>For Work In Restricted Working Space, Add</i>	185.89 14.98	33.26
22 13 16 00-0825	EA 6" Acrylonitrile Butadiene Styrene (ABS) DWV Cleanout Adapters With Plug..... <i>For Work In Restricted Working Space, Add</i>	438.15 19.48	43.25
22 13 16 00-0826	Acrylonitrile Butadiene Styrene (ABS) DWV Couplings <small>(22 13 16 00-0729)</small>		
22 13 16 00-0827	EA 1-1/2" Acrylonitrile Butadiene Styrene (ABS) DWV Couplings..... <i>For Work In Restricted Working Space, Add</i>	32.99 7.49	16.68
22 13 16 00-0828	EA 2" Acrylonitrile Butadiene Styrene (ABS) DWV Couplings..... <i>For Work In Restricted Working Space, Add</i>	40.42 9.59	21.28
22 13 16 00-0829	EA 3" Acrylonitrile Butadiene Styrene (ABS) DWV Couplings..... <i>For Work In Restricted Working Space, Add</i>	65.97 12.89	28.56
22 13 16 00-0830	EA 4" Acrylonitrile Butadiene Styrene (ABS) DWV Couplings..... <i>For Work In Restricted Working Space, Add</i>	87.89 14.98	33.26
22 13 16 00-0831	EA 6" Acrylonitrile Butadiene Styrene (ABS) DWV Couplings..... <i>For Work In Restricted Working Space, Add</i>	252.50 19.48	43.25
22 13 16 00-0832	Acrylonitrile Butadiene Styrene (ABS) DWV Reducers <small>(22 13 16 00-0729)</small>		
22 13 16 00-0833	EA 2" x 1-1/2" Acrylonitrile Butadiene Styrene (ABS) DWV Reducers..... <i>For Work In Restricted Working Space, Add</i>	48.81 8.54	18.98
22 13 16 00-0834	EA 3" x 1-1/2" Acrylonitrile Butadiene Styrene (ABS) DWV Reducers..... <i>For Work In Restricted Working Space, Add</i>	98.46 10.19	22.58
22 13 16 00-0835	EA 3" x 2" Acrylonitrile Butadiene Styrene (ABS) DWV Reducers..... <i>For Work In Restricted Working Space, Add</i>	91.54 11.24	24.97
22 13 16 00-0836	EA 4" x 2" Acrylonitrile Butadiene Styrene (ABS) DWV Reducers..... <i>For Work In Restricted Working Space, Add</i>	147.63 12.29	27.26
22 13 16 00-0837	EA 4" x 3" Acrylonitrile Butadiene Styrene (ABS) DWV Reducers..... <i>For Work In Restricted Working Space, Add</i>	158.05 13.93	30.96
22 13 16 00-0838	Acrylonitrile Butadiene Styrene (ABS) DWV P-Traps <small>(22 13 16 00-0729)</small>		
22 13 16 00-0839	EA 1-1/2" Acrylonitrile Butadiene Styrene (ABS) DWV P-Traps..... <i>For Work In Restricted Working Space, Add</i>	76.89 11.24	24.97
22 13 16 00-0840	EA 2" Acrylonitrile Butadiene Styrene (ABS) DWV P-Traps..... <i>For Work In Restricted Working Space, Add</i>	111.78 14.38	31.96
22 13 16 00-0841	EA 3" Acrylonitrile Butadiene Styrene (ABS) DWV P-Traps..... <i>For Work In Restricted Working Space, Add</i>	356.84 19.33	42.95
22 13 16 00-0842	EA 4" Acrylonitrile Butadiene Styrene (ABS) DWV P-Traps..... <i>For Work In Restricted Working Space, Add</i>	673.99 22.47	49.94
22 13 16 00-0843	Acrylonitrile Butadiene Styrene (ABS) DWV Closet Flanges <small>(22 13 16 00-0729)</small>		
22 13 16 00-0844	EA 4" Acrylonitrile Butadiene Styrene (ABS) DWV Closet Flanges..... <i>For Work In Restricted Working Space, Add</i>	105.01 14.98	33.26



	MINOR	CSI	UOM	DESCRIPTION	TOTAL DIRECT UNIT COST	DEMOLITION UNIT COST
22 13 16 00-0845	EA			4" x 3" Acrylonitrile Butadiene Styrene (ABS) DWV Closet Flanges <i>For Work In Restricted Working Space, Add</i>	98.09 13.93	30.96
22 13 16 00-0846				Acrylonitrile Butadiene Styrene (ABS) DWV Male Adapters <small>(22 13 16 00-0729)</small>		
22 13 16 00-0847	EA			1-1/2" Acrylonitrile Butadiene Styrene (ABS) DWV Male Adapters <i>For Work In Restricted Working Space, Add</i>	22.73 3.75	8.29
22 13 16 00-0848	EA			2" Acrylonitrile Butadiene Styrene (ABS) DWV Male Adapters <i>For Work In Restricted Working Space, Add</i>	34.13 4.79	10.68
22 13 16 00-0849	EA			3" Acrylonitrile Butadiene Styrene (ABS) DWV Male Adapters <i>For Work In Restricted Working Space, Add</i>	74.36 6.44	14.28
22 13 16 00-0850	EA			4" Acrylonitrile Butadiene Styrene (ABS) DWV Male Adapters <i>For Work In Restricted Working Space, Add</i>	141.95 7.49	16.68
22 13 16 00-0851				Acrylonitrile Butadiene Styrene (ABS) DWV Flush Bushings <small>(22 13 16 00-0729)</small>		
22 13 16 00-0852	EA			2" x 1-1/2" Acrylonitrile Butadiene Styrene (ABS) DWV Flush Bushing <i>For Work In Restricted Working Space, Add</i>	36.92 8.54	18.98
22 13 16 00-0853	EA			3" x 1-1/2" Acrylonitrile Butadiene Styrene (ABS) DWV Flush Bushing <i>For Work In Restricted Working Space, Add</i>	79.60 10.19	22.58
22 13 16 00-0854	EA			3" x 2" Acrylonitrile Butadiene Styrene (ABS) DWV Flush Bushing <i>For Work In Restricted Working Space, Add</i>	66.45 11.24	24.97
22 13 16 00-0855	EA			4" x 2" Acrylonitrile Butadiene Styrene (ABS) DWV Flush Bushing <i>For Work In Restricted Working Space, Add</i>	146.16 12.29	27.26
22 13 16 00-0856	EA			4" x 3" Acrylonitrile Butadiene Styrene (ABS) DWV Flush Bushing <i>For Work In Restricted Working Space, Add</i>	107.41 13.93	30.96
22 13 16 00-0857	EA			6" x 4" Acrylonitrile Butadiene Styrene (ABS) DWV Flush Bushing <i>For Work In Restricted Working Space, Add</i>	294.87 16.74	37.16
22 13 16 00-0858				Acrylonitrile Butadiene Styrene (ABS) To Polyvinyl Chloride (PVC) Flexible Couplings <small>(22 13 16 00-0729)</small>		
22 13 16 00-0859	EA			1-1/2" x 1-1/2" Acrylonitrile Butadiene Styrene (ABS) To Polyvinyl Chloride (PVC) Flexible Coupling <i>For Work In Restricted Working Space, Add</i>	114.42 7.49	16.68
22 13 16 00-0860	EA			2" x 2" Acrylonitrile Butadiene Styrene (ABS) To Polyvinyl Chloride (PVC) Flexible Coupling <i>For Work In Restricted Working Space, Add</i>	127.37 9.59	21.28
22 13 16 00-0861	EA			3" x 3" Acrylonitrile Butadiene Styrene (ABS) To Polyvinyl Chloride (PVC) Flexible Coupling <i>For Work In Restricted Working Space, Add</i>	144.33 12.89	28.56
22 13 16 00-0862	EA			4" x 4" Acrylonitrile Butadiene Styrene (ABS) To Polyvinyl Chloride (PVC) Flexible Coupling <i>For Work In Restricted Working Space, Add</i>	157.28 14.98	33.26
22 13 16 00-0863				Cut And Prepare Existing Acrylonitrile Butadiene Styrene (ABS) DWV Pipe <small>(22 13 16 00-0716)</small>		
				Note: In place piping.		
22 13 16 00-0864	EA			1-1/2", Cut And Prepare Existing Acrylonitrile Butadiene Styrene (ABS) DWV Pipe	7.32	
22 13 16 00-0865	EA			2", Cut And Prepare Existing Acrylonitrile Butadiene Styrene (ABS) DWV Pipe	8.06	
22 13 16 00-0866	EA			3", Cut And Prepare Existing Acrylonitrile Butadiene Styrene (ABS) DWV Pipe	10.24	
22 13 16 00-0867	EA			4", Cut And Prepare Existing Acrylonitrile Butadiene Styrene (ABS) DWV Pipe	13.83	
22 13 16 00-0868	EA			6", Cut And Prepare Existing Acrylonitrile Butadiene Styrene (ABS) DWV Pipe	19.76	
22 13 16 00-0869				Elastomeric Flexible Pipe Couplings <small>(22 13 16)</small>		
22 13 16 00-0870				Cast Iron/Plastic To Cast Iron/Plastic, Elastomeric Flexible Pipe Couplings <small>(22 13 16 00-0869)</small>		
				Note: For cast iron or plastic to cast iron or plastic pipe (Cast Iron/Plastic To Cast Iron/Plastic). Includes stainless steel clamps.		
22 13 16 00-0871	EA			1-1/4" Cast Iron/Plastic To Cast Iron/Plastic, Elastomeric Flexible Pipe Coupling (Fernco 1056-125)	12.99	4.34
22 13 16 00-0872	EA			1-1/2" Cast Iron/Plastic To Cast Iron/Plastic, Elastomeric Flexible Pipe Coupling (Fernco 1056-150)	14.00	4.61
22 13 16 00-0873	EA			2" Cast Iron/Plastic To Cast Iron/Plastic, Elastomeric Flexible Pipe Coupling (Fernco 1056-22)	14.72	4.88
22 13 16 00-0874	EA			3" Cast Iron/Plastic To Cast Iron/Plastic, Elastomeric Flexible Pipe Coupling (Fernco 1056-33)	17.01	5.15
22 13 16 00-0875	EA			4" Cast Iron/Plastic To Cast Iron/Plastic, Elastomeric Flexible Pipe Coupling (Fernco 1056-44)	19.24	5.42
22 13 16 00-0876	EA			5" Cast Iron/Plastic To Cast Iron/Plastic, Elastomeric Flexible Pipe Coupling (Fernco 1056-55)	24.53	5.69
22 13 16 00-0877	EA			6" Cast Iron/Plastic To Cast Iron/Plastic, Elastomeric Flexible Pipe Coupling (Fernco 1056-66)	29.88	5.96
22 13 16 00-0878	EA			8" Cast Iron/Plastic To Cast Iron/Plastic, Elastomeric Flexible Pipe Coupling (Fernco 1056-88)	40.63	6.51
22 13 16 00-0879	EA			10" Cast Iron/Plastic To Cast Iron/Plastic, Elastomeric Flexible Pipe Coupling (Fernco 1056-1010)	53.56	7.60
22 13 16 00-0880				Cast Iron/Plastic To Cast Iron/Plastic, Elastomeric Flexible Reducing Pipe Couplings <small>(22 13 16 00-0869)</small>		
				Note: For cast iron or plastic to cast iron or plastic pipe (Cast Iron/Plastic To Cast Iron/Plastic). Includes stainless steel clamps.		
22 13 16 00-0881	EA			1-1/2" x 1-1/4" Cast Iron/Plastic To Cast Iron/Plastic, Elastomeric Flexible Reducing Pipe Coupling (Fernco 1056-150/125)	13.83	4.61
22 13 16 00-0882	EA			2" x 1-1/2" Cast Iron/Plastic To Cast Iron/Plastic, Elastomeric Flexible Reducing Pipe Coupling (Fernco 1056-215)	15.00	4.88
22 13 16 00-0883	EA			3" x 1-1/2" Cast Iron/Plastic To Cast Iron/Plastic, Elastomeric Flexible Reducing Pipe Coupling (Fernco 1056-315)	18.40	5.15
22 13 16 00-0884	EA			3" x 2" Cast Iron/Plastic To Cast Iron/Plastic, Elastomeric Flexible Reducing Pipe Coupling (Fernco 1056-32)	16.51	5.15
22 13 16 00-0885	EA			4" x 1-1/2" Cast Iron/Plastic To Cast Iron/Plastic, Elastomeric Flexible Reducing Pipe Coupling (Fernco 1056-415)	22.65	5.42
22 13 16 00-0886	EA			4" x 2" Cast Iron/Plastic To Cast Iron/Plastic, Elastomeric Flexible Reducing Pipe Coupling (Fernco 1056-42)	21.68	5.42
22 13 16 00-0887	EA			4" x 3" Cast Iron/Plastic To Cast Iron/Plastic, Elastomeric Flexible Reducing Pipe Coupling (Fernco 1056-43)	19.89	5.42
22 13 16 00-0888	EA			5" x 3" Cast Iron/Plastic To Cast Iron/Plastic, Elastomeric Flexible Reducing Pipe Coupling (Fernco 1056-53)	28.75	5.69



MINOR CSI UOM DESCRIPTION	TOTAL DIRECT UNIT COST	DEMOLITION UNIT COST
22 13 16 00-0889 EA 5" x 4" Cast Iron/Plastic To Cast Iron/Plastic, Elastomeric Flexible Reducing Pipe Coupling (Ferenco 1056-54)	26.00	5.69
22 13 16 00-0890 EA 6" x 3" Cast Iron/Plastic To Cast Iron/Plastic, Elastomeric Flexible Reducing Pipe Coupling (Ferenco 1056-63)	35.55	5.96
22 13 16 00-0891 EA 6" x 4" Cast Iron/Plastic To Cast Iron/Plastic, Elastomeric Flexible Reducing Pipe Coupling (Ferenco 1056-64)	31.45	5.96
22 13 16 00-0892 EA 6" x 5" Cast Iron/Plastic To Cast Iron/Plastic, Elastomeric Flexible Reducing Pipe Coupling (Ferenco 1056-65)	32.59	5.96
22 13 16 00-0893 EA 8" x 4" Cast Iron/Plastic To Cast Iron/Plastic, Elastomeric Flexible Reducing Pipe Coupling (Ferenco 1056-84)	63.95	10.85
22 13 16 00-0894 EA 8" x 6" Cast Iron/Plastic To Cast Iron/Plastic, Elastomeric Flexible Reducing Pipe Coupling (Ferenco 1056-86)	52.56	10.85
22 13 16 00-0895 EA 10" x 8" Cast Iron/Plastic To Cast Iron/Plastic, Elastomeric Flexible Reducing Pipe Coupling (Ferenco 1056-10-8)	66.44	12.20
22 13 16 00-0896 Elastomeric Flexible Pipe Caps (Ferenco QC) (22 13 16)		
Note: For cast iron, steel, copper or plastic pipe. Includes stainless steel clamp.		
22 13 16 00-0897 EA 1-1/2" Elastomeric Flexible Pipe Cap (Ferenco QC-101)	47.97	29.28
22 13 16 00-0898 EA 2" Elastomeric Flexible Pipe Cap (Ferenco QC-102)	51.46	31.13
22 13 16 00-0899 EA 3" Elastomeric Flexible Pipe Cap (Ferenco QC-103)	59.60	35.68
22 13 16 00-0900 EA 4" Elastomeric Flexible Pipe Cap (Ferenco QC-104)	78.63	47.17
22 13 16 00-0901 EA 5" Elastomeric Flexible Pipe Cap (Ferenco QC-105)	94.26	56.39
22 13 16 00-0902 EA 6" Elastomeric Flexible Pipe Cap (Ferenco QC-106)	108.64	65.08
22 13 16 00-0903 EA 8" Elastomeric Flexible Pipe Cap (Ferenco QC-108)	145.93	82.42
22 13 16 00-0904 EA 10" Elastomeric Flexible Pipe Cap (Ferenco QC-110)	179.75	92.18
22 13 16 00-0905 EA 12" Elastomeric Flexible Pipe Cap (Ferenco QC-112)	228.05	102.49
22 13 16 00-0906 Seamless Pipe Vent Flashing For Multiple Pipe (22 13 16)		
Note: Elmdor/Stoneman #910.		
22 13 16 00-0907 EA Multi Flash Assembly (Elmdor/Stoneman #910-6 STD - 4 LB)	487.47	113.88
22 13 16 00-0908 EA Multi Flash Assembly (Elmdor/Stoneman #910-6 STD - 6 LB)	509.37	113.88
22 13 16 00-0909 EA Multi Flash Assembly (Elmdor/Stoneman #910-8 SK - 4 LB)	545.28	132.86
22 13 16 00-0910 EA Multi Flash Assembly (Elmdor/Stoneman #910-8 SK - 6 LB)	576.02	132.86
22 13 16 00-0911 EA Multi Flash Assembly (Elmdor/Stoneman #910-10 SK - 4 LB)	617.24	154.55
22 13 16 00-0912 EA Multi Flash Assembly (Elmdor/Stoneman #910-10 SK - 6 LB)	659.12	154.55
22 13 16 00-0913 Cast Iron Vent Stack Flashing Sleeves With Caulking Recess (Josam 26450 Series) (22 13 16)		
22 13 16 00-0914 EA 1-1/2" Cast Iron Vent Stack Flashing Sleeves With Caulking Recess	94.76	22.48
22 13 16 00-0915 EA 2" Cast Iron Vent Stack Flashing Sleeves With Caulking Recess	99.76	24.97
22 13 16 00-0916 EA 3" Cast Iron Vent Stack Flashing Sleeves With Caulking Recess	150.33	32.46
22 13 16 00-0917 EA 4" Cast Iron Vent Stack Flashing Sleeves With Caulking Recess	176.34	37.45
22 13 16 00-0918 EA 5" Cast Iron Vent Stack Flashing Sleeves With Caulking Recess	205.88	42.45
22 13 16 00-0919 EA 6" Cast Iron Vent Stack Flashing Sleeves With Caulking Recess	351.10	47.44
22 13 16 00-0920 Cast Iron Vent Stack Flashing Sleeves With Counterflashing Recess (Josam 26440 Series) (22 13 16)		
22 13 16 00-0921 EA 1-1/2" Cast Iron Vent Stack Flashing Sleeves With Counterflashing Recess	200.45	22.48
22 13 16 00-0922 EA 2" Cast Iron Vent Stack Flashing Sleeves With Counterflashing Recess	205.45	24.97
22 13 16 00-0923 EA 3" Cast Iron Vent Stack Flashing Sleeves With Counterflashing Recess	243.68	32.46
22 13 16 00-0924 EA 4" Cast Iron Vent Stack Flashing Sleeves With Counterflashing Recess	305.49	37.45
22 13 16 00-0925 EA 5" Cast Iron Vent Stack Flashing Sleeves With Counterflashing Recess	419.15	42.45
22 13 16 00-0926 EA 6" Cast Iron Vent Stack Flashing Sleeves With Counterflashing Recess	429.14	47.44
22 13 16 00-0927 Cast Iron Vandal Proof Hooded Vent Cap (Josam 26700 Series) (22 13 16)		
Note: Includes counterflashing collar, deep protective hood and recessed securing screws.		
22 13 16 00-0928 EA 1-1/2" Cast Iron Vandal Proof Hooded Vent Cap	386.32	22.48
22 13 16 00-0929 EA 2" Cast Iron Vandal Proof Hooded Vent Cap	391.32	24.97
22 13 16 00-0930 EA 3" Cast Iron Vandal Proof Hooded Vent Cap	448.97	32.46
22 13 16 00-0931 EA 4" Cast Iron Vandal Proof Hooded Vent Cap	505.19	37.45
22 13 16 00-0932 EA 5" Cast Iron Vandal Proof Hooded Vent Cap	589.86	42.45
22 13 16 00-0933 EA 6" Cast Iron Vandal Proof Hooded Vent Cap	644.30	47.44
22 13 19 Sanitary Waste Piping Specialties (22 13)		
22 13 19 13 Sanitary Drains (22 13 19)		
22 13 19 13-0001 Round Top Floor Drains (22 13 19 13)		
22 13 19 13-0002 EA Bronze Top, 6" Round Top Floor Drain With 1-1/2" Outlet	809.55	107.37
<i>For Sediment Bucket, Add</i>		
	22.50	
<i>For Galvanized Cast Iron Parts, Add</i>		
	105.00	
<i>For Vandal Proof Screws, Add</i>		
	11.00	
22 13 19 13-0003 EA Bronze Top, 6" Round Top Floor Drain With 2" Outlet	888.70	120.35
<i>For Sediment Bucket, Add</i>		
	22.50	
<i>For Galvanized Cast Iron Parts, Add</i>		
	105.00	
<i>For Vandal Proof Screws, Add</i>		
	11.00	
22 13 19 13-0004 EA Bronze Top, 6" Round Top Floor Drain With 3" Outlet	861.19	133.14
<i>For Sediment Bucket, Add</i>		
	22.50	
<i>For Galvanized Cast Iron Parts, Add</i>		
	105.00	
<i>For Vandal Proof Screws, Add</i>		
	11.00	



MINOR	CSI	UOM	DESCRIPTION	TOTAL DIRECT UNIT COST	DEMOLITION UNIT COST
22 13 19 13-0005	EA		Bronze Top, 6" Round Top Floor Drain With 4" Outlet.....	888.62	146.92
			<i>For Sediment Bucket, Add</i>	22.50	
			<i>For Galvanized Cast Iron Parts, Add</i>	105.00	
			<i>For Vandal Proof Screws, Add</i>	11.00	
22 13 19 13-0006	EA		Cast Iron Top, 9" Round Top Floor Drain With 2" Outlet	808.11	120.35
			<i>For Galvanized Cast Iron Parts, Add</i>	87.50	
			<i>For Vandal Proof Screws, Add</i>	30.50	
			<i>For Ductile Iron Grate, Add</i>	48.00	
			<i>For Cast Iron Dome Grate, Add</i>	17.00	
			<i>For Nikaloy Dome Grate, Add</i>	178.50	
			<i>For Bronze Dome Grate, Add</i>	143.00	
			<i>For Cast Iron Extension Collar, Each 3" (76 mm), Add</i>	57.50	
			<i>For Galvanized Extension Collar, Each 3", Add</i>	117.50	
22 13 19 13-0007	EA		Cast Iron Top, 9" Round Top Floor Drain With 3" Outlet	833.78	133.14
			<i>For Galvanized Cast Iron Parts, Add</i>	87.50	
			<i>For Vandal Proof Screws, Add</i>	30.50	
			<i>For Ductile Iron Grate, Add</i>	48.00	
			<i>For Cast Iron Dome Grate, Add</i>	17.00	
			<i>For Nikaloy Dome Grate, Add</i>	178.50	
			<i>For Bronze Dome Grate, Add</i>	143.00	
			<i>For Cast Iron Extension Collar, Each 3" (76 mm), Add</i>	57.50	
			<i>For Galvanized Extension Collar, Each 3", Add</i>	117.50	
22 13 19 13-0008	EA		Cast Iron Top, 9" Round Top Floor Drain With 4" Outlet	861.21	146.92
			<i>For Galvanized Cast Iron Parts, Add</i>	87.50	
			<i>For Vandal Proof Screws, Add</i>	30.50	
			<i>For Ductile Iron Grate, Add</i>	48.00	
			<i>For Cast Iron Dome Grate, Add</i>	17.00	
			<i>For Nikaloy Dome Grate, Add</i>	178.50	
			<i>For Bronze Dome Grate, Add</i>	143.00	
			<i>For Cast Iron Extension Collar, Each 3" (76 mm), Add</i>	57.50	
			<i>For Galvanized Extension Collar, Each 3", Add</i>	117.50	
22 13 19 13-0009	EA		Nikaloy Top, 9" Round Top Floor Drain With 2" Outlet	1,372.81	120.35
			<i>For Galvanized Cast Iron Parts, Add</i>	87.50	
			<i>For Vandal Proof Screws, Add</i>	30.50	
			<i>For Ductile Iron Grate, Add</i>	48.00	
			<i>For Cast Iron Dome Grate, Add</i>	17.00	
			<i>For Nikaloy Dome Grate, Add</i>	178.50	
			<i>For Bronze Dome Grate, Add</i>	143.00	
			<i>For Cast Iron Extension Collar, Each 3" (76 mm), Add</i>	57.50	
			<i>For Galvanized Extension Collar, Each 3", Add</i>	117.50	
22 13 19 13-0010	EA		Nikaloy Top, 9" Round Top Floor Drain With 3" Outlet	1,398.48	133.14
			<i>For Galvanized Cast Iron Parts, Add</i>	87.50	
			<i>For Vandal Proof Screws, Add</i>	30.50	
			<i>For Ductile Iron Grate, Add</i>	48.00	
			<i>For Cast Iron Dome Grate, Add</i>	17.00	
			<i>For Nikaloy Dome Grate, Add</i>	178.50	
			<i>For Bronze Dome Grate, Add</i>	143.00	
			<i>For Cast Iron Extension Collar, Each 3" (76 mm), Add</i>	57.50	
			<i>For Galvanized Extension Collar, Each 3", Add</i>	117.50	
22 13 19 13-0011	EA		Nikaloy Top, 9" Round Top Floor Drain With 4" Outlet	1,425.91	146.92
			<i>For Galvanized Cast Iron Parts, Add</i>	87.50	
			<i>For Vandal Proof Screws, Add</i>	30.50	
			<i>For Ductile Iron Grate, Add</i>	48.00	
			<i>For Cast Iron Dome Grate, Add</i>	17.00	
			<i>For Nikaloy Dome Grate, Add</i>	178.50	
			<i>For Bronze Dome Grate, Add</i>	143.00	
			<i>For Cast Iron Extension Collar, Each 3" (76 mm), Add</i>	57.50	
			<i>For Galvanized Extension Collar, Each 3", Add</i>	117.50	
22 13 19 13-0012	EA		Bronze Top, 9" Round Top Floor Drain With 2" Outlet.....	1,290.57	120.35
			<i>For Galvanized Cast Iron Parts, Add</i>	87.50	
			<i>For Vandal Proof Screws, Add</i>	30.50	
			<i>For Ductile Iron Grate, Add</i>	48.00	
			<i>For Cast Iron Dome Grate, Add</i>	17.00	
			<i>For Nikaloy Dome Grate, Add</i>	178.50	
			<i>For Bronze Dome Grate, Add</i>	143.00	
			<i>For Cast Iron Extension Collar, Each 3" (76 mm), Add</i>	57.50	
			<i>For Galvanized Extension Collar, Each 3", Add</i>	117.50	
22 13 19 13-0013	EA		Bronze Top, 9" Round Top Floor Drain With 3" Outlet.....	1,316.10	133.14
			<i>For Galvanized Cast Iron Parts, Add</i>	87.50	
			<i>For Vandal Proof Screws, Add</i>	30.50	
			<i>For Ductile Iron Grate, Add</i>	48.00	
			<i>For Cast Iron Dome Grate, Add</i>	17.00	
			<i>For Nikaloy Dome Grate, Add</i>	178.50	
			<i>For Bronze Dome Grate, Add</i>	143.00	
			<i>For Cast Iron Extension Collar, Each 3" (76 mm), Add</i>	57.50	
			<i>For Galvanized Extension Collar, Each 3", Add</i>	117.50	
22 13 19 13-0014	EA		Bronze Top, 9" Round Top Floor Drain With 4" Outlet.....	1,343.67	146.92
			<i>For Galvanized Cast Iron Parts, Add</i>	87.50	
			<i>For Vandal Proof Screws, Add</i>	30.50	
			<i>For Ductile Iron Grate, Add</i>	48.00	
			<i>For Cast Iron Dome Grate, Add</i>	17.00	
			<i>For Nikaloy Dome Grate, Add</i>	178.50	
			<i>For Bronze Dome Grate, Add</i>	143.00	
			<i>For Cast Iron Extension Collar, Each 3" (76 mm), Add</i>	57.50	
			<i>For Galvanized Extension Collar, Each 3", Add</i>	117.50	

22 Plumbing
22 10 Plumbing Piping
22 13 Facility Sanitary Sewerage



MINOR	CSI	UOM	DESCRIPTION	TOTAL DIRECT UNIT COST	DEMOLITION UNIT COST
22 13 19	13-0015	EA	Cast Iron Top, 12-5/8" Round Top Floor Drain With 2" Outlet	1,422.04	120.25
			For Primer Tap, Add	33.50	
			For Chained Grate, Add	48.50	
			For Vandal Proof Screws, Add	30.50	
			For Ductile Iron Grate, Add	53.00	
			For Cast Iron Dome Grate, Add	28.00	
			For Nikaloy Dome Grate, Add	255.00	
			For Bronze Dome Grate, Add	218.50	
			For Cast Iron Extension Collar, Each 2", Add	51.00	
			For Galvanized Extension Collar, Each 2", Add	102.50	
			For Galvanized Cast Iron Parts, Add	132.00	
22 13 19	13-0016	EA	Cast Iron Top, 12-5/8" Round Top Floor Drain With 3" Outlet	1,447.68	133.14
			For Primer Tap, Add	33.50	
			For Chained Grate, Add	48.50	
			For Vandal Proof Screws, Add	30.50	
			For Ductile Iron Grate, Add	53.00	
			For Cast Iron Dome Grate, Add	28.00	
			For Nikaloy Dome Grate, Add	255.00	
			For Bronze Dome Grate, Add	218.50	
			For Cast Iron Extension Collar, Each 2", Add	51.00	
			For Galvanized Extension Collar, Each 2", Add	102.50	
			For Galvanized Cast Iron Parts, Add	132.00	
22 13 19	13-0017	EA	Cast Iron Top, 12-5/8" Round Top Floor Drain With 4" Outlet	1,475.25	146.92
			For Primer Tap, Add	33.50	
			For Chained Grate, Add	48.50	
			For Vandal Proof Screws, Add	30.50	
			For Ductile Iron Grate, Add	53.00	
			For Cast Iron Dome Grate, Add	28.00	
			For Nikaloy Dome Grate, Add	255.00	
			For Bronze Dome Grate, Add	218.50	
			For Cast Iron Extension Collar, Each 2", Add	51.00	
			For Galvanized Extension Collar, Each 2", Add	102.50	
			For Galvanized Cast Iron Parts, Add	132.00	
22 13 19	13-0018	EA	Nikaloy Top, 12-5/8" Round Top Floor Drain With 2" Outlet	2,266.34	120.25
			For Primer Tap, Add	33.50	
			For Chained Grate, Add	48.50	
			For Vandal Proof Screws, Add	30.50	
			For Ductile Iron Grate, Add	53.00	
			For Cast Iron Dome Grate, Add	28.00	
			For Nikaloy Dome Grate, Add	255.00	
			For Bronze Dome Grate, Add	218.50	
			For Cast Iron Extension Collar, Each 2", Add	51.00	
			For Galvanized Extension Collar, Each 2", Add	102.50	
			For Galvanized Cast Iron Parts, Add	132.00	
22 13 19	13-0019	EA	Nikaloy Top, 12-5/8" Round Top Floor Drain With 3" Outlet	2,291.98	133.14
			For Primer Tap, Add	33.50	
			For Chained Grate, Add	48.50	
			For Vandal Proof Screws, Add	30.50	
			For Ductile Iron Grate, Add	53.00	
			For Cast Iron Dome Grate, Add	28.00	
			For Nikaloy Dome Grate, Add	255.00	
			For Bronze Dome Grate, Add	218.50	
			For Cast Iron Extension Collar, Each 2", Add	51.00	
			For Galvanized Extension Collar, Each 2", Add	102.50	
			For Galvanized Cast Iron Parts, Add	132.00	
22 13 19	13-0020	EA	Nikaloy Top, 12-5/8" Round Top Floor Drain With 4" Outlet	2,319.55	146.92
			For Primer Tap, Add	33.50	
			For Chained Grate, Add	48.50	
			For Vandal Proof Screws, Add	30.50	
			For Ductile Iron Grate, Add	53.00	
			For Cast Iron Dome Grate, Add	28.00	
			For Nikaloy Dome Grate, Add	255.00	
			For Bronze Dome Grate, Add	218.50	
			For Cast Iron Extension Collar, Each 2", Add	51.00	
			For Galvanized Extension Collar, Each 2", Add	102.50	
			For Galvanized Cast Iron Parts, Add	132.00	
22 13 19	13-0021	EA	Bronze Top, 12-5/8" Round Top Floor Drain With 2" Outlet.....	2,153.95	120.25
			For Primer Tap, Add	33.50	
			For Chained Grate, Add	48.50	
			For Vandal Proof Screws, Add	30.50	
			For Ductile Iron Grate, Add	53.00	
			For Cast Iron Dome Grate, Add	28.00	
			For Nikaloy Dome Grate, Add	255.00	
			For Bronze Dome Grate, Add	218.50	
			For Cast Iron Extension Collar, Each 2", Add	51.00	
			For Galvanized Extension Collar, Each 2", Add	102.50	
			For Galvanized Cast Iron Parts, Add	132.00	



MINOR	CSI	UOM	DESCRIPTION	TOTAL DIRECT UNIT COST	DEMOLITION UNIT COST
22 13 19 13-0022	EA		Bronze Top, 12-5/8" Round Top Floor Drain With 3" Outlet	2,179.59	133.14
			<i>For Primer Tap, Add</i>	33.50	
			<i>For Chained Grate, Add</i>	48.50	
			<i>For Vandal Proof Screws, Add</i>	30.50	
			<i>For Ductile Iron Grate, Add</i>	53.00	
			<i>For Cast Iron Dome Grate, Add</i>	28.00	
			<i>For Nikaloy Dome Grate, Add</i>	255.00	
			<i>For Bronze Dome Grate, Add</i>	218.50	
			<i>For Cast Iron Extension Collar, Each 2", Add</i>	51.00	
			<i>For Galvanized Extension Collar, Each 2", Add</i>	102.50	
			<i>For Galvanized Cast Iron Parts, Add</i>	132.00	
22 13 19 13-0023	EA		Bronze Top, 12-5/8" Round Top Floor Drain With 4" Outlet	2,207.16	146.92
			<i>For Primer Tap, Add</i>	33.50	
			<i>For Chained Grate, Add</i>	48.50	
			<i>For Vandal Proof Screws, Add</i>	30.50	
			<i>For Ductile Iron Grate, Add</i>	53.00	
			<i>For Cast Iron Dome Grate, Add</i>	28.00	
			<i>For Nikaloy Dome Grate, Add</i>	255.00	
			<i>For Bronze Dome Grate, Add</i>	218.50	
			<i>For Cast Iron Extension Collar, Each 2", Add</i>	51.00	
			<i>For Galvanized Extension Collar, Each 2", Add</i>	102.50	
			<i>For Galvanized Cast Iron Parts, Add</i>	132.00	
22 13 19 13-0024			Square Or Rectangular Top Drains (22 13 19 13)		
22 13 19 13-0025	EA		5" x 5" Floor Drain With 2" Bottom Outlet, Nikaloy Top.....	964.25	120.25
			<i>For Sediment Bucket, Add</i>	22.50	
			<i>For Galvanized Cast Iron Parts, Add</i>	105.00	
			<i>For Vandal Proof Screws, Add</i>	11.00	
22 13 19 13-0026	EA		5" x 5" Floor Drain With 3" Bottom Outlet, Nikaloy Top.....	990.17	133.24
			<i>For Sediment Bucket, Add</i>	22.50	
			<i>For Galvanized Cast Iron Parts, Add</i>	105.00	
			<i>For Vandal Proof Screws, Add</i>	11.00	
22 13 19 13-0027	EA		5" x 5" Floor Drain With 4" Bottom Outlet, Nikaloy Top.....	1,017.46	146.92
			<i>For Sediment Bucket, Add</i>	22.50	
			<i>For Galvanized Cast Iron Parts, Add</i>	105.00	
			<i>For Vandal Proof Screws, Add</i>	11.00	
22 13 19 13-0028	EA		6" x 6" Floor Drain With 2" Bottom Outlet, Nikaloy Top.....	1,046.49	120.25
			<i>For Sediment Bucket, Add</i>	22.50	
			<i>For Galvanized Cast Iron Parts, Add</i>	105.00	
			<i>For Vandal Proof Screws, Add</i>	11.00	
22 13 19 13-0029	EA		6" x 6" Floor Drain With 3" Bottom Outlet, Nikaloy Top.....	1,072.41	133.24
			<i>For Sediment Bucket, Add</i>	22.50	
			<i>For Galvanized Cast Iron Parts, Add</i>	105.00	
			<i>For Vandal Proof Screws, Add</i>	11.00	
22 13 19 13-0030	EA		6" x 6" Floor Drain With 4" Bottom Outlet, Nikaloy Top.....	1,099.70	146.92
			<i>For Sediment Bucket, Add</i>	22.50	
			<i>For Galvanized Cast Iron Parts, Add</i>	105.00	
			<i>For Vandal Proof Screws, Add</i>	11.00	
22 13 19 13-0031	EA		8" x 8" Floor Drain With 2" Bottom Outlet, Nikaloy Top.....	1,408.33	120.25
			<i>For Sediment Bucket, Add</i>	22.50	
			<i>For Galvanized Cast Iron Parts, Add</i>	105.00	
			<i>For Vandal Proof Screws, Add</i>	11.00	
22 13 19 13-0032	EA		8" x 8" Floor Drain With 3" Bottom Outlet, Nikaloy Top.....	1,434.25	133.24
			<i>For Sediment Bucket, Add</i>	22.50	
			<i>For Galvanized Cast Iron Parts, Add</i>	105.00	
			<i>For Vandal Proof Screws, Add</i>	11.00	
22 13 19 13-0033	EA		8" x 8" Floor Drain With 4" Bottom Outlet, Nikaloy Top.....	1,461.54	146.92
			<i>For Sediment Bucket, Add</i>	22.50	
			<i>For Galvanized Cast Iron Parts, Add</i>	105.00	
			<i>For Vandal Proof Screws, Add</i>	11.00	
22 13 19 13-0034	EA		5" x 5" Floor Drain With 2" Bottom Outlet, Bronze Top.....	903.94	120.25
			<i>For Sediment Bucket, Add</i>	22.50	
			<i>For Galvanized Cast Iron Parts, Add</i>	105.00	
			<i>For Vandal Proof Screws, Add</i>	11.00	
22 13 19 13-0035	EA		5" x 5" Floor Drain With 3" Bottom Outlet, Bronze Top.....	929.86	133.24
			<i>For Sediment Bucket, Add</i>	22.50	
			<i>For Galvanized Cast Iron Parts, Add</i>	105.00	
			<i>For Vandal Proof Screws, Add</i>	11.00	
22 13 19 13-0036	EA		5" x 5" Floor Drain With 4" Bottom Outlet, Bronze Top.....	957.15	146.92
			<i>For Sediment Bucket, Add</i>	22.50	
			<i>For Galvanized Cast Iron Parts, Add</i>	105.00	
			<i>For Vandal Proof Screws, Add</i>	11.00	
22 13 19 13-0037	EA		6" x 6" Floor Drain With 2" Bottom Outlet, Bronze Top.....	1,008.11	120.25
			<i>For Sediment Bucket, Add</i>	22.50	
			<i>For Galvanized Cast Iron Parts, Add</i>	105.00	
			<i>For Vandal Proof Screws, Add</i>	11.00	
22 13 19 13-0038	EA		6" x 6" Floor Drain With 3" Bottom Outlet, Bronze Top.....	1,034.03	133.24
			<i>For Sediment Bucket, Add</i>	22.50	
			<i>For Galvanized Cast Iron Parts, Add</i>	105.00	
			<i>For Vandal Proof Screws, Add</i>	11.00	
22 13 19 13-0039	EA		6" x 6" Floor Drain With 4" Bottom Outlet, Bronze Top.....	1,061.32	146.92
			<i>For Sediment Bucket, Add</i>	22.50	
			<i>For Galvanized Cast Iron Parts, Add</i>	105.00	
			<i>For Vandal Proof Screws, Add</i>	11.00	



MINOR	CSI	UOM	DESCRIPTION	TOTAL DIRECT UNIT COST	DEMOLITION UNIT COST
22 13 19	13-0040	EA	8" x 8" Floor Drain With 2" Bottom Outlet, Bronze Top <i>For Sediment Bucket, Add</i> <i>For Galvanized Cast Iron Parts, Add</i> <i>For Vandal Proof Screws, Add</i>	1,301.42 22.50 105.00 11.00	120.25
22 13 19	13-0041	EA	8" x 8" Floor Drain With 3" Bottom Outlet, Bronze Top <i>For Sediment Bucket, Add</i> <i>For Galvanized Cast Iron Parts, Add</i> <i>For Vandal Proof Screws, Add</i>	1,327.34 22.50 105.00 11.00	133.24
22 13 19	13-0042	EA	8" x 8" Floor Drain With 4" Bottom Outlet, Bronze Top <i>For Sediment Bucket, Add</i> <i>For Galvanized Cast Iron Parts, Add</i> <i>For Vandal Proof Screws, Add</i>	1,354.63 22.50 105.00 11.00	146.92
22 13 19	13-0043	EA	12" x 12" Can Wash Drain With 3" Bottom Outlet, Cast Iron Top <i>For Galvanized Cast Iron Parts, Add</i> <i>For No-Hub Side Outlet, Add</i> <i>For Chained Grate, Add</i>	3,443.59 318.00 76.00 48.50	133.24
22 13 19	13-0044	EA	12" x 12" Can Wash Drain With 4" Bottom Outlet, Cast Iron Top <i>For Galvanized Cast Iron Parts, Add</i> <i>For No-Hub Side Outlet, Add</i> <i>For Chained Grate, Add</i>	3,470.88 318.00 76.00 48.50	146.92
22 13 19	13-0045	EA	12" x 12" Can Wash Drain With 3" Bottom Outlet, Nikaloy Top <i>For Galvanized Cast Iron Parts, Add</i> <i>For No-Hub Side Outlet, Add</i> <i>For Chained Grate, Add</i>	4,337.24 318.00 76.00 48.50	133.24
22 13 19	13-0046	EA	12" x 12" Can Wash Drain With 4" Bottom Outlet, Nikaloy Top <i>For Galvanized Cast Iron Parts, Add</i> <i>For No-Hub Side Outlet, Add</i> <i>For Chained Grate, Add</i>	4,364.53 318.00 76.00 48.50	146.92
22 13 19	13-0047	EA	12" x 12" Can Wash Drain With 3" Bottom Outlet, Bronze Top <i>For Galvanized Cast Iron Parts, Add</i> <i>For No-Hub Side Outlet, Add</i> <i>For Chained Grate, Add</i>	4,230.33 318.00 76.00 48.50	133.24
22 13 19	13-0048	EA	12" x 12" Can Wash Drain With 4" Bottom Outlet, Bronze Top <i>For Galvanized Cast Iron Parts, Add</i> <i>For No-Hub Side Outlet, Add</i> <i>For Chained Grate, Add</i>	4,257.62 318.00 76.00 48.50	146.92
22 13 19	13-0049	EA	5" x 9" Floor Drain With 2" Bottom Outlet, Nikaloy Top <i>For Sediment Bucket, Add</i> <i>For Vandal Proof Screws, Add</i> <i>For Rough Bronze Body, Add</i>	1,430.26 22.50 11.00 120.94	120.25
22 13 19	13-0050	EA	5" x 9" Floor Drain With 3" Bottom Outlet, Nikaloy Top <i>For Sediment Bucket, Add</i> <i>For Vandal Proof Screws, Add</i> <i>For Rough Bronze Body, Add</i>	1,456.18 22.50 11.00 120.94	133.24
22 13 19	13-0051	EA	5" x 9" Floor Drain With 4" Bottom Outlet, Nikaloy Top <i>For Sediment Bucket, Add</i> <i>For Vandal Proof Screws, Add</i> <i>For Rough Bronze Body, Add</i>	1,483.47 22.50 11.00 120.94	146.92
22 13 19	13-0052	EA	5" x 13" Floor Drain With 2" Bottom Outlet, Nikaloy Top <i>For Sediment Bucket, Add</i> <i>For Vandal Proof Screws, Add</i> <i>For Rough Bronze Body, Add</i>	1,855.16 22.50 11.00 120.94	120.25
22 13 19	13-0053	EA	5" x 13" Floor Drain With 3" Bottom Outlet, Nikaloy Top <i>For Sediment Bucket, Add</i> <i>For Vandal Proof Screws, Add</i> <i>For Rough Bronze Body, Add</i>	1,881.08 22.50 11.00 120.94	133.24
22 13 19	13-0054	EA	5" x 13" Floor Drain With 4" Bottom Outlet, Nikaloy Top <i>For Sediment Bucket, Add</i> <i>For Vandal Proof Screws, Add</i> <i>For Rough Bronze Body, Add</i>	1,908.37 22.50 11.00 120.94	146.92
22 13 19	13-0055	EA	5" x 16-3/4" Floor Drain With 2" Bottom Outlet, Nikaloy Top <i>For Sediment Bucket, Add</i> <i>For Vandal Proof Screws, Add</i> <i>For Rough Bronze Body, Add</i>	1,953.84 22.50 11.00 120.94	120.25
22 13 19	13-0056	EA	5" x 16-5/8" Floor Drain With 3" Bottom Outlet, Nikaloy Top <i>For Sediment Bucket, Add</i> <i>For Vandal Proof Screws, Add</i> <i>For Rough Bronze Body, Add</i>	1,979.76 22.50 11.00 120.94	133.24
22 13 19	13-0057	EA	5" x 16-3/4" Floor Drain With 4" Bottom Outlet, Nikaloy Top <i>For Sediment Bucket, Add</i> <i>For Vandal Proof Screws, Add</i> <i>For Rough Bronze Body, Add</i>	2,007.05 22.50 11.00 120.94	146.92
22 13 19	13-0058	EA	5" x 21" Floor Drain With 2" Bottom Outlet, Nikaloy Top <i>For Sediment Bucket, Add</i> <i>For Vandal Proof Screws, Add</i> <i>For Rough Bronze Body, Add</i>	2,718.65 22.50 11.00 120.94	120.25
22 13 19	13-0059	EA	5" x 21" Floor Drain With 3" Bottom Outlet, Nikaloy Top <i>For Sediment Bucket, Add</i> <i>For Vandal Proof Screws, Add</i> <i>For Rough Bronze Body, Add</i>	2,744.57 22.50 11.00 120.94	133.24
22 13 19	13-0060	EA	5" x 21" Floor Drain With 4" Bottom Outlet, Nikaloy Top <i>For Sediment Bucket, Add</i> <i>For Vandal Proof Screws, Add</i> <i>For Rough Bronze Body, Add</i>	2,771.86 22.50 11.00 120.94	146.92



MINOR	CSI	UOM	DESCRIPTION	TOTAL DIRECT UNIT COST	DEMOLITION UNIT COST
22 13 19	13-0061	EA	5" x 9" Floor Drain With 2" Bottom Outlet, Bronze Top <i>For Sediment Bucket, Add</i> <i>For Vandal Proof Screws, Add</i> <i>For Rough Bronze Body, Add</i>	1,342.54 22.50 11.00 120.94	120.25
22 13 19	13-0062	EA	5" x 9" Floor Drain With 3" Bottom Outlet, Bronze Top <i>For Sediment Bucket, Add</i> <i>For Vandal Proof Screws, Add</i> <i>For Rough Bronze Body, Add</i>	1,368.46 22.50 11.00 120.94	133.24
22 13 19	13-0063	EA	5" x 9" Floor Drain With 4" Bottom Outlet, Bronze Top <i>For Sediment Bucket, Add</i> <i>For Vandal Proof Screws, Add</i> <i>For Rough Bronze Body, Add</i>	1,395.75 22.50 11.00 120.94	146.92
22 13 19	13-0064	EA	5" x 13" Floor Drain With 2" Bottom Outlet, Bronze Top <i>For Sediment Bucket, Add</i> <i>For Vandal Proof Screws, Add</i> <i>For Rough Bronze Body, Add</i>	1,704.39 22.50 11.00 120.94	120.25
22 13 19	13-0065	EA	5" x 13" Floor Drain With 3" Bottom Outlet, Bronze Top <i>For Sediment Bucket, Add</i> <i>For Vandal Proof Screws, Add</i> <i>For Rough Bronze Body, Add</i>	1,730.31 22.50 11.00 120.94	133.24
22 13 19	13-0066	EA	5" x 13" Floor Drain With 4" Bottom Outlet, Bronze Top <i>For Sediment Bucket, Add</i> <i>For Vandal Proof Screws, Add</i> <i>For Rough Bronze Body, Add</i>	1,757.60 22.50 11.00 120.94	146.92
22 13 19	13-0067	EA	5" x 16-3/4" Floor Drain With 2" Bottom Outlet, Bronze Top <i>For Sediment Bucket, Add</i> <i>For Vandal Proof Screws, Add</i> <i>For Rough Bronze Body, Add</i>	1,803.07 22.50 11.00 120.94	120.25
22 13 19	13-0068	EA	5" x 16-5/8" Floor Drain With 3" Bottom Outlet, Bronze Top <i>For Sediment Bucket, Add</i> <i>For Vandal Proof Screws, Add</i> <i>For Rough Bronze Body, Add</i>	1,828.99 22.50 11.00 120.94	133.24
22 13 19	13-0069	EA	5" x 16-3/4" Floor Drain With 4" Bottom Outlet, Bronze Top <i>For Sediment Bucket, Add</i> <i>For Vandal Proof Screws, Add</i> <i>For Rough Bronze Body, Add</i>	1,856.28 22.50 11.00 120.94	146.92
22 13 19	13-0070	EA	5" x 21" Floor Drain With 2" Bottom Outlet, Bronze Top <i>For Sediment Bucket, Add</i> <i>For Vandal Proof Screws, Add</i> <i>For Rough Bronze Body, Add</i>	2,425.34 22.50 11.00 120.94	120.25
22 13 19	13-0071	EA	5" x 21" Floor Drain With 3" Bottom Outlet, Bronze Top <i>For Sediment Bucket, Add</i> <i>For Vandal Proof Screws, Add</i> <i>For Rough Bronze Body, Add</i>	2,451.26 22.50 11.00 120.94	133.24
22 13 19	13-0072	EA	5" x 21" Floor Drain With 4" Bottom Outlet, Bronze Top <i>For Sediment Bucket, Add</i> <i>For Vandal Proof Screws, Add</i> <i>For Rough Bronze Body, Add</i>	2,478.55 22.50 11.00 120.94	146.92
22 13 19	13-0073	Funnel Type Floor Drains <small>(22 13 19 13)</small>			
22 13 19	13-0074	EA	7" Diameter Floor Drain With 4" Round Funnel With 1-1/2" Outlet, Bronze Top <i>For Galvanized Cast Iron Parts, Add</i> <i>For Satin Finish Bronze Top, Deduct</i> <i>For Vandal Proof Screws, Add</i>	1,352.41 105.00 -19.50 11.00	107.37
22 13 19	13-0075	EA	7" Diameter Floor Drain With 4" Round Funnel With 2" Outlet, Bronze Top <i>For Galvanized Cast Iron Parts, Add</i> <i>For Satin Finish Bronze Top, Deduct</i> <i>For Vandal Proof Screws, Add</i>	1,378.18 105.00 -19.50 11.00	120.25
22 13 19	13-0076	EA	7" Diameter Floor Drain With 4" Round Funnel With 3" Outlet, Bronze Top <i>For Galvanized Cast Iron Parts, Add</i> <i>For Satin Finish Bronze Top, Deduct</i> <i>For Vandal Proof Screws, Add</i>	1,403.82 105.00 -19.50 11.00	133.14
22 13 19	13-0077	EA	7" Diameter Floor Drain With 4" Round Funnel With 4" Outlet, Bronze Top <i>For Galvanized Cast Iron Parts, Add</i> <i>For Satin Finish Bronze Top, Deduct</i> <i>For Vandal Proof Screws, Add</i>	1,431.39 105.00 -19.50 11.00	146.92
22 13 19	13-0078	EA	7" Diameter Floor Drain With 9" x 3-1/2" Oval Funnel With 2" Outlet, Nikaloy Top <i>For Galvanized Cast Iron Parts, Add</i> <i>For Satin Finish Bronze Top, Deduct</i> <i>For Vandal Proof Screws, Add</i>	1,994.96 105.00 -19.50 11.00	120.25
22 13 19	13-0079	EA	7" Diameter Floor Drain With 9" x 3-1/2" Oval Funnel With 3" Outlet, Nikaloy Top <i>For Galvanized Cast Iron Parts, Add</i> <i>For Satin Finish Bronze Top, Deduct</i> <i>For Vandal Proof Screws, Add</i>	2,020.60 105.00 -19.50 11.00	133.14
22 13 19	13-0080	EA	7" Diameter Floor Drain With 9" x 3-1/2" Oval Funnel With 4" Outlet, Nikaloy Top <i>For Galvanized Cast Iron Parts, Add</i> <i>For Satin Finish Bronze Top, Deduct</i> <i>For Vandal Proof Screws, Add</i>	2,048.17 105.00 -19.50 11.00	146.92
22 13 19	13-0081	EA	7" Diameter Floor Drain With 9" x 3-1/2" Oval Funnel With 2" Outlet, Bronze Top <i>For Galvanized Cast Iron Parts, Add</i> <i>For Satin Finish Bronze Top, Deduct</i> <i>For Vandal Proof Screws, Add</i>	1,888.05 105.00 -19.50 11.00	120.25



MINOR	CSI	UOM	DESCRIPTION	TOTAL DIRECT UNIT COST	DEMOLITION UNIT COST
22 13 19	13-0082	EA	7" Diameter Floor Drain With 9" x 3-1/2" Oval Funnel With 3" Outlet, Bronze Top <i>For Galvanized Cast Iron Parts, Add</i> <i>For Satin Finish Bronze Top, Deduct</i> <i>For Vandal Proof Screws, Add</i>	1,913.69 105.00 -19.50 11.00	133.14
22 13 19	13-0083	EA	7" Diameter Floor Drain With 9" x 3-1/2" Oval Funnel With 4" Outlet, Bronze Top <i>For Galvanized Cast Iron Parts, Add</i> <i>For Satin Finish Bronze Top, Deduct</i> <i>For Vandal Proof Screws, Add</i>	1,941.26 105.00 -19.50 11.00	146.92
22 13 19	13-0084		Floor Drain With Sediment Bucket Bottom Outlet ^(22 13 19 13)		
22 13 19	13-0085	EA	12-5/8" Round Floor Drain With Sediment Bucket, 2" Bottom Outlet, Satin Bronze Top, Without Trap <i>For Primer Tap, Add</i> <i>For Vandal Proof Screws, Add</i> <i>For Galvanized Cast Iron Parts, Add</i>	2,820.31 33.50 30.50 247.00	107.37
22 13 19	13-0086	EA	12-5/8" Round Floor Drain With Sediment Bucket, 3" Bottom Outlet, Satin Bronze Top, Without Trap <i>For Primer Tap, Add</i> <i>For Vandal Proof Screws, Add</i> <i>For Galvanized Cast Iron Parts, Add</i>	2,946.17 33.50 30.50 247.00	120.25
22 13 19	13-0087	EA	12-5/8" Round Floor Drain With Sediment Bucket, 4" Bottom Outlet, Satin Bronze Top, Without Trap <i>For Primer Tap, Add</i> <i>For Vandal Proof Screws, Add</i> <i>For Galvanized Cast Iron Parts, Add</i>	2,971.81 33.50 30.50 247.00	133.14
22 13 19	13-0088	EA	12-5/8" Round Floor Drain With Sediment Bucket, 5" Bottom Outlet, Satin Bronze Top, Without Trap <i>For Primer Tap, Add</i> <i>For Vandal Proof Screws, Add</i> <i>For Galvanized Cast Iron Parts, Add</i>	2,999.38 33.50 30.50 247.00	146.92
22 13 19	13-0089	EA	12-5/8" Round Floor Drain With Sediment Bucket, 6" Bottom Outlet, Satin Bronze Top, Without Trap <i>For Primer Tap, Add</i> <i>For Vandal Proof Screws, Add</i> <i>For Galvanized Cast Iron Parts, Add</i>	3,027.80 33.50 30.50 247.00	161.11
22 13 19	13-0090	EA	12" x 12" Floor Drain With Sediment Bucket, 2" Bottom Outlet, Nikaloy Top, Heavy Duty Loose-Set Cast Iron Gate <i>For Vandal Proof Screws, Add</i> <i>For Primer Tap, Add</i> <i>For Aluminum Bucket, Add</i> <i>For Galvanized Cast Iron Parts, Add</i>	3,154.51 29.50 31.00 77.50 273.75	120.25
22 13 19	13-0091	EA	12" x 12" Floor Drain With Sediment Bucket, 3" Bottom Outlet, Nikaloy Top, Heavy Duty Loose-Set Cast Iron Gate <i>For Vandal Proof Screws, Add</i> <i>For Primer Tap, Add</i> <i>For Aluminum Bucket, Add</i> <i>For Galvanized Cast Iron Parts, Add</i>	3,180.43 29.50 31.00 77.50 273.75	133.24
22 13 19	13-0092	EA	12" x 12" Floor Drain With Sediment Bucket, 4" Bottom Outlet, Nikaloy Top, Heavy Duty Loose-Set Cast Iron Gate <i>For Vandal Proof Screws, Add</i> <i>For Primer Tap, Add</i> <i>For Aluminum Bucket, Add</i> <i>For Galvanized Cast Iron Parts, Add</i>	3,207.72 29.50 31.00 77.50 273.75	146.92
22 13 19	13-0093	EA	12" x 12" Floor Drain With Sediment Bucket, 6" Bottom Outlet, Nikaloy Top, Heavy Duty Loose-Set Cast Iron Gate <i>For Vandal Proof Screws, Add</i> <i>For Primer Tap, Add</i> <i>For Aluminum Bucket, Add</i> <i>For Galvanized Cast Iron Parts, Add</i>	3,236.14 29.50 31.00 77.50 273.75	161.11
22 13 19	13-0094	EA	12" x 12" Floor Drain With Sediment Bucket, 2" Bottom Outlet, Cast Iron Top, Heavy Duty Loose-Set Cast Iron Gate <i>For Vandal Proof Screws, Add</i> <i>For Primer Tap, Add</i> <i>For Aluminum Bucket, Add</i> <i>For Galvanized Cast Iron Parts, Add</i>	1,918.20 29.50 31.00 77.50 273.75	120.25
22 13 19	13-0095	EA	12" x 12" Floor Drain With Sediment Bucket, 3" Bottom Outlet, Cast Iron Top, Heavy Duty Loose-Set Cast Iron Gate <i>For Vandal Proof Screws, Add</i> <i>For Primer Tap, Add</i> <i>For Aluminum Bucket, Add</i> <i>For Galvanized Cast Iron Parts, Add</i>	1,944.12 29.50 31.00 77.50 273.75	133.24
22 13 19	13-0096	EA	12" x 12" Floor Drain With Sediment Bucket, 4" Bottom Outlet, Cast Iron Top, Heavy Duty Loose-Set Cast Iron Gate <i>For Vandal Proof Screws, Add</i> <i>For Primer Tap, Add</i> <i>For Aluminum Bucket, Add</i> <i>For Galvanized Cast Iron Parts, Add</i>	1,971.41 29.50 31.00 77.50 273.75	146.92
22 13 19	13-0097	EA	12" x 12" Floor Drain With Sediment Bucket, 6" Bottom Outlet, Cast Iron Top, Heavy Duty Loose-Set Cast Iron Gate <i>For Vandal Proof Screws, Add</i> <i>For Primer Tap, Add</i> <i>For Aluminum Bucket, Add</i> <i>For Galvanized Cast Iron Parts, Add</i>	1,999.83 29.50 31.00 77.50 273.75	161.11
22 13 19	13-0098	EA	12" x 12" Floor Drain With Sediment Bucket, 2" Bottom Outlet, Bronze Top, Heavy Duty Loose-Set Cast Iron Gate <i>For Vandal Proof Screws, Add</i> <i>For Primer Tap, Add</i> <i>For Aluminum Bucket, Add</i> <i>For Galvanized Cast Iron Parts, Add</i>	2,940.69 29.50 31.00 77.50 273.75	120.25



MINOR	CSI	UOM	DESCRIPTION	TOTAL DIRECT UNIT COST	DEMOLITION UNIT COST
22 13 19 13-0099	EA		12" x 12" Floor Drain With Sediment Bucket, 3" Bottom Outlet, Bronze Top, Heavy Duty Loose-Set Cast Iron Grate	2,966.61	133.24
			<i>For Vandal Proof Screws, Add</i>	29.50	
			<i>For Primer Tap, Add</i>	31.00	
			<i>For Aluminum Bucket, Add</i>	77.50	
			<i>For Galvanized Cast Iron Parts, Add</i>	273.75	
22 13 19 13-0100	EA		12" x 12" Floor Drain With Sediment Bucket, 4" Bottom Outlet, Bronze Top, Heavy Duty Loose-Set Cast Iron Grate	2,993.90	146.92
			<i>For Vandal Proof Screws, Add</i>	29.50	
			<i>For Primer Tap, Add</i>	31.00	
			<i>For Aluminum Bucket, Add</i>	77.50	
			<i>For Galvanized Cast Iron Parts, Add</i>	273.75	
22 13 19 13-0101	EA		12" x 12" Floor Drain With Sediment Bucket, 6" Bottom Outlet, Bronze Top, Heavy Duty Loose-Set Cast Iron Grate	3,022.32	161.11
			<i>For Vandal Proof Screws, Add</i>	29.50	
			<i>For Primer Tap, Add</i>	31.00	
			<i>For Aluminum Bucket, Add</i>	77.50	
			<i>For Galvanized Cast Iron Parts, Add</i>	273.75	
22 13 19 13-0102			Other Drains <small>(22 13 19 13)</small>		
22 13 19 13-0103			Shower Drains <small>(22 13 19 13-0102)</small>		
22 13 19 13-0104	EA		4-1/4" Stainless Steel Shower Drain Strainer	48.82	10.85
			Note: Includes two 2-5/8" screws.		
22 13 19 13-0105	EA		4-1/4" Brass Shower Drain Strainer	54.51	10.85
			Note: Includes two 2-5/8" screws.		
22 13 19 13-0106	EA		4" Brass Shower Drain For Polyvinyl Chloride (PVC) Pipe	111.84	21.69
			Note: Fits over 2" polyvinyl chloride (PVC) pipe or inside 3" polyvinyl chloride (PVC) pipe.		
22 13 19 13-0107	EA		4" Chrome Finish, Threaded Brass Shower Drain And Gasket	144.54	21.69
			Note: For 2" pipe. Kohler K-9132.		
22 13 19 13-0108			Acid Resistant Floor Drains <small>(22 13 19 13-0102)</small>		
22 13 19 13-0109	EA		9" Diameter Floor Drain With 2" Bottom Outlet, Acid Resistant Top	1,363.28	107.37
			<i>For Galvanized Cast Iron Parts, Add</i>	87.50	
			<i>For Primer Tap, Add</i>	33.50	
			<i>For Vandal Proof Screws, Add</i>	30.50	
22 13 19 13-0110	EA		9" Diameter Floor Drain With 3" Bottom Outlet, Acid Resistant Top	1,389.14	120.25
			<i>For Galvanized Cast Iron Parts, Add</i>	87.50	
			<i>For Primer Tap, Add</i>	33.50	
			<i>For Vandal Proof Screws, Add</i>	30.50	
22 13 19 13-0111	EA		9" Diameter Floor Drain With 4" Bottom Outlet, Acid Resistant Top	1,414.78	133.14
			<i>For Galvanized Cast Iron Parts, Add</i>	87.50	
			<i>For Primer Tap, Add</i>	33.50	
			<i>For Vandal Proof Screws, Add</i>	30.50	
22 13 19 13-0112			Rotary And Lever Drains <small>(22 13 19 13-0102)</small>		
22 13 19 13-0113	EA		Lever Drain, 1-1/2" Drain, 3" Sink Opening	254.88	72.42
22 13 19 13-0114	EA		Lever Drain, 2" Drain, 3" Sink Opening	269.86	79.90
22 13 19 13-0115	EA		Lever Drain, 1-1/2" Drain, 3-1/2" Sink Opening	254.88	72.42
22 13 19 13-0116	EA		Lever Drain, 2" Drain, 3-1/2" Sink Opening	269.86	79.90
22 13 19 13-0117	EA		Twist Drain, 1-1/2" Drain, 3" Sink Opening	254.88	72.42
22 13 19 13-0118	EA		Twist Drain, 2" Drain, 3" Sink Opening	269.86	79.90
22 13 19 13-0119	EA		Twist Drain, 1-1/2" Drain, 3-1/2" Sink Opening	254.88	72.42
22 13 19 13-0120	EA		Twist Drain, 2" Drain, 3-1/2" Sink Opening	269.86	79.90
22 13 19 13-0121	EA		Rotary Twist Drain, 1-1/2"-2" Drain, 3-1/2" Sink Opening (Fisher 16100)	354.76	79.90
22 13 19 13-0122			Floor Receptor <small>(22 13 19 13)</small>		
22 13 19 13-0123			9" Diameter Round Shallow Receptor <small>(22 13 19 13-0122)</small>		
			Note: With slotted medium duty grate, aluminum secondary strainer and white acid resisting coated interior and top.		
22 13 19 13-0124	EA		9" Diameter x 3" Shallow Cast Iron Floor Receptor, 2" Drain Connection	1,677.14	120.35
			<i>For Flange With Seepage Holes, Add</i>	58.50	
			<i>For Flange With Seepage Holes And Clamp Collar, Add</i>	97.00	
			<i>For Trap Primer Connection, Add</i>	38.00	
			<i>For Full Grate With 2" (50 mm) Square Center Opening, Add</i>	36.00	
			<i>For Vandal Proof Secured Grate, Add</i>	33.50	
			<i>For White Acid Resistant Bucket, Add</i>	47.00	
			<i>For Stainless Steel Liner For Bucket, Add</i>	62.50	
22 13 19 13-0125	EA		9" Diameter x 3" Shallow Cast Iron Floor Receptor, 3" Drain Connection	1,703.19	133.34
			<i>For Flange With Seepage Holes, Add</i>	58.50	
			<i>For Flange With Seepage Holes And Clamp Collar, Add</i>	97.00	
			<i>For Trap Primer Connection, Add</i>	38.00	
			<i>For Full Grate With 2" (50 mm) Square Center Opening, Add</i>	36.00	
			<i>For Vandal Proof Secured Grate, Add</i>	33.50	
			<i>For White Acid Resistant Bucket, Add</i>	47.00	
			<i>For Stainless Steel Liner For Bucket, Add</i>	62.50	



MINOR	CSI	UOM	DESCRIPTION	TOTAL DIRECT UNIT COST	DEMOLITION UNIT COST
22 13 19 13-0126	EA		9" Diameter x 3" Shallow Cast Iron Floor Receptor, 4" Drain Connection <i>For Flange With Seepage Holes, Add</i> <i>For Flange With Seepage Holes And Clamp Collar, Add</i> <i>For Trap Primer Connection, Add</i> <i>For Full Grate With 2" (50 mm) Square Center Opening, Add</i> <i>For Vandal Proof Secured Grate, Add</i> <i>For White Acid Resistant Bucket, Add</i> <i>For Stainless Steel Liner For Bucket, Add</i>	1,730.19 58.50 97.00 38.00 36.00 33.50 47.00 62.50	146.92
22 13 19 13-0127			Square Top Floor Receptors (22 13 19 13-0122) Note: With acid resistant coating.		
22 13 19 13-0128	EA		8" x 8" Floor Drain With 1-1/2" Bottom Outlet, Acid Resistant Top <i>For Flange With Seepage Holes, Add</i> <i>For Flange With Seepage Holes And Clamp Collar, Add</i> <i>For Trap Primer Connection, Add</i> <i>For Full Grate With 2" Square Center Opening, Add</i> <i>For Vandal Proof Secured Grate, Add</i> <i>For White Acid Resistant Bucket, Add</i> <i>For Stainless Steel Liner For Bucket, Add</i>	1,991.12 37.50 69.00 39.50 36.00 15.50 88.00 97.00	107.37
22 13 19 13-0129	EA		8" x 8" Floor Drain With 2" Bottom Outlet, Acid Resistant Top..... <i>For Flange With Seepage Holes, Add</i> <i>For Flange With Seepage Holes And Clamp Collar, Add</i> <i>For Trap Primer Connection, Add</i> <i>For Full Grate With 2" Square Center Opening, Add</i> <i>For Vandal Proof Secured Grate, Add</i> <i>For White Acid Resistant Bucket, Add</i> <i>For Stainless Steel Liner For Bucket, Add</i>	2,017.00 37.50 69.00 39.50 36.00 15.50 88.00 97.00	120.35
22 13 19 13-0130	EA		8" x 8" Floor Drain With 3" Bottom Outlet, Acid Resistant Top..... <i>For Flange With Seepage Holes, Add</i> <i>For Flange With Seepage Holes And Clamp Collar, Add</i> <i>For Trap Primer Connection, Add</i> <i>For Full Grate With 2" Square Center Opening, Add</i> <i>For Vandal Proof Secured Grate, Add</i> <i>For White Acid Resistant Bucket, Add</i> <i>For Stainless Steel Liner For Bucket, Add</i>	2,042.53 37.50 69.00 39.50 36.00 15.50 88.00 97.00	133.14
22 13 19 13-0131	EA		8" x 8" Floor Drain With 4" Bottom Outlet, Acid Resistant Top..... <i>For Flange With Seepage Holes, Add</i> <i>For Flange With Seepage Holes And Clamp Collar, Add</i> <i>For Trap Primer Connection, Add</i> <i>For Full Grate With 2" Square Center Opening, Add</i> <i>For Vandal Proof Secured Grate, Add</i> <i>For White Acid Resistant Bucket, Add</i> <i>For Stainless Steel Liner For Bucket, Add</i>	2,070.10 37.50 69.00 39.50 36.00 15.50 88.00 97.00	146.92
22 13 19 13-0132			Floor Drain Accessories (22 13 19 13)		
22 13 19 13-0133	EA		3" Trap Guard Floor Drain Insert (ProVent TG3H)..... Note: Prevents emission of sewer gases.	105.73	12.49
22 13 19 13-0134	EA		2" Trap Guard Drain Insert For Cast Iron Or Polyvinyl Chloride (PVC) Pipe (ProVent TG22) Note: Prevents emission of sewer gases.	85.54	12.49
22 13 19 13-0135	EA		3" Trap Guard Drain Insert For Cast Iron Or Polyvinyl Chloride (PVC) Pipe (ProVent TG33) Note: Prevents emission of sewer gases.	93.62	12.49
22 13 19 13-0136	EA		3" Trap Guard Drain Insert For 4" Cast Iron Or Polyvinyl Chloride (PVC) Pipe (ProVent TG34IP)..... Note: Prevents emission of sewer gases.	113.81	12.49
22 13 19 13-0137	EA		3" Trap Guard Drain Insert For 4" Hub (ProVent TG34TP)..... Note: Prevents emission of sewer gases.	101.69	12.49
22 13 19 13-0138	EA		2" Quad Close Trap Seal, For Drain Body Or Strainer Throat (JRSmith 2692-02) Note: Prevents emission of sewer gases.	146.34	12.49
22 13 19 13-0139	EA		3" Quad Close Trap Seal, For Drain Body Or Strainer Throat (JRSmith 2692-03) Note: Prevents emission of sewer gases.	162.59	12.49
22 13 19 13-0140	EA		4" Quad Close Trap Seal, For Drain Body Or Strainer Throat (JRSmith 2692-04) Note: Prevents emission of sewer gases.	202.91	12.49
22 13 19 26			Grease Removal Devices (22 13 19)		
22 13 19 26-0001			Manual Cleaning Epoxy Coated Steel Grease Interceptor (22 13 19 26) Note: Includes internal air relief, visible double wall trap, removable baffle, gasketed non-skid cover bearing PDI seal of approval and flow control fitting.		
22 13 19 26-0002			Standard Manual Cleaning Epoxy Coated Steel Grease Interceptor (22 13 19 26-0001) Note: Josam 60100H/60210A, Smith 8100/8400, Wade 5100, or Zurn Z1173/Z1170 series.		
22 13 19 26-0003	EA		7 GPM, 14 LB Capacity Manual Cleaning Epoxy Coated Steel Grease Interceptor Note: Josam 60102H. <i>For Steel Enclosure Cabinet With Non Skid Cover, Add</i>	1,239.88 1,308.22	74.91
22 13 19 26-0004	EA		10 GPM, 20 LB Capacity Manual Cleaning Epoxy Coated Steel Grease Interceptor Note: Josam 60103H. <i>For Flange And Clamp Device, Add</i> <i>For Steel Enclosure Cabinet With Non Skid Cover, Add</i>	1,446.93 372.53 1,381.99	168.55
22 13 19 26-0005	EA		15 GPM, 30 LB Capacity Manual Cleaning Epoxy Coated Steel Grease Interceptor Note: Josam 60104H. <i>For Flange And Clamp Device, Add</i> <i>For Steel Enclosure Cabinet With Non Skid Cover, Add</i>	2,059.27 385.01 1,509.20	187.27



MINOR	CSI	UOM	DESCRIPTION	TOTAL DIRECT UNIT COST	DEMOLITION UNIT COST
22 13 19 26-0006	EA		20 GPM, 40 LB Capacity Manual Cleaning Epoxy Coated Steel Grease Interceptor Note: Josam 60105H. <i>For Flange And Clamp Device, Add</i>	2,489.55 397.50 1,630.96	206.00
22 13 19 26-0007	EA		<i>For Steel Enclosure Cabinet With Non Skid Cover, Add</i> 25 GPM, 50 LB Capacity Manual Cleaning Epoxy Coated Steel Grease Interceptor Note: Josam 60106H. <i>For Flange And Clamp Device, Add</i>	2,787.98 440.38 1,698.01	224.73
22 13 19 26-0008	EA		<i>For Steel Enclosure Cabinet With Non Skid Cover, Add</i> 35 GPM, 70 LB Capacity Manual Cleaning Epoxy Coated Steel Grease Interceptor Note: Josam 60107H. <i>For Flange And Clamp Device, Add</i>	3,425.29 476.55 1,867.94	262.18
22 13 19 26-0009	EA		<i>For Steel Enclosure Cabinet With Non Skid Cover, Add</i> 50 GPM, 100 LB Capacity Manual Cleaning Epoxy Coated Steel Grease Interceptor Note: Josam 60108H. <i>For Flange And Clamp Device, Add</i>	4,472.80 542.48 1,990.83	299.64
22 13 19 26-0010	EA		<i>For Steel Enclosure Cabinet With Non Skid Cover, Add</i> 75 GPM, 150 LB Capacity Manual Cleaning Epoxy Coated Steel Grease Interceptor Note: Josam 60109H. <i>For Flange And Clamp Device, Add</i>	8,820.65 768.73	337.09
22 13 19 26-0011	EA		100 GPM, 200 LB Capacity Manual Cleaning Epoxy Coated Steel Grease Interceptor Note: Josam 60110H. <i>For Flange And Clamp Device, Add</i>	9,988.22 893.31	427.97
22 13 19 26-0012	EA		150 GPM, 300 LB Capacity Manual Cleaning Epoxy Coated Steel Grease Interceptor Note: Josam 60213A. <i>For Flange And Clamp Device, Add</i>	12,311.08 1,224.50	684.74
22 13 19 26-0013	EA		200 GPM, 400 LB Capacity Manual Cleaning Epoxy Coated Steel Grease Interceptor Note: Josam 60214A. <i>For Flange And Clamp Device, Add</i>	17,676.45 1,467.90	855.93
22 13 19 26-0014	EA		250 GPM, 500 LB Capacity Manual Cleaning Epoxy Coated Steel Grease Interceptor Note: Josam 60215A. <i>For Flange And Clamp Device, Add</i>	20,617.66 1,894.98	1,027.11
22 13 19 26-0015	EA		350 GPM, 700 LB Capacity Manual Cleaning Epoxy Coated Steel Grease Interceptor Note: Josam 60216A. <i>For Flange And Clamp Device, Add</i>	26,800.62 2,246.87	1,198.30
22 13 19 26-0016	EA		500 GPM, 1,000 LB Capacity Manual Cleaning Epoxy Coated Steel Grease Interceptor Note: Josam 60217A. <i>For Flange And Clamp Device, Add</i>	34,687.82 2,634.27	1,369.48
22 13 19 26-0017			Low Profile Manual Cleaning Epoxy Coated Steel Grease Interceptor (22 13 19 26-0001) Note: Josam 60110A, Smith 8100, Wade 5100LR, or Zurn Z1171 series.		
22 13 19 26-0018	EA		20 GPM, 40 LB Capacity Low Profile Manual Cleaning Epoxy Coated Steel Grease Interceptor Note: Josam 60115A.	3,594.55	206.00
22 13 19 26-0019	EA		35 GPM, 70 LB Capacity Low Profile Manual Cleaning Epoxy Coated Steel Grease Interceptor Note: Josam 60117A.	4,624.46	262.18
22 13 19 26-0020	EA		50 GPM, 100 LB Capacity Low Profile Manual Cleaning Epoxy Coated Steel Grease Interceptor Note: Smith 8150.	7,642.69	299.64
22 13 19 26-0021			Semi Automatic Cleaning Epoxy Coated Steel Grease Interceptor (22 13 19 26) Note: Includes internal air relief, visible double wall trap, removable baffle, gasketed non-skid cover bearing PDI seal of approval, grease recovery cone, flexible hose, grease draw off valve and flow control fitting.		
22 13 19 26-0022			Standard Semi Automatic Cleaning Epoxy Coated Steel Grease Interceptor (22 13 19 26-0021) Note: Josam 60100-SA, Smith 8300GTX, Wade 5100JCX, or Zurn Z1173-TD series.		
22 13 19 26-0023	EA		7 GPM, 14 LB Capacity Semi Automatic Epoxy Coated Steel Grease Interceptor Note: Josam 60102-SA. <i>For Steel Enclosure Cabinet With Non Skid Cover, Add</i>	3,162.47 1,308.22	74.91
22 13 19 26-0024	EA		10 GPM, 20 LB Capacity Semi Automatic Epoxy Coated Steel Grease Interceptor Note: Josam 60103-SA. <i>For Steel Enclosure Cabinet With Non Skid Cover, Add</i>	3,719.71 1,381.99	168.55
22 13 19 26-0025	EA		15 GPM, 30 LB Capacity Semi Automatic Epoxy Coated Steel Grease Interceptor Note: Josam 60104-SA. <i>For Steel Enclosure Cabinet With Non Skid Cover, Add</i>	3,973.49 1,509.20	187.27
22 13 19 26-0026	EA		20 GPM, 40 LB Capacity Semi Automatic Epoxy Coated Steel Grease Interceptor Note: Josam 60105-SA. <i>For Steel Enclosure Cabinet With Non Skid Cover, Add</i>	4,851.62 1,630.96	206.00
22 13 19 26-0027	EA		25 GPM, 50 LB Capacity Semi Automatic Epoxy Coated Steel Grease Interceptor Note: Josam 60106-SA. <i>For Steel Enclosure Cabinet With Non Skid Cover, Add</i>	5,851.14 1,698.01	224.73
22 13 19 26-0028	EA		35 GPM, 70 LB Capacity Semi Automatic Epoxy Coated Steel Grease Interceptor Note: Josam 60107-SA. <i>For Steel Enclosure Cabinet With Non Skid Cover, Add</i>	6,046.87 1,867.94	262.18
22 13 19 26-0029	EA		50 GPM, 100 LB Capacity Semi Automatic Epoxy Coated Steel Grease Interceptor Note: Josam 60108-SA. <i>For Steel Enclosure Cabinet With Non Skid Cover, Add</i>	6,902.54 1,990.83	299.64
22 13 19 26-0030			Low Profile Semi Automatic Cleaning Epoxy Coated Steel Grease Interceptor (22 13 19 26-0021) Note: Josam 60115A-SA, Smith 8100GTX, or Zurn Z1171-TD series.		
22 13 19 26-0031	EA		35 GPM, 70 LB Capacity Low Profile Semi Automatic Epoxy Coated Steel Grease Interceptor Note: Josam 60115A-SA.	8,134.09	262.18



MINOR CSI UOM DESCRIPTION	TOTAL DIRECT UNIT COST	DEMOLITION UNIT COST
22 13 19 26-0032 Automatic Cleaning Stainless Steel Grease Interceptor (22 13 19 26)		
22 13 19 26-0033 EA 20 GPM, 69 LB Capacity Automatic Cleaning Stainless Steel Grease Interceptor.....	6,914.78	206.00
Note: Includes stainless steel screen basket, plastic grease container with lid and control box with digital timer (Lowe Engineering 20 Greasestopper).		
22 13 19 26-0034 EA 25 GPM, 91 LB Capacity Automatic Cleaning Stainless Steel Grease Interceptor.....	8,046.60	224.73
Note: Includes stainless steel screen basket, plastic grease container with lid and control box with digital timer (Lowe Engineering 25 Greasestopper).		
22 13 19 26-0035 EA 35 GPM, 70 LB Capacity, 110 Volt, Automatic Cleaning Stainless Steel Grease Trap/Removal Device (Guardian GGX35).....	6,887.99	262.18
22 13 19 26-0036 Precast Concrete Grease Interceptor (22 13 19 26)		
Note: Includes two access manholes, cast iron non-skid surface, lift hole, frame and cover for heavy-traffic.		
22 13 19 26-0037 EA 1,000 Gallon Pre-Cast Grease Interceptor.....	4,949.19	391.30
22 13 19 26-0038 EA 1,250 Gallon Pre-Cast Grease Interceptor.....	5,658.09	391.30
22 13 19 26-0039 EA 1,500 Gallon Pre-Cast Grease Interceptor.....	6,422.06	447.36
22 13 19 26-0040 EA 2,000 Gallon Pre-Cast Grease Interceptor.....	7,317.83	631.77
22 13 19 26-0041 EA 2,500 Gallon Pre-Cast Grease Interceptor.....	8,250.32	850.00
22 13 19 26-0042 EA 4,000 Gallon Pre-Cast Grease Interceptor.....	12,362.23	1,118.32
22 13 19 26-0043 EA 5,000 Gallon Pre-Cast Grease Interceptor.....	15,902.52	1,833.88
22 13 19 26-0044 Coated Steel Manual Oil Interceptor (22 13 19 26)		
Note: Includes internal air relief, and flow control fitting.		
22 13 19 26-0045 EA 10 GPM, Oil Interceptor, Coated Steel, Manual Draw-Off.....	8,695.07	285.23
22 13 19 26-0046 EA 15 GPM, Oil Interceptor, Coated Steel, Manual Draw-Off.....	11,824.03	338.93
22 13 19 26-0047 EA 20 GPM, Oil Interceptor, Coated Steel, Manual Draw-Off.....	14,304.46	417.02
22 13 19 26-0048 EA 25 GPM, Oil Interceptor, Coated Steel, Manual Draw-Off.....	15,534.50	451.72
22 13 19 26-0049 EA 35 GPM, Oil Interceptor, Coated Steel, Manual Draw-Off.....	18,774.17	492.93
22 13 19 26-0050 EA 50 GPM, Oil Interceptor, Coated Steel, Manual Draw-Off.....	25,009.32	542.28
22 13 19 26-0051 EA 75 GPM, Oil Interceptor, Coated Steel, Manual Draw-Off.....	42,684.33	624.24
22 13 19 26-0052 EA 100 GPM, Oil Interceptor, Coated Steel, Manual Draw-Off.....	46,461.39	768.07
22 13 19 26-0053 EA 150 GPM, Oil Interceptor, Coated Steel, Manual Draw-Off.....	57,311.64	832.49
22 13 19 26-0054 EA 200 GPM, Oil Interceptor, Coated Steel, Manual Draw-Off.....	80,618.12	998.78
22 13 19 26-0055 EA 250 GPM, Oil Interceptor, Coated Steel, Manual Draw-Off.....	93,187.83	1,073.70
22 13 19 26-0056 EA 350 GPM, Oil Interceptor, Coated Steel, Manual Draw-Off.....	117,607.90	1,280.45
22 13 19 26-0057 EA 400 GPM, Oil Interceptor, Coated Steel, Manual Draw-Off.....	143,218.15	1,049.23
22 13 19 26-0058 EA 500 GPM, Oil Interceptor, Coated Steel, Manual Draw-Off.....	169,643.90	1,248.49
22 13 19 33 Backwater Valves (22 13 19)		
22 13 19 33-0001 Cast Iron Body Terminal Backwater Valves (22 13 19 33)		
22 13 19 33-0002 EA 2" Cast Iron Body Terminal Backwater Valve.....	418.01	28.66
22 13 19 33-0003 EA 3" Cast Iron Body Terminal Backwater Valve.....	428.99	36.05
22 13 19 33-0004 EA 4" Cast Iron Body Terminal Backwater Valve.....	618.60	47.94
22 13 19 33-0005 EA 6" Cast Iron Body Terminal Backwater Valve.....	1,664.19	67.82
22 13 19 33-0006 EA 8" Cast Iron Body Terminal Backwater Valve.....	2,035.45	89.26
22 13 19 33-0007 EA 10" Cast Iron Body Terminal Backwater Valve.....	5,880.61	110.12
22 13 19 33-0008 EA 12" Cast Iron Body Terminal Backwater Valve.....	6,662.77	142.82
22 13 19 33-0009 Cast Iron Backwater Sewer Line Valve (22 13 19 33)		
Note: Offset type with bronze swing check assembly, threaded bronze cover, and bell and spigot connections.		
22 13 19 33-0010 EA 2" Backwater Sewer Valve, Cast Iron, Offset Type With Bronze Swing Check Assembly.....	1,035.30	68.33
22 13 19 33-0011 EA 3" Backwater Sewer Valve, Cast Iron, Offset Type With Bronze Swing Check Assembly.....	1,576.10	82.90
22 13 19 33-0012 EA 4" Backwater Sewer Valve, Cast Iron, Offset Type With Bronze Swing Check Assembly.....	1,949.98	106.88
22 13 19 33-0013 EA 6" Backwater Sewer Valve, Cast Iron, Offset Type With Bronze Swing Check Assembly.....	2,739.66	123.22
22 13 19 33-0014 EA 8" Backwater Sewer Valve, Cast Iron, Offset Type With Bronze Swing Check Assembly.....	3,795.15	146.02
22 13 19 33-0015 Cast Iron, Straight Through Shear Gate, Swing Check Backwater Valve (22 13 19 33)		
Note: Offset type with bronze, manually operated shear gate, non-rising stem, and bell and spigot connections.		
22 13 19 33-0016 EA 3" Cast Iron Body, Straight Through Shear Gate, Swing Check Backwater Valve.....	2,804.84	108.17
22 13 19 33-0017 EA 4" Cast Iron Body, Straight Through Shear Gate, Swing Check Backwater Valve.....	2,858.36	143.82
22 13 19 33-0018 EA 5" Cast Iron Body, Straight Through Shear Gate, Swing Check Backwater Valve.....	4,165.22	182.50
22 13 19 33-0019 EA 6" Cast Iron Body, Straight Through Shear Gate, Swing Check Backwater Valve.....	4,196.94	203.46
22 13 19 33-0020 Polyvinyl Chloride (PVC) Backwater Sewer Line Valve (22 13 19 33)		
Note: Oatey.		
22 13 19 33-0021 EA 3" Polyvinyl Chloride (PVC) Backwater Sewer Valve (Oatey 43900).....	133.02	36.05
22 13 19 33-0022 EA 4" Polyvinyl Chloride (PVC) Backwater Sewer Valve (Oatey 43904).....	158.98	47.94
22 13 19 33-0023 EA 6" Polyvinyl Chloride (PVC) Backwater Sewer Valve (Oatey 43908).....	472.94	67.82
22 13 19 33-0024 Polyvinyl Chloride (PVC) Extendable Backwater Valves (22 13 19 33)		
22 13 19 33-0025 EA 3" Polyvinyl Chloride (PVC) Extendable Backwater Sewer Valve (Rectorseal Clean Check).....	314.58	72.11
Note: Includes valve body, flapper assembly and collar.		



MINOR	CSI	UOM	DESCRIPTION	TOTAL DIRECT UNIT COST	DEMOLITION UNIT COST
22 13 19 33-0026	EA		4" Polyvinyl Chloride (PVC) Extendable Backwater Sewer Valve (Rectorseal Clean Check)..... Note: Includes valve body, flapper assembly and collar.	418.89	95.88
22 13 19 33-0027	EA		6" Polyvinyl Chloride (PVC) Extendable Backwater Sewer Valve (Rectorseal Clean Check)..... Note: Includes valve body, flapper assembly and collar.	730.06	135.63
22 13 19 36 Air-Admittance Valves (22 13 19)					
22 13 19 36-0001			Acrylonitrile Butadiene Styrene (ABS) And Polyvinyl Chloride (PVC) Automatic Drain Vent (22 13 19 36)		
22 13 19 36-0002	EA		1-1/4", 1-1/2" And 2" Acrylonitrile Butadiene Styrene (ABS) Or Polyvinyl Chloride (PVC) Automatic Drain Vent, Mini Vent	251.33	13.98
22 13 19 36-0003	EA		2", 3" And 4" Acrylonitrile Butadiene Styrene (ABS) Or Polyvinyl Chloride (PVC) Automatic Drain Vent, Maxi Vent	301.29	13.98
22 13 23 Sanitary Waste Interceptors (22 13)					
22 13 23 00-0001			Sediment Bucket Solids Interceptors (22 13 23)		
22 13 23 00-0002	EA		1-1/2" Or 2" Top Access, 15 GPM, Composite With Removable PVC Sediment Bucket Solids Interceptor (Zurn 1180)..... Note: Replaces P-Trap. Recovers all types of solids from precious metal particles, plaster, clay or similar materials.	1,222.92	141.43
22 13 23 00-0003	EA		1-1/2" Or 2" Bottom Access, 15 GPM, Composite With Removable PVC Sediment Bucket Solids Interceptor (Zurn 1184)	1,224.46	141.43
22 13 23 00-0004	EA		1-1/2" Or 2" Top Access, Acid Resistant Coated Steel (Inside And Outside), Aluminum Cover, Removable Stainless Steel Sediment Bucket Solids Interceptor (Jay R. Smith 8714 ARI0)..... Note: On floor mount. Replaces P-Trap. Recovers all types of solids from precious metal particles, plaster, clay or similar materials.	1,724.81	141.43
22 13 23 00-0005	EA		1-1/2" Or 2" Bottom Access, 15 GPM, Acid Resistant Coated Cast Iron, Aluminum Strainer, Removable Stainless Steel Screens, Sediment Bucket Solids Interceptor (Jay R. Smith 8730-ARI0).....	1,724.81	141.43
22 13 23 00-0006	EA		1-1/2" Or 2" Top Access, Acid Resistant Coated Cast Aluminum (Inside And Outside) Removable Stainless Steel Screen, Sediment Bucket Solids Interceptor (Josam 61030)..... Note: Replaces P-Trap. Recovers all types of solids from precious metal particles, plaster, clay or similar materials.	1,838.08	141.43
22 13 23 00-0007			Solid Interceptors, Cast Iron With Internal Deep Seal Trap (22 13 23)		
22 13 23 00-0008	EA		1-1/2" Inlet Cast Iron Solid Interceptor, Painted Enamel..... <i>For Stainless Steel Bucket, Add</i>	319.28 175.00	48.37
22 13 23 00-0009	EA		2" Inlet Cast Iron Solid Interceptor, Painted Enamel..... <i>For Stainless Steel Bucket, Add</i>	325.46 175.00	51.52
22 13 23 00-0010			Sediment Strainers (22 13 23)		
22 13 23 00-0011	EA		2" Strainer, Pump Suction Side.....	156.93	65.89
22 13 29 Sanitary Sewerage Pumps (22 13)					
Note: Includes extra set of gaskets, bearings and seals.					
22 13 29 13			Wet-Pit-Mounted, Vertical Sewerage Pumps (22 13 29)		
22 13 29 13-0001			Vertical Column, Flanged Discharge, Non-Clog Sump Or Drainage Pumps (Crane-DeMing Series 4500) (22 13 29 13)		
Note: Mounted on steel support plate. Excludes float and float switch, and sump cover See CSI section 22 13 29 13-0030 for float and float switch, 22 13 29 13-0034 for sump cover.					
22 13 29 13-0002			1-1/2" Solids 1,750 RPM Vertical Sump Or Drainage Pumps (22 13 29 13-0001)		
22 13 29 13-0003	EA		1/2 HP, Up To 75 GPM Sump Or Drainage Pump, Vertical Non Clog, 2-1/2" Discharge Pipe, 1,750 RPM	7,361.29	1,198.14
22 13 29 13-0004	EA		3/4 HP, Up To 125 GPM Sump Or Drainage Pump, Vertical Non Clog, 2-1/2" Discharge Pipe, 1,750 RPM.....	7,666.47	1,198.14
22 13 29 13-0005	EA		1 HP, Up To 150 GPM Sump Or Drainage Pump, Vertical Non Clog, 2-1/2" Discharge Pipe, 1,750 RPM.....	7,971.64	1,198.14
22 13 29 13-0006	EA		1-1/2 HP, Up To 150 GPM Sump Or Drainage Pump, Vertical Non Clog, 2-1/2" Discharge Pipe, 1,750 RPM	8,262.73	1,198.14
22 13 29 13-0007			2" Solids 1,750 RPM Vertical Sump Or Drainage Pumps (22 13 29 13-0001)		
22 13 29 13-0008	EA		3/4 HP, Up To 75 GPM Sump Or Drainage Pump, Vertical Non Clog, 3" Discharge Pipe, 1,750 RPM.....	8,206.39	1,198.14
22 13 29 13-0009	EA		1 HP, Up To 100 GPM Sump Or Drainage Pump, Vertical Non Clog, 3" Discharge Pipe, 1,750 RPM.....	8,323.77	1,198.14
22 13 29 13-0010	EA		2 HP, Up To 200 GPM Sump Or Drainage Pump, Vertical Non Clog, 3" Discharge Pipe, 1,750 RPM.....	8,405.93	1,198.14
22 13 29 13-0011	EA		3 HP, Up To 300 GPM Sump Or Drainage Pump, Vertical Non Clog, 3" Discharge Pipe, 1,750 RPM.....	8,969.33	1,198.14
22 13 29 13-0012	EA		5 HP, Up To 400 GPM Sump Or Drainage Pump, Vertical Non Clog, 3" Discharge Pipe, 1,750 RPM.....	9,520.99	1,198.14
22 13 29 13-0013	EA		7-1/2 HP, Up To 500 GPM Sump Or Drainage Pump, Vertical Non Clog, 3" Discharge Pipe, 1,750 RPM.....	10,366.09	1,198.14
22 13 29 13-0014	EA		10 HP, Up To 600 GPM Sump Or Drainage Pump, Vertical Non Clog, 3" Discharge Pipe, 1,750 RPM.....	11,211.19	1,198.14
22 13 29 13-0015	EA		15 HP, Up To 600 GPM Sump Or Drainage Pump, Vertical Non Clog, 3" Discharge Pipe, 1,750 RPM.....	12,848.94	1,594.47
22 13 29 13-0016			3" Solids 1,750 RPM Vertical Sump Or Drainage Pumps (22 13 29 13-0001)		
22 13 29 13-0017	EA		2 HP, Up To 300 GPM Sump Or Drainage Pump, Vertical Non Clog, 4" Discharge Pipe, 1,750 RPM.....	8,794.52	1,198.14
22 13 29 13-0018	EA		3 HP, Up To 400 GPM Sump Or Drainage Pump, Vertical Non Clog, 4" Discharge Pipe, 1,750 RPM.....	8,794.52	1,198.14
22 13 29 13-0019	EA		5 HP, Up To 500 GPM Sump Or Drainage Pump, Vertical Non Clog, 4" Discharge Pipe, 1,750 RPM.....	8,997.87	1,198.14



MINOR CSI UOM DESCRIPTION	TOTAL DIRECT UNIT COST	DEMOLITION UNIT COST
22 13 29 13-0020 EA 7-1/2 HP, Up To 700 GPM Sump Or Drainage Pump, Vertical Non Clog, 4" Discharge Pipe, 1,750 RPM.....	10,575.77	1,198.14
22 13 29 13-0021 EA 10 HP, Up To 800 GPM Sump Or Drainage Pump, Vertical Non Clog, 4" Discharge Pipe, 1,750 RPM.....	10,852.56	1,198.14
22 13 29 13-0022 EA 15 HP, Up To 900 GPM Sump Or Drainage Pump, Vertical Non Clog, 4" Discharge Pipe, 1,750 RPM.....	12,946.31	1,594.47
22 13 29 13-0023 EA 20 HP, Up To 900 GPM Sump Or Drainage Pump, Vertical Non Clog, 4" Discharge Pipe, 1,750 RPM.....	13,650.56	1,594.47
22 13 29 13-0024 Extra Column Assemblies Addition, 5' Or Less (22 13 29 13-0001)		
22 13 29 13-0025 EA 2-1/2" Diameter x 5' Long Extra Column Assembly For vertical sewage pumps.....	544.22	
22 13 29 13-0026 EA 3" Diameter x 5' Long Extra Column Assembly For vertical sewage pumps.....	653.44	
22 13 29 13-0027 EA 4" Diameter x 5' Long Extra Column Assembly For vertical sewage pumps.....	730.37	
22 13 29 13-0028 EA 5" Diameter x 5' Long Extra Column Assembly For vertical sewage pumps.....	743.67	
22 13 29 13-0029 EA 6" Diameter x 5' Long Extra Column Assembly For vertical sewage pumps.....	834.84	
22 13 29 13-0030 Float Switches (22 13 29 13-0001)		
Note: Copper coated floats, brass rods and stops and switch brackets.		
22 13 29 13-0031 EA Float Switch Copper Coated Float, Add, General Purpose For vertical sewage pumps.....	489.13	
22 13 29 13-0032 EA Float Switch Copper Coated Float, Add, Weather Proof For vertical sewage pumps.....	513.82	
22 13 29 13-0033 EA Float Switch Copper Coated Float, Add, Explosion Proof For vertical sewage pumps.....	525.22	
22 13 29 13-0034 Square Or Round Steel Sump Covers (22 13 29 13-0001)		
22 13 29 13-0035 EA 24" Steel Sump Covers, Square Or Round.....	879.99	39.95
22 13 29 13-0036 EA 30" Steel Sump Covers, Square Or Round.....	974.05	44.94
22 13 29 13-0037 EA 36" Steel Sump Covers, Square Or Round.....	1,352.84	59.93
22 13 29 13-0038 EA 40" Steel Sump Covers, Square Or Round.....	1,971.81	69.92
22 13 29 13-0039 EA 42" Steel Sump Covers, Square Or Round.....	2,115.26	72.42
22 13 29 13-0040 EA 48" Steel Sump Covers, Square Or Round.....	2,262.96	74.91
22 13 29 13-0041 EA 54" Steel Sump Covers, Square Or Round.....	2,885.47	89.89
22 13 29 13-0042 EA 60" Steel Sump Covers, Square Or Round.....	3,919.94	99.88
22 13 29 13-0043 EA 72" Steel Sump Covers, Square Or Round.....	4,971.15	124.85
22 13 29 13-0044 EA 84" Steel Sump Covers, Square Or Round.....	6,329.99	137.33
22 13 29 16 Submersible Sewerage Pumps (22 13 29)		
22 13 29 16-0001 Submersible Sewage Pumps With Vortex Impeller (22 13 29 16)		
22 13 29 16-0002 Submersible Single Seal Sewage Pumps With Cast Iron Vortex Impeller (22 13 29 16-0001)		
Note: Includes 25' cord.		
22 13 29 16-0003 EA 1/2 HP Manual Submersible Single Seal Sewage Pump, 115 Volt, 1 Phase, 2" To 3" Flanged Discharge, Epoxy-Coated Cast Steel Housing And Impeller.....	1,334.43	72.66
22 13 29 16-0004 EA 1/2 HP Automatic Submersible Single Seal Sewage Pump, 115 Volt, 1 Phase, 2" To 3" Flanged Discharge, Epoxy-Coated Cast Steel Housing And Impeller.....	1,422.57	72.66
22 13 29 16-0005 EA 1/2 HP Manual Submersible Single Seal Sewage Pump, 230 Volt, 1 Phase, 2" To 3" Flanged Discharge, Epoxy-Coated Cast Steel Housing And Impeller.....	1,395.45	72.66
22 13 29 16-0006 EA 1/2 HP Automatic Submersible Single Seal Sewage Pump, 230 Volt, 1 Phase, 2" To 3" Flanged Discharge, Epoxy-Coated Cast Steel Housing And Impeller.....	1,525.39	72.66
22 13 29 16-0007 EA 1/2 HP Manual Submersible Single Seal Sewage Pump, 230 Volt, 3 Phase, 2" To 3" Flanged Discharge, Epoxy-Coated Cast Steel Housing And Impeller.....	1,525.39	72.66
22 13 29 16-0008 EA 1 HP Manual Submersible Single Seal Sewage Pump, 230 Volt, 1 Phase, 2" To 3" Flanged Discharge, Epoxy-Coated Cast Steel Housing And Impeller.....	1,613.52	90.83
22 13 29 16-0009 EA 1 HP Automatic Submersible Single Seal Sewage Pump, 230 Volt, 1 Phase, 2" To 3" Flanged Discharge, Epoxy-Coated Cast Steel Housing And Impeller.....	1,728.78	90.83
22 13 29 16-0010 EA 1 HP Manual Submersible Single Seal Sewage Pump, 230 Volt, 3 Phase, 2" To 3" Flanged Discharge, Epoxy-Coated Cast Steel Housing And Impeller.....	1,743.46	90.83
22 13 29 16-0011 Submersible Single Seal Sewage Pumps With Bronze Vortex Impeller (22 13 29 16-0001)		
Note: Includes 20' cord.		
22 13 29 16-0012 EA 1/2 HP Manual Submersible Single Seal Sewage Pump, 115 Volt, 1 Phase, 2" To 3" Flanged Discharge, Epoxy-Coated Cast Iron Housing And Bronze Impeller.....	1,359.29	72.66
22 13 29 16-0013 EA 1/2 HP Automatic Submersible Single Seal Sewage Pump, 115 Volt, 1 Phase, 2" To 3" Flanged Discharge, Epoxy-Coated Cast Iron Housing And Bronze Impeller.....	1,485.84	72.66
22 13 29 16-0014 EA 1/2 HP Manual Submersible Single Seal Sewage Pump, 230 Volt, 1 Phase, 2" To 3" Flanged Discharge, Epoxy-Coated Cast Iron Housing And Bronze Impeller.....	1,425.96	72.66
22 13 29 16-0015 EA 1/2 HP Automatic Submersible Single Seal Sewage Pump, 230 Volt, 1 Phase, 2" To 3" Flanged Discharge, Epoxy-Coated Cast Iron Housing And Bronze Impeller.....	1,547.99	72.66
22 13 29 16-0016 EA 1/2 HP Manual Submersible Single Seal Sewage Pump, 230 Volt, 3 Phase, 2" To 3" Flanged Discharge, Epoxy-Coated Cast Iron Housing And Bronze Impeller.....	1,657.60	72.66
22 13 29 16-0017 EA 1 HP Manual Submersible Single Seal Sewage Pump, 230 Volt, 1 Phase, 2" To 3" Flanged Discharge, Epoxy-Coated Cast Iron Housing And Bronze Impeller.....	1,543.46	90.83
22 13 29 16-0018 EA 1 HP Automatic Submersible Single Seal Sewage Pump, 230 Volt, 1 Phase, 2" To 3" Flanged Discharge, Epoxy-Coated Cast Iron Housing And Bronze Impeller.....	1,674.54	90.83
22 13 29 16-0019 EA 1 HP Manual Submersible Single Seal Sewage Pump, 230 Volt, 3 Phase, 2" To 3" Flanged Discharge, Epoxy-Coated Cast Iron Housing And Bronze Impeller.....	1,673.41	90.83
22 13 29 16-0020 EA 1-1/2 HP Manual Submersible Single Seal Sewage Pump, 230 Volt, 1 Phase, 2" To 3" Flanged Discharge, Epoxy-Coated Cast Iron Housing And Bronze Impeller.....	1,917.44	146.42
22 13 29 16-0021 EA 1-1/2 HP Automatic Submersible Single Seal Sewage Pump, 230 Volt, 1 Phase, 2" To 3" Flanged Discharge, Epoxy-Coated Cast Iron Housing And Bronze Impeller.....	2,028.18	146.42
22 13 29 16-0022 EA 1-1/2 HP Automatic Submersible Single Seal Sewage Pump, 230 Volt, 3 Phase, 2" To 3" Flanged Discharge, Epoxy-Coated Cast Iron Housing And Bronze Impeller.....	2,047.39	146.42



MINOR CSI UOM DESCRIPTION	TOTAL DIRECT UNIT COST	DEMOLITION UNIT COST
22 13 29 16-0023 EA 2 HP Manual Submersible Single Seal Sewage Pump, 230 Volt, 1 Phase, 2" To 3" Flanged Discharge, Epoxy-Coated Cast Iron Housing And Bronze Impeller.....	2,051.89	178.95
22 13 29 16-0024 EA 2 HP Automatic Submersible Single Seal Sewage Pump, 230 Volt, 1 Phase, 2" To 3" Flanged Discharge, Epoxy-Coated Cast Iron Housing And Bronze Impeller.....	2,178.45	178.95
22 13 29 16-0025 EA 2 HP Manual Submersible Single Seal Sewage Pump, 230 Volt, 3 Phase, 2" To 3" Flanged Discharge, Epoxy-Coated Cast Iron Housing And Bronze Impeller.....	2,181.84	178.95
22 13 29 16-0026 Submersible Double Seal Sewage Pumps With Bronze Vortex Impeller (22 13 29 16-0001) Note: Includes 20' cord.		
22 13 29 16-0027 EA 1/2 HP Manual Submersible Double Seal Sewage Pump, 115 Volt, 1 Phase, 2" To 3" Flanged Discharge, Epoxy-Coated Cast Iron Housing And Bronze Impeller.....	1,612.40	72.66
22 13 29 16-0028 EA 1/2 HP Manual Submersible Double Seal Sewage Pump, 230 Volt, 3 Phase, 2" To 3" Flanged Discharge, Epoxy-Coated Cast Iron Housing And Bronze Impeller.....	1,827.09	72.66
22 13 29 16-0029 EA 1 HP Manual Submersible Double Seal Sewage Pump, 230 Volt, 1 Phase, 2" To 3" Flanged Discharge, Epoxy-Coated Cast Iron And Bronze Impeller.....	1,784.14	90.83
22 13 29 16-0030 EA 1 HP Manual Submersible Double Seal Sewage Pump, 230 Volt, 3 Phase, 2" To 3" Flanged Discharge, Epoxy-Coated Cast Iron And Bronze Impeller.....	1,914.09	90.83
22 13 29 16-0031 EA 1-1/2 HP Manual Submersible Double Seal Sewage Pump, 230 Volt, 1 Phase, 2" To 3" Flanged Discharge, Epoxy-Coated Cast Iron Housing And Bronze Impeller.....	2,176.20	146.42
22 13 29 16-0032 EA 1-1/2 HP Manual Submersible Double Seal Sewage Pump, 230 Volt, 3 Phase, 2" To 3" Flanged Discharge, Epoxy-Coated Cast Iron Housing And Bronze Impeller.....	2,306.15	146.42
22 13 29 16-0033 EA 2 HP Manual Submersible Double Seal Sewage Pump, 230 Volt, 1 Phase, 2" To 3" Flanged Discharge, Epoxy-Coated Cast Iron Housing And Bronze Impeller.....	2,311.78	178.95
22 13 29 16-0034 EA 2 HP Manual Submersible Double Seal Sewage Pump, 230 Volt, 3 Phase, 2" To 3" Flanged Discharge, Epoxy-Coated Cast Iron Housing And Bronze Impeller.....	2,441.73	178.95
22 13 29 16-0035 Submersible Sewage Pumps With Semi-Open Impeller (22 13 29 16) Note: Includes 25' of cord with pump.		
22 13 29 16-0036 EA 1 HP Manual Submersible Sewage Pump, 230 Volt, 3 Phase, 3" To 4" Flanged Discharge, Epoxy-Coated Cast Iron Housing And Semi-Open Impeller.....	3,881.77	90.83
22 13 29 16-0037 EA 1.5 HP Manual Submersible Sewage Pump, 230 Volt, 3 Phase, 3" To 4" Flanged Discharge, Epoxy-Coated Cast Iron Housing And Semi-Open Impeller.....	4,166.95	154.68
22 13 29 16-0038 EA 2 HP Manual Submersible Sewage Pump, 230 Volt, 3 Phase, 3" To 4" Flanged Discharge, Epoxy-Coated Cast Iron Housing And Semi-Open Impeller.....	4,467.40	189.06
22 13 29 16-0039 EA 3 HP Manual Submersible Sewage Pump, 230 Volt, 3 Phase, 3" To 4" Flanged Discharge, Epoxy-Coated Cast Iron Housing And Semi-Open Impeller.....	4,677.96	229.16
22 13 29 16-0040 EA 5 HP Manual Submersible Sewage Pump, 230 Volt, 3 Phase, 3" To 4" Flanged Discharge, Epoxy-Coated Cast Iron Housing And Semi-Open Impeller.....	5,251.20	269.26
22 13 29 16-0041 EA 7.5 HP Manual Submersible Sewage Pump, 230 Volt, 3 Phase, 3" To 4" Flanged Discharge, Epoxy-Coated Cast Iron Housing And Semi-Open Impeller.....	5,866.85	309.36
22 13 29 16-0042 Submersible Sewage Pumps, Explosion Proof (22 13 29 16) Note: Includes 25' of cord with pump.		
22 13 29 16-0043 EA 1 HP Explosion Proof Manual Sewage Pump, 230 Volt, 1 Phase, 1750 RPM, 3" Vertical Or 4" Horizontal Flanged Discharge, Epoxy-Coated Cast Iron Housing And Impeller.....	6,760.70	325.51
22 13 29 16-0044 EA 1 HP Explosion Proof Manual Sewage Pump, 230 Volt, 3 Phase, 1750 RPM, 3" Vertical Or 4" Horizontal Flanged Discharge, Epoxy-Coated Cast Iron Housing And Impeller.....	6,233.62	325.51
22 13 29 16-0045 EA 1 HP Explosion Proof Manual Sewage Pump, 460 Volt, 3 Phase, 1750 RPM, 3" Vertical Or 4" Horizontal Flanged Discharge, Epoxy-Coated Cast Iron Housing And Impeller.....	6,233.62	325.51
22 13 29 16-0046 EA 1.5 HP Explosion Proof Manual Sewage Pump, 230 Volt, 1 Phase, 1750 RPM, 3" Vertical Or 4" Horizontal Flanged Discharge, Epoxy-Coated Cast Iron Housing And Impeller.....	7,078.73	434.00
22 13 29 16-0047 EA 1.5 HP Explosion Proof Manual Sewage Pump, 230 Volt, 3 Phase, 1750 RPM, 3" Vertical Or 4" Horizontal Flanged Discharge, Epoxy-Coated Cast Iron Housing And Impeller.....	6,551.66	434.00
22 13 29 16-0048 EA 1.5 HP Explosion Proof Manual Sewage Pump, 460 Volt, 3 Phase, 1750 RPM, 3" Vertical Or 4" Horizontal Flanged Discharge, Epoxy-Coated Cast Iron Housing And Impeller.....	6,551.66	434.00
22 13 29 16-0049 EA 2 HP Explosion Proof Manual Sewage Pump, 230 Volt, 1 Phase, 1750 RPM, 3" Vertical Or 4" Horizontal Flanged Discharge, Epoxy-Coated Cast Iron Housing And Impeller.....	7,505.46	542.51
22 13 29 16-0050 EA 2 HP Explosion Proof Manual Sewage Pump, 230 Volt, 3 Phase, 1750 RPM, 3" Vertical Or 4" Horizontal Flanged Discharge, Epoxy-Coated Cast Iron Housing And Impeller.....	6,978.39	542.51
22 13 29 16-0051 EA 2 HP Explosion Proof Manual Sewage Pump, 460 Volt, 3 Phase, 1750 RPM, 3" Vertical Or 4" Horizontal Flanged Discharge, Epoxy-Coated Cast Iron Housing And Impeller.....	6,978.39	542.51
22 13 29 16-0052 EA 3 HP Explosion Proof Manual Sewage Pump, 230 Volt, 1 Phase, 1750 RPM, 3" Vertical Or 4" Horizontal Flanged Discharge, Epoxy-Coated Cast Iron Housing And Impeller.....	7,830.08	651.01
22 13 29 16-0053 EA 3 HP Explosion Proof Manual Sewage Pump, 230 Volt, 3 Phase, 1750 RPM, 3" Vertical Or 4" Horizontal Flanged Discharge, Epoxy-Coated Cast Iron Housing And Impeller.....	7,303.00	651.01
22 13 29 16-0054 EA 3 HP Explosion Proof Manual Sewage Pump, 460 Volt, 3 Phase, 1750 RPM, 3" Vertical Or 4" Horizontal Flanged Discharge, Epoxy-Coated Cast Iron Housing And Impeller.....	7,303.00	651.01
22 13 29 16-0055 EA 5 HP Explosion Proof Manual Sewage Pump, 230 Volt, 1 Phase, 1750 RPM, 3" Vertical Or 4" Horizontal Flanged Discharge, Epoxy-Coated Cast Iron Housing And Impeller.....	8,645.54	759.51
22 13 29 16-0056 EA 5 HP Explosion Proof Manual Sewage Pump, 230 Volt, 3 Phase, 1750 RPM, 3" Vertical Or 4" Horizontal Flanged Discharge, Epoxy-Coated Cast Iron Housing And Impeller.....	8,118.46	759.51
22 13 29 16-0057 EA 5 HP Explosion Proof Manual Sewage Pump, 460 Volt, 3 Phase, 1750 RPM, 3" Vertical Or 4" Horizontal Flanged Discharge, Epoxy-Coated Cast Iron Housing And Impeller.....	8,118.46	759.51
22 13 29 16-0058 EA 7.5 HP Explosion Proof Manual Sewage Pump, 230 Volt, 3 Phase, 1750 RPM, 3" Vertical Or 4" Horizontal Flanged Discharge, Epoxy-Coated Cast Iron Housing And Impeller.....	8,946.00	868.02
22 13 29 16-0059 EA 7.5 HP Explosion Proof Manual Sewage Pump, 460 Volt, 3 Phase, 1750 RPM, 3" Vertical Or 4" Horizontal Flanged Discharge, Epoxy-Coated Cast Iron Housing And Impeller.....	8,946.00	868.02
22 13 29 16-0060 Submersible Sewage Pump Accessories (22 13 29 16)		



MINOR CSI	UOM	DESCRIPTION	TOTAL DIRECT UNIT COST	DEMOLITION UNIT COST
22 13 29 16-0061	EA	Simplex Plug In Pump Control Panel with Alarm Float Only, 115 Volt, 1 Phase, 0-15 Amperes Range, Indoor/Outdoor, NEMA 4X Enclosure For Submersible Sewage Pump.....	670.49	90.71
		Note: Includes alarm horn, warning light and alarm float switch.		
22 13 29 16-0062	EA	Simplex Plug In Pump Control Panel with Alarm Float Only, 230 Volt, 1 Phase, 0-15 Amperes Range, Indoor/Outdoor, NEMA 4X Enclosure For Submersible Sewage Pump.....	692.08	90.71
		Note: Includes alarm horn, warning light, and alarm float switch.		
22 13 29 16-0063	EA	Simplex Control Panel With 3 Floats, 115/208/230 Volt, 1 Phase, 0-20 Amperes Range, Indoor/Outdoor, NEMA 4X Enclosure For Submersible Sewage Pump.....	1,356.04	120.96
		Note: Includes alarm horn, warning light, HOA switch and three 20' control float switches.		
22 13 29 16-0064	EA	Simplex Control Panel 208/230/460 Volt, 3 Phase, 1-23 Amperes Range, Indoor/Outdoor, NEMA 4X Enclosure For Submersible Sewage Pump.....	1,908.80	120.96
		Note: Includes alarm horn and warning light. Control float switches not included.		
22 13 29 16-0065	EA	Simplex Intrinsically Safe Control Panel, 230 Volt, 1 Phase, Indoor/Outdoor 4X Enclosure For Submersible Sewage Pumps With Explosion Proof Motors.....	4,271.48	120.96
		Note: Includes alarm horn and warning light. Control float switches not included.		
22 13 29 16-0066	EA	Simplex Intrinsically Safe Control Panel, 200/230/460 Volt, 3 Phase, Indoor/Outdoor 4X Enclosure For Submersible Sewage Pumps With Explosion Proof Motors.....	4,468.40	120.96
		Note: Includes alarm horn and warning light. Control float switches not included.		
22 13 29 16-0067	EA	Duplex Intrinsically Safe Control Panel, 230 Volt, 1 Phase, Indoor/Outdoor 4X Enclosure For Submersible Sewage Pumps With Explosion Proof Motors.....	7,137.38	151.19
		Note: Includes alarm horn and warning light. Control float switches not included.		
22 13 29 16-0068	EA	Duplex Intrinsically Safe Control Panel, 200/230/460 Volt, 3 Phase, Indoor/Outdoor 4X Enclosure For Submersible Sewage Pumps With Explosion Proof Motors.....	6,017.43	151.19
		Note: Includes alarm horn and warning light. Control float switches not included.		
22 13 29 16-0069	EA	Electrical Alternator Duplex Control Panel with 3 Floats, 115 Volt, 1 Phase, 7-20 Amperes Range, Indoor NEMA 1 Enclosure For Submersible Sewage Pumps.....	1,506.12	151.19
		Note: Includes alarm horn, warning light, and three 20' float switches.		
22 13 29 16-0070	EA	Electrical Alternator Duplex Control Panel With 3 Floats, 115 Volt, 1 Phase, 7-20 Amperes Range, Indoor NEMA 4X Enclosure For Submersible Sewage Pumps.....	1,657.27	151.19
		Note: Includes alarm horn, warning light, and three 20' float switches.		
22 13 29 16-0071	EA	Electrical Alternator Duplex Control Panel With 3 Floats, 115/200/230 Volt, 1 Phase, 0-20 Amperes, Indoor NEMA 1 Enclosure For Submersible Sewage Pumps.....	1,591.41	151.19
		Note: Includes alarm horn, warning light, and three 20' float switches.		
22 13 29 16-0072	EA	Electrical Alternator Duplex Control Panel With 3 Floats, 115/200/230 Volt, 1 Phase, 0-30 Amperes Range, Indoor NEMA 4X Enclosure For Submersible Sewage Pumps.....	1,727.62	151.19
		Note: Includes alarm horn, warning light, and three 20' float switches.		
22 13 29 16-0073	EA	Electrical Alternator Duplex Control Panel, 200/230/460 Volt, 3 Phase, 1-25 Amperes Range, Indoor/Outdoor NEMA 4X Enclosure For Submersible Sewage Pumps.....	2,944.25	151.19
		Note: Includes alarm horn and warning light. Float switches not included..		
22 13 29 16-0074	EA	Alarm System, 115 Volt, Indoor/Outdoor 4X Enclosure.....	553.88	60.47
		Note: Includes alarm horn, warning light and 15' tethered float.		
22 13 29 16-0075	EA	Variable Level (Clamp Type) Float Switch With 15' Cord.....	107.97	30.24
		Note: Not for use with Intrinsically Safe Control Systems.		
22 13 29 16-0076	EA	Variable Level (Clamp Type) Float Switch With 15' Cord For Intrinsically Safe Control Systems Only.....	126.71	30.24
22 13 29 16-0077	EA	Variable Level (Adjustable Weight Type) Float Switch With 25' Cord.....	136.99	30.24
		Note: Not for use with Intrinsically Safe Control Systems.		
22 13 29 16-0078	EA	Variable Level (Adjustable Weight Type) Float Switch With 25' Cord For Intrinsically Safe Control Systems Only.....	141.73	30.24
22 13 29 16-0079	EA	Float Switch Tree With (3) 15' Floats.....	400.78	30.24
		Note: Not for use with Intrinsically Safe Control Systems.		
22 13 29 16-0080	EA	Float Switch Tree And (3) Floats With 15' Cords For Intrinsically Safe Control Systems Only.....	443.58	30.24
22 13 29 16-0081	EA	Float Switch Tree And (4) Floats With 15' Cords.....	445.71	30.24
		Note: Not for use with Intrinsically Safe Control Systems.		
22 13 29 16-0082	EA	Float Switch Tree And (4) Floats With 15' Cords For Intrinsically Safe Control Systems Only.....	504.69	30.24
22 13 29 16-0083	EA	Float Switch Tree.....	215.63	30.24
		Note: Tree only.		
22 13 29 16-0084	EA	Adjustable Weight For Float Switch.....	58.70	15.12
22 13 29 16-0085	EA	Rail And Disconnect System, Stainless Steel, For 2" Horizontal Discharge.....	1,129.08	90.71
		Note: Lifting equipment not included.		
22 13 29 16-0086	EA	Rail And Disconnect System, Stainless Steel, For 3" Horizontal Discharge.....	1,767.15	120.96
		Note: Lifting equipment not included.		
22 13 29 16-0087	EA	Rail And Disconnect System, Stainless Steel, For 4" Horizontal Discharge.....	2,307.20	151.19
		Note: Lifting equipment not included.		
22 13 29 16-0088	EA	Rail And Disconnect System, Stainless Steel Non-Spearking, For 3" Horizontal Discharge.....	2,447.32	90.71
22 13 29 16-0089	EA	Rail And Disconnect System, Stainless Steel Non-Spearking, For 4" Horizontal Discharge.....	3,453.65	90.71
22 13 29 16-0090	EA	Intermediate Guide Rail Bracket, Stainless Steel, For 2" Rail System.....	329.87	60.47
22 13 29 16-0091	EA	Intermediate Guide Rail Bracket, Stainless Steel, For 3" Rail Systems.....	576.86	75.60
22 13 29 16-0092	EA	Intermediate Guide Rail Bracket, Stainless Steel, For 4" Rail Systems.....	580.15	90.71
22 13 29 16-0093	EA	12' Stainless Steel Lifting Cable.....	162.68	30.24
22 13 29 16-0094	EA	Disconnect Fitting For 2" Horizontal Discharge.....	317.68	30.24
		Note: Used for shallow systems where guide rails are not necessary.		

22 13 29 33 Sewerage Pump Basins and Pits (22 13 29)

22 13 29 33-0001 Sewage Sump Pump Basin (22 13 29 33)

22 13 29 33-0002 High Density Polyethylene (HDPE) Basin (22 13 29 33-0001)

22 13 29 33-0003	EA	18" Diameter x 24" High, High Density Polyethylene (HDPE) Basin And Lid With Inlet And Hub.....	136.36	
22 13 29 33-0004	EA	18" Diameter x 30" High, High Density Polyethylene (HDPE) Basin And Lid With Inlet And Hub.....	176.61	
22 13 29 33-0005	EA	24" Diameter x 30" High, High Density Polyethylene (HDPE) Basin And Lid With Inlet And Hub.....	403.76	
22 13 29 33-0006	EA	24" Diameter x 36" High, High Density Polyethylene (HDPE) Basin And Lid With Inlet And Hub.....	567.44	
22 13 29 33-0007	EA	30" Diameter x 36" High, High Density Polyethylene (HDPE) Basin And Lid With Inlet And Hub.....	731.12	
22 13 29 33-0008	EA	36" Diameter x 36" High, High Density Polyethylene (HDPE) Basin And Lid With Inlet And Hub.....	850.71	



MINOR CSI UOM DESCRIPTION	TOTAL DIRECT UNIT COST	DEMOLITION UNIT COST
22 13 29 33-0009 Fiberglass Basin <small>(22 13 29 33-0001)</small>		
22 13 29 33-0010 EA 18" Diameter x 30" High Fiberglass Basin And Lid With Inlet And Hub	375.28	
22 13 29 33-0011 EA 24" Diameter x 30" High Fiberglass Basin And Lid With Inlet And Hub	770.23	
22 13 29 33-0012 EA 30" Diameter x 36" High Fiberglass Basin And Lid With Inlet And Hub	1,388.37	
22 13 29 33-0013 EA 36" Diameter x 36" High Fiberglass Basin And Lid With Inlet And Hub	1,871.51	
22 13 29 33-0014 EA 36" Diameter x 48" High Fiberglass Basin And Lid With Inlet And Hub	2,157.37	
22 13 29 33-0015 EA 36" Diameter x 60" High Fiberglass Basin And Lid With Inlet And Hub	2,278.41	
22 13 29 33-0016 EA 36" Diameter x 72" High Fiberglass Basin And Lid With Inlet And Hub	2,678.01	
22 13 29 33-0017 EA 48" Diameter x 48" High Fiberglass Basin And Lid With Inlet And Hub	3,110.45	
22 13 29 36 Explosion Proof Submersible Sewerage Pumps <small>(22 13 29)</small>		
22 13 29 36-0001 Wet Pit Submersible Sewer Pump, Explosion Proof Class 1, Div 1 And 2, 4 Pole, 1,750 RPM (Ebara) <small>(22 13 29 36)</small>		
22 13 29 36-0002 Ebara 3" Model DLFU Wet Pit Submersible Sewage Pump, 2HP - 30HP <small>(22 13 29 36-0001)</small>		
22 13 29 36-0003 EA 2 HP Wet Pit Submersible Sump Pump, 3" Discharge, 3 Phase, 40 Ft Cable, Ebara 80DLFU61.5	3,303.26	199.76
For 3" x 3" Discharge Elbow, Add	152.15	
For 3" x 4" Discharge Elbow, Add	184.45	
For Guide Rail System, Add	381.65	
For 20' Stainless Steel Chain, Add	284.75	
22 13 29 36-0004 EA 2 HP Wet Pit Submersible Sump Pump, 3" Discharge, 3 Phase, 40 Ft Cable, Ebara 80DLMFU61.5	3,303.26	199.76
For 3" x 3" Discharge Elbow, Add	152.15	
For 3" x 4" Discharge Elbow, Add	184.45	
For Guide Rail System, Add	381.65	
For 20' Stainless Steel Chain, Add	284.75	
22 13 29 36-0005 EA 3 HP Wet Pit Submersible Sump Pump, 3" Discharge, 3 Phase, 40 Ft Cable, Ebara 80DLFU62.2	4,327.48	239.71
For 4" x 3" Discharge Elbow, Add	184.45	
For 4" x 4" Discharge Elbow, Add	170.00	
For 4" x 6" Discharge Elbow, Add	214.20	
For Guide Rail System, Add	754.80	
For 20' Stainless Steel Chain, Add	423.30	
22 13 29 36-0006 EA 3 HP Wet Pit Submersible Sump Pump, 3" Discharge, 3 Phase, 40 Ft Cable, Ebara 80DLMFU62.2	4,204.08	239.71
For 3" x 3" Discharge Elbow, Add	152.15	
For 3" x 4" Discharge Elbow, Add	184.45	
For Guide Rail System, Add	381.65	
For 20' Stainless Steel Chain, Add	423.30	
22 13 29 36-0007 EA 5 HP Wet Pit Submersible Sump Pump, 3" Discharge, 3 Phase, 40 Ft Cable, Ebara 80DLFU63.7	4,849.44	319.61
For 4" x 3" Discharge Elbow, Add	184.45	
For 4" x 4" Discharge Elbow, Add	170.00	
For 4" x 6" Discharge Elbow, Add	214.20	
For Guide Rail System, Add	754.80	
For 20' Stainless Steel Chain, Add	423.30	
22 13 29 36-0008 EA 5 HP Wet Pit Submersible Sump Pump, 3" Discharge, 3 Phase, 40 Ft Cable, Ebara 80DLMFU63.7	4,975.12	319.61
For 3" x 3" Discharge Elbow, Add	152.15	
For 3" x 4" Discharge Elbow, Add	184.45	
For Guide Rail System, Add	381.65	
For 20' Stainless Steel Chain, Add	423.30	
22 13 29 36-0009 EA 7.5 HP Wet Pit Submersible Sump Pump, 3" Discharge, 3 Phase, 40 Ft Cable, Ebara 80DLFU65.5	6,710.49	399.51
For 4" x 3" Discharge Elbow, Add	184.45	
For 4" x 4" Discharge Elbow, Add	170.00	
For 4" x 6" Discharge Elbow, Add	214.20	
For Guide Rail System, Add	754.80	
For 20' Stainless Steel Chain, Add	423.30	
22 13 29 36-0010 EA 7.5 HP Wet Pit Submersible Sump Pump, 3" Discharge, 3 Phase, 40 Ft Cable, Ebara 80DLMFU65.5	6,767.62	399.51
For 3" x 3" Discharge Elbow, Add	152.15	
For 3" x 4" Discharge Elbow, Add	184.45	
For Guide Rail System, Add	381.65	
For 20' Stainless Steel Chain, Add	423.30	
22 13 29 36-0011 EA 10 HP Wet Pit Submersible Sump Pump, 3" Discharge, 3 Phase, 40 Ft Cable, Ebara 80DLFU67.5	7,827.74	479.42
For 4" x 3" Discharge Elbow, Add	184.45	
For 4" x 4" Discharge Elbow, Add	170.00	
For 4" x 6" Discharge Elbow, Add	214.20	
For Guide Rail System, Add	754.80	
For 20' Stainless Steel Chain, Add	423.30	
22 13 29 36-0012 EA 10 HP Wet Pit Submersible Sump Pump, 3" Discharge, 3 Phase, 40 Ft Cable, Ebara 80DLCMFU67.5	7,793.46	479.42
For 3" x 3" Discharge Elbow, Add	152.15	
For 3" x 4" Discharge Elbow, Add	184.45	
For Guide Rail System, Add	589.90	
For 20' Stainless Steel Chain, Add	423.30	
22 13 29 36-0013 EA 15 HP Wet Pit Submersible Sump Pump, 3" Discharge, 3 Phase, 40 Ft Cable, Ebara 80DLFU611	9,021.54	559.32
For 4" x 3" Discharge Elbow, Add	184.45	
For 4" x 4" Discharge Elbow, Add	170.00	
For 4" x 6" Discharge Elbow, Add	214.20	
For Guide Rail System, Add	754.80	
For 20' Stainless Steel Chain, Add	423.30	
22 13 29 36-0014 EA 15 HP Wet Pit Submersible Sump Pump, 3" Discharge, 3 Phase, 40 Ft Cable, Ebara 80DLCMFU611	8,986.12	559.32
For 3" x 3" Discharge Elbow, Add	152.15	
For 3" x 4" Discharge Elbow, Add	184.45	
For Guide Rail System, Add	589.90	
For 20' Stainless Steel Chain, Add	423.30	



MINOR	CSI	UOM	DESCRIPTION	TOTAL DIRECT UNIT COST	DEMOLITION UNIT COST
22 13 29 36-0015	EA		20 HP Wet Pit Submersible Sump Pump, 3" Discharge, 3 Phase, 40 Ft Cable, Ebara 80DLFU615	10,313.58	639.23
			<i>For 4" x 3" Discharge Elbow, Add</i>	184.45	
			<i>For 4" x 4" Discharge Elbow, Add</i>	170.00	
			<i>For 4" x 6" Discharge Elbow, Add</i>	214.20	
			<i>For Guide Rail System, Add</i>	754.80	
			<i>For 20' Stainless Steel Chain, Add</i>	423.30	
22 13 29 36-0016	EA		25 HP Wet Pit Submersible Sump Pump, 3" Discharge, 3 Phase, 40 Ft Cable, Ebara 80DLFU618	12,713.93	719.13
			<i>For 4" x 3" Discharge Elbow, Add</i>	184.45	
			<i>For 4" x 4" Discharge Elbow, Add</i>	170.00	
			<i>For 4" x 6" Discharge Elbow, Add</i>	214.20	
			<i>For Guide Rail System, Add</i>	754.80	
			<i>For 20' Stainless Steel Chain, Add</i>	423.30	
22 13 29 36-0017	EA		30 HP Wet Pit Submersible Sump Pump, 3" Discharge, 3 Phase, 40 Ft Cable, Ebara 80DLFU622	14,154.52	799.03
			<i>For 4" x 3" Discharge Elbow, Add</i>	184.45	
			<i>For 4" x 4" Discharge Elbow, Add</i>	170.00	
			<i>For 4" x 6" Discharge Elbow, Add</i>	214.20	
			<i>For Guide Rail System, Add</i>	754.80	
			<i>For 20' Stainless Steel Chain, Add</i>	423.30	
22 13 29 36-0018			Ebara 4" Model DLFU Wet Pit Submersible Sewage Pump, 2HP - 30HP <small>(22 13 29 36-0001)</small>		
22 13 29 36-0019	EA		2 HP Wet Pit Submersible Sump Pump, 4" Discharge, 3 Phase, 40 Ft Cable, Ebara 100DLFU61.5	4,002.51	199.76
			<i>For 3" x 3" Discharge Elbow, Add</i>	152.15	
			<i>For 3" x 4" Discharge Elbow, Add</i>	184.45	
			<i>For Guide Rail System, Add</i>	381.65	
			<i>For 20' Stainless Steel Chain, Add</i>	423.30	
22 13 29 36-0020	EA		3 HP Wet Pit Submersible Sump Pump, 4" Discharge, 3 Phase, 40 Ft Cable, Ebara 100DLFU62.2	4,510.29	239.71
			<i>For 3" x 3" Discharge Elbow, Add</i>	152.15	
			<i>For 3" x 4" Discharge Elbow, Add</i>	184.45	
			<i>For Guide Rail System, Add</i>	381.65	
			<i>For 20' Stainless Steel Chain, Add</i>	284.75	
22 13 29 36-0021	EA		3 HP Wet Pit Submersible Sump Pump, 4" Discharge, 3 Phase, 40 Ft Cable, Ebara 100DLFMU62.2	4,327.48	239.71
			<i>For 4" x 3" Discharge Elbow, Add</i>	184.45	
			<i>For 4" x 4" Discharge Elbow, Add</i>	170.00	
			<i>For 4" x 6" Discharge Elbow, Add</i>	214.20	
			<i>For Guide Rail System, Add</i>	754.80	
			<i>For 20' Stainless Steel Chain, Add</i>	423.30	
22 13 29 36-0022	EA		5 HP Wet Pit Submersible Sump Pump, 4" Discharge, 3 Phase, 40 Ft Cable, Ebara 100DLFU63.7	5,093.95	319.61
			<i>For 3" x 3" Discharge Elbow, Add</i>	152.15	
			<i>For 3" x 4" Discharge Elbow, Add</i>	184.45	
			<i>For Guide Rail System, Add</i>	381.65	
			<i>For 20' Stainless Steel Chain, Add</i>	284.75	
22 13 29 36-0023	EA		5 HP Wet Pit Submersible Sump Pump, 4" Discharge, 3 Phase, 40 Ft Cable, Ebara 100DLFMU63.7	4,849.44	319.61
			<i>For 4" x 3" Discharge Elbow, Add</i>	184.45	
			<i>For 4" x 4" Discharge Elbow, Add</i>	170.00	
			<i>For 4" x 6" Discharge Elbow, Add</i>	214.20	
			<i>For Guide Rail System, Add</i>	754.80	
			<i>For 20' Stainless Steel Chain, Add</i>	423.30	
22 13 29 36-0024	EA		7.5 HP Wet Pit Submersible Sump Pump, 4" Discharge, 3 Phase, 40 Ft Cable, Ebara 100DLFU65.5	7,625.69	399.51
			<i>For 5" x 4" Discharge Elbow, Add</i>	285.60	
			<i>For 5" x 6" Discharge Elbow, Add</i>	277.95	
			<i>For Guide Rail System, Add</i>	1,064.20	
			<i>For 20' Stainless Steel Chain, Add</i>	423.30	
22 13 29 36-0025	EA		7.5 HP Wet Pit Submersible Sump Pump, 4" Discharge, 3 Phase, 40 Ft Cable, Ebara 100DLFMU65.5	6,710.49	399.51
			<i>For 4" x 3" Discharge Elbow, Add</i>	184.45	
			<i>For 4" x 4" Discharge Elbow, Add</i>	170.00	
			<i>For 4" x 6" Discharge Elbow, Add</i>	214.20	
			<i>For Guide Rail System, Add</i>	754.80	
			<i>For 20' Stainless Steel Chain, Add</i>	423.30	
22 13 29 36-0026	EA		10 HP Wet Pit Submersible Sump Pump, 4" Discharge, 3 Phase, 40 Ft Cable, Ebara 100DLFU67.5	8,353.32	479.42
			<i>For 5" x 4" Discharge Elbow, Add</i>	285.60	
			<i>For 5" x 6" Discharge Elbow, Add</i>	277.95	
			<i>For Guide Rail System, Add</i>	1,064.20	
			<i>For 20' Stainless Steel Chain, Add</i>	423.30	
22 13 29 36-0027	EA		10 HP Wet Pit Submersible Sump Pump, 4" Discharge, 3 Phase, 40 Ft Cable, Ebara 100DLFMU67.5	7,827.74	479.42
			<i>For 4" x 3" Discharge Elbow, Add</i>	184.45	
			<i>For 4" x 4" Discharge Elbow, Add</i>	170.00	
			<i>For 4" x 6" Discharge Elbow, Add</i>	214.20	
			<i>For Guide Rail System, Add</i>	754.80	
			<i>For 20' Stainless Steel Chain, Add</i>	423.30	
22 13 29 36-0028	EA		15 HP Wet Pit Submersible Sump Pump, 4" Discharge, 3 Phase, 40 Ft Cable, Ebara 100DLFU611	9,500.27	559.32
			<i>For 5" x 4" Discharge Elbow, Add</i>	285.60	
			<i>For 5" x 6" Discharge Elbow, Add</i>	277.95	
			<i>For Guide Rail System, Add</i>	754.80	
			<i>For 20' Stainless Steel Chain, Add</i>	423.30	
22 13 29 36-0029	EA		15 HP Wet Pit Submersible Sump Pump, 4" Discharge, 3 Phase, 40 Ft Cable, Ebara 100DLFMU611	9,021.54	559.32
			<i>For 4" x 3" Discharge Elbow, Add</i>	184.45	
			<i>For 4" x 4" Discharge Elbow, Add</i>	170.00	
			<i>For 4" x 6" Discharge Elbow, Add</i>	214.20	
			<i>For Guide Rail System, Add</i>	754.80	
			<i>For 20' Stainless Steel Chain, Add</i>	423.30	
22 13 29 36-0030	EA		20 HP Wet Pit Submersible Sump Pump, 4" Discharge, 3 Phase, 40 Ft Cable, Ebara 100DLFU615	10,826.60	639.23
			<i>For 5" x 4" Discharge Elbow, Add</i>	285.60	
			<i>For 5" x 6" Discharge Elbow, Add</i>	277.95	
			<i>For Guide Rail System, Add</i>	1,064.20	
			<i>For 20' Stainless Steel Chain, Add</i>	423.30	



MINOR	CSI	UOM	DESCRIPTION	TOTAL DIRECT UNIT COST	DEMOLITION UNIT COST
22 13 29 36-0031	EA		20 HP Wet Pit Submersible Sump Pump, 3" Discharge, 3 Phase, 40 Ft Cable, Ebara 100DLMFU615	10,313.58	639.23
			<i>For 4" x 3" Discharge Elbow, Add</i>	184.45	
			<i>For 4" x 4" Discharge Elbow, Add</i>	170.00	
			<i>For 4" x 6" Discharge Elbow, Add</i>	214.20	
			<i>For Guide Rail System, Add</i>	754.80	
			<i>For 20' Stainless Steel Chain, Add</i>	423.30	
22 13 29 36-0032	EA		25 HP Wet Pit Submersible Sump Pump, 4" Discharge, 3 Phase, 40 Ft Cable, Ebara 100DLFU618	13,055.56	719.13
			<i>For 5" x 4" Discharge Elbow, Add</i>	285.60	
			<i>For 5" x 6" Discharge Elbow, Add</i>	277.95	
			<i>For Guide Rail System, Add</i>	1,064.20	
			<i>For 20' Stainless Steel Chain, Add</i>	423.30	
22 13 29 36-0033	EA		25 HP Wet Pit Submersible Sump Pump, 3" Discharge, 3 Phase, 40 Ft Cable, Ebara 100DLMFU618	12,713.93	719.13
			<i>For 4" x 3" Discharge Elbow, Add</i>	184.45	
			<i>For 4" x 4" Discharge Elbow, Add</i>	170.00	
			<i>For 4" x 6" Discharge Elbow, Add</i>	214.20	
			<i>For Guide Rail System, Add</i>	754.80	
			<i>For 20' Stainless Steel Chain, Add</i>	423.30	
22 13 29 36-0034	EA		30 HP Wet Pit Submersible Sump Pump, 4" Discharge, 3 Phase, 40 Ft Cable, Ebara 100DLFU622	14,484.73	799.03
			<i>For 5" x 4" Discharge Elbow, Add</i>	285.60	
			<i>For 5" x 6" Discharge Elbow, Add</i>	277.95	
			<i>For Guide Rail System, Add</i>	1,064.20	
			<i>For 20' Stainless Steel Chain, Add</i>	423.30	
22 13 29 36-0035	EA		30 HP Wet Pit Submersible Sump Pump, 3" Discharge, 3 Phase, 40 Ft Cable, Ebara 100DLMFU622	14,154.52	799.03
			<i>For 4" x 3" Discharge Elbow, Add</i>	184.45	
			<i>For 4" x 4" Discharge Elbow, Add</i>	170.00	
			<i>For 4" x 6" Discharge Elbow, Add</i>	214.20	
			<i>For Guide Rail System, Add</i>	754.80	
			<i>For 20' Stainless Steel Chain, Add</i>	423.30	
22 13 29 36-0036	EA		30 HP Wet Pit Submersible Sump Pump, 3" Discharge, 3 Phase, 40 Ft Cable, Ebara 100DLFU630	21,774.32	799.03
			<i>For 4" x 3" Discharge Elbow, Add</i>	184.45	
			<i>For 4" x 4" Discharge Elbow, Add</i>	170.00	
			<i>For 4" x 6" Discharge Elbow, Add</i>	214.20	
			<i>For Guide Rail System, Add</i>	754.80	
			<i>For 20' Stainless Steel Chain, Add</i>	423.30	
22 13 29 36-0037	EA		30 HP Wet Pit Submersible Sump Pump, 3" Discharge, 3 Phase, 40 Ft Cable, Ebara 100DLFU637	27,072.42	799.03
			<i>For 4" x 3" Discharge Elbow, Add</i>	184.45	
			<i>For 4" x 4" Discharge Elbow, Add</i>	170.00	
			<i>For 4" x 6" Discharge Elbow, Add</i>	214.20	
			<i>For Guide Rail System, Add</i>	754.80	
			<i>For 20' Stainless Steel Chain, Add</i>	423.30	
22 13 29 36-0038	EA		30 HP Wet Pit Submersible Sump Pump, 3" Discharge, 3 Phase, 40 Ft Cable, Ebara 100DLFU645	28,640.03	799.03
			<i>For 4" x 3" Discharge Elbow, Add</i>	184.45	
			<i>For 4" x 4" Discharge Elbow, Add</i>	170.00	
			<i>For 4" x 6" Discharge Elbow, Add</i>	214.20	
			<i>For Guide Rail System, Add</i>	754.80	
			<i>For 20' Stainless Steel Chain, Add</i>	423.30	
22 13 29 36-0039			Ebara 6" Model DLFU Wet Pit Submersible Sewage Pump, 10 HP - 60 HP		
			<small>(22 13 29 36-0001)</small>		
22 13 29 36-0040	EA		10 HP Wet Pit Submersible Sump Pump, 6" Discharge, 3 Phase, 40 Ft Cable, Ebara 150DLFU67.5	8,694.95	479.42
			<i>For 6" x 6" Discharge Elbow, Add</i>	323.85	
			<i>For 6" x 8" Discharge Elbow, Add</i>	471.75	
			<i>For Guide Rail System, Add</i>	1,206.15	
			<i>For 20' Stainless Steel Chain, Add</i>	423.30	
22 13 29 36-0041	EA		15 HP Wet Pit Submersible Sump Pump, 6" Discharge, 3 Phase, 40 Ft Cable, Ebara 150DLFU611	9,846.47	559.32
			<i>For 6" x 6" Discharge Elbow, Add</i>	323.85	
			<i>For 6" x 8" Discharge Elbow, Add</i>	471.75	
			<i>For Guide Rail System, Add</i>	1,206.15	
			<i>For 20' Stainless Steel Chain, Add</i>	423.30	
22 13 29 36-0042	EA		20 HP Wet Pit Submersible Sump Pump, 6" Discharge, 3 Phase, 40 Ft Cable, Ebara 150DLFU615	11,139.66	639.23
			<i>For 6" x 6" Discharge Elbow, Add</i>	323.85	
			<i>For 6" x 8" Discharge Elbow, Add</i>	471.75	
			<i>For Guide Rail System, Add</i>	1,206.15	
			<i>For 20' Stainless Steel Chain, Add</i>	423.30	
22 13 29 36-0043	EA		25 HP Wet Pit Submersible Sump Pump, 6" Discharge, 3 Phase, 40 Ft Cable, Ebara 150DLFU618	12,897.89	719.13
			<i>For 6" x 6" Discharge Elbow, Add</i>	323.85	
			<i>For 6" x 8" Discharge Elbow, Add</i>	471.75	
			<i>For Guide Rail System, Add</i>	1,206.15	
			<i>For 20' Stainless Steel Chain, Add</i>	423.30	
22 13 29 36-0044	EA		30 HP Wet Pit Submersible Sump Pump, 6" Discharge, 3 Phase, 40 Ft Cable, Ebara 150DLFU622	15,121.14	799.03
			<i>For 6" x 6" Discharge Elbow, Add</i>	323.85	
			<i>For 6" x 8" Discharge Elbow, Add</i>	471.75	
			<i>For Guide Rail System, Add</i>	1,206.15	
			<i>For 20' Stainless Steel Chain, Add</i>	423.30	
22 13 29 36-0045	EA		40 HP Wet Pit Submersible Sump Pump, 6" Discharge, 3 Phase, 40 Ft Cable, Ebara 150DLFU630	22,465.38	878.94
			<i>For Guide Rail System, Add</i>	2,537.25	
			<i>For 20' Stainless Steel Chain, Add</i>	423.30	
22 13 29 36-0046	EA		50 HP Wet Pit Submersible Sump Pump, 6" Discharge, 3 Phase, 40 Ft Cable, Ebara 150DLFU637	27,601.04	958.83
			<i>For Guide Rail System, Add</i>	2,537.25	
			<i>For 20' Stainless Steel Chain, Add</i>	423.30	
22 13 29 36-0047	EA		60 HP Wet Pit Submersible Sump Pump, 6" Discharge, 3 Phase, 40 Ft Cable, Ebara 150DLFU645	29,370.69	1,038.74
			<i>For Guide Rail System, Add</i>	2,537.25	
			<i>For 20' Stainless Steel Chain, Add</i>	423.30	



MINOR
 CSI UOM DESCRIPTION

TOTAL DIRECT DEMOLITION
 UNIT COST UNIT COST

MINOR	CSI	UOM	DESCRIPTION	TOTAL DIRECT UNIT COST	DEMOLITION UNIT COST
22 13 29 36-0048			Ebara 8" Model DLFU Wet Pit Submersible Sewage Pump, 10 HP - 60 HP <small>(22 13 29 36-0001)</small>		
22 13 29 36-0049	EA		10 HP Wet Pit Submersible Sump Pump, 8" Discharge, 3 Phase, 40 Ft Cable, Ebara 200DLFU675	9,214.82	479.42
			<i>For 6" x 6" Discharge Elbow, Add</i>	323.85	
			<i>For 6" x 8" Discharge Elbow, Add</i>	471.75	
			<i>For Guide Rail System, Add</i>	1,206.15	
			<i>For 20' Stainless Steel Chain, Add</i>	423.30	
22 13 29 36-0050	EA		15 HP Wet Pit Submersible Sump Pump, 8" Discharge, 3 Phase, 40 Ft Cable, Ebara 200DLFU611	9,932.17	559.32
			<i>For 6" x 6" Discharge Elbow, Add</i>	323.85	
			<i>For 6" x 8" Discharge Elbow, Add</i>	471.75	
			<i>For Guide Rail System, Add</i>	1,206.15	
			<i>For 20' Stainless Steel Chain, Add</i>	423.30	
22 13 29 36-0051	EA		20 HP Wet Pit Submersible Sump Pump, 8" Discharge, 3 Phase, 40 Ft Cable, Ebara 200DLFU61	11,149.95	639.23
			<i>For 6" x 6" Discharge Elbow, Add</i>	323.85	
			<i>For 6" x 8" Discharge Elbow, Add</i>	471.75	
			<i>For Guide Rail System, Add</i>	1,206.15	
			<i>For 20' Stainless Steel Chain, Add</i>	423.30	
22 13 29 36-0052	EA		25 HP Wet Pit Submersible Sump Pump, 8" Discharge, 3 Phase, 40 Ft Cable, Ebara 200DLFU618	12,897.89	719.13
			<i>For 6" x 6" Discharge Elbow, Add</i>	323.85	
			<i>For 6" x 8" Discharge Elbow, Add</i>	471.75	
			<i>For Guide Rail System, Add</i>	1,206.15	
			<i>For 20' Stainless Steel Chain, Add</i>	423.30	
22 13 29 36-0053	EA		30 HP Wet Pit Submersible Sump Pump, 8" Discharge, 3 Phase, 40 Ft Cable, Ebara 200DLFU622	15,121.14	799.03
			<i>For 6" x 6" Discharge Elbow, Add</i>	323.85	
			<i>For 6" x 8" Discharge Elbow, Add</i>	471.75	
			<i>For Guide Rail System, Add</i>	1,206.15	
			<i>For 20' Stainless Steel Chain, Add</i>	423.30	
22 13 29 36-0054	EA		40 HP Wet Pit Submersible Sump Pump, 8" Discharge, 3 Phase, 40 Ft Cable, Ebara 200DLFU630	22,104.33	878.94
			<i>For Guide Rail System, Add</i>	4,195.60	
			<i>For 20' Stainless Steel Chain, Add</i>	423.30	
22 13 29 36-0055	EA		50 HP Wet Pit Submersible Sump Pump, 8" Discharge, 3 Phase, 40 Ft Cable, Ebara 200DLFU637	27,772.43	958.83
			<i>For Guide Rail System, Add</i>	4,195.60	
			<i>For 20' Stainless Steel Chain, Add</i>	423.30	
22 13 29 36-0056	EA		60 HP Wet Pit Submersible Sump Pump, 8" Discharge, 3 Phase, 40 Ft Cable, Ebara 200DLFU645	29,550.08	1,038.74
			<i>For Guide Rail System, Add</i>	4,195.60	
			<i>For 20' Stainless Steel Chain, Add</i>	423.30	
22 13 29 36-0057			Ebara 10" Model DLFU Wet Pit Submersible Sewage Pump, 15 HP - 60 HP <small>(22 13 29 36-0001)</small>		
22 13 29 36-0058	EA		15 HP Wet Pit Submersible Sump Pump, 10" Discharge, 3 Phase, 40 Ft Cable, Ebara 250DLFU611	11,427.79	559.32
			<i>For Guide Rail System, Add</i>	3,562.35	
			<i>For 20' Stainless Steel Chain, Add</i>	423.30	
22 13 29 36-0059	EA		20 HP Wet Pit Submersible Sump Pump, 10" Discharge, 3 Phase, 40 Ft Cable, Ebara 250DLFU615	12,497.04	639.23
			<i>For Guide Rail System, Add</i>	3,562.35	
			<i>For 20' Stainless Steel Chain, Add</i>	423.30	
22 13 29 36-0060	EA		20 HP Wet Pit Submersible Sump Pump, 10" Discharge, 3 Phase, 40 Ft Cable, Ebara 250DLFU615	13,296.83	639.23
			<i>For Guide Rail System, Add</i>	3,562.35	
			<i>For 20' Stainless Steel Chain, Add</i>	423.30	
22 13 29 36-0061	EA		25 HP Wet Pit Submersible Sump Pump, 10" Discharge, 3 Phase, 40 Ft Cable, Ebara 250DLFU618	15,159.03	719.13
			<i>For Guide Rail System, Add</i>	3,562.35	
			<i>For 20' Stainless Steel Chain, Add</i>	423.30	
22 13 29 36-0062	EA		30 HP Wet Pit Submersible Sump Pump, 10" Discharge, 3 Phase, 40 Ft Cable, Ebara 250DLFU622	16,469.37	799.03
			<i>For Guide Rail System, Add</i>	3,562.35	
			<i>For 20' Stainless Steel Chain, Add</i>	423.30	
22 13 29 36-0063	EA		40 HP Wet Pit Submersible Sump Pump, 10" Discharge, 3 Phase, 40 Ft Cable, Ebara 250DLFU630	23,647.94	878.94
			<i>For Guide Rail System, Add</i>	3,562.35	
			<i>For 20' Stainless Steel Chain, Add</i>	423.30	
22 13 29 36-0064	EA		50 HP Wet Pit Submersible Sump Pump, 10" Discharge, 3 Phase, 40 Ft Cable, Ebara 250DLFU637	29,569.69	958.83
			<i>For Guide Rail System, Add</i>	3,562.35	
			<i>For 20' Stainless Steel Chain, Add</i>	423.30	
22 13 29 36-0065	EA		60 HP Wet Pit Submersible Sump Pump, 10" Discharge, 3 Phase, 40 Ft Cable, Ebara 250DLFU645	31,348.48	1,038.74
			<i>For Guide Rail System, Add</i>	3,562.35	
			<i>For 20' Stainless Steel Chain, Add</i>	423.30	
22 13 29 36-0066			Ebara 12" Model DLFU Wet Pit Submersible Sewage Pump, 25HP - 60HP <small>(22 13 29 36-0001)</small>		
22 13 29 36-0067	EA		25 HP Wet Pit Submersible Sump Pump, 12" Discharge, 3 Phase, 40 Ft Cable, Ebara 300DLFU618	15,862.86	719.13
			<i>For Guide Rail System, Add</i>	3,562.35	
			<i>For 20' Stainless Steel Chain, Add</i>	423.30	
22 13 29 36-0068	EA		30 HP Wet Pit Submersible Sump Pump, 12" Discharge, 3 Phase, 40 Ft Cable, Ebara 300DLFU622	17,146.92	799.03
			<i>For Guide Rail System, Add</i>	3,562.35	
			<i>For 20' Stainless Steel Chain, Add</i>	423.30	
22 13 29 36-0069	EA		40 HP Wet Pit Submersible Sump Pump, 12" Discharge, 3 Phase, 40 Ft Cable, Ebara 300DLFU630	24,366.62	878.94
			<i>For Guide Rail System, Add</i>	3,562.35	
			<i>For 20' Stainless Steel Chain, Add</i>	423.30	
22 13 29 36-0070	EA		50 HP Wet Pit Submersible Sump Pump, 12" Discharge, 3 Phase, 40 Ft Cable, Ebara 300DLFU637	30,231.24	958.83
			<i>For Guide Rail System, Add</i>	3,562.35	
			<i>For 20' Stainless Steel Chain, Add</i>	423.30	
22 13 29 36-0071	EA		60 HP Wet Pit Submersible Sump Pump, 12" Discharge, 3 Phase, 40 Ft Cable, Ebara 300DLFU645	32,000.89	1,038.74
			<i>For Guide Rail System, Add</i>	3,562.35	
			<i>For 20' Stainless Steel Chain, Add</i>	423.30	



MINOR CSI UOM DESCRIPTION	TOTAL DIRECT UNIT COST	DEMOLITION UNIT COST
22 13 29 36-0072 Wet Pit Submersible Sewer Pump, Explosion Proof Class 1, Div 1 And 2, 4 And 6 Pole, 1,750 And 1,180 RPM (Ebara) <small>(22 13 29 36)</small>		
22 13 29 36-0073 Ebara 6", 8", 10", 12" Model DSC Submersible Sewage Pumps, 75 HP - 245 HP <small>(22 13 29 36-0072)</small>		
22 13 29 36-0074 EA 75 HP Wet Pit Submersible Sump Pump, 6" Discharge, 3 Phase, Ebara DSC G0852 <i>For Guide Rail System, Add</i> <i>For 20' Stainless Steel Chain, Add</i>	93,175.03 4,420.00 423.30	1,118.64
22 13 29 36-0075 EA 75 HP Wet Pit Submersible Sump Pump, 8" Discharge, 3 Phase, Ebara DSC E1052 <i>For Guide Rail System, Add</i> <i>For 20' Stainless Steel Chain, Add</i>	101,914.55 4,420.00 423.30	1,118.64
22 13 29 36-0076 EA 100 HP Wet Pit Submersible Sump Pump, 6" Discharge, 3 Phase, Ebara DSC G0932 <i>For Guide Rail System, Add</i> <i>For 20' Stainless Steel Chain, Add</i>	105,014.63 4,420.00 423.30	1,238.50
22 13 29 36-0077 EA 100 HP Wet Pit Submersible Sump Pump, 8" Discharge, 3 Phase, Ebara DSC E1052 <i>For Guide Rail System, Add</i> <i>For 20' Stainless Steel Chain, Add</i>	107,470.01 4,420.00 590.75	1,238.50
22 13 29 36-0078 EA 100 HP Wet Pit Submersible Sump Pump, 12" Discharge, 3 Phase, Ebara DSC C1203 <i>For Guide Rail System, Add</i> <i>For 20' Stainless Steel Chain, Add</i>	94,629.81 5,695.00 590.75	1,238.50
22 13 29 36-0079 EA 120 HP Wet Pit Submersible Sump Pump, 6" Discharge, 3 Phase, Ebara DSC G1012 <i>For Guide Rail System, Add</i> <i>For 20' Stainless Steel Chain, Add</i>	122,474.53 5,270.00 590.75	1,358.35
22 13 29 36-0080 EA 120 HP Wet Pit Submersible Sump Pump, 8" Discharge, 3 Phase, Ebara DSC E1152 <i>For Guide Rail System, Add</i> <i>For 20' Stainless Steel Chain, Add</i>	109,420.66 5,270.00 590.75	1,358.35
22 13 29 36-0081 EA 145 HP Wet Pit Submersible Sump Pump, 6" Discharge, 3 Phase, Ebara DSC G1012 <i>For Guide Rail System, Add</i> <i>For 20' Stainless Steel Chain, Add</i>	109,478.55 6,375.00 590.75	1,518.15
22 13 29 36-0082 EA 145 HP Wet Pit Submersible Sump Pump, 8" Discharge, 3 Phase, Ebara DSC F1102 <i>For Guide Rail System, Add</i> <i>For 20' Stainless Steel Chain, Add</i>	130,043.67 6,375.00 590.75	1,518.15
22 13 29 36-0083 EA 200 HP Wet Pit Submersible Sump Pump, 8" Discharge, 3 Phase, Ebara DSC F1102 <i>For Guide Rail System, Add</i> <i>For 20' Stainless Steel Chain, Add</i>	148,044.47 6,970.00 845.75	1,677.96
22 13 29 36-0084 EA 200 HP Wet Pit Submersible Sump Pump, 10" Discharge, 3 Phase, Ebara DSC G1102 <i>For Guide Rail System, Add</i> <i>For 20' Stainless Steel Chain, Add</i>	148,044.47 6,970.00 845.75	1,677.96
22 13 29 36-0085 EA 245 HP Wet Pit Submersible Sump Pump, 8" Discharge, 3 Phase, Ebara DSC G1102 <i>For Guide Rail System, Add</i> <i>For 20' Stainless Steel Chain, Add</i>	153,414.16 9,180.00 845.75	1,837.77
22 13 29 36-0086 EA 245 HP Wet Pit Submersible Sump Pump, 10" Discharge, 3 Phase, Ebara DSC E1262 <i>For Guide Rail System, Add</i> <i>For 20' Stainless Steel Chain, Add</i>	155,585.05 9,180.00 845.75	1,837.77
22 13 29 36-0087 Dry Pit Submersible Sewer Pump, Explosion Proof Class 1, Div 1 And 2, 4 Pole, 1,750 RPM (Ebara) <small>(22 13 29 36)</small>		
22 13 29 36-0088 Ebara Model DLFU Dry Pit Submersible Sewage Pump, 15 HP - 60 HP <small>(22 13 29 36-0087)</small>		
22 13 29 36-0089 EA 3" x 4" 15 HP Dry Pit Submersible Sewer Pump, 3 Phase, Ebara 100x80DDLFU611	14,406.47	559.32
22 13 29 36-0090 EA 3" x 4" 20 HP Dry Pit Submersible Sewer Pump, 3 Phase, Ebara 100x80DDLFU615	16,182.97	639.23
22 13 29 36-0091 EA 3" x 4" 25 HP Dry Pit Submersible Sewer Pump, 3 Phase, Ebara 100x80DDLFU618	17,701.25	719.13
22 13 29 36-0092 EA 3" x 4" 30 HP Dry Pit Submersible Sewer Pump, 3 Phase, Ebara 100x80DDLFU622	18,811.64	799.03
22 13 29 36-0093 EA 4" x 6" 15 HP Dry Pit Submersible Sewer Pump, 3 Phase, Ebara 150x100DDLFU611	14,894.35	559.32
22 13 29 36-0094 EA 4" x 6" 20 HP Dry Pit Submersible Sewer Pump, 3 Phase, Ebara 150x100DDLFU615	16,252.66	639.23
22 13 29 36-0095 EA 4" x 6" 25 HP Dry Pit Submersible Sewer Pump, 3 Phase, Ebara 150x100DDLFU618	18,187.99	719.13
22 13 29 36-0096 EA 4" x 6" 30 HP Dry Pit Submersible Sewer Pump, 3 Phase, Ebara 150x100DDLFU622	19,556.60	799.03
22 13 29 36-0097 EA 4" x 6" 40 HP Dry Pit Submersible Sewer Pump, 3 Phase, Ebara 150x100DDLFU61130	27,605.80	878.94
22 13 29 36-0098 EA 4" x 6" 50 HP Dry Pit Submersible Sewer Pump, 3 Phase, Ebara 150x100DDLFU637	32,399.84	958.83
22 13 29 36-0099 EA 4" x 6" 60 HP Dry Pit Submersible Sewer Pump, 3 Phase, Ebara 150x100DDLFU645	33,670.18	1,038.74
22 13 29 36-0100 EA 8" x 10" 15 HP Dry Pit Submersible Sewer Pump, 3 Phase, Ebara 200x150DDLFU611	15,384.51	559.32
22 13 29 36-0101 EA 8" x 10" 20 HP Dry Pit Submersible Sewer Pump, 3 Phase, Ebara 200x150DDLFU615	16,548.59	639.23
22 13 29 36-0102 EA 8" x 10" 25 HP Dry Pit Submersible Sewer Pump, 3 Phase, Ebara 200x150DDLFU618	18,315.95	719.13
22 13 29 36-0103 EA 8" x 10" 30 HP Dry Pit Submersible Sewer Pump, 3 Phase, Ebara 200x150DDLFU622	20,013.62	799.03
22 13 29 36-0104 EA 8" x 10" 40 HP Dry Pit Submersible Sewer Pump, 3 Phase, Ebara 200x150DDLFU630	28,435.31	878.94
22 13 29 36-0105 EA 8" x 10" 50 HP Dry Pit Submersible Sewer Pump, 3 Phase, Ebara 200x150DDLFU637	35,156.86	958.83
22 13 29 36-0106 EA 8" x 10" 60 HP Dry Pit Submersible Sewer Pump, 3 Phase, Ebara 200x150DDLFU645	35,531.43	1,038.74
22 13 29 36-0107 EA 8" X 8" 30 HP Dry Pit Submersible Sewer Pump, 3 Phase, Ebara 200x200DDLFU630	29,468.39	799.03
22 13 29 36-0108 EA 8" X 8" 50 HP Dry Pit Submersible Sewer Pump, 3 Phase, Ebara 200x200DDLFU637	35,263.12	958.83
22 13 29 36-0109 EA 8" X 8" 60 HP Dry Pit Submersible Sewer Pump, 3 Phase, Ebara 200x200DDLFU645	35,804.50	1,038.74
22 13 29 36-0110 EA 10" x 10" 40 HP Dry Pit Submersible Sewer Pump, 3 Phase, Ebara 250x250DDLFU630	35,063.36	878.94
22 13 29 36-0111 EA 10" x 10" 50 HP Dry Pit Submersible Sewer Pump, 3 Phase, Ebara 250x250DDLFU637	35,263.12	958.83
22 13 29 36-0112 EA 10" x 10" 60 HP Dry Pit Submersible Sewer Pump, 3 Phase, Ebara 250x250DDLFU645	35,827.36	1,038.74
22 13 29 36-0113 EA 12" X 12" 40 HP Dry Pit Submersible Sewer Pump, 3 Phase, Ebara 300x300DDLFU630	30,120.60	878.94
22 13 29 36-0114 EA 12" X 12" 50 HP Dry Pit Submersible Sewer Pump, 3 Phase, Ebara 300x300DDLFU637	35,436.79	958.83
22 13 29 36-0115 EA 12" X 12" 60 HP Dry Pit Submersible Sewer Pump, 3 Phase, Ebara 300x300DDLFU645	35,894.77	1,038.74
22 13 29 36-0116 Dry Pit Submersible Sewer Pump, Explosion Proof Class 1, Div 1 And 2, 4 And 6 Pole, 1,750 And 1,180 RPM (Ebara) <small>(22 13 29 36)</small>		



MINOR
 CSI UOM DESCRIPTION

TOTAL DIRECT DEMOLITION
 UNIT COST UNIT COST

22 13 29 36-0117 Ebara Model DSC Dry Pit Submersible Sewage Pump, 75 HP - 245 HP (22 13 29 36-0116)

22 13 29 36-0118	EA	10" x 6" 75 HP Dry Pit Submersible Sewer Pump, 3 Phase, Ebara DSC G0852.....	95,368.70	1,118.64
22 13 29 36-0119	EA	10" x 8" 75 HP Dry Pit Submersible Sewer Pump, 3 Phase, Ebara DSC E1052.....	104,124.63	1,118.64
22 13 29 36-0120	EA	10" x 6" 100 HP Dry Pit Submersible Sewer Pump, 3 Phase, Ebara DSC G0932.....	107,749.21	1,238.50
22 13 29 36-0121	EA	10" x 8" 100 HP Dry Pit Submersible Sewer Pump, 3 Phase, Ebara DSC E1052.....	109,922.26	1,238.50
22 13 29 36-0122	EA	16" x 12" 100 HP Dry Pit Submersible Sewer Pump, 3 Phase, Ebara DSC C1203.....	95,872.67	1,238.50
22 13 29 36-0123	EA	10" x 6" 120 HP Dry Pit Submersible Sewer Pump, 3 Phase, Ebara DSC G1012.....	125,492.09	1,358.35
22 13 29 36-0124	EA	10" x 8" 120 HP Dry Pit Submersible Sewer Pump, 3 Phase, Ebara DSC E1152.....	110,221.90	1,358.35
22 13 29 36-0125	EA	10" x 6" 145 HP Dry Pit Submersible Sewer Pump, 3 Phase, Ebara DSC G1012.....	110,621.42	1,518.15
22 13 29 36-0126	EA	10" x 8" 145 HP Dry Pit Submersible Sewer Pump, 3 Phase, Ebara DSC F1102.....	130,981.14	1,518.15
22 13 29 36-0127	EA	12" x 8" 200 HP Dry Pit Submersible Sewer Pump, 3 Phase, Ebara DSC F1102.....	156,153.47	1,677.96
22 13 29 36-0128	EA	14" x 10" 200 HP Dry Pit Submersible Sewer Pump, 3 Phase, Ebara DSC G1102.....	152,555.68	1,618.03
22 13 29 36-0129	EA	12" x 8" 245 HP Dry Pit Submersible Sewer Pump, 3 Phase, Ebara DSC G1102.....	155,941.90	1,837.77
22 13 29 36-0130	EA	14" x 10" 245 HP Dry Pit Submersible Sewer Pump, 3 Phase, Ebara DSC E1262.....	155,941.90	1,837.77

22 13 33 Packaged, Submersible Sewerage Pump Units (22 13)

22 13 33 00-0001 Submersible Pumps (Flygt) (22 13 33)

22 13 33 00-0002 Wet Pit Submersible Pumps (Flygt) (22 13 33 00-0001)

22 13 33 00-0003 Wet Pit Submersible Explosion Proof Pumps (Flygt) (22 13 33 00-0002)

22 13 33 00-0004	EA	3 HP, 3" To 4" Discharge, Wet Pit Submersible Explosion Proof Pump (Flygt NP3085).....	14,132.75	239.71
		Note: FLS and 50' electrical cable		
22 13 33 00-0005	EA	4 HP, 3" To 4" Discharge, Wet Pit Submersible Explosion Proof Pump (Flygt NP3085).....	14,754.94	279.67
		Note: FLS and 50' electrical cable		
22 13 33 00-0006	EA	5 HP, 4" To 6" Discharge, Wet Pit Submersible Explosion Proof Pump (Flygt NP3102).....	17,652.92	319.61
		Note: FLS and 50' electrical cable		
22 13 33 00-0007	EA	7 HP, 3" To 6" Discharge, Wet Pit Submersible Explosion Proof Pump (Flygt NP3102).....	16,658.81	399.51
		Note: FLS and 50' electrical cable		
22 13 33 00-0008	EA	7.5 To 8.5 HP, 4" To 6" Discharge, Wet Pit Submersible Explosion Proof Pump (Flygt NP3127).....	23,457.35	439.46
		Note: FLS and 50' electrical cable		
22 13 33 00-0009	EA	10 To 12 HP, 3" To 6" Discharge, Wet Pit Submersible Explosion Proof Pump (Flygt NP3127).....	27,351.46	479.42
		Note: FLS and 50' electrical cable		
22 13 33 00-0010	EA	12 To 14 HP, 4" To 6" Discharge, Wet Pit Submersible Explosion Proof Pump (Flygt NP3153).....	41,273.95	519.37
		Note: FLS and 50' electrical cable		
22 13 33 00-0011	EA	15 To 17 HP, 3" To 10" Discharge, Wet Pit Submersible Explosion Proof Pump (Flygt NP3153).....	43,360.48	559.32
		Note: FLS and 50' electrical cable		
22 13 33 00-0012	EA	20 To 23 HP, 3" To 4" Discharge, Wet Pit Submersible Explosion Proof Pump (Flygt NP3153).....	47,162.32	639.23
		Note: FLS and 50' electrical cable		
22 13 33 00-0013	EA	18 To 25 HP, 4" To 10" Discharge, Wet Pit Submersible Explosion Proof Pump (Flygt NP3171).....	59,520.76	719.13
		Note: FLS and 50' electrical cable		
22 13 33 00-0014	EA	30 HP, 4" To 6" Discharge, Wet Pit Submersible Explosion Proof Pump (Flygt NP3171).....	65,430.51	799.03
		Note: FLS and 50' electrical cable		
22 13 33 00-0015	EA	34 To 35 HP, 4" To 6" Discharge, Wet Pit Submersible Explosion Proof Pump (Flygt NP3171).....	78,631.08	838.99
		Note: FLS and 50' electrical cable		
22 13 33 00-0016	EA	34 To 45 HP, 4" To 12" Discharge, Wet Pit Submersible Explosion Proof Pump (Flygt NP3202).....	108,793.75	878.94
		Note: FLS and 50' electrical cable		
22 13 33 00-0017	EA	50 To 60 HP, 4" To 12" Discharge, Wet Pit Submersible Explosion Proof Pump (Flygt NP3202).....	122,099.97	1,038.74
		Note: FLS and 50' electrical cable		
22 13 33 00-0018	EA	67 To 72 HP, 4" To 6" Discharge, Wet Pit Submersible Explosion Proof Pump (Flygt NP3202).....	117,954.19	1,078.69
		Note: FLS and 50' electrical cable		
22 13 33 00-0019	EA	60 To 70 HP, 10" To 14" Discharge, Wet Pit Submersible Explosion Proof Pump (Flygt NP3301).....	150,683.65	1,118.64
		Note: FLS and 50' electrical cable		
22 13 33 00-0020	EA	85 HP, 6" To 12" Discharge, Wet Pit Submersible Explosion Proof Pump (Flygt NP3301).....	166,586.34	1,198.55
		Note: FLS and 50' electrical cable		
22 13 33 00-0021	EA	105 HP, 6" Discharge, Wet Pit Submersible Explosion Proof Pump (Flygt NP3301).....	169,563.69	1,278.45
		Note: FLS and 50' electrical cable		
22 13 33 00-0022	EA	70 To 90 HP, 14" Discharge, Wet Pit Submersible Explosion Proof Pump (Flygt NP3315).....	149,058.88	1,118.64
		Note: FLS and 50' electrical cable		
22 13 33 00-0023	EA	110 To 140 HP, 10" To 12" Discharge, Wet Pit Submersible Explosion Proof Pump (Flygt NP3315).....	174,930.60	1,358.35
		Note: FLS and 50' electrical cable		
22 13 33 00-0024	EA	130 To 160 HP, 6" Discharge, Wet Pit Submersible Explosion Proof Pump (Flygt NP3315).....	171,224.38	1,518.15
		Note: FLS and 50' electrical cable		
22 13 33 00-0025	EA	3 HP, 3" To 4" Discharge, Wet Pit Submersible Explosion Proof Pump With Shielded Power Cable (Flygt NP3085).....	15,018.81	239.71
		Note: FLS and 50' electrical cable		
22 13 33 00-0026	EA	4 HP, 3" To 4" Discharge, Wet Pit Submersible Explosion Proof Pump With Shielded Power Cable (Flygt NP3085).....	15,641.00	279.67
		Note: FLS and 50' electrical cable		
22 13 33 00-0027	EA	5 HP, 4" To 6" Discharge, Wet Pit Submersible Explosion Proof Pump With Shielded Power Cable (Flygt NP3102).....	19,145.24	319.61
		Note: FLS and 50' electrical cable		
22 13 33 00-0028	EA	7 HP, 3" To 6" Discharge, Wet Pit Submersible Explosion Proof Pump With Shielded Power Cable (Flygt NP3102).....	18,151.13	399.51
		Note: FLS and 50' electrical cable		
22 13 33 00-0029	EA	7.5 To 8.5 HP, 4" To 6" Discharge, Wet Pit Submersible Explosion Proof Pump With Shielded Power Cable (Flygt NP3127).....	24,959.00	439.46
		Note: FLS and 50' electrical cable		
22 13 33 00-0030	EA	10 To 12 HP, 3" To 6" Discharge, Wet Pit Submersible Explosion Proof Pump With Shielded Power Cable (Flygt NP3127).....	28,853.11	479.42
		Note: FLS and 50' electrical cable		
22 13 33 00-0031	EA	12 To 14 HP, 4" To 6" Discharge, Wet Pit Submersible Explosion Proof Pump With Shielded Power Cable (Flygt NP3153).....	42,840.89	519.37
		Note: FLS and 50' electrical cable		



MINOR	CSI	UOM	DESCRIPTION	TOTAL DIRECT UNIT COST	DEMOLITION UNIT COST
22 13 33 00-0032	EA		15 To 17 HP, 3" To 10" Discharge, Wet Pit Submersible Explosion Proof Pump With Shielded Power Cable (Flygt NP3153) Note: FLS and 50' electrical cable	44,927.42	559.32
22 13 33 00-0033	EA		20 To 23 HP, 3" To 4" Discharge, Wet Pit Submersible Explosion Proof Pump With Shielded Power Cable (Flygt NP3153) Note: FLS and 50' electrical cable	48,729.26	639.23
22 13 33 00-0034	EA		18 To 25 HP, 4" To 10" Discharge, Wet Pit Submersible Explosion Proof Pump With Shielded Power Cable (Flygt NP3171) Note: FLS and 50' electrical cable	62,169.63	719.13
22 13 33 00-0035	EA		30 HP, 4" To 6" Discharge, Wet Pit Submersible Explosion Proof Pump With Shielded Power Cable (Flygt NP3171) Note: FLS and 50' electrical cable	66,079.38	799.03
22 13 33 00-0036	EA		34 To 35 HP, 4" To 6" Discharge, Wet Pit Submersible Explosion Proof Pump With Shielded Power Cable (Flygt NP3171) Note: FLS and 50' electrical cable	81,279.95	838.99
22 13 33 00-0037	EA		34 To 45 HP, 4" To 12" Discharge, Wet Pit Submersible Explosion Proof Pump With Shielded Power Cable (Flygt NP3202) Note: FLS and 50' electrical cable	111,442.62	878.94
22 13 33 00-0038	EA		50 To 60 HP, 4" To 12" Discharge, Wet Pit Submersible Explosion Proof Pump With Shielded Power Cable (Flygt NP3202) Note: FLS and 50' electrical cable	124,748.84	1,038.74
22 13 33 00-0039	EA		67 To 72 HP, 4" To 6" Discharge, Wet Pit Submersible Explosion Proof Pump With Shielded Power Cable (Flygt NP3202) Note: FLS and 50' electrical cable	121,871.53	1,078.69
22 13 33 00-0040	EA		60 To 70 HP, 10" To 14" Discharge, Wet Pit Submersible Explosion Proof Pump With Shielded Power Cable (Flygt NP3301) Note: FLS and 50' electrical cable	154,600.99	1,118.64
22 13 33 00-0041	EA		85 HP, 6" To 12" Discharge, Wet Pit Submersible Explosion Proof Pump With Shielded Power Cable (Flygt NP3301) Note: FLS and 50' electrical cable	170,503.68	1,198.55
22 13 33 00-0042	EA		105 HP, 6" Discharge, Wet Pit Submersible Explosion Proof Pump With Shielded Power Cable (Flygt NP3301) Note: FLS and 50' electrical cable	173,481.03	1,278.45
22 13 33 00-0043	EA		70 To 90 HP, 14" Discharge, Wet Pit Submersible Explosion Proof Pump With Shielded Power Cable (Flygt NP3315) Note: FLS and 50' electrical cable	152,976.22	1,118.64
22 13 33 00-0044	EA		130 To 160 HP, 6" Discharge, Wet Pit Submersible Explosion Proof Pump With Shielded Power Cable (Flygt NP3315) Note: FLS and 50' electrical cable	175,328.26	1,518.15
22 13 33 00-0045			Dry Pit Submersible Vertical Pumps (Flygt) (22 13 33 00-0001)		
22 13 33 00-0046			Dry Pit Submersible Vertical Non-Explosion Proof Pumps (Flygt) (22 13 33 00-0045)		
22 13 33 00-0047	EA		3 HP, 3" To 4" Discharge, Dry Pit Submersible Vertical Non-Explosion Proof Pump (Flygt NT3085) Note: FLS and 50' electrical cable. Includes stand and inlet elbow.	13,746.61	239.71
22 13 33 00-0048	EA		4 HP, 3" To 4" Discharge, Dry Pit Submersible Vertical Non-Explosion Proof Pump (Flygt NT3085) Note: FLS and 50' electrical cable. Includes stand and inlet elbow.	14,378.13	279.67
22 13 33 00-0049	EA		5 HP, 4" To 6" Discharge, Dry Pit Submersible Vertical Non-Explosion Proof Pump (Flygt NT3102) Note: FLS and 50' electrical cable. Includes stand and inlet elbow.	16,371.39	319.61
22 13 33 00-0050	EA		7 HP, 3" To 6" Discharge, Dry Pit Submersible Vertical Non-Explosion Proof Pump (Flygt NT3102) Note: FLS and 50' electrical cable. Includes stand and inlet elbow.	16,468.54	399.51
22 13 33 00-0051	EA		7.5 To 8.5 HP, 4" To 6" Discharge, Dry Pit Submersible Vertical Non-Explosion Proof Pump (Flygt NT3127) Note: FLS and 50' electrical cable. Includes stand and inlet elbow.	24,546.75	439.46
22 13 33 00-0052	EA		10 To 12 HP, 3" To 6" Discharge, Dry Pit Submersible Vertical Non-Explosion Proof Pump (Flygt NT3127) Note: FLS and 50' electrical cable. Includes stand and inlet elbow.	27,239.53	479.42
22 13 33 00-0053	EA		15 To 17 HP, 3" To 10" Discharge, Dry Pit Submersible Vertical Non-Explosion Proof Pump (Flygt NT3153) Note: FLS and 50' electrical cable	40,894.42	559.32
			<i>For Inlet Elbow, Add</i>	2,344.81	
			<i>For Stand, Add</i>	1,861.67	
22 13 33 00-0054	EA		20 To 23 HP, 3" To 4" Discharge, Dry Pit Submersible Vertical Non-Explosion Proof Pump (Flygt NT3153) Note: FLS and 50' electrical cable	44,468.68	639.23
			<i>For Inlet Elbow, Add</i>	3,167.45	
			<i>For Stand, Add</i>	1,315.11	
22 13 33 00-0055	EA		18 To 25 HP, 4" To 10" Discharge, Dry Pit Submersible Vertical Non-Explosion Proof Pump (Flygt NT3171) Note: FLS and 50' electrical cable	55,935.46	719.13
			<i>For Inlet Elbow, Add</i>	2,344.81	
			<i>For Stand, Add</i>	3,055.53	
22 13 33 00-0056	EA		30 HP, 4" To 6" Discharge, Dry Pit Submersible Vertical Non-Explosion Proof Pump (Flygt NT3171) Note: FLS and 50' electrical cable	60,224.18	799.03
			<i>For Inlet Elbow, Add</i>	2,344.81	
			<i>For Stand, Add</i>	1,902.71	
22 13 33 00-0057	EA		34 To 35 HP, 4" To 6" Discharge, Dry Pit Submersible Vertical Non-Explosion Proof Pump (Flygt NT3171) Note: FLS and 50' electrical cable	74,952.51	838.99
			<i>For Inlet Elbow, Add</i>	3,167.45	
			<i>For Stand, Add</i>	1,902.71	
22 13 33 00-0058	EA		34 To 45 HP, 4" To 12" Discharge, Dry Pit Submersible Vertical Non-Explosion Proof Pump (Flygt NT3202) Note: FLS and 50' electrical cable	100,761.34	878.94
			<i>For Inlet Elbow, Add</i>	3,167.45	
			<i>For Stand, Add</i>	4,376.23	
22 13 33 00-0059	EA		50 To 60 HP, 4" To 12" Discharge, Dry Pit Submersible Vertical Non-Explosion Proof Pump (Flygt NT3202) Note: FLS and 50' electrical cable	124,528.72	1,038.74
			<i>For Inlet Elbow, Add</i>	3,167.45	
			<i>For Stand, Add</i>	4,376.23	



MINOR	CSI	UOM	DESCRIPTION	TOTAL DIRECT UNIT COST	DEMOLITION UNIT COST
22 13 33 00-0060	EA		67 To 72 HP, 4" To 6" Discharge, Dry Pit Submersible Vertical Non-Explosion Proof Pump (Flygt NT3202).....	119,144.32	1,078.69
			Note: FLS and 50' electrical cable		
			<i>For Inlet Elbow, Add</i>	3,167.45	
			<i>For Stand, Add</i>	1,968.00	
22 13 33 00-0061	EA		85 HP, 6" To 12" Discharge, Dry Pit Submersible Vertical Non-Explosion Proof Pump (Flygt NT3301).....	132,531.60	1,198.55
			Note: FLS and 50' electrical cable		
			<i>For Inlet Elbow, Add</i>	3,167.45	
			<i>For Stand, Add</i>	4,439.65	
22 13 33 00-0062	EA		105 HP, 6" Discharge, Dry Pit Submersible Vertical Non-Explosion Proof Pump (Flygt NT3301).....	136,887.48	1,278.45
			Note: FLS and 50' electrical cable		
			<i>For Inlet Elbow, Add</i>	4,159.84	
			<i>For Stand, Add</i>	4,100.15	
22 13 33 00-0063	EA		70 To 90 HP, 14" Discharge, Dry Pit Submersible Vertical Non-Explosion Proof Pump (Flygt NT3315).....	135,143.00	1,118.64
			Note: FLS and 50' electrical cable		
			<i>For Inlet Elbow, Add</i>	7,534.35	
			<i>For Stand, Add</i>	4,439.65	
22 13 33 00-0064	EA		110 To 140 HP, 10" To 12" Discharge, Dry Pit Submersible Vertical Non-Explosion Proof Pump (Flygt NT3315).....	171,949.69	1,358.35
			Note: FLS and 50' electrical cable		
			<i>For Inlet Elbow, Add</i>	7,534.35	
			<i>For Stand, Add</i>	4,439.65	
22 13 33 00-0065	EA		3 HP, 3" To 4" Discharge, Dry Pit Submersible Vertical Non-Explosion Proof Pump With Shielded Power Cable (Flygt NT3085).....	14,632.67	239.71
			Note: FLS and 50' electrical cable		
22 13 33 00-0066	EA		4 HP, 3" To 4" Discharge, Dry Pit Submersible Vertical Non-Explosion Proof Pump With Shielded Power Cable (Flygt NT3085).....	15,264.19	279.67
			Note: FLS and 50' electrical cable		
22 13 33 00-0067	EA		5 HP, 4" To 6" Discharge, Dry Pit Submersible Vertical Non-Explosion Proof Pump With Shielded Power Cable (Flygt NT3102).....	17,873.04	319.61
			Note: FLS and 50' electrical cable		
22 13 33 00-0068	EA		7 HP, 3" To 6" Discharge, Dry Pit Submersible Vertical Non-Explosion Proof Pump With Shielded Power Cable (Flygt NT3102).....	17,970.19	399.51
			Note: FLS and 50' electrical cable		
22 13 33 00-0069	EA		7.5 To 8.5 HP, 4" To 6" Discharge, Dry Pit Submersible Vertical Non-Explosion Proof Pump With Shielded Power Cable (Flygt NT3127).....	26,048.39	439.46
			Note: FLS and 50' electrical cable		
22 13 33 00-0070	EA		10 To 12 HP, 3" To 6" Discharge, Dry Pit Submersible Vertical Non-Explosion Proof Pump With Shielded Power Cable (Flygt NT3127).....	28,741.18	479.42
			Note: FLS and 50' electrical cable		
22 13 33 00-0071	EA		12 To 14 HP, 4" To 6" Discharge, Dry Pit Submersible Vertical Non-Explosion Proof Pump With Shielded Power Cable (Flygt NT3153).....	38,423.62	519.37
			Note: FLS and 50' electrical cable		
			<i>For Inlet Elbow, Add</i>	2,344.81	
			<i>For Stand, Add</i>	1,315.11	
22 13 33 00-0072	EA		15 To 17 HP, 3" To 10" Discharge, Dry Pit Submersible Vertical Non-Explosion Proof Pump With Shielded Power Cable (Flygt NT3153).....	42,480.01	559.32
			Note: FLS and 50' electrical cable		
			<i>For Inlet Elbow, Add</i>	2,344.81	
			<i>For Stand, Add</i>	1,861.67	
22 13 33 00-0073	EA		20 To 23 HP, 3" To 4" Discharge, Dry Pit Submersible Vertical Non-Explosion Proof Pump With Shielded Power Cable (Flygt NT3153).....	46,054.27	639.23
			Note: FLS and 50' electrical cable		
			<i>For Inlet Elbow, Add</i>	3,167.45	
			<i>For Stand, Add</i>	1,315.11	
22 13 33 00-0074	EA		18 To 25 HP, 4" To 10" Discharge, Dry Pit Submersible Vertical Non-Explosion Proof Pump With Shielded Power Cable (Flygt NT3171).....	58,575.00	719.13
			Note: FLS and 50' electrical cable		
			<i>For Inlet Elbow, Add</i>	2,344.81	
			<i>For Stand, Add</i>	3,055.53	
22 13 33 00-0075	EA		30 HP, 4" To 6" Discharge, Dry Pit Submersible Vertical Non-Explosion Proof Pump With Shielded Power Cable (Flygt NT3171).....	62,863.72	799.03
			Note: FLS and 50' electrical cable		
			<i>For Inlet Elbow, Add</i>	2,344.81	
			<i>For Stand, Add</i>	1,902.71	
22 13 33 00-0076	EA		34 To 35 HP, 4" To 6" Discharge, Dry Pit Submersible Vertical Non-Explosion Proof Pump With Shielded Power Cable (Flygt NT3171).....	77,592.05	838.99
			Note: FLS and 50' electrical cable		
			<i>For Inlet Elbow, Add</i>	3,167.45	
			<i>For Stand, Add</i>	1,902.71	
22 13 33 00-0077	EA		34 To 45 HP, 4" To 12" Discharge, Dry Pit Submersible Vertical Non-Explosion Proof Pump With Shielded Power Cable (Flygt NT3202).....	103,400.88	878.94
			Note: FLS and 50' electrical cable		
			<i>For Inlet Elbow, Add</i>	3,167.45	
			<i>For Stand, Add</i>	4,376.23	
22 13 33 00-0078	EA		50 To 60 HP, 4" To 12" Discharge, Dry Pit Submersible Vertical Non-Explosion Proof Pump With Shielded Power Cable (Flygt NT3202).....	127,168.26	1,038.74
			Note: FLS and 50' electrical cable		
			<i>For Inlet Elbow, Add</i>	3,167.45	
			<i>For Stand, Add</i>	4,376.23	
22 13 33 00-0079	EA		67 To 72 HP, 4" To 6" Discharge, Dry Pit Submersible Vertical Non-Explosion Proof Pump With Shielded Power Cable (Flygt NT3202).....	123,061.66	1,078.69
			Note: FLS and 50' electrical cable		
			<i>For Inlet Elbow, Add</i>	3,167.45	
			<i>For Stand, Add</i>	1,968.00	



MINOR	CSI	UOM	DESCRIPTION	TOTAL DIRECT UNIT COST	DEMOLITION UNIT COST
22 13 33 00-0080	EA		60 To 70 HP, 10" To 14" Discharge, Dry Pit Submersible Vertical Non-Explosion Proof Pump With Shielded Power Cable (Flygt NT3301) Note: FLS and 50' electrical cable	123,292.11	1,118.64
			<i>For Inlet Elbow, Add</i>	3,167.45	
			<i>For Stand, Add</i>	4,439.65	
22 13 33 00-0081	EA		85 HP, 6" To 12" Discharge, Dry Pit Submersible Vertical Non-Explosion Proof Pump With Shielded Power Cable (Flygt NT3301)..... Note: FLS and 50' electrical cable	136,448.94	1,198.55
			<i>For Inlet Elbow, Add</i>	3,167.45	
			<i>For Stand, Add</i>	4,439.65	
22 13 33 00-0082	EA		105 HP, 6" Discharge, Dry Pit Submersible Vertical Non-Explosion Proof Pump With Shielded Power Cable (Flygt NT3301) Note: FLS and 50' electrical cable	140,804.82	1,278.45
			<i>For Inlet Elbow, Add</i>	4,159.84	
			<i>For Stand, Add</i>	4,100.15	
22 13 33 00-0083	EA		70 To 90 HP, 14" Discharge, Dry Pit Submersible Vertical Non-Explosion Proof Pump With Shielded Power Cable (Flygt NT3315)..... Note: FLS and 50' electrical cable	139,060.34	1,118.64
			<i>For Inlet Elbow, Add</i>	7,534.35	
			<i>For Stand, Add</i>	4,439.65	
22 13 33 00-0084	EA		110 To 140 HP, 10" To 12" Discharge, Dry Pit Submersible Vertical Non-Explosion Proof Pump With Shielded Power Cable (Flygt NT3315) Note: FLS and 50' electrical cable	175,867.03	1,358.35
			<i>For Inlet Elbow, Add</i>	7,534.35	
			<i>For Stand, Add</i>	4,439.65	
22 13 33 00-0085	EA		130 To 160 HP, 6" Discharge, Dry Pit Submersible Vertical Non-Explosion Proof Pump With Shielded Power Cable (Flygt NT3315) Note: FLS and 50' electrical cable	160,395.73	1,518.15
			<i>For Inlet Elbow, Add</i>	7,534.35	
			<i>For Stand, Add</i>	4,100.15	
22 13 33 00-0086			Dry Pit Submersible Vertical Explosion Proof Pumps (Flygt) <small>(22 13 33 00-0045)</small>		
22 13 33 00-0087	EA		3 HP, 3" To 4" Discharge, Dry Pit Submersible Vertical Explosion Proof Pump (Flygt NT3085) Note: FLS and 50' electrical cable. Includes stand and inlet elbow.	15,419.87	239.71
22 13 33 00-0088	EA		4 HP, 3" To 4" Discharge, Dry Pit Submersible Vertical Explosion Proof Pump (Flygt NT3085) Note: FLS and 50' electrical cable. Includes stand and inlet elbow.	16,051.39	279.67
22 13 33 00-0089	EA		7 HP, 3" To 6" Discharge, Dry Pit Submersible Vertical Explosion Proof Pump (Flygt NT3102) Note: FLS and 50' electrical cable. Includes stand and inlet elbow.	18,141.81	399.51
22 13 33 00-0090	EA		7.5 To 8.5 HP, 4" To 6" Discharge, Dry Pit Submersible Vertical Explosion Proof Pump (Flygt NT3127) Note: FLS and 50' electrical cable. Includes stand and inlet elbow.	26,608.01	439.46
22 13 33 00-0091	EA		12 To 14 HP, 4" To 6" Discharge, Dry Pit Submersible Vertical Explosion Proof Pump (Flygt NT3153) Note: FLS and 50' electrical cable	39,104.49	519.37
			<i>For Inlet Elbow, Add</i>	2,344.81	
			<i>For Stand, Add</i>	1,315.11	
22 13 33 00-0092	EA		15 To 17 HP, 3" To 10" Discharge, Dry Pit Submersible Vertical Explosion Proof Pump (Flygt NT3153) Note: FLS and 50' electrical cable	43,160.89	559.32
			<i>For Inlet Elbow, Add</i>	2,344.81	
			<i>For Stand, Add</i>	1,861.67	
22 13 33 00-0093	EA		20 To 23 HP, 3" To 4" Discharge, Dry Pit Submersible Vertical Explosion Proof Pump (Flygt NT3153) Note: FLS and 50' electrical cable	46,735.14	639.23
			<i>For Inlet Elbow, Add</i>	3,167.45	
			<i>For Stand, Add</i>	1,315.11	
22 13 33 00-0094	EA		18 To 25 HP, 4" To 10" Discharge, Dry Pit Submersible Vertical Explosion Proof Pump (Flygt NT3171) Note: FLS and 50' electrical cable	58,972.33	719.13
			<i>For Inlet Elbow, Add</i>	2,344.81	
			<i>For Stand, Add</i>	3,055.53	
22 13 33 00-0095	EA		34 To 35 HP, 4" To 6" Discharge, Dry Pit Submersible Vertical Explosion Proof Pump (Flygt NT3171) Note: FLS and 50' electrical cable	77,989.38	838.99
			<i>For Inlet Elbow, Add</i>	3,167.45	
			<i>For Stand, Add</i>	1,902.71	
22 13 33 00-0096	EA		34 To 45 HP, 4" To 12" Discharge, Dry Pit Submersible Vertical Explosion Proof Pump (Flygt NT3202) Note: FLS and 50' electrical cable	103,798.21	878.94
			<i>For Inlet Elbow, Add</i>	3,167.45	
			<i>For Stand, Add</i>	4,376.23	
22 13 33 00-0097	EA		50 To 60 HP, 4" To 12" Discharge, Dry Pit Submersible Vertical Explosion Proof Pump (Flygt NT3202) Note: FLS and 50' electrical cable	127,565.59	1,038.74
			<i>For Inlet Elbow, Add</i>	3,167.45	
			<i>For Stand, Add</i>	4,376.23	
22 13 33 00-0098	EA		67 To 72 HP, 4" To 6" Discharge, Dry Pit Submersible Vertical Explosion Proof Pump (Flygt NT3202) Note: FLS and 50' electrical cable	122,181.19	1,078.69
			<i>For Inlet Elbow, Add</i>	3,167.45	
			<i>For Stand, Add</i>	1,968.00	
22 13 33 00-0099	EA		60 To 70 HP, 10" To 14" Discharge, Dry Pit Submersible Vertical Explosion Proof Pump (Flygt NT3301) Note: FLS and 50' electrical cable	125,954.04	1,118.64
			<i>For Inlet Elbow, Add</i>	3,167.45	
			<i>For Stand, Add</i>	4,439.65	
22 13 33 00-0100	EA		85 HP, 6" To 12" Discharge, Dry Pit Submersible Vertical Explosion Proof Pump (Flygt NT3301) Note: FLS and 50' electrical cable	139,110.87	1,198.55
			<i>For Inlet Elbow, Add</i>	3,167.45	
			<i>For Stand, Add</i>	4,439.65	
22 13 33 00-0101	EA		105 HP, 6" Discharge, Dry Pit Submersible Vertical Explosion Proof Pump (Flygt NT3301)..... Note: FLS and 50' electrical cable	143,466.75	1,278.45
			<i>For Inlet Elbow, Add</i>	4,159.84	
			<i>For Stand, Add</i>	4,100.15	



MINOR CSI	UOM	DESCRIPTION	TOTAL DIRECT UNIT COST	DEMOLITION UNIT COST
22 13 33 00-0102	EA	70 To 90 HP, 14" Discharge, Dry Pit Submersible Vertical Explosion Proof Pump (Flygt NT3315)..... Note: FLS and 50' electrical cable	141,908.80	1,118.64
		<i>For Inlet Elbow, Add</i>	7,534.35	
		<i>For Stand, Add</i>	4,439.65	
22 13 33 00-0103	EA	110 To 140 HP, 10" To 12" Discharge, Dry Pit Submersible Vertical Explosion Proof Pump (Flygt NT3315) Note: FLS and 50' electrical cable	178,715.50	1,358.35
		<i>For Inlet Elbow, Add</i>	7,534.35	
		<i>For Stand, Add</i>	4,439.65	
22 13 33 00-0104	EA	130 To 160 HP, 6" Discharge, Dry Pit Submersible Vertical Explosion Proof Pump (Flygt NT3315)..... Note: FLS and 50' electrical cable	163,048.33	1,518.15
		<i>For Inlet Elbow, Add</i>	7,534.35	
		<i>For Stand, Add</i>	4,100.15	
22 13 33 00-0105	EA	3 HP, 3" To 4" Discharge, Dry Pit Submersible Vertical Explosion Proof Pump With Shielded Power Cable (Flygt NT3085)..... Note: FLS and 50' electrical cable	16,305.94	239.71
22 13 33 00-0106	EA	4 HP, 3" To 4" Discharge, Dry Pit Submersible Vertical Explosion Proof Pump With Shielded Power Cable (Flygt NT3085)..... Note: FLS and 50' electrical cable	16,937.46	279.67
22 13 33 00-0107	EA	5 HP, 4" To 6" Discharge, Dry Pit Submersible Vertical Explosion Proof Pump With Shielded Power Cable (Flygt NT3102)..... Note: FLS and 50' electrical cable	19,546.30	319.61
22 13 33 00-0108	EA	7 HP, 3" To 6" Discharge, Dry Pit Submersible Vertical Explosion Proof Pump With Shielded Power Cable (Flygt NT3102)..... Note: FLS and 50' electrical cable	19,643.45	399.51
22 13 33 00-0109	EA	7.5 To 8.5 HP, 4" To 6" Discharge, Dry Pit Submersible Vertical Explosion Proof Pump With Shielded Power Cable (Flygt NT3127) Note: FLS and 50' electrical cable	28,109.66	439.46
22 13 33 00-0110	EA	10 To 12 HP, 3" To 6" Discharge, Dry Pit Submersible Vertical Explosion Proof Pump With Shielded Power Cable (Flygt NT3127)..... Note: FLS and 50' electrical cable	30,802.45	479.42
22 13 33 00-0111	EA	12 To 14 HP, 4" To 6" Discharge, Dry Pit Submersible Vertical Explosion Proof Pump With Shielded Power Cable (Flygt NT3153)..... Note: FLS and 50' electrical cable	40,690.08	519.37
		<i>For Inlet Elbow, Add</i>	2,344.81	
		<i>For Stand, Add</i>	1,315.11	
22 13 33 00-0112	EA	15 To 17 HP, 3" To 10" Discharge, Dry Pit Submersible Vertical Explosion Proof Pump With Shielded Power Cable (Flygt NT3153) Note: FLS and 50' electrical cable	44,746.48	559.32
		<i>For Inlet Elbow, Add</i>	2,344.81	
		<i>For Stand, Add</i>	1,861.67	
22 13 33 00-0113	EA	20 To 23 HP, 3" To 4" Discharge, Dry Pit Submersible Vertical Explosion Proof Pump With Shielded Power Cable (Flygt NT3153)..... Note: FLS and 50' electrical cable	48,320.73	639.23
		<i>For Inlet Elbow, Add</i>	3,167.45	
		<i>For Stand, Add</i>	1,315.11	
22 13 33 00-0114	EA	18 To 25 HP, 4" To 10" Discharge, Dry Pit Submersible Vertical Explosion Proof Pump With Shielded Power Cable (Flygt NT3171) Note: FLS and 50' electrical cable	61,611.87	719.13
		<i>For Inlet Elbow, Add</i>	2,344.81	
		<i>For Stand, Add</i>	3,055.53	
22 13 33 00-0115	EA	30 HP, 4" To 6" Discharge, Dry Pit Submersible Vertical Explosion Proof Pump With Shielded Power Cable (Flygt NT3171) Note: FLS and 50' electrical cable	65,900.59	799.03
		<i>For Inlet Elbow, Add</i>	2,344.81	
		<i>For Stand, Add</i>	1,902.71	
22 13 33 00-0116	EA	34 To 35 HP, 4" To 6" Discharge, Dry Pit Submersible Vertical Explosion Proof Pump With Shielded Power Cable (Flygt NT3171)..... Note: FLS and 50' electrical cable	80,628.92	838.99
		<i>For Inlet Elbow, Add</i>	3,167.45	
		<i>For Stand, Add</i>	1,902.71	
22 13 33 00-0117	EA	34 To 45 HP, 4" To 12" Discharge, Dry Pit Submersible Vertical Explosion Proof Pump With Shielded Power Cable (Flygt NT3202) Note: FLS and 50' electrical cable	106,437.75	878.94
		<i>For Inlet Elbow, Add</i>	3,167.45	
		<i>For Stand, Add</i>	4,376.23	
22 13 33 00-0118	EA	50 To 60 HP, 4" To 12" Discharge, Dry Pit Submersible Vertical Explosion Proof Pump With Shielded Power Cable (Flygt NT3202) Note: FLS and 50' electrical cable	130,205.13	1,038.74
		<i>For Inlet Elbow, Add</i>	3,167.45	
		<i>For Stand, Add</i>	4,376.23	
22 13 33 00-0119	EA	67 To 72 HP, 4" To 6" Discharge, Dry Pit Submersible Vertical Explosion Proof Pump With Shielded Power Cable (Flygt NT3202)..... Note: FLS and 50' electrical cable	126,098.53	1,078.69
		<i>For Inlet Elbow, Add</i>	3,167.45	
		<i>For Stand, Add</i>	1,968.00	
22 13 33 00-0120	EA	60 To 70 HP, 10" To 14" Discharge, Dry Pit Submersible Vertical Explosion Proof Pump With Shielded Power Cable (Flygt NT3301) Note: FLS and 50' electrical cable	129,871.38	1,118.64
		<i>For Inlet Elbow, Add</i>	3,167.45	
		<i>For Stand, Add</i>	4,439.65	
22 13 33 00-0121	EA	85 HP, 6" To 12" Discharge, Dry Pit Submersible Vertical Explosion Proof Pump With Shielded Power Cable (Flygt NT3301)..... Note: FLS and 50' electrical cable	143,028.21	1,198.55
		<i>For Inlet Elbow, Add</i>	3,167.45	
		<i>For Stand, Add</i>	4,439.65	



	MINOR	CSI	UOM	DESCRIPTION	TOTAL DIRECT UNIT COST	DEMOLITION UNIT COST
22 13 33 00-0122	EA			105 HP, 6" Discharge, Dry Pit Submersible Vertical Explosion Proof Pump With Shielded Power Cable (Flygt NT3301) Note: FLS and 50' electrical cable	147,384.09	1,278.45
				<i>For Inlet Elbow, Add</i>	4,159.84	
				<i>For Stand, Add</i>	4,100.15	
22 13 33 00-0123	EA			70 To 90 HP, 14" Discharge, Dry Pit Submersible Vertical Explosion Proof Pump With Shielded Power Cable (Flygt NT3315)..... Note: FLS and 50' electrical cable	145,826.14	1,118.64
				<i>For Inlet Elbow, Add</i>	7,534.35	
				<i>For Stand, Add</i>	4,439.65	
22 13 33 00-0124	EA			110 To 140 HP, 10" To 12" Discharge, Dry Pit Submersible Vertical Explosion Proof Pump With Shielded Power Cable (Flygt NT3315) Note: FLS and 50' electrical cable	182,632.84	1,358.35
				<i>For Inlet Elbow, Add</i>	7,534.35	
				<i>For Stand, Add</i>	4,439.65	
22 13 33 00-0125	EA			130 To 160 HP, 6" Discharge, Dry Pit Submersible Vertical Explosion Proof Pump With Shielded Power Cable (Flygt NT3315)..... Note: FLS and 50' electrical cable	167,161.54	1,518.15
				<i>For Inlet Elbow, Add</i>	7,534.35	
				<i>For Stand, Add</i>	4,100.15	
22 13 33 00-0126				Dry Pit Submersible Horizontal Pumps (Flygt) <small>(22 13 33 00,0001)</small>		
22 13 33 00-0127				Dry Pit Submersible Horizontal Non-Explosion Proof Pumps (Flygt) <small>(22 13 33 00,0126)</small>		
22 13 33 00-0128	EA			3 HP, 3" To 4" Discharge, Dry Pit Submersible Horizontal Non-Explosion Proof Pump (Flygt NZ3085) Note: FLS and 50' electrical cable	12,379.27	239.71
				<i>For Steel Z Stand Kit, Add</i>	3,311.08	
22 13 33 00-0129	EA			4 HP, 3" To 4" Discharge, Dry Pit Submersible Horizontal Non-Explosion Proof Pump (Flygt NZ3085) Note: FLS and 50' electrical cable	10,886.10	279.67
				<i>For Steel Z Stand Kit, Add</i>	3,311.08	
22 13 33 00-0130	EA			5 HP, 4" To 6" Discharge, Dry Pit Submersible Horizontal Non-Explosion Proof Pump (Flygt NZ3102) Note: FLS and 50' electrical cable	14,640.30	319.61
				<i>For Steel Z Stand Kit, Add</i>	3,199.16	
22 13 33 00-0131	EA			7 HP, 3" To 6" Discharge, Dry Pit Submersible Horizontal Non-Explosion Proof Pump (Flygt NZ3102) Note: FLS and 50' electrical cable	14,226.33	399.51
				<i>For Steel Z Stand Kit, Add</i>	3,199.16	
22 13 33 00-0132	EA			7.5 To 8.5 HP, 4" To 6" Discharge, Dry Pit Submersible Horizontal Non-Explosion Proof Pump (Flygt NZ3127) Note: FLS and 50' electrical cable	21,838.19	439.46
				<i>For Steel Z Stand Kit, Add</i>	3,544.26	
22 13 33 00-0133	EA			10 To 12 HP, 3" To 6" Discharge, Dry Pit Submersible Horizontal Non-Explosion Proof Pump (Flygt NZ3127) Note: FLS and 50' electrical cable	24,366.82	479.42
				<i>For Steel Z Stand Kit, Add</i>	3,544.26	
22 13 33 00-0134	EA			15 To 17 HP, 3" To 10" Discharge, Dry Pit Submersible Horizontal Non-Explosion Proof Pump (Flygt NZ3153) Note: FLS and 50' electrical cable	40,892.56	559.32
				<i>For Steel Z Stand Kit, Add</i>	6,640.82	
				<i>For Horizontal Service Car, Add</i>	6,612.84	
22 13 33 00-0135	EA			20 To 23 HP, 3" To 4" Discharge, Dry Pit Submersible Horizontal Non-Explosion Proof Pump (Flygt NZ3153) Note: FLS and 50' electrical cable	44,468.68	639.23
				<i>For Steel Z Stand Kit, Add</i>	6,640.82	
				<i>For Horizontal Service Car, Add</i>	6,612.84	
22 13 33 00-0136	EA			18 To 25 HP, 4" To 10" Discharge, Dry Pit Submersible Horizontal Non-Explosion Proof Pump (Flygt NZ3171) Note: FLS and 50' electrical cable	55,935.46	719.13
				<i>For Steel Z Stand Kit, Add</i>	5,465.62	
				<i>For Horizontal Service Car, Add</i>	8,817.75	
22 13 33 00-0137	EA			30 HP, 4" To 6" Discharge, Dry Pit Submersible Horizontal Non-Explosion Proof Pump (Flygt NZ3171) Note: FLS and 50' electrical cable	60,224.18	799.03
				<i>For Steel Z Stand Kit, Add</i>	5,465.62	
				<i>For Horizontal Service Car, Add</i>	8,817.75	
22 13 33 00-0138	EA			34 To 35 HP, 4" To 6" Discharge, Dry Pit Submersible Horizontal Non-Explosion Proof Pump (Flygt NZ3171) Note: FLS and 50' electrical cable	74,956.24	838.99
				<i>For Steel Z Stand Kit, Add</i>	5,465.62	
				<i>For Horizontal Service Car, Add</i>	8,817.75	
22 13 33 00-0139	EA			34 To 45 HP, 4" To 12" Discharge, Dry Pit Submersible Horizontal Non-Explosion Proof Pump (Flygt NZ3202) Note: FLS and 50' electrical cable	100,759.47	878.94
				<i>For Steel Z Stand Kit, Add</i>	7,685.45	
				<i>For Horizontal Service Car, Add</i>	10,073.16	
22 13 33 00-0140	EA			50 To 60 HP, 4" To 12" Discharge, Dry Pit Submersible Horizontal Non-Explosion Proof Pump (Flygt NZ3202) Note: FLS and 50' electrical cable	124,528.72	1,038.74
				<i>For Steel Z Stand Kit, Add</i>	7,685.45	
				<i>For Horizontal Service Car, Add</i>	10,073.16	
22 13 33 00-0141	EA			67 To 72 HP, 4" To 6" Discharge, Dry Pit Submersible Horizontal Non-Explosion Proof Pump (Flygt NZ3202) Note: FLS and 50' electrical cable	119,144.32	1,078.69
				<i>For Steel Z Stand Kit, Add</i>	7,685.45	
				<i>For Horizontal Service Car, Add</i>	10,073.16	
22 13 33 00-0142	EA			60 To 70 HP, 10" To 14" Discharge, Dry Pit Submersible Horizontal Non-Explosion Proof Pump (Flygt NZ3301) Note: FLS and 50' electrical cable	119,374.77	1,118.64
				<i>For Steel Z Stand Kit, Add</i>	10,390.28	
				<i>For Horizontal Service Car, Add</i>	12,964.53	
22 13 33 00-0143	EA			85 HP, 6" To 12" Discharge, Dry Pit Submersible Horizontal Non-Explosion Proof Pump (Flygt NZ3301) Note: FLS and 50' electrical cable	126,933.54	1,198.55
				<i>For Steel Z Stand Kit, Add</i>	10,390.28	
				<i>For Horizontal Service Car, Add</i>	12,964.53	

22 Plumbing
22 10 Plumbing Piping
22 13 Facility Sanitary Sewerage



MINOR CSI	UOM	DESCRIPTION	TOTAL DIRECT UNIT COST	DEMOLITION UNIT COST
22 13 33 00-0144	EA	105 HP, 6" Discharge, Dry Pit Submersible Horizontal Non-Explosion Proof Pump (Flygt NZ3301)..... Note: FLS and 50' electrical cable <i>For Steel Z Stand Kit, Add</i>	135,022.08 10,390.28 12,964.53	1,278.45
22 13 33 00-0145	EA	70 To 90 HP, 14" Discharge, Dry Pit Submersible Horizontal Non-Explosion Proof Pump (Flygt NZ3315)..... Note: FLS and 50' electrical cable <i>For Steel Z Stand Kit, Add</i>	135,143.00 12,731.36 12,964.53	1,118.64
22 13 33 00-0146	EA	110 To 140 HP, 10" To 12" Discharge, Dry Pit Submersible Horizontal Non-Explosion Proof Pump (Flygt NZ3315) . Note: FLS and 50' electrical cable <i>For Steel Z Stand Kit, Add</i>	171,949.69 12,731.36 12,964.53	1,358.35
22 13 33 00-0147	EA	130 To 160 HP, 6" Discharge, Dry Pit Submersible Horizontal Non-Explosion Proof Pump (Flygt NZ3315)..... Note: FLS and 50' electrical cable <i>For Steel Z Stand Kit, Add</i>	156,282.52 12,731.36 12,964.53	1,518.15
22 13 33 00-0148	EA	3 HP, 3" To 4" Discharge, Dry Pit Submersible Horizontal Non-Explosion Proof Pump With Shielded Power Cable (Flygt NZ3085)..... Note: FLS and 50' electrical cable <i>For Steel Z Stand Kit, Add</i>	13,265.34 3,311.08	239.71
22 13 33 00-0149	EA	4 HP, 3" To 4" Discharge, Dry Pit Submersible Horizontal Non-Explosion Proof Pump With Shielded Power Cable (Flygt NZ3085)..... Note: FLS and 50' electrical cable <i>For Steel Z Stand Kit, Add</i>	11,772.16 3,311.08	279.67
22 13 33 00-0150	EA	5 HP, 4" To 6" Discharge, Dry Pit Submersible Horizontal Non-Explosion Proof Pump With Shielded Power Cable (Flygt NZ3102)..... Note: FLS and 50' electrical cable <i>For Steel Z Stand Kit, Add</i>	16,141.95 3,199.16	319.61
22 13 33 00-0151	EA	7 HP, 3" To 6" Discharge, Dry Pit Submersible Horizontal Non-Explosion Proof Pump With Shielded Power Cable (Flygt NZ3102)..... Note: FLS and 50' electrical cable <i>For Steel Z Stand Kit, Add</i>	15,727.98 3,199.16	399.51
22 13 33 00-0152	EA	7.5 To 8.5 HP, 4" To 6" Discharge, Dry Pit Submersible Horizontal Non-Explosion Proof Pump With Shielded Power Cable (Flygt NZ3127) Note: FLS and 50' electrical cable <i>For Steel Z Stand Kit, Add</i>	23,339.83 3,544.26	439.46
22 13 33 00-0153	EA	10 To 12 HP, 3" To 6" Discharge, Dry Pit Submersible Horizontal Non-Explosion Proof Pump With Shielded Power Cable (Flygt NZ3127) Note: FLS and 50' electrical cable <i>For Steel Z Stand Kit, Add</i>	25,868.47 3,544.26	479.42
22 13 33 00-0154	EA	12 To 14 HP, 4" To 6" Discharge, Dry Pit Submersible Horizontal Non-Explosion Proof Pump With Shielded Power Cable (Flygt NZ3153) Note: FLS and 50' electrical cable <i>For Steel Z Stand Kit, Add</i>	38,423.62 6,640.82 6,612.84	519.37
22 13 33 00-0155	EA	15 To 17 HP, 3" To 10" Discharge, Dry Pit Submersible Horizontal Non-Explosion Proof Pump With Shielded Power Cable (Flygt NZ3153) Note: FLS and 50' electrical cable <i>For Steel Z Stand Kit, Add</i>	42,478.15 6,640.82 6,612.84	559.32
22 13 33 00-0156	EA	20 To 23 HP, 3" To 4" Discharge, Dry Pit Submersible Horizontal Non-Explosion Proof Pump With Shielded Power Cable (Flygt NZ3153) Note: FLS and 50' electrical cable <i>For Steel Z Stand Kit, Add</i>	46,054.27 6,640.82 6,612.84	639.23
22 13 33 00-0157	EA	18 To 25 HP, 4" To 10" Discharge, Dry Pit Submersible Horizontal Non-Explosion Proof Pump With Shielded Power Cable (Flygt NZ3171) Note: FLS and 50' electrical cable <i>For Steel Z Stand Kit, Add</i>	58,575.00 5,465.62 8,817.75	719.13
22 13 33 00-0158	EA	30 HP, 4" To 6" Discharge, Dry Pit Submersible Horizontal Non-Explosion Proof Pump With Shielded Power Cable (Flygt NZ3171) Note: FLS and 50' electrical cable <i>For Steel Z Stand Kit, Add</i>	62,863.72 5,465.62 8,817.75	799.03
22 13 33 00-0159	EA	34 To 35 HP, 4" To 6" Discharge, Dry Pit Submersible Horizontal Non-Explosion Proof Pump With Shielded Power Cable (Flygt NZ3171) Note: FLS and 50' electrical cable <i>For Steel Z Stand Kit, Add</i>	77,595.78 5,465.62 8,817.75	838.99
22 13 33 00-0160	EA	34 To 45 HP, 4" To 12" Discharge, Dry Pit Submersible Horizontal Non-Explosion Proof Pump With Shielded Power Cable (Flygt NZ3202) Note: FLS and 50' electrical cable <i>For Steel Z Stand Kit, Add</i>	103,399.01 7,685.45 10,073.16	878.94
22 13 33 00-0161	EA	50 To 60 HP, 4" To 12" Discharge, Dry Pit Submersible Horizontal Non-Explosion Proof Pump With Shielded Power Cable (Flygt NZ3202) Note: FLS and 50' electrical cable <i>For Steel Z Stand Kit, Add</i>	127,168.26 7,685.45 10,073.16	1,038.74
22 13 33 00-0162	EA	67 To 72 HP, 4" To 6" Discharge, Dry Pit Submersible Horizontal Non-Explosion Proof Pump With Shielded Power Cable (Flygt NZ3202) Note: FLS and 50' electrical cable <i>For Steel Z Stand Kit, Add</i>	123,061.66 7,685.45 10,073.16	1,078.69



MINOR	CSI	UOM	DESCRIPTION	TOTAL DIRECT UNIT COST	DEMOLITION UNIT COST
22 13 33 00-0163	EA		60 To 70 HP, 10" To 14" Discharge, Dry Pit Submersible Horizontal Non-Explosion Proof Pump With Shielded Power Cable (Flygt NZ3301).....	123,292.11	1,118.64
			Note: FLS and 50' electrical cable		
			<i>For Steel Z Stand Kit, Add</i>	10,390.28	
			<i>For Horizontal Service Car, Add</i>	12,964.53	
22 13 33 00-0164	EA		85 HP, 6" To 12" Discharge, Dry Pit Submersible Horizontal Non-Explosion Proof Pump With Shielded Power Cable (Flygt NZ3301).....	130,850.88	1,198.55
			Note: FLS and 50' electrical cable		
			<i>For Steel Z Stand Kit, Add</i>	10,390.28	
			<i>For Horizontal Service Car, Add</i>	12,964.53	
22 13 33 00-0165	EA		105 HP, 6" Discharge, Dry Pit Submersible Horizontal Non-Explosion Proof Pump With Shielded Power Cable (Flygt NZ3301).....	138,939.42	1,278.45
			Note: FLS and 50' electrical cable		
			<i>For Steel Z Stand Kit, Add</i>	10,390.28	
			<i>For Horizontal Service Car, Add</i>	12,964.53	
22 13 33 00-0166	EA		70 To 90 HP, 14" Discharge, Dry Pit Submersible Horizontal Non-Explosion Proof Pump With Shielded Power Cable (Flygt NZ3315).....	139,060.34	1,118.64
			Note: FLS and 50' electrical cable		
			<i>For Steel Z Stand Kit, Add</i>	12,731.36	
			<i>For Horizontal Service Car, Add</i>	12,964.53	
22 13 33 00-0167	EA		110 To 140 HP, 10" To 12" Discharge, Dry Pit Submersible Horizontal Non-Explosion Proof Pump With Shielded Power Cable (Flygt NZ3315).....	175,867.03	1,358.35
			Note: FLS and 50' electrical cable		
			<i>For Steel Z Stand Kit, Add</i>	12,731.36	
			<i>For Horizontal Service Car, Add</i>	12,964.53	
22 13 33 00-0168	EA		130 To 160 HP, 6" Discharge, Dry Pit Submersible Horizontal Non-Explosion Proof Pump With Shielded Power Cable (Flygt NZ3315).....	160,395.73	1,518.15
			Note: FLS and 50' electrical cable		
			<i>For Steel Z Stand Kit, Add</i>	12,731.36	
			<i>For Horizontal Service Car, Add</i>	12,964.53	
22 13 33 00-0169			Dry Pit Submersible Horizontal Explosion Proof Pumps (Flygt) <small>(22 13 33 00-0126)</small>		
22 13 33 00-0170	EA		3 HP, 3" To 4" Discharge, Dry Pit Submersible Horizontal Explosion Proof Pump (Flygt NZ3085).....	14,052.53	239.71
			Note: FLS and 50' electrical cable		
			<i>For Steel Z Stand Kit, Add</i>	3,311.08	
22 13 33 00-0171	EA		4 HP, 3" To 4" Discharge, Dry Pit Submersible Horizontal Explosion Proof Pump (Flygt NZ3085).....	12,559.36	279.67
			Note: FLS and 50' electrical cable		
			<i>For Steel Z Stand Kit, Add</i>	3,311.08	
22 13 33 00-0172	EA		5 HP, 4" To 6" Discharge, Dry Pit Submersible Horizontal Explosion Proof Pump (Flygt NZ3102).....	16,313.56	319.61
			Note: FLS and 50' electrical cable		
			<i>For Steel Z Stand Kit, Add</i>	3,199.16	
22 13 33 00-0173	EA		7 HP, 3" To 6" Discharge, Dry Pit Submersible Horizontal Explosion Proof Pump (Flygt NZ3102).....	15,899.60	399.51
			Note: FLS and 50' electrical cable		
			<i>For Steel Z Stand Kit, Add</i>	3,199.16	
22 13 33 00-0174	EA		7.5 To 8.5 HP, 4" To 6" Discharge, Dry Pit Submersible Horizontal Explosion Proof Pump (Flygt NZ3127).....	23,899.45	439.46
			Note: FLS and 50' electrical cable		
			<i>For Steel Z Stand Kit, Add</i>	3,544.26	
22 13 33 00-0175	EA		10 To 12 HP, 3" To 6" Discharge, Dry Pit Submersible Horizontal Explosion Proof Pump (Flygt NZ3127).....	26,428.09	479.42
			Note: FLS and 50' electrical cable		
			<i>For Steel Z Stand Kit, Add</i>	3,544.26	
22 13 33 00-0176	EA		12 To 14 HP, 4" To 6" Discharge, Dry Pit Submersible Horizontal Explosion Proof Pump (Flygt NZ3153).....	39,104.49	519.37
			Note: FLS and 50' electrical cable		
			<i>For Steel Z Stand Kit, Add</i>	6,640.82	
			<i>For Horizontal Service Car, Add</i>	6,612.84	
22 13 33 00-0177	EA		15 To 17 HP, 3" To 10" Discharge, Dry Pit Submersible Horizontal Explosion Proof Pump (Flygt NZ3153).....	43,159.02	559.32
			Note: FLS and 50' electrical cable		
			<i>For Steel Z Stand Kit, Add</i>	6,640.82	
			<i>For Horizontal Service Car, Add</i>	6,612.84	
22 13 33 00-0178	EA		20 To 23 HP, 3" To 4" Discharge, Dry Pit Submersible Horizontal Explosion Proof Pump (Flygt NZ3153).....	46,735.14	639.23
			Note: FLS and 50' electrical cable		
			<i>For Steel Z Stand Kit, Add</i>	6,640.82	
			<i>For Horizontal Service Car, Add</i>	6,612.84	
22 13 33 00-0179	EA		18 To 25 HP, 4" To 10" Discharge, Dry Pit Submersible Horizontal Explosion Proof Pump (Flygt NZ3171).....	58,972.33	719.13
			Note: FLS and 50' electrical cable		
			<i>For Steel Z Stand Kit, Add</i>	5,465.62	
			<i>For Horizontal Service Car, Add</i>	8,817.75	
22 13 33 00-0180	EA		30 HP, 4" To 6" Discharge, Dry Pit Submersible Horizontal Explosion Proof Pump (Flygt NZ3171).....	63,261.05	799.03
			Note: FLS and 50' electrical cable		
			<i>For Steel Z Stand Kit, Add</i>	5,465.62	
			<i>For Horizontal Service Car, Add</i>	8,817.75	
22 13 33 00-0181	EA		34 To 35 HP, 4" To 6" Discharge, Dry Pit Submersible Horizontal Explosion Proof Pump (Flygt NZ3171).....	77,993.11	838.99
			Note: FLS and 50' electrical cable		
			<i>For Steel Z Stand Kit, Add</i>	5,465.62	
			<i>For Horizontal Service Car, Add</i>	8,817.75	
22 13 33 00-0182	EA		34 To 45 HP, 4" To 12" Discharge, Dry Pit Submersible Horizontal Explosion Proof Pump (Flygt NZ3202).....	103,796.34	878.94
			Note: FLS and 50' electrical cable		
			<i>For Steel Z Stand Kit, Add</i>	7,685.45	
			<i>For Horizontal Service Car, Add</i>	10,073.16	
22 13 33 00-0183	EA		50 To 60 HP, 4" To 12" Discharge, Dry Pit Submersible Horizontal Explosion Proof Pump (Flygt NZ3202).....	127,565.59	1,038.74
			Note: FLS and 50' electrical cable		
			<i>For Steel Z Stand Kit, Add</i>	7,685.45	
			<i>For Horizontal Service Car, Add</i>	10,073.16	



MINOR CSI	UOM	DESCRIPTION	TOTAL DIRECT UNIT COST	DEMOLITION UNIT COST
22 13 33 00-0184	EA	67 To 72 HP, 4" To 6" Discharge, Dry Pit Submersible Horizontal Explosion Proof Pump (Flygt NZ3202)	122,181.19	1,078.69
		Note: FLS and 50' electrical cable		
		<i>For Steel Z Stand Kit, Add</i>	7,685.45	
		<i>For Horizontal Service Car, Add</i>	10,073.16	
22 13 33 00-0185	EA	60 To 70 HP, 10" To 14" Discharge, Dry Pit Submersible Horizontal Explosion Proof Pump (Flygt NZ3301)	125,954.04	1,118.64
		Note: FLS and 50' electrical cable		
		<i>For Steel Z Stand Kit, Add</i>	10,390.28	
		<i>For Horizontal Service Car, Add</i>	12,964.53	
22 13 33 00-0186	EA	85 HP, 6" To 12" Discharge, Dry Pit Submersible Horizontal Explosion Proof Pump (Flygt NZ3301)	133,512.80	1,198.55
		Note: FLS and 50' electrical cable		
		<i>For Steel Z Stand Kit, Add</i>	10,390.28	
		<i>For Horizontal Service Car, Add</i>	12,964.53	
22 13 33 00-0187	EA	105 HP, 6" Discharge, Dry Pit Submersible Horizontal Explosion Proof Pump (Flygt NZ3301).....	141,601.35	1,278.45
		Note: FLS and 50' electrical cable		
		<i>For Steel Z Stand Kit, Add</i>	10,390.28	
		<i>For Horizontal Service Car, Add</i>	12,964.53	
22 13 33 00-0188	EA	70 To 90 HP, 14" Discharge, Dry Pit Submersible Horizontal Explosion Proof Pump (Flygt NZ3315).....	141,908.80	1,118.64
		Note: FLS and 50' electrical cable		
		<i>For Steel Z Stand Kit, Add</i>	12,731.36	
		<i>For Horizontal Service Car, Add</i>	12,964.53	
22 13 33 00-0189	EA	110 To 140 HP, 10" To 12" Discharge, Dry Pit Submersible Horizontal Explosion Proof Pump (Flygt NZ3315)	178,715.50	1,358.35
		Note: FLS and 50' electrical cable		
		<i>For Steel Z Stand Kit, Add</i>	12,731.36	
		<i>For Horizontal Service Car, Add</i>	12,964.53	
22 13 33 00-0190	EA	130 To 160 HP, 6" Discharge, Dry Pit Submersible Horizontal Explosion Proof Pump (Flygt NZ3315).....	163,048.33	1,518.15
		Note: FLS and 50' electrical cable		
		<i>For Steel Z Stand Kit, Add</i>	12,731.36	
		<i>For Horizontal Service Car, Add</i>	12,964.53	
22 13 33 00-0191	EA	3 HP, 3" To 4" Discharge, Dry Pit Submersible Horizontal Explosion Proof Pump With Shielded Power Cable (Flygt NZ3085).....	14,938.60	239.71
		Note: FLS and 50' electrical cable		
		<i>For Steel Z Stand Kit, Add</i>	3,311.08	
22 13 33 00-0192	EA	4 HP, 3" To 4" Discharge, Dry Pit Submersible Horizontal Explosion Proof Pump With Shielded Power Cable (Flygt NZ3085).....	13,445.43	279.67
		Note: FLS and 50' electrical cable		
		<i>For Steel Z Stand Kit, Add</i>	3,311.08	
22 13 33 00-0193	EA	5 HP, 4" To 6" Discharge, Dry Pit Submersible Horizontal Explosion Proof Pump With Shielded Power Cable (Flygt NZ3102).....	17,815.21	319.61
		Note: FLS and 50' electrical cable		
		<i>For Steel Z Stand Kit, Add</i>	3,199.16	
22 13 33 00-0194	EA	7 HP, 3" To 6" Discharge, Dry Pit Submersible Horizontal Explosion Proof Pump With Shielded Power Cable (Flygt NZ3102).....	17,401.24	399.51
		Note: FLS and 50' electrical cable		
		<i>For Steel Z Stand Kit, Add</i>	3,199.16	
22 13 33 00-0195	EA	7.5 To 8.5 HP, 4" To 6" Discharge, Dry Pit Submersible Horizontal Explosion Proof Pump With Shielded Power Cable (Flygt NZ3127)	25,401.10	439.46
		Note: FLS and 50' electrical cable		
		<i>For Steel Z Stand Kit, Add</i>	3,544.26	
22 13 33 00-0196	EA	10 To 12 HP, 3" To 6" Discharge, Dry Pit Submersible Horizontal Explosion Proof Pump With Shielded Power Cable (Flygt NZ3127)	27,929.73	479.42
		Note: FLS and 50' electrical cable		
		<i>For Steel Z Stand Kit, Add</i>	3,544.26	
22 13 33 00-0197	EA	12 To 14 HP, 4" To 6" Discharge, Dry Pit Submersible Horizontal Explosion Proof Pump With Shielded Power Cable (Flygt NZ3153)	40,690.08	519.37
		Note: FLS and 50' electrical cable		
		<i>For Steel Z Stand Kit, Add</i>	6,640.82	
		<i>For Horizontal Service Car, Add</i>	6,612.84	
22 13 33 00-0198	EA	15 To 17 HP, 3" To 10" Discharge, Dry Pit Submersible Horizontal Explosion Proof Pump With Shielded Power Cable (Flygt NZ3153)	44,744.61	559.32
		Note: FLS and 50' electrical cable		
		<i>For Steel Z Stand Kit, Add</i>	6,640.82	
		<i>For Horizontal Service Car, Add</i>	6,612.84	
22 13 33 00-0199	EA	20 To 23 HP, 3" To 4" Discharge, Dry Pit Submersible Horizontal Explosion Proof Pump With Shielded Power Cable (Flygt NZ3153)	48,320.73	639.23
		Note: FLS and 50' electrical cable		
		<i>For Steel Z Stand Kit, Add</i>	6,640.82	
		<i>For Horizontal Service Car, Add</i>	6,612.84	
22 13 33 00-0200	EA	18 To 25 HP, 4" To 10" Discharge, Dry Pit Submersible Horizontal Explosion Proof Pump With Shielded Power Cable (Flygt NZ3171)	61,611.87	719.13
		Note: FLS and 50' electrical cable		
		<i>For Steel Z Stand Kit, Add</i>	5,465.62	
		<i>For Horizontal Service Car, Add</i>	8,817.75	
22 13 33 00-0201	EA	30 HP, 4" To 6" Discharge, Dry Pit Submersible Horizontal Explosion Proof Pump With Shielded Power Cable (Flygt NZ3171).....	65,900.59	799.03
		Note: FLS and 50' electrical cable		
		<i>For Steel Z Stand Kit, Add</i>	5,465.62	
		<i>For Horizontal Service Car, Add</i>	8,817.75	
22 13 33 00-0202	EA	34 To 35 HP, 4" To 6" Discharge, Dry Pit Submersible Horizontal Explosion Proof Pump With Shielded Power Cable (Flygt NZ3171)	80,632.66	838.99
		Note: FLS and 50' electrical cable		
		<i>For Steel Z Stand Kit, Add</i>	5,465.62	
		<i>For Horizontal Service Car, Add</i>	8,817.75	



	MINOR	CSI	UOM	DESCRIPTION	TOTAL DIRECT UNIT COST	DEMOLITION UNIT COST
22 13 33 00-0203	EA			34 To 45 HP, 4" To 12" Discharge, Dry Pit Submersible Horizontal Explosion Proof Pump With Shielded Power Cable (Flygt NZ3202) Note: FLS and 50' electrical cable For Steel Z Stand Kit, Add For Horizontal Service Car, Add	106,435.88 7,685.45 10,073.16	878.94
22 13 33 00-0204	EA			50 To 60 HP, 4" To 12" Discharge, Dry Pit Submersible Horizontal Explosion Proof Pump With Shielded Power Cable (Flygt NZ3202) Note: FLS and 50' electrical cable For Steel Z Stand Kit, Add For Horizontal Service Car, Add	130,205.13 7,685.45 10,073.16	1,038.74
22 13 33 00-0205	EA			67 To 72 HP, 4" To 6" Discharge, Dry Pit Submersible Horizontal Explosion Proof Pump With Shielded Power Cable (Flygt NZ3202) Note: FLS and 50' electrical cable For Steel Z Stand Kit, Add For Horizontal Service Car, Add	126,098.53 7,685.45 10,073.16	1,078.69
22 13 33 00-0206	EA			60 To 70 HP, 10" To 14" Discharge, Dry Pit Submersible Horizontal Explosion Proof Pump With Shielded Power Cable (Flygt NZ3301) Note: FLS and 50' electrical cable For Steel Z Stand Kit, Add For Horizontal Service Car, Add	129,871.38 10,390.28 12,964.53	1,118.64
22 13 33 00-0207	EA			85 HP, 6" To 12" Discharge, Dry Pit Submersible Horizontal Explosion Proof Pump With Shielded Power Cable (Flygt NZ3301) Note: FLS and 50' electrical cable For Steel Z Stand Kit, Add For Horizontal Service Car, Add	137,430.14 10,390.28 12,964.53	1,198.55
22 13 33 00-0208	EA			105 HP, 6" Discharge, Dry Pit Submersible Horizontal Explosion Proof Pump With Shielded Power Cable (Flygt NZ3301) Note: FLS and 50' electrical cable For Steel Z Stand Kit, Add For Horizontal Service Car, Add	145,518.69 10,390.28 12,964.53	1,278.45
22 13 33 00-0209	EA			70 To 90 HP, 14" Discharge, Dry Pit Submersible Horizontal Explosion Proof Pump With Shielded Power Cable (Flygt NZ3315) Note: FLS and 50' electrical cable For Steel Z Stand Kit, Add For Horizontal Service Car, Add	145,826.14 12,731.36 12,964.53	1,118.64
22 13 33 00-0210	EA			110 To 140 HP, 10" To 12" Discharge, Dry Pit Submersible Horizontal Explosion Proof Pump With Shielded Power Cable (Flygt NZ3315) Note: FLS and 50' electrical cable For Steel Z Stand Kit, Add For Horizontal Service Car, Add	182,632.84 12,731.36 12,964.53	1,358.35
22 13 33 00-0211	EA			130 To 160 HP, 6" Discharge, Dry Pit Submersible Horizontal Explosion Proof Pump With Shielded Power Cable (Flygt NZ3315) Note: FLS and 50' electrical cable For Steel Z Stand Kit, Add For Horizontal Service Car, Add	167,161.54 12,731.36 12,964.53	1,518.15
22 13 33 00-0212				Submersible Pump Add-On Accessories (Flygt) (22 13 33 00-0001)		
22 13 33 00-0213	EA			3" Stainless Steel Discharge Connection Package for 2" Guide Rails Note: Includes cast iron discharge connection, stainless steel upper guide bar bracket, stainless steel safety hook, and stainless steel 20' lifting cable	3,917.34	
22 13 33 00-0214	EA			4" Stainless Steel Discharge Connection Package for 2" Guide Rails Note: Includes cast iron discharge connection, stainless steel upper guide bar bracket, stainless steel safety hook, and stainless steel 20' lifting cable	4,290.42	
22 13 33 00-0215	EA			6" Stainless Steel Discharge Connection Package for 2" Guide Rails Note: Includes cast iron discharge connection, stainless steel upper guide bar bracket, stainless steel safety hook, and stainless steel 20' lifting cable	4,663.50	
22 13 33 00-0216	EA			8" Stainless Steel Discharge Connection Package for 2" Guide Rails Note: Includes cast iron discharge connection, stainless steel upper guide bar bracket, stainless steel safety hook, and stainless steel 20' lifting cable	5,876.01	
22 13 33 00-0217	EA			6" Stainless Steel Discharge Connection Package for 3" Guide Rails Note: Includes cast iron discharge connection, stainless steel upper guide bar bracket, stainless steel safety hook, and stainless steel 20' lifting cable	11,752.02	
22 13 33 00-0218	EA			8" Stainless Steel Discharge Connection Package for 3" Guide Rails Note: Includes cast iron discharge connection, stainless steel upper guide bar bracket, stainless steel safety hook, and stainless steel 20' lifting cable	11,752.02	
22 13 33 00-0219	EA			10" Stainless Steel Discharge Connection Package for 3" Guide Rails Note: Includes cast iron discharge connection, stainless steel upper guide bar bracket, stainless steel safety hook, and stainless steel 20' lifting cable	12,964.53	
22 13 33 00-0220	EA			12" Stainless Steel Discharge Connection Package for 3" Guide Rails Note: Includes cast iron discharge connection, stainless steel upper guide bar bracket, stainless steel safety hook, and stainless steel 20' lifting cable	16,881.87	
22 13 33 00-0221	EA			14" Stainless Steel Discharge Connection Package for 3" Guide Rails Note: Includes cast iron discharge connection, stainless steel upper guide bar bracket, stainless steel safety hook, and stainless steel 20' lifting cable	19,586.70	
22 13 33 00-0222	EA			Mini CAS Unit: Thermal and Seal Protection Relay Unit Price	960.68	
22 13 33 00-0223				Submersible Pumps (Vaughan) (22 13 33)		
22 13 33 00-0224				Electric Submersible Pumps (Vaughan) (22 13 33 00-0223)		
22 13 33 00-0225	EA			5 HP, 1750 RPM, 230/460 Volt, 3" Electric Submersible Pump (Vaughan 3F/3G)	17,279.84	319.61
22 13 33 00-0226	EA			7.5 HP, 1750 RPM, 230/460 Volt, 3" Electric Submersible Pump (Vaughan 3F/3G)	19,471.84	399.51
22 13 33 00-0227	EA			5 HP, 1750 RPM, 230/460 Volt, 3" Electric Submersible Pump (Vaughan 3L/3M)	19,272.09	319.61
22 13 33 00-0228	EA			7.5 HP, 1750 RPM, 230/460 Volt, 3" Electric Submersible Pump (Vaughan 3L/3M)	21,240.24	399.51



MINOR CSI UOM DESCRIPTION	TOTAL DIRECT UNIT COST	DEMOLITION UNIT COST
22 13 33 00-0229 EA 10 HP, 1750 RPM, 230/460 Volt, 3" Electric Submersible Pump (Vaughan 3L/3M).....	23,210.27	479.42
22 13 33 00-0230 EA 15 HP, 1750 RPM, 230/460 Volt, 3" Electric Submersible Pump (Vaughan 3L/3M).....	25,512.34	559.32
22 13 33 00-0231 EA 7.5 HP, 1750 RPM, 230/460 Volt, 3" Electric Submersible Pump (Vaughan 3P).....	22,346.42	399.51
22 13 33 00-0232 EA 10 HP, 1750 RPM, 230/460 Volt, 3" Electric Submersible Pump (Vaughan 3P).....	24,206.39	479.42
22 13 33 00-0233 EA 15 HP, 1750 RPM, 230/460 Volt, 3" Electric Submersible Pump (Vaughan 3P).....	26,396.54	559.32
22 13 33 00-0234 EA 20 HP, 1750 RPM, 230/460 Volt, 3" Electric Submersible Pump (Vaughan 3P).....	27,702.47	639.23
22 13 33 00-0235 EA 15 HP, 3510 RPM, 230/460 Volt, 3" Electric Submersible Pump (Vaughan 3V/3W).....	27,060.62	559.32
22 13 33 00-0236 EA 20 HP, 3510 RPM, 230/460 Volt, 3" Electric Submersible Pump (Vaughan 3V/3W).....	28,366.55	639.23
22 13 33 00-0237 EA 25 HP, 3510 RPM, 230/460 Volt, 3" Electric Submersible Pump (Vaughan 3V/3W).....	32,326.96	719.13
22 13 33 00-0238 EA 30 HP, 3510 RPM, 230/460 Volt, 3" Electric Submersible Pump (Vaughan 3V/3W).....	34,075.00	799.03
22 13 33 00-0239 EA 5 HP, 870 RPM, 230/460 Volt, 4" Electric Submersible Pump (Vaughan 4K/4L).....	27,235.48	319.61
22 13 33 00-0240 EA 5 HP, 1170 RPM, 230/460 Volt, 4" Electric Submersible Pump (Vaughan 4K/4L).....	23,142.79	319.61
22 13 33 00-0241 EA 5 HP, 1750 RPM, 230/460 Volt, 4" Electric Submersible Pump (Vaughan 4K/4L).....	20,764.41	319.61
22 13 33 00-0242 EA 7.5 HP, 870 RPM, 230/460 Volt, 4" Electric Submersible Pump (Vaughan 4K/4L).....	29,093.57	399.51
22 13 33 00-0243 EA 7.5 HP, 1170 RPM, 230/460 Volt, 4" Electric Submersible Pump (Vaughan 4K/4L).....	25,000.88	399.51
22 13 33 00-0244 EA 7.5 HP, 1750 RPM, 230/460 Volt, 4" Electric Submersible Pump (Vaughan 4K/4L).....	22,785.52	399.51
22 13 33 00-0245 EA 10 HP, 1170 RPM, 230/460 Volt, 4" Electric Submersible Pump (Vaughan 4K/4L).....	26,528.82	479.42
22 13 33 00-0246 EA 10 HP, 1750 RPM, 230/460 Volt, 4" Electric Submersible Pump (Vaughan 4K/4L).....	24,648.49	479.42
22 13 33 00-0247 EA 15 HP, 1750 RPM, 230/460 Volt, 4" Electric Submersible Pump (Vaughan 4K/4L).....	26,838.64	559.32
22 13 33 00-0248 EA 20 HP, 1750 RPM, 230/460 Volt, 4" Electric Submersible Pump (Vaughan 4K/4L).....	28,256.49	639.23
22 13 33 00-0249 EA 25 HP, 1750 RPM, 230/460 Volt, 4" Electric Submersible Pump (Vaughan 4K/4L).....	31,862.87	719.13
22 13 33 00-0250 EA 5 HP, 1170 RPM, 230/460 Volt, 4" Electric Submersible Pump (Vaughan 4S/4T).....	24,913.06	319.61
22 13 33 00-0251 EA 7.5 HP, 870 RPM, 230/460 Volt, 4" Electric Submersible Pump (Vaughan 4S/4T).....	30,863.83	399.51
22 13 33 00-0252 EA 7.5 HP, 1170 RPM, 230/460 Volt, 4" Electric Submersible Pump (Vaughan 4S/4T).....	26,771.15	399.51
22 13 33 00-0253 EA 10 HP, 870 RPM, 230/460 Volt, 4" Electric Submersible Pump (Vaughan 4S/4T).....	31,617.63	479.42
22 13 33 00-0254 EA 10 HP, 1170 RPM, 230/460 Volt, 4" Electric Submersible Pump (Vaughan 4S/4T).....	28,299.08	479.42
22 13 33 00-0255 EA 15 HP, 1170 RPM, 230/460 Volt, 4" Electric Submersible Pump (Vaughan 4S/4T).....	32,037.51	559.32
22 13 33 00-0256 EA 15 HP, 1750 RPM, 230/460 Volt, 4" Electric Submersible Pump (Vaughan 4S/4T).....	28,608.90	559.32
22 13 33 00-0257 EA 20 HP, 1170 RPM, 230/460 Volt, 4" Electric Submersible Pump (Vaughan 4S/4T).....	33,675.48	639.23
22 13 33 00-0258 EA 20 HP, 1750 RPM, 230/460 Volt, 4" Electric Submersible Pump (Vaughan 4S/4T).....	29,472.73	639.23
22 13 33 00-0259 EA 25 HP, 1170 RPM, 230/460 Volt, 4" Electric Submersible Pump (Vaughan 4S/4T).....	37,415.77	719.13
22 13 33 00-0260 EA 25 HP, 1750 RPM, 230/460 Volt, 4" Electric Submersible Pump (Vaughan 4S/4T).....	32,991.04	719.13
22 13 33 00-0261 EA 30 HP, 1750 RPM, 230/460 Volt, 4" Electric Submersible Pump (Vaughan 4S/4T).....	36,951.45	799.03
22 13 33 00-0262 EA 5 HP, 870 RPM, 230/460 Volt, 6" Electric Submersible Pump (Vaughan 6U/6W/6X).....	34,978.75	319.61
22 13 33 00-0263 EA 7.5 HP, 870 RPM, 230/460 Volt, 6" Electric Submersible Pump (Vaughan 6U/6W/6X).....	37,278.94	399.51
22 13 33 00-0264 EA 7.5 HP, 1170 RPM, 230/460 Volt, 6" Electric Submersible Pump (Vaughan 6U/6W/6X).....	33,186.26	399.51
22 13 33 00-0265 EA 10 HP, 870 RPM, 230/460 Volt, 6" Electric Submersible Pump (Vaughan 6U/6W/6X).....	37,922.68	479.42
22 13 33 00-0266 EA 10 HP, 1170 RPM, 230/460 Volt, 6" Electric Submersible Pump (Vaughan 6U/6W/6X).....	34,604.13	479.42
22 13 33 00-0267 EA 15 HP, 870 RPM, 230/460 Volt, 6" Electric Submersible Pump (Vaughan 6U/6W/6X).....	45,531.81	559.32
22 13 33 00-0268 EA 15 HP, 1170 RPM, 230/460 Volt, 6" Electric Submersible Pump (Vaughan 6U/6W/6X).....	38,342.56	559.32
22 13 33 00-0269 EA 20 HP, 1170 RPM, 230/460 Volt, 6" Electric Submersible Pump (Vaughan 6U/6W/6X).....	39,870.47	639.23
22 13 33 00-0270 EA 25 HP, 1170 RPM, 230/460 Volt, 6" Electric Submersible Pump (Vaughan 6U/6W/6X).....	43,608.90	719.13
22 13 33 00-0271 EA 25 HP, 1750 RPM, 230/460 Volt, 6" Electric Submersible Pump (Vaughan 6U/6W/6X).....	39,184.17	719.13
22 13 33 00-0272 EA 30 HP, 1170 RPM, 230/460 Volt, 6" Electric Submersible Pump (Vaughan 6U/6W/6X).....	45,578.92	799.03
22 13 33 00-0273 EA 30 HP, 1750 RPM, 230/460 Volt, 6" Electric Submersible Pump (Vaughan 6U/6W/6X).....	43,144.57	799.03
22 13 33 00-0274 EA 10 HP, 870 RPM, 230/460 Volt, 8" Electric Submersible Pump (Vaughan 8N).....	40,797.26	479.42
22 13 33 00-0275 EA 15 HP, 870 RPM, 230/460 Volt, 8" Electric Submersible Pump (Vaughan 8N).....	48,408.26	559.32
22 13 33 00-0276 EA 15 HP, 1170 RPM, 230/460 Volt, 8" Electric Submersible Pump (Vaughan 8N).....	41,108.95	559.32
22 13 33 00-0277 EA 20 HP, 870 RPM, 230/460 Volt, 8" Electric Submersible Pump (Vaughan 8N).....	57,125.42	639.23
22 13 33 00-0278 EA 20 HP, 1170 RPM, 230/460 Volt, 8" Electric Submersible Pump (Vaughan 8N).....	42,745.05	639.23
22 13 33 00-0279 EA 25 HP, 870 RPM, 230/460 Volt, 8" Electric Submersible Pump (Vaughan 8N).....	57,767.28	719.13
22 13 33 00-0280 EA 25 HP, 1170 RPM, 230/460 Volt, 8" Electric Submersible Pump (Vaughan 8N).....	46,485.34	719.13
22 13 33 00-0281 EA 30 HP, 870 RPM, 230/460 Volt, 8" Electric Submersible Pump (Vaughan 8N).....	60,621.51	799.03
22 13 33 00-0282 EA 30 HP, 1170 RPM, 230/460 Volt, 8" Electric Submersible Pump (Vaughan 8N).....	48,343.44	799.03
22 13 33 00-0283 EA 30 HP, 1750 RPM, 230/460 Volt, 8" Electric Submersible Pump (Vaughan 8P).....	48,343.44	799.03
22 13 33 00-0284 EA 25 HP, 870 RPM, 230/460 Volt, 10" Electric Submersible Pump (Vaughan 10R).....	66,174.64	719.13
22 13 33 00-0285 EA 30 HP, 870 RPM, 230/460 Volt, 10" Electric Submersible Pump (Vaughan 10R).....	69,028.86	799.03
22 13 33 00-0286 EA 30 HP, 1170 RPM, 230/460 Volt, 10" Electric Submersible Pump (Vaughan 10R).....	57,082.84	799.03
22 13 33 00-0287 Horizontal Chopper Pumps (Vaughan) (22 13 33 00-0223)		
22 13 33 00-0288 EA 3" - 6", Ductile Iron And Stainless Steel, Horizontal Chopper Pump With Packing (Vaughan HE3F6/HE3G6).....	17,701.57	499.39
For Stool, Deduct	-652.89	
For Coupling, Deduct	-186.54	
For Base, Deduct	-1,025.97	
22 13 33 00-0289 EA 3" - 6", Ductile Iron And Stainless Steel, Horizontal Chopper Pump With Packing (Vaughan HE3L6/HE3M6).....	18,585.77	499.39
For Stool, Deduct	-652.89	
For Coupling, Deduct	-186.54	
For Base, Deduct	-1,025.97	
22 13 33 00-0290 EA 3" - 6", Ductile Iron And Stainless Steel, Horizontal Chopper Pump With Packing (Vaughan HE3P6).....	19,027.87	499.39
For Stool, Deduct	-652.89	
For Coupling, Deduct	-186.54	
For Base, Deduct	-1,025.97	
22 13 33 00-0291 EA 3" - 6", Ductile Iron And Stainless Steel, Horizontal Chopper Pump With Packing (Vaughan HE3V6/HE3W6).....	19,027.87	499.39
For Stool, Deduct	-652.89	
For Coupling, Deduct	-186.54	
For Base, Deduct	-1,025.97	
22 13 33 00-0292 EA 3" - 6", Ductile Iron And Stainless Steel, Horizontal Chopper Pump With Packing (Vaughan HE4K6/HE4L6).....	19,671.61	599.27
For Stool, Deduct	-652.89	
For Coupling, Deduct	-186.54	
For Base, Deduct	-1,025.97	



MINOR CSI UOM DESCRIPTION	TOTAL DIRECT UNIT COST	DEMOLITION UNIT COST
22 13 33 00-0293 EA 3" - 6", Ductile Iron And Stainless Steel, Horizontal Chopper Pump With Packing (Vaughan HE4S6/HE4T6).....	20,555.81	599.27
For Stool, Deduct	-652.89	
For Coupling, Deduct	-186.54	
For Base, Deduct	-1,025.97	
22 13 33 00-0294 EA 3" - 6", Ductile Iron And Stainless Steel, Horizontal Chopper Pump With Packing (Vaughan HE6U8).....	22,625.70	749.09
For Stool, Deduct	-652.89	
For Coupling, Deduct	-186.54	
For Base, Deduct	-1,025.97	
22 13 33 00-0295 EA 3" - 6", Ductile Iron And Stainless Steel, Horizontal Chopper Pump With Packing (Vaughan HE6W8/6X).....	22,625.70	749.09
For Stool, Deduct	-652.89	
For Coupling, Deduct	-186.54	
For Base, Deduct	-1,025.97	
22 13 33 00-0296 EA 3" - 6", Ductile Iron And Stainless Steel, Horizontal Chopper Pump With Mechanical Seal (Vaughan HE3F6/HE3G6).....	18,143.67	499.39
For Stool, Deduct	-652.89	
For Coupling, Deduct	-186.54	
For Base, Deduct	-1,025.97	
22 13 33 00-0297 EA 3" - 6", Ductile Iron And Stainless Steel, Horizontal Chopper Pump With Mechanical Seal (Vaughan HE3L6/HE3M6).....	19,027.87	499.39
For Stool, Deduct	-652.89	
For Coupling, Deduct	-186.54	
For Base, Deduct	-1,025.97	
22 13 33 00-0298 EA 3" - 6", Ductile Iron And Stainless Steel, Horizontal Chopper Pump With Mechanical Seal (Vaughan HE3P6).....	19,471.84	499.39
For Stool, Deduct	-652.89	
For Coupling, Deduct	-186.54	
For Base, Deduct	-1,025.97	
22 13 33 00-0299 EA 3" - 6", Ductile Iron And Stainless Steel, Horizontal Chopper Pump With Mechanical Seal (Vaughan HE3V6/HE3W6).....	19,471.84	499.39
For Stool, Deduct	-652.89	
For Coupling, Deduct	-186.54	
For Base, Deduct	-1,025.97	
22 13 33 00-0300 EA 3" - 6", Ductile Iron And Stainless Steel, Horizontal Chopper Pump With Mechanical Seal (Vaughan HE4K6/HE4L6).....	20,113.71	599.27
For Stool, Deduct	-652.89	
For Coupling, Deduct	-186.54	
For Base, Deduct	-1,025.97	
22 13 33 00-0301 EA 3" - 6", Ductile Iron And Stainless Steel, Horizontal Chopper Pump With Mechanical Seal (Vaughan HE4S6/HE4T6).....	20,997.91	599.27
For Stool, Deduct	-652.89	
For Coupling, Deduct	-186.54	
For Base, Deduct	-1,025.97	
22 13 33 00-0302 EA 3" - 6", Ductile Iron And Stainless Steel, Horizontal Chopper Pump With Mechanical Seal (Vaughan HE6U8).....	23,067.80	749.09
For Stool, Deduct	-652.89	
For Coupling, Deduct	-186.54	
For Base, Deduct	-1,025.97	
22 13 33 00-0303 EA 3" - 6", Stainless Steel, Horizontal Chopper Pump With Packing (Vaughan STHE3F6/STHE3G6).....	25,112.81	499.39
22 13 33 00-0304 EA 3" - 6", Stainless Steel, Horizontal Chopper Pump With Packing (Vaughan STHE3L6/STHE3M6).....	26,218.99	499.39
22 13 33 00-0305 EA 3" - 6", Stainless Steel, Horizontal Chopper Pump With Packing (Vaughan STHE3P6).....	27,325.17	499.39
22 13 33 00-0306 EA 3" - 6", Stainless Steel, Horizontal Chopper Pump With Packing (Vaughan STHE3V6/STHE3W6).....	27,325.17	499.39
22 13 33 00-0307 EA 3" - 6", Stainless Steel, Horizontal Chopper Pump With Packing (Vaughan STHE4K6/STHE4L6).....	27,967.04	599.27
22 13 33 00-0308 EA 3" - 6", Stainless Steel, Horizontal Chopper Pump With Packing (Vaughan STHE4S6/STHE4T6).....	34,160.17	599.27
22 13 33 00-0309 EA 3" - 6", Stainless Steel, Horizontal Chopper Pump With Packing (Vaughan STHE6U8).....	41,760.97	749.09
22 13 33 00-0310 EA 3" - 6", Stainless Steel, Horizontal Chopper Pump With Packing (Vaughan STHE6W8/6X).....	41,760.97	749.09
22 13 33 00-0311 EA 3" - 6", Stainless Steel, Horizontal Chopper Pump With Mechanical Seal (Vaughan STHE3F6/STHE3G6).....	25,554.91	499.39
22 13 33 00-0312 EA 3" - 6", Stainless Steel, Horizontal Chopper Pump With Mechanical Seal (Vaughan STHE3L6/STHE3M6).....	26,661.09	499.39
22 13 33 00-0313 EA 3" - 6", Stainless Steel, Horizontal Chopper Pump With Mechanical Seal (Vaughan STHE3P6).....	27,767.27	499.39
22 13 33 00-0314 EA 3" - 6", Stainless Steel, Horizontal Chopper Pump With Mechanical Seal (Vaughan STHE3V6/STHE3W6).....	27,767.27	499.39
22 13 33 00-0315 EA 3" - 6", Stainless Steel, Horizontal Chopper Pump With Mechanical Seal (Vaughan STHE4K6/STHE4L6).....	28,409.14	599.27
22 13 33 00-0316 EA 3" - 6", Stainless Steel, Horizontal Chopper Pump With Mechanical Seal (Vaughan STHE4S6/STHE4T6).....	34,604.13	599.27
22 13 33 00-0317 EA 3" - 6", Stainless Steel, Horizontal Chopper Pump With Mechanical Seal (Vaughan STHE6U8).....	42,203.07	749.09
22 13 33 00-0318 EA 3" - 6", Stainless Steel, Horizontal Chopper Pump With Mechanical Seal (Vaughan STHE6W8/6X).....	42,203.07	749.09
22 13 33 00-0319 Horizontal End Suction Pumps (Vaughan) (22 13 33 00-0223)		
22 13 33 00-0320 EA 8" - 12", Upgraded Roller Thrust And Radial Bearing, Ductile Iron And Stainless Steel, Horizontal End Suction Pump (Vaughan 8K-HES).....	36,309.59	898.90
For Stool, Deduct	-932.70	
For No Base, Deduct	-1,865.40	
For Coupling, Deduct	-373.08	
22 13 33 00-0321 EA 8" - 12", Upgraded Roller Thrust And Radial Bearing, Ductile Iron And Stainless Steel, Horizontal End Suction Pump (Vaughan 8K-HET).....	38,521.95	898.90
For Stool, Deduct	-932.70	
For No Base, Deduct	-1,865.40	
For Coupling, Deduct	-373.08	
22 13 33 00-0322 EA 8" - 12", Standard Bearing, Ductile Iron And Stainless Steel, Horizontal End Suction Pump (Vaughan 8P-HE).....	44,937.06	898.90
For Stool, Deduct	-932.70	
For No Base, Deduct	-1,865.40	
For Coupling, Deduct	-373.08	
22 13 33 00-0323 EA 8" - 12", Standard Roller Thrust And Radial Bearing, Ductile Iron And Stainless Steel, Horizontal End Suction Pump (Vaughan 8P-HER).....	44,937.06	898.90
For Stool, Deduct	-932.70	
For No Base, Deduct	-1,865.40	
For Coupling, Deduct	-373.08	



MINOR	CSI	UOM	DESCRIPTION	TOTAL DIRECT UNIT COST	DEMOLITION UNIT COST
22 13 33 00-0324	EA		8" - 12", Upgraded Roller Thrust And Radial Bearing, Ductile Iron And Stainless Steel, Horizontal End Suction Pump (Vaughan 8P-HES).....	47,149.42	898.90
			<i>For Stool, Deduct</i>	-932.70	
			<i>For No Base, Deduct</i>	-1,865.40	
			<i>For Coupling, Deduct</i>	-373.08	
22 13 33 00-0325	EA		8" - 12", Standard Bearing, Ductile Iron And Stainless Steel, Horizontal End Suction Pump (Vaughan 8N-HE).....	44,937.06	898.90
			<i>For Stool, Deduct</i>	-932.70	
			<i>For No Base, Deduct</i>	-1,865.40	
			<i>For Coupling, Deduct</i>	-373.08	
22 13 33 00-0326	EA		8" - 12", Standard Bearing, Ductile Iron And Stainless Steel, Horizontal End Suction Pump (Vaughan 10R-HE).....	61,043.24	1,098.67
			<i>For Stool, Deduct</i>	-932.70	
			<i>For No Base, Deduct</i>	-2,051.94	
			<i>For Coupling, Deduct</i>	-373.08	
22 13 33 00-0327	EA		8" - 12", Standard Roller Thrust And Radial Bearing, Ductile Iron And Stainless Steel, Horizontal End Suction Pump (Vaughan 10R-HER).....	61,043.24	1,098.67
			<i>For Stool, Deduct</i>	-932.70	
			<i>For No Base, Deduct</i>	-2,051.94	
			<i>For Coupling, Deduct</i>	-373.08	
22 13 33 00-0328	EA		8" - 12", Standard Bearing, Ductile Iron And Stainless Steel, Horizontal End Suction Pump (Vaughan 12W-HE).....	72,504.58	1,298.43
			<i>For Stool, Deduct</i>	-932.70	
			<i>For No Base, Deduct</i>	-2,238.48	
			<i>For Coupling, Deduct</i>	-373.08	
22 13 33 00-0329	EA		8" - 12", Standard Roller Thrust And Radial Bearing, Ductile Iron And Stainless Steel, Horizontal End Suction Pump (Vaughan 12W-HER).....	72,504.58	1,298.43
			<i>For Stool, Deduct</i>	-932.70	
			<i>For No Base, Deduct</i>	-2,238.48	
			<i>For Coupling, Deduct</i>	-373.08	
22 13 33 00-0330	EA		8" - 12", Upgraded Roller Thrust And Radial Bearing, Stainless Steel, Horizontal End Suction Pump (Vaughan 8K-HES).....	59,759.53	898.90
			<i>For Stool, Deduct</i>	-932.70	
			<i>For No Base, Deduct</i>	-1,865.40	
			<i>For Coupling, Deduct</i>	-373.08	
22 13 33 00-0331	EA		8" - 12", Upgraded Roller Thrust And Radial Bearing, Stainless Steel, Horizontal End Suction Pump (Vaughan 8K-HET).....	61,971.89	898.90
			<i>For Stool, Deduct</i>	-932.70	
			<i>For No Base, Deduct</i>	-1,865.40	
			<i>For Coupling, Deduct</i>	-373.08	
22 13 33 00-0332	EA		8" - 12", Standard Bearing, Stainless Steel, Horizontal End Suction Pump (Vaughan 8P-HE).....	76,572.38	898.90
			<i>For Stool, Deduct</i>	-932.70	
			<i>For No Base, Deduct</i>	-1,865.40	
			<i>For Coupling, Deduct</i>	-373.08	
22 13 33 00-0333	EA		8" - 12", Standard Roller Thrust And Radial Bearing, Stainless Steel, Horizontal End Suction Pump (Vaughan 8P-HER).....	76,572.38	898.90
			<i>For Stool, Deduct</i>	-932.70	
			<i>For No Base, Deduct</i>	-1,865.40	
			<i>For Coupling, Deduct</i>	-373.08	
22 13 33 00-0334	EA		8" - 12", Upgraded Roller Thrust And Radial Bearing, Stainless Steel, Horizontal End Suction Pump (Vaughan 8P-HES).....	78,784.74	898.90
			<i>For Stool, Deduct</i>	-932.70	
			<i>For No Base, Deduct</i>	-1,865.40	
			<i>For Coupling, Deduct</i>	-373.08	
22 13 33 00-0335	EA		8" - 12", Standard Bearing, Stainless Steel, Horizontal End Suction Pump (Vaughan 8N-HE).....	76,572.38	898.90
			<i>For Stool, Deduct</i>	-932.70	
			<i>For No Base, Deduct</i>	-1,865.40	
			<i>For Coupling, Deduct</i>	-373.08	
22 13 33 00-0336	EA		8" - 12", Standard Bearing, Stainless Steel, Horizontal End Suction Pump (Vaughan 10R-HE).....	100,199.85	1,098.67
			<i>For Stool, Deduct</i>	-932.70	
			<i>For No Base, Deduct</i>	-2,051.94	
			<i>For Coupling, Deduct</i>	-373.08	
22 13 33 00-0337	EA		8" - 12", Standard Roller Thrust And Radial Bearing, Stainless Steel, Horizontal End Suction Pump (Vaughan 10R-HER).....	100,199.85	1,098.67
			<i>For Stool, Deduct</i>	-932.70	
			<i>For No Base, Deduct</i>	-2,051.94	
			<i>For Coupling, Deduct</i>	-373.08	
22 13 33 00-0338	EA		8" - 12", Standard Bearing, Stainless Steel, Horizontal End Suction Pump (Vaughan 12W-HE).....	117,412.22	1,298.43
			<i>For Stool, Deduct</i>	-932.70	
			<i>For No Base, Deduct</i>	-2,238.48	
			<i>For Coupling, Deduct</i>	-373.08	
22 13 33 00-0339	EA		8" - 12", Standard Roller Thrust And Radial Bearing, Stainless Steel, Horizontal End Suction Pump (Vaughan 12W-HER).....	117,412.22	1,298.43
			<i>For Stool, Deduct</i>	-932.70	
			<i>For No Base, Deduct</i>	-2,238.48	
			<i>For Coupling, Deduct</i>	-373.08	
22 13 33 00-0340			Vertical Pedestal Chopper Pumps (Vaughan) (22 13 33 00-0223)		
22 13 33 00-0341	EA		3" - 6", Vertical Pedestal Chopper Pump With Packing (Vaughan PE3F6/PE3G6).....	17,701.57	499.39
			<i>For Pedestal, Deduct</i>	-1,025.97	
			<i>For Stool, Deduct</i>	-652.89	
			<i>For Coupling, Deduct</i>	-186.54	
22 13 33 00-0342	EA		3" - 6", Vertical Pedestal Chopper Pump With Packing (Vaughan PE3L6/PE3M6).....	18,585.77	499.39
			<i>For Pedestal, Deduct</i>	-1,025.97	
			<i>For Stool, Deduct</i>	-652.89	
			<i>For Coupling, Deduct</i>	-186.54	



MINOR	CSI	UOM	DESCRIPTION	TOTAL DIRECT UNIT COST	DEMOLITION UNIT COST
22 13 33 00-0343	EA		3" - 6", Vertical Pedestal Chopper Pump With Packing (Vaughan PE3P6)	19,027.87	499.39
			<i>For Pedestal, Deduct</i>	-1,025.97	
			<i>For Stool, Deduct</i>	-652.89	
			<i>For Coupling, Deduct</i>	-186.54	
22 13 33 00-0344	EA		3" - 6", Vertical Pedestal Chopper Pump With Packing (Vaughan PE3V6/PE3W6)	19,027.87	499.39
			<i>For Pedestal, Deduct</i>	-1,025.97	
			<i>For Stool, Deduct</i>	-652.89	
			<i>For Coupling, Deduct</i>	-186.54	
22 13 33 00-0345	EA		3" - 6", Vertical Pedestal Chopper Pump With Packing (Vaughan PE4K6/PE4L6)	19,671.61	599.27
			<i>For Pedestal, Deduct</i>	-1,168.83	
			<i>For Stool, Deduct</i>	-652.89	
			<i>For Coupling, Deduct</i>	-186.54	
22 13 33 00-0346	EA		3" - 6", Vertical Pedestal Chopper Pump With Packing (Vaughan PE4S6/PE4T6)	20,555.81	599.27
			<i>For Pedestal, Deduct</i>	-1,168.83	
			<i>For Stool, Deduct</i>	-652.89	
			<i>For Coupling, Deduct</i>	-186.54	
22 13 33 00-0347	EA		3" - 6", Vertical Pedestal Chopper Pump With Packing (Vaughan PE6U8)	23,067.80	749.09
			<i>For pedestal, Deduct</i>	-1,492.32	
			<i>For Stool, Deduct</i>	-652.89	
			<i>For Coupling, Deduct</i>	-186.54	
22 13 33 00-0348	EA		Ductile Iron And Stainless Steel, Upgraded Roller Thrust And Radial Bearing, Vertical Dry Pit Pedestal (Vaughan 8K-PES)	36,971.80	898.90
			<i>For No Stool, Deduct</i>	-932.70	
			<i>For No Coupling, Deduct</i>	-373.08	
			<i>For No Pedestal, Deduct</i>	-2,238.48	
22 13 33 00-0349	EA		3" - 6", Vertical Pedestal Chopper Pump With Mechanical Seal (Vaughan PE3F6/PE3G6)	18,143.67	499.39
			<i>For Pedestal, Deduct</i>	-1,025.97	
			<i>For Stool, Deduct</i>	-652.89	
			<i>For Coupling, Deduct</i>	-186.54	
22 13 33 00-0350	EA		Ductile Iron And Stainless Steel, Standard Bearing, Vertical Dry Pit Pedestal (Vaughan 8P-PE)	45,821.26	898.90
			<i>For No Stool, Deduct</i>	-932.70	
			<i>For No Coupling, Deduct</i>	-373.08	
			<i>For No Pedestal, Deduct</i>	-2,238.48	
			<i>For Stool, Deduct</i>	-932.70	
22 13 33 00-0351	EA		3" - 6", Vertical Pedestal Chopper Pump With Mechanical Seal (Vaughan PE3L6/PE3M6)	19,027.87	499.39
			<i>For Pedestal, Deduct</i>	-1,025.97	
			<i>For Stool, Deduct</i>	-652.89	
			<i>For Coupling, Deduct</i>	-186.54	
22 13 33 00-0352	EA		Ductile Iron And Stainless Steel, Standard Roller Thrust And Radial Bearing, Vertical Dry Pit Pedestal (Vaughan 8P-PER)	45,821.26	898.90
			<i>For No Stool, Deduct</i>	-932.70	
			<i>For No Coupling, Deduct</i>	-373.08	
			<i>For No Pedestal, Deduct</i>	-2,238.48	
22 13 33 00-0353	EA		3" - 6", Vertical Pedestal Chopper Pump With Mechanical Seal (Vaughan PE3P6)	19,471.84	499.39
			<i>For Pedestal, Deduct</i>	-1,025.97	
			<i>For Stool, Deduct</i>	-652.89	
			<i>For Coupling, Deduct</i>	-186.54	
22 13 33 00-0354	EA		Ductile Iron And Stainless Steel, Standard Bearing, Vertical Dry Pit Pedestal (Vaughan 8N-PE)	45,821.26	898.90
			<i>For No Stool, Deduct</i>	-932.70	
			<i>For No Coupling, Deduct</i>	-373.08	
			<i>For No Pedestal, Deduct</i>	-2,238.48	
22 13 33 00-0355	EA		3" - 6", Vertical Pedestal Chopper Pump With Mechanical Seal (Vaughan PE3V6/PE3W6)	19,471.84	499.39
			<i>For Pedestal, Deduct</i>	-1,025.97	
			<i>For Stool, Deduct</i>	-652.89	
			<i>For Coupling, Deduct</i>	-186.54	
22 13 33 00-0356	EA		Ductile Iron And Stainless Steel, Standard Bearing, Vertical Dry Pit Pedestal (Vaughan 10R-PE)	62,591.52	1,098.67
			<i>For No Stool, Deduct</i>	-932.70	
			<i>For No Coupling, Deduct</i>	-373.08	
			<i>For No Pedestal, Deduct</i>	-2,425.02	
22 13 33 00-0357	EA		3" - 6", Vertical Pedestal Chopper Pump With Mechanical Seal (Vaughan PE4K6/PE4L6)	20,113.71	599.27
			<i>For Pedestal, Deduct</i>	-1,168.83	
			<i>For Stool, Deduct</i>	-652.89	
			<i>For Coupling, Deduct</i>	-186.54	
22 13 33 00-0358	EA		Ductile Iron And Stainless Steel, Standard Bearing, Vertical Dry Pit Pedestal (Vaughan 12W-PE)	74,052.86	1,298.43
			<i>For No Stool, Deduct</i>	-932.70	
			<i>For No Coupling, Deduct</i>	-373.08	
			<i>For No Pedestal, Deduct</i>	-2,611.56	
22 13 33 00-0359	EA		3" - 6", Vertical Pedestal Chopper Pump With Mechanical Seal (Vaughan PE4S6/PE4T6)	20,997.91	599.27
			<i>For Pedestal, Deduct</i>	-1,168.83	
			<i>For Stool, Deduct</i>	-652.89	
			<i>For Coupling, Deduct</i>	-186.54	
22 13 33 00-0360	EA		3" - 6", Vertical Pedestal Chopper Pump With Mechanical Seal (Vaughan PE6W8/6X)	23,509.90	749.09
			<i>For pedestal, Deduct</i>	-1,492.32	
			<i>For Stool, Deduct</i>	-652.89	
			<i>For Coupling, Deduct</i>	-186.54	
22 13 33 00-0361			Submersible Pump Accessories (Vaughan) <small>(22 13 33)</small>		
22 13 33 00-0362	EA		Guide Rail Adapter Bracket For 3" Submersible Pump	1,106.18	
22 13 33 00-0363	EA		Discharge Elbow Base For 3" Submersible Pump	1,634.17	57.33
22 13 33 00-0364	EA		Top Guide Rail And Lift Chain Bracket For 3" Submersible Pump	463.26	10.45
22 13 33 00-0365	EA		Intermediate Guide Rail Support Bracket (Every 10') For 3" Submersible Pump	442.10	
22 13 33 00-0366	EA		Class 1, Guide Rail Adapter Bracket For 3" Submersible Pump	2,876.45	
22 13 33 00-0367	EA		Class 1, Discharge Elbow Base For 3" Submersible Pump	1,548.28	
22 13 33 00-0368	EA		Class 1, Top Guide Rail And Lift Chain Bracket For 3" Submersible Pump	463.26	10.45



MINOR	CSI	UOM	DESCRIPTION	TOTAL DIRECT UNIT COST	DEMOLITION UNIT COST
22 13 33 00-0369	EA		Class 1, Intermediate Guide Rail Support Bracket (Every 10') For 3" Submersible Pump.....	442.10	
22 13 33 00-0370	EA		25', 316 Stainless Steel, Safety Lift Cable With Stainless Steel Clevis For 3" Submersible Pump	774.14	
22 13 33 00-0371	EA		25', Galvanized, Safety Chain With Hook For 3" Submersible Pump.....	664.08	
22 13 33 00-0372	EA		25", 316 Stainless Steel, Safety Chain With Clevis For 3" Submersible Pump.....	1,548.28	
22 13 33 00-0373	LF		Galvanized Pipe, Guide Rails For 3" Submersible Pump	88.31	10.45
22 13 33 00-0374	LF		316 Stainless Steel Pipe, Guide Rails For 3" Submersible Pump	164.80	10.45
22 13 33 00-0375	EA		Stainless Steel, Cable Holder Bracket For 3" Submersible Pump	552.16	
22 13 33 00-0376	EA		Guide Rail Adapter Bracket For 4" Submersible Pump.....	1,328.16	
22 13 33 00-0377	EA		Discharge Elbow Base For 4" Submersible Pump	1,870.14	66.62
22 13 33 00-0378	EA		Top Guide Rail And Lift Chain Bracket For 4" Submersible Pump.....	463.26	10.45
22 13 33 00-0379	EA		Intermediate Guide Rail Support Bracket (Every 10') For 4" Submersible Pump.....	464.48	
22 13 33 00-0380	EA		Class 1, Guide Rail Adapter Bracket For 4" Submersible Pump.....	3,090.56	
22 13 33 00-0381	EA		Class 1, Discharge Elbow Base For 4" Submersible Pump	1,770.26	
22 13 33 00-0382	EA		Class 1, Top Guide Rail And Lift Chain Bracket For 4" Submersible Pump.....	463.26	10.45
22 13 33 00-0383	EA		Class 1, Intermediate Guide Rail Support Bracket (Every 10') For 4" Submersible Pump.....	464.48	
22 13 33 00-0384	EA		25', 316 Stainless Steel, Safety Lift Cable With Stainless Steel Clevis For 4" Submersible Pump	774.14	
22 13 33 00-0385	EA		25', Galvanized, Safety Chain With Hook For 4" Submersible Pump.....	664.08	
22 13 33 00-0386	EA		25", 316 Stainless Steel, Safety Chain With Clevis For 4" Submersible Pump	1,548.28	
22 13 33 00-0387	EA		Galvanized Pipe, Guide Rails For 4" Submersible Pump	67.15	
22 13 33 00-0388	EA		316 Stainless Steel Pipe, Guide Rails For 4" Submersible Pump	164.80	10.45
22 13 33 00-0389	EA		Stainless Steel, Cable Holder Bracket For 4" Submersible Pump	552.16	
22 13 33 00-0390	EA		Portable Stand For 4" Submersible Pump	884.20	
22 13 33 00-0391	EA		Guide Rail Adapter Bracket For 6" Submersible Pump.....	1,548.28	
22 13 33 00-0392	EA		Discharge Elbow Base For 6" Submersible Pump	2,342.20	86.60
22 13 33 00-0393	EA		Top Guide Rail And Lift Chain Bracket For 6" Submersible Pump.....	463.26	10.45
22 13 33 00-0394	EA		Intermediate Guide Rail Support Bracket (Every 10') For 6" Submersible Pump.....	486.87	
22 13 33 00-0395	EA		Class 1, Guide Rail Adapter Bracket For 6" Submersible Pump.....	3,318.55	
22 13 33 00-0396	EA		Class 1, Discharge Elbow Base For 6" Submersible Pump	2,212.36	
22 13 33 00-0397	EA		Class 1, Top Guide Rail And Lift Chain Bracket For 6" Submersible Pump.....	463.26	10.45
22 13 33 00-0398	EA		Class 1, Intermediate Guide Rail Support Bracket (Every 10') For 6" Submersible Pump.....	486.87	
22 13 33 00-0399	EA		25', 316 Stainless Steel, Safety Lift Cable With Stainless Steel Clevis For 6" Submersible Pump	774.14	
22 13 33 00-0400	EA		25', Galvanized, Safety Chain With Hook For 6" Submersible Pump.....	664.08	
22 13 33 00-0401	EA		25", 316 Stainless Steel, Safety Chain With Clevis For 6" Submersible Pump	1,548.28	
22 13 33 00-0402	EA		Galvanized Pipe, Guide Rails For 6" Submersible Pump	67.15	
22 13 33 00-0403	EA		316 Stainless Steel Pipe, Guide Rails For 6" Submersible Pump	164.80	10.45
22 13 33 00-0404	EA		Stainless Steel, Cable Holder Bracket For 6" Submersible Pump	552.16	
22 13 33 00-0405	EA		Portable Stand For 6" Submersible Pump	884.20	
22 13 33 00-0406	EA		Guide Rail Adapter Bracket For 8" Submersible Pump.....	1,990.38	
22 13 33 00-0407	EA		Discharge Elbow Base For 8" Submersible Pump	3,462.37	95.88
22 13 33 00-0408	EA		Intermediate Guide Rail Support Bracket (Every 10') For 8" Submersible Pump.....	774.14	
22 13 33 00-0409	EA		Class 1, Guide Rail Adapter Bracket For 8" Submersible Pump.....	3,760.65	
22 13 33 00-0410	EA		Class 1, Discharge Elbow Base For 8" Submersible Pump	3,318.55	
22 13 33 00-0411	EA		Class 1, Top Guide Rail And Lift Chain Bracket For 8" Submersible Pump.....	685.24	10.45
22 13 33 00-0412	EA		Class 1, Intermediate Guide Rail Support Bracket (Every 10') For 8" Submersible Pump.....	774.14	
22 13 33 00-0413	EA		25', 316 Stainless Steel, Safety Lift Cable With Stainless Steel Clevis For 8" Submersible Pump	1,658.34	
22 13 33 00-0414	EA		25', Galvanized, Safety Chain With Hook For 8" Submersible Pump.....	1,328.16	
22 13 33 00-0415	EA		25", 316 Stainless Steel, Safety Chain With Clevis For 8" Submersible Pump	3,760.65	
22 13 33 00-0416	EA		Galvanized Pipe, Guide Rails For 8" Submersible Pump	110.06	
22 13 33 00-0417	EA		316 Stainless Steel Pipe, Guide Rails For 8" Submersible Pump	243.14	10.45
22 13 33 00-0418	EA		Stainless Steel, Cable Holder Bracket For 8" Submersible Pump	552.16	
22 13 33 00-0419	EA		Portable Stand For 8" Submersible Pump	1,990.38	
22 13 33 00-0420	EA		Guide Rail Adapter Bracket For 10" Submersible Pump.....	2,434.35	
22 13 33 00-0421	EA		Discharge Elbow Base For 10" Submersible Pump	3,918.46	104.87
22 13 33 00-0422	EA		Straight Thru Discharge Base For 10" Submersible Pump	3,760.65	
22 13 33 00-0423	EA		Top Guide Rail And Lift Chain Bracket For 10" Submersible Pump.....	685.24	10.56
22 13 33 00-0424	EA		Intermediate Guide Rail Support Bracket (Every 10') For 10" Submersible Pump.....	1,475.53	
22 13 33 00-0425	EA		Class 1, Guide Rail Adapter Bracket For 10" Submersible Pump.....	5,088.81	
22 13 33 00-0426	EA		Class 1, Discharge Elbow Base For 10" Submersible Pump	3,760.65	
22 13 33 00-0427	EA		Class 1, Straight Thru Discharge Base For 10" Submersible Pump	3,760.65	
22 13 33 00-0428	EA		Class 1, Top Guide Rail And Lift Chain Bracket For 10" Submersible Pump.....	685.24	10.56
22 13 33 00-0429	EA		Class 1, Intermediate Guide Rail Support Bracket (Every 10') For 10" Submersible Pump.....	1,106.18	
22 13 33 00-0430	EA		25', 316 Stainless Steel, Safety Lift Cable With Stainless Steel Clevis For 10" Submersible Pump	1,658.34	
22 13 33 00-0431	EA		25', Galvanized, Safety Chain With Hook For 10" Submersible Pump.....	1,328.16	
22 13 33 00-0432	EA		25", 316 Stainless Steel, Safety Chain With Clevis For 10" Submersible Pump.....	3,760.65	
22 13 33 00-0433	EA		Galvanized Pipe, Guide Rails For 10" Submersible Pump	131.22	10.56
22 13 33 00-0434	EA		316 Stainless Steel Pipe, Guide Rails For 10" Submersible Pump.....	243.14	10.56
22 13 33 00-0435	EA		Stainless Steel, Cable Holder Bracket For 10" Submersible Pump	552.16	
22 13 33 00-0436	EA		Portable Stand For 10" Submersible Pump	1,990.38	
22 13 33 00-0437	EA		5 - 15 HP, 3" - 6" Pump Belt Drive	2,654.46	
22 13 33 00-0438	EA		20 - 30 HP, 3" - 6" Pump Belt Drive	2,876.45	
22 13 33 00-0439	EA		40 - 50 HP, 3" - 6" Pump Belt Drive	3,096.56	
22 13 33 00-0440	EA		60 - 75 HP, 3" - 6" Pump Belt Drive	3,318.55	
22 13 33 00-0441	EA		100 HP, 3" - 6" Pump Belt Drive	3,540.53	
22 13 33 00-0442	EA		5 - 15 HP, 8" - 12" Pump Belt Drive	3,982.63	
22 13 33 00-0443	EA		20 - 30 HP, 8" - 12" Pump Belt Drive	4,202.75	
22 13 33 00-0444	EA		40 - 50 HP, 8" - 12" Pump Belt Drive	4,424.73	
22 13 33 00-0445	EA		60 - 75 HP, 8" - 12" Pump Belt Drive	4,644.85	
22 13 33 00-0446	EA		100 HP, 8" - 12" Pump Belt Drive	5,088.81	
22 13 33 00-0447	EA		125 HP, 8" - 12" Pump Belt Drive	5,973.01	
22 13 33 00-0448	EA		150 - 200 HP, 8" - 12" Pump Belt Drive	6,194.99	



	MINOR	CSI	UOM	DESCRIPTION	TOTAL DIRECT UNIT COST	DEMOLITION UNIT COST
	22 13 33	00-0449		Submersible Pumps (Zoeller) <small>(22 13 33)</small>		
	22 13 33	00-0450	EA	.5 HP, 2" Discharge, 1750 RPM, Vortex Impeller With 25' Cord (Zoeller 6282).....	3,085.56	279.67
				<i>For Moisture Probe, Add</i>	246.23	
				<i>For 3 Phase Adder, Add</i>	153.90	
				<i>For Silicone Carbide / Silicone Carbide Seal</i>	174.41	
				<i>For Certified Test, Add</i>	410.39	
				<i>For 50' Cord Adder, Add</i>	256.49	
	22 13 33	00-0451	EA	1 HP, 2" Discharge, 1750 RPM, Vortex Impeller With 25' Cord (Zoeller 6284).....	3,356.49	319.61
				<i>For Moisture Probe, Add</i>	246.23	
				<i>For 3 Phase Adder, Add</i>	153.90	
				<i>For Silicone Carbide / Silicone Carbide Seal</i>	174.41	
				<i>For Certified Test, Add</i>	410.39	
				<i>For 50' Cord Adder, Add</i>	256.49	
	22 13 33	00-0452	EA	1 HP, 2" Discharge, 3450 RPM, Vortex Impeller With 25' Cord (Zoeller 6292).....	3,251.10	319.61
				<i>For Moisture Probe, Add</i>	246.23	
				<i>For 3 Phase Adder, Add</i>	153.90	
				<i>For Silicone Carbide / Silicone Carbide Seal</i>	174.41	
				<i>For Certified Test, Add</i>	410.39	
				<i>For 50' Cord Adder, Add</i>	256.49	
	22 13 33	00-0453	EA	.5 HP, 2" Discharge, 1750 RPM, Explosion Proof Vortex Impeller With 25' Cord (Zoeller X6282).....	5,634.07	279.67
				<i>For 3 Phase Adder, Add</i>	153.90	
				<i>For Silicone Carbide / Silicone Carbide Seal</i>	174.41	
				<i>For Certified Test, Add</i>	410.39	
				<i>For 50' Cord Adder, Add</i>	256.49	
	22 13 33	00-0454	EA	1 HP, 2" Discharge, 1750 RPM, Explosion Proof Vortex Impeller With 25' Cord (Zoeller X6284).....	6,251.03	319.61
				<i>For 3 Phase Adder, Add</i>	153.90	
				<i>For Silicone Carbide / Silicone Carbide Seal</i>	174.41	
				<i>For Certified Test, Add</i>	410.39	
				<i>For 50' Cord Adder, Add</i>	256.49	
	22 13 33	00-0455	EA	1 HP, 2" Discharge, 3450 RPM, Explosion Proof Vortex Impeller With 25' Cord (Zoeller X6292).....	6,025.88	319.61
				<i>For 3 Phase Adder, Add</i>	153.90	
				<i>For Silicone Carbide / Silicone Carbide Seal</i>	174.41	
				<i>For Certified Test, Add</i>	410.39	
				<i>For 50' Cord Adder, Add</i>	256.49	
	22 13 33	00-0456	EA	1 HP, 3" Discharge, 1750 RPM, 61HD Semi-Open Impeller With 25' Cord (Zoeller 6120).....	6,889.19	319.61
	22 13 33	00-0457	EA	1.5 HP, 3" Discharge, 1750 RPM, 61HD Semi-Open Impeller With 25' Cord (Zoeller 6121).....	7,397.78	429.48
				<i>For Silicone Carbide / Silicone Carbide Seal</i>	174.41	
				<i>For Certified Test, Add</i>	410.39	
				<i>For 1 Phase Adder, Add</i>	225.71	
				<i>For 3" Solids Capacity, Add</i>	574.54	
				<i>For Impeller Trim, Add</i>	307.79	
				<i>For Thermal And Moisture Sensors, Add</i>	348.83	
				<i>For 50' Cord Adder, Add</i>	512.98	
	22 13 33	00-0458	EA	2 HP, 3" Discharge, 1750 RPM, 61HD Semi-Open Impeller With 25' Cord (Zoeller 6122).....	7,545.23	539.34
				<i>For Silicone Carbide / Silicone Carbide Seal</i>	174.41	
				<i>For Certified Test, Add</i>	410.39	
				<i>For 1 Phase Adder, Add</i>	225.71	
				<i>For 3" Solids Capacity, Add</i>	574.54	
				<i>For Impeller Trim, Add</i>	307.79	
				<i>For Thermal And Moisture Sensors, Add</i>	348.83	
				<i>For 50' Cord Adder, Add</i>	512.98	
	22 13 33	00-0459	EA	3 HP, 3" Discharge, 1750 RPM, 61HD Semi-Open Impeller With 25' Cord (Zoeller 6123).....	8,297.43	649.21
				<i>For Silicone Carbide / Silicone Carbide Seal</i>	174.41	
				<i>For Certified Test, Add</i>	410.39	
				<i>For 1 Phase Adder, Add</i>	225.71	
				<i>For 3" Solids Capacity, Add</i>	574.54	
				<i>For Impeller Trim, Add</i>	307.79	
				<i>For Thermal And Moisture Sensors, Add</i>	348.83	
				<i>For 50' Cord Adder, Add</i>	512.98	
	22 13 33	00-0460	EA	5 HP, 3" Discharge, 1750 RPM, 61HD Semi-Open Impeller With 25' Cord (Zoeller 6124).....	9,308.93	759.08
				<i>For Silicone Carbide / Silicone Carbide Seal</i>	174.41	
				<i>For Certified Test, Add</i>	410.39	
				<i>For 1 Phase Adder, Add</i>	225.71	
				<i>For 3" Solids Capacity, Add</i>	574.54	
				<i>For Impeller Trim, Add</i>	307.79	
				<i>For Thermal And Moisture Sensors, Add</i>	348.83	
				<i>For 50' Cord Adder, Add</i>	512.98	
	22 13 33	00-0461	EA	7.5 HP, 3" Discharge, 1750 RPM, 61HD Semi-Open Impeller With 25' Cord (Zoeller 6125).....	11,549.74	868.95
				<i>For Silicone Carbide / Silicone Carbide Seal</i>	174.41	
				<i>For Certified Test, Add</i>	410.39	
				<i>For 1 Phase Adder, Add</i>	225.71	
				<i>For 3" Solids Capacity, Add</i>	574.54	
				<i>For Impeller Trim, Add</i>	307.79	
				<i>For Thermal And Moisture Sensors, Add</i>	348.83	
				<i>For 50' Cord Adder, Add</i>	512.98	
	22 13 33	00-0462	EA	1 HP, 3" Discharge, 1750 RPM, Explosion Proof, 61HD Semi-Open Impeller With 25' Cord (Zoeller X6120).....	8,446.61	319.61
	22 13 33	00-0463	EA	1.5 HP, 3" Discharge, 1750 RPM, Explosion Proof, 61HD Semi-Open Impeller With 25' Cord (Zoeller X6121).....	8,795.15	429.48
				<i>For Silicone Carbide / Silicone Carbide Seal</i>	174.41	
				<i>For Certified Test, Add</i>	410.39	
				<i>For 1 Phase Adder, Add</i>	225.71	
				<i>For 3" Solids Capacity, Add</i>	574.54	
				<i>For Impeller Trim, Add</i>	307.79	
				<i>For 50' Cord Adder, Add</i>	512.98	



MINOR	CSI	UOM	DESCRIPTION	TOTAL DIRECT UNIT COST	DEMOLITION UNIT COST
22 13 33 00-0464	EA		2 HP, 3" Discharge, 1750 RPM, Explosion Proof, 61HD Semi-Open Impeller With 25' Cord (Zoeller X6122).....	9,303.74	539.34
			<i>For Silicone Carbide / Silicone Carbide Seal</i>	174.41	
			<i>For Certified Test, Add</i>	410.39	
			<i>For 1 Phase Adder, Add</i>	225.71	
			<i>For 3" Solids Capacity, Add</i>	574.54	
			<i>For Impeller Trim, Add</i>	307.79	
			<i>For 50' Cord Adder, Add</i>	512.98	
22 13 33 00-0465	EA		3 HP, 3" Discharge, 1750 RPM, Explosion Proof, 61HD Semi-Open Impeller With 25' Cord (Zoeller X6123).....	9,994.95	649.21
			<i>For Silicone Carbide / Silicone Carbide Seal</i>	174.41	
			<i>For Certified Test, Add</i>	410.39	
			<i>For 1 Phase Adder, Add</i>	225.71	
			<i>For 3" Solids Capacity, Add</i>	574.54	
			<i>For Impeller Trim, Add</i>	307.79	
			<i>For 50' Cord Adder, Add</i>	512.98	
22 13 33 00-0466	EA		5 HP, 3" Discharge, 1750 RPM, Explosion Proof, 61HD Semi-Open Impeller With 25' Cord (Zoeller Engineered Products X6124).....	11,008.31	759.08
			<i>For Silicone Carbide / Silicone Carbide Seal</i>	174.41	
			<i>For Certified Test, Add</i>	410.39	
			<i>For 1 Phase Adder, Add</i>	225.71	
			<i>For 3" Solids Capacity, Add</i>	574.54	
			<i>For Impeller Trim, Add</i>	307.79	
			<i>For 50' Cord Adder, Add</i>	512.98	
22 13 33 00-0467	EA		7.5 HP, 3" Discharge, 1750 RPM, Explosion Proof, 61HD Semi-Open Impeller With 25' Cord (Zoeller X6125).....	11,549.74	868.95
			<i>For Silicone Carbide / Silicone Carbide Seal</i>	174.41	
			<i>For Certified Test, Add</i>	410.39	
			<i>For 1 Phase Adder, Add</i>	225.71	
			<i>For 3" Solids Capacity, Add</i>	574.54	
			<i>For Impeller Trim, Add</i>	307.79	
			<i>For 50' Cord Adder, Add</i>	512.98	
22 13 33 00-0468	EA		115 V/230 V, Variable Level Control Switch With 25' Cord (Zoeller 10-1877)	152.54	24.97
22 13 33 00-0469	EA		115 V/230 V, Variable Level Control Switch With 50' Cord (Zoeller 10-1879)	205.89	24.97
22 13 33 00-0470	EA		30 Volt DC / 125 Volt AC, Intrinsically Safe Variable Control Switch With 25' Cord (Zoeller 10-2066)	189.47	24.97
22 13 33 00-0471	EA		30 Volt DC / 125 Volt AC, Intrinsically Safe Variable Control Switch With 50' Cord (Zoeller 10-2068)	242.82	24.97
22 13 33 00-0472	EA		Stainless Steel, 4 Float Bracket (Zoeller 10-0253).....	350.56	62.92
22 13 33 00-0473	EA		2" Z Rail Base Elbow And Disconnect (Zoeller 39-0128).....	1,391.37	46.95
22 13 33 00-0474	EA		2" Z Rail Base Elbow And Disconnect With Stainless Steel Upper Rail Bracket (Zoeller 39-0129).....	1,814.07	46.95
22 13 33 00-0475	EA		3" Base Elbow And Disconnect (Zoeller 39-0094).....	2,377.91	56.93
22 13 33 00-0476	EA		4" Base Elbow And Disconnect (Zoeller 39-0016).....	3,190.85	66.92

22 13 33 00-0477 Mounted Motors (Vaughan) (22 13 33)

22 13 33 00-0478 C-FACE Mounted Motors (Vaughan) (22 13 33 00-0477)

22 13 33 00-0479	EA		5 HP, 1170 RPM, High Efficiency, C-FACE Mounted Motor For Direct Drive Only (Vaughan 215TC)	3,359.82	241.91
22 13 33 00-0480	EA		5 HP, 1170 RPM, Chemical Duty, C-FACE Mounted Motor For Direct Drive Only (Vaughan 215TC).....	3,525.84	241.91
22 13 33 00-0481	EA		5 HP, 1750 RPM, High Efficiency, C-FACE Mounted Motor For Direct Drive Only (Vaughan 184TC).....	2,143.57	241.91
22 13 33 00-0482	EA		5 HP, 1750 RPM, Chemical Duty, C-FACE Mounted Motor For Direct Drive Only (Vaughan 184TC).....	2,331.98	241.91
22 13 33 00-0483	EA		7.5 HP, 1170 RPM, High Efficiency, C-FACE Mounted Motor For Direct Drive Only (Vaughan 254TC).....	4,527.90	241.91
22 13 33 00-0484	EA		7.5 HP, 1170 RPM, Chemical Duty, C-FACE Mounted Motor For Direct Drive Only (Vaughan 254TC).....	5,380.39	241.91
22 13 33 00-0485	EA		7.5 HP, 1750 RPM, High Efficiency, C-FACE Mounted Motor For Direct Drive Only (Vaughan 213TC).....	2,923.65	241.91
22 13 33 00-0486	EA		7.5 HP, 1750 RPM, Chemical Duty, C-FACE Mounted Motor For Direct Drive Only (Vaughan 213TC).....	3,201.60	241.91
22 13 33 00-0487	EA		10 HP, 1170 RPM, High Efficiency, C-FACE Mounted Motor For Direct Drive Only (Vaughan 256TC).....	5,640.42	423.34
22 13 33 00-0488	EA		10 HP, 1170 RPM, Chemical Duty, C-FACE Mounted Motor For Direct Drive Only (Vaughan 256TC).....	6,558.20	423.34
22 13 33 00-0489	EA		10 HP, 1750 RPM, High Efficiency, C-FACE Mounted Motor For Direct Drive Only (Vaughan 215TC).....	3,351.58	423.34
22 13 33 00-0490	EA		10 HP, 1750 RPM, Chemical Duty, C-FACE Mounted Motor For Direct Drive Only (Vaughan 215TC).....	3,715.33	423.34
22 13 33 00-0491	EA		15 HP, 1170 RPM, High Efficiency, C-FACE Mounted Motor For Direct Drive Only (Vaughan 284TC).....	7,488.92	423.34
22 13 33 00-0492	EA		15 HP, 1170 RPM, Chemical Duty, C-FACE Mounted Motor For Direct Drive Only (Vaughan 284TC).....	8,065.33	423.34
22 13 33 00-0493	EA		15 HP, 1750 RPM, High Efficiency, C-FACE Mounted Motor For Direct Drive Only (Vaughan 254TC).....	4,724.40	423.34
22 13 33 00-0494	EA		15 HP, 1750 RPM, Chemical Duty, C-FACE Mounted Motor For Direct Drive Only (Vaughan 254TC).....	5,155.31	423.34
22 13 33 00-0495	EA		15 HP, 3510 RPM, High Efficiency, C-FACE Mounted Motor For Direct Drive Only (Vaughan 254TC).....	4,702.02	423.34
22 13 33 00-0496	EA		20 HP, 1170 RPM, High Efficiency, C-FACE Mounted Motor For Direct Drive Only (Vaughan 286TC).....	9,267.72	604.77
22 13 33 00-0497	EA		20 HP, 1170 RPM, Chemical Duty, C-FACE Mounted Motor For Direct Drive Only (Vaughan 286TC).....	10,616.40	604.77
22 13 33 00-0498	EA		20 HP, 1750 RPM, High Efficiency, C-FACE Mounted Motor For Direct Drive Only (Vaughan 256TC).....	5,827.92	604.77
22 13 33 00-0499	EA		20 HP, 1750 RPM, Chemical Duty, C-FACE Mounted Motor For Direct Drive Only (Vaughan 256TC).....	6,016.32	604.77
22 13 33 00-0500	EA		20 HP, 3510 RPM, High Efficiency, C-FACE Mounted Motor For Direct Drive Only (Vaughan 256TC).....	5,727.19	604.77
22 13 33 00-0501	EA		25 HP, 1170 RPM, High Efficiency, C-FACE Mounted Motor For Direct Drive Only (Vaughan 324TC).....	10,961.18	604.77
22 13 33 00-0502	EA		25 HP, 1170 RPM, Chemical Duty, C-FACE Mounted Motor For Direct Drive Only (Vaughan 324TC).....	11,890.15	604.77
22 13 33 00-0503	EA		25 HP, 1750 RPM, High Efficiency, C-FACE Mounted Motor For Direct Drive Only (Vaughan 284TC).....	7,133.38	604.77
22 13 33 00-0504	EA		25 HP, 1750 RPM, Chemical Duty, C-FACE Mounted Motor For Direct Drive Only (Vaughan 284TC).....	7,420.65	604.77
22 13 33 00-0505	EA		25 HP, 3510 RPM, High Efficiency, C-FACE Mounted Motor For Direct Drive Only (Vaughan 284TSC).....	6,967.36	604.77
22 13 33 00-0506	EA		30 HP, 1170 RPM, High Efficiency, C-FACE Mounted Motor For Direct Drive Only (Vaughan 326TC).....	12,829.14	604.77
22 13 33 00-0507	EA		30 HP, 1170 RPM, Chemical Duty, C-FACE Mounted Motor For Direct Drive Only (Vaughan 326TC).....	13,537.99	604.77
22 13 33 00-0508	EA		30 HP, 1750 RPM, High Efficiency, C-FACE Mounted Motor For Direct Drive Only (Vaughan 286TC).....	8,736.45	604.77
22 13 33 00-0509	EA		30 HP, 1750 RPM, Chemical Duty, C-FACE Mounted Motor For Direct Drive Only (Vaughan 286TC).....	9,036.78	604.77
22 13 33 00-0510	EA		40 HP, 1170 RPM, High Efficiency, C-FACE Mounted Motor For Direct Drive Only (Vaughan 364TC).....	15,324.32	907.15
22 13 33 00-0511	EA		40 HP, 1170 RPM, Chemical Duty, C-FACE Mounted Motor For Direct Drive Only (Vaughan 364TC).....	19,417.01	907.15
22 13 33 00-0512	EA		40 HP, 1750 RPM, High Efficiency, C-FACE Mounted Motor For Direct Drive Only (Vaughan 324TC).....	11,397.65	907.15
22 13 33 00-0513	EA		50 HP, 1170 RPM, High Efficiency, C-FACE Mounted Motor For Direct Drive Only (Vaughan 365TC).....	20,898.59	907.15
22 13 33 00-0514	EA		50 HP, 1170 RPM, Chemical Duty, C-FACE Mounted Motor For Direct Drive Only (Vaughan 365TC).....	21,838.75	907.15
22 13 33 00-0515	EA		50 HP, 1750 RPM, High Efficiency, C-FACE Mounted Motor For Direct Drive Only (Vaughan 326TC).....	11,851.40	907.15
22 13 33 00-0516	EA		50 HP, 1750 RPM, Chemical Duty, C-FACE Mounted Motor For Direct Drive Only (Vaughan 326TC).....	12,989.29	907.15



MINOR CSI UOM DESCRIPTION	TOTAL DIRECT UNIT COST	DEMOLITION UNIT COST
------------------------------	---------------------------	-------------------------

22 13 33 00-0517	Foot Mounted Motors (Vaughan) <small>(22 13 33 00-0477)</small>	
22 13 33 00-0518 EA	5 HP, 1170 RPM, High Efficiency, Foot Mount Motor For Belt Drive Only (Vaughan 215T)	3,106.12 241.91
22 13 33 00-0519 EA	5 HP, 1170 RPM, Chemical Duty, Foot Mount Motor For Belt Drive Only (Vaughan 215T)	3,438.16 241.91
22 13 33 00-0520 EA	5 HP, 1750 RPM, High Efficiency, Foot Mount Motor For Belt Drive Only (Vaughan 184T)	2,031.65 241.91
22 13 33 00-0521 EA	5 HP, 1750 RPM, Chemical Duty, Foot Mount Motor For Belt Drive Only (Vaughan 184T)	2,298.40 241.91
22 13 33 00-0522 EA	7.5 HP, 1170 RPM, High Efficiency, Foot Mount Motor For Belt Drive Only (Vaughan 254T)	4,130.57 241.91
22 13 33 00-0523 EA	7.5 HP, 1170 RPM, Chemical Duty, Foot Mount Motor For Belt Drive Only (Vaughan 254T)	5,025.96 241.91
22 13 33 00-0524 EA	7.5 HP, 1750 RPM, High Efficiency, Foot Mount Motor For Belt Drive Only (Vaughan 213T)	2,481.55 241.91
22 13 33 00-0525 EA	7.5 HP, 1750 RPM, Chemical Duty, Foot Mount Motor For Belt Drive Only (Vaughan 213T)	3,145.64 241.91
22 13 33 00-0526 EA	10 HP, 1170 RPM, High Efficiency, Foot Mount Motor For Belt Drive Only (Vaughan 256T)	5,198.32 423.34
22 13 33 00-0527 EA	10 HP, 1170 RPM, hemical Duty, Foot Mount Motor For Belt Drive Only (Vaughan 256T)	6,214.97 423.34
22 13 33 00-0528 EA	10 HP, 1750 RPM, High Efficiency, Foot Mount Motor For Belt Drive Only (Vaughan 215T)	3,084.83 423.34
22 13 33 00-0529 EA	10 HP, 1750 RPM, Chemical Duty, Foot Mount Motor For Belt Drive Only (Vaughan 215T)	3,661.24 423.34
22 13 33 00-0530 EA	15 HP, 1170 RPM, High Efficiency, Foot Mount Motor For Belt Drive Only (Vaughan 284T)	6,903.19 423.34
22 13 33 00-0531 EA	15 HP, 1170 RPM, Chemical Duty, Foot Mount Motor For Belt Drive Only (Vaughan 284T)	7,600.85 423.34
22 13 33 00-0532 EA	15 HP, 1750 RPM, High Efficiency, Foot Mount Motor For Belt Drive Only (Vaughan 254T)	4,071.51 423.34
22 13 33 00-0533 EA	15 HP, 1750 RPM, Chemical Duty, Foot Mount Motor For Belt Drive Only (Vaughan 254T)	4,944.52 423.34
22 13 33 00-0534 EA	20 HP, 1170 RPM, High Efficiency, Foot Mount Motor For Belt Drive Only (Vaughan 286T)	8,681.98 604.77
22 13 33 00-0535 EA	20 HP, 1170 RPM, Chemical Duty, Foot Mount Motor For Belt Drive Only (Vaughan 286T)	10,140.72 604.77
22 13 33 00-0536 EA	20 HP, 1750 RPM, High Efficiency, Foot Mount Motor For Belt Drive Only (Vaughan 256T)	5,053.78 604.77
22 13 33 00-0537 EA	20 HP, 1750 RPM, Chemical Duty, Foot Mount Motor For Belt Drive Only (Vaughan 256T)	5,904.40 604.77
22 13 33 00-0538 EA	25 HP, 1170 RPM, High Efficiency, Foot Mount Motor For Belt Drive Only (Vaughan 324T)	10,220.62 604.77
22 13 33 00-0539 EA	25 HP, 1170 RPM, Chemical Duty, Foot Mount Motor For Belt Drive Only (Vaughan 324T)	11,259.65 604.77
22 13 33 00-0540 EA	25 HP, 1750 RPM, High Efficiency, Foot Mount Motor For Belt Drive Only (Vaughan 284T)	6,170.84 604.77
22 13 33 00-0541 EA	25 HP, 1750 RPM, Chemical Duty, Foot Mount Motor For Belt Drive Only (Vaughan 284T)	7,321.79 604.77
22 13 33 00-0542 EA	30 HP, 1170 RPM, High Efficiency, Foot Mount Motor For Belt Drive Only (Vaughan 326T)	11,922.56 604.77
22 13 33 00-0543 EA	30 HP, 1170 RPM, Chemical Duty, Foot Mount Motor For Belt Drive Only (Vaughan 326T)	12,907.49 604.77
22 13 33 00-0544 EA	30 HP, 1750 RPM, High Efficiency, Foot Mount Motor For Belt Drive Only (Vaughan 286T)	7,331.81 604.77
22 13 33 00-0545 EA	30 HP, 1750 RPM, Chemical Duty, Foot Mount Motor For Belt Drive Only (Vaughan 286T)	8,671.16 604.77
22 13 33 00-0546 EA	40 HP, 1170 RPM, High Efficiency, Foot Mount Motor For Belt Drive Only (Vaughan 364T)	15,180.69 907.15
22 13 33 00-0547 EA	40 HP, 1170 RPM, Chemical Duty, Foot Mount Motor For Belt Drive Only (Vaughan 364T)	17,525.49 907.15
22 13 33 00-0548 EA	40 HP, 1750 RPM, High Efficiency, Foot Mount Motor For Belt Drive Only (Vaughan 324T)	9,649.77 907.15
22 13 33 00-0549 EA	40 HP, 1750 RPM, Chemical Duty, Foot Mount Motor For Belt Drive Only (Vaughan 324T)	10,545.17 907.15
22 13 33 00-0550 EA	50 HP, 1170 RPM, High Efficiency, Foot Mount Motor For Belt Drive Only (Vaughan 365T)	19,803.60 907.15
22 13 33 00-0551 EA	50 HP, 1170 RPM, Chemical Duty, Foot Mount Motor For Belt Drive Only (Vaughan 365T)	20,532.97 907.15
22 13 33 00-0552 EA	50 HP, 1750 RPM, High Efficiency, Foot Mount Motor For Belt Drive Only (Vaughan 326T)	11,541.74 907.15
22 13 33 00-0553 EA	50 HP, 1750 RPM, Chemical Duty, Foot Mount Motor For Belt Drive Only (Vaughan 326T)	12,271.11 907.15

22 13 33 00-0554	Submersible Pumps (Hayward Gordon) <small>(22 13 33)</small>	
22 13 33 00-0555	Chopper Pumps (Hayward Gordon) <small>(22 13 33 00-0554)</small>	
22 13 33 00-0556 EA	5 HP, 460 Volt, 60 Hertz, 28' Total Dynamic Head, 180 GPM, 1510 RPM, 3 Phase, Submersible Chopper Pump (Hayward Gordon)	31,018.51 319.61
22 13 33 00-0557 EA	20 HP, 460 Volt, 60 Hertz, 60' Total Dynamic Head, 600 GPM, 1570 RPM, 3 Phase Submersible Chopper Pump (Hayward Gordon 20-60-600-1570SP)	52,616.75 639.23
22 13 33 00-0558 EA	75 HP, 460 Volt, 60 Hertz, 29' Total Dynamic Head, 5500 GPM, 790 RPM, 3 Phase Submersible Chopper Pump (Hayward Gordon 75-29-5500-790SP)	98,979.34 1,078.69

22 13 33 00-0559	Recessed Impeller Centrifugal Pumps (Hayward Gordon) <small>(22 13 33 00-0554)</small>	
22 13 33 00-0560 EA	40 HP, 460 Volt, 60 Hertz, 65' Total Dynamic Head, 450 GPM, 1460 RPM, 3 Phase, Submersible Recessed Impeller Centrifugal Pump (Hayward Gordon)	44,728.45 878.94
22 13 33 00-0561 EA	50 HP, 460 Volt, 60 Hertz, 65' Total Dynamic Head, 1,000 GPM, 1550 RPM, 3 Phase, Submersible Recessed Impeller Centrifugal Pump (Hayward Gordon)	49,838.11 1,038.74
22 13 33 00-0562 EA	100 HP, 460 Volt, 60 Hertz, 130' Total Dynamic Head, 900 GPM, 1430 RPM, 3 Phase Submersible Recessed Impeller Centrifugal Pump (Hayward Gordon 100-130-900-1430SP)	82,074.57 1,278.45
22 13 33 00-0563 EA	100 HP, 460 Volt, 60 Hertz, 53' To 132' Total Dynamic Head, 952 GPM, 1450 RPM, 3 Phase Submersible Recessed Impeller Centrifugal Pump (Hayward Gordon)	82,074.57 1,278.45

22 13 33 00-0564	Screw Centrifugal Pumps (Hayward Gordon) <small>(22 13 33 00-0554)</small>	
22 13 33 00-0565 EA	25 HP, 460 Volt, 60 Hertz, 67' Total Dynamic Head, 900 GPM, 1700 RPM, 3 Phase Submersible Screw Centrifugal Pump (Hayward Gordon)	42,370.27 719.13
22 13 33 00-0566 EA	60 HP, 460 Volt, 60 Hertz, 29' Total Dynamic Head, 1500 GPM, 1460 RPM, 3 Phase Submersible Screw Centrifugal Pump (Hayward Gordon)	60,806.66 1,038.74
22 13 33 00-0567 EA	75 HP, 460 Volt, 60 Hertz, 67' Total Dynamic Head, 1440 GPM, 1510 RPM, 3 Phase Submersible Screw Centrifugal Pump (Hayward Gordon)	68,946.40 1,078.69
22 13 33 00-0568 EA	75 HP, 460 Volt, 60 Hertz, 29' Total Dynamic Head, 5500 GPM, 970 RPM, 3 Phase Submersible Screw Centrifugal Pump (Hayward Gordon 75-29-5500-970SP)	94,147.96 1,078.69
22 13 33 00-0569 EA	100 HP, 460 Volt, 60 Hertz, 44' Total Dynamic Head, 4514 GPM, 1030 RPM, 3 Phase Submersible Screw Centrifugal Pump (Hayward Gordon)	93,528.13 1,278.45
22 13 33 00-0570 EA	100 HP, 460 Volt, 60 Hertz, 132' Total Dynamic Head, 900 GPM, 1690 RPM, 3 Phase Submersible Screw Centrifugal Pump (Hayward Gordon)	70,658.32 1,278.45

22 13 36	Packaged, Wastewater Pump Units <small>(22 13)</small>	
22 13 36 00-0001	Dri-Prime Pumps With Diesel Engine; Godwin Pumps, CD Series With PrimeGuard <small>(22 13 36)</small>	
22 13 36 00-0002 EA	4" Trailer Mounted Trash Pump (Godwin Pumps CD100M)	32,864.10



MINOR CSI UOM DESCRIPTION	TOTAL DIRECT UNIT COST	DEMOLITION UNIT COST
22 13 36 00-0003 EA 4" Skid Mounted Trash Pump (Godwin Pumps CD100M)	31,712.85	
22 13 36 00-0004 EA 6" Trailer Mounted Trash Pump (Godwin Pumps CD150M)	42,433.06	
22 13 36 00-0005 EA 6" Skid Mounted Trash Pump (Godwin Pumps CD150M)	40,922.83	
22 13 36 00-0006 EA 8" Trailer Mounted Trash Pump (Godwin Pumps CD225M)	59,955.54	
22 13 36 00-0007 EA 8" Skid Mounted Trash Pump (Godwin Pumps CD225M)	57,578.77	
22 13 36 00-0008 Dri-Prime Pumps Critically Silenced With Diesel Engine; Godwin Pumps, CD Series With PrimeGuard (22 13 36)		
22 13 36 00-0009 EA 4" Critically Silenced Trailer Mounted Trash Pump (Godwin Pumps CD100M)	49,724.30	
22 13 36 00-0010 EA 4" Critically Silenced Skid Mounted Trash Pump (Godwin Pumps CD100M)	45,063.60	
22 13 36 00-0011 EA 6" Critically Silenced Trailer Mounted Trash Pump (Godwin Pumps CD150M)	59,602.74	
22 13 36 00-0012 EA 6" Critically Silenced Skid Mounted Trash Pump (Godwin Pumps CD150M)	54,979.18	
22 13 36 00-0013 EA 8" Critically Silenced Trailer Mounted Trash Pump (Godwin Pumps CD225M)	75,355.02	
22 13 36 00-0014 EA 8" Critically Silenced Skid Mounted Trash Pump (Godwin Pumps CD225M)	68,825.09	
22 13 36 00-0015 Heidra Hydraulic Submersible Pumps With Diesel Engine; Godwin Pumps, HS Series With PrimeGuard (22 13 36) Note: Includes pump, pumpend, and hoses.		
22 13 36 00-0016 EA 4" Trailer Mounted Hydraulic Submersible Pump (Godwin Pumps HS100MR)	39,003.14	
Note: Includes pump, pumpend, two 3/4" x 50' hoses and one 1/2" x 50' hose.		
22 13 36 00-0017 EA 4" Skid Mounted Hydraulic Submersible Pump (Godwin Pumps HS100MR)	37,874.53	
Note: Includes pump, pumpend, two 3/4" x 50' hoses and one 1/2" x 50' hose.		
22 13 36 00-0018 EA 6" Trailer Mounted Hydraulic Submersible Pump (Godwin Pumps HS150MR)	52,553.47	
Note: Includes pump, pumpend, two 1" x 50' hoses and one 1/2" x 50' hose.		
22 13 36 00-0019 EA 6" Skid Mounted Hydraulic Submersible Pump (Godwin Pumps HS150MR)	50,843.03	
Note: Includes pump, pumpend, two 1" x 50' hoses and one 1/2" x 50' hose.		
22 13 36 00-0020 EA 8" Trailer Mounted Hydraulic Submersible Pump (Godwin Pumps HS200MR)	96,954.81	
Note: Includes pump, pumpend, two 1-1/4" x 50' hoses and one 1/2" x 50' hose.		
22 13 36 00-0021 EA 8" Skid Mounted Hydraulic Submersible Pump (Godwin Pumps HS200MR)	91,353.82	
Note: Includes pump, pumpend, two 1-1/4" x 50' hoses and one 1/2" x 50' hose.		
22 13 36 00-0022 Heidra Hydraulic Submersible Pumps Critically Silenced With Diesel Engine; Godwin Pumps, HS Series With PrimeGuard (22 13 36) Note: Includes pump, pumpend, and hoses.		
22 13 36 00-0023 EA 4" Trailer Mounted Hydraulic Submersible Pump Critically Silenced (Godwin Pumps HS100MR)	61,533.28	
Note: Includes pump, pumpend, two 3/4" x 50' hoses and one 1/2" x 50' hose.		
22 13 36 00-0024 EA 4" Skid Mounted Hydraulic Submersible Pump Critically Silenced (Godwin Pumps HS100MR)	56,633.29	
Note: Includes pump, pumpend, two 3/4" x 50' hoses and one 1/2" x 50' hose.		
22 13 36 00-0025 EA 6" Trailer Mounted Hydraulic Submersible Pump Critically Silenced (Godwin Pumps HS150MR)	77,221.66	
Note: Includes pump, pumpend, two 1" x 50' hoses and one 1/2" x 50' hose.		
22 13 36 00-0026 EA 6" Skid Mounted Hydraulic Submersible Pump Critically Silenced (Godwin Pumps HS150MR)	69,826.11	
Note: Includes pump, pumpend, two 1" x 50' hoses and one 1/2" x 50' hose.		
22 13 36 00-0027 EA 8" Trailer Mounted Hydraulic Submersible Pump Critically Silenced (Godwin Pumps HS200MR)	121,139.31	
Note: Includes pump, pumpend, two 1-1/4" x 50' hoses and one 1/2" x 50' hose.		
22 13 36 00-0028 EA 8" Skid Mounted Hydraulic Submersible Pump Critically Silenced (Godwin Pumps HS200MR)	111,921.16	
Note: Includes pump, pumpend, two 1-1/4" x 50' hoses and one 1/2" x 50' hose.		
22 13 36 00-0029 Auto Start Controls Accessories (22 13 36)		
22 13 36 00-0030 EA Two Float Assembly for Godwin PrimeGuard Controller	441.93	
22 13 36 00-0031 EA Level Transducer for Godwin PrimeGuard Controller	2,218.32	
22 13 36 00-0032 EA Pressure Transducer for Godwin PrimeGuard Controller	773.69	
22 13 36 00-0033 EA 3016D/4045D Auto Throttle for Godwin PrimeGuard Controller	1,293.61	
22 14 Facility Storm Drainage (22 10)		
22 14 13 Facility Storm Drainage Piping (22 14) See CSI section 22 13 16 00-0000 for storm drainage piping.		
22 14 26 Facility Storm Drains (22 14)		
22 14 26 13 Roof Drains (22 14 26)		
22 14 26 13-0001 Cast Iron Roof Drains (22 14 26 13)		
22 14 26 13-0002 Cast Iron Roof Drains With Large Polypropylene Dome (22 14 26 13-0001) Note: Dome free area is 124 square inches.		
22 14 26 13-0003 EA 15" Diameter Cast Iron Roof Drain With 2" Outlet, 124 Square Inch Free Area Polypropylene Dome	913.78	166.50
For Galvanized Iron Parts, Add	518.00	
For Deck Clamp Assembly, Add	130.00	
For Bronze Dome, Add	448.80	
For Drain Receiver, Add	147.00	
For 4" (10 cm) Fixed Extension Collar, Cast Iron, Add	357.00	
22 14 26 13-0004 EA 15" Diameter Cast Iron Roof Drain With 3" Outlet, 124 Square Inch Free Area Polypropylene Dome	997.01	199.76
For Galvanized Iron Parts, Add	518.00	
For Deck Clamp Assembly, Add	130.00	
For Bronze Dome, Add	448.80	
For Drain Receiver, Add	147.00	
For 4" (10 cm) Fixed Extension Collar, Cast Iron, Add	357.00	



MINOR	CSI	UOM	DESCRIPTION	TOTAL DIRECT UNIT COST	DEMOLITION UNIT COST
22 14 26	13-0005	EA	15" Diameter Cast Iron Roof Drain With 4" Outlet, 124 Square Inch Free Area Polypropylene Dome	1,080.24	249.70
			<i>For Galvanized Iron Parts, Add</i>	518.00	
			<i>For Deck Clamp Assembly, Add</i>	130.00	
			<i>For Bronze Dome, Add</i>	448.80	
			<i>For Drain Receiver, Add</i>	147.00	
			<i>For 4" (10 cm) Fixed Extension Collar, Cast Iron, Add</i>	357.00	
22 14 26	13-0006	EA	15" Diameter Cast Iron Roof Drain With 5" Outlet, 124 Square Inch Free Area Polypropylene Dome	1,454.60	299.64
			<i>For Galvanized Iron Parts, Add</i>	518.00	
			<i>For Deck Clamp Assembly, Add</i>	130.00	
			<i>For Bronze Dome, Add</i>	448.80	
			<i>For Drain Receiver, Add</i>	147.00	
			<i>For 4" (10 cm) Fixed Extension Collar, Cast Iron, Add</i>	357.00	
22 14 26	13-0007	EA	15" Diameter Cast Iron Roof Drain With 6" Outlet, 124 Square Inch Free Area Polypropylene Dome	1,496.22	332.89
			<i>For Galvanized Iron Parts, Add</i>	518.00	
			<i>For Deck Clamp Assembly, Add</i>	130.00	
			<i>For Bronze Dome, Add</i>	448.80	
			<i>For Drain Receiver, Add</i>	147.00	
			<i>For 4" (10 cm) Fixed Extension Collar, Cast Iron, Add</i>	357.00	
22 14 26	13-0008	EA	15" Diameter Cast Iron Roof Drain With 8" Outlet, 124 Square Inch Free Area Polypropylene Dome	1,777.10	349.57
			<i>For Galvanized Iron Parts, Add</i>	518.00	
			<i>For Deck Clamp Assembly, Add</i>	130.00	
			<i>For Bronze Dome, Add</i>	448.80	
			<i>For Drain Receiver, Add</i>	147.00	
			<i>For 4" (10 cm) Fixed Extension Collar, Cast Iron, Add</i>	357.00	
22 14 26	13-0009	EA	15" Diameter Cast Iron Roof Drain With 10" Outlet, 124 Square Inch Free Area Polypropylene Dome	2,424.81	362.06
			<i>For Galvanized Iron Parts, Add</i>	518.00	
			<i>For Deck Clamp Assembly, Add</i>	130.00	
			<i>For Bronze Dome, Add</i>	448.80	
			<i>For Drain Receiver, Add</i>	147.00	
			<i>For 4" (10 cm) Fixed Extension Collar, Cast Iron, Add</i>	357.00	
22 14 26 13-0010 Cast Iron Roof Drains With Expansion Joint <small>(22 14 26 13-0001)</small>					
Note: With polypropylene dome. Dome free area is 124 square inches.					
22 14 26	13-0011	EA	15" Diameter Cast Iron Roof Drain With Expansion Joint, 2" Outlet, Polypropylene Dome	1,457.11	166.50
			<i>For Galvanized Iron Parts, Add</i>	518.00	
			<i>For Deck Clamp Assembly, Add</i>	130.00	
			<i>For Drain Receiver, Add</i>	147.00	
			<i>For 4" (10 cm) Fixed Extension Collar, Cast Iron, Add</i>	357.00	
22 14 26	13-0012	EA	15" Diameter Cast Iron Roof Drain With Expansion Joint, 3" Outlet, Polypropylene Dome	1,578.30	199.76
			<i>For Galvanized Iron Parts, Add</i>	518.00	
			<i>For Deck Clamp Assembly, Add</i>	130.00	
			<i>For Drain Receiver, Add</i>	147.00	
			<i>For 4" (10 cm) Fixed Extension Collar, Cast Iron, Add</i>	357.00	
22 14 26	13-0013	EA	15" Diameter Cast Iron Roof Drain With Expansion Joint, 4" Outlet, Polypropylene Dome	1,735.44	249.70
			<i>For Galvanized Iron Parts, Add</i>	518.00	
			<i>For Deck Clamp Assembly, Add</i>	130.00	
			<i>For Drain Receiver, Add</i>	147.00	
			<i>For 4" (10 cm) Fixed Extension Collar, Cast Iron, Add</i>	357.00	
22 14 26	13-0014	EA	15" Diameter Cast Iron Roof Drain With Expansion Joint, 5" Outlet, Polypropylene Dome	2,407.43	299.64
			<i>For Galvanized Iron Parts, Add</i>	518.00	
			<i>For Deck Clamp Assembly, Add</i>	130.00	
			<i>For Drain Receiver, Add</i>	147.00	
			<i>For 4" (10 cm) Fixed Extension Collar, Cast Iron, Add</i>	357.00	
22 14 26	13-0015	EA	15" Diameter Cast Iron Roof Drain With Expansion Joint, 6" Outlet, Polypropylene Dome	2,586.88	332.89
			<i>For Galvanized Iron Parts, Add</i>	518.00	
			<i>For Deck Clamp Assembly, Add</i>	130.00	
			<i>For Drain Receiver, Add</i>	147.00	
			<i>For 4" (10 cm) Fixed Extension Collar, Cast Iron, Add</i>	357.00	
22 14 26 13-0016 Cast Iron Roof Drains With Flat Bronze Promenade Top <small>(22 14 26 13-0001)</small>					
22 14 26	13-0017	EA	14" x 14" Cast Iron Roof Drain With 2" Outlet, Bronze Promenade Top	1,991.65	166.50
			<i>For Galvanized Iron Parts, Add</i>	480.00	
			<i>For Deck Clamp Assembly, Add</i>	130.00	
			<i>For Drain Receiver, Add</i>	147.00	
			<i>For 4" (10 cm) Fixed Extension Collar, Cast Iron, Add</i>	357.00	
22 14 26	13-0018	EA	14" x 14" Cast Iron Roof Drain With 3" Outlet, Bronze Promenade Top	2,074.88	199.76
			<i>For Galvanized Iron Parts, Add</i>	480.00	
			<i>For Deck Clamp Assembly, Add</i>	130.00	
			<i>For Drain Receiver, Add</i>	147.00	
			<i>For 4" (10 cm) Fixed Extension Collar, Cast Iron, Add</i>	357.00	
22 14 26	13-0019	EA	14" x 14" Cast Iron Roof Drain With 4" Outlet, Bronze Promenade Top	2,158.11	249.70
			<i>For Galvanized Iron Parts, Add</i>	480.00	
			<i>For Deck Clamp Assembly, Add</i>	130.00	
			<i>For Drain Receiver, Add</i>	147.00	
			<i>For 4" (10 cm) Fixed Extension Collar, Cast Iron, Add</i>	357.00	
22 14 26	13-0020	EA	14" x 14" Cast Iron Roof Drain With 5" Outlet, Bronze Promenade Top	2,516.50	299.64
			<i>For Galvanized Iron Parts, Add</i>	480.00	
			<i>For Deck Clamp Assembly, Add</i>	130.00	
			<i>For Drain Receiver, Add</i>	147.00	
			<i>For 4" (10 cm) Fixed Extension Collar, Cast Iron, Add</i>	357.00	

22 Plumbing

22 10 Plumbing Piping

22 14 Facility Storm Drainage



MINOR	CSI	UOM	DESCRIPTION	TOTAL DIRECT UNIT COST	DEMOLITION UNIT COST
22 14 26	13-0021	EA	14" x 14" Cast Iron Roof Drain With 6" Outlet, Bronze Promenade Top <i>For Galvanized Iron Parts, Add</i> <i>For Deck Clamp Assembly, Add</i> <i>For Drain Receiver, Add</i> <i>For 4" (10 cm) Fixed Extension Collar, Cast Iron, Add</i>	2,558.12 480.00 130.00 147.00 357.00	332.89
22 14 26	13-0022		Cast Iron Scupper Drain With L-Shaped Bronze Grate <small>(22 14 26 13-0001)</small>		
22 14 26	13-0023	EA	Cast Iron Scupper Drain With 2" Outlet, L-Shaped Bronze Grate <i>For Vandal Proof Grate, Add</i> <i>For Galvanized Cast Iron Parts, Add</i>	1,294.87 33.00 128.00	66.62
22 14 26	13-0024	EA	Cast Iron Scupper Drain With 3" Outlet, L-Shaped Bronze Grate <i>For Vandal Proof Grate, Add</i> <i>For Galvanized Cast Iron Parts, Add</i>	1,328.16 33.00 128.00	83.20
22 14 26	13-0025	EA	Cast Iron Scupper Drain With 4" Outlet, L-Shaped Bronze Grate <i>For Vandal Proof Grate, Add</i> <i>For Galvanized Cast Iron Parts, Add</i>	1,343.30 33.00 128.00 258.00	90.79
22 14 26	13-0026	EA	Cast Iron Scupper Drain With 5" Outlet, L-Shaped Bronze Grate <i>For Vandal Proof Grate, Add</i> <i>For Galvanized Iron Parts, Add</i>	1,891.40 33.00 258.00	120.35
22 14 26	13-0027	EA	Cast Iron Scupper Drain With 6" Outlet, L-Shaped Bronze Grate <i>For Vandal Proof Grate, Add</i> <i>For Galvanized Iron Parts, Add</i>	1,944.50 33.00 258.00	146.92
22 14 26	13-0028		Cast Iron Roof Drain With Flat Cast Iron Grate <small>(22 14 26 13-0001)</small> Note: Grate free area is 27 square inches.		
22 14 26	13-0029	EA	9" x 9" Cast Iron Roof Drain With 2" Outlet, Cast Iron Promenade Top <i>For Galvanized Iron Parts, Add</i> <i>For Deck Clamp Assembly, Add</i> <i>For 4" (10 cm) Fixed Extension Collar, Cast Iron, Add</i>	1,005.60 144.00 80.40 93.60	166.50
22 14 26	13-0030	EA	9" x 9" Cast Iron Roof Drain With 3" Outlet, Cast Iron Promenade Top <i>For Galvanized Iron Parts, Add</i> <i>For Deck Clamp Assembly, Add</i> <i>For 4" (10 cm) Fixed Extension Collar, Cast Iron, Add</i>	1,088.83 144.00 80.40 93.60	199.76
22 14 26	13-0031	EA	9" x 9" Cast Iron Roof Drain With 4" Outlet, Cast Iron Promenade Top <i>For Galvanized Iron Parts, Add</i> <i>For Deck Clamp Assembly, Add</i> <i>For 4" (10 cm) Fixed Extension Collar, Cast Iron, Add</i>	1,172.06 144.00 80.40 93.60	249.70
22 14 26	13-0032		Cast Iron Roof Drains With Large Cast Iron Dome <small>(22 14 26 13-0001)</small>		
22 14 26	13-0033	EA	15" Diameter Cast Iron Roof Drain With 2" Outlet, Cast Iron Dome <i>For Galvanized Iron Parts, Add</i> <i>For Deck Clamp Assembly, Add</i> <i>For Drain Receiver, Add</i> <i>For 4" (10 cm) Fixed Extension Collar, Cast Iron, Add</i>	1,085.44 518.00 130.00 147.00 357.00	166.50
22 14 26	13-0034	EA	15" Diameter Cast Iron Roof Drain With 3" Outlet, Cast Iron Dome <i>For Galvanized Iron Parts, Add</i> <i>For Deck Clamp Assembly, Add</i> <i>For Drain Receiver, Add</i> <i>For 4" (10 cm) Fixed Extension Collar, Cast Iron, Add</i>	1,168.67 518.00 130.00 147.00 357.00	199.76
22 14 26	13-0035	EA	15" Diameter Cast Iron Roof Drain With 4" Outlet, Cast Iron Dome <i>For Galvanized Iron Parts, Add</i> <i>For Deck Clamp Assembly, Add</i> <i>For Drain Receiver, Add</i> <i>For 4" (10 cm) Fixed Extension Collar, Cast Iron, Add</i>	1,251.90 518.00 130.00 147.00 357.00	249.70
22 14 26	13-0036	EA	15" Diameter Cast Iron Roof Drain With 5" Outlet, Cast Iron Dome <i>For Galvanized Iron Parts, Add</i> <i>For Deck Clamp Assembly, Add</i> <i>For Drain Receiver, Add</i> <i>For 4" (10 cm) Fixed Extension Collar, Cast Iron, Add</i>	1,626.26 518.00 130.00 147.00 357.00	299.64
22 14 26	13-0037	EA	15" Diameter Cast Iron Roof Drain With 6" Outlet, Cast Iron Dome <i>For Galvanized Iron Parts, Add</i> <i>For Deck Clamp Assembly, Add</i> <i>For Drain Receiver, Add</i> <i>For 4" (10 cm) Fixed Extension Collar, Cast Iron, Add</i>	1,667.88 518.00 130.00 147.00 357.00	332.89
22 14 26	13-0038	EA	15" Diameter Cast Iron Roof Drain With 8" Outlet, Cast Iron Dome <i>For Galvanized Iron Parts, Add</i> <i>For Deck Clamp Assembly, Add</i> <i>For Drain Receiver, Add</i> <i>For 4" (10 cm) Fixed Extension Collar, Cast Iron, Add</i>	1,948.76 518.00 130.00 147.00 357.00	349.57
22 14 26	13-0039	EA	15" Diameter Cast Iron Roof Drain With 10" Outlet, Cast Iron Dome <i>For Galvanized Iron Parts, Add</i> <i>For Deck Clamp Assembly, Add</i> <i>For Drain Receiver, Add</i> <i>For 4" (10 cm) Fixed Extension Collar, Cast Iron, Add</i>	2,596.47 518.00 130.00 147.00 357.00	362.06
22 14 26	13-0040		Aluminum Roof Drains <small>(22 14 26 13)</small>		
22 14 26	13-0041		Aluminum Dome Roof Drains <small>(22 14 26 13-0040)</small>		



MINOR	CSI	UOM	DESCRIPTION	TOTAL DIRECT UNIT COST	DEMOLITION UNIT COST
22 14 26 13-0042	EA		15" Diameter Roof Drain With 2" Outlet, Aluminum Dome.....	1,115.38	166.50
			<i>For Galvanized Iron Parts, Add</i>	578.00	
			<i>For Deck Clamp Assembly, Add</i>	130.00	
			<i>For Drain Receiver, Add</i>	147.00	
			<i>For 4" (10 cm) Fixed Extension Collar, Cast Iron, Add</i>	357.00	
22 14 26 13-0043	EA		15" Diameter Roof Drain With 3" Outlet, Aluminum Dome.....	1,198.61	199.76
			<i>For Galvanized Iron Parts, Add</i>	578.00	
			<i>For Deck Clamp Assembly, Add</i>	130.00	
			<i>For Drain Receiver, Add</i>	147.00	
			<i>For 4" (10 cm) Fixed Extension Collar, Cast Iron, Add</i>	357.00	
22 14 26 13-0044	EA		15" Diameter Roof Drain With 4" Outlet, Aluminum Dome.....	1,281.84	249.70
			<i>For Galvanized Iron Parts, Add</i>	578.00	
			<i>For Deck Clamp Assembly, Add</i>	130.00	
			<i>For Drain Receiver, Add</i>	147.00	
			<i>For 4" (10 cm) Fixed Extension Collar, Cast Iron, Add</i>	357.00	
22 14 26 13-0045	EA		15" Diameter Roof Drain With 6" Outlet, Aluminum Dome.....	1,697.82	332.60
			<i>For Galvanized Iron Parts, Add</i>	578.00	
			<i>For Deck Clamp Assembly, Add</i>	130.00	
			<i>For Drain Receiver, Add</i>	147.00	
			<i>For 4" (10 cm) Fixed Extension Collar, Cast Iron, Add</i>	357.00	
22 14 26 13-0046	EA		15" Diameter Roof Drain With 8" Outlet, Aluminum Dome.....	1,978.91	349.57
			<i>For Galvanized Iron Parts, Add</i>	578.00	
			<i>For Deck Clamp Assembly, Add</i>	130.00	
			<i>For Drain Receiver, Add</i>	147.00	
			<i>For 4" (10 cm) Fixed Extension Collar, Cast Iron, Add</i>	357.00	
22 14 26 13-0047	EA		15" Diameter Roof Drain With 10" Outlet, Aluminum Dome.....	2,626.42	362.06
			<i>For Galvanized Iron Parts, Add</i>	578.00	
			<i>For Deck Clamp Assembly, Add</i>	130.00	
			<i>For Drain Receiver, Add</i>	147.00	
			<i>For 4" (10 cm) Fixed Extension Collar, Cast Iron, Add</i>	357.00	
22 14 26 13-0048			Retrofit Roof Drains (22 14 26 13)		
22 14 26 13-0049			Retrofit Copolymer Roof Drains With Copolymer Strainer Dome (22 14 26 13-0048)		
22 14 26 13-0050	EA		Copolymer Retrofit 3" Roof Drains, With Copolymer Dome.....	790.33	199.76
22 14 26 13-0051	EA		Copolymer Retrofit 4" Roof Drains, With Copolymer Dome.....	887.95	249.70
22 14 26 13-0052	EA		Copolymer Retrofit 5" Roof Drains, With Copolymer Dome.....	1,070.36	299.64
22 14 26 13-0053	EA		Copolymer Retrofit 6" Roof Drains, With Copolymer Dome.....	1,169.54	332.60
22 14 26 13-0054			Retrofit Copolymer Roof Drains With Cast Aluminum Strainer Dome (22 14 26 13-0048)		
22 14 26 13-0055	EA		Copolymer Retrofit Drain, 3", With Cast Aluminum Dome.....	919.84	199.76
22 14 26 13-0056	EA		Copolymer Retrofit Drain, 4", With Cast Aluminum Dome.....	1,011.71	249.70
22 14 26 13-0057	EA		Copolymer Retrofit Drain, 5", With Cast Aluminum Dome.....	1,202.76	299.64
22 14 26 13-0058	EA		Copolymer Retrofit Drain, 6", With Cast Aluminum Dome.....	1,261.65	332.60
22 14 26 13-0059			Retrofit Roof Aluminum Drains With Cast Aluminum Strainer Dome (22 14 26 13-0048)		
22 14 26 13-0060	EA		Aluminum Retrofit 3" Roof Drains, With Cast Aluminum Dome.....	796.08	199.76
			<i>For Copolymer Strainer Dome, Deduct</i>	-24.00	
22 14 26 13-0061	EA		Aluminum Retrofit 4" Roof Drains, With Cast Aluminum Dome.....	893.70	249.70
			<i>For Copolymer Strainer Dome, Deduct</i>	-24.00	
22 14 26 13-0062	EA		Aluminum Retrofit 5" Roof Drains, With Cast Aluminum Dome.....	1,076.12	299.64
			<i>For Copolymer Strainer Dome, Deduct</i>	-24.00	
22 14 26 13-0063	EA		Aluminum Retrofit 6" Roof Drains, With Cast Aluminum Dome.....	1,129.25	332.60
			<i>For Copolymer Strainer Dome, Deduct</i>	-24.00	
22 14 26 13-0064			Bronze Downspout Nozzles (22 14 26 13)		
22 14 26 13-0065	EA		2" Outlet, Bronze Roof Drain Downspout Nozzle.....	481.31	99.88
22 14 26 13-0066	EA		3" Outlet, Bronze Roof Drain Downspout Nozzle.....	481.31	99.88
22 14 26 13-0067	EA		4" Outlet, Bronze Roof Drain Downspout Nozzle.....	481.31	99.88
22 14 26 13-0068	EA		5" Outlet, Bronze Roof Drain Downspout Nozzle.....	756.61	124.85
22 14 26 13-0069	EA		6" Outlet, Bronze Roof Drain Downspout Nozzle.....	756.61	124.85
22 14 26 13-0070	EA		8" Outlet, Bronze Roof Drain Downspout Nozzle.....	992.61	124.85
22 14 26 16			Facility Area Drains (22 14 26)		
22 14 26 16-0001			Area Drain (22 14 26 16)		
22 14 26 16-0002	EA		12" x 12" Floor Drain With 2" Bottom Outlet, Nikaloy Top, Medium Duty Loose-Set Cast Iron Grate And Secondary Strainer.....	3,154.51	120.25
			<i>For Ductile Iron Grate, Add</i>	123.50	
			<i>For Vandal Proof Screws, Add</i>	29.50	
			<i>For Primer Tap, Add</i>	36.00	
			<i>For Galvanized Cast Iron Parts, Add</i>	152.25	
22 14 26 16-0003	EA		12" x 12" Floor Drain With 3" Bottom Outlet, Nikaloy Top, Medium Duty Loose-Set Cast Iron Grate And Secondary Strainer.....	3,180.43	133.24
			<i>For Ductile Iron Grate, Add</i>	123.50	
			<i>For Vandal Proof Screws, Add</i>	29.50	
			<i>For Primer Tap, Add</i>	36.00	
			<i>For Galvanized Cast Iron Parts, Add</i>	152.25	



MINOR	CSI	UOM	DESCRIPTION	TOTAL DIRECT UNIT COST	DEMOLITION UNIT COST
22 14 26	16-0004	EA	12" x 12" Floor Drain With 4" Bottom Outlet, Nikaloy Top, Medium Duty Loose-Set Cast Iron Grate And Secondary Strainer.....	3,207.72	146.92
			<i>For Ductile Iron Grate, Add</i>	123.50	
			<i>For Vandal Proof Screws, Add</i>	29.50	
			<i>For Primer Tap, Add</i>	36.00	
			<i>For Galvanized Cast Iron Parts, Add</i>	152.25	
22 14 26	16-0005	EA	12" x 12" Floor Drain With 6" Bottom Outlet, Nikaloy Top, Medium Duty Loose-Set Cast Iron Grate And Secondary Strainer.....	3,236.14	161.11
			<i>For Ductile Iron Grate, Add</i>	123.50	
			<i>For Vandal Proof Screws, Add</i>	29.50	
			<i>For Primer Tap, Add</i>	36.00	
			<i>For Galvanized Cast Iron Parts, Add</i>	152.25	
22 14 26	16-0006	EA	12" x 12" Floor Drain With 2" Bottom Outlet, Cast Iron Top, Medium Duty Loose-Set Cast Iron Grate And Secondary Strainer.....	1,918.20	120.25
			<i>For Ductile Iron Grate, Add</i>	123.50	
			<i>For Vandal Proof Screws, Add</i>	29.50	
			<i>For Primer Tap, Add</i>	36.00	
			<i>For Galvanized Cast Iron Parts, Add</i>	152.25	
22 14 26	16-0007	EA	12" x 12" Floor Drain With 3" Bottom Outlet, Cast Iron Top, Medium Duty Loose-Set Cast Iron Grate And Secondary Strainer.....	1,944.12	133.24
			<i>For Ductile Iron Grate, Add</i>	123.50	
			<i>For Vandal Proof Screws, Add</i>	29.50	
			<i>For Primer Tap, Add</i>	36.00	
			<i>For Galvanized Cast Iron Parts, Add</i>	152.25	
22 14 26	16-0008	EA	12" x 12" Floor Drain With 4" Bottom Outlet, Cast Iron Top, Medium Duty Loose-Set Cast Iron Grate And Secondary Strainer.....	1,971.41	146.92
			<i>For Ductile Iron Grate, Add</i>	123.50	
			<i>For Vandal Proof Screws, Add</i>	29.50	
			<i>For Primer Tap, Add</i>	36.00	
			<i>For Galvanized Cast Iron Parts, Add</i>	152.25	
22 14 26	16-0009	EA	12" x 12" Floor Drain With 6" Bottom Outlet, Cast Iron Top, Medium Duty Loose-Set Cast Iron Grate And Secondary Strainer.....	1,999.83	161.11
			<i>For Ductile Iron Grate, Add</i>	123.50	
			<i>For Vandal Proof Screws, Add</i>	29.50	
			<i>For Primer Tap, Add</i>	36.00	
			<i>For Galvanized Cast Iron Parts, Add</i>	152.25	
22 14 26	16-0010	EA	12" x 12" Floor Drain With 2" Bottom Outlet, Bronze Top, Medium Duty Loose-Set Cast Iron Grate And Secondary Strainer.....	2,940.69	120.25
			<i>For Ductile Iron Grate, Add</i>	123.50	
			<i>For Vandal Proof Screws, Add</i>	29.50	
			<i>For Primer Tap, Add</i>	36.00	
			<i>For Galvanized Cast Iron Parts, Add</i>	152.25	
22 14 26	16-0011	EA	12" x 12" Floor Drain With 3" Bottom Outlet, Bronze Top, Medium Duty Loose-Set Cast Iron Grate And Secondary Strainer.....	2,966.61	133.24
			<i>For Ductile Iron Grate, Add</i>	123.50	
			<i>For Vandal Proof Screws, Add</i>	29.50	
			<i>For Primer Tap, Add</i>	36.00	
			<i>For Galvanized Cast Iron Parts, Add</i>	152.25	
22 14 26	16-0012	EA	12" x 12" Floor Drain With 4" Bottom Outlet, Bronze Top, Medium Duty Loose-Set Cast Iron Grate And Secondary Strainer.....	2,993.90	146.92
			<i>For Ductile Iron Grate, Add</i>	123.50	
			<i>For Vandal Proof Screws, Add</i>	29.50	
			<i>For Primer Tap, Add</i>	36.00	
			<i>For Galvanized Cast Iron Parts, Add</i>	152.25	
22 14 26	16-0013	EA	12" x 12" Floor Drain With 6" Bottom Outlet, Bronze Top, Medium Duty Loose-Set Cast Iron Grate And Secondary Strainer.....	3,022.32	161.11
			<i>For Ductile Iron Grate, Add</i>	123.50	
			<i>For Vandal Proof Screws, Add</i>	29.50	
			<i>For Primer Tap, Add</i>	36.00	
			<i>For Galvanized Cast Iron Parts, Add</i>	152.25	
22 14 26	16-0014	EA	16" x 16" Floor Drain With 2" Bottom Outlet, Nikaloy Top, Medium Duty Loose-Set Cast Iron Grate And Secondary Strainer.....	6,422.08	120.25
			<i>For Ductile Iron Grate, Add</i>	123.50	
			<i>For Primer Tap, Add</i>	36.00	
			<i>For Galvanized Cast Iron Parts, Add</i>	258.50	
22 14 26	16-0015	EA	16" x 16" Floor Drain With 3" Bottom Outlet, Nikaloy Top, Medium Duty Loose-Set Cast Iron Grate And Secondary Strainer.....	6,448.00	133.24
			<i>For Ductile Iron Grate, Add</i>	123.50	
			<i>For Primer Tap, Add</i>	36.00	
			<i>For Galvanized Cast Iron Parts, Add</i>	258.50	
22 14 26	16-0016	EA	16" x 16" Floor Drain With 4" Bottom Outlet, Nikaloy Top, Medium Duty Loose-Set Cast Iron Grate And Secondary Strainer.....	6,475.29	146.92
			<i>For Ductile Iron Grate, Add</i>	123.50	
			<i>For Primer Tap, Add</i>	36.00	
			<i>For Galvanized Cast Iron Parts, Add</i>	258.50	
22 14 26	16-0017	EA	16" x 16" Floor Drain With 6" Bottom Outlet, Nikaloy Top, Medium Duty Loose-Set Cast Iron Grate And Secondary Strainer.....	6,503.71	161.11
			<i>For Ductile Iron Grate, Add</i>	123.50	
			<i>For Primer Tap, Add</i>	36.00	
			<i>For Galvanized Cast Iron Parts, Add</i>	258.50	
22 14 26	16-0018	EA	16" x 16" Floor Drain With 2" Bottom Outlet, Cast Iron Top, Medium Duty Loose-Set Cast Iron Grate And Secondary Strainer.....	3,105.17	120.25
			<i>For Ductile Iron Grate, Add</i>	123.50	
			<i>For Primer Tap, Add</i>	36.00	
			<i>For Galvanized Cast Iron Parts, Add</i>	258.50	



MINOR	CSI	UOM	DESCRIPTION	TOTAL DIRECT UNIT COST	DEMOLITION UNIT COST
22 14 26 16-0019	EA		16" x 16" Floor Drain With 3" Bottom Outlet, Cast Iron Top, Medium Duty Loose-Set Cast Iron Grate And Secondary Strainer.....	3,131.09	133.24
			<i>For Ductile Iron Grate, Add</i>	123.50	
			<i>For Primer Tap, Add</i>	36.00	
			<i>For Galvanized Cast Iron Parts, Add</i>	258.50	
22 14 26 16-0020	EA		16" x 16" Floor Drain With 4" Bottom Outlet, Cast Iron Top, Medium Duty Loose-Set Cast Iron Grate And Secondary Strainer.....	3,158.38	146.92
			<i>For Ductile Iron Grate, Add</i>	123.50	
			<i>For Primer Tap, Add</i>	36.00	
			<i>For Galvanized Cast Iron Parts, Add</i>	258.50	
22 14 26 16-0021	EA		16" x 16" Floor Drain With 6" Bottom Outlet, Cast Iron Top, Medium Duty Loose-Set Cast Iron Grate And Secondary Strainer.....	3,186.80	161.11
			<i>For Ductile Iron Grate, Add</i>	123.50	
			<i>For Primer Tap, Add</i>	36.00	
			<i>For Galvanized Cast Iron Parts, Add</i>	258.50	
22 14 26 16-0022	EA		16" x 16" Floor Drain With 2" Bottom Outlet, Bronze Top, Medium Duty Loose-Set Cast Iron Grate And Secondary Strainer.....	6,084.90	120.25
			<i>For Ductile Iron Grate, Add</i>	123.50	
			<i>For Primer Tap, Add</i>	36.00	
			<i>For Galvanized Cast Iron Parts, Add</i>	258.50	
22 14 26 16-0023	EA		16" x 16" Floor Drain With 3" Bottom Outlet, Bronze Top, Medium Duty Loose-Set Cast Iron Grate And Secondary Strainer.....	6,110.82	133.24
			<i>For Ductile Iron Grate, Add</i>	123.50	
			<i>For Primer Tap, Add</i>	36.00	
			<i>For Galvanized Cast Iron Parts, Add</i>	258.50	
22 14 26 16-0024	EA		16" x 16" Floor Drain With 4" Bottom Outlet, Bronze Top, Medium Duty Loose-Set Cast Iron Grate And Secondary Strainer.....	6,138.11	146.92
			<i>For Ductile Iron Grate, Add</i>	123.50	
			<i>For Primer Tap, Add</i>	36.00	
			<i>For Galvanized Cast Iron Parts, Add</i>	258.50	
22 14 26 16-0025	EA		16" x 16" Floor Drain With 6" Bottom Outlet, Bronze Top, Medium Duty Loose-Set Cast Iron Grate And Secondary Strainer.....	6,166.53	161.11
			<i>For Ductile Iron Grate, Add</i>	123.50	
			<i>For Primer Tap, Add</i>	36.00	
			<i>For Galvanized Cast Iron Parts, Add</i>	258.50	
22 14 26 16-0026	EA		9" Diameter Floor Drain With 2" Bottom Outlet, Nikaloy Top, Medium Duty Anti-Tilting Grate And Perimeter Drainage Slots.....	1,372.70	120.25
			<i>For Galvanized Cast Iron Parts, Add</i>	87.50	
			<i>For Vandal Proof Grate, Add</i>	30.50	
22 14 26 16-0027	EA		9" Diameter Floor Drain With 3" Bottom Outlet, Nikaloy Top, Medium Duty Anti-Tilting Grate And Perimeter Drainage Slots.....	1,398.62	133.24
			<i>For Galvanized Cast Iron Parts, Add</i>	87.50	
			<i>For Vandal Proof Grate, Add</i>	30.50	
22 14 26 16-0028	EA		9" Diameter Floor Drain With 4" Bottom Outlet, Nikaloy Top, Medium Duty Anti-Tilting Grate And Perimeter Drainage Slots.....	1,425.91	146.92
			<i>For Galvanized Cast Iron Parts, Add</i>	87.50	
			<i>For Vandal Proof Grate, Add</i>	30.50	
22 14 26 16-0029	EA		9" Diameter Floor Drain With 2" Bottom Outlet, Cast Iron Top, Medium Duty Anti-Tilting Grate And Perimeter Drainage Slots.....	808.00	120.25
			<i>For Galvanized Cast Iron Parts, Add</i>	87.50	
			<i>For Vandal Proof Grate, Add</i>	30.50	
22 14 26 16-0030	EA		9" Diameter Floor Drain With 3" Bottom Outlet, Cast Iron Top, Medium Duty Anti-Tilting Grate And Perimeter Drainage Slots.....	833.92	133.24
			<i>For Galvanized Cast Iron Parts, Add</i>	87.50	
			<i>For Vandal Proof Grate, Add</i>	30.50	
22 14 26 16-0031	EA		9" Diameter Floor Drain With 4" Bottom Outlet, Cast Iron Top, Medium Duty Anti-Tilting Grate And Perimeter Drainage Slots.....	861.21	146.92
			<i>For Galvanized Cast Iron Parts, Add</i>	87.50	
			<i>For Vandal Proof Grate, Add</i>	30.50	
22 14 26 16-0032	EA		9" Diameter Floor Drain With 2" Bottom Outlet, Bronze Top, Medium Duty Anti-Tilting Grate And Perimeter Drainage Slots.....	1,290.46	120.25
			<i>For Galvanized Cast Iron Parts, Add</i>	87.50	
			<i>For Vandal Proof Grate, Add</i>	30.50	
22 14 26 16-0033	EA		9" Diameter Floor Drain With 3" Bottom Outlet, Bronze Top, Medium Duty Anti-Tilting Grate And Perimeter Drainage Slots.....	1,316.38	133.24
			<i>For Galvanized Cast Iron Parts, Add</i>	87.50	
			<i>For Vandal Proof Grate, Add</i>	30.50	
22 14 26 16-0034	EA		9" Diameter Floor Drain With 4" Bottom Outlet, Bronze Top, Medium Duty Anti-Tilting Grate And Perimeter Drainage Slots.....	1,343.67	146.92
			<i>For Galvanized Cast Iron Parts, Add</i>	87.50	
			<i>For Vandal Proof Grate, Add</i>	30.50	
22 14 26 16-0035	EA		12-7/8" x 10-7/8" Floor Drain With 2" Side Outlet, Nikaloy Top, Heavy Duty Hinged Grate And Removable Medium-Deep Sediment Strainer.....	4,259.23	120.25
			<i>For Vandal Proof Screws, Add</i>	30.50	
			<i>For Ductile Iron Grate, Add</i>	126.00	
			<i>For Galvanized Cast Iron Parts, Add</i>	307.50	
22 14 26 16-0036	EA		12-7/8" x 10-7/8" Floor Drain With 3" Side Outlet, Nikaloy Top, Heavy Duty Hinged Grate And Removable Medium-Deep Sediment Strainer.....	4,285.15	133.24
			<i>For Vandal Proof Screws, Add</i>	30.50	
			<i>For Ductile Iron Grate, Add</i>	126.00	
			<i>For Galvanized Cast Iron Parts, Add</i>	307.50	
22 14 26 16-0037	EA		12-7/8" x 10-7/8" Floor Drain With 4" Side Outlet, Nikaloy Top, Heavy Duty Hinged Grate And Removable Medium-Deep Sediment Strainer.....	4,312.44	146.92
			<i>For Vandal Proof Screws, Add</i>	30.50	
			<i>For Ductile Iron Grate, Add</i>	126.00	
			<i>For Galvanized Cast Iron Parts, Add</i>	307.50	



MINOR	CSI	UOM	DESCRIPTION	TOTAL DIRECT UNIT COST	DEMOLITION UNIT COST
22 14 26	16-0038	EA	12-7/8" x 10-7/8" Floor Drain With 2" Side Outlet, Cast Iron Top, Heavy Duty Hinged Gate And Removable Medium-Deep Sediment Strainer	2,748.80	120.25
			<i>For Vandal Proof Screws, Add</i>	30.50	
			<i>For Ductile Iron Gate, Add</i>	126.00	
			<i>For Galvanized Cast Iron Parts, Add</i>	307.50	
22 14 26	16-0039	EA	12-7/8" x 10-7/8" Floor Drain With 3" Side Outlet, Cast Iron Top, Heavy Duty Hinged Gate And Removable Medium-Deep Sediment Strainer	2,774.72	133.24
			<i>For Vandal Proof Screws, Add</i>	30.50	
			<i>For Ductile Iron Gate, Add</i>	126.00	
			<i>For Galvanized Cast Iron Parts, Add</i>	307.50	
22 14 26	16-0040	EA	12-7/8" x 10-7/8" Floor Drain With 4" Side Outlet, Cast Iron Top, Heavy Duty Hinged Gate And Removable Medium-Deep Sediment Strainer	2,802.01	146.92
			<i>For Vandal Proof Screws, Add</i>	30.50	
			<i>For Ductile Iron Gate, Add</i>	126.00	
			<i>For Galvanized Cast Iron Parts, Add</i>	307.50	
22 14 26	16-0041	EA	12-7/8" x 10-7/8" Floor Drain With 2" Side Outlet, Bronze Top, Heavy Duty Hinged Gate And Removable Medium-Deep Sediment Strainer	3,996.07	120.25
			<i>For Vandal Proof Screws, Add</i>	30.50	
			<i>For Ductile Iron Gate, Add</i>	126.00	
			<i>For Galvanized Cast Iron Parts, Add</i>	307.50	
22 14 26	16-0042	EA	12-7/8" x 10-7/8" Floor Drain With 3" Side Outlet, Bronze Top, Heavy Duty Hinged Gate And Removable Medium-Deep Sediment Strainer	4,021.99	133.24
			<i>For Vandal Proof Screws, Add</i>	30.50	
			<i>For Ductile Iron Gate, Add</i>	126.00	
			<i>For Galvanized Cast Iron Parts, Add</i>	307.50	
22 14 26	16-0043	EA	12-7/8" x 10-7/8" Floor Drain With 4" Side Outlet, Bronze Top, Heavy Duty Hinged Gate And Removable Medium-Deep Sediment Strainer	4,049.28	146.92
			<i>For Vandal Proof Screws, Add</i>	30.50	
			<i>For Ductile Iron Gate, Add</i>	126.00	
			<i>For Galvanized Cast Iron Parts, Add</i>	307.50	
22 14 26 19	Facility Trench Drains (22 14 26)				
22 14 26 19-0001	Trench Drain (22 14 26 19)				
			Note: Each section is 39.4" in length.		
22 14 26	19-0002	EA	6" Wide Trench Drain x 9" Outlet Section With 2" Bottom Outlet, Nikaloy Top, Heavy Duty Body Sections, Heavy Duty Loose Set Gate With Perimeter Drainage Slots	1,089.80	120.25
			<i>For Vandal Proof Screws, Add</i>	48.50	
			<i>For Ductile Iron Gate, Add</i>	66.00	
			<i>For Galvanized Cast Iron Parts, Add</i>	98.25	
22 14 26	19-0003	EA	6" Wide Trench Drain x 9" Outlet Section With 3" Bottom Outlet, Nikaloy Top, Heavy Duty Body Sections, Heavy Duty Loose Set Gate With Perimeter Drainage Slots	1,115.72	133.24
			<i>For Vandal Proof Screws, Add</i>	48.50	
			<i>For Ductile Iron Gate, Add</i>	66.00	
			<i>For Galvanized Cast Iron Parts, Add</i>	98.25	
22 14 26	19-0004	EA	6" Wide Trench Drain x 9" Outlet Section With 4" Bottom Outlet, Nikaloy Top, Heavy Duty Body Sections, Heavy Duty Loose Set Gate With Perimeter Drainage Slots	1,143.01	146.92
			<i>For Vandal Proof Screws, Add</i>	48.50	
			<i>For Ductile Iron Gate, Add</i>	66.00	
			<i>For Galvanized Cast Iron Parts, Add</i>	98.25	
22 14 26	19-0005	EA	6" Wide Trench Drain x 9" Outlet Section With 2" Bottom Outlet, Cast Iron Top, Heavy Duty Body Sections, Heavy Duty Loose Set Gate With Perimeter Drainage Slots	651.20	120.25
			<i>For Vandal Proof Screws, Add</i>	48.50	
			<i>For Ductile Iron Gate, Add</i>	66.00	
			<i>For Galvanized Cast Iron Parts, Add</i>	98.25	
22 14 26	19-0006	EA	6" Wide Trench Drain x 9" Outlet Section With 3" Bottom Outlet, Cast Iron Top, Heavy Duty Body Sections, Heavy Duty Loose Set Gate With Perimeter Drainage Slots	677.12	133.24
			<i>For Vandal Proof Screws, Add</i>	48.50	
			<i>For Ductile Iron Gate, Add</i>	66.00	
			<i>For Galvanized Cast Iron Parts, Add</i>	98.25	
22 14 26	19-0007	EA	6" Wide Trench Drain x 9" Outlet Section With 4" Bottom Outlet, Cast Iron Top, Heavy Duty Body Sections, Heavy Duty Loose Set Gate With Perimeter Drainage Slots	704.41	146.92
			<i>For Vandal Proof Screws, Add</i>	48.50	
			<i>For Ductile Iron Gate, Add</i>	66.00	
			<i>For Galvanized Cast Iron Parts, Add</i>	98.25	
22 14 26	19-0008	EA	6" Wide Trench Drain x 9" Outlet Section With 2" Bottom Outlet, Bronze Top, Heavy Duty Body Sections, Heavy Duty Loose Set Gate With Perimeter Drainage Slots	1,030.04	120.25
			<i>For Vandal Proof Screws, Add</i>	48.50	
			<i>For Ductile Iron Gate, Add</i>	66.00	
			<i>For Galvanized Cast Iron Parts, Add</i>	98.25	
22 14 26	19-0009	EA	6" Wide Trench Drain x 9" Outlet Section With 3" Bottom Outlet, Bronze Top, Heavy Duty Body Sections, Heavy Duty Loose Set Gate With Perimeter Drainage Slots	1,055.96	133.24
			<i>For Vandal Proof Screws, Add</i>	48.50	
			<i>For Ductile Iron Gate, Add</i>	66.00	
			<i>For Galvanized Cast Iron Parts, Add</i>	98.25	
22 14 26	19-0010	EA	6" Wide Trench Drain x 9" Outlet Section With 4" Bottom Outlet, Bronze Top, Heavy Duty Body Sections, Heavy Duty Loose Set Gate With Perimeter Drainage Slots	1,083.25	146.92
			<i>For Vandal Proof Screws, Add</i>	48.50	
			<i>For Ductile Iron Gate, Add</i>	66.00	
			<i>For Galvanized Cast Iron Parts, Add</i>	98.25	
22 14 26	19-0011	EA	6" Wide Trench Drain x 15" Extension Section, Nikaloy Top, Heavy Duty Body Sections, Heavy Duty Loose Set Gate With Perimeter Drainage Slots	969.02	59.93
			<i>For Vandal Proof Screws, Add</i>	48.50	
			<i>For Ductile Iron Gate, Add</i>	66.00	
			<i>For Galvanized Cast Iron Parts, Add</i>	98.25	



	Plumbing	22
	Plumbing Piping	22 10
	Facility Storm Drainage	22 14

MINOR	CSI	UOM	DESCRIPTION	TOTAL DIRECT UNIT COST	DEMOLITION UNIT COST
22 14 26 19-0012	EA		6" Wide Trench Drain x 15" Extension Section, Cast Iron Top, Heavy Duty Body Sections, Heavy Duty Loose Set Grate With Perimeter Drainage Slots <i>For Vandal Proof Screws, Add</i> <i>For Ductile Iron Grate, Add</i> <i>For Galvanized Cast Iron Parts, Add</i>	530.42 48.50 66.00 98.25	59.93
22 14 26 19-0013	EA		6" Wide Trench Drain x 15" Extension Section, Bronze Top, Heavy Duty Body Sections, Heavy Duty Loose Set Grate With Perimeter Drainage Slots <i>For Vandal Proof Screws, Add</i> <i>For Ductile Iron Grate, Add</i> <i>For Galvanized Cast Iron Parts, Add</i>	909.26 48.50 66.00 98.25	59.93
22 14 26 19-0014	EA		12" Wide Trench Drain x 15" Outlet Section With 3" Bottom Outlet, Nikaloy Top, Heavy Duty Body Sections, Heavy Duty Loose Set Grate With Perimeter Drainage Slots <i>For Vandal Proof Screws, Add</i> <i>For Ductile Iron Grate, Add</i> <i>For Convex Grate On Cast Iron Or Ductile Price, Add</i> <i>For Sediment Bucket, Add</i> <i>For Galvanized Sediment Bucket, Add</i> <i>For Galvanized Cast Iron Parts, Add</i>	1,746.25 48.50 181.50 38.50 116.00 188.50 131.50	120.25
22 14 26 19-0015	EA		12" Wide Trench Drain x 15" Outlet Section With 4" Bottom Outlet, Nikaloy Top, Heavy Duty Body Sections, Heavy Duty Loose Set Grate With Perimeter Drainage Slots <i>For Vandal Proof Screws, Add</i> <i>For Ductile Iron Grate, Add</i> <i>For Convex Grate On Cast Iron Or Ductile Price, Add</i> <i>For Sediment Bucket, Add</i> <i>For Galvanized Sediment Bucket, Add</i> <i>For Galvanized Cast Iron Parts, Add</i>	1,772.17 48.50 181.50 38.50 116.00 188.50 131.50	133.24
22 14 26 19-0016	EA		12" Wide Trench Drain x 15" Outlet Section With 6" Bottom Outlet, Nikaloy Top, Heavy Duty Body Sections, Heavy Duty Loose Set Grate With Perimeter Drainage Slots <i>For Vandal Proof Screws, Add</i> <i>For Ductile Iron Grate, Add</i> <i>For Convex Grate On Cast Iron Or Ductile Price, Add</i> <i>For Sediment Bucket, Add</i> <i>For Galvanized Sediment Bucket, Add</i> <i>For Galvanized Cast Iron Parts, Add</i>	1,799.46 48.50 181.50 38.50 116.00 188.50 131.50	146.92
22 14 26 19-0017	EA		12" Wide Trench Drain x 15" Outlet Section With 3" Bottom Outlet, Cast Iron Top, Heavy Duty Body Sections, Heavy Duty Loose Set Grate With Perimeter Drainage Slots <i>For Vandal Proof Screws, Add</i> <i>For Ductile Iron Grate, Add</i> <i>For Convex Grate On Cast Iron Or Ductile Price, Add</i> <i>For Sediment Bucket, Add</i> <i>For Galvanized Sediment Bucket, Add</i> <i>For Galvanized Cast Iron Parts, Add</i>	1,203.55 48.50 181.50 38.50 116.00 188.50 131.50	120.25
22 14 26 19-0018	EA		12" Wide Trench Drain x 15" Outlet Section With 4" Bottom Outlet, Cast Iron Top, Heavy Duty Body Sections, Heavy Duty Loose Set Grate With Perimeter Drainage Slots <i>For Vandal Proof Screws, Add</i> <i>For Ductile Iron Grate, Add</i> <i>For Convex Grate On Cast Iron Or Ductile Price, Add</i> <i>For Sediment Bucket, Add</i> <i>For Galvanized Sediment Bucket, Add</i> <i>For Galvanized Cast Iron Parts, Add</i>	1,229.47 48.50 181.50 38.50 116.00 188.50 131.50	133.24
22 14 26 19-0019	EA		12" Wide Trench Drain x 15" Outlet Section With 6" Bottom Outlet, Cast Iron Top, Heavy Duty Body Sections, Heavy Duty Loose Set Grate With Perimeter Drainage Slots <i>For Vandal Proof Screws, Add</i> <i>For Ductile Iron Grate, Add</i> <i>For Convex Grate On Cast Iron Or Ductile Price, Add</i> <i>For Sediment Bucket, Add</i> <i>For Galvanized Sediment Bucket, Add</i> <i>For Galvanized Cast Iron Parts, Add</i>	1,256.76 48.50 181.50 38.50 116.00 188.50 131.50	146.92
22 14 26 19-0020	EA		12" Wide Trench Drain x 15" Outlet Section With 3" Bottom Outlet, Bronze Top, Heavy Duty Body Sections, Heavy Duty Loose Set Grate With Perimeter Drainage Slots <i>For Vandal Proof Screws, Add</i> <i>For Ductile Iron Grate, Add</i> <i>For Convex Grate On Cast Iron Or Ductile Price, Add</i> <i>For Sediment Bucket, Add</i> <i>For Galvanized Sediment Bucket, Add</i> <i>For Galvanized Cast Iron Parts, Add</i>	1,672.03 48.50 181.50 38.50 116.00 188.50 131.50	120.25
22 14 26 19-0021	EA		12" Wide Trench Drain x 15" Outlet Section With 4" Bottom Outlet, Bronze Top, Heavy Duty Body Sections, Heavy Duty Loose Set Grate With Perimeter Drainage Slots <i>For Vandal Proof Screws, Add</i> <i>For Ductile Iron Grate, Add</i> <i>For Convex Grate On Cast Iron Or Ductile Price, Add</i> <i>For Sediment Bucket, Add</i> <i>For Galvanized Sediment Bucket, Add</i> <i>For Galvanized Cast Iron Parts, Add</i>	1,697.95 48.50 181.50 38.50 116.00 188.50 131.50	133.24
22 14 26 19-0022	EA		12" Wide Trench Drain x 15" Outlet Section With 6" Bottom Outlet, Bronze Top, Heavy Duty Body Sections, Heavy Duty Loose Set Grate With Perimeter Drainage Slots <i>For Vandal Proof Screws, Add</i> <i>For Ductile Iron Grate, Add</i> <i>For Convex Grate On Cast Iron Or Ductile Price, Add</i> <i>For Sediment Bucket, Add</i> <i>For Galvanized Sediment Bucket, Add</i> <i>For Galvanized Cast Iron Parts, Add</i>	1,725.24 48.50 181.50 38.50 116.00 188.50 131.50	146.92



MINOR	CSI	UOM	DESCRIPTION	TOTAL DIRECT UNIT COST	DEMOLITION UNIT COST
22 14 26	19-0023	EA	12" Wide Trench Drain x 15" Outlet Section With 3" Bottom Outlet, Galvanized Top And Body, Heavy Duty Body Sections, Heavy Duty Loose Set Grate With Perimeter Drainage Slots	1,457.06	120.25
			<i>For Vandal Proof Screws, Add</i>	48.50	
			<i>For Ductile Iron Grate, Add</i>	181.50	
			<i>For Convex Grate On Cast Iron Or Ductile Price, Add</i>	38.50	
			<i>For Sediment Bucket, Add</i>	116.00	
			<i>For Galvanized Sediment Bucket, Add</i>	188.50	
			<i>For Galvanized Cast Iron Parts, Add</i>	131.50	
22 14 26	19-0024	EA	12" Wide Trench Drain x 15" Outlet Section With 4" Bottom Outlet, Galvanized Top And Body, Heavy Duty Body Sections, Heavy Duty Loose Set Grate With Perimeter Drainage Slots	1,482.98	133.24
			<i>For Vandal Proof Screws, Add</i>	48.50	
			<i>For Ductile Iron Grate, Add</i>	181.50	
			<i>For Convex Grate On Cast Iron Or Ductile Price, Add</i>	38.50	
			<i>For Sediment Bucket, Add</i>	116.00	
			<i>For Galvanized Sediment Bucket, Add</i>	188.50	
			<i>For Galvanized Cast Iron Parts, Add</i>	131.50	
22 14 26	19-0025	EA	12" Wide Trench Drain x 15" Outlet Section With 6" Bottom Outlet, Galvanized Top And Body, Heavy Duty Body Sections, Heavy Duty Loose Set Grate With Perimeter Drainage Slots	1,510.27	146.92
			<i>For Vandal Proof Screws, Add</i>	48.50	
			<i>For Ductile Iron Grate, Add</i>	181.50	
			<i>For Convex Grate On Cast Iron Or Ductile Price, Add</i>	38.50	
			<i>For Sediment Bucket, Add</i>	116.00	
			<i>For Galvanized Sediment Bucket, Add</i>	188.50	
			<i>For Galvanized Cast Iron Parts, Add</i>	131.50	
22 14 26	19-0026	EA	12" Wide Trench Drain x 15" Extension Section, Nikaloy Top, Heavy Duty Body Sections, Heavy Duty Loose Set Grate With Perimeter Drainage Slots	1,625.45	59.93
			<i>For Vandal Proof Screws, Add</i>	48.50	
			<i>For Ductile Iron Grate, Add</i>	181.50	
			<i>For Convex Grate On Cast Iron Or Ductile Price, Add</i>	38.50	
22 14 26	19-0027	EA	12" Wide Trench Drain x 15" Extension Section, Cast Iron Top, Heavy Duty Body Sections, Heavy Duty Loose Set Grate With Perimeter Drainage Slots	1,082.75	59.93
			<i>For Vandal Proof Screws, Add</i>	48.50	
			<i>For Ductile Iron Grate, Add</i>	181.50	
			<i>For Convex Grate On Cast Iron Or Ductile Price, Add</i>	38.50	
22 14 26	19-0028	EA	12" Wide Trench Drain x 15" Extension Section, Bronze Top, Heavy Duty Body Sections, Heavy Duty Loose Set Grate With Perimeter Drainage Slots	1,551.23	59.93
			<i>For Vandal Proof Screws, Add</i>	48.50	
			<i>For Ductile Iron Grate, Add</i>	181.50	
			<i>For Convex Grate On Cast Iron Or Ductile Price, Add</i>	38.50	
22 14 26	19-0029	EA	12" Wide Trench Drain x 15" Extension Section, Galvanized Top And Body, Heavy Duty Body Sections, Heavy Duty Loose Set Grate With Perimeter Drainage Slots	1,336.26	59.93
			<i>For Vandal Proof Screws, Add</i>	48.50	
			<i>For Ductile Iron Grate, Add</i>	181.50	
			<i>For Convex Grate On Cast Iron Or Ductile Price, Add</i>	38.50	
22 14 29	Sump Pumps <small>(22 14)</small>				
	See CSI section 22 11 16 00-0000 for pipe extensions into well.				
22 14 29 13	Wet-Pit-Mounted, Vertical Sump Pumps <small>(22 14 29)</small>				
22 14 29 13-0001	Vertical Mounted Sump Pumps <small>(22 14 29 13)</small>				
	Note: Supplied with 1750 RPM premium efficient motor with drip cover, float switch assembly, steel support mounting plate and 5' column sections.				
22 14 29 13-0002	EA	1	1 HP Vertical Mounted Cast Iron Sump Pump, 1-1/2" Discharge, Single Stage, 25 GPM 40' Head	6,326.58	289.82
			<i>For Explosion Proof Motor, Add</i>	282.58	
22 14 29 13-0003	EA	1	1-1/2 HP Vertical Mounted Cast Iron Sump Pump, 2" Discharge, Single Stage, 75 GPM 40' Head	6,666.72	350.78
			<i>For Explosion Proof Motor, Add</i>	314.15	
22 14 29 13-0004	EA	2	2 HP Vertical Mounted Cast Iron Sump Pump, 2-1/2" Discharge, Single Stage, 100 GPM 40' Head	7,607.71	416.74
			<i>For Explosion Proof Motor, Add</i>	405.84	
22 14 29 13-0005	EA	3	3 HP Vertical Mounted Cast Iron Sump Pump, 3" Discharge, Single Stage, 150 GPM 40' Head	8,081.85	512.67
			<i>For Explosion Proof Motor, Add</i>	459.95	
22 14 29 13-0006	EA	5	5 HP Vertical Mounted Cast Iron Sump Pump, 3" Discharge, Single Stage, 200 GPM 40' Head	8,526.56	555.65
			<i>For Explosion Proof Motor, Add</i>	671.89	
22 14 29 13-0007	EA	10	10 HP Vertical Mounted Cast Iron Sump Pump, 4" Discharge, Single Stage, 300 GPM 70' Head	10,107.13	666.58
			<i>For Explosion Proof Motor, Add</i>	762.07	
22 14 29 13-0008	EA	15	15 HP Vertical Mounted Cast Iron Sump Pump, 5" Discharge, Single Stage, 500 GPM 70' Head	11,870.61	690.27
			<i>For Explosion Proof Motor, Add</i>	1,249.08	
22 14 29 13-0009	EA	20	20 HP Vertical Mounted Cast Iron Sump Pump, 6" Discharge, Single Stage, 800 GPM 70' Head	14,394.38	868.99
			<i>For Explosion Proof Motor, Add</i>	1,657.92	
22 14 29 13-0010	EA	30	30 HP Vertical Mounted Cast Iron Sump Pump, 6" Discharge, Single Stage, 1,000 GPM 70' Head	15,507.88	1,013.45
			<i>For Explosion Proof Motor, Add</i>	2,149.43	
22 14 29 13-0011	EA	50	50 HP Vertical Mounted Cast Iron Sump Pump, 8" Discharge, Single Stage, 1,600 GPM 70' Head	20,888.22	1,216.57
			<i>For Explosion Proof Motor, Add</i>	2,800.28	
22 14 29 13-0012	EA	60	60 HP Vertical Mounted Cast Iron Sump Pump, 8" Discharge, Single Stage, 2,000 GPM 70' Head	29,101.29	1,351.27
			<i>For Explosion Proof Motor, Add</i>	4,438.65	
22 14 29 13-0013	Extra Column Assemblies <small>(22 14 29 13)</small>				
22 14 29 13-0014	EA	1	1-1/2" Diameter x 5' Long Extra Column Assembly	1,016.94	
22 14 29 13-0015	EA	2	2" Diameter x 5' Long Extra Column Assembly	1,112.77	
22 14 29 13-0016	EA	2	2-1/2" Diameter x 5' Long Extra Column Assembly	1,217.63	
22 14 29 13-0017	EA	3	3" Diameter x 5' Long Extra Column Assembly	1,462.00	
22 14 29 13-0018	EA	4	4" Diameter x 5' Long Extra Column Assembly	1,634.13	
22 14 29 13-0019	EA	5	5" Diameter x 5' Long Extra Column Assembly	1,663.88	
22 14 29 13-0020	EA	6	6" Diameter x 5' Long Extra Column Assembly	1,867.88	



MINOR CSI UOM DESCRIPTION	TOTAL DIRECT UNIT COST	DEMOLITION UNIT COST
22 14 29 13-0021 EA 8" Diameter x 5' Long Extra Column Assembly	2,043.89	
22 14 29 13-0022 Support Plate (22 14 29 13)		
22 14 29 13-0023 EA 24" Steel Support Plate, Round Or Square.....	879.99	39.95
22 14 29 13-0024 EA 30" Steel Support Plate, Round Or Square.....	974.05	44.94
22 14 29 13-0025 EA 36" Steel Support Plate, Round Or Square.....	1,352.84	59.83
22 14 29 13-0026 EA 40" Steel Support Plate, Round Or Square.....	1,971.81	69.92
22 14 29 13-0027 EA 42" Steel Support Plate, Round Or Square.....	2,115.26	72.42
22 14 29 13-0028 EA 48" Steel Support Plate, Round Or Square.....	2,262.86	74.91
22 14 29 13-0029 EA 54" Steel Support Plate, Round Or Square.....	2,885.47	89.89
22 14 29 13-0030 EA 60" Steel Support Plate, Round Or Square.....	3,919.94	99.88
22 14 29 13-0031 EA 72" Steel Support Plate, Round Or Square.....	5,237.15	124.85
22 14 29 13-0032 EA 84" Steel Support Plate, Round Or Square.....	6,329.99	137.33
22 14 29 16 Submersible Sump Pumps (22 14 29)		
22 14 29 16-0001 Submersible Sump/Effluent Pumps (22 14 29 16)		
22 14 29 16-0002 Wet Pit Submersible Pumps, (KSB) Series KRT K (22 14 29 16-0001)		
Note: Includes 33' (10m) of cord with pump.		
22 14 29 16-0003 4 Pole / 1,750 RPM (22 14 29 16-0002)		
22 14 29 16-0004 EA To 10 HP, 600 GPM At 32' Head, Wet Pit Submersible Pump	7,800.17	343.74
22 14 29 16-0005 EA 11-20 HP, 900 GPM At 60' Head, Wet Pit Submersible Pump	9,196.22	572.89
22 14 29 16-0006 EA 21-36 HP, 1,000 GPM At 105' Head, Wet Pit Submersible Pump	15,729.12	802.06
22 14 29 16-0007 EA 51-83 HP, 2,500GPM At 115' Head, Wet Pit Submersible Pump	37,744.86	1,031.20
22 14 29 16-0008 EA 83-110 HP, 2,600 GPM At 140' Head, Wet Pit Submersible Pump	40,940.64	1,260.37
22 14 29 16-0009 EA 83-110 HP, 3,000 GPM At 100' Head, Wet Pit Submersible Pump	44,420.92	1,260.37
22 14 29 16-0010 EA 83-110 HP, 3,500 GPM At 80' Head, Wet Pit Submersible Pump	45,261.73	1,260.37
22 14 29 16-0011 EA 110-160 HP, 3,000 GPM At 180' Head, Wet Pit Submersible Pump	52,687.76	1,489.52
22 14 29 16-0012 EA 110-160 HP, 3,500 GPM At 140' Head, Wet Pit Submersible Pump	54,178.83	1,489.52
22 14 29 16-0013 EA 110-160 HP, 4,500 GPM At 110' Head, Wet Pit Submersible Pump	56,047.68	1,489.52
22 14 29 16-0014 EA 160-210 HP, 3,800 GPM At 150' Head, Wet Pit Submersible Pump	59,615.51	1,718.69
22 14 29 16-0015 EA 160-210 HP, 5,000 GPM At 130' Head, Wet Pit Submersible Pump	63,593.92	1,718.69
22 14 29 16-0016 6 Pole / 1160 RPM (22 14 29 16-0002)		
22 14 29 16-0017 EA To 10 HP, 1,100 GPM At 26' Head, Wet Pit Submersible Pump	10,829.11	343.74
22 14 29 16-0018 EA To 10 HP, 1,800 GPM At 16' Head, Wet Pit Submersible Pump	11,725.08	343.74
22 14 29 16-0019 EA 11-24 HP, 1,400 GPM At 47' Head, Wet Pit Submersible Pump	15,270.81	572.89
22 14 29 16-0020 EA 11-24 HP, 2,400 GPM At 30' Head, Wet Pit Submersible Pump	16,636.51	572.89
22 14 29 16-0021 EA 21-50 HP, 2,100 GPM At 75' Head, Wet Pit Submersible Pump	24,053.69	802.06
22 14 29 16-0022 EA 21-50 HP, 2,400 GPM At 60' Head, Wet Pit Submersible Pump	25,502.97	802.06
22 14 29 16-0023 EA 21-50 HP, 3,200 GPM At 50' Head, Wet Pit Submersible Pump	30,820.32	802.06
22 14 29 16-0024 EA 21-50 HP, 5,000 GPM At 29' Head, Wet Pit Submersible Pump	36,794.62	802.06
22 14 29 16-0025 EA 51-80 HP, 2,800 GPM At 80' Head, Wet Pit Submersible Pump	37,495.80	1,031.20
22 14 29 16-0026 EA 51-80 HP, 4,000 GPM At 60' Head, Wet Pit Submersible Pump	42,859.96	1,031.20
22 14 29 16-0027 EA 51-80 HP, 5,500 GPM At 43' Head, Wet Pit Submersible Pump	43,200.97	1,031.20
22 14 29 16-0028 EA 76-112 HP, 2,200 GPM At 105' Head, Wet Pit Submersible Pump	50,732.88	1,260.37
22 14 29 16-0029 EA 76-112 HP, 4,100 GPM At 70' Head, Wet Pit Submersible Pump	54,577.56	1,260.37
22 14 29 16-0030 EA 76-112 HP, 6,500 GPM At 50' Head, Wet Pit Submersible Pump	62,928.87	1,260.37
22 14 29 16-0031 EA 112-143 HP, 2,500 GPM At 120' Head, Wet Pit Submersible Pump	68,608.08	1,489.52
22 14 29 16-0032 EA 112-143 HP, 6,500 GPM At 65' Head, Wet Pit Submersible Pump	89,107.89	1,489.52
22 14 29 16-0033 EA 155-200 HP, 3,000 GPM At 150' Head, Wet Pit Submersible Pump	85,073.98	1,718.69
22 14 29 16-0034 EA 155-200 HP, 6,000 GPM At 110' Head, Wet Pit Submersible Pump	94,282.83	1,718.69
22 14 29 16-0035 EA 201-280 HP, 6,500 GPM At 130' Head, Wet Pit Submersible Pump	103,450.60	1,947.83
22 14 29 16-0036 EA 281-450 HP, 12,000 GPM At 110' Head, Wet Pit Submersible Pump	148,138.88	2,177.00
22 14 29 16-0037 8 Pole / 875 RPM (22 14 29 16-0002)		
22 14 29 16-0038 EA To 20 HP, 2,300 GPM At 25' Head, Wet Pit Submersible Pump	10,424.84	572.89
22 14 29 16-0039 EA 21-30 HP, 2,500 GPM At 31' Head, Wet Pit Submersible Pump	11,964.68	802.06
22 14 29 16-0040 EA 31-50 HP, 4,700 GPM At 29' Head, Wet Pit Submersible Pump	17,145.74	1,031.20
22 14 29 16-0041 EA 51-117 HP, 6,500 GPM At 45' Head, Wet Pit Submersible Pump	32,823.35	1,260.37
22 14 29 16-0042 EA 118-175 HP, 9,000 GPM At 60' Head, Wet Pit Submersible Pump	41,506.43	1,489.52
22 14 29 16-0043 EA 176-210 HP, 1,400 GPM At 50' Head, Wet Pit Submersible Pump	56,588.25	1,718.69
22 14 29 16-0044 EA 211-250 HP, 14,000 GPM At 60' Head, Wet Pit Submersible Pump	60,408.57	1,947.83
22 14 29 16-0045 10 Pole / 700 RPM (22 14 29 16-0002)		
22 14 29 16-0046 EA To 55 HP, 6,500 GPM At 25' Head Wet Pit Submersible Pump	28,460.03	802.06
22 14 29 16-0047 EA 56-76 HP, 7,000 GPM At 36' Head Wet Pit Submersible Pump	32,365.65	1,031.20
22 14 29 16-0048 EA 76-117 HP, 10,000 GPM At 30' Head Wet Pit Submersible Pump	48,641.71	1,260.37
22 14 29 16-0049 EA 118-150 HP, 11,500 GPM At 40' Head Wet Pit Submersible Pump	57,321.43	1,489.52
22 14 29 16-0050 Dry Pit Submersible Pumps, (KSB) Series KRT K-D (22 14 29 16-0001)		
Note: Includes 33' (10m) of cord with pump.		
22 14 29 16-0051 4 Pole / 1,750 RPM (22 14 29 16-0050)		



MINOR CSI UOM DESCRIPTION	TOTAL DIRECT UNIT COST	DEMOLITION UNIT COST
22 14 29 16-0052 EA To 35 HP, 800 GPM At 90' Head Dry Pit Submersible Pump	29,668.20	802.06
22 14 29 16-0053 EA To 35 HP, 1,700 GPM At 50' Head Dry Pit Submersible Pump	32,797.65	802.06
22 14 29 16-0054 EA 36-50 HP, 1,300 GPM At 80' Head Dry Pit Submersible Pump	33,910.71	916.63
22 14 29 16-0055 EA 36-50 HP, 2,000 GPM At 66' Head Dry Pit Submersible Pump	39,317.59	916.63
22 14 29 16-0056 EA 51-75 HP, 1,600 GPM At 110' Head Dry Pit Submersible Pump	58,795.72	1,031.20
22 14 29 16-0057 EA 51-75 HP, 2,400 GPM At 80' Head Dry Pit Submersible Pump	59,894.06	1,031.20
22 14 29 16-0058 EA 76-110 HP, 1,900 GPM At 125' Head Dry Pit Submersible Pump	64,610.90	1,260.37
22 14 29 16-0059 EA 76-110 HP, 2,600 GPM At 110' Head Dry Pit Submersible Pump	64,869.33	1,260.37
22 14 29 16-0060 EA 110-150 HP, 3,000 GPM At 160' Head Dry Pit Submersible Pump	92,013.25	1,489.52
22 14 29 16-0061 EA 110-150 HP, 4,000 GPM At 100' Head Dry Pit Submersible Pump	106,665.13	1,489.52
22 14 29 16-0062 6 Pole / 1160 RPM (22 14 29 16-0050)		
22 14 29 16-0063 EA To 35 HP, 1,300 GPM At 55' Head Dry Pit Submersible Pump	37,130.42	802.06
22 14 29 16-0064 EA To 35 HP, 1,800 GPM At 45' Head Dry Pit Submersible Pump	40,736.36	802.06
22 14 29 16-0065 EA To 35 HP, 2,800 GPM At 35' Head Dry Pit Submersible Pump	50,387.18	802.06
22 14 29 16-0066 EA 36-50 HP, 2,000 GPM At 55' Head Dry Pit Submersible Pump	54,873.99	916.63
22 14 29 16-0067 EA 36-50 HP, 3,200 GPM At 50' Head Dry Pit Submersible Pump	63,002.48	916.63
22 14 29 16-0068 EA 51-75 HP, 2,500 GPM At 88' Head Dry Pit Submersible Pump	69,290.48	1,031.20
22 14 29 16-0069 EA 51-75 HP, 5,500 GPM At 45' Head Dry Pit Submersible Pump	84,764.10	1,031.20
22 14 29 16-0070 EA 76-112 HP, 3,100 GPM At 100' Head Dry Pit Submersible Pump	95,568.22	1,260.37
22 14 29 16-0071 EA 76-112 HP, 8,400 GPM At 55' Head Dry Pit Submersible Pump	105,273.56	1,260.37
22 14 29 16-0072 EA 112-154 HP, 3,300 GPM At 130' Head Dry Pit Submersible Pump	128,799.43	1,489.52
22 14 29 16-0073 EA 112-154 HP, 5,000 GPM At 80' Head Dry Pit Submersible Pump	155,886.34	1,489.52
22 14 29 16-0074 EA 154-200 HP, 3,700 GPM At 140' Head Dry Pit Submersible Pump	160,987.03	1,718.69
22 14 29 16-0075 EA 154-200 HP, 5,700 GPM At 100' Head Dry Pit Submersible Pump	165,630.73	1,718.69
22 14 29 16-0076 EA 201-300 HP, 6,500 GPM At 130' Head Dry Pit Submersible Pump	243,922.27	1,947.83
22 14 29 16-0077 8 Pole / 875 RPM (22 14 29 16-0050)		
22 14 29 16-0078 EA To 35 HP, 2,000 GPM At 45' Head, Dry Pit Submersible Pump	53,320.78	802.06
22 14 29 16-0079 EA To 35 HP, 2,400 GPM At 32' Head, Dry Pit Submersible Pump	67,278.13	802.06
22 14 29 16-0080 EA 36-50 HP, 4,600 GPM At 30' Head, Dry Pit Submersible Pump	75,407.22	916.63
22 14 29 16-0081 EA 51-75 HP, 4,250 GPM At 51' Head, Dry Pit Submersible Pump	93,778.93	1,031.20
22 14 29 16-0082 EA 76-110 HP, 4,600 GPM At 70' Head, Dry Pit Submersible Pump	118,590.88	1,260.37
22 14 29 16-0083 EA 76-110 HP, 8,500 GPM At 40' Head, Dry Pit Submersible Pump	126,537.67	1,260.37
22 14 29 16-0084 EA 110-154 HP, 5,000 GPM At 75' Head, Dry Pit Submersible Pump	139,479.94	1,489.52
22 14 29 16-0085 EA 110-154 HP, 9,000 GPM At 55' Head, Dry Pit Submersible Pump	155,957.00	1,489.52
22 14 29 16-0086 EA 110-154 HP, 12,000 GPM At 32' Head, Dry Pit Submersible Pump	203,171.32	1,489.52
22 14 29 16-0087 EA 154-214 HP, 13,000 GPM At 60' Head, Dry Pit Submersible Pump	266,726.09	1,718.69
22 14 29 16-0088 EA 215-244 HP, 14,000 GPM At 55' Head, Dry Pit Submersible Pump	289,371.97	1,947.83
22 14 29 16-0089 10 Pole / 700 RPM (22 14 29 16-0050)		
22 14 29 16-0090 EA To 55 HP, 3,600 GPM At 40' Head Dry Pit Submersible Pump	113,846.96	916.63
22 14 29 16-0091 EA To 55 HP, 6,250 GPM At 28' Head Dry Pit Submersible Pump	121,531.27	916.63
22 14 29 16-0092 EA 56-75 HP, 4,000 GPM At 47' Head Dry Pit Submersible Pump	127,091.42	1,031.20
22 14 29 16-0093 EA 55-82 HP, 9,000 GPM At 37' Head Dry Pit Submersible Pump	132,422.59	1,031.20
22 14 29 16-0094 EA 76-110 HP, 10,500 GPM At 30' Head Dry Pit Submersible Pump	199,116.68	1,260.37
22 14 29 16-0095 EA 110-154 HP, 11,500 GPM At 40' Head Dry Pit Submersible Pump	219,097.19	1,489.52
22 14 29 16-0096 EA 154-214 HP, 13,000 GPM At 55' Head Dry Pit Submersible Pump	282,217.88	1,718.69
22 14 29 16-0097 Submersible Sump Pump, Ebara (22 14 29 16-0001)		
22 14 29 16-0098 Submersible Sump Pump, 2", 3", 4" Ebara Model DSU (22 14 29 16-0097)		
22 14 29 16-0099 EA 3 HP Submersible Sump Pump, 2" Discharge, 3 Phase, Ebara 50DSU62.2	3,703.63	239.71
For 20' Stainless Steel Chain, Add	284.75	
For Guide Rail System, Add	274.55	
22 14 29 16-0100 EA 5 HP Submersible Sump Pump, 2" Discharge, 3 Phase, Ebara 50DSU63.7	4,201.60	319.61
For 20' Stainless Steel Chain, Add	284.75	
For Guide Rail System, Add	274.55	
22 14 29 16-0101 EA 3 HP Submersible Sump Pump, 3" Discharge, 3 Phase, Ebara 80DSU62.2	3,915.01	239.71
For 20' Stainless Steel Chain, Add	284.75	
For Guide Rail System, Add	381.65	
22 14 29 16-0102 EA 5 HP Submersible Sump Pump, 3" Discharge, 3 Phase, Ebara 80DSU63.7	4,297.58	319.61
For 20' Stainless Steel Chain, Add	284.75	
For Guide Rail System, Add	381.65	
22 14 29 16-0103 EA 7.5 HP Submersible Sump Pump, 4" Discharge, 3 Phase, Ebara 100DSU65.5	5,765.58	399.51
For 20' Stainless Steel Chain, Add	423.30	
For Guide Rail System, Add	754.80	
22 14 29 16-0104 EA 10 HP Submersible Sump Pump, 4" Discharge, 3 Phase, Ebara 100DSU67.5	6,469.23	479.42
For 20' Stainless Steel Chain, Add	423.30	
For Guide Rail System, Add	754.80	
22 14 29 16-0105 Submersible Sump Pump, 2", 3", Ebara Model DSHU, Rated 176 Degrees		
F (22 14 29 16-0097)		
22 14 29 16-0106 EA 1/2 HP Submersible Sump Pump, 2" Discharge, 3 Phase, Ebara 50DSHU6.4	1,658.82	79.90
For 20' Stainless Steel Chain, Add	284.75	
For Guide Rail System, Add	220.15	



MINOR CSI UOM DESCRIPTION	TOTAL DIRECT UNIT COST	DEMOLITION UNIT COST
22 14 29 16-0107 EA 1 HP Submersible Sump Pump, 2" Discharge, 3 Phase, Ebara 50DSHU6.75 <i>For 20' Stainless Steel Chain, Add</i> <i>For Guide Rail System, Add</i>	1,835.25 284.75 220.15	119.86
22 14 29 16-0108 EA 2 HP Submersible Sump Pump, 2" Discharge, 3 Phase, Ebara 50DSHU61.5 <i>For 20' Stainless Steel Chain, Add</i> <i>For Guide Rail System, Add</i>	2,711.41 284.75 220.15	199.76
22 14 29 16-0109 EA 3 HP Submersible Sump Pump, 2" Discharge, 3 Phase, Ebara 50DSHU62.2 <i>For 20' Stainless Steel Chain, Add</i> <i>For Guide Rail System, Add</i>	4,484.01 284.75 274.55	239.71
22 14 29 16-0110 EA 5 HP Submersible Sump Pump, 2" Discharge, 3 Phase, Ebara 50DSHU63.7 <i>For 20' Stainless Steel Chain, Add</i> <i>For Guide Rail System, Add</i>	4,768.32 284.75 274.55	319.61
22 14 29 16-0111 EA 3 HP Submersible Sump Pump, 3" Discharge, 3 Phase, Ebara 80DSHU62.2 <i>For 20' Stainless Steel Chain, Add</i> <i>For Guide Rail System, Add</i>	4,825.64 284.75 381.65	239.71
22 14 29 16-0112 EA 5 HP Submersible Sump Pump, 3" Discharge, 3 Phase, Ebara 80DSHU63.5 <i>For 20' Stainless Steel Chain, Add</i> <i>For Guide Rail System, Add</i>	5,216.21 284.75 381.65	319.61
22 14 29 16-0113 Submersible Sump Pump With Vortex Impeller (22 14 29 16)		
22 14 29 16-0114 Submersible Sump Pump With Cast Iron Vortex Impeller (22 14 29 16-0113)		
22 14 29 16-0115 EA 1/3 HP Manual Submersible Sump Pump, 115 Volt Or 230 Volt, 1 Phase, 1-1/2" Threaded Discharge, Epoxy-Coated Cast Steel Housing And Impeller	468.72	65.08
22 14 29 16-0116 EA 1/3 HP Automatic Submersible Sump Pump, 115 Volt Or 230 Volt, 1 Phase, 1-1/2" Threaded Discharge, Epoxy-Coated Cast Steel Housing And Impeller	520.15	65.08
22 14 29 16-0117 EA 1/2 HP Manual Submersible Sump Pump, 115 Volt Or 230 Volt, 1 Phase, 1-1/2" Threaded Discharge, Epoxy-Coated Cast Steel Housing And Impeller	821.45	68.87
22 14 29 16-0118 EA 1/2 HP Automatic Submersible Sump Pump, 115 Volt Or 230 Volt, 1 Phase, 1-1/2" Threaded Discharge, Epoxy-Coated Cast Steel Housing And Impeller	902.82	68.87
22 14 29 16-0119 Submersible Sump Pump With Bronze Vortex Impeller (22 14 29 16-0113)		
Note: Includes 20' of cord with pump.		
22 14 29 16-0120 EA 1/2 HP Manual Submersible Sump Pump, 115 Volt Or 230 Volt, 1 Phase, 1-1/2" Threaded or 2" To 3" Flanged Discharge, Epoxy-Coated Cast Steel Housing And Bronze Impeller	1,388.80	68.87
22 14 29 16-0121 EA 1/2 HP Automatic Submersible Sump Pump, 115 Volt Or 230 Volt, 1 Phase, 1-1/2" Threaded or 2" To 3" Flanged Discharge, Epoxy-Coated Cast Steel Housing And Bronze Impeller	1,511.42	68.87
22 14 29 16-0122 EA 1 HP Manual Submersible Sump Pump, 230 Volt, 1 Phase, 1-1/2" Threaded or 2" To 3" Flanged Discharge, Epoxy-Coated Cast Steel Housing And Bronze Impeller	1,587.35	75.91
22 14 29 16-0123 EA 1 HP Automatic Submersible Sump Pump, 230 Volt, 1 Phase, 1-1/2" Threaded or 2" To 3" Flanged Discharge, Epoxy-Coated Cast Steel Housing And Bronze Impeller	1,718.45	75.91
22 14 29 16-0124 EA 1-1/2 HP Manual Submersible Sump Pump, 230 Volt, 1 Phase, 1-1/2" Threaded or 2" To 3" Flanged Discharge, Epoxy-Coated Cast Steel Housing And Bronze Impeller	1,767.94	86.76
22 14 29 16-0125 EA 1-1/2 HP Automatic Submersible Sump Pump, 230 Volt, 1 Phase, 1-1/2" Threaded or 2" To 3" Flanged Discharge, Epoxy-Coated Cast Steel Housing And Bronze Impeller	1,896.78	86.76
22 14 29 16-0126 EA 2 HP Manual Submersible Sump Pump, 230 Volt, 1 Phase, 1-1/2" Threaded or 2" To 3" Flanged Discharge, Epoxy-Coated Cast Steel Housing And Bronze Impeller	1,898.36	103.03
22 14 29 16-0127 EA 2 HP Automatic Submersible Sump Pump, 230 Volt, 1 Phase, 1-1/2" Threaded or 2" To 3" Flanged Discharge, Epoxy-Coated Cast Steel Housing And Bronze Impeller	2,010.24	103.03
22 14 29 16-0128 Submersible Sump Pump With Semi-Open Impeller (22 14 29 16)		
Note: Includes 20' of cord with pump.		
22 14 29 16-0129 EA 1/3 HP Manual Submersible Sump Pump, 115 Volt, 1 Phase, 2" Threaded Discharge, Epoxy-Coated Cast Iron Housing And Semi-Open Impeller	1,225.00	65.08
22 14 29 16-0130 EA 1/3 HP Manual Submersible Sump Pump, 230 Volt, 1 Phase, 2" Threaded Discharge, Epoxy-Coated Cast Iron Housing And Semi-Open Impeller	1,265.70	65.08
22 14 29 16-0131 EA 1/2 HP Manual Submersible Sump Pump, 115 Volt, 1 Phase, 2" Threaded Discharge, Epoxy-Coated Cast Iron Housing And Semi-Open Impeller	1,585.71	68.87
22 14 29 16-0132 EA 1/2 HP Manual Submersible Sump Pump, 230 Volt, 1 Phase, 2" Threaded Discharge, Epoxy-Coated Cast Iron Housing And Semi-Open Impeller	1,614.31	68.87
22 14 29 16-0133 EA 3/4 HP Manual Submersible Sump Pump, 230 Volt, 1 Phase, 2" Threaded Discharge, Epoxy-Coated Cast Iron Housing And Semi-Open Impeller	1,940.91	72.66
22 14 29 16-0134 EA 3/4 HP Manual Submersible Sump Pump, 230 Volt, 3 Phase, 2" Threaded Discharge, Epoxy-Coated Cast Iron Housing And Semi-Open Impeller	1,940.91	72.66
22 14 29 16-0135 EA 1 HP Manual Submersible Sump Pump, 230 Volt, 1 Phase, 2" Threaded Discharge, Epoxy-Coated Cast Iron Housing And Semi-Open Impeller	2,052.97	75.91
22 14 29 16-0136 EA 1 HP Manual Submersible Sump Pump, 230 Volt, 3 Phase, 2" Threaded Discharge, Epoxy-Coated Cast Iron Housing And Semi-Open Impeller	2,052.97	75.91
22 14 29 16-0137 EA 1-1/2 HP Manual Submersible Sump Pump, 230 Volt, 1 Phase, 2" Threaded Discharge, Epoxy-Coated Cast Iron Housing And Semi-Open Impeller	2,342.95	86.76
22 14 29 16-0138 EA 1-1/2 HP Manual Submersible Sump Pump, 230 Volt, 3 Phase, 2" Threaded Discharge, Epoxy-Coated Cast Iron Housing And Semi-Open Impeller	2,342.95	86.76
22 14 29 16-0139 EA 2 HP Manual Submersible Sump Pump, 230 Volt, 1 Phase, 2" Threaded Discharge, Epoxy-Coated Cast Iron Housing And Semi-Open Impeller	2,725.20	103.03
22 14 29 16-0140 EA 2 HP Manual Submersible Sump Pump, 230 Volt, 3 Phase, 2" Threaded Discharge, Epoxy-Coated Cast Iron Housing And Semi-Open Impeller	2,675.69	103.03
22 14 29 19 Sump-Pump Basins and Pits (22 14 29)		
See CSI section 22 13 29 33-0000 for basins and pits.		



MINOR
CSI UOM DESCRIPTION

TOTAL DIRECT DEMOLITION
UNIT COST UNIT COST

22 15 General Service Compressed-Air Systems (22 10)

22 15 13 General Service Compressed-Air Piping (22 15)

See CSI section 22 11 16 00-0013 for threaded galvanized steel pipe, 23 21 13 23-0001 for threaded black steel pipe.

22 15 13 00-0001 Quick Disconnect, Air-Service (22 15 13)

22 15 13 00-0003	EA	1/2" Combination Steel And Brass Disconnect Valve, Single Seated With Arm Ball And Bracket	52.03	15.18
22 15 13 00-0004	EA	3/4" Combination Steel And Brass Disconnect Valve, Single Seated With Arm Ball And Bracket	58.02	18.43

22 15 13 00-0005 Refrigerated Air Dryers With Ambient Air Filters (22 15 13)

Note: 120 Voltage, 1 Phase

22 15 13 00-0006	EA	3 SCFM Capacity Refrigerated Air Dryers With Ambient Air Filters	773.98	86.52
22 15 13 00-0007	EA	5 SCFM Capacity Refrigerated Air Dryers With Ambient Air Filters	887.68	88.93
22 15 13 00-0008	EA	7.5 SCFM Capacity Refrigerated Air Dryers With Ambient Air Filters	1,049.25	91.33
22 15 13 00-0009	EA	10 SCFM Capacity Refrigerated Air Dryers With Ambient Air Filters	1,182.75	96.14
22 15 13 00-0010	EA	15 SCFM Capacity Refrigerated Air Dryers With Ambient Air Filters	1,545.14	108.15
22 15 13 00-0011	EA	20 SCFM Capacity Refrigerated Air Dryers With Ambient Air Filters	1,746.95	123.06
22 15 13 00-0012	EA	25 SCFM Capacity Refrigerated Air Dryers With Ambient Air Filters	1,959.31	139.40
22 15 13 00-0013	EA	30 SCFM Capacity Refrigerated Air Dryers With Ambient Air Filters	2,304.95	156.22
22 15 13 00-0014	EA	40 SCFM Capacity Refrigerated Air Dryers With Ambient Air Filters	2,671.47	182.67
22 15 13 00-0015	EA	50 SCFM Capacity Refrigerated Air Dryers With Ambient Air Filters	3,013.25	195.16
22 15 13 00-0016	EA	60 SCFM Capacity Refrigerated Air Dryers With Ambient Air Filters	3,544.38	216.31
22 15 13 00-0017	EA	75 SCFM Capacity Refrigerated Air Dryers With Ambient Air Filters	4,079.43	240.34
		<i>For 230 Voltage, Add</i>	1,079.62	
22 15 13 00-0018	EA	85 SCFM Capacity Refrigerated Air Dryers With Ambient Air Filters	4,408.14	264.38
		<i>For 230 Voltage, Add</i>	1,163.81	
22 15 13 00-0019	EA	100 SCFM Capacity Refrigerated Air Dryers With Ambient Air Filters	4,745.21	293.22
		<i>For 230 Voltage, Add</i>	1,248.01	
22 15 13 00-0020	EA	125 SCFM Capacity Refrigerated Air Dryers With Ambient Air Filters	5,131.57	312.45
		<i>For 230 Voltage, Add</i>	1,352.00	
22 15 13 00-0021	EA	175 SCFM Capacity Refrigerated Air Dryers With Ambient Air Filters	5,428.00	324.47
		<i>For 230 Voltage, Add</i>	1,433.72	
22 15 13 00-0022	EA	200 SCFM Capacity Refrigerated Air Dryers With Ambient Air Filters	9,463.47	336.49
		<i>For 230 Voltage, Add</i>	2,637.15	
22 15 13 00-0023	EA	250 SCFM Capacity Refrigerated Air Dryers With Ambient Air Filters	10,172.59	348.50
		<i>For 230 Voltage, Add</i>	2,842.68	
22 15 13 00-0024	EA	300 SCFM Capacity Refrigerated Air Dryers With Ambient Air Filters	10,861.90	360.52
		<i>For 230 Voltage, Add</i>	3,042.26	
22 15 13 00-0025	EA	400 SCFM Capacity Refrigerated Air Dryers With Ambient Air Filters	12,915.70	384.55
		<i>For 230 Voltage, Add</i>	3,643.98	
22 15 13 00-0026	EA	500 SCFM Capacity Refrigerated Air Dryers With Ambient Air Filters	14,638.26	480.69
		<i>For 230 Voltage, Add</i>	4,103.06	
22 15 13 00-0027	EA	600 SCFM Capacity Refrigerated Air Dryers With Ambient Air Filters	20,847.69	576.83
		<i>For 230 Voltage, Add</i>	5,908.21	
22 15 13 00-0028	EA	800 SCFM Capacity Refrigerated Air Dryers With Ambient Air Filters	28,336.52	672.96
		<i>For 230 Voltage, Add</i>	8,097.17	
22 15 13 00-0029	EA	1,000 SCFM Capacity Refrigerated Air Dryers With Ambient Air Filters	31,723.09	769.11
		<i>For 230 Voltage, Add</i>	9,055.46	

22 15 13 00-0030 Oil And Water Separator For Air Compressor (22 15 13)

22 15 13 00-0031	EA	0-80 SCFM Oil/Water Separator	703.37	34.72
22 15 13 00-0032	EA	85 SCFM Oil/Water Separator	943.10	40.68
22 15 13 00-0033	EA	190 SCFM Oil/Water Separator	1,102.51	46.12
22 15 13 00-0034	EA	245 SCFM Oil/Water Separator	1,384.57	54.25
22 15 13 00-0035	EA	320 SCFM Oil/Water Separator	1,645.64	65.10
22 15 13 00-0036	EA	700 SCFM Oil/Water Separator	3,316.99	135.63

22 15 13 00-0037 Heavy Duty Industrial Pressure Regulator (22 15 13)

22 15 13 00-0038	EA	3/8" Pressure Regulator, Max 300 PSI Input, 2-125 PSI Output	118.76	28.84
22 15 13 00-0039	EA	1/2" Pressure Regulator, Max 300 PSI Input, 2-125 PSI Output	166.05	38.45
22 15 13 00-0040	EA	3/4" Pressure Regulator, Max 300 PSI Input, 2-125 PSI Output	285.65	48.07
22 15 13 00-0041	EA	1" Pressure Regulator, Max 300 PSI Input, 2-125 PSI Output	356.82	72.10
22 15 13 00-0042	EA	1-1/4" Pressure Regulator, Max 300 PSI Input, 2-125 PSI Output	500.61	84.12
22 15 13 00-0043	EA	1-1/2" Pressure Regulator, Max 300 PSI Input, 2-125 PSI Output	524.64	96.14

22 15 13 00-0044 Combination Air System; Filter Regulator Lubricator (22 15 13)

22 15 13 00-0045	EA	3/8" Filter Regulator Lubricator, Max 150 PSI Input, 150 CFM, 40 Micron Filter	453.67	86.52
22 15 13 00-0046	EA	1/2" Filter Regulator Lubricator, Max 150 PSI Input, 150 CFM, 40 Micron Filter	560.87	115.37

22 15 13 00-0047 Heatless Desiccant Air Dryers (22 15 13)

22 15 13 00-0048	EA	5 SCFM Heatless Desiccant Air Dryer	2,719.74	86.52
22 15 13 00-0049	EA	10 SCFM Heatless Desiccant Air Dryer	3,271.01	96.14
22 15 13 00-0050	EA	15 SCFM Heatless Desiccant Air Dryer	3,301.80	105.75
22 15 13 00-0051	EA	20 SCFM Heatless Desiccant Air Dryer	3,771.46	120.17



MINOR CSI UOM DESCRIPTION	TOTAL DIRECT UNIT COST	DEMOLITION UNIT COST
22 15 13 00-0052 EA 30 SCFM Heatless Desiccant Air Dryer.....	5,197.90	144.20
22 15 13 00-0053 EA 50 SCFM Heatless Desiccant Air Dryer.....	5,127.30	192.27
22 15 13 00-0054 EA 85 SCFM Heatless Desiccant Air Dryer.....	6,889.10	240.34
22 15 13 00-0055 EA 100 SCFM Heatless Desiccant Air Dryer.....	7,306.81	288.42
22 15 13 00-0056 EA 125 SCFM Heatless Desiccant Air Dryer.....	8,364.37	336.49
22 15 13 00-0057 EA 175 SCFM Heatless Desiccant Air Dryer.....	9,605.02	384.55
22 15 13 00-0058 EA 200 SCFM Heatless Desiccant Air Dryer.....	10,319.37	432.62
22 15 13 00-0059 EA 300 SCFM Heatless Desiccant Air Dryer.....	12,624.28	480.69
22 15 13 00-0060 EA 400 SCFM Heatless Desiccant Air Dryer.....	14,018.33	576.83
22 15 13 00-0061 EA 500 SCFM Heatless Desiccant Air Dryer.....	16,201.49	672.96
22 15 13 00-0062 EA 600 SCFM Heatless Desiccant Air Dryer.....	18,694.97	769.11
22 15 13 00-0063 Air Cooled Aftercoolers (22 15 13)		
22 15 13 00-0064 EA 20 SCFM Air-Cooled Aftercooler.....	681.47	60.09
22 15 13 00-0065 EA 35 SCFM Air-Cooled Aftercooler.....	921.74	72.10
22 15 13 00-0066 EA 43 SCFM Air-Cooled Aftercooler.....	1,011.80	84.12
22 15 13 00-0067 EA 70 SCFM Air-Cooled Aftercooler.....	1,237.23	96.14
22 15 13 00-0068 EA 125 SCFM Air-Cooled Aftercooler.....	1,726.78	108.15
22 15 13 00-0069 EA 185 SCFM Air-Cooled Aftercooler.....	1,939.01	120.17
22 15 13 00-0070 EA 260 SCFM Air-Cooled Aftercooler.....	3,765.67	144.20
22 15 13 00-0071 EA 365 SCFM Air-Cooled Aftercooler.....	3,934.57	168.24
22 15 13 00-0072 EA 560 SCFM Air-Cooled Aftercooler.....	4,102.15	192.27
22 15 13 00-0073 EA 650 SCFM Air-Cooled Aftercooler.....	4,811.86	216.31
22 15 13 00-0074 EA 750 SCFM Air-Cooled Aftercooler.....	5,260.09	240.34
22 15 13 00-0075 EA 900 SCFM Air-Cooled Aftercooler.....	6,033.19	264.38
22 15 13 00-0076 EA 1,100 SCFM Air-Cooled Aftercooler.....	7,751.87	288.42
22 15 13 00-0077 EA 1,460 SCFM Air-Cooled Aftercooler.....	8,868.99	312.45
22 15 13 00-0078 EA 1,800 SCFM Air-Cooled Aftercooler.....	9,156.42	336.49
22 15 13 00-0079 EA 2,500 SCFM Air-Cooled Aftercooler.....	9,818.60	360.52
22 15 13 00-0080 Compressed Air Coalescing Filters (22 15 13)		
22 15 13 00-0081 1.0 Micron Filter Rated Compressed Air Coalescing Filters (22 15 13 00-0080)		
22 15 13 00-0082 EA 10 SCFM, 3/8", Coalescing Filter, 1.0 Micron Filter Rating.....	235.61	35.26
22 15 13 00-0083 EA 20 SCFM, 3/8", Coalescing Filter, 1.0 Micron Filter Rating.....	281.83	35.26
22 15 13 00-0084 EA 50 SCFM, 1/2", Coalescing Filter, 1.0 Micron Filter Rating.....	307.54	40.68
22 15 13 00-0085 EA 75 SCFM, 3/4", Coalescing Filter, 1.0 Micron Filter Rating.....	354.14	46.66
22 15 13 00-0086 EA 100 SCFM, 3/4", Coalescing Filter, 1.0 Micron Filter Rating.....	413.43	51.54
22 15 13 00-0087 EA 140 SCFM, 1", Coalescing Filter, 1.0 Micron Filter Rating.....	468.14	62.39
22 15 13 00-0088 EA 175 SCFM, 1-1/4" Coalescing Filter, 1.0 Micron Filter Rating.....	524.86	67.81
22 15 13 00-0089 EA 250 SCFM, 1-1/2" Coalescing Filter, 1.0 Micron Filter Rating.....	611.78	81.38
22 15 13 00-0090 EA 280 SCFM, 2" Coalescing Filter, 1.0 Micron Filter Rating.....	784.89	108.50
22 15 13 00-0091 EA 350 SCFM, 2" Coalescing Filter, 1.0 Micron Filter Rating.....	897.85	122.06
22 15 13 00-0092 0.01 Micron Filter Rated Compressed Air Coalescing Filters (22 15 13 00-0080)		
22 15 13 00-0093 EA 16 SCFM, 3/8" Coalescing Filter, 0.01 Micron Filter Rating.....	288.44	35.26
22 15 13 00-0094 EA 30 SCFM, 1/2" Coalescing Filter, 0.01 Micron Filter Rating.....	312.47	40.68
22 15 13 00-0095 EA 60 SCFM, 3/4" Coalescing Filter, 0.01 Micron Filter Rating.....	358.76	46.66
22 15 13 00-0096 EA 100 SCFM, 1" Coalescing Filter, 0.01 Micron Filter Rating.....	422.67	46.12
22 15 13 00-0097 EA 140 SCFM, 1-1/4" Coalescing Filter, 0.01 Micron Filter Rating.....	478.70	62.39
22 15 13 00-0098 EA 180 SCFM, 1-1/2" Coalescing Filter, 0.01 Micron Filter Rating.....	543.38	67.81
22 15 13 00-0099 EA 250 SCFM, 1-1/2" Coalescing Filter, 0.01 Micron Filter Rating.....	623.66	81.38
22 15 13 00-0100 EA 280 SCFM, 2" Coalescing Filter, 0.01 Micron Filter Rating.....	804.69	108.50
22 15 13 00-0101 EA 350 SCFM, 2" Coalescing Filter, 0.01 Micron Filter Rating.....	924.26	122.06
22 15 13 00-0102 Compressed Air Storage Tanks (22 15 13)		
22 15 13 00-0103 Horizontal Compressed Air Storage Tanks (22 15 13 00-0102)		
22 15 13 00-0104 EA 12 Gallon Horizontal Compressed Air Storage Tank, ASME.....	384.93	76.91
22 15 13 00-0105 EA 15 Gallon Horizontal Compressed Air Storage Tank, ASME.....	725.44	84.12
22 15 13 00-0106 EA 20 Gallon Horizontal Compressed Air Storage Tank, ASME.....	768.91	88.45
22 15 13 00-0107 EA 30 Gallon Horizontal Compressed Air Storage Tank, ASME.....	878.67	96.14
22 15 13 00-0108 EA 60 Gallon Horizontal Compressed Air Storage Tank, ASME.....	1,145.17	129.79
22 15 13 00-0109 EA 80 Gallon Horizontal Compressed Air Storage Tank, ASME.....	1,387.84	144.20
22 15 13 00-0110 EA 120 Gallon Horizontal Compressed Air Storage Tank, ASME.....	2,102.47	168.24
22 15 13 00-0111 EA 200 Gallon Horizontal Compressed Air Storage Tank, ASME.....	3,160.45	192.27
22 15 13 00-0112 EA 240 Gallon Horizontal Compressed Air Storage Tank, ASME.....	3,527.88	204.29
22 15 13 00-0113 EA 325 Gallon Horizontal Compressed Air Storage Tank, ASME.....	5,133.99	216.31
22 15 13 00-0114 EA 400 Gallon Horizontal Compressed Air Storage Tank, ASME.....	6,778.08	252.37
22 15 13 00-0115 EA 660 Gallon Horizontal Compressed Air Storage Tank, ASME.....	9,777.25	300.44
22 15 13 00-0116 Vertical Compressed Air Storage Tanks (22 15 13 00-0102)		
22 15 13 00-0117 EA 10 Gallon Vertical Compressed Air Storage Tank, ASME.....	676.20	76.91
22 15 13 00-0118 EA 15 Gallon Vertical Compressed Air Storage Tank, ASME.....	708.03	84.12
22 15 13 00-0119 EA 20 Gallon Vertical Compressed Air Storage Tank, ASME.....	768.91	88.45
22 15 13 00-0120 EA 30 Gallon Vertical Compressed Air Storage Tank, ASME.....	913.15	96.14



MINOR	CSI	UOM	DESCRIPTION	TOTAL DIRECT UNIT COST	DEMOLITION UNIT COST
22 15 13 00-0121	EA		60 Gallon Vertical Compressed Air Storage Tank, ASME	1,248.60	129.79
22 15 13 00-0122	EA		80 Gallon Vertical Compressed Air Storage Tank, ASME	1,437.64	144.20
22 15 13 00-0123	EA		120 Gallon Vertical Compressed Air Storage Tank, ASME	1,994.16	168.24
22 15 13 00-0124	EA		200 Gallon Vertical Compressed Air Storage Tank, ASME	2,937.22	192.27
22 15 13 00-0125	EA		240 Gallon Vertical Compressed Air Storage Tank, ASME	3,243.35	204.29
22 15 13 00-0126	EA		325 Gallon Vertical Compressed Air Storage Tank, ASME	4,437.50	216.31
22 15 13 00-0127	EA		400 Gallon Vertical Compressed Air Storage Tank, ASME	5,697.13	252.37
22 15 13 00-0128	EA		500 Gallon Vertical Compressed Air Storage Tank, ASME	7,451.62	276.40
22 15 13 00-0129	EA		660 Gallon Vertical Compressed Air Storage Tank, ASME	12,447.98	312.45

22 15 19 General Service Packaged Air Compressors and Receivers (22 15)

Note: Includes V-belt drive, receiver, motor, starter mounted and wired. Excludes piping, pressure reducing valve station, or air dryer.

22 15 19 13 General Service Packaged Reciprocating Air Compressors (22 15 19)

22 15 19 13-0001 Single Stage Compressor (22 15 19 13)

Note: Includes receiver, reciprocating air cooled, 140 PSIG working pressure, splash lubricated, tank mounted.

22 15 19 13-0002	EA		1/2 HP 1-Stage Air Compressor, 1.5 ACFM Air Cooled With 30 Gallon Receiver, 140 PSIG Working Pressure	2,935.93	341.10
22 15 19 13-0003	EA		3/4 HP 1-Stage Air Compressor, 2.0 ACFM Air Cooled With 30 Gallon Receiver, 140 PSIG Working Pressure	3,062.55	393.68
22 15 19 13-0004	EA		1 HP 1-Stage Air Compressor, 2.5 ACFM Air Cooled With 30 Gallon Receiver, 140 PSIG Working Pressure	3,492.78	464.93
22 15 19 13-0005	EA		2 HP 1-Stage Air Compressor, Air Cooled With 30 Gallon Receiver, 140 PSIG Working Pressure	3,981.41	513.00
22 15 19 13-0006	EA		3 HP 1-Stage Air Compressor, Air Cooled With 30 Gallon Receiver, 140 PSIG Working Pressure	4,881.46	541.83
22 15 19 13-0007	EA		3 HP 1-Stage Air Compressor, Air Cooled With 60 Gallon Receiver, 140 PSIG Working Pressure	5,218.00	561.06
22 15 19 13-0008	EA		5 HP 1-Stage Air Compressor, Air Cooled With 60 Gallon Receiver, 140 PSIG Working Pressure	5,858.08	641.24
22 15 19 13-0009	EA		5 HP 1-Stage Air Compressor, Air Cooled With 80 Gallon Receiver, 140 PSIG Working Pressure	6,284.44	679.70
22 15 19 13-0010	EA		7.5 HP 1-Stage Air Compressor, Air Cooled With 80 Gallon Receiver, 140 PSIG Working Pressure	7,546.29	769.49

22 15 19 13-0011 Two Stage Compressor (22 15 19 13)

Note: With receiver, reciprocating air cooled, discharge pressure 80-200 PSIG, receiver capacity as noted, splash lubricated, tank mounted.

22 15 19 13-0012	EA		1-1/2 HP 2-Stage Air Compressor, 60 Gallon Receiver, 5.0 ACFM, 80-200 PSIG Discharge Pressure	5,620.60	599.52
22 15 19 13-0013	EA		2 HP 2-Stage Air Compressor, 60 Gallon Receiver, 7.0 ACFM, 80-200 PSIG Discharge Pressure	6,025.78	705.36
22 15 19 13-0014	EA		3 HP 2-Stage Air Compressor, 60 Gallon Receiver, 12 ACFM, 80-200 PSIG Discharge Pressure	6,294.26	769.49
22 15 19 13-0015	EA		5 HP 2-Stage Air Compressor, 80 Gallon Receiver, 15 ACFM, 80-200 PSIG Discharge Pressure	7,167.39	1,025.98
22 15 19 13-0016	EA		5 HP 2-Stage Air Compressor, 120 Gallon Receiver, 16.5 ACFM, 80-200 PSI Max Discharge Pressure	7,737.70	1,025.98
22 15 19 13-0017	EA		7.5 HP 2-Stage Air Compressor, 80 Gallon Receiver, 19.8 ACFM, 80-200 PSIG Discharge Pressure	8,283.69	1,282.49
22 15 19 13-0018	EA		7.5 HP 2-Stage Air Compressor, 120 Gallon Receiver, 25.6 ACFM, 80-200 PSI Max Discharge Pressure	8,800.95	1,282.49
22 15 19 13-0019	EA		10 HP 2-Stage Air Compressor, 80 Gallon Receiver, 35.0 ACFM, 80-200 PSI Max Discharge Pressure	11,289.66	1,586.28
22 15 19 13-0020	EA		10 HP 2-Stage Air Compressor, 120 Gallon Receiver, 38 ACFM, 80-200 PSIG Discharge Pressure	12,105.28	1,634.34
22 15 19 13-0021	EA		15 HP 2-Stage Air Compressor, 120 Gallon Receiver, 50 ACFM, 80-200 PSIG Discharge Pressure	13,078.85	1,910.07
22 15 19 13-0022	EA		20 HP 2-Stage Air Compressor, 120 Gallon Receiver, 70 ACFM, 80-200 PSIG Discharge Pressure	19,812.44	2,162.15
22 15 19 13-0023	EA		25 HP 2-Stage Air Compressor, 120 Gallon Receiver, 84.4 ACFM, 175 PSI Max Discharge Pressure	21,266.45	2,443.15
22 15 19 13-0024	EA		30 HP 2-Stage Air Compressor, 120 Gallon Receiver, 97.2 ACFM, 175 PSI Max Discharge Pressure	23,707.29	2,700.23
22 15 19 13-0025	EA		30 HP 2-Stage Air Compressor, 250 Gallon Receiver, 101 ACFM, 175 PSI Max Discharge Pressure	25,787.84	2,959.32

22 15 19 19 General Service Packaged Rotary-Screw Air Compressors (22 15 19)

22 15 19 19-0001 Rotary Screw Air Compressor, Base Mounted Without Receiver (22 15 19 19)

Note: Oil flooded.

22 15 19 19-0002	EA		3 HP, 8.5 SCFM, Rotary Screw Air Compressor With Enclosure, 150 PSIG Max Discharge Pressure, Lubricated	9,625.88	865.84
22 15 19 19-0003	EA		5 HP, 16.6 SCFM, Rotary Screw Air Compressor With Enclosure, 150 PSIG Max Discharge Pressure, Lubricated	10,709.79	1,154.46
22 15 19 19-0004	EA		7.5 HP, 27 SCFM, Rotary Screw Air Compressor With Enclosure, 125 PSIG Max Discharge Pressure, Lubricated	13,738.03	1,447.42
22 15 19 19-0005	EA		10 HP, 37 SCFM, Rotary Screw Air Compressor With Enclosure, 125 PSIG Max Discharge Pressure, Lubricated	15,855.93	1,844.54
22 15 19 19-0006	EA		15 HP, 56 SCFM, Rotary Screw Air Compressor With Enclosure, 125 PSIG Max Discharge Pressure, Lubricated	18,138.78	2,170.04
22 15 19 19-0007	EA		20 HP, 79 SCFM, Rotary Screw Air Compressor With Enclosure, 125 PSIG Max Discharge Pressure, Lubricated	22,039.74	2,441.30
22 15 19 19-0008	EA		25 HP, 114 SCFM, Rotary Screw Air Compressor With Enclosure, 125 PSIG Max Discharge Pressure, Lubricated	24,144.87	2,712.56
22 15 19 19-0009	EA		30 HP, 137 SCFM, Rotary Screw Air Compressor With Enclosure, 125 PSIG Max Discharge Pressure, Lubricated	29,085.67	3,038.06
22 15 19 19-0010	EA		40 HP, 183 SCFM, Rotary Screw Air Compressor With Enclosure, 125 PSIG Max Discharge Pressure, Lubricated	31,986.83	3,255.06
22 15 19 19-0011	EA		50 HP, 214 SCFM, Rotary Screw Air Compressor With Enclosure, 125 PSIG Max Discharge Pressure, Lubricated	35,931.76	3,507.88
22 15 19 19-0012	EA		60 HP, 256 SCFM Rotary Screw Air Compressor With Enclosure, 125 PSIG Max Discharge Pressure, Lubricated	46,860.97	3,797.58
22 15 19 19-0013	EA		75 HP, 320 SCFM Rotary Screw Air Compressor With Enclosure, 125 PSIG Max Discharge Pressure, Lubricated	52,030.09	4,014.58
22 15 19 19-0014	EA		100 HP, 494 SCFM Rotary Screw Air Compressor With Enclosure, 100 PSIG Max Discharge Pressure, Lubricated	83,881.27	4,340.09
22 15 19 19-0015	EA		125 HP, 592 SCFM Rotary Screw Air Compressor With Enclosure, 100 PSIG Max Discharge Pressure, Lubricated	104,779.65	4,692.71
22 15 19 19-0016	EA		150 HP, 695 SCFM Rotary Screw Air Compressor With Enclosure, 100 PSIG Max Discharge Pressure, Lubricated	121,786.99	5,050.77
22 15 19 19-0017	EA		220 HP, 996 SCFM Rotary Screw Air Compressor With Enclosure, 100 PSIG Max Discharge Pressure, Lubricated	158,673.61	5,425.11
22 15 19 19-0018	EA		250 HP, 1,000 SCFM Rotary Screw Air Compressor With Enclosure, 125 PSIG Max Discharge Pressure, Lubricated	180,345.84	5,772.32

22 15 19 19-0019 Rotary Screw Air Compressor, Base Mounted With Receiver (22 15 19 19)

Note: Includes receiver, motor, starter mounted and wired. Excludes piping, pressure reducing valve station, or air dryer.

22 15 19 19-0020	EA		5 HP, 18.5 SCFM, 80 Gallon Receiver, Rotary Screw Air Compressor, 150 PSIG Max Discharge Pressure, Lubricated	12,001.60	1,154.46
------------------	----	--	---	-----------	----------



MINOR CSI UOM DESCRIPTION	TOTAL DIRECT UNIT COST	DEMOLITION UNIT COST
22 15 19 19-0021 EA 5 HP, 18.5 SCFM, 120 Gallon Receiver, Rotary Screw Air Compressor, 150 PSIG Max Discharge Pressure, Lubricated.....	12,765.55	1,154.46
22 15 19 19-0022 EA 7.5 HP, 28 SCFM, 80 Gallon Receiver, Rotary Screw Air Compressor, 125 PSIG Max Discharge Pressure, Lubricated.....	14,345.47	1,447.42
22 15 19 19-0023 EA 7.5 HP, 28 SCFM, 120 Gallon Receiver, Rotary Screw Air Compressor, 125 PSIG Max Discharge Pressure, Lubricated.....	15,181.04	1,447.42
22 15 19 19-0024 EA 10 HP, 38 SCFM, 80 Gallon Receiver, Rotary Screw Air Compressor, 125 PSIG Max Discharge Pressure, Lubricated.....	16,190.15	1,844.54
22 15 19 19-0025 EA 10 HP, 38 SCFM, 120 Gallon Receiver, Rotary Screw Air Compressor, 125 PSIG Max Discharge Pressure, Lubricated.....	17,073.47	1,844.54
22 15 19 19-0026 EA 15 HP, 55 SCFM, 80 Gallon Receiver, Rotary Screw Air Compressor, 125 PSIG Max Discharge Pressure, Lubricated.....	18,414.65	2,170.04
22 15 19 19-0027 EA 15 HP, 55 SCFM, 120 Gallon Receiver, Rotary Screw Air Compressor, 125 PSIG Max Discharge Pressure, Lubricated.....	19,369.58	2,170.04
22 15 19 19-0028 EA 20 HP, 75 SCFM, 120 Gallon Receiver, Rotary Screw Air Compressor, 125 PSIG Max Discharge Pressure, Lubricated.....	32,098.40	2,441.30
22 15 19 19-0029 EA 25 HP, 102 SCFM, 120 gallon receiver, Rotary Screw Air Compressor, 125 PSIG Max Discharge Pressure, Lubricated.....	34,561.63	2,712.56
22 15 19 19-0030 EA 30 HP, 125 SCFM, 120 Gallon Receiver, Rotary Screw Air Compressor, 125 PSIG Max Discharge Pressure, Lubricated.....	36,786.17	3,038.06

22 30 Plumbing Equipment ⁽²²⁾

22 31 Domestic Water Softeners ^(22 30)

22 31 13 Residential Domestic Water Softeners ^(22 31)

See CSI section 11 30 13 13-0109 for residential water softener.

22 31 16 Commercial Domestic Water Softeners ^(22 31)

22 31 16 00-0001 Commercial Water Softeners (Watts Pure Water) ^(22 31 16)

22 31 16 00-0002 Commercial Water Softeners (Watts Pure Water) ^(22 31 16 00-0001)

22 31 16 00-0003 1" Pipe Connection, Commercial Water Softeners (Watts Pure Water) ^(22 31 16 00-0002)

Note: Includes corrosion resistant NSF Certified fiberglass mineral and brine tanks and fully automatic metered demand control valve.

22 31 16 00-0004 EA 30,000 Grain Capacity, 1" Pipe Connection, Commercial Water Softener With Fiberglass Tanks (Watts Pure Water PWS10111A11).....	4,890.92	274.67
22 31 16 00-0005 EA 45,000 Grain Capacity, 1" Pipe Connection, Commercial Water Softener With Fiberglass Tanks (Watts Pure Water PWS10111B11).....	5,112.29	287.15
22 31 16 00-0006 EA 60,000 Grain Capacity, 1" Pipe Connection, Commercial Water Softener With Fiberglass Tanks (Watts Pure Water PWS10111C11).....	5,523.68	299.64
22 31 16 00-0007 EA 90,000 Grain Capacity, 1" Pipe Connection, Commercial Water Softener With Fiberglass Tanks (Watts Pure Water PWS10111D11).....	6,376.43	312.12
22 31 16 00-0008 EA 120,000 Grain Capacity, 1" Pipe Connection, Commercial Water Softener With Fiberglass Tanks (Watts Pure Water PWS10111E11).....	6,800.50	324.61

22 31 16 00-0009 1-1/2" Pipe Connection, Commercial Water Softeners (Watts Pure Water) ^(22 31 16 00-0002)

Note: Includes corrosion resistant NSF Certified fiberglass mineral and brine tanks and fully automatic metered demand control valve.

22 31 16 00-0010 EA 60,000 Grain Capacity, 1-1/2" Pipe Connection, Commercial Water Softener With Fiberglass Tanks (Watts Pure Water PWS15121C11).....	7,388.29	299.64
22 31 16 00-0011 EA 90,000 Grain Capacity, 1-1/2" Pipe Connection, Commercial Water Softener With Fiberglass Tanks (Watts Pure Water PWS15121D11).....	7,772.24	312.12
22 31 16 00-0012 EA 120,000 Grain Capacity, 1-1/2" Pipe Connection, Commercial Water Softener With Fiberglass Tanks (Watts Pure Water PWS15121E11).....	8,198.43	324.61
22 31 16 00-0013 EA 150,000 Grain Capacity, 1-1/2" Pipe Connection, Commercial Water Softener With Fiberglass Tanks (Watts Pure Water PWS15121F11).....	9,769.14	337.09
22 31 16 00-0014 EA 210,000 Grain Capacity, 1-1/2" Pipe Connection, Commercial Water Softener With Fiberglass Tanks (Watts Pure Water PWS15121G11).....	10,873.18	349.57
22 31 16 00-0015 EA 300,000 Grain Capacity, 1-1/2" Pipe Connection, Commercial Water Softener With Fiberglass Tanks (Watts Pure Water PWS15121H11).....	13,273.77	362.06

22 31 16 00-0016 2" Pipe Connection, Commercial Water Softeners (Watts Pure Water) ^(22 31 16 00-0002)

Note: Includes corrosion resistant NSF Certified fiberglass mineral and brine tanks and fully automatic metered demand control valve.

22 31 16 00-0017 EA 90,000 Grain Capacity, 2" Pipe Connection, Commercial Water Softener With Fiberglass Tanks (Watts Pure Water PWS20131D11).....	11,298.73	312.12
22 31 16 00-0018 EA 120,000 Grain Capacity, 2" Pipe Connection, Commercial Water Softener With Fiberglass Tanks (Watts Pure Water PWS20131E11).....	11,710.14	324.61
22 31 16 00-0019 EA 150,000 Grain Capacity, 2" Pipe Connection, Commercial Water Softener With Fiberglass Tanks (Watts Pure Water PWS20131F11).....	13,285.07	337.09
22 31 16 00-0020 EA 210,000 Grain Capacity, 2" Pipe Connection, Commercial Water Softener With Fiberglass Tanks (Watts Pure Water PWS20131G11).....	14,389.11	349.57
22 31 16 00-0021 EA 300,000 Grain Capacity, 2" Pipe Connection, Commercial Water Softener With Fiberglass Tanks (Watts Pure Water PWS20131H11).....	16,920.63	362.06
22 31 16 00-0022 EA 450,000 Grain Capacity, 2" Pipe Connection, Commercial Water Softener With Fiberglass Tanks (Watts Pure Water PWS20131I11).....	22,374.70	374.55



MINOR CSI	UOM	DESCRIPTION	TOTAL DIRECT UNIT COST	DEMOLITION UNIT COST
22 31 16 00-0023	EA	600,000 Grain Capacity, 2" Pipe Connection, Commercial Water Softener With Fiberglass Tanks (Watts Pure Water PWS20131J11).....	26,202.79	387.03
22 31 16 00-0024		3" Pipe Connection, Commercial Water Softeners (Watts Pure Water) (22 31 16 00-0024) <small>Note: Includes corrosion resistant NSF Certified fiberglass mineral and brine tanks and fully automatic metered demand control valve.</small>		
22 31 16 00-0025	EA	300,000 Grain Capacity, 3" Pipe Connection, Commercial Water Softener With Fiberglass Tanks (Watts Pure Water PWS30151H11).....	27,529.66	362.06
22 31 16 00-0026	EA	450,000 Grain Capacity, 3" Pipe Connection, Commercial Water Softener With Fiberglass Tanks (Watts Pure Water PWS30151I11).....	31,828.65	374.55
22 31 16 00-0027	EA	600,000 Grain Capacity, 3" Pipe Connection, Commercial Water Softener With Fiberglass Tanks (Watts Pure Water PWS30151J11).....	35,606.06	387.03
22 31 16 00-0028	EA	900,000 Grain Capacity, 3" Pipe Connection, Commercial Water Softener With Fiberglass Tanks (Watts Pure Water PWS30151K11).....	44,878.03	399.51
22 31 16 00-0029	EA	1050,000 Grain Capacity, 3" Pipe Connection, Commercial Water Softener With Fiberglass Tanks (Watts Pure Water PWS30151L11).....	49,709.16	412.00
22 31 16 00-0030		Duplex Alternating (Two Valves), Commercial Water Softeners (Watts Pure Water) (22 31 16 00-0030)		
22 31 16 00-0031		2" Pipe Connection, Duplex Alternating (Two Valves), Commercial Water Softeners (Watts Pure Water) (22 31 16 00-0031) <small>Note: Includes corrosion resistant NSF Certified fiberglass mineral and brine tanks and two fully automatic metered demand control valves.</small>		
22 31 16 00-0032	EA	90,000 Grain Capacity, 2" Pipe Connection, Duplex Alternating (Two Valves), Commercial Water Softener With Fiberglass Tanks (Watts Pure Water PWS20131D21).....	18,568.81	468.18
22 31 16 00-0033	EA	120,000 Grain Capacity, 2" Pipe Connection, Duplex Alternating (Two Valves), Commercial Water Softener With Fiberglass Tanks (Watts Pure Water PWS20131E21).....	19,393.92	486.91
22 31 16 00-0034	EA	150,000 Grain Capacity, 2" Pipe Connection, Duplex Alternating (Two Valves), Commercial Water Softener With Fiberglass Tanks (Watts Pure Water PWS20131F21).....	22,111.08	505.64
22 31 16 00-0035	EA	210,000 Grain Capacity, 2" Pipe Connection, Duplex Alternating (Two Valves), Commercial Water Softener With Fiberglass Tanks (Watts Pure Water PWS20131G21).....	24,190.52	524.37
22 31 16 00-0036	EA	300,000 Grain Capacity, 2" Pipe Connection, Duplex Alternating (Two Valves), Commercial Water Softener With Fiberglass Tanks (Watts Pure Water PWS20131H21).....	29,583.17	543.09
22 31 16 00-0037	EA	450,000 Grain Capacity, 2" Pipe Connection, Duplex Alternating (Two Valves), Commercial Water Softener With Fiberglass Tanks (Watts Pure Water PWS20131I21).....	39,279.41	561.82
22 31 16 00-0038	EA	600,000 Grain Capacity, 2" Pipe Connection, Duplex Alternating (Two Valves), Commercial Water Softener With Fiberglass Tanks (Watts Pure Water PWS20131J21).....	46,276.92	580.55
22 31 16 00-0039		3" Pipe Connection, Duplex Alternating (Two Valves), Commercial Water Softeners (Watts Pure Water) (22 31 16 00-0039) <small>Note: Includes corrosion resistant NSF Certified fiberglass mineral and brine tanks and two fully automatic metered demand control valves.</small>		
22 31 16 00-0040	EA	300,000 Grain Capacity, 3" Pipe Connection, Duplex Alternating (Two Valves), Commercial Water Softener With Fiberglass Tanks (Watts Pure Water PWS30151H21).....	50,623.85	543.09
22 31 16 00-0041	EA	450,000 Grain Capacity, 3" Pipe Connection, Duplex Alternating (Two Valves), Commercial Water Softener With Fiberglass Tanks (Watts Pure Water PWS30151I21).....	58,191.52	561.82
22 31 16 00-0042	EA	600,000 Grain Capacity, 3" Pipe Connection, Duplex Alternating (Two Valves), Commercial Water Softener With Fiberglass Tanks (Watts Pure Water PWS30151J21).....	65,423.43	580.55
22 31 16 00-0043	EA	900,000 Grain Capacity, 3" Pipe Connection, Duplex Alternating (Two Valves), Commercial Water Softener With Fiberglass Tanks (Watts Pure Water PWS30151K21).....	83,323.51	599.27
22 31 16 00-0044	EA	1,050,000 Grain Capacity, 3" Pipe Connection, Duplex Alternating (Two Valves), Commercial Water Softener With Fiberglass Tanks (Watts Pure Water PWS30151L21).....	93,059.86	618.00
22 31 16 00-0045		Twin Alternating, Commercial Water Softeners (Watts Pure Water) (22 31 16 00-0045)		
22 31 16 00-0046		1" Pipe Connection, Twin Alternating, Commercial Water Softeners (Watts Pure Water) (22 31 16 00-0046) <small>Note: Includes corrosion resistant NSF Certified fiberglass mineral and brine tanks and fully automatic metered demand control valve.</small>		
22 31 16 00-0047	EA	30,000 Grain Capacity, 1" Pipe Connection, Twin Alternating, Commercial Water Softener With Fiberglass Tanks (Watts Pure Water PWS10T161A21).....	6,403.03	412.00
22 31 16 00-0048	EA	45,000 Grain Capacity, 1" Pipe Connection, Twin Alternating, Commercial Water Softener With Fiberglass Tanks (Watts Pure Water PWS10T161B21).....	6,833.25	430.73
22 31 16 00-0049	EA	60,000 Grain Capacity, 1" Pipe Connection, Twin Alternating, Commercial Water Softener With Fiberglass Tanks (Watts Pure Water PWS10T161C21).....	7,464.08	449.45
22 31 16 00-0050	EA	90,000 Grain Capacity, 1" Pipe Connection, Twin Alternating, Commercial Water Softener With Fiberglass Tanks (Watts Pure Water PWS10T161D21).....	8,996.61	468.18
22 31 16 00-0051	EA	120,000 Grain Capacity, 1" Pipe Connection, Twin Alternating, Commercial Water Softener With Fiberglass Tanks (Watts Pure Water PWS10T161E21).....	9,967.42	486.91
22 31 16 00-0052		1-1/2" Pipe Connection, Twin Alternating, Commercial Water Softeners (Watts Pure Water) (22 31 16 00-0052) <small>Note: Includes corrosion resistant NSF Certified fiberglass mineral and brine tanks and fully automatic metered demand control valve.</small>		
22 31 16 00-0053	EA	60,000 Grain Capacity, 1-1/2" Pipe Connection, Twin Alternating, Commercial Water Softener With Fiberglass Tanks (Watts Pure Water PWS10T161A21).....	12,728.48	449.45



MINOR CSI UOM DESCRIPTION	TOTAL DIRECT UNIT COST	DEMOLITION UNIT COST
22 31 16 00-0054 EA 90,000 Grain Capacity, 1-1/2" Pipe Connection, Twin Alternating, Commercial Water Softener With Fiberglass Tanks (Watts Pure Water PWS10T161B21)	13,424.79	468.18
22 31 16 00-0055 EA 120,000 Grain Capacity, 1-1/2" Pipe Connection, Twin Alternating, Commercial Water Softener With Fiberglass Tanks (Watts Pure Water PWS10T161C21)	14,458.94	486.91
22 31 16 00-0056 EA 150,000 Grain Capacity, 1-1/2" Pipe Connection, Twin Alternating, Commercial Water Softener With Fiberglass Tanks (Watts Pure Water PWS10T161D21)	16,578.50	505.64
22 31 16 00-0057 EA 210,000 Grain Capacity, 1-1/2" Pipe Connection, Twin Alternating, Commercial Water Softener With Fiberglass Tanks (Watts Pure Water PWS10T161E21)	18,729.74	524.37
22 31 16 00-0058 EA 300,000 Grain Capacity, 1-1/2" Pipe Connection, Twin Alternating, Commercial Water Softener With Fiberglass Tanks (Watts Pure Water PWS10T161E21)	23,512.12	543.09

22 32 Domestic Water Filtration Equipment (22 30)

22 32 16 Domestic-Water Freestanding Cartridge Filters (22 32)

22 32 16 00-0001 Commercial Water Filters Housings <small>(22 32 16)</small>		
22 32 16 00-0002 Commercial Multi-Cartridge Stainless Steel Water Filter Housings <small>(22 32 16 00-0001)</small>		
22 32 16 00-0003 Commercial Multi-Cartridge Stainless Steel Water Filter Housings <small>(22 32 16 00-0002)</small>		
22 32 16 00-0004 EA 25 GPM Max Flow Rate, 4 Cartridge, Commercial Multi-Cartridge Stainless Steel Water Filter Housing (Watts Pure Water PWHS4X1)	2,517.10	176.31
22 32 16 00-0005 EA 30 GPM Max Flow Rate, 5 Cartridge, Commercial Multi-Cartridge Stainless Steel Water Filter Housing (Watts Pure Water PWHS5X1)	2,563.23	189.88
22 32 16 00-0006 EA 60 GPM Max Flow Rate, 4 Cartridge, Commercial Multi-Cartridge Stainless Steel Water Filter Housing (Watts Pure Water PWHS4X2)	2,727.62	203.44
22 32 16 00-0007 EA 90 GPM Max Flow Rate, 4 Cartridge, Commercial Multi-Cartridge Stainless Steel Water Filter Housing (Watts Pure Water PWHS4X3)	3,022.91	217.01
22 32 16 00-0008 EA 120 GPM Max Flow Rate, 4 Cartridge, Commercial Multi-Cartridge Stainless Steel Water Filter Housing (Watts Pure Water PWHS4X4)	3,111.28	230.56
22 32 16 00-0009 EA 150 GPM Max Flow Rate, 5 Cartridge, Commercial Multi-Cartridge Stainless Steel Water Filter Housing (Watts Pure Water PWHS5X4)	3,784.58	244.13
22 32 16 00-0010 EA 250 GPM Max Flow Rate, 12 Cartridge, Commercial Multi-Cartridge Stainless Steel Water Filter Housing (Watts Pure Water PWHS12X3)	10,792.88	257.69
22 32 16 00-0011 EA 300 GPM Max Flow Rate, 12 Cartridge, Commercial Multi-Cartridge Stainless Steel Water Filter Housing (Watts Pure Water PWHS12X4)	12,566.36	271.26
22 32 16 00-0012 EA 500 GPM Max Flow Rate, 22 Cartridge, Commercial Multi-Cartridge Stainless Steel Water Filter Housing (Watts Pure Water PWHS22X3)	15,976.37	284.82
22 32 16 00-0013 EA 600 GPM Max Flow Rate, 22 Cartridge, Commercial Multi-Cartridge Stainless Steel Water Filter Housing (Watts Pure Water PWHS22X4)	17,728.74	298.38

22 32 16 00-0014 Commercial Water Filter Cartridges (22 32 16 00-0002)

22 32 16 00-0015 (Depth) Water Filter Cartridges (22 32 16 00-0014)

22 32 16 00-0016 EA 50 Micron, 10" Depth, Melt Blown (Depth) Water Filter Cartridge (Watts Pure Water PWMB10M50)	12.26	2.17
22 32 16 00-0017 EA 20 Micron, 10" Depth, Melt Blown (Depth) Water Filter Cartridge (Watts Pure Water PWMB10M20)	12.26	2.17
22 32 16 00-0018 EA 10 Micron, 10" Depth, Melt Blown (Depth) Water Filter Cartridge (Watts Pure Water PWMB10M10)	12.26	2.17
22 32 16 00-0019 EA 5 Micron, 10" Depth, Melt Blown (Depth) Water Filter Cartridge (Watts Pure Water PWMB10M5)	10.15	2.17
22 32 16 00-0020 EA 1 Micron, 10" Depth, Melt Blown (Depth) Water Filter Cartridge (Watts Pure Water PWMB10M1)	12.79	2.17
22 32 16 00-0021 EA 50 Micron, 20" Depth, Melt Blown (Depth) Water Filter Cartridge (Watts Pure Water PWMB20M50)	12.79	2.17
22 32 16 00-0022 EA 20 Micron, 20" Depth, Melt Blown (Depth) Water Filter Cartridge (Watts Pure Water PWMB20M20)	13.84	2.17
22 32 16 00-0023 EA 5 Micron, 20" Depth, Melt Blown (Depth) Water Filter Cartridge (Watts Big Pure Water PWMB20M5)	17.54	2.17
22 32 16 00-0024 EA 1 Micron, 20" Depth, Melt Blown (Depth) Water Filter Cartridge (Watts Pure Water PWMB20M1)	13.84	2.17
22 32 16 00-0025 EA 50 Micron, 30" Depth, Melt Blown (Depth) Water Filter Cartridge (Watts Pure Water PWMB30M50)	16.48	2.17
22 32 16 00-0026 EA 20 Micron, 30" Depth, Melt Blown (Depth) Water Filter Cartridge (Watts Pure Water PWMB30M20)	16.48	2.17
22 32 16 00-0027 EA 5 Micron, 30" Depth, Melt Blown (Depth) Water Filter Cartridge (Watts Pure Water PWMB30M5)	16.48	2.17
22 32 16 00-0028 EA 1 Micron, 30" Depth, Melt Blown (Depth) Water Filter Cartridge (Watts Pure Water PWMB30M1)	18.07	2.17
22 32 16 00-0029 EA 50 Micron, 40" Length, Melt Blown (Depth) Water Filter Cartridge (Watts Pure Water PWMB40M50)	23.87	2.17
22 32 16 00-0030 EA 20 Micron, 40" Length, Melt Blown (Depth) Water Filter Cartridge (Watts Pure Water PWMB40M20)	21.76	2.17
22 32 16 00-0031 EA 5 Micron, 40" Length, Melt Blown (Depth) Water Filter Cartridge (Watts Pure Water PWMB40M5)	21.76	2.17
22 32 16 00-0032 EA 1 Micron, 40" Length, Melt Blown (Depth) Water Filter Cartridge (Watts Pure Water PWMB40M1)	23.87	2.17

22 32 16 00-0033 Pleated Water Filter Cartridges (22 32 16 00-0014)

22 32 16 00-0034 EA 50 Micron, 9-3/4" Length, Pleated Water Filter Cartridge (Watts Pure Water PWPL10M50)	22.29	2.17
22 32 16 00-0035 EA 20 Micron, 9-3/4" Length, Pleated Water Filter Cartridge (Watts Pure Water PWPL10M20)	22.29	2.17
22 32 16 00-0036 EA 5 Micron, 9-3/4" Length, Pleated Water Filter Cartridge (Watts Pure Water PWPL10M5)	22.82	2.17
22 32 16 00-0037 EA 1 Micron, 9-3/4" Length, Pleated Water Filter Cartridge (Watts Pure Water PWPL10M1)	24.40	2.17
22 32 16 00-0038 EA 1 Micron Absolute, 9-3/4" Length, Pleated Water Filter Cartridge (Watts Pure Water PWPL10M1AB)	37.07	2.17
22 32 16 00-0039 EA 50 Micron, 20" Length, Pleated Water Filter Cartridge (Watts Pure Water PWPL20M50)	35.49	2.17
22 32 16 00-0040 EA 20 Micron, 20" Length, Pleated Water Filter Cartridge (Watts Pure Water PWPL20M20)	35.49	2.17
22 32 16 00-0041 EA 5 Micron, 20" Length, Pleated Water Filter Cartridge (Watts Big Pure Water PWPL20M5)	35.49	2.17
22 32 16 00-0042 EA 1 Micron, 20" Length, Pleated Water Filter Cartridge (Watts Pure Water PWPL20M1)	47.10	2.17
22 32 16 00-0043 EA 1 Micron Absolute, 20" Length, Pleated Water Filter Cartridge (Watts Pure Water PWPL20M1AB)	67.16	2.17
22 32 16 00-0044 EA 50 Micron, 40" Length, Pleated Water Filter Cartridge (Watts Pure Water PWPL40M50)	56.08	2.17
22 32 16 00-0045 EA 20 Micron, 40" Length, Pleated Water Filter Cartridge (Watts Pure Water PWPL40M20)	78.25	2.17
22 32 16 00-0046 EA 5 Micron, 40" Length, Pleated Water Filter Cartridge (Watts Pure Water PWPL40M5)	81.42	2.17
22 32 16 00-0047 EA 1 Micron, 40" Length, Pleated Water Filter Cartridge (Watts Pure Water PWPL40M1)	91.97	2.17

22 32 16 00-0048 Commercial Non-Metallic Water Filter Housings (22 32 16 00-0001)

22	Plumbing
22 30	Plumbing Equipment
22 32	Domestic Water Filtration Equipment



SAN BERNARDINO
COUNTY

MINOR CSI	UOM	DESCRIPTION	TOTAL DIRECT UNIT COST	DEMOLITION UNIT COST
22 32 16 00-0049		Commercial Non-Metallic Water Filter Housings (22 32 16 00-0048)		
22 32 16 00-0050	EA	150 GPM Max Flow Rate, 1 Cartridge, Commercial Non-Metallic Water Filter Housing (Watts Big Bubba® PWWJCHSG).....	1,973.67	162.76
22 32 16 00-0051		Commercial Water Filter Cartridges (22 32 16 00-0048)		
22 32 16 00-0052		Carbon Water Filter Cartridges (22 32 16 00-0051)		
22 32 16 00-0053	EA	Activated 26-1/4" Length, Carbon Water Filter Cartridge (Watts Big Bubba® PWWJCAC5).....	662.13	2.17
22 32 16 00-0054		(Depth) Water Filter Cartridges (22 32 16 00-0051)		
22 32 16 00-0055	EA	50 Micron, 26-1/4" Length, Melt Blown (Depth) Water Filter Cartridge (Watts Big Bubba® PWWJCMB50).....	136.85	2.17
22 32 16 00-0056	EA	20 Micron, 26-1/4" Length, Melt Blown (Depth) Water Filter Cartridge (Watts Big Bubba® PWWJCMB20).....	135.79	2.17
22 32 16 00-0057	EA	5 Micron, 26-1/4" Length, Melt Blown (Depth) Water Filter Cartridge (Watts Big Bubba® PWWJCMB5).....	135.79	2.17
22 32 16 00-0058	EA	1 Micron, 26-1/4" Length, Melt Blown (Depth) Water Filter Cartridge (Watts Big Bubba® PWWJCMB1).....	155.85	2.17
22 32 16 00-0059		Pleated Water Filter Cartridges (22 32 16 00-0051)		
22 32 16 00-0060	EA	150 Micron, 26-1/4" Length, Pleated Water Filter Cartridge (Watts Big Bubba® PWWJCM150).....	363.32	2.17
22 32 16 00-0061	EA	50 Micron, 26-1/4" Length, Pleated Water Filter Cartridge (Watts Big Bubba® PWWJCP50).....	341.45	2.17
22 32 16 00-0062	EA	20 Micron, 26-1/4" Length, Pleated Water Filter Cartridge (Watts Big Bubba® PWWJCP20).....	371.77	2.17
22 32 16 00-0063	EA	5 Micron, 26-1/4" Length, Pleated Water Filter Cartridge (Watts Big Bubba® PWWJCP5).....	389.72	2.17
22 32 16 00-0064	EA	1 Micron, 26-1/4" Length, Pleated Water Filter Cartridge (Watts Big Bubba® PWWJCP1).....	415.06	2.17
22 32 16 00-0065	EA	1 Absolute, 26-1/4" Length, Pleated Water Filter Cartridge (Watts Big Bubba® PWWJCP1AB).....	449.90	2.17
22 33		Electric Domestic Water Heaters (22 30)		
22 33 13		Instantaneous Electric Domestic Water Heaters (22 33)		
22 33 13 13		Flow-Control, Instantaneous Electric Domestic Water Heaters (22 33 13)		
22 33 13 13-0001		Flow Controlled, Instantaneous, Tankless, Electric Domestic Water Heaters (22 33 13 13)		
22 33 13 13-0002	EA	2.4 KW Flow Controlled, Instantaneous, Tankless, Electric Domestic Water Heater (Eemax SP2412).....	704.20	54.23
22 33 13 13-0003	EA	3 To 10 KW Flow Controlled, Instantaneous, Tankless, Electric Domestic Water Heater (Eemax EX3012, EX48, EX65, EX75, EX95).....	766.32	54.23
22 33 13 13-0004	EA	7.2 KW, 0.75 GPM, Instantaneous, Tankless, Electric Domestic Water Heater (Bosch RP7P).....	582.77	54.23
22 33 13 16		Thermostat-Control, Instantaneous Electric Domestic Water Heaters (22 33 13)		
22 33 13 16-0001		Thermostat Controlled, Instantaneous, Tankless, Electric Domestic Water Heaters (22 33 13 16) Note: Temperature rise decreases with increased flow rate.		
22 33 13 16-0002	EA	3 To 10 KW Thermostat-Control, Instantaneous, Tankless, Electric Domestic Water Heater (Eemax EX3012T, EX48T, EX65T, EX75T, EX95T, EX012240T).....	1,002.91	81.34
22 33 13 16-0003	EA	12 KW, 2.0 GPM, Indoor Mount, Instantaneous, Tankless, Electric Domestic Water Heater (Bosch PowerStar AE12).....	731.13	108.45
22 33 13 16-0004	EA	17.25 KW, 2.3 GPM At 45 Degree Rise, Indoor Mount, Instantaneous, Tankless, Electric Domestic Water Heater (Bosch PowerStar AE115).....	1,236.84	189.80
22 33 13 16-0005	EA	26.85 KW, 4.0 GPM At 45 Degree Rise, Indoor Mount, Instantaneous, Tankless, Electric Domestic Water Heater (Bosch PowerStar AE125).....	1,891.15	216.91
22 33 13 16-0006	EA	12 KW, 1.6 GPM At 45 Degree Rise, Indoor Mount, Instantaneous, Tankless, Electric Domestic Water Heater (Stiebel Eltron Tempra 12 Plus).....	2,121.17	108.45
22 33 13 16-0007	EA	14.4 KW, 2.3 GPM At 45 Degree Rise, Indoor Mount, Instantaneous, Tankless, Electric Domestic Water Heater (Stiebel Eltron Tempra 15 Plus).....	2,875.39	162.69
22 33 13 16-0008	EA	19.2 KW, 2.8 GPM At 45 Degree Rise, Indoor Mount, Instantaneous, Tankless, Electric Domestic Water Heater (Stiebel Eltron Tempra 20 Plus).....	3,108.59	216.91
22 33 13 16-0009	EA	24 KW, 3.3 GPM At 45 Degree Rise, Indoor Mount, Instantaneous, Tankless, Electric Domestic Water Heater (Stiebel Eltron Tempra 24 Plus).....	3,240.68	216.91
22 33 13 16-0010	EA	28.8 KW, 4.5 GPM At 45 Degree Rise, Indoor Mount, Instantaneous, Tankless, Electric Domestic Water Heater (Stiebel Eltron Tempra 29 Plus).....	3,365.43	216.91
22 33 13 16-0011	EA	36 KW, 4.5 GPM At 55 Degree Rise, Indoor Mount, Instantaneous, Tankless, Electric Domestic Water Heater (Stiebel Eltron Tempra 36 Plus).....	3,548.89	216.91
22 33 30		Residential, Electric Domestic Water Heaters (22 33)		
22 33 30 13		Residential, Small-Capacity Electric Domestic Water Heaters (22 33 30)		
22 33 30 13-0001		Small-Capacity, Electric Domestic Water Heaters (A.O. Smith ProMax) (22 33 30) Note: Includes glass lined tank, drain valve and temperature and pressure relief valve. Excludes electrical connections.		
22 33 30 13-0002	EA	2 Gallon, Small-Capacity, Electric Domestic Water Heater.....	1,310.08	170.82
22 33 30 13-0003	EA	10 Gallon, Small-Capacity, Electric Domestic Water Heater.....	1,654.64	181.67
22 33 30 13-0004	EA	20 Gallon, Small-Capacity, Electric Domestic Water Heater.....	1,993.79	189.80
22 33 30 16		Residential, Storage Electric Domestic Water Heaters (22 33 30)		



MINOR CSI UOM DESCRIPTION	TOTAL DIRECT UNIT COST	DEMOLITION UNIT COST
22 33 30 16-0001 Electric Domestic Water Heaters (A.O. Smith ProMax) <small>(22 33 30 16)</small>		
Note: Includes glass lined tank, drain valve and temperature and pressure relief valve. Excludes electrical connections.		
22 33 30 16-0002 EA 30 Gallon, Electric Domestic Water Heater	2,151.60	189.80
22 33 30 16-0003 EA 40 Gallon, Electric Domestic Water Heater	1,996.57	195.22
22 33 30 16-0004 EA 50 Gallon, Electric Domestic Water Heater	1,950.91	200.65
22 33 30 16-0005 EA 55 Gallon, Electric Domestic Water Heater	2,211.61	203.86
22 33 30 16-0006 EA 66 Gallon, Electric Domestic Water Heater	3,355.56	208.77
22 33 30 16-0007 EA 80 Gallon, Electric Domestic Water Heater	3,412.19	216.91
22 33 30 16-0008 EA 120 Gallon, Electric Domestic Water Heater	4,634.58	230.46
22 33 30 16-0009 Low-Boy, Electric Domestic Water Heaters (A.O. Smith ProMax) <small>(22 33 30 16)</small>		
Note: Includes glass lined tank, drain valve and temperature and pressure relief valve. Excludes electrical connections.		
22 33 30 16-0010 EA 30 Gallon, Low-Boy, Electric Domestic Water Heater.....	2,332.82	189.80
22 33 30 16-0011 EA 40 Gallon, Low-Boy, Electric Domestic Water Heater.....	2,198.37	195.22
22 33 30 16-0012 EA 50 Gallon, Low-Boy, Electric Domestic Water Heater.....	2,338.36	200.65
22 33 30 16-0013 High Efficiency, Electric Domestic Water Heaters (A.O. Smith Conservationist) <small>(22 33 30 16)</small>		
Note: Includes .95 energy factor glass lined tank, drain valve and temperature and pressure relief valve. Excludes electrical connections.		
22 33 30 16-0014 EA 40 Gallon, High Efficiency, Electric Domestic Water Heater.....	2,410.06	195.22
22 33 30 16-0015 EA 50 Gallon, High Efficiency, Electric Domestic Water Heater.....	2,653.17	200.65
22 33 30 16-0016 EA 66 Gallon, High Efficiency, Electric Domestic Water Heater.....	3,327.11	208.77
22 33 30 16-0017 EA 80 Gallon, High Efficiency, Electric Domestic Water Heater.....	3,633.97	216.91
22 33 30 16-0018 Water Heater Accessories <small>(22 33 30 16)</small>		
22 33 30 16-0019 EA 2 Gallon, Expansion Pressure Tank For Water Heaters	191.40	10.85
22 33 30 16-0020 EA 4.4 Gallon, Expansion Pressure Tank For Water Heaters	229.26	10.85
22 33 30 16-0021 EA 7.6 Gallon, Expansion Pressure Tank For Water Heaters	463.19	10.85
22 33 30 16-0022 EA 14 Gallon, Expansion Pressure Tank For Water Heaters.....	627.82	10.85
22 33 30 16-0023 EA 20" Diameter, 3" Deep, Aluminum Water Heater Drain Pan.....	71.57	8.13
22 33 30 16-0024 EA 22" Diameter, 2-1/2" Deep, Aluminum Water Heater Drain Pan.....	78.23	8.13
22 33 30 16-0025 EA 24" Diameter, 3" Deep, Aluminum Water Heater Drain Pan.....	82.67	8.13
22 33 30 16-0026 EA 26" Diameter, 2-1/2" Deep, Aluminum Water Heater Drain Pan.....	98.22	8.13
22 33 30 16-0027 EA 22" Diameter, 2-1/2" Deep, Polyethylene Water Heater Drain Pan.....	38.15	8.13
22 33 30 16-0028 EA 24" Diameter, 2-1/2" Deep, Polyethylene Water Heater Drain Pan.....	41.70	8.13
22 33 30 16-0029 EA 26" Diameter, 2-1/2" Deep, Polyethylene Water Heater Drain Pan.....	46.70	8.13
22 33 30 16-0030 EA 28" Diameter, 2-1/2" Deep, Polyethylene Water Heater Drain Pan.....	53.12	8.13
22 33 30 23 Residential, Collector-To-Tank, Solar-Electric Domestic Water Heaters <small>(22 33 30)</small>		
22 33 30 23-0001 Solar Electric Domestic Water Heaters (A.O. Smith CIRREX) <small>(22 33 30 23)</small>		
Note: Includes glass lined tank, drain valve and temperature and pressure relief valve. Excludes electrical connections.		
22 33 30 23-0002 EA 80 Gallon, Solar Electric Domestic Water Heater	5,834.74	216.91
22 33 30 23-0003 EA 120 Gallon, Solar Electric Domestic Water Heater	7,041.84	230.46
22 33 33 Light-Commercial Electric Domestic Water Heaters <small>(22 33)</small>		
22 33 33 00-0001 Standard Duty Electric Commercial Water Heaters (A.O. Smith DEL And DEN) <small>(22 33 33)</small>		
Note: Includes glass lined tank, drain valve, and temperature and pressure relief valve.		
22 33 33 00-0002 EA Up To 2.5 KW, 6 Gallon, Single Element Lowboy Electric Commercial Water Heater (DEL-6S).....	1,470.45	189.80
22 33 33 00-0003 EA Up To 6 KW, 10 Gallon, Single Element Lowboy Electric Commercial Water Heater (DEL-10S).....	1,581.30	189.80
22 33 33 00-0004 EA Up To 6 KW, 20 Gallon, Single Element Lowboy Electric Commercial Water Heater (DEL-20S).....	1,718.23	216.91
22 33 33 00-0005 EA Up To 12 KW, 30 Gallon, Dual Element Lowboy Electric Commercial Water Heater (DEL-30D).....	2,985.14	216.91
22 33 33 00-0006 EA Up To 12 KW, 40 Gallon, Dual Element Lowboy Electric Commercial Water Heater (DEL-40D).....	3,445.52	271.14
22 33 33 00-0007 EA Up To 12 KW, 50 Gallon, Dual Element Lowboy Electric Commercial Water Heater (DEL-50D).....	3,817.90	325.37
22 33 33 00-0008 EA Up To 12 KW, 80 Gallon, Dual Element Standard Upright Electric Commercial Water Heater (DEN-80D).....	4,562.06	488.05
22 33 33 00-0009 Heavy Duty Electric Commercial Water Heaters (A.O. Smith DSE) <small>(22 33 33)</small>		
Note: Includes glass lined tank, ASME tank construction, drain valve, and temperature and pressure relief valve.		
22 33 33 00-0010 EA 3 KW, 5 Gallon, Heavy Duty Electric Commercial Water Heater (DSE-5-3).....	5,394.33	189.80
22 33 33 00-0011 EA 3 KW, 10 Gallon, Heavy Duty Electric Commercial Water Heater (DSE-10-3).....	5,605.48	189.80
22 33 33 00-0012 EA 6 KW, 10 Gallon, Heavy Duty Electric Commercial Water Heater (DSE-10-6).....	5,834.23	189.80
22 33 33 00-0013 EA 3 KW, 20 Gallon, Heavy Duty Electric Commercial Water Heater (DSE-20-3).....	5,888.46	216.91
22 33 33 00-0014 EA 6 KW, 20 Gallon, Heavy Duty Electric Commercial Water Heater (DSE-20-6).....	6,152.40	216.91
22 33 33 00-0015 EA 9 KW, 20 Gallon, Heavy Duty Electric Commercial Water Heater (DSE-20-9).....	6,574.70	216.91
22 33 33 00-0016 EA 12 KW, 20 Gallon, Heavy Duty Electric Commercial Water Heater (DSE-20-12).....	6,856.24	216.91
22 33 33 00-0017 EA 15 KW, 20 Gallon, Heavy Duty Electric Commercial Water Heater (DSE-20-15).....	7,084.98	216.91
22 33 33 00-0018 EA 18 KW, 20 Gallon, Heavy Duty Electric Commercial Water Heater (DSE-20-18).....	7,331.32	216.91
22 33 33 00-0019 EA 6 KW, 30 Gallon, Heavy Duty Electric Commercial Water Heater (DSE-30-6).....	6,416.34	216.91
22 33 33 00-0020 EA 9 KW, 30 Gallon, Heavy Duty Electric Commercial Water Heater (DSE-30-9).....	6,662.68	216.91

22 Plumbing

22 30 Plumbing Equipment

22 33 Electric Domestic Water Heaters



MINOR	CSI	UOM	DESCRIPTION	TOTAL DIRECT UNIT COST	DEMOLITION UNIT COST
-------	-----	-----	-------------	------------------------	----------------------

22 33 33 00-0021	EA	12 KW, 30 Gallon, Heavy Duty Electric Commercial Water Heater (DSE-30-12)	6,944.22	216.91
22 33 33 00-0022	EA	15 KW, 30 Gallon, Heavy Duty Electric Commercial Water Heater (DSE-30-15)	7,172.96	216.91
22 33 33 00-0023	EA	18 KW, 30 Gallon, Heavy Duty Electric Commercial Water Heater (DSE-30-18)	7,419.30	216.91
22 33 33 00-0024	EA	24 KW, 30 Gallon, Heavy Duty Electric Commercial Water Heater (DSE-30-24)	9,231.68	216.91
22 33 33 00-0025	EA	9 KW, 40 Gallon, Heavy Duty Electric Commercial Water Heater (DSE-40-9)	6,999.89	271.14
22 33 33 00-0026	EA	12 KW, 40 Gallon, Heavy Duty Electric Commercial Water Heater (DSE-40-12)	7,228.63	271.14
22 33 33 00-0027	EA	15 KW, 40 Gallon, Heavy Duty Electric Commercial Water Heater (DSE-40-15)	7,510.17	271.14
22 33 33 00-0028	EA	18 KW, 40 Gallon, Heavy Duty Electric Commercial Water Heater (DSE-40-18)	7,756.51	271.14
22 33 33 00-0029	EA	24 KW, 40 Gallon, Heavy Duty Electric Commercial Water Heater (DSE-40-24)	9,586.48	271.14
22 33 33 00-0030	EA	30 KW, 40 Gallon, Heavy Duty Electric Commercial Water Heater (DSE-40-30)	10,431.09	271.14
22 33 33 00-0031	EA	36 KW, 40 Gallon, Heavy Duty Electric Commercial Water Heater (DSE-40-36)	11,256.10	271.14
22 33 33 00-0032	EA	9 KW, 50 Gallon, Heavy Duty Electric Commercial Water Heater (DSE-50-9)	8,093.71	325.37
22 33 33 00-0033	EA	12 KW, 50 Gallon, Heavy Duty Electric Commercial Water Heater (DSE-50-12)	8,322.45	325.37
22 33 33 00-0034	EA	15 KW, 50 Gallon, Heavy Duty Electric Commercial Water Heater (DSE-50-15)	8,551.20	325.37
22 33 33 00-0035	EA	18 KW, 50 Gallon, Heavy Duty Electric Commercial Water Heater (DSE-50-18)	8,797.54	325.37
22 33 33 00-0036	EA	24 KW, 50 Gallon, Heavy Duty Electric Commercial Water Heater (DSE-50-24)	10,680.31	325.37
22 33 33 00-0037	EA	30 KW, 50 Gallon, Heavy Duty Electric Commercial Water Heater (DSE-50-30)	11,524.91	325.37
22 33 33 00-0038	EA	36 KW, 50 Gallon, Heavy Duty Electric Commercial Water Heater (DSE-50-36)	12,351.92	325.37
22 33 33 00-0039	EA	45 KW, 50 Gallon, Heavy Duty Electric Commercial Water Heater (DSE-50-45)	13,847.57	325.37
22 33 33 00-0040	EA	54 KW, 50 Gallon, Heavy Duty Electric Commercial Water Heater (DSE-50-54)	14,516.21	325.37
22 33 33 00-0041	EA	60 KW, 50 Gallon, Heavy Duty Electric Commercial Water Heater (DSE-50-60)	16,838.87	325.37
22 33 33 00-0042	EA	75 KW, 50 Gallon, Heavy Duty Electric Commercial Water Heater (DSE-50-75)	19,830.17	325.37
22 33 33 00-0043	EA	90 KW, 50 Gallon, Heavy Duty Electric Commercial Water Heater (DSE-50-90)	24,862.60	325.37
22 33 33 00-0044	EA	9 KW, 65 Gallon, Heavy Duty Electric Commercial Water Heater (DSE-65-9)	9,120.04	433.82
22 33 33 00-0045	EA	12 KW, 65 Gallon, Heavy Duty Electric Commercial Water Heater (DSE-65-12)	9,383.98	433.82
22 33 33 00-0046	EA	15 KW, 65 Gallon, Heavy Duty Electric Commercial Water Heater (DSE-65-15)	9,630.32	433.82
22 33 33 00-0047	EA	18 KW, 65 Gallon, Heavy Duty Electric Commercial Water Heater (DSE-65-18)	9,841.47	433.82
22 33 33 00-0048	EA	24 KW, 65 Gallon, Heavy Duty Electric Commercial Water Heater (DSE-65-24)	11,706.64	433.82
22 33 33 00-0049	EA	30 KW, 65 Gallon, Heavy Duty Electric Commercial Water Heater (DSE-65-30)	12,551.24	433.82
22 33 33 00-0050	EA	36 KW, 65 Gallon, Heavy Duty Electric Commercial Water Heater (DSE-65-36)	13,360.65	433.82
22 33 33 00-0051	EA	45 KW, 65 Gallon, Heavy Duty Electric Commercial Water Heater (DSE-65-45)	14,891.49	433.82
22 33 33 00-0052	EA	54 KW, 65 Gallon, Heavy Duty Electric Commercial Water Heater (DSE-65-54)	15,542.54	433.82
22 33 33 00-0053	EA	60 KW, 65 Gallon, Heavy Duty Electric Commercial Water Heater (DSE-65-60)	17,882.80	433.82
22 33 33 00-0054	EA	75 KW, 65 Gallon, Heavy Duty Electric Commercial Water Heater (DSE-65-75)	20,891.70	433.82
22 33 33 00-0055	EA	90 KW, 65 Gallon, Heavy Duty Electric Commercial Water Heater (DSE-65-90)	25,906.53	433.82
22 33 33 00-0056	EA	12 KW, 80 Gallon, Heavy Duty Electric Commercial Water Heater (DSE-80-12)	10,196.26	488.05
22 33 33 00-0057	EA	15 KW, 80 Gallon, Heavy Duty Electric Commercial Water Heater (DSE-80-15)	10,442.61	488.05
22 33 33 00-0058	EA	18 KW, 80 Gallon, Heavy Duty Electric Commercial Water Heater (DSE-80-18)	10,653.76	488.05
22 33 33 00-0059	EA	24 KW, 80 Gallon, Heavy Duty Electric Commercial Water Heater (DSE-80-24)	12,536.52	488.05
22 33 33 00-0060	EA	30 KW, 80 Gallon, Heavy Duty Electric Commercial Water Heater (DSE-80-30)	13,293.14	488.05
22 33 33 00-0061	EA	36 KW, 80 Gallon, Heavy Duty Electric Commercial Water Heater (DSE-80-36)	14,172.94	488.05
22 33 33 00-0062	EA	45 KW, 80 Gallon, Heavy Duty Electric Commercial Water Heater (DSE-80-45)	15,703.78	488.05
22 33 33 00-0063	EA	54 KW, 80 Gallon, Heavy Duty Electric Commercial Water Heater (DSE-80-54)	16,372.42	488.05
22 33 33 00-0064	EA	60 KW, 80 Gallon, Heavy Duty Electric Commercial Water Heater (DSE-80-60)	18,571.91	488.05
22 33 33 00-0065	EA	75 KW, 80 Gallon, Heavy Duty Electric Commercial Water Heater (DSE-80-75)	21,703.98	488.05
22 33 33 00-0066	EA	90 KW, 80 Gallon, Heavy Duty Electric Commercial Water Heater (DSE-80-90)	26,718.81	488.05
22 33 33 00-0067	EA	15 KW, 100 Gallon, Heavy Duty Electric Commercial Water Heater (DSE-100-15)	11,466.04	542.28
22 33 33 00-0068	EA	18 KW, 100 Gallon, Heavy Duty Electric Commercial Water Heater (DSE-100-18)	11,747.58	542.28
22 33 33 00-0069	EA	24 KW, 100 Gallon, Heavy Duty Electric Commercial Water Heater (DSE-100-24)	13,577.55	542.28
22 33 33 00-0070	EA	30 KW, 100 Gallon, Heavy Duty Electric Commercial Water Heater (DSE-100-30)	14,422.15	542.28
22 33 33 00-0071	EA	36 KW, 100 Gallon, Heavy Duty Electric Commercial Water Heater (DSE-100-36)	15,249.16	542.28
22 33 33 00-0072	EA	45 KW, 100 Gallon, Heavy Duty Electric Commercial Water Heater (DSE-100-45)	16,744.81	542.28
22 33 33 00-0073	EA	54 KW, 100 Gallon, Heavy Duty Electric Commercial Water Heater (DSE-100-54)	17,431.05	542.28
22 33 33 00-0074	EA	60 KW, 100 Gallon, Heavy Duty Electric Commercial Water Heater (DSE-100-60)	19,736.12	542.28
22 33 33 00-0075	EA	75 KW, 100 Gallon, Heavy Duty Electric Commercial Water Heater (DSE-100-75)	22,727.42	542.28
22 33 33 00-0076	EA	90 KW, 100 Gallon, Heavy Duty Electric Commercial Water Heater (DSE-100-90)	27,777.44	542.28
22 33 33 00-0077	EA	15 KW, 120 Gallon, Heavy Duty Electric Commercial Water Heater (DSE-120-15)	12,316.42	650.73
22 33 33 00-0078	EA	18 KW, 120 Gallon, Heavy Duty Electric Commercial Water Heater (DSE-120-18)	12,562.76	650.73
22 33 33 00-0079	EA	24 KW, 120 Gallon, Heavy Duty Electric Commercial Water Heater (DSE-120-24)	14,392.73	650.73
22 33 33 00-0080	EA	30 KW, 120 Gallon, Heavy Duty Electric Commercial Water Heater (DSE-120-30)	15,202.14	650.73
22 33 33 00-0081	EA	36 KW, 120 Gallon, Heavy Duty Electric Commercial Water Heater (DSE-120-36)	16,064.34	650.73
22 33 33 00-0082	EA	45 KW, 120 Gallon, Heavy Duty Electric Commercial Water Heater (DSE-120-45)	17,559.99	650.73
22 33 33 00-0083	EA	54 KW, 120 Gallon, Heavy Duty Electric Commercial Water Heater (DSE-120-54)	18,193.45	650.73
22 33 33 00-0084	EA	60 KW, 120 Gallon, Heavy Duty Electric Commercial Water Heater (DSE-120-60)	20,568.89	650.73
22 33 33 00-0085	EA	75 KW, 120 Gallon, Heavy Duty Electric Commercial Water Heater (DSE-120-75)	23,577.79	650.73
22 33 33 00-0086	EA	90 KW, 120 Gallon, Heavy Duty Electric Commercial Water Heater (DSE-120-90)	28,575.03	650.73

22 33 33 00-0087 Water Heater Accessories (22 33 33)

22 33 33 00-0088	EA	Up To 80 Gallon Water Heater Strap Note: Includes (4) Straps (4) J-Clips (4) Lag Bolts (2) 3/8" Carriage Bolts (2) 3/8" Hex Nuts	46.54	
22 33 33 00-0089	EA	>80 To 120 Gallon Water Heater Strap Note: Includes (4) Straps (4) J-Clips (4) Lag Bolts (2) 3/8" Carriage Bolts (2) 3/8" Hex Nuts	68.35	

22 33 33 00-0090 Removal And Reinstallation Of Water Heater (22 33 33)

Note: Includes storage and cleaning.				
22 33 33 00-0091	EA	Removal And Reinstallation Of Water Heater Electric, Up To 82 Gallon	361.52	
22 33 33 00-0092	EA	Removal And Reinstallation Of Water Heater Electric, 83 Gallon To 200 Gallon	1,084.55	



MINOR CSI UOM DESCRIPTION	TOTAL DIRECT UNIT COST	DEMOLITION UNIT COST
------------------------------	---------------------------	-------------------------

22 34 Fuel-Fired Domestic Water Heaters (22 30)

22 34 13 Instantaneous, Tankless, Gas Domestic Water Heaters (22 34)

22 34 13 00-001	Instantaneous, Tankless, Gas Domestic Water Heaters <small>(22 34 13)</small>		
22 34 13 00-002	Indoor Mount, Instantaneous, Tankless, Gas Domestic Water Heaters <small>(22 34 13 00-0001)</small>		
	Note: Includes vent connection. Excludes vent.		
22 34 13 00-003	EA 4.2 GPM, Indoor Mount, Instantaneous, Tankless, Gas Domestic Water Heater (Rheem RTG-42PVN).....	3,103.64	216.91
22 34 13 00-004	EA 5.3 GPM, Indoor Mount, Instantaneous, Tankless, Gas Domestic Water Heater (Rheem RTG-53PVN).....	3,388.77	219.62
22 34 13 00-005	EA 5.3 GPM, Direct Vent, Indoor Mount, Instantaneous, Tankless, Gas Domestic Water Heater (Rheem RTG-53DVN).....	3,755.58	225.04
22 34 13 00-006	EA 6.6 GPM, Direct Vent, Indoor Mount, Instantaneous, Tankless, Gas Domestic Water Heater (Rheem RTG-66DVN).....	4,452.55	230.46
22 34 13 00-007	EA 7.4 GPM, Indoor Mount, Instantaneous, Tankless, Gas Domestic Water Heater (Rheem RTG-74PVN).....	5,476.80	244.02
22 34 13 00-008	EA 7.4 GPM, Direct Vent, Indoor Mount, Instantaneous, Tankless, Gas Domestic Water Heater (Rheem RTG-74DVN).....	5,603.93	244.02

22 34 13 00-009 Outdoor Mount, Instantaneous, Tankless, Gas Domestic Water Heaters (22 34 13 00-0001)

22 34 13 00-010	EA 5.3 GPM, Outdoor Mount, Instantaneous, Tankless, Gas Domestic Water Heater (Rheem RTG-53XN).....	3,383.34	216.91
22 34 13 00-011	EA 7.4 GPM, Outdoor Mount, Instantaneous, Tankless, Gas Domestic Water Heater (Rheem RTG-74XN).....	5,476.80	244.02

22 34 13 00-012 Indoor Mount, Instantaneous, Tankless, Natural Gas Domestic Water Heaters (22 34 13 00-0001)

22 34 13 00-013	EA 11 GPM, 15 MBTU Minimum To 199 MBTU Maximum, Indoor Mount, Instantaneous, Tankless, Natural Gas Domestic Water Heater (Rinnai CU199IN).....	3,149.40	325.37
-----------------	--	----------	--------

22 34 30 Residential Gas Domestic Water Heaters (22 34)

22 34 30 13 Residential, Atmospheric, Gas Domestic Water Heaters (22 34 30)

22 34 30 13-0001	Atmospheric, Gas Domestic Water Heaters (A.O. Smith ProMax) <small>(22 34 30 13)</small>		
	Note: Includes glass lined tank, drain valve, temperature and pressure relief valve and vent connection. Excludes vent.		
22 34 30 13-0002	EA 30 Gallon, Atmospheric, Gas Domestic Water Heater (A. O. Smith GCV-30).....	2,233.55	208.77
22 34 30 13-0003	EA 40 Gallon, Atmospheric, Gas Domestic Water Heater (A. O. Smith GCV-40).....	2,175.79	214.20
22 34 30 13-0004	EA 50 Gallon, Atmospheric, Gas Domestic Water Heater (A. O. Smith GCVX-50).....	3,022.09	219.62
22 34 30 13-0005	EA 65 Gallon, Atmospheric, Gas Domestic Water Heater (A. O. Smith GCV-65).....	3,295.48	225.04
22 34 30 13-0006	EA 75 Gallon, Atmospheric, Gas Domestic Water Heater (A. O. Smith FCG-75).....	3,629.01	230.46
22 34 30 13-0007	EA 100 Gallon, Atmospheric, Gas Domestic Water Heater (A. O. Smith FCG-100).....	5,557.28	244.02

22 34 30 13-0008 Atmospheric, Gas Domestic Water Heaters (22 34 30 13)

	Note: Includes glass lined tank, drain valve, temperature and pressure relief valve and vent connection. Excludes vent.		
22 34 30 13-0009	EA 40 Gallon, 40 MBH, Tall, 67% Efficient, Gas Fired Domestic Water Heater (A. O. Smith GCF-40).....	2,255.93	214.20
22 34 30 13-0010	EA 50 Gallon, 40 MBH, Tall, 67% Efficient, Energy Star, Gas Fired Domestic Water Heater (A. O. Smith GCF-50).....	2,469.85	219.62
22 34 30 13-0011	EA 40 Gallon, 40 MBH, Short, 67% Efficient, Energy Star, Gas Fired Domestic Water Heater (A. O. Smith GCFL-40).....	2,195.01	214.20
22 34 30 13-0012	EA 40 Gallon, 40 MBH, 70% Efficient, Gas Fired Domestic Water Heater (A. O. Smith GAHH-40).....	2,296.54	214.20
22 34 30 13-0013	EA 50 Gallon, 40 MBH, 70% Efficient, Gas Fired Domestic Water Heater (A. O. Smith GAHH-50).....	2,307.39	219.62
22 34 30 13-0014	EA 100 Gallon, 100 MBH, 96% Efficient, Gas Fired Domestic Water Heater (A. O. Smith GDHE-50).....	4,642.54	162.69

22 34 30 16 Residential, Direct-Vent, Gas Domestic Water Heaters (22 34 30)

22 34 30 16-0001	Direct-Vent, Gas Domestic Water Heaters (A.O. Smith ProMax) <small>(22 34 30 16)</small>		
	Note: Includes glass lined tank, drain valve, temperature and pressure relief valve and vent connection. Excludes vent.		
22 34 30 16-0002	EA 40 Gallon, Direct-Vent, Gas Domestic Water Heater (A. O. Smith GDV-40).....	4,414.36	214.20
22 34 30 16-0003	EA 50 Gallon, Direct-Vent, Gas Domestic Water Heater (A. O. Smith GDV-50).....	5,080.46	219.62
22 34 30 16-0004	EA 75 Gallon, Direct-Vent, Gas Domestic Water Heater (A. O. Smith GDV-75).....	6,726.89	225.04

22 34 30 19 Residential, Power-Vent, Gas Domestic Water Heaters (22 34 30)

22 34 30 19-0001	Power-Vent, Gas Domestic Water Heaters (A.O. Smith ProMax) <small>(22 34 30 19)</small>		
	Note: Includes glass lined tank, drain valve, temperature and pressure relief valve and vent connection. Excludes vent.		
22 34 30 19-0002	EA 40 Gallon, Power-Vent, Gas Domestic Water Heater (A. O. Smith GPVH-40).....	3,971.82	214.20
22 34 30 19-0003	EA 50 Gallon, Power-Vent, Gas Domestic Water Heater (A. O. Smith GPVH-50).....	4,144.11	219.62

22 34 36 Commercial Gas Domestic Water Heaters (22 34)

22 34 36 13 Commercial, Atmospheric, Gas Domestic Water Heaters (22 34 36)

22 Plumbing

22 30 Plumbing Equipment

22 34 Fuel-Fired Domestic Water Heaters



MINOR
CSI UOM DESCRIPTION

TOTAL DIRECT DEMOLITION
UNIT COST UNIT COST

22 34 36 13-0001 Gas Fired Commercial Water Heaters (A.O. Smith BTR) (22 34 36 13)
 Note: Includes automatic flue damper, glass lined tank, drain valve, temperature and pressure relief valve and vent connection. Excludes vent.

22 34 36 13-0002	EA	120 MBH Input, 71 Gallon, 80% Efficiency, Gas Fired Commercial Water Heater (A.O. Smith BTR-120)	6,511.66	325.37
22 34 36 13-0003	EA	154 MBH Input, 81 Gallon, 80% Efficiency, Gas Fired Commercial Water Heater (A.O. Smith BTR-154)	6,944.93	379.59
22 34 36 13-0004	EA	180 MBH Input, 81 Gallon, 80% Efficiency, Gas Fired Commercial Water Heater (A.O. Smith BTR-180)	8,599.77	433.82
22 34 36 13-0005	EA	199 MBH Input, 81 Gallon, 80% Efficiency, Gas Fired Commercial Water Heater (A.O. Smith BTR-199)	7,427.63	433.82
22 34 36 13-0006	EA	199 MBH Input, 100 Gallon, 80% Efficiency, Gas Fired Commercial Water Heater (A.O. Smith BTR-200)	8,551.89	433.82
22 34 36 13-0007	EA	199 MBH Input, 100 Gallon, ASME Rated Tank, 80% Efficiency, Gas Fired Commercial Water Heater (A.O. Smith BTR-200A)	11,423.73	477.21
22 34 36 13-0008	EA	250 MBH Input, 100 Gallon, 80% Efficiency, Gas Fired Commercial Water Heater (A.O. Smith BTR-250)	8,269.03	488.05
22 34 36 13-0009	EA	250 MBH Input, 100 Gallon, ASME Rated Tank, 80% Efficiency, Gas Fired Commercial Water Heater (A.O. Smith BTR-250A)	12,300.79	536.85
22 34 36 13-0010	EA	251 MBH Input, 65 Gallon, 80% Efficiency, Gas Fired Commercial Water Heater (A.O. Smith BTR-251)	8,398.93	488.05
22 34 36 13-0011	EA	251 MBH Input, 65 Gallon, ASME Rated Tank, 80% Efficiency, Gas Fired Commercial Water Heater (A.O. Smith BTR-251A)	11,728.60	536.85
22 34 36 13-0012	EA	275 MBH Input, 100 Gallon, 80% Efficiency, Gas Fired Commercial Water Heater (A.O. Smith BTR-275)	9,296.28	596.51
22 34 36 13-0013	EA	275 MBH Input, 100 Gallon, ASME Rated Tank, 80% Efficiency, Gas Fired Commercial Water Heater (A.O. Smith BTR-275A)	12,817.76	656.15
22 34 36 13-0014	EA	305 MBH Input, 65 Gallon, 80% Efficiency, Gas Fired Commercial Water Heater (A.O. Smith BTR-305)	10,471.57	596.51
22 34 36 13-0015	EA	305 MBH Input, 65 Gallon, ASME Rated Tank, 80% Efficiency, Gas Fired Commercial Water Heater (A.O. Smith BTR-305A)	12,895.08	656.15
22 34 36 13-0016	EA	365 MBH Input, 85 Gallon, 80% Efficiency, Gas Fired Commercial Water Heater (A.O. Smith BTR-365)	10,116.16	650.73
22 34 36 13-0017	EA	365 MBH Input, 85 Gallon, ASME Rated Tank, 80% Efficiency, Gas Fired Commercial Water Heater (A.O. Smith BTR-365A)	14,236.07	715.81
22 34 36 13-0018	EA	390 MBH Input, 100 Gallon, 80% Efficiency, Gas Fired Commercial Water Heater (A.O. Smith BTR-400)	12,884.23	650.73
22 34 36 13-0019	EA	390 MBH Input, 100 Gallon, ASME Rated Tank, 80% Efficiency, Gas Fired Commercial Water Heater (A.O. Smith BTR-400A)	16,895.94	715.81
22 34 36 13-0020	EA	500 MBH Input, 85 Gallon, 80% Efficiency, Gas Fired Commercial Water Heater (A.O. Smith BTR-500)	16,827.85	704.96
22 34 36 13-0021	EA	150 MBH Input, 32 Gallon, Booster Type, 80% Efficiency, Gas Fired Commercial Water Heater (A.O. Smith BTR-151)	8,398.53	379.59
22 34 36 13-0022	EA	150 MBH Input, 32 Gallon, ASME Rated Tank, Booster Type, 80% Efficiency, Gas Fired Commercial Water Heater (A.O. Smith BTR-151A)	10,082.74	417.55
22 34 36 13-0023	EA	199 MBH Input, 32 Gallon, Booster Type, 80% Efficiency, Gas Fired Commercial Water Heater (A.O. Smith BTR-201)	8,723.49	433.82
22 34 36 13-0024	EA	199 MBH Input, 32 Gallon, ASME Rated Tank, Booster Type, 80% Efficiency, Gas Fired Commercial Water Heater (A.O. Smith BTR-201A)	10,464.94	477.21
22 34 36 13-0025	EA	Sidewall Power Vent System For BTR-120 through BTR-200	2,088.64	271.14
22 34 36 13-0026	EA	Sidewall Power Vent System For BTR-250 through BTR-500	2,289.68	271.14

22 34 36 13-0027 Removal And Reinstallation Of Water Heater (22 34 36 13)
 Note: Includes storage and cleaning.

22 34 36 13-0028	EA	Removal And Reinstallation Of Water Heater Gas Fired, Up To 86 Gallon	492.98	
22 34 36 13-0029	EA	Removal And Reinstallation Of Water Heater Gas Fired, 87 Gallon To 200 Gallon	1,303.55	

22 34 36 19 Commercial, Power-Vent, Gas Domestic Water Heaters (22 34 36)

22 34 36 19-0001 Induced Draft Blower Gas Fired Commercial Water Heaters (A.O. Smith BTN) (22 34 36 19)
 Note: Includes glass lined tank, drain valve, temperature and pressure relief valve and vent connection. Excludes vent.

22 34 36 19-0002	EA	90 MBH Input, 98 Gallon, 80% Efficiency, Induced Draft Blower, Gas Fired Commercial Water Heater (BTN-100)	5,289.97	325.37
22 34 36 19-0003	EA	120 MBH Input, 71 Gallon, 80% Efficiency, Induced Draft Blower, Gas Fired Commercial Water Heater (BTN-120)	7,594.17	325.37
22 34 36 19-0004	EA	154 MBH Input, 81 Gallon, 80% Efficiency, Induced Draft Blower, Gas Fired Commercial Water Heater (BTN-154)	9,264.53	379.59
22 34 36 19-0005	EA	180 MBH Input, 99 Gallon, 80% Efficiency, Induced Draft Blower, Gas Fired Commercial Water Heater (BTN-180)	9,635.89	433.82
22 34 36 19-0006	EA	199 MBH Input, 99 Gallon, 80% Efficiency, Induced Draft Blower, Gas Fired Commercial Water Heater (BTN-199)	9,682.28	433.82
22 34 36 19-0007	EA	199 MBH Input, 100 Gallon, 80% Efficiency, Induced Draft Blower, Gas Fired Commercial Water Heater (BTN-200)	9,898.78	433.82
22 34 36 19-0008	EA	199 MBH Input, 100 Gallon, ASME Rated Tank, 80% Efficiency, Induced Draft Blower, Gas Fired Commercial Water Heater (BTN-200A)	11,624.77	477.21
22 34 36 19-0009	EA	250 MBH Input, 100 Gallon, 80% Efficiency, Induced Draft Blower, Gas Fired Commercial Water Heater (BTN-250)	10,919.63	488.05
22 34 36 19-0010	EA	250 MBH Input, 100 Gallon, ASME Rated Tank, 80% Efficiency, Induced Draft Blower, Gas Fired Commercial Water Heater (BTN-250A)	13,445.15	536.85
22 34 36 19-0011	EA	275 MBH Input, 100 Gallon, 80% Efficiency, Induced Draft Blower, Gas Fired Commercial Water Heater (BTN-275)	11,430.37	596.51
22 34 36 19-0012	EA	275 MBH Input, 100 Gallon, ASME Rated Tank, 80% Efficiency, Induced Draft Blower, Gas Fired Commercial Water Heater (BTN-275A)	14,023.98	656.15
22 34 36 19-0013	EA	310 MBH Input, 85 Gallon, 80% Efficiency, Induced Draft Blower, Gas Fired Commercial Water Heater (BTN-310)	11,677.80	596.51
22 34 36 19-0014	EA	310 MBH Input, 85 Gallon, ASME Rated Tank, 80% Efficiency, Induced Draft Blower, Gas Fired Commercial Water Heater (BTN-310A)	14,178.62	656.15
22 34 36 19-0015	EA	366 MBH Input, 85 Gallon, 80% Efficiency, Induced Draft Blower, Gas Fired Commercial Water Heater (BTN-366)	13,100.73	650.73
22 34 36 19-0016	EA	366 MBH Input, 85 Gallon, ASME Rated Tank, 80% Efficiency, Induced Draft Blower, Gas Fired Commercial Water Heater (BTN-366A)	15,411.36	715.81
22 34 36 19-0017	EA	390 MBH Input, 85 Gallon, 80% Efficiency, Induced Draft Blower, Gas Fired Commercial Water Heater (BTN-400)	15,899.79	650.73
22 34 36 19-0018	EA	390 MBH Input, 85 Gallon, ASME Rated Tank, 80% Efficiency, Induced Draft Blower, Gas Fired Commercial Water Heater (BTN-400A)	18,349.60	715.81



MINOR CSI UOM DESCRIPTION	TOTAL DIRECT UNIT COST	DEMOLITION UNIT COST
------------------------------	---------------------------	-------------------------

22 34 36 19-0019	Condensing Gas Fired Commercial Water Heaters (A.O. Smith BTX And BTH) <small>(22 34 36 19)</small>	
	Note: Includes glass lined tank, drain valve, temperature and pressure relief valve and vent connection. Excludes vent.	
22 34 36 19-0020	EA 76 MBH Input, 50 Gallon, 90% Efficiency, Power-Vent, Condensing Gas Fired Commercial Water Heater (BTX-80)	4,083.75 325.37
22 34 36 19-0021	EA 100 MBH Input, 50 Gallon, 90% Efficiency, Power-Vent, Condensing Gas Fired Commercial Water Heater (BTX-100)	5,506.47 325.37
22 34 36 19-0022	EA 120 MBH Input, 60 Gallon, 95% Efficiency, Power-Vent, Condensing Gas Fired Commercial Water Heater (BTH-120)	6,681.77 325.37
22 34 36 19-0023	EA 120 MBH Input, 60 Gallon, ASME Rated Tank, 95% Efficiency, Power-Vent, Condensing Gas Fired Commercial Water Heater (BTH-120A)	9,654.16 357.90
22 34 36 19-0024	EA 150 MBH Input, 100 Gallon, 95% Efficiency, Power-Vent, Condensing Gas Fired Commercial Water Heater (BTH-150)	9,883.11 379.59
22 34 36 19-0025	EA 150 MBH Input, 100 Gallon, ASME Rated Tank, 95% Efficiency, Power-Vent, Condensing Gas Fired Commercial Water Heater (BTH-150A)	12,479.73 417.55
22 34 36 19-0026	EA 199 MBH Input, 100 Gallon, 95% Efficiency, Power-Vent, Condensing Gas Fired Commercial Water Heater (BTH-199)	10,022.50 433.82
22 34 36 19-0027	EA 199 MBH Input, 100 Gallon, ASME Rated Tank, 95% Efficiency, Power-Vent, Condensing Gas Fired Commercial Water Heater (BTH-199A)	12,846.46 477.21
22 34 36 19-0028	EA 250 MBH Input, 100 Gallon, 95% Efficiency, Power-Vent, Condensing Gas Fired Commercial Water Heater (BTH-250)	11,584.60 488.05
22 34 36 19-0029	EA 250 MBH Input, 100 Gallon, ASME Rated Tank, 95% Efficiency, Power-Vent, Condensing Gas Fired Commercial Water Heater (BTH-250A)	14,110.12 536.85
22 34 36 19-0030	EA 300 MBH Input, 119 Gallon, ASME Rated Tank, 95% Efficiency, Power-Vent, Condensing Gas Fired Commercial Water Heater (BTH-300A)	18,477.73 656.15
22 34 36 19-0031	EA 399.9 MBH Input, 119 Gallon, ASME Rated Tank, 95% Efficiency, Power-Vent, Condensing Gas Fired Commercial Water Heater (BTH-400A)	19,416.64 715.81
22 34 36 19-0032	EA 499.9 MBH Input, 119 Gallon, ASME Rated Tank, 95% Efficiency, Power-Vent, Condensing Gas Fired Commercial Water Heater (BTH-500A)	22,350.46 775.45

22 34 36 23	Commercial, High-Efficiency, Gas Domestic Water Heaters <small>(22 34 36)</small>	
22 34 36 23-0001	Gas Fired Domestic Hot Water Skid Package (Laars Mighty Therm) <small>(22 34 36 23)</small>	
	Note: Includes (2) Laars Mighty Therm boilers, (2) B&G boiler primary pumps (one per boiler), T&P valve, circuit setter, storage tank (sized for 10 minutes buffer based on 50 degree city water supply, and operating set point for the tank at 130 degrees storage), and all necessary accessories for system monitoring such as gauges and thermometers. UL listed and labeled. Excludes piping insulation or seismic calculations.	
22 34 36 23-0002	EA 400 MBH x 2, Gas Fired Domestic Hot Water Skid Package (FlowTherm Systems FTDW-400)	90,826.33 1,460.79
22 34 36 23-0003	EA 1,000 MBH x 2, Gas Fired Domestic Hot Water Skid Package (FlowTherm Systems FTDW-1000)	109,934.25 1,552.08
22 34 36 23-0004	EA 2,000 MBH x 2, Gas Fired Domestic Hot Water Skid Package (FlowTherm Systems FTDW-2000)	133,708.07 1,643.38
22 34 36 23-0005	EA 3,000 MBH x 2, Gas Fired Domestic Hot Water Skid Package (FlowTherm Systems FTDW-3000)	159,967.29 1,734.68
22 34 36 23-0006	EA 4,000 MBH x 2, Gas Fired Domestic Hot Water Skid Package (FlowTherm Systems FTDW-4000)	167,667.86 1,825.98

22 34 36 23-0007	Gas Fired Volume Water Heater (Laars Mighty Therm) <small>(22 34 36 23)</small>	
22 34 36 23-0008	EA 200 MBH Gas Fired Volume Water Heater (Laars MT2V0200)	11,128.67 799.50
22 34 36 23-0009	EA 300 MBH Gas Fired Volume Water Heater (Laars MT2V0300)	12,063.47 899.43
22 34 36 23-0010	EA 400 MBH Gas Fired Volume Water Heater (Laars MT2V0400)	13,949.19 1,099.31
22 34 36 23-0011	EA 500 MBH Gas Fired Volume Water Heater (Laars MT2V0500)	20,460.46 1,199.25
22 34 36 23-0012	EA 750 MBH Gas Fired Volume Water Heater (Laars MT2V0750)	22,477.43 1,399.12
22 34 36 23-0013	EA 1,000 MBH Gas Fired Volume Water Heater (Laars MT2V1000)	25,711.86 1,598.99
22 34 36 23-0014	EA 1,250 MBH Gas Fired Volume Water Heater (Laars MT2V1250)	28,393.08 1,798.87
22 34 36 23-0015	EA 1,500 MBH Gas Fired Volume Water Heater (Laars MT2V1500)	33,995.78 1,998.75
22 34 36 23-0016	EA 1,750 MBH Gas Fired Volume Water Heater (Laars MT2V1750)	35,267.75 2,098.67
22 34 36 23-0017	EA 2,000 MBH Gas Fired Volume Water Heater (Laars MT2V2000)	37,852.07 2,198.61

22 34 36 26	Commercial, Coil-Type, Finned-Tube, Gas Domestic Water Heaters <small>(22 34 36)</small>	
22 34 36 26-0001	Laars Rheos+ 90% Efficient, Gas Fired, Copper Fin Tube Condensing Water Heaters <small>(22 34 36 26)</small>	
22 34 36 26-0002	EA 1,200 MBH 90% Efficient, Gas Fired, Copper Fin Tube Condensing Water Heater (Laars Rheos+)	37,491.20 1,519.04
22 34 36 26-0003	EA 1,600 MBH 90% Efficient, Gas Fired, Copper Fin Tube Condensing Water Heater (Laars Rheos+)	53,168.51 1,678.94
22 34 36 26-0004	EA 2,000 MBH 90% Efficient, Gas Fired, Copper Fin Tube Condensing Water Heater (Laars Rheos+)	57,721.61 1,758.89
22 34 36 26-0005	EA 2,400 MBH 90% Efficient, Gas Fired, Copper Fin Tube Condensing Water Heater (Laars Rheos+)	62,512.57 1,918.79

22 34 36 26-0006	Laars Rheos 86% Efficient Gas Fired, Copper Fin Tube LoNox Water Heaters <small>(22 34 36 26)</small>	
22 34 36 26-0007	EA 1,200 MBH 86% Efficient, Gas Fired, Copper Fin Tube LoNox Water Heater (Laars Rheos)	33,169.39 1,519.04
22 34 36 26-0008	EA 1,600 MBH 86% Efficient, Gas Fired, Copper Fin Tube LoNox Water Heater (Laars Rheos)	36,643.17 1,678.94
22 34 36 26-0009	EA 2,000 MBH 86% Efficient, Gas Fired, Copper Fin Tube LoNox Water Heater (Laars Rheos)	40,093.91 1,758.89
22 34 36 26-0010	EA 2,400 MBH 86% Efficient, Gas Fired, Copper Fin Tube LoNox Water Heater (Laars Rheos)	43,557.75 1,918.79

22 34 36 26-0011	Laars Pennant 85% Efficient, Gas Fired, Copper Fin Tube LoNox Water Heaters <small>(22 34 36 26)</small>	
22 34 36 26-0012	EA 200 MBH 85% Efficient, Gas Fired, Copper Fin Tube LoNox Water Heater (Laars Pennant)	8,368.35 719.55
22 34 36 26-0013	EA 300 MBH 85% Efficient, Gas Fired, Copper Fin Tube LoNox Water Heater (Laars Pennant)	9,202.87 799.50

22	Plumbing
22 30	Plumbing Equipment
22 34	Fuel-Fired Domestic Water Heaters



MINOR CSI	UOM	DESCRIPTION	TOTAL DIRECT UNIT COST	DEMOLITION UNIT COST
22 34 36 26-0014	EA	400 MBH 85% Efficient, Gas Fired, Copper Fin Tube LoNox Water Heater (Laars Pennant)	10,799.16	959.39
22 34 36 26-0015	EA	500 MBH 85% Efficient, Gas Fired, Copper Fin Tube LoNox Water Heater (Laars Pennant)	15,389.49	999.37
22 34 36 26-0016	EA	750 MBH 85% Efficient, Gas Fired, Copper Fin Tube LoNox Water Heater (Laars Pennant)	16,910.54	1,199.25
22 34 36 26-0017	EA	1,000 MBH 85% Efficient, Gas Fired, Copper Fin Tube LoNox Water Heater (Laars Pennant)	20,873.41	1,439.10
22 34 36 26-0018	EA	1,250 MBH 85% Efficient, Gas Fired, Copper Fin Tube LoNox Water Heater (Laars Pennant)	23,780.41	1,519.04
22 34 36 26-0019	EA	1,500 MBH 85% Efficient, Gas Fired, Copper Fin Tube LoNox Water Heater (Laars Pennant)	26,379.12	1,638.97
22 34 36 26-0020	EA	1,750 MBH 85% Efficient, Gas Fired, Copper Fin Tube LoNox Water Heater (Laars Pennant)	28,826.67	1,718.92
22 34 36 26-0021	EA	2,000 MBH 85% Efficient, Gas Fired, Copper Fin Tube LoNox Water Heater (Laars Pennant)	30,977.61	1,758.89
22 34 36 26-0022		Patterson Kelley Thermific Sealed Combustion, Gas Fired, Copper Fin Tube Water Heaters (22 34 36 26)		
22 34 36 26-0023	EA	700 MBH 85% Efficient, Sealed Combustion, Gas Fired, Copper Fin Tube Water Heater (Patterson Kelley Thermific)	24,159.94	1,199.25
22 34 36 26-0024	EA	1,000 MBH 85% Efficient, Sealed Combustion, Gas Fired, Copper Fin Tube Water Heater (Patterson Kelley Thermific)	26,597.04	1,439.10
22 34 36 26-0025	EA	1,500 MBH 85% Efficient, Sealed Combustion, Gas Fired, Copper Fin Tube Water Heater (Patterson Kelley Thermific)	31,871.46	1,638.97
22 34 36 26-0026	EA	1,700 MBH 85% Efficient, Sealed Combustion, Gas Fired, Copper Fin Tube Water Heater (Patterson Kelley Thermific)	32,842.32	1,718.92
22 34 36 26-0027	EA	2,000 MBH 85% Efficient, Sealed Combustion, Gas Fired, Copper Fin Tube Water Heater (Patterson Kelley Thermific)	34,368.85	1,758.89
22 34 36 26-0028		Patterson Kelley Modufire Forced Draft, Water, Gas Fired, Copper Fin Tube Water Heaters (22 34 36 26)		
22 34 36 26-0029	EA	1,000 MBH 85% Efficient, Forced Draft, Gas Fired, Copper Fin Tube Water Heater (Patterson Kelley Modufire)	29,058.58	1,439.10
22 34 36 26-0030	EA	1,500 MBH 85% Efficient, Forced Draft, Gas Fired, Copper Fin Tube Water Heater (Patterson Kelley Modufire)	35,137.77	1,638.97
22 34 36 26-0031	EA	2,000 MBH 85% Efficient, Forced Draft, Gas Fired, Copper Fin Tube Water Heater (Patterson Kelley Modufire)	37,291.26	1,758.89
22 34 46		Oil-Fired Domestic Water Heaters (22 34)		
22 34 46 11		Standard-capacity, Oil-Fired Domestic Water Heaters (22 34 46)		
22 34 46 11-0001		Oil-Fired Domestic Water Heaters (Bock) (22 34 46 11) Note: Includes burner, glass lined tank, drain valve, temperature and pressure relief valve and vent connection. Excludes vent.		
22 34 46 11-0002	EA	60 MBH, 20 Gallon, Oil-Fired Domestic Water Heater (Bock 20E)	2,138.80	167.02
22 34 46 11-0003	EA	104 MBH, 32 Gallon, Oil-Fired Domestic Water Heater (Bock 32E)	2,108.57	167.02
22 34 46 11-0004	EA	104 MBH, 33 Gallon, Oil-Fired Domestic Water Heater (Bock 33ES)	2,205.70	167.02
22 34 46 11-0005	EA	125 MBH, 40 Gallon, Oil-Fired Domestic Water Heater (Bock 40E)	2,332.30	171.36
22 34 46 11-0006	EA	140 MBH, 50 Gallon, Oil-Fired Domestic Water Heater (Bock 50ES)	2,993.75	175.69
22 34 46 11-0007	EA	152 MBH, 50 Gallon, Oil-Fired Domestic Water Heater (Bock 51E)	2,513.44	175.69
22 34 46 11-0008		Oil Fired Commercial Water Heaters (22 34 46 11) Note: Includes burner, glass lined tank, drain valve, temperature and pressure relief valve and vent connection. Excludes vent.		
22 34 46 11-0009	EA	173 MBH, 68 Gallon, Oil-Fired Commercial Water Heater (Bock 71E)	3,473.03	260.29
22 34 46 11-0010	EA	199 MBH, 67 Gallon, Oil-Fired Commercial Water Heater (Bock 72E)	4,105.38	260.29
22 34 46 11-0011	EA	242 MBH, 67 Gallon, Oil-Fired Commercial Water Heater (Bock 73E)	4,129.71	260.29
22 34 46 11-0012	EA	190 MBH, 113 Gallon, Oil-Fired Commercial Water Heater (Bock 120E)	5,964.48	347.05
22 34 46 11-0013	EA	445 MBH, 91 Gallon, Oil-Fired Commercial Water Heater (Bock 361E)	8,206.74	433.82
22 34 46 11-0014	EA	623 MBH, 83 Gallon, Oil-Fired Commercial Water Heater (Bock 541E)	10,370.96	477.21
22 35		Domestic Water Heat Exchangers (22 30)		
22 35 23		Circulating, Domestic Water Heat Exchangers (22 35)		
22 35 23 13		Circulating, Compact Domestic Water Heat Exchangers (22 35 23)		
22 35 23 13-0001		Steam Driven Water Heaters (22 35 23 13)		
22 35 23 13-0002		Constant Flow (22 35 23 13-0001)		
22 35 23 13-0003	EA	30 GPM, 700 LB/Hour Steam Water Heater, Constant Flow	6,146.20	542.28
22 35 23 13-0004	EA	90 GPM, 1,250 LB/Hour Steam Water Heater, Constant Flow	7,676.69	664.50
22 35 23 13-0005	EA	140 GPM, 2,500 LB/Hour Steam Water Heater, Constant Flow	9,836.71	869.06
22 35 23 13-0006	EA	230 GPM, 5,000 LB/Hour Steam Water Heater, Constant Flow	13,310.27	1,210.47
22 35 23 13-0007	EA	500 GPM, 7,500 LB/Hour Steam Water Heater, Constant Flow	19,637.41	1,993.63
22 35 23 13-0008	EA	900 GPM, 10,000 LB/Hour Steam Water Heater, Constant Flow	21,400.28	2,259.45
22 35 23 13-0009	EA	1,400 GPM, 15,000 LB/Hour Steam Water Heater, Constant Flow	28,087.40	2,607.05
22 35 23 13-0010	EA	2,400 GPM, 20,000 LB/Hour Steam Water Heater, Constant Flow	33,796.13	3,081.11
22 35 23 13-0011		Variable Flow (22 35 23 13-0001)		
22 35 23 13-0012	EA	30 GPM, 700 LB/Hour Steam Water Heater, Variable Flow	9,256.00	1,057.44
22 35 23 13-0013	EA	90 GPM, 1,250 LB/Hour Steam Water Heater, Variable Flow	10,489.40	1,291.16
22 35 23 13-0014	EA	140 GPM, 2,500 LB/Hour Steam Water Heater, Variable Flow	13,380.37	1,669.56
22 35 23 13-0015	EA	230 GPM, 5,000 LB/Hour Steam Water Heater, Variable Flow	17,545.44	2,329.41
22 35 23 13-0016	EA	500 GPM, 7,500 LB/Hour Steam Water Heater, Variable Flow	26,177.45	3,895.72



MINOR CSI UOM DESCRIPTION	TOTAL DIRECT UNIT COST	DEMOLITION UNIT COST
------------------------------	---------------------------	-------------------------

22 35 23 13-0017 EA 900 GPM, 10,000 LB/Hour Steam Water Heater, Variable Flow	31,863.94	4,290.18
22 35 23 13-0018 EA 1,400 GPM, 15,000 LB/Hour Steam Water Heater, Variable Flow	36,909.98	5,021.06
22 35 23 13-0019 EA 2,400 GPM, 20,000 LB/Hour Steam Water Heater, Variable Flow	46,744.85	5,998.67

22 40 Plumbing Fixtures ⁽²²⁾

Note: The following Energy Policy Act Flow Rates Requirements superseded flow rates standards listed in section. Plumbing fixtures and trim should not exceed the maximum flow rates set forth in The Energy Policy Act 92. lavatory faucets - 2.5 gal/min, lavatory replacement aerators - 2.5 gal/min, kitchen faucets - 2.5 gal/min, kitchen replacement aerators - 2.5 gal/min, metering faucets - 0.25 gal/cycle, gravity tank-type toilets - 1.6 gal/flush, flushometer tank toilets - 1.6 gal/flush, electromechanical hydraulic toilets - 1.6 gal/flush, blowdown toilets - 3.5 gal/flush, urinals - 1.0 gal/flush.

22 41 Residential Plumbing Fixtures ^(22 40)

22 41 39 Residential Faucets, Supplies, and Trim ^(22 41)

22 41 39 00-0001 Residential Kitchen Faucets ^(22 41 39)

22 41 39 00-0002 EA Chrome Single Handle Kitchen Faucet (Delta 100LF-WF)	173.47	49.94
22 41 39 00-0003 EA Chrome Single Handle Kitchen Faucet With Spray (Delta 400LF-WF)	198.91	49.94
22 41 39 00-0004 EA Chrome Single Handle Kitchen Faucet With Integrated Spray (Delta 300LF-WF)	198.91	49.94
22 41 39 00-0005 EA Chrome Two Handle Kitchen Faucet, Three Hole Installation 8" Center (Delta 2102LF-LHP+H215)	191.88	49.94
22 41 39 00-0006 EA Chrome Two Handle Kitchen Faucet With Spray, Three Hole Installation, 8" Center (Delta 2402LF-LHP+H215)	205.55	49.94

22 41 39 00-0007 Residential Lavatory Faucets ^(22 41 39)

22 41 39 00-0008 EA Chrome, Single Acrylic Handle, Bath Faucet (Delta 502-DST)	156.61	35.96
<i>For Faucet With Brass Pop-Up, Add</i>	11.00	
22 41 39 00-0009 EA Chrome, Single Lever Handle, Lavatory Faucet (Delta 500-WF)	156.61	35.96
<i>For Faucet With Brass Pop-Up, Add</i>	11.00	
22 41 39 00-0010 EA Chrome, Two Handle, Bath Faucet With Acrylic Handles (Delta 2502LF)	114.77	35.96
<i>For Faucet With Brass Pop-Up, Add</i>	16.50	
<i>For Faucet With Plastic Pop-Up, Add</i>	14.00	

22 41 39 00-0011 Residential Bath And Shower Faucets ^(22 41 39)

22 41 39 00-0012 EA Single Lever Handle, Chrome Shower Only, Pressure Balanced/Anti-Scald Valve (American Standard T675.501)	203.22	43.35
<i>For Faucet With Polished Nickel Or Brass Finish, Add</i>	25.00	
22 41 39 00-0013 EA Single Lever Handle, Chrome Bath And Shower, Pressure Balanced/Anti-Scald Valve (American Standard T675.502)	238.02	43.35
<i>For Faucet With Polished Nickel Or Brass Finish, Add</i>	25.00	
22 41 39 00-0014 EA Two-Knob Handle Chrome Shower And Tub Filler, Ceramic Valving (American Standard Cadet 3275)	188.05	43.35
<i>For Faucet With Polished Nickel Or Brass Finish, Add</i>	75.00	
<i>For Faucet With Lever Handles, Add</i>	8.10	
22 41 39 00-0015 EA Three-Knob Handle, Chrome Shower And Tub Filler, Ceramic Valving (American Standard Cadet 3375)	206.79	43.35
<i>For Faucet With Polished Nickel Or Brass Finish, Add</i>	75.00	
<i>For Faucet With Lever Handles, Add</i>	8.10	
22 41 39 00-0016 EA Hand Shower With Hose And 25" Slide Bar (American Standard 1662.602)	228.22	27.12
22 41 39 00-0017 EA Wall Mount, Hand Shower With Hose (Delta 55011)	190.96	27.12
22 41 39 00-0018 EA Wall Mount, Hand Shower Unit With Hose (Delta Faucet 62001 DS)	299.06	27.12

22 41 39 00-0019 Residential Laundry Faucets ^(22 41 39)

22 41 39 00-0020 EA Stream Straightener Nozzle Chrome Laundry Faucet, Lever Handles, 4" Center (Delta 2123LF)	135.62	31.88
---	--------	-------

22 41 39 00-0021 Residential Laundry/Wash Basin Faucets ^(22 41 39)

22 41 39 00-0022 EA Hose Thread Spout Chrome Laundry Faucet, Lever Handles, 4" Center (Delta 2121LF)	136.67	31.88
22 41 39 00-0023 EA Hose Thread Spout With Vacuum Breaker Chrome Laundry Faucet, Lever Handles, 4" Center (Delta 2121LF+RP12503)	193.19	35.14

22 41 39 00-0024 Other Residential Faucets ^(22 41 39)

22 41 39 00-0025 EA Sillcock, Compact, Brass, IPS Or Copper To Hose	40.10	8.13
---	-------	------

22 42 Commercial Plumbing Fixtures ^(22 40)

Note: Prices are for commercial grade unless otherwise indicated. Includes final connection and all associated trim (seat, supply stop and line, wax seal, valve). Excludes rough-in within the wall and carrier.

22 42 13 Commercial Water Closets, Urinals, and Bidets ^(22 42)

22 42 13 13 Commercial Water Closets ^(22 42 13)

22 42 13 13-0001 Vitreous China Water Closets ^(22 42 13 13)

Note: With a 2" ball pass.

22 42 13 13-0002 Floor Mounted Elongated Vitreous China Water Closets ^(22 42 13 13-0001)

Note: Includes wax seal and toilet seat. Excludes flush valve.

22 42 13 13-0003 EA Flush Valve Type, Siphon Jet, Floor Mounted, Floor Outlet, Elongated Vitreous China Water Closet (American Standard Madera™)	635.54	103.87
22 42 13 13-0004 EA Flush Valve Type, Siphon Jet, Floor Mounted, Wall Outlet, Elongated Vitreous China Water Closet (American Standard Priolo™)	768.65	103.87



MINOR CSI UOM DESCRIPTION	TOTAL DIRECT UNIT COST	DEMOLITION UNIT COST
22 42 13 13-0005 EA 2 Piece Tank Type, Pressure Assisted, Siphon Jet, Floor Mounted, Wall Outlet, Elongated Vitreous China Water Closet (American Standard Yorkville™).....	1,011.14	103.87
22 42 13 13-0006 EA 2 Piece Tank Type, Pressure Assisted, Siphon Jet, Floor Mounted, Floor Outlet, Elongated Vitreous China Water Closet (American Standard Cadet®).....	898.69	103.87
22 42 13 13-0007 EA 1 Piece Tank Type, Siphon Jet, Floor Mounted, Floor Outlet, Elongated Vitreous China Water Closet (American Standard Compact Cadet®).....	835.20	103.87
22 42 13 13-0008 EA 2 Piece Tank Type, Pressure Assisted, Siphon Jet, Floor Mounted, Floor Outlet, Elongated Vitreous China Water Closet With Concealed Trapway (American Standard Cadet® 3 FloWise® RIGHT HEIGHT®).....	839.57	103.87
22 42 13 13-0009 EA Flush Valve Type, Siphon Jet, Floor Mounted, Floor Outlet, Elongated Vitreous China Water Closet (Kohler® Wellcomme™).....	625.80	103.87
22 42 13 13-0010 EA 1.28 GPF Flush Valve Type, Siphon Jet, Floor Mounted, Floor Outlet, Elongated Vitreous China Water Closet (Toto® CT705E).....	674.81	103.87
22 42 13 13-0011 Wall Hung Elongated Vitreous China Water Closets (22 42 13 13-0001) Note: Includes wax seal and toilet seat. Excludes flush valve.		
22 42 13 13-0012 EA Flush Valve Type, Siphon Jet, Wall Mounted, Wall Outlet, Handicap Accessible, Elongated Vitreous China Water Closet (American Standard Aftwall®).....	730.75	127.85
22 42 13 13-0013 EA Flush Valve Type, Siphon Jet, Wall Mounted, Wall Outlet, Handicap Accessible, Elongated Vitreous China Water Closet (American Standard Aftwall® ADA Retrofit).....	924.36	127.85
22 42 13 13-0014 EA 2 Piece Tank Type, Pressure Assisted, Siphon Jet, Wall Mounted, Wall Outlet, Handicap Accessible, Elongated Vitreous China Water Closet (American Standard Glenwall™).....	1,187.50	127.85
22 42 13 13-0015 EA Flush Valve Type, Siphon Jet, Wall Mounted, Wall Outlet, Handicap Accessible, Elongated Vitreous China Water Closet (Kohler® Kingston™).....	733.93	127.85
22 42 13 13-0016 EA Flush Valve Type, Blow Out, Wall Mounted, Wall Outlet, Handicap Accessible, Elongated Vitreous China Water Closet (Kohler® Stratton™).....	1,151.71	127.85
22 42 13 13-0017 EA Flush Valve Type, Siphon Jet, Wall Mounted, Wall Outlet, Handicap Accessible, Elongated Vitreous China Water Closet (Toto® CT708E Or CT708EV).....	819.32	127.85
22 42 13 13-0018 EA Flush Valve Type, Siphon Jet, Wall Mounted, Wall Outlet, Handicap Accessible, Elongated Vitreous China Water Closet (Zurn Z5615-BWL).....	686.41	127.85
22 42 13 13-0019 EA Flush Valve Type, Siphon Jet, Wall Mounted, Wall Outlet, Handicap Accessible, Elongated Vitreous China Water Closet (Sloan ST-2459).....	724.92	127.85
22 42 13 13-0020 Floor Mounted Elongated Handicapped Water Closets (22 42 13 13-0001) Note: Includes wax seal and toilet seat. Excludes flush valve.		
22 42 13 13-0021 EA Flush Valve Type, Siphon Jet, Floor Mounted, Floor Outlet, Handicap Accessible, Elongated Vitreous China Water Closet (American Standard Madera™ ADA).....	645.06	103.87
22 42 13 13-0022 EA Flush Valve Type, Siphon Jet, Floor Mounted, Floor Outlet, Handicap Accessible, Elongated Vitreous China Water Closet (American Standard Colorado Right Height®).....	661.89	103.87
22 42 13 13-0023 EA Flush Valve Type, Siphon Jet, Floor Mounted, Floor Outlet, Handicap Accessible, Elongated Vitreous China Water Closet (American Standard Right Width™ Right Height®).....	736.09	103.87
22 42 13 13-0024 EA Flush Valve Type, Siphon Jet, Floor Mounted, Wall Outlet, Handicap Accessible, Elongated Vitreous China Water Closet (American Standard Huron).....	827.89	103.87
22 42 13 13-0025 EA Flush Valve Type, Siphon Jet, Floor Mounted, Wall Outlet, Handicap Accessible, Elongated Vitreous China Water Closet (American Standard Priolo® ADA).....	824.07	103.87
22 42 13 13-0026 EA 2 Piece Tank Type, Pressure Assisted, Siphon Jet, Floor Mounted, Back Outlet, Handicap Accessible, Elongated Vitreous China Water Closet (American Standard Yorkville™ ADA).....	1,117.05	103.87
22 42 13 13-0027 EA 2 Piece Tank Type, Pressure Assisted, Siphon Jet, Floor Mounted, Floor Outlet, Handicap Accessible, Elongated Vitreous China Water Closet (American Standard Cadet Right Height™ ADA).....	933.46	103.87
22 42 13 13-0028 EA Flush Valve Type, Siphon Jet, Floor Mounted, Floor Outlet, Handicap Accessible, Elongated Vitreous China Water Closet (Toto® CT705ELN).....	720.65	103.87
22 42 13 13-0029 EA 2 Piece Tank Type, High Efficiency Water Closet Floor Mounted, Elongated, (Sterling 402077) With Open-Front Seat (Kohler K-4650).....	828.66	103.87
22 42 13 13-0030 EA 2 Piece Tank Type, Pressure Assisted, Siphon Jet, Floor Mounted, Floor Outlet, Handicap Accessible, Elongated Vitreous China Water Closet (Kohler Highline™ ADA K-3519).....	956.51	103.87
22 42 13 13-0031 EA 2 Piece Tank Type, Dual-Flush 1.1 And 1.6 GPF, Floor Mounted, Floor Outlet, Handicap Accessible, Elongated Vitreous China Water Closet (Vortens Vienna ELX-DF 3113-3436).....	733.71	103.87
22 42 13 13-0032 EA 2 Piece Tank Type, High Efficiency Floor Mounted, Floor Outlet, Handicap Accessible, Elongated Vitreous China Water Closet (Niagara Stealth™).....	713.07	103.87
22 42 13 13-0033 EA Flush Valve Type, Siphon Jet, Floor Mounted, Floor Outlet, Handicap Accessible, Elongated Vitreous China Water Closet (Zurn HET Z5667-BWL).....	682.03	103.87
22 42 13 13-0034 Floor Mounted, 10" High Bowl, Children's Height Vitreous China Water Closets (22 42 13 13-0001) Note: Includes wax seal and toilet seat. Excludes flush valve.		
22 42 13 13-0035 EA Flush Valve Type, Siphon Jet, Floor Mounted, Floor Outlet, 10" High Bowl, Children's Height, Elongated Vitreous China Water Closet (Kohler® Primary™).....	730.13	103.87
22 42 13 13-0036 EA Flush Valve Type, Siphon Jet, Floor Mounted, Floor Outlet, 10" High Bowl, Children's Height, Round Front Vitreous China Water Closet (American Standard Baby Devoro™).....	653.47	103.87
22 42 13 13-0037 EA 2 Piece Tank Type, Siphon Jet, Floor Mounted, Floor Outlet, 10" High Bowl, Children's Height, Round Front Vitreous China Water Closet (American Standard Baby Devoro™).....	772.81	103.87
22 42 13 13-0038 Floor Mounted Round Bowl Vitreous China Water Closets (22 42 13 13-0001)		
22 42 13 13-0039 EA 2 Piece Tank Type, Floor Mounted, Floor Outlet, Round Vitreous China Water Closet (Toto® CST715) With SoftClose® Seat (Toto® SS113).....	702.37	103.87
22 42 13 13-0040 EA 2 Piece Tank Type, Dual Flush, Floor Mounted, Floor Outlet, Round Vitreous China Water Closet (Vortens 3208-3412).....	720.10	103.87
22 42 13 13-0041 Stainless Steel Water Closets (22 42 13 13)		



MINOR CSI UOM DESCRIPTION	TOTAL DIRECT UNIT COST	DEMOLITION UNIT COST
22 42 13 13-0042 EA Wall Hung Water Closet, Stainless Steel With Hinged Seat, Siphon Jet (Acorn 2105-T-1-HS).....	3,491.99	224.73
22 42 13 13-0043 EA Floor Mounted Water Closet, Stainless Steel With Hinged Seat, Siphon Jet (Acorn 2120-T-3-HS)	3,680.55	224.73
22 42 13 13-0044 Water Closet Carriers (22 42 13 13)		
22 42 13 13-0045 Pipe Grip Adaptor Type, Water Closet Carriers (22 42 13 13-0044) Note: Includes coated cast iron construction, plated hardware and adjustable feet. Excludes waste piping and fittings.		
22 42 13 13-0046 EA Pipe Grip Adaptor Type, Water Closet Carrier.....	629.57	52.73
22 42 13 13-0047 No-Hub, Water Closet Carriers (22 42 13 13-0044) Note: Includes coated cast iron construction, ABS extension with integral test cap, plated hardware and neoprene fixture gasket. Includes buttress feet or pylon feet and anchor foot.		
22 42 13 13-0048 EA Vertical Close With Offset, No-Hub, Single Water Closet Carrier	995.98	52.73
For Carrier For Floor Mounted, Back Outlet China Bowls, Deduct	-89.90	
For Positioning Frame, Add	56.31	
For Supply Pipe Support, Add	57.65	
For Vandal Proof Trim, Add	76.51	
For Auxiliary Inlet, Add	245.37	
For Special Duty 500 LB Carrier, Add	426.80	
22 42 13 13-0049 EA Vertical Close On Stack, No-Hub, Single Water Closet Carrier	995.98	52.73
For Carrier For Floor Mounted, Back Outlet China Bowls, Deduct	-89.90	
For Positioning Frame, Add	56.31	
For Supply Pipe Support, Add	57.65	
For Vandal Proof Trim, Add	76.51	
For Auxiliary Inlet, Add	245.37	
For Special Duty 500 LB Carrier, Add	426.80	
22 42 13 13-0050 EA Horizontal Adjustable, No-Hub, Single Water Closet Carrier	1,091.27	52.73
For Carrier For Floor Mounted, Back Outlet China Bowls, Deduct	-89.90	
For Positioning Frame, Add	56.31	
For Supply Pipe Support, Add	57.65	
For Vandal Proof Trim, Add	76.51	
For Auxiliary Inlet, Add	245.37	
For Horizontal No Hub Cast Long Barrel, Add	256.23	
For Carrier For Wide Chase Installations, Add	331.14	
For Special Duty 1,000 LB Carrier, Add	426.81	
22 42 13 13-0051 EA Vertical Adjustable On Stack, No-Hub, Single Water Closet Carrier.....	1,213.41	52.73
For Carrier For Floor Mounted, Back Outlet China Bowls, Deduct	-89.90	
For Positioning Frame, Add	56.31	
For Supply Pipe Support, Add	57.65	
For Vandal Proof Trim, Add	76.51	
For 4" Branch, Add	195.84	
For Auxiliary Inlet, Add	245.37	
For Carrier For Wide Chase Installations, Add	331.14	
For Double 4" Branches, Add	393.00	
For Special Duty 1,000 LB Carrier, Add	426.81	
22 42 13 13-0052 EA Vertical Close With Offset, No-Hub, Double Water Closet (Back To Back) Carrier	1,665.45	77.40
For Carrier For Floor Mounted, Back Outlet China Bowls, Deduct	-179.82	
For Positioning Frame, Add	120.11	
For Supply Pipe Support, Add	122.80	
For Vandal Proof Trim, Add	153.02	
For Auxiliary Inlet, Add	260.35	
For Special Duty 500 LB Carrier, Add	853.60	
22 42 13 13-0053 EA Vertical Close On Stack, No-Hub, Double Water Closet (Back To Back) Carrier	1,713.78	77.40
For Carrier For Floor Mounted, Back Outlet China Bowls, Deduct	-179.82	
For Positioning Frame, Add	120.11	
For Supply Pipe Support, Add	122.80	
For Vandal Proof Trim, Add	153.02	
For Auxiliary Inlet, Add	260.35	
For Special Duty 500 LB Carrier, Add	853.60	
22 42 13 13-0054 EA Vertical Adjustable On Stack, No-Hub, Double Water Closet (Back To Back) Carrier.....	2,098.97	77.40
For Carrier For Floor Mounted, Back Outlet China Bowls, Deduct	-179.82	
For Positioning Frame, Add	120.11	
For Supply Pipe Support, Add	122.80	
For Vandal Proof Trim, Add	153.02	
For 4" Branch, Add	203.33	
For Auxiliary Inlet, Add	260.35	
For Double 4" Branches, Add	407.98	
For Carrier For Wide Chase Installations, Add	707.24	
For Special Duty 1,000 LB Carrier, Add	853.63	
22 42 13 13-0055 EA Horizontal Adjustable, No-Hub, Double Water Closet (Back To Back) Carrier	1,972.80	77.40
For Carrier For Floor Mounted, Back Outlet China Bowls, Deduct	-179.82	
For Positioning Frame, Add	120.11	
For Supply Pipe Support, Add	122.80	
For Vandal Proof Trim, Add	153.02	
For Horizontal No Hub Cast Long Barrel, Add	263.72	
For Carrier For Wide Chase Installations, Add	707.24	
For Special Duty 1,000 LB Carrier, Add	853.63	
22 42 13 13-0056 Hub And Spigot, Water Closet Carriers (22 42 13 13-0044) Note: Includes coated cast iron construction, ABS extension with integral test cap, plated hardware and neoprene fixture gasket. Includes buttress feet or pylon feet and anchor foot.		

22 Plumbing**22 40 Plumbing Fixtures****22 42 Commercial Plumbing Fixtures**

SAN BERNARDINO
COUNTY

MINOR CSI UOM DESCRIPTION	TOTAL DIRECT UNIT COST	DEMOLITION UNIT COST
22 42 13 13-0057 EA Vertical Close With Offset, Hub And Spigot, Single Water Closet Carrier.....	995.98	52.73
For Positioning Frame, Add	56.31	
For Supply Pipe Support, Add	57.65	
For Vandal Proof Trim, Add	76.51	
For Hanger Type Closet Adapter, Add	191.93	
For Auxiliary Inlet, Add	245.37	
22 42 13 13-0058 EA Vertical Close On Stack, Hub And Spigot, Single Water Closet Carrier	995.98	52.73
For Positioning Frame, Add	56.31	
For Supply Pipe Support, Add	57.65	
For Vandal Proof Trim, Add	76.51	
For Auxiliary Inlet, Add	245.37	
For Special Duty 500 LB Carrier, Add	426.80	
22 42 13 13-0059 EA Vertical Adjustable On Stack, Hub And Spigot, Single Water Closet Carrier	1,259.04	52.73
For Carrier For Floor Mounted, Back Outlet China Bowls, Deduct	-89.90	
For Positioning Frame, Add	56.31	
For Supply Pipe Support, Add	57.65	
For Vandal Proof Trim, Add	76.51	
For 4" Branch, Add	195.84	
For Auxiliary Inlet, Add	245.37	
For Carrier For Wide Chase Installations, Add	331.14	
For Double 4" Branches, Add	393.00	
For Special Duty 1,000 LB Carrier, Add	426.81	
22 42 13 13-0060 EA Vertical Close With Offset, Hub And Spigot, Double Water Closet (Back To Back) Carrier	1,665.45	77.40
For Positioning Frame, Add	120.11	
For Supply Pipe Support, Add	122.80	
For Vandal Proof Trim, Add	153.02	
For Auxiliary Inlet, Add	260.35	
For Hanger Type Closet Adapter, Add	383.86	
22 42 13 13-0061 EA Vertical Adjustable On Stack, Hub And Spigot, Double Water Closet (Back To Back) Carrier	2,144.61	77.40
For Carrier For Floor Mounted, Back Outlet China Bowls, Deduct	-179.82	
For Positioning Frame, Add	120.11	
For Supply Pipe Support, Add	122.80	
For Vandal Proof Trim, Add	153.02	
For 4" Branch, Add	203.33	
For Auxiliary Inlet, Add	260.35	
For Double 4" Branches, Add	407.98	
For Carrier For Wide Chase Installations, Add	707.24	
For Special Duty 1,000 LB Carrier, Add	853.63	
22 42 13 13-0062 Floor Mount Polyvinyl Chloride (PVC) Adaptor Type, Water Closet Carriers		
(22 42 13 13-0044)		
Note: Includes coated cast iron construction, plastic fitting adaptor with extension and plated hardware.		
22 42 13 13-0063 EA Vertical On Stack, Floor Mount Polyvinyl Chloride (PVC) Adaptor Type, Single Water Closet Carrier	761.10	52.73
For Positioning Frame, Add	56.31	
For Supply Pipe Support, Add	57.65	
For Vandal Proof Trim, Add	76.51	
For Hanger Type Closet Adapter, Add	191.93	
22 42 13 13-0064 Institutional Water Closet Carriers		
(22 42 13 13-0044)		
Note: Includes coated cast iron construction, ABS extension with integral test cap, buttress feet, plated hardware and neoprene fixture gasket.		
22 42 13 13-0065 EA Vertical On Stack, No-Hub, 90 Degree Institutional, Double Waste Fitting With Vent And Carrier, Water Closet Carrier	2,767.37	77.40
For Carrier For Floor Mounted, Back Outlet China Bowls, Deduct	-179.82	
For Positioning Frame, Add	120.11	
For Supply Pipe Support, Add	122.80	
For Vandal Proof Trim, Add	153.02	
For Auxiliary Inlet, Add	260.35	
22 42 13 13-0066 Removal And Reinstallation Of Fixtures And Trim		
(22 42 13 13)		
Note: Includes storage, cleaning and supply materials for reconnecting pipe to fixture.		
22 42 13 13-0067 EA Removal And Reinstallation Of Wall Hung Water Closet With Tank	456.61	
22 42 13 13-0068 EA Removal And Reinstallation Of Wall Hung Water Closet With Flush Valve	456.61	
22 42 13 13-0069 EA Removal And Reinstallation Of Floor Mount Water Closet With Tank	351.17	
22 42 13 13-0070 EA Removal And Reinstallation Of Floor Mount Water Closet With Flush Valve.....	351.17	
22 42 13 16 Commercial Urinals		
(22 42 13)		
22 42 13 16-0001 Vitreous China Urinals		
(22 42 13 16)		
Note: Excludes flush valve unless indicated otherwise.		
22 42 13 16-0002 Wall Hung Urinals		
(22 42 13 16-0001)		
22 42 13 16-0003 EA Wall Hung Washout, Vitreous China Urinal (American Standard Maybrook™)	560.26	106.88
22 42 13 16-0004 EA Wall Hung, Washout, Vitreous China Urinal With Top Spud (American Standard Washbrook®)	685.95	106.88
22 42 13 16-0005 EA Wall Hung, Washout, Vitreous China Urinal With Back Spud (American Standard Washbrook®)	712.23	106.88
22 42 13 16-0006 EA Wall Hung, Blowout, Vitreous China Urinal (American Standard Lynbrook™)	750.84	106.88
22 42 13 16-0007 EA Wall Hung Siphon Jet, Vitreous China Urinal (American Standard Trimbrook™)	683.90	106.88
22 42 13 16-0008 EA Wall Hung, Siphon Jet, Vitreous China Urinal (American Standard Allbrook™)	577.77	106.88
22 42 13 16-0009 EA Wall Hung, Washout, Vitreous China Urinal (Toto® UT447E Or UT447EV)	702.36	106.88
22 42 13 16-0010 EA Wall Hung, Washout, Vitreous China Urinal (Toto® UT104E Or UT104EV)	600.79	106.88
22 42 13 16-0011 EA Wall Hung, Washout, Vitreous China Urinal (Zurn Z5798)	650.15	106.88
22 42 13 16-0012 EA Wall Hung, Washout, 0.125 To 0.5 GPF, HEU, Vitreous China Urinal (Sloan SU-1009-A)	593.53	106.88



MINOR	CSI	UOM	DESCRIPTION	TOTAL DIRECT UNIT COST	DEMOLITION UNIT COST
22 42 13 16-0013	EA		Wall Hung, Washout, 1.0 GPF, HEU, Vitreous China Urinal (Sloan SU-1006-A)	591.38	106.88
22 42 13 16-0014			Floor Mounted Urinals (22 42 13 16-0001)		
22 42 13 16-0015	EA		Washout, Floor Mounted, Vitreous China Urinal (American Standard Stallbrook™)	940.45	134.83
22 42 13 16-0016	EA		Washout, Floor Mounted, Vitreous China Urinal (Kohler® Branham™)	1,062.23	134.83
22 42 13 16-0017	EA		Floor Mounted Urinal Seam Cover For 21" Centers (Kohler® K-4931)	307.75	24.97
22 42 13 16-0018	EA		Floor Mounted Urinal Seam Cover For 24" Centers (Kohler® K-4932)	349.72	24.97
22 42 13 16-0019			Waterfree Urinals (22 42 13 16-0001)		
22 42 13 16-0020	EA		Waterfree, Wall Hung, Vitreous China Urinal (American Standard Large FloWise® Flush-Free)	627.43	74.91
			<i>For Colored Fixtures, Add</i>	66.90	
			<i>For >1, Deduct</i>	43.06	
22 42 13 16-0021	EA		Waterfree, Wall Hung, Vitreous China Urinal (SLOAN WES-1000)	1,156.50	74.91
			<i>For Colored Fixtures, Add</i>	66.90	
			<i>For >1, Deduct</i>	103.38	
22 42 13 16-0022	EA		Waterfree, Wall Hung, Vitreous China Urinal (Falcon F-2000)	995.46	74.91
			<i>For Colored Fixtures, Add</i>	66.90	
			<i>For >1, Deduct</i>	85.02	
22 42 13 16-0023	EA		Waterfree, Wall Hung, Vitreous China Urinal (Falcon F-4000)	762.47	74.91
			<i>For Colored Fixtures, Add</i>	66.90	
			<i>For >1, Deduct</i>	58.46	
22 42 13 16-0024	EA		Waterfree, Wall Hung, Vitreous China Urinal (Falcon F-5000)	762.47	74.91
			<i>For Colored Fixtures, Add</i>	66.90	
			<i>For >1, Deduct</i>	58.46	
22 42 13 16-0025	EA		Waterfree, Wall Hung, Vitreous China Urinal (Falcon F-7000)	945.69	74.91
			<i>For Colored Fixtures, Add</i>	66.90	
			<i>For >1, Deduct</i>	79.34	
22 42 13 16-0026	EA		Waterfree, Wall Hung, Stainless Steel Urinal (Falcon F-9000)	1,435.21	74.91
			<i>For >1, Deduct</i>	135.15	
22 42 13 16-0027			Stainless Steel Urinals (22 42 13 16)		
22 42 13 16-0028	EA		Wall Hung Urinal, Stainless Steel, Blowout Jet (Acorn 2160-T-1)	3,598.06	224.73
22 42 13 16-0029	EA		5' Wall Hung Trough Urinal, Stainless Steel With Strainer And Washdown Pipe (Elkay EU6014C)	4,666.35	274.67
22 42 13 16-0030			Urinal Carriers (22 42 13 16)		
22 42 13 16-0031			Floor Mounted, Urinal Carriers (22 42 13 16-0030)		
			Note: Includes adjustable supporting rods, structural uprights and welded feet.		
22 42 13 16-0032	EA		Floor Mounted Hanger Plate Type, Single Urinal Carrier	554.74	37.96
			<i>For Up To 4" Extension Sleeves And Hardware, Add</i>	28.18	
22 42 13 16-0033	EA		Floor Mounted Bearing Plate Type, Single Urinal Carrier	605.74	37.96
			<i>For Up To 4" Extension Sleeves And Hardware, Add</i>	28.18	
22 42 13 16-0034			Wall Mounted, Urinal Carriers (22 42 13 16-0030)		
			Note: Includes wall plate and adjustable supporting rods.		
22 42 13 16-0035	EA		Wall Mounted Hanger Plate Type, Single Urinal Carrier	236.65	37.96
			<i>For Up To 6-1/2" Extension Sleeves And Hardware, Add</i>	28.18	
22 42 13 16-0036			Removal And Reinstallation Of Fixtures And Trim (22 42 13 16)		
			Note: Includes storage, cleaning and supply materials for reconnecting pipe to fixture.		
22 42 13 16-0037	EA		Removal And Reinstallation Of Wall Hung Urinal With Flush Valve	455.01	
22 42 16			Commercial Lavatories and Sinks (22 42)		
22 42 16 13			Commercial Lavatories (22 42 16)		
22 42 16 13-0001			Lavatories (22 42 16 13)		
			Note: Includes trap, drain and supply valves. Excludes faucets.		
22 42 16 13-0002			Wall Hung Lavatories (22 42 16 13-0001)		
22 42 16 13-0003	EA		19" x 17" Porcelain Enameled Cast Iron Wall Hung Lavatory (American Standard Regalyn™)	566.54	66.92
22 42 16 13-0004	EA		20" x 18" Porcelain Enameled Cast Iron Wall Hung Lavatory (American Standard Regalyn™)	593.34	66.92
22 42 16 13-0005	EA		22" x 19" Porcelain Enameled Cast Iron Wall Hung Lavatory (Kohler® Hampton™)	743.48	66.92
22 42 16 13-0006	EA		18" x 16" Vitreous China Wall Hung Lavatory (American Standard Penlyn™)	517.66	66.92
22 42 16 13-0007	EA		19" x 17" Vitreous China Wall Hung Lavatory (American Standard Declyn™)	442.77	66.92
22 42 16 13-0008	EA		20" x 18" Vitreous China Wall Hung Lavatory (Kohler® Soho®)	566.10	66.92
22 42 16 13-0009	EA		27" x 20" Wheelchair Accessible, Vitreous China Wall Hung Lavatory (American Standard Wheel Chair Users)	671.39	66.92
22 42 16 13-0010	EA		20" x 18" Vitreous China Wall Hung Lavatory (American Standard Roxalyn™)	530.27	66.92
22 42 16 13-0011	EA		20" x 18" Vitreous China Wall Hung Lavatory (American Standard Lucerne™)	464.84	66.92
22 42 16 13-0012			Countertop Lavatories (22 42 16 13-0001)		
22 42 16 13-0013	EA		20" x 18" Oval Vitreous China Countertop Lavatory (Kohler® Pennington®)	525.72	80.90
22 42 16 13-0014	EA		21" x 18" Vitreous China Countertop Lavatory (American Standard Cadet™ Oval)	537.41	80.90
22 42 16 13-0015	EA		19" x 16" Enameled Cast Iron Countertop Lavatory (Kohler® Farmington™)	569.90	80.90
22 42 16 13-0016	EA		19" x 16" Enameled Cast Iron Countertop Lavatory (Kohler® Ellington™)	604.57	80.90

22 Plumbing**22 40 Plumbing Fixtures****22 42 Commercial Plumbing Fixtures**

SAN BERNARDINO
COUNTY

MINOR CSI UOM DESCRIPTION	TOTAL DIRECT UNIT COST	DEMOLITION UNIT COST
22 42 16 13-0017 EA 24" x 18" Enameled Cast Iron Countertop Lavatory (Kohler® Thoreau®).....	794.34	87.39
22 42 16 13-0018 Undermount Lavatories (22 42 16 13-0001)		
22 42 16 13-0019 EA 15" x 12" Vitreous China Undermount Lavatory (American Standard Ovalyn™).....	508.92	80.90
22 42 16 13-0020 EA 17" x 14" Vitreous China Undermount Lavatory (American Standard Ovalyn™).....	476.72	80.90
22 42 16 13-0021 EA 19" x 16" Vitreous China Undermount Lavatory (American Standard Ovalyn™).....	476.72	80.90
22 42 16 13-0022 EA 21" x 17" Vitreous China Undermount Lavatory (American Standard Ovalyn™).....	515.77	80.90
22 42 16 13-0023 EA 15" x 12" Oval Vitreous China Undermount Lavatory (Kohler® Caxton®).....	492.27	80.90
22 42 16 13-0024 EA 17" x 14" Oval Vitreous China Undermount Lavatory (Kohler® Caxton®).....	486.33	80.90
22 42 16 13-0025 EA 19" x 15" Oval Vitreous China Undermount Lavatory (Kohler® Caxton®).....	492.38	80.90
22 42 16 13-0026 EA 18" x 12" Rectangular Vitreous China Undermount Lavatory (Kohler® Ladena®).....	625.68	80.90
22 42 16 13-0027 EA 21" x 14" Rectangular Vitreous China Undermount Lavatory (Kohler® Ladena®).....	625.68	80.90
22 42 16 13-0028 Pedestal Lavatories (22 42 16 13-0001)		
22 42 16 13-0029 EA 19" x 24" x 35" High Vitreous China Pedestal Sink (American Standard Cadet™).....	646.39	192.26
22 42 16 13-0030 Cultured Marble Vanity Tops (22 42 16 13-0001)		
Note: Includes predrilled holes for faucet.		
22 42 16 13-0031 EA 25" x 19" Cultured Marble Vanity Top With Integrated Backsplash And Sink.....	395.99	74.91
22 42 16 13-0032 EA 31" x 19" Cultured Marble Vanity Top With Integrated Backsplash And Sink.....	451.90	79.90
22 42 16 13-0033 EA 37" x 19" Cultured Marble Vanity Top With Integrated Backsplash And Sink.....	554.35	84.89
22 42 16 13-0034 EA 49" x 19" Cultured Marble Vanity Top With Integrated Backsplash And Sink.....	780.71	89.89
22 42 16 13-0035 EA 25" x 22" Cultured Marble Vanity Top With Integrated Backsplash And Sink.....	429.82	74.91
22 42 16 13-0036 EA 31" x 22" Cultured Marble Vanity Top With Integrated Backsplash And Sink.....	461.43	79.90
22 42 16 13-0037 EA 37" x 22" Cultured Marble Vanity Top With Integrated Backsplash And Sink.....	610.63	84.89
22 42 16 13-0038 EA 43" x 22" Cultured Marble Vanity Top With Integrated Backsplash And Sink.....	669.81	87.39
22 42 16 13-0039 EA 49" x 22" Cultured Marble Vanity Top With Integrated Backsplash And Sink.....	756.91	89.89
22 42 16 13-0040 Quartz Vanity Tops (22 42 16 13-0001)		
Note: Includes predrilled holes for faucet.		
22 42 16 13-0041 EA 25" x 22" Quartz Vanity Top With Integrated Backsplash And Sink.....	715.30	74.91
22 42 16 13-0042 EA 31" x 22" Quartz Vanity Top With Integrated Backsplash And Sink.....	745.90	79.90
22 42 16 13-0043 EA 37" x 22" Quartz Vanity Top With Integrated Backsplash And Sink.....	853.93	84.89
22 42 16 13-0044 EA 43" x 22" Quartz Vanity Top With Integrated Backsplash And Sink.....	860.34	87.39
22 42 16 13-0045 EA 49" x 22" Quartz Vanity Top With Integrated Backsplash And Sink.....	936.56	89.89
22 42 16 13-0046 EA 61" x 22" Quartz Vanity Top With Integrated Backsplash And Two Sinks.....	1,244.70	94.88
22 42 16 13-0047 EA 73" x 22" Quartz Vanity Top With Integrated Backsplash And Two Sinks.....	1,464.58	99.86
22 42 16 13-0048 EA 22" End Splash For Quartz Vanity Tops.....	39.72	
22 42 16 13-0049 Solid Surface Vanity Tops (22 42 16 13-0001)		
Note: Includes predrilled holes for faucet.		
22 42 16 13-0050 EA 25" x 22" Solid Surface Vanity Top With Integrated Backsplash And Sink.....	604.25	74.91
22 42 16 13-0051 EA 31" x 22" Solid Surface Vanity Top With Integrated Backsplash And Sink.....	675.93	79.90
22 42 16 13-0052 EA 37" x 22" Solid Surface Vanity Top With Integrated Backsplash And Sink.....	757.13	84.89
22 42 16 13-0053 EA 43" x 22" Solid Surface Vanity Top With Integrated Backsplash And Sink.....	830.95	87.39
22 42 16 13-0054 EA 49" x 22" Solid Surface Vanity Top With Integrated Backsplash And Sink.....	898.47	89.89
22 42 16 13-0055 EA 55" x 22" Solid Surface Vanity Top With Integrated Backsplash And Sink.....	987.35	92.39
22 42 16 13-0056 EA 61" x 22" Solid Surface Vanity Top With Integrated Backsplash And Sink.....	1,096.30	94.88
22 42 16 13-0057 EA 61" x 22" Solid Surface Vanity Top With Integrated Backsplash And Two Sinks.....	1,123.27	94.88
22 42 16 13-0058 EA 73" x 22" Solid Surface Vanity Top With Integrated Backsplash And Two Sinks.....	1,210.78	99.86
22 42 16 13-0059 EA 22" End Splash For Solid Surface Vanity Tops.....	58.65	
22 42 16 13-0060 Solid Surface Multi-Station Lavatory Systems (22 42 16 13-0001)		
Note: ADA compliant. Includes integral faucets.		
22 42 16 13-0061 EA 2 Station, Solid Surface Multi-Station Lavatory System With Integral Sprayheads And Infrared Controls (Bradley MG-2).....	6,484.85	143.30
For Integral Liquid Soap Dispenser, Add.....	171.00	
For Integral Photovoltaic Power Panels, Add.....	563.00	
22 42 16 13-0062 EA 3 Station, Solid Surface Multi-Station Lavatory System With Integral Sprayheads And Infrared Controls (Bradley MG-3).....	9,527.15	143.30
For Integral Liquid Soap Dispenser, Add.....	171.00	
For Integral Photovoltaic Power Panels, Add.....	657.00	
22 42 16 13-0063 EA 12" Length, Solid Surface Countertop Extension (Bradley MG-EXT-12).....	431.47	47.77
22 42 16 13-0064 EA 18" Length, Solid Surface Countertop Extension (Bradley MG-EXT-18).....	537.68	47.77
22 42 16 13-0065 EA 36" Length, Solid Surface Countertop Extension (Bradley MG-EXT-36).....	1,078.62	47.77
22 42 16 13-0066 Stainless Steel Lavatories (22 42 16 13-0001)		
22 42 16 13-0067 EA 18" x 15" Wall Mounted Lavatory, Stainless Steel (Acorn 1950-1).....	1,815.63	174.79
22 42 16 13-0068 Lavatory Carriers (22 42 16 13)		
22 42 16 13-0069 Floor Mounted, Lavatory Carriers (22 42 16 13-0068)		



MINOR	CSI	UOM	DESCRIPTION	TOTAL DIRECT UNIT COST	DEMOLITION UNIT COST
22 42 16	13-0070		Floor Mounted Plate Type, Lavatory Carriers (22 42 16 13-0069) Note: Includes adjustable supporting rods, structural uprights and welded feet.		
22 42 16	13-0071	EA	Floor Mounted Hanger Plate Type, Single Lavatory Carrier <i>For Up To 4" Extension Sleeves And Hardware, Add</i> <i>For Valve Plate For Attaching To Upright, Add</i> <i>For Corner Carrier, Add</i>	554.74 28.18 97.48 189.60	37.96
22 42 16	13-0072	EA	Floor Mounted Bearing Plate Type, Single Lavatory Carrier..... <i>For Up To 4" Extension Sleeves And Hardware, Add</i> <i>For Valve Plate For Attaching To Upright, Add</i>	605.74 28.18 97.48	37.96
22 42 16	13-0073	EA	Floor Mounted Hanger Plate Type, Double Lavatory (Back To Back) Carrier <i>For Up To 4" Extension Sleeves And Hardware, Add</i> <i>For Valve Plate For Attaching To Upright, Add</i>	695.67 56.36 194.95	37.96
22 42 16	13-0074	EA	Floor Mounted Bearing Plate Type, Double Lavatory (Back To Back) Carrier <i>For Up To 4" Extension Sleeves And Hardware, Add</i> <i>For Valve Plate For Attaching To Upright, Add</i>	799.02 56.36 194.95	37.96
22 42 16	13-0075		Floor Mounted, Lavatory Carriers With Arms (22 42 16 13-0069) Note: Includes leveling and securing screws, structural uprights and welded feet.		
22 42 16	13-0076	EA	Floor Mounted, Single Lavatory Carrier With Concealed Arms..... <i>For Up To 6-1/2" Extension Sleeves And Hardware, Add</i> <i>For Concealed Arm Carrier For Wheelchair Lavatory, Add</i> <i>For Valve Plate For Attaching To Upright, Add</i> <i>For 2" Chrome Plated Escutcheons, Add</i> <i>For 4" Or 6" Chrome Plated Escutcheons, Add</i>	715.64 28.18 38.93 99.47 95.29 173.14	44.94
22 42 16	13-0077	EA	Floor Mounted, Single Lavatory Carrier With Exposed Acid Resistant White Coated Arms <i>For Up To 4-1/2" Extension Sleeves And Hardware, Add</i> <i>For Vandal Proof Trim, Add</i> <i>For Valve Plate For Attaching To Upright, Add</i> <i>For Heavy Duty Carrier, Add</i>	962.60 28.18 76.51 99.47 97.97	44.94
22 42 16	13-0078	EA	Floor Mounted, Double Lavatory (Back To Back) Carrier With Concealed Arms..... <i>For Up To 6-1/2" Extension Sleeves And Hardware, Add</i> <i>For Concealed Arm Carrier For Wheelchair Lavatory, Add</i> <i>For Valve Plate For Attaching To Upright, Add</i> <i>For 2" Chrome Plated Escutcheons, Add</i> <i>For 4" Or 6" Chrome Plated Escutcheons, Add</i>	961.25 56.36 77.86 198.95 190.58 346.27	44.94
22 42 16	13-0079	EA	Floor Mounted, Double Lavatory (Back To Back) Carrier With Exposed Acid Resistant White Coated Arms <i>For Up To 4-1/2" Extension Sleeves And Hardware, Add</i> <i>For Vandal Proof Trim, Add</i> <i>For Valve Plate For Attaching To Upright, Add</i> <i>For Heavy Duty Carrier, Add</i>	1,433.70 56.36 153.02 198.95 195.95	44.94
22 42 16	13-0080		Wall Mounted, Lavatory Carriers (22 42 16 13-0068)		
22 42 16	13-0081		Wall Mounted Plate Type, Lavatory Carriers (22 42 16 13-0080) Note: Includes wall plate and adjustable supporting rods.		
22 42 16	13-0082	EA	Wall Mounted Hanger Plate Type, Single Lavatory Carrier <i>For Double Plate Carrier, Add</i>	236.65 73.74	37.96
22 42 16	13-0083		Wall Mounted Plate Type, Lavatory Carriers With Arms (22 42 16 13-0080) Note: Includes wall plate and leveling and securing screws.		
22 42 16	13-0084	EA	Wall Mounted Fixed Steel Plate Type, Single Lavatory Carrier With Concealed Arms..... <i>For Up To 4" Extension Sleeves And Hardware, Add</i> <i>For 2" Chrome Plated Escutcheons, Add</i>	402.92 28.18 95.29	44.94
22 42 16	13-0085	EA	Wall Mounted Adjustable Plate Type, Single Lavatory Carrier With Concealed Arms <i>For Movable Mounting Brackets, Deduct</i> <i>For Up To 4" Extension Sleeves And Hardware, Add</i> <i>For 2" Chrome Plated Escutcheons, Add</i> <i>For 4" Or 6" Chrome Plated Escutcheons, Add</i>	478.09 -72.48 28.18 95.29 173.14	44.94
22 42 16	13-0086	EA	Wall Mounted Adjustable Plate Type, Single Lavatory Carrier With Exposed Acid Resistant White Coated Arms..... <i>For Up To 4-1/2" Extension Sleeves And Hardware, Add</i> <i>For Vandal Proof Trim, Add</i>	710.28 28.18 76.51	44.94
22 42 16	13-0087		Removal And Reinstallation Of Lavatory And Trim (22 42 16 13) Note: Includes storage, cleaning and supply materials for reconnecting pipe to fixture.		
22 42 16	13-0088	EA	Removal And Reinstallation Of Wall Hung Lavatory With Faucet.....	293.77	
22 42 16	16		Commercial Sinks (22 42 16)		
22 42 16	16-0001		Sinks (22 42 16 16) Note: Includes drain, trap and supply valves. Excludes faucets.		
22 42 16	16-0002		Kitchen Sinks (22 42 16 16-0001)		
22 42 16	16-0003	EA	25" x 22" x 8-3/4" Enameled Cast Iron Kitchen Sink, Single Bowl (Kohler® Mayfield®).....	691.97	93.88
22 42 16	16-0004	EA	22" x 33" x 9-5/8" Enameled Cast Iron Kitchen Sink, Double Bowl (Kohler® Brookfield®).....	898.43	106.88
22 42 16	16-0005	EA	15" x 17" x 7-1/4" Stainless Steel Kitchen Sink, Single Bowl, 20 Gauge (Elkay PSR1517)..... <i>For 18 Gauge, Add</i>	854.23 239.84	91.89
22 42 16	16-0006	EA	17" x 22" x 7-1/4" Stainless Steel Kitchen Sink, Single Bowl, 20 Gauge (Elkay PSR1722)..... <i>For 18 Gauge, Add</i>	876.09 250.77	91.89
22 42 16	16-0007	EA	22" x 22" x 7-1/4" Stainless Steel Kitchen Sink, Single Bowl, 20 Gauge (Elkay PSR2222)..... <i>For 18 Gauge, Add</i>	925.28 275.37	91.89



MINOR	CSI	UOM	DESCRIPTION	TOTAL DIRECT UNIT COST	DEMOLITION UNIT COST
22 42 16 16-0008	EA		25" x 22" x 7-1/2" Stainless Steel Kitchen Sink, Single Bowl, 20 Gauge (Elkay PSR2522).....	970.05	93.88
			<i>For 18 Gauge, Add</i>	291.76	
22 42 16 16-0009	EA		31" x 22" x 7-1/4" Stainless Steel Kitchen Sink, Single Bowl, 20 Gauge (Elkay PSR3122).....	1,223.15	106.88
			<i>For 18 Gauge, Add</i>	399.25	
22 42 16 16-0010	EA		33" x 21" x 7-1/2" Stainless Steel Kitchen Sink, Double Bowl, 20 Gauge (Elkay PSR3321).....	1,249.53	106.88
			<i>For 18 Gauge, Add</i>	412.26	
22 42 16 16-0011	EA		15" x 17" x 10" Stainless Steel Kitchen Sink, Single Bowl, 18 Gauge (Elkay DLR151710).....	1,208.56	91.89
22 42 16 16-0012	EA		17" x 22" x 10" Stainless Steel Kitchen Sink, Single Bowl, 18 Gauge (Elkay DLR172210).....	1,233.16	91.89
22 42 16 16-0013	EA		22" x 22" x 10" Stainless Steel Kitchen Sink, Single Bowl, 18 Gauge (Elkay DLR222210).....	1,295.10	91.89
22 42 16 16-0014	EA		25" x 22" x 10" Stainless Steel Kitchen Sink, Single Bowl, 18 Gauge (Elkay DLR252210).....	1,379.04	93.88
22 42 16 16-0015	EA		31" x 22" x 11-1/2" Stainless Steel Kitchen Sink, Single Bowl, 18 Gauge (Elkay DLR312210).....	1,668.57	106.88
22 42 16 16-0016	EA		33" x 22" x 8" Stainless Steel Kitchen Sink, Double Bowl, 18 Gauge (Elkay LR3322).....	1,598.40	106.88
22 42 16 16-0017			Undermount Kitchen Sinks (22 42 16 16-0001)		
22 42 16 16-0018	EA		21" x 15" x 7-1/2" Stainless Steel Kitchen Sink, Single Bowl, 18 Gauge (Elkay ELU2115) With Strainer (Elkay LK99).....	1,077.32	91.89
22 42 16 16-0019	EA		21" x 15" x 10" Stainless Steel Kitchen Sink, Single Bowl, 18 Gauge (Elkay ELU211510) With Strainer (Elkay LK99).....	1,074.66	91.89
22 42 16 16-0020	EA		21" x 15" x 7-1/2" Stainless Steel Kitchen Sink With Cutting Board, Single Bowl, 18 Gauge (Elkay ELUH2115) With Strainer (Elkay LK99).....	1,086.43	91.89
22 42 16 16-0021	EA		21" x 15" x 10" Stainless Steel Kitchen Sink With Cutting Board, Single Bowl, 18 Gauge (Elkay ELUH211510) With Strainer (Elkay LK99).....	1,148.37	91.89
22 42 16 16-0022	EA		21" x 15-3/4" x 4-3/8" Stainless Steel Kitchen Sink, Single Bowl, 18 Gauge (Elkay ELUHAD2115) With Strainer (Elkay LK99).....	1,109.20	91.89
			Note: Available in 4-1/2", 5, or 5-1/2" depths.		
22 42 16 16-0023	EA		25" x 20-1/2" x 7-7/8" Stainless Steel Kitchen Sink, Single Bowl, 18 Gauge (Elkay ELUHF2520) With Strainer (Elkay LK99).....	1,267.96	91.89
22 42 16 16-0024	EA		32" x 20-1/2" x 7-7/8" Stainless Steel Kitchen Sink, Single Bowl, 18 Gauge (Elkay ELUHF3320) With Strainer (Elkay LK99).....	1,505.31	91.89
22 42 16 16-0025	EA		21" x 18" x 5-1/2" Deep, Single Compartment Stainless Steel Sink, Undermount, 18 Gauge (Just Manufacturing Co. US-ADA-1821-A).....	879.94	91.89
22 42 16 16-0026	EA		32" x 18" x 5-1/2" Deep, Two Compartment Stainless Steel Sink, Undermount, 18 Gauge (Just Manufacturing Co. UD-ADA-1832-A).....	1,146.45	91.89
22 42 16 16-0027			Multi-Station Wash Sink, Wall Mounted (22 42 16 16-0001)		
			Note: Includes concealed wall hanger, soap dish(s), strainer, supply lines and P-Trap. Excludes faucets.		
22 42 16 16-0028	EA		36" Wide, 2 Station Enameled Cast Iron Multi-Station Wash Sink (Kohler® Brockway™).....	1,883.34	162.30
			Note: Excludes faucets.		
22 42 16 16-0029	EA		48" Wide, 2 Station Enameled Cast Iron Multi-Station Wash Sink (Kohler® Brockway™).....	2,504.25	174.79
			Note: Excludes faucets.		
22 42 16 16-0030	EA		60" Wide, 3 Station Enameled Cast Iron Multi-Station Wash Sink (Kohler® Brockway™).....	2,874.23	187.27
			Note: Excludes faucets.		
22 42 16 16-0031	EA		48" Wide, 2 Station Stainless Steel Multi-Station Wash Sink (Bradley 6951).....	2,226.38	124.85
			Note: Excludes faucets.		
22 42 16 16-0032	EA		62" Wide, 3 Station Stainless Steel Multi-Station Wash Sink (Bradley 6951).....	2,471.27	137.33
			Note: Excludes faucets.		
22 42 16 16-0033	EA		80" Wide, 4 Station Stainless Steel Multi-Station Wash Sink (Bradley 6951).....	2,711.28	149.82
			Note: Excludes faucets.		
22 42 16 16-0034	EA		102" Wide, 5 Station Stainless Steel Multi-Station Wash Sink (Bradley 6951).....	3,008.06	168.55
			Note: Excludes faucets.		
22 42 16 16-0035	EA		27" Diameter, 2 Person, Stainless Steel, Sensor Operated Compact Wash Fountain.....	2,894.45	274.67
			Note: Includes sensor operated spray heads.		
22 42 16 16-0036			Utility Or Laundry Sinks (22 42 16 16-0001)		
22 42 16 16-0037	EA		23" x 21" Molded Stone Single Laundry Sink, Floor Mounted With Enamel Steel Legs (Fiat Products FL-1).....	631.19	106.88
22 42 16 16-0038	EA		40" x 24" Molded Stone Double Laundry Sink, Floor Mounted With Enamel Steel Legs (Fiat Products FLTD-II).....	728.86	106.88
22 42 16 16-0039	EA		22" x 17" Molded Stone Single Laundry Sink, Drop-In (Fiat Products DL1).....	629.29	106.88
22 42 16 16-0040	EA		24" x 21" Enameled Cast Iron Single Laundry Sink, Floor Mounted With Metal Stand (Eljer 222-2210).....	974.50	106.88
22 42 16 16-0041	EA		48" x 21" Enameled Cast Iron Double Laundry Sink, Floor Mounted With Metal Stand (Eljer 222-2220).....	1,390.38	119.86
22 42 16 16-0042			Refinish Sink/Lavatory (22 42 16 16-0001)		
22 42 16 16-0043	EA		Refinish Sink/Lavatory.....	233.72	
22 42 16 16-0044			Service Sinks (22 42 16 16-0001)		
22 42 16 16-0045	EA		22" x 18" Enameled Cast Iron Wall Mount Service Sink With Stainless Steel Rim Guard, Trap Standard (American Standard Lakewell™).....	1,002.81	160.81
22 42 16 16-0046	EA		24" x 20" Enameled Cast Iron Wall Mount Service Sink With Stainless Steel Rim Guard, Trap Standard (American Standard Akron™).....	1,056.08	160.81
22 42 16 16-0047	EA		28" x 28" Enameled Cast Iron Floor Type Corner Service Sink With Removable Vinyl Coated Rim Guard (American Standard Florwell™).....	1,321.95	212.74
22 42 16 16-0048	EA		12" x 12" x 10" Cast Iron Floor Sink With Dome Strainer And Full Grate (Zurn FD2377-PO3-F).....	549.78	149.82
22 42 16 16-0049	EA		24" x 24" x 10" Plastic Composite Mop Service Sink With Combination Dome Strainer And Stainless Steel Lint Basket (Fiat Products MSB2424).....	634.84	149.82
22 42 16 16-0050	EA		36" x 24" x 10" Plastic Composite Mop Service Sink With Combination Dome Strainer And Stainless Steel Lint Basket (Fiat Products MSB3624).....	699.54	179.78
22 42 16 16-0051	EA		24" x 24" x 10" Molded Stone Mop Service Sink With Strainer (Swanstone MS-2424-010).....	600.82	149.82
22 42 16 16-0052	EA		36" x 24" x 10" Molded Stone Mop Service Sink With Strainer (Swanstone MS-2436-010).....	681.58	179.78



MINOR CSI UOM DESCRIPTION	TOTAL DIRECT UNIT COST	DEMOLITION UNIT COST
22 42 16 16-0053 EA 24" x 24" x 12" Terrazzo Mop Service Sink With Strainer (Acorn TSH-24).....	931.99	149.82
22 42 16 16-0054 EA 36" x 24" x 12" Terrazzo Mop Service Sink With Strainer (Acorn TSH-3624).....	1,151.17	179.78
22 42 16 16-0055 EA 33" x 33" x 10", Type 304 Stainless Steel, ADA Mop Sink (IMC Teddy FS-ADA).....	1,963.05	66.62
22 42 16 16-0056 Soapstone Sinks (22 42 16 16-0001)		
22 42 16 16-0057 EA 26-1/2" x 18-1/2" x 7-3/4" Single Bowl Soapstone Sink.....	1,061.14	91.89
22 42 16 16-0058 SF Soapstone Sink Backsplash.....	170.18	
22 42 16 16-0059 EA 30" x 18-1/2" x 10" Single Bowl Soapstone Sink.....	1,354.86	106.88
22 42 16 16-0060 EA 36" x 18-1/2" x 10" Double Bowl Soapstone Sink.....	1,589.22	106.88
22 42 16 16-0061 Stainless Steel Sink And Drainboard (22 42 16 16-0001)		
22 42 16 16-0062 EA Stainless Steel Sink With One 24" x 24" x 14" Depth Compartment And Drainboard, 14 Gauge Stainless Steel With Tubular Adjustable Legs (Advance Tabco 94-41-24-24L).....	4,381.39	249.70
22 42 16 16-0063 Classroom Sinks (22 42 16 16-0001)		
Note: Includes drain, trap and supply valves.		
22 42 16 16-0064 EA 25" x 17" x 6-1/2", 20 Gauge Stainless Steel, Top Mounting Type, 15-34" x 14" x 6-3/8" Deep Single Bowl, Drop-In Classroom ADA Sink (Elkay CDKAD2517654).....	753.14	91.89
Note: Includes single manual handle faucet, gooseneck faucet and basket strainer (LKD208513LC, LK1141A, LK35)		
22 42 16 16-0065 Sink Carriers (22 42 16 16)		
22 42 16 16-0066 Floor Mounted, Sink Carriers (22 42 16 16-0065)		
Note: With support plates, adjustable coupling with 4" piping connection, mounting studs, structural uprights, welded feet and chrome plated trim.		
22 42 16 16-0067 EA Floor Mounted Heavy Duty Support Plate Type, Single Sink Carrier With 4" Adjustable Coupling.....	816.46	37.96
For Vandal Proof Trim, Add 76.51		
For Valve Plate For Attaching To Upright, Add 97.48		
22 42 16 16-0068 EA Floor Mounted Heavy Duty Support Plate Type, Single Sink Carrier With 4" Adjustable Coupling And 4" x 2" Waste Fitting.....	1,276.82	37.96
For Vandal Proof Trim, Add 76.51		
For Auxiliary Vent, Add 225.00		
22 42 16 16-0069 EA Floor Mounted Heavy Duty Support Plate Type, Single Sink Carrier With Exposed Acid Resistant White Coated Arms.....	1,604.33	37.96
For Up To 4" Extension Sleeves And Hardware, Add 57.71		
For Vandal Proof Trim, Add 76.51		
22 42 16 16-0070 Removal And Reinstallation Of Sink And Trim (22 42 16 16)		
Note: Includes storage, cleaning and supply materials for reconnecting pipe to fixture.		
22 42 16 16-0071 EA Removal And Reinstallation Of Wall Hung Service Sink With Faucet.....	402.74	
22 42 19 Commercial Bathtubs (22 42)		
22 42 19 00-0001 Recessed Alcove Bathtubs (22 42 19)		
22 42 19 00-0002 Porcelain Enameled Cast Iron, Recessed Alcove Bathtubs (22 42 19 00-0001)		
22 42 19 00-0003 EA 54" x 30-1/4" x 14", Porcelain Enameled Cast Iron, Recessed Alcove Bathtub (Kohler® Seaforth™).....	1,470.43	277.66
22 42 19 00-0004 EA 60" x 32" x 16-1/4", Porcelain Enameled Cast Iron, Recessed Alcove Bathtub (Kohler® Mendota®).....	1,260.63	277.66
22 42 19 00-0005 EA 60" x 32" x 16-1/4", Porcelain Enameled Cast Iron, Recessed Alcove Bathtub (Kohler® Dynametric®).....	1,475.70	277.66
22 42 19 00-0006 EA 66" x 32" x 17", Porcelain Enameled Cast Iron, Recessed Alcove Bathtub (Kohler® Bellwether®).....	1,897.65	277.66
22 42 19 00-0007 Porcelain Enameled Steel, Recessed Alcove Bathtubs (22 42 19 00-0001)		
22 42 19 00-0008 EA 60" x 30" x 14-1/4", Porcelain Enameled Steel, Recessed Alcove Bathtub (American Standard New Salem®).....	654.53	277.66
22 42 19 00-0009 EA 60" x 30" x 16-5/8", Porcelain Enameled Steel, Recessed Alcove Bathtub (American Standard New Solar®).....	669.55	277.66
22 42 19 00-0010 Porcelain Finished Metal Alloy, Recessed Alcove Bathtubs (22 42 19 00-0001)		
22 42 19 00-0011 EA 60" x 32" x 17-3/4", Porcelain Finished Metal Alloy, Recessed Alcove Bathtub (American Standard Cambridge™).....	965.32	277.66
22 42 19 00-0012 Acrylic, Recessed Alcove Bathtubs (22 42 19 00-0001)		
22 42 19 00-0013 EA 60" x 32" x 19", Acrylic, Recessed Alcove Bathtub (Kohler® Archer®).....	993.73	277.66
22 42 19 00-0014 EA 60" x 36" x 20", Acrylic, Recessed Alcove Bathtub (Kohler® Mariposa®).....	1,175.37	277.66
22 42 19 00-0015 EA 66" x 36" x 20", Acrylic, Recessed Alcove Bathtub (Kohler® Mariposa®).....	1,198.83	277.66
22 42 19 00-0016 EA 72" x 36" x 20", Acrylic, Recessed Alcove Bathtub (Kohler® Mariposa®).....	1,184.41	277.66
22 42 19 00-0017 EA 72" x 42" x 21", Acrylic, Recessed Alcove Bathtub (Kohler® Windward®).....	1,236.28	277.66
22 42 19 00-0018 Bathtub Refinishing (22 42 19 00-0001)		
22 42 19 00-0019 EA Refinish Porcelain Finished Bathtub With Acrylic Urethane Enamel.....	595.74	
22 42 19 00-0020 Tub And Shower Combinations (22 42 19)		



MINOR	CSI	UOM	DESCRIPTION	TOTAL DIRECT UNIT COST	DEMOLITION UNIT COST
22 42 19 00-0021			Acrylic Tub And Shower Combination (22 42 19 00-0020)		
22 42 19 00-0022	EA		1 Piece, 60" x 32" x 72" Acrylic Tub And Shower (Delta 226032).....	1,218.26	103.17
			<i>For 2 Piece Enclosure, Deduct</i>	-264.35	
22 42 19 00-0023			Fiberglass Tub And Shower Combination (22 42 19 00-0020)		
22 42 19 00-0024	EA		1 Piece 60" x 32" x 72" Fiberglass Tub And Shower (Aquatic 2603-SG).....	827.34	103.17
22 42 19 00-0025	EA		2 Piece 60" x 30" x 72" Fiberglass Tub And Shower (Aquatic 2603-2P).....	656.30	68.78
22 42 19 00-0026	EA		4 Piece 60" x 32" x 75-1/2" Fiberglass Tub And Shower (Aquatic 26030-4P).....	1,310.96	155.73
22 42 19 00-0027	EA		3 Piece Tub/Shower Surrounds, 32" x 72" Side Walls, 48" x 72" Back, (Swanstone SK-324872).....	3,301.54	318.93
			<i>For 2 Piece Enclosure, Deduct</i>	-684.47	
22 42 23			Commercial Showers (22 42)		
22 42 23 00-0001			Shower Enclosures (22 42 23) Note: Includes precast concrete receptors. Excludes plumbing hook-up and door or curtain.		
22 42 23 00-0002			Powder Coated Or Baked Enamel Steel Shower Enclosure (22 42 23 00-0001)		
22 42 23 00-0003	EA		32" x 32" x 82" Baked Enamel Steel Shower Enclosure (General Partitions).....	1,648.31	161.10
22 42 23 00-0004	EA		36" x 36" x 82" Baked Enamel Steel Shower Enclosure (General Partitions).....	1,648.31	161.10
22 42 23 00-0005	EA		40" x 40" x 82" Baked Enamel Steel Shower Enclosure (General Partitions).....	2,497.03	161.10
22 42 23 00-0006	EA		40" x 48" x 82" Handicapped, Baked Enamel Steel Shower Enclosure (General Partitions).....	2,748.99	161.10
22 42 23 00-0007			Solid Plastic Core High Density Polymer (HDP) Shower Enclosure (22 42 23 00-0001)		
22 42 23 00-0008	EA		32" x 32" x 82" Single Opening Solid Plastic Shower Enclosure (General Partitions).....	2,722.47	161.10
22 42 23 00-0009	EA		36" x 36" x 82" Single Opening Solid Plastic Shower Enclosure (General Partitions).....	2,722.47	161.10
22 42 23 00-0010	EA		40" x 40" x 82" Single Opening Solid Plastic Shower Enclosure (General Partitions).....	3,915.98	161.10
22 42 23 00-0011	EA		40" x 48" x 82" Handicapped, Solid Plastic Shower Enclosure (General Partitions).....	4,380.12	161.10
22 42 23 00-0012			Composite Fiberglass Shower Enclosure, 4 Piece Knock-Down (22 42 23 00-0001)		
22 42 23 00-0013	EA		32" x 32" x 76" Composite Shower Enclosure, 4 Piece (Aquatic 3232CS).....	1,377.91	161.10
22 42 23 00-0014	EA		36" x 36" x 76" Composite Shower Enclosure, 4 Piece (Aquatic 3636CS).....	1,417.09	161.10
22 42 23 00-0015	EA		34" x 48" x 76" Composite Shower Enclosure, 4 Piece (Aquatic 4834CS).....	1,456.26	161.10
22 42 23 00-0016	EA		30" x 60" x 76" Composite Shower Enclosure, 4 Piece (Aquatic 6030CSL).....	1,534.61	161.10
22 42 23 00-0017	EA		34" x 60" x 76" Composite Shower Enclosure, 4 Piece (Aquatic 6034CS).....	1,638.42	161.10
22 42 23 00-0018			1 Piece Shower Units (22 42 23)		
22 42 23 00-0019	EA		1 Piece, 32" x 32" x 73" Fiberglass Shower With Drain (Swanstone FS03232).....	1,179.84	103.17
22 42 23 00-0020	EA		1 Piece, 36" x 36" x 73" Fiberglass Shower With Drain (Swanstone FS03636).....	1,323.68	103.17
22 42 23 00-0021			Personnel Type Shower Receptors (22 42 23)		
22 42 23 00-0022			Acrylic Shower Receptors (22 42 23 00-0021)		
22 42 23 00-0023	EA		36" x 36" Acrylic Shower Receptor.....	437.82	40.67
22 42 23 00-0024	EA		42" x 42" Acrylic Shower Receptor.....	463.03	40.67
22 42 23 00-0025	EA		48" x 48" Acrylic Shower Receptor.....	513.37	40.67
22 42 23 00-0026	EA		60" x 60" Acrylic Shower Receptor.....	624.41	48.81
22 42 23 00-0027	EA		48" x 32" Acrylic Shower Receptor.....	439.01	40.67
22 42 23 00-0028	EA		48" x 36" Acrylic Shower Receptor.....	472.16	40.67
22 42 23 00-0029	EA		48" x 42" Acrylic Shower Receptor.....	533.84	40.67
22 42 23 00-0030	EA		60" x 32" Acrylic Shower Receptor.....	593.04	48.81
22 42 23 00-0031	EA		60" x 36" Acrylic Shower Receptor.....	597.31	48.81
22 42 23 00-0032	EA		60" x 42" Acrylic Shower Receptor.....	601.22	48.81
22 42 23 00-0033	EA		60" x 48" Acrylic Shower Receptor.....	662.50	48.81
22 42 23 00-0034	EA		36" x 36" Acrylic Corner Shower Receptor.....	639.88	40.67
22 42 23 00-0035	EA		42" x 42" Acrylic Corner Shower Receptor.....	735.02	40.67
22 42 23 00-0036			Molded Stone Shower Receptors (22 42 23 00-0021)		
22 42 23 00-0037	EA		32" x 32" Molded Stone Shower Receptor (Fiat 32WL).....	291.24	40.67
22 42 23 00-0038	EA		34" x 34" Molded Stone Shower Receptor (Fiat 34WL).....	305.46	40.67
22 42 23 00-0039	EA		36" x 36" Molded Stone Shower Receptor (Fiat 36WL).....	307.05	40.67
22 42 23 00-0040	EA		42" x 42" Molded Stone Shower Receptor (Fiat 4242WL).....	377.37	40.67
22 42 23 00-0041	EA		42" x 34" Molded Stone Shower Receptor (Fiat 42WL).....	334.70	40.67
22 42 23 00-0042	EA		48" x 32" Molded Stone Shower Receptor (Fiat 4832WL).....	354.46	40.67
22 42 23 00-0043	EA		48" x 34" Molded Stone Shower Receptor (Fiat 48WL).....	356.83	40.67
22 42 23 00-0044	EA		54" x 34" Molded Stone Shower Receptor (Fiat 54WL).....	413.19	48.81
22 42 23 00-0045	EA		60" x 34" Molded Stone Shower Receptor (Fiat 60WL).....	428.20	48.81
22 42 23 00-0046	EA		36" x 36" Molded Stone Corner Shower Receptor (Fiat 36WLC).....	338.65	40.67
22 42 23 00-0047	EA		38" x 38" Molded Stone Corner Shower Receptor (Fiat 38WLC).....	347.35	40.67
22 42 23 00-0048			Precast Terrazzo Shower Receptors (22 42 23 00-0021)		
22 42 23 00-0049	EA		30" x 30" Precast Terrazzo Shower Receptor.....	548.85	40.67
22 42 23 00-0050	EA		32" x 32" Precast Terrazzo Shower Receptor.....	570.19	40.67



MINOR CSI UOM DESCRIPTION	TOTAL DIRECT UNIT COST	DEMOLITION UNIT COST
22 42 23 00-0051 EA 34" x 34" Precast Terrazzo Shower Receptor.....	589.94	40.67
22 42 23 00-0052 EA 36" x 36" Precast Terrazzo Shower Receptor.....	592.31	40.67
22 42 23 00-0053 EA 40" x 40" Precast Terrazzo Shower Receptor.....	648.42	40.67
22 42 23 00-0054 EA 42" x 42" Precast Terrazzo Shower Receptor.....	676.86	40.67
22 42 23 00-0055 EA 48" x 48" Precast Terrazzo Shower Receptor.....	951.86	40.67
22 42 23 00-0056 EA 36" x 32" Precast Terrazzo Shower Receptor.....	585.20	40.67
22 42 23 00-0057 EA 42" x 32" Precast Terrazzo Shower Receptor.....	596.53	40.67
22 42 23 00-0058 EA 42" x 34" Precast Terrazzo Shower Receptor.....	616.81	40.67
22 42 23 00-0059 EA 42" x 36" Precast Terrazzo Shower Receptor.....	642.09	40.67
22 42 23 00-0060 EA 32" x 48" Precast Terrazzo Shower Receptor.....	644.46	40.67
22 42 23 00-0061 EA 48" x 34" Precast Terrazzo Shower Receptor.....	676.86	40.67
22 42 23 00-0062 EA 54" x 32" Precast Terrazzo Shower Receptor.....	709.26	40.67
22 42 23 00-0063 EA 60" x 30" Precast Terrazzo Shower Receptor.....	958.93	48.81
22 42 23 00-0064 EA 60" x 32" Precast Terrazzo Shower Receptor.....	1,048.59	48.81
22 42 23 00-0065 EA 60" x 34" Precast Terrazzo Shower Receptor.....	1,052.99	48.81
22 42 23 00-0066 EA 60" x 36" Precast Terrazzo Shower Receptor.....	1,057.36	48.81
22 42 23 00-0067 EA 32" x 32" Precast Terrazzo Corner Shower Receptor.....	595.47	40.67
22 42 23 00-0068 EA 34" x 34" Precast Terrazzo Corner Shower Receptor.....	596.53	40.67
22 42 23 00-0069 EA 36" x 36" Precast Terrazzo Corner Shower Receptor.....	598.63	40.67
22 42 23 00-0070 EA 40" x 40" Precast Terrazzo Corner Shower Receptor.....	717.95	40.67
22 42 23 00-0071 EA 36" x 36", ADA Wheelchair Accessible, Precast Terrazzo Shower Receptor.....	1,306.66	40.67
22 42 23 00-0072 EA 60" x 30", ADA Wheelchair Accessible, Precast Terrazzo Shower Receptor.....	1,454.68	48.81
22 42 23 00-0073 EA 60" x 36", ADA Wheelchair Accessible, Precast Terrazzo Shower Receptor.....	1,516.32	48.81
22 42 23 00-0074 Shower Receptors Accessories (22 42 23 00-0021)		
22 42 23 00-0075 SF Polyvinyl Chloride (PVC) Shower Pan Liner.....	3.65	
22 42 23 00-0076 Removal And Reinstallation Of Fixtures And Trim (22 42 23)		
Note: Includes storage, cleaning and supply materials for reconnecting pipe to fixture.		
22 42 23 00-0077 EA Removal And Reinstallation Of Shower Head.....	48.81	
22 42 23 00-0078 Removal Of Tile Shower Floor With Lead Liner Pan (22 42 23)		
See CSI section 01 74 19 00-0031 for landfill dump fee.		
22 42 23 00-0079 SF Removal Of Tile Shower Floor With Lead Liner Pan.....	0.00	3.73
22 42 33 Wash Fountains (22 42)		
22 42 33 00-0001 Circular Wash Fountain, Deep Bowl (22 42 33)		
Note: Includes trim and trap. 2" IPS waste outlets foot control/hand control operated.		
22 42 33 00-0002 EA 36" Stainless Steel Circular Wash Fountain Including Trim, Trap, 2" IPS Outlet And Foot/Hand Controls (Bradley WF2705F-A-LSD).....	8,719.60	167.19
<i>For Metal Soap Dispenser, Add 100.00</i>		
<i>For Stainless Steel Pedestal Panels, Add 100.00</i>		
22 42 33 00-0003 EA 36" Bradstone® Circular Wash Fountain Including Trim, Trap, 2" IPS Outlet And Foot/Hand Controls (Bradley WF2805F-A-LSD).....	4,939.39	167.19
<i>For Metal Soap Dispenser, Add 100.00</i>		
<i>For Stainless Steel Pedestal Panels, Add 100.00</i>		
22 42 33 00-0004 EA 36" Terreon® Circular Wash Fountain Including Trim, Trap, 2" IPS Outlet And Foot/Hand Controls (Bradley TDB3105AIRLSDE).....	8,568.83	167.19
<i>For Metal Soap Dispenser, Add 100.00</i>		
<i>For Stainless Steel Pedestal Panels, Add 100.00</i>		
22 42 33 00-0005 EA 54" Stainless Steel Circular Wash Fountain Including Trim, Trap, 2" IPS Outlet And Foot/Hand Controls (Bradley WF2708F-A-LSD).....	11,116.21	191.07
<i>For Metal Soap Dispenser, Add 100.00</i>		
<i>For Stainless Steel Pedestal Panels, Add 100.00</i>		
22 42 33 00-0006 EA 54" Bradstone® Circular Wash Fountain Including Trim, Trap, 2" IPS Outlet And Foot/Hand Controls (Bradley WF2808F-A-LSD).....	5,699.24	191.07
<i>For Metal Soap Dispenser, Add 100.00</i>		
<i>For Stainless Steel Pedestal Panels, Add 100.00</i>		
22 42 33 00-0007 EA 54" Terreon® Circular Wash Fountain Including Trim, Trap, 2" IPS Outlet And Foot/Hand Controls (Bradley TDB3108AIRLSDE).....	10,267.52	191.07
<i>For Metal Soap Dispenser, Add 100.00</i>		
<i>For Stainless Steel Pedestal Panels, Add 100.00</i>		
22 42 33 00-0008 Semi-Circular Wash Fountain, Deep Bowl (22 42 33)		
Note: Includes trim and trap. 2" IPS waste outlets foot control/hand control operated.		
22 42 33 00-0009 EA 36" Stainless Steel Semi-Circular Wash Fountain Including Trim, Trap, 2" IPS Outlet And Foot/Hand Controls (Bradley WF2703F-A-LSD).....	7,608.11	143.30
<i>For Metal Soap Dispenser, Add 100.00</i>		
<i>For Stainless Steel Pedestal Panels, Add 100.00</i>		
22 42 33 00-0010 EA 36" Bradstone® Semi-Circular Wash Fountain Including Trim, Trap, 2" IPS Outlet And Foot/Hand Controls (Bradley WF2803F-A-LSD).....	4,510.04	143.30
<i>For Metal Soap Dispenser, Add 100.00</i>		
<i>For Stainless Steel Pedestal Panels, Add 100.00</i>		
22 42 33 00-0011 EA 36" Terreon® Semi-Circular Wash Fountain Including Trim, Trap, 2" IPS Outlet And Foot/Hand Controls (Bradley TDB3103AIRLSDE).....	6,496.39	143.30
<i>For Metal Soap Dispenser, Add 100.00</i>		
<i>For Stainless Steel Pedestal Panels, Add 100.00</i>		



MINOR	CSI	UOM	DESCRIPTION	TOTAL DIRECT UNIT COST	DEMOLITION UNIT COST
-------	-----	-----	-------------	------------------------	----------------------

22 42 33 00-0012	EA		54" Stainless Steel Semi-Circular Wash Fountain Including Trim, Trap, 2" IPS Outlet And Foot/Hand Controls (Bradley WF2704F-A-LSD).....	9,336.67	167.19
			<i>For Metal Soap Dispenser, Add</i>	100.00	
			<i>For Stainless Steel Pedestal Panels, Add</i>	100.00	
22 42 33 00-0013	EA		54" Bradstone® Semi-Circular Wash Fountain Including Trim, Trap, 2" IPS Outlet And Foot/Hand Controls (Bradley WF2804F-A-LSD).....	5,442.29	167.19
			<i>For Metal Soap Dispenser, Add</i>	100.00	
			<i>For Stainless Steel Pedestal Panels, Add</i>	100.00	
22 42 33 00-0014	EA		54" Terreon® Semi-Circular Wash Fountain Including Trim, Trap, 2" IPS Outlet And Foot/Hand Controls (Bradley TDB3104AIRLSDE).....	7,728.11	167.19
			<i>For Metal Soap Dispenser, Add</i>	100.00	
			<i>For Stainless Steel Pedestal Panels, Add</i>	100.00	

22 42 39 Commercial Faucets, Supplies, and Trim (22 42)

22 42 39 00-0001 Kitchen Faucets (22 42 39)

22 42 39 00-0002	EA		Top Cast Kitchen Faucet, Single Handle, Chrome Finish (Delta 140-DST).....	186.46	49.94
22 42 39 00-0003	EA		Top Cast Kitchen Faucet With Spray, Single Handle, Chrome Finish (Delta 440-DST).....	209.78	49.94
22 42 39 00-0004	EA		Top Cast Kitchen Faucet, Single Handle, Stainless Steel Finish (Delta 140-SS-DST).....	196.56	49.94
22 42 39 00-0005	EA		Top Cast Kitchen Faucet With Spray, Single Handle, Stainless Steel Finish (Delta 440-SS-DST).....	222.08	49.94
22 42 39 00-0006	EA		Top Cast Kitchen Faucet, Two Handle, Chrome Finish, 8" Center, Lever Handles (Delta 2102LF-LHP+H24).....	174.14	49.94
22 42 39 00-0007	EA		Top Cast Kitchen Faucet With Spray, Two Handle, Chrome Finish, 8" Center, Lever Handles (Delta 2402LF-LHP+H24).....	190.56	49.94
22 42 39 00-0008	EA		Top Cast Kitchen Faucet, Two Handle, Chrome Finish, Center Gooseneck Faucet, Lever Handles (Delta 21987LF).....	245.93	49.94
22 42 39 00-0009	EA		Top Cast Kitchen Faucet With Spray, Two Handle, Chrome Finish, Center Gooseneck Faucet, Lever Handles (Delta 21996LF).....	176.45	49.94
22 42 39 00-0010	EA		Bottom Mount Kitchen Faucet, Single Handle, Chrome Finish (Delta 101LF-WF).....	170.23	49.94
22 42 39 00-0011	EA		Bottom Mount Kitchen Faucet With Spray, Single Handle, Chrome Finish (Delta 175LF-WF).....	200.63	49.94
22 42 39 00-0012	EA		Bottom Mount Kitchen Faucet, Two Handle, Chrome Finish, Gooseneck Faucet, Lever Handles (Delta 2274-LHP+H24).....	341.44	49.94
22 42 39 00-0013	EA		Bottom Mount Kitchen Faucet With Spray, Two Handle, Chrome Finish, Gooseneck Faucet, Lever Handles (Delta 2276-LHP+H24).....	374.09	49.94
22 42 39 00-0014	EA		Deck Mount Sink Faucet, 8" Center Set, Lever Handles (Chicago Faucet 1100 ABCP).....	353.14	54.23
22 42 39 00-0015	EA		Deck Mount Sink Faucet, 8" Center Set, 4" Wristblade Handles (Chicago Faucet 1100-GN2AE3-317CP).....	351.55	54.23
22 42 39 00-0016	EA		Deck Mount Gooseneck Sink Faucet, 4" Center Set, Blade Handles (Chicago Faucet 802-317CP).....	263.70	54.23
22 42 39 00-0017	EA		Chrome Single Handle Kitchen Faucet With Integrated Spray (Elkay LKGT1041CR).....	601.99	49.94
22 42 39 00-0018	EA		Brushed Nickel Single Handle Kitchen Faucet With Integrated Spray (Elkay LKGT1041NK).....	760.41	49.94
22 42 39 00-0019	EA		Oil Rubbed Bronze Single Handle Kitchen Faucet With Integrated Spray (Elkay LKGT1041RB).....	813.22	49.94
22 42 39 00-0020	EA		Chrome Single Handle Kitchen Faucet With Integrated Spray, 1.5 GPM Aerator (Elkay LKLFGT1041CR).....	601.99	49.94
22 42 39 00-0021	EA		Brushed Nickel Single Handle Kitchen Faucet With Integrated Spray, 1.5 GPM Aerator (Elkay LKLFGT1041NK).....	760.41	49.94
22 42 39 00-0022	EA		Oil Rubbed Bronze Single Handle Kitchen Faucet With Integrated Spray, 1.5 GPM Aerator (Elkay LKLFGT1041RB).....	813.22	49.94

22 42 39 00-0023 Lavatory Faucets (22 42 39)

22 42 39 00-0024	EA		Single Handle Centerset Lavatory Faucet, Polished Chrome Finish (Delta Lahara 538-MPU-DST).....	224.06	35.96
22 42 39 00-0025	EA		4" Centerset Lavatory Faucet With Chrome Lever Handle (Delta 501LF-WF).....	156.61	35.96
22 42 39 00-0026	EA		4" Classic Style Centerset Lavatory Faucet With Chrome Lever Handles (Delta 2523LF-MPU).....	193.51	35.96
22 42 39 00-0027	EA		4" Centerset Lavatory Faucet With Chrome Lever Handles (Delta 2529LF-HDM).....	211.90	35.96
22 42 39 00-0028	EA		Classic Style Widespread Lavatory Faucet With Chrome Lever Handles (Delta 3530LF-MPU).....	259.42	35.96
22 42 39 00-0029	EA		Widespread Lavatory Gooseneck Faucet With Chrome Lever Handles (Delta 3579LF-WFHDF).....	301.63	35.96
22 42 39 00-0030	EA		Self Closing/Metered Faucet, Brass, Single Hole, Push Handle (Delta 86T104).....	185.57	35.96
22 42 39 00-0031	EA		Self Closing/Metered Faucet, Double Hole, Push Handles (American Standard 1340.225.002).....	280.57	35.96
22 42 39 00-0032	EA		Single Inlet, Push Handle Metering Faucet, ADA (Chicago Faucet 333-665).....	203.22	35.96
22 42 39 00-0033	EA		3" Reach, 4-Arm Handle Single Basin Faucet (T&S Brass 0710).....	207.85	35.96
22 42 39 00-0034	EA		3" Reach, Push Handle Self-Closing Valve, Single Basin Metering Faucet (T&S Brass 0712).....	250.23	35.96
22 42 39 00-0035	EA		4" Reach, Push Handle Self-Closing Valve, Single Basin Metering Faucet (T&S Brass 0805).....	245.22	35.96
22 42 39 00-0036	EA		4" Classic Style Centerset Lavatory Faucet With Chrome Lever Handles (Zurn Z81104).....	201.01	35.96

22 42 39 00-0037 Bath And Shower Faucets With Valve Body (22 42 39 00-0037)

22 42 39 00-0039	EA		Single Lever Handle Chrome Tub Filler, Pressure-Balance (American Standard T480 500).....	208.58	43.35
22 42 39 00-0040	EA		Single Lever Handle, Chrome Shower Only, Pressure-Balance (American Standard T480.501).....	243.37	43.35
22 42 39 00-0041	EA		Single Lever Handle, Chrome Shower And Tub Filler, Pressure-Balance (American Standard T480.502).....	265.68	43.35
22 42 39 00-0042	EA		Two Lever Handle, Chrome Tub Filler (American Standard Colony Soft 3275.505).....	193.41	43.35
			<i>For Faucet With Metal Cross Handles, Add</i>	45.75	
22 42 39 00-0043	EA		Two Lever Handle, Chrome Shower Only (American Standard Colony Soft 3275.501).....	202.33	43.35
			<i>For Faucet With Metal Cross Handles, Add</i>	45.75	
22 42 39 00-0044	EA		Two Lever Handle, Chrome Shower And Tub Filler (American Standard Colony Soft 3275.502).....	228.21	43.35
			<i>For Faucet With Metal Cross Handles, Add</i>	45.75	
22 42 39 00-0045	EA		Three Lever Handle, Chrome Shower And Tub Filler (American Standard Colony Soft 3375.502).....	257.65	43.35
			<i>For Faucet With Metal Cross Handles, Add</i>	45.75	

22 42 39 00-0046 Shower Valves And Trim (22 42 39)

See CSI section 22 41 39 00-0011 for residential shower valves and heads.

22 42 39 00-0047	EA		Removable Hand Held Shower With Hose Wall Hook And Inline Vacuum Breaker (Powers 141-318 with 141-319).....	341.53	67.42
22 42 39 00-0048	EA		Concealed Thermostatic/Pressure Balancing Control Valve With Chrome Plated Shower Head (Chicago Faucet 2502-600CP).....	749.92	67.42



MINOR CSI UOM DESCRIPTION	TOTAL DIRECT UNIT COST	DEMOLITION UNIT COST
22 42 39 00-0049 EA Concealed Pressure Balancing Control Valve With Chrome Plated Shower Head (Chicago Faucet 1762-ISCP).....	524.95	67.42
22 42 39 00-0050 EA Senior Institutional Shower Head (Symmons® 4-150)	203.00	43.35
22 42 39 00-0051 EA Universal Institutional Shower Head (Symmons® 4-151).....	335.86	43.35
22 42 39 00-0052 EA Fre-Flo Institutional Shower Head (Symmons® 4-295).....	237.98	43.35
22 42 39 00-0053 EA Fre-Flo Institutional Shower Head With Short Arm (Symmons® 4-385).....	180.69	43.35
22 42 39 00-0054 EA Wall Mounted Shower Valve And Slide Bar, Single Lever Concealed Mixer (Symmons® 96-300-B30-V-X).....	748.94	64.92
22 42 39 00-0055 EA Wall Mounted Shower Valve, Tub Faucet, And Slide Bar, Single Lever Concealed Mixer (Symmons® 96-400- B30-V-X).....	617.92	74.91
22 42 39 00-0056 EA Wall Mounted Shower Valve, Slide Bar And Head, Single Lever Concealed Mixer (Symmons® 96-500-B30-V-X).....	811.81	74.91
22 42 39 00-0057 EA Wall Mounted Shower Valve, Tub Faucet, Slide Bar And Head, Single Lever Concealed Mixer (Symmons® 96- 600-B30-V-X).....	1,138.99	79.90
22 42 39 00-0058 EA Stainless Steel Shower System With Thru-Wall Exposed Piping Covering, Adjustable Shower Head, Soap Dish, Metal Top Cap And Thermostatic/Pressure Balancing Control Valve (Symmons® Hydapipe® 1-801S/1-802S).....	1,035.10	67.42
For Hand Spray, Hose And Wall Hooks, Add	106.44	
For Recessed Soap Dish, Add	108.12	
For Hand Spray, Hose And 30" Slide Bar, Add	165.51	
For Pressure Balance And Metering Combination, Add	291.63	
22 42 39 00-0059 EA Stainless Steel Corner Shower System With Thru-Wall Exposed Piping Covering, Adjustable Shower Head, Soap Dish, Metal Top Cap And Thermostatic/Pressure Balancing Control Valve (Symmons® Hydapipe® 1-807).....	1,228.72	67.42
For Hand Spray, Hose And Wall Hooks, Add	106.44	
For Recessed Soap Dish, Add	108.12	
For Hand Spray, Hose And 30" Slide Bar, Add	165.51	
For Pressure Balance And Metering Combination, Add	291.63	
22 42 39 00-0060 EA Stainless Steel Institutional Shower System With Thru-Wall Exposed Piping Covering, Vandal Resistant Adjustable Shower Head, Soap Dish, Sloped Metal Top Cap And Thermostatic/Pressure Balancing Control Valve (Symmons® Hydapipe® 1-901S).....	839.92	67.42
For Hand Spray, Hose And Wall Hooks, Add	19.32	
For Hand Spray, Hose And 30" Slide Bar, Add	78.39	
For Pressure Balance And Metering Combination, Add	291.63	
22 42 39 00-0061 EA Stainless Steel Institutional Shower System With Flat Wall Recessed Piping Covering, Vandal Resistant Adjustable Shower Head, Soap Dish And Thermostatic/Pressure Balancing Control Valve (Symmons® Hydapipe® 1-911RS).....	1,262.76	67.42
For Pressure Balance And Metering Combination, Add	291.63	
22 42 39 00-0062 EA Stainless Steel Double Outlet Institutional Shower System With Thru-Ceiling Exposed Piping Covering, Vandal Resistant Adjustable Shower Head, Soap Dish, Sloped Metal Top Cap And Thermostatic/Pressure Balancing Control Valve (Symmons® Hydapipe® 1-902S-FS).....	1,353.91	67.42
For Hand Spray, Hose And 30" Slide Bar, Add	59.07	
For Pressure Balance And Metering Combination, Add	291.63	
22 42 39 00-0063 EA Stainless Steel Institutional Triple Shower System With Thru-Wall Exposed Piping Covering, Vandal Resistant Adjustable Shower Heads, Sloped Metal Top Cap And Thermostatic/Pressure Balancing Control Valve (Symmons® Hydapipe® 1-931).....	2,489.19	67.42
For Recessed Soap Dish, Add	83.94	
For Pressure Balance And Metering Combination, Add	227.79	
22 42 39 00-0064 EA Stainless Steel Institutional Double Shower System With Thru-Wall Exposed Piping Covering, Vandal Resistant Adjustable Shower Heads, Metal Top Cap And Thermostatic/Pressure Balancing Control Valve (Symmons® Hydapipe® 1-921).....	2,175.69	67.42
For Recessed Soap Dish, Add	83.94	
For Pressure Balance And Metering Combination, Add	291.63	
22 42 39 00-0065 EA Stainless Steel Tub And Shower System With Thru-Wall Exposed Piping Covering, Adjustable Shower Head, Sloped Metal Top Cap And Thermostatic/Pressure Balancing Control Valve (Symmons® Hydapipe® 1-941-231).....	1,097.19	67.42
22 42 39 00-0066 EA Stainless Steel Double Outlet Institutional Shower System With Flat Wall Recessed Piping Covering, Vandal Resistant Adjustable Shower Head, Hand Spray, Hose, Wall Hooks, Soap Dish And Thermostatic/Pressure Balancing Control Valve (Symmons® Hydapipe® 1-912RS-FS).....	1,678.78	67.42
For Hand Spray, Hose And 30" Slide Bar, Add	59.07	
For Pressure Balance And Metering Combination, Add	291.63	
22 42 39 00-0067 EA Stainless Steel Single Supply Institutional Shower System With Thru-Wall Exposed Piping Covering, Vandal Resistant Adjustable Shower Head, Soap Dish, Sloped Metal Top Cap And Thermostatic/Pressure Balancing Control Valve (Symmons® Hydapipe® 1-901S-60).....	1,095.73	67.42
22 42 39 00-0068 EA Stainless Steel Single Supply Single Outlet Institutional Shower System With Thru-Wall Exposed Piping Covering, Vandal Resistant Adjustable Shower Head, Soap Dish, Sloped Metal Top Cap And Thermostatic/Pressure Balancing Control Valve (Symmons® Hydapipe® 1-901S-22-FS).....	1,092.52	67.42
For Hand Spray, Hose And 30" Slide Bar, Add	59.07	
22 42 39 00-0069 EA Single Lever Handle, Chrome, Pressure-Balance, Shower System (Symmons SafetyMix 1-100-X-3/4).....	805.62	59.93
22 42 39 00-0070 EA Single Lever Handle, Chrome, Pressure-Balance, Shower Valve (Symmons SafetyMix 4-500).....	621.74	43.35
22 42 39 00-0071 Service Sink Faucets (22 42 39)		
22 42 39 00-0072 EA 4-5/8" Spout With Vacuum Breaker, Wall Mount Service Sink Faucet With Lever Handles (Kohler® Kinlock™).....	448.21	83.15
22 42 39 00-0073 EA 3" Spout, Wall Mount, Service Sink Faucet With Lever Handles (American Standard 8340.235).....	323.83	83.15
22 42 39 00-0074 EA 3" Spout With Vacuum Breaker, Wall Mount Service Sink Faucet With Lever Handles (American Standard 8340.243).....	347.92	83.15
22 42 39 00-0075 EA 6" Spout With Vacuum Breaker And Top Brace, Wall Mount Service Sink Faucet, Lever Handles (American Standard 8344.012).....	360.41	83.15
22 42 39 00-0076 EA 7-1/4" Spout With Bottom Fork Brace, Stops In Integral Arm, Wall Mount Service Sink Faucet With Wrist Blade Handles (American Standard 8355.101).....	471.92	116.56
22 42 39 00-0077 EA 7-1/4" Spout With Vacuum Break And Bottom Fork Brace, Stops In Integral Arm, Wall Mount Service Sink Faucet With Wrist Blade Handles (American Standard 8355.110).....	529.01	132.84
22 42 39 00-0078 EA 11" Spout With Bottom Fork Brace, Stops In Integral Arm, Wall Mount Service Sink Faucet With Wrist Blade Handles (American Standard 8345.115).....	607.53	132.84
22 42 39 00-0079 EA Wall Mount Service Sink Faucet With Atmospheric Vacuum Breaker Spout, Lever Handles (Chicago Faucet 305- VBRCF).....	357.78	83.15
22 42 39 00-0080 EA 44" Flexible Stainless Steel Hose With Insulated Handle, 23" Riser, Pre-Rinse Faucet (Chicago Faucet 923- XKCAB).....	726.02	132.84



MINOR CSI	UOM	DESCRIPTION	TOTAL DIRECT UNIT COST	DEMOLITION UNIT COST
22 42 39 00-0081		Laboratory Faucets And Fittings (22 42 39)		
22 42 39 00-0082	EA	Cold Faucet, Single Deck Mount, Gooseneck Spout With Serrated Nozzle Outlet, Laboratory Faucet (Chicago Faucet 927)	182.13	35.36
22 42 39 00-0083	EA	Single Deck Mount, Gooseneck Spout With Serrated Nozzle Outlet, Hot And Cold, Laboratory Faucet (Chicago Faucet 929)	297.01	49.94
22 42 39 00-0084	EA	Single Deck Mount, Gooseneck Spout With Serrated Nozzle Outlet, Hot And Cold, Laboratory Faucet With Vacuum Breaker (Chicago Faucet 930).....	382.87	49.94
22 42 39 00-0085	EA	Cold Wall Mount, Gooseneck Spout With Aerator, Laboratory Faucet (Chicago Faucet 933)	237.68	46.64
22 42 39 00-0086	EA	6" Spout With Aerator, Wall Mount, Hot And Cold, Laboratory Faucet (Chicago Faucet 940).....	323.44	66.52
22 42 39 00-0087	EA	6" Spout With Aerator And Vacuum Breaker, Wall Mount, Hot And Cold, Laboratory Faucet (Chicago Faucet 940-VBE7-CP).....	435.39	66.52
22 42 39 00-0088	EA	Dual Deck Mount, Gooseneck Spout With Serrated Nozzle Outlet, Hot And Cold, Laboratory Faucet (Chicago Faucet 946)	347.83	49.94
22 42 39 00-0089	EA	Gooseneck Spout With Aerator, Wall Mount, Hot And Cold, Laboratory Faucet (Chicago Faucet 942)	343.78	66.52
22 42 39 00-0090	EA	Single Control, Single Hole Deck Mount Sink Faucet (Chicago Faucet 350-CP).....	224.42	38.39
22 42 39 00-0091	EA	Dual Control, Single Hole Deck Mount Sink Faucet (Chicago Faucet 50-CP)	316.21	54.23
22 42 39 00-0092	EA	4" Center Set, Deck Mount, Lavatory Faucet With Blade Handles (Chicago Faucet 802)	245.26	54.23
22 42 39 00-0093	EA	4" Center Set, Deck Mount, Gooseneck Sink Faucet With Blade Handles (Chicago Faucet 895-317ABCP).....	297.92	54.23
22 42 39 00-0094	EA	Gas Ball Valve, Removable Nozzle, With Index Button (Chicago Faucet 909-AGVCP).....	80.28	33.36
22 42 39 00-0095	EA	Dual Service Lab Fitting, Two Gas And One Water Outlet (Chicago Faucet 1332-CP).....	480.41	59.93
22 42 39 00-0096	EA	Dual Service Lab Fitting With Wristblade Handle, Two Gas And One Water Outlet (Chicago Faucet 1332-317CP).....	615.66	59.93
22 42 39 00-0097	EA	Dual Service Lab Fitting With Metal Cross Handle, Inline Vacuum Breaker, Two Gas And One Water Outlet (Chicago Faucet 1332-E22E7-204CP)	738.88	59.93
22 42 39 00-0098	EA	Dual Service Lab Fitting With Plastic Cross Handle, Two Gas And One Water Outlet (Chicago Faucet 1332-E22E7CP).....	654.27	59.93
22 42 39 00-0099	EA	Dual Service Lab Fitting With Chemical Resistant Coating And Plastic Cross Handle, Two Gas And One Water Outlet (Chicago Faucet 1332-E22E7SAM).....	777.65	59.93
22 42 39 00-0100	EA	Single, Deck Mounted Laboratory Ball Valve Assembly (Watersaver L4100-131WSA)	150.49	32.96
22 42 39 00-0101	EA	90 Degree Double, Deck Mounted Laboratory Ball Valve Assembly (Watersaver L4100-132AWSA).....	211.76	39.55
22 42 39 00-0102	EA	180 Degree Double, Deck Mounted Laboratory Ball Valve Assembly (Watersaver L4100-132SWSA)	211.76	39.55
22 42 39 00-0103	EA	Three Way, Deck Mounted Laboratory Ball Valve Assembly (Watersaver L4100-133WSA).....	273.03	46.14
22 42 39 00-0104	EA	Four Way, Deck Mounted Laboratory Ball Valve Assembly (Watersaver L4100-134WSA).....	334.29	52.73
22 42 39 00-0105		Gooseneck Faucets With Independent Eyewash (22 42 39)		
22 42 39 00-0106	EA	Two Handle Widespread Valves, Gooseneck Faucet With Independent Eyewash (Speakman SEF-1800-CA).....	848.80	37.45
22 42 39 00-0107	EA	Single Lever Gooseneck Faucet With Independent Eyewash (Speakman SEF-1800-CA-SL)	921.00	34.95
22 42 39 00-0108	EA	8" Stem, Two Handle Widespread Valves, Gooseneck Faucet With Independent Eyewash (Speakman SEF-1800-CA-8)	1,190.06	37.45
22 42 39 00-0109	EA	Serrated Tip With Vacuum Breaker, Two Handle Widespread Valves, Gooseneck Faucet With Independent Eyewash (Speakman SEF-1800-ST).....	1,257.24	37.45
22 42 39 00-0110	EA	Thermostatic Mixing Valve Kit For The SEF-1800 (Speakman SEF-TW).....	1,530.29	24.97
22 42 39 00-0111	EA	Foot Pedal Activation, Two Handle Widespread Valves, Gooseneck Faucet With Independent Eyewash (Speakman SEF-1800-FP)	1,839.71	62.43
22 42 39 00-0112	EA	Thermostatic Mixing Valve Kit, Two Handle Widespread Valves, Gooseneck Faucet With Independent Eyewash (Speakman SEF-1800-CA-TW).....	2,572.56	62.43
22 42 39 00-0113	EA	8" Stem, Thermostatic Mixing Valve Kit, Two Handle Widespread Valves, Gooseneck Faucet With Independent Eyewash (Speakman SEF-1800-CA-8TW).....	2,658.06	62.43
22 42 39 00-0114	EA	Adjustable Aerator Outlet Heads, Gooseneck Faucet Mounted Eyewash (WaterSaver EW101)	283.89	37.96
22 42 39 00-0115	EA	Gooseneck Faucet Mounted Eyewash With Faucet Control Valve (WaterSaver EW200).....	312.56	37.96
22 42 39 00-0116	EA	Gooseneck Faucet Mounted Eyewash With Faucet Control Valve (WaterSaver EW201).....	337.59	37.96
22 42 39 00-0117	EA	6 Gallon Capacity, Tempering Valve (WaterSaver AP3600).....	1,492.97	24.97
22 42 39 00-0118		Bubblers And Glass Fillers (22 42 39)		
22 42 39 00-0119	EA	Self-Closing Bubbler Faucet, Metering Handle (Chicago Faucet 748-665CP).....	317.76	35.36
22 42 39 00-0120	EA	Wall Mount Glass Filler, 1/2" Flanged Female Inlet (Chicago Faucet 313-CP).....	285.18	46.64
22 42 39 00-0121	EA	7" Overall Outlet Height, Deck Mount Glass Filler, 1/2" Flanged Female Inlet (Chicago Faucet 709-CP)	313.49	35.36
22 42 39 00-0122	EA	Wall Mount, Push Button Single Glass Filler (Chicago Faucet 324-CP)	197.45	50.65
22 42 39 00-0123	EA	Deck Mount, Lever Handle Drinking Faucet (Haws 5054LF).....	371.56	38.39
22 42 39 00-0124	EA	Push Button Bubbler, 1/2" OD (Haws 5017LF).....	376.47	38.39
22 42 39 00-0125	EA	Push Button Bubbler, 3/8" NPT (Haws 5010-6427)	314.45	38.39
22 42 39 00-0126		Automatic Electronic Sensor Faucets (22 42 39)		
22 42 39 00-0127	EA	Electronic Lavatory Faucet (American Standard 6055.205.002).....	583.48	83.30
		<i>For Faucet With Temperature Control, Add</i>	40.00	
22 42 39 00-0128	EA	Electronic Lavatory Gooseneck Faucet (American Standard 6055.105.002).....	588.83	83.30
		<i>For Faucet With Temperature Control, Add</i>	40.00	
22 42 39 00-0129	EA	Electronic Gooseneck Faucet (Chicago Faucet 116.103.AB.1).....	786.58	90.45
22 42 39 00-0130	EA	Electronic Lavatory Faucet (Chicago Faucet 116.112.AB.1)	818.35	83.30
22 42 39 00-0131	EA	Electronic Soap Dispenser And Faucet Combination (Sloan Optima ESD-30880).....	1,210.53	90.45
22 42 39 00-0132	EA	Electronic Soap Dispenser And Faucet Combination (Sloan Optima ESD-30880-BDT)	1,512.21	90.45
22 42 39 00-0133	EA	Electronic Soap Dispenser And Faucet Combination (Sloan Optima ESD-35187).....	1,413.28	90.45
22 42 39 00-0134	EA	Solar Powered, Electronic Lavatory Faucet With Integral Mixing Valve (Sloan Solis EAF-275-ISM).....	989.35	83.30
22 42 39 00-0135	EA	Deck Mount, AC Power, Electronic Lavatory Faucet (T&S Brass EC1100).....	991.25	83.30
22 42 39 00-0136	EA	Wall Mount, AC Power, Electronic Lavatory Faucet (T&S Brass EC1101).....	1,047.75	83.30
22 42 39 00-0137	EA	Deck Mount, AC Power, Spout Version, Electronic Lavatory Faucet (T&S Brass EC1102).....	906.49	83.30
22 42 39 00-0138	EA	Deck Mount, DC Power, Electronic Lavatory Faucet (T&S Brass EC2100).....	1,047.75	83.30
22 42 39 00-0139	EA	Deck Mount, DC Power, Spout Version, Electronic Lavatory Faucet (T&S Brass EC2102)	914.36	83.30
22 42 39 00-0140	EA	Deck Mount, AC Power, Electronic Lavatory Gooseneck Faucet (T&S Brass EC3100).....	914.36	83.30



MINOR CSI UOM DESCRIPTION	TOTAL DIRECT UNIT COST	DEMOLITION UNIT COST
22 42 39 00-0141 EA Wall Mount, AC Power, Electronic Lavatory Gooseneck Faucet (T&S Brass EC3101).....	1,030.53	83.30
22 42 39 00-0142 EA Deck Mount, AC Power, Spout Version, Electronic Lavatory Faucet (T&S Brass EC3102).....	872.74	83.30
22 42 39 00-0143 EA 4" Deck Mount, AC Power, Spout Version, Electronic Lavatory Faucet (T&S Brass EC3103).....	837.10	83.30
22 42 39 00-0144 EA Self-Generating EcoPower System, Single Supply Sensor Faucet, Standard Spout (Toto "Eco-Power" TEL3GKCN-60).....	1,182.19	83.30
22 42 39 00-0145 Singles (22 42 39)		
22 42 39 00-0146 EA Stainless Steel Single Deck Faucet With 6" Swivel/Rigid Gooseneck Spout And Lever Handles (Fisher 58130).....	225.74	36.66
22 42 39 00-0147 Other Trim (22 42 39)		
22 42 39 00-0148 EA Faucet Aerator, Male Thread 13/16" Male, 2 GPM (Delta RP330).....	17.48	5.42
22 42 39 00-0149 EA 1-1/2" Pop-up Tailpiece (Chicago Faucet 226-ACP).....	129.73	16.27
22 42 39 00-0150 EA 1-1/4" Grid Strainer Tailpiece (Chicago Faucet 327-XCP).....	46.97	13.56
22 42 39 00-0151 EA 1-1/2" Grid Strainer Tailpiece (Chicago Faucet 327-X1-1/2TPCP).....	102.16	13.56
22 42 39 00-0152 EA Lavatory Drainline Guard And Shutoff Covers (IPS Truebro Lav Guard 102).....	62.09	14.98
22 42 39 00-0153 EA Soft Lavatory Drainline Guard And Shutoff Covers (IPS Truebro Soft-Guard Plus).....	64.96	14.98
22 42 39 00-0154 EA Lavatory Protective Enclosure (IPS Truebro Lav Shield).....	162.86	14.98
22 42 39 00-0155 EA 36" Wide, Undersink Protective Enclosure (IPS Truebro Basin Guard).....	199.78	14.98
22 42 39 00-0156 EA 42" Wide, Undersink Protective Enclosure (IPS Truebro Basin Guard).....	226.60	14.98
22 42 39 00-0157 EA 1/2" NPT x 3/8" Compression Chrome, Quarter Turn Angle Stop (SharkBite 23036).....	34.74	10.49
22 42 39 00-0158 EA 1/2" NPT x 3/8" Compression Chrome, Quarter Turn Straight Stop (SharkBite 23037).....	34.74	10.49
22 42 39 00-0159 EA 1/2" NPT x 3/8" Compression Chrome, Quarter Turn Dual Angle Stop (SharkBite 25558).....	47.28	10.49
22 42 39 00-0160 PR Pair of 16" Long, 3/8" OD x 1/2" IPS, Stainless Steel Braided Sink Supply Line.....	33.23	11.52
22 42 39 00-0161 EA 12" Long, 3/8" OD x 7/8" BC, Stainless Steel Braided Toilet Supply Line.....	20.61	6.78
22 42 39 00-0162 EA 12" Long, 1/2" OD x 7/8" BC, Stainless Steel Braided Toilet Supply Line.....	21.18	6.78
22 42 39 00-0163 Removal And Reinstallation Of Fixtures And Trim (22 42 39)		
Note: Includes storage, cleaning and supply materials for reconnecting pipe to fixture.		
22 42 39 00-0164 EA Removal And Reinstallation Of Faucet.....	86.76	
22 42 43 Flushometers (22 42)		
22 42 43 00-0001 Water Closet Flush Valves (22 42 43)		
22 42 43 00-0002 EA Exposed Manual Water Closet Flush Valve (Sloan Regal-115XL).....	307.06	34.06
22 42 43 00-0003 EA Exposed Manual Water Closet Flush Valve (Sloan Regal-113-1.6).....	297.12	34.06
22 42 43 00-0004 EA Exposed Manual Water Closet Flush Valve (Sloan Regal-110 Or 111).....	347.08	34.06
22 42 43 00-0005 EA Back Spud, Concealed Manual Water Closet Flush Valve (Sloan Royal-140).....	479.50	34.06
22 42 43 00-0006 EA Top Spud, Concealed Manual Water Closet Flush Valve (Sloan Royal-142).....	535.67	34.06
22 42 43 00-0007 EA Exposed Infrared Water Closet Flush Valve (Sloan Royal 115-1.6 ES-S).....	996.76	34.06
22 42 43 00-0008 EA Concealed Infrared Water Closet Flush Valve, Back Spud (Sloan Royal-140 ES-S).....	993.09	34.06
22 42 43 00-0009 EA Concealed Infrared Water Closet Flush Valve, Top Spud (Sloan Royal-153-1.6-ES-S).....	1,049.74	34.06
22 42 43 00-0010 EA Exposed Battery Powered Water Closet Flush Valve (Sloan G2 Optima Plus 8113).....	973.68	34.06
22 42 43 00-0011 EA Dual Flush Water Closet Flush Valve (Sloan Uppercut WES-115).....	422.21	34.06
Note: "Green", 1.6 Gallons or 1.1 Gallons per flush. Includes instructional placards on proper operation.		
22 42 43 00-0012 EA Exposed Battery Powered Water Closet Flush Valve (Sloan G2 Optima Plus 8110).....	671.29	34.06
22 42 43 00-0013 EA Side Mount Battery Powered Water Closet/Urinal Automatic Flush Retrofit Converters (Sloan Optima EBV-89A).....	420.30	34.06
22 42 43 00-0014 EA Side Mount Battery Powered Water Closet/Urinal Automatic Flush Retrofit Converters (Technical Concepts 40118X).....	418.25	34.06
22 42 43 00-0015 EA Slide Over Handle Battery Powered Water Closet/Urinal Automatic Flush Retrofit Converters (Sloan Optima Smooth EBV-200A).....	427.07	29.96
22 42 43 00-0016 EA Slide Over Handle Battery Powered Water Closet/Urinal Automatic Flush Retrofit Converters (Technical Concepts 40180X).....	465.25	29.96
22 42 43 00-0017 EA 1.28 GPF, Exposed Infrared Water Closet Flush Valve (Toto EcoPower TET1LN).....	1,011.39	34.06
22 42 43 00-0018 EA Exposed Infrared Water Closet Flush Valve (1-1/2" V.B.) 1.28 GPF (Toto EcoPower TET1LN32).....	1,110.12	34.06
22 42 43 00-0019 EA 1.28 GPF, Back Spud, Concealed Infrared Water Closet Flush Valve (Toto EcoPower TET2LN31 Or TET3LN31).....	1,412.69	34.06
22 42 43 00-0020 EA 1.28 GPF, Top Spud, Concealed Infrared Water Closet Flush Valve (Toto EcoPower TET2LN32 Or TET3LN32).....	1,412.69	34.06
22 42 43 00-0021 EA Exposed Manual Water Closet Flush Valve (Zum Z6000AV).....	233.34	34.06
22 42 43 00-0022 EA Exposed Infrared Water Closet Flush Valve (Zum ZEMS6000AV-HET-IS).....	912.93	34.06
22 42 43 00-0023 EA Exposed Infrared Water Closet Flush Valve (Zum ZTS6200EV).....	905.10	34.06
22 42 43 00-0024 EA Slide Over Handle AC Powered Water Closet/Urinal Automatic Flush Retrofit Converters (Sloan EL-600-A).....	448.49	29.96
22 42 43 00-0025 EA 6 Volt DC, 120 Volt AC Hardwired Power Transformer (Sloan EL-451).....	140.42	6.05
22 42 43 00-0026 EA Exposed Solar/Battery Powered Water Closet Flush Valve (Sloan Solis 8111-1.28).....	546.24	34.06
22 42 43 00-0027 EA Exposed Manual Water Closet Flush Valve (Zum Z6000AV-HET).....	331.36	34.06
22 42 43 00-0028 EA Exposed Battery Powered Water Closet Flush Valve (Zum ZER6000AV-HET).....	925.33	34.06
22 42 43 00-0029 Urinal Flush Valves (22 42 43)		
22 42 43 00-0030 EA 3/4" Top Spud, Exposed Manual Urinal Flush Valve (Sloan Regal 186 XL).....	230.52	34.06
Note: 0.5, 1.0 or 1.5 GPF.		
22 42 43 00-0031 EA 1-1/4" Top Spud, Exposed Manual Urinal Flush Valve (Sloan Regal 180).....	248.20	34.06
Note: 1.0, 1.5 or 3.5 GPF.		
22 42 43 00-0032 EA Back Spud, Concealed Manual Urinal Flush Valve (Sloan Royal 195).....	332.69	34.06
Note: 1.0 or 1.5 GPF.		
22 42 43 00-0033 EA Top Spud, Concealed Manual Urinal Flush Valve (Sloan Royal 197).....	402.28	34.06
Note: 1.0 or 1.5 GPF.		
22 42 43 00-0034 EA Exposed Infrared Urinal Flush Valve (Sloan Royal 186-ES-S).....	631.70	34.06
Note: 1.0 or 1.5 GPF.		

22 Plumbing**22 40 Plumbing Fixtures****22 42 Commercial Plumbing Fixtures**

SAN BERNARDINO
COUNTY

MINOR CSI UOM DESCRIPTION	TOTAL DIRECT UNIT COST	DEMOLITION UNIT COST
22 42 43 00-0035 EA Back Spud, Concealed Infrared Urinal Flush Valve (Sloan Royal 195-WB-ES-S).....	848.27	34.06
Note: 0.5, 1.0 or 1.5 GPF.		
22 42 43 00-0036 EA Top Spud, Concealed Infrared Urinal Flush Valve (Sloan Royal 197-WB-ES-S).....	951.42	34.06
Note: 0.5, 1.0 or 1.5 GPF.		
22 42 43 00-0037 EA Top Spud, Exposed Battery Powered Urinal Flush Valve (Sloan G2 Opt+8186-1).....	621.35	34.06
Note: 1.0 GPF.		
22 42 43 00-0038 EA Exposed Infrared Urinal Flush Valve (3/4" V.B.) (Toto EcoPower TEU1LN12).....	1,103.76	34.06
Note: 0.5 GPF.		
22 42 43 00-0039 EA 3/4" Top Spud, Exposed Manual Urinal Flush Valve (Zurn Z6003AV).....	275.30	34.06
Note: 0.5, 1.0 or 1.5 GPF.		
22 42 43 00-0040 EA Top Spud, Exposed Solar/Battery Powered Urinal Flush Valve (Sloan Solis 8186-0.13).....	496.30	34.06
Note: 0.13 GPF.		
22 42 43 00-0041 EA 3/4" Top Spud, Exposed Manual Urinal Flush Valve (Zurn Z6003AV-ULF).....	263.71	34.06
Note: 0.125 GPF.		
22 42 43 00-0042 EA Top Spud, Exposed Battery Powered Urinal Flush Valve (Zurn ZTR6203-ULF).....	669.96	34.06
Note: 0.125 GPF.		
22 42 43 00-0043 EA Exposed Infrared Urinal Flush Valve (Zurn ZEMS6003AV-ULF-IS).....	676.15	34.06
Note: 0.125 GPF.		
22 42 43 00-0044 Removal And Reinstallation Of Fixtures And Trim (22 42 43)		
Note: Includes storage, cleaning and supply materials for reconnecting pipe to fixture.		
22 42 43 00-0045 EA Removal And Reinstallation Of Flush Valve	135.57	
22 42 43 00-0046 Plumbing Control Transformers (22 42 43)		
22 42 43 00-0047 EA 6 Volt DC, 120 Volt AC Plug In Style Power Transformer (Zurn P6000-PC6).....	63.09	
22 42 46 Chemical Toilets (22 42)		
Note: Includes toilet, urinal, holding tank, and ventilation system. Building to be priced separately.		
22 42 46 00-0001 Standard Chemical Toilets (22 42 46)		
22 42 46 00-0002 Small Tank Chemical Toilets (22 42 46 00-0001)		
22 42 46 00-0003 EA Chemical Toilet, Small Tank 7,000 Uses/Year.....	4,166.05	998.78
For Extra Urinal, Add	136.94	
22 42 46 00-0004 Medium Tank Chemical Toilets (22 42 46 00-0001)		
22 42 46 00-0005 EA Chemical Toilet, Medium Tank 13,000 Uses/Year.....	4,949.83	1,189.56
For Extra Urinal, Add	162.05	
22 42 46 00-0006 Large Tank Chemical Toilets (22 42 46 00-0001)		
22 42 46 00-0007 EA Chemical Toilet, Large Tank 28,000 Uses/Year.....	6,008.27	1,349.36
For Extra Urinal, Add	223.32	
22 43 Healthcare Plumbing Fixtures (22 40)		
22 43 13 Healthcare Water Closets (22 43)		
22 43 13 00-0001 Healthcare Water Closets (22 43 13)		
22 43 13 00-0002 EA Flush Valve Type, Siphon Jet, Floor Mounted, Wall Outlet, Handicap Accessible, Elongated Vitreous China Healthcare Water Closet With Bedpan Holding Rim (American Standard Priolo® ADA).....	840.13	103.87
22 43 13 00-0003 EA Flush Valve Type, Siphon Jet, Floor Mounted, Floor Outlet, Handicap Accessible, Elongated Vitreous China Healthcare Water Closet With Bedpan Holding Rim (American Standard Madera™ ADA).....	661.13	103.87
22 43 16 Healthcare Sinks (22 43)		
22 43 16 00-0001 Healthcare Sinks (22 43 16)		
Note: Includes trap, drain and supply valves. Excludes faucets and flush valves.		
22 43 16 00-0002 EA 25" x 21", Wall Mounted, Blow Out Flushing Rim, Vitreous China Clinic Service Sink (American Standard).....	1,201.72	66.92
For Stainless Steel Rim Guards (Three Sides), Add	108.61	
22 43 16 00-0003 EA 29" x 20", Floor Mounted, Siphon Jet Flushing Rim, Vitreous China Clinic Service Sink (American Standard).....	1,289.83	192.26
For Stainless Steel Rim Guards (Three Sides), Add	108.61	
For Pedestal Base, Add	497.95	
22 43 16 00-0004 EA 28" x 22", Wall Mounted, Vitreous China Surgeon's Scrub Sink (American Standard).....	1,153.91	66.92
For Painted Bracket Supports, Add	174.17	
22 43 16 00-0005 EA 20" x 17", Wall Mounted, Vitreous China Intensive Care Unit Sink (American Standard).....	1,010.47	66.92
22 43 16 00-0006 Surgical Scrub Sinks (22 43 16)		
22 43 16 00-0007 EA 25" Wide x 20" Deep x 43" High Single Surgical Scrub Sink (FHCS25-IR).....	5,027.45	149.82
Note: Features infra red sensor operated water, under counter mixing valve, swivel gooseneck spout with aerator. Unit will be supported by a z-bracket and main support bracket supplied with the sink.		
22 43 16 00-0008 EA 32" Wide x 27-1/2" Deep x 37-1/8" High Single Surgical Scrub Sink (FHCS32).....	7,712.00	199.76
Note: Features knee operated water and soap, adjustable water temperature, faucet with rose spray aerator, wall mounted or free standing, large scrub area, sloped bottom to minimize splash. Unit will be supported by a z-bracket and two main brackets supplied with the sink. It is recommended that a chair carrier be used for support. 14 gauge 304 SS and skirts are 16 gauge 304 SS.		



Plumbing	22	22
Plumbing Fixtures	22 40	
Healthcare Plumbing Fixtures	22 43	

MINOR CSI	UOM	DESCRIPTION	TOTAL DIRECT UNIT COST	DEMOLITION UNIT COST
22 43 16 00-0009	EA	32" Wide x 27-1/2" Deep x 37-1/8" High Single Surgical Scrub Sink (FHCS532-IR)..... Note: Features infra red sensor operated water, adjustable water temperature, faucet with rose spray aerator, wall mounted or free standing, large scrub area, sloped bottom to minimize splash. Unit will be supported by a z-bracket and two main brackets supplied with the sink. It is recommended that a chair carrier be used for support. 14 gauge 304 SS and skirts are 16 gauge 304 SS.	7,712.00	199.76
22 43 16 00-0010	EA	64" Wide x 27-1/2" Deep x 37-1/8" High Double Surgical Scrub Sink (FHCS64)..... Note: Features knee operated water and soap, adjustable water temperature, faucet with rose spray aerator, wall mounted or free standing, large scrub area, sloped bottom to minimize splash. Unit will be supported by a z-bracket and two main brackets supplied with the sink. It is recommended that a chair carrier be used for support. 14 gauge 304 SS and skirts are 16 gauge 304 SS.	10,181.17	249.70
22 43 16 00-0011	EA	64" Wide x 27-1/2" Deep x 37-1/8" High Double Surgical Scrub Sink (FHCS64-IR)..... Note: Features infra red sensor operated water, adjustable water temperature, faucet with rose spray aerator, wall mounted or free standing, large scrub area, sloped bottom to minimize splash. Unit will be supported by a z-bracket and two main brackets supplied with the sink. It is recommended that a chair carrier be used for support. 14 gauge 304 SS and skirts are 16 gauge 304 SS.	10,181.17	249.70
22 43 16 00-0012	EA	96" Wide x 27-1/2" Deep x 37-1/8" High Triple Surgical Scrub Sink (FHCS96)..... Note: Features knee operated water and soap, adjustable water temperature, faucet with rose spray aerator, wall mounted or free standing, large scrub area, sloped bottom to minimize splash. Unit will be supported by a z-bracket and two main brackets supplied with the sink. It is recommended that a chair carrier be used for support. 14 gauge 304 SS and skirts are 16 gauge 304 SS.	13,296.51	299.64
22 43 16 00-0013	EA	96" Wide x 27-1/2" Deep x 37-1/8" High Triple Surgical Scrub Sink (FHCS96-IR)..... Note: Features infra red sensor operated water, adjustable water temperature, faucet with rose spray aerator, wall mounted or free standing, large scrub area, sloped bottom to minimize splash. Unit will be supported by a z-bracket and two main brackets supplied with the sink. It is recommended that a chair carrier be used for support. 14 gauge 304 SS and skirts are 16 gauge 304 SS.	13,296.51	299.64
22 43 16 00-0014	EA	Single Chair Carrier (FHC P-617106-846).....	526.75	74.91
22 43 16 00-0015	EA	Double Chair Carrier (FHC P-617106-851).....	558.28	79.90
22 43 16 00-0016	EA	Triple Chair Carrier (FHC P-617106-852).....	611.35	84.89
22 43 16 00-0017	EA	60" Wide x 23" Deep x 38-1/4" High, 2.2 GPM, Laminar Flow Spray Head, Chrome Color Finish, Wall Mounted, Stainless Steel Scrub Sink (Sloan ESS-2100-C).....	12,278.18	99.88
22 43 23 Healthcare Showers (22 43)				
22 43 23 00-0001 Gel-Coated Fiberglass Showers (22 43 23)				
22 43 23 00-0002	EA	62" x 34" x 80" ADA/Special Needs, Gel Coat Fiberglass Barrier Free Shower Enclosure (Florestone 35-62H)..... Note: Includes stainless steel curtain rod, Symmons® pressure balance mixing valve with concealed check stops, Moen® hand-held shower head with hose and stainless steel slide bar/grab bar, stainless steel corner grab bar, stainless steel recessed soap dish, white naugahyde folding wheelchair transfer seat, and 2" brass drain.	2,935.34	199.76
22 43 23 00-0003	EA	Three Piece 62" x 34" x 80" ADA/Special Needs, Gel Coat Fiberglass Barrier Free Shower Enclosure (Florestone 35-62H)..... Note: Includes stainless steel curtain rod, Symmons® pressure balance mixing valve with concealed check stops, Moen® hand-held shower head with hose and stainless steel slide bar/grab bar, stainless steel corner grab bar, stainless steel recessed soap dish, white naugahyde folding wheelchair transfer seat, and 2" brass drain.	3,055.77	179.78
22 43 39 Healthcare Faucets (22 43)				
22 43 39 00-0001 Medical Faucet Spouts (22 43 39)				
22 43 39 00-0002	EA	Deck Mounted, Rigid Gooseneck Medical Lavatory Spout (American Standard 7522).....	99.21	14.98
22 43 39 00-0003 Electronic Proximity Medical Faucets (22 43 39)				
22 43 39 00-0004	EA	DC Or Plug-In AC Powered, Single Inlet, Electronic Proximity Medical Lavatory Faucet (American Standard Selectronic™ ICU)..... <i>For Hard Wired AC Powered, Add</i>	569.17 24.73	73.31
22 43 39 00-0005 Foot And Knee Faucet Controls (22 43 39)				
22 43 39 00-0006	EA	Single Supply Metering Pedal Valve (Chicago Faucet 628).....	375.21	133.24
22 43 39 00-0007	EA	Double Supply Metering Pedal Valve (Chicago Faucet 625).....	436.78	133.24
22 43 39 00-0008	EA	Knee Actuated Metering Mixing Valve (Chicago Faucet 745-VOCP).....	911.33	133.24
22 43 39 00-0009	EA	Double Knee Actuated Metering Mixing Valve (American Standard 7676).....	658.35	133.24
22 43 39 00-0010 Centerset Medical Faucets (22 43 39)				
22 43 39 00-0011	EA	Rigid Gooseneck Centerset Medical Lavatory Faucet, 8" Centers 6" Wrist Action Handles, Adjustable Centers (T&S B-0865-04).....	497.46	73.31
22 43 39 00-0012	EA	Swivel Gooseneck Centerset Medical Lavatory Faucet, 8" Centers, 6" Wrist Action Handles, Adjustable Centers (T&S B-0866-04).....	503.03	73.31
22 43 39 00-0013	EA	Swivel Gooseneck Centerset Medical Lavatory Faucet With Aerator 8" Centers, 6" Wrist Action Handles, Adjustable Centers (T&S B-0867-04).....	502.47	73.31
22 43 39 00-0014	EA	Surgical Sink Rigid Gooseneck Faucets, 8" Centers, 6" Wrist Action Handles (T&S B-0322-04).....	449.50	73.31
22 43 39 00-0015	EA	Surgical Sink Rigid Gooseneck Faucets With Stream Regulator Outlet, 8" Centers, 6" Wrist Action Handles (T&S B-0323-04).....	430.54	73.31
22 43 39 00-0016 Bedpan Washers (22 43 39)				
22 43 39 00-0017	EA	Self Closing Pedal Valve Bed Pan Washer, With Volume Control, Vacuum Breaker, Wall Hook Hose Connection, Polyvinyl Chloride Hose (T&S B-0675).....	1,176.53	133.24

22	Plumbing
22 40	Plumbing Fixtures
22 43	Healthcare Plumbing Fixtures



SAN BERNARDINO
COUNTY

MINOR CSI	UOM	DESCRIPTION	TOTAL DIRECT UNIT COST	DEMOLITION UNIT COST
22 43 39 00-0018	EA	Pedal Valve Bed Panwasher With Volume Control Valve, Vacuum Breaker, Wall Hook Hose Connection, Extended Spray Polyvinyl Chloride Hose (T&S B-0676).....	1,118.14	133.24
22 43 39 00-0019	EA	Self Closing Single Pedal Valve Bedpan Washer With Volume Control, Vacuum Breaker, Wall Hook Hose Connection Polyvinyl Chloride Hose (T&S B-0685).....	1,100.85	133.24
22 43 39 00-0020	EA	Single Pedal Valve Bedpan Washer With Volume Control, Vacuum Breaker, Wall Hook Hose Connection, Polyvinyl Chloride Hose, Extended Spray (T&S B-0686).....	1,084.03	133.24
22 43 43		Healthcare Plumbing Fixture Flushometers (22 43)		
22 43 43 00-0001		Healthcare Plumbing Fixture Flushometers (22 43 43)		
22 43 43 00-0002	EA	Exposed Manual Service Sink Flush Valve (Sloan Royal-117).....	225.85	34.06
22 43 43 00-0003	EA	Exposed Manual Water Closet Flush Valve With Bedpan Washer (Sloan Slimline BPW).....	504.87	34.06
22 43 46		Healthcare Patient Care Units (22 43)		
22 43 46 00-0001		Patient Care Units (22 43 46)		
22 43 46 00-0002	EA	47" Swivel Toilet Modular Sink And Water Closet Patient Care Unit (Willoughby WH-1700-AQCT-WB-BWSEV)..... For SDB Single Temperature Dialysis Box, Add For DDB Dual Temperature Dialysis Box, Add For BWSEV Bedpan Washer With Elevated Valve, Add For LOCK Flush Valve Lockout Device, Add	18,904.71 1,387.11 1,473.27 1,062.71 781.87	199.76
22 43 46 00-0003	EA	31" Swing Front Cabinet Modular Sink And Water Closet Patient Care Unit (Willoughby WH-2600-SST-DC-AQCT-WB)..... For SDB Single Temperature Dialysis Box, Add For DDB Dual Temperature Dialysis Box, Add For BWSEV Bedpan Washer With Elevated Valve, Add For LOCK Flush Valve Lockout Device, Add	14,889.04 1,387.11 1,473.27 1,062.71 781.87	174.79
22 43 46 00-0004		Patient Care Plumbing Accessories (22 43 46)		
22 43 46 00-0005	EA	One Valve Supply Recessed Stainless Steel Dialysis Box With Locking Door (Bradley 7920).....	1,804.10	27.12
22 43 46 00-0006	EA	Two Valve Supply Recessed Stainless Steel Dialysis Box With Locking Door (Bradley 7919).....	1,988.04	27.12
22 45		Emergency Plumbing Fixtures (22 40)		
22 45 13		Emergency Showers (22 45)		
22 45 13 00-0001		Emergency Drench Showers (22 45 13)		
22 45 13 00-0002		Emergency Drench Showers (Haws) (22 45 13 00-0001)		
		Note: Includes one pull rod.		
22 45 13 00-0003	EA	Horizontal Or Vertical Mounted, Emergency Drench Shower With Axion® MSR ABS Plastic Showerhead (Haws 8122).....	677.03	174.79
22 45 13 00-0004	EA	Horizontal Or Vertical Mounted, Emergency Drench Shower With Axion® MSR Stainless Steel Showerhead (Haws 8123).....	778.65	174.79
22 45 13 00-0005	EA	Horizontal Mounted, Barrier-Free, Emergency Drench Shower With Axion® MSR ABS Plastic Showerhead (Haws 8122HWC).....	835.11	174.79
22 45 13 00-0006	EA	Horizontal Or Vertical Mounted, Corrosion Resistant, Emergency Drench Shower With Axion® MSR ABS Plastic Showerhead (Haws 8130).....	1,004.49	174.79
22 45 13 00-0007	EA	Horizontal Mounted, All Stainless Steel, Corrosion Resistant, Emergency Drench Shower With Axion® MSR Stainless Steel Showerhead (Haws 8133H).....	1,354.53	174.79
22 45 13 00-0008	EA	Floor Mounted, Emergency Drench Shower With Axion® MSR ABS Plastic Showerhead (Haws 8100).....	1,065.72	199.76
22 45 13 00-0009	EA	Wall Mounted, Freeze Protected, Emergency Drench Shower With Axion® MSR ABS Plastic Showerhead And Stainless Steel Push Flag (Haws 8111FP).....	1,166.47	224.73
22 45 13 00-0010	EA	Flush To Ceiling, Emergency Drench Shower With Axion® MSR Stainless Steel Showerhead (Haws 8169).....	1,059.20	224.73
22 45 13 00-0011	EA	Concealed Ceiling Supply, Emergency Drench Shower With Axion® MSR Stainless Steel Showerhead (Haws 8163).....	1,081.79	224.73
22 45 13 00-0012	EA	Flush To Ceiling, Emergency Drench Shower With Axion® MSR Stainless Steel Showerhead And Pull Down Lever Ball Valve Mounted In A Recessed Stainless Steel Cabinet (Haws 8164).....	1,505.22	224.73
22 45 13 00-0013		Emergency Drench Showers (Speakman) (22 45 13 00-0001)		
		Note: Includes one pull rod.		
22 45 13 00-0014	EA	Vertical Mounted, Lifesaver® Emergency Drench Shower With Plastic Showerhead (Speakman SE-220).....	585.06	174.79
22 45 13 00-0015	EA	Horizontal Mounted, Lifesaver® Emergency Drench Shower With Plastic Showerhead (Speakman SE-227).....	602.65	174.79
22 45 13 00-0016	EA	Floor Mounted, Lifesaver® Emergency Drench Shower With Plastic Showerhead (Speakman SE-253).....	947.68	199.76
22 45 13 00-0017		Emergency Drench Showers (WaterSaver) (22 45 13 00-0001)		
		Note: Includes one pull rod.		
22 45 13 00-0018	EA	Emergency Shower, Vertically Mounted (WaterSaver ES635).....	767.55	174.79
22 45 13 00-0019	EA	Emergency Shower, Horizontally Mounted (WaterSaver ES643).....	785.83	174.79
22 45 13 00-0020	EA	All-Stainless Steel, Emergency Shower, Horizontally Mounted (WaterSaver ES691).....	1,680.97	174.79
22 45 13 00-0021	EA	Emergency Shower, Recess Mounted (WaterSaver ES629).....	1,217.99	224.73
22 45 13 00-0022	EA	Emergency Shower, Semi-Concealed (WaterSaver ES658).....	1,631.56	224.73
22 45 13 00-0023		Emergency Drench Showers (Guardian) (22 45 13 00-0001)		
22 45 13 00-0024	EA	11-3/4" Bowl Diameter, 20 GPM, 2 Spray Heads, Height Impact Plastic, Flip Top Dust Covers, Pull Handle Activator, Emergency Wash Station Drench Shower (Guardian G1902P).....	1,140.86	199.76



MINOR CSI UOM DESCRIPTION	TOTAL DIRECT UNIT COST	DEMOLITION UNIT COST
------------------------------	---------------------------	-------------------------

22 45 13 00-0025	Emergency Drench Showers (Hughes) (22 45 13 00-0001)		
22 45 13 00-0026	EA 41-5/16" Length x 40-13/16" Width x 94-13/16" Height, Covered ABS Eye/Face Wash, Emergency Cubicle Shower (Hughes SD32K45G).....	9,578.70	199.76
22 45 13 00-0027	EA 30-13/16" Length x 19-13/16" Width x 103" Height, Floor Mounted, Closed ABS Bowl, Galvanized Pipe, Top Inlet, Floor Mounted, Emergency Shower Station (Hughes 18G45GT).....	1,552.53	199.76

22 45 16 Eyewash Equipment (22 45)

22 45 16 00-0001	Emergency Eyewash Equipment (22 45 16)		
22 45 16 00-0002	Emergency Eyewash Equipment (Haws) (22 45 16 00-0001)		
22 45 16 00-0003	EA Faucet Mounted, Stainless Steel Emergency Eyewash (Haws Axion® eyePOD® 7620).....	303.57	4.99
22 45 16 00-0004	EA Wall Mounted, Freeze Protected, Emergency Eye Wash With Soft-Flo Heads And Stainless Steel Bowl (Haws 7433FP).....	1,414.89	224.73

22 45 16 00-0005 Emergency Eyewash Equipment (WaterSaver) (22 45 16 00-0001)

22 45 16 00-0006	EA Auto Flow, Right Hand Mounting, Emergency Eye Wash, Deck Mounted (WaterSaver EW805).....	758.52	49.94
22 45 16 00-0007	EA Auto Flow, Left Hand Mounting, Emergency Eye Wash, Deck Mounted (WaterSaver EW805LH).....	758.52	49.94
22 45 16 00-0008	EA Right Hand Mounting, Emergency Eye Wash, Deck Mounted (WaterSaver EW806).....	772.37	49.94
22 45 16 00-0009	EA Left Hand Mounting, Emergency Eye Wash, Deck Mounted (WaterSaver EW806LH).....	772.37	49.94
22 45 16 00-0010	EA Stainless Steel Bowl, Emergency Eye Wash, Deck Mounted (WaterSaver EW822).....	1,026.62	49.94
22 45 16 00-0011	EA Swing-Down, Auto Flow, Emergency Eye Wash, Wall Mounted (WaterSaver EW848).....	1,169.85	49.94
22 45 16 00-0012	EA Swing-Down, Auto Flow, Emergency Eye Wash, Deck Mounted (WaterSaver EW849).....	1,169.85	49.94
22 45 16 00-0013	EA Right Hand Mounting, All-Stainless Steel, Emergency Eye Wash, Deck Mounted (WaterSaver EW893).....	2,168.83	49.94
22 45 16 00-0014	EA Left Hand Mounting, All-Stainless Steel, Emergency Eye Wash, Deck Mounted (WaterSaver EW893LH).....	2,168.83	49.94
22 45 16 00-0015	EA Right Hand Mounting, Auto Flow, All-Stainless Steel, Emergency Eye Wash, Deck Mounted (WaterSaver EW895).....	2,269.61	49.94
22 45 16 00-0016	EA Left Hand Mounting, Auto Flow, All-Stainless Steel, Emergency Eye Wash, Deck Mounted (WaterSaver EW895LH).....	2,269.61	49.94
22 45 16 00-0017	EA Swing-Down, Auto Flow, All-Stainless Steel, Emergency Eye Wash, Wall Mounted (WaterSaver EW898).....	2,799.97	49.94
22 45 16 00-0018	EA Swing-Down, Auto Flow, All-Stainless Steel, Emergency Eye Wash, Deck Mounted (WaterSaver EW899).....	2,799.97	49.94
22 45 16 00-0019	EA Ball Valve With Flag Handle, Emergency Eye Wash, Recess Deck Mounted (WaterSaver EW808).....	1,394.63	174.79
22 45 16 00-0020	EA Push-Down Valve, Emergency Eye Wash, Recess Deck Mounted (WaterSaver EW810).....	1,375.08	174.79
22 45 16 00-0021	EA Stainless Steel Bowl, Emergency Eye Wash, Wall Mounted (WaterSaver EW814).....	989.78	174.79
22 45 16 00-0022	EA Stainless Steel Bowl And Cover, Emergency Eye Wash, Wall Mounted (WaterSaver EW814BC).....	1,396.11	174.79
22 45 16 00-0023	EA Plastic Bowl, Emergency Eye Wash, Wall Mounted (WaterSaver EW814P).....	844.71	174.79

22 45 16 00-0024 Emergency Eyewash Equipment (Fendall) (22 45 16 00-0001)

22 45 16 00-0025	EA 7 Gallon Capacity, 15-minute Constant Flow, Plastic, Mounted Eyewash Station (Fendall H-3838).....	641.15	54.23
	Note: Includes emergency sign, installation DVD, mounting bracket and tamper seal		

22 45 16 00-0026 Emergency Eyewash Equipment (Porta Stream) (22 45 16 00-0001)

22 45 16 00-0027	EA 26" Height x 20" Width x 20" Depth, 16 Gallon Capacity, Eyewash Station (Porta Stream II H-1142).....	475.90	36.11
------------------	--	--------	-------

22 45 16 00-0028 Emergency Eyewash Equipment (Pure Flow) (22 45 16 00-0001)

22 45 16 00-0029	EA 30" Height x 29" Width x 23" Depth, 0.4 GPM Constant Flow, 7 Gallon Capacity, Eyewash Station (Pure Flow 1000 H-1297).....	615.78	54.23
------------------	---	--------	-------

22 45 16 00-0030 Emergency Eyewash Equipment (U-Line) (22 45 16 00-0001)

22 45 16 00-0031	EA 11-1/2" Bowl Diameter, Twin Spray Heads, Flip-top Dust Covers, Plastic, Mounted Eyewash Station (U-Line H-5457).....	674.80	216.91
	Note: Includes emergency sign and inspection tag		
22 45 16 00-0032	EA 11-1/2" Bowl Diameter, Twin Spray Heads, Flip-top Dust Covers, Stainless Steel, Mounted Eyewash Station (U-Line H-5795).....	762.43	216.91
	Note: Includes emergency sign and inspection tag		
22 45 16 00-0033	EA 20" Height x 11" Width x 14" Depth, 3-minute Constant Flow, 1 Gallon Capacity, Pull Strap Activation, Wall Mounted Or Tabletop Use Flash Flood Eyewash Station (U-Line H-7917).....	244.14	36.11
22 45 16 00-0034	EA 1" Head Diameter, Single Faucet With Easy Pull-knob, Faucet Mounted Eyewash Station (U-Line H-5100).....	137.58	18.11

22 45 23 Personal Eyewash Equipment (22 45)

22 45 23 00-0001	Portable Eyewash Equipment (22 45 23)		
22 45 23 00-0002	Portable Eyewash Equipment (Bradley) (22 45 23 00-0001)		
22 45 23 00-0003	EA Wall Mounted, Portable Gravity Fed Eyewash Unit With Clear Tank (Bradley S19-921).....	302.36	14.98
22 45 23 00-0004	EA Wall Mounted, Portable Gravity Fed Eyewash Unit With Insulated Heater Jacket (Bradley S19-921H).....	1,593.56	14.98
22 45 23 00-0005	EA 5 Gallon Portable Pressurized Tank With Eyewash Only (Bradley S19-671).....	727.80	
22 45 23 00-0006	EA 5 Gallon Portable Pressurized Tank With Eyewash And 8' Drench Hose For Facewash (Bradley S19-672).....	868.20	

22 45 26 Eye/Face Wash Equipment (22 45)

22 45 26 00-0001	Emergency Eye/Face Wash Equipment (22 45 26)		
-------------------------	---	--	--

22 Plumbing**22 40 Plumbing Fixtures****22 45 Emergency Plumbing Fixtures**

SAN BERNARDINO
COUNTY

MINOR	CSI	UOM	DESCRIPTION	TOTAL DIRECT UNIT COST	DEMOLITION UNIT COST
22 45 26 00-0002			Emergency Eye/Face Wash Equipment (Haws) (22 45 26 00-0001)		
22 45 26 00-0003	EA		Unmounted, Emergency Eye/Face Wash With Axion® MSR Wash Head Assembly And Stainless Steel Bowl (Haws 7460) Note: Excludes p-trap and tailpiece.	740.89	124.85
22 45 26 00-0004	EA		Wall Mounted, Emergency Eye/Face Wash With Axion® MSR Wash Head Assembly Without Receptor (Haws 7324)	739.13	174.79
22 45 26 00-0005	EA		Wall Mounted, Emergency Eye/Face Wash With Axion® MSR Wash Head Assembly And Plastic Bowl (Haws 7260B-7270B)	722.20	174.79
			Note: Excludes p-trap and tailpiece.		
22 45 26 00-0006	EA		Wall Mounted, Emergency Eye/Face Wash With Axion® MSR Wash Head Assembly And Plastic Bowl (Haws 7260BT-7270BT)	788.82	174.79
			Note: Excludes p-trap and tailpiece.		
22 45 26 00-0007	EA		Wall Mounted, Emergency Eye/Face Wash With Axion® MSR Wash Head Assembly And Stainless Steel Bowl (Haws 7360B-7460B)	795.59	174.79
			Note: Excludes p-trap and tailpiece.		
22 45 26 00-0008	EA		Wall Mounted, Emergency Eye/Face Wash With Axion® MSR Wash Head Assembly And Stainless Steel Bowl (Haws 7360BT-7460BT)	875.76	174.79
			Note: Excludes p-trap and tailpiece.		
22 45 26 00-0009	EA		Wall Mounted, Barrier-Free, Emergency Eye/Face Wash With Axion® MSR Wash Head Assembly And Stainless Steel Bowl (Haws 7360BTWC)	1,196.45	174.79
22 45 26 00-0010	EA		Wall Mounted, All Stainless Steel, Corrosion Resistant, Emergency Eye/Face Wash With Axion® MSR Wash Head Assembly And Stainless Steel Bowl And Dust Cover (Haws 7778B)	2,269.16	174.79
22 45 26 00-0011	EA		Pedestal Mounted, Emergency Eye/Face Wash With Axion® MSR Wash Head Assembly And Plastic Bowl (Haws 7261-7271)	907.64	199.76
22 45 26 00-0012	EA		Pedestal Mounted, Emergency Eye/Face Wash With Axion® MSR Wash Head Assembly And Stainless Steel Bowl (Haws 7361-7461)	1,037.49	199.76
22 45 26 00-0013	EA		Pedestal Mounted, All Stainless Steel, Corrosion Resistant, Emergency Eye/Face Wash With Axion® MSR Wash Head Assembly And Stainless Steel Bowl (Haws 7777)	2,347.33	199.76
22 45 26 00-0014	EA		Sink Mounted, Swing-Away, Emergency Eye/Face Wash With Axion® MSR Wash Head Assembly (Haws 7611)	624.94	49.94
22 45 26 00-0015	EA		Right Side Sink Mounted, Swing-Away, Emergency Eye/Face Wash With Stainless Steel Axion® MSR Wash Head Assembly (Haws 7612)	602.36	49.94
22 45 26 00-0016	EA		Left Side Sink Mounted, Swing-Away, Emergency Eye/Face Wash With Stainless Steel Axion® MSR Wash Head Assembly (Haws 7612LH)	630.59	49.94
22 45 26 00-0017	EA		Wall Or Deck Mounted, Barrier-Free, Swing-Down, Emergency Eye/Face Wash With Axion® MSR Wash Head Assembly (Haws 7610)	794.32	49.94
22 45 26 00-0018	EA		Recessed Wall Mounted, Barrier-Free, Pull Down, Emergency Eye/Face Wash With Axion® MSR Wash Head Assembly And Stainless Steel Cabinet (Haws 7655WCC)	1,922.14	249.70
22 45 26 00-0019	EA		Surface Wall Mounted, Wheelchair Accessible, Pull Down, Emergency Eye/Face Wash With Axion® MSR Wash Head Assembly And Stainless Steel Cabinet (Haws 7655WCSM)	2,336.04	199.76
22 45 26 00-0020	EA		Recessed Wall Mounted, Barrier-Free, Pull Down, Emergency Eye/Face Wash With Axion® MSR Wash Head Assembly And Stainless Steel Cabinet And Drain Pan (Haws 7656WCC)	2,396.40	249.70
22 45 26 00-0021	EA		Surface Wall Mounted, Wheelchair Accessible, Pull Down, Emergency Eye/Face Wash With Axion® MSR Wash Head Assembly And Stainless Steel Cabinet And Drain Pan (Haws 7656WCSM)	2,821.58	199.76
22 45 26 00-0022			Emergency Eye/Face Wash Equipment (Speakman) (22 45 26 00-0001)		
22 45 26 00-0023	EA		Wall Mounted, Lifesaver® Emergency Eye/Face Wash And Plastic Bowl (Speakman SE-495)	658.34	174.79
22 45 26 00-0024	EA		Floor Mounted, DuraJade™ Finish, Lifesaver® Emergency Eye/Face Wash And Plastic Bowl (Speakman SE-496)	806.97	199.76
22 45 26 00-0025			Emergency Eye/Face Wash Equipment (WaterSaver) (22 45 26 00-0001)		
22 45 26 00-0026	EA		Wide Area, Emergency Eye/Face Wash With Stainless Steel Bowl, Wall Mounted (WaterSaver FE724)	1,244.77	174.79
22 45 26 00-0027	EA		Wide Area, Emergency Eye/Face Wash With Stainless Steel Bowl And Cover, Wall Mounted (WaterSaver FE724BC)	1,651.10	174.79
22 45 26 00-0028	EA		Wide Area, Push-Down Valve, Emergency Eye/Face Wash, Recess Deck Mounted (WaterSaver FE727)	1,599.44	174.79
22 45 26 00-0029	EA		Push-Down Valve, Emergency Eye/Face Wash, Recess Deck Mounted (WaterSaver FE765)	1,476.18	174.79
22 45 26 00-0030	EA		Auto Flow, Right Hand Mounting, Emergency Eye/Face Wash, Deck Mounted (WaterSaver FE774)	798.84	49.94
22 45 26 00-0031	EA		Auto Flow, Left Hand Mounting, Emergency Eye/Face Wash, Deck Mounted (WaterSaver FE774LH)	798.84	49.94
22 45 26 00-0032	EA		Right Hand Mounting, Emergency Eye/Face Wash, Deck Mounted (WaterSaver FE775)	774.80	49.94
22 45 26 00-0033	EA		Left Hand Mounting, Emergency Eye/Face Wash, Deck Mounted (WaterSaver FE775LH)	774.80	49.94
22 45 26 00-0034	EA		Swing-Down, Auto Flow, Emergency Eye/Face Wash, Wall Mounted (WaterSaver FE778)	1,187.92	49.94
22 45 26 00-0035	EA		Swing-Down, Auto Flow, Emergency Eye/Face Wash, Deck Mounted (WaterSaver FE779)	1,187.92	49.94
22 45 26 00-0036			Emergency Eye/Face Wash Equipment (Guardian) (22 45 26 00-0001)		
			Note: Includes one pull rod.		
22 45 26 00-0037	EA		All-Stainless Steel Handicapped Accessible Safety Station With WideArea™ Eye/Face Wash (Guardian GBF1994)	5,313.23	174.79
22 45 29			Hand-Held Emergency Drench Hoses (22 45)		
22 45 29 00-0001			Hand-Held Emergency Eye/Face/Body Wash With Hose (22 45 29)		
22 45 29 00-0002			Hand-Held Emergency Eye/Face/Body Wash With Hose (Haws) (22 45 29 00-0001)		
22 45 29 00-0003	EA		Counter Mounted, Hand-Held Emergency Eye/Face/Body Wash With Axion® MSR Wash Head Assembly And 8' Hose (Haws 8904)	666.85	62.43
22 45 29 00-0004	EA		Wall Mounted, Hand-Held Emergency Eye/Face/Body Wash With Axion® MSR Wash Head Assembly And 12' Recoil Hose (Haws 8905)	768.48	62.43



MINOR CSI UOM DESCRIPTION	TOTAL DIRECT UNIT COST	DEMOLITION UNIT COST
22 45 29 00-0005 Hand-Held Emergency Eye/Face/Body Wash With Hose (WaterSaver) (22 45 29 00-0001)		
22 45 29 00-0006 EA Emergency Drench Hose Unit, Deck Mounted (WaterSaver EW1020)	609.44	62.43
22 45 29 00-0007 EA Emergency Drench Hose Unit, Wall Mounted (WaterSaver EW1025)	561.18	62.43
22 45 29 00-0008 EA Emergency Eye Wash Drench Hose Unit, Wall Mounted (WaterSaver EW1014)	845.11	62.43
22 45 29 00-0009 EA Emergency Eye Wash Drench Hose Unit, Deck Mounted (WaterSaver EW1022)	791.41	62.43
22 45 29 00-0010 EA Emergency Eye Wash Drench Hose Unit, Wall Mounted (WaterSaver EW1026)	810.64	62.43
22 45 29 00-0011 EA Ball Valve With Flag Handle, Emergency Eye Wash Drench Hose Unit, Deck Mounted (WaterSaver EW1028)	1,063.83	62.43
22 45 29 00-0012 EA Ball Valve With Flag Handle And Vacuum Breaker, Emergency Eye Wash Drench Hose Unit, Deck Mounted (WaterSaver EW1028VB)	1,232.23	62.43
22 45 29 00-0013 EA Emergency Eye Wash Drench Hose Unit, 45 Degree Panel Mounted (WaterSaver EW1041)	1,175.13	62.43
22 45 33 Combination Emergency Fixture Units (22 45)		
22 45 33 00-0001 Emergency Shower With Eye/Face Wash (22 45 33)		
22 45 33 00-0002 Emergency Shower With Eye/Face Wash (Haws) (22 45 33 00-0001)		
22 45 33 00-0003 EA Floor Mounted, All Stainless Steel, Corrosion Resistant, Emergency Drench Shower With Axion® MSR Stainless Steel Showerhead And Eye/Face Wash With Axion® MSR Wash Head Assembly And Stainless Steel Bowl (Haws 8330)	3,952.03	324.61
22 45 33 00-0004 EA Floor Mounted, Freeze Protected, Emergency Drench Shower With Axion® MSR ABS Plastic Showerhead And Eyewash With Soft-Flo Heads And Stainless Steel Bowl (Haws 8300FP)	2,664.78	324.61
Note: Includes freeze protection bury valve.		
22 45 33 00-0005 EA Floor Mounted, Emergency Drench Shower With Axion® MSR ABS Plastic Showerhead And Eye/Face Wash With Axion® MSR Wash Head Assembly And Stainless Steel Bowl (Haws 8300-8309)	1,846.13	324.61
22 45 33 00-0006 EA Floor Mounted, Freeze Protected, Emergency Drench Shower With Axion® MSR ABS Plastic Showerhead And Eyewash With Soft-Flo Heads And Stainless Steel Bowl (Haws 8300_158)	2,958.36	324.61
22 45 33 00-0007 EA Floor Mounted, Corrosion Resistant, Emergency Drench Shower With Axion® MSR ABS Plastic Showerhead And Eye/Face Wash With Axion® MSR Wash Head Assembly And Stainless Steel Bowl (Haws 8300CRP-8309CRP)	2,162.30	324.61
22 45 33 00-0008 EA Floor Mounted, Barrier-Free, Emergency Drench Shower With Axion® MSR ABS Plastic Showerhead And Eye/Face Wash With Axion® MSR Wash Head Assembly And Stainless Steel Bowl (Haws 8309WC)	2,032.44	324.61
22 45 33 00-0009 EA Floor Mounted, Emergency Drench Shower With Axion® MSR ABS Plastic Showerhead And Eye/Face Wash With Axion® MSR Wash Head Assembly (Haws 8317)	1,733.21	324.61
22 45 33 00-0010 EA Floor Mounted, Corrosion Resistant, PVC Plastic, Emergency Drench Shower With Axion® MSR ABS Plastic Showerhead And Eye/Face Wash With Axion® MSR Wash Head Assembly And Plastic Bowl (Haws 8336)	2,856.74	324.61
22 45 33 00-0011 EA Recessed Wall Mounted, Barrier-Free, Pull Down, Emergency Eye/Face Wash With Axion® MSR Wash Head Assembly With Stainless Steel Cabinet And Ceiling Mounted Axion® MSR Stainless Steel Showerhead (Haws 8355WCC)	3,133.38	324.61
22 45 33 00-0012 EA Recessed Wall Mounted, Barrier-Free, Pull Down, Emergency Eye/Face Wash With Axion® MSR Wash Head Assembly With Stainless Steel Cabinet And Wall Mounted Axion® MSR Stainless Steel Showerhead (Haws 8355WCW)	3,195.49	324.61
22 45 33 00-0013 EA Recessed Wall Mounted, Barrier-Free, Pull Down, Emergency Eye/Face Wash With Axion® MSR Wash Head Assembly With Stainless Steel Cabinet And Drain Pan And Ceiling Mounted Axion® MSR Stainless Steel Showerhead (Haws 8356WCC)	3,573.76	324.61
22 45 33 00-0014 EA Recessed Wall Mounted, Barrier-Free, Pull Down, Emergency Eye/Face Wash With Axion® MSR Wash Head Assembly With Stainless Steel Cabinet And Drain Pan, Daylight Drain And Wall Mounted Axion® MSR Stainless Steel Showerhead (Haws 8356WCDD)	3,793.95	324.61
22 45 33 00-0015 EA Recessed Wall Mounted, Barrier-Free, Pull Down, Emergency Eye/Face Wash With Axion® MSR Wash Head Assembly With Stainless Steel Cabinet And Drain Pan And Wall Mounted Axion® MSR Stainless Steel Showerhead (Haws 8356WCW)	3,731.84	324.61
22 45 33 00-0016 EA Floor Mounted, 120 Volt AC Cable Heated, Freeze Protected, Emergency Drench Shower With Axion® MSR ABS Plastic Showerhead And Eye/Face Wash With Axion® MSR Wash Head Assembly (Haws 8317CTFP)	5,594.97	324.61
22 45 33 00-0017 EA Floor Mounted, 220 Volt AC Cable Heated, Freeze Protected, Emergency Drench Shower With Axion® MSR ABS Plastic Showerhead And Eye/Face Wash With Axion® MSR Wash Head Assembly (Haws 8317CTFP_220V)	5,899.85	324.61
22 45 33 00-0018 EA Floor Mounted, C1D1 Rated, 120 Volt AC Cable Heated, Freeze Protected, Emergency Drench Shower With Axion® MSR ABS Plastic Showerhead And Eye/Face Wash With Axion® MSR Wash Head Assembly (Haws 8317CTFPC1D1)	12,505.49	324.61
22 45 33 00-0019 EA Floor Mounted, Emergency Drench Shower With Axion® MSR ABS Plastic Showerhead And Eye/Face Wash With Axion® MSR Wash Head Assembly And Plastic Bowl (Haws 8320-8325)	1,733.21	324.61
22 45 33 00-0020 EA Floor Mounted, Corrosion Resistant, Emergency Drench Shower With Axion® MSR ABS Plastic Showerhead And Eye/Face Wash With Axion® MSR Wash Head Assembly And Plastic Bowl (Haws 8320CRP)	1,964.69	324.61
22 45 33 00-0021 Emergency Shower With Eye/Face Wash (Speakman) (22 45 33 00-0001)		
22 45 33 00-0022 EA Floor Mounted, Emergency Drench Shower With Plastic Showerhead And Eye/Face Wash With Plastic Bowl (Speakman SE-690)	1,550.12	324.61
22 45 33 00-0023 EA 3.18 GPM, 1-1/4" IPS Galvanized Steel Piping, Durajade Powder-Coat, Yellow Bowl Color, ADA compliant, Push-handle Activated, Pull-rod Shower, Brass Fittings, Floor Mounted, Combination Emergency Station (Speakman SE-697)	1,085.56	199.76
22 45 33 00-0024 Emergency Shower With Eye/Face Wash (WaterSaver) (22 45 33 00-0001)		
22 45 33 00-0025 EA All-Stainless Steel, Wide Area, Emergency Shower With Eye/Face Wash Station, Floor Mounted (WaterSaver SS994)	5,574.37	271.14
22 45 33 00-0026 EA Polished Chrome Construction, Wide Area, Emergency Shower With Eye/Face Wash Station, Floor Mounted (WaterSaver SS909PCC)	5,696.83	271.14
22 45 33 00-0027 EA Emergency Shower With Eye Wash Station And Stainless Steel Bowl, Floor Mounted (WaterSaver SS902)	2,245.64	271.14
22 45 33 00-0028 EA Emergency Shower With Eye Wash Station And Plastic Bowl, Floor Mounted (WaterSaver SS902P)	2,055.12	271.14
22 45 33 00-0029 EA Emergency Shower With Eye Wash Station And Stainless Steel Bowl And Cover, Floor Mounted (WaterSaver SS902BC)	2,651.98	271.14

22	Plumbing
22 40	Plumbing Fixtures
22 45	Emergency Plumbing Fixtures



MINOR	CSI	UOM	DESCRIPTION	TOTAL DIRECT UNIT COST	DEMOLITION UNIT COST
22 45 33 00-0030			Emergency Shower With Eye/Face Wash (Guardian) (22 45 33 00-0001)		
	EA		Emergency Eye Wash Station With Plastic Bowl And Shower Head (Guardian H-5101).....	1,269.76	216.91
	EA		Emergency Eye Wash Station With Stainless Steel Bowl And Shower Head (Guardian H-6618).....	2,566.91	216.91
	EA		Emergency Eye Wash Station With Plastic Bowl And Shower Head (U-Line H-6697).....	1,067.98	216.91
22 45 33 00-0034			Emergency Shower With Eye/Face Wash (Hughes) (22 45 33 00-0001)		
	EA		120 Volt, 35-13/64" Length x 14-45/64" Width x 104-1/2" Height, Freeze Protected, ABS Bowl, Floor Mounted, Emergency Shower Station (Hughes H5G45G-1H).....	3,486.14	199.76
	EA		29-1/2" Length x 12-13/32" Width x 103" Height, Open ABS Bowl, Galvanized Pipe, Floor Mounted, Emergency Combination Shower (Hughes 18G75G).....	1,313.85	199.76
22 45 36			Emergency Fixture Water-Tempering Equipment (22 45)		
22 45 36 00-0001			Emergency Fixture Water-Tempering Equipment (22 45 36)		
22 45 36 00-0002			Emergency Fixture Water-Tempering Equipment (Haws) (22 45 36 00-0001)		
	EA		10 GPM, 1/2" Inlet, 1/2" Outlet, Brass Thermostatic Mixing/Tempering Valve (Haws 9201EW).....	706.37	62.43
	EA		12 GPM, 1/2" Inlet, 3/4" Outlet, Brass Thermostatic Mixing/Tempering Valve (Haws 9201EFE).....	1,039.48	62.43
	EA		31 GPM, 1-1/4" Inlet, 1-1/4" Outlet, Brass Thermostatic Mixing/Tempering Valve (Haws 9201E).....	1,530.67	62.43
	EA		78 GPM, 1-1/4" Inlet, 1-1/4" Outlet, Brass Thermostatic Mixing/Tempering Valve (Haws 9202E).....	1,807.31	62.43
	EA		31 GPM, 1" Inlet, 1-1/4" Outlet, Secondary High Temperature Limit Valve, Lead Free, Brass Thermostatic Mixing/Tempering Valve (Haws 9201H).....	2,563.86	62.43
	EA		12 GPM, 1/2" Inlet, 3/4" Outlet, Secondary High Temperature Limit Valve, Brass Thermostatic Mixing/Tempering Valve (Haws TWBS.EWE).....	2,705.00	62.43
	EA		74 GPM, 1-1/4" Inlet, 1-1/4" Outlet, Secondary High Temperature Limit Valve, Lead Free, Brass Thermostatic Mixing/Tempering Valve (Haws TWBS.SHE).....	4,551.20	62.43
	EA		78 GPM, 2" Inlet, 2" Outlet, Secondary High Temperature Limit Valve, Lead Free, Brass Thermostatic Mixing/Tempering Valve (Haws TWBS.HF).....	5,471.47	62.43
	EA		1/2" Inlet, 1/2" Outlet, Brass Scald Protection Bleed Valve (Haws SP157B).....	791.06	62.43
22 45 39			Emergency Plumbing Fixture Accessories (22 45)		
22 45 39 00-0001			Emergency Plumbing Fixture Accessories (22 45 39)		
22 45 39 00-0002			Emergency Plumbing Fixture Accessories (Haws) (22 45 39 00-0001)		
	EA		Pedestal Mounted, Powder Coated Aluminum Foot Control Assembly For Hands Free Activation Of Emergency Plumbing Fixtures (Haws SP220).....	181.10	19.98
	EA		Wall Mounted, Powder Coated Aluminum Foot Control Assembly For Hands Free Activation Of Emergency Plumbing Fixtures (Haws SP220W).....	254.49	19.98
	EA		Pedestal Mounted, Stainless Steel Foot Control Assembly For Hands Free Activation Of Emergency Plumbing Fixtures (Haws SP220SS).....	265.78	19.98
	EA		Axon® MSR Stainless Steel Showerhead For Emergency Drench Showers (Haws SP829SS).....	297.27	7.49
	EA		Stainless Steel Dust Cover For Emergency Eye/Face Wash Bowls (Haws 9102).....	303.57	4.99
	EA		3-Sided ABS Plastic Safety Sign For Emergency Combination Shower And Eyewash Units (Haws 9020).....	330.50	9.99
	EA		Emergency Body Spray Kit With 8' Hose And ABS Plastic Head For Emergency Plumbing Fixtures (Haws 8901RFK).....	573.26	74.91
	EA		Class 1, Div. 1, Group B, C And D, Indicator Light For Emergency Plumbing Fixtures (Haws 8317IDLTEXP).....	603.40	36.35
	EA		Vapor Tight And Gasketed, Green Area Light For Emergency Plumbing Fixtures (Haws 8317LT).....	896.98	36.35
	EA		Privacy Curtain For Horizontal Emergency Drench Shower Or Combination Emergency Drench Shower And Eyewash Units (Haws 9037).....	1,039.48	74.91
	EA		Class 1, Div. 1, Group B, C And D, White Area Light For Emergency Plumbing Fixtures (Haws 8317LTEXP).....	1,997.92	36.35
	EA		1/2" Supply, Emergency Alarm And Light System For Emergency Plumbing Fixtures (Haws 9001.5).....	2,218.35	121.16
	EA		1-1/4" Supply, Emergency Alarm And Light System For Emergency Plumbing Fixtures (Haws 9001).....	2,263.51	121.16
	EA		1-1/4" Supply, Class 1, Division 2, Groups B, C, And D Emergency Alarm And Light System For Emergency Plumbing Fixtures (Haws 9001EXP).....	4,194.40	121.16
	EA		1-1/4" Supply, 90 db, Class 1, Division 1, Groups C And D, Emergency Alarm And Light System For Emergency Plumbing Fixtures (Haws 9001EXPC1D1).....	7,977.11	121.16
22 45 39 00-0018			Emergency Plumbing Fixture Accessories (Speakman) (22 45 39 00-0001)		
	EA		Privacy Curtain For Emergency Showers..... Note: Curtain includes stainless steel curtain rod and mounting accessories.	1,041.40	74.91
22 45 39 00-0020			Emergency Plumbing Fixture Accessories (WaterSaver) (22 45 39 00-0001)		
	EA		Hand And Foot Control For Emergency Eyewash Equipment (WaterSaver HFC).....	161.48	16.27
22 45 39 00-0022			Emergency Plumbing Fixture Accessories (U-Liner) (22 45 39 00-0001)		
	EA		58" Height x 29" Width x 20" Depth, Portable Eyewash Stand (U-Line H-5193)..... Note: Includes eyewash station bolts to stand	164.33	13.56
	EA		12" Height x 18" Width, Aluminum, Corrosion Resistant With Engineer-grade Reflective Surface, Eyewash Sign (U-Line S-17343A).....	61.71	13.56
	EA		7" Height x 10" Width, 0.055" Thick HDPE, Plastic, Eyewash Sign (U-Line S-17343P)..... Note: Includes pre-drilled mounting holes and 4 strips of double-sided mounting tape	36.96	8.67
	EA		7" Height x 10" Width, Vinyl, Eyewash Sign (U-Line S-17343V)..... Note: Includes 4 mil flexible vinyl with adhesive backing	28.89	8.67



Plumbing	22	
Plumbing Fixtures	22 40	22
Security Plumbing Fixtures	22 46	

MINOR CSI UOM DESCRIPTION	TOTAL DIRECT UNIT COST	DEMOLITION UNIT COST
------------------------------	---------------------------	-------------------------

22 46 Security Plumbing Fixtures (22 40)

22 46 13 Security Water Closets and Urinals (22 46)

22 46 13 13 Security Water Closets (22 46 13)

22 46 13 13-0001 Security Water Closets (22 46 13 13)

22 46 13 13-0002	EA	Security Water Closet, Integral Seat, Back Supply And Flush Valve, Wall Hung, Wall Outlet, Cast Aluminum (Acorn 1675).....	3,023.41	
		<i>For Angled Toilet, Add</i>	24.97	
		<i>For Offset Toilet, Add</i>	277.37	249.70
22 46 13 13-0003	EA	Security Water Closet, Integral Seat, Back Supply And Flush Valve, Floor Mount, Wall Outlet, Cast Aluminum (Acorn 1684).....	3,673.56	
		<i>For Angled Toilet, Add</i>	24.97	
		<i>For Offset Toilet, Add</i>	342.39	249.70
22 46 13 13-0004	EA	Security Water Closet, Integral Seat, Back Supply And Flush Valve, Floor Mount, Floor Outlet, Cast Aluminum (Acorn 1695).....	3,730.52	
		<i>For Angled Toilet, Add</i>	24.97	
		<i>For Offset Toilet, Add</i>	348.08	249.70
22 46 13 13-0005	EA	Recessed Tissue Holder For Security Water Closet, Stainless Steel (Acorn 1840).....	333.52	49.94
22 46 13 13-0006	EA	Penal-Ware® Blowout Jet Water Closet, Integral Seat, Back Supply, Floor Mount, Wall Outlet, Stainless Steel (Acorn LR1685-W-2FVBO TLT).....	1,201.45	249.70
22 46 13 13-0007	EA	Ligature Resistant, Stainless Steel, Floor Mount, Wall Outlet, Siphon Jet Toilet - ADA (Whitehall BestCare® WH2142-ADA-T-EGE10).....	2,095.72	249.70

22 46 13 16 Security Urinals (22 46 13)

22 46 13 16-0001 Security Urinals (22 46 13 16)

22 46 13 16-0002	EA	Security Urinal, Back Supply And Flush, Wall Hung, Stainless Steel (Acorn 1700).....	3,598.09	
22 46 13 16-0003	EA	Security Urinal, Back Supply And Flush, Stall, Stainless Steel (Acorn 1720).....	6,124.66	319.32

22 46 13 19 Security Combination Toilet and Lavatory (22 46 13)

22 46 13 19-0001 Security Combination Toilet - Lavatory (22 46 13 19)

22 46 13 19-0002	EA	15" Wide Combination Security Water Closet And Lavatory Unit, Soap And Paper Holders, Seat, Wall Mounted, Stainless Steel (Acorn 1415).....	5,525.86	
		<i>For Angled Toilet, Add</i>	30.96	
		<i>For Offset Toilet, Add</i>	521.62	
		<i>For 15" Mirror/Shelf Module, Add</i>	859.63	
		<i>For AC Duplex Outlet Option, Add</i>	91.93	
		<i>For Intercom Option, Add</i>	136.93	
		<i>For 15" Wide Light/Ventilation Module, Add</i>	820.78	
22 46 13 19-0003	EA	18" Wide Combination Security Water Closet And Lavatory Unit, Soap And Paper Holders, Seat, Wall Mounted, Stainless Steel (Acorn 1418).....	5,691.35	
		<i>For Angled Toilet, Add</i>	32.46	
		<i>For Offset Toilet, Add</i>	536.67	
		<i>For 18" Mirror/Shelf Module, Add</i>	899.61	
		<i>For AC Duplex Outlet Option, Add</i>	94.92	
		<i>For Intercom Option, Add</i>	139.92	
		<i>For 18" Wide Light/Ventilation Module, Add</i>	844.76	
22 46 13 19-0004	EA	20" Wide Combination Security Water Closet And Lavatory Unit, Soap And Paper Holders, Seat, Wall Mounted, Stainless Steel (Acorn 1420).....	5,815.60	
		<i>For Angled Toilet, Add</i>	33.96	
		<i>For Offset Toilet, Add</i>	547.60	
		<i>For 20" Mirror/Shelf Module, Add</i>	949.59	
		<i>For AC Duplex Outlet Option, Add</i>	97.92	
		<i>For Intercom Option, Add</i>	142.92	
		<i>For 20" Wide Light/Ventilation Module, Add</i>	878.75	
22 46 13 19-0005	EA	26" Wide Combination Security Water Closet And Lavatory Unit, Soap And Paper Holders, Seat, Wall Mounted, Stainless Steel (Acorn 1426).....	6,226.62	
		<i>For Angled Toilet, Add</i>	35.46	
		<i>For Offset Toilet, Add</i>	587.21	
		<i>For 26" Mirror/Shelf Module, Add</i>	989.57	
		<i>For AC Duplex Outlet Option, Add</i>	100.91	
		<i>For Intercom Option, Add</i>	145.91	
		<i>For 26" Wide Light/Ventilation Module, Add</i>	907.74	
22 46 13 19-0006	EA	28" Wide Combination Security Water Closet And Lavatory Unit, Soap And Paper Holders, Seat, Floor Mounted, Stainless Steel (Acorn 1428).....	10,100.55	
		<i>For Angled Toilet, Add</i>	36.96	
		<i>For Offset Toilet, Add</i>	973.10	
		<i>For 28" Mirror/Shelf Module, Add</i>	1,024.56	
		<i>For AC Duplex Outlet Option, Add</i>	103.91	
		<i>For Intercom Option, Add</i>	148.91	
		<i>For 28" Wide Light/Ventilation Module, Add</i>	936.73	369.55

22 46 16 Security Lavatories and Sinks (22 46)

22 46 16 13 Security Lavatories (22 46 16)

22 46 16 13-0001 Security Lavatories (22 46 16 13)

22 46 16 13-0002	EA	20" Security Lavatory, Wall Hung, Push Button Filler Valve, Rectangular Bowl, Stainless Steel (Acorn 1650).....	2,180.74	
		<i>For Shelf, Add</i>	87.44	174.79



MINOR CSI	UOM	DESCRIPTION	TOTAL DIRECT UNIT COST	DEMOLITION UNIT COST
22 46 16 13-0003	EA	18" Security Lavatory, Wall Hung, Push Button Filler Valve, Oval Bowl, Stainless Steel (Acorn 1655).....	2,218.45	174.79
		<i>For Shelf, Add</i>	87.44	
22 46 16 13-0004	EA	13" Security Lavatory, Wall Hung, Push Button Filler Valve, Oval Bowl, Corner Mount, Stainless Steel (Acorn 1660).....	2,536.92	174.79
		<i>For Shelf, Add</i>	87.44	
22 46 16 13-0005	EA	18" Security Lavatory, Wall Hung, Push Button Filler Valve, Multi Sided Bowl, Stainless Steel (Acorn 1656).....	2,218.45	174.79
		<i>For Shelf, Add</i>	87.44	
22 46 16 13-0006	EA	Penal-Ware® 18" Security Lavatory, Wall Hung, Push Button Filler Valve, Oval Bowl, Stainless Steel (Acorn M-1652-E530-1 Multi -Lav).....	4,079.70	174.79
22 46 16 13-0007	EA	Ligature Resistant Corterra®, Wall, Bathroom Sink, With Faucet, Bowl Size 14-1/2" x 12-1/2" (Whitehall BestCare® WH3775-WH3375L-SO).....	2,384.95	249.70
22 46 16 13-0008	EA	Ligature Resistant Corterra®, Wall, Bathroom Sink, Without Faucet, Bowl Size 14-1/2" x 12-1/2" (Whitehall WH3775-09).....	2,049.94	249.70
22 46 16 13-0009	EA	Ligature Resistant Sensor Activated Spout with Electronic Valve, Single Temperature (Whitehall BestCare® WH3375L-SO).....	896.42	35.96
22 46 16 16 Security Sinks (22 46 16)				
22 46 16 16-0001 Security Sinks (22 46 16 16)				
22 46 16 16-0002	EA	22" x 16" x 10" Security Service Sink, With Soap Dish, Stainless Steel (Acorn 1642).....	4,726.91	266.18
22 46 16 16-0003 Security Mop Sink (22 46 16 16)				
22 46 16 16-0004	EA	24" x 24" x 10" Stainless Steel Mop Sink With Strainer (ACORN 1630).....	3,914.39	149.82
22 46 19 Security Showers (22 46)				
22 46 19 00-0001 Security Showers (22 46 19)				
22 46 19 00-0002	EA	30" Security Shower, Stainless Steel, Knock-Down (Acorn 1730-3M-KD).....	12,425.02	399.51
22 46 19 00-0003	EA	32" Security Shower, Stainless Steel, Knock-Down (Acorn 1732-3M-KD).....	12,880.71	399.51
22 46 19 00-0004	EA	36" Security Shower, Stainless Steel, Knock-Down (Acorn 1736-3M-KD).....	13,349.70	399.51
22 46 19 00-0005	EA	36" ADA Security Shower, Stainless Steel, Front Access (Acorn 1736-ADA-3M-FA).....	17,021.87	399.51
22 46 19 00-0006	EA	Security Shower Package For Built-in, Hot And Cold Faucets, Mixing Valve, Rectangular Soap Dish, Stainless Steel (Acorn 1741).....	764.78	133.34
22 46 19 00-0007	EA	Security Shower Head With Mixing Valves And Piping Assembly In Wall (Acorn 1743).....	565.15	69.92
22 46 19 00-0008	EA	Ligature Resistant ADA Compliant Flush-Mounted Stainless Steel Security Shower With Temperature/Pressure Mixing Valve, Dual Showerhead (Acorn MLR1748 LIG/RES SHWR).....	1,202.07	69.92
22 46 43 Security Plumbing Fixture Flushometers (22 46)				
22 46 43 00-0001	EA	Concealed Manual Water Closet Flush Valve, With Pushbutton Control (Sloan 601 AFD ESM).....	732.48	34.06
		Note: Anti-flood device (AFD), solenoid operated with module plug 24V (ESM).		
22 46 43 00-0002	EA	Concealed Manual Urinal Flush Valve, 1-1/2" Backinlet, With Pushbutton Control (Sloan 609 ESM).....	731.63	34.06
		Note: Solenoid operated with module plug 24V (ESM).		
22 46 43 00-0003	EA	Concealed Manual Urinal Flush Valve, 3/4" Backinlet, With Pushbutton Control (Sloan 613 ESM).....	706.73	34.06
		Note: Solenoid operated with module plug 24V (ESM).		
22 46 56 Security Drinking Fountains (22 46)				
22 46 56 00-0001 Security Drinking Fountain (22 46 56)				
		Note: Includes air control Valve, bubbler with mouthguard and mounting bracket.		
22 46 56 00-0002	EA	Wall Mounted Security Drinking Fountain, Stainless Steel (Acorn 1670-1-BP-3-FA).....	2,464.14	199.76
22 46 56 00-0003	EA	Wall Mounted Security ADA Drinking Fountain, Stainless Steel (Acorn 1672-1-ADA-BP-3-FA).....	2,482.33	199.76
22 47 Drinking Fountains and Water Coolers (22 40)				
22 47 13 Drinking Fountains (22 47)				
22 47 13 00-0001 Drinking Fountain Accessories (22 47 13)				
22 47 13 00-0002 Drinking Fountain Grab Bars (22 47 13 00-0001)				
		Note: Includes satin finish and concealed mounting with snap flange.		
22 47 13 00-0003	EA	18" x 33", Wall And Floor Mounted, 1-1/4" Diameter, Stainless Steel Drinking Fountain Grab Bar.....	311.90	20.09
		<i>For Peened Grip, Add</i>	24.45	
22 47 13 00-0004	EA	18" x 33", Wall And Floor Mounted, 1-1/2" Diameter, Stainless Steel Drinking Fountain Grab Bar.....	336.35	20.09
		<i>For Peened Grip, Add</i>	26.65	
22 47 13 00-0005 Indoor Drinking Fountains (22 47 13)				
22 47 13 00-0006 Face Mounted Indoor Drinking Fountain (22 47 13 00-0005)				
22 47 13 00-0007	EA	Stainless Steel, Standard Length, Semi-Circular Indoor Drinking Fountain With Bubbler, 180 Degree Push Bar (Halsey-Taylor OVL-II-S).....	1,734.72	162.30
22 47 13 00-0008	EA	Stainless Steel, Standard Length, Semi-Circular With Back Panel Indoor Drinking Fountain With Bubbler, 180 Degree Push Bar (Halsey-Taylor OVL-II-SBP).....	2,524.90	174.79
22 47 13 00-0009	EA	Stainless Steel, Extended Length, Semi-Circular Indoor Drinking Fountain With Bubbler, 180 Degree Push Bar (Halsey-Taylor OVL-II-E).....	2,284.78	162.30
22 47 13 00-0010	EA	Stainless Steel, Extended Length, Semi-Circular With Back Panel Indoor Drinking Fountain With Bubbler, 180 Degree Push Bar (Halsey-Taylor OVL-II-EBP).....	2,723.00	174.79



MINOR CSI UOM DESCRIPTION	TOTAL DIRECT UNIT COST	DEMOLITION UNIT COST
22 47 13 00-0011 EA Stainless Steel, Standard Length, Rectangle Indoor/Outdoor Drinking Fountain With Bubblers, Rounded Corners (Halsey-Taylor HRFS).....	1,163.89	162.30
22 47 13 00-0012 EA Stainless Steel, Standard Length, Rectangle With Back Panel Indoor/Outdoor Drinking Fountain With Bubblers, Rounded Corners With Back Panel (Halsey-Taylor HRFSBP).....	1,391.26	174.79
22 47 13 00-0013 EA Stainless Steel, Extended Length, Rectangle Indoor/Outdoor Drinking Fountain With Bubblers, Rounded Corners (Halsey-Taylor HRFE).....	1,316.07	162.30
22 47 13 00-0014 EA Stainless Steel, Extended Length, Rectangle With Back Panel Indoor/Outdoor Drinking Fountain With Bubblers, Rounded Corners (Halsey-Taylor HRFEBP).....	1,596.95	174.79
22 47 13 00-0015 Wall Mounted Indoor Drinking Fountain (22 47 13 00-0005)		
22 47 13 00-0016 EA Stainless Steel Wall-Mounted Rectangle Indoor Drinking Fountain With Bubblers, Backsplash, Front And Side Push Bars (Halsey-Taylor 5701).....	1,198.40	174.79
22 47 13 00-0017 EA Stainless Steel Wall-Mounted Rectangle Indoor Drinking Fountain/Bottle Filling Station With Bubblers, Backsplash, Front And Side Push Bars (Halsey-Taylor HTHB-HAC8WF).....	1,835.81	174.79
22 47 13 00-0018 EA Bi-Level, Stainless Steel Wall-Mounted Indoor Bottle Filling Station With Drinking Fountains (Halsey-Taylor HTHB-HAC8BLWF).....	2,327.07	224.73
22 47 13 00-0019 EA Bi-Level, Stainless Steel Wall-Mounted Indoor Bottle Filling Station With Drinking Fountains (Elkay VRCGRN8WSK).....	3,508.08	224.73
22 47 13 00-0020 EA Bi-Level, Stainless Steel Wall-Mounted Indoor Bottle Filling Station With Drinking Fountains (Elkay EZSTLG8WSLK).....	3,009.97	224.73
22 47 13 00-0021 EA Bi-Level, Stainless Steel Wall-Mounted Indoor Bottle Filling Station With Drinking Fountains (Elkay LZSTL8WSSP).....	2,735.46	224.73
22 47 13 00-0022 EA White Vitreous China Wall-Mounted Indoor Drinking Fountain (Haws 1201).....	1,329.84	174.79
22 47 13 00-0023 EA White Enameled Iron Wall-Mounted Indoor Drinking Fountain (Haws 1311 And 6700).....	1,843.50	174.79
22 47 13 00-0024 EA Stainless Steel Wall-Mounted Indoor Chilled Hands-Free Bottle Filling Station With Vandal-Resistant Drinking Fountain (Elkay LVRC8WSK).....	3,099.85	174.79
22 47 13 00-0025 EA Stainless Steel Wall-Mounted Indoor Chilled Hands-Free Non-Filtered Bottle Filling Station With Vandal-Resistant Drinking Fountain (Elkay VRC8WSK).....	2,993.11	174.79
22 47 13 00-0026 EA Stainless Steel Wall-Mounted Indoor Hands-Free Filtered Bottle Filling Station With Vandal-Resistant Drinking Fountain (Elkay LVRC8WSK).....	2,862.65	174.79
22 47 13 00-0027 EA Stainless Steel Wall-Mounted Indoor Hands-Free Non-Filtered Bottle Filling Station With Vandal-Resistant Drinking Fountain (Elkay VRC8WSK).....	2,744.05	174.79
22 47 13 00-0028 EA Stainless Steel Wall-Mounted High-Efficiency Indoor Chilled Hands-Free Filtered Bottle Filling Station With Vandal-Resistant Drinking Fountain (Elkay LVRCGRN8WSK).....	2,495.00	174.79
22 47 13 00-0029 EA Stainless Steel Wall-Mounted High-Efficiency Indoor Chilled Hands-Free Non-Filtered Bottle Filling Station With Vandal-Resistant Drinking Fountain (Elkay VRCGRN8WSK).....	2,388.26	174.79
22 47 13 00-0030 EA Stainless Steel Wall-Mounted High-Efficiency Indoor Chilled Hands-Free Filtered Bottle Filling Station With Drinking Fountain (Elkay LZSG8WSSK).....	2,269.66	174.79
22 47 13 00-0031 EA Stainless Steel Wall-Mounted Indoor Chilled Filtered Bottle Filling Station With Hands-Free Touchless Sensor Drinking Fountain (Elkay LZOG8WSSK).....	2,269.66	174.79
22 47 13 00-0032 EA Stainless Steel Wall-Mounted Indoor Chilled Non-Filtered Bottle Filling Station With Hands-Free Fountain (Elkay EZOG8WSSK).....	2,162.93	174.79
22 47 13 00-0033 EA Stainless Steel Wall-Mounted Indoor Chilled Hands-Free Bottle Filling Station With Drinking Fountain (Elkay EZSG8WSSK).....	2,162.93	174.79
22 47 13 00-0034 EA Stainless Steel Wall-Mounted Indoor Chilled Hands-Free Filtered Bottle Filling Station With Drinking Fountain (Elkay LMABF8WSSK).....	2,115.49	174.79
22 47 13 00-0035 EA Stainless Steel Wall-Mounted Indoor Chilled Hands-Free Filtered Bottle Filling Station With Vandal-Resistant Drinking Fountain (Elkay LZSG8WSSK).....	2,115.49	174.79
22 47 13 00-0036 EA Stainless Steel Wall-Mounted Indoor Chilled Hands-Free Non-Filtered Bottle Filling Station With Drinking Fountain (Elkay EMABF8WSSK).....	2,008.75	174.79
22 47 13 00-0037 EA Stainless Steel Wall-Mounted Indoor Chilled Hands-Free Filtered Bottle Filling Station With Drinking Fountain (Elkay LZSG8WSSK).....	1,949.45	174.79
22 47 13 00-0038 EA Stainless Steel Wall-Mounted Indoor Chilled Hands-Free Filtered Bottle Filling Station With Drinking Fountain (Elkay LZSG8WSSP).....	1,866.43	174.79
22 47 13 00-0039 EA Stainless Steel Wall-Mounted Indoor Hands-Free Filtered Bottle Filling Station With Drinking Fountain (Elkay LZSDWSSK).....	1,830.85	174.79
22 47 13 00-0040 EA Stainless Steel Wall-Mounted Indoor Hands-Free Non-Filtered Bottle Filling Station With Drinking Fountain (Elkay EMABFDWSLK).....	1,712.26	174.79
22 47 13 00-0041 EA Vinyl Clad Cabinet, Stainless Steel Wall-Mounted Indoor Bottle Filling Station With Drinking Fountain (Elkay EMABF8WSLK).....	1,949.45	174.79
22 47 13 00-0042 EA Vinyl Clad Cabinet, Non Chilled, Stainless Steel Wall-Mounted Indoor Bottle Filling Station With Drinking Fountain (Elkay EMABFDWSLK).....	1,712.26	174.79
22 47 13 00-0043 EA Vinyl Clad Cabinet, Stainless Steel Wall-Mounted Indoor Bottle Filling Station With Drinking Fountain (Elkay LZSG8WSLK).....	1,816.79	174.79
22 47 13 00-0044 EA Vinyl Clad Cabinet, Stainless Steel Wall-Mounted Indoor, Bottle Filling Station With Drinking Fountain (Elkay LZSG8WSSP).....	1,818.99	174.79
22 47 13 00-0045 EA Surface Mounted, Stainless Steel, Filtered Non-Refrigerated, Bottle Filling Station Kit (Elkay LZWSSM).....	1,505.65	124.85
22 47 13 00-0046 EA Wall Mounted, Non-Filtered Non-Refrigerated, Retrofit Bottle Filling Station Kit (Elkay EMABFWS-RF).....	1,126.14	124.85
22 47 13 00-0047 Semi-Recessed Indoor Drinking Fountain (22 47 13 00-0005)		
22 47 13 00-0048 EA Stainless Steel Semi-Recessed Indoor Drinking Fountain With Bubblers (Halsey-Taylor 5801).....	1,608.53	187.27
22 47 13 00-0049 EA Stainless Steel Semi-Recessed Indoor Drinking Fountain With Bubblers And Cuspidor (Halsey-Taylor 5801C).....	3,445.18	187.27
22 47 13 00-0050 Fully Recessed Indoor Drinking Fountain (22 47 13 00-0005)		
22 47 13 00-0051 EA Stainless Steel Fully-Recessed, With Bubblers, Indoor Drinking Fountain (Halsey-Taylor 8880, Haws 2400).....	1,720.50	199.76
22 47 13 00-0052 EA Stainless Steel Fully-Recessed, With Bubblers And Cuspidor, Indoor Drinking Fountain (Halsey-Taylor 8800 With 10245, Haws 2403).....	3,129.55	199.76
22 47 13 00-0053 EA Stainless Steel Fully-Recessed Indoor Drinking Fountain With Bubblers, Barrier Free (Haws 2401).....	2,086.55	199.76
22 47 13 00-0054 EA Stainless Steel Fully-Recessed Indoor Drinking Fountain With Bubblers, Barrier Free (Haws 2406).....	4,694.57	199.76
22 47 13 00-0055 EA Stainless Steel Fully-Recessed Indoor Drinking Fountain With Bubblers (Haws 2403).....	3,200.64	199.76

22 Plumbing**22 40 Plumbing Fixtures****22 47 Drinking Fountains and Water Coolers**

SAN BERNARDINO
COUNTY

MINOR CSI	UOM	DESCRIPTION	TOTAL DIRECT UNIT COST	DEMOLITION UNIT COST
22 47 13 00-0056		Countertop Indoor Drinking Fountain (22 47 13 00-0005)		
22 47 13 00-0057	EA	Stainless Steel Countertop Circular Indoor Drinking Fountain Basin With Pushbutton Bubbler (Halsey-Taylor 10000)	715.49	124.85
22 47 13 00-0058	EA	Stainless Steel Countertop Rectangular Indoor Drinking Fountain Basin With Pushbutton Bubbler (Halsey-Taylor 6000)	688.97	124.85
22 47 13 00-0059	EA	Stainless Steel Countertop Oval Indoor Drinking Fountain Basin With Pushbutton Bubbler (Halsey-Taylor 6028)	834.33	124.85
22 47 13 00-0060		Bowl And Bracket Indoor Drinking Fountain (22 47 13 00-0005)		
22 47 13 00-0061	EA	Stainless Steel, Bowl And Bracket With Pushbutton Bubbler, Indoor Drinking Fountain (Halsey-Taylor 2501A)	605.15	124.85
22 47 13 00-0062	EA	Stainless Steel, Bowl And Bracket, Self Closing Lever Handle Stop, Indoor Drinking Fountain (Halsey-Taylor 4540)	728.37	124.85
22 47 13 00-0063		Multi-Station Indoor Drinking Fountain (22 47 13 00-0005)		
22 47 13 00-0064	EA	Two Station, Stainless Steel, Indoor Drinking Fountains With Bubbler And Built In Backsplash, With Bottom Cover Plate (Halsey-Taylor 7020)	3,251.57	199.76
22 47 13 00-0065	EA	Three Station, Stainless Steel, Indoor Drinking Fountains With Bubbler And Built In Backsplash, With Bottom Cover Plate (Halsey-Taylor 7030)	4,087.62	199.76
22 47 13 00-0066	EA	Two Station, Marble, Face-Mounted Indoor Drinking Fountain With Bubblers (Halsey-Taylor 7120)	3,101.85	199.76
22 47 13 00-0067	EA	Two Station, White Enameled Iron Indoor Drinking Fountains With Bubblers (Haws 1430)	2,617.07	199.76
22 47 13 00-0068	EA	Three Station, White Enameled Iron Indoor Drinking Fountains With Bubblers (Haws 1435)	3,294.01	199.76
22 47 13 00-0069	EA	Bi-Level, Stainless Steel, Indoor Drinking Fountain With Bubblers And Back Panel (Halsey-Taylor HRFSEBP, Haws 1119.14 With 6700.4)	2,872.12	254.81
22 47 13 00-0070	EA	Two Station, Cast Aluminum Indoor Drinking Fountains With Bubblers (Haws 1441)	5,167.18	199.76
22 47 13 00-0071	EA	Three Station, Cast Aluminum Indoor Drinking Fountains With Bubblers (Haws 1408)	5,075.31	199.76
22 47 13 00-0072	EA	White Enameled Iron, Dual Height, Drinking Fountain (Haws 1501 with 6715)	3,197.53	254.81
22 47 13 00-0073	EA	Two Station, White Enameled Iron Indoor Drinking Fountains With Bubblers (Haws 1431)	2,715.11	199.76
22 47 13 00-0074	EA	Two Station, White Enameled Iron Indoor Drinking Fountains With Bubblers (Haws 1501)	2,766.67	199.76
22 47 13 00-0075		Outdoor Drinking Fountains (22 47 13)		
22 47 13 00-0076		Face Mounted Outdoor Drinking Fountains (22 47 13 00-0075)		
22 47 13 00-0077	EA	Stainless Steel Freeze Resistant Face Mounted Outdoor Drinking Fountain With Bubbler (Halsey-Taylor HRFE-FR)	1,502.81	199.76
22 47 13 00-0078	EA	Stainless Steel Freeze Resistant Face Mounted, With Back Panel, Outdoor Drinking Fountain With Bubbler (Halsey-Taylor HRFEFB-FR)	1,646.89	199.76
22 47 13 00-0079	EA	Stone Aggregate Weather Resistant Face Mounted Outdoor Drinking Fountain With Bubbler (Halsey-Taylor 4592)	1,584.33	199.76
22 47 13 00-0080	EA	Stone Aggregate Freeze Resistant Face Mounted Outdoor Drinking Fountain With Bubbler (Halsey-Taylor 4592-FR)	2,321.76	199.76
22 47 13 00-0081		Free Standing Outdoor Drinking Fountains (22 47 13 00-0075)		
22 47 13 00-0082	EA	Steel Pedestal Outdoor Drinking Fountain With Bubbler (Halsey-Taylor 4715)	2,848.43	187.27
22 47 13 00-0083	EA	Steel Pedestal Freeze Resistant Outdoor Drinking Fountain With Bubbler (Halsey-Taylor 4715-FR)	3,998.18	187.27
22 47 13 00-0084	EA	Steel Barrier-Free Pedestal Outdoor Drinking Fountain With Bubbler (Halsey-Taylor 4710)	2,844.61	187.27
22 47 13 00-0085	EA	Steel Barrier-Free Pedestal Freeze Resistant Outdoor Drinking Fountain With Bubbler (Halsey-Taylor 4710-FR)	3,924.74	187.27
22 47 13 00-0086	EA	Steel Barrier-Free Bi-level Pedestal Outdoor Drinking Fountain With Bubbler (Halsey-Taylor 4720)	4,230.74	199.76
22 47 13 00-0087	EA	Steel Barrier-Free Bi-level Pedestal Freeze Resistant Outdoor Drinking Fountain With Bubbler (Halsey-Taylor 4720-FR)	4,307.52	199.76
22 47 13 00-0088	EA	Stone Aggregate Pedestal Outdoor Drinking Fountain With Bubbler (Halsey-Taylor 4591)	1,604.85	187.27
22 47 13 00-0089	EA	Stone Aggregate Barrier-Free Pedestal Outdoor Drinking Fountain With Bubbler (Halsey-Taylor 4590)	2,765.02	187.27
22 47 13 00-0090	EA	Stone Aggregate Barrier-Free Pedestal Freeze Resistant Outdoor Drinking Fountain With Bubbler (Halsey-Taylor 4590-FR)	3,914.77	187.27
22 47 13 00-0091	EA	Stone Aggregate Barrier-Free Bi-level Pedestal Outdoor Drinking Fountain With Bubbler (Halsey-Taylor 4595)	4,607.04	199.76
22 47 13 00-0092	EA	Stone Aggregate Barrier-Free Bi-level Pedestal Freeze Resistant Outdoor Drinking Fountain With Bubbler (Halsey-Taylor 4595-FR)	6,462.94	199.76
22 47 13 00-0093	EA	Hi-Lo Pedestal Style Drinking Fountain (Haws Model 3500)	4,974.68	199.76
22 47 13 00-0094	EA	Pedestal Outdoor Drinking Fountain, Triple (Haws 3502)	6,472.86	199.76
22 47 13 00-0095		Wall Mounted Outdoor Drinking Fountains (22 47 13 00-0075)		
22 47 13 00-0096	EA	Stainless Steel, Single Wall Mounted Drinking Fountain (Haws 1105)	2,026.29	187.27
22 47 13 00-0097	EA	Stainless Steel, Single Low Profile Wall Mounted Drinking Fountain (Haws 1107L)	2,429.86	187.27
22 47 13 00-0098	EA	Stainless Steel, Single Wall Mounted Drinking Fountain (Haws 1109)	2,252.46	187.27
22 47 13 00-0099	EA	White Polymarble Barrier-Free Single Drinking Fountain (Haws 1075)	2,425.61	187.27
22 47 13 00-0100	EA	Vitreous China Single Drinking Fountain (Haws 1201)	1,977.61	187.27
22 47 13 00-0101		Multi-Station Outdoor Drinking Fountains (22 47 13 00-0075)		
22 47 13 00-0102	EA	Stainless Steel, Hi/Lo Wall Mounted Drinking Fountain (Haws 1119)	2,687.10	199.76
22 47 13 00-0103	EA	Stainless Steel, 3 Position Adjustable Hi/Lo Wall Mounted Drinking Fountain (Haws 1117L)	4,404.38	199.76
22 47 13 00-0104	EA	White Polymarble Barrier-Free Two Bowl (Hi-Lo) Drinking Fountain (Haws 1085)	5,180.92	199.76
22 47 13 00-0105	EA	White Cast Aluminum Three Station Outdoor Drinking Fountains With Bubblers (Haws 1408)	3,165.62	199.76

22 47 16 Pressure Water Coolers (22 47)



MINOR CSI UOM DESCRIPTION	TOTAL DIRECT UNIT COST	DEMOLITION UNIT COST
22 47 16 00-0001 Indoor Water Coolers <small>(22 47 16)</small>		
22 47 16 00-0002 Face Mounted Indoor Water Coolers <small>(22 47 16 00-0001)</small>		
22 47 16 00-0003 EA Stainless Steel, Semi-Circular Water Cooler With Bubbler, Face-Mounted, Extended Length, 180 Degree Push Bar, 7.5 GPH (Halsey-Taylor OVL-II ER-Q)	3,266.77	199.76
22 47 16 00-0004 EA Stainless Steel, Semi-Circular Water Cooler, Electronic Sensor, Face-Mounted, Extended Length, With Bubbler, 7.5 GPH (Halsey-Taylor OVL-II EREE-Q)	3,487.62	199.76
22 47 16 00-0005 Wall Mounted Indoor Water Coolers <small>(22 47 16 00-0001)</small>		
22 47 16 00-0006 EA Stainless Steel Wall-Mounted Compact Water Cooler, 4 GPH, With Bubbler, (Halsey-Taylor SW4A-Q)	1,555.89	199.76
22 47 16 00-0007 EA Stainless Steel Wall-Mounted Compact Water Cooler, 8 GPH, With Bubbler (Halsey-Taylor SW8A-Q)	1,612.77	199.76
22 47 16 00-0008 EA Stainless Steel Wall-Mounted Compact Water Cooler, 14 GPH, With Bubbler (Halsey-Taylor SW14A-Q)	1,790.96	199.76
22 47 16 00-0009 EA Stainless Steel Wall-Mounted Vandal Resistant Compact Water Cooler With Bubbler, 8 GPH (Halsey-Taylor SW8A-VR-Q-SS)	1,859.21	199.76
22 47 16 00-0010 EA Stainless Steel Wall-Mounted Vandal Resistant Barrier Free Water Cooler With Bubbler, 8 GPH (Halsey-Taylor HVR8-CHILD ADA)	1,377.70	199.76
22 47 16 00-0011 EA Stainless Steel Wall-Mounted Barrier Free Water Cooler With Bubbler, Front And Side Pushbar, 8 GPH (Halsey-Taylor WC8AFS-Q-SS)	1,595.70	199.76
22 47 16 00-0012 EA Stainless Steel Wall-Mounted Barrier Free Water Cooler With Bubbler, Front And Side Pushbar, 8 GPH (Halsey-Taylor HAC8FS-Q Child SS)	1,255.42	199.76
22 47 16 00-0013 EA Stainless Steel Wall-Mounted Water Cooler, 8 GPH, With Bubbler, (Halsey-Taylor HAC8VR-BL)	1,887.95	199.76
22 47 16 00-0014 EA Stainless Steel, Wall Mounted, Barrier Free, Bi-Level Indoor Water Cooler With Bubblers, 8 GPH (Halsey-Taylor HAC8FSBL-Q-SS)	2,104.46	299.64
22 47 16 00-0015 Simulated Recessed Indoor Water Coolers <small>(22 47 16 00-0001)</small>		
22 47 16 00-0016 EA Stainless Steel Simulated Recessed Water Cooler With Bubbler, 8 GPH (Halsey-Taylor RWM8A-Q)	1,855.25	199.76
22 47 16 00-0017 Fully Recessed Indoor Water Coolers <small>(22 47 16 00-0001)</small>		
22 47 16 00-0018 EA Stainless Steel Fully-Recessed Water Cooler With Bubbler, 8 GPH (Halsey-Taylor RC8A-Q)	3,602.94	224.73
22 47 16 00-0019 EA Stainless Steel Fully-Recessed Water Cooler With Bubbler And Cup Dispenser, 8 GPH (Halsey-Taylor RC8AQ + 14762)	4,400.70	224.73
22 47 16 00-0020 EA Stainless Steel Fully-Recessed Water Cooler With Bubbler And Cup Dispenser And Glass Filler, 8 GPH (Halsey-Taylor RC8A-Q-14700)	5,150.86	224.73
22 47 16 00-0021 Free Standing Indoor Water Coolers <small>(22 47 16 00-0001)</small>		
22 47 16 00-0022 EA Stainless Steel, Free-Standing Indoor Water Cooler, 4 GPH, With Bubbler (Halsey-Taylor SCWT4A-Q)	1,499.32	174.79
22 47 16 00-0023 EA Stainless Steel, Free-Standing Indoor Water Cooler, 8 GPH, With Bubbler (Halsey-Taylor SCWT8A-Q)	1,610.22	174.79
22 47 16 00-0024 EA Stainless Steel, Free-Standing Indoor Water Cooler, 14 GPH, With Bubbler (Halsey-Taylor SCWT14A-Q)	1,827.28	174.79
22 47 16 00-0025 EA Stainless Steel, Free-Standing Vandal Resistant Water Cooler With Bubbler, 14 GPH (Halsey-Taylor SCWT14A-VR-Q)	2,032.96	174.79
22 47 16 00-0026 Bottled Water Coolers <small>(22 47 16 00-0001)</small>		
22 47 16 00-0027 EA Free-Standing Bottled Water Cooler With Chilled Or Room Temperature Water	519.48	99.88
22 47 16 00-0028 EA Free-Standing Bottled Water Cooler With Chilled Or Hot Water	621.34	99.88
22 47 16 00-0029 Multi-Station Indoor Water Coolers <small>(22 47 16 00-0001)</small>		
22 47 16 00-0030 EA Stainless Steel, Wall Mounted, Two Station, Semi-Circular Indoor Water Cooler With Bubblers, 180 Degree Push Bars, 7.5 GPH (Halsey-Taylor OVL-II SER-Q)	4,314.17	299.64
22 47 16 00-0031 EA Stainless Steel, Wall Mounted, Two Station, Electronic Sensor Semi Circular Indoor Water Cooler With Bubblers, 180 Degree Push Bars, 7.5 GPH (Halsey-Taylor OVL-II-SEREE-Q)	4,952.76	299.64
22 47 16 00-0032 EA Stainless Steel, Wall Mounted, Barrier Free, Bi-Level, Vandal Resistant Indoor Water Cooler With Bubblers, 8 GPH (Halsey-Taylor HVR8BL-CHILD ADA-SS)	2,281.71	299.64
22 47 16 00-0033 Outdoor Water Coolers <small>(22 47 16)</small>		
22 47 16 00-0034 Wall Mounted Outdoor Water Coolers <small>(22 47 16 00-0033)</small>		
22 47 16 00-0035 EA Stainless Steel, Wall Mounted, Barrier Free, Vandal Resistant, Frost Resistant Outdoor Water Cooler With Bubbler, 8 GPH (Halsey-Taylor HVR8FR-CHILD ADA-SS)	1,613.13	124.85
22 47 16 00-0036 EA Stainless Steel, Wall Mounted, Barrier Free, Bi-Level, Vandal Resistant Outdoor Water Cooler With Bubblers, 8 GPH (Halsey-Taylor HVR8BLFR-CHILD ADA-SS)	2,774.79	124.85
22 47 16 00-0037 Free Standing Outdoor Water Coolers <small>(22 47 16 00-0033)</small>		
22 47 16 00-0038 EA Stainless Steel Free-Standing Outdoor Water Cooler With Bubbler, 14 GPH (Halsey-Taylor HOF14A-Q)	2,661.71	187.27
22 47 16 00-0039 EA Stainless Steel Free-Standing Frost Resistant Outdoor Water Cooler With Bubbler, 14 GPH (Halsey-Taylor HOF14A-FR-Q)	3,192.51	187.27
22 47 16 00-0040 Removal And Reinstallation Of Fixtures And Trim <small>(22 47 16)</small>		
Note: Includes storage, cleaning and supply materials for reconnecting pipe to fixture.		
22 47 16 00-0041 EA Removal And Reinstallation Of Wall Hung Water Cooler	486.03	
22 47 16 00-0042 EA Removal And Reinstallation Of Floor Mount Water Cooler	108.45	

22	Plumbing
22 40	Plumbing Fixtures
22 47	Drinking Fountains and Water Coolers



MINOR
CSI UOM DESCRIPTION

TOTAL DIRECT DEMOLITION
UNIT COST UNIT COST

22 47 19 Water-Station Water Coolers (22 47)

22 47 19 00-0001	Bottle Filler (22 47 19)		
22 47 19 00-0002	EA Outdoor Tubular Bottle Filling Station, Surface Mount (Elkay LK4410BF).....	4,027.41	199.76
	<i>For Stainless Steel Carrier, Add</i>	205.00	
22 47 19 00-0003	EA Outdoor Tubular Bottle Filling Station, Surface Mount, Freeze Resistant (Elkay LK4410BFFRK).....	4,876.84	199.76
	<i>For Stainless Steel Carrier, Add</i>	205.00	
22 47 19 00-0004	EA Tri-level Outdoor Tubular Bottle Filling Station With Single Bottle Filler And Two Drinking Fountain Basins, Surface Mount (Elkay LK4430BF1)	6,261.53	224.73
	<i>For Stainless Steel Carrier, Add</i>	205.00	
22 47 19 00-0005	EA Tri-level Outdoor Tubular Bottle Filling Station With Two Bottle Fillers And Single Drinking Fountain Basin, Surface Mount (Elkay LK4430BF2)	6,766.48	224.73
	<i>For Stainless Steel Carrier, Add</i>	205.00	
22 47 19 00-0006	EA Tri-level Outdoor Tubular Bottle Filling Station With Three Bottle Fillers, Surface Mount (Elkay LK4430BF3).....	7,271.43	224.73
	<i>For Stainless Steel Carrier, Add</i>	205.00	

22 47 23 Remote Water Coolers (22 47)

22 47 23 00-0001	Remote Chillers (22 47 23)		
22 47 23 00-0002	EA 1.5 GPH Remote Chiller (Halsey-Taylor SJ1-Q).....	829.13	67.42
22 47 23 00-0003	EA 5 GPH Remote Chiller (Halsey-Taylor SJ5-Q).....	1,412.35	74.91
22 47 23 00-0004	EA 8 GPH Remote Chiller (Halsey-Taylor SJ8-Q).....	1,213.64	87.39
22 47 23 00-0005	EA 10 GPH Remote Chiller (Halsey-Taylor SJ10-Q).....	1,561.83	99.88
22 47 23 00-0006	EA 19 GPH Remote Chiller (Halsey-Taylor SJ19-Q).....	2,446.54	149.82
22 47 23 00-0007	EA 30 GPH Remote Chiller (Halsey-Taylor SJ30-Q).....	2,652.53	162.30

22 47 26 Fixture Carriers (22 47)

22 47 26 00-0001	Water Cooler Carriers (22 47 26)		
22 47 26 00-0002	Floor Mounted, Water Cooler Carriers (22 47 26 00-0001)		
	Note: Includes adjustable supporting rods, structural uprights and welded feet.		
22 47 26 00-0003	EA Floor Mounted Hanger Plate Type, Single Water Cooler Carrier	554.74	37.96
	<i>For Up To 4" Extension Sleeves And Hardware, Add</i>	28.18	
	<i>For Bi-Level Carrier, Add</i>	313.94	
22 47 26 00-0004	EA Floor Mounted Bearing Plate Type, Single Water Cooler Carrier	605.74	37.96
	<i>For Up To 4" Extension Sleeves And Hardware, Add</i>	28.18	
	<i>For Bi-Level Carrier, Add</i>	313.94	

22 50 Pool and Fountain Plumbing Systems (22)

22 51 Swimming Pool Plumbing Systems (22 50)

22 51 13 Swimming Pool Piping (22 51)

22 51 13 00-0001	Swimming Pool Gutters (22 51 13)		
22 51 13 00-0002	LF Swimming Pool Gutters, Stainless.....	217.67	22.48

22 51 13 00-0003 Pool Drains (22 51 13)

22 51 13 00-0004	Cast Iron Pool Drain With Bottom Outlet (22 51 13 00-0003)		
	Note: Large square top and 24" loose set round super-flo grate.		
22 51 13 00-0005	EA Cast Iron Pool Drain, 4" - 8" Bottom Outlet, Large Square Top And 24" Super-Flo Grate	3,190.84	62.92
	<i>For Polished Bronze Top, Add</i>	769.60	
	<i>For Chromium Plated Top, Add</i>	805.00	
	<i>For Galvanized Top, Add</i>	276.40	
	<i>For Vandal Proof Construction, Add</i>	57.20	

22 51 13 00-0006 Cast Iron Pool Drain With Waterproof Flange (22 51 13 00-0003)

	Note: Bottom outlet 14" square top and loose set square flange.		
22 51 13 00-0007	EA Cast Iron Pool Drain, 2" - 4" Bottom Outlet With Waterproof Flange And 14" Square Top	860.31	62.92
	<i>For Clamp Device, Add</i>	13.80	
	<i>For Galvanized Top, Add</i>	38.10	
	<i>For Polished Bronze Top, Add</i>	133.50	
	<i>For Chromium Plated Top, Add</i>	146.90	
	<i>For Hinge Grate, Add</i>	28.60	
	<i>For Supplementary Strainer, Add</i>	7.00	
	<i>For Threaded Outlet, Add</i>	9.50	
	<i>For Vandal Proof Construction, Add</i>	17.10	
	<i>For Ground Screw, Add</i>	18.30	

22 51 13 00-0008 Pool Supply Fittings (22 51 13)

22 51 13 00-0009	Cast Iron Pool Supply Fittings (22 51 13 00-0008)		
	Note: Includes polished bronze head and anchor flange and adjustable V-ported valve insert and threaded inlet.		



MINOR CSI UOM DESCRIPTION	TOTAL DIRECT UNIT COST	DEMOLITION UNIT COST
22 51 13 00-0010 EA Cast Iron Pool Fitting For 2" Pipe <i>For Galvanized Head, Add</i> <i>For Vandal Proof Construction, Add</i> <i>For Grounding Screw, Add</i>	1,127.57 26.30 11.50 18.30	112.37
22 51 13 00-0011 EA Cast Iron Pool Fitting For 3" Pipe <i>For Chromium Plated Head, Add</i> <i>For Galvanized Head, Add</i> <i>For Vandal Proof Construction, Add</i> <i>For Grounding Screw, Add</i>	1,127.57 11.50 26.30 11.50 18.30	112.37
22 51 16 Swimming Pool Pumps (22 51)		
22 51 16 00-0001 Variable Speed Pool Pumps (22 51 16)		
22 51 16 00-0002 EA 3 HP, Variable Speed Pool Pump With Vacuum Release (Pentair INTELLIFLO VS+SVRS 11017).....	2,756.91	424.49
22 51 16 00-0003 EA Variable Speed Pool Pump (Hayward EcoStar SVRS SP3400VSP).....	3,027.67	424.49
22 51 16 00-0004 EA Variable Speed Pool Pump With Vacuum Release (Hayward EcoStar SVRS SP3400VSPVR).....	3,391.09	424.49
22 51 16 00-0005 Electric Powered Portable Vacuum Cleaner Pump (22 51 16)		
Note: Includes 75' of 3 wire electric safety cord.		
22 51 16 00-0006 EA 1 HP Electric Portable Vacuum Cleaner Pump With 75' Of 3-Wire Safety Cord.....	356.24	49.94
22 51 16 00-0007 EA 1-1/2 HP Electric Portable Vacuum Cleaner Pump With 75' Of 3-Wire Safety Cord.....	629.08	49.94
22 51 16 00-0008 Gasoline Driven Portable Vacuum Cleaner Pump (22 51 16)		
22 51 16 00-0009 EA 3 HP Gasoline Driven Portable Vacuum Cleaner Pump.....	2,442.94	49.94
22 51 19 Swimming Pool Water Treatment Equipment (22 51)		
22 51 19 00-0001 Condensing Pool Water Heater (22 51 19)		
22 51 19 00-0002 EA 372 MBH, 97% Efficient, Gas Fired, Indirect, Condensing Pool Water Heater (Lochinvar XPN400).....	38,497.48	715.81
22 51 19 00-0003 EA 467 MBH, 97% Efficient, Gas Fired, Indirect, Condensing Pool Water Heater (Lochinvar XPN501).....	41,924.97	858.96
22 51 19 00-0004 EA 567 MBH, 97% Efficient, Gas Fired, Indirect, Condensing Pool Water Heater (Lochinvar XPN601).....	45,977.49	930.55
22 51 19 00-0005 EA 660 MBH, 97% Efficient, Gas Fired, Indirect, Condensing Pool Water Heater (Lochinvar XPN701).....	56,509.47	1,002.13
22 51 19 00-0006 EA 773 MBH, 97% Efficient, Gas Fired, Indirect, Condensing Pool Water Heater (Lochinvar XPN801).....	58,608.58	1,073.71
22 51 19 00-0007 EA 967 MBH, 97% Efficient, Gas Fired, Indirect, Condensing Pool Water Heater (Lochinvar XPN1015).....	88,906.82	1,288.45
22 51 19 00-0008 EA 1,257 MBH, 97% Efficient, Gas Fired, Indirect, Condensing Pool Water Heater (Lochinvar XPN1320).....	113,986.20	1,360.03
22 51 19 00-0009 EA 1,450 MBH, 97% Efficient, Gas Fired, Indirect, Condensing Pool Water Heater (Lochinvar XPN1520).....	118,572.67	1,467.41
22 51 19 00-0010 Non Condensing Pool Water Heater (22 51 19)		
22 51 19 00-0011 EA 500 MBH, 89% Efficient, Gas Fired, Copper Finned Tube, Non Condensing Pool Water Heater (Lochinvar CPN0502).....	20,622.89	930.55
22 51 19 00-0012 EA 650 MBH, 89% Efficient, Gas Fired, Copper Finned Tube, Non Condensing Pool Water Heater (Lochinvar CPN0652).....	21,977.00	1,002.13
22 51 19 00-0013 EA 750 MBH, 89% Efficient, Gas Fired, Copper Finned Tube, Non Condensing Pool Water Heater (Lochinvar CPN0752).....	23,945.89	1,073.71
22 51 19 00-0014 EA 990 MBH, 89% Efficient, Gas Fired, Copper Finned Tube, Non Condensing Pool Water Heater (Lochinvar CPN0992).....	31,669.69	1,288.45
22 51 19 00-0015 EA 1,260 MBH, 89% Efficient, Gas Fired, Copper Finned Tube, Non Condensing Pool Water Heater (Lochinvar CPN1262).....	36,724.63	1,360.03
22 51 19 00-0016 EA 1,440 MBH, 89% Efficient, Gas Fired, Copper Finned Tube, Non Condensing Pool Water Heater (Lochinvar CPN1442).....	39,201.75	1,467.41
22 51 19 00-0017 EA 1,800 MBH, 89% Efficient, Gas Fired, Copper Finned Tube, Non Condensing Pool Water Heater (Lochinvar CPN1802).....	38,825.07	1,538.98
22 51 19 00-0018 EA 2,070 MBH, 89% Efficient, Gas Fired, Copper Finned Tube, Non Condensing Pool Water Heater (Lochinvar CPN2072).....	50,403.97	1,574.77
22 51 19 00-0019 Swimming Pool Heaters (22 51 19)		
Note: Excludes wiring, external piping, base or pad. Commercial pools.		
22 51 19 00-0020 Electric Pool Heaters (22 51 19 00-0019)		
22 51 19 00-0021 EA 12 KW Heater (1 Degree/Hour), For 4,800 Gallon Pool.....	4,107.95	199.76
22 51 19 00-0022 EA 18 KW Heater (1 Degree/Hour), For 7,200 Gallon Pool.....	4,592.48	214.74
22 51 19 00-0023 EA 24 KW Heater (1 Degree/Hour), For 9,600 Gallon Pool.....	5,100.42	249.70
22 51 19 00-0024 EA 30 KW Heater (1 Degree/Hour), For 12,000 Gallon Pool.....	5,393.74	299.64
22 51 19 00-0025 EA 36 KW Heater (1 Degree/Hour), For 14,400 Gallon Pool.....	5,920.13	419.49
22 51 19 00-0026 EA 60 KW Heater (1 Degree/Hour), For 24,000 Gallon Pool.....	6,767.47	599.27
22 51 19 00-0027 Gas Fired Pool Heaters (22 51 19 00-0019)		
22 51 19 00-0028 EA 120 MBH Output Gas Fired Pool Heater	5,871.37	967.95
22 51 19 00-0029 EA 180 MBH Output Gas Fired Pool Heater	6,666.79	1,106.22
22 51 19 00-0030 EA 240 MBH Output Gas Fired Pool Heater	7,535.04	1,244.50
22 51 19 00-0031 EA 300 MBH Output Gas Fired Pool Heater	8,640.61	1,521.06
22 51 19 00-0032 EA 360 MBH Output Gas Fired Pool Heater	8,887.82	1,605.88
22 51 19 00-0033 EA 400 MBH Output Gas Fired Pool Heater	10,423.54	1,976.94
22 51 19 00-0034 EA 500 MBH Output Gas Fired Pool Heater	16,668.87	2,281.08
22 51 19 00-0035 EA 600 MBH Output Gas Fired Pool Heater	19,373.22	2,509.18

22 Plumbing**22 50 Pool and Fountain Plumbing Systems****22 51 Swimming Pool Plumbing Systems**

SAN BERNARDINO
COUNTY

MINOR CSI UOM DESCRIPTION	TOTAL DIRECT UNIT COST	DEMOLITION UNIT COST
22 51 19 00-0036 EA 750 MBH Output Gas Fired Pool Heater.....	21,876.77	2,737.29
22 51 19 00-0037 EA 1,000 MBH Output Gas Fired Pool Heater.....	28,141.51	3,231.53
22 51 19 00-0038 Surge Tanks <small>(22 51 19)</small> Note: Includes 100 GPM vertical pump with 2 HP motor and electronic float switch. Prices are for 1' To 5' sump depth for pump.		
22 51 19 00-0039 EA 1,000 Gallon Surge Tank, With 2 HP Motor With 100 GPM Vertical Pump And Electric Float Switch.....	20,953.17	790.75
22 51 19 00-0040 EA 1,500 Gallon Surge Tank, With 2 HP Motor With 100 GPM Vertical Pump And Electric Float Switch.....	23,559.13	790.75
22 51 19 00-0041 EA 2,000 Gallon Surge Tank, With 2 HP Motor With 100 GPM Vertical Pump And Electric Float Switch.....	28,395.03	1,015.80
22 51 19 00-0042 EA 5,000 Gallon Surge Tank, With 2 HP Motor With 100 GPM Vertical Pump And Electric Float Switch.....	37,363.84	1,639.41
22 51 19 00-0043 Diatomite Type Filter System <small>(22 51 19)</small>		
22 51 19 00-0044 EA 35,000 Gallon Filter System, Diatomite.....	13,937.25	2,853.09
22 51 19 00-0045 EA 45,000 Gallon Filter System, Diatomite.....	16,616.20	3,423.71
22 51 19 00-0046 Silver Recovery System, X-Ray Film Processing <small>(22 51 19)</small>		
22 51 19 00-0047 EA 20 Gallon/Day Capacity, Silver Recovery System.....	1,895.52	338.93
22 51 19 00-0048 EA 40 Gallon/Day Capacity, Silver Recovery System.....	2,785.66	451.93
22 51 19 00-0049 Inline Water Filter <small>(22 51 19)</small> Note: 3/8" NPT threaded inlet and outlet, 125 PSI, includes one filter cartridge.		
22 51 19 00-0050 EA 2 GPM Water Filter, 100 Degree Temperature, 8" x 5" Diameter, Plastic Body.....	248.11	99.88
22 51 19 00-0051 EA 6 GPM Water Filter, 250 Degree Temperature, 12" x 5" Diameter, Stainless Steel Body.....	454.81	149.82
22 51 19 00-0052 Horizontal High Rate Sand Filters <small>(22 51 19)</small> Note: Includes sand, filter system equipment and attached accessory gauges.		
22 51 19 00-0053 EA 135-270 GPM Horizontal Hi-Rate Sand Filter, Automatic Controls..... Note: 1 tank, 4" pipe size, Miami Tanks model # HH3614-A.	38,959.70	2,147.04
22 51 19 00-0054 EA 135-270 GPM Horizontal Hi-Rate Sand Filter, Manual Controls..... Note: 1 tank, 4" pipe size, Miami tanks model # HH3614-M.	23,744.38	2,147.04
22 51 19 00-0055 EA 270-405 GPM Horizontal Hi-Rate Sand Filter, Automatic Controls..... Note: 2 tank, 4" pipe size, Miami tanks model # HH3624-A.	53,863.42	4,294.08
22 51 19 00-0056 EA 270-405 GPM Horizontal Hi-Rate Sand Filter, Manual Controls..... Note: 2 tank, 4" pipe size, Miami tanks model # HH3624-M.	42,580.87	4,294.08
22 51 19 00-0057 EA 270-540 GPM Horizontal Hi-Rate Sand Filter, Automatic Controls..... Note: 2 tank, 6" pipe size, Miami tanks model # HH3626-A.	55,374.47	4,294.08
22 51 19 00-0058 EA 270-540 GPM Horizontal Hi-Rate Sand Filter, Manual Controls..... Note: 2 tank, 6" pipe size, Miami tanks model # HH3626-M.	44,317.58	4,294.08
22 51 19 00-0059 EA 405-810 GPM Horizontal Hi-Rate Sand Filter, Automatic Controls..... Note: 3 tank, 6" pipe size, Miami tanks model # HH3636-A.	75,649.28	6,441.12
22 51 19 00-0060 EA 405-810 GPM Horizontal Hi-Rate Sand Filter, Manual Controls..... Note: 3 tank, 6" pipe size, Miami tanks model # HH3636-M.	58,866.50	6,441.12
22 51 19 00-0061 EA 405-810 GPM Horizontal Hi-Rate Sand Filter, Automatic Controls..... Note: 3 tank, 8" pipe size, Miami tanks model # HH3638-A.	77,825.20	6,441.12
22 51 19 00-0062 EA 405-810 GPM Horizontal Hi-Rate Sand Filter, Manual Controls..... Note: 3 tank, 8" pipe size, Miami tanks model # HH3638-M.	65,161.12	6,441.12
22 51 19 00-0063 EA 540-810 GPM Horizontal Hi-Rate Sand Filter, Automatic Controls..... Note: 4 tank, 6" pipe size, Miami tanks model # HH3646-A.	97,640.53	8,588.18
22 51 19 00-0064 EA 540-810 GPM Horizontal Hi-Rate Sand Filter, Manual Controls..... Note: 4 tank, 6" pipe size, Miami tanks model # HH3646-M.	83,420.49	8,588.18
22 51 19 00-0065 EA 675 GPM Horizontal Hi-Rate Sand Filter, Automatic Controls..... Note: 5 tank, 6" pipe size, Miami tanks model # HH3656-A.	118,709.84	10,735.22
22 51 19 00-0066 EA 675 GPM Horizontal Hi-Rate Sand Filter, Manual Controls..... Note: 5 tank, 6" pipe size, Miami tanks model # HH3656-M.	100,395.85	10,735.22
22 51 19 00-0067 EA 675-1350 GPM Horizontal Hi-Rate Sand Filter, Automatic Controls..... Note: 5 tank, 8" pipe size, Miami tanks model # HH3658-A.	122,050.28	10,735.22
22 51 19 00-0068 EA 675-1350 GPM Horizontal Hi-Rate Sand Filter, Manual Controls..... Note: 5 tank, 8" pipe size, Miami tanks model # HH3658-M.	104,047.71	10,735.22
22 51 19 00-0069 EA 810 GPM Horizontal Hi-Rate Sand Filter, Automatic Controls..... Note: 6 tank, 6" pipe size, Miami tanks model # HH3666-A.	140,951.99	12,882.26
22 51 19 00-0070 EA 810 GPM Horizontal Hi-Rate Sand Filter, Manual Controls..... Note: 6 tank, 6" pipe size, Miami tanks model # HH3666-M.	120,578.93	12,882.26
22 51 19 00-0071 EA 810-1620 GPM Horizontal Hi-Rate Sand Filter, Automatic Controls..... Note: 6 tank, 8" pipe size, Miami tanks model # HH3668-A.	143,869.33	12,882.26
22 51 19 00-0072 EA 810-1620 GPM Horizontal Hi-Rate Sand Filter, Manual Controls..... Note: 6 tank, 8" pipe size, Miami tanks model # HH3668-M.	122,954.37	12,882.26
22 51 19 00-0073 EA 810-1620 GPM Horizontal Hi-Rate Sand Filter, Automatic Controls..... Note: 6 tank, 10" pipe size, Miami tanks model # HH36610-A.	147,773.89	12,882.26
22 51 19 00-0074 EA 810-1620 GPM Horizontal Hi-Rate Sand Filter, Manual Controls..... Note: 6 tank, 10" pipe size, Miami tanks model # HH36610-M.	117,927.54	12,882.26
22 51 19 00-0075 EA 945-1418 GPM Horizontal Hi-Rate Sand Filter, Automatic Controls..... Note: 7 tank, 8" pipe size, Miami tanks model # HH3678-A.	166,128.84	15,029.30
22 51 19 00-0076 EA 945-1418 GPM Horizontal Hi-Rate Sand Filter, Manual Controls..... Note: 7 tank, 8" pipe size, Miami tanks model # HH3678-M.	145,754.35	15,029.30
22 51 19 00-0077 EA 945-1890 GPM Horizontal Hi-Rate Sand Filter, Automatic Controls..... Note: 7 tank, 10" pipe size, Miami tanks model # HH36710-A.	171,039.34	15,029.30
22 51 19 00-0078 EA 945-1890 GPM Horizontal Hi-Rate Sand Filter, Manual Controls..... Note: 7 tank, 10" pipe size, Miami tanks model # HH36710-M.	150,114.25	15,029.30



MINOR CSI UOM DESCRIPTION	TOTAL DIRECT UNIT COST	DEMOLITION UNIT COST
22 51 19 00-0079 EA 1080-2160 GPM Horizontal Hi-Rate Sand Filter, Automatic Controls..... Note: 8 tank, 10" pipe size, Miami tanks model # HH36810-A.	190,328.82	17,176.34
22 51 19 00-0080 EA 1080-2160 GPM Horizontal Hi-Rate Sand Filter, Manual Controls..... Note: 8 tank, 10" pipe size, Miami tanks model # HH36810-M.	169,629.38	17,176.34
22 51 19 00-0081 Swimming Pool Chlorinators (22 51 19)		
22 51 19 00-0082 EA Swimming Pool Chlorinator, 50-100 PPD, Direct Cylinder Mounted Gas Chlorinator.....	1,091.50	142.83
22 51 19 00-0083 Ultra-Violet Pool Treatment Lights (22 51 19)		
22 51 19 00-0084 Stainless Steel Ultra-Violet Pool Treatment Lights (22 51 19 00-0083) Note: Delta ELP Amalgam Series		
22 51 19 00-0085 EA 3" Flanged, 79 GPM, 2 Lamp, 240 Volt, Ultra-Violet Pool Treatment Light With Stainless Steel Housing.....	14,986.95	311.40
22 51 19 00-0086 EA 3" Flanged, 116 GPM, 3 Lamp, 240 Volt, Ultra-Violet Pool Treatment Light With Stainless Steel Housing.....	15,848.17	311.40
22 51 19 00-0087 EA 3" Flanged, 158 GPM, 4 Lamp, 240 Volt, Ultra-Violet Pool Treatment Light With Stainless Steel Housing.....	16,586.36	311.40
22 51 19 00-0088 EA 4" Flanged, 254 GPM, 5 Lamp, 240 Volt, Ultra-Violet Pool Treatment Light With Stainless Steel Housing.....	17,109.43	329.79
22 51 19 00-0089 EA 4" Flanged, 295 GPM, 6 Lamp, 240 Volt, Ultra-Violet Pool Treatment Light With Stainless Steel Housing.....	17,475.25	329.79
22 51 19 00-0090 EA 4" Flanged, 329 GPM, 7 Lamp, 240 Volt, Ultra-Violet Pool Treatment Light With Stainless Steel Housing.....	20,797.04	329.79
22 51 19 00-0091 EA 6" Flanged, 396 GPM, 6 Lamp, 240 Volt, Ultra-Violet Pool Treatment Light With Stainless Steel Housing.....	24,516.12	592.21
22 51 19 00-0092 EA 6" Flanged, 440 GPM, 2 Lamp, 240 Volt, Ultra-Violet Pool Treatment Light With Stainless Steel Housing.....	36,402.00	592.21
22 51 19 00-0093 EA 6" Flanged, 650 GPM, 3 Lamp, 240 Volt, Ultra-Violet Pool Treatment Light With Stainless Steel Housing.....	39,972.88	592.21
22 51 19 00-0094 EA 8" Flanged, 695 GPM, 3 Lamp, 240 Volt, Ultra-Violet Pool Treatment Light With Stainless Steel Housing.....	42,853.32	710.46
22 51 19 00-0095 EA 8" Flanged, 920 GPM, 4 Lamp, 240 Volt, Ultra-Violet Pool Treatment Light With Stainless Steel Housing.....	46,034.07	710.46
22 51 19 00-0096 EA 8" Flanged, 1140 GPM, 5 Lamp, 240 Volt, Ultra-Violet Pool Treatment Light With Stainless Steel Housing.....	48,254.62	710.46
22 51 19 00-0097 EA 8" Flanged, 1260 GPM, 5 Lamp, 240 Volt, Ultra-Violet Pool Treatment Light With Stainless Steel Housing.....	50,655.20	710.46
22 51 19 00-0098 EA 10" Flanged, 1510 GPM, 6 Lamp, 240 Volt, Ultra-Violet Pool Treatment Light With Stainless Steel Housing.....	54,402.19	807.56
22 51 19 00-0099 EA 10" Flanged, 1760 GPM, 7 Lamp, 240 Volt, Ultra-Violet Pool Treatment Light With Stainless Steel Housing.....	58,603.22	807.56
22 51 19 00-0100 EA 10" Flanged, 2010 GPM, 8 Lamp, 240 Volt, Ultra-Violet Pool Treatment Light With Stainless Steel Housing.....	62,804.23	807.56
22 51 19 00-0101 EA 10" Flanged, 2520 GPM, 10 Lamp, 240 Volt, Ultra-Violet Pool Treatment Light With Stainless Steel Housing.....	67,905.46	807.56
22 51 19 00-0102 HDPE Ultra-Violet Pool Treatment Lights (22 51 19 00-0083) Note: Delta EL Series		
22 51 19 00-0103 EA 3" Flanged, 116 GPM, 3 Lamp, 240 Volt, Ultra-Violet Pool Treatment Light With HDPE Housing.....	7,440.15	311.40
22 51 19 00-0104 EA 3" Flanged, 158 GPM, 4 Lamp, 240 Volt, Ultra-Violet Pool Treatment Light With HDPE Housing.....	8,280.33	311.40
22 51 19 00-0105 EA 4" Flanged, 254 GPM, 5 Lamp, 240 Volt, Ultra-Violet Pool Treatment Light With HDPE Housing.....	9,148.25	329.79
22 51 19 00-0106 In-Line, Stainless Steel Ultra-Violet Pool Treatment Lights (22 51 19 00-0083) Note: Delta EM Series		
22 51 19 00-0107 EA 3" Flanged, 100 GPM, 1 Lamp, 240 Volt, In-Line Ultra-Violet Pool Treatment Light With Stainless Steel Housing.....	29,045.37	311.40
22 51 19 00-0108 EA 3" Flanged, 170 GPM, 1 Lamp, 240 Volt, In-Line Ultra-Violet Pool Treatment Light With Stainless Steel Housing.....	29,345.42	311.40
22 51 19 00-0109 EA 6" Flanged, 300 GPM, 1 Lamp, 240 Volt, In-Line Ultra-Violet Pool Treatment Light With Stainless Steel Housing.....	31,282.79	592.21
22 51 19 00-0110 EA 6" Flanged, 600 GPM, 1 Lamp, 240 Volt, In-Line Ultra-Violet Pool Treatment Light With Stainless Steel Housing.....	39,648.79	592.21
22 51 19 00-0111 EA 8" Flanged, 1300 GPM, 1 Lamp, 240 Volt, In-Line Ultra-Violet Pool Treatment Light With Stainless Steel Housing.....	55,336.33	710.46
22 51 19 00-0112 EA 10" Flanged, 2000 GPM, 2 Lamp, 240 Volt, In-Line Ultra-Violet Pool Treatment Light With Stainless Steel Housing.....	62,444.15	807.56
22 51 19 00-0113 EA 12" Flanged, 3000 GPM, 3 Lamp, 240 Volt, In-Line Ultra-Violet Pool Treatment Light With Stainless Steel Housing.....	73,607.28	1,045.02
22 51 19 00-0114 EA 12" Flanged, 4000 GPM, 4 Lamp, 240 Volt, In-Line Ultra-Violet Pool Treatment Light With Stainless Steel Housing.....	82,609.44	1,045.02
22 51 23 Swimming Pool Equipment Controls (22 51)		
22 51 23 00-0001 Pool Pump Variable Frequency Drive (22 51 23) Note: Pentair Acu Drive XS		
22 51 23 00-0002 EA 3 HP, 230 Volt AC, NEMA 1, 3 Phase, Pool Pump Variable Frequency Drive (Pentair Acu Drive XS AD030-2303-N01).....	4,781.02	232.61
22 51 23 00-0003 EA 5 HP, 230 Volt AC, NEMA 1, 3 Phase, Pool Pump Variable Frequency Drive (Pentair Acu Drive XS AD050-2303-N01).....	5,132.34	261.69
22 51 23 00-0004 EA 7-1/2 HP, 230 Volt AC, NEMA 1, 3 Phase, Pool Pump Variable Frequency Drive (Pentair Acu Drive XS AD075-2303-N01).....	6,145.89	327.11
22 51 23 00-0005 EA 10 HP, 230 Volt AC, NEMA 1, 3 Phase, Pool Pump Variable Frequency Drive (Pentair Acu Drive XS AD100-2303-N01).....	6,531.93	390.35
22 51 23 00-0006 EA 15 HP, 230 Volt AC, NEMA 1, 3 Phase, Pool Pump Variable Frequency Drive (Pentair Acu Drive XS AD150-2303-N01).....	6,987.82	454.32
22 51 23 00-0007 EA 20 HP, 230 Volt AC, NEMA 1, 3 Phase, Pool Pump Variable Frequency Drive (Pentair Acu Drive XS AD200-2303-N01).....	7,919.41	519.02
22 51 23 00-0008 EA 3 HP, 460 Volt AC, NEMA 1, 3 Phase, Pool Pump Variable Frequency Drive (Pentair Acu Drive XS AD030-4603-N01).....	4,787.08	232.61
22 51 23 00-0009 EA 5 HP, 460 Volt AC, NEMA 1, 3 Phase, Pool Pump Variable Frequency Drive (Pentair Acu Drive XS AD050-4603-N01).....	5,045.53	261.69
22 51 23 00-0010 EA 7-1/2 HP, 460 Volt AC, NEMA 1, 3 Phase, Pool Pump Variable Frequency Drive (Pentair Acu Drive XS AD075-4603-N01).....	5,435.20	327.11
22 51 23 00-0011 EA 10 HP, 460 Volt AC, NEMA 1, 3 Phase, Pool Pump Variable Frequency Drive (Pentair Acu Drive XS AD100-4603-N01).....	5,841.43	390.35
22 51 23 00-0012 EA 15 HP, 460 Volt AC, NEMA 1, 3 Phase, Pool Pump Variable Frequency Drive (Pentair Acu Drive XS AD150-4603-N01).....	6,888.89	454.32
22 51 23 00-0013 EA 20 HP, 460 Volt AC, NEMA 1, 3 Phase, Pool Pump Variable Frequency Drive (Pentair Acu Drive XS AD200-4603-N01).....	7,650.88	519.02
22 51 23 00-0014 EA 3 HP, Fused Bypass, 230 Volt AC, NEMA 1, 3 Phase, Pool Pump Variable Frequency Drive (Pentair Acu Drive XS AD030-2303-N01FB).....	4,936.34	232.61

22 Plumbing**22 50 Pool and Fountain Plumbing Systems****22 51 Swimming Pool Plumbing Systems**

MINOR CSI	UOM	DESCRIPTION	TOTAL DIRECT UNIT COST	DEMOLITION UNIT COST
22 51 23 00-0015	EA	5 HP, Fused Bypass, 230 Volt AC, NEMA 1, 3 Phase, Pool Pump Variable Frequency Drive (Pentair Acu Drive XS AD050-2303-N01FB).....	5,674.24	261.69
22 51 23 00-0016	EA	7-1/2 HP, Fused Bypass, 230 Volt AC, NEMA 1, 3 Phase, Pool Pump Variable Frequency Drive (Pentair Acu Drive XS AD075-2303-N01FB).....	6,317.39	327.11
22 51 23 00-0017	EA	10 HP, Fused Bypass, 230 Volt AC, NEMA 1, 3 Phase, Pool Pump Variable Frequency Drive (Pentair Acu Drive XS AD100-2303-N01FB).....	6,822.18	390.35
22 51 23 00-0018	EA	15 HP, Fused Bypass, 230 Volt AC, NEMA 1, 3 Phase, Pool Pump Variable Frequency Drive (Pentair Acu Drive XS AD150-2303-N01FB).....	8,030.30	454.32
22 51 23 00-0019	EA	20 HP, Fused Bypass, 230 Volt AC, NEMA 1, 3 Phase, Pool Pump Variable Frequency Drive (Pentair Acu Drive XS AD200-2303-N01FB).....	9,055.78	519.02
22 51 23 00-0020	EA	3 HP, Fused Bypass, 460 Volt AC, NEMA 1, 3 Phase, Pool Pump Variable Frequency Drive (Pentair Acu Drive XS AD030-4603-N01FB).....	5,296.12	232.61
22 51 23 00-0021	EA	5 HP, Fused Bypass, 460 Volt AC, NEMA 1, 3 Phase, Pool Pump Variable Frequency Drive (Pentair Acu Drive XS AD050-4603-N01FB).....	5,512.90	261.69
22 51 23 00-0022	EA	7-1/2 HP, Fused Bypass, 460 Volt AC, NEMA 1, 3 Phase, Pool Pump Variable Frequency Drive (Pentair Acu Drive XS AD075-4603-N01FB).....	5,837.16	327.11
22 51 23 00-0023	EA	10 HP, Fused Bypass, 460 Volt AC, NEMA 1, 3 Phase, Pool Pump Variable Frequency Drive (Pentair Acu Drive XS AD100-4603-N01FB).....	6,180.30	390.35
22 51 23 00-0024	EA	15 HP, Fused Bypass, 460 Volt AC, NEMA 1, 3 Phase, Pool Pump Variable Frequency Drive (Pentair Acu Drive XS AD150-4603-N01FB).....	7,955.58	454.32
22 51 23 00-0025	EA	20 HP, Fused Bypass, 460 Volt AC, NEMA 1, 3 Phase, Pool Pump Variable Frequency Drive (Pentair Acu Drive XS AD200-4603-N01FB).....	7,726.05	519.02
22 51 23 00-0026	EA	1/2 HP, 230 Volt AC, NEMA 12, 3 Phase, Pool Pump Variable Frequency Drive (Pentair Acu Drive XS AD005-2303-N12).....	3,653.91	232.61
22 51 23 00-0027	EA	3/4 HP, 230 Volt AC, NEMA 12, 3 Phase, Pool Pump Variable Frequency Drive (Pentair Acu Drive XS AD007-2303-N12).....	3,713.66	232.61
22 51 23 00-0028	EA	1 HP, 230 Volt AC, NEMA 12, 3 Phase, Pool Pump Variable Frequency Drive (Pentair Acu Drive XS AD010-2303-N12).....	3,750.57	232.61
22 51 23 00-0029	EA	1-1/2 HP, 230 Volt AC, NEMA 12, 3 Phase, Pool Pump Variable Frequency Drive (Pentair Acu Drive XS AD015-2303-N12).....	3,850.02	232.61
22 51 23 00-0030	EA	2 HP, 230 Volt AC, NEMA 12, 3 Phase, Pool Pump Variable Frequency Drive (Pentair Acu Drive XS AD020-2303-N12).....	4,000.25	232.61
22 51 23 00-0031	EA	3 HP, 230 Volt AC, NEMA 12, 3 Phase, Pool Pump Variable Frequency Drive (Pentair Acu Drive XS AD030-2303-N12).....	4,116.79	232.61
22 51 23 00-0032	EA	5 HP, 230 Volt AC, NEMA 12, 3 Phase, Pool Pump Variable Frequency Drive (Pentair Acu Drive XS AD050-2303-N12).....	4,410.92	261.69
22 51 23 00-0033	EA	7-1/2 HP, 230 Volt AC, NEMA 12, 3 Phase, Pool Pump Variable Frequency Drive (Pentair Acu Drive XS AD075-2303-N12).....	5,263.24	327.11
22 51 23 00-0034	EA	10 HP, 230 Volt AC, NEMA 12, 3 Phase, Pool Pump Variable Frequency Drive (Pentair Acu Drive XS AD100-2303-N12).....	5,641.38	390.35
22 51 23 00-0035	EA	15 HP, 230 Volt AC, NEMA 12, 3 Phase, Pool Pump Variable Frequency Drive (Pentair Acu Drive XS AD150-2303-N12).....	6,033.34	454.32
22 51 23 00-0036	EA	20 HP, 230 Volt AC, NEMA 12, 3 Phase, Pool Pump Variable Frequency Drive (Pentair Acu Drive XS AD200-2303-N12).....	6,855.80	519.02
22 51 23 00-0037	EA	25 HP, 230 Volt AC, NEMA 12, 3 Phase, Pool Pump Variable Frequency Drive (Pentair Acu Drive XS AD250-2303-N12).....	8,995.11	646.95
22 51 23 00-0038	EA	30 HP, 230 Volt AC, NEMA 12, 3 Phase, Pool Pump Variable Frequency Drive (Pentair Acu Drive XS AD300-2303-N12).....	9,929.17	712.37
22 51 23 00-0039	EA	40 HP, 230 Volt AC, NEMA 12, 3 Phase, Pool Pump Variable Frequency Drive (Pentair Acu Drive XS AD400-2303-N12).....	11,726.34	777.79
22 51 23 00-0040	EA	50 HP, 230 Volt AC, NEMA 12, 3 Phase, Pool Pump Variable Frequency Drive (Pentair Acu Drive XS AD500-2303-N12).....	13,644.82	908.64
22 51 23 00-0041	EA	60 HP, 230 Volt AC, NEMA 12, 3 Phase, Pool Pump Variable Frequency Drive (Pentair Acu Drive XS AD600-2303-N12).....	14,941.22	974.06
22 51 23 00-0042	EA	1/2 HP, 460 Volt AC, NEMA 12, 3 Phase, Pool Pump Variable Frequency Drive (Pentair Acu Drive XS AD005-4603-N12).....	3,728.36	232.61
22 51 23 00-0043	EA	3/4 HP, 460 Volt AC, NEMA 12, 3 Phase, Pool Pump Variable Frequency Drive (Pentair Acu Drive XS AD007-4603-N12).....	3,805.53	232.61
22 51 23 00-0044	EA	1 HP, 460 Volt AC, NEMA 12, 3 Phase, Pool Pump Variable Frequency Drive (Pentair Acu Drive XS AD010-4603-N12).....	3,902.62	232.61
22 51 23 00-0045	EA	1-1/2 HP, 460 Volt AC, NEMA 12, 3 Phase, Pool Pump Variable Frequency Drive (Pentair Acu Drive XS AD015-4603-N12).....	3,986.08	232.61
22 51 23 00-0046	EA	2 HP, 460 Volt AC, NEMA 12, 3 Phase, Pool Pump Variable Frequency Drive (Pentair Acu Drive XS AD020-4603-N12).....	4,071.13	232.61
22 51 23 00-0047	EA	3 HP, 460 Volt AC, NEMA 12, 3 Phase, Pool Pump Variable Frequency Drive (Pentair Acu Drive XS AD030-4603-N12).....	4,160.88	232.61
22 51 23 00-0048	EA	5 HP, 460 Volt AC, NEMA 12, 3 Phase, Pool Pump Variable Frequency Drive (Pentair Acu Drive XS AD050-4603-N12).....	4,381.00	261.69
22 51 23 00-0049	EA	7-1/2 HP, 460 Volt AC, NEMA 12, 3 Phase, Pool Pump Variable Frequency Drive (Pentair Acu Drive XS AD075-4603-N12).....	4,713.64	327.11
22 51 23 00-0050	EA	10 HP, 460 Volt AC, NEMA 12, 3 Phase, Pool Pump Variable Frequency Drive (Pentair Acu Drive XS AD100-4603-N12).....	5,063.13	390.35
22 51 23 00-0051	EA	15 HP, 460 Volt AC, NEMA 12, 3 Phase, Pool Pump Variable Frequency Drive (Pentair Acu Drive XS AD150-4603-N12).....	6,147.67	454.32
22 51 23 00-0052	EA	20 HP, 460 Volt AC, NEMA 12, 3 Phase, Pool Pump Variable Frequency Drive (Pentair Acu Drive XS AD200-4603-N12).....	6,783.04	519.02
22 51 23 00-0053	EA	25 HP, 460 Volt AC, NEMA 12, 3 Phase, Pool Pump Variable Frequency Drive (Pentair Acu Drive XS AD250-4603-N12).....	7,496.86	646.95
22 51 23 00-0054	EA	30 HP, 460 Volt AC, NEMA 12, 3 Phase, Pool Pump Variable Frequency Drive (Pentair Acu Drive XS AD300-4603-N12).....	8,474.25	712.37
22 51 23 00-0055	EA	40 HP, 460 Volt AC, NEMA 12, 3 Phase, Pool Pump Variable Frequency Drive (Pentair Acu Drive XS AD400-4603-N12).....	9,560.04	777.79
22 51 23 00-0056	EA	50 HP, 460 Volt AC, NEMA 12, 3 Phase, Pool Pump Variable Frequency Drive (Pentair Acu Drive XS AD500-4603-N12).....	11,703.46	908.64



MINOR CSI UOM DESCRIPTION	TOTAL DIRECT UNIT COST	DEMOLITION UNIT COST
22 51 23 00-0057 EA 60 HP, 460 Volt AC, NEMA 12, 3 Phase, Pool Pump Variable Frequency Drive (Pentair Acu Drive XS AD600-4603-N12).....	12,851.26	974.06
22 51 23 00-0058 EA 75 HP, 460 Volt AC, NEMA 12, 3 Phase, Pool Pump Variable Frequency Drive (Pentair Acu Drive XS AD750-4603-N12).....	14,396.43	1,039.48
22 51 23 00-0059 EA 100 HP, 460 Volt AC, NEMA 12, 3 Phase, Pool Pump Variable Frequency Drive (Pentair Acu Drive XS ADC10-4603-N12).....	17,021.35	1,101.27
22 51 23 00-0060 EA 125 HP, 460 Volt AC, NEMA 12, 3 Phase, Pool Pump Variable Frequency Drive (Pentair Acu Drive XS ADC13-4603-N12).....	19,600.66	1,163.05
22 51 23 00-0061 EA 150 HP, 460 Volt AC, NEMA 12, 3 Phase, Pool Pump Variable Frequency Drive (Pentair Acu Drive XS ADC15-4603-N12).....	21,270.43	1,301.16
22 51 23 00-0062 EA 200 HP, 460 Volt AC, NEMA 12, 3 Phase, Pool Pump Variable Frequency Drive (Pentair Acu Drive XS ADC20-4603-N12).....	24,805.67	1,424.74
22 51 23 00-0063 EA 1/2 HP, Fused Bypass, 230 Volt AC, NEMA 12, 3 Phase, Pool Pump Variable Frequency Drive (Pentair Acu Drive XS AD005-2303-N12FB).....	5,246.82	232.61
22 51 23 00-0064 EA 3/4 HP, Fused Bypass, 230 Volt AC, NEMA 12, 3 Phase, Pool Pump Variable Frequency Drive (Pentair Acu Drive XS AD007-2303-N12FB).....	5,306.58	232.61
22 51 23 00-0065 EA 1 HP, Fused Bypass, 230 Volt AC, NEMA 12, 3 Phase, Pool Pump Variable Frequency Drive (Pentair Acu Drive XS AD010-2303-N12FB).....	5,343.49	232.61
22 51 23 00-0066 EA 1-1/2 HP, Fused Bypass, 230 Volt AC, NEMA 12, 3 Phase, Pool Pump Variable Frequency Drive (Pentair Acu Drive XS AD015-2303-N12FB).....	5,442.94	232.61
22 51 23 00-0067 EA 2 HP, Fused Bypass, 230 Volt AC, NEMA 12, 3 Phase, Pool Pump Variable Frequency Drive (Pentair Acu Drive XS AD020-2303-N12FB).....	5,593.17	232.61
22 51 23 00-0068 EA 3 HP, Fused Bypass, 230 Volt AC, NEMA 12, 3 Phase, Pool Pump Variable Frequency Drive (Pentair Acu Drive XS AD030-2303-N12FB).....	5,709.71	232.61
22 51 23 00-0069 EA 5 HP, Fused Bypass, 230 Volt AC, NEMA 12, 3 Phase, Pool Pump Variable Frequency Drive (Pentair Acu Drive XS AD050-2303-N12FB).....	6,003.84	261.69
22 51 23 00-0070 EA 7-1/2 HP, Fused Bypass, 230 Volt AC, NEMA 12, 3 Phase, Pool Pump Variable Frequency Drive (Pentair Acu Drive XS AD075-2303-N12FB).....	6,675.83	327.11
22 51 23 00-0071 EA 10 HP, Fused Bypass, 230 Volt AC, NEMA 12, 3 Phase, Pool Pump Variable Frequency Drive (Pentair Acu Drive XS AD100-2303-N12FB).....	7,238.15	390.35
22 51 23 00-0072 EA 15 HP, Fused Bypass, 230 Volt AC, NEMA 12, 3 Phase, Pool Pump Variable Frequency Drive (Pentair Acu Drive XS AD150-2303-N12FB).....	8,478.19	454.32
22 51 23 00-0073 EA 20 HP, Fused Bypass, 230 Volt AC, NEMA 12, 3 Phase, Pool Pump Variable Frequency Drive (Pentair Acu Drive XS AD200-2303-N12FB).....	9,582.89	519.02
22 51 23 00-0074 EA 25 HP, Fused Bypass, 230 Volt AC, NEMA 12, 3 Phase, Pool Pump Variable Frequency Drive (Pentair Acu Drive XS AD250-2303-N12FB).....	11,290.27	646.95
22 51 23 00-0075 EA 30 HP, Fused Bypass, 230 Volt AC, NEMA 12, 3 Phase, Pool Pump Variable Frequency Drive (Pentair Acu Drive XS AD300-2303-N12FB).....	12,429.86	712.37
22 51 23 00-0076 EA 40 HP, Fused Bypass, 230 Volt AC, NEMA 12, 3 Phase, Pool Pump Variable Frequency Drive (Pentair Acu Drive XS AD400-2303-N12FB).....	15,843.50	777.79
22 51 23 00-0077 EA 50 HP, Fused Bypass, 230 Volt AC, NEMA 12, 3 Phase, Pool Pump Variable Frequency Drive (Pentair Acu Drive XS AD500-2303-N12FB).....	20,859.32	908.64
22 51 23 00-0078 EA 60 HP, Fused Bypass, 230 Volt AC, NEMA 12, 3 Phase, Pool Pump Variable Frequency Drive (Pentair Acu Drive XS AD600-2303-N12FB).....	22,918.33	974.06
22 51 23 00-0079 EA 1/2 HP, Fused Bypass, 460 Volt AC, NEMA 12, 3 Phase, Pool Pump Variable Frequency Drive (Pentair Acu Drive XS AD005-4603-N12FB).....	5,224.22	232.61
22 51 23 00-0080 EA 3/4 HP, Fused Bypass, 460 Volt AC, NEMA 12, 3 Phase, Pool Pump Variable Frequency Drive (Pentair Acu Drive XS AD007-4603-N12FB).....	5,301.38	232.61
22 51 23 00-0081 EA 1 HP, Fused Bypass, 460 Volt AC, NEMA 12, 3 Phase, Pool Pump Variable Frequency Drive (Pentair Acu Drive XS AD010-4603-N12FB).....	5,398.48	232.61
22 51 23 00-0082 EA 1-1/2 HP, Fused Bypass, 460 Volt AC, NEMA 12, 3 Phase, Pool Pump Variable Frequency Drive (Pentair Acu Drive XS AD015-4603-N12FB).....	5,481.94	232.61
22 51 23 00-0083 EA 2 HP, Fused Bypass, 460 Volt AC, NEMA 12, 3 Phase, Pool Pump Variable Frequency Drive (Pentair Acu Drive XS AD020-4603-N12FB).....	5,566.97	232.61
22 51 23 00-0084 EA 3 HP, Fused Bypass, 460 Volt AC, NEMA 12, 3 Phase, Pool Pump Variable Frequency Drive (Pentair Acu Drive XS AD030-4603-N12FB).....	5,656.74	232.61
22 51 23 00-0085 EA 5 HP, Fused Bypass, 460 Volt AC, NEMA 12, 3 Phase, Pool Pump Variable Frequency Drive (Pentair Acu Drive XS AD050-4603-N12FB).....	5,876.86	261.69
22 51 23 00-0086 EA 7-1/2 HP, Fused Bypass, 460 Volt AC, NEMA 12, 3 Phase, Pool Pump Variable Frequency Drive (Pentair Acu Drive XS AD075-4603-N12FB).....	6,207.89	327.11
22 51 23 00-0087 EA 10 HP, Fused Bypass, 460 Volt AC, NEMA 12, 3 Phase, Pool Pump Variable Frequency Drive (Pentair Acu Drive XS AD100-4603-N12FB).....	6,557.38	390.35
22 51 23 00-0088 EA 15 HP, Fused Bypass, 460 Volt AC, NEMA 12, 3 Phase, Pool Pump Variable Frequency Drive (Pentair Acu Drive XS AD150-4603-N12FB).....	7,674.36	454.32
22 51 23 00-0089 EA 20 HP, Fused Bypass, 460 Volt AC, NEMA 12, 3 Phase, Pool Pump Variable Frequency Drive (Pentair Acu Drive XS AD200-4603-N12FB).....	8,359.93	519.02
22 51 23 00-0090 EA 25 HP, Fused Bypass, 460 Volt AC, NEMA 12, 3 Phase, Pool Pump Variable Frequency Drive (Pentair Acu Drive XS AD250-4603-N12FB).....	9,180.64	646.95
22 51 23 00-0091 EA 30 HP, Fused Bypass, 460 Volt AC, NEMA 12, 3 Phase, Pool Pump Variable Frequency Drive (Pentair Acu Drive XS AD300-4603-N12FB).....	10,342.40	712.37
22 51 23 00-0092 EA 40 HP, Fused Bypass, 460 Volt AC, NEMA 12, 3 Phase, Pool Pump Variable Frequency Drive (Pentair Acu Drive XS AD400-4603-N12FB).....	12,229.80	777.79
22 51 23 00-0093 EA 50 HP, Fused Bypass, 460 Volt AC, NEMA 12, 3 Phase, Pool Pump Variable Frequency Drive (Pentair Acu Drive XS AD500-4603-N12FB).....	14,076.17	908.64
22 51 23 00-0094 EA 60 HP, Fused Bypass, 460 Volt AC, NEMA 12, 3 Phase, Pool Pump Variable Frequency Drive (Pentair Acu Drive XS AD600-4603-N12FB).....	15,661.24	974.06
22 51 23 00-0095 EA 75 HP, Fused Bypass, 460 Volt AC, NEMA 12, 3 Phase, Pool Pump Variable Frequency Drive (Pentair Acu Drive XS AD750-4603-N12FB).....	18,161.87	1,039.48
22 51 23 00-0096 EA 100 HP, Fused Bypass, 460 Volt AC, NEMA 12, 3 Phase, Pool Pump Variable Frequency Drive (Pentair Acu Drive XS ADC10-4603-N12FB).....	23,879.58	1,101.27
22 51 23 00-0097 EA 125 HP, Fused Bypass, 460 Volt AC, NEMA 12, 3 Phase, Pool Pump Variable Frequency Drive (Pentair Acu Drive XS ADC13-4603-N12FB).....	26,402.32	1,163.05
22 51 23 00-0098 EA 150 HP, Fused Bypass, 460 Volt AC, NEMA 12, 3 Phase, Pool Pump Variable Frequency Drive (Pentair Acu Drive XS ADC15-4603-N12FB).....	33,127.73	1,301.16

22 Plumbing

22 50 Pool and Fountain Plumbing Systems

22 51 Swimming Pool Plumbing Systems



MINOR CSI	UOM	DESCRIPTION	TOTAL DIRECT UNIT COST	DEMOLITION UNIT COST
22 51 23 00-0099	EA	200 HP, Fused Bypass, 460 Volt AC, NEMA 12, 3 Phase, Pool Pump Variable Frequency Drive (Pentair Acu Drive XS ADC20-4603-N12FB)	38,897.85	1,424.74
22 51 23 00-0100	EA	380+ Volt AC, Up To 10 HP, 260 Volt AC, Up To 3 HP, 3 Year Extended Warranty (Pentair AD-EWW136)	353.88	
22 51 23 00-0101	EA	380+ Volt AC, 15 To 40 HP, 260 Volt AC, 5 To 25 HP, 3 Year Extended Warranty (Pentair AD-EWW236)	564.70	
22 51 23 00-0102	EA	380+ Volt AC, Up To 10 HP, 260 Volt AC, Up To 3 HP, 6 Year Extended Warranty (Pentair AD-EWW172)	624.93	
22 51 23 00-0103	EA	380+ Volt AC, 15 To 40 HP, 260 Volt AC, 5 To 25 HP, 6 Year Extended Warranty (Pentair AD-EWW272)	1,061.63	
22 51 23 00-0104	EA	380+ Volt AC, 50 To 125 HP, 260 Volt AC, 30 To 60 HP, 6 Year Extended Warranty (Pentair AD-EWW372)	2,025.38	
22 51 23 00-0105	EA	3" Clamp On Saddle Flow Sensor Kit, Integral 4 To 20 mA Output Signal (Pentair 97014-4203KIT)	1,272.47	
22 51 23 00-0106	EA	4" Clamp On Saddle Flow Sensor Kit, Integral 4 To 20 mA Output Signal (Pentair 97014-4204KIT)	1,330.61	
22 51 23 00-0107	EA	6" Clamp On Saddle Flow Sensor Kit, Integral 4 To 20 mA Output Signal (Pentair 97016-4206KIT)	1,452.40	
22 51 23 00-0108	EA	8" Clamp On Saddle Flow Sensor Kit, Integral 4 To 20 mA Output Signal (Pentair 97016-4208KIT)	1,558.14	
22 51 23 00-0109	EA	3" Clamp On Saddle Flow Sensor Kit, Wall Mounted Display/Transmitter, 4 To 20 mA Output Signal (Pentair 97014BL-03KIT)	1,818.66	
22 51 23 00-0110	EA	4" Clamp On Saddle Flow Sensor Kit, Wall Mounted Display/Transmitter, 4 To 20 mA Output Signal (Pentair 97014BL-04KIT)	1,873.29	
22 51 23 00-0111	EA	6" Clamp On Saddle Flow Sensor Kit, Wall Mounted Display/Transmitter, 4 To 20 mA Output Signal (Pentair 97016BL-06KIT)	1,989.52	
22 51 23 00-0112	EA	8" Clamp On Saddle Flow Sensor Kit, Wall Mounted Display/Transmitter, 4 To 20 mA Output Signal (Pentair 97016BL-08KIT)	2,091.99	
22 51 23 00-0113	EA	10" Clamp On Saddle Flow Sensor Kit, Wall Mounted Display/Transmitter, 4 To 20 mA Output Signal (Pentair 97020BL-10KIT)	2,500.00	
22 51 23 00-0114	EA	12" Clamp On Saddle Flow Sensor Kit, Wall Mounted Display/Transmitter, 4 To 20 mA Output Signal (Pentair 97020BL-12KIT)	2,510.85	
22 51 23 00-0115		Eco-Flow-E Aquatic Variable Frequency Drive And Options ^(22 51 23)		
22 51 23 00-0116		Eco-Flow-E Aquatic Variable Frequency Drive ^(22 51 23 00 0115)		
22 51 23 00-0117	EA	2 HP, 480 Volt, 3 Phase, 4 Amperes Maximum, NEMA 12, Eco-Flow-E Aquatic Variable Frequency Drive (H2Flow EF-E-04-12-4)	3,798.98	193.85
		<i>For Bypass Panel, Add</i>	867.10	
22 51 23 00-0118	EA	3 HP, 480 Volt, 3 Phase, 6 Amperes Maximum, NEMA 12, Eco-Flow-E Aquatic Variable Frequency Drive (H2Flow EF-E-06-12-4)	3,802.62	193.85
		<i>For Bypass Panel, Add</i>	867.10	
22 51 23 00-0119	EA	5 HP, 480 Volt, 3 Phase, 8 Amperes Maximum, NEMA 12, Eco-Flow-E Aquatic Variable Frequency Drive (H2Flow EF-E-08-12-4)	3,870.47	218.07
		<i>For Bypass Panel, Add</i>	867.10	
22 51 23 00-0120	EA	7-1/2 HP, 480 Volt, 3 Phase, 12 Amperes Maximum, NEMA 12, Eco-Flow-E Aquatic Variable Frequency Drive (H2Flow EF-E-12-12-4)	4,019.48	272.59
		<i>For Bypass Panel, Add</i>	867.10	
22 51 23 00-0121	EA	10 HP, 480 Volt, 3 Phase, 16 Amperes Maximum, NEMA 12, Eco-Flow-E Aquatic Variable Frequency Drive (H2Flow EF-E-16-12-4)	4,348.98	325.29
		<i>For Bypass Panel, Add</i>	867.10	
22 51 23 00-0122	EA	15 HP, 480 Volt, 3 Phase, 24 Amperes Maximum, NEMA 12, Eco-Flow-E Aquatic Variable Frequency Drive (H2Flow EF-E-24-12-4)	4,840.82	378.60
		<i>For Bypass Panel, Add</i>	1,023.34	
22 51 23 00-0123	EA	20 HP, 480 Volt, 3 Phase, 30 Amperes Maximum, NEMA 12, Eco-Flow-E Aquatic Variable Frequency Drive (H2Flow EF-E-30-12-4)	5,704.56	432.51
		<i>For Bypass Panel, Add</i>	1,023.34	
22 51 23 00-0124	EA	25 HP, 480 Volt, 3 Phase, 39 Amperes Maximum, NEMA 12, Eco-Flow-E Aquatic Variable Frequency Drive (H2Flow EF-E-39-12-4)	5,943.24	541.54
		<i>For Bypass Panel, Add</i>	1,023.34	
22 51 23 00-0125	EA	30 HP, 480 Volt, 3 Phase, 45 Amperes Maximum, NEMA 12, Eco-Flow-E Aquatic Variable Frequency Drive (H2Flow EF-E-45-12-4)	7,106.19	595.46
		<i>For Bypass Panel, Add</i>	1,023.34	
22 51 23 00-0126	EA	40 HP, 480 Volt, 3 Phase, 61 Amperes Maximum, NEMA 12, Eco-Flow-E Aquatic Variable Frequency Drive (H2Flow EF-E-61-12-4)	7,330.30	648.77
		<i>For Bypass Panel, Add</i>	1,244.99	
22 51 23 00-0127	EA	1/2 HP, 208/230 Volt, 1 Phase (1 HP, 208/230 Volt, 3 Phase) 8 Amperes Maximum, NEMA 12, Eco-Flow-E Aquatic Variable Frequency Drive (H2Flow EF-E-08-12-2)	3,778.39	193.85
		<i>For Bypass Panel, Add</i>	867.10	
22 51 23 00-0128	EA	1 HP, 208/230 Volt, 1 Phase (2 HP, 208/230 Volt, 3 Phase) 12 Amperes Maximum, NEMA 12, Eco-Flow-E Aquatic Variable Frequency Drive (H2Flow EF-E-12-12-2)	3,783.23	193.85
		<i>For Bypass Panel, Add</i>	867.10	
22 51 23 00-0129	EA	1-1/2 HP, 208/230 Volt, 1 Phase (3 HP, 208/230 Volt, 3 Phase) 16 Amperes Maximum, NEMA 12, Eco-Flow-E Aquatic Variable Frequency Drive (H2Flow EF-E-16-12-2)	3,806.25	193.85
		<i>For Bypass Panel, Add</i>	867.10	
22 51 23 00-0130	EA	5 HP, 208/230 Volt, 1 Phase, 24 Amperes Maximum, NEMA 12, Eco-Flow-E Aquatic Variable Frequency Drive (H2Flow EF-E-24-12-2)	3,889.85	218.07
		<i>For Bypass Panel, Add</i>	1,023.34	
22 51 23 00-0131	EA	3 HP, 208/230 Volt, 1 Phase (7-1/2 HP, 208/230 Volt, 3 Phase) 32 Amperes Maximum, NEMA 12, Eco-Flow-E Aquatic Variable Frequency Drive (H2Flow EF-E-32-12-2)	4,227.84	272.59
		<i>For Bypass Panel, Add</i>	1,023.34	
22 51 23 00-0132	EA	5 HP, 208/230 Volt, 1 Phase (10 HP, 208/230 Volt, 3 Phase) 46 Amperes Maximum, NEMA 12, Eco-Flow-E Aquatic Variable Frequency Drive (H2Flow EF-E-46-12-2)	4,714.83	325.29
		<i>For Bypass Panel, Add</i>	1,023.34	
22 51 23 00-0133	EA	7-1/2 HP, 208/230 Volt, 1 Phase (15 HP, 208/230 Volt, 3 Phase) 60 Amperes Maximum, NEMA 12, Eco-Flow-E Aquatic Variable Frequency Drive (H2Flow EF-E-60-12-2)	5,585.83	378.60
		<i>For Bypass Panel, Add</i>	1,244.99	
22 51 23 00-0134	EA	10 HP, 208/230 Volt, 1 Phase (20 HP, 208/230 Volt, 3 Phase) 74 Amperes Maximum, NEMA 12, Eco-Flow-E Aquatic Variable Frequency Drive (H2Flow EF-E-74-12-2)	5,716.68	432.51
		<i>For Bypass Panel, Add</i>	1,244.99	
22 51 23 00-0135	EA	25 HP, 208/230 Volt, 1 Phase, 88 Amperes Maximum, NEMA 12, Eco-Flow-E Aquatic Variable Frequency Drive (H2Flow EF-E-88-12-2)	6,981.41	541.54
		<i>For Bypass Panel, Add</i>	1,689.54	



MINOR CSI UOM DESCRIPTION	TOTAL DIRECT UNIT COST	DEMOLITION UNIT COST
22 51 23 00-0136 EA 15 HP, 208/230 Volt, 1 Phase (30 HP, 208/230 Volt, 3 Phase) 124 Amperes Maximum, NEMA 12, Eco-Flow-E Aquatic Variable Frequency Drive (H2Flow EF-E-124-12-2) <i>For Bypass Panel, Add</i>	7,207.94 2,325.50	595.46
22 51 23 00-0137 Eco-Flow-E Aquatic Variable Frequency Drive Options <small>(22 51 23 00-0115)</small>		
22 51 23 00-0138 EA 0 To 30 PSI, 1/4" NPT Male Thread, 4 To 20 mA Output, 10' Cable, Pressure Sensor (H2Flow PS-30)	525.77	90.86
22 51 23 00-0139 EA 0 To 100 PSI, 1/4" NPT Male Thread, 4 To 20 mA Output, 10' Cable, Pressure Sensor (H2Flow PS-100)	525.77	90.86
22 51 23 00-0140 EA Lightning Arrestor (H2Flow LA).....	554.84	60.57
22 51 23 00-0141 EA 2 HP, 480 Volt, (3/4 HP, 208/230 Volt) Load Reactor (TCI V1K4A00).....	621.46	27.25
22 51 23 00-0142 EA 3 HP, 480 Volt, (1 To 1-1/2 HP, 208/230 Volt) Load Reactor (TCI V1K6A00)	642.04	30.29
22 51 23 00-0143 EA 5 HP, 480 Volt, (2 HP, 208/230 Volt) Load Reactor (TCI V1K8A00).....	657.80	33.32
22 51 23 00-0144 EA 7-1/2 HP, 480 Volt, (3 HP, 208/230 Volt) Load Reactor (TCI V1K12A00)	686.87	36.35
22 51 23 00-0145 EA 10 HP, 480 Volt, (5 HP, 208/230 Volt) Load Reactor (TCI V1K16A00).....	700.20	39.37
22 51 23 00-0146 EA 15 HP, 480 Volt, (7-1/2 HP, 208/230 Volt) Load Reactor (TCI V1K25A00)	913.41	42.40
22 51 23 00-0147 EA 20 HP, 480 Volt, Load Reactor (TCI V1K27A00).....	952.17	45.43
22 51 23 00-0148 EA 25 HP, 480 Volt, (10 HP, 208/230 Volt) Load Reactor (TCI V1K35A00).....	994.57	48.46
22 51 23 00-0149 EA 30 HP, 480 Volt, (15 HP, 208/230 Volt) Load Reactor (TCI V1K45A00).....	1,035.76	51.49
22 51 23 00-0150 EA 40 HP, 480 Volt, (20 HP, 208/230 Volt) Load Reactor (TCI V1K55A00).....	1,072.10	54.52
22 51 23 00-0151 EA 25 To 30 HP, 208/230 Volt, Load Reactor (TCI V1K80A00).....	1,473.07	57.55
22 51 23 00-0152 EA 1 HP, 208/230 Volt, Line Reactor (TCI KDRA25L)	190.19	30.29
22 51 23 00-0153 EA 2 HP, 208/230 Volt, Line Reactor (TCI KDRA27L)	203.53	33.32
22 51 23 00-0154 EA 3 HP, 208/230 Volt, Line Reactor (TCI KDRA28L)	227.75	36.35
22 51 23 00-0155 EA 5 HP, 208/230 Volt, Line Reactor (TCI KDRB22L)	299.22	39.37
22 51 23 00-0156 EA 7-1/2 HP, 208/230 Volt, Line Reactor (TCI KDRB23L)	335.57	42.40
22 51 23 00-0157 EA 10 HP, 208/230 Volt, Line Reactor (TCI KDRD25L)	347.68	45.43
22 51 23 00-0158 EA 15 HP, 208/230 Volt, Line Reactor (TCI KDRD24L)	359.79	48.46
22 51 23 00-0159 EA 20 HP, 208/230 Volt, Line Reactor (TCI KDRD26L)	381.60	51.49
22 51 23 00-0160 EA 25 HP, 208/230 Volt, Line Reactor (TCI KDRD22L)	482.15	54.52
22 51 23 00-0161 EA 30 HP, 208/230 Volt, Line Reactor (TCI KDRF24L)	495.47	57.55
22 51 23 00-0162 EA 1 HP, 480 Volt, Line Reactor (TCI KDRA8L)	191.40	30.29
22 51 23 00-0163 EA 2 HP, 480 Volt, Line Reactor (TCI KDRA1L)	210.80	33.32
22 51 23 00-0164 EA 3 HP, 480 Volt, Line Reactor (TCI KDRA2L)	231.38	36.35
22 51 23 00-0165 EA 5 HP, 480 Volt, Line Reactor (TCI KDRA3L)	243.50	39.37
22 51 23 00-0166 EA 7-1/2 HP, 480 Volt, Line Reactor (TCI KDRA4L)	254.41	42.40
22 51 23 00-0167 EA 10 HP, 480 Volt, Line Reactor (TCI KDRA5L)	318.60	45.43
22 51 23 00-0168 EA 15 HP, 480 Volt, Line Reactor (TCI KDRB2L)	331.93	48.46
22 51 23 00-0169 EA 20 HP, 480 Volt, Line Reactor (TCI KDRB1L)	348.89	51.49
22 51 23 00-0170 EA 25 HP, 480 Volt, Line Reactor (TCI KDRD1L)	361.01	54.52
22 51 23 00-0171 EA 30 HP, 480 Volt, Line Reactor (TCI KDRD2L)	434.90	57.55
22 51 23 00-0172 EA 40 HP, 480 Volt, Line Reactor (TCI KDRD1L)	473.68	60.57
22 51 23 00-0173 EA Models 04 To 30, 304 SS Metric To English Conduit Adaptor Kit.....	77.53	
22 51 23 00-0174 EA Models 32 To 46, 304 SS Metric To English Conduit Adaptor Kit.....	105.40	
22 51 23 00-0175 EA Models 60 To 74, 304 SS Metric To English Conduit Adaptor Kit.....	130.83	
22 51 23 00-0176 Pool Flow Meters <small>(22 51 23)</small>		
22 51 23 00-0177 EA 20 To 110 GPM, 1-1/2" Retrofit Kit FlowVis For Existing Jandy Or Praher Valve Flow Meter (H2Flow FVJ-R-15)	134.92	19.98
22 51 23 00-0178 EA 20 To 110 GPM, 2" x 2-1/2" Retrofit Kit FlowVis For Existing Jandy® Or Praher Valve Flow Meter (H2Flow FVJ-R).....	134.92	19.98
22 51 23 00-0179 EA 20 To 110 GPM, 1-1/2" Complete FlowVis Including Valve Body Flow Meter (H2Flow FV-C-15)	209.62	37.45
22 51 23 00-0180 EA 20 To 110 GPM, 2" x 2-1/2" Complete FlowVis Including Valve Body Flow Meter (H2Flow FV-C)	174.87	39.95
22 51 23 00-0181 Paddlewheel Flow Sensors <small>(22 51 23)</small>		
22 51 23 00-0182 EA 1/2" To 4" Pipe, Polypropylene Body, Black Polyvinylidene Fluoride (PVDF) Rotor, Paddlewheel Flow Sensor (Signet 3-2536-PO)	929.77	69.97
Note: Includes 25' of cable (extendable to 200').		
22 51 23 00-0183 EA 1/2" To 4" Pipe, Polypropylene Body, Pulse/Flow Switch DCR Output Paddlewheel Flow Sensor (Signet 3-2537-1C-PO)	1,231.41	69.97
22 51 23 00-0184 EA 1/2" To 4" Pipe, Polypropylene Body, Pulse/Flow Switch SSR Output Paddlewheel Flow Sensor (Signet 3-2537-2C-PO)	1,231.41	69.97
22 51 23 00-0185 EA 1/2" To 4" Pipe, Polypropylene Body, Digital Output Paddlewheel Flow Sensor (Signet 3-2537-5C-PO)	1,278.66	69.97
22 51 23 00-0186 EA 1/2" To 4" Pipe, Polypropylene Body, 4 To 20 mA Output Paddlewheel Flow Sensor (Signet 3-2537-6C-PO)	1,329.54	69.97
22 51 23 00-0187 EA 1/2" To 4" Pipe, Polyvinylidene Fluoride (PVDF) Body, Pulse/Flow Switch DCR Output Paddlewheel Flow Sensor (Signet 3-2537-1C-TO).....	1,425.84	69.97
22 51 23 00-0188 EA 1/2" To 4" Pipe, Polyvinylidene Fluoride (PVDF) Body, Pulse/Flow Switch SSR Output Paddlewheel Flow Sensor (Signet 3-2537-2C-TO).....	1,425.84	69.97
22 51 23 00-0189 EA 1/2" To 4" Pipe, Polyvinylidene Fluoride (PVDF) Body, Digital Output Paddlewheel Flow Sensor (Signet 3-2537-5C-TO)	1,485.81	69.97
22 51 23 00-0190 EA 1/2" To 4" Pipe, Polyvinylidene Fluoride (PVDF) Body, 4 To 20 mA Output Paddlewheel Flow Sensor (Signet 3-2537-6C-TO)	1,543.95	69.97
22 51 23 00-0191 EA >4" To 8" Pipe, Polypropylene Body, Black Polyvinylidene Fluoride (PVDF) Rotor, Paddlewheel Flow Sensor (Signet 3-2536-P1)	971.57	69.97
Note: Includes 25' of cable (extendable to 200').		
22 51 23 00-0192 EA >4" To 8" Pipe, Polypropylene Body, Pulse/Flow Switch DCR Output Paddlewheel Flow Sensor (Signet 3-2537-1C-P1)	1,278.66	69.97
22 51 23 00-0193 EA >4" To 8" Pipe, Polypropylene Body, Pulse/Flow Switch SSR Output Paddlewheel Flow Sensor (Signet 3-2537-2C-P1)	1,278.66	69.97
22 51 23 00-0194 EA >4" To 8" Pipe, Polypropylene Body, Digital Output Paddlewheel Flow Sensor (Signet 3-2537-5C-P1)	1,329.54	69.97
22 51 23 00-0195 EA >4" To 8" Pipe, Polypropylene Body, 4 To 20 mA Output Paddlewheel Flow Sensor (Signet 3-2537-6C-P1).....	1,376.78	69.97

22 Plumbing**22 50 Pool and Fountain Plumbing Systems****22 51 Swimming Pool Plumbing Systems**

SAN BERNARDINO
COUNTY

MINOR
CSI UOM DESCRIPTION

TOTAL DIRECT DEMOLITION
UNIT COST UNIT COST

22 51 23 00-0196	EA	>8" Pipe, Polypropylene Body, Black Polyvinylidene Fluoride (PVDF) Rotor, Paddlewheel Flow Sensor (Signet 3-2536-P2).....	1,009.73	69.97
Note: Includes 25' of cable (extendable to 200').				
22 51 23 00-0197	EA	2" Pipe, Polyvinyl Chloride (PVC) Saddle Clamp For Flow Transducers (Signet PV8S020)	308.77	
22 51 23 00-0198	EA	4" Pipe, Polyvinyl Chloride (PVC) Saddle Clamp For Flow Transducers (Signet PV8S040)	426.82	
22 51 23 00-0199	EA	6" Pipe, Polyvinyl Chloride (PVC) Saddle Clamp For Flow Transducers (Signet PV8S060)	524.89	
22 51 23 00-0200	EA	8" Pipe, Polyvinyl Chloride (PVC) Saddle Clamp For Flow Transducers (Signet PV8S080)	644.76	
22 51 23 00-0201	EA	10" Pipe, Polyvinyl Chloride (PVC) Saddle Clamp For Flow Transducers (Signet PV8S100)	853.66	
22 51 23 00-0202	EA	12" Pipe, Polyvinyl Chloride (PVC) Saddle Clamp For Flow Transducers (Signet PV8S120)	864.51	
22 51 23 00-0203	EA	24 Volt DC, Power Supply 7.5 Watt, 300 mA (Signet 7300-7524)	307.70	19.38
22 51 23 00-0204	EA	24 Volt DC, Power Supply 15 Watt, 600 mA (Signet 7300-1524)	422.18	19.38
22 51 23 00-0205	EA	24 Volt DC, 30 Watt, 1.3 Amperes, Power Supply (Signet 7300-3024)	520.30	19.38
22 51 23 00-0206	EA	24 Volt DC, 50 Watt, 2.1 Amperes, Power Supply (Signet 7300-5024)	658.40	19.38
22 51 23 00-0207	EA	24 Volt DC, 100 Watt, 4.2 Amperes, Power Supply (Signet 7300-1024)	912.80	19.38

22 60 Gas and Vacuum Systems for Laboratory and Healthcare Facilities ⁽²²⁾

22 63 Gas Systems for Laboratory and Healthcare Facilities ^(22 60)

22 63 13 Gas Piping for Laboratory and Healthcare Facilities ^(22 63)

22 63 13 53 Laboratory Gas Piping ^(22 63 13)

See CSI section 23 21 13 23-0001 for black steel pipe, 23 21 13 23-2279 for PVC piping.

22 63 13 70 Healthcare Gas Piping ^(22 63 13)

22 63 13 70-0001		Zone Valve Assemblies ^(22 63 13 70)		
22 63 13 70-0002		Single Zone Valve Assemblies ^(22 63 13 70-0001)		
22 63 13 70-0003	EA	1/2" Single Zone Valve Assembly With Gauge (Amico VBU-M-05)	448.76	79.30
22 63 13 70-0004	EA	3/4" Single Zone Valve Assembly With Gauge (Amico VBU-M-07)	479.34	85.99
22 63 13 70-0005	EA	1" Single Zone Valve Assembly With Gauge (Amico VBU-M-10)	509.96	91.48
22 63 13 70-0006	EA	1-1/4" Single Zone Valve Assembly With Gauge (Amico VBU-M-12)	573.59	99.88
22 63 13 70-0007	EA	1-1/2" Single Zone Valve Assembly With Gauge (Amico VBU-M-15)	657.00	105.97
22 63 13 70-0008	EA	2" Single Zone Valve Assembly With Gauge (Amico VBU-M-20)	815.30	114.36
22 63 13 70-0009		Double Zone Valve Assemblies ^(22 63 13 70-0001)		
22 63 13 70-0010	EA	1/2" x 1/2" Double Zone Valve Assembly With Gauges (Amico VBU-M-0505)	641.69	113.66
22 63 13 70-0011	EA	1/2" x 3/4" Double Zone Valve Assembly With Gauges (Amico VBU-M-0507)	672.26	120.35
22 63 13 70-0012	EA	1/2" x 1" Double Zone Valve Assembly With Gauges (Amico VBU-M-0510)	709.35	125.74
22 63 13 70-0013	EA	1/2" x 1-1/4" Double Zone Valve Assembly With Gauges (Amico VBU-M-0512)	783.74	134.24
22 63 13 70-0014	EA	1/2" x 1-1/2" Double Zone Valve Assembly With Gauges (Amico VBU-M-0515)	877.94	140.33
22 63 13 70-0015	EA	3/4" x 3/4" Double Zone Valve Assembly With Gauges (Amico VBU-M-0707)	700.68	127.04
22 63 13 70-0016	EA	3/4" x 1" Double Zone Valve Assembly With Gauges (Amico VBU-M-0710)	737.78	132.54
22 63 13 70-0017	EA	3/4" x 1-1/4" Double Zone Valve Assembly With Gauges (Amico VBU-M-0712)	814.32	140.93
22 63 13 70-0018	EA	3/4" x 1-1/2" Double Zone Valve Assembly With Gauges (Amico VBU-M-0715)	867.59	147.02
22 63 13 70-0019	EA	1" x 1" Double Zone Valve Assembly With Gauges (Amico VBU-M-1010)	766.24	137.93
22 63 13 70-0020	EA	1" x 1-1/4" Double Zone Valve Assembly With Gauges (Amico VBU-M-1012)	812.64	146.42
22 63 13 70-0021	EA	1" x 1-1/2" Double Zone Valve Assembly With Gauges (Amico VBU-M-1015)	900.37	152.51
22 63 13 70-0022	EA	1-1/4" x 1-1/4" Double Zone Valve Assembly With Gauges (Amico VBU-M-1212)	936.57	154.81
22 63 13 70-0023	EA	1-1/4" x 1-1/2" Double Zone Valve Assembly With Gauges (Amico VBU-M-1215)	972.61	161.01
22 63 13 70-0024	EA	1-1/2" x 1-1/2" Double Zone Valve Assembly With Gauges (Amico VBU-M-1515)	1,066.80	167.10
22 63 13 70-0025		Triple Zone Valve Assemblies ^(22 63 13 70-0001)		
22 63 13 70-0026	EA	1/2" x 1/2" x 1/2" Triple Zone Valve Assembly With Gauges (Amico VBU-M-050505)	873.38	147.92
22 63 13 70-0027	EA	1/2" x 1/2" x 3/4" Triple Zone Valve Assembly With Gauges (Amico VBU-M-050507)	903.95	154.71
22 63 13 70-0028	EA	1/2" x 1/2" x 1" Triple Zone Valve Assembly With Gauges (Amico VBU-M-050510)	941.05	160.10
22 63 13 70-0029	EA	1/2" x 1/2" x 1-1/4" Triple Zone Valve Assembly With Gauges (Amico VBU-M-050512)	1,017.59	168.60
22 63 13 70-0030	EA	1/2" x 1/2" x 1-1/2" Triple Zone Valve Assembly With Gauges (Amico VBU-M-050515)	1,113.94	174.69
22 63 13 70-0031	EA	1/2" x 3/4" x 3/4" Triple Zone Valve Assembly With Gauges (Amico VBU-M-050707)	936.68	161.40
22 63 13 70-0032	EA	1/2" x 3/4" x 1" Triple Zone Valve Assembly With Gauges (Amico VBU-M-050710)	973.77	166.79
22 63 13 70-0033	EA	1/2" x 3/4" x 1-1/4" Triple Zone Valve Assembly With Gauges (Amico VBU-M-050712)	1,048.16	175.29
22 63 13 70-0034	EA	1/2" x 3/4" x 1-1/2" Triple Zone Valve Assembly With Gauges (Amico VBU-M-050715)	1,144.50	181.38
22 63 13 70-0035	EA	1/2" x 1" x 1" Triple Zone Valve Assembly With Gauges (Amico VBU-M-051010)	1,010.86	172.29
22 63 13 70-0036	EA	1/2" x 1" x 1-1/4" Triple Zone Valve Assembly With Gauges (Amico VBU-M-051012)	1,085.25	180.78
22 63 13 70-0037	EA	1/2" x 1" x 1-1/2" Triple Zone Valve Assembly With Gauges (Amico VBU-M-051015)	1,181.60	186.87
22 63 13 70-0038	EA	3/4" x 3/4" x 3/4" Triple Zone Valve Assembly With Gauges (Amico VBU-M-070707)	967.25	168.09
22 63 13 70-0039	EA	3/4" x 3/4" x 1" Triple Zone Valve Assembly With Gauges (Amico VBU-M-070710)	1,004.34	173.59
22 63 13 70-0040	EA	3/4" x 3/4" x 1-1/4" Triple Zone Valve Assembly With Gauges (Amico VBU-M-070712)	1,078.73	181.98
22 63 13 70-0041	EA	3/4" x 3/4" x 1-1/2" Triple Zone Valve Assembly With Gauges (Amico VBU-M-070715)	1,175.08	188.07
22 63 13 70-0042	EA	3/4" x 1" x 1" Triple Zone Valve Assembly With Gauges (Amico VBU-M-071010)	1,041.44	178.98
22 63 13 70-0043	EA	3/4" x 1" x 1-1/4" Triple Zone Valve Assembly With Gauges (Amico VBU-M-071012)	1,115.82	187.47
22 63 13 70-0044	EA	3/4" x 1" x 1-1/2" Triple Zone Valve Assembly With Gauges (Amico VBU-M-071015)	1,210.02	193.56
22 63 13 70-0045	EA	1" x 1" x 1" Triple Zone Valve Assembly With Gauges (Amico VBU-M-101010)	1,022.51	184.47
22 63 13 70-0046	EA	1" x 1" x 1-1/4" Triple Zone Valve Assembly With Gauges (Amico VBU-M-101012)	1,094.76	192.87
22 63 13 70-0047	EA	1" x 1" x 1-1/2" Triple Zone Valve Assembly With Gauges (Amico VBU-M-101015)	1,249.26	199.06



MINOR CSI UOM DESCRIPTION	TOTAL DIRECT UNIT COST	DEMOLITION UNIT COST
22 63 13 70-0048 Medical Gas Copper Pipe And Fittings <small>(22 63 13 70)</small>		
22 63 13 70-0049 Medical Gas Copper Pipe, ASTM B819 <small>(22 63 13 70-0048)</small>		
22 63 13 70-0050 LF 1/4" Type K, ASTM B819, Washed And Capped Copper Pipe, Medical/Hospital (OXY/MED) Gas Systems (Cambridge-Lee Industries 1/4").....	8.06	3.48
22 63 13 70-0051 LF 3/8" Type K, ASTM B819, Washed And Capped Copper Pipe, Medical/Hospital (OXY/MED) Gas Systems (Cambridge-Lee Industries 3/8").....	10.06	3.48
22 63 13 70-0052 LF 1/2" Type K, ASTM B819, Washed And Capped Copper Pipe, Medical/Hospital (OXY/MED) Gas Systems (Cambridge-Lee Industries 1/2").....	10.82	3.48
22 63 13 70-0053 LF 5/8" Type K, ASTM B819, Washed And Capped Copper Pipe, Medical/Hospital (OXY/MED) Gas Systems (Cambridge-Lee Industries 5/8").....	12.22	3.48
22 63 13 70-0054 LF 3/4" Type K, ASTM B819, Washed And Capped Copper Pipe, Medical/Hospital (OXY/MED) Gas Systems (Cambridge-Lee Industries 3/4").....	16.63	3.48
22 63 13 70-0055 LF 1" Type K, ASTM B819, Washed And Capped Copper Pipe, Medical/Hospital (OXY/MED) Gas Systems (Cambridge-Lee Industries 1").....	19.57	3.48
22 63 13 70-0056 LF 1-1/4" Type K, ASTM B819, Washed And Capped Copper Pipe, Medical/Hospital (OXY/MED) Gas Systems (Cambridge-Lee Industries 1-1/4").....	23.53	3.48
22 63 13 70-0057 LF 1-1/2" Type K, ASTM B819, Washed And Capped Copper Pipe, Medical/Hospital (OXY/MED) Gas Systems (Cambridge-Lee Industries 1-1/2").....	29.34	3.48
22 63 13 70-0058 LF 2" Type K, ASTM B819, Washed And Capped Copper Pipe, Medical/Hospital (OXY/MED) Gas Systems (Cambridge-Lee Industries 2").....	41.61	3.48
22 63 13 70-0059 LF 2-1/2" Type K, ASTM B819, Washed And Capped Copper Pipe, Medical/Hospital (OXY/MED) Gas Systems (Cambridge-Lee Industries 2-1/2").....	58.70	5.75
22 63 13 70-0060 LF 3" Type K, ASTM B819, Washed And Capped Copper Pipe, Medical/Hospital (OXY/MED) Gas Systems (Cambridge-Lee Industries 3").....	72.13	5.75
22 63 13 70-0061 LF 3-1/2" Type K, ASTM B819, Washed And Capped Copper Pipe, Medical/Hospital (OXY/MED) Gas Systems (Cambridge-Lee Industries 3-1/2").....	92.54	8.67
22 63 13 70-0062 LF 4" Type K, ASTM B819, Washed And Capped Copper Pipe, Medical/Hospital (OXY/MED) Gas Systems (Cambridge-Lee Industries 4").....	127.65	8.67
22 63 13 70-0063 Medical Gas Copper Fittings <small>(22 63 13 70-0048)</small>		
22 63 13 70-0064 Medical Gas Copper 90 Degree Elbows <small>(22 63 13 70-0063)</small>		
22 63 13 70-0065 EA 1/4" 90 Degree Copper Elbow, Medical/Hospital (OXY/MED) Gas Systems (Nibco 5P049).....	42.82	26.35
22 63 13 70-0066 EA 3/8" 90 Degree Copper Elbow, Medical/Hospital (OXY/MED) Gas Systems (Nibco 5P050).....	44.29	27.55
22 63 13 70-0067 EA 1/2" 90 Degree Copper Elbow, Medical/Hospital (OXY/MED) Gas Systems (Nibco 5P079).....	46.90	28.96
22 63 13 70-0068 EA 5/8" 90 Degree Copper Elbow, Medical/Hospital (OXY/MED) Gas Systems (Nibco 5P080).....	52.15	30.47
22 63 13 70-0069 EA 3/4" 90 Degree Copper Elbow, Medical/Hospital (OXY/MED) Gas Systems (Nibco 5P081).....	51.44	30.47
22 63 13 70-0070 EA 1" 90 Degree Copper Elbow, Medical/Hospital (OXY/MED) Gas Systems (Nibco 5P082).....	62.61	36.22
22 63 13 70-0071 EA 1-1/4" 90 Degree Copper Elbow, Medical/Hospital (OXY/MED) Gas Systems (Nibco 5P055).....	66.74	38.61
22 63 13 70-0072 EA 1-1/2" 90 Degree Copper Elbow, Medical/Hospital (OXY/MED) Gas Systems (Nibco 5P056).....	81.14	44.46
22 63 13 70-0073 EA 2" 90 Degree Copper Elbow, Medical/Hospital (OXY/MED) Gas Systems (Nibco 5P057).....	100.28	52.60
22 63 13 70-0074 EA 2-1/2" 90 Degree Copper Elbow, Medical/Hospital (OXY/MED) Gas Systems (Nibco 5P058).....	181.76	89.04
22 63 13 70-0075 EA 3" 90 Degree Copper Elbow, Medical/Hospital (OXY/MED) Gas Systems (Nibco 1VMA3).....	222.89	105.20
22 63 13 70-0076 EA 4" 90 Degree Copper Elbow, Medical/Hospital (OXY/MED) Gas Systems (Nibco 1VMA4).....	342.99	128.63
22 63 13 70-0077 Medical Gas Copper Tees <small>(22 63 13 70-0063)</small>		
22 63 13 70-0078 EA 1/4" Copper Tee, Medical/Hospital (OXY/MED) Gas Systems (Nibco 5P095).....	65.08	38.61
22 63 13 70-0079 EA 3/8" Copper Tee, Medical/Hospital (OXY/MED) Gas Systems (Nibco 5P096).....	67.51	41.32
22 63 13 70-0080 EA 1/2" Copper Tee, Medical/Hospital (OXY/MED) Gas Systems (Nibco 5P098).....	68.40	44.46
22 63 13 70-0081 EA 5/8" Copper Tee, Medical/Hospital (OXY/MED) Gas Systems (Nibco 39R568).....	86.66	48.26
22 63 13 70-0082 EA 3/4" Copper Tee, Medical/Hospital (OXY/MED) Gas Systems (Nibco 5P103).....	76.33	48.26
22 63 13 70-0083 EA 1" Copper Tee, Medical/Hospital (OXY/MED) Gas Systems (Nibco 5P109).....	99.34	57.91
22 63 13 70-0084 EA 1-1/4" Copper Tee, Medical/Hospital (OXY/MED) Gas Systems (Nibco 5P113).....	115.02	64.31
22 63 13 70-0085 EA 1-1/2" Copper Tee, Medical/Hospital (OXY/MED) Gas Systems (Nibco 5P117).....	133.87	72.34
22 63 13 70-0086 EA 2" Copper Tee, Medical/Hospital (OXY/MED) Gas Systems (Nibco 39R499).....	167.86	82.64
22 63 13 70-0087 EA 2-1/2" Copper Tee, Medical/Hospital (OXY/MED) Gas Systems (Nibco 1VMD9).....	290.83	144.68
22 63 13 70-0088 EA 3" Copper Tee, Medical/Hospital (OXY/MED) Gas Systems (Nibco 1VME5).....	370.36	165.40
22 63 13 70-0089 EA 4" Copper Tee, Medical/Hospital (OXY/MED) Gas Systems (Nibco 1VMG2).....	596.53	231.44
22 63 13 70-0090 Medical Gas Copper Couplings <small>(22 63 13 70-0063)</small>		
22 63 13 70-0091 EA 1/4" Copper Coupling, Medical/Hospital (OXY/MED) Gas Systems (Nibco 39R491).....	35.62	23.10
22 63 13 70-0092 EA 3/8" Copper Coupling, Medical/Hospital (OXY/MED) Gas Systems (Nibco 39R495).....	37.39	24.08
22 63 13 70-0093 EA 1/2" Copper Coupling, Medical/Hospital (OXY/MED) Gas Systems (Nibco 39R489).....	38.56	25.16
22 63 13 70-0094 EA 5/8" Copper Coupling, Medical/Hospital (OXY/MED) Gas Systems (Nibco 39R493).....	42.47	26.35
22 63 13 70-0095 EA 3/4" Copper Coupling, Medical/Hospital (OXY/MED) Gas Systems (Nibco 39R490).....	42.97	27.55
22 63 13 70-0096 EA 1" Copper Coupling, Medical/Hospital (OXY/MED) Gas Systems (Nibco 39R492).....	51.83	32.10
22 63 13 70-0097 EA 1-1/4" Copper Coupling, Medical/Hospital (OXY/MED) Gas Systems (Nibco 39R501).....	58.02	34.06
22 63 13 70-0098 EA 1-1/2" Copper Coupling, Medical/Hospital (OXY/MED) Gas Systems (Nibco 39R509).....	66.56	38.61
22 63 13 70-0099 EA 2" Copper Coupling, Medical/Hospital (OXY/MED) Gas Systems (Nibco 39R516).....	80.45	44.46
22 63 13 70-0100 EA 2-1/2" Copper Coupling, Medical/Hospital (OXY/MED) Gas Systems (Nibco 39R615).....	147.78	77.11
22 63 13 70-0101 EA 3" Copper Coupling, Medical/Hospital (OXY/MED) Gas Systems (Nibco 39R690).....	181.77	89.04
22 63 13 70-0102 EA 4" Copper Coupling, Medical/Hospital (OXY/MED) Gas Systems (Nibco 39R692).....	243.30	108.45
22 63 13 70-0103 Medical Gas Copper Caps <small>(22 63 13 70-0063)</small>		
22 63 13 70-0104 EA 1/4" Copper Cap, Medical/Hospital (OXY/MED) Gas Systems (Nibco 39R498).....	22.90	14.43

22 Plumbing**22 60 Gas and Vacuum Systems for Laboratory and Healthcare Facilities****22 63 Gas Systems for Laboratory and Healthcare Facilities**

SAN BERNARDINO
COUNTY

MINOR CSI UOM DESCRIPTION	TOTAL DIRECT UNIT COST	DEMOLITION UNIT COST
22 63 13 70-0105 EA 3/8" Copper Cap, Medical/Hospital (OXY/MED) Gas Systems (Nibco 39R521).....	23.58	14.43
22 63 13 70-0106 EA 1/2" Copper Cap, Medical/Hospital (OXY/MED) Gas Systems (Nibco 5P121).....	22.38	14.43
22 63 13 70-0107 EA 5/8" Copper Cap, Medical/Hospital (OXY/MED) Gas Systems (Nibco 39R511).....	25.18	15.18
22 63 13 70-0108 EA 3/4" Copper Cap, Medical/Hospital (OXY/MED) Gas Systems (Nibco 5P122).....	24.02	15.18
22 63 13 70-0109 EA 1" Copper Cap, Medical/Hospital (OXY/MED) Gas Systems (Nibco 5P123).....	30.53	18.11
22 63 13 70-0110 EA 1-1/4" Copper Cap, Medical/Hospital (OXY/MED) Gas Systems (Nibco 5P124).....	34.79	19.96
22 63 13 70-0111 EA 1-1/2" Copper Cap, Medical/Hospital (OXY/MED) Gas Systems (Nibco 5P125).....	40.34	22.23
22 63 13 70-0112 EA 2" Copper Cap, Medical/Hospital (OXY/MED) Gas Systems (Nibco 5P126).....	52.26	26.35
22 63 13 70-0113 EA 2-1/2" Copper Cap, Medical/Hospital (OXY/MED) Gas Systems (Nibco 1VMG6).....	82.83	28.96
22 63 13 70-0114 EA 3" Copper Cap, Medical/Hospital (OXY/MED) Gas Systems (Nibco 1VMG7).....	100.99	32.10
22 63 13 70-0115 EA 4" Copper Cap, Medical/Hospital (OXY/MED) Gas Systems (Nibco 1VMG8).....	147.79	36.22

22 66 Chemical-Waste Systems for Laboratory and Healthcare Facilities (22 60)

22 66 53 Laboratory Chemical-Waste and Vent Piping (22 66)

22 66 53 00-0001	Polypropylene Acid Resistant Drain-Waste-Vent (DWV) Pipe And Fittings <small>(22 66 53)</small>		
22 66 53 00-0002	Schedule 40 Polypropylene Acid Resistant DWV Pipe And Fused Fittings <small>(22 66 53 00-0001)</small>		
22 66 53 00-0003	Schedule 40 Polypropylene Acid Resistant DWV Pipe <small>(22 66 53 00-0002)</small>		
22 66 53 00-0004	LF 1-1/2" Schedule 40 Polypropylene Acid Resistant DWV Pipe.....	16.17	5.69
	<i>For Schedule 80, Add</i>	3.95	
	<i>For Fire Retardant Thermoplastic Pipe (Proxylene), Add</i>	3.38	
	<i>For Work In Restricted Working Space, Add</i>	2.57	
22 66 53 00-0005	LF 2" Schedule 40 Polypropylene Acid Resistant DWV Pipe.....	19.92	6.39
	<i>For Schedule 80, Add</i>	5.34	
	<i>For Fire Retardant Thermoplastic Pipe (Proxylene), Add</i>	4.57	
	<i>For Work In Restricted Working Space, Add</i>	2.90	
22 66 53 00-0006	LF 3" Schedule 40 Polypropylene Acid Resistant DWV Pipe.....	32.51	9.29
	<i>For Schedule 80, Add</i>	9.64	
	<i>For Fire Retardant Thermoplastic Pipe (Proxylene), Add</i>	8.25	
	<i>For Work In Restricted Working Space, Add</i>	4.19	
22 66 53 00-0007	LF 4" Schedule 40 Polypropylene Acid Resistant DWV Pipe.....	44.48	12.08
	<i>For Schedule 80, Add</i>	13.69	
	<i>For Fire Retardant Thermoplastic Pipe (Proxylene), Add</i>	11.71	
	<i>For Work In Restricted Working Space, Add</i>	5.45	
22 66 53 00-0008	LF 6" Schedule 40 Polypropylene Acid Resistant DWV Pipe.....	74.08	17.78
	<i>For Schedule 80, Add</i>	24.67	
	<i>For Fire Retardant Thermoplastic Pipe (Proxylene), Add</i>	21.11	
	<i>For Work In Restricted Working Space, Add</i>	7.99	
22 66 53 00-0009	Schedule 40 Polypropylene Acid Resistant DWV Fused 1/4 Bends <small>(22 66 53 00-0002)</small>		
22 66 53 00-0010	EA 1-1/2" Schedule 40 Polypropylene Acid Resistant DWV Fused 1/4 Bend.....	62.84	21.48
	<i>For Work In Restricted Working Space, Add</i>	9.67	
22 66 53 00-0011	EA 2" Schedule 40 Polypropylene Acid Resistant DWV Fused 1/4 Bend.....	80.53	28.36
	<i>For Work In Restricted Working Space, Add</i>	12.75	
22 66 53 00-0012	EA 3" Schedule 40 Polypropylene Acid Resistant DWV Fused 1/4 Bend.....	113.28	32.46
	<i>For Work In Restricted Working Space, Add</i>	14.62	
22 66 53 00-0013	EA 4" Schedule 40 Polypropylene Acid Resistant DWV Fused 1/4 Bend.....	167.21	42.95
	<i>For Work In Restricted Working Space, Add</i>	19.33	
22 66 53 00-0014	EA 6" Schedule 40 Polypropylene Acid Resistant DWV Fused 1/4 Bend.....	347.71	63.43
	<i>For Work In Restricted Working Space, Add</i>	28.54	
22 66 53 00-0015	Schedule 40 Polypropylene Acid Resistant DWV Fused 1/8 Bends <small>(22 66 53 00-0002)</small>		
22 66 53 00-0016	EA 1-1/2" Schedule 40 Polypropylene Acid Resistant DWV Fused 1/8 Bend.....	62.32	21.48
	<i>For Work In Restricted Working Space, Add</i>	9.67	
22 66 53 00-0017	EA 2" Schedule 40 Polypropylene Acid Resistant DWV Fused 1/8 Bend.....	79.15	28.36
	<i>For Work In Restricted Working Space, Add</i>	12.75	
22 66 53 00-0018	EA 3" Schedule 40 Polypropylene Acid Resistant DWV Fused 1/8 Bend.....	115.93	32.46
	<i>For Work In Restricted Working Space, Add</i>	14.62	
22 66 53 00-0019	EA 4" Schedule 40 Polypropylene Acid Resistant DWV Fused 1/8 Bend.....	140.65	42.95
	<i>For Work In Restricted Working Space, Add</i>	19.33	
22 66 53 00-0020	EA 6" Schedule 40 Polypropylene Acid Resistant DWV Fused 1/8 Bend.....	306.55	63.43
	<i>For Work In Restricted Working Space, Add</i>	28.54	
22 66 53 00-0021	Schedule 40 Polypropylene Acid Resistant DWV Fused Sanitary Tees <small>(22 66 53 00-0002)</small>		
22 66 53 00-0022	EA 1-1/2" Schedule 40 Polypropylene Acid Resistant DWV Fused Sanitary Tee.....	106.91	45.95
	<i>For Work In Restricted Working Space, Add</i>	20.66	
22 66 53 00-0023	EA 2" Schedule 40 Polypropylene Acid Resistant DWV Fused Sanitary Tee.....	132.41	57.93
	<i>For Work In Restricted Working Space, Add</i>	26.06	
22 66 53 00-0024	EA 3" Schedule 40 Polypropylene Acid Resistant DWV Fused Sanitary Tee.....	186.28	63.43
	<i>For Work In Restricted Working Space, Add</i>	28.54	
22 66 53 00-0025	EA 4" Schedule 40 Polypropylene Acid Resistant DWV Fused Sanitary Tee.....	261.35	83.30
	<i>For Work In Restricted Working Space, Add</i>	37.46	



MINOR CSI UOM DESCRIPTION	TOTAL DIRECT UNIT COST	DEMOLITION UNIT COST
22 66 53 00-0026 EA 6" Schedule 40 Polypropylene Acid Resistant DWV Fuseal Sanitary Tee..... <i>For Work In Restricted Working Space, Add</i>	471.23 59.93	133.24
22 66 53 00-0027 Schedule 40 Polypropylene Acid Resistant DWV Fuseal Reducing Sanitary Tees <small>(22 66 53 00-0002)</small>		
22 66 53 00-0028 EA 2" x 2" x 1-1/2" Schedule 40 Polypropylene Acid Resistant DWV Fuseal Reducing Sanitary Tee <i>For Work In Restricted Working Space, Add</i>	132.35 26.06	57.93
22 66 53 00-0029 EA 3" x 3" x 2" Schedule 40 Polypropylene Acid Resistant DWV Fuseal Reducing Sanitary Tee..... <i>For Work In Restricted Working Space, Add</i>	179.91 28.54	63.43
22 66 53 00-0030 EA 3" x 3" x 1-1/2" Schedule 40 Polypropylene Acid Resistant DWV Fuseal Reducing Sanitary Tee <i>For Work In Restricted Working Space, Add</i>	174.26 28.54	63.43
22 66 53 00-0031 EA 4" x 4" x 2" Schedule 40 Polypropylene Acid Resistant DWV Fuseal Reducing Sanitary Tee <i>For Work In Restricted Working Space, Add</i>	246.84 37.46	83.30
22 66 53 00-0032 EA 4" x 4" x 3" Schedule 40 Polypropylene Acid Resistant DWV Fuseal Reducing Sanitary Tee..... <i>For Work In Restricted Working Space, Add</i>	252.32 37.46	83.30
22 66 53 00-0033 EA 6" x 6" x 4" Schedule 40 Polypropylene Acid Resistant DWV Fuseal Reducing Sanitary Tee..... <i>For Work In Restricted Working Space, Add</i>	430.83 59.93	133.24
22 66 53 00-0034 Schedule 40 Polypropylene Acid Resistant DWV Fuseal Cleanout Tees With Plug <small>(22 66 53 00-0002)</small>		
22 66 53 00-0035 EA 1-1/2" Schedule 40 Polypropylene Acid Resistant DWV Fuseal Cleanout Tee With Plug <i>For Work In Restricted Working Space, Add</i>	125.48 20.66	45.95
22 66 53 00-0036 EA 2" Schedule 40 Polypropylene Acid Resistant DWV Fuseal Cleanout Tee With Plug <i>For Work In Restricted Working Space, Add</i>	136.90 26.06	57.93
22 66 53 00-0037 EA 3" Schedule 40 Polypropylene Acid Resistant DWV Fuseal Cleanout Tee With Plug <i>For Work In Restricted Working Space, Add</i>	200.02 28.54	63.43
22 66 53 00-0038 EA 4" Schedule 40 Polypropylene Acid Resistant DWV Fuseal Cleanout Tee With Plug <i>For Work In Restricted Working Space, Add</i>	267.69 37.46	83.30
22 66 53 00-0039 EA 6" Schedule 40 Polypropylene Acid Resistant DWV Fuseal Cleanout Tee With Plug <i>For Work In Restricted Working Space, Add</i>	392.90 59.93	133.24
22 66 53 00-0040 Schedule 40 Polypropylene Acid Resistant DWV Fuseal Wyes <small>(22 66 53 00-0002)</small>		
22 66 53 00-0041 EA 1-1/2" Schedule 40 Polypropylene Acid Resistant DWV Fuseal Wye..... <i>For Work In Restricted Working Space, Add</i>	117.33 20.66	45.95
22 66 53 00-0042 EA 2" Schedule 40 Polypropylene Acid Resistant DWV Fuseal Wye..... <i>For Work In Restricted Working Space, Add</i>	142.07 26.06	57.93
22 66 53 00-0043 EA 3" Schedule 40 Polypropylene Acid Resistant DWV Fuseal Wye..... <i>For Work In Restricted Working Space, Add</i>	192.03 28.54	63.43
22 66 53 00-0044 EA 4" Schedule 40 Polypropylene Acid Resistant DWV Fuseal Wye..... <i>For Work In Restricted Working Space, Add</i>	266.12 37.46	83.30
22 66 53 00-0045 EA 6" Schedule 40 Polypropylene Acid Resistant DWV Fuseal Wye..... <i>For Work In Restricted Working Space, Add</i>	558.39 59.93	133.24
22 66 53 00-0046 Schedule 40 Polypropylene Acid Resistant DWV Fuseal Reducing Wyes <small>(22 66 53 00-0002)</small>		
22 66 53 00-0047 EA 2" x 2" x 1-1/2" Schedule 40 Polypropylene Acid Resistant DWV Fuseal Reducing Wye..... <i>For Work In Restricted Working Space, Add</i>	154.83 26.06	57.93
22 66 53 00-0048 EA 3" x 3" x 1-1/2" Schedule 40 Polypropylene Acid Resistant DWV Fuseal Reducing Wye..... <i>For Work In Restricted Working Space, Add</i>	185.48 28.54	63.43
22 66 53 00-0049 EA 3" x 3" x 2" Schedule 40 Polypropylene Acid Resistant DWV Fuseal Reducing Wye..... <i>For Work In Restricted Working Space, Add</i>	185.48 28.54	63.43
22 66 53 00-0050 EA 4" x 4" x 2" Schedule 40 Polypropylene Acid Resistant DWV Fuseal Reducing Wye..... <i>For Work In Restricted Working Space, Add</i>	260.46 37.46	83.30
22 66 53 00-0051 EA 4" x 4" x 3" Schedule 40 Polypropylene Acid Resistant DWV Fuseal Reducing Wye..... <i>For Work In Restricted Working Space, Add</i>	260.46 37.46	83.30
22 66 53 00-0052 EA 6" x 6" x 2" Schedule 40 Polypropylene Acid Resistant DWV Fuseal Reducing Wye..... <i>For Work In Restricted Working Space, Add</i>	483.31 59.93	133.24
22 66 53 00-0053 EA 6" x 6" x 3" Schedule 40 Polypropylene Acid Resistant DWV Fuseal Reducing Wye..... <i>For Work In Restricted Working Space, Add</i>	487.71 59.93	133.24
22 66 53 00-0054 EA 6" x 6" x 4" Schedule 40 Polypropylene Acid Resistant DWV Fuseal Reducing Wye..... <i>For Work In Restricted Working Space, Add</i>	432.68 59.93	133.24
22 66 53 00-0055 Schedule 40 Polypropylene Acid Resistant DWV Fuseal Sanitary Crosses <small>(22 66 53 00-0002)</small>		
22 66 53 00-0056 EA 1-1/2" Schedule 40 Polypropylene Acid Resistant DWV Fuseal Sanitary Cross <i>For Work In Restricted Working Space, Add</i>	145.72 25.83	57.43
22 66 53 00-0057 EA 2" Schedule 40 Polypropylene Acid Resistant DWV Fuseal Sanitary Cross..... <i>For Work In Restricted Working Space, Add</i>	179.99 32.57	72.42
22 66 53 00-0058 EA 3" Schedule 40 Polypropylene Acid Resistant DWV Fuseal Sanitary Cross..... <i>For Work In Restricted Working Space, Add</i>	261.80 35.67	79.30
22 66 53 00-0059 EA 4" Schedule 40 Polypropylene Acid Resistant DWV Fuseal Sanitary Cross..... <i>For Work In Restricted Working Space, Add</i>	370.04 46.82	104.07
22 66 53 00-0060 EA 6" Schedule 40 Polypropylene Acid Resistant DWV Fuseal Sanitary Cross..... <i>For Work In Restricted Working Space, Add</i>	675.26 74.91	166.50
22 66 53 00-0061 Schedule 40 Polypropylene Acid Resistant DWV Fuseal Combination Wye And 1/8 Bends <small>(22 66 53 00-0002)</small>		

22 Plumbing**22 60 Gas and Vacuum Systems for Laboratory and Healthcare Facilities****22 66 Chemical-Waste Systems for Laboratory and Healthcare Facilities**

MINOR CSI UOM DESCRIPTION	TOTAL DIRECT UNIT COST	DEMOLITION UNIT COST
22 66 53 00-0062 EA 1-1/2" Schedule 40 Polypropylene Acid Resistant DWV Fuseal Combination Wye And 1/8 Bend <i>For Work In Restricted Working Space, Add</i>	103.51 20.66	45.95
22 66 53 00-0063 EA 2" Schedule 40 Polypropylene Acid Resistant DWV Fuseal Combination Wye And 1/8 Bend <i>For Work In Restricted Working Space, Add</i>	137.45 26.06	57.93
22 66 53 00-0064 EA 3" Schedule 40 Polypropylene Acid Resistant DWV Fuseal Combination Wye And 1/8 Bend <i>For Work In Restricted Working Space, Add</i>	159.87 28.54	63.43
22 66 53 00-0065 EA 4" Schedule 40 Polypropylene Acid Resistant DWV Fuseal Combination Wye And 1/8 Bend <i>For Work In Restricted Working Space, Add</i>	225.54 37.46	83.30
22 66 53 00-0066 EA 2" x 2" x 1-1/2" Schedule 40 Polypropylene Acid Resistant DWV Fuseal Combination Wye And 1/8 Bend <i>For Work In Restricted Working Space, Add</i>	122.39 26.06	57.93
22 66 53 00-0067 EA 3" x 3" x 1-1/2" Schedule 40 Polypropylene Acid Resistant DWV Fuseal Combination Wye And 1/8 Bend <i>For Work In Restricted Working Space, Add</i>	153.81 28.54	63.43
22 66 53 00-0068 EA 3" x 3" x 2" Schedule 40 Polypropylene Acid Resistant DWV Fuseal Combination Wye And 1/8 Bend <i>For Work In Restricted Working Space, Add</i>	156.24 28.54	63.43
22 66 53 00-0069 EA 4" x 4" x 2" Schedule 40 Polypropylene Acid Resistant DWV Fuseal Combination Wye And 1/8 Bend <i>For Work In Restricted Working Space, Add</i>	216.53 37.46	83.30
22 66 53 00-0070 EA 4" x 4" x 3" Schedule 40 Polypropylene Acid Resistant DWV Fuseal Combination Wye And 1/8 Bend <i>For Work In Restricted Working Space, Add</i>	218.07 37.46	83.30
22 66 53 00-0071 Schedule 40 Polypropylene Acid Resistant DWV Fuseal P-Traps (22 66 53 00-0002)		
22 66 53 00-0072 EA 1-1/2" Schedule 40 Polypropylene Acid Resistant DWV Fuseal P-Trap <i>For Work In Restricted Working Space, Add</i>	123.34 23.97	53.34
22 66 53 00-0073 EA 2" Schedule 40 Polypropylene Acid Resistant DWV Fuseal P-Trap <i>For Work In Restricted Working Space, Add</i>	164.90 31.54	70.12
22 66 53 00-0074 EA 3" Schedule 40 Polypropylene Acid Resistant DWV Fuseal P-Trap <i>For Work In Restricted Working Space, Add</i>	260.26 42.81	95.18
22 66 53 00-0075 EA 4" Schedule 40 Polypropylene Acid Resistant DWV Fuseal P-Trap <i>For Work In Restricted Working Space, Add</i>	379.16 54.48	121.16
22 66 53 00-0076 Schedule 40 Polypropylene Acid Resistant DWV Fuseal Hub Adapters (22 66 53 00-0002)		
22 66 53 00-0077 EA 1-1/2" Schedule 40 Polypropylene Acid Resistant DWV Fuseal Hub Adapter <i>For Work In Restricted Working Space, Add</i>	61.40 9.67	21.48
22 66 53 00-0078 EA 2" Schedule 40 Polypropylene Acid Resistant DWV Fuseal Hub Adapter <i>For Work In Restricted Working Space, Add</i>	72.91 12.75	28.36
22 66 53 00-0079 EA 3" Schedule 40 Polypropylene Acid Resistant DWV Fuseal Hub Adapter <i>For Work In Restricted Working Space, Add</i>	86.35 14.62	32.46
22 66 53 00-0080 EA 4" Schedule 40 Polypropylene Acid Resistant DWV Fuseal Hub Adapter <i>For Work In Restricted Working Space, Add</i>	118.66 19.33	42.95
22 66 53 00-0081 EA 6" Schedule 40 Polypropylene Acid Resistant DWV Fuseal Hub Adapter <i>For Work In Restricted Working Space, Add</i>	176.35 28.54	63.43
22 66 53 00-0082 Schedule 40 Polypropylene Acid Resistant DWV Fuseal Mechanical Joint Adapters (22 66 53 00-0002)		
22 66 53 00-0083 EA 1-1/2" Schedule 40 Polypropylene Acid Resistant DWV Fuseal Mechanical Joint Adapter <i>For Work In Restricted Working Space, Add</i>	57.74 9.67	21.48
22 66 53 00-0084 EA 2" Schedule 40 Polypropylene Acid Resistant DWV Fuseal Mechanical Joint Adapter <i>For Work In Restricted Working Space, Add</i>	75.67 12.75	28.36
22 66 53 00-0085 EA 3" Schedule 40 Polypropylene Acid Resistant DWV Fuseal Mechanical Joint Adapter <i>For Work In Restricted Working Space, Add</i>	91.42 14.62	32.46
22 66 53 00-0086 EA 4" Schedule 40 Polypropylene Acid Resistant DWV Fuseal Mechanical Joint Adapter <i>For Work In Restricted Working Space, Add</i>	123.64 19.33	42.95
22 66 53 00-0087 Schedule 40 Polypropylene Acid Resistant DWV Fuseal Couplings (22 66 53 00-0002)		
22 66 53 00-0088 EA 1-1/2" Schedule 40 Polypropylene Acid Resistant DWV Fuseal Coupling <i>For Work In Restricted Working Space, Add</i>	53.19 9.67	21.48
22 66 53 00-0089 EA 2" Schedule 40 Polypropylene Acid Resistant DWV Fuseal Coupling <i>For Work In Restricted Working Space, Add</i>	67.50 12.75	28.36
22 66 53 00-0090 EA 3" Schedule 40 Polypropylene Acid Resistant DWV Fuseal Coupling <i>For Work In Restricted Working Space, Add</i>	79.06 14.62	32.46
22 66 53 00-0091 EA 4" Schedule 40 Polypropylene Acid Resistant DWV Fuseal Coupling <i>For Work In Restricted Working Space, Add</i>	104.55 19.33	42.95
22 66 53 00-0092 EA 6" Schedule 40 Polypropylene Acid Resistant DWV Fuseal Coupling <i>For Work In Restricted Working Space, Add</i>	153.44 28.54	63.43
22 66 53 00-0093 Glass Acid Resistant Drain-Waste-Vent (DWV) Pipe And Fittings (22 66 53)		
22 66 53 00-0094 Glass Acid Resistant DWV Pipe (22 66 53 00-0093)		
22 66 53 00-0095 LF 1-1/2" Glass Acid Resistant DWV Pipe <i>For Work In Restricted Working Space, Add</i>	29.80 3.30	5.49
22 66 53 00-0096 LF 2" Glass Acid Resistant DWV Pipe <i>For Work In Restricted Working Space, Add</i>	37.61 3.59	6.00
22 66 53 00-0097 LF 3" Glass Acid Resistant DWV Pipe <i>For Work In Restricted Working Space, Add</i>	52.02 5.05	8.39
22 66 53 00-0098 LF 4" Glass Acid Resistant DWV Pipe <i>For Work In Restricted Working Space, Add</i>	85.79 6.54	10.89
22 66 53 00-0099 LF 6" Glass Acid Resistant DWV Pipe <i>For Work In Restricted Working Space, Add</i>	144.46 8.92	14.89



MINOR CSI UOM DESCRIPTION	TOTAL DIRECT UNIT COST	DEMOLITION UNIT COST
22 66 53 00-0100 Glass Acid Resistant DWV 90 Or 60 Degree Sweeps (22 66 53 00-0093)		
22 66 53 00-0101 EA 1-1/2" Glass Acid Resistant DWV 90 Or 60 Degree Sweep88.87	88.87	24.47
For Work In Restricted Working Space, Add	14.65	
22 66 53 00-0102 EA 2" Glass Acid Resistant DWV 90 Or 60 Degree Sweep.....102.37	102.37	25.97
For Work In Restricted Working Space, Add	15.55	
22 66 53 00-0103 EA 3" Glass Acid Resistant DWV 90 Or 60 Degree Sweep.....142.17	142.17	29.46
For Work In Restricted Working Space, Add	17.68	
22 66 53 00-0104 EA 4" Glass Acid Resistant DWV 90 Or 60 Degree Sweep.....210.81	210.81	38.95
For Work In Restricted Working Space, Add	23.37	
22 66 53 00-0105 EA 6" Glass Acid Resistant DWV 90 Or 60 Degree Sweep.....512.93	512.93	53.93
For Work In Restricted Working Space, Add	32.36	
22 66 53 00-0106 Glass Acid Resistant DWV 45 Or 22-1/2 Degree Sweeps (22 66 53 00-0093)		
22 66 53 00-0107 EA 1-1/2" Glass Acid Resistant DWV 45 Or 22-1/2 Degree Sweep89.07	89.07	24.57
For Work In Restricted Working Space, Add	14.71	
22 66 53 00-0108 EA 2" Glass Acid Resistant DWV 45 Or 22-1/2 Degree Sweep101.97	101.97	25.67
For Work In Restricted Working Space, Add	15.43	
22 66 53 00-0109 EA 3" Glass Acid Resistant DWV 45 Or 22-1/2 Degree Sweep141.97	141.97	29.36
For Work In Restricted Working Space, Add	17.62	
22 66 53 00-0110 EA 4" Glass Acid Resistant DWV 45 Or 22-1/2 Degree Sweep210.81	210.81	38.95
For Work In Restricted Working Space, Add	23.37	
22 66 53 00-0111 EA 6" Glass Acid Resistant DWV 45 Or 22-1/2 Degree Sweep512.91	512.91	53.93
For Work In Restricted Working Space, Add	32.36	
22 66 53 00-0112 Glass Acid Resistant DWV 90 Or 60 Degree Bends (22 66 53 00-0093)		
22 66 53 00-0113 EA 1-1/2" Glass Acid Resistant DWV 90 Or 60 Degree Bend90.17	90.17	24.57
For Work In Restricted Working Space, Add	14.71	
22 66 53 00-0114 EA 2" Glass Acid Resistant DWV 90 Or 60 Degree Bend103.28	103.28	25.67
For Work In Restricted Working Space, Add	15.43	
22 66 53 00-0115 EA 3" Glass Acid Resistant DWV 90 Or 60 Degree Bend144.27	144.27	29.36
For Work In Restricted Working Space, Add	17.62	
22 66 53 00-0116 EA 4" Glass Acid Resistant DWV 90 Or 60 Degree Bend210.81	210.81	38.95
For Work In Restricted Working Space, Add	23.37	
22 66 53 00-0117 Glass Acid Resistant DWV 45 Or 22-1/2 Degree Bends (22 66 53 00-0093)		
22 66 53 00-0118 EA 1-1/2" Glass Acid Resistant DWV 45 Or 22-1/2 Degree Bend90.17	90.17	24.57
For Work In Restricted Working Space, Add	14.71	
22 66 53 00-0119 EA 2" Glass Acid Resistant DWV 45 Or 22-1/2 Degree Bend103.28	103.28	25.67
For Work In Restricted Working Space, Add	15.43	
22 66 53 00-0120 EA 3" Glass Acid Resistant DWV 45 Or 22-1/2 Degree Bend144.27	144.27	29.36
For Work In Restricted Working Space, Add	17.62	
22 66 53 00-0121 EA 4" Glass Acid Resistant DWV 45 Or 22-1/2 Degree Bend210.81	210.81	38.95
For Work In Restricted Working Space, Add	23.37	
22 66 53 00-0122 Glass Acid Resistant DWV 90 Degree Bends With Long Leg (22 66 53 00-0093)		
22 66 53 00-0123 EA 1-1/2" Glass Acid Resistant DWV 90 Degree Bend With Long Leg105.77	105.77	24.57
For Work In Restricted Working Space, Add	14.71	
22 66 53 00-0124 EA 2" Glass Acid Resistant DWV 90 Degree Bends With Long Leg125.70	125.70	25.67
For Work In Restricted Working Space, Add	15.43	
22 66 53 00-0125 Glass Acid Resistant DWV Double Quarter Bends (22 66 53 00-0093)		
22 66 53 00-0126 EA 1-1/2" Glass Acid Resistant DWV Double Quarter Bend145.11	145.11	36.76
For Work In Restricted Working Space, Add	22.07	
22 66 53 00-0127 EA 2" x 1-1/2" Glass Acid Resistant DWV Double Quarter Bend184.39	184.39	38.06
For Work In Restricted Working Space, Add	22.83	
22 66 53 00-0128 EA 2" Glass Acid Resistant DWV Double Quarter Bend171.01	171.01	38.55
For Work In Restricted Working Space, Add	23.15	
22 66 53 00-0129 EA 3" Glass Acid Resistant DWV Double Quarter Bend233.59	233.59	44.04
For Work In Restricted Working Space, Add	26.43	
22 66 53 00-0130 EA 4" Glass Acid Resistant DWV Double Quarter Bend388.88	388.88	58.43
For Work In Restricted Working Space, Add	35.05	
22 66 53 00-0131 EA 6" Glass Acid Resistant DWV Double Quarter Bend598.48	598.48	80.90
For Work In Restricted Working Space, Add	48.55	
22 66 53 00-0132 Glass Acid Resistant DWV Sanitary Tees (22 66 53 00-0093)		
22 66 53 00-0133 EA 1-1/2" Glass Acid Resistant DWV Sanitary Tee.....138.45	138.45	36.96
For Work In Restricted Working Space, Add	22.17	
22 66 53 00-0134 EA 2" Glass Acid Resistant DWV Sanitary Tee.....141.44	141.44	38.45
For Work In Restricted Working Space, Add	23.07	
22 66 53 00-0135 EA 3" Glass Acid Resistant DWV Sanitary Tee.....184.16	184.16	43.94
For Work In Restricted Working Space, Add	26.37	
22 66 53 00-0136 EA 4" Glass Acid Resistant DWV Sanitary Tee.....289.57	289.57	58.43
For Work In Restricted Working Space, Add	35.06	

22 Plumbing**22 60 Gas and Vacuum Systems for Laboratory and Healthcare Facilities**

22 66 Chemical-Waste Systems for Laboratory and Healthcare Facilities



MINOR CSI UOM DESCRIPTION	TOTAL DIRECT UNIT COST	DEMOLITION UNIT COST
22 66 53 00-0137 EA 6" Glass Acid Resistant DWV Sanitary Tee <i>For Work In Restricted Working Space, Add</i>	624.49 48.54	80.90
22 66 53 00-0138 Glass Acid Resistant DWV Reducing Sanitary Tees (22 66 53 00-0093)		
22 66 53 00-0139 EA 2" x 1-1/2" Glass Acid Resistant DWV Reducing Sanitary Tee <i>For Work In Restricted Working Space, Add</i>	140.44 22.77	37.96
22 66 53 00-0140 EA 3" x 1-1/2" Glass Acid Resistant DWV Reducing Sanitary Tee <i>For Work In Restricted Working Space, Add</i>	168.00 24.87	41.45
22 66 53 00-0141 EA 3" x 2" Glass Acid Resistant DWV Reducing Sanitary Tee <i>For Work In Restricted Working Space, Add</i>	178.85 25.47	42.45
22 66 53 00-0142 EA 4" x 1-1/2" Glass Acid Resistant DWV Reducing Sanitary Tee <i>For Work In Restricted Working Space, Add</i>	231.61 30.86	51.44
22 66 53 00-0143 EA 4" x 2" Glass Acid Resistant DWV Reducing Sanitary Tee <i>For Work In Restricted Working Space, Add</i>	243.22 31.16	51.94
22 66 53 00-0144 EA 4" x 3" Glass Acid Resistant DWV Reducing Sanitary Tee <i>For Work In Restricted Working Space, Add</i>	255.75 32.06	53.44
22 66 53 00-0145 EA 6" x 2" Glass Acid Resistant DWV Reducing Sanitary Tee <i>For Work In Restricted Working Space, Add</i>	458.61 40.16	66.92
22 66 53 00-0146 EA 6" x 3" Glass Acid Resistant DWV Reducing Sanitary Tee <i>For Work In Restricted Working Space, Add</i>	495.51 41.05	68.41
22 66 53 00-0147 EA 6" x 4" Glass Acid Resistant DWV Reducing Sanitary Tee <i>For Work In Restricted Working Space, Add</i>	507.35 44.05	73.41
22 66 53 00-0148 Glass Acid Resistant DWV Double Sanitary Tees (22 66 53 00-0093)		
22 66 53 00-0149 EA 1-1/2" Glass Acid Resistant DWV Double Sanitary Tee <i>For Work In Restricted Working Space, Add</i>	196.88 29.37	48.94
22 66 53 00-0150 EA 2" Glass Acid Resistant DWV Double Sanitary Tee <i>For Work In Restricted Working Space, Add</i>	201.85 30.86	51.44
22 66 53 00-0151 EA 3" Glass Acid Resistant DWV Double Sanitary Tee <i>For Work In Restricted Working Space, Add</i>	263.33 35.36	58.93
22 66 53 00-0152 EA 4" Glass Acid Resistant DWV Double Sanitary Tee <i>For Work In Restricted Working Space, Add</i>	434.61 46.74	77.91
22 66 53 00-0153 EA 6" Glass Acid Resistant DWV Double Sanitary Tee <i>For Work In Restricted Working Space, Add</i>	784.34 64.73	107.87
22 66 53 00-0154 Glass Acid Resistant DWV Reducing Double Sanitary Tees (22 66 53 00-0093)		
22 66 53 00-0155 EA 2" x 1-1/2" Glass Acid Resistant DWV Reducing Double Sanitary Tee <i>For Work In Restricted Working Space, Add</i>	199.86 30.26	50.43
22 66 53 00-0156 EA 3" x 1-1/2" Glass Acid Resistant DWV Reducing Double Sanitary Tee <i>For Work In Restricted Working Space, Add</i>	232.02 32.36	53.93
22 66 53 00-0157 EA 3" x 2" Glass Acid Resistant DWV Reducing Double Sanitary Tee <i>For Work In Restricted Working Space, Add</i>	245.72 32.96	54.93
22 66 53 00-0158 EA 4" x 1-1/2" Glass Acid Resistant DWV Reducing Double Sanitary Tee <i>For Work In Restricted Working Space, Add</i>	362.35 38.06	63.43
22 66 53 00-0159 EA 4" x 2" Glass Acid Resistant DWV Reducing Double Sanitary Tee <i>For Work In Restricted Working Space, Add</i>	358.33 38.95	64.92
22 66 53 00-0160 EA 4" x 3" Glass Acid Resistant DWV Reducing Double Sanitary Tee <i>For Work In Restricted Working Space, Add</i>	384.94 41.06	68.41
22 66 53 00-0161 EA 6" x 2" Glass Acid Resistant DWV Reducing Double Sanitary Tee <i>For Work In Restricted Working Space, Add</i>	513.42 47.93	79.90
22 66 53 00-0162 EA 6" x 3" Glass Acid Resistant DWV Reducing Double Sanitary Tee <i>For Work In Restricted Working Space, Add</i>	559.28 50.03	83.40
22 66 53 00-0163 EA 6" x 4" Glass Acid Resistant DWV Reducing Double Sanitary Tee <i>For Work In Restricted Working Space, Add</i>	633.88 55.72	92.89
22 66 53 00-0164 Glass Acid Resistant DWV Tees (22 66 53 00-0093)		
22 66 53 00-0165 EA 1-1/2" Glass Acid Resistant DWV Tee <i>For Work In Restricted Working Space, Add</i>	153.77 22.18	36.96
22 66 53 00-0166 EA 2" Glass Acid Resistant DWV Tee <i>For Work In Restricted Working Space, Add</i>	156.75 23.07	38.45
22 66 53 00-0167 EA 3" Glass Acid Resistant DWV Tee <i>For Work In Restricted Working Space, Add</i>	203.18 26.37	43.94
22 66 53 00-0168 EA 4" Glass Acid Resistant DWV Tee <i>For Work In Restricted Working Space, Add</i>	319.42 35.05	58.43
22 66 53 00-0169 EA 6" Glass Acid Resistant DWV Tee <i>For Work In Restricted Working Space, Add</i>	660.28 48.55	80.90
22 66 53 00-0170 Glass Acid Resistant DWV Reducing Tees (22 66 53 00-0093)		
22 66 53 00-0171 EA 2" x 1-1/2" Glass Acid Resistant DWV Reducing Tee <i>For Work In Restricted Working Space, Add</i>	155.74 22.77	37.96
22 66 53 00-0172 EA 3" x 1-1/2" Glass Acid Resistant DWV Reducing Tee <i>For Work In Restricted Working Space, Add</i>	183.97 24.87	41.45
22 66 53 00-0173 EA 3" x 2" Glass Acid Resistant DWV Reducing Tee <i>For Work In Restricted Working Space, Add</i>	188.27 25.47	42.45
22 66 53 00-0174 EA 4" x 1-1/2" Glass Acid Resistant DWV Reducing Tee <i>For Work In Restricted Working Space, Add</i>	235.12 30.86	51.44
22 66 53 00-0175 EA 4" x 2" Glass Acid Resistant DWV Reducing Tee <i>For Work In Restricted Working Space, Add</i>	241.58 31.16	51.94



MINOR CSI UOM DESCRIPTION	TOTAL DIRECT UNIT COST	DEMOLITION UNIT COST
22 66 53 00-0176 EA 4" x 3" Glass Acid Resistant DWV Reducing Tee..... <i>For Work In Restricted Working Space, Add</i>	291.65 32.07	53.44
22 66 53 00-0177 EA 6" x 3" Glass Acid Resistant DWV Reducing Tee..... <i>For Work In Restricted Working Space, Add</i>	561.12 41.05	68.41
22 66 53 00-0178 EA 6" x 4" Glass Acid Resistant DWV Reducing Tee..... <i>For Work In Restricted Working Space, Add</i>	584.12 44.04	73.41
22 66 53 00-0179 Glass Acid Resistant DWV Test Tees With Cleanout <small>(22 66 53 00-0093)</small>		
22 66 53 00-0180 EA 1-1/2" Glass Acid Resistant DWV Test Tee With Cleanout..... <i>For Work In Restricted Working Space, Add</i>	180.02 22.18	36.96
22 66 53 00-0181 EA 2" Glass Acid Resistant DWV Test Tee With Cleanout..... <i>For Work In Restricted Working Space, Add</i>	201.27 23.07	38.45
22 66 53 00-0182 EA 3" Glass Acid Resistant DWV Test Tee With Cleanout..... <i>For Work In Restricted Working Space, Add</i>	259.29 26.37	43.94
22 66 53 00-0183 EA 4" Glass Acid Resistant DWV Test Tee With Cleanout..... <i>For Work In Restricted Working Space, Add</i>	447.29 35.05	58.43
22 66 53 00-0184 EA 6" Glass Acid Resistant DWV Test Tee With Cleanout..... <i>For Work In Restricted Working Space, Add</i>	660.28 48.55	80.90
22 66 53 00-0185 Glass Acid Resistant DWV Wyes <small>(22 66 53 00-0093)</small>		
22 66 53 00-0186 EA 1-1/2" Glass Acid Resistant DWV Wye..... <i>For Work In Restricted Working Space, Add</i>	141.74 22.18	36.96
22 66 53 00-0187 EA 2" Glass Acid Resistant DWV Wye..... <i>For Work In Restricted Working Space, Add</i>	144.72 23.07	38.45
22 66 53 00-0188 EA 3" Glass Acid Resistant DWV Wye..... <i>For Work In Restricted Working Space, Add</i>	197.27 26.37	43.94
22 66 53 00-0189 EA 4" Glass Acid Resistant DWV Wye..... <i>For Work In Restricted Working Space, Add</i>	304.21 35.05	58.43
22 66 53 00-0190 EA 6" Glass Acid Resistant DWV Wye..... <i>For Work In Restricted Working Space, Add</i>	614.45 48.55	80.90
22 66 53 00-0191 Glass Acid Resistant DWV Reducing Wyes <small>(22 66 53 00-0093)</small>		
22 66 53 00-0192 EA 2" x 1-1/2" Glass Acid Resistant DWV Reducing Wye..... <i>For Work In Restricted Working Space, Add</i>	143.71 22.77	37.96
22 66 53 00-0193 EA 3" x 1-1/2" Glass Acid Resistant DWV Reducing Wye..... <i>For Work In Restricted Working Space, Add</i>	174.78 24.87	41.45
22 66 53 00-0194 EA 3" x 2" Glass Acid Resistant DWV Reducing Wye..... <i>For Work In Restricted Working Space, Add</i>	179.63 25.47	42.45
22 66 53 00-0195 EA 4" x 1-1/2" Glass Acid Resistant DWV Reducing Wye..... <i>For Work In Restricted Working Space, Add</i>	244.75 30.86	51.44
22 66 53 00-0196 EA 4" x 2" Glass Acid Resistant DWV Reducing Wye..... <i>For Work In Restricted Working Space, Add</i>	247.05 31.16	51.94
22 66 53 00-0197 EA 4" x 3" Glass Acid Resistant DWV Reducing Wye..... <i>For Work In Restricted Working Space, Add</i>	268.68 32.07	53.44
22 66 53 00-0198 EA 6" x 2" Glass Acid Resistant DWV Reducing Wye..... <i>For Work In Restricted Working Space, Add</i>	444.36 40.15	66.92
22 66 53 00-0199 EA 6" x 3" Glass Acid Resistant DWV Reducing Wye..... <i>For Work In Restricted Working Space, Add</i>	515.62 41.05	68.41
22 66 53 00-0200 EA 6" x 4" Glass Acid Resistant DWV Reducing Wye..... <i>For Work In Restricted Working Space, Add</i>	560.49 44.04	73.41
22 66 53 00-0201 Glass Acid Resistant DWV Double Wyes <small>(22 66 53 00-0093)</small>		
22 66 53 00-0202 EA 1-1/2" Glass Acid Resistant DWV Double Wye..... <i>For Work In Restricted Working Space, Add</i>	229.91 29.36	48.94
22 66 53 00-0203 EA 2" Glass Acid Resistant DWV Double Wye..... <i>For Work In Restricted Working Space, Add</i>	234.91 30.86	51.44
22 66 53 00-0204 EA 3" Glass Acid Resistant DWV Double Wye..... <i>For Work In Restricted Working Space, Add</i>	314.62 35.35	58.93
22 66 53 00-0205 EA 4" Glass Acid Resistant DWV Double Wye..... <i>For Work In Restricted Working Space, Add</i>	486.98 46.73	77.91
22 66 53 00-0206 EA 6" Glass Acid Resistant DWV Double Wye..... <i>For Work In Restricted Working Space, Add</i>	812.66 64.75	107.87
22 66 53 00-0207 Glass Acid Resistant DWV Reducing Double Wyes <small>(22 66 53 00-0093)</small>		
22 66 53 00-0208 EA 2" x 1-1/2" Glass Acid Resistant DWV Reducing Double Wye..... <i>For Work In Restricted Working Space, Add</i>	232.88 30.26	50.43
22 66 53 00-0209 EA 3" x 1-1/2" Glass Acid Resistant DWV Reducing Double Wye..... <i>For Work In Restricted Working Space, Add</i>	239.89 32.36	53.93
22 66 53 00-0210 EA 3" x 2" Glass Acid Resistant DWV Reducing Double Wye..... <i>For Work In Restricted Working Space, Add</i>	277.76 32.96	54.93
22 66 53 00-0211 EA 4" x 1-1/2" Glass Acid Resistant DWV Reducing Double Wye..... <i>For Work In Restricted Working Space, Add</i>	341.82 38.06	63.43
22 66 53 00-0212 EA 4" x 2" Glass Acid Resistant DWV Reducing Double Wye..... <i>For Work In Restricted Working Space, Add</i>	360.97 38.95	64.92
22 66 53 00-0213 EA 4" x 3" Glass Acid Resistant DWV Reducing Double Wye..... <i>For Work In Restricted Working Space, Add</i>	425.05 41.05	68.41
22 66 53 00-0214 EA 6" x 2" Glass Acid Resistant DWV Reducing Double Wye..... <i>For Work In Restricted Working Space, Add</i>	659.02 47.93	79.90

22 Plumbing

22 60 Gas and Vacuum Systems for Laboratory and Healthcare Facilities

22 66 Chemical-Waste Systems for Laboratory and Healthcare Facilities



MINOR	CSI	UOM	DESCRIPTION	TOTAL DIRECT UNIT COST	DEMOLITION UNIT COST
22 66 53 00-0215	EA		6" x 3" Glass Acid Resistant DWV Reducing Double Wye..... <i>For Work In Restricted Working Space, Add</i>	691.72 50.04	83.40
22 66 53 00-0216	EA		6" x 4" Glass Acid Resistant DWV Reducing Double Wye..... <i>For Work In Restricted Working Space, Add</i>	739.26 55.73	92.89
22 66 53 00-0217			Glass Acid Resistant DWV Combination Wye And 1/8 Bends <small>(22 66 53 00-0093)</small>		
22 66 53 00-0218	EA		1-1/2" Glass Acid Resistant DWV Combination Wye And 1/8 Bend <i>For Work In Restricted Working Space, Add</i>	159.06 22.18	36.96
22 66 53 00-0219	EA		2" Glass Acid Resistant DWV Combination Wye And 1/8 Bend <i>For Work In Restricted Working Space, Add</i>	162.77 23.07	38.45
22 66 53 00-0220	EA		3" Glass Acid Resistant DWV Combination Wye And 1/8 Bend <i>For Work In Restricted Working Space, Add</i>	207.99 26.37	43.94
22 66 53 00-0221	EA		4" Glass Acid Resistant DWV Combination Wye And 1/8 Bend <i>For Work In Restricted Working Space, Add</i>	309.79 35.05	58.43
22 66 53 00-0222	EA		6" Glass Acid Resistant DWV Combination Wye And 1/8 Bend <i>For Work In Restricted Working Space, Add</i>	596.81 48.55	80.90
22 66 53 00-0223			Glass Acid Resistant DWV Reducing Combination Wye And 1/8 Bends <small>(22 66 53 00-0093)</small>		
22 66 53 00-0224	EA		2" x 1-1/2" Glass Acid Resistant DWV Reducing Combination Wye And 1/8 Bend <i>For Work In Restricted Working Space, Add</i>	161.76 22.77	37.96
22 66 53 00-0225	EA		3" x 1-1/2" Glass Acid Resistant DWV Reducing Combination Wye And 1/8 Bend <i>For Work In Restricted Working Space, Add</i>	177.52 24.87	41.45
22 66 53 00-0226	EA		3" x 2" Glass Acid Resistant DWV Reducing Combination Wye And 1/8 Bend <i>For Work In Restricted Working Space, Add</i>	190.56 25.47	42.45
22 66 53 00-0227	EA		4" x 1-1/2" Glass Acid Resistant DWV Reducing Combination Wye And 1/8 Bend <i>For Work In Restricted Working Space, Add</i>	238.19 30.86	51.44
22 66 53 00-0228	EA		4" x 2" Glass Acid Resistant DWV Reducing Combination Wye And 1/8 Bend <i>For Work In Restricted Working Space, Add</i>	248.48 31.16	51.94
22 66 53 00-0229	EA		4" x 3" Glass Acid Resistant DWV Reducing Combination Wye And 1/8 Bend <i>For Work In Restricted Working Space, Add</i>	270.32 32.07	53.44
22 66 53 00-0230	EA		6" x 2" Glass Acid Resistant DWV Reducing Combination Wye And 1/8 Bend <i>For Work In Restricted Working Space, Add</i>	445.34 40.15	66.92
22 66 53 00-0231	EA		6" x 3" Glass Acid Resistant DWV Reducing Combination Wye And 1/8 Bend <i>For Work In Restricted Working Space, Add</i>	506.10 41.05	68.41
22 66 53 00-0232	EA		6" x 4" Glass Acid Resistant DWV Reducing Combination Wye And 1/8 Bend <i>For Work In Restricted Working Space, Add</i>	516.74 44.04	73.41
22 66 53 00-0233			Glass Acid Resistant DWV Double Combination Wye And 1/8 Bends <small>(22 66 53 00-0093)</small>		
22 66 53 00-0234	EA		1-1/2" Double Glass Combination Wye And 1/8 Bend <i>For Work In Restricted Working Space, Add</i>	213.50 29.36	48.94
22 66 53 00-0235	EA		2" Double Glass Combination Wye And 1/8 Bend <i>For Work In Restricted Working Space, Add</i>	248.69 30.86	51.44
22 66 53 00-0236	EA		3" Double Glass Combination Wye And 1/8 Bend <i>For Work In Restricted Working Space, Add</i>	335.40 35.35	58.93
22 66 53 00-0237	EA		4" Double Glass Combination Wye And 1/8 Bend <i>For Work In Restricted Working Space, Add</i>	535.33 46.73	77.91
22 66 53 00-0238	EA		6" Double Glass Combination Wye And 1/8 Bend <i>For Work In Restricted Working Space, Add</i>	889.83 64.75	107.87
22 66 53 00-0239			Glass Acid Resistant DWV Reducing Double Combination Wye And 1/8 Bends <small>(22 66 53 00-0093)</small>		
22 66 53 00-0240	EA		2" x 1-1/2" Glass Acid Resistant DWV Reducing Double Combination Wye And 1/8 Bend <i>For Work In Restricted Working Space, Add</i>	218.98 30.26	50.43
22 66 53 00-0241	EA		3" x 1-1/2" Glass Acid Resistant DWV Reducing Double Combination Wye And 1/8 Bend <i>For Work In Restricted Working Space, Add</i>	278.61 32.36	53.93
22 66 53 00-0242	EA		3" x 2" Glass Acid Resistant DWV Reducing Double Combination Wye And 1/8 Bend <i>For Work In Restricted Working Space, Add</i>	274.26 32.96	54.93
22 66 53 00-0243	EA		4" x 1-1/2" Glass Acid Resistant DWV Reducing Double Combination Wye And 1/8 Bend <i>For Work In Restricted Working Space, Add</i>	368.73 38.06	63.43
22 66 53 00-0244	EA		4" x 2" Glass Acid Resistant DWV Reducing Double Combination Wye And 1/8 Bend <i>For Work In Restricted Working Space, Add</i>	365.23 38.95	64.92
22 66 53 00-0245	EA		4" x 3" Glass Acid Resistant DWV Reducing Double Combination Wye And 1/8 Bend <i>For Work In Restricted Working Space, Add</i>	409.84 41.05	68.41
22 66 53 00-0246	EA		6" x 2" Glass Acid Resistant DWV Reducing Double Combination Wye And 1/8 Bend <i>For Work In Restricted Working Space, Add</i>	588.54 47.93	79.90
22 66 53 00-0247	EA		6" x 3" Glass Acid Resistant DWV Reducing Double Combination Wye And 1/8 Bend <i>For Work In Restricted Working Space, Add</i>	627.19 50.04	83.40
22 66 53 00-0248	EA		6" x 4" Glass Acid Resistant DWV Reducing Double Combination Wye And 1/8 Bend <i>For Work In Restricted Working Space, Add</i>	731.60 55.73	92.89
22 66 53 00-0249			Glass Acid Resistant DWV Partition Crosses (Compact) <small>(22 66 53 00-0093)</small>		
22 66 53 00-0250	EA		2" x 1-1/2" Glass Acid Resistant DWV Partition Cross (Compact)..... <i>For Work In Restricted Working Space, Add</i>	240.86 30.26	50.43
22 66 53 00-0251	EA		2" Glass Acid Resistant DWV Partition Cross (Compact)..... <i>For Work In Restricted Working Space, Add</i>	242.89 30.86	51.44



MINOR CSI UOM DESCRIPTION	TOTAL DIRECT UNIT COST	DEMOLITION UNIT COST
22 66 53 00-0252 EA 2" x 1-1/2" x 1-1/2" x 1-1/2" Glass Acid Resistant DWV Partition Cross (Compact) <i>For Work In Restricted Working Space, Add</i>	260.24 29.96	49.94
22 66 53 00-0253 Glass Acid Resistant DWV Upright Y Or H (Vent Branch) (22 66 53 00-0093)		
22 66 53 00-0254 EA 1-1/2" Glass Acid Resistant DWV Reducing Upright Y Or H (Vent Branch) <i>For Work In Restricted Working Space, Add</i>	237.34 22.78	36.96
22 66 53 00-0255 EA 2" Glass Acid Resistant DWV Reducing Upright Y Or H (Vent Branch) <i>For Work In Restricted Working Space, Add</i>	261.65 23.07	38.45
22 66 53 00-0256 EA 3" Glass Acid Resistant DWV Reducing Upright Y Or H (Vent Branch) <i>For Work In Restricted Working Space, Add</i>	301.08 26.37	43.94
22 66 53 00-0257 EA 4" Glass Acid Resistant DWV Reducing Upright Y Or H (Vent Branch) <i>For Work In Restricted Working Space, Add</i>	442.15 35.05	58.43
22 66 53 00-0258 EA 6" Glass Acid Resistant DWV Reducing Upright Y Or H (Vent Branch) <i>For Work In Restricted Working Space, Add</i>	832.01 48.55	80.90
22 66 53 00-0259 Glass Acid Resistant DWV Reducing Upright Y Or H (Vent Branch) (22 66 53 00-0093)		
22 66 53 00-0260 EA 2" x 1-1/2" Reducing Glass Upright Y Or H (Vent Branch) <i>For Work In Restricted Working Space, Add</i>	238.65 22.77	37.96
22 66 53 00-0261 EA 3" x 1-1/2" Reducing Glass Upright Y Or H (Vent Branch) <i>For Work In Restricted Working Space, Add</i>	272.57 24.87	41.45
22 66 53 00-0262 EA 3" x 2" Reducing Glass Upright Y Or H (Vent Branch) <i>For Work In Restricted Working Space, Add</i>	290.43 25.47	42.45
22 66 53 00-0263 EA 4" x 1-1/2" Reducing Glass Upright Y Or H (Vent Branch) <i>For Work In Restricted Working Space, Add</i>	336.63 30.86	51.44
22 66 53 00-0264 EA 4" x 2" Reducing Glass Upright Y Or H (Vent Branch) <i>For Work In Restricted Working Space, Add</i>	356.55 31.16	51.94
22 66 53 00-0265 EA 4" x 3" Reducing Glass Upright Y Or H (Vent Branch) <i>For Work In Restricted Working Space, Add</i>	391.95 32.07	53.44
22 66 53 00-0266 EA 6" x 3" Reducing Glass Upright Y Or H (Vent Branch) <i>For Work In Restricted Working Space, Add</i>	565.60 41.05	68.41
22 66 53 00-0267 EA 6" x 4" Reducing Glass Upright Y Or H (Vent Branch) <i>For Work In Restricted Working Space, Add</i>	644.71 44.04	73.41
22 66 53 00-0268 Glass Acid Resistant DWV Reducers Or Increases (22 66 53 00-0093)		
22 66 53 00-0269 EA 2" x 1-1/2" Glass Acid Resistant DWV Reducer Or Increase <i>For Eccentric Reducers Or Increases, Add</i> <i>For Work In Restricted Working Space, Add</i>	84.94 2.80 14.98	24.97
22 66 53 00-0270 EA 3" x 1-1/2" Glass Acid Resistant DWV Reducer Or Increase <i>For Eccentric Reducers Or Increases, Add</i> <i>For Work In Restricted Working Space, Add</i>	105.89 4.16 16.18	26.97
22 66 53 00-0271 EA 3" x 2" Glass Acid Resistant DWV Reducer Or Increase <i>For Eccentric Reducers Or Increases, Add</i> <i>For Work In Restricted Working Space, Add</i>	113.12 4.66 16.48	27.46
22 66 53 00-0272 EA 4" x 1-1/2" Glass Acid Resistant DWV Reducer Or Increase <i>For Eccentric Reducers Or Increases, Add</i> <i>For Work In Restricted Working Space, Add</i>	145.19 6.50 19.18	31.96
22 66 53 00-0273 EA 4" x 2" Glass Acid Resistant DWV Reducer Or Increase <i>For Eccentric Reducers Or Increases, Add</i> <i>For Work In Restricted Working Space, Add</i>	151.22 6.90 19.48	32.46
22 66 53 00-0274 EA 4" x 3" Glass Acid Resistant DWV Reducer Or Increase <i>For Eccentric Reducers Or Increases, Add</i> <i>For Work In Restricted Working Space, Add</i>	161.22 7.46 20.38	33.96
22 66 53 00-0275 EA 6" x 1-1/2" Glass Acid Resistant DWV Reducer Or Increase <i>For Eccentric Reducers Or Increases, Add</i> <i>For Work In Restricted Working Space, Add</i>	315.18 18.90 23.67	39.45
22 66 53 00-0276 EA 6" x 2" Glass Acid Resistant DWV Reducer Or Increase <i>For Eccentric Reducers Or Increases, Add</i> <i>For Work In Restricted Working Space, Add</i>	331.15 20.10 23.97	39.95
22 66 53 00-0277 EA 6" x 3" Glass Acid Resistant DWV Reducer Or Increase <i>For Eccentric Reducers Or Increases, Add</i> <i>For Work In Restricted Working Space, Add</i>	351.33 21.47 24.87	41.45
22 66 53 00-0278 EA 6" x 4" Glass Acid Resistant DWV Reducer Or Increase <i>For Eccentric Reducers Or Increases, Add</i> <i>For Work In Restricted Working Space, Add</i>	369.08 22.10 27.87	46.44
22 66 53 00-0279 Glass Acid Resistant DWV Swivel P-Traps (22 66 53 00-0093)		
22 66 53 00-0280 EA 1-1/2" Glass Acid Resistant DWV Swivel P-Trap <i>For Work In Restricted Working Space, Add</i>	197.08 22.17	36.96
22 66 53 00-0281 EA 2" x 1-1/2" Glass Acid Resistant DWV Swivel P-Trap <i>For Work In Restricted Working Space, Add</i>	210.77 22.77	37.96
22 66 53 00-0282 EA 2" Glass Acid Resistant DWV Swivel P-Trap <i>For Work In Restricted Working Space, Add</i>	236.39 23.07	38.45
22 66 53 00-0283 EA 1-1/2" Glass Acid Resistant DWV Swivel P-Trap <i>For Work In Restricted Working Space, Add</i>	213.05 22.17	36.96
22 66 53 00-0284 EA 2" x 1-1/2" Glass Acid Resistant DWV Swivel P-Trap <i>For Work In Restricted Working Space, Add</i>	231.12 22.77	37.96
22 66 53 00-0285 EA 2" Glass Acid Resistant DWV Swivel P-Trap <i>For Work In Restricted Working Space, Add</i>	259.36 23.07	38.45

22 Plumbing**22 60 Gas and Vacuum Systems for Laboratory and Healthcare Facilities**

22 66 Chemical-Waste Systems for Laboratory and Healthcare Facilities


**SAN BERNARDINO
COUNTY**

MINOR CSI UOM DESCRIPTION	TOTAL DIRECT UNIT COST	DEMOLITION UNIT COST
22 66 53 00-0286 EA 1-1/2" Glass Acid Resistant DWV Swivel P-Trap..... <i>For Work In Restricted Working Space, Add</i>	217.42 22.17	36.96
22 66 53 00-0287 EA 2" x 1-1/2" Glass Acid Resistant DWV Swivel P-Trap..... <i>For Work In Restricted Working Space, Add</i>	231.12 22.77	37.96
22 66 53 00-0288 EA 2" Glass Acid Resistant DWV Swivel P-Trap..... <i>For Work In Restricted Working Space, Add</i>	259.36 23.07	38.45
22 66 53 00-0289 Glass Acid Resistant DWV Drum P-Traps (22 66 53 00-0093)		
22 66 53 00-0290 EA 1-1/2" Glass Acid Resistant DWV Drum P-Trap..... <i>For Work In Restricted Working Space, Add</i>	267.08 22.17	36.96
22 66 53 00-0291 EA 2" x 1-1/2" Glass Acid Resistant DWV Drum P-Trap..... <i>For Work In Restricted Working Space, Add</i>	335.14 22.77	37.96
22 66 53 00-0292 EA 2" Glass Acid Resistant DWV Drum P-Trap..... <i>For Work In Restricted Working Space, Add</i>	344.89 23.07	38.45
22 66 53 00-0293 EA 1-1/2" Glass Acid Resistant DWV Drum P-Trap..... <i>For Work In Restricted Working Space, Add</i>	293.66 22.17	36.96
22 66 53 00-0294 EA 2" x 1-1/2" Glass Acid Resistant DWV Drum P-Trap..... <i>For Work In Restricted Working Space, Add</i>	311.18 22.77	37.96
22 66 53 00-0295 EA 2" Glass Acid Resistant DWV Drum P-Trap..... <i>For Work In Restricted Working Space, Add</i>	350.03 23.07	38.45
22 66 53 00-0296 Glass Acid Resistant DWV Cleanout Plugs (22 66 53 00-0093)		
22 66 53 00-0297 EA 1-1/2" Glass Acid Resistant DWV Cleanout Plug..... <i>For Work In Restricted Working Space, Add</i>	41.27 7.49	12.49
22 66 53 00-0298 EA 2" Glass Acid Resistant DWV Cleanout Plug..... <i>For Work In Restricted Working Space, Add</i>	46.53 7.79	12.98
22 66 53 00-0299 EA 3" Glass Acid Resistant DWV Cleanout Plug..... <i>For Work In Restricted Working Space, Add</i>	58.39 8.69	14.48
22 66 53 00-0300 EA 4" Glass Acid Resistant DWV Cleanout Plug..... <i>For Work In Restricted Working Space, Add</i>	91.89 11.69	19.47
22 66 53 00-0301 EA 6" Glass Acid Resistant DWV Cleanout Plug..... <i>For Work In Restricted Working Space, Add</i>	131.26 16.18	26.97
22 66 53 00-0302 Glass Acid Resistant DWV Sink Fittings (22 66 53 00-0093)		
22 66 53 00-0303 EA 1-1/2" Glass Acid Resistant DWV Interceptor Trap..... <i>For Work In Restricted Working Space, Add</i>	565.06 29.36	48.94
22 66 53 00-0304 EA 1-1/2" x 6-1/2" Long Glass Acid Resistant DWV Tailpiece Assembly..... <i>For Work In Restricted Working Space, Add</i>	55.27 7.49	12.49
22 66 53 00-0305 EA 1-1/2" x 10-1/2" Long Glass Acid Resistant DWV Tailpiece Assembly..... <i>For Work In Restricted Working Space, Add</i>	61.07 7.49	12.49
22 66 53 00-0306 EA 1-1/2" Split Coupling (Threaded To Beaded Pipe) For Glass Acid Resistant DWV Pipe And Fittings..... <i>For Work In Restricted Working Space, Add</i>	85.82 14.98	24.97
22 66 53 00-0307 EA 3" Diameter Hemispherical Glass Beaded Outlet For Glass Acid Resistant DWV Pipe And Fittings..... <i>For Work In Restricted Working Space, Add</i>	171.72 15.58	25.97
22 66 53 00-0308 EA 6" Diameter Hemispherical Glass Beaded Outlet For Glass Acid Resistant DWV Pipe And Fittings..... <i>For Work In Restricted Working Space, Add</i>	173.90 15.58	25.97
22 66 53 00-0309 EA 3" x 9" Oval Glass Beaded Outlet For Glass Acid Resistant DWV Pipe And Fittings..... <i>For Work In Restricted Working Space, Add</i>	195.78 15.58	25.97
22 66 53 00-0310 EA 3" x 6" Oval Glass Beaded Outlet For Glass Acid Resistant DWV Pipe And Fittings..... <i>For Work In Restricted Working Space, Add</i>	159.90 15.58	25.97
22 66 53 00-0311 Glass Acid Resistant DWV Pipe To High Silicon Cast Iron Pipe Mechanical Joint Adapters (22 66 53 00-0093) Note: Includes teflon spacer.		
22 66 53 00-0312 EA 1-1/2" Glass Acid Resistant DWV Pipe To High Silicon Cast Iron Pipe Mechanical Joint Adapter..... <i>For Work In Restricted Working Space, Add</i>	154.86 22.11	36.86
22 66 53 00-0313 EA 2" Glass Acid Resistant DWV Pipe To High Silicon Cast Iron Pipe Mechanical Joint Adapter..... <i>For Work In Restricted Working Space, Add</i>	161.63 23.19	38.65
22 66 53 00-0314 EA 3" Glass Acid Resistant DWV Pipe To High Silicon Cast Iron Pipe Mechanical Joint Adapter..... <i>For Work In Restricted Working Space, Add</i>	222.65 26.43	44.04
22 66 53 00-0315 EA 4" Glass Acid Resistant DWV Pipe To High Silicon Cast Iron Pipe Mechanical Joint Adapter..... <i>For Work In Restricted Working Space, Add</i>	317.23 35.09	58.53
22 66 53 00-0316 Bead To Bead Drainline Couplings For Glass Acid Resistant DWV Pipe And Fittings (22 66 53 00-0093) Note: Includes segmented stainless steel outer band, Buna-N rubber compression liner with TFE seal ring, stainless steel bolt and silver plated stainless hex nut.		
22 66 53 00-0317 EA 1-1/2" Bead To Bead Drainline Coupling For Glass Acid Resistant DWV Pipe And Fittings.....	27.46	
22 66 53 00-0318 EA 2" Bead To Bead Drainline Coupling For Glass Acid Resistant DWV Pipe And Fittings.....	34.64	
22 66 53 00-0319 EA 3" Bead To Bead Drainline Coupling For Glass Acid Resistant DWV Pipe And Fittings.....	46.31	
22 66 53 00-0320 EA 4" Bead To Bead Drainline Coupling For Glass Acid Resistant DWV Pipe And Fittings.....	78.03	
22 66 53 00-0321 EA 6" Bead To Bead, Stainless Steel, TFE Seal Ring Couplings, Glass Piping.....	181.76	



MINOR CSI UOM DESCRIPTION	TOTAL DIRECT UNIT COST	DEMOLITION UNIT COST
22 66 53 00-0322	Bead To Plain End Drainline Couplings For Glass Acid Resistant DWV Pipe And Fittings <small>(22 66 53 00-0093)</small>	
Note: Includes stainless steel band with bolt, Buna-N rubber compression liner with TFE seal ring and silver plated stainless hex nut.		
22 66 53 00-0323 EA	1-1/2" Bead To Plain End Drainline Coupling For Glass Acid Resistant DWV Pipe And Fittings.....	35.40
22 66 53 00-0324 EA	2" Bead To Plain End Drainline Coupling For Glass Acid Resistant DWV Pipe And Fittings.....	44.30
22 66 53 00-0325 EA	3" Bead To Plain End Drainline Coupling For Glass Acid Resistant DWV Pipe And Fittings.....	75.22
22 66 53 00-0326 EA	4" Bead To Plain End Drainline Coupling For Glass Acid Resistant DWV Pipe And Fittings.....	112.12
22 66 53 00-0327 EA	6" Bead To Plain End Drainline Coupling For Glass Acid Resistant DWV Pipe And Fittings.....	273.38
22 66 53 00-0328	Bell And Spigot High Silicon Iron Alloy Acid Resistant Drain-Waste-Vent (DWW) Pipe And Fittings <small>(22 66 53)</small>	
Note: Acid resistant. ASTM A518.		
22 66 53 00-0329	Bell And Spigot High Silicon Iron Alloy Acid Resistant DWV Pipe <small>(22 66 53 00-0328)</small>	
22 66 53 00-0330 LF	2" Bell And Spigot High Silicon Iron Alloy Acid Resistant DWV Pipe.....	150.56 8.89
22 66 53 00-0331 LF	3" Bell And Spigot High Silicon Iron Alloy Acid Resistant DWV Pipe.....	213.18 11.09
22 66 53 00-0332 LF	4" Bell And Spigot High Silicon Iron Alloy Acid Resistant DWV Pipe.....	292.16 12.78
22 66 53 00-0333 LF	6" Bell And Spigot High Silicon Iron Alloy Acid Resistant DWV Pipe.....	483.07 18.43
22 66 53 00-0334 LF	8" Bell And Spigot High Silicon Iron Alloy Acid Resistant DWV Pipe.....	858.79 24.59
22 66 53 00-0335 LF	10" Bell And Spigot High Silicon Iron Alloy Acid Resistant DWV Pipe.....	1,529.52 31.02
22 66 53 00-0336 LF	12" Bell And Spigot High Silicon Iron Alloy Acid Resistant DWV Pipe.....	2,738.88 41.78
22 66 53 00-0337 LF	15" Bell And Spigot High Silicon Iron Alloy Acid Resistant DWV Pipe.....	4,901.03 47.90
22 66 53 00-0338	Bell And Spigot High Silicon Iron Alloy Acid Resistant DWV Fittings <small>(22 66 53 00-0328)</small>	
22 66 53 00-0339	Bell And Spigot High Silicon Iron Alloy Acid Resistant DWV Long Sweeps <small>(22 66 53 00-0338)</small>	
22 66 53 00-0340 EA	2" Bell And Spigot High Silicon Iron Alloy Acid Resistant DWV Long Sweep.....	565.24 75.71
22 66 53 00-0341 EA	3" Bell And Spigot High Silicon Iron Alloy Acid Resistant DWV Long Sweep.....	753.13 83.30
22 66 53 00-0342 EA	4" Bell And Spigot High Silicon Iron Alloy Acid Resistant DWV Long Sweep.....	1,255.50 99.68
22 66 53 00-0343 EA	6" Bell And Spigot High Silicon Iron Alloy Acid Resistant DWV Long Sweep.....	1,901.26 121.76
22 66 53 00-0344 EA	8" Bell And Spigot High Silicon Iron Alloy Acid Resistant DWV Long Sweep.....	4,436.23 197.63
22 66 53 00-0345	Bell And Spigot High Silicon Iron Alloy Acid Resistant DWV 1/4 Bends <small>(22 66 53 00-0338)</small>	
22 66 53 00-0346 EA	2" Bell And Spigot High Silicon Iron Alloy Acid Resistant DWV 1/4 Bend.....	300.43 75.71
22 66 53 00-0347 EA	3" Bell And Spigot High Silicon Iron Alloy Acid Resistant DWV 1/4 Bend.....	405.24 83.30
22 66 53 00-0348 EA	4" Bell And Spigot High Silicon Iron Alloy Acid Resistant DWV 1/4 Bend.....	512.99 99.68
22 66 53 00-0349 EA	6" Bell And Spigot High Silicon Iron Alloy Acid Resistant DWV 1/4 Bend.....	1,491.06 121.76
22 66 53 00-0350 EA	8" Bell And Spigot High Silicon Iron Alloy Acid Resistant DWV 1/4 Bend.....	3,448.11 197.63
22 66 53 00-0351 EA	10" Bell And Spigot High Silicon Iron Alloy Acid Resistant DWV 1/4 Bend.....	5,283.07 246.23
22 66 53 00-0352 EA	12" Bell And Spigot High Silicon Iron Alloy Acid Resistant DWV 1/4 Bend.....	7,814.71 296.11
22 66 53 00-0353	Bell And Spigot High Silicon Iron Alloy Acid Resistant DWV 1/8 Bends <small>(22 66 53 00-0338)</small>	
22 66 53 00-0354 EA	2" Bell And Spigot High Silicon Iron Alloy Acid Resistant DWV 1/8 Bend.....	300.43 75.71
22 66 53 00-0355 EA	3" Bell And Spigot High Silicon Iron Alloy Acid Resistant DWV 1/8 Bend.....	405.24 83.30
22 66 53 00-0356 EA	4" Bell And Spigot High Silicon Iron Alloy Acid Resistant DWV 1/8 Bend.....	512.99 99.68
22 66 53 00-0357 EA	6" Bell And Spigot High Silicon Iron Alloy Acid Resistant DWV 1/8 Bend.....	1,065.28 121.76
22 66 53 00-0358 EA	8" Bell And Spigot High Silicon Iron Alloy Acid Resistant DWV 1/8 Bend.....	2,897.72 197.63
22 66 53 00-0359 EA	10" Bell And Spigot High Silicon Iron Alloy Acid Resistant DWV 1/8 Bend.....	4,271.33 246.23
22 66 53 00-0360 EA	12" Bell And Spigot High Silicon Iron Alloy Acid Resistant DWV 1/8 Bend.....	6,101.99 296.11
22 66 53 00-0361	Bell And Spigot High Silicon Iron Alloy Acid Resistant DWV 1/16 Bends <small>(22 66 53 00-0338)</small>	
22 66 53 00-0362 EA	2" Bell And Spigot High Silicon Iron Alloy Acid Resistant DWV 1/16 Bend.....	300.43 75.71
22 66 53 00-0363 EA	3" Bell And Spigot High Silicon Iron Alloy Acid Resistant DWV 1/16 Bend.....	405.24 83.30
22 66 53 00-0364 EA	4" Bell And Spigot High Silicon Iron Alloy Acid Resistant DWV 1/16 Bend.....	512.75 99.58
22 66 53 00-0365	Bell And Spigot High Silicon Iron Alloy Acid Resistant DWV Short Sweeps <small>(22 66 53 00-0338)</small>	
22 66 53 00-0366 EA	2" Bell And Spigot High Silicon Iron Alloy Acid Resistant DWV Short Sweep.....	435.43 75.71
22 66 53 00-0367 EA	3" Bell And Spigot High Silicon Iron Alloy Acid Resistant DWV Short Sweep.....	815.44 83.30
22 66 53 00-0368 EA	4" Bell And Spigot High Silicon Iron Alloy Acid Resistant DWV Short Sweep.....	907.61 99.68
22 66 53 00-0369	Bell And Spigot High Silicon Iron Alloy Acid Resistant DWV Sanitary Tees <small>(22 66 53 00-0338)</small>	
22 66 53 00-0370 EA	2" Bell And Spigot High Silicon Iron Alloy Acid Resistant DWV Sanitary Tee.....	419.10 113.27
22 66 53 00-0371 EA	3" Bell And Spigot High Silicon Iron Alloy Acid Resistant DWV Sanitary Tee.....	541.32 125.55
22 66 53 00-0372 EA	4" Bell And Spigot High Silicon Iron Alloy Acid Resistant DWV Sanitary Tee.....	775.19 149.92
22 66 53 00-0373 EA	6" Bell And Spigot High Silicon Iron Alloy Acid Resistant DWV Sanitary Tee.....	1,364.76 182.98
22 66 53 00-0374 EA	8" Bell And Spigot High Silicon Iron Alloy Acid Resistant DWV Sanitary Tee.....	4,396.29 296.71
22 66 53 00-0375 EA	10" Bell And Spigot High Silicon Iron Alloy Acid Resistant DWV Sanitary Tee.....	6,285.08 370.49

22 Plumbing**22 60 Gas and Vacuum Systems for Laboratory and Healthcare Facilities**

22 66 Chemical-Waste Systems for Laboratory and Healthcare Facilities


**SAN BERNARDINO
COUNTY**

 MINOR
CSI UOM DESCRIPTION

 TOTAL DIRECT DEMOLITION
UNIT COST UNIT COST

22 66 53 00-0376	Bell And Spigot High Silicon Iron Alloy Acid Resistant DWV Reducing Sanitary Tees <small>(22 66 53 00-0338)</small>		
22 66 53 00-0377	EA 2" x 1-1/2" Bell And Spigot High Silicon Iron Alloy Acid Resistant DWV Reducing Sanitary Tee.....	391.27	108.57
22 66 53 00-0378	EA 3" x 1-1/2" Bell And Spigot High Silicon Iron Alloy Acid Resistant DWV Reducing Sanitary Tee.....	465.56	116.56
22 66 53 00-0379	EA 3" x 2" Bell And Spigot High Silicon Iron Alloy Acid Resistant DWV Reducing Sanitary Tee.....	528.77	120.65
22 66 53 00-0380	EA 4" x 1-1/2" Bell And Spigot High Silicon Iron Alloy Acid Resistant DWV Reducing Sanitary Tee.....	609.96	133.24
22 66 53 00-0381	EA 4" x 2" Bell And Spigot High Silicon Iron Alloy Acid Resistant DWV Reducing Sanitary Tee.....	657.86	137.43
22 66 53 00-0382	EA 4" x 3" Bell And Spigot High Silicon Iron Alloy Acid Resistant DWV Reducing Sanitary Tee.....	731.35	141.53
22 66 53 00-0383	EA 6" x 2" Bell And Spigot High Silicon Iron Alloy Acid Resistant DWV Reducing Sanitary Tee.....	939.25	158.34
22 66 53 00-0384	EA 6" x 3" Bell And Spigot High Silicon Iron Alloy Acid Resistant DWV Reducing Sanitary Tee.....	1,053.55	162.42
22 66 53 00-0385	EA 6" x 4" Bell And Spigot High Silicon Iron Alloy Acid Resistant DWV Reducing Sanitary Tee.....	1,189.35	169.89
22 66 53 00-0386	Bell And Spigot High Silicon Iron Alloy Acid Resistant DWV Tees <small>(22 66 53 00-0338)</small>		
22 66 53 00-0387	EA 2" Bell And Spigot High Silicon Iron Alloy Acid Resistant DWV Tee.....	491.74	113.27
22 66 53 00-0388	EA 3" Bell And Spigot High Silicon Iron Alloy Acid Resistant DWV Tee.....	603.14	125.25
22 66 53 00-0389	EA 4" Bell And Spigot High Silicon Iron Alloy Acid Resistant DWV Tee.....	842.65	149.92
22 66 53 00-0390	Bell And Spigot High Silicon Iron Alloy Acid Resistant DWV Reducing Tees <small>(22 66 53 00-0338)</small>		
22 66 53 00-0391	EA 2" x 1-1/2" Bell And Spigot High Silicon Iron Alloy Acid Resistant DWV Reducing Tee.....	463.93	108.57
22 66 53 00-0392	EA 3" x 2" Bell And Spigot High Silicon Iron Alloy Acid Resistant DWV Reducing Tee.....	591.93	121.26
22 66 53 00-0393	EA 4" x 2" Bell And Spigot High Silicon Iron Alloy Acid Resistant DWV Reducing Tee.....	720.76	137.84
22 66 53 00-0394	EA 4" x 3" Bell And Spigot High Silicon Iron Alloy Acid Resistant DWV Reducing Tee.....	778.71	141.93
22 66 53 00-0395	Bell And Spigot High Silicon Iron Alloy Acid Resistant DWV Wyes <small>(22 66 53 00-0338)</small>		
22 66 53 00-0396	EA 2" Bell And Spigot High Silicon Iron Alloy Acid Resistant DWV Wye.....	414.11	113.47
22 66 53 00-0397	EA 3" Bell And Spigot High Silicon Iron Alloy Acid Resistant DWV Wye.....	598.44	125.55
22 66 53 00-0398	EA 4" Bell And Spigot High Silicon Iron Alloy Acid Resistant DWV Wye.....	775.01	149.82
22 66 53 00-0399	EA 6" Bell And Spigot High Silicon Iron Alloy Acid Resistant DWV Wye.....	1,374.08	182.31
22 66 53 00-0400	EA 8" Bell And Spigot High Silicon Iron Alloy Acid Resistant DWV Wye.....	5,569.32	296.41
22 66 53 00-0401	Bell And Spigot High Silicon Iron Alloy Acid Resistant DWV Reducing Wyes <small>(22 66 53 00-0338)</small>		
22 66 53 00-0402	EA 2" x 1-1/2" Bell And Spigot High Silicon Iron Alloy Acid Resistant DWV Reducing Wye.....	432.77	108.57
22 66 53 00-0403	EA 3" x 1-1/2" Bell And Spigot High Silicon Iron Alloy Acid Resistant DWV Reducing Wye.....	465.51	116.56
22 66 53 00-0404	EA 3" x 2" Bell And Spigot High Silicon Iron Alloy Acid Resistant DWV Reducing Wye.....	493.48	121.35
22 66 53 00-0405	EA 4" x 1-1/2" Bell And Spigot High Silicon Iron Alloy Acid Resistant DWV Reducing Wye.....	552.84	133.24
22 66 53 00-0406	EA 4" x 2" Bell And Spigot High Silicon Iron Alloy Acid Resistant DWV Reducing Wye.....	575.02	137.64
22 66 53 00-0407	EA 4" x 3" Bell And Spigot High Silicon Iron Alloy Acid Resistant DWV Reducing Wye.....	711.21	141.93
22 66 53 00-0408	EA 6" x 2" Bell And Spigot High Silicon Iron Alloy Acid Resistant DWV Reducing Wye.....	995.79	158.53
22 66 53 00-0409	EA 6" x 3" Bell And Spigot High Silicon Iron Alloy Acid Resistant DWV Reducing Wye.....	1,204.13	162.42
22 66 53 00-0410	EA 6" x 4" Bell And Spigot High Silicon Iron Alloy Acid Resistant DWV Reducing Wye.....	1,256.86	169.89
22 66 53 00-0411	EA 8" x 3" Bell And Spigot High Silicon Iron Alloy Acid Resistant DWV Reducing Wye.....	3,219.56	239.12
22 66 53 00-0412	EA 8" x 4" Bell And Spigot High Silicon Iron Alloy Acid Resistant DWV Reducing Wye.....	3,485.82	247.02
22 66 53 00-0413	EA 8" x 6" Bell And Spigot High Silicon Iron Alloy Acid Resistant DWV Reducing Wye.....	4,299.13	259.67
22 66 53 00-0414	Bell And Spigot High Silicon Iron Alloy Acid Resistant DWV Combination Wye And 1/8 Bends <small>(22 66 53 00-0338)</small>		
22 66 53 00-0415	EA 2" Bell And Spigot High Silicon Iron Alloy Acid Resistant DWV Combination Wye And 1/8 Bend.....	512.45	113.27
22 66 53 00-0416	EA 3" Bell And Spigot High Silicon Iron Alloy Acid Resistant DWV Combination Wye And 1/8 Bend.....	618.72	125.25
22 66 53 00-0417	EA 4" Bell And Spigot High Silicon Iron Alloy Acid Resistant DWV Combination Wye And 1/8 Bend.....	946.49	149.92
22 66 53 00-0418	EA 6" Bell And Spigot High Silicon Iron Alloy Acid Resistant DWV Combination Wye And 1/8 Bend.....	1,509.43	182.50
22 66 53 00-0419	Bell And Spigot High Silicon Iron Alloy Acid Resistant DWV Reducing Combination Wye And 1/8 Bends <small>(22 66 53 00-0338)</small>		
22 66 53 00-0420	EA 2" x 1-1/2" Bell And Spigot High Silicon Iron Alloy Acid Resistant DWV Reducing Combination Wye And 1/8 Bend.....	412.01	108.57
22 66 53 00-0421	EA 3" x 1-1/2" Bell And Spigot High Silicon Iron Alloy Acid Resistant DWV Reducing Combination Wye And 1/8 Bend.....	486.28	116.56
22 66 53 00-0422	EA 3" x 2" Bell And Spigot High Silicon Iron Alloy Acid Resistant DWV Reducing Combination Wye And 1/8 Bend.....	545.20	121.26
22 66 53 00-0423	EA 4" x 1-1/2" Bell And Spigot High Silicon Iron Alloy Acid Resistant DWV Reducing Combination Wye And 1/8 Bend.....	589.19	133.24
22 66 53 00-0424	EA 4" x 2" Bell And Spigot High Silicon Iron Alloy Acid Resistant DWV Reducing Combination Wye And 1/8 Bend.....	694.80	137.84
22 66 53 00-0425	EA 4" x 3" Bell And Spigot High Silicon Iron Alloy Acid Resistant DWV Reducing Combination Wye And 1/8 Bend.....	799.43	141.83
22 66 53 00-0426	EA 6" x 2" Bell And Spigot High Silicon Iron Alloy Acid Resistant DWV Reducing Combination Wye And 1/8 Bend.....	1,063.23	158.53
22 66 53 00-0427	EA 6" x 3" Bell And Spigot High Silicon Iron Alloy Acid Resistant DWV Reducing Combination Wye And 1/8 Bend.....	1,354.77	162.52
22 66 53 00-0428	EA 6" x 4" Bell And Spigot High Silicon Iron Alloy Acid Resistant DWV Reducing Combination Wye And 1/8 Bend.....	1,490.92	170.18
22 66 53 00-0429	Bell And Spigot High Silicon Iron Alloy Acid Resistant DWV Reducers <small>(22 66 53 00-0338)</small>		
22 66 53 00-0430	EA 2" x 1-1/2" Bell And Spigot High Silicon Iron Alloy Acid Resistant DWV Reducer.....	252.29	71.32
22 66 53 00-0431	EA 3" x 1-1/2" Bell And Spigot High Silicon Iron Alloy Acid Resistant DWV Reducer.....	279.02	75.31
22 66 53 00-0432	EA 3" x 2" Bell And Spigot High Silicon Iron Alloy Acid Resistant DWV Reducer.....	316.17	79.30
22 66 53 00-0433	EA 4" x 2" Bell And Spigot High Silicon Iron Alloy Acid Resistant DWV Reducer.....	542.04	87.90
22 66 53 00-0434	EA 4" x 3" Bell And Spigot High Silicon Iron Alloy Acid Resistant DWV Reducer.....	568.81	91.99



MINOR CSI UOM DESCRIPTION	TOTAL DIRECT UNIT COST	DEMOLITION UNIT COST
22 66 53 00-0435 EA 6" x 3" Bell And Spigot High Silicon Iron Alloy Acid Resistant DWV Reducer.....	619.67	101.58
22 66 53 00-0436 EA 6" x 4" Bell And Spigot High Silicon Iron Alloy Acid Resistant DWV Reducer.....	823.40	109.35
22 66 53 00-0437 EA 8" x 4" Bell And Spigot High Silicon Iron Alloy Acid Resistant DWV Reducer.....	1,203.57	148.26
22 66 53 00-0438 EA 8" x 6" Bell And Spigot High Silicon Iron Alloy Acid Resistant DWV Reducer.....	1,279.53	160.80
22 66 53 00-0439 Bell And Spigot High Silicon Iron Alloy Acid Resistant DWV Sanitary Increaseers <small>(22 66 53 00-0338)</small>		
22 66 53 00-0440 EA 2" x 3" Bell And Spigot High Silicon Iron Alloy Acid Resistant DWV Sanitary Increaseer	696.25	166.50
22 66 53 00-0441 EA 2" x 4" Bell And Spigot High Silicon Iron Alloy Acid Resistant DWV Sanitary Increaseer	966.25	166.50
22 66 53 00-0442 EA 3" x 4" Bell And Spigot High Silicon Iron Alloy Acid Resistant DWV Sanitary Increaseer	900.48	166.50
22 66 53 00-0443 EA 4" x 6" Bell And Spigot High Silicon Iron Alloy Acid Resistant DWV Sanitary Increaseer	1,092.48	226.55
22 66 53 00-0444 Bell And Spigot High Silicon Iron Alloy Acid Resistant DWV P-Traps <small>(22 66 53 00- 0338)</small>		
22 66 53 00-0445 EA 2" Bell And Spigot High Silicon Iron Alloy Acid Resistant DWV P-Trap	871.59	75.71
22 66 53 00-0446 EA 3" Bell And Spigot High Silicon Iron Alloy Acid Resistant DWV P-Trap	1,059.48	83.30
22 66 53 00-0447 EA 4" Bell And Spigot High Silicon Iron Alloy Acid Resistant DWV P-Trap	1,291.85	99.68
22 66 53 00-0448 EA 6" Bell And Spigot High Silicon Iron Alloy Acid Resistant DWV P-Trap	3,967.84	121.76
22 66 53 00-0449 Bell And Spigot High Silicon Iron Alloy Acid Resistant DWV Double Hubs <small>(22 66 53 00-0338)</small>		
22 66 53 00-0450 EA 2" Bell And Spigot High Silicon Iron Alloy Acid Resistant DWV Double Hub	399.08	75.71
22 66 53 00-0451 EA 3" Bell And Spigot High Silicon Iron Alloy Acid Resistant DWV Double Hub	514.28	83.30
22 66 53 00-0452 EA 4" Bell And Spigot High Silicon Iron Alloy Acid Resistant DWV Double Hub	720.68	99.68
22 66 53 00-0453 EA 6" Bell And Spigot High Silicon Iron Alloy Acid Resistant DWV Double Hub	939.80	121.76
22 66 53 00-0454 EA 8" Bell And Spigot High Silicon Iron Alloy Acid Resistant DWV Double Hub	1,885.16	169.89
22 66 53 00-0455 Joint Material For Bell And Spigot High Silicon Iron Alloy Acid Resistant DWV Pipe And Fittings <small>(22 66 53 00-0328)</small>		
Note: Labor costs for installation of lead and oakum are included in the installation costs for fittings.		
22 66 53 00-0456 LB Lead (1 LB/Diameter Inch) Joint Material For Bell And Spigot High Silicon Iron Alloy Acid Resistant DWV Pipe And Fittings.....	7.19	
22 66 53 00-0457 LB Seal-Tite Packing (1/8 LB/Diameter Inch) Joint Material For Bell And Spigot High Silicon Iron Alloy Acid Resistant DWV Pipe And Fittings	95.20	
22 66 53 00-0458 Mechanical Joint High Silicon Iron Alloy Acid Resistant Drain-Waste-Vent (DWV) Pipe And Fittings <small>(22 66 53)</small>		
Note: ASTM A518.		
22 66 53 00-0459 Mechanical Joint High Silicon Iron Alloy Acid Resistant DWV Pipe <small>(22 66 53 00-0458)</small>		
22 66 53 00-0460 LF 1-1/2" Mechanical Joint High Silicon Iron Alloy Acid Resistant DWV Pipe.....	119.81	6.69
22 66 53 00-0461 LF 2" Mechanical Joint High Silicon Iron Alloy Acid Resistant DWV Pipe	136.50	7.39
22 66 53 00-0462 LF 3" Mechanical Joint High Silicon Iron Alloy Acid Resistant DWV Pipe.....	189.06	9.29
22 66 53 00-0463 LF 4" Mechanical Joint High Silicon Iron Alloy Acid Resistant DWV Pipe.....	239.38	10.78
22 66 53 00-0464 Mechanical Joint High Silicon Iron Alloy Acid Resistant DWV Fittings <small>(22 66 53 00- 0458)</small>		
22 66 53 00-0465 Mechanical Joint High Silicon Iron Alloy Acid Resistant DWV Long Sweeps <small>(22 66 53 00-0464)</small>		
22 66 53 00-0466 EA 1-1/2" Mechanical Joint High Silicon Iron Alloy Acid Resistant DWV Long Sweep	417.05	53.03
22 66 53 00-0467 EA 2" Mechanical Joint High Silicon Iron Alloy Acid Resistant DWV Long Sweep	448.17	59.93
22 66 53 00-0468 EA 3" Mechanical Joint High Silicon Iron Alloy Acid Resistant DWV Long Sweep	628.71	66.12
22 66 53 00-0469 EA 4" Mechanical Joint High Silicon Iron Alloy Acid Resistant DWV Long Sweep	758.53	79.90
22 66 53 00-0470 Mechanical Joint High Silicon Iron Alloy Acid Resistant DWV 1/4 Bends <small>(22 66 53 00-0464)</small>		
22 66 53 00-0471 EA 1-1/2" Mechanical Joint High Silicon Iron Alloy Acid Resistant DWV 1/4 Bend	214.54	53.03
22 66 53 00-0472 EA 2" Mechanical Joint High Silicon Iron Alloy Acid Resistant DWV 1/4 Bend	260.31	59.32
22 66 53 00-0473 EA 3" Mechanical Joint High Silicon Iron Alloy Acid Resistant DWV 1/4 Bend.....	343.47	66.32
22 66 53 00-0474 EA 4" Mechanical Joint High Silicon Iron Alloy Acid Resistant DWV 1/4 Bend.....	456.47	79.30
22 66 53 00-0475 EA 2" x 1-1/2" Mechanical Joint High Silicon Iron Alloy Acid Resistant DWV 1/4 Bend	255.37	56.03
22 66 53 00-0476 Mechanical Joint High Silicon Iron Alloy Acid Resistant DWV 1/8 Bends <small>(22 66 53 00-0464)</small>		
22 66 53 00-0477 EA 1-1/2" Mechanical Joint High Silicon Iron Alloy Acid Resistant DWV 1/8 Bend	214.54	53.03
22 66 53 00-0478 EA 2" Mechanical Joint High Silicon Iron Alloy Acid Resistant DWV 1/8 Bend.....	260.31	59.32
22 66 53 00-0479 EA 3" Mechanical Joint High Silicon Iron Alloy Acid Resistant DWV 1/8 Bend.....	343.47	66.32
22 66 53 00-0480 EA 4" Mechanical Joint High Silicon Iron Alloy Acid Resistant DWV 1/8 Bend.....	456.47	79.30
22 66 53 00-0481 Mechanical Joint High Silicon Iron Alloy Acid Resistant DWV 1/6 Bends <small>(22 66 53 00-0464)</small>		
22 66 53 00-0482 EA 1-1/2" Mechanical Joint High Silicon Iron Alloy Acid Resistant DWV 1/6 Bend	261.27	53.03
22 66 53 00-0483 EA 2" Mechanical Joint High Silicon Iron Alloy Acid Resistant DWV 1/6 Bend.....	333.00	59.32

22 Plumbing**22 60 Gas and Vacuum Systems for Laboratory and Healthcare Facilities**

22 66 Chemical-Waste Systems for Laboratory and Healthcare Facilities



MINOR	CSI	UOM	DESCRIPTION	TOTAL DIRECT UNIT COST	DEMOLITION UNIT COST
22 66 53 00-0484	EA		3" Mechanical Joint High Silicon Iron Alloy Acid Resistant DWV 1/6 Bend.....	535.59	66.32
22 66 53 00-0485	EA		4" Mechanical Joint High Silicon Iron Alloy Acid Resistant DWV 1/6 Bend.....	596.66	79.30
22 66 53 00-0486			Mechanical Joint High Silicon Iron Alloy Acid Resistant DWV 1/16 Bends ^(22 66 53 00-0486)		
22 66 53 00-0487	EA		1-1/2" Mechanical Joint High Silicon Iron Alloy Acid Resistant DWV 1/16 Bend.....	250.89	53.03
22 66 53 00-0488	EA		2" Mechanical Joint High Silicon Iron Alloy Acid Resistant DWV 1/16 Bend.....	301.85	59.32
22 66 53 00-0489	EA		3" Mechanical Joint High Silicon Iron Alloy Acid Resistant DWV 1/16 Bend.....	488.86	66.32
22 66 53 00-0490	EA		4" Mechanical Joint High Silicon Iron Alloy Acid Resistant DWV 1/16 Bend.....	549.93	79.30
22 66 53 00-0491			Mechanical Joint High Silicon Iron Alloy Acid Resistant DWV Double Branch 1/4 Bends ^(22 66 53 00-0491)		
22 66 53 00-0492	EA		1-1/2" Mechanical Joint High Silicon Iron Alloy Acid Resistant DWV Double Branch 1/4 Bend.....	379.27	79.80
22 66 53 00-0493			Mechanical Joint High Silicon Iron Alloy Acid Resistant DWV Sanitary Straight Tees ^(22 66 53 00-0493)		
22 66 53 00-0494	EA		1-1/2" Mechanical Joint High Silicon Iron Alloy Acid Resistant DWV Sanitary Straight Tee.....	296.19	79.80
22 66 53 00-0495	EA		2" Mechanical Joint High Silicon Iron Alloy Acid Resistant DWV Sanitary Straight Tee.....	373.61	89.89
22 66 53 00-0496	EA		3" Mechanical Joint High Silicon Iron Alloy Acid Resistant DWV Sanitary Straight Tee.....	508.47	100.18
22 66 53 00-0497	EA		4" Mechanical Joint High Silicon Iron Alloy Acid Resistant DWV Sanitary Straight Tee.....	797.68	119.96
22 66 53 00-0498			Mechanical Joint High Silicon Iron Alloy Acid Resistant DWV Sanitary Reducing Tees ^(22 66 53 00-0498)		
22 66 53 00-0499	EA		2" x 1-1/2" Mechanical Joint High Silicon Iron Alloy Acid Resistant DWV Sanitary Reducing Tee.....	347.78	86.50
22 66 53 00-0500	EA		3" x 1-1/2" Mechanical Joint High Silicon Iron Alloy Acid Resistant DWV Sanitary Reducing Tee.....	435.78	93.29
22 66 53 00-0501	EA		3" x 2" Mechanical Joint High Silicon Iron Alloy Acid Resistant DWV Sanitary Reducing Tee.....	466.68	96.58
22 66 53 00-0502	EA		4" x 1-1/2" Mechanical Joint High Silicon Iron Alloy Acid Resistant DWV Sanitary Reducing Tee.....	497.24	106.57
22 66 53 00-0503	EA		4" x 2" Mechanical Joint High Silicon Iron Alloy Acid Resistant DWV Sanitary Reducing Tee.....	553.73	109.57
22 66 53 00-0504	EA		4" x 3" Mechanical Joint High Silicon Iron Alloy Acid Resistant DWV Sanitary Reducing Tee.....	605.44	112.86
22 66 53 00-0505			Mechanical Joint High Silicon Iron Alloy Acid Resistant DWV Wyes ^(22 66 53 00-0505)		
22 66 53 00-0506	EA		1-1/2" Mechanical Joint High Silicon Iron Alloy Acid Resistant DWV Wye.....	296.59	80.11
22 66 53 00-0507	EA		2" Mechanical Joint High Silicon Iron Alloy Acid Resistant DWV Wye.....	352.84	89.89
22 66 53 00-0508	EA		3" Mechanical Joint High Silicon Iron Alloy Acid Resistant DWV Wye.....	487.70	100.18
22 66 53 00-0509	EA		4" Mechanical Joint High Silicon Iron Alloy Acid Resistant DWV Wye.....	797.68	119.96
22 66 53 00-0510			Mechanical Joint High Silicon Iron Alloy Acid Resistant DWV Reducing Wyes ^(22 66 53 00-0510)		
22 66 53 00-0511	EA		2" x 1-1/2" Mechanical Joint High Silicon Iron Alloy Acid Resistant DWV Reducing Wye.....	332.86	86.99
22 66 53 00-0512	EA		3" x 1-1/2" Mechanical Joint High Silicon Iron Alloy Acid Resistant DWV Reducing Wye.....	420.17	93.19
22 66 53 00-0513	EA		3" x 2" Mechanical Joint High Silicon Iron Alloy Acid Resistant DWV Reducing Wye.....	441.16	96.89
22 66 53 00-0514	EA		4" x 1-1/2" Mechanical Joint High Silicon Iron Alloy Acid Resistant DWV Reducing Wye.....	497.71	106.88
22 66 53 00-0515	EA		4" x 2" Mechanical Joint High Silicon Iron Alloy Acid Resistant DWV Reducing Wye.....	554.64	110.17
22 66 53 00-0516	EA		4" x 3" Mechanical Joint High Silicon Iron Alloy Acid Resistant DWV Reducing Wye.....	590.29	113.16
22 66 53 00-0517			Mechanical Joint High Silicon Iron Alloy Acid Resistant DWV Double Wyes ^(22 66 53 00-0517)		
22 66 53 00-0518	EA		1-1/2" Mechanical Joint High Silicon Iron Alloy Acid Resistant DWV Double Wye.....	455.90	106.67
22 66 53 00-0519	EA		2" Mechanical Joint High Silicon Iron Alloy Acid Resistant DWV Double Wye.....	595.32	120.06
22 66 53 00-0520	EA		3" Mechanical Joint High Silicon Iron Alloy Acid Resistant DWV Double Wye.....	780.67	132.84
22 66 53 00-0521	EA		4" Mechanical Joint High Silicon Iron Alloy Acid Resistant DWV Double Wye.....	1,028.70	159.71
22 66 53 00-0522	EA		2" x 1-1/2" Mechanical Joint High Silicon Iron Alloy Acid Resistant DWV Double Wye.....	506.92	112.96
22 66 53 00-0523	EA		3" x 1-1/2" Mechanical Joint High Silicon Iron Alloy Acid Resistant DWV Double Wye.....	574.00	119.66
22 66 53 00-0524	EA		3" x 2" Mechanical Joint High Silicon Iron Alloy Acid Resistant DWV Double Wye.....	698.21	126.25
22 66 53 00-0525	EA		4" x 2" Mechanical Joint High Silicon Iron Alloy Acid Resistant DWV Double Wye.....	770.37	139.83
22 66 53 00-0526	EA		4" x 3" Mechanical Joint High Silicon Iron Alloy Acid Resistant DWV Double Wye.....	947.15	146.92
22 66 53 00-0527			Mechanical Joint High Silicon Iron Alloy Acid Resistant DWV Sanitary Crosses ^(22 66 53 00-0527)		
22 66 53 00-0528	EA		1-1/2" Mechanical Joint High Silicon Iron Alloy Acid Resistant DWV Sanitary Cross.....	518.15	106.67
22 66 53 00-0529	EA		2" Mechanical Joint High Silicon Iron Alloy Acid Resistant DWV Sanitary Cross.....	615.85	119.86
22 66 53 00-0530	EA		3" Mechanical Joint High Silicon Iron Alloy Acid Resistant DWV Sanitary Cross.....	916.80	133.53
22 66 53 00-0531	EA		4" Mechanical Joint High Silicon Iron Alloy Acid Resistant DWV Sanitary Cross.....	1,304.14	159.91
22 66 53 00-0532	EA		2" x 1-1/2" Mechanical Joint High Silicon Iron Alloy Acid Resistant DWV Sanitary Cross.....	558.78	112.96
22 66 53 00-0533	EA		3" x 1-1/2" Mechanical Joint High Silicon Iron Alloy Acid Resistant DWV Sanitary Cross.....	755.70	119.66
22 66 53 00-0534	EA		3" x 2" Mechanical Joint High Silicon Iron Alloy Acid Resistant DWV Sanitary Cross.....	796.79	126.25
22 66 53 00-0535	EA		4" x 2" Mechanical Joint High Silicon Iron Alloy Acid Resistant DWV Sanitary Cross.....	848.20	139.73
22 66 53 00-0536	EA		4" x 3" Mechanical Joint High Silicon Iron Alloy Acid Resistant DWV Sanitary Cross.....	1,107.33	146.32



MINOR CSI UOM DESCRIPTION	TOTAL DIRECT UNIT COST	DEMOLITION UNIT COST
22 66 53 00-0537	Mechanical Joint High Silicon Iron Alloy Acid Resistant DWV Combination Wye And 1/8 Bends <small>(22 66 53 00-0464)</small>	
22 66 53 00-0538 EA 1-1/2" Mechanical Joint High Silicon Iron Alloy Acid Resistant DWV Combination Wye And 1/8 Bend	337.33	79.50
22 66 53 00-0539 EA 2" Mechanical Joint High Silicon Iron Alloy Acid Resistant DWV Combination Wye And 1/8 Bend	394.38	89.89
22 66 53 00-0540 EA 3" Mechanical Joint High Silicon Iron Alloy Acid Resistant DWV Combination Wye And 1/8 Bend	487.70	100.18
22 66 53 00-0541 EA 4" Mechanical Joint High Silicon Iron Alloy Acid Resistant DWV Combination Wye And 1/8 Bend	854.79	119.96
22 66 53 00-0542	Mechanical Joint High Silicon Iron Alloy Acid Resistant DWV Reducing Combination Wye And 1/8 Bends <small>(22 66 53 00-0464)</small>	
22 66 53 00-0543 EA 2" x 1-1/2" Mechanical Joint High Silicon Iron Alloy Acid Resistant DWV Reducing Combination Wye And 1/8 Bend	373.82	86.60
22 66 53 00-0544 EA 3" x 1-1/2" Mechanical Joint High Silicon Iron Alloy Acid Resistant DWV Reducing Combination Wye And 1/8 Bend	420.57	93.49
22 66 53 00-0545 EA 3" x 2" Mechanical Joint High Silicon Iron Alloy Acid Resistant DWV Reducing Combination Wye And 1/8 Bend	461.93	96.89
22 66 53 00-0546 EA 4" x 1-1/2" Mechanical Joint High Silicon Iron Alloy Acid Resistant DWV Reducing Combination Wye And 1/8 Bend	648.29	106.88
22 66 53 00-0547 EA 4" x 2" Mechanical Joint High Silicon Iron Alloy Acid Resistant DWV Reducing Combination Wye And 1/8 Bend	663.68	110.17
22 66 53 00-0548 EA 4" x 3" Mechanical Joint High Silicon Iron Alloy Acid Resistant DWV Reducing Combination Wye And 1/8 Bend	751.25	113.16
22 66 53 00-0549	Mechanical Joint High Silicon Iron Alloy Acid Resistant DWV Double Combination Wye And 1/8 Bends <small>(22 66 53 00-0464)</small>	
22 66 53 00-0550 EA 1-1/2" Mechanical Joint High Silicon Iron Alloy Acid Resistant DWV Double Combination Wye And 1/8 Bend	554.27	106.47
22 66 53 00-0551 EA 2" Mechanical Joint High Silicon Iron Alloy Acid Resistant DWV Double Combination Wye And 1/8 Bend	709.23	119.76
22 66 53 00-0552 EA 3" Mechanical Joint High Silicon Iron Alloy Acid Resistant DWV Double Combination Wye And 1/8 Bend	1,056.28	133.14
22 66 53 00-0553 EA 4" Mechanical Joint High Silicon Iron Alloy Acid Resistant DWV Double Combination Wye And 1/8 Bend	1,268.31	160.20
22 66 53 00-0554	Mechanical Joint High Silicon Iron Alloy Acid Resistant DWV Reducing Double Combination Wye And 1/8 Bends <small>(22 66 53 00-0464)</small>	
22 66 53 00-0555 EA 2" x 1-1/2" Mechanical Joint High Silicon Iron Alloy Acid Resistant DWV Reducing Double Combination Wye And 1/8 Bend	605.51	112.96
22 66 53 00-0556 EA 3" x 1-1/2" Mechanical Joint High Silicon Iron Alloy Acid Resistant DWV Reducing Double Combination Wye And 1/8 Bend	740.09	119.55
22 66 53 00-0557 EA 3" x 2" Mechanical Joint High Silicon Iron Alloy Acid Resistant DWV Reducing Double Combination Wye And 1/8 Bend	770.83	126.25
22 66 53 00-0558 EA 4" x 2" Mechanical Joint High Silicon Iron Alloy Acid Resistant DWV Reducing Double Combination Wye And 1/8 Bend	858.58	139.73
22 66 53 00-0559 EA 4" x 3" Mechanical Joint High Silicon Iron Alloy Acid Resistant DWV Reducing Double Combination Wye And 1/8 Bend	1,107.33	146.32
22 66 53 00-0560	Mechanical Joint High Silicon Iron Alloy Acid Resistant DWV Reducers-Increasers <small>(22 66 53 00-0464)</small>	
22 66 53 00-0561 EA 2" x 1-1/2" Mechanical Joint High Silicon Iron Alloy Acid Resistant DWV Reducer-Increaser	256.20	56.63
22 66 53 00-0562 EA 3" x 1-1/2" Mechanical Joint High Silicon Iron Alloy Acid Resistant DWV Reducer-Increaser	292.34	59.93
22 66 53 00-0563 EA 3" x 2" Mechanical Joint High Silicon Iron Alloy Acid Resistant DWV Reducer-Increaser	343.67	69.92
22 66 53 00-0564 EA 4" x 1-1/2" Mechanical Joint High Silicon Iron Alloy Acid Resistant DWV Reducer-Increaser	421.51	66.42
22 66 53 00-0565 EA 4" x 2" Mechanical Joint High Silicon Iron Alloy Acid Resistant DWV Reducer-Increaser	447.26	69.71
22 66 53 00-0566 EA 4" x 3" Mechanical Joint High Silicon Iron Alloy Acid Resistant DWV Reducer-Increaser	473.01	73.01
22 66 53 00-0567	Mechanical Joint High Silicon Iron Alloy Acid Resistant DWV Combination Cleanout And Test Tees <small>(22 66 53 00-0464)</small>	
22 66 53 00-0568 EA 1-1/2" Mechanical Joint High Silicon Iron Alloy Acid Resistant DWV Combination Cleanout And Test Tee	241.26	46.64
22 66 53 00-0569 EA 2" Mechanical Joint High Silicon Iron Alloy Acid Resistant DWV Combination Cleanout And Test Tee	281.58	52.73
22 66 53 00-0570 EA 3" Mechanical Joint High Silicon Iron Alloy Acid Resistant DWV Combination Cleanout And Test Tee	333.53	59.73
22 66 53 00-0571 EA 4" Mechanical Joint High Silicon Iron Alloy Acid Resistant DWV Combination Cleanout And Test Tee	638.68	72.71
22 66 53 00-0572	Mechanical Joint High Silicon Iron Alloy Acid Resistant DWV Pipe Plugs <small>(22 66 53 00-0464)</small>	
22 66 53 00-0573 EA 1-1/2" Mechanical Joint High Silicon Iron Alloy Acid Resistant DWV Pipe Plug	102.08	26.57
22 66 53 00-0574 EA 2" Mechanical Joint High Silicon Iron Alloy Acid Resistant DWV Pipe Plug	122.37	29.66
22 66 53 00-0575 EA 3" Mechanical Joint High Silicon Iron Alloy Acid Resistant DWV Pipe Plug	132.80	33.16
22 66 53 00-0576 EA 4" Mechanical Joint High Silicon Iron Alloy Acid Resistant DWV Pipe Plug	173.71	39.65
22 66 53 00-0577	Mechanical Joint High Silicon Iron Alloy Acid Resistant DWV P-Traps <small>(22 66 53 00-0464)</small>	
22 66 53 00-0578 EA 1-1/2" Mechanical Joint High Silicon Iron Alloy Acid Resistant DWV P-Trap	468.51	52.73
22 66 53 00-0579 EA 2" Mechanical Joint High Silicon Iron Alloy Acid Resistant DWV P-Trap	478.39	59.32
22 66 53 00-0580 EA 3" Mechanical Joint High Silicon Iron Alloy Acid Resistant DWV P-Trap	597.90	66.32
22 66 53 00-0581 EA 4" Mechanical Joint High Silicon Iron Alloy Acid Resistant DWV P-Trap	768.01	79.30
22 66 53 00-0582 EA 1-1/2" Mechanical Joint High Silicon Iron Alloy Running Acid Resistant DWV P-Trap	666.53	56.73
22 66 53 00-0583 EA 2" Mechanical Joint High Silicon Iron Alloy Running Acid Resistant DWV P-Trap	930.96	63.32
22 66 53 00-0584 EA 3" Mechanical Joint High Silicon Iron Alloy Running Acid Resistant DWV P-Trap	1,132.89	69.92
22 66 53 00-0585 EA 4" Mechanical Joint High Silicon Iron Alloy Running Acid Resistant DWV P-Trap	1,412.55	83.30

22 Plumbing**22 60 Gas and Vacuum Systems for Laboratory and Healthcare Facilities**

22 66 Chemical-Waste Systems for Laboratory and Healthcare Facilities


**SAN BERNARDINO
COUNTY**

 MINOR
CSI UOM DESCRIPTION

 TOTAL DIRECT DEMOLITION
UNIT COST UNIT COST

22 66 53 00-0586		Mechanical Joint High Silicon Iron Alloy Acid Resistant DWV Swivel Type Centrifugal Drum Traps (22 66 53 00-0464)		
22 66 53 00-0587	EA	1-1/2" Mechanical Joint High Silicon Iron Alloy Acid Resistant DWV Swivel Type Centrifugal Drum P-Trap.....	905.47	60.23
22 66 53 00-0588	EA	2" Mechanical Joint High Silicon Iron Alloy Acid Resistant DWV Swivel Type Centrifugal Drum P-Trap.....	1,455.10	66.62
22 66 53 00-0589	EA	1-1/2" Mechanical Joint High Silicon Iron Alloy Acid Resistant DWV Swivel Type Centrifugal Drum S-Trap.....	946.64	59.93
22 66 53 00-0590	EA	2" Mechanical Joint High Silicon Iron Alloy Acid Resistant DWV Swivel Type Centrifugal Drum S-Trap.....	1,455.10	66.62
22 66 53 00-0591		Mechanical Joint High Silicon Iron Alloy Acid Resistant DWV Swivel Type Traps (22 66 53 00-0464)		
22 66 53 00-0592	EA	1-1/2" Mechanical Joint High Silicon Iron Alloy Acid Resistant DWV Swivel Type Short P-Trap.....	837.60	59.93
22 66 53 00-0593	EA	2" Mechanical Joint High Silicon Iron Alloy Acid Resistant DWV Swivel Type Short P-Trap.....	987.78	66.62
22 66 53 00-0594	EA	1-1/2" Mechanical Joint High Silicon Iron Alloy Acid Resistant DWV Swivel Type Long P-Trap.....	977.79	59.93
22 66 53 00-0595	EA	1-1/2" Mechanical Joint High Silicon Iron Alloy Acid Resistant DWV Swivel Type Long S-Trap.....	2,208.00	66.62
22 66 53 00-0596	EA	2" Mechanical Joint High Silicon Iron Alloy Acid Resistant DWV Swivel Type Long S-Trap.....	1,288.94	66.62
22 66 53 00-0597		Mechanical Joint High Silicon Iron Alloy Acid Resistant DWV Return Bends (22 66 53 00-0464)		
22 66 53 00-0598	EA	1-1/2" Mechanical Joint High Silicon Iron Alloy Acid Resistant DWV Return Bend.....	323.94	53.34
22 66 53 00-0599	EA	2" Mechanical Joint High Silicon Iron Alloy Acid Resistant DWV Return Bend.....	432.59	59.93
22 66 53 00-0600		Mechanical Joint High Silicon Iron Alloy Acid Resistant DWV Threaded Adapters (22 66 53 00-0464)		
22 66 53 00-0601	EA	1-1/2" x 1-1/2" Mechanical Joint High Silicon Iron Alloy Acid Resistant DWV Threaded Adapter.....	153.39	39.95
22 66 53 00-0602	EA	1-1/2" x 2" Mechanical Joint High Silicon Iron Alloy Acid Resistant DWV Threaded Adapter.....	308.96	43.35
22 66 53 00-0603	EA	2" x 2" Mechanical Joint High Silicon Iron Alloy Acid Resistant DWV Threaded Adapter.....	209.91	49.94
22 66 53 00-0604		Mechanical Joint High Silicon Iron Alloy Acid Resistant Hub To Mechanical Joint Adapter (22 66 53 00-0464)		
22 66 53 00-0605	EA	1-1/2" x 1-1/2" Mechanical Joint High Silicon Iron Alloy Acid Resistant Hub To Mechanical Joint Adapter.....	303.34	56.83
22 66 53 00-0606	EA	1-1/2" x 2" Mechanical Joint High Silicon Iron Alloy Acid Resistant Hub To Mechanical Joint Adapter.....	333.88	59.93
22 66 53 00-0607	EA	1-1/2" x 3" Mechanical Joint High Silicon Iron Alloy Acid Resistant Hub To Mechanical Joint Adapter.....	375.23	63.22
22 66 53 00-0608	EA	1-1/2" x 4" Mechanical Joint High Silicon Iron Alloy Acid Resistant Hub To Mechanical Joint Adapter.....	400.53	69.71
22 66 53 00-0609	EA	2" x 2" Mechanical Joint High Silicon Iron Alloy Acid Resistant Hub To Mechanical Joint Adapter.....	375.27	63.32
22 66 53 00-0610	EA	2" x 3" Mechanical Joint High Silicon Iron Alloy Acid Resistant Hub To Mechanical Joint Adapter.....	395.80	66.62
22 66 53 00-0611	EA	2" x 4" Mechanical Joint High Silicon Iron Alloy Acid Resistant Hub To Mechanical Joint Adapter.....	426.28	73.01
22 66 53 00-0612	EA	3" x 3" Mechanical Joint High Silicon Iron Alloy Acid Resistant Hub To Mechanical Joint Adapter.....	494.30	69.92
22 66 53 00-0613	EA	4" x 4" Mechanical Joint High Silicon Iron Alloy Hub To Mechanical Joint Adapter.....	612.94	83.30
22 66 53 00-0614		Mechanical Joint Couplings For Mechanical Joint High Silicon Iron Alloy Acid Resistant DWV Pipe And Fittings (22 66 53 00-0464)		
22 66 53 00-0615	EA	1-1/2" Mechanical Joint Couplings For Mechanical Joint High Silicon Iron Alloy Acid Resistant DWV Pipe And Fitting.....	124.62	
22 66 53 00-0616	EA	2" Mechanical Joint Couplings For Mechanical Joint High Silicon Iron Alloy Acid Resistant DWV Pipe And Fitting.....	145.39	
22 66 53 00-0617	EA	3" Mechanical Joint Couplings For Mechanical Joint High Silicon Iron Alloy Acid Resistant DWV Pipe And Fitting.....	155.77	
22 66 53 00-0618	EA	4" Mechanical Joint Couplings For Mechanical Joint High Silicon Iron Alloy Acid Resistant DWV Pipe And Fitting.....	171.35	
22 66 53 00-0619		Mechanical Joint High Silicon Iron Alloy Acid Resistant Sink Fittings (22 66 53 00-0464)		
22 66 53 00-0620	EA	Mechanical Joint High Silicon Iron Alloy Acid Resistant Sink Outlet.....	896.70	26.67
22 66 53 00-0621	EA	Mechanical Joint High Silicon Iron Alloy Acid Resistant Stopper.....	336.72	13.28
22 66 53 00-0622	EA	Mechanical Joint High Silicon Iron Alloy Acid Resistant Sink Overflow.....	637.88	13.28
22 66 53 00-0623		Mechanical Joint High Silicon Iron Alloy Acid Resistant Floor Drains With Stainless Steel Strainer Plates (22 66 53 00-0464)		
22 66 53 00-0624	EA	Mechanical Joint High Silicon Iron Alloy Acid Resistant Floor Drain With Stainless Steel Strainer.....	3,180.21	133.24
22 66 53 00-0625	EA	Mechanical Joint High Silicon Iron Alloy Acid Resistant Sediment Basin Floor Drain With Stainless Steel Strainer.....	3,948.28	139.93
22 66 53 00-0626	EA	Stainless Steel Funnel Attachment For Mechanical Joint High Silicon Iron Alloy Acid Resistant Floor Drain.....	2,730.41	13.28
22 66 83		Chemical-Waste Tanks (22 66)		
22 66 83 16		Chemical-Waste Neutralization Tanks (22 66 83)		
22 66 83 16-0001		Acid Neutralization Tank (22 66 83 16)		
22 66 83 16-0002		Polyethylene Acid Neutralization Tank (22 66 83 16-0001)		
22 66 83 16-0003	EA	5 Gallon Capacity Polyethylene Acid Neutralization Tank.....	556.40	203.36
22 66 83 16-0004	EA	15 Gallon Capacity Polyethylene Acid Neutralization Tank.....	1,033.29	281.98
22 66 83 16-0005	EA	30 Gallon Capacity Polyethylene Acid Neutralization Tank.....	1,269.68	406.71
22 66 83 16-0006	EA	55 Gallon Capacity Polyethylene Acid Neutralization Tank.....	1,624.51	542.28
22 66 83 16-0007	EA	100 Gallon Capacity Polyethylene Acid Neutralization Tank.....	2,098.98	650.73



MINOR CSI UOM DESCRIPTION	TOTAL DIRECT UNIT COST	DEMOLITION UNIT COST
22 66 83 16-0008 EA 150 Gallon Capacity Polyethylene Acid Neutralization Tank	2,893.52	813.42
22 66 83 16-0009 EA 200 Gallon Capacity Polyethylene Acid Neutralization Tank	3,316.80	1,016.77
22 66 83 16-0010 EA 275 Gallon Capacity Polyethylene Acid Neutralization Tank	4,336.71	1,220.12
22 66 83 16-0011 EA 350 Gallon Capacity Polyethylene Acid Neutralization Tank	4,899.79	1,464.15
22 66 83 16-0012 Polypropylene Acid Neutralization Tank (22 66 83 16-0001)		
22 66 83 16-0013 EA 5 Gallon Capacity Polypropylene Acid Neutralization Tank	955.75	203.36
22 66 83 16-0014 EA 15 Gallon Capacity Polypropylene Acid Neutralization Tank	1,665.59	281.98
22 66 83 16-0015 EA 30 Gallon Capacity Polypropylene Acid Neutralization Tank	2,511.06	406.71
22 66 83 16-0016 EA 55 Gallon Capacity Polypropylene Acid Neutralization Tank	3,308.61	542.28
22 66 83 16-0017 EA 100 Gallon Capacity Polypropylene Acid Neutralization Tank	4,191.99	650.73
22 66 83 16-0018 EA 150 Gallon Capacity Polypropylene Acid Neutralization Tank	5,047.15	813.42
22 66 83 16-0019 EA 200 Gallon Capacity Polypropylene Acid Neutralization Tank	5,460.93	1,016.77
22 66 83 16-0020 EA 275 Gallon Capacity Polypropylene Acid Neutralization Tank	8,080.63	1,220.12
22 66 83 16-0021 EA 350 Gallon Capacity Polypropylene Acid Neutralization Tank	8,693.62	1,464.15
22 66 83 16-0022 Chemical Dilution Trap (22 66 83 16)		
22 66 83 16-0023 EA 1 Gallon Capacity Polyethylene Under Bench Chemical Dilution Trap	492.02	67.79
Note: 1-1/2" top inlet and side outlet with anti siphon.		
22 66 83 16-0024 EA 1-1/2 Gallon Capacity Polyethylene Under Bench Chemical Dilution Trap	508.24	67.79
Note: 1-1/2" top inlet and side outlet with anti siphon.		
22 66 83 16-0025 EA 2 Gallon Capacity Polyethylene Under Bench Chemical Dilution Trap	524.46	67.79
Note: 1-1/2" top inlet and side outlet with anti siphon.		
22 66 83 16-0026 EA 5 Gallon Capacity Polyethylene Under Bench Chemical Dilution Trap	573.06	81.34
Note: 1-1/2" top inlet and side outlet with anti siphon.		
22 67 Processed Water Systems for Laboratory and Healthcare Facilities (22 60)		
22 67 13 Processed Water Piping for Laboratory and Healthcare Facilities (22 67)		
22 67 13 53 Laboratory Water Piping (22 67 13)		
22 67 13 53-0001 Schedule 80 Standardline Polypropylene Copolymer Socket Fusion Pipe And Fittings (22 67 13 53)		
22 67 13 53-0002 Schedule 80 Standardline Polypropylene Copolymer Socket Fusion Pipe (22 67 13 53-0001)		
22 67 13 53-0003 LF 1/2" Schedule 80 Standardline Polypropylene Copolymer Socket Fusion Pipe.....	8.09	2.89
For Work In Restricted Working Space, Add	1.28	
22 67 13 53-0004 LF 3/4" Schedule 80 Standardline Polypropylene Copolymer Socket Fusion Pipe.....	10.17	3.60
For Work In Restricted Working Space, Add	1.61	
22 67 13 53-0005 LF 1" Schedule 80 Standardline Polypropylene Copolymer Socket Fusion Pipe.....	12.66	3.80
For Work In Restricted Working Space, Add	1.71	
22 67 13 53-0006 LF 1-1/2" Schedule 80 Standardline Polypropylene Copolymer Socket Fusion Pipe.....	19.07	4.19
For Work In Restricted Working Space, Add	1.87	
22 67 13 53-0007 LF 2" Schedule 80 Standardline Polypropylene Copolymer Socket Fusion Pipe.....	25.29	4.99
For Work In Restricted Working Space, Add	2.24	
22 67 13 53-0008 Schedule 80 Standardline Polypropylene Copolymer Socket Fusion 90 Degree Elbows (22 67 13 53-0001)		
22 67 13 53-0009 EA 1/2" Schedule 80 Standardline Polypropylene Copolymer Socket Fusion 90 Degree Elbow.....	30.50	10.68
For Work In Restricted Working Space, Add	4.83	
22 67 13 53-0010 EA 3/4" Schedule 80 Standardline Polypropylene Copolymer Socket Fusion 90 Degree Elbow.....	38.20	14.28
For Work In Restricted Working Space, Add	6.44	
22 67 13 53-0011 EA 1" Schedule 80 Standardline Polypropylene Copolymer Socket Fusion 90 Degree Elbow	46.08	17.78
For Work In Restricted Working Space, Add	7.99	
22 67 13 53-0012 EA 1-1/2" Schedule 80 Standardline Polypropylene Copolymer Socket Fusion 90 Degree Elbow	73.22	28.36
For Work In Restricted Working Space, Add	12.75	
22 67 13 53-0013 EA 2" Schedule 80 Standardline Polypropylene Copolymer Socket Fusion 90 Degree Elbow	90.93	36.05
For Work In Restricted Working Space, Add	16.20	
22 67 13 53-0014 Schedule 80 Standardline Polypropylene Copolymer Socket Fusion 45 Degree Elbows (22 67 13 53-0001)		
22 67 13 53-0015 EA 1/2" Schedule 80 Standardline Polypropylene Copolymer Socket Fusion 45 Degree Elbow.....	30.50	10.78
For Work In Restricted Working Space, Add	4.83	
22 67 13 53-0016 EA 3/4" Schedule 80 Standardline Polypropylene Copolymer Socket Fusion 45 Degree Elbow.....	38.20	14.28
For Work In Restricted Working Space, Add	6.44	
22 67 13 53-0017 EA 1" Schedule 80 Standardline Polypropylene Copolymer Socket Fusion 45 Degree Elbow	46.08	17.78
For Work In Restricted Working Space, Add	7.99	
22 67 13 53-0018 EA 1-1/2" Schedule 80 Standardline Polypropylene Copolymer Socket Fusion 45 Degree Elbow	73.57	28.36
For Work In Restricted Working Space, Add	12.75	
22 67 13 53-0019 EA 2" Schedule 80 Standardline Polypropylene Copolymer Socket Fusion 45 Degree Elbow	90.93	36.05
For Work In Restricted Working Space, Add	16.20	

22 Plumbing**22 60 Gas and Vacuum Systems for Laboratory and Healthcare Facilities**

22 67 Processed Water Systems for Laboratory and Healthcare Facilities

MINOR
CSI UOM DESCRIPTIONTOTAL DIRECT DEMOLITION
UNIT COST UNIT COST

MINOR	CSI	UOM	DESCRIPTION	TOTAL DIRECT UNIT COST	DEMOLITION UNIT COST
22 67 13 53-0020			Schedule 80 Standardline Polypropylene Copolymer Socket Fusion Tees ⁽²²⁾		
			<small>67 13 53-0001</small>		
22 67 13 53-0021	EA		1/2" Schedule 80 Standardline Polypropylene Copolymer Socket Fusion Tee.....	43.36	17.78
			<i>For Work In Restricted Working Space, Add</i>	7.99	
22 67 13 53-0022	EA		3/4" Schedule 80 Standardline Polypropylene Copolymer Socket Fusion Tee.....	51.66	21.48
			<i>For Work In Restricted Working Space, Add</i>	9.67	
22 67 13 53-0023	EA		1" Schedule 80 Standardline Polypropylene Copolymer Socket Fusion Tee.....	64.86	28.36
			<i>For Work In Restricted Working Space, Add</i>	12.75	
22 67 13 53-0024	EA		1-1/2" Schedule 80 Standardline Polypropylene Copolymer Socket Fusion Tee.....	105.26	42.95
			<i>For Work In Restricted Working Space, Add</i>	19.33	
22 67 13 53-0025	EA		2" Schedule 80 Standardline Polypropylene Copolymer Socket Fusion Tee.....	135.12	53.34
			<i>For Work In Restricted Working Space, Add</i>	23.97	
22 67 13 53-0026			Schedule 80 Standardline Polypropylene Copolymer Socket Fusion Reducing Tees ^(22 67 13 53-0001)		
22 67 13 53-0027	EA		3/4" x 1/2" Schedule 80 Standardline Polypropylene Copolymer Socket Fusion Reducing Tee.....	85.95	19.98
			<i>For Work In Restricted Working Space, Add</i>	8.99	
22 67 13 53-0028	EA		1" x 1/2" Schedule 80 Standardline Polypropylene Copolymer Socket Fusion Reducing Tee.....	101.05	23.27
			<i>For Work In Restricted Working Space, Add</i>	10.49	
22 67 13 53-0029	EA		1" x 3/4" Schedule 80 Standardline Polypropylene Copolymer Socket Fusion Reducing Tee.....	106.78	25.27
			<i>For Work In Restricted Working Space, Add</i>	11.39	
22 67 13 53-0030	EA		1-1/2" x 1" Schedule 80 Standardline Polypropylene Copolymer Socket Fusion Reducing Tee.....	136.77	35.96
			<i>For Work In Restricted Working Space, Add</i>	16.18	
22 67 13 53-0031	EA		2" x 1-1/2" Schedule 80 Standardline Polypropylene Copolymer Socket Fusion Reducing Tee.....	167.97	47.94
			<i>For Work In Restricted Working Space, Add</i>	21.58	
22 67 13 53-0032			Schedule 80 Standardline Polypropylene Copolymer Socket Fusion Reducing Inserts ^(22 67 13 53-0001)		
22 67 13 53-0033	EA		3/4" x 1/2" Schedule 80 Standardline Polypropylene Copolymer Socket Fusion Reducing Insert.....	40.16	12.69
			<i>For Work In Restricted Working Space, Add</i>	5.69	
22 67 13 53-0034	EA		1" x 1/2" Schedule 80 Standardline Polypropylene Copolymer Socket Fusion Reducing Insert.....	47.63	14.68
			<i>For Work In Restricted Working Space, Add</i>	6.59	
22 67 13 53-0035	EA		1" x 3/4" Schedule 80 Standardline Polypropylene Copolymer Socket Fusion Reducing Insert.....	54.13	16.68
			<i>For Work In Restricted Working Space, Add</i>	7.49	
22 67 13 53-0036	EA		1-1/2" x 1/2" Schedule 80 Standardline Polypropylene Copolymer Socket Fusion Reducing Insert.....	71.96	19.98
			<i>For Work In Restricted Working Space, Add</i>	8.99	
22 67 13 53-0037	EA		1-1/2" x 3/4" Schedule 80 Standardline Polypropylene Copolymer Socket Fusion Reducing Insert.....	76.90	21.97
			<i>For Work In Restricted Working Space, Add</i>	9.89	
22 67 13 53-0038	EA		1-1/2" x 1" Schedule 80 Standardline Polypropylene Copolymer Socket Fusion Reducing Insert.....	80.07	23.27
			<i>For Work In Restricted Working Space, Add</i>	10.49	
22 67 13 53-0039	EA		2" x 1-1/2" Schedule 80 Standardline Polypropylene Copolymer Socket Fusion Reducing Insert.....	118.93	32.67
			<i>For Work In Restricted Working Space, Add</i>	14.68	
22 67 13 53-0040			Schedule 80 Standardline Polypropylene Copolymer Socket Fusion x Male Thread Adapters ^(22 67 13 53-0001)		
22 67 13 53-0041	EA		1/2" Schedule 80 Standardline Polypropylene Copolymer Socket Fusion x Male Thread Adapter.....	34.58	10.78
			<i>For Work In Restricted Working Space, Add</i>	4.83	
22 67 13 53-0042	EA		3/4" Schedule 80 Standardline Polypropylene Copolymer Socket Fusion x Male Thread Adapter.....	43.84	14.28
			<i>For Work In Restricted Working Space, Add</i>	6.44	
22 67 13 53-0043	EA		1" Schedule 80 Standardline Polypropylene Copolymer Socket Fusion x Male Thread Adapter.....	52.30	17.78
			<i>For Work In Restricted Working Space, Add</i>	7.99	
22 67 13 53-0044	EA		1-1/2" Schedule 80 Standardline Polypropylene Copolymer Socket Fusion x Male Thread Adapter.....	77.50	28.36
			<i>For Work In Restricted Working Space, Add</i>	12.75	
22 67 13 53-0045	EA		2" Schedule 80 Standardline Polypropylene Copolymer Socket Fusion x Male Thread Adapter.....	101.38	35.96
			<i>For Work In Restricted Working Space, Add</i>	16.18	
22 67 13 53-0046			Schedule 80 Standardline Polypropylene Copolymer Socket Fusion x Female Thread Adapters ^(22 67 13 53-0001)		
22 67 13 53-0047	EA		1/2" Schedule 80 Standardline Polypropylene Copolymer Socket Fusion x Female Thread Adapter.....	34.58	10.78
			<i>For Work In Restricted Working Space, Add</i>	4.83	
22 67 13 53-0048	EA		3/4" Schedule 80 Standardline Polypropylene Copolymer Socket Fusion x Female Thread Adapter.....	43.84	14.28
			<i>For Work In Restricted Working Space, Add</i>	6.44	
22 67 13 53-0049	EA		1" Schedule 80 Standardline Polypropylene Copolymer Socket Fusion x Female Thread Adapter.....	52.30	17.78
			<i>For Work In Restricted Working Space, Add</i>	7.99	
22 67 13 53-0050	EA		1-1/2" Schedule 80 Standardline Polypropylene Copolymer Socket Fusion x Female Thread Adapter.....	77.50	28.36
			<i>For Work In Restricted Working Space, Add</i>	12.75	
22 67 13 53-0051	EA		2" Schedule 80 Standardline Polypropylene Copolymer Socket Fusion x Female Thread Adapter.....	100.65	36.05
			<i>For Work In Restricted Working Space, Add</i>	16.20	
22 67 13 53-0052			Schedule 80 Standardline Polypropylene Copolymer Socket Fusion Couplings ^(22 67 13 53-0001)		
22 67 13 53-0053	EA		1/2" Schedule 80 Standardline Polypropylene Copolymer Socket Fusion Coupling.....	25.05	10.78
			<i>For Work In Restricted Working Space, Add</i>	4.83	
22 67 13 53-0054	EA		3/4" Schedule 80 Standardline Polypropylene Copolymer Socket Fusion Coupling.....	33.73	14.28
			<i>For Work In Restricted Working Space, Add</i>	6.44	



MINOR	CSI	UOM	DESCRIPTION	TOTAL DIRECT UNIT COST	DEMOLITION UNIT COST
22 67	13 53-0055	EA	1" Schedule 80 Standardline Polypropylene Copolymer Socket Fusion Coupling..... <i>For Work In Restricted Working Space, Add</i>	42.58 7.99	17.78
22 67	13 53-0056	EA	1-1/2" Schedule 80 Standardline Polypropylene Copolymer Socket Fusion Coupling..... <i>For Work In Restricted Working Space, Add</i>	67.00 12.75	28.36
22 67	13 53-0057	EA	2" Schedule 80 Standardline Polypropylene Copolymer Socket Fusion Coupling..... <i>For Work In Restricted Working Space, Add</i>	88.21 16.20	36.05
22 67	13 53-0058		Schedule 80 Standardline Polypropylene Copolymer Socket Fusion Unions <small>(22 67 13 53-0001)</small>		
22 67	13 53-0059	EA	1/2" Schedule 80 Standardline Polypropylene Copolymer Socket Fusion Union..... <i>For Work In Restricted Working Space, Add</i>	87.88 7.99	17.78
22 67	13 53-0060	EA	3/4" Schedule 80 Standardline Polypropylene Copolymer Socket Fusion Union..... <i>For Work In Restricted Working Space, Add</i>	97.35 9.67	21.48
22 67	13 53-0061	EA	1" Schedule 80 Standardline Polypropylene Copolymer Socket Fusion Union..... <i>For Work In Restricted Working Space, Add</i>	115.22 12.75	28.36
22 67	13 53-0062	EA	1-1/2" Schedule 80 Standardline Polypropylene Copolymer Socket Fusion Union..... <i>For Work In Restricted Working Space, Add</i>	196.25 19.33	42.95
22 67	13 53-0063	EA	2" Schedule 80 Standardline Polypropylene Copolymer Socket Fusion Union..... <i>For Work In Restricted Working Space, Add</i>	268.88 23.97	53.34
22 67	13 53-0064		Schedule 80 Standardline Polypropylene Copolymer Socket Fusion Caps <small>(22 67 13 53-0001)</small>		
22 67	13 53-0065	EA	1/2" Schedule 80 Standardline Polypropylene Copolymer Socket Fusion Cap..... <i>For Work In Restricted Working Space, Add</i>	28.78 4.90	10.94
22 67	13 53-0066	EA	3/4" Schedule 80 Standardline Polypropylene Copolymer Socket Fusion Cap..... <i>For Work In Restricted Working Space, Add</i>	35.87 6.44	14.28
22 67	13 53-0067	EA	1" Schedule 80 Standardline Polypropylene Copolymer Socket Fusion Cap..... <i>For Work In Restricted Working Space, Add</i>	42.58 7.99	17.78
22 67	13 53-0068	EA	1-1/2" Schedule 80 Standardline Polypropylene Copolymer Socket Fusion Cap..... <i>For Work In Restricted Working Space, Add</i>	67.39 12.75	28.36
22 67	13 53-0069	EA	2" Schedule 80 Standardline Polypropylene Copolymer Socket Fusion Cap..... <i>For Work In Restricted Working Space, Add</i>	88.21 16.20	36.05
22 67	13 53-0070		Schedule 80 Standardline Polypropylene Copolymer Socket Fusion 150 LB Flanges <small>(22 67 13 53-0001)</small>		
22 67	13 53-0071	EA	1/2" Schedule 80 Standardline Polypropylene Copolymer Socket Fusion 150 LB Flange..... <i>For Work In Restricted Working Space, Add</i>	49.97 7.99	17.98
22 67	13 53-0072	EA	3/4" Schedule 80 Standardline Polypropylene Copolymer Socket Fusion 150 LB Flange..... <i>For Work In Restricted Working Space, Add</i>	58.47 9.67	21.28
22 67	13 53-0073	EA	1" Schedule 80 Standardline Polypropylene Copolymer Socket Fusion 150 LB Flange..... <i>For Work In Restricted Working Space, Add</i>	73.14 12.75	28.66
22 67	13 53-0074	EA	1-1/2" Schedule 80 Standardline Polypropylene Copolymer Socket Fusion 150 LB Flange..... <i>For Work In Restricted Working Space, Add</i>	110.70 19.33	43.35
22 67	13 53-0075	EA	2" Schedule 80 Standardline Polypropylene Copolymer Socket Fusion 150 LB Flange..... <i>For Work In Restricted Working Space, Add</i>	133.56 23.97	53.34
22 67	13 53-0076		Schedule 80 Whiteline Polypropylene Homopolymer Socket Fusion Pipe And Fittings <small>(22 67 13 53)</small>		
22 67	13 53-0077		Schedule 80 Whiteline Polypropylene Homopolymer Socket Fusion Pipe <small>(22 67 13 53-0076)</small>		
22 67	13 53-0078	LF	1/2" Schedule 80 Whiteline Polypropylene Homopolymer Socket Fusion Pipe..... <i>For Work In Restricted Working Space, Add</i>	12.17 1.28	2.89
22 67	13 53-0079	LF	3/4" Schedule 80 Whiteline Polypropylene Homopolymer Socket Fusion Pipe..... <i>For Work In Restricted Working Space, Add</i>	15.53 1.61	3.60
22 67	13 53-0080	LF	1" Schedule 80 Whiteline Polypropylene Homopolymer Socket Fusion Pipe..... <i>For Work In Restricted Working Space, Add</i>	20.01 1.71	3.80
22 67	13 53-0081	LF	1-1/2" Schedule 80 Whiteline Polypropylene Homopolymer Socket Fusion Pipe..... <i>For Work In Restricted Working Space, Add</i>	25.17 1.87	4.19
22 67	13 53-0082	LF	2" Schedule 80 Whiteline Polypropylene Homopolymer Socket Fusion Pipe..... <i>For Work In Restricted Working Space, Add</i>	34.33 2.24	4.99
22 67	13 53-0083		Schedule 80 Whiteline Polypropylene Homopolymer Socket Fusion 90 Degree Elbows <small>(22 67 13 53-0076)</small>		
22 67	13 53-0084	EA	1/2" Schedule 80 Whiteline Polypropylene Homopolymer Socket Fusion 90 Degree Elbow..... <i>For Work In Restricted Working Space, Add</i>	42.41 4.83	10.68
22 67	13 53-0085	EA	3/4" Schedule 80 Whiteline Polypropylene Homopolymer Socket Fusion 90 Degree Elbow..... <i>For Work In Restricted Working Space, Add</i>	54.51 6.44	14.28
22 67	13 53-0086	EA	1" Schedule 80 Whiteline Polypropylene Homopolymer Socket Fusion 90 Degree Elbow..... <i>For Work In Restricted Working Space, Add</i>	67.92 7.99	17.78
22 67	13 53-0087	EA	1-1/2" Schedule 80 Whiteline Polypropylene Homopolymer Socket Fusion 90 Degree Elbow..... <i>For Work In Restricted Working Space, Add</i>	98.46 12.75	28.36
22 67	13 53-0088	EA	2" Schedule 80 Whiteline Polypropylene Homopolymer Socket Fusion 90 Degree Elbow..... <i>For Work In Restricted Working Space, Add</i>	129.83 16.20	36.05
22 67	13 53-0089		Schedule 80 Whiteline Polypropylene Homopolymer Socket Fusion 45 Degree Elbows <small>(22 67 13 53-0076)</small>		

22 Plumbing**22 60 Gas and Vacuum Systems for Laboratory and Healthcare Facilities****22 67 Processed Water Systems for Laboratory and Healthcare Facilities**

MINOR CSI UOM DESCRIPTION	TOTAL DIRECT UNIT COST	DEMOLITION UNIT COST
22 67 13 53-0090 EA 1/2" Schedule 80 Whiteline Polypropylene Homopolymer Socket Fusion 45 Degree Elbow <i>For Work In Restricted Working Space, Add</i>	42.10 4.83	10.78
22 67 13 53-0091 EA 3/4" Schedule 80 Whiteline Polypropylene Homopolymer Socket Fusion 45 Degree Elbow <i>For Work In Restricted Working Space, Add</i>	54.66 6.44	14.28
22 67 13 53-0092 EA 1" Schedule 80 Whiteline Polypropylene Homopolymer Socket Fusion 45 Degree Elbow <i>For Work In Restricted Working Space, Add</i>	68.08 7.99	17.78
22 67 13 53-0093 EA 1-1/2" Schedule 80 Whiteline Polypropylene Homopolymer Socket Fusion 45 Degree Elbow <i>For Work In Restricted Working Space, Add</i>	100.60 12.75	28.36
22 67 13 53-0094 EA 2" Schedule 80 Whiteline Polypropylene Homopolymer Socket Fusion 45 Degree Elbow <i>For Work In Restricted Working Space, Add</i>	129.83 16.20	36.05
22 67 13 53-0095 Schedule 80 Whiteline Polypropylene Homopolymer Socket Fusion Tees ^(22 67 13 53-0076)		
22 67 13 53-0096 EA 1/2" Schedule 80 Whiteline Polypropylene Homopolymer Socket Fusion Tee <i>For Work In Restricted Working Space, Add</i>	57.98 7.99	17.78
22 67 13 53-0097 EA 3/4" Schedule 80 Whiteline Polypropylene Homopolymer Socket Fusion Tee <i>For Work In Restricted Working Space, Add</i>	69.22 9.67	21.48
22 67 13 53-0098 EA 1" Schedule 80 Whiteline Polypropylene Homopolymer Socket Fusion Tee <i>For Work In Restricted Working Space, Add</i>	86.08 12.75	28.36
22 67 13 53-0099 EA 1-1/2" Schedule 80 Whiteline Polypropylene Homopolymer Socket Fusion Tee <i>For Work In Restricted Working Space, Add</i>	129.87 19.33	42.95
22 67 13 53-0100 EA 2" Schedule 80 Whiteline Polypropylene Homopolymer Socket Fusion Tee <i>For Work In Restricted Working Space, Add</i>	166.75 23.97	53.34
22 67 13 53-0101 Schedule 80 Whiteline Polypropylene Homopolymer Socket Fusion Reducing Tees ^(22 67 13 53-0076)		
22 67 13 53-0102 EA 3/4" x 1/2" Schedule 80 Whiteline Polypropylene Homopolymer Socket Fusion Reducing Tee <i>For Work In Restricted Working Space, Add</i>	68.49 8.99	19.98
22 67 13 53-0103 EA 1" x 1/2" Schedule 80 Whiteline Polypropylene Homopolymer Socket Fusion Reducing Tee <i>For Work In Restricted Working Space, Add</i>	84.49 10.49	23.27
22 67 13 53-0104 EA 1" x 3/4" Schedule 80 Whiteline Polypropylene Homopolymer Socket Fusion Reducing Tee <i>For Work In Restricted Working Space, Add</i>	87.49 11.39	25.27
22 67 13 53-0105 EA 1-1/2" x 1" Schedule 80 Whiteline Polypropylene Homopolymer Socket Fusion Reducing Tee <i>For Work In Restricted Working Space, Add</i>	125.19 16.18	35.96
22 67 13 53-0106 EA 2" x 1-1/2" Schedule 80 Whiteline Polypropylene Homopolymer Socket Fusion Reducing Tee <i>For Work In Restricted Working Space, Add</i>	161.37 21.58	47.94
22 67 13 53-0107 Schedule 80 Whiteline Polypropylene Homopolymer Socket Fusion Reducing Inserts ^(22 67 13 53-0076)		
22 67 13 53-0108 EA 3/4" x 1/2" Schedule 80 Whiteline Polypropylene Homopolymer Socket Fusion Reducing Insert <i>For Work In Restricted Working Space, Add</i>	48.79 5.69	12.69
22 67 13 53-0109 EA 1" x 1/2" Schedule 80 Whiteline Polypropylene Homopolymer Socket Fusion Reducing Insert <i>For Work In Restricted Working Space, Add</i>	55.30 6.59	14.68
22 67 13 53-0110 EA 1" x 3/4" Schedule 80 Whiteline Polypropylene Homopolymer Socket Fusion Reducing Insert <i>For Work In Restricted Working Space, Add</i>	58.30 7.49	16.68
22 67 13 53-0111 EA 1-1/2" x 1" Schedule 80 Whiteline Polypropylene Homopolymer Socket Fusion Reducing Insert <i>For Work In Restricted Working Space, Add</i>	76.14 8.99	19.98
22 67 13 53-0112 EA 1-1/2" x 3/4" Schedule 80 Whiteline Polypropylene Homopolymer Socket Fusion Reducing Insert <i>For Work In Restricted Working Space, Add</i>	79.14 9.89	21.97
22 67 13 53-0113 EA 1-1/2" x 1" Schedule 80 Whiteline Polypropylene Homopolymer Socket Fusion Reducing Insert <i>For Work In Restricted Working Space, Add</i>	81.14 10.49	23.27
22 67 13 53-0114 EA 2" x 1-1/2" Schedule 80 Whiteline Polypropylene Homopolymer Socket Fusion Reducing Insert <i>For Work In Restricted Working Space, Add</i>	113.16 14.68	32.67
22 67 13 53-0115 Schedule 80 Whiteline Polypropylene Homopolymer Socket Fusion x Male Thread Adapters ^(22 67 13 53-0076)		
22 67 13 53-0116 EA 1/2" Schedule 80 Whiteline Polypropylene Homopolymer Socket Fusion x Male Thread Adapter <i>For Work In Restricted Working Space, Add</i>	42.41 4.83	10.78
22 67 13 53-0117 EA 3/4" Schedule 80 Whiteline Polypropylene Homopolymer Socket Fusion x Male Thread Adapter <i>For Work In Restricted Working Space, Add</i>	53.59 6.44	14.28
22 67 13 53-0118 EA 1" Schedule 80 Whiteline Polypropylene Homopolymer Socket Fusion x Male Thread Adapter <i>For Work In Restricted Working Space, Add</i>	63.18 7.99	17.78
22 67 13 53-0119 EA 1-1/2" Schedule 80 Whiteline Polypropylene Homopolymer Socket Fusion x Male Thread Adapter <i>For Work In Restricted Working Space, Add</i>	86.84 12.75	28.36
22 67 13 53-0120 EA 2" Schedule 80 Whiteline Polypropylene Homopolymer Socket Fusion x Male Thread Adapter <i>For Work In Restricted Working Space, Add</i>	123.05 16.18	35.96
22 67 13 53-0121 Schedule 80 Whiteline Polypropylene Homopolymer Socket Fusion x Female Thread Adapters ^(22 67 13 53-0076)		
22 67 13 53-0122 EA 1/2" Schedule 80 Whiteline Polypropylene Homopolymer Socket Fusion x Female Thread Adapter <i>For Work In Restricted Working Space, Add</i>	42.41 4.83	10.78
22 67 13 53-0123 EA 3/4" Schedule 80 Whiteline Polypropylene Homopolymer Socket Fusion x Female Thread Adapter <i>For Work In Restricted Working Space, Add</i>	53.59 6.44	14.28
22 67 13 53-0124 EA 1" Schedule 80 Whiteline Polypropylene Homopolymer Socket Fusion x Female Thread Adapter <i>For Work In Restricted Working Space, Add</i>	63.18 7.99	17.78
22 67 13 53-0125 EA 1-1/2" Schedule 80 Whiteline Polypropylene Homopolymer Socket Fusion x Female Thread Adapter <i>For Work In Restricted Working Space, Add</i>	86.84 12.75	28.36



MINOR	CSI	UOM	DESCRIPTION	TOTAL DIRECT UNIT COST	DEMOLITION UNIT COST
22 67	13 53-0126	EA	2" Schedule 80 Whiteline Polypropylene Homopolymer Socket Fusion x Female Thread Adapter <i>For Work In Restricted Working Space, Add</i>	123.10 16.20	36.05
22 67 13 53-0127 Schedule 80 Whiteline Polypropylene Homopolymer Socket Fusion Couplings <small>(22 67 13 53-0076)</small>					
22 67	13 53-0128	EA	1/2" Schedule 80 Whiteline Polypropylene Homopolymer Socket Fusion Coupling <i>For Work In Restricted Working Space, Add</i>	39.81 4.83	10.78
22 67	13 53-0129	EA	3/4" Schedule 80 Whiteline Polypropylene Homopolymer Socket Fusion Coupling <i>For Work In Restricted Working Space, Add</i>	50.53 6.44	14.28
22 67	13 53-0130	EA	1" Schedule 80 Whiteline Polypropylene Homopolymer Socket Fusion Coupling <i>For Work In Restricted Working Space, Add</i>	59.82 7.99	17.78
22 67	13 53-0131	EA	1-1/2" Schedule 80 Whiteline Polypropylene Homopolymer Socket Fusion Coupling <i>For Work In Restricted Working Space, Add</i>	86.23 12.75	28.36
22 67	13 53-0132	EA	2" Schedule 80 Whiteline Polypropylene Homopolymer Socket Fusion Coupling <i>For Work In Restricted Working Space, Add</i>	111.17 16.20	36.05
22 67 13 53-0133 Schedule 80 Whiteline Polypropylene Homopolymer Socket Fusion Unions <small>(22 67 13 53-0076)</small>					
22 67	13 53-0134	EA	1/2" Schedule 80 Whiteline Polypropylene Homopolymer Socket Fusion Union <i>For Work In Restricted Working Space, Add</i>	132.14 7.99	
22 67	13 53-0135	EA	3/4" Schedule 80 Whiteline Polypropylene Homopolymer Socket Fusion Union <i>For Work In Restricted Working Space, Add</i>	153.01 9.67	21.48
22 67	13 53-0136	EA	1" Schedule 80 Whiteline Polypropylene Homopolymer Socket Fusion Union <i>For Work In Restricted Working Space, Add</i>	185.31 12.75	28.36
22 67	13 53-0137	EA	1-1/2" Schedule 80 Whiteline Polypropylene Homopolymer Socket Fusion Union <i>For Work In Restricted Working Space, Add</i>	304.48 19.33	42.95
22 67	13 53-0138	EA	2" Schedule 80 Whiteline Polypropylene Homopolymer Socket Fusion Union <i>For Work In Restricted Working Space, Add</i>	396.40 23.97	53.34
22 67 13 53-0139 Schedule 80 Whiteline Polypropylene Homopolymer Socket Fusion Caps <small>(22 67 13 53-0076)</small>					
22 67	13 53-0140	EA	1/2" Schedule 80 Whiteline Polypropylene Homopolymer Socket Fusion Cap <i>For Work In Restricted Working Space, Add</i>	40.04 4.90	10.94
22 67	13 53-0141	EA	3/4" Schedule 80 Whiteline Polypropylene Homopolymer Socket Fusion Cap <i>For Work In Restricted Working Space, Add</i>	50.53 6.44	14.28
22 67	13 53-0142	EA	1" Schedule 80 Whiteline Polypropylene Homopolymer Socket Fusion Cap <i>For Work In Restricted Working Space, Add</i>	59.67 7.99	17.78
22 67	13 53-0143	EA	1-1/2" Schedule 80 Whiteline Polypropylene Homopolymer Socket Fusion Cap <i>For Work In Restricted Working Space, Add</i>	86.53 12.75	28.36
22 67	13 53-0144	EA	2" Schedule 80 Whiteline Polypropylene Homopolymer Socket Fusion Cap <i>For Work In Restricted Working Space, Add</i>	111.17 16.20	36.05
22 67 13 53-0145 Schedule 80 Whiteline Polypropylene Homopolymer Socket Fusion 150 LB Flanges <small>(22 67 13 53-0076)</small>					
22 67	13 53-0146	EA	1/2" Schedule 80 Whiteline Polypropylene Homopolymer Socket Fusion 150 LB Flange <i>For Work In Restricted Working Space, Add</i>	77.40 7.99	17.98
22 67	13 53-0147	EA	3/4" Schedule 80 Whiteline Polypropylene Homopolymer Socket Fusion 150 LB Flange <i>For Work In Restricted Working Space, Add</i>	89.10 9.67	21.28
22 67	13 53-0148	EA	1" Schedule 80 Whiteline Polypropylene Homopolymer Socket Fusion 150 LB Flange <i>For Work In Restricted Working Space, Add</i>	107.63 12.75	28.66
22 67	13 53-0149	EA	1-1/2" Schedule 80 Whiteline Polypropylene Homopolymer Socket Fusion 150 LB Flange <i>For Work In Restricted Working Space, Add</i>	154.95 19.33	43.35
22 67	13 53-0150	EA	2" Schedule 80 Whiteline Polypropylene Homopolymer Socket Fusion 150 LB Flange <i>For Work In Restricted Working Space, Add</i>	193.05 23.97	53.34

END OF SECTION 22

22	22	Plumbing
	22 60	Gas and Vacuum Systems for Laboratory and Healthcare Facilities
	22 67	Processed Water Systems for Laboratory and Healthcare Facilities



MINOR CSI UOM DESCRIPTION	TOTAL DIRECT UNIT COST	DEMOLITION UNIT COST
------------------------------	---------------------------	-------------------------

THIS PAGE INTENTIONALLY LEFT BLANK

NOT FOR BID



MINOR CSI UOM DESCRIPTION	TOTAL DIRECT UNIT COST	DEMOLITION UNIT COST
------------------------------	---------------------------	-------------------------

23 Heating, Ventilating, and Air-Conditioning (HVAC)

Note: Where required, mechanical equipment excludes electrical connection unless title states otherwise. HVAC equipment shall conform to California Title 24.

23 01 Operation and Maintenance of HVAC Systems ⁽²³⁾

23 01 10 Operation and Maintenance of Facility Fuel Systems ^(23 01)

23 01 10 91 Facility Fuel Systems Restoration ^(23 01 10)

23 01 10 91-0001	Professional Certification For Hospital ^(23 01 10 91)	
23 01 10 91-0002	HR Hospital/Lab Certification - Oxygen, Air, Water Lines, Medical Gases, Nitrogen And Vacuum	175.78

23 01 10 91-0003 Purge Gas Systems ^(23 01 10 91)

Note: Includes collection and refilling/bleeding of system. For natural gas, flammable gases and other gases that should not be released inside the building. See CSI section 23 01 60 71-0001 for refrigerant.

23 01 10 91-0004	EA Up To 100', Up To 1-1/2" Diameter Pipe, Purge Gas Systems	501.12
23 01 10 91-0005	EA >100' To 250', Up To 1-1/2" Diameter Pipe, Purge Gas Systems	715.90
23 01 10 91-0006	EA >250' To 500', Up To 1-1/2" Diameter Pipe, Purge Gas Systems	752.16
23 01 10 91-0007	EA >500' To 1,000', Up To 1-1/2" Diameter Pipe, Purge Gas Systems	830.12
23 01 10 91-0008	EA >1,000' To 2,000', Up To 1-1/2" Diameter Pipe, Purge Gas Systems	1,503.69
23 01 10 91-0009	EA Up To 100', >1-1/2" To 4" Diameter Pipe, Purge Gas Systems	674.33
23 01 10 91-0010	EA >100' To 250', >1-1/2" To 4" Diameter Pipe, Purge Gas Systems	969.82
23 01 10 91-0011	EA >250' To 500', >1-1/2" To 4" Diameter Pipe, Purge Gas Systems	1,028.76
23 01 10 91-0012	EA >500' To 1,000', >1-1/2" To 4" Diameter Pipe, Purge Gas Systems	1,154.59
23 01 10 91-0013	EA >1,000' To 2,000', >1-1/2" To 4" Diameter Pipe, Purge Gas Systems	2,100.45
23 01 10 91-0014	EA Up To 100', >4" To 10" Diameter Pipe, Purge Gas Systems	803.27
23 01 10 91-0015	EA >100' To 250', >4" To 10" Diameter Pipe, Purge Gas Systems	1,187.65
23 01 10 91-0016	EA >250' To 500', >4" To 10" Diameter Pipe, Purge Gas Systems	2,732.83
23 01 10 91-0017	EA >500' To 1,000', >4" To 10" Diameter Pipe, Purge Gas Systems	4,280.02
23 01 10 91-0018	EA >1,000' To 2,000', >4" To 10" Diameter Pipe, Purge Gas Systems	8,049.70

23 01 20 Operation and Maintenance of HVAC Piping and Pumps ^(23 01)

23 01 20 91 HVAC Piping and Pumps Restoration ^(23 01 20)

23 01 20 91-0001 Lock Out/Tag Out System ^(23 01 20 91)

23 01 20 91-0002	EA Up To 1", Lock Out/Tag Out Valve	27.11
	Note: Excludes tag or padlock See CSI section 23 01 20 91-0007 for padlock, 23 01 20 91-0008 for tag(s).	
23 01 20 91-0003	EA >1" To 3", Lock Out/Tag Out Valve	32.54
	Note: Excludes tag or padlock See CSI section 23 01 20 91-0007 for padlock, 23 01 20 91-0008 for tag(s).	
23 01 20 91-0004	EA >3" To 6", Lock Out/Tag Out Valve	37.96
	Note: Excludes tag or padlock See CSI section 23 01 20 91-0007 for padlock, 23 01 20 91-0008 for tag(s).	
23 01 20 91-0005	EA >6" To 10", Lock Out/Tag Out Valve	43.38
	Note: Excludes tag or padlock See CSI section 23 01 20 91-0007 for padlock, 23 01 20 91-0008 for tag(s).	
23 01 20 91-0006	EA >10" To 14", Lock Out/Tag Out Valve	54.23
	Note: Excludes tag or padlock See CSI section 23 01 20 91-0007 for padlock, 23 01 20 91-0008 for tag(s).	
23 01 20 91-0007	EA Lock Out Padlock	10.85
23 01 20 91-0008	EA Lock Out Tags	4.54

23 01 20 91-0009 Freeze Pipe Using CO2 Kit ^(23 01 20 91)

Note: For use on chilled water or cold water piping systems. Excludes cutting existing pipe, and installation of valve or fittings.

23 01 20 91-0010	EA Up To 2" Freeze Pipe Using CO2 Kit	350.87
------------------	---------------------------------------	--------

23 01 20 91-0011 Pipe Freezing ^(23 01 20 91)

Note: For use on any water piping systems. Excludes excavation, cutting existing pipe, and installation of valve or fittings.

23 01 20 91-0012	EA Up To 1" Pipe Freezing, First Location	759.79
	Note: Includes freezing on each side of valve or fitting.	
23 01 20 91-0013	EA Up To 1" Pipe Freezing, Each Additional Location After First	349.35
	Note: Includes freezing on each side of valve or fitting.	
23 01 20 91-0014	EA >1" To 1-1/2" Pipe Freezing, First Location	923.57
	Note: Includes freezing on each side of valve or fitting.	
23 01 20 91-0015	EA >1" To 1-1/2" Pipe Freezing, Each Additional Location After First	401.49
	Note: Includes freezing on each side of valve or fitting.	
23 01 20 91-0016	EA >1-1/2" To 2" Pipe Freezing, First Location	1,300.19
	Note: Includes freezing on each side of valve or fitting.	
23 01 20 91-0017	EA >1-1/2" To 2" Pipe Freezing, Each Additional Location After First	453.80
	Note: Includes freezing on each side of valve or fitting.	
23 01 20 91-0018	EA >2" To 3" Pipe Freezing, First Location	1,485.24
	Note: Includes freezing on each side of valve or fitting.	
23 01 20 91-0019	EA >2" To 3" Pipe Freezing, Each Additional Location After First	542.09
	Note: Includes freezing on each side of valve or fitting.	
23 01 20 91-0020	EA >3" To 4" Pipe Freezing, First Location	2,222.79
	Note: Includes freezing on each side of valve or fitting.	

23 Heating, Ventilating, and Air-Conditioning (HVAC)

23 01 Operation and Maintenance of HVAC Systems

23 01 20 Operation and Maintenance of HVAC Piping and Pumps



MINOR CSI UOM DESCRIPTION	TOTAL DIRECT UNIT COST	DEMOLITION UNIT COST
23 01 20 91-0021 EA >3" To 4" Pipe Freezing, Each Additional Location After First Note: Includes freezing on each side of valve or fitting.	623.58	
23 01 20 91-0022 EA >4" To 6" Pipe Freezing, First Location Note: Includes freezing on each side of valve or fitting.	4,751.98	
23 01 20 91-0023 EA >4" To 6" Pipe Freezing, Each Additional Location After First Note: Includes freezing on each side of valve or fitting.	853.93	
23 01 20 91-0024 EA >6" To 8" Pipe Freezing, First Location Note: Includes freezing on each side of valve or fitting.	6,321.29	
23 01 20 91-0025 EA >6" To 8" Pipe Freezing, Each Additional Location After First Note: Includes freezing on each side of valve or fitting.	1,286.56	
23 01 20 91-0026 EA >8" To 10" Pipe Freezing, First Location Note: Includes freezing on each side of valve or fitting.	6,758.11	
23 01 20 91-0027 EA >8" To 10" Pipe Freezing, Each Additional Location After First Note: Includes freezing on each side of valve or fitting.	1,788.18	
23 01 20 91-0028 EA >10" To 12" Pipe Freezing, First Location Note: Includes freezing on each side of valve or fitting.	11,306.28	
23 01 20 91-0029 EA >10" To 12" Pipe Freezing, Each Additional Location After First Note: Includes freezing on each side of valve or fitting.	2,358.61	
23 01 20 91-0030 Water/Chlorine Pipe Disinfection/Flush/Testing (23 01 20 91) Note: For existing piping when required. Water/chlorine solution per specification entitled "Water Distribution".		
23 01 20 91-0031 LF Up To 1", Water/Chlorine Pipe Disinfection/Flush/Testing	1.63	
For >250 To 500, Deduct	-0.14	
For >500 To 2000, Deduct	-0.34	
For >2000, Deduct	-0.49	
23 01 20 91-0032 LF >1" To 2", Water/Chlorine Pipe Disinfection/Flush/Testing	2.54	
For >250 To 500, Deduct	-0.18	
For >500 To 2000, Deduct	-0.45	
For >2000, Deduct	-0.66	
23 01 20 91-0033 LF >2" To 3", Water/Chlorine Pipe Disinfection/Flush/Testing	3.94	
For >250 To 500, Deduct	-0.27	
For >500 To 2000, Deduct	-0.68	
For >2000, Deduct	-0.98	
23 01 20 91-0034 LF 4", Water/Chlorine Pipe Disinfection/Flush/Testing	5.49	
For >250 To 500, Deduct	-0.36	
For >500 To 2000, Deduct	-0.90	
For >2000, Deduct	-1.31	
23 01 20 91-0035 LF 6", Water/Chlorine Pipe Disinfection/Flush/Testing	6.81	
For >250 To 500, Deduct	-0.43	
For >500 To 2000, Deduct	-1.08	
For >2000, Deduct	-1.57	
23 01 20 91-0036 LF 8", Water/Chlorine Pipe Disinfection/Flush/Testing	8.66	
For >250 To 500, Deduct	-0.54	
For >500 To 2000, Deduct	-1.36	
For >2000, Deduct	-1.97	
23 01 20 91-0037 LF 10", Water/Chlorine Pipe Disinfection/Flush/Testing	11.35	
For >250 To 500, Deduct	-0.72	
For >500 To 2000, Deduct	-1.81	
For >2000, Deduct	-2.62	
23 01 20 91-0038 LF 12", Water/Chlorine Pipe Disinfection/Flush/Testing	13.63	
For >250 To 500, Deduct	-0.87	
For >500 To 2000, Deduct	-2.17	
For >2000, Deduct	-3.15	
23 01 20 91-0039 Shut Down Existing Piping System (23 01 20 91)		
23 01 20 91-0040 EA Shut Down Existing Interior Piping System Note: Includes lock out/tag out and average line tracing. Use when valves are greater than 25' from work. When the shut-off valves for multiple lines are located with a 10' radius, the quantity used shall be one.	228.46	
23 01 20 91-0041 Purge Liquid Systems (23 01 20 91) Note: Includes collection of liquid, refilling with liquid and bleeding of air from system.		
23 01 20 91-0042 EA Up To 60', Up To 3/4" Diameter Pipe, Purge Liquid System	171.44	
23 01 20 91-0043 EA >50' To 100', Up To 3/4" Diameter Pipe, Purge Liquid System	214.30	
23 01 20 91-0044 EA >100 To 250', Up To 3/4" Diameter Pipe, Purge Liquid System	305.86	
23 01 20 91-0045 EA >250 To 500', Up To 3/4" Diameter Pipe, Purge Liquid System	366.52	
23 01 20 91-0046 EA >500 To 1,000', Up To 3/4" Diameter Pipe, Purge Liquid System	458.15	
23 01 20 91-0047 EA >1,000 To 2,000', Up To 3/4" Diameter Pipe, Purge Liquid System	595.60	
23 01 20 91-0048 LF >2,000', Up To 3/4" Diameter Pipe, Purge Liquid System	0.30	
23 01 20 91-0049 EA Up To 100', >3/4" To 1-1/2" Diameter Pipe, Purge Liquid System	357.01	
23 01 20 91-0050 EA >100 To 250', >3/4" To 1-1/2" Diameter Pipe, Purge Liquid System	509.88	
23 01 20 91-0051 EA >250 To 500', >3/4" To 1-1/2" Diameter Pipe, Purge Liquid System	610.93	
23 01 20 91-0052 EA >500 To 1,000', >3/4" To 1-1/2" Diameter Pipe, Purge Liquid System	763.67	
23 01 20 91-0053 EA >1,000 To 2,000', >3/4" To 1-1/2" Diameter Pipe, Purge Liquid System	992.77	
23 01 20 91-0054 LF >2,000', >3/4" To 1-1/2" Diameter Pipe, Purge Liquid System	0.49	
23 01 20 91-0055 EA Up To 100', >1-1/2" To 3" Diameter Pipe, Purge Liquid System	499.81	
23 01 20 91-0056 EA >100 To 250', >1-1/2" To 3" Diameter Pipe, Purge Liquid System	713.84	
23 01 20 91-0057 EA >250 To 500', >1-1/2" To 3" Diameter Pipe, Purge Liquid System	855.31	
23 01 20 91-0058 EA >500 To 1,000', >1-1/2" To 3" Diameter Pipe, Purge Liquid System	1,069.13	
23 01 20 91-0059 EA >1,000 To 2,000', >1-1/2" To 3" Diameter Pipe, Purge Liquid System	1,389.88	
23 01 20 91-0060 LF >2,000', >1-1/2" To 3" Diameter Pipe, Purge Liquid System	0.70	
23 01 20 91-0061 EA Up To 100', >3" To 6" Diameter Pipe, Purge Liquid System	687.24	



MINOR CSI UOM DESCRIPTION	TOTAL DIRECT UNIT COST	DEMOLITION UNIT COST
23 01 20 91-0062 EA >100 To 250', >3" To 6" Diameter Pipe, Purge Liquid System	981.52	
23 01 20 91-0063 EA >250 To 500', >3" To 6" Diameter Pipe, Purge Liquid System	1,042.04	
23 01 20 91-0064 EA >500 To 1,000', >3" To 6" Diameter Pipe, Purge Liquid System	1,302.55	
23 01 20 91-0065 EA >1,000 To 2,000', >3" To 6" Diameter Pipe, Purge Liquid System	1,693.31	
23 01 20 91-0066 LF >2,000', >3" To 6" Diameter Pipe, Purge Liquid System	0.85	
23 01 20 91-0067 EA Up To 100', >6" To 10" Diameter Pipe, Purge Liquid System	927.78	
23 01 20 91-0068 EA >100 To 250', >6" To 10" Diameter Pipe, Purge Liquid System	1,325.05	
23 01 20 91-0069 EA >250 To 500', >6" To 10" Diameter Pipe, Purge Liquid System	1,406.75	
23 01 20 91-0070 EA >500 To 1,000', >6" To 10" Diameter Pipe, Purge Liquid System	1,758.43	
23 01 20 91-0071 EA >1,000 To 2,000', >6" To 10" Diameter Pipe, Purge Liquid System	2,285.97	
23 01 20 91-0072 LF >2,000', >6" To 10" Diameter Pipe, Purge Liquid System	1.14	
23 01 20 91-0073 Special Cleaning Of Piping Systems (23 01 20 91)		
23 01 20 91-0074 Trisodium Phosphate-Caustic Pipe Disinfection/Flush/Testing (23 01 20 91-0073)		
23 01 20 91-0075 LF Up To 1", Trisodium Phosphate-Caustic Pipe Disinfection/Flush/Testing	2.36	
For >250 To 500, Deduct	-0.15	
For >500 To 2000, Deduct	-0.39	
For >2000, Deduct	-0.56	
23 01 20 91-0076 LF >1" To 2", Trisodium Phosphate-Caustic Pipe Disinfection/Flush/Testing	3.98	
For >250 To 500, Deduct	-0.25	
For >500 To 2000, Deduct	-0.62	
For >2000, Deduct	-0.90	
23 01 20 91-0077 LF >2" To 3", Trisodium Phosphate-Caustic Pipe Disinfection/Flush/Testing	5.60	
For >250 To 500, Deduct	-0.34	
For >500 To 2000, Deduct	-0.86	
For >2000, Deduct	-1.25	
23 01 20 91-0078 LF >3" To 4", Trisodium Phosphate-Caustic Pipe Disinfection/Flush/Testing	7.26	
For >250 To 500, Deduct	-0.44	
For >500 To 2000, Deduct	-1.11	
For >2000, Deduct	-1.60	
23 01 20 91-0079 LF >4" To 6", Trisodium Phosphate-Caustic Pipe Disinfection/Flush/Testing	10.06	
For >250 To 500, Deduct	-0.62	
For >500 To 2000, Deduct	-1.55	
For >2000, Deduct	-2.25	
23 01 20 91-0080 Acrysol Qr-1086 and Dequest 2010 Pipe Disinfection/Flush/Testing (23 01 20 91-0073)		
23 01 20 91-0081 LF Up To 1", Acrysol Qr-1086 and Dequest 2010 Pipe Disinfection/Flush/Testing	2.59	
For >250 To 500, Deduct	-0.15	
For >500 To 2000, Deduct	-0.39	
For >2000, Deduct	-0.56	
23 01 20 91-0082 LF >1" To 2", Acrysol Qr-1086 and Dequest 2010 Pipe Disinfection/Flush/Testing	4.27	
For >250 To 500, Deduct	-0.25	
For >500 To 2000, Deduct	-0.62	
For >2000, Deduct	-0.90	
23 01 20 91-0083 LF >2" To 3", Acrysol Qr-1086 and Dequest 2010 Pipe Disinfection/Flush/Testing	6.00	
For >250 To 500, Deduct	-0.34	
For >500 To 2000, Deduct	-0.86	
For >2000, Deduct	-1.25	
23 01 20 91-0084 LF >3" To 4", Acrysol Qr-1086 and Dequest 2010 Pipe Disinfection/Flush/Testing	7.87	
For >250 To 500, Deduct	-0.44	
For >500 To 2000, Deduct	-1.11	
For >2000, Deduct	-1.60	
23 01 20 91-0085 LF >4" To 6", Acrysol Qr-1086 and Dequest 2010 Pipe Disinfection/Flush/Testing	10.87	
For >250 To 500, Deduct	-0.62	
For >500 To 2000, Deduct	-1.55	
For >2000, Deduct	-2.25	
23 01 20 91-0086 Drewspers 4945/4395 Pipe Disinfection/Flush/Testing (23 01 20 91-0073)		
23 01 20 91-0087 LF Up To 1", Drewspers 4945/4395 Pipe Disinfection/Flush/Testing	2.66	
For >250 To 500, Deduct	-0.15	
For >500 To 2000, Deduct	-0.39	
For >2000, Deduct	-0.56	
23 01 20 91-0088 LF >1" To 2", Drewspers 4945/4395 Pipe Disinfection/Flush/Testing	4.38	
For >250 To 500, Deduct	-0.25	
For >500 To 2000, Deduct	-0.62	
For >2000, Deduct	-0.90	
23 01 20 91-0089 LF >2" To 3", Drewspers 4945/4395 Pipe Disinfection/Flush/Testing	6.18	
For >250 To 500, Deduct	-0.34	
For >500 To 2000, Deduct	-0.86	
For >2000, Deduct	-1.25	
23 01 20 91-0090 LF >3" To 4", Drewspers 4945/4395 Pipe Disinfection/Flush/Testing	8.10	
For >250 To 500, Deduct	-0.44	
For >500 To 2000, Deduct	-1.11	
For >2000, Deduct	-1.60	
23 01 20 91-0091 LF >4" To 6", Drewspers 4945/4395 Pipe Disinfection/Flush/Testing	11.18	
For >250 To 500, Deduct	-0.62	
For >500 To 2000, Deduct	-1.55	
For >2000, Deduct	-2.25	

23 Heating, Ventilating, and Air-Conditioning (HVAC)**23 01 Operation and Maintenance of HVAC Systems****23 01 20 Operation and Maintenance of HVAC Piping and Pumps**

SAN BERNARDINO
COUNTY

MINOR
CSI UOM DESCRIPTION

TOTAL DIRECT DEMOLITION
UNIT COST UNIT COST

23 01 20 91-0092	Add-A-Valve Emergency Shut Off Device ^(23 01 20 91)		
23 01 20 91-0093	EA 1/2" Add-A-Valve Emergency Shut Off Device (Jomar 800-103ADD)	372.51	
23 01 20 91-0094	EA 3/4" Add-A-Valve Emergency Shut Off Device (Jomar 800-104ADD)	469.42	
23 01 20 91-0095	EA 1" Add-A-Valve Emergency Shut Off Device (Jomar 800-105ADD)	652.24	
23 01 20 91-0096	EA 1-1/4" Add-A-Valve Emergency Shut Off Device (Jomar 800-106ADD)	1,001.55	
23 01 20 91-0097	EA 1-1/2" Add-A-Valve Emergency Shut Off Device (Jomar 800-107ADD)	1,237.76	
23 01 20 91-0098	EA 2" Add-A-Valve Emergency Shut Off Device (Jomar 800-108ADD)	1,874.05	

23 01 30 Operation and Maintenance of HVAC Air Distribution ^(23 01)**23 01 30 51 HVAC Air-Distribution System Cleaning ^(23 01 30)**

23 01 30 51-0001	Cleaning Of Ductwork And HVAC Equipment ^(23 01 30 51)		
23 01 30 51-0002	LF Up To 2 SF Cross Section, Clean Supply/Return Ductwork	3.36	
	Note: Includes sealing registers, grilles, diffusers as required. Excludes cleaning of registers, grilles, diffusers, or other devices.		
	<i>For Exhaust Ductwork, Add</i>	0.84	
23 01 30 51-0003	LF >2 SF To 4 SF Cross Section, Clean Supply/Return Ductwork	4.21	
	Note: Includes sealing registers, grilles, diffusers as required. Excludes cleaning of registers, grilles, diffusers, or other devices.		
	<i>For Exhaust Ductwork, Add</i>	1.05	
23 01 30 51-0004	LF >4 SF To 8 SF Cross Section, Clean Supply/Return Ductwork	5.65	
	Note: Includes sealing registers, grilles, diffusers as required. Excludes cleaning of registers, grilles, diffusers, or other devices.		
	<i>For Exhaust Ductwork, Add</i>	1.41	
23 01 30 51-0005	LF >8 SF Cross Section, Clean Supply/Return Ductwork	8.02	
	Note: Includes sealing registers, grilles, diffusers as required. Excludes cleaning of registers, grilles, diffusers, or other devices.		
	<i>For Exhaust Ductwork, Add</i>	2.01	
23 01 30 51-0006	SF Clean Duct Dampers	11.27	
23 01 30 51-0007	SF Clean Duct Fire Dampers	22.55	
23 01 30 51-0008	SF Clean Louver	9.02	
23 01 30 51-0009	EA Clean Turning Vane Set	27.06	
23 01 30 51-0010	EA Clean Grille/Diffuser/Register	27.06	
	Note: Includes removal and reinstallation.		
23 01 30 51-0011	LF Clean Linear Diffuser	6.77	
	Note: Includes removal and reinstallation.		
23 01 30 51-0012	EA Cut Access For Cleaning Duct And Install Duct Insulated Access Doors	107.22	
	<i>For Stainless Steel, Add</i>	92.92	
23 01 30 51-0013	EA Clean Variable Air Volume (VAV) Unit	81.18	
23 01 30 51-0014	EA Clean Fan Powered Induction Unit (PIU) Unit	108.24	
23 01 30 51-0015	EA Clean Fan Coil Unit (FCU)	108.24	
23 01 30 51-0016	EA Clean Packaged Terminal Air Conditioning Unit	108.24	
23 01 30 51-0017	EA Clean Supply Or Return Fan	216.49	
23 01 30 51-0018	EA Clean Exhaust Fan	189.43	
23 01 30 51-0019	EA Clean Duct Coil	162.37	
23 01 30 51-0020	SF Clean Air Handling Unit Interior Housing With High Efficiency Particulate Air (HEPA) Vacuum	5.41	
	Note: Excluding fan and coils.		
23 01 30 51-0021	EA Clean Air Handling Unit Fan	216.49	
23 01 30 51-0022	EA Clean Air Handling Unit Coil	324.74	
23 01 30 51-0023	SF Clean Equipment Surfaces, Rust Reform And Prime	3.04	
23 01 30 51-0024	SF Clean Interior Equipment Surfaces, Rust Reform And Prime	3.58	
23 01 30 51-0025	SF High Efficiency Particulate Air (HEPA) Vacuuming Of Walls, Ceilings And Floors In Mechanical Rooms	0.69	
23 01 30 51-0026	EA Cleaning Of Ductwork Minimum Set-up Charge	789.81	
	Note: For projects where the total charges are less than the minimum set-up charge, use this task exclusively. This task should not be used in conjunction with any other tasks in this section.		
23 01 30 51-0027	SF Apply Antimicrobial Agent To Ductwork And Surfaces After Cleaning	0.49	

23 01 30 61 HVAC Air-Distribution Duct Repair ^(23 01 30)

23 01 30 61-0001	Repair And Seal Ductwork ^(23 01 30 61)		
	Note: Includes removal of existing insulation, repair/seal ductwork with Duct Sealer and reinstallation of insulation. Excludes new ductwork.		
23 01 30 61-0002	SF Repair And Sealing Of Ductwork	2.08	
	Note: Clean, apply sealant and tape		
23 01 30 61-0003	Temporary Duct Seal To Restrict Airflow ^(23 01 30 61)		
	Note: Includes inserting temporary seal in duct at access door, filling with air and removal after use. Excludes installing new access door in ductwork or reworking ductwork. See CSI section 23 01 30 61-0022 for rework ductwork, 23 33 33 00-0000 for access doors.		
23 01 30 61-0004	EA 4" Diameter, Temporary Re-usable Inflatable Duct Plug	29.19	
	Note: Includes removal after use.		
23 01 30 61-0005	EA 6" Diameter, Temporary Re-usable Inflatable Duct Plug	32.10	
	Note: Includes removal after use.		
23 01 30 61-0006	EA 8" Diameter, Temporary Re-usable Inflatable Duct Plug	36.49	
	Note: Includes removal after use.		
23 01 30 61-0007	EA 10" Diameter, Temporary Re-usable Inflatable Duct Plug	39.93	
	Note: Includes removal after use.		
23 01 30 61-0008	EA 12" Diameter, Temporary Re-usable Inflatable Duct Plug	43.85	
	Note: Includes removal after use.		



MINOR CSI UOM DESCRIPTION	TOTAL DIRECT UNIT COST	DEMOLITION UNIT COST
23 01 30 61-0009 EA 16" Diameter, Temporary Re-usable Inflatable Duct Plug Note: Includes removal after use.	48.97	
23 01 30 61-0010 EA 20" Diameter, Temporary Re-usable Inflatable Duct Plug Note: Includes removal after use.	54.27	
23 01 30 61-0011 EA 24" Diameter, Temporary Re-usable Inflatable Duct Plug Note: Includes removal after use.	59.22	
23 01 30 61-0012 EA 28" Diameter, Temporary Re-usable Inflatable Duct Plug Note: Includes removal after use.	62.50	
23 01 30 61-0013 EA 30" Diameter, Temporary Re-usable Inflatable Duct Plug Note: Includes removal after use.	67.60	
23 01 30 61-0014 EA 33" Diameter, Temporary Re-usable Inflatable Duct Plug Note: Includes removal after use.	71.59	
23 01 30 61-0015 EA 36" Diameter, Temporary Re-usable Inflatable Duct Plug Note: Includes removal after use.	76.53	
23 01 30 61-0016 EA 39" Diameter, Temporary Re-usable Inflatable Duct Plug Note: Includes removal after use.	85.35	
23 01 30 61-0017 EA 42" Diameter, Temporary Re-usable Inflatable Duct Plug Note: Includes removal after use.	92.95	
23 01 30 61-0018 EA 45" Diameter, Temporary Re-usable Inflatable Duct Plug Note: Includes removal after use.	102.24	
23 01 30 61-0019 EA 48" Diameter, Temporary Re-usable Inflatable Duct Plug Note: Includes removal after use.	110.89	
23 01 30 61-0020 EA 54" Diameter, Temporary Re-usable Inflatable Duct Plug Note: Includes removal after use.	139.33	
23 01 30 61-0021 EA 60" Diameter, Temporary Re-usable Inflatable Duct Plug Note: Includes removal after use.	173.10	
23 01 30 61-0022 Rework Sheet Metal Ductwork (23 01 30 61) Note: Includes removal of existing ductwork and reinstallation of ductwork. Excludes new ductwork.		
23 01 30 61-0023 LF Up To 1 SF Cross Section, Rework Existing Ductwork.....	29.07	
23 01 30 61-0024 LF >1 To 2 SF Cross Section, Rework Existing Ductwork.....	56.69	
23 01 30 61-0025 LF >2 To 4 SF Cross Section, Rework Existing Ductwork.....	74.90	
23 01 30 61-0026 LF >4 To 6 SF Cross Section, Rework Existing Ductwork.....	93.80	
23 01 30 61-0027 LF >6 To 8 SF Cross Section, Rework Existing Ductwork.....	130.82	
23 01 30 61-0028 LF >8 To 10 SF Cross Section, Rework Existing Ductwork.....	152.62	
23 01 30 61-0029 LF >10 To 12 SF Cross Section, Rework Existing Ductwork.....	174.42	
23 01 30 61-0030 LF >12 To 14 SF Cross Section, Rework Existing Ductwork.....	196.23	
23 01 50 Operation and Maintenance of Central Heating Equipment (23 01)		
23 01 50 61 Central Heating Equipment Repair (23 01 50)		
23 01 50 61-0001 Boiler Repairs (23 01 50 61)		
23 01 50 61-0002 Setup And Maintenance (23 01 50 61-0001)		
23 01 50 61-0003 EA Set-up Charge For Boiler Fire Side Maintenance Note: Includes removing/relocating doors, plates, portals, and burners required to access fireside.	2,393.86	
23 01 50 61-0004 EA Close-up Charge For Boiler Fire Side Maintenance Note: Includes replacement of doors, plates, portals, burners, adhesive, rope, wool, and seals.	2,620.55	
For Burner Seals, Add Note: Used when burner must be removed from door for maintenance.	639.39	
23 01 50 61-0005 EA Setup Charge For Boiler Water Side Maintenance..... Note: Includes closing valves, draining, and positioning equipment needed for tube replacement.	3,191.82	
23 01 50 61-0006 EA Up To 100 HP, Hydrostatic Test - Boiler Maintenance Note: Includes close-up charge for water side maintenance, blanking off supply, return, and relief valves for test and reconnection after test.	1,595.91	
23 01 50 61-0007 EA >100 HP, Hydrostatic Test - Boiler Maintenance Note: Includes close-up charge for water side maintenance, blanking off supply, return, and relief valves for test and reconnection after test.	3,191.82	
23 01 50 61-0008 EA Removal And Replacement Of Handhole.....	99.75	
23 01 50 61-0009 EA Removal And Replacement Of Manhole.....	299.23	
23 01 50 61-0010 SF Sheet Metal Jacket Patch.....	11.33	
23 01 50 61-0011 Boiler Tube Replacement (23 01 50 61-0001)		
23 01 50 61-0012 EA Removal Of Up To 2" Boiler Tube.....	239.38	
23 01 50 61-0013 EA Removal Of >2" To 3" Boiler Tube.....	299.24	
23 01 50 61-0014 EA Removal Of >3" To 4" Boiler Tube.....	418.92	
23 01 50 61-0015 LF Place 1-1/2" Boiler Tube Into Position For Termination..... Note: Includes black steel tube, fasteners and accessories.	16.12	
23 01 50 61-0016 LF Place 2" Boiler Tube Into Position For Termination..... Note: Includes black steel tube, fasteners and accessories.	19.00	
23 01 50 61-0017 LF Place 2-1/2" Boiler Tube Into Position For Termination..... Note: Includes black steel tube, fasteners and accessories.	21.93	
23 01 50 61-0018 LF Place 3" Boiler Tube Into Position For Termination..... Note: Includes black steel tube, fasteners and accessories.	32.99	
23 01 50 61-0019 LF Place 3-1/2" Boiler Tube Into Position For Termination..... Note: Includes black steel tube, fasteners and accessories.	39.11	
23 01 50 61-0020 LF Place 4" Boiler Tube Into Position For Termination..... Note: Includes black steel tube, fasteners and accessories.	51.13	
23 01 50 61-0021 EA 1-1/2" Rolled Boiler Tube Termination (2 Per New Tube).....	29.93	
23 01 50 61-0022 EA 2" Rolled Boiler Tube Termination (2 Per New Tube).....	44.88	

23 Heating, Ventilating, and Air-Conditioning (HVAC)**23 01 Operation and Maintenance of HVAC Systems****23 01 50 Operation and Maintenance of Central Heating Equipment**

SAN BERNARDINO
COUNTY

MINOR CSI UOM DESCRIPTION	TOTAL DIRECT UNIT COST	DEMOLITION UNIT COST
23 01 50 61-0023 EA 2-1/2" Rolled Boiler Tube Termination (2 Per New Tube).....	59.85	
23 01 50 61-0024 EA 3" Rolled Boiler Tube Termination (2 Per New Tube).....	74.81	
23 01 50 61-0025 EA 3-1/2" Rolled Boiler Tube Termination (2 Per New Tube).....	89.77	
23 01 50 61-0026 EA 4" Rolled Boiler Tube Termination (2 Per New Tube).....	104.73	
23 01 50 61-0027 EA 1-1/2" Welded Boiler Tube Termination (2 Per New Tube).....	89.77	
23 01 50 61-0028 EA 2" Welded Boiler Tube Termination (2 Per New Tube).....	119.69	
23 01 50 61-0029 EA 2-1/2" Welded Boiler Tube Termination (2 Per New Tube).....	149.62	
23 01 50 61-0030 EA 3" Welded Boiler Tube Termination (2 Per New Tube).....	179.54	
23 01 50 61-0031 EA 3-1/2" Welded Boiler Tube Termination (2 Per New Tube).....	209.46	
23 01 50 61-0032 EA 4" Welded Boiler Tube Termination (2 Per New Tube).....	239.38	
23 01 50 61-0033 EA Plug Boiler Tube Hole Where Boiler Tube Is Not Replaced.....	373.13	
23 01 50 61-0034 Cast Iron Boiler Section Replacement (23 01 50 61-0001)		
23 01 50 61-0035 EA Removal And Replacement Of Front Section Of Weil McLain Model 80 Cast Iron Boiler.....	2,702.79	
23 01 50 61-0036 EA Removal And Replacement Of Rear Section Of Weil McLain Model 80 Cast Iron Boiler.....	1,874.82	
23 01 50 61-0037 EA Removal And Replacement Of Inside Section Of Weil McLain Model 80 Cast Iron Boiler.....	2,325.85	
23 01 50 61-0038 EA Removal And Replacement Of Front Section Of Weil McLain Model 88 Cast Iron Boiler.....	5,002.50	
23 01 50 61-0039 EA Removal And Replacement Of Rear Section Of Weil McLain Model 88 Cast Iron Boiler.....	3,717.32	
23 01 50 61-0040 EA Removal And Replacement Of Inside Section Of Weil McLain Model 88 Cast Iron Boiler.....	4,281.53	
23 01 50 61-0041 EA Removal And Replacement Of Front Section Of Weil McLain Model 94 Cast Iron Boiler.....	8,148.24	
23 01 50 61-0042 EA Removal And Replacement Of Rear Section Of Weil McLain Model 94 Cast Iron Boiler.....	6,384.65	
23 01 50 61-0043 EA Removal And Replacement Of Inside Section Of Weil McLain Model 94 Cast Iron Boiler.....	6,778.40	
23 01 50 61-0044 Cast Iron Grate Replacement (23 01 50 61-0001)		
23 01 50 61-0045 SF Removal And Replacement Of Cast Iron Boiler Grates, Prepared From Casting Mold.....	137.84	
Note: Includes support, linkages and removal of existing.		
23 01 50 61-0046 EA Prepare Cast Iron Boiler Grate Mold.....	2,073.85	
Note: Includes preparing unique size mold for grate casting. Mold to be used for multiple castings.		
23 01 50 61-0047 Replacement Or Conversion Of Boiler Burners (23 01 50 61-0001)		
Note: Includes mounting plate, mechanical and electrical labor for installation of burners.		
23 01 50 61-0048 EA 700 MBH Max Input Burner With 2" Boiler Connection, Screwed.....	10,157.44	1,064.62
23 01 50 61-0049 EA 2,100 MBH Max Input Burner With 2-1/2" Boiler Connection, Screwed.....	14,692.76	1,318.09
23 01 50 61-0050 EA 2,800 MBH Max Input Burner With 3" Boiler Connection, Screwed.....	17,348.13	1,596.82
23 01 50 61-0051 EA 3,800 MBH Max Input Burner With 4" Boiler Connection, Flanged.....	20,491.96	1,718.71
23 01 50 61-0052 Video Inspection Of Boiler Tubing (23 01 50 61-0001)		
23 01 50 61-0053 EA Initial Set Up For Boiler Tubing Video Camera Inspection.....	472.88	
23 01 50 61-0054 LF Boiler Tubing Inspection.....	0.57	
23 01 50 61-0055 Boiler And Chiller Water Treatment (23 01 50 61)		
Note: 3 LB chemical per 50 gallon system water.		
23 01 50 61-0056 LB Boil Out Boiler And System With Caustic Soda.....	1.62	
Note: Includes disposal after treatment.		
23 01 50 61-0057 LB Boil Out Boiler And System With Trisodium Phosphate.....	2.43	
Note: Includes disposal after treatment.		
23 01 50 61-0058 GAL Corrosion Resistant Chemical Treatment, Based On Gallons Of Chemical Required.....	151.75	
23 01 60 Operation and Maintenance of Central Cooling Equipment (23 01)		
23 01 60 61 Central Cooling Equipment Repair (23 01 60)		
23 01 60 61-0001 Cooling Tower Repairs (23 01 60 61)		
23 01 60 61-0002 EA Replace 6' Diameter 4 Blade, Cooling Tower Fan Blade.....	3,346.07	
23 01 60 61-0003 EA Replace 6' Diameter 5 Blade, Cooling Tower Fan Blade.....	3,948.92	
23 01 60 61-0004 EA Replace 6' Diameter 6 Blade, Cooling Tower Fan Blade.....	4,547.34	
23 01 60 61-0005 EA Replace 6' Diameter 7 Blade, Cooling Tower Fan Blade.....	5,376.81	
23 01 60 61-0006 EA Replace 6' Diameter 8 Blade, Cooling Tower Fan Blade.....	5,929.04	
23 01 60 61-0007 EA Replace 8' Diameter 4 Blade, Cooling Tower Fan Blade.....	3,690.87	
23 01 60 61-0008 EA Replace 8' Diameter 5 Blade, Cooling Tower Fan Blade.....	4,113.28	
23 01 60 61-0009 EA Replace 8' Diameter 6 Blade, Cooling Tower Fan Blade.....	4,839.32	
23 01 60 61-0010 EA Replace 8' Diameter 7 Blade, Cooling Tower Fan Blade.....	5,521.37	
23 01 60 61-0011 EA Replace 8' Diameter 8 Blade, Cooling Tower Fan Blade.....	6,086.82	
23 01 60 61-0012 EA Replace Individual Cooling Tower Fan Blade For 6' Diameter Fan.....	919.01	
23 01 60 61-0013 EA Replace Individual Cooling Tower Fan Blade For 8' Diameter Fan.....	953.21	
23 01 60 61-0014 EA Replace Individual Cooling Tower Fan Blade For 10' Diameter Fan.....	1,018.22	
23 01 60 61-0015 EA Replace Individual Cooling Tower Fan Blade For 12' Diameter Fan.....	1,186.62	
23 01 60 61-0016 EA Replace Individual Cooling Tower Fan Blade For 14' Diameter Fan.....	1,471.62	
23 01 60 61-0017 EA Replace Individual Cooling Tower Fan Blade For 16' Diameter Fan.....	1,992.06	
23 01 60 61-0018 EA Replace Individual Cooling Tower Fan Blade For 18' Diameter Fan.....	2,094.46	
23 01 60 61-0019 EA Replace Individual Cooling Tower Fan Blade For 20' Diameter Fan.....	2,248.06	
23 01 60 61-0020 EA Replace Counterflow Nozzle (1/2" - 2" NPT Thread).....	38.33	
23 01 60 61-0021 EA Replace 6' Polyvinyl Chloride (PVC) Splash Fill.....	22.72	



	MINOR	CSI	UOM	DESCRIPTION	TOTAL DIRECT UNIT COST	DEMOLITION UNIT COST
--	-------	-----	-----	-------------	------------------------	----------------------

23 01 60 71 Refrigerant Recovery/Recycling (23 01 60)

23 01 60 71-0001 Refrigerant Recovery, Reclaim And Recycling (23 01 60 71)

23 01 60 71-0002	LB	Recovery Of Refrigerant	11.47
23 01 60 71-0003	LB	Recovery And Recharging Of Refrigerant	21.52
Note: Includes cleaning refrigerant gas prior to recharging.			
23 01 60 71-0004	LB	Recharging Of Refrigerant	9.66
Note: Excludes refrigerant filling at time of installation of HVAC or Condenser units.			

23 05 Common Work Results for HVAC (23)

23 05 13 Common Motor Requirements for HVAC Equipment (23 05)

Note: New equipment includes motor, unless otherwise stated. For use when replacing existing motor.

23 05 13 00-0001 Premium Efficient, Motors (23 05 13)

Note: New equipment includes motor, unless otherwise stated. For use when replacing existing motor. Excludes installation.

23 05 13 00-0002 Premium Efficient, Open Drip Proof Motors (23 05 13 00-0001)

Note: NEMA premium efficiency, open drip proof, three phase AC motors.

23 05 13 00-0003 Steel Frame, Premium Efficient, Open Drip Proof Motors (23 05 13 00-0002)

23 05 13 00-0004	EA	1 HP, 3,600 RPM, 56 NEMA Steel Frame, Premium Efficient, Open Drip Proof Motor	692.93
23 05 13 00-0005	EA	1 HP, 1,800 RPM, 143T NEMA Steel Frame, Premium Efficient, Open Drip Proof Motor	784.62
23 05 13 00-0006	EA	1 HP, 1,200 RPM, 145T NEMA Steel Frame, Premium Efficient, Open Drip Proof Motor	919.90
23 05 13 00-0007	EA	1-1/2 HP, 3,600 RPM, 143T NEMA Steel Frame, Premium Efficient, Open Drip Proof Motor	772.59
23 05 13 00-0008	EA	1-1/2 HP, 1,800 RPM, 145T NEMA Steel Frame, Premium Efficient, Open Drip Proof Motor	820.69
23 05 13 00-0009	EA	1-1/2 HP, 1,200 RPM, 182T NEMA Steel Frame, Premium Efficient, Open Drip Proof Motor	1,076.22
23 05 13 00-0010	EA	2 HP, 3,600 RPM, 145T NEMA Steel Frame, Premium Efficient, Open Drip Proof Motor	907.87
23 05 13 00-0011	EA	2 HP, 1,800 RPM, 145T NEMA Steel Frame, Premium Efficient, Open Drip Proof Motor	879.31
23 05 13 00-0012	EA	2 HP, 1,200 RPM, 184T NEMA Steel Frame, Premium Efficient, Open Drip Proof Motor	1,100.27
23 05 13 00-0013	EA	3 HP, 3,600 RPM, 182T NEMA Steel Frame, Premium Efficient, Open Drip Proof Motor	919.90
23 05 13 00-0014	EA	3 HP, 1,800 RPM, 182T NEMA Steel Frame, Premium Efficient, Open Drip Proof Motor	948.46
23 05 13 00-0015	EA	3 HP, 1,200 RPM, 213T NEMA Steel Frame, Premium Efficient, Open Drip Proof Motor	1,400.89
23 05 13 00-0016	EA	5 HP, 3,600 RPM, 184T NEMA Steel Frame, Premium Efficient, Open Drip Proof Motor	1,004.07
23 05 13 00-0017	EA	5 HP, 1,800 RPM, 184T NEMA Steel Frame, Premium Efficient, Open Drip Proof Motor	1,038.64
23 05 13 00-0018	EA	5 HP, 1,200 RPM, 215T NEMA Steel Frame, Premium Efficient, Open Drip Proof Motor	1,835.29
23 05 13 00-0019	EA	7-1/2 HP, 3,600 RPM, 213T NEMA Steel Frame, Premium Efficient, Open Drip Proof Motor	1,593.29
23 05 13 00-0020	EA	7-1/2 HP, 1,800 RPM, 213T NEMA Steel Frame, Premium Efficient, Open Drip Proof Motor	1,527.15
23 05 13 00-0021	EA	7-1/2 HP, 1,200 RPM, 254T NEMA Steel Frame, Premium Efficient, Open Drip Proof Motor	2,200.54
23 05 13 00-0022	EA	10 HP, 3,600 RPM, 215T NEMA Steel Frame, Premium Efficient, Open Drip Proof Motor	1,821.76
23 05 13 00-0023	EA	10 HP, 1,800 RPM, 215T NEMA Steel Frame, Premium Efficient, Open Drip Proof Motor	1,848.81
23 05 13 00-0024	EA	10 HP, 1,200 RPM, 256T NEMA Steel Frame, Premium Efficient, Open Drip Proof Motor	2,863.41
23 05 13 00-0025	EA	15 HP, 3,600 RPM, 254T NEMA Steel Frame, Premium Efficient, Open Drip Proof Motor	2,588.34
23 05 13 00-0026	EA	15 HP, 1,800 RPM, 254T NEMA Steel Frame, Premium Efficient, Open Drip Proof Motor	2,618.40
23 05 13 00-0027	EA	15 HP, 1,200 RPM, 284T NEMA Steel Frame, Premium Efficient, Open Drip Proof Motor	3,861.46
23 05 13 00-0028	EA	20 HP, 3,600 RPM, 256T NEMA Steel Frame, Premium Efficient, Open Drip Proof Motor	3,040.77
23 05 13 00-0029	EA	20 HP, 1,800 RPM, 256T NEMA Steel Frame, Premium Efficient, Open Drip Proof Motor	3,287.28
23 05 13 00-0030	EA	20 HP, 1,200 RPM, 286T NEMA Steel Frame, Premium Efficient, Open Drip Proof Motor	4,700.19
23 05 13 00-0031	EA	25 HP, 3,600 RPM, 284TS NEMA Steel Frame, Premium Efficient, Open Drip Proof Motor	3,651.03
23 05 13 00-0032	EA	25 HP, 1,800 RPM, 284T NEMA Steel Frame, Premium Efficient, Open Drip Proof Motor	4,007.26
23 05 13 00-0033	EA	25 HP, 1,200 RPM, 324T NEMA Steel Frame, Premium Efficient, Open Drip Proof Motor	5,677.21
23 05 13 00-0034	EA	30 HP, 3,600 RPM, 286TS NEMA Steel Frame, Premium Efficient, Open Drip Proof Motor	4,307.88
23 05 13 00-0035	EA	30 HP, 1,800 RPM, 286T NEMA Steel Frame, Premium Efficient, Open Drip Proof Motor	4,381.54
23 05 13 00-0036	EA	30 HP, 1,200 RPM, 326T NEMA Steel Frame, Premium Efficient, Open Drip Proof Motor	5,922.21
23 05 13 00-0037	EA	40 HP, 3,600 RPM, 324TS NEMA Steel Frame, Premium Efficient, Open Drip Proof Motor	5,550.95
23 05 13 00-0038	EA	40 HP, 1,800 RPM, 324T NEMA Steel Frame, Premium Efficient, Open Drip Proof Motor	5,716.29
23 05 13 00-0039	EA	50 HP, 3,600 RPM, 326TS NEMA Steel Frame, Premium Efficient, Open Drip Proof Motor	6,045.47
23 05 13 00-0040	EA	50 HP, 1,800 RPM, 326T NEMA Steel Frame, Premium Efficient, Open Drip Proof Motor	6,308.51
23 05 13 00-0041	EA	60 HP, 3,600 RPM, 364TS NEMA Steel Frame, Premium Efficient, Open Drip Proof Motor	7,649.28
23 05 13 00-0042	EA	60 HP, 1,800 RPM, 364T NEMA Steel Frame, Premium Efficient, Open Drip Proof Motor	7,942.38
23 05 13 00-0043	EA	75 HP, 3,600 RPM, 365TS NEMA Steel Frame, Premium Efficient, Open Drip Proof Motor	10,034.70
23 05 13 00-0044	EA	75 HP, 1,800 RPM, 365T NEMA Steel Frame, Premium Efficient, Open Drip Proof Motor	9,749.11
23 05 13 00-0045	EA	100 HP, 3,600 RPM, 365TS NEMA Steel Frame, Premium Efficient, Open Drip Proof Motor	10,726.12
23 05 13 00-0046	EA	100 HP, 1,800 RPM, 404T NEMA Steel Frame, Premium Efficient, Open Drip Proof Motor	11,342.39
23 05 13 00-0047	EA	125 HP, 3,600 RPM, 404TS NEMA Steel Frame, Premium Efficient, Open Drip Proof Motor	13,461.76
23 05 13 00-0048	EA	125 HP, 1,800 RPM, 405T NEMA Steel Frame, Premium Efficient, Open Drip Proof Motor	13,914.20
23 05 13 00-0049	EA	150 HP, 3,600 RPM, 405TS NEMA Steel Frame, Premium Efficient, Open Drip Proof Motor	16,606.25

23 05 13 00-0050 Cast Iron Frame, Premium Efficient, Open Drip Proof Motors (23 05 13 00-0002)

23 05 13 00-0051	EA	40 HP, 1,200 RPM, 364T NEMA Cast Iron Frame, Premium Efficient, Open Drip Proof Motor	8,436.90
23 05 13 00-0052	EA	50 HP, 1,200 RPM, 365T NEMA Cast Iron Frame, Premium Efficient, Open Drip Proof Motor	10,213.56
23 05 13 00-0053	EA	60 HP, 1,200 RPM, 404T NEMA Cast Iron Frame, Premium Efficient, Open Drip Proof Motor	12,967.24
23 05 13 00-0054	EA	75 HP, 1,200 RPM, 405T NEMA Cast Iron Frame, Premium Efficient, Open Drip Proof Motor	14,437.28
23 05 13 00-0055	EA	100 HP, 1,200 RPM, 444T NEMA Cast Iron Frame, Premium Efficient, Open Drip Proof Motor	15,890.77
23 05 13 00-0056	EA	125 HP, 1,200 RPM, 445T NEMA Cast Iron Frame, Premium Efficient, Open Drip Proof Motor	17,160.89
23 05 13 00-0057	EA	150 HP, 1,800 RPM, 444T NEMA Cast Iron Frame, Premium Efficient, Open Drip Proof Motor	15,456.38
23 05 13 00-0058	EA	150 HP, 1,200 RPM, 445T NEMA Cast Iron Frame, Premium Efficient, Open Drip Proof Motor	20,210.68
23 05 13 00-0059	EA	200 HP, 3,600 RPM, 444TS NEMA Cast Iron Frame, Premium Efficient, Open Drip Proof Motor	18,818.81
23 05 13 00-0060	EA	200 HP, 1,800 RPM, 445T NEMA Cast Iron Frame, Premium Efficient, Open Drip Proof Motor	19,314.84

23 Heating, Ventilating, and Air-Conditioning (HVAC)

23 05 Common Work Results for HVAC

23 05 13 Common Motor Requirements for HVAC Equipment



MINOR
CSI UOM DESCRIPTION

TOTAL DIRECT DEMOLITION
UNIT COST UNIT COST

23 05 13 00-0061 EA 200 HP, 1,200 RPM, 447T NEMA Cast Iron Frame, Premium Efficient, Open Drip Proof Motor.....26,567.29

23 05 13 00-0062 Premium Efficient, TEFC Motors (23 05 13 00-0001)

Note: NEMA premium efficiency, totally enclosed fan cooled, three phase AC motors.

23 05 13 00-0063 Steel Frame, Premium Efficient, TEFC Motors (23 05 13 00-0062)

Table with 3 columns: CSI, UOM, Description, and Unit Cost. Lists various motor specifications and their costs, including items like 1 HP, 3,600 RPM, 56 NEMA Steel Frame, etc.

23 05 13 00-0081 Cast Iron Frame, Premium Efficient, TEFC Motors (23 05 13 00-0062)

Table with 3 columns: CSI, UOM, Description, and Unit Cost. Lists various motor specifications and their costs, including items like 1 HP, 1,800 RPM, 143T NEMA Cast Iron Frame, etc.

23 05 13 00-0130 Premium Efficient, Severe Duty Motors (23 05 13 00-0001)

Note: NEMA premium efficiency, TEFC enclosure severe duty, three phase AC motors.

Table with 3 columns: CSI, UOM, Description, and Unit Cost. Lists severe duty motor specifications and their costs.



Table with columns: MINOR CSI UOM DESCRIPTION, TOTAL DIRECT UNIT COST, DEMOLITION UNIT COST. Lists various motor specifications and their costs.

23 05 13 00-0197

Premium Efficient, Explosion Proof Motors (23 05 13 00-0001)

Note: NEMA premium efficiency, explosion proof, three phase AC motors.

Table listing explosion proof motor specifications and costs, including descriptions like '1 HP, 1,800 RPM, 143T NEMA Cast Iron Frame...'.

23 Heating, Ventilating, and Air-Conditioning (HVAC)

23 05 Common Work Results for HVAC

23 05 13 Common Motor Requirements for HVAC Equipment



MINOR	CSI	UOM	DESCRIPTION	TOTAL DIRECT UNIT COST	DEMOLITION UNIT COST
23 05 13 00-0211	EA		60 HP, 1,800 RPM, 364T NEMA Cast Iron Frame, Premium Efficient, Explosion Proof Motor.....	16,356.73	
23 05 13 00-0212	EA		75 HP, 1,800 RPM, 365T NEMA Cast Iron Frame, Premium Efficient, Explosion Proof Motor.....	19,202.10	
23 05 13 00-0213	EA		100 HP, 1,800 RPM, 405T NEMA Cast Iron Frame, Premium Efficient, Explosion Proof Motor.....	23,391.24	
23 05 13 00-0214	EA		125 HP, 1,800 RPM, 444T NEMA Cast Iron Frame, Premium Efficient, Explosion Proof Motor.....	30,573.05	
23 05 13 00-0215	EA		150 HP, 1,800 RPM, 445T NEMA Cast Iron Frame, Premium Efficient, Explosion Proof Motor.....	34,883.94	
23 05 13 00-0216			Motor Mounting <small>(23 05 13)</small>		
			Note: Includes handling and motor installation on mounting base. Excludes mounting base.		
23 05 13 00-0217	EA		1/2 HP Motor Mounting.....	190.18	96.76
23 05 13 00-0218	EA		3/4 HP Motor Mounting.....	219.12	120.96
23 05 13 00-0219	EA		1 HP Motor Mounting.....	234.41	120.96
23 05 13 00-0220	EA		1-1/2 HP Motor Mounting.....	251.99	120.96
23 05 13 00-0221	EA		2 HP Motor Mounting.....	272.41	145.14
23 05 13 00-0222	EA		3 HP Motor Mounting.....	314.98	145.14
23 05 13 00-0223	EA		5 HP Motor Mounting.....	373.32	241.91
23 05 13 00-0224	EA		7-1/2 HP Motor Mounting.....	479.97	241.91
23 05 13 00-0225	EA		10 HP Motor Mounting.....	629.97	423.34
23 05 13 00-0226	EA		15 HP Motor Mounting.....	775.34	423.34
23 05 13 00-0227	EA		20 HP Motor Mounting.....	916.31	604.77
23 05 13 00-0228	EA		25 HP Motor Mounting.....	1,039.11	604.77
23 05 13 00-0229	EA		30 HP Motor Mounting.....	1,259.83	604.77
23 05 13 00-0230	EA		40 HP Motor Mounting.....	1,419.63	907.15
23 05 13 00-0231	EA		50 HP Motor Mounting.....	1,574.91	907.15
23 05 13 00-0232	EA		75 HP Motor Mounting.....	1,901.78	1,330.49
23 05 13 00-0233	EA		100 HP Motor Mounting.....	2,290.77	1,330.49
23 05 13 00-0234	EA		125 HP Motor Mounting.....	2,799.84	1,814.30
23 05 13 00-0235	EA		150 HP Motor Mounting.....	3,251.43	1,814.30
23 05 13 00-0236	EA		200 HP Motor Mounting.....	3,733.12	2,177.15
23 05 13 00-0237			Motor Couplings <small>(23 05 13)</small>		
23 05 13 00-0238	EA		5 To 15 HP, MGD Coupling (MagnaDrive MGE-07).....	4,843.58	65.95
23 05 13 00-0239	EA		>15 To 50 HP, MGD Coupling (MagnaDrive MGE-11).....	6,306.34	98.94
23 05 13 00-0240	EA		>50 To 100 HP, MGD Coupling (MagnaDrive MGE-15).....	10,991.42	131.92
23 05 16 Expansion Fittings and Loops for HVAC Piping <small>(23 05)</small>					
23 05 16 00-0001			Stainless Steel Bellows Type Expansion Joints <small>(23 05 16)</small>		
			Note: Includes internal sleeves and external covers.		
23 05 16 00-0002			Threaded, 150 LB, Stainless Steel Bellows Type Expansion Joints <small>(23 05 16 00-0001)</small>		
			Note: Carbon steel ends. Includes internal sleeves and external covers.		
23 05 16 00-0003	EA		1/2" Threaded, 150 LB, Stainless Steel Bellows Type Expansion Joint.....	285.44	87.46
			<i>For 300 LB Rating, Add</i>	27.61	
23 05 16 00-0004	EA		3/4" Threaded, 150 LB, Stainless Steel Bellows Type Expansion Joint.....	318.10	98.63
			<i>For 300 LB Rating, Add</i>	30.24	
23 05 16 00-0005	EA		1" Threaded, 150 LB, Stainless Steel Bellows Type Expansion Joint.....	383.79	113.06
			<i>For 300 LB Rating, Add</i>	39.44	
23 05 16 00-0006	EA		1-1/4" Threaded, 150 LB, Stainless Steel Bellows Type Expansion Joint.....	441.41	126.19
			<i>For 300 LB Rating, Add</i>	47.33	
23 05 16 00-0007	EA		1-1/2" Threaded, 150 LB, Stainless Steel Bellows Type Expansion Joint.....	481.48	135.63
			<i>For 300 LB Rating, Add</i>	52.56	
23 05 16 00-0008	EA		2" Threaded, 150 LB, Stainless Steel Bellows Type Expansion Joint.....	539.87	159.60
			<i>For 300 LB Rating, Add</i>	55.19	
23 05 16 00-0009			Flanged, 150 LB, Stainless Steel Bellows Type Expansion Joints <small>(23 05 16 00-0001)</small>		
			Note: Carbon steel ends. Includes internal sleeves and external covers.		
23 05 16 00-0010	EA		1-1/4" Flanged, 150 LB, Stainless Steel Bellows Type Expansion Joint.....	514.26	87.44
			<i>For 300 LB Rating, Add</i>	101.41	
23 05 16 00-0011	EA		1-1/2" Flanged, 150 LB, Stainless Steel Bellows Type Expansion Joint.....	563.64	104.93
			<i>For 300 LB Rating, Add</i>	108.04	
23 05 16 00-0012	EA		2" Flanged, 150 LB, Stainless Steel Bellows Type Expansion Joint.....	598.79	133.22
			<i>For 300 LB Rating, Add</i>	108.06	
23 05 16 00-0013	EA		2-1/2" Flanged, 150 LB, Stainless Steel Bellows Type Expansion Joint.....	645.95	144.91
			<i>For 300 LB Rating, Add</i>	116.06	
23 05 16 00-0014	EA		3" Flanged, 150 LB, Stainless Steel Bellows Type Expansion Joint.....	714.30	169.90
			<i>For 300 LB Rating, Add</i>	125.42	
23 05 16 00-0015	EA		4" Flanged, 150 LB, Stainless Steel Bellows Type Expansion Joint.....	898.06	284.82
			<i>For 300 LB Rating, Add</i>	135.29	
23 05 16 00-0016	EA		5" Flanged, 150 LB, Stainless Steel Bellows Type Expansion Joint.....	1,195.58	311.49
			<i>For 300 LB Rating, Add</i>	201.71	
23 05 16 00-0017	EA		6" Flanged, 150 LB, Stainless Steel Bellows Type Expansion Joint.....	1,125.15	346.10
			<i>For 300 LB Rating, Add</i>	172.75	
23 05 16 00-0018	EA		8" Flanged, 150 LB, Stainless Steel Bellows Type Expansion Joint.....	1,445.00	442.24
			<i>For 300 LB Rating, Add</i>	223.91	
23 05 16 00-0019	EA		10" Flanged, 150 LB, Stainless Steel Bellows Type Expansion Joint.....	1,831.52	538.37
			<i>For 300 LB Rating, Add</i>	289.64	
23 05 16 00-0020	EA		12" Flanged, 150 LB, Stainless Steel Bellows Type Expansion Joint.....	2,388.16	407.82
			<i>For 300 LB Rating, Add</i>	392.87	



MINOR CSI UOM DESCRIPTION	TOTAL DIRECT UNIT COST	DEMOLITION UNIT COST
23 05 16 00-0021 EA 14" Flanged, 150 LB, Stainless Steel Bellows Type Expansion Joint <i>For 300 LB Rating, Add</i>	3,020.72 514.64	769.11
23 05 16 00-0022 EA 16" Flanged, 150 LB, Stainless Steel Bellows Type Expansion Joint <i>For 300 LB Rating, Add</i>	3,856.94 699.86	846.01
23 05 16 00-0023 But Weld, 150 LB, Stainless Steel Bellows Type Expansion Joints <small>(23 05 16 00-0001)</small> Note: Carbon steel ends. Includes internal sleeves and external covers.		
23 05 16 00-0024 EA 1-1/4" Butt Weld, 150 LB, Stainless Steel Bellows Type Expansion Joint <i>For 300 LB Rating, Add</i>	565.57 81.45	119.93
23 05 16 00-0025 EA 1-1/2" Butt Weld, 150 LB, Stainless Steel Bellows Type Expansion Joint <i>For 300 LB Rating, Add</i>	588.96 86.78	120.92
23 05 16 00-0026 EA 2" Butt Weld, 150 LB, Stainless Steel Bellows Type Expansion Joint <i>For 300 LB Rating, Add</i>	597.25 86.79	124.92
23 05 16 00-0027 EA 2-1/2" Butt Weld, 150 LB, Stainless Steel Bellows Type Expansion Joint <i>For 300 LB Rating, Add</i>	645.63 93.22	136.21
23 05 16 00-0028 EA 3" Butt Weld, 150 LB, Stainless Steel Bellows Type Expansion Joint <i>For 300 LB Rating, Add</i>	724.49 100.94	160.19
23 05 16 00-0029 EA 4" Butt Weld, 150 LB, Stainless Steel Bellows Type Expansion Joint <i>For 300 LB Rating, Add</i>	1,071.99 108.66	319.00
23 05 16 00-0030 EA 5" Butt Weld, 150 LB, Stainless Steel Bellows Type Expansion Joint <i>For 300 LB Rating, Add</i>	1,297.61 162.01	325.62
23 05 16 00-0031 EA 6" Butt Weld, 150 LB, Stainless Steel Bellows Type Expansion Joint <i>For 300 LB Rating, Add</i>	1,275.51 138.75	360.52
23 05 16 00-0032 EA 8" Butt Weld, 150 LB, Stainless Steel Bellows Type Expansion Joint <i>For 300 LB Rating, Add</i>	1,542.07 179.84	411.95
23 05 16 00-0033 EA 10" Butt Weld, 150 LB, Stainless Steel Bellows Type Expansion Joint <i>For 300 LB Rating, Add</i>	1,937.97 232.64	504.72
23 05 16 00-0034 EA 12" Butt Weld, 150 LB, Stainless Steel Bellows Type Expansion Joint <i>For 300 LB Rating, Add</i>	2,485.76 315.55	611.82
23 05 16 00-0035 EA 14" Butt Weld, 150 LB, Stainless Steel Bellows Type Expansion Joint <i>For 300 LB Rating, Add</i>	2,964.32 429.52	622.98
23 05 16 00-0036 EA 16" Butt Weld, 150 LB, Stainless Steel Bellows Type Expansion Joint <i>For 300 LB Rating, Add</i>	3,893.32 583.88	778.71
23 05 16 00-0037 Ethylene Propylene Diene Monomer (EPDM) Bellows Type Expansion Joints <small>(23 05 16)</small>		
23 05 16 00-0038 Flanged, 150 LB, Ethylene Propylene Diene Monomer (EPDM) Bellows Type Expansion Joints <small>(23 05 16 00-0037)</small>		
23 05 16 00-0039 EA 2" Flanged, 150 LB, Ethylene Propylene Diene Monomer (EPDM) Bellows Type Expansion Joint.....	766.19	133.22
23 05 16 00-0040 EA 2-1/2" Flanged, 150 LB, Ethylene Propylene Diene Monomer (EPDM) Bellows Type Expansion Joint	825.76	144.91
23 05 16 00-0041 EA 3" Flanged, 150 LB, Ethylene Propylene Diene Monomer (EPDM) Bellows Type Expansion Joint.....	908.61	169.90
23 05 16 00-0042 EA 4" Flanged, 150 LB, Ethylene Propylene Diene Monomer (EPDM) Bellows Type Expansion Joint.....	1,107.64	284.82
23 05 16 00-0043 EA 5" Flanged, 150 LB, Ethylene Propylene Diene Monomer (EPDM) Bellows Type Expansion Joint.....	1,508.07	311.49
23 05 16 00-0044 EA 6" Flanged, 150 LB, Ethylene Propylene Diene Monomer (EPDM) Bellows Type Expansion Joint.....	1,392.77	346.10
23 05 16 00-0045 EA 8" Flanged, 150 LB, Ethylene Propylene Diene Monomer (EPDM) Bellows Type Expansion Joint.....	1,791.89	442.24
23 05 16 00-0046 EA 10" Flanged, 150 LB, Ethylene Propylene Diene Monomer (EPDM) Bellows Type Expansion Joint.....	2,280.24	538.37
23 05 16 00-0047 EA 12" Flanged, 150 LB, Ethylene Propylene Diene Monomer (EPDM) Bellows Type Expansion Joint.....	2,996.80	408.30
23 05 16 00-0048 EA 14" Flanged, 150 LB, Ethylene Propylene Diene Monomer (EPDM) Bellows Type Expansion Joint.....	3,818.33	769.11
23 05 16 00-0049 EA 16" Flanged, 150 LB, Ethylene Propylene Diene Monomer (EPDM) Bellows Type Expansion Joint.....	4,941.18	846.01
23 05 16 00-0050 EA 18" Flanged, 150 LB, Ethylene Propylene Diene Monomer (EPDM) Bellows Type Expansion Joint.....	6,462.74	938.31
23 05 16 00-0051 EA 20" Flanged, 150 LB, Ethylene Propylene Diene Monomer (EPDM) Bellows Type Expansion Joint.....	7,530.22	1,057.52
23 05 16 00-0052 EA 24" Flanged, 150 LB, Ethylene Propylene Diene Monomer (EPDM) Bellows Type Expansion Joint.....	8,666.20	1,297.87
23 05 16 00-0053 EA 30" Flanged, 150 LB, Ethylene Propylene Diene Monomer (EPDM) Bellows Type Expansion Joint.....	11,274.63	2,115.04
23 05 16 00-0054 EA 36" Flanged, 150 LB, Ethylene Propylene Diene Monomer (EPDM) Bellows Type Expansion Joint.....	14,438.90	2,820.05
23 05 16 00-0055 Chlorobutyl Rubber (CIIR) And Polyester Bellows Type Expansion Joints <small>(23 05 16)</small>		
23 05 16 00-0056 Flanged, 150 LB, Chlorobutyl Rubber (CIIR) And Polyester Bellows Type Expansion Joints <small>(23 05 16 00-0055)</small>		
23 05 16 00-0057 EA 2" Flanged, 150 LB, Chlorobutyl Rubber (CIIR) And Polyester Bellows Type Expansion Joint.....	1,486.55	133.22
23 05 16 00-0058 EA 2-1/2" Flanged, 150 LB, Chlorobutyl Rubber (CIIR) And Polyester Bellows Type Expansion Joint	1,599.49	144.91
23 05 16 00-0059 EA 3" Flanged, 150 LB, Chlorobutyl Rubber (CIIR) And Polyester Bellows Type Expansion Joint.....	1,744.71	169.90
23 05 16 00-0060 EA 4" Flanged, 150 LB, Chlorobutyl Rubber (CIIR) And Polyester Bellows Type Expansion Joint.....	2,009.51	284.82
23 05 16 00-0061 EA 5" Flanged, 150 LB, Chlorobutyl Rubber (CIIR) And Polyester Bellows Type Expansion Joint.....	2,852.74	311.49
23 05 16 00-0062 EA 6" Flanged, 150 LB, Chlorobutyl Rubber (CIIR) And Polyester Bellows Type Expansion Joint.....	2,544.38	346.10
23 05 16 00-0063 EA 8" Flanged, 150 LB, Chlorobutyl Rubber (CIIR) And Polyester Bellows Type Expansion Joint.....	3,284.58	442.24
23 05 16 00-0064 EA 10" Flanged, 150 LB, Chlorobutyl Rubber (CIIR) And Polyester Bellows Type Expansion Joint.....	4,211.12	538.37
23 05 16 00-0065 EA 12" Flanged, 150 LB, Chlorobutyl Rubber (CIIR) And Polyester Bellows Type Expansion Joint.....	5,615.83	408.30
23 05 16 00-0066 EA 14" Flanged, 150 LB, Chlorobutyl Rubber (CIIR) And Polyester Bellows Type Expansion Joint.....	7,250.48	769.11
23 05 16 00-0067 EA 16" Flanged, 150 LB, Chlorobutyl Rubber (CIIR) And Polyester Bellows Type Expansion Joint.....	9,606.76	846.01
23 05 16 00-0068 EA 18" Flanged, 150 LB, Chlorobutyl Rubber (CIIR) And Polyester Bellows Type Expansion Joint.....	12,817.65	938.31
23 05 16 00-0069 EA 20" Flanged, 150 LB, Chlorobutyl Rubber (CIIR) And Polyester Bellows Type Expansion Joint.....	14,988.50	1,057.52
23 05 16 00-0070 EA 24" Flanged, 150 LB, Chlorobutyl Rubber (CIIR) And Polyester Bellows Type Expansion Joint.....	17,128.26	1,297.87
23 05 16 00-0071 EA 30" Flanged, 150 LB, Chlorobutyl Rubber (CIIR) And Polyester Bellows Type Expansion Joint.....	21,643.16	2,115.04
23 05 16 00-0072 EA 36" Flanged, 150 LB, Chlorobutyl Rubber (CIIR) And Polyester Bellows Type Expansion Joint.....	27,550.07	2,820.05

23 Heating, Ventilating, and Air-Conditioning (HVAC)**23 05 Common Work Results for HVAC****23 05 16 Expansion Fittings and Loops for HVAC Piping**MINOR
CSI UOM DESCRIPTIONTOTAL DIRECT DEMOLITION
UNIT COST UNIT COST

MINOR	CSI	UOM	DESCRIPTION	TOTAL DIRECT UNIT COST	DEMOLITION UNIT COST
23 05 16 00-0073			Neoprene Bellows Type Expansion Joints (23 05 16)		
23 05 16 00-0074			Flanged, 150 LB, Neoprene Bellows Type Expansion Joints (23 05 16 00-0073)		
			Note: Cast iron ends.		
23 05 16 00-0075	EA		2" Flanged, 150 LB, Neoprene Bellows Type Expansion Joint.....	741.14	133.22
23 05 16 00-0076	EA		2-1/2" Flanged, 150 LB, Neoprene Bellows Type Expansion Joint.....	788.20	144.91
23 05 16 00-0077	EA		3" Flanged, 150 LB, Neoprene Bellows Type Expansion Joint.....	827.11	169.90
23 05 16 00-0078	EA		4" Flanged, 150 LB, Neoprene Bellows Type Expansion Joint.....	1,043.23	284.82
23 05 16 00-0079	EA		5" Flanged, 150 LB, Neoprene Bellows Type Expansion Joint.....	1,226.69	311.49
23 05 16 00-0080	EA		6" Flanged, 150 LB, Neoprene Bellows Type Expansion Joint.....	1,285.40	346.10
23 05 16 00-0081	EA		8" Flanged, 150 LB, Neoprene Bellows Type Expansion Joint.....	1,560.20	442.24
23 05 16 00-0082	EA		10" Flanged, 150 LB, Neoprene Bellows Type Expansion Joint.....	1,763.60	538.37
23 05 16 00-0083	EA		12" Flanged, 150 LB, Neoprene Bellows Type Expansion Joint.....	1,987.14	408.10
23 05 16 00-0084	EA		14" Flanged, 150 LB, Neoprene Bellows Type Expansion Joint.....	2,517.54	769.11
23 05 16 00-0085	EA		16" Flanged, 150 LB, Neoprene Bellows Type Expansion Joint.....	3,172.30	846.01
23 05 16 00-0086	EA		18" Flanged, 150 LB, Neoprene Bellows Type Expansion Joint.....	4,045.79	938.31
23 05 16 00-0087	EA		20" Flanged, 150 LB, Neoprene Bellows Type Expansion Joint.....	4,713.53	1,057.52
23 05 16 00-0088	EA		24" Flanged, 150 LB, Neoprene Bellows Type Expansion Joint.....	5,466.17	1,297.87
23 05 16 00-0089	EA		30" Flanged, 150 LB, Neoprene Bellows Type Expansion Joint.....	7,338.88	2,115.04
23 05 16 00-0090	EA		36" Flanged, 150 LB, Neoprene Bellows Type Expansion Joint.....	9,470.39	2,820.05
23 05 16 00-0091			Tube And Cover Expansion Joints (23 05 16)		
			Note: Carbon steel split backup rings.		
23 05 16 00-0092			Flanged, 150 LB, Tube And Cover Expansion Joints (23 05 16 00-0091)		
23 05 16 00-0093			Flanged, 150 LB, Butyl, Ethylene Propylene Diene Monomer (EPDM), Neoprene Or Nitrile Tube And Cover Expansion Joints (23 05 16 00-0092)		
23 05 16 00-0094	EA		1" x 6" Flanged, 150 LB, Butyl, Ethylene Propylene Diene Monomer (EPDM), Neoprene Or Nitrile Tube And Cover Expansion Joint (Mercer 451).....	428.30	74.95
23 05 16 00-0095	EA		1-1/4" x 6" Flanged, 150 LB, Butyl, Ethylene Propylene Diene Monomer (EPDM), Neoprene Or Nitrile Tube And Cover Expansion Joint (Mercer 451).....	409.30	87.44
23 05 16 00-0096	EA		1-1/2" x 6" Flanged, 150 LB, Butyl, Ethylene Propylene Diene Monomer (EPDM), Neoprene Or Nitrile Tube And Cover Expansion Joint (Mercer 451).....	487.84	104.93
23 05 16 00-0097	EA		2" x 6" Flanged, 150 LB, Butyl, Ethylene Propylene Diene Monomer (EPDM), Neoprene Or Nitrile Tube And Cover Expansion Joint (Mercer 451).....	567.46	133.22
23 05 16 00-0098	EA		2-1/2" x 6" Flanged, 150 LB, Butyl, Ethylene Propylene Diene Monomer (EPDM), Neoprene Or Nitrile Tube And Cover Expansion Joint (Mercer 451).....	638.28	144.91
23 05 16 00-0099	EA		3" x 6" Flanged, 150 LB, Butyl, Ethylene Propylene Diene Monomer (EPDM), Neoprene Or Nitrile Tube And Cover Expansion Joint (Mercer 451).....	720.83	184.46
23 05 16 00-0100	EA		4" x 6" Flanged, 150 LB, Butyl, Ethylene Propylene Diene Monomer (EPDM), Neoprene Or Nitrile Tube And Cover Expansion Joint (Mercer 451).....	955.45	309.23
23 05 16 00-0101	EA		5" x 6" Flanged, 150 LB, Butyl, Ethylene Propylene Diene Monomer (EPDM), Neoprene Or Nitrile Tube And Cover Expansion Joint (Mercer 451).....	1,062.38	351.55
23 05 16 00-0102	EA		6" x 6" Flanged, 150 LB, Butyl, Ethylene Propylene Diene Monomer (EPDM), Neoprene Or Nitrile Tube And Cover Expansion Joint (Mercer 451).....	1,180.28	346.10
23 05 16 00-0103	EA		8" x 6" Flanged, 150 LB, Butyl, Ethylene Propylene Diene Monomer (EPDM), Neoprene Or Nitrile Tube And Cover Expansion Joint (Mercer 451).....	1,527.42	393.41
23 05 16 00-0104	EA		10" x 8" Flanged, 150 LB, Butyl, Ethylene Propylene Diene Monomer (EPDM), Neoprene Or Nitrile Tube And Cover Expansion Joint (Mercer 451).....	2,265.41	538.37
23 05 16 00-0105	EA		12" x 8" Flanged, 150 LB, Butyl, Ethylene Propylene Diene Monomer (EPDM), Neoprene Or Nitrile Tube And Cover Expansion Joint (Mercer 451).....	2,864.73	653.74
23 05 16 00-0106	EA		14" x 8" Flanged, 150 LB, Butyl, Ethylene Propylene Diene Monomer (EPDM), Neoprene Or Nitrile Tube And Cover Expansion Joint (Mercer 451).....	3,210.85	769.11
23 05 16 00-0107	EA		16" x 8" Flanged, 150 LB, Butyl, Ethylene Propylene Diene Monomer (EPDM), Neoprene Or Nitrile Tube And Cover Expansion Joint (Mercer 451).....	3,585.39	846.01
23 05 16 00-0108	EA		18" x 8" Flanged, 150 LB, Butyl, Ethylene Propylene Diene Monomer (EPDM), Neoprene Or Nitrile Tube And Cover Expansion Joint (Mercer 451).....	3,901.20	938.31
23 05 16 00-0109	EA		20" x 8" Flanged, 150 LB, Butyl, Ethylene Propylene Diene Monomer (EPDM), Neoprene Or Nitrile Tube And Cover Expansion Joint (Mercer 451).....	4,684.97	1,057.52
23 05 16 00-0110	EA		24" x 10" Flanged, 150 LB, Butyl, Ethylene Propylene Diene Monomer (EPDM), Neoprene Or Nitrile Tube And Cover Expansion Joint (Mercer 451).....	5,686.97	1,297.87
23 05 16 00-0111	EA		30" x 10" Flanged, 150 LB, Butyl, Ethylene Propylene Diene Monomer (EPDM), Neoprene Or Nitrile Tube And Cover Expansion Joint (Mercer 451).....	8,144.98	2,115.04
23 05 16 00-0112	EA		36" x 10" Flanged, 150 LB, Butyl, Ethylene Propylene Diene Monomer (EPDM), Neoprene Or Nitrile Tube And Cover Expansion Joint (Mercer 451).....	9,783.50	2,820.05
23 05 16 00-0113			Flanged, 150 LB, Rubber Tube And Cover Expansion Joints (23 05 16 00-0092)		
23 05 16 00-0114	EA		1" x 6" Flanged, 150 LB, Rubber Tube And Cover Expansion Joint (Mercer 451).....	406.03	74.95
23 05 16 00-0115	EA		1-1/4" x 6" Flanged, 150 LB, Rubber Tube And Cover Expansion Joint (Mercer 451).....	387.03	87.44
23 05 16 00-0116	EA		1-1/2" x 6" Flanged, 150 LB, Rubber Tube And Cover Expansion Joint (Mercer 451).....	465.57	104.93
23 05 16 00-0117	EA		2" x 6" Flanged, 150 LB, Rubber Tube And Cover Expansion Joint (Mercer 451).....	545.18	133.22
23 05 16 00-0118	EA		2-1/2" x 6" Flanged, 150 LB, Rubber Tube And Cover Expansion Joint (Mercer 451).....	616.00	144.91
23 05 16 00-0119	EA		3" x 6" Flanged, 150 LB, Rubber Tube And Cover Expansion Joint (Mercer 451).....	698.56	184.46
23 05 16 00-0120	EA		4" x 6" Flanged, 150 LB, Rubber Tube And Cover Expansion Joint (Mercer 451).....	922.04	309.23
23 05 16 00-0121	EA		5" x 6" Flanged, 150 LB, Rubber Tube And Cover Expansion Joint (Mercer 451).....	1,028.97	351.55
23 05 16 00-0122	EA		6" x 6" Flanged, 150 LB, Rubber Tube And Cover Expansion Joint (Mercer 451).....	1,146.87	346.10
23 05 16 00-0123	EA		8" x 6" Flanged, 150 LB, Rubber Tube And Cover Expansion Joint (Mercer 451).....	1,529.33	442.24
23 05 16 00-0124	EA		10" x 8" Flanged, 150 LB, Rubber Tube And Cover Expansion Joint (Mercer 451).....	2,142.91	538.37
23 05 16 00-0125	EA		12" x 8" Flanged, 150 LB, Rubber Tube And Cover Expansion Joint (Mercer 451).....	2,753.37	653.74
23 05 16 00-0126	EA		14" x 8" Flanged, 150 LB, Rubber Tube And Cover Expansion Joint (Mercer 451).....	3,088.36	769.11



MINOR CSI UOM DESCRIPTION	TOTAL DIRECT UNIT COST	DEMOLITION UNIT COST
23 05 16 00-0127 EA 16" x 8" Flanged, 150 LB, Rubber Tube And Cover Expansion Joint (Mercer 451).....	3,462.90	846.01
23 05 16 00-0128 EA 18" x 8" Flanged, 150 LB, Rubber Tube And Cover Expansion Joint (Mercer 451).....	3,767.57	938.31
23 05 16 00-0129 EA 20" x 8" Flanged, 150 LB, Rubber Tube And Cover Expansion Joint (Mercer 451).....	4,529.07	1,057.52
23 05 16 00-0130 EA 24" x 10" Flanged, 150 LB, Rubber Tube And Cover Expansion Joint (Mercer 451).....	5,497.66	1,297.87
23 05 16 00-0131 EA 30" x 10" Flanged, 150 LB, Rubber Tube And Cover Expansion Joint (Mercer 451).....	7,599.32	2,115.04
23 05 16 00-0132 EA 36" x 10" Flanged, 150 LB, Rubber Tube And Cover Expansion Joint (Mercer 451).....	9,471.69	2,820.05
23 05 16 00-0133 Flanged, 125 LB, Buna-N Tube And Cover Expansion Joints (23 05 16 00-0092)		
23 05 16 00-0134 EA 2" x 6" Flanged, 125 LB, Buna-N Tube And Cover Expansion Joint (Mercer 451).....	556.32	133.22
23 05 16 00-0135 EA 3" x 6" Flanged, 125 LB, Buna-N Tube And Cover Expansion Joint (Mercer 451).....	690.21	184.46
23 05 16 00-0136 EA 4" x 6" Flanged, 125 LB, Buna-N Tube And Cover Expansion Joint (Mercer 451).....	910.90	309.23
23 05 16 00-0137 EA 6" x 6" Flanged, 125 LB, Buna-N Tube And Cover Expansion Joint (Mercer 451).....	1,052.22	346.10
23 05 16 00-0138 EA 8" x 6" Flanged, 125 LB, Buna-N Tube And Cover Expansion Joint (Mercer 451).....	1,306.61	442.24
23 05 16 00-0139 EA 10" x 8" Flanged, 125 LB, Buna-N Tube And Cover Expansion Joint (Mercer 451).....	1,619.52	538.37
23 05 16 00-0140 EA 12" x 8" Flanged, 125 LB, Buna-N Tube And Cover Expansion Joint (Mercer 451).....	1,934.88	653.74
23 05 16 00-0141 Flanged, Tube And Cover Expansion Joints (Mercer 501) (23 05 16 00-0091)		
23 05 16 00-0142 Flanged, Ethylene Propylene Diene Monomer (EPDM) Tube And Cover Expansion Joints (501EE) (23 05 16 00-0141)		
23 05 16 00-0143 EA 1-1/2" x 6" Flanged, Ethylene Propylene Diene Monomer (EPDM) Tube And Cover Expansion Joint (Mercer 501EE).....	821.92	104.93
23 05 16 00-0144 EA 2" x 6" Flanged, Ethylene Propylene Diene Monomer (EPDM) Tube And Cover Expansion Joint (Mercer 501EE).....	912.67	133.22
23 05 16 00-0145 EA 2-1/2" x 6" Flanged, Ethylene Propylene Diene Monomer (EPDM) Tube And Cover Expansion Joint (Mercer 501EE).....	950.08	144.91
23 05 16 00-0146 EA 3" x 6" Flanged, Ethylene Propylene Diene Monomer (EPDM) Tube And Cover Expansion Joint (Mercer 501EE).....	1,077.19	184.46
23 05 16 00-0147 EA 4" x 6" Flanged, Ethylene Propylene Diene Monomer (EPDM) Tube And Cover Expansion Joint (Mercer 501EE).....	1,367.48	309.23
23 05 16 00-0148 EA 5" x 6" Flanged, Ethylene Propylene Diene Monomer (EPDM) Tube And Cover Expansion Joint (Mercer 501EE).....	1,507.82	351.55
23 05 16 00-0149 EA 6" x 6" Flanged, Ethylene Propylene Diene Monomer (EPDM) Tube And Cover Expansion Joint (Mercer 501EE).....	1,603.45	346.10
23 05 16 00-0150 EA 8" x 6" Flanged, Ethylene Propylene Diene Monomer (EPDM) Tube And Cover Expansion Joint (Mercer 501EE).....	2,141.81	442.24
23 05 16 00-0151 EA 10" x 8" Flanged, Ethylene Propylene Diene Monomer (EPDM) Tube And Cover Expansion Joint (Mercer 501EE).....	2,644.03	538.37
23 05 16 00-0152 EA 12" x 8" Flanged, Ethylene Propylene Diene Monomer (EPDM) Tube And Cover Expansion Joint (Mercer 501EE).....	3,054.05	653.74
23 05 16 00-0153 EA 14" x 8" Flanged, Ethylene Propylene Diene Monomer (EPDM) Tube And Cover Expansion Joint (Mercer 501EE).....	3,500.39	769.11
23 05 16 00-0154 EA 16" x 8" Flanged, Ethylene Propylene Diene Monomer (EPDM) Tube And Cover Expansion Joint (Mercer 501EE).....	3,819.25	846.01
23 05 16 00-0155 EA 18" x 8" Flanged, Ethylene Propylene Diene Monomer (EPDM) Tube And Cover Expansion Joint (Mercer 501EE).....	4,179.60	938.31
23 05 16 00-0156 EA 20" x 8" Flanged, Ethylene Propylene Diene Monomer (EPDM) Tube And Cover Expansion Joint (Mercer 501EE).....	4,907.69	1,057.52
23 05 16 00-0157 EA 24" x 10" Flanged, Ethylene Propylene Diene Monomer (EPDM) Tube And Cover Expansion Joint (Mercer 501EE).....	6,021.05	1,297.87
23 05 16 00-0158 EA 30" x 10" Flanged, Ethylene Propylene Diene Monomer (EPDM) Tube And Cover Expansion Joint (Mercer 501EE).....	8,690.65	2,115.04
23 05 16 00-0159 EA 36" x 10" Flanged, Ethylene Propylene Diene Monomer (EPDM) Tube And Cover Expansion Joint (Mercer 501EE).....	10,785.74	2,820.05
23 05 16 00-0160 EA 42" x 12" Flanged, Ethylene Propylene Diene Monomer (EPDM) Tube And Cover Expansion Joint (Mercer 501EE).....	14,107.31	4,230.08
23 05 16 00-0161 EA 48" x 12" Flanged, Ethylene Propylene Diene Monomer (EPDM) Tube And Cover Expansion Joint (Mercer 501EE).....	16,732.12	5,287.60
23 05 16 00-0162 EA 60" x 12" Flanged, Ethylene Propylene Diene Monomer (EPDM) Tube And Cover Expansion Joint (Mercer 501EE).....	22,312.94	7,614.14
23 05 16 00-0163 Flanged, Natural Rubber Tube And Cover Expansion Joints (Mercer 501RR) (23 05 16 00-0141)		
23 05 16 00-0164 EA 1-1/2" x 6" Flanged, Natural Rubber Tube And Cover Expansion Joint (Mercer 501RR).....	777.38	104.93
23 05 16 00-0165 EA 2" x 6" Flanged, Natural Rubber Tube And Cover Expansion Joint (Mercer 501RR).....	856.99	133.22
23 05 16 00-0166 EA 2-1/2" x 6" Flanged, Natural Rubber Tube And Cover Expansion Joint (Mercer 501RR).....	894.40	144.91
23 05 16 00-0167 EA 3" x 6" Flanged, Natural Rubber Tube And Cover Expansion Joint (Mercer 501RR).....	1,010.37	184.46
23 05 16 00-0168 EA 4" x 6" Flanged, Natural Rubber Tube And Cover Expansion Joint (Mercer 501RR).....	1,289.53	309.23
23 05 16 00-0169 EA 5" x 6" Flanged, Natural Rubber Tube And Cover Expansion Joint (Mercer 501RR).....	1,429.86	351.55
23 05 16 00-0170 EA 6" x 6" Flanged, Natural Rubber Tube And Cover Expansion Joint (Mercer 501RR).....	1,514.36	346.10
23 05 16 00-0171 EA 8" x 6" Flanged, Natural Rubber Tube And Cover Expansion Joint (Mercer 501RR).....	2,019.31	442.24
23 05 16 00-0172 EA 10" x 8" Flanged, Natural Rubber Tube And Cover Expansion Joint (Mercer 501RR).....	2,499.26	538.37
23 05 16 00-0173 EA 12" x 8" Flanged, Natural Rubber Tube And Cover Expansion Joint (Mercer 501RR).....	2,887.01	653.74
23 05 16 00-0174 EA 14" x 8" Flanged, Natural Rubber Tube And Cover Expansion Joint (Mercer 501RR).....	3,311.08	769.11
23 05 16 00-0175 EA 16" x 8" Flanged, Natural Rubber Tube And Cover Expansion Joint (Mercer 501RR).....	3,618.80	846.01
23 05 16 00-0176 EA 18" x 8" Flanged, Natural Rubber Tube And Cover Expansion Joint (Mercer 501RR).....	3,945.74	938.31
23 05 16 00-0177 EA 20" x 8" Flanged, Natural Rubber Tube And Cover Expansion Joint (Mercer 501RR).....	4,640.43	1,057.52
23 05 16 00-0178 EA 24" x 10" Flanged, Natural Rubber Tube And Cover Expansion Joint (Mercer 501RR).....	5,698.11	1,297.87
23 05 16 00-0179 EA 30" x 10" Flanged, Natural Rubber Tube And Cover Expansion Joint (Mercer 501RR).....	8,234.07	2,115.04
23 05 16 00-0180 EA 36" x 10" Flanged, Natural Rubber Tube And Cover Expansion Joint (Mercer 501RR).....	10,240.08	2,820.05
23 05 16 00-0181 Flanged, Butyl, Neoprene Or Nitrile Tube And Cover Expansion Joint (Mercer 501) (23 05 16 00-0141)		
Note: 501BB, 501NN or 501NiNi.		
23 05 16 00-0182 EA 1-1/2" x 6" Flanged, Butyl, Neoprene Or Nitrile Tube And Cover Expansion Joint (Mercer 501).....	821.92	104.93
23 05 16 00-0183 EA 2" x 6" Flanged, Butyl, Neoprene Or Nitrile Tube And Cover Expansion Joint (Mercer 501).....	923.81	133.22
23 05 16 00-0184 EA 2-1/2" x 6" Flanged, Butyl, Neoprene Or Nitrile Tube And Cover Expansion Joint (Mercer 501).....	950.08	144.91
23 05 16 00-0185 EA 3" x 6" Flanged, Butyl, Neoprene Or Nitrile Tube And Cover Expansion Joint (Mercer 501).....	1,077.19	184.46
23 05 16 00-0186 EA 4" x 6" Flanged, Butyl, Neoprene Or Nitrile Tube And Cover Expansion Joint (Mercer 501).....	1,367.48	309.23

23 Heating, Ventilating, and Air-Conditioning (HVAC)

23 05 Common Work Results for HVAC

23 05 16 Expansion Fittings and Loops for HVAC Piping



MINOR	CSI	UOM	DESCRIPTION	TOTAL DIRECT UNIT COST	DEMOLITION UNIT COST
23 05 16 00-0187	EA		5" x 6" Flanged, Butyl, Neoprene Or Nitrile Tube And Cover Expansion Joint (Mercer 501)	1,507.82	351.55
23 05 16 00-0188	EA		6" x 6" Flanged, Butyl, Neoprene Or Nitrile Tube And Cover Expansion Joint (Mercer 501)	1,614.59	346.10
23 05 16 00-0189	EA		8" x 6" Flanged, Butyl, Neoprene Or Nitrile Tube And Cover Expansion Joint (Mercer 501)	2,141.81	442.24
23 05 16 00-0190	EA		10" x 8" Flanged, Butyl, Neoprene Or Nitrile Tube And Cover Expansion Joint (Mercer 501)	2,644.03	538.37
23 05 16 00-0191	EA		12" x 8" Flanged, Butyl, Neoprene Or Nitrile Tube And Cover Expansion Joint (Mercer 501)	3,054.05	653.74
23 05 16 00-0192	EA		14" x 8" Flanged, Butyl, Neoprene Or Nitrile Tube And Cover Expansion Joint (Mercer 501)	3,500.39	769.11
23 05 16 00-0193	EA		16" x 8" Flanged, Butyl, Neoprene Or Nitrile Tube And Cover Expansion Joint (Mercer 501)	3,819.25	846.01
23 05 16 00-0194	EA		18" x 8" Flanged, Butyl, Neoprene Or Nitrile Tube And Cover Expansion Joint (Mercer 501)	4,179.60	938.31
23 05 16 00-0195	EA		20" x 8" Flanged, Butyl, Neoprene Or Nitrile Tube And Cover Expansion Joint (Mercer 501)	4,907.69	1,057.52
23 05 16 00-0196	EA		24" x 10" Flanged, Butyl, Neoprene Or Nitrile Tube And Cover Expansion Joint (Mercer 501)	6,021.05	1,297.87
23 05 16 00-0197	EA		30" x 10" Flanged, Butyl, Neoprene Or Nitrile Tube And Cover Expansion Joint (Mercer 501)	8,690.65	2,115.04
23 05 16 00-0198	EA		36" x 10" Flanged, Butyl, Neoprene Or Nitrile Tube And Cover Expansion Joint (Mercer 501)	10,785.74	2,820.05

23 05 16 00-0199 Flanged, Neoprene Tube And Cover, Filled Arch Expansion Joints (Mercer 501NNFA) (23 05 16 00-0141)

23 05 16 00-0200	EA		1-1/2" x 6" Flanged, Neoprene Tube And Cover, Filled Arch Expansion Joint (Mercer 501NNFA)	855.33	104.93
23 05 16 00-0201	EA		2" x 6" Flanged, Neoprene Tube And Cover, Filled Arch Expansion Joint (Mercer 501NNFA)	946.08	133.22
23 05 16 00-0202	EA		2-1/2" x 6" Flanged, Neoprene Tube And Cover, Filled Arch Expansion Joint (Mercer 501NNFA)	983.49	144.91
23 05 16 00-0203	EA		3" x 6" Flanged, Neoprene Tube And Cover, Filled Arch Expansion Joint (Mercer 501NNFA)	1,121.73	184.46
23 05 16 00-0204	EA		4" x 6" Flanged, Neoprene Tube And Cover, Filled Arch Expansion Joint (Mercer 501NNFA)	1,423.16	309.23
23 05 16 00-0205	EA		5" x 6" Flanged, Neoprene Tube And Cover, Filled Arch Expansion Joint (Mercer 501NNFA)	1,563.50	351.55
23 05 16 00-0206	EA		6" x 6" Flanged, Neoprene Tube And Cover, Filled Arch Expansion Joint (Mercer 501NNFA)	1,670.27	346.10
23 05 16 00-0207	EA		8" x 6" Flanged, Neoprene Tube And Cover, Filled Arch Expansion Joint (Mercer 501NNFA)	2,219.76	442.24
23 05 16 00-0208	EA		10" x 8" Flanged, Neoprene Tube And Cover, Filled Arch Expansion Joint (Mercer 501NNFA)	2,744.26	538.37
23 05 16 00-0209	EA		12" x 8" Flanged, Neoprene Tube And Cover, Filled Arch Expansion Joint (Mercer 501NNFA)	3,176.54	653.74
23 05 16 00-0210	EA		14" x 8" Flanged, Neoprene Tube And Cover, Filled Arch Expansion Joint (Mercer 501NNFA)	3,622.88	769.11
23 05 16 00-0211	EA		16" x 8" Flanged, Neoprene Tube And Cover, Filled Arch Expansion Joint (Mercer 501NNFA)	3,964.02	846.01
23 05 16 00-0212	EA		18" x 8" Flanged, Neoprene Tube And Cover, Filled Arch Expansion Joint (Mercer 501NNFA)	4,324.37	938.31
23 05 16 00-0213	EA		20" x 8" Flanged, Neoprene Tube And Cover, Filled Arch Expansion Joint (Mercer 501NNFA)	5,085.87	1,057.52
23 05 16 00-0214	EA		24" x 10" Flanged, Neoprene Tube And Cover, Filled Arch Expansion Joint (Mercer 501NNFA)	6,254.91	1,297.87

23 05 16 00-0215 Flanged, Ethylene Propylene Diene Monomer (EPDM), Kevlar Reinforced Tube And Cover Expansion Joint (Mercer HT501K-E) (23 05 16 00-0141)

Note: Kevlar reinforcement for high temperature.

23 05 16 00-0216	EA		1-1/2" x 6" Flanged, Ethylene Propylene Diene Monomer (EPDM), Kevlar Reinforced Tube And Cover Expansion Joint (Mercer HT501K-E)	1,066.91	104.93
23 05 16 00-0217	EA		2" x 6" Flanged, Ethylene Propylene Diene Monomer (EPDM), Kevlar Reinforced Tube And Cover Expansion Joint (Mercer HT501K-E)	1,124.26	133.22
23 05 16 00-0218	EA		2-1/2" x 6" Flanged, Ethylene Propylene Diene Monomer (EPDM), Kevlar Reinforced Tube And Cover Expansion Joint (Mercer HT501K-E)	1,217.35	144.91
23 05 16 00-0219	EA		3" x 6" Flanged, Ethylene Propylene Diene Monomer (EPDM), Kevlar Reinforced Tube And Cover Expansion Joint (Mercer HT501K-E)	1,311.04	184.46
23 05 16 00-0220	EA		4" x 6" Flanged, Ethylene Propylene Diene Monomer (EPDM), Kevlar Reinforced Tube And Cover Expansion Joint (Mercer HT501K-E)	1,801.78	309.23
23 05 16 00-0221	EA		5" x 6" Flanged, Ethylene Propylene Diene Monomer (EPDM), Kevlar Reinforced Tube And Cover Expansion Joint (Mercer HT501K-E)	1,964.39	351.55
23 05 16 00-0222	EA		6" x 6" Flanged, Ethylene Propylene Diene Monomer (EPDM), Kevlar Reinforced Tube And Cover Expansion Joint (Mercer HT501K-E)	2,026.62	346.10
23 05 16 00-0223	EA		8" x 6" Flanged, Ethylene Propylene Diene Monomer (EPDM), Kevlar Reinforced Tube And Cover Expansion Joint (Mercer HT501K-E)	2,397.94	442.24
23 05 16 00-0224	EA		10" x 8" Flanged, Ethylene Propylene Diene Monomer (EPDM), Kevlar Reinforced Tube And Cover Expansion Joint (Mercer HT501K-E)	2,844.48	538.37
23 05 16 00-0225	EA		12" x 8" Flanged, Ethylene Propylene Diene Monomer (EPDM), Kevlar Reinforced Tube And Cover Expansion Joint (Mercer HT501K-E)	3,443.81	653.74
23 05 16 00-0226	EA		14" x 8" Flanged, Ethylene Propylene Diene Monomer (EPDM), Kevlar Reinforced Tube And Cover Expansion Joint (Mercer HT501K-E)	4,068.32	769.11
23 05 16 00-0227	EA		16" x 8" Flanged, Ethylene Propylene Diene Monomer (EPDM), Kevlar Reinforced Tube And Cover Expansion Joint (Mercer HT501K-E)	4,743.54	846.01
23 05 16 00-0228	EA		18" x 8" Flanged, Ethylene Propylene Diene Monomer (EPDM), Kevlar Reinforced Tube And Cover Expansion Joint (Mercer HT501K-E)	5,270.93	938.31
23 05 16 00-0229	EA		20" x 8" Flanged, Ethylene Propylene Diene Monomer (EPDM), Kevlar Reinforced Tube And Cover Expansion Joint (Mercer HT501K-E)	6,221.74	1,057.52
23 05 16 00-0230	EA		24" x 10" Flanged, Ethylene Propylene Diene Monomer (EPDM), Kevlar Reinforced Tube And Cover Expansion Joint (Mercer HT501K-E)	8,114.62	1,297.87

23 05 16 00-0231 Polytetrafluoroethylene (PTFE) Teflon Expansion Joints (Mercer 800) (23 05 16 00-0091)

23 05 16 00-0232 2 Arch, Polytetrafluoroethylene (PTFE) Teflon Expansion Joints (Mercer 802) (23 05 16 00-0231)

23 05 16 00-0233	EA		1" x 1-3/8" 2 Arch, Polytetrafluoroethylene (PTFE) Teflon Expansion Joints (Mercer 802)	495.12	74.95
23 05 16 00-0234	EA		1-1/2" x 1-3/8" 2 Arch, Polytetrafluoroethylene (PTFE) Teflon Expansion Joints (Mercer 802)	561.80	80.45
23 05 16 00-0235	EA		2" x 1-5/8" 2 Arch, Polytetrafluoroethylene (PTFE) Teflon Expansion Joints (Mercer 802)	756.77	83.25
23 05 16 00-0236	EA		2-1/2" x 2-1/4" 2 Arch, Polytetrafluoroethylene (PTFE) Teflon Expansion Joints (Mercer 802)	972.54	90.94
23 05 16 00-0237	EA		3" x 2-1/4" 2 Arch, Polytetrafluoroethylene (PTFE) Teflon Expansion Joints (Mercer 802)	1,318.75	180.55
23 05 16 00-0238	EA		4" x 2-5/8" 2 Arch, Polytetrafluoroethylene (PTFE) Teflon Expansion Joints (Mercer 802)	1,776.71	231.33
23 05 16 00-0239	EA		5" x 3-1/4" 2 Arch, Polytetrafluoroethylene (PTFE) Teflon Expansion Joints (Mercer 802)	2,163.83	252.27
23 05 16 00-0240	EA		6" x 2-3/4" 2 Arch, Polytetrafluoroethylene (PTFE) Teflon Expansion Joints (Mercer 802)	2,407.22	240.34
23 05 16 00-0241	EA		8" x 4" 2 Arch, Polytetrafluoroethylene (PTFE) Teflon Expansion Joints (Mercer 802)	3,322.22	274.67



	MINOR	CSI	UOM	DESCRIPTION	TOTAL DIRECT UNIT COST	DEMOLITION UNIT COST
	23 05 16 00-0242	EA		10" x 5-1/4" 2 Arch, Polytetrafluoroethylene (PTFE) Teflon Expansion Joints (Mercer 802)	4,305.97	326.68
	23 05 16 00-0243	EA		12" x 6" 2 Arch, Polytetrafluoroethylene (PTFE) Teflon Expansion Joints (Mercer 802).....	5,974.07	409.06
23 05 16 00-0244				3 Arch, Polytetrafluoroethylene (PTFE) Teflon Expansion Joints (Mercer 803) <small>(23 05 16 00-0231)</small>		
	23 05 16 00-0245	EA		1" x 1-3/4" 3 Arch, Polytetrafluoroethylene (PTFE) Teflon Expansion Joints (Mercer 803)	550.80	74.95
	23 05 16 00-0246	EA		1-1/2" x 2" 3 Arch, Polytetrafluoroethylene (PTFE) Teflon Expansion Joints (Mercer 803)	617.46	80.45
	23 05 16 00-0247	EA		2" x 2-3/4" 3 Arch, Polytetrafluoroethylene (PTFE) Teflon Expansion Joints (Mercer 803)	845.86	83.25
	23 05 16 00-0248	EA		2-1/2" x 3-1/4" 3 Arch, Polytetrafluoroethylene (PTFE) Teflon Expansion Joints (Mercer 803)	1,095.03	90.94
	23 05 16 00-0249	EA		3" x 3-5/8" 3 Arch, Polytetrafluoroethylene (PTFE) Teflon Expansion Joints (Mercer 803)	1,452.38	180.55
	23 05 16 00-0250	EA		4" x 3-5/8" 3 Arch, Polytetrafluoroethylene (PTFE) Teflon Expansion Joints (Mercer 803)	1,977.16	231.33
	23 05 16 00-0251	EA		5" x 4" 3 Arch, Polytetrafluoroethylene (PTFE) Teflon Expansion Joints (Mercer 803)	2,408.83	252.27
	23 05 16 00-0252	EA		6" x 4" 3 Arch, Polytetrafluoroethylene (PTFE) Teflon Expansion Joints (Mercer 803)	2,707.89	240.34
	23 05 16 00-0253	EA		8" x 6" 3 Arch, Polytetrafluoroethylene (PTFE) Teflon Expansion Joints (Mercer 803)	3,734.26	274.67
	23 05 16 00-0254	EA		10" x 6" 3 Arch, Polytetrafluoroethylene (PTFE) Teflon Expansion Joints (Mercer 803).....	4,851.63	326.68
	23 05 16 00-0255	EA		12" x 7" 3 Arch, Polytetrafluoroethylene (PTFE) Teflon Expansion Joints (Mercer 803).....	6,742.45	409.06
23 05 16 00-0256				5 Arch, Polytetrafluoroethylene (PTFE) Teflon Expansion Joints (Mercer 805) <small>(23 05 16 00-0231)</small>		
	23 05 16 00-0257	EA		1" x 3" 5 Arch, Polytetrafluoroethylene (PTFE) Teflon Expansion Joints (Mercer 805).....	606.48	74.95
	23 05 16 00-0258	EA		1-1/2" x 3-1/2" 5 Arch, Polytetrafluoroethylene (PTFE) Teflon Expansion Joints (Mercer 805)	773.38	80.45
	23 05 16 00-0259	EA		2" x 4" 5 Arch, Polytetrafluoroethylene (PTFE) Teflon Expansion Joints (Mercer 805)	990.62	83.25
	23 05 16 00-0260	EA		2-1/2" x 4" 5 Arch, Polytetrafluoroethylene (PTFE) Teflon Expansion Joints (Mercer 805)	1,317.75	90.94
	23 05 16 00-0261	EA		3" x 5" 5 Arch, Polytetrafluoroethylene (PTFE) Teflon Expansion Joints (Mercer 805)	1,764.19	180.55
	23 05 16 00-0262	EA		4" x 5-1/4" 5 Arch, Polytetrafluoroethylene (PTFE) Teflon Expansion Joints (Mercer 805)	2,277.83	231.33
	23 05 16 00-0263	EA		5" x 6" 5 Arch, Polytetrafluoroethylene (PTFE) Teflon Expansion Joints (Mercer 805).....	2,999.03	252.27
	23 05 16 00-0264	EA		6" x 6" 5 Arch, Polytetrafluoroethylene (PTFE) Teflon Expansion Joints (Mercer 805).....	3,209.01	240.34
	23 05 16 00-0265	EA		8" x 8" 5 Arch, Polytetrafluoroethylene (PTFE) Teflon Expansion Joints (Mercer 805).....	4,858.99	274.67
	23 05 16 00-0266	EA		10" x 8" 5 Arch, Polytetrafluoroethylene (PTFE) Teflon Expansion Joints (Mercer 805).....	6,466.35	326.68
	23 05 16 00-0267	EA		12" x 9" 5 Arch, Polytetrafluoroethylene (PTFE) Teflon Expansion Joints (Mercer 805).....	8,089.91	409.06
23 05 16 00-0268				Mercer Rubber, Series 450 <small>(23 05 16 00-0091)</small>		
23 05 16 00-0269				Expansion Joints, 2 Arch (452) <small>(23 05 16 00-0268)</small>		
	23 05 16 00-0270	EA		1-1/2" x 12" Expansion Joints, 2 Arch	609.12	80.45
	23 05 16 00-0271	EA		2" x 12" Expansion Joints, 2 Arch	681.60	83.25
	23 05 16 00-0272	EA		2-1/2" x 12" Expansion Joints, 2 Arch	755.38	90.94
	23 05 16 00-0273	EA		3" x 12" Expansion Joints, 2 Arch	1,009.72	180.55
	23 05 16 00-0274	EA		4" x 12" Expansion Joints, 2 Arch	1,155.88	231.33
	23 05 16 00-0275	EA		6" x 12" Expansion Joints, 2 Arch	1,288.05	240.34
	23 05 16 00-0276	EA		8" x 12" Expansion Joints, 2 Arch	1,445.81	274.67
	23 05 16 00-0277	EA		10" x 14" Expansion Joints, 2 Arch	1,950.70	326.68
	23 05 16 00-0278	EA		12" x 14" Expansion Joints, 2 Arch	2,294.21	409.36
	23 05 16 00-0279	EA		14" x 14" Expansion Joints, 2 Arch	2,681.57	415.13
	23 05 16 00-0280	EA		16" x 14" Expansion Joints, 2 Arch	3,234.70	517.70
	23 05 16 00-0281	EA		18" x 14" Expansion Joints, 2 Arch	3,610.87	587.41
	23 05 16 00-0282	EA		20" x 14" Expansion Joints, 2 Arch	4,092.22	661.04
	23 05 16 00-0283	EA		24" x 16" Expansion Joints, 2 Arch	4,894.37	811.60
23 05 16 00-0284				Mercer Rubber, Series 502 And 701 <small>(23 05 16 00-0091)</small>		
23 05 16 00-0285				2 Arch, Flanged, Natural Rubber Tube And Cover Expansion Joints (Mercer 502RR) <small>(23 05 16 00-0284)</small>		
				Note: Baked enamel, coated ductile iron backup rings.		
	23 05 16 00-0286	EA		1-1/2" x 10" 2 Arch, Flanged, Natural Rubber Tube And Cover Expansion Joints (Mercer 502RR)	977.83	105.19
	23 05 16 00-0287	EA		2" x 10" 2 Arch, Flanged, Natural Rubber Tube And Cover Expansion Joints (Mercer 502RR)	1,035.17	133.25
	23 05 16 00-0288	EA		2-1/2" x 10" 2 Arch, Flanged, Natural Rubber Tube And Cover Expansion Joints (Mercer 502RR)	1,105.99	145.36
	23 05 16 00-0289	EA		3" x 10" 2 Arch, Flanged, Natural Rubber Tube And Cover Expansion Joints (Mercer 502RR)	1,177.41	184.69
	23 05 16 00-0290	EA		4" x 10" 2 Arch, Flanged, Natural Rubber Tube And Cover Expansion Joints (Mercer 502RR)	1,501.11	310.01
	23 05 16 00-0291	EA		5" x 10" 2 Arch, Flanged, Natural Rubber Tube And Cover Expansion Joints (Mercer 502RR)	1,775.08	351.00
	23 05 16 00-0292	EA		6" x 10" 2 Arch, Flanged, Natural Rubber Tube And Cover Expansion Joints (Mercer 502RR)	1,837.31	347.34
	23 05 16 00-0293	EA		8" x 10" 2 Arch, Flanged, Natural Rubber Tube And Cover Expansion Joints (Mercer 502RR)	2,186.35	442.24
	23 05 16 00-0294	EA		10" x 12" 2 Arch, Flanged, Natural Rubber Tube And Cover Expansion Joints (Mercer 502RR)	2,566.08	538.37
	23 05 16 00-0295	EA		12" x 12" 2 Arch, Flanged, Natural Rubber Tube And Cover Expansion Joints (Mercer 502RR)	2,989.62	409.06
	23 05 16 00-0296	EA		14" x 12" 2 Arch, Flanged, Natural Rubber Tube And Cover Expansion Joints (Mercer 502RR)	3,689.70	769.11
	23 05 16 00-0297	EA		16" x 12" 2 Arch, Flanged, Natural Rubber Tube And Cover Expansion Joints (Mercer 502RR)	4,298.10	846.01
	23 05 16 00-0298	EA		18" x 12" 2 Arch, Flanged, Natural Rubber Tube And Cover Expansion Joints (Mercer 502RR)	4,758.67	938.31
	23 05 16 00-0299	EA		20" x 12" 2 Arch, Flanged, Natural Rubber Tube And Cover Expansion Joints (Mercer 502RR)	5,397.68	1,057.52
	23 05 16 00-0300	EA		24" x 14" 2 Arch, Flanged, Natural Rubber Tube And Cover Expansion Joints (Mercer 502RR)	6,433.08	1,297.87
	23 05 16 00-0301	EA		30" x 14" 2 Arch, Flanged, Natural Rubber Tube And Cover Expansion Joints (Mercer 502RR)	9,481.30	2,115.04
	23 05 16 00-0302	EA		36" x 14" 2 Arch, Flanged, Natural Rubber Tube And Cover Expansion Joints (Mercer 502RR)	11,877.07	2,820.05
	23 05 16 00-0303	EA		42" x 16" 2 Arch, Flanged, Natural Rubber Tube And Cover Expansion Joints (Mercer 502RR)	15,822.26	4,230.08
	23 05 16 00-0304	EA		48" x 16" 2 Arch, Flanged, Natural Rubber Tube And Cover Expansion Joints (Mercer 502RR)	18,680.92	5,287.60
	23 05 16 00-0305	EA		60" x 16" 2 Arch, Flanged, Natural Rubber Tube And Cover Expansion Joints (Mercer 502RR)	25,330.80	7,614.14

23 Heating, Ventilating, and Air-Conditioning (HVAC)

23 05 Common Work Results for HVAC

23 05 16 Expansion Fittings and Loops for HVAC Piping



MINOR
CSI UOM DESCRIPTION

TOTAL DIRECT DEMOLITION
UNIT COST UNIT COST

23 05 16 00-0306 2 Arch, Flanged, Butyl Or Neoprene Tube And Cover Expansion Joints (Mercer 502B or 502N) ^(23 05 16 00-0284)

Note: Butyl 502B, Neoprene 502N. Baked enamel, coated ductile iron backup rings.

Table with 3 columns: Item ID, Description, and Unit Cost. Lists various sizes of 2 Arch, Flanged, Butyl Or Neoprene Tube And Cover Expansion Joints from 1-1/2" to 60" x 16" 2 Arch.

23 05 16 00-0327 2 Arch, Flanged, Nitrile, Nitrile/Neoprene, Ethylene Propylene Diene Monomer (EPDM), Neoprene/Natural Or Natural/Neoprene Tube And Cover Expansion Joint Tube And Cover Expansion Joints (Mercer 502Ni, 502NiN, 502E, 502NR or 502RN) ^(23 05 16 00-0284)

Note: Nitrile 502Ni, Nitrile/Neoprene 502NiN, Ethylene Propylene Diene Monomer (EPDM) 502E, Neoprene/Natural 502NR or Natural/Neoprene 502RN. Baked enamel, coated ductile iron backup rings.

Table with 3 columns: Item ID, Description, and Unit Cost. Lists various sizes of 2 Arch, Flanged, Nitrile, Nitrile/Neoprene, Ethylene Propylene Diene Monomer (EPDM), Neoprene/Natural Or Natural/Neoprene Tube And Cover Expansion Joint Tube And Cover Expansion Joints from 1-1/2" to 36" x 14" 2 Arch.



MINOR	CSI	UOM	DESCRIPTION	TOTAL DIRECT UNIT COST	DEMOLITION UNIT COST
-------	-----	-----	-------------	------------------------	----------------------

23 05 16 00-0345	EA		42" x 16" 2 Arch, Flanged, Nitrile, Nitrile/Neoprene, Ethylene Propylene Diene Monomer (EPDM), Neoprene/Natural Or Natural/Neoprene Tube And Cover Expansion Joint Tube And Cover Expansion Joint (Mercer 502Ni, 502NIN, 502E, 502NR or 502RN).....	17,448.11	4,230.08
23 05 16 00-0346	EA		48" x 16" 2 Arch, Flanged, Nitrile, Nitrile/Neoprene, Ethylene Propylene Diene Monomer (EPDM), Neoprene/Natural Or Natural/Neoprene Tube And Cover Expansion Joint Tube And Cover Expansion Joint (Mercer 502Ni, 502NIN, 502E, 502NR or 502RN).....	20,529.50	5,287.60
23 05 16 00-0347	EA		60" x 16" 2 Arch, Flanged, Nitrile, Nitrile/Neoprene, Ethylene Propylene Diene Monomer (EPDM), Neoprene/Natural Or Natural/Neoprene Tube And Cover Expansion Joint Tube And Cover Expansion Joint (Mercer 502Ni, 502NIN, 502E, 502NR or 502RN).....	27,847.54	7,614.14

23 05 16 00-0348

2 Arch, Flanged, Hypalon, Hypalon/Neoprene, Neoprene/Hypalon Tube And Cover Expansion Joints (Mercer 502H, 502HN Or 502NH) (23 05 16 00-0284)

Note: Hypalon 502H, Hypalon/Neoprene 502HN Or Neoprene/Hypalon 502NH. Baked enamel, coated ductile iron backup rings.

23 05 16 00-0349	EA		1-1/2" x 10" 2 Arch, Flanged, Hypalon, Hypalon/Neoprene, Neoprene/Hypalon Tube And Cover Expansion Joint (Mercer 502H, 502HN Or 502NH).....	1,156.00	105.19
23 05 16 00-0350	EA		2" x 10" 2 Arch, Flanged, Hypalon, Hypalon/Neoprene, Neoprene/Hypalon Tube And Cover Expansion Joint (Mercer 502H, 502HN Or 502NH).....	1,213.34	133.25
23 05 16 00-0351	EA		2-1/2" x 10" 2 Arch, Flanged, Hypalon, Hypalon/Neoprene, Neoprene/Hypalon Tube And Cover Expansion Joint (Mercer 502H, 502HN Or 502NH).....	1,295.30	145.36
23 05 16 00-0352	EA		3" x 10" 2 Arch, Flanged, Hypalon, Hypalon/Neoprene, Neoprene/Hypalon Tube And Cover Expansion Joint (Mercer 502H, 502HN Or 502NH).....	1,400.13	184.69
23 05 16 00-0353	EA		4" x 10" 2 Arch, Flanged, Hypalon, Hypalon/Neoprene, Neoprene/Hypalon Tube And Cover Expansion Joint (Mercer 502H, 502HN Or 502NH).....	1,723.83	310.01
23 05 16 00-0354	EA		5" x 10" 2 Arch, Flanged, Hypalon, Hypalon/Neoprene, Neoprene/Hypalon Tube And Cover Expansion Joint (Mercer 502H, 502HN Or 502NH).....	2,064.62	351.00
23 05 16 00-0355	EA		6" x 10" 2 Arch, Flanged, Hypalon, Hypalon/Neoprene, Neoprene/Hypalon Tube And Cover Expansion Joint (Mercer 502H, 502HN Or 502NH).....	2,149.11	347.34
23 05 16 00-0356	EA		8" x 10" 2 Arch, Flanged, Hypalon, Hypalon/Neoprene, Neoprene/Hypalon Tube And Cover Expansion Joint (Mercer 502H, 502HN Or 502NH).....	2,531.57	442.24
23 05 16 00-0357	EA		10" x 12" 2 Arch, Flanged, Hypalon, Hypalon/Neoprene, Neoprene/Hypalon Tube And Cover Expansion Joint (Mercer 502H, 502HN Or 502NH).....	2,966.98	538.37
23 05 16 00-0358	EA		12" x 12" 2 Arch, Flanged, Hypalon, Hypalon/Neoprene, Neoprene/Hypalon Tube And Cover Expansion Joint (Mercer 502H, 502HN Or 502NH).....	3,468.47	409.06
23 05 16 00-0359	EA		14" x 12" 2 Arch, Flanged, Hypalon, Hypalon/Neoprene, Neoprene/Hypalon Tube And Cover Expansion Joint (Mercer 502H, 502HN Or 502NH).....	4,235.36	769.11
23 05 16 00-0360	EA		16" x 12" 2 Arch, Flanged, Hypalon, Hypalon/Neoprene, Neoprene/Hypalon Tube And Cover Expansion Joint (Mercer 502H, 502HN Or 502NH).....	4,977.39	846.01
23 05 16 00-0361	EA		18" x 12" 2 Arch, Flanged, Hypalon, Hypalon/Neoprene, Neoprene/Hypalon Tube And Cover Expansion Joint (Mercer 502H, 502HN Or 502NH).....	5,515.92	938.31
23 05 16 00-0362	EA		20" x 12" 2 Arch, Flanged, Hypalon, Hypalon/Neoprene, Neoprene/Hypalon Tube And Cover Expansion Joint (Mercer 502H, 502HN Or 502NH).....	6,288.56	1,057.52
23 05 16 00-0363	EA		24" x 14" 2 Arch, Flanged, Hypalon, Hypalon/Neoprene, Neoprene/Hypalon Tube And Cover Expansion Joint (Mercer 502H, 502HN Or 502NH).....	7,379.64	1,297.87
23 05 16 00-0364	EA		30" x 14" 2 Arch, Flanged, Hypalon, Hypalon/Neoprene, Neoprene/Hypalon Tube And Cover Expansion Joint (Mercer 502H, 502HN Or 502NH).....	10,906.71	2,115.04
23 05 16 00-0365	EA		36" x 14" 2 Arch, Flanged, Hypalon, Hypalon/Neoprene, Neoprene/Hypalon Tube And Cover Expansion Joint (Mercer 502H, 502HN Or 502NH).....	13,636.56	2,820.05
23 05 16 00-0366	EA		42" x 16" 2 Arch, Flanged, Hypalon, Hypalon/Neoprene, Neoprene/Hypalon Tube And Cover Expansion Joint (Mercer 502H, 502HN Or 502NH).....	18,071.73	4,230.08
23 05 16 00-0367	EA		48" x 16" 2 Arch, Flanged, Hypalon, Hypalon/Neoprene, Neoprene/Hypalon Tube And Cover Expansion Joint (Mercer 502H, 502HN Or 502NH).....	21,064.03	5,287.60
23 05 16 00-0368	EA		60" x 16" 2 Arch, Flanged, Hypalon, Hypalon/Neoprene, Neoprene/Hypalon Tube And Cover Expansion Joint (Mercer 502H, 502HN Or 502NH).....	28,560.24	7,614.14

23 05 16 00-0369

2 Arch, Flanged, Viton Tube And Cover Expansion Joint (Mercer 502V) (23 05 16 00-0284)

Note: Baked enamel, coated ductile iron backup rings.

23 05 16 00-0370	EA		1-1/2" x 10" 2 Arch, Flanged, Viton Tube And Cover Expansion Joint (Mercer 502V).....	1,445.54	105.19
23 05 16 00-0371	EA		2" x 10" 2 Arch, Flanged, Viton Tube And Cover Expansion Joint (Mercer 502V).....	1,569.70	133.25
23 05 16 00-0372	EA		2-1/2" x 10" 2 Arch, Flanged, Viton Tube And Cover Expansion Joint (Mercer 502V).....	1,673.92	145.36
23 05 16 00-0373	EA		3" x 10" 2 Arch, Flanged, Viton Tube And Cover Expansion Joint (Mercer 502V).....	2,224.19	184.69
23 05 16 00-0374	EA		4" x 10" 2 Arch, Flanged, Viton Tube And Cover Expansion Joint (Mercer 502V).....	2,904.25	310.01
23 05 16 00-0375	EA		5" x 10" 2 Arch, Flanged, Viton Tube And Cover Expansion Joint (Mercer 502V).....	3,556.84	351.00
23 05 16 00-0376	EA		6" x 10" 2 Arch, Flanged, Viton Tube And Cover Expansion Joint (Mercer 502V).....	3,864.06	347.34
23 05 16 00-0377	EA		8" x 10" 2 Arch, Flanged, Viton Tube And Cover Expansion Joint (Mercer 502V).....	4,981.49	442.24
23 05 16 00-0378	EA		10" x 12" 2 Arch, Flanged, Viton Tube And Cover Expansion Joint (Mercer 502V).....	6,597.31	538.37
23 05 16 00-0379	EA		12" x 12" 2 Arch, Flanged, Viton Tube And Cover Expansion Joint (Mercer 502V).....	7,544.24	409.06
23 05 16 00-0380	EA		14" x 12" 2 Arch, Flanged, Viton Tube And Cover Expansion Joint (Mercer 502V).....	8,678.63	769.11
23 05 16 00-0381	EA		16" x 12" 2 Arch, Flanged, Viton Tube And Cover Expansion Joint (Mercer 502V).....	10,634.48	846.01
23 05 16 00-0382	EA		18" x 12" 2 Arch, Flanged, Viton Tube And Cover Expansion Joint (Mercer 502V).....	11,796.62	938.31
23 05 16 00-0383	EA		20" x 12" 2 Arch, Flanged, Viton Tube And Cover Expansion Joint (Mercer 502V).....	13,861.04	1,057.52
23 05 16 00-0384	EA		24" x 14" 2 Arch, Flanged, Viton Tube And Cover Expansion Joint (Mercer 502V).....	18,192.70	1,297.87
23 05 16 00-0385	EA		30" x 14" 2 Arch, Flanged, Viton Tube And Cover Expansion Joint (Mercer 502V).....	30,483.80	2,115.04
23 05 16 00-0386	EA		36" x 14" 2 Arch, Flanged, Viton Tube And Cover Expansion Joint (Mercer 502V).....	38,269.39	2,820.05
23 05 16 00-0387	EA		42" x 16" 2 Arch, Flanged, Viton Tube And Cover Expansion Joint (Mercer 502V).....	50,054.32	4,230.08
23 05 16 00-0388	EA		48" x 16" 2 Arch, Flanged, Viton Tube And Cover Expansion Joint (Mercer 502V).....	58,503.26	5,287.60
23 05 16 00-0389	EA		60" x 16" 2 Arch, Flanged, Viton Tube And Cover Expansion Joint (Mercer 502V).....	77,447.28	7,614.14

23 Heating, Ventilating, and Air-Conditioning (HVAC)

23 05 Common Work Results for HVAC

23 05 16 Expansion Fittings and Loops for HVAC Piping



MINOR
CSI UOM DESCRIPTION

TOTAL DIRECT DEMOLITION
UNIT COST UNIT COST

MINOR	CSI	UOM	DESCRIPTION	TOTAL DIRECT UNIT COST	DEMOLITION UNIT COST
23 05 16 00-0390			Teflon Lined Expansion Joints (Mercer 701) <small>(23 05 16 00-0284)</small> Note: Natural rubber, neoprene, butyl, ethylene propylene diene monomer (EPDM) Or nitrile. Includes baked enamel coated ductile iron backer rings. Series 701.		
23 05 16 00-0391	EA		1-1/2" Teflon Lined Expansion Joint (Mercer 701).....	957.10	80.45
			For Hypalon Tube And Cover, Add	15.92	
			For Viton Tube And Cover, Add	796.22	
23 05 16 00-0392	EA		2" Teflon Lined Expansion Joint (Mercer 701).....	1,118.69	83.25
			For Hypalon Tube And Cover, Add	19.04	
			For Viton Tube And Cover, Add	952.13	
23 05 16 00-0393	EA		2-1/2" Teflon Lined Expansion Joint (Mercer 701).....	1,275.95	90.94
			For Hypalon Tube And Cover, Add	21.88	
			For Viton Tube And Cover, Add	1,094.11	
23 05 16 00-0394	EA		3" Teflon Lined Expansion Joint (Mercer 701).....	1,575.01	180.55
			For Hypalon Tube And Cover, Add	24.28	
			For Viton Tube And Cover, Add	1,213.82	
23 05 16 00-0395	EA		4" Teflon Lined Expansion Joint (Mercer 701).....	1,932.84	231.44
			For Hypalon Tube And Cover, Add	29.40	
			For Viton Tube And Cover, Add	1,469.95	
23 05 16 00-0396	EA		5" Teflon Lined Expansion Joint (Mercer 701).....	2,299.87	252.05
			For Hypalon Tube And Cover, Add	35.91	
			For Viton Tube And Cover, Add	1,795.68	
23 05 16 00-0397	EA		6" Teflon Lined Expansion Joint (Mercer 701).....	2,423.92	240.34
			For Hypalon Tube And Cover, Add	38.86	
			For Viton Tube And Cover, Add	1,943.23	
23 05 16 00-0398	EA		8" Teflon Lined Expansion Joint (Mercer 701).....	2,909.75	274.48
			For Hypalon Tube And Cover, Add	47.22	
			For Viton Tube And Cover, Add	2,360.83	
23 05 16 00-0399	EA		10" Teflon Lined Expansion Joint (Mercer 701).....	3,668.43	326.68
			For Hypalon Tube And Cover, Add	60.30	
			For Viton Tube And Cover, Add	3,015.07	
23 05 16 00-0400	EA		12" Teflon Lined Expansion Joint (Mercer 701).....	4,691.23	409.36
			For Hypalon Tube And Cover, Add	77.45	
			For Viton Tube And Cover, Add	3,872.54	
23 05 16 00-0401	EA		14" Teflon Lined Expansion Joint (Mercer 701).....	5,274.08	415.41
			For Hypalon Tube And Cover, Add	88.87	
			For Viton Tube And Cover, Add	4,443.26	
23 05 16 00-0402	EA		16" Teflon Lined Expansion Joint (Mercer 701).....	6,547.66	517.70
			For Hypalon Tube And Cover, Add	110.25	
			For Viton Tube And Cover, Add	5,512.32	
23 05 16 00-0403	EA		18" Teflon Lined Expansion Joint (Mercer 701).....	7,292.96	588.27
			For Hypalon Tube And Cover, Add	122.33	
			For Viton Tube And Cover, Add	6,116.45	
23 05 16 00-0404	EA		20" Teflon Lined Expansion Joint (Mercer 701).....	8,538.46	659.79
			For Hypalon Tube And Cover, Add	144.38	
			For Viton Tube And Cover, Add	7,218.91	
23 05 16 00-0405	EA		24" Teflon Lined Expansion Joint (Mercer 701).....	11,163.50	812.76
			For Hypalon Tube And Cover, Add	190.76	
			For Viton Tube And Cover, Add	9,537.98	
23 05 16 00-0406			Accessories For Mercer Rubber, Series 451 And 501 <small>(23 05 16 00-0091)</small>		
23 05 16 00-0407			Hot-Dipped Galvanized Back-Up Rings For Mercer 451 And 501 Expansion Joints <small>(23 05 16 00-0406)</small>		
23 05 16 00-0408	EA		1-1/2" Hot-Dipped Galvanized Back-Up Rings For Mercer 451 And 501 Expansion Joints.....	42.32	
23 05 16 00-0409	EA		2" Hot-Dipped Galvanized Back-Up Rings For Mercer 451 And 501 Expansion Joints.....	53.45	
23 05 16 00-0410	EA		2-1/2" Hot-Dipped Galvanized Back-Up Rings For Mercer 451 And 501 Expansion Joints.....	60.13	
23 05 16 00-0411	EA		3" Hot-Dipped Galvanized Back-Up Rings For Mercer 451 And 501 Expansion Joints.....	64.59	
23 05 16 00-0412	EA		4" Hot-Dipped Galvanized Back-Up Rings For Mercer 451 And 501 Expansion Joints.....	95.77	
23 05 16 00-0413	EA		5" Hot-Dipped Galvanized Back-Up Rings For Mercer 451 And 501 Expansion Joints.....	118.04	
23 05 16 00-0414	EA		6" Hot-Dipped Galvanized Back-Up Rings For Mercer 451 And 501 Expansion Joints.....	129.18	
23 05 16 00-0415	EA		8" Hot-Dipped Galvanized Back-Up Rings For Mercer 451 And 501 Expansion Joints.....	142.54	
23 05 16 00-0416	EA		10" Hot-Dipped Galvanized Back-Up Rings For Mercer 451 And 501 Expansion Joints.....	182.63	
23 05 16 00-0417	EA		12" Hot-Dipped Galvanized Back-Up Rings For Mercer 451 And 501 Expansion Joints.....	216.04	
23 05 16 00-0418	EA		14" Hot-Dipped Galvanized Back-Up Rings For Mercer 451 And 501 Expansion Joints.....	289.54	
23 05 16 00-0419	EA		16" Hot-Dipped Galvanized Back-Up Rings For Mercer 451 And 501 Expansion Joints.....	311.81	
23 05 16 00-0420	EA		18" Hot-Dipped Galvanized Back-Up Rings For Mercer 451 And 501 Expansion Joints.....	334.08	
23 05 16 00-0421	EA		20" Hot-Dipped Galvanized Back-Up Rings For Mercer 451 And 501 Expansion Joints.....	367.49	
23 05 16 00-0422	EA		24" Hot-Dipped Galvanized Back-Up Rings For Mercer 451 And 501 Expansion Joints.....	456.58	
23 05 16 00-0423	EA		30" Hot-Dipped Galvanized Back-Up Rings For Mercer 451 And 501 Expansion Joints.....	567.94	
23 05 16 00-0424	EA		36" Hot-Dipped Galvanized Back-Up Rings For Mercer 451 And 501 Expansion Joints.....	690.43	
23 05 16 00-0425	EA		42" Hot-Dipped Galvanized Back-Up Rings For Mercer 451 And 501 Expansion Joints.....	979.97	
23 05 16 00-0426	EA		48" Hot-Dipped Galvanized Back-Up Rings For Mercer 451 And 501 Expansion Joints.....	1,169.28	
23 05 16 00-0427			Control Rods For Mercer 451 And 501 Expansion Joints <small>(23 05 16 00-0406)</small>		
23 05 16 00-0428	SET		1-1/2" Control Rods For Mercer 451 And 501 Expansion Joints, Set Of 2.....	207.48	
23 05 16 00-0429	SET		2" Control Rods For Mercer 451 And 501 Expansion Joints, Set Of 2.....	262.41	
23 05 16 00-0430	SET		2-1/2" Control Rods For Mercer 451 And 501 Expansion Joints, Set Of 2.....	305.12	
23 05 16 00-0431	SET		3" Control Rods For Mercer 451 And 501 Expansion Joints, Set Of 2.....	366.15	
23 05 16 00-0432	SET		4" Control Rods For Mercer 451 And 501 Expansion Joints, Set Of 2.....	366.15	
23 05 16 00-0433	SET		5" Control Rods For Mercer 451 And 501 Expansion Joints, Set Of 2.....	396.66	
23 05 16 00-0434	SET		6" Control Rods For Mercer 451 And 501 Expansion Joints, Set Of 2.....	457.69	



MINOR CSI UOM DESCRIPTION	TOTAL DIRECT UNIT COST	DEMOLITION UNIT COST
23 05 16 00-0435 SET 8" Control Rods For Mercer 451 And 501 Expansion Joints, Set Of 2.....	671.27	
23 05 16 00-0436 SET 10" Control Rods For Mercer 451 And 501 Expansion Joints, Set Of 3.....	1,312.03	
23 05 16 00-0437 SET 12" Control Rods For Mercer 451 And 501 Expansion Joints, Set Of 3.....	1,800.23	
23 05 16 00-0438 SET 14" Control Rods For Mercer 451 And 501 Expansion Joints, Set Of 4.....	2,685.09	
23 05 16 00-0439 SET 16" Control Rods For Mercer 451 And 501 Expansion Joints, Set Of 4.....	3,020.73	
23 05 16 00-0440 SET 18" Control Rods For Mercer 451 And 501 Expansion Joints, Set Of 5.....	4,027.64	
23 05 16 00-0441 SET 20" Control Rods For Mercer 451 And 501 Expansion Joints, Set Of 5.....	4,302.25	
23 05 16 00-0442 SET 24" Control Rods For Mercer 451 And 501 Expansion Joints, Set Of 5.....	4,851.47	
23 05 16 00-0443 SET 30" Control Rods For Mercer 451 And 501 Expansion Joints, Set Of 5.....	7,109.39	
23 05 16 00-0444 SET 36" Control Rods For Mercer 451 And 501 Expansion Joints, Set Of 5.....	10,465.75	
23 05 16 00-0445 SET 42" Control Rods For Mercer 451 And 501 Expansion Joints, Set Of 3.....	7,078.88	
23 05 16 00-0446 SET 48" Control Rods For Mercer 451 And 501 Expansion Joints, Set Of 4.....	9,306.28	
23 05 16 00-0447 SET 60" Control Rods For Mercer 451 And 501 Expansion Joints, Set Of 4.....	14,523.90	

23 05 17 Sleeves and Sleeve Seals for HVAC Piping (23 05)

23 05 17 00-0001	Wall Seals And Sleeves (23 05 17) Note: Up to 12" walls. Excludes drilling hole.		
23 05 17 00-0002	Ductile Iron Wall Sleeve (23 05 17 00-0001) Note: Includes rubber gasket seal.		
23 05 17 00-0003	EA 3" Ductile Iron Wall Sleeve With Rubber Gasket Seal.....	117.20	47.54
23 05 17 00-0004	EA 4" Ductile Iron Wall Sleeve With Rubber Gasket Seal.....	144.57	55.53
23 05 17 00-0005	EA 6" Ductile Iron Wall Sleeve With Rubber Gasket Seal.....	176.72	66.62
23 05 17 00-0006	EA 8" Ductile Iron Wall Sleeve With Rubber Gasket Seal.....	251.01	99.88
23 05 17 00-0007	EA 10" Ductile Iron Wall Sleeve With Rubber Gasket Seal.....	322.88	133.14
23 05 17 00-0008	EA 12" Ductile Iron Wall Sleeve With Rubber Gasket Seal.....	398.07	166.50

23 05 17 00-0009 Steel Pipe Sleeves (23 05 17 00-0001)

Note: Includes link seals 12" length.			
23 05 17 00-0010	EA 2" Steel Pipe Sleeve With Link Seals.....	143.15	48.27
23 05 17 00-0011	EA 2-1/2" Steel Pipe Sleeve With Link Seals.....	180.68	52.33
23 05 17 00-0012	EA 3" Steel Pipe Sleeve With Link Seals.....	216.00	56.39
23 05 17 00-0013	EA 4" Steel Pipe Sleeve With Link Seals.....	269.32	67.64
23 05 17 00-0014	EA 6" Steel Pipe Sleeve With Link Seals.....	398.28	84.48
23 05 17 00-0015	EA 10" Steel Pipe Sleeve With Link Seals.....	947.74	101.42
23 05 17 00-0016	EA 13-1/4" Inside Diameter Steel Pipe Sleeve With Link Seals.....	1,140.91	126.77
23 05 17 00-0017	EA 17-1/4" Inside Diameter Steel Pipe Sleeve With Link Seals.....	1,564.75	155.97
23 05 17 00-0018	EA 23-1/4" Inside Diameter Steel Pipe Sleeve With Link Seals.....	2,214.86	202.83
23 05 17 00-0019	EA 29-1/4" Inside Diameter Steel Pipe Sleeve With Link Seals.....	2,167.77	253.54

23 05 19 Meters and Gages for HVAC Piping (23 05)

See CSI section 33 19 00 00-0000 for water utility service metering.

23 05 19 00-0001	Thermometers (23 05 19)		
23 05 19 00-0002	Dial Type, Bi-Metal, 4" To 9" Stem, Steel Case, Brass Stem, Thermometers (23 05 19 00-0001) Note: Various ranges.		
23 05 19 00-0003	EA 2" Diameter Dial, Bi-Metal, 4" To 9" Stem, Steel Case, Brass Stem, Thermometer.....	106.21	34.72
23 05 19 00-0004	EA 2-1/2" Diameter Dial, Bi-Metal, 4" To 9" Stem, Steel Case, Brass Stem, Thermometer.....	124.57	34.72
23 05 19 00-0005	EA 3-1/2" Diameter Dial, Bi-Metal, 4" To 9" Stem, Steel Case, Brass Stem, Thermometer.....	124.57	34.72

23 05 19 00-0006 Liquid Filled Industrial Union Connection Type Thermometers (23 05 19 00-0001)

Note: Various ranges.			
23 05 19 00-0007	EA 7" Scale, Angle Stem, Liquid Filled Industrial Union Connection Type Thermometer.....	142.93	34.72
23 05 19 00-0008	EA 9" Scale, Angle Stem, Liquid Filled Industrial Union Connection Type Thermometer.....	142.93	34.72
23 05 19 00-0009	EA 12" Scale, Angle Stem, Liquid Filled Industrial Union Connection Type Thermometer.....	181.33	34.72
23 05 19 00-0010	EA 7" Scale, Straight Stem, Liquid Filled Industrial Union Connection Type Thermometer.....	147.94	34.72
23 05 19 00-0011	EA 9" Scale, Straight Stem, Liquid Filled Industrial Union Connection Type Thermometer.....	156.29	34.72
23 05 19 00-0012	EA 12" Scale, Straight Stem, Liquid Filled Industrial Union Connection Type Thermometer.....	186.34	34.72

23 05 19 00-0013 Liquid Filled Industrial Separable Socket Type Thermometers (23 05 19 00-0001)

Note: Various ranges. Socket connection for thermowell.			
23 05 19 00-0014	EA 7" Scale, Angle Stem, Liquid Filled Industrial Separable Socket Type Thermometer.....	142.93	34.72
23 05 19 00-0015	EA 9" Scale, Angle Stem, Liquid Filled Industrial Separable Socket Type Thermometer.....	142.93	34.72
23 05 19 00-0016	EA 12" Scale, Angle Stem, Liquid Filled Industrial Separable Socket Type Thermometer.....	181.33	34.72
23 05 19 00-0017	EA 7" Scale, Straight Stem, Liquid Filled Industrial Separable Socket Type Thermometer.....	164.64	34.72
23 05 19 00-0018	EA 9" Scale, Straight Stem, Liquid Filled Industrial Separable Socket Type Thermometer.....	181.33	34.72
23 05 19 00-0019	EA 12" Scale, Straight Stem, Liquid Filled Industrial Separable Socket Type Thermometer.....	185.59	34.72

23 05 19 00-0020 1" NPT, 304 Stainless Steel Thermowells (23 05 19 00-0001)

23 05 19 00-0021	EA 4" Long, 1" NPT, 304 Stainless Steel Thermowell.....	161.49	65.10
23 05 19 00-0022	EA 8" Long, 1" NPT, 304 Stainless Steel Thermowell.....	161.42	65.10

23 Heating, Ventilating, and Air-Conditioning (HVAC)**23 05 Common Work Results for HVAC****23 05 19 Meters and Gages for HVAC Piping**

SAN BERNARDINO
COUNTY

MINOR CSI UOM DESCRIPTION	TOTAL DIRECT UNIT COST	DEMOLITION UNIT COST
23 05 19 00-0023 Pressure Gauges <small>(23 05 19)</small>		
23 05 19 00-0024 Steel Case, 0 To 60 PSI Or 0 To 100 PSI, Pressure Gauges <small>(23 05 19 00-0023)</small>		
23 05 19 00-0025 EA 2" Diameter Dial, Steel Case, 0 To 60 PSI Or 0 To 100 PSI, Pressure Gauge.....	37.81	13.56
23 05 19 00-0026 EA 4" Diameter Dial, Steel Case, 0 To 60 PSI Or 0 To 100 PSI, Pressure Gauge.....	47.66	13.56
23 05 19 00-0027 Aluminum Case, 0 To 60 PSI Or 0 To 100 PSI, Pressure Gauges <small>(23 05 19 00-0023)</small>		
23 05 19 00-0028 EA 3-1/2" Diameter Dial, Aluminum Case, 0 To 60 PSI Or 0 To 100 PSI, Pressure Gauge.....	297.46	13.56
23 05 19 00-0029 EA 4-1/2" Diameter Dial, Aluminum Case, 0 To 60 PSI Or 0 To 100 PSI, Pressure Gauge.....	297.46	13.56
23 05 19 00-0030 EA 6" Diameter Dial, Aluminum Case, 0 To 60 PSI Or 0 To 100 PSI, Pressure Gauge.....	389.27	13.56
23 05 19 00-0031 EA 8-1/2" Diameter Dial, Aluminum Case, 0 To 60 PSI Or 0 To 100 PSI, Pressure Gauge.....	929.93	13.56
23 05 19 00-0032 Brass Case, 0 To 60 PSI Or 0 To 100 PSI, Pressure Gauges <small>(23 05 19 00-0023)</small>		
Note: Liquid filled.		
23 05 19 00-0033 EA 2-1/2" Diameter Dial, Brass Case, 0 To 60 PSI Or 0 To 100 PSI, Pressure Gauge.....	139.47	13.56
23 05 19 00-0034 EA 4" Diameter Dial, Brass Case, 0 To 60 PSI Or 0 To 100 PSI, Pressure Gauge.....	319.12	13.56
23 05 19 00-0035 Steel Case, 0 To 10K PSI High Pressure, Pressure Gauges <small>(23 05 19 00-0023)</small>		
23 05 19 00-0036 EA 4-1/2" Diameter Dial, Steel Case, 0 To 10K PSI High Pressure, Pressure Gauge.....	325.96	13.56
23 05 19 00-0037 EA 6-1/2" Diameter Dial, Steel Case, 0 To 10K PSI High Pressure, Pressure Gauge.....	325.96	13.56
23 05 19 00-0038 EA 8-1/2" Diameter Dial, Steel Case, 0 To 10K PSI High Pressure, Pressure Gauge.....	325.96	13.56
23 05 19 00-0039 Gauge Accessories <small>(23 05 19 00-0023)</small>		
23 05 19 00-0040 EA Pete's Plug (Valve Cock For Removable Pressure Gauge Or Thermometer).....	86.99	10.85
23 05 19 00-0041 EA 1/4" Snubber Valve.....	52.94	10.85
23 05 19 00-0042 EA 1/4" Female Pipe Thread, Brass Gauge Cock.....	33.20	16.28
23 05 19 00-0043 EA 1/4" Male Pipe Thread, Brass Gauge Cock.....	28.45	16.28
23 05 19 00-0044 EA 1/4" Pressure Pigtail Steam Siphon.....	42.39	16.28
23 05 19 00-0045 EA 1/4" x 3" Long Black Steel Nipple.....	7.95	5.42
23 05 19 00-0046 EA 1/4" Steel Thread-O-Let.....	62.59	27.13
23 05 19 00-0047 EA 1/4", 300 LB, Black Steel Union.....	113.36	10.85
23 05 19 00-0048 EA 1/4" Black Steel Coupling.....	25.09	10.85
23 05 19 00-0049 EA 1/4", 300 LB, Black Steel Plug.....	13.80	6.51
23 05 19 00-0050 EA 1/4", 150 LB, Black Steel Cap.....	14.93	6.51
23 05 19 00-0051 LF 1/4" Schedule 40, Threaded And Coupled, Black Steel Pipe.....	9.80	3.58
23 05 19 00-0052 LF 1/4" Schedule 80, Plain End, Black Steel Pipe.....	9.81	3.58
23 05 19 00-0053 LF 1/4" Schedule 40, Threaded And Coupled, Galvanized Steel Pipe.....	8.73	
23 05 19 00-0054 EA 1/4" Threaded, 800 LB, Forged Steel, Ball Valve.....	106.77	
23 05 19 00-0055 Valve Lock Covers <small>(23 05 19)</small>		
23 05 19 00-0056 EA Valve Lock Cover.....	83.51	16.60
23 05 19 00-0057 Sight Flow Indicator <small>(23 05 19)</small>		
23 05 19 00-0058 Threaded, Single Window, Acrylonitrile Butadiene Styrene (ABS) Plastic Impeller, Bronze Body, Sight Flow Indicator <small>(23 05 19 00-0057)</small>		
23 05 19 00-0059 EA 1/4" Threaded, Single Window, Acrylonitrile Butadiene Styrene (ABS) Plastic Impeller, Bronze Body, Sight Flow Indicator (Dwyer SFI-100).....	164.06	15.80
23 05 19 00-0060 EA 3/8" Threaded, Single Window, Acrylonitrile Butadiene Styrene (ABS) Plastic Impeller, Bronze Body, Sight Flow Indicator (Dwyer SFI-100).....	171.34	16.62
23 05 19 00-0061 EA 1/2" Threaded, Single Window, Acrylonitrile Butadiene Styrene (ABS) Plastic Impeller, Bronze Body, Sight Flow Indicator (Dwyer SFI-100).....	185.44	17.46
23 05 19 00-0062 EA 3/4" Threaded, Single Window, Acrylonitrile Butadiene Styrene (ABS) Plastic Impeller, Bronze Body, Sight Flow Indicator (Dwyer SFI-100).....	206.58	23.53
23 05 19 00-0063 EA 1" Threaded, Single Window, Acrylonitrile Butadiene Styrene (ABS) Plastic Impeller, Bronze Body, Sight Flow Indicator (Dwyer SFI-100).....	246.82	28.53
23 05 19 00-0064 EA 1-1/4" Threaded, Single Window, Acrylonitrile Butadiene Styrene (ABS) Plastic Impeller, Bronze Body, Sight Flow Indicator (Dwyer SFI-100).....	278.90	36.11
23 05 19 00-0065 EA 1-1/2" Threaded, Single Window, Acrylonitrile Butadiene Styrene (ABS) Plastic Impeller, Bronze Body, Sight Flow Indicator (Dwyer SFI-100).....	397.80	41.75
23 05 19 00-0066 EA 2" Threaded, Single Window, Acrylonitrile Butadiene Styrene (ABS) Plastic Impeller, Bronze Body, Sight Flow Indicator (Dwyer SFI-100).....	439.92	49.35
23 05 19 00-0067 Threaded, Double Window, Acrylonitrile Butadiene Styrene (ABS) Plastic Impeller, Bronze Body, Sight Flow Indicator <small>(23 05 19 00-0057)</small>		
23 05 19 00-0068 EA 1/4" Threaded, Double Window, Acrylonitrile Butadiene Styrene (ABS) Plastic Impeller, Bronze Body, Sight Flow Indicator (Dwyer SFI-300).....	214.59	15.80
23 05 19 00-0069 EA 3/8" Threaded, Double Window, Acrylonitrile Butadiene Styrene (ABS) Plastic Impeller, Bronze Body, Sight Flow Indicator (Dwyer SFI-300).....	220.74	16.62
23 05 19 00-0070 EA 1/2" Threaded, Double Window, Acrylonitrile Butadiene Styrene (ABS) Plastic Impeller, Bronze Body, Sight Flow Indicator (Dwyer SFI-300).....	238.21	17.46
23 05 19 00-0071 EA 3/4" Threaded, Double Window, Acrylonitrile Butadiene Styrene (ABS) Plastic Impeller, Bronze Body, Sight Flow Indicator (Dwyer SFI-300).....	251.49	23.53



MINOR CSI UOM DESCRIPTION	TOTAL DIRECT UNIT COST	DEMOLITION UNIT COST
23 05 19 00-0072 EA 1" Threaded, Double Window, Acrylonitrile Butadiene Styrene (ABS) Plastic Impeller, Bronze Body, Sight Flow Indicator (Dwyer SFI-300)	265.91	28.53
23 05 19 00-0073 EA 1-1/4" Threaded, Double Window, Acrylonitrile Butadiene Styrene (ABS) Plastic Impeller, Bronze Body, Sight Flow Indicator (Dwyer SFI-300)	286.76	36.11
23 05 19 00-0074 EA 1-1/2" Threaded, Double Window, Acrylonitrile Butadiene Styrene (ABS) Plastic Impeller, Bronze Body, Sight Flow Indicator (Dwyer SFI-300)	550.49	41.75
23 05 19 00-0075 EA 2" Threaded, Double Window, Acrylonitrile Butadiene Styrene (ABS) Plastic Impeller, Bronze Body, Sight Flow Indicator (Dwyer SFI-300)	588.12	49.35
23 05 19 00-0076 Threaded, Double Window, Acrylonitrile Butadiene Styrene (ABS) Plastic Impeller, Stainless Steel Body, Sight Flow Indicator (23 05 19 00-0057)		
23 05 19 00-0077 EA 1/4" Threaded, Double Window, Acrylonitrile Butadiene Styrene (ABS) Plastic Impeller, Stainless Steel Body, Sight Flow Indicator (Dwyer SFI-300SS)	312.27	15.80
23 05 19 00-0078 EA 3/8" Threaded, Double Window, Acrylonitrile Butadiene Styrene (ABS) Plastic Impeller, Stainless Steel Body, Sight Flow Indicator (Dwyer SFI-300SS)	329.65	16.62
23 05 19 00-0079 EA 1/2" Threaded, Double Window, Acrylonitrile Butadiene Styrene (ABS) Plastic Impeller, Stainless Steel Body, Sight Flow Indicator (Dwyer SFI-300SS)	358.34	17.46
23 05 19 00-0080 EA 3/4" Threaded, Double Window, Acrylonitrile Butadiene Styrene (ABS) Plastic Impeller, Stainless Steel Body, Sight Flow Indicator (Dwyer SFI-300SS)	388.47	23.53
23 05 19 00-0081 EA 1" Threaded, Double Window, Acrylonitrile Butadiene Styrene (ABS) Plastic Impeller, Stainless Steel Body, Sight Flow Indicator (Dwyer SFI-300SS)	445.55	28.53
23 05 19 00-0082 EA 1-1/4" Threaded, Double Window, Acrylonitrile Butadiene Styrene (ABS) Plastic Impeller, Stainless Steel Body, Sight Flow Indicator (Dwyer SFI-300SS)	469.76	36.11
23 05 19 00-0083 EA 1-1/2" Threaded, Double Window, Acrylonitrile Butadiene Styrene (ABS) Plastic Impeller, Stainless Steel Body, Sight Flow Indicator (Dwyer SFI-300SS)	954.68	41.75
23 05 19 00-0084 EA 2" Threaded, Double Window, Acrylonitrile Butadiene Styrene (ABS) Plastic Impeller, Stainless Steel Body, Sight Flow Indicator (Dwyer SFI-300SS)	1,003.54	49.35
23 05 19 00-0085 Threaded, Double Window, 304SS Flapper, Bronze Body, Sight Flow Indicators (23 05 19 00-0057)		
23 05 19 00-0086 EA 1/4" Threaded, Double Window, 304SS Flapper, Bronze Body, Sight Flow Indicator (Dwyer SFI-360)	211.22	15.80
23 05 19 00-0087 EA 3/8" Threaded, Double Window, 304SS Flapper, Bronze Body, Sight Flow Indicator (Dwyer SFI-360)	219.62	16.62
23 05 19 00-0088 EA 1/2" Threaded, Double Window, 304SS Flapper, Bronze Body, Sight Flow Indicator (Dwyer SFI-360)	232.59	17.46
23 05 19 00-0089 EA 3/4" Threaded, Double Window, 304SS Flapper, Bronze Body, Sight Flow Indicator (Dwyer SFI-360)	250.37	23.53
23 05 19 00-0090 EA 1" Threaded, Double Window, 304SS Flapper, Bronze Body, Sight Flow Indicator (Dwyer SFI-360)	264.79	28.53
23 05 19 00-0091 EA 1-1/4" Threaded, Double Window, 304SS Flapper, Bronze Body, Sight Flow Indicator (Dwyer SFI-360)	286.76	36.11
23 05 19 00-0092 EA 1-1/2" Threaded, Double Window, 304SS Flapper, Bronze Body, Sight Flow Indicator (Dwyer SFI-360)	543.76	41.75
23 05 19 00-0093 EA 2" Threaded, Double Window, 304SS Flapper, Bronze Body, Sight Flow Indicator (Dwyer SFI-360)	579.14	49.35
23 05 19 00-0094 Threaded, Double Window, 304SS Flapper, Stainless Steel Body, Sight Flow Indicators (23 05 19 00-0057)		
23 05 19 00-0095 EA 1/4" Threaded, Double Window, 304SS Flapper, Stainless Steel Body, Sight Flow Indicator (Dwyer SFI-360SS)	310.02	15.80
23 05 19 00-0096 EA 3/8" Threaded, Double Window, 304SS Flapper, Stainless Steel Body, Sight Flow Indicator (Dwyer SFI-360SS)	334.14	16.62
23 05 19 00-0097 EA 1/2" Threaded, Double Window, 304SS Flapper, Stainless Steel Body, Sight Flow Indicator (Dwyer SFI-360SS)	365.08	17.46
23 05 19 00-0098 EA 3/4" Threaded, Double Window, 304SS Flapper, Stainless Steel Body, Sight Flow Indicator (Dwyer SFI-360SS)	388.47	23.53
23 05 19 00-0099 EA 1" Threaded, Double Window, 304SS Flapper, Stainless Steel Body, Sight Flow Indicator (Dwyer SFI-360SS)	445.55	28.53
23 05 19 00-0100 EA 1-1/4" Threaded, Double Window, 304SS Flapper, Stainless Steel Body, Sight Flow Indicator (Dwyer SFI-360SS)	474.25	36.11
23 05 19 00-0101 EA 1-1/2" Threaded, Double Window, 304SS Flapper, Stainless Steel Body, Sight Flow Indicator (Dwyer SFI-360SS)	954.68	41.75
23 05 19 00-0102 EA 2" Threaded, Double Window, 304SS Flapper, Stainless Steel Body, Sight Flow Indicator (Dwyer SFI-360SS)	1,003.54	49.35
23 05 19 00-0103 Threaded, Tube Style, Without Impeller, Cast Iron Body, Sight Flow Indicators (23 05 19 00-0057)		
23 05 19 00-0104 EA 1" Threaded, Tube Style, Without Impeller, Cast Iron Body, Sight Flow Indicator (Dwyer SFI-400)	454.53	28.53
23 05 19 00-0105 EA 1-1/4" Threaded, Tube Style, Without Impeller, Cast Iron Body, Sight Flow Indicator (Dwyer SFI-400)	510.18	36.11
23 05 19 00-0106 EA 1-1/2" Threaded, Tube Style, Without Impeller, Cast Iron Body, Sight Flow Indicator (Dwyer SFI-400)	579.69	41.75
23 05 19 00-0107 EA 2" Threaded, Tube Style, Without Impeller, Cast Iron Body, Sight Flow Indicator (Dwyer SFI-400)	650.99	49.35
23 05 19 00-0108 Flanged, Double Window, 316SS Flapper, Carbon Steel Body, Sight Flow Indicators (23 05 19 00-0057)		
23 05 19 00-0109 EA 1-1/2" Flanged, Double Window, 316SS Flapper, Carbon Steel Body, Sight Flow Indicator (Dwyer SFI-360FCS)	998.80	113.88
23 05 19 00-0110 EA 2" Flanged, Double Window, 316SS Flapper, Carbon Steel Body, Sight Flow Indicator (Dwyer SFI-360FCS)	1,113.20	144.58
23 05 19 00-0111 EA 3" Flanged, Double Window, 316SS Flapper, Carbon Steel Body, Sight Flow Indicator (Dwyer SFI-360FCS)	1,645.70	169.80
23 05 19 00-0112 EA 4" Flanged, Double Window, 316SS Flapper, Carbon Steel Body, Sight Flow Indicator (Dwyer SFI-360FCS)	2,479.27	284.65
23 05 19 00-0113 EA 6" Flanged, Double Window, 316SS Flapper, Carbon Steel Body, Sight Flow Indicator (Dwyer SFI-360FCS)	4,036.03	349.29
23 05 19 00-0114 Flanged, Tube Style, Without Impeller, Stainless Steel Body, Sight Flow Indicators (23 05 19 00-0057)		
23 05 19 00-0115 EA 1" Flanged, Tube Style, Without Impeller, Stainless Steel Body, Sight Flow Indicator (Dwyer SFI-400F)	766.99	81.34
23 05 19 00-0116 EA 1-1/4" Flanged, Tube Style, Without Impeller, Stainless Steel Body, Sight Flow Indicator (Dwyer SFI-400F)	906.06	94.90
23 05 19 00-0117 EA 1-1/2" Flanged, Tube Style, Without Impeller, Stainless Steel Body, Sight Flow Indicator (Dwyer SFI-400F)	975.78	113.88
23 05 19 00-0118 EA 2" Flanged, Tube Style, Without Impeller, Stainless Steel Body, Sight Flow Indicator (Dwyer SFI-400F)	1,222.67	144.58
23 05 19 00-0119 EA 3" Flanged, Tube Style, Without Impeller, Stainless Steel Body, Sight Flow Indicator (Dwyer SFI-400F)	1,779.87	169.80
23 05 19 00-0120 EA 4" Flanged, Tube Style, Without Impeller, Stainless Steel Body, Sight Flow Indicator (Dwyer SFI-400F)	2,624.67	284.65

23 Heating, Ventilating, and Air-Conditioning (HVAC)

23 05 Common Work Results for HVAC

23 05 19 Meters and Gages for HVAC Piping



MINOR
CSI UOM DESCRIPTION

TOTAL DIRECT DEMOLITION
UNIT COST UNIT COST

MINOR	CSI	UOM	DESCRIPTION	TOTAL DIRECT UNIT COST	DEMOLITION UNIT COST
23 05 19 00-0121			Venturi Flowmeters (23 05 19)		
23 05 19 00-0122			Threaded, Brass, Venturi Flowmeters (23 05 19 00-0121)		
23 05 19 00-0123	EA		3/4" Threaded, Brass, Venturi Flowmeter289.84	289.84	73.78
			<i>For Portable Venturi Flow Meter, Add</i>995.00		
23 05 19 00-0124	EA		1" Threaded, Brass, Venturi Flowmeter319.82	319.82	88.53
			<i>For Portable Venturi Flow Meter, Add</i>995.00		
23 05 19 00-0125	EA		1-1/4" Threaded, Brass, Venturi Flowmeter352.72	352.72	98.41
			<i>For Portable Venturi Flow Meter, Add</i>995.00		
23 05 19 00-0126	EA		1-1/2" Threaded, Brass, Venturi Flowmeter397.55	397.55	110.68
			<i>For Portable Venturi Flow Meter, Add</i>995.00		
23 05 19 00-0127	EA		2" Threaded, Brass, Venturi Flowmeter473.47	473.47	126.52
			<i>For Portable Venturi Flow Meter, Add</i>995.00		
23 05 19 00-0128	EA		2-1/2" Threaded, Brass, Venturi Flowmeter650.04	650.04	177.05
			<i>For Portable Venturi Flow Meter, Add</i>995.00		
23 05 19 00-0129			Butt Weld, Carbon Steel, Venturi Flowmeters (23 05 19 00-0121)		
23 05 19 00-0130	EA		3" Butt Weld, Carbon Steel, Venturi Flowmeter2,144.03	2,144.03	152.12
			<i>For Portable Venturi Flow Meter, Add</i>995.00		
			<i>For Flanged Ends, Add</i>643.92		
23 05 19 00-0131	EA		4" Butt Weld, Carbon Steel, Venturi Flowmeter3,002.11	3,002.11	182.55
			<i>For Portable Venturi Flow Meter, Add</i>995.00		
			<i>For Flanged Ends, Add</i>922.96		
23 05 19 00-0132	EA		5" Butt Weld, Carbon Steel, Venturi Flowmeter3,951.95	3,951.95	228.18
			<i>For Portable Venturi Flow Meter, Add</i>995.00		
			<i>For Flanged Ends, Add</i>1,223.46		
23 05 19 00-0133	EA		6" Butt Weld, Carbon Steel, Venturi Flowmeter4,656.02	4,656.02	304.25
			<i>For Portable Venturi Flow Meter, Add</i>995.00		
			<i>For Flanged Ends, Add</i>1,416.64		
23 05 19 00-0134	EA		8" Butt Weld, Carbon Steel, Venturi Flowmeter6,924.13	6,924.13	365.09
			<i>For Portable Venturi Flow Meter, Add</i>995.00		
			<i>For Flanged Ends, Add</i>2,167.88		
23 05 19 00-0135	EA		10" Butt Weld, Carbon Steel, Venturi Flowmeter11,522.15	11,522.15	456.36
			<i>For Portable Venturi Flow Meter, Add</i>995.00		
			<i>For Flanged Ends, Add</i>3,713.30		
23 05 19 00-0136	EA		12" Butt Weld, Carbon Steel, Venturi Flowmeter17,380.85	17,380.85	656.70
			<i>For Portable Venturi Flow Meter, Add</i>995.00		
			<i>For Flanged Ends, Add</i>5,623.61		
23 05 19 00-0137	EA		14" Butt Weld, Carbon Steel, Venturi Flowmeter24,292.82	24,292.82	985.05
			<i>For Portable Venturi Flow Meter, Add</i>995.00		
			<i>For Flanged Ends, Add</i>7,812.95		
23 05 19 00-0138	EA		16" Butt Weld, Carbon Steel, Venturi Flowmeter36,838.27	36,838.27	1,094.50
			<i>For Portable Venturi Flow Meter, Add</i>995.00		
			<i>For Flanged Ends, Add</i>12,127.24		
23 05 19 00-0139			Turbine Flowmeter (23 05 19)		
23 05 19 00-0140	EA		Saddle Mount Turbine Flowmeter1,553.46	1,553.46	81.38
23 05 19 00-0141			Water Flow Switches (23 05 19)		
23 05 19 00-0142	EA		Flexible Paddle, Single Switch, Brass Body, Water Flow Switch (Taco IFS01BF-1)278.49	278.49	31.98
23 05 19 00-0143	EA		Rigid Paddle, Single Switch, Brass Body, Water Flow Switch (Taco IFS01BR-1)288.76	288.76	31.98
23 05 19 00-0144	EA		Flexible Paddle, Double Switch, Brass Body, Water Flow Switch (Taco IFS02BF-1)375.48	375.48	31.98
23 05 19 00-0145	EA		Rigid Paddle, Double Switch, Brass Body, Water Flow Switch (Taco IFS02BR-1)388.62	388.62	31.98
23 05 19 00-0146	EA		Flexible Paddle, High Current Single Switch, Brass Body, Water Flow Switch (Taco IFSH1BF-1)301.90	301.90	31.98
23 05 19 00-0147	EA		Rigid Paddle, High Current Single Switch, Brass Body, Water Flow Switch (Taco IFSH1BR-1)313.87	313.87	31.98
23 05 19 00-0148	EA		Flexible Paddle, High Current Double Switch, Brass Body, Water Flow Switch (Taco IFSH2BF-1)398.89	398.89	31.98
23 05 19 00-0149	EA		Rigid Paddle, High Current Double Switch, Brass Body, Water Flow Switch (Taco IFSH2BR-1)410.86	410.86	31.98
23 05 19 00-0150	EA		Flexible Paddle, Single Switch, 316 Stainless Steel Body, Water Flow Switch (Taco IFS01SF-1)796.50	796.50	31.98
23 05 19 00-0151	EA		Rigid Paddle, Single Switch, 316 Stainless Steel Body, Water Flow Switch (Taco IFS01SR-1)808.10	808.10	31.98
23 05 19 00-0152	EA		Flexible Paddle, Double Switch, 316 Stainless Steel Body, Water Flow Switch (Taco IFS02SF-1)918.34	918.34	31.98
23 05 19 00-0153	EA		Rigid Paddle, Double Switch, 316 Stainless Steel Body, Water Flow Switch (Taco IFS02SR-1)934.29	934.29	31.98
23 05 19 00-0154	EA		Flexible Paddle, High Current Single Switch, 316 Stainless Steel Body, Water Flow Switch (Taco IFSH1SF-1)824.06	824.06	31.98
23 05 19 00-0155	EA		Rigid Paddle, High Current Single Switch, 316 Stainless Steel Body, Water Flow Switch (Taco IFSH1SR-1)840.01	840.01	31.98
23 05 19 00-0156	EA		Flexible Paddle, High Current Double Switch, 316 Stainless Steel Body, Water Flow Switch (Taco IFSH2SF-1)945.90	945.90	31.98
23 05 19 00-0157	EA		Rigid Paddle, High Current Double Switch, 316 Stainless Steel Body, Water Flow Switch (Taco IFSH2SR-1)963.30	963.30	31.98
23 05 19 00-0158			Sight Glass (23 05 19)		
23 05 19 00-0159			In-Line, 316L Stainless Steel Body, Sight Glass With Clamp (23 05 19 00-0158)		
23 05 19 00-0160	EA		1" In-Line, 316 L Stainless Steel Body, Borosilicate Glass, Sight Glass With Clamp (Dixon B54BMP-R100)512.72	512.72	28.53
23 05 19 00-0161	EA		1-1/2" In-Line, 316 L Stainless Steel Body, Borosilicate Glass, Sight Glass With Clamp (Dixon B54BMP-R150)595.94	595.94	41.75
23 05 19 00-0162	EA		2" In-Line, 316 L Stainless Steel Body, Borosilicate Glass, Sight Glass With Clamp (Dixon B54BMP-R200)641.65	641.65	49.35
23 05 19 00-0163	EA		2-1/2" In-Line, 316 L Stainless Steel Body, Borosilicate Glass, Sight Glass With Clamp (Dixon B54BMP-R250)812.72	812.72	58.78
23 05 19 00-0164	EA		3" In-Line, 316 L Stainless Steel Body, Borosilicate Glass, Sight Glass With Clamp (Dixon B54BMP-R250)1,219.10	1,219.10	60.42
23 05 19 00-0165	EA		4" In-Line, 316 L Stainless Steel Body, Borosilicate Glass, Sight Glass With Clamp (Dixon B54BMP-R400)1,479.77	1,479.77	89.15



MINOR	CSI	UOM	DESCRIPTION	TOTAL DIRECT UNIT COST	DEMOLITION UNIT COST
-------	-----	-----	-------------	------------------------	----------------------

23 05 23 General-Duty Valves For HVAC Piping (23 05)

Note: Flanged valves exclude bolt and gasket sets. See CSI section 22 05 23 00-0000 for additional valves, 23 21 13 23-0713 for bolt and gasket sets.

23 05 23 00-0001			Gate Valves <small>(23 05 23)</small>		
23 05 23 00-0002			Class 125 Threaded, Bronze Gate Valves <small>(23 05 23 00-0001)</small>		
			Note: 125 psi steam, basic rating, 200 psi cold working pressure.		
23 05 23 00-0003	EA		1/4" Diameter, 125 LB, Threaded Bronze Gate Valve	63.56	10.85
			<i>For 150 LB Rating, Add</i>	3.20	
			<i>For 200 LB Rating, Add</i>	4.80	
			<i>For 250 LB Rating, Add</i>	8.00	
			<i>For 300 LB Rating, Add</i>	11.19	
			<i>For Work In Restricted Working Space, Add</i>	9.47	
23 05 23 00-0004	EA		3/8" Diameter, 125 LB, Threaded Bronze Gate Valve	65.22	10.85
			<i>For 150 LB Rating, Add</i>	3.20	
			<i>For 200 LB Rating, Add</i>	4.80	
			<i>For 250 LB Rating, Add</i>	8.00	
			<i>For 300 LB Rating, Add</i>	11.19	
			<i>For Work In Restricted Working Space, Add</i>	9.97	
23 05 23 00-0005	EA		1/2" Diameter, 125 LB, Threaded Bronze Gate Valve	66.97	10.85
			<i>For 150 LB Rating, Add</i>	3.20	
			<i>For 200 LB Rating, Add</i>	4.80	
			<i>For 250 LB Rating, Add</i>	8.00	
			<i>For 300 LB Rating, Add</i>	11.19	
			<i>For Work In Restricted Working Space, Add</i>	10.50	
23 05 23 00-0006	EA		3/4" Diameter, 125 LB, Threaded Bronze Gate Valve	85.31	11.93
			<i>For 150 LB Rating, Add</i>	3.82	
			<i>For 200 LB Rating, Add</i>	5.72	
			<i>For 250 LB Rating, Add</i>	9.54	
			<i>For 300 LB Rating, Add</i>	13.36	
			<i>For Work In Restricted Working Space, Add</i>	14.15	
23 05 23 00-0007	EA		1" Diameter, 125 LB, Threaded Bronze Gate Valve	114.73	13.56
			<i>For 150 LB Rating, Add</i>	5.77	
			<i>For 200 LB Rating, Add</i>	8.65	
			<i>For 250 LB Rating, Add</i>	14.41	
			<i>For 300 LB Rating, Add</i>	20.18	
			<i>For Work In Restricted Working Space, Add</i>	17.12	
23 05 23 00-0008	EA		1-1/4" Diameter, 125 LB, Threaded Bronze Gate Valve	150.04	14.43
			<i>For 150 LB Rating, Add</i>	7.77	
			<i>For 200 LB Rating, Add</i>	11.66	
			<i>For 250 LB Rating, Add</i>	19.43	
			<i>For 300 LB Rating, Add</i>	27.21	
			<i>For Work In Restricted Working Space, Add</i>	21.69	
23 05 23 00-0009	EA		1-1/2" Diameter, 125 LB, Threaded Bronze Gate Valve	181.38	16.70
			<i>For 150 LB Rating, Add</i>	9.80	
			<i>For 200 LB Rating, Add</i>	14.69	
			<i>For 250 LB Rating, Add</i>	24.49	
			<i>For 300 LB Rating, Add</i>	34.28	
			<i>For Work In Restricted Working Space, Add</i>	25.03	
23 05 23 00-0010	EA		2" Diameter, 125 LB, Threaded Bronze Gate Valve	232.43	19.73
			<i>For 150 LB Rating, Add</i>	13.38	
			<i>For 200 LB Rating, Add</i>	20.07	
			<i>For 250 LB Rating, Add</i>	33.46	
			<i>For 300 LB Rating, Add</i>	46.84	
			<i>For Work In Restricted Working Space, Add</i>	29.58	
23 05 23 00-0011	EA		2-1/2" Diameter, 125 LB, Threaded Bronze Gate Valve	514.85	26.67
			<i>For Chain Operated Type, Add</i>	171.76	
			<i>For 150 LB Rating, Add</i>	38.17	
			<i>For 200 LB Rating, Add</i>	57.25	
			<i>For 250 LB Rating, Add</i>	95.42	
			<i>For 300 LB Rating, Add</i>	133.59	
			<i>For Work In Restricted Working Space, Add</i>	39.95	
23 05 23 00-0012	EA		3" Diameter, 125 LB, Threaded Bronze Gate Valve	609.91	30.96
			<i>For Chain Operated Type, Add</i>	205.31	
			<i>For 150 LB Rating, Add</i>	45.63	
			<i>For 200 LB Rating, Add</i>	68.44	
			<i>For 250 LB Rating, Add</i>	114.06	
			<i>For 300 LB Rating, Add</i>	159.69	
			<i>For Work In Restricted Working Space, Add</i>	46.10	
23 05 23 00-0013	EA		4" Diameter, 125 LB, Threaded Bronze Gate Valve	1,261.70	34.95
			<i>For Chain Operated Type, Add</i>	489.11	
			<i>For 150 LB Rating, Add</i>	108.69	
			<i>For 200 LB Rating, Add</i>	163.04	
			<i>For 250 LB Rating, Add</i>	271.73	
			<i>For 300 LB Rating, Add</i>	380.42	
			<i>For Work In Restricted Working Space, Add</i>	52.44	

23 05 23 00-0014 Class 125 Non Rising Stem, Threaded, Cast Iron Body, Bronze Trim Gate Valves (23 05 23 00-0001)

Note: 125 psi steam, basic rating, 200 psi cold working pressure.

23 Heating, Ventilating, and Air-Conditioning (HVAC)

23 05 Common Work Results for HVAC

23 05 23 General-Duty Valves For HVAC Piping



MINOR	CSI	UOM	DESCRIPTION	TOTAL DIRECT UNIT COST	DEMOLITION UNIT COST
23 05	23 00-0015	EA	1-1/2" Diameter, Class 125 Non Rising Stem, Threaded, Cast Iron Body, Bronze Trim Gate Valve	272.34	16.70
			<i>For 150 LB Rating, Add</i>	37.78	
			<i>For 250 LB Rating, Add</i>	66.12	
			<i>For Chain Operated Type, Add</i>	66.12	
			<i>For Work In Restricted Working Space, Add</i>	25.03	
23 05	23 00-0016	EA	2" Diameter, Class 125 Non Rising Stem, Threaded, Cast Iron Body, Bronze Trim Gate Valve	417.82	19.73
			<i>For 150 LB Rating, Add</i>	63.84	
			<i>For 250 LB Rating, Add</i>	111.73	
			<i>For Chain Operated Type, Add</i>	111.73	
			<i>For Work In Restricted Working Space, Add</i>	29.58	
23 05	23 00-0017	EA	2-1/2" Diameter, Class 125 Non Rising Stem, Threaded, Cast Iron Body, Bronze Trim Gate Valve	613.27	26.67
			<i>For 150 LB Rating, Add</i>	96.02	
			<i>For 250 LB Rating, Add</i>	168.04	
			<i>For Chain Operated Type, Add</i>	168.04	
			<i>For Work In Restricted Working Space, Add</i>	39.95	
23 05	23 00-0018	EA	3" Diameter, Class 125 Non Rising Stem, Threaded, Cast Iron Body, Bronze Trim Gate Valve	783.58	30.96
			<i>For 150 LB Rating, Add</i>	125.98	
			<i>For 250 LB Rating, Add</i>	220.47	
			<i>For Chain Operated Type, Add</i>	220.47	
			<i>For Work In Restricted Working Space, Add</i>	46.10	
23 05	23 00-0019	EA	4" Diameter, Class 125 Non Rising Stem, Threaded, Cast Iron Body, Bronze Trim Gate Valve	1,870.47	34.95
			<i>For 150 LB Rating, Add</i>	339.14	
			<i>For 250 LB Rating, Add</i>	593.49	
			<i>For Chain Operated Type, Add</i>	593.49	
			<i>For Work In Restricted Working Space, Add</i>	52.44	
23 05	23 00-0020		Class 125 Non Rising Stem, Flanged, Cast Iron Body, Bronze Trim Gate Valves		
			<small>(23 05 23 00-0001)</small>		
			<small>Note: 125 psi steam, basic rating. 200 psi cold working pressure.</small>		
23 05	23 00-0021	EA	1-1/2" Diameter, Class 125 Non Rising Stem, Flanged, Cast Iron Body, Bronze Trim Gate Valve	458.91	113.88
			<i>For 150 LB Rating, Add</i>	91.70	
			<i>For 250 LB Rating, Add</i>	158.11	
			<i>For 300 LB Rating, ASTM A182, Add</i>	387.56	
			<i>For Chain Operated Type, Add</i>	158.11	
			<i>For Work In Restricted Working Space, Add</i>	42.81	
23 05	23 00-0022	EA	2" Diameter, Class 125 Non Rising Stem, Flanged, Cast Iron Body, Bronze Trim Gate Valve	511.46	144.58
			<i>For 150 LB Rating, Add</i>	95.90	
			<i>For 250 LB Rating, Add</i>	165.35	
			<i>For 300 LB Rating, ASTM A182, Add</i>	421.08	
			<i>For Chain Operated Type, Add</i>	165.35	
			<i>For Work In Restricted Working Space, Add</i>	54.23	
23 05	23 00-0023	EA	2-1/2" Diameter, Class 125 Non Rising Stem, Flanged, Cast Iron Body, Bronze Trim Gate Valve	578.38	144.82
			<i>For 150 LB Rating, Add</i>	115.07	
			<i>For 250 LB Rating, Add</i>	198.39	
			<i>For 300 LB Rating, ASTM A182, Add</i>	487.58	
			<i>For Chain Operated Type, Add</i>	198.39	
			<i>For Work In Restricted Working Space, Add</i>	54.48	
23 05	23 00-0024	EA	3" Diameter, Class 125 Non Rising Stem, Flanged, Cast Iron Body, Bronze Trim Gate Valve	708.46	169.80
			<i>For 150 LB Rating, Add</i>	143.83	
			<i>For 250 LB Rating, Add</i>	247.98	
			<i>For 300 LB Rating, ASTM A182, Add</i>	602.21	
			<i>For Chain Operated Type, Add</i>	247.98	
			<i>For Work In Restricted Working Space, Add</i>	63.75	
23 05	23 00-0025	EA	4" Diameter, Class 125 Non Rising Stem, Flanged, Cast Iron Body, Bronze Trim Gate Valve	1,018.01	284.65
			<i>For 150 LB Rating, Add</i>	191.78	
			<i>For 250 LB Rating, Add</i>	330.65	
			<i>For 300 LB Rating, ASTM A182, Add</i>	839.66	
			<i>For Chain Operated Type, Add</i>	330.65	
			<i>For Work In Restricted Working Space, Add</i>	107.01	
23 05	23 00-0026	EA	5" Diameter, Class 125 Non Rising Stem, Flanged, Cast Iron Body, Bronze Trim Gate Valve	1,251.95	314.35
			<i>For 150 LB Rating, Add</i>	249.29	
			<i>For 250 LB Rating, Add</i>	429.81	
			<i>For 300 LB Rating, ASTM A182, Add</i>	1,055.78	
			<i>For Chain Operated Type, Add</i>	429.81	
			<i>For Work In Restricted Working Space, Add</i>	117.70	
23 05	23 00-0027	EA	6" Diameter, Class 125 Non Rising Stem, Flanged, Cast Iron Body, Bronze Trim Gate Valve	1,496.05	349.29
			<i>For 150 LB Rating, Add</i>	306.78	
			<i>For 250 LB Rating, Add</i>	528.94	
			<i>For 300 LB Rating, ASTM A182, Add</i>	1,276.96	
			<i>For Chain Operated Type, Add</i>	528.94	
			<i>For Work In Restricted Working Space, Add</i>	131.45	
23 05	23 00-0028	EA	8" Diameter, Class 125 Non Rising Stem, Flanged, Cast Iron Body, Bronze Trim Gate Valve	2,306.79	446.31
			<i>For 150 LB Rating, Add</i>	508.19	
			<i>For 250 LB Rating, Add</i>	876.19	
			<i>For 300 LB Rating, ASTM A182, Add</i>	2,029.58	
			<i>For Chain Operated Type, Add</i>	876.19	
			<i>For Work In Restricted Working Space, Add</i>	166.33	
23 05	23 00-0029	EA	10" Diameter, Class 125 Non Rising Stem, Flanged, Cast Iron Body, Bronze Trim Gate Valve	2,993.45	543.34
			<i>For 150 LB Rating, Add</i>	671.14	
			<i>For 250 LB Rating, Add</i>	1,157.15	
			<i>For 300 LB Rating, ASTM A182, Add</i>	2,653.87	
			<i>For Chain Operated Type, Add</i>	1,157.15	
			<i>For Work In Restricted Working Space, Add</i>	203.75	



MINOR CSI UOM DESCRIPTION	TOTAL DIRECT UNIT COST	DEMOLITION UNIT COST
23 05 23 00-0030 EA 12" Diameter, Class 125 Non Rising Stem, Flanged, Cast Iron Body, Bronze Trim Gate Valve.....	4,129.52	659.76
<i>For 150 LB Rating, Add</i>	958.82	
<i>For 250 LB Rating, Add</i>	1,653.15	
<i>For 300 LB Rating, ASTM A182, Add</i>	3,717.91	
<i>For Chain Operated Type, Add</i>	1,653.15	
<i>For Work In Restricted Working Space, Add</i>	246.97	
23 05 23 00-0031 Class 125 Outside Stem And Yoke, Threaded, Cast Iron Body, Bronze Trim Gate Valves (23 05 23 00-0001)		
Note: 125 psi steam, basic rating. 200 psi cold working pressure.		
23 05 23 00-0032 EA 1-1/2" Diameter, 125 LB Outside Stem And Yoke, Threaded, Cast Iron Body, Bronze Trim Gate Valve	546.51	16.70
<i>For 175 LB Rating, Add</i>	231.54	
<i>For 250 LB Rating, Add</i>	347.31	
<i>For Work In Restricted Working Space, Add</i>	25.03	
23 05 23 00-0033 EA 2" Diameter, 125 LB Outside Stem And Yoke, Threaded, Cast Iron Body, Bronze Trim Gate Valve	697.24	19.73
<i>For 175 LB Rating, Add</i>	299.32	
<i>For 250 LB Rating, Add</i>	448.98	
<i>For Work In Restricted Working Space, Add</i>	29.58	
23 05 23 00-0034 EA 2-1/2" Diameter, 125 LB Outside Stem And Yoke, Threaded, Cast Iron Body, Bronze Trim Gate Valve	808.21	26.67
<i>For 175 LB Rating, Add</i>	337.52	
<i>For 250 LB Rating, Add</i>	506.28	
<i>For Work In Restricted Working Space, Add</i>	39.95	
23 05 23 00-0035 EA 3" Diameter, 125 LB Outside Stem And Yoke, Threaded, Cast Iron Body, Bronze Trim Gate Valve	898.50	30.96
<i>For 175 LB Rating, Add</i>	372.42	
<i>For 250 LB Rating, Add</i>	558.63	
<i>For Work In Restricted Working Space, Add</i>	46.10	
23 05 23 00-0036 EA 4" Diameter, 125 LB Outside Stem And Yoke, Threaded, Cast Iron Body, Bronze Trim Gate Valve	1,203.31	34.95
<i>For 175 LB Rating, Add</i>	514.26	
<i>For 250 LB Rating, Add</i>	771.39	
<i>For Work In Restricted Working Space, Add</i>	52.44	
23 05 23 00-0037 Class 125 Outside Stem And Yoke, Flanged, Cast Iron Body, Bronze Trim Gate Valves (23 05 23 00-0001)		
Note: 125 psi steam, basic rating. 200 psi cold working pressure for up to 12". 100 psi steam, basic rating. 150 psi cold working pressure for >12" to 24". 50 psi steam, basic rating. 150 psi cold working pressure for >24".		
23 05 23 00-0038 EA 1-1/2" Diameter, Class 125 Outside Stem And Yoke, Flanged, Cast Iron Body, Bronze Trim Gate Valve	598.53	113.88
<i>For 150 LB Rating, Add</i>	68.37	
<i>For 175 LB Rating, Add</i>	141.31	
<i>For 250 LB Rating, Add</i>	296.29	
<i>For Chain Operated Type, Add</i>	227.92	
<i>For Work In Restricted Working Space, Add</i>	42.81	
23 05 23 00-0039 EA 2" Diameter, Class 125 Outside Stem And Yoke, Flanged, Cast Iron Body, Bronze Trim Gate Valve	650.13	144.58
<i>For 150 LB Rating, Add</i>	70.41	
<i>For 175 LB Rating, Add</i>	145.50	
<i>For 250 LB Rating, Add</i>	305.09	
<i>For Chain Operated Type, Add</i>	234.69	
<i>For Work In Restricted Working Space, Add</i>	54.23	
23 05 23 00-0040 EA 2-1/2" Diameter, Class 125 Outside Stem And Yoke, Flanged, Cast Iron Body, Bronze Trim Gate Valve	666.30	144.82
<i>For 150 LB Rating, Add</i>	72.71	
<i>For 175 LB Rating, Add</i>	150.26	
<i>For 250 LB Rating, Add</i>	315.06	
<i>For Chain Operated Type, Add</i>	242.35	
<i>For Work In Restricted Working Space, Add</i>	54.48	
23 05 23 00-0041 EA 3" Diameter, Class 125 Outside Stem And Yoke, Flanged, Cast Iron Body, Bronze Trim Gate Valve	745.81	169.80
<i>For 150 LB Rating, Add</i>	80.00	
<i>For 175 LB Rating, Add</i>	165.32	
<i>For 250 LB Rating, Add</i>	346.65	
<i>For Chain Operated Type, Add</i>	266.65	
<i>For Work In Restricted Working Space, Add</i>	63.75	
23 05 23 00-0042 EA 4" Diameter, Class 125 Outside Stem And Yoke, Flanged, Cast Iron Body, Bronze Trim Gate Valve	1,003.46	284.65
<i>For 150 LB Rating, Add</i>	97.01	
<i>For 175 LB Rating, Add</i>	200.49	
<i>For 250 LB Rating, Add</i>	420.39	
<i>For Chain Operated Type, Add</i>	323.38	
<i>For Work In Restricted Working Space, Add</i>	107.01	
23 05 23 00-0043 EA 5" Diameter, Class 125 Outside Stem And Yoke, Flanged, Cast Iron Body, Bronze Trim Gate Valve	1,294.69	314.35
<i>For 150 LB Rating, Add</i>	135.35	
<i>For 175 LB Rating, Add</i>	279.73	
<i>For 250 LB Rating, Add</i>	586.53	
<i>For Chain Operated Type, Add</i>	451.18	
<i>For Work In Restricted Working Space, Add</i>	117.70	
23 05 23 00-0044 EA 6" Diameter, Class 125 Outside Stem And Yoke, Flanged, Cast Iron Body, Bronze Trim Gate Valve	1,468.70	349.29
<i>For 150 LB Rating, Add</i>	154.58	
<i>For 175 LB Rating, Add</i>	319.46	
<i>For 250 LB Rating, Add</i>	669.84	
<i>For Chain Operated Type, Add</i>	515.26	
<i>For Work In Restricted Working Space, Add</i>	131.45	
23 05 23 00-0045 EA 8" Diameter, Class 125 Outside Stem And Yoke, Flanged, Cast Iron Body, Bronze Trim Gate Valve	2,297.32	446.31
<i>For 150 LB Rating, Add</i>	261.44	
<i>For 175 LB Rating, Add</i>	540.30	
<i>For 250 LB Rating, Add</i>	1,132.89	
<i>For Chain Operated Type, Add</i>	871.45	
<i>For Work In Restricted Working Space, Add</i>	166.33	

23 Heating, Ventilating, and Air-Conditioning (HVAC)

23 05 Common Work Results for HVAC

23 05 23 General-Duty Valves For HVAC Piping



MINOR	CSI	UOM	DESCRIPTION	TOTAL DIRECT UNIT COST	DEMOLITION UNIT COST
23 05 23 00-0046	EA		10" Diameter, Class 125 Outside Stem And Yoke, Flanged, Cast Iron Body, Bronze Trim Gate Valve <i>For 150 LB Rating, Add</i> <i>For 175 LB Rating, Add</i> <i>For 250 LB Rating, Add</i> <i>For Chain Operated Type, Add</i> <i>For Work In Restricted Working Space, Add</i>	3,361.47 402.35 831.52 1,743.50 1,341.16 203.75	543.34
23 05 23 00-0047	EA		12" Diameter, Class 125 Outside Stem And Yoke, Flanged, Cast Iron Body, Bronze Trim Gate Valve <i>For 150 LB Rating, Add</i> <i>For 175 LB Rating, Add</i> <i>For 250 LB Rating, Add</i> <i>For Chain Operated Type, Add</i> <i>For Work In Restricted Working Space, Add</i>	4,222.84 509.94 1,053.88 2,209.75 1,699.81 246.97	659.76
23 05 23 00-0048	EA		14" Diameter, Class 125 Outside Stem And Yoke, Flanged, Cast Iron Body, Bronze Trim Gate Valve <i>For 150 LB Rating, Add</i> <i>For 175 LB Rating, Add</i> <i>For 250 LB Rating, Add</i> <i>For Work In Restricted Working Space, Add</i>	8,432.27 1,087.44 2,247.39 4,712.26 354.79	946.12
23 05 23 00-0049	EA		16" Diameter, Class 125 Outside Stem And Yoke, Flanged, Cast Iron Body, Bronze Trim Gate Valve <i>For 150 LB Rating, Add</i> <i>For 175 LB Rating, Add</i> <i>For 250 LB Rating, Add</i> <i>For Work In Restricted Working Space, Add</i>	10,943.64 1,446.41 2,989.25 6,267.78 390.27	1,040.72
23 05 23 00-0050	EA		18" Diameter, Class 125 Outside Stem And Yoke, Flanged, Cast Iron Body, Bronze Trim Gate Valve <i>For 150 LB Rating, Add</i> <i>For 175 LB Rating, Add</i> <i>For 250 LB Rating, Add</i> <i>For Work In Restricted Working Space, Add</i>	14,942.83 2,025.00 4,185.00 8,775.01 432.85	1,154.26
23 05 23 00-0051	EA		20" Diameter, Class 125 Outside Stem And Yoke, Flanged, Cast Iron Body, Bronze Trim Gate Valve <i>For 150 LB Rating, Add</i> <i>For 175 LB Rating, Add</i> <i>For 250 LB Rating, Add</i> <i>For Work In Restricted Working Space, Add</i>	18,980.62 2,603.17 5,379.89 11,280.42 487.84	1,300.90
23 05 23 00-0052	EA		24" Diameter, Class 125 Outside Stem And Yoke, Flanged, Cast Iron Body, Bronze Trim Gate Valve <i>For 150 LB Rating, Add</i> <i>For 175 LB Rating, Add</i> <i>For 250 LB Rating, Add</i> <i>For Work In Restricted Working Space, Add</i>	25,936.61 3,591.14 7,421.68 15,561.59 598.71	1,596.56
23 05 23 00-0053	EA		30" Diameter, Class 125 Outside Stem And Yoke, Flanged, Cast Iron Body, Bronze Trim Gate Valve <i>For 150 LB Rating, Add</i> <i>For 175 LB Rating, Add</i> <i>For 250 LB Rating, Add</i> <i>For Work In Restricted Working Space, Add</i>	54,126.68 7,631.16 15,771.07 33,068.37 975.68	2,601.81
23 05 23 00-0054	EA		36" Diameter, Class 125 Outside Stem And Yoke, Flanged, Cast Iron Body, Bronze Trim Gate Valve <i>For 150 LB Rating, Add</i> <i>For 175 LB Rating, Add</i> <i>For 250 LB Rating, Add</i> <i>For Work In Restricted Working Space, Add</i>	68,976.77 9,696.06 20,038.53 42,016.28 1,300.90	3,469.08
23 05 23 00-0055	EA		42" Diameter, Class 125 Outside Stem And Yoke, Flanged, Cast Iron Body, Bronze Trim Gate Valve <i>For 150 LB Rating, Add</i> <i>For 175 LB Rating, Add</i> <i>For 250 LB Rating, Add</i> <i>For Work In Restricted Working Space, Add</i>	80,913.62 11,312.08 23,378.29 49,019.00 1,649.93	4,399.82
23 05 23 00-0056	EA		48" Diameter, Class 125 Outside Stem And Yoke, Flanged, Cast Iron Body, Bronze Trim Gate Valve <i>For 150 LB Rating, Add</i> <i>For 175 LB Rating, Add</i> <i>For 250 LB Rating, Add</i> <i>For Work In Restricted Working Space, Add</i>	97,318.13 13,566.51 28,037.45 58,788.21 2,062.42	5,499.78
23 05 23 00-0057	EA		54" Diameter, Class 125 Outside Stem And Yoke, Flanged, Cast Iron Body, Bronze Trim Gate Valve <i>For 150 LB Rating, Add</i> <i>For 175 LB Rating, Add</i> <i>For 250 LB Rating, Add</i> <i>For Work In Restricted Working Space, Add</i>	116,781.75 16,279.81 33,644.94 70,545.85 2,474.90	6,599.74
23 05 23 00-0058			Class 800 Outside Stem And Yoke, Threaded, Forged Steel, Chrome Trim, Bolted Bonnet Gate Valves (23 05 23 00-0001) Note: 800 psig at 850 degrees F.		
23 05 23 00-0059	EA		1/4" Diameter, Class 800 Outside Stem And Yoke, Threaded, Forged Steel, Chrome Trim, Bolted Bonnet Gate Valve..... <i>For Work In Restricted Working Space, Add</i>	164.29 9.47	10.85
23 05 23 00-0060	EA		1/2" Diameter, Class 800 Outside Stem And Yoke, Threaded, Forged Steel, Chrome Trim, Bolted Bonnet Gate Valve..... <i>For Work In Restricted Working Space, Add</i>	167.70 10.50	10.85
23 05 23 00-0061	EA		3/4" Diameter, Class 800 Outside Stem And Yoke, Threaded, Forged Steel, Chrome Trim, Bolted Bonnet Gate Valve..... <i>For Work In Restricted Working Space, Add</i>	197.67 14.15	11.93
23 05 23 00-0062	EA		1" Diameter, Class 800 Outside Stem And Yoke, Threaded, Forged Steel, Chrome Trim, Bolted Bonnet Gate Valve..... <i>For Work In Restricted Working Space, Add</i>	239.97 17.12	13.56
23 05 23 00-0063	EA		1-1/4" Diameter, Class 800 Outside Stem And Yoke, Threaded, Forged Steel, Chrome Trim, Bolted Bonnet Gate Valve..... <i>For Work In Restricted Working Space, Add</i>	367.39 21.69	14.43
23 05 23 00-0064	EA		1-1/2" Diameter, Class 800 Outside Stem And Yoke, Threaded, Forged Steel, Chrome Trim, Bolted Bonnet Gate Valve..... <i>For Work In Restricted Working Space, Add</i>	434.64 25.03	16.70



	MINOR	CSI	UOM	DESCRIPTION	TOTAL DIRECT UNIT COST	DEMOLITION UNIT COST
23 05 23 00-0065	EA			2" Diameter, Class 800 Outside Stem And Yoke, Threaded, Forged Steel, Chrome Trim, Bolted Bonnet Gate Valve <i>For Work In Restricted Working Space, Add</i>	546.91 29.58	19.73
23 05 23 00-0066				Ball Valves <small>(23 05 23)</small>		
23 05 23 00-0067				Threaded Or Sweated, 125 LB, Regular Port, Carbon Steel Trim, Brass Body, Ball Valves <small>(23 05 23 00-0066)</small> Note: 125 LB WSP.		
23 05 23 00-0068	EA			1/2" Threaded Or Sweated, 125 LB, Regular Port, Carbon Steel Trim, Brass Body, Ball Valve <i>For Extension Stems And Sleeves On Insulated Pipe, Add</i> <i>For Full Port, Add</i> <i>For Work In Restricted Working Space, Add</i>	48.21 2.63 5.95 10.50	10.85
23 05 23 00-0069	EA			3/4" Threaded Or Sweated, 125 LB, Regular Port, Carbon Steel Trim, Brass Body, Ball Valve <i>For Extension Stems And Sleeves On Insulated Pipe, Add</i> <i>For Full Port, Add</i> <i>For Work In Restricted Working Space, Add</i>	67.48 2.63 9.15 14.15	11.93
23 05 23 00-0070	EA			1" Threaded Or Sweated, 125 LB, Regular Port, Carbon Steel Trim, Brass Body, Ball Valve <i>For Extension Stems And Sleeves On Insulated Pipe, Add</i> <i>For Full Port, Add</i> <i>For Work In Restricted Working Space, Add</i>	84.52 2.63 12.35 17.12	13.56
23 05 23 00-0071	EA			1-1/4" Threaded Or Sweated, 125 LB, Regular Port, Carbon Steel Trim, Brass Body, Ball Valve <i>For Extension Stems And Sleeves On Insulated Pipe, Add</i> <i>For Full Port, Add</i> <i>For Work In Restricted Working Space, Add</i>	118.39 2.63 20.74 21.69	14.43
23 05 23 00-0072	EA			1-1/2" Threaded Or Sweated, 125 LB, Regular Port, Carbon Steel Trim, Brass Body, Ball Valve <i>For Extension Stems And Sleeves On Insulated Pipe, Add</i> <i>For Full Port, Add</i> <i>For Work In Restricted Working Space, Add</i>	142.27 2.63 26.48 25.03	16.70
23 05 23 00-0073	EA			2" Threaded Or Sweated, 125 LB, Regular Port, Carbon Steel Trim, Brass Body, Ball Valve <i>For Extension Stems And Sleeves On Insulated Pipe, Add</i> <i>For Full Port, Add</i> <i>For Work In Restricted Working Space, Add</i>	172.31 2.63 33.17 29.58	19.73
23 05 23 00-0074	EA			2-1/2" Threaded Or Sweated, 125 LB, Regular Port, Carbon Steel Trim, Brass Body, Ball Valve <i>For Extension Stems And Sleeves On Insulated Pipe, Add</i> <i>For Full Port, Add</i> <i>For Work In Restricted Working Space, Add</i>	481.01 2.63 156.53 39.95	26.67
23 05 23 00-0075	EA			3" Threaded Or Sweated, 125 LB, Regular Port, Carbon Steel Trim, Brass Body, Ball Valve <i>For Extension Stems And Sleeves On Insulated Pipe, Add</i> <i>For Full Port, Add</i> <i>For Work In Restricted Working Space, Add</i>	555.00 2.63 180.60 46.10	30.96
23 05 23 00-0076	EA			4" Threaded Or Sweated, 125 LB, Regular Port, Carbon Steel Trim, Brass Body, Ball Valve <i>For Extension Stems And Sleeves On Insulated Pipe, Add</i> <i>For Full Port, Add</i> <i>For Work In Restricted Working Space, Add</i>	721.96 2.63 246.23 52.44	34.95
23 05 23 00-0077				Screwed, 150 LB, Full Port, Carbon Steel Ball Valves <small>(23 05 23 00-0066)</small>		
23 05 23 00-0078	EA			1/4" Screwed, 150 LB, Full Port, Carbon Steel Ball Valve <i>For Work In Restricted Working Space, Add</i>	56.88 9.47	10.85
23 05 23 00-0079	EA			1/2" Screwed, 150 LB, Full Port, Carbon Steel Ball Valve <i>For Work In Restricted Working Space, Add</i>	62.45 10.50	10.85
23 05 23 00-0080	EA			3/4" Screwed, 150 LB, Full Port, Carbon Steel Ball Valve <i>For Work In Restricted Working Space, Add</i>	86.86 14.15	11.93
23 05 23 00-0081	EA			1" Screwed, 150 LB, Full Port, Carbon Steel Ball Valve <i>For Work In Restricted Working Space, Add</i>	110.48 17.12	13.56
23 05 23 00-0082	EA			1-1/4" Screwed, 150 LB, Full Port, Carbon Steel Ball Valve <i>For Work In Restricted Working Space, Add</i>	163.58 21.69	14.43
23 05 23 00-0083	EA			1-1/2" Screwed, 150 LB, Full Port, Carbon Steel Ball Valve <i>For Work In Restricted Working Space, Add</i>	199.05 25.03	16.70
23 05 23 00-0084	EA			2" Screwed, 150 LB, Full Port, Carbon Steel Ball Valve <i>For Work In Restricted Working Space, Add</i>	257.80 29.58	19.73
23 05 23 00-0085				Flanged, 150 LB, Full Port, Carbon Steel Ball Valves <small>(23 05 23 00-0066)</small>		
23 05 23 00-0086	EA			1-1/2" Flanged, 150 LB, Full Port, Carbon Steel Ball Valve <i>For 150 LB Rating, Add</i> <i>For 250 LB Rating, Add</i> <i>For 300 LB Rating, ASTM A182, Add</i> <i>For Chain Operated Type, Add</i> <i>For Work In Restricted Working Space, Add</i> <i>For Work In Restricted Working Space, Add</i>	380.11 68.85 118.71 308.76 118.71 42.81 42.81	113.88
23 05 23 00-0087	EA			2" Flanged, 150 LB, Full Port, Carbon Steel Ball Valve <i>For 150 LB Rating, Add</i> <i>For 250 LB Rating, Add</i> <i>For 300 LB Rating, ASTM A182, Add</i> <i>For Chain Operated Type, Add</i> <i>For Work In Restricted Working Space, Add</i> <i>For Work In Restricted Working Space, Add</i>	475.29 85.41 147.27 384.91 147.27 54.23 54.23	144.58

23 Heating, Ventilating, and Air-Conditioning (HVAC)

23 05 Common Work Results for HVAC

23 05 23 General-Duty Valves For HVAC Piping



MINOR CSI UOM DESCRIPTION	TOTAL DIRECT UNIT COST	DEMOLITION UNIT COST
23 05 23 00-0088 EA 2-1/2" Flanged, 150 LB, Full Port, Carbon Steel Ball Valve	719.64	144.82
For 150 LB Rating, Add	156.03	
For 250 LB Rating, Add	269.02	
For 300 LB Rating, ASTM A182, Add	628.84	
For Chain Operated Type, Add	269.02	
For Work In Restricted Working Space, Add	54.48	
For Work In Restricted Working Space, Add	54.48	
23 05 23 00-0089 EA 3" Flanged, 150 LB, Full Port, Carbon Steel Ball Valve	794.24	169.80
For 150 LB Rating, Add	168.70	
For 250 LB Rating, Add	290.87	
For 300 LB Rating, ASTM A182, Add	687.99	
For Chain Operated Type, Add	290.87	
For Work In Restricted Working Space, Add	63.75	
For Work In Restricted Working Space, Add	63.75	
23 05 23 00-0090 EA 4" Flanged, 150 LB, Full Port, Carbon Steel Ball Valve	1,173.80	284.65
For Work In Restricted Working Space, Add	107.01	
23 05 23 00-0091 EA 6" Flanged, 150 LB, Full Port, Carbon Steel Ball Valve	2,653.60	349.29
For Work In Restricted Working Space, Add	131.45	
23 05 23 00-0092 EA 8" Flanged, 150 LB, Full Port, Carbon Steel Ball Valve	4,485.21	446.31
For Work In Restricted Working Space, Add	166.33	
23 05 23 00-0093 Socket, 150 PSI, Polyvinyl Chloride (PVC), Ball Valves (23 05 23 00-0066)		
23 05 23 00-0094 EA 1/2" Socket, 150 PSI, Polyvinyl Chloride (PVC), Ball Valve	45.54	10.85
For True Union Socket Or Thread Type, Add	6.06	
For Work In Restricted Working Space, Add	10.50	
23 05 23 00-0095 EA 3/4" Socket, 150 PSI, Polyvinyl Chloride (PVC), Ball Valve	59.29	11.93
For True Union Socket Or Thread Type, Add	7.33	
For Work In Restricted Working Space, Add	14.15	
23 05 23 00-0096 EA 1" Socket, 150 PSI, Polyvinyl Chloride (PVC), Ball Valve	73.99	13.56
For True Union Socket Or Thread Type, Add	9.76	
For Work In Restricted Working Space, Add	17.12	
23 05 23 00-0097 EA 1-1/4" Socket, 150 PSI, Polyvinyl Chloride (PVC), Ball Valve	94.52	14.43
For True Union Socket Or Thread Type, Add	12.68	
For Work In Restricted Working Space, Add	21.69	
23 05 23 00-0098 EA 1-1/2" Socket, 150 PSI, Polyvinyl Chloride (PVC), Ball Valve	122.08	16.70
For True Union Socket Or Thread Type, Add	19.84	
For Work In Restricted Working Space, Add	25.03	
23 05 23 00-0099 EA 2" Socket, 150 PSI, Polyvinyl Chloride (PVC), Ball Valve	147.85	19.73
For True Union Socket Or Thread Type, Add	24.88	
For Work In Restricted Working Space, Add	29.58	
23 05 23 00-0100 EA 2-1/2" Socket, 150 PSI, Polyvinyl Chloride (PVC), Ball Valve	239.14	26.67
For True Union Socket Or Thread Type, Add	49.38	
For Work In Restricted Working Space, Add	39.95	
23 05 23 00-0101 EA 3" Socket, 150 PSI, Polyvinyl Chloride (PVC), Ball Valve	333.85	30.96
For True Union Socket Or Thread Type, Add	80.14	
For Work In Restricted Working Space, Add	46.10	
23 05 23 00-0102 EA 4" Socket, 150 PSI, Polyvinyl Chloride (PVC), Ball Valve	519.31	34.95
For True Union Socket Or Thread Type, Add	146.98	
For Work In Restricted Working Space, Add	52.44	
23 05 23 00-0103 Threaded Or Sweated, 3-Way, 125 LB, Regular Port, Carbon Steel Trim, Brass Body, Ball Valves (23 05 23 00-0066)		
23 05 23 00-0104 EA 1/4" Threaded Or Sweated, 3-Way, 125 LB, Regular Port, Carbon Steel Trim, Brass Body, Ball Valve	87.13	16.27
For Full Port, Add	17.89	
For Work In Restricted Working Space, Add	14.21	
23 05 23 00-0105 EA 3/8" Threaded Or Sweated, 3-Way, 125 LB, Regular Port, Carbon Steel Trim, Brass Body, Ball Valve	89.61	16.27
For Full Port, Add	17.89	
For Work In Restricted Working Space, Add	14.96	
23 05 23 00-0106 EA 1/2" Threaded Or Sweated, 3-Way, 125 LB, Regular Port, Carbon Steel Trim, Brass Body, Ball Valve	92.23	16.27
For Full Port, Add	17.89	
For Work In Restricted Working Space, Add	15.74	
23 05 23 00-0107 EA 3/4" Threaded Or Sweated, 3-Way, 125 LB, Regular Port, Carbon Steel Trim, Brass Body, Ball Valve	112.88	17.89
For Full Port, Add	18.97	
For Work In Restricted Working Space, Add	21.22	
23 05 23 00-0108 EA 1" Threaded Or Sweated, 3-Way, 125 LB, Regular Port, Carbon Steel Trim, Brass Body, Ball Valve	148.07	20.34
For Full Port, Add	28.10	
For Work In Restricted Working Space, Add	25.69	
23 05 23 00-0109 EA 1-1/4" Threaded Or Sweated, 3-Way, 125 LB, Regular Port, Carbon Steel Trim, Brass Body, Ball Valve	193.90	21.64
For Full Port, Add	38.45	
For Work In Restricted Working Space, Add	32.54	
23 05 23 00-0110 EA 1-1/2" Threaded Or Sweated, 3-Way, 125 LB, Regular Port, Carbon Steel Trim, Brass Body, Ball Valve	238.76	25.05
For Full Port, Add	51.13	
For Work In Restricted Working Space, Add	37.54	
23 05 23 00-0111 EA 2" Threaded Or Sweated, 3-Way, 125 LB, Regular Port, Carbon Steel Trim, Brass Body, Ball Valve	332.80	29.61
For Full Port, Add	83.21	
For Work In Restricted Working Space, Add	44.37	
23 05 23 00-0112 EA 2-1/2" Threaded Or Sweated, 3-Way, 125 LB, Regular Port, Carbon Steel Trim, Brass Body, Ball Valve	648.49	40.00
For Full Port, Add	201.93	
For Work In Restricted Working Space, Add	59.93	
23 05 23 00-0113 EA 3" Threaded Or Sweated, 3-Way, 125 LB, Regular Port, Carbon Steel Trim, Brass Body, Ball Valve	943.06	46.44
For Full Port, Add	320.65	
For Work In Restricted Working Space, Add	69.15	



MINOR CSI UOM DESCRIPTION	TOTAL DIRECT UNIT COST	DEMOLITION UNIT COST
23 05 23 00-0114 Wye Strainer, Union With Two Pressure Ports, Ball Valves <small>(23 05 23 00-0066)</small>		
23 05 23 00-0115 EA 1/2" Diameter, Wye Strainer, Union With Two Pressure Ports, Ball Valve.....	170.71	10.85
23 05 23 00-0116 EA 3/4" Diameter, Wye Strainer, Union With Two Pressure Ports, Ball Valve.....	218.79	14.10
23 05 23 00-0117 EA 1" Diameter, Wye Strainer, Union With Two Pressure Ports, Ball Valve.....	282.29	17.36
23 05 23 00-0118 EA 1-1/4" Diameter, Wye Strainer, Union With Two Pressure Ports, Ball Valve.....	385.75	23.86
23 05 23 00-0119 EA 1-1/2" Diameter, Wye Strainer, Union With Two Pressure Ports, Ball Valve.....	483.05	27.76
23 05 23 00-0120 EA 2" Diameter, Wye Strainer, Union With Two Pressure Ports, Ball Valve.....	638.51	32.54
23 05 23 00-0121 Plastic Ball Valves <small>(23 05 23 00-0066)</small> Note: Threaded or socket.		
23 05 23 00-0122 Ethylene Propylene Diene Monomer (EPDM) Liner And Seals, Polyvinyl Chloride (PVC) Ball Valves <small>(23 05 23 00-0121)</small>		
23 05 23 00-0123 EA 3/8" Ethylene Propylene Diene Monomer (EPDM) Liner And Seals, Polyvinyl Chloride (PVC) Ball Valve (George Fisher Type 346).....	70.56	10.85
23 05 23 00-0124 EA 1/2" Ethylene Propylene Diene Monomer (EPDM) Liner And Seals, Polyvinyl Chloride (PVC) Ball Valve (George Fisher Type 346).....	73.68	10.85
23 05 23 00-0125 EA 3/4" Ethylene Propylene Diene Monomer (EPDM) Liner And Seals, Polyvinyl Chloride (PVC) Ball Valve (George Fisher Type 346).....	93.08	11.93
23 05 23 00-0126 EA 1" Ethylene Propylene Diene Monomer (EPDM) Liner And Seals, Polyvinyl Chloride (PVC) Ball Valve (George Fisher Type 346).....	121.33	13.56
23 05 23 00-0127 EA 1-1/4" Ethylene Propylene Diene Monomer (EPDM) Liner And Seals, Polyvinyl Chloride (PVC) Ball Valve (George Fisher Type 346).....	143.98	14.43
23 05 23 00-0128 EA 1-1/2" Ethylene Propylene Diene Monomer (EPDM) Liner And Seals, Polyvinyl Chloride (PVC) Ball Valve (George Fisher Type 346).....	174.76	16.70
23 05 23 00-0129 EA 2" Ethylene Propylene Diene Monomer (EPDM) Liner And Seals, Polyvinyl Chloride (PVC) Ball Valve (George Fisher Type 346).....	213.13	19.73
23 05 23 00-0130 Viton Liner And Seals, Chlorinated Polyvinyl Chloride (CPVC) Ball Valves <small>(23 05 23 00-0121)</small>		
23 05 23 00-0131 EA 3/8" Viton Liner And Seals, Chlorinated Polyvinyl Chloride (CPVC) Ball Valve (George Fisher Type 346).....	107.06	10.85
23 05 23 00-0132 EA 1/2" Viton Liner And Seals, Chlorinated Polyvinyl Chloride (CPVC) Ball Valve (George Fisher Type 346).....	108.52	10.85
23 05 23 00-0133 EA 3/4" Viton Liner And Seals, Chlorinated Polyvinyl Chloride (CPVC) Ball Valve (George Fisher Type 346).....	136.21	11.93
23 05 23 00-0134 EA 1" Viton Liner And Seals, Chlorinated Polyvinyl Chloride (CPVC) Ball Valve (George Fisher Type 346).....	168.22	13.56
23 05 23 00-0135 EA 1-1/4" Viton Liner And Seals, Chlorinated Polyvinyl Chloride (CPVC) Ball Valve (George Fisher Type 346).....	254.78	14.43
23 05 23 00-0136 EA 1-1/2" Viton Liner And Seals, Chlorinated Polyvinyl Chloride (CPVC) Ball Valve (George Fisher Type 346).....	282.49	16.70
23 05 23 00-0137 EA 2" Viton Liner And Seals, Chlorinated Polyvinyl Chloride (CPVC) Ball Valve (George Fisher Type 346).....	339.13	19.73
23 05 23 00-0138 Viton Liner And Seals, Polypropylene (PP) Ball Valves <small>(23 05 23 00-0121)</small>		
23 05 23 00-0139 EA 3/8" Viton Liner And Seals, Polypropylene (PP) Ball Valve (George Fisher Type 346).....	119.50	10.85
23 05 23 00-0140 EA 1/2" Viton Liner And Seals, Polypropylene (PP) Ball Valve (George Fisher Type 346).....	129.25	10.85
23 05 23 00-0141 EA 3/4" Viton Liner And Seals, Polypropylene (PP) Ball Valve (George Fisher Type 346).....	147.82	11.93
23 05 23 00-0142 EA 1" Viton Liner And Seals, Polypropylene (PP) Ball Valve (George Fisher Type 346).....	181.49	13.56
23 05 23 00-0143 EA 1-1/4" Viton Liner And Seals, Polypropylene (PP) Ball Valve (George Fisher Type 346).....	228.24	14.43
23 05 23 00-0144 EA 1-1/2" Viton Liner And Seals, Polypropylene (PP) Ball Valve (George Fisher Type 346).....	274.19	16.70
23 05 23 00-0145 EA 2" Viton Liner And Seals, Polypropylene (PP) Ball Valve (George Fisher Type 346).....	355.71	19.73
23 05 23 00-0146 Viton Liner And Seals, Polyvinylidene Fluoride (PVDF) Ball Valves <small>(23 05 23 00-0121)</small>		
23 05 23 00-0147 EA 3/8" Viton Liner And Seals, Polyvinylidene Fluoride (PVDF) Ball Valve (George Fisher Type 346).....	242.25	10.85
23 05 23 00-0148 EA 1/2" Viton Liner And Seals, Polyvinylidene Fluoride (PVDF) Ball Valve (George Fisher Type 346).....	258.64	10.85
23 05 23 00-0149 EA 3/4" Viton Liner And Seals, Polyvinylidene Fluoride (PVDF) Ball Valve (George Fisher Type 346).....	307.06	11.93
23 05 23 00-0150 EA 1" Viton Liner And Seals, Polyvinylidene Fluoride (PVDF) Ball Valve (George Fisher Type 346).....	358.98	13.56
23 05 23 00-0151 EA 1-1/4" Viton Liner And Seals, Polyvinylidene Fluoride (PVDF) Ball Valve (George Fisher Type 346).....	437.25	14.43
23 05 23 00-0152 EA 1-1/2" Viton Liner And Seals, Polyvinylidene Fluoride (PVDF) Ball Valve (George Fisher Type 346).....	481.54	16.70
23 05 23 00-0153 EA 2" Viton Liner And Seals, Polyvinylidene Fluoride (PVDF) Ball Valve (George Fisher Type 346).....	554.77	19.73
23 05 23 00-0154 Ethylene Propylene Diene Monomer (EPDM) Seals And Teflon Seats, Polyvinyl Chloride (PVC) Ball Valves <small>(23 05 23 00-0121)</small>		
23 05 23 00-0155 EA 1/2" Ethylene Propylene Diene Monomer (EPDM) Seals And Teflon Seats, Polyvinyl Chloride (PVC) Ball Valve (Hayward QIC Compact).....	47.39	10.85
23 05 23 00-0156 EA 3/4" Ethylene Propylene Diene Monomer (EPDM) Seals And Teflon Seats, Polyvinyl Chloride (PVC) Ball Valve (Hayward QIC Compact).....	63.47	11.93
23 05 23 00-0157 EA 1" Ethylene Propylene Diene Monomer (EPDM) Seals And Teflon Seats, Polyvinyl Chloride (PVC) Ball Valve (Hayward QIC Compact).....	76.99	13.56
23 05 23 00-0158 EA 1-1/4" Ethylene Propylene Diene Monomer (EPDM) Seals And Teflon Seats, Polyvinyl Chloride (PVC) Ball Valve (Hayward QIC Compact).....	107.48	14.43
23 05 23 00-0159 EA 1-1/2" Ethylene Propylene Diene Monomer (EPDM) Seals And Teflon Seats, Polyvinyl Chloride (PVC) Ball Valve (Hayward QIC Compact).....	118.60	16.70
23 05 23 00-0160 EA 2" Ethylene Propylene Diene Monomer (EPDM) Seals And Teflon Seats, Polyvinyl Chloride (PVC) Ball Valve (Hayward QIC Compact).....	144.96	19.73
23 05 23 00-0161 Plastic, True Union, Ball Valves <small>(23 05 23 00-0066)</small>		



MINOR
CSI UOM DESCRIPTION

TOTAL DIRECT DEMOLITION
UNIT COST UNIT COST

MINOR	CSI	UOM	DESCRIPTION	TOTAL DIRECT UNIT COST	DEMOLITION UNIT COST
23 05 23 00-0162			Ethylene Propylene Diene Monomer (EPDM) Seals, Polyvinyl Chloride (PVC) Or Chlorinated Polyvinyl Chloride (CPVC), True Union, Vertical Ball Valves <small>(23 05 23 00-0161)</small>		
			Note: Socket or NPT connectors.		
23 05 23 00-0163	EA		3/8" Ethylene Propylene Diene Monomer (EPDM) Seals, Polyvinyl Chloride (PVC) Or Chlorinated Polyvinyl Chloride (CPVC), True Union, Vertical Ball Valve (George Fisher Type 343)	116.48	10.85
23 05 23 00-0164	EA		1/2" Ethylene Propylene Diene Monomer (EPDM) Seals, Polyvinyl Chloride (PVC) Or Chlorinated Polyvinyl Chloride (CPVC), True Union, Vertical Ball Valve (George Fisher Type 343)	120.96	10.85
23 05 23 00-0165	EA		3/4" Ethylene Propylene Diene Monomer (EPDM) Seals, Polyvinyl Chloride (PVC) Or Chlorinated Polyvinyl Chloride (CPVC), True Union, Vertical Ball Valve (George Fisher Type 343)	146.16	11.93
23 05 23 00-0166	EA		1" Ethylene Propylene Diene Monomer (EPDM) Seals, Polyvinyl Chloride (PVC) Or Chlorinated Polyvinyl Chloride (CPVC), True Union, Vertical Ball Valve (George Fisher Type 343)	179.83	13.56
23 05 23 00-0167	EA		1-1/4" Ethylene Propylene Diene Monomer (EPDM) Seals, Polyvinyl Chloride (PVC) Or Chlorinated Polyvinyl Chloride (CPVC), True Union, Vertical Ball Valve (George Fisher Type 343)	216.63	14.43
23 05 23 00-0168	EA		1-1/2" Ethylene Propylene Diene Monomer (EPDM) Seals, Polyvinyl Chloride (PVC) Or Chlorinated Polyvinyl Chloride (CPVC), True Union, Vertical Ball Valve (George Fisher Type 343)	249.31	16.70
23 05 23 00-0169	EA		2" Ethylene Propylene Diene Monomer (EPDM) Seals, Polyvinyl Chloride (PVC) Or Chlorinated Polyvinyl Chloride (CPVC), True Union, Vertical Ball Valve (George Fisher Type 343)	305.95	19.73
23 05 23 00-0170			Ethylene Propylene Diene Monomer (EPDM) Seals, Polyvinyl Chloride (PVC) Or Chlorinated Polyvinyl Chloride (CPVC), True Union, Horizontal Ball Valves <small>(23 05 23 00-0161)</small>		
			Note: Socket or NPT connectors.		
23 05 23 00-0171	EA		3/8" Ethylene Propylene Diene Monomer (EPDM) Seals, Polyvinyl Chloride (PVC) Or Chlorinated Polyvinyl Chloride (CPVC), True Union, Horizontal Ball Valve (George Fisher Type 343)	117.84	10.85
23 05 23 00-0172	EA		1/2" Ethylene Propylene Diene Monomer (EPDM) Seals, Polyvinyl Chloride (PVC) Or Chlorinated Polyvinyl Chloride (CPVC), True Union, Horizontal Ball Valve (George Fisher Type 343)	137.55	10.85
23 05 23 00-0173	EA		3/4" Ethylene Propylene Diene Monomer (EPDM) Seals, Polyvinyl Chloride (PVC) Or Chlorinated Polyvinyl Chloride (CPVC), True Union, Horizontal Ball Valve (George Fisher Type 343)	147.82	11.93
23 05 23 00-0174	EA		1" Ethylene Propylene Diene Monomer (EPDM) Seals, Polyvinyl Chloride (PVC) Or Chlorinated Polyvinyl Chloride (CPVC), True Union, Horizontal Ball Valve (George Fisher Type 343)	179.83	13.56
23 05 23 00-0175	EA		1-1/4" Ethylene Propylene Diene Monomer (EPDM) Seals, Polyvinyl Chloride (PVC) Or Chlorinated Polyvinyl Chloride (CPVC), True Union, Horizontal Ball Valve (George Fisher Type 343)	213.31	14.43
23 05 23 00-0176	EA		1-1/2" Ethylene Propylene Diene Monomer (EPDM) Seals, Polyvinyl Chloride (PVC) Or Chlorinated Polyvinyl Chloride (CPVC), True Union, Horizontal Ball Valve (George Fisher Type 343)	247.65	16.70
23 05 23 00-0177	EA		2" Ethylene Propylene Diene Monomer (EPDM) Seals, Polyvinyl Chloride (PVC) Or Chlorinated Polyvinyl Chloride (CPVC), True Union, Horizontal Ball Valve (George Fisher Type 343)	305.95	19.73
23 05 23 00-0178			Ethylene Propylene Diene Monomer (EPDM) Seals, Polyvinyl Chloride (PVC), True Union, Ball Valves <small>(23 05 23 00-0161)</small>		
			Note: Socket or NPT connectors.		
23 05 23 00-0179	EA		1/2" Ethylene Propylene Diene Monomer (EPDM) Seals, Polyvinyl Chloride (PVC), True Union, Ball Valve (George Fisher Type 560)	62.90	10.85
23 05 23 00-0180	EA		3/4" Ethylene Propylene Diene Monomer (EPDM) Seals, Polyvinyl Chloride (PVC), True Union, Ball Valve (George Fisher Type 560)	80.64	11.93
23 05 23 00-0181	EA		1" Ethylene Propylene Diene Monomer (EPDM) Seals, Polyvinyl Chloride (PVC), True Union, Ball Valve (George Fisher Type 560)	96.89	13.56
23 05 23 00-0182	EA		1-1/4" Ethylene Propylene Diene Monomer (EPDM) Seals, Polyvinyl Chloride (PVC), True Union, Ball Valve (George Fisher Type 560)	127.88	14.43
23 05 23 00-0183	EA		1-1/2" Ethylene Propylene Diene Monomer (EPDM) Seals, Polyvinyl Chloride (PVC), True Union, Ball Valve (George Fisher Type 560)	149.78	16.70
23 05 23 00-0184	EA		2" Ethylene Propylene Diene Monomer (EPDM) Seals, Polyvinyl Chloride (PVC), True Union, Ball Valve (George Fisher Type 560)	206.42	19.73
23 05 23 00-0185	EA		2-1/2" Ethylene Propylene Diene Monomer (EPDM) Seals, Polyvinyl Chloride (PVC), True Union, Ball Valve (George Fisher Type 560)	289.10	26.67
23 05 23 00-0186	EA		3" Ethylene Propylene Diene Monomer (EPDM) Seals, Polyvinyl Chloride (PVC), True Union, Ball Valve (George Fisher Type 560)	365.99	30.96
23 05 23 00-0187	EA		4" Ethylene Propylene Diene Monomer (EPDM) Seals, Polyvinyl Chloride (PVC), True Union, Ball Valve (George Fisher Type 560)	523.14	34.95
23 05 23 00-0188			Ethylene Propylene Diene Monomer (EPDM) Seals, Chlorinated Polyvinyl Chloride (CPVC), True Union, Ball Valves <small>(23 05 23 00-0161)</small>		
			Note: Socket or NPT connectors.		
23 05 23 00-0189	EA		1/2" Ethylene Propylene Diene Monomer (EPDM) Seals, Chlorinated Polyvinyl Chloride (CPVC), True Union, Ball Valve (George Fisher Type 560)	74.51	10.85
23 05 23 00-0190	EA		3/4" Ethylene Propylene Diene Monomer (EPDM) Seals, Chlorinated Polyvinyl Chloride (CPVC), True Union, Ball Valve (George Fisher Type 560)	97.22	11.93
23 05 23 00-0191	EA		1" Ethylene Propylene Diene Monomer (EPDM) Seals, Chlorinated Polyvinyl Chloride (CPVC), True Union, Ball Valve (George Fisher Type 560)	120.11	13.56
23 05 23 00-0192	EA		1-1/4" Ethylene Propylene Diene Monomer (EPDM) Seals, Chlorinated Polyvinyl Chloride (CPVC), True Union, Ball Valve (George Fisher Type 560)	168.52	14.43
23 05 23 00-0193	EA		1-1/2" Ethylene Propylene Diene Monomer (EPDM) Seals, Chlorinated Polyvinyl Chloride (CPVC), True Union, Ball Valve (George Fisher Type 560)	184.62	16.70
23 05 23 00-0194	EA		2" Ethylene Propylene Diene Monomer (EPDM) Seals, Chlorinated Polyvinyl Chloride (CPVC), True Union, Ball Valve (George Fisher Type 560)	237.94	19.73
23 05 23 00-0195	EA		2-1/2" Ethylene Propylene Diene Monomer (EPDM) Seals, Chlorinated Polyvinyl Chloride (CPVC), True Union, Ball Valve (George Fisher Type 560)	415.17	26.67



MINOR CSI UOM DESCRIPTION	TOTAL DIRECT UNIT COST	DEMOLITION UNIT COST
23 05 23 00-0196 EA 3" Ethylene Propylene Diene Monomer (EPDM) Seals, Chlorinated Polyvinyl Chloride (CPVC), True Union, Ball Valve (George Fisher Type 560)	485.42	30.96
23 05 23 00-0197 EA 4" Ethylene Propylene Diene Monomer (EPDM) Seals, Chlorinated Polyvinyl Chloride (CPVC), True Union, Ball Valve (George Fisher Type 560)	755.37	34.95
23 05 23 00-0198 Viton Seal, Polyvinyl Chloride (PVC), True Union, Ball Valves <small>(23 05 23 00-0161)</small>		
23 05 23 00-0199 Socket, Viton Seal, Polyvinyl Chloride (PVC), True Union, Ball Valves <small>(23 05 23 00-0198)</small>		
23 05 23 00-0200 EA 1/4" Socket, Viton Seal, Polyvinyl Chloride (PVC), True Union, Ball Valve.....	61.02	10.85
23 05 23 00-0201 EA 3/8" Socket, Viton Seal, Polyvinyl Chloride (PVC), True Union, Ball Valve.....	62.68	10.85
23 05 23 00-0202 EA 1/2" Socket, Viton Seal, Polyvinyl Chloride (PVC), True Union, Ball Valve.....	64.14	10.85
23 05 23 00-0203 EA 3/4" Socket, Viton Seal, Polyvinyl Chloride (PVC), True Union, Ball Valve.....	81.63	11.93
23 05 23 00-0204 EA 1" Socket, Viton Seal, Polyvinyl Chloride (PVC), True Union, Ball Valve.....	99.95	13.56
23 05 23 00-0205 EA 1-1/4" Socket, Viton Seal, Polyvinyl Chloride (PVC), True Union, Ball Valve.....	122.13	14.43
23 05 23 00-0206 EA 1-1/2" Socket, Viton Seal, Polyvinyl Chloride (PVC), True Union, Ball Valve.....	147.10	16.70
23 05 23 00-0207 EA 2" Socket, Viton Seal, Polyvinyl Chloride (PVC), True Union, Ball Valve.....	188.18	19.73
23 05 23 00-0208 EA 2-1/2" Socket, Viton Seal, Polyvinyl Chloride (PVC), True Union, Ball Valve.....	354.62	26.67
23 05 23 00-0209 EA 3" Socket, Viton Seal, Polyvinyl Chloride (PVC), True Union, Ball Valve.....	394.19	30.96
23 05 23 00-0210 EA 4" Socket, Viton Seal, Polyvinyl Chloride (PVC), True Union, Ball Valve.....	548.85	34.95
23 05 23 00-0211 Threaded, Viton Seal, Polyvinyl Chloride (PVC), True Union, Ball Valves <small>(23 05 23 00-0198)</small>		
23 05 23 00-0212 EA 1/4" Threaded, Viton Seal, Polyvinyl Chloride (PVC), True Union, Ball Valve.....	61.02	10.85
23 05 23 00-0213 EA 3/8" Threaded, Viton Seal, Polyvinyl Chloride (PVC), True Union, Ball Valve.....	62.68	10.85
23 05 23 00-0214 EA 1/2" Threaded, Viton Seal, Polyvinyl Chloride (PVC), True Union, Ball Valve.....	64.14	10.85
23 05 23 00-0215 EA 3/4" Threaded, Viton Seal, Polyvinyl Chloride (PVC), True Union, Ball Valve.....	81.63	11.93
23 05 23 00-0216 EA 1" Threaded, Viton Seal, Polyvinyl Chloride (PVC), True Union, Ball Valve.....	99.95	13.56
23 05 23 00-0217 EA 1-1/4" Threaded, Viton Seal, Polyvinyl Chloride (PVC), True Union, Ball Valve.....	122.13	14.43
23 05 23 00-0218 EA 1-1/2" Threaded, Viton Seal, Polyvinyl Chloride (PVC), True Union, Ball Valve.....	147.10	16.70
23 05 23 00-0219 EA 2" Threaded, Viton Seal, Polyvinyl Chloride (PVC), True Union, Ball Valve.....	188.18	19.73
23 05 23 00-0220 EA 2-1/2" Threaded, Viton Seal, Polyvinyl Chloride (PVC), True Union, Ball Valve.....	354.62	26.67
23 05 23 00-0221 EA 3" Threaded, Viton Seal, Polyvinyl Chloride (PVC), True Union, Ball Valve.....	394.19	30.96
23 05 23 00-0222 EA 4" Threaded, Viton Seal, Polyvinyl Chloride (PVC), True Union, Ball Valve.....	548.85	34.95
23 05 23 00-0223 Globe Valves <small>(23 05 23)</small>		
23 05 23 00-0224 Threaded Or Sweated, 125 LB, Bronze Body, Globe Valves <small>(23 05 23 00-0223)</small>		
23 05 23 00-0225 EA 1/8" Threaded Or Sweated, 125 LB, Bronze Body, Globe Valve.....	71.40	10.85
<i>For 150 LB Rating, Add</i>	11.29	
<i>For 200 LB Rating, Add</i>	13.84	
<i>For 250 LB Rating, Add</i>	16.38	
<i>For 300 LB Rating, Add</i>	20.03	
<i>For Work In Restricted Working Space, Add</i>	10.50	
23 05 23 00-0226 EA 1/4" Threaded Or Sweated, 125 LB, Bronze Body, Globe Valve.....	67.99	10.85
<i>For 150 LB Rating, Add</i>	11.29	
<i>For 200 LB Rating, Add</i>	13.84	
<i>For 250 LB Rating, Add</i>	16.38	
<i>For 300 LB Rating, Add</i>	20.03	
<i>For Work In Restricted Working Space, Add</i>	9.47	
23 05 23 00-0227 EA 3/8" Threaded Or Sweated, 125 LB, Bronze Body, Globe Valve.....	87.59	10.85
<i>For 150 LB Rating, Add</i>	16.85	
<i>For 200 LB Rating, Add</i>	20.65	
<i>For 250 LB Rating, Add</i>	24.46	
<i>For 300 LB Rating, Add</i>	29.89	
<i>For Work In Restricted Working Space, Add</i>	9.97	
23 05 23 00-0228 EA 1/2" Threaded Or Sweated, 125 LB, Bronze Body, Globe Valve.....	89.34	10.85
<i>For 150 LB Rating, Add</i>	16.85	
<i>For 200 LB Rating, Add</i>	20.65	
<i>For 250 LB Rating, Add</i>	24.46	
<i>For 300 LB Rating, Add</i>	29.89	
<i>For 600 LB Rating, Forged Steel, Bolted Bonnet, Socket Weld, Add</i>	73.78	
<i>For Work In Restricted Working Space, Add</i>	10.50	
23 05 23 00-0229 EA 3/4" Threaded Or Sweated, 125 LB, Bronze Body, Globe Valve.....	106.06	11.38
<i>For 150 LB Rating, Add</i>	18.26	
<i>For 200 LB Rating, Add</i>	22.39	
<i>For 250 LB Rating, Add</i>	26.51	
<i>For 300 LB Rating, Add</i>	32.40	
<i>For 600 LB Rating, Forged Steel, Bolted Bonnet, Socket Weld, Add</i>	83.66	
<i>For Work In Restricted Working Space, Add</i>	14.15	
23 05 23 00-0230 EA 1" Threaded Or Sweated, 125 LB, Bronze Body, Globe Valve.....	136.70	11.38
<i>For 150 LB Rating, Add</i>	24.68	
<i>For 200 LB Rating, Add</i>	30.26	
<i>For 250 LB Rating, Add</i>	35.83	
<i>For 300 LB Rating, Add</i>	43.79	
<i>For 600 LB Rating, Forged Steel, Bolted Bonnet, Socket Weld, Add</i>	110.41	
<i>For Work In Restricted Working Space, Add</i>	17.12	

23 Heating, Ventilating, and Air-Conditioning (HVAC)

23 05 Common Work Results for HVAC

23 05 23 General-Duty Valves For HVAC Piping



MINOR	CSI	UOM	DESCRIPTION	TOTAL DIRECT UNIT COST	DEMOLITION UNIT COST
23 05	23 00-0231	EA	1-1/4" Threaded Or Sweated, 125 LB, Bronze Body, Globe Valve.....	209.82	14.43
			<i>For 150 LB Rating, Add</i>	42.63	
			<i>For 200 LB Rating, Add</i>	52.25	
			<i>For 250 LB Rating, Add</i>	61.88	
			<i>For 300 LB Rating, Add</i>	75.63	
			<i>For 600 LB Rating, Forged Steel, Bolted Bonnet, Socket Weld, Add</i>	180.19	
			<i>For Work In Restricted Working Space, Add</i>	21.69	
23 05	23 00-0232	EA	1-1/2" Threaded Or Sweated, 125 LB, Bronze Body, Globe Valve.....	279.96	16.70
			<i>For 150 LB Rating, Add</i>	60.92	
			<i>For 200 LB Rating, Add</i>	74.68	
			<i>For 250 LB Rating, Add</i>	88.44	
			<i>For 300 LB Rating, Add</i>	108.09	
			<i>For 600 LB Rating, Forged Steel, Bolted Bonnet, Socket Weld, Add</i>	249.56	
			<i>For Work In Restricted Working Space, Add</i>	25.03	
23 05	23 00-0233	EA	2" Threaded Or Sweated, 125 LB, Bronze Body, Globe Valve.....	329.64	19.73
			<i>For 150 LB Rating, Add</i>	71.62	
			<i>For 200 LB Rating, Add</i>	87.80	
			<i>For 250 LB Rating, Add</i>	103.97	
			<i>For 300 LB Rating, Add</i>	127.07	
			<i>For 600 LB Rating, Forged Steel, Bolted Bonnet, Socket Weld, Add</i>	293.58	
			<i>For Work In Restricted Working Space, Add</i>	29.58	
23 05	23 00-0234	EA	2-1/2" Threaded Or Sweated, 125 LB, Bronze Body, Globe Valve.....	366.10	26.67
			<i>For 150 LB Rating, Add</i>	72.21	
			<i>For 200 LB Rating, Add</i>	88.51	
			<i>For 250 LB Rating, Add</i>	104.82	
			<i>For 300 LB Rating, Add</i>	128.11	
			<i>For Work In Restricted Working Space, Add</i>	39.95	
23 05	23 00-0235	EA	3" Globe Valve, Bronze, Threaded Or Soldered, 125 LB.....	675.53	30.96
			<i>For 150 LB Rating, Add</i>	161.78	
			<i>For 200 LB Rating, Add</i>	198.31	
			<i>For 250 LB Rating, Add</i>	234.84	
			<i>For 300 LB Rating, Add</i>	287.03	
			<i>For Work In Restricted Working Space, Add</i>	46.10	
23 05	23 00-0236		Threaded, 125 LB, Outside Stem And Yoke, Iron Body, Globe Valves (23 05 23 00-0233)		
23 05	23 00-0237	EA	2" Threaded, 125 LB, Outside Stem And Yoke, Iron Body, Globe Valve.....	504.52	19.73
			<i>For 150 LB Rating, Add</i>	125.84	
			<i>For 200 LB Rating, Add</i>	154.25	
			<i>For 250 LB Rating, Add</i>	182.66	
			<i>For 300 LB Rating, Add</i>	223.26	
			<i>For Chain Operated Type, Add</i>	338.94	
			<i>For Work In Restricted Working Space, Add</i>	29.58	
23 05	23 00-0238	EA	2-1/2" Threaded, 125 LB, Outside Stem And Yoke, Iron Body, Globe Valve.....	625.19	26.67
			<i>For 150 LB Rating, Add</i>	152.53	
			<i>For 200 LB Rating, Add</i>	186.97	
			<i>For 250 LB Rating, Add</i>	221.41	
			<i>For 300 LB Rating, Add</i>	270.61	
			<i>For Chain Operated Type, Add</i>	410.84	
			<i>For Work In Restricted Working Space, Add</i>	39.95	
23 05	23 00-0239	EA	3" Threaded, 125 LB, Outside Stem And Yoke, Iron Body, Globe Valve.....	744.08	30.96
			<i>For 150 LB Rating, Add</i>	183.03	
			<i>For 200 LB Rating, Add</i>	224.36	
			<i>For 250 LB Rating, Add</i>	265.69	
			<i>For 300 LB Rating, Add</i>	324.73	
			<i>For Chain Operated Type, Add</i>	493.00	
			<i>For Work In Restricted Working Space, Add</i>	46.10	
23 05	23 00-0240	EA	4" Threaded, 125 LB, Outside Stem And Yoke, Iron Body, Globe Valve.....	961.97	34.95
			<i>For 150 LB Rating, Add</i>	244.04	
			<i>For 200 LB Rating, Add</i>	299.15	
			<i>For 250 LB Rating, Add</i>	354.25	
			<i>For 300 LB Rating, Add</i>	432.98	
			<i>For Chain Operated Type, Add</i>	657.34	
			<i>For Work In Restricted Working Space, Add</i>	52.42	
23 05	23 00-0241		Flanged, 125 LB, Outside Stem And Yoke, Iron Body, Globe Valves (23 05 23 00-0233)		
23 05	23 00-0242	EA	2" Flanged, 125 LB, Outside Stem And Yoke, Iron Body, Globe Valve.....	451.66	144.58
			<i>For 150 LB Rating, Add</i>	83.98	
			<i>For 250 LB Rating, Add</i>	121.91	
			<i>For Chain Operated Type, Add</i>	135.45	
			<i>For Work In Restricted Working Space, Add</i>	54.23	
23 05	23 00-0243	EA	2-1/2" Flanged, 125 LB, Outside Stem And Yoke, Iron Body, Globe Valve.....	511.84	144.82
			<i>For 150 LB Rating, Add</i>	102.37	
			<i>For 250 LB Rating, Add</i>	148.61	
			<i>For Chain Operated Type, Add</i>	165.12	
			<i>For Work In Restricted Working Space, Add</i>	54.48	
23 05	23 00-0244	EA	3" Flanged, 125 LB, Outside Stem And Yoke, Iron Body, Globe Valve.....	608.80	169.80
			<i>For 150 LB Rating, Add</i>	122.85	
			<i>For 250 LB Rating, Add</i>	178.33	
			<i>For Chain Operated Type, Add</i>	198.15	
			<i>For Work In Restricted Working Space, Add</i>	63.75	



MINOR CSI UOM DESCRIPTION	TOTAL DIRECT UNIT COST	DEMOLITION UNIT COST
23 05 23 00-0245 EA 4" Flanged, 125 LB, Outside Stem And Yoke, Iron Body, Globe Valve	885.09	284.65
For 150 LB Rating, Add	163.60	
For 250 LB Rating, Add	237.77	
For Chain Operated Type, Add	264.19	
For Work In Restricted Working Space, Add	107.01	
23 05 23 00-0246 EA 5" Flanged, 125 LB, Outside Stem And Yoke, Iron Body, Globe Valve	1,127.12	314.35
For 150 LB Rating, Add	227.78	
For 250 LB Rating, Add	330.65	
For Chain Operated Type, Add	367.39	
For Work In Restricted Working Space, Add	117.70	
23 05 23 00-0247 EA 6" Flanged, 125 LB, Outside Stem And Yoke, Iron Body, Globe Valve	1,366.98	349.29
For 150 LB Rating, Add	287.93	
For 250 LB Rating, Add	417.96	
For Chain Operated Type, Add	464.40	
For Work In Restricted Working Space, Add	131.45	
23 05 23 00-0248 EA 8" Flanged, 125 LB, Outside Stem And Yoke, Iron Body, Globe Valve	1,982.71	446.31
For 150 LB Rating, Add	442.77	
For 250 LB Rating, Add	642.73	
For Chain Operated Type, Add	714.15	
For Work In Restricted Working Space, Add	166.33	
23 05 23 00-0249 EA 10" Flanged, 125 LB, Outside Stem And Yoke, Iron Body, Globe Valve	2,854.61	543.34
For 150 LB Rating, Add	674.39	
For 250 LB Rating, Add	978.95	
For Chain Operated Type, Add	1,087.73	
For Work In Restricted Working Space, Add	203.75	
23 05 23 00-0250 EA 12" Flanged, 125 LB, Outside Stem And Yoke, Iron Body, Globe Valve	4,939.78	659.76
For 150 LB Rating, Add	1,276.13	
For 250 LB Rating, Add	1,852.45	
For Chain Operated Type, Add	2,058.28	
For Work In Restricted Working Space, Add	246.97	
23 05 23 00-0251 Threaded Or Sweated, 125 LB, Bronze Body, Angle Globe Valves (23 05 23 00-0223)		
23 05 23 00-0252 EA 1/8" Threaded Or Sweated, 125 LB, Bronze Body, Angle Globe Valve	62.57	10.85
For 150 LB Rating, Add	8.55	
For 200 LB Rating, Add	10.48	
For 300 LB Rating, Add	15.17	
For Work In Restricted Working Space, Add	10.50	
23 05 23 00-0253 EA 1/4" Threaded Or Sweated, 125 LB, Bronze Body, Angle Globe Valve	59.16	10.85
For 150 LB Rating, Add	8.55	
For 200 LB Rating, Add	10.48	
For 300 LB Rating, Add	15.17	
For Work In Restricted Working Space, Add	9.47	
23 05 23 00-0254 EA 3/8" Threaded Or Sweated, 125 LB, Bronze Body, Angle Globe Valve	60.82	10.85
For 150 LB Rating, Add	8.55	
For 200 LB Rating, Add	10.48	
For 300 LB Rating, Add	15.17	
For Work In Restricted Working Space, Add	9.97	
23 05 23 00-0255 EA 1/2" Threaded Or Sweated, 125 LB, Bronze Body, Angle Globe Valve	64.41	10.85
For 150 LB Rating, Add	9.12	
For 200 LB Rating, Add	11.18	
For 300 LB Rating, Add	16.18	
For Work In Restricted Working Space, Add	10.50	
23 05 23 00-0256 EA 3/4" Threaded Or Sweated, 125 LB, Bronze Body, Angle Globe Valve	87.94	11.38
For 150 LB Rating, Add	12.64	
For 200 LB Rating, Add	15.50	
For 300 LB Rating, Add	22.43	
For Work In Restricted Working Space, Add	14.15	
23 05 23 00-0257 EA 1" Threaded Or Sweated, 125 LB, Bronze Body, Angle Globe Valve	110.61	11.38
For 150 LB Rating, Add	16.59	
For 200 LB Rating, Add	20.34	
For 300 LB Rating, Add	29.44	
For Work In Restricted Working Space, Add	17.12	
23 05 23 00-0258 EA 1-1/4" Threaded Or Sweated, 125 LB, Bronze Body, Angle Globe Valve	151.83	14.43
For 150 LB Rating, Add	24.65	
For 200 LB Rating, Add	30.22	
For 300 LB Rating, Add	43.74	
For Work In Restricted Working Space, Add	21.69	
23 05 23 00-0259 EA 1-1/2" Threaded Or Sweated, 125 LB, Bronze Body, Angle Globe Valve	176.14	16.70
For 150 LB Rating, Add	28.74	
For 200 LB Rating, Add	35.23	
For 300 LB Rating, Add	50.99	
For Work In Restricted Working Space, Add	25.03	
23 05 23 00-0260 EA 2" Threaded Or Sweated, 125 LB, Bronze Body, Angle Globe Valve	238.24	19.73
For 150 LB Rating, Add	43.29	
For 200 LB Rating, Add	53.06	
For 300 LB Rating, Add	76.80	
For Work In Restricted Working Space, Add	29.58	
23 05 23 00-0261 EA 2-1/2" Threaded Or Sweated, 125 LB, Bronze Body, Angle Globe Valve	396.50	28.96
For 150 LB Rating, Add	78.09	
For 200 LB Rating, Add	95.72	
For 300 LB Rating, Add	138.54	
For Work In Restricted Working Space, Add	43.38	

23 Heating, Ventilating, and Air-Conditioning (HVAC)

23 05 Common Work Results for HVAC

23 05 23 General-Duty Valves For HVAC Piping



MINOR CSI UOM DESCRIPTION	TOTAL DIRECT UNIT COST	DEMOLITION UNIT COST
23 05 23 00-0262 EA 3" Threaded Or Sweated, 125 LB, Bronze Body, Angle Globe Valve.....	593.44	33.63
For 150 LB Rating, Add	132.24	
For 200 LB Rating, Add	162.10	
For 300 LB Rating, Add	234.62	
For Work In Restricted Working Space, Add	50.06	
23 05 23 00-0263 Flanged, 125 LB, Iron Body, Angle Globe Valves (23 05 23 00-0223)		
23 05 23 00-0264 EA 2" Flanged, 125 LB, Iron Body, Angle Globe Valve	877.74	144.58
For 250 LB Rating, Add	418.19	
For Chain Operated Type, Add	271.82	
For Work In Restricted Working Space, Add	54.23	
23 05 23 00-0265 EA 2-1/2" Flanged, 125 LB, Iron Body, Angle Globe Valve	1,005.90	144.82
For 250 LB Rating, Add	494.58	
For Chain Operated Type, Add	321.48	
For Work In Restricted Working Space, Add	54.48	
23 05 23 00-0266 EA 3" Flanged, 125 LB, Iron Body, Angle Globe Valve	1,183.88	169.80
For 250 LB Rating, Add	582.82	
For Chain Operated Type, Add	378.83	
For Work In Restricted Working Space, Add	63.75	
23 05 23 00-0267 EA 4" Flanged, 125 LB, Iron Body, Angle Globe Valve	1,744.10	284.65
For 250 LB Rating, Add	832.43	
For Chain Operated Type, Add	541.08	
For Work In Restricted Working Space, Add	107.01	
23 05 23 00-0268 EA 5" Flanged, 125 LB, Iron Body, Angle Globe Valve	2,878.81	314.35
For 250 LB Rating, Add	1,491.88	
For Chain Operated Type, Add	969.72	
For Work In Restricted Working Space, Add	117.70	
23 05 23 00-0269 EA 6" Flanged, 125 LB, Iron Body, Angle Globe Valve	2,924.65	349.29
For 250 LB Rating, Add	1,491.88	
For Chain Operated Type, Add	969.72	
For Work In Restricted Working Space, Add	131.45	
23 05 23 00-0270 EA 8" Flanged, 125 LB, Iron Body, Angle Globe Valve	5,420.94	446.31
For 250 LB Rating, Add	2,919.91	
For Chain Operated Type, Add	1,897.94	
For Work In Restricted Working Space, Add	166.33	
23 05 23 00-0271 Class 800 Outside Stem And Yoke, Threaded, Chrome Trim, Bolted Bonnet, Forged Steel, Globe Valves (23 05 23 00-0223)		
Note: 800 PSIG at 850 degrees F.		
23 05 23 00-0272 EA 1/4" Class 800 Outside Stem And Yoke, Threaded, Chrome Trim, Bolted Bonnet, Forged Steel, Globe Valve	207.99	17.57
For Work In Restricted Working Space, Add	9.47	
23 05 23 00-0273 EA 1/2" Class 800 Outside Stem And Yoke, Threaded, Chrome Trim, Bolted Bonnet, Forged Steel, Globe Valve	211.40	17.57
For Work In Restricted Working Space, Add	10.50	
23 05 23 00-0274 EA 3/4" Class 800 Outside Stem And Yoke, Threaded, Chrome Trim, Bolted Bonnet, Forged Steel, Globe Valve	247.84	23.64
For Work In Restricted Working Space, Add	14.15	
23 05 23 00-0275 EA 1" Class 800 Outside Stem And Yoke, Threaded, Chrome Trim, Bolted Bonnet, Forged Steel, Globe Valve	306.32	28.53
For Work In Restricted Working Space, Add	17.12	
23 05 23 00-0276 EA 1-1/4" Class 800 Outside Stem And Yoke, Threaded, Chrome Trim, Bolted Bonnet, Forged Steel, Globe Valve	499.58	36.11
For Work In Restricted Working Space, Add	21.69	
23 05 23 00-0277 EA 1-1/2" Class 800 Outside Stem And Yoke, Threaded, Chrome Trim, Bolted Bonnet, Forged Steel, Globe Valve	599.72	41.75
For Work In Restricted Working Space, Add	25.03	
23 05 23 00-0278 EA 2" Class 800 Outside Stem And Yoke, Threaded, Chrome Trim, Bolted Bonnet, Forged Steel, Globe Valve	763.79	49.35
For Work In Restricted Working Space, Add	29.58	
23 05 23 00-0279 Triple Duty Valves (23 05 23)		
Note: Valves function as a shut-off, check valve and calibrated balancing valve.		
23 05 23 00-0280 Straight Pattern, Triple Duty Valves (23 05 23 00-0279)		
Note: Bell & Gossett 3DX and 3DS-S Series.		
23 05 23 00-0281 EA 1" Threaded, Straight Pattern, Triple Duty Valve	302.91	11.38
23 05 23 00-0282 EA 1-1/4" Threaded, Straight Pattern, Triple Duty Valve	350.57	14.43
23 05 23 00-0283 EA 1-1/2" Threaded, Straight Pattern, Triple Duty Valve	380.29	16.70
23 05 23 00-0284 EA 2" Flanged, Straight Pattern, Triple Duty Valve.....	987.94	144.58
23 05 23 00-0285 EA 2-1/2" Flanged, Straight Pattern, Triple Duty Valve	1,114.03	144.82
23 05 23 00-0286 EA 3" Flanged, Straight Pattern, Triple Duty Valve.....	1,219.16	169.80
23 05 23 00-0287 EA 4" Flanged, Straight Pattern, Triple Duty Valve.....	2,499.91	284.65
23 05 23 00-0288 EA 5" Flanged, Straight Pattern Triple Duty Valve.....	2,920.57	314.35
23 05 23 00-0289 EA 6" Flanged, Straight Pattern, Triple Duty Valve.....	3,889.57	349.29
23 05 23 00-0290 EA 8" Flanged, Straight Pattern, Triple Duty Valve.....	5,239.77	446.31
23 05 23 00-0291 EA 10" Flanged, Straight Pattern, Triple Duty Valve.....	8,416.95	543.34
23 05 23 00-0292 Flanged, Angle Pattern, Triple Duty Valves (23 05 23 00-0279)		
Note: Bell & Gossett 3D-S Series.		
23 05 23 00-0293 EA 2" Flanged, Angle Pattern, Triple Duty Valve.....	964.74	144.58
23 05 23 00-0294 EA 2-1/2" Flanged, Angle Pattern, Triple Duty Valve.....	1,086.20	144.82
23 05 23 00-0295 EA 3" Flanged, Angle Pattern, Triple Duty Valve.....	1,195.97	169.80
23 05 23 00-0296 EA 4" Flanged, Angle Pattern, Triple Duty Valve.....	2,439.60	284.65
23 05 23 00-0297 EA 5" Flanged, Angle Pattern, Triple Duty Valve.....	2,846.35	314.35
23 05 23 00-0298 EA 6" Flanged, Angle Pattern, Triple Duty Valve.....	3,193.72	349.29
23 05 23 00-0299 EA 8" Flanged, Angle Pattern, Triple Duty Valve.....	4,910.40	446.31



MINOR CSI UOM DESCRIPTION	TOTAL DIRECT UNIT COST	DEMOLITION UNIT COST
23 05 23 00-0300 EA 10" Flanged, Angle Pattern, Triple Duty Valve.....	6,566.00	543.34
23 05 23 00-0301 Balanced, Straight Pattern, Triple Duty Valves (23 05 23 00-0279) Note: Bell & Gossett 3DS-B Series.		
23 05 23 00-0302 EA 3" Flanged, Balanced, Straight Pattern, Triple Duty Valve.....	1,117.11	169.80
23 05 23 00-0303 EA 4" Flanged, Balanced, Straight Pattern, Triple Duty Valve.....	2,230.85	284.65
23 05 23 00-0304 EA 5" Flanged, Balanced, Straight Pattern, Triple Duty Valve.....	2,609.76	314.35
23 05 23 00-0305 EA 6" Flanged, Balanced, Straight Pattern, Triple Duty Valve.....	3,467.42	349.29
23 05 23 00-0306 EA 8" Flanged, Balanced, Straight Pattern, Triple Duty Valve.....	4,664.54	446.31
23 05 23 00-0307 EA 10" Flanged, Balanced, Straight Pattern, Triple Duty Valve.....	7,456.68	543.34
23 05 23 00-0308 EA 12" Flanged, Balanced, Straight Pattern, Triple Duty Valve.....	11,233.21	659.76
23 05 23 00-0309 EA 14" Flanged, Balanced, Straight Pattern, Triple Duty Valve.....	13,654.89	776.19
23 05 23 00-0310 EA 16" Flanged, Balanced, Straight Pattern, Triple Duty Valve.....	17,114.36	853.81
23 05 23 00-0311 Grooved Straight Pattern, Triple Duty Valves (23 05 23 00-0279) Note: Bell & Gossett 3DS-G Series.		
23 05 23 00-0312 EA 2" Grooved, Straight Pattern, Triple Duty Valve.....	1,060.16	26.79
23 05 23 00-0313 EA 2-1/2" Grooved, Straight Pattern, Triple Duty Valve.....	1,263.65	31.96
23 05 23 00-0314 EA 3" Grooved, Straight Pattern, Triple Duty Valve.....	1,471.46	34.66
23 05 23 00-0315 EA 4" Grooved, Straight Pattern, Triple Duty Valve.....	2,445.49	37.35
23 05 23 00-0316 EA 5" Grooved, Straight Pattern, Triple Duty Valve.....	2,833.92	49.48
23 05 23 00-0317 EA 6" Grooved, Straight Pattern Triple Duty Valve.....	3,778.41	63.45
23 05 23 00-0318 EA 8" Grooved, Straight Pattern Triple Duty Valve.....	5,139.66	80.53
23 05 23 00-0319 EA 10" Grooved, Straight Pattern Triple Duty Valve.....	8,114.85	90.23
23 05 23 00-0320 EA 12" Grooved, Straight Pattern Triple Duty Valve.....	12,888.25	110.02
23 05 23 00-0321 Plug Valves (23 05 23)		
23 05 23 00-0322 Plug Valves, Lubricated, Semisteel Screwed, Wrench Operated (23 05 23 00-0321) Note: Includes wrench.		
23 05 23 00-0323 EA 1/2" Diameter Plug Valve, Semi-Steel, Screwed Lubricated, 200 PSI, Wrench Operated, With Wrench.....	293.03	10.85
23 05 23 00-0324 EA 3/4" Diameter Plug Valve, Semi-Steel, Screwed Lubricated, 200 PSI, Wrench Operated, With Wrench.....	305.19	11.93
23 05 23 00-0325 EA 1" Diameter Plug Valve, Semi-Steel, Screwed Lubricated, 200 PSI, Wrench Operated, With Wrench.....	386.21	13.56
23 05 23 00-0326 EA 1-1/4" Diameter Plug Valve, Semi-Steel, Screwed Lubricated, 200 PSI, Wrench Operated, With Wrench.....	462.00	14.43
23 05 23 00-0327 EA 1-1/2" Diameter Plug Valve, Semi-Steel, Screwed Lubricated, 200 PSI, Wrench Operated, With Wrench.....	507.35	16.70
23 05 23 00-0328 EA 2" Diameter Plug Valve, Semi-Steel, Screwed Lubricated, 200 PSI, Wrench Operated, With Wrench.....	598.87	19.73
23 05 23 00-0329 EA 2-1/2" Diameter Plug Valve, Semi-Steel, Screwed Lubricated, 200 PSI, Wrench Operated, With Wrench.....	899.38	26.67
23 05 23 00-0330 EA 3" Diameter Plug Valve, Semi-Steel, Screwed Lubricated, 200 PSI, Wrench Operated, With Wrench.....	1,101.55	30.96
23 05 23 00-0331 Plug Valves, Lubricated, Semisteel Flanged (23 05 23 00-0321) Note: Wrench operated for 4", gear operated for 6" and 10".		
23 05 23 00-0332 EA 2" Diameter Plug Valve, Semi-Steel, Flanged, 175 PSI, Wrench Operated, With Wrench.....	470.05	144.58
23 05 23 00-0333 EA 2-1/2" Diameter Plug Valve, Semi-Steel, Flanged, 175 PSI, Wrench Operated, With Wrench.....	562.66	144.82
23 05 23 00-0334 EA 3" Diameter Plug Valve, Semi-Steel, Flanged, 175 PSI, Wrench Operated, With Wrench.....	691.33	169.80
23 05 23 00-0335 EA 4" Diameter Plug Valve, Semi-Steel, Flanged, 175 PSI, Wrench Operated, With Wrench.....	1,005.11	284.65
23 05 23 00-0336 EA 6" Diameter Plug Valve, Semi-Steel, Flanged, 175 PSI, Wrench Operated, With Wrench.....	2,167.91	349.29
23 05 23 00-0337 EA 8" Diameter Plug Valve, Semi-Steel, Flanged, 175 PSI, Wrench Operated, With Wrench.....	3,670.73	446.31
23 05 23 00-0338 EA 10" Diameter Plug Valve, Semi-Steel, Flanged, 175 PSI, Wrench Operated, With Wrench.....	5,872.34	543.34
23 05 23 00-0339 EA 12" Diameter Plug Valve, Semi-Steel, Flanged, 175 PSI, Wrench Operated, With Wrench.....	8,705.77	659.76
23 05 23 00-0340 EA 14" Diameter Plug Valve, Semi-Steel, Flanged, 150 PSI, Wrench Operated, With Wrench.....	14,201.83	946.12
23 05 23 00-0341 EA 16" Diameter Plug Valve, Semi-Steel, Flanged, 150 PSI, Wrench Operated, With Wrench.....	15,191.94	1,040.72
23 05 23 00-0342 EA 18" Diameter Plug Valve, Semi-Steel, Flanged, 150 PSI, Wrench Operated, With Wrench.....	18,254.65	1,154.26
23 05 23 00-0343 EA 20" Diameter Plug Valve, Semi-Steel, Flanged, 150 PSI, Wrench Operated, With Wrench.....	23,409.69	1,300.90
23 05 23 00-0344 EA 24" Diameter Plug Valve, Semi-Steel, Flanged, 150 PSI, Wrench Operated, With Wrench.....	29,368.14	1,596.56
23 05 23 00-0345 Plug Valves, Forged Steel, Screwed (23 05 23 00-0321)		
23 05 23 00-0346 EA 1/2" Plug Valve, 1,500 LB, Forged Steel, Screwed.....	1,138.71	10.85
23 05 23 00-0347 EA 3/4" Plug Valve, 1,500 LB, Forged Steel, Screwed.....	1,344.79	11.93
23 05 23 00-0348 EA 1" Plug Valve, 1,500 LB, Forged Steel, Screwed.....	1,519.92	13.56
23 05 23 00-0349 EA 1-1/4" Plug Valve, 1,500 LB, Forged Steel, Screwed.....	1,823.25	14.43
23 05 23 00-0350 EA 1-1/2" Plug Valve, 1,500 LB, Forged Steel, Screwed.....	2,123.27	16.70
23 05 23 00-0351 EA 2" Plug Valve, 1,500 LB, Forged Steel, Screwed.....	2,794.44	19.73
23 05 23 00-0352 Plug Valves, Eccentric, Cast Iron Flanged (23 05 23 00-0321)		
23 05 23 00-0353 EA 4" Diameter Plug Valve, Eccentric, Cast Iron, Flanged, 175 PSI.....	1,110.71	284.65
23 05 23 00-0354 EA 6" Diameter Plug Valve, Eccentric, Cast Iron, Flanged, 175 PSI.....	1,731.09	349.29
23 05 23 00-0355 EA 8" Diameter Plug Valve, Eccentric, Cast Iron, Flanged, 175 PSI.....	2,356.60	446.31
23 05 23 00-0356 EA 10" Diameter Plug Valve, Eccentric, Cast Iron, Flanged, 175 PSI.....	3,346.59	543.34
23 05 23 00-0357 EA 12" Diameter Plug Valve, Eccentric, Cast Iron, Flanged, 175 PSI.....	4,323.74	659.76
23 05 23 00-0358 Foot Valves (23 05 23)		
23 05 23 00-0359 Single Poppet Foot Valves, Metal To Metal Seat Construction (23 05 23 00-0358)		
23 05 23 00-0360 EA 1" Single Poppet Foot Valve, Metal To Metal Seat Construction.....	92.43	27.13

23 Heating, Ventilating, and Air-Conditioning (HVAC)

23 05 Common Work Results for HVAC

23 05 23 General-Duty Valves For HVAC Piping



MINOR				TOTAL DIRECT	DEMOLITION
CSI	UOM	DESCRIPTION		UNIT COST	UNIT COST
23 05 23 00-0361	EA	1-1/4" Single Poppet Foot Valve, Metal To Metal Seat Construction.....	105.26		30.38
23 05 23 00-0362	EA	1-1/2" Single Poppet Foot Valve, Metal To Metal Seat Construction.....	135.88		34.72
23 05 23 00-0363	EA	2" Single Poppet Foot Valve, Metal To Metal Seat Construction.....	179.96		39.06
23 05 23 00-0364	EA	2-1/2" Single Poppet Foot Valve, Metal To Metal Seat Construction.....	415.21		64.01
23 05 23 00-0365	EA	3" Single Poppet Foot Valve, Metal To Metal Seat Construction.....	531.69		78.12
23 05 23 00-0366		Double Poppet Foot Valves, Metal To Metal Seat Construction (23 05 23 00-0358)			
23 05 23 00-0367	EA	1" Double Poppet Foot Valve, Metal To Metal Seat Construction.....	92.43		27.13
23 05 23 00-0368	EA	1-1/4" Double Poppet Foot Valve, Metal To Metal Seat Construction.....	203.37		30.38
23 05 23 00-0369	EA	1-1/2" Double Poppet Foot Valve, Metal To Metal Seat Construction.....	192.48		34.72
23 05 23 00-0370	EA	2" Double Poppet Foot Valve, Metal To Metal Seat Construction.....	262.93		39.06
23 05 23 00-0371	EA	3" Double Poppet Foot Valve, Metal To Metal Seat Construction.....	518.09		64.01
23 05 23 00-0372	EA	4" Double Poppet Foot Valve, Metal To Metal Seat Construction.....	706.25		77.04
23 05 23 00-0373		Float Valves (23 05 23)			
23 05 23 00-0374		Float Valve Assembly For Maintaining Liquid Level In Tanks (23 05 23 00-0373)			
23 05 23 00-0375		Single Seat, Bronze Construction (23 05 23 00-0374)			
Note: For storage tanks, reservoirs, cooling towers and filtration plants.					
23 05 23 00-0376	EA	Inlet Size 1/2", Maximum PSI 100, Single Seat Float Valve.....	222.92		22.78
23 05 23 00-0377	EA	Inlet Size 3/4", Maximum PSI 100, Single Seat Float Valve.....	255.33		27.12
23 05 23 00-0378	EA	Inlet Size 1", Maximum PSI 100, Single Seat Float Valve.....	332.58		29.28
23 05 23 00-0379	EA	Inlet Size 1-1/4", Maximum PSI 90, Single Seat Float Valve.....	557.27		36.88
23 05 23 00-0380	EA	Inlet Size 1-1/2", Maximum PSI 90, Single Seat Float Valve.....	568.12		42.30
23 05 23 00-0381		Double Seat, Bronze Construction (23 05 23 00-0374)			
Note: For hot or cold water or oil to open tanks.					
23 05 23 00-0382	EA	Pipe Size 1/2" Maximum PSI 150, Double Seat Float Valve.....	1,215.96		22.78
23 05 23 00-0383	EA	Pipe Size 3/4" Maximum PSI 150, Double Seat Float Valve.....	1,224.64		27.12
23 05 23 00-0384	EA	Pipe Size 1" Maximum PSI 150, Double Seat Float Valve.....	1,414.10		29.28
23 05 23 00-0385	EA	Pipe Size 1-1/4" Maximum PSI 150, Double Seat Float Valve.....	1,562.28		36.88
23 05 23 00-0386	EA	Pipe Size 1-1/2" Maximum PSI 150, Double Seat Float Valve.....	1,785.93		42.30
23 05 23 00-0387	EA	Pipe Size 2" Maximum PSI 150, Double Seat Float Valve.....	2,343.77		49.89
23 05 23 00-0388	EA	Pipe Size 2-1/2" Maximum PSI 150, Double Seat Float Valve.....	2,723.71		66.92
23 05 23 00-0389	EA	Pipe Size 3" Maximum PSI 150, Double Seat Float Valve.....	3,276.69		76.91
23 05 23 00-0390		Float Valve Single Seated Balanced For Air Oil Or Water (23 05 23 00-0373)			
Note: Includes arm, ball and bracket.					
23 05 23 00-0391		Brass Body Threaded Ends (23 05 23 00-0390)			
23 05 23 00-0392	EA	1/2" Brass Body, Threaded Ends, Float Valve, Single Seated With Arm Ball And Bracket.....	232.13		29.39
23 05 23 00-0393	EA	3/4" Brass Body, Threaded Ends, Float Valve, Single Seated With Arm Ball And Bracket.....	262.56		32.65
23 05 23 00-0394	EA	1" Brass Body, Threaded Ends, Float Valve, Single Seated With Arm Ball And Bracket.....	326.25		36.11
23 05 23 00-0395	EA	1-1/4" Brass Body, Threaded Ends, Float Valve, Single Seated With Arm Ball And Bracket.....	521.34		58.35
23 05 23 00-0396	EA	1-1/2" Brass Body, Threaded Ends, Float Valve, Single Seated With Arm Ball And Bracket.....	544.75		66.49
23 05 23 00-0397	EA	2" Brass Body, Threaded Ends, Float Valve, Single Seated With Arm Ball And Bracket.....	611.58		82.42
23 05 23 00-0398		Cast Iron Body Flanged (23 05 23 00-0390)			
23 05 23 00-0399	EA	2-1/2" Cast Iron Body, Flanged, Float Valve, Single Seated With Arm Ball And Bracket.....	7,661.06		144.82
23 05 23 00-0400	EA	3" Cast Iron Body, Flanged, Float Valve, Single Seated With Arm Ball And Bracket.....	9,264.09		169.80
23 05 23 00-0401		Float Operated Valves (23 05 23 00-0373)			
23 05 23 00-0402		For Condensate Receivers Tanks And Vessels (23 05 23 00-0401)			
Note: Cast iron body, self-contained, float in-line mount.					
23 05 23 00-0403	EA	1" Inlet, Float Operated Valve, Single Seated With Arm Ball And Bracket.....	846.50		50.97
23 05 23 00-0404		For Condensate Receivers Tanks And Vessels (23 05 23 00-0401)			
Note: Cast iron body, external float tank mount, flanged.					
23 05 23 00-0405	EA	3/4" Inlet, Float Operated Valve, Single Seated With Arm Ball And Bracket.....	1,060.08		94.88
23 05 23 00-0406		Needle Valves (23 05 23)			
23 05 23 00-0407		Bronze Needle Valve (23 05 23 00-0406)			
Note: For heating and cooling applications.					
23 05 23 00-0408	EA	1/4" Needle Valve, Bronze.....	115.42		10.85
23 05 23 00-0409	EA	3/8" Needle Valve, Bronze.....	128.90		10.85
23 05 23 00-0410	EA	1/2" Needle Valve, Bronze.....	141.13		10.85
23 05 23 00-0411	EA	3/4" Needle Valve, Bronze.....	214.79		11.93
23 05 23 00-0412	EA	1" Needle Valve, Bronze.....	330.53		13.56
23 05 23 00-0413		Eccentric Valves With Taps (23 05 23)			



	MINOR CSI UOM DESCRIPTION		TOTAL DIRECT UNIT COST	DEMOLITION UNIT COST
--	------------------------------	--	---------------------------	-------------------------

23 05 23 00-0414	Screwed Eccentric Valves With Taps <small>(23 05 23 00-0413)</small>			
23 05 23 00-0415	EA 1/2" Diameter Eccentric Valves With Taps, Screwed.....		431.65	10.85
23 05 23 00-0416	EA 3/4" Diameter Eccentric Valves With Taps, Screwed.....		449.91	11.93
23 05 23 00-0417	EA 1" Diameter Eccentric Valves With Taps, Screwed.....		569.69	13.56
23 05 23 00-0418	EA 1-1/4" Diameter Eccentric Valves With Taps, Screwed.....		688.66	14.43
23 05 23 00-0419	EA 1-1/2" Diameter Eccentric Valves With Taps, Screwed.....		748.60	16.70
23 05 23 00-0420	EA 2" Diameter Eccentric Valves With Taps, Screwed.....		879.72	19.73
23 05 23 00-0421	EA 2-1/2" Diameter Eccentric Valves With Taps, Screwed.....		1,341.46	26.67
23 05 23 00-0422	EA 3" Diameter Eccentric Valves With Taps, Screwed.....		1,636.56	30.96

23 05 23 00-0423	Flanged Eccentric Valves With Taps <small>(23 05 23 00-0413)</small>			
23 05 23 00-0424	EA 2-1/2" Diameter Eccentric Valves With Taps, Flanged.....		1,615.68	144.82
23 05 23 00-0425	EA 3" Diameter Eccentric Valves With Taps, Flanged.....		1,921.20	169.80
23 05 23 00-0426	EA 4" Diameter Eccentric Valves With Taps, Flanged.....		2,523.09	284.65
23 05 23 00-0427	EA 5" Diameter Eccentric Valves With Taps, Flanged.....		3,443.58	314.35
23 05 23 00-0428	EA 6" Diameter Eccentric Valves With Taps, Flanged.....		4,404.79	349.29
23 05 23 00-0429	EA 8" Diameter Eccentric Valves With Taps, Flanged.....		7,724.83	446.31
23 05 23 00-0430	EA 10" Diameter Eccentric Valves With Taps, Flanged.....		10,900.81	543.34
23 05 23 00-0431	EA 12" Diameter Eccentric Valves With Taps, Flanged.....		18,978.11	659.76

23 05 23 00-0432	Earthquake-Sensitive Gas Shut-Off Valve <small>(23 05 23)</small>			
23 05 23 00-0433	0.5 PSI Threaded Earthquake Gas Shutoff Valves <small>(23 05 23 00-0432)</small>			
23 05 23 00-0434	EA 3/4" Diameter Threaded, 0.5 PSI Earthquake Gas Shutoff Valve.....		161.51	11.93
23 05 23 00-0435	EA 1" Diameter Threaded, 0.5 PSI Earthquake Gas Shutoff Valve.....		182.98	13.56

23 05 23 00-0436	7 PSI Threaded Earthquake Gas Shutoff Valves <small>(23 05 23 00-0432)</small>			
23 05 23 00-0437	EA 1-1/4" Diameter Threaded, 7 PSI Earthquake Gas Shutoff Valve.....		213.95	14.43
23 05 23 00-0438	EA 1-1/2" Diameter Threaded, 7 PSI Earthquake Gas Shutoff Valve.....		288.02	16.70

23 05 23 00-0439	60 PSI Threaded Earthquake Gas Shutoff Valves <small>(23 05 23 00-0432)</small>			
23 05 23 00-0440	EA 3/4" Diameter Threaded, 60 PSI Earthquake Gas Shutoff Valve.....		199.28	11.93
23 05 23 00-0441	EA 1" Diameter Threaded, 60 PSI Earthquake Gas Shutoff Valve.....		209.21	13.56
23 05 23 00-0442	EA 1-1/4" Diameter Threaded, 60 PSI Earthquake Gas Shutoff Valve.....		234.94	14.43
23 05 23 00-0443	EA 1-1/2" Diameter Threaded, 60 PSI Earthquake Gas Shutoff Valve.....		319.50	16.70
23 05 23 00-0444	EA 2" Diameter Threaded, 60 PSI Earthquake Gas Shutoff Valve.....		728.12	19.73
23 05 23 00-0445	EA 2-1/2" Diameter Threaded, 60 PSI Earthquake Gas Shutoff Valve.....		867.14	26.57
23 05 23 00-0446	EA 3" Diameter Threaded, 60 PSI Earthquake Gas Shutoff Valve.....		1,124.17	30.96
23 05 23 00-0447	EA 4" Diameter Threaded, 60 PSI Earthquake Gas Shutoff Valve.....		1,302.69	34.95

23 05 23 00-0448	60 PSI Flanged Earthquake Gas Shutoff Valves <small>(23 05 23 00-0432)</small>			
23 05 23 00-0449	EA 2" Flanged, 60 PSI Earthquake Gas Shutoff Valve.....		1,020.12	144.58
23 05 23 00-0450	EA 3" Flanged, 60 PSI Earthquake Gas Shutoff Valve.....		1,256.46	169.80
23 05 23 00-0451	EA 4" Flanged, 60 PSI Earthquake Gas Shutoff Valve.....		1,773.13	284.65
23 05 23 00-0452	EA 6" Flanged, 60 PSI Earthquake Gas Shutoff Valve.....		2,903.80	349.29
23 05 23 00-0453	EA 8" Flanged, 60 PSI Earthquake Gas Shutoff Valve.....		7,793.90	446.31

23 05 23 00-0454	Emergency Shut-Off Valve With Fusible Link <small>(23 05 23)</small>			
23 05 23 00-0455	Threaded, Fusible Brass Gate Valves (Morrison Bros. 939) <small>(23 05 23 00-0454)</small>			
Note: Brass globe/gate valve used to shut off product flow in the event of a fire. Fusible element in the handwheel automatically closes the valve when in contact with 165° F.				
23 05 23 00-0456	EA 1/4" Diameter Threaded, Fusible Brass Gate Valve (Morrison Bros. 939 Series).....		71.52	17.46
	<i>For Work In Restricted Working Space, Add</i>		9.47	
23 05 23 00-0457	EA 3/8" Diameter Threaded, Fusible Brass Gate Valve (Morrison Bros. 939 Series).....		73.22	18.43
	<i>For Work In Restricted Working Space, Add</i>		9.98	
23 05 23 00-0458	EA 1/2" Diameter Threaded, Fusible Brass Gate Valve (Morrison Bros. 939 Series).....		117.18	17.46
	<i>For Work In Restricted Working Space, Add</i>		10.50	
23 05 23 00-0459	EA 3/4" Diameter Threaded, Fusible Brass Gate Valve (Morrison Bros. 939 Series).....		229.66	23.53
	<i>For Work In Restricted Working Space, Add</i>		14.15	
23 05 23 00-0460	EA 1" Diameter Threaded, Fusible Brass Gate Valve (Morrison Bros. 939 Series).....		574.50	28.53
	<i>For Work In Restricted Working Space, Add</i>		17.12	

23 05 23 00-0461	Threaded, Ductile Iron Emergency Gas Shutoff Valves (Morrison Bros. 346-DI) <small>(23 05 23 00-0454)</small>			
Note: Ductile iron body, cap, seat and swing arm. Viton® encapsulated Teflon® o-ring, Teflon® gasket, and stainless steel spring.				
23 05 23 00-0462	EA 1-1/2" Diameter Threaded, Ductile Iron Emergency Gas Shutoff Valves (Morrison Bros. 346-DI).....		440.83	16.70
23 05 23 00-0463	EA 2" Diameter Threaded, Ductile Iron Emergency Gas Shutoff Valves (Morrison Bros. 346-DI).....		476.16	19.73
23 05 23 00-0464	EA 3" Diameter Threaded, Ductile Iron Emergency Gas Shutoff Valves (Morrison Bros. 346-DI).....		798.94	30.96

23 Heating, Ventilating, and Air-Conditioning (HVAC)

23 05 Common Work Results for HVAC

23 05 23 General-Duty Valves For HVAC Piping



MINOR CSI	UOM	DESCRIPTION	TOTAL DIRECT UNIT COST	DEMOLITION UNIT COST
23 05 23 00-0465		Flanged, Ductile Iron Emergency Gas Shutoff Valves (Morrison Bros. 346-DI) <small>(23 05 23 00-0454)</small> Note: Ductile iron body, cap, seat and swing arm. Viton® encapsulated Teflon® o-ring, Teflon® gasket, and stainless steel spring.		
23 05 23 00-0466	EA	2" Diameter Flanged, Ductile Iron Emergency Gas Shutoff Valves (Morrison Bros. 346-DI).....	643.71	144.58
23 05 23 00-0467	EA	3" Diameter Flanged, Ductile Iron Emergency Gas Shutoff Valves (Morrison Bros. 346-DI).....	1,042.19	169.80
23 05 23 00-0468	EA	4" Diameter Flanged, Ductile Iron Emergency Gas Shutoff Valves (Morrison Bros. 346-DI).....	2,373.93	284.65
23 05 23 00-0469		Check Valves <small>(23 05 23)</small>		
23 05 23 00-0470		Iron Body Wafer Type Check Valve <small>(23 05 23 00-0469)</small>		
23 05 23 00-0471		Single Disk Type <small>(23 05 23 00-0470)</small>		
23 05 23 00-0472	EA	2" Check Valve, Single Disc Type, Iron Body Wafer Type, 125 LB.....	451.46	144.64
		<i>For 150 LB Rating, Add</i>	56.83	
		<i>For 200 LB Rating, Add</i>	67.66	
		<i>For 300 LB Rating, Add</i>	81.19	
		<i>For 300 LB Rating, Cast Steel, Weld End, Wedge, Add</i>	157.95	
23 05 23 00-0473	EA	2-1/2" Check Valve, Single Disc Type, Iron Body Wafer Type, 125 LB.....	536.26	144.91
		<i>For 150 LB Rating, Add</i>	74.46	
		<i>For 200 LB Rating, Add</i>	88.64	
		<i>For 300 LB Rating, Add</i>	106.37	
		<i>For 300 LB Rating, Cast Steel, Weld End, Wedge, Add</i>	195.89	
23 05 23 00-0474	EA	3" Check Valve, Single Disc Type, Iron Body Wafer Type, 125 LB.....	660.79	169.90
		<i>For 150 LB Rating, Add</i>	94.11	
		<i>For 200 LB Rating, Add</i>	112.04	
		<i>For 300 LB Rating, Add</i>	134.45	
		<i>For 300 LB Rating, Cast Steel, Weld End, Wedge, Add</i>	244.20	
23 05 23 00-0475	EA	4" Check Valve, Single Disc Type, Iron Body Wafer Type, 125 LB.....	963.92	284.82
		<i>For 150 LB Rating, Add</i>	127.47	
		<i>For 200 LB Rating, Add</i>	151.75	
		<i>For 300 LB Rating, Add</i>	182.10	
		<i>For 300 LB Rating, Cast Steel, Weld End, Wedge, Add</i>	344.53	
23 05 23 00-0476	EA	6" Check Valve, Single Disc Type, Iron Body Wafer Type, 125 LB.....	1,450.46	399.75
		<i>For 150 LB Rating, Add</i>	199.66	
		<i>For 200 LB Rating, Add</i>	237.70	
		<i>For 300 LB Rating, Add</i>	285.23	
		<i>For 300 LB Rating, Cast Steel, Weld End, Wedge, Add</i>	527.79	
23 05 23 00-0477	EA	8" Check Valve, Single Disc Type, Iron Body Wafer Type, 125 LB.....	2,031.64	459.71
		<i>For 150 LB Rating, Add</i>	306.41	
		<i>For 200 LB Rating, Add</i>	364.77	
		<i>For 300 LB Rating, Add</i>	437.72	
		<i>For 300 LB Rating, Cast Steel, Weld End, Wedge, Add</i>	771.10	
23 05 23 00-0478	EA	10" Check Valve, Single Disc Type, Iron Body Wafer Type, 125 LB.....	3,035.12	559.65
		<i>For 150 LB Rating, Add</i>	489.39	
		<i>For 200 LB Rating, Add</i>	582.61	
		<i>For 300 LB Rating, Add</i>	699.13	
		<i>For 300 LB Rating, Cast Steel, Weld End, Wedge, Add</i>	1,189.63	
23 05 23 00-0479		Twin Disc Type <small>(23 05 23 00-0470)</small>		
23 05 23 00-0480	EA	2" Check Valve, Twin Disc Type, Iron Body Wafer Type, 125 LB.....	611.65	144.64
		<i>For 150 LB Rating, Add</i>	90.47	
		<i>For 200 LB Rating, Add</i>	107.70	
		<i>For 300 LB Rating, Add</i>	129.24	
		<i>For 300 LB Rating, Cast Steel, Weld End, Wedge, Add</i>	230.03	
23 05 23 00-0481	EA	2-1/2" Check Valve, Twin Disc Type, Iron Body Wafer Type, 125 LB.....	698.73	144.91
		<i>For 150 LB Rating, Add</i>	108.58	
		<i>For 200 LB Rating, Add</i>	129.26	
		<i>For 300 LB Rating, Add</i>	155.11	
		<i>For 300 LB Rating, Cast Steel, Weld End, Wedge, Add</i>	269.00	
23 05 23 00-0482	EA	3" Check Valve, Twin Disc Type, Iron Body Wafer Type, 125 LB.....	815.87	169.90
		<i>For 150 LB Rating, Add</i>	126.68	
		<i>For 200 LB Rating, Add</i>	150.81	
		<i>For 300 LB Rating, Add</i>	180.97	
		<i>For 300 LB Rating, Cast Steel, Weld End, Wedge, Add</i>	313.98	
23 05 23 00-0483	EA	4" Check Valve, Twin Disc Type, Iron Body Wafer Type, 125 LB.....	1,122.99	284.82
		<i>For 150 LB Rating, Add</i>	160.87	
		<i>For 200 LB Rating, Add</i>	191.52	
		<i>For 300 LB Rating, Add</i>	229.82	
		<i>For 300 LB Rating, Cast Steel, Weld End, Wedge, Add</i>	416.12	
23 05 23 00-0484	EA	6" Check Valve, Twin Disc Type, Iron Body Wafer Type, 125 LB.....	1,735.01	399.75
		<i>For 150 LB Rating, Add</i>	259.42	
		<i>For 200 LB Rating, Add</i>	308.83	
		<i>For 300 LB Rating, Add</i>	370.60	
		<i>For 300 LB Rating, Cast Steel, Weld End, Wedge, Add</i>	655.83	
23 05 23 00-0485	EA	8" Check Valve, Twin Disc Type, Iron Body Wafer Type, 125 LB.....	2,457.62	459.71
		<i>For 150 LB Rating, Add</i>	396.18	
		<i>For 200 LB Rating, Add</i>	471.64	
		<i>For 300 LB Rating, Add</i>	565.97	
		<i>For 300 LB Rating, Cast Steel, Weld End, Wedge, Add</i>	963.16	



MINOR	CSI	UOM	DESCRIPTION	TOTAL DIRECT UNIT COST	DEMOLITION UNIT COST
23 05 23 00-0486	EA		10" Check Valve, Twin Disc Type, Iron Body Wafer Type, 125 LB.....	3,687.57	549.65
			<i>For 150 LB Rating, Add</i>	627.42	
			<i>For 200 LB Rating, Add</i>	746.93	
			<i>For 300 LB Rating, Add</i>	896.32	
			<i>For 300 LB Rating, Cast Steel, Weld End, Wedge, Add</i>	1,484.45	
23 05 23 00-0487	EA		12" Check Valve, Twin Disc Type, Iron Body Wafer Type, 125 LB.....	4,849.84	679.57
			<i>For 150 LB Rating, Add</i>	840.61	
			<i>For 200 LB Rating, Add</i>	1,000.73	
			<i>For 300 LB Rating, Add</i>	1,200.87	
			<i>For 300 LB Rating, Cast Steel, Weld End, Wedge, Add</i>	1,970.70	
23 05 23 00-0488	EA		14" Check Valve, Twin Disc Type, Iron Body Wafer Type, 125 LB.....	9,213.28	805.14
			<i>For 150 LB Rating, Add</i>	1,709.35	
			<i>For 200 LB Rating, Add</i>	2,034.94	
			<i>For 300 LB Rating, Add</i>	2,441.93	
			<i>For 300 LB Rating, Cast Steel, Weld End, Wedge, Add</i>	3,877.59	
23 05 23 00-0489	EA		16" Check Valve, Twin Disc Type, Iron Body Wafer Type, 125 LB.....	12,672.31	944.70
			<i>For 150 LB Rating, Add</i>	2,413.20	
			<i>For 200 LB Rating, Add</i>	2,872.86	
			<i>For 300 LB Rating, Add</i>	3,447.43	
			<i>For 300 LB Rating, Cast Steel, Weld End, Wedge, Add</i>	5,407.32	
23 05 23 00-0490	EA		18" Check Valve, Twin Disc Type, Iron Body Wafer Type, 125 LB.....	16,914.51	1,052.06
			<i>For 150 LB Rating, Add</i>	3,276.51	
			<i>For 200 LB Rating, Add</i>	3,900.61	
			<i>For 300 LB Rating, Add</i>	4,680.73	
			<i>For 300 LB Rating, Cast Steel, Weld End, Wedge, Add</i>	7,283.51	
23 05 23 00-0491	EA		20" Check Valve, Twin Disc Type, Iron Body Wafer Type, 125 LB.....	20,134.66	1,180.88
			<i>For 150 LB Rating, Add</i>	3,918.30	
			<i>For 200 LB Rating, Add</i>	4,664.64	
			<i>For 300 LB Rating, Add</i>	5,597.57	
			<i>For 300 LB Rating, Cast Steel, Weld End, Wedge, Add</i>	8,691.57	
23 05 23 00-0492	EA		24" Check Valve, Twin Disc Type, Iron Body Wafer Type, 125 LB.....	26,333.45	1,449.25
			<i>For 150 LB Rating, Add</i>	5,148.51	
			<i>For 200 LB Rating, Add</i>	6,129.18	
			<i>For 300 LB Rating, Add</i>	7,355.02	
			<i>For 300 LB Rating, Cast Steel, Weld End, Wedge, Add</i>	11,395.87	
23 05 23 00-0493			Lift Check Valves (23 05 23 00-0493)		
23 05 23 00-0494			Bronze Body, Threaded, Vertical Lift Check Valves (23 05 23 00-0493)		
			Note: Watts #600 series.		
23 05 23 00-0495	EA		3/8" Lift Check Valve, Bronze, Threaded.....	118.70	10.85
23 05 23 00-0496	EA		1/2" Lift Check Valve, Bronze, Threaded.....	125.62	10.85
23 05 23 00-0497	EA		3/4" Lift Check Valve, Bronze, Threaded.....	160.03	11.38
23 05 23 00-0498	EA		1" Lift Check Valve, Bronze, Threaded.....	211.13	11.38
23 05 23 00-0499	EA		1-1/4" Lift Check Valve, Bronze, Threaded.....	293.12	14.43
23 05 23 00-0500	EA		1-1/2" Lift Check Valve, Bronze, Threaded.....	356.84	16.70
23 05 23 00-0501	EA		2" Lift Check Valve, Bronze, Threaded.....	509.69	19.73
23 05 23 00-0502			Bronze Body, Threaded, 300 LB, Lift Check Valves (23 05 23 00-0493)		
			Note: Crane 366E.		
23 05 23 00-0503	EA		1/2" Lift Check Valve, Bronze, Threaded, 300 LB.....	744.85	10.85
23 05 23 00-0504	EA		3/4" Lift Check Valve, Bronze, Threaded, 300 LB.....	904.50	11.38
23 05 23 00-0505	EA		1" Lift Check Valve, Bronze, Threaded, 300 LB.....	1,624.33	11.38
23 05 23 00-0506	EA		1-1/4" Lift Check Valve, Bronze, Threaded, 300 LB.....	2,165.04	14.43
23 05 23 00-0507	EA		1-1/2" Lift Check Valve, Bronze, Threaded, 300 LB.....	2,351.34	16.70
23 05 23 00-0508	EA		2" Lift Check Valve, Bronze, Threaded, 300 LB.....	3,021.01	19.73
23 05 23 00-0509			Iron Body, Flanged, 125 LB Vertical Lift Check Valves (23 05 23 00-0493)		
			Note: Mueller 105MAP.		
23 05 23 00-0510	EA		2" Lift Check Valve, Iron Body, Flanged, 125 LB.....	1,080.62	144.58
23 05 23 00-0511	EA		2-1/2" Lift Check Valve, Iron Body, Flanged, 125 LB.....	1,182.65	144.82
23 05 23 00-0512	EA		3" Lift Check Valve, Iron Body, Flanged, 125 LB.....	1,291.87	169.80
23 05 23 00-0513	EA		4" Lift Check Valve, Iron Body, Flanged, 125 LB.....	1,807.21	284.65
23 05 23 00-0514	EA		5" Lift Check Valve, Iron Body, Flanged, 125 LB.....	2,258.24	314.35
23 05 23 00-0515	EA		6" Lift Check Valve, Iron Body, Flanged, 125 LB.....	2,775.66	349.29
23 05 23 00-0516	EA		8" Lift Check Valve, Iron Body, Flanged, 125 LB.....	4,832.71	446.31
23 05 23 00-0517	EA		10" Lift Check Valve, Iron Body, Flanged, 125 LB.....	6,065.76	543.34
23 05 23 00-0518	EA		12" Lift Check Valve, Iron Body, Flanged, 125 LB.....	9,785.00	659.76
23 05 23 00-0519	EA		14" Lift Check Valve, Iron Body, Flanged, 125 LB.....	13,392.71	946.12
23 05 23 00-0520	EA		16" Lift Check Valve, Iron Body, Flanged, 125 LB.....	14,838.89	1,040.72
23 05 23 00-0521			Bronze Body Swing Check Valves (23 05 23 00-0469)		
23 05 23 00-0522			Bronze Body, Threaded, Brazed Or Soldered Installation, 125 LB, Swing Check Valves (23 05 23 00-0521)		
23 05 23 00-0523	EA		1/8" Swing Check Valve, Bronze, Threaded, Brazed Or Soldered, 125 LB.....	79.86	10.85
			<i>For 300 LB Rating, Add</i>	17.50	
			<i>For Work In Restricted Working Space, Add</i>	10.50	

23 Heating, Ventilating, and Air-Conditioning (HVAC)

23 05 Common Work Results for HVAC

23 05 23 General-Duty Valves For HVAC Piping



MINOR	CSI	UOM	DESCRIPTION	TOTAL DIRECT UNIT COST	DEMOLITION UNIT COST
23 05 23 00-0524	EA		1/4" Swing Check Valve, Bronze, Threaded, Brazed Or Soldered, 125 LB <i>For 300 LB Rating, Add</i> <i>For Work In Restricted Working Space, Add</i>	76.45 17.50 9.47	10.85
23 05 23 00-0525	EA		3/8" Swing Check Valve, Bronze, Threaded, Brazed Or Soldered, 125 LB <i>For 300 LB Rating, Add</i> <i>For Work In Restricted Working Space, Add</i>	78.11 17.50 9.97	10.85
23 05 23 00-0526	EA		1/2" Swing Check Valve, Bronze, Threaded, Brazed Or Soldered, 125 LB <i>For 300 LB Rating, Add</i> <i>For Work In Restricted Working Space, Add</i>	81.61 18.18 10.50	10.85
23 05 23 00-0527	EA		3/4" Swing Check Valve, Bronze, Threaded, Brazed Or Soldered, 125 LB <i>For 300 LB Rating, Add</i> <i>For Work In Restricted Working Space, Add</i>	103.64 22.03 14.15	11.38
23 05 23 00-0528	EA		1" Swing Check Valve, Bronze, Threaded, Brazed Or Soldered, 125 LB <i>For 300 LB Rating, Add</i> <i>For Work In Restricted Working Space, Add</i>	133.79 29.92 17.12	11.38
23 05 23 00-0529	EA		1-1/4" Swing Check Valve, Bronze, Threaded, Brazed Or Soldered, 125 LB <i>For 300 LB Rating, Add</i> <i>For Work In Restricted Working Space, Add</i>	179.98 41.99 21.69	14.43
23 05 23 00-0530	EA		1-1/2" Swing Check Valve, Bronze, Threaded, Brazed Or Soldered, 125 LB <i>For 300 LB Rating, Add</i> <i>For Work In Restricted Working Space, Add</i>	234.21 58.80 25.03	16.70
23 05 23 00-0531	EA		2" Swing Check Valve, Bronze, Threaded, Brazed Or Soldered, 125 LB <i>For 300 LB Rating, Add</i> <i>For Work In Restricted Working Space, Add</i>	292.46 75.61 29.58	19.73
23 05 23 00-0532	EA		2-1/2" Swing Check Valve, Bronze, Threaded, Brazed Or Soldered, 125 LB <i>For 300 LB Rating, Add</i> <i>For Work In Restricted Working Space, Add</i>	578.82 173.80 39.95	26.67
23 05 23 00-0533	EA		3" Swing Check Valve, Bronze, Threaded, Brazed Or Soldered, 125 LB <i>For 300 LB Rating, Add</i> <i>For Work In Restricted Working Space, Add</i>	787.48 247.19 46.10	30.96
23 05 23 00-0534	EA		4" Swing Check Valve, Bronze, Threaded, Brazed Or Soldered, 125 LB <i>For 300 LB Rating, Add</i> <i>For Work In Restricted Working Space, Add</i>	892.03 279.72 52.44	34.95
23 05 23 00-0535			125 LB Flanged, Iron Body, Bronze Trim, Swing Check Valves <small>(23 05 23 00-0469)</small>		
23 05 23 00-0536	EA		1" 125 LB Flanged, Iron Body, Bronze Trim, Swing Check Valves <i>For 150 LB Rating, Add</i> <i>For 250 LB Rating, Add</i> <i>For Work In Restricted Working Space, Add</i>	387.71 194.07 371.01 30.70	81.34
23 05 23 00-0537	EA		1-1/4" 125 LB Flanged, Iron Body, Bronze Trim, Swing Check Valves <i>For 150 LB Rating, Add</i> <i>For 250 LB Rating, Add</i> <i>For Work In Restricted Working Space, Add</i>	432.31 213.81 408.75 35.37	94.90
23 05 23 00-0538	EA		1-1/2" 125 LB Flanged, Iron Body, Bronze Trim, Swing Check Valves <i>For 150 LB Rating, Add</i> <i>For 250 LB Rating, Add</i> <i>For Work In Restricted Working Space, Add</i>	483.72 231.89 443.33 42.81	113.88
23 05 23 00-0539	EA		2" 125 LB Flanged, Iron Body, Bronze Trim, Swing Check Valves <i>For 150 LB Rating, Add</i> <i>For 250 LB Rating, Add</i> <i>For Work In Restricted Working Space, Add</i>	604.30 288.01 550.60 54.23	144.58
23 05 23 00-0540	EA		2-1/2" 125 LB Flanged, Iron Body, Bronze Trim, Swing Check Valves <i>For 150 LB Rating, Add</i> <i>For 250 LB Rating, Add</i> <i>For Work In Restricted Working Space, Add</i>	675.90 336.12 642.59 54.48	144.82
23 05 23 00-0541	EA		3" 125 LB Flanged, Iron Body, Bronze Trim, Swing Check Valves <i>For 150 LB Rating, Add</i> <i>For 250 LB Rating, Add</i> <i>For Work In Restricted Working Space, Add</i>	749.66 365.26 698.30 63.75	169.80
23 05 23 00-0542	EA		4" 125 LB Flanged, Iron Body, Bronze Trim, Swing Check Valves <i>For 150 LB Rating, Add</i> <i>For 250 LB Rating, Add</i> <i>For Work In Restricted Working Space, Add</i>	1,186.85 564.50 1,079.18 107.01	284.65
23 05 23 00-0543	EA		5" 125 LB Flanged, Iron Body, Bronze Trim, Swing Check Valves <i>For 150 LB Rating, Add</i> <i>For 250 LB Rating, Add</i> <i>For Work In Restricted Working Space, Add</i>	1,611.14 828.78 1,584.44 117.70	314.35
23 05 23 00-0544	EA		6" 125 LB Flanged, Iron Body, Bronze Trim, Swing Check Valves <i>For 150 LB Rating, Add</i> <i>For 250 LB Rating, Add</i> <i>For Work In Restricted Working Space, Add</i>	1,851.33 960.94 1,837.10 131.45	349.29
23 05 23 00-0545	EA		8" 125 LB Flanged, Iron Body, Bronze Trim, Swing Check Valves <i>For 150 LB Rating, Add</i> <i>For 250 LB Rating, Add</i> <i>For Work In Restricted Working Space, Add</i>	4,082.54 2,399.12 4,586.56 166.33	446.31
23 05 23 00-0546	EA		10" 125 LB Flanged, Iron Body, Bronze Trim, Swing Check Valves <i>For 150 LB Rating, Add</i> <i>For 250 LB Rating, Add</i> <i>For Work In Restricted Working Space, Add</i>	5,481.68 3,265.71 6,243.28 203.75	543.34
23 05 23 00-0547	EA		12" 125 LB Flanged, Iron Body, Bronze Trim, Swing Check Valves <i>For 150 LB Rating, Add</i> <i>For 250 LB Rating, Add</i> <i>For Work In Restricted Working Space, Add</i>	8,312.53 5,092.72 9,736.09 246.97	659.76



MINOR CSI UOM DESCRIPTION	TOTAL DIRECT UNIT COST	DEMOLITION UNIT COST
23 05 23 00-0548 EA 14" 125 LB Flanged, Iron Body, Bronze Trim, Swing Check Valves..... <i>For 150 LB Rating, Add</i> <i>For 250 LB Rating, Add</i> <i>For Work In Restricted Working Space, Add</i>	9,661.55 5,765.66 11,022.58 354.79	946.12
23 05 23 00-0549 EA 16" 125 LB Flanged, Iron Body, Bronze Trim, Swing Check Valves..... <i>For 150 LB Rating, Add</i> <i>For 250 LB Rating, Add</i> <i>For Work In Restricted Working Space, Add</i>	13,650.37 8,397.64 16,054.31 390.27	1,040.72
23 05 23 00-0550 EA 18" 125 LB Flanged, Iron Body, Bronze Trim, Swing Check Valves..... <i>For 150 LB Rating, Add</i> <i>For 250 LB Rating, Add</i> <i>For Work In Restricted Working Space, Add</i>	20,852.72 13,198.73 25,232.87 432.85	1,154.26
23 05 23 00-0551 EA 20" 125 LB Flanged, Iron Body, Bronze Trim, Swing Check Valves..... <i>For 150 LB Rating, Add</i> <i>For 250 LB Rating, Add</i> <i>For Work In Restricted Working Space, Add</i>	28,641.45 18,370.42 35,119.92 487.84	1,300.90
23 05 23 00-0552 EA 24" 125 LB Flanged, Iron Body, Bronze Trim, Swing Check Valves..... <i>For 150 LB Rating, Add</i> <i>For 250 LB Rating, Add</i> <i>For Work In Restricted Working Space, Add</i>	39,815.47 25,717.44 49,165.69 598.71	1,596.56
23 05 23 00-0553 Class 800 Forged Steel, Screwed, Chrome Trim, Bolted Bonnet, Piston Check, Swing Check Valves (23 05 23 00-0469) Note: 800 PSIG at 850 Degrees F.		
23 05 23 00-0554 EA 1/2" Class 800, Threaded, Forged Steel Swing Check Valve..... <i>For Work In Restricted Working Space, Add</i>	190.36 10.50	10.85
23 05 23 00-0555 EA 3/4" 800, Threaded, Forged Steel Swing Check Valve..... <i>For Work In Restricted Working Space, Add</i>	223.56 14.15	11.93
23 05 23 00-0556 EA 1" Class 800, Threaded, Forged Steel Swing Check Valve..... <i>For Work In Restricted Working Space, Add</i>	264.24 17.12	13.56
23 05 23 00-0557 EA 1-1/4" Class 800, Threaded, Forged Steel Swing Check Valve..... <i>For Work In Restricted Working Space, Add</i>	411.11 21.69	14.43
23 05 23 00-0558 EA 1-1/2" 800, Threaded, Forged Steel Swing Check Valve..... <i>For Work In Restricted Working Space, Add</i>	488.05 25.03	16.70
23 05 23 00-0559 EA 2" Class 800, Threaded, Forged Steel Swing Check Valve..... <i>For Work In Restricted Working Space, Add</i>	661.83 29.58	19.73
23 05 23 00-0560 Swing Check Valves, 150 LB Polyvinyl Chloride (PVC) Socket Weld End Connections (23 05 23 00-0466)		
23 05 23 00-0561 EA 1/2" Check Valve, Duplex Polyvinyl Chloride (PVC), Socket Weld, 150 LB..... <i>For Work In Restricted Working Space, Add</i>	78.14 10.50	10.85
23 05 23 00-0562 EA 3/4" Check Valve, Duplex Polyvinyl Chloride (PVC), Socket Weld, 150 LB..... <i>For Work In Restricted Working Space, Add</i>	90.30 14.15	11.93
23 05 23 00-0563 EA 1" Check Valve, Duplex Polyvinyl Chloride (PVC), Socket Weld, 150 LB..... <i>For Work In Restricted Working Space, Add</i>	101.93 17.12	13.56
23 05 23 00-0564 EA 1-1/4" Check Valve, Duplex Polyvinyl Chloride (PVC), Socket Weld, 150 LB..... <i>For Work In Restricted Working Space, Add</i>	119.01 21.69	14.43
23 05 23 00-0565 EA 1-1/2" Check Valve, Duplex Polyvinyl Chloride (PVC), Socket Weld, 150 LB..... <i>For Work In Restricted Working Space, Add</i>	132.84 25.03	16.70
23 05 23 00-0566 EA 2" Check Valve, Duplex Polyvinyl Chloride (PVC), Socket Weld, 150 LB..... <i>For Work In Restricted Working Space, Add</i>	175.41 29.58	19.73
23 05 23 00-0567 EA 2-1/2" Check Valve, Duplex Polyvinyl Chloride (PVC), Socket Weld, 150 LB..... <i>For Work In Restricted Working Space, Add</i>	242.53 39.95	26.67
23 05 23 00-0568 EA 3" Check Valve, Duplex Polyvinyl Chloride (PVC), Socket Weld, 150 LB..... <i>For Work In Restricted Working Space, Add</i>	295.57 46.10	30.96
23 05 23 00-0569 Diaphragm Valves (23 05 23)		
23 05 23 00-0570 Polytetrafluoroethylene (PTFE) Or Viton Lined, Threaded Cast Iron Diaphragm Valves (23 05 23 00-0569)		
23 05 23 00-0571 EA 1/2" Diaphragm Valve, Cast Iron, 150 LB, Threaded, Polytetrafluoroethylene (PTFE) or Viton Lined, Hand Wheel Operated	280.55	32.46
23 05 23 00-0572 EA 3/4" Diaphragm Valve, Cast Iron, 150 LB, Threaded, Polytetrafluoroethylene (PTFE) or Viton Lined, Hand Wheel Operated	361.40	35.96
23 05 23 00-0573 EA 1" Diaphragm Valve, Cast Iron, 150 LB, Threaded, Polytetrafluoroethylene (PTFE) or Viton Lined, Hand Wheel Operated	390.18	44.45
23 05 23 00-0574 EA 1-1/2" Diaphragm Valve, Cast Iron, 150 LB, Threaded, Polytetrafluoroethylene (PTFE) or Viton Lined, Hand Wheel Operated	620.66	66.42
23 05 23 00-0575 EA 2" Diaphragm Valve, Cast Iron, 150 LB, Threaded, Polytetrafluoroethylene (PTFE) or Viton Lined, Hand Wheel Operated	1,007.79	79.90
23 05 23 00-0576 Polytetrafluoroethylene (PTFE) Or Viton Lined, Flanged Cast Iron Diaphragm Valves (23 05 23 00-0569)		
23 05 23 00-0577 EA 1/2" Diaphragm Valve, Cast Iron, 150 LB, Flanged, Polytetrafluoroethylene (PTFE) or Viton Lined, Hand Wheel Operated	278.75	52.06
23 05 23 00-0578 EA 3/4" Diaphragm Valve, Cast Iron, 150 LB, Flanged, Polytetrafluoroethylene (PTFE) or Viton Lined, Hand Wheel Operated	324.41	54.23
23 05 23 00-0579 EA 1" Diaphragm Valve, Cast Iron, 150 LB, Flanged, Polytetrafluoroethylene (PTFE) or Viton Lined, Hand Wheel Operated	384.43	81.34

23 Heating, Ventilating, and Air-Conditioning (HVAC)**23 05 Common Work Results for HVAC****23 05 23 General-Duty Valves For HVAC Piping**

SAN BERNARDINO
COUNTY

MINOR CSI UOM DESCRIPTION	TOTAL DIRECT UNIT COST	DEMOLITION UNIT COST
23 05 23 00-0580 EA 1-1/2" Diaphragm Valve, Cast Iron, 150 LB, Flanged, Polytetrafluoroethylene (PTFE) or Viton Lined, Hand Wheel Operated.....	581.51	113.88
23 05 23 00-0581 EA 2" Diaphragm Valve, Cast Iron, 150 LB, Flanged, Polytetrafluoroethylene (PTFE) or Viton Lined, Hand Wheel Operated.....	924.08	144.58
23 05 23 00-0582 EA 2-1/2" Diaphragm Valve, Cast Iron, 150 LB, Flanged, Polytetrafluoroethylene (PTFE) or Viton Lined, Hand Wheel Operated.....	1,179.06	144.82
23 05 23 00-0583 EA 3" Diaphragm Valve, Cast Iron, 150 LB, Flanged, Polytetrafluoroethylene (PTFE) or Viton Lined, Hand Wheel Operated.....	1,464.07	169.80
23 05 23 00-0584 EA 4" Diaphragm Valve, Cast Iron, 150 LB, Flanged, Polytetrafluoroethylene (PTFE) or Viton Lined, Hand Wheel Operated.....	2,074.80	284.65
23 05 23 00-0585 EA 6" Diaphragm Valve, Cast Iron, 150 LB, Flanged, Polytetrafluoroethylene (PTFE) or Viton Lined, Hand Wheel Operated.....	4,287.32	349.29
23 05 23 00-0586 EA 8" Diaphragm Valve, Cast Iron, 150 LB, Flanged, Polytetrafluoroethylene (PTFE) or Viton Lined, Hand Wheel Operated.....	6,658.22	446.31
23 05 23 00-0587 Ethylene Propylene Diene Monomer (EPDM) Lined, Threaded Cast Iron Diaphragm Valves <small>(23 05 23 00-0569)</small>		
23 05 23 00-0588 EA 1/2" Diaphragm Valve, Cast Iron, 150 LB, Threaded, Ethylene Propylene Diene Monomer (EPDM) Lined, Hand Wheel Operated.....	168.28	32.46
23 05 23 00-0589 EA 3/4" Diaphragm Valve, Cast Iron, 150 LB, Threaded, Ethylene Propylene Diene Monomer (EPDM) Lined, Hand Wheel Operated.....	222.52	35.96
23 05 23 00-0590 EA 1" Diaphragm Valve, Cast Iron, 150 LB, Threaded, Ethylene Propylene Diene Monomer (EPDM) Lined, Hand Wheel Operated.....	251.30	44.45
23 05 23 00-0591 EA 1-1/2" Diaphragm Valve, Cast Iron, 150 LB, Threaded, Ethylene Propylene Diene Monomer (EPDM) Lined, Hand Wheel Operated.....	431.54	66.42
23 05 23 00-0592 EA 2" Diaphragm Valve, Cast Iron, 150 LB, Threaded, Ethylene Propylene Diene Monomer (EPDM) Lined, Hand Wheel Operated.....	567.52	79.90
23 05 23 00-0593 Ethylene Propylene Diene Monomer (EPDM) Lined, Flanged Cast Iron Diaphragm Valves <small>(23 05 23 00-0569)</small>		
23 05 23 00-0594 EA 1/2" Diaphragm Valve, Cast Iron, 150 LB, Flanged, Ethylene Propylene Diene Monomer (EPDM) Lined, Hand Wheel Operated.....	188.22	52.06
23 05 23 00-0595 EA 3/4" Diaphragm Valve, Cast Iron, 150 LB, Flanged, Ethylene Propylene Diene Monomer (EPDM) Lined, Hand Wheel Operated.....	219.21	54.23
23 05 23 00-0596 EA 1" Diaphragm Valve, Cast Iron, 150 LB, Flanged, Ethylene Propylene Diene Monomer (EPDM) Lined, Hand Wheel Operated.....	279.20	81.34
23 05 23 00-0597 EA 1-1/2" Diaphragm Valve, Cast Iron, 150 LB, Flanged, Ethylene Propylene Diene Monomer (EPDM) Lined, Hand Wheel Operated.....	438.24	113.88
23 05 23 00-0598 EA 2" Diaphragm Valve, Cast Iron, 150 LB, Flanged, Ethylene Propylene Diene Monomer (EPDM) Lined, Hand Wheel Operated.....	590.48	144.58
23 05 23 00-0599 EA 2-1/2" Diaphragm Valve, Cast Iron, 150 LB, Flanged, Ethylene Propylene Diene Monomer (EPDM) Lined, Hand Wheel Operated.....	715.78	144.82
23 05 23 00-0600 EA 3" Diaphragm Valve, Cast Iron, 150 LB, Flanged, Ethylene Propylene Diene Monomer (EPDM) Lined, Hand Wheel Operated.....	870.76	169.80
23 05 23 00-0601 EA 4" Diaphragm Valve, Cast Iron, 150 LB, Flanged, Ethylene Propylene Diene Monomer (EPDM) Lined, Hand Wheel Operated.....	1,375.42	284.65
23 05 23 00-0602 EA 6" Diaphragm Valve, Cast Iron, 150 LB, Flanged, Ethylene Propylene Diene Monomer (EPDM) Lined, Hand Wheel Operated.....	2,720.47	349.29
23 05 23 00-0603 EA 8" Diaphragm Valve, Cast Iron, 150 LB, Flanged, Ethylene Propylene Diene Monomer (EPDM) Lined, Hand Wheel Operated.....	4,173.06	446.31
23 05 23 00-0604 125 LB, Hand Wheel Operated, Flanged Cast Iron Diaphragm Valves <small>(23 05 23 00-0569)</small>		
23 05 23 00-0605 EA 1" Diaphragm Valve, Cast Iron, 125 LB, Flanged.....	352.73	81.34
23 05 23 00-0606 EA 1-1/2" Diaphragm Valve, Cast Iron, 125 LB, Flanged.....	569.87	113.88
23 05 23 00-0607 EA 2" Diaphragm Valve, Cast Iron, 125 LB, Flanged.....	766.27	144.58
23 05 23 00-0608 EA 2-1/2" Diaphragm Valve, Cast Iron, 125 LB, Flanged.....	1,094.84	144.82
23 05 23 00-0609 EA 3" Diaphragm Valve, Cast Iron, 125 LB, Flanged.....	1,210.44	169.80
23 05 23 00-0610 EA 4" Diaphragm Valve, Cast Iron, 125 LB, Flanged.....	1,899.65	284.65
23 05 23 00-0611 EA 6" Diaphragm Valve, Cast Iron, 125 LB, Flanged.....	3,789.18	349.29
23 05 23 00-0612 EA 8" Diaphragm Valve, Cast Iron, 125 LB, Flanged.....	7,852.93	446.31
23 05 23 00-0613 Plastic Diaphragm Valves <small>(23 05 23 00-0569)</small>		
23 05 23 00-0614 Polyvinyl Chloride (PVC), True Union Socket Connections, Diaphragm Valves <small>(23 05 23 00-0613)</small>		
23 05 23 00-0615 EA 1/2" Polyvinyl Chloride (PVC), True Union Socket Connections, Diaphragm Valve (George Fisher Type 314).....	185.95	32.46
23 05 23 00-0616 EA 3/4" Polyvinyl Chloride (PVC), True Union Socket Connections, Diaphragm Valve (George Fisher Type 314).....	207.85	35.86
23 05 23 00-0617 EA 1" Polyvinyl Chloride (PVC), True Union Socket Connections, Diaphragm Valve (George Fisher Type 314).....	262.96	44.45
23 05 23 00-0618 EA 1-1/4" Polyvinyl Chloride (PVC), True Union Socket Connections, Diaphragm Valve (George Fisher Type 314).....	381.93	57.43
23 05 23 00-0619 EA 1-1/2" Polyvinyl Chloride (PVC), True Union Socket Connections, Diaphragm Valve (George Fisher Type 314).....	401.83	66.52
23 05 23 00-0620 EA 2" Polyvinyl Chloride (PVC), True Union Socket Connections, Diaphragm Valve (George Fisher Type 314).....	471.61	79.90
23 05 23 00-0621 Chlorinated Polyvinyl Chloride (CPVC), True Union Socket Connections, Diaphragm Valves <small>(23 05 23 00-0613)</small>		
23 05 23 00-0622 EA 1/2" Chlorinated Polyvinyl Chloride (CPVC), True Union Socket Connections, Diaphragm Valve (George Fisher Type 315).....	262.26	32.46



MINOR CSI UOM DESCRIPTION	TOTAL DIRECT UNIT COST	DEMOLITION UNIT COST
23 05 23 00-0623 EA 3/4" Chlorinated Polyvinyl Chloride (CPVC), True Union Socket Connections, Diaphragm Valve (George Fisher Type 315).....	285.82	35.86
23 05 23 00-0624 EA 1" Chlorinated Polyvinyl Chloride (CPVC), True Union Socket Connections, Diaphragm Valve (George Fisher Type 315).....	364.15	44.45
23 05 23 00-0625 EA 1-1/4" Chlorinated Polyvinyl Chloride (CPVC), True Union Socket Connections, Diaphragm Valve (George Fisher Type 315).....	471.50	57.43
23 05 23 00-0626 EA 1-1/2" Chlorinated Polyvinyl Chloride (CPVC), True Union Socket Connections, Diaphragm Valve (George Fisher Type 315).....	527.89	66.52
23 05 23 00-0627 EA 2" Chlorinated Polyvinyl Chloride (CPVC), True Union Socket Connections, Diaphragm Valve (George Fisher Type 315).....	574.46	79.90
23 05 23 00-0628 Viton Diaphragm, Polyvinyl Chloride (PVC) Diaphragm Valves (23 05 23 00-0613)		
23 05 23 00-0629 Threaded, Viton Diaphragm, Polyvinyl Chloride (PVC) Diaphragm Valves (23 05 23 00-0628)		
23 05 23 00-0630 EA 1/2" Threaded, Viton Diaphragm, Polyvinyl Chloride (PVC) Diaphragm Valve.....	129.35	32.46
23 05 23 00-0631 EA 3/4" Threaded, Viton Diaphragm, Polyvinyl Chloride (PVC) Diaphragm Valve.....	144.90	35.96
23 05 23 00-0632 EA 1" Threaded, Viton Diaphragm, Polyvinyl Chloride (PVC) Diaphragm Valve.....	180.15	44.45
23 05 23 00-0633 EA 1-1/4" Threaded, Viton Diaphragm, Polyvinyl Chloride (PVC) Diaphragm Valve.....	254.23	57.43
23 05 23 00-0634 EA 1-1/2" Threaded, Viton Diaphragm, Polyvinyl Chloride (PVC) Diaphragm Valve.....	272.20	66.42
23 05 23 00-0635 EA 2" Threaded, Viton Diaphragm, Polyvinyl Chloride (PVC) Diaphragm Valve.....	324.98	79.90
23 05 23 00-0636 Socket, Viton Diaphragm, Polyvinyl Chloride (PVC) Diaphragm Valves (23 05 23 00-0628)		
23 05 23 00-0637 EA 1/2" Socket, Viton Diaphragm, Polyvinyl Chloride (PVC) Diaphragm Valve.....	129.35	32.46
23 05 23 00-0638 EA 3/4" Socket, Viton Diaphragm, Polyvinyl Chloride (PVC) Diaphragm Valve.....	144.90	35.96
23 05 23 00-0639 EA 1" Socket, Viton Diaphragm, Polyvinyl Chloride (PVC) Diaphragm Valve.....	180.45	44.45
23 05 23 00-0640 EA 1-1/4" Socket, Viton Diaphragm, Polyvinyl Chloride (PVC) Diaphragm Valve.....	254.23	57.43
23 05 23 00-0641 EA 1-1/2" Socket, Viton Diaphragm, Polyvinyl Chloride (PVC) Diaphragm Valve.....	272.20	66.42
23 05 23 00-0642 EA 2" Socket, Viton Diaphragm, Polyvinyl Chloride (PVC) Diaphragm Valve.....	324.98	79.90
23 05 23 00-0643 Ethylene Propylene Diene Monomer (EPDM) Diaphragm, Polyvinyl Chloride (PVC) Diaphragm Valves (23 05 23 00-0613)		
23 05 23 00-0644 Threaded, Ethylene Propylene Diene Monomer (EPDM) Diaphragm, Polyvinyl Chloride (PVC) Diaphragm Valves (23 05 23 00-0643)		
23 05 23 00-0645 EA 1/2" Threaded, Ethylene Propylene Diene Monomer (EPDM) Diaphragm, Polyvinyl Chloride (PVC) Diaphragm Valve.....	116.44	32.46
23 05 23 00-0646 EA 3/4" Threaded, Ethylene Propylene Diene Monomer (EPDM) Diaphragm, Polyvinyl Chloride (PVC) Diaphragm Valve.....	129.93	35.96
23 05 23 00-0647 EA 1" Threaded, Ethylene Propylene Diene Monomer (EPDM) Diaphragm, Polyvinyl Chloride (PVC) Diaphragm Valve.....	161.87	44.45
23 05 23 00-0648 EA 1-1/4" Threaded, Ethylene Propylene Diene Monomer (EPDM) Diaphragm, Polyvinyl Chloride (PVC) Diaphragm Valve.....	226.36	57.43
23 05 23 00-0649 EA 1-1/2" Threaded, Ethylene Propylene Diene Monomer (EPDM) Diaphragm, Polyvinyl Chloride (PVC) Diaphragm Valve.....	244.33	66.42
23 05 23 00-0650 EA 2" Threaded, Ethylene Propylene Diene Monomer (EPDM) Diaphragm, Polyvinyl Chloride (PVC) Diaphragm Valve.....	291.96	79.90
23 05 23 00-0651 Socket, Ethylene Propylene Diene Monomer (EPDM) Diaphragm, Polyvinyl Chloride (PVC) Diaphragm Valves (23 05 23 00-0643)		
23 05 23 00-0652 EA 1/2" Socket, Ethylene Propylene Diene Monomer (EPDM) Diaphragm, Polyvinyl Chloride (PVC) Diaphragm Valve.....	116.44	32.46
23 05 23 00-0653 EA 3/4" Socket, Ethylene Propylene Diene Monomer (EPDM) Diaphragm, Polyvinyl Chloride (PVC) Diaphragm Valve.....	129.93	35.96
23 05 23 00-0654 EA 1" Socket, Ethylene Propylene Diene Monomer (EPDM) Diaphragm, Polyvinyl Chloride (PVC) Diaphragm Valve.....	161.87	44.45
23 05 23 00-0655 EA 1-1/4" Socket, Ethylene Propylene Diene Monomer (EPDM) Diaphragm, Polyvinyl Chloride (PVC) Diaphragm Valve.....	226.36	57.43
23 05 23 00-0656 EA 1-1/2" Socket, Ethylene Propylene Diene Monomer (EPDM) Diaphragm, Polyvinyl Chloride (PVC) Diaphragm Valve.....	244.33	66.42
23 05 23 00-0657 EA 2" Socket, Ethylene Propylene Diene Monomer (EPDM) Diaphragm, Polyvinyl Chloride (PVC) Diaphragm Valve.....	291.96	79.90
23 05 23 00-0658 Polytetrafluoroethylene (PTFE) Diaphragm, Polyvinyl Chloride (PVC) Diaphragm Valves (23 05 23 00-0613)		
23 05 23 00-0659 Threaded, Polytetrafluoroethylene (PTFE) Diaphragm, Polyvinyl Chloride (PVC) Diaphragm Valves (23 05 23 00-0658)		
23 05 23 00-0660 EA 1/2" Threaded, Polytetrafluoroethylene (PTFE) Diaphragm, Polyvinyl Chloride (PVC) Diaphragm Valve.....	148.66	32.46
23 05 23 00-0661 EA 3/4" Threaded, Polytetrafluoroethylene (PTFE) Diaphragm, Polyvinyl Chloride (PVC) Diaphragm Valve.....	161.00	35.96
23 05 23 00-0662 EA 1" Threaded, Polytetrafluoroethylene (PTFE) Diaphragm, Polyvinyl Chloride (PVC) Diaphragm Valve.....	220.01	44.45
23 05 23 00-0663 EA 1-1/4" Threaded, Polytetrafluoroethylene (PTFE) Diaphragm, Polyvinyl Chloride (PVC) Diaphragm Valve.....	293.48	57.43
23 05 23 00-0664 EA 1-1/2" Threaded, Polytetrafluoroethylene (PTFE) Diaphragm, Polyvinyl Chloride (PVC) Diaphragm Valve.....	311.45	66.42
23 05 23 00-0665 EA 2" Threaded, Polytetrafluoroethylene (PTFE) Diaphragm, Polyvinyl Chloride (PVC) Diaphragm Valve.....	377.65	79.90
23 05 23 00-0666 Socket, Polytetrafluoroethylene (PTFE) Diaphragm, Polyvinyl Chloride (PVC) Diaphragm Valves (23 05 23 00-0658)		
23 05 23 00-0667 EA 1/2" Socket, Polytetrafluoroethylene (PTFE) Diaphragm, Polyvinyl Chloride (PVC) Diaphragm Valve.....	148.66	32.46

23 Heating, Ventilating, and Air-Conditioning (HVAC)

23 05 Common Work Results for HVAC

23 05 23 General-Duty Valves For HVAC Piping



MINOR
CSI UOM DESCRIPTION

TOTAL DIRECT DEMOLITION
UNIT COST UNIT COST

23 05 23 00-0668	EA	3/4" Socket, Polytetrafluoroethylene (PTFE) Diaphragm, Polyvinyl Chloride (PVC) Diaphragm Valve.....	161.00	35.96
23 05 23 00-0669	EA	1" Socket, Polytetrafluoroethylene (PTFE) Diaphragm, Polyvinyl Chloride (PVC) Diaphragm Valve.....	220.01	44.45
23 05 23 00-0670	EA	1-1/4" Socket, Polytetrafluoroethylene (PTFE) Diaphragm, Polyvinyl Chloride (PVC) Diaphragm Valve.....	293.45	57.43
23 05 23 00-0671	EA	1-1/2" Socket, Polytetrafluoroethylene (PTFE) Diaphragm, Polyvinyl Chloride (PVC) Diaphragm Valve.....	311.45	66.42
23 05 23 00-0672	EA	2" Socket, Polytetrafluoroethylene (PTFE) Diaphragm, Polyvinyl Chloride (PVC) Diaphragm Valve.....	377.65	79.90

23 05 23 00-0673 Solenoid Valves (23 05 23)

23 05 23 00-0674 Bronze Body Solenoid Valves, 150 PSI Maximum Water Pressure (23 05 23 00-0673)

23 05 23 00-0675	EA	1/4" Solenoid Valve, Bronze, 150 PSI, Water.....	125.48	10.85
23 05 23 00-0676	EA	1/2" Solenoid Valve, Bronze, 150 PSI, Water.....	145.71	10.85
23 05 23 00-0677	EA	3/4" Solenoid Valve, Bronze, 150 PSI, Water.....	186.39	11.93
23 05 23 00-0678	EA	1" Solenoid Valve, Bronze, 150 PSI, Water.....	275.17	13.56
23 05 23 00-0679	EA	1-1/2" Solenoid Valve, Bronze, 150 PSI, Water.....	486.06	16.70
23 05 23 00-0680	EA	2" Solenoid Valve, Bronze, 150 PSI, Water.....	762.42	19.73
23 05 23 00-0681	EA	2-1/2" Solenoid Valve, Bronze, 150 PSI, Water.....	1,038.51	26.67
23 05 23 00-0682	EA	3" Solenoid Valve, Bronze, 150 PSI, Water.....	1,508.17	30.96

23 05 23 00-0683 Flow Control Valves And Meters (23 05 23)

23 05 23 00-0684 Conditioned Water Balancing Valves (23 05 23 00-0683)

Note: Working pressures up to 300 PSIG. Iron and bronze body construction (combination balancing, flow measuring and shut-off). Excludes portable read-out meter.

23 05 23 00-0685	EA	1/2" NPT Flow Control Valve, Iron And Bronze, Water Balancing Valve With Pressures Up To 300 PSIG.....	160.08	55.34
23 05 23 00-0686	EA	3/4" NPT Flow Control Valve, Iron And Bronze, Water Balancing Valve With Pressures Up To 300 PSIG.....	191.62	73.78
23 05 23 00-0687	EA	1" NPT Flow Control Valve, Iron And Bronze, Water Balancing Valve With Pressures Up To 300 PSIG.....	1,349.64	84.30
23 05 23 00-0688	EA	1-1/4" NPT Flow Control Valve, Iron And Bronze, Water Balancing Valve With Pressures Up To 300 PSIG.....	1,451.18	104.17
23 05 23 00-0689	EA	1-1/2" NPT Flow Control Valve, Iron And Bronze, Water Balancing Valve With Pressures Up To 300 PSIG.....	1,553.95	110.68
23 05 23 00-0690	EA	2" NPT Flow Control Valve, Iron And Bronze, Water Balancing Valve With Pressures Up To 300 PSIG.....	1,661.09	126.52
23 05 23 00-0691	EA	2-1/2" NPT Flow Control Valve, Iron And Bronze, Water Balancing Valve With Pressures Up To 300 PSIG.....	2,949.98	220.26
23 05 23 00-0692	EA	3" NPT Flow Control Valve, Iron And Bronze, Water Balancing Valve With Pressures Up To 300 PSIG.....	2,838.28	251.74
23 05 23 00-0693	EA	3" Flanged Flow Control Valve, Iron And Bronze, Water Balancing Valve With Pressures Up To 300 PSIG.....	1,841.25	169.90
23 05 23 00-0694	EA	4" Flanged Flow Control Valve, Iron And Bronze, Water Balancing Valve With Pressures Up To 300 PSIG.....	2,572.78	284.82
23 05 23 00-0695	EA	6" Flanged Flow Control Valve, Iron And Bronze, Water Balancing Valve With Pressures Up To 300 PSIG.....	3,983.94	359.77
23 05 23 00-0696	EA	8" Flanged Flow Control Valve, Iron And Bronze, Water Balancing Valve With Pressures Up To 300 PSIG.....	5,364.57	459.71
23 05 23 00-0697	EA	10" Flanged Flow Control Valve, Iron And Bronze, Water Balancing Valve With Pressures Up To 300 PSIG.....	7,629.64	559.65

23 05 23 00-0698 Read Out Meters (23 05 23 00-0683)

Note: For use with conditioned portable water balancing valves.

23 05 23 00-0699	EA	0.5 - 25% Accuracy Read Out Meter For Use With Portable Water Balancing Valve.....	1,233.60	
23 05 23 00-0700	EA	0.5 - 50% Accuracy Read Out Meter For Use With Portable Water Balancing Valve.....	1,669.42	
23 05 23 00-0701	EA	0.5 - 75% Accuracy Read Out Meter For Use With Portable Water Balancing Valve.....	1,669.42	
23 05 23 00-0702	EA	0.5 - 100% Accuracy Read Out Meter For Use With Portable Water Balancing Valve.....	1,669.42	

23 05 23 00-0703 Balancing Valves (23 05 23)

23 05 23 00-0704 Balancing Valves With Lever (23 05 23 00-0703)

Note: DeZurik PEC eccentric, non-lubricated plug valves, cast iron high temperature faced plug, nickel seats, buna vee packing, bronze bearings with integral gage taps and schrader fittings for metering connections.

23 05 23 00-0705	EA	1/2" Threaded Balancing Valve With Lever.....	254.55	34.17
23 05 23 00-0706	EA	3/4" Threaded Balancing Valve With Lever.....	281.95	45.03
23 05 23 00-0707	EA	1" Threaded Balancing Valve With Lever.....	537.30	51.54
23 05 23 00-0708	EA	1-1/4" Threaded Balancing Valve With Lever.....	578.59	64.01
23 05 23 00-0709	EA	1-1/2" Threaded Balancing Valve With Lever.....	607.63	67.81
23 05 23 00-0710	EA	2" Threaded Balancing Valve With Lever.....	746.00	77.58
23 05 23 00-0711	EA	2-1/2" Flanged Balancing Valve With Lever.....	1,000.70	144.91
23 05 23 00-0712	EA	3" Flanged Balancing Valve With Lever.....	1,004.63	169.90
23 05 23 00-0713	EA	4" Flanged Balancing Valve With Lever.....	1,256.92	284.82
23 05 23 00-0714	EA	5" Flanged Balancing Valve With Lever.....	3,739.12	323.80
23 05 23 00-0715	EA	6" Flanged Balancing Valve With Lever.....	1,846.33	359.77
23 05 23 00-0716	EA	8" Flanged Balancing Valve With Lever.....	2,442.07	459.71

23 05 23 00-0717 Balancing Valves With Nut (23 05 23 00-0703)

Note: DeZurik PEC eccentric, non-lubricated plug valves, cast iron high temperature faced plug, nickel seats, buna vee packing, bronze bearings with integral gage taps and schrader fittings for metering connections.

23 05 23 00-0718	EA	4" Flanged Balancing Valve With Nut.....	1,256.92	284.82
23 05 23 00-0719	EA	5" Flanged Balancing Valve With Nut.....	3,739.12	323.80
23 05 23 00-0720	EA	6" Flanged Balancing Valve With Nut.....	1,846.33	359.77
23 05 23 00-0721	EA	8" Flanged Balancing Valve With Nut.....	2,442.07	459.71

23 05 23 00-0722 Balancing Valves With Hand Wheel (23 05 23 00-0703)

Note: DeZurik PEC eccentric, non-lubricated plug valves, cast iron high temperature faced plug, nickel seats, buna vee packing, bronze bearings with integral gage taps and schrader fittings for metering connections.

23 05 23 00-0723	EA	4" Flanged Balancing Valve With Hand Wheel.....	1,711.92	284.82
23 05 23 00-0724	EA	5" Flanged Balancing Valve With Hand Wheel.....	4,220.12	323.80
23 05 23 00-0725	EA	6" Flanged Balancing Valve With Hand Wheel.....	2,328.33	359.77



MINOR CSI	UOM	DESCRIPTION	TOTAL DIRECT UNIT COST	DEMOLITION UNIT COST
23 05 23 00-0726	EA	8" Flanged Balancing Valve With Hand Wheel.....	3,297.07	459.71
23 05 23 00-0727	EA	10" Flanged Balancing Valve With Hand Wheel.....	5,072.56	559.65
23 05 23 00-0728	EA	12" Flanged Balancing Valve With Hand Wheel.....	6,647.88	465.50
23 05 23 00-0729	EA	14" Flanged Balancing Valve With Hand Wheel.....	8,691.53	858.82
23 05 23 00-0730		Balancing Valves With Chain Wheel (23 05 23 00-0703) Note: DeZurik PEC eccentric, non-lubricated plug valves, cast iron high temperature faced plug, nickel seats, buna vee packing, bronze bearings with integral gage taps and schrader fittings for metering connections.		
23 05 23 00-0731	EA	4" Flanged Balancing Valve With Chain Wheel.....	1,972.92	284.82
23 05 23 00-0732	EA	5" Flanged Balancing Valve With Chain Wheel.....	4,477.12	323.80
23 05 23 00-0733	EA	6" Flanged Balancing Valve With Chain Wheel.....	2,584.33	359.77
23 05 23 00-0734	EA	8" Flanged Balancing Valve With Chain Wheel.....	3,612.07	459.71
23 05 23 00-0735	EA	10" Flanged Balancing Valve With Chain Wheel.....	5,378.56	559.65
23 05 23 00-0736	EA	12" Flanged Balancing Valve With Chain Wheel.....	7,219.17	455.17
23 05 23 00-0737	EA	14" Flanged Balancing Valve With Chain Wheel.....	9,208.53	858.82
23 05 23 00-0738		Calibrated Balancing Valves (23 05 23 00-0703) Note: Bell & Gossett CB Series.		
23 05 23 00-0739	EA	1/2" Brazed Or Soldered Calibrated Balancing Valve (CB-1/2S).....	130.95	10.85
23 05 23 00-0740	EA	3/4" Brazed Or Soldered Calibrated Balancing Valve (CB-3/4S).....	152.72	11.93
23 05 23 00-0741	EA	1" Brazed Or Soldered Calibrated Balancing Valve (CB-1S).....	186.63	13.56
23 05 23 00-0742	EA	1-1/4" Brazed Or Soldered Calibrated Balancing Valve (CB-1-1/4S).....	252.25	14.43
23 05 23 00-0743	EA	1" Threaded Calibrated Balancing Valve (CB-1).....	199.83	13.56
23 05 23 00-0744	EA	1-1/4" Threaded Calibrated Balancing Valve (CB-1-1/4).....	275.03	14.43
23 05 23 00-0745	EA	1-1/2" Threaded Calibrated Balancing Valve (CB-1-1/2).....	319.74	16.71
23 05 23 00-0746	EA	2" Threaded Calibrated Balancing Valve (CB-2).....	434.47	19.74
23 05 23 00-0747	EA	2-1/2" Threaded Calibrated Balancing Valve (CB-2-1/2).....	816.29	28.97
23 05 23 00-0748	EA	3" Threaded Calibrated Balancing Valve (CB-3).....	1,156.37	33.64
23 05 23 00-0749	EA	2-1/2" Flanged Calibrated Balancing Valve (CB-2-1/2F).....	1,084.81	157.33
23 05 23 00-0750	EA	3" Flanged Calibrated Balancing Valve (CB-3F).....	1,580.15	184.46
23 05 23 00-0751	EA	4" Flanged Calibrated Balancing Valve (CB-4F).....	2,468.43	309.23
23 05 23 00-0752	EA	5" Flanged Calibrated Balancing Valve (CB-5F).....	3,575.13	351.55
23 05 23 00-0753	EA	6" Flanged Calibrated Balancing Valve (CB-6F).....	4,717.81	390.61
23 05 23 00-0754	EA	8" Flanged Calibrated Balancing Valve (CB-8F).....	8,565.88	499.11
23 05 23 00-0755	EA	10" Flanged Calibrated Balancing Valve (CB-10F).....	11,913.71	601.17
23 05 23 00-0756	EA	12" Flanged Calibrated Balancing Valve (CB-12F).....	25,219.60	730.00
23 05 23 00-0757	EA	4" Grooved Calibrated Balancing Valve (CB-4G).....	2,994.90	37.35
23 05 23 00-0758	EA	5" Grooved Calibrated Balancing Valve (CB-5G).....	3,455.98	49.48
23 05 23 00-0759	EA	6" Grooved Calibrated Balancing Valve (CB-6G).....	4,592.74	63.45
23 05 23 00-0760	EA	8" Grooved Calibrated Balancing Valve (CB-8G).....	8,599.90	80.53
23 05 23 00-0761	EA	10" Grooved Calibrated Balancing Valve (CB-10G).....	11,561.90	90.23
23 05 23 00-0762	EA	12" Grooved Calibrated Balancing Valve (CB-12G).....	23,812.35	110.02
23 05 23 00-0763		Butterfly Valves (23 05 23)		
23 05 23 00-0764		Cast Iron Body, Iron Disc, 150 PSI, Wafer Type, Butterfly Valves (23 05 23 00-0763) Note: With on-off handle		
23 05 23 00-0765	EA	2" Butterfly Valve, Cast Iron, With Iron Disc, On Off Handle, 150 PSI Wafer Type.....	345.47	144.58
		For 200 PSI, Add	79.06	
		For Work In Restricted Working Space, Add	54.23	
23 05 23 00-0766	EA	2-1/2" Butterfly Valve, Cast Iron, With Iron Disc, On Off Handle, 150 PSI Wafer Type.....	355.89	144.82
		For 200 PSI, Add	83.66	
		For Work In Restricted Working Space, Add	54.48	
23 05 23 00-0767	EA	3" Butterfly Valve, Cast Iron, With Iron Disc, On Off Handle, 150 PSI Wafer Type.....	400.21	169.80
		For 200 PSI, Add	90.10	
		For Work In Restricted Working Space, Add	63.75	
23 05 23 00-0768	EA	4" Butterfly Valve, Cast Iron, With Iron Disc, On Off Handle, 150 PSI Wafer Type.....	592.29	284.65
		For 200 PSI, Add	113.08	
		For Work In Restricted Working Space, Add	107.01	
23 05 23 00-0769	EA	5" Butterfly Valve, Cast Iron, With Iron Disc, On Off Handle, 150 PSI Wafer Type.....	773.35	349.29
		For 200 PSI, Add	160.88	
		For Work In Restricted Working Space, Add	131.45	
23 05 23 00-0770	EA	6" Butterfly Valve, Cast Iron, With Iron Disc, On Off Handle, 150 PSI Wafer Type.....	894.99	388.09
		For 200 PSI, Add	196.74	
		For Work In Restricted Working Space, Add	145.54	
23 05 23 00-0771	EA	8" Butterfly Valve, Cast Iron, With Iron Disc, On Off Handle, 150 PSI Wafer Type.....	1,171.14	446.31
		For 200 PSI, Add	296.03	
		For Work In Restricted Working Space, Add	166.33	
23 05 23 00-0772	EA	10" Butterfly Valve, Cast Iron, With Iron Disc, On Off Handle, 150 PSI Wafer Type.....	1,874.29	543.34
		For 200 PSI, Add	573.66	
		For Work In Restricted Working Space, Add	203.75	
23 05 23 00-0773	EA	12" Butterfly Valve, Cast Iron, With Iron Disc, On Off Handle, 150 PSI Wafer Type.....	2,345.87	659.76
		For 200 PSI, Add	730.87	
		For Work In Restricted Working Space, Add	246.97	
23 05 23 00-0774		Cast Iron Body, Bronze Disc, Gear Operated, 200 LB, Lug Type, Butterfly Valves (23 05 23 00-0763)		
23 05 23 00-0775	EA	2" Butterfly Valve, Cast Iron, With Bronze Disc Gear Operated, 200 PSI.....	632.76	144.58
		For Work In Restricted Working Space, Add	54.23	

23 Heating, Ventilating, and Air-Conditioning (HVAC)

23 05 Common Work Results for HVAC

23 05 23 General-Duty Valves For HVAC Piping



MINOR	CSI	UOM	DESCRIPTION	TOTAL DIRECT UNIT COST	DEMOLITION UNIT COST
23 05 23 00-0776	EA		2-1/2" Butterfly Valve, Cast Iron, With Bronze Disc Gear Operated, 200 PSI.....	637.43	144.82
			<i>For Work In Restricted Working Space, Add</i>	54.48	
23 05 23 00-0777	EA		3" Butterfly Valve, Cast Iron, With Bronze Disc Gear Operated, 200 PSI.....	691.33	169.80
			<i>For Work In Restricted Working Space, Add</i>	63.75	
23 05 23 00-0778	EA		4" Butterfly Valve, Cast Iron, With Bronze Disc Gear Operated, 200 PSI.....	896.82	284.65
			<i>For Work In Restricted Working Space, Add</i>	107.01	
23 05 23 00-0779	EA		5" Butterfly Valve, Cast Iron, With Bronze Disc Gear Operated, 200 PSI.....	1,110.44	349.29
			<i>For Work In Restricted Working Space, Add</i>	131.45	
23 05 23 00-0780	EA		6" Butterfly Valve, Cast Iron, With Bronze Disc Gear Operated, 200 PSI.....	1,230.05	388.09
			<i>For Work In Restricted Working Space, Add</i>	145.54	
23 05 23 00-0781	EA		8" Butterfly Valve, Cast Iron, With Bronze Disc Gear Operated, 200 PSI.....	1,519.72	446.31
			<i>For Work In Restricted Working Space, Add</i>	166.33	
23 05 23 00-0782	EA		10" Butterfly Valve, Cast Iron, With Bronze Disc Gear Operated, 200 PSI.....	1,926.00	543.34
			<i>For Work In Restricted Working Space, Add</i>	203.75	
23 05 23 00-0783	EA		12" Butterfly Valve, Cast Iron, With Bronze Disc Gear Operated, 200 PSI.....	2,635.08	659.76
			<i>For Work In Restricted Working Space, Add</i>	246.97	
23 05 23 00-0784			Cast Iron Body, Bronze Disc, Gear Operated, 150 LB, Lug Type, Butterfly Valves <small>(23 05 23 00-0763)</small>		
23 05 23 00-0785	EA		14" Butterfly Valve, Cast Iron, With Bronze Disc Gear Operated, 150 PSI.....	4,417.00	886.98
			<i>For 200 PSI, Add</i>	1,164.37	
			<i>For Work In Restricted Working Space, Add</i>	354.79	
23 05 23 00-0786	EA		16" Butterfly Valve, Cast Iron, With Bronze Disc Gear Operated, 150 PSI.....	5,646.22	1,040.72
			<i>For 200 PSI, Add</i>	1,564.32	
			<i>For Work In Restricted Working Space, Add</i>	390.27	
23 05 23 00-0787	EA		18" Butterfly Valve, Cast Iron, With Bronze Disc Gear Operated, 150 PSI.....	7,901.51	1,158.99
			<i>For 200 PSI, Add</i>	2,324.18	
			<i>For Work In Restricted Working Space, Add</i>	433.64	
23 05 23 00-0788	EA		20" Butterfly Valve, Cast Iron, With Bronze Disc Gear Operated, 150 PSI.....	10,165.05	1,300.90
			<i>For 200 PSI, Add</i>	3,074.01	
			<i>For Work In Restricted Working Space, Add</i>	487.84	
23 05 23 00-0789	EA		24" Butterfly Valve, Cast Iron, With Bronze Disc Gear Operated, 150 PSI.....	13,660.61	1,596.56
			<i>For 200 PSI, Add</i>	4,197.32	
			<i>For Work In Restricted Working Space, Add</i>	600.42	
23 05 23 00-0790	EA		30" Butterfly Valve, Cast Iron, With Bronze Disc Gear Operated, 150 PSI.....	28,235.67	2,520.73
			<i>For 200 PSI, Add</i>	9,009.89	
			<i>For Work In Restricted Working Space, Add</i>	962.46	
23 05 23 00-0791	EA		36" Butterfly Valve, Cast Iron, With Bronze Disc Gear Operated, 150 PSI.....	35,809.32	3,437.36
			<i>For 200 PSI, Add</i>	11,447.66	
			<i>For Work In Restricted Working Space, Add</i>	1,203.08	
23 05 23 00-0792	EA		42" Butterfly Valve, Cast Iron, With Bronze Disc Gear Operated, 150 PSI.....	43,283.15	5,041.47
			<i>For 200 PSI, Add</i>	13,360.87	
			<i>For Work In Restricted Working Space, Add</i>	1,850.89	
23 05 23 00-0793	EA		48" Butterfly Valve, Cast Iron, With Bronze Disc Gear Operated, 150 PSI.....	52,540.62	6,301.84
			<i>For 200 PSI, Add</i>	16,027.24	
			<i>For Work In Restricted Working Space, Add</i>	2,406.15	
23 05 23 00-0794	EA		54" Butterfly Valve, Cast Iron, With Bronze Disc Gear Operated, 150 PSI.....	63,413.86	7,562.20
			<i>For 200 PSI, Add</i>	19,219.76	
			<i>For Work In Restricted Working Space, Add</i>	3,007.70	
23 05 23 00-0795			Polyvinyl Chloride (PVC) Butterfly Valves, With Operator <small>(23 05 23 00-0763)</small>		
23 05 23 00-0796			Polyvinyl Chloride (PVC) Butterfly Valves, Ethylene Propylene Diene Monomer (EPDM) Liner And Seals <small>(23 05 23 00-0795)</small>		
23 05 23 00-0797	EA		1-1/2" Butterfly Valve, Polyvinyl Chloride (PVC) With Ethylene Propylene Diene Monomer (EPDM) Liner And Seals.....	229.32	94.90
23 05 23 00-0798	EA		2" Butterfly Valve, Polyvinyl Chloride (PVC) With Ethylene Propylene Diene Monomer (EPDM) Liner And Seals.....	262.06	119.30
23 05 23 00-0799	EA		3" Butterfly Valve, Polyvinyl Chloride (PVC) With Ethylene Propylene Diene Monomer (EPDM) Liner And Seals.....	301.13	139.83
23 05 23 00-0800	EA		4" Butterfly Valve, Polyvinyl Chloride (PVC) With Ethylene Propylene Diene Monomer (EPDM) Liner And Seals.....	436.15	237.21
23 05 23 00-0801	EA		6" Butterfly Valve, Polyvinyl Chloride (PVC) With Ethylene Propylene Diene Monomer (EPDM) Liner And Seals.....	614.12	291.07
23 05 23 00-0802	EA		8" Butterfly Valve, Polyvinyl Chloride (PVC) With Ethylene Propylene Diene Monomer (EPDM) Liner And Seals.....	835.57	368.69
23 05 23 00-0803	EA		10" Butterfly Valve, Polyvinyl Chloride (PVC) With Ethylene Propylene Diene Monomer (EPDM) Liner And Seals.....	1,326.39	436.60
23 05 23 00-0804	EA		12" Butterfly Valve, Polyvinyl Chloride (PVC) With Ethylene Propylene Diene Monomer (EPDM) Liner And Seals.....	1,730.54	533.63
23 05 23 00-0805			Polyvinyl Chloride (PVC) Butterfly Valves, Viton Liner And Seals <small>(23 05 23 00-0795)</small>		
23 05 23 00-0806	EA		1-1/2" Butterfly Valve, Polyvinyl Chloride (PVC) With Viton Liner And Seals.....	350.04	94.90
23 05 23 00-0807	EA		2" Butterfly Valve, Polyvinyl Chloride (PVC) With Viton Liner And Seals.....	382.78	119.30
23 05 23 00-0808	EA		3" Butterfly Valve, Polyvinyl Chloride (PVC) With Viton Liner And Seals.....	444.55	139.83
23 05 23 00-0809	EA		4" Butterfly Valve, Polyvinyl Chloride (PVC) With Viton Liner And Seals.....	616.72	237.21
23 05 23 00-0810	EA		6" Butterfly Valve, Polyvinyl Chloride (PVC) With Viton Liner And Seals.....	928.81	291.07
23 05 23 00-0811	EA		8" Butterfly Valve, Polyvinyl Chloride (PVC) With Viton Liner And Seals.....	1,347.33	368.69
23 05 23 00-0812	EA		10" Butterfly Valve, Polyvinyl Chloride (PVC) With Viton Liner And Seals.....	2,502.61	436.60
23 05 23 00-0813	EA		12" Butterfly Valve, Polyvinyl Chloride (PVC) With Viton Liner And Seals.....	3,330.82	533.63
23 05 23 00-0814			Polyvinyl Chloride (PVC)/Polypropylene Butterfly Valves, With Operator <small>(23 05 23 00-0763)</small>		
23 05 23 00-0815			Polyvinyl Chloride (PVC)/Polypropylene Butterfly Valves, Ethylene Propylene Diene Monomer (EPDM) Liner And Seals <small>(23 05 23 00-0814)</small>		



MINOR CSI UOM DESCRIPTION	TOTAL DIRECT UNIT COST	DEMOLITION UNIT COST
23 05 23 00-0816 EA 2" Butterfly Valve, Polyvinyl Chloride (PVC)/Polypropylene With Ethylene Propylene Diene Monomer (EPDM) Liner And Seals	272.58	119.30
23 05 23 00-0817 EA 2-1/2" Butterfly Valve, Polyvinyl Chloride (PVC)/Polypropylene With Ethylene Propylene Diene Monomer (EPDM) Liner And Seals	280.29	119.86
23 05 23 00-0818 EA 3" Butterfly Valve, Polyvinyl Chloride (PVC)/Polypropylene With Ethylene Propylene Diene Monomer (EPDM) Liner And Seals	308.61	139.83
23 05 23 00-0819 EA 4" Butterfly Valve, Polyvinyl Chloride (PVC)/Polypropylene With Ethylene Propylene Diene Monomer (EPDM) Liner And Seals	434.57	237.21
23 05 23 00-0820 EA 6" Butterfly Valve, Polyvinyl Chloride (PVC)/Polypropylene With Ethylene Propylene Diene Monomer (EPDM) Liner And Seals	607.95	291.07
23 05 23 00-0821 EA 8" Butterfly Valve, Polyvinyl Chloride (PVC)/Polypropylene With Ethylene Propylene Diene Monomer (EPDM) Liner And Seals	921.17	368.69
23 05 23 00-0822 EA 10" Butterfly Valve, Polyvinyl Chloride (PVC)/Polypropylene With Ethylene Propylene Diene Monomer (EPDM) Liner And Seals	1,457.66	436.60
23 05 23 00-0823 EA 12" Butterfly Valve, Polyvinyl Chloride (PVC)/Polypropylene With Ethylene Propylene Diene Monomer (EPDM) Liner And Seals	1,877.74	533.63
23 05 23 00-0824 Polyvinyl Chloride (PVC)/Polypropylene Butterfly Valves, Viton Liner And Seals <small>(23 05 23 00-0814)</small>		
23 05 23 00-0825 EA 2" Butterfly Valve, Polyvinyl Chloride (PVC)/Polypropylene With Viton Liner And Seals	340.12	49.35
23 05 23 00-0826 EA 2-1/2" Butterfly Valve, Polyvinyl Chloride (PVC)/Polypropylene With Viton Liner And Seals	371.40	59.65
23 05 23 00-0827 EA 3" Butterfly Valve, Polyvinyl Chloride (PVC)/Polypropylene With Viton Liner And Seals	389.47	66.52
23 05 23 00-0828 EA 4" Butterfly Valve, Polyvinyl Chloride (PVC)/Polypropylene With Viton Liner And Seals	455.63	76.81
23 05 23 00-0829 EA 6" Butterfly Valve, Polyvinyl Chloride (PVC)/Polypropylene With Viton Liner And Seals	730.87	124.85
23 05 23 00-0830 EA 8" Butterfly Valve, Polyvinyl Chloride (PVC)/Polypropylene With Viton Liner And Seals	1,575.48	199.76
23 05 23 00-0831 EA 10" Butterfly Valve, Polyvinyl Chloride (PVC)/Polypropylene With Viton Liner And Seals	2,357.39	221.73
23 05 23 00-0832 EA 12" Butterfly Valve, Polyvinyl Chloride (PVC)/Polypropylene With Viton Liner And Seals	3,316.13	249.70
23 05 23 00-0833 Polyvinylidene Fluoride (PVDF) Butterfly Valves, With Operator <small>(23 05 23 00-0763)</small>		
23 05 23 00-0834 Polyvinylidene Fluoride (PVDF) Butterfly Valves, Viton Liner And Seals <small>(23 05 23 00-0833)</small>		
23 05 23 00-0835 EA 2" Butterfly Valve, Polyvinylidene Fluoride (PVDF) With Viton Liner And Seals	940.12	119.30
23 05 23 00-0836 EA 2-1/2" Butterfly Valve, Polyvinylidene Fluoride (PVDF) With Viton Liner And Seals	976.69	119.86
23 05 23 00-0837 EA 3" Butterfly Valve, Polyvinylidene Fluoride (PVDF) With Viton Liner And Seals	1,065.14	139.83
23 05 23 00-0838 EA 4" Butterfly Valve, Polyvinylidene Fluoride (PVDF) With Viton Liner And Seals	1,497.96	237.21
23 05 23 00-0839 EA 6" Butterfly Valve, Polyvinylidene Fluoride (PVDF) With Viton Liner And Seals	2,694.24	291.07
23 05 23 00-0840 EA 8" Butterfly Valve, Polyvinylidene Fluoride (PVDF) With Viton Liner And Seals	5,258.05	368.69
23 05 23 00-0841 EA 10" Butterfly Valve, Polyvinylidene Fluoride (PVDF) With Viton Liner And Seals	7,820.04	436.60
23 05 23 00-0842 EA 12" Butterfly Valve, Polyvinylidene Fluoride (PVDF) With Viton Liner And Seals	9,746.90	533.63
23 05 29 Hangers and Supports for HVAC Piping and Equipment <small>(23 05)</small>		
23 05 29 00-0001 Hangers And Supports <small>(23 05 29)</small>		
23 05 29 00-0002 Clevis Hangers <small>(23 05 29 00-0001)</small>		
23 05 29 00-0003 Steel Clevis Hanger (Cooper B-Line B3100) <small>(23 05 29 00-0002)</small>		
Note: Type 1.		
23 05 29 00-0004 EA 1/2" Steel Clevis Hanger (Cooper B-Line B3100)	19.63	8.99
For Work In Restricted Working Space, Add	5.99	
23 05 29 00-0005 EA 3/4" Steel Clevis Hanger (Cooper B-Line B3100)	21.63	9.99
For Work In Restricted Working Space, Add	5.99	
23 05 29 00-0006 EA 1" Steel Clevis Hanger (Cooper B-Line B3100)	22.73	9.99
For Work In Restricted Working Space, Add	6.31	
23 05 29 00-0007 EA 1-1/4" Steel Clevis Hanger (Cooper B-Line B3100)	23.57	10.80
For Work In Restricted Working Space, Add	6.48	
23 05 29 00-0008 EA 1-1/2" Steel Clevis Hanger (Cooper B-Line B3100)	23.79	10.80
For Work In Restricted Working Space, Add	6.48	
23 05 29 00-0009 EA 2" Steel Clevis Hanger (Cooper B-Line B3100)	24.80	10.99
For Work In Restricted Working Space, Add	6.66	
23 05 29 00-0010 EA 2-1/2" Steel Clevis Hanger (Cooper B-Line B3100)	27.07	11.39
For Work In Restricted Working Space, Add	6.85	
23 05 29 00-0011 EA 3" Steel Clevis Hanger (Cooper B-Line B3100)	28.83	11.98
For Work In Restricted Working Space, Add	7.05	
23 05 29 00-0012 EA 3-1/2" Steel Clevis Hanger (Cooper B-Line B3100)	30.18	13.16
For Work In Restricted Working Space, Add	7.52	
23 05 29 00-0013 EA 4" Steel Clevis Hanger (Cooper B-Line B3100)	33.05	13.98
For Work In Restricted Working Space, Add	7.99	
23 05 29 00-0014 EA 5" Steel Clevis Hanger (Cooper B-Line B3100)	42.33	16.73
For Work In Restricted Working Space, Add	10.04	
23 05 29 00-0015 EA 6" Steel Clevis Hanger (Cooper B-Line B3100)	50.91	19.98
For Work In Restricted Working Space, Add	11.99	
23 05 29 00-0016 EA 8" Steel Clevis Hanger (Cooper B-Line B3100)	68.09	24.97
For Work In Restricted Working Space, Add	14.98	
23 05 29 00-0017 EA 10" Steel Clevis Hanger (Cooper B-Line B3100)	98.94	33.96
For Work In Restricted Working Space, Add	19.98	
23 05 29 00-0018 EA 12" Steel Clevis Hanger (Cooper B-Line B3100)	115.66	37.45
For Work In Restricted Working Space, Add	22.47	
23 05 29 00-0019 EA 14" Steel Clevis Hanger (Cooper B-Line B3100)	143.29	41.95
For Work In Restricted Working Space, Add	25.77	

23 Heating, Ventilating, and Air-Conditioning (HVAC)**23 05 Common Work Results for HVAC****23 05 29 Hangers and Supports for HVAC Piping and Equipment**

MINOR CSI UOM DESCRIPTION	TOTAL DIRECT UNIT COST	DEMOLITION UNIT COST
23 05 29 00-0020 EA 16" Steel Clevis Hanger (Cooper B-Line B3100).....	177.80	49.94
<i>For Work In Restricted Working Space, Add</i>	29.96	
23 05 29 00-0021 EA 18" Steel Clevis Hanger (Cooper B-Line B3100).....	221.63	62.43
<i>For Work In Restricted Working Space, Add</i>	37.46	
23 05 29 00-0022 EA 20" Steel Clevis Hanger (Cooper B-Line B3100).....	353.19	74.91
<i>For Work In Restricted Working Space, Add</i>	44.95	
23 05 29 00-0023 EA 24" Steel Clevis Hanger (Cooper B-Line B3100).....	534.03	87.39
<i>For Work In Restricted Working Space, Add</i>	52.44	
23 05 29 00-0024 Steel Clevis Hanger, Plastic Coated (Cooper B-Line B3100C) (23 05 29 00-0002)		
23 05 29 00-0025 EA 1/2" Steel Clevis Hanger, Plastic Coated (Cooper B-Line B3100C).....	24.02	8.99
<i>For Work In Restricted Working Space, Add</i>	5.39	
23 05 29 00-0026 EA 3/4" Steel Clevis Hanger, Plastic Coated (Cooper B-Line B3100C).....	26.02	9.99
<i>For Work In Restricted Working Space, Add</i>	5.99	
23 05 29 00-0027 EA 1" Steel Clevis Hanger, Plastic Coated (Cooper B-Line B3100C).....	27.22	9.99
<i>For Work In Restricted Working Space, Add</i>	6.31	
23 05 29 00-0028 EA 1-1/4" Steel Clevis Hanger, Plastic Coated (Cooper B-Line B3100C).....	28.15	10.80
<i>For Work In Restricted Working Space, Add</i>	6.48	
23 05 29 00-0029 EA 1-1/2" Steel Clevis Hanger, Plastic Coated (Cooper B-Line B3100C).....	28.71	10.80
<i>For Work In Restricted Working Space, Add</i>	6.48	
23 05 29 00-0030 EA 2" Steel Clevis Hanger, Plastic Coated (Cooper B-Line B3100C).....	29.45	10.99
<i>For Work In Restricted Working Space, Add</i>	6.66	
23 05 29 00-0031 EA 2-1/2" Steel Clevis Hanger, Plastic Coated (Cooper B-Line B3100C).....	32.74	11.39
<i>For Work In Restricted Working Space, Add</i>	6.85	
23 05 29 00-0032 EA 3" Steel Clevis Hanger, Plastic Coated (Cooper B-Line B3100C).....	34.30	11.98
<i>For Work In Restricted Working Space, Add</i>	7.05	
23 05 29 00-0033 EA 3-1/2" Steel Clevis Hanger, Plastic Coated (Cooper B-Line B3100C).....	38.50	13.98
<i>For Work In Restricted Working Space, Add</i>	7.99	
23 05 29 00-0034 EA 4" Steel Clevis Hanger, Plastic Coated (Cooper B-Line B3100C).....	42.20	13.98
<i>For Work In Restricted Working Space, Add</i>	7.99	
23 05 29 00-0035 EA 5" Steel Clevis Hanger, Plastic Coated (Cooper B-Line B3100C).....	68.14	16.73
<i>For Work In Restricted Working Space, Add</i>	10.04	
23 05 29 00-0036 EA 6" Steel Clevis Hanger, Plastic Coated (Cooper B-Line B3100C).....	84.28	19.98
<i>For Work In Restricted Working Space, Add</i>	11.99	
23 05 29 00-0037 EA 8" Steel Clevis Hanger, Plastic Coated (Cooper B-Line B3100C).....	100.62	24.97
<i>For Work In Restricted Working Space, Add</i>	14.98	
23 05 29 00-0038 Steel Clevis Hanger, Light Duty (Cooper B-Line B3104) (23 05 29 00-0002)		
23 05 29 00-0039 EA 1/2" Steel Clevis Hanger, Light Duty (Cooper B-Line B3104).....	19.47	8.99
<i>For Work In Restricted Working Space, Add</i>	5.39	
23 05 29 00-0040 EA 3/4" Steel Clevis Hanger, Light Duty (Cooper B-Line B3104).....	21.51	9.99
<i>For Work In Restricted Working Space, Add</i>	5.99	
23 05 29 00-0041 EA 1" Steel Clevis Hanger, Light Duty (Cooper B-Line B3104).....	22.70	9.99
<i>For Work In Restricted Working Space, Add</i>	6.31	
23 05 29 00-0042 EA 1-1/4" Steel Clevis Hanger, Light Duty (Cooper B-Line B3104).....	23.32	10.80
<i>For Work In Restricted Working Space, Add</i>	6.48	
23 05 29 00-0043 EA 1-1/2" Steel Clevis Hanger, Light Duty (Cooper B-Line B3104).....	23.45	10.80
<i>For Work In Restricted Working Space, Add</i>	6.48	
23 05 29 00-0044 EA 2" Steel Clevis Hanger, Light Duty (Cooper B-Line B3104).....	24.12	10.99
<i>For Work In Restricted Working Space, Add</i>	6.66	
23 05 29 00-0045 EA 2-1/2" Steel Clevis Hanger, Light Duty (Cooper B-Line B3104).....	26.17	11.39
<i>For Work In Restricted Working Space, Add</i>	6.85	
23 05 29 00-0046 EA 3" Steel Clevis Hanger, Light Duty (Cooper B-Line B3104).....	27.30	11.98
<i>For Work In Restricted Working Space, Add</i>	7.05	
23 05 29 00-0047 EA 3-1/2" Steel Clevis Hanger, Light Duty (Cooper B-Line B3104).....	30.78	13.98
<i>For Work In Restricted Working Space, Add</i>	7.99	
23 05 29 00-0048 EA 4" Steel Clevis Hanger, Light Duty (Cooper B-Line B3104).....	31.65	13.98
<i>For Work In Restricted Working Space, Add</i>	7.99	
23 05 29 00-0049 Extended Steel Clevis Hanger (Cooper B-Line B3108) (23 05 29 00-0002)		
23 05 29 00-0050 EA 3/4" Steel Extended Clevis Hanger (Cooper B-Line B3108).....	26.99	9.99
<i>For Work In Restricted Working Space, Add</i>	5.99	
23 05 29 00-0051 EA 1" Steel Extended Clevis Hanger (Cooper B-Line B3108).....	28.09	9.99
<i>For Work In Restricted Working Space, Add</i>	6.31	
23 05 29 00-0052 EA 1-1/4" Steel Extended Clevis Hanger (Cooper B-Line B3108).....	28.68	10.80
<i>For Work In Restricted Working Space, Add</i>	6.48	
23 05 29 00-0053 EA 1-1/2" Steel Extended Clevis Hanger (Cooper B-Line B3108).....	29.55	10.80
<i>For Work In Restricted Working Space, Add</i>	6.48	
23 05 29 00-0054 EA 2" Steel Extended Clevis Hanger (Cooper B-Line B3108).....	31.59	10.99
<i>For Work In Restricted Working Space, Add</i>	6.66	
23 05 29 00-0055 EA 2-1/2" Steel Extended Clevis Hanger (Cooper B-Line B3108).....	33.77	11.39
<i>For Work In Restricted Working Space, Add</i>	6.85	
23 05 29 00-0056 EA 3" Steel Extended Clevis Hanger (Cooper B-Line B3108).....	35.39	11.98
<i>For Work In Restricted Working Space, Add</i>	7.05	
23 05 29 00-0057 EA 4" Steel Extended Clevis Hanger (Cooper B-Line B3108).....	42.33	13.98
<i>For Work In Restricted Working Space, Add</i>	7.99	
23 05 29 00-0058 EA 5" Steel Extended Clevis Hanger (Cooper B-Line B3108).....	53.38	16.73
<i>For Work In Restricted Working Space, Add</i>	10.04	
23 05 29 00-0059 EA 6" Steel Extended Clevis Hanger (Cooper B-Line B3108).....	65.73	19.98
<i>For Work In Restricted Working Space, Add</i>	11.99	



MINOR	CSI	UOM	DESCRIPTION	TOTAL DIRECT UNIT COST	DEMOLITION UNIT COST
23 05 29 00-0060	EA		8" Steel Extended Clevis Hanger (Cooper B-Line B3108)..... <i>For Work In Restricted Working Space, Add</i>	92.40 14.98	24.97
23 05 29 00-0061	EA		10" Steel Extended Clevis Hanger (Cooper B-Line B3108)..... <i>For Work In Restricted Working Space, Add</i>	129.38 19.98	33.96
23 05 29 00-0062	EA		12" Steel Extended Clevis Hanger (Cooper B-Line B3108)..... <i>For Work In Restricted Working Space, Add</i>	145.33 22.47	37.45
23 05 29 00-0063			Steel Clevis Hanger, Flat Top (Cooper B-Line B3109) (23 05 29 00-0002)		
23 05 29 00-0064	EA		2" Steel Clevis Hanger, Flat Top (Cooper B-Line B3109)..... <i>For Work In Restricted Working Space, Add</i>	32.62 6.66	10.99
23 05 29 00-0065	EA		2-1/2" Steel Clevis Hanger, Flat Top (Cooper B-Line B3109)..... <i>For Work In Restricted Working Space, Add</i>	34.73 6.85	11.39
23 05 29 00-0066	EA		3" Steel Clevis Hanger, Flat Top (Cooper B-Line B3109)..... <i>For Work In Restricted Working Space, Add</i>	36.48 7.05	11.98
23 05 29 00-0067	EA		3-1/2" Steel Clevis Hanger, Flat Top (Cooper B-Line B3109)..... <i>For Work In Restricted Working Space, Add</i>	40.46 7.99	13.98
23 05 29 00-0068	EA		4" Steel Clevis Hanger, Flat Top (Cooper B-Line B3109)..... <i>For Work In Restricted Working Space, Add</i>	42.64 7.99	13.98
23 05 29 00-0069	EA		5" Steel Clevis Hanger, Flat Top (Cooper B-Line B3109)..... <i>For Work In Restricted Working Space, Add</i>	52.98 10.04	16.73
23 05 29 00-0070	EA		6" Steel Clevis Hanger, Flat Top (Cooper B-Line B3109)..... <i>For Work In Restricted Working Space, Add</i>	61.93 11.99	19.98
23 05 29 00-0071	EA		8" Steel Clevis Hanger, Flat Top (Cooper B-Line B3109)..... <i>For Work In Restricted Working Space, Add</i>	81.88 14.98	24.97
23 05 29 00-0072			Adjustable Hangers (23 05 29 00-0001)		
23 05 29 00-0073			Steel J-Hanger Hanger With Bolt (Cooper B-Line B3690) (23 05 29 00-0072) Note: Type 5.		
23 05 29 00-0074	EA		1/2" Steel J-Hanger Hanger With Bolt (Cooper B-Line B3690)..... <i>For Work In Restricted Working Space, Add</i>	17.86 4.72	7.88
23 05 29 00-0075	EA		3/4" Steel J-Hanger Hanger With Bolt (Cooper B-Line B3690)..... <i>For Work In Restricted Working Space, Add</i>	19.59 5.24	8.73
23 05 29 00-0076	EA		1" Steel J-Hanger Hanger With Bolt (Cooper B-Line B3690)..... <i>For Work In Restricted Working Space, Add</i>	21.51 5.82	9.71
23 05 29 00-0077	EA		1-1/4" Steel J-Hanger Hanger With Bolt (Cooper B-Line B3690)..... <i>For Work In Restricted Working Space, Add</i>	23.75 6.47	10.78
23 05 29 00-0078	EA		1-1/2" Steel J-Hanger Hanger With Bolt (Cooper B-Line B3690)..... <i>For Work In Restricted Working Space, Add</i>	24.95 6.80	11.32
23 05 29 00-0079	EA		2" Steel J-Hanger Hanger With Bolt (Cooper B-Line B3690)..... <i>For Work In Restricted Working Space, Add</i>	26.68 7.12	11.87
23 05 29 00-0080	EA		2-1/2" Steel J-Hanger Hanger With Bolt (Cooper B-Line B3690)..... <i>For Work In Restricted Working Space, Add</i>	30.48 7.44	12.40
23 05 29 00-0081	EA		3" Steel J-Hanger Hanger With Bolt (Cooper B-Line B3690)..... <i>For Work In Restricted Working Space, Add</i>	31.83 7.76	12.94
23 05 29 00-0082	EA		4" Steel J-Hanger Hanger With Bolt (Cooper B-Line B3690)..... <i>For Work In Restricted Working Space, Add</i>	37.77 8.74	14.56
23 05 29 00-0083			Adjustable Swivel Steel Ring (Cooper B-Line B3170) (23 05 29 00-0072) Note: Type 10.		
23 05 29 00-0084	EA		1/2" Adjustable Swivel Steel Ring (Cooper B-Line B3170)..... <i>For Work In Restricted Working Space, Add</i> <i>For 304 Stainless Steel, Add</i> <i>For 316 Stainless Steel, Add</i>	20.95 5.99 6.40 8.25	9.99
23 05 29 00-0085	EA		3/4" Adjustable Swivel Steel Ring (Cooper B-Line B3170)..... <i>For Work In Restricted Working Space, Add</i> <i>For 304 Stainless Steel, Add</i> <i>For 316 Stainless Steel, Add</i>	22.08 6.31 7.00 9.01	9.99
23 05 29 00-0086	EA		1" Adjustable Swivel Steel Ring (Cooper B-Line B3170)..... <i>For Work In Restricted Working Space, Add</i> <i>For 304 Stainless Steel, Add</i> <i>For 316 Stainless Steel, Add</i>	23.25 6.66 7.00 9.01	10.99
23 05 29 00-0087	EA		1-1/4" Adjustable Swivel Steel Ring (Cooper B-Line B3170)..... <i>For Work In Restricted Working Space, Add</i> <i>For 304 Stainless Steel, Add</i> <i>For 316 Stainless Steel, Add</i>	24.68 7.05 7.79 10.03	11.98
23 05 29 00-0088	EA		1-1/2" Adjustable Swivel Steel Ring (Cooper B-Line B3170)..... <i>For Work In Restricted Working Space, Add</i> <i>For 304 Stainless Steel, Add</i> <i>For 316 Stainless Steel, Add</i>	27.82 7.99 7.79 10.03	13.98
23 05 29 00-0089	EA		2" Adjustable Swivel Steel Ring (Cooper B-Line B3170)..... <i>For Work In Restricted Working Space, Add</i> <i>For 304 Stainless Steel, Add</i> <i>For 316 Stainless Steel, Add</i>	29.78 8.56 8.25 10.63	13.98
23 05 29 00-0090	EA		2-1/2" Adjustable Swivel Steel Ring (Cooper B-Line B3170)..... <i>For Work In Restricted Working Space, Add</i> <i>For 304 Stainless Steel, Add</i> <i>For 316 Stainless Steel, Add</i>	32.76 9.22 13.40 17.26	14.98
23 05 29 00-0091	EA		3" Adjustable Swivel Steel Ring (Cooper B-Line B3170)..... <i>For Work In Restricted Working Space, Add</i> <i>For 304 Stainless Steel, Add</i> <i>For 316 Stainless Steel, Add</i>	35.41 9.99 13.99 18.02	16.98

23 Heating, Ventilating, and Air-Conditioning (HVAC)

23 05 Common Work Results for HVAC

23 05 29 Hangers and Supports for HVAC Piping and Equipment



MINOR	CSI	UOM	DESCRIPTION	TOTAL DIRECT UNIT COST	DEMOLITION UNIT COST
23 05 29 00-0092	EA		3-1/2" Adjustable Swivel Steel Ring (Cooper B-Line B3170) <i>For Work In Restricted Working Space, Add</i> <i>For 304 Stainless Steel, Add</i> <i>For 316 Stainless Steel, Add</i>	39.29 10.94 18.74 24.14	18.23
23 05 29 00-0093	EA		4" Adjustable Swivel Steel Ring (Cooper B-Line B3170) <i>For Work In Restricted Working Space, Add</i> <i>For 304 Stainless Steel, Add</i> <i>For 316 Stainless Steel, Add</i>	42.79 11.99 18.74 24.14	19.98
23 05 29 00-0094	EA		5" Adjustable Swivel Steel Ring (Cooper B-Line B3170) <i>For Work In Restricted Working Space, Add</i> <i>For 304 Stainless Steel, Add</i> <i>For 316 Stainless Steel, Add</i>	50.83 13.48 38.87 50.07	22.48
23 05 29 00-0095	EA		6" Adjustable Swivel Steel Ring (Cooper B-Line B3170) <i>For Work In Restricted Working Space, Add</i> <i>For 304 Stainless Steel, Add</i> <i>For 316 Stainless Steel, Add</i>	55.92 14.98 39.47 50.83	24.97
23 05 29 00-0096	EA		8" Adjustable Swivel Steel Ring (Cooper B-Line B3170) <i>For Work In Restricted Working Space, Add</i> <i>For 304 Stainless Steel, Add</i> <i>For 316 Stainless Steel, Add</i>	67.03 17.98 46.86 60.35	29.96
23 05 29 00-0097			Copper Tubing Adjustable Swivel Ring (Cooper B-Line B3170CT) (23 05 29 00-0072)		
23 05 29 00-0098	EA		1/2" Copper Tubing Adjustable Swivel Ring (Cooper B-Line B3170CT) <i>For Work In Restricted Working Space, Add</i> <i>For 304 Stainless Steel, Add</i> <i>For 316 Stainless Steel, Add</i>	23.40 5.99 22.57 29.07	9.99
23 05 29 00-0099	EA		3/4" Copper Tubing Adjustable Swivel Ring (Cooper B-Line B3170CT) <i>For Work In Restricted Working Space, Add</i> <i>For 304 Stainless Steel, Add</i> <i>For 316 Stainless Steel, Add</i>	24.44 6.31 22.57 29.07	9.99
23 05 29 00-0100	EA		1" Copper Tubing Adjustable Swivel Ring (Cooper B-Line B3170CT) <i>For Work In Restricted Working Space, Add</i> <i>For 304 Stainless Steel, Add</i> <i>For 316 Stainless Steel, Add</i>	25.61 6.66 22.57 29.07	10.99
23 05 29 00-0101	EA		1-1/4" Copper Tubing Adjustable Swivel Ring (Cooper B-Line B3170CT) <i>For Work In Restricted Working Space, Add</i> <i>For 304 Stainless Steel, Add</i> <i>For 316 Stainless Steel, Add</i>	26.92 7.05 22.57 29.07	11.98
23 05 29 00-0102	EA		1-1/2" Copper Tubing Adjustable Swivel Ring (Cooper B-Line B3170CT) <i>For Work In Restricted Working Space, Add</i> <i>For 304 Stainless Steel, Add</i> <i>For 316 Stainless Steel, Add</i>	30.35 7.99 24.49 31.54	13.98
23 05 29 00-0103	EA		2" Copper Tubing Adjustable Swivel Ring (Cooper B-Line B3170CT) <i>For Work In Restricted Working Space, Add</i> <i>For 304 Stainless Steel, Add</i> <i>For 316 Stainless Steel, Add</i>	32.24 8.56 24.49 31.54	13.98
23 05 29 00-0104	EA		2-1/2" Copper Tubing Adjustable Swivel Ring (Cooper B-Line B3170CT) <i>For Work In Restricted Working Space, Add</i> <i>For 304 Stainless Steel, Add</i> <i>For 316 Stainless Steel, Add</i>	40.46 9.22 64.22 82.71	14.98
23 05 29 00-0105	EA		3" Copper Tubing Adjustable Swivel Ring (Cooper B-Line B3170CT) <i>For Work In Restricted Working Space, Add</i> <i>For 304 Stainless Steel, Add</i> <i>For 316 Stainless Steel, Add</i>	45.34 9.99 79.53 102.43	16.98
23 05 29 00-0106	EA		3-1/2" Copper Tubing Adjustable Swivel Ring (Cooper B-Line B3170CT) <i>For Work In Restricted Working Space, Add</i> <i>For 304 Stainless Steel, Add</i> <i>For 316 Stainless Steel, Add</i>	49.45 10.94 85.80 110.50	18.23
23 05 29 00-0107	EA		4" Copper Tubing Adjustable Swivel Ring (Cooper B-Line B3170CT) <i>For Work In Restricted Working Space, Add</i> <i>For 304 Stainless Steel, Add</i> <i>For 316 Stainless Steel, Add</i>	55.78 11.99 104.48 134.56	19.98
23 05 29 00-0108	EA		5" Copper Tubing Adjustable Swivel Ring (Cooper B-Line B3170CT) <i>For Work In Restricted Working Space, Add</i> <i>For 304 Stainless Steel, Add</i> <i>For 316 Stainless Steel, Add</i>	60.99 13.48 105.93 136.43	22.48
23 05 29 00-0109	EA		6" Copper Tubing Adjustable Swivel Ring (Cooper B-Line B3170CT) <i>For Work In Restricted Working Space, Add</i> <i>For 304 Stainless Steel, Add</i> <i>For 316 Stainless Steel, Add</i>	73.18 14.98 153.38 197.54	24.97
23 05 29 00-0110			Roller Hangers (23 05 29 00-0001)		
23 05 29 00-0111			Single Pipe Roll (Cooper B-Line B3114) (23 05 29 00-0110) Note: Excludes rod and nuts. Type 41.		
23 05 29 00-0112	EA		2" Single Pipe Roll (Cooper B-Line B3114) Note: Excludes rod and nuts. <i>For Work In Restricted Working Space, Add</i>	29.72 4.80	8.00
23 05 29 00-0113	EA		2-1/2" Single Pipe Roll (Cooper B-Line B3114) Note: Excludes rod and nuts. <i>For Work In Restricted Working Space, Add</i>	32.75 5.40	9.00
23 05 29 00-0114	EA		3" Single Pipe Roll (Cooper B-Line B3114) Note: Excludes rod and nuts. <i>For Work In Restricted Working Space, Add</i>	36.55 6.30	10.50



MINOR CSI UOM DESCRIPTION	TOTAL DIRECT UNIT COST	DEMOLITION UNIT COST
23 05 29 00-0115 EA 3-1/2" Single Pipe Roll (Cooper B-Line B3114) Note: Excludes rod and nuts. <i>For Work In Restricted Working Space, Add</i>	42.04 7.19	11.99
23 05 29 00-0116 EA 4" Single Pipe Roll (Cooper B-Line B3114) Note: Excludes rod and nuts. <i>For Work In Restricted Working Space, Add</i>	57.41 8.10	13.49
23 05 29 00-0117 EA 5" Single Pipe Roll (Cooper B-Line B3114) Note: Excludes rod and nuts. <i>For Work In Restricted Working Space, Add</i>	51.90 8.99	14.99
23 05 29 00-0118 EA 6" Single Pipe Roll (Cooper B-Line B3114) Note: Excludes rod and nuts. <i>For Work In Restricted Working Space, Add</i>	64.43 10.79	17.99
23 05 29 00-0119 EA 8" Single Pipe Roll (Cooper B-Line B3114) Note: Excludes rod and nuts. <i>For Work In Restricted Working Space, Add</i>	86.11 12.59	20.99
23 05 29 00-0120 EA 10" Single Pipe Roll (Cooper B-Line B3114) Note: Excludes rod and nuts. <i>For Work In Restricted Working Space, Add</i>	102.11 14.99	24.98
23 05 29 00-0121 Adjustable Clevis Roller Hanger (Cooper B-Line B3110) <small>(23 05 29 00-0110)</small> Note: Type 43.		
23 05 29 00-0122 EA 2" Steel Clevis Roller Hanger (Cooper B-Line B3110) <i>For Work In Restricted Working Space, Add</i> <i>For 304 Stainless Steel, Add</i> <i>For 316 Stainless Steel, Add</i>	44.66 8.14 115.70 149.01	14.11
23 05 29 00-0123 EA 2-1/2" Steel Clevis Roller Hanger (Cooper B-Line B3110) <i>For Work In Restricted Working Space, Add</i> <i>For 304 Stainless Steel, Add</i> <i>For 316 Stainless Steel, Add</i>	46.60 8.72 115.70 149.01	14.54
23 05 29 00-0124 EA 3" Steel Clevis Roller Hanger (Cooper B-Line B3110) <i>For Work In Restricted Working Space, Add</i> <i>For 304 Stainless Steel, Add</i> <i>For 316 Stainless Steel, Add</i>	50.55 9.30 129.03 166.18	15.19
23 05 29 00-0125 EA 3-1/2" Steel Clevis Roller Hanger (Cooper B-Line B3110) <i>For Work In Restricted Working Space, Add</i> <i>For 304 Stainless Steel, Add</i> <i>For 316 Stainless Steel, Add</i>	58.57 9.77 171.73 221.17	16.28
23 05 29 00-0126 EA 4" Steel Clevis Roller Hanger (Cooper B-Line B3110) <i>For Work In Restricted Working Space, Add</i> <i>For 304 Stainless Steel, Add</i> <i>For 316 Stainless Steel, Add</i>	62.19 10.85 171.73 221.17	18.44
23 05 29 00-0127 EA 5" Steel Clevis Roller Hanger (Cooper B-Line B3110) <i>For Work In Restricted Working Space, Add</i> <i>For 304 Stainless Steel, Add</i> <i>For 316 Stainless Steel, Add</i>	70.09 11.91 200.51 258.23	19.85
23 05 29 00-0128 EA 6" Steel Clevis Roller Hanger (Cooper B-Line B3110) <i>For Work In Restricted Working Space, Add</i> <i>For 304 Stainless Steel, Add</i> <i>For 316 Stainless Steel, Add</i>	81.14 13.02 249.02 320.71	21.70
23 05 29 00-0129 EA 8" Steel Clevis Roller Hanger (Cooper B-Line B3110) <i>For Work In Restricted Working Space, Add</i> <i>For 304 Stainless Steel, Add</i> <i>For 316 Stainless Steel, Add</i>	110.72 16.28 372.70 480.00	27.13
23 05 29 00-0130 EA 10" Steel Clevis Roller Hanger (Cooper B-Line B3110) <i>For Work In Restricted Working Space, Add</i> <i>For 304 Stainless Steel, Add</i> <i>For 316 Stainless Steel, Add</i>	139.61 21.70 443.98 571.80	36.90
23 05 29 00-0131 EA 12" Steel Clevis Roller Hanger (Cooper B-Line B3110) <i>For Work In Restricted Working Space, Add</i> <i>For 304 Stainless Steel, Add</i> <i>For 316 Stainless Steel, Add</i>	180.28 24.41 652.74 840.65	40.68
23 05 29 00-0132 EA 14" Steel Clevis Roller Hanger (Cooper B-Line B3110) <i>For Work In Restricted Working Space, Add</i> <i>For 304 Stainless Steel, Add</i> <i>For 316 Stainless Steel, Add</i>	367.38 27.99 1,808.86 2,329.60	46.66
23 05 29 00-0133 EA 16" Steel Clevis Roller Hanger (Cooper B-Line B3110) <i>For Work In Restricted Working Space, Add</i> <i>For 304 Stainless Steel, Add</i> <i>For 316 Stainless Steel, Add</i>	460.30 32.55 2,321.88 2,990.30	54.25
23 05 29 00-0134 Roller Chair (Cooper B-Line B3120) <small>(23 05 29 00-0110)</small>		
23 05 29 00-0135 EA 2" Steel Roller Chair (Cooper B-Line B3120) <i>For Work In Restricted Working Space, Add</i>	43.50 8.14	14.11
23 05 29 00-0136 EA 2-1/2" Steel Roller Chair (Cooper B-Line B3120) <i>For Work In Restricted Working Space, Add</i>	46.85 8.72	14.54
23 05 29 00-0137 EA 3" Steel Roller Chair (Cooper B-Line B3120) <i>For Work In Restricted Working Space, Add</i>	49.18 9.30	15.19
23 05 29 00-0138 EA 3-1/2" Steel Roller Chair (Cooper B-Line B3120) <i>For Work In Restricted Working Space, Add</i>	55.71 9.77	16.28
23 05 29 00-0139 EA 4" Steel Roller Chair (Cooper B-Line B3120) <i>For Work In Restricted Working Space, Add</i>	62.07 10.85	18.44
23 05 29 00-0140 EA 5" Steel Roller Chair (Cooper B-Line B3120) <i>For Work In Restricted Working Space, Add</i>	67.85 11.91	19.85

23 Heating, Ventilating, and Air-Conditioning (HVAC)

23 05 Common Work Results for HVAC

23 05 29 Hangers and Supports for HVAC Piping and Equipment



MINOR CSI	UOM	DESCRIPTION	TOTAL DIRECT UNIT COST	DEMOLITION UNIT COST
23 05 29 00-0141	EA	6" Steel Roller Chair (Cooper B-Line B3120)..... <i>For Work In Restricted Working Space, Add</i>	82.60 13.02	21.70
23 05 29 00-0142	EA	8" Steel Roller Chair (Cooper B-Line B3120)..... <i>For Work In Restricted Working Space, Add</i>	107.23 16.28	27.13
23 05 29 00-0143	EA	10" Steel Roller Chair (Cooper B-Line B3120)..... <i>For Work In Restricted Working Space, Add</i>	138.80 21.70	36.90
23 05 29 00-0144	EA	12" Steel Roller Chair (Cooper B-Line B3120)..... <i>For Work In Restricted Working Space, Add</i>	178.16 24.41	40.68
23 05 29 00-0145	EA	14" Steel Roller Chair (Cooper B-Line B3120)..... <i>For Work In Restricted Working Space, Add</i>	194.83 27.99	46.66
23 05 29 00-0146	EA	16" Steel Roller Chair (Cooper B-Line B3120)..... <i>For Work In Restricted Working Space, Add</i>	234.51 32.55	54.25
23 05 29 00-0147	EA	18" Steel Roller Chair (Cooper B-Line B3120)..... <i>For Work In Restricted Working Space, Add</i>	315.06 40.69	67.81
23 05 29 00-0148	EA	20" Steel Roller Chair (Cooper B-Line B3120)..... <i>For Work In Restricted Working Space, Add</i>	389.36 48.83	81.38
23 05 29 00-0149		Adjustable Roller Support (Cooper B-Line B3122) (23 05 29 00-0110)		
23 05 29 00-0150	EA	2" Steel Adjustable Roller Support (Cooper B-Line B3122)..... <i>For Work In Restricted Working Space, Add</i>	48.89 8.14	14.11
23 05 29 00-0151	EA	2-1/2" Steel Adjustable Roller Support (Cooper B-Line B3122)..... <i>For Work In Restricted Working Space, Add</i>	54.82 8.72	14.54
23 05 29 00-0152	EA	3" Steel Adjustable Roller Support (Cooper B-Line B3122)..... <i>For Work In Restricted Working Space, Add</i>	57.68 9.30	15.19
23 05 29 00-0153	EA	3-1/2" Steel Adjustable Roller Support (Cooper B-Line B3122)..... <i>For Work In Restricted Working Space, Add</i>	60.91 9.77	16.28
23 05 29 00-0154	EA	4" Steel Adjustable Roller Support (Cooper B-Line B3122)..... <i>For Work In Restricted Working Space, Add</i>	72.97 10.85	18.44
23 05 29 00-0155	EA	5" Steel Adjustable Roller Support (Cooper B-Line B3122)..... <i>For Work In Restricted Working Space, Add</i>	82.61 11.91	19.85
23 05 29 00-0156	EA	6" Steel Adjustable Roller Support (Cooper B-Line B3122)..... <i>For Work In Restricted Working Space, Add</i>	95.93 13.02	21.70
23 05 29 00-0157	EA	8" Steel Adjustable Roller Support (Cooper B-Line B3122)..... <i>For Work In Restricted Working Space, Add</i>	134.66 16.28	27.13
23 05 29 00-0158	EA	10" Steel Adjustable Roller Support (Cooper B-Line B3122)..... <i>For Work In Restricted Working Space, Add</i>	168.38 21.70	36.90
23 05 29 00-0159	EA	12" Steel Adjustable Roller Support (Cooper B-Line B3122)..... <i>For Work In Restricted Working Space, Add</i>	194.54 24.41	40.68
23 05 29 00-0160	EA	14" Steel Adjustable Roller Support (Cooper B-Line B3122)..... <i>For Work In Restricted Working Space, Add</i>	273.21 27.99	46.66
23 05 29 00-0161	EA	16" Steel Adjustable Roller Support (Cooper B-Line B3122)..... <i>For Work In Restricted Working Space, Add</i>	327.22 32.55	54.25
23 05 29 00-0162	EA	18" Steel Adjustable Roller Support (Cooper B-Line B3122)..... <i>For Work In Restricted Working Space, Add</i>	372.75 40.69	67.81
23 05 29 00-0163		Adjustable Double Roller Support (Cooper B-Line B3122A) (23 05 29 00-0110)		
23 05 29 00-0164	EA	2" Steel Adjustable Double Roller Support (Cooper B-Line B3122A)..... <i>For Work In Restricted Working Space, Add</i>	49.20 8.14	14.11
23 05 29 00-0165	EA	2-1/2" Steel Adjustable Double Roller Support (Cooper B-Line B3122A)..... <i>For Work In Restricted Working Space, Add</i>	55.09 8.72	14.54
23 05 29 00-0166	EA	3" Steel Adjustable Double Roller Support (Cooper B-Line B3122A)..... <i>For Work In Restricted Working Space, Add</i>	58.15 9.30	15.19
23 05 29 00-0167	EA	3-1/2" Steel Adjustable Double Roller Support (Cooper B-Line B3122A)..... <i>For Work In Restricted Working Space, Add</i>	60.50 9.77	16.28
23 05 29 00-0168	EA	4" Steel Adjustable Double Roller Support (Cooper B-Line B3122A)..... <i>For Work In Restricted Working Space, Add</i>	76.11 10.85	18.44
23 05 29 00-0169	EA	5" Steel Adjustable Double Roller Support (Cooper B-Line B3122A)..... <i>For Work In Restricted Working Space, Add</i>	86.31 11.91	19.85
23 05 29 00-0170	EA	6" Steel Adjustable Double Roller Support (Cooper B-Line B3122A)..... <i>For Work In Restricted Working Space, Add</i>	100.35 13.02	21.70
23 05 29 00-0171	EA	8" Steel Adjustable Double Roller Support (Cooper B-Line B3122A)..... <i>For Work In Restricted Working Space, Add</i>	141.51 16.28	27.13
23 05 29 00-0172	EA	10" Steel Adjustable Double Roller Support (Cooper B-Line B3122A)..... <i>For Work In Restricted Working Space, Add</i>	176.60 21.70	36.90
23 05 29 00-0173	EA	12" Steel Adjustable Double Roller Support (Cooper B-Line B3122A)..... <i>For Work In Restricted Working Space, Add</i>	204.16 24.41	40.68
23 05 29 00-0174	EA	14" Steel Adjustable Double Roller Support (Cooper B-Line B3122A)..... <i>For Work In Restricted Working Space, Add</i>	288.59 27.99	46.66
23 05 29 00-0175		Pipe And Riser Clamps (23 05 29 00-0001) Note: Includes bolts and weldless eye nuts.		
23 05 29 00-0176		Steel Pipe Clamp (Cooper B-Line B3140) (23 05 29 00-0175) Note: Type 4.		
23 05 29 00-0177	EA	1/2" Steel Pipe Clamp (Cooper B-Line B3140)..... <i>For Work In Restricted Working Space, Add</i>	17.02 3.88	6.47
23 05 29 00-0178	EA	3/4" Steel Pipe Clamp (Cooper B-Line B3140)..... <i>For Work In Restricted Working Space, Add</i>	17.24 3.95	6.58
23 05 29 00-0179	EA	1" Steel Pipe Clamp (Cooper B-Line B3140)..... <i>For Work In Restricted Working Space, Add</i>	17.48 4.01	6.68



MINOR CSI UOM DESCRIPTION	TOTAL DIRECT UNIT COST	DEMOLITION UNIT COST
23 05 29 00-0180 EA 1-1/4" Steel Pipe Clamp (Cooper B-Line B3140).....	18.93	6.79
<i>For Work In Restricted Working Space, Add</i>	4.07	
23 05 29 00-0181 EA 1-1/2" Steel Pipe Clamp (Cooper B-Line B3140).....	19.15	6.90
<i>For Work In Restricted Working Space, Add</i>	4.14	
23 05 29 00-0182 EA 2" Steel Pipe Clamp (Cooper B-Line B3140).....	20.31	7.01
<i>For Work In Restricted Working Space, Add</i>	4.21	
23 05 29 00-0183 EA 2-1/2" Steel Pipe Clamp (Cooper B-Line B3140).....	21.11	7.22
<i>For Work In Restricted Working Space, Add</i>	4.34	
23 05 29 00-0184 EA 3" Steel Pipe Clamp (Cooper B-Line B3140).....	22.32	7.44
<i>For Work In Restricted Working Space, Add</i>	4.46	
23 05 29 00-0185 EA 3-1/2" Steel Pipe Clamp (Cooper B-Line B3140).....	25.62	7.55
<i>For Work In Restricted Working Space, Add</i>	4.53	
23 05 29 00-0186 EA 4" Steel Pipe Clamp (Cooper B-Line B3140).....	29.93	9.71
<i>For Work In Restricted Working Space, Add</i>	5.82	
23 05 29 00-0187 EA 5" Steel Pipe Clamp (Cooper B-Line B3140).....	42.69	12.94
<i>For Work In Restricted Working Space, Add</i>	7.76	
23 05 29 00-0188 EA 6" Steel Pipe Clamp (Cooper B-Line B3140).....	58.13	16.18
<i>For Work In Restricted Working Space, Add</i>	9.71	
23 05 29 00-0189 EA 8" Steel Pipe Clamp (Cooper B-Line B3140).....	68.38	18.87
<i>For Work In Restricted Working Space, Add</i>	11.33	
23 05 29 00-0190 EA 10" Steel Pipe Clamp (Cooper B-Line B3140).....	98.35	21.57
<i>For Work In Restricted Working Space, Add</i>	12.94	
23 05 29 00-0191 EA 12" Steel Pipe Clamp (Cooper B-Line B3140).....	132.87	23.72
<i>For Work In Restricted Working Space, Add</i>	14.24	
23 05 29 00-0192 EA 14" Steel Pipe Clamp (Cooper B-Line B3140).....	212.08	25.88
<i>For Work In Restricted Working Space, Add</i>	15.53	
23 05 29 00-0193 EA 16" Steel Pipe Clamp (Cooper B-Line B3140).....	229.87	28.04
<i>For Work In Restricted Working Space, Add</i>	16.82	
23 05 29 00-0194 EA 18" Steel Pipe Clamp (Cooper B-Line B3140).....	370.01	30.19
<i>For Work In Restricted Working Space, Add</i>	18.12	
23 05 29 00-0195 EA 20" Steel Pipe Clamp (Cooper B-Line B3140).....	427.30	32.35
<i>For Work In Restricted Working Space, Add</i>	19.41	
23 05 29 00-0196 EA 24" Steel Pipe Clamp (Cooper B-Line B3140).....	555.43	35.59
<i>For Work In Restricted Working Space, Add</i>	21.35	
23 05 29 00-0197 Steel Heavy Duty Pipe Clamp (Cooper B-Line B3142) (23 05 29 00-0175)		
23 05 29 00-0198 EA 3" Two Bolt Steel Heavy Duty Pipe Clamp (Cooper B-Line B3142).....	33.45	6.99
<i>For Work In Restricted Working Space, Add</i>	4.16	
23 05 29 00-0199 EA 4" Two Bolt Steel Heavy Duty Pipe Clamp (Cooper B-Line B3142).....	43.51	6.99
<i>For Work In Restricted Working Space, Add</i>	4.16	
23 05 29 00-0200 EA 5" Two Bolt Steel Heavy Duty Pipe Clamp (Cooper B-Line B3142).....	47.69	7.24
<i>For Work In Restricted Working Space, Add</i>	4.34	
23 05 29 00-0201 EA 6" Two Bolt Steel Heavy Duty Pipe Clamp (Cooper B-Line B3142).....	75.34	7.49
<i>For Work In Restricted Working Space, Add</i>	4.52	
23 05 29 00-0202 EA 8" Two Bolt Steel Heavy Duty Pipe Clamp (Cooper B-Line B3142).....	81.93	7.99
<i>For Work In Restricted Working Space, Add</i>	4.79	
23 05 29 00-0203 EA 10" Two Bolt Steel Heavy Duty Pipe Clamp (Cooper B-Line B3142).....	139.14	7.99
<i>For Work In Restricted Working Space, Add</i>	4.78	
23 05 29 00-0204 EA 12" Two Bolt Steel Heavy Duty Pipe Clamp (Cooper B-Line B3142).....	224.38	8.99
<i>For Work In Restricted Working Space, Add</i>	5.39	
23 05 29 00-0205 EA 14" Two Bolt Steel Heavy Duty Pipe Clamp (Cooper B-Line B3142).....	284.40	9.99
<i>For Work In Restricted Working Space, Add</i>	5.99	
23 05 29 00-0206 EA 16" Two Bolt Steel Heavy Duty Pipe Clamp (Cooper B-Line B3142).....	309.46	11.98
<i>For Work In Restricted Working Space, Add</i>	7.19	
23 05 29 00-0207 EA 18" Two Bolt Steel Heavy Duty Pipe Clamp (Cooper B-Line B3142).....	957.54	13.98
<i>For Work In Restricted Working Space, Add</i>	8.39	
23 05 29 00-0208 EA 20" Two Bolt Steel Heavy Duty Pipe Clamp (Cooper B-Line B3142).....	1,100.42	14.98
<i>For Work In Restricted Working Space, Add</i>	8.99	
23 05 29 00-0209 EA 24" Two Bolt Steel Heavy Duty Pipe Clamp (Cooper B-Line B3142).....	1,408.86	15.98
<i>For Work In Restricted Working Space, Add</i>	9.59	
23 05 29 00-0210 Steel Riser Clamp (Cooper B-Line B3373) (23 05 29 00-0175)		
Note: Type 8.		
23 05 29 00-0211 EA 1/2" Steel Riser Clamp (Cooper B-Line B3373).....	17.09	6.00
<i>For Work In Restricted Working Space, Add</i>	3.59	
23 05 29 00-0212 EA 3/4" Steel Riser Clamp (Cooper B-Line B3373).....	17.76	6.09
<i>For Work In Restricted Working Space, Add</i>	3.66	
23 05 29 00-0213 EA 1" Steel Riser Clamp (Cooper B-Line B3373).....	18.03	6.19
<i>For Work In Restricted Working Space, Add</i>	3.72	
23 05 29 00-0214 EA 1-1/4" Steel Riser Clamp (Cooper B-Line B3373).....	19.41	6.29
<i>For Work In Restricted Working Space, Add</i>	3.78	
23 05 29 00-0215 EA 1-1/2" Steel Riser Clamp (Cooper B-Line B3373).....	20.13	6.39
<i>For Work In Restricted Working Space, Add</i>	3.83	
23 05 29 00-0216 EA 2" Steel Riser Clamp (Cooper B-Line B3373).....	20.61	6.49
<i>For Work In Restricted Working Space, Add</i>	3.89	
23 05 29 00-0217 EA 2-1/2" Steel Riser Clamp (Cooper B-Line B3373).....	21.47	6.69
<i>For Work In Restricted Working Space, Add</i>	4.01	
23 05 29 00-0218 EA 3" Steel Riser Clamp (Cooper B-Line B3373).....	22.73	6.89
<i>For Work In Restricted Working Space, Add</i>	4.14	
23 05 29 00-0219 EA 3-1/2" Steel Riser Clamp (Cooper B-Line B3373).....	24.85	6.99
<i>For Work In Restricted Working Space, Add</i>	4.19	

23 Heating, Ventilating, and Air-Conditioning (HVAC)

23 05 Common Work Results for HVAC

23 05 29 Hangers and Supports for HVAC Piping and Equipment



MINOR	CSI	UOM	DESCRIPTION	TOTAL DIRECT UNIT COST	DEMOLITION UNIT COST
23 05 29 00-0220	EA		4" Steel Riser Clamp (Cooper B-Line B3373).....	30.28	8.99
			<i>For Work In Restricted Working Space, Add</i>	5.39	
23 05 29 00-0221	EA		5" Steel Riser Clamp (Cooper B-Line B3373).....	39.22	11.98
			<i>For Work In Restricted Working Space, Add</i>	7.19	
23 05 29 00-0222	EA		6" Steel Riser Clamp (Cooper B-Line B3373).....	49.70	14.98
			<i>For Work In Restricted Working Space, Add</i>	8.99	
23 05 29 00-0223	EA		8" Steel Riser Clamp (Cooper B-Line B3373).....	67.26	17.48
			<i>For Work In Restricted Working Space, Add</i>	10.49	
23 05 29 00-0224	EA		10" Steel Riser Clamp (Cooper B-Line B3373).....	87.77	19.98
			<i>For Work In Restricted Working Space, Add</i>	11.99	
23 05 29 00-0225	EA		12" Steel Riser Clamp (Cooper B-Line B3373).....	105.70	21.97
			<i>For Work In Restricted Working Space, Add</i>	13.18	
23 05 29 00-0226	EA		14" Steel Riser Clamp (Cooper B-Line B3373).....	140.86	23.97
			<i>For Work In Restricted Working Space, Add</i>	14.38	
23 05 29 00-0227	EA		16" Steel Riser Clamp (Cooper B-Line B3373).....	264.06	25.97
			<i>For Work In Restricted Working Space, Add</i>	15.58	
23 05 29 00-0228			Steel Riser Clamp, Plastic Coated (Cooper B-Line B3373C) <small>(23 05 29 00-0175)</small>		
23 05 29 00-0229	EA		1/2" Steel Riser Clamp, Plastic Coated (Cooper B-Line B3373C).....	29.23	6.00
			<i>For Work In Restricted Working Space, Add</i>	3.59	
23 05 29 00-0230	EA		3/4" Steel Riser Clamp, Plastic Coated (Cooper B-Line B3373C).....	29.68	6.09
			<i>For Work In Restricted Working Space, Add</i>	3.66	
23 05 29 00-0231	EA		1" Steel Riser Clamp, Plastic Coated (Cooper B-Line B3373C).....	30.88	6.19
			<i>For Work In Restricted Working Space, Add</i>	3.72	
23 05 29 00-0232	EA		1-1/4" Steel Riser Clamp, Plastic Coated (Cooper B-Line B3373C).....	32.95	6.29
			<i>For Work In Restricted Working Space, Add</i>	3.78	
23 05 29 00-0233	EA		1-1/2" Steel Riser Clamp, Plastic Coated (Cooper B-Line B3373C).....	37.06	6.39
			<i>For Work In Restricted Working Space, Add</i>	3.83	
23 05 29 00-0234	EA		2" Steel Riser Clamp, Plastic Coated (Cooper B-Line B3373C).....	39.32	6.49
			<i>For Work In Restricted Working Space, Add</i>	3.89	
23 05 29 00-0235	EA		2-1/2" Steel Riser Clamp, Plastic Coated (Cooper B-Line B3373C).....	42.49	6.69
			<i>For Work In Restricted Working Space, Add</i>	4.01	
23 05 29 00-0236	EA		3" Steel Riser Clamp, Plastic Coated (Cooper B-Line B3373C).....	46.60	6.89
			<i>For Work In Restricted Working Space, Add</i>	4.14	
23 05 29 00-0237	EA		4" Steel Riser Clamp, Plastic Coated (Cooper B-Line B3373C).....	63.03	8.99
			<i>For Work In Restricted Working Space, Add</i>	5.39	
23 05 29 00-0238			Two Bolt Steel Underground Clamp (Cooper B-Line B3132) <small>(23 05 29 00-0175)</small>		
			Note: Type 42		
23 05 29 00-0239	EA		4" Two Bolt Steel Underground Clamp (Cooper B-Line B3132).....	64.49	6.99
			<i>For Work In Restricted Working Space, Add</i>	4.16	
23 05 29 00-0240	EA		6" Two Bolt Steel Underground Clamp (Cooper B-Line B3132).....	68.49	7.49
			<i>For Work In Restricted Working Space, Add</i>	4.52	
23 05 29 00-0241	EA		8" Two Bolt Steel Underground Clamp (Cooper B-Line B3132).....	75.15	7.99
			<i>For Work In Restricted Working Space, Add</i>	4.79	
23 05 29 00-0242	EA		10" Two Bolt Steel Underground Clamp (Cooper B-Line B3132).....	80.12	7.99
			<i>For Work In Restricted Working Space, Add</i>	4.78	
23 05 29 00-0243	EA		12" Two Bolt Steel Underground Clamp (Cooper B-Line B3132).....	96.80	8.99
			<i>For Work In Restricted Working Space, Add</i>	5.39	
23 05 29 00-0244	EA		14" Two Bolt Steel Underground Clamp (Cooper B-Line B3132).....	297.15	9.99
			<i>For Work In Restricted Working Space, Add</i>	5.99	
23 05 29 00-0245	EA		16" Two Bolt Steel Underground Clamp (Cooper B-Line B3132).....	397.81	11.98
			<i>For Work In Restricted Working Space, Add</i>	7.19	
23 05 29 00-0246	EA		18" Two Bolt Steel Underground Clamp (Cooper B-Line B3132).....	473.97	13.98
			<i>For Work In Restricted Working Space, Add</i>	8.39	
23 05 29 00-0247	EA		20" Two Bolt Steel Underground Clamp (Cooper B-Line B3132).....	689.40	14.98
			<i>For Work In Restricted Working Space, Add</i>	8.99	
23 05 29 00-0248	EA		24" Two Bolt Steel Underground Clamp (Cooper B-Line B3132).....	949.27	15.98
			<i>For Work In Restricted Working Space, Add</i>	9.59	
23 05 29 00-0249			Four Bolt Steel Underground Clamp (Cooper B-Line B3134) <small>(23 05 29 00-0175)</small>		
23 05 29 00-0250	EA		4" Four Bolt Steel Underground Clamp (Cooper B-Line B3134).....	59.63	6.99
			<i>For Work In Restricted Working Space, Add</i>	4.16	
23 05 29 00-0251	EA		6" Four Bolt Steel Underground Clamp (Cooper B-Line B3134).....	64.32	7.49
			<i>For Work In Restricted Working Space, Add</i>	4.52	
23 05 29 00-0252	EA		8" Four Bolt Steel Underground Clamp (Cooper B-Line B3134).....	111.40	7.99
			<i>For Work In Restricted Working Space, Add</i>	4.79	
23 05 29 00-0253	EA		10" Four Bolt Steel Underground Clamp (Cooper B-Line B3134).....	123.70	7.99
			<i>For Work In Restricted Working Space, Add</i>	4.78	
23 05 29 00-0254	EA		12" Four Bolt Steel Underground Clamp (Cooper B-Line B3134).....	177.16	8.99
			<i>For Work In Restricted Working Space, Add</i>	5.39	
23 05 29 00-0255	EA		14" Four Bolt Steel Underground Clamp (Cooper B-Line B3134).....	270.92	9.99
			<i>For Work In Restricted Working Space, Add</i>	5.99	
23 05 29 00-0256	EA		16" Four Bolt Steel Underground Clamp (Cooper B-Line B3134).....	363.13	11.98
			<i>For Work In Restricted Working Space, Add</i>	7.19	
23 05 29 00-0257	EA		18" Four Bolt Steel Underground Clamp (Cooper B-Line B3134).....	432.16	13.98
			<i>For Work In Restricted Working Space, Add</i>	8.39	
23 05 29 00-0258	EA		20" Four Bolt Steel Underground Clamp (Cooper B-Line B3134).....	630.67	14.98
			<i>For Work In Restricted Working Space, Add</i>	8.99	
23 05 29 00-0259	EA		24" Four Bolt Steel Underground Clamp (Cooper B-Line B3134).....	862.35	15.98
			<i>For Work In Restricted Working Space, Add</i>	9.59	



MINOR	CSI	UOM	DESCRIPTION	TOTAL DIRECT UNIT COST	DEMOLITION UNIT COST
23 05 29 00-0260			Split Pipe Clamps And Rings <small>(23 05 29 00-0001)</small>		
23 05 29 00-0261			Adjustable Split Ring Swivel Hanger (Cooper B-Line B3171) <small>(23 05 29 00-0260)</small>		
			Note: Type 6.		
23 05 29 00-0262	EA		3/4" Adjustable Swivel Ring (Cooper B-Line B3171)	28.15	9.16
			<i>For Work In Restricted Working Space, Add</i>	5.50	
23 05 29 00-0263	EA		1" Adjustable Swivel Ring (Cooper B-Line B3171)	29.81	9.71
			<i>For Work In Restricted Working Space, Add</i>	5.82	
23 05 29 00-0264	EA		1-1/4" Adjustable Swivel Ring (Cooper B-Line B3171)	32.47	10.78
			<i>For Work In Restricted Working Space, Add</i>	6.47	
23 05 29 00-0265	EA		1-1/2" Adjustable Swivel Ring (Cooper B-Line B3171)	34.92	11.32
			<i>For Work In Restricted Working Space, Add</i>	6.80	
23 05 29 00-0266	EA		2" Adjustable Swivel Ring (Cooper B-Line B3171)	37.64	11.87
			<i>For Work In Restricted Working Space, Add</i>	7.12	
23 05 29 00-0267	EA		2-1/2" Adjustable Swivel Ring (Cooper B-Line B3171)	46.01	12.40
			<i>For Work In Restricted Working Space, Add</i>	7.44	
23 05 29 00-0268	EA		3" Adjustable Swivel Ring (Cooper B-Line B3171)	50.35	12.94
			<i>For Work In Restricted Working Space, Add</i>	7.76	
23 05 29 00-0269	EA		4" Adjustable Swivel Ring (Cooper B-Line B3171)	66.45	14.56
			<i>For Work In Restricted Working Space, Add</i>	8.74	
23 05 29 00-0270	EA		5" Adjustable Swivel Ring (Cooper B-Line B3171)	84.45	18.34
			<i>For Work In Restricted Working Space, Add</i>	11.00	
23 05 29 00-0271	EA		6" Adjustable Swivel Ring (Cooper B-Line B3171)	112.30	21.57
			<i>For Work In Restricted Working Space, Add</i>	12.94	
23 05 29 00-0272			Extension Split Pipe Clamp, Malleable Iron (Cooper B-Line B3198R) <small>(23 05 29 00-0260)</small>		
			Note: Type 11.		
23 05 29 00-0273	EA		1/2" Extension Split Pipe Clamp, Malleable Iron (Cooper B-Line B3198R)	18.67	7.60
			<i>For Work In Restricted Working Space, Add</i>	4.65	
23 05 29 00-0274	EA		3/4" Extension Split Pipe Clamp, Malleable Iron (Cooper B-Line B3198R)	19.68	7.60
			<i>For Work In Restricted Working Space, Add</i>	4.86	
23 05 29 00-0275	EA		1" Extension Split Pipe Clamp, Malleable Iron (Cooper B-Line B3198R)	21.68	9.76
			<i>For Work In Restricted Working Space, Add</i>	5.42	
23 05 29 00-0276	EA		1-1/4" Extension Split Pipe Clamp, Malleable Iron (Cooper B-Line B3198R)	23.51	9.76
			<i>For Work In Restricted Working Space, Add</i>	5.71	
23 05 29 00-0277	EA		1-1/2" Extension Split Pipe Clamp, Malleable Iron (Cooper B-Line B3198R)	26.10	9.76
			<i>For Work In Restricted Working Space, Add</i>	5.92	
23 05 29 00-0278	EA		2" Extension Split Pipe Clamp, Malleable Iron (Cooper B-Line B3198R)	30.38	10.85
			<i>For Work In Restricted Working Space, Add</i>	6.51	
23 05 29 00-0279	EA		2-1/2" Extension Split Pipe Clamp, Malleable Iron (Cooper B-Line B3198R)	39.93	10.85
			<i>For Work In Restricted Working Space, Add</i>	6.78	
23 05 29 00-0280	EA		3" Extension Split Pipe Clamp, Malleable Iron (Cooper B-Line B3198R)	44.25	11.93
			<i>For Work In Restricted Working Space, Add</i>	7.07	
23 05 29 00-0281	EA		4" Extension Split Pipe Clamp, Malleable Iron (Cooper B-Line B3198R)	47.18	13.02
			<i>For Work In Restricted Working Space, Add</i>	7.75	
23 05 29 00-0282			Hinged Extension Split Pipe Clamp (Cooper B-Line B3198H) <small>(23 05 29 00-0260)</small>		
			Note: Type 12.		
23 05 29 00-0283	EA		1/2" Hinged Extension Split Pipe Clamp (Cooper B-Line B3198H)	18.67	7.60
			<i>For Work In Restricted Working Space, Add</i>	4.65	
23 05 29 00-0284	EA		3/4" Hinged Extension Split Pipe Clamp (Cooper B-Line B3198H)	19.68	8.13
			<i>For Work In Restricted Working Space, Add</i>	4.86	
23 05 29 00-0285	EA		1" Hinged Extension Split Pipe Clamp (Cooper B-Line B3198H)	21.68	9.22
			<i>For Work In Restricted Working Space, Add</i>	5.42	
23 05 29 00-0286	EA		1-1/4" Hinged Extension Split Pipe Clamp (Cooper B-Line B3198H)	23.51	9.76
			<i>For Work In Restricted Working Space, Add</i>	5.71	
23 05 29 00-0287	EA		1-1/2" Hinged Extension Split Pipe Clamp (Cooper B-Line B3198H)	26.10	9.76
			<i>For Work In Restricted Working Space, Add</i>	5.92	
23 05 29 00-0288	EA		2" Hinged Extension Split Pipe Clamp (Cooper B-Line B3198H)	30.38	10.85
			<i>For Work In Restricted Working Space, Add</i>	6.51	
23 05 29 00-0289	EA		2-1/2" Hinged Extension Split Pipe Clamp (Cooper B-Line B3198H)	39.93	11.38
			<i>For Work In Restricted Working Space, Add</i>	6.78	
23 05 29 00-0290	EA		3" Hinged Extension Split Pipe Clamp (Cooper B-Line B3198H)	44.25	11.93
			<i>For Work In Restricted Working Space, Add</i>	7.07	
23 05 29 00-0291			Pipe Straps <small>(23 05 29 00-0001)</small>		
23 05 29 00-0292			Standard Two Hole Pipe Strap, Galvanized Steel (Cooper B-Line B-3180) <small>(23 05 29 00-0291)</small>		
23 05 29 00-0293	EA		1/2" Standard Two Hole Pipe Strap, Galvanized Steel (Cooper B-Line B3180)	12.73	5.42
			<i>For Work In Restricted Working Space, Add</i>	3.26	
23 05 29 00-0294	EA		3/4" Standard Two Hole Pipe Strap, Galvanized Steel (Cooper B-Line B3180)	13.29	6.51
			<i>For Work In Restricted Working Space, Add</i>	3.42	
23 05 29 00-0295	EA		1" Standard Two Hole Pipe Strap, Galvanized Steel (Cooper B-Line B3180)	13.93	6.51
			<i>For Work In Restricted Working Space, Add</i>	3.62	
23 05 29 00-0296	EA		1-1/4" Standard Two Hole Pipe Strap, Galvanized Steel (Cooper B-Line B3180)	14.73	6.51
			<i>For Work In Restricted Working Space, Add</i>	3.83	
23 05 29 00-0297	EA		1-1/2" Standard Two Hole Pipe Strap, Galvanized Steel (Cooper B-Line B3180)	15.59	7.60
			<i>For Work In Restricted Working Space, Add</i>	4.07	

23 Heating, Ventilating, and Air-Conditioning (HVAC)

23 05 Common Work Results for HVAC

23 05 29 Hangers and Supports for HVAC Piping and Equipment



MINOR	CSI	UOM	DESCRIPTION	TOTAL DIRECT UNIT COST	DEMOLITION UNIT COST
23 05 29 00-0298	EA		2" Standard Two Hole Pipe Strap, Galvanized Steel (Cooper B-Line B3180)	17.81	7.60
			<i>For Work In Restricted Working Space, Add</i>	4.34	
23 05 29 00-0299	EA		2-1/2" Standard Two Hole Pipe Strap, Galvanized Steel (Cooper B-Line B3180)	21.52	7.60
			<i>For Work In Restricted Working Space, Add</i>	4.65	
23 05 29 00-0300	EA		3" Standard Two Hole Pipe Strap, Galvanized Steel (Cooper B-Line B3180)	27.25	7.60
			<i>For Work In Restricted Working Space, Add</i>	5.00	
23 05 29 00-0301	EA		4" Standard Two Hole Pipe Strap, Galvanized Steel (Cooper B-Line B3180)	32.24	9.76
			<i>For Work In Restricted Working Space, Add</i>	5.86	
23 05 29 00-0302	EA		6" Standard Two Hole Pipe Strap, Galvanized Steel (Cooper B-Line B3180)	39.23	10.85
			<i>For Work In Restricted Working Space, Add</i>	6.51	
23 05 29 00-0303	EA		8" Standard Two Hole Pipe Strap, Galvanized Steel (Cooper B-Line B3180)	48.56	11.93
			<i>For Work In Restricted Working Space, Add</i>	7.16	
23 05 29 00-0304			Two Hole Copper-Clad Pipe Straps <small>(23 05 29 00-0291)</small>		
23 05 29 00-0305	EA		1/2" Two Hole Copper-Clad Pipe Strap	6.06	
			<i>For Work In Restricted Working Space, Add</i>	1.63	
23 05 29 00-0306	EA		3/4" Two Hole Copper-Clad Pipe Strap	6.44	
			<i>For Work In Restricted Working Space, Add</i>	1.71	
23 05 29 00-0307	EA		1" Two Hole Copper-Clad Pipe Strap	7.27	
			<i>For Work In Restricted Working Space, Add</i>	1.79	
23 05 29 00-0308	EA		1-1/4" Two Hole Copper-Clad Pipe Strap	8.14	
			<i>For Work In Restricted Working Space, Add</i>	1.87	
23 05 29 00-0309	EA		1-1/2" Two Hole Copper-Clad Pipe Strap	8.77	
			<i>For Work In Restricted Working Space, Add</i>	1.95	
23 05 29 00-0310	EA		2" Two Hole Copper-Clad Pipe Strap	9.52	
			<i>For Work In Restricted Working Space, Add</i>	2.12	
23 05 29 00-0311			One Hole Galvanized Steel Pipe Straps <small>(23 05 29 00-0291)</small>		
23 05 29 00-0312	EA		1/2" One Hole Galvanized Steel Pipe Strap (Anvil 185D)	2.64	
			<i>For Work In Restricted Working Space, Add</i>	0.54	
23 05 29 00-0313	EA		3/4" One Hole Galvanized Steel Pipe Strap (Anvil 185D)	3.12	
			<i>For Work In Restricted Working Space, Add</i>	0.58	
23 05 29 00-0314	EA		1" One Hole Galvanized Steel Pipe Strap (Anvil 185D)	3.36	
			<i>For Work In Restricted Working Space, Add</i>	0.63	
23 05 29 00-0315	EA		1-1/4" Galvanized Steel Strap, 1 Hole	3.61	
			<i>For Work In Restricted Working Space, Add</i>	0.68	
23 05 29 00-0316	EA		1-1/2" Galvanized Steel Strap, 1 Hole	3.88	
			<i>For Work In Restricted Working Space, Add</i>	0.74	
23 05 29 00-0317	EA		2" Galvanized Steel Strap, 1 Hole	4.32	
			<i>For Work In Restricted Working Space, Add</i>	0.81	
23 05 29 00-0318			Standard Two Hole Pipe Strap, Zinc Coated Steel (Cooper B-Line B-2400 Or Tripac 2STR) <small>(23 05 29 00-0291)</small>		
			Note: Designed for supporting pipe runs from strut supports.		
23 05 29 00-0319	EA		1/2" Standard Two Hole Pipe Strap, Zinc Coated Steel (Cooper B-Line B2400-1/2ZN)	42.94	17.36
			Note: Designed for supporting pipe runs from strut supports.		
			<i>For Work In Restricted Working Space, Add</i>	10.41	
23 05 29 00-0320	EA		3/4" Standard Two Hole Pipe Strap, Zinc Coated Steel (Cooper B-Line B2400-3/4ZN)	46.56	18.98
			Note: Designed for supporting pipe runs from strut supports.		
			<i>For Work In Restricted Working Space, Add</i>	11.39	
23 05 29 00-0321	EA		1" Standard Two Hole Pipe Strap, Zinc Coated Steel (Cooper B-Line B2400-1ZN)	50.31	20.61
			Note: Designed for supporting pipe runs from strut supports.		
			<i>For Work In Restricted Working Space, Add</i>	12.36	
23 05 29 00-0322	EA		1-1/4" Standard Two Hole Pipe Strap, Zinc Coated Steel (Cooper B-Line B2400-11/4ZN)	54.09	22.23
			Note: Designed for supporting pipe runs from strut supports.		
			<i>For Work In Restricted Working Space, Add</i>	13.34	
23 05 29 00-0323	EA		1-1/2" Standard Two Hole Pipe Strap, Zinc Coated Steel (Cooper B-Line B2400-11/2ZN)	58.68	23.86
			Note: Designed for supporting pipe runs from strut supports.		
			<i>For Work In Restricted Working Space, Add</i>	14.32	
23 05 29 00-0324	EA		2" Standard Two Hole Pipe Strap, Zinc Coated Steel (Cooper B-Line B2400-2ZN)	66.94	26.03
			Note: Designed for supporting pipe runs from strut supports.		
			<i>For Work In Restricted Working Space, Add</i>	15.62	
23 05 29 00-0325	EA		2-1/2" Standard Two Hole Pipe Strap, Zinc Coated Steel (Cooper B-Line B2400-21/2ZN)	73.95	28.74
			Note: Designed for supporting pipe runs from strut supports.		
			<i>For Work In Restricted Working Space, Add</i>	17.24	
23 05 29 00-0326	EA		3" Standard Two Hole Pipe Strap, Zinc Coated Steel (Cooper B-Line B2400-3ZN)	81.14	31.99
			Note: Designed for supporting pipe runs from strut supports.		
			<i>For Work In Restricted Working Space, Add</i>	19.20	
23 05 29 00-0327	EA		3-1/2" Standard Two Hole Pipe Strap, Zinc Coated Steel (Cooper B-Line B2400-31/2ZN)	81.78	31.99
			Note: Designed for supporting pipe runs from strut supports.		
			<i>For Work In Restricted Working Space, Add</i>	19.20	
23 05 29 00-0328	EA		4" Standard Two Hole Pipe Strap, Zinc Coated Steel (Cooper B-Line B2400-4ZN)	95.04	37.41
			Note: Designed for supporting pipe runs from strut supports.		
			<i>For Work In Restricted Working Space, Add</i>	22.45	
23 05 29 00-0329	EA		5" Standard Two Hole Pipe Strap, Zinc Coated Steel (Cooper B-Line B2400-5ZN)	113.07	43.39
			Note: Designed for supporting pipe runs from strut supports.		
			<i>For Work In Restricted Working Space, Add</i>	25.70	
23 05 29 00-0330	EA		6" Standard Two Hole Pipe Strap, Zinc Coated Steel (Cooper B-Line B2400-6ZN)	127.24	48.26
			Note: Designed for supporting pipe runs from strut supports.		
			<i>For Work In Restricted Working Space, Add</i>	28.96	



MINOR CSI UOM DESCRIPTION	TOTAL DIRECT UNIT COST	DEMOLITION UNIT COST
23 05 29 00-0331 EA 8" Standard Two Hole Pipe Strap, Zinc Coated Steel (Cooper B-Line B2400-8AN).....	153.77	58.57
Note: Designed for supporting pipe runs from strut supports.		
For Work In Restricted Working Space, Add	35.14	
23 05 29 00-0332 EA 10" Standard Two Hole Pipe Strap, Zinc Coated Steel (Cooper B-Line B2400-10AN).....	182.43	68.33
Note: Designed for supporting pipe runs from strut supports.		
For Work In Restricted Working Space, Add	41.00	
23 05 29 00-0333 EA 12" Standard Two Hole Pipe Strap, Zinc Coated Steel (Cooper B-Line B2400-12AN).....	206.76	75.91
Note: Designed for supporting pipe runs from strut supports.		
For Work In Restricted Working Space, Add	45.55	
23 05 29 00-0334 Standard Two Hole Pipe Strap, Stainless Steel (Cooper B-Line B-2400) (23 05 29 00-0291)		
23 05 29 00-0335 EA 1/2" Standard Two Hole Pipe Strap, 304 Stainless Steel (Cooper B-Line B2400-1/2SS4).....	58.93	17.36
For Work In Restricted Working Space, Add	10.41	
23 05 29 00-0336 EA 3/4" Standard Two Hole Pipe Strap, 304 Stainless Steel (Cooper B-Line B2400-3/4SS4).....	63.22	19.52
For Work In Restricted Working Space, Add	11.39	
23 05 29 00-0337 EA 1" Standard Two Hole Pipe Strap, 304 Stainless Steel (Cooper B-Line B2400-1SS4).....	66.53	20.61
For Work In Restricted Working Space, Add	12.36	
23 05 29 00-0338 EA 1-1/4" Standard Two Hole Pipe Strap, 304 Stainless Steel (Cooper B-Line B2400-11/4SS4).....	76.56	22.78
For Work In Restricted Working Space, Add	13.34	
23 05 29 00-0339 EA 1-1/2" Standard Two Hole Pipe Strap, 304 Stainless Steel (Cooper B-Line B2400-11/2SS4).....	76.21	23.86
For Work In Restricted Working Space, Add	14.32	
23 05 29 00-0340 EA 2" Standard Two Hole Pipe Strap, 304 Stainless Steel (Cooper B-Line B2400-2SS4).....	93.27	26.03
For Work In Restricted Working Space, Add	15.62	
23 05 29 00-0341 EA 2-1/2" Standard Two Hole Pipe Strap, 304 Stainless Steel (Cooper B-Line B2400-21/2SS4).....	88.76	23.86
For Work In Restricted Working Space, Add	13.99	
23 05 29 00-0342 EA 3" Standard Two Hole Pipe Strap, 304 Stainless Steel (Cooper B-Line B2400-3SS4).....	107.97	32.54
For Work In Restricted Working Space, Add	19.20	
23 05 29 00-0343 EA 3-1/2" Standard Two Hole Pipe Strap, 304 Stainless Steel (Cooper B-Line B2400-31/2SS4).....	119.17	34.70
For Work In Restricted Working Space, Add	20.82	
23 05 29 00-0344 EA 4" Standard Two Hole Pipe Strap, 304 Stainless Steel (Cooper B-Line B2400-4SS4).....	133.08	37.96
For Work In Restricted Working Space, Add	22.45	
23 05 29 00-0345 EA 5" Standard Two Hole Pipe Strap, 304 Stainless Steel (Cooper B-Line B2400-5SS4).....	170.27	43.39
For Work In Restricted Working Space, Add	25.70	
23 05 29 00-0346 EA 6" Standard Two Hole Pipe Strap, 304 Stainless Steel (Cooper B-Line B2400-6SS4).....	186.97	48.81
For Work In Restricted Working Space, Add	28.96	
23 05 29 00-0347 EA 8" Standard Two Hole Pipe Strap, 304 Stainless Steel (Cooper B-Line B2400-8SS4).....	232.98	58.57
For Work In Restricted Working Space, Add	35.14	
23 05 29 00-0348 EA 10" Standard Two Hole Pipe Strap, 304 Stainless Steel (Cooper B-Line B2400-10SS4).....	270.38	68.33
For Work In Restricted Working Space, Add	41.00	
23 05 29 00-0349 EA 12" Standard Two Hole Pipe Strap, 304 Stainless Steel (Cooper B-Line B2400-12SS4).....	479.06	75.91
For Work In Restricted Working Space, Add	45.55	
23 05 29 00-0350 EA 14" Standard Two Hole Pipe Strap, 304 Stainless Steel (Cooper B-Line B2400-14SS4).....	357.57	83.51
For Work In Restricted Working Space, Add	50.11	
23 05 29 00-0351 Pipe and Equipment Support Brackets (23 05 29 00-0001)		
23 05 29 00-0352 Pipe and Equipment Supports, Light Duty Welded Steel Bracket (Cooper B-Line B3068) (23 05 29 00-0351)		
Note: Up to 750# load.		
23 05 29 00-0353 EA 9" x 9" Light Duty Welded Steel Bracket, Wall Mounted (Cooper B-Line B3068).....	108.12	11.98
For Work In Restricted Working Space, Add	7.19	
For Galvanized, Add	16.83	
23 05 29 00-0354 EA 13" x 13" Light Duty Welded Steel Bracket, Wall Mounted (Cooper B-Line B3068).....	109.66	11.98
For Work In Restricted Working Space, Add	7.19	
For Galvanized, Add	17.14	
23 05 29 00-0355 EA 19" x 19" Light Duty Welded Steel Bracket, Wall Mounted (Cooper B-Line B3068).....	115.75	11.98
For Work In Restricted Working Space, Add	7.19	
For Galvanized, Add	18.36	
23 05 29 00-0356 Pipe and Equipment Supports, Medium Duty Welded Steel Bracket (Cooper B-Line B3066) (23 05 29 00-0351)		
Note: Up to 1500# load.		
23 05 29 00-0357 EA 12" Wide x 18" Deep Medium Duty Welded Steel Bracket, Wall Mounted (Cooper B-Line B3066).....	256.81	11.98
For Work In Restricted Working Space, Add	7.19	
For Galvanized, Add	46.57	
23 05 29 00-0358 EA 18" Wide x 24" Deep Medium Duty Welded Steel Bracket, Wall Mounted (Cooper B-Line B3066).....	300.58	11.98
For Work In Restricted Working Space, Add	7.19	
For Galvanized, Add	55.32	
23 05 29 00-0359 EA 24" Wide x 30" Deep Medium Duty Welded Steel Bracket, Wall Mounted (Cooper B-Line B3066).....	389.84	11.98
For Work In Restricted Working Space, Add	7.19	
For Galvanized, Add	73.17	
23 05 29 00-0360 Pipe Alignment Guide (23 05 29 00-0001)		
23 05 29 00-0361 Pipe Alignment Guide, 1" Insulation (23 05 29 00-0360)		
23 05 29 00-0362 EA 1/2" Diameter Pipe Alignment Guide, 1" Insulation (Cooper B-Line B3281-1/2).....	783.96	18.98
23 05 29 00-0363 EA 3/4" Diameter Pipe Alignment Guide, 1" Insulation (Cooper B-Line B3281-3/4).....	784.95	19.47
23 05 29 00-0364 EA 1" Diameter Pipe Alignment Guide, 1" Insulation (Cooper B-Line B3281-1).....	785.95	19.98
23 05 29 00-0365 EA 1-1/4" Diameter Pipe Alignment Guide, 1" Insulation (Cooper B-Line B3281-1-1/4).....	786.95	20.48

23 Heating, Ventilating, and Air-Conditioning (HVAC)

23 05 Common Work Results for HVAC

23 05 29 Hangers and Supports for HVAC Piping and Equipment



MINOR	CSI	UOM	DESCRIPTION	TOTAL DIRECT UNIT COST	DEMOLITION UNIT COST
-------	-----	-----	-------------	------------------------	----------------------

23 05 29 00-0366	EA		1-1/2" Diameter Pipe Alignment Guide, 1" Insulation (Cooper B-Line B3281-1-1/2).....	860.61	20.97
23 05 29 00-0367	EA		2" Diameter Pipe Alignment Guide, 1" Insulation (Cooper B-Line B3281-2).....	875.91	22.97
23 05 29 00-0368	EA		2-1/2" Diameter Pipe Alignment Guide, 1" Insulation (Cooper B-Line B3281-2-1/2).....	877.40	23.73
23 05 29 00-0369	EA		3" Diameter Pipe Alignment Guide, 1" Insulation (Cooper B-Line B3281-3).....	878.90	24.47
23 05 29 00-0370	EA		4" Diameter Pipe Alignment Guide, 1" Insulation (Cooper B-Line B3281-4).....	930.10	25.97
23 05 29 00-0371	EA		5" Diameter Pipe Alignment Guide, 1" Insulation (Cooper B-Line B3281-5).....	1,080.91	32.96
23 05 29 00-0372	EA		6" Diameter Pipe Alignment Guide, 1" Insulation (Cooper B-Line B3281-6).....	1,094.89	39.95
23 05 29 00-0373	EA		8" Diameter Pipe Alignment Guide, 1" Insulation (Cooper B-Line B3281-8).....	1,227.19	49.94
23 05 29 00-0374	EA		10" Diameter Pipe Alignment Guide, 1" Insulation (Cooper B-Line B3281-10).....	2,314.25	59.93
23 05 29 00-0375	EA		12" Diameter Pipe Alignment Guide, 1" Insulation (Cooper B-Line B3281-12).....	3,537.84	79.90
23 05 29 00-0376	EA		14" Diameter Pipe Alignment Guide, 1" Insulation (Cooper B-Line B3281-14).....	4,351.35	99.88
23 05 29 00-0377	EA		16" Diameter Pipe Alignment Guide, 1" Insulation (Cooper B-Line B3281-16).....	5,247.27	111.86
23 05 29 00-0378	EA		18" Diameter Pipe Alignment Guide, 1" Insulation (Cooper B-Line B3281-18).....	5,653.77	124.85
23 05 29 00-0379	EA		20" Diameter Pipe Alignment Guide, 1" Insulation (Cooper B-Line B3281-20).....	5,994.48	142.88
23 05 29 00-0380	EA		24" Diameter Pipe Alignment Guide, 1" Insulation (Cooper B-Line B3281-24).....	7,594.89	149.82

23 05 29 00-0381 Pipe Alignment Guide, 1-1/2" Insulation (23 05 29 00-0360)

23 05 29 00-0382	EA		1/2" Diameter Pipe Alignment Guide, 1-1/2" Insulation (Cooper B-Line B3282-1/2).....	784.95	19.47
23 05 29 00-0383	EA		3/4" Diameter Pipe Alignment Guide, 1-1/2" Insulation (Cooper B-Line B3282-3/4).....	858.61	19.98
23 05 29 00-0384	EA		1" Diameter Pipe Alignment Guide, 1-1/2" Insulation (Cooper B-Line B3282-1).....	859.61	20.48
23 05 29 00-0385	EA		1-1/4" Diameter Pipe Alignment Guide, 1-1/2" Insulation (Cooper B-Line B3282-1-1/4).....	860.61	20.97
23 05 29 00-0386	EA		1-1/2" Diameter Pipe Alignment Guide, 1-1/2" Insulation (Cooper B-Line B3282-1-1/2).....	861.61	21.48
23 05 29 00-0387	EA		2" Diameter Pipe Alignment Guide, 1-1/2" Insulation (Cooper B-Line B3282-2).....	876.91	23.47
23 05 29 00-0388	EA		2-1/2" Diameter Pipe Alignment Guide, 1-1/2" Insulation (Cooper B-Line B3282-2-1/2).....	878.40	24.22
23 05 29 00-0389	EA		3" Diameter Pipe Alignment Guide, 1-1/2" Insulation (Cooper B-Line B3282-3).....	928.10	24.97
23 05 29 00-0390	EA		4" Diameter Pipe Alignment Guide, 1-1/2" Insulation (Cooper B-Line B3282-4).....	931.09	26.47
23 05 29 00-0391	EA		5" Diameter Pipe Alignment Guide, 1-1/2" Insulation (Cooper B-Line B3282-5).....	1,082.41	33.71
23 05 29 00-0392	EA		6" Diameter Pipe Alignment Guide, 1-1/2" Insulation (Cooper B-Line B3282-6).....	1,096.89	40.95
23 05 29 00-0393	EA		8" Diameter Pipe Alignment Guide, 1-1/2" Insulation (Cooper B-Line B3282-8).....	1,229.69	51.19
23 05 29 00-0394	EA		10" Diameter Pipe Alignment Guide, 1-1/2" Insulation (Cooper B-Line B3282-10).....	2,317.24	61.43
23 05 29 00-0395	EA		12" Diameter Pipe Alignment Guide, 1-1/2" Insulation (Cooper B-Line B3282-12).....	3,541.83	81.90
23 05 29 00-0396	EA		14" Diameter Pipe Alignment Guide, 1-1/2" Insulation (Cooper B-Line B3282-14).....	4,356.34	102.38
23 05 29 00-0397	EA		16" Diameter Pipe Alignment Guide, 1-1/2" Insulation (Cooper B-Line B3282-16).....	5,253.27	114.86
23 05 29 00-0398	EA		18" Diameter Pipe Alignment Guide, 1-1/2" Insulation (Cooper B-Line B3282-18).....	5,659.76	127.85
23 05 29 00-0399	EA		20" Diameter Pipe Alignment Guide, 1-1/2" Insulation (Cooper B-Line B3282-20).....	6,001.48	146.32
23 05 29 00-0400	EA		24" Diameter Pipe Alignment Guide, 1-1/2" Insulation (Cooper B-Line B3282-24).....	7,602.38	153.56

23 05 29 00-0401 Pipe Alignment Guide, 2" Insulation (23 05 29 00-0360)

23 05 29 00-0402	EA		1/2" Diameter Pipe Alignment Guide, 2" Insulation (Cooper B-Line B3283-1/2).....	858.61	19.98
23 05 29 00-0403	EA		3/4" Diameter Pipe Alignment Guide, 2" Insulation (Cooper B-Line B3283-3/4).....	870.91	20.48
23 05 29 00-0404	EA		1" Diameter Pipe Alignment Guide, 2" Insulation (Cooper B-Line B3283-1).....	871.91	20.97
23 05 29 00-0405	EA		1-1/4" Diameter Pipe Alignment Guide, 2" Insulation (Cooper B-Line B3283-1-1/4).....	872.91	21.48
23 05 29 00-0406	EA		1-1/2" Diameter Pipe Alignment Guide, 2" Insulation (Cooper B-Line B3283-1-1/2).....	873.90	21.97
23 05 29 00-0407	EA		2" Diameter Pipe Alignment Guide, 2" Insulation (Cooper B-Line B3283-2).....	926.10	23.97
23 05 29 00-0408	EA		2-1/2" Diameter Pipe Alignment Guide, 2" Insulation (Cooper B-Line B3283-2-1/2).....	928.10	24.97
23 05 29 00-0409	EA		3" Diameter Pipe Alignment Guide, 2" Insulation (Cooper B-Line B3283-3).....	929.35	25.59
23 05 29 00-0410	EA		4" Diameter Pipe Alignment Guide, 2" Insulation (Cooper B-Line B3283-4).....	1,068.92	26.97
23 05 29 00-0411	EA		5" Diameter Pipe Alignment Guide, 2" Insulation (Cooper B-Line B3283-5).....	1,083.91	34.46
23 05 29 00-0412	EA		6" Diameter Pipe Alignment Guide, 2" Insulation (Cooper B-Line B3283-6).....	1,211.21	41.95
23 05 29 00-0413	EA		8" Diameter Pipe Alignment Guide, 2" Insulation (Cooper B-Line B3283-8).....	1,356.57	52.44
23 05 29 00-0414	EA		10" Diameter Pipe Alignment Guide, 2" Insulation (Cooper B-Line B3283-10).....	2,320.23	62.92
23 05 29 00-0415	EA		12" Diameter Pipe Alignment Guide, 2" Insulation (Cooper B-Line B3283-12).....	3,545.83	83.90
23 05 29 00-0416	EA		14" Diameter Pipe Alignment Guide, 2" Insulation (Cooper B-Line B3283-14).....	4,361.34	104.87
23 05 29 00-0417	EA		16" Diameter Pipe Alignment Guide, 2" Insulation (Cooper B-Line B3283-16).....	5,259.03	117.74
23 05 29 00-0418	EA		18" Diameter Pipe Alignment Guide, 2" Insulation (Cooper B-Line B3283-18).....	5,666.25	131.09
23 05 29 00-0419	EA		20" Diameter Pipe Alignment Guide, 2" Insulation (Cooper B-Line B3283-20).....	6,008.47	149.82
23 05 29 00-0420	EA		24" Diameter Pipe Alignment Guide, 2" Insulation (Cooper B-Line B3283-24).....	7,609.87	157.31

23 05 29 00-0421 Pipe Alignment Guide, 2-1/2" Insulation (23 05 29 00-0360)

23 05 29 00-0422	EA		1/2" Diameter Pipe Alignment Guide, 2-1/2" Insulation (Cooper B-Line B3284-1/2).....	870.91	20.48
23 05 29 00-0423	EA		3/4" Diameter Pipe Alignment Guide, 2-1/2" Insulation (Cooper B-Line B3284-3/4).....	920.11	20.97
23 05 29 00-0424	EA		1" Diameter Pipe Alignment Guide, 2-1/2" Insulation (Cooper B-Line B3284-1).....	921.11	21.48
23 05 29 00-0425	EA		1-1/4" Diameter Pipe Alignment Guide, 2-1/2" Insulation (Cooper B-Line B3284-1-1/4).....	922.10	21.97
23 05 29 00-0426	EA		1-1/2" Diameter Pipe Alignment Guide, 2-1/2" Insulation (Cooper B-Line B3284-1-1/2).....	923.10	22.48
23 05 29 00-0427	EA		2" Diameter Pipe Alignment Guide, 2-1/2" Insulation (Cooper B-Line B3284-2).....	927.10	24.47
23 05 29 00-0428	EA		2-1/2" Diameter Pipe Alignment Guide, 2-1/2" Insulation (Cooper B-Line B3284-2-1/2).....	929.35	25.59
23 05 29 00-0429	EA		3" Diameter Pipe Alignment Guide, 2-1/2" Insulation (Cooper B-Line B3284-3).....	1,067.43	26.21
23 05 29 00-0430	EA		4" Diameter Pipe Alignment Guide, 2-1/2" Insulation (Cooper B-Line B3284-4).....	1,069.92	27.46
23 05 29 00-0431	EA		5" Diameter Pipe Alignment Guide, 2-1/2" Insulation (Cooper B-Line B3284-5).....	1,197.23	34.95
23 05 29 00-0432	EA		6" Diameter Pipe Alignment Guide, 2-1/2" Insulation (Cooper B-Line B3284-6).....	1,213.20	42.95
23 05 29 00-0433	EA		8" Diameter Pipe Alignment Guide, 2-1/2" Insulation (Cooper B-Line B3284-8).....	2,301.76	53.69
23 05 29 00-0434	EA		10" Diameter Pipe Alignment Guide, 2-1/2" Insulation (Cooper B-Line B3284-10).....	3,506.88	64.42
23 05 29 00-0435	EA		12" Diameter Pipe Alignment Guide, 2-1/2" Insulation (Cooper B-Line B3284-12).....	4,323.38	85.89
23 05 29 00-0436	EA		14" Diameter Pipe Alignment Guide, 2-1/2" Insulation (Cooper B-Line B3284-14).....	4,367.11	107.37
23 05 29 00-0437	EA		16" Diameter Pipe Alignment Guide, 2-1/2" Insulation (Cooper B-Line B3284-16).....	5,265.25	120.85
23 05 29 00-0438	EA		18" Diameter Pipe Alignment Guide, 2-1/2" Insulation (Cooper B-Line B3284-18).....	5,672.74	134.34
23 05 29 00-0439	EA		20" Diameter Pipe Alignment Guide, 2-1/2" Insulation (Cooper B-Line B3284-20).....	6,015.96	153.56
23 05 29 00-0440	EA		24" Diameter Pipe Alignment Guide, 2-1/2" Insulation (Cooper B-Line B3284-24).....	7,617.86	161.30



MINOR	CSI	UOM	DESCRIPTION	TOTAL DIRECT UNIT COST	DEMOLITION UNIT COST
23 05 29 00-0441			Pipe Alignment Guide, 3" Insulation (23 05 29 00-0360)		
23 05 29 00-0442	EA		1/2" Diameter Pipe Alignment Guide, 3" Insulation (Cooper B-Line B3285-1/2)	920.11	20.97
23 05 29 00-0443	EA		3/4" Diameter Pipe Alignment Guide, 3" Insulation (Cooper B-Line B3285-3/4)	921.11	21.48
23 05 29 00-0444	EA		1" Diameter Pipe Alignment Guide, 3" Insulation (Cooper B-Line B3285-1)	922.10	21.97
23 05 29 00-0445	EA		1-1/4" Diameter Pipe Alignment Guide, 3" Insulation (Cooper B-Line B3285-1-1/4)	923.10	22.48
23 05 29 00-0446	EA		1-1/2" Diameter Pipe Alignment Guide, 3" Insulation (Cooper B-Line B3285-1-1/2)	924.11	22.97
23 05 29 00-0447	EA		2" Diameter Pipe Alignment Guide, 3" Insulation (Cooper B-Line B3285-2)	1,064.93	24.97
23 05 29 00-0448	EA		2-1/2" Diameter Pipe Alignment Guide, 3" Insulation (Cooper B-Line B3285-2-1/2)	1,067.43	26.21
23 05 29 00-0449	EA		3" Diameter Pipe Alignment Guide, 3" Insulation (Cooper B-Line B3285-3)	1,068.92	26.97
23 05 29 00-0450	EA		4" Diameter Pipe Alignment Guide, 3" Insulation (Cooper B-Line B3285-4)	1,183.64	28.17
23 05 29 00-0451	EA		5" Diameter Pipe Alignment Guide, 3" Insulation (Cooper B-Line B3285-5)	1,199.22	35.96
23 05 29 00-0452	EA		6" Diameter Pipe Alignment Guide, 3" Insulation (Cooper B-Line B3285-6)	1,339.60	43.94
23 05 29 00-0453	EA		8" Diameter Pipe Alignment Guide, 3" Insulation (Cooper B-Line B3285-8)	2,304.26	54.93
23 05 29 00-0454	EA		10" Diameter Pipe Alignment Guide, 3" Insulation (Cooper B-Line B3285-10)	3,509.87	65.92
23 05 29 00-0455	EA		12" Diameter Pipe Alignment Guide, 3" Insulation (Cooper B-Line B3285-12)	4,327.37	87.90
23 05 29 00-0456	EA		14" Diameter Pipe Alignment Guide, 3" Insulation (Cooper B-Line B3285-14)	4,372.11	109.87
23 05 29 00-0457	EA		16" Diameter Pipe Alignment Guide, 3" Insulation (Cooper B-Line B3285-16)	5,271.24	123.85
23 05 29 00-0458	EA		18" Diameter Pipe Alignment Guide, 3" Insulation (Cooper B-Line B3285-18)	5,678.74	137.33
23 05 29 00-0459	EA		20" Diameter Pipe Alignment Guide, 3" Insulation (Cooper B-Line B3285-20)	6,023.45	157.31
23 05 29 00-0460	EA		24" Diameter Pipe Alignment Guide, 3" Insulation (Cooper B-Line B3285-24)	7,625.85	165.30
23 05 29 00-0461			Pipe Alignment Guide, 3-1/2" Insulation (23 05 29 00-0360)		
23 05 29 00-0462	EA		1/2" Diameter Pipe Alignment Guide, 3-1/2" Insulation (Cooper B-Line B3286-1/2)	921.11	21.48
23 05 29 00-0463	EA		3/4" Diameter Pipe Alignment Guide, 3-1/2" Insulation (Cooper B-Line B3286-3/4)	1,058.93	21.97
23 05 29 00-0464	EA		1" Diameter Pipe Alignment Guide, 3-1/2" Insulation (Cooper B-Line B3286-1)	1,059.93	22.48
23 05 29 00-0465	EA		1-1/4" Diameter Pipe Alignment Guide, 3-1/2" Insulation (Cooper B-Line B3286-1-1/4)	1,060.94	22.97
23 05 29 00-0466	EA		1-1/2" Diameter Pipe Alignment Guide, 3-1/2" Insulation (Cooper B-Line B3286-1-1/2)	1,061.94	23.47
23 05 29 00-0467	EA		2" Diameter Pipe Alignment Guide, 3-1/2" Insulation (Cooper B-Line B3286-2)	1,066.18	25.59
23 05 29 00-0468	EA		2-1/2" Diameter Pipe Alignment Guide, 3-1/2" Insulation (Cooper B-Line B3286-2-1/2)	1,068.72	26.87
23 05 29 00-0469	EA		3" Diameter Pipe Alignment Guide, 3-1/2" Insulation (Cooper B-Line B3286-3)	1,182.59	27.65
23 05 29 00-0470	EA		4" Diameter Pipe Alignment Guide, 3-1/2" Insulation (Cooper B-Line B3286-4)	1,185.24	28.97
23 05 29 00-0471	EA		5" Diameter Pipe Alignment Guide, 3-1/2" Insulation (Cooper B-Line B3286-5)	1,325.61	36.96
23 05 29 00-0472	EA		6" Diameter Pipe Alignment Guide, 3-1/2" Insulation (Cooper B-Line B3286-6)	2,284.28	44.94
23 05 29 00-0473	EA		8" Diameter Pipe Alignment Guide, 3-1/2" Insulation (Cooper B-Line B3286-8)	3,490.40	56.18
23 05 29 00-0474	EA		10" Diameter Pipe Alignment Guide, 3-1/2" Insulation (Cooper B-Line B3286-10)	4,287.51	67.57
23 05 29 00-0475	EA		12" Diameter Pipe Alignment Guide, 3-1/2" Insulation (Cooper B-Line B3286-12)	5,203.32	89.89
23 05 29 00-0476	EA		14" Diameter Pipe Alignment Guide, 3-1/2" Insulation (Cooper B-Line B3286-14)	5,248.77	112.61
23 05 29 00-0477	EA		16" Diameter Pipe Alignment Guide, 3-1/2" Insulation (Cooper B-Line B3286-16)	5,675.70	126.84
23 05 29 00-0478	EA		18" Diameter Pipe Alignment Guide, 3-1/2" Insulation (Cooper B-Line B3286-18)	5,990.49	140.83
23 05 29 00-0479	EA		20" Diameter Pipe Alignment Guide, 3-1/2" Insulation (Cooper B-Line B3286-20)	7,616.86	160.81
23 05 29 00-0480			Pipe Alignment Guide, 4" Insulation (23 05 29 00-0360)		
23 05 29 00-0481	EA		1/2" Diameter Pipe Alignment Guide, 4" Insulation (Cooper B-Line B3287-1/2)	1,058.93	21.97
23 05 29 00-0482	EA		3/4" Diameter Pipe Alignment Guide, 4" Insulation (Cooper B-Line B3287-3/4)	1,059.93	22.48
23 05 29 00-0483	EA		1" Diameter Pipe Alignment Guide, 4" Insulation (Cooper B-Line B3287-1)	1,060.94	22.97
23 05 29 00-0484	EA		1-1/4" Diameter Pipe Alignment Guide, 4" Insulation (Cooper B-Line B3287-1-1/4)	1,061.94	23.47
23 05 29 00-0485	EA		1-1/2" Diameter Pipe Alignment Guide, 4" Insulation (Cooper B-Line B3287-1-1/2)	1,062.93	23.97
23 05 29 00-0486	EA		2" Diameter Pipe Alignment Guide, 4" Insulation (Cooper B-Line B3287-2)	1,179.75	26.21
23 05 29 00-0487	EA		2-1/2" Diameter Pipe Alignment Guide, 4" Insulation (Cooper B-Line B3287-2-1/2)	1,182.24	27.46
23 05 29 00-0488	EA		3" Diameter Pipe Alignment Guide, 4" Insulation (Cooper B-Line B3287-3)	1,183.94	28.31
23 05 29 00-0489	EA		4" Diameter Pipe Alignment Guide, 4" Insulation (Cooper B-Line B3287-4)	1,311.12	29.71
23 05 29 00-0490	EA		5" Diameter Pipe Alignment Guide, 4" Insulation (Cooper B-Line B3287-5)	2,270.29	37.96
23 05 29 00-0491	EA		6" Diameter Pipe Alignment Guide, 4" Insulation (Cooper B-Line B3287-6)	2,286.28	45.95
23 05 29 00-0492	EA		8" Diameter Pipe Alignment Guide, 4" Insulation (Cooper B-Line B3287-8)	3,492.89	57.43
23 05 29 00-0493	EA		10" Diameter Pipe Alignment Guide, 4" Insulation (Cooper B-Line B3287-10)	4,291.20	69.41
23 05 29 00-0494	EA		12" Diameter Pipe Alignment Guide, 4" Insulation (Cooper B-Line B3287-12)	5,207.82	92.14
23 05 29 00-0495	EA		14" Diameter Pipe Alignment Guide, 4" Insulation (Cooper B-Line B3287-14)	5,633.80	114.86
23 05 29 00-0496	EA		16" Diameter Pipe Alignment Guide, 4" Insulation (Cooper B-Line B3287-16)	5,968.52	129.84
23 05 29 00-0497	EA		18" Diameter Pipe Alignment Guide, 4" Insulation (Cooper B-Line B3287-18)	7,584.90	144.82
23 05 29 00-0498			Sway Bracing For No Hub Pipe (23 05 29 00-0001)		
23 05 29 00-0499	EA		1-1/2" Sway Bracing	153.09	13.18
			<i>For Work In Restricted Working Space, Add</i>	7.89	
23 05 29 00-0500	EA		2" Sway Bracing	157.57	13.88
			<i>For Work In Restricted Working Space, Add</i>	8.33	
23 05 29 00-0501	EA		3" Sway Bracing	163.05	14.68
			<i>For Work In Restricted Working Space, Add</i>	8.81	
23 05 29 00-0502	EA		4" Sway Bracing	185.08	16.68
			<i>For Work In Restricted Working Space, Add</i>	9.99	
23 05 29 00-0503	EA		6" Sway Bracing	271.29	24.97
			<i>For Work In Restricted Working Space, Add</i>	14.98	
23 05 29 00-0504	EA		8" Sway Bracing	298.81	31.16
			<i>For Work In Restricted Working Space, Add</i>	18.73	
23 05 29 00-0505	EA		10" Sway Bracing	333.75	41.65
			<i>For Work In Restricted Working Space, Add</i>	24.97	



MINOR
CSI UOM DESCRIPTION

TOTAL DIRECT DEMOLITION
UNIT COST UNIT COST

23 05 29 00-0506 Pipe Stand With Adjustable Saddle (Cooper B-Line B3088T-18 Base, B3093 Adjustable Pipe Saddle) (23 05 29 00-0001)
 Note: Heights listed is total for base and adjustable saddle

23 05 29 00-0507	EA	23" to 28" High Pipe Stand With Adjustable Saddle For 1-1/4" Pipe (Cooper B-Line B3088T-18 Base, With B3093 Adjustable Pipe Saddle)	339.98	9.99
		<i>For Work In Restricted Working Space, Add</i>	5.99	
23 05 29 00-0508	EA	24" to 29" High Pipe Stand With Adjustable Saddle For 1-1/2" Pipe (Cooper B-Line B3088T-18 Base, With B3093 Adjustable Pipe Saddle)	347.34	10.99
		<i>For Work In Restricted Working Space, Add</i>	6.59	
23 05 29 00-0509	EA	24" to 29" High Pipe Stand With Adjustable Saddle For 2" Pipe (Cooper B-Line B3088T-18 Base, With B3093 Adjustable Pipe Saddle)	690.17	12.49
		<i>For Work In Restricted Working Space, Add</i>	7.49	
23 05 29 00-0510	EA	24" to 29" High Pipe Stand With Adjustable Saddle For 2-1/2" Pipe (Cooper B-Line B3088T-18 Base, With B3093 Adjustable Pipe Saddle)	844.42	13.98
		<i>For Work In Restricted Working Space, Add</i>	8.39	
23 05 29 00-0511	EA	24" to 29" High Pipe Stand With Adjustable Saddle For 3" Pipe (Cooper B-Line B3088T-18 Base, With B3093 Adjustable Pipe Saddle)	854.77	15.48
		<i>For Work In Restricted Working Space, Add</i>	9.29	
23 05 29 00-0512	EA	25" to 29" High Pipe Stand With Adjustable Saddle For 3-1/2" Pipe (Cooper B-Line B3088T-18 Base, With B3093 Adjustable Pipe Saddle)	939.66	17.48
		<i>For Work In Restricted Working Space, Add</i>	10.49	
23 05 29 00-0513	EA	25" to 30" High Pipe Stand With Adjustable Saddle For 4" Pipe (Cooper B-Line B3088T-18 Base, With B3093 Adjustable Pipe Saddle)	1,121.77	18.98
		<i>For Work In Restricted Working Space, Add</i>	11.39	
23 05 29 00-0514	EA	25" to 30" High Pipe Stand With Adjustable Saddle For 5" Pipe (Cooper B-Line B3088T-18 Base, With B3093 Adjustable Pipe Saddle)	1,134.46	20.48
		<i>For Work In Restricted Working Space, Add</i>	12.29	
23 05 29 00-0515	EA	26" to 31" High Pipe Stand With Adjustable Saddle For 6" Pipe (Cooper B-Line B3088T-18 Base, With B3093 Adjustable Pipe Saddle)	1,150.66	22.48
		<i>For Work In Restricted Working Space, Add</i>	13.48	
23 05 29 00-0516	EA	28" to 33" High Pipe Stand With Adjustable Saddle For 8" Pipe (Cooper B-Line B3088T-18 Base, With B3093 Adjustable Pipe Saddle)	1,197.75	24.47
		<i>For Work In Restricted Working Space, Add</i>	14.68	
23 05 29 00-0517	EA	29" to 34" High Pipe Stand With Adjustable Saddle For 10" Pipe (Cooper B-Line B3088T-18 Base, With B3093 Adjustable Pipe Saddle)	1,282.65	26.97
		<i>For Work In Restricted Working Space, Add</i>	16.18	
23 05 29 00-0518	EA	30" to 35" High Pipe Stand With Adjustable Saddle For 12" Pipe (Cooper B-Line B3088T-18 Base, With B3093 Adjustable Pipe Saddle)	1,320.07	29.96
		<i>For Work In Restricted Working Space, Add</i>	17.98	
23 05 29 00-0519	EA	32" to 37" High Pipe Stand With Adjustable Saddle For 14" Pipe (Cooper B-Line B3088T-18 Base, With B3093 Adjustable Pipe Saddle)	1,610.26	32.96
		<i>For Work In Restricted Working Space, Add</i>	19.78	
23 05 29 00-0520	EA	33" to 38" High Pipe Stand With Adjustable Saddle For 16" Pipe (Cooper B-Line B3088T-18 Base, With B3093 Adjustable Pipe Saddle)	1,755.79	36.96
		<i>For Work In Restricted Working Space, Add</i>	22.17	
23 05 29 00-0521	EA	35" to 40" High Pipe Stand With Adjustable Saddle For 18" Pipe (Cooper B-Line B3088T-18 Base, With B3093 Adjustable Pipe Saddle)	2,484.41	40.95
		<i>For Work In Restricted Working Space, Add</i>	24.57	
23 05 29 00-0522	EA	36" to 41" High Pipe Stand With Adjustable Saddle For 20" Pipe (Cooper B-Line B3088T-18 Base, With B3093 Adjustable Pipe Saddle)	3,062.14	44.94
		<i>For Work In Restricted Working Space, Add</i>	26.97	
23 05 29 00-0523	EA	39" to 44" High Pipe Stand With Adjustable Saddle For 24" Pipe (Cooper B-Line B3088T-18 Base, With B3093 Adjustable Pipe Saddle)	3,677.04	48.94
		<i>For Work In Restricted Working Space, Add</i>	29.36	

23 05 29 00-0524 Channel Mounted Cushion Clamp (23 05 29 00-0001)
 Note: Includes fastening into channel.

23 05 29 00-0525	EA	1/2" Channel Mounted Cushion Clamp For 3/8" Pipe (Cooper B-Line BVT050)	12.02	4.50
23 05 29 00-0526	EA	5/8" Channel Mounted Cushion Clamp For 1/2" Pipe (Cooper B-Line BVT062)	12.67	4.99
23 05 29 00-0527	EA	7/8" Channel Mounted Cushion Clamp For 3/4" Pipe (Cooper B-Line BVT087)	14.03	5.24
23 05 29 00-0528	EA	1-1/8" Channel Mounted Cushion Clamp For 1" Pipe (Cooper B-Line BVT112)	15.02	5.49
23 05 29 00-0529	EA	1-3/8" Channel Mounted Cushion Clamp For 1-1/4" Pipe (Cooper B-Line BVT137)	16.77	6.00
23 05 29 00-0530	EA	1-5/8" Channel Mounted Cushion Clamp For 1-1/2" Pipe (Cooper B-Line BVT162)	18.74	6.24
23 05 29 00-0531	EA	2-1/8" Channel Mounted Cushion Clamp For 2" Pipe (Cooper B-Line BVT212)	23.66	6.49
23 05 29 00-0532	EA	2-5/8" Channel Mounted Cushion Clamp For 2-1/2" Pipe (Cooper B-Line BVT262)	26.16	6.99
23 05 29 00-0533	EA	3-1/8" Channel Mounted Cushion Clamp For 3" Pipe (Cooper B-Line BVT312)	32.16	7.99
23 05 29 00-0534	EA	4-1/8" Channel Mounted Cushion Clamp For 4" Pipe (Cooper B-Line BVT412)	48.74	8.99

23 05 29 00-0535 Galvanized Steel Cushion Tube Clamp (KMC) (23 05 29 00-0001)
 Note: Excludes fastening bolt and drilling if necessary.

23 05 29 00-0536	EA	1/2" Vinyl Coated Galvanized Cushion Tube Clamp, 1/2" Width For 3/8" Pipe	3.79	
		Note: 19/32" Center To Center Length, 9/32" Hole Diameter For Screw		
23 05 29 00-0537	EA	1/2" Vinyl Coated Galvanized Cushion Tube Clamp, 3/4" Width For 3/8" Pipe	3.92	
		Note: 23/32" Center To Center Length, 13/32" Hole Diameter For Screw		
23 05 29 00-0538	EA	5/8" Vinyl Coated Galvanized Cushion Tube Clamp, 1/2" Width For 1/2" Pipe	4.01	
		Note: 23/32" Center To Center Length, 9/32" Hole Diameter For Screw		
23 05 29 00-0539	EA	5/8" Vinyl Coated Galvanized Cushion Tube Clamp, 3/4" Width For 1/2" Pipe	4.22	
		Note: 27/32" Center To Center Length, 13/32" Hole Diameter For Screw		
23 05 29 00-0540	EA	7/8" Vinyl Coated Galvanized Cushion Tube Clamp, 1/2" Width For 3/4" Pipe	3.97	
		Note: 27/32" Center To Center Length, 9/32" Hole Diameter For Screw		



MINOR CSI UOM DESCRIPTION	TOTAL DIRECT UNIT COST	DEMOLITION UNIT COST
23 05 29 00-0541 EA 7/8" Vinyl Coated Galvanized Cushion Tube Clamp, 3/4" Width For 3/4" Pipe.....	4.35	
23 05 29 00-0542 EA 1-1/8" Vinyl Coated Galvanized Cushion Tube Clamp, 1/2" Width For 1" Pipe	4.12	
23 05 29 00-0543 EA 1-1/8" Vinyl Coated Galvanized Cushion Tube Clamp, 3/4" Width For 1" Pipe	4.59	
23 05 29 00-0544 EA 1-1/8" Vinyl Coated Galvanized Cushion Tube Clamp, 1" Width For 1" Pipe	4.61	
23 05 29 00-0545 EA 1-3/8" Vinyl Coated Galvanized Cushion Tube Clamp, 1/2" Width For 1-1/4" Pipe	4.33	
23 05 29 00-0546 EA 1-3/8" Vinyl Coated Galvanized Cushion Tube Clamp, 3/4" Width For 1-1/4" Pipe	4.55	
23 05 29 00-0547 EA 1-3/8" Vinyl Coated Galvanized Cushion Tube Clamp, 1" Width For 1-1/4" Pipe	5.21	
23 05 29 00-0548 EA 1-5/8" Vinyl Coated Galvanized Cushion Tube Clamp, 1/2" Width For 1-1/2" Pipe	4.57	
23 05 29 00-0549 EA 1-5/8" Vinyl Coated Galvanized Cushion Tube Clamp, 3/4" Width For 1-1/2" Pipe	5.00	
23 05 29 00-0550 EA 1-5/8" Vinyl Coated Galvanized Cushion Tube Clamp, 1" Width For 1-1/2" Pipe	5.71	
23 05 29 00-0551 EA 2-1/8" Vinyl Coated Galvanized Cushion Tube Clamp, 1/2" Width For 2" Pipe	5.77	
23 05 29 00-0552 EA 2-1/8" Vinyl Coated Galvanized Cushion Tube Clamp, 3/4" Width For 2" Pipe	6.16	
23 05 29 00-0553 EA 2-1/8" Vinyl Coated Galvanized Cushion Tube Clamp, 1" Width For 2" Pipe	6.94	
23 05 29 00-0554 EA 2-5/8" Vinyl Coated Galvanized Cushion Tube Clamp, 1/2" Width For 2-1/2" Pipe	7.17	
23 05 29 00-0555 EA 2-5/8" Vinyl Coated Galvanized Cushion Tube Clamp, 3/4" Width For 2-1/2" Pipe	8.34	
23 05 29 00-0556 EA 2-5/8" Vinyl Coated Galvanized Cushion Tube Clamp, 1" Width For 2-1/2" Pipe	8.42	
23 05 29 00-0557 EA 3-1/8" Vinyl Coated Galvanized Cushion Tube Clamp, 1/2" Width For 3" Pipe	7.41	
23 05 29 00-0558 EA 3-1/8" Vinyl Coated Galvanized Cushion Tube Clamp, 3/4" Width For 3" Pipe	8.34	
23 05 29 00-0559 EA 3-1/8" Vinyl Coated Galvanized Cushion Tube Clamp, 1" Width For 3" Pipe	8.90	
23 05 29 00-0560 EA 3-5/8" Vinyl Coated Galvanized Cushion Tube Clamp, 1/2" Width For 3-1/2" Pipe	7.71	
23 05 29 00-0561 EA 3-5/8" Vinyl Coated Galvanized Cushion Tube Clamp, 3/4" Width For 3-1/2" Pipe	8.27	
23 05 29 00-0562 EA 3-5/8" Vinyl Coated Galvanized Cushion Tube Clamp, 1" Width For 3-1/2" Pipe	10.45	
23 05 29 00-0563 EA 4" Vinyl Coated Galvanized Cushion Tube Clamp, 1/2" Width For 4" Pipe.....	7.65	
23 05 29 00-0564 EA 4" Vinyl Coated Galvanized Cushion Tube Clamp, 3/4" Width For 4" Pipe.....	8.47	
23 05 29 00-0565 EA 4" Vinyl Coated Galvanized Cushion Tube Clamp, 1" Width For 4" Pipe.....	10.92	
23 05 29 00-0566 Rooftop Pipe Supports (23 05 29 00-0001) Note: Excludes pipe/conduit clamps and straps.		
23 05 29 00-0567 Rooftop Support Base (23 05 29 00-0566)		
23 05 29 00-0568 EA 4" x 6" x 4.8" Rooftop Support Base (Cooper B-Line Dura-Blok DBM).....	42.97	8.13
23 05 29 00-0569 EA 4" x 6" x 9.6" Rooftop Support Base (Cooper B-Line Dura-Blok DBP).....	60.21	10.85
23 05 29 00-0570 Rooftop Support Base With 14 Gauge Galvanized Channel (23 05 29 00-0566)		
23 05 29 00-0571 EA 5" x 6" x 4.8" Rooftop Support Base With 14 Gauge Galvanized Channel (Cooper B-Line Dura-Blok DB5).....	49.62	8.13
23 05 29 00-0572 EA 5" x 6" x 9.6" Rooftop Support Base With 14 Gauge Galvanized Channel (Cooper B-Line Dura-Blok DB10).....	71.01	10.85
23 05 29 00-0573 EA 5" x 6" x 20.2" Rooftop Support Base With 14 Gauge Galvanized Channel (Cooper B-Line Dura-Blok DB20).....	135.75	13.56
23 05 29 00-0574 EA 5" x 6" x 30.8" Rooftop Support Base With 14 Gauge Galvanized Channel (Cooper B-Line Dura-Blok DB30).....	189.38	16.27
23 05 29 00-0575 EA 5" x 6" x 41.4" Rooftop Support Base With 14 Gauge Galvanized Channel (Cooper B-Line Dura-Blok DB40).....	264.79	18.98
23 05 29 00-0576 EA 5" x 6" x 52" Rooftop Support Base With 14 Gauge Galvanized Channel (Cooper B-Line Dura-Blok DB48).....	278.06	21.69
23 05 29 00-0577 Rooftop Support Base With 12 Gauge Galvanized Channel (23 05 29 00-0566)		
23 05 29 00-0578 EA 6-7/16" x 6" x 9.6" Rooftop Support Base With 12 Gauge Galvanized Channel (Cooper B-Line Dura-Blok DB610).....	88.66	10.85
23 05 29 00-0579 EA 6-7/16" x 6" x 20.2" Support Base With 14 Gauge Galvanized Channel (Cooper B-Line Dura-Blok DB620).....	143.63	13.56
23 05 29 00-0580 EA 6-7/16" x 6" x 30.8" Rooftop Support Base With 12 Gauge Galvanized Channel (Cooper B-Line Dura-Blok DB630).....	192.54	16.27
23 05 29 00-0581 EA 6-7/16" x 6" x 41.4" Rooftop Support Base With 12 Gauge Galvanized Channel (Cooper B-Line Dura-Blok DB640).....	264.96	18.98
23 05 29 00-0582 EA 6-7/16" x 6" x 52" Rooftop Support Base With 12 Gauge Galvanized Channel (Cooper B-Line Dura-Blok DB648).....	301.72	16.27
23 05 29 00-0583 Rooftop Bridge Support Base With 12 Gauge Galvanized Channel (23 05 29 00-0566)		
23 05 29 00-0584 EA 5-5/8" x 6" x 28" Rooftop Bridge Support Base With 12 Gauge Galvanized Channel (Cooper B-Line Dura-Blok DB10-28).....	149.87	16.27
23 05 29 00-0585 EA 5-5/8" x 6" x 36" Rooftop Bridge Support Base With 12 Gauge Galvanized Channel (Cooper B-Line Dura-Blok DB10-36).....	170.36	18.98

23 Heating, Ventilating, and Air-Conditioning (HVAC)

23 05 Common Work Results for HVAC

23 05 29 Hangers and Supports for HVAC Piping and Equipment



MINOR	CSI	UOM	DESCRIPTION	TOTAL DIRECT UNIT COST	DEMOLITION UNIT COST
23 05 29 00-0586	EA		5-5/8" x 6" x 42" Rooftop Bridge Support Base With 12 Gauge Galvanized Channel (Cooper B-Line Dura-Blok DB10-42).....	175.72	21.69
23 05 29 00-0587	EA		5-5/8" x 6" x 50" Rooftop Bridge Support Base With 12 Gauge Galvanized Channel (Cooper B-Line Dura-Blok DB10-50).....	191.87	24.40
23 05 29 00-0588	EA		5-5/8" x 6" x 60" Rooftop Bridge Support Base With 12 Gauge Galvanized Channel (Cooper B-Line Dura-Blok DB10-60).....	248.50	27.12
23 05 29 00-0589			Rooftop Pipe Support Base And Rod (23 05 29 00-0566)		
23 05 29 00-0590	EA		9.69" To 11.19" Height Rooftop Pipe Support Base And Rod (Cooper B-Line Dura-Blok DBM-1/2CT).....	109.56	10.85
23 05 29 00-0591	EA		9.84" To 11.34" Height Rooftop Pipe Support Base And Rod (Cooper B-Line Dura-Blok DBM-3/4CT).....	109.56	10.85
23 05 29 00-0592	EA		9.95" To 11.45" Height Rooftop Pipe Support Base And Rod (Cooper B-Line Dura-Blok DBM-1CT).....	110.22	10.85
23 05 29 00-0593	EA		10.13" To 11.63" Height Rooftop Pipe Support Base And Rod (Cooper B-Line Dura-Blok DBM-1-1/4CT).....	116.33	13.56
23 05 29 00-0594	EA		10.28" To 11.78" Height Rooftop Pipe Support Base And Rod (Cooper B-Line Dura-Blok DBM-1-1/2CT).....	111.50	13.56
23 05 29 00-0595	EA		10.53" To 12.03" Height Rooftop Pipe Support Base And Rod (Cooper B-Line Dura-Blok DBM-2CT).....	117.70	13.56
23 05 29 00-0596			Rooftop Support Base With 14 Gauge Galvanized Channel And Fixed Height Roller Assembly (23 05 29 00-0566)		
23 05 29 00-0597	EA		7.09" x 6" x 9.6" Rooftop Support Base With 14 Gauge Galvanized Channel And Fixed Height Roller Assembly (Cooper B-Line Dura-Blok DBR2-3 1/2).....	141.19	10.85
23 05 29 00-0598	EA		7.09" x 6" x 9.6" Rooftop Support Base With 14 Gauge Galvanized Channel And Fixed Height Roller Assembly (Cooper B-Line Dura-Blok DBR4-6).....	158.53	10.85
23 05 29 00-0599	EA		8.34" x 6" x 20.2" Rooftop Support Base With 14 Gauge Galvanized Channel And Fixed Height Roller Assembly (Cooper B-Line Dura-Blok DBR8-10).....	208.29	13.56
23 05 29 00-0600	EA		9.38" x 6" x 20.2" Rooftop Support Base With 14 Gauge Galvanized Channel And Fixed Height Roller Assembly (Cooper B-Line Dura-Blok DBR12-14).....	279.18	13.56
23 05 29 00-0601	EA		9.78" x 6" x 20.2" Rooftop Support Base With 14 Gauge Galvanized Channel And Fixed Height Roller Assembly (Cooper B-Line Dura-Blok DBR16-20).....	384.46	13.56
23 05 29 00-0602			Rooftop Support Base And Adjustable Height Roller Assembly (23 05 29 00-0566) Note: Includes base, two zinc all threaded rod risers and pipe roller.		
23 05 29 00-0603	EA		Up To 12" Height, 6" x 9.6" Rooftop Support Base And Adjustable Height Roller Assembly (Cooper B-Line Dura-Blok DBR10-12).....	173.89	16.27
23 05 29 00-0604			Rooftop Support Base And Adjustable Height Channel Assembly (23 05 29 00-0566) Note: Includes base, two zinc all threaded rod and 14 gauge slotted channel.		
23 05 29 00-0605	EA		Up To 8" Height, 6" x 9.6" Rooftop Support Base And Adjustable Height Channel Assembly (Cooper B-Line Dura-Blok DBE10-8).....	111.82	13.56
23 05 29 00-0606	EA		Up To 12" Height, 6" x 9.6" Rooftop Support Base And Adjustable Height Channel Assembly (Cooper B-Line Dura-Blok DBE10-12).....	154.07	16.27
23 05 29 00-0607	EA		Up To 16" Height, 6" x 9.6" Rooftop Support Base And Adjustable Height Channel Assembly (Cooper B-Line Dura-Blok DBE10-16).....	171.16	18.98
23 05 29 00-0608			Rooftop Support Bases With Channel Support And Risers Assembly (23 05 29 00-0566) Note: Includes two support bases, two 12 gauge galvanized channel risers and one 12 gauge galvanized channel support. Dimensions are "overall" (height x width x length).		
23 05 29 00-0609	EA		23" x 25-5/8" x 20.2" Rooftop Support Bases With Channel Support And Risers Assembly (Cooper B-Line Dura-Blok DB2318DS).....	431.57	21.69
23 05 29 00-0610	EA		29" x 25-5/8" x 20.2" Rooftop Support Bases With Channel Support And Risers Assembly (Cooper B-Line Dura-Blok DB2918DS).....	436.56	21.69
23 05 29 00-0611	EA		41" x 25-5/8" x 20.2" Rooftop Support Bases With Channel Support And Risers Assembly (Cooper B-Line Dura-Blok DB4118DS).....	454.06	21.69
23 05 29 00-0612	EA		53" x 25-5/8" x 20.2" Rooftop Support Bases With Channel Support And Risers Assembly (Cooper B-Line Dura-Blok DB5318DS).....	494.24	21.69
23 05 29 00-0613	EA		23" x 31-5/8" x 20.2" Rooftop Support Bases With Channel Support And Risers Assembly (Cooper B-Line Dura-Blok DB2324DS).....	422.66	21.69
23 05 29 00-0614	EA		29" x 31-5/8" x 20.2" Rooftop Support Bases With Channel Support And Risers Assembly (Cooper B-Line Dura-Blok DB2924DS).....	439.41	21.69
23 05 29 00-0615	EA		41" x 31-5/8" x 20.2" Rooftop Support Bases With Channel Support And Risers Assembly (Cooper B-Line Dura-Blok DB4124DS).....	456.91	21.69
23 05 29 00-0616	EA		53" x 31-5/8" x 20.2" Rooftop Support Bases With Channel Support And Risers Assembly (Cooper B-Line Dura-Blok DB5324DS).....	497.08	21.69
23 05 29 00-0617	EA		23" x 43-5/8" x 20.2" Rooftop Support Bases With Channel Support And Risers Assembly (Cooper B-Line Dura-Blok DB2336DS).....	442.57	21.69
23 05 29 00-0618	EA		29" x 43-5/8" x 20.2" Rooftop Support Bases With Channel Support And Risers Assembly (Cooper B-Line Dura-Blok DB2936DS).....	448.41	21.69
23 05 29 00-0619	EA		41" x 43-5/8" x 20.2" Rooftop Support Bases With Channel Support And Risers Assembly (Cooper B-Line Dura-Blok DB4136DS).....	465.58	21.69
23 05 29 00-0620	EA		53" x 43-5/8" x 20.2" Rooftop Support Bases With Channel Support And Risers Assembly (Cooper B-Line Dura-Blok DB5336DS).....	505.92	21.69
23 05 29 00-0621	EA		23" x 55-5/8" x 20.2" Rooftop Support Bases With Channel Support And Risers Assembly (Cooper B-Line Dura-Blok DB2348DS).....	462.91	21.69
23 05 29 00-0622	EA		29" x 55-5/8" x 20.2" Rooftop Support Bases With Channel Support And Risers Assembly (Cooper B-Line Dura-Blok DB2948DS).....	468.24	21.69
23 05 29 00-0623	EA		41" x 55-5/8" x 20.2" Rooftop Support Bases With Channel Support And Risers Assembly (Cooper B-Line Dura-Blok DB4148DS).....	485.40	21.69
23 05 29 00-0624	EA		53" x 55-5/8" x 20.2" Rooftop Support Bases With Channel Support And Risers Assembly (Cooper B-Line Dura-Blok DB5348DS).....	525.74	21.69



	MINOR CSI UOM DESCRIPTION		TOTAL DIRECT UNIT COST	DEMOLITION UNIT COST
23 05 29 00-0625	Threaded Rod, Accessories And Attachments (23 05 29)			
23 05 29 00-0626	Threaded Rod And Rod Accessories (23 05 29 00-0625)			
23 05 29 00-0627	Threaded Rod (23 05 29 00-0626) Note: Fully threaded.			
23 05 29 00-0628	LF 3/8" Diameter, Plain Finish Steel, Low Carbon Threaded Rod	3.16	0.68
	For Work In Restricted Working Space, Add		0.41	
	For Galvanized, Add		0.72	
	For Zinc Plated, Add		0.51	
23 05 29 00-0629	LF 1/2" Diameter, Plain Finish Steel, Low Carbon Threaded Rod	4.30	0.73
	For Work In Restricted Working Space, Add		0.43	
	For Galvanized, Add		1.14	
	For Zinc Plated, Add		0.82	
23 05 29 00-0630	LF 5/8" Diameter, Plain Finish Steel, Low Carbon Threaded Rod	5.93	0.75
	For Work In Restricted Working Space, Add		0.45	
	For Galvanized, Add		1.77	
	For Zinc Plated, Add		1.26	
23 05 29 00-0631	LF 3/4" Diameter, Plain Finish Steel, Low Carbon Threaded Rod	9.59	0.77
	For Work In Restricted Working Space, Add		0.46	
	For Galvanized, Add		3.22	
	For Zinc Plated, Add		2.29	
23 05 29 00-0632	LF 7/8" Diameter, Plain Finish Steel, Low Carbon Threaded Rod	10.44	0.80
	For Work In Restricted Working Space, Add		0.48	
	For Galvanized, Add		3.54	
	For Zinc Plated, Add		2.52	
23 05 29 00-0633	LF 1" Diameter, Plain Finish Steel, Low Carbon Threaded Rod	14.23	0.90
	For Work In Restricted Working Space, Add		0.54	
	For Galvanized, Add		4.97	
	For Zinc Plated, Add		3.54	
23 05 29 00-0634	LF 1-1/8" Diameter, Plain Finish Steel, Low Carbon Threaded Rod	17.68	1.01
	For Work In Restricted Working Space, Add		0.60	
	For Galvanized, Add		6.27	
	For Zinc Plated, Add		4.47	
23 05 29 00-0635	Rod Couplings (23 05 29 00-0626)			
23 05 29 00-0636	EA 3/8" Diameter, Threaded Rod Coupling Nut	7.92	
	For Work In Restricted Working Space, Add		2.00	
23 05 29 00-0637	EA 1/2" Diameter, Threaded Rod Coupling Nut	8.98	
	For Work In Restricted Working Space, Add		2.22	
23 05 29 00-0638	EA 5/8" Diameter, Threaded Rod Coupling Nut	11.13	
	For Work In Restricted Working Space, Add		2.50	
23 05 29 00-0639	EA 3/4" Diameter, Threaded Rod Coupling Nut	13.47	
	For Work In Restricted Working Space, Add		2.73	
23 05 29 00-0640	EA 7/8" Diameter, Threaded Rod Coupling Nut	19.42	
	For Work In Restricted Working Space, Add		3.00	
23 05 29 00-0641	EA 1" Diameter, Threaded Rod Coupling Nut	23.03	
	For Work In Restricted Working Space, Add		3.53	
23 05 29 00-0642	EA 1-1/8" Diameter, Threaded Rod Coupling Nut	43.16	
	For Work In Restricted Working Space, Add		4.00	
23 05 29 00-0643	Flat Washers (23 05 29 00-0626) Note: Zinc plated.			
23 05 29 00-0644	EA 3/8" Inside Diameter, Zinc Plated Steel, Low Carbon Flat Washer	0.56	0.22
	For Work In Restricted Working Space, Add		0.14	
	For Galvanized, Add		0.03	
23 05 29 00-0645	EA 1/2" Inside Diameter, Zinc Plated Steel, Low Carbon Flat Washer	0.75	0.22
	For Work In Restricted Working Space, Add		0.15	
	For Galvanized, Add		0.06	
23 05 29 00-0646	EA 5/8" Inside Diameter, Zinc Plated Steel, Low Carbon Flat Washer	1.06	0.32
	For Work In Restricted Working Space, Add		0.18	
	For Galvanized, Add		0.12	
23 05 29 00-0647	EA 3/4" Inside Diameter, Zinc Plated Steel, Low Carbon Flat Washer	1.44	0.32
	For Work In Restricted Working Space, Add		0.23	
	For Galvanized, Add		0.17	
23 05 29 00-0648	EA 7/8" Inside Diameter, Zinc Plated Steel, Low Carbon Flat Washer	1.70	0.43
	For Work In Restricted Working Space, Add		0.27	
	For Galvanized, Add		0.20	
23 05 29 00-0649	EA 1" Inside Diameter, Zinc Plated Steel, Low Carbon Flat Washer	1.98	0.43
	For Work In Restricted Working Space, Add		0.30	
	For Galvanized, Add		0.24	
23 05 29 00-0650	EA 1-1/8" Inside Diameter, Zinc Plated Steel, Low Carbon Flat Washer	2.22	0.54
	For Work In Restricted Working Space, Add		0.34	
	For Galvanized, Add		0.27	
23 05 29 00-0651	Hex Nuts (23 05 29 00-0626) Note: Grade 2 and zinc plated.			
23 05 29 00-0652	EA 3/8" Diameter, Zinc Plated Steel, Low Carbon/Grade 2 Hex Nut	0.70	0.27
	For Work In Restricted Working Space, Add		0.18	
	For Galvanized, Add		0.02	

23 Heating, Ventilating, and Air-Conditioning (HVAC)

23 05 Common Work Results for HVAC

23 05 29 Hangers and Supports for HVAC Piping and Equipment



MINOR	CSI	UOM	DESCRIPTION	TOTAL DIRECT UNIT COST	DEMOLITION UNIT COST
23 05 29 00-0653	EA		1/2" Diameter, Zinc Plated Steel, Low Carbon/Grade 2 Hex Nut <i>For Work In Restricted Working Space, Add</i> <i>For Galvanized, Add</i>	0.88 0.20 0.05	0.27
23 05 29 00-0654	EA		5/8" Diameter, Zinc Plated Steel, Low Carbon/Grade 2 Hex Nut <i>For Work In Restricted Working Space, Add</i> <i>For Galvanized, Add</i>	1.18 0.22 0.12	0.27
23 05 29 00-0655	EA		3/4" Diameter, Zinc Plated Steel, Low Carbon/Grade 2 Hex Nut <i>For Work In Restricted Working Space, Add</i> <i>For Galvanized, Add</i>	1.38 0.23 0.16	0.54
23 05 29 00-0656	EA		7/8" Diameter, Zinc Plated Steel, Low Carbon/Grade 2 Hex Nut <i>For Work In Restricted Working Space, Add</i> <i>For Galvanized, Add</i>	1.97 0.24 0.29	0.54
23 05 29 00-0657	EA		1" Diameter, Zinc Plated Steel, Low Carbon/Grade 2 Hex Nut <i>For Work In Restricted Working Space, Add</i> <i>For Galvanized, Add</i>	2.49 0.27 0.40	0.54
23 05 29 00-0658	EA		1-1/8" Diameter, Zinc Plated Steel, Low Carbon/Grade 2 Hex Nut <i>For Work In Restricted Working Space, Add</i> <i>For Galvanized, Add</i>	4.00 0.30 0.75	0.54
23 05 29 00-0659			Turnbuckle (Cooper B-Line B3202) (23 05 29 00-0626) Note: Type 13.		
23 05 29 00-0660	EA		3/8" Turnbuckle (Cooper B-Line B3202) <i>For Work In Restricted Working Space, Add</i>	24.65 3.26	5.42
23 05 29 00-0661	EA		1/2" Turnbuckle (Cooper B-Line B3202) <i>For Work In Restricted Working Space, Add</i>	29.08 3.62	5.96
23 05 29 00-0662	EA		5/8" Turnbuckle (Cooper B-Line B3202) <i>For Work In Restricted Working Space, Add</i>	31.37 4.07	6.51
23 05 29 00-0663	EA		3/4" Turnbuckle (Cooper B-Line B3202) <i>For Work In Restricted Working Space, Add</i>	39.35 4.65	7.60
23 05 29 00-0664	EA		7/8" Turnbuckle (Cooper B-Line B3202) <i>For Work In Restricted Working Space, Add</i>	50.77 5.42	8.13
23 05 29 00-0665	EA		1" Turnbuckle (Cooper B-Line B3202) <i>For Work In Restricted Working Space, Add</i>	62.96 6.51	8.68
23 05 29 00-0666	EA		1-1/8" Turnbuckle (Cooper B-Line B3202) <i>For Work In Restricted Working Space, Add</i>	87.11 8.14	9.77
23 05 29 00-0667			Swivel Turnbuckle (Cooper B-Line B3224) (23 05 29 00-0626) Note: Type 15.		
23 05 29 00-0668	EA		3/8" Swivel Turnbuckle (Cooper B-Line B3224) <i>For Work In Restricted Working Space, Add</i>	15.89 3.26	5.42
23 05 29 00-0669	EA		1/2" Swivel Turnbuckle (Cooper B-Line B3224) <i>For Work In Restricted Working Space, Add</i>	18.34 3.62	6.07
23 05 29 00-0670	EA		5/8" Swivel Turnbuckle (Cooper B-Line B3224) <i>For Work In Restricted Working Space, Add</i>	24.12 4.07	6.73
23 05 29 00-0671	EA		3/4" Swivel Turnbuckle (Cooper B-Line B3224) <i>For Work In Restricted Working Space, Add</i>	29.07 4.65	7.70
23 05 29 00-0672			Forged Steel Clevis (Cooper B-Line B3201) (23 05 29 00-0626) Note: Type 14.		
23 05 29 00-0673	EA		3-9/16" Forged Steel Clevis With Pin, 3/8" To 5/8" Rod Size (Cooper B-Line B3201) <i>For Work In Restricted Working Space, Add</i>	80.43 5.99	9.99
23 05 29 00-0674	EA		4" Forged Steel Clevis With Pin, 3/4" To 7/8" Rod Size (Cooper B-Line B3201) <i>For Work In Restricted Working Space, Add</i>	117.93 6.31	10.49
23 05 29 00-0675	EA		5-1/16" Forged Steel Clevis With Pin, 1" Rod Size (Cooper B-Line B3201) <i>For Work In Restricted Working Space, Add</i>	127.50 6.66	10.99
23 05 29 00-0676	EA		5-1/16" Forged Steel Clevis With Pin, 1-1/8" Rod Size (Cooper B-Line B3201) <i>For Work In Restricted Working Space, Add</i>	132.81 7.05	11.98
23 05 29 00-0677	EA		5-1/16" Forged Steel Clevis With Pin, 1-1/4" Rod Size (Cooper B-Line B3201) <i>For Work In Restricted Working Space, Add</i>	139.95 7.99	13.49
23 05 29 00-0678	EA		6" Forged Steel Clevis With Pin, 1-1/2" Rod Size (Cooper B-Line B3201) <i>For Work In Restricted Working Space, Add</i>	232.40 10.49	17.48
23 05 29 00-0679	EA		5-15/16" Forged Steel Clevis With Pin, 1-3/4" Rod Size (Cooper B-Line B3201) <i>For Work In Restricted Working Space, Add</i>	252.41 11.99	19.98
23 05 29 00-0680	EA		7" Forged Steel Clevis With Pin, 2" Rod Size (Cooper B-Line B3201) <i>For Work In Restricted Working Space, Add</i>	297.81 14.98	24.97
23 05 29 00-0681			Welded Eye Rod (Cooper B-Line B3211) (23 05 29 00-0626)		
23 05 29 00-0682	EA		3/8" Diameter x 8" Length Shank, Welded Eye Rod <i>For Work In Restricted Working Space, Add</i>	24.49 3.53	5.85
23 05 29 00-0683	EA		3/8" Diameter x 10" Length Shank, Welded Eye Rod <i>For Work In Restricted Working Space, Add</i>	25.27 3.59	5.96
23 05 29 00-0684	EA		3/8" Diameter x 12" Length Shank, Welded Eye Rod <i>For Work In Restricted Working Space, Add</i>	26.03 3.66	6.07
23 05 29 00-0685	EA		3/8" Diameter x 14" Length Shank, Welded Eye Rod <i>For Work In Restricted Working Space, Add</i>	26.26 3.73	6.19
23 05 29 00-0686	EA		3/8" Diameter x 18" Length Shank, Welded Eye Rod <i>For Work In Restricted Working Space, Add</i>	27.81 3.86	6.40
23 05 29 00-0687	EA		3/8" Diameter x 24" Length Shank, Welded Eye Rod <i>For Work In Restricted Working Space, Add</i>	29.62 4.07	6.83



MINOR CSI UOM DESCRIPTION	TOTAL DIRECT UNIT COST	DEMOLITION UNIT COST
23 05 29 00-0688 EA 3/8" Diameter x 30" Length Shank, Welded Eye Rod <i>For Work In Restricted Working Space, Add</i>	30.84 4.27	7.16
23 05 29 00-0689 EA 3/8" Diameter x 36" Length Shank, Welded Eye Rod <i>For Work In Restricted Working Space, Add</i>	33.18 4.47	7.48
23 05 29 00-0690 EA 3/8" Diameter x 42" Length Shank, Welded Eye Rod <i>For Work In Restricted Working Space, Add</i>	34.95 4.68	7.81
23 05 29 00-0691 EA 3/8" Diameter x 48" Length Shank, Welded Eye Rod <i>For Work In Restricted Working Space, Add</i>	36.75 4.88	8.13
23 05 29 00-0692 EA 1/2" Diameter x 8" Length Shank, Welded Eye Rod <i>For Work In Restricted Working Space, Add</i>	32.37 3.90	6.51
23 05 29 00-0693 EA 1/2" Diameter x 10" Length Shank, Welded Eye Rod <i>For Work In Restricted Working Space, Add</i>	33.16 3.98	6.62
23 05 29 00-0694 EA 1/2" Diameter x 12" Length Shank, Welded Eye Rod <i>For Work In Restricted Working Space, Add</i>	33.96 4.04	6.73
23 05 29 00-0695 EA 1/2" Diameter x 14" Length Shank, Welded Eye Rod <i>For Work In Restricted Working Space, Add</i>	34.76 4.12	6.83
23 05 29 00-0696 EA 1/2" Diameter x 18" Length Shank, Welded Eye Rod <i>For Work In Restricted Working Space, Add</i>	36.34 4.26	7.05
23 05 29 00-0697 EA 1/2" Diameter x 24" Length Shank, Welded Eye Rod <i>For Work In Restricted Working Space, Add</i>	39.27 4.48	7.49
23 05 29 00-0698 EA 1/2" Diameter x 30" Length Shank, Welded Eye Rod <i>For Work In Restricted Working Space, Add</i>	41.67 4.70	7.81
23 05 29 00-0699 EA 1/2" Diameter x 36" Length Shank, Welded Eye Rod <i>For Work In Restricted Working Space, Add</i>	44.60 4.91	8.13
23 05 29 00-0700 EA 1/2" Diameter x 42" Length Shank, Welded Eye Rod <i>For Work In Restricted Working Space, Add</i>	46.96 5.13	8.58
23 05 29 00-0701 EA 1/2" Diameter x 48" Length Shank, Welded Eye Rod <i>For Work In Restricted Working Space, Add</i>	49.36 5.35	8.90
23 05 29 00-0702 EA 5/8" Diameter x 8" Length Shank, Welded Eye Rod <i>For Work In Restricted Working Space, Add</i>	43.33 4.37	7.27
23 05 29 00-0703 EA 5/8" Diameter x 10" Length Shank, Welded Eye Rod <i>For Work In Restricted Working Space, Add</i>	44.67 4.44	7.38
23 05 29 00-0704 EA 5/8" Diameter x 12" Length Shank, Welded Eye Rod <i>For Work In Restricted Working Space, Add</i>	46.04 4.52	7.49
23 05 29 00-0705 EA 5/8" Diameter x 14" Length Shank, Welded Eye Rod <i>For Work In Restricted Working Space, Add</i>	46.85 4.59	7.70
23 05 29 00-0706 EA 5/8" Diameter x 18" Length Shank, Welded Eye Rod <i>For Work In Restricted Working Space, Add</i>	49.01 4.74	7.92
23 05 29 00-0707 EA 5/8" Diameter x 24" Length Shank, Welded Eye Rod <i>For Work In Restricted Working Space, Add</i>	52.52 4.97	8.24
23 05 29 00-0708 EA 5/8" Diameter x 30" Length Shank, Welded Eye Rod <i>For Work In Restricted Working Space, Add</i>	56.02 5.19	8.68
23 05 29 00-0709 EA 5/8" Diameter x 36" Length Shank, Welded Eye Rod <i>For Work In Restricted Working Space, Add</i>	58.99 5.42	9.01
23 05 29 00-0710 EA 5/8" Diameter x 42" Length Shank, Welded Eye Rod <i>For Work In Restricted Working Space, Add</i>	62.51 5.64	9.44
23 05 29 00-0711 EA 5/8" Diameter x 48" Length Shank, Welded Eye Rod <i>For Work In Restricted Working Space, Add</i>	66.01 5.87	9.77
23 05 29 00-0712 EA 3/4" Diameter x 8" Length Shank, Welded Eye Rod <i>For Work In Restricted Working Space, Add</i>	53.05 4.97	8.24
23 05 29 00-0713 EA 3/4" Diameter x 10" Length Shank, Welded Eye Rod <i>For Work In Restricted Working Space, Add</i>	54.98 5.04	8.35
23 05 29 00-0714 EA 3/4" Diameter x 12" Length Shank, Welded Eye Rod <i>For Work In Restricted Working Space, Add</i>	56.32 5.12	8.58
23 05 29 00-0715 EA 3/4" Diameter x 14" Length Shank, Welded Eye Rod <i>For Work In Restricted Working Space, Add</i>	58.24 5.19	8.68
23 05 29 00-0716 EA 3/4" Diameter x 18" Length Shank, Welded Eye Rod <i>For Work In Restricted Working Space, Add</i>	61.53 5.35	8.90
23 05 29 00-0717 EA 3/4" Diameter x 24" Length Shank, Welded Eye Rod <i>For Work In Restricted Working Space, Add</i>	66.15 5.58	9.33
23 05 29 00-0718 EA 3/4" Diameter x 30" Length Shank, Welded Eye Rod <i>For Work In Restricted Working Space, Add</i>	70.80 5.81	9.65
23 05 29 00-0719 EA 3/4" Diameter x 36" Length Shank, Welded Eye Rod <i>For Work In Restricted Working Space, Add</i>	76.01 6.04	10.09
23 05 29 00-0720 EA 3/4" Diameter x 42" Length Shank, Welded Eye Rod <i>For Work In Restricted Working Space, Add</i>	81.18 6.27	10.42
23 05 29 00-0721 EA 3/4" Diameter x 48" Length Shank, Welded Eye Rod <i>For Work In Restricted Working Space, Add</i>	85.83 6.50	10.85
23 05 29 00-0722 EA 7/8" Diameter x 8" Length Shank, Welded Eye Rod <i>For Work In Restricted Working Space, Add</i>	63.44 5.76	9.54
23 05 29 00-0723 EA 7/8" Diameter x 10" Length Shank, Welded Eye Rod <i>For Work In Restricted Working Space, Add</i>	65.91 5.84	9.77
23 05 29 00-0724 EA 7/8" Diameter x 12" Length Shank, Welded Eye Rod <i>For Work In Restricted Working Space, Add</i>	67.84 5.92	9.88
23 05 29 00-0725 EA 7/8" Diameter x 14" Length Shank, Welded Eye Rod <i>For Work In Restricted Working Space, Add</i>	69.76 6.00	9.98
23 05 29 00-0726 EA 7/8" Diameter x 18" Length Shank, Welded Eye Rod <i>For Work In Restricted Working Space, Add</i>	73.64 6.16	10.31
23 05 29 00-0727 EA 7/8" Diameter x 24" Length Shank, Welded Eye Rod <i>For Work In Restricted Working Space, Add</i>	79.96 6.40	10.63
23 05 29 00-0728 EA 7/8" Diameter x 30" Length Shank, Welded Eye Rod <i>For Work In Restricted Working Space, Add</i>	85.73 6.64	11.07
23 05 29 00-0729 EA 7/8" Diameter x 36" Length Shank, Welded Eye Rod <i>For Work In Restricted Working Space, Add</i>	92.07 6.88	11.50

23 Heating, Ventilating, and Air-Conditioning (HVAC)

23 05 Common Work Results for HVAC

23 05 29 Hangers and Supports for HVAC Piping and Equipment



MINOR CSI UOM DESCRIPTION	TOTAL DIRECT UNIT COST	DEMOLITION UNIT COST
23 05 29 00-0730 EA 7/8" Diameter x 42" Length Shank, Welded Eye Rod <i>For Work In Restricted Working Space, Add</i>	97.85 7.12	11.83
23 05 29 00-0731 EA 7/8" Diameter x 48" Length Shank, Welded Eye Rod <i>For Work In Restricted Working Space, Add</i>	103.63 7.36	12.26
23 05 29 00-0732 EA 1" Diameter x 8" Length Shank, Welded Eye Rod <i>For Work In Restricted Working Space, Add</i>	79.32 6.87	11.50
23 05 29 00-0733 EA 1" Diameter x 10" Length Shank, Welded Eye Rod <i>For Work In Restricted Working Space, Add</i>	81.84 6.96	11.61
23 05 29 00-0734 EA 1" Diameter x 12" Length Shank, Welded Eye Rod <i>For Work In Restricted Working Space, Add</i>	84.35 7.05	11.72
23 05 29 00-0735 EA 1" Diameter x 14" Length Shank, Welded Eye Rod <i>For Work In Restricted Working Space, Add</i>	86.86 7.14	11.93
23 05 29 00-0736 EA 1" Diameter x 18" Length Shank, Welded Eye Rod <i>For Work In Restricted Working Space, Add</i>	91.87 7.32	12.26
23 05 29 00-0737 EA 1" Diameter x 24" Length Shank, Welded Eye Rod <i>For Work In Restricted Working Space, Add</i>	99.43 7.60	12.70
23 05 29 00-0738 EA 1" Diameter x 30" Length Shank, Welded Eye Rod <i>For Work In Restricted Working Space, Add</i>	106.98 7.87	13.13
23 05 29 00-0739 EA 1" Diameter x 36" Length Shank, Welded Eye Rod <i>For Work In Restricted Working Space, Add</i>	115.05 8.14	13.56
23 05 29 00-0740 EA 1" Diameter x 42" Length Shank, Welded Eye Rod <i>For Work In Restricted Working Space, Add</i>	122.59 8.41	14.00
23 05 29 00-0741 EA 1" Diameter x 48" Length Shank, Welded Eye Rod <i>For Work In Restricted Working Space, Add</i>	130.14 8.68	14.43
23 05 29 00-0742 Welded Linked Eye Rod (Cooper B-Line B3211X) (23 05 29 00-0626)		
23 05 29 00-0743 EA 3/8" Diameter x 16" Length Shank, Linked Welded Eye Rod <i>For Work In Restricted Working Space, Add</i>	50.17 4.77	7.92
23 05 29 00-0744 EA 3/8" Diameter x 20" Length Shank, Linked Welded Eye Rod <i>For Work In Restricted Working Space, Add</i>	51.53 4.91	8.13
23 05 29 00-0745 EA 3/8" Diameter x 24" Length Shank, Linked Welded Eye Rod <i>For Work In Restricted Working Space, Add</i>	52.89 5.04	8.46
23 05 29 00-0746 EA 3/8" Diameter x 30" Length Shank, Linked Welded Eye Rod <i>For Work In Restricted Working Space, Add</i>	53.58 5.25	8.78
23 05 29 00-0747 EA 3/8" Diameter x 36" Length Shank, Linked Welded Eye Rod <i>For Work In Restricted Working Space, Add</i>	56.06 5.45	9.11
23 05 29 00-0748 EA 3/8" Diameter x 48" Length Shank, Linked Welded Eye Rod <i>For Work In Restricted Working Space, Add</i>	59.30 5.86	9.76
23 05 29 00-0749 EA 3/8" Diameter x 60" Length Shank, Linked Welded Eye Rod <i>For Work In Restricted Working Space, Add</i>	61.56 6.26	10.42
23 05 29 00-0750 EA 3/8" Diameter x 72" Length Shank, Linked Welded Eye Rod <i>For Work In Restricted Working Space, Add</i>	65.70 6.67	11.17
23 05 29 00-0751 EA 1/2" Diameter x 16" Length Shank, Linked Welded Eye Rod <i>For Work In Restricted Working Space, Add</i>	64.48 5.27	8.79
23 05 29 00-0752 EA 1/2" Diameter x 20" Length Shank, Linked Welded Eye Rod <i>For Work In Restricted Working Space, Add</i>	65.88 5.42	9.01
23 05 29 00-0753 EA 1/2" Diameter x 24" Length Shank, Linked Welded Eye Rod <i>For Work In Restricted Working Space, Add</i>	67.31 5.56	9.22
23 05 29 00-0754 EA 1/2" Diameter x 30" Length Shank, Linked Welded Eye Rod <i>For Work In Restricted Working Space, Add</i>	68.95 5.78	9.65
23 05 29 00-0755 EA 1/2" Diameter x 36" Length Shank, Linked Welded Eye Rod <i>For Work In Restricted Working Space, Add</i>	71.49 5.99	9.98
23 05 29 00-0756 EA 1/2" Diameter x 48" Length Shank, Linked Welded Eye Rod <i>For Work In Restricted Working Space, Add</i>	76.63 6.43	10.74
23 05 29 00-0757 EA 1/2" Diameter x 60" Length Shank, Linked Welded Eye Rod <i>For Work In Restricted Working Space, Add</i>	80.86 6.86	11.39
23 05 29 00-0758 EA 1/2" Diameter x 72" Length Shank, Linked Welded Eye Rod <i>For Work In Restricted Working Space, Add</i>	85.99 7.30	12.15
23 05 29 00-0759 EA 5/8" Diameter x 16" Length Shank, Linked Welded Eye Rod <i>For Work In Restricted Working Space, Add</i>	85.85 5.89	9.77
23 05 29 00-0760 EA 5/8" Diameter x 20" Length Shank, Linked Welded Eye Rod <i>For Work In Restricted Working Space, Add</i>	88.17 6.04	10.09
23 05 29 00-0761 EA 5/8" Diameter x 24" Length Shank, Linked Welded Eye Rod <i>For Work In Restricted Working Space, Add</i>	90.54 6.19	10.31
23 05 29 00-0762 EA 5/8" Diameter x 30" Length Shank, Linked Welded Eye Rod <i>For Work In Restricted Working Space, Add</i>	92.22 6.41	10.74
23 05 29 00-0763 EA 5/8" Diameter x 36" Length Shank, Linked Welded Eye Rod <i>For Work In Restricted Working Space, Add</i>	95.72 6.64	11.07
23 05 29 00-0764 EA 5/8" Diameter x 48" Length Shank, Linked Welded Eye Rod <i>For Work In Restricted Working Space, Add</i>	101.83 7.09	11.83
23 05 29 00-0765 EA 5/8" Diameter x 60" Length Shank, Linked Welded Eye Rod <i>For Work In Restricted Working Space, Add</i>	107.92 7.53	12.59
23 05 29 00-0766 EA 5/8" Diameter x 72" Length Shank, Linked Welded Eye Rod <i>For Work In Restricted Working Space, Add</i>	113.11 7.99	13.34
23 05 29 00-0767 EA 3/4" Diameter x 16" Length Shank, Linked Welded Eye Rod <i>For Work In Restricted Working Space, Add</i>	108.25 6.67	11.07
23 05 29 00-0768 EA 3/4" Diameter x 20" Length Shank, Linked Welded Eye Rod <i>For Work In Restricted Working Space, Add</i>	111.57 6.83	11.39
23 05 29 00-0769 EA 3/4" Diameter x 24" Length Shank, Linked Welded Eye Rod <i>For Work In Restricted Working Space, Add</i>	113.89 6.98	11.61
23 05 29 00-0770 EA 3/4" Diameter x 30" Length Shank, Linked Welded Eye Rod <i>For Work In Restricted Working Space, Add</i>	117.44 7.21	12.04



MINOR CSI UOM DESCRIPTION	TOTAL DIRECT UNIT COST	DEMOLITION UNIT COST
23 05 29 00-0771 EA 3/4" Diameter x 36" Length Shank, Linked Welded Eye Rod.....	122.81	12.37
<i>For Work In Restricted Working Space, Add</i>	7.44	
23 05 29 00-0772 EA 3/4" Diameter x 48" Length Shank, Linked Welded Eye Rod.....	130.78	13.13
<i>For Work In Restricted Working Space, Add</i>	7.90	
23 05 29 00-0773 EA 3/4" Diameter x 60" Length Shank, Linked Welded Eye Rod.....	138.79	13.89
<i>For Work In Restricted Working Space, Add</i>	8.36	
23 05 29 00-0774 EA 3/4" Diameter x 72" Length Shank, Linked Welded Eye Rod.....	147.72	14.75
<i>For Work In Restricted Working Space, Add</i>	8.63	
23 05 29 00-0775 EA 7/8" Diameter x 16" Length Shank, Linked Welded Eye Rod.....	129.90	12.80
<i>For Work In Restricted Working Space, Add</i>	7.71	
23 05 29 00-0776 EA 7/8" Diameter x 20" Length Shank, Linked Welded Eye Rod.....	134.13	13.13
<i>For Work In Restricted Working Space, Add</i>	7.87	
23 05 29 00-0777 EA 7/8" Diameter x 24" Length Shank, Linked Welded Eye Rod.....	137.44	13.34
<i>For Work In Restricted Working Space, Add</i>	8.03	
23 05 29 00-0778 EA 7/8" Diameter x 30" Length Shank, Linked Welded Eye Rod.....	141.00	13.78
<i>For Work In Restricted Working Space, Add</i>	8.27	
23 05 29 00-0779 EA 7/8" Diameter x 36" Length Shank, Linked Welded Eye Rod.....	147.36	14.21
<i>For Work In Restricted Working Space, Add</i>	8.51	
23 05 29 00-0780 EA 7/8" Diameter x 48" Length Shank, Linked Welded Eye Rod.....	158.17	14.98
<i>For Work In Restricted Working Space, Add</i>	8.99	
23 05 29 00-0781 EA 7/8" Diameter x 60" Length Shank, Linked Welded Eye Rod.....	168.06	15.84
<i>For Work In Restricted Working Space, Add</i>	9.47	
23 05 29 00-0782 EA 7/8" Diameter x 72" Length Shank, Linked Welded Eye Rod.....	178.88	16.60
<i>For Work In Restricted Working Space, Add</i>	9.96	
23 05 29 00-0783 EA 1" Diameter x 16" Length Shank, Linked Welded Eye Rod.....	165.23	15.30
<i>For Work In Restricted Working Space, Add</i>	9.19	
23 05 29 00-0784 EA 1" Diameter x 20" Length Shank, Linked Welded Eye Rod.....	169.53	15.62
<i>For Work In Restricted Working Space, Add</i>	9.37	
23 05 29 00-0785 EA 1" Diameter x 24" Length Shank, Linked Welded Eye Rod.....	173.82	15.95
<i>For Work In Restricted Working Space, Add</i>	9.55	
23 05 29 00-0786 EA 1" Diameter x 30" Length Shank, Linked Welded Eye Rod.....	178.41	16.39
<i>For Work In Restricted Working Space, Add</i>	9.82	
23 05 29 00-0787 EA 1" Diameter x 36" Length Shank, Linked Welded Eye Rod.....	186.66	16.82
<i>For Work In Restricted Working Space, Add</i>	10.09	
23 05 29 00-0788 EA 1" Diameter x 48" Length Shank, Linked Welded Eye Rod.....	199.54	17.69
<i>For Work In Restricted Working Space, Add</i>	10.63	
23 05 29 00-0789 EA 1" Diameter x 60" Length Shank, Linked Welded Eye Rod.....	212.45	18.66
<i>For Work In Restricted Working Space, Add</i>	11.18	
23 05 29 00-0790 EA 1" Diameter x 72" Length Shank, Linked Welded Eye Rod.....	226.17	19.53
<i>For Work In Restricted Working Space, Add</i>	11.72	
23 05 29 00-0791 Attachments <small>(23 05 29 00-0625)</small>		
23 05 29 00-0792 Welded Beam Attachments (B-Line B-3083) <small>(23 05 29 00-0791)</small>		
Note: Type 22.		
23 05 29 00-0793 EA 3/8" Rod Size, Welded Beam Attachment With Pin (B-Line B-3083).....	51.87	10.14
<i>For Work In Restricted Working Space, Add</i>	6.08	
23 05 29 00-0794 EA 1/2" Rod Size, Welded Beam Attachment With Pin (B-Line B-3083).....	55.43	10.65
<i>For Work In Restricted Working Space, Add</i>	6.41	
23 05 29 00-0795 EA 5/8" Rod Size, Welded Beam Attachment With Pin (B-Line B-3083).....	59.06	11.26
<i>For Work In Restricted Working Space, Add</i>	6.76	
23 05 29 00-0796 EA 3/4" Rod Size, Welded Beam Attachment With Pin (B-Line B-3083).....	76.77	11.96
<i>For Work In Restricted Working Space, Add</i>	7.16	
23 05 29 00-0797 EA 7/8" Rod Size, Welded Beam Attachment With Pin (B-Line B-3083).....	93.06	12.68
<i>For Work In Restricted Working Space, Add</i>	7.61	
23 05 29 00-0798 EA 1" Rod Size, Welded Beam Attachment With Pin (B-Line B-3083).....	132.34	14.50
<i>For Work In Restricted Working Space, Add</i>	8.69	
23 05 29 00-0799 EA 1-1/8" Rod Size, Welded Beam Attachment With Pin (B-Line B-3083).....	190.48	15.21
<i>For Work In Restricted Working Space, Add</i>	9.13	
23 05 29 00-0800 C-Clamp Style Beam Clamps (B-Line B-3034) <small>(23 05 29 00-0791)</small>		
Note: Type 23. Top or bottom flange mount.		
23 05 29 00-0801 EA 3/8" Rod Size, C-Clamp Style Beam Clamp (B-Line B-3034).....	17.43	5.53
<i>For Work In Restricted Working Space, Add</i>	4.07	
23 05 29 00-0802 EA 1/2" Rod Size, C-Clamp Style Beam Clamp (B-Line B-3034).....	21.16	7.05
<i>For Work In Restricted Working Space, Add</i>	4.34	
23 05 29 00-0803 EA 5/8" Rod Size, C-Clamp Style Beam Clamp (B-Line B-3034).....	24.20	7.60
<i>For Work In Restricted Working Space, Add</i>	4.65	
23 05 29 00-0804 EA 3/4" Rod Size, C-Clamp Style Beam Clamp (B-Line B-3034).....	31.78	8.13
<i>For Work In Restricted Working Space, Add</i>	5.01	
23 05 29 00-0805 EA 7/8" Rod Size, C-Clamp Style Beam Clamp (B-Line B-3034).....	47.40	8.68
<i>For Work In Restricted Working Space, Add</i>	5.42	
23 05 29 00-0806 Bottom Mount I-Beam Clamps (B-Line B-3055) <small>(23 05 29 00-0791)</small>		
Note: Type 21. For attaching threaded rod centered under beam flanges.		
23 05 29 00-0807 EA 3/8" Rod Size, Up To 6" Flange Width, Bottom Mount I-Beam Clamp (B-Line B-3055).....	52.00	7.60
<i>For Work In Restricted Working Space, Add</i>	5.42	
23 05 29 00-0808 EA 1/2" Rod Size, Up To 6" Flange Width, Bottom Mount I-Beam Clamp (B-Line B-3055).....	77.87	9.77
<i>For Work In Restricted Working Space, Add</i>	5.92	
23 05 29 00-0809 EA 5/8" Rod Size, Up To 6" Flange Width, Bottom Mount I-Beam Clamp (B-Line B-3055).....	112.61	10.85
<i>For Work In Restricted Working Space, Add</i>	6.51	

23 Heating, Ventilating, and Air-Conditioning (HVAC)**23 05 Common Work Results for HVAC****23 05 29 Hangers and Supports for HVAC Piping and Equipment**

SAN BERNARDINO
COUNTY

MINOR CSI UOM DESCRIPTION	TOTAL DIRECT UNIT COST	DEMOLITION UNIT COST
23 05 29 00-0810 EA 3/4" Rod Size, Up To 6" Flange Width, Bottom Mount I-Beam Clamp (B-Line B-3055).....	135.18	11.93
<i>For Work In Restricted Working Space, Add</i>	7.24	
23 05 29 00-0811 EA 1" Rod Size, Up To 6" Flange Width, Bottom Mount I-Beam Clamp (B-Line B-3055).....	333.78	13.02
<i>For Work In Restricted Working Space, Add</i>	8.14	
23 05 29 00-0812 Steel U-Bolts (B-Line B-3188) (23 05 29 00-0791)		
Note: Type 24. Includes plate and nuts.		
23 05 29 00-0813 EA 1/2" Pipe Size, Steel U-Bolt (B-Line B-3188).....	14.25	2.71
<i>For Work In Restricted Working Space, Add</i>	3.26	
23 05 29 00-0814 EA 3/4" Pipe Size, Steel U-Bolt (B-Line B-3188).....	15.52	3.25
<i>For Work In Restricted Working Space, Add</i>	3.42	
23 05 29 00-0815 EA 1" Pipe Size, Steel U-Bolt (B-Line B-3188).....	16.76	3.25
<i>For Work In Restricted Working Space, Add</i>	3.62	
23 05 29 00-0816 EA 1-1/4" Pipe Size, Steel U-Bolt (B-Line B-3188).....	19.25	3.25
<i>For Work In Restricted Working Space, Add</i>	3.63	
23 05 29 00-0817 EA 1-1/2" Pipe Size, Steel U-Bolt (B-Line B-3188).....	19.81	3.80
<i>For Work In Restricted Working Space, Add</i>	4.07	
23 05 29 00-0818 EA 2" Pipe Size, Steel U-Bolt (B-Line B-3188).....	21.21	3.80
<i>For Work In Restricted Working Space, Add</i>	4.34	
23 05 29 00-0819 EA 2-1/2" Pipe Size, Steel U-Bolt (B-Line B-3188).....	31.65	3.80
<i>For Work In Restricted Working Space, Add</i>	4.65	
23 05 29 00-0820 EA 3" Pipe Size, Steel U-Bolt (B-Line B-3188).....	34.97	4.34
<i>For Work In Restricted Working Space, Add</i>	5.00	
23 05 29 00-0821 EA 4" Pipe Size, Steel U-Bolt (B-Line B-3188).....	42.68	4.88
<i>For Work In Restricted Working Space, Add</i>	5.42	
23 05 29 00-0822 Copper Standoff Brackets With Flange (23 05 29 00-0791)		
Note: Installed in wood, concrete, concrete block or steel.		
23 05 29 00-0823 EA Clamp Size 1/2", Copper Standoff Brackets With Flange.....	32.57	15.52
<i>For Work In Restricted Working Space, Add</i>	9.30	
23 05 29 00-0824 EA Clamp Size 3/4", Copper Standoff Brackets With Flange.....	32.66	15.52
<i>For Work In Restricted Working Space, Add</i>	9.30	
23 05 29 00-0825 EA Clamp Size 1", Copper Standoff Brackets With Flange.....	32.76	15.52
<i>For Work In Restricted Working Space, Add</i>	9.30	
23 05 29 00-0826 EA Clamp Size 1 1/4", Copper Standoff Brackets With Flange.....	34.83	16.49
<i>For Work In Restricted Working Space, Add</i>	9.86	
23 05 29 00-0827 EA Clamp Size 1 1/2", Copper Standoff Brackets With Flange.....	35.02	16.49
<i>For Work In Restricted Working Space, Add</i>	9.86	
23 05 29 00-0828 Malleable Iron Eye Sockets (B-Line B-3222) (23 05 29 00-0791)		
Note: Type 16.		
23 05 29 00-0829 EA 3/8" Rod Size, Malleable Iron Eye Socket.....	11.84	1.63
<i>For Work In Restricted Working Space, Add</i>	0.99	
23 05 29 00-0830 EA 1/2" Rod Size, Malleable Iron Eye Socket.....	15.07	2.17
<i>For Work In Restricted Working Space, Add</i>	1.30	
23 05 29 00-0831 EA 5/8" Rod Size, Malleable Iron Eye Socket.....	26.41	2.17
<i>For Work In Restricted Working Space, Add</i>	1.31	
23 05 29 00-0832 EA 3/4" Rod Size, Malleable Iron Eye Socket.....	37.55	2.17
<i>For Work In Restricted Working Space, Add</i>	1.30	
23 05 29 00-0833 EA 7/8" Rod Size, Malleable Iron Eye Socket.....	40.42	2.71
<i>For Work In Restricted Working Space, Add</i>	1.63	
23 05 29 00-0834 Steel Weldless Eye Nuts (B-Line B-3200) (23 05 29 00-0791)		
Note: Type 17.		
23 05 29 00-0835 EA 3/8" Rod Size, Steel Weldless Eye Nut.....	39.82	1.63
<i>For Work In Restricted Working Space, Add</i>	0.99	
23 05 29 00-0836 EA 1/2" Rod Size, Steel Weldless Eye Nut.....	40.87	2.17
<i>For Work In Restricted Working Space, Add</i>	1.30	
23 05 29 00-0837 EA 5/8" Rod Size, Steel Weldless Eye Nut.....	40.91	2.17
<i>For Work In Restricted Working Space, Add</i>	1.31	
23 05 29 00-0838 EA 3/4" Rod Size, Steel Weldless Eye Nut.....	40.87	2.17
<i>For Work In Restricted Working Space, Add</i>	1.30	
23 05 29 00-0839 EA 7/8" Rod Size, Steel Weldless Eye Nut.....	80.27	2.39
<i>For Work In Restricted Working Space, Add</i>	1.46	
23 05 29 00-0840 EA 1" Rod Size, Steel Weldless Eye Nut.....	80.81	2.71
<i>For Work In Restricted Working Space, Add</i>	1.63	
23 05 29 00-0841 Top Mount I-Beam Clamps (B-Line B-3042) (23 05 29 00-0791)		
Note: For attaching threaded rod to either side of an I-beam.		
23 05 29 00-0842 EA 3/8" Rod Size, Up To 6" Flange Width, Top Mount I-Beam Clamp.....	25.65	5.06
<i>For Work In Restricted Working Space, Add</i>	3.04	
23 05 29 00-0843 EA 1/2" Rod Size, Up To 6" Flange Width, Top Mount I-Beam Clamp.....	31.04	5.58
<i>For Work In Restricted Working Space, Add</i>	3.36	
23 05 29 00-0844 EA 5/8" Rod Size, Up To 6" Flange Width, Top Mount I-Beam Clamp.....	37.82	6.09
<i>For Work In Restricted Working Space, Add</i>	3.69	
23 05 29 00-0845 EA 3/4" Rod Size, Up To 6" Flange Width, Top Mount I-Beam Clamp.....	52.66	6.59
<i>For Work In Restricted Working Space, Add</i>	3.88	
23 05 29 00-0846 EA 7/8" Rod Size, Up To 6" Flange Width, Top Mount I-Beam Clamp.....	81.61	7.60
<i>For Work In Restricted Working Space, Add</i>	4.56	



MINOR CSI UOM DESCRIPTION	TOTAL DIRECT UNIT COST	DEMOLITION UNIT COST
23 05 29 00-0847 EA 3/8" Rod Size, >6" To 8" Flange Width, Top Mount I-Beam Clamp <i>For Work In Restricted Working Space, Add</i>	27.09 3.04	5.06
23 05 29 00-0848 EA 1/2" Rod Size, >6" To 8" Flange Width, Top Mount I-Beam Clamp <i>For Work In Restricted Working Space, Add</i>	33.07 3.36	5.58
23 05 29 00-0849 EA 5/8" Rod Size, >6" To 8" Flange Width, Top Mount I-Beam Clamp <i>For Work In Restricted Working Space, Add</i>	37.82 3.69	6.09
23 05 29 00-0850 EA 3/4" Rod Size, >6" To 8" Flange Width, Top Mount I-Beam Clamp <i>For Work In Restricted Working Space, Add</i>	58.01 3.88	6.59
23 05 29 00-0851 EA 7/8" Rod Size, >6" To 8" Flange Width, Top Mount I-Beam Clamp <i>For Work In Restricted Working Space, Add</i>	90.75 4.56	7.60
23 05 29 00-0852 EA 3/8" Rod Size, >8" To 12" Flange Width, Top Mount I-Beam Clamp <i>For Work In Restricted Working Space, Add</i>	30.44 3.04	5.06
23 05 29 00-0853 EA 1/2" Rod Size, >8" To 12" Flange Width, Top Mount I-Beam Clamp <i>For Work In Restricted Working Space, Add</i>	36.84 3.36	5.58
23 05 29 00-0854 EA 5/8" Rod Size, >8" To 12" Flange Width, Top Mount I-Beam Clamp <i>For Work In Restricted Working Space, Add</i>	46.64 3.69	6.09
23 05 29 00-0855 EA 3/4" Rod Size, >8" To 12" Flange Width, Top Mount I-Beam Clamp <i>For Work In Restricted Working Space, Add</i>	68.02 3.88	6.59
23 05 29 00-0856 EA 7/8" Rod Size, >8" To 12" Flange Width, Top Mount I-Beam Clamp <i>For Work In Restricted Working Space, Add</i>	110.33 4.56	7.60
23 05 29 00-0857 Side Beam Brackets (B-Line B-3062) (23 05 29 00-0791) Note: Type 34.		
23 05 29 00-0858 EA 3/8" Rod Size, Side Beam Bracket <i>For Work In Restricted Working Space, Add</i>	19.81 4.07	7.05
23 05 29 00-0859 EA 1/2" Rod Size, Side Beam Bracket <i>For Work In Restricted Working Space, Add</i>	23.74 4.34	7.05
23 05 29 00-0860 EA 5/8" Rod Size, Side Beam Bracket <i>For Work In Restricted Working Space, Add</i>	31.31 4.65	7.60
23 05 29 00-0861 EA 3/4" Rod Size, Side Beam Bracket <i>For Work In Restricted Working Space, Add</i>	57.58 5.01	8.13
23 05 29 00-0862 EA 7/8" Rod Size, Side Beam Bracket <i>For Work In Restricted Working Space, Add</i>	67.67 5.42	9.22
23 05 29 00-0863 Hex Lag Bolts (23 05 29 00-0791) Note: Also known as coach screws.		
23 05 29 00-0864 EA 3/8" x 3-1/2" Long, Hex Lag Bolt <i>For Work In Restricted Working Space, Add</i>	2.87 0.68	
23 05 29 00-0865 EA 3/8" x 4" Long, Hex Lag Bolt <i>For Work In Restricted Working Space, Add</i>	2.93 0.70	
23 05 29 00-0866 EA 3/8" x 6" Long, Hex Lag Bolt <i>For Work In Restricted Working Space, Add</i>	3.27 0.73	
23 05 29 00-0867 EA 3/8" x 8" Long, Hex Lag Bolt <i>For Work In Restricted Working Space, Add</i>	3.90 0.75	
23 05 29 00-0868 EA 3/8" x 10" Long, Hex Lag Bolt <i>For Work In Restricted Working Space, Add</i>	4.15 0.78	
23 05 29 00-0869 EA 3/8" x 12" Long, Hex Lag Bolt <i>For Work In Restricted Working Space, Add</i>	5.15 0.81	
23 05 29 00-0870 EA 1/2" x 3-1/2" Long, Hex Lag Bolt <i>For Work In Restricted Working Space, Add</i>	3.88 0.81	
23 05 29 00-0871 EA 1/2" x 4" Long, Hex Lag Bolt <i>For Work In Restricted Working Space, Add</i>	3.96 0.85	
23 05 29 00-0872 EA 1/2" x 6" Long, Hex Lag Bolt <i>For Work In Restricted Working Space, Add</i>	4.57 0.89	
23 05 29 00-0873 EA 1/2" x 8" Long, Hex Lag Bolt <i>For Work In Restricted Working Space, Add</i>	5.27 0.92	
23 05 29 00-0874 EA 1/2" x 10" Long, Hex Lag Bolt <i>For Work In Restricted Working Space, Add</i>	6.16 0.97	
23 05 29 00-0875 EA 1/2" x 12" Long, Hex Lag Bolt <i>For Work In Restricted Working Space, Add</i>	6.60 1.01	
23 05 29 00-0876 EA 5/8" x 4" Long, Hex Lag Bolt <i>For Work In Restricted Working Space, Add</i>	5.28 0.90	
23 05 29 00-0877 EA 3/4" x 5" Long, Hex Lag Bolt <i>For Work In Restricted Working Space, Add</i>	6.14 0.92	
23 05 29 00-0878 Hanger Strap (23 05 29 00-0625)		
23 05 29 00-0879 LF 3/4" Wide x 0.025" Thick Galvanized Hanger Strap.....	5.26	
23 05 29 00-0880 Shields And Saddles (23 05 29)		
23 05 29 00-0881 Insulation Protection Shield (23 05 29 00-0880) Note: Type 40.		
23 05 29 00-0882 Insulation Protection Shield (Cooper B-Line B3151) (23 05 29 00-0881)		
23 05 29 00-0883 EA 1-1/2" Outside Diameter, 18 Gauge Insulation Protection Shield, 12" Length (Cooper B-Line B3151)..... <i>For Work In Restricted Working Space, Add</i>	14.37 2.60	2.60
23 05 29 00-0884 EA 2" Outside Diameter, 18 Gauge Insulation Protection Shield, 12" Length (Cooper B-Line B3151)..... <i>For Work In Restricted Working Space, Add</i>	14.58 2.64	2.64
23 05 29 00-0885 EA 2-1/2" Outside Diameter, 18 Gauge Insulation Protection Shield, 12" Length (Cooper B-Line B3151)..... <i>For Work In Restricted Working Space, Add</i>	14.93 2.67	2.67

23 Heating, Ventilating, and Air-Conditioning (HVAC)

23 05 Common Work Results for HVAC

23 05 29 Hangers and Supports for HVAC Piping and Equipment



MINOR CSI UOM DESCRIPTION	TOTAL DIRECT UNIT COST	DEMOLITION UNIT COST
23 05 29 00-0886 EA 3" Outside Diameter, 18 Gauge Insulation Protection Shield, 12" Length (Cooper B-Line B3151).....	15.58	2.70
<i>For Work In Restricted Working Space, Add</i>	2.70	
23 05 29 00-0887 EA 4" Outside Diameter, 18 Gauge Insulation Protection Shield, 12" Length (Cooper B-Line B3151).....	17.13	2.77
<i>For Work In Restricted Working Space, Add</i>	2.77	
23 05 29 00-0888 EA 6" Outside Diameter, 18 Gauge Insulation Protection Shield, 12" Length (Cooper B-Line B3151).....	20.67	2.83
<i>For Work In Restricted Working Space, Add</i>	2.83	
23 05 29 00-0889 EA 8" Outside Diameter, 16 Gauge Insulation Protection Shield, 18" Length (Cooper B-Line B3151).....	23.86	2.89
<i>For Work In Restricted Working Space, Add</i>	2.90	
23 05 29 00-0890 EA 10" Outside Diameter, 16 Gauge Insulation Protection Shield, 18" Length (Cooper B-Line B3151).....	28.91	2.96
<i>For Work In Restricted Working Space, Add</i>	2.96	
23 05 29 00-0891 EA 12" Outside Diameter, 14 Gauge Insulation Protection Shield, 24" Length (Cooper B-Line B3151).....	36.75	2.99
<i>For Work In Restricted Working Space, Add</i>	2.99	
23 05 29 00-0892 EA 14" Outside Diameter, 14 Gauge Insulation Protection Shield, 24" Length (Cooper B-Line B3151).....	39.92	3.02
<i>For Work In Restricted Working Space, Add</i>	3.03	
23 05 29 00-0893 EA 16" Outside Diameter, 14 Gauge Insulation Protection Shield, 24" Length (Cooper B-Line B3151).....	54.46	3.06
<i>For Work In Restricted Working Space, Add</i>	3.06	
23 05 29 00-0894 EA 18" Outside Diameter, 14 Gauge Insulation Protection Shield, 24" Length (Cooper B-Line B3151).....	61.03	3.09
<i>For Work In Restricted Working Space, Add</i>	3.09	
23 05 29 00-0895 EA 20" Outside Diameter, 12 Gauge Insulation Protection Shield, 24" Length (Cooper B-Line B3151).....	112.05	3.12
<i>For Work In Restricted Working Space, Add</i>	3.13	
23 05 29 00-0896 EA 24" Outside Diameter, 12 Gauge Insulation Protection Shield, 24" Length (Cooper B-Line B3151).....	121.70	3.19
<i>For Work In Restricted Working Space, Add</i>	3.19	
23 05 29 00-0897 EA 30" Outside Diameter, 12 Gauge Insulation Protection Shield, 24" Length (Cooper B-Line B3151).....	146.82	3.26
<i>For Work In Restricted Working Space, Add</i>	3.26	
23 05 29 00-0898 Insulation Protection Shield (Cooper B-Line B3154) (23 05 29 00-0881)		
23 05 29 00-0899 EA 1-1/2" Outside Diameter, 18 Gauge Insulation Protection Shield, 8" Length (Cooper B-Line B3154).....	12.81	2.60
<i>For Work In Restricted Working Space, Add</i>	2.60	
23 05 29 00-0900 EA 2" Outside Diameter, 18 Gauge Insulation Protection Shield, 8" Length (Cooper B-Line B3154).....	12.99	2.64
<i>For Work In Restricted Working Space, Add</i>	2.64	
23 05 29 00-0901 EA 2-1/2" Outside Diameter, 18 Gauge Insulation Protection Shield, 8" Length (Cooper B-Line B3154).....	13.27	2.67
<i>For Work In Restricted Working Space, Add</i>	2.67	
23 05 29 00-0902 EA 3" Outside Diameter, 18 Gauge Insulation Protection Shield, 8" Length (Cooper B-Line B3154).....	13.78	2.70
<i>For Work In Restricted Working Space, Add</i>	2.70	
23 05 29 00-0903 EA 4" Outside Diameter, 18 Gauge Insulation Protection Shield, 8" Length (Cooper B-Line B3154).....	14.96	2.77
<i>For Work In Restricted Working Space, Add</i>	2.77	
23 05 29 00-0904 EA 6" Outside Diameter, 18 Gauge Insulation Protection Shield, 8" Length (Cooper B-Line B3154).....	17.58	2.83
<i>For Work In Restricted Working Space, Add</i>	2.83	
23 05 29 00-0905 EA 8" Outside Diameter, 16 Gauge Insulation Protection Shield, 12" Length (Cooper B-Line B3154).....	18.82	2.89
<i>For Work In Restricted Working Space, Add</i>	2.90	
23 05 29 00-0906 EA 10" Outside Diameter, 16 Gauge Insulation Protection Shield, 12" Length (Cooper B-Line B3154).....	23.68	2.96
<i>For Work In Restricted Working Space, Add</i>	2.96	
23 05 29 00-0907 EA 12" Outside Diameter, 14 Gauge Insulation Protection Shield, 12" Length (Cooper B-Line B3154).....	28.16	2.99
<i>For Work In Restricted Working Space, Add</i>	2.99	
23 05 29 00-0908 Pipe Covering Protection Saddle (23 05 29 00-0880)		
Note: Sizes are pipe sizes.		
23 05 29 00-0909 Saddle, For 1" Insulation (Cooper B-Line B3160) (23 05 29 00-0908)		
23 05 29 00-0910 EA 3/4" Pipe Saddle, For 1" Insulation (Cooper B-Line B3160).....	21.90	3.59
<i>For Work In Restricted Working Space, Add</i>	3.59	
23 05 29 00-0911 EA 1" Pipe Saddle, For 1" Insulation (Cooper B-Line B3160).....	22.01	3.62
<i>For Work In Restricted Working Space, Add</i>	3.62	
23 05 29 00-0912 EA 1-1/4" Pipe Saddle, For 1" Insulation (Cooper B-Line B3160).....	22.11	3.65
<i>For Work In Restricted Working Space, Add</i>	3.65	
23 05 29 00-0913 EA 1-1/2" Pipe Saddle, For 1" Insulation (Cooper B-Line B3160).....	23.15	3.71
<i>For Work In Restricted Working Space, Add</i>	3.71	
23 05 29 00-0914 EA 2" Pipe Saddle, For 1" Insulation (Cooper B-Line B3160).....	23.25	3.75
<i>For Work In Restricted Working Space, Add</i>	3.74	
23 05 29 00-0915 EA 2-1/2" Pipe Saddle, For 1" Insulation (Cooper B-Line B3160).....	24.00	3.81
<i>For Work In Restricted Working Space, Add</i>	3.80	
23 05 29 00-0916 EA 3" Pipe Saddle, For 1" Insulation (Cooper B-Line B3160).....	26.55	3.87
<i>For Work In Restricted Working Space, Add</i>	3.86	
23 05 29 00-0917 EA 4" Pipe Saddle, For 1" Insulation (Cooper B-Line B3160).....	29.64	3.93
<i>For Work In Restricted Working Space, Add</i>	3.92	
23 05 29 00-0918 EA 6" Pipe Saddle, For 1" Insulation (Cooper B-Line B3160).....	33.19	4.04
<i>For Work In Restricted Working Space, Add</i>	4.05	
23 05 29 00-0919 EA 8" Pipe Saddle, For 1" Insulation (Cooper B-Line B3160).....	40.13	4.20
<i>For Work In Restricted Working Space, Add</i>	4.20	
23 05 29 00-0920 EA 10" Pipe Saddle, For 1" Insulation (Cooper B-Line B3160).....	44.68	4.26
<i>For Work In Restricted Working Space, Add</i>	4.26	
23 05 29 00-0921 EA 12" Pipe Saddle, For 1" Insulation (Cooper B-Line B3160).....	52.70	4.26
<i>For Work In Restricted Working Space, Add</i>	4.35	
23 05 29 00-0922 EA 14" Pipe Saddle, For 1" Insulation (Cooper B-Line B3160).....	57.42	4.41
<i>For Work In Restricted Working Space, Add</i>	4.41	
23 05 29 00-0923 Saddle, For 1-1/2" Insulation (Cooper B-Line B3161) (23 05 29 00-0908)		
23 05 29 00-0924 EA 3/4" Pipe Saddle, For 1-1/2" Insulation (Cooper B-Line B3161).....	24.55	3.59
<i>For Work In Restricted Working Space, Add</i>	3.59	
23 05 29 00-0925 EA 1" Pipe Saddle, For 1-1/2" Insulation (Cooper B-Line B3161).....	24.66	3.62
<i>For Work In Restricted Working Space, Add</i>	3.62	



MINOR CSI UOM DESCRIPTION	TOTAL DIRECT UNIT COST	DEMOLITION UNIT COST
23 05 29 00-0926 EA 1-1/4" Pipe Saddle, For 1-1/2" Insulation (Cooper B-Line B3161) <i>For Work In Restricted Working Space, Add</i>	24.76 3.65	3.65
23 05 29 00-0927 EA 1-1/2" Pipe Saddle, For 1-1/2" Insulation (Cooper B-Line B3161) <i>For Work In Restricted Working Space, Add</i>	25.62 3.71	3.71
23 05 29 00-0928 EA 2" Pipe Saddle, For 1-1/2" Insulation (Cooper B-Line B3161) <i>For Work In Restricted Working Space, Add</i>	27.56 3.74	3.75
23 05 29 00-0929 EA 2-1/2" Pipe Saddle, For 1-1/2" Insulation (Cooper B-Line B3161) <i>For Work In Restricted Working Space, Add</i>	29.60 3.80	3.81
23 05 29 00-0930 EA 3" Pipe Saddle, For 1-1/2" Insulation (Cooper B-Line B3161) <i>For Work In Restricted Working Space, Add</i>	30.10 3.86	3.87
23 05 29 00-0931 EA 4" Pipe Saddle, For 1-1/2" Insulation (Cooper B-Line B3161) <i>For Work In Restricted Working Space, Add</i>	34.01 3.92	3.87
23 05 29 00-0932 EA 6" Pipe Saddle, For 1-1/2" Insulation (Cooper B-Line B3161) <i>For Work In Restricted Working Space, Add</i>	38.14 4.05	4.04
23 05 29 00-0933 EA 8" Pipe Saddle, For 1-1/2" Insulation (Cooper B-Line B3161) <i>For Work In Restricted Working Space, Add</i>	44.98 4.20	4.20
23 05 29 00-0934 EA 10" Pipe Saddle, For 1-1/2" Insulation (Cooper B-Line B3161) <i>For Work In Restricted Working Space, Add</i>	50.41 4.26	4.26
23 05 29 00-0935 EA 12" Pipe Saddle, For 1-1/2" Insulation (Cooper B-Line B3161) <i>For Work In Restricted Working Space, Add</i>	59.78 4.35	4.35
23 05 29 00-0936 EA 14" Pipe Saddle, For 1-1/2" Insulation (Cooper B-Line B3161) <i>For Work In Restricted Working Space, Add</i>	65.36 4.41	4.41
23 05 29 00-0937 Saddle, For 2" Insulation (Cooper B-Line B3162) <small>(23 05 29 00-0908)</small>		
23 05 29 00-0938 EA 3/4" Pipe Saddle, For 2" Insulation (Cooper B-Line B3162) <i>For Work In Restricted Working Space, Add</i>	26.26 3.77	3.78
23 05 29 00-0939 EA 1" Pipe Saddle, For 2" Insulation (Cooper B-Line B3162) <i>For Work In Restricted Working Space, Add</i>	26.36 3.80	3.81
23 05 29 00-0940 EA 1-1/4" Pipe Saddle, For 2" Insulation (Cooper B-Line B3162) <i>For Work In Restricted Working Space, Add</i>	27.69 3.83	3.84
23 05 29 00-0941 EA 1-1/2" Pipe Saddle, For 2" Insulation (Cooper B-Line B3162) <i>For Work In Restricted Working Space, Add</i>	28.51 3.89	3.90
23 05 29 00-0942 EA 2" Pipe Saddle, For 2" Insulation (Cooper B-Line B3162) <i>For Work In Restricted Working Space, Add</i>	29.23 3.92	3.93
23 05 29 00-0943 EA 2-1/2" Pipe Saddle, For 2" Insulation (Cooper B-Line B3162) <i>For Work In Restricted Working Space, Add</i>	29.43 3.98	3.99
23 05 29 00-0944 EA 3" Pipe Saddle, For 2" Insulation (Cooper B-Line B3162) <i>For Work In Restricted Working Space, Add</i>	31.06 4.05	4.05
23 05 29 00-0945 EA 4" Pipe Saddle, For 2" Insulation (Cooper B-Line B3162) <i>For Work In Restricted Working Space, Add</i>	32.68 4.11	4.11
23 05 29 00-0946 EA 6" Pipe Saddle, For 2" Insulation (Cooper B-Line B3162) <i>For Work In Restricted Working Space, Add</i>	41.37 4.26	4.25
23 05 29 00-0947 EA 8" Pipe Saddle, For 2" Insulation (Cooper B-Line B3162) <i>For Work In Restricted Working Space, Add</i>	46.79 4.41	4.41
23 05 29 00-0948 EA 10" Pipe Saddle, For 2" Insulation (Cooper B-Line B3162) <i>For Work In Restricted Working Space, Add</i>	49.08 4.47	4.47
23 05 29 00-0949 EA 12" Pipe Saddle, For 2" Insulation (Cooper B-Line B3162) <i>For Work In Restricted Working Space, Add</i>	65.78 4.56	4.56
23 05 29 00-0950 EA 14" Pipe Saddle, For 2" Insulation (Cooper B-Line B3162) <i>For Work In Restricted Working Space, Add</i>	72.72 4.62	4.64
23 05 29 00-0951 EA 16" Pipe Saddle, For 2" Insulation (Cooper B-Line B3162) <i>For Work In Restricted Working Space, Add</i>	79.87 4.75	4.75
23 05 29 00-0952 EA 18" Pipe Saddle, For 2" Insulation (Cooper B-Line B3162) <i>For Work In Restricted Working Space, Add</i>	87.01 4.87	4.87
23 05 29 00-0953 EA 20" Pipe Saddle, For 2" Insulation (Cooper B-Line B3162) <i>For Work In Restricted Working Space, Add</i>	95.32 4.99	4.99
23 05 29 00-0954 EA 24" Pipe Saddle, For 2" Insulation (Cooper B-Line B3162) <i>For Work In Restricted Working Space, Add</i>	108.99 5.11	5.11
23 05 29 00-0955 Saddle, For 2-1/2" Insulation (Cooper B-Line B3163) <small>(23 05 29 00-0908)</small>		
23 05 29 00-0956 EA 1-1/4" Pipe Saddle, For 2-1/2" Insulation (Cooper B-Line B3163) <i>For Work In Restricted Working Space, Add</i>	29.32 3.92	3.93
23 05 29 00-0957 EA 1-1/2" Pipe Saddle, For 2-1/2" Insulation (Cooper B-Line B3163) <i>For Work In Restricted Working Space, Add</i>	30.90 3.98	3.98
23 05 29 00-0958 EA 2" Pipe Saddle, For 2-1/2" Insulation (Cooper B-Line B3163) <i>For Work In Restricted Working Space, Add</i>	31.71 4.02	4.02
23 05 29 00-0959 EA 2-1/2" Pipe Saddle, For 2-1/2" Insulation (Cooper B-Line B3163) <i>For Work In Restricted Working Space, Add</i>	32.61 4.08	4.08
23 05 29 00-0960 EA 3" Pipe Saddle, For 2-1/2" Insulation (Cooper B-Line B3163) <i>For Work In Restricted Working Space, Add</i>	32.92 4.17	4.16
23 05 29 00-0961 EA 4" Pipe Saddle, For 2-1/2" Insulation (Cooper B-Line B3163) <i>For Work In Restricted Working Space, Add</i>	38.09 4.23	4.22
23 05 29 00-0962 EA 6" Pipe Saddle, For 2-1/2" Insulation (Cooper B-Line B3163) <i>For Work In Restricted Working Space, Add</i>	43.48 4.35	4.35
23 05 29 00-0963 EA 8" Pipe Saddle, For 2-1/2" Insulation (Cooper B-Line B3163) <i>For Work In Restricted Working Space, Add</i>	50.50 4.50	4.51
23 05 29 00-0964 EA 10" Pipe Saddle, For 2-1/2" Insulation (Cooper B-Line B3163) <i>For Work In Restricted Working Space, Add</i>	54.07 4.59	4.58
23 05 29 00-0965 EA 12" Pipe Saddle, For 2-1/2" Insulation (Cooper B-Line B3163) <i>For Work In Restricted Working Space, Add</i>	67.49 4.69	4.68
23 05 29 00-0966 EA 14" Pipe Saddle, For 2-1/2" Insulation (Cooper B-Line B3163) <i>For Work In Restricted Working Space, Add</i>	79.93 4.75	4.75

23 Heating, Ventilating, and Air-Conditioning (HVAC)

23 05 Common Work Results for HVAC

23 05 29 Hangers and Supports for HVAC Piping and Equipment



MINOR	CSI	UOM	DESCRIPTION	TOTAL DIRECT UNIT COST	DEMOLITION UNIT COST
23 05 29 00-0967	EA		16" Pipe Saddle, For 2-1/2" Insulation (Cooper B-Line B3163) <i>For Work In Restricted Working Space, Add</i>	92.57 4.87	4.86
23 05 29 00-0968	EA		18" Pipe Saddle, For 2-1/2" Insulation (Cooper B-Line B3163) <i>For Work In Restricted Working Space, Add</i>	98.29 4.99	4.98
23 05 29 00-0969	EA		20" Pipe Saddle, For 2-1/2" Insulation (Cooper B-Line B3163) <i>For Work In Restricted Working Space, Add</i>	104.66 5.11	5.11
23 05 29 00-0970	EA		24" Pipe Saddle, For 2-1/2" Insulation (Cooper B-Line B3163) <i>For Work In Restricted Working Space, Add</i>	111.02 5.23	5.23
23 05 29 00-0971			Saddle, For 3" Insulation (Cooper B-Line B3164) <small>(23 05 29 00-0908)</small>		
23 05 29 00-0972	EA		2" Pipe Saddle, For 3" Insulation (Cooper B-Line B3164) <i>For Work In Restricted Working Space, Add</i>	32.79 4.11	4.11
23 05 29 00-0973	EA		2-1/2" Pipe Saddle, For 3" Insulation (Cooper B-Line B3164) <i>For Work In Restricted Working Space, Add</i>	35.73 4.20	4.19
23 05 29 00-0974	EA		3" Pipe Saddle, For 3" Insulation (Cooper B-Line B3164) <i>For Work In Restricted Working Space, Add</i>	37.23 4.26	4.25
23 05 29 00-0975	EA		4" Pipe Saddle, For 3" Insulation (Cooper B-Line B3164) <i>For Work In Restricted Working Space, Add</i>	38.75 4.32	4.32
23 05 29 00-0976	EA		6" Pipe Saddle, For 3" Insulation (Cooper B-Line B3164) <i>For Work In Restricted Working Space, Add</i>	44.42 4.44	4.45
23 05 29 00-0977	EA		8" Pipe Saddle, For 3" Insulation (Cooper B-Line B3164) <i>For Work In Restricted Working Space, Add</i>	55.54 4.62	4.62
23 05 29 00-0978	EA		10" Pipe Saddle, For 3" Insulation (Cooper B-Line B3164) <i>For Work In Restricted Working Space, Add</i>	60.14 4.69	4.69
23 05 29 00-0979	EA		12" Pipe Saddle, For 3" Insulation (Cooper B-Line B3164) <i>For Work In Restricted Working Space, Add</i>	78.04 4.78	4.79
23 05 29 00-0980	EA		14" Pipe Saddle, For 3" Insulation (Cooper B-Line B3164) <i>For Work In Restricted Working Space, Add</i>	93.05 4.87	4.86
23 05 29 00-0981	EA		16" Pipe Saddle, For 3" Insulation (Cooper B-Line B3164) <i>For Work In Restricted Working Space, Add</i>	108.06 4.96	4.97
23 05 29 00-0982	EA		18" Pipe Saddle, For 3" Insulation (Cooper B-Line B3164) <i>For Work In Restricted Working Space, Add</i>	110.14 5.11	5.10
23 05 29 00-0983	EA		20" Pipe Saddle, For 3" Insulation (Cooper B-Line B3164) <i>For Work In Restricted Working Space, Add</i>	112.13 5.23	5.22
23 05 29 00-0984	EA		24" Pipe Saddle, For 3" Insulation (Cooper B-Line B3164) <i>For Work In Restricted Working Space, Add</i>	142.13 5.36	5.35
23 05 29 00-0985			Saddle, For 4" Insulation (Cooper B-Line B3165) <small>(23 05 29 00-0908)</small>		
23 05 29 00-0986	EA		2" Pipe Saddle, For 4" Insulation (Cooper B-Line B3165) <i>For Work In Restricted Working Space, Add</i>	36.91 4.20	4.21
23 05 29 00-0987	EA		2-1/2" Pipe Saddle, For 4" Insulation (Cooper B-Line B3165) <i>For Work In Restricted Working Space, Add</i>	40.37 4.29	4.28
23 05 29 00-0988	EA		3" Pipe Saddle, For 4" Insulation (Cooper B-Line B3165) <i>For Work In Restricted Working Space, Add</i>	42.14 4.35	4.35
23 05 29 00-0989	EA		4" Pipe Saddle, For 4" Insulation (Cooper B-Line B3165) <i>For Work In Restricted Working Space, Add</i>	44.01 4.41	4.41
23 05 29 00-0990	EA		6" Pipe Saddle, For 4" Insulation (Cooper B-Line B3165) <i>For Work In Restricted Working Space, Add</i>	53.60 4.56	4.55
23 05 29 00-0991	EA		8" Pipe Saddle, For 4" Insulation (Cooper B-Line B3165) <i>For Work In Restricted Working Space, Add</i>	63.18 4.72	4.73
23 05 29 00-0992	EA		10" Pipe Saddle, For 4" Insulation (Cooper B-Line B3165) <i>For Work In Restricted Working Space, Add</i>	65.31 4.81	4.80
23 05 29 00-0993	EA		12" Pipe Saddle, For 4" Insulation (Cooper B-Line B3165) <i>For Work In Restricted Working Space, Add</i>	83.32 4.90	4.90
23 05 29 00-0994	EA		14" Pipe Saddle, For 4" Insulation (Cooper B-Line B3165) <i>For Work In Restricted Working Space, Add</i>	101.04 4.96	4.96
23 05 29 00-0995	EA		16" Pipe Saddle, For 4" Insulation (Cooper B-Line B3165) <i>For Work In Restricted Working Space, Add</i>	118.95 5.08	5.09
23 05 29 00-0996	EA		18" Pipe Saddle, For 4" Insulation (Cooper B-Line B3165) <i>For Work In Restricted Working Space, Add</i>	145.36 5.21	5.21
23 05 29 00-0997	EA		20" Pipe Saddle, For 4" Insulation (Cooper B-Line B3165) <i>For Work In Restricted Working Space, Add</i>	171.63 5.36	5.34
23 05 29 00-0998	EA		24" Pipe Saddle, For 4" Insulation (Cooper B-Line B3165) <i>For Work In Restricted Working Space, Add</i>	183.58 5.48	5.48
23 05 29 00-0999	EA		30" Pipe Saddle, For 4" Insulation (Cooper B-Line B3165) <i>For Work In Restricted Working Space, Add</i>	193.18 5.63	5.62
23 05 29 00-1000	EA		36" Pipe Saddle, For 4" Insulation (Cooper B-Line B3165) <i>For Work In Restricted Working Space, Add</i>	200.30 5.75	5.76
23 05 29 00-1001			Adjustable Pipe Saddle Support (Cooper B-Line B3096) <small>(23 05 29 00-0880)</small>		
23 05 29 00-1002	EA		2" Adjustable Pipe Saddle Support (Cooper B-Line B3096)	82.98	13.56
23 05 29 00-1003	EA		3" Adjustable Pipe Saddle Support (Cooper B-Line B3096)	88.15	15.73
23 05 29 00-1004	EA		4" Adjustable Pipe Saddle Support (Cooper B-Line B3096)	106.99	17.90
23 05 29 00-1005	EA		5" Adjustable Pipe Saddle Support (Cooper B-Line B3096)	111.69	19.53
23 05 29 00-1006	EA		6" Adjustable Pipe Saddle Support (Cooper B-Line B3096)	123.95	21.70
23 05 29 00-1007	EA		8" Adjustable Pipe Saddle Support (Cooper B-Line B3096)	141.38	27.13
23 05 29 00-1008	EA		10" Adjustable Pipe Saddle Support (Cooper B-Line B3096)	185.03	36.35
23 05 29 00-1009	EA		12" Adjustable Pipe Saddle Support (Cooper B-Line B3096)	230.53	54.25



MINOR CSI UOM DESCRIPTION	TOTAL DIRECT UNIT COST	DEMOLITION UNIT COST
23 05 29 00-1010	Pipe Stanchion Support (Cooper B-Line B3090) (23 05 29 00-0880)	
23 05 29 00-1011 EA 2-1/2" Pipe Stanchion Support With U-Bolt (Cooper B-Line B3090)	102.06	13.56
23 05 29 00-1012 EA 3" Pipe Stanchion Support With U-Bolt (Cooper B-Line B3090)	105.93	15.73
23 05 29 00-1013 EA 3-1/2" Pipe Stanchion Support With U-Bolt (Cooper B-Line B3090)	113.55	16.82
23 05 29 00-1014 EA 4" Pipe Stanchion Support With U-Bolt (Cooper B-Line B3090)	116.08	17.90
23 05 29 00-1015 EA 5" Pipe Stanchion Support With U-Bolt (Cooper B-Line B3090)	122.15	19.53
23 05 29 00-1016 EA 6" Pipe Stanchion Support With U-Bolt (Cooper B-Line B3090)	129.70	21.70
23 05 29 00-1017 EA 8" Pipe Stanchion Support With U-Bolt (Cooper B-Line B3090)	164.61	27.13
23 05 29 00-1018 EA 10" Pipe Stanchion Support With U-Bolt (Cooper B-Line B3090)	221.98	36.35
23 05 29 00-1019 EA 12" Pipe Stanchion Support With U-Bolt (Cooper B-Line B3090)	291.70	54.25
23 05 29 00-1020	Pipe Saddle Support (Cooper B-Line B3095) (23 05 29 00-0880)	
23 05 29 00-1021 EA 2-1/2" Pipe Saddle Support (Cooper B-Line B3095)	53.69	13.56
23 05 29 00-1022 EA 3" Pipe Saddle Support (Cooper B-Line B3095)	57.56	15.73
23 05 29 00-1023 EA 3-1/2" Pipe Saddle Support (Cooper B-Line B3095)	85.50	16.82
23 05 29 00-1024 EA 4" Pipe Saddle Support (Cooper B-Line B3095)	88.03	17.90
23 05 29 00-1025 EA 5" Pipe Saddle Support (Cooper B-Line B3095)	96.71	19.53
23 05 29 00-1026 EA 6" Pipe Saddle Support (Cooper B-Line B3095)	107.23	21.70
23 05 29 00-1027 EA 8" Pipe Saddle Support (Cooper B-Line B3095)	123.42	27.13
23 05 29 00-1028 EA 10" Pipe Saddle Support (Cooper B-Line B3095)	144.87	36.35
23 05 29 00-1029 EA 12" Pipe Saddle Support (Cooper B-Line B3095)	184.68	54.25
23 05 29 00-1030	360 Degree Thermal Hanger Shield, Pre-Insulated With Calcium Silicate (23 05 29 00-0880)	
Note: Insert is for use as isolated protective insulation at hangers.		
23 05 29 00-1031	1" Thick 360 Degree Thermal Hanger Shield, Pre-Insulated With Calcium Silicate (23 05 29 00-1030)	
23 05 29 00-1032 EA 1/2" Diameter Pipe, 1" Thick 360 Degree Thermal Hanger Shield, Pre-Insulated With Calcium Silicate	14.26	6.24
23 05 29 00-1033 EA 3/4" Diameter Pipe, 1" Thick 360 Degree Thermal Hanger Shield, Pre-Insulated With Calcium Silicate	14.55	6.24
23 05 29 00-1034 EA 1" Diameter Pipe, 1" Thick 360 Degree Thermal Hanger Shield, Pre-Insulated With Calcium Silicate	14.62	6.24
23 05 29 00-1035 EA 1-1/4" Diameter Pipe, 1" Thick 360 Degree Thermal Hanger Shield, Pre-Insulated With Calcium Silicate	14.90	6.24
23 05 29 00-1036 EA 1-1/2" Diameter Pipe, 1" Thick 360 Degree Thermal Hanger Shield, Pre-Insulated With Calcium Silicate	15.94	6.62
23 05 29 00-1037 EA 2" Diameter Pipe, 1" Thick 360 Degree Thermal Hanger Shield, Pre-Insulated With Calcium Silicate	16.66	6.82
23 05 29 00-1038 EA 2-1/2" Diameter Pipe, 1" Thick 360 Degree Thermal Hanger Shield, Pre-Insulated With Calcium Silicate	17.50	7.11
23 05 29 00-1039 EA 3" Diameter Pipe, 1" Thick 360 Degree Thermal Hanger Shield, Pre-Insulated With Calcium Silicate	18.42	7.39
23 05 29 00-1040 EA 4" Diameter Pipe, 1" Thick 360 Degree Thermal Hanger Shield, Pre-Insulated With Calcium Silicate	20.08	7.68
23 05 29 00-1041 EA 6" Diameter Pipe, 1" Thick 360 Degree Thermal Hanger Shield, Pre-Insulated With Calcium Silicate	21.59	6.62
23 05 29 00-1042 EA 8" Diameter Pipe, 1" Thick 360 Degree Thermal Hanger Shield, Pre-Insulated With Calcium Silicate	33.51	8.64
23 05 29 00-1043 EA 10" Diameter Pipe, 1" Thick 360 Degree Thermal Hanger Shield, Pre-Insulated With Calcium Silicate	39.63	10.18
23 05 29 00-1044 EA 12" Diameter Pipe, 1" Thick 360 Degree Thermal Hanger Shield, Pre-Insulated With Calcium Silicate	45.15	11.82
23 05 29 00-1045 EA 14" Diameter Pipe, 1" Thick 360 Degree Thermal Hanger Shield, Pre-Insulated With Calcium Silicate	50.98	12.20
23 05 29 00-1046	1-1/2" Thick 360 Degree Thermal Hanger Shield, Pre-Insulated With Calcium Silicate (23 05 29 00-1030)	
23 05 29 00-1047 EA 1/2" Diameter Pipe, 1-1/2" Thick 360 Degree Thermal Hanger Shield, Pre-Insulated With Calcium Silicate	12.36	4.71
23 05 29 00-1048 EA 3/4" Diameter Pipe, 1-1/2" Thick 360 Degree Thermal Hanger Shield, Pre-Insulated With Calcium Silicate	13.76	4.71
23 05 29 00-1049 EA 1" Diameter Pipe, 1-1/2" Thick 360 Degree Thermal Hanger Shield, Pre-Insulated With Calcium Silicate	14.07	4.80
23 05 29 00-1050 EA 1-1/4" Diameter Pipe, 1-1/2" Thick 360 Degree Thermal Hanger Shield, Pre-Insulated With Calcium Silicate	14.56	4.90
23 05 29 00-1051 EA 1-1/2" Diameter Pipe, 1-1/2" Thick 360 Degree Thermal Hanger Shield, Pre-Insulated With Calcium Silicate	15.03	4.90
23 05 29 00-1052 EA 2" Diameter Pipe, 1-1/2" Thick 360 Degree Thermal Hanger Shield, Pre-Insulated With Calcium Silicate	15.83	5.09
23 05 29 00-1053 EA 2-1/2" Diameter Pipe, 1-1/2" Thick 360 Degree Thermal Hanger Shield, Pre-Insulated With Calcium Silicate	16.76	5.28
23 05 29 00-1054 EA 3" Diameter Pipe, 1-1/2" Thick 360 Degree Thermal Hanger Shield, Pre-Insulated With Calcium Silicate	17.23	5.37
23 05 29 00-1055 EA 4" Diameter Pipe, 1-1/2" Thick 360 Degree Thermal Hanger Shield, Pre-Insulated With Calcium Silicate	18.99	5.86
23 05 29 00-1056 EA 6" Diameter Pipe, 1-1/2" Thick 360 Degree Thermal Hanger Shield, Pre-Insulated With Calcium Silicate	28.03	10.08
23 05 29 00-1057 EA 8" Diameter Pipe, 1-1/2" Thick 360 Degree Thermal Hanger Shield, Pre-Insulated With Calcium Silicate	25.66	7.59
23 05 29 00-1058 EA 10" Diameter Pipe, 1-1/2" Thick 360 Degree Thermal Hanger Shield, Pre-Insulated With Calcium Silicate	31.12	8.93
23 05 29 00-1059 EA 12" Diameter Pipe, 1-1/2" Thick 360 Degree Thermal Hanger Shield, Pre-Insulated With Calcium Silicate	35.31	10.27
23 05 29 00-1060 EA 14" Diameter Pipe, 1-1/2" Thick 360 Degree Thermal Hanger Shield, Pre-Insulated With Calcium Silicate	41.66	12.39
23 05 29 00-1061	2" Thick 360 Degree Thermal Hanger Shield, Pre-Insulated With Calcium Silicate (23 05 29 00-1030)	
23 05 29 00-1062 EA 1/2" Diameter Pipe, 2" Thick 360 Degree Thermal Hanger Shield, Pre-Insulated With Calcium Silicate	17.38	5.37
23 05 29 00-1063 EA 3/4" Diameter Pipe, 2" Thick 360 Degree Thermal Hanger Shield, Pre-Insulated With Calcium Silicate	17.61	5.37
23 05 29 00-1064 EA 1" Diameter Pipe, 2" Thick 360 Degree Thermal Hanger Shield, Pre-Insulated With Calcium Silicate	18.23	5.48
23 05 29 00-1065 EA 1-1/4" Diameter Pipe, 2" Thick 360 Degree Thermal Hanger Shield, Pre-Insulated With Calcium Silicate	18.77	5.57
23 05 29 00-1066 EA 1-1/2" Diameter Pipe, 2" Thick 360 Degree Thermal Hanger Shield, Pre-Insulated With Calcium Silicate	19.34	5.67
23 05 29 00-1067 EA 2" Diameter Pipe, 2" Thick 360 Degree Thermal Hanger Shield, Pre-Insulated With Calcium Silicate	20.09	5.86
23 05 29 00-1068 EA 2-1/2" Diameter Pipe, 2" Thick 360 Degree Thermal Hanger Shield, Pre-Insulated With Calcium Silicate	21.18	6.05
23 05 29 00-1069 EA 3" Diameter Pipe, 2" Thick 360 Degree Thermal Hanger Shield, Pre-Insulated With Calcium Silicate	22.19	6.24
23 05 29 00-1070 EA 4" Diameter Pipe, 2" Thick 360 Degree Thermal Hanger Shield, Pre-Insulated With Calcium Silicate	24.48	6.62
23 05 29 00-1071 EA 6" Diameter Pipe, 2" Thick 360 Degree Thermal Hanger Shield, Pre-Insulated With Calcium Silicate	28.01	7.49
23 05 29 00-1072 EA 8" Diameter Pipe, 2" Thick 360 Degree Thermal Hanger Shield, Pre-Insulated With Calcium Silicate	43.33	12.78
23 05 29 00-1073 EA 10" Diameter Pipe, 2" Thick 360 Degree Thermal Hanger Shield, Pre-Insulated With Calcium Silicate	47.27	14.79
23 05 29 00-1074 EA 12" Diameter Pipe, 2" Thick 360 Degree Thermal Hanger Shield, Pre-Insulated With Calcium Silicate	54.47	17.48
23 05 29 00-1075 EA 14" Diameter Pipe, 2" Thick 360 Degree Thermal Hanger Shield, Pre-Insulated With Calcium Silicate	61.08	19.59

23 Heating, Ventilating, and Air-Conditioning (HVAC)

23 05 Common Work Results for HVAC

23 05 29 Hangers and Supports for HVAC Piping and Equipment



MINOR CSI UOM DESCRIPTION	TOTAL DIRECT UNIT COST	DEMOLITION UNIT COST
23 05 29 00-1076 EA 16" Diameter Pipe, 2" Thick 360 Degree Thermal Hanger Shield, Pre-Insulated With Calcium Silicate.....	68.19	22.09
23 05 29 00-1077 EA 18" Diameter Pipe, 2" Thick 360 Degree Thermal Hanger Shield, Pre-Insulated With Calcium Silicate.....	78.02	25.93
23 05 29 00-1078 EA 20" Diameter Pipe, 2" Thick 360 Degree Thermal Hanger Shield, Pre-Insulated With Calcium Silicate.....	86.64	28.82
23 05 29 00-1079 EA 24" Diameter Pipe, 2" Thick 360 Degree Thermal Hanger Shield, Pre-Insulated With Calcium Silicate.....	97.86	32.66
23 05 29 00-1080 2-1/2" Thick 360 Degree Thermal Hanger Shield, Pre-Insulated With Calcium Silicate (23 05 29 00-1030)		
23 05 29 00-1081 EA 1/2" Diameter Pipe, 2-1/2" Thick 360 Degree Thermal Hanger Shield, Pre-Insulated With Calcium Silicate.....	19.90	6.24
23 05 29 00-1082 EA 3/4" Diameter Pipe, 2-1/2" Thick 360 Degree Thermal Hanger Shield, Pre-Insulated With Calcium Silicate.....	20.16	6.24
23 05 29 00-1083 EA 1" Diameter Pipe, 2-1/2" Thick 360 Degree Thermal Hanger Shield, Pre-Insulated With Calcium Silicate.....	20.91	6.34
23 05 29 00-1084 EA 1-1/4" Diameter Pipe, 2-1/2" Thick 360 Degree Thermal Hanger Shield, Pre-Insulated With Calcium Silicate.....	21.47	6.43
23 05 29 00-1085 EA 1-1/2" Diameter Pipe, 2-1/2" Thick 360 Degree Thermal Hanger Shield, Pre-Insulated With Calcium Silicate.....	22.05	6.43
23 05 29 00-1086 EA 2" Diameter Pipe, 2-1/2" Thick 360 Degree Thermal Hanger Shield, Pre-Insulated With Calcium Silicate.....	22.96	6.73
23 05 29 00-1087 EA 2-1/2" Diameter Pipe, 2-1/2" Thick 360 Degree Thermal Hanger Shield, Pre-Insulated With Calcium Silicate.....	24.20	6.92
23 05 29 00-1088 EA 3" Diameter Pipe, 2-1/2" Thick 360 Degree Thermal Hanger Shield, Pre-Insulated With Calcium Silicate.....	25.36	7.20
23 05 29 00-1089 EA 4" Diameter Pipe, 2-1/2" Thick 360 Degree Thermal Hanger Shield, Pre-Insulated With Calcium Silicate.....	27.94	7.59
23 05 29 00-1090 EA 6" Diameter Pipe, 2-1/2" Thick 360 Degree Thermal Hanger Shield, Pre-Insulated With Calcium Silicate.....	32.01	8.64
23 05 29 00-1091 EA 8" Diameter Pipe, 2-1/2" Thick 360 Degree Thermal Hanger Shield, Pre-Insulated With Calcium Silicate.....	42.20	9.61
23 05 29 00-1092 EA 10" Diameter Pipe, 2-1/2" Thick 360 Degree Thermal Hanger Shield, Pre-Insulated With Calcium Silicate.....	50.29	11.04
23 05 29 00-1093 EA 12" Diameter Pipe, 2-1/2" Thick 360 Degree Thermal Hanger Shield, Pre-Insulated With Calcium Silicate.....	57.50	13.73
23 05 29 00-1094 EA 14" Diameter Pipe, 2-1/2" Thick 360 Degree Thermal Hanger Shield, Pre-Insulated With Calcium Silicate.....	64.86	15.08
23 05 29 00-1095 EA 16" Diameter Pipe, 2-1/2" Thick 360 Degree Thermal Hanger Shield, Pre-Insulated With Calcium Silicate.....	76.77	19.21
23 05 29 00-1096 EA 18" Diameter Pipe, 2-1/2" Thick 360 Degree Thermal Hanger Shield, Pre-Insulated With Calcium Silicate.....	82.41	20.17
23 05 29 00-1097 EA 20" Diameter Pipe, 2-1/2" Thick 360 Degree Thermal Hanger Shield, Pre-Insulated With Calcium Silicate.....	93.59	23.05
23 05 29 00-1098 EA 24" Diameter Pipe, 2-1/2" Thick 360 Degree Thermal Hanger Shield, Pre-Insulated With Calcium Silicate.....	110.29	27.85
23 05 29 00-1099 3" Thick 360 Degree Thermal Hanger Shield, Pre-Insulated With Calcium Silicate (23 05 29 00-1030)		
23 05 29 00-1100 EA 1/2" Diameter Pipe, 3" Thick 360 Degree Thermal Hanger Shield, Pre-Insulated With Calcium Silicate.....	45.18	6.43
23 05 29 00-1101 EA 3/4" Diameter Pipe, 3" Thick 360 Degree Thermal Hanger Shield, Pre-Insulated With Calcium Silicate.....	53.82	6.73
23 05 29 00-1102 EA 1" Diameter Pipe, 3" Thick 360 Degree Thermal Hanger Shield, Pre-Insulated With Calcium Silicate.....	56.04	6.73
23 05 29 00-1103 EA 1-1/4" Diameter Pipe, 3" Thick 360 Degree Thermal Hanger Shield, Pre-Insulated With Calcium Silicate.....	57.43	6.92
23 05 29 00-1104 EA 1-1/2" Diameter Pipe, 3" Thick 360 Degree Thermal Hanger Shield, Pre-Insulated With Calcium Silicate.....	59.08	7.11
23 05 29 00-1105 EA 2" Diameter Pipe, 3" Thick 360 Degree Thermal Hanger Shield, Pre-Insulated With Calcium Silicate.....	60.92	7.20
23 05 29 00-1106 EA 2-1/2" Diameter Pipe, 3" Thick 360 Degree Thermal Hanger Shield, Pre-Insulated With Calcium Silicate.....	64.19	7.39
23 05 29 00-1107 EA 3" Diameter Pipe, 3" Thick 360 Degree Thermal Hanger Shield, Pre-Insulated With Calcium Silicate.....	67.02	7.87
23 05 29 00-1108 EA 4" Diameter Pipe, 3" Thick 360 Degree Thermal Hanger Shield, Pre-Insulated With Calcium Silicate.....	73.99	8.17
23 05 29 00-1109 EA 6" Diameter Pipe, 3" Thick 360 Degree Thermal Hanger Shield, Pre-Insulated With Calcium Silicate.....	84.66	9.99
23 05 29 00-1110 EA 8" Diameter Pipe, 3" Thick 360 Degree Thermal Hanger Shield, Pre-Insulated With Calcium Silicate.....	110.14	10.95
23 05 29 00-1111 EA 10" Diameter Pipe, 3" Thick 360 Degree Thermal Hanger Shield, Pre-Insulated With Calcium Silicate.....	131.13	11.53
23 05 29 00-1112 EA 12" Diameter Pipe, 3" Thick 360 Degree Thermal Hanger Shield, Pre-Insulated With Calcium Silicate.....	150.21	14.88
23 05 29 00-1113 EA 14" Diameter Pipe, 3" Thick 360 Degree Thermal Hanger Shield, Pre-Insulated With Calcium Silicate.....	169.26	15.85
23 05 29 00-1114 EA 16" Diameter Pipe, 3" Thick 360 Degree Thermal Hanger Shield, Pre-Insulated With Calcium Silicate.....	202.11	21.13
23 05 29 00-1115 EA 18" Diameter Pipe, 3" Thick 360 Degree Thermal Hanger Shield, Pre-Insulated With Calcium Silicate.....	217.58	23.05
23 05 29 00-1116 EA 20" Diameter Pipe, 3" Thick 360 Degree Thermal Hanger Shield, Pre-Insulated With Calcium Silicate.....	246.47	24.98
23 05 29 00-1117 EA 24" Diameter Pipe, 3" Thick 360 Degree Thermal Hanger Shield, Pre-Insulated With Calcium Silicate.....	289.52	30.73
23 05 29 00-1118 3-1/2" Thick 360 Degree Thermal Hanger Shield, Pre-Insulated With Calcium Silicate (23 05 29 00-1030)		
23 05 29 00-1119 EA 1/2" Diameter Pipe, 3-1/2" Thick 360 Degree Thermal Hanger Shield, Pre-Insulated With Calcium Silicate.....	19.90	6.24
23 05 29 00-1120 EA 3/4" Diameter Pipe, 3-1/2" Thick 360 Degree Thermal Hanger Shield, Pre-Insulated With Calcium Silicate.....	24.03	7.59
23 05 29 00-1121 EA 1" Diameter Pipe, 3-1/2" Thick 360 Degree Thermal Hanger Shield, Pre-Insulated With Calcium Silicate.....	25.12	7.59
23 05 29 00-1122 EA 1-1/4" Diameter Pipe, 3-1/2" Thick 360 Degree Thermal Hanger Shield, Pre-Insulated With Calcium Silicate.....	25.75	7.68
23 05 29 00-1123 EA 1-1/2" Diameter Pipe, 3-1/2" Thick 360 Degree Thermal Hanger Shield, Pre-Insulated With Calcium Silicate.....	26.53	7.78
23 05 29 00-1124 EA 2" Diameter Pipe, 3-1/2" Thick 360 Degree Thermal Hanger Shield, Pre-Insulated With Calcium Silicate.....	27.50	8.07
23 05 29 00-1125 EA 2-1/2" Diameter Pipe, 3-1/2" Thick 360 Degree Thermal Hanger Shield, Pre-Insulated With Calcium Silicate.....	29.02	8.36
23 05 29 00-1126 EA 3" Diameter Pipe, 3-1/2" Thick 360 Degree Thermal Hanger Shield, Pre-Insulated With Calcium Silicate.....	30.31	8.64
23 05 29 00-1127 EA 4" Diameter Pipe, 3-1/2" Thick 360 Degree Thermal Hanger Shield, Pre-Insulated With Calcium Silicate.....	33.55	9.13
23 05 29 00-1128 EA 6" Diameter Pipe, 3-1/2" Thick 360 Degree Thermal Hanger Shield, Pre-Insulated With Calcium Silicate.....	38.40	10.38
23 05 29 00-1129 EA 8" Diameter Pipe, 3-1/2" Thick 360 Degree Thermal Hanger Shield, Pre-Insulated With Calcium Silicate.....	50.61	11.53
23 05 29 00-1130 EA 10" Diameter Pipe, 3-1/2" Thick 360 Degree Thermal Hanger Shield, Pre-Insulated With Calcium Silicate.....	60.35	13.26
23 05 29 00-1131 EA 12" Diameter Pipe, 3-1/2" Thick 360 Degree Thermal Hanger Shield, Pre-Insulated With Calcium Silicate.....	68.99	16.52
23 05 29 00-1132 EA 14" Diameter Pipe, 3-1/2" Thick 360 Degree Thermal Hanger Shield, Pre-Insulated With Calcium Silicate.....	77.85	18.06
23 05 29 00-1133 EA 16" Diameter Pipe, 3-1/2" Thick 360 Degree Thermal Hanger Shield, Pre-Insulated With Calcium Silicate.....	92.14	23.05
23 05 29 00-1134 EA 18" Diameter Pipe, 3-1/2" Thick 360 Degree Thermal Hanger Shield, Pre-Insulated With Calcium Silicate.....	98.90	24.20
23 05 29 00-1135 EA 20" Diameter Pipe, 3-1/2" Thick 360 Degree Thermal Hanger Shield, Pre-Insulated With Calcium Silicate.....	112.36	27.66
23 05 29 00-1136 EA 24" Diameter Pipe, 3-1/2" Thick 360 Degree Thermal Hanger Shield, Pre-Insulated With Calcium Silicate.....	132.35	33.43
23 05 29 00-1137 4" Thick 360 Degree Thermal Hanger Shield, Pre-Insulated With Calcium Silicate (23 05 29 00-1030)		
23 05 29 00-1138 EA 1/2" Diameter Pipe, 4" Thick 360 Degree Thermal Hanger Shield, Pre-Insulated With Calcium Silicate.....	26.83	8.45
23 05 29 00-1139 EA 3/4" Diameter Pipe, 4" Thick 360 Degree Thermal Hanger Shield, Pre-Insulated With Calcium Silicate.....	27.18	8.45
23 05 29 00-1140 EA 1" Diameter Pipe, 4" Thick 360 Degree Thermal Hanger Shield, Pre-Insulated With Calcium Silicate.....	28.21	8.55
23 05 29 00-1141 EA 1-1/4" Diameter Pipe, 4" Thick 360 Degree Thermal Hanger Shield, Pre-Insulated With Calcium Silicate.....	29.03	8.64
23 05 29 00-1142 EA 1-1/2" Diameter Pipe, 4" Thick 360 Degree Thermal Hanger Shield, Pre-Insulated With Calcium Silicate.....	29.67	8.64



	MINOR	CSI	UOM	DESCRIPTION	TOTAL DIRECT UNIT COST	DEMOLITION UNIT COST
	23 05 29 00-1143	EA		2" Diameter Pipe, 4" Thick 360 Degree Thermal Hanger Shield, Pre-Insulated With Calcium Silicate.....	31.30	9.22
	23 05 29 00-1144	EA		2-1/2" Diameter Pipe, 4" Thick 360 Degree Thermal Hanger Shield, Pre-Insulated With Calcium Silicate.....	32.63	9.32
	23 05 29 00-1145	EA		3" Diameter Pipe, 4" Thick 360 Degree Thermal Hanger Shield, Pre-Insulated With Calcium Silicate.....	34.23	9.70
	23 05 29 00-1146	EA		4" Diameter Pipe, 4" Thick 360 Degree Thermal Hanger Shield, Pre-Insulated With Calcium Silicate.....	37.72	10.27
	23 05 29 00-1147	EA		6" Diameter Pipe, 4" Thick 360 Degree Thermal Hanger Shield, Pre-Insulated With Calcium Silicate.....	43.18	11.63
	23 05 29 00-1148	EA		8" Diameter Pipe, 4" Thick 360 Degree Thermal Hanger Shield, Pre-Insulated With Calcium Silicate.....	56.22	12.58
	23 05 29 00-1149	EA		10" Diameter Pipe, 4" Thick 360 Degree Thermal Hanger Shield, Pre-Insulated With Calcium Silicate.....	67.90	14.98
	23 05 29 00-1150	EA		12" Diameter Pipe, 4" Thick 360 Degree Thermal Hanger Shield, Pre-Insulated With Calcium Silicate.....	77.63	18.63
	23 05 29 00-1151	EA		14" Diameter Pipe, 4" Thick 360 Degree Thermal Hanger Shield, Pre-Insulated With Calcium Silicate.....	87.60	20.27
	23 05 29 00-1152	EA		16" Diameter Pipe, 4" Thick 360 Degree Thermal Hanger Shield, Pre-Insulated With Calcium Silicate.....	103.70	25.93
	23 05 29 00-1153	EA		18" Diameter Pipe, 4" Thick 360 Degree Thermal Hanger Shield, Pre-Insulated With Calcium Silicate.....	111.22	27.18
	23 05 29 00-1154	EA		20" Diameter Pipe, 4" Thick 360 Degree Thermal Hanger Shield, Pre-Insulated With Calcium Silicate.....	124.90	31.12
	23 05 29 00-1155	EA		24" Diameter Pipe, 4" Thick 360 Degree Thermal Hanger Shield, Pre-Insulated With Calcium Silicate.....	148.92	37.65
	23 05 29 00-1156	EA		26" Diameter Pipe, 4" Thick 360 Degree Thermal Hanger Shield, Pre-Insulated With Calcium Silicate.....	169.69	44.28
	23 05 29 00-1157	EA		28" Diameter Pipe, 4" Thick 360 Degree Thermal Hanger Shield, Pre-Insulated With Calcium Silicate.....	192.90	52.25
	23 05 29 00-1158	EA		30" Diameter Pipe, 4" Thick 360 Degree Thermal Hanger Shield, Pre-Insulated With Calcium Silicate.....	217.99	61.76
	23 05 29 00-1159	EA		42" Diameter Pipe, 4" Thick 360 Degree Thermal Hanger Shield, Pre-Insulated With Calcium Silicate.....	311.06	95.38
	23 05 29 00-1160	EA		44" Diameter Pipe, 4" Thick 360 Degree Thermal Hanger Shield, Pre-Insulated With Calcium Silicate.....	334.80	104.99
	23 05 29 00-1161	EA		46" Diameter Pipe, 4" Thick 360 Degree Thermal Hanger Shield, Pre-Insulated With Calcium Silicate.....	356.56	113.33
	23 05 29 00-1162			Equipment Housekeeping Pads (23 05 29) See CSI section 03 31 13 00-0089 for Concrete Equipment Pads.		
	23 05 29 00-1163			Molded Plastic Condenser Pad (23 05 29 00-1162)		
	23 05 29 00-1164	EA		30" Round Molded Plastic Pad.....	140.55	13.56
	23 05 29 00-1165	EA		30" Octagon Molded Plastic Pad.....	148.01	13.56
	23 05 29 00-1166	EA		30" x 30" Molded Plastic Pad.....	140.55	13.56
	23 05 29 00-1167	EA		36" x 36" Molded Plastic Pad.....	185.25	13.56
	23 05 29 00-1168	EA		36" x 48" Molded Plastic Pad.....	268.89	13.56
	23 05 29 00-1169			Inertia Base (23 05 29 00-1162) Note: Includes spring isolators.		
	23 05 29 00-1170	EA		Up To 12 SF Inertia Base, 8" Thick With Spring Base.....	3,391.75	
	23 05 29 00-1171	EA		>12 To 16 SF Inertia Base, 8" Thick With Spring Base.....	4,103.26	
	23 05 29 00-1172	EA		>16 To 20 SF Inertia Base, 8" Thick With Spring Base.....	4,700.34	
	23 05 29 00-1173	EA		>20 To 24 SF Inertia Base, 8" Thick With Spring Base.....	5,373.70	
	23 05 29 00-1174			Hanger Assemblies (23 05 29) Note: Includes hanger, rod, nuts, washers, clamps, upper attachment, etc. Not for use where detail is available.		
	23 05 29 00-1175	EA		1/2" Standard Duty Clevis Pipe Hanger Assembly.....	47.50	16.87
				Note: Includes hanger, rod, nuts, washers and clamp.		
				<i>For Work In Restricted Working Space, Add</i>	10.85	
	23 05 29 00-1176	EA		3/4" Standard Duty Clevis Pipe Hanger Assembly.....	49.51	17.87
				Note: Includes hanger, rod, nuts, washers and clamp.		
				<i>For Work In Restricted Working Space, Add</i>	11.46	
	23 05 29 00-1177	EA		1" Standard Duty Clevis Pipe Hanger Assembly.....	51.20	18.96
				Note: Includes hanger, rod, nuts, washers and clamp.		
				<i>For Work In Restricted Working Space, Add</i>	11.95	
	23 05 29 00-1178	EA		1-1/4" Standard Duty Clevis Pipe Hanger Assembly.....	52.04	18.99
				Note: Includes hanger, rod, nuts, washers and clamp.		
				<i>For Work In Restricted Working Space, Add</i>	12.12	
	23 05 29 00-1179	EA		1-1/2" Standard Duty Clevis Pipe Hanger Assembly.....	52.26	18.99
				Note: Includes hanger, rod, nuts, washers and clamp.		
				<i>For Work In Restricted Working Space, Add</i>	12.12	
	23 05 29 00-1180	EA		2" Standard Duty Clevis Pipe Hanger Assembly.....	53.28	19.15
				Note: Includes hanger, rod, nuts, washers and clamp.		
				<i>For Work In Restricted Working Space, Add</i>	12.30	
	23 05 29 00-1181	EA		2-1/2" Standard Duty Clevis Pipe Hanger Assembly.....	61.96	20.41
				Note: Includes hanger, rod, nuts, washers and clamp.		
				<i>For Work In Restricted Working Space, Add</i>	12.47	
	23 05 29 00-1182	EA		3" Standard Duty Clevis Pipe Hanger Assembly.....	63.71	21.00
				Note: Includes hanger, rod, nuts, washers and clamp.		
				<i>For Work In Restricted Working Space, Add</i>	12.67	
	23 05 29 00-1183	EA		4" Standard Duty Clevis Pipe Hanger Assembly.....	76.88	23.71
				Note: Includes hanger, rod, nuts, washers and clamp.		
				<i>For Work In Restricted Working Space, Add</i>	13.99	
	23 05 29 00-1184	EA		6" Standard Duty Clevis Pipe Hanger Assembly.....	114.03	30.63
				Note: Includes hanger, rod, nuts, washers and clamp.		
				<i>For Work In Restricted Working Space, Add</i>	18.38	
	23 05 29 00-1185	EA		8" Standard Duty Clevis Pipe Hanger Assembly.....	131.02	35.54
				Note: Includes hanger, rod, nuts, washers and clamp.		
				<i>For Work In Restricted Working Space, Add</i>	21.32	
	23 05 29 00-1186	EA		10" Standard Duty Clevis Pipe Hanger Assembly.....	181.27	45.13
				Note: Includes hanger, rod, nuts, washers and clamp.		
				<i>For Work In Restricted Working Space, Add</i>	26.74	
	23 05 29 00-1187	EA		12" Standard Duty Clevis Pipe Hanger Assembly.....	197.84	48.57
				Note: Includes hanger, rod, nuts, washers and clamp.		
				<i>For Work In Restricted Working Space, Add</i>	29.19	

23 Heating, Ventilating, and Air-Conditioning (HVAC)**23 05 Common Work Results for HVAC****23 05 29 Hangers and Supports for HVAC Piping and Equipment**

SAN BERNARDINO
COUNTY

MINOR CSI UOM DESCRIPTION	TOTAL DIRECT UNIT COST	DEMOLITION UNIT COST
23 05 29 00-1188 Steel Shapes For Hanger Devices (23 05 29)		
23 05 29 00-1189 Angle Iron For Hanger Devices (23 05 29 00-1188)		
23 05 29 00-1190 LF 1/2" x 1/2" x 1/8" Angle Iron For Hanger Devices	2.67	1.58
23 05 29 00-1191 LF 3/4" x 3/4" x 1/8" Angle Iron For Hanger Devices	3.52	1.97
23 05 29 00-1192 LF 1" x 1" x 1/8" Angle Iron For Hanger Devices	4.36	2.36
23 05 29 00-1193 LF 1-1/4" x 1-1/4" x 3/16" Angle Iron For Hanger Devices	6.45	2.93
23 05 29 00-1194 LF 1-1/2" x 1-1/2" x 3/16" Angle Iron For Hanger Devices	6.92	3.15
23 05 29 00-1195 LF 2" x 2" x 1/4" Angle Iron For Hanger Devices	9.55	3.54
23 05 29 00-1196 LF 2-1/2" x 2-1/2" x 1/4" Angle Iron For Hanger Devices	11.94	4.31
23 05 29 00-1197 LF 3" x 2" x 3/8" Angle Iron For Hanger Devices	15.67	5.05
23 05 29 00-1198 LF 3" x 3" x 3/8" Angle Iron For Hanger Devices	18.76	5.91
23 05 29 00-1199 Channels For Hanger Devices (23 05 29 00-1188)		
23 05 29 00-1200 LF C2 x 1.78, 2" Wide Channels For Hanger Devices	8.03	4.03
23 05 29 00-1201 LF C3 x 4.1, 3" Wide Channels For Hanger Devices	13.95	5.80
23 05 29 00-1202 LF C4 x 5.4, 4" Wide Channels For Hanger Devices	17.47	6.96
23 05 29 00-1203 LF C5 x 6.7 - 5" Wide Channels For Hanger Devices	20.99	8.13
23 05 29 00-1204 LF C6 x 8.2 - 6" Wide Channels For Hanger Devices	25.42	9.76
23 05 29 00-1205 LF C7 x 9.8 - 7" Wide Channels For Hanger Devices	30.34	11.61
23 05 29 00-1206 LF C8 x 11.5 - 8" Wide Channels For Hanger Devices	34.45	12.78
23 05 29 00-1207 Structural Bar Tees For Hanger Devices (23 05 29 00-1188)		
23 05 29 00-1208 LF 3/4" x 3/4" x 1/8" Structural Bar Tee For Hanger Devices	8.71	5.67
23 05 29 00-1209 LF 1" x 1" x 1/8" Structural Bar Tee For Hanger Devices	10.48	6.71
23 05 29 00-1210 LF 1-1/2" x 1-1/2" x 1/4" Structural Bar Tee For Hanger Devices	15.32	7.74
23 05 29 00-1211 LF 2" x 2" x 1/4" Structural Bar Tee For Hanger Devices	19.75	10.32
23 05 29 00-1212 LF 2-1/2" x 2-1/2" x 3/8" Structural Bar Tee For Hanger Devices	27.33	12.39
23 05 29 00-1213 LF 3" x 3" x 3/8" Structural Bar Tee For Hanger Devices	34.24	15.99
23 05 29 00-1214 Structural Zees For Hanger Devices (23 05 29 00-1188)		
23 05 29 00-1215 LF 1-1/4" x 1-3/4" x 1-3/4" Structural Zee For Hanger Devices	15.35	7.74
23 05 29 00-1216 LF 2-11/16" x 3" x 2-11/16" Structural Zee For Hanger Devices	18.74	7.74
23 05 29 00-1217 LF 3-1/16" x 4" x 3-1/16" Structural Zee For Hanger Devices	27.64	7.74
23 05 29 00-1218 LF 3-1/4" x 5" x 3-1/4" Structural Zee For Hanger Devices	35.17	7.74
23 05 29 00-1219 LF 3-1/2" x 6" x 3-1/2" Structural Zee For Hanger Devices	43.16	7.74
23 05 29 00-1220 Junior I-beams For Hanger Devices (23 05 29 00-1188)		
23 05 29 00-1221 LF 3" I-beam (Junior) For Hanger Devices	18.84	11.36
23 05 29 00-1222 LF 4" I-beam (Junior) For Hanger Devices	21.75	12.39
23 05 29 00-1223 LF 5" I-beam (Junior) For Hanger Devices	25.27	13.42
23 05 29 00-1224 LF 6" I-beam (Junior) For Hanger Devices	27.65	14.97
23 05 29 00-1225 LF 7" I-beam (Junior) For Hanger Devices	33.17	15.99
23 05 29 00-1226 LF 8" I-beam (Junior) For Hanger Devices	35.95	17.03
23 05 33 Heat Tracing for HVAC Piping (23 05)		
See CSI section 23 83 13 00-0000 for heat tracing cables.		
23 05 48 Vibration and Seismic Controls for HVAC (23 05)		
23 05 48 13 Vibration Controls for HVAC (23 05 48)		
23 05 48 13-0001 Unhoused Stable Steel Spring Isolators (23 05 48 13)		
Note: Includes leveling adjustment, cast top, base plate and pad. For use with floor mounted equipment only.		
23 05 48 13-0002 EA 60 LB Unhoused Steel Spring Isolator	100.60	30.37
23 05 48 13-0003 EA 115 LB Unhoused Steel Spring Isolator	107.06	30.37
23 05 48 13-0004 EA 1,130 LB Unhoused Steel Spring Isolator	128.49	30.37
23 05 48 13-0005 Housed Stable Steel Spring Isolators (23 05 48 13)		
Note: Includes leveling adjustment, top plate, base plate and pad. For use with floor mounted equipment only. Mason Industries, Inc.		
23 05 48 13-0006 EA To 770 LB Housed Hot Dipped Galvanized Steel Spring Isolator, 1" Deflection	627.05	30.37
23 05 48 13-0007 EA To 1,040 LB Housed Hot Dipped Galvanized Steel Spring Isolator, 1" Deflection	714.25	30.37
23 05 48 13-0008 EA To 1,600 LB Housed Hot Dipped Galvanized Steel Spring Isolator, 1" Deflection	757.85	30.37
23 05 48 13-0009 EA To 2,250 LB Housed Hot Dipped Galvanized Steel Spring Isolator, 1" Deflection	932.25	30.37
23 05 48 13-0010 EA To 3,250 LB Housed Hot Dipped Galvanized Steel Spring Isolator, 1" Deflection	975.85	30.37
23 05 48 13-0011 EA To 730 LB Housed Hot Dipped Galvanized Steel Spring Isolator, 2" Deflection	703.35	30.37
23 05 48 13-0012 EA To 930 LB Housed Hot Dipped Galvanized Steel Spring Isolator, 2" Deflection	779.65	30.37
23 05 48 13-0013 EA To 1,440 LB Housed Hot Dipped Galvanized Steel Spring Isolator, 2" Deflection	834.15	30.37
23 05 48 13-0014 EA To 1,860 LB Housed Hot Dipped Galvanized Steel Spring Isolator, 2" Deflection	1,084.85	30.37
23 05 48 13-0015 EA To 2,880 LB Housed Hot Dipped Galvanized Steel Spring Isolator, 2" Deflection	1,182.95	30.37
23 05 48 13-0016 EA To 3,720 LB Housed Hot Dipped Galvanized Steel Spring Isolator, 2" Deflection	1,411.85	30.37



	MINOR	CSI	UOM	DESCRIPTION	TOTAL DIRECT UNIT COST	DEMOLITION UNIT COST
23 05 48 13-0017				Vibration Isolators <small>(23 05 48 13)</small>		
23 05 48 13-0018				Spring And Rubber Hanger For 1" Deflection <small>(23 05 48 13-0017)</small>		
23 05 48 13-0019	EA			50 To 500 LB Rated Spring And Rubber Hanger For Vibration Isolation With 3/4" Max Rod Size	133.89	19.53
23 05 48 13-0020	EA			600 To 1,000 LB Rated Spring And Rubber Hanger For Vibration Isolation With 7/8" Max Rod Size	282.51	21.70
23 05 48 13-0021				Rubber-In-Shear Isolator Hanger <small>(23 05 48 13-0017)</small>		
23 05 48 13-0022	EA			45-340 LB Rubber In Shear Hanger 0.38" Deflection With <1/2" Rod Size	74.16	16.28
23 05 48 13-0023	EA			130-700 LB Rubber In Shear Hanger 0.43" Deflection With <3/4" Rod Size	96.21	19.53
23 05 48 13-0024				Spring Hanger For 1" Deflection <small>(23 05 48 13-0017)</small>		
23 05 48 13-0025	EA			50 To 1,000 LB Rubber In Shear Hanger For 1" Deflection With <3/4" Rod Size	84.08	19.53
23 05 48 13-0026				Rubber-In-Shear Vibration Isolator <small>(23 05 48 13-0017)</small>		
23 05 48 13-0027	EA			45 To 340 LB Rubber In Shear Vibration Isolation With 0.38" Deflection	154.68	36.90
23 05 48 13-0028	EA			130 To 700 LB Rubber In Shear Vibration Isolation With 0.43" Deflection	211.86	36.90
23 05 48 13-0029	EA			550 To 1,920 LB Rubber In Shear Vibration Isolation With 0.48" Deflection	408.07	36.90
23 05 48 13-0030				Two-Piece Spring Type Vibration Isolator <small>(23 05 48 13-0017)</small>		
				Note: For equipment support aluminum construction 1/2" adjusting and leveling bolt 1" deflection.		
23 05 48 13-0031	EA			50 To 1,000 LB Rated Load 2-Piece Isolator Spring Type Vibration Isolator	130.59	36.90
23 05 48 13-0032	EA			>1,000 To 1,600 LB Rated Load 2-Piece Isolator Spring Type Vibration Isolator	134.85	36.90
23 05 48 13-0033				Open Double Spring Type Vibration Isolator <small>(23 05 48 13-0017)</small>		
				Note: For equipment support 1" deflection neoprene pad and 5/8" stud bolt.		
23 05 48 13-0034	EA			150 To 450 LB Rated Load Open Isolator, Double Spring Type Vibration Isolator	102.10	18.44
23 05 48 13-0035	EA			500 To 1,000 LB Rated Load Open Isolator, Double Spring Type Vibration Isolator	102.10	18.44
23 05 48 13-0036	EA			1,100 To 1,600 LB Rated Load Open Isolator, Double Spring Type Vibration Isolator	116.31	18.44
23 05 48 13-0037	EA			1,700 To 2,400 LB Rated Load Open Isolator, Double Spring Type Vibration Isolator	116.31	18.44
23 05 48 13-0038	EA			2,500 To 3,400 LB Rated Load Open Isolator, Double Spring Type Vibration Isolator	180.54	18.44
23 05 48 13-0039				Isolation Pads <small>(23 05 48 13-0017)</small>		
23 05 48 13-0040				Laminated Neoprene And Cork Isolation Pad <small>(23 05 48 13-0039)</small>		
23 05 48 13-0041	EA			2" x 2", 1" Thick Laminated Neoprene And Cork Isolation Pad	6.82	2.71
23 05 48 13-0042	EA			3" x 3", 1" Thick Laminated Neoprene And Cork Isolation Pad	8.99	2.82
23 05 48 13-0043	EA			4" x 4", 1" Thick Laminated Neoprene And Cork Isolation Pad	11.50	2.93
23 05 48 13-0044	EA			12" x 12", 1" Thick Laminated Neoprene And Cork Isolation Pad	48.83	3.37
23 05 48 13-0045	EA			18" x 18", 1" Thick Laminated Neoprene And Cork Isolation Pad	94.56	3.80
23 05 48 13-0046				Neoprene And Steel Plate Isolation Pad <small>(23 05 48 13-0039)</small>		
23 05 48 13-0047	EA			6" x 4", 5/8" Thick Steel Plate And Ribbed Neoprene Isolation Pad	167.23	2.71
23 05 48 13-0048	EA			6" x 4", 7/8" Thick Steel Plate And Ribbed Neoprene Isolation Pad	185.16	2.71
23 05 48 13-0049				Neoprene Isolation Pad <small>(23 05 48 13-0039)</small>		
23 05 48 13-0050	EA			2" x 2", 3/8" Thick Ribbed Neoprene Isolation Pad	6.29	2.71
23 05 48 13-0051	EA			3" x 3", 3/8" Thick Ribbed Neoprene Isolation Pad	7.27	2.71
23 05 48 13-0052	EA			4" x 4", 3/8" Thick Ribbed Neoprene Isolation Pad	8.87	2.71
23 05 48 13-0053	EA			12" x 12", 3/8" Thick Ribbed Neoprene Isolation Pad	48.02	3.26
23 05 48 13-0054	EA			18" x 18", 3/8" Thick Ribbed Neoprene Isolation Pad	88.77	3.80
23 05 48 13-0055				Miscellaneous Piping Isolators <small>(23 05 48 13-0017)</small>		
23 05 48 13-0056	EA			Vibration Isolator, 2" Deflector	928.56	32.55
				Note: M.M. Sausse Model # RMXA.		
23 05 48 13-0057				Threaded Flexible Bronze Hose Connectors <small>(23 05 48 13)</small>		
				Note: Includes hex threaded nipple ends.		
23 05 48 13-0058	EA			3/8" Diameter x 9" Flexible Hose Connection, For Vibration Isolation, Bronze Hose With Hex Threaded Nipple Ends	71.69	17.36
23 05 48 13-0059	EA			1/2" Diameter x 10" Flexible Hose Connection, For Vibration Isolation, Bronze Hose With Hex Threaded Nipple Ends	83.86	23.87
23 05 48 13-0060	EA			3/4" Diameter x 11" Flexible Hose Connection, For Vibration Isolation, Bronze Hose With Hex Threaded Nipple Ends	102.96	29.30
23 05 48 13-0061	EA			1" Diameter x 12" Flexible Hose Connection, For Vibration Isolation, Bronze Hose With Hex Threaded Nipple Ends	119.79	34.72
23 05 48 13-0062	EA			1-1/4" Diameter x 12" Flexible Hose Connection, For Vibration Isolation, Bronze Hose With Hex Threaded Nipple Ends	137.32	45.57
23 05 48 13-0063	EA			1-1/2" Diameter x 14" Flexible Hose Connection, For Vibration Isolation, Bronze Hose With Hex Threaded Nipple Ends	154.63	48.50

23 Heating, Ventilating, and Air-Conditioning (HVAC)**23 05 Common Work Results for HVAC****23 05 48 Vibration and Seismic Controls for HVAC**

SAN BERNARDINO
COUNTY

MINOR CSI UOM DESCRIPTION	TOTAL DIRECT UNIT COST	DEMOLITION UNIT COST
23 05 48 13-0064 EA 2" Diameter x 14" Flexible Hose Connection, For Vibration Isolation, Bronze Hose With Hex Threaded Nipple Ends	207.16	57.50
23 05 48 13-0065 EA 2-1/2" Diameter x 16" Flexible Hose Connection, For Vibration Isolation, Bronze Hose With Hex Threaded Nipple Ends	286.22	89.62
23 05 48 13-0066 Weld End Flexible Hose Connectors (23 05 48 13)		
23 05 48 13-0067 EA 1/2" Diameter x 10" Flexible Hose Connection, Weld Ends	255.69	62.28
23 05 48 13-0068 EA 3/4" Diameter x 10" Flexible Hose Connection, Weld Ends	299.46	68.36
23 05 48 13-0069 EA 1" Diameter x 10" Flexible Hose Connection, Weld Ends	338.59	72.37
23 05 48 13-0070 EA 1-1/4" Diameter x 11" Flexible Hose Connection, Weld Ends	378.32	82.46
23 05 48 13-0071 EA 1-1/2" Diameter x 12" Flexible Hose Connection, Weld Ends	429.96	88.97
23 05 48 13-0072 EA 2" Diameter x 14" Flexible Hose Connection, Weld Ends	539.03	115.77
23 05 48 13-0073 EA 2-1/2" Diameter x 16" Flexible Hose Connection, Weld Ends	817.78	130.21
23 05 48 13-0074 EA 3" Diameter x 16" Flexible Hose Connection, Weld Ends	1,012.78	146.48
23 05 48 13-0075 EA 4" Diameter x 18" Flexible Hose Connection, Weld Ends	1,388.34	217.01
23 05 48 13-0076 Flanged Flexible Hose Connectors (23 05 48 13)		
23 05 48 13-0077 Flanged Flexible Molded Rubber Hose Connectors (23 05 48 13-0076)		
Note: With helical wire reinforcement 150 PSI.		
23 05 48 13-0078 EA 1-1/2" Diameter x 12" Molded Rubber Connectors With Helical Wire Reinforcement 150 PSI	217.44	81.38
23 05 48 13-0079 EA 2" Diameter x 12" Molded Rubber Connectors With Helical Wire Reinforcement 150 PSI	235.20	90.38
23 05 48 13-0080 EA 2-1/2" Diameter x 12" Molded Rubber Connectors With Helical Wire Reinforcement 150 PSI	381.56	180.55
23 05 48 13-0081 EA 3" Diameter x 12" Molded Rubber Connectors With Helical Wire Reinforcement 150 PSI	527.81	268.55
23 05 48 13-0082 EA 4" Diameter x 12" Molded Rubber Connectors With Helical Wire Reinforcement 150 PSI	687.90	346.66
23 05 48 13-0083 EA 6" Diameter x 18" Molded Rubber Connectors With Helical Wire Reinforcement 150 PSI	877.02	360.52
23 05 48 13-0084 EA 8" Diameter x 24" Molded Rubber Connectors With Helical Wire Reinforcement 150 PSI	1,066.97	411.76
23 05 48 13-0085 EA 10" Diameter x 24" Molded Rubber Connectors With Helical Wire Reinforcement 150 PSI	1,383.21	490.02
23 05 48 13-0086 EA 12" Diameter x 24" Molded Rubber Connectors With Helical Wire Reinforcement 150 PSI	3,334.12	612.88
23 05 48 13-0087 Flanged Flexible Corrugated Stainless Steel Hose Connectors (23 05 48 13-0076)		
Note: With braided metal wire.		
23 05 48 13-0088 EA 1/2" Diameter x 12" Metal Wire Braid Connector, Over Corrugated Stainless Steel, 150 PSI For Vibration Isolation	168.97	74.00
23 05 48 13-0089 EA 1" Diameter x 12" Metal Wire Braid Connector, Over Corrugated Stainless Steel, 150 PSI For Vibration Isolation	163.15	101.78
23 05 48 13-0090 EA 1-1/2" Diameter x 12" Metal Wire Braid Connector, Over Corrugated Stainless Steel, 150 PSI For Vibration Isolation	315.38	135.63
23 05 48 13-0091 EA 2" Diameter x 12" Metal Wire Braid Connector, Over Corrugated Stainless Steel, 150 PSI For Vibration Isolation	408.43	203.44
23 05 48 13-0092 EA 2-1/2" Diameter x 12" Metal Wire Braid Connector, Over Corrugated Stainless Steel, 150 PSI For Vibration Isolation	439.09	223.84
23 05 48 13-0093 EA 3" Diameter x 12" Metal Wire Braid Connector, Over Corrugated Stainless Steel, 150 PSI For Vibration Isolation	509.91	271.04
23 05 48 13-0094 EA 4" Diameter x 12" Metal Wire Braid Connector, Over Corrugated Stainless Steel, 150 PSI For Vibration Isolation	652.85	346.99
23 05 48 13-0095 EA 4" Diameter x 30" Metal Wire Braid Connector, Over Corrugated Stainless Steel, 150 PSI For Vibration Isolation	1,188.61	478.71
23 05 48 13-0096 EA 4" Diameter x 36" Metal Wire Braid Connector, Over Corrugated Stainless Steel, 150 PSI For Vibration Isolation	1,359.82	561.18
23 05 48 13-0097 EA 6" Diameter x 12" Metal Wire Braid Connector, Over Corrugated Stainless Steel, 150 PSI For Vibration Isolation	901.41	431.76
23 05 48 13-0098 EA 6" Diameter x 36" Metal Wire Braid Connector, Over Corrugated Stainless Steel, 150 PSI For Vibration Isolation	1,712.71	540.78
23 05 48 13-0099 EA 8" Diameter x 12" Metal Wire Braid Connector, Over Corrugated Stainless Steel, 150 PSI For Vibration Isolation	1,477.95	576.83
23 05 48 13-0100 EA 10" Diameter x 13" Metal Wire Braid Connector, Over Corrugated Stainless Steel, 150 PSI For Vibration Isolation	1,739.88	667.01
23 05 48 13-0101 EA 12" Diameter x 14" Metal Wire Braid Connector, Over Corrugated Stainless Steel, 150 PSI For Vibration Isolation	2,243.18	721.04
23 05 48 13-0102 Flanged Flexible Molded Teflon Hose Connectors (23 05 48 13-0076)		
Note: 150 PSI.		
23 05 48 13-0103 EA 2-1/2" Diameter x 3-3/16" Molded Teflon Connectors With Stainless Steel Flanges, 150 PSI, For Vibration Isolation	954.31	157.33
23 05 48 13-0104 EA 3" Diameter x 3-5/8" Molded Teflon Connectors With Stainless Steel Flanges, 150 PSI, For Vibration Isolation	1,070.11	184.46
23 05 48 13-0105 EA 4" Diameter x 3-5/8" Molded Teflon Connectors With Stainless Steel Flanges, 150 PSI, For Vibration Isolation	1,620.88	310.01
23 05 48 13-0106 EA 6" Diameter x 4" Molded Teflon Connectors With Stainless Steel Flanges, 150 PSI, For Vibration Isolation	1,969.25	360.52
23 05 48 13-0107 EA 8" Diameter x 6" Molded Teflon Connectors With Stainless Steel Flanges, 150 PSI, For Vibration Isolation	2,590.81	442.24
23 05 48 13-0108 Flexible Hose Connectors Braided Metal Hose Type (23 05 48 13)		
23 05 48 13-0109 Braided Metal Hose Type Flexible Bronze Hose Connectors (23 05 48 13-0108)		
Note: MPT connection.		
23 05 48 13-0110 EA 1/2" Diameter x 12" Long, Flexible Hose Connectors, Braided Metal Hose, Bronze, MPT Connection	37.82	2.17
23 05 48 13-0111 EA 1/2" Diameter x 18" Long, Flexible Hose Connectors, Braided Metal Hose, Bronze, MPT Connection	45.24	2.17
23 05 48 13-0112 EA 1/2" Diameter x 24" Long, Flexible Hose Connectors, Braided Metal Hose, Bronze, MPT Connection	50.31	2.82
23 05 48 13-0113 EA 1/2" Diameter x 36" Long, Flexible Hose Connectors, Braided Metal Hose, Bronze, MPT Connection	61.23	2.82
23 05 48 13-0114 EA 3/4" Diameter x 12" Long, Flexible Hose Connectors, Braided Metal Hose, Bronze, MPT Connection	50.67	2.60
23 05 48 13-0115 EA 3/4" Diameter x 18" Long, Flexible Hose Connectors, Braided Metal Hose, Bronze, MPT Connection	61.25	2.60
23 05 48 13-0116 EA 3/4" Diameter x 24" Long, Flexible Hose Connectors, Braided Metal Hose, Bronze, MPT Connection	70.05	3.36
23 05 48 13-0117 EA 3/4" Diameter x 36" Long, Flexible Hose Connectors, Braided Metal Hose, Bronze, MPT Connection	86.52	3.36
23 05 48 13-0118 EA 1" Diameter x 12" Long, Flexible Hose Connectors, Braided Metal Hose, Bronze, MPT Connection	69.16	3.03
23 05 48 13-0119 EA 1" Diameter x 18" Long, Flexible Hose Connectors, Braided Metal Hose, Bronze, MPT Connection	75.65	3.03
23 05 48 13-0120 EA 1" Diameter x 24" Long, Flexible Hose Connectors, Braided Metal Hose, Bronze, MPT Connection	89.86	4.01
23 05 48 13-0121 EA 1" Diameter x 36" Long, Flexible Hose Connectors, Braided Metal Hose, Bronze, MPT Connection	113.96	4.01
23 05 48 13-0122 EA 1" Diameter x 48" Long, Flexible Hose Connectors, Braided Metal Hose, Bronze, MPT Connection	137.88	4.01
23 05 48 13-0123 EA 1" Diameter x 60" Long, Flexible Hose Connectors, Braided Metal Hose, Bronze, MPT Connection	161.88	4.01
23 05 48 13-0124 EA 1-1/4" Or 1-1/2" Diameter x 12" Long, Flexible Hose Connectors, Braided Metal Hose, Bronze, MPT Connection	98.55	3.89



MINOR CSI UOM DESCRIPTION	TOTAL DIRECT UNIT COST	DEMOLITION UNIT COST
23 05 48 13-0125 EA 1-1/4" Or 1-1/2" Diameter x 18" Long, Flexible Hose Connectors, Braided Metal Hose, Bronze, MPT Connection	108.66	3.89
23 05 48 13-0126 EA 1-1/4" Or 1-1/2" Diameter x 24" Long, Flexible Hose Connectors, Braided Metal Hose, Bronze, MPT Connection	139.50	3.89
23 05 48 13-0127 EA 1-1/4" Or 1-1/2" Diameter x 36" Long, Flexible Hose Connectors, Braided Metal Hose, Bronze, MPT Connection	193.97	5.19
23 05 48 13-0128 EA 1-1/4" Or 1-1/2" Diameter x 48" Long, Flexible Hose Connectors, Braided Metal Hose, Bronze, MPT Connection	225.04	5.19
23 05 48 13-0129 EA 1-1/4" Or 1-1/2" Diameter x 60" Long, Flexible Hose Connectors, Braided Metal Hose, Bronze, MPT Connection	266.38	5.19
23 05 48 13-0130 EA 2" Diameter x 12" Long, Flexible Hose Connectors, Braided Metal Hose, Bronze, MPT Connection	184.95	4.70
23 05 48 13-0131 EA 2" Diameter x 18" Long, Flexible Hose Connectors, Braided Metal Hose, Bronze, MPT Connection	156.09	4.70
23 05 48 13-0132 EA 2" Diameter x 24" Long, Flexible Hose Connectors, Braided Metal Hose, Bronze, MPT Connection	197.04	4.70
23 05 48 13-0133 EA 2" Diameter x 36" Long, Flexible Hose Connectors, Braided Metal Hose, Bronze, MPT Connection	262.80	6.29
23 05 48 13-0134 EA 2" Diameter x 48" Long, Flexible Hose Connectors, Braided Metal Hose, Bronze, MPT Connection	325.20	6.29
23 05 48 13-0135 EA 2" Diameter x 60" Long, Flexible Hose Connectors, Braided Metal Hose, Bronze, MPT Connection	387.55	6.29
23 05 48 13-0136 EA 2-1/2" Diameter x 12" Long, Flexible Hose Connectors, Braided Metal Hose, Bronze, MPT Connection	187.47	5.90
23 05 48 13-0137 EA 2-1/2" Diameter x 18" Long, Flexible Hose Connectors, Braided Metal Hose, Bronze, MPT Connection	213.51	5.59
23 05 48 13-0138 EA 2-1/2" Diameter x 24" Long, Flexible Hose Connectors, Braided Metal Hose, Bronze, MPT Connection	239.81	5.59
23 05 48 13-0139 EA 2-1/2" Diameter x 36" Long, Flexible Hose Connectors, Braided Metal Hose, Bronze, MPT Connection	295.68	7.49
23 05 48 13-0140 EA 2-1/2" Diameter x 48" Long, Flexible Hose Connectors, Braided Metal Hose, Bronze, MPT Connection	348.58	7.49
23 05 48 13-0141 EA 2-1/2" Diameter x 60" Long, Flexible Hose Connectors, Braided Metal Hose, Bronze, MPT Connection	399.82	7.49
23 05 48 13-0142 EA 3" Diameter x 12" Long, Flexible Hose Connectors, Braided Metal Hose, Bronze, MPT Connection	295.71	7.49
23 05 48 13-0143 EA 3" Diameter x 18" Long, Flexible Hose Connectors, Braided Metal Hose, Bronze, MPT Connection	330.84	7.49
23 05 48 13-0144 EA 3" Diameter x 24" Long, Flexible Hose Connectors, Braided Metal Hose, Bronze, MPT Connection	1,337.65	7.49
23 05 48 13-0145 EA 3" Diameter x 36" Long, Flexible Hose Connectors, Braided Metal Hose, Bronze, MPT Connection	1,609.34	9.99
23 05 48 13-0146 EA 3" Diameter x 48" Long, Flexible Hose Connectors, Braided Metal Hose, Bronze, MPT Connection	512.46	9.99
23 05 48 13-0147 EA 3" Diameter x 60" Long, Flexible Hose Connectors, Braided Metal Hose, Bronze, MPT Connection	581.59	9.99
23 05 48 13-0148 EA 4" Diameter x 12" Long, Flexible Hose Connectors, Braided Metal Hose, Bronze, MPT Connection	541.45	8.74
23 05 48 13-0149 EA 4" Diameter x 18" Long, Flexible Hose Connectors, Braided Metal Hose, Bronze, MPT Connection	582.51	8.74
23 05 48 13-0150 EA 4" Diameter x 24" Long, Flexible Hose Connectors, Braided Metal Hose, Bronze, MPT Connection	623.56	8.74
23 05 48 13-0151 EA 4" Diameter x 36" Long, Flexible Hose Connectors, Braided Metal Hose, Bronze, MPT Connection	712.78	11.64
23 05 48 13-0152 EA 4" Diameter x 48" Long, Flexible Hose Connectors, Braided Metal Hose, Bronze, MPT Connection	794.57	11.64
23 05 48 13-0153 EA 4" Diameter x 60" Long, Flexible Hose Connectors, Braided Metal Hose, Bronze, MPT Connection	878.11	11.64

23 05 48 13-0154 Braided Stainless Steel Flexible Hose Connectors (23 05 48 13-0108)

Note: Over braided carbon steel connection.

23 05 48 13-0155 EA 2" Diameter x 12" Long, Flexible Hose Connectors, Braided Stainless Steel Over Braided Carbon Steel Connection, Welded	160.86	4.77
23 05 48 13-0156 EA 2" Diameter x 18" Long, Flexible Hose Connectors, Braided Stainless Steel Over Braided Carbon Steel Connection, Welded	194.45	4.77
23 05 48 13-0157 EA 2" Diameter x 24" Long, Flexible Hose Connectors, Braided Stainless Steel Over Braided Carbon Steel Connection, Welded	227.40	4.77
23 05 48 13-0158 EA 2" Diameter x 36" Long, Flexible Hose Connectors, Braided Stainless Steel Over Braided Carbon Steel Connection, Welded	297.64	6.39
23 05 48 13-0159 EA 2" Diameter x 48" Long, Flexible Hose Connectors, Braided Stainless Steel Over Braided Carbon Steel Connection, Welded	364.44	6.39
23 05 48 13-0160 EA 2" Diameter x 60" Long, Flexible Hose Connectors, Braided Stainless Steel Over Braided Carbon Steel Connection, Welded	431.17	6.39
23 05 48 13-0161 EA 2-1/2" Or 3" Diameter x 12" Long, Flexible Hose Connectors, Braided Stainless Steel Over Braided Carbon Steel Connection, Welded	182.33	5.59
23 05 48 13-0162 EA 2-1/2" Or 3" Diameter x 18" Long, Flexible Hose Connectors, Braided Stainless Steel Over Braided Carbon Steel Connection, Welded	217.44	5.59
23 05 48 13-0163 EA 2-1/2" Or 3" Diameter x 24" Long, Flexible Hose Connectors, Braided Stainless Steel Over Braided Carbon Steel Connection, Welded	252.70	5.59
23 05 48 13-0164 EA 2-1/2" Or 3" Diameter x 36" Long, Flexible Hose Connectors, Braided Stainless Steel Over Braided Carbon Steel Connection, Welded	327.36	7.49
23 05 48 13-0165 EA 2-1/2" Or 3" Diameter x 48" Long, Flexible Hose Connectors, Braided Stainless Steel Over Braided Carbon Steel Connection, Welded	397.59	7.49
23 05 48 13-0166 EA 2-1/2" Or 3" Diameter x 60" Long, Flexible Hose Connectors, Braided Stainless Steel Over Braided Carbon Steel Connection, Welded	466.86	7.49
23 05 48 13-0167 EA 4" Diameter x 12" Long, Flexible Hose Connectors, Braided Stainless Steel Over Braided Carbon Steel Connection, Welded	193.35	7.49
23 05 48 13-0168 EA 4" Diameter x 18" Long, Flexible Hose Connectors, Braided Stainless Steel Over Braided Carbon Steel Connection, Welded	233.57	7.69
23 05 48 13-0169 LF 4" Diameter x 24" Long, Flexible Hose Connectors, Braided Stainless Steel Over Braided Carbon Steel Connection, Welded	274.36	7.49
23 05 48 13-0170 EA 4" Diameter x 36" Long, Flexible Hose Connectors, Braided Stainless Steel Over Braided Carbon Steel Connection, Welded	363.34	9.99
23 05 48 13-0171 EA 4" Diameter x 48" Long, Flexible Hose Connectors, Braided Stainless Steel Over Braided Carbon Steel Connection, Welded	444.47	9.99
23 05 48 13-0172 EA 4" Diameter x 60" Long, Flexible Hose Connectors, Braided Stainless Steel Over Braided Carbon Steel Connection, Welded	527.91	9.99
23 05 48 13-0173 EA 6" Diameter x 18" Long, Flexible Hose Connectors, Braided Stainless Steel Over Braided Carbon Steel Connection, Welded	389.95	14.60
23 05 48 13-0174 EA 6" Diameter x 24" Long, Flexible Hose Connectors, Braided Stainless Steel Over Braided Carbon Steel Connection, Welded	575.93	14.71
23 05 48 13-0175 EA 6" Diameter x 36" Long, Flexible Hose Connectors, Braided Stainless Steel Over Braided Carbon Steel Connection, Welded	772.40	19.37
23 05 48 13-0176 EA 6" Diameter x 48" Long, Flexible Hose Connectors, Braided Stainless Steel Over Braided Carbon Steel Connection, Welded	958.46	19.37
23 05 48 13-0177 EA 6" Diameter x 60" Long, Flexible Hose Connectors, Braided Stainless Steel Over Braided Carbon Steel Connection, Welded	1,144.46	19.37
23 05 48 13-0178 EA 8" Diameter x 18" Long, Flexible Hose Connectors, Braided Stainless Steel Over Braided Carbon Steel Connection, Welded	676.89	17.79
23 05 48 13-0179 EA 8" Diameter x 24" Long, Flexible Hose Connectors, Braided Stainless Steel Over Braided Carbon Steel Connection, Welded	817.60	17.79

23 Heating, Ventilating, and Air-Conditioning (HVAC)**23 05 Common Work Results for HVAC****23 05 48 Vibration and Seismic Controls for HVAC**

SAN BERNARDINO
COUNTY

MINOR CSI UOM DESCRIPTION	TOTAL DIRECT UNIT COST	DEMOLITION UNIT COST
23 05 48 13-0180 EA 8" Diameter x 36" Long, Flexible Hose Connectors, Braided Stainless Steel Over Braided Carbon Steel Connection, Welded	1,108.52	23.14
23 05 48 13-0181 EA 8" Diameter x 48" Long, Flexible Hose Connectors, Braided Stainless Steel Over Braided Carbon Steel Connection, Welded	1,387.65	23.14
23 05 48 13-0182 EA 8" Diameter x 60" Long, Flexible Hose Connectors, Braided Stainless Steel Over Braided Carbon Steel Connection, Welded	1,666.71	23.14
23 05 48 13-0183 EA 10" Diameter x 18" Long, Flexible Hose Connectors, Braided Stainless Steel Over Braided Carbon Steel Connection, Welded	724.89	22.24
23 05 48 13-0184 EA 10" Diameter x 24" Long, Flexible Hose Connectors, Braided Stainless Steel Over Braided Carbon Steel Connection, Welded	1,076.67	22.24
23 05 48 13-0185 EA 10" Diameter x 36" Long, Flexible Hose Connectors, Braided Stainless Steel Over Braided Carbon Steel Connection, Welded	1,442.16	28.97
23 05 48 13-0186 EA 10" Diameter x 48" Long, Flexible Hose Connectors, Braided Stainless Steel Over Braided Carbon Steel Connection, Welded	1,795.17	28.97
23 05 48 13-0187 EA 10" Diameter x 60" Long, Flexible Hose Connectors, Braided Stainless Steel Over Braided Carbon Steel Connection, Welded	2,146.70	28.97
23 05 48 13-0188 EA 12" Diameter x 24" Long, Flexible Hose Connectors, Braided Stainless Steel Over Braided Carbon Steel Connection, Welded	1,439.27	26.89
23 05 48 13-0189 EA 12" Diameter x 36" Long, Flexible Hose Connectors, Braided Stainless Steel Over Braided Carbon Steel Connection, Welded	1,878.29	26.89
23 05 48 13-0190 EA 12" Diameter x 48" Long, Flexible Hose Connectors, Braided Stainless Steel Over Braided Carbon Steel Connection, Welded	2,349.68	36.18
23 05 48 13-0191 EA 12" Diameter x 60" Long, Flexible Hose Connectors, Braided Stainless Steel Over Braided Carbon Steel Connection, Welded	2,792.55	36.18
23 05 48 13-0192 EA 12" Diameter x 72" Long, Flexible Hose Connectors, Braided Stainless Steel Over Braided Carbon Steel Connection, Welded	3,237.50	36.18
23 05 48 13-0193 Braided Metal Hose Type Flexible Bronze Hose Connectors <small>(23 05 48 13-0108)</small>		
Note: Flanged end connection (carbon steel ends).		
23 05 48 13-0194 EA 2" Diameter x 12" Long, Flexible Hose Connectors, Braided Metal Hose, Bronze, Flanged End Connection (Carbon Steel Ends)	593.41	4.70
23 05 48 13-0195 EA 2" Diameter x 24" Long, Flexible Hose Connectors, Braided Metal Hose, Bronze, Flanged End Connection (Carbon Steel Ends)	1,001.34	133.14
23 05 48 13-0196 EA 2" Diameter x 36" Long, Flexible Hose Connectors, Braided Metal Hose, Bronze, Flanged End Connection (Carbon Steel Ends)	1,253.71	133.14
23 05 48 13-0197 EA 2" Diameter x 48" Long, Flexible Hose Connectors, Braided Metal Hose, Bronze, Flanged End Connection (Carbon Steel Ends)	1,506.08	133.14
23 05 48 13-0198 EA 2" Diameter x 60" Long, Flexible Hose Connectors, Braided Metal Hose, Bronze, Flanged End Connection (Carbon Steel Ends)	1,758.56	133.14
23 05 48 13-0199 EA 2-1/2" Or 3" Diameter x 12" Long, Flexible Hose Connectors, Braided Metal Hose, Bronze, Flanged End Connection (Carbon Steel Ends)	873.26	169.80
23 05 48 13-0200 EA 2-1/2" Or 3" Diameter x 24" Long, Flexible Hose Connectors, Braided Metal Hose, Bronze, Flanged End Connection (Carbon Steel Ends)	1,139.20	169.80
23 05 48 13-0201 EA 2-1/2" Or 3" Diameter x 36" Long, Flexible Hose Connectors, Braided Metal Hose, Bronze, Flanged End Connection (Carbon Steel Ends)	1,405.25	169.80
23 05 48 13-0202 EA 2-1/2" Or 3" Diameter x 48" Long, Flexible Hose Connectors, Braided Metal Hose, Bronze, Flanged End Connection (Carbon Steel Ends)	1,671.39	169.80
23 05 48 13-0203 EA 2-1/2" Or 3" Diameter x 60" Long, Flexible Hose Connectors, Braided Metal Hose, Bronze, Flanged End Connection (Carbon Steel Ends)	1,932.88	169.80
23 05 48 13-0204 EA 4" Diameter x 12" Long, Flexible Hose Connectors, Braided Metal Hose, Bronze, Flanged End Connection (Carbon Steel Ends)	1,170.69	284.65
23 05 48 13-0205 EA 4" Diameter x 24" Long, Flexible Hose Connectors, Braided Metal Hose, Bronze, Flanged End Connection (Carbon Steel Ends)	1,481.10	285.37
23 05 48 13-0206 EA 4" Diameter x 36" Long, Flexible Hose Connectors, Braided Metal Hose, Bronze, Flanged End Connection (Carbon Steel Ends)	1,796.57	284.65
23 05 48 13-0207 EA 4" Diameter x 48" Long, Flexible Hose Connectors, Braided Metal Hose, Bronze, Flanged End Connection (Carbon Steel Ends)	2,149.28	284.65
23 05 48 13-0208 EA 4" Diameter x 60" Long, Flexible Hose Connectors, Braided Metal Hose, Bronze, Flanged End Connection (Carbon Steel Ends)	2,418.79	284.65
23 05 48 13-0209 EA 6" Diameter x 12" Long, Flexible Hose Connectors, Braided Metal Hose, Bronze, Flanged End Connection (Carbon Steel Ends)	1,888.25	365.09
23 05 48 13-0210 EA 6" Diameter x 24" Long, Flexible Hose Connectors, Braided Metal Hose, Bronze, Flanged End Connection (Carbon Steel Ends)	2,591.59	365.09
23 05 48 13-0211 EA 6" Diameter x 36" Long, Flexible Hose Connectors, Braided Metal Hose, Bronze, Flanged End Connection (Carbon Steel Ends)	3,295.33	366.40
23 05 48 13-0212 EA 6" Diameter x 48" Long, Flexible Hose Connectors, Braided Metal Hose, Bronze, Flanged End Connection (Carbon Steel Ends)	3,998.77	365.09
23 05 48 13-0213 EA 6" Diameter x 60" Long, Flexible Hose Connectors, Braided Metal Hose, Bronze, Flanged End Connection (Carbon Steel Ends)	4,702.11	365.09
23 05 48 13-0214 EA 8" Diameter x 18" Long, Flexible Hose Connectors, Braided Metal Hose, Bronze, Flanged End Connection (Carbon Steel Ends)	3,281.38	454.74
23 05 48 13-0215 EA 8" Diameter x 24" Long, Flexible Hose Connectors, Braided Metal Hose, Bronze, Flanged End Connection (Carbon Steel Ends)	3,813.47	454.74
23 05 48 13-0216 EA 8" Diameter x 36" Long, Flexible Hose Connectors, Braided Metal Hose, Bronze, Flanged End Connection (Carbon Steel Ends)	4,868.43	454.74
23 05 48 13-0217 EA 8" Diameter x 48" Long, Flexible Hose Connectors, Braided Metal Hose, Bronze, Flanged End Connection (Carbon Steel Ends)	5,923.79	454.74
23 05 48 13-0218 EA 8" Diameter x 60" Long, Flexible Hose Connectors, Braided Metal Hose, Bronze, Flanged End Connection (Carbon Steel Ends)	6,978.65	454.74
23 05 48 13-0219 EA 10" Diameter x 24" Long, Flexible Hose Connectors, Braided Metal Hose, Bronze, Flanged End Connection (Carbon Steel Ends)	5,533.46	553.60
23 05 48 13-0220 EA 10" Diameter x 36" Long, Flexible Hose Connectors, Braided Metal Hose, Bronze, Flanged End Connection (Carbon Steel Ends)	6,859.12	553.60



MINOR CSI UOM DESCRIPTION	TOTAL DIRECT UNIT COST	DEMOLITION UNIT COST
23 05 48 13-0221 EA 10" Diameter x 48" Long, Flexible Hose Connectors, Braided Metal Hose, Bronze, Flanged End Connection (Carbon Steel Ends).....	8,193.69	553.60
23 05 48 13-0222 EA 10" Diameter x 60" Long, Flexible Hose Connectors, Braided Metal Hose, Bronze, Flanged End Connection (Carbon Steel Ends).....	9,525.39	553.60
23 05 48 13-0223 EA 10" Diameter x 72" Long, Flexible Hose Connectors, Braided Metal Hose, Bronze, Flanged End Connection (Carbon Steel Ends).....	10,601.65	553.60
23 05 48 13-0224 EA 12" Diameter x 24" Long, Flexible Hose Connectors, Braided Metal Hose, Bronze, Flanged End Connection (Carbon Steel Ends).....	7,582.86	672.23
23 05 48 13-0225 EA 12" Diameter x 36" Long, Flexible Hose Connectors, Braided Metal Hose, Bronze, Flanged End Connection (Carbon Steel Ends).....	9,265.10	672.23
23 05 48 13-0226 EA 12" Diameter x 48" Long, Flexible Hose Connectors, Braided Metal Hose, Bronze, Flanged End Connection (Carbon Steel Ends).....	10,947.23	672.23
23 05 48 13-0227 EA 12" Diameter x 60" Long, Flexible Hose Connectors, Braided Metal Hose, Bronze, Flanged End Connection (Carbon Steel Ends).....	12,629.36	672.23
23 05 48 13-0228 EA 12" Diameter x 72" Long, Flexible Hose Connectors, Braided Metal Hose, Bronze, Flanged End Connection (Carbon Steel Ends).....	14,311.60	672.23

23 05 53 Identification for HVAC Piping and Equipment (23 05)

23 05 53 00-0001 Systems Identification (23 05 53)

23 05 53 00-0002 Pipe Marker Snap-On Type Plastic (23 05 53 00-0001)

Note: Outside diameters of insulation where necessary.

23 05 53 00-0003 EA 1/2" Outside Diameter Snap-On Plastic Marker.....	19.31
23 05 53 00-0004 EA 3/4" Outside Diameter Snap-On Plastic Marker.....	19.58
23 05 53 00-0005 EA 1" Outside Diameter Snap-On Plastic Marker.....	19.72
23 05 53 00-0006 EA 1-1/4" Outside Diameter Snap-On Plastic Marker.....	20.02
23 05 53 00-0007 EA 1-1/2" Outside Diameter Snap-On Plastic Marker.....	23.33
23 05 53 00-0008 EA 2" Outside Diameter Snap-On Plastic Marker.....	23.82
23 05 53 00-0009 EA 2-1/2" Outside Diameter Snap-On Plastic Marker.....	38.14
23 05 53 00-0010 EA 3" Outside Diameter Snap-On Plastic Marker.....	38.53
23 05 53 00-0011 EA 3-1/2" Outside Diameter Snap-On Plastic Marker.....	38.95
23 05 53 00-0012 EA 4" Outside Diameter Snap-On Plastic Marker.....	39.17
23 05 53 00-0013 EA 4-1/2" Outside Diameter Snap-On Plastic Marker.....	39.40
23 05 53 00-0014 EA 5" Outside Diameter Snap-On Plastic Marker.....	39.63
23 05 53 00-0015 EA 6" Outside Diameter Snap-On Plastic Marker.....	41.54
23 05 53 00-0016 EA 7" Outside Diameter Snap-On Plastic Marker.....	41.80
23 05 53 00-0017 EA 8" Outside Diameter Snap-On Plastic Marker.....	51.62
23 05 53 00-0018 EA 10" Outside Diameter Snap-On Plastic Marker.....	53.34
23 05 53 00-0019 EA 12" Outside Diameter Snap-On Plastic Marker.....	61.41
23 05 53 00-0020 EA 14" Outside Diameter Snap-On Plastic Marker.....	70.43

23 05 53 00-0021 Pipe Markers Pressure-Sensitive (23 05 53 00-0001)

Note: Outside diameter includes insulation where necessary.

23 05 53 00-0022 EA 1/2" Outside Diameter Press-Sensitive Marker Stick-on With Arrow Tape Over Insulation.....	12.04
23 05 53 00-0023 EA 3/4" Outside Diameter Press-Sensitive Marker Stick-on With Arrow Tape Over Insulation.....	12.58
23 05 53 00-0024 EA 1" Outside Diameter Press-Sensitive Marker Stick-on With Arrow Tape Over Insulation.....	13.67
23 05 53 00-0025 EA 1-1/4" Outside Diameter Press-Sensitive Marker Stick-on With Arrow Tape Over Insulation.....	13.88
23 05 53 00-0026 EA 1-1/2" Outside Diameter Press-Sensitive Marker Stick-on With Arrow Tape Over Insulation.....	14.75
23 05 53 00-0027 EA 2" Outside Diameter Press-Sensitive Marker Stick-on With Arrow Tape Over Insulation.....	15.07
23 05 53 00-0028 EA 2-1/2" Outside Diameter Press-Sensitive Marker Stick-on With Arrow Tape Over Insulation.....	16.84
23 05 53 00-0029 EA 3" Outside Diameter Press-Sensitive Marker Stick-on With Arrow Tape Over Insulation.....	17.27
23 05 53 00-0030 EA 3-1/2" Outside Diameter Press-Sensitive Marker Stick-on With Arrow Tape Over Insulation.....	17.59
23 05 53 00-0031 EA 4" Outside Diameter Press-Sensitive Marker Stick-on With Arrow Tape Over Insulation.....	17.93
23 05 53 00-0032 EA 4-1/2" Outside Diameter Press-Sensitive Marker Stick-on With Arrow Tape Over Insulation.....	18.60
23 05 53 00-0033 EA 5" Outside Diameter Press-Sensitive Marker Stick-on With Arrow Tape Over Insulation.....	19.34
23 05 53 00-0034 EA 6" Outside Diameter Press-Sensitive Marker Stick-on With Arrow Tape Over Insulation.....	19.97
23 05 53 00-0035 EA 7" Outside Diameter Press-Sensitive Marker Stick-on With Arrow Tape Over Insulation.....	20.60
23 05 53 00-0036 EA 8" Outside Diameter Press-Sensitive Marker Stick-on With Arrow Tape Over Insulation.....	22.59
23 05 53 00-0037 EA 10" Outside Diameter Press-Sensitive Marker Stick-on With Arrow Tape Over Insulation.....	23.78
23 05 53 00-0038 EA 12" Outside Diameter Press-Sensitive Marker Stick-on With Arrow Tape Over Insulation.....	27.68

23 05 53 00-0039 Valve Identification Tag (23 05 53 00-0001)

Note: Includes beaded chain and/or "S" hook.

23 05 53 00-0040 EA 2" Diameter Identification Tag, Brass.....	11.39
23 05 53 00-0041 EA 1-1/2" Diameter Identification Tag, Plastic.....	10.67
23 05 53 00-0042 EA 1-1/2" Diameter Identification Tag, Brass.....	10.45

23 05 53 00-0043 Medical Pipe Labels Pressure-Sensitive (23 05 53 00-0001)

23 05 53 00-0044 LF 3" Wide, Vinyl Medical Gas Pipe Pressure Sensitive Stick-On Label.....	20.92
--	-------

Note: To be wrapped around pipe insulation per location

23 05 66 Anti-Microbial Ultraviolet Emitters for HVAC Ducts and Equipment (23 05)

23 05 66 00-0001 Double Ended Ultraviolet HVAC Microbial Control Fixtures (23 05 66)

23 Heating, Ventilating, and Air-Conditioning (HVAC)

23 05 Common Work Results for HVAC

23 05 66 Anti-Microbial Ultraviolet Emitters for HVAC Ducts and Equipment



MINOR CSI UOM DESCRIPTION	TOTAL DIRECT UNIT COST	DEMOLITION UNIT COST
23 05 66 00-0002 EA 18" Double Ended Ultraviolet HVAC Microbial Control Fixture (Steril-Aire DE-181-VO)..... Note: Includes tube.	952.03	80.68
23 05 66 00-0003 EA 24" Double Ended Ultraviolet HVAC Microbial Control Fixture (Steril-Aire DE-241-VO)..... Note: Includes tube.	993.84	84.67
23 05 66 00-0004 EA 30" Double Ended Ultraviolet HVAC Microbial Control Fixture (Steril-Aire DE-301-VO)..... Note: Includes tube.	996.69	88.30
23 05 66 00-0005 EA 36" Double Ended Ultraviolet HVAC Microbial Control Fixture (Steril-Aire DE-361-VO)..... Note: Includes tube.	1,043.25	92.78
23 05 66 00-0006 EA 42" Double Ended Ultraviolet HVAC Microbial Control Fixture (Steril-Aire DE-421-VO)..... Note: Includes tube.	1,128.88	96.76
23 05 66 00-0007 EA 62" Double Ended Ultraviolet HVAC Microbial Control Fixture (Steril-Aire DE-621-VO)..... Note: Includes tube.	1,083.29	99.79
23 05 66 00-0008 Single Ended Ultraviolet HVAC Microbial Control Fixtures (23 05 66)		
23 05 66 00-0009 EA 12" Single Ended Ultraviolet HVAC Microbial Control Fixture (Steril-Aire SE-121-VO) Note: Includes tube.	803.91	55.88
23 05 66 00-0010 EA 16" Single Ended Ultraviolet HVAC Microbial Control Fixture (Steril-Aire SE-161-VO) Note: Includes tube.	815.20	60.47
23 05 66 00-0011 EA 20" Single Ended Ultraviolet HVAC Microbial Control Fixture (Steril-Aire SE-201-VO) Note: Includes tube.	837.00	64.10
23 05 66 00-0012 EA 24" Single Ended Ultraviolet HVAC Microbial Control Fixture (Steril-Aire SE-241-VO) Note: Includes tube.	847.55	68.94
23 05 66 00-0013 EA 30" Single Ended Ultraviolet HVAC Microbial Control Fixture (Steril-Aire SE-301-VO) Note: Includes tube.	870.10	72.57
23 05 66 00-0014 EA 36" Single Ended Ultraviolet HVAC Microbial Control Fixture (Steril-Aire SE-361-VO) Note: Includes tube.	886.64	76.20
23 05 66 00-0015 EA 42" Single Ended Ultraviolet HVAC Microbial Control Fixture (Steril-Aire SE-421-VO) Note: Includes tube.	908.45	81.04
23 05 66 00-0016 EA 12" NEMA 4X Single Ended Ultraviolet HVAC Microbial Control Fixture (Steril-Aire SEN-121-VO) Note: Includes tube.	914.99	55.88
23 05 66 00-0017 EA 16" NEMA 4X Single Ended Ultraviolet HVAC Microbial Control Fixture (Steril-Aire SEN-161-VO) Note: Includes tube.	926.28	60.47
23 05 66 00-0018 EA 20" NEMA 4X Single Ended Ultraviolet HVAC Microbial Control Fixture (Steril-Aire SEN-201-VO) Note: Includes tube.	948.08	64.10
23 05 66 00-0019 EA 24" NEMA 4X Single Ended Ultraviolet HVAC Microbial Control Fixture (Steril-Aire SEN-241-VO) Note: Includes tube.	958.63	68.94
23 05 66 00-0020 EA 30" NEMA 4X Single Ended Ultraviolet HVAC Microbial Control Fixture (Steril-Aire SEN-301-VO) Note: Includes tube.	981.18	72.57
23 05 66 00-0021 EA 36" NEMA 4X Single Ended Ultraviolet HVAC Microbial Control Fixture (Steril-Aire SEN-361-VO) Note: Includes tube.	997.72	76.20
23 05 66 00-0022 EA 42" NEMA 4X Single Ended Ultraviolet HVAC Microbial Control Fixture (Steril-Aire SEN-421-VO) Note: Includes tube.	1,019.53	81.04
23 05 66 00-0023 EA 16" Residential Type Single Ended Ultraviolet HVAC Microbial Control Fixture (Steril-Aire RSE-161-VO) Note: Includes tube.	641.32	60.47
23 05 66 00-0024 EA 20" Residential Type Single Ended Ultraviolet HVAC Microbial Control Fixture (Steril-Aire RSE-201-VO) Note: Includes tube.	663.12	64.10
23 05 66 00-0025 EA 24" Residential Type Single Ended Ultraviolet HVAC Microbial Control Fixture (Steril-Aire RSE-241-VO) Note: Includes tube.	673.67	68.94
23 05 66 00-0026 EA 30" Residential Type Single Ended Ultraviolet HVAC Microbial Control Fixture (Steril-Aire RSE-301-VO) Note: Includes tube.	696.22	72.57
23 05 66 00-0027 EA 36" Residential Type Single Ended Ultraviolet HVAC Microbial Control Fixture (Steril-Aire RSE-361-VO) Note: Includes tube.	712.76	76.20
23 05 66 00-0028 EA 42" Residential Type Single Ended Ultraviolet HVAC Microbial Control Fixture (Steril-Aire RSE-421-VO) Note: Includes tube.	734.57	81.04
23 05 66 00-0029 Fan Coil Unit Ultraviolet Microbial Control Fixtures (23 05 66)		
23 05 66 00-0030 EA 16" Fan Coil Unit Ultraviolet Microbial Control Fixture (Steril-Aire) Note: Includes tube.	586.59	77.41
23 05 66 00-0031 EA 20" Fan Coil Unit Ultraviolet Microbial Control Fixture (Steril-Aire) Note: Includes tube.	599.54	81.04
23 05 66 00-0032 EA 24" Fan Coil Unit Ultraviolet Microbial Control Fixture (Steril-Aire) Note: Includes tube.	612.48	84.67
23 05 66 00-0033 EA 30" Fan Coil Unit Ultraviolet Microbial Control Fixture (Steril-Aire) Note: Includes tube.	629.89	88.30
23 05 66 00-0034 EA 36" Fan Coil Unit Ultraviolet Microbial Control Fixture (Steril-Aire) Note: Includes tube.	652.43	92.78
23 05 66 00-0035 EA 42" Fan Coil Unit Ultraviolet Microbial Control Fixture (Steril-Aire) Note: Includes tube.	672.27	96.76
23 05 66 00-0036 Ultraviolet HVAC Microbial Control Replacement Parts (23 05 66)		
23 05 66 00-0037 EA 18" Double Ended Ultraviolet HVAC Microbial Control Tube Replacement (Steril-Aire GTD-16-VO) 23 05 66 00-0038 EA 24" Double Ended Ultraviolet HVAC Microbial Control Tube Replacement (Steril-Aire GTD-22-VO) 23 05 66 00-0039 EA 30" Double Ended Ultraviolet HVAC Microbial Control Tube Replacement (Steril-Aire GTD-28-VO) 23 05 66 00-0040 EA 36" Double Ended Ultraviolet HVAC Microbial Control Tube Replacement (Steril-Aire GTD-34-VO) 23 05 66 00-0041 EA 42" Double Ended Ultraviolet HVAC Microbial Control Tube Replacement (Steril-Aire GTD-40-VO) 23 05 66 00-0042 EA 62" Double Ended Ultraviolet HVAC Microbial Control Tube Replacement (Steril-Aire GTD-60-VO) 23 05 66 00-0043 EA 12" Single Ended Ultraviolet HVAC Microbial Control Tube Replacement (Steril-Aire GTS-12-VO) 23 05 66 00-0044 EA 16" Single Ended Ultraviolet HVAC Microbial Control Tube Replacement (Steril-Aire GTS-16-VO) 23 05 66 00-0045 EA 20" Single Ended Ultraviolet HVAC Microbial Control Tube Replacement (Steril-Aire GTS-20-VO) 23 05 66 00-0046 EA 24" Single Ended Ultraviolet HVAC Microbial Control Tube Replacement (Steril-Aire GTS-24-VO)	155.06 163.04 185.32 214.01 243.33 251.11 121.11 127.57 144.52 150.24	



	MINOR CSI UOM DESCRIPTION		TOTAL DIRECT UNIT COST	DEMOLITION UNIT COST
--	------------------------------	--	---------------------------	-------------------------

23 05 66 00-0047	EA	30" Single Ended Ultraviolet HVAC Microbial Control Tube Replacement (Steril-Aire GTS-30-VO)	167.95	
23 05 66 00-0048	EA	36" Single Ended Ultraviolet HVAC Microbial Control Tube Replacement (Steril-Aire GTS-36-VO)	179.65	
23 05 66 00-0049	EA	42" Single Ended Ultraviolet HVAC Microbial Control Tube Replacement (Steril-Aire GTS-42-VO)	196.62	
23 05 66 00-0050	EA	Removal And Replacement Of Power Supply For Ultraviolet Microbial Control Fixture (Steril-Aire)	453.97	

23 05 66 00-0051 Ultraviolet HVAC Microbial Control Mounting Accessories (23 05 66)

23 05 66 00-0052	EA	Two Spring Clip, 61" Emitter Kit For Ultraviolet HVAC Microbial Control Tube (Steril-Aire 11006610)..... Note: Includes 61" emitter, power supply, wires and connectors.	672.01	
23 05 66 00-0053	EA	Two Spring Clip, 61" Sleeved Emitter Kit For Ultraviolet HVAC Microbial Control Tube (Steril-Aire 11006620)..... Note: Includes 61" emitter, power supply, wires and connectors.	860.61	
23 05 66 00-0054	EA	Two Spring Clip, Air Handler Kit For Ultraviolet HVAC Microbial Control Tube (Steril-Aire 10000166-1)..... Note: Includes power supply, wires and connectors. Excludes emitter.	390.13	
23 05 66 00-0055	EA	Two Short Hook Air Handler Kit For Ultraviolet HVAC Microbial Control Tube (Steril-Aire 10000166-2)..... Note: Includes power supply, wires and connectors. Excludes emitter.	413.22	
23 05 66 00-0056	EA	Flat Plate For Metal, Air Handler Kit For Ultraviolet HVAC Microbial Control Tube (Steril-Aire 10000166-3)..... Note: Includes power supply, wires and connectors. Excludes emitter.	534.50	
23 05 66 00-0057	EA	Flat Plate For Plastic, Air Handler Kit For Ultraviolet HVAC Microbial Control Tube (Steril-Aire 10000166-4)..... Note: Includes power supply, wires and connectors. Excludes emitter.	331.74	
23 05 66 00-0058	EA	Insert Lamp Holder, Air Handler Kit For Ultraviolet HVAC Microbial Control Tube (Steril-Aire 10000166-5)..... Note: Includes power supply, wires and connectors. Excludes emitter.	360.14	
23 05 66 00-0059	EA	16" U-Bracket, Air Handler Kit For Ultraviolet HVAC Microbial Control Tube (Steril-Aire 10000166-6)..... Note: Includes power supply, wires and connectors. Excludes emitter.	468.67	
23 05 66 00-0060	EA	12" U-Bracket, Air Handler Kit For Ultraviolet HVAC Microbial Control Tube (Steril-Aire 10000166-7)..... Note: Includes power supply, wires and connectors. Excludes emitter.	462.12	
23 05 66 00-0061	LF	30 x 30 mm Framing Structure For Ultraviolet HVAC Microbial Control Tube (Steril-Aire 15000101)	17.38	
23 05 66 00-0062	EA	Vertical Support Kit For Ultraviolet HVAC Microbial Control Tube (Steril-Aire 15000111).....	58.52	
23 05 66 00-0063	EA	Joint Kit For Ultraviolet HVAC Microbial Control Tube (Steril-Aire 15000112).....	20.01	
23 05 66 00-0064	EA	Emitter Mounting Kit For Ultraviolet HVAC Microbial Control Tube (Steril-Aire 15000113)	18.86	
23 05 66 00-0065	EA	Foundation Bracket FB 8WA For Ultraviolet HVAC Microbial Control Tube (Steril-Aire 15000104)	53.84	
23 05 66 00-0066	EA	Slider Assembly Kit For Ultraviolet HVAC Microbial Control Tube (Steril-Aire 15000114).....	64.63	
23 05 66 00-0067	EA	Splice Kit For Horizontal Rows For Ultraviolet HVAC Microbial Control Tube (Steril-Aire 15000108)	57.35	
23 05 66 00-0068	EA	Gusset Kit For Ultraviolet HVAC Microbial Control Tube (Steril-Aire 15000115).....	46.43	
23 05 66 00-0069	EA	ISO "A" Bracket Hanger For Ultraviolet HVAC Microbial Control Tube (Steril-Aire 15000109).....	43.83	
23 05 66 00-0070	EA	DE Boot Kit UV Resistant For 1 DE Fixture For Ultraviolet HVAC Microbial Control Tube (Steril-Aire 90000223).....	23.44	
23 05 66 00-0071	EA	DE Wiring Kit For Up To 65" (DE Bank Install) For Ultraviolet HVAC Microbial Control Tube (Steril-Aire 90000603).....	49.34	
23 05 66 00-0072	EA	Cleaning Kit For Ultraviolet HVAC Microbial Control Tube (Steril-Aire 90000100)	23.54	
23 05 66 00-0073	EA	480 To 220 Volt AC / 180 VA Step-Down Transformer For Ultraviolet HVAC Microbial Control Tube (Steril-Aire 90000503)	94.20	
23 05 66 00-0074	EA	Interlock Switch (16 Amps At 125 Volt, 10 Amperes At 250 Volt Maximum Ampacity) For Ultraviolet HVAC Microbial Control Tube (Steril-Aire 90000120).....	99.09	

23 05 66 00-0075 Ultraviolet Duct Disinfection Unit (eLEDLights) (23 05 66)

23 05 66 00-0076	EA	Two 12" Lamps, Duct Mounted, UVC Air Duct Disinfection Unit (eLEDLights UVAD2L120V12-P1).....	1,376.07	111.88
23 05 66 00-0077	EA	Two 18" Lamps, Duct Mounted, UVC Air Duct Disinfection Unit (eLEDLights UVAD2L120V18-P1).....	1,539.16	117.93
23 05 66 00-0078	EA	Two 24" Lamps, Duct Mounted, UVC Air Duct Disinfection Unit (eLEDLights UVAD2L120V24-P1).....	1,597.03	127.00
23 05 66 00-0079	EA	Two 30" Lamps, Duct Mounted, UVC Air Duct Disinfection Unit (eLEDLights UVAD2L120V30-P1).....	1,670.80	136.07
23 05 66 00-0080	EA	Two 36" Lamps, Duct Mounted, UVC Air Duct Disinfection Unit (eLEDLights UVAD2L120V36-P1).....	1,720.73	145.14
23 05 66 00-0081	EA	Two 48" Lamps, Duct Mounted, UVC Air Duct Disinfection Unit (eLEDLights UVAD2L120V48-P1).....	2,074.54	151.19
23 05 66 00-0082	EA	Four 18" Lamps, Duct Mounted, UVC Air Duct Disinfection Unit (eLEDLights UVAD4L120V18-P1).....	2,077.96	117.93
23 05 66 00-0083	EA	Four 24" Lamps, Duct Mounted, UVC Air Duct Disinfection Unit (eLEDLights UVAD4L120V24-P1).....	2,159.67	127.00
23 05 66 00-0084	EA	Four 30" Lamps, Duct Mounted, UVC Air Duct Disinfection Unit (eLEDLights UVAD4L120V30-P1).....	2,495.69	136.07
23 05 66 00-0085	EA	Four 36" Lamps, Duct Mounted, UVC Air Duct Disinfection Unit (eLEDLights UVAD4L120V36-P1).....	2,593.30	145.14

23 05 66 00-0086 Ultraviolet Germicidal Airborne Duct System (Fresh-Aire UV) (23 05 66)

Note: Includes 2 Year Warranty				
23 05 66 00-0087	EA	Two 18" Lamps, Duct Mounted, High Output Airborne Disinfection System (Fresh-Aire UV TUV-ADS-218D-HO).....	1,310.60	117.93
23 05 66 00-0088	EA	Four 18" Lamps, Duct Mounted, High Output Airborne Disinfection System (Fresh-Aire UV TUV-ADS-218Q-HO).....	2,263.49	117.93
23 05 66 00-0089	EA	Six 18" Lamps, Duct Mounted, High Output Airborne Disinfection System (Fresh-Aire UV TUV-ADS-218H-HO).....	3,217.67	117.93
23 05 66 00-0090	EA	Two 24" Lamps, Duct Mounted, High Output Airborne Disinfection System (Fresh-Aire UV TUV-ADS-224D-HO).....	1,344.12	127.00
23 05 66 00-0091	EA	Four 24" Lamps, Duct Mounted, High Output Airborne Disinfection System (Fresh-Aire UV TUV-ADS-224Q-HO).....	2,309.85	127.00
23 05 66 00-0092	EA	Six 24" Lamps, Duct Mounted, High Output Airborne Disinfection System (Fresh-Aire UV TUV-ADS-224H-HO).....	3,276.85	127.00
23 05 66 00-0093	EA	Two 32" Lamps, Duct Mounted, High Output Airborne Disinfection System (Fresh-Aire UV TUV-ADS-232D-HO).....	1,375.09	136.07
23 05 66 00-0094	EA	Four 32" Lamps, Duct Mounted, High Output Airborne Disinfection System (Fresh-Aire UV TUV-ADS-232Q-HO).....	2,356.20	136.07
23 05 66 00-0095	EA	Six 32" Lamps, Duct Mounted, High Output Airborne Disinfection System (Fresh-Aire UV TUV-ADS-232H-HO).....	3,336.03	136.07
23 05 66 00-0096	EA	Two 46" Lamps, Duct Mounted, High Output Airborne Disinfection System (Fresh-Aire UV TUV-ADS-246D-HO).....	1,522.04	151.19
23 05 66 00-0097	EA	Four 46" Lamps, Duct Mounted, High Output Airborne Disinfection System (Fresh-Aire UV TUV-ADS-246Q-HO).....	2,596.77	151.19
23 05 66 00-0098	EA	Six 46" Lamps, Duct Mounted, High Output Airborne Disinfection System (Fresh-Aire UV TUV-ADS-246H-HO).....	3,671.51	151.19
23 05 66 00-0099	EA	Two 60" Lamps, Duct Mounted, High Output Airborne Disinfection System (Fresh-Aire UV TUV-ADS-260D-HO).....	1,786.98	166.31
23 05 66 00-0100	EA	Four 60" Lamps, Duct Mounted, High Output Airborne Disinfection System (Fresh-Aire UV TUV-ADS-260Q-HO).....	3,097.69	166.31
23 05 66 00-0101	EA	Six 60" Lamps, Duct Mounted, High Output Airborne Disinfection System (Fresh-Aire UV TUV-ADS-260H-HO).....	4,407.12	166.31

23 05 93 Testing, Adjusting, and Balancing for HVAC (23 05)

Note: Includes all necessary testing, startup, and checkout. Use these tasks for testing, startup, and checkout of existing systems or for third party testing and report when required.

23 05 93 00-0001 Heating And Ventilating Equipment (23 05 93)

23 05 93 00-0002	EA	Balancing Centrifugal Fans.....	432.98	
For Testing Of Unit Without Balancing, Deduct			-216.49	

23 Heating, Ventilating, and Air-Conditioning (HVAC)

23 05 Common Work Results for HVAC

23 05 93 Testing, Adjusting, and Balancing for HVAC



MINOR CSI UOM DESCRIPTION	TOTAL DIRECT UNIT COST	DEMOLITION UNIT COST
23 05 93 00-0003 EA Balancing Heating And Ventilating Units.....	541.01	
<i>For Testing Of Unit Without Balancing, Deduct</i>	-270.51	
23 05 93 00-0004 EA Balancing In Line Fan.....	487.10	
<i>For Testing Of Unit Without Balancing, Deduct</i>	-243.55	
23 05 93 00-0005 EA Balancing Propeller And Wall Fan.....	108.24	
<i>For Testing Of Unit Without Balancing, Deduct</i>	-54.12	
23 05 93 00-0006 EA Balancing Roof Exhaust Fan.....	324.71	
<i>For Testing Of Unit Without Balancing, Deduct</i>	-162.36	
23 05 93 00-0007 EA Balancing Wall Fan.....	81.16	
<i>For Testing Of Unit Without Balancing, Deduct</i>	-40.58	
23 05 93 00-0008 EA Balancing Fan Section Exhaust.....	432.28	
<i>For Testing Of Unit Without Balancing, Deduct</i>	-216.14	
23 05 93 00-0009 Air Conditioning Equipment (23 05 93)		
23 05 93 00-0010 EA Balancing Constant Volume Air Handling Unit.....	799.50	
<i>For Testing Of Unit Without Balancing, Deduct</i>	-399.75	
23 05 93 00-0011 EA Balancing Package A/C Unit.....	299.82	
<i>For Testing Of Unit Without Balancing, Deduct</i>	-149.91	
23 05 93 00-0012 EA Balancing Rooftop Heat And Cool Unit.....	399.75	
<i>For Testing Of Unit Without Balancing, Deduct</i>	-199.88	
23 05 93 00-0013 EA Balancing Variable Volume Air Handling Unit.....	1,399.12	
<i>For Testing Of Unit Without Balancing, Deduct</i>	-699.56	
23 05 93 00-0014 Registers, Diffusers, Terminal Air Units And Dampers (23 05 93)		
23 05 93 00-0015 EA Balancing HVAC Duct System, Ceiling Height To 12' Supply, Return, Exhaust, Register And Diffuser.....	81.18	
<i>For Testing Of Unit Without Balancing, Deduct</i>	-40.59	
23 05 93 00-0016 EA Balancing HVAC Duct System, Ceiling Height >12' Supply, Return, Exhaust, Register And Diffuser.....	135.31	
<i>For Testing Of Unit Without Balancing, Deduct</i>	-67.66	
23 05 93 00-0017 EA Balancing HVAC Duct System, Floor Height Supply, Return, Exhaust, Register And Diffuser.....	70.35	
<i>For Testing Of Unit Without Balancing, Deduct</i>	-35.18	
23 05 93 00-0018 EA Balance Variable Air Volume Box.....	76.23	
<i>For Testing Of Unit Without Balancing, Deduct</i>	-38.12	
23 05 93 00-0019 EA Balance Constant Volume Box.....	76.23	
<i>For Testing Of Unit Without Balancing, Deduct</i>	-38.12	
23 05 93 00-0020 EA Balance Fan Powered Box.....	86.59	
<i>For Testing Of Unit Without Balancing, Deduct</i>	-43.30	
23 05 93 00-0021 EA Balance Lab Fume Hood.....	351.81	
<i>For Testing Of Unit Without Balancing, Deduct</i>	-175.91	
23 05 93 00-0022 EA Balance General Hood.....	270.61	
<i>For Testing Of Unit Without Balancing, Deduct</i>	-135.31	
23 05 93 00-0023 EA Balance Induction Unit.....	162.38	
<i>For Testing Of Unit Without Balancing, Deduct</i>	-81.19	
23 05 93 00-0024 EA Balance Moduline - Master.....	64.93	
<i>For Testing Of Unit Without Balancing, Deduct</i>	-32.47	
23 05 93 00-0025 EA Balance Moduline - Slave.....	32.47	
<i>For Testing Of Unit Without Balancing, Deduct</i>	-16.24	
23 05 93 00-0026 EA Balance Dampers.....	30.15	
<i>For Testing Of Unit Without Balancing, Deduct</i>	-15.08	
23 05 93 00-0027 EA Balance Regenerators.....	432.28	
<i>For Testing Of Unit Without Balancing, Deduct</i>	-216.14	
23 05 93 00-0028 Water Balancing Of Components (23 05 93)		
23 05 93 00-0029 EA Water Balance, Air Cool Condenser.....	549.71	
<i>For Testing Of Unit Without Balancing, Deduct</i>	-274.86	
23 05 93 00-0030 EA Water Balance, Cabinet Heater.....	69.96	
<i>For Testing Of Unit Without Balancing, Deduct</i>	-34.98	
23 05 93 00-0031 EA Water Balance, Chiller, Air Cooled.....	599.57	
<i>For Testing Of Unit Without Balancing, Deduct</i>	-299.79	
23 05 93 00-0032 EA Water Balance, Chiller, Water Cooled.....	799.50	
<i>For Testing Of Unit Without Balancing, Deduct</i>	-399.75	
23 05 93 00-0033 EA Water Balance, Cooling Tower.....	399.75	
<i>For Testing Of Unit Without Balancing, Deduct</i>	-199.88	
23 05 93 00-0034 EA Water Balance, Fan Coil And Vent.....	100.00	
<i>For Testing Of Unit Without Balancing, Deduct</i>	-50.00	
23 05 93 00-0035 EA Water Balance, Fin Tube And Radiant Panel.....	99.94	
<i>For Testing Of Unit Without Balancing, Deduct</i>	-49.97	
23 05 93 00-0036 EA Water Balance, Main And Duct Re-Heat Coil.....	109.93	
<i>For Testing Of Unit Without Balancing, Deduct</i>	-54.97	
23 05 93 00-0037 EA Water Balance, Pumps.....	299.83	
<i>For Testing Of Unit Without Balancing, Deduct</i>	-149.92	
23 05 93 00-0038 EA Water Balance, Unit Heater.....	69.96	
<i>For Testing Of Unit Without Balancing, Deduct</i>	-34.98	
23 05 93 00-0039 EA Water Balancing, Converter.....	299.83	
<i>For Testing Of Unit Without Balancing, Deduct</i>	-149.92	
23 05 93 00-0040 EA Water Balancing, Cocks And Valves.....	49.96	
<i>For Testing Of Unit Without Balancing, Deduct</i>	-24.98	
23 05 93 00-0041 EA Water Balance, Convactor.....	59.95	
<i>For Testing Of Unit Without Balancing, Deduct</i>	-29.98	
23 05 93 00-0042 EA Water Balancing, Backflow Preventer Or Reduced Pressure Zone Valves.....	74.95	
<i>For Testing Of Unit Without Balancing, Deduct</i>	-37.48	



MINOR CSI UOM DESCRIPTION	TOTAL DIRECT UNIT COST	DEMOLITION UNIT COST
23 05 93 00-0043 EA Water Balance, Boiler, Up To 500 MBH <i>For Testing Of Unit Without Balancing, Deduct</i>	649.59 -324.60	
23 05 93 00-0044 EA >500 To 1,000 MBH, Water Balance, Boiler <i>For Testing Of Unit Without Balancing, Deduct</i>	1,199.25 -599.63	
23 05 93 00-0045 EA >1,000 MBH, Water Balance, Boiler <i>For Testing Of Unit Without Balancing, Deduct</i>	2,198.62 -1,099.31	
23 05 93 00-0046 Non Destructive Testing (23 05 93)		
23 05 93 00-0047 X-Ray Welds, Non-Destructive Testing (23 05 93 00-0046)		
23 05 93 00-0048 Minimum Charge For X-Ray Welds (23 05 93 00-0047)		
23 05 93 00-0049 EA X-Ray Welds Minimum Set-Up Charge Note: For projects where the total charges are less than the minimum set-up charge, use this task exclusively. This task should not be used in conjunction with any other tasks in this section.	810.67	
23 05 93 00-0050 Piping, X-Ray Welds, Non Destructive Testing (23 05 93 00-0047)		
23 05 93 00-0051 EA Up To 3/4" Piping, X-Ray Welds, Non Destructive Testing	84.30	
23 05 93 00-0052 EA 1" Piping, X-Ray Welds, Non Destructive Testing	95.85	
23 05 93 00-0053 EA 1-1/4" - 1-1/2" Piping, X-Ray Welds, Non Destructive Testing	107.39	
23 05 93 00-0054 EA 2" Piping, X-Ray Welds, Non Destructive Testing	113.52	
23 05 93 00-0055 EA 3" Piping, X-Ray Welds, Non Destructive Testing	119.64	
23 05 93 00-0056 EA 4" Piping, X-Ray Welds, Non Destructive Testing	126.46	
23 05 93 00-0057 EA 6" Piping, X-Ray Welds, Non Destructive Testing	138.69	
23 05 93 00-0058 EA 8" Piping, X-Ray Welds, Non Destructive Testing	150.94	
23 05 93 00-0059 EA 10" Piping, X-Ray Welds, Non Destructive Testing	157.75	
23 05 93 00-0060 EA 12" Piping, X-Ray Welds, Non Destructive Testing	164.58	
23 05 93 00-0061 Liquid Penetration Of Welds, Non Destructive Testing (23 05 93 00-0046)		
23 05 93 00-0062 Piping, Liquid Penetration Of Welds, Non Destructive Testing (23 05 93 00-0061)		
23 05 93 00-0063 EA Up To 3/4" Piping, Liquid Penetration Of Welds, Non Destructive Testing	112.05	
23 05 93 00-0064 EA 1" Piping, Liquid Penetration Of Welds, Non Destructive Testing	117.48	
23 05 93 00-0065 EA 1-1/4" - 1-1/2" Piping, Liquid Penetration Of Welds, Non Destructive Testing	122.90	
23 05 93 00-0066 EA 2" Piping, Liquid Penetration Of Welds, Non Destructive Testing	125.61	
23 05 93 00-0067 EA 3" Piping, Liquid Penetration Of Welds, Non Destructive Testing	129.69	
23 05 93 00-0068 EA 4" Piping, Liquid Penetration Of Welds, Non Destructive Testing	133.75	
23 05 93 00-0069 EA 6" Piping, Liquid Penetration Of Welds, Non Destructive Testing	141.89	
23 05 93 00-0070 EA 8" Piping, Liquid Penetration Of Welds, Non Destructive Testing	150.02	
23 05 93 00-0071 EA 10" Piping, Liquid Penetration Of Welds, Non Destructive Testing	158.17	
23 05 93 00-0072 EA 12" Piping, Liquid Penetration Of Welds, Non Destructive Testing	166.30	
23 05 93 00-0073 Hydrostatic Testing (23 05 93 00-0046)		
Note: Includes flushing and restoring of system.		
23 05 93 00-0074 Piping, Hydrostatic Testing (23 05 93 00-0073)		
23 05 93 00-0075 EA Up To 100', Up To 1-1/2" Piping, Hydrostatic Testing	713.83	
23 05 93 00-0076 EA >100' To 250', Up To 1-1/2" Piping, Hydrostatic Testing	1,019.75	
23 05 93 00-0077 EA >250' To 500', Up To 1-1/2" Piping, Hydrostatic Testing	1,221.87	
23 05 93 00-0078 EA >500' To 1,000', Up To 1-1/2" Piping, Hydrostatic Testing	1,627.54	
23 05 93 00-0079 EA >1,000' To 2,000', Up To 1-1/2" Piping, Hydrostatic Testing	2,465.96	
23 05 93 00-0080 EA Up To 100', >1-1/2" To 4" Piping, Hydrostatic Testing	949.11	
23 05 93 00-0081 EA >100' To 250', >1-1/2" To 4" Piping, Hydrostatic Testing	1,356.27	
23 05 93 00-0082 EA >250' To 500', >1-1/2" To 4" Piping, Hydrostatic Testing	1,614.61	
23 05 93 00-0083 EA >500' To 1,000', >1-1/2" To 4" Piping, Hydrostatic Testing	2,115.77	
23 05 93 00-0084 EA >1,000' To 2,000', >1-1/2" To 4" Piping, Hydrostatic Testing	3,200.80	
23 05 93 00-0085 EA Up To 100', >4" To 10" Piping, Hydrostatic Testing	1,236.92	
23 05 93 00-0086 EA >100' To 250', >4" To 10" Piping, Hydrostatic Testing	1,763.16	
23 05 93 00-0087 EA >250' To 500', >4" To 10" Piping, Hydrostatic Testing	1,860.27	
23 05 93 00-0088 EA >500' To 1,000', >4" To 10" Piping, Hydrostatic Testing	2,437.10	
23 05 93 00-0089 EA >1,000' To 2,000', >4" To 10" Piping, Hydrostatic Testing	3,686.88	
23 05 93 00-0090 EA Up To 100', >10" To 14" Piping, Hydrostatic Testing	1,605.84	
23 05 93 00-0091 EA >100' To 250', >10" To 14" Piping, Hydrostatic Testing	2,289.39	
23 05 93 00-0092 EA >250' To 500', >10" To 14" Piping, Hydrostatic Testing	2,418.83	
23 05 93 00-0093 EA >500' To 1,000', >10" To 14" Piping, Hydrostatic Testing	3,172.55	
23 05 93 00-0094 EA >1,000' To 2,000', >10" To 14" Piping, Hydrostatic Testing	4,806.91	
23 05 93 00-0095 Pneumatic Testing (23 05 93 00-0046)		
Note: Includes soaping joints flushing and restoring of system. Can be used for gas or smoke test.		
23 05 93 00-0096 Piping, Pneumatic Testing (23 05 93 00-0095)		
23 05 93 00-0097 EA Up To 100', Up To 1-1/2" Piping, Pneumatic Testing	812.28	
Note: Includes soaping joints.		
23 05 93 00-0098 EA >100' To 250', Up To 1-1/2" Piping, Pneumatic Testing	1,158.83	
Note: Includes soaping joints.		
23 05 93 00-0099 EA >250' To 500', Up To 1-1/2" Piping, Pneumatic Testing	1,252.38	
Note: Includes soaping joints.		

23 Heating, Ventilating, and Air-Conditioning (HVAC)

23 05 Common Work Results for HVAC

23 05 93 Testing, Adjusting, and Balancing for HVAC



MINOR CSI UOM DESCRIPTION	TOTAL DIRECT UNIT COST	DEMOLITION UNIT COST
23 05 93 00-0100 EA >500' To 1,000', Up To 1-1/2" Piping, Pneumatic Testing..... Note: Includes soaping joints.	1,604.84	
23 05 93 00-0101 EA >1,000' To 2,000', Up To 1-1/2" Piping, Pneumatic Testing..... Note: Includes soaping joints.	2,511.13	
23 05 93 00-0102 EA Up To 100', >1-1/2" To 4" Piping, Pneumatic Testing..... Note: Includes soaping joints.	1,059.88	
23 05 93 00-0103 EA >100' To 250', >1-1/2" To 4" Piping, Pneumatic Testing..... Note: Includes soaping joints.	1,504.73	
23 05 93 00-0104 EA >250' To 500', >1-1/2" To 4" Piping, Pneumatic Testing..... Note: Includes soaping joints.	1,627.93	
23 05 93 00-0105 EA >500' To 1,000', >1-1/2" To 4" Piping, Pneumatic Testing..... Note: Includes soaping joints.	2,086.61	
23 05 93 00-0106 EA >1,000' To 2,000', >1-1/2" To 4" Piping, Pneumatic Testing..... Note: Includes soaping joints.	3,263.77	
23 05 93 00-0107 EA Up To 100', >4" To 10" Piping, Pneumatic Testing..... Note: Includes soaping joints.	1,276.57	
23 05 93 00-0108 EA >100' To 250', >4" To 10" Piping, Pneumatic Testing..... Note: Includes soaping joints.	1,801.24	
23 05 93 00-0109 EA >250' To 500', >4" To 10" Piping, Pneumatic Testing..... Note: Includes soaping joints.	2,038.04	
23 05 93 00-0110 EA >500' To 1,000', >4" To 10" Piping, Pneumatic Testing..... Note: Includes soaping joints.	2,605.19	
23 05 93 00-0111 EA >1,000' To 2,000', >4" To 10" Piping, Pneumatic Testing..... Note: Includes soaping joints.	4,080.77	
23 05 93 00-0112 EA Up To 100', >10" To 14" Piping, Pneumatic Testing..... Note: Includes soaping joints.	1,662.27	
23 05 93 00-0113 EA >100' To 250', >10" To 14" Piping, Pneumatic Testing..... Note: Includes soaping joints.	2,341.83	
23 05 93 00-0114 EA >250' To 500', >10" To 14" Piping, Pneumatic Testing..... Note: Includes soaping joints.	2,650.42	
23 05 93 00-0115 EA >500' To 1,000', >10" To 14" Piping, Pneumatic Testing..... Note: Includes soaping joints.	3,387.70	
23 05 93 00-0116 EA >1,000' To 2,000', >10" To 14" Piping, Pneumatic Testing..... Note: Includes soaping joints.	5,314.13	

23 05 93 00-0117 EPA Testing Of Sludge (23 05 93)

23 05 93 00-0118 EA Flashpoint And Lead Test For Lead.....	975.22	
23 05 93 00-0119 EA Air Test/Combustion Gas Level.....	93.85	
23 05 93 00-0120 EA Toxicity Test For Heavy Metals.....	1,497.63	
23 05 93 00-0121 EA Aboveground Tank Water Settlement Test Including Water.....	1,135.39	

23 07 HVAC Insulation (23)

23 07 13 Duct Insulation (23 07)

Note: Based on SF surface area of duct to receive insulation.

23 07 13 00-0001 FSK Fiber Glass Duct Wrap Insulation (23 07 13)

Note: Foil-scrim kraft (FSK) facing lapped and joints sealed vapor tight.

23 07 13 00-0002 Type 75 (0.75 LB/CF) FSK Fiber Glass Duct Wrap Insulation (23 07 13 00-0001)

23 07 13 00-0003 SF 1" Thick, Type 75 (0.75 LB/CF) FSK Fiber Glass Duct Wrap Insulation.....	3.43	1.93
<i>For Plain Blanket, With No Facing, Deduct</i>	-0.35	
<i>For Work In Restricted Working Space, Add</i>	0.77	
23 07 13 00-0004 SF 1-1/2" Thick, Type 75 (0.75 LB/CF) FSK Fiber Glass Duct Wrap Insulation.....	4.00	1.93
<i>For Plain Blanket, With No Facing, Deduct</i>	-0.40	
<i>For Work In Restricted Working Space, Add</i>	0.90	
23 07 13 00-0005 SF 2" Thick, Type 75 (0.75 LB/CF) FSK Fiber Glass Duct Wrap Insulation.....	4.52	2.88
<i>For Plain Blanket, With No Facing, Deduct</i>	-0.44	
<i>For Work In Restricted Working Space, Add</i>	1.03	
23 07 13 00-0006 SF 3" Thick, Type 75 (0.75 LB/CF) FSK Fiber Glass Duct Wrap Insulation.....	5.36	3.36
<i>For Plain Blanket, With No Facing, Deduct</i>	-0.54	
<i>For Work In Restricted Working Space, Add</i>	1.20	
23 07 13 00-0007 SF 4" Thick, Type 75 (0.75 LB/CF) FSK Fiber Glass Duct Wrap Insulation.....	6.46	3.65
<i>For Plain Blanket, With No Facing, Deduct</i>	-0.85	
<i>For Work In Restricted Working Space, Add</i>	1.30	

23 07 13 00-0008 Type 100 (1.0 LB/CF) FSK Fiber Glass Duct Wrap Insulation (23 07 13 00-0001)

23 07 13 00-0009 SF 1" Thick, Type 100 (1.0 LB/CF) FSK Fiber Glass Duct Wrap Insulation.....	4.21	2.88
<i>For Plain Blanket, With No Facing, Deduct</i>	-0.40	
<i>For Work In Restricted Working Space, Add</i>	0.96	
23 07 13 00-0010 SF 1-1/2" Thick, Type 100 (1.0 LB/CF) FSK Fiber Glass Duct Wrap Insulation.....	4.91	3.36
<i>For Plain Blanket, With No Facing, Deduct</i>	-0.49	
<i>For Work In Restricted Working Space, Add</i>	1.11	
23 07 13 00-0011 SF 2" Thick, Type 100 (1.0 LB/CF) Fiber Glass FSK Duct Wrap Insulation.....	5.81	3.84
<i>For Plain Blanket, With No Facing, Deduct</i>	-0.58	
<i>For Work In Restricted Working Space, Add</i>	1.31	

23 07 13 00-0012 Type 150 (1.5 LB/CF) FSK Fiber Glass Duct Wrap Insulation (23 07 13 00-0001)



MINOR CSI UOM DESCRIPTION	TOTAL DIRECT UNIT COST	DEMOLITION UNIT COST
23 07 13 00-0013 SF 1" Thick, Type 150 (1.5 LB/CF) FSK Fiber Glass Duct Wrap Insulation <i>For Plain Blanket, With No Facing, Deduct</i> <i>For Work In Restricted Working Space, Add</i>	5.56 -0.66 1.16	3.84
23 07 13 00-0014 SF 1-1/2" Thick, Type 150 (1.5 LB/CF) FSK Fiber Glass Duct Wrap Insulation <i>For Plain Blanket, With No Facing, Deduct</i> <i>For Work In Restricted Working Space, Add</i>	7.37 -1.18 1.32	4.33
23 07 13 00-0015 SF 2" Thick, Type 150 (1.5 LB/CF) FSK Fiber Glass Duct Wrap Insulation <i>For Plain Blanket, With No Facing, Deduct</i> <i>For Work In Restricted Working Space, Add</i>	8.60 -1.39 1.54	4.80
23 07 13 00-0016 3 LB/CF FSK Rigid Fiber Glass Board Insulation (23 07 13) Note: Foil-scrim kraft (FSK) facing, sealed vapor tight and attached to ducts with mechanical fasteners.		
23 07 13 00-0017 SF 1" Thick, 3 LB/CF FSK Rigid Fiber Glass Board Insulation <i>For 8 Oz Canvas On Duct, Applied Over Deadening Felt And Finished, Add</i> <i>For Finishing Cement 1/2" Thick Over 1" Wire Mesh, Add</i> <i>For Non-Metallic Weatherproof Paste, 2 LB, Add</i> <i>For Work In Restricted Working Space, Add</i>	9.14 20.90 15.54 12.80 2.56	5.31
23 07 13 00-0018 SF 1-1/2" Thick, 3 LB/CF FSK Rigid Fiber Glass Board Insulation <i>For 8 Oz Canvas On Duct, Applied Over Deadening Felt And Finished, Add</i> <i>For Finishing Cement 1/2" Thick Over 1" Wire Mesh, Add</i> <i>For Non-Metallic Weatherproof Paste, 2 LB, Add</i> <i>For Work In Restricted Working Space, Add</i>	11.80 25.91 19.59 16.05 3.11	6.46
23 07 13 00-0019 SF 2" Thick, 3 LB/CF FSK Rigid Fiber Glass Board Insulation <i>For 8 Oz Canvas On Duct, Applied Over Deadening Felt And Finished, Add</i> <i>For Finishing Cement 1/2" Thick Over 1" Wire Mesh, Add</i> <i>For Non-Metallic Weatherproof Paste, 2 LB, Add</i> <i>For Work In Restricted Working Space, Add</i>	14.75 31.61 24.14 19.72 3.76	7.80
23 07 13 00-0020 4.253 LB/CF FSK Rigid Fiber Glass Board Insulation (23 07 13) Note: Foil-scrim kraft (FSK) facing, sealed vapor tight and attached to ducts with mechanical fastener.		
23 07 13 00-0021 SF 1" Thick, 4.253 LB/CF FSK Rigid Fiber Glass Board Insulation <i>For Work In Restricted Working Space, Add</i>	10.28 2.81	5.85
23 07 13 00-0022 SF 1-1/2" Thick, 4.253 LB/CF FSK Rigid Fiber Glass Board Insulation <i>For Work In Restricted Working Space, Add</i>	13.43 3.42	7.11
23 07 13 00-0023 SF 2" Thick, 4.253 LB/CF FSK Rigid Fiber Glass Board Insulation <i>For Work In Restricted Working Space, Add</i>	17.30 4.13	8.58
23 07 13 00-0024 Sheet Flexible Elastomeric Insulation (23 07 13)		
23 07 13 00-0025 SF 3/8" Thick, Sheet Flexible Elastomeric Insulation	8.25	2.59
23 07 13 00-0026 SF 1/2" Thick, Sheet Flexible Elastomeric Insulation	8.82	2.73
23 07 13 00-0027 SF 3/4" Thick, Sheet Flexible Elastomeric Insulation	11.69	2.88
23 07 13 00-0028 SF 1" Thick, Sheet Flexible Elastomeric Insulation	13.52	3.02
23 07 13 00-0029 SF 1-1/2" Thick, Sheet Flexible Elastomeric Insulation	18.86	3.32
23 07 13 00-0030 SF 2" Thick, Sheet Flexible Elastomeric Insulation	22.35	3.60
23 07 13 00-0031 Aluminum Foil/Mylar Film, Multi-Layer Sheet Elastomeric Insulation (23 07 13) Note: Jacketing is a 3-ply laminate consisting of a PVC core, 0.012" thick aluminum foil jacketing and UV-protective Mylar film.		
23 07 13 00-0032 SF 1/2" Thick, Aluminum Foil/Mylar Film, Multi-Layer Sheet Elastomeric Insulation	12.39	2.73
23 07 13 00-0033 SF 3/4" Thick, Aluminum Foil/Mylar Film, Multi-Layer Sheet Elastomeric Insulation	13.65	2.88
23 07 13 00-0034 SF 1" Thick, Aluminum Foil/Mylar Film, Multi-Layer Sheet Elastomeric Insulation	15.23	3.02
23 07 13 00-0035 SF 1-1/2" Thick, Aluminum Foil/Mylar Film, Multi-Layer Sheet Elastomeric Insulation	23.99	3.32
23 07 13 00-0036 SF 2" Thick, Aluminum Foil/Mylar Film, Multi-Layer Sheet Elastomeric Insulation	28.48	3.60
23 07 13 00-0037 Adhesive Backed, Aluminum Foil/Mylar Film, Multi-Layer Sheet Elastomeric Insulation (23 07 13) Note: Jacketing is a 3-ply laminate consisting of a PVC core, 0.012" thick aluminum foil jacketing and UV-protective Mylar film.		
23 07 13 00-0038 SF 1/2" Thick, Adhesive Backed, Aluminum Foil/Mylar Film, Multi-Layer Sheet Elastomeric Insulation	14.93	2.73
23 07 13 00-0039 SF 3/4" Thick, Adhesive Backed, Aluminum Foil/Mylar Film, Multi-Layer Sheet Elastomeric Insulation	16.19	2.88
23 07 13 00-0040 SF 1" Thick, Adhesive Backed, Aluminum Foil/Mylar Film, Multi-Layer Sheet Elastomeric Insulation	18.22	3.02
23 07 13 00-0041 SF 1-1/2" Thick, Adhesive Backed, Aluminum Foil/Mylar Film, Multi-Layer Sheet Elastomeric Insulation	26.95	3.32
23 07 16 HVAC Equipment Insulation (23 07)		
23 07 16 00-0001 Calcium Silicate Block Insulation (23 07 16)		
23 07 16 00-0002 SF 1" Thick, Calcium Silicate Block Insulation <i>For Work In Restricted Working Space, Add</i>	15.97 3.83	6.38
23 07 16 00-0003 SF 1-1/2" Thick, Calcium Silicate Block Insulation <i>For Work In Restricted Working Space, Add</i>	19.18 4.31	7.18
23 07 16 00-0004 SF 2" Thick, Calcium Silicate Block Insulation <i>For Work In Restricted Working Space, Add</i>	23.04 4.98	8.28
23 07 16 00-0005 SF 2-1/2" Thick, Calcium Silicate Block Insulation <i>For Work In Restricted Working Space, Add</i>	27.48 5.84	9.72
23 07 16 00-0006 SF 3" Thick, Calcium Silicate Block Insulation <i>For Work In Restricted Working Space, Add</i>	33.57 7.18	11.97

23 Heating, Ventilating, and Air-Conditioning (HVAC)

23 07 HVAC Insulation

23 07 16 HVAC Equipment Insulation



MINOR
CSI UOM DESCRIPTION

TOTAL DIRECT DEMOLITION
UNIT COST UNIT COST

23 07 19 HVAC Piping Insulation (23 07)

See CSI section 22 07 19 00-0000 for pipe insulation.

23 07 19 00-0001 Calcium Silicate Pipe Insulation (23 07 19)

Note: Includes adhesive. Excludes fittings (a location requiring purchase of an insulation fitting or cutting and fitting straight sections, excludes couplings, plugs, etc.). For fittings/valves up to 3" add 2 LF for each fitting/valve or 3 LF for each flanged/grooved joint. For fittings/valves >3" add 3 LF for each fitting/valve or 4 LF for each flanged/grooved joint. See CSI section 22 07 19 00-0594 for protective jacketing.

23 07 19 00-0002 1" Thick, Calcium Silicate Pipe Insulation (23 07 19 00-0001)

23 07 19 00-0003	LF 1/2" Diameter Pipe, 1" Thick Calcium Silicate Insulation	14.26	3.16
	<i>For Work In Restricted Working Space, Add</i>	2.37	
23 07 19 00-0004	LF 3/4" Diameter Pipe, 1" Thick Calcium Silicate Insulation	14.26	3.16
	<i>For Work In Restricted Working Space, Add</i>	2.37	
23 07 19 00-0005	LF 1" Diameter Pipe, 1" Thick Calcium Silicate Insulation	14.10	3.21
	<i>For Work In Restricted Working Space, Add</i>	2.40	
23 07 19 00-0006	LF 1-1/4" Diameter Pipe, 1" Thick Calcium Silicate Insulation	14.32	3.25
	<i>For Work In Restricted Working Space, Add</i>	2.44	
23 07 19 00-0007	LF 1-1/2" Diameter Pipe, 1" Thick Calcium Silicate Insulation	14.49	3.30
	<i>For Work In Restricted Working Space, Add</i>	2.47	
23 07 19 00-0008	LF 2" Diameter Pipe, 1" Thick Calcium Silicate Insulation	15.67	3.39
	<i>For Work In Restricted Working Space, Add</i>	2.54	
23 07 19 00-0009	LF 2-1/2" Diameter Pipe, 1" Thick Calcium Silicate Insulation	16.42	3.52
	<i>For Work In Restricted Working Space, Add</i>	2.64	
23 07 19 00-0010	LF 3" Diameter Pipe, 1" Thick Calcium Silicate Insulation	17.23	3.61
	<i>For Work In Restricted Working Space, Add</i>	2.71	
23 07 19 00-0011	LF 4" Diameter Pipe, 1" Thick Calcium Silicate Insulation	19.97	3.89
	<i>For Work In Restricted Working Space, Add</i>	2.92	
23 07 19 00-0012	LF 6" Diameter Pipe, 1" Thick Calcium Silicate Insulation	22.16	4.39
	<i>For Work In Restricted Working Space, Add</i>	3.29	

23 07 19 00-0013 1-1/2" Thick, Calcium Silicate Pipe Insulation (23 07 19 00-0001)

23 07 19 00-0014	LF 1/2" Diameter Pipe, 1-1/2" Thick Calcium Silicate Insulation	14.94	3.29
	<i>For Work In Restricted Working Space, Add</i>	2.47	
23 07 19 00-0015	LF 3/4" Diameter Pipe, 1-1/2" Thick Calcium Silicate Insulation	15.05	3.29
	<i>For Work In Restricted Working Space, Add</i>	2.47	
23 07 19 00-0016	LF 1" Diameter Pipe, 1-1/2" Thick Calcium Silicate Insulation	16.17	3.49
	<i>For Work In Restricted Working Space, Add</i>	2.61	
23 07 19 00-0017	LF 1-1/4" Diameter Pipe, 1-1/2" Thick Calcium Silicate Insulation	16.90	3.55
	<i>For Work In Restricted Working Space, Add</i>	2.66	
23 07 19 00-0018	LF 1-1/2" Diameter Pipe, 1-1/2" Thick Calcium Silicate Insulation	17.66	3.62
	<i>For Work In Restricted Working Space, Add</i>	2.71	
23 07 19 00-0019	LF 2" Diameter Pipe, 1-1/2" Thick Calcium Silicate Insulation	19.05	3.81
	<i>For Work In Restricted Working Space, Add</i>	2.86	
23 07 19 00-0020	LF 2-1/2" Diameter Pipe, 1-1/2" Thick Calcium Silicate Insulation	20.08	3.88
	<i>For Work In Restricted Working Space, Add</i>	2.91	
23 07 19 00-0021	LF 3" Diameter Pipe, 1-1/2" Thick Calcium Silicate Insulation	20.87	4.01
	<i>For Work In Restricted Working Space, Add</i>	3.01	
23 07 19 00-0022	LF 4" Diameter Pipe, 1-1/2" Thick Calcium Silicate Insulation	23.41	4.34
	<i>For Work In Restricted Working Space, Add</i>	3.25	
23 07 19 00-0023	LF 6" Diameter Pipe, 1-1/2" Thick Calcium Silicate Insulation	27.10	5.06
	<i>For Work In Restricted Working Space, Add</i>	3.80	
23 07 19 00-0024	LF 8" Diameter Pipe, 1-1/2" Thick Calcium Silicate Insulation	32.51	5.34
	<i>For Work In Restricted Working Space, Add</i>	4.01	
23 07 19 00-0025	LF 10" Diameter Pipe, 1-1/2" Thick Calcium Silicate Insulation	41.35	6.39
	<i>For Work In Restricted Working Space, Add</i>	4.80	
23 07 19 00-0026	LF 12" Diameter Pipe, 1-1/2" Thick Calcium Silicate Insulation	48.70	7.45
	<i>For Work In Restricted Working Space, Add</i>	5.59	
23 07 19 00-0027	LF 14" Diameter Pipe, 1-1/2" Thick Calcium Silicate Insulation	54.40	8.17
	<i>For Work In Restricted Working Space, Add</i>	6.12	
23 07 19 00-0028	LF 16" Diameter Pipe, 1-1/2" Thick Calcium Silicate Insulation	64.04	10.40
	<i>For Work In Restricted Working Space, Add</i>	7.79	
23 07 19 00-0029	LF 18" Diameter Pipe, 1-1/2" Thick Calcium Silicate Insulation	69.35	10.91
	<i>For Work In Restricted Working Space, Add</i>	8.18	

23 07 19 00-0030 2" Thick, Calcium Silicate Pipe Insulation (23 07 19 00-0001)

23 07 19 00-0031	LF 1/2" Diameter Pipe, 2" Thick Calcium Silicate Insulation	19.66	3.61
	<i>For Work In Restricted Working Space, Add</i>	2.71	
23 07 19 00-0032	LF 3/4" Diameter Pipe, 2" Thick Calcium Silicate Insulation	20.23	3.61
	<i>For Work In Restricted Working Space, Add</i>	2.71	
23 07 19 00-0033	LF 1" Diameter Pipe, 2" Thick Calcium Silicate Insulation	20.95	3.66
	<i>For Work In Restricted Working Space, Add</i>	2.75	
23 07 19 00-0034	LF 1-1/4" Diameter Pipe, 2" Thick Calcium Silicate Insulation	21.92	3.70
	<i>For Work In Restricted Working Space, Add</i>	2.78	
23 07 19 00-0035	LF 1-1/2" Diameter Pipe, 2" Thick Calcium Silicate Insulation	22.58	3.75
	<i>For Work In Restricted Working Space, Add</i>	2.81	
23 07 19 00-0036	LF 2" Diameter Pipe, 2" Thick Calcium Silicate Insulation	23.57	3.89
	<i>For Work In Restricted Working Space, Add</i>	2.92	
23 07 19 00-0037	LF 2-1/2" Diameter Pipe, 2" Thick Calcium Silicate Insulation	26.73	4.02
	<i>For Work In Restricted Working Space, Add</i>	3.02	



MINOR CSI UOM DESCRIPTION	TOTAL DIRECT UNIT COST	DEMOLITION UNIT COST
23 07 19 00-0038 LF 3" Diameter Pipe, 2" Thick Calcium Silicate Insulation <i>For Work In Restricted Working Space, Add</i>	27.13 3.12	4.16
23 07 19 00-0039 LF 4" Diameter Pipe, 2" Thick Calcium Silicate Insulation <i>For Work In Restricted Working Space, Add</i>	30.32 3.29	4.39
23 07 19 00-0040 LF 6" Diameter Pipe, 2" Thick Calcium Silicate Insulation <i>For Work In Restricted Working Space, Add</i>	37.30 3.95	5.26
23 07 19 00-0041 LF 8" Diameter Pipe, 2" Thick Calcium Silicate Insulation <i>For Work In Restricted Working Space, Add</i>	42.63 4.17	5.56
23 07 19 00-0042 LF 10" Diameter Pipe, 2" Thick Calcium Silicate Insulation <i>For Work In Restricted Working Space, Add</i>	52.73 4.99	6.65
23 07 19 00-0043 LF 12" Diameter Pipe, 2" Thick Calcium Silicate Insulation <i>For Work In Restricted Working Space, Add</i>	60.03 5.98	7.97
23 07 19 00-0044 LF 14" Diameter Pipe, 2" Thick Calcium Silicate Insulation <i>For Work In Restricted Working Space, Add</i>	71.90 8.34	11.12
23 07 19 00-0045 LF 16" Diameter Pipe, 2" Thick Calcium Silicate Insulation <i>For Work In Restricted Working Space, Add</i>	76.41 8.34	11.12
23 07 19 00-0046 LF 18" Diameter Pipe, 2" Thick Calcium Silicate Insulation <i>For Work In Restricted Working Space, Add</i>	82.21 8.75	11.68
23 07 19 00-0047 LF 20" Diameter Pipe, 2" Thick Calcium Silicate Insulation <i>For Work In Restricted Working Space, Add</i>	98.66 10.01	13.34
23 07 19 00-0048 LF 24" Diameter Pipe, 2" Thick Calcium Silicate Insulation <i>For Work In Restricted Working Space, Add</i>	114.21 12.09	16.12
23 07 19 00-0049 2-1/2" Thick, Calcium Silicate Pipe Insulation (23 07 19 00-0001)		
23 07 19 00-0050 LF 1/2" Diameter Pipe, 2-1/2" Thick Calcium Silicate Insulation <i>For Work In Restricted Working Space, Add</i>	23.78 3.13	4.16
23 07 19 00-0051 LF 3/4" Diameter Pipe, 2-1/2" Thick Calcium Silicate Insulation <i>For Work In Restricted Working Space, Add</i>	24.38 3.13	4.16
23 07 19 00-0052 LF 1" Diameter Pipe, 2-1/2" Thick Calcium Silicate Insulation <i>For Work In Restricted Working Space, Add</i>	24.83 3.18	4.23
23 07 19 00-0053 LF 1-1/4" Diameter Pipe, 2-1/2" Thick Calcium Silicate Insulation <i>For Work In Restricted Working Space, Add</i>	25.07 3.20	4.27
23 07 19 00-0054 LF 1-1/2" Diameter Pipe, 2-1/2" Thick Calcium Silicate Insulation <i>For Work In Restricted Working Space, Add</i>	25.80 3.23	4.30
23 07 19 00-0055 LF 2" Diameter Pipe, 2-1/2" Thick Calcium Silicate Insulation <i>For Work In Restricted Working Space, Add</i>	26.90 3.36	4.48
23 07 19 00-0056 LF 2-1/2" Diameter Pipe, 2-1/2" Thick Calcium Silicate Insulation <i>For Work In Restricted Working Space, Add</i>	30.73 3.47	4.63
23 07 19 00-0057 LF 3" Diameter Pipe, 2-1/2" Thick Calcium Silicate Insulation <i>For Work In Restricted Working Space, Add</i>	31.13 3.59	4.79
23 07 19 00-0058 LF 4" Diameter Pipe, 2-1/2" Thick Calcium Silicate Insulation <i>For Work In Restricted Working Space, Add</i>	36.54 3.79	5.05
23 07 19 00-0059 LF 6" Diameter Pipe, 2-1/2" Thick Calcium Silicate Insulation <i>For Work In Restricted Working Space, Add</i>	46.16 4.31	5.75
23 07 19 00-0060 LF 8" Diameter Pipe, 2-1/2" Thick Calcium Silicate Insulation <i>For Work In Restricted Working Space, Add</i>	52.87 4.80	6.40
23 07 19 00-0061 LF 10" Diameter Pipe, 2-1/2" Thick Calcium Silicate Insulation <i>For Work In Restricted Working Space, Add</i>	63.46 5.54	7.38
23 07 19 00-0062 LF 12" Diameter Pipe, 2-1/2" Thick Calcium Silicate Insulation <i>For Work In Restricted Working Space, Add</i>	73.14 6.89	9.18
23 07 19 00-0063 LF 14" Diameter Pipe, 2-1/2" Thick Calcium Silicate Insulation <i>For Work In Restricted Working Space, Add</i>	81.06 7.52	10.02
23 07 19 00-0064 LF 16" Diameter Pipe, 2-1/2" Thick Calcium Silicate Insulation <i>For Work In Restricted Working Space, Add</i>	97.64 9.60	12.81
23 07 19 00-0065 LF 18" Diameter Pipe, 2-1/2" Thick Calcium Silicate Insulation <i>For Work In Restricted Working Space, Add</i>	103.21 10.09	13.44
23 07 19 00-0066 LF 20" Diameter Pipe, 2-1/2" Thick Calcium Silicate Insulation <i>For Work In Restricted Working Space, Add</i>	120.00 11.53	15.37
23 07 19 00-0067 LF 24" Diameter Pipe, 2-1/2" Thick Calcium Silicate Insulation <i>For Work In Restricted Working Space, Add</i>	140.38 13.93	18.57
23 07 19 00-0068 3" Thick, Calcium Silicate Pipe Insulation (23 07 19 00-0001)		
23 07 19 00-0069 LF 1/2" Diameter Pipe, 3" Thick Calcium Silicate Insulation <i>For Work In Restricted Working Space, Add</i>	30.79 3.46	4.61
23 07 19 00-0070 LF 3/4" Diameter Pipe, 3" Thick Calcium Silicate Insulation <i>For Work In Restricted Working Space, Add</i>	30.93 3.46	4.61
23 07 19 00-0071 LF 1" Diameter Pipe, 3" Thick Calcium Silicate Insulation <i>For Work In Restricted Working Space, Add</i>	31.19 3.50	4.66
23 07 19 00-0072 LF 1-1/4" Diameter Pipe, 3" Thick Calcium Silicate Insulation <i>For Work In Restricted Working Space, Add</i>	31.54 3.52	4.69
23 07 19 00-0073 LF 1-1/2" Diameter Pipe, 3" Thick Calcium Silicate Insulation <i>For Work In Restricted Working Space, Add</i>	31.82 3.56	4.74
23 07 19 00-0074 LF 2" Diameter Pipe, 3" Thick Calcium Silicate Insulation <i>For Work In Restricted Working Space, Add</i>	32.89 3.69	4.92
23 07 19 00-0075 LF 2-1/2" Diameter Pipe, 3" Thick Calcium Silicate Insulation <i>For Work In Restricted Working Space, Add</i>	36.95 3.81	5.08
23 07 19 00-0076 LF 3" Diameter Pipe, 3" Thick Calcium Silicate Insulation <i>For Work In Restricted Working Space, Add</i>	37.60 3.95	5.26
23 07 19 00-0077 LF 4" Diameter Pipe, 3" Thick Calcium Silicate Insulation <i>For Work In Restricted Working Space, Add</i>	45.10 4.17	5.57
23 07 19 00-0078 LF 6" Diameter Pipe, 3" Thick Calcium Silicate Insulation <i>For Work In Restricted Working Space, Add</i>	53.85 4.74	6.31

23 Heating, Ventilating, and Air-Conditioning (HVAC)

23 07 HVAC Insulation

23 07 19 HVAC Piping Insulation



MINOR CSI UOM DESCRIPTION	TOTAL DIRECT UNIT COST	DEMOLITION UNIT COST
23 07 19 00-0079 LF 8" Diameter Pipe, 3" Thick Calcium Silicate Insulation <i>For Work In Restricted Working Space, Add</i>	62.93 5.28	7.04
23 07 19 00-0080 LF 10" Diameter Pipe, 3" Thick Calcium Silicate Insulation <i>For Work In Restricted Working Space, Add</i>	75.04 6.09	8.12
23 07 19 00-0081 LF 12" Diameter Pipe, 3" Thick Calcium Silicate Insulation <i>For Work In Restricted Working Space, Add</i>	85.79 7.57	10.09
23 07 19 00-0082 LF 14" Diameter Pipe, 3" Thick Calcium Silicate Insulation <i>For Work In Restricted Working Space, Add</i>	95.46 8.27	11.02
23 07 19 00-0083 LF 16" Diameter Pipe, 3" Thick Calcium Silicate Insulation <i>For Work In Restricted Working Space, Add</i>	110.24 10.56	14.09
23 07 19 00-0084 LF 18" Diameter Pipe, 3" Thick Calcium Silicate Insulation <i>For Work In Restricted Working Space, Add</i>	119.35 11.09	14.79
23 07 19 00-0085 LF 20" Diameter Pipe, 3" Thick Calcium Silicate Insulation <i>For Work In Restricted Working Space, Add</i>	140.26 12.68	16.91
23 07 19 00-0086 LF 24" Diameter Pipe, 3" Thick Calcium Silicate Insulation <i>For Work In Restricted Working Space, Add</i>	165.39 15.32	20.43
23 07 19 00-0087 3-1/2" Thick, Calcium Silicate Pipe Insulation (23 07 19 00-0001)		
23 07 19 00-0088 LF 1/2" Diameter Pipe, 3-1/2" Thick Calcium Silicate Insulation <i>For Work In Restricted Working Space, Add</i>	40.25 3.79	5.05
23 07 19 00-0089 LF 3/4" Diameter Pipe, 3-1/2" Thick Calcium Silicate Insulation <i>For Work In Restricted Working Space, Add</i>	42.00 3.79	5.05
23 07 19 00-0090 LF 1" Diameter Pipe, 3-1/2" Thick Calcium Silicate Insulation <i>For Work In Restricted Working Space, Add</i>	42.08 3.81	5.08
23 07 19 00-0091 LF 1-1/4" Diameter Pipe, 3-1/2" Thick Calcium Silicate Insulation <i>For Work In Restricted Working Space, Add</i>	42.17 3.84	5.12
23 07 19 00-0092 LF 1-1/2" Diameter Pipe, 3-1/2" Thick Calcium Silicate Insulation <i>For Work In Restricted Working Space, Add</i>	43.62 3.89	5.18
23 07 19 00-0093 LF 2" Diameter Pipe, 3-1/2" Thick Calcium Silicate Insulation <i>For Work In Restricted Working Space, Add</i>	46.45 4.02	5.35
23 07 19 00-0094 LF 2-1/2" Diameter Pipe, 3-1/2" Thick Calcium Silicate Insulation <i>For Work In Restricted Working Space, Add</i>	50.78 4.16	5.55
23 07 19 00-0095 LF 3" Diameter Pipe, 3-1/2" Thick Calcium Silicate Insulation <i>For Work In Restricted Working Space, Add</i>	52.58 4.31	5.75
23 07 19 00-0096 LF 4" Diameter Pipe, 3-1/2" Thick Calcium Silicate Insulation <i>For Work In Restricted Working Space, Add</i>	60.48 4.55	6.07
23 07 19 00-0097 LF 6" Diameter Pipe, 3-1/2" Thick Calcium Silicate Insulation <i>For Work In Restricted Working Space, Add</i>	67.34 5.17	6.90
23 07 19 00-0098 LF 8" Diameter Pipe, 3-1/2" Thick Calcium Silicate Insulation <i>For Work In Restricted Working Space, Add</i>	82.89 5.76	7.67
23 07 19 00-0099 LF 10" Diameter Pipe, 3-1/2" Thick Calcium Silicate Insulation <i>For Work In Restricted Working Space, Add</i>	101.30 6.65	8.86
23 07 19 00-0100 LF 12" Diameter Pipe, 3-1/2" Thick Calcium Silicate Insulation <i>For Work In Restricted Working Space, Add</i>	122.29 8.26	11.01
23 07 19 00-0101 LF 14" Diameter Pipe, 3-1/2" Thick Calcium Silicate Insulation <i>For Work In Restricted Working Space, Add</i>	128.31 9.02	12.02
23 07 19 00-0102 LF 16" Diameter Pipe, 3-1/2" Thick Calcium Silicate Insulation <i>For Work In Restricted Working Space, Add</i>	147.96 11.53	15.37
23 07 19 00-0103 LF 18" Diameter Pipe, 3-1/2" Thick Calcium Silicate Insulation <i>For Work In Restricted Working Space, Add</i>	171.84 12.10	16.13
23 07 19 00-0104 LF 20" Diameter Pipe, 3-1/2" Thick Calcium Silicate Insulation <i>For Work In Restricted Working Space, Add</i>	184.15 13.84	18.45
23 07 19 00-0105 4" Thick, Calcium Silicate Pipe Insulation (23 07 19 00-0001)		
23 07 19 00-0106 LF 1/2" Diameter Pipe, 4" Thick Calcium Silicate Insulation <i>For Work In Restricted Working Space, Add</i>	51.13 4.21	5.62
23 07 19 00-0107 LF 3/4" Diameter Pipe, 4" Thick Calcium Silicate Insulation <i>For Work In Restricted Working Space, Add</i>	51.19 4.21	5.62
23 07 19 00-0108 LF 1" Diameter Pipe, 4" Thick Calcium Silicate Insulation <i>For Work In Restricted Working Space, Add</i>	51.44 4.28	5.71
23 07 19 00-0109 LF 1-1/4" Diameter Pipe, 4" Thick Calcium Silicate Insulation <i>For Work In Restricted Working Space, Add</i>	52.96 4.33	5.78
23 07 19 00-0110 LF 1-1/2" Diameter Pipe, 4" Thick Calcium Silicate Insulation <i>For Work In Restricted Working Space, Add</i>	56.28 4.47	5.96
23 07 19 00-0111 LF 2" Diameter Pipe, 4" Thick Calcium Silicate Insulation <i>For Work In Restricted Working Space, Add</i>	57.38 4.61	6.14
23 07 19 00-0112 LF 2-1/2" Diameter Pipe, 4" Thick Calcium Silicate Insulation <i>For Work In Restricted Working Space, Add</i>	63.25 4.68	6.24
23 07 19 00-0113 LF 3" Diameter Pipe, 4" Thick Calcium Silicate Insulation <i>For Work In Restricted Working Space, Add</i>	65.01 4.85	6.46
23 07 19 00-0114 LF 4" Diameter Pipe, 4" Thick Calcium Silicate Insulation <i>For Work In Restricted Working Space, Add</i>	74.44 5.12	6.83
23 07 19 00-0115 LF 6" Diameter Pipe, 4" Thick Calcium Silicate Insulation <i>For Work In Restricted Working Space, Add</i>	86.30 5.81	7.74
23 07 19 00-0116 LF 8" Diameter Pipe, 4" Thick Calcium Silicate Insulation <i>For Work In Restricted Working Space, Add</i>	103.56 6.48	8.64
23 07 19 00-0117 LF 10" Diameter Pipe, 4" Thick Calcium Silicate Insulation <i>For Work In Restricted Working Space, Add</i>	119.21 7.49	9.97
23 07 19 00-0118 LF 12" Diameter Pipe, 4" Thick Calcium Silicate Insulation <i>For Work In Restricted Working Space, Add</i>	134.48 9.29	12.39
23 07 19 00-0119 LF 14" Diameter Pipe, 4" Thick Calcium Silicate Insulation <i>For Work In Restricted Working Space, Add</i>	142.58 10.15	13.53



MINOR	CSI	UOM	DESCRIPTION	TOTAL DIRECT UNIT COST	DEMOLITION UNIT COST
23 07 19 00-0120	LF		16" Diameter Pipe, 4" Thick Calcium Silicate Insulation <i>For Work In Restricted Working Space, Add</i>	167.25 12.98	17.30
23 07 19 00-0121	LF		18" Diameter Pipe, 4" Thick Calcium Silicate Insulation <i>For Work In Restricted Working Space, Add</i>	178.20 13.60	18.14
23 07 19 00-0122	LF		20" Diameter Pipe, 4" Thick Calcium Silicate Insulation <i>For Work In Restricted Working Space, Add</i>	196.37 15.57	20.75
23 07 19 00-0123			Weather-Protective Coating For Calcium Silicate Pipe Insulation (23 07 19 00-0001)		
23 07 19 00-0124	SF		1/4" Thick (Two 1/8" Coats), Weatherproof Coating Over Glass Cloth Mesh (Insulkote ET) <i>For Work In Restricted Working Space, Add</i>	5.23 0.89	

23 08 Commissioning of HVAC (23)

See CSI section 23 05 93 00-0000 for testing and balancing.

23 09 Instrumentation and Control for HVAC (23)

23 09 23 Direct-Digital Control System for HVAC (23 09)

23 09 23 11 Control Valves (23 09 23)

23 09 23 11-0001 Valves With Actuator (23 09 23 11)

23 09 23 11-0002	EA	1/2" 2-Way Bronze Globe Valve With Actuator (Belimo G215+NV24-MFT US)	781.87	14.00
23 09 23 11-0003	EA	3/4" 2-Way Bronze Globe Valve With Actuator (Belimo G220+NV24-MFT US)	806.28	18.87
23 09 23 11-0004	EA	1" 2-Way Bronze Globe Valve With Actuator (Belimo B225+NV24-MFT US)	881.31	22.85
23 09 23 11-0005	EA	1-1/4" 2-Way Bronze Globe Valve With Actuator (Belimo B232+NV24-MFT US)	959.62	28.93
23 09 23 11-0006	EA	1-1/2" 2-Way Bronze Globe Valve With Actuator (Belimo G240+NV24-MFT US)	1,092.87	33.39
23 09 23 11-0007	EA	2" 2-Way Bronze Globe Valve With Actuator (Belimo G250+NV24-MFT US)	1,234.24	39.45
23 09 23 11-0008	EA	2-1/2" 2-Way Bronze Globe Valve With Actuator (Belimo G665+GMX24-MFTX1)	2,305.61	78.91
23 09 23 11-0009	EA	3" 2-Way Bronze Globe Valve With Actuator (Belimo G680+GMX24-MFTX1)	2,495.90	92.34
23 09 23 11-0010	EA	4" 2-Way Bronze Globe Valve With Actuator (Belimo G6100C+GMX24-MFTX1)	3,363.20	135.63
23 09 23 11-0011	EA	5" 2-Way Bronze Globe Valve With Actuator (Belimo G6125C+GMX24-MFTX1)	4,948.86	196.01
23 09 23 11-0012	EA	6" 2-Way Bronze Globe Valve With Actuator (Belimo G6150C+GMX24-MFTX1)	5,481.66	217.01
23 09 23 11-0013	EA	1/2" 3-Way Bronze Globe Valve With Actuator (Belimo G315+NV24-MFT US)	838.06	21.00
23 09 23 11-0014	EA	3/4" 3-Way Bronze Globe Valve With Actuator (Belimo G320+NV24-MFT US)	860.38	28.31
23 09 23 11-0015	EA	1" 3-Way Bronze Globe Valve With Actuator (Belimo G325+NV24-MFT US)	930.21	34.26
23 09 23 11-0016	EA	1-1/4" 3-Way Bronze Globe Valve With Actuator (Belimo G332+NV24-MFT US)	1,028.37	43.41
23 09 23 11-0017	EA	1-1/2" 3-Way Bronze Globe Valve With Actuator (Belimo G340+NV24-MFT US)	1,323.86	50.08
23 09 23 11-0018	EA	2" 3-Way Bronze Globe Valve With Actuator (Belimo G350+NV24-MFT US)	1,466.68	59.18
23 09 23 11-0019	EA	2-1/2" 3-Way Bronze Globe Valve With Actuator (Belimo G765+GMX24-MFTX1)	2,583.34	118.37
23 09 23 11-0020	EA	3" 3-Way Bronze Globe Valve With Actuator (Belimo G780+GMX24-MFTX1)	2,835.19	138.51
23 09 23 11-0021	EA	4" 3-Way Bronze Globe Valve With Actuator (Belimo G7100+2*GMX24-MFTX1)	4,124.84	203.44
23 09 23 11-0022	EA	5" 3-Way Bronze Globe Valve With Actuator (Belimo G7125+2*GMX24-MFTX1)	5,983.51	294.00
23 09 23 11-0023	EA	6" 3-Way Bronze Globe Valve With Actuator (Belimo G7150+2*GMX24-MFTX1)	6,652.43	325.51
23 09 23 11-0024	EA	1/2" Two Way Brass Zone Valve With Actuator (Belimo ZONE215N-35+ZONE24NC)	121.61	14.00
23 09 23 11-0025	EA	3/4" Two Way Brass Zone Valve With Actuator (Belimo ZONE220N-50+ZONE24NC)	143.51	18.87
23 09 23 11-0026	EA	1" Two Way Brass Zone Valve With Actuator (Belimo ZONE225N-80+ZONE24NC)	180.77	22.85
23 09 23 11-0027	EA	1/2" Two Way Brass Zone Valve With Actuator (Belimo ZONE315N-35+ZONE24NC)	148.85	21.00
23 09 23 11-0028	EA	3/4" Two Way Brass Zone Valve With Actuator (Belimo ZONE320N-50+ZONE24NC)	174.05	28.31
23 09 23 11-0029	EA	1" Two Way Brass Zone Valve With Actuator (Belimo ZONE325N-80+ZONE24NC)	217.65	34.26
23 09 23 11-0030	EA	1/2" 2-Way Brass Ball Valve With Actuator (Belimo B215B+LRB24-3)	202.18	14.00
23 09 23 11-0031	EA	3/4" 2-Way Brass Ball Valve With Actuator (Belimo B220B+LRB24-3)	239.73	18.87
23 09 23 11-0032	EA	1" 2-Way Brass Ball Valve With Actuator (Belimo B225+LRB24-3)	272.73	22.85
23 09 23 11-0033	EA	1-1/4" 2-Way Brass Ball Valve With Actuator (Belimo B232+ARB24-3)	354.81	28.93
23 09 23 11-0034	EA	1-1/2" 2-Way Brass Ball Valve With Actuator (Belimo B240+ARB24-3)	367.10	33.39
23 09 23 11-0035	EA	2" 2-Way Brass Ball Valve With Actuator (Belimo B250+ARB24-3)	467.60	39.45
23 09 23 11-0036	EA	2-1/2" 2-Way Brass Ball Valve With Actuator (Belimo B265+ARB24-3)	1,004.36	78.91
23 09 23 11-0037	EA	3" 2-Way Brass Ball Valve With Actuator (Belimo B280+ARB24-3)	1,179.20	92.34
23 09 23 11-0038	EA	1/2" 3-Way Brass Ball Valve With Actuator (Belimo B315B+LRB24-3)	245.07	21.00
23 09 23 11-0039	EA	3/4" 3-Way Brass Ball Valve With Actuator (Belimo B320B+LRB24-3)	283.49	28.31
23 09 23 11-0040	EA	1" 3-Way Brass Ball Valve With Actuator (Belimo B325+LRB24-3)	365.83	34.26
23 09 23 11-0041	EA	1-1/4" 3-Way Brass Ball Valve With Actuator (Belimo B331+ARB24-3)	518.96	43.41
23 09 23 11-0042	EA	1-1/2" 3-Way Brass Ball Valve With Actuator (Belimo B341+ARB24-3)	547.17	50.08
23 09 23 11-0043	EA	2" 3-Way Brass Ball Valve With Actuator (Belimo B352+ARB24-3)	725.02	59.18
23 09 23 11-0044	EA	2" 2-Way Butterfly Valve With Actuator (Belimo F650HD+AMB24-3X1)	592.46	72.33
23 09 23 11-0045	EA	2-1/2" 2-Way Butterfly Valve With Actuator (Belimo F665HD+AMB24-3X1)	622.15	78.91
23 09 23 11-0046	EA	3" 2-Way Butterfly Valve With Actuator (Belimo F680HD+GMB24-3X1)	817.73	92.34
23 09 23 11-0047	EA	4" 2-Way Butterfly Valve With Actuator (Belimo F6100HD+2*GMB24-3X1)	1,248.80	155.00
23 09 23 11-0048	EA	5" 2-Way Butterfly Valve With Actuator (Belimo F6125HD+SY2-24)	2,512.36	196.01
23 09 23 11-0049	EA	6" 2-Way Butterfly Valve With Actuator (Belimo F6150HD+SY3-24)	2,650.75	217.01
23 09 23 11-0050	EA	8" 2-Way Butterfly Valve With Actuator (Belimo F6200HD+SY4-24)	3,605.10	248.01
23 09 23 11-0051	EA	10" 2-Way Butterfly Valve With Actuator (Belimo F6250HD+SY4-24)	4,423.14	303.81
23 09 23 11-0052	EA	12" 2-Way Butterfly Valve With Actuator (Belimo F6300HS+SY4-24)	5,466.29	368.25
23 09 23 11-0053	EA	14" 2-Way Butterfly Valve With Actuator (Belimo F6350HD+SY5-24)	6,074.58	434.00
23 09 23 11-0054	EA	16" 2-Way Butterfly Valve With Actuator (Belimo F6400HD+SY6-110)	8,032.47	477.41
23 09 23 11-0055	EA	18" 2-Way Butterfly Valve With Actuator (Belimo F6450HD+SY8-110)	9,734.63	530.36
23 09 23 11-0056	EA	2" 3-Way Butterfly Valve With Actuator (Belimo F750HD+AMB24-3X1)	1,094.50	108.50
23 09 23 11-0057	EA	2-1/2" 3-Way Butterfly Valve With Actuator (Belimo F765HD+GMB24-3X1)	1,289.22	118.37
23 09 23 11-0058	EA	3" 3-Way Butterfly Valve With Actuator (Belimo F780HD+2*GMB24-3X1)	1,591.51	138.51
23 09 23 11-0059	EA	4" 3-Way Butterfly Valve With Actuator (Belimo F7100HD+2*GMB24-3X1)	2,042.09	232.51

23 Heating, Ventilating, and Air-Conditioning (HVAC)

23 09 Instrumentation and Control for HVAC

23 09 23 Direct-Digital Control System for HVAC



MINOR	CSI	UOM	DESCRIPTION	TOTAL DIRECT UNIT COST	DEMOLITION UNIT COST
23 09 23	11-0060	EA	5" 3-Way Butterfly Valve With Actuator (Belimo F7125HD+SY3-24).....	4,181.30	294.00
23 09 23	11-0061	EA	6" 3-Way Butterfly Valve With Actuator (Belimo F7150HD+SY3-24).....	4,329.23	325.51
23 09 23	11-0062	EA	8" 3-Way Butterfly Valve With Actuator (Belimo F7200HD+SY4-24).....	5,457.30	372.05
23 09 23	11-0063	EA	10" 3-Way Butterfly Valve With Actuator (Belimo F7250HD+SY4-24).....	7,223.59	455.71
23 09 23	11-0064	EA	12" 3-Way Butterfly Valve With Actuator (Belimo F7300HD+SY5-24).....	8,780.23	562.38
23 09 23	11-0065	EA	14" 3-Way Butterfly Valve With Actuator (Belimo F7350HD+SY6-110).....	13,701.04	651.01
23 09 23	11-0066	EA	16" 3-Way Butterfly Valve With Actuator (Belimo F7400HD+SY7-110).....	15,277.34	716.11
23 09 23	11-0067	EA	18" 3-Way Butterfly Valve With Actuator (Belimo F7450HD+SY8-110).....	23,512.23	795.54

23 09 23 11-0068 Valve Actuators (23 09 23 11)

23 09 23	11-0069	EA	24 Volt AC/DC Power Supply, On/Off/Floating Point Control Input, Terminal Strip, 90 Seconds Run Time, 45 IN-LB, Direct Coupled, Non-Spring Return, Valve Actuator (Belimo LRX24-3-T).....	418.75	89.64
23 09 23	11-0070	EA	24 Volt AC/DC Power Supply, On/Off/Floating Point Control Input, 95 Seconds Run Time, 45 IN-LB, Direct Coupled, Non-Spring Return, Valve Actuator (Belimo LRX24-3).....	425.06	89.64
23 09 23	11-0071	EA	24 Volt AC/DC Power Supply, 2-10 Volt DC Control Input, Terminal Strip, 90 Seconds Run Time, 45 IN-LB, Direct Coupled, Non-Spring Return, Valve Actuator (Belimo LRX24-SR-T).....	546.25	89.64
23 09 23	11-0072	EA	24 Volt AC/DC Power Supply, On/Off/Floating Point Control Input, Auxiliary Switch, 90 Seconds Run Time, 45 IN-LB, Direct Coupled, Non-Spring Return, Valve Actuator (Belimo LRX24-3-S).....	477.54	89.64
23 09 23	11-0073	EA	24 Volt AC/DC Power Supply, 2-10 Volt DC Control Input, 90 Seconds Run Time, 45 IN-LB, Direct Coupled, Non-Spring Return, Valve Actuator (Belimo LRX24-SR).....	486.75	89.64
23 09 23	11-0074	EA	24 Volt AC/DC Power Supply, Proportional/Multi-Function Control Input, 150 Seconds Run Time, 45 IN-LB, Direct Coupled, Non-Spring Return, Valve Actuator (Belimo LRX24-MFT).....	547.30	89.64
23 09 23	11-0075	EA	24 Volt AC/DC Power Supply, On/Off Control Input, 2.5 Seconds Run Time, 35 IN-LB, Direct Coupled, Non-Spring Return, Valve Actuator (Belimo LRQX24-1).....	698.75	89.64
23 09 23	11-0076	EA	24 Volt AC/DC Power Supply, 0-135 Ohms Control Input, 150 Seconds Run Time, 45 IN-LB, Direct Coupled, Non-Spring Return, Valve Actuator (Belimo LRX24-MFT95).....	714.30	89.64
23 09 23	11-0077	EA	24 Volt AC/DC Power Supply, Proportional/Multi-Function Control Input, 2.5 Seconds Run Time, 35 IN-LB, Direct Coupled, Non-Spring Return, Valve Actuator (Belimo LRQX24-MFT).....	751.81	89.64
23 09 23	11-0078	EA	120 Volt AC Power Supply, On/Off/Floating Point Control Input, 90 Seconds Run Time, 45 IN-LB, Direct Coupled, Non-Spring Return, Valve Actuator (Belimo LRX120-3).....	530.36	89.64
23 09 23	11-0079	EA	120 Volt AC Power Supply, 2-10 Volt DC Control Input, 90 Seconds Run Time, 45 IN-LB, Direct Coupled, Non-Spring Return, Valve Actuator (Belimo LRX120-SR).....	609.06	89.64
23 09 23	11-0080	EA	24 Volt AC/DC Power Supply, On/Off/Floating Point Control Input, Terminal Strip, 300, 150, Or 90 Seconds Run Time, 180 IN-LB, Direct Coupled, Non-Spring Return, Valve Actuator (Belimo ARX24-3-T).....	517.30	89.64
23 09 23	11-0081	EA	24 Volt AC/DC Power Supply, On/Off/Floating Point Control Input, 300, 150, Or 90 Seconds Run Time, 180 IN-LB, Direct Coupled, Non-Spring Return, Valve Actuator (Belimo ARX24-3).....	526.54	89.64
23 09 23	11-0082	EA	24 Volt AC/DC Power Supply, On/Off/Floating Point Control Input, 90 Seconds Run Time, 180 IN-LB, Direct Coupled, Non-Spring Return, Valve Actuator (Belimo ARB24-3-5-14).....	530.00	89.64
23 09 23	11-0083	EA	24 Volt AC/DC Power Supply, On/Off/Floating Point Control Input, Auxiliary Switch, 300, 150, Or 90 Seconds Run Time, 180 IN-LB, Direct Coupled, Non-Spring Return, Valve Actuator (Belimo ARX24-3-S).....	592.83	89.64
23 09 23	11-0084	EA	24 Volt AC/DC Power Supply, 2-10 Volt DC Control Input, 300, 150, Or 90 Seconds Run Time, 180 IN-LB, Direct Coupled, Non-Spring Return, Valve Actuator (Belimo ARX24-SR-T).....	619.93	89.64
23 09 23	11-0085	EA	24 Volt AC/DC Power Supply, 2-10 Volt DC Control Input, 300, 150, Or 90 Seconds Run Time, 180 IN-LB, Direct Coupled, Non-Spring Return, Valve Actuator (Belimo ARX24-SR).....	634.33	89.64
23 09 23	11-0086	EA	24 Volt AC/DC Power Supply, Proportional/Multi-Function Control Input, Variable Run Time (90 To 350 Seconds), 180 IN-LB, Direct Coupled, Non-Spring Return, Valve Actuator (Belimo ARX24-MFT).....	631.46	89.64
23 09 23	11-0087	EA	24 Volt AC/DC Power Supply, Phasecut Control Input, 95 Seconds Run Time, 180 IN-LB, Direct Coupled, Non-Spring Return, Valve Actuator (Belimo ARX24-PC).....	640.68	89.64
23 09 23	11-0088	EA	24 Volt AC/DC Power Supply, 0-135 Ohms Control Input, 90 Seconds Run Time, 180 IN-LB, Direct Coupled, Non-Spring Return, Valve Actuator (Belimo ARX24-MFT95).....	640.10	89.64
23 09 23	11-0089	EA	24 Volt AC/DC Power Supply, 2-10 Volt DC Control Input, NEMA 4X, 90 Seconds Run Time, 180 IN-LB, Direct Coupled, Non-Spring Return, Valve Actuator (Belimo ARX24-SR-T N4).....	699.89	89.64
23 09 23	11-0090	EA	24 Volt AC/DC Power Supply, Proportional/Multi-Function Control Input, NEMA 4X, Variable Run Time (75 To 350 Seconds), 160 IN-LB, Direct Coupled, Non-Spring Return, Valve Actuator (Belimo ARX24-MFT-T N4).....	851.11	89.64
23 09 23	11-0091	EA	100-240 Volt AC Power Supply, On/Off/Floating Point Control Input, 300, 150, Or 90 Seconds Run Time, 180 IN-LB, Direct Coupled, Non-Spring Return, Valve Actuator (Belimo ARX120-3).....	561.69	89.64
23 09 23	11-0092	EA	100-240 Volt AC Power Supply, 2-10 Volt DC Control Input, 300, 150, Or 90 Seconds Run Time, 180 IN-LB, Direct Coupled, Non-Spring Return, Valve Actuator (Belimo ARX120-SR).....	672.40	89.64
23 09 23	11-0093	EA	24 Volt AC/DC Power Supply, On/Off Control Input, 15 Seconds Run Time, 801 IN-LB, Direct Coupled, Non-Spring Return, Valve Actuator (Belimo SY2-24).....	1,540.59	89.64
23 09 23	11-0094	EA	24 Volt AC/DC Power Supply, On/Off Control Input, 22 Seconds Run Time, 1,335 IN-LB, Direct Coupled, Non-Spring Return, Valve Actuator (Belimo SY3-24).....	1,729.67	89.64
23 09 23	11-0095	EA	24 Volt AC/DC Power Supply, On/Off Control Input, 16 Seconds Run Time, 3,560 IN-LB, Direct Coupled, Non-Spring Return, Valve Actuator (Belimo SY4-24).....	2,079.60	89.64
23 09 23	11-0096	EA	24 Volt AC/DC Power Supply, On/Off Control Input, 22 Seconds Run Time, 4,450 IN-LB, Direct Coupled, Non-Spring Return, Valve Actuator (Belimo SY5-24).....	2,358.04	89.64
23 09 23	11-0097	EA	120 Volt AC Power Supply, On/Off Control Input, 28 Seconds Run Time, 5,785 IN-LB, Direct Coupled, Non-Spring Return, Valve Actuator (Belimo SY6-110).....	2,794.45	89.64
23 09 23	11-0098	EA	120 Volt AC Power Supply, On/Off Control Input, 46 Seconds Run Time, 8,900 IN-LB, Direct Coupled, Non-Spring Return, Valve Actuator (Belimo SY7-110).....	3,294.86	89.64
23 09 23	11-0099	EA	120 Volt AC Power Supply, On/Off Control Input, 46 Seconds Run Time, 13,350 IN-LB, Direct Coupled, Non-Spring Return, Valve Actuator (Belimo SY8-110).....	4,445.54	89.64
23 09 23	11-0100	EA	120 Volt AC Power Supply, On/Off Control Input, 58 Seconds Run Time, 17,800 IN-LB, Direct Coupled, Non-Spring Return, Valve Actuator (Belimo SY9-110).....	5,430.75	89.64

23 09 23 12 Control Dampers (23 09 23)

23 09 23	12-0001		Rectangular Volume Control Dampers (Ruskin) <small>(23 09 23 12)</small> Note: Excludes actuators.		
23 09 23	12-0002		Rectangular Volume Control Dampers (Ruskin CD36) <small>(23 09 23 12-0001)</small>		
23 09 23	12-0003	EA	8" x 8" Volume Control Damper (Ruskin CD36).....	152.41	40.59



MINOR	CSI	UOM	DESCRIPTION	TOTAL DIRECT UNIT COST	DEMOLITION UNIT COST
23 09 23 12-0004	EA		8" x 12" Volume Control Damper (Ruskin CD36)	162.59	40.59
23 09 23 12-0005	EA		8" x 16" Volume Control Damper (Ruskin CD36)	174.88	40.59
23 09 23 12-0006	EA		8" x 20" Volume Control Damper (Ruskin CD36)	230.35	54.13
23 09 23 12-0007	EA		8" x 24" Volume Control Damper (Ruskin CD36)	248.58	54.13
23 09 23 12-0008	EA		8" x 28" Volume Control Damper (Ruskin CD36)	258.76	54.13
23 09 23 12-0009	EA		8" x 32" Volume Control Damper (Ruskin CD36)	285.47	54.13
23 09 23 12-0010	EA		8" x 36" Volume Control Damper (Ruskin CD36)	338.83	67.66
23 09 23 12-0011	EA		12" x 8" Volume Control Damper (Ruskin CD36)	162.59	40.59
23 09 23 12-0012	EA		12" x 12" Volume Control Damper (Ruskin CD36)	168.52	40.59
23 09 23 12-0013	EA		12" x 16" Volume Control Damper (Ruskin CD36)	207.88	54.13
23 09 23 12-0014	EA		12" x 20" Volume Control Damper (Ruskin CD36)	236.28	54.13
23 09 23 12-0015	EA		12" x 24" Volume Control Damper (Ruskin CD36)	282.01	67.66
23 09 23 12-0016	EA		12" x 28" Volume Control Damper (Ruskin CD36)	292.19	67.66
23 09 23 12-0017	EA		12" x 32" Volume Control Damper (Ruskin CD36)	318.47	67.66
23 09 23 12-0018	EA		12" x 36" Volume Control Damper (Ruskin CD36)	371.82	81.18
23 09 23 12-0019	EA		16" x 8" Volume Control Damper (Ruskin CD36)	174.88	40.59
23 09 23 12-0020	EA		16" x 12" Volume Control Damper (Ruskin CD36)	215.93	54.13
23 09 23 12-0021	EA		16" x 16" Volume Control Damper (Ruskin CD36)	216.36	54.13
23 09 23 12-0022	EA		16" x 20" Volume Control Damper (Ruskin CD36)	269.71	67.66
23 09 23 12-0023	EA		16" x 24" Volume Control Damper (Ruskin CD36)	290.07	67.66
23 09 23 12-0024	EA		16" x 28" Volume Control Damper (Ruskin CD36)	331.12	81.18
23 09 23 12-0025	EA		16" x 32" Volume Control Damper (Ruskin CD36)	353.59	81.18
23 09 23 12-0026	EA		16" x 36" Volume Control Damper (Ruskin CD36)	378.18	81.18
23 09 23 12-0027	EA		20" x 8" Volume Control Damper (Ruskin CD36)	230.35	54.13
23 09 23 12-0028	EA		20" x 12" Volume Control Damper (Ruskin CD36)	204.06	54.13
23 09 23 12-0029	EA		20" x 16" Volume Control Damper (Ruskin CD36)	249.36	67.66
23 09 23 12-0030	EA		20" x 20" Volume Control Damper (Ruskin CD36)	275.65	67.66
23 09 23 12-0031	EA		20" x 24" Volume Control Damper (Ruskin CD36)	319.25	81.18
23 09 23 12-0032	EA		20" x 28" Volume Control Damper (Ruskin CD36)	343.41	81.18
23 09 23 12-0033	EA		20" x 32" Volume Control Damper (Ruskin CD36)	391.25	94.71
23 09 23 12-0034	EA		20" x 36" Volume Control Damper (Ruskin CD36)	413.30	94.71
23 09 23 12-0035	EA		24" x 8" Volume Control Damper (Ruskin CD36)	204.06	54.13
23 09 23 12-0036	EA		24" x 12" Volume Control Damper (Ruskin CD36)	237.07	67.66
23 09 23 12-0037	EA		24" x 16" Volume Control Damper (Ruskin CD36)	255.30	67.66
23 09 23 12-0038	EA		24" x 20" Volume Control Damper (Ruskin CD36)	310.77	81.18
23 09 23 12-0039	EA		24" x 24" Volume Control Damper (Ruskin CD36)	329.42	81.18
23 09 23 12-0040	EA		24" x 28" Volume Control Damper (Ruskin CD36)	378.53	94.71
23 09 23 12-0041	EA		24" x 32" Volume Control Damper (Ruskin CD36)	405.24	94.71
23 09 23 12-0042	EA		24" x 36" Volume Control Damper (Ruskin CD36)	425.59	94.71
23 09 23 12-0043	EA		28" x 8" Volume Control Damper (Ruskin CD36)	207.88	54.13
23 09 23 12-0044	EA		28" x 12" Volume Control Damper (Ruskin CD36)	241.31	67.66
23 09 23 12-0045	EA		28" x 16" Volume Control Damper (Ruskin CD36)	284.48	81.18
23 09 23 12-0046	EA		28" x 20" Volume Control Damper (Ruskin CD36)	317.13	81.18
23 09 23 12-0047	EA		28" x 24" Volume Control Damper (Ruskin CD36)	360.30	94.71
23 09 23 12-0048	EA		28" x 28" Volume Control Damper (Ruskin CD36)	384.89	94.71
23 09 23 12-0049	EA		28" x 32" Volume Control Damper (Ruskin CD36)	407.36	94.71
23 09 23 12-0050	EA		28" x 36" Volume Control Damper (Ruskin CD36)	437.89	94.71
23 09 23 12-0051	EA		32" x 8" Volume Control Damper (Ruskin CD36)	210.00	54.13
23 09 23 12-0052	EA		32" x 12" Volume Control Damper (Ruskin CD36)	243.00	67.66
23 09 23 12-0053	EA		32" x 16" Volume Control Damper (Ruskin CD36)	290.41	81.18
23 09 23 12-0054	EA		32" x 20" Volume Control Damper (Ruskin CD36)	346.31	94.71
23 09 23 12-0055	EA		32" x 24" Volume Control Damper (Ruskin CD36)	370.47	94.71
23 09 23 12-0056	EA		32" x 28" Volume Control Damper (Ruskin CD36)	392.95	94.71
23 09 23 12-0057	EA		32" x 32" Volume Control Damper (Ruskin CD36)	417.54	94.71
23 09 23 12-0058	EA		32" x 36" Volume Control Damper (Ruskin CD36)	473.00	108.24
23 09 23 12-0059	EA		36" x 8" Volume Control Damper (Ruskin CD36)	245.12	67.66
23 09 23 12-0060	EA		36" x 12" Volume Control Damper (Ruskin CD36)	278.54	81.18
23 09 23 12-0061	EA		36" x 16" Volume Control Damper (Ruskin CD36)	296.77	81.18
23 09 23 12-0062	EA		36" x 20" Volume Control Damper (Ruskin CD36)	352.24	94.71
23 09 23 12-0063	EA		36" x 24" Volume Control Damper (Ruskin CD36)	378.53	94.71
23 09 23 12-0064	EA		36" x 28" Volume Control Damper (Ruskin CD36)	405.24	94.71
23 09 23 12-0065	EA		36" x 32" Volume Control Damper (Ruskin CD36)	452.65	108.24
23 09 23 12-0066	EA		36" x 36" Volume Control Damper (Ruskin CD36)	481.06	108.24
23 09 23 12-0067	EA		36" x 40" Volume Control Damper (Ruskin CD36)	505.65	108.24
23 09 23 12-0068	EA		36" x 44" Volume Control Damper (Ruskin CD36)	531.94	108.24
23 09 23 12-0069	EA		36" x 48" Volume Control Damper (Ruskin CD36)	554.41	108.24
23 09 23 12-0070	EA		36" x 52" Volume Control Damper (Ruskin CD36)	580.70	108.24
23 09 23 12-0071	EA		36" x 56" Volume Control Damper (Ruskin CD36)	607.41	108.24
23 09 23 12-0072	EA		36" x 60" Volume Control Damper (Ruskin CD36)	629.46	108.24
23 09 23 12-0073	EA		36" x 64" Volume Control Damper (Ruskin CD36)	659.98	108.24
23 09 23 12-0074	EA		36" x 68" Volume Control Damper (Ruskin CD36)	711.63	121.77
23 09 23 12-0075	EA		36" x 72" Volume Control Damper (Ruskin CD36)	756.58	121.77
23 09 23 12-0076	EA		36" x 76" Volume Control Damper (Ruskin CD36)	893.95	121.77
23 09 23 12-0077	EA		36" x 80" Volume Control Damper (Ruskin CD36)	893.95	121.77
23 09 23 12-0078	EA		36" x 84" Volume Control Damper (Ruskin CD36)	953.31	121.77
23 09 23 12-0079	EA		40" x 40" Volume Control Damper (Ruskin CD36)	515.83	108.24
23 09 23 12-0080	EA		40" x 44" Volume Control Damper (Ruskin CD36)	542.11	108.24
23 09 23 12-0081	EA		40" x 48" Volume Control Damper (Ruskin CD36)	568.40	108.24
23 09 23 12-0082	EA		40" x 52" Volume Control Damper (Ruskin CD36)	597.23	108.24
23 09 23 12-0083	EA		40" x 56" Volume Control Damper (Ruskin CD36)	621.40	108.24
23 09 23 12-0084	EA		40" x 60" Volume Control Damper (Ruskin CD36)	670.93	121.77

23 Heating, Ventilating, and Air-Conditioning (HVAC)

23 09 Instrumentation and Control for HVAC

23 09 23 Direct-Digital Control System for HVAC



MINOR CSI UOM DESCRIPTION	TOTAL DIRECT UNIT COST	DEMOLITION UNIT COST
------------------------------	---------------------------	-------------------------

23 09 23 12-0085	EA	40" x 64" Volume Control Damper (Ruskin CD36)	701.46	121.77
23 09 23 12-0086	EA	40" x 68" Volume Control Damper (Ruskin CD36)	729.87	121.77
23 09 23 12-0087	EA	40" x 72" Volume Control Damper (Ruskin CD36)	772.69	121.77
23 09 23 12-0088	EA	40" x 76" Volume Control Damper (Ruskin CD36)	916.85	121.77
23 09 23 12-0089	EA	40" x 80" Volume Control Damper (Ruskin CD36)	916.85	121.77
23 09 23 12-0090	EA	40" x 84" Volume Control Damper (Ruskin CD36)	976.20	121.77
23 09 23 12-0091	EA	44" x 40" Volume Control Damper (Ruskin CD36)	527.70	108.24
23 09 23 12-0092	EA	44" x 44" Volume Control Damper (Ruskin CD36)	554.41	108.24
23 09 23 12-0093	EA	44" x 48" Volume Control Damper (Ruskin CD36)	580.70	108.24
23 09 23 12-0094	EA	44" x 52" Volume Control Damper (Ruskin CD36)	609.10	108.24
23 09 23 12-0095	EA	44" x 56" Volume Control Damper (Ruskin CD36)	660.76	121.77
23 09 23 12-0096	EA	44" x 60" Volume Control Damper (Ruskin CD36)	689.16	121.77
23 09 23 12-0097	EA	44" x 64" Volume Control Damper (Ruskin CD36)	715.87	121.77
23 09 23 12-0098	EA	44" x 68" Volume Control Damper (Ruskin CD36)	748.10	121.77
23 09 23 12-0099	EA	44" x 72" Volume Control Damper (Ruskin CD36)	790.92	121.77
23 09 23 12-0100	EA	44" x 76" Volume Control Damper (Ruskin CD36)	943.98	121.77
23 09 23 12-0101	EA	44" x 80" Volume Control Damper (Ruskin CD36)	943.98	121.77
23 09 23 12-0102	EA	44" x 84" Volume Control Damper (Ruskin CD36)	1,030.82	135.31
23 09 23 12-0103	EA	40" x 40" Volume Control Damper (Ruskin CD36)	515.83	108.24
23 09 23 12-0104	EA	40" x 44" Volume Control Damper (Ruskin CD36)	542.11	108.24
23 09 23 12-0105	EA	40" x 48" Volume Control Damper (Ruskin CD36)	568.40	108.24
23 09 23 12-0106	EA	40" x 52" Volume Control Damper (Ruskin CD36)	597.23	108.24
23 09 23 12-0107	EA	40" x 56" Volume Control Damper (Ruskin CD36)	621.40	108.24
23 09 23 12-0108	EA	40" x 60" Volume Control Damper (Ruskin CD36)	670.93	121.77
23 09 23 12-0109	EA	40" x 64" Volume Control Damper (Ruskin CD36)	701.46	121.77
23 09 23 12-0110	EA	40" x 68" Volume Control Damper (Ruskin CD36)	729.87	121.77
23 09 23 12-0111	EA	40" x 72" Volume Control Damper (Ruskin CD36)	772.69	121.77
23 09 23 12-0112	EA	40" x 76" Volume Control Damper (Ruskin CD36)	916.85	121.77
23 09 23 12-0113	EA	40" x 80" Volume Control Damper (Ruskin CD36)	916.85	121.77
23 09 23 12-0114	EA	40" x 84" Volume Control Damper (Ruskin CD36)	976.20	121.77
23 09 23 12-0115	EA	44" x 40" Volume Control Damper (Ruskin CD36)	527.70	108.24
23 09 23 12-0116	EA	44" x 44" Volume Control Damper (Ruskin CD36)	554.41	108.24
23 09 23 12-0117	EA	44" x 48" Volume Control Damper (Ruskin CD36)	580.70	108.24
23 09 23 12-0118	EA	44" x 52" Volume Control Damper (Ruskin CD36)	609.10	108.24
23 09 23 12-0119	EA	44" x 56" Volume Control Damper (Ruskin CD36)	660.76	121.77
23 09 23 12-0120	EA	44" x 60" Volume Control Damper (Ruskin CD36)	689.16	121.77
23 09 23 12-0121	EA	44" x 64" Volume Control Damper (Ruskin CD36)	715.87	121.77
23 09 23 12-0122	EA	44" x 68" Volume Control Damper (Ruskin CD36)	748.10	121.77
23 09 23 12-0123	EA	44" x 72" Volume Control Damper (Ruskin CD36)	790.92	121.77
23 09 23 12-0124	EA	44" x 76" Volume Control Damper (Ruskin CD36)	943.98	121.77
23 09 23 12-0125	EA	44" x 80" Volume Control Damper (Ruskin CD36)	943.98	121.77
23 09 23 12-0126	EA	44" x 84" Volume Control Damper (Ruskin CD36)	1,030.82	135.31
23 09 23 12-0127	EA	48" x 40" Volume Control Damper (Ruskin CD36)	539.99	108.24
23 09 23 12-0128	EA	48" x 44" Volume Control Damper (Ruskin CD36)	566.71	108.24
23 09 23 12-0129	EA	48" x 48" Volume Control Damper (Ruskin CD36)	595.11	108.24
23 09 23 12-0130	EA	48" x 52" Volume Control Damper (Ruskin CD36)	650.58	121.77
23 09 23 12-0131	EA	48" x 56" Volume Control Damper (Ruskin CD36)	676.87	121.77
23 09 23 12-0132	EA	48" x 60" Volume Control Damper (Ruskin CD36)	701.46	121.77
23 09 23 12-0133	EA	48" x 64" Volume Control Damper (Ruskin CD36)	731.99	121.77
23 09 23 12-0134	EA	48" x 68" Volume Control Damper (Ruskin CD36)	762.51	121.77
23 09 23 12-0135	EA	48" x 72" Volume Control Damper (Ruskin CD36)	811.27	121.77
23 09 23 12-0136	EA	48" x 76" Volume Control Damper (Ruskin CD36)	998.60	135.31
23 09 23 12-0137	EA	48" x 80" Volume Control Damper (Ruskin CD36)	998.60	135.31
23 09 23 12-0138	EA	48" x 84" Volume Control Damper (Ruskin CD36)	1,058.38	135.31
23 09 23 12-0139	EA	52" x 40" Volume Control Damper (Ruskin CD36)	827.04	108.24
23 09 23 12-0140	EA	52" x 44" Volume Control Damper (Ruskin CD36)	867.74	108.24
23 09 23 12-0141	EA	52" x 48" Volume Control Damper (Ruskin CD36)	957.97	121.77
23 09 23 12-0142	EA	52" x 52" Volume Control Damper (Ruskin CD36)	1,014.79	121.77
23 09 23 12-0143	EA	52" x 56" Volume Control Damper (Ruskin CD36)	1,055.49	121.77
23 09 23 12-0144	EA	52" x 60" Volume Control Damper (Ruskin CD36)	1,102.55	121.77
23 09 23 12-0145	EA	52" x 64" Volume Control Damper (Ruskin CD36)	1,163.61	121.77
23 09 23 12-0146	EA	52" x 68" Volume Control Damper (Ruskin CD36)	1,228.48	121.77
23 09 23 12-0147	EA	52" x 72" Volume Control Damper (Ruskin CD36)	1,333.13	135.31
23 09 23 12-0148	EA	52" x 76" Volume Control Damper (Ruskin CD36)	1,479.41	135.31
23 09 23 12-0149	EA	52" x 80" Volume Control Damper (Ruskin CD36)	1,479.83	135.31
23 09 23 12-0150	EA	52" x 84" Volume Control Damper (Ruskin CD36)	1,570.99	135.31
23 09 23 12-0151	EA	56" x 40" Volume Control Damper (Ruskin CD36)	835.09	108.24
23 09 23 12-0152	EA	56" x 44" Volume Control Damper (Ruskin CD36)	909.21	121.77
23 09 23 12-0153	EA	56" x 48" Volume Control Damper (Ruskin CD36)	970.27	121.77
23 09 23 12-0154	EA	56" x 52" Volume Control Damper (Ruskin CD36)	1,021.15	121.77
23 09 23 12-0155	EA	56" x 56" Volume Control Damper (Ruskin CD36)	1,067.79	121.77
23 09 23 12-0156	EA	56" x 60" Volume Control Damper (Ruskin CD36)	1,120.79	121.77
23 09 23 12-0157	EA	56" x 64" Volume Control Damper (Ruskin CD36)	1,179.72	121.77
23 09 23 12-0158	EA	56" x 68" Volume Control Damper (Ruskin CD36)	1,280.13	135.31
23 09 23 12-0159	EA	56" x 72" Volume Control Damper (Ruskin CD36)	1,361.54	135.31
23 09 23 12-0160	EA	56" x 76" Volume Control Damper (Ruskin CD36)	1,479.41	135.31
23 09 23 12-0161	EA	56" x 80" Volume Control Damper (Ruskin CD36)	1,479.41	135.31
23 09 23 12-0162	EA	56" x 84" Volume Control Damper (Ruskin CD36)	1,570.99	135.31
23 09 23 12-0163	EA	60" x 40" Volume Control Damper (Ruskin CD36)	874.45	121.77
23 09 23 12-0164	EA	60" x 44" Volume Control Damper (Ruskin CD36)	927.45	121.77
23 09 23 12-0165	EA	60" x 48" Volume Control Damper (Ruskin CD36)	986.38	121.77



MINOR	CSI	UOM	DESCRIPTION	TOTAL DIRECT UNIT COST	DEMOLITION UNIT COST
23 09 23	12-0166	EA	60" x 52" Volume Control Damper (Ruskin CD36).....	1,039.38	121.77
23 09 23	12-0167	EA	60" x 56" Volume Control Damper (Ruskin CD36).....	1,096.19	121.77
23 09 23	12-0168	EA	60" x 60" Volume Control Damper (Ruskin CD36).....	1,139.02	121.77
23 09 23	12-0169	EA	60" x 64" Volume Control Damper (Ruskin CD36).....	1,225.01	135.31
23 09 23	12-0170	EA	60" x 68" Volume Control Damper (Ruskin CD36).....	1,296.24	135.31
23 09 23	12-0171	EA	60" x 72" Volume Control Damper (Ruskin CD36).....	1,389.94	135.31
23 09 23	12-0172	EA	60" x 76" Volume Control Damper (Ruskin CD36).....	1,525.20	135.31
23 09 23	12-0173	EA	60" x 80" Volume Control Damper (Ruskin CD36).....	1,525.20	135.31
23 09 23	12-0174	EA	60" x 84" Volume Control Damper (Ruskin CD36).....	1,644.34	135.31
23 09 23	12-0175	EA	64" x 40" Volume Control Damper (Ruskin CD36).....	886.74	121.77
23 09 23	12-0176	EA	64" x 44" Volume Control Damper (Ruskin CD36).....	945.68	121.77
23 09 23	12-0177	EA	64" x 48" Volume Control Damper (Ruskin CD36).....	1,002.49	121.77
23 09 23	12-0178	EA	64" x 52" Volume Control Damper (Ruskin CD36).....	1,053.37	121.77
23 09 23	12-0179	EA	64" x 56" Volume Control Damper (Ruskin CD36).....	1,110.61	121.77
23 09 23	12-0180	EA	64" x 60" Volume Control Damper (Ruskin CD36).....	1,184.31	135.31
23 09 23	12-0181	EA	64" x 64" Volume Control Damper (Ruskin CD36).....	1,241.55	135.31
23 09 23	12-0182	EA	64" x 68" Volume Control Damper (Ruskin CD36).....	1,310.66	135.31
23 09 23	12-0183	EA	64" x 72" Volume Control Damper (Ruskin CD36).....	1,418.35	135.31
23 09 23	12-0184	EA	64" x 76" Volume Control Damper (Ruskin CD36).....	1,525.20	135.31
23 09 23	12-0185	EA	64" x 80" Volume Control Damper (Ruskin CD36).....	1,525.20	135.31
23 09 23	12-0186	EA	64" x 84" Volume Control Damper (Ruskin CD36).....	1,671.41	148.84
23 09 23	12-0187	EA	66" x 40" Volume Control Damper (Ruskin CD36).....	896.92	121.77
23 09 23	12-0188	EA	66" x 44" Volume Control Damper (Ruskin CD36).....	957.97	121.77
23 09 23	12-0189	EA	66" x 48" Volume Control Damper (Ruskin CD36).....	1,012.67	121.77
23 09 23	12-0190	EA	66" x 52" Volume Control Damper (Ruskin CD36).....	1,067.79	121.77
23 09 23	12-0191	EA	66" x 56" Volume Control Damper (Ruskin CD36).....	1,153.78	135.31
23 09 23	12-0192	EA	66" x 60" Volume Control Damper (Ruskin CD36).....	1,202.54	135.31
23 09 23	12-0193	EA	66" x 64" Volume Control Damper (Ruskin CD36).....	1,265.71	135.31
23 09 23	12-0194	EA	66" x 68" Volume Control Damper (Ruskin CD36).....	1,328.89	135.31
23 09 23	12-0195	EA	66" x 72" Volume Control Damper (Ruskin CD36).....	1,434.89	135.31
23 09 23	12-0196	EA	66" x 76" Volume Control Damper (Ruskin CD36).....	1,570.99	135.31
23 09 23	12-0197	EA	66" x 80" Volume Control Damper (Ruskin CD36).....	1,598.06	148.84
23 09 23	12-0198	EA	66" x 84" Volume Control Damper (Ruskin CD36).....	1,717.20	148.84
23 09 23	12-0199	EA	72" x 40" Volume Control Damper (Ruskin CD36).....	908.79	121.77
23 09 23	12-0200	EA	72" x 44" Volume Control Damper (Ruskin CD36).....	970.27	121.77
23 09 23	12-0201	EA	72" x 48" Volume Control Damper (Ruskin CD36).....	1,021.15	121.77
23 09 23	12-0202	EA	72" x 52" Volume Control Damper (Ruskin CD36).....	1,109.26	135.31
23 09 23	12-0203	EA	72" x 56" Volume Control Damper (Ruskin CD36).....	1,170.32	135.31
23 09 23	12-0204	EA	72" x 60" Volume Control Damper (Ruskin CD36).....	1,221.20	135.31
23 09 23	12-0205	EA	72" x 64" Volume Control Damper (Ruskin CD36).....	1,292.43	135.31
23 09 23	12-0206	EA	72" x 68" Volume Control Damper (Ruskin CD36).....	1,347.12	135.31
23 09 23	12-0207	EA	72" x 72" Volume Control Damper (Ruskin CD36).....	1,451.00	135.31
23 09 23	12-0208	EA	72" x 76" Volume Control Damper (Ruskin CD36).....	1,598.06	148.84
23 09 23	12-0209	EA	72" x 80" Volume Control Damper (Ruskin CD36).....	1,598.06	148.84
23 09 23	12-0210	EA	72" x 84" Volume Control Damper (Ruskin CD36).....	1,717.20	148.84
23 09 23	12-0211	EA	76" x 40" Volume Control Damper (Ruskin CD36).....	921.09	121.77
23 09 23	12-0212	EA	76" x 44" Volume Control Damper (Ruskin CD36).....	980.44	121.77
23 09 23	12-0213	EA	76" x 48" Volume Control Damper (Ruskin CD36).....	1,064.32	135.31
23 09 23	12-0214	EA	76" x 52" Volume Control Damper (Ruskin CD36).....	1,125.37	135.31
23 09 23	12-0215	EA	76" x 56" Volume Control Damper (Ruskin CD36).....	1,186.43	135.31
23 09 23	12-0216	EA	76" x 60" Volume Control Damper (Ruskin CD36).....	1,237.31	135.31
23 09 23	12-0217	EA	76" x 64" Volume Control Damper (Ruskin CD36).....	1,308.54	135.31
23 09 23	12-0218	EA	76" x 68" Volume Control Damper (Ruskin CD36).....	1,377.65	135.31
23 09 23	12-0219	EA	76" x 72" Volume Control Damper (Ruskin CD36).....	1,496.30	148.84
23 09 23	12-0220	EA	76" x 76" Volume Control Damper (Ruskin CD36).....	1,643.85	148.84
23 09 23	12-0221	EA	76" x 80" Volume Control Damper (Ruskin CD36).....	1,643.85	148.84
23 09 23	12-0222	EA	76" x 84" Volume Control Damper (Ruskin CD36).....	1,762.99	148.84
23 09 23	12-0223	EA	80" x 40" Volume Control Damper (Ruskin CD36).....	933.38	121.77
23 09 23	12-0224	EA	80" x 44" Volume Control Damper (Ruskin CD36).....	992.32	121.77
23 09 23	12-0225	EA	80" x 48" Volume Control Damper (Ruskin CD36).....	1,080.43	135.31
23 09 23	12-0226	EA	80" x 52" Volume Control Damper (Ruskin CD36).....	1,147.85	135.31
23 09 23	12-0227	EA	80" x 56" Volume Control Damper (Ruskin CD36).....	1,202.54	135.31
23 09 23	12-0228	EA	80" x 60" Volume Control Damper (Ruskin CD36).....	1,253.42	135.31
23 09 23	12-0229	EA	80" x 64" Volume Control Damper (Ruskin CD36).....	1,324.65	135.31
23 09 23	12-0230	EA	80" x 68" Volume Control Damper (Ruskin CD36).....	1,417.01	148.84
23 09 23	12-0231	EA	80" x 72" Volume Control Damper (Ruskin CD36).....	1,514.53	148.84
23 09 23	12-0232	EA	80" x 76" Volume Control Damper (Ruskin CD36).....	1,643.85	148.84
23 09 23	12-0233	EA	80" x 80" Volume Control Damper (Ruskin CD36).....	1,643.85	148.84
23 09 23	12-0234	EA	80" x 84" Volume Control Damper (Ruskin CD36).....	1,762.99	148.84
23 09 23	12-0235	EA	84" x 40" Volume Control Damper (Ruskin CD36).....	941.44	121.77
23 09 23	12-0236	EA	84" x 44" Volume Control Damper (Ruskin CD36).....	1,029.55	135.31
23 09 23	12-0237	EA	84" x 48" Volume Control Damper (Ruskin CD36).....	1,096.97	135.31
23 09 23	12-0238	EA	84" x 52" Volume Control Damper (Ruskin CD36).....	1,170.32	135.31
23 09 23	12-0239	EA	84" x 56" Volume Control Damper (Ruskin CD36).....	1,214.84	135.31
23 09 23	12-0240	EA	84" x 60" Volume Control Damper (Ruskin CD36).....	1,269.95	135.31
23 09 23	12-0241	EA	84" x 64" Volume Control Damper (Ruskin CD36).....	1,368.25	148.84
23 09 23	12-0242	EA	84" x 68" Volume Control Damper (Ruskin CD36).....	1,439.49	148.84
23 09 23	12-0243	EA	84" x 72" Volume Control Damper (Ruskin CD36).....	1,533.19	148.84
23 09 23	12-0244	EA	84" x 76" Volume Control Damper (Ruskin CD36).....	1,698.97	148.84
23 09 23	12-0245	EA	84" x 80" Volume Control Damper (Ruskin CD36).....	1,698.97	148.84
23 09 23	12-0246	EA	84" x 84" Volume Control Damper (Ruskin CD36).....	1,818.11	148.84



MINOR
CSI UOM DESCRIPTION

TOTAL DIRECT DEMOLITION
UNIT COST UNIT COST

23 09 23 12-0247		Low Leakage Rectangular Volume Control Dampers (Ruskin CD50) <small>(23 09 23 12-0001)</small>	
23 09 23 12-0248	EA	8" x 8" Low Leakage Volume Control Damper (Ruskin CD50)	253.36 40.59
23 09 23 12-0249	EA	8" x 12" Low Leakage Volume Control Damper (Ruskin CD50)	314.25 40.59
23 09 23 12-0250	EA	8" x 16" Low Leakage Volume Control Damper (Ruskin CD50)	356.25 40.59
23 09 23 12-0251	EA	8" x 20" Low Leakage Volume Control Damper (Ruskin CD50)	389.61 54.13
23 09 23 12-0252	EA	8" x 24" Low Leakage Volume Control Damper (Ruskin CD50)	433.70 54.13
23 09 23 12-0253	EA	8" x 28" Low Leakage Volume Control Damper (Ruskin CD50)	473.60 54.13
23 09 23 12-0254	EA	8" x 32" Low Leakage Volume Control Damper (Ruskin CD50)	479.90 54.13
23 09 23 12-0255	EA	8" x 36" Low Leakage Volume Control Damper (Ruskin CD50)	548.96 67.66
23 09 23 12-0256	EA	12" x 8" Low Leakage Volume Control Damper (Ruskin CD50)	253.36 40.59
23 09 23 12-0257	EA	12" x 12" Low Leakage Volume Control Damper (Ruskin CD50)	314.25 40.59
23 09 23 12-0258	EA	12" x 16" Low Leakage Volume Control Damper (Ruskin CD50)	363.31 54.13
23 09 23 12-0259	EA	12" x 20" Low Leakage Volume Control Damper (Ruskin CD50)	389.61 54.13
23 09 23 12-0260	EA	12" x 24" Low Leakage Volume Control Damper (Ruskin CD50)	460.77 67.66
23 09 23 12-0261	EA	12" x 28" Low Leakage Volume Control Damper (Ruskin CD50)	500.67 67.66
23 09 23 12-0262	EA	12" x 32" Low Leakage Volume Control Damper (Ruskin CD50)	506.97 67.66
23 09 23 12-0263	EA	12" x 36" Low Leakage Volume Control Damper (Ruskin CD50)	576.02 81.18
23 09 23 12-0264	EA	16" x 8" Low Leakage Volume Control Damper (Ruskin CD50)	261.76 40.59
23 09 23 12-0265	EA	16" x 12" Low Leakage Volume Control Damper (Ruskin CD50)	356.01 54.13
23 09 23 12-0266	EA	16" x 16" Low Leakage Volume Control Damper (Ruskin CD50)	404.31 54.13
23 09 23 12-0267	EA	16" x 20" Low Leakage Volume Control Damper (Ruskin CD50)	435.58 67.66
23 09 23 12-0268	EA	16" x 24" Low Leakage Volume Control Damper (Ruskin CD50)	483.87 67.66
23 09 23 12-0269	EA	16" x 28" Low Leakage Volume Control Damper (Ruskin CD50)	552.93 81.18
23 09 23 12-0270	EA	16" x 32" Low Leakage Volume Control Damper (Ruskin CD50)	559.22 81.18
23 09 23 12-0271	EA	16" x 36" Low Leakage Volume Control Damper (Ruskin CD50)	611.72 81.18
23 09 23 12-0272	EA	20" x 8" Low Leakage Volume Control Damper (Ruskin CD50)	305.62 54.13
23 09 23 12-0273	EA	20" x 12" Low Leakage Volume Control Damper (Ruskin CD50)	383.31 54.13
23 09 23 12-0274	EA	20" x 16" Low Leakage Volume Control Damper (Ruskin CD50)	460.77 67.66
23 09 23 12-0275	EA	20" x 20" Low Leakage Volume Control Damper (Ruskin CD50)	467.07 67.66
23 09 23 12-0276	EA	20" x 24" Low Leakage Volume Control Damper (Ruskin CD50)	536.13 81.18
23 09 23 12-0277	EA	20" x 28" Low Leakage Volume Control Damper (Ruskin CD50)	590.72 81.18
23 09 23 12-0278	EA	20" x 32" Low Leakage Volume Control Damper (Ruskin CD50)	632.48 94.71
23 09 23 12-0279	EA	20" x 36" Low Leakage Volume Control Damper (Ruskin CD50)	674.47 94.71
23 09 23 12-0280	EA	24" x 8" Low Leakage Volume Control Damper (Ruskin CD50)	322.42 54.13
23 09 23 12-0281	EA	24" x 12" Low Leakage Volume Control Damper (Ruskin CD50)	427.18 67.66
23 09 23 12-0282	EA	24" x 16" Low Leakage Volume Control Damper (Ruskin CD50)	477.57 67.66
23 09 23 12-0283	EA	24" x 20" Low Leakage Volume Control Damper (Ruskin CD50)	513.03 81.18
23 09 23 12-0284	EA	24" x 24" Low Leakage Volume Control Damper (Ruskin CD50)	569.72 81.18
23 09 23 12-0285	EA	24" x 28" Low Leakage Volume Control Damper (Ruskin CD50)	649.28 94.71
23 09 23 12-0286	EA	24" x 32" Low Leakage Volume Control Damper (Ruskin CD50)	659.78 94.71
23 09 23 12-0287	EA	24" x 36" Low Leakage Volume Control Damper (Ruskin CD50)	712.27 94.71
23 09 23 12-0288	EA	28" x 8" Low Leakage Volume Control Damper (Ruskin CD50)	330.81 54.13
23 09 23 12-0289	EA	28" x 12" Low Leakage Volume Control Damper (Ruskin CD50)	441.87 67.66
23 09 23 12-0290	EA	28" x 16" Low Leakage Volume Control Damper (Ruskin CD50)	523.53 81.18
23 09 23 12-0291	EA	28" x 20" Low Leakage Volume Control Damper (Ruskin CD50)	534.03 81.18
23 09 23 12-0292	EA	28" x 24" Low Leakage Volume Control Damper (Ruskin CD50)	621.98 94.71
23 09 23 12-0293	EA	28" x 28" Low Leakage Volume Control Damper (Ruskin CD50)	676.57 94.71
23 09 23 12-0294	EA	28" x 32" Low Leakage Volume Control Damper (Ruskin CD50)	680.77 94.71
23 09 23 12-0295	EA	28" x 36" Low Leakage Volume Control Damper (Ruskin CD50)	747.97 94.71
23 09 23 12-0296	EA	32" x 8" Low Leakage Volume Control Damper (Ruskin CD50)	349.71 54.13
23 09 23 12-0297	EA	32" x 12" Low Leakage Volume Control Damper (Ruskin CD50)	464.97 67.66
23 09 23 12-0298	EA	32" x 16" Low Leakage Volume Control Damper (Ruskin CD50)	559.22 81.18
23 09 23 12-0299	EA	32" x 20" Low Leakage Volume Control Damper (Ruskin CD50)	592.58 94.71
23 09 23 12-0300	EA	32" x 24" Low Leakage Volume Control Damper (Ruskin CD50)	659.78 94.71
23 09 23 12-0301	EA	32" x 28" Low Leakage Volume Control Damper (Ruskin CD50)	710.17 94.71
23 09 23 12-0302	EA	32" x 32" Low Leakage Volume Control Damper (Ruskin CD50)	722.77 94.71
23 09 23 12-0303	EA	32" x 36" Low Leakage Volume Control Damper (Ruskin CD50)	810.72 108.24
23 09 23 12-0304	EA	36" x 8" Low Leakage Volume Control Damper (Ruskin CD50)	395.68 67.66
23 09 23 12-0305	EA	36" x 12" Low Leakage Volume Control Damper (Ruskin CD50)	510.93 81.18
23 09 23 12-0306	EA	36" x 16" Low Leakage Volume Control Damper (Ruskin CD50)	576.02 81.18
23 09 23 12-0307	EA	36" x 20" Low Leakage Volume Control Damper (Ruskin CD50)	609.38 94.71
23 09 23 12-0308	EA	36" x 24" Low Leakage Volume Control Damper (Ruskin CD50)	680.77 94.71
23 09 23 12-0309	EA	36" x 28" Low Leakage Volume Control Damper (Ruskin CD50)	750.07 94.71
23 09 23 12-0310	EA	36" x 32" Low Leakage Volume Control Damper (Ruskin CD50)	781.33 108.24
23 09 23 12-0311	EA	36" x 36" Low Leakage Volume Control Damper (Ruskin CD50)	850.62 108.24
23 09 23 12-0312	EA	36" x 40" Low Leakage Volume Control Damper (Ruskin CD50)	911.51 108.24
23 09 23 12-0313	EA	36" x 44" Low Leakage Volume Control Damper (Ruskin CD50)	926.21 108.24
23 09 23 12-0314	EA	36" x 48" Low Leakage Volume Control Damper (Ruskin CD50)	997.60 108.24
23 09 23 12-0315	EA	36" x 52" Low Leakage Volume Control Damper (Ruskin CD50)	1,062.69 108.24
23 09 23 12-0316	EA	36" x 56" Low Leakage Volume Control Damper (Ruskin CD50)	1,077.39 108.24
23 09 23 12-0317	EA	36" x 60" Low Leakage Volume Control Damper (Ruskin CD50)	1,138.28 108.24
23 09 23 12-0318	EA	36" x 64" Low Leakage Volume Control Damper (Ruskin CD50)	1,201.28 108.24
23 09 23 12-0319	EA	36" x 68" Low Leakage Volume Control Damper (Ruskin CD50)	1,240.94 121.77
23 09 23 12-0320	EA	36" x 72" Low Leakage Volume Control Damper (Ruskin CD50)	1,306.03 121.77
23 09 23 12-0321	EA	36" x 76" Low Leakage Volume Control Damper (Ruskin CD50)	1,772.70 121.77
23 09 23 12-0322	EA	36" x 80" Low Leakage Volume Control Damper (Ruskin CD50)	1,772.70 121.77
23 09 23 12-0323	EA	36" x 84" Low Leakage Volume Control Damper (Ruskin CD50)	1,804.72 121.77
23 09 23 12-0324	EA	40" x 40" Low Leakage Volume Control Damper (Ruskin CD50)	955.61 108.24
23 09 23 12-0325	EA	40" x 44" Low Leakage Volume Control Damper (Ruskin CD50)	968.20 108.24



MINOR	CSI	UOM	DESCRIPTION	TOTAL DIRECT UNIT COST	DEMOLITION UNIT COST
23 09 23	12-0326	EA	40" x 48" Low Leakage Volume Control Damper (Ruskin CD50)	1,037.50	108.24
23 09 23	12-0327	EA	40" x 52" Low Leakage Volume Control Damper (Ruskin CD50)	1,113.09	108.24
23 09 23	12-0328	EA	40" x 56" Low Leakage Volume Control Damper (Ruskin CD50)	1,119.39	108.24
23 09 23	12-0329	EA	40" x 60" Low Leakage Volume Control Damper (Ruskin CD50)	1,215.74	121.77
23 09 23	12-0330	EA	40" x 64" Low Leakage Volume Control Damper (Ruskin CD50)	1,287.13	121.77
23 09 23	12-0331	EA	40" x 68" Low Leakage Volume Control Damper (Ruskin CD50)	1,306.03	121.77
23 09 23	12-0332	EA	40" x 72" Low Leakage Volume Control Damper (Ruskin CD50)	1,377.42	121.77
23 09 23	12-0333	EA	40" x 76" Low Leakage Volume Control Damper (Ruskin CD50)	1,869.81	121.77
23 09 23	12-0334	EA	40" x 80" Low Leakage Volume Control Damper (Ruskin CD50)	1,869.81	121.77
23 09 23	12-0335	EA	40" x 84" Low Leakage Volume Control Damper (Ruskin CD50)	1,897.11	121.77
23 09 23	12-0336	EA	44" x 40" Low Leakage Volume Control Damper (Ruskin CD50)	991.30	108.24
23 09 23	12-0337	EA	44" x 44" Low Leakage Volume Control Damper (Ruskin CD50)	1,010.20	108.24
23 09 23	12-0338	EA	44" x 48" Low Leakage Volume Control Damper (Ruskin CD50)	1,081.59	108.24
23 09 23	12-0339	EA	44" x 52" Low Leakage Volume Control Damper (Ruskin CD50)	1,165.58	108.24
23 09 23	12-0340	EA	44" x 56" Low Leakage Volume Control Damper (Ruskin CD50)	1,198.94	121.77
23 09 23	12-0341	EA	44" x 60" Low Leakage Volume Control Damper (Ruskin CD50)	1,270.33	121.77
23 09 23	12-0342	EA	44" x 64" Low Leakage Volume Control Damper (Ruskin CD50)	1,350.12	121.77
23 09 23	12-0343	EA	44" x 68" Low Leakage Volume Control Damper (Ruskin CD50)	1,369.02	121.77
23 09 23	12-0344	EA	44" x 72" Low Leakage Volume Control Damper (Ruskin CD50)	1,438.31	121.77
23 09 23	12-0345	EA	44" x 76" Low Leakage Volume Control Damper (Ruskin CD50)	1,215.74	121.77
23 09 23	12-0346	EA	44" x 80" Low Leakage Volume Control Damper (Ruskin CD50)	1,948.03	121.77
23 09 23	12-0347	EA	44" x 84" Low Leakage Volume Control Damper (Ruskin CD50)	2,016.56	135.31
23 09 23	12-0348	EA	40" x 40" Low Leakage Volume Control Damper (Ruskin CD50)	955.61	108.24
23 09 23	12-0349	EA	40" x 44" Low Leakage Volume Control Damper (Ruskin CD50)	968.20	108.24
23 09 23	12-0350	EA	40" x 48" Low Leakage Volume Control Damper (Ruskin CD50)	1,037.50	108.24
23 09 23	12-0351	EA	40" x 52" Low Leakage Volume Control Damper (Ruskin CD50)	1,113.09	108.24
23 09 23	12-0352	EA	40" x 56" Low Leakage Volume Control Damper (Ruskin CD50)	1,119.39	108.24
23 09 23	12-0353	EA	40" x 60" Low Leakage Volume Control Damper (Ruskin CD50)	1,215.74	121.77
23 09 23	12-0354	EA	40" x 64" Low Leakage Volume Control Damper (Ruskin CD50)	1,287.13	121.77
23 09 23	12-0355	EA	40" x 68" Low Leakage Volume Control Damper (Ruskin CD50)	1,306.03	121.77
23 09 23	12-0356	EA	40" x 72" Low Leakage Volume Control Damper (Ruskin CD50)	1,377.42	121.77
23 09 23	12-0357	EA	40" x 76" Low Leakage Volume Control Damper (Ruskin CD50)	1,869.81	121.77
23 09 23	12-0358	EA	40" x 80" Low Leakage Volume Control Damper (Ruskin CD50)	1,869.81	121.77
23 09 23	12-0359	EA	40" x 84" Low Leakage Volume Control Damper (Ruskin CD50)	1,897.11	121.77
23 09 23	12-0360	EA	44" x 40" Low Leakage Volume Control Damper (Ruskin CD50)	991.30	108.24
23 09 23	12-0361	EA	44" x 44" Low Leakage Volume Control Damper (Ruskin CD50)	1,010.20	108.24
23 09 23	12-0362	EA	44" x 48" Low Leakage Volume Control Damper (Ruskin CD50)	1,037.50	108.24
23 09 23	12-0363	EA	44" x 52" Low Leakage Volume Control Damper (Ruskin CD50)	1,113.09	108.24
23 09 23	12-0364	EA	44" x 56" Low Leakage Volume Control Damper (Ruskin CD50)	1,198.94	121.77
23 09 23	12-0365	EA	44" x 60" Low Leakage Volume Control Damper (Ruskin CD50)	1,270.33	121.77
23 09 23	12-0366	EA	44" x 64" Low Leakage Volume Control Damper (Ruskin CD50)	1,350.12	121.77
23 09 23	12-0367	EA	44" x 68" Low Leakage Volume Control Damper (Ruskin CD50)	1,369.02	121.77
23 09 23	12-0368	EA	44" x 72" Low Leakage Volume Control Damper (Ruskin CD50)	1,438.31	121.77
23 09 23	12-0369	EA	44" x 76" Low Leakage Volume Control Damper (Ruskin CD50)	1,215.74	121.77
23 09 23	12-0370	EA	44" x 80" Low Leakage Volume Control Damper (Ruskin CD50)	1,948.03	121.77
23 09 23	12-0371	EA	44" x 84" Low Leakage Volume Control Damper (Ruskin CD50)	2,016.56	135.31
23 09 23	12-0372	EA	48" x 40" Low Leakage Volume Control Damper (Ruskin CD50)	1,031.20	108.24
23 09 23	12-0373	EA	48" x 44" Low Leakage Volume Control Damper (Ruskin CD50)	1,047.99	108.24
23 09 23	12-0374	EA	48" x 48" Low Leakage Volume Control Damper (Ruskin CD50)	1,129.89	108.24
23 09 23	12-0375	EA	48" x 52" Low Leakage Volume Control Damper (Ruskin CD50)	1,240.94	121.77
23 09 23	12-0376	EA	48" x 56" Low Leakage Volume Control Damper (Ruskin CD50)	1,257.73	121.77
23 09 23	12-0377	EA	48" x 60" Low Leakage Volume Control Damper (Ruskin CD50)	1,327.03	121.77
23 09 23	12-0378	EA	48" x 64" Low Leakage Volume Control Damper (Ruskin CD50)	1,406.82	121.77
23 09 23	12-0379	EA	48" x 68" Low Leakage Volume Control Damper (Ruskin CD50)	1,421.52	121.77
23 09 23	12-0380	EA	48" x 72" Low Leakage Volume Control Damper (Ruskin CD50)	1,499.21	121.77
23 09 23	12-0381	EA	48" x 76" Low Leakage Volume Control Damper (Ruskin CD50)	2,062.76	135.31
23 09 23	12-0382	EA	48" x 80" Low Leakage Volume Control Damper (Ruskin CD50)	2,062.76	135.31
23 09 23	12-0383	EA	48" x 84" Low Leakage Volume Control Damper (Ruskin CD50)	2,100.03	135.31
23 09 23	12-0384	EA	52" x 40" Low Leakage Volume Control Damper (Ruskin CD50)	1,157.18	108.24
23 09 23	12-0385	EA	52" x 44" Low Leakage Volume Control Damper (Ruskin CD50)	1,173.98	108.24
23 09 23	12-0386	EA	52" x 48" Low Leakage Volume Control Damper (Ruskin CD50)	1,291.33	121.77
23 09 23	12-0387	EA	52" x 52" Low Leakage Volume Control Damper (Ruskin CD50)	1,392.12	121.77
23 09 23	12-0388	EA	52" x 56" Low Leakage Volume Control Damper (Ruskin CD50)	1,408.92	121.77
23 09 23	12-0389	EA	52" x 60" Low Leakage Volume Control Damper (Ruskin CD50)	1,488.71	121.77
23 09 23	12-0390	EA	52" x 64" Low Leakage Volume Control Damper (Ruskin CD50)	1,574.80	121.77
23 09 23	12-0391	EA	52" x 68" Low Leakage Volume Control Damper (Ruskin CD50)	1,608.39	121.77
23 09 23	12-0392	EA	52" x 72" Low Leakage Volume Control Damper (Ruskin CD50)	1,742.54	135.31
23 09 23	12-0393	EA	52" x 76" Low Leakage Volume Control Damper (Ruskin CD50)	2,949.90	135.31
23 09 23	12-0394	EA	52" x 80" Low Leakage Volume Control Damper (Ruskin CD50)	2,949.90	135.31
23 09 23	12-0395	EA	52" x 84" Low Leakage Volume Control Damper (Ruskin CD50)	3,060.67	135.31
23 09 23	12-0396	EA	56" x 40" Low Leakage Volume Control Damper (Ruskin CD50)	1,201.28	108.24
23 09 23	12-0397	EA	56" x 44" Low Leakage Volume Control Damper (Ruskin CD50)	1,249.33	121.77
23 09 23	12-0398	EA	56" x 48" Low Leakage Volume Control Damper (Ruskin CD50)	1,339.62	121.77
23 09 23	12-0399	EA	56" x 52" Low Leakage Volume Control Damper (Ruskin CD50)	1,455.11	121.77
23 09 23	12-0400	EA	56" x 56" Low Leakage Volume Control Damper (Ruskin CD50)	1,474.01	121.77
23 09 23	12-0401	EA	56" x 60" Low Leakage Volume Control Damper (Ruskin CD50)	1,560.10	121.77
23 09 23	12-0402	EA	56" x 64" Low Leakage Volume Control Damper (Ruskin CD50)	1,650.39	121.77
23 09 23	12-0403	EA	56" x 68" Low Leakage Volume Control Damper (Ruskin CD50)	1,708.95	135.31
23 09 23	12-0404	EA	56" x 72" Low Leakage Volume Control Damper (Ruskin CD50)	1,797.14	135.31
23 09 23	12-0405	EA	56" x 76" Low Leakage Volume Control Damper (Ruskin CD50)	2,949.90	135.31
23 09 23	12-0406	EA	56" x 80" Low Leakage Volume Control Damper (Ruskin CD50)	2,949.90	135.31

23 Heating, Ventilating, and Air-Conditioning (HVAC)

23 09 Instrumentation and Control for HVAC

23 09 23 Direct-Digital Control System for HVAC



MINOR	CSI	UOM	DESCRIPTION	TOTAL DIRECT UNIT COST	DEMOLITION UNIT COST
-------	-----	-----	-------------	------------------------	----------------------

23 09 23 12-0407	EA	56" x 84"	Low Leakage Volume Control Damper (Ruskin CD50)	3,060.67	135.31
23 09 23 12-0408	EA	60" x 40"	Low Leakage Volume Control Damper (Ruskin CD50)	1,274.53	121.77
23 09 23 12-0409	EA	60" x 44"	Low Leakage Volume Control Damper (Ruskin CD50)	1,291.33	121.77
23 09 23 12-0410	EA	60" x 48"	Low Leakage Volume Control Damper (Ruskin CD50)	1,398.42	121.77
23 09 23 12-0411	EA	60" x 52"	Low Leakage Volume Control Damper (Ruskin CD50)	1,505.51	121.77
23 09 23 12-0412	EA	60" x 56"	Low Leakage Volume Control Damper (Ruskin CD50)	1,526.50	121.77
23 09 23 12-0413	EA	60" x 60"	Low Leakage Volume Control Damper (Ruskin CD50)	1,616.79	121.77
23 09 23 12-0414	EA	60" x 64"	Low Leakage Volume Control Damper (Ruskin CD50)	1,742.54	135.31
23 09 23 12-0415	EA	60" x 68"	Low Leakage Volume Control Damper (Ruskin CD50)	1,763.54	135.31
23 09 23 12-0416	EA	60" x 72"	Low Leakage Volume Control Damper (Ruskin CD50)	1,870.63	135.31
23 09 23 12-0417	EA	60" x 76"	Low Leakage Volume Control Damper (Ruskin CD50)	3,180.88	135.31
23 09 23 12-0418	EA	60" x 80"	Low Leakage Volume Control Damper (Ruskin CD50)	3,180.88	135.31
23 09 23 12-0419	EA	60" x 84"	Low Leakage Volume Control Damper (Ruskin CD50)	3,217.62	135.31
23 09 23 12-0420	EA	64" x 40"	Low Leakage Volume Control Damper (Ruskin CD50)	1,700.78	121.77
23 09 23 12-0421	EA	64" x 44"	Low Leakage Volume Control Damper (Ruskin CD50)	1,719.66	121.77
23 09 23 12-0422	EA	64" x 48"	Low Leakage Volume Control Damper (Ruskin CD50)	1,899.76	121.77
23 09 23 12-0423	EA	64" x 52"	Low Leakage Volume Control Damper (Ruskin CD50)	1,998.95	121.77
23 09 23 12-0424	EA	64" x 56"	Low Leakage Volume Control Damper (Ruskin CD50)	2,036.75	121.77
23 09 23 12-0425	EA	64" x 60"	Low Leakage Volume Control Damper (Ruskin CD50)	2,185.59	135.31
23 09 23 12-0426	EA	64" x 64"	Low Leakage Volume Control Damper (Ruskin CD50)	2,319.98	135.31
23 09 23 12-0427	EA	64" x 68"	Low Leakage Volume Control Damper (Ruskin CD50)	2,353.57	135.31
23 09 23 12-0428	EA	64" x 72"	Low Leakage Volume Control Damper (Ruskin CD50)	2,464.86	135.31
23 09 23 12-0429	EA	64" x 76"	Low Leakage Volume Control Damper (Ruskin CD50)	3,180.88	135.31
23 09 23 12-0430	EA	64" x 80"	Low Leakage Volume Control Damper (Ruskin CD50)	3,180.88	135.31
23 09 23 12-0431	EA	64" x 84"	Low Leakage Volume Control Damper (Ruskin CD50)	3,244.69	148.84
23 09 23 12-0432	EA	66" x 40"	Low Leakage Volume Control Damper (Ruskin CD50)	1,740.68	121.77
23 09 23 12-0433	EA	66" x 44"	Low Leakage Volume Control Damper (Ruskin CD50)	1,761.68	121.77
23 09 23 12-0434	EA	66" x 48"	Low Leakage Volume Control Damper (Ruskin CD50)	1,923.36	121.77
23 09 23 12-0435	EA	66" x 52"	Low Leakage Volume Control Damper (Ruskin CD50)	2,053.54	121.77
23 09 23 12-0436	EA	66" x 56"	Low Leakage Volume Control Damper (Ruskin CD50)	2,112.10	135.31
23 09 23 12-0437	EA	66" x 60"	Low Leakage Volume Control Damper (Ruskin CD50)	2,240.18	135.31
23 09 23 12-0438	EA	66" x 64"	Low Leakage Volume Control Damper (Ruskin CD50)	2,378.77	135.31
23 09 23 12-0439	EA	66" x 68"	Low Leakage Volume Control Damper (Ruskin CD50)	2,410.27	135.31
23 09 23 12-0440	EA	66" x 72"	Low Leakage Volume Control Damper (Ruskin CD50)	2,550.95	135.31
23 09 23 12-0441	EA	66" x 76"	Low Leakage Volume Control Damper (Ruskin CD50)	3,328.91	135.31
23 09 23 12-0442	EA	66" x 80"	Low Leakage Volume Control Damper (Ruskin CD50)	3,355.98	148.84
23 09 23 12-0443	EA	66" x 84"	Low Leakage Volume Control Damper (Ruskin CD50)	3,420.55	148.84
23 09 23 12-0444	EA	72" x 40"	Low Leakage Volume Control Damper (Ruskin CD50)	1,776.37	121.77
23 09 23 12-0445	EA	72" x 44"	Low Leakage Volume Control Damper (Ruskin CD50)	1,803.67	121.77
23 09 23 12-0446	EA	72" x 48"	Low Leakage Volume Control Damper (Ruskin CD50)	1,961.15	121.77
23 09 23 12-0447	EA	72" x 52"	Low Leakage Volume Control Damper (Ruskin CD50)	2,133.10	135.31
23 09 23 12-0448	EA	72" x 56"	Low Leakage Volume Control Damper (Ruskin CD50)	2,162.49	135.31
23 09 23 12-0449	EA	72" x 60"	Low Leakage Volume Control Damper (Ruskin CD50)	2,296.88	135.31
23 09 23 12-0450	EA	72" x 64"	Low Leakage Volume Control Damper (Ruskin CD50)	2,437.56	135.31
23 09 23 12-0451	EA	72" x 68"	Low Leakage Volume Control Damper (Ruskin CD50)	2,464.86	135.31
23 09 23 12-0452	EA	72" x 72"	Low Leakage Volume Control Damper (Ruskin CD50)	2,611.84	135.31
23 09 23 12-0453	EA	72" x 76"	Low Leakage Volume Control Damper (Ruskin CD50)	3,355.98	148.84
23 09 23 12-0454	EA	72" x 80"	Low Leakage Volume Control Damper (Ruskin CD50)	3,355.98	148.84
23 09 23 12-0455	EA	72" x 84"	Low Leakage Volume Control Damper (Ruskin CD50)	3,420.55	148.84
23 09 23 12-0456	EA	76" x 40"	Low Leakage Volume Control Damper (Ruskin CD50)	1,820.47	121.77
23 09 23 12-0457	EA	76" x 44"	Low Leakage Volume Control Damper (Ruskin CD50)	1,849.87	121.77
23 09 23 12-0458	EA	76" x 48"	Low Leakage Volume Control Damper (Ruskin CD50)	2,034.41	135.31
23 09 23 12-0459	EA	76" x 52"	Low Leakage Volume Control Damper (Ruskin CD50)	2,187.69	135.31
23 09 23 12-0460	EA	76" x 56"	Low Leakage Volume Control Damper (Ruskin CD50)	2,206.59	135.31
23 09 23 12-0461	EA	76" x 60"	Low Leakage Volume Control Damper (Ruskin CD50)	2,353.57	135.31
23 09 23 12-0462	EA	76" x 64"	Low Leakage Volume Control Damper (Ruskin CD50)	2,502.65	135.31
23 09 23 12-0463	EA	76" x 68"	Low Leakage Volume Control Damper (Ruskin CD50)	2,538.35	135.31
23 09 23 12-0464	EA	76" x 72"	Low Leakage Volume Control Damper (Ruskin CD50)	2,714.50	148.84
23 09 23 12-0465	EA	76" x 76"	Low Leakage Volume Control Damper (Ruskin CD50)	3,549.68	148.84
23 09 23 12-0466	EA	76" x 80"	Low Leakage Volume Control Damper (Ruskin CD50)	3,549.68	148.84
23 09 23 12-0467	EA	76" x 84"	Low Leakage Volume Control Damper (Ruskin CD50)	3,605.33	148.84
23 09 23 12-0468	EA	80" x 40"	Low Leakage Volume Control Damper (Ruskin CD50)	1,868.76	121.77
23 09 23 12-0469	EA	80" x 44"	Low Leakage Volume Control Damper (Ruskin CD50)	1,896.06	121.77
23 09 23 12-0470	EA	80" x 48"	Low Leakage Volume Control Damper (Ruskin CD50)	2,078.50	135.31
23 09 23 12-0471	EA	80" x 52"	Low Leakage Volume Control Damper (Ruskin CD50)	2,240.18	135.31
23 09 23 12-0472	EA	80" x 56"	Low Leakage Volume Control Damper (Ruskin CD50)	2,254.88	135.31
23 09 23 12-0473	EA	80" x 60"	Low Leakage Volume Control Damper (Ruskin CD50)	2,410.27	135.31
23 09 23 12-0474	EA	80" x 64"	Low Leakage Volume Control Damper (Ruskin CD50)	2,567.75	135.31
23 09 23 12-0475	EA	80" x 68"	Low Leakage Volume Control Damper (Ruskin CD50)	2,638.91	148.84
23 09 23 12-0476	EA	80" x 72"	Low Leakage Volume Control Damper (Ruskin CD50)	2,792.19	148.84
23 09 23 12-0477	EA	80" x 76"	Low Leakage Volume Control Damper (Ruskin CD50)	3,549.68	148.84
23 09 23 12-0478	EA	80" x 80"	Low Leakage Volume Control Damper (Ruskin CD50)	3,549.68	148.84
23 09 23 12-0479	EA	80" x 84"	Low Leakage Volume Control Damper (Ruskin CD50)	3,605.33	148.84
23 09 23 12-0480	EA	84" x 40"	Low Leakage Volume Control Damper (Ruskin CD50)	1,908.66	121.77
23 09 23 12-0481	EA	84" x 44"	Low Leakage Volume Control Damper (Ruskin CD50)	1,954.62	135.31
23 09 23 12-0482	EA	84" x 48"	Low Leakage Volume Control Damper (Ruskin CD50)	2,114.20	135.31
23 09 23 12-0483	EA	84" x 52"	Low Leakage Volume Control Damper (Ruskin CD50)	2,294.78	135.31
23 09 23 12-0484	EA	84" x 56"	Low Leakage Volume Control Damper (Ruskin CD50)	2,303.18	135.31
23 09 23 12-0485	EA	84" x 60"	Low Leakage Volume Control Damper (Ruskin CD50)	2,450.16	135.31
23 09 23 12-0486	EA	84" x 64"	Low Leakage Volume Control Damper (Ruskin CD50)	2,645.21	148.84
23 09 23 12-0487	EA	84" x 68"	Low Leakage Volume Control Damper (Ruskin CD50)	2,691.41	148.84



MINOR CSI UOM DESCRIPTION	TOTAL DIRECT UNIT COST	DEMOLITION UNIT COST
23 09 23 12-0488 EA 84" x 72" Low Leakage Volume Control Damper (Ruskin CD50)	2,846.79	148.84
23 09 23 12-0489 EA 84" x 76" Low Leakage Volume Control Damper (Ruskin CD50)	3,706.64	148.84
23 09 23 12-0490 EA 84" x 80" Low Leakage Volume Control Damper (Ruskin CD50)	3,706.64	148.84
23 09 23 12-0491 EA 84" x 84" Low Leakage Volume Control Damper (Ruskin CD50)	3,790.11	148.84
23 09 23 12-0492 Rectangular Volume Control Dampers (TAMCO) (23 09 23 12)		
Note: Excludes actuators.		
23 09 23 12-0493 Air-Foil Control Damper (TAMCO Series 1000) (23 09 23 12-0492)		
23 09 23 12-0494 EA 12" x 12" Aluminum, Air-Foil Control Damper (TAMCO Series 1000)	213.62	40.59
23 09 23 12-0495 EA 12" x 16" Aluminum, Air-Foil Control Damper (TAMCO Series 1000)	256.04	54.13
23 09 23 12-0496 EA 12" x 20" Aluminum, Air-Foil Control Damper (TAMCO Series 1000)	271.41	54.13
23 09 23 12-0497 EA 12" x 24" Aluminum, Air-Foil Control Damper (TAMCO Series 1000)	331.10	67.66
23 09 23 12-0498 EA 12" x 28" Aluminum, Air-Foil Control Damper (TAMCO Series 1000)	340.45	67.66
23 09 23 12-0499 EA 12" x 32" Aluminum, Air-Foil Control Damper (TAMCO Series 1000)	349.79	67.66
23 09 23 12-0500 EA 12" x 36" Aluminum, Air-Foil Control Damper (TAMCO Series 1000)	392.17	81.18
23 09 23 12-0501 EA 16" x 12" Aluminum, Air-Foil Control Damper (TAMCO Series 1000)	242.55	54.13
23 09 23 12-0502 EA 16" x 16" Aluminum, Air-Foil Control Damper (TAMCO Series 1000)	244.41	54.13
23 09 23 12-0503 EA 16" x 20" Aluminum, Air-Foil Control Damper (TAMCO Series 1000)	305.53	67.66
23 09 23 12-0504 EA 16" x 24" Aluminum, Air-Foil Control Damper (TAMCO Series 1000)	339.57	67.66
23 09 23 12-0505 EA 16" x 28" Aluminum, Air-Foil Control Damper (TAMCO Series 1000)	380.01	81.18
23 09 23 12-0506 EA 16" x 32" Aluminum, Air-Foil Control Damper (TAMCO Series 1000)	411.08	81.18
23 09 23 12-0507 EA 16" x 36" Aluminum, Air-Foil Control Damper (TAMCO Series 1000)	442.18	81.18
23 09 23 12-0508 EA 20" x 12" Aluminum, Air-Foil Control Damper (TAMCO Series 1000)	276.13	54.13
23 09 23 12-0509 EA 20" x 16" Aluminum, Air-Foil Control Damper (TAMCO Series 1000)	305.53	67.66
23 09 23 12-0510 EA 20" x 20" Aluminum, Air-Foil Control Damper (TAMCO Series 1000)	329.63	67.66
23 09 23 12-0511 EA 20" x 24" Aluminum, Air-Foil Control Damper (TAMCO Series 1000)	395.55	81.18
23 09 23 12-0512 EA 20" x 28" Aluminum, Air-Foil Control Damper (TAMCO Series 1000)	434.40	81.18
23 09 23 12-0513 EA 20" x 32" Aluminum, Air-Foil Control Damper (TAMCO Series 1000)	500.34	94.71
23 09 23 12-0514 EA 20" x 36" Aluminum, Air-Foil Control Damper (TAMCO Series 1000)	539.19	94.71
23 09 23 12-0515 EA 24" x 12" Aluminum, Air-Foil Control Damper (TAMCO Series 1000)	275.21	67.66
23 09 23 12-0516 EA 24" x 16" Aluminum, Air-Foil Control Damper (TAMCO Series 1000)	321.85	67.66
23 09 23 12-0517 EA 24" x 20" Aluminum, Air-Foil Control Damper (TAMCO Series 1000)	381.55	81.18
23 09 23 12-0518 EA 24" x 24" Aluminum, Air-Foil Control Damper (TAMCO Series 1000)	425.39	81.18
23 09 23 12-0519 EA 24" x 28" Aluminum, Air-Foil Control Damper (TAMCO Series 1000)	496.29	94.71
23 09 23 12-0520 EA 24" x 32" Aluminum, Air-Foil Control Damper (TAMCO Series 1000)	540.13	94.71
23 09 23 12-0521 EA 24" x 36" Aluminum, Air-Foil Control Damper (TAMCO Series 1000)	583.96	94.71
23 09 23 12-0522 EA 28" x 12" Aluminum, Air-Foil Control Damper (TAMCO Series 1000)	304.09	67.66
23 09 23 12-0523 EA 28" x 16" Aluminum, Air-Foil Control Damper (TAMCO Series 1000)	377.17	81.18
23 09 23 12-0524 EA 28" x 20" Aluminum, Air-Foil Control Damper (TAMCO Series 1000)	418.08	81.18
23 09 23 12-0525 EA 28" x 24" Aluminum, Air-Foil Control Damper (TAMCO Series 1000)	496.29	94.71
23 09 23 12-0526 EA 28" x 28" Aluminum, Air-Foil Control Damper (TAMCO Series 1000)	547.44	94.71
23 09 23 12-0527 EA 28" x 32" Aluminum, Air-Foil Control Damper (TAMCO Series 1000)	598.57	94.71
23 09 23 12-0528 EA 28" x 36" Aluminum, Air-Foil Control Damper (TAMCO Series 1000)	649.72	94.71
23 09 23 12-0529 EA 32" x 12" Aluminum, Air-Foil Control Damper (TAMCO Series 1000)	328.64	67.66
23 09 23 12-0530 EA 32" x 16" Aluminum, Air-Foil Control Damper (TAMCO Series 1000)	408.43	81.18
23 09 23 12-0531 EA 32" x 20" Aluminum, Air-Foil Control Damper (TAMCO Series 1000)	482.37	94.71
23 09 23 12-0532 EA 32" x 24" Aluminum, Air-Foil Control Damper (TAMCO Series 1000)	540.95	94.71
23 09 23 12-0533 EA 32" x 28" Aluminum, Air-Foil Control Damper (TAMCO Series 1000)	599.54	94.71
23 09 23 12-0534 EA 32" x 32" Aluminum, Air-Foil Control Damper (TAMCO Series 1000)	658.13	94.71
23 09 23 12-0535 EA 32" x 36" Aluminum, Air-Foil Control Damper (TAMCO Series 1000)	743.78	108.24
23 09 23 12-0536 EA 36" x 12" Aluminum, Air-Foil Control Damper (TAMCO Series 1000)	360.10	81.18
23 09 23 12-0537 EA 36" x 16" Aluminum, Air-Foil Control Damper (TAMCO Series 1000)	426.01	81.18
23 09 23 12-0538 EA 36" x 20" Aluminum, Air-Foil Control Damper (TAMCO Series 1000)	518.99	94.71
23 09 23 12-0539 EA 36" x 24" Aluminum, Air-Foil Control Damper (TAMCO Series 1000)	556.30	94.71
23 09 23 12-0540 EA 36" x 28" Aluminum, Air-Foil Control Damper (TAMCO Series 1000)	617.43	94.71
23 09 23 12-0541 EA 36" x 32" Aluminum, Air-Foil Control Damper (TAMCO Series 1000)	705.64	108.24
23 09 23 12-0542 EA 36" x 36" Aluminum, Air-Foil Control Damper (TAMCO Series 1000)	766.78	108.24
23 09 23 12-0543 Ultra Low Leakage, Air-Foil Control Damper (TAMCO Series 1500) (23 09 23 12-0492)		
23 09 23 12-0544 EA 12" x 12" Ultra Low Leakage, Aluminum, Air-Foil Control Damper (TAMCO Series 1500)	219.22	40.59
23 09 23 12-0545 EA 12" x 16" Ultra Low Leakage, Aluminum, Air-Foil Control Damper (TAMCO Series 1500)	262.25	54.13
23 09 23 12-0546 EA 12" x 20" Ultra Low Leakage, Aluminum, Air-Foil Control Damper (TAMCO Series 1500)	278.23	54.13
23 09 23 12-0547 EA 12" x 24" Ultra Low Leakage, Aluminum, Air-Foil Control Damper (TAMCO Series 1500)	339.29	67.66
23 09 23 12-0548 EA 12" x 28" Ultra Low Leakage, Aluminum, Air-Foil Control Damper (TAMCO Series 1500)	348.95	67.66
23 09 23 12-0549 EA 12" x 32" Ultra Low Leakage, Aluminum, Air-Foil Control Damper (TAMCO Series 1500)	358.60	67.66
23 09 23 12-0550 EA 12" x 36" Ultra Low Leakage, Aluminum, Air-Foil Control Damper (TAMCO Series 1500)	401.61	81.18
23 09 23 12-0551 EA 16" x 12" Ultra Low Leakage, Aluminum, Air-Foil Control Damper (TAMCO Series 1500)	248.14	54.13
23 09 23 12-0552 EA 16" x 16" Ultra Low Leakage, Aluminum, Air-Foil Control Damper (TAMCO Series 1500)	250.01	54.13
23 09 23 12-0553 EA 16" x 20" Ultra Low Leakage, Aluminum, Air-Foil Control Damper (TAMCO Series 1500)	312.52	67.66
23 09 23 12-0554 EA 16" x 24" Ultra Low Leakage, Aluminum, Air-Foil Control Damper (TAMCO Series 1500)	347.97	67.66
23 09 23 12-0555 EA 16" x 28" Ultra Low Leakage, Aluminum, Air-Foil Control Damper (TAMCO Series 1500)	388.70	81.18
23 09 23 12-0556 EA 16" x 32" Ultra Low Leakage, Aluminum, Air-Foil Control Damper (TAMCO Series 1500)	421.05	81.18
23 09 23 12-0557 EA 16" x 36" Ultra Low Leakage, Aluminum, Air-Foil Control Damper (TAMCO Series 1500)	453.37	81.18
23 09 23 12-0558 EA 20" x 12" Ultra Low Leakage, Aluminum, Air-Foil Control Damper (TAMCO Series 1500)	283.12	54.13
23 09 23 12-0559 EA 20" x 16" Ultra Low Leakage, Aluminum, Air-Foil Control Damper (TAMCO Series 1500)	312.52	67.66
23 09 23 12-0560 EA 20" x 20" Ultra Low Leakage, Aluminum, Air-Foil Control Damper (TAMCO Series 1500)	337.39	67.66
23 09 23 12-0561 EA 20" x 24" Ultra Low Leakage, Aluminum, Air-Foil Control Damper (TAMCO Series 1500)	404.87	81.18
23 09 23 12-0562 EA 20" x 28" Ultra Low Leakage, Aluminum, Air-Foil Control Damper (TAMCO Series 1500)	445.30	81.18

23 Heating, Ventilating, and Air-Conditioning (HVAC)

23 09 Instrumentation and Control for HVAC

23 09 23 Direct-Digital Control System for HVAC



MINOR
CSI UOM DESCRIPTION

TOTAL DIRECT DEMOLITION
UNIT COST UNIT COST

Table with columns for CSI, UOM, Description, Total Direct Unit Cost, and Demolition Unit Cost. Rows include items like '23 09 23 12-0563 EA 20" x 32" Ultra Low Leakage, Aluminum, Air-Foil Control Damper (TAMCO Series 1500)'.

23 09 23 12-0593 Thermally Insulated Damper (TAMCO Series 9000) (23 09 23 12-0492)

Table with columns for CSI, UOM, Description, Total Direct Unit Cost, and Demolition Unit Cost. Rows include items like '23 09 23 12-0594 EA 12" x 12" Aluminum, Thermally Insulated Damper (TAMCO Series 9000)'.



MINOR CSI UOM DESCRIPTION	TOTAL DIRECT UNIT COST	DEMOLITION UNIT COST
23 09 23 12-0642 EA 36" x 36" Aluminum, Thermally Insulated Damper (TAMCO Series 9000).....	1,003.69	108.24
23 09 23 12-0643 Thermally Broken Frame Damper (TAMCO Series 9000 BF) (23 09 23 12-0492)		
23 09 23 12-0644 EA 12" x 12" Aluminum, Thermally Broken Frame Damper (TAMCO Series 9000 BF).....	288.24	40.59
23 09 23 12-0645 EA 12" x 16" Aluminum, Thermally Broken Frame Damper (TAMCO Series 9000 BF).....	338.82	54.13
23 09 23 12-0646 EA 12" x 20" Aluminum, Thermally Broken Frame Damper (TAMCO Series 9000 BF).....	362.34	54.13
23 09 23 12-0647 EA 12" x 24" Aluminum, Thermally Broken Frame Damper (TAMCO Series 9000 BF).....	440.23	67.66
23 09 23 12-0648 EA 12" x 28" Aluminum, Thermally Broken Frame Damper (TAMCO Series 9000 BF).....	453.77	67.66
23 09 23 12-0649 EA 12" x 32" Aluminum, Thermally Broken Frame Damper (TAMCO Series 9000 BF).....	467.31	67.66
23 09 23 12-0650 EA 12" x 36" Aluminum, Thermally Broken Frame Damper (TAMCO Series 9000 BF).....	518.08	81.18
23 09 23 12-0651 EA 16" x 12" Aluminum, Thermally Broken Frame Damper (TAMCO Series 9000 BF).....	317.16	54.13
23 09 23 12-0652 EA 16" x 16" Aluminum, Thermally Broken Frame Damper (TAMCO Series 9000 BF).....	319.03	54.13
23 09 23 12-0653 EA 16" x 20" Aluminum, Thermally Broken Frame Damper (TAMCO Series 9000 BF).....	398.80	67.66
23 09 23 12-0654 EA 16" x 24" Aluminum, Thermally Broken Frame Damper (TAMCO Series 9000 BF).....	451.50	67.66
23 09 23 12-0655 EA 16" x 28" Aluminum, Thermally Broken Frame Damper (TAMCO Series 9000 BF).....	496.07	81.18
23 09 23 12-0656 EA 16" x 32" Aluminum, Thermally Broken Frame Damper (TAMCO Series 9000 BF).....	543.73	81.18
23 09 23 12-0657 EA 16" x 36" Aluminum, Thermally Broken Frame Damper (TAMCO Series 9000 BF).....	591.41	81.18
23 09 23 12-0658 EA 20" x 12" Aluminum, Thermally Broken Frame Damper (TAMCO Series 9000 BF).....	369.40	54.13
23 09 23 12-0659 EA 20" x 16" Aluminum, Thermally Broken Frame Damper (TAMCO Series 9000 BF).....	398.80	67.66
23 09 23 12-0660 EA 20" x 20" Aluminum, Thermally Broken Frame Damper (TAMCO Series 9000 BF).....	433.25	67.66
23 09 23 12-0661 EA 20" x 24" Aluminum, Thermally Broken Frame Damper (TAMCO Series 9000 BF).....	519.91	81.18
23 09 23 12-0662 EA 20" x 28" Aluminum, Thermally Broken Frame Damper (TAMCO Series 9000 BF).....	579.49	81.18
23 09 23 12-0663 EA 20" x 32" Aluminum, Thermally Broken Frame Damper (TAMCO Series 9000 BF).....	666.15	94.71
23 09 23 12-0664 EA 20" x 36" Aluminum, Thermally Broken Frame Damper (TAMCO Series 9000 BF).....	725.73	94.71
23 09 23 12-0665 EA 24" x 12" Aluminum, Thermally Broken Frame Damper (TAMCO Series 9000 BF).....	349.83	67.66
23 09 23 12-0666 EA 24" x 16" Aluminum, Thermally Broken Frame Damper (TAMCO Series 9000 BF).....	421.33	67.66
23 09 23 12-0667 EA 24" x 20" Aluminum, Thermally Broken Frame Damper (TAMCO Series 9000 BF).....	491.93	81.18
23 09 23 12-0668 EA 24" x 24" Aluminum, Thermally Broken Frame Damper (TAMCO Series 9000 BF).....	557.83	81.18
23 09 23 12-0669 EA 24" x 28" Aluminum, Thermally Broken Frame Damper (TAMCO Series 9000 BF).....	650.80	94.71
23 09 23 12-0670 EA 24" x 32" Aluminum, Thermally Broken Frame Damper (TAMCO Series 9000 BF).....	716.72	94.71
23 09 23 12-0671 EA 24" x 36" Aluminum, Thermally Broken Frame Damper (TAMCO Series 9000 BF).....	782.63	94.71
23 09 23 12-0672 EA 28" x 12" Aluminum, Thermally Broken Frame Damper (TAMCO Series 9000 BF).....	389.06	67.66
23 09 23 12-0673 EA 28" x 16" Aluminum, Thermally Broken Frame Damper (TAMCO Series 9000 BF).....	485.33	81.18
23 09 23 12-0674 EA 28" x 20" Aluminum, Thermally Broken Frame Damper (TAMCO Series 9000 BF).....	546.85	81.18
23 09 23 12-0675 EA 28" x 24" Aluminum, Thermally Broken Frame Damper (TAMCO Series 9000 BF).....	650.80	94.71
23 09 23 12-0676 EA 28" x 28" Aluminum, Thermally Broken Frame Damper (TAMCO Series 9000 BF).....	727.71	94.71
23 09 23 12-0677 EA 28" x 32" Aluminum, Thermally Broken Frame Damper (TAMCO Series 9000 BF).....	804.60	94.71
23 09 23 12-0678 EA 28" x 36" Aluminum, Thermally Broken Frame Damper (TAMCO Series 9000 BF).....	881.49	94.71
23 09 23 12-0679 EA 32" x 12" Aluminum, Thermally Broken Frame Damper (TAMCO Series 9000 BF).....	425.32	67.66
23 09 23 12-0680 EA 32" x 16" Aluminum, Thermally Broken Frame Damper (TAMCO Series 9000 BF).....	531.48	81.18
23 09 23 12-0681 EA 32" x 20" Aluminum, Thermally Broken Frame Damper (TAMCO Series 9000 BF).....	628.84	94.71
23 09 23 12-0682 EA 32" x 24" Aluminum, Thermally Broken Frame Damper (TAMCO Series 9000 BF).....	716.72	94.71
23 09 23 12-0683 EA 32" x 28" Aluminum, Thermally Broken Frame Damper (TAMCO Series 9000 BF).....	804.60	94.71
23 09 23 12-0684 EA 32" x 32" Aluminum, Thermally Broken Frame Damper (TAMCO Series 9000 BF).....	892.48	94.71
23 09 23 12-0685 EA 32" x 36" Aluminum, Thermally Broken Frame Damper (TAMCO Series 9000 BF).....	1,007.42	108.24
23 09 23 12-0686 EA 36" x 12" Aluminum, Thermally Broken Frame Damper (TAMCO Series 9000 BF).....	458.97	81.18
23 09 23 12-0687 EA 36" x 16" Aluminum, Thermally Broken Frame Damper (TAMCO Series 9000 BF).....	557.83	81.18
23 09 23 12-0688 EA 36" x 20" Aluminum, Thermally Broken Frame Damper (TAMCO Series 9000 BF).....	683.76	94.71
23 09 23 12-0689 EA 36" x 24" Aluminum, Thermally Broken Frame Damper (TAMCO Series 9000 BF).....	781.38	94.71
23 09 23 12-0690 EA 36" x 28" Aluminum, Thermally Broken Frame Damper (TAMCO Series 9000 BF).....	880.04	94.71
23 09 23 12-0691 EA 36" x 32" Aluminum, Thermally Broken Frame Damper (TAMCO Series 9000 BF).....	1,005.76	108.24
23 09 23 12-0692 EA 36" x 36" Aluminum, Thermally Broken Frame Damper (TAMCO Series 9000 BF).....	1,104.42	108.24
23 09 23 12-0693 Rectangular Galvanized Volume Control Dampers (23 09 23 12)		
Note: Excludes actuators.		
23 09 23 12-0694 EA 8" x 8" Low Leakage Volume Control Damper (Johnson Controls VOPSN-008X008).....	196.30	33.56
23 09 23 12-0695 EA 10" x 10" Low Leakage Volume Control Damper (Johnson Controls VOPSN-010X010).....	221.67	36.80
23 09 23 12-0696 EA 12" x 12" Low Leakage Volume Control Damper (Johnson Controls VOPSN-012X012).....	248.06	40.59
23 09 23 12-0697 EA 14" x 14" Low Leakage Volume Control Damper (Johnson Controls VOPSN-014X014).....	286.55	47.63
23 09 23 12-0698 EA 16" x 16" Low Leakage Volume Control Damper (Johnson Controls VOPSN-016X016).....	323.95	54.13
23 09 23 12-0699 EA 18" x 18" Low Leakage Volume Control Damper (Johnson Controls VOPSN-018X018).....	325.27	60.89
23 09 23 12-0700 EA 20" x 20" Low Leakage Volume Control Damper (Johnson Controls VOPSN-020X020).....	401.92	67.66
23 09 23 12-0701 EA 24" x 24" Low Leakage Volume Control Damper (Johnson Controls VOPSN-024X024).....	479.85	81.18
23 09 23 12-0702 EA 32" x 32" Low Leakage Volume Control Damper (Johnson Controls VOPSN-032X032).....	619.85	94.71
23 09 23 12-0703 EA 48" x 48" Low Leakage Volume Control Damper (Johnson Controls VOPSN-048X048).....	932.82	108.24
23 09 23 12-0704 EA 60" x 60" Low Leakage Volume Control Damper (Johnson Controls VOPSN-060X060).....	1,740.34	121.77
23 09 23 12-0705 EA 72" x 72" Low Leakage Volume Control Damper (Johnson Controls VOPSN-072X072).....	2,218.17	135.31
23 09 23 12-0706 Round Galvanized Control Dampers (23 09 23 12)		
Note: Excludes actuators.		
23 09 23 12-0707 EA 6" Diameter Round Low Leakage Volume Control Damper (Johnson Controls RCG06).....	188.72	37.89
23 09 23 12-0708 EA 8" Diameter Round Low Leakage Volume Control Damper (Johnson Controls RCG08).....	194.22	40.59
23 09 23 12-0709 EA 10" Diameter Round Low Leakage Volume Control Damper (Johnson Controls RCG10).....	203.28	40.59
23 09 23 12-0710 EA 12" Diameter Round Low Leakage Volume Control Damper (Johnson Controls RCG12).....	225.30	46.01
23 09 23 12-0711 EA 14" Diameter Round Low Leakage Volume Control Damper (Johnson Controls RCG14).....	258.86	46.01
23 09 23 12-0712 EA 16" Diameter Round Low Leakage Volume Control Damper (Johnson Controls RCG16).....	279.18	54.13
23 09 23 12-0713 EA 18" Diameter Round Low Leakage Volume Control Damper (Johnson Controls RCG18).....	375.68	56.97
23 09 23 12-0714 EA 20" Diameter Round Low Leakage Volume Control Damper (Johnson Controls RCG20).....	393.02	59.05

23 Heating, Ventilating, and Air-Conditioning (HVAC)**23 09 Instrumentation and Control for HVAC****23 09 23 Direct-Digital Control System for HVAC**

SAN BERNARDINO
COUNTY

MINOR CSI UOM DESCRIPTION	TOTAL DIRECT UNIT COST	DEMOLITION UNIT COST
23 09 23 12-0715 EA 22" Diameter Round Low Leakage Volume Control Damper (Johnson Controls RCG22).....	416.58	63.66
23 09 23 12-0716 EA 24" Diameter Round Low Leakage Volume Control Damper (Johnson Controls RCG24).....	440.66	68.27
23 09 23 12-0717 Remote Damper Control (23 09 23 12)		
23 09 23 12-0718 EA Remote Cable Control Concealed Ceiling Regulator For Damper (Young Regulator Co. 270-301B).....	269.93	
For Each 10' Flexible Casing And Wire, Add	39.56	
23 09 23 12-0719 EA Remote Cable Control Concealed Ceiling Regulator For Damper (Young Regulator Co. 270-275B).....	261.84	
For Each 10' Flexible Casing And Wire, Add	39.56	
23 09 23 12-0720 Control Damper Actuators (23 09 23 12)		
23 09 23 12-0721 EA 44 IN-LB, 24 Volt AC, 4-20mA, 2-10 Volt DC, Proportional Control, Non Spring Return Direct Coupled Control Damper Actuator (Belimo LMB24-SR).....	469.33	89.43
23 09 23 12-0722 EA 90 IN-LB, 24 Volt AC/DC, 4-20mA, 2-10 Volt DC, Proportional Control, Non Spring Return Direct Coupled Control Damper Actuator (Belimo NMB24-SR).....	509.09	89.43
23 09 23 12-0723 EA 90 IN-LB, 2 Position, 24 To 240 Volt AC Spring Return Direct Coupled Control Damper Actuator (Belimo NFBUP).....	574.24	89.43
23 09 23 12-0724 EA 175 IN-LB, 24 Volt AC, 4-20mA, 2-10 Volt DC, Proportional Control, Non-Spring Return Direct Coupled Control Damper Actuator (Belimo AMB24-SR).....	605.37	89.43
23 09 23 12-0725 EA 90 IN-LB, 24 Volt AC, 4-20mA, 2-10 Volt DC, Proportional Control, Spring Return Direct Coupled Control Damper Actuator (Belimo NFB24-SR).....	623.84	89.43
23 09 23 12-0726 EA 360 IN-LB, 24 Volt AC, 4-20mA, 2-10 Volt DC, Proportional Control, Non-Spring Return Direct Coupled Control Damper Actuator (Belimo GMB24-SR).....	696.47	89.43
23 09 23 13 Energy Meters (23 09 23)		
23 09 23 13-0001 Surge Protectors (23 09 23 13)		
23 09 23 13-0002 EA Surge Protector, T100's, Summit, BCU, UPCM, PCM, TCM (Transtector TR2255).....	340.16	9.69
23 09 23 13-0003 EA Surge Protector, 1AC Outlet (Transtector TR2251).....	256.80	9.69
23 09 23 13-0004 EA Surge Protector, 2 AC Outlets (Transtector TR2254).....	400.24	9.69
23 09 23 13-0005 EA Surge Protector, DB-15 Connection (Transtector TR2259-DLP15).....	216.10	9.69
23 09 23 13-0006 EA Surge Protector, DB-25 Connection (Transtector TR2259-DLP25).....	216.10	9.69
23 09 23 13-0007 EA Surge Protector, DB-9 Connection (Transtector TR2259-DLP9).....	216.10	9.69
23 09 23 13-0008 EA Surge Protector, Individual Wire Connection (Transtector TR2258).....	313.03	9.69
23 09 23 13-0009 EA Surge Protector, Trane Communication Links (Transtector TR2257).....	192.84	9.69
23 09 23 14 Flow Instruments (23 09 23)		
23 09 23 14-0001 Water Flow Meters (23 09 23 14)		
23 09 23 14-0002 EA Insertion Electromagnetic Water Flow Meter (Onicon F-3500).....	5,065.75	95.88
Note: Excludes pipe fittings.		
23 09 23 14-0003 Air Flow Monitoring Stations (23 09 23 14)		
23 09 23 14-0004 EA Analog Transmitter, 2 Point, 3 Sensor Air Flow Monitoring Station (Ebron GTA116).....	3,962.61	103.91
Note: 10' cable, 36" x 24" typical duct size.		
23 09 23 14-0005 EA Analog Transmitter, 3 Point, 4 Sensor Air Flow Monitoring Station (Ebron GTA116).....	5,703.31	103.91
Note: 10' cable, 48" x 36" typical duct size.		
23 09 23 14-0006 EA Analog Transmitter, 4 Point, 4 Sensor Air Flow Monitoring Station (Ebron GTA116).....	7,105.81	103.91
Note: 10' cable, 60" x 48" typical duct size.		
23 09 23 16 Gas Instruments (23 09 23)		
23 09 23 16-0001 Gas Sensors (23 09 23 16)		
23 09 23 16-0002 EA 6-1/4" x 6-1/8" CO2 Sensor, 0-2,000 ppm (Kele WCO-1B).....	2,111.44	58.15
23 09 23 16-0003 EA Wall Mounted CO2 Sensor, 0-2,000 ppm With LCD Display (Kele CD-AW-LCD).....	932.62	38.77
23 09 23 16-0004 EA CO Monitor/Transmitter, 0 To 250 ppm (Kele GMT-CO-S2).....	1,678.01	58.15
Note: Solid state sensor.		
23 09 23 16-0005 EA CO2 Transmitter, Duct Mount, No Display, 0-10 Volt DC Out, 24 Volt AC/Volt DC, 0-10 Or 4-20mA, 0-2,000 ppm Range With CD-AD Duct Probe Assembly (CDE CD-AD-LCD; CD-AD).....	910.96	69.78
23 09 23 19 Moisture Instruments (23 09 23)		
23 09 23 19-0001 Relative Humidity Sensors (23 09 23 19)		
23 09 23 19-0002 EA 3% Duct Mounted RH Sensor (Kele HD30K).....	567.31	69.78
23 09 23 19-0003 EA 10K Ohm Thermistor 3% Duct Mounted RH Sensor (Kele HD30K-T3).....	582.80	69.78
23 09 23 19-0004 EA 3% RH Outdoor Air Sensor (Kele HO30K).....	659.81	96.92
23 09 23 19-0005 EA 2% Surface Mounted RH Transmitter (Kele HW20K).....	513.43	38.77
23 09 23 21 Motion Instruments (23 09 23)		
23 09 23 21-0001 Peco Motion Sensors (23 09 23 21)		
23 09 23 21-0002 EA Ceiling Mount Passive Infrared, 24 Volt, Slave Motion Sensor (Peco SA200-001).....	187.60	27.25
23 09 23 21-0003 EA Wall/Ceiling Mount Passive Infrared, 24 Volt, Slave Motion Sensor (Peco SB200-001).....	183.90	27.25
23 09 23 21-0004 EA Wall/Ceiling Passive Infrared, 24 Volt, Master Motion Sensor (Peco SD200-001).....	245.87	27.25
23 09 23 21-0005 EA Wall/Ceiling Mount, Passive Infrared, 24 Volt, Master Time Sensor (Peco SD200-002).....	218.53	27.25
23 09 23 21-0006 EA Door Switch Occupancy Sensor (Peco SE200-001).....	68.25	27.25



MINOR CSI UOM DESCRIPTION	TOTAL DIRECT UNIT COST	DEMOLITION UNIT COST
------------------------------	---------------------------	-------------------------

23 09 23 21-0007	EA	Window Switch Occupancy Sensor (Peco SE200-002).....	63.16	27.25
23 09 23 21-0008	EA	Power Pack And Controller (Peco SF200-001).....	115.56	27.25

23 09 23 23 Pressure Instruments (23 09 23)

23 09 23 23-0001 Pressure Sensors (23 09 23 23)

23 09 23 23-0002	EA	0 To 0.5" W.C., Differential Pressure Transmitters With NEMA 1 Case (Kele T30-005).....	756.62	81.84
23 09 23 23-0003	EA	0 To 5" W.C., Differential Pressure Transmitters With NEMA 1 Case (Kele T30-050).....	673.44	81.84
23 09 23 23-0004	EA	0.05 To 12" W.C., Adjustable Differential Pressure Switches (Kele AFS-222).....	270.96	81.84
23 09 23 23-0005	EA	0.05 To 2" W.C., Adjustable Differential Pressure Switches (Kele AFS-262).....	280.63	81.84
23 09 23 23-0006	EA	0.4 To 2" W.C., Manual Reset Adjustable Differential Pressure Switches (Kele AFS-460).....	299.54	81.84
23 09 23 23-0007	EA	0.05 To 12" W.C., 1/8" NPT, Adjustable Differential Pressure Switches (Kele AFS-145).....	277.83	81.84
23 09 23 23-0008	EA	0 To 100 psid, Bypass Valve Assembly Option, Water Differential Pressure Transmitter (Kele 360C-P210D-BVA).....	2,782.46	81.84
		Note: Excludes pipe fittings.		
23 09 23 23-0009	EA	0 To 60 psid, Bypass Valve Assembly Option, Water Differential Pressure Transmitter (Kele 360C-P160D-BVA).....	2,782.46	81.84
		Note: Excludes pipe fittings.		
23 09 23 23-0010	EA	Magnahelic Gauge.....	731.04	50.03

23 09 23 27 Temperature Instruments (23 09 23)

23 09 23 27-0001 Air Temperature Sensors (23 09 23 27)

23 09 23 27-0002	EA	10K Ohm Thermistor Duct Temperature Sensor (Kele ST-D24).....	210.61	69.78
23 09 23 27-0003	EA	10K Ohm Thermistor Duct Temperature Sensor, 1/2" LB Conduit Fitting (Kele ST-D24-XCO).....	293.79	69.78
23 09 23 27-0004	EA	10K Ohm Thermistor Duct Temperature Sensor With Greenfield Fitting (Kele ST-D24-XG).....	220.18	69.78
23 09 23 27-0005	EA	10K Ohm Thermistor Duct Temperature Sensor With Handibox Housing (Kele ST-D24-XH).....	229.99	69.78
23 09 23 27-0006	EA	10K Ohm Thermistor Duct Temperature Sensor With Handibox Housing, 18" Probe (Kele ST-D24-XH-XL18).....	233.26	69.78
23 09 23 27-0007	EA	10K Ohm Thermistor Duct Temperature Sensor With Handibox Housing, 6" Probe (Kele ST-D24-XH-XL6).....	230.03	69.78
23 09 23 27-0008	EA	10K Ohm Thermistor Duct Temperature Sensor With Non Metallic Handibox Housing (Kele ST-D24-XHP).....	231.77	69.78
23 09 23 27-0009	EA	10K Ohm Thermistor Duct Temperature Sensor With 4" Probe (Kele ST-D24-XL4).....	248.29	69.78
23 09 23 27-0010	EA	10K Ohm Thermistor Duct Temperature Sensor With Weatherproof Housing (Kele ST-D24-XW).....	262.73	69.78
23 09 23 27-0011	EA	10K Ohm Thermistor Outdoor Air Temperature Sensor (Kele ST-O24).....	318.77	96.92
23 09 23 27-0012	EA	10K Ohm Thermistor Outdoor Air Temperature Sensor With 25' Lead (Kele ST-O24-XC25).....	329.88	96.92
23 09 23 27-0013	EA	Delta Style Surface Mounted 10K Ohm Thermistor Room Temperature Sensor (Kele BA/10K3-R-N-DF).....	143.91	38.77
23 09 23 27-0014	EA	Delta Style Surface Mounted AD592 Room Temperature Sensor (Kele BA/592-10K-R).....	147.99	38.77
23 09 23 27-0015	EA	Stainless Steel Plate 1K Ohm Room Temperature Sensor (Kele BA/1K8-SP).....	137.26	38.77

23 09 23 27-0016 Water Temperature Sensors (23 09 23 27)

23 09 23 27-0017	EA	5" Immersion 20K Ohm Water Temp Sensor (Honeywell C7041D2001).....	169.42	74.99
23 09 23 27-0018	EA	Strap-On 20K Ohm Water Temp Sensor (Honeywell C7041K2005).....	385.56	74.99

23 09 23 27-0019 Peco Thermostats (23 09 23 27)

23 09 23 27-0020	EA	3 Heating Stage, 2 Cooling Stage Programmable Thermostat With Humidification/Dehumidification Control (Peco T12532-IAQ).....	393.17	18.17
23 09 23 27-0021	EA	3 Heating Stage, 2 Cooling Stage Programmable Thermostat (Peco T12532-001).....	350.79	18.17

23 09 23 53 Proprietary Control Systems (23 09 23)

23 09 23 53-0001 EMCS General Costs (23 09 23 53)

23 09 23 53-0002 EMCS System Design Engineering (23 09 23 53-0001)

Note: Hourly labor rates are used for engineering projects only. Not used in conjunction with construction tasks.

23 09 23 53-0003	HR	EMCS Site Inspection Of Existing Facilities.....	299.85	
23 09 23 53-0004	HR	EMCS Engineering Project Management.....	299.85	
23 09 23 53-0005	HR	EMCS System Engineering, Schematic Design And Layout.....	318.02	
23 09 23 53-0006	HR	EMCS System Software Programming And Graphics Programming.....	318.02	
23 09 23 53-0007	HR	EMCS Graphics Picture Creation.....	204.51	
23 09 23 53-0008	HR	EMCS System Controls Training.....	299.85	
23 09 23 53-0009	HR	EMCS On Site System Diagnostics Field Technician.....	299.85	
23 09 23 53-0010	HR	EMCS Remote Technical Support Using Phone Or Internet.....	249.93	
23 09 23 53-0011	HR	EMCS Travel Time (All Personnel).....	259.02	

23 09 23 53-0012 Field Tests, Checkout And Commissioning (23 09 23 53-0001)

Note: A point is defined as any transmitter, switch, actuator, sensor or device (starter, VFD, controller, fan, electric coil, actuator, valve, etc.) that is monitored or controlled by the EMCS system. Most devices count as 1 point. Actuators, valves and thermostats count as 2 points.

23 09 23 53-0013	PNT	EMCS Field Test.....	159.07	
		Note: Priced per point.		
23 09 23 53-0014	PNT	EMCS Field Checkout And Startup.....	159.07	
		Note: Priced per point.		
23 09 23 53-0015	PNT	EMCS Field Commissioning.....	159.07	
		Note: Priced per point.		
23 09 23 53-0016	EA	EMCS Field Balance Support.....	136.29	
		Note: Priced per controller.		

23 Heating, Ventilating, and Air-Conditioning (HVAC)

23 09 Instrumentation and Control for HVAC

23 09 23 Direct-Digital Control System for HVAC



MINOR
CSI UOM DESCRIPTION

TOTAL DIRECT DEMOLITION
UNIT COST UNIT COST

23 09 23 53-0017	EMCS System Engineering/Submittal Design And Layout <small>(23 09 23 53-0001)</small>		
	Note: A point is defined as any transmitter, switch, actuator, sensor or device (starter, VFD, controller, fan, electric coil, actuator, valve, etc.) that is monitored or controlled by the EMCS system. Most devices count as 1 point. Actuators, valves and thermostats count as 2 points.		
23 09 23 53-0018	PNT EMCS System Engineering/Submittal Design And Layout	53.06	
	Note: Priced per point.		

23 09 23 53-0019	Alerton Controls <small>(23 09 23 53)</small>		
23 09 23 53-0020	EA 50 Devices, 1 WEBtalk VM, Alerton Building Suite 3 (Alerton ABS-3-SMALL)	9,766.28	
23 09 23 53-0021	EA 150 Devices, 1 WEBtalk VM, Alerton Building Suite 3 (Alerton ABS-3-MEDIUM)	12,561.78	
23 09 23 53-0022	EA Dashboard Option, 150 Devices, 1 WEBtalk VM, Alerton Building Suite 3 (Alerton ABS-3-D-MEDIUM)	31,870.11	
23 09 23 53-0023	EA Unlimited Devices, 1 WEBtalk VM, Alerton Building Suite 3 (Alerton ABS-3-LARGE)	23,894.93	
23 09 23 53-0024	EA Dashboard Option, Unlimited Devices, 1 WEBtalk VM, Alerton Building Suite 3 (Alerton ABS-3-D-LARGE)	61,672.08	
23 09 23 53-0025	EA Unlimited Devices, SQL Server Interface, Unlimited WEBtalk VM, Alerton Building Suite 3 (Alerton ABS-3-ENTERPRISE)	48,625.53	
23 09 23 53-0026	EA Dashboard Option, Unlimited Devices, SQL Server Interface, Unlimited WEBtalk VM, Alerton Building Suite 3 (Alerton ABS-3-D-ENTERPRISE)	74,264.45	
23 09 23 53-0027	EA Alerton Building Suite Tech License (Alerton ABS-3-TECH)	2,056.73	
23 09 23 53-0028	EA Enterprise Edition With SQL Server Support, Envision for BACTalk v2.6 (Alerton ENV-BT-2.6-ENT1)	28,142.76	
23 09 23 53-0029	EA Unlimited Controllers, Unlimited Workstation, Envision for BACTalk v2.6 (Alerton ENV-BT-2.6-LRG)	20,574.73	
23 09 23 53-0030	EA 150 Controllers, 3 Workstation, Envision for BACTalk v2.6 (Alerton ENV-BT-2.6-MED)	12,503.03	
23 09 23 53-0031	EA 50 Controllers, 1 Workstation, Envision for BACTalk v2.6 (Alerton ENV-BT-2.6-SM)	7,705.31	
23 09 23 53-0032	EA 10 Controllers, 1 Workstation, Envision for BACTalk v2.6 (Alerton ENV-BT-2.6-XS)	2,969.09	
23 09 23 53-0033	EA 1 Ethernet, 1 MS/TP, BACTalk Control Module (Alerton 715000100)	5,315.48	290.76
23 09 23 53-0034	EA Foreign Protocol Converter For P1 Systems, BACTalk Control Module (Alerton BCM-FPCS)	7,850.12	387.68
23 09 23 53-0035	EA Modbus Gateway, BACTalk Control Module (Alerton BCM-MDBS)	7,747.70	387.68
23 09 23 53-0036	EA V.90/56K Modem, BACTalk Control Module (Alerton BCM-MDM)	2,838.97	290.76
23 09 23 53-0037	EA 1 MS/TP, BACTalk Control Module (Alerton 715000300)	3,439.21	290.76
23 09 23 53-0038	EA Power Supply, BACTalk Control Module (Alerton BCM-PWS)	2,654.27	290.76
23 09 23 53-0039	EA 1 TUX Trunk, BACTalk Control Module (Alerton BCM-TUX)	3,301.54	290.76
23 09 23 53-0040	EA Web Server And Configurator CD, BACTalk Control Module (Alerton BCM-WEB)	7,808.77	290.76
23 09 23 53-0041	EA BACTalk Field Level Gateway For Modbus (Alerton FLG-MODBUS)	3,579.62	387.68
23 09 23 53-0042	EA EXP BACnet Controller (Alerton VLX)	7,868.62	775.37
23 09 23 53-0043	EA VLX BACnet High Performance Controller (Alerton VLX-PLATINUM)	9,182.44	775.37
23 09 23 53-0044	EA Multiple Segment MS/TP Repeater (Alerton MSTP-REP)	1,211.55	86.33
23 09 23 53-0045	EA 4 Inputs, 2 Flow Transducers, 4 Ground-Switching Binary Triac Outputs, Dual-Duct VAV Controller (Alerton VAV-DD)	2,314.29	290.76
23 09 23 53-0046	EA 4 Inputs, 2 Flow Transducers, 3 Binary Triac Outputs, 4 Ground-Switching Binary Triac Outputs, Dual-Duct VAV Controller (Alerton VAV-DD7)	2,452.81	290.76
23 09 23 53-0047	EA 4 Inputs, 1 Flow Transducers, 3 Hot-Switching Binary Triac Outputs, 2 Ground-Switching Binary Triac Outputs, Single-Duct VAV Controller (Alerton VAV-SD)	1,974.30	290.76
23 09 23 53-0048	EA 4 Universal Inputs, 5 Binary Outputs, 2 Analog Outputs, Single-Duct VAV Controller (Alerton VAV-SD2A)	2,167.39	290.76
23 09 23 53-0049	EA 5 Universal Inputs, 6 Binary Outputs, Integral Honeywell Actuator, Single-Duct VAV Controller (Alerton VAViH-SD)	2,158.99	290.76
23 09 23 53-0050	EA 11 Inputs, 8 Binary Triac Outputs, 8 Analog Outputs, BACTalk Field Controller For Central Plant Systems (Alerton VLC-1188)	3,267.12	290.76
23 09 23 53-0051	EA 16 Inputs, BACTalk Field Controller (Alerton VLC-1600)	2,504.02	290.76
23 09 23 53-0052	EA 16 Inputs, 16 Binary Triac Outputs, BACTalk Field Controller (Alerton VLC-16160)	3,760.13	387.68
23 09 23 53-0053	EA 4 Universal Inputs, 4 Binary Outputs, 4 Analog Outputs, Field Controller (Alerton VLC-444)	1,663.48	193.85
23 09 23 53-0054	EA 5 Inputs, 5 Binary Outputs, BACTalk Field Controller (Alerton VLC-550)	1,608.06	193.85
23 09 23 53-0055	EA 6 Inputs, 2 Binary Triac Outputs, 3 Isolated Relay Outputs, BACTalk Field Controller (Alerton VLC-651R)	2,179.97	290.76
23 09 23 53-0056	EA 6 Inputs, 3 Binary Triac Outputs, 3 Isolated Relay Outputs, BACTalk Field Controller (Alerton VLC-660R)	2,179.97	290.76
23 09 23 53-0057	EA 8 Inputs, 5 Binary Triac Outputs, 3 Analog Outputs, BACTalk Field Controller (Alerton VLC-853)	2,627.42	290.76
23 09 23 53-0058	EA 16 Universal Inputs, 8 Binary Outputs, 8 Analog Outputs, Field Controller (Alerton VLCA-1688)	5,230.08	387.68
23 09 23 53-0059	EA 2 Fixed Inputs, 3 Universal Inputs, 6 Binary Outputs, 2 Analog Outputs, VisualLogic Display Controller (Alerton VLD-362)	2,259.72	290.76
23 09 23 53-0060	EA Wireless Door Contact Sensor (Alerton AL-OC-DS)	154.08	10.90
23 09 23 53-0061	EA One-Speed BACTalk Microset Wall Sensor (Alerton MS-1010H-BT)	251.80	10.90
23 09 23 53-0062	EA One-Speed BACTalk Microset Wall Sensor With RH Sensor (Alerton MS-1010H-BT)	648.03	10.90
23 09 23 53-0063	EA Three-Speed BACTalk Microset Wall Sensor (Alerton MS-1030H-BT)	648.03	10.90
23 09 23 53-0064	EA Three-Speed BACTalk Microset Wall Sensor With RH Sensor (Alerton MS-1030H-BT)	503.66	10.90
23 09 23 53-0065	EA BACnet-Compliant Wall Sensor (Alerton TS-1050H-BT)	167.86	10.90
23 09 23 53-0066	EA Wireless Temperature And Humidity Sensor (Alerton WTS-1000-KIT)	684.14	10.90
23 09 23 53-0067	EA Wireless Temperature And Humidity Sensor With Temperature Adjustment Knob And Manual Override (Alerton WTS-1050-KIT)	768.10	10.90
23 09 23 53-0068	EA 10 12-Bit Inputs, 12 Binary Triac Outputs Expansion Module (Alerton EXP-10-12-0)	3,258.73	290.76
23 09 23 53-0069	EA 10 12-Bit Inputs, 4 Binary Triac Outputs Expansion Module (Alerton EXP-10-4-8)	3,465.23	290.76
23 09 23 53-0070	EA 22 12-Bit Inputs Expansion Module (Alerton EXP-22-0-0)	3,287.27	290.76
23 09 23 53-0071	EA 50 Devices, Ascent Compass 1 Software, Small License (Alerton Compass-1-SM)	10,257.70	
23 09 23 53-0072	EA Global Controller Base Unit (Alerton ACM)	5,588.22	290.76
23 09 23 53-0073	EA External Battery Pack For ACM (Alerton ACM-BATT)	1,214.09	161.73
23 09 23 53-0074	EA Licenses The ACM For Capacity Of 32 Directly Connected Devices (Alerton ACM032)	995.76	
23 09 23 53-0075	EA Microset 4 Wall Sensor (Alerton MS4-THC)	1,141.18	10.90

23 09 23 53-0076	Automated Logic Controls <small>(23 09 23 53)</small>		
23 09 23 53-0077	EA 0 Digital Outputs, 8 Universal Inputs, 0 Analog Outputs Standalone Control Module (Automated Logic M0100)	3,675.67	290.76
23 09 23 53-0078	EA 0 Digital Outputs, 32 Universal Inputs, 0 Analog Outputs Standalone Control Module (Automated Logic M0320)	8,206.97	872.29
23 09 23 53-0079	EA 2 Digital Outputs, 2 Universal Inputs, 0 Analog Outputs Standalone Control Module (Automated Logic M220nx)	2,530.56	290.76
23 09 23 53-0080	EA 4 Digital Outputs, 10 Universal Inputs, 6 Analog Outputs Standalone Control Module (Automated Logic M4106nx)	5,356.66	387.68



MINOR CSI UOM DESCRIPTION	TOTAL DIRECT UNIT COST	DEMOLITION UNIT COST
23 09 23 53-0081 EA 8 Digital Outputs, 10 Universal Inputs, 2 Analog Outputs Standalone Control Module (Automated Logic M8102nx).....	5,271.20	387.68
23 09 23 53-0082 EA 16 Digital Outputs, 16 Universal Inputs, 0 Analog Outputs Standalone Control Module (Automated Logic M16160).....	8,491.46	775.37
23 09 23 53-0083 EA 8 Digital Outputs, 8 Universal Inputs, 0 Analog Outputs Standalone Control Module (Automated Logic M880nx).....	4,715.74	387.68
23 09 23 53-0084 EA 0 Digital Outputs, 32 Universal Inputs, 0 Analog Outputs Expander Control Module (Automated Logic MX0320).....	4,735.32	290.76
23 09 23 53-0085 EA 16 Digital Outputs, 16 Universal Inputs, 0 Analog Outputs Expander Control Module (Automated Logic MX16160).....	7,978.73	775.37
23 09 23 53-0086 EA No Display, Interior Wall Mounted, Standalone Controller For Heat Pumps, Fan Coil Units And Other Packaged HVAC Equipment (Automated Logic RC642).....	1,874.48	193.85
23 09 23 53-0087 EA With Display, Interior Wall Mounted, Standalone Controller For Heat Pumps, Fan Coil Units And Other Packaged HVAC Equipment (Automated Logic RC642D).....	2,002.07	193.85
23 09 23 53-0088 EA 3 Digital Outputs, 4 Universal Inputs, 1 Analog Outputs Controller For Pressure Independent VAV Applications (Automated Logic ZN341+).....	2,774.47	193.85
23 09 23 53-0089 EA 1 Digital Outputs, 4 Universal Inputs, 1 Analog Outputs Controller For Pressure Independent VAV Applications (Automated Logic ZN141+).....	2,678.33	193.85
23 09 23 53-0090 EA Air Flow Sensor And Damper Actuator Accessory For ZN341V+ Or ZN141V+ (Automated Logic ZASF).....	2,308.37	290.76
23 09 23 53-0091 EA Unlimited Points, Front End Software For Building Control (Automated Logic WC).....	14,102.36	
23 09 23 53-0092 EA 500 Point, Front End Software For Building Control (Automated Logic WC500).....	8,889.54	
23 09 23 53-0093 EA Enterprise Integration Option, Front End Software For Building Control (Automated Logic WC-ENTERPRISE).....	11,651.21	

23 09 23 53-0094 Cypress Envirosystems Controls (23 09 23 53)

23 09 23 53-0095 Wireless Pneumatic Thermostat (23 09 23 53-0094)

Note: Wireless pneumatic thermostats, hub and repeaters must be installed by installers certified by the manufacturer.

23 09 23 53-0096 EA Two-Pipe Direct Acting Wireless Pneumatic Thermostat (Cypress Envirosystems WPT-LoRa-T2DP).....	529.22	12.12
Note: One for every thermostat to be retrofitted.		
For >50 To 200, Deduct	-27.18	
For >200, Deduct	-54.31	
23 09 23 53-0097 EA Two-Pipe Reverse Acting Wireless Pneumatic Thermostat (Cypress Envirosystems WPT-LoRa-T2RP).....	529.22	12.12
Note: One for every thermostat to be retrofitted.		
For >50 To 200, Deduct	-27.18	
For >200, Deduct	-54.31	
23 09 23 53-0098 EA Single-Pipe Direct Acting Wireless Pneumatic Thermostat (Cypress Envirosystems WPT-LoRa-T1DP).....	529.22	12.12
Note: One for every thermostat to be retrofitted.		
For >50 To 200, Deduct	-27.18	
For >200, Deduct	-54.31	
23 09 23 53-0099 EA Single-Pipe Indirect Acting Wireless Pneumatic Thermostat (Cypress Envirosystems WPT-LoRa-T1RP).....	529.22	12.12
Note: One for every thermostat to be retrofitted.		
For >50 To 200, Deduct	-27.18	
For >200, Deduct	-54.31	
23 09 23 53-0100 EA Two-Pipe Direct Acting Deadband Wireless Pneumatic Thermostat (Cypress Envirosystems WPT-LoRa-T2DP-DB).....	602.03	12.12
Note: One for every thermostat to be retrofitted.		
For >50 To 200, Deduct	-31.23	
For >200, Deduct	-62.40	
23 09 23 53-0101 EA Two-Pipe Reverse Acting Deadband Wireless Pneumatic Thermostat (Cypress Envirosystems WPT-LoRa-T2RP-DB).....	602.03	12.12
Note: One for every thermostat to be retrofitted.		
For >50 To 200, Deduct	-31.23	
For >200, Deduct	-62.40	
23 09 23 53-0102 EA Single-Pipe Direct Acting Deadband Wireless Pneumatic Thermostat (Cypress Envirosystems WPT-800-T1DP-DB).....	602.03	12.12
Note: One for every thermostat to be retrofitted.		
For >50 To 200, Deduct	-31.23	
For >200, Deduct	-62.40	
23 09 23 53-0103 EA Single-Pipe Indirect Acting Deadband Wireless Pneumatic Thermostat (Cypress Envirosystems WPT-LoRa-T1RP-DB).....	602.03	12.12
Note: One for every thermostat to be retrofitted.		
For >50 To 200, Deduct	-31.23	
For >200, Deduct	-62.40	
23 09 23 53-0104 EA Wireless Pneumatic Thermostat Blank Cover (Cypress Envirosystems WPT-800-MCOV).....	43.34	12.12
Note: Optional cover.		
For >50 To 200, Deduct	-1.74	
For >200, Deduct	-3.47	
23 09 23 53-0105 EA Green Box Controller (Cypress Envirosystems GBC-830-COM).....	4,766.68	12.12
Note: One unit for up to 100 thermostats.		
For 2, Deduct	-238.08	
For >2, Deduct	-475.74	
23 09 23 53-0106 EA WPT USB Hub (Cypress Envirosystems WPT-800-HUSB).....	458.29	12.12
Note: One unit for up to 100 thermostats.		
For 2, Deduct	-24.81	
For >2, Deduct	-49.57	
23 09 23 53-0107 EA WPT Repeater (Cypress Envirosystems WPT-800-RWAL).....	797.53	12.12
Note: One unit for up to 15 thermostats.		
For >5 To 10, Deduct	-40.97	
For >10, Deduct	-81.88	
23 09 23 53-0108 EA 24 Volt, WPT Repeater (Cypress Envirosystems WPT-800-RWAL24V).....	978.15	12.12
Note: One unit for up to 15 thermostats.		
For >5 To 10, Deduct	-47.65	
For >10, Deduct	-95.21	

23 09 23 53-0109 Delta Controls (23 09 23 53)

23 09 23 53-0110 Software (23 09 23 53-0109)

Note: Excludes programming, set-up and commissioning of application.

23 Heating, Ventilating, and Air-Conditioning (HVAC)**23 09 Instrumentation and Control for HVAC****23 09 23 Direct-Digital Control System for HVAC**MINOR
CSI UOM DESCRIPTIONTOTAL DIRECT DEMOLITION
UNIT COST UNIT COST

23 09 23 53-0111	EA	Orca Software Unlimited Points License (Delta Controls DOW333-USB).....	2,398.70	
23 09 23 53-0112	EA	Orca Graphics Module, Delta Controls Orca View With Graphics Creation Capabilities (Delta Controls DOW333-L-USB).....	4,041.90	
23 09 23 53-0113	EA	Orca Historical Module, Delta Controls Historian Package With Unlimited Archiving Trend Logs (Delta Controls DHS330-HL-USB).....	8,757.45	
23 09 23 53-0114	EA	Web Server Unlimited Points License, Delta Controls Web Server Front End (Delta Controls DWS330-L-USB).....	13,850.75	
23 09 23 53-0115	EA	Web Server Limited Points (Maximum I/O 2500) License, Delta Controls Web Server Front End (Delta Controls DWS330-M-USB)	7,114.25	
23 09 23 53-0116	EA	Web Server Limited Points (Maximum I/O 250) License, Delta Controls Web Server Front End (Delta Controls DWS330-S-USB).....	2,398.70	
23 09 23 53-0117	EA	100 User Energy Portal, Data Collection Controller, Web PC Server Program License (Delta Controls EP-2.01)	5,766.95	
23 09 23 53-0118	EA	1,000 User Energy Portal, Data Collection Controller, Web PC Server Program License (Delta Controls EP-2.02)	7,114.25	
23 09 23 53-0119	EA	KW Meter With H8163-2400-4-3 Series, With 3, 2,400 Amperes CT's And BACnet MS/TP Interface (Delta Controls H8186-CB)	2,519.02	121.16
23 09 23 53-0120	EA	Delta Controls Touch Screen (Delta Controls DHMI-7-I)	2,743.06	
23 09 23 53-0121		EMCS Central Equipment And Controllers (23 09 23 53-0109)		
23 09 23 53-0122	EA	Fully Programmable, Native BACnet Building Controller (Delta Controls DSC-1616E + DFM1616)	6,703.54	484.60
		Note: Includes 32 Universal Inputs/32 Analog Or Binary Outputs HOA's, Twisted-Pair Ethernet Port, BACnet IP, BACnet Over Ethernet, Main LAN RS-485 BACnet MS/TP (Maximum Of 99 Devices), SubLAN (Net2) BACnet MS/TP (Maximum 99 Devices) Or Delta LINKnet At 76,800 BPS, Serial RS-232 BACnet PTP, Real-Time Clock With Lithium Battery And SRAM Backup		
23 09 23 53-0123	EA	Fully Programmable, Native BACnet Building Controller, 16 Universal Inputs/16 Analog Or Binary Outputs HOA'S, Twisted-Pair Ethernet Port, BACnet IP, BACnet Over Ethernet, Main LAN RS-485 BACnet MS/TP (Maximum Of 99 Devices), Sublan (Net2) BACnet MS/TP (Maximum 99 Devices) Or Delta LINKnet At 76,800 BPS (Maximum 12 Devices On LINKnet, With 2 DFM Devices) Serial RS-232 BACnet PTP, Real-Time Clock With Lithium Battery And SRAM Backup (Delta Controls DSC-1616E).....	6,547.86	484.60
23 09 23 53-0124	EA	Fully Programmable, Native BACnet Advanced Application Controller That Communicates On A RS-485 LAN Using The BACnet MS/TP Protocol, 11 Universal Inputs, 4 Analog Output Or 6 Binary (Triac) Outputs (Delta Controls DAC-1146)	4,752.58	484.60
23 09 23 53-0125	EA	Fully Programmable, Native BACnet Advanced Application Controller That Communicates On A RS-485 LAN Using The BACnet MS/TP Protocol, 11 Universal Inputs, 8 Analog Or Binary Outputs (Delta Controls DAC-1180)	4,752.58	484.60
23 09 23 53-0126	EA	Fully Programmable, Native BACnet Advanced Application Controller That Communicates On A RS-485 LAN Using The BACnet MS/TP Protocol, 11 Universal Inputs, 4 Analog Output Or 6 Binary (Triac) Outputs (Delta Controls DAC-1146)	4,752.58	484.60
23 09 23 53-0127	EA	Fully Programmable, Native BACnet Advanced Application Controller That Communicates On A RS-485 LAN Using The BACnet MS/TP Protocol, 6 Universal Inputs, 3 Binary (Triac) Outputs And 3 Analog Outputs (Delta Controls DAC-633 R3).....	4,424.28	484.60
23 09 23 53-0128	EA	VAV Controllers Are Native BACnet Application Controllers That Are Fully Programmable, Communicate On A RS-485 LAN Using The MS/TP BACnet Protocol, 3 Universal Inputs, 4 Binary Outputs, Actuator Position Feedback, Supports 4 BACstat Network Sensors On LINKnet For Room Sensing And Control Or 2 Delta Field Modules On LINKnet For I/O Expansion (Delta Controls DVC-304AF)	1,565.39	242.30
23 09 23 53-0129	EA	Fully Programmable, Native BACnet Advanced Application Controller That Communicates On A RS-485 LAN Using The BACnet MS/TP Protocol, 4 Binary Triac Outputs (24 Volt AC), 3 Binary Relay Outputs For Fan Speed Control, 240 Volt AC, 1 HP (60 LRA/10 FLA) LED Status Indication Of Each Output (Delta Controls DFC-304R3-240)	1,420.56	242.30
23 09 23 53-0130	EA	Fully Programmable, Native BACnet Advanced Application Controller That Communicates On A RS-485 LAN Using The BACnet MS/TP Protocol, 6 Universal Inputs, 3 Binary (Triac) Outputs And 3 Analog Outputs (Delta Controls DAC-633 R3).....	1,516.65	242.30
23 09 23 53-0131	EA	Fully Programmable, Native BACnet Advanced Application Controller That Communicates On A RS-485 LAN Using The BACnet MS/TP Protocol, 4 Binary Triac Outputs (24 Volt AC), 3 Binary Relay Outputs For Fan Speed Control, 240 Volt AC, 1 HP (60 LRA/10 FLA) LED Status Indication Of Each Output (Delta Controls DFC-304R3-240)	1,420.56	242.30
23 09 23 53-0132	EA	Remotely Expandable I/O To Delta's BACnet Controllers, 16 Universal Inputs, 16 Analog Outputs (Delta Controls DFM-1616)	3,367.19	302.87
23 09 23 53-0133	EA	Remotely Expandable I/O To Delta's BACnet Controllers, 4 Universal Inputs, 4 Analog Outputs (Delta Controls DFM-440)	837.76	121.16
23 09 23 53-0134	EA	Remotely Expandable I/O To Delta's BACnet™ Controllers, 4 Universal Inputs, 4 Binary Triac Outputs (Delta Controls DFM-404)	898.83	121.16
23 09 23 53-0135	EA	Remotely Expandable I/O To Delta's BACnet™ Controllers, 16 Universal Inputs (Delta Controls DFM-1600).....	1,057.20	121.16
23 09 23 53-0136		Network, VAV And Special Sensors (23 09 23 53-0109)		
23 09 23 53-0137	EA	BACnet MS/TP VAV Network Room Temperature Sensor With LCD Display (Delta Controls DNS-24)	278.71	38.77
23 09 23 53-0138	EA	BACnet MS/TP VAV Network Temperature And Humidity Sensor With LCD Display (Delta Controls DNS-H24)	378.50	43.62
23 09 23 53-0139	EA	Programmable BACnet MS/TP Thermostat With 8 Button Keypad And LCD Display For DX Unit, Fan Coils And RTU (Delta Controls DAC-T305-G2B).....	746.32	18.17
23 09 23 53-0140		Honeywell Controls (23 09 23 53)		
23 09 23 53-0141		EMCS Central Equipment And Controllers (23 09 23 53-0140)		
23 09 23 53-0142		EMCS Network Area Controllers (BACnet Or Lon) (23 09 23 53-0141)		
		Note: Includes loading software, software license, loading data base and mounting on wall.		
23 09 23 53-0143	EA	Network Area Java Controller Supporting 126 Devices (Honeywell WC2003B2004)	12,089.20	590.61
		Note: Includes 128 MB RAM / 32 MB Flash, 10/100 MB ethernet port, 1 minimum RS-232 serial ports, 1 minimum RS-485 electrically isolated ports, 1 LonWorks port (supports 126 devices), and web user interface software.		
23 09 23 53-0144	EA	Network Area Java Controller Supporting 27 Devices (Honeywell WC2003B1022)	8,238.15	590.61
		Note: Includes 128 MB RAM / 32 MB Flash, 10/100 MB ethernet port, 1 RS-232 port, 1 RS-485 port, 1 LonWorks port with driver, Lon tunnel service, BACnet driver, wind river VxWorks OS with Jeode java virtual machine, Niagara control engine and web user interface software (supports 27 device).		



MINOR CSI UOM DESCRIPTION	TOTAL DIRECT UNIT COST	DEMOLITION UNIT COST
23 09 23 53-0145 EA Network Area Java Controller Supporting 10 Devices (Honeywell WEB-201)..... Note: Includes 128 MB RAM / 64 MB Flash, 2 10/100 MB ethernet ports, 1 RS-232 serial port, 1 RS-485 serial port, NDIO port, 2 communication card option slots, BACnet IP Client, and BACnet MS/TP. Supports up to 10 devices.	6,285.88	590.61
23 09 23 53-0146 EA Network Area Java Controller Supporting 10 Devices (Honeywell WEB-201-EZ)..... Note: Includes 128 MB RAM / 64 MB Flash, 2 10/100 Mb ethernet ports, 1 RS-232 serial port, 1 RS-485 serial port, NDIO port, 2 communication card option slots, BACnet IP Client, and BACnet MS/TP. Includes WEB user interface and Enterprise connectivity pack.	7,839.43	590.61
23 09 23 53-0147 EA Niagara Network Area Java Controller Supporting 10 Devices (Honeywell WEB-201-LN)..... Note: Includes 128 MB RAM / 64 MB Flash, 2 10/100 Mb ethernet ports, factory installed LON card, NDIO port and MODBus TCP driver. Excludes RS232 and RS485 communications. Includes Niagara network ethernet communication between stations.	6,232.39	590.61
23 09 23 53-0148 EA Web UI Network Area Java Controller Supporting 10 Devices (Honeywell WEB-201-LU)..... Note: Includes 128 MB RAM / 64 MB Flash, 2 10/100 Mb ethernet ports, factory installed LON card, NDIO port and MODBus TCP driver. Excludes RS232 and RS485.	6,232.39	590.61
23 09 23 53-0149 EA 16 Point BACnet IP Network Area Java Controller (Honeywell WEB-216-B)..... Note: Includes 16 IO point equipment controller consisting of a controller, one IO-16 module and BACnet IP client communications. Includes 64 MB RAM / 64 MB Flash, 2 10/100 MB ethernet ports, NDIO port and 2 communication card option slots. Excludes RS232 and RS485. The LON card is not an option on this controller.	6,769.69	590.61
23 09 23 53-0150 EA 16 Point Web UI And BACnet IP Network Area Java Controller (Honeywell WEB-216-BU)..... Note: Includes 16 IO point equipment controller consisting of a controller, one IO-16 module and BACnet IP client communications. Includes 64 MB RAM / 64 MB Flash, 2 10/100 MB ethernet ports, NDIO port and 2 communication card option slots. Excludes RS232 and RS485. The LON card is not an option on this controller.	7,333.73	590.61
23 09 23 53-0151 EA 16 Point Niagara Network Area Java Controller (Honeywell WEB-216-N)..... Note: Includes 16 IO point equipment controller consisting of a controller, one IO-16 module and BACnet IP client communications. Includes 64 MB RAM / 64 MB Flash, 2 10/100 MB ethernet ports, NDIO port and 2 communication card option slots. Excludes RS232 and RS485. The LON card is not an option on this controller.	6,769.69	590.61
23 09 23 53-0152 EA 16 Point Web UI And Niagara Network Area Java Controller (Honeywell WEB-216-NU)..... Note: Includes 16 IO point equipment controller consisting of a controller, one IO-16 module and BACnet IP client communications. Includes 64 MB RAM / 64 MB Flash, 2 10/100 MB ethernet ports, NDIO port and 2 communication card option slots. Excludes RS232 and RS485. The LON card is not an option on this controller.	7,333.73	590.61
23 09 23 53-0153 EA 34 Point BACnet IP Network Area Java Controller (Honeywell WEB-234-B)..... Note: Includes 34 IO point equipment controller consisting of a controller, one IO-16 module and BACnet IP client communications. Includes 64 MB RAM / 64 MB Flash, 2 10/100 MB ethernet ports, NDIO port and 2 communication card option slots. Excludes RS232 and RS485. The LON card is not an option on this controller.	7,338.59	590.61
23 09 23 53-0154 EA 34 Point Web UI and BACnet IP Network Area Java Controller (Honeywell WEB-234-BU)..... Note: Includes 34 IO point equipment controller consisting of a controller, one IO-16 module and BACnet IP client communications. Includes 64 MB RAM / 64 MB Flash, 2 10/100 MB ethernet ports, NDIO port and 2 communication card option slots. Excludes RS232 and RS485. The LON card is not an option on this.	7,902.64	590.61
23 09 23 53-0155 EA 34 Point Niagara Network Area Java Controller (Honeywell WEB-216-N)..... Note: Includes 34 IO point equipment controller consisting of a controller, one IO-16 module and BACnet IP client communications. Includes 64 MB RAM / 64 MB Flash, 2 10/100 MB ethernet ports, NDIO port and 2 communication card option slots. Excludes RS232 and RS485. The LON card is not an option on this controller.	7,338.59	590.61
23 09 23 53-0156 EA 34 Point Web UI and Niagara Network Area Java Controller (Honeywell WEB-216-NU)..... Note: Includes 34 IO point equipment controller consisting of a controller, one IO-16 module and BACnet IP client communications. Includes 64 MB RAM / 64 MB Flash, 2 10/100 MB ethernet ports, NDIO port and 2 communication card option slots. Excludes RS232 and RS485. The LON card is not an option on this.	7,902.64	590.61
23 09 23 53-0157 EA Network Area Java Controller Supporting 27 Devices (Controller Only) (Honeywell WEB-403-AX)..... Note: Includes 128 MB RAM / 32 MB Flash, 10/100 MB ethernet port, 1 RS-485 port, 1 RS-232 port, 1 LonWorks FTT 10 port, 6 universal inputs (analog or contact/pulse input), 4 form C (SPDT) relay outputs. Excludes UI service and Enterprise connectivity service.	7,812.68	590.61
23 09 23 53-0158 EA Unrestricted Network Area Java Controller Supporting 27 Devices (Controller Only)..... Note: Unrestricted limit on connected devices. Includes 128 MB RAM / 32 MB Flash, 10/100 MB ethernet port, 1 RS-485 port, 1 RS-232 port, 1 LonWorks FTT 10 port, 6 universal inputs (analog or contact/pulse input), 4 form C (SPDT) relay outputs. Excludes UI service and Enterprise connectivity service. Honeywell WEB-403-EXP-AX. As with other WEBs controllers, capacity is limited by the characteristics of the application including size and complexity.	9,696.88	590.61
23 09 23 53-0159 EA Easy Pack Network Area Java Controller Supporting 27 Devices (Honeywell WEB-403-EZ)..... Note: Includes controller plus User Interface Station Pack and Enterprise Connectivity Station Pack bundled as an "easy-order" bundle. Includes 128 MB RAM / 32 MB Flash, 10/100 MB ethernet port, 1 RS-485 port, 1 RS-232 port, 1 LonWorks FTT 10 port, 6 universal inputs (analog or contact/pulse input), 4 form C (SPDT) relay outputs. Excludes UI service and Enterprise connectivity service.	10,277.94	590.61
23 09 23 53-0160 EA Expanded Easy Pack Network Area Java Controller Supporting 27 Devices (Honeywell WEB-403-EXP-EZ)..... Note: Unrestricted limit on connected devices. Includes controller plus User Interface Station Pack and Enterprise Connectivity Station Pack bundled as an "easy-order" bundle. Includes 128 MB RAM / 32 MB Flash, 10/100 MB ethernet port, 1 RS-485 port, 1 RS-232 port, 1 LonWorks FTT 10 port, 6 universal inputs (analog or contact/pulse input), 4 form C (SPDT) relay outputs. Excludes UI service and Enterprise connectivity service. As with other WEBs controllers, capacity is limited by the characteristics of the application including size and complexity.	12,162.14	590.61
23 09 23 53-0161 EA Network Area Java Controller Supporting 124 Devices (Controller Only) (Honeywell WEB-545-AX)..... Note: Includes 128 MB RAM / 32 MB Flash, 10/100 MB ethernet port, 4 RS-485 port, 2 RS-232 port, 1 LonWorks port. As with other WEBs controllers, capacity is limited by the characteristics of the application. Unit is supplied with a steel, wall mountable enclosure, and 120 volt power supply. Excludes UI service and Enterprise connectivity service.	10,304.68	590.61
23 09 23 53-0162 EA Easy Pack Network Area Java Controller Supporting 124 Devices (Honeywell WEB-545-EZ)..... Note: Includes 128 MB RAM / 32 MB Flash, 10/100 MB ethernet port, 4 RS-485 port, 2 RS-232 port, 1 LonWorks port. As with other JACES, capacity is limited by the characteristics of the application. Unit is supplied with a steel, wall mountable enclosure, and 120 volt power supply. Includes WEB-545-AX plus User Interface Station Pack (UI-SP-5XX) and Enterprise Connectivity Station Pack (EC-SP-5XX) bundled as an "easy-order" bundle.	13,895.59	590.61
23 09 23 53-0163 EMCS Network Interfaces (23 09 23 53-0141) Note: Includes installation, start-up and tech labor.		
23 09 23 53-0164 EA Serial LonTalk Adapter For LonWorks Bus And A PC (Honeywell Q7760A2001).....	1,748.02	163.55
23 09 23 53-0165 EA Serial LonTalk Card For LonWorks Bus And A PC (Honeywell Q7752B2009)..... Note: For laptop computer.	1,486.67	109.04

23 Heating, Ventilating, and Air-Conditioning (HVAC)

23 09 Instrumentation and Control for HVAC

23 09 23 Direct-Digital Control System for HVAC



MINOR
CSI UOM DESCRIPTION

TOTAL DIRECT DEMOLITION
UNIT COST UNIT COST

23 09 23 53-0166	EA	FTT-10 To FTT-10 Router (Honeywell Q7751A2010).....	1,896.47	204.51
23 09 23 53-0167	EA	4FTT-10 To TP/FTT-1250 Multi Port Router (Honeywell Q7751J2002).....	2,906.64	295.37
23 09 23 53-0168	EA	Two Way Lon Repeater (Honeywell Q7740A1008)	1,498.97	295.37
23 09 23 53-0169	EA	FTT Termination Module For Network Bus (Honeywell 209541B).....	108.33	36.35

23 09 23 53-0170 DDC Application Specific Controller Assemblies (23 09 23 53-0141)

Note: Includes submittal generation, installation, field test, checkout and start-up. Includes control enclosure, transformer, terminal strip and ancillary devices. (For example, fan coil unit include valves, actuators with controller and thermostat; VAVs include controller, thermostat and hot water valve if VAV has reheat coil). Excludes graphics and database generation. Excludes discharge air sensor.

23 09 23 53-0171	EA	Up To 10 Factory Installed Cooling Only Or Electric Reheat VAV Or FPB Controller Assemblies	2,781.84	667.88
23 09 23 53-0172	EA	>10 Factory Installed Cooling Only Or Electric Reheat VAV Or FPB Controller Assemblies	2,327.52	395.29
23 09 23 53-0173	EA	Up To 10 Field Installed Cooling Only Or Electric Reheat VAV Or FPB Controller Assemblies.....	2,972.65	782.37
23 09 23 53-0174	EA	>10 Field Installed Cooling Only Or Electric Reheat VAV Or FPB Controller Assemblies	2,518.34	509.78
23 09 23 53-0175	EA	Up To 10 Factory Installed Steam Or Hot Water Heating VAV Or FPB Controller Assemblies	3,285.94	817.85
23 09 23 53-0176	EA	>10 Factory Installed Steam Or Hot Water Heating VAV Or FPB Controller Assemblies	2,945.14	612.79
23 09 23 53-0177	EA	Up To 10 Field Installed Steam Or Hot Water Heating VAV Or FPB Controller Assemblies.....	3,490.36	940.51
23 09 23 53-0178	EA	>10 Field Installed Steam Or Hot Water Heating VAV Or FPB Controller Assemblies	3,122.26	719.76
23 09 23 53-0179	EA	Up To 10 Factory Installed Application Specific Heat Pump Or Gas Heat With DX Cooling Controller Assemblies.....	2,461.36	667.79
23 09 23 53-0180	EA	>10 Factory Installed Application Specific Heat Pump Or Gas Heat With DX Cooling Controller Assemblies.....	2,007.04	395.29
23 09 23 53-0181	EA	Up To 10 Field Installed Application Specific Heat Pump Or Gas Heat With DX Cooling Controller Assemblies.....	2,711.29	817.85
23 09 23 53-0182	EA	>10 Field Installed Application Specific Heat Pump Or Gas Heat With DX Cooling Controller Assemblies.....	2,256.86	545.18
23 09 23 53-0183	EA	Up To 10 Factory Installed Application Specific Fan Coil Unit Controller Assemblies	3,288.47	678.79
23 09 23 53-0184	EA	>10 Factory Installed Application Specific Fan Coil Unit Controller Assemblies.....	2,825.07	554.87
23 09 23 53-0185	EA	Up To 10 Field Installed Application Specific Fan Coil Unit Controller Assemblies.....	3,538.40	940.50
23 09 23 53-0186	EA	>10 Field Installed Application Specific Fan Coil Unit Controller Assemblies	3,074.88	625.14
23 09 23 53-0187	EA	Up To 10 Factory Installed Application Specific Unit Ventilator Controller Assemblies.....	4,157.38	940.50
23 09 23 53-0188	EA	>10 Factory Installed Application Specific Unit Ventilator Controller Assemblies	3,744.01	600.91
23 09 23 53-0189	EA	Up To 10 Field Installed Application Specific Unit Ventilator Controller Assemblies.....	4,657.26	940.50
23 09 23 53-0190	EA	>10 Field Installed Application Specific Unit Ventilator Controller Assemblies	4,243.77	703.89

23 09 23 53-0191 DDC Programmable Controller Assemblies (23 09 23 53-0141)

Note: Includes installation, field test, checkout and start-up. Includes control enclosure, transformer and terminal strip only. Excludes ancillary devices. Excludes submittal generation/system engineering and database generation. See CSI section 23 09 23 53-0198 for additional components.

23 09 23 53-0192	EA	3 AO, 6 UI, 8 DO And 4 DI Small Programmable Controller Assemblies.....	2,824.89	722.43
23 09 23 53-0193	EA	Oversized Enclosure 3 AO, 6 UI, 8 DO And 4 DI Small Programmable Controller Assemblies.....	3,285.87	722.43
23 09 23 53-0194	EA	6 AO, 8 AI, 8 DO And 8 DI Medium Programmable Controller Assemblies	4,411.42	849.64
23 09 23 53-0195	EA	Oversized Enclosure 6 AO, 8 AI, 8 DO And 8 DI Medium Programmable Controller Assemblies	4,872.40	849.64
23 09 23 53-0196	EA	10 AO, 16 AI, 16 DO And 16 DI Large Programmable Controller Assemblies.....	8,060.53	995.02
23 09 23 53-0197	EA	Oversized Enclosure 10 AO, 16 AI, 16 DO And 16 DI Large Programmable Controller Assemblies.....	8,593.41	995.02

23 09 23 53-0198 EMCS Optional DDC Controller Hardware (23 09 23 53-0141)

Note: Used to expand the capacity of DDC programmable controller assemblies.

23 09 23 53-0199	EA	6 DO (Repay), 3 AI, 3 DI AHU Controller (Honeywell W7750A2005)	554.32	
23 09 23 53-0200	EA	Note: For constant volume single zone and heat pump AHUs. 6 AI, 5 DI, 8 DO (Triac) AHU Controller (Honeywell W7750B2011).....	640.63	
23 09 23 53-0201	EA	Note: For constant volume single zone and heat pump AHUs. 3 AO, 6 AI, 5 DI, 5 DO (Triac) AHU Controller (Honeywell W7750C2001)	671.02	
23 09 23 53-0202	EA	Note: For constant volume single zone and heat pump AHUs. VAV Controller Compatible Printed Wiring Board (Honeywell W7751B2010).....	633.33	
23 09 23 53-0203	EA	VAV Controller With Internally Wired Subbase (Honeywell W7751D2016)	643.06	
23 09 23 53-0204	EA	VAV Controller With Externally Wired Subbase (Honeywell W7751F2011).....	628.47	
23 09 23 53-0205	EA	VAV Controller With Premounted ML6161 Actuator (Honeywell W7751H2025).....	540.95	
23 09 23 53-0206	EA	VAV Controller With Premounted ML6161 Actuator (Honeywell W7751J2004)	470.44	
23 09 23 53-0207	EA	Fan Coil Unit Controller With Electric Reheat Relay (Honeywell W7752F2002).....	689.25	
23 09 23 53-0208	EA	Fan Coil Unit Controller Without Electric Reheat Relay (Honeywell W7752G2000)	616.31	
23 09 23 53-0209	EA	Unit Ventilator Controller With Heating, Cooling, Actuator And Fan Control (Honeywell W7753A2002)	680.74	
23 09 23 53-0210	EA	Building Manager, Monitor And Control HVAC Equipment (Honeywell W7760A2011).....	1,445.36	
23 09 23 53-0211	EA	Plant Controller, Monitor And Control HVAC Equipment (Honeywell W7760C2017).....	1,797.89	
23 09 23 53-0212	EA	Remote IO Device For Ancillary Point Monitoring And Control (Honeywell W7761A2002).....	898.34	
23 09 23 53-0213	EA	Remote IO, UUKL-UL 864 Approved (Honeywell W7761A2010)	884.96	
23 09 23 53-0214	EA	Hydronic Controller Without Wall Module (Honeywell W7762B1027)	433.97	
23 09 23 53-0215	EA	Hydronic Controller With Built-in Wall Module (Honeywell W7763C1016)	493.54	
23 09 23 53-0216	EA	IO Module, 24 Volt AC Without Overrides (Honeywell XFC3A06001)	911.71	
23 09 23 53-0217	EA	IO Module, 24 Volt AC With Overrides (Honeywell XFC3D06001).....	974.92	
23 09 23 53-0218	EA	AI Module (Honeywell XFL521B).....	610.24	
23 09 23 53-0219	EA	AO Module (Honeywell XFL522B).....	610.24	
23 09 23 53-0220	EA	DI Module (Honeywell XFL523B).....	610.24	
23 09 23 53-0221	EA	DO Module (Honeywell XFL524B).....	610.24	
23 09 23 53-0222	EA	Distributed IO, Lonwork Bus Connector Module With Endplate (Honeywell XSL511)	108.19	
23 09 23 53-0223	EA	Distributed IO, Terminal Block For AI, AO And DI Modules (Honeywell XSL513)	204.22	
23 09 23 53-0224	EA	Distributed IO, Terminal Block For DO Modules (Honeywell XSL514)	200.58	
23 09 23 53-0225	EA	Lon Analog IO Module, 24 Volt AC/DC, 10 Digital Inputs (Honeywell XIO-10DI).....	613.88	
23 09 23 53-0226	EA	Lon Hub (Honeywell XIO-HUB)	91.17	
23 09 23 53-0227	EA	Lon Analog IO, 24 Volt AC/DC, 4 Analog Outputs (Honeywell XIO-4AO).....	613.88	
23 09 23 53-0228	EA	Lon Digital IO, 24 Volt AC/DC, 4 Digital Inputs (Honeywell XIO-4DI)	565.26	
23 09 23 53-0229	EA	Lon Digital IO, 24 Volt AC/DC, 4 Digital Outputs (Honeywell XIO-4DO).....	565.26	
23 09 23 53-0230	EA	Lon Analog IO, 24 Volt AC/DC, 4 Analog Inputs (Honeywell XIO-4NTC)	595.65	



	MINOR	CSI	UOM	DESCRIPTION	TOTAL DIRECT UNIT COST	DEMOLITION UNIT COST
	23 09 23	53-0231	EA	Lon Analog IO, 24 Volt AC/DC, 4 Analog PT1000 Inputs (Honeywell XIO-4PT1000).....	595.65	
	23 09 23	53-0232	EA	Lon Analog IO, 24 Volt AC/DC, 8 Analog Inputs (Honeywell XIO-8AI)	857.01	
	23 09 23	53-0233	EA	16 Point IO Module For Network Area Controllers (Honeywell WEB-IO-16).....	1,011.39	
				Note: Includes 8 universal inputs, 4 relay outputs, and 4 analog outputs.		
	23 09 23	53-0234	EA	34 Point IO Module For Network Area Controllers (Honeywell W7750A2005)	2,149.20	
				Note: Includes 16 universal inputs, 10 relay outputs, and 8 analog outputs.		
	23 09 23	53-0235		EMCS Software (23 09 23 53-0140)		
	23 09 23	53-0236		Software Packages And License (23 09 23 53-0235)		
				Note: Includes installation on equipment.		
	23 09 23	53-0237	EA	On Board Programming Tool For Network Area Controllers (Honeywell WP-AX-WEB).....	685.60	
				Note: Requires UI services to be installed on NAC.		
	23 09 23	53-0238	EA	Software Upgrade To Provide Unrestricted Connected Device Limit (Honeywell WEB-403-EXUP-AX).....	2,605.03	
				Note: Upgrade existing network area controller. As with other WEBS controllers, capacity is limited by the characteristics of the application including size and complexity.		
	23 09 23	53-0239	EA	WEBStation-AX Software For Windows (Honeywell WEB-S-AX)	7,658.34	
				Note: Includes Archon database. WEBS controllers must have Enterprise Connectivity Station Pack (EC-SP). Includes one copy of WP-AX (WEBPro-AX).		
	23 09 23	53-0240	EA	Small Building WEBStation-AX Based Software (Honeywell WEB-S-AX-SBS).....	4,558.54	
				Note: For up to 3 NAC controllers. NAC controllers must have Enterprise Connectivity Station Pack (EC-SP). Includes Archon database.		
	23 09 23	53-0241	EA	Upgrade Small Building To Large Building Software	5,157.81	
				Note: Upgrade WEB-S-AX-SBS to WEB-S-AX.		
	23 09 23	53-0242	EA	Additional Copy Of WEBPro-AX (Honeywell WEB-S-AX-W)	3,607.60	
				Note: One copy is included with WEB-S-AX and WEBStation-AX.		
	23 09 23	53-0243	EA	WEBS Energy Suite (WES) Base Software (Honeywell WES-BASE-AX)	6,458.20	
				Note: Includes license for 10 points of E ² Profiler and 2 licensed meters of Cost Profiler. Limit of one WES-BASE per WEBStation-AX Supervisor. Additional E ² Profiler point requirements or Cost Profiler meter requirements may use one or any combination of point/meter bundles. One WES-BASE required per WES project.		
	23 09 23	53-0244	EA	Perpetual License One Meter Point Bundle Of A Cost Profiler Meter And Two E ² Profiler Points (Honeywell WES-CP-AX)	811.69	
				Note: Can be combined with the required single instance of WES-BASE as well as with any combination of other EP points and CP meters.		
	23 09 23	53-0245	EA	Perpetual License For One Point Of E ² Profiler (Honeywell WES-E2-AX).....	526.03	
				Note: Can be combined with the required single instance of WES-BASE as well as with any number of other EP Points and Cost Profiler meters.		
	23 09 23	53-0246	EA	Perpetual License For An Unlimited Bundle Of E2 Points And CP Meters	35,151.46	
				Note: Sold on a per server basis. Purchase of this product must be accompanied by VES-M1-ENT-AX maintenance. The first year price of maintenance is included with VES-ENT-AX.		
	23 09 23	53-0247	EA	Annual Maintenance For Enterprise WEBS-AX Energy Suite (Honeywell WES-M1-ENT-AX).....	32,060.18	
				Note: The first year cost of VES-M1-ENT-AX is included with VES-ENT-AX. After the first year VES-M1-ENT-AX maintenance fee will be invoiced annually.		
	23 09 23	53-0248	EA	Standard WEBStation-AX Supervisor Bundled With WES-BASE-AX (Honeywell WES-S-AX)	12,212.02	
	23 09 23	53-0249	EA	Small WEBStation-AX Supervisor Bundled With WES-BASE-AX (Honeywell WES-S-AX-SBS).....	9,112.21	
	23 09 23	53-0250	EA	Add 500 Modbus TCP Points To WEBStation With WS-OSD Option (Honeywell WS-MTCP-500).....	2,634.23	
	23 09 23	53-0251	EA	Add 500 OPC Points To WEBStation With WS-OSD Option (Honeywell WS-OPC-500)	2,634.23	
	23 09 23	53-0252	EA	Vykon Oracle Driver For Support Of Oracle Database (Honeywell WS-ORCL)	18,234.15	
				Note: Excludes Oracle.		
	23 09 23	53-0253	EA	Open System Driver Option (Honeywell WS-SNMP-500).....	2,431.22	
				Note: Adds 25 points each of BACnet IP, OPC (client), Modbus TCP and SNMP to a standard WEBStation. Can be purchase with the WS or added later. Web Supervisor required to purchase this option.		
	23 09 23	53-0254	EA	Add 500 SNMP Points To WEBStation With WS-OSD Option (Honeywell WS-SNMP-500).....	2,634.23	
	23 09 23	53-0255	EA	WEBStation Software WS-1 And First Copy Of WEBPro Software (Honeywell ZW2000A1003).....	6,888.86	
				Note: For a single Honeywell WEB NP controller. Excludes software keys for the additional nodes.		
	23 09 23	53-0256	EA	WEBStation Additional Node (Honeywell ZW2000B1002)	2,634.23	
	23 09 23	53-0257	EA	WEBStation Software And 20 Pack Of Node Software Keys (Honeywell ZW2000C1001).....	44,167.97	
	23 09 23	53-0258	EA	WEBStation Software And 50 Pack Of Node Software Keys (Honeywell ZW2000D1000).....	81,041.07	
	23 09 23	53-0259	EA	WEBStation Software And 100 Pack Of Node Software Keys (Honeywell ZW2000E1009)	141,821.57	
	23 09 23	53-0260	EA	Master WEBStation Software For Monitoring Multiple WEBStations (Honeywell ZW2000F1008)	7,293.66	
	23 09 23	53-0261	EA	Additional Master WEBStation Software Licenses (Honeywell ZW200G1007)	3,646.83	
	23 09 23	53-0262	EA	Additional Copies Of Workplace Pro WP-1 (Web Pro) (Honeywell ZW2001A1001).....	2,858.78	
	23 09 23	53-0263	EA	Upgrade Existing NAC To Provide Unrestricted Connected Device Limit (Honeywell WC2003B1055).....	3,152.05	
				Note: As with other WEBS, capacity is limited by the characteristics of the application including size and complexity.		
	23 09 23	53-0264		Initial Database Generation (23 09 23 53-0235)		
	23 09 23	53-0265	PNT	Database Generation For Central Plant.....	81.29	
	23 09 23	53-0266	PNT	Database Generation For Programmable Controller	81.29	
				Note: For VAV AHU, large CV AHU, or heat exchanger, etc.		
	23 09 23	53-0267	EA	Database Generation For Application Specific Controller.....	81.29	
				Note: Price per each VAV box, fan coil unit, unit ventilator or small CV AHU. Task used for the first piece of each equipment.		
	23 09 23	53-0268	EA	Replication Of Database Generation For Application Specific Controller	56.58	
				Note: Price per copy made.		
	23 09 23	53-0269	EA	Database Generation For Remote IO Modules, Sensors, Etcetera	56.58	
	23 09 23	53-0270		Application Software Programs (23 09 23 53-0235)		

23 Heating, Ventilating, and Air-Conditioning (HVAC)**23 09 Instrumentation and Control for HVAC****23 09 23 Direct-Digital Control System for HVAC**

SAN BERNARDINO
COUNTY

MINOR CSI UOM DESCRIPTION	TOTAL DIRECT UNIT COST	DEMOLITION UNIT COST
23 09 23 53-0271 EA Basic Application Program Package.....	3,392.22	
Note: One per project. Includes program inputs, command priorities, alarms, trends for analog and digital points, energy totalization, schedules, calendars, special events, occupied and unoccupied setpoints, ventilation and recirculation modes, hot water reset program, chilled water reset program, condenser water reset program, and fail-over logic.		
23 09 23 53-0272 EA Optimum Start/Stop Program.....	113.40	
Note: Priced per controller requiring optimum start programming.		
23 09 23 53-0273 EA Duty Cycling Program.....	53.55	
23 09 23 53-0274 EA Hot Deck/Cold Deck Reset Application Program.....	5,827.72	
23 09 23 53-0275 EA Boiler Optimization Program.....	7,636.86	
23 09 23 53-0276 EA Chiller Optimization Program.....	10,344.90	
23 09 23 53-0277 EA Lighting Control Program.....	4,992.05	
23 09 23 53-0278 EA Demand Limiting Program.....	39.46	
Note: Priced per controller requiring optimum start programming.		
23 09 23 53-0279 EA Email Alarm Server Configuration.....	3,851.15	
23 09 23 53-0280 Color Graphics Generation (23 09 23 53-0235)		
Note: Priced per page.		
23 09 23 53-0281 EA Single Site Home Page Graphics Page With HTML Navigation Code.....	2,032.69	
23 09 23 53-0282 EA Multi Site Home Page Graphics Page With HTML Navigation Code.....	3,608.95	
23 09 23 53-0283 EA Color Graphics Page For Central Plant.....	923.54	
23 09 23 53-0284 EA Color Graphics Page For Building Floor Plan.....	852.78	
23 09 23 53-0285 EA Replication Of Color Graphics Page For Central Plant.....	463.28	
23 09 23 53-0286 EA Color Graphics Page For Programmable Controller.....	1,038.99	
Note: For VAV AHU, large CV AHU, or heat exchanger, etc.		
23 09 23 53-0287 EA Replication Of Color Graphics Page For Programmable Controller.....	222.19	
Note: Priced per copy made.		
23 09 23 53-0288 EA Color Graphics Page For Application Specific Controller.....	960.97	
Note: Price per each VAV box, fan coil unit, unit ventilator or small CV AHU. Task used for the first piece of each equipment.		
23 09 23 53-0289 EA Replication Of Color Graphics Page For Application Specific Cont.....	96.07	
Note: Priced per copy made.		
23 09 23 53-0290 Sensors, Actuators And Control Devices (23 09 23 53-0140)		
Note: Includes installation, startup, checkout and miscellaneous parts for installation. Excludes conduit, wire and cable. Excludes engineering and programming labor. Each device is considered one control point. No engineering or programming time required for replacement parts.		
23 09 23 53-0291 Special Sensors (23 09 23 53-0290)		
23 09 23 53-0292 EA Dewpoint Sensor (Honeywell C7332B1014).....	2,154.05	74.99
23 09 23 53-0293 EA Enthalpy Sensor -25 To 125 F.....	2,247.98	74.99
23 09 23 53-0294 EA Outdoor Mounted Temperature And Humidity Transmitter (Honeywell H7635C1002).....	1,007.72	149.99
23 09 23 53-0295 EA Freezestat (Honeywell L482A1004).....	691.59	249.93
23 09 23 53-0296 EA Wall Mounted Occupancy Sensor.....	499.31	74.99
23 09 23 53-0297 EA Ceiling Mounted Occupancy Sensor.....	395.76	74.99
23 09 23 53-0298 EA I/P Positioner With Gauge.....	466.29	74.99
23 09 23 53-0299 EA Non Communicating Duct Mounted Smoke Detector With Sampling Tube.....	558.11	74.99
23 09 23 53-0300 EA EP Transducer.....	466.29	50.03
23 09 23 53-0301 EA Electric Heat Sequencer.....	738.93	99.95
23 09 23 53-0302 Meters (23 09 23 53-0290)		
23 09 23 53-0303 EA 208 - 480 Volt, Up To 2,400 Amperes, KW/KWH Meter/Current Transformer.....	4,756.78	599.70
23 09 23 53-0304 EA 208 - 480 Volt, Up To 2,400 Amperes, KW/KWH Meter/Current Transformer With LON interface.....	6,897.03	699.65
23 09 23 53-0305 EA 1 To 300 Amperes, Current Transformer For KW Meter.....	1,650.75	249.93
23 09 23 53-0306 EA 300 To 800 Amperes, Current Transformer For KW Meter.....	1,892.77	249.93
23 09 23 53-0307 EA 800 To 2,400 Amperes, Current Transformer For KW Meter.....	2,356.91	249.93
23 09 23 53-0308 Direct Coupled Actuators (23 09 23 53-0290)		
23 09 23 53-0309 EA 44 IN-LB, 2 Position, 120 Volt AC Spring Return Direct Coupled Damper Actuator (Honeywell MS4105A1002).....	612.00	89.30
23 09 23 53-0310 EA 88 IN-LB, 2 Position, 120 Volt AC Spring Return Direct Coupled Damper Actuator (Honeywell MS4110A1200).....	680.19	89.30
23 09 23 53-0311 EA 175 IN-LB, 2 Position, 120 Volt AC Spring Return Direct Coupled Damper Actuator (Honeywell MS4120A1209).....	797.42	89.30
23 09 23 53-0312 EA 44 IN-LB, 2 Position, 24 Volt AC Spring Return Direct Coupled Damper Actuator (Honeywell MS8105A1008).....	572.11	89.30
23 09 23 53-0313 EA 88 IN-LB, 2 Position, 24 Volt AC Spring Return Direct Coupled Damper Actuator (Honeywell MS8110A1206).....	645.43	89.30
23 09 23 53-0314 EA 175 IN-LB, 2 Position, 24 Volt AC Spring Return Direct Coupled Damper Actuator (Honeywell MS8120A1205).....	718.05	89.30
23 09 23 53-0315 EA 44 IN-LB, 24 Volt AC, 4-20mA, 0-10 Volt DC Or Floating Control, Spring Return Direct Coupled Damper Actuator.....	649.45	89.30
23 09 23 53-0316 EA 88 IN-LB, 24 Volt AC, 4-20mA, 0-10 Volt DC Or Floating Control, Spring Return Direct Coupled Damper Actuator (Honeywell MS7510A2206).....	754.00	89.30
23 09 23 53-0317 EA 175 IN-LB, 24 Volt AC, 4-20mA, 0-10 Volt DC Or Floating Control, Spring Return Direct Coupled Damper Actuator (Honeywell MS7520A2205).....	866.86	89.30
23 09 23 53-0318 EA 44 IN-LB, 24 Volt AC, 4-20mA, 0-10 Volt DC Or Floating Control, Non- Spring Return Direct Coupled Damper Actuator (Honeywell MN7505A2209).....	517.71	89.30
23 09 23 53-0319 EA 88 IN-LB, 24 Volt AC, 4-20mA, 0-10 Volt DC Or Floating Control, Non- Spring Return Direct Coupled Damper Actuator (Honeywell MN7510A2209).....	573.38	89.30
23 09 23 53-0320 EA 175 IN-LB, 24 Volt AC, 4-20 mA, Floating Control, Non-Spring Return Direct Coupled Damper Actuator (Honeywell MN6120A1200).....	685.23	89.30
23 09 23 53-0321 EA 175 IN-LB, 24 Volt AC, 4-20mA, 0-10 Volt DC, Non-Spring Return Direct Coupled Damper Actuator (Honeywell MN7220A2007).....	737.88	89.30
23 09 23 53-0322 EA 300 IN-LB, 24 Volt AC, 4-20 mA, Floating Control, Non-Spring Return Direct Coupled Damper Actuator (Honeywell MN6134A10030).....	737.22	89.30



MINOR CSI UOM DESCRIPTION	TOTAL DIRECT UNIT COST	DEMOLITION UNIT COST
23 09 23 53-0323 EA 300 IN-LB, 24 Volt AC, 4-20mA, 0-10 Volt DC, Non-Spring Return Direct Coupled Damper Actuator (Honeywell MN7234A2008)	881.60	89.30
23 09 23 53-0324 EA Pneumatic Spring Return Damper Actuator Without Positive Positioner (Honeywell MP909E1018).....	540.53	89.30
23 09 23 53-0325 EA Pneumatic Spring Return Damper Actuator With Positive Positioner (Honeywell MP909H1368)	964.51	89.30
23 09 23 53-0326 EA Foot Mount Kit With Damper Linkage And Connectors For Direct Coupled Actuator	401.17	89.30
23 09 23 53-0327 EA Direct Coupled Damper Actuator Enclosure For Outdoor Use	620.50	89.30
23 09 23 53-0328 Thermostats (23 09 23 53-0140)		
23 09 23 53-0329 Electric And Electronic Thermostats (23 09 23 53-0328)		
Note: Includes installation, startup and checkout labor. Excludes engineering and programming labor. Each thermostat counts as one control point.		
23 09 23 53-0330 EA Line Voltage 120 Volt, Heat/Cool Thermostat (Honeywell T651A3018)	218.97	18.17
23 09 23 53-0331 EA Electronic Non Programmable Heat/Cool Heat Pump Or Conventional Unit Thermostat (Honeywell TH5320)	236.25	18.17
23 09 23 53-0332 EA Electronic Programmable Heating/Cooling Heat Pump Or Conventional Unit Thermostat (Honeywell TH6110)	217.05	18.17
23 09 23 53-0333 EA Electronic Programmable Two Heating/Two Cooling Heat Pump Or Conventional Unit Thermostat (Honeywell TH6220)	243.35	18.17
23 09 23 53-0334 EA Electronic Programmable Three Heating/Two Cooling Heat Pump Or Conventional Unit Thermostat (Honeywell TH6320)	263.12	18.17
23 09 23 53-0335 EA Electronic Programmable Two Heating/Two Cooling Heat Pump Or Conventional Unit Thermostat (Honeywell TH8321)	389.82	18.17
23 09 23 53-0336 EA Humidity Control Electronic Programmable Heat/Cool Heat Pump Or Conventional Unit Thermostat (Honeywell T7351F).....	570.27	18.17
23 09 23 53-0337 EA Lon Communicating Humidity Control Programmable Heat/Cool Heat Pump Or Conventional Unit Thermostat (Honeywell T7350H).....	927.11	18.17
23 09 23 53-0338 EA Modulating Lon Communicating Humidity Control Programmable Heat/Cool Heat Pump Or Conventional Unit Thermostat (Honeywell T7350M).....	989.11	18.17
23 09 23 53-0339 Pneumatic Thermostats (23 09 23 53-0328)		
Note: Includes installation, startup and checkout labor. Excludes engineering and programming labor. Each thermostat counts as two control point.		
23 09 23 53-0340 EA Pneumatic Thermostat (Honeywell TP970B2182).....	306.13	18.17
23 09 23 53-0341 Thermostats Guards (23 09 23 53-0328)		
23 09 23 53-0342 EA 9-3/4" x 7-1/4" x 3-3/8" Universal Thermostat Guard (Honeywell TG512A1009).....	73.69	18.17
23 09 23 53-0343 EA 7-1/2" x 6-1/2" x 2-15/16" Universal Thermostat Guard (Honeywell TG511).....	88.09	18.17
23 09 23 53-0344 EA 5-7/8" x 5-7/8" x 2-1/2" Deep Universal Thermostat Guard (Honeywell TG510).....	82.90	18.17
23 09 23 53-0345 Johnson Controls (23 09 23 53)		
23 09 23 53-0346 Software (23 09 23 53-0345)		
Note: Excludes programming, set-up and commissioning of application.		
23 09 23 53-0347 EA 5 Concurrent User Application And Data Server (Johnson Controls MS-ADS05U-0).....	19,528.40	
23 09 23 53-0348 EA 10 Concurrent User External Application And Data Server (Johnson Controls MS-ADX10U-0).....	23,096.71	
23 09 23 53-0349 EA N2 Controllers Commissioning And Download Software (Johnson Controls MW-MTOOL-0)	1,132.20	
23 09 23 53-0350 EA N2 Controllers Download Cable Kit (Johnson Controls AS-CBLPRO-2)	1,720.27	
23 09 23 53-0351 EA BACnet FEU Controllers Commissioning And Download Software (Johnson Controls MS-CCTSWO-0)	3,054.30	
23 09 23 53-0352 EA BACnet Controllers Download Bluetooth Converter (Johnson Controls MS-BTCVT-0).....	1,142.16	
23 09 23 53-0353 EA New User FX Tools Pro CD-Rom (FX Builder, FX Builder Express, FX CommPro N2, FX CommPro LON, FX CommPro BACnet) Software (Johnson Controls LP-FXTPRO-0)	1,135.48	
23 09 23 53-0354 EA Upgrade FX Tools Pro CD-Rom (FX Builder, FX Builder Express, FX CommPro N2, FX CommPro LON, FX CommPro BACnet) Software (Johnson Controls LP-FXTPRO-6)	408.08	
23 09 23 53-0355 Supervisory Controllers (23 09 23 53-0345)		
23 09 23 53-0356 EA NAE With 1 RS-485, Support For 50 Devices (Either N2 Or BACnet MS/TP) Supervisory Controllers (Johnson Controls MS-NAE3510-2)	8,480.07	484.60
23 09 23 53-0357 EA NAE With 1 RS-485, Support For 100 Devices (Either N2 Or BACnet MS/TP) Supervisory Controllers (Johnson Controls MS-NAE4511-2).....	13,186.05	484.60
23 09 23 53-0358 EA NAE With 2 RS-485, Support For 200 Devices (N2 Or BACnet MS/TP) Supervisory Controllers (Johnson Controls MS-NAE5511-1)	17,902.47	484.60
23 09 23 53-0359 EA NCE, 33 Points, Network Control Engine, 32 N2 Device Support Supervisory Controllers (Johnson Controls MS-NCE2510-0).....	6,667.34	484.60
23 09 23 53-0360 Controllers (23 09 23 53-0345)		
23 09 23 53-0361 EA 10 Point Field Equipment Controller With 2 UI, 1 BI, 3 BO, 4 CO, 24 Volt AC And Sensor Actuator Bus With Mounting Base (Johnson Controls MS-FEU1610-0).....	984.68	121.16
23 09 23 53-0362 EA 10 Point Field Equipment Controller With 2 UI, 1 BI, 3 BO, 4 CO, 24 Volt AC And Sensor Actuator Bus, Mounting Base And Integral Display (Johnson Controls MS-FEU1620-0)	1,298.48	242.30
23 09 23 53-0363 EA 17 Point Field Equipment Controller With 6 UI, 2 BI, 3 BO, 2 AO, 4 CO, 24 Volt AC, Sensor Actuator Bus And Mounting Base (Johnson Controls MS-FEU2610-0).....	1,689.35	242.30
23 09 23 53-0364 EA 17 Point Field Equipment Controller With 6 UI, 2 BI, 3 BO, 2 AO, 4 CO, 24 Volt AC, Sensor Actuator Bus And Integral Display (Johnson Controls MS-FEU2620-0).....	2,003.13	242.30
23 09 23 53-0365 EA BACnet MS/TP 4-Point I/O Module With 4 BI, Field Controller Bus And Sensor Actuator Bus Support (Johnson Controls MS-IOM1710-0)	804.66	121.16
23 09 23 53-0366 EA BACnet MS/TP 6 Point I/O Module With 2 UI, 2 UO, 2 BO, Field Controller Bus And Sensor Actuator Bus Support (Johnson Controls MS-IOM2710-0).....	884.68	121.16

23 Heating, Ventilating, and Air-Conditioning (HVAC)

23 09 Instrumentation and Control for HVAC

23 09 23 Direct-Digital Control System for HVAC



MINOR CSI UOM DESCRIPTION	TOTAL DIRECT UNIT COST	DEMOLITION UNIT COST
23 09 23 53-0367 EA BACnet MS/TP 12 Point I/O Module with 4 UI, 4 UO, 4 BO, Field Controller Bus And Sensor Actuator Bus Support (Johnson Controls MS-IOM3710-0)	1,004.70	121.16
23 09 23 53-0368 EA 17 Point I/O Module with 6 UI, 2 BI, 3 BO, 2 AO, 4 CO, 24 Volt AC And Sensor Actuator Bus With Mounting Base (Johnson Controls MS-IOU4710-0)	1,020.69	121.16
23 09 23 53-0369 EA BACnet MS/TP Rooftop Controller For Stand-Along And Networked Zoning Systems (Johnson Controls TEC2664Z-2)	2,084.78	242.30
23 09 23 53-0370 EA 32-bit, Integrated VAV Controller/Actuator/DPT, 3 UI, 3 BO, and 2 CO; 24 Volt AC; Field Controller Bus And Sensor Actuator Bus (Johnson Controls MS-VMA1630-0)	999.26	121.16
23 09 23 53-0371 EA 32-bit, Integrated VAV Controller/Actuator/Pressure Sensor - DPT, 3 UI and 3 BO, 2 CO, 24 Volt AC, and Sensor Actuator Bus (Johnson Controls MS-VMA1930-0)	1,455.59	121.16
Note: Includes 6-pin Sensor Port for use with TE-7xx Series Non-Communicating Sensors and two Ethernet Ports for BACnet/IP Communications		
23 09 23 53-0372 Master FX Controllers (23 09 23 53-0345)		
23 09 23 53-0373 EA 6 AI, 8 DI, 4 AO, 9 DO, 9 Relays, No Communication Card Without Display, Extended Temperature Range Master Controllers (Johnson Controls LP-FX16X00-000C)	2,635.24	242.30
23 09 23 53-0374 EA 6 AI, 8 DI, 4 AO, 9 DO, 9 Relays, N2 Open Communication Card Without Display, Extended Temperature Range Master Controllers (Johnson Controls LP-FX16X01-000C)	2,824.86	242.30
23 09 23 53-0375 EA 6 AI, 8 DI, 4 AO, 9 DO, 9 Relays, LON Communication Card Without Display, Extended Temperature Range Master Controllers (Johnson Controls LP-FX16X02-000C)	2,919.08	242.30
23 09 23 53-0376 EA 6 AI, 8 DI, 4 AO, 9 DO, 9 Relays, RS-232 Communication Card Without Display, Extended Temperature Range Master Controllers (Johnson Controls LP-FX16X03-000C)	2,861.62	242.30
23 09 23 53-0377 EA 6 AI, 8 DI, 4 AO, 9 DO, 9 Relays, BACnet Communications Card Without Display, Extended Temperature Range Master Controllers (Johnson Controls LP-FX16X04-000C)	2,772.33	242.30
23 09 23 53-0378 EA 6 AI, 8 DI, 4 AO, 9 DO, 4 Relays, 5 Triac, N2 Communication Card Without Display, Extended Temperature Range Master Controllers (Johnson Controls LP-FX16X11-000C)	2,786.68	242.30
23 09 23 53-0379 EA 6 AI, 8 DI, 4 AO, 9 DO, 4 Relays, 5 Triac, BACnet Communications Card Without Display, Extended Temperature Range Master Controllers (Johnson Controls LP-FX16X14-000C)	2,772.33	242.30
23 09 23 53-0380 EA 6 AI, 8 DI, 4 AO, 9 DO, 9 Relays, No Communication Card With Integral Display, Extended Temperature Range Master Controllers (Johnson Controls LP-FX16X50-000C)	2,825.06	242.30
23 09 23 53-0381 EA 6 AI, 8 DI, 4 AO, 9 DO, 9 Relays, N2 Open Communication Card With Integral Display, Extended Temperature Range Master Controllers (Johnson Controls LP-FX16X51-000C)	2,988.82	242.30
23 09 23 53-0382 EA 6 AI, 8 DI, 4 AO, 9 DO, 9 Relays, LON Communication Card With Integral Display, Extended Temperature Range Master Controllers (Johnson Controls LP-FX16X52-000C)	3,097.99	242.30
23 09 23 53-0383 EA 6 AI, 8 DI, 4 AO, 9 DO, 9 Relays, RS-232 Communication Card With Integral Display, Extended Temperature Range Master Controllers (Johnson Controls LP-FX16X53-000C)	3,043.40	242.30
23 09 23 53-0384 EA 6 AI, 8 DI, 4 AO, 9 DO, 9 Relays, BACnet Communications Card With Integral Display, Extended Temperature Range Master Controllers (Johnson Controls LP-FX16X54-000C)	2,931.66	242.30
23 09 23 53-0385 EA 6 AI, 8 DI, 4 AO, 9 DO, 4 Relays, 5 Triac, No Communication Card With Integral Display, Extended Temperature Range Master Controllers (Johnson Controls LP-FX16X60-000C)	2,825.06	242.30
23 09 23 53-0386 EA 6 AI, 8 DI, 4 AO, 9 DO, 4 Relays, 5 Triac, N2 Communication Card With Integral Display, Extended Temperature Range Master Controllers (Johnson Controls LP-FX16X61-000C)	2,988.82	242.30
23 09 23 53-0387 EA 6 AI, 8 DI, 4 AO, 9 DO, 4 Relays, 5 Triac, LON Communication Card With Integral Display, Extended Temperature Range Master Controllers (Johnson Controls LP-FX16X62-000C)	3,097.99	242.30
23 09 23 53-0388 EA 6 AI, 8 DI, 4 AO, 9 DO, 4 Relays, 5 Triac, RS-232 Communication Card With Integral Display, Extended Temperature Range Master Controllers (Johnson Controls LP-FX16X63-000C)	3,043.40	242.30
23 09 23 53-0389 EA 6 AI, 8 DI, 4 AO, 9 DO, 4 Relays, 5 Triac, BACnet Communications Card With Integral Display, Extended Temperature Range Master Controllers (Johnson Controls LP-FX16X64-000C)	2,931.66	242.30
23 09 23 53-0390 EA N2 Open Communication Card For FX16 (Johnson Controls LP-NET151-010C)	314.57	60.57
23 09 23 53-0391 EA LON Communication Card For FX15 and FX16 (Johnson Controls LP-NET152-010C)	448.91	60.57
23 09 23 53-0392 EA RS-232 Communication Card For FX16 (Johnson Controls LP-NET163-000C)	352.28	60.57
23 09 23 53-0393 EA BACnet Communications Card For FX16 (Johnson Controls LP-NET164-000C)	314.57	60.57
23 09 23 53-0394 EA Remote Medium User Interface For FX16 (Johnson Controls LP-DIS60P20-0C)	871.03	60.57
23 09 23 53-0395 EA Facility Explorer Extension I/O Module (Johnson Controls LP-XT91D00-000C)	801.92	60.57
23 09 23 53-0396 EA 5 UI, 4 BI, 3 AO, 6 Relay DO Expansion I/O Module (Johnson Controls LP-XM07X01-000C)	818.11	60.57
23 09 23 53-0397 EA 5 UI, 4 BI, 3 AO, 2 Triac DO, 4 Relay DO Expansion I/O Module (Johnson Controls LP-XM07X11-000C)	818.11	60.57
23 09 23 53-0398 EA 5 UI, 4 BI, 3 AO, 6 Relay DO (Manual Overrides For 2 AO And 4 Relay DO) Expansion I/O Module (Johnson Controls LP-XM07X51-000C)	898.93	60.57
23 09 23 53-0399 EA 5 UI, 4 BI, 3 AO, 2 Triac DO, 4 Relay DO (Manual Overrides For 2 AO, 2 Triac DO, And 2 Relay DO) Expansion I/O Module (Johnson Controls LP-XM07X61-000C)	898.93	60.57
23 09 23 53-0400 EA 6 UI, 12 BI, 4 AO, 9 Relay DO Expansion I/O Module (Johnson Controls LP-XM14X01-000C)	1,131.29	60.57
23 09 23 53-0401 EA 6 UI, 12 BI, 4 AO, 4 Triac DO Expansion I/O Module (Johnson Controls LP-XM14X11-000C)	1,131.29	60.57
23 09 23 53-0402 EA 6 UI, 12 BI, 4 AO, 9 Relay DO (Manual Overrides For 3 AO And 7 Relay DO) Expansion I/O Module (Johnson Controls LP-XM14X51-000C)	1,262.62	60.57
23 09 23 53-0403 EA 6 UI, 12 BI, 4 AO, 4 Triac DO, 5 Relay DO (Manual Overrides For 3 AO, 2 Triac DO, And 5 Relay DO) Expansion I/O Module (Johnson Controls LP-XM14X61-000C)	1,262.62	60.57
23 09 23 53-0404 VAV, Network And Special Sensors (23 09 23 53-0345)		
23 09 23 53-0405 EA 3" x 4-1/2", Surface Or Box Mounted, LCD RH Display, 3% RH Accuracy, Occupancy Override, Adjustable Temperature Setpoint BACnet Temperature And Humidity Sensor (Johnson Controls NS-BHR7001-0)	595.57	38.77
23 09 23 53-0406 EA 3" x 4-1/2", Surface Or Box Mounted, Addressing Switch BACnet Temperature Sensor (Johnson Controls NS-BTN7003-0)	198.79	38.77
23 09 23 53-0407 EA 3" x 4-1/2", Surface Or Box Mounted, 3% RH Accuracy, BACnet Temperature And Humidity Sensor (Johnson Controls NS-BHN7001-0)	460.77	38.77
23 09 23 53-0408 EA 3" x 4-1/2", Surface Or Box Mounted, LCD Display, 2% RH Accuracy, Occupancy Override, Adjustable Temperature Setpoint Addressing Switch BACnet Temperature And Humidity Sensor (Johnson Controls NS-BPB7003-0)	689.57	38.77
23 09 23 53-0409 EA 3" x 4-1/2", Surface Or Box Mounted, LCD Display, Occupancy Override, Adjustable Temperature Setpoint, BACnet Temperature Sensor (Johnson Controls NS-BTB7001-0)	228.50	38.77
23 09 23 53-0410 EA 3" x 4-1/2", Surface Or Box Mounted CO2 Sensor, 0 To 2,000 ppm (Johnson Controls NS-BCN7004-0)	625.06	38.77



	MINOR	CSI	UOM	DESCRIPTION	TOTAL DIRECT UNIT COST	DEMOLITION UNIT COST
23 09 23 53-0411				Sensors - Hard Wired Type (23 09 23 53-0345)		
23 09 23 53-0412	EA			Duct Mount Temperature Sensor, Platinum RT, With Handi-Box (Johnson Controls TFDCR00).....	192.38	69.78
23 09 23 53-0413	EA			Well Insertion Temperature Sensor, With Stainless 4-1/2" Well (Johnson Controls TIGB1C0).....	164.82	38.77
23 09 23 53-0414	EA			BACnet MS/TP Networked, Single Stage Thermostat (Johnson Controls TEC2601-2).....	463.40	18.17
				Note: For fan coil units, unit heaters and single stage packaged heating/cooling equipment.		
23 09 23 53-0415	EA			BACnet MS/TP Networked Two Outputs, Dehumidification Capability And Three Speed Fan Control Thermostat (Johnson Controls TEC2616-2).....	627.62	18.17
				Note: For two or four pipe fan coils, cabinet unit heaters or other equipment using on/off, floating, or proportional 0 to 10 Volt DC control input, three speeds of fan control, and dehumidification capability.		
23 09 23 53-0416	EA			BACnet MS/TP Networked Thermostats With Two Outputs (Johnson Controls TEC2627VVT-2).....	464.31	18.17
				Note: For VVT systems.		
23 09 23 53-0417	EA			BACnet MS/TP Zone Controller For Proportional Zone Damper, On/Off Or Proportional Reheat Control (Johnson Controls TEC2647Z-2).....	610.41	38.77
23 09 23 53-0418	EA			BACnet Zone Controller With Occupancy Sensor For Proportional Zone Damper, On/Off Or Proportional Reheat Control (Johnson Controls TEC2647Z-2+PIR).....	752.52	38.77
23 09 23 53-0419				Melink Intelli-Hood IH3 Controls (23 09 23 53)		
23 09 23 53-0420				Kitchen Ventilation Controllers (23 09 23 53-0419)		
23 09 23 53-0421	EA			Fully Programmable Kitchen Ventilation Controller (Melink Intelli-Hood 2SYS-3001).....	9,853.65	484.60
				Note: RS-485 communication protocol supports up to 39 Hood Controllers, 10 graphical user interface devices, 10 auxiliary power supplies, and 10 auxiliary light controllers. Modbus VFD communications interface for support of up to 64 variable frequency drives, programmable I/O points. Includes 3 digital inputs, 4 digital outputs, 1 analog output, and 1 analog input. BACnet over TCP/IP Interface, Real-Time Clock with battery back-up.		
23 09 23 53-0422	EA			Graphical User Interface (Melink Intelli-Hood 2KPD-3001).....	1,869.03	99.95
				Note: Full color 2.5" display and programming interface device. RS-485 communication protocol for interface with main controller.		
23 09 23 53-0423	EA			Hood Controller (Melink Intelli-Hood 2SEN-3001).....	3,046.96	403.43
				Note: 6 point field I/O device, RS-485 communication protocol, supports up to 4 field temperature sensors and 1 optic sensor system.		
23 09 23 53-0424				Kitchen Ventilation Sensors (23 09 23 53-0419)		
23 09 23 53-0425	EA			Duct Mount Stainless Steel RTD (Melink Intelli-Hood 2SEN-3005-Q).....	551.14	69.78
				Note: Includes UL listed mounting compression fitting, stainless steel probe protection sleeve, RJ-45 communication connector.		
23 09 23 53-0426	EA			Optic Sensor System For Detection Of Cooking Effluent (Melink Intelli-Hood 2SEN-3004-28).....	4,735.51	387.68
				Note: Includes air purge unit, infrared emitter/receiver with stainless steel housings. Auto-calibration, 0.2 second response time, conformal-coated circuit boards, purge pipe assembly complete with UL listed compression fittings, communication interface cables and blower box assembly.		
23 09 23 53-0427				Siemens Controls (23 09 23 53)		
23 09 23 53-0428	EA			Concealed Temperature Set Point Adjustment, Electric Line Voltage Heating/Cooling Thermostat (Siemens 134-1083).....	447.14	18.17
23 09 23 53-0429	EA			Exposed Temperature Set Point Adjustment, Electric Line Voltage Heating/Cooling Thermostat (Siemens 134-1085).....	315.46	18.17
23 09 23 53-0430	EA			SPST/Manual Reset, 1" To 12" Set Point Range, Differential Static Pressure Airflow Switch (Siemens 141-0575).....	325.08	81.84
23 09 23 53-0431	EA			-0.5" To 0.5" WG, Low Differential Pressure Transmitter (Siemens 141-0591).....	493.19	81.84
23 09 23 53-0432	EA			Spring Clip Mounting Kit For Thermostat (Siemens 182-685).....	75.71	12.12
23 09 23 53-0433	EA			Two Position, Pneumatic Circuit, RL243 Switching Relay (Siemens 243-0001).....	253.23	121.16
23 09 23 53-0434	EA			3/4" Two Way, Normally Closed, 6.3 Cv, FxF, Brass Trim, Floating, Spring Return Actuator, Globe Valve And Actuator Assembly (Siemens 260-02012).....	407.38	18.87
23 09 23 53-0435	EA			1" Three Way, 10 Cv, FxF, Stainless Steel Trim. Floating, Spring Return Actuator, Globe Valve And Actuator Assembly (Siemens 266-02079).....	718.25	34.26
23 09 23 53-0436	EA			1" Three Way, 10 Cv, FxF, Brass Trim, 0 To 10 Volt DC, 4 To 20 mA Electronic Spring Return Actuator, Globe Valve And Actuator Assembly (Siemens 274-03203).....	1,456.65	34.26
23 09 23 53-0437	EA			1-1/4" Two Way, 16 Cv, FxF, Stainless Steel Trim, 0 To 10 Volt DC Electronic Spring Return Actuator, Globe Valve And Actuator Assembly (Siemens 298-03006).....	1,227.59	43.41
23 09 23 53-0438	EA			36" Rigid Probe, 4 To 20 mA, 20 To 120 Degree F Range, Duct Averaging Sensor (Siemens 535-490-36).....	325.60	69.78
23 09 23 53-0439	EA			-58 To 122 Degree F Range, Outside Air Temperature Sensor (Siemens 536-768).....	273.74	38.77
23 09 23 53-0440	EA			Unit Conditioner Controller With Secure Mode (Siemens 540-110C).....	596.72	57.18
23 09 23 53-0441	EA			9-Pin, Female To RJ-11 Cable (Siemens 540-143).....	108.82	6.05
23 09 23 53-0442	EA			Terminal Box Controller, Electronic Output, For Trane (Siemens 540-800).....	965.94	116.31
23 09 23 53-0443	EA			MMI Extension Cable (Siemens 545-712).....	182.46	6.05
23 09 23 53-0444	EA			Remote Pressure Transmitter (Siemens 547-003).....	1,436.58	38.77
23 09 23 53-0445	EA			Cooling Only, GDE, BACnet Actuating Terminal Equipment Controller (Siemens 550-400).....	882.07	29.07
23 09 23 53-0446	EA			BACnet Unit Conditioner Fan Coil Controller (Siemens 550-433).....	765.53	77.54
23 09 23 53-0447	EA			Door Lock And Key Assembly (Siemens 567-225).....	42.29	24.23
23 09 23 53-0448	EA			Insight Advanced Software Package (Siemens 571-010-381-USB).....	14,557.69	
				Note: Includes one user license and one sentinel key.		
23 09 23 53-0449	EA			BACnet Client Option For Insight Advanced Software Package (Siemens 571-188).....	519.53	
23 09 23 53-0450	EA			Soft Controller Option For Insight Advanced Software Package (Siemens 571-620).....	3,211.38	
23 09 23 53-0451	EA			1" Steam, Normally Open, 10 Cv, Stainless Steel Trim, Class 250 Globe Valve (Siemens 599-03059).....	478.28	11.39
23 09 23 53-0452	EA			2" Steam, Normally Open, 40 Cv, Stainless Steel Trim, Class 250 Globe Valve (Siemens 599-03062).....	1,009.22	19.74
23 09 23 53-0453	EA			Firefinder XLS Driver, Modular Equipment Controller With RS-485 BLN, 8 DI, 8 DO, 8 AI, 8 AO, Point Expansion Support, HOA-Ready (Siemens 986-83481C).....	9,557.91	48.46
23 09 23 53-0454	EA			SiPass Driver, Modular Equipment Controller With RS-485 ALN, 8 DI, 8 DO, 8 AI, 8 AO, Point Expansion Support, Modem With HOA (Siemens 986-83482F).....	11,260.92	48.46
23 09 23 53-0455	EA			7" x 13-7/16" x 3-3/4" Weather Shield (Siemens ASK75.3U).....	175.55	18.17

23 Heating, Ventilating, and Air-Conditioning (HVAC)

23 09 Instrumentation and Control for HVAC

23 09 23 Direct-Digital Control System for HVAC



MINOR	CSI	UOM	DESCRIPTION	TOTAL DIRECT UNIT COST	DEMOLITION UNIT COST
23 09 23	53-0456	EA	Two Position, 24 Volt AC/Volt DC, Standard Cabling, Dual Auxillary Switches, Electronic Damper Actuator With Spring Return (Siemens GMA126.1U).....	424.89	43.30
23 09 23	53-0457	EA	Modulating, 0 To 10 Volt DC, 24 Volt AC/Volt DC, Standard Cabling, Electronic Damper Actuator With Spring Return (Siemens GMA161.1U).....	454.45	43.30
23 09 23	53-0458	EA	License To Enable 4 TX-I/O Modules On The Island Bus And FLN Support On Models PXC36-E.A And PXC36-PE.A (Siemens LSM-36.A).....	4,231.64	
23 09 23	53-0459	EA	License To Enable FLN Support On PXC-16 or PXC-24 "F" Models (Siemens LSM-FLN).....	854.48	
23 09 23	53-0460	EA	License To Enable FLN Support On Models PXC36-E.A And PXC36-PE.A (Siemens LSM-FLN36.A).....	2,750.07	
23 09 23	53-0461	EA	License To Enable BACnet Field Panel Web Server (PXC-36) Or Web Services (PXC-16/24) (Siemens LSM-FPWEB).....	1,968.67	
23 09 23	53-0462	EA	License To Enable 4 TX-I/O Modules On The Island Bus On Models PXC36-E.A And PXC36-PE.A (Siemens LSM-IB36.A).....	1,692.36	
23 09 23	53-0463	EA	License To Enable SNMP Agent License To Enable SNMP Agent (Siemens LSM-SNMP).....	5,003.38	
23 09 23	53-0464	EA	16-Switch HOA Upgrade Kit (Siemens PXA16-M).....	796.18	2.42
23 09 23	53-0465	EA	16-Switch HOA Upgrade Kit (Extended Temp, UL 916) With HMI Cable (Siemens PXA16-MR).....	888.50	9.69
23 09 23	53-0466	EA	8-Switch HOA Upgrade Kit (Siemens PXA8-M).....	450.45	2.42
23 09 23	53-0467	EA	18" NEMA Type 1 Enclosure (Utility Cabinet) (Siemens PXA-ENC18).....	446.86	67.84
23 09 23	53-0468	EA	19" NEMA Type 1 Enclosure (Utility Cabinet) (Siemens PXA-ENC19).....	778.69	67.84
23 09 23	53-0469	EA	34" NEMA Type 1 Enclosure (Utility Cabinet) (Siemens PXA-ENC34).....	1,091.92	77.54
23 09 23	53-0470	EA	Serial Cable Required For HOA Or PXM10T/S Connection To Non-Rooftop Variants Of The 16-Point And 24-Point Compact Series (Siemens PXA-HMI.CABLEP5).....	40.22	12.12
23 09 23	53-0471	EA	115 Volt, 24 Volt AC, 50/60 Hertz, 192 VA PX Series Service Box (Siemens PXA-SB115V192VA).....	785.37	30.29
23 09 23	53-0472	EA	115 Volt, 24 Volt AC, 50/60 Hertz, 384 VA PX Series Service Box (Siemens PXA-SB115V384VA).....	1,260.23	30.29
23 09 23	53-0473	EA	230 Volt, 24 Volt AC, 50/60 Hertz, 192 VA PX Series Service Box (Siemens PXA-SB230V192VA).....	960.32	30.29
23 09 23	53-0474	EA	230 Volt, 24 Volt AC, 50/60 Hertz, 384 VA PX Series Service Box (Siemens PXA-SB230V384VA).....	1,460.19	30.29
23 09 23	53-0475	EA	PXC Modular, BACnet/IP Or MS/TP ALN, P1 Or MS/TP FLN, PXX-485.3 Is Also Required As The Connection To The FLN Devices (Siemens PXC00-E96.A).....	4,272.43	60.57
23 09 23	53-0476	EA	PXC Modular Series For BACnet Networks, TX-I/O Module, 96 Node (Siemens PXC100-E96.A).....	5,525.95	60.57
23 09 23	53-0477	EA	Peer To Peer, TX-I/O, 96 Node, APOGEE Automation System, Programmable Controller - Modular (Siemens PXC100-PE96.A).....	6,295.55	60.57
23 09 23	53-0478	EA	16 Point, BACnet/IP ALN Compact Programmable Controller (Siemens PXC16.2-E.A).....	1,732.08	60.57
23 09 23	53-0479	EA	16 Point, BACnet/IP ALN, P1 Or MS/TP FLN Compact Programmable Controller (Siemens PXC16.2-EF.A).....	2,071.07	60.57
23 09 23	53-0480	EA	16 Point, MS/TP ALN Compact Programmable Controller (Siemens PXC16.2-M.A).....	1,846.46	60.57
23 09 23	53-0481	EA	24 Point, BACnet/IP ALN Compact Programmable Controller (Siemens PXC24.2-E.A).....	2,525.55	60.57
23 09 23	53-0482	EA	24 Point, BACnet/IP ALN, P1 Or MS/TP FLN Compact Programmable Controller (Siemens PXC24.2-EF.A).....	2,759.62	60.57
23 09 23	53-0483	EA	24 Point, BACnet/IP ALN, Rooftop Compact Programmable Controller (Siemens PXC24.2-ER.A).....	2,701.55	60.57
23 09 23	53-0484	EA	24 Point, BACnet/IP ALN, Rooftop, P1 Or MS/TP FLN Compact Programmable Controller (Siemens PXC24.2-ERF.A).....	2,911.27	60.57
23 09 23	53-0485	EA	24 Point, MS/TP ALN Compact Programmable Controller (Siemens PXC24.2-M.A).....	2,696.26	60.57
23 09 23	53-0486	EA	24 Point, MS/TP ALN, Rooftop Compact Programmable Controller (Siemens PXC24.2-MR.A).....	2,909.84	60.57
23 09 23	53-0487	EA	36 Point, BACnet/IP Or MS/TP ALN Compact Programmable Controller (Siemens PXC36-E.A).....	3,750.60	60.57
23 09 23	53-0488	EA	36 Point, BACnet/IP Or MS/TP ALN, Island Bus, P1 Or MS/TP FLN Compact Programmable Controller (Siemens PXC36-EF.A).....	7,483.73	60.57
23 09 23	53-0489	EA	License To Enable The Island Bus On PXC00-E96.A And PXC00-PE96.A (Siemens PXF-TXIO.A).....	1,269.52	
23 09 23	53-0490	EA	Controller Mounted Operator Display Module With Point Monitor And Optional Blue Backlight (Siemens PXM10S).....	506.09	30.29
23 09 23	53-0491	EA	Controller Mounted Operator Display Module (Siemens PXM10T).....	369.01	30.29
23 09 23	53-0492	EA	Provides FLN Support For The PXC Modular (Siemens PXX-485.3).....	840.52	24.23
			Note: Includes Three RS-485 P1 FLN Connections Or One MS/TP FLN Connection, Maximum Of 96 Devices Supported		
23 09 23	53-0493	EA	Full Feature With Display, Override And Temperature Setpoint Adjustment, Room Temperature Sensor, 10K Ohm Type III Thermistor (Siemens QAA22SS.FWSN).....	285.22	30.29
23 09 23	53-0494	EA	Digital Temperature Room Unit for TEC, Sensing, Setpoint, Override, Display, No Logo (Siemens QAA2280.FWNC).....	278.78	38.77
23 09 23	53-0495	EA	4" Platinum, 1,000 Ohm, 385 Alpha Probe, Immersion Temperature Sensor (Siemens QAE2012.010).....	138.99	30.29
23 09 23	53-0496	EA	8" Platinum, 1,000 Ohm, 385 Alpha Probe, Duct Temperature Sensor (Siemens QAM2012.020).....	103.93	30.29
23 09 23	53-0497	EA	24" Flexible Averaging Probe (Siemens QAM2012.750).....	305.69	60.57
23 09 23	53-0498	EA	2 Meter Flexible Duct Temperature Sensor With Four Mounting Clamps (Siemens QAM2120.200).....	195.55	45.43
23 09 23	53-0499	EA	10 HP, 240 Volt, NEMA 2 Variable Frequency Drive (Siemens SED2-7.5/22X).....	3,417.82	390.35
23 09 23	53-0500	EA	Two Sets, Address Keys 1 - 12, Accessory For TX-I/O Module (Siemens TXA1.K12).....	36.64	12.12
23 09 23	53-0501	EA	Labels For HOA And TX-I/O Modules (Siemens TXA1.LLT-P100).....	0.83	
23 09 23	53-0502	EA	16 Digital Input Module (Siemens TXM1.16D).....	629.62	12.12
23 09 23	53-0503	EA	6 Digital Output Relay Points, Manual Override, Digital Output Module (Siemens TXM1.6R-M).....	953.05	12.12
23 09 23	53-0504	EA	8 Universal Points, Local Override/Identification, Digital Output Module (Siemens TXM1.8X-ML).....	1,530.23	24.23
23 09 23	53-0505	EA	1.2 A, 4A Fuse, Power Supply (Siemens TXS1.12F4).....	467.68	7.27
23 09 23	53-0506		Trane Controls (23 09 23 53)		
23 09 23	53-0507		Software (23 09 23 53-0506)		
			Note: Excludes programming, set-up and commissioning of application.		
23 09 23	53-0508	EA	Summit + Building Management Package (Trane 40201152).....	7,232.16	
23 09 23	53-0509	EA	Summit Current Version Software (Trane 40201111).....	4,086.58	
23 09 23	53-0510	EA	Summit Customer Upgrade Package, Currently V10-V16 To V17 (Trane 40201113).....	985.99	
23 09 23	53-0511	EA	Rover Service Software And Hardware, Complete Kit (Trane X1365150001).....	4,061.91	
23 09 23	53-0512	EA	Tracer SC With -X1365152401 - BACnet (2 Pack) (Trane BMSC000AAA011000).....	11,216.69	
23 09 23	53-0513		EMCS Central Equipment And Controllers (23 09 23 53-0506)		
23 09 23	53-0514	EA	Summit BTMX Operator Display Upgrade (Trane 40201224).....	6,301.64	484.60
23 09 23	53-0515	EA	Summit BTMX Retrofit Kit For BMTS And BTMW BCU (Trane 49500531).....	14,303.83	484.60
23 09 23	53-0516	EA	Summit BTMX Retrofit Kit For Tracer 100 (Trane 49500532).....	14,303.83	484.60
23 09 23	53-0517	EA	Summit BTMX, 120 Volt, (Trane BMTX-001-A-A-B0-00).....	12,566.27	484.60



MINOR				TOTAL DIRECT	DEMOLITION
CSI	UOM	DESCRIPTION		UNIT COST	UNIT COST
23 09 23 53-0518	EA	Summit BTMX, 120 Volt, With Display (Trane BMTX-001-A-A-B0-10)		14,586.51	484.60
23 09 23 53-0519	EA	Summit CCP Upgrade ROM Kit (Trane 40201095)		221.74	30.29
23 09 23 53-0520	EA	Summit Comm5 Repeater (Trane 49500457)		1,710.71	242.30
23 09 23 53-0521	EA	AHU Controller MP580/581 E Board Only (Trane 40201157)		2,905.42	302.87
23 09 23 53-0522	EA	AHU Controller MP581 120 Volt AC With Enclosure And Display (Trane BMTM000AAC01)		3,727.66	363.46
23 09 23 53-0523	EA	AHU Controller MP581 120 Volt AC With Enclosure, No Display (Trane BMTM000AAC00)		2,924.76	363.46
23 09 23 53-0524	EA	AHU Controller MP581 Operator Door Display (Trane 40201156)		2,471.77	363.46
23 09 23 53-0525	EA	AHU Controller MP581 Portable, Rugged, With Case (Trane 49500491)		2,469.23	363.46
23 09 23 53-0526	EA	Controller MP503 I/O Module With Metal Enclosure (Trane 49500590)		1,113.59	121.16
23 09 23 53-0527	EA	Controller MP503 I/O Module With Plastic Cover (Trane 49500490)		1,013.78	121.16
23 09 23 53-0528	EA	Controller MP581 EX2 Expansion Module With Metal Enclosure (Trane 49500500)		1,828.05	242.30
23 09 23 53-0529	EA	Controller MP581 EX2 Expansion Module With Plastic Cover (Trane 49500499)		1,745.28	242.30
23 09 23 53-0530	EA	2 Position, FCU Controller ZN511 Zone With Metal Enclosure (Trane 49500569)		977.22	121.16
23 09 23 53-0531	EA	2 Position, FCU Controller ZN511 Zone With Plastic Cover (Trane 4950-0469)		857.04	121.16
23 09 23 53-0532	EA	4 Position, FCU Controller ZN517 Zone With Metal Enclosure (Trane 49500596)		1,272.94	121.16
23 09 23 53-0533	EA	4 Position, FCU Controller ZN517 Zone With Plastic Cover (Trane 49500496)		1,153.42	121.16
23 09 23 53-0534	EA	Modulating FCU Controller ZN520 Zone With Plastic Cover (Trane 4950049)		987.92	121.16
23 09 23 53-0535	EA	Modulating FCU Controller ZN520 Zone With Plastic Cover (Trane 49500496)		942.01	121.16
23 09 23 53-0536	EA	Modulating Tri ST FCU Controller ZN521 Zone With Metal Cover (Trane 49500570)		1,082.95	121.16
23 09 23 53-0537	EA	Modulating Tri ST FCU Controller ZN521 Zone With Plastic Cover (Trane 49500470)		987.92	121.16
23 09 23 53-0538	EA	DDC VAV Retrofit Kit (Trane VRTODD01)		1,375.81	242.30
23 09 23 53-0539	EA	DDC VAV Retrofit Kit With Belimo Actuator (Trane VRTODD01BLMO)		1,494.01	242.30
23 09 23 53-0540		Network, VAV And Special Sensors (23 09 23 53-0506)			
23 09 23 53-0541	EA	Digital Display Zone Sensor (Trane X13790464010)		233.09	38.77
23 09 23 53-0542	EA	Single Setpoint Wall Mounted Zone Temperature Sensor (Trane X13511529010)		155.68	38.77
23 09 23 53-0543	EA	Wall Mounted Zone Temperature-Only Sensor (Trane X13511528010)		142.62	38.77
23 09 23 53-0544	EA	Ceiling Mount Zone Occupancy Sensor (Trane X13790421-01)		287.19	43.62
23 09 23 53-0545	EA	Zone LCD O/C Setpoint, 3 Speed Fan (Trane 41901121)		173.52	38.77
23 09 23 53-0546	EA	Zone Sensor LCD O/C Setpoint (Trane 41901120)		173.52	38.77
23 09 23 53-0547	EA	Duct CO2 Sensor, 0 To 2,000 ppm (Trane X13790423010)		604.43	69.78
23 09 23 53-0548	EA	Room CO2 Sensor, 0 To 2,000 ppm (Trane X13790422010)		553.01	38.77
23 09 23 53-0549	EA	Transformer 120/24 40 VA (Trane X13550284010)		136.09	38.77
23 09 23 53-0550	EA	Transformer 24 Volt AC Wall Plug-In (Trane 35803005)		131.43	38.77
23 09 23 53-0551	EA	Transformer UL Listed 120 Volt AC, 40 VA (Trane 35812022)		123.97	38.77
23 09 23 53-0552	EA	Controller UC400 VAV Kit With Enclosure, And Belimo (Trane 5189454010)		1,542.01	242.30
23 09 23 53-0553	EA	Controller UC400 VAV Kit With Enclosure, No Actuator (Trane 5189456010)		1,478.24	242.30
23 09 23 53-0554	EA	Controller UC400 XM32 Module (4 Relay) (Trane X13651563010)		1,345.18	242.30
23 09 23 53-0555	EA	Controller UC400 XM70 (8UI,6UI,4O,4R,1P) (Trane X13651568010)		2,397.25	363.46
23 09 23 53-0556	EA	Controller UC400 XM30 I/O Module (4 UI/AO) (Trane X13651537010)		1,345.18	242.30
23 09 23 53-0557	EA	Controller UC210 VAV With Belimo Actuator (Trane BMUC210AAA0B00011)		1,412.68	242.30
23 09 23 53-0558	EA	Controller UC210 VAV Without Actuator (Trane BMUC210AAA0100011)		1,417.93	242.30
23 09 23 53-0559	EA	Controller Optional Metal Enclosure, UC210 (Trane 501898)		514.97	241.27
23 09 23 53-0560	EA	Controller UC400 PM014 24 Volt AC To 1.4 Amperes, 24 Volt DC (Trane X1365153801)		739.61	241.27
23 09 23 53-0561	EA	Controller Tracer UC600 Controller (Trane BMUC600AAA0100011)		2,679.86	363.46
23 09 23 53-0562	EA	Controller UC600 Tracer TD7 Display (Trane X13651571010)		2,577.26	363.46
23 09 23 53-0563	EA	Controller UC600 TD7 Mounting Bracket (Trane X05010511010)		159.41	48.28
23 09 23 53-0564	EA	Controller UC400 13" DIN Rail Enclosure, 120 Volt (Trane X13651559010)		572.45	48.28
23 09 23 53-0565	EA	SC 24" DIN Rail Enclosure, 120 Volt (Trane X13651552010)		2,743.28	363.46
23 09 23 53-0566	EA	BACnet Term (2 Pack) (Trane X1365152401)		253.46	86.86
23 09 23 53-0567	EA	Tracer ES Add License (Trane X40250125010)		3,294.57	
23 09 23 53-0568	EA	Kit - Tracer TU For Controls (Trane X4509151201)		5,020.06	484.60
23 09 23 53-0569	EA	Kit - Tracer TU Complete (Trane X4509151301)		6,583.27	484.60
23 09 23 53-0570	EA	Tracer TU Adapter Wired/Wireless (Trane X13651529010)		648.93	86.86
23 09 23 53-0571	EA	Sensor Wireless Zone Sensor, Fahrenheit (Trane X13790492010)		373.78	86.86
23 09 23 53-0572	EA	Sensor Wireless Display Sensor (Trane X13790822010)		422.28	86.86
23 09 23 53-0573	EA	Sensor Wireless Receiver, 100mW (Trane X13790854010)		378.44	86.86
23 09 23 53-0574	EA	Sensor Wireless Comm Interface (WCI) Indoor, 100mW (Trane X13790901010)		512.62	86.86
23 09 23 53-0575	EA	Sensor Wireless Comm Interface (WCI) Outdoor, 100mW (Trane X13790941010)		558.31	86.86
23 09 23 53-0576		Control Sensors, Meters, Relays, Power Supplies, Valves, Dampers And Actuators (23 09 23 53)			
23 09 23 53-0577		Room Pressure Monitoring (23 09 23 53-0576)			
23 09 23 53-0578	EA	Hospital Room Pressure Monitor With Digital Interface Monitor, Through Wall Sensor Transformer And Plenum Rated Cable (TSI 8640-PM)		3,275.03	54.13
23 09 23 53-0579	EA	Hospital Room Pressure Controller With Digital Interface Monitor, Through Wall Sensor Transformer And Plenum Rated Cable (TSI 8630-PC)		5,299.69	54.13
		Note: Excludes dampers and actuators.			
23 09 23 53-0580	EA	Hospital Room Pressure Status Remote Visual Display (TSI 8694-4)		409.57	32.48
23 09 23 53-0581	EA	Hospital Room Pressure Status Remote Negative/Neutral Key Switch (TSI 8694-7)		474.19	32.48
23 09 23 53-0582		Current Switches And Current Sensors (23 09 23 53-0576)			
23 09 23 53-0583	EA	Up To 20 Amperes, 0 To 5 Volt DC, Current Sensor (Senva C-1203)		145.42	38.77
23 09 23 53-0584	EA	Up To 20 Amperes, 4-20mA, Current Sensor (Senva C-1205)		151.02	38.77
23 09 23 53-0585	EA	0.5 To 135 Amperes Range, Split Core, VFD Current Switch (Senva C-2350VFD-L)		233.09	38.77
23 09 23 53-0586	EA	0.15 To 100 Amperes Range, Split Core, Current Switch With NC Command Relay (Senva C-2300 And CR4-24)		137.96	38.77
23 09 23 53-0587	EA	0 To 50/100/200 Amperes (Selectable), 4-20mA, 0 To 5 Volt DC, Split Core, DC Current Sensor (Veris H970HCA)		423.36	38.77

23 Heating, Ventilating, and Air-Conditioning (HVAC)

23 09 Instrumentation and Control for HVAC

23 09 23 Direct-Digital Control System for HVAC



MINOR CSI UOM DESCRIPTION	TOTAL DIRECT UNIT COST	DEMOLITION UNIT COST
23 09 23 53-0588 EA 0 To 20/40/80 Amperes (Selectable), 0-20mA, 0 To 5 Volt DC, Split Core, DC Current Sensor (Veris H970LCC)	270.16	38.77
23 09 23 53-0589 EA 1 To 135 Amperes, N.O. Contact, 1 Ampere At 110 Volt, Current Switch (Veris H709)	206.21	38.77
23 09 23 53-0590 EA 0 To 10/20/40 Amperes, 4-20mA Analog Output, Solid Core, Loop Powered, Current Switch (Veris H721)	206.21	38.77
23 09 23 53-0591 EA Energy Meter H8163 Series, With BACnet Output (Veris H8186-CB-BAC)	5,523.85	193.85
23 09 23 53-0592 EA 100 Amperes, Modbus RTU, Power Transducer (Veris H8035-0100-2)	1,404.01	38.77
Note: 3 phase networked transducer.		
23 09 23 53-0593 EA 2,400 Amperes, Three Current Switches, Pulse Output, Phase Loss Alarm Output, Energy Meter (Veris H8163-2400-4-3)	2,133.94	38.77
23 09 23 53-0594 EA Up To 20 Amperes, 0-5 Volt DC, Current Transducer (Kele 4CTV)	221.23	38.77
23 09 23 53-0595 EA Solid Core Fixed Setpoint Digital Output Current Switch (Veris H-800)	330.95	102.98
23 09 23 53-0596 EA Split Core Fixed Setpoint Digital Output Current Switch (Veris H-900)	331.40	102.98
23 09 23 53-0597 EA Solid Core Adjustable Setpoint Digital Output Current Sensor (Veris H-708)	353.79	102.98
23 09 23 53-0598 EA Split Core Adjustable Setpoint Digital Output Current Sensor (Veris H-908)	359.38	102.98
23 09 23 53-0599 EA Solid And Split Core Adjustable Setpoint Digital Output VFD Current Switch (Veris H-904)	391.09	102.98
23 09 23 53-0600 EA Toggle Switch	135.35	48.46
23 09 23 53-0601 EA Maintained Pushbutton Switch	144.48	48.46
23 09 23 53-0602 EA Manual Time Switch	230.64	48.46
23 09 23 53-0603 EA Emergency Stop Switch	384.70	48.46
23 09 23 53-0604 EA Float Switch	372.05	48.46
23 09 23 53-0605 EA Break Glass Switch	1,214.99	48.46
23 09 23 53-0606 EA Boiler E-Stop Switch	748.14	48.46
23 09 23 53-0607 Relays (23 09 23 53-0576)		
23 09 23 53-0608 EA DPDT, 24 Volt AC, Blade, Standard Relay (Kele RH2B-UAC24V)	120.24	38.77
23 09 23 53-0609 EA SPDT, 24 Volt AC/Volt DC, 120 Volt AC Multi-Voltage Relay Module (Kele PAM-1)	131.71	38.77
23 09 23 53-0610 EA SPDT, 24 Volt AC/Volt DC, 120 Volt AC Power Relay (Kele RIB2401B)	186.19	48.46
Note: Box type.		
23 09 23 53-0611 EA Motor Starter Interface, 300msec Pulse (Kele PIL-2)	234.62	38.77
23 09 23 53-0612 EA DP Relay Socket, DIN Rail Mounted (Kele SH2B-05)	111.92	38.77
23 09 23 53-0613 EA SP Relay Socket, DIN Rail Mounted (Kele SH1B-05)	110.24	38.77
23 09 23 53-0614 EA SPDT, 24 Volt AC, Blade, Standard Relay (Kele RH1B-UAC24V)	120.24	38.77
23 09 23 53-0615 EA DPDT, 24 Volt AC, Blade, Indicator Light Relay (Kele RH2B-ULAC24V)	125.48	38.77
23 09 23 53-0616 EA SPDT, 24 Volt AC, Blade, Indicator Light Relay (Kele RH1B-ULAC24V)	126.92	38.77
23 09 23 53-0617 EA SPDT Pilot Relay, Universal (Kele RIBU1C)	137.86	48.46
Note: Box type.		
23 09 23 53-0618 EA SPST Pilot Relay With HOA Switch (Kele RIBU1S)	184.68	48.46
Note: Box type.		
23 09 23 53-0619 EA SPDT 3 Phase Line Voltage Monitor, 1-5 Minute Delay On Break Timer (ICM400)	329.08	48.46
23 09 23 53-0620 EA SPDT 3-Phase Line Voltage Monitor, 0-10 Minute Delay On Break Timer (ICM450)	327.01	48.46
23 09 23 53-0621 Transformers (23 09 23 53-0576)		
23 09 23 53-0622 EA 50 VA, 120/240/277/480-24 Volt AC, CB Foot And Single Hub Control Transformer (Veris X050CBA)	144.19	38.77
23 09 23 53-0623 EA 75 VA, 120-24 Volt AC, CB Foot And Dual Hub Control Transformer (Veris X075CAB)	157.21	38.77
23 09 23 53-0624 EA 75 VA, 120/208/240/480-24 Volt AC, CB Foot And Single Hub Control Transformer (Veris X075CBA)	157.21	38.77
23 09 23 53-0625 EA 100 VA, 120-24 Volt AC, CB Foot And Dual Hub Control Transformer (Veris X100CAB)	169.00	38.77
23 09 23 53-0626 EA 100 VA, 120/240/277/480-24 Volt AC, CB Foot And Single Hub Control Transformer (Veris X100CBA)	176.26	38.77
23 09 23 53-0627 Power Supplies (23 09 23 53-0576)		
23 09 23 53-0628 EA Solid Core Current Operated Switch, Terminals, Adjustable Trip, 0.5-150A, SPST (Kele RIBXKTA)	217.44	38.77
23 09 23 53-0629 EA AC/DC Power Supply, 1.2 Amperes At 24 Volt Output (Kele DCPA-1.2)	253.58	38.77
23 09 23 53-0630 EA DC Power Supply, 5 Volt DC And 24 Volt DC Output (Kele DCP-524)	237.29	38.77
23 09 23 53-0631 EA DC Power Supply, 24 Volt DC, DIN Rail Mounted (Kele DCP-250-D)	245.00	38.77
23 09 23 53-0632 EA DC Power Supply, 24 Volt DC, Hub Mounted (Kele DCP-250-H)	238.13	38.77
23 09 23 53-0633 EA DC Power Supply, 24 Volt DC, Panel Mounted (Kele DCP-250-P)	249.62	38.77
23 09 23 53-0634 EA DC Power Supply, 24 Volt AC In To Custom DC Out, At 1.5 Amperes (Kele DCP-1.5-W-C)	186.38	38.77
23 09 23 53-0635 Carrier Sensors And Controls (23 09 23 53)		
23 09 23 53-0636 EA Touch Screen Controller, Supports 512 ID Units (Carrier BMS-CT5120UL)	5,847.79	161.37
23 09 23 53-0637 EA Wired Remote Controller (Carrier RBC-AMS54E-UL)	368.33	38.77
23 09 23 53-0638 EA Remote Sensor (Carrier TCB-TC41UL)	318.37	38.77
23 09 23 53-0639 EA VRF Start-up Assistance (Carrier VRFSA)	2,270.55	
23 09 23 53-0640 EA 2 Speed VFD Display Kit (Carrier CRDISKIT001A00)	507.46	60.57
23 09 43 Pneumatic Control System For HVAC (23 09)		
23 09 43 00-0001 Pneumatic Tubing For HVAC Instrumentation and Control Devices (23 09 43)		
23 09 43 00-0002 Polyurethane Pneumatic Tubing (23 09 43 00-0001)		
23 09 43 00-0003 LF 1/4" Outside Diameter x 1/32" Thick Wall Polyurethane Pneumatic Tubing	2.33	0.90
23 09 43 00-0004 LF 5/32" Outside Diameter x 1/16" Thick Wall Polyurethane Pneumatic Tubing	2.98	0.93
23 09 43 00-0005 LF 3/8" Outside Diameter x 1/16" Thick Wall Polyurethane Pneumatic Tubing	3.92	0.95
23 09 43 00-0006 LF 1/2" Outside Diameter x 1/16" Thick Wall Polyurethane Pneumatic Tubing	5.00	0.98
23 09 43 00-0007 Fire Resistant Polyethylene Pneumatic Tubing (23 09 43 00-0001)		
23 09 43 00-0008 LF 1/4" Outside Diameter x .040" Thick Wall Fire Resistant Polyethylene Pneumatic Tubing	2.07	0.90



MINOR CSI UOM DESCRIPTION	TOTAL DIRECT UNIT COST	DEMOLITION UNIT COST
23 09 43 00-0009 LF 5/32" Outside Diameter x .030" Thick Wall Fire Resistant Polyethylene Pneumatic Tubing.....	2.22	0.93
23 09 43 00-0010 LF 3/8" Outside Diameter x .062" Thick Wall Fire Resistant Polyethylene Pneumatic Tubing.....	2.55	0.95
23 09 43 00-0011 LF 1/2" Outside Diameter x .062" Thick Wall Fire Resistant Polyethylene Pneumatic Tubing.....	3.21	0.98
23 09 43 00-0012 Nylon Pneumatic Tubing (23 09 43 00-0001)		
23 09 43 00-0013 LF 1/8" Outside Diameter x .016" Thick Wall Nylon Pneumatic Tubing.....	2.46	0.87
23 09 43 00-0014 LF 1/4" Outside Diameter x .035" Thick Wall Nylon Pneumatic Tubing.....	3.30	0.90
23 09 43 00-0015 LF 3/8" Outside Diameter x .050" Thick Wall Nylon Pneumatic Tubing.....	5.02	0.95
23 09 43 00-0016 LF 1/2" Outside Diameter x .062" Thick Wall Nylon Pneumatic Tubing.....	6.48	0.98
23 09 43 00-0017 Flexible Vinyl Pneumatic Tubing (23 09 43 00-0001)		
23 09 43 00-0018 LF 1/4" Outside Diameter Flexible Vinyl Pneumatic Tubing.....	2.41	0.90
23 09 43 00-0019 LF 3/8" Outside Diameter Flexible Vinyl Pneumatic Tubing.....	3.95	0.95
23 09 43 00-0020 LF 1/2" Outside Diameter Flexible Vinyl Pneumatic Tubing.....	4.79	0.98
23 09 43 00-0021 LF 5/8" Outside Diameter Flexible Vinyl Pneumatic Tubing.....	5.85	1.01
23 09 43 00-0022 LF 3/4" Outside Diameter Flexible Vinyl Pneumatic Tubing.....	6.63	1.03
23 09 43 00-0023 LF 1" Outside Diameter Flexible Vinyl Pneumatic Tubing.....	9.13	1.06
23 09 43 00-0024 Braided Vinyl Pneumatic Tubing (23 09 43 00-0001)		
23 09 43 00-0025 LF 5/8" Outside Diameter Braided Vinyl Pneumatic Tubing.....	3.29	1.01
23 09 43 00-0026 LF 3/4" Outside Diameter Braided Vinyl Pneumatic Tubing.....	3.84	1.03
23 09 43 00-0027 LF 1" Outside Diameter Braided Vinyl Pneumatic Tubing.....	4.83	1.06
23 09 43 00-0028 Copper Pneumatic Tubing (23 09 43 00-0001)		
23 09 43 00-0029 LF 1/4" Outside Diameter Copper Pneumatic Tubing.....	4.98	1.93
23 09 43 00-0030 LF 3/8" Outside Diameter Copper Pneumatic Tubing.....	6.06	2.23
23 09 43 00-0031 LF 1/2" Outside Diameter Copper Pneumatic Tubing.....	7.04	2.56
23 09 43 00-0032 LF 5/8" Outside Diameter Copper Pneumatic Tubing.....	8.71	2.95
23 09 43 00-0033 LF 3/4" Outside Diameter Copper Pneumatic Tubing.....	9.90	3.39
23 09 43 00-0034 Brass Couplings (23 09 43 00-0001)		
23 09 43 00-0035 Straight Brass Couplings (23 09 43 00-0034)		
Note: Barb x Barb		
23 09 43 00-0036 EA 1/4" x 1/4" Straight Brass Coupling.....	10.52	4.88
23 09 43 00-0037 EA 3/8" x 1/4" Straight Brass Coupling.....	10.64	4.88
23 09 43 00-0038 EA 3/8" x 3/8" Straight Brass Coupling.....	10.76	4.88
23 09 43 00-0039 Elbow Brass Couplings (23 09 43 00-0034)		
Note: Barb x Barb		
23 09 43 00-0040 EA 1/4" x 1/4" Elbow Brass Coupling.....	11.20	4.88
23 09 43 00-0041 EA 3/8" x 3/8" Elbow Brass Coupling.....	11.62	4.88
23 09 43 00-0042 Tee Brass Couplings (23 09 43 00-0034)		
Note: Barb x Barb		
23 09 43 00-0043 EA 1/4" x 1/4" x 1/4" Tee Brass Coupling.....	17.09	7.60
23 09 43 00-0044 EA 3/8" x 3/8" x 1/4" Tee Brass Coupling.....	19.67	8.13
23 09 43 00-0045 EA 3/8" x 3/8" x 3/8" Tee Brass Coupling.....	19.23	8.13
23 10 Facility Fuel Systems (23)		
23 11 Facility Fuel Piping (23 10)		
23 11 23 Facility Natural-Gas Piping (23 11)		
See CSI section 23 21 13 23-0001 for threaded black steel pipe, 33 52 16 00-0000 for underground MDPE and HDPE pipe.		
23 11 23 00-0001 Corrugated Stainless Steel Tubing (CSST), Flexible Gas Piping (23 11 23)		
23 11 23 00-0002 Corrugated Stainless Steel Tubing (CSST), Flexible Gas Pipe (23 11 23 00-0001)		
Note: Includes UV resistant polyethylene jacket. Excludes fittings and pipe hangers.		
23 11 23 00-0003 LF 3/8" Corrugated Stainless Steel Tubing (CSST), Flexible Gas Pipe.....	5.96	1.90
23 11 23 00-0004 LF 1/2" Corrugated Stainless Steel Tubing (CSST), Flexible Gas Pipe.....	6.55	2.06
23 11 23 00-0005 LF 3/4" Corrugated Stainless Steel Tubing (CSST), Flexible Gas Pipe.....	7.87	2.23
23 11 23 00-0006 LF 1" Corrugated Stainless Steel Tubing (CSST), Flexible Gas Pipe.....	9.97	2.36
23 11 23 00-0007 LF 1-1/4" Corrugated Stainless Steel Tubing (CSST), Flexible Gas Pipe.....	11.77	2.48
23 11 23 00-0008 LF 1-1/2" Corrugated Stainless Steel Tubing (CSST), Flexible Gas Pipe.....	17.96	2.58
23 11 23 00-0009 LF 2" Corrugated Stainless Steel Tubing (CSST), Flexible Gas Pipe.....	24.37	2.75
23 11 23 00-0010 Fittings And Accessories For Corrugated Stainless Steel Tubing (CSST), Flexible Gas Pipe (23 11 23 00-0001)		



MINOR
CSI UOM DESCRIPTION

TOTAL DIRECT DEMOLITION
UNIT COST UNIT COST

MINOR	CSI	UOM	DESCRIPTION	TOTAL DIRECT UNIT COST	DEMOLITION UNIT COST
23 11 23 00-0011			Male Adaptors For Corrugated Stainless Steel Tubing (CSST), Flexible Gas Pipe <small>(23 11 23 00-0010)</small>		
23 11 23 00-0012	EA		3/8" x 1/2", (CSST x Threaded) Male Adaptor For Corrugated Stainless Steel Tubing (CSST), Flexible Gas Pipe.....	28.38	
23 11 23 00-0013	EA		3/8" x 3/8", (CSST x Threaded) Male Adaptor For Corrugated Stainless Steel Tubing (CSST), Flexible Gas Pipe.....	28.38	
23 11 23 00-0014	EA		1/2" x 3/8", (CSST x Threaded) Male Adaptor For Corrugated Stainless Steel Tubing (CSST), Flexible Gas Pipe.....	30.43	
23 11 23 00-0015	EA		1/2" x 1/2", (CSST x Threaded) Male Adaptor For Corrugated Stainless Steel Tubing (CSST), Flexible Gas Pipe.....	30.43	
23 11 23 00-0016	EA		3/4" x 3/4", (CSST x Threaded) Male Adaptor For Corrugated Stainless Steel Tubing (CSST), Flexible Gas Pipe.....	36.68	
23 11 23 00-0017	EA		1" x 3/4", (CSST x Threaded) Male Adaptor For Corrugated Stainless Steel Tubing (CSST), Flexible Gas Pipe.....	50.69	
23 11 23 00-0018	EA		1" x 1", (CSST x Threaded) Male Adaptor For Corrugated Stainless Steel Tubing (CSST), Flexible Gas Pipe.....	50.69	
23 11 23 00-0019	EA		1-1/4" x 1-1/4", (CSST x Threaded) Male Adaptor For Corrugated Stainless Steel Tubing (CSST), Flexible Gas Pipe.....	86.56	
23 11 23 00-0020	EA		1-1/2" x 1-1/2", (CSST x Threaded) Male Adaptor For Corrugated Stainless Steel Tubing (CSST), Flexible Gas Pipe.....	158.99	
23 11 23 00-0021	EA		2" x 2", (CSST x Threaded) Male Adaptor For Corrugated Stainless Steel Tubing (CSST), Flexible Gas Pipe.....	257.86	
23 11 23 00-0022			Female Adaptors For Corrugated Stainless Steel Tubing (CSST), Flexible Gas Pipe <small>(23 11 23 00-0010)</small>		
23 11 23 00-0023	EA		3/8" x 1/2", (CSST x Threaded) Female Adaptor For Corrugated Stainless Steel Tubing (CSST), Flexible Gas Pipe.....	27.46	
23 11 23 00-0024	EA		1/2" x 1/2", (CSST x Threaded) Female Adaptor For Corrugated Stainless Steel Tubing (CSST), Flexible Gas Pipe.....	30.43	
23 11 23 00-0025	EA		1/2" x 3/8", (CSST x Threaded) Female Adaptor For Corrugated Stainless Steel Tubing (CSST), Flexible Gas Pipe.....	30.43	
23 11 23 00-0026	EA		3/4" x 3/4", (CSST x Threaded) Female Adaptor For Corrugated Stainless Steel Tubing (CSST), Flexible Gas Pipe.....	36.68	
23 11 23 00-0027	EA		3/4" x 1/2", (CSST x Threaded) Female Adaptor For Corrugated Stainless Steel Tubing (CSST), Flexible Gas Pipe.....	36.68	
23 11 23 00-0028	EA		1" x 3/4", (CSST x Threaded) Female Adaptor For Corrugated Stainless Steel Tubing (CSST), Flexible Gas Pipe.....	48.44	
23 11 23 00-0029	EA		1" x 1", (CSST x Threaded) Female Adaptor For Corrugated Stainless Steel Tubing (CSST), Flexible Gas Pipe.....	48.44	
23 11 23 00-0030			Reducing Adaptors For Corrugated Stainless Steel Tubing (CSST), Flexible Gas Pipe <small>(23 11 23 00-0010)</small>		
23 11 23 00-0031	EA		3/4" x 1/2", (CSST x Threaded) Reducing Adaptor For Corrugated Stainless Steel Tubing (CSST), Flexible Gas Pipe.....	37.23	
23 11 23 00-0032	EA		1" x 3/4", (CSST x Threaded) Reducing Adaptor For Corrugated Stainless Steel Tubing (CSST), Flexible Gas Pipe.....	49.26	
23 11 23 00-0033			Couplings For Corrugated Stainless Steel Tubing (CSST), Flexible Gas Pipe <small>(23 11 23 00-0010)</small>		
23 11 23 00-0034	EA		3/8" Coupling For Corrugated Stainless Steel Tubing (CSST), Flexible Gas Pipe.....	38.35	
23 11 23 00-0035	EA		1/2" Coupling For Corrugated Stainless Steel Tubing (CSST), Flexible Gas Pipe.....	42.58	
23 11 23 00-0036	EA		3/4" Coupling For Corrugated Stainless Steel Tubing (CSST), Flexible Gas Pipe.....	53.58	
23 11 23 00-0037	EA		1" Coupling For Corrugated Stainless Steel Tubing (CSST), Flexible Gas Pipe.....	77.06	
23 11 23 00-0038	EA		1-1/4" Coupling For Corrugated Stainless Steel Tubing (CSST), Flexible Gas Pipe.....	144.84	
23 11 23 00-0039	EA		1-1/2" Coupling For Corrugated Stainless Steel Tubing (CSST), Flexible Gas Pipe.....	283.39	
23 11 23 00-0040	EA		2" Coupling For Corrugated Stainless Steel Tubing (CSST), Flexible Gas Pipe.....	471.04	
23 11 23 00-0041			Tees For Corrugated Stainless Steel Tubing (CSST), Flexible Gas Pipe <small>(23 11 23 00-0010)</small>		
23 11 23 00-0042	EA		1/2" Tee For Corrugated Stainless Steel Tubing (CSST), Flexible Gas Pipe.....	52.97	
23 11 23 00-0043	EA		3/4" Tee For Corrugated Stainless Steel Tubing (CSST), Flexible Gas Pipe.....	85.80	
23 11 23 00-0044	EA		1" Tee For Corrugated Stainless Steel Tubing (CSST), Flexible Gas Pipe.....	136.45	
23 11 23 00-0045	EA		1-1/4" Tee For Corrugated Stainless Steel Tubing (CSST), Flexible Gas Pipe.....	235.47	
23 11 23 00-0046	EA		1-1/2" Tee For Corrugated Stainless Steel Tubing (CSST), Flexible Gas Pipe.....	253.23	
23 11 23 00-0047	EA		2" Tee For Corrugated Stainless Steel Tubing (CSST), Flexible Gas Pipe.....	290.87	
23 11 23 00-0048			Indoor Termination Fittings For Corrugated Stainless Steel Tubing (CSST), Flexible Gas Pipe <small>(23 11 23 00-0010)</small>		
23 11 23 00-0049	EA		3/8" x 1/2", (CSST x Threaded) Indoor Termination Fitting For Corrugated Stainless Steel Tubing (CSST), Flexible Gas Pipe.....	34.36	
23 11 23 00-0050	EA		1/2" x 1/2", (CSST x Threaded) Indoor Termination Fitting For Corrugated Stainless Steel Tubing (CSST), Flexible Gas Pipe.....	35.51	
23 11 23 00-0051	EA		3/4" x 3/4", (CSST x Threaded) Indoor Termination Fitting For Corrugated Stainless Steel Tubing (CSST), Flexible Gas Pipe.....	38.65	
23 11 23 00-0052	EA		1" x 3/4", (CSST x Threaded) Indoor Termination Fitting For Corrugated Stainless Steel Tubing (CSST), Flexible Gas Pipe.....	52.19	
23 11 23 00-0053	EA		1" x 1", (CSST x Threaded) Indoor Termination Fitting For Corrugated Stainless Steel Tubing (CSST), Flexible Gas Pipe.....	52.96	
23 11 23 00-0054			Outdoor Termination Fittings For Corrugated Stainless Steel Tubing (CSST), Flexible Gas Pipe <small>(23 11 23 00-0010)</small>		
23 11 23 00-0055	EA		3/8" x 1/2", (CSST x Threaded) Outdoor Termination Fitting For Corrugated Stainless Steel Tubing (CSST), Flexible Gas Pipe.....	37.94	



MINOR CSI UOM DESCRIPTION	TOTAL DIRECT UNIT COST	DEMOLITION UNIT COST
23 11 23 00-0056 EA 1/2" x 1/2", (CSST x Threaded) Outdoor Termination Fitting For Corrugated Stainless Steel Tubing (CSST), Flexible Gas Pipe	38.94	
23 11 23 00-0057 EA 3/4" x 3/4", (CSST x Threaded) Outdoor Termination Fitting For Corrugated Stainless Steel Tubing (CSST), Flexible Gas Pipe	45.92	
23 11 23 00-0058 EA 1" x 3/4", (CSST x Threaded) Outdoor Termination Fitting For Corrugated Stainless Steel Tubing (CSST), Flexible Gas Pipe	54.22	
23 11 23 00-0059 EA 1" x 1", (CSST x Threaded) Outdoor Termination Fitting For Corrugated Stainless Steel Tubing (CSST), Flexible Gas Pipe	54.22	
23 11 23 00-0060 Indoor Floor Flange Termination Assembly For Corrugated Stainless Steel Tubing (CSST), Flexible Gas Pipe <small>(23 11 23 00-0010)</small>		
23 11 23 00-0061 EA 3/8" Indoor Floor Flange Termination Assembly For Corrugated Stainless Steel Tubing (CSST), Flexible Gas Pipe	58.66	
23 11 23 00-0062 EA 1/2" Indoor Floor Flange Termination Assembly For Corrugated Stainless Steel Tubing (CSST), Flexible Gas Pipe	60.15	
23 11 23 00-0063 EA 3/4" Indoor Floor Flange Termination Assembly For Corrugated Stainless Steel Tubing (CSST), Flexible Gas Pipe	63.14	
23 11 23 00-0064 EA 1" Indoor Floor Flange Termination Assembly For Corrugated Stainless Steel Tubing (CSST), Flexible Gas Pipe	101.56	
23 11 23 00-0065 EA 1-1/4" Indoor Floor Flange Termination Assembly For Corrugated Stainless Steel Tubing (CSST), Flexible Gas Pipe	105.47	
23 11 23 00-0066 EA 1-1/2" Indoor Floor Flange Termination Assembly For Corrugated Stainless Steel Tubing (CSST), Flexible Gas Pipe	153.06	
23 11 23 00-0067 EA 2" Indoor Floor Flange Termination Assembly For Corrugated Stainless Steel Tubing (CSST), Flexible Gas Pipe	190.87	
23 11 23 00-0068 Outdoor Floor Flange Termination Assembly For Corrugated Stainless Steel Tubing (CSST), Flexible Gas Pipe <small>(23 11 23 00-0010)</small>		
23 11 23 00-0069 EA 3/8" Outdoor Floor Flange Termination Assembly For Corrugated Stainless Steel Tubing (CSST), Flexible Gas Pipe	62.12	
23 11 23 00-0070 EA 1/2" Outdoor Floor Flange Termination Assembly For Corrugated Stainless Steel Tubing (CSST), Flexible Gas Pipe	63.55	
23 11 23 00-0071 EA 3/4" Outdoor Floor Flange Termination Assembly For Corrugated Stainless Steel Tubing (CSST), Flexible Gas Pipe	70.28	
23 11 23 00-0072 EA 1" Outdoor Floor Flange Termination Assembly For Corrugated Stainless Steel Tubing (CSST), Flexible Gas Pipe	128.84	
23 11 23 00-0073 EA 1-1/4" Outdoor Floor Flange Termination Assembly For Corrugated Stainless Steel Tubing (CSST), Flexible Gas Pipe	132.98	
23 11 23 00-0074 EA 1-1/2" Outdoor Floor Flange Termination Assembly For Corrugated Stainless Steel Tubing (CSST), Flexible Gas Pipe	183.73	
23 11 23 00-0075 EA 2" Outdoor Floor Flange Termination Assembly For Corrugated Stainless Steel Tubing (CSST), Flexible Gas Pipe	232.43	
23 11 23 00-0076 Indoor Bracket Termination Assembly For Corrugated Stainless Steel Tubing (CSST), Flexible Gas Pipe <small>(23 11 23 00-0010)</small>		
23 11 23 00-0077 EA 1/2" Indoor Bracket Termination Assembly For Corrugated Stainless Steel Tubing (CSST), Flexible Gas Pipe	36.30	
23 11 23 00-0078 EA 3/4" Indoor Bracket Termination Assembly For Corrugated Stainless Steel Tubing (CSST), Flexible Gas Pipe	39.21	
23 11 23 00-0079 EA 1" Indoor Bracket Termination Assembly For Corrugated Stainless Steel Tubing (CSST), Flexible Gas Pipe	60.02	
23 11 23 00-0080 EA 1-1/4" Indoor Bracket Termination Assembly For Corrugated Stainless Steel Tubing (CSST), Flexible Gas Pipe	92.83	
23 11 23 00-0081 EA 1-1/2" Indoor Bracket Termination Assembly For Corrugated Stainless Steel Tubing (CSST), Flexible Gas Pipe	181.21	
23 11 23 00-0082 EA 2" Indoor Bracket Termination Assembly For Corrugated Stainless Steel Tubing (CSST), Flexible Gas Pipe	289.06	
23 11 23 00-0083 Stub-Outs For Corrugated Stainless Steel Tubing (CSST), Flexible Gas Pipe <small>(23 11 23 00-0010)</small>		
Note: Includes mounting plate.		
23 11 23 00-0084 EA 1/2" Appliance Stub-Out For Corrugated Stainless Steel Tubing (CSST), Flexible Gas Pipe	31.29	
23 11 23 00-0085 EA 3/4" Appliance Stub-Out For Corrugated Stainless Steel Tubing (CSST), Flexible Gas Pipe	34.14	
23 11 23 00-0086 EA 1/2" Fireplace Stub-Out For Corrugated Stainless Steel Tubing (CSST), Flexible Gas Pipe	31.32	
23 11 23 00-0087 EA 1/2" Meter Stub-Out For Corrugated Stainless Steel Tubing (CSST), Flexible Gas Pipe	31.43	
23 11 23 00-0088 EA 3/4" Meter Stub-Out For Corrugated Stainless Steel Tubing (CSST), Flexible Gas Pipe	32.75	
23 11 23 00-0089 EA 1" Meter Stub-Out For Corrugated Stainless Steel Tubing (CSST), Flexible Gas Pipe	39.05	
23 11 23 00-0090 EA 1-1/4" Meter Stub-Out For Corrugated Stainless Steel Tubing (CSST), Flexible Gas Pipe	47.12	
23 11 23 00-0091 Flush Mount Gas Valve Kits For Corrugated Stainless Steel Tubing (CSST), Flexible Gas Pipe <small>(23 11 23 00-0010)</small>		
Note: Includes flush fitting plastic valve box and 90 degree brass shut-off valve.		
23 11 23 00-0092 EA 1/2" x 1/2", (CSST x Threaded) Flush Mount Gas Valve Kit For Corrugated Stainless Steel Tubing (CSST), Flexible Gas Pipe	88.68	19.98
23 11 23 00-0093 EA 3/4" x 3/4", (CSST x Threaded) Flush Mount Gas Valve Kit For Corrugated Stainless Steel Tubing (CSST), Flexible Gas Pipe	100.37	20.97
23 11 23 00-0094 Shut-Off Valves For Corrugated Stainless Steel Tubing (CSST), Flexible Gas Pipe <small>(23 11 23 00-0010)</small>		
23 11 23 00-0095 EA 3/8" x 1/2", (CSST x Threaded) Shut-Off Valve For Corrugated Stainless Steel Tubing (CSST), Flexible Gas Pipe	63.24	17.48
23 11 23 00-0096 EA 1/2" x 1/2", (CSST x Threaded) Shut-Off Valve For Corrugated Stainless Steel Tubing (CSST), Flexible Gas Pipe	73.53	20.77
23 11 23 00-0097 EA 3/4" x 3/4", (CSST x Threaded) Shut-Off Valve For Corrugated Stainless Steel Tubing (CSST), Flexible Gas Pipe	90.29	24.97
23 11 23 00-0098 EA 1" x 3/4", (CSST x Threaded) Shut-Off Valve For Corrugated Stainless Steel Tubing (CSST), Flexible Gas Pipe	112.72	33.36

23 Heating, Ventilating, and Air-Conditioning (HVAC)**23 10 Facility Fuel Systems****23 11 Facility Fuel Piping**

SAN BERNARDINO
COUNTY

MINOR CSI	UOM	DESCRIPTION	TOTAL DIRECT UNIT COST	DEMOLITION UNIT COST
23 11 23 00-0099		Manifolds For Corrugated Stainless Steel Tubing (CSST), Flexible Gas Pipe <small>(23 11 23 00-0010)</small> Note: Includes mounting hardware.		
23 11 23 00-0100	EA	1/2" Inlet, Three 1/2" Outlets, Manifold For Corrugated Stainless Steel Tubing (CSST), Flexible Gas Pipe.....	77.75	20.77
23 11 23 00-0101	EA	3/4" Inlet, Three 1/2" Outlets, Manifold For Corrugated Stainless Steel Tubing (CSST), Flexible Gas Pipe.....	88.08	24.97
23 11 23 00-0102	EA	1/2" Inlet, Four 1/2" Outlets, Manifold For Corrugated Stainless Steel Tubing (CSST), Flexible Gas Pipe.....	83.46	20.77
23 11 23 00-0103	EA	3/4" Inlet, Four 1/2" Outlets, Manifold For Corrugated Stainless Steel Tubing (CSST), Flexible Gas Pipe.....	91.78	24.97
23 11 23 00-0104	EA	2" x 1-1/2" Inlet, Four 1" Outlets, Manifold For Corrugated Stainless Steel Tubing (CSST), Flexible Gas Pipe.....	173.26	62.43
23 11 23 00-0105		Pressure Regulators For Corrugated Stainless Steel Tubing (CSST), Flexible Gas Pipe <small>(23 11 23 00-0010)</small>		
23 11 23 00-0106	EA	1/2" Port, 250 MBTU Pressure Regulator For Corrugated Stainless Steel Tubing (CSST), Flexible Gas Pipe.....	82.37	20.77
23 11 23 00-0107	EA	1/2" Port, 355 MBTU Pressure Regulator For Corrugated Stainless Steel Tubing (CSST), Flexible Gas Pipe.....	82.37	20.77
23 11 23 00-0108	EA	1/2" Port, 425 MBTU Pressure Regulator For Corrugated Stainless Steel Tubing (CSST), Flexible Gas Pipe.....	116.52	20.77
23 11 23 00-0109	EA	3/4" Port, 550 MBTU Pressure Regulator For Corrugated Stainless Steel Tubing (CSST), Flexible Gas Pipe.....	124.84	24.97
23 11 23 00-0110	EA	3/4" Port, 810 MBTU Pressure Regulator For Corrugated Stainless Steel Tubing (CSST), Flexible Gas Pipe.....	124.84	24.97
23 11 23 00-0111	EA	1" Port, 550 MBTU Pressure Regulator For Corrugated Stainless Steel Tubing (CSST), Flexible Gas Pipe.....	141.49	33.36
23 11 23 00-0112	EA	1-1/4" Port, 1,000 MBTU Pressure Regulator For Corrugated Stainless Steel Tubing (CSST), Flexible Gas Pipe.....	213.07	37.45
23 11 23 00-0113	EA	1/2" Port, 200 MBTU Pressure Regulator With Over Pressure Protection Device For Corrugated Stainless Steel Tubing (CSST), Flexible Gas Pipe.....	110.48	20.77
23 11 23 00-0114	EA	3/4" Port, 425 MBTU Pressure Regulator With Over Pressure Protection Device For Corrugated Stainless Steel Tubing (CSST), Flexible Gas Pipe.....	279.48	24.97
23 11 23 00-0115	EA	1-1/4" Port, 900 MBTU Pressure Regulator With Over Pressure Protection Device For Corrugated Stainless Steel Tubing (CSST), Flexible Gas Pipe.....	682.42	37.45
23 11 23 00-0116		Polymer Coated Stainless Steel, Flexible Gas Appliance Connectors (Brass Craft) <small>(23 11 23)</small>		
23 11 23 00-0117		3/4" MIP x 3/4" MIP, 1/2" Diameter, Polymer Coated Stainless Steel, Flexible Gas Appliance Connector (Brass Craft) <small>(23 11 23 00-0116)</small>		
23 11 23 00-0118	EA	12" Length, 3/4" MIP x 3/4" MIP, 1/2" Diameter, Polymer Coated Stainless Steel, Flexible Gas Appliance Connector (Brass Craft CSSC11-12).....	46.84	14.98
23 11 23 00-0119	EA	18" Length, 3/4" MIP x 3/4" MIP, 1/2" Diameter, Polymer Coated Stainless Steel, Flexible Gas Appliance Connector (Brass Craft CSSC11-18).....	51.90	15.98
23 11 23 00-0120	EA	24" Length, 3/4" MIP x 3/4" MIP, 1/2" Diameter, Polymer Coated Stainless Steel, Flexible Gas Appliance Connector (Brass Craft CSSC11-24).....	56.74	15.98
23 11 23 00-0121	EA	30" Length, 3/4" MIP x 3/4" MIP, 1/2" Diameter, Polymer Coated Stainless Steel, Flexible Gas Appliance Connector (Brass Craft CSSC11-30).....	59.69	16.98
23 11 23 00-0122	EA	36" Length, 3/4" MIP x 3/4" MIP, 1/2" Diameter, Polymer Coated Stainless Steel, Flexible Gas Appliance Connector (Brass Craft CSSC11-36).....	63.52	16.98
23 11 23 00-0123	EA	48" Length, 3/4" MIP x 3/4" MIP, 1/2" Diameter, Polymer Coated Stainless Steel, Flexible Gas Appliance Connector (Brass Craft CSSC11-48).....	72.45	17.98
23 11 23 00-0124	EA	60" Length, 3/4" MIP x 3/4" MIP, 1/2" Diameter, Polymer Coated Stainless Steel, Flexible Gas Appliance Connector (Brass Craft CSSC11-60).....	80.55	17.98
23 11 23 00-0125	EA	72" Length, 3/4" MIP x 3/4" MIP, 1/2" Diameter, Polymer Coated Stainless Steel, Flexible Gas Appliance Connector (Brass Craft CSSC11-72).....	88.54	18.98
23 11 23 00-0126		3/4" MIP x 1/2" MIP, 1/2" Diameter, Polymer Coated Stainless Steel, Flexible Gas Appliance Connector (Brass Craft) <small>(23 11 23 00-0116)</small>		
23 11 23 00-0127	EA	12" Length, 3/4" MIP x 1/2" MIP, 1/2" Diameter, Polymer Coated Stainless Steel, Flexible Gas Appliance Connector (Brass Craft CSSC14-12).....	46.84	14.98
23 11 23 00-0128	EA	18" Length, 3/4" MIP x 1/2" MIP, 1/2" Diameter, Polymer Coated Stainless Steel, Flexible Gas Appliance Connector (Brass Craft CSSC14-18).....	51.90	15.98
23 11 23 00-0129	EA	24" Length, 3/4" MIP x 1/2" MIP, 1/2" Diameter, Polymer Coated Stainless Steel, Flexible Gas Appliance Connector (Brass Craft CSSC14-24).....	56.74	15.98
23 11 23 00-0130	EA	30" Length, 3/4" MIP x 1/2" MIP, 1/2" Diameter, Polymer Coated Stainless Steel, Flexible Gas Appliance Connector (Brass Craft CSSC14-30).....	59.69	16.98
23 11 23 00-0131	EA	36" Length, 3/4" MIP x 1/2" MIP, 1/2" Diameter, Polymer Coated Stainless Steel, Flexible Gas Appliance Connector (Brass Craft CSSC14-36).....	63.52	16.98
23 11 23 00-0132	EA	48" Length, 3/4" MIP x 1/2" MIP, 1/2" Diameter, Polymer Coated Stainless Steel, Flexible Gas Appliance Connector (Brass Craft CSSC14-48).....	72.45	17.98
23 11 23 00-0133	EA	60" Length, 3/4" MIP x 1/2" MIP, 1/2" Diameter, Polymer Coated Stainless Steel, Flexible Gas Appliance Connector (Brass Craft CSSC14-60).....	80.55	17.98
23 11 23 00-0134	EA	72" Length, 3/4" MIP x 1/2" MIP, 1/2" Diameter, Polymer Coated Stainless Steel, Flexible Gas Appliance Connector (Brass Craft CSSC14-72).....	88.54	18.98
23 11 23 00-0135		3/4" MIP x 1/2" FIP, 1/2" Diameter, Polymer Coated Stainless Steel, Flexible Gas Appliance Connector (Brass Craft) <small>(23 11 23 00-0116)</small>		
23 11 23 00-0136	EA	12" Length, 3/4" MIP x 1/2" FIP, 1/2" Diameter, Polymer Coated Stainless Steel, Flexible Gas Appliance Connector (Brass Craft CSSC15-12).....	46.84	14.98
23 11 23 00-0137	EA	18" Length, 3/4" MIP x 1/2" FIP, 1/2" Diameter, Polymer Coated Stainless Steel, Flexible Gas Appliance Connector (Brass Craft CSSC15-18).....	51.90	15.98
23 11 23 00-0138	EA	24" Length, 3/4" MIP x 1/2" FIP, 1/2" Diameter, Polymer Coated Stainless Steel, Flexible Gas Appliance Connector (Brass Craft CSSC15-24).....	56.74	15.98
23 11 23 00-0139	EA	30" Length, 3/4" MIP x 1/2" FIP, 1/2" Diameter, Polymer Coated Stainless Steel, Flexible Gas Appliance Connector (Brass Craft CSSC15-30).....	59.69	16.98



MINOR CSI UOM DESCRIPTION	TOTAL DIRECT UNIT COST	DEMOLITION UNIT COST
23 11 23 00-0140 EA 36" Length, 3/4" MIP x 1/2" FIP, 1/2" Diameter, Polymer Coated Stainless Steel, Flexible Gas Appliance Connector (Brass Craft CSSC15-36).....	63.52	16.98
23 11 23 00-0141 EA 48" Length, 3/4" MIP x 1/2" FIP, 1/2" Diameter, Polymer Coated Stainless Steel, Flexible Gas Appliance Connector (Brass Craft CSSC15-48).....	72.45	17.98
23 11 23 00-0142 EA 60" Length, 3/4" MIP x 1/2" FIP, 1/2" Diameter, Polymer Coated Stainless Steel, Flexible Gas Appliance Connector (Brass Craft CSSC15-60).....	80.55	17.98
23 11 23 00-0143 EA 72" Length, 3/4" MIP x 1/2" FIP, 1/2" Diameter, Polymer Coated Stainless Steel, Flexible Gas Appliance Connector (Brass Craft CSSC15-72).....	88.54	18.98
23 11 23 00-0144 3/4" FIP x 3/4" MIP, 1/2" Diameter, Polymer Coated Stainless Steel, Flexible Gas Appliance Connector (Brass Craft) (23 11 23 00-0116)		
23 11 23 00-0145 EA 12" Length, 3/4" FIP x 3/4" MIP, 1/2" Diameter, Polymer Coated Stainless Steel, Flexible Gas Appliance Connector (Brass Craft CSSC21-12).....	46.84	14.98
23 11 23 00-0146 EA 18" Length, 3/4" FIP x 3/4" MIP, 1/2" Diameter, Polymer Coated Stainless Steel, Flexible Gas Appliance Connector (Brass Craft CSSC21-18).....	51.90	15.98
23 11 23 00-0147 EA 24" Length, 3/4" FIP x 3/4" MIP, 1/2" Diameter, Polymer Coated Stainless Steel, Flexible Gas Appliance Connector (Brass Craft CSSC21-24).....	69.56	15.98
23 11 23 00-0148 EA 30" Length, 3/4" FIP x 3/4" MIP, 1/2" Diameter, Polymer Coated Stainless Steel, Flexible Gas Appliance Connector (Brass Craft CSSC21-30).....	59.69	16.98
23 11 23 00-0149 EA 36" Length, 3/4" FIP x 3/4" MIP, 1/2" Diameter, Polymer Coated Stainless Steel, Flexible Gas Appliance Connector (Brass Craft CSSC21-36).....	63.52	16.98
23 11 23 00-0150 EA 48" Length, 3/4" FIP x 3/4" MIP, 1/2" Diameter, Polymer Coated Stainless Steel, Flexible Gas Appliance Connector (Brass Craft CSSC21-48).....	72.45	17.98
23 11 23 00-0151 EA 60" Length, 3/4" FIP x 3/4" MIP, 1/2" Diameter, Polymer Coated Stainless Steel, Flexible Gas Appliance Connector (Brass Craft CSSC21-60).....	80.55	17.98
23 11 23 00-0152 EA 72" Length, 3/4" FIP x 3/4" MIP, 1/2" Diameter, Polymer Coated Stainless Steel, Flexible Gas Appliance Connector (Brass Craft CSSC21-72).....	88.54	18.98
23 11 23 00-0153 3/4" FIP x 3/4" FIP, 1/2" Diameter, Polymer Coated Stainless Steel, Flexible Gas Appliance Connector (Brass Craft) (23 11 23 00-0116)		
23 11 23 00-0154 EA 12" Length, 3/4" FIP x 3/4" FIP, 1/2" Diameter, Polymer Coated Stainless Steel, Flexible Gas Appliance Connector (Brass Craft CSSC22-12).....	51.79	14.98
23 11 23 00-0155 EA 18" Length, 3/4" FIP x 3/4" FIP, 1/2" Diameter, Polymer Coated Stainless Steel, Flexible Gas Appliance Connector (Brass Craft CSSC22-18).....	58.04	15.98
23 11 23 00-0156 EA 24" Length, 3/4" FIP x 3/4" FIP, 1/2" Diameter, Polymer Coated Stainless Steel, Flexible Gas Appliance Connector (Brass Craft CSSC22-24).....	56.74	15.98
23 11 23 00-0157 EA 30" Length, 3/4" FIP x 3/4" FIP, 1/2" Diameter, Polymer Coated Stainless Steel, Flexible Gas Appliance Connector (Brass Craft CSSC22-30).....	67.52	16.98
23 11 23 00-0158 EA 36" Length, 3/4" FIP x 3/4" FIP, 1/2" Diameter, Polymer Coated Stainless Steel, Flexible Gas Appliance Connector (Brass Craft CSSC22-36).....	63.52	16.98
23 11 23 00-0159 EA 48" Length, 3/4" FIP x 3/4" FIP, 1/2" Diameter, Polymer Coated Stainless Steel, Flexible Gas Appliance Connector (Brass Craft CSSC22-48).....	72.45	17.98
23 11 23 00-0160 EA 60" Length, 3/4" FIP x 3/4" FIP, 1/2" Diameter, Polymer Coated Stainless Steel, Flexible Gas Appliance Connector (Brass Craft CSSC22-60).....	80.55	17.98
23 11 23 00-0161 EA 72" Length, 3/4" FIP x 3/4" FIP, 1/2" Diameter, Polymer Coated Stainless Steel, Flexible Gas Appliance Connector (Brass Craft CSSC22-72).....	88.54	18.98
23 11 23 00-0162 3/4" FIP Elbow x 3/4" FIP, 1/2" Diameter, Polymer Coated Stainless Steel, Flexible Gas Appliance Connector (Brass Craft) (23 11 23 00-0116)		
23 11 23 00-0163 EA 12" Length, 3/4" FIP Elbow x 3/4" FIP, 1/2" Diameter, Polymer Coated Stainless Steel, Flexible Gas Appliance Connector (Brass Craft CSSC23-12).....	46.84	14.98
23 11 23 00-0164 EA 24" Length, 3/4" FIP Elbow x 3/4" FIP, 1/2" Diameter, Polymer Coated Stainless Steel, Flexible Gas Appliance Connector (Brass Craft CSSC23-24).....	64.00	15.98
23 11 23 00-0165 EA 30" Length, 3/4" FIP Elbow x 3/4" FIP, 1/2" Diameter, Polymer Coated Stainless Steel, Flexible Gas Appliance Connector (Brass Craft CSSC23-30).....	59.69	16.98
23 11 23 00-0166 EA 36" Length, 3/4" FIP Elbow x 3/4" FIP, 1/2" Diameter, Polymer Coated Stainless Steel, Flexible Gas Appliance Connector (Brass Craft CSSC23-36).....	63.52	16.98
23 11 23 00-0167 EA 48" Length, 3/4" FIP Elbow x 3/4" FIP, 1/2" Diameter, Polymer Coated Stainless Steel, Flexible Gas Appliance Connector (Brass Craft CSSC23-48).....	72.45	17.98
23 11 23 00-0168 EA 60" Length, 3/4" FIP Elbow x 3/4" FIP, 1/2" Diameter, Polymer Coated Stainless Steel, Flexible Gas Appliance Connector (Brass Craft CSSC23-60).....	93.62	17.98
23 11 23 00-0169 EA 72" Length, 3/4" FIP Elbow x 3/4" FIP, 1/2" Diameter, Polymer Coated Stainless Steel, Flexible Gas Appliance Connector (Brass Craft CSSC23-72).....	88.54	18.98
23 11 23 00-0170 3/4" FIP x 1/2" MIP, 1/2" Diameter, Polymer Coated Stainless Steel, Flexible Gas Appliance Connector (Brass Craft) (23 11 23 00-0116)		
23 11 23 00-0171 EA 12" Length, 3/4" FIP x 1/2" MIP, 1/2" Diameter, Polymer Coated Stainless Steel, Flexible Gas Appliance Connector (Brass Craft CSSC24-12).....	46.84	14.98
23 11 23 00-0172 EA 18" Length, 3/4" FIP x 1/2" MIP, 1/2" Diameter, Polymer Coated Stainless Steel, Flexible Gas Appliance Connector (Brass Craft CSSC24-18).....	51.90	15.98
23 11 23 00-0173 EA 24" Length, 3/4" FIP x 1/2" MIP, 1/2" Diameter, Polymer Coated Stainless Steel, Flexible Gas Appliance Connector (Brass Craft CSSC24-24).....	56.74	15.98
23 11 23 00-0174 EA 30" Length, 3/4" FIP x 1/2" MIP, 1/2" Diameter, Polymer Coated Stainless Steel, Flexible Gas Appliance Connector (Brass Craft CSSC24-30).....	59.69	16.98
23 11 23 00-0175 EA 36" Length, 3/4" FIP x 1/2" MIP, 1/2" Diameter, Polymer Coated Stainless Steel, Flexible Gas Appliance Connector (Brass Craft CSSC24-36).....	63.52	16.98
23 11 23 00-0176 EA 48" Length, 3/4" FIP x 1/2" MIP, 1/2" Diameter, Polymer Coated Stainless Steel, Flexible Gas Appliance Connector (Brass Craft CSSC24-48).....	72.45	17.98

23 Heating, Ventilating, and Air-Conditioning (HVAC)**23 10 Facility Fuel Systems****23 11 Facility Fuel Piping**

MINOR CSI	UOM	DESCRIPTION	TOTAL DIRECT UNIT COST	DEMOLITION UNIT COST
23 11 23 00-0177	EA	60" Length, 3/4" FIP x 1/2" MIP, 1/2" Diameter, Polymer Coated Stainless Steel, Flexible Gas Appliance Connector (Brass Craft CSSC24-60).....	80.55	17.98
23 11 23 00-0178	EA	72" Length, 3/4" FIP x 1/2" MIP, 1/2" Diameter, Polymer Coated Stainless Steel, Flexible Gas Appliance Connector (Brass Craft CSSC24-72).....	88.54	18.98
23 11 23 00-0179		3/4" FIP x 1/2" FIP, 1/2" Diameter, Polymer Coated Stainless Steel, Flexible Gas Appliance Connector (Brass Craft) (23 11 23 00-0116)		
23 11 23 00-0180	EA	12" Length, 3/4" FIP x 1/2" FIP, 1/2" Diameter, Polymer Coated Stainless Steel, Flexible Gas Appliance Connector (Brass Craft CSSC25-12).....	46.84	14.98
23 11 23 00-0181	EA	18" Length, 3/4" FIP x 1/2" FIP, 1/2" Diameter, Polymer Coated Stainless Steel, Flexible Gas Appliance Connector (Brass Craft CSSC25-18).....	51.90	15.98
23 11 23 00-0182	EA	24" Length, 3/4" FIP x 1/2" FIP, 1/2" Diameter, Polymer Coated Stainless Steel, Flexible Gas Appliance Connector (Brass Craft CSSC25-24).....	56.74	15.98
23 11 23 00-0183	EA	30" Length, 3/4" FIP x 1/2" FIP, 1/2" Diameter, Polymer Coated Stainless Steel, Flexible Gas Appliance Connector (Brass Craft CSSC25-30).....	59.69	16.98
23 11 23 00-0184	EA	36" Length, 3/4" FIP x 1/2" FIP, 1/2" Diameter, Polymer Coated Stainless Steel, Flexible Gas Appliance Connector (Brass Craft CSSC25-36).....	63.52	16.98
23 11 23 00-0185	EA	48" Length, 3/4" FIP x 1/2" FIP, 1/2" Diameter, Polymer Coated Stainless Steel, Flexible Gas Appliance Connector (Brass Craft CSSC25-48).....	72.45	17.98
23 11 23 00-0186	EA	60" Length, 3/4" FIP x 1/2" FIP, 1/2" Diameter, Polymer Coated Stainless Steel, Flexible Gas Appliance Connector (Brass Craft CSSC25-60).....	80.55	17.98
23 11 23 00-0187	EA	72" Length, 3/4" FIP x 1/2" FIP, 1/2" Diameter, Polymer Coated Stainless Steel, Flexible Gas Appliance Connector (Brass Craft CSSC25-72).....	88.54	18.98
23 11 23 00-0188		3/4" FIP Elbow x 1/2" MIP, 1/2" Diameter, Polymer Coated Stainless Steel, Flexible Gas Appliance Connector (Brass Craft) (23 11 23 00-0116)		
23 11 23 00-0189	EA	18" Length, 3/4" FIP Elbow x 1/2" MIP, 1/2" Diameter, Polymer Coated Stainless Steel, Flexible Gas Appliance Connector (Brass Craft CSSC34-18).....	58.04	15.98
23 11 23 00-0190	EA	24" Length, 3/4" FIP Elbow x 1/2" MIP, 1/2" Diameter, Polymer Coated Stainless Steel, Flexible Gas Appliance Connector (Brass Craft CSSC34-24).....	56.74	15.98
23 11 23 00-0191	EA	30" Length, 3/4" FIP Elbow x 1/2" MIP, 1/2" Diameter, Polymer Coated Stainless Steel, Flexible Gas Appliance Connector (Brass Craft CSSC34-30).....	67.52	16.98
23 11 23 00-0192	EA	36" Length, 3/4" FIP Elbow x 1/2" MIP, 1/2" Diameter, Polymer Coated Stainless Steel, Flexible Gas Appliance Connector (Brass Craft CSSC34-36).....	72.18	16.98
23 11 23 00-0193	EA	48" Length, 3/4" FIP Elbow x 1/2" MIP, 1/2" Diameter, Polymer Coated Stainless Steel, Flexible Gas Appliance Connector (Brass Craft CSSC34-48).....	83.45	17.98
23 11 23 00-0194		1/2" MIP x 1/2" MIP, 1/2" Diameter, Polymer Coated Stainless Steel, Flexible Gas Appliance Connector (Brass Craft) (23 11 23 00-0116)		
23 11 23 00-0195	EA	12" Length, 1/2" MIP x 1/2" MIP, 1/2" Diameter, Polymer Coated Stainless Steel, Flexible Gas Appliance Connector (Brass Craft CSSC44-12).....	46.84	14.98
23 11 23 00-0196	EA	18" Length, 1/2" MIP x 1/2" MIP, 1/2" Diameter, Polymer Coated Stainless Steel, Flexible Gas Appliance Connector (Brass Craft CSSC44-18).....	51.90	15.98
23 11 23 00-0197	EA	24" Length, 1/2" MIP x 1/2" MIP, 1/2" Diameter, Polymer Coated Stainless Steel, Flexible Gas Appliance Connector (Brass Craft CSSC44-24).....	51.60	15.98
23 11 23 00-0198	EA	30" Length, 1/2" MIP x 1/2" MIP, 1/2" Diameter, Polymer Coated Stainless Steel, Flexible Gas Appliance Connector (Brass Craft CSSC44-30).....	59.69	16.98
23 11 23 00-0199	EA	36" Length, 1/2" MIP x 1/2" MIP, 1/2" Diameter, Polymer Coated Stainless Steel, Flexible Gas Appliance Connector (Brass Craft CSSC44-36).....	57.38	16.98
23 11 23 00-0200	EA	48" Length, 1/2" MIP x 1/2" MIP, 1/2" Diameter, Polymer Coated Stainless Steel, Flexible Gas Appliance Connector (Brass Craft CSSC44-48).....	74.32	17.98
23 11 23 00-0201	EA	60" Length, 1/2" MIP x 1/2" MIP, 1/2" Diameter, Polymer Coated Stainless Steel, Flexible Gas Appliance Connector (Brass Craft CSSC44-60).....	80.55	17.98
23 11 23 00-0202	EA	72" Length, 1/2" MIP x 1/2" MIP, 1/2" Diameter, Polymer Coated Stainless Steel, Flexible Gas Appliance Connector (Brass Craft CSSC44-72).....	88.54	18.98
23 11 23 00-0203		1/2" FIP x 1/2" MIP, 1/2" Diameter, Polymer Coated Stainless Steel, Flexible Gas Appliance Connector (Brass Craft) (23 11 23 00-0116)		
23 11 23 00-0204	EA	12" Length, 1/2" FIP x 1/2" MIP, 1/2" Diameter, Polymer Coated Stainless Steel, Flexible Gas Appliance Connector (Brass Craft CSSC54-12).....	46.84	14.98
23 11 23 00-0205	EA	18" Length, 1/2" FIP x 1/2" MIP, 1/2" Diameter, Polymer Coated Stainless Steel, Flexible Gas Appliance Connector (Brass Craft CSSC54-18).....	47.72	15.98
23 11 23 00-0206	EA	24" Length, 1/2" FIP x 1/2" MIP, 1/2" Diameter, Polymer Coated Stainless Steel, Flexible Gas Appliance Connector (Brass Craft CSSC54-24).....	48.77	15.98
23 11 23 00-0207	EA	30" Length, 1/2" FIP x 1/2" MIP, 1/2" Diameter, Polymer Coated Stainless Steel, Flexible Gas Appliance Connector (Brass Craft CSSC54-30).....	59.69	16.98
23 11 23 00-0208	EA	36" Length, 1/2" FIP x 1/2" MIP, 1/2" Diameter, Polymer Coated Stainless Steel, Flexible Gas Appliance Connector (Brass Craft CSSC54-36).....	63.52	16.98
23 11 23 00-0209	EA	48" Length, 1/2" FIP x 1/2" MIP, 1/2" Diameter, Polymer Coated Stainless Steel, Flexible Gas Appliance Connector (Brass Craft CSSC54-48).....	64.44	17.98
23 11 23 00-0210	EA	60" Length, 1/2" FIP x 1/2" MIP, 1/2" Diameter, Polymer Coated Stainless Steel, Flexible Gas Appliance Connector (Brass Craft CSSC54-60).....	80.55	17.98
23 11 23 00-0211	EA	72" Length, 1/2" FIP x 1/2" MIP, 1/2" Diameter, Polymer Coated Stainless Steel, Flexible Gas Appliance Connector (Brass Craft CSSC54-72).....	88.54	18.98



MINOR	CSI	UOM	DESCRIPTION	TOTAL DIRECT UNIT COST	DEMOLITION UNIT COST
-------	-----	-----	-------------	------------------------	----------------------

23 11 23 00-0212			1/2" FIP x 1/2" FIP, 1/2" Diameter, Polymer Coated Stainless Steel, Flexible Gas Appliance Connector (Brass Craft) <small>(23 11 23 00-0116)</small>		
23 11 23 00-0213	EA		12" Length, 1/2" FIP x 1/2" FIP, 1/2" Diameter, Polymer Coated Stainless Steel, Flexible Gas Appliance Connector (Brass Craft CSSC55-12)	46.84	14.98
23 11 23 00-0214	EA		18" Length, 1/2" FIP x 1/2" FIP, 1/2" Diameter, Polymer Coated Stainless Steel, Flexible Gas Appliance Connector (Brass Craft CSSC55-18)	51.90	15.98
23 11 23 00-0215	EA		24" Length, 1/2" FIP x 1/2" FIP, 1/2" Diameter, Polymer Coated Stainless Steel, Flexible Gas Appliance Connector (Brass Craft CSSC55-24)	56.74	15.98
23 11 23 00-0216	EA		30" Length, 1/2" FIP x 1/2" FIP, 1/2" Diameter, Polymer Coated Stainless Steel, Flexible Gas Appliance Connector (Brass Craft CSSC55-30)	59.69	16.98
23 11 23 00-0217	EA		36" Length, 1/2" FIP x 1/2" FIP, 1/2" Diameter, Polymer Coated Stainless Steel, Flexible Gas Appliance Connector (Brass Craft CSSC55-36)	53.11	16.98
23 11 23 00-0218	EA		48" Length, 1/2" FIP x 1/2" FIP, 1/2" Diameter, Polymer Coated Stainless Steel, Flexible Gas Appliance Connector (Brass Craft CSSC55-48)	72.45	17.98
23 11 23 00-0219	EA		60" Length, 1/2" FIP x 1/2" FIP, 1/2" Diameter, Polymer Coated Stainless Steel, Flexible Gas Appliance Connector (Brass Craft CSSC55-60)	80.55	17.98
23 11 23 00-0220	EA		72" Length, 1/2" FIP x 1/2" FIP, 1/2" Diameter, Polymer Coated Stainless Steel, Flexible Gas Appliance Connector (Brass Craft CSSC55-72)	88.54	18.98

23 11 23 00-0221			3/4" MIP x 3/4" FIP, 1/2" Diameter, Polymer Coated Stainless Steel, Flexible Gas Appliance Connector (Brass Craft) <small>(23 11 23 00-0116)</small>		
23 11 23 00-0222	EA		12" Length, 3/4" MIP x 3/4" FIP, 1/2" Diameter, Polymer Coated Stainless Steel, Flexible Gas Appliance Connector (Brass Craft CSSC1J-12)	64.45	14.98
23 11 23 00-0223	EA		18" Length, 3/4" MIP x 3/4" FIP, 1/2" Diameter, Polymer Coated Stainless Steel, Flexible Gas Appliance Connector (Brass Craft CSSC1J-18)	69.48	15.98
23 11 23 00-0224	EA		24" Length, 3/4" MIP x 3/4" FIP, 1/2" Diameter, Polymer Coated Stainless Steel, Flexible Gas Appliance Connector (Brass Craft CSSC1J-24)	74.31	15.98
23 11 23 00-0225	EA		30" Length, 3/4" MIP x 3/4" FIP, 1/2" Diameter, Polymer Coated Stainless Steel, Flexible Gas Appliance Connector (Brass Craft CSSC1J-30)	77.24	16.98
23 11 23 00-0226	EA		36" Length, 3/4" MIP x 3/4" FIP, 1/2" Diameter, Polymer Coated Stainless Steel, Flexible Gas Appliance Connector (Brass Craft CSSC1J-36)	81.23	16.98
23 11 23 00-0227	EA		48" Length, 3/4" MIP x 3/4" FIP, 1/2" Diameter, Polymer Coated Stainless Steel, Flexible Gas Appliance Connector (Brass Craft CSSC1J-48)	89.61	17.98
23 11 23 00-0228	EA		60" Length, 3/4" MIP x 3/4" FIP, 1/2" Diameter, Polymer Coated Stainless Steel, Flexible Gas Appliance Connector (Brass Craft CSSC1J-60)	98.42	17.98
23 11 23 00-0229	EA		72" Length, 3/4" MIP x 3/4" FIP, 1/2" Diameter, Polymer Coated Stainless Steel, Flexible Gas Appliance Connector (Brass Craft CSSC1J-72)	106.44	18.98

23 11 23 00-0230			3/4" FIP x 3/4" FIP Ball Valve, 1/2" Diameter, Polymer Coated Stainless Steel, Flexible Gas Appliance Connector (Brass Craft) <small>(23 11 23 00-0116)</small>		
23 11 23 00-0231	EA		12" Length, 3/4" FIP x 3/4" FIP Ball Valve, 1/2" Diameter, Polymer Coated Stainless Steel, Flexible Gas Appliance Connector (Brass Craft CSSC2J-12)	74.44	19.98
23 11 23 00-0232	EA		18" Length, 3/4" FIP x 3/4" FIP Ball Valve, 1/2" Diameter, Polymer Coated Stainless Steel, Flexible Gas Appliance Connector (Brass Craft CSSC2J-18)	79.47	20.97
23 11 23 00-0233	EA		24" Length, 3/4" FIP x 3/4" FIP Ball Valve, 1/2" Diameter, Polymer Coated Stainless Steel, Flexible Gas Appliance Connector (Brass Craft CSSC2J-24)	84.30	20.97
23 11 23 00-0234	EA		30" Length, 3/4" FIP x 3/4" FIP Ball Valve, 1/2" Diameter, Polymer Coated Stainless Steel, Flexible Gas Appliance Connector (Brass Craft CSSC2J-30)	87.23	21.97
23 11 23 00-0235	EA		36" Length, 3/4" FIP x 3/4" FIP Ball Valve, 1/2" Diameter, Polymer Coated Stainless Steel, Flexible Gas Appliance Connector (Brass Craft CSSC2J-36)	91.21	21.97
23 11 23 00-0236	EA		48" Length, 3/4" FIP x 3/4" FIP Ball Valve, 1/2" Diameter, Polymer Coated Stainless Steel, Flexible Gas Appliance Connector (Brass Craft CSSC2J-48)	99.60	22.97
23 11 23 00-0237	EA		60" Length, 3/4" FIP x 3/4" FIP Ball Valve, 1/2" Diameter, Polymer Coated Stainless Steel, Flexible Gas Appliance Connector (Brass Craft CSSC2J-60)	108.41	22.97
23 11 23 00-0238	EA		72" Length, 3/4" FIP x 3/4" FIP Ball Valve, 1/2" Diameter, Polymer Coated Stainless Steel, Flexible Gas Appliance Connector (Brass Craft CSSC2J-72)	116.43	23.97

23 11 23 00-0239			3/4" MIP x 3/4" FIP Ball Valve, 1/2" Diameter, Polymer Coated Stainless Steel, Flexible Gas Appliance Connector (Brass Craft) <small>(23 11 23 00-0116)</small>		
23 11 23 00-0240	EA		12" Length, 3/4" MIP x 3/4" FIP Ball Valve, 1/2" Diameter, Polymer Coated Stainless Steel, Flexible Gas Appliance Connector (Brass Craft CSSC4J-12)	74.44	19.98
23 11 23 00-0241	EA		18" Length, 3/4" MIP x 3/4" FIP Ball Valve, 1/2" Diameter, Polymer Coated Stainless Steel, Flexible Gas Appliance Connector (Brass Craft CSSC4J-18)	79.47	20.97
23 11 23 00-0242	EA		24" Length, 3/4" MIP x 3/4" FIP Ball Valve, 1/2" Diameter, Polymer Coated Stainless Steel, Flexible Gas Appliance Connector (Brass Craft CSSC4J-24)	84.30	20.97
23 11 23 00-0243	EA		30" Length, 3/4" MIP x 3/4" FIP Ball Valve, 1/2" Diameter, Polymer Coated Stainless Steel, Flexible Gas Appliance Connector (Brass Craft CSSC4J-30)	87.23	21.97
23 11 23 00-0244	EA		36" Length, 3/4" MIP x 3/4" FIP Ball Valve, 1/2" Diameter, Polymer Coated Stainless Steel, Flexible Gas Appliance Connector (Brass Craft CSSC4J-36)	91.21	21.97
23 11 23 00-0245	EA		48" Length, 3/4" MIP x 3/4" FIP Ball Valve, 1/2" Diameter, Polymer Coated Stainless Steel, Flexible Gas Appliance Connector (Brass Craft CSSC4J-48)	99.60	22.97
23 11 23 00-0246	EA		60" Length, 3/4" MIP x 3/4" FIP Ball Valve, 1/2" Diameter, Polymer Coated Stainless Steel, Flexible Gas Appliance Connector (Brass Craft CSSC4J-60)	108.41	22.97
23 11 23 00-0247	EA		72" Length, 3/4" MIP x 3/4" FIP Ball Valve, 1/2" Diameter, Polymer Coated Stainless Steel, Flexible Gas Appliance Connector (Brass Craft CSSC4J-72)	116.43	23.97

23 Heating, Ventilating, and Air-Conditioning (HVAC)**23 10 Facility Fuel Systems****23 11 Facility Fuel Piping**MINOR
CSI UOM DESCRIPTIONTOTAL DIRECT DEMOLITION
UNIT COST UNIT COST

MINOR	CSI	UOM	DESCRIPTION	TOTAL DIRECT UNIT COST	DEMOLITION UNIT COST
23 11 23 00-0248			3/4" MIP x 3/4" FIP Angle Ball Valve, 1/2" Diameter, Polymer Coated Stainless Steel, Flexible Gas Appliance Connector (Brass Craft) <small>(23 11 23 00-0116)</small>		
23 11 23 00-0249	EA		12" Length, 3/4" MIP x 3/4" FIP Angle Ball Valve, 1/2" Diameter, Polymer Coated Stainless Steel, Flexible Gas Appliance Connector (Brass Craft CSSC4J-12)	88.76	19.98
23 11 23 00-0250	EA		18" Length, 3/4" MIP x 3/4" FIP Angle Ball Valve, 1/2" Diameter, Polymer Coated Stainless Steel, Flexible Gas Appliance Connector (Brass Craft CSSC4J-18)	93.78	20.97
23 11 23 00-0251	EA		24" Length, 3/4" MIP x 3/4" FIP Angle Ball Valve, 1/2" Diameter, Polymer Coated Stainless Steel, Flexible Gas Appliance Connector (Brass Craft CSSC4J-24)	98.61	20.97
23 11 23 00-0252	EA		30" Length, 3/4" MIP x 3/4" FIP Angle Ball Valve, 1/2" Diameter, Polymer Coated Stainless Steel, Flexible Gas Appliance Connector (Brass Craft CSSC4J-30)	101.54	21.97
23 11 23 00-0253	EA		36" Length, 3/4" MIP x 3/4" FIP Angle Ball Valve, 1/2" Diameter, Polymer Coated Stainless Steel, Flexible Gas Appliance Connector (Brass Craft CSSC4J-36)	105.55	21.97
23 11 23 00-0254	EA		48" Length, 3/4" MIP x 3/4" FIP Angle Ball Valve, 1/2" Diameter, Polymer Coated Stainless Steel, Flexible Gas Appliance Connector (Brass Craft CSSC4J-48)	113.93	22.97
23 11 23 00-0255	EA		60" Length, 3/4" MIP x 3/4" FIP Angle Ball Valve, 1/2" Diameter, Polymer Coated Stainless Steel, Flexible Gas Appliance Connector (Brass Craft CSSC4J-60)	122.74	22.97
23 11 23 00-0256			3/4" FIP x 3/4" FIP Angle Ball Valve, 1/2" Diameter, Polymer Coated Stainless Steel, Flexible Gas Appliance Connector (Brass Craft) <small>(23 11 23 00-0116)</small>		
23 11 23 00-0257	EA		12" Length, 3/4" FIP x 3/4" FIP Angle Ball Valve, 1/2" Diameter, Polymer Coated Stainless Steel, Flexible Gas Appliance Connector (Brass Craft CSSC2P-12)	88.76	19.98
23 11 23 00-0258	EA		18" Length, 3/4" FIP x 3/4" FIP Angle Ball Valve, 1/2" Diameter, Polymer Coated Stainless Steel, Flexible Gas Appliance Connector (Brass Craft CSSC2P-18)	93.78	20.97
23 11 23 00-0259	EA		24" Length, 3/4" FIP x 3/4" FIP Angle Ball Valve, 1/2" Diameter, Polymer Coated Stainless Steel, Flexible Gas Appliance Connector (Brass Craft CSSC2P-24)	98.61	20.97
23 11 23 00-0260	EA		36" Length, 3/4" FIP x 3/4" FIP Angle Ball Valve, 1/2" Diameter, Polymer Coated Stainless Steel, Flexible Gas Appliance Connector (Brass Craft CSSC2P-36)	105.55	21.97
23 11 23 00-0261	EA		48" Length, 3/4" FIP x 3/4" FIP Angle Ball Valve, 1/2" Diameter, Polymer Coated Stainless Steel, Flexible Gas Appliance Connector (Brass Craft CSSC2P-48)	113.93	22.97
23 11 23 00-0262	EA		60" Length, 3/4" FIP x 3/4" FIP Angle Ball Valve, 1/2" Diameter, Polymer Coated Stainless Steel, Flexible Gas Appliance Connector (Brass Craft CSSC2P-60)	122.74	22.97
23 11 23 00-0263			1/2" MIP x 3/4" FIP Angle Ball Valve, 1/2" Diameter, Polymer Coated Stainless Steel, Flexible Gas Appliance Connector (Brass Craft) <small>(23 11 23 00-0116)</small>		
23 11 23 00-0264	EA		12" Length, 1/2" MIP x 3/4" FIP Angle Ball Valve, 1/2" Diameter, Polymer Coated Stainless Steel, Flexible Gas Appliance Connector (Brass Craft CSSC4P-12)	88.76	19.98
23 11 23 00-0265	EA		18" Length, 1/2" MIP x 3/4" FIP Angle Ball Valve, 1/2" Diameter, Polymer Coated Stainless Steel, Flexible Gas Appliance Connector (Brass Craft CSSC4P-18)	93.78	20.97
23 11 23 00-0266	EA		24" Length, 1/2" MIP x 3/4" FIP Angle Ball Valve, 1/2" Diameter, Polymer Coated Stainless Steel, Flexible Gas Appliance Connector (Brass Craft CSSC4P-24)	98.61	20.97
23 11 23 00-0267	EA		30" Length, 1/2" MIP x 3/4" FIP Angle Ball Valve, 1/2" Diameter, Polymer Coated Stainless Steel, Flexible Gas Appliance Connector (Brass Craft CSSC4P-30)	101.54	21.97
23 11 23 00-0268	EA		36" Length, 1/2" MIP x 3/4" FIP Angle Ball Valve, 1/2" Diameter, Polymer Coated Stainless Steel, Flexible Gas Appliance Connector (Brass Craft CSSC4P-36)	105.55	21.97
23 11 23 00-0269	EA		48" Length, 1/2" MIP x 3/4" FIP Angle Ball Valve, 1/2" Diameter, Polymer Coated Stainless Steel, Flexible Gas Appliance Connector (Brass Craft CSSC4P-48)	113.93	22.97
23 11 23 00-0270	EA		60" Length, 1/2" MIP x 3/4" FIP Angle Ball Valve, 1/2" Diameter, Polymer Coated Stainless Steel, Flexible Gas Appliance Connector (Brass Craft CSSC4P-60)	122.74	22.97
23 11 23 00-0271	EA		72" Length, 1/2" MIP x 3/4" FIP Angle Ball Valve, 1/2" Diameter, Polymer Coated Stainless Steel, Flexible Gas Appliance Connector (Brass Craft CSSC4P-72)	130.74	23.97
23 11 23 00-0272			1/2" MIP x 1/2" FIP Angle Ball Valve, 1/2" Diameter, Polymer Coated Stainless Steel, Flexible Gas Appliance Connector (Brass Craft) <small>(23 11 23 00-0116)</small>		
23 11 23 00-0273	EA		12" Length, 1/2" MIP x 1/2" FIP Angle Ball Valve, 1/2" Diameter, Polymer Coated Stainless Steel, Flexible Gas Appliance Connector (Brass Craft CSSC4K-12)	70.67	19.98
23 11 23 00-0274	EA		18" Length, 1/2" MIP x 1/2" FIP Angle Ball Valve, 1/2" Diameter, Polymer Coated Stainless Steel, Flexible Gas Appliance Connector (Brass Craft CSSC4K-18)	75.71	20.97
23 11 23 00-0275	EA		24" Length, 1/2" MIP x 1/2" FIP Angle Ball Valve, 1/2" Diameter, Polymer Coated Stainless Steel, Flexible Gas Appliance Connector (Brass Craft CSSC4K-24)	80.57	20.97
23 11 23 00-0276	EA		30" Length, 1/2" MIP x 1/2" FIP Angle Ball Valve, 1/2" Diameter, Polymer Coated Stainless Steel, Flexible Gas Appliance Connector (Brass Craft CSSC4K-30)	83.47	21.97
23 11 23 00-0277	EA		36" Length, 1/2" MIP x 1/2" FIP Angle Ball Valve, 1/2" Diameter, Polymer Coated Stainless Steel, Flexible Gas Appliance Connector (Brass Craft CSSC4K-36)	87.46	21.97
23 11 23 00-0278	EA		48" Length, 1/2" MIP x 1/2" FIP Angle Ball Valve, 1/2" Diameter, Polymer Coated Stainless Steel, Flexible Gas Appliance Connector (Brass Craft CSSC4K-48)	95.83	22.97
23 11 23 00-0279	EA		72" Length, 1/2" MIP x 1/2" FIP Angle Ball Valve, 1/2" Diameter, Polymer Coated Stainless Steel, Flexible Gas Appliance Connector (Brass Craft CSSC4K-72)	112.62	23.97
23 11 23 00-0280			1/2" FIP x 1/2" FIP Angle Ball Valve, 1/2" Diameter, Polymer Coated Stainless Steel, Flexible Gas Appliance Connector (Brass Craft) <small>(23 11 23 00-0116)</small>		
23 11 23 00-0281	EA		18" Length, 1/2" FIP x 1/2" FIP Angle Ball Valve, 1/2" Diameter, Polymer Coated Stainless Steel, Flexible Gas Appliance Connector (Brass Craft CSSC5K-18)	85.90	20.97
23 11 23 00-0282	EA		24" Length, 1/2" FIP x 1/2" FIP Angle Ball Valve, 1/2" Diameter, Polymer Coated Stainless Steel, Flexible Gas Appliance Connector (Brass Craft CSSC5K-24)	91.88	20.97
23 11 23 00-0283			Quarter-Turn, Gas Ball Valve <small>(23 11 23)</small>		



MINOR CSI UOM DESCRIPTION	TOTAL DIRECT UNIT COST	DEMOLITION UNIT COST
23 11 23 00-0284 EA 3/8" FIP x FIP, 175 PSI, Forged Brass, Quarter-Turn, Gas Ball Valve (Legend Blue Top™ T-3000 102-102).....	41.57	10.63
23 11 23 00-0285 EA 1/2" FIP x FIP, 175 PSI, Forged Brass, Quarter-Turn, Gas Ball Valve (Legend Blue Top T-3000 102-103).....	41.24	10.85
23 11 23 00-0286 EA 3/4" FIP x FIP, 175 PSI, Forged Brass, Quarter-Turn, Gas Ball Valve (Legend Blue Top T-3000 102-104).....	60.13	11.93
23 11 23 00-0287 EA 3/8" Flare x 1/2" FIP, 175 PSI, Forged Brass, Quarter-Turn, Gas Ball Valve (Legend Blue Top T-3000 102-112).....	41.13	10.63
23 11 23 00-0288 EA 1/2" Flare x 1/2" FIP, 175 PSI, Forged Brass, Quarter-Turn, Gas Ball Valve (Legend Blue Top T-3000 102-113).....	43.29	10.85
23 11 23 00-0289 EA 1/2" Flare x 3/4" FIP, 175 PSI, Forged Brass, Quarter-Turn, Gas Ball Valve (Legend Blue Top T-3000 102-118).....	49.35	10.85
23 11 23 00-0290 EA 5/8" Flare x 1/2" FIP, 175 PSI, Forged Brass, Quarter-Turn, Gas Ball Valve (Legend Blue Top T-3000 102-121).....	52.87	11.38
23 11 23 00-0291 EA 5/8" (7/8"-14) Flare x 3/4" FIP, 175 PSI, Forged Brass, Quarter-Turn, Gas Ball Valve (Legend Blue Top T-3000 102-114).....	55.95	11.38
23 11 23 00-0292 EA 5/8" (15/16"-16) Flare x 3/4" FIP, 175 PSI, Forged Brass, Quarter-Turn, Gas Ball Valve (Legend Blue Top T-3000 102-115).....	55.95	11.38
23 11 23 00-0293 EA 3/8" Flare x Flare, 175 PSI, Forged Brass, Quarter-Turn, Gas Ball Valve (Legend Blue Top T-3000 102-312).....	43.44	10.63
23 11 23 00-0294 EA 1/2" Flare x Flare, 175 PSI, Forged Brass, Quarter-Turn, Gas Ball Valve (Legend Blue Top T-3000 102-313).....	45.60	10.85
23 11 23 00-0295 EA 5/8" Flare x Flare, 175 PSI, Forged Brass, Quarter-Turn, Gas Ball Valve (Legend Blue Top T-3000 102-314).....	57.58	11.38
23 11 23 00-0296 EA 1/2" FIP x 1/8" Texas Pattern, 175 PSI, Forged Brass, Quarter-Turn, Gas Ball Valve (Legend Blue Top T-3000 102-413).....	45.90	10.85
23 11 23 00-0297 EA 3/4" FIP x 1/8" Texas Pattern, 175 PSI, Forged Brass, Quarter-Turn, Gas Ball Valve (Legend Blue Top T-3000 102-414).....	61.88	11.93
23 11 23 00-0298 EA 3/8" (9/16"-24) Flare x 1/2" FIP, 175 PSI, Forged Brass, Quarter-Turn, Gas Ball Valve (Legend Blue Top T-3000 102-119).....	43.32	10.63
23 11 23 00-0299 EA 3/8" T-Handle, 175 PSI, Forged Brass, Quarter-Turn, Gas Ball Valve (Legend Blue Top T-3001 102-612).....	40.83	10.63
23 11 23 00-0300 EA 1/2" T-Handle, 175 PSI, Forged Brass, Quarter-Turn, Gas Ball Valve (Legend Blue Top T-3001 102-613).....	41.22	10.85
23 11 23 00-0301 EA 3/4" T-Handle, 175 PSI, Forged Brass, Quarter-Turn, Gas Ball Valve (Legend Blue Top T-3001 102-614).....	56.81	11.93
23 11 23 00-0302 EA 1" T-Handle, 175 PSI, Forged Brass, Quarter-Turn, Gas Ball Valve (Legend Blue Top T-3001 102-615).....	78.46	13.56
23 11 23 00-0303 EA 1-1/4" T-Handle, 175 PSI, Forged Brass, Quarter-Turn, Gas Ball Valve (Legend Blue Top T-3001 102-616).....	114.74	14.10
23 11 23 00-0304 EA 1-1/2" T-Handle, 175 PSI, Forged Brass, Quarter-Turn, Gas Ball Valve (Legend Blue Top T-3001 102-617).....	137.04	16.27
23 11 23 00-0305 EA 2" T-Handle, 175 PSI, Forged Brass, Quarter-Turn, Gas Ball Valve (Legend Blue Top T-3001 102-618).....	170.20	19.52
23 11 23 00-0306 EA 1/2" Flathead, 175 PSI, Forged Brass, Quarter-Turn, Gas Ball Valve (Legend Blue Top T-3002 102-713).....	42.56	10.85
23 11 23 00-0307 EA 3/4" Flathead, 175 PSI, Forged Brass, Quarter-Turn, Gas Ball Valve (Legend Blue Top T-3002 102-714).....	56.40	11.93
23 11 23 00-0308 Gas Stops (23 11 23)		
23 11 23 00-0309 Brass/Bronze Gas Stops (23 11 23 00-0308)		
Note: Flat or square head		
23 11 23 00-0310 EA 3/8" Threaded, Flat Head, Bronze Gas Valve (A.Y. McDonald 10596).....	50.60	10.85
23 11 23 00-0311 EA 1/2" Threaded, Flat Head, Bronze Gas Valve (A.Y. McDonald 10596).....	50.53	10.85
23 11 23 00-0312 EA 3/4" Threaded, Flat Head, Bronze Gas Valve (A.Y. McDonald 10596).....	66.22	11.93
23 11 23 00-0313 EA 1" Threaded, Flat Head, Bronze Gas Valve (A.Y. McDonald 10596).....	93.81	13.56
23 11 23 00-0314 EA 1-1/4" Threaded, Flat Head, Bronze Gas Valve (A.Y. McDonald 10596).....	125.08	14.43
23 11 23 00-0315 EA 1-1/2" Threaded, Flat Head, Bronze Gas Valve (A.Y. McDonald 10596).....	158.18	16.70
23 11 23 00-0316 EA 2" Threaded, Flat Head, Bronze Gas Valve (A.Y. McDonald 10596).....	220.68	19.73
23 11 23 00-0317 Iron Body Gas Stops (23 11 23 00-0308)		
23 11 23 00-0318 EA 1/2" Threaded, Bronze Flat Head Plug, Iron Body Gas Valve (A.Y. McDonald 10685B).....	69.03	10.85
23 11 23 00-0319 EA 3/4" Threaded, Bronze Flat Head Plug, Iron Body Gas Valve (A.Y. McDonald 10685B).....	84.43	11.93
23 11 23 00-0320 EA 1" Threaded, Bronze Flat Head Plug, Iron Body Gas Valve (A.Y. McDonald 10685B).....	104.79	13.56
23 11 23 00-0321 EA 1-1/4" Threaded, Bronze Flat Head Plug, Iron Body Gas Valve (A.Y. McDonald 10685B).....	135.75	14.43
23 11 23 00-0322 EA 1-1/2" Threaded, Bronze Flat Head Plug, Iron Body Gas Valve (A.Y. McDonald 10685B).....	171.57	16.70
23 11 23 00-0323 EA 2" Threaded, Bronze Flat Head Plug, Iron Body Gas Valve (A.Y. McDonald 10685B).....	223.73	19.73
23 11 23 00-0324 EA 2-1/2" Threaded, Bronze Flat Head Plug, Iron Body Gas Valve (A.Y. McDonald 10685B).....	438.49	26.67
23 11 23 00-0325 EA 3" Threaded, Bronze Flat Head Plug, Iron Body Gas Valve (A.Y. McDonald 10685B).....	590.43	30.96
23 11 23 00-0326 Bronze Body Solenoid Valves, 150 PSI Gas (23 11 23)		
23 11 23 00-0327 EA 1/4" Solenoid Valve, Bronze, 150 PSI, Gas.....	181.17	10.85
23 11 23 00-0328 EA 1/2" Solenoid Valve, Bronze, 150 PSI, Gas.....	211.38	10.85
23 11 23 00-0329 EA 3/4" Solenoid Valve, Bronze, 150 PSI, Gas.....	268.97	11.93
23 11 23 00-0330 EA 1" Solenoid Valve, Bronze, 150 PSI, Gas.....	404.51	13.56
23 11 23 00-0331 EA 1-1/2" Solenoid Valve, Bronze, 150 PSI, Gas.....	724.83	16.70
23 11 23 00-0332 EA 2" Solenoid Valve, Bronze, 150 PSI, Gas.....	1,236.98	19.73
23 11 23 00-0333 EA 2-1/2" Solenoid Valve, Bronze, 150 PSI, Gas.....	1,531.64	26.67
23 11 23 00-0334 EA 3" Solenoid Valve, Bronze, 150 PSI, Gas.....	2,311.47	30.96
23 11 26 Facility Liquefied-Petroleum Gas Piping (23 11)		
23 11 26 00-0001 Fiberglass Reinforced Plastic Pipe And Fittings (23 11 26)		
23 11 26 00-0002 Fiberglass Reinforced Plastic Pipe (23 11 26 00-0001)		
Note: For double containment fiberglass pipe, select both outer containment pipe size and inner containment pipe size (add modifier for use as inner pipe).		
23 11 26 00-0003 LF 2" Fiberglass Reinforced Plastic Pipe.....	19.28	7.20
For Use As Inner Pipe In Double Wall Pipe System, Deduct	-8.06	
23 11 26 00-0004 LF 3" Fiberglass Reinforced Plastic Pipe.....	23.10	8.59
For Use As Inner Pipe In Double Wall Pipe System, Deduct	-9.67	
23 11 26 00-0005 LF 4" Fiberglass Reinforced Plastic Pipe.....	30.72	12.69
For Use As Inner Pipe In Double Wall Pipe System, Deduct	-14.24	
23 11 26 00-0006 LF 5" Fiberglass Reinforced Plastic Pipe.....	36.02	14.58
For Use As Inner Pipe In Double Wall Pipe System, Deduct	-16.04	

23 Heating, Ventilating, and Air-Conditioning (HVAC)

23 10 Facility Fuel Systems

23 11 Facility Fuel Piping



MINOR CSI UOM DESCRIPTION	TOTAL DIRECT UNIT COST	DEMOLITION UNIT COST
23 11 26 00-0007 LF 6" Fiberglass Reinforced Plastic Pipe <i>For Use As Inner Pipe In Double Wall Pipe System, Deduct</i>	41.99 -18.35	16.28
23 11 26 00-0008 LF 8" Fiberglass Reinforced Plastic Pipe <i>For Use As Inner Pipe In Double Wall Pipe System, Deduct</i>	57.26 -21.91	19.50
23 11 26 00-0009 LF 10" Fiberglass Reinforced Plastic Pipe <i>For Use As Inner Pipe In Double Wall Pipe System, Deduct</i>	75.76 -26.12	23.19
23 11 26 00-0010 LF 12" Fiberglass Reinforced Plastic Pipe <i>For Use As Inner Pipe In Double Wall Pipe System, Deduct</i>	188.45 -32.87	29.20
23 11 26 00-0011 Fiberglass Reinforced Plastic Fittings (23 11 26 00-0001)		
23 11 26 00-0012 Fiberglass Reinforced Plastic Flanged 90 Degree Elbows (23 11 26 00-0011)		
23 11 26 00-0013 EA 2" Fiberglass Reinforced Plastic Flanged 90 Degree Elbow <i>For Use As Inner Pipe In Double Wall Pipe System, Deduct</i>	149.86 -80.55	71.61
23 11 26 00-0014 EA 3" Fiberglass Reinforced Plastic Flanged 90 Degree Elbow <i>For Use As Inner Pipe In Double Wall Pipe System, Deduct</i>	177.00 -96.66	85.99
23 11 26 00-0015 EA 4" Fiberglass Reinforced Plastic Flanged 90 Degree Elbow <i>For Use As Inner Pipe In Double Wall Pipe System, Deduct</i>	211.61 -112.29	99.88
23 11 26 00-0016 EA 5" Fiberglass Reinforced Plastic Flanged 90 Degree Elbow <i>For Use As Inner Pipe In Double Wall Pipe System, Deduct</i>	259.66 -127.25	115.36
23 11 26 00-0017 EA 6" Fiberglass Reinforced Plastic Flanged 90 Degree Elbow <i>For Use As Inner Pipe In Double Wall Pipe System, Deduct</i>	312.13 -145.54	129.43
23 11 26 00-0018 EA 8" Fiberglass Reinforced Plastic Flanged 90 Degree Elbow <i>For Use As Inner Pipe In Double Wall Pipe System, Deduct</i>	444.60 -181.92	161.74
23 11 26 00-0019 EA 10" Fiberglass Reinforced Plastic Flanged 90 Degree Elbow <i>For Use As Inner Pipe In Double Wall Pipe System, Deduct</i>	569.87 -219.08	194.83
23 11 26 00-0020 EA 12" Fiberglass Reinforced Plastic Flanged 90 Degree Elbow <i>For Use As Inner Pipe In Double Wall Pipe System, Deduct</i>	1,393.79 -271.67	241.59
23 11 26 00-0021 Fiberglass Reinforced Plastic Flanged 45 Degree Elbows (23 11 26 00-0011)		
23 11 26 00-0022 EA 2" Fiberglass Reinforced Plastic Flanged 45 Degree Elbow <i>For Use As Inner Pipe In Double Wall Pipe System, Deduct</i>	150.18 -80.55	71.61
23 11 26 00-0023 EA 3" Fiberglass Reinforced Plastic Flanged 45 Degree Elbow <i>For Use As Inner Pipe In Double Wall Pipe System, Deduct</i>	177.10 -96.66	85.99
23 11 26 00-0024 EA 4" Fiberglass Reinforced Plastic Flanged 45 Degree Elbow <i>For Use As Inner Pipe In Double Wall Pipe System, Deduct</i>	211.91 -112.37	99.88
23 11 26 00-0025 EA 5" Fiberglass Reinforced Plastic Flanged 45 Degree Elbow <i>For Use As Inner Pipe In Double Wall Pipe System, Deduct</i>	264.82 -131.09	118.76
23 11 26 00-0026 EA 6" Fiberglass Reinforced Plastic Flanged 45 Degree Elbow <i>For Use As Inner Pipe In Double Wall Pipe System, Deduct</i>	312.02 -145.54	129.43
23 11 26 00-0027 EA 8" Fiberglass Reinforced Plastic Flanged 45 Degree Elbow <i>For Use As Inner Pipe In Double Wall Pipe System, Deduct</i>	444.60 -181.92	161.74
23 11 26 00-0028 EA 10" Fiberglass Reinforced Plastic Flanged 45 Degree Elbow <i>For Use As Inner Pipe In Double Wall Pipe System, Deduct</i>	1,055.86 -219.08	194.83
23 11 26 00-0029 EA 12" Fiberglass Reinforced Plastic Flanged 45 Degree Elbow <i>For Use As Inner Pipe In Double Wall Pipe System, Deduct</i>	1,393.79 -271.67	241.59
23 11 26 00-0030 Fiberglass Reinforced Plastic Flanged Tees (23 11 26 00-0011)		
23 11 26 00-0031 EA 2" Fiberglass Reinforced Plastic Flanged Tee <i>For Use As Inner Pipe In Double Wall Pipe System, Deduct</i>	319.87 -120.83	107.47
23 11 26 00-0032 EA 3" Fiberglass Reinforced Plastic Flanged Tee <i>For Use As Inner Pipe In Double Wall Pipe System, Deduct</i>	396.04 -145.52	129.44
23 11 26 00-0033 EA 4" Fiberglass Reinforced Plastic Flanged Tee <i>For Use As Inner Pipe In Double Wall Pipe System, Deduct</i>	450.47 -168.56	149.92
23 11 26 00-0034 EA 5" Fiberglass Reinforced Plastic Flanged Tee <i>For Use As Inner Pipe In Double Wall Pipe System, Deduct</i>	573.18 -196.72	178.08
23 11 26 00-0035 EA 6" Fiberglass Reinforced Plastic Flanged Tee <i>For Use As Inner Pipe In Double Wall Pipe System, Deduct</i>	688.09 -219.08	194.83
23 11 26 00-0036 EA 8" Fiberglass Reinforced Plastic Flanged Tee <i>For Use As Inner Pipe In Double Wall Pipe System, Deduct</i>	865.85 -271.67	241.59
23 11 26 00-0037 EA 10" Fiberglass Reinforced Plastic Flanged Tee <i>For Use As Inner Pipe In Double Wall Pipe System, Deduct</i>	1,393.18 -328.64	292.23
23 11 26 00-0038 EA 12" Fiberglass Reinforced Plastic Flanged Tee <i>For Use As Inner Pipe In Double Wall Pipe System, Deduct</i>	1,865.08 -399.50	355.30
23 11 26 00-0039 Fiberglass Reinforced Plastic Flanged Wyes (23 11 26 00-0011)		
23 11 26 00-0040 EA 2" Fiberglass Reinforced Plastic Flanged Wye <i>For Use As Inner Pipe In Double Wall Pipe System, Deduct</i>	427.33 -120.83	107.47
23 11 26 00-0041 EA 3" Fiberglass Reinforced Plastic Flanged Wye <i>For Use As Inner Pipe In Double Wall Pipe System, Deduct</i>	549.60 -145.33	129.24
23 11 26 00-0042 EA 4" Fiberglass Reinforced Plastic Flanged Wye <i>For Use As Inner Pipe In Double Wall Pipe System, Deduct</i>	645.83 -168.55	149.92
23 11 26 00-0043 EA 5" Fiberglass Reinforced Plastic Flanged Wye <i>For Use As Inner Pipe In Double Wall Pipe System, Deduct</i>	739.53 -196.72	178.08
23 11 26 00-0044 EA 6" Fiberglass Reinforced Plastic Flanged Wye <i>For Use As Inner Pipe In Double Wall Pipe System, Deduct</i>	825.45 -219.08	194.83
23 11 26 00-0045 EA 8" Fiberglass Reinforced Plastic Flanged Wye <i>For Use As Inner Pipe In Double Wall Pipe System, Deduct</i>	1,083.08 -271.67	241.59



MINOR CSI UOM DESCRIPTION	TOTAL DIRECT UNIT COST	DEMOLITION UNIT COST
23 11 26 00-0046 EA 10" Fiberglass Reinforced Plastic Flanged Wye <i>For Use As Inner Pipe In Double Wall Pipe System, Deduct</i>	1,667.17 -328.64	292.23
23 11 26 00-0047 EA 12" Fiberglass Reinforced Plastic Flanged Wye <i>For Use As Inner Pipe In Double Wall Pipe System, Deduct</i>	2,163.75 -399.50	355.30
23 11 26 00-0048 Fiberglass Reinforced Plastic Flanged Concentric Reducers (23 11 26 00-0011)		
23 11 26 00-0049 EA 2" Fiberglass Reinforced Plastic Flanged Concentric Reducer..... <i>For Use As Inner Pipe In Double Wall Pipe System, Deduct</i>	241.93 -80.55	71.61
23 11 26 00-0050 EA 3" Fiberglass Reinforced Plastic Flanged Concentric Reducer..... <i>For Use As Inner Pipe In Double Wall Pipe System, Deduct</i>	314.36 -96.66	85.99
23 11 26 00-0051 EA 4" Fiberglass Reinforced Plastic Flanged Concentric Reducer..... <i>For Use As Inner Pipe In Double Wall Pipe System, Deduct</i>	344.05 -112.37	99.98
23 11 26 00-0052 EA 5" Fiberglass Reinforced Plastic Flanged Concentric Reducer..... <i>For Use As Inner Pipe In Double Wall Pipe System, Deduct</i>	399.25 -131.09	118.76
23 11 26 00-0053 EA 6" Fiberglass Reinforced Plastic Flanged Concentric Reducer..... <i>For Use As Inner Pipe In Double Wall Pipe System, Deduct</i>	448.69 -145.54	129.43
23 11 26 00-0054 EA 8" Fiberglass Reinforced Plastic Flanged Concentric Reducer..... <i>For Use As Inner Pipe In Double Wall Pipe System, Deduct</i>	597.50 -181.92	161.74
23 11 26 00-0055 EA 10" Fiberglass Reinforced Plastic Flanged Concentric Reducer..... <i>For Use As Inner Pipe In Double Wall Pipe System, Deduct</i>	764.60 -219.08	194.83
23 11 26 00-0056 EA 12" Fiberglass Reinforced Plastic Flanged Concentric Reducer..... <i>For Use As Inner Pipe In Double Wall Pipe System, Deduct</i>	1,046.72 -271.67	241.59
23 11 26 00-0057 Fiberglass Reinforced Plastic Bell x Male Or Female Adapters (23 11 26 00-0011)		
23 11 26 00-0058 EA 2" Fiberglass Reinforced Plastic Bell x Male Or Female Adapter <i>For Use As Inner Pipe In Double Wall Pipe System, Deduct</i>	193.90 -80.55	71.61
23 11 26 00-0059 EA 3" Fiberglass Reinforced Plastic Bell x Male Or Female Adapter <i>For Use As Inner Pipe In Double Wall Pipe System, Deduct</i>	222.64 -96.66	85.99
23 11 26 00-0060 EA 4" Fiberglass Reinforced Plastic Bell x Male Or Female Adapter <i>For Use As Inner Pipe In Double Wall Pipe System, Deduct</i>	252.42 -112.37	99.98
23 11 26 00-0061 EA 4" Fiberglass Reinforced Plastic Bell x Male Or Female Adapter <i>For Use As Inner Pipe In Double Wall Pipe System, Deduct</i>	309.49 -131.09	118.76
23 11 26 00-0062 EA 6" Fiberglass Reinforced Plastic Bell x Male Or Female Adapter <i>For Use As Inner Pipe In Double Wall Pipe System, Deduct</i>	360.86 -145.54	129.43
23 11 26 00-0063 EA 8" Fiberglass Reinforced Plastic Bell x Male Or Female Adapter <i>For Use As Inner Pipe In Double Wall Pipe System, Deduct</i>	355.51 -181.92	161.74
23 11 26 00-0064 EA 10" Fiberglass Reinforced Plastic Bell x Male Or Female Adapter <i>For Use As Inner Pipe In Double Wall Pipe System, Deduct</i>	454.41 -219.08	194.83
23 11 26 00-0065 EA 12" Fiberglass Reinforced Plastic Bell x Male Or Female Adapter <i>For Use As Inner Pipe In Double Wall Pipe System, Deduct</i>	715.13 -271.67	241.59
23 11 26 00-0066 Fiberglass Reinforced Plastic Nipples (23 11 26 00-0011)		
23 11 26 00-0067 EA 2" x 6" Fiberglass Reinforced Plastic Nipple <i>For Use As Inner Pipe In Double Wall Pipe System, Deduct</i>	36.77 -9.67	8.59
23 11 26 00-0068 EA 2" x 12" Fiberglass Reinforced Plastic Nipple <i>For Use As Inner Pipe In Double Wall Pipe System, Deduct</i>	73.47 -19.28	17.17
23 11 26 00-0069 EA 3" x 8" Fiberglass Reinforced Plastic Nipple <i>For Use As Inner Pipe In Double Wall Pipe System, Deduct</i>	124.14 -14.83	13.18
23 11 26 00-0070 EA 3" x 12" Fiberglass Reinforced Plastic Nipple <i>For Use As Inner Pipe In Double Wall Pipe System, Deduct</i>	143.95 -20.40	18.15
23 11 26 00-0071 EA 4" x 8" Fiberglass Reinforced Plastic Nipple <i>For Use As Inner Pipe In Double Wall Pipe System, Deduct</i>	134.39 -14.56	12.90
23 11 26 00-0072 EA 4" x 12" Fiberglass Reinforced Plastic Nipple <i>For Use As Inner Pipe In Double Wall Pipe System, Deduct</i>	161.77 -21.83	19.41
23 11 26 00-0073 EA 6" x 12" Fiberglass Reinforced Plastic Nipple <i>For Use As Inner Pipe In Double Wall Pipe System, Deduct</i>	200.98 -24.02	21.73
23 11 26 00-0074 EA 6" x 12" Fiberglass Reinforced Plastic Nipple <i>For Use As Inner Pipe In Double Wall Pipe System, Deduct</i>	240.16 -26.22	23.28
23 11 26 00-0075 EA 8" x 18" Fiberglass Reinforced Plastic Nipple <i>For Use As Inner Pipe In Double Wall Pipe System, Deduct</i>	126.72 -30.56	27.17
23 11 26 00-0076 EA 8" x 24" Fiberglass Reinforced Plastic Nipple <i>For Use As Inner Pipe In Double Wall Pipe System, Deduct</i>	172.80 -43.63	38.81
23 11 26 00-0077 EA 10" x 18" Fiberglass Reinforced Plastic Nipple <i>For Use As Inner Pipe In Double Wall Pipe System, Deduct</i>	213.09 -31.06	27.65
23 11 26 00-0078 EA 10" x 24" Fiberglass Reinforced Plastic Nipple <i>For Use As Inner Pipe In Double Wall Pipe System, Deduct</i>	319.86 -46.52	41.33
23 11 26 00-0079 EA 12" x 18" Fiberglass Reinforced Plastic Nipple <i>For Use As Inner Pipe In Double Wall Pipe System, Deduct</i>	248.88 -32.03	28.53
23 11 26 00-0080 EA 12" x 24" Fiberglass Reinforced Plastic Nipple <i>For Use As Inner Pipe In Double Wall Pipe System, Deduct</i>	325.62 -48.06	42.69
23 11 26 00-0081 Fiberglass Reinforced Plastic Sleeve Couplings (23 11 26 00-0011)		
23 11 26 00-0082 EA 2" Fiberglass Reinforced Plastic Sleeve Coupling <i>For Use As Inner Pipe In Double Wall Pipe System, Deduct</i>	129.34 -80.55	71.61
23 11 26 00-0083 EA 3" Fiberglass Reinforced Plastic Sleeve Coupling <i>For Use As Inner Pipe In Double Wall Pipe System, Deduct</i>	155.59 -96.66	85.99
23 11 26 00-0084 EA 4" Fiberglass Reinforced Plastic Sleeve Coupling <i>For Use As Inner Pipe In Double Wall Pipe System, Deduct</i>	179.89 -112.37	99.98

23 Heating, Ventilating, and Air-Conditioning (HVAC)

23 10 Facility Fuel Systems

23 11 Facility Fuel Piping



MINOR CSI UOM DESCRIPTION	TOTAL DIRECT UNIT COST	DEMOLITION UNIT COST
23 11 26 00-0085 EA 5" Fiberglass Reinforced Plastic Sleeve Coupling <i>For Use As Inner Pipe In Double Wall Pipe System, Deduct</i>	216.37 -131.09	118.76
23 11 26 00-0086 EA 6" Fiberglass Reinforced Plastic Sleeve Coupling <i>For Use As Inner Pipe In Double Wall Pipe System, Deduct</i>	247.12 -145.54	129.43
23 11 26 00-0087 EA 8" Fiberglass Reinforced Plastic Sleeve Coupling <i>For Use As Inner Pipe In Double Wall Pipe System, Deduct</i>	320.39 -181.92	161.74
23 11 26 00-0088 EA 10" Fiberglass Reinforced Plastic Sleeve Coupling <i>For Use As Inner Pipe In Double Wall Pipe System, Deduct</i>	410.63 -219.08	194.83
23 11 26 00-0089 EA 12" Fiberglass Reinforced Plastic Sleeve Coupling <i>For Use As Inner Pipe In Double Wall Pipe System, Deduct</i>	501.97 -271.67	241.59
23 11 26 00-0090 Fiberglass Reinforced Plastic Flanges (23 11 26 00-0011)		
23 11 26 00-0091 EA 2" Fiberglass Reinforced Plastic Flange <i>For Use As Inner Pipe In Double Wall Pipe System, Deduct</i>	132.08 -80.55	71.61
23 11 26 00-0092 EA 3" Fiberglass Reinforced Plastic Flange <i>For Use As Inner Pipe In Double Wall Pipe System, Deduct</i>	159.22 -96.66	85.99
23 11 26 00-0093 EA 4" Fiberglass Reinforced Plastic Flange <i>For Use As Inner Pipe In Double Wall Pipe System, Deduct</i>	186.32 -108.96	96.93
23 11 26 00-0094 EA 5" Fiberglass Reinforced Plastic Flange <i>For Use As Inner Pipe In Double Wall Pipe System, Deduct</i>	224.81 -127.34	115.36
23 11 26 00-0095 EA 6" Fiberglass Reinforced Plastic Flange <i>For Use As Inner Pipe In Double Wall Pipe System, Deduct</i>	263.04 -145.54	129.43
23 11 26 00-0096 EA 8" Fiberglass Reinforced Plastic Flange <i>For Use As Inner Pipe In Double Wall Pipe System, Deduct</i>	325.95 -174.14	154.85
23 11 26 00-0097 EA 10" Fiberglass Reinforced Plastic Flange <i>For Use As Inner Pipe In Double Wall Pipe System, Deduct</i>	435.40 -219.08	194.83
23 11 26 00-0098 EA 12" Fiberglass Reinforced Plastic Flange <i>For Use As Inner Pipe In Double Wall Pipe System, Deduct</i>	601.03 -271.67	241.59
23 11 26 00-0099 Fiberglass Reinforced Carrier Pipe With Coated Steel Secondary Containment Casing And Fittings (23 11 26)		
23 11 26 00-0100 Fiberglass Reinforced Carrier Pipe With Coated Steel Secondary Containment Casing (23 11 26 00-0099)		
23 11 26 00-0101 LF 2" Fiberglass Reinforced Carrier Pipe With Coated Steel Secondary Containment Casing	114.94	30.86
23 11 26 00-0102 LF 3" Fiberglass Reinforced Carrier Pipe With Coated Steel Secondary Containment Casing	137.00	36.56
23 11 26 00-0103 LF 4" Fiberglass Reinforced Carrier Pipe With Coated Steel Secondary Containment Casing	175.37	53.93
23 11 26 00-0104 LF 6" Fiberglass Reinforced Carrier Pipe With Coated Steel Secondary Containment Casing	246.00	69.92
23 11 26 00-0105 LF 8" Fiberglass Reinforced Carrier Pipe With Coated Steel Secondary Containment Casing	350.96	83.44
23 11 26 00-0106 LF 10" Fiberglass Reinforced Carrier Pipe With Coated Steel Secondary Containment Casing	477.92	98.97
23 11 26 00-0107 LF 12" Fiberglass Reinforced Carrier Pipe With Coated Steel Secondary Containment Casing	610.58	124.87
23 11 26 00-0108 Fiberglass Reinforced Carrier Pipe With Coated Steel Secondary Containment Casing Fittings (23 11 26 00-0099)		
23 11 26 00-0109 Fiberglass Reinforced Carrier Pipe With Coated Steel Secondary Containment Casing Flanged 90 Degree Elbows (23 11 26 00-0108)		
23 11 26 00-0110 EA 2" Fiberglass Reinforced Carrier Pipe With Coated Steel Secondary Containment Casing Flanged 90 Degree Elbow	2,030.04	381.93
23 11 26 00-0111 EA 3" Fiberglass Reinforced Carrier Pipe With Coated Steel Secondary Containment Casing Flanged 90 Degree Elbow	2,339.11	458.44
23 11 26 00-0112 EA 4" Fiberglass Reinforced Carrier Pipe With Coated Steel Secondary Containment Casing Flanged 90 Degree Elbow	2,923.16	532.75
23 11 26 00-0113 EA 6" Fiberglass Reinforced Carrier Pipe With Coated Steel Secondary Containment Casing Flanged 90 Degree Elbow	5,088.03	690.13
23 11 26 00-0114 EA 8" Fiberglass Reinforced Carrier Pipe With Coated Steel Secondary Containment Casing Flanged 90 Degree Elbow	8,228.84	862.83
23 11 26 00-0115 EA 10" Fiberglass Reinforced Carrier Pipe With Coated Steel Secondary Containment Casing Flanged 90 Degree Elbow	11,090.66	1,038.05
23 11 26 00-0116 EA 12" Fiberglass Reinforced Carrier Pipe With Coated Steel Secondary Containment Casing Flanged 90 Degree Elbow	14,805.00	1,285.46
23 11 26 00-0117 Fiberglass Reinforced Carrier Pipe With Coated Steel Secondary Containment Casing Flanged 45 Degree Elbows (23 11 26 00-0108)		
23 11 26 00-0118 EA 2" Fiberglass Reinforced Carrier Pipe With Coated Steel Secondary Containment Casing Flanged 45 Degree Elbow	2,033.21	381.93
23 11 26 00-0119 EA 3" Fiberglass Reinforced Carrier Pipe With Coated Steel Secondary Containment Casing Flanged 45 Degree Elbow	2,333.55	458.44
23 11 26 00-0120 EA 4" Fiberglass Reinforced Carrier Pipe With Coated Steel Secondary Containment Casing Flanged 45 Degree Elbow	2,918.80	532.75
23 11 26 00-0121 EA 6" Fiberglass Reinforced Carrier Pipe With Coated Steel Secondary Containment Casing Flanged 45 Degree Elbow	5,062.34	690.13
23 11 26 00-0122 EA 8" Fiberglass Reinforced Carrier Pipe With Coated Steel Secondary Containment Casing Flanged 45 Degree Elbow	8,191.65	862.83
23 11 26 00-0123 EA 10" Fiberglass Reinforced Carrier Pipe With Coated Steel Secondary Containment Casing Flanged 45 Degree Elbow	11,040.25	1,038.55
23 11 26 00-0124 EA 12" Fiberglass Reinforced Carrier Pipe With Coated Steel Secondary Containment Casing Flanged 45 Degree Elbow	14,740.33	1,288.38



MINOR	CSI	UOM	DESCRIPTION	TOTAL DIRECT UNIT COST	DEMOLITION UNIT COST
-------	-----	-----	-------------	------------------------	----------------------

23 11 26 00-0125			Fiberglass Reinforced Carrier Pipe With Coated Steel Secondary Containment Casing Flanged Tees <small>(23 11 26 00-0108)</small>		
23 11 26 00-0126	EA		2" Fiberglass Reinforced Carrier Pipe With Coated Steel Secondary Containment Casing Flanged Tee	2,830.28	572.91
23 11 26 00-0127	EA		3" Fiberglass Reinforced Carrier Pipe With Coated Steel Secondary Containment Casing Flanged Tee	3,543.59	690.47
23 11 26 00-0128	EA		4" Fiberglass Reinforced Carrier Pipe With Coated Steel Secondary Containment Casing Flanged Tee	4,001.43	799.63
23 11 26 00-0129	EA		6" Fiberglass Reinforced Carrier Pipe With Coated Steel Secondary Containment Casing Flanged Tee	6,474.51	1,039.03
23 11 26 00-0130	EA		8" Fiberglass Reinforced Carrier Pipe With Coated Steel Secondary Containment Casing Flanged Tee	8,184.98	1,288.38
23 11 26 00-0131	EA		10" Fiberglass Reinforced Carrier Pipe With Coated Steel Secondary Containment Casing Flanged Tee	14,191.75	1,556.74
23 11 26 00-0132	EA		12" Fiberglass Reinforced Carrier Pipe With Coated Steel Secondary Containment Casing Flanged Tee	19,373.86	1,887.50

23 11 26 00-0133			Fiberglass Reinforced Carrier Pipe With Coated Steel Secondary Containment Casing Flanged Wyes <small>(23 11 26 00-0108)</small>		
23 11 26 00-0134	EA		2" Fiberglass Reinforced Carrier Pipe With Coated Steel Secondary Containment Casing Flanged Wye	4,164.63	572.91
23 11 26 00-0135	EA		3" Fiberglass Reinforced Carrier Pipe With Coated Steel Secondary Containment Casing Flanged Wye	5,452.13	689.66
23 11 26 00-0136	EA		4" Fiberglass Reinforced Carrier Pipe With Coated Steel Secondary Containment Casing Flanged Wye	6,427.43	799.53
23 11 26 00-0137	EA		6" Fiberglass Reinforced Carrier Pipe With Coated Steel Secondary Containment Casing Flanged Wye	8,180.07	1,039.03
23 11 26 00-0138	EA		8" Fiberglass Reinforced Carrier Pipe With Coated Steel Secondary Containment Casing Flanged Wye	10,882.24	1,288.38
23 11 26 00-0139	EA		10" Fiberglass Reinforced Carrier Pipe With Coated Steel Secondary Containment Casing Flanged Wye	17,593.87	1,556.74
23 11 26 00-0140	EA		12" Fiberglass Reinforced Carrier Pipe With Coated Steel Secondary Containment Casing Flanged Wye	23,082.36	1,887.50

23 11 26 00-0141			Fiberglass Reinforced Carrier Pipe With Coated Steel Secondary Containment Casing Flanged Concentric Reducers <small>(23 11 26 00-0108)</small>		
23 11 26 00-0142	EA		2" Fiberglass Reinforced Carrier Pipe With Coated Steel Secondary Containment Casing Flanged Concentric Reducer	2,242.97	381.93
23 11 26 00-0143	EA		3" Fiberglass Reinforced Carrier Pipe With Coated Steel Secondary Containment Casing Flanged Concentric Reducer	2,990.29	458.44
23 11 26 00-0144	EA		4" Fiberglass Reinforced Carrier Pipe With Coated Steel Secondary Containment Casing Flanged Concentric Reducer	3,210.49	532.75
23 11 26 00-0145	EA		6" Fiberglass Reinforced Carrier Pipe With Coated Steel Secondary Containment Casing Flanged Concentric Reducer	4,196.49	690.13
23 11 26 00-0146	EA		8" Fiberglass Reinforced Carrier Pipe With Coated Steel Secondary Containment Casing Flanged Concentric Reducer	5,700.86	862.83
23 11 26 00-0147	EA		10" Fiberglass Reinforced Carrier Pipe With Coated Steel Secondary Containment Casing Flanged Concentric Reducer	7,423.06	1,038.05
23 11 26 00-0148	EA		12" Fiberglass Reinforced Carrier Pipe With Coated Steel Secondary Containment Casing Flanged Concentric Reducer	10,426.47	1,285.46

23 11 26 00-0149			Fiberglass Reinforced Carrier Pipe With Coated Steel Secondary Containment Casing Bell x Male Or Female Adapters <small>(23 11 26 00-0108)</small>		
23 11 26 00-0150	EA		2" Fiberglass Reinforced Carrier Pipe With Coated Steel Secondary Containment Casing Bell x Male Or Female Adapter	1,646.63	381.93
23 11 26 00-0151	EA		3" Fiberglass Reinforced Carrier Pipe With Coated Steel Secondary Containment Casing Bell x Male Or Female Adapter	1,851.43	458.44
23 11 26 00-0152	EA		4" Fiberglass Reinforced Carrier Pipe With Coated Steel Secondary Containment Casing Bell x Male Or Female Adapter	2,072.72	532.75
23 11 26 00-0153	EA		6" Fiberglass Reinforced Carrier Pipe With Coated Steel Secondary Containment Casing Bell x Male Or Female Adapter	3,105.95	690.13
23 11 26 00-0154	EA		8" Fiberglass Reinforced Carrier Pipe With Coated Steel Secondary Containment Casing Bell x Male Or Female Adapter	2,696.09	862.83
23 11 26 00-0155	EA		10" Fiberglass Reinforced Carrier Pipe With Coated Steel Secondary Containment Casing Bell x Male Or Female Adapter	3,571.55	1,038.05
23 11 26 00-0156	EA		12" Fiberglass Reinforced Carrier Pipe With Coated Steel Secondary Containment Casing Bell x Male Or Female Adapter	6,309.20	1,285.46

23 11 26 00-0157			Fiberglass Reinforced Carrier Pipe With Coated Steel Secondary Containment Casing Nipples <small>(23 11 26 00-0108)</small>		
23 11 26 00-0158	EA		2" x 6" Fiberglass Reinforced Carrier Pipe With Coated Steel Secondary Containment Casing Nipple	365.26	45.85
23 11 26 00-0159	EA		2" x 12" Fiberglass Reinforced Carrier Pipe With Coated Steel Secondary Containment Casing Nipple	730.16	91.48
23 11 26 00-0160	EA		3" x 8" Fiberglass Reinforced Carrier Pipe With Coated Steel Secondary Containment Casing Nipple	1,401.40	70.32
23 11 26 00-0161	EA		3" x 12" Fiberglass Reinforced Carrier Pipe With Coated Steel Secondary Containment Casing Nipple	1,594.70	96.73
23 11 26 00-0162	EA		4" x 8" Fiberglass Reinforced Carrier Pipe With Coated Steel Secondary Containment Casing Nipple	1,531.20	68.99
23 11 26 00-0163	EA		4" x 12" Fiberglass Reinforced Carrier Pipe With Coated Steel Secondary Containment Casing Nipple	1,802.55	103.53
23 11 26 00-0164	EA		6" x 12" Fiberglass Reinforced Carrier Pipe With Coated Steel Secondary Containment Casing Nipple	2,734.38	124.39
23 11 26 00-0165	EA		8" x 18" Fiberglass Reinforced Carrier Pipe With Coated Steel Secondary Containment Casing Nipple	1,284.82	144.96
23 11 26 00-0166	EA		8" x 24" Fiberglass Reinforced Carrier Pipe With Coated Steel Secondary Containment Casing Nipple	1,733.58	206.95
23 11 26 00-0167	EA		10" x 18" Fiberglass Reinforced Carrier Pipe With Coated Steel Secondary Containment Casing Nipple	2,352.54	147.29
23 11 26 00-0168	EA		10" x 24" Fiberglass Reinforced Carrier Pipe With Coated Steel Secondary Containment Casing Nipple	3,532.06	220.63
23 11 26 00-0169	EA		12" x 18" Fiberglass Reinforced Carrier Pipe With Coated Steel Secondary Containment Casing Nipple	2,787.73	151.94
23 11 26 00-0170	EA		12" x 24" Fiberglass Reinforced Carrier Pipe With Coated Steel Secondary Containment Casing Nipple	3,589.23	227.90

23 11 26 00-0171			Fiberglass Reinforced Carrier Pipe With Coated Steel Secondary Containment Casing Flanges <small>(23 11 26 00-0108)</small>		
23 11 26 00-0172	EA		4" Fiberglass Reinforced Carrier Pipe With Coated Steel Secondary Containment Casing Flange	1,284.35	516.75

23 Heating, Ventilating, and Air-Conditioning (HVAC)**23 10 Facility Fuel Systems****23 11 Facility Fuel Piping**

SAN BERNARDINO
COUNTY

MINOR
CSI UOM DESCRIPTION

TOTAL DIRECT DEMOLITION
UNIT COST UNIT COST

23 11 26 00-0173	EA	6" Fiberglass Reinforced Carrier Pipe With Coated Steel Secondary Containment Casing Flange.....	1,891.30	690.13
23 11 26 00-0174	EA	8" Fiberglass Reinforced Carrier Pipe With Coated Steel Secondary Containment Casing Flange.....	2,402.58	826.06
23 11 26 00-0175	EA	10" Fiberglass Reinforced Carrier Pipe With Coated Steel Secondary Containment Casing Flange.....	3,335.44	1,038.05
23 11 26 00-0176	EA	12" Fiberglass Reinforced Carrier Pipe With Coated Steel Secondary Containment Casing Flange.....	4,892.49	1,285.46

23 12 Facility Fuel Pumps (23 10)**23 12 13 Facility Fuel-Oil Pumps (23 12)**

23 12 13 00-0001		Cast Iron Internal Gear Rotary Pump (23 12 13) Note: Heavy duty type with relief valve, 1150 RPM drip-proof motor, common base plate. For viscosity to 20 centipoise; diesel oil, and light oil.		
23 12 13 00-0002		10 GPM 1" Discharge (23 12 13 00-0001)		
23 12 13 00-0003	EA	10 GPM Cast Iron Rotary Pump, 20 PSI 1/2 HP With 1" Discharge	1,622.07	289.82
23 12 13 00-0004	EA	10 GPM Cast Iron Rotary Pump, 40 PSI 3/4 HP With 1" Discharge	1,692.90	350.78
23 12 13 00-0005	EA	10 GPM Cast Iron Rotary Pump, 60 PSI 1 HP With 1" Discharge	1,846.82	416.74
23 12 13 00-0006		25 GPM 1-1/4" Discharge (23 12 13 00-0001)		
23 12 13 00-0007	EA	25 GPM Cast Iron Rotary Pump, 20 PSI 1 HP With 1-1/4" Discharge	1,721.90	289.82
23 12 13 00-0008	EA	25 GPM Cast Iron Rotary Pump, 40 PSI 1.5 HP With 1-1/4" Discharge	1,809.49	350.78
23 12 13 00-0009	EA	25 GPM Cast Iron Rotary Pump, 60 PSI 2 HP With 1-1/4" Discharge	1,896.91	416.74
23 12 13 00-0010		Pump, Fuel Oil, 2 Stage 3450 RPM 100 PSI (23 12 13)		
23 12 13 00-0011	EA	1/4 HP Pump Fuel Oil/Diesel	1,208.31	162.39
23 12 13 00-0012	EA	1/3 HP Pump Fuel Oil/Diesel	1,422.65	181.89
23 12 13 00-0013	EA	1/2 HP Pump Fuel Oil/Diesel	1,554.34	203.87
23 12 13 00-0014	EA	3/4 HP Pump Fuel Oil/Diesel	1,694.04	229.86
23 12 13 00-0015	EA	1 HP Pump Fuel Oil/Diesel	2,397.90	255.84
23 12 13 00-0016	EA	1-1/2 HP Pump Fuel Oil/Diesel	2,938.71	286.32
23 12 13 00-0017	EA	2 HP Pump Fuel Oil/Diesel	3,255.90	320.80
23 12 13 00-0018	EA	3 HP Pump Fuel Oil/Diesel	3,977.10	358.77
23 12 13 00-0019	EA	5 HP Pump Fuel Oil/Diesel	4,692.72	402.25
23 12 13 00-0020	EA	7.5 HP Pump Fuel Oil/Diesel	5,253.96	451.22
23 12 13 00-0021	EA	10 HP Pump Fuel Oil/Diesel	5,890.67	505.78

23 12 23 Facility Natural-Gas Pumps (23 12)

23 12 23 00-0001		Natural Gas Booster Pump (23 12 23)		
23 12 23 00-0002	EA	Natural Gas Booster Pump, 3/4" Outlet Size	1,148.95	149.91
23 12 23 00-0003	EA	Natural Gas Booster Pump, 1" Outlet Size	1,364.90	167.39
23 12 23 00-0004	EA	Natural Gas Booster Pump, 1-1/4" Outlet Size	1,532.98	174.89
23 12 23 00-0005	EA	Natural Gas Booster Pump, 1-1/2" Outlet Size	1,742.81	182.38
23 12 23 00-0006	EA	Natural Gas Booster Pump, 2" Outlet Size	1,975.55	187.38

23 13 Facility Fuel-Storage Tanks (23 10)**23 13 13 Facility Underground Fuel-Oil, Storage Tanks (23 13)****23 13 13 13 Double-Wall Steel, Underground Fuel-Oil, Storage Tanks (23 13 13)**

23 13 13 13-0001		Coated Underground Double Wall Storage Tanks (23 13 13 13) Note: Includes setting in place with hold down bars and manway and 4" NPT connections as follows: up to 1000 gallon, 4 each; all others 6 each. Excludes excavation, pad, plastic lining, pumps and piping.		
23 13 13 13-0002	EA	250 Gallon Underground Double Wall Steel Storage Tank, Coated, In Place With Hold Down Bars	16,369.11	700.74
23 13 13 13-0003	EA	550 Gallon Underground Double Wall Steel Storage Tank, Coated, In Place With Hold Down Bars	17,694.48	700.74
23 13 13 13-0004	EA	1,000 Gallon Underground Double Wall Steel Storage Tank, Coated, In Place With Hold Down Bars	25,591.83	875.87
23 13 13 13-0005	EA	2,000 Gallon Underground Double Wall Steel Storage Tank, Coated, In Place With Hold Down Bars	34,964.11	1,710.79
23 13 13 13-0006	EA	3,000 Gallon Underground Double Wall Steel Storage Tank, Coated, In Place With Hold Down Bars	55,758.48	2,199.46
23 13 13 13-0007	EA	4,000 Gallon Underground Double Wall Steel Storage Tank, Coated, In Place With Hold Down Bars	62,104.21	2,526.15
23 13 13 13-0008	EA	5,000 Gallon Underground Double Wall Steel Storage Tank, Coated, In Place With Hold Down Bars	66,940.02	3,340.09
23 13 13 13-0009	EA	6,000 Gallon Underground Double Wall Steel Storage Tank, Coated, In Place With Hold Down Bars	69,199.78	3,586.17
23 13 13 13-0010	EA	8,000 Gallon Underground Double Wall Steel Storage Tank, Coated, In Place With Hold Down Bars	84,479.56	4,236.61
23 13 13 13-0011	EA	10,000 Gallon Underground Double Wall Steel Storage Tank, Coated, In Place With Hold Down Bars	97,842.45	4,886.61
23 13 13 13-0012	EA	12,000 Gallon Underground Double Wall Steel Storage Tank, Coated, In Place With Hold Down Bars	125,306.81	5,373.77
23 13 13 13-0013	EA	14,000 Gallon Underground Double Wall Steel Storage Tank, Coated, In Place With Hold Down Bars	148,523.08	6,524.62
23 13 13 13-0014	EA	15,000 Gallon Underground Double Wall Steel Storage Tank, Coated, In Place With Hold Down Bars	153,383.77	6,924.31
23 13 13 13-0015	EA	20,000 Gallon Underground Double Wall Steel Storage Tank, Coated, In Place With Hold Down Bars	187,792.00	10,983.40
23 13 13 13-0016	EA	25,000 Gallon Underground Double Wall Steel Storage Tank, Coated, In Place With Hold Down Bars	230,665.71	14,242.77
23 13 13 13-0017	EA	30,000 Gallon Underground Double Wall Steel Storage Tank, Coated, In Place With Hold Down Bars	271,857.04	16,296.33
23 13 13 13-0018	EA	40,000 Gallon Underground Double Wall Steel Storage Tank, Coated, In Place With Hold Down Bars	350,214.16	17,518.55
23 13 13 13-0019	EA	48,000 Gallon Underground Double Wall Steel Storage Tank, Coated, In Place With Hold Down Bars	475,399.94	17,967.78

23 13 13 23 Glass-Fiber-Reinforced-Plastic, Underground Fuel-Oil, Storage Tanks (23 13 13)

23 13 13 23-0001		Underground Fiberglass Storage Tanks (23 13 13 23)		
------------------	--	---	--	--



MINOR CSI UOM DESCRIPTION	TOTAL DIRECT UNIT COST	DEMOLITION UNIT COST
------------------------------	---------------------------	-------------------------

23 13 13 23-0002

Single Wall Fiberglass Underground Storage Tanks (23 13 13 23-0001)

Note: Includes setting in place with hold down bars, fittings, bumper pads, flow channels, monitoring fitting, tank bottom deflector gauge plates, manway, anchor straps and 4" NPT tank mounted fitting connections as follows: 550 gallon or 1,000 gallon, 4 each: all others 6 each. Excludes excavation and backfill.

23 13 13 23-0003	EA	550 Gallon Single Wall Fiberglass Tank Including Fittings And Anchor Straps	3,690.94	700.74
23 13 13 23-0004	EA	1,000 Gallon Single Wall Fiberglass Tank Including Fittings And Anchor Straps	4,635.76	875.87
23 13 13 23-0005	EA	2,000 Gallon Single Wall Fiberglass Tank Including Fittings And Anchor Straps	6,026.58	1,083.71
23 13 13 23-0006	EA	2,500 Gallon Single Wall Fiberglass Tank Including Fittings And Anchor Straps	6,853.48	1,320.00
23 13 13 23-0007	EA	3,000 Gallon Single Wall Fiberglass Tank Including Fittings And Anchor Straps	7,675.55	1,548.15
23 13 13 23-0008	EA	4,000 Gallon Single Wall Fiberglass Tank Including Fittings And Anchor Straps	9,352.62	2,037.04
23 13 13 23-0009	EA	5,000 Gallon Single Wall Fiberglass Tank Including Fittings And Anchor Straps	11,216.86	3,096.31
23 13 13 23-0010	EA	6,000 Gallon Single Wall Fiberglass Tank Including Fittings And Anchor Straps	12,726.92	3,911.12
23 13 13 23-0011	EA	8,000 Gallon Single Wall Fiberglass Tank Including Fittings And Anchor Straps	15,234.96	4,400.01
23 13 13 23-0012	EA	10,000 Gallon Single Wall Fiberglass Tank Including Fittings And Anchor Straps	17,181.02	5,214.82
23 13 13 23-0013	EA	12,000 Gallon Single Wall Fiberglass Tank Including Fittings And Anchor Straps	22,072.70	6,192.60
23 13 13 23-0014	EA	15,000 Gallon Single Wall Fiberglass Tank Including Fittings And Anchor Straps	27,163.58	7,740.75
23 13 13 23-0015	EA	20,000 Gallon Single Wall Fiberglass Tank Including Fittings And Anchor Straps	34,337.51	10,348.17
23 13 13 23-0016	EA	25,000 Gallon Single Wall Fiberglass Tank Including Fittings And Anchor Straps	51,047.81	12,874.09
23 13 13 23-0017	EA	30,000 Gallon Single Wall Fiberglass Tank Including Fittings And Anchor Straps	62,503.44	15,481.51
23 13 13 23-0018	EA	40,000 Gallon Single Wall Fiberglass Tank Including Fittings And Anchor Straps	89,313.48	22,407.45
23 13 13 23-0019	EA	50,000 Gallon Single Wall Fiberglass Tank Including Fittings And Anchor Straps	126,803.77	28,518.57

23 13 13 23-0020

Double Wall Fiberglass Underground Storage Tanks (23 13 13 23-0001)

Note: Includes setting in place with hold down bars, fittings, bumper pads, flow channels, monitoring fitting, tank bottom deflector gauge plates, manway, anchor straps and 4" NPT tank mounted fitting connections as follows: 550 gallon or 1,000 gallon, 4 each: all others 6 each. Excludes excavation and backfill.

23 13 13 23-0021	EA	550 Gallon Double Wall Fiberglass Tank Including Fittings And Anchor Straps	7,060.34	700.74
23 13 13 23-0022	EA	1,000 Gallon Double Wall Fiberglass Tank Including Fittings And Anchor Straps	9,300.62	875.87
23 13 13 23-0023	EA	2,000 Gallon Double Wall Fiberglass Tank Including Fittings And Anchor Straps	11,152.08	1,059.26
23 13 13 23-0024	EA	3,000 Gallon Double Wall Fiberglass Tank Including Fittings And Anchor Straps	14,518.43	1,548.26
23 13 13 23-0025	EA	4,000 Gallon Double Wall Fiberglass Tank Including Fittings And Anchor Straps	16,338.06	2,037.04
23 13 13 23-0026	EA	5,000 Gallon Double Wall Fiberglass Tank Including Fittings And Anchor Straps	18,896.09	3,096.31
23 13 13 23-0027	EA	6,000 Gallon Double Wall Fiberglass Tank Including Fittings And Anchor Straps	21,090.44	3,911.12
23 13 13 23-0028	EA	8,000 Gallon Double Wall Fiberglass Tank Including Fittings And Anchor Straps	25,879.44	4,400.01
23 13 13 23-0029	EA	10,000 Gallon Double Wall Fiberglass Tank Including Fittings And Anchor Straps	27,825.50	5,214.82
23 13 13 23-0030	EA	12,000 Gallon Double Wall Fiberglass Tank Including Fittings And Anchor Straps	33,667.58	6,192.60
23 13 13 23-0031	EA	15,000 Gallon Double Wall Fiberglass Tank Including Fittings And Anchor Straps	46,219.10	7,740.75
23 13 13 23-0032	EA	20,000 Gallon Double Wall Fiberglass Tank Including Fittings And Anchor Straps	57,337.19	10,348.17
23 13 13 23-0033	EA	30,000 Gallon Double Wall Fiberglass Tank Including Fittings And Anchor Straps	88,544.40	15,481.51

23 13 13 23-0034

Underground Storage Tank Pump Enclosures (23 13 13 23)

23 13 13 23-0035	EA	Secondary Containment Collar	2,916.08	
23 13 13 23-0036	EA	Turbine Enclosure With Lid 4' Long x 42" Diameter	2,916.08	
23 13 13 23-0037	EA	Fitting Kit For Turbine Enclosure	583.22	
23 13 13 23-0038	EA	Grommet Kits For Plumbing And Electrical	1,166.43	
23 13 13 23-0039	EA	Turbine Electrical Coupling Kit	1,458.04	

23 13 23 Facility Aboveground Fuel-Oil, Storage Tanks (23 13)

23 13 23 13 Vertical, Steel, Aboveground Fuel-Oil, Storage Tanks (23 13 23)

23 13 23 13-0001 Vertical Rectangular Double Wall Steel Fuel Day Tank (23 13 23 13)

Note: Includes day tank with standard equipment, pump, pump control, level control, backup level control, level alarms, alarm outputs.

23 13 23 13-0002	EA	10 Gallon Double Wall Steel Day Tank (Tramont TRX)	1,165.03	130.21
23 13 23 13-0003	EA	15 Gallon Double Wall Steel Day Tank (Tramont TRX)	1,251.30	136.72
23 13 23 13-0004	EA	25 Gallon Double Wall Steel Day Tank (Tramont TRX)	1,358.44	146.48
23 13 23 13-0005	EA	50 Gallon Double Wall Steel Day Tank (Tramont TRX)	1,561.57	156.25
23 13 23 13-0006	EA	60 Gallon Double Wall Steel Day Tank (Tramont TRX)	1,742.15	162.76
23 13 23 13-0007	EA	75 Gallon Double Wall Steel Day Tank (Tramont TRX)	2,053.54	195.30
23 13 23 13-0008	EA	100 Gallon Double Wall Steel Day Tank (Tramont TRX)	2,766.09	227.85
23 13 23 13-0009	EA	150 Gallon Double Wall Steel Day Tank (Tramont TRX)	3,502.64	260.40
23 13 23 13-0010	EA	200 Gallon Double Wall Steel Day Tank (Tramont TRX)	4,496.34	292.95
23 13 23 13-0011	EA	275 Gallon Double Wall Steel Day Tank (Tramont TRX)	5,011.74	325.51
23 13 23 13-0012	EA	300 Gallon Double Wall Steel Day Tank (Tramont TRX)	5,733.97	390.61
23 13 23 13-0013	EA	350 Gallon Double Wall Steel Day Tank (Tramont TRX)	6,421.91	455.71

23 Heating, Ventilating, and Air-Conditioning (HVAC)

23 10 Facility Fuel Systems

23 13 Facility Fuel-Storage Tanks



MINOR CSI UOM DESCRIPTION	TOTAL DIRECT UNIT COST	DEMOLITION UNIT COST
23 13 23 13-0014 EA 400 Gallon Double Wall Steel Day Tank (Tramont TRX)..... Note: Includes rust-inhibitor coated interior and gray painted exterior.	7,130.43	520.81
23 13 23 13-0015 EA 450 Gallon Double Wall Steel Day Tank (Tramont TRX)..... Note: Includes rust-inhibitor coated interior and gray painted exterior.	7,914.98	553.36
23 13 23 13-0016 EA 500 Gallon Double Wall Steel Day Tank (Tramont TRX)..... Note: Includes rust-inhibitor coated interior and gray painted exterior.	8,704.67	585.91
23 13 23 13-0017 EA 550 Gallon Double Wall Steel Day Tank (Tramont TRX)..... Note: Includes rust-inhibitor coated interior and gray painted exterior.	9,602.37	618.46
23 13 23 13-0018 EA 600 Gallon Double Wall Steel Day Tank (Tramont TRX)..... Note: Includes rust-inhibitor coated interior and gray painted exterior.	10,386.92	651.01
23 13 23 13-0019 EA 700 Gallon Double Wall Steel Day Tank (Tramont TRX)..... Note: Includes rust-inhibitor coated interior and gray painted exterior.	11,563.95	781.22
23 13 23 13-0020 EA 800 Gallon Double Wall Steel Day Tank (Tramont TRX)..... Note: Includes rust-inhibitor coated interior and gray painted exterior.	12,473.03	846.31
23 13 23 13-0021 EA 900 Gallon Double Wall Steel Day Tank (Tramont TRX)..... Note: Includes rust-inhibitor coated interior and gray painted exterior.	13,686.06	976.52
23 13 23 13-0022 EA 1,000 Gallon Double Wall Steel Day Tank (Tramont TRX)..... Note: Includes rust-inhibitor coated interior and gray painted exterior.	14,904.23	1,106.73
23 13 23 13-0023 EA 10 Gallon Double Wall Steel Day Tank (Tramont UTRX)..... Note: Includes rust-inhibitor coated interior and gray painted exterior.	1,415.32	130.21
23 13 23 13-0024 EA 15 Gallon Double Wall Steel Day Tank (Tramont UTRX)..... Note: Includes rust-inhibitor coated interior and gray painted exterior.	1,503.30	136.72
23 13 23 13-0025 EA 25 Gallon Double Wall Steel Day Tank (Tramont UTRX)..... Note: Includes rust-inhibitor coated interior and gray painted exterior.	1,610.44	146.48
23 13 23 13-0026 EA 50 Gallon Double Wall Steel Day Tank (Tramont UTRX)..... Note: Includes rust-inhibitor coated interior and gray painted exterior.	1,811.86	156.25
23 13 23 13-0027 EA 60 Gallon Double Wall Steel Day Tank (Tramont UTRX)..... Note: Includes rust-inhibitor coated interior and gray painted exterior.	1,992.44	162.76
23 13 23 13-0028 EA 75 Gallon Double Wall Steel Day Tank (Tramont UTRX)..... Note: Includes rust-inhibitor coated interior and gray painted exterior.	2,305.55	195.30
23 13 23 13-0029 EA 100 Gallon Double Wall Steel Day Tank (Tramont UTRX)..... Note: Includes rust-inhibitor coated interior and gray painted exterior.	3,042.10	227.85
23 13 23 13-0030 EA 150 Gallon Double Wall Steel Day Tank (Tramont UTRX)..... Note: Includes rust-inhibitor coated interior and gray painted exterior.	3,778.65	260.40
23 13 23 13-0031 EA 200 Gallon Double Wall Steel Day Tank (Tramont UTRX)..... Note: Includes rust-inhibitor coated interior and gray painted exterior.	4,772.35	292.95
23 13 23 13-0032 EA 275 Gallon Double Wall Steel Day Tank (Tramont UTRX)..... Note: Includes rust-inhibitor coated interior and gray painted exterior.	5,287.75	325.51
23 13 23 13-0033 EA 300 Gallon Double Wall Steel Day Tank (Tramont UTRX)..... Note: Includes rust-inhibitor coated interior and gray painted exterior.	6,009.97	390.61
23 13 23 13-0034 EA 350 Gallon Double Wall Steel Day Tank (Tramont UTRX)..... Note: Includes rust-inhibitor coated interior and gray painted exterior.	6,697.91	455.71
23 13 23 13-0035 EA 400 Gallon Double Wall Steel Day Tank (Tramont UTRX)..... Note: Includes rust-inhibitor coated interior and gray painted exterior.	7,406.44	520.81
23 13 23 13-0036 EA 450 Gallon Double Wall Steel Day Tank (Tramont UTRX)..... Note: Includes rust-inhibitor coated interior and gray painted exterior.	8,190.99	553.36
23 13 23 13-0037 EA 500 Gallon Double Wall Steel Day Tank (Tramont UTRX)..... Note: Includes rust-inhibitor coated interior and gray painted exterior.	8,980.68	585.91
23 13 23 13-0038 EA 550 Gallon Double Wall Steel Day Tank (Tramont UTRX)..... Note: Includes rust-inhibitor coated interior and gray painted exterior.	9,880.09	618.46
23 13 23 13-0039 EA 600 Gallon Double Wall Steel Day Tank (Tramont UTRX)..... Note: Includes rust-inhibitor coated interior and gray painted exterior.	10,664.64	651.01
23 13 23 13-0040 EA 700 Gallon Double Wall Steel Day Tank (Tramont UTRX)..... Note: Includes rust-inhibitor coated interior and gray painted exterior.	11,839.95	781.22
23 13 23 13-0041 EA 800 Gallon Double Wall Steel Day Tank (Tramont UTRX)..... Note: Includes rust-inhibitor coated interior and gray painted exterior.	12,749.03	846.31
23 13 23 13-0042 EA 900 Gallon Double Wall Steel Day Tank (Tramont UTRX)..... Note: Includes rust-inhibitor coated interior and gray painted exterior.	13,962.06	976.52
23 13 23 13-0043 EA 1,000 Gallon Double Wall Steel Day Tank (Tramont UTRX)..... Note: Includes rust-inhibitor coated interior and gray painted exterior.	15,180.24	1,106.73
23 13 23 13-0044 EA 10 Gallon Double Wall Steel Day Tank With Pump (Tramont TRE)..... Note: Includes pump, motor control float switch, rust-inhibitor coated interior and gray painted exterior.	2,363.34	130.21
23 13 23 13-0045 EA 15 Gallon Double Wall Steel Day Tank With Pump (Tramont TRE)..... Note: Includes pump, motor control float switch, rust-inhibitor coated interior and gray painted exterior.	2,441.04	136.72
23 13 23 13-0046 EA 25 Gallon Double Wall Steel Day Tank With Pump (Tramont TRE)..... Note: Includes pump, motor control float switch, rust-inhibitor coated interior and gray painted exterior.	2,510.46	146.48
23 13 23 13-0047 EA 50 Gallon Double Wall Steel Day Tank With Pump (Tramont TRE)..... Note: Includes pump, motor control float switch, rust-inhibitor coated interior and gray painted exterior.	2,780.45	156.25
23 13 23 13-0048 EA 60 Gallon Double Wall Steel Day Tank With Pump (Tramont TRE)..... Note: Includes pump, motor control float switch, rust-inhibitor coated interior and gray painted exterior.	2,882.17	162.76
23 13 23 13-0049 EA 75 Gallon Double Wall Steel Day Tank With Pump (Tramont TRE)..... Note: Includes pump, motor control float switch, rust-inhibitor coated interior and gray painted exterior.	3,183.28	195.30
23 13 23 13-0050 EA 100 Gallon Double Wall Steel Day Tank With Pump (Tramont TRE)..... Note: Includes pump, motor control float switch, rust-inhibitor coated interior and gray painted exterior.	3,832.40	227.85
23 13 23 13-0051 EA 150 Gallon Double Wall Steel Day Tank With Pump (Tramont TRE)..... Note: Includes pump, motor control float switch, rust-inhibitor coated interior and gray painted exterior.	4,839.81	260.40
23 13 23 13-0052 EA 200 Gallon Double Wall Steel Day Tank With Pump (Tramont TRE)..... Note: Includes pump, motor control float switch, rust-inhibitor coated interior and gray painted exterior.	5,442.64	292.95
23 13 23 13-0053 EA 275 Gallon Double Wall Steel Day Tank With Pump (Tramont TRE)..... Note: Includes pump, motor control float switch, rust-inhibitor coated interior and gray painted exterior.	7,120.36	325.51
23 13 23 13-0054 EA 300 Gallon Double Wall Steel Day Tank With Pump (Tramont TRE)..... Note: Includes pump, motor control float switch, rust-inhibitor coated interior and gray painted exterior.	8,044.87	390.61
23 13 23 13-0055 EA 350 Gallon Double Wall Steel Day Tank With Pump (Tramont TRE)..... Note: Includes pump, motor control float switch, rust-inhibitor coated interior and gray painted exterior.	8,599.10	455.71



MINOR CSI UOM DESCRIPTION	TOTAL DIRECT UNIT COST	DEMOLITION UNIT COST
23 13 23 13-0056 EA 400 Gallon Double Wall Steel Day Tank With Pump (Tramont TRE) Note: Includes pump, motor control float switch, rust-inhibitor coated interior and gray painted exterior.	9,355.62	520.81
23 13 23 13-0057 EA 450 Gallon Double Wall Steel Day Tank With Pump (Tramont TRE) Note: Includes pump, motor control float switch, rust-inhibitor coated interior and gray painted exterior.	10,104.17	553.36
23 13 23 13-0058 EA 500 Gallon Double Wall Steel Day Tank With Pump (Tramont TRE) Note: Includes pump, motor control float switch, rust-inhibitor coated interior and gray painted exterior.	11,092.72	585.91
23 13 23 13-0059 EA 550 Gallon Double Wall Steel Day Tank With Pump (Tramont TRE) Note: Includes pump, motor control float switch, rust-inhibitor coated interior and gray painted exterior.	11,501.84	618.46
23 13 23 13-0060 EA 600 Gallon Double Wall Steel Day Tank With Pump (Tramont TRE) Note: Includes pump, motor control float switch, rust-inhibitor coated interior and gray painted exterior.	11,868.09	651.01
23 13 23 13-0061 EA 700 Gallon Double Wall Steel Day Tank With Pump (Tramont TRE) Note: Includes pump, motor control float switch, rust-inhibitor coated interior and gray painted exterior.	13,571.42	781.22
23 13 23 13-0062 EA 800 Gallon Double Wall Steel Day Tank With Pump (Tramont TRE) Note: Includes pump, motor control float switch, rust-inhibitor coated interior and gray painted exterior.	15,229.65	846.31
23 13 23 13-0063 EA 900 Gallon Double Wall Steel Day Tank With Pump (Tramont TRE) Note: Includes pump, motor control float switch, rust-inhibitor coated interior and gray painted exterior.	17,035.84	976.52
23 13 23 13-0064 EA 1,000 Gallon Double Wall Steel Day Tank With Pump (Tramont TRE) Note: Includes pump, motor control float switch, rust-inhibitor coated interior and gray painted exterior.	18,871.17	1,106.73
23 13 23 13-0065 EA 10 Gallon Double Wall Steel Day Tank With Pump (Tramont UTRE) Note: Includes pump, motor control float switch, rust-inhibitor coated interior and gray painted exterior.	3,494.79	130.21
23 13 23 13-0066 EA 15 Gallon Double Wall Steel Day Tank With Pump (Tramont UTRE) Note: Includes pump, motor control float switch, rust-inhibitor coated interior and gray painted exterior.	3,572.49	136.72
23 13 23 13-0067 EA 25 Gallon Double Wall Steel Day Tank With Pump (Tramont UTRE) Note: Includes pump, motor control float switch, rust-inhibitor coated interior and gray painted exterior.	3,641.91	146.48
23 13 23 13-0068 EA 50 Gallon Double Wall Steel Day Tank With Pump (Tramont UTRE) Note: Includes pump, motor control float switch, rust-inhibitor coated interior and gray painted exterior.	3,911.90	156.25
23 13 23 13-0069 EA 60 Gallon Double Wall Steel Day Tank With Pump (Tramont UTRE) Note: Includes pump, motor control float switch, rust-inhibitor coated interior and gray painted exterior.	4,013.62	162.76
23 13 23 13-0070 EA 75 Gallon Double Wall Steel Day Tank With Pump (Tramont UTRE) Note: Includes pump, motor control float switch, rust-inhibitor coated interior and gray painted exterior.	4,314.73	195.30
23 13 23 13-0071 EA 100 Gallon Double Wall Steel Day Tank With Pump (Tramont UTRE) Note: Includes pump, motor control float switch, rust-inhibitor coated interior and gray painted exterior.	4,963.85	227.85
23 13 23 13-0072 EA 150 Gallon Double Wall Steel Day Tank With Pump (Tramont UTRE) Note: Includes pump, motor control float switch, rust-inhibitor coated interior and gray painted exterior.	5,971.26	260.40
23 13 23 13-0073 EA 200 Gallon Double Wall Steel Day Tank With Pump (Tramont UTRE) Note: Includes pump, motor control float switch, rust-inhibitor coated interior and gray painted exterior.	6,649.53	292.95
23 13 23 13-0074 EA 275 Gallon Double Wall Steel Day Tank With Pump (Tramont UTRE) Note: Includes pump, motor control float switch, rust-inhibitor coated interior and gray painted exterior.	7,857.51	325.51
23 13 23 13-0075 EA 300 Gallon Double Wall Steel Day Tank With Pump (Tramont UTRE) Note: Includes pump, motor control float switch, rust-inhibitor coated interior and gray painted exterior.	8,782.03	390.61
23 13 23 13-0076 EA 350 Gallon Double Wall Steel Day Tank With Pump (Tramont UTRE) Note: Includes pump, motor control float switch, rust-inhibitor coated interior and gray painted exterior.	9,337.97	455.71
23 13 23 13-0077 EA 400 Gallon Double Wall Steel Day Tank With Pump (Tramont UTRE) Note: Includes pump, motor control float switch, rust-inhibitor coated interior and gray painted exterior.	10,092.78	520.81
23 13 23 13-0078 EA 450 Gallon Double Wall Steel Day Tank With Pump (Tramont UTRE) Note: Includes pump, motor control float switch, rust-inhibitor coated interior and gray painted exterior.	10,843.04	553.36
23 13 23 13-0079 EA 500 Gallon Double Wall Steel Day Tank With Pump (Tramont UTRE) Note: Includes pump, motor control float switch, rust-inhibitor coated interior and gray painted exterior.	11,829.88	585.91
23 13 23 13-0080 EA 550 Gallon Double Wall Steel Day Tank With Pump (Tramont UTRE) Note: Includes pump, motor control float switch, rust-inhibitor coated interior and gray painted exterior.	12,238.99	618.46
23 13 23 13-0081 EA 600 Gallon Double Wall Steel Day Tank With Pump (Tramont UTRE) Note: Includes pump, motor control float switch, rust-inhibitor coated interior and gray painted exterior.	12,605.25	651.01
23 13 23 13-0082 EA 700 Gallon Double Wall Steel Day Tank With Pump (Tramont UTRE) Note: Includes pump, motor control float switch, rust-inhibitor coated interior and gray painted exterior.	14,308.58	781.22
23 13 23 13-0083 EA 800 Gallon Double Wall Steel Day Tank With Pump (Tramont UTRE) Note: Includes pump, motor control float switch, rust-inhibitor coated interior and gray painted exterior.	15,968.53	846.31
23 13 23 13-0084 EA 900 Gallon Double Wall Steel Day Tank With Pump (Tramont UTRE) Note: Includes pump, motor control float switch, rust-inhibitor coated interior and gray painted exterior.	17,773.00	976.52
23 13 23 13-0085 EA 1,000 Gallon Double Wall Steel Day Tank With Pump (Tramont UTRE) Note: Includes pump, motor control float switch, rust-inhibitor coated interior and gray painted exterior.	19,608.32	1,106.73
23 13 23 13-0086 EA 10 Gallon Double Wall Steel Day Tank With Pump And Control Module (Tramont TRS) Note: Includes pump, motor control float switch, electronic control module, rust-inhibitor coated interior and gray painted exterior.	4,127.37	130.21
23 13 23 13-0087 EA 15 Gallon Double Wall Steel Day Tank With Pump And Control Module (Tramont TRS) Note: Includes pump, motor control float switch, electronic control module, rust-inhibitor coated interior and gray painted exterior.	4,213.64	136.72
23 13 23 13-0088 EA 25 Gallon Double Wall Steel Day Tank With Pump And Control Module (Tramont TRS) Note: Includes pump, motor control float switch, electronic control module, rust-inhibitor coated interior and gray painted exterior.	4,284.78	146.48
23 13 23 13-0089 EA 50 Gallon Double Wall Steel Day Tank With Pump And Control Module (Tramont TRS) Note: Includes pump, motor control float switch, electronic control module, rust-inhibitor coated interior and gray painted exterior.	4,563.34	156.25
23 13 23 13-0090 EA 60 Gallon Double Wall Steel Day Tank With Pump And Control Module (Tramont TRS) Note: Includes pump, motor control float switch, electronic control module, rust-inhibitor coated interior and gray painted exterior.	4,713.06	162.76
23 13 23 13-0091 EA 75 Gallon Double Wall Steel Day Tank With Pump And Control Module (Tramont TRS) Note: Includes pump, motor control float switch, electronic control module, rust-inhibitor coated interior and gray painted exterior.	4,986.75	195.30
23 13 23 13-0092 EA 100 Gallon Double Wall Steel Day Tank With Pump And Control Module (Tramont TRS) Note: Includes pump, motor control float switch, electronic control module, rust-inhibitor coated interior and gray painted exterior.	5,661.58	227.85
23 13 23 13-0093 EA 150 Gallon Double Wall Steel Day Tank With Pump And Control Module (Tramont TRS) Note: Includes pump, motor control float switch, electronic control module, rust-inhibitor coated interior and gray painted exterior.	6,716.99	260.40

23 Heating, Ventilating, and Air-Conditioning (HVAC)

23 10 Facility Fuel Systems

23 13 Facility Fuel-Storage Tanks



MINOR CSI	UOM	DESCRIPTION	TOTAL DIRECT UNIT COST	DEMOLITION UNIT COST
23 13 23 13-0094	EA	200 Gallon Double Wall Steel Day Tank With Pump And Control Module (Tramont TRS)..... Note: Includes pump, motor control float switch, electronic control module, rust-inhibitor coated interior and gray painted exterior.	7,342.11	292.95
23 13 23 13-0095	EA	275 Gallon Double Wall Steel Day Tank With Pump And Control Module (Tramont TRS)..... Note: Includes pump, motor control float switch, electronic control module, rust-inhibitor coated interior and gray painted exterior.	9,084.97	325.51
23 13 23 13-0096	EA	300 Gallon Double Wall Steel Day Tank With Pump And Control Module (Tramont TRS)..... Note: Includes pump, motor control float switch, electronic control module, rust-inhibitor coated interior and gray painted exterior.	10,057.48	390.61
23 13 23 13-0097	EA	350 Gallon Double Wall Steel Day Tank With Pump And Control Module (Tramont TRS)..... Note: Includes pump, motor control float switch, electronic control module, rust-inhibitor coated interior and gray painted exterior.	10,558.56	455.71
23 13 23 13-0098	EA	400 Gallon Double Wall Steel Day Tank With Pump And Control Module (Tramont TRS)..... Note: Includes pump, motor control float switch, electronic control module, rust-inhibitor coated interior and gray painted exterior.	11,417.95	520.81
23 13 23 13-0099	EA	450 Gallon Double Wall Steel Day Tank With Pump And Control Module (Tramont TRS)..... Note: Includes pump, motor control float switch, electronic control module, rust-inhibitor coated interior and gray painted exterior.	12,324.21	553.36
23 13 23 13-0100	EA	500 Gallon Double Wall Steel Day Tank With Pump And Control Module (Tramont TRS)..... Note: Includes pump, motor control float switch, electronic control module, rust-inhibitor coated interior and gray painted exterior.	13,235.62	585.91
23 13 23 13-0101	EA	550 Gallon Double Wall Steel Day Tank With Pump And Control Module (Tramont TRS)..... Note: Includes pump, motor control float switch, electronic control module, rust-inhibitor coated interior and gray painted exterior.	13,694.45	618.46
23 13 23 13-0102	EA	600 Gallon Double Wall Steel Day Tank With Pump And Control Module (Tramont TRS)..... Note: Includes pump, motor control float switch, electronic control module, rust-inhibitor coated interior and gray painted exterior.	14,034.99	651.01
23 13 23 13-0103	EA	700 Gallon Double Wall Steel Day Tank With Pump And Control Module (Tramont TRS)..... Note: Includes pump, motor control float switch, electronic control module, rust-inhibitor coated interior and gray painted exterior.	15,815.46	781.22
23 13 23 13-0104	EA	800 Gallon Double Wall Steel Day Tank With Pump And Control Module (Tramont TRS)..... Note: Includes pump, motor control float switch, electronic control module, rust-inhibitor coated interior and gray painted exterior.	17,554.27	846.31
23 13 23 13-0105	EA	900 Gallon Double Wall Steel Day Tank With Pump And Control Module (Tramont TRS)..... Note: Includes pump, motor control float switch, electronic control module, rust-inhibitor coated interior and gray painted exterior.	19,441.03	976.52
23 13 23 13-0106	EA	1,000 Gallon Double Wall Steel Day Tank With Pump And Control Module (Tramont TRS)..... Note: Includes pump, motor control float switch, electronic control module, rust-inhibitor coated interior and gray painted exterior.	21,353.50	1,106.73
23 13 23 13-0107	EA	10 Gallon Double Wall Steel Day Tank With Pump And Control Module (Tramont UTRS)..... Note: Includes pump, motor control float switch, electronic control module, rust-inhibitor coated interior and gray painted exterior.	5,258.83	130.21
23 13 23 13-0108	EA	15 Gallon Double Wall Steel Day Tank With Pump And Control Module (Tramont UTRS)..... Note: Includes pump, motor control float switch, electronic control module, rust-inhibitor coated interior and gray painted exterior.	5,345.10	136.72
23 13 23 13-0109	EA	25 Gallon Double Wall Steel Day Tank With Pump And Control Module (Tramont UTRS)..... Note: Includes pump, motor control float switch, electronic control module, rust-inhibitor coated interior and gray painted exterior.	5,416.23	146.48
23 13 23 13-0110	EA	50 Gallon Double Wall Steel Day Tank With Pump And Control Module (Tramont UTRS)..... Note: Includes pump, motor control float switch, electronic control module, rust-inhibitor coated interior and gray painted exterior.	5,694.79	156.25
23 13 23 13-0111	EA	60 Gallon Double Wall Steel Day Tank With Pump And Control Module (Tramont UTRS)..... Note: Includes pump, motor control float switch, electronic control module, rust-inhibitor coated interior and gray painted exterior.	5,844.51	162.76
23 13 23 13-0112	EA	75 Gallon Double Wall Steel Day Tank With Pump And Control Module (Tramont UTRS)..... Note: Includes pump, motor control float switch, electronic control module, rust-inhibitor coated interior and gray painted exterior.	6,114.77	195.30
23 13 23 13-0113	EA	100 Gallon Double Wall Steel Day Tank With Pump And Control Module (Tramont UTRS)..... Note: Includes pump, motor control float switch, electronic control module, rust-inhibitor coated interior and gray painted exterior.	6,793.03	227.85
23 13 23 13-0114	EA	150 Gallon Double Wall Steel Day Tank With Pump And Control Module (Tramont UTRS)..... Note: Includes pump, motor control float switch, electronic control module, rust-inhibitor coated interior and gray painted exterior.	7,848.44	260.40
23 13 23 13-0115	EA	200 Gallon Double Wall Steel Day Tank With Pump And Control Module (Tramont UTRS)..... Note: Includes pump, motor control float switch, electronic control module, rust-inhibitor coated interior and gray painted exterior.	8,473.56	292.95
23 13 23 13-0116	EA	275 Gallon Double Wall Steel Day Tank With Pump And Control Module (Tramont UTRS)..... Note: Includes pump, motor control float switch, electronic control module, rust-inhibitor coated interior and gray painted exterior.	9,822.12	325.51
23 13 23 13-0117	EA	300 Gallon Double Wall Steel Day Tank With Pump And Control Module (Tramont UTRS)..... Note: Includes pump, motor control float switch, electronic control module, rust-inhibitor coated interior and gray painted exterior.	10,794.64	390.61
23 13 23 13-0118	EA	350 Gallon Double Wall Steel Day Tank With Pump And Control Module (Tramont UTRS)..... Note: Includes pump, motor control float switch, electronic control module, rust-inhibitor coated interior and gray painted exterior.	11,467.15	455.71
23 13 23 13-0119	EA	400 Gallon Double Wall Steel Day Tank With Pump And Control Module (Tramont UTRS)..... Note: Includes pump, motor control float switch, electronic control module, rust-inhibitor coated interior and gray painted exterior.	12,155.10	520.81
23 13 23 13-0120	EA	450 Gallon Double Wall Steel Day Tank With Pump And Control Module (Tramont UTRS)..... Note: Includes pump, motor control float switch, electronic control module, rust-inhibitor coated interior and gray painted exterior.	13,061.37	553.36
23 13 23 13-0121	EA	500 Gallon Double Wall Steel Day Tank With Pump And Control Module (Tramont UTRS)..... Note: Includes pump, motor control float switch, electronic control module, rust-inhibitor coated interior and gray painted exterior.	13,972.78	585.91



MINOR CSI UOM DESCRIPTION	TOTAL DIRECT UNIT COST	DEMOLITION UNIT COST
23 13 23 13-0122 EA 550 Gallon Double Wall Steel Day Tank With Pump And Control Module (Tramont UTRS).....	14,431.61	618.46
Note: Includes pump, motor control float switch, electronic control module, rust-inhibitor coated interior and gray painted exterior.		
23 13 23 13-0123 EA 600 Gallon Double Wall Steel Day Tank With Pump And Control Module (Tramont UTRS).....	14,773.87	651.01
Note: Includes pump, motor control float switch, electronic control module, rust-inhibitor coated interior and gray painted exterior.		
23 13 23 13-0124 EA 700 Gallon Double Wall Steel Day Tank With Pump And Control Module (Tramont UTRS).....	16,552.62	781.22
Note: Includes pump, motor control float switch, electronic control module, rust-inhibitor coated interior and gray painted exterior.		
23 13 23 13-0125 EA 800 Gallon Double Wall Steel Day Tank With Pump And Control Module (Tramont UTRS).....	18,291.43	846.31
Note: Includes pump, motor control float switch, electronic control module, rust-inhibitor coated interior and gray painted exterior.		
23 13 23 13-0126 EA 900 Gallon Double Wall Steel Day Tank With Pump And Control Module (Tramont UTRS).....	20,178.19	976.52
Note: Includes pump, motor control float switch, electronic control module, rust-inhibitor coated interior and gray painted exterior.		
23 13 23 13-0127 EA 1,000 Gallon Double Wall Steel Day Tank With Pump And Control Module (Tramont UTRS).....	22,090.66	1,106.73
Note: Includes pump, motor control float switch, electronic control module, rust-inhibitor coated interior and gray painted exterior.		
23 13 23 13-0128 EA 150% Containment Double Wall Open Top Basin For 10 Gallon Tank.....	1,153.85	130.21
23 13 23 13-0129 EA 150% Containment Double Wall Open Top Basin For 15 Gallon Tank.....	1,250.68	136.72
23 13 23 13-0130 EA 150% Containment Double Wall Open Top Basin For 25 Gallon Tank.....	1,357.48	146.48
23 13 23 13-0131 EA 150% Containment Double Wall Open Top Basin For 50 Gallon Tank.....	1,552.52	156.25
23 13 23 13-0132 EA 150% Containment Double Wall Open Top Basin For 60 Gallon Tank.....	2,068.00	162.76
23 13 23 13-0133 EA 150% Containment Double Wall Open Top Basin For 75 Gallon Tank.....	2,122.25	195.30
23 13 23 13-0134 EA 150% Containment Double Wall Open Top Basin For 100 Gallon Tank.....	2,669.82	227.85
23 13 23 13-0135 EA 150% Containment Double Wall Open Top Basin For 150 Gallon Tank.....	3,305.63	260.40
23 13 23 13-0136 EA 150% Containment Double Wall Open Top Basin For 200 Gallon Tank.....	4,346.51	292.95
23 13 23 13-0137 EA 150% Containment Double Wall Open Top Basin For 275 Gallon Tank.....	5,464.32	325.51
23 13 23 13-0138 EA 150% Containment Double Wall Open Top Basin For 300 Gallon Tank.....	6,559.45	390.61
23 13 23 13-0139 EA 150% Containment Double Wall Open Top Basin For 350 Gallon Tank.....	7,045.85	455.71
23 13 23 13-0140 EA 150% Containment Double Wall Open Top Basin For 400 Gallon Tank.....	7,534.53	520.81
23 13 23 13-0141 EA 150% Containment Double Wall Open Top Basin For 450 Gallon Tank.....	8,274.44	553.36
23 13 23 13-0142 EA 150% Containment Double Wall Open Top Basin For 500 Gallon Tank.....	9,016.61	585.91
23 13 23 13-0143 EA 150% Containment Double Wall Open Top Basin For 550 Gallon Tank.....	9,661.50	618.46
23 13 23 13-0144 EA 150% Containment Double Wall Open Top Basin For 600 Gallon Tank.....	10,313.14	651.01
23 13 23 13-0145 EA 150% Containment Double Wall Open Top Basin For 700 Gallon Tank.....	11,666.12	781.22
23 13 23 13-0146 EA 150% Containment Double Wall Open Top Basin For 800 Gallon Tank.....	12,951.32	846.31
23 13 23 13-0147 EA 150% Containment Double Wall Open Top Basin For 900 Gallon Tank.....	14,381.25	976.52
23 13 23 13-0148 EA 150% Containment Double Wall Open Top Basin For 1,000 Gallon Tank.....	15,761.39	1,106.73
23 13 23 13-0149 EA 200% Containment Double Wall Open Top Basin For 10 Gallon Tank.....	1,216.74	136.72
23 13 23 13-0150 EA 200% Containment Double Wall Open Top Basin For 15 Gallon Tank.....	1,323.79	146.48
23 13 23 13-0151 EA 200% Containment Double Wall Open Top Basin For 25 Gallon Tank.....	1,435.60	156.25
23 13 23 13-0152 EA 200% Containment Double Wall Open Top Basin For 50 Gallon Tank.....	1,635.16	162.76
23 13 23 13-0153 EA 200% Containment Double Wall Open Top Basin For 60 Gallon Tank.....	2,222.07	195.30
23 13 23 13-0154 EA 200% Containment Double Wall Open Top Basin For 75 Gallon Tank.....	2,276.32	227.85
23 13 23 13-0155 EA 200% Containment Double Wall Open Top Basin For 100 Gallon Tank.....	2,851.29	260.40
23 13 23 13-0156 EA 200% Containment Double Wall Open Top Basin For 150 Gallon Tank.....	3,519.42	292.95
23 13 23 13-0157 EA 200% Containment Double Wall Open Top Basin For 200 Gallon Tank.....	4,615.11	325.51
23 13 23 13-0158 EA 200% Containment Double Wall Open Top Basin For 275 Gallon Tank.....	5,792.01	358.06
23 13 23 13-0159 EA 200% Containment Double Wall Open Top Basin For 300 Gallon Tank.....	6,941.94	423.16
23 13 23 13-0160 EA 200% Containment Double Wall Open Top Basin For 350 Gallon Tank.....	7,449.35	488.26
23 13 23 13-0161 EA 200% Containment Double Wall Open Top Basin For 400 Gallon Tank.....	7,959.14	553.36
23 13 23 13-0162 EA 200% Containment Double Wall Open Top Basin For 450 Gallon Tank.....	8,737.14	585.91
23 13 23 13-0163 EA 200% Containment Double Wall Open Top Basin For 500 Gallon Tank.....	9,517.53	618.46
23 13 23 13-0164 EA 200% Containment Double Wall Open Top Basin For 550 Gallon Tank.....	10,195.23	651.01
23 13 23 13-0165 EA 200% Containment Double Wall Open Top Basin For 600 Gallon Tank.....	10,934.32	716.12
23 13 23 13-0166 EA 200% Containment Double Wall Open Top Basin For 700 Gallon Tank.....	12,350.40	846.31
23 13 23 13-0167 EA 200% Containment Double Wall Open Top Basin For 800 Gallon Tank.....	13,809.49	976.52
23 13 23 13-0168 EA 200% Containment Double Wall Open Top Basin For 900 Gallon Tank.....	15,306.80	1,106.73
23 13 23 13-0169 EA 200% Containment Double Wall Open Top Basin For 1,000 Gallon Tank.....	16,751.55	1,236.92
23 13 23 13-0170 EA 150% Containment Double Wall Sealed Top Basin For 10 Gallon Tank.....	1,332.62	130.21
23 13 23 13-0171 EA 150% Containment Double Wall Sealed Top Basin For 15 Gallon Tank.....	1,452.08	136.72
23 13 23 13-0172 EA 150% Containment Double Wall Sealed Top Basin For 25 Gallon Tank.....	1,572.45	146.48
23 13 23 13-0173 EA 150% Containment Double Wall Sealed Top Basin For 50 Gallon Tank.....	1,812.75	156.25
23 13 23 13-0174 EA 150% Containment Double Wall Sealed Top Basin For 60 Gallon Tank.....	2,425.54	162.76
23 13 23 13-0175 EA 150% Containment Double Wall Sealed Top Basin For 75 Gallon Tank.....	2,479.79	195.30
23 13 23 13-0176 EA 150% Containment Double Wall Sealed Top Basin For 100 Gallon Tank.....	3,108.82	227.85
23 13 23 13-0177 EA 150% Containment Double Wall Sealed Top Basin For 150 Gallon Tank.....	3,850.99	260.40
23 13 23 13-0178 EA 150% Containment Double Wall Sealed Top Basin For 200 Gallon Tank.....	5,076.81	292.95
23 13 23 13-0179 EA 150% Containment Double Wall Sealed Top Basin For 275 Gallon Tank.....	6,450.95	325.51
23 13 23 13-0180 EA 150% Containment Double Wall Sealed Top Basin For 300 Gallon Tank.....	7,747.47	390.61
23 13 23 13-0181 EA 150% Containment Double Wall Sealed Top Basin For 350 Gallon Tank.....	8,304.03	455.71
23 13 23 13-0182 EA 150% Containment Double Wall Sealed Top Basin For 400 Gallon Tank.....	8,865.12	520.81
23 13 23 13-0183 EA 150% Containment Double Wall Sealed Top Basin For 450 Gallon Tank.....	9,747.59	553.36
23 13 23 13-0184 EA 150% Containment Double Wall Sealed Top Basin For 500 Gallon Tank.....	10,632.32	585.91
23 13 23 13-0185 EA 150% Containment Double Wall Sealed Top Basin For 550 Gallon Tank.....	11,383.55	618.46
23 13 23 13-0186 EA 150% Containment Double Wall Sealed Top Basin For 600 Gallon Tank.....	12,152.88	651.01
23 13 23 13-0187 EA 150% Containment Double Wall Sealed Top Basin For 700 Gallon Tank.....	13,743.47	781.22
23 13 23 13-0188 EA 150% Containment Double Wall Sealed Top Basin For 800 Gallon Tank.....	15,268.53	846.31
23 13 23 13-0189 EA 150% Containment Double Wall Sealed Top Basin For 900 Gallon Tank.....	16,936.06	976.52
23 13 23 13-0190 EA 150% Containment Double Wall Sealed Top Basin For 1,000 Gallon Tank.....	18,553.81	1,106.73
23 13 23 13-0191 EA 200% Containment Double Wall Sealed Top Basin For 10 Gallon Tank.....	1,405.44	136.72

23 Heating, Ventilating, and Air-Conditioning (HVAC)

23 10 Facility Fuel Systems

23 13 Facility Fuel-Storage Tanks



MINOR
CSI UOM DESCRIPTION

TOTAL DIRECT DEMOLITION
UNIT COST UNIT COST

Table with columns: MINOR, CSI, UOM, DESCRIPTION, TOTAL DIRECT UNIT COST, DEMOLITION UNIT COST. Rows include items like 23 13 23 13-0192 EA 200% Containment Double Wall Sealed Top Basin For 15 Gallon Tank...

23 13 23 16 Horizontal, Steel, Aboveground Fuel-Oil, Storage Tanks (23 13 23)

23 13 23 16-0001 Single Wall Aboveground Storage Tanks (23 13 23 16)

Note: Includes cradles, supports, coating, fittings, and 4" NPT connections as follows: up to 1000 gallon, 4 each: all others 6 each. Excludes pumps, piping, pad, foundation excavation and backfill.

Table with columns: MINOR, CSI, UOM, DESCRIPTION, TOTAL DIRECT UNIT COST, DEMOLITION UNIT COST. Rows include items like 23 13 23 16-0002 EA 300 Gallon, Steel Storage Tank, With 3/16" Shell, Aboveground With Supports, Coating And Fittings...

23 13 23 16-0015 Double Wall Aboveground Storage Tanks (23 13 23 16)

Note: Includes cradles, supports, coating, fittings, and 4" NPT connections as follows: up to 1000 gallon, 4 each: all others 6 each. Excludes pumps, piping, pad, foundation excavation and backfill.

Table with columns: MINOR, CSI, UOM, DESCRIPTION, TOTAL DIRECT UNIT COST, DEMOLITION UNIT COST. Rows include items like 23 13 23 16-0016 EA 300 Gallon, Steel Storage Tank, Double Wall, With 3/16" Shell, Aboveground With Supports, Coating And Fittings...

23 13 23 19 Containment-Dike, Steel, Aboveground Fuel-Oil, Storage Tanks (23 13 23)

23 13 23 19-0001 Secondary Containment For Above Ground Tanks (23 13 23 19)

Table with columns: MINOR, CSI, UOM, DESCRIPTION, TOTAL DIRECT UNIT COST, DEMOLITION UNIT COST. Rows include items like 23 13 23 19-0002 EA Steel Dike For 550 Gallon Tank, Uncoated...



MINOR	CSI	UOM	DESCRIPTION	TOTAL DIRECT UNIT COST	DEMOLITION UNIT COST
23 13 23 19-0011	EA		Steel Dike For 15,000 Gallon Tank, Uncoated	59,658.88	
23 13 23 19-0012	EA		Steel Dike For 20,000 Gallon Tank, Uncoated	76,392.40	
23 13 23 26 Concrete-Vaulted, Steel, Aboveground Fuel-Oil, Storage Tanks (23 13 23)					
23 13 23 26-0001 Aboveground Concrete Vaulted Storage Tanks (23 13 23 26)					
Note: Includes setting in place with stand, NPT openings for an emergency vent, regular vent, gauge, fill with an internal 5 gallon minimum overfill containment, supply and return and leak detection. All tanks that are 2000 gallon and larger shall have a ladder for access. Excludes excavation, pad, pumps and piping.					
23 13 23 26-0002	EA		500 Gallon Concrete Vaulted Storage Tank	33,292.07	1,515.45
			For Low Profile Tanks, Add	12,471.00	
23 13 23 26-0003	EA		1,000 Gallon Concrete Vaulted Storage Tank	41,993.46	1,710.79
			For Low Profile Tanks, Add	15,842.52	
23 13 23 26-0004	EA		2,000 Gallon Concrete Vaulted Storage Tank	74,827.67	2,037.04
			For Low Profile Tanks, Add	28,794.12	
23 13 23 26-0005	EA		4,000 Gallon Concrete Vaulted Storage Tank	118,150.14	4,480.51
23 13 23 26-0006	EA		5,000 Gallon Concrete Vaulted Storage Tank	135,067.55	4,893.46
23 13 23 26-0007	EA		6,000 Gallon Concrete Vaulted Storage Tank	152,070.71	5,284.57
23 13 23 26-0008	EA		8,000 Gallon Concrete Vaulted Storage Tank	169,052.46	5,734.46
23 13 23 26-0009	EA		10,000 Gallon Concrete Vaulted Storage Tank	186,027.19	6,104.06
23 13 33 Facility Fuel-Oil, Storage Tank Accessories (23 13)					
23 13 33 00-0001 EPA Requirements (23 13 33)					
23 13 33 00-0002	EA		Fill Pipe Spill Containment Manhole (5 Gallon)	2,006.87	
23 13 33 00-0003	EA		Over-Fill Prevention Valve	1,420.20	
23 13 33 00-0004	EA		Tank Manway With Cover, Fiberglass	4,420.59	
23 13 33 00-0005	EA		Tank Manway With Cover, Steel	5,280.62	
23 13 33 00-0006	EA		Vent Fill Alarm (Whistle Vent)	195.28	
23 13 33 00-0007	EA		Reservoir Sensor, Liquid Level	622.52	
23 13 33 00-0008	EA		Manhole Spill Containment	2,297.71	253.39
23 13 33 00-0009	EA		Fill Adapter, 4"	415.51	168.96
23 13 33 00-0010	EA		Fill Cap, 4"	291.82	63.35
23 13 33 00-0011	EA		2" Vent Cap	168.30	42.26
23 13 33 00-0012	EA		4" x 2" Extractor Fitting	703.96	63.35
23 13 33 00-0013	EA		Float Vent Valve	393.63	126.69
23 13 33 00-0014	EA		Vapor Hose Adapter	634.01	84.43
23 13 33 00-0015	EA		Dust Cap	257.27	46.12
23 13 33 00-0016	EA		1" Double Poppet Foot Valve	458.19	72.37
23 13 33 00-0017	EA		10' Wood Gage Stick	43.52	
23 13 33 00-0018	EA		1-1/4" Tank Filled Breather, NPT	255.85	
23 13 33 00-0019	EA		1-1/2" Tank Filled Breather, Bayonet	357.68	
23 13 33 00-0020	EA		2" Cast Iron Combination Fill Cap And Vent	99.04	
23 13 33 00-0021	EA		3" Cast Iron Combination Fill Cap And Vent	138.77	
23 13 33 00-0022	EA		4" Cast Iron Combination Fill Cap And Vent	227.52	
23 13 33 00-0023	EA		Pressure And Vacuum Control Vent	1,701.98	
23 13 33 00-0024	EA		1/4 HP Fuel/Diesel Pump Set	1,800.85	
23 13 33 00-0025	EA		1/3 HP Fuel/Diesel Pump Set	2,133.44	
23 13 33 00-0026	EA		1/2 HP Fuel/Diesel Pump Set	2,323.57	
23 13 33 00-0027	EA		3/4 HP Fuel/Diesel Pump Set	2,545.61	
23 13 33 00-0028	EA		1 HP Fuel/Diesel Pump Set	3,664.35	
23 13 33 00-0029	EA		1-1/2 HP Fuel/Diesel Pump Set	4,533.53	
23 13 33 00-0030	EA		2 HP Fuel/Diesel Pump Set	5,017.95	
23 13 33 00-0031	EA		3 HP Fuel/Diesel Pump Set	6,177.75	
23 13 33 00-0032	EA		5 HP Fuel/Diesel Pump Set	7,319.91	
23 13 33 00-0033	EA		7.5 HP Fuel/Diesel Pump Set	8,193.58	
23 13 33 00-0034	EA		10 HP Fuel/Diesel Pump Set	9,467.90	
23 13 33 00-0035			Tank Bulkhead Fittings (23 13 33)		
23 13 33 00-0036			Tank Bulkhead Fittings (23 13 33 00-0035)		
23 13 33 00-0037			Polyvinyl Chloride (PVC) Tank Bulkhead Fittings, Socket x Threaded Connection (23 13 33 00-0036)		
23 13 33 00-0038	EA		1/2" Polyvinyl Chloride (PVC) Bulkhead Fitting, Socket x Thread	62.03	
23 13 33 00-0039	EA		3/4" Polyvinyl Chloride (PVC) Bulkhead Fitting, Socket x Thread	69.51	
23 13 33 00-0040	EA		1" Polyvinyl Chloride (PVC) Bulkhead Fitting, Socket x Thread	76.47	
23 13 33 00-0041	EA		1-1/4" Polyvinyl Chloride (PVC) Bulkhead Fitting, Socket x Thread	94.58	
23 13 33 00-0042	EA		1-1/2" Polyvinyl Chloride (PVC) Bulkhead Fitting, Socket x Thread	96.74	
23 13 33 00-0043	EA		2" Polyvinyl Chloride (PVC) Bulkhead Fitting, Socket x Thread	132.16	
23 13 33 00-0044	EA		3" Polyvinyl Chloride (PVC) Bulkhead Fitting, Socket x Thread	220.19	
23 13 33 00-0045	EA		4" Polyvinyl Chloride (PVC) Bulkhead Fitting, Socket x Thread	401.74	
23 13 33 00-0046			Polyvinyl Chloride (PVC) Tank Bulkhead Fittings, Thread x Threaded Connection (23 13 33 00-0036)		
23 13 33 00-0047	EA		1/2" Polyvinyl Chloride (PVC) Bulkhead Fitting, Thread x Thread	74.59	
23 13 33 00-0048	EA		3/4" Polyvinyl Chloride (PVC) Bulkhead Fitting, Thread x Thread	82.02	
23 13 33 00-0049	EA		1" Polyvinyl Chloride (PVC) Bulkhead Fitting, Thread x Thread	89.49	

23 Heating, Ventilating, and Air-Conditioning (HVAC)

23 10 Facility Fuel Systems

23 13 Facility Fuel-Storage Tanks



MINOR CSI UOM DESCRIPTION	TOTAL DIRECT UNIT COST	DEMOLITION UNIT COST
23 13 33 00-0050 EA 1-1/4" Polyvinyl Chloride (PVC) Bulkhead Fitting, Thread x Thread	114.81	
23 13 33 00-0051 EA 1-1/2" Polyvinyl Chloride (PVC) Bulkhead Fitting, Thread x Thread	122.28	
23 13 33 00-0052 EA 2" Polyvinyl Chloride (PVC) Bulkhead Fitting, Thread x Thread	155.30	
23 13 33 00-0053 EA 3" Polyvinyl Chloride (PVC) Bulkhead Fitting, Thread x Thread	251.04	
23 13 33 00-0054 EA 4" Polyvinyl Chloride (PVC) Bulkhead Fitting, Thread x Thread	445.56	
23 13 33 00-0055 Chlorinated Polyvinyl Chloride (CPVC) Tank Bulkhead Fittings, Socket x Threaded Connection (23 13 33 00-0036)		
23 13 33 00-0056 EA 1/2" Chlorinated Polyvinyl Chloride (CPVC) Bulkhead Fitting, Socket x Thread	77.45	
23 13 33 00-0057 EA 3/4" Chlorinated Polyvinyl Chloride (CPVC) Bulkhead Fitting, Socket x Thread	90.24	
23 13 33 00-0058 EA 1" Chlorinated Polyvinyl Chloride (CPVC) Bulkhead Fitting, Socket x Thread	102.52	
23 13 33 00-0059 EA 1-1/2" Chlorinated Polyvinyl Chloride (CPVC) Bulkhead Fitting, Socket x Thread	134.79	
23 13 33 00-0060 EA 2" Chlorinated Polyvinyl Chloride (CPVC) Bulkhead Fitting, Socket x Thread	181.29	
23 13 33 00-0061 EA 3" Chlorinated Polyvinyl Chloride (CPVC) Bulkhead Fitting, Socket x Thread	292.97	
23 13 33 00-0062 EA 4" Chlorinated Polyvinyl Chloride (CPVC) Bulkhead Fitting, Socket x Thread	471.60	
23 13 33 00-0063 Polypropylene Tank Bulkhead Fitting Thread x Threaded Connection (23 13 33 00-0036)		
23 13 33 00-0064 EA 1/2" Polypropylene Bulkhead Fitting, Thread x Thread	93.39	
23 13 33 00-0065 EA 3/4" Polypropylene Bulkhead Fitting, Thread x Thread	111.44	
23 13 33 00-0066 EA 1" Polypropylene Bulkhead Fitting, Thread x Thread	139.59	
23 13 33 00-0067 EA 1-1/4" Polypropylene Bulkhead Fitting, Thread x Thread	172.62	
23 13 33 00-0068 EA 1-1/2" Polypropylene Bulkhead Fitting, Thread x Thread	174.78	
23 13 33 00-0069 EA 2" Polypropylene Bulkhead Fitting, Thread x Thread	257.90	
23 13 33 00-0070 EA 3" Polypropylene Bulkhead Fitting, Thread x Thread	477.95	
23 13 33 00-0071 EA 4" Polypropylene Bulkhead Fitting, Thread x Thread	871.49	
23 13 33 00-0072 Polyethylene Tank Bulkhead Fittings Thread x Threaded Connection (23 13 33 00-0036)		
23 13 33 00-0073 EA 3/4" Polyethylene Bulkhead Fitting, Thread x Thread	78.65	
23 13 33 00-0074 EA 1" Polyethylene Bulkhead Fitting, Thread x Thread	104.76	
23 13 33 00-0075 EA 1-1/4" Polyethylene Bulkhead Fitting, Thread x Thread	106.94	
23 13 33 00-0076 EA 1-1/2" Polyethylene Bulkhead Fitting, Thread x Thread	109.10	
23 13 33 00-0077 EA 2" Polyethylene Bulkhead Fitting, Thread x Thread	159.13	
23 13 33 00-0078 EA 3" Polyethylene Bulkhead Fitting, Thread x Thread	204.92	
23 13 33 00-0079 TFE Teflon Tank Bulkhead Fittings, Thread x Threaded Connection (23 13 33 00-0036)		
23 13 33 00-0080 EA 1/8" TFE Teflon Bulkhead Fitting, Thread x Thread	398.89	
23 13 33 00-0081 EA 1/4" TFE Teflon Bulkhead Fitting, Thread x Thread	456.11	
23 13 33 00-0082 EA 3/8" TFE Teflon Bulkhead Fitting, Thread x Thread	563.12	
23 13 33 00-0083 EA 1/2" TFE Teflon Bulkhead Fitting, Thread x Thread	650.78	
23 13 33 00-0084 EA 3/4" TFE Teflon Bulkhead Fitting, Thread x Thread	750.54	
23 13 33 00-0085 EA 1" TFE Teflon Bulkhead Fitting, Thread x Thread	948.20	
23 13 33 00-0086 EA 1-1/2" TFE Teflon Bulkhead Fitting, Thread x Thread	1,234.04	
23 13 33 00-0087 EA 2" TFE Teflon Bulkhead Fitting, Thread x Thread	1,364.10	
23 13 33 00-0088 Self-Aligning Bulkhead Fittings (23 13 33 00-0035)		
23 13 33 00-0089 EA 3/4" Self-Aligning Polyvinyl Chloride (PVC) Bulkhead Fitting	403.97	
23 13 33 00-0090 EA 1" Self-Aligning Polyvinyl Chloride (PVC) Bulkhead Fitting	402.92	
23 13 33 00-0091 EA 1-1/2" Self-Aligning Polyvinyl Chloride (PVC) Bulkhead Fitting	593.31	
23 13 33 00-0092 EA 2" Self-Aligning Polyvinyl Chloride (PVC) Bulkhead Fitting	604.52	
23 13 33 00-0093 EA 3" Self-Aligning Polyvinyl Chloride (PVC) Bulkhead Fitting	822.06	

23 20 HVAC Piping and Pumps (23)

Note: The demolition price for only the length of pipe (LF) shall be used for lengths (LF) of pipe removal which exclude the fittings, valves, and insulation. The demolition price for individual fittings, valves, and insulation shall not be used in conjunction with pipe (LF) demolition tasks.

23 21 Hydronic Piping and Pumps (23 20)

23 21 13 Hydronic Piping (23 21)

Note: The demolition price for only the length of pipe (LF) shall be used for lengths (LF) of pipe removal which exclude the fittings, valves, and insulation. The demolition price for individual fittings, valves, and insulation shall not be used in conjunction with pipe (LF) demolition tasks.

23 21 13 23 Aboveground Hydronic Piping (23 21 13)

23 21 13 23-0001 Threaded Black Steel Pipe (23 21 13 23)

23 21 13 23-0002 Threaded Black Steel Pipe Assemblies (23 21 13 23-0001)

Note: ASTM A-53 pipe and A-105 fittings. Threaded and coupled. Includes all hangers and all fittings (couplings, elbows, tees and reducer fittings). All hangers are complete assemblies. Not for use where detail is available.



MINOR CSI UOM DESCRIPTION	TOTAL DIRECT UNIT COST	DEMOLITION UNIT COST
23 21 13 23-0003 LF 1/2" Schedule 40 Threaded Black Steel Pipe With 150 LB Malleable Iron Fitting Assembly Note: Includes all hangers and all fittings (couplings, elbows, tees and reducer fittings). All hangers are complete assemblies. Not for use where detail is available. <i>For Schedule 80 Pipe With 300 LB Malleable Iron Fittings, Add</i> <i>For Work In Restricted Working Space, Add</i>	20.39 5.14 4.33	3.99
23 21 13 23-0004 LF 3/4" Schedule 40 Threaded Black Steel Pipe With 150 LB Malleable Iron Fitting Assembly Note: Includes all hangers and all fittings (couplings, elbows, tees and reducer fittings). All hangers are complete assemblies. Not for use where detail is available. <i>For Schedule 80 Pipe With 300 LB Malleable Iron Fittings, Add</i> <i>For Work In Restricted Working Space, Add</i>	22.68 5.86 4.31	4.29
23 21 13 23-0005 LF 1" Schedule 40 Threaded Black Steel Pipe With 150 LB Malleable Iron Fitting Assembly Note: Includes all hangers and all fittings (couplings, elbows, tees and reducer fittings). All hangers are complete assemblies. Not for use where detail is available. <i>For Schedule 80 Pipe With 300 LB Malleable Iron Fittings, Add</i> <i>For Work In Restricted Working Space, Add</i>	25.65 6.81 4.55	4.70
23 21 13 23-0006 LF 1-1/4" Schedule 40 Threaded Black Steel Pipe With 150 LB Malleable Iron Fitting Assembly Note: Includes all hangers and all fittings (couplings, elbows, tees and reducer fittings). All hangers are complete assemblies. Not for use where detail is available. <i>For Schedule 80 Pipe With 300 LB Malleable Iron Fittings, Add</i> <i>For Work In Restricted Working Space, Add</i>	31.32 8.66 4.91	4.90
23 21 13 23-0007 LF 1-1/2" Schedule 40 Threaded Black Steel Pipe With 150 LB Malleable Iron Fitting Assembly Note: Includes all hangers and all fittings (couplings, elbows, tees and reducer fittings). All hangers are complete assemblies. Not for use where detail is available. <i>For Schedule 80 Pipe With 300 LB Malleable Iron Fittings, Add</i> <i>For Work In Restricted Working Space, Add</i>	33.87 9.54 4.98	5.80
23 21 13 23-0008 LF 2" Schedule 40 Threaded Black Steel Pipe With 150 LB Malleable Iron Fitting Assembly Note: Includes all hangers and all fittings (couplings, elbows, tees and reducer fittings). All hangers are complete assemblies. Not for use where detail is available. <i>For Schedule 80 Pipe With 300 LB Malleable Iron Fittings, Add</i> <i>For Work In Restricted Working Space, Add</i>	41.38 11.90 5.61	6.99
23 21 13 23-0009 LF 2-1/2" Schedule 40 Threaded Black Steel Pipe With 150 LB Malleable Iron Fitting Assembly Note: Includes all hangers and all fittings (couplings, elbows, tees and reducer fittings). All hangers are complete assemblies. Not for use where detail is available. <i>For Schedule 80 Pipe With 300 LB Malleable Iron Fittings, Add</i> <i>For Work In Restricted Working Space, Add</i>	62.88 18.92 6.96	8.29
23 21 13 23-0010 LF 3" Schedule 40 Threaded Black Steel Pipe With 150 LB Malleable Iron Fitting Assembly Note: Includes all hangers and all fittings (couplings, elbows, tees and reducer fittings). All hangers are complete assemblies. Not for use where detail is available. <i>For Schedule 80 Pipe With 300 LB Malleable Iron Fittings, Add</i> <i>For Work In Restricted Working Space, Add</i>	80.30 24.36 8.53	11.09
23 21 13 23-0011 LF 4" Schedule 40 Threaded Black Steel Pipe With 150 LB Malleable Iron Fitting Assembly Note: Includes all hangers and all fittings (couplings, elbows, tees and reducer fittings). All hangers are complete assemblies. Not for use where detail is available. <i>For Schedule 80 Pipe With 300 LB Malleable Iron Fittings, Add</i> <i>For Work In Restricted Working Space, Add</i>	119.56 38.07 9.32	12.90
23 21 13 23-0012 LF 5" Schedule 40 Threaded Black Steel Pipe With 150 LB Malleable Iron Fitting Assembly Note: Includes all hangers and all fittings (couplings, elbows, tees and reducer fittings). All hangers are complete assemblies. Not for use where detail is available. <i>For Schedule 80 Pipe With 300 LB Malleable Iron Fittings, Add</i> <i>For Work In Restricted Working Space, Add</i>	200.35 66.20 11.11	16.49
23 21 13 23-0013 LF 6" Schedule 40 Threaded Black Steel Pipe With 150 LB Malleable Iron Fitting Assembly Note: Includes all hangers and all fittings (couplings, elbows, tees and reducer fittings). All hangers are complete assemblies. Not for use where detail is available. <i>For Schedule 80 Pipe With 300 LB Malleable Iron Fittings, Add</i> <i>For Work In Restricted Working Space, Add</i>	240.44 79.85 12.58	19.50
23 21 13 23-0014 Threaded Black Steel Pipe And Fittings (23 21 13 23-0001) Note: ASTM A-53 pipe and A-105 fittings. Threaded and coupled, schedule 40. Excludes hangers, elbow, tee, or reducer fittings.		
23 21 13 23-0015 Threaded And Coupled, Black Steel Piping (23 21 13 23-0014) Note: ASTM A-53. Includes coupling.		
23 21 13 23-0016 LF 3/8" Schedule 40, Threaded And Coupled, Black Steel Pipe <i>For Schedule 80 Pipe, Add</i> <i>For Work In Restricted Working Space, Add</i>	7.72 1.71 1.51	2.50
23 21 13 23-0017 LF 1/2" Schedule 40, Threaded And Coupled, Black Steel Pipe <i>For Schedule 80 Pipe, Add</i> <i>For Work In Restricted Working Space, Add</i>	10.54 2.62 1.82	3.99
23 21 13 23-0018 LF 3/4" Schedule 40, Threaded And Coupled, Black Steel Pipe <i>For Schedule 80 Pipe, Add</i> <i>For Work In Restricted Working Space, Add</i>	12.25 3.26 1.93	4.29
23 21 13 23-0019 LF 1" Schedule 40, Threaded And Coupled, Black Steel Pipe <i>For Schedule 80 Pipe, Add</i> <i>For Work In Restricted Working Space, Add</i>	14.72 4.18 2.09	4.70
23 21 13 23-0020 LF 1-1/4" Schedule 40, Threaded And Coupled, Black Steel Pipe <i>For Schedule 80 Pipe, Add</i> <i>For Work In Restricted Working Space, Add</i>	17.76 5.40 2.22	4.90
23 21 13 23-0021 LF 1-1/2" Schedule 40, Threaded And Coupled, Black Steel Pipe <i>For Schedule 80 Pipe, Add</i> <i>For Work In Restricted Working Space, Add</i>	21.09 6.45 2.61	5.80
23 21 13 23-0022 LF 2" Schedule 40, Threaded And Coupled, Black Steel Pipe <i>For Schedule 80 Pipe, Add</i> <i>For Work In Restricted Working Space, Add</i>	26.75 8.36 3.15	6.99

23 Heating, Ventilating, and Air-Conditioning (HVAC)

23 20 HVAC Piping and Pumps

23 21 Hydronic Piping and Pumps



MINOR	CSI	UOM	DESCRIPTION	TOTAL DIRECT UNIT COST	DEMOLITION UNIT COST
23 21 13 23-0023	LF		2-1/2" Schedule 40, Threaded And Coupled, Black Steel Pipe.....	38.13	8.29
			<i>For Schedule 80 Pipe, Add</i>	12.79	
			<i>For Work In Restricted Working Space, Add</i>	3.75	
23 21 13 23-0024	LF		3" Schedule 40, Threaded And Coupled, Black Steel Pipe.....	50.24	11.09
			<i>For Schedule 80 Pipe, Add</i>	16.78	
			<i>For Work In Restricted Working Space, Add</i>	5.00	
23 21 13 23-0025	LF		4" Schedule 40, Threaded And Coupled, Black Steel Pipe.....	69.61	12.90
			<i>For Schedule 80 Pipe, Add</i>	24.53	
			<i>For Work In Restricted Working Space, Add</i>	5.82	
23 21 13 23-0026	LF		5" Schedule 40, Threaded And Coupled, Black Steel Pipe.....	91.40	16.49
			<i>For Schedule 80 Pipe, Add</i>	32.49	
			<i>For Work In Restricted Working Space, Add</i>	7.41	
23 21 13 23-0027	LF		6" Schedule 40, Threaded And Coupled, Black Steel Pipe.....	117.19	19.50
			<i>For Schedule 80 Pipe, Add</i>	42.57	
			<i>For Work In Restricted Working Space, Add</i>	8.76	
23 21 13 23-0028	LF		8" Schedule 40, Threaded And Coupled, Black Steel Pipe.....	165.79	23.57
			<i>For Schedule 80 Pipe, Add</i>	62.25	
			<i>For Work In Restricted Working Space, Add</i>	10.59	
23 21 13 23-0029	LF		10" Schedule 40, Threaded And Coupled, Black Steel Pipe.....	227.83	28.72
			<i>For Schedule 80 Pipe, Add</i>	87.43	
			<i>For Work In Restricted Working Space, Add</i>	12.94	
23 21 13 23-0030	LF		12" Schedule 40, Threaded And Coupled, Black Steel Pipe.....	304.94	37.75
			<i>For Schedule 80 Pipe, Add</i>	117.41	
			<i>For Work In Restricted Working Space, Add</i>	16.98	
23 21 13 23-0031			Black Malleable Iron 90 Degree Elbows (23 21 13 23-0014)		
23 21 13 23-0032	EA		3/8", 150 LB, Black Malleable Iron 90 Degree Elbow.....	31.87	14.79
			<i>For 300 LB Rating, Add</i>	24.56	
			<i>For Standard Weight Cast Iron Fittings, Add</i>	0.15	
			<i>For Work In Restricted Working Space, Add</i>	6.66	
23 21 13 23-0033	EA		1/2", 150 LB, Black Malleable Iron 90 Degree Elbow.....	33.35	17.78
			<i>For 300 LB Rating, Add</i>	17.70	
			<i>For Standard Weight Cast Iron Fittings, Add</i>	0.11	
			<i>For Work In Restricted Working Space, Add</i>	7.99	
23 21 13 23-0034	EA		3/4", 150 LB, Black Malleable Iron 90 Degree Elbow.....	37.90	19.88
			<i>For 300 LB Rating, Add</i>	21.20	
			<i>For Standard Weight Cast Iron Fittings, Add</i>	0.13	
			<i>For Work In Restricted Working Space, Add</i>	8.94	
23 21 13 23-0035	EA		1", 150 LB, Black Malleable Iron 90 Degree Elbow.....	47.34	22.17
			<i>For 300 LB Rating, Add</i>	35.72	
			<i>For Standard Weight Cast Iron Fittings, Add</i>	0.22	
			<i>For Work In Restricted Working Space, Add</i>	9.99	
23 21 13 23-0036	EA		1-1/4", 150 LB, Black Malleable Iron 90 Degree Elbow.....	60.86	25.17
			<i>For 300 LB Rating, Add</i>	57.87	
			<i>For Standard Weight Cast Iron Fittings, Add</i>	0.37	
			<i>For Work In Restricted Working Space, Add</i>	11.31	
23 21 13 23-0037	EA		1-1/2", 150 LB, Black Malleable Iron 90 Degree Elbow.....	72.99	28.36
			<i>For 300 LB Rating, Add</i>	75.73	
			<i>For Standard Weight Cast Iron Fittings, Add</i>	0.49	
			<i>For Work In Restricted Working Space, Add</i>	12.75	
23 21 13 23-0038	EA		2", 150 LB, Black Malleable Iron 90 Degree Elbow.....	106.57	36.05
			<i>For 300 LB Rating, Add</i>	129.43	
			<i>For Standard Weight Cast Iron Fittings, Add</i>	0.84	
			<i>For Work In Restricted Working Space, Add</i>	16.20	
23 21 13 23-0039	EA		2-1/2", 150 LB, Black Malleable Iron 90 Degree Elbow.....	197.02	53.34
			<i>For 300 LB Rating, Add</i>	285.88	
			<i>For Standard Weight Cast Iron Fittings, Add</i>	1.87	
			<i>For Work In Restricted Working Space, Add</i>	23.97	
23 21 13 23-0040	EA		3", 150 LB, Black Malleable Iron 90 Degree Elbow.....	276.51	70.12
			<i>For 300 LB Rating, Add</i>	417.62	
			<i>For Standard Weight Cast Iron Fittings, Add</i>	2.74	
			<i>For Work In Restricted Working Space, Add</i>	31.54	
23 21 13 23-0041	EA		4", 150 LB, Black Malleable Iron 90 Degree Elbow.....	481.30	75.48
			<i>For 300 LB Rating, Add</i>	890.26	
			<i>For Standard Weight Cast Iron Fittings, Add</i>	5.89	
			<i>For Work In Restricted Working Space, Add</i>	33.96	
23 21 13 23-0042	EA		5", 150 LB, Black Malleable Iron 90 Degree Elbow.....	1,193.76	78.78
			<i>For 300 LB Rating, Add</i>	2,588.65	
			<i>For Standard Weight Cast Iron Fittings, Add</i>	17.21	
			<i>For Work In Restricted Working Space, Add</i>	35.43	
23 21 13 23-0043	EA		6", 150 LB, Black Malleable Iron 90 Degree Elbow.....	1,366.02	82.37
			<i>For 300 LB Rating, Add</i>	2,989.48	
			<i>For Standard Weight Cast Iron Fittings, Add</i>	19.88	
			<i>For Work In Restricted Working Space, Add</i>	37.05	
23 21 13 23-0044			Black Malleable Iron Reducing 90 Degree Elbows (23 21 13 23-0014)		
23 21 13 23-0045	EA		1/2" x 3/8", 150 LB, Black Malleable Iron Reducing 90 Degree Elbow.....	37.18	16.28
			<i>For 300 LB Rating, Add</i>	32.11	
			<i>For Standard Weight Cast Iron Fittings, Add</i>	0.20	
			<i>For Work In Restricted Working Space, Add</i>	7.32	



MINOR CSI UOM DESCRIPTION	TOTAL DIRECT UNIT COST	DEMOLITION UNIT COST
23 21 13 23-0046 EA 3/4" x 1/2", 150 LB, Black Malleable Iron Reducing 90 Degree Elbow <i>For 300 LB Rating, Add</i> <i>For Standard Weight Cast Iron Fittings, Add</i> <i>For Work In Restricted Working Space, Add</i>	41.37 33.23 0.21 8.47	18.78
23 21 13 23-0047 EA 3/4" x 3/8", 150 LB, Black Malleable Iron Reducing 90 Degree Elbow <i>For 300 LB Rating, Add</i> <i>For Standard Weight Cast Iron Fittings, Add</i> <i>For Work In Restricted Working Space, Add</i>	44.38 45.65 0.29 7.80	17.38
23 21 13 23-0048 EA 1" x 3/4", 150 LB, Black Malleable Iron Reducing 90 Degree Elbow <i>For 300 LB Rating, Add</i> <i>For Standard Weight Cast Iron Fittings, Add</i> <i>For Work In Restricted Working Space, Add</i>	48.45 42.43 0.27 9.47	21.07
23 21 13 23-0049 EA 1" x 1/2", 150 LB, Black Malleable Iron Reducing 90 Degree Elbow <i>For 300 LB Rating, Add</i> <i>For Standard Weight Cast Iron Fittings, Add</i> <i>For Work In Restricted Working Space, Add</i>	48.18 45.53 0.29 8.99	19.98
23 21 13 23-0050 EA 1" x 3/8", 150 LB, Black Malleable Iron Reducing 90 Degree Elbow <i>For 300 LB Rating, Add</i> <i>For Standard Weight Cast Iron Fittings, Add</i> <i>For Work In Restricted Working Space, Add</i>	63.61 87.73 0.57 8.33	18.47
23 21 13 23-0051 EA 1-1/4" x 1", 150 LB, Black Malleable Iron Reducing 90 Degree Elbow <i>For 300 LB Rating, Add</i> <i>For Standard Weight Cast Iron Fittings, Add</i> <i>For Work In Restricted Working Space, Add</i>	63.86 70.22 0.45 10.65	23.67
23 21 13 23-0052 EA 1-1/4" x 3/4", 150 LB, Black Malleable Iron Reducing 90 Degree Elbow <i>For 300 LB Rating, Add</i> <i>For Standard Weight Cast Iron Fittings, Add</i> <i>For Work In Restricted Working Space, Add</i>	65.42 78.03 0.51 10.13	22.48
23 21 13 23-0053 EA 1-1/4" x 1/2", 150 LB, Black Malleable Iron Reducing 90 Degree Elbow <i>For 300 LB Rating, Add</i> <i>For Standard Weight Cast Iron Fittings, Add</i> <i>For Work In Restricted Working Space, Add</i>	69.15 90.71 0.59 9.65	21.48
23 21 13 23-0054 EA 1-1/2" x 1-1/4", 150 LB, Black Malleable Iron Reducing 90 Degree Elbow <i>For 300 LB Rating, Add</i> <i>For Standard Weight Cast Iron Fittings, Add</i> <i>For Work In Restricted Working Space, Add</i>	80.13 98.50 0.64 12.03	26.77
23 21 13 23-0055 EA 1-1/2" x 1", 150 LB, Black Malleable Iron Reducing 90 Degree Elbow <i>For 300 LB Rating, Add</i> <i>For Standard Weight Cast Iron Fittings, Add</i> <i>For Work In Restricted Working Space, Add</i>	77.94 98.37 0.64 11.37	25.27
23 21 13 23-0056 EA 1-1/2" x 3/4", 150 LB, Black Malleable Iron Reducing 90 Degree Elbow <i>For 300 LB Rating, Add</i> <i>For Standard Weight Cast Iron Fittings, Add</i> <i>For Work In Restricted Working Space, Add</i>	81.97 112.14 0.73 10.85	24.07
23 21 13 23-0057 EA 2" x 1-1/2", 150 LB, Black Malleable Iron Reducing 90 Degree Elbow <i>For 300 LB Rating, Add</i> <i>For Standard Weight Cast Iron Fittings, Add</i> <i>For Work In Restricted Working Space, Add</i>	106.24 142.09 0.93 14.47	32.16
23 21 13 23-0058 EA 2" x 1-1/4", 150 LB, Black Malleable Iron Reducing 90 Degree Elbow <i>For 300 LB Rating, Add</i> <i>For Standard Weight Cast Iron Fittings, Add</i> <i>For Work In Restricted Working Space, Add</i>	111.76 160.96 1.05 13.75	30.56
23 21 13 23-0059 EA 2" x 1", 150 LB, Black Malleable Iron Reducing 90 Degree Elbow <i>For 300 LB Rating, Add</i> <i>For Standard Weight Cast Iron Fittings, Add</i> <i>For Work In Restricted Working Space, Add</i>	109.56 160.83 1.05 13.09	29.07
23 21 13 23-0060 EA 2" x 3/4", 150 LB, Black Malleable Iron Reducing 90 Degree Elbow <i>For 300 LB Rating, Add</i> <i>For Standard Weight Cast Iron Fittings, Add</i> <i>For Work In Restricted Working Space, Add</i>	111.79 170.25 1.12 12.57	27.97
23 21 13 23-0061 EA 2-1/2" x 2", 150 LB, Black Malleable Iron Reducing 90 Degree Elbow <i>For 300 LB Rating, Add</i> <i>For Standard Weight Cast Iron Fittings, Add</i> <i>For Work In Restricted Working Space, Add</i>	226.14 386.07 2.55 20.09	44.65
23 21 13 23-0062 EA 2-1/2" x 1-1/2", 150 LB, Black Malleable Iron Reducing 90 Degree Elbow <i>For 300 LB Rating, Add</i> <i>For Standard Weight Cast Iron Fittings, Add</i> <i>For Work In Restricted Working Space, Add</i>	229.77 408.22 2.70 18.36	40.85
23 21 13 23-0063 EA 3" x 2-1/2", 150 LB, Black Malleable Iron Reducing 90 Degree Elbow <i>For 300 LB Rating, Add</i> <i>For Standard Weight Cast Iron Fittings, Add</i> <i>For Work In Restricted Working Space, Add</i>	390.43 720.56 4.77 27.75	61.72
23 21 13 23-0064 EA 3" x 2", 150 LB, Black Malleable Iron Reducing 90 Degree Elbow <i>For 300 LB Rating, Add</i> <i>For Standard Weight Cast Iron Fittings, Add</i> <i>For Work In Restricted Working Space, Add</i>	336.91 622.41 4.12 23.87	53.03
23 21 13 23-0065 EA 4" x 3", 150 LB, Black Malleable Iron Reducing 90 Degree Elbow <i>For 300 LB Rating, Add</i> <i>For Standard Weight Cast Iron Fittings, Add</i> <i>For Work In Restricted Working Space, Add</i>	616.81 1,228.42 8.15 32.30	71.80

23 21 13 23-0066 Black Malleable Iron 45 Degree Elbows (23 21 13 23-0014)

23 Heating, Ventilating, and Air-Conditioning (HVAC)

23 20 HVAC Piping and Pumps

23 21 Hydronic Piping and Pumps



MINOR	CSI	UOM	DESCRIPTION	TOTAL DIRECT UNIT COST	DEMOLITION UNIT COST
23 21	13 23-0067	EA	3/8", 150 LB, Black Malleable Iron 45 Degree Elbow <i>For 300 LB Rating, Add</i> <i>For Standard Weight Cast Iron Fittings, Add</i> <i>For Work In Restricted Working Space, Add</i>	36.77 36.32 0.23 6.66	14.79
23 21	13 23-0068	EA	1/2", 150 LB, Black Malleable Iron 45 Degree Elbow <i>For 300 LB Rating, Add</i> <i>For Standard Weight Cast Iron Fittings, Add</i> <i>For Work In Restricted Working Space, Add</i>	37.72 28.19 0.18 7.99	17.78
23 21	13 23-0069	EA	3/4", 150 LB, Black Malleable Iron 45 Degree Elbow <i>For 300 LB Rating, Add</i> <i>For Standard Weight Cast Iron Fittings, Add</i> <i>For Work In Restricted Working Space, Add</i>	43.51 34.67 0.22 8.94	19.88
23 21	13 23-0070	EA	1", 150 LB, Black Malleable Iron 45 Degree Elbow <i>For 300 LB Rating, Add</i> <i>For Standard Weight Cast Iron Fittings, Add</i> <i>For Work In Restricted Working Space, Add</i>	50.53 43.37 0.28 9.99	22.17
23 21	13 23-0071	EA	1-1/4", 150 LB, Black Malleable Iron 45 Degree Elbow <i>For 300 LB Rating, Add</i> <i>For Standard Weight Cast Iron Fittings, Add</i> <i>For Work In Restricted Working Space, Add</i>	68.20 75.49 0.49 11.31	25.17
23 21	13 23-0072	EA	1-1/2", 150 LB, Black Malleable Iron 45 Degree Elbow <i>For 300 LB Rating, Add</i> <i>For Standard Weight Cast Iron Fittings, Add</i> <i>For Work In Restricted Working Space, Add</i>	80.25 93.15 0.60 12.75	28.36
23 21	13 23-0073	EA	2", 150 LB, Black Malleable Iron 45 Degree Elbow <i>For 300 LB Rating, Add</i> <i>For Standard Weight Cast Iron Fittings, Add</i> <i>For Work In Restricted Working Space, Add</i>	111.06 140.21 0.91 16.20	36.05
23 21	13 23-0074	EA	2-1/2", 150 LB, Black Malleable Iron 45 Degree Elbow <i>For 300 LB Rating, Add</i> <i>For Standard Weight Cast Iron Fittings, Add</i> <i>For Work In Restricted Working Space, Add</i>	245.04 401.13 2.64 23.97	53.34
23 21	13 23-0075	EA	3", 150 LB, Black Malleable Iron 45 Degree Elbow <i>For 300 LB Rating, Add</i> <i>For Standard Weight Cast Iron Fittings, Add</i> <i>For Work In Restricted Working Space, Add</i>	319.63 521.11 3.43 31.54	70.12
23 21	13 23-0076	EA	4", 150 LB, Black Malleable Iron 45 Degree Elbow <i>For 300 LB Rating, Add</i> <i>For Standard Weight Cast Iron Fittings, Add</i> <i>For Work In Restricted Working Space, Add</i>	533.83 1,016.33 6.73 33.96	75.48
23 21	13 23-0077	EA	5", 150 LB, Black Malleable Iron 45 Degree Elbow <i>For 300 LB Rating, Add</i> <i>For Standard Weight Cast Iron Fittings, Add</i> <i>For Work In Restricted Working Space, Add</i>	1,779.64 3,994.76 26.58 35.43	78.78
23 21	13 23-0078	EA	6", 150 LB, Black Malleable Iron 45 Degree Elbow <i>For 300 LB Rating, Add</i> <i>For Standard Weight Cast Iron Fittings, Add</i> <i>For Work In Restricted Working Space, Add</i>	1,823.42 4,087.24 27.20 37.05	82.37
23 21	13 23-0079		Black Malleable Iron Tees <small>(23 21 13 23-0014)</small>		
23 21	13 23-0080	EA	3/8", 150 LB, Black Malleable Iron Tee <i>For 300 LB Rating, Add</i> <i>For Standard Weight Cast Iron Fittings, Add</i> <i>For Work In Restricted Working Space, Add</i>	41.80 35.39 0.22 8.33	18.28
23 21	13 23-0081	EA	1/2", 150 LB, Black Malleable Iron Tee <i>For 300 LB Rating, Add</i> <i>For Standard Weight Cast Iron Fittings, Add</i> <i>For Work In Restricted Working Space, Add</i>	42.26 23.53 0.14 9.99	22.17
23 21	13 23-0082	EA	3/4", 150 LB, Black Malleable Iron Tee <i>For 300 LB Rating, Add</i> <i>For Standard Weight Cast Iron Fittings, Add</i> <i>For Work In Restricted Working Space, Add</i>	51.28 33.19 0.21 11.52	25.67
23 21	13 23-0083	EA	1", 150 LB, Black Malleable Iron Tee <i>For 300 LB Rating, Add</i> <i>For Standard Weight Cast Iron Fittings, Add</i> <i>For Work In Restricted Working Space, Add</i>	67.43 55.62 0.35 13.62	30.27
23 21	13 23-0084	EA	1-1/4", 150 LB, Black Malleable Iron Tee <i>For 300 LB Rating, Add</i> <i>For Standard Weight Cast Iron Fittings, Add</i> <i>For Work In Restricted Working Space, Add</i>	89.68 88.90 0.57 16.20	36.05
23 21	13 23-0085	EA	1-1/2", 150 LB, Black Malleable Iron Tee <i>For 300 LB Rating, Add</i> <i>For Standard Weight Cast Iron Fittings, Add</i> <i>For Work In Restricted Working Space, Add</i>	108.81 110.38 0.71 19.33	42.95
23 21	13 23-0086	EA	2", 150 LB, Black Malleable Iron Tee <i>For 300 LB Rating, Add</i> <i>For Standard Weight Cast Iron Fittings, Add</i> <i>For Work In Restricted Working Space, Add</i>	155.55 186.35 1.21 23.97	53.34
23 21	13 23-0087	EA	2-1/2", 150 LB, Black Malleable Iron Tee <i>For 300 LB Rating, Add</i> <i>For Standard Weight Cast Iron Fittings, Add</i> <i>For Work In Restricted Working Space, Add</i>	268.21 397.70 2.61 31.54	70.12



MINOR CSI UOM DESCRIPTION	TOTAL DIRECT UNIT COST	DEMOLITION UNIT COST
23 21 13 23-0088 EA 3", 150 LB, Black Malleable Iron Tee.....	365.06	83.30
<i>For 300 LB Rating, Add</i>	584.00	
<i>For Standard Weight Cast Iron Fittings, Add</i>	3.84	
<i>For Work In Restricted Working Space, Add</i>	37.46	
23 21 13 23-0089 EA 4", 150 LB, Black Malleable Iron Tee.....	723.58	95.38
<i>For 300 LB Rating, Add</i>	1,402.02	
<i>For Standard Weight Cast Iron Fittings, Add</i>	9.29	
<i>For Work In Restricted Working Space, Add</i>	42.89	
23 21 13 23-0090 EA 5", 150 LB, Black Malleable Iron Tee.....	1,929.21	113.23
<i>For 300 LB Rating, Add</i>	4,232.80	
<i>For Standard Weight Cast Iron Fittings, Add</i>	28.15	
<i>For Work In Restricted Working Space, Add</i>	50.94	
23 21 13 23-0091 EA 6", 150 LB, Black Malleable Iron Tee.....	2,082.22	129.43
<i>For 300 LB Rating, Add</i>	4,543.25	
<i>For Standard Weight Cast Iron Fittings, Add</i>	30.21	
<i>For Work In Restricted Working Space, Add</i>	58.22	
23 21 13 23-0092 Black Malleable Iron Reducing Tees (23 21 13 23-0014)		
23 21 13 23-0093 EA 1/2", 150 LB, Black Malleable Iron Reducing Tee.....	48.55	22.17
<i>For 300 LB Rating, Add</i>	38.62	
<i>For Standard Weight Cast Iron Fittings, Add</i>	0.24	
<i>For Work In Restricted Working Space, Add</i>	9.99	
23 21 13 23-0094 EA 3/4", 150 LB, Black Malleable Iron Reducing Tee.....	58.31	25.67
<i>For 300 LB Rating, Add</i>	50.06	
<i>For Standard Weight Cast Iron Fittings, Add</i>	0.32	
<i>For Work In Restricted Working Space, Add</i>	11.52	
23 21 13 23-0095 EA 1", 150 LB, Black Malleable Iron Reducing Tee.....	70.50	30.27
<i>For 300 LB Rating, Add</i>	62.99	
<i>For Standard Weight Cast Iron Fittings, Add</i>	0.40	
<i>For Work In Restricted Working Space, Add</i>	13.62	
23 21 13 23-0096 EA 1-1/4", 150 LB, Black Malleable Iron Reducing Tee.....	103.35	36.05
<i>For 300 LB Rating, Add</i>	121.70	
<i>For Standard Weight Cast Iron Fittings, Add</i>	0.79	
<i>For Work In Restricted Working Space, Add</i>	16.20	
23 21 13 23-0097 EA 1-1/2", 150 LB, Black Malleable Iron Reducing Tee.....	119.12	42.95
<i>For 300 LB Rating, Add</i>	135.12	
<i>For Standard Weight Cast Iron Fittings, Add</i>	0.88	
<i>For Work In Restricted Working Space, Add</i>	19.33	
23 21 13 23-0098 EA 2", 150 LB, Black Malleable Iron Reducing Tee.....	159.29	53.34
<i>For 300 LB Rating, Add</i>	195.33	
<i>For Standard Weight Cast Iron Fittings, Add</i>	1.27	
<i>For Work In Restricted Working Space, Add</i>	23.97	
23 21 13 23-0099 EA 2-1/2", 150 LB, Black Malleable Iron Reducing Tee.....	352.50	70.12
<i>For 300 LB Rating, Add</i>	600.00	
<i>For Standard Weight Cast Iron Fittings, Add</i>	3.96	
<i>For Work In Restricted Working Space, Add</i>	31.54	
23 21 13 23-0100 EA 3", 150 LB, Black Malleable Iron Reducing Tee.....	408.19	83.30
<i>For 300 LB Rating, Add</i>	687.51	
<i>For Standard Weight Cast Iron Fittings, Add</i>	4.53	
<i>For Work In Restricted Working Space, Add</i>	37.46	
23 21 13 23-0101 EA 4", 150 LB, Black Malleable Iron Reducing Tee.....	830.14	95.38
<i>For 300 LB Rating, Add</i>	1,657.76	
<i>For Standard Weight Cast Iron Fittings, Add</i>	10.99	
<i>For Work In Restricted Working Space, Add</i>	42.89	
23 21 13 23-0102 EA 5", 150 LB, Black Malleable Iron Reducing Tee.....	1,763.64	113.23
<i>For 300 LB Rating, Add</i>	3,835.43	
<i>For Standard Weight Cast Iron Fittings, Add</i>	25.50	
<i>For Work In Restricted Working Space, Add</i>	50.94	
23 21 13 23-0103 EA 6", 150 LB, Black Malleable Iron Reducing Tee.....	2,001.85	129.43
<i>For 300 LB Rating, Add</i>	4,350.36	
<i>For Standard Weight Cast Iron Fittings, Add</i>	28.92	
<i>For Work In Restricted Working Space, Add</i>	58.22	
23 21 13 23-0104 Black Malleable Iron Couplings (23 21 13 23-0014)		
23 21 13 23-0105 EA 3/8", 150 LB, Black Malleable Iron Coupling.....	34.23	14.79
<i>For 300 LB Rating, Add</i>	30.23	
<i>For Standard Weight Cast Iron Fittings, Add</i>	0.19	
<i>For Work In Restricted Working Space, Add</i>	6.66	
23 21 13 23-0106 EA 1/2", 150 LB, Black Malleable Iron Coupling.....	35.91	17.78
<i>For 300 LB Rating, Add</i>	23.85	
<i>For Standard Weight Cast Iron Fittings, Add</i>	0.15	
<i>For Work In Restricted Working Space, Add</i>	7.99	
23 21 13 23-0107 EA 3/4", 150 LB, Black Malleable Iron Coupling.....	40.67	19.88
<i>For 300 LB Rating, Add</i>	27.85	
<i>For Standard Weight Cast Iron Fittings, Add</i>	0.17	
<i>For Work In Restricted Working Space, Add</i>	8.94	
23 21 13 23-0108 EA 1", 150 LB, Black Malleable Iron Coupling.....	49.55	22.17
<i>For 300 LB Rating, Add</i>	41.02	
<i>For Standard Weight Cast Iron Fittings, Add</i>	0.26	
<i>For Work In Restricted Working Space, Add</i>	9.99	

23 Heating, Ventilating, and Air-Conditioning (HVAC)

23 20 HVAC Piping and Pumps

23 21 Hydronic Piping and Pumps



MINOR	CSI	UOM	DESCRIPTION	TOTAL DIRECT UNIT COST	DEMOLITION UNIT COST
23 21 13	23-0109	EA	1-1/4", 150 LB, Black Malleable Iron Coupling.....	58.75	25.17
			<i>For 300 LB Rating, Add</i>	52.81	
			<i>For Standard Weight Cast Iron Fittings, Add</i>	0.34	
			<i>For Work In Restricted Working Space, Add</i>	11.31	
23 21 13	23-0110	EA	1-1/2", 150 LB, Black Malleable Iron Coupling.....	70.95	28.36
			<i>For 300 LB Rating, Add</i>	70.83	
			<i>For Standard Weight Cast Iron Fittings, Add</i>	0.46	
			<i>For Work In Restricted Working Space, Add</i>	12.75	
23 21 13	23-0111	EA	2", 150 LB, Black Malleable Iron Coupling.....	96.16	36.05
			<i>For 300 LB Rating, Add</i>	104.45	
			<i>For Standard Weight Cast Iron Fittings, Add</i>	0.67	
			<i>For Work In Restricted Working Space, Add</i>	16.20	
23 21 13	23-0112	EA	2-1/2", 150 LB, Black Malleable Iron Coupling.....	196.26	53.34
			<i>For 300 LB Rating, Add</i>	284.06	
			<i>For Standard Weight Cast Iron Fittings, Add</i>	1.86	
			<i>For Work In Restricted Working Space, Add</i>	23.97	
23 21 13	23-0113	EA	3", 150 LB, Black Malleable Iron Coupling.....	262.46	70.12
			<i>For 300 LB Rating, Add</i>	383.90	
			<i>For Standard Weight Cast Iron Fittings, Add</i>	2.52	
			<i>For Work In Restricted Working Space, Add</i>	31.54	
23 21 13	23-0114	EA	4", 150 LB, Black Malleable Iron Coupling.....	430.03	75.48
			<i>For 300 LB Rating, Add</i>	767.21	
			<i>For Standard Weight Cast Iron Fittings, Add</i>	5.07	
			<i>For Work In Restricted Working Space, Add</i>	33.96	
23 21 13	23-0115	EA	5", 150 LB, Black Malleable Iron Coupling.....	1,010.27	78.78
			<i>For 300 LB Rating, Add</i>	2,148.27	
			<i>For Standard Weight Cast Iron Fittings, Add</i>	14.27	
			<i>For Work In Restricted Working Space, Add</i>	35.43	
23 21 13	23-0116	EA	6", 150 LB, Black Malleable Iron Coupling.....	1,139.88	82.37
			<i>For 300 LB Rating, Add</i>	2,446.75	
			<i>For Standard Weight Cast Iron Fittings, Add</i>	16.26	
			<i>For Work In Restricted Working Space, Add</i>	37.05	
23 21 13	23-0117		Black Malleable Iron Reducing Couplings (23 21 13 23-0014)		
23 21 13	23-0118	EA	1/2", 150 LB, Black Malleable Iron Reducing Coupling.....	38.15	17.78
			<i>For 300 LB Rating, Add</i>	29.22	
			<i>For Standard Weight Cast Iron Fittings, Add</i>	0.18	
			<i>For Work In Restricted Working Space, Add</i>	7.99	
23 21 13	23-0119	EA	3/4", 150 LB, Black Malleable Iron Reducing Coupling.....	42.00	19.88
			<i>For 300 LB Rating, Add</i>	31.04	
			<i>For Standard Weight Cast Iron Fittings, Add</i>	0.20	
			<i>For Work In Restricted Working Space, Add</i>	8.94	
23 21 13	23-0120	EA	1", 150 LB, Black Malleable Iron Reducing Coupling.....	52.26	22.17
			<i>For 300 LB Rating, Add</i>	47.53	
			<i>For Standard Weight Cast Iron Fittings, Add</i>	0.30	
			<i>For Work In Restricted Working Space, Add</i>	9.99	
23 21 13	23-0121	EA	1-1/4", 150 LB, Black Malleable Iron Reducing Coupling.....	62.09	25.17
			<i>For 300 LB Rating, Add</i>	60.82	
			<i>For Standard Weight Cast Iron Fittings, Add</i>	0.39	
			<i>For Work In Restricted Working Space, Add</i>	11.31	
23 21 13	23-0122	EA	1-1/2", 150 LB, Black Malleable Iron Reducing Coupling.....	73.34	28.36
			<i>For 300 LB Rating, Add</i>	76.57	
			<i>For Standard Weight Cast Iron Fittings, Add</i>	0.49	
			<i>For Work In Restricted Working Space, Add</i>	12.75	
23 21 13	23-0123	EA	2", 150 LB, Black Malleable Iron Reducing Coupling.....	98.67	36.05
			<i>For 300 LB Rating, Add</i>	110.47	
			<i>For Standard Weight Cast Iron Fittings, Add</i>	0.71	
			<i>For Work In Restricted Working Space, Add</i>	16.20	
23 21 13	23-0124	EA	2-1/2", 150 LB, Black Malleable Iron Reducing Coupling.....	211.97	53.34
			<i>For 300 LB Rating, Add</i>	321.76	
			<i>For Standard Weight Cast Iron Fittings, Add</i>	2.11	
			<i>For Work In Restricted Working Space, Add</i>	23.97	
23 21 13	23-0125	EA	3", 150 LB, Black Malleable Iron Reducing Coupling.....	265.67	70.12
			<i>For 300 LB Rating, Add</i>	391.60	
			<i>For Standard Weight Cast Iron Fittings, Add</i>	2.57	
			<i>For Work In Restricted Working Space, Add</i>	31.54	
23 21 13	23-0126	EA	4", 150 LB, Black Malleable Iron Reducing Coupling.....	434.98	75.48
			<i>For 300 LB Rating, Add</i>	779.09	
			<i>For Standard Weight Cast Iron Fittings, Add</i>	5.15	
			<i>For Work In Restricted Working Space, Add</i>	33.96	
23 21 13	23-0127	EA	5", 150 LB, Black Malleable Iron Reducing Coupling.....	841.39	78.78
			<i>For 300 LB Rating, Add</i>	1,742.96	
			<i>For Standard Weight Cast Iron Fittings, Add</i>	11.57	
			<i>For Work In Restricted Working Space, Add</i>	35.43	
23 21 13	23-0128	EA	6", 150 LB, Black Malleable Iron Reducing Coupling.....	1,052.47	82.37
			<i>For 300 LB Rating, Add</i>	2,236.96	
			<i>For Standard Weight Cast Iron Fittings, Add</i>	14.86	
			<i>For Work In Restricted Working Space, Add</i>	37.05	

23 21 13 23-0129 Black Malleable Iron Caps (23 21 13 23-0014)



MINOR CSI UOM DESCRIPTION	TOTAL DIRECT UNIT COST	DEMOLITION UNIT COST
23 21 13 23-0130 EA 1/2", 150 LB, Black Malleable Iron Cap <i>For 300 LB Rating, Add</i> <i>For Standard Weight Cast Iron Fittings, Add</i> <i>For Work In Restricted Working Space, Add</i>	18.77 17.01 0.11 3.59	7.89
23 21 13 23-0131 EA 3/4", 150 LB, Black Malleable Iron Cap <i>For 300 LB Rating, Add</i> <i>For Standard Weight Cast Iron Fittings, Add</i> <i>For Work In Restricted Working Space, Add</i>	22.58 22.81 0.15 4.02	8.89
23 21 13 23-0132 EA 1", 150 LB, Black Malleable Iron Cap <i>For 300 LB Rating, Add</i> <i>For Standard Weight Cast Iron Fittings, Add</i> <i>For Work In Restricted Working Space, Add</i>	26.09 27.56 0.18 4.49	9.89
23 21 13 23-0133 EA 1-1/4", 150 LB, Black Malleable Iron Cap <i>For 300 LB Rating, Add</i> <i>For Standard Weight Cast Iron Fittings, Add</i> <i>For Work In Restricted Working Space, Add</i>	31.59 36.13 0.23 5.09	11.19
23 21 13 23-0134 EA 1-1/2", 150 LB, Black Malleable Iron Cap <i>For 300 LB Rating, Add</i> <i>For Standard Weight Cast Iron Fittings, Add</i> <i>For Work In Restricted Working Space, Add</i>	39.24 49.41 0.32 5.74	12.59
23 21 13 23-0135 EA 2", 150 LB, Black Malleable Iron Cap <i>For 300 LB Rating, Add</i> <i>For Standard Weight Cast Iron Fittings, Add</i> <i>For Work In Restricted Working Space, Add</i>	53.64 71.90 0.47 7.29	16.08
23 21 13 23-0136 EA 2-1/2", 150 LB, Black Malleable Iron Cap <i>For 300 LB Rating, Add</i> <i>For Standard Weight Cast Iron Fittings, Add</i> <i>For Work In Restricted Working Space, Add</i>	103.31 163.80 1.08 10.79	23.78
23 21 13 23-0137 EA 3", 150 LB, Black Malleable Iron Cap <i>For 300 LB Rating, Add</i> <i>For Standard Weight Cast Iron Fittings, Add</i> <i>For Work In Restricted Working Space, Add</i>	146.63 241.21 1.59 14.19	31.26
23 21 13 23-0138 EA 4", 150 LB, Black Malleable Iron Cap <i>For 300 LB Rating, Add</i> <i>For Standard Weight Cast Iron Fittings, Add</i> <i>For Work In Restricted Working Space, Add</i>	221.26 411.82 2.73 15.28	33.67
23 21 13 23-0139 EA 5", 150 LB, Black Malleable Iron Cap <i>For 300 LB Rating, Add</i> <i>For Standard Weight Cast Iron Fittings, Add</i> <i>For Work In Restricted Working Space, Add</i>	459.08 977.42 6.49 15.95	35.12
23 21 13 23-0140 EA 6", 150 LB, Black Malleable Iron Cap <i>For 300 LB Rating, Add</i> <i>For Standard Weight Cast Iron Fittings, Add</i> <i>For Work In Restricted Working Space, Add</i>	799.67 1,789.20 11.91 16.67	36.68
23 21 13 23-0141 Black Malleable Iron Unions (23 21 13 23-0014)		
23 21 13 23-0142 EA 3/8", 150 LB, Black Malleable Iron Union <i>For Work In Restricted Working Space, Add</i>	54.71 6.66	14.79
23 21 13 23-0143 EA 1/2", 150 LB, Black Malleable Iron Union <i>For Work In Restricted Working Space, Add</i>	62.72 9.99	22.17
23 21 13 23-0144 EA 3/4", 150 LB, Black Malleable Iron Union <i>For Work In Restricted Working Space, Add</i>	72.24 11.52	25.67
23 21 13 23-0145 EA 1", 150 LB, Black Malleable Iron Union <i>For Work In Restricted Working Space, Add</i>	89.50 13.62	30.27
23 21 13 23-0146 EA 1-1/4", 150 LB, Black Malleable Iron Union <i>For Work In Restricted Working Space, Add</i>	117.25 16.20	36.05
23 21 13 23-0147 EA 1-1/2", 150 LB, Black Malleable Iron Union <i>For Work In Restricted Working Space, Add</i>	143.29 19.33	42.95
23 21 13 23-0148 EA 2", 150 LB, Black Malleable Iron Union <i>For Work In Restricted Working Space, Add</i>	171.61 23.97	53.34
23 21 13 23-0149 EA 2-1/2", 150 LB, Black Malleable Iron Union <i>For Work In Restricted Working Space, Add</i>	391.16 35.39	78.60
23 21 13 23-0150 EA 3", 150 LB, Black Malleable Iron Union <i>For Work In Restricted Working Space, Add</i>	484.10 46.56	103.38
23 21 13 23-0151 EA 3/8", 250 LB, Black Malleable Iron Union <i>For Work In Restricted Working Space, Add</i>	65.17 6.66	14.79
23 21 13 23-0152 EA 1/2", 250 LB, Black Malleable Iron Union <i>For Work In Restricted Working Space, Add</i>	82.60 9.99	22.17
23 21 13 23-0153 EA 3/4", 250 LB, Black Malleable Iron Union <i>For Work In Restricted Working Space, Add</i>	86.91 11.52	25.67
23 21 13 23-0154 EA 1", 250 LB, Black Malleable Iron Union <i>For Work In Restricted Working Space, Add</i>	104.90 13.62	30.27
23 21 13 23-0155 EA 1-1/4", 250 LB, Black Malleable Iron Union <i>For Work In Restricted Working Space, Add</i>	153.83 16.19	36.05
23 21 13 23-0156 EA 1-1/2", 250 LB, Black Malleable Iron Union <i>For Work In Restricted Working Space, Add</i>	179.39 19.33	42.95
23 21 13 23-0157 EA 2", 250 LB, Black Malleable Iron Union <i>For Work In Restricted Working Space, Add</i>	227.37 23.97	53.34
23 21 13 23-0158 EA 2-1/2", 250 LB, Black Malleable Iron Union <i>For Work In Restricted Working Space, Add</i>	580.21 35.39	78.60
23 21 13 23-0159 EA 3", 250 LB, Black Malleable Iron Union <i>For Work In Restricted Working Space, Add</i>	696.19 46.56	103.38
23 21 13 23-0160 EA 4", 250 LB, Black Malleable Iron Union <i>For Work In Restricted Working Space, Add</i>	1,126.01 50.13	111.38

23 Heating, Ventilating, and Air-Conditioning (HVAC)

23 20 HVAC Piping and Pumps

23 21 Hydronic Piping and Pumps



MINOR	CSI	UOM	DESCRIPTION	TOTAL DIRECT UNIT COST	DEMOLITION UNIT COST
23 21	13 23-0161	EA	3/8", 300 LB, Black Malleable Iron Union..... <i>For Work In Restricted Working Space, Add</i>	91.93 6.66	14.79
23 21	13 23-0162	EA	1/2", 300 LB, Black Malleable Iron Union..... <i>For Work In Restricted Working Space, Add</i>	89.71 9.99	22.17
23 21	13 23-0163	EA	3/4", 300 LB, Black Malleable Iron Union..... <i>For Work In Restricted Working Space, Add</i>	100.89 11.52	25.67
23 21	13 23-0164	EA	1", 300 LB, Black Malleable Iron Union..... <i>For Work In Restricted Working Space, Add</i>	126.97 13.62	30.27
23 21	13 23-0165	EA	1-1/4", 300 LB, Black Malleable Iron Union..... <i>For Work In Restricted Working Space, Add</i>	187.03 16.19	36.05
23 21	13 23-0166	EA	1-1/2", 300 LB, Black Malleable Iron Union..... <i>For Work In Restricted Working Space, Add</i>	203.77 19.33	42.95
23 21	13 23-0167	EA	2", 300 LB, Black Malleable Iron Union..... <i>For Work In Restricted Working Space, Add</i>	252.48 23.97	53.34
23 21	13 23-0168	EA	2-1/2", 300 LB, Black Malleable Iron Union..... <i>For Work In Restricted Working Space, Add</i>	674.38 35.39	78.60
23 21	13 23-0169	EA	3", 300 LB, Black Malleable Iron Union..... <i>For Work In Restricted Working Space, Add</i>	875.03 46.56	103.38
23 21	13 23-0170	EA	4", 300 LB, Black Malleable Iron Union..... <i>For Work In Restricted Working Space, Add</i>	2,451.78 50.13	111.38
23 21 13 23-0171 Black Steel Nipples (23 21 13 23-0014)					
23 21	13 23-0172	EA	3/8" x Close, Schedule 40 Black Steel Nipple..... <i>For Schedule 80 Nipples, Add</i> <i>For Work In Restricted Working Space, Add</i>	18.16 1.95 4.28	9.48
23 21	13 23-0173	EA	1/2" x Close, Schedule 40 Black Steel Nipple..... <i>For Schedule 80 Nipples, Add</i> <i>For Work In Restricted Working Space, Add</i>	17.55 1.64 4.28	9.48
23 21	13 23-0174	EA	3/4" x Close, Schedule 40 Black Steel Nipple..... <i>For Schedule 80 Nipples, Add</i> <i>For Work In Restricted Working Space, Add</i>	18.04 1.89 4.28	9.48
23 21	13 23-0175	EA	1" x Close, Schedule 40 Black Steel Nipple..... <i>For Schedule 80 Nipples, Add</i> <i>For Work In Restricted Working Space, Add</i>	20.84 2.74 4.61	10.29
23 21	13 23-0176	EA	1-1/4" x Close, Schedule 40 Black Steel Nipple..... <i>For Schedule 80 Nipples, Add</i> <i>For Work In Restricted Working Space, Add</i>	23.58 3.47 5.00	11.09
23 21	13 23-0177	EA	1-1/2" x Close, Schedule 40 Black Steel Nipple..... <i>For Schedule 80 Nipples, Add</i> <i>For Work In Restricted Working Space, Add</i>	25.28 4.32 5.00	11.09
23 21	13 23-0178	EA	2" x Close, Schedule 40 Black Steel Nipple..... <i>For Schedule 80 Nipples, Add</i> <i>For Work In Restricted Working Space, Add</i>	33.23 5.88 6.44	14.28
23 21	13 23-0179	EA	2-1/2" x Close, Schedule 40 Black Steel Nipple..... <i>For Schedule 80 Nipples, Add</i> <i>For Work In Restricted Working Space, Add</i>	63.42 18.39 7.99	17.78
23 21	13 23-0180	EA	3" x Close, Schedule 40 Black Steel Nipple..... <i>For Schedule 80 Nipples, Add</i> <i>For Work In Restricted Working Space, Add</i>	75.93 21.86 9.67	21.48
23 21	13 23-0181	EA	4" x Close, Schedule 40 Black Steel Nipple..... <i>For Schedule 80 Nipples, Add</i> <i>For Work In Restricted Working Space, Add</i>	104.64 32.92 11.64	25.90
23 21	13 23-0182	EA	3/8" x 1-1/2" Long, Schedule 40 Black Steel Nipple..... <i>For Schedule 80 Nipples, Add</i> <i>For Work In Restricted Working Space, Add</i>	18.69 2.21 4.28	9.48
23 21	13 23-0183	EA	1/2" x 1-1/2" Long, Schedule 40 Black Steel Nipple..... <i>For Schedule 80 Nipples, Add</i> <i>For Work In Restricted Working Space, Add</i>	17.55 1.64 4.28	9.48
23 21	13 23-0184	EA	3/4" x 1-1/2" Long, Schedule 40 Black Steel Nipple..... <i>For Schedule 80 Nipples, Add</i> <i>For Work In Restricted Working Space, Add</i>	18.32 2.03 4.28	9.48
23 21	13 23-0185	EA	3/8" x 2" Long, Schedule 40 Black Steel Nipple..... <i>For Schedule 80 Nipples, Add</i> <i>For Work In Restricted Working Space, Add</i>	18.69 2.21 4.28	9.48
23 21	13 23-0186	EA	1/2" x 2" Long, Schedule 40 Black Steel Nipple..... <i>For Schedule 80 Nipples, Add</i> <i>For Work In Restricted Working Space, Add</i>	17.55 1.64 4.28	9.48
23 21	13 23-0187	EA	3/4" x 2" Long, Schedule 40 Black Steel Nipple..... <i>For Schedule 80 Nipples, Add</i> <i>For Work In Restricted Working Space, Add</i>	18.32 2.03 4.28	9.48
23 21	13 23-0188	EA	1" x 2" Long, Schedule 40 Black Steel Nipple..... <i>For Schedule 80 Nipples, Add</i> <i>For Work In Restricted Working Space, Add</i>	21.37 3.00 4.61	10.29
23 21	13 23-0189	EA	1-1/4" x 2" Long, Schedule 40 Black Steel Nipple..... <i>For Schedule 80 Nipples, Add</i> <i>For Work In Restricted Working Space, Add</i>	24.51 3.93 5.00	11.09
23 21	13 23-0190	EA	1-1/2" x 2" Long, Schedule 40 Black Steel Nipple..... <i>For Schedule 80 Nipples, Add</i> <i>For Work In Restricted Working Space, Add</i>	25.97 4.66 5.00	11.09
23 21	13 23-0191	EA	3/8" x 2-1/2" Long, Schedule 40 Black Steel Nipple..... <i>For Schedule 80 Nipples, Add</i> <i>For Work In Restricted Working Space, Add</i>	19.94 2.84 4.28	9.48



MINOR CSI UOM DESCRIPTION	TOTAL DIRECT UNIT COST	DEMOLITION UNIT COST
23 21 13 23-0192 EA 1/2" x 2-1/2" Long, Schedule 40 Black Steel Nipple <i>For Schedule 80 Nipples, Add</i> <i>For Work In Restricted Working Space, Add</i>	18.16 1.95 4.28	9.48
23 21 13 23-0193 EA 3/4" x 2-1/2" Long, Schedule 40 Black Steel Nipple <i>For Schedule 80 Nipples, Add</i> <i>For Work In Restricted Working Space, Add</i>	18.85 2.29 4.28	9.48
23 21 13 23-0194 EA 1" x 2-1/2" Long, Schedule 40 Black Steel Nipple <i>For Schedule 80 Nipples, Add</i> <i>For Work In Restricted Working Space, Add</i>	21.73 3.18 4.61	10.29
23 21 13 23-0195 EA 1-1/4" x 2-1/2" Long, Schedule 40 Black Steel Nipple <i>For Schedule 80 Nipples, Add</i> <i>For Work In Restricted Working Space, Add</i>	25.00 4.18 5.00	11.09
23 21 13 23-0196 EA 1-1/2" x 2-1/2" Long, Schedule 40 Black Steel Nipple <i>For Schedule 80 Nipples, Add</i> <i>For Work In Restricted Working Space, Add</i>	27.06 5.21 5.00	11.09
23 21 13 23-0197 EA 2" x 2-1/2" Long, Schedule 40 Black Steel Nipple <i>For Schedule 80 Nipples, Add</i> <i>For Work In Restricted Working Space, Add</i>	34.97 6.75 6.44	14.28
23 21 13 23-0198 EA 3/8" x 3" Long, Schedule 40 Black Steel Nipple <i>For Schedule 80 Nipples, Add</i> <i>For Work In Restricted Working Space, Add</i>	19.94 2.84 4.28	9.48
23 21 13 23-0199 EA 1/2" x 3" Long, Schedule 40 Black Steel Nipple <i>For Schedule 80 Nipples, Add</i> <i>For Work In Restricted Working Space, Add</i>	18.16 1.95 4.28	9.48
23 21 13 23-0200 EA 3/4" x 3" Long, Schedule 40 Black Steel Nipple <i>For Schedule 80 Nipples, Add</i> <i>For Work In Restricted Working Space, Add</i>	18.85 2.29 4.28	9.48
23 21 13 23-0201 EA 1" x 3" Long, Schedule 40 Black Steel Nipple <i>For Schedule 80 Nipples, Add</i> <i>For Work In Restricted Working Space, Add</i>	21.73 3.18 4.61	10.29
23 21 13 23-0202 EA 1-1/4" x 3" Long, Schedule 40 Black Steel Nipple <i>For Schedule 80 Nipples, Add</i> <i>For Work In Restricted Working Space, Add</i>	25.00 4.18 5.00	11.09
23 21 13 23-0203 EA 1-1/2" x 3" Long, Schedule 40 Black Steel Nipple <i>For Schedule 80 Nipples, Add</i> <i>For Work In Restricted Working Space, Add</i>	27.06 5.21 5.00	11.09
23 21 13 23-0204 EA 2" x 3" Long, Schedule 40 Black Steel Nipple <i>For Schedule 80 Nipples, Add</i> <i>For Work In Restricted Working Space, Add</i>	34.97 6.75 6.44	14.28
23 21 13 23-0205 EA 2-1/2" x 3" Long, Schedule 40 Black Steel Nipple <i>For Schedule 80 Nipples, Add</i> <i>For Work In Restricted Working Space, Add</i>	64.40 18.88 7.99	17.78
23 21 13 23-0206 EA 3" x 3" Long, Schedule 40 Black Steel Nipple <i>For Schedule 80 Nipples, Add</i> <i>For Work In Restricted Working Space, Add</i>	79.74 23.76 9.67	21.48
23 21 13 23-0207 EA 3/8" x 3-1/2" Long, Schedule 40 Black Steel Nipple <i>For Schedule 80 Nipples, Add</i> <i>For Work In Restricted Working Space, Add</i>	20.95 3.34 4.28	9.48
23 21 13 23-0208 EA 1/2" x 3-1/2" Long, Schedule 40 Black Steel Nipple <i>For Schedule 80 Nipples, Add</i> <i>For Work In Restricted Working Space, Add</i>	18.93 2.33 4.28	9.48
23 21 13 23-0209 EA 3/4" x 3-1/2" Long, Schedule 40 Black Steel Nipple <i>For Schedule 80 Nipples, Add</i> <i>For Work In Restricted Working Space, Add</i>	19.94 2.84 4.28	9.48
23 21 13 23-0210 EA 1" x 3-1/2" Long, Schedule 40 Black Steel Nipple <i>For Schedule 80 Nipples, Add</i> <i>For Work In Restricted Working Space, Add</i>	23.23 3.93 4.61	10.29
23 21 13 23-0211 EA 1-1/4" x 3-1/2" Long, Schedule 40 Black Steel Nipple <i>For Schedule 80 Nipples, Add</i> <i>For Work In Restricted Working Space, Add</i>	26.53 4.94 5.00	11.09
23 21 13 23-0212 EA 1-1/2" x 3-1/2" Long, Schedule 40 Black Steel Nipple <i>For Schedule 80 Nipples, Add</i> <i>For Work In Restricted Working Space, Add</i>	28.32 5.84 5.00	11.09
23 21 13 23-0213 EA 2" x 3-1/2" Long, Schedule 40 Black Steel Nipple <i>For Schedule 80 Nipples, Add</i> <i>For Work In Restricted Working Space, Add</i>	37.81 8.17 6.44	14.28
23 21 13 23-0214 EA 2-1/2" x 3-1/2" Long, Schedule 40 Black Steel Nipple <i>For Schedule 80 Nipples, Add</i> <i>For Work In Restricted Working Space, Add</i>	71.04 22.20 7.99	17.78
23 21 13 23-0215 EA 3" x 3-1/2" Long, Schedule 40 Black Steel Nipple <i>For Schedule 80 Nipples, Add</i> <i>For Work In Restricted Working Space, Add</i>	88.49 28.14 9.67	21.48
23 21 13 23-0216 EA 3/8" x 4" Long, Schedule 40 Black Steel Nipple <i>For Schedule 80 Nipples, Add</i> <i>For Work In Restricted Working Space, Add</i>	20.95 3.34 4.28	9.48
23 21 13 23-0217 EA 1/2" x 4" Long, Schedule 40 Black Steel Nipple <i>For Schedule 80 Nipples, Add</i> <i>For Work In Restricted Working Space, Add</i>	18.93 2.33 4.28	9.48
23 21 13 23-0218 EA 3/4" x 4" Long, Schedule 40 Black Steel Nipple <i>For Schedule 80 Nipples, Add</i> <i>For Work In Restricted Working Space, Add</i>	19.94 2.84 4.28	9.48
23 21 13 23-0219 EA 1" x 4" Long, Schedule 40 Black Steel Nipple <i>For Schedule 80 Nipples, Add</i> <i>For Work In Restricted Working Space, Add</i>	23.23 3.93 4.61	10.29

23 Heating, Ventilating, and Air-Conditioning (HVAC)

23 20 HVAC Piping and Pumps

23 21 Hydronic Piping and Pumps



MINOR	CSI	UOM	DESCRIPTION	TOTAL DIRECT UNIT COST	DEMOLITION UNIT COST
23 21	13 23-0220	EA	1-1/4" x 4" Long, Schedule 40 Black Steel Nipple <i>For Schedule 80 Nipples, Add</i> <i>For Work In Restricted Working Space, Add</i>	26.53 4.94 5.00	11.09
23 21	13 23-0221	EA	1-1/2" x 4" Long, Schedule 40 Black Steel Nipple <i>For Schedule 80 Nipples, Add</i> <i>For Work In Restricted Working Space, Add</i>	28.32 5.84 5.00	11.09
23 21	13 23-0222	EA	2" x 4" Long, Schedule 40 Black Steel Nipple <i>For Schedule 80 Nipples, Add</i> <i>For Work In Restricted Working Space, Add</i>	37.81 8.17 6.44	14.28
23 21	13 23-0223	EA	2-1/2" x 4" Long, Schedule 40 Black Steel Nipple <i>For Schedule 80 Nipples, Add</i> <i>For Work In Restricted Working Space, Add</i>	71.04 22.20 7.99	17.78
23 21	13 23-0224	EA	3" x 4" Long, Schedule 40 Black Steel Nipple <i>For Schedule 80 Nipples, Add</i> <i>For Work In Restricted Working Space, Add</i>	88.49 28.14 9.67	21.48
23 21	13 23-0225	EA	4" x 4" Long, Schedule 40 Black Steel Nipple <i>For Schedule 80 Nipples, Add</i> <i>For Work In Restricted Working Space, Add</i>	114.97 38.08 11.64	25.90
23 21	13 23-0226	EA	3/8" x 4-1/2" Long, Schedule 40 Black Steel Nipple <i>For Schedule 80 Nipples, Add</i> <i>For Work In Restricted Working Space, Add</i>	23.91 4.82 4.28	9.48
23 21	13 23-0227	EA	1/2" x 4-1/2" Long, Schedule 40 Black Steel Nipple <i>For Schedule 80 Nipples, Add</i> <i>For Work In Restricted Working Space, Add</i>	19.74 2.74 4.28	9.48
23 21	13 23-0228	EA	3/4" x 4-1/2" Long, Schedule 40 Black Steel Nipple <i>For Schedule 80 Nipples, Add</i> <i>For Work In Restricted Working Space, Add</i>	21.40 3.57 4.28	9.48
23 21	13 23-0229	EA	1" x 4-1/2" Long, Schedule 40 Black Steel Nipple <i>For Schedule 80 Nipples, Add</i> <i>For Work In Restricted Working Space, Add</i>	24.69 4.66 4.61	10.29
23 21	13 23-0230	EA	1-1/4" x 4-1/2" Long, Schedule 40 Black Steel Nipple <i>For Schedule 80 Nipples, Add</i> <i>For Work In Restricted Working Space, Add</i>	28.48 5.92 5.00	11.09
23 21	13 23-0231	EA	1-1/2" x 4-1/2" Long, Schedule 40 Black Steel Nipple <i>For Schedule 80 Nipples, Add</i> <i>For Work In Restricted Working Space, Add</i>	30.91 7.13 5.00	11.09
23 21	13 23-0232	EA	2" x 4-1/2" Long, Schedule 40 Black Steel Nipple <i>For Schedule 80 Nipples, Add</i> <i>For Work In Restricted Working Space, Add</i>	40.28 9.40 6.44	14.28
23 21	13 23-0233	EA	2-1/2" x 4-1/2" Long, Schedule 40 Black Steel Nipple <i>For Schedule 80 Nipples, Add</i> <i>For Work In Restricted Working Space, Add</i>	75.42 24.39 7.99	17.78
23 21	13 23-0234	EA	3" x 4-1/2" Long, Schedule 40 Black Steel Nipple <i>For Schedule 80 Nipples, Add</i> <i>For Work In Restricted Working Space, Add</i>	94.28 31.03 9.67	21.48
23 21	13 23-0235	EA	4" x 4-1/2" Long, Schedule 40 Black Steel Nipple <i>For Schedule 80 Nipples, Add</i> <i>For Work In Restricted Working Space, Add</i>	125.83 43.51 11.64	25.90
23 21	13 23-0236	EA	3/8" x 5" Long, Schedule 40 Black Steel Nipple <i>For Schedule 80 Nipples, Add</i> <i>For Work In Restricted Working Space, Add</i>	23.91 4.82 4.28	9.48
23 21	13 23-0237	EA	1/2" x 5" Long, Schedule 40 Black Steel Nipple <i>For Schedule 80 Nipples, Add</i> <i>For Work In Restricted Working Space, Add</i>	19.74 2.74 4.28	9.48
23 21	13 23-0238	EA	3/4" x 5" Long, Schedule 40 Black Steel Nipple <i>For Schedule 80 Nipples, Add</i> <i>For Work In Restricted Working Space, Add</i>	21.40 3.57 4.28	9.48
23 21	13 23-0239	EA	1" x 5" Long, Schedule 40 Black Steel Nipple <i>For Schedule 80 Nipples, Add</i> <i>For Work In Restricted Working Space, Add</i>	24.69 4.66 4.61	10.29
23 21	13 23-0240	EA	1-1/4" x 5" Long, Schedule 40 Black Steel Nipple <i>For Schedule 80 Nipples, Add</i> <i>For Work In Restricted Working Space, Add</i>	28.48 5.92 5.00	11.09
23 21	13 23-0241	EA	1-1/2" x 5" Long, Schedule 40 Black Steel Nipple <i>For Schedule 80 Nipples, Add</i> <i>For Work In Restricted Working Space, Add</i>	30.91 7.13 5.00	11.09
23 21	13 23-0242	EA	2" x 5" Long, Schedule 40 Black Steel Nipple <i>For Schedule 80 Nipples, Add</i> <i>For Work In Restricted Working Space, Add</i>	40.28 9.40 6.44	14.28
23 21	13 23-0243	EA	2-1/2" x 5" Long, Schedule 40 Black Steel Nipple <i>For Schedule 80 Nipples, Add</i> <i>For Work In Restricted Working Space, Add</i>	75.42 24.39 7.99	17.78
23 21	13 23-0244	EA	3" x 5" Long, Schedule 40 Black Steel Nipple <i>For Schedule 80 Nipples, Add</i> <i>For Work In Restricted Working Space, Add</i>	94.28 31.03 9.67	21.48
23 21	13 23-0245	EA	4" x 5" Long, Schedule 40 Black Steel Nipple <i>For Schedule 80 Nipples, Add</i> <i>For Work In Restricted Working Space, Add</i>	125.83 43.51 11.64	25.90
23 21	13 23-0246	EA	3/8" x 6" Long, Schedule 40 Black Steel Nipple <i>For Schedule 80 Nipples, Add</i> <i>For Work In Restricted Working Space, Add</i>	25.01 5.37 4.28	9.48
23 21	13 23-0247	EA	1/2" x 6" Long, Schedule 40 Black Steel Nipple <i>For Schedule 80 Nipples, Add</i> <i>For Work In Restricted Working Space, Add</i>	20.39 3.06 4.28	9.48



MINOR CSI UOM DESCRIPTION	TOTAL DIRECT UNIT COST	DEMOLITION UNIT COST
23 21 13 23-0248 EA 3/4" x 6" Long, Schedule 40 Black Steel Nipple..... <i>For Schedule 80 Nipples, Add</i> <i>For Work In Restricted Working Space, Add</i>	22.37 4.05 4.28	9.48
23 21 13 23-0249 EA 1" x 6" Long, Schedule 40 Black Steel Nipple..... <i>For Schedule 80 Nipples, Add</i> <i>For Work In Restricted Working Space, Add</i>	26.39 5.51 4.61	10.29
23 21 13 23-0250 EA 1-1/4" x 6" Long, Schedule 40 Black Steel Nipple <i>For Schedule 80 Nipples, Add</i> <i>For Work In Restricted Working Space, Add</i>	30.67 7.01 5.00	11.09
23 21 13 23-0251 EA 1-1/2" x 6" Long, Schedule 40 Black Steel Nipple <i>For Schedule 80 Nipples, Add</i> <i>For Work In Restricted Working Space, Add</i>	33.02 8.19 5.00	11.09
23 21 13 23-0252 EA 2" x 6" Long, Schedule 40 Black Steel Nipple..... <i>For Schedule 80 Nipples, Add</i> <i>For Work In Restricted Working Space, Add</i>	43.52 11.02 6.44	14.28
23 21 13 23-0253 EA 2-1/2" x 6" Long, Schedule 40 Black Steel Nipple <i>For Schedule 80 Nipples, Add</i> <i>For Work In Restricted Working Space, Add</i>	77.48 25.42 7.99	17.78
23 21 13 23-0254 EA 3" x 6" Long, Schedule 40 Black Steel Nipple..... <i>For Schedule 80 Nipples, Add</i> <i>For Work In Restricted Working Space, Add</i>	99.67 33.73 9.67	21.48
23 21 13 23-0255 EA 4" x 6" Long, Schedule 40 Black Steel Nipple..... <i>For Schedule 80 Nipples, Add</i> <i>For Work In Restricted Working Space, Add</i>	131.82 46.51 11.64	25.90
23 21 13 23-0256 EA 3/8" x 8" Long, Schedule 40 Black Steel Nipple..... <i>For Schedule 80 Nipples, Add</i> <i>For Work In Restricted Working Space, Add</i>	33.11 9.42 4.28	9.48
23 21 13 23-0257 EA 1/2" x 8" Long, Schedule 40 Black Steel Nipple..... <i>For Schedule 80 Nipples, Add</i> <i>For Work In Restricted Working Space, Add</i>	25.29 5.51 4.28	9.48
23 21 13 23-0258 EA 3/4" x 8" Long, Schedule 40 Black Steel Nipple..... <i>For Schedule 80 Nipples, Add</i> <i>For Work In Restricted Working Space, Add</i>	27.76 6.75 4.28	9.48
23 21 13 23-0259 EA 1" x 8" Long, Schedule 40 Black Steel Nipple..... <i>For Schedule 80 Nipples, Add</i> <i>For Work In Restricted Working Space, Add</i>	33.40 9.02 4.61	10.29
23 21 13 23-0260 EA 1-1/4" x 8" Long, Schedule 40 Black Steel Nipple <i>For Schedule 80 Nipples, Add</i> <i>For Work In Restricted Working Space, Add</i>	39.30 11.33 5.00	11.09
23 21 13 23-0261 EA 1-1/2" x 8" Long, Schedule 40 Black Steel Nipple <i>For Schedule 80 Nipples, Add</i> <i>For Work In Restricted Working Space, Add</i>	42.62 12.99 5.00	11.09
23 21 13 23-0262 EA 2" x 8" Long, Schedule 40 Black Steel Nipple..... <i>For Schedule 80 Nipples, Add</i> <i>For Work In Restricted Working Space, Add</i>	58.43 18.48 6.44	14.28
23 21 13 23-0263 EA 2-1/2" x 8" Long, Schedule 40 Black Steel Nipple <i>For Schedule 80 Nipples, Add</i> <i>For Work In Restricted Working Space, Add</i>	91.34 32.35 7.99	17.78
23 21 13 23-0264 EA 3" x 8" Long, Schedule 40 Black Steel Nipple..... <i>For Schedule 80 Nipples, Add</i> <i>For Work In Restricted Working Space, Add</i>	123.21 45.50 9.67	21.48
23 21 13 23-0265 EA 4" x 8" Long, Schedule 40 Black Steel Nipple..... <i>For Schedule 80 Nipples, Add</i> <i>For Work In Restricted Working Space, Add</i>	146.17 53.68 11.64	25.90
23 21 13 23-0266 EA 3/8" x 10" Long, Schedule 40 Black Steel Nipple..... <i>For Schedule 80 Nipples, Add</i> <i>For Work In Restricted Working Space, Add</i>	35.42 10.58 4.28	9.48
23 21 13 23-0267 EA 1/2" x 10" Long, Schedule 40 Black Steel Nipple..... <i>For Schedule 80 Nipples, Add</i> <i>For Work In Restricted Working Space, Add</i>	27.52 6.63 4.28	9.48
23 21 13 23-0268 EA 3/4" x 10" Long, Schedule 40 Black Steel Nipple..... <i>For Schedule 80 Nipples, Add</i> <i>For Work In Restricted Working Space, Add</i>	29.95 7.84 4.28	9.48
23 21 13 23-0269 EA 1" x 10" Long, Schedule 40 Black Steel Nipple..... <i>For Schedule 80 Nipples, Add</i> <i>For Work In Restricted Working Space, Add</i>	36.44 10.54 4.61	10.29
23 21 13 23-0270 EA 1-1/4" x 10" Long, Schedule 40 Black Steel Nipple <i>For Schedule 80 Nipples, Add</i> <i>For Work In Restricted Working Space, Add</i>	43.79 13.57 5.00	11.09
23 21 13 23-0271 EA 1-1/2" x 10" Long, Schedule 40 Black Steel Nipple <i>For Schedule 80 Nipples, Add</i> <i>For Work In Restricted Working Space, Add</i>	47.03 15.19 5.00	11.09
23 21 13 23-0272 EA 2" x 10" Long, Schedule 40 Black Steel Nipple..... <i>For Schedule 80 Nipples, Add</i> <i>For Work In Restricted Working Space, Add</i>	64.91 21.72 6.44	14.28
23 21 13 23-0273 EA 2-1/2" x 10" Long, Schedule 40 Black Steel Nipple <i>For Schedule 80 Nipples, Add</i> <i>For Work In Restricted Working Space, Add</i>	99.32 36.34 7.99	17.78
23 21 13 23-0274 EA 3" x 10" Long, Schedule 40 Black Steel Nipple..... <i>For Schedule 80 Nipples, Add</i> <i>For Work In Restricted Working Space, Add</i>	134.43 51.11 9.67	21.48
23 21 13 23-0275 EA 4" x 10" Long, Schedule 40 Black Steel Nipple..... <i>For Schedule 80 Nipples, Add</i> <i>For Work In Restricted Working Space, Add</i>	161.07 61.13 11.64	25.90

23 Heating, Ventilating, and Air-Conditioning (HVAC)

23 20 HVAC Piping and Pumps

23 21 Hydronic Piping and Pumps



MINOR	CSI	UOM	DESCRIPTION	TOTAL DIRECT UNIT COST	DEMOLITION UNIT COST
23 21	13 23-0276	EA	3/8" x 12" Long, Schedule 40 Black Steel Nipple..... <i>For Schedule 80 Nipples, Add</i> <i>For Work In Restricted Working Space, Add</i>	38.33 12.03 4.28	9.48
23 21	13 23-0277	EA	1/2" x 12" Long, Schedule 40 Black Steel Nipple..... <i>For Schedule 80 Nipples, Add</i> <i>For Work In Restricted Working Space, Add</i>	29.99 7.86 4.28	9.48
23 21	13 23-0278	EA	3/4" x 12" Long, Schedule 40 Black Steel Nipple..... <i>For Schedule 80 Nipples, Add</i> <i>For Work In Restricted Working Space, Add</i>	31.69 8.71 4.28	9.48
23 21	13 23-0279	EA	1" x 12" Long, Schedule 40 Black Steel Nipple..... <i>For Schedule 80 Nipples, Add</i> <i>For Work In Restricted Working Space, Add</i>	39.56 12.10 4.61	10.29
23 21	13 23-0280	EA	1-1/4" x 12" Long, Schedule 40 Black Steel Nipple..... <i>For Schedule 80 Nipples, Add</i> <i>For Work In Restricted Working Space, Add</i>	47.44 15.40 5.00	11.09
23 21	13 23-0281	EA	1-1/2" x 12" Long, Schedule 40 Black Steel Nipple..... <i>For Schedule 80 Nipples, Add</i> <i>For Work In Restricted Working Space, Add</i>	51.65 17.50 5.00	11.09
23 21	13 23-0282	EA	2" x 12" Long, Schedule 40 Black Steel Nipple..... <i>For Schedule 80 Nipples, Add</i> <i>For Work In Restricted Working Space, Add</i>	71.47 25.00 6.44	14.28
23 21	13 23-0283	EA	2-1/2" x 12" Long, Schedule 40 Black Steel Nipple..... <i>For Schedule 80 Nipples, Add</i> <i>For Work In Restricted Working Space, Add</i>	107.50 40.43 7.99	17.78
23 21	13 23-0284	EA	3" x 12" Long, Schedule 40 Black Steel Nipple..... <i>For Schedule 80 Nipples, Add</i> <i>For Work In Restricted Working Space, Add</i>	145.65 56.72 9.67	21.48
23 21	13 23-0285	EA	4" x 12" Long, Schedule 40 Black Steel Nipple..... <i>For Schedule 80 Nipples, Add</i> <i>For Work In Restricted Working Space, Add</i>	182.14 71.67 11.64	25.90
23 21	13 23-0286		Black Malleable Iron Bushing (23 21 13 23-0014)		
23 21	13 23-0287	EA	1/2" x 3/8", 150 LB, Black Malleable Iron Bushing..... <i>For Work In Restricted Working Space, Add</i>	34.71 7.32	16.28
23 21	13 23-0288	EA	3/4" x 3/8", 150 LB, Black Malleable Iron Bushing..... <i>For Work In Restricted Working Space, Add</i>	41.07 7.87	17.48
23 21	13 23-0289	EA	3/4" x 1/2", 150 LB, Black Malleable Iron Bushing..... <i>For Work In Restricted Working Space, Add</i>	43.08 8.47	18.78
23 21	13 23-0290	EA	1" x 3/8", 150 LB, Black Malleable Iron Bushing..... <i>For Work In Restricted Working Space, Add</i>	48.45 8.39	18.68
23 21	13 23-0291	EA	1" x 1/2", 150 LB, Black Malleable Iron Bushing..... <i>For Work In Restricted Working Space, Add</i>	45.27 8.99	19.98
23 21	13 23-0292	EA	1" x 3/4", 150 LB, Black Malleable Iron Bushing..... <i>For Work In Restricted Working Space, Add</i>	46.87 9.47	21.07
23 21	13 23-0293	EA	1-1/4" x 3/8", 150 LB, Black Malleable Iron Bushing..... <i>For Work In Restricted Working Space, Add</i>	53.14 9.05	20.08
23 21	13 23-0294	EA	1-1/4" x 1/2", 150 LB, Black Malleable Iron Bushing..... <i>For Work In Restricted Working Space, Add</i>	54.10 9.65	21.48
23 21	13 23-0295	EA	1-1/4" x 3/4", 150 LB, Black Malleable Iron Bushing..... <i>For Work In Restricted Working Space, Add</i>	53.50 10.13	22.48
23 21	13 23-0296	EA	1-1/4" x 1", 150 LB, Black Malleable Iron Bushing..... <i>For Work In Restricted Working Space, Add</i>	55.24 10.65	23.67
23 21	13 23-0297	EA	1-1/2" x 3/8", 150 LB, Black Malleable Iron Bushing..... <i>For Work In Restricted Working Space, Add</i>	62.88 9.77	21.77
23 21	13 23-0298	EA	1-1/2" x 1/2", 150 LB, Black Malleable Iron Bushing..... <i>For Work In Restricted Working Space, Add</i>	59.55 10.37	23.07
23 21	13 23-0299	EA	1-1/2" x 3/4", 150 LB, Black Malleable Iron Bushing..... <i>For Work In Restricted Working Space, Add</i>	61.13 10.85	24.07
23 21	13 23-0300	EA	1-1/2" x 1", 150 LB, Black Malleable Iron Bushing..... <i>For Work In Restricted Working Space, Add</i>	59.84 11.37	25.27
23 21	13 23-0301	EA	1-1/2" x 1-1/4", 150 LB, Black Malleable Iron Bushing..... <i>For Work In Restricted Working Space, Add</i>	65.15 12.03	26.77
23 21	13 23-0302	EA	2" x 3/8", 150 LB, Black Malleable Iron Bushing..... <i>For Work In Restricted Working Space, Add</i>	81.11 11.49	25.57
23 21	13 23-0303	EA	2" x 1/2", 150 LB, Black Malleable Iron Bushing..... <i>For Work In Restricted Working Space, Add</i>	78.04 12.10	26.87
23 21	13 23-0304	EA	2" x 3/4", 150 LB, Black Malleable Iron Bushing..... <i>For Work In Restricted Working Space, Add</i>	73.82 12.57	27.97
23 21	13 23-0305	EA	2" x 1", 150 LB, Black Malleable Iron Bushing..... <i>For Work In Restricted Working Space, Add</i>	73.55 13.09	29.07
23 21	13 23-0306	EA	2" x 1-1/4", 150 LB, Black Malleable Iron Bushing..... <i>For Work In Restricted Working Space, Add</i>	75.75 13.75	30.56
23 21	13 23-0307	EA	2" x 1-1/2", 150 LB, Black Malleable Iron Bushing..... <i>For Work In Restricted Working Space, Add</i>	81.51 14.47	32.16
23 21	13 23-0308	EA	2-1/2" x 3/4", 150 LB, Black Malleable Iron Bushing..... <i>For Work In Restricted Working Space, Add</i>	109.20 16.46	36.56
23 21	13 23-0309	EA	2-1/2" x 1", 150 LB, Black Malleable Iron Bushing..... <i>For Work In Restricted Working Space, Add</i>	110.94 16.98	37.76
23 21	13 23-0310	EA	2-1/2" x 1-1/4", 150 LB, Black Malleable Iron Bushing..... <i>For Work In Restricted Working Space, Add</i>	113.14 17.64	39.16
23 21	13 23-0311	EA	2-1/2" x 1-1/2", 150 LB, Black Malleable Iron Bushing..... <i>For Work In Restricted Working Space, Add</i>	111.83 18.36	40.85
23 21	13 23-0312	EA	2-1/2" x 2", 150 LB, Black Malleable Iron Bushing..... <i>For Work In Restricted Working Space, Add</i>	117.16 20.09	44.65



MINOR CSI UOM DESCRIPTION	TOTAL DIRECT UNIT COST	DEMOLITION UNIT COST
23 21 13 23-0313 EA 3" x 3/4", 150 LB, Black Malleable Iron Bushing..... <i>For Work In Restricted Working Space, Add</i>	142.62 20.24	44.94
23 21 13 23-0314 EA 3" x 1", 150 LB, Black Malleable Iron Bushing..... <i>For Work In Restricted Working Space, Add</i>	144.36 20.77	46.14
23 21 13 23-0315 EA 3" x 1-1/4", 150 LB, Black Malleable Iron Bushing..... <i>For Work In Restricted Working Space, Add</i>	146.56 21.43	47.84
23 21 13 23-0316 EA 3" x 1-1/2", 150 LB, Black Malleable Iron Bushing..... <i>For Work In Restricted Working Space, Add</i>	147.51 22.75	49.24
23 21 13 23-0317 EA 3" x 2", 150 LB, Black Malleable Iron Bushing..... <i>For Work In Restricted Working Space, Add</i>	148.42 23.87	53.03
23 21 13 23-0318 EA 3" x 2-1/2", 150 LB, Black Malleable Iron Bushing..... <i>For Work In Restricted Working Space, Add</i>	162.40 27.75	61.72
23 21 13 23-0319 EA 4" x 3/4", 150 LB, Black Malleable Iron Bushing..... <i>For Work In Restricted Working Space, Add</i>	215.21 21.32	47.35
23 21 13 23-0320 EA 4" x 1", 150 LB, Black Malleable Iron Bushing..... <i>For Work In Restricted Working Space, Add</i>	216.90 21.83	48.51
23 21 13 23-0321 EA 4" x 1-1/4", 150 LB, Black Malleable Iron Bushing..... <i>For Work In Restricted Working Space, Add</i>	219.03 22.47	49.96
23 21 13 23-0322 EA 4" x 1-1/2", 150 LB, Black Malleable Iron Bushing..... <i>For Work In Restricted Working Space, Add</i>	221.37 23.17	51.52
23 21 13 23-0323 EA 4" x 2", 150 LB, Black Malleable Iron Bushing..... <i>For Work In Restricted Working Space, Add</i>	219.21 24.85	55.21
23 21 13 23-0324 EA 4" x 2-1/2", 150 LB, Black Malleable Iron Bushing..... <i>For Work In Restricted Working Space, Add</i>	231.80 28.62	63.65
23 21 13 23-0325 EA 4" x 3", 150 LB, Black Malleable Iron Bushing..... <i>For Work In Restricted Working Space, Add</i>	244.05 32.30	71.80
23 21 13 23-0326 Black Malleable Iron Square Head Plugs (23 21 13 23-0014)		
23 21 13 23-0327 EA 3/8", 150 LB, Black Malleable Iron Square Head Plug..... <i>For Work In Restricted Working Space, Add</i>	16.75 2.66	5.90
23 21 13 23-0328 EA 1/2", 150 LB, Black Malleable Iron Square Head Plug..... <i>For Work In Restricted Working Space, Add</i>	19.04 3.20	7.10
23 21 13 23-0329 EA 3/4", 150 LB, Black Malleable Iron Square Head Plug..... <i>For Work In Restricted Working Space, Add</i>	20.31 3.58	7.99
23 21 13 23-0330 EA 1", 150 LB, Black Malleable Iron Square Head Plug..... <i>For Work In Restricted Working Space, Add</i>	23.87 3.99	8.89
23 21 13 23-0331 EA 1-1/4", 150 LB, Black Malleable Iron Square Head Plug..... <i>For Work In Restricted Working Space, Add</i>	28.36 4.52	10.09
23 21 13 23-0332 EA 1-1/2", 150 LB, Black Malleable Iron Square Head Plug..... <i>For Work In Restricted Working Space, Add</i>	35.55 5.10	11.29
23 21 13 23-0333 EA 2", 150 LB, Black Malleable Iron Square Head Plug..... <i>For Work In Restricted Working Space, Add</i>	47.96 6.48	14.38
23 21 13 23-0334 EA 2-1/2", 150 LB, Black Malleable Iron Square Head Plug..... <i>For Work In Restricted Working Space, Add</i>	79.94 9.59	21.28
23 21 13 23-0335 EA 3", 150 LB, Black Malleable Iron Square Head Plug..... <i>For Work In Restricted Working Space, Add</i>	107.93 12.62	28.07
23 21 13 23-0336 EA 4", 150 LB, Black Malleable Iron Square Head Plug..... <i>For Work In Restricted Working Space, Add</i>	183.46 13.58	30.17
23 21 13 23-0337 EA 5", 150 LB, Black Malleable Iron Square Head Plug..... <i>For Work In Restricted Working Space, Add</i>	344.03 14.18	31.53
23 21 13 23-0338 EA 6", 150 LB, Black Malleable Iron Square Head Plug..... <i>For Work In Restricted Working Space, Add</i>	417.01 14.82	32.89
23 21 13 23-0339 125 LB Black Cast Iron Screwed Flanges (23 21 13 23-0014)		
Note: Excludes bolt and gasket sets See CSI section 23 21 13 23-0713 for Class 150 steel bolt and gasket set.		
23 21 13 23-0340 EA 3/4", 125 LB, Black Cast Iron Flange..... <i>For Work In Restricted Working Space, Add</i>	210.37 17.98	39.95
23 21 13 23-0341 EA 1", 125 LB, Black Cast Iron Flange..... <i>For Work In Restricted Working Space, Add</i>	163.40 20.32	45.14
23 21 13 23-0342 EA 1-1/4", 125 LB, Black Cast Iron Flange..... <i>For Work In Restricted Working Space, Add</i>	184.56 21.02	46.75
23 21 13 23-0343 EA 1-1/2", 125 LB, Black Cast Iron Flange..... <i>For Work In Restricted Working Space, Add</i>	182.03 22.88	50.84
23 21 13 23-0344 EA 2", 125 LB, Black Cast Iron Flange..... <i>For Work In Restricted Working Space, Add</i>	185.13 23.87	53.03
23 21 13 23-0345 EA 2-1/2", 125 LB, Black Cast Iron Flange..... <i>For Work In Restricted Working Space, Add</i>	215.54 27.61	61.43
23 21 13 23-0346 EA 3", 125 LB, Black Cast Iron Flange..... <i>For Work In Restricted Working Space, Add</i>	275.90 35.04	77.91
23 21 13 23-0347 EA 4", 125 LB, Black Cast Iron Flange..... <i>For Work In Restricted Working Space, Add</i>	369.63 46.57	103.53
23 21 13 23-0348 EA 5", 125 LB, Black Cast Iron Flange..... <i>For Work In Restricted Working Space, Add</i>	487.68 55.44	123.32
23 21 13 23-0349 EA 6", 125 LB, Black Cast Iron Flange..... <i>For Work In Restricted Working Space, Add</i>	554.92 63.67	141.56
23 21 13 23-0350 150 LB, Black Malleable Iron Flanges (23 21 13 23-0014)		
Note: Excludes bolt and gasket sets See CSI section 23 21 13 23-0713 for Class 150 steel bolt and gasket set.		
23 21 13 23-0351 EA 1/2", 150 LB, Black Malleable Iron Flange..... <i>For Work In Restricted Working Space, Add</i>	88.00 16.42	36.45

23 Heating, Ventilating, and Air-Conditioning (HVAC)

23 20 HVAC Piping and Pumps

23 21 Hydronic Piping and Pumps



MINOR	CSI	UOM	DESCRIPTION	TOTAL DIRECT UNIT COST	DEMOLITION UNIT COST
23 21	13 23-0352	EA	3/4", 150 LB, Black Malleable Iron Flange <i>For Work In Restricted Working Space, Add</i>	95.79 17.98	39.95
23 21	13 23-0353	EA	1", 150 LB, Black Malleable Iron Flange <i>For Work In Restricted Working Space, Add</i>	114.30 20.31	45.14
23 21	13 23-0354	EA	1-1/4", 150 LB, Black Malleable Iron Flange <i>For Work In Restricted Working Space, Add</i>	119.89 21.02	46.75
23 21	13 23-0355	EA	1-1/2", 150 LB, Black Malleable Iron Flange <i>For Work In Restricted Working Space, Add</i>	130.59 22.88	50.84
23 21	13 23-0356	EA	2", 150 LB, Black Malleable Iron Flange <i>For Work In Restricted Working Space, Add</i>	150.44 23.87	53.03
23 21	13 23-0357	EA	2-1/2", 150 LB, Black Malleable Iron Flange <i>For Work In Restricted Working Space, Add</i>	203.18 27.61	61.43
23 21	13 23-0358	EA	3", 150 LB, Black Malleable Iron Flange <i>For Work In Restricted Working Space, Add</i>	257.25 35.04	77.91
23 21	13 23-0359	EA	4", 150 LB, Black Malleable Iron Flange <i>For Work In Restricted Working Space, Add</i>	393.79 46.56	103.53
23 21 13 23-0360 Cut And Thread Existing In-Place Black Steel Pipe (23 21 13 23-0014)					
Note: For use when connecting pipe to an existing in-place system.					
23 21	13 23-0361	EA	1/2", Cut And Thread Existing In Place Black Steel Pipe <i>For Work In Restricted Working Space, Add</i>	32.54 9.76	
23 21	13 23-0362	EA	3/4", Cut And Thread Existing In Place Black Steel Pipe <i>For Work In Restricted Working Space, Add</i>	35.79 10.74	
23 21	13 23-0363	EA	1", Cut And Thread Existing In Place Black Steel Pipe <i>For Work In Restricted Working Space, Add</i>	39.05 11.72	
23 21	13 23-0364	EA	1-1/4", Cut And Thread Existing In Place Black Steel Pipe <i>For Work In Restricted Working Space, Add</i>	42.30 12.69	
23 21	13 23-0365	EA	1-1/2", Cut And Thread Existing In Place Black Steel Pipe <i>For Work In Restricted Working Space, Add</i>	44.46 13.34	
23 21	13 23-0366	EA	2", Cut And Thread Existing In Place Black Steel Pipe <i>For Work In Restricted Working Space, Add</i>	46.63 13.99	
23 21	13 23-0367	EA	2-1/2", Cut And Thread Existing In Place Black Steel Pipe <i>For Work In Restricted Working Space, Add</i>	48.81 14.64	
23 21	13 23-0368	EA	3", Cut And Thread Existing In Place Black Steel Pipe <i>For Work In Restricted Working Space, Add</i>	50.97 15.29	
23 21	13 23-0369	EA	4", Cut And Thread Existing In Place Black Steel Pipe <i>For Work In Restricted Working Space, Add</i>	53.14 15.94	
23 21	13 23-0370	EA	6", Cut And Thread Existing In Place Black Steel Pipe <i>For Work In Restricted Working Space, Add</i>	57.48 17.24	
23 21	13 23-0371	EA	8", Cut And Thread Existing In Place Black Steel Pipe <i>For Work In Restricted Working Space, Add</i>	61.81 18.54	
23 21	13 23-0372	EA	10", Cut And Thread Existing In Place Black Steel Pipe <i>For Work In Restricted Working Space, Add</i>	67.24 20.17	
23 21	13 23-0373	EA	12", Cut And Thread Existing In Place Black Steel Pipe <i>For Work In Restricted Working Space, Add</i>	71.58 21.47	
23 21 13 23-0374 Welded Black Steel Pipe (23 21 13 23)					
23 21 13 23-0375 Welded Plain End Black Steel Pipe Assemblies (23 21 13 23-0374)					
Note: ASTM A-53 pipe and A-234 WPB fittings. Includes all hangers and all fittings (couplings, elbows, tees and reducer fittings). All hangers are complete assemblies. Not for use where detail is available.					
23 21	13 23-0376	LF	3/4" Schedule 40 Welded Plain End Black Steel Pipe And Fitting Assembly Note: Includes all hangers and all fittings (couplings, elbows, tees and reducer fittings). All hangers are complete assemblies. Not for use where detail is available. <i>For Work In Restricted Working Space, Add</i>	26.98 5.56	7.60
23 21	13 23-0377	LF	1" Schedule 40 Welded Plain End Black Steel Pipe And Fitting Assembly Note: Includes all hangers and all fittings (couplings, elbows, tees and reducer fittings). All hangers are complete assemblies. Not for use where detail is available. <i>For Work In Restricted Working Space, Add</i>	30.68 6.23	8.12
23 21	13 23-0378	LF	1-1/4" Schedule 40 Welded Plain End Black Steel Pipe And Fitting Assembly Note: Includes all hangers and all fittings (couplings, elbows, tees and reducer fittings). All hangers are complete assemblies. Not for use where detail is available. <i>For Work In Restricted Working Space, Add</i>	37.87 7.14	8.62
23 21	13 23-0379	LF	1-1/2" Schedule 40 Welded Plain End Black Steel Pipe And Fitting Assembly Note: Includes all hangers and all fittings (couplings, elbows, tees and reducer fittings). All hangers are complete assemblies. Not for use where detail is available. <i>For Work In Restricted Working Space, Add</i>	42.00 7.47	8.62
23 21	13 23-0380	LF	2" Schedule 40 Welded Plain End Black Steel Pipe And Fitting Assembly Note: Includes all hangers and all fittings (couplings, elbows, tees and reducer fittings). All hangers are complete assemblies. Not for use where detail is available. <i>For Work In Restricted Working Space, Add</i>	48.43 8.65	8.62
23 21	13 23-0381	LF	2-1/2" Schedule 40 Welded Plain End Black Steel Pipe And Fitting Assembly Note: Includes all hangers and all fittings (couplings, elbows, tees and reducer fittings). All hangers are complete assemblies. Not for use where detail is available. <i>For Work In Restricted Working Space, Add</i>	56.12 10.03	8.62
23 21	13 23-0382	LF	3" Schedule 40 Welded Plain End Black Steel Pipe And Fitting Assembly Note: Includes all hangers and all fittings (couplings, elbows, tees and reducer fittings). All hangers are complete assemblies. Not for use where detail is available. <i>For Work In Restricted Working Space, Add</i>	69.71 10.58	8.42
23 21	13 23-0383	LF	4" Schedule 40 Welded Plain End Black Steel Pipe And Fitting Assembly Note: Includes all hangers and all fittings (couplings, elbows, tees and reducer fittings). All hangers are complete assemblies. Not for use where detail is available. <i>For Work In Restricted Working Space, Add</i>	97.54 13.25	10.67



MINOR CSI UOM DESCRIPTION	TOTAL DIRECT UNIT COST	DEMOLITION UNIT COST
23 21 13 23-0384 LF 6" Schedule 40 Welded Plain End Black Steel Pipe And Fitting Assembly.....	140.35	15.91
Note: Includes all hangers and all fittings (couplings, elbows, tees and reducer fittings). All hangers are complete assemblies. Not for use where detail is available.		
<i>For Work In Restricted Working Space, Add</i>	15.26	
23 21 13 23-0385 LF 8" Schedule 40 Welded Plain End Black Steel Pipe And Fitting Assembly.....	212.48	19.77
Note: Includes all hangers and all fittings (couplings, elbows, tees and reducer fittings). All hangers are complete assemblies. Not for use where detail is available.		
<i>For Work In Restricted Working Space, Add</i>	22.63	
23 21 13 23-0386 LF 10" Schedule 40 Welded Plain End Black Steel Pipe And Fitting Assembly.....	288.56	24.72
Note: Includes all hangers and all fittings (couplings, elbows, tees and reducer fittings). All hangers are complete assemblies. Not for use where detail is available.		
<i>For Work In Restricted Working Space, Add</i>	26.99	
23 21 13 23-0387 LF 12" Schedule 40 Welded Plain End Black Steel Pipe And Fitting Assembly.....	369.03	29.85
Note: Includes all hangers and all fittings (couplings, elbows, tees and reducer fittings). All hangers are complete assemblies. Not for use where detail is available.		
<i>For Work In Restricted Working Space, Add</i>	31.19	
23 21 13 23-0388 LF 14" Schedule 40 Welded Plain End Black Steel Pipe And Fitting Assembly.....	383.98	38.95
Note: Includes all hangers and all fittings (couplings, elbows, tees and reducer fittings). All hangers are complete assemblies. Not for use where detail is available.		
<i>For Work In Restricted Working Space, Add</i>	34.80	
23 21 13 23-0389 LF 16" Schedule 40 Welded Plain End Black Steel Pipe And Fitting Assembly.....	440.92	49.43
Note: Includes all hangers and all fittings (couplings, elbows, tees and reducer fittings). All hangers are complete assemblies. Not for use where detail is available.		
<i>For Work In Restricted Working Space, Add</i>	38.88	
23 21 13 23-0390 LF 18" Schedule 40 Welded Plain End Black Steel Pipe And Fitting Assembly.....	574.64	61.20
Note: Includes all hangers and all fittings (couplings, elbows, tees and reducer fittings). All hangers are complete assemblies. Not for use where detail is available.		
<i>For Work In Restricted Working Space, Add</i>	42.67	
23 21 13 23-0391 LF 20" Schedule 40 Welded Plain End Black Steel Pipe And Fitting Assembly.....	713.98	75.62
Note: Includes all hangers and all fittings (couplings, elbows, tees and reducer fittings). All hangers are complete assemblies. Not for use where detail is available.		
<i>For Work In Restricted Working Space, Add</i>	48.84	
23 21 13 23-0392 LF 24" Schedule 40 Welded Plain End Black Steel Pipe And Fitting Assembly.....	890.13	85.71
Note: Includes all hangers and all fittings (couplings, elbows, tees and reducer fittings). All hangers are complete assemblies. Not for use where detail is available.		
<i>For Work In Restricted Working Space, Add</i>	53.69	
23 21 13 23-0393 Welded Black Steel Pipe And Fittings <small>(23 21 13 23-0374)</small>		
Note: ASTM A-53 pipe and A-234 WPB fittings. Excludes hangers or fittings.		
23 21 13 23-0394 Welded Plain End (A-53) Black Steel Piping <small>(23 21 13 23-0393)</small>		
23 21 13 23-0395 LF 3/4" Schedule 40, Welded Plain End Black Steel Pipe	13.19	4.05
<i>For Schedule 80 Pipe, Add</i>	2.23	
<i>For Work In Restricted Working Space, Add</i>	2.44	
23 21 13 23-0396 LF 1" Schedule 40, Welded Plain End Black Steel Pipe	16.88	5.07
<i>For Schedule 80 Pipe, Add</i>	2.87	
<i>For Work In Restricted Working Space, Add</i>	3.04	
23 21 13 23-0397 LF 1-1/4" Schedule 40, Welded Plain End Black Steel Pipe	22.06	6.09
<i>For Schedule 80 Pipe, Add</i>	3.80	
<i>For Work In Restricted Working Space, Add</i>	3.65	
23 21 13 23-0398 LF 1-1/2" Schedule 40, Welded Plain End Black Steel Pipe	27.32	7.10
<i>For Schedule 80 Pipe, Add</i>	4.75	
<i>For Work In Restricted Working Space, Add</i>	4.26	
23 21 13 23-0399 LF 2" Schedule 40, Welded Plain End Black Steel Pipe	32.54	8.42
<i>For Schedule 80 Pipe, Add</i>	5.67	
<i>For Work In Restricted Working Space, Add</i>	5.05	
23 21 13 23-0400 LF 2-1/2" Schedule 40, Welded Plain End Black Steel Pipe	37.40	9.54
<i>For Schedule 80 Pipe, Add</i>	9.75	
<i>For Work In Restricted Working Space, Add</i>	5.72	
23 21 13 23-0401 LF 3" Schedule 40, Welded Plain End Black Steel Pipe	49.59	10.24
<i>For Schedule 80 Pipe, Add</i>	13.77	
<i>For Work In Restricted Working Space, Add</i>	6.15	
23 21 13 23-0402 LF 4" Schedule 40, Welded Plain End Black Steel Pipe	71.99	12.68
<i>For Schedule 80 Pipe, Add</i>	20.76	
<i>For Work In Restricted Working Space, Add</i>	7.61	
23 21 13 23-0403 LF 6" Schedule 40, Welded Plain End Black Steel Pipe	109.61	20.54
<i>For Schedule 80 Pipe, Add</i>	32.86	
<i>For Work In Restricted Working Space, Add</i>	9.43	
23 21 13 23-0404 LF 8" Schedule 40, Welded Plain End Black Steel Pipe	160.37	21.25
<i>For Schedule 80 Pipe, Add</i>	48.69	
<i>For Schedule 30 Pipe, Deduct</i>	-27.82	
<i>For Work In Restricted Working Space, Add</i>	12.75	
23 21 13 23-0405 LF 10" Schedule 40, Welded Plain End Black Steel Pipe	218.03	25.60
<i>For Schedule 80 Pipe, Add</i>	67.35	
<i>For Schedule 30 Pipe, Deduct</i>	-38.49	
<i>For Work In Restricted Working Space, Add</i>	15.36	
23 21 13 23-0406 LF 12" Schedule 40, Welded Plain End Black Steel Pipe	282.49	30.94
<i>For Schedule 80 Pipe, Add</i>	88.04	
<i>For Schedule 30 Pipe, Deduct</i>	-50.31	
<i>For Work In Restricted Working Space, Add</i>	18.56	
23 21 13 23-0407 LF 14" Schedule 40, Welded Plain End Black Steel Pipe	266.41	32.62
<i>For Schedule 80 Pipe, Add</i>	81.82	
<i>For Schedule 30 Pipe, Deduct</i>	-46.76	
<i>For Schedule 20 Pipe, Deduct</i>	-83.46	
<i>For Work In Restricted Working Space, Add</i>	19.58	

23 Heating, Ventilating, and Air-Conditioning (HVAC)

23 20 HVAC Piping and Pumps

23 21 Hydronic Piping and Pumps



MINOR CSI UOM DESCRIPTION	TOTAL DIRECT UNIT COST	DEMOLITION UNIT COST
23 21 13 23-0408 LF 16" Schedule 40, Welded Plain End Black Steel Pipe	295.04	35.10
For Schedule 80 Pipe, Add	90.98	
For Schedule 30 Pipe, Deduct	-51.99	
For Schedule 20 Pipe, Deduct	-92.74	
For Work In Restricted Working Space, Add	21.06	
23 21 13 23-0409 LF 18" Schedule 40, Welded Plain End Black Steel Pipe	387.55	37.96
For Schedule 80 Pipe, Add	122.36	
For Schedule 30 Pipe, Deduct	-69.92	
For Schedule 20 Pipe, Deduct	-124.25	
For Work In Restricted Working Space, Add	22.78	
23 21 13 23-0410 LF 20" Schedule 40, Welded Plain End Black Steel Pipe	456.85	45.47
For Schedule 80 Pipe, Add	143.98	
For Work In Restricted Working Space, Add	27.29	
23 21 13 23-0411 LF 24" Schedule 40, Welded Plain End Black Steel Pipe	577.28	52.30
For Schedule 80 Pipe, Add	183.74	
For Work In Restricted Working Space, Add	31.38	
23 21 13 23-0412 Welded Plain End (A-106) Seamless Carbon Steel Piping (23 21 13 23-0393)		
23 21 13 23-0413 LF 1/4" Schedule 40, Welded Plain End (A-106) Seamless, Carbon Steel Pipe	10.63	2.83
For Work In Restricted Working Space, Add	1.70	
For Schedule 80 (A-106) Carbon Steel Pipe, Add	2.68	
23 21 13 23-0414 LF 1/2" Schedule 40, Welded Plain End (A-106) Seamless, Carbon Steel Pipe	10.72	3.14
For Work In Restricted Working Space, Add	1.85	
For Schedule 80 (A-106) Carbon Steel Pipe, Add	2.61	
23 21 13 23-0415 LF 3/4" Schedule 40, Welded Plain End (A-106) Seamless, Carbon Steel Pipe	13.53	4.05
For Work In Restricted Working Space, Add	2.44	
For Schedule 80 (A-106) Carbon Steel Pipe, Add	3.22	
23 21 13 23-0416 LF 1" Schedule 40, Welded Plain End (A-106) Seamless, Carbon Steel Pipe	16.57	5.07
For Work In Restricted Working Space, Add	3.04	
For Schedule 80 (A-106) Carbon Steel Pipe, Add	3.90	
23 21 13 23-0417 LF 1-1/4" Schedule 40, Welded Plain End (A-106) Seamless, Carbon Steel Pipe	20.98	6.09
For Work In Restricted Working Space, Add	3.65	
For Schedule 80 (A-106) Carbon Steel Pipe, Add	5.09	
23 21 13 23-0418 LF 1-1/2" Schedule 40, Welded Plain End (A-106) Seamless, Carbon Steel Pipe	24.49	7.10
For Work In Restricted Working Space, Add	4.26	
For Schedule 80 (A-106) Carbon Steel Pipe, Add	5.94	
23 21 13 23-0419 LF 2" Schedule 40, Welded Plain End (A-106) Seamless, Carbon Steel Pipe	29.10	8.42
For Work In Restricted Working Space, Add	5.05	
For Schedule 80 (A-106) Carbon Steel Pipe, Add	7.06	
23 21 13 23-0420 LF 2-1/2" Schedule 40, Welded Plain End (A-106) Seamless, Carbon Steel Pipe	38.71	9.54
For Work In Restricted Working Space, Add	5.72	
For Schedule 80 (A-106) Carbon Steel Pipe, Add	13.86	
23 21 13 23-0421 LF 3" Schedule 40, Welded Plain End (A-106) Seamless, Carbon Steel Pipe	44.52	10.24
For Work In Restricted Working Space, Add	6.15	
For Schedule 80 (A-106) Carbon Steel Pipe, Add	16.53	
23 21 13 23-0422 LF 4" Schedule 40, Welded Plain End (A-106) Seamless, Carbon Steel Pipe	55.34	12.68
For Work In Restricted Working Space, Add	7.61	
For Schedule 80 (A-106) Carbon Steel Pipe, Add	20.60	
23 21 13 23-0423 LF 6" Schedule 40, Welded Plain End (A-106) Seamless, Carbon Steel Pipe	87.30	20.59
For Work In Restricted Working Space, Add	9.43	
For Schedule 80 (A-106) Carbon Steel Pipe, Add	36.00	
23 21 13 23-0424 LF 8" Schedule 40, Welded Plain End (A-106) Seamless, Carbon Steel Pipe	126.58	21.25
For Work In Restricted Working Space, Add	12.75	
For Schedule 80 (A-106) Carbon Steel Pipe, Add	53.46	
23 21 13 23-0425 LF 10" Schedule 40, Welded Plain End (A-106) Seamless, Carbon Steel Pipe	171.12	25.60
For Work In Restricted Working Space, Add	15.36	
For Schedule 80 (A-106) Carbon Steel Pipe, Add	74.83	
23 21 13 23-0426 LF 12" Schedule 40, Welded Plain End (A-106) Seamless, Carbon Steel Pipe	208.69	30.94
For Work In Restricted Working Space, Add	18.56	
For Schedule 80 (A-106) Carbon Steel Pipe, Add	91.50	
23 21 13 23-0427 LF 14" Schedule 40, Welded Plain End (A-106) Seamless, Carbon Steel Pipe	245.80	32.62
For Work In Restricted Working Space, Add	19.58	
For Schedule 80 (A-106) Carbon Steel Pipe, Add	110.90	
23 21 13 23-0428 LF 16" Schedule 40, Welded Plain End (A-106) Seamless, Carbon Steel Pipe	284.46	35.10
For Work In Restricted Working Space, Add	21.06	
For Schedule 80 (A-106) Carbon Steel Pipe, Add	130.52	
23 21 13 23-0429 LF 18" Schedule 40, Welded Plain End (A-106) Seamless, Carbon Steel Pipe	346.24	37.96
For Work In Restricted Working Space, Add	22.78	
For Schedule 80 (A-106) Carbon Steel Pipe, Add	162.77	
23 21 13 23-0430 LF 20" Schedule 40, Welded Plain End (A-106) Seamless, Carbon Steel Pipe	417.32	45.47
For Work In Restricted Working Space, Add	27.29	
For Schedule 80 (A-106) Carbon Steel Pipe, Add	196.41	
23 21 13 23-0431 LF 24" Schedule 40, Welded Plain End (A-106) Seamless, Carbon Steel Pipe	527.41	52.30
For Work In Restricted Working Space, Add	31.38	
For Schedule 80 (A-106) Carbon Steel Pipe, Add	252.47	
23 21 13 23-0432 Welded Plain End Black Steel 90 Degree Elbows (23 21 13 23-0393)		
23 21 13 23-0433 EA 3/4" Standard Weight, Welded Plain End Black Steel 90 Degree Elbow	115.01	62.67
For Schedule 80 Or Extra Heavy Fittings, Add	24.64	
For Work In Restricted Working Space, Add	28.17	
23 21 13 23-0434 EA 1" Standard Weight, Welded Plain End Black Steel 90 Degree Elbow	119.94	65.93
For Schedule 80 Or Extra Heavy Fittings, Add	25.60	
For Work In Restricted Working Space, Add	29.65	



MINOR CSI UOM DESCRIPTION	TOTAL DIRECT UNIT COST	DEMOLITION UNIT COST
23 21 13 23-0435 EA 1-1/4" Standard Weight, Welded Plain End Black Steel 90 Degree Elbow <i>For Schedule 80 Or Extra Heavy Fittings, Add For Work In Restricted Working Space, Add</i>	133.78 28.30 33.90	75.13
23 21 13 23-0436 EA 1-1/2" Standard Weight, Welded Plain End Black Steel 90 Degree Elbow <i>For Schedule 80 Or Extra Heavy Fittings, Add For Work In Restricted Working Space, Add</i>	142.67 30.04 36.47	81.06
23 21 13 23-0437 EA 2" Standard Weight, Welded Plain End Black Steel 90 Degree Elbow <i>For Schedule 80 Or Extra Heavy Fittings, Add For Work In Restricted Working Space, Add</i>	179.24 37.17 47.44	105.48
23 21 13 23-0438 EA 2-1/2" Standard Weight, Welded Plain End Black Steel 90 Degree Elbow <i>For Schedule 80 Or Extra Heavy Fittings, Add For Work In Restricted Working Space, Add</i>	225.82 46.99 59.30	131.87
23 21 13 23-0439 EA 3" Standard Weight, Welded Plain End Black Steel 90 Degree Elbow <i>For Schedule 80 Or Extra Heavy Fittings, Add For Work In Restricted Working Space, Add</i>	239.12 50.16 61.65	137.11
23 21 13 23-0440 EA 4" Standard Weight, Welded Plain End Black Steel 90 Degree Elbow <i>For Schedule 80 Or Extra Heavy Fittings, Add For Work In Restricted Working Space, Add</i>	410.79 85.94 106.56	236.90
23 21 13 23-0441 EA 6" Standard Weight, Welded Plain End Black Steel 90 Degree Elbow <i>For Schedule 80 Or Extra Heavy Fittings, Add For Work In Restricted Working Space, Add</i>	722.94 155.33 175.86	390.95
23 21 13 23-0442 EA 8" Standard Weight, Welded Plain End Black Steel 90 Degree Elbow <i>For Schedule 80 Or Extra Heavy Fittings, Add For Work In Restricted Working Space, Add</i>	1,056.97 232.76 240.96	535.70
23 21 13 23-0443 EA 10" Standard Weight, Welded Plain End Black Steel 90 Degree Elbow <i>For Schedule 80 Or Extra Heavy Fittings, Add For Work In Restricted Working Space, Add</i>	1,383.89 318.78 275.39	612.32
23 21 13 23-0444 EA 12" Standard Weight, Welded Plain End Black Steel 90 Degree Elbow <i>For Schedule 80 Or Extra Heavy Fittings, Add For Work In Restricted Working Space, Add</i>	1,876.69 436.90 360.32	801.13
23 21 13 23-0445 EA 14" Standard Weight, Welded Plain End Black Steel 90 Degree Elbow <i>For Schedule 80 Or Extra Heavy Fittings, Add For Work In Restricted Working Space, Add</i>	2,334.18 551.18 425.92	946.94
23 21 13 23-0446 EA 16" Standard Weight, Welded Plain End Black Steel 90 Degree Elbow <i>For Schedule 80 Or Extra Heavy Fittings, Add For Work In Restricted Working Space, Add</i>	2,909.51 698.78 497.34	1,105.80
23 21 13 23-0447 EA 18" Standard Weight, Welded Plain End Black Steel 90 Degree Elbow <i>For Schedule 80 Or Extra Heavy Fittings, Add For Work In Restricted Working Space, Add</i>	3,459.57 843.77 554.57	1,233.04
23 21 13 23-0448 EA 20" Standard Weight, Welded Plain End Black Steel 90 Degree Elbow <i>For Schedule 80 Or Extra Heavy Fittings, Add For Work In Restricted Working Space, Add</i>	4,440.61 1,114.54 621.84	1,382.50
23 21 13 23-0449 EA 24" Standard Weight, Welded Plain End Black Steel 90 Degree Elbow <i>For Schedule 80 Or Extra Heavy Fittings, Add For Work In Restricted Working Space, Add</i>	5,236.39 1,346.02 642.57	1,428.67
23 21 13 23-0450 Welded Plain End Black Steel Reducing 90 Degree Elbows <small>(23 21 13 23-0393)</small>		
23 21 13 23-0451 EA 4" x 3" 90 Standard Weight, Welded Plain End Black Steel Reducing 90 Degree Elbow <i>For Schedule 80 Or Extra Heavy Fittings, Add For Work In Restricted Working Space, Add</i>	584.60 138.02 106.75	237.31
23 21 13 23-0452 EA 6" x 4" Standard Weight, Welded Plain End Black Steel 90 Degree Elbow <i>For Schedule 80 Or Extra Heavy Fittings, Add For Work In Restricted Working Space, Add</i>	1,026.99 247.25 173.86	386.49
23 21 13 23-0453 EA 6" x 3" Standard Weight, Welded Plain End Black Steel 90 Degree Elbow <i>For Schedule 80 Or Extra Heavy Fittings, Add For Work In Restricted Working Space, Add</i>	1,103.72 270.27 173.86	386.49
23 21 13 23-0454 EA 8" x 6" Standard Weight, Welded Plain End Black Steel 90 Degree Elbow <i>For Schedule 80 Or Extra Heavy Fittings, Add For Work In Restricted Working Space, Add</i>	1,747.13 439.80 240.96	535.70
23 21 13 23-0455 EA 8" x 4" Standard Weight, Welded Plain End Black Steel 90 Degree Elbow <i>For Schedule 80 Or Extra Heavy Fittings, Add For Work In Restricted Working Space, Add</i>	1,930.06 494.68 240.96	535.70
23 21 13 23-0456 EA 10" x 8" Standard Weight, Welded Plain End Black Steel 90 Degree Elbow <i>For Schedule 80 Or Extra Heavy Fittings, Add For Work In Restricted Working Space, Add</i>	2,426.75 631.64 275.39	612.32
23 21 13 23-0457 EA 10" x 6" Standard Weight, Welded Plain End Black Steel 90 Degree Elbow <i>For Schedule 80 Or Extra Heavy Fittings, Add For Work In Restricted Working Space, Add</i>	2,426.75 631.64 275.39	612.32
23 21 13 23-0458 EA 12" x 10" Standard Weight, Welded Plain End Black Steel 90 Degree Elbow <i>For Schedule 80 Or Extra Heavy Fittings, Add For Work In Restricted Working Space, Add</i>	4,025.23 1,079.06 367.18	816.35
23 21 13 23-0459 EA 12" x 8" Standard Weight, Welded Plain End Black Steel 90 Degree Elbow <i>For Schedule 80 Or Extra Heavy Fittings, Add For Work In Restricted Working Space, Add</i>	4,025.23 1,079.06 367.18	816.35
23 21 13 23-0460 EA 12" x 6" Standard Weight, Welded Plain End Black Steel 90 Degree Elbow <i>For Schedule 80 Or Extra Heavy Fittings, Add For Work In Restricted Working Space, Add</i>	4,522.83 1,228.34 367.18	816.35
23 21 13 23-0461 Welded Plain End Black Steel 45 Degree Elbows <small>(23 21 13 23-0393)</small>		
23 21 13 23-0462 EA 3/4" Standard Weight, Welded Plain End Black Steel 45 Degree Elbow <i>For Schedule 80 Or Extra Heavy Fittings, Add For Work In Restricted Working Space, Add</i>	102.95 21.83 25.86	57.50

23 Heating, Ventilating, and Air-Conditioning (HVAC)

23 20 HVAC Piping and Pumps

23 21 Hydronic Piping and Pumps



MINOR	CSI	UOM	DESCRIPTION	TOTAL DIRECT UNIT COST	DEMOLITION UNIT COST
23 21	13 23-0463	EA	1" Standard Weight, Welded Plain End Black Steel 45 Degree Elbow <i>For Schedule 80 Or Extra Heavy Fittings, Add</i> <i>For Work In Restricted Working Space, Add</i>	106.00 22.43 26.78	59.53
23 21	13 23-0464	EA	1-1/4" Standard Weight, Welded Plain End Black Steel 45 Degree Elbow <i>For Schedule 80 Or Extra Heavy Fittings, Add</i> <i>For Work In Restricted Working Space, Add</i>	119.18 25.00 30.73	68.35
23 21	13 23-0465	EA	1-1/2" Standard Weight, Welded Plain End Black Steel 45 Degree Elbow <i>For Schedule 80 Or Extra Heavy Fittings, Add</i> <i>For Work In Restricted Working Space, Add</i>	127.29 26.58 33.16	73.72
23 21	13 23-0466	EA	2" Standard Weight, Welded Plain End Black Steel 45 Degree Elbow <i>For Schedule 80 Or Extra Heavy Fittings, Add</i> <i>For Work In Restricted Working Space, Add</i>	159.75 32.91 42.90	95.33
23 21	13 23-0467	EA	2-1/2" Standard Weight, Welded Plain End Black Steel 45 Degree Elbow <i>For Schedule 80 Or Extra Heavy Fittings, Add</i> <i>For Work In Restricted Working Space, Add</i>	199.01 40.85 53.85	119.78
23 21	13 23-0468	EA	3" Standard Weight, Welded Plain End Black Steel 45 Degree Elbow <i>For Schedule 80 Or Extra Heavy Fittings, Add</i> <i>For Work In Restricted Working Space, Add</i>	230.02 47.43 61.64	137.01
23 21	13 23-0469	EA	4" Standard Weight, Welded Plain End Black Steel 45 Degree Elbow <i>For Schedule 80 Or Extra Heavy Fittings, Add</i> <i>For Work In Restricted Working Space, Add</i>	395.69 81.42 106.53	236.80
23 21	13 23-0470	EA	6" Standard Weight, Welded Plain End Black Steel 45 Degree Elbow <i>For Schedule 80 Or Extra Heavy Fittings, Add</i> <i>For Work In Restricted Working Space, Add</i>	685.36 144.13 175.66	390.55
23 21	13 23-0471	EA	8" Standard Weight, Welded Plain End Black Steel 45 Degree Elbow <i>For Schedule 80 Or Extra Heavy Fittings, Add</i> <i>For Work In Restricted Working Space, Add</i>	988.49 212.21 240.96	535.70
23 21	13 23-0472	EA	10" Standard Weight, Welded Plain End Black Steel 45 Degree Elbow <i>For Schedule 80 Or Extra Heavy Fittings, Add</i> <i>For Work In Restricted Working Space, Add</i>	1,258.16 281.06 275.39	612.32
23 21	13 23-0473	EA	12" Standard Weight, Welded Plain End Black Steel 45 Degree Elbow <i>For Schedule 80 Or Extra Heavy Fittings, Add</i> <i>For Work In Restricted Working Space, Add</i>	1,692.12 381.76 359.64	799.65
23 21	13 23-0474	EA	14" Standard Weight, Welded Plain End Black Steel 45 Degree Elbow <i>For Schedule 80 Or Extra Heavy Fittings, Add</i> <i>For Work In Restricted Working Space, Add</i>	2,089.29 477.52 426.48	948.23
23 21	13 23-0475	EA	16" Standard Weight, Welded Plain End Black Steel 45 Degree Elbow <i>For Schedule 80 Or Extra Heavy Fittings, Add</i> <i>For Work In Restricted Working Space, Add</i>	2,570.02 597.12 496.83	1,104.62
23 21	13 23-0476	EA	18" Standard Weight, Welded Plain End Black Steel 45 Degree Elbow <i>For Schedule 80 Or Extra Heavy Fittings, Add</i> <i>For Work In Restricted Working Space, Add</i>	3,022.72 712.94 553.94	1,231.55
23 21	13 23-0477	EA	20" Standard Weight, Welded Plain End Black Steel 45 Degree Elbow <i>For Schedule 80 Or Extra Heavy Fittings, Add</i> <i>For Work In Restricted Working Space, Add</i>	3,801.65 922.85 621.84	1,382.50
23 21	13 23-0478	EA	24" Standard Weight, Welded Plain End Black Steel 45 Degree Elbow <i>For Schedule 80 Or Extra Heavy Fittings, Add</i> <i>For Work In Restricted Working Space, Add</i>	4,401.33 1,095.50 642.57	1,428.67
23 21	13 23-0479		Welded Plain End Black Steel Tee <small>(23 21 13 23-0393)</small>		
23 21	13 23-0480	EA	3/4" Standard Weight, Welded Plain End Black Steel Tee <i>For Schedule 80 Or Extra Heavy Fittings, Add</i> <i>For Work In Restricted Working Space, Add</i>	212.86 46.82 48.68	108.21
23 21	13 23-0481	EA	1" Standard Weight, Welded Plain End Black Steel Tee <i>For Schedule 80 Or Extra Heavy Fittings, Add</i> <i>For Work In Restricted Working Space, Add</i>	212.80 46.81 48.66	108.21
23 21	13 23-0482	EA	1-1/4" Standard Weight, Welded Plain End Black Steel Tee <i>For Schedule 80 Or Extra Heavy Fittings, Add</i> <i>For Work In Restricted Working Space, Add</i>	241.42 53.48 54.14	120.38
23 21	13 23-0483	EA	1-1/2" Standard Weight, Welded Plain End Black Steel Tee <i>For Schedule 80 Or Extra Heavy Fittings, Add</i> <i>For Work In Restricted Working Space, Add</i>	263.80 57.84 60.85	135.29
23 21	13 23-0484	EA	2" Standard Weight, Welded Plain End Black Steel Tee <i>For Schedule 80 Or Extra Heavy Fittings, Add</i> <i>For Work In Restricted Working Space, Add</i>	324.72 68.98 81.23	180.62
23 21	13 23-0485	EA	2-1/2" Standard Weight, Welded Plain End Black Steel Tee <i>For Schedule 80 Or Extra Heavy Fittings, Add</i> <i>For Work In Restricted Working Space, Add</i>	371.26 79.43 91.28	202.93
23 21	13 23-0486	EA	3" Standard Weight, Welded Plain End Black Steel Tee <i>For Schedule 80 Or Extra Heavy Fittings, Add</i> <i>For Work In Restricted Working Space, Add</i>	443.32 94.24 110.75	246.44
23 21	13 23-0487	EA	4" Standard Weight, Welded Plain End Black Steel Tee <i>For Schedule 80 Or Extra Heavy Fittings, Add</i> <i>For Work In Restricted Working Space, Add</i>	636.94 135.04 160.13	356.06
23 21	13 23-0488	EA	6" Standard Weight, Welded Plain End Black Steel Tee <i>For Schedule 80 Or Extra Heavy Fittings, Add</i> <i>For Work In Restricted Working Space, Add</i>	1,069.67 228.31 264.56	588.20
23 21	13 23-0489	EA	8" Standard Weight, Welded Plain End Black Steel Tee <i>For Schedule 80 Or Extra Heavy Fittings, Add</i> <i>For Work In Restricted Working Space, Add</i>	1,571.67 342.99 367.18	816.35
23 21	13 23-0490	EA	10" Standard Weight, Welded Plain End Black Steel Tee <i>For Schedule 80 Or Extra Heavy Fittings, Add</i> <i>For Work In Restricted Working Space, Add</i>	2,010.97 453.36 428.38	952.38



MINOR CSI UOM DESCRIPTION	TOTAL DIRECT UNIT COST	DEMOLITION UNIT COST
23 21 13 23-0491 EA 12" Standard Weight, Welded Plain End Black Steel Tee <i>For Schedule 80 Or Extra Heavy Fittings, Add For Work In Restricted Working Space, Add</i>	2,722.67 624.03 550.77	1,224.53
23 21 13 23-0492 EA 14" Standard Weight, Welded Plain End Black Steel Tee <i>For Schedule 80 Or Extra Heavy Fittings, Add For Work In Restricted Working Space, Add</i>	3,567.62 845.39 642.57	1,428.67
23 21 13 23-0493 EA 16" Standard Weight, Welded Plain End Black Steel Tee <i>For Schedule 80 Or Extra Heavy Fittings, Add For Work In Restricted Working Space, Add</i>	4,293.87 1,018.28 771.08	1,714.36
23 21 13 23-0494 EA 18" Standard Weight, Welded Plain End Black Steel Tee <i>For Schedule 80 Or Extra Heavy Fittings, Add For Work In Restricted Working Space, Add</i>	5,671.32 1,401.53 856.75	1,904.86
23 21 13 23-0495 EA 20" Standard Weight, Welded Plain End Black Steel Tee <i>For Schedule 80 Or Extra Heavy Fittings, Add For Work In Restricted Working Space, Add</i>	7,559.57 1,930.52 963.85	2,143.00
23 21 13 23-0496 EA 24" Standard Weight, Welded Plain End Black Steel Tee <i>For Schedule 80 Or Extra Heavy Fittings, Add For Work In Restricted Working Space, Add</i>	8,761.82 2,265.25 1,037.99	2,307.85
23 21 13 23-0497 Welded Plain End Black Steel Reducing Tees <small>(23 21 13 23-0393)</small>		
23 21 13 23-0498 EA 3/4" Standard Weight, Welded Plain End Black Steel Reducing Tee <i>For Schedule 80 Or Extra Heavy Fittings, Add For Work In Restricted Working Space, Add</i>	207.78 45.83 47.16	104.87
23 21 13 23-0499 EA 1" Standard Weight, Welded Plain End Black Steel Reducing Tee <i>For Schedule 80 Or Extra Heavy Fittings, Add For Work In Restricted Working Space, Add</i>	212.80 46.81 48.66	108.21
23 21 13 23-0500 EA 1-1/4" Standard Weight, Welded Plain End Black Steel Reducing Tee <i>For Schedule 80 Or Extra Heavy Fittings, Add For Work In Restricted Working Space, Add</i>	238.19 52.51 54.14	120.38
23 21 13 23-0501 EA 1-1/2" Standard Weight, Welded Plain End Black Steel Reducing Tee <i>For Schedule 80 Or Extra Heavy Fittings, Add For Work In Restricted Working Space, Add</i>	260.57 56.87 60.85	135.29
23 21 13 23-0502 EA 2" Standard Weight, Welded Plain End Black Steel Reducing Tee <i>For Schedule 80 Or Extra Heavy Fittings, Add For Work In Restricted Working Space, Add</i>	331.99 71.15 81.26	180.62
23 21 13 23-0503 EA 2-1/2" Standard Weight, Welded Plain End Black Steel Reducing Tee <i>For Schedule 80 Or Extra Heavy Fittings, Add For Work In Restricted Working Space, Add</i>	371.37 79.45 91.31	203.03
23 21 13 23-0504 EA 3" Standard Weight, Welded Plain End Black Steel Reducing Tee <i>For Schedule 80 Or Extra Heavy Fittings, Add For Work In Restricted Working Space, Add</i>	443.66 94.34 110.75	246.44
23 21 13 23-0505 EA 4" Standard Weight, Welded Plain End Black Steel Reducing Tee <i>For Schedule 80 Or Extra Heavy Fittings, Add For Work In Restricted Working Space, Add</i>	637.42 135.18 160.13	356.06
23 21 13 23-0506 EA 6" Standard Weight, Welded Plain End Black Steel Reducing Tee <i>For Schedule 80 Or Extra Heavy Fittings, Add For Work In Restricted Working Space, Add</i>	1,070.49 228.55 264.56	588.20
23 21 13 23-0507 EA 8" Standard Weight, Welded Plain End Black Steel Reducing Tee <i>For Schedule 80 Or Extra Heavy Fittings, Add For Work In Restricted Working Space, Add</i>	1,573.24 343.46 367.18	816.35
23 21 13 23-0508 EA 10" Standard Weight, Welded Plain End Black Steel Reducing Tee <i>For Schedule 80 Or Extra Heavy Fittings, Add For Work In Restricted Working Space, Add</i>	2,013.63 454.16 428.38	952.38
23 21 13 23-0509 EA 12" Standard Weight, Welded Plain End Black Steel Reducing Tee <i>For Schedule 80 Or Extra Heavy Fittings, Add For Work In Restricted Working Space, Add</i>	2,726.69 625.24 550.77	1,224.53
23 21 13 23-0510 EA 14" Standard Weight, Welded Plain End Black Steel Reducing Tee <i>For Schedule 80 Or Extra Heavy Fittings, Add For Work In Restricted Working Space, Add</i>	3,574.10 847.33 642.57	1,428.67
23 21 13 23-0511 EA 16" Standard Weight, Welded Plain End Black Steel Reducing Tee <i>For Schedule 80 Or Extra Heavy Fittings, Add For Work In Restricted Working Space, Add</i>	4,301.72 1,020.64 771.08	1,714.36
23 21 13 23-0512 EA 18" Standard Weight, Welded Plain End Black Steel Reducing Tee <i>For Schedule 80 Or Extra Heavy Fittings, Add For Work In Restricted Working Space, Add</i>	5,684.15 1,405.38 856.75	1,904.86
23 21 13 23-0513 EA 20" Standard Weight, Welded Plain End Black Steel Reducing Tee <i>For Schedule 80 Or Extra Heavy Fittings, Add For Work In Restricted Working Space, Add</i>	7,684.16 1,967.90 963.85	2,143.00
23 21 13 23-0514 EA 24" Standard Weight, Welded Plain End Black Steel Reducing Tee <i>For Schedule 80 Or Extra Heavy Fittings, Add For Work In Restricted Working Space, Add</i>	9,318.36 2,432.21 1,037.99	2,307.85
23 21 13 23-0515 Welded Plain End Black Steel Eccentric Reducers <small>(23 21 13 23-0393)</small>		
23 21 13 23-0516 EA 1" x 3/4" Standard Weight, Welded Plain End, Black Steel Eccentric Reducer <i>For Schedule 80 Or Extra Heavy Fittings, Add For Work In Restricted Working Space, Add</i>	222.44 56.35 29.66	65.95
23 21 13 23-0517 EA 1-1/4" x 1" Standard Weight, Welded Plain End, Black Steel Eccentric Reducer <i>For Schedule 80 Or Extra Heavy Fittings, Add For Work In Restricted Working Space, Add</i>	232.07 58.23 32.55	72.37
23 21 13 23-0518 EA 1-1/4" x 3/4" Standard Weight, Welded Plain End, Black Steel Eccentric Reducer <i>For Schedule 80 Or Extra Heavy Fittings, Add For Work In Restricted Working Space, Add</i>	229.54 57.74 31.79	70.68

23 Heating, Ventilating, and Air-Conditioning (HVAC)

23 20 HVAC Piping and Pumps

23 21 Hydronic Piping and Pumps



MINOR	CSI	UOM	DESCRIPTION	TOTAL DIRECT UNIT COST	DEMOLITION UNIT COST
23 21	13 23-0519	EA	1-1/2" x 1-1/4" Standard Weight, Welded Plain End, Black Steel Eccentric Reducer <i>For Schedule 80 Or Extra Heavy Fittings, Add</i> <i>For Work In Restricted Working Space, Add</i>	243.72 60.50 36.05	80.15
23 21	13 23-0520	EA	1-1/2" x 1" Standard Weight, Welded Plain End, Black Steel Eccentric Reducer <i>For Schedule 80 Or Extra Heavy Fittings, Add</i> <i>For Work In Restricted Working Space, Add</i>	236.62 59.12 33.92	75.41
23 21	13 23-0521	EA	1-1/2" x 3/4" Standard Weight, Welded Plain End, Black Steel Eccentric Reducer <i>For Schedule 80 Or Extra Heavy Fittings, Add</i> <i>For Work In Restricted Working Space, Add</i>	234.10 58.62 33.16	73.72
23 21	13 23-0522	EA	2" x 1-1/2" Standard Weight, Welded Plain End, Black Steel Eccentric Reducer <i>For Schedule 80 Or Extra Heavy Fittings, Add</i> <i>For Work In Restricted Working Space, Add</i>	218.34 50.44 43.04	95.70
23 21	13 23-0523	EA	2" x 1-1/4" Standard Weight, Welded Plain End, Black Steel Eccentric Reducer <i>For Schedule 80 Or Extra Heavy Fittings, Add</i> <i>For Work In Restricted Working Space, Add</i>	260.14 63.46 41.67	92.66
23 21	13 23-0524	EA	2" x 1" Standard Weight, Welded Plain End, Black Steel Eccentric Reducer <i>For Schedule 80 Or Extra Heavy Fittings, Add</i> <i>For Work In Restricted Working Space, Add</i>	253.05 62.07 39.55	87.93
23 21	13 23-0525	EA	2-1/2" x 2" Standard Weight, Welded Plain End, Black Steel Eccentric Reducer <i>For Schedule 80 Or Extra Heavy Fittings, Add</i> <i>For Work In Restricted Working Space, Add</i>	269.35 61.64 54.76	121.74
23 21	13 23-0526	EA	2-1/2" x 1-1/2" Standard Weight, Welded Plain End, Black Steel Eccentric Reducer <i>For Schedule 80 Or Extra Heavy Fittings, Add</i> <i>For Work In Restricted Working Space, Add</i>	265.54 62.47 49.13	109.22
23 21	13 23-0527	EA	2-1/2" x 1-1/4" Standard Weight, Welded Plain End, Black Steel Eccentric Reducer <i>For Schedule 80 Or Extra Heavy Fittings, Add</i> <i>For Work In Restricted Working Space, Add</i>	343.31 86.28 47.76	106.19
23 21	13 23-0528	EA	3" x 2-1/2" Standard Weight, Welded Plain End, Black Steel Eccentric Reducer <i>For Schedule 80 Or Extra Heavy Fittings, Add</i> <i>For Work In Restricted Working Space, Add</i>	299.94 68.47 61.46	136.61
23 21	13 23-0529	EA	3" x 2" Standard Weight, Welded Plain End, Black Steel Eccentric Reducer <i>For Schedule 80 Or Extra Heavy Fittings, Add</i> <i>For Work In Restricted Working Space, Add</i>	306.67 70.49 61.46	136.61
23 21	13 23-0530	EA	3" x 1-1/2" Standard Weight, Welded Plain End, Black Steel Eccentric Reducer <i>For Schedule 80 Or Extra Heavy Fittings, Add</i> <i>For Work In Restricted Working Space, Add</i>	320.89 74.75 61.46	136.61
23 21	13 23-0531	EA	4" x 3" Standard Weight, Welded Plain End, Black Steel Eccentric Reducer <i>For Schedule 80 Or Extra Heavy Fittings, Add</i> <i>For Work In Restricted Working Space, Add</i>	480.10 106.67 106.76	237.31
23 21	13 23-0532	EA	4" x 2-1/2" Standard Weight, Welded Plain End, Black Steel Eccentric Reducer <i>For Schedule 80 Or Extra Heavy Fittings, Add</i> <i>For Work In Restricted Working Space, Add</i>	486.82 108.68 106.76	237.31
23 21	13 23-0533	EA	4" x 2" Standard Weight, Welded Plain End, Black Steel Eccentric Reducer <i>For Schedule 80 Or Extra Heavy Fittings, Add</i> <i>For Work In Restricted Working Space, Add</i>	507.05 114.75 106.76	237.31
23 21	13 23-0534	EA	6" x 4" Standard Weight, Welded Plain End, Black Steel Eccentric Reducer <i>For Schedule 80 Or Extra Heavy Fittings, Add</i> <i>For Work In Restricted Working Space, Add</i>	835.49 189.80 173.86	386.49
23 21	13 23-0535	EA	6" x 3" Standard Weight, Welded Plain End, Black Steel Eccentric Reducer <i>For Schedule 80 Or Extra Heavy Fittings, Add</i> <i>For Work In Restricted Working Space, Add</i>	980.69 233.36 173.86	386.49
23 21	13 23-0536	EA	8" x 6" Standard Weight, Welded Plain End, Black Steel Eccentric Reducer <i>For Schedule 80 Or Extra Heavy Fittings, Add</i> <i>For Work In Restricted Working Space, Add</i>	1,208.21 269.87 264.56	588.20
23 21	13 23-0537	EA	8" x 4" Standard Weight, Welded Plain End, Black Steel Eccentric Reducer <i>For Schedule 80 Or Extra Heavy Fittings, Add</i> <i>For Work In Restricted Working Space, Add</i>	1,478.38 350.92 264.56	588.20
23 21	13 23-0538	EA	10" x 8" Standard Weight, Welded Plain End, Black Steel Eccentric Reducer <i>For Schedule 80 Or Extra Heavy Fittings, Add</i> <i>For Work In Restricted Working Space, Add</i>	1,441.51 325.97 304.24	676.44
23 21	13 23-0539	EA	10" x 6" Standard Weight, Welded Plain End, Black Steel Eccentric Reducer <i>For Schedule 80 Or Extra Heavy Fittings, Add</i> <i>For Work In Restricted Working Space, Add</i>	1,766.34 423.42 304.24	676.44
23 21	13 23-0540	EA	10" x 4" Standard Weight, Welded Plain End Black Steel Eccentric Reducer <i>For Schedule 80 Or Extra Heavy Fittings, Add</i> <i>For Concentric Reducers, Deduct</i> <i>For Work In Restricted Working Space, Add</i>	2,193.71 551.63 -377.46 304.24	676.44
23 21	13 23-0541	EA	12" x 10" Standard Weight, Welded Plain End, Black Steel Eccentric Reducer <i>For Schedule 80 Or Extra Heavy Fittings, Add</i> <i>For Work In Restricted Working Space, Add</i>	1,888.47 438.27 366.48	814.77
23 21	13 23-0542	EA	12" x 8" Standard Weight, Welded Plain End, Black Steel Eccentric Reducer <i>For Schedule 80 Or Extra Heavy Fittings, Add</i> <i>For Work In Restricted Working Space, Add</i>	2,267.94 552.11 366.48	814.77
23 21	13 23-0543	EA	12" x 6" Standard Weight, Welded Plain End Black Steel Eccentric Reducer <i>For Schedule 80 Or Extra Heavy Fittings, Add</i> <i>For Concentric Reducers, Deduct</i> <i>For Work In Restricted Working Space, Add</i>	2,909.36 744.54 -540.08 366.48	814.77
23 21	13 23-0544	EA	12" x 4" Standard Weight, Welded Plain End Black Steel Eccentric Reducer <i>For Schedule 80 Or Extra Heavy Fittings, Add</i> <i>For Concentric Reducers, Deduct</i> <i>For Work In Restricted Working Space, Add</i>	1,877.71 435.05 -209.96 366.48	814.77
23 21	13 23-0545	EA	14" x 12" Standard Weight, Welded Plain End, Black Steel Eccentric Reducer <i>For Schedule 80 Or Extra Heavy Fittings, Add</i> <i>For Work In Restricted Working Space, Add</i>	2,598.50 629.62 428.38	952.38



MINOR CSI UOM DESCRIPTION	TOTAL DIRECT UNIT COST	DEMOLITION UNIT COST
23 21 13 23-0546 EA 14" x 10" Standard Weight, Welded Plain End, Black Steel Eccentric Reducer <i>For Schedule 80 Or Extra Heavy Fittings, Add For Work In Restricted Working Space, Add</i>	2,798.33 689.57 428.38	952.38
23 21 13 23-0547 EA 14" x 8" Standard Weight, Welded Plain End, Black Steel Eccentric Reducer <i>For Schedule 80 Or Extra Heavy Fittings, Add For Work In Restricted Working Space, Add</i>	4,790.62 1,287.25 428.38	952.38
23 21 13 23-0548 EA 16" x 14" Standard Weight, Welded Plain End, Black Steel Eccentric Reducer <i>For Schedule 80 Or Extra Heavy Fittings, Add For Work In Restricted Working Space, Add</i>	3,396.69 850.33 481.92	1,071.50
23 21 13 23-0549 EA 16" x 12" Standard Weight, Welded Plain End, Black Steel Eccentric Reducer <i>For Schedule 80 Or Extra Heavy Fittings, Add For Work In Restricted Working Space, Add</i>	3,984.99 1,026.82 481.92	1,071.50
23 21 13 23-0550 EA 16" x 10" Standard Weight, Welded Plain End Black Steel Eccentric Reducer <i>For Schedule 80 Or Extra Heavy Fittings, Add For Concentric Reducers, Deduct For Work In Restricted Working Space, Add</i>	4,214.01 1,095.53 -834.43 481.92	1,071.50
23 21 13 23-0551 EA 16" x 8" Standard Weight, Welded Plain End, Black Steel Eccentric Reducer <i>For Schedule 80 Or Extra Heavy Fittings, Add For Work In Restricted Working Space, Add</i>	6,793.92 1,869.50 481.92	1,071.50
23 21 13 23-0552 EA 16" x 6" Standard Weight, Welded Plain End, Black Steel Eccentric Reducer <i>For Schedule 80 Or Extra Heavy Fittings, Add For Work In Restricted Working Space, Add</i>	8,077.71 2,254.64 481.92	1,071.50
23 21 13 23-0553 EA 18" x 16" Standard Weight, Welded Plain End, Black Steel Eccentric Reducer <i>For Schedule 80 Or Extra Heavy Fittings, Add For Work In Restricted Working Space, Add</i>	5,060.96 1,325.52 550.77	1,224.53
23 21 13 23-0554 EA 18" x 14" Standard Weight, Welded Plain End Black Steel Eccentric Reducer <i>For Schedule 80 Or Extra Heavy Fittings, Add For Concentric Reducers, Deduct For Work In Restricted Working Space, Add</i>	2,414.19 531.49 -185.05 550.77	1,224.53
23 21 13 23-0555 EA 18" x 12" Standard Weight, Welded Plain End Black Steel Eccentric Reducer <i>For Schedule 80 Or Extra Heavy Fittings, Add For Concentric Reducers, Deduct For Work In Restricted Working Space, Add</i>	5,370.08 1,418.25 -1,130.94 550.77	1,224.53
23 21 13 23-0556 EA 18" x 10" Standard Weight, Welded Plain End, Black Steel Eccentric Reducer <i>For Schedule 80 Or Extra Heavy Fittings, Add For Work In Restricted Working Space, Add</i>	5,825.88 1,554.99 550.77	1,224.53
23 21 13 23-0557 EA 18" x 8" Standard Weight, Welded Plain End, Black Steel Eccentric Reducer <i>For Schedule 80 Or Extra Heavy Fittings, Add For Work In Restricted Working Space, Add</i>	9,679.24 2,711.00 550.77	1,224.53
23 21 13 23-0558 EA 20" x 18" Standard Weight, Welded Plain End Black Steel Eccentric Reducer <i>For Schedule 80 Or Extra Heavy Fittings, Add For Concentric Reducers, Deduct For Work In Restricted Working Space, Add</i>	6,123.40 1,619.38 -1,296.20 621.84	1,382.50
23 21 13 23-0559 EA 20" x 16" Standard Weight, Welded Plain End Black Steel Eccentric Reducer <i>For Schedule 80 Or Extra Heavy Fittings, Add For Concentric Reducers, Deduct For Work In Restricted Working Space, Add</i>	6,112.93 1,616.24 -1,292.84 621.84	1,382.50
23 21 13 23-0560 EA 20" x 14" Standard Weight, Welded Plain End Black Steel Eccentric Reducer <i>For Schedule 80 Or Extra Heavy Fittings, Add For Concentric Reducers, Deduct For Work In Restricted Working Space, Add</i>	11,210.63 3,145.55 -2,924.11 621.84	1,382.50
23 21 13 23-0561 EA 20" x 12" Standard Weight, Welded Plain End, Black Steel Eccentric Reducer <i>For Schedule 80 Or Extra Heavy Fittings, Add For Work In Restricted Working Space, Add</i>	13,255.36 3,758.97 621.83	1,382.50
23 21 13 23-0562 EA 20" x 10" Standard Weight, Welded Plain End, Black Steel Eccentric Reducer <i>For Schedule 80 Or Extra Heavy Fittings, Add For Work In Restricted Working Space, Add</i>	16,322.57 4,679.13 621.83	1,382.50
23 21 13 23-0563 EA 24" x 20" Standard Weight, Welded Plain End Black Steel Eccentric Reducer <i>For Schedule 80 Or Extra Heavy Fittings, Add For Concentric Reducers, Deduct For Work In Restricted Working Space, Add</i>	7,452.90 2,010.97 -1,699.52 642.57	1,428.67
23 21 13 23-0564 EA 24" x 18" Standard Weight, Welded Plain End Black Steel Eccentric Reducer <i>For Schedule 80 Or Extra Heavy Fittings, Add For Concentric Reducers, Deduct For Work In Restricted Working Space, Add</i>	8,070.88 2,196.37 -1,897.28 642.57	1,428.67
23 21 13 23-0565 EA 24" x 16" Standard Weight, Welded Plain End Black Steel Eccentric Reducer <i>For Schedule 80 Or Extra Heavy Fittings, Add For Concentric Reducers, Deduct For Work In Restricted Working Space, Add</i>	10,942.15 3,057.75 -2,816.08 642.57	1,428.67
23 21 13 23-0566 EA 24" x 14" Standard Weight, Welded Plain End, Black Steel Eccentric Reducer <i>For Schedule 80 Or Extra Heavy Fittings, Add For Work In Restricted Working Space, Add</i>	16,285.33 4,660.70 642.57	1,428.67
23 21 13 23-0567 EA 24" x 12" Standard Weight, Welded Plain End, Black Steel Eccentric Reducer <i>For Schedule 80 Or Extra Heavy Fittings, Add For Work In Restricted Working Space, Add</i>	20,291.75 5,862.63 642.57	1,428.67
23 21 13 23-0568 Welded Plain End Black Steel Concentric Reducers (23 21 13 23-0393)		
23 21 13 23-0569 EA 1" x 3/4" Standard Weight, Welded Plain End, Black Steel Concentric Reducer <i>For Schedule 80 Or Extra Heavy Fittings, Add For Work In Restricted Working Space, Add</i>	190.09 46.65 29.66	65.95
23 21 13 23-0570 EA 1-1/4" x 1" Standard Weight, Welded Plain End, Black Steel Concentric Reducer <i>For Schedule 80 Or Extra Heavy Fittings, Add For Work In Restricted Working Space, Add</i>	199.72 48.52 32.55	72.37

23 Heating, Ventilating, and Air-Conditioning (HVAC)

23 20 HVAC Piping and Pumps

23 21 Hydronic Piping and Pumps



MINOR	CSI	UOM	DESCRIPTION	TOTAL DIRECT UNIT COST	DEMOLITION UNIT COST
23 21	13 23-0571	EA	1-1/4" x 3/4" Standard Weight, Welded Plain End, Black Steel Concentric Reducer <i>For Schedule 80 Or Extra Heavy Fittings, Add For Work In Restricted Working Space, Add</i>	197.19 48.03 31.79	70.68
23 21	13 23-0572	EA	1-1/2" x 1-1/4" Standard Weight, Welded Plain End, Black Steel Concentric Reducer <i>For Schedule 80 Or Extra Heavy Fittings, Add For Work In Restricted Working Space, Add</i>	211.37 50.80 36.05	80.15
23 21	13 23-0573	EA	1-1/2" x 1" Standard Weight, Welded Plain End, Black Steel Concentric Reducer <i>For Schedule 80 Or Extra Heavy Fittings, Add For Work In Restricted Working Space, Add</i>	204.27 49.41 33.92	75.41
23 21	13 23-0574	EA	1-1/2" x 3/4" Standard Weight, Welded Plain End, Black Steel Concentric Reducer <i>For Schedule 80 Or Extra Heavy Fittings, Add For Work In Restricted Working Space, Add</i>	201.75 48.92 33.16	73.72
23 21	13 23-0575	EA	2" x 1-1/2" Standard Weight, Welded Plain End, Black Steel Concentric Reducer <i>For Schedule 80 Or Extra Heavy Fittings, Add For Work In Restricted Working Space, Add</i>	201.85 45.49 43.04	95.70
23 21	13 23-0576	EA	2" x 1-1/4" Standard Weight, Welded Plain End, Black Steel Concentric Reducer <i>For Schedule 80 Or Extra Heavy Fittings, Add For Work In Restricted Working Space, Add</i>	197.28 44.60 41.67	92.66
23 21	13 23-0577	EA	2" x 1" Standard Weight, Welded Plain End, Black Steel Concentric Reducer <i>For Schedule 80 Or Extra Heavy Fittings, Add For Work In Restricted Working Space, Add</i>	212.65 49.95 39.55	87.93
23 21	13 23-0578	EA	2-1/2" x 2" Standard Weight, Welded Plain End, Black Steel Concentric Reducer <i>For Schedule 80 Or Extra Heavy Fittings, Add For Work In Restricted Working Space, Add</i>	257.38 58.05 54.76	121.74
23 21	13 23-0579	EA	2-1/2" x 1-1/2" Standard Weight, Welded Plain End, Black Steel Concentric Reducer <i>For Schedule 80 Or Extra Heavy Fittings, Add For Work In Restricted Working Space, Add</i>	258.81 60.45 49.13	109.22
23 21	13 23-0580	EA	2-1/2" x 1-1/4" Standard Weight, Welded Plain End, Black Steel Concentric Reducer <i>For Schedule 80 Or Extra Heavy Fittings, Add For Work In Restricted Working Space, Add</i>	286.42 69.21 47.76	106.19
23 21	13 23-0581	EA	3" x 2-1/2" Standard Weight, Welded Plain End, Black Steel Concentric Reducer <i>For Schedule 80 Or Extra Heavy Fittings, Add For Work In Restricted Working Space, Add</i>	265.51 58.14 61.46	136.61
23 21	13 23-0582	EA	3" x 2" Standard Weight, Welded Plain End, Black Steel Concentric Reducer <i>For Schedule 80 Or Extra Heavy Fittings, Add For Work In Restricted Working Space, Add</i>	270.00 59.49 61.46	136.61
23 21	13 23-0583	EA	3" x 1-1/2" Standard Weight, Welded Plain End, Black Steel Concentric Reducer <i>For Schedule 80 Or Extra Heavy Fittings, Add For Work In Restricted Working Space, Add</i>	279.74 62.41 61.46	136.61
23 21	13 23-0584	EA	4" x 3" Standard Weight, Welded Plain End, Black Steel Concentric Reducer <i>For Schedule 80 Or Extra Heavy Fittings, Add For Work In Restricted Working Space, Add</i>	433.69 92.74 106.76	237.31
23 21	13 23-0585	EA	4" x 2-1/2" Standard Weight, Welded Plain End, Black Steel Concentric Reducer <i>For Schedule 80 Or Extra Heavy Fittings, Add For Work In Restricted Working Space, Add</i>	450.91 97.91 106.76	237.31
23 21	13 23-0586	EA	4" x 2" Standard Weight, Welded Plain End, Black Steel Concentric Reducer <i>For Schedule 80 Or Extra Heavy Fittings, Add For Work In Restricted Working Space, Add</i>	450.91 97.91 106.76	237.31
23 21	13 23-0587	EA	6" x 4" Standard Weight, Welded Plain End, Black Steel Concentric Reducer <i>For Schedule 80 Or Extra Heavy Fittings, Add For Work In Restricted Working Space, Add</i>	742.71 161.96 173.86	386.49
23 21	13 23-0588	EA	6" x 3" Standard Weight, Welded Plain End, Black Steel Concentric Reducer <i>For Schedule 80 Or Extra Heavy Fittings, Add For Work In Restricted Working Space, Add</i>	777.12 172.29 173.86	386.49
23 21	13 23-0589	EA	8" x 6" Standard Weight, Welded Plain End, Black Steel Concentric Reducer <i>For Schedule 80 Or Extra Heavy Fittings, Add For Work In Restricted Working Space, Add</i>	1,095.93 236.18 264.56	588.20
23 21	13 23-0590	EA	8" x 4" Standard Weight, Welded Plain End, Black Steel Concentric Reducer <i>For Schedule 80 Or Extra Heavy Fittings, Add For Work In Restricted Working Space, Add</i>	1,157.31 254.60 264.56	588.20
23 21	13 23-0591	EA	10" x 8" Standard Weight, Welded Plain End, Black Steel Concentric Reducer <i>For Schedule 80 Or Extra Heavy Fittings, Add For Work In Restricted Working Space, Add</i>	1,429.54 322.38 304.24	676.44
23 21	13 23-0592	EA	10" x 6" Standard Weight, Welded Plain End, Black Steel Concentric Reducer <i>For Schedule 80 Or Extra Heavy Fittings, Add For Work In Restricted Working Space, Add</i>	1,404.09 314.74 304.24	676.44
23 21	13 23-0593	EA	10" x 4" Standard Weight, Welded Plain End, Black Steel Concentric Reducer <i>For Schedule 80 Or Extra Heavy Fittings, Add For Work In Restricted Working Space, Add</i>	1,724.43 410.84 304.24	676.44
23 21	13 23-0594	EA	12" x 10" Standard Weight, Welded Plain End, Black Steel Concentric Reducer <i>For Schedule 80 Or Extra Heavy Fittings, Add For Work In Restricted Working Space, Add</i>	1,735.04 392.24 366.48	814.77
23 21	13 23-0595	EA	12" x 8" Standard Weight, Welded Plain End, Black Steel Concentric Reducer <i>For Schedule 80 Or Extra Heavy Fittings, Add For Work In Restricted Working Space, Add</i>	1,811.96 415.32 366.48	814.77
23 21	13 23-0596	EA	12" x 6" Standard Weight, Welded Plain End, Black Steel Concentric Reducer <i>For Schedule 80 Or Extra Heavy Fittings, Add For Work In Restricted Working Space, Add</i>	1,839.82 423.68 366.48	814.77
23 21	13 23-0597	EA	12" x 4" Standard Weight, Welded Plain End, Black Steel Concentric Reducer <i>For Schedule 80 Or Extra Heavy Fittings, Add For Work In Restricted Working Space, Add</i>	2,656.38 668.65 366.48	814.77
23 21	13 23-0598	EA	14" x 12" Standard Weight, Welded Plain End, Black Steel Concentric Reducer <i>For Schedule 80 Or Extra Heavy Fittings, Add For Work In Restricted Working Space, Add</i>	2,200.32 510.16 428.38	952.38



MINOR CSI UOM DESCRIPTION	TOTAL DIRECT UNIT COST	DEMOLITION UNIT COST
23 21 13 23-0599 EA 14" x 10" Standard Weight, Welded Plain End, Black Steel Concentric Reducer <i>For Schedule 80 Or Extra Heavy Fittings, Add For Work In Restricted Working Space, Add</i>	2,485.47 595.71 428.38	952.38
23 21 13 23-0600 EA 14" x 8" Standard Weight, Welded Plain End, Black Steel Concentric Reducer <i>For Schedule 80 Or Extra Heavy Fittings, Add For Work In Restricted Working Space, Add</i>	2,733.21 670.03 428.38	952.38
23 21 13 23-0601 EA 14" x 8" Standard Weight, Welded Plain End, Black Steel Concentric Reducer <i>For Schedule 80 Or Extra Heavy Fittings, Add For Work In Restricted Working Space, Add</i>	3,690.66 957.27 428.38	952.38
23 21 13 23-0602 EA 16" x 14" Standard Weight, Welded Plain End, Black Steel Concentric Reducer <i>For Schedule 80 Or Extra Heavy Fittings, Add For Work In Restricted Working Space, Add</i>	2,958.10 718.76 481.92	1,071.50
23 21 13 23-0603 EA 16" x 12" Standard Weight, Welded Plain End, Black Steel Concentric Reducer <i>For Schedule 80 Or Extra Heavy Fittings, Add For Work In Restricted Working Space, Add</i>	2,958.10 718.76 481.92	1,071.50
23 21 13 23-0604 EA 16" x 10" Standard Weight, Welded Plain End, Black Steel Concentric Reducer <i>For Schedule 80 Or Extra Heavy Fittings, Add For Work In Restricted Working Space, Add</i>	3,100.32 761.42 481.92	1,071.50
23 21 13 23-0605 EA 16" x 8" Standard Weight, Welded Plain End, Black Steel Concentric Reducer <i>For Schedule 80 Or Extra Heavy Fittings, Add For Work In Restricted Working Space, Add</i>	3,572.58 903.10 481.92	1,071.50
23 21 13 23-0606 EA 16" x 6" Standard Weight, Welded Plain End, Black Steel Concentric Reducer <i>For Schedule 80 Or Extra Heavy Fittings, Add For Work In Restricted Working Space, Add</i>	5,528.46 1,489.86 481.92	1,071.50
23 21 13 23-0607 EA 18" x 16" Standard Weight, Welded Plain End, Black Steel Concentric Reducer <i>For Schedule 80 Or Extra Heavy Fittings, Add For Work In Restricted Working Space, Add</i>	3,312.59 801.01 550.77	1,224.53
23 21 13 23-0608 EA 18" x 14" Standard Weight, Welded Plain End, Black Steel Concentric Reducer <i>For Schedule 80 Or Extra Heavy Fittings, Add For Work In Restricted Working Space, Add</i>	3,677.10 910.36 550.77	1,224.53
23 21 13 23-0609 EA 18" x 12" Standard Weight, Welded Plain End, Black Steel Concentric Reducer <i>For Schedule 80 Or Extra Heavy Fittings, Add For Work In Restricted Working Space, Add</i>	3,829.77 956.16 550.77	1,224.53
23 21 13 23-0610 EA 18" x 10" Standard Weight, Welded Plain End, Black Steel Concentric Reducer <i>For Schedule 80 Or Extra Heavy Fittings, Add For Work In Restricted Working Space, Add</i>	4,245.15 1,080.78 550.77	1,224.53
23 21 13 23-0611 EA 18" x 8" Standard Weight, Welded Plain End, Black Steel Concentric Reducer <i>For Schedule 80 Or Extra Heavy Fittings, Add For Work In Restricted Working Space, Add</i>	9,018.62 2,512.82 550.77	1,224.53
23 21 13 23-0612 EA 20" x 18" Standard Weight, Welded Plain End, Black Steel Concentric Reducer <i>For Schedule 80 Or Extra Heavy Fittings, Add For Work In Restricted Working Space, Add</i>	4,607.02 1,164.46 621.83	1,382.50
23 21 13 23-0613 EA 20" x 16" Standard Weight, Welded Plain End, Black Steel Concentric Reducer <i>For Schedule 80 Or Extra Heavy Fittings, Add For Work In Restricted Working Space, Add</i>	4,607.02 1,164.46 621.83	1,382.50
23 21 13 23-0614 EA 20" x 14" Standard Weight, Welded Plain End, Black Steel Concentric Reducer <i>For Schedule 80 Or Extra Heavy Fittings, Add For Work In Restricted Working Space, Add</i>	4,711.07 1,195.68 621.83	1,382.50
23 21 13 23-0615 EA 20" x 12" Standard Weight, Welded Plain End, Black Steel Concentric Reducer <i>For Schedule 80 Or Extra Heavy Fittings, Add For Work In Restricted Working Space, Add</i>	5,327.05 1,380.47 621.83	1,382.50
23 21 13 23-0616 EA 20" x 10" Standard Weight, Welded Plain End, Black Steel Concentric Reducer <i>For Schedule 80 Or Extra Heavy Fittings, Add For Work In Restricted Working Space, Add</i>	6,398.81 1,702.00 621.83	1,382.50
23 21 13 23-0617 EA 24" x 20" Standard Weight, Welded Plain End, Black Steel Concentric Reducer <i>For Schedule 80 Or Extra Heavy Fittings, Add For Work In Restricted Working Space, Add</i>	5,008.47 1,277.64 642.57	1,428.67
23 21 13 23-0618 EA 24" x 18" Standard Weight, Welded Plain End, Black Steel Concentric Reducer <i>For Schedule 80 Or Extra Heavy Fittings, Add For Work In Restricted Working Space, Add</i>	5,073.56 1,297.17 642.57	1,428.67
23 21 13 23-0619 EA 24" x 16" Standard Weight, Welded Plain End, Black Steel Concentric Reducer <i>For Schedule 80 Or Extra Heavy Fittings, Add For Work In Restricted Working Space, Add</i>	5,200.79 1,335.34 642.57	1,428.67
23 21 13 23-0620 EA 24" x 14" Standard Weight, Welded Plain End, Black Steel Concentric Reducer <i>For Schedule 80 Or Extra Heavy Fittings, Add For Work In Restricted Working Space, Add</i>	8,146.70 2,219.11 642.57	1,428.67
23 21 13 23-0621 EA 24" x 12" Standard Weight, Welded Plain End, Black Steel Concentric Reducer <i>For Schedule 80 Or Extra Heavy Fittings, Add For Work In Restricted Working Space, Add</i>	8,728.25 2,393.58 642.57	1,428.67
23 21 13 23-0622 Welded Plain End Black Steel Caps (23 21 13 23-0393)		
23 21 13 23-0623 EA 1" Standard Weight, Welded Plain End Black Steel Cap <i>For Schedule 80 Fittings, Add For Work In Restricted Working Space, Add</i>	61.43 12.09 15.21	33.87
23 21 13 23-0624 EA 1-1/4" Standard Weight, Welded Plain End Black Steel Cap <i>For Schedule 80 Fittings, Add For Work In Restricted Working Space, Add</i>	67.16 13.18 16.73	37.22
23 21 13 23-0625 EA 1-1/2" Standard Weight, Welded Plain End Black Steel Cap <i>For Schedule 80 Fittings, Add For Work In Restricted Working Space, Add</i>	69.87 13.73 17.34	38.54
23 21 13 23-0626 EA 2" Standard Weight, Welded Plain End Black Steel Cap <i>For Schedule 80 Fittings, Add For Work In Restricted Working Space, Add</i>	86.71 16.76 22.22	49.39

23 Heating, Ventilating, and Air-Conditioning (HVAC)

23 20 HVAC Piping and Pumps

23 21 Hydronic Piping and Pumps



MINOR	CSI	UOM	DESCRIPTION	TOTAL DIRECT UNIT COST	DEMOLITION UNIT COST
23 21	13 23-0627	EA	2-1/2" Standard Weight, Welded Plain End Black Steel Cap <i>For Schedule 80 Fittings, Add</i> <i>For Work In Restricted Working Space, Add</i>	102.52 19.60 26.78	59.53
23 21	13 23-0628	EA	3" Standard Weight, Welded Plain End Black Steel Cap <i>For Schedule 80 Fittings, Add</i> <i>For Work In Restricted Working Space, Add</i>	120.38 23.24 30.89	68.66
23 21	13 23-0629	EA	4" Standard Weight, Welded Plain End Black Steel Cap <i>For Schedule 80 Fittings, Add</i> <i>For Work In Restricted Working Space, Add</i>	201.10 38.09 53.38	118.65
23 21	13 23-0630	EA	6" Standard Weight, Welded Plain End Black Steel Cap <i>For Schedule 80 Fittings, Add</i> <i>For Work In Restricted Working Space, Add</i>	337.97 64.65 88.19	196.04
23 21	13 23-0631	EA	8" Standard Weight, Welded Plain End Black Steel Cap <i>For Schedule 80 Fittings, Add</i> <i>For Work In Restricted Working Space, Add</i>	478.07 91.92 123.60	274.84
23 21	13 23-0632	EA	10" Standard Weight, Welded Plain End Black Steel Cap <i>For Schedule 80 Fittings, Add</i> <i>For Work In Restricted Working Space, Add</i>	636.00 125.79 156.02	346.94
23 21	13 23-0633	EA	12" Standard Weight, Welded Plain End Black Steel Cap <i>For Schedule 80 Fittings, Add</i> <i>For Work In Restricted Working Space, Add</i>	742.68 148.09 179.32	398.69
23 21	13 23-0634	EA	14" Standard Weight, Welded Plain End Black Steel Cap <i>For Schedule 80 Fittings, Add</i> <i>For Work In Restricted Working Space, Add</i>	986.42 206.68 214.19	476.19
23 21	13 23-0635	EA	16" Standard Weight, Welded Plain End Black Steel Cap <i>For Schedule 80 Fittings, Add</i> <i>For Work In Restricted Working Space, Add</i>	1,145.58 240.04 248.73	553.00
23 21	13 23-0636	EA	18" Standard Weight, Welded Plain End Black Steel Cap <i>For Schedule 80 Fittings, Add</i> <i>For Work In Restricted Working Space, Add</i>	1,281.93 269.84 275.39	612.32
23 21	13 23-0637		150 LB, Welded Plain End Black Steel Neck Flanges (23 21 13 23-0903) Note: Excludes bolt and gasket sets See CSI section 23 21 13 23-0713 for Class 150 steel bolt and gasket set.		
23 21	13 23-0638	EA	2", 150 LB, Welded Plain End Black Steel Neck Flange <i>For 300 LB Rating, Add</i> <i>For Work In Restricted Working Space, Add</i>	153.71 39.39 34.39	76.47
23 21	13 23-0639	EA	2-1/2", 150 LB, Welded Plain End Black Steel Neck Flange <i>For 300 LB Rating, Add</i> <i>For Work In Restricted Working Space, Add</i>	182.13 42.37 42.92	95.43
23 21	13 23-0640	EA	3", 150 LB, Welded Plain End Black Steel Neck Flange <i>For 300 LB Rating, Add</i> <i>For Work In Restricted Working Space, Add</i>	202.69 44.55 49.07	109.12
23 21	13 23-0641	EA	4", 150 LB, Welded Plain End Black Steel Neck Flange <i>For 300 LB Rating, Add</i> <i>For Work In Restricted Working Space, Add</i>	265.61 57.54 64.73	143.91
23 21	13 23-0642	EA	6", 150 LB, Welded Plain End Black Steel Neck Flange <i>For 300 LB Rating, Add</i> <i>For Work In Restricted Working Space, Add</i>	403.82 88.03 98.14	218.24
23 21	13 23-0643	EA	8", 150 LB, Welded Plain End Black Steel Neck Flange <i>For 300 LB Rating, Add</i> <i>For Work In Restricted Working Space, Add</i>	467.41 120.53 104.20	231.72
23 21	13 23-0644	EA	10", 150 LB, Welded Plain End Black Steel Neck Flange <i>For 300 LB Rating, Add</i> <i>For Work In Restricted Working Space, Add</i>	611.08 168.56 130.69	290.53
23 21	13 23-0645	EA	12", 150 LB, Welded Plain End Black Steel Neck Flange <i>For 300 LB Rating, Add</i> <i>For Work In Restricted Working Space, Add</i>	750.10 230.97 148.28	329.68
23 21	13 23-0646	EA	14", 150 LB, Welded Plain End Black Steel Neck Flange <i>For 300 LB Rating, Add</i> <i>For Work In Restricted Working Space, Add</i>	986.09 334.61 179.32	398.69
23 21	13 23-0647	EA	16", 150 LB, Welded Plain End Black Steel Neck Flange <i>For 300 LB Rating, Add</i> <i>For Work In Restricted Working Space, Add</i>	1,301.41 497.66 208.40	463.34
23 21	13 23-0648	EA	18", 150 LB, Welded Plain End Black Steel Neck Flange <i>For 300 LB Rating, Add</i> <i>For Work In Restricted Working Space, Add</i>	1,621.20 671.41 233.66	519.49
23 21	13 23-0649	EA	20", 150 LB, Welded Plain End Black Steel Neck Flange <i>For 300 LB Rating, Add</i> <i>For Work In Restricted Working Space, Add</i>	2,055.42 850.59 296.57	659.37
23 21	13 23-0650	EA	24", 150 LB, Welded Plain End Black Steel Neck Flange <i>For 300 LB Rating, Add</i> <i>For Work In Restricted Working Space, Add</i>	2,337.80 999.25 321.28	714.33
23 21	13 23-0651		150 LB, Welded Black Steel Slip-On Flanges (23 21 13 23-0903) Note: Excludes bolt and gasket sets See CSI section 23 21 13 23-0713 for Class 150 steel bolt and gasket set.		
23 21	13 23-0652	EA	2", 150 LB, Welded Black Steel Slip-On Flanges <i>For 300 LB Rating, Add</i> <i>For Work In Restricted Working Space, Add</i>	114.64 30.62 27.38	76.47
23 21	13 23-0653	EA	2-1/2", 150 LB, Welded Black Steel Slip-On Flange <i>For 300 LB Rating, Add</i> <i>For Work In Restricted Working Space, Add</i>	141.57 38.72 33.47	95.43



MINOR CSI UOM DESCRIPTION	TOTAL DIRECT UNIT COST	DEMOLITION UNIT COST
23 21 13 23-0654 EA 3", 150 LB, Welded Black Steel Slip-On Flange	167.16	109.12
For 300 LB Rating, Add	45.63	
For Work In Restricted Working Space, Add	39.55	
23 21 13 23-0655 EA 4", 150 LB, Welded Black Steel Slip-On Flange	220.59	143.91
For 300 LB Rating, Add	61.47	
For Work In Restricted Working Space, Add	51.72	
23 21 13 23-0656 EA 6", 150 LB, Welded Black Steel Slip-On Flange	327.69	218.24
For 300 LB Rating, Add	93.36	
For Work In Restricted Working Space, Add	76.06	
23 21 13 23-0657 EA 8", 150 LB, Welded Black Steel Slip-On Flange	429.15	231.72
For 300 LB Rating, Add	134.74	
For Work In Restricted Working Space, Add	94.90	
23 21 13 23-0658 EA 10", 150 LB, Welded Black Steel Slip-On Flange	590.17	290.53
For 300 LB Rating, Add	216.79	
For Work In Restricted Working Space, Add	118.63	
23 21 13 23-0659 EA 12", 150 LB, Welded Black Steel Slip-On Flange	781.78	329.68
For 300 LB Rating, Add	326.37	
For Work In Restricted Working Space, Add	142.35	
23 21 13 23-0660 EA 14", 150 LB, Welded Black Steel Slip-On Flange	1,002.54	398.69
For 300 LB Rating, Add	462.17	
For Work In Restricted Working Space, Add	166.08	
23 21 13 23-0661 EA 16", 150 LB, Welded Black Steel Slip-On Flange	1,217.37	463.34
For 300 LB Rating, Add	608.37	
For Work In Restricted Working Space, Add	183.87	
23 21 13 23-0662 EA 18", 150 LB, Welded Black Steel Slip-On Flange	1,349.98	519.49
For 300 LB Rating, Add	680.56	
For Work In Restricted Working Space, Add	201.67	
23 21 13 23-0663 EA 20", 150 LB, Welded Black Steel Slip-On Flange	1,501.90	659.37
For 300 LB Rating, Add	770.14	
For Work In Restricted Working Space, Add	219.46	
23 21 13 23-0664 EA 24", 150 LB, Welded Black Steel Slip-On Flange	1,715.74	714.33
For 300 LB Rating, Add	868.29	
For Work In Restricted Working Space, Add	255.05	
23 21 13 23-0665 150 LB, Forged Steel Blind Flanges (23 21 13 23-0393)		
23 21 13 23-0666 EA 2", 150 LB, Forged Steel Blind Flange	76.30	27.13
For 300 LB Rating, Add	23.34	
For 600 LB Rating, Add	61.06	
For Work In Restricted Working Space, Add	16.28	
23 21 13 23-0667 EA 2-1/2", 150 LB, Forged Steel Blind Flange	100.85	32.55
For 300 LB Rating, Add	35.44	
For 600 LB Rating, Add	95.57	
For Work In Restricted Working Space, Add	19.53	
23 21 13 23-0668 EA 3", 150 LB, Forged Steel Blind Flange	123.79	43.41
For 300 LB Rating, Add	38.71	
For 600 LB Rating, Add	101.80	
For Work In Restricted Working Space, Add	26.04	
23 21 13 23-0669 EA 4", 150 LB, Forged Steel Blind Flange	159.47	54.25
For 300 LB Rating, Add	52.17	
For 600 LB Rating, Add	138.60	
For Work In Restricted Working Space, Add	32.55	
23 21 13 23-0670 EA 6", 150 LB, Forged Steel Blind Flange	218.29	70.53
For 300 LB Rating, Add	76.60	
For 600 LB Rating, Add	206.53	
For Work In Restricted Working Space, Add	42.32	
23 21 13 23-0671 EA 8", 150 LB, Forged Steel Blind Flange	285.29	81.38
For 300 LB Rating, Add	115.11	
For 600 LB Rating, Add	318.49	
For Work In Restricted Working Space, Add	48.83	
23 21 13 23-0672 EA 10", 150 LB, Forged Steel Blind Flange	434.57	97.65
For 300 LB Rating, Add	211.92	
For 600 LB Rating, Add	603.54	
For Work In Restricted Working Space, Add	58.59	
23 21 13 23-0673 EA 12", 150 LB, Forged Steel Blind Flange	566.50	113.93
For 300 LB Rating, Add	294.84	
For 600 LB Rating, Add	846.94	
For Work In Restricted Working Space, Add	68.36	
23 21 13 23-0674 EA 14", 150 LB, Forged Steel Blind Flange	957.67	130.21
For 300 LB Rating, Add	585.16	
For Work In Restricted Working Space, Add	78.12	
23 21 13 23-0675 EA 16", 150 LB, Forged Steel Blind Flange	1,027.91	146.48
For 300 LB Rating, Add	618.73	
For Work In Restricted Working Space, Add	87.89	
23 21 13 23-0676 EA 18", 150 LB, Forged Steel Blind Flange	1,156.33	179.02
For 300 LB Rating, Add	676.21	
For Work In Restricted Working Space, Add	107.42	
23 21 13 23-0677 EA 20", 150 LB, Forged Steel Blind Flange	1,483.57	195.30
For 300 LB Rating, Add	915.38	
For Work In Restricted Working Space, Add	117.18	
23 21 13 23-0678 EA 24", 150 LB, Forged Steel Blind Flange	2,020.47	227.85
For 300 LB Rating, Add	1,299.66	
For Work In Restricted Working Space, Add	136.71	

23 Heating, Ventilating, and Air-Conditioning (HVAC)

23 20 HVAC Piping and Pumps

23 21 Hydronic Piping and Pumps



MINOR
CSI UOM DESCRIPTION

TOTAL DIRECT DEMOLITION
UNIT COST UNIT COST

23 21 13 23-0679 3,000 LB, Forge Steel Thread-O-Lets (23 21 13 23-0393)

23 21 13 23-0680	EA 1/2", 3,000 LB, Forge Steel Thread-O-Let	70.41
	<i>For Work In Restricted Working Space, Add</i>	19.17
23 21 13 23-0681	EA 3/4", 3,000 LB, Forge Steel Thread-O-Let	74.58
	<i>For Work In Restricted Working Space, Add</i>	20.08
23 21 13 23-0682	EA 1", 3,000 LB, Forge Steel Thread-O-Let	79.57
	<i>For Work In Restricted Working Space, Add</i>	21.30
23 21 13 23-0683	EA 1-1/4", 3,000 LB, Forge Steel Thread-O-Let	88.23
	<i>For Work In Restricted Working Space, Add</i>	22.82
23 21 13 23-0684	EA 1-1/2", 3,000 LB, Forge Steel Thread-O-Let	98.98
	<i>For Work In Restricted Working Space, Add</i>	25.86
23 21 13 23-0685	EA 2", 3,000 LB, Forge Steel Thread-O-Let	127.90
	<i>For Work In Restricted Working Space, Add</i>	33.80
23 21 13 23-0686	EA 2-1/2", 3,000 LB, Forge Steel Thread-O-Let	200.10
	<i>For Work In Restricted Working Space, Add</i>	43.46
23 21 13 23-0687	EA 3", 3,000 LB, Forge Steel Thread-O-Let	275.88
	<i>For Work In Restricted Working Space, Add</i>	60.85
23 21 13 23-0688	EA 4", 3,000 LB, Forge Steel Thread-O-Let	367.70
	<i>For Work In Restricted Working Space, Add</i>	76.06

23 21 13 23-0689 3,000 LB, Forge Steel Weld-O-Lets (23 21 13 23-0393)

23 21 13 23-0690	EA 1/2", 3,000 LB, Forge Steel Weld-O-Let	88.91
	<i>For Work In Restricted Working Space, Add</i>	22.12
23 21 13 23-0691	EA 3/4", 3,000 LB, Forge Steel Weld-O-Let	95.10
	<i>For Work In Restricted Working Space, Add</i>	23.18
23 21 13 23-0692	EA 1", 3,000 LB, Forge Steel Weld-O-Let	101.12
	<i>For Work In Restricted Working Space, Add</i>	24.34
23 21 13 23-0693	EA 1-1/4", 3,000 LB, Forge Steel Weld-O-Let	118.52
	<i>For Work In Restricted Working Space, Add</i>	27.05
23 21 13 23-0694	EA 1-1/2", 3,000 LB, Forge Steel Weld-O-Let	131.19
	<i>For Work In Restricted Working Space, Add</i>	30.43
23 21 13 23-0695	EA 2", 3,000 LB, Forge Steel Weld-O-Let	175.36
	<i>For Work In Restricted Working Space, Add</i>	40.56
23 21 13 23-0696	EA 2-1/2", 3,000 LB, Forge Steel Weld-O-Let	290.94
	<i>For Work In Restricted Working Space, Add</i>	48.68
23 21 13 23-0697	EA 3", 3,000 LB, Forge Steel Weld-O-Let	383.19
	<i>For Work In Restricted Working Space, Add</i>	63.89
23 21 13 23-0698	EA 4", 3,000 LB, Forge Steel Weld-O-Let	536.52
	<i>For Work In Restricted Working Space, Add</i>	81.14
23 21 13 23-0699	EA 6", 3,000 LB, Forge Steel Weld-O-Let	758.52
	<i>For Work In Restricted Working Space, Add</i>	121.70
23 21 13 23-0700	EA 8", 3,000 LB, Forge Steel Weld-O-Let	1,208.54
	<i>For Work In Restricted Working Space, Add</i>	162.25
23 21 13 23-0701	EA 10", 3,000 LB, Forge Steel Weld-O-Let	1,573.42
	<i>For Work In Restricted Working Space, Add</i>	187.23
23 21 13 23-0702	EA 12", 3,000 LB, Forge Steel Weld-O-Let	2,540.74
	<i>For Work In Restricted Working Space, Add</i>	221.28

23 21 13 23-0703 3,000 LB, Forge Steel Sock-O-Lets (23 21 13 23-0393)

23 21 13 23-0704	EA 1/2", 3,000 LB, Forge Steel Sock-O-Let	102.61
	<i>For Work In Restricted Working Space, Add</i>	26.44
23 21 13 23-0705	EA 3/4", 3,000 LB, Forge Steel Sock-O-Let	109.39
	<i>For Work In Restricted Working Space, Add</i>	27.72
23 21 13 23-0706	EA 1", 3,000 LB, Forge Steel Sock-O-Let	117.03
	<i>For Work In Restricted Working Space, Add</i>	29.39
23 21 13 23-0707	EA 1-1/4", 3,000 LB, Forge Steel Sock-O-Let	132.01
	<i>For Work In Restricted Working Space, Add</i>	31.49
23 21 13 23-0708	EA 1-1/2", 3,000 LB, Forge Steel Sock-O-Let	147.34
	<i>For Work In Restricted Working Space, Add</i>	35.69
23 21 13 23-0709	EA 2", 3,000 LB, Forge Steel Sock-O-Let	190.92
	<i>For Work In Restricted Working Space, Add</i>	46.64
23 21 13 23-0710	EA 2-1/2", 3,000 LB, Forge Steel Sock-O-Let	322.57
	<i>For Work In Restricted Working Space, Add</i>	59.97
23 21 13 23-0711	EA 3", 3,000 LB, Forge Steel Sock-O-Let	442.20
	<i>For Work In Restricted Working Space, Add</i>	83.97
23 21 13 23-0712	EA 4", 3,000 LB, Forge Steel Sock-O-Let	603.53
	<i>For Work In Restricted Working Space, Add</i>	104.96

23 21 13 23-0713 Class 150 Flange, Steel Bolt And Gasket Sets (23 21 13 23-0393)

Note: Used between weld neck or slip-on flanges and valves, or equipment with bolt connections, or between two bolted valves. Flanged equipment, flanged fittings and flanged valves exclude bolt and gasket sets.

23 21 13 23-0714	EA 3/4" To 1-1/2" Pipe Diameter, Class 150 Steel Flange, Bolt And Gasket Set	11.51
	Note: Includes rubber gasket, and four (4) 1/2" diameter bolts with washers and nut.	
	<i>For Zinc Plated, Add</i>	3.22
	<i>For Hot Dip Galvanized, Add</i>	4.60
	<i>For Advanced Fluoropolymer (Blue Coating), Add</i>	8.06



MINOR CSI UOM DESCRIPTION	TOTAL DIRECT UNIT COST	DEMOLITION UNIT COST
23 21 13 23-0715 EA 2" Pipe Diameter, Class 150 Steel Flange, Bolt And Gasket Set.....	14.53	
Note: Includes rubber gasket, and four (4) 5/8" diameter bolts with washers and nut.		
For Zinc Plated, Add	4.07	
For Hot Dip Galvanized, Add	5.81	
For Advanced Fluoropolymer (Blue Coating), Add	10.17	
23 21 13 23-0716 EA 2-1/2" Pipe Diameter, Class 150 Steel Flange, Bolt And Gasket Set.....	14.72	
Note: Includes rubber gasket, and four (4) 5/8" diameter bolts with washers and nut.		
For Zinc Plated, Add	4.12	
For Hot Dip Galvanized, Add	5.89	
For Advanced Fluoropolymer (Blue Coating), Add	10.30	
23 21 13 23-0717 EA 3" Pipe Diameter, Class 150 Steel Flange, Bolt And Gasket Set.....	14.81	
Note: Includes rubber gasket, and four (4) 5/8" diameter bolts with washers and nut.		
For Zinc Plated, Add	4.15	
For Hot Dip Galvanized, Add	5.92	
For Advanced Fluoropolymer (Blue Coating), Add	10.37	
23 21 13 23-0718 EA 4" Pipe Diameter, Class 150 Steel Flange, Bolt And Gasket Set.....	32.60	
Note: Includes rubber gasket, and eight (8) 5/8" diameter bolts with washers and nut.		
For Zinc Plated, Add	9.13	
For Hot Dip Galvanized, Add	13.04	
For Advanced Fluoropolymer (Blue Coating), Add	22.82	
23 21 13 23-0719 EA 5" Pipe Diameter, Class 150 Steel Flange, Bolt And Gasket Set.....	46.49	
Note: Includes rubber gasket, and eight (8) 3/4" diameter bolts with washers and nut.		
For Zinc Plated, Add	13.02	
For Hot Dip Galvanized, Add	18.60	
For Advanced Fluoropolymer (Blue Coating), Add	32.54	
23 21 13 23-0720 EA 6" Pipe Diameter, Class 150 Steel Flange, Bolt And Gasket Set.....	50.35	
Note: Includes rubber gasket, and eight (8) 3/4" diameter bolts with washers and nut.		
For Zinc Plated, Add	14.10	
For Hot Dip Galvanized, Add	20.14	
For Advanced Fluoropolymer (Blue Coating), Add	35.25	
23 21 13 23-0721 EA 8" Pipe Diameter, Class 150 Steel Flange, Bolt And Gasket Set.....	55.38	
Note: Includes rubber gasket, and eight (8) 3/4" diameter bolts with washers and nut.		
For Zinc Plated, Add	15.51	
For Hot Dip Galvanized, Add	22.15	
For Advanced Fluoropolymer (Blue Coating), Add	38.77	
23 21 13 23-0722 EA 10" Pipe Diameter, Class 150 Steel Flange, Bolt And Gasket Set.....	121.72	
Note: Includes rubber gasket, and twelve (12) 7/8" diameter bolts with washers and nut.		
For Zinc Plated, Add	34.08	
For Hot Dip Galvanized, Add	48.69	
For Advanced Fluoropolymer (Blue Coating), Add	85.20	
23 21 13 23-0723 EA 12" Pipe Diameter, Class 150 Steel Flange, Bolt And Gasket Set.....	124.54	
Note: Includes rubber gasket, and twelve (12) 7/8" diameter bolts with washers and nut.		
For Zinc Plated, Add	34.87	
For Hot Dip Galvanized, Add	49.82	
For Advanced Fluoropolymer (Blue Coating), Add	87.18	
23 21 13 23-0724 EA 14" Pipe Diameter, Class 150 Steel Flange, Bolt And Gasket Set.....	139.74	
Note: Includes rubber gasket, and twelve (12) 1" diameter bolts with washers and nut.		
For Zinc Plated, Add	39.13	
For Hot Dip Galvanized, Add	55.90	
For Advanced Fluoropolymer (Blue Coating), Add	97.82	
23 21 13 23-0725 EA 16" Pipe Diameter, Class 150 Steel Flange, Bolt And Gasket Set.....	231.07	
Note: Includes rubber gasket, and sixteen (16) 1" diameter bolts with washers and nut.		
For Zinc Plated, Add	64.70	
For Hot Dip Galvanized, Add	92.43	
For Advanced Fluoropolymer (Blue Coating), Add	161.75	
23 21 13 23-0726 EA 18" Pipe Diameter, Class 150 Steel Flange, Bolt And Gasket Set.....	332.20	
Note: Includes rubber gasket, and sixteen (16) 1-1/8" diameter bolts with washers and nut.		
For Zinc Plated, Add	93.02	
For Hot Dip Galvanized, Add	132.88	
For Advanced Fluoropolymer (Blue Coating), Add	232.54	
23 21 13 23-0727 EA 20" Pipe Diameter, Class 150 Steel Flange, Bolt And Gasket Set.....	419.80	
Note: Includes rubber gasket, and twenty (20) 1-1/8" diameter bolts with washers and nut.		
For Zinc Plated, Add	117.54	
For Hot Dip Galvanized, Add	167.92	
For Advanced Fluoropolymer (Blue Coating), Add	293.86	
23 21 13 23-0728 EA 24" Pipe Diameter, Class 150 Steel Flange, Bolt And Gasket Set.....	597.40	
Note: Includes rubber gasket, and twenty (20) 1-1/4" diameter bolts with washers and nut.		
For Zinc Plated, Add	167.27	
For Hot Dip Galvanized, Add	238.96	
For Advanced Fluoropolymer (Blue Coating), Add	418.18	
23 21 13 23-0729 EA 30" Pipe Diameter, Class 150 Steel Flange, Bolt And Gasket Set.....	942.74	
Note: Includes rubber gasket, and twenty-eight (28) 1-1/4" diameter bolts with washers and nut.		
For Zinc Plated, Add	263.97	
For Hot Dip Galvanized, Add	377.10	
For Advanced Fluoropolymer (Blue Coating), Add	659.92	
23 21 13 23-0730 EA 36" Pipe Diameter, Class 150 Steel Flange, Bolt And Gasket Set.....	1,340.29	
Note: Includes rubber gasket, and thirty-two (32) 1-1/2" diameter bolts with washers and nut.		
For Zinc Plated, Add	375.28	
For Hot Dip Galvanized, Add	536.12	
For Advanced Fluoropolymer (Blue Coating), Add	938.20	

23 21 13 23-0731 **Class 300 Flange, Steel Bolt And Gasket Sets** (23 21 13 23-0393)
 Note: Used between weld neck or slip-on flanges and valves, or equipment with bolt connections, or between two bolted valves. Flanged equipment, flanged fittings and flanged valves exclude bolt and gasket sets.

23 Heating, Ventilating, and Air-Conditioning (HVAC)

23 20 HVAC Piping and Pumps

23 21 Hydronic Piping and Pumps



MINOR	CSI	UOM	DESCRIPTION	TOTAL DIRECT UNIT COST	DEMOLITION UNIT COST
23 21	13 23-0732	EA	3/4" To 1-1/2" Pipe Diameter, Class 300 Steel Flange, Bolt And Gasket Set.....	19.07	
			Note: Includes rubber gasket, and four (4) 5/8" diameter bolts with washers and nut.		
			For Zinc Plated, Add	5.34	
			For Hot Dip Galvanized, Add	7.63	
			For Advanced Fluoropolymer (Blue Coating), Add	13.35	
23 21	13 23-0733	EA	2" Pipe Diameter, Class 300 Steel Flange, Bolt And Gasket Set.....	34.01	
			Note: Includes rubber gasket, and eight (8) 5/8" diameter bolts with washers and nut.		
			For Zinc Plated, Add	9.52	
			For Hot Dip Galvanized, Add	13.60	
			For Advanced Fluoropolymer (Blue Coating), Add	23.81	
23 21	13 23-0734	EA	2-1/2" Pipe Diameter, Class 300 Steel Flange, Bolt And Gasket Set.....	52.31	
			Note: Includes rubber gasket, and eight (8) 3/4" diameter bolts with washers and nut.		
			For Zinc Plated, Add	14.65	
			For Hot Dip Galvanized, Add	20.92	
			For Advanced Fluoropolymer (Blue Coating), Add	36.62	
23 21	13 23-0735	EA	3" Pipe Diameter, Class 300 Steel Flange, Bolt And Gasket Set.....	56.84	
			Note: Includes rubber gasket, and eight (8) 3/4" diameter bolts with washers and nut.		
			For Zinc Plated, Add	15.92	
			For Hot Dip Galvanized, Add	22.74	
			For Advanced Fluoropolymer (Blue Coating), Add	39.79	
23 21	13 23-0736	EA	4" Pipe Diameter, Class 300 Steel Flange, Bolt And Gasket Set.....	58.08	
			Note: Includes rubber gasket, and eight (8) 3/4" diameter bolts with washers and nut.		
			For Zinc Plated, Add	16.26	
			For Hot Dip Galvanized, Add	23.23	
			For Advanced Fluoropolymer (Blue Coating), Add	40.66	
23 21	13 23-0737	EA	5" Pipe Diameter, Class 300 Steel Flange, Bolt And Gasket Set.....	63.79	
			Note: Includes rubber gasket, and eight (8) 3/4" diameter bolts with washers and nut.		
			For Zinc Plated, Add	17.86	
			For Hot Dip Galvanized, Add	25.52	
			For Advanced Fluoropolymer (Blue Coating), Add	44.65	
23 21	13 23-0738	EA	6" Pipe Diameter, Class 300 Steel Flange, Bolt And Gasket Set.....	90.46	
			Note: Includes rubber gasket, and twelve (12) 3/4" diameter bolts with washers and nut.		
			For Zinc Plated, Add	25.33	
			For Hot Dip Galvanized, Add	36.18	
			For Advanced Fluoropolymer (Blue Coating), Add	63.32	
23 21	13 23-0739	EA	8" Pipe Diameter, Class 300 Steel Flange, Bolt And Gasket Set.....	139.92	
			Note: Includes rubber gasket, and twelve (12) 7/8" diameter bolts with washers and nut.		
			For Zinc Plated, Add	39.18	
			For Hot Dip Galvanized, Add	55.97	
			For Advanced Fluoropolymer (Blue Coating), Add	97.94	
23 21	13 23-0740	EA	10" Pipe Diameter, Class 300 Steel Flange, Bolt And Gasket Set.....	253.51	
			Note: Includes rubber gasket, and sixteen (16) 1" diameter bolts with washers and nut.		
			For Zinc Plated, Add	70.98	
			For Hot Dip Galvanized, Add	101.40	
			For Advanced Fluoropolymer (Blue Coating), Add	177.46	
23 21	13 23-0741	EA	12" Pipe Diameter, Class 300 Steel Flange, Bolt And Gasket Set.....	364.40	
			Note: Includes rubber gasket, and sixteen (16) 1-1/8" diameter bolts with washers and nut.		
			For Zinc Plated, Add	102.03	
			For Hot Dip Galvanized, Add	145.76	
			For Advanced Fluoropolymer (Blue Coating), Add	255.08	
23 21	13 23-0742	EA	14" Pipe Diameter, Class 300 Steel Flange, Bolt And Gasket Set.....	497.80	
			Note: Includes rubber gasket, and twenty (20) 1-1/8" diameter bolts with washers and nut.		
			For Zinc Plated, Add	139.38	
			For Hot Dip Galvanized, Add	199.12	
			For Advanced Fluoropolymer (Blue Coating), Add	348.46	
23 21	13 23-0743	EA	16" Pipe Diameter, Class 300 Steel Flange, Bolt And Gasket Set.....	685.52	
			Note: Includes rubber gasket, and twenty (20) 1-1/4" diameter bolts with washers and nut.		
			For Zinc Plated, Add	191.95	
			For Hot Dip Galvanized, Add	274.21	
			For Advanced Fluoropolymer (Blue Coating), Add	479.86	
23 21	13 23-0744	EA	18" Pipe Diameter, Class 300 Steel Flange, Bolt And Gasket Set.....	881.39	
			Note: Includes rubber gasket, and twenty-four (24) 1-1/4" diameter bolts with washers and nut.		
			For Zinc Plated, Add	246.79	
			For Hot Dip Galvanized, Add	352.56	
			For Advanced Fluoropolymer (Blue Coating), Add	616.97	
23 21	13 23-0745	EA	20" Pipe Diameter, Class 300 Steel Flange, Bolt And Gasket Set.....	936.34	
			Note: Includes rubber gasket, and twenty-four (24) 1-1/4" diameter bolts with washers and nut.		
			For Zinc Plated, Add	262.18	
			For Hot Dip Galvanized, Add	374.54	
			For Advanced Fluoropolymer (Blue Coating), Add	655.44	
23 21	13 23-0746	EA	24" Pipe Diameter, Class 300 Steel Flange, Bolt And Gasket Set.....	1,189.06	
			Note: Includes rubber gasket, and twenty-four (24) 1-1/2" diameter bolts with washers and nut.		
			For Zinc Plated, Add	332.94	
			For Hot Dip Galvanized, Add	475.62	
			For Advanced Fluoropolymer (Blue Coating), Add	832.34	
23 21	13 23-0747	EA	30" Pipe Diameter, Class 300 Steel Flange, Bolt And Gasket Set.....	1,871.81	
			Note: Includes rubber gasket, and twenty-eight (28) 1-3/4" diameter bolts with washers and nut.		
			For Zinc Plated, Add	524.11	
			For Hot Dip Galvanized, Add	748.72	
			For Advanced Fluoropolymer (Blue Coating), Add	1,310.27	
23 21	13 23-0748	EA	36" Pipe Diameter, Class 300 Steel Flange, Bolt And Gasket Set.....	2,823.20	
			Note: Includes rubber gasket, and thirty-two (32) 2" diameter bolts with washers and nut.		
			For Zinc Plated, Add	790.50	
			For Hot Dip Galvanized, Add	1,129.28	
			For Advanced Fluoropolymer (Blue Coating), Add	1,976.24	



MINOR	CSI	UOM	DESCRIPTION	TOTAL DIRECT UNIT COST	DEMOLITION UNIT COST
-------	-----	-----	-------------	------------------------	----------------------

23 21 13 23-0749			Class 150 Flange, Stainless Steel Bolt And Gasket Sets <small>(23 21 13 23-0393)</small>		
			Note: Used between weld neck or slip-on flanges and valves, or equipment with bolt connections, or between two bolted valves. Flanged equipment, flanged fittings and flanged valves exclude bolt and gasket sets.		
23 21 13 23-0750	EA		3/4" To 1-1/2" Pipe Diameter, Class 150 Flange, Stainless Steel Bolt And Gasket Set.....	11.51	
			Note: Includes rubber gasket, and four (4) 1/2" diameter bolts with washers and nut.		
23 21 13 23-0751	EA		2" Pipe Diameter, Class 150 Flange, Stainless Steel Bolt And Gasket Set.....	56.97	
			Note: Includes rubber gasket, and four (4) 5/8" diameter bolts with washers and nut.		
23 21 13 23-0752	EA		2-1/2" Pipe Diameter, Class 150 Flange, Stainless Steel Bolt And Gasket Set.....	57.06	
			Note: Includes rubber gasket, and four (4) 5/8" diameter bolts with washers and nut.		
23 21 13 23-0753	EA		3" Pipe Diameter, Class 150 Flange, Stainless Steel Bolt And Gasket Set.....	57.16	
			Note: Includes rubber gasket, and four (4) 5/8" diameter bolts with washers and nut.		
23 21 13 23-0754	EA		4" Pipe Diameter, Class 150 Flange, Stainless Steel Bolt And Gasket Set.....	120.86	
			Note: Includes rubber gasket, and eight (8) 5/8" diameter bolts with washers and nut.		
23 21 13 23-0755	EA		5" Pipe Diameter, Class 150 Flange, Stainless Steel Bolt And Gasket Set.....	153.39	
			Note: Includes rubber gasket, and eight (8) 3/4" diameter bolts with washers and nut.		
23 21 13 23-0756	EA		6" Pipe Diameter, Class 150 Flange, Stainless Steel Bolt And Gasket Set.....	173.05	
			Note: Includes rubber gasket, and eight (8) 3/4" diameter bolts with washers and nut.		
23 21 13 23-0757	EA		8" Pipe Diameter, Class 150 Flange, Stainless Steel Bolt And Gasket Set.....	174.01	
			Note: Includes rubber gasket, and eight (8) 3/4" diameter bolts with washers and nut.		
23 21 13 23-0758	EA		10" Pipe Diameter, Class 150 Flange, Stainless Steel Bolt And Gasket Set.....	448.95	
			Note: Includes rubber gasket, and twelve (12) 7/8" diameter bolts with washers and nut.		
23 21 13 23-0759	EA		12" Pipe Diameter, Class 150 Flange, Stainless Steel Bolt And Gasket Set.....	450.76	
			Note: Includes rubber gasket, and twelve (12) 7/8" diameter bolts with washers and nut.		
23 21 13 23-0760	EA		14" Pipe Diameter, Class 150 Flange, Stainless Steel Bolt And Gasket Set.....	682.29	
			Note: Includes rubber gasket, and twelve (12) 1" diameter bolts with washers and nut.		
23 21 13 23-0761	EA		16" Pipe Diameter, Class 150 Flange, Stainless Steel Bolt And Gasket Set.....	908.95	
			Note: Includes rubber gasket, and sixteen (16) 1" diameter bolts with washers and nut.		
23 21 13 23-0762	EA		18" Pipe Diameter, Class 150 Flange, Stainless Steel Bolt And Gasket Set.....	2,362.19	
			Note: Includes rubber gasket, and sixteen (16) 1-1/8" diameter bolts with washers and nut.		
23 21 13 23-0763	EA		20" Pipe Diameter, Class 150 Flange, Stainless Steel Bolt And Gasket Set.....	2,736.78	
			Note: Includes rubber gasket, and twenty (20) 1-1/8" diameter bolts with washers and nut.		
23 21 13 23-0764	EA		24" Pipe Diameter, Class 150 Flange, Stainless Steel Bolt And Gasket Set.....	3,159.80	
			Note: Includes rubber gasket, and twenty (20) 1-1/4" diameter bolts with washers and nut.		

23 21 13 23-0765			150 LB, Rubber Flange Gasket Replacement <small>(23 21 13 23-0393)</small>		
			Note: Includes unbolting, removal of old gaskets, new 150 LB rubber gasket and rebolting.		
23 21 13 23-0766	EA		1/2", 150 LB, Rubber Flange Gasket Replacement.....	30.59	
			For 300 LB Rating Gasket Set, Add	0.21	
			For Work In Restricted Working Space, Add	8.99	
23 21 13 23-0767	EA		3/4", 150 LB, Rubber Flange Gasket Replacement.....	32.79	
			For 300 LB Rating Gasket Set, Add	0.28	
			For Work In Restricted Working Space, Add	9.59	
23 21 13 23-0768	EA		1", 150 LB, Rubber Flange Gasket Replacement.....	36.39	
			For 300 LB Rating Gasket Set, Add	0.50	
			For Work In Restricted Working Space, Add	10.49	
23 21 13 23-0769	EA		1-1/4", 150 LB, Rubber Flange Gasket Replacement.....	39.60	
			For 300 LB Rating Gasket Set, Add	0.57	
			For Work In Restricted Working Space, Add	11.39	
23 21 13 23-0770	EA		1-1/2", 150 LB, Rubber Flange Gasket Replacement.....	44.00	
			For 300 LB Rating Gasket Set, Add	0.71	
			For Work In Restricted Working Space, Add	12.59	
23 21 13 23-0771	EA		2", 150 LB, Rubber Flange Gasket Replacement.....	48.82	
			For 300 LB Rating Gasket Set, Add	0.99	
			For Work In Restricted Working Space, Add	13.79	
23 21 13 23-0772	EA		2-1/2", 150 LB, Rubber Flange Gasket Replacement.....	57.81	
			For 300 LB Rating Gasket Set, Add	1.35	
			For Work In Restricted Working Space, Add	16.19	
23 21 13 23-0773	EA		3", 150 LB, Rubber Flange Gasket Replacement.....	61.43	
			For 300 LB Rating Gasket Set, Add	1.56	
			For Work In Restricted Working Space, Add	17.09	
23 21 13 23-0774	EA		4", 150 LB, Rubber Flange Gasket Replacement.....	82.25	
			For 300 LB Rating Gasket Set, Add	2.56	
			For Work In Restricted Working Space, Add	22.49	
23 21 13 23-0775	EA		5", 150 LB, Rubber Flange Gasket Replacement.....	95.06	
			For 300 LB Rating Gasket Set, Add	2.84	
			For Work In Restricted Working Space, Add	26.09	
23 21 13 23-0776	EA		6", 150 LB, Rubber Flange Gasket Replacement.....	109.48	
			For 300 LB Rating Gasket Set, Add	3.69	
			For Work In Restricted Working Space, Add	29.68	
23 21 13 23-0777	EA		8", 150 LB, Rubber Flange Gasket Replacement.....	135.33	
			For 300 LB Rating Gasket Set, Add	5.39	
			For Work In Restricted Working Space, Add	35.98	
23 21 13 23-0778	EA		10", 150 LB, Rubber Flange Gasket Replacement.....	149.80	
			For 300 LB Rating Gasket Set, Add	7.66	
			For Work In Restricted Working Space, Add	38.38	
23 21 13 23-0779	EA		12", 150 LB, Rubber Flange Gasket Replacement.....	172.88	
			For 300 LB Rating Gasket Set, Add	9.79	
			For Work In Restricted Working Space, Add	43.48	
23 21 13 23-0780	EA		14", 150 LB, Rubber Flange Gasket Replacement.....	183.34	
			For 300 LB Rating Gasket Set, Add	11.70	
			For Work In Restricted Working Space, Add	44.97	

23 Heating, Ventilating, and Air-Conditioning (HVAC)

23 20 HVAC Piping and Pumps

23 21 Hydronic Piping and Pumps



MINOR	CSI	UOM	DESCRIPTION	TOTAL DIRECT UNIT COST	DEMOLITION UNIT COST
23 21	13 23-0781	EA	16", 150 LB, Rubber Flange Gasket Replacement <i>For 300 LB Rating Gasket Set, Add</i> <i>For Work In Restricted Working Space, Add</i>	237.16 13.05 59.96	
23 21	13 23-0782	EA	18", 150 LB, Rubber Flange Gasket Replacement <i>For 300 LB Rating Gasket Set, Add</i> <i>For Work In Restricted Working Space, Add</i>	257.77 13.62 65.66	
23 21	13 23-0783	EA	20", 150 LB, Rubber Flange Gasket Replacement <i>For 300 LB Rating Gasket Set, Add</i> <i>For Work In Restricted Working Space, Add</i>	308.55 14.61 80.04	
23 21	13 23-0784		Cut And Prepare For Welding Existing In-Place Black Steel Pipe (23 21 13 23-0393) Note: For use when connecting pipe to an existing in-place system.		
23 21	13 23-0785	EA	1/2", Cut And Prepare For Welding Existing In Place Black Steel Pipe <i>For Work In Restricted Working Space, Add</i>	21.69 6.51	
23 21	13 23-0786	EA	3/4", Cut And Prepare For Welding Existing In Place Black Steel Pipe <i>For Work In Restricted Working Space, Add</i>	23.43 7.03	
23 21	13 23-0787	EA	1", Cut And Prepare For Welding Existing In Place Black Steel Pipe <i>For Work In Restricted Working Space, Add</i>	26.35 7.91	
23 21	13 23-0788	EA	1-1/4", Cut And Prepare For Welding Existing In Place Black Steel Pipe <i>For Work In Restricted Working Space, Add</i>	27.65 8.30	
23 21	13 23-0789	EA	1-1/2", Cut And Prepare For Welding Existing In Place Black Steel Pipe <i>For Work In Restricted Working Space, Add</i>	29.28 8.78	
23 21	13 23-0790	EA	2", Cut And Prepare For Welding Existing In Place Black Steel Pipe <i>For Work In Restricted Working Space, Add</i>	31.45 9.44	
23 21	13 23-0791	EA	2-1/2", Cut And Prepare For Welding Existing In Place Black Steel Pipe <i>For Work In Restricted Working Space, Add</i>	33.63 10.09	
23 21	13 23-0792	EA	3", Cut And Prepare For Welding Existing In Place Black Steel Pipe <i>For Work In Restricted Working Space, Add</i>	36.87 11.06	
23 21	13 23-0793	EA	4", Cut And Prepare For Welding Existing In Place Black Steel Pipe <i>For Work In Restricted Working Space, Add</i>	40.13 12.04	
23 21	13 23-0794	EA	6", Cut And Prepare For Welding Existing In Place Black Steel Pipe <i>For Work In Restricted Working Space, Add</i>	43.38 13.01	
23 21	13 23-0795	EA	8", Cut And Prepare For Welding Existing In Place Black Steel Pipe <i>For Work In Restricted Working Space, Add</i>	46.63 13.99	
23 21	13 23-0796	EA	10", Cut And Prepare For Welding Existing In Place Black Steel Pipe <i>For Work In Restricted Working Space, Add</i>	50.97 15.29	
23 21	13 23-0797	EA	12", Cut And Prepare For Welding Existing In Place Black Steel Pipe <i>For Work In Restricted Working Space, Add</i>	55.31 16.59	
23 21	13 23-0798	EA	14", Cut And Prepare For Welding Existing In Place Black Steel Pipe <i>For Work In Restricted Working Space, Add</i>	59.65 17.90	
23 21	13 23-0799	EA	16", Cut And Prepare For Welding Existing In Place Black Steel Pipe <i>For Work In Restricted Working Space, Add</i>	63.99 19.20	
23 21	13 23-0800	EA	18", Cut And Prepare For Welding Existing In Place Black Steel Pipe <i>For Work In Restricted Working Space, Add</i>	67.24 20.17	
23 21	13 23-0801	EA	20", Cut And Prepare For Welding Existing In Place Black Steel Pipe <i>For Work In Restricted Working Space, Add</i>	70.49 21.15	
23 21	13 23-0802	EA	24", Cut And Prepare For Welding Existing In Place Black Steel Pipe <i>For Work In Restricted Working Space, Add</i>	74.84 22.45	
23 21	13 23-0803		Welded Plain End Electric Resistance Black Steel Pipe (23 21 13 23-0393) Note: ASTM A-135.		
23 21	13 23-0804	LF	2" Electric Resistance Weld Black Pipe, Plain End Schedule 40 ASTM A-135, Not Including Hangers Or Fittings <i>For Work In Restricted Working Space, Add</i>	28.94 5.48	11.15
23 21	13 23-0805	LF	2-1/2" Electric Resistance Weld Black Pipe, Plain End Schedule 40 ASTM A-135, Not Including Hangers Or Fittings <i>For Work In Restricted Working Space, Add</i>	34.66 5.48	12.17
23 21	13 23-0806	LF	3" Electric Resistance Weld Black Pipe, Plain End Schedule 40 ASTM A-135, Not Including Hangers Or Fittings <i>For Work In Restricted Working Space, Add</i>	38.11 5.37	11.96
23 21	13 23-0807	LF	4" Electric Resistance Weld Black Pipe, Plain End Schedule 40 ASTM A-135, Not Including Hangers Or Fittings <i>For Work In Restricted Working Space, Add</i>	47.21 6.84	15.21
23 21	13 23-0808	LF	6" Electric Resistance Weld Black Pipe, Plain End Schedule 40 ASTM A-135, Not Including Hangers Or Fittings <i>For Work In Restricted Working Space, Add</i>	81.03 10.12	22.51
23 21	13 23-0809	LF	8.322" Electric Resistance Weld Black Pipe, Plain End Schedule 40 ASTM A-135, Not Including Hangers Or Fittings <i>For Work In Restricted Working Space, Add</i>	107.28 12.16	26.99
23 21	13 23-0810	LF	10.365" Electric Resistance Weld Black Pipe, Plain End Schedule 40 ASTM A-135, Not Including Hangers Or Fittings <i>For Work In Restricted Working Space, Add</i>	149.59 15.13	33.61
23 21	13 23-0811	LF	12.375" Electric Resistance Weld Black Pipe, Plain End Schedule 40 ASTM A-135, Not Including Hangers Or Fittings <i>For Work In Restricted Working Space, Add</i>	182.04 18.23	40.53
23 21	13 23-0812	LF	14.375" Electric Resistance Weld Black Pipe, Plain End Schedule 40 ASTM A-135, Not Including Hangers Or Fittings <i>For Work In Restricted Working Space, Add</i>	231.05 23.66	52.59
23 21	13 23-0813		150 LB, Spiral Wound Metal Flange Gasket Replacement (23 21 13 23-0393) Note: Includes unbolting, removal of old gaskets, new 150 LB spiral wound metal flange gasket (1/8" thick carbon steel outer ring with spiral wound 304 stainless steel inner ring) and rebolting.		
23 21	13 23-0814	EA	1/2", 150 LB, Spiral Wound Metal Flange Gasket Replacement <i>For 300 Lb., Add</i> <i>For Work In Restricted Working Space, Add</i>	34.07 0.31 8.99	



MINOR CSI UOM DESCRIPTION	TOTAL DIRECT UNIT COST	DEMOLITION UNIT COST
23 21 13 23-0815 EA 3/4", 150 LB, Spiral Wound Metal Flange Gasket Replacement.....	36.14	
<i>For 300 Lb., Add</i>	0.31	
<i>For Work In Restricted Working Space, Add</i>	9.59	
23 21 13 23-0816 EA 1", 150 LB, Spiral Wound Metal Flange Gasket Replacement.....	39.17	
<i>For 300 Lb., Add</i>	0.32	
<i>For Work In Restricted Working Space, Add</i>	10.49	
23 21 13 23-0817 EA 1-1/4", 150 LB, Spiral Wound Metal Flange Gasket Replacement	42.82	
<i>For 300 Lb., Add</i>	0.36	
<i>For Work In Restricted Working Space, Add</i>	11.39	
23 21 13 23-0818 EA 1-1/2", 150 LB, Spiral Wound Metal Flange Gasket Replacement	46.91	
<i>For 300 Lb., Add</i>	0.37	
<i>For Work In Restricted Working Space, Add</i>	12.59	
23 21 13 23-0819 EA 2", 150 LB, Spiral Wound Metal Flange Gasket Replacement.....	51.14	
<i>For 300 Lb., Add</i>	0.39	
<i>For Work In Restricted Working Space, Add</i>	13.79	
23 21 13 23-0820 EA 2-1/2", 150 LB, Spiral Wound Metal Flange Gasket Replacement	59.58	
<i>For 300 Lb., Add</i>	0.42	
<i>For Work In Restricted Working Space, Add</i>	16.19	
23 21 13 23-0821 EA 3", 150 LB, Spiral Wound Metal Flange Gasket Replacement.....	63.04	
<i>For 300 Lb., Add</i>	0.46	
<i>For Work In Restricted Working Space, Add</i>	17.09	
23 21 13 23-0822 EA 4", 150 LB, Spiral Wound Metal Flange Gasket Replacement.....	82.71	
<i>For 300 Lb., Add</i>	0.58	
<i>For Work In Restricted Working Space, Add</i>	22.49	
23 21 13 23-0823 EA 5", 150 LB, Spiral Wound Metal Flange Gasket Replacement.....	96.52	
<i>For 300 Lb., Add</i>	0.72	
<i>For Work In Restricted Working Space, Add</i>	26.08	
23 21 13 23-0824 EA 6", 150 LB, Spiral Wound Metal Flange Gasket Replacement.....	109.59	
<i>For 300 Lb., Add</i>	0.80	
<i>For Work In Restricted Working Space, Add</i>	29.69	
23 21 13 23-0825 EA 8", 150 LB, Spiral Wound Metal Flange Gasket Replacement.....	132.65	
<i>For 300 Lb., Add</i>	0.95	
<i>For Work In Restricted Working Space, Add</i>	35.99	
23 21 13 23-0826 EA 10", 150 LB, Spiral Wound Metal Flange Gasket Replacement.....	145.43	
<i>For 300 Lb., Add</i>	1.31	
<i>For Work In Restricted Working Space, Add</i>	38.38	
23 21 13 23-0827 EA 12", 150 LB, Spiral Wound Metal Flange Gasket Replacement.....	171.30	
<i>For 300 Lb., Add</i>	1.98	
<i>For Work In Restricted Working Space, Add</i>	43.48	
23 21 13 23-0828 150 LB, Flexible Graphite Flange Gasket Replacement <small>(23 21 13 23-0393)</small>		
<small>Note: Includes unbolting, removal of old gaskets, new 150 LB spiral wound metal flange gasket (flexible graphite outer ring with 316 stainless steel inner ring) and rebolting.</small>		
23 21 13 23-0829 EA 1/2", 150 LB, Flexible Graphite Flange Gasket Replacement.....	30.80	
<i>For Work In Restricted Working Space, Add</i>	8.99	
23 21 13 23-0830 EA 3/4", 150 LB, Flexible Graphite Flange Gasket Replacement.....	33.34	
<i>For Work In Restricted Working Space, Add</i>	9.59	
23 21 13 23-0831 EA 1", 150 LB, Flexible Graphite Flange Gasket Replacement.....	36.53	
<i>For Work In Restricted Working Space, Add</i>	10.49	
23 21 13 23-0832 EA 1-1/4", 150 LB, Flexible Graphite Flange Gasket Replacement.....	40.20	
<i>For Work In Restricted Working Space, Add</i>	11.39	
23 21 13 23-0833 EA 1-1/2", 150 LB, Flexible Graphite Flange Gasket Replacement.....	44.34	
<i>For Work In Restricted Working Space, Add</i>	12.59	
23 21 13 23-0834 EA 2", 150 LB, Flexible Graphite Flange Gasket Replacement.....	49.09	
<i>For Work In Restricted Working Space, Add</i>	13.79	
23 21 13 23-0835 EA 2-1/2", 150 LB, Flexible Graphite Flange Gasket Replacement.....	58.16	
<i>For Work In Restricted Working Space, Add</i>	16.19	
23 21 13 23-0836 EA 3", 150 LB, Flexible Graphite Flange Gasket Replacement.....	61.39	
<i>For Work In Restricted Working Space, Add</i>	17.09	
23 21 13 23-0837 EA 4", 150 LB, Flexible Graphite Flange Gasket Replacement.....	82.11	
<i>For Work In Restricted Working Space, Add</i>	22.49	
23 21 13 23-0838 EA 5", 150 LB, Flexible Graphite Flange Gasket Replacement.....	95.47	
<i>For Work In Restricted Working Space, Add</i>	26.08	
23 21 13 23-0839 EA 6", 150 LB, Flexible Graphite Flange Gasket Replacement.....	108.46	
<i>For Work In Restricted Working Space, Add</i>	29.69	
23 21 13 23-0840 EA 8", 150 LB, Flexible Graphite Flange Gasket Replacement.....	135.94	
<i>For Work In Restricted Working Space, Add</i>	35.99	
23 21 13 23-0841 EA 10", 150 LB, Flexible Graphite Flange Gasket Replacement.....	151.13	
<i>For Work In Restricted Working Space, Add</i>	38.38	
23 21 13 23-0842 EA 12", 150 LB, Flexible Graphite Flange Gasket Replacement.....	173.62	
<i>For Work In Restricted Working Space, Add</i>	43.48	
23 21 13 23-0843 150 LB, Teflon, Spiral Wound, Flange Gasket Replacement <small>(23 21 13 23-0393)</small>		
<small>Note: Includes unbolting, removal of old gaskets, new 150 LB spiral wound metal flange gasket (teflon outer ring with 304 stainless steel inner ring) and rebolting.</small>		
23 21 13 23-0844 EA 1/2", 150 LB Teflon, Spiral Wound, Flange Gasket Replacement	49.41	
<i>For Work In Restricted Working Space, Add</i>	8.99	
23 21 13 23-0845 EA 3/4", 150 LB Teflon, Spiral Wound, Flange Gasket Replacement	52.73	
<i>For Work In Restricted Working Space, Add</i>	9.59	
23 21 13 23-0846 EA 1", 150 LB Teflon, Spiral Wound, Flange Gasket Replacement	57.07	
<i>For Work In Restricted Working Space, Add</i>	10.49	
23 21 13 23-0847 EA 1-1/4", Teflon, Spiral Wound, Flange Gasket Replacement.....	64.75	
<i>For Work In Restricted Working Space, Add</i>	11.39	

23 Heating, Ventilating, and Air-Conditioning (HVAC)

23 20 HVAC Piping and Pumps

23 21 Hydronic Piping and Pumps



MINOR CSI UOM DESCRIPTION	TOTAL DIRECT UNIT COST	DEMOLITION UNIT COST
23 21 13 23-0848 EA 1-1/2", Teflon, Spiral Wound, Flange Gasket Replacement.....	69.63	
<i>For Work In Restricted Working Space, Add</i>	12.59	
23 21 13 23-0849 EA 2", Teflon, Spiral Wound, Flange Gasket Replacement.....	75.94	
<i>For Work In Restricted Working Space, Add</i>	13.79	
23 21 13 23-0850 EA 2-1/2", 150 LB Teflon, Spiral Wound, Flange Gasket Replacement	88.21	
<i>For Work In Restricted Working Space, Add</i>	16.19	
23 21 13 23-0851 EA 3", 150 LB Teflon, Spiral Wound, Flange Gasket Replacement.....	100.43	
<i>For Work In Restricted Working Space, Add</i>	17.09	
23 21 13 23-0852 EA 4", 150 LB Teflon, Spiral Wound, Flange Gasket Replacement.....	126.70	
<i>For Work In Restricted Working Space, Add</i>	22.49	
23 21 13 23-0853 EA 5", 150 LB Teflon, Spiral Wound, Flange Gasket Replacement.....	151.40	
<i>For Work In Restricted Working Space, Add</i>	26.08	
23 21 13 23-0854 EA 6", 150 LB Teflon, Spiral Wound, Flange Gasket Replacement.....	198.85	
<i>For Work In Restricted Working Space, Add</i>	29.69	
23 21 13 23-0855 EA 8", 150 LB Teflon, Spiral Wound, Flange Gasket Replacement.....	218.61	
<i>For Work In Restricted Working Space, Add</i>	35.99	
23 21 13 23-0856 EA 10", 150 LB Teflon, Spiral Wound, Flange Gasket Replacement.....	249.29	
<i>For Work In Restricted Working Space, Add</i>	38.38	
23 21 13 23-0857 EA 12", 150 LB Teflon, Spiral Wound, Flange Gasket Replacement.....	328.23	
<i>For Work In Restricted Working Space, Add</i>	43.48	
23 21 13 23-0858 Flanged Steel Fittings <small>(23 21 13 23)</small>		
<i>See CSI section 23 21 13 23-0394 for steel pipe, 23 21 13 23-0637 for welded neck flange ends.</i>		
23 21 13 23-0859 Flanged Steel Fittings, Standard Weight <small>(23 21 13 23-0858)</small>		
<i>Note: Flanged equipment, flanged fittings and flanged valves exclude bolt and gasket sets. See CSI section 23 21 13 23-0713 for Class 150 steel bolt and gasket set.</i>		
23 21 13 23-0860 Flanged Steel, 90 Degree Elbows <small>(23 21 13 23-0859)</small>		
23 21 13 23-0861 EA 2" Standard Weight, Flanged Steel, 90 Degree Elbow	609.73	46.64
<i>For Galvanized Fittings, Add</i>	431.85	
<i>For Extra Heavy Weight Fittings, Add</i>	647.77	
23 21 13 23-0862 EA 2-1/2" Standard Weight, Flanged Steel, 90 Degree Elbow	680.11	51.94
<i>For Galvanized Fittings, Add</i>	481.76	
<i>For Extra Heavy Weight Fittings, Add</i>	722.64	
23 21 13 23-0863 EA 3" Standard Weight, Flanged Steel, 90 Degree Elbow	671.81	57.33
<i>For Galvanized Fittings, Add</i>	468.74	
<i>For Extra Heavy Weight Fittings, Add</i>	703.10	
23 21 13 23-0864 EA 4" Standard Weight, Flanged Steel, 90 Degree Elbow	856.69	66.62
<i>For Galvanized Fittings, Add</i>	605.45	
<i>For Extra Heavy Weight Fittings, Add</i>	908.17	
23 21 13 23-0865 EA 5" Standard Weight, Flanged Steel, 90 Degree Elbow	1,210.46	74.61
<i>For Galvanized Fittings, Add</i>	878.88	
<i>For Extra Heavy Weight Fittings, Add</i>	1,318.32	
23 21 13 23-0866 EA 6" Standard Weight, Flanged Steel, 90 Degree Elbow	1,274.55	86.60
<i>For Galvanized Fittings, Add</i>	915.77	
<i>For Extra Heavy Weight Fittings, Add</i>	1,373.65	
23 21 13 23-0867 EA 8" Standard Weight, Flanged Steel, 90 Degree Elbow	1,626.77	95.88
<i>For Galvanized Fittings, Add</i>	1,186.36	
<i>For Extra Heavy Weight Fittings, Add</i>	1,779.54	
23 21 13 23-0868 Flanged Steel, Reducing 90 Degree Elbows <small>(23 21 13 23-0859)</small>		
23 21 13 23-0869 EA 2-1/2" x 2" Standard Weight, Flanged Steel, Reducing 90 Degree Elbow	1,164.37	49.34
<i>For Galvanized Fittings, Add</i>	872.37	
<i>For Extra Heavy Weight Fittings, Add</i>	1,308.55	
23 21 13 23-0870 EA 3" x 2-1/2" Standard Weight, Flanged Steel, Reducing 90 Degree Elbow	1,210.34	54.64
<i>For Galvanized Fittings, Add</i>	902.75	
<i>For Extra Heavy Weight Fittings, Add</i>	1,354.13	
23 21 13 23-0871 EA 4" x 3" Standard Weight, Flanged Steel, Reducing 90 Degree Elbow	1,511.58	61.92
<i>For Galvanized Fittings, Add</i>	1,134.95	
<i>For Extra Heavy Weight Fittings, Add</i>	1,702.43	
23 21 13 23-0872 EA 5" x 3" Standard Weight, Flanged Steel, Reducing 90 Degree Elbow	1,878.34	65.92
<i>For Galvanized Fittings, Add</i>	1,423.57	
<i>For Extra Heavy Weight Fittings, Add</i>	2,135.35	
23 21 13 23-0873 EA 6" x 4" Standard Weight, Flanged Steel, Reducing 90 Degree Elbow	2,138.45	76.61
<i>For Galvanized Fittings, Add</i>	1,618.87	
<i>For Extra Heavy Weight Fittings, Add</i>	2,428.31	
23 21 13 23-0874 EA 8" x 6" Standard Weight, Flanged Steel, Reducing 90 Degree Elbow	2,993.20	91.29
<i>For Galvanized Fittings, Add</i>	2,285.09	
<i>For Extra Heavy Weight Fittings, Add</i>	3,427.63	
23 21 13 23-0875 Flanged Steel, 45 Degree Elbows <small>(23 21 13 23-0859)</small>		
23 21 13 23-0876 EA 2" Standard Weight, Flanged Steel, 45 Degree Elbow	805.03	46.64
<i>For Galvanized Fittings, Add</i>	588.09	
<i>For Extra Heavy Weight Fittings, Add</i>	882.13	
23 21 13 23-0877 EA 2-1/2" Standard Weight, Flanged Steel, 45 Degree Elbow	837.44	51.94
<i>For Galvanized Fittings, Add</i>	607.62	
<i>For Extra Heavy Weight Fittings, Add</i>	911.44	
23 21 13 23-0878 EA 3" Standard Weight, Flanged Steel, 45 Degree Elbow	867.12	57.33
<i>For Galvanized Fittings, Add</i>	624.98	
<i>For Extra Heavy Weight Fittings, Add</i>	937.48	



MINOR CSI UOM DESCRIPTION	TOTAL DIRECT UNIT COST	DEMOLITION UNIT COST
23 21 13 23-0879 EA 4" Standard Weight, Flanged Steel, 45 Degree Elbow <i>For Galvanized Fittings, Add</i> <i>For Extra Heavy Weight Fittings, Add</i>	1,084.55 787.74 1,181.60	66.62
23 21 13 23-0880 EA 5" Standard Weight, Flanged Steel, 45 Degree Elbow <i>For Galvanized Fittings, Add</i> <i>For Extra Heavy Weight Fittings, Add</i>	1,579.37 1,174.01 1,761.01	74.61
23 21 13 23-0881 EA 6" Standard Weight, Flanged Steel, 45 Degree Elbow <i>For Galvanized Fittings, Add</i> <i>For Extra Heavy Weight Fittings, Add</i>	1,529.54 1,119.76 1,679.64	86.60
23 21 13 23-0882 EA 8" Standard Weight, Flanged Steel, 45 Degree Elbow <i>For Galvanized Fittings, Add</i> <i>For Extra Heavy Weight Fittings, Add</i>	1,808.36 1,331.63 1,997.45	95.88
23 21 13 23-0883 Flanged Steel, Tees <small>(23 21 13 23-0859)</small>		
23 21 13 23-0884 EA 2" Standard Weight, Flanged Steel, Tee..... <i>For Galvanized Fittings, Add</i> <i>For Extra Heavy Weight Fittings, Add</i>	774.88 536.01 804.01	69.92
23 21 13 23-0885 EA 2-1/2" Standard Weight, Flanged Steel, Tee <i>For Galvanized Fittings, Add</i> <i>For Extra Heavy Weight Fittings, Add</i>	1,009.29 713.95 1,070.93	77.91
23 21 13 23-0886 EA 3" Standard Weight, Flanged Steel, Tee..... <i>For Galvanized Fittings, Add</i> <i>For Extra Heavy Weight Fittings, Add</i>	910.09 624.99 937.49	85.89
23 21 13 23-0887 EA 4" Standard Weight, Flanged Steel, Tee..... <i>For Galvanized Fittings, Add</i> <i>For Extra Heavy Weight Fittings, Add</i>	1,316.20 933.11 1,399.67	99.98
23 21 13 23-0888 EA 5" Standard Weight, Flanged Steel, Tee..... <i>For Galvanized Fittings, Add</i> <i>For Extra Heavy Weight Fittings, Add</i>	1,980.81 1,450.42 2,175.62	111.96
23 21 13 23-0889 EA 6" Standard Weight, Flanged Steel, Tee..... <i>For Galvanized Fittings, Add</i> <i>For Extra Heavy Weight Fittings, Add</i>	2,422.14 1,781.91 2,672.87	129.95
23 21 13 23-0890 EA 8" Standard Weight, Flanged Steel, Tee..... <i>For Galvanized Fittings, Add</i> <i>For Extra Heavy Weight Fittings, Add</i>	2,677.13 1,961.13 2,941.69	150.52
23 21 13 23-0891 Flanged Steel, Reducing Tees <small>(23 21 13 23-0859)</small>		
23 21 13 23-0892 EA 2-1/2" Standard Weight, Flanged Steel, Reducing Tee <i>For Galvanized Fittings, Add</i> <i>For Extra Heavy Weight Fittings, Add</i>	1,249.44 909.26 1,363.90	75.31
23 21 13 23-0893 EA 3" Standard Weight, Flanged Steel, Reducing Tee <i>For Galvanized Fittings, Add</i> <i>For Extra Heavy Weight Fittings, Add</i>	1,445.88 1,056.82 1,585.24	83.30
23 21 13 23-0894 EA 4" Standard Weight, Flanged Steel, Reducing Tee <i>For Galvanized Fittings, Add</i> <i>For Extra Heavy Weight Fittings, Add</i>	2,521.61 1,903.02 2,854.54	95.28
23 21 13 23-0895 EA 5" Standard Weight, Flanged Steel, Reducing Tee <i>For Galvanized Fittings, Add</i> <i>For Extra Heavy Weight Fittings, Add</i>	2,722.16 2,048.29 3,072.43	107.97
23 21 13 23-0896 EA 6" Standard Weight, Flanged Steel, Reducing Tee <i>For Galvanized Fittings, Add</i> <i>For Extra Heavy Weight Fittings, Add</i>	3,430.11 2,595.47 3,893.21	123.95
23 21 13 23-0897 EA 8" Standard Weight, Flanged Steel, Reducing Tee <i>For Galvanized Fittings, Add</i> <i>For Extra Heavy Weight Fittings, Add</i>	4,293.90 3,268.13 4,902.19	139.23
23 21 13 23-0898 Flanged Steel, Concentric Reducers <small>(23 21 13 23-0859)</small>		
23 21 13 23-0899 EA 3" x 2-1/2" Standard Weight, Flanged Steel, Concentric Reducer <i>For Galvanized Fittings, Add</i> <i>For Extra Heavy Weight Fittings, Add</i>	1,194.07 889.74 1,334.60	54.64
23 21 13 23-0900 EA 4" x 3" Standard Weight, Flanged Steel, Concentric Reducer <i>For Galvanized Fittings, Add</i> <i>For Extra Heavy Weight Fittings, Add</i>	1,356.96 1,011.26 1,516.88	61.92
23 21 13 23-0901 EA 5" x 4" Standard Weight, Flanged Steel, Concentric Reducer <i>For Galvanized Fittings, Add</i> <i>For Extra Heavy Weight Fittings, Add</i>	2,029.10 1,538.58 2,307.88	70.61
23 21 13 23-0902 EA 6" x 4" Standard Weight, Flanged Steel, Concentric Reducer <i>For Galvanized Fittings, Add</i> <i>For Extra Heavy Weight Fittings, Add</i>	2,238.82 1,699.17 2,548.75	76.61
23 21 13 23-0903 EA 8" x 6" Standard Weight, Flanged Steel, Concentric Reducer <i>For Galvanized Fittings, Add</i> <i>For Extra Heavy Weight Fittings, Add</i>	2,621.58 1,987.79 2,981.69	91.29
23 21 13 23-0904 Flanged Steel, Eccentric Reducers <small>(23 21 13 23-0859)</small>		
23 21 13 23-0905 EA 4" x 3" Standard Weight, Flanged Steel, Eccentric Reducer..... <i>For Galvanized Fittings, Add</i> <i>For Extra Heavy Weight Fittings, Add</i>	1,288.60 956.57 1,434.85	61.92
23 21 13 23-0906 EA 5" x 4" Standard Weight, Flanged Steel, Eccentric Reducer..... <i>For Galvanized Fittings, Add</i> <i>For Extra Heavy Weight Fittings, Add</i>	1,761.64 1,324.62 1,986.92	70.61

23 Heating, Ventilating, and Air-Conditioning (HVAC)

23 20 HVAC Piping and Pumps

23 21 Hydronic Piping and Pumps



MINOR
CSI UOM DESCRIPTION

TOTAL DIRECT DEMOLITION
UNIT COST UNIT COST

MINOR	CSI	UOM	DESCRIPTION	TOTAL DIRECT UNIT COST	DEMOLITION UNIT COST
23 21	13 23-0907		Plain End Couplings And Fittings <small>(23 21 13 23)</small> Note: For use on standard weight steel pipe (Schedule 40), but may be used on lightwall steel or other metallic pipe such as aluminum or stainless steel.		
23 21	13 23-0908		Plain End Piping System Couplings <small>(23 21 13 23-0907)</small>		
23 21	13 23-0909		Plainlock Plain End Piping System Couplings <small>(23 21 13 23-0908)</small> Note: Ductile iron body with gasket, bolts and nuts.		
23 21	13 23-0910	EA	1" Plainlock Plain End Piping System Coupling.....	172.95	6.00
			<i>For Galvanized Fittings, Add</i>	32.79	
23 21	13 23-0911	EA	1-1/2" Plainlock Plain End Piping System Coupling.....	176.45	8.29
			<i>For Galvanized Fittings, Add</i>	32.79	
23 21	13 23-0912	EA	2" Plainlock Plain End Piping System Coupling.....	180.50	10.99
			<i>For Galvanized Fittings, Add</i>	32.79	
23 21	13 23-0913	EA	2-1/2" Plainlock Plain End Piping System Coupling.....	183.95	13.28
			<i>For Galvanized Fittings, Add</i>	32.79	
23 21	13 23-0914	EA	3" Plainlock Plain End Piping System Coupling.....	217.48	15.98
			<i>For Galvanized Fittings, Add</i>	38.70	
23 21	13 23-0915	EA	4" Plainlock Plain End Piping System Coupling.....	300.06	21.28
			<i>For Galvanized Fittings, Add</i>	53.62	
23 21	13 23-0916	EA	6" Plainlock Plain End Piping System Coupling.....	504.66	34.66
			<i>For Galvanized Fittings, Add</i>	90.54	
23 21	13 23-0917		Roust-A-Bout Plain End Piping System Couplings <small>(23 21 13 23-0908)</small> Note: Ductile iron body with gasket, bolts and nuts.		
23 21	13 23-0918	EA	1-1/2" Roust-A-Bout Plain End Piping System Coupling.....	208.29	8.29
			<i>For Galvanized Fittings, Add</i>	48.95	
23 21	13 23-0919	EA	2" Roust-A-Bout Plain End Piping System Coupling.....	212.34	10.99
			<i>For Galvanized Fittings, Add</i>	48.95	
23 21	13 23-0920	EA	2-1/2" Roust-A-Bout Plain End Piping System Coupling.....	215.80	13.38
			<i>For Galvanized Fittings, Add</i>	48.95	
23 21	13 23-0921	EA	3" Roust-A-Bout Plain End Piping System Coupling.....	314.01	15.98
			<i>For Galvanized Fittings, Add</i>	72.51	
23 21	13 23-0922	EA	3-1/2" Roust-A-Bout Plain End Piping System Coupling.....	363.65	18.68
			<i>For Galvanized Fittings, Add</i>	83.92	
23 21	13 23-0923	EA	4" Roust-A-Bout Plain End Piping System Coupling.....	367.61	21.28
			<i>For Galvanized Fittings, Add</i>	83.92	
23 21	13 23-0924	EA	5" Roust-A-Bout Plain End Piping System Coupling.....	519.52	26.67
			<i>For Galvanized Fittings, Add</i>	119.89	
23 21	13 23-0925	EA	6" Roust-A-Bout Plain End Piping System Coupling.....	637.64	34.66
			<i>For Galvanized Fittings, Add</i>	146.42	
23 21	13 23-0926	EA	8" Roust-A-Bout Plain End Piping System Coupling.....	1,100.52	41.35
			<i>For Galvanized Fittings, Add</i>	259.64	
23 21	13 23-0927	EA	10" Roust-A-Bout Plain End Piping System Coupling.....	1,424.56	48.94
			<i>For Galvanized Fittings, Add</i>	337.78	
23 21	13 23-0928	EA	12" Roust-A-Bout Plain End Piping System Coupling.....	1,782.29	57.93
			<i>For Galvanized Fittings, Add</i>	423.85	
23 21	13 23-0929	EA	14" Roust-A-Bout Plain End Piping System Coupling.....	2,503.49	64.02
			<i>For Galvanized Fittings, Add</i>	601.86	
23 21	13 23-0930	EA	16" Roust-A-Bout Plain End Piping System Coupling.....	3,405.39	72.42
			<i>For Galvanized Fittings, Add</i>	824.21	
23 21	13 23-0931		Plain End Piping System Fittings <small>(23 21 13 23-0907)</small> Note: Cast ductile iron bodies.		
23 21	13 23-0932		Plain End Piping System, 90 Degree Elbows <small>(23 21 13 23-0931)</small>		
23 21	13 23-0933	EA	1" Plain End Piping System, 90 Degree Elbow.....	171.10	10.89
			<i>For Galvanized Fittings, Add</i>	30.96	
23 21	13 23-0934	EA	1-1/2" Plain End Piping System, 90 Degree Elbow.....	179.50	16.48
			<i>For Galvanized Fittings, Add</i>	30.96	
23 21	13 23-0935	EA	2" Plain End Piping System, 90 Degree Elbow.....	187.43	21.77
			<i>For Galvanized Fittings, Add</i>	30.96	
23 21	13 23-0936	EA	2-1/2" Plain End Piping System, 90 Degree Elbow.....	194.54	26.57
			<i>For Galvanized Fittings, Add</i>	30.96	
23 21	13 23-0937	EA	3" Plain End Piping System, 90 Degree Elbow.....	234.12	32.16
			<i>For Galvanized Fittings, Add</i>	37.18	
23 21	13 23-0938	EA	4" Plain End Piping System, 90 Degree Elbow.....	334.65	42.35
			<i>For Galvanized Fittings, Add</i>	54.22	
23 21	13 23-0939	EA	5" Plain End Piping System, 90 Degree Elbow.....	1,017.94	53.03
			<i>For Galvanized Fittings, Add</i>	187.68	
23 21	13 23-0940	EA	6" Plain End Piping System, 90 Degree Elbow.....	850.25	69.41
			<i>For Galvanized Fittings, Add</i>	149.24	
23 21	13 23-0941	EA	8" Plain End Piping System, 90 Degree Elbow.....	1,699.66	82.40
			<i>For Galvanized Fittings, Add</i>	315.21	
23 21	13 23-0942	EA	10" Plain End Piping System, 90 Degree Elbow.....	2,125.19	96.28
			<i>For Galvanized Fittings, Add</i>	396.17	
23 21	13 23-0943	EA	12" Plain End Piping System, 90 Degree Elbow.....	2,695.48	115.66
			<i>For Galvanized Fittings, Add</i>	504.41	
23 21	13 23-0944		Plain End Piping System, 45 Degree Elbows <small>(23 21 13 23-0931)</small>		



MINOR CSI UOM DESCRIPTION	TOTAL DIRECT UNIT COST	DEMOLITION UNIT COST
23 21 13 23-0945 EA 1" Plain End Piping System, 45 Degree Elbow.....	171.10	10.89
For Galvanized Fittings, Add	30.96	
23 21 13 23-0946 EA 1-1/2" Plain End Piping System, 45 Degree Elbow.....	179.50	16.48
For Galvanized Fittings, Add	30.96	
23 21 13 23-0947 EA 2" Plain End Piping System, 45 Degree Elbow.....	187.43	21.77
For Galvanized Fittings, Add	30.96	
23 21 13 23-0948 EA 2-1/2" Plain End Piping System, 45 Degree Elbow.....	194.54	26.57
For Galvanized Fittings, Add	30.96	
23 21 13 23-0949 EA 3" Plain End Piping System, 45 Degree Elbow.....	234.12	32.16
For Galvanized Fittings, Add	37.18	
23 21 13 23-0950 EA 4" Plain End Piping System, 45 Degree Elbow.....	334.65	42.35
For Galvanized Fittings, Add	54.22	
23 21 13 23-0951 EA 5" Plain End Piping System, 45 Degree Elbow.....	1,017.94	53.03
For Galvanized Fittings, Add	187.68	
23 21 13 23-0952 EA 6" Plain End Piping System, 45 Degree Elbow.....	853.12	69.41
For Galvanized Fittings, Add	149.82	
23 21 13 23-0953 EA 8" Plain End Piping System, 45 Degree Elbow.....	989.60	82.40
For Galvanized Fittings, Add	173.20	
23 21 13 23-0954 EA 10" Plain End Piping System, 45 Degree Elbow.....	1,352.87	96.28
For Galvanized Fittings, Add	241.71	
23 21 13 23-0955 EA 12" Plain End Piping System, 45 Degree Elbow.....	1,734.68	115.66
For Galvanized Fittings, Add	312.25	
23 21 13 23-0956 Plain End Piping System, Tees (23 21 13 23-0931)		
23 21 13 23-0957 EA 1" Plain End Piping System, Tee.....	233.15	16.48
For Galvanized Fittings, Add	41.69	
23 21 13 23-0958 EA 1-1/2" Plain End Piping System, Tee.....	245.53	24.77
For Galvanized Fittings, Add	41.69	
23 21 13 23-0959 EA 2" Plain End Piping System, Tee.....	256.45	32.06
For Galvanized Fittings, Add	41.69	
23 21 13 23-0960 EA 2-1/2" Plain End Piping System, Tee.....	267.32	39.26
For Galvanized Fittings, Add	41.69	
23 21 13 23-0961 EA 3" Plain End Piping System, Tee.....	372.33	48.24
For Galvanized Fittings, Add	59.99	
23 21 13 23-0962 EA 4" Plain End Piping System, Tee.....	510.66	62.43
For Galvanized Fittings, Add	83.43	
23 21 13 23-0963 EA 5" Plain End Piping System, Tee.....	1,038.73	81.60
For Galvanized Fittings, Add	183.27	
23 21 13 23-0964 EA 6" Plain End Piping System, Tee.....	1,284.12	102.18
For Galvanized Fittings, Add	226.19	
23 21 13 23-0965 EA 8" Plain End Piping System, Tee.....	1,753.34	124.25
For Galvanized Fittings, Add	313.40	
23 21 13 23-0966 EA 10" Plain End Piping System, Tee.....	2,610.10	144.82
For Galvanized Fittings, Add	478.59	
23 21 13 23-0967 EA 12" Plain End Piping System, Tee.....	3,497.25	173.49
For Galvanized Fittings, Add	647.43	
23 21 13 23-0968 Plain End Piping System, Reducing Tees (23 21 13 23-0931)		
23 21 13 23-0969 EA 1-1/2" Plain End Piping System, Reducing Tee.....	451.78	26.57
For Galvanized Fittings, Add	82.40	
23 21 13 23-0970 EA 2" Plain End Piping System, Reducing Tee.....	460.00	32.06
For Galvanized Fittings, Add	82.40	
23 21 13 23-0971 EA 2-1/2" Plain End Piping System, Reducing Tee.....	470.87	39.26
For Galvanized Fittings, Add	82.40	
23 21 13 23-0972 EA 3" Plain End Piping System, Reducing Tee.....	484.36	48.24
For Galvanized Fittings, Add	82.40	
23 21 13 23-0973 EA 4" Plain End Piping System, Reducing Tee.....	701.73	62.43
For Galvanized Fittings, Add	121.64	
23 21 13 23-0974 EA 6" Plain End Piping System, Reducing Tee.....	1,186.00	102.18
For Galvanized Fittings, Add	206.56	
23 21 13 23-0975 EA 8" Plain End Piping System, Reducing Tee.....	1,546.50	124.25
For Galvanized Fittings, Add	272.03	
23 21 13 23-0976 EA 10" Plain End Piping System, Reducing Tee.....	2,314.02	144.82
For Galvanized Fittings, Add	419.38	
23 21 13 23-0977 EA 12" Plain End Piping System, Reducing Tee.....	3,412.53	173.49
For Galvanized Fittings, Add	630.49	
23 21 13 23-0978 Plain End Piping System, Wyes (23 21 13 23-0931)		
23 21 13 23-0979 EA 2" Plain End Piping System, Wye.....	658.53	32.06
For Galvanized Fittings, Add	122.10	
23 21 13 23-0980 EA 2-1/2" Plain End Piping System, Wye.....	669.40	39.26
For Galvanized Fittings, Add	122.10	
23 21 13 23-0981 EA 3" Plain End Piping System, Wye.....	758.63	48.24
For Galvanized Fittings, Add	137.25	
23 21 13 23-0982 EA 4" Plain End Piping System, Wye.....	1,112.13	62.43
For Galvanized Fittings, Add	203.72	
23 21 13 23-0983 EA 5" Plain End Piping System, Wye.....	1,361.92	81.60
For Galvanized Fittings, Add	247.90	
23 21 13 23-0984 EA 6" Plain End Piping System, Wye.....	1,860.05	102.18
For Galvanized Fittings, Add	341.37	

23 Heating, Ventilating, and Air-Conditioning (HVAC)

23 20 HVAC Piping and Pumps

23 21 Hydronic Piping and Pumps



MINOR	CSI	UOM	DESCRIPTION	TOTAL DIRECT UNIT COST	DEMOLITION UNIT COST
23 21	13 23-0985	EA	8" Plain End Piping System, Wye <i>For Galvanized Fittings, Add</i>	2,396.84 442.10	124.25
23 21	13 23-0986	EA	10" Plain End Piping System, Wye <i>For Galvanized Fittings, Add</i>	3,476.80 651.93	144.82
23 21	13 23-0987	EA	12" Plain End Piping System, Wye <i>For Galvanized Fittings, Add</i>	5,285.16 1,005.01	173.49
23 21 13 23-0988 Plain End Piping System, Laterals (23 21 13 23-0931)					
23 21	13 23-0989	EA	2" Plain End Piping System, Lateral <i>For Galvanized Fittings, Add</i>	701.70 130.74	32.06
23 21	13 23-0990	EA	2-1/2" Plain End Piping System, Lateral <i>For Galvanized Fittings, Add</i>	712.57 130.74	39.26
23 21	13 23-0991	EA	3" Plain End Piping System, Lateral <i>For Galvanized Fittings, Add</i>	801.52 145.83	48.24
23 21	13 23-0992	EA	4" Plain End Piping System, Lateral <i>For Galvanized Fittings, Add</i>	1,194.04 220.10	62.43
23 21	13 23-0993	EA	5" Plain End Piping System, Lateral <i>For Galvanized Fittings, Add</i>	1,557.00 286.92	81.60
23 21	13 23-0994	EA	6" Plain End Piping System, Lateral <i>For Galvanized Fittings, Add</i>	1,985.57 366.48	102.18
23 21	13 23-0995	EA	8" Plain End Piping System, Lateral <i>For Galvanized Fittings, Add</i>	2,857.88 534.31	124.25
23 21	13 23-0996	EA	10" Plain End Piping System, Lateral <i>For Galvanized Fittings, Add</i>	3,988.33 754.24	144.82
23 21	13 23-0997	EA	12" Plain End Piping System, Lateral <i>For Galvanized Fittings, Add</i>	5,361.18 1,020.22	173.49
23 21 13 23-0998 Plain End Piping System, Crosses (23 21 13 23-0931)					
23 21	13 23-0999	EA	2" Plain End Piping System, Cross <i>For Galvanized Fittings, Add</i>	781.73 88.72	48.05
23 21	13 23-1000	EA	2-1/2" Plain End Piping System, Cross <i>For Galvanized Fittings, Add</i>	798.00 88.72	58.83
23 21	13 23-1001	EA	3" Plain End Piping System, Cross <i>For Galvanized Fittings, Add</i>	931.81 102.91	72.42
23 21	13 23-1002	EA	4" Plain End Piping System, Cross <i>For Galvanized Fittings, Add</i>	1,271.21 141.37	93.59
23 21	13 23-1003	EA	5" Plain End Piping System, Cross <i>For Galvanized Fittings, Add</i>	1,789.91 200.79	122.45
23 21	13 23-1004	EA	6" Plain End Piping System, Cross <i>For Galvanized Fittings, Add</i>	2,350.07 265.12	152.81
23 21	13 23-1005	EA	8" Plain End Piping System, Cross <i>For Galvanized Fittings, Add</i>	2,998.47 340.13	185.08
23 21	13 23-1006	EA	10" Plain End Piping System, Cross <i>For Galvanized Fittings, Add</i>	4,294.43 496.27	216.34
23 21	13 23-1007	EA	12" Plain End Piping System, Cross <i>For Galvanized Fittings, Add</i>	6,114.79 715.58	260.28
23 21 13 23-1008 Plain End Piping System, Adapter Nipples (23 21 13 23-0931)					
Note: Plain to threaded, plain to beveled or plain to grooved.					
23 21	13 23-1009	EA	1" Plain End Piping System, Adapter Nipple <i>For Galvanized Fittings, Add</i>	64.37 13.85	6.00
23 21	13 23-1010	EA	1-1/2" Plain End Piping System, Adapter Nipple <i>For Galvanized Fittings, Add</i>	69.40 14.23	8.29
23 21	13 23-1011	EA	2" Plain End Piping System, Adapter Nipple <i>For Galvanized Fittings, Add</i>	73.34 14.23	10.99
23 21	13 23-1012	EA	2-1/2" Plain End Piping System, Adapter Nipple <i>For Galvanized Fittings, Add</i>	86.65 16.67	13.28
23 21	13 23-1013	EA	3" Plain End Piping System, Adapter Nipple <i>For Galvanized Fittings, Add</i>	106.35 20.60	15.98
23 21	13 23-1014	EA	4" Plain End Piping System, Adapter Nipple <i>For Galvanized Fittings, Add</i>	169.72 34.44	21.28
23 21	13 23-1015	EA	6" Plain End Piping System, Adapter Nipple <i>For Galvanized Fittings, Add</i>	412.51 93.14	26.67
23 21 13 23-1016 Plain End Piping System, Reducing (Swaged) Nipples (23 21 13 23-0931)					
23 21	13 23-1017	EA	1-1/2" x 1" Plain End Piping System, Reducing (Swaged) Nipple <i>For Galvanized Fittings, Add</i>	207.60 46.53	14.28
23 21	13 23-1018	EA	2" x 1" Plain End Piping System, Reducing (Swaged) Nipple <i>For Galvanized Fittings, Add</i>	211.61 46.53	16.98
23 21	13 23-1019	EA	2" x 1-1/2" Plain End Piping System, Reducing (Swaged) Nipple <i>For Galvanized Fittings, Add</i>	215.64 46.53	19.67
23 21	13 23-1020	EA	2-1/2" x 1" Plain End Piping System, Reducing (Swaged) Nipple <i>For Galvanized Fittings, Add</i>	214.66 46.53	19.08
23 21	13 23-1021	EA	2-1/2" x 1-1/2" Plain End Piping System, Reducing (Swaged) Nipple <i>For Galvanized Fittings, Add</i>	218.60 46.53	21.67
23 21	13 23-1022	EA	2-1/2" x 2" Plain End Piping System, Reducing (Swaged) Nipple <i>For Galvanized Fittings, Add</i>	222.58 46.53	24.27
23 21	13 23-1023	EA	3" x 1" Plain End Piping System, Reducing (Swaged) Nipple <i>For Galvanized Fittings, Add</i>	259.58 56.67	21.97



MINOR CSI UOM DESCRIPTION	TOTAL DIRECT UNIT COST	DEMOLITION UNIT COST
23 21 13 23-1024 EA 3" x 1-1/2" Plain End Piping System, Reducing (Swaged) Nipple..... <i>For Galvanized Fittings, Add</i>	263.13 56.67	24.27
23 21 13 23-1025 EA 3" x 2" Plain End Piping System, Reducing (Swaged) Nipple..... <i>For Galvanized Fittings, Add</i>	214.82 43.59	26.97
23 21 13 23-1026 EA 3" x 2-1/2" Plain End Piping System, Reducing (Swaged) Nipple..... <i>For Galvanized Fittings, Add</i>	222.56 43.59	32.16
23 21 13 23-1027 EA 3-1/2" x 3" Plain End Piping System, Reducing (Swaged) Nipple..... <i>For Galvanized Fittings, Add</i>	260.39 52.72	34.66
23 21 13 23-1028 EA 4" x 1" Plain End Piping System, Reducing (Swaged) Nipple..... <i>For Galvanized Fittings, Add</i>	359.69 79.69	27.26
23 21 13 23-1029 EA 4" x 1-1/2" Plain End Piping System, Reducing (Swaged) Nipple..... <i>For Galvanized Fittings, Add</i>	363.19 79.69	29.66
23 21 13 23-1030 EA 4" x 2" Plain End Piping System, Reducing (Swaged) Nipple..... <i>For Galvanized Fittings, Add</i>	289.87 60.35	32.36
23 21 13 23-1031 EA 4" x 2-1/2" Plain End Piping System, Reducing (Swaged) Nipple..... <i>For Galvanized Fittings, Add</i>	293.30 60.35	34.66
23 21 13 23-1032 EA 4" x 3" Plain End Piping System, Reducing (Swaged) Nipple..... <i>For Galvanized Fittings, Add</i>	297.37 60.35	37.35
23 21 13 23-1033 EA 4" x 3-1/2" Plain End Piping System, Reducing (Swaged) Nipple..... <i>For Galvanized Fittings, Add</i>	301.26 60.35	39.95
23 21 13 23-1034 EA 5" x 2" Plain End Piping System, Reducing (Swaged) Nipple..... <i>For Galvanized Fittings, Add</i>	944.13 221.91	37.65
23 21 13 23-1035 EA 5" x 3" Plain End Piping System, Reducing (Swaged) Nipple..... <i>For Galvanized Fittings, Add</i>	748.99 171.28	42.55
23 21 13 23-1036 EA 5" x 4" Plain End Piping System, Reducing (Swaged) Nipple..... <i>For Galvanized Fittings, Add</i>	635.76 140.95	48.05
23 21 13 23-1037 EA 6" x 1" Plain End Piping System, Reducing (Swaged) Nipple..... <i>For Galvanized Fittings, Add</i>	1,752.23 422.83	40.65
23 21 13 23-1038 EA 6" x 1-1/2" Plain End Piping System, Reducing (Swaged) Nipple..... <i>For Galvanized Fittings, Add</i>	1,755.67 422.83	42.95
23 21 13 23-1039 EA 6" x 2" Plain End Piping System, Reducing (Swaged) Nipple..... <i>For Galvanized Fittings, Add</i>	1,319.37 312.74	45.65
23 21 13 23-1040 EA 6" x 2-1/2" Plain End Piping System, Reducing (Swaged) Nipple..... <i>For Galvanized Fittings, Add</i>	1,322.92 312.74	48.05
23 21 13 23-1041 EA 6" x 3" Plain End Piping System, Reducing (Swaged) Nipple..... <i>For Galvanized Fittings, Add</i>	886.61 202.68	50.64
23 21 13 23-1042 EA 6" x 3-1/2" Plain End Piping System, Reducing (Swaged) Nipple..... <i>For Galvanized Fittings, Add</i>	890.24 202.68	53.03
23 21 13 23-1043 EA 6" x 4" Plain End Piping System, Reducing (Swaged) Nipple..... <i>For Galvanized Fittings, Add</i>	698.64 153.71	55.94
23 21 13 23-1044 EA 6" x 5" Plain End Piping System, Reducing (Swaged) Nipple..... <i>For Galvanized Fittings, Add</i>	796.77 176.24	61.23
23 21 13 23-1045 EA 8" x 3" Plain End Piping System, Reducing (Swaged) Nipple..... <i>For Galvanized Fittings, Add</i>	1,063.54 244.43	57.23
23 21 13 23-1046 EA 8" x 4" Plain End Piping System, Reducing (Swaged) Nipple..... <i>For Galvanized Fittings, Add</i>	1,071.60 244.43	62.62
23 21 13 23-1047 EA 8" x 5" Plain End Piping System, Reducing (Swaged) Nipple..... <i>For Galvanized Fittings, Add</i>	1,214.21 278.07	68.02
23 21 13 23-1048 EA 8" x 6" Plain End Piping System, Reducing (Swaged) Nipple..... <i>For Galvanized Fittings, Add</i>	1,360.82 311.70	76.00
23 21 13 23-1049 Plain End Piping System, Bull Plugs (23 21 13 23-0931)		
23 21 13 23-1050 EA 1" Plain End Piping System, Bull Plug..... <i>For Galvanized Fittings, Add</i>	345.51 100.96	6.00
23 21 13 23-1051 EA 1-1/2" Plain End Piping System, Bull Plug..... <i>For Galvanized Fittings, Add</i>	349.01 100.96	8.29
23 21 13 23-1052 EA 2" Plain End Piping System, Bull Plug..... <i>For Galvanized Fittings, Add</i>	352.95 100.96	10.99
23 21 13 23-1053 EA 2-1/2" Plain End Piping System, Bull Plug..... <i>For Galvanized Fittings, Add</i>	356.50 100.96	13.28
23 21 13 23-1054 EA 3" Plain End Piping System, Bull Plug..... <i>For Galvanized Fittings, Add</i>	517.28 147.99	15.98
23 21 13 23-1055 EA 4" Plain End Piping System, Bull Plug..... <i>For Galvanized Fittings, Add</i>	669.15 191.16	21.28
23 21 13 23-1056 EA 5" Plain End Piping System, Bull Plug..... <i>For Galvanized Fittings, Add</i>	1,165.99 337.82	26.67
23 21 13 23-1057 EA 6" Plain End Piping System, Bull Plug..... <i>For Galvanized Fittings, Add</i>	1,553.81 450.56	34.66
23 21 13 23-1058 EA 8" Plain End Piping System, Bull Plug..... <i>For Galvanized Fittings, Add</i>	2,885.50 847.08	41.25
23 21 13 23-1059 EA 10" Plain End Piping System, Bull Plug..... <i>For Galvanized Fittings, Add</i>	5,198.14 1,537.73	48.24
23 21 13 23-1060 EA 12" Plain End Piping System, Bull Plug..... <i>For Galvanized Fittings, Add</i>	7,969.38 2,364.75	57.93
23 21 13 23-1061 Carbon Steel Piping Systems (23 21 13 23)		
23 21 13 23-1062 Class 3,000 LB Carbon Steel Socket Weld Fittings (23 21 13 23-1061) Note: ASTM A105		
23 21 13 23-1063 90 Degree Elbows, 3,000 LB Carbon Steel Socket Weld (23 21 13 23-1062)		
23 21 13 23-1064 EA 1/2" 90 Degree Elbow, Carbon Steel, Socket Weld, 3,000 LB.....	45.47	19.77

23 Heating, Ventilating, and Air-Conditioning (HVAC)**23 20 HVAC Piping and Pumps****23 21 Hydronic Piping and Pumps**

SAN BERNARDINO
COUNTY

MINOR
CSI UOM DESCRIPTION

TOTAL DIRECT DEMOLITION
UNIT COST UNIT COST

23 21 13 23-1065	EA	3/4" 90 Degree Elbow, Carbon Steel, Socket Weld, 3,000 LB.....	51.28	22.07
23 21 13 23-1066	EA	1" 90 Degree Elbow, Carbon Steel, Socket Weld, 3,000 LB.....	70.46	24.67
23 21 13 23-1067	EA	1-1/4" 90 Degree Elbow, Carbon Steel, Socket Weld, 3,000 LB.....	104.28	27.97
23 21 13 23-1068	EA	1-1/2" 90 Degree Elbow, Carbon Steel, Socket Weld, 3,000 LB.....	119.84	31.47
23 21 13 23-1069	EA	2" 90 Degree Elbow, Carbon Steel, Socket Weld, 3,000 LB.....	166.63	40.05
23 21 13 23-1070	EA	2-1/2" 90 Degree Elbow, Carbon Steel, Socket Weld, 3,000 LB.....	359.36	59.23
23 21 13 23-1071	EA	3" 90 Degree Elbow, Carbon Steel, Socket Weld, 3,000 LB.....	520.69	77.91
23 21 13 23-1072	EA	4" 90 Degree Elbow, Carbon Steel, Socket Weld, 3,000 LB.....	983.45	83.93
23 21 13 23-1073		45 Degree Elbows, 3,000 LB Carbon Steel Socket Weld (23 21 13 23-1062)		
23 21 13 23-1074	EA	1/2" 45 Degree Elbow, Carbon Steel, Socket Weld, 3,000 LB.....	52.47	19.77
23 21 13 23-1075	EA	3/4" 45 Degree Elbow, Carbon Steel, Socket Weld, 3,000 LB.....	61.87	22.07
23 21 13 23-1076	EA	1" 45 Degree Elbow, Carbon Steel, Socket Weld, 3,000 LB.....	73.71	24.67
23 21 13 23-1077	EA	1-1/4" 45 Degree Elbow, Carbon Steel, Socket Weld, 3,000 LB.....	108.41	27.97
23 21 13 23-1078	EA	1-1/2" 45 Degree Elbow, Carbon Steel, Socket Weld, 3,000 LB.....	129.72	31.47
23 21 13 23-1079	EA	2" 45 Degree Elbow, Carbon Steel, Socket Weld, 3,000 LB.....	166.43	40.05
23 21 13 23-1080	EA	2-1/2" 45 Degree Elbow, Carbon Steel, Socket Weld, 3,000 LB.....	419.81	59.23
23 21 13 23-1081	EA	3" 45 Degree Elbow, Carbon Steel, Socket Weld, 3,000 LB.....	571.84	77.91
23 21 13 23-1082	EA	4" 45 Degree Elbow, Carbon Steel, Socket Weld, 3,000 LB.....	961.32	83.93
23 21 13 23-1083		Straight Tees, 3,000 LB Carbon Steel Socket Weld (23 21 13 23-1062)		
23 21 13 23-1084	EA	1/2" Tee, Straight, Carbon Steel, Socket Weld, 3,000 LB.....	55.04	24.67
23 21 13 23-1085	EA	3/4" Tee, Straight, Carbon Steel, Socket Weld, 3,000 LB.....	68.75	28.46
23 21 13 23-1086	EA	1" Tee, Straight, Carbon Steel, Socket Weld, 3,000 LB.....	96.56	33.66
23 21 13 23-1087	EA	1-1/4" Tee, Straight, Carbon Steel, Socket Weld, 3,000 LB.....	135.19	40.05
23 21 13 23-1088	EA	1-1/2" Tee, Straight, Carbon Steel, Socket Weld, 3,000 LB.....	164.84	47.74
23 21 13 23-1089	EA	2" Tee, Straight, Carbon Steel, Socket Weld, 3,000 LB.....	224.13	59.23
23 21 13 23-1090	EA	2-1/2" Tee, Straight, Carbon Steel, Socket Weld, 3,000 LB.....	442.65	77.91
23 21 13 23-1091	EA	3" Tee, Straight, Carbon Steel, Socket Weld, 3,000 LB.....	627.97	92.48
23 21 13 23-1092	EA	4" Tee, Straight, Carbon Steel, Socket Weld, 3,000 LB.....	1,308.31	105.95
23 21 13 23-1093		Reducing Tees, 3,000 LB Carbon Steel Socket Weld (23 21 13 23-1062)		
23 21 13 23-1094	EA	1/2" Tee, Reducing, Carbon Steel, Socket Weld, 3,000 LB.....	56.96	24.67
23 21 13 23-1095	EA	3/4" Tee, Reducing, Carbon Steel, Socket Weld, 3,000 LB.....	70.73	28.46
23 21 13 23-1096	EA	1" Tee, Reducing, Carbon Steel, Socket Weld, 3,000 LB.....	98.93	33.66
23 21 13 23-1097	EA	1-1/4" Tee, Reducing, Carbon Steel, Socket Weld, 3,000 LB.....	140.80	40.05
23 21 13 23-1098	EA	1-1/2" Tee, Reducing, Carbon Steel, Socket Weld, 3,000 LB.....	171.43	47.74
23 21 13 23-1099	EA	2" Tee, Reducing, Carbon Steel, Socket Weld, 3,000 LB.....	234.24	59.23
23 21 13 23-1100	EA	2-1/2" Tee, Reducing, Carbon Steel, Socket Weld, 3,000 LB.....	466.68	77.91
23 21 13 23-1101	EA	3" Tee, Reducing, Carbon Steel, Socket Weld, 3,000 LB.....	662.57	92.48
23 21 13 23-1102	EA	4" Tee, Reducing, Carbon Steel, Socket Weld, 3,000 LB.....	1,185.18	105.95
23 21 13 23-1103		Straight Couplings, 3,000 LB Carbon Steel Socket Weld (23 21 13 23-1062)		
23 21 13 23-1104	EA	1/2" Coupling, Straight, Carbon Steel, Socket Weld, 3,000 LB.....	36.85	19.77
23 21 13 23-1105	EA	3/4" Coupling, Straight, Carbon Steel, Socket Weld, 3,000 LB.....	41.72	22.07
23 21 13 23-1106	EA	1" Coupling, Straight, Carbon Steel, Socket Weld, 3,000 LB.....	50.17	24.67
23 21 13 23-1107	EA	1-1/4" Coupling, Straight, Carbon Steel, Socket Weld, 3,000 LB.....	58.49	27.97
23 21 13 23-1108	EA	1-1/2" Coupling, Straight, Carbon Steel, Socket Weld, 3,000 LB.....	69.57	31.47
23 21 13 23-1109	EA	2" Coupling, Straight, Carbon Steel, Socket Weld, 3,000 LB.....	92.65	40.05
23 21 13 23-1110	EA	2-1/2" Coupling, Straight, Carbon Steel, Socket, Weld, 3,000 LB.....	170.90	59.23
23 21 13 23-1111	EA	3" Coupling, Straight, Carbon Steel, Socket Weld, 3,000 LB.....	230.05	77.91
23 21 13 23-1112	EA	4" Coupling, Straight, Carbon Steel, Socket Weld, 3,000 LB.....	351.68	83.93
23 21 13 23-1113		Reducing Couplings, 3,000 LB Carbon Steel Socket Weld (23 21 13 23-1062)		
23 21 13 23-1114	EA	1/2" Coupling, Reducing, Carbon Steel, Socket Weld, 3,000 LB.....	40.75	19.77
23 21 13 23-1115	EA	3/4" Coupling, Reducing, Carbon Steel, Socket Weld, 3,000 LB.....	46.01	22.07
23 21 13 23-1116	EA	1" Coupling, Reducing, Carbon Steel, Socket Weld, 3,000 LB.....	57.02	24.67
23 21 13 23-1117	EA	1-1/4" Coupling, Reducing, Carbon Steel, Socket Weld, 3,000 LB.....	66.78	27.97
23 21 13 23-1118	EA	1-1/2" Coupling, Reducing, Carbon Steel, Socket Weld, 3,000 LB.....	81.86	31.47
23 21 13 23-1119	EA	2" Coupling, Reducing, Carbon Steel, Socket Weld, 3,000 LB.....	105.78	40.05
23 21 13 23-1120	EA	2-1/2" Coupling, Reducing, Carbon Steel, Socket Weld, 3,000 LB.....	199.82	59.23
23 21 13 23-1121	EA	3" Coupling, Reducing, Carbon Steel, Socket Weld, 3,000 LB.....	288.24	77.91
23 21 13 23-1122	EA	4" Coupling, Reducing, Carbon Steel, Socket Weld, 3,000 LB.....	472.63	83.93
23 21 13 23-1123		Caps, 3,000 LB Carbon Steel Socket Weld (23 21 13 23-1062)		
23 21 13 23-1124	EA	1/2" Cap, Carbon Steel, Socket Weld, 3,000 LB.....	25.34	9.29
23 21 13 23-1125	EA	3/4" Cap, Carbon Steel, Socket Weld, 3,000 LB.....	29.83	9.89
23 21 13 23-1126	EA	1" Cap, Carbon Steel, Socket Weld, 3,000 LB.....	35.26	11.39
23 21 13 23-1127	EA	1-1/4" Cap, Carbon Steel, Socket Weld, 3,000 LB.....	42.22	12.39
23 21 13 23-1128	EA	1-1/2" Cap, Carbon Steel, Socket Weld, 3,000 LB.....	50.92	12.39
23 21 13 23-1129	EA	2" Cap, Carbon Steel, Socket Weld, 3,000 LB.....	66.19	15.88
23 21 13 23-1130	EA	2-1/2" Cap, Carbon Steel, Socket Weld, 3,000 LB.....	129.26	19.77
23 21 13 23-1131	EA	3" Cap, Carbon Steel, Socket Weld, 3,000 LB.....	192.82	23.87
23 21 13 23-1132	EA	4" Cap, Carbon Steel, Socket Weld, 3,000 LB.....	287.94	28.72



	MINOR	CSI	UOM	DESCRIPTION	TOTAL DIRECT UNIT COST	DEMOLITION UNIT COST
23 21 13 23-1133 Black Cast Iron Square Head Plug (23 21 13 23-1062)						
				23 21 13 23-1134 EA 1/2" Square Head Plug, Black, Cast Iron.....	14.24	7.89
				23 21 13 23-1135 EA 3/4" Square Head Plug, Black, Cast Iron.....	17.96	7.89
				23 21 13 23-1136 EA 1" Square Head Plug, Black, Cast Iron.....	24.81	11.98
				23 21 13 23-1137 EA 1-1/4" Square Head Plug, Black, Cast Iron.....	25.55	11.98
				23 21 13 23-1138 EA 1-1/2" Square Head Plug, Black, Cast Iron.....	28.64	11.98
				23 21 13 23-1139 EA 2" Square Head Plug, Black, Cast Iron.....	37.79	15.88
				23 21 13 23-1140 EA 2-1/2" Square Head Plug, Black, Cast Iron.....	49.79	19.77
				23 21 13 23-1141 EA 3" Square Head Plug, Black, Cast Iron.....	68.22	23.87
				23 21 13 23-1142 EA 4" Square Head Plug, Black, Cast Iron.....	81.17	28.72
23 21 13 23-1143 Unions, 3,000 LB Carbon Steel Socket Weld (23 21 13 23-1062)						
				23 21 13 23-1144 EA 1/2" Union, Carbon Steel, Socket Weld, 3,000 LB.....	77.65	24.67
				23 21 13 23-1145 EA 3/4" Union, Carbon Steel, Socket Weld, 3,000 LB.....	84.41	28.46
				23 21 13 23-1146 EA 1" Union, Carbon Steel, Socket Weld, 3,000 LB.....	111.43	33.66
				23 21 13 23-1147 EA 1-1/4" Union, Carbon Steel, Socket Weld, 3,000 LB.....	144.16	40.05
				23 21 13 23-1148 EA 1-1/2" Union, Carbon Steel, Socket Weld, 3,000 LB.....	174.32	47.74
				23 21 13 23-1149 EA 2" Union, Carbon Steel, Socket Weld, 3,000 LB.....	218.60	59.23
				23 21 13 23-1150 EA 2-1/2" Union, Carbon Steel, Socket Weld, 3,000 LB.....	428.90	64.32
				23 21 13 23-1151 EA 3" Union, Carbon Steel, Socket Weld, 3,000 LB.....	587.94	77.91
23 21 13 23-1152 Class 6,000 LB Carbon Steel Socket Weld Fittings (23 21 13 23-1061)						
Note: ASTM A105						
23 21 13 23-1153 90 Degree Elbow, 6,000 LB Carbon Steel Socket Weld (23 21 13 23-1152)						
				23 21 13 23-1154 EA 1/2" 90 Degree Elbow, Carbon Steel, Socket Weld, 6,000 LB.....	53.91	19.77
				23 21 13 23-1155 EA 3/4" 90 Degree Elbow, Carbon Steel, Socket Weld, 6,000 LB.....	60.92	22.07
				23 21 13 23-1156 EA 1" 90 Degree Elbow, Carbon Steel, Socket Weld, 6,000 LB.....	88.24	24.67
				23 21 13 23-1157 EA 1-1/4" 90 Degree Elbow, Carbon Steel, Socket Weld, 6,000 LB.....	137.42	27.97
				23 21 13 23-1158 EA 1-1/2" 90 Degree Elbow, Carbon Steel, Socket Weld, 6,000 LB.....	158.40	31.47
				23 21 13 23-1159 EA 2" 90 Degree Elbow, Carbon Steel, Socket Weld, 6,000 LB.....	223.27	40.05
				23 21 13 23-1160 EA 2-1/2" 90 Degree Elbow, Carbon Steel, Socket Weld, 6,000 LB.....	503.06	59.23
				23 21 13 23-1161 EA 3" 90 Degree Elbow, Carbon Steel, Socket Weld, 6,000 LB.....	735.19	77.91
				23 21 13 23-1162 EA 4" 90 Degree Elbow, Carbon Steel, Socket Weld, 6,000 LB.....	1,438.97	83.93
23 21 13 23-1163 45 Degree Elbow, 6,000 LB Carbon Steel Socket Weld (23 21 13 23-1152)						
				23 21 13 23-1164 EA 1/2" 45 Degree Elbow, Carbon Steel, Socket Weld, 6,000 LB.....	65.43	19.77
				23 21 13 23-1165 EA 3/4" 45 Degree Elbow, Carbon Steel, Socket Weld, 6,000 LB.....	78.14	22.07
				23 21 13 23-1166 EA 1" 45 Degree Elbow, Carbon Steel, Socket Weld, 6,000 LB.....	94.50	24.67
				23 21 13 23-1167 EA 1-1/4" 45 Degree Elbow, Carbon Steel, Socket Weld, 6,000 LB.....	146.07	27.97
				23 21 13 23-1168 EA 1-1/2" 45 Degree Elbow, Carbon Steel, Socket Weld, 6,000 LB.....	176.42	31.47
				23 21 13 23-1169 EA 2" 45 Degree Elbow, Carbon Steel, Socket Weld, 6,000 LB.....	226.70	40.05
				23 21 13 23-1170 EA 2-1/2" 45 Degree Elbow, Carbon Steel, Socket Weld, 6,000 LB.....	607.24	59.23
				23 21 13 23-1171 EA 3" 45 Degree Elbow, Carbon Steel, Socket Weld, 6,000 LB.....	829.47	77.91
				23 21 13 23-1172 EA 4" 45 Degree Elbow, Carbon Steel, Socket Weld, 6,000 LB.....	1,434.41	83.93
23 21 13 23-1173 Straight Tees, 6,000 LB Carbon Steel Socket Weld (23 21 13 23-1152)						
				23 21 13 23-1174 EA 1/2" Tee, Straight, Carbon Steel, Socket Weld, 6,000 LB.....	71.75	24.67
				23 21 13 23-1175 EA 3/4" Tee, Straight, Carbon Steel, Socket Weld, 6,000 LB.....	92.89	28.46
				23 21 13 23-1176 EA 1" Tee, Straight, Carbon Steel, Socket Weld, 6,000 LB.....	139.27	33.66
				23 21 13 23-1177 EA 1-1/4" Tee, Straight, Carbon Steel, Socket Weld, 6,000 LB.....	204.83	40.05
				23 21 13 23-1178 EA 1-1/2" Tee, Straight, Carbon Steel, Socket Weld, 6,000 LB.....	251.20	47.74
				23 21 13 23-1179 EA 2" Tee, Straight, Carbon Steel, Socket Weld, 6,000 LB.....	349.49	59.23
				23 21 13 23-1180 EA 2-1/2" Tee, Straight, Carbon Steel, Socket Weld, 6,000 LB.....	744.43	77.91
				23 21 13 23-1181 EA 3" Tee, Straight, Carbon Steel, Socket Weld, 6,000 LB.....	1,081.12	92.48
				23 21 13 23-1182 EA 4" Tee, Straight, Carbon Steel, Socket Weld, 6,000 LB.....	2,372.92	105.95
23 21 13 23-1183 Reducing Tees, 6,000 LB Carbon Steel Socket Weld (23 21 13 23-1152)						
				23 21 13 23-1184 EA 1/2" Tee, Reducing, Carbon Steel, Socket Weld, 6,000 LB.....	56.96	24.67
				23 21 13 23-1185 EA 3/4" Tee, Reducing, Carbon Steel, Socket Weld, 6,000 LB.....	70.73	28.46
				23 21 13 23-1186 EA 1" Tee, Reducing, Carbon Steel, Socket Weld, 6,000 LB.....	98.93	33.66
				23 21 13 23-1187 EA 1-1/4" Tee, Reducing, Carbon Steel, Socket Weld, 6,000 LB.....	140.80	40.05
				23 21 13 23-1188 EA 1-1/2" Tee, Reducing, Carbon Steel, Socket Weld, 6,000 LB.....	171.43	47.74
				23 21 13 23-1189 EA 2" Tee, Reducing, Carbon Steel, Socket Weld, 6,000 LB.....	234.24	59.23
				23 21 13 23-1190 EA 2-1/2" Tee, Reducing, Carbon Steel, Socket Weld, 6,000 LB.....	466.68	77.91
				23 21 13 23-1191 EA 3" Tee, Reducing, Carbon Steel, Socket Weld, 6,000 LB.....	662.57	92.48
				23 21 13 23-1192 EA 4" Tee, Reducing, Carbon Steel, Socket Weld, 6,000 LB.....	1,185.18	105.95
23 21 13 23-1193 Straight Couplings, 6,000 LB Carbon Steel Socket Weld (23 21 13 23-1152)						
				23 21 13 23-1194 EA 1/2" Coupling, Straight, Carbon Steel, Socket Weld, 6,000 LB.....	40.35	19.77
				23 21 13 23-1195 EA 3/4" Coupling, Straight, Carbon Steel, Socket Weld, 6,000 LB.....	45.88	22.07
				23 21 13 23-1196 EA 1" Coupling, Straight, Carbon Steel, Socket Weld, 6,000 LB.....	56.54	24.67

23 Heating, Ventilating, and Air-Conditioning (HVAC)

23 20 HVAC Piping and Pumps

23 21 Hydronic Piping and Pumps



MINOR CSI UOM DESCRIPTION	TOTAL DIRECT UNIT COST	DEMOLITION UNIT COST
23 21 13 23-1197 EA 1-1/4" Coupling, Straight, Carbon Steel, Socket Weld, 6,000 LB.....	66.53	27.97
23 21 13 23-1198 EA 1-1/2" Coupling, Straight, Carbon Steel, Socket Weld, 6,000 LB.....	80.38	31.47
23 21 13 23-1199 EA 2" Coupling, Straight, Carbon Steel, Socket Weld, 6,000 LB.....	108.44	40.05
23 21 13 23-1200 EA 2-1/2" Coupling, Straight, Carbon Steel, Socket Weld, 6,000 LB.....	210.61	59.23
23 21 13 23-1201 EA 3" Coupling, Straight, Carbon Steel, Socket Weld, 6,000 LB.....	284.82	77.91
23 21 13 23-1202 EA 4" Coupling, Straight, Carbon Steel, Socket Weld, 6,000 LB.....	460.93	83.93
23 21 13 23-1203 Reducing Couplings, 6,000 LB Carbon Steel Socket Weld (23 21 13 23-1152)		
23 21 13 23-1204 EA 1/2" Coupling, Reducing, Carbon Steel, Socket Weld, 6,000 LB.....	46.11	19.77
23 21 13 23-1205 EA 3/4" Coupling, Reducing, Carbon Steel, Socket Weld, 6,000 LB.....	52.19	22.07
23 21 13 23-1206 EA 1" Coupling, Reducing, Carbon Steel, Socket Weld, 6,000 LB.....	66.64	24.67
23 21 13 23-1207 EA 1-1/4" Coupling, Reducing, Carbon Steel, Socket Weld, 6,000 LB.....	78.73	27.97
23 21 13 23-1208 EA 1-1/2" Coupling, Reducing, Carbon Steel, Socket Weld, 6,000 LB.....	98.48	31.47
23 21 13 23-1209 EA 2" Coupling, Reducing, Carbon Steel, Socket Weld, 6,000 LB.....	127.76	40.05
23 21 13 23-1210 EA 2-1/2" Coupling, Reducing, Carbon Steel, Socket Weld, 6,000 LB.....	253.12	59.23
23 21 13 23-1211 EA 3" Coupling, Reducing, Carbon Steel, Socket Weld, 6,000 LB.....	370.52	77.91
23 21 13 23-1212 EA 4" Coupling, Reducing, Carbon Steel, Socket Weld, 6,000 LB.....	639.12	83.93
23 21 13 23-1213 Caps, 6,000 LB Carbon Steel Socket Weld (23 21 13 23-1152)		
23 21 13 23-1214 EA 1/2" Cap, Carbon Steel, Socket Weld, 6,000 LB.....	33.04	9.29
23 21 13 23-1215 EA 3/4" Cap, Carbon Steel, Socket Weld, 6,000 LB.....	39.91	9.89
23 21 13 23-1216 EA 1" Cap, Carbon Steel, Socket Weld, 6,000 LB.....	47.47	11.39
23 21 13 23-1217 EA 1-1/4" Cap, Carbon Steel, Socket Weld, 6,000 LB.....	58.15	12.39
23 21 13 23-1218 EA 1-1/2" Cap, Carbon Steel, Socket Weld, 6,000 LB.....	72.69	12.39
23 21 13 23-1219 EA 2" Cap, Carbon Steel, Socket Weld, 6,000 LB.....	94.59	15.88
23 21 13 23-1220 EA 2-1/2" Cap, Carbon Steel, Socket Weld, 6,000 LB.....	196.14	19.77
23 21 13 23-1221 EA 3" Cap, Carbon Steel, Socket Weld, 6,000 LB.....	298.19	23.87
23 21 13 23-1222 EA 4" Cap, Carbon Steel, Socket Weld, 6,000 LB.....	452.24	28.72
23 21 13 23-1223 Black Cast Iron Square Head Plug (23 21 13 23-1152)		
23 21 13 23-1224 EA 1/2" Square Head Plug, Black Cast Iron.....	14.26	7.89
23 21 13 23-1225 EA 3/4" Square Head Plug, Black Cast Iron.....	17.99	7.89
23 21 13 23-1226 EA 1" Square Head Plug, Black Cast Iron.....	24.84	11.98
23 21 13 23-1227 EA 1-1/4" Square Head Plug, Black Cast Iron.....	25.59	11.98
23 21 13 23-1228 EA 1-1/2" Square Head Plug, Black Cast Iron.....	28.69	11.98
23 21 13 23-1229 EA 2" Square Head Plug, Black Cast Iron.....	37.86	15.88
23 21 13 23-1230 EA 2-1/2" Square Head Plug, Black Cast Iron.....	49.89	19.77
23 21 13 23-1231 EA 3" Square Head Plug, Black Cast Iron.....	68.38	23.87
23 21 13 23-1232 EA 4" Square Head Plug, Black Cast Iron.....	81.36	28.72
23 21 13 23-1233 Unions, 6,000 LB Carbon Steel Socket Weld (23 21 13 23-1152)		
23 21 13 23-1234 EA 1/2" Union, Carbon Steel, Socket Weld, 6,000 LB.....	102.51	24.67
23 21 13 23-1235 EA 3/4" Union, Carbon Steel, Socket Weld, 6,000 LB.....	109.92	28.46
23 21 13 23-1236 EA 1" Union, Carbon Steel, Socket Weld, 6,000 LB.....	148.72	33.66
23 21 13 23-1237 EA 1-1/4" Union, Carbon Steel, Socket Weld, 6,000 LB.....	195.63	40.05
23 21 13 23-1238 EA 1-1/2" Union, Carbon Steel, Socket Weld, 6,000 LB.....	237.13	47.74
23 21 13 23-1239 EA 2" Union, Carbon Steel, Socket Weld, 6,000 LB.....	297.98	59.23
23 21 13 23-1240 EA 2-1/2" Union, Carbon Steel, Socket Weld, 6,000 LB.....	632.16	64.32
23 21 13 23-1241 EA 3" Union, Carbon Steel, Socket Weld, 6,000 LB.....	876.04	77.91
23 21 13 23-1242 Carbon Steel, Seamless Piping System (23 21 13 23-1061)		
Note: ASTM A106 Excludes hangers or fittings. Demolition Note applies to all pipe demolition.		
23 21 13 23-1243 Schedule 40, Carbon Steel, Seamless Piping (23 21 13 23-1242)		
Note: ASTM A106 Excludes hangers, elbow, tee, or reducer fittings.		
23 21 13 23-1244 LF 1/4" Schedule 40, Threaded (A-106) Seamless, Carbon Steel Pipe.....	11.12	3.70
For Schedule 80, Add	2.01	
23 21 13 23-1245 LF 1/2" Schedule 40, Threaded (A-106) Seamless, Carbon Steel Pipe.....	11.15	3.99
For Schedule 80, Add	1.83	
For Schedule 160, Add	7.64	
23 21 13 23-1246 LF 3/4" Schedule 40, Threaded (A-106) Seamless, Carbon Steel Pipe.....	12.68	4.29
For Schedule 80, Add	2.25	
For Schedule 160, Add	9.36	
23 21 13 23-1247 LF 1" Schedule 40, Threaded (A-106) Seamless, Carbon Steel Pipe.....	13.41	4.70
For Schedule 80, Add	2.31	
For Schedule 160, Add	9.65	
23 21 13 23-1248 LF 1-1/2" Schedule 40, Threaded (A-106) Seamless, Carbon Steel Pipe.....	19.11	5.80
For Schedule 80, Add	3.75	
For Schedule 160, Add	15.63	
23 21 13 23-1249 LF 2" Schedule 40, Threaded (A-106) Seamless, Carbon Steel Pipe.....	22.98	6.99
For Schedule 80, Add	4.49	
For Schedule 160, Add	18.71	
23 21 13 23-1250 90 Degree Elbows, Screwed Carbon Steel (23 21 13 23-1242)		
23 21 13 23-1251 EA 1/4" 90 Degree Elbow, 2,000 LB, Screwed Carbon Steel.....	32.84	15.18



MINOR CSI UOM DESCRIPTION	TOTAL DIRECT UNIT COST	DEMOLITION UNIT COST
23 21 13 23-1252 EA 1/2" 90 Degree Elbow, 2,000 LB, Screwed Carbon Steel.....	40.39	17.78
23 21 13 23-1253 EA 3/4" 90 Degree Elbow, 2,000 LB, Screwed Carbon Steel.....	45.07	19.88
23 21 13 23-1254 EA 1" 90 Degree Elbow, 2,000 LB, Screwed Carbon Steel.....	52.51	22.17
23 21 13 23-1255 EA 1-1/2" 90 Degree Elbow, 2,000 LB, Screwed Carbon Steel.....	92.14	28.36
23 21 13 23-1256 EA 2" 90 Degree Elbow, 2,000 LB, Screwed Carbon Steel.....	116.64	36.05
23 21 13 23-1257 EA 1/4" 90 Degree Elbow, 3,000 LB, Screwed Carbon Steel.....	36.03	15.18
23 21 13 23-1258 EA 1/2" 90 Degree Elbow, 3,000 LB, Screwed Carbon Steel.....	41.58	17.78
23 21 13 23-1259 EA 3/4" 90 Degree Elbow, 3,000 LB, Screwed Carbon Steel.....	49.01	19.88
23 21 13 23-1260 EA 1" 90 Degree Elbow, 3,000 LB, Screwed Carbon Steel.....	61.10	22.17
23 21 13 23-1261 EA 1-1/2" 90 Degree Elbow, 3,000 LB, Screwed Carbon Steel.....	112.64	28.36
23 21 13 23-1262 EA 2" 90 Degree Elbow, 3,000 LB, Screwed Carbon Steel.....	139.29	36.05
23 21 13 23-1263 EA 1/2" 90 Degree Elbow, 6,000 LB, Screwed Carbon Steel.....	52.74	17.78
23 21 13 23-1264 EA 3/4" 90 Degree Elbow, 6,000 LB, Screwed Carbon Steel.....	63.06	19.88
23 21 13 23-1265 EA 1" 90 Degree Elbow, 6,000 LB, Screwed Carbon Steel.....	75.86	22.17
23 21 13 23-1266 EA 1-1/2" 90 Degree Elbow, 6,000 LB, Screwed Carbon Steel.....	154.11	28.36
23 21 13 23-1267 EA 2" 90 Degree Elbow, 6,000 LB, Screwed Carbon Steel.....	249.29	36.05
23 21 13 23-1268 45 Degree Elbows, Screwed Carbon Steel (23 21 13 23-1242)		
23 21 13 23-1269 EA 1/4" 45 Degree Elbow, 2,000 LB, Screwed Carbon Steel.....	39.29	15.18
23 21 13 23-1270 EA 1/2" 45 Degree Elbow, 2,000 LB, Screwed Carbon Steel.....	42.96	17.78
23 21 13 23-1271 EA 3/4" 45 Degree Elbow, 2,000 LB, Screwed Carbon Steel.....	48.40	19.88
23 21 13 23-1272 EA 1" 45 Degree Elbow, 2,000 LB, Screwed Carbon Steel.....	55.04	22.17
23 21 13 23-1273 EA 1-1/2" 45 Degree Elbow, 2,000 LB, Screwed Carbon Steel.....	83.95	28.36
23 21 13 23-1274 EA 2" 45 Degree Elbow, 2,000 LB, Screwed Carbon Steel.....	129.27	36.05
23 21 13 23-1275 EA 1/4" 45 Degree Elbow, 3,000 LB, Screwed Carbon Steel.....	39.80	15.18
23 21 13 23-1276 EA 1/2" 45 Degree Elbow, 3,000 LB, Screwed Carbon Steel.....	45.88	17.78
23 21 13 23-1277 EA 3/4" 45 Degree Elbow, 3,000 LB, Screwed Carbon Steel.....	51.76	19.88
23 21 13 23-1278 EA 1" 45 Degree Elbow, 3,000 LB, Screwed Carbon Steel.....	63.81	22.17
23 21 13 23-1279 EA 1-1/2" 45 Degree Elbow, 3,000 LB, Screwed Carbon Steel.....	109.47	28.36
23 21 13 23-1280 EA 2" 45 Degree Elbow, 3,000 LB, Screwed Carbon Steel.....	146.36	36.05
23 21 13 23-1281 EA 1/2" 45 Degree Elbow, 6,000 LB, Screwed Carbon Steel.....	60.44	17.78
23 21 13 23-1282 EA 3/4" 45 Degree Elbow, 6,000 LB, Screwed Carbon Steel.....	76.96	19.88
23 21 13 23-1283 EA 1" 45 Degree Elbow, 6,000 LB, Screwed Carbon Steel.....	81.08	22.17
23 21 13 23-1284 EA 1-1/2" 45 Degree Elbow, 6,000 LB, Screwed Carbon Steel.....	183.70	28.36
23 21 13 23-1285 EA 2" 45 Degree Elbow, 6,000 LB, Screwed Carbon Steel.....	251.24	36.05
23 21 13 23-1286 Straight Tees, Screwed Carbon Steel (23 21 13 23-1242)		
23 21 13 23-1287 EA 1/4" Tee, Straight, 2,000 LB, Screwed Carbon Steel.....	44.06	21.07
23 21 13 23-1288 EA 1/2" Tee, Straight, 2,000 LB, Screwed Carbon Steel.....	51.10	22.17
23 21 13 23-1289 EA 3/4" Tee, Straight, 2,000 LB, Screwed Carbon Steel.....	62.69	25.67
23 21 13 23-1290 EA 1" Tee, Straight, 2,000 LB, Screwed Carbon Steel.....	78.60	30.27
23 21 13 23-1291 EA 1-1/2" Tee, Straight, 2,000 LB, Screwed Carbon Steel.....	134.27	42.95
23 21 13 23-1292 EA 2" Tee, Straight, 2,000 LB, Screwed Carbon Steel.....	166.47	53.34
23 21 13 23-1293 EA 1/4" Tee, Straight, 3,000 LB, Screwed Carbon Steel.....	46.79	21.07
23 21 13 23-1294 EA 1/2" Tee, Straight, 3,000 LB, Screwed Carbon Steel.....	52.87	22.17
23 21 13 23-1295 EA 3/4" Tee, Straight, 3,000 LB, Screwed Carbon Steel.....	68.63	25.67
23 21 13 23-1296 EA 1" Tee, Straight, 3,000 LB, Screwed Carbon Steel.....	83.68	30.27
23 21 13 23-1297 EA 1-1/2" Tee, Straight, 3,000 LB, Screwed Carbon Steel.....	151.86	42.95
23 21 13 23-1298 EA 2" Tee, Straight, 3,000 LB, Screwed Carbon Steel.....	195.58	53.34
23 21 13 23-1299 EA 1/2" Tee, Straight, 6,000 LB, Screwed Carbon Steel.....	66.26	22.17
23 21 13 23-1300 EA 3/4" Tee, Straight, 6,000 LB, Screwed Carbon Steel.....	83.01	25.67
23 21 13 23-1301 EA 1" Tee, Straight, 6,000 LB, Screwed Carbon Steel.....	119.24	30.27
23 21 13 23-1302 EA 1-1/2" Tee, Straight, 6,000 LB, Screwed Carbon Steel.....	192.26	42.95
23 21 13 23-1303 EA 2" Tee, Straight, 6,000 LB, Screwed Carbon Steel.....	324.36	53.34
23 21 13 23-1304 Crosses, Screwed Carbon Steel (23 21 13 23-1242)		
23 21 13 23-1305 EA 1/4" Cross, 2,000 LB, Screwed Carbon Steel.....	71.08	26.67
23 21 13 23-1306 EA 1/2" Cross, 2,000 LB, Screwed Carbon Steel.....	86.21	29.96
23 21 13 23-1307 EA 3/4" Cross, 2,000 LB, Screwed Carbon Steel.....	93.09	31.96
23 21 13 23-1308 EA 1" Cross, 2,000 LB, Screwed Carbon Steel.....	116.56	38.55
23 21 13 23-1309 EA 1-1/2" Cross, 2,000 LB, Screwed Carbon Steel.....	222.42	53.93
23 21 13 23-1310 EA 2" Cross, 2,000 LB, Screwed Carbon Steel.....	291.69	66.62
23 21 13 23-1311 EA 1/2" Cross, 3,000 LB, Screwed Carbon Steel.....	89.55	29.96
23 21 13 23-1312 EA 3/4" Cross, 3,000 LB, Screwed Carbon Steel.....	112.33	31.96
23 21 13 23-1313 EA 1" Cross, 3,000 LB, Screwed Carbon Steel.....	133.39	38.55
23 21 13 23-1314 EA 1-1/2" Cross, 3,000 LB, Screwed Carbon Steel.....	246.69	53.93
23 21 13 23-1315 EA 2" Cross, 3,000 LB, Screwed Carbon Steel.....	336.02	66.62
23 21 13 23-1316 EA 1/2" Cross, 6,000 LB, Screwed Carbon Steel.....	152.20	29.96
23 21 13 23-1317 EA 3/4" Cross, 6,000 LB, Screwed Carbon Steel.....	283.33	31.96
23 21 13 23-1318 EA 1" Cross, 6,000 LB, Screwed Carbon Steel.....	396.88	38.55
23 21 13 23-1319 EA 1-1/2" Cross, 6,000 LB, Screwed Carbon Steel.....	638.50	53.93
23 21 13 23-1320 EA 2" Cross, 6,000 LB, Screwed Carbon Steel.....	688.33	66.62
23 21 13 23-1321 Straight Couplings, Screwed Carbon Steel (23 21 13 23-1242)		
23 21 13 23-1322 EA 1/4" Coupling, Straight, 3,000 LB, Screwed Carbon Steel.....	28.53	15.18
23 21 13 23-1323 EA 1/2" Coupling, Straight, 3,000 LB, Screwed Carbon Steel.....	32.20	17.78

23 Heating, Ventilating, and Air-Conditioning (HVAC)

23 20 HVAC Piping and Pumps

23 21 Hydronic Piping and Pumps



MINOR	CSI	UOM	DESCRIPTION	TOTAL DIRECT UNIT COST	DEMOLITION UNIT COST
23 21	13 23-1324	EA	3/4" Coupling, Straight, 3,000 LB, Screwed Carbon Steel	37.46	19.88
23 21	13 23-1325	EA	1" Coupling, Straight, 3,000 LB, Screwed Carbon Steel	44.80	22.17
23 21	13 23-1326	EA	1-1/2" Coupling, Straight, 3,000 LB, Screwed Carbon Steel	71.46	28.36
23 21	13 23-1327	EA	2" Coupling, Straight, 3,000 LB, Screwed Carbon Steel	90.66	36.05
23 21	13 23-1328	EA	1/4" Coupling, Straight, 6,000 LB, Screwed Carbon Steel	36.56	15.18
23 21	13 23-1329	EA	1/2" Coupling, Straight, 6,000 LB, Screwed Carbon Steel	37.28	17.78
23 21	13 23-1330	EA	3/4" Coupling, Straight, 6,000 LB, Screwed Carbon Steel	41.36	19.88
23 21	13 23-1331	EA	1" Coupling, Straight, 6,000 LB, Screwed Carbon Steel	50.00	22.17
23 21	13 23-1332	EA	1-1/2" Coupling, Straight, 6,000 LB, Screwed Carbon Steel	79.41	28.36
23 21	13 23-1333	EA	2" Coupling, Straight, 6,000 LB, Screwed Carbon Steel	119.69	36.05
23 21 13 23-1334 Reducing Couplings, Screwed Carbon Steel (23 21 13 23-1242)					
23 21	13 23-1335	EA	1/4" Coupling, Reducing, 3,000 LB, Screwed Carbon Steel	29.64	16.18
23 21	13 23-1336	EA	1/2" Coupling, Reducing, 3,000 LB, Screwed Carbon Steel	34.83	17.78
23 21	13 23-1337	EA	3/4" Coupling, Reducing, 3,000 LB, Screwed Carbon Steel	41.48	19.88
23 21	13 23-1338	EA	1" Coupling, Reducing, 3,000 LB, Screwed Carbon Steel	50.38	22.17
23 21	13 23-1339	EA	1-1/2" Coupling, Reducing, 3,000 LB, Screwed Carbon Steel	72.92	28.36
23 21	13 23-1340	EA	2" Coupling, Reducing, 3,000 LB, Screwed Carbon Steel	98.49	36.05
23 21	13 23-1341	EA	1/2" Coupling, Reducing, 6,000 LB, Screwed Carbon Steel	137.66	17.78
23 21	13 23-1342	EA	3/4" Coupling, Reducing, 6,000 LB, Screwed Carbon Steel	140.83	19.88
23 21	13 23-1343	EA	1" Coupling, Reducing, 6,000 LB, Screwed Carbon Steel	166.18	22.17
23 21	13 23-1344	EA	1-1/2" Coupling, Reducing, 6,000 LB, Screwed Carbon Steel	244.19	28.36
23 21	13 23-1345	EA	2" Coupling, Reducing, 6,000 LB, Screwed Carbon Steel	357.74	36.05
23 21 13 23-1346 Caps, Screwed Carbon Steel (23 21 13 23-1242)					
23 21	13 23-1347	EA	1/4" Cap, 3,000 LB, Screwed Carbon Steel	14.94	6.79
23 21	13 23-1348	EA	1/2" Cap, 3,000 LB, Screwed Carbon Steel	17.10	7.89
23 21	13 23-1349	EA	3/4" Cap, 3,000 LB, Screwed Carbon Steel	20.58	8.89
23 21	13 23-1350	EA	1" Cap, 3,000 LB, Screwed Carbon Steel	25.98	9.89
23 21	13 23-1351	EA	1-1/2" Cap, 3,000 LB, Screwed Carbon Steel	36.70	12.59
23 21	13 23-1352	EA	2" Cap, 3,000 LB, Screwed Carbon Steel	51.62	16.08
23 21	13 23-1353	EA	1/4" Cap, 6,000 LB, Screwed Carbon Steel	24.58	6.79
23 21	13 23-1354	EA	1/2" Cap, 6,000 LB, Screwed Carbon Steel	23.28	7.89
23 21	13 23-1355	EA	3/4" Cap, 6,000 LB, Screwed Carbon Steel	30.64	8.89
23 21	13 23-1356	EA	1" Cap, 6,000 LB, Screwed Carbon Steel	33.33	9.89
23 21	13 23-1357	EA	1-1/2" Cap, 6,000 LB, Screwed Carbon Steel	66.64	12.59
23 21	13 23-1358	EA	2" Cap, 6,000 LB, Screwed Carbon Steel	80.78	16.08
23 21 13 23-1359 Nipples, Screwed Carbon Steel (23 21 13 23-1242)					
23 21	13 23-1360	EA	1/4" Nipple, 2" Long, Screwed Carbon Steel	17.77	9.09
23 21	13 23-1361	EA	1/2" Nipple, 2" Long, Screwed Carbon Steel	17.93	9.48
23 21	13 23-1362	EA	3/4" Nipple, 2" Long, Screwed Carbon Steel	17.69	9.48
23 21	13 23-1363	EA	1" Nipple, 2" Long, Screwed Carbon Steel	20.25	10.29
23 21	13 23-1364	EA	1-1/2" Nipple, 2" Long, Screwed Carbon Steel	24.01	11.09
23 21	13 23-1365	EA	2" Nipple, 2" Long, Screwed Carbon Steel	27.03	14.28
23 21	13 23-1366	EA	1/4" Nipple, 4" Long, Screwed Carbon Steel	19.61	9.09
23 21	13 23-1367	EA	1/2" Nipple, 4" Long, Screwed Carbon Steel	19.39	9.48
23 21	13 23-1368	EA	3/4" Nipple, 4" Long, Screwed Carbon Steel	19.34	9.48
23 21	13 23-1369	EA	1" Nipple, 4" Long, Screwed Carbon Steel	22.47	10.29
23 21	13 23-1370	EA	1-1/2" Nipple, 4" Long, Screwed Carbon Steel	27.98	11.09
23 21	13 23-1371	EA	2" Nipple, 4" Long, Screwed Carbon Steel	32.84	14.28
23 21	13 23-1372	EA	1/4" Nipple, 6" Long, Screwed Carbon Steel	24.01	9.09
23 21	13 23-1373	EA	1/2" Nipple, 6" Long, Screwed Carbon Steel	21.71	9.48
23 21	13 23-1374	EA	3/4" Nipple, 6" Long, Screwed Carbon Steel	21.92	9.48
23 21	13 23-1375	EA	1" Nipple, 6" Long, Screwed Carbon Steel	25.67	10.29
23 21	13 23-1376	EA	1-1/2" Nipple, 6" Long, Screwed Carbon Steel	33.41	11.09
23 21	13 23-1377	EA	2" Nipple, 6" Long, Screwed Carbon Steel	37.64	14.28
23 21 13 23-1378 Unions, Screwed Carbon Steel (23 21 13 23-1242)					
23 21	13 23-1379	EA	1/4" Union, 3,000 LB, Screwed Carbon Steel	36.48	22.07
23 21	13 23-1380	EA	1/2" Union, 3,000 LB, Screwed Carbon Steel	36.44	22.17
23 21	13 23-1381	EA	3/4" Union, 3,000 LB, Screwed Carbon Steel	41.64	25.67
23 21	13 23-1382	EA	1" Union, 3,000 LB, Screwed Carbon Steel	50.11	30.27
23 21	13 23-1383	EA	1-1/2" Union, 3,000 LB, Screwed Carbon Steel	72.38	42.95
23 21	13 23-1384	EA	2" Union, 3,000 LB, Screwed Carbon Steel	89.95	53.34
23 21	13 23-1385	EA	1/4" Union, 6,000 LB, Screwed Carbon Steel	79.12	22.07
23 21	13 23-1386	EA	1/2" Union, 6,000 LB, Screwed Carbon Steel	87.99	22.17
23 21	13 23-1387	EA	3/4" Union, 6,000 LB, Screwed Carbon Steel	104.09	25.67
23 21	13 23-1388	EA	1" Union, 6,000 LB, Screwed Carbon Steel	127.06	30.27
23 21	13 23-1389	EA	1-1/2" Union, 6,000 LB, Screwed Carbon Steel	229.73	42.95
23 21	13 23-1390	EA	2" Union, 6,000 LB, Screwed Carbon Steel	283.61	53.34
23 21 13 23-1391 Weld Neck Flanges, Screwed Carbon Steel (23 21 13 23-1242)					
23 21	13 23-1392	EA	1/2" Flange, 150 LB, Screwed Carbon Steel	84.58	41.25
23 21	13 23-1393	EA	3/4" Flange, 150 LB, Screwed Carbon Steel	88.29	43.25



MINOR CSI UOM DESCRIPTION	TOTAL DIRECT UNIT COST	DEMOLITION UNIT COST
23 21 13 23-1394 EA 1" Flange, 150 LB, Screwed Carbon Steel	91.11	45.14
23 21 13 23-1395 EA 1-1/2" Flange, 150 LB, Screwed Carbon Steel	100.47	50.84
23 21 13 23-1396 EA 2" Flange, 150 LB, Screwed Carbon Steel	103.79	53.03
23 21 13 23-1397 EA 1/2" Flange, 300 LB, Screwed Carbon Steel	86.01	41.25
For Ring Type Joint, Add	24.12	
For Blind Flange, Deduct	-29.58	
23 21 13 23-1398 EA 3/4" Flange, 300 LB, Screwed Carbon Steel	89.82	43.25
For Ring Type Joint, Add	24.93	
For Blind Flange, Deduct	-30.94	
23 21 13 23-1399 EA 1" Flange, 300 LB, Screwed Carbon Steel	93.43	45.14
For Ring Type Joint, Add	25.72	
For Blind Flange, Deduct	-32.23	
23 21 13 23-1400 EA 1-1/2" Flange, 300 LB, Screwed Carbon Steel	106.01	50.84
For Ring Type Joint, Add	29.76	
For Blind Flange, Deduct	-36.45	
23 21 13 23-1401 EA 2" Flange, 300 LB, Screwed Carbon Steel	109.33	53.03
For Ring Type Joint, Add	29.76	
For Blind Flange, Deduct	-37.78	
23 21 13 23-1402 EA 1/2" Flange, 600 LB, Screwed Carbon Steel	95.50	41.25
For Ring Type Joint, Add	33.61	
For Blind Flange, Deduct	-31.48	
23 21 13 23-1403 EA 3/4" Flange, 600 LB, Screwed Carbon Steel	98.50	43.25
For Ring Type Joint, Add	33.61	
For Blind Flange, Deduct	-32.68	
23 21 13 23-1404 EA 1" Flange, 600 LB, Screwed Carbon Steel	102.85	45.14
For Ring Type Joint, Add	35.14	
For Blind Flange, Deduct	-34.11	
23 21 13 23-1405 EA 1-1/2" Flange, 600 LB, Screwed Carbon Steel	117.68	50.84
For Ring Type Joint, Add	41.43	
For Blind Flange, Deduct	-38.79	
23 21 13 23-1406 EA 2" Flange, 600 LB, Screwed Carbon Steel	118.13	53.03
For Ring Type Joint, Add	38.56	
For Blind Flange, Deduct	-39.54	
23 21 13 23-1407 Square Head Plugs, Screwed Carbon Steel (23 21 13 23-1242)		
23 21 13 23-1408 EA 1/4" Square Head Plug, Screwed Carbon Steel	6.33	2.79
23 21 13 23-1409 EA 1/2" Square Head Plug, Screwed Carbon Steel	7.56	3.30
23 21 13 23-1410 EA 3/4" Square Head Plug, Screwed Carbon Steel	8.90	3.80
23 21 13 23-1411 EA 1" Square Head Plug, Screwed Carbon Steel	12.92	5.59
23 21 13 23-1412 EA 1-1/2" Square Head Plug, Screwed Carbon Steel	18.52	5.59
23 21 13 23-1413 EA 2" Square Head Plug, Screwed Carbon Steel	27.80	7.29
23 21 13 23-1414 Hex Head Plugs, Screwed Carbon Steel (23 21 13 23-1242)		
23 21 13 23-1415 EA 1/4" Hex Head Plug, Screwed Carbon Steel	5.77	2.79
23 21 13 23-1416 EA 1/2" Hex Head Plug, Screwed Carbon Steel	7.04	3.30
23 21 13 23-1417 EA 3/4" Hex Head Plug, Screwed Carbon Steel	8.56	3.80
23 21 13 23-1418 EA 1" Hex Head Plug, Screwed Carbon Steel	12.62	5.59
23 21 13 23-1419 EA 1-1/2" Hex Head Plug, Screwed Carbon Steel	17.28	5.59
23 21 13 23-1420 EA 2" Hex Head Plug, Screwed Carbon Steel	28.68	7.29
23 21 13 23-1421 Round Head Plugs, Screwed Carbon Steel (23 21 13 23-1242)		
23 21 13 23-1422 EA 1/4" Round Head Plug, Screwed Carbon Steel	7.59	2.79
23 21 13 23-1423 EA 1/2" Round Head Plug, Screwed Carbon Steel	7.64	3.30
23 21 13 23-1424 EA 3/4" Round Head Plug, Screwed Carbon Steel	8.66	3.80
23 21 13 23-1425 EA 1" Round Head Plug, Screwed Carbon Steel	13.12	5.59
23 21 13 23-1426 EA 1-1/2" Round Head Plug, Screwed Carbon Steel	20.07	5.59
23 21 13 23-1427 EA 2" Round Head Plug, Screwed Carbon Steel	28.34	7.29
23 21 13 23-1428 Hexagon Bushings, Screwed Carbon Steel (23 21 13 23-1242)		
23 21 13 23-1429 EA 1/4" Hex Bushing, Screwed Carbon Steel	6.19	2.79
23 21 13 23-1430 EA 1/2" Hex Bushing, Screwed Carbon Steel	7.02	3.30
23 21 13 23-1431 EA 3/4" Hex Bushing, Screwed Carbon Steel	8.42	3.80
23 21 13 23-1432 EA 1" Hex Bushing, Screwed Carbon Steel	13.02	5.59
23 21 13 23-1433 EA 1-1/2" Hex Bushing, Screwed Carbon Steel	17.18	5.59
23 21 13 23-1434 EA 2" Hex Bushing, Screwed Carbon Steel	27.38	7.29
23 21 13 23-1435 90 Degree Street Elbows, Screwed Carbon Steel (23 21 13 23-1242)		
23 21 13 23-1436 EA 1/4" 90 Degree Elbow, 3,000 LB, Screwed Carbon Steel	43.04	15.18
23 21 13 23-1437 EA 1/2" 90 Degree Elbow, 3,000 LB, Screwed Carbon Steel	48.39	17.78
23 21 13 23-1438 EA 3/4" 90 Degree Elbow, 3,000 LB, Screwed Carbon Steel	57.78	19.88
23 21 13 23-1439 EA 1" 90 Degree Elbow, 3,000 LB, Screwed Carbon Steel	69.07	22.17
23 21 13 23-1440 EA 1-1/2" 90 Degree Elbow, 3,000 LB, Screwed Carbon Steel	119.07	28.36
23 21 13 23-1441 EA 2" 90 Degree Elbow, 3,000 LB, Screwed Carbon Steel	163.35	36.05
23 21 13 23-1442 EA 1/2" 90 Degree Elbow, 6,000 LB, Screwed Carbon Steel	77.54	17.78
23 21 13 23-1443 EA 3/4" 90 Degree Elbow, 6,000 LB, Screwed Carbon Steel	117.04	19.88
23 21 13 23-1444 EA 1" 90 Degree Elbow, 6,000 LB, Screwed Carbon Steel	168.23	22.17
23 21 13 23-1445 EA 1-1/2" 90 Degree Elbow, 6,000 LB, Screwed Carbon Steel	391.86	28.36

23 Heating, Ventilating, and Air-Conditioning (HVAC)

23 20 HVAC Piping and Pumps

23 21 Hydronic Piping and Pumps



MINOR
CSI UOM DESCRIPTION

TOTAL DIRECT DEMOLITION
UNIT COST UNIT COST

23 21 13 23-1446 Screwed Carbon Steel Laterals (23 21 13 23-1242)

23 21 13 23-1447	EA	1/2" Lateral, Straight, 3,000 LB, Screwed Carbon Steel	234.05	22.17
23 21 13 23-1448	EA	3/4" Lateral, Straight, 3,000 LB, Screwed Carbon Steel	282.81	25.67
23 21 13 23-1449	EA	1" Lateral, Straight, 3,000 LB, Screwed Carbon Steel	347.40	30.27
23 21 13 23-1450	EA	1-1/2" Lateral, Straight, 3,000 LB, Screwed Carbon Steel	441.52	42.95
23 21 13 23-1451	EA	2" Lateral, Straight, 3,000 LB, Screwed Carbon Steel	551.28	53.34
23 21 13 23-1452	EA	1/2" Lateral, Straight, 3,000 LB, Screwed Carbon Steel	302.14	22.17
23 21 13 23-1453	EA	3/4" Lateral, Straight, 6,000 LB, Screwed Carbon Steel	384.07	25.67
23 21 13 23-1454	EA	1" Lateral, Straight, 6,000 LB, Screwed Carbon Steel	455.67	30.27
23 21 13 23-1455	EA	1-1/2" Lateral, Straight, 6,000 LB, Screwed Carbon Steel	640.57	42.95

23 21 13 23-1456 Grooved-Joint Pipe (23 21 13 23)

Note: Includes grooving of pipe. Excludes hangers, elbow, tee, reducer fitting or couplings.

23 21 13 23-1457 Schedule 10 Black Grooved Pipe (23 21 13 23-1456)

23 21 13 23-1458	LF	2" Black Schedule 10 Grooved Pipe	32.43	12.69
23 21 13 23-1459	LF	2-1/2" Black Schedule 10 Grooved Pipe	43.53	17.38
23 21 13 23-1460	LF	3" Black Schedule 10 Grooved Pipe	49.05	19.28
23 21 13 23-1461	LF	3-1/2" Black Schedule 10 Grooved Pipe	55.80	19.98
23 21 13 23-1462	LF	4" Black Schedule 10 Grooved Pipe	58.94	21.67
23 21 13 23-1463	LF	5" Black Schedule 10 Grooved Pipe	86.29	26.57
23 21 13 23-1464	LF	6" Black Schedule 10 Grooved Pipe	108.60	37.76
23 21 13 23-1465	LF	8" Black Schedule 10 Grooved Pipe	155.35	42.35
23 21 13 23-1466	LF	10" Black Schedule 10 Grooved Pipe	196.28	51.04
23 21 13 23-1467	LF	12" Black Schedule 10 Grooved Pipe	227.21	57.83

23 21 13 23-1468 Schedule 40 Black Grooved Pipe (23 21 13 23-1456)

23 21 13 23-1469	LF	3/4" Black Schedule 40 Grooved Pipe	19.39	7.69
23 21 13 23-1470	LF	1" Black Schedule 40 Grooved Pipe	21.92	8.69
23 21 13 23-1471	LF	1-1/4" Black Schedule 40 Grooved Pipe	25.26	9.39
23 21 13 23-1472	LF	1-1/2" Black Schedule 40 Grooved Pipe	28.74	10.68
23 21 13 23-1473	LF	2" Black Schedule 40 Grooved Pipe	36.11	13.59
23 21 13 23-1474	LF	2-1/2" Black Schedule 40 Grooved Pipe	50.54	18.58
23 21 13 23-1475	LF	3" Black Schedule 40 Grooved Pipe	60.22	21.18
23 21 13 23-1476	LF	4" Black Schedule 40 Grooved Pipe	75.74	23.57
23 21 13 23-1477	LF	5" Black Schedule 40 Grooved Pipe	107.13	28.66
23 21 13 23-1478	LF	6" Black Schedule 40 Grooved Pipe	142.04	41.35
23 21 13 23-1479	LF	8" Black Schedule 40 Grooved Pipe	194.59	46.85
23 21 13 23-1480	LF	10" Black Schedule 40 Grooved Pipe	274.78	55.94
23 21 13 23-1481	LF	12" Black Schedule 40 Grooved Pipe	324.93	64.22
23 21 13 23-1482	LF	14" Black Schedule 40 Grooved Pipe	427.45	86.80
23 21 13 23-1483	LF	16" Black Schedule 40 Grooved Pipe	494.79	102.08
23 21 13 23-1484	LF	18" Black Schedule 40 Grooved Pipe	616.35	123.95
23 21 13 23-1485	LF	20" Black Schedule 40 Grooved Pipe	709.46	144.53
23 21 13 23-1486	LF	24" Black Schedule 40 Grooved Pipe	939.24	173.49

23 21 13 23-1487 Schedule 80 Black Grooved Pipe (23 21 13 23-1456)

23 21 13 23-1488	LF	3/4" Black Schedule 80 Grooved Pipe	21.27	8.39
23 21 13 23-1489	LF	1" Black Schedule 80 Grooved Pipe	23.89	8.89
23 21 13 23-1490	LF	1-1/4" Black Schedule 80 Grooved Pipe	28.49	9.89
23 21 13 23-1491	LF	1-1/2" Black Schedule 80 Grooved Pipe	32.55	11.09
23 21 13 23-1492	LF	2" Black Schedule 80 Grooved Pipe	42.16	14.28
23 21 13 23-1493	LF	2-1/2" Black Schedule 80 Grooved Pipe	59.77	19.67
23 21 13 23-1494	LF	3" Black Schedule 80 Grooved Pipe	72.30	22.07
23 21 13 23-1495	LF	4" Black Schedule 80 Grooved Pipe	93.57	24.07
23 21 13 23-1496	LF	5" Black Schedule 80 Grooved Pipe	147.86	30.27
23 21 13 23-1497	LF	6" Black Schedule 80 Grooved Pipe	189.52	43.35
23 21 13 23-1498	LF	8" Black Schedule 80 Grooved Pipe	295.19	49.54
23 21 13 23-1499	LF	10" Black Schedule 80 Grooved Pipe	368.80	59.83
23 21 13 23-1500	LF	12" Black Schedule 80 Grooved Pipe	381.46	72.32

23 21 13 23-1501 Schedule 40 Galvanized Grooved Pipe (23 21 13 23-1456)

23 21 13 23-1502	LF	3/4" Galvanized Schedule 40 Grooved Pipe	18.60	7.69
23 21 13 23-1503	LF	1" Galvanized Schedule 40 Grooved Pipe	21.66	8.69
23 21 13 23-1504	LF	1-1/4" Galvanized Schedule 40 Grooved Pipe	24.24	9.39
23 21 13 23-1505	LF	1-1/2" Galvanized Schedule 40 Grooved Pipe	27.60	10.68
23 21 13 23-1506	LF	2" Galvanized Schedule 40 Grooved Pipe	34.86	13.59
23 21 13 23-1507	LF	2-1/2" Galvanized Schedule 40 Grooved Pipe	48.99	18.58
23 21 13 23-1508	LF	3" Galvanized Schedule 40 Grooved Pipe	58.51	21.18
23 21 13 23-1509	LF	4" Galvanized Schedule 40 Grooved Pipe	73.28	23.57
23 21 13 23-1510	LF	5" Galvanized Schedule 40 Grooved Pipe	104.73	28.66
23 21 13 23-1511	LF	6" Galvanized Schedule 40 Grooved Pipe	140.16	41.35
23 21 13 23-1512	LF	8" Galvanized Schedule 40 Grooved Pipe	189.37	46.85
23 21 13 23-1513	LF	10" Galvanized Schedule 40 Grooved Pipe	271.01	55.94
23 21 13 23-1514	LF	12" Galvanized Schedule 40 Grooved Pipe	320.85	64.22



MINOR	CSI	UOM	DESCRIPTION	TOTAL DIRECT UNIT COST	DEMOLITION UNIT COST	
23 21	13 23-1515		Schedule 80 Galvanized Grooved Pipe (23 21 13 23-1456)			
	23 21	13 23-1516	LF 3/4" Galvanized Schedule 80 Grooved Pipe.....	19.93	8.39	
	23 21	13 23-1517	LF 1" Galvanized Schedule 80 Grooved Pipe.....	26.76	8.89	
	23 21	13 23-1518	LF 1-1/4" Galvanized Schedule 80 Grooved Pipe.....	26.72	9.89	
	23 21	13 23-1519	LF 1-1/2" Galvanized Schedule 80 Grooved Pipe.....	35.38	11.78	
	23 21	13 23-1520	LF 2" Galvanized Schedule 80 Grooved Pipe.....	39.65	14.28	
	23 21	13 23-1521	LF 2-1/2" Galvanized Schedule 80 Grooved Pipe.....	56.37	19.67	
	23 21	13 23-1522	LF 3" Galvanized Schedule 80 Grooved Pipe.....	68.41	22.07	
	23 21	13 23-1523	LF 4" Galvanized Schedule 80 Grooved Pipe.....	87.59	24.07	
	23 21	13 23-1524	LF 5" Galvanized Schedule 80 Grooved Pipe.....	134.29	30.27	
	23 21	13 23-1525	LF 6" Galvanized Schedule 80 Grooved Pipe.....	172.43	43.35	
	23 21	13 23-1526	LF 8" Galvanized Schedule 80 Grooved Pipe.....	263.92	49.54	
	23 21	13 23-1527	LF 10" Galvanized Schedule 80 Grooved Pipe.....	313.78	59.83	
	23 21	13 23-1528	LF 12" Galvanized Schedule 80 Grooved Pipe.....	341.75	72.32	
23 21	13 23-1529		Painted Grooved-Joint Pipe Fittings (23 21 13 23)			
			Note: Couplings are not included with fittings.			
23 21	13 23-1530		Grooved Elbows (23 21 13 23-1529)			
23 21	13 23-1531		90 Degree Grooved Elbows (23 21 13 23-1530)			
			Note: Victaulic No. 10			
	23 21	13 23-1532	EA 3/4", Ductile Iron, Grooved 90 Degree Elbow.....	90.41	10.89	
			For Galvanized Fittings, Add	24.45		
	23 21	13 23-1533	EA 1", Ductile Iron, Grooved 90 Degree Elbow.....	90.41	10.89	
			For Galvanized Fittings, Add	24.45		
	23 21	13 23-1534	EA 1-1/4", Ductile Iron, Grooved 90 Degree Elbow.....	94.49	13.59	
			For Galvanized Fittings, Add	24.45		
	23 21	13 23-1535	EA 1-1/2", Ductile Iron, Grooved 90 Degree Elbow.....	98.81	16.48	
			For Galvanized Fittings, Add	24.45		
	23 21	13 23-1536	EA 2", Ductile Iron, Grooved 90 Degree Elbow.....	106.74	21.77	
			For Galvanized Fittings, Add	24.45		
	23 21	13 23-1537	EA 2-1/2", Ductile Iron, Grooved 90 Degree Elbow.....	113.85	26.57	
			For Galvanized Fittings, Add	24.45		
	23 21	13 23-1538	EA 3", Ductile Iron, Grooved 90 Degree Elbow.....	179.83	32.16	
			For Galvanized Fittings, Add	43.44		
	23 21	13 23-1539	EA 4", Ductile Iron, Grooved 90 Degree Elbow.....	206.98	42.45	
			For Galvanized Fittings, Add	47.31		
	23 21	13 23-1540	EA 5", Ductile Iron, Grooved 90 Degree Elbow.....	428.50	53.03	
			For Galvanized Fittings, Add	115.16		
	23 21	13 23-1541	EA 6", Ductile Iron, Grooved 90 Degree Elbow.....	509.61	69.41	
			For Galvanized Fittings, Add	133.84		
	23 21	13 23-1542	EA 8", Ductile Iron, Grooved 90 Degree Elbow.....	977.45	82.60	
			For Galvanized Fittings, Add	281.68		
	23 21	13 23-1543	EA 10", Ductile Iron, Grooved 90 Degree Elbow.....	1,474.40	96.38	
			For Galvanized Fittings, Add	438.87		
	23 21	13 23-1544	EA 12", Ductile Iron, Grooved 90 Degree Elbow.....	2,305.02	115.66	
			For Galvanized Fittings, Add	703.43		
	23 21	13 23-1545	EA 14", Steel, Grooved 90 Degree Elbow.....	4,628.75	130.54	
			For Galvanized Fittings, Add	1,462.89		
	23 21	13 23-1546	EA 16", Steel, Grooved 90 Degree Elbow.....	6,017.35	144.53	
			For Galvanized Fittings, Add	1,914.20		
	23 21	13 23-1547	EA 18", Steel, Grooved 90 Degree Elbow.....	7,593.58	157.90	
			For Galvanized Fittings, Add	2,427.77		
	23 21	13 23-1548	EA 20", Steel, Grooved 90 Degree Elbow.....	9,913.94	164.20	
			For Galvanized Fittings, Add	3,190.34		
	23 21	13 23-1549	EA 24", Steel, Grooved 90 Degree Elbow.....	14,203.06	194.17	
			For Galvanized Fittings, Add	4,590.97		
23 21	13 23-1550		45 Degree Grooved Elbows (23 21 13 23-1530)			
			Note: Victaulic No. 11			
		23 21	13 23-1551	EA 3/4", Ductile Iron, Grooved 45 Degree Elbow.....	90.36	10.89
			For Galvanized Fittings, Add	17.77		
		23 21	13 23-1552	EA 1", Ductile Iron, Grooved 45 Degree Elbow.....	90.36	10.89
			For Galvanized Fittings, Add	17.77		
		23 21	13 23-1553	EA 1-1/4", Ductile Iron, Grooved 45 Degree Elbow.....	94.44	13.59
			For Galvanized Fittings, Add	17.77		
		23 21	13 23-1554	EA 1-1/2", Ductile Iron, Grooved 45 Degree Elbow.....	98.76	16.48
			For Galvanized Fittings, Add	17.77		
		23 21	13 23-1555	EA 2", Ductile Iron, Grooved 45 Degree Elbow.....	106.69	21.77
			For Galvanized Fittings, Add	17.77		
		23 21	13 23-1556	EA 2-1/2", Ductile Iron, Grooved 45 Degree Elbow.....	113.80	26.57
			For Galvanized Fittings, Add	17.77		
		23 21	13 23-1557	EA 3", Ductile Iron, Grooved 45 Degree Elbow.....	179.78	32.16
			For Galvanized Fittings, Add	31.58		
		23 21	13 23-1558	EA 4", Ductile Iron, Grooved 45 Degree Elbow.....	206.98	42.45
			For Galvanized Fittings, Add	34.41		
		23 21	13 23-1559	EA 5", Ductile Iron, Grooved 45 Degree Elbow.....	428.50	53.03
			For Galvanized Fittings, Add	83.76		

23 Heating, Ventilating, and Air-Conditioning (HVAC)

23 20 HVAC Piping and Pumps

23 21 Hydronic Piping and Pumps



MINOR CSI UOM DESCRIPTION	TOTAL DIRECT UNIT COST	DEMOLITION UNIT COST
23 21 13 23-1560 EA 6", Ductile Iron, Grooved 45 Degree Elbow	509.61	69.41
For Galvanized Fittings, Add	97.34	
23 21 13 23-1561 EA 8", Ductile Iron, Grooved 45 Degree Elbow	977.45	82.60
For Galvanized Fittings, Add	204.86	
23 21 13 23-1562 EA 10", Ductile Iron, Grooved 45 Degree Elbow	1,474.40	96.38
For Galvanized Fittings, Add	319.18	
23 21 13 23-1563 EA 12", Ductile Iron, Grooved 45 Degree Elbow	2,305.02	145.66
For Galvanized Fittings, Add	511.59	
23 21 13 23-1564 EA 14", Steel, Grooved 45 Degree Elbow	4,628.75	130.54
For Galvanized Fittings, Add	1,063.92	
23 21 13 23-1565 EA 16", Steel, Grooved 45 Degree Elbow	6,017.35	144.53
For Galvanized Fittings, Add	1,392.15	
23 21 13 23-1566 EA 18", Steel, Grooved 45 Degree Elbow	7,593.58	157.90
For Galvanized Fittings, Add	1,765.65	
23 21 13 23-1567 EA 20", Steel, Grooved 45 Degree Elbow	9,914.38	164.50
For Galvanized Fittings, Add	2,320.25	
23 21 13 23-1568 EA 24", Steel, Grooved 45 Degree Elbow	14,203.06	194.17
For Galvanized Fittings, Add	3,338.89	
23 21 13 23-1569 22-1/2 Degree Grooved Elbows (23 21 13 23-1530)		
Note: Victaulic No. 12		
23 21 13 23-1570 EA 1", Ductile Iron, Grooved 22-1/2 Degree Elbow	95.24	10.89
For Galvanized Fittings, Add	18.94	
23 21 13 23-1571 EA 1-1/4", Ductile Iron, Grooved 22-1/2 Degree Elbow	99.32	13.59
For Galvanized Fittings, Add	18.94	
23 21 13 23-1572 EA 1-1/2", Ductile Iron, Grooved 22-1/2 Degree Elbow	103.64	16.48
For Galvanized Fittings, Add	18.94	
23 21 13 23-1573 EA 2", Ductile Iron, Grooved 22-1/2 Degree Elbow	111.57	21.77
For Galvanized Fittings, Add	18.94	
23 21 13 23-1574 EA 2-1/2", Ductile Iron, Grooved 22-1/2 Degree Elbow	118.68	26.57
For Galvanized Fittings, Add	18.94	
23 21 13 23-1575 EA 3", Ductile Iron, Grooved 22-1/2 Degree Elbow	163.63	32.16
For Galvanized Fittings, Add	27.70	
23 21 13 23-1576 EA 4", Ductile Iron, Grooved 22-1/2 Degree Elbow	218.39	42.45
For Galvanized Fittings, Add	37.14	
23 21 13 23-1577 EA 5", Ductile Iron, Grooved 22-1/2 Degree Elbow	559.48	53.03
For Galvanized Fittings, Add	115.19	
23 21 13 23-1578 EA 6", Ductile Iron, Grooved 22-1/2 Degree Elbow	542.50	69.41
For Galvanized Fittings, Add	105.23	
23 21 13 23-1579 EA 8", Ductile Iron, Grooved 22-1/2 Degree Elbow	1,041.26	82.60
For Galvanized Fittings, Add	220.18	
23 21 13 23-1580 EA 10", Steel, Grooved 22-1/2 Degree Elbow	1,403.98	96.38
For Galvanized Fittings, Add	302.28	
23 21 13 23-1581 EA 12", Steel, Grooved 22-1/2 Degree Elbow	1,876.11	115.66
For Galvanized Fittings, Add	408.65	
23 21 13 23-1582 EA 14", Steel, Grooved 22-1/2 Degree Elbow	2,162.42	130.54
For Galvanized Fittings, Add	472.00	
23 21 13 23-1583 EA 16", Steel, Grooved 22-1/2 Degree Elbow	2,575.48	144.53
For Galvanized Fittings, Add	566.10	
23 21 13 23-1584 EA 18", Steel, Grooved 22-1/2 Degree Elbow	3,093.32	157.90
For Galvanized Fittings, Add	685.59	
23 21 13 23-1585 EA 20", Steel, Grooved 22-1/2 Degree Elbow	3,623.53	164.20
For Galvanized Fittings, Add	810.55	
23 21 13 23-1586 EA 24", Steel, Grooved 22-1/2 Degree Elbow	4,829.36	194.17
For Galvanized Fittings, Add	1,089.20	
23 21 13 23-1587 11-1/4 Degree Grooved Elbows (23 21 13 23-1530)		
Note: Victaulic No. 13		
23 21 13 23-1588 EA 1", Ductile Iron, Grooved 11-1/4 Degree Elbow	95.24	10.89
For Galvanized Fittings, Add	18.94	
23 21 13 23-1589 EA 1-1/4", Ductile Iron, Grooved 11-1/4 Degree Elbow	99.32	13.59
For Galvanized Fittings, Add	18.94	
23 21 13 23-1590 EA 1-1/2", Ductile Iron, Grooved 11-1/4 Degree Elbow	103.64	16.48
For Galvanized Fittings, Add	18.94	
23 21 13 23-1591 EA 2", Ductile Iron, Grooved 11-1/4 Degree Elbow	111.57	21.77
For Galvanized Fittings, Add	18.94	
23 21 13 23-1592 EA 2-1/2", Ductile Iron, Grooved 11-1/4 Degree Elbow	118.68	26.57
For Galvanized Fittings, Add	18.94	
23 21 13 23-1593 EA 3", Ductile Iron, Grooved 11-1/4 Degree Elbow	163.63	32.16
For Galvanized Fittings, Add	27.70	
23 21 13 23-1594 EA 4", Ductile Iron, Grooved 11-1/4 Degree Elbow	218.38	42.45
For Galvanized Fittings, Add	37.14	
23 21 13 23-1595 EA 5", Ductile Iron, Grooved 11-1/4 Degree Elbow	559.45	53.03
For Galvanized Fittings, Add	115.18	
23 21 13 23-1596 EA 6", Ductile Iron, Grooved 11-1/4 Degree Elbow	542.48	69.41
For Galvanized Fittings, Add	105.23	
23 21 13 23-1597 EA 8", Ductile Iron, Grooved 11-1/4 Degree Elbow	1,041.20	82.60
For Galvanized Fittings, Add	220.16	
23 21 13 23-1598 EA 10", Steel, Grooved 11-1/4 Degree Elbow	1,403.91	96.38
For Galvanized Fittings, Add	302.26	
23 21 13 23-1599 EA 12", Steel, Grooved 11-1/4 Degree Elbow	1,876.02	115.66
For Galvanized Fittings, Add	408.63	



MINOR CSI UOM DESCRIPTION	TOTAL DIRECT UNIT COST	DEMOLITION UNIT COST
23 21 13 23-1600 EA 14", Steel, Grooved 11-1/4 Degree Elbow <i>For Galvanized Fittings, Add</i>	2,162.33 471.97	130.54
23 21 13 23-1601 EA 16", Steel, Grooved 11-1/4 Degree Elbow <i>For Galvanized Fittings, Add</i>	2,575.38 566.07	144.62
23 21 13 23-1602 EA 18", Steel, Grooved 11-1/4 Degree Elbow <i>For Galvanized Fittings, Add</i>	3,093.14 685.55	157.90
23 21 13 23-1603 EA 20", Steel, Grooved 11-1/4 Degree Elbow <i>For Galvanized Fittings, Add</i>	3,623.34 810.50	164.20
23 21 13 23-1604 EA 24", Steel, Grooved 11-1/4 Degree Elbow <i>For Galvanized Fittings, Add</i>	4,829.11 1,089.14	194.17
23 21 13 23-1605 90 Degree Grooved Long Radius Elbows (23 21 13 23-1630) Note: Victaulic No. 100		
23 21 13 23-1606 EA 2", Ductile Iron, Grooved 90 Degree Long Radius Elbow <i>For Galvanized Fittings, Add</i>	202.04 40.65	21.77
23 21 13 23-1607 EA 2-1/2", Ductile Iron, Grooved 90 Degree Long Radius Elbow <i>For Galvanized Fittings, Add</i>	531.27 117.96	26.57
23 21 13 23-1608 EA 3", Ductile Iron, Grooved 90 Degree Long Radius Elbow <i>For Galvanized Fittings, Add</i>	217.59 40.65	32.16
23 21 13 23-1609 EA 4", Ductile Iron, Grooved 90 Degree Long Radius Elbow <i>For Galvanized Fittings, Add</i>	317.37 60.90	42.45
23 21 13 23-1610 EA 5", Ductile Iron, Grooved 90 Degree Long Radius Elbow <i>For Galvanized Fittings, Add</i>	1,380.13 312.15	53.03
23 21 13 23-1611 EA 6", Ductile Iron, Grooved 90 Degree Long Radius Elbow <i>For Galvanized Fittings, Add</i>	846.35 178.15	69.41
23 21 13 23-1612 EA 8", Ductile Iron, Grooved, 90 Degree Long Radius Elbow <i>For Galvanized Fittings, Add</i>	1,904.41 427.33	82.60
23 21 13 23-1613 EA 10", Ductile Iron, Grooved 90 Degree Long Radius Elbow <i>For Galvanized Fittings, Add</i>	3,836.34 886.04	96.38
23 21 13 23-1614 EA 12", Ductile Iron, Grooved 90 Degree Long Radius Elbow <i>For Galvanized Fittings, Add</i>	4,575.93 1,056.60	115.66
23 21 13 23-1615 Grooved Tees, Wyes And Crosses (23 21 13 23-1629)		
23 21 13 23-1616 Grooved Tees (23 21 13 23-1615) Note: Victaulic No. 20		
23 21 13 23-1617 EA 3/4", Ductile Iron, Grooved Tee <i>For Galvanized Fittings, Add</i>	134.70 33.97	14.28
23 21 13 23-1618 EA 1", Ductile Iron, Grooved Tee <i>For Galvanized Fittings, Add</i>	137.94 33.97	16.48
23 21 13 23-1619 EA 1-1/4", Ductile Iron, Grooved Tee <i>For Galvanized Fittings, Add</i>	143.45 33.97	20.18
23 21 13 23-1620 EA 1-1/2", Ductile Iron, Grooved Tee <i>For Galvanized Fittings, Add</i>	150.31 33.97	24.77
23 21 13 23-1621 EA 2", Ductile Iron, Grooved Tee <i>For Galvanized Fittings, Add</i>	161.23 33.97	32.06
23 21 13 23-1622 EA 2-1/2", Ductile Iron, Grooved Tee <i>For Galvanized Fittings, Add</i>	172.12 33.97	39.26
23 21 13 23-1623 EA 3", Ductile Iron, Grooved Tee <i>For Galvanized Fittings, Add</i>	230.89 47.58	48.24
23 21 13 23-1624 EA 4", Ductile Iron, Grooved Tee <i>For Galvanized Fittings, Add</i>	336.83 72.98	62.43
23 21 13 23-1625 EA 5", Ductile Iron, Grooved Tee <i>For Galvanized Fittings, Add</i>	693.12 171.23	81.60
23 21 13 23-1626 EA 6", Ductile Iron, Grooved Tee <i>For Galvanized Fittings, Add</i>	812.67 197.90	102.08
23 21 13 23-1627 EA 8", Ductile Iron, Grooved Tee <i>For Galvanized Fittings, Add</i>	1,626.77 432.30	123.95
23 21 13 23-1628 EA 10", Ductile Iron, Grooved Tee <i>For Galvanized Fittings, Add</i>	2,789.94 771.96	144.53
23 21 13 23-1629 EA 12", Ductile Iron, Grooved Tee <i>For Galvanized Fittings, Add</i>	3,862.57 1,080.74	173.49
23 21 13 23-1630 EA 14", Steel, Grooved Tee <i>For Galvanized Fittings, Add</i>	4,218.97 1,178.99	192.77
23 21 13 23-1631 EA 16", Steel, Grooved Tee <i>For Galvanized Fittings, Add</i>	5,296.68 1,501.81	193.86
23 21 13 23-1632 EA 18", Steel, Grooved Tee <i>For Galvanized Fittings, Add</i>	6,589.81 1,880.77	213.84
23 21 13 23-1633 EA 20", Steel, Grooved Tee <i>For Galvanized Fittings, Add</i>	9,308.41 2,694.83	217.24
23 21 13 23-1634 EA 24", Steel, Grooved Tee <i>For Galvanized Fittings, Add</i>	14,201.82 4,140.50	266.88
23 21 13 23-1635 Grooved Wyes (90 Degree True Wye) (23 21 13 23-1615) Note: Victaulic No. 33		
23 21 13 23-1636 EA 1", Steel, Grooved Wye <i>For Galvanized Fittings, Add</i>	502.43 76.43	16.48
23 21 13 23-1637 EA 1-1/4", Steel, Grooved Wye <i>For Galvanized Fittings, Add</i>	507.94 76.43	20.18
23 21 13 23-1638 EA 1-1/2", Steel, Grooved Wye <i>For Galvanized Fittings, Add</i>	514.80 76.43	24.77

23 Heating, Ventilating, and Air-Conditioning (HVAC)

23 20 HVAC Piping and Pumps

23 21 Hydronic Piping and Pumps



MINOR CSI UOM DESCRIPTION	TOTAL DIRECT UNIT COST	DEMOLITION UNIT COST
23 21 13 23-1639 EA 2", Steel, Grooved Wye <i>For Galvanized Fittings, Add</i>	525.72 76.43	32.06
23 21 13 23-1640 EA 2-1/2", Steel, Grooved Wye <i>For Galvanized Fittings, Add</i>	536.61 76.43	39.26
23 21 13 23-1641 EA 3", Steel, Grooved Wye <i>For Galvanized Fittings, Add</i>	643.32 91.36	48.24
23 21 13 23-1642 EA 4", Steel, Grooved Wye <i>For Galvanized Fittings, Add</i>	841.49 119.67	62.43
23 21 13 23-1643 EA 5", Steel, Grooved Wye <i>For Galvanized Fittings, Add</i>	1,194.41 171.53	81.60
23 21 13 23-1644 EA 6", Steel, Grooved Wye <i>For Galvanized Fittings, Add</i>	1,479.46 212.23	102.08
23 21 13 23-1645 EA 8", Steel, Grooved Wye <i>For Galvanized Fittings, Add</i>	2,096.24 305.67	123.95
23 21 13 23-1646 EA 10", Steel, Grooved Wye <i>For Galvanized Fittings, Add</i>	3,514.18 527.59	144.53
23 21 13 23-1647 EA 12", Steel, Grooved Wye <i>For Galvanized Fittings, Add</i>	3,902.99 582.86	173.49
23 21 13 23-1648 EA 14", Steel, Grooved Wye <i>For Galvanized Fittings, Add</i>	4,448.78 665.56	192.77
23 21 13 23-1649 EA 16", Steel, Grooved Wye <i>For Galvanized Fittings, Add</i>	5,693.37 864.48	193.66
23 21 13 23-1650 EA 18", Steel, Grooved Wye <i>For Galvanized Fittings, Add</i>	6,501.85 988.86	214.04
23 21 13 23-1651 EA 20", Steel, Grooved Wye <i>For Galvanized Fittings, Add</i>	9,288.82 1,434.19	216.83
23 21 13 23-1652 EA 24", Steel, Grooved Wye <i>For Galvanized Fittings, Add</i>	14,336.19 2,229.76	266.88
23 21 13 23-1653 Grooved Crosses (23 21 13 23-1615) Note: Victaulic No. 35		
23 21 13 23-1654 EA 3/4", Steel, Grooved Cross <i>For Galvanized Fittings, Add</i>	341.49 46.39	21.48
23 21 13 23-1655 EA 1", Steel, Grooved Cross <i>For Galvanized Fittings, Add</i>	346.37 46.39	24.77
23 21 13 23-1656 EA 1-1/4", Steel, Grooved Cross <i>For Galvanized Fittings, Add</i>	418.61 55.99	30.27
23 21 13 23-1657 EA 1-1/2", Steel, Grooved Cross <i>For Galvanized Fittings, Add</i>	457.86 60.33	37.15
23 21 13 23-1658 EA 2", Steel, Grooved Cross <i>For Galvanized Fittings, Add</i>	299.31 34.10	48.05
23 21 13 23-1659 EA 2-1/2", Steel, Grooved Cross <i>For Galvanized Fittings, Add</i>	315.67 34.10	58.93
23 21 13 23-1660 EA 3", Steel, Grooved Cross <i>For Galvanized Fittings, Add</i>	516.91 61.27	72.32
23 21 13 23-1661 EA 4", Steel, Grooved Cross <i>For Galvanized Fittings, Add</i>	820.29 101.99	93.59
23 21 13 23-1662 EA 5", Steel, Grooved Cross <i>For Galvanized Fittings, Add</i>	1,572.59 208.36	122.36
23 21 13 23-1663 EA 6", Steel, Grooved Cross <i>For Galvanized Fittings, Add</i>	2,016.70 268.08	153.12
23 21 13 23-1664 EA 8", Steel, Grooved Cross <i>For Galvanized Fittings, Add</i>	2,632.42 353.06	185.87
23 21 13 23-1665 EA 10", Steel, Grooved Cross <i>For Galvanized Fittings, Add</i>	4,339.56 602.16	216.83
23 21 13 23-1666 EA 12", Steel, Grooved Cross <i>For Galvanized Fittings, Add</i>	6,183.29 868.97	260.28
23 21 13 23-1667 EA 14", Steel, Grooved Cross <i>For Galvanized Fittings, Add</i>	6,435.49 900.30	289.15
23 21 13 23-1668 EA 16", Steel, Grooved Cross <i>For Galvanized Fittings, Add</i>	8,287.57 1,177.74	290.84
23 21 13 23-1669 EA 18", Steel, Grooved Cross <i>For Galvanized Fittings, Add</i>	10,105.01 1,443.63	320.71
23 21 13 23-1670 EA 20", Steel, Grooved Cross <i>For Galvanized Fittings, Add</i>	14,123.10 2,045.21	325.71
23 21 13 23-1671 EA 24", Steel, Grooved Cross <i>For Galvanized Fittings, Add</i>	21,649.25 3,157.35	400.32
23 21 13 23-1672 Grooved Reducing Tees (23 21 13 23-1615) Note: Victaulic No. 25		
23 21 13 23-1673 EA 1", Steel, Grooved Reducing Tee <i>For Galvanized Fittings, Add</i>	243.18 43.69	16.48
23 21 13 23-1674 EA 1-1/4", Steel, Grooved Reducing Tee <i>For Galvanized Fittings, Add</i>	255.55 45.06	20.18
23 21 13 23-1675 EA 1-1/2", Steel, Grooved Reducing Tee <i>For Galvanized Fittings, Add</i>	268.02 46.19	24.77
23 21 13 23-1676 EA 2", Steel, Grooved Reducing Tee <i>For Galvanized Fittings, Add</i>	318.37 54.07	32.06
23 21 13 23-1677 EA 2-1/2", Steel, Grooved Reducing Tee <i>For Galvanized Fittings, Add</i>	357.08 59.64	39.26
23 21 13 23-1678 EA 3", Steel, Grooved Reducing Tee <i>For Galvanized Fittings, Add</i>	398.66 65.27	48.24



MINOR CSI UOM DESCRIPTION	TOTAL DIRECT UNIT COST	DEMOLITION UNIT COST
23 21 13 23-1679 EA 4", Steel, Grooved Reducing Tee <i>For Galvanized Fittings, Add</i>	533.71 88.03	62.43
23 21 13 23-1680 EA 5", Steel, Grooved Reducing Tee <i>For Galvanized Fittings, Add</i>	703.54 116.24	81.60
23 21 13 23-1681 EA 6", Steel, Grooved Reducing Tee <i>For Galvanized Fittings, Add</i>	970.60 163.52	102.08
23 21 13 23-1682 EA 8", Steel, Grooved Reducing Tee <i>For Galvanized Fittings, Add</i>	1,534.82 269.81	123.95
23 21 13 23-1683 EA 10", Steel, Grooved Reducing Tee <i>For Galvanized Fittings, Add</i>	2,205.51 397.75	144.53
23 21 13 23-1684 EA 12", Steel, Grooved Reducing Tee <i>For Galvanized Fittings, Add</i>	3,193.85 586.75	173.49
23 21 13 23-1685 EA 14", Steel, Grooved Reducing Tee <i>For Galvanized Fittings, Add</i>	3,621.11 666.42	192.77
23 21 13 23-1686 EA 16", Steel, Grooved Reducing Tee <i>For Galvanized Fittings, Add</i>	4,619.01 865.67	193.86
23 21 13 23-1687 EA 18", Steel, Grooved Reducing Tee <i>For Galvanized Fittings, Add</i>	5,619.50 1,059.79	213.84
23 21 13 23-1688 EA 20", Steel, Grooved Reducing Tee <i>For Galvanized Fittings, Add</i>	7,904.02 1,515.69	217.14
23 21 13 23-1689 EA 24", Steel, Grooved Reducing Tee <i>For Galvanized Fittings, Add</i>	12,607.51 2,441.47	266.88
23 21 13 23-1690 Grooved 45 Degree Lateral Wyes <small>(23 21 13 23-1615)</small>		
<small>Note: Victaulic No. 30</small>		
23 21 13 23-1691 EA 3/4", Steel, Grooved, 45 Degree Lateral Wye..... <i>For Galvanized Fittings, Add</i>	473.87 81.43	14.28
23 21 13 23-1692 EA 1", Steel, Grooved, 45 Degree Lateral Wye..... <i>For Galvanized Fittings, Add</i>	477.11 81.43	16.48
23 21 13 23-1693 EA 1-1/4", Steel, Grooved, 45 Degree Lateral Wye..... <i>For Galvanized Fittings, Add</i>	482.62 81.43	20.18
23 21 13 23-1694 EA 1-1/2", Steel, Grooved, 45 Degree Lateral Wye..... <i>For Galvanized Fittings, Add</i>	489.48 81.43	24.77
23 21 13 23-1695 EA 2", Steel, Grooved, 45 Degree Lateral Wye..... <i>For Galvanized Fittings, Add</i>	500.40 81.43	32.06
23 21 13 23-1696 EA 2-1/2", Steel, Grooved, 45 Degree Lateral Wye..... <i>For Galvanized Fittings, Add</i>	511.29 81.43	39.26
23 21 13 23-1697 EA 3", Steel, Grooved, 45 Degree Lateral Wye..... <i>For Galvanized Fittings, Add</i>	463.12 70.35	48.24
23 21 13 23-1698 EA 3-1/2", Steel, Grooved, 45 Degree Lateral Wye..... <i>For Galvanized Fittings, Add</i>	745.49 119.19	55.63
23 21 13 23-1699 EA 4", Steel, Grooved, 45 Degree Lateral Wye..... <i>For Galvanized Fittings, Add</i>	864.32 138.74	62.43
23 21 13 23-1700 EA 5", Steel, Grooved, 45 Degree Lateral Wye..... <i>For Galvanized Fittings, Add</i>	1,248.79 202.76	81.60
23 21 13 23-1701 EA 6", Steel, Grooved, 45 Degree Lateral Wye..... <i>For Galvanized Fittings, Add</i>	1,967.91 326.68	102.08
23 21 13 23-1702 EA 8", Steel, Grooved, 45 Degree Lateral Wye..... <i>For Galvanized Fittings, Add</i>	2,799.92 470.55	123.95
23 21 13 23-1703 EA 10", Steel, Grooved, 45 Degree Lateral Wye..... <i>For Galvanized Fittings, Add</i>	3,906.55 664.16	144.53
23 21 13 23-1704 EA 12", Steel, Grooved, 45 Degree Lateral Wye..... <i>For Galvanized Fittings, Add</i>	4,721.23 803.00	173.49
23 21 13 23-1705 EA 14", Steel, Grooved, 45 Degree Lateral Wye..... <i>For Galvanized Fittings, Add</i>	6,800.31 1,172.04	192.77
23 21 13 23-1706 EA 16", Steel, Grooved, 45 Degree Lateral Wye..... <i>For Galvanized Fittings, Add</i>	8,425.06 1,464.19	193.86
23 21 13 23-1707 EA 18", Steel, Grooved, 45 Degree Lateral Wye..... <i>For Galvanized Fittings, Add</i>	9,413.78 1,636.79	213.84
23 21 13 23-1708 EA 20", Steel, Grooved, 45 Degree Lateral Wye..... <i>For Galvanized Fittings, Add</i>	14,118.49 2,482.73	217.14
23 21 13 23-1709 EA 24", Steel, Grooved, 45 Degree Lateral Wye..... <i>For Galvanized Fittings, Add</i>	21,833.35 3,857.97	266.88
23 21 13 23-1710 Grooved 45 Degree Lateral Reducing Wyes <small>(23 21 13 23-1615)</small>		
<small>Note: Victaulic No. 30R</small>		
23 21 13 23-1711 EA 3", Steel, Grooved 45 Degree Lateral Reducing Wye..... <i>For Galvanized Fittings, Add</i>	463.12 50.81	48.24
23 21 13 23-1712 EA 4", Steel, Grooved 45 Degree Lateral Reducing Wye..... <i>For Galvanized Fittings, Add</i>	864.32 100.20	62.43
23 21 13 23-1713 EA 5", Steel, Grooved 45 Degree Lateral Reducing Wye..... <i>For Galvanized Fittings, Add</i>	1,248.79 146.44	81.60
23 21 13 23-1714 EA 6", Steel, Grooved 45 Degree Lateral Reducing Wye..... <i>For Galvanized Fittings, Add</i>	1,608.37 189.20	102.08
23 21 13 23-1715 EA 8", Steel, Grooved 45 Degree Lateral Reducing Wye..... <i>For Galvanized Fittings, Add</i>	2,286.75 273.13	123.95
23 21 13 23-1716 EA 10", Steel, Grooved 45 Degree Lateral Reducing Wye..... <i>For Galvanized Fittings, Add</i>	2,789.84 334.50	144.53
23 21 13 23-1717 EA 12", Steel, Grooved 45 Degree Lateral Reducing Wye..... <i>For Galvanized Fittings, Add</i>	3,387.04 406.50	173.49
23 21 13 23-1718 EA 14", Steel, Grooved 45 Degree Lateral Reducing Wye..... <i>For Galvanized Fittings, Add</i>	3,791.96 455.38	192.77

23 Heating, Ventilating, and Air-Conditioning (HVAC)

23 20 HVAC Piping and Pumps

23 21 Hydronic Piping and Pumps



MINOR CSI UOM DESCRIPTION	TOTAL DIRECT UNIT COST	DEMOLITION UNIT COST
23 21 13 23-1719 EA 16", Steel, Grooved 45 Degree Lateral Reducing Wye..... <i>For Galvanized Fittings, Add</i>	4,818.57 588.63	193.86
23 21 13 23-1720 EA 18", Steel, Grooved 45 Degree Lateral Reducing Wye..... <i>For Galvanized Fittings, Add</i>	7,273.12 903.84	213.84
23 21 13 23-1721 EA 20", Steel, Grooved 45 Degree Lateral Reducing Wye..... <i>For Galvanized Fittings, Add</i>	10,502.32 1,322.98	217.14
23 21 13 23-1722 EA 24", Steel, Grooved 45 Degree Lateral Reducing Wye..... <i>For Galvanized Fittings, Add</i>	16,876.74 2,141.96	266.88
23 21 13 23-1723 Mechanical-T Outlet <small>(23 21 13 23-1615)</small> Note: Includes making opening in pipe. Grooved or treaded branch outlets. Victaulic Styles 920 or 921.		
23 21 13 23-1724 EA 2" x 3/4" Mechanical-T Outlet With Threaded Branch Outlet..... <i>For Galvanized Fittings, Add</i>	147.14 18.66	35.96
23 21 13 23-1725 EA 2" x 1" Mechanical-T Outlet With Threaded Branch Outlet..... <i>For Galvanized Fittings, Add</i>	147.14 18.66	35.96
23 21 13 23-1726 EA 2" x 1-1/4" Mechanical-T Outlet With Threaded Branch Outlet..... <i>For Galvanized Fittings, Add</i>	158.89 21.57	35.96
23 21 13 23-1727 EA 2" x 1-1/2" Mechanical-T Outlet With Threaded Branch Outlet.....	158.89	35.96
23 21 13 23-1728 EA 2-1/2" x 3/4" Mechanical-T Outlet With Threaded Branch Outlet.....	156.13	40.45
23 21 13 23-1729 EA 2-1/2" x 1" Mechanical-T Outlet With Threaded Branch Outlet.....	156.13	40.45
23 21 13 23-1730 EA 2-1/2" x 1-1/4" Mechanical-T Outlet With Threaded Branch Outlet.....	187.14	40.45
23 21 13 23-1731 EA 3" x 3/4" Mechanical-T Outlet With Threaded Branch Outlet.....	176.52	44.94
23 21 13 23-1732 EA 3" x 1" Mechanical-T Outlet With Threaded Branch Outlet.....	176.52	44.94
23 21 13 23-1733 EA 3" x 1-1/4" Mechanical-T Outlet With Threaded Branch Outlet.....	201.49	44.94
23 21 13 23-1734 EA 3" x 1-1/2" Mechanical-T Outlet With Threaded Branch Outlet.....	201.49	44.94
23 21 13 23-1735 EA 3" x 2" Mechanical-T Outlet With Threaded Branch Outlet.....	218.59	44.94
23 21 13 23-1736 EA 4" x 3/4" Mechanical-T Outlet With Threaded Branch Outlet.....	230.32	59.93
23 21 13 23-1737 EA 4" x 1" Mechanical-T Outlet With Threaded Branch Outlet.....	230.32	59.93
23 21 13 23-1738 EA 4" x 1-1/4" Mechanical-T Outlet With Threaded Branch Outlet.....	249.81	59.93
23 21 13 23-1739 EA 4" x 1-1/2" Mechanical-T Outlet With Threaded Or Grooved Outlet.....	255.28	59.93
23 21 13 23-1740 EA 4" x 2" Mechanical-T Outlet With Threaded Or Grooved Outlet.....	255.28	59.93
23 21 13 23-1741 EA 4" x 2-1/2" Mechanical-T Outlet With Threaded Or Grooved Outlet.....	260.75	59.93
23 21 13 23-1742 EA 4" x 3" Mechanical-T Outlet With Threaded Or Grooved Outlet.....	271.24	59.93
23 21 13 23-1743 EA 5" x 1-1/2" Mechanical-T Outlet With Threaded Or Grooved Outlet.....	331.11	82.40
23 21 13 23-1744 EA 5" x 2" Mechanical-T Outlet With Threaded Or Grooved Outlet.....	331.11	82.40
23 21 13 23-1745 EA 5" x 2-1/2" Mechanical-T Outlet With Threaded Or Grooved Outlet.....	340.58	82.40
23 21 13 23-1746 EA 5" x 3" Mechanical-T Outlet With Threaded Or Grooved Outlet.....	352.43	82.40
23 21 13 23-1747 EA 6" x 1-1/2" Mechanical-T Outlet With Threaded Or Grooved Outlet.....	379.94	104.87
23 21 13 23-1748 EA 6" x 2" Mechanical-T Outlet With Threaded Or Grooved Outlet.....	379.94	104.87
23 21 13 23-1749 EA 6" x 2-1/2" Mechanical-T Outlet With Threaded Or Grooved Outlet.....	393.85	104.87
23 21 13 23-1750 EA 6" x 3" Mechanical-T Outlet With Threaded Or Grooved Outlet.....	405.59	104.87
23 21 13 23-1751 EA 6" x 4" Mechanical-T Outlet With Threaded Or Grooved Outlet.....	426.45	104.87
23 21 13 23-1752 EA 8" x 2" Mechanical-T Outlet With Threaded Or Grooved Outlet.....	578.83	138.83
23 21 13 23-1753 EA 8" x 2-1/2" Mechanical-T Outlet With Threaded Or Grooved Outlet.....	578.83	138.83
23 21 13 23-1754 EA 8" x 3" Mechanical-T Outlet With Threaded Or Grooved Outlet.....	595.58	138.83
23 21 13 23-1755 EA 8" x 4" Mechanical-T Outlet With Threaded Or Grooved Outlet.....	605.50	138.83
23 21 13 23-1756 Installation-Ready™ Grooved Fittings <small>(23 21 13 23-1529)</small>		
23 21 13 23-1757 Installation-Ready™ 90 Degree Grooved Elbows <small>(23 21 13 23-1756)</small> Note: Victaulic No. 101		
23 21 13 23-1758 EA 1-1/4" Ductile Iron, Grooved, Installation-Ready™ 90 Degree Elbow..... <i>For Galvanized Fittings, Add</i>	251.70 78.12	9.89
23 21 13 23-1759 EA 1-1/2" Ductile Iron, Grooved, Installation-Ready™ 90 Degree Elbow..... <i>For Galvanized Fittings, Add</i>	261.66 80.41	11.86
23 21 13 23-1760 EA 2" Ductile Iron, Grooved, Installation-Ready™ 90 Degree Elbow..... <i>For Galvanized Fittings, Add</i>	269.39 80.99	15.82
23 21 13 23-1761 EA 2-1/2" Ductile Iron, Grooved, Installation-Ready™ 90 Degree Elbow..... <i>For Galvanized Fittings, Add</i>	325.86 97.65	19.77
23 21 13 23-1762 Installation-Ready™ 45 Degree Grooved Elbows <small>(23 21 13 23-1756)</small> Note: Victaulic No. 103		
23 21 13 23-1763 EA 1-1/4" Ductile Iron, Grooved, Installation-Ready™ 45 Degree Elbow..... <i>For Galvanized Fittings, Add</i>	251.70 56.81	9.89
23 21 13 23-1764 EA 1-1/2" Ductile Iron, Grooved, Installation-Ready™ 45 Degree Elbow..... <i>For Galvanized Fittings, Add</i>	261.66 58.48	11.86
23 21 13 23-1765 EA 2" Ductile Iron, Grooved, Installation-Ready™ 45 Degree Elbow..... <i>For Galvanized Fittings, Add</i>	269.39 58.90	15.82
23 21 13 23-1766 EA 2-1/2" Ductile Iron, Grooved, Installation-Ready™ 45 Degree Elbow..... <i>For Galvanized Fittings, Add</i>	325.86 71.02	19.77



MINOR	CSI	UOM	DESCRIPTION	TOTAL DIRECT UNIT COST	DEMOLITION UNIT COST
-------	-----	-----	-------------	------------------------	----------------------

23 21 13 23-1767 Installation-Ready™ Grooved Tees (23 21 13 23-1756)

Note: Victaulic No. 102

23 21 13 23-1768	EA	1-1/4"	Ductile Iron, Grooved, Installation-Ready™ Tee	385.51	13.18
			<i>For Galvanized Fittings, Add</i>	109.66	
			<i>For Galvanized Fittings, Add</i>	93.58	
23 21 13 23-1769	EA	1-1/2"	Ductile Iron, Grooved, Installation-Ready™ Tee	401.68	15.82
			<i>For Galvanized Fittings, Add</i>	113.31	
			<i>For Galvanized Fittings, Add</i>	96.69	
23 21 13 23-1770	EA	2"	Ductile Iron, Grooved, Installation-Ready™ Tee	414.89	21.09
			<i>For Galvanized Fittings, Add</i>	114.88	
			<i>For Galvanized Fittings, Add</i>	98.03	
23 21 13 23-1771	EA	2-1/2"	Ductile Iron, Grooved, Installation-Ready™ Tee	482.06	26.37
			<i>For Galvanized Fittings, Add</i>	132.63	
			<i>For Galvanized Fittings, Add</i>	113.18	

23 21 13 23-1772 Grooved Fittings (23 21 13 23-1529)

23 21 13 23-1773 Flanged Adapter Nipple, Grooved (23 21 13 23-1772)

Note: Victaulic No. 41 and 45

23 21 13 23-1774	EA	1"	Flanged Adapter Nipples With Groove Gasket, ANSI CL 125 And 150	336.36	11.98
			<i>For Galvanized Fittings, Add</i>	57.31	
			<i>For 300 LB Rating, Add</i>	47.76	
23 21 13 23-1775	EA	1-1/4"	Flanged Adapter Nipples With Groove Gasket, ANSI CL 125 And 150	338.36	13.28
			<i>For Galvanized Fittings, Add</i>	57.31	
			<i>For 300 LB Rating, Add</i>	47.76	
23 21 13 23-1776	EA	1-1/2"	Flanged Adapter Nipples With Groove Gasket, ANSI CL 125 And 150	343.36	16.68
			<i>For Galvanized Fittings, Add</i>	57.31	
			<i>For 300 LB Rating, Add</i>	47.76	
23 21 13 23-1777	EA	2"	Flanged Adapter Nipples With Groove Gasket, ANSI CL 125 And 150	353.86	23.67
			<i>For Galvanized Fittings, Add</i>	57.31	
			<i>For 300 LB Rating, Add</i>	47.76	
23 21 13 23-1778	EA	2-1/2"	Flanged Adapter Nipples With Groove Gasket, ANSI CL 125 And 150	361.37	28.66
			<i>For Galvanized Fittings, Add</i>	57.31	
			<i>For 300 LB Rating, Add</i>	47.76	
23 21 13 23-1779	EA	3"	Flanged Adapter Nipples With Groove Gasket, ANSI CL 125 And 150	458.68	34.26
			<i>For Galvanized Fittings, Add</i>	73.33	
			<i>For 300 LB Rating, Add</i>	61.11	
23 21 13 23-1780	EA	4"	Flanged Adapter Nipples With Groove Gasket, ANSI CL 125 And 150	554.99	46.14
			<i>For Galvanized Fittings, Add</i>	87.45	
			<i>For 300 LB Rating, Add</i>	72.88	
23 21 13 23-1781	EA	5"	Flanged Adapter Nipples With Groove Gasket, ANSI CL 125 And 150	777.94	55.84
			<i>For Galvanized Fittings, Add</i>	124.96	
			<i>For 300 LB Rating, Add</i>	104.14	
23 21 13 23-1782	EA	6"	Flanged Adapter Nipples With Groove Gasket, ANSI CL 125 And 150	905.17	75.41
			<i>For Galvanized Fittings, Add</i>	142.58	
			<i>For 300 LB Rating, Add</i>	118.81	
23 21 13 23-1783	EA	8"	Flanged Adapter Nipples With Groove Gasket, ANSI CL 125 And 150	1,246.34	102.08
			<i>For Galvanized Fittings, Add</i>	196.80	
			<i>For 300 LB Rating, Add</i>	164.00	
23 21 13 23-1784	EA	10"	Flanged Adapter Nipples With Groove Gasket, ANSI CL 125 And 150	1,969.96	123.95
			<i>For Galvanized Fittings, Add</i>	321.15	
			<i>For 300 LB Rating, Add</i>	267.63	
23 21 13 23-1785	EA	12"	Flanged Adapter Nipples With Groove Gasket, ANSI CL 125 And 150	2,656.28	144.53
			<i>For Galvanized Fittings, Add</i>	439.12	
			<i>For 300 LB Rating, Add</i>	365.93	
23 21 13 23-1786	EA	14"	Flanged Adapter Nipples With Groove Gasket, ANSI CL 125 And 150	3,136.97	173.49
			<i>For Galvanized Fittings, Add</i>	517.84	
			<i>For 300 LB Rating, Add</i>	431.53	
23 21 13 23-1787	EA	16"	Flanged Adapter Nipples With Groove Gasket, ANSI CL 125 And 150	4,719.43	192.77
			<i>For Galvanized Fittings, Add</i>	797.48	
			<i>For 300 LB Rating, Add</i>	664.56	
23 21 13 23-1788	EA	18"	Flanged Adapter Nipples With Groove Gasket, ANSI CL 125 And 150	5,637.40	289.15
			<i>For Galvanized Fittings, Add</i>	936.70	
			<i>For 300 LB Rating, Add</i>	780.59	
23 21 13 23-1789	EA	20"	Flanged Adapter Nipples With Groove Gasket, ANSI CL 125 And 150	5,944.36	346.98
			<i>For Galvanized Fittings, Add</i>	976.35	
			<i>For 300 LB Rating, Add</i>	813.62	
23 21 13 23-1790	EA	24"	Flanged Adapter Nipples With Groove Gasket, ANSI CL 125 And 150	9,935.35	385.53
			<i>For Galvanized Fittings, Add</i>	1,684.32	
			<i>For 300 LB Rating, Add</i>	1,403.60	

23 21 13 23-1791 Grooved Concentric Reducers (23 21 13 23-1772)

Note: Victaulic No. 50

23 21 13 23-1792	EA	1-1/4" x 3/4"	Grooved Concentric Reducer	357.56	11.98
			<i>For Galvanized Fittings, Add</i>	14.94	
23 21 13 23-1793	EA	1-1/4" x 1"	Grooved Concentric Reducer	373.87	12.69
			<i>For Galvanized Fittings, Add</i>	15.62	
23 21 13 23-1794	EA	1-1/2" x 3/4"	Grooved Concentric Reducer	421.29	13.69
			<i>For Galvanized Fittings, Add</i>	48.18	
23 21 13 23-1795	EA	1-1/2" x 1"	Grooved Concentric Reducer	107.31	14.28
			<i>For Galvanized Fittings, Add</i>	10.32	
23 21 13 23-1796	EA	1-1/2" x 1-1/4"	Grooved Concentric Reducer	354.69	14.98
			<i>For Galvanized Fittings, Add</i>	39.93	

23 Heating, Ventilating, and Air-Conditioning (HVAC)

23 20 HVAC Piping and Pumps

23 21 Hydronic Piping and Pumps



MINOR	CSI	UOM	DESCRIPTION	TOTAL DIRECT UNIT COST	DEMOLITION UNIT COST
23 21	13 23-1797	EA	2" x 3/4", Grooved Concentric Reducer <i>For Galvanized Fittings, Add</i>	110.30 10.32	16.28
23 21	13 23-1798	EA	2" x 1", Grooved Concentric Reducer <i>For Galvanized Fittings, Add</i>	111.30 10.32	16.98
23 21	13 23-1799	EA	2" x 1-1/4", Grooved Concentric Reducer <i>For Galvanized Fittings, Add</i>	120.92 11.35	17.68
23 21	13 23-1800	EA	2" x 1-1/2", Grooved Concentric Reducer <i>For Galvanized Fittings, Add</i>	115.35 10.32	19.67
23 21	13 23-1801	EA	2-1/2" x 3/4", Grooved Concentric Reducer <i>For Galvanized Fittings, Add</i>	726.11 83.97	18.37
23 21	13 23-1802	EA	2-1/2" x 1", Grooved Concentric Reducer <i>For Galvanized Fittings, Add</i>	576.51 65.87	19.08
23 21	13 23-1803	EA	2-1/2" x 1-1/4", Grooved Concentric Reducer <i>For Galvanized Fittings, Add</i>	525.57 59.63	19.67
23 21	13 23-1804	EA	2-1/2" x 1-1/2", Grooved Concentric Reducer <i>For Galvanized Fittings, Add</i>	118.28 10.32	21.67
23 21	13 23-1805	EA	2-1/2" x 2", Grooved Concentric Reducer <i>For Galvanized Fittings, Add</i>	122.28 10.32	24.27
23 21	13 23-1806	EA	3" x 3/4", Grooved Concentric Reducer <i>For Galvanized Fittings, Add</i>	735.08 106.87	21.38
23 21	13 23-1807	EA	3" x 1", Grooved Concentric Reducer <i>For Galvanized Fittings, Add</i>	127.71 14.41	21.97
23 21	13 23-1808	EA	3" x 1-1/4", Grooved Concentric Reducer <i>For Galvanized Fittings, Add</i>	578.50 82.77	22.68
23 21	13 23-1809	EA	3" x 1-1/2", Grooved Concentric Reducer <i>For Galvanized Fittings, Add</i>	542.47 76.92	24.27
23 21	13 23-1810	EA	3" x 2", Grooved Concentric Reducer <i>For Galvanized Fittings, Add</i>	115.74 11.44	26.97
23 21	13 23-1811	EA	3" x 2-1/2", Grooved Concentric Reducer <i>For Galvanized Fittings, Add</i>	151.94 15.77	32.16
23 21	13 23-1812	EA	3-1/2" x 3", Grooved Concentric Reducer <i>For Galvanized Fittings, Add</i>	162.49 16.80	34.66
23 21	13 23-1813	EA	4" x 1", Grooved Concentric Reducer <i>For Galvanized Fittings, Add</i>	154.90 19.54	27.26
23 21	13 23-1814	EA	4" x 1-1/4", Grooved Concentric Reducer <i>For Galvanized Fittings, Add</i>	942.77 154.49	27.97
23 21	13 23-1815	EA	4" x 1-1/2", Grooved Concentric Reducer <i>For Galvanized Fittings, Add</i>	733.14 118.11	29.66
23 21	13 23-1816	EA	4" x 2", Grooved Concentric Reducer <i>For Galvanized Fittings, Add</i>	148.68 17.19	32.36
23 21	13 23-1817	EA	4" x 2-1/2", Grooved Concentric Reducer <i>For Galvanized Fittings, Add</i>	177.58 21.55	34.66
23 21	13 23-1818	EA	4" x 3", Grooved Concentric Reducer <i>For Galvanized Fittings, Add</i>	181.57 21.55	37.35
23 21	13 23-1819	EA	4" x 3-1/2", Grooved Concentric Reducer <i>For Galvanized Fittings, Add</i>	185.57 21.55	39.95
23 21	13 23-1820	EA	5" x 2", Grooved Concentric Reducer <i>For Galvanized Fittings, Add</i>	1,324.17 217.42	37.65
23 21	13 23-1821	EA	5" x 2-1/2", Grooved Concentric Reducer <i>For Galvanized Fittings, Add</i>	1,043.53 168.69	39.95
23 21	13 23-1822	EA	5" x 3", Grooved Concentric Reducer <i>For Galvanized Fittings, Add</i>	210.99 25.22	42.65
23 21	13 23-1823	EA	5" x 4", Grooved Concentric Reducer <i>For Galvanized Fittings, Add</i>	247.55 30.12	47.94
23 21	13 23-1824	EA	6" x 1", Grooved Concentric Reducer <i>For Galvanized Fittings, Add</i>	294.51 43.58	40.65
23 21	13 23-1825	EA	6" x 1-1/2", Grooved Concentric Reducer <i>For Galvanized Fittings, Add</i>	1,397.34 248.72	42.95
23 21	13 23-1826	EA	6" x 2", Grooved Concentric Reducer <i>For Galvanized Fittings, Add</i>	301.98 43.58	45.65
23 21	13 23-1827	EA	6" x 2-1/2", Grooved Concentric Reducer <i>For Galvanized Fittings, Add</i>	1,412.44 250.14	47.94
23 21	13 23-1828	EA	6" x 3", Grooved Concentric Reducer <i>For Galvanized Fittings, Add</i>	309.49 43.58	50.64
23 21	13 23-1829	EA	6" x 4", Grooved Concentric Reducer <i>For Galvanized Fittings, Add</i>	287.32 37.96	55.94
23 21	13 23-1830	EA	6" x 5", Grooved Concentric Reducer <i>For Galvanized Fittings, Add</i>	392.82 56.15	61.33
23 21	13 23-1831	EA	8" x 3", Grooved Concentric Reducer <i>For Galvanized Fittings, Add</i>	503.25 77.88	57.33
23 21	13 23-1832	EA	8" x 4", Grooved Concentric Reducer <i>For Galvanized Fittings, Add</i>	511.23 77.88	62.62
23 21	13 23-1833	EA	8" x 5", Grooved Concentric Reducer <i>For Galvanized Fittings, Add</i>	519.24 77.88	67.92
23 21	13 23-1834	EA	8" x 6", Grooved Concentric Reducer <i>For Galvanized Fittings, Add</i>	646.08 99.31	75.90
23 21	13 23-1835	EA	10" x 4", Grooved Concentric Reducer <i>For Galvanized Fittings, Add</i>	1,098.07 185.42	69.61
23 21	13 23-1836	EA	10" x 5", Grooved Concentric Reducer <i>For Galvanized Fittings, Add</i>	2,302.81 408.73	74.91
23 21	13 23-1837	EA	10" x 6", Grooved Concentric Reducer <i>For Galvanized Fittings, Add</i>	1,211.00 202.77	82.90
23 21	13 23-1838	EA	10" x 8", Grooved Concentric Reducer <i>For Galvanized Fittings, Add</i>	1,220.97 202.77	89.59



MINOR CSI UOM DESCRIPTION	TOTAL DIRECT UNIT COST	DEMOLITION UNIT COST
23 21 13 23-1839 EA 12" x 4", Grooved Concentric Reducer <i>For Galvanized Fittings, Add</i>	3,408.29 493.42	79.30
23 21 13 23-1840 EA 12" x 6", Grooved Concentric Reducer <i>For Galvanized Fittings, Add</i>	1,434.86 194.41	92.58
23 21 13 23-1841 EA 12" x 8", Grooved Concentric Reducer <i>For Galvanized Fittings, Add</i>	2,095.68 292.03	99.28
23 21 13 23-1842 EA 12" x 10", Grooved Concentric Reducer <i>For Galvanized Fittings, Add</i>	2,106.23 292.03	106.27
23 21 13 23-1843 EA 14" x 6", Grooved Concentric Reducer <i>For Galvanized Fittings, Add</i>	6,755.37 202.80	99.78
23 21 13 23-1844 EA 14" x 8", Grooved Concentric Reducer <i>For Galvanized Fittings, Add</i>	4,036.99 119.03	106.47
23 21 13 23-1845 EA 14" x 10", Grooved Concentric Reducer <i>For Galvanized Fittings, Add</i>	3,443.89 100.51	113.47
23 21 13 23-1846 EA 14" x 12", Grooved Concentric Reducer <i>For Galvanized Fittings, Add</i>	3,458.35 100.51	123.05
23 21 13 23-1847 EA 16" x 8", Grooved Concentric Reducer <i>For Galvanized Fittings, Add</i>	6,144.31 183.40	113.56
23 21 13 23-1848 EA 16" x 10", Grooved Concentric Reducer <i>For Galvanized Fittings, Add</i>	5,704.11 169.57	120.55
23 21 13 23-1849 EA 16" x 12", Grooved Concentric Reducer <i>For Galvanized Fittings, Add</i>	5,276.79 156.00	130.24
23 21 13 23-1850 EA 16" x 14", Grooved Concentric Reducer <i>For Galvanized Fittings, Add</i>	5,287.58 156.00	137.43
23 21 13 23-1851 EA 18" x 10", Grooved Concentric Reducer <i>For Galvanized Fittings, Add</i>	7,990.08 239.44	127.24
23 21 13 23-1852 EA 18" x 12", Grooved Concentric Reducer <i>For Galvanized Fittings, Add</i>	7,237.47 215.89	136.83
23 21 13 23-1853 EA 18" x 14", Grooved Concentric Reducer <i>For Galvanized Fittings, Add</i>	6,582.29 195.45	144.03
23 21 13 23-1854 EA 18" x 16", Grooved Concentric Reducer <i>For Galvanized Fittings, Add</i>	6,593.08 195.45	151.31
23 21 13 23-1855 EA 20" x 10", Grooved Concentric Reducer <i>For Galvanized Fittings, Add</i>	8,793.12 263.94	130.54
23 21 13 23-1856 EA 20" x 12", Grooved Concentric Reducer <i>For Galvanized Fittings, Add</i>	7,540.11 225.03	140.23
23 21 13 23-1857 EA 20" x 14", Grooved Concentric Reducer <i>For Galvanized Fittings, Add</i>	7,550.90 225.03	147.42
23 21 13 23-1858 EA 20" x 16", Grooved Concentric Reducer <i>For Galvanized Fittings, Add</i>	6,734.55 199.64	154.52
23 21 13 23-1859 EA 20" x 18", Grooved Concentric Reducer <i>For Galvanized Fittings, Add</i>	7,176.29 212.89	161.20
23 21 13 23-1860 EA 24" x 10", Grooved Concentric Reducer <i>For Galvanized Fittings, Add</i>	19,375.87 588.16	145.22
23 21 13 23-1861 EA 24" x 12", Grooved Concentric Reducer <i>For Galvanized Fittings, Add</i>	18,927.75 573.95	154.91
23 21 13 23-1862 EA 24" x 14", Grooved Concentric Reducer <i>For Galvanized Fittings, Add</i>	16,497.25 499.01	162.01
23 21 13 23-1863 EA 24" x 16", Grooved Concentric Reducer <i>For Galvanized Fittings, Add</i>	16,508.10 499.01	169.29
23 21 13 23-1864 EA 24" x 18", Grooved Concentric Reducer <i>For Galvanized Fittings, Add</i>	14,137.68 425.93	175.88
23 21 13 23-1865 EA 24" x 20", Grooved Concentric Reducer <i>For Galvanized Fittings, Add</i>	12,913.84 388.20	179.28
23 21 13 23-1866 Grooved Eccentric Reducers (23 21 13 23-1772) Note: Victaulic No. 51		
23 21 13 23-1867 EA 1-1/2" x 3/4", Grooved Eccentric Reducer <i>For Galvanized Fittings, Add</i>	435.12 49.84	13.69
23 21 13 23-1868 EA 1-1/2" x 1", Grooved Eccentric Reducer <i>For Galvanized Fittings, Add</i>	395.75 44.99	14.28
23 21 13 23-1869 EA 1-1/2" x 1-1/4", Grooved Eccentric Reducer <i>For Galvanized Fittings, Add</i>	388.59 44.01	14.98
23 21 13 23-1870 EA 2" x 3/4", Grooved Eccentric Reducer <i>For Galvanized Fittings, Add</i>	830.16 96.84	16.28
23 21 13 23-1871 EA 2" x 1", Grooved Eccentric Reducer <i>For Galvanized Fittings, Add</i>	438.75 49.68	16.98
23 21 13 23-1872 EA 2" x 1-1/4", Grooved Eccentric Reducer <i>For Galvanized Fittings, Add</i>	479.54 54.46	17.68
23 21 13 23-1873 EA 2" x 1-1/2", Grooved Eccentric Reducer <i>For Galvanized Fittings, Add</i>	408.78 45.59	19.67
23 21 13 23-1874 EA 2-1/2" x 3/4", Grooved Eccentric Reducer <i>For Galvanized Fittings, Add</i>	1,079.29 126.42	18.37
23 21 13 23-1875 EA 2-1/2" x 1", Grooved Eccentric Reducer <i>For Galvanized Fittings, Add</i>	1,008.38 117.78	19.08
23 21 13 23-1876 EA 2-1/2" x 1-1/4", Grooved Eccentric Reducer <i>For Galvanized Fittings, Add</i>	598.59 68.40	19.67
23 21 13 23-1877 EA 2-1/2" x 1-1/2", Grooved Eccentric Reducer <i>For Galvanized Fittings, Add</i>	483.37 54.20	21.67
23 21 13 23-1878 EA 2-1/2" x 2", Grooved Eccentric Reducer <i>For Galvanized Fittings, Add</i>	218.09 21.83	24.27
23 21 13 23-1879 EA 3" x 1", Grooved Eccentric Reducer <i>For Galvanized Fittings, Add</i>	1,083.97 126.34	21.97

23 Heating, Ventilating, and Air-Conditioning (HVAC)

23 20 HVAC Piping and Pumps

23 21 Hydronic Piping and Pumps



MINOR	CSI	UOM	DESCRIPTION	TOTAL DIRECT UNIT COST	DEMOLITION UNIT COST
23 21	13 23-1880	EA	3" x 1-1/4", Grooved Eccentric Reducer <i>For Galvanized Fittings, Add</i>	985.43 114.37	22.68
23 21	13 23-1881	EA	3" x 1-1/2", Grooved Eccentric Reducer <i>For Galvanized Fittings, Add</i>	558.01 62.69	24.27
23 21	13 23-1882	EA	3" x 2", Grooved Eccentric Reducer <i>For Galvanized Fittings, Add</i>	249.19 25.09	26.97
23 21	13 23-1883	EA	3" x 2-1/2", Grooved Eccentric Reducer <i>For Galvanized Fittings, Add</i>	256.94 25.09	32.16
23 21	13 23-1884	EA	3-1/2" x 3", Grooved Eccentric Reducer <i>For Galvanized Fittings, Add</i>	1,206.74 138.81	34.66
23 21	13 23-1885	EA	4" x 1", Grooved Eccentric Reducer <i>For Galvanized Fittings, Add</i>	2,471.40 365.37	27.26
23 21	13 23-1886	EA	4" x 1-1/2", Grooved Eccentric Reducer <i>For Galvanized Fittings, Add</i>	1,332.93 220.97	29.66
23 21	13 23-1887	EA	4" x 2", Grooved Eccentric Reducer <i>For Galvanized Fittings, Add</i>	303.67 43.77	32.36
23 21	13 23-1888	EA	4" x 2-1/2", Grooved Eccentric Reducer <i>For Galvanized Fittings, Add</i>	307.17 43.77	34.66
23 21	13 23-1889	EA	4" x 3", Grooved Eccentric Reducer <i>For Galvanized Fittings, Add</i>	311.16 43.77	37.35
23 21	13 23-1890	EA	5" x 2", Grooved Eccentric Reducer <i>For Galvanized Fittings, Add</i>	1,477.23 243.67	37.65
23 21	13 23-1891	EA	5" x 2-1/2", Grooved Eccentric Reducer <i>For Galvanized Fittings, Add</i>	1,270.41 207.60	39.95
23 21	13 23-1892	EA	5" x 3", Grooved Eccentric Reducer <i>For Galvanized Fittings, Add</i>	1,233.13 200.52	42.65
23 21	13 23-1893	EA	5" x 4", Grooved Eccentric Reducer <i>For Galvanized Fittings, Add</i>	419.55 59.62	47.94
23 21	13 23-1894	EA	6" x 1", Grooved Eccentric Reducer <i>For Galvanized Fittings, Add</i>	2,269.62 412.14	40.65
23 21	13 23-1895	EA	6" x 2", Grooved Eccentric Reducer <i>For Galvanized Fittings, Add</i>	2,082.64 375.86	45.65
23 21	13 23-1896	EA	6" x 2-1/2", Grooved Eccentric Reducer <i>For Galvanized Fittings, Add</i>	2,470.41 447.56	47.94
23 21	13 23-1897	EA	6" x 3", Grooved Eccentric Reducer <i>For Galvanized Fittings, Add</i>	538.75 86.36	50.64
23 21	13 23-1898	EA	6" x 4", Grooved Eccentric Reducer <i>For Galvanized Fittings, Add</i>	489.02 75.59	55.94
23 21	13 23-1899	EA	6" x 5", Grooved Eccentric Reducer <i>For Galvanized Fittings, Add</i>	577.86 90.68	61.33
23 21	13 23-1900	EA	8" x 3", Grooved Eccentric Reducer <i>For Galvanized Fittings, Add</i>	2,426.21 436.70	57.33
23 21	13 23-1901	EA	8" x 4", Grooved Eccentric Reducer <i>For Galvanized Fittings, Add</i>	2,139.17 381.65	62.62
23 21	13 23-1902	EA	8" x 5", Grooved Eccentric Reducer <i>For Galvanized Fittings, Add</i>	2,006.13 355.33	67.92
23 21	13 23-1903	EA	8" x 6", Grooved Eccentric Reducer <i>For Galvanized Fittings, Add</i>	935.31 153.28	75.90
23 21	13 23-1904	EA	10" x 4", Grooved Eccentric Reducer <i>For Galvanized Fittings, Add</i>	3,857.57 700.34	69.61
23 21	13 23-1905	EA	10" x 5", Grooved Eccentric Reducer <i>For Galvanized Fittings, Add</i>	3,648.43 659.83	74.91
23 21	13 23-1906	EA	10" x 6", Grooved Eccentric Reducer <i>For Galvanized Fittings, Add</i>	2,790.87 497.57	82.90
23 21	13 23-1907	EA	10" x 8", Grooved Eccentric Reducer <i>For Galvanized Fittings, Add</i>	2,391.19 421.13	89.59
23 21	13 23-1908	EA	12" x 4", Grooved Eccentric Reducer <i>For Galvanized Fittings, Add</i>	3,935.18 575.88	79.30
23 21	13 23-1909	EA	12" x 6", Grooved Eccentric Reducer <i>For Galvanized Fittings, Add</i>	3,701.03 537.54	92.58
23 21	13 23-1910	EA	12" x 8", Grooved Eccentric Reducer <i>For Galvanized Fittings, Add</i>	3,619.88 523.79	99.28
23 21	13 23-1911	EA	12" x 10", Grooved Eccentric Reducer <i>For Galvanized Fittings, Add</i>	3,268.40 469.16	106.27
23 21	13 23-1912	EA	14" x 6", Grooved Eccentric Reducer <i>For Galvanized Fittings, Add</i>	9,137.75 275.94	99.78
23 21	13 23-1913	EA	14" x 8", Grooved Eccentric Reducer <i>For Galvanized Fittings, Add</i>	5,905.98 176.41	106.47
23 21	13 23-1914	EA	14" x 10", Grooved Eccentric Reducer <i>For Galvanized Fittings, Add</i>	5,640.21 167.93	113.47
23 21	13 23-1915	EA	14" x 12", Grooved Eccentric Reducer <i>For Galvanized Fittings, Add</i>	5,654.67 167.93	123.05
23 21	13 23-1916	EA	16" x 8", Grooved Eccentric Reducer <i>For Galvanized Fittings, Add</i>	10,096.59 304.74	113.56
23 21	13 23-1917	EA	16" x 10", Grooved Eccentric Reducer <i>For Galvanized Fittings, Add</i>	9,353.43 281.60	120.55
23 21	13 23-1918	EA	16" x 12", Grooved Eccentric Reducer <i>For Galvanized Fittings, Add</i>	8,814.20 264.60	130.24
23 21	13 23-1919	EA	16" x 14", Grooved Eccentric Reducer <i>For Galvanized Fittings, Add</i>	8,824.99 264.60	137.43
23 21	13 23-1920	EA	18" x 10", Grooved Eccentric Reducer <i>For Galvanized Fittings, Add</i>	12,666.41 383.00	127.24
23 21	13 23-1921	EA	18" x 12", Grooved Eccentric Reducer <i>For Galvanized Fittings, Add</i>	11,919.81 359.64	136.83



MINOR CSI UOM DESCRIPTION	TOTAL DIRECT UNIT COST	DEMOLITION UNIT COST
23 21 13 23-1922 EA 18" x 14", Grooved Eccentric Reducer <i>For Galvanized Fittings, Add</i>	10,859.30 326.75	144.03
23 21 13 23-1923 EA 18" x 16", Grooved Eccentric Reducer <i>For Galvanized Fittings, Add</i>	10,870.09 326.75	151.31
23 21 13 23-1924 EA 20" x 10", Grooved Eccentric Reducer <i>For Galvanized Fittings, Add</i>	16,635.65 504.71	130.54
23 21 13 23-1925 EA 20" x 12", Grooved Eccentric Reducer <i>For Galvanized Fittings, Add</i>	12,370.64 373.33	140.23
23 21 13 23-1926 EA 20" x 14", Grooved Eccentric Reducer <i>For Galvanized Fittings, Add</i>	11,621.20 349.99	147.42
23 21 13 23-1927 EA 20" x 16", Grooved Eccentric Reducer <i>For Galvanized Fittings, Add</i>	11,447.39 344.32	154.52
23 21 13 23-1928 EA 20" x 18", Grooved Eccentric Reducer <i>For Galvanized Fittings, Add</i>	11,027.76 331.13	161.20
23 21 13 23-1929 EA 24" x 12", Grooved Eccentric Reducer <i>For Galvanized Fittings, Add</i>	24,031.19 730.63	154.91
23 21 13 23-1930 EA 24" x 14", Grooved Eccentric Reducer <i>For Galvanized Fittings, Add</i>	20,526.40 622.70	162.01
23 21 13 23-1931 EA 24" x 16", Grooved Eccentric Reducer <i>For Galvanized Fittings, Add</i>	20,537.25 622.70	169.29
23 21 13 23-1932 EA 24" x 18", Grooved Eccentric Reducer <i>For Galvanized Fittings, Add</i>	19,395.77 587.36	175.88
23 21 13 23-1933 EA 24" x 20", Grooved Eccentric Reducer <i>For Galvanized Fittings, Add</i>	17,727.82 535.99	179.28
23 21 13 23-1934 Grooved, Close Nipple (23 21 13 23-1772) Note: Victaulic No. 143		
23 21 13 23-1935 EA 1-1/4" Ductile Iron, Grooved, Close Nipple <i>For Galvanized Fittings, Add</i> <i>For 300 LB Rating, Add</i> <i>For Galvanized Fittings, Add</i>	58.85 7.00 5.83 9.95	13.18
23 21 13 23-1936 EA 1-1/2" Ductile Iron, Grooved, Close Nipple <i>For Galvanized Fittings, Add</i> <i>For 300 LB Rating, Add</i> <i>For Galvanized Fittings, Add</i>	67.32 7.62 6.35 10.84	16.48
23 21 13 23-1937 EA 2" Ductile Iron, Grooved, Close Nipple <i>For Galvanized Fittings, Add</i> <i>For 300 LB Rating, Add</i> <i>For Galvanized Fittings, Add</i>	84.02 9.19 7.66 13.07	21.75
23 21 13 23-1938 EA 2-1/2" Ductile Iron, Grooved, Close Nipple <i>For Galvanized Fittings, Add</i> <i>For 300 LB Rating, Add</i> <i>For Galvanized Fittings, Add</i>	100.29 10.86 9.05 15.45	26.37
23 21 13 23-1939 Grooved Caps (23 21 13 23-1772) Note: Victaulic No. 60		
23 21 13 23-1940 EA 1" Carbon Steel Grooved Cap 23 21 13 23-1941 EA 1-1/4" Carbon Steel Grooved Cap 23 21 13 23-1942 EA 1-1/2" Carbon Steel Grooved Cap 23 21 13 23-1943 EA 2" Carbon Steel Grooved Cap 23 21 13 23-1944 EA 2-1/2" Carbon Steel Grooved Cap 23 21 13 23-1945 EA 3" Carbon Steel Grooved Cap 23 21 13 23-1946 EA 4" Carbon Steel Grooved Cap 23 21 13 23-1947 EA 5" Carbon Steel Grooved Cap 23 21 13 23-1948 EA 6" Carbon Steel Grooved Cap 23 21 13 23-1949 EA 8" Carbon Steel Grooved Cap 23 21 13 23-1950 EA 10" Carbon Steel Grooved Cap 23 21 13 23-1951 EA 12" Carbon Steel Grooved Cap	143.33 145.33 147.53 151.42 155.02 159.21 175.83 370.61 382.45 690.19 1,167.90 2,002.45	4.09 5.09 6.19 8.19 9.99 12.08 15.98 19.88 26.06 30.96 36.15 43.35
23 21 13 23-1952 Grooved Couplings (23 21 13 23-1529)		
23 21 13 23-1953 Flexible Grooved Coupling (23 21 13 23-1952) Note: Victaulic Style 77		
23 21 13 23-1954 EA 3/4" Grooved Standard Coupling <i>For Galvanized Fittings, Add</i>	32.56 6.83	5.39
23 21 13 23-1955 EA 1" Grooved Standard Coupling <i>For Galvanized Fittings, Add</i>	32.56 6.83	5.39
23 21 13 23-1956 EA 1-1/4" Grooved Standard Coupling <i>For Galvanized Fittings, Add</i>	42.65 9.09	6.79
23 21 13 23-1957 EA 1-1/2" Grooved Standard Coupling <i>For Galvanized Fittings, Add</i>	47.65 9.93	8.09
23 21 13 23-1958 EA 2" Grooved Standard Coupling <i>For Galvanized Fittings, Add</i>	53.81 10.50	10.89
23 21 13 23-1959 EA 2-1/2" Grooved Standard Coupling <i>For Galvanized Fittings, Add</i>	64.75 12.56	13.28
23 21 13 23-1960 EA 3" Grooved Standard Coupling <i>For Galvanized Fittings, Add</i>	68.61 12.56	15.88
23 21 13 23-1961 EA 3-1/2" Grooved Standard Coupling <i>For Galvanized Fittings, Add</i>	100.19 20.24	18.58
23 21 13 23-1962 EA 4" Grooved Standard Coupling <i>For Galvanized Fittings, Add</i>	104.10 20.24	21.18

23 Heating, Ventilating, and Air-Conditioning (HVAC)

23 20 HVAC Piping and Pumps

23 21 Hydronic Piping and Pumps



MINOR CSI UOM DESCRIPTION	TOTAL DIRECT UNIT COST	DEMOLITION UNIT COST
23 21 13 23-1963 EA 5" Grooved Standard Coupling	150.59	26.57
For Galvanized Fittings, Add	31.03	
23 21 13 23-1964 EA 6" Grooved Standard Coupling	183.03	34.66
For Galvanized Fittings, Add	36.68	
23 21 13 23-1965 EA 8" Grooved Standard Coupling	275.48	41.35
For Galvanized Fittings, Add	59.80	
23 21 13 23-1966 EA 10" Grooved Standard Coupling	429.24	49.54
For Galvanized Fittings, Add	99.38	
23 21 13 23-1967 EA 12" Grooved Standard Coupling	485.40	54.23
For Galvanized Fittings, Add	113.15	
23 21 13 23-1968 EA 14" Grooved Standard Coupling	599.31	72.32
For Galvanized Fittings, Add	137.46	
23 21 13 23-1969 EA 16" Grooved Standard Coupling	773.99	86.80
For Galvanized Fittings, Add	180.30	
23 21 13 23-1970 EA 18" Grooved Standard Coupling	898.65	96.38
For Galvanized Fittings, Add	211.16	
23 21 13 23-1971 EA 20" Grooved Standard Coupling	1,348.96	108.47
For Galvanized Fittings, Add	332.19	
23 21 13 23-1972 EA 24" Grooved Standard Coupling	1,501.14	133.44
For Galvanized Fittings, Add	364.30	
23 21 13 23-1973 Zero-Flex® Rigid Coupling (23 21 13 23-1952)		
Note: Victaulic Style 07		
23 21 13 23-1974 EA 1" Grooved Rigid Coupling	42.10	5.39
For Galvanized Fittings, Add	8.32	
23 21 13 23-1975 EA 1-1/4" Grooved Rigid Coupling	44.14	6.79
For Galvanized Fittings, Add	8.32	
23 21 13 23-1976 EA 1-1/2" Grooved Rigid Coupling	46.12	8.09
For Galvanized Fittings, Add	8.32	
23 21 13 23-1977 EA 2" Grooved Rigid Coupling	51.12	10.89
For Galvanized Fittings, Add	8.53	
23 21 13 23-1978 EA 2-1/2" Grooved Rigid Coupling	60.00	13.28
For Galvanized Fittings, Add	9.83	
23 21 13 23-1979 EA 3" Grooved Rigid Coupling	63.86	15.88
For Galvanized Fittings, Add	9.83	
23 21 13 23-1980 EA 3-1/2" Grooved Rigid Coupling	74.78	18.58
For Galvanized Fittings, Add	11.49	
23 21 13 23-1981 EA 4" Grooved Rigid Coupling	98.25	21.18
For Galvanized Fittings, Add	16.28	
23 21 13 23-1982 EA 5" Grooved Rigid Coupling	126.05	26.57
For Galvanized Fittings, Add	21.14	
23 21 13 23-1983 EA 6" Grooved Rigid Coupling	167.36	34.66
For Galvanized Fittings, Add	28.26	
23 21 13 23-1984 EA 8" Grooved Rigid Coupling	243.63	41.35
For Galvanized Fittings, Add	44.52	
23 21 13 23-1985 EA 10" Grooved Rigid Coupling	399.90	49.54
For Galvanized Fittings, Add	79.77	
23 21 13 23-1986 EA 12" Grooved Rigid Coupling	445.64	54.23
For Galvanized Fittings, Add	89.27	
23 21 13 23-1987 EA 14" Grooved Rigid Coupling	584.40	72.32
For Galvanized Fittings, Add	116.62	
23 21 13 23-1988 EA 16" Grooved Rigid Coupling	750.89	86.80
For Galvanized Fittings, Add	152.11	
23 21 13 23-1989 EA 18" Grooved Rigid Coupling	862.20	96.38
For Galvanized Fittings, Add	175.84	
23 21 13 23-1990 EA 20" Grooved Rigid Coupling	1,017.02	108.47
For Galvanized Fittings, Add	209.34	
23 21 13 23-1991 EA 24" Grooved Rigid Coupling	1,458.64	133.44
For Galvanized Fittings, Add	308.35	
23 21 13 23-1992 Large Diameter Grooved Coupling (23 21 13 23-1952)		
Note: Victaulic Style 770		
23 21 13 23-1993 EA 28" Grooved Coupling	1,550.01	26.57
For Galvanized Fittings, Add	211.44	
23 21 13 23-1994 EA 30" Grooved Coupling	1,790.78	34.66
For Galvanized Fittings, Add	243.43	
23 21 13 23-1995 EA 32" Grooved Coupling	2,665.83	41.35
For Galvanized Fittings, Add	364.55	
23 21 13 23-1996 EA 36" Grooved Coupling	3,543.35	49.54
For Galvanized Fittings, Add	485.67	
23 21 13 23-1997 EA 42" Grooved Coupling	7,097.10	54.23
For Galvanized Fittings, Add	982.21	
23 21 13 23-1998 Flexible Coupling (23 21 13 23-1952)		
Note: Victaulic Style 75		
23 21 13 23-1999 EA 1-1/2" Grooved Flexible Coupling	43.03	8.09
For Galvanized Fittings, Add	7.90	
23 21 13 23-2000 EA 2" Grooved Flexible Coupling	47.96	10.89
For Galvanized Fittings, Add	8.10	
23 21 13 23-2001 EA 2-1/2" Grooved Flexible Coupling	56.55	13.28
For Galvanized Fittings, Add	9.39	



MINOR CSI UOM DESCRIPTION	TOTAL DIRECT UNIT COST	DEMOLITION UNIT COST
23 21 13 23-2002 EA 3" Grooved Flexible Coupling <i>For Galvanized Fittings, Add</i>	66.38 10.92	15.88
23 21 13 23-2003 EA 3-1/2" Grooved Flexible Coupling <i>For Galvanized Fittings, Add</i>	88.30 15.46	18.58
23 21 13 23-2004 EA 4" Grooved Flexible Coupling <i>For Galvanized Fittings, Add</i>	92.21 15.46	21.18
23 21 13 23-2005 EA 5" Grooved Flexible Coupling <i>For Galvanized Fittings, Add</i>	126.91 22.37	26.57
23 21 13 23-2006 EA 6" Grooved Flexible Coupling <i>For Galvanized Fittings, Add</i>	157.00 26.87	34.66
23 21 13 23-2007 EA 8" Grooved Flexible Coupling <i>For Galvanized Fittings, Add</i>	226.94 42.25	41.35
23 21 13 23-2008 Installation-Ready™ Coupling (23 21 13 23-1952) Note: Victaulic Style 009N		
23 21 13 23-2009 EA 1-1/4" Ductile Iron, Installation-Ready™ Coupling <i>For Galvanized Fittings, Add</i>	76.12 17.53	5.04
23 21 13 23-2010 EA 1-1/2" Ductile Iron, Installation-Ready™ Coupling <i>For Galvanized Fittings, Add</i>	79.03 17.89	6.03
23 21 13 23-2011 EA 2" Ductile Iron, Installation-Ready™ Coupling <i>For Galvanized Fittings, Add</i>	91.35 20.24	8.10
23 21 13 23-2012 EA 2-1/2" Ductile Iron, Installation-Ready™ Coupling <i>For Galvanized Fittings, Add</i>	105.96 23.31	9.83
23 21 13 23-2013 EA 3" Ductile Iron, Installation-Ready™ Coupling <i>For Galvanized Fittings, Add</i>	120.94 26.38	11.80
23 21 13 23-2014 EA 4" Ductile Iron, Installation-Ready™ Coupling <i>For Galvanized Fittings, Add</i>	168.59 37.05	15.75
23 21 13 23-2015 EA 5" Ductile Iron, Installation-Ready™ Coupling <i>For Galvanized Fittings, Add</i>	266.58 60.60	19.71
23 21 13 23-2016 EA 6" Ductile Iron, Installation-Ready™ Coupling <i>For Galvanized Fittings, Add</i>	321.91 72.41	25.77
23 21 13 23-2017 EA 8" Ductile Iron, Installation-Ready™ Coupling <i>For Galvanized Fittings, Add</i>	519.01 120.98	30.65
23 21 13 23-2018 Grooved Strainers And Suction Diffusers (23 21 13 23-1529)		
23 21 13 23-2019 Grooved Wye Strainers (23 21 13 23-2018) Note: Victaulic Style 732		
23 21 13 23-2020 EA 2" Grooved Wye Strainer	2,077.83	21.97
23 21 13 23-2021 EA 2-1/2" Grooved Wye Strainer	2,188.03	26.67
23 21 13 23-2022 EA 3" Grooved Wye Strainer	2,461.07	31.96
23 21 13 23-2023 EA 4" Grooved Wye Strainer	2,794.83	42.65
23 21 13 23-2024 EA 5" Grooved Wye Strainer	4,035.88	53.34
23 21 13 23-2025 EA 6" Grooved Wye Strainer	4,399.16	69.31
23 21 13 23-2026 EA 8" Grooved Wye Strainer	6,708.48	82.60
23 21 13 23-2027 EA 10" Grooved Wye Strainer	10,729.59	96.58
23 21 13 23-2028 EA 12" Grooved Wye Strainer	18,664.70	115.96
23 21 13 23-2029 Grooved Tee Type Strainers (23 21 13 23-2018) Note: Victaulic Style 730		
23 21 13 23-2030 EA 1-1/2" Grooved Tee Type Strainer	1,602.95	16.68
23 21 13 23-2031 EA 2" Grooved Tee Type Strainer	2,052.59	21.97
23 21 13 23-2032 EA 2-1/2" Grooved Tee Type Strainer	2,161.80	26.67
23 21 13 23-2033 EA 3" Grooved Tee Type Strainer	2,431.43	31.96
23 21 13 23-2034 EA 4" Grooved Tee Type Strainer	2,761.22	42.65
23 21 13 23-2035 EA 5" Grooved Tee Type Strainer	3,986.96	53.34
23 21 13 23-2036 EA 6" Grooved Tee Type Strainer	4,346.41	69.31
23 21 13 23-2037 EA 8" Grooved Tee Type Strainer	6,626.81	82.60
23 21 13 23-2038 EA 10" Grooved Tee Type Strainer	9,695.86	96.58
23 21 13 23-2039 EA 12" Grooved Tee Type Strainer	12,468.60	115.96
23 21 13 23-2040 EA 14" Grooved Tee Type Strainer	44,020.12	130.54
23 21 13 23-2041 EA 16" Grooved Tee Type Strainer	54,683.97	144.53
23 21 13 23-2042 EA 18" Grooved Tee Type Strainer	71,877.01	157.90
23 21 13 23-2043 Grooved Suction Diffuser (23 21 13 23-2018) Note: Victaulic Style 731		
23 21 13 23-2044 EA 2-1/2" Grooved x 2" Flanged Suction Diffuser	4,230.61	24.67
23 21 13 23-2045 EA 3" Grooved x 2" Flanged Suction Diffuser	4,491.27	27.26
23 21 13 23-2046 EA 3" Grooved x 2-1/2" Flanged Suction Diffuser	3,247.21	31.96
23 21 13 23-2047 EA 3" Grooved x 3" Flanged Suction Diffuser	3,293.49	34.66
23 21 13 23-2048 EA 4" Grooved x 2-1/2" Flanged Suction Diffuser	3,567.03	34.66
23 21 13 23-2049 EA 4" Grooved x 3" Flanged Suction Diffuser	3,848.38	37.35
23 21 13 23-2050 EA 4" Grooved x 4" Flanged Suction Diffuser	4,448.27	37.35
23 21 13 23-2051 EA 5" Grooved x 4" Flanged Suction Diffuser	4,967.71	47.94
23 21 13 23-2052 EA 5" Grooved x 5" Flanged Suction Diffuser	5,220.14	50.64
23 21 13 23-2053 EA 6" Grooved x 4" Flanged Suction Diffuser	5,303.85	55.94
23 21 13 23-2054 EA 6" Grooved x 5" Flanged Suction Diffuser	6,336.20	61.33
23 21 13 23-2055 EA 6" Grooved x 6" Flanged Suction Diffuser	6,581.40	65.32
23 21 13 23-2056 EA 8" Grooved x 5" Flanged Suction Diffuser	6,753.15	67.92

23 Heating, Ventilating, and Air-Conditioning (HVAC)**23 20 HVAC Piping and Pumps****23 21 Hydronic Piping and Pumps**

SAN BERNARDINO
COUNTY

MINOR CSI UOM DESCRIPTION	TOTAL DIRECT UNIT COST	DEMOLITION UNIT COST
23 21 13 23-2057 EA 8" Grooved x 6" Flanged Suction Diffuser.....	7,127.57	75.90
23 21 13 23-2058 EA 8" Grooved x 8" Flanged Suction Diffuser.....	12,193.58	82.60
23 21 13 23-2059 EA 10" Grooved x 8" Flanged Suction Diffuser.....	13,753.50	89.29
23 21 13 23-2060 EA 10" Grooved x 10" Flanged Suction Diffuser.....	16,550.01	92.58
23 21 13 23-2061 EA 12" Grooved x 10" Flanged Suction Diffuser.....	19,585.10	106.57
23 21 13 23-2062 EA 12" Grooved x 12" Flanged Suction Diffuser.....	27,189.88	113.27
23 21 13 23-2063 EA 14" Grooved x 10" Flanged Suction Diffuser.....	25,316.76	113.27
23 21 13 23-2064 EA 14" Grooved x 12" Flanged Suction Diffuser.....	28,275.13	123.25
23 21 13 23-2065 EA 14" Grooved x 14" Flanged Suction Diffuser.....	34,307.63	130.54
23 21 13 23-2066 EA 16" Grooved x 14" Flanged Suction Diffuser.....	35,319.95	137.23
23 21 13 23-2067 Grooved Steel Valves (23 21 13 23-1529)		
23 21 13 23-2068 Grooved Butterfly Valves With Standard Trim (23 21 13 23-2067)		
23 21 13 23-2069 EA 1-1/2" Butterfly Valve, Grooved, With Standard Trim.....	288.53	10.89
23 21 13 23-2070 EA 2" Butterfly Valve, Grooved, With Standard Trim.....	293.69	14.28
23 21 13 23-2071 EA 3" Butterfly Valve, Grooved, With Standard Trim.....	482.25	21.18
23 21 13 23-2072 EA 4" Butterfly Valve, Grooved, With Standard Trim.....	647.85	27.87
23 21 13 23-2073 EA 6" Butterfly Valve, Grooved, With Standard Trim.....	1,416.52	45.65
23 21 13 23-2074 EA 8" Butterfly Valve, Grooved, With Standard Trim.....	1,962.90	64.22
23 21 13 23-2075 EA 10" Butterfly Valve, Grooved, With Standard Trim.....	2,949.35	86.80
23 21 13 23-2076 Grooved Butterfly Valves With Stainless Steel Trim (23 21 13 23-2067)		
23 21 13 23-2077 EA 1-1/2" Butterfly Valve, Grooved, With Stainless Steel Trim.....	434.35	10.89
23 21 13 23-2078 EA 2" Butterfly Valve, Grooved, With Stainless Steel Trim.....	439.51	14.28
23 21 13 23-2079 EA 3" Butterfly Valve, Grooved, With Stainless Steel Trim.....	679.92	21.18
23 21 13 23-2080 EA 4" Butterfly Valve, Grooved, With Stainless Steel Trim.....	864.97	27.87
23 21 13 23-2081 EA 6" Butterfly Valve, Grooved, With Stainless Steel Trim.....	1,656.32	45.65
23 21 13 23-2082 EA 8" Butterfly Valve, Grooved, With Stainless Steel Trim.....	2,753.60	64.22
23 21 13 23-2083 EA 10" Butterfly Valve, Grooved, With Stainless Steel Trim.....	4,342.79	86.80
23 21 13 23-2084 Grooved Ball Valves With Standard Trim And Handle (23 21 13 23-2067)		
Note: Victaulic No. 721		
23 21 13 23-2085 EA 1-1/2" Ball Valve, Grooved, With Standard Trim.....	243.20	10.68
23 21 13 23-2086 EA 2" Ball Valve, Grooved, With Standard Trim.....	278.33	14.68
23 21 13 23-2087 EA 2-1/2" Ball Valve, Grooved, With Standard Trim.....	637.58	17.98
23 21 13 23-2088 EA 3" Ball Valve, Grooved, With Standard Trim.....	1,046.80	21.28
23 21 13 23-2089 EA 4" Ball Valve, Grooved, With Standard Trim.....	1,630.91	27.97
23 21 13 23-2090 EA 6" Ball Valve, Grooved, With Standard Trim.....	5,077.15	45.95
23 21 13 23-2091 Grooved Ball Valves With Stainless Steel Trim And Handle (23 21 13 23-2067)		
Note: Victaulic No. 721		
23 21 13 23-2092 EA 1-1/2" Ball Valve, Grooved, With Stainless Steel Trim.....	259.17	10.68
23 21 13 23-2093 EA 2" Ball Valve, Grooved, With Stainless Steel Trim.....	444.12	14.68
23 21 13 23-2094 EA 2-1/2" Ball Valve, Grooved, With Stainless Steel Trim.....	1,160.35	17.98
23 21 13 23-2095 EA 3" Ball Valve, Grooved, With Stainless Steel Trim.....	1,500.85	21.28
23 21 13 23-2096 EA 4" Ball Valve, Grooved, With Stainless Steel Trim.....	2,050.50	27.97
23 21 13 23-2097 EA 6" Ball Valve, Grooved, With Stainless Steel Trim.....	5,597.08	45.95
23 21 13 23-2098 Grooved Check Valves (23 21 13 23-2067)		
Note: Victaulic No. 712		
23 21 13 23-2099 EA 2" Check Valve, Grooved.....	369.60	14.68
23 21 13 23-2100 EA 2-1/2" Check Valve, Grooved.....	600.72	17.98
23 21 13 23-2101 EA 3" Check Valve, Grooved.....	699.91	21.28
23 21 13 23-2102 EA 4" Check Valve, Grooved.....	992.42	27.97
23 21 13 23-2103 Grooved Vic-Check Check Valves (23 21 13 23-2067)		
Note: Victaulic No. 716		
23 21 13 23-2104 EA 2-1/2" "Vic-Check" Check Valve, Grooved.....	479.48	17.98
23 21 13 23-2105 EA 3" "Vic-Check" Check Valve, Grooved.....	484.34	21.28
23 21 13 23-2106 EA 4" "Vic-Check" Check Valve, Grooved.....	606.78	27.97
23 21 13 23-2107 EA 6" "Vic-Check" Check Valve, Grooved.....	1,184.21	45.95
23 21 13 23-2108 EA 8" "Vic-Check" Check Valve, Grooved.....	1,620.22	63.92
23 21 13 23-2109 EA 10" "Vic-Check" Check Valve, Grooved.....	4,542.12	86.60
23 21 13 23-2110 EA 12" "Vic-Check" Check Valve, Grooved.....	5,379.08	99.98
23 21 13 23-2111 Grooved Plug Valves With Lever Operator (23 21 13 23-2067)		
Note: Victaulic No. 377		
23 21 13 23-2112 EA 3" Balancing Plug Valve, Grooved, With Lever Handle.....	730.16	21.28
23 21 13 23-2113 EA 4" Balancing Plug Valve, Grooved, With Lever Handle.....	810.32	27.97
23 21 13 23-2114 EA 6" Balancing Plug Valve, Grooved, With Lever Handle.....	1,446.70	45.95



MINOR	CSI	UOM	DESCRIPTION	TOTAL DIRECT UNIT COST	DEMOLITION UNIT COST
-------	-----	-----	-------------	------------------------	----------------------

23 21 13 23-2115			Grooved Plug Valve With Gear Operator (23 21 13 23-2067)		
Note: Victaulic No. 377					
23 21 13 23-2116	EA		3" Balancing Plug Valve, Grooved, With Gear Operator.....	1,293.37	21.28
23 21 13 23-2117	EA		4" Balancing Plug Valve, Grooved, With Gear Operator.....	1,373.58	27.97
23 21 13 23-2118	EA		6" Balancing Plug Valve, Grooved, With Gear Operator.....	2,009.96	45.95
23 21 13 23-2119	EA		8" Balancing Plug Valve, Grooved, With Gear Operator.....	2,688.68	63.92
23 21 13 23-2120	EA		10" Balancing Plug Valve, Grooved, With Gear Operator.....	4,218.84	86.60
23 21 13 23-2121	EA		12" Balancing Plug Valve, Grooved, With Gear Operator.....	6,106.00	99.98

23 21 13 23-2122			Prepare Pipe For Groove (23 21 13 23-1529)		
------------------	--	--	---	--	--

23 21 13 23-2123			Cut Grooved Pipe (23 21 13 23-2122)		
Note: For use where connecting ungrooved pipe with grooved pipe, coupling to grooved pipe, or for field groove preparation on existing cut pipe.					
23 21 13 23-2124	EA		Cut 3/4" Groove Pipe.....	10.46	
23 21 13 23-2125	EA		Cut 1" Groove Pipe.....	11.36	
23 21 13 23-2126	EA		Cut 1-1/4" Groove Pipe.....	12.83	
23 21 13 23-2127	EA		Cut 1-1/2" Groove Pipe.....	13.95	
23 21 13 23-2128	EA		Cut 2" Groove Pipe.....	15.29	
23 21 13 23-2129	EA		Cut 2-1/2" Groove Pipe.....	16.57	
23 21 13 23-2130	EA		Cut 3" Groove Pipe.....	18.07	
23 21 13 23-2131	EA		Cut 3-1/2" Groove Pipe.....	19.16	
23 21 13 23-2132	EA		Cut 4" Groove Pipe.....	20.39	
23 21 13 23-2133	EA		Cut 5" Groove Pipe.....	22.09	
23 21 13 23-2134	EA		Cut 6" Groove Pipe.....	22.72	
23 21 13 23-2135	EA		Cut 8" Groove Pipe.....	29.45	
23 21 13 23-2136	EA		Cut 10" Groove Pipe.....	41.86	
23 21 13 23-2137	EA		Cut 12" Groove Pipe.....	53.01	
23 21 13 23-2138	EA		Cut 14" Groove Pipe.....	79.52	
23 21 13 23-2139	EA		Cut 16" Groove Pipe.....	83.70	
23 21 13 23-2140	EA		Cut 18" Groove Pipe.....	88.36	
23 21 13 23-2141	EA		Cut 20" Groove Pipe.....	93.55	
23 21 13 23-2142	EA		Cut 24" Groove Pipe.....	106.03	

23 21 13 23-2143			Roll Grooved Pipe (23 21 13 23-2122)		
------------------	--	--	---	--	--

Note: For use where connecting ungrooved pipe with grooved pipe, coupling to grooved pipe, or for field groove preparation on existing cut pipe.					
23 21 13 23-2144	EA		Roll 3/4" Groove.....	5.98	
23 21 13 23-2145	EA		Roll 1" Groove.....	6.97	
23 21 13 23-2146	EA		Roll 1-1/4" Groove.....	7.95	
23 21 13 23-2147	EA		Roll 1-1/2" Groove.....	8.94	
23 21 13 23-2148	EA		Roll 2" Groove.....	13.71	
23 21 13 23-2149	EA		Roll 2-1/2" Groove.....	14.46	
23 21 13 23-2150	EA		Roll 3" Groove.....	15.90	
23 21 13 23-2151	EA		Roll 3-1/2" Groove.....	16.92	
23 21 13 23-2152	EA		Roll 4" Groove.....	18.49	
23 21 13 23-2153	EA		Roll 5" Groove.....	18.94	
23 21 13 23-2154	EA		Roll 6" Groove.....	19.88	
23 21 13 23-2155	EA		Roll 8" Groove.....	24.10	
23 21 13 23-2156	EA		Roll 10" Groove.....	27.42	
23 21 13 23-2157	EA		Roll 12" Groove.....	34.57	
23 21 13 23-2158	EA		Roll 14" Groove.....	53.01	
23 21 13 23-2159	EA		Roll 16" Groove.....	56.80	
23 21 13 23-2160	EA		Roll 18" Groove.....	58.90	
23 21 13 23-2161	EA		Roll 20" Groove.....	63.62	
23 21 13 23-2162	EA		Roll 24" Groove.....	69.15	

23 21 13 23-2163			Standard Gaskets (23 21 13 23-2122)		
------------------	--	--	--	--	--

Note: For use on replacement of existing gaskets.					
23 21 13 23-2164	EA		3/4" Grooved Standard Gasket, Ethylene Propylene Diene Monomer (EPDM) "E" Or Nitrile "T".....	21.76	
23 21 13 23-2165	EA		1" Grooved Standard Gasket, Ethylene Propylene Diene Monomer (EPDM) "E" Or Nitrile "T".....	22.59	
23 21 13 23-2166	EA		1-1/4" Grooved Standard Gasket, Ethylene Propylene Diene Monomer (EPDM) "E" Or Nitrile "T".....	23.65	
23 21 13 23-2167	EA		1-1/2" Grooved Standard Gasket, Ethylene Propylene Diene Monomer (EPDM) "E" Or Nitrile "T".....	25.93	
23 21 13 23-2168	EA		2" Grooved Standard Gasket, Ethylene Propylene Diene Monomer (EPDM) "E" Or Nitrile "T".....	26.53	
23 21 13 23-2169	EA		2-1/2" Grooved Standard Gasket, Ethylene Propylene Diene Monomer (EPDM) "E" Or Nitrile "T".....	31.08	
23 21 13 23-2170	EA		3" Grooved Standard Gasket, Ethylene Propylene Diene Monomer (EPDM) "E" Or Nitrile "T".....	34.08	
23 21 13 23-2171	EA		3-1/2" Grooved Standard Gasket, Ethylene Propylene Diene Monomer (EPDM) "E" Or Nitrile "T".....	41.96	
23 21 13 23-2172	EA		4" Grooved Standard Gasket, Ethylene Propylene Diene Monomer (EPDM) "E" Or Nitrile "T".....	42.45	
23 21 13 23-2173	EA		5" Grooved Standard Gasket, Ethylene Propylene Diene Monomer (EPDM) "E" Or Nitrile "T".....	52.89	
23 21 13 23-2174	EA		6" Grooved Standard Gasket, Ethylene Propylene Diene Monomer (EPDM) "E" Or Nitrile "T".....	56.87	
23 21 13 23-2175	EA		8" Grooved Standard Gasket, Ethylene Propylene Diene Monomer (EPDM) "E" Or Nitrile "T".....	77.22	
23 21 13 23-2176	EA		10" Grooved Standard Gasket, Ethylene Propylene Diene Monomer (EPDM) "E" Or Nitrile "T".....	96.87	
23 21 13 23-2177	EA		12" Grooved Standard Gasket, Ethylene Propylene Diene Monomer (EPDM) "E" Or Nitrile "T".....	114.27	
23 21 13 23-2178	EA		14" Grooved Standard Gasket, Ethylene Propylene Diene Monomer (EPDM) "E" Or Nitrile "T".....	159.59	
23 21 13 23-2179	EA		16" Grooved Standard Gasket, Ethylene Propylene Diene Monomer (EPDM) "E" Or Nitrile "T".....	213.06	
23 21 13 23-2180	EA		18" Grooved Standard Gasket, Ethylene Propylene Diene Monomer (EPDM) "E" Or Nitrile "T".....	252.44	
23 21 13 23-2181	EA		20" Grooved Standard Gasket, Ethylene Propylene Diene Monomer (EPDM) "E" Or Nitrile "T".....	374.39	
23 21 13 23-2182	EA		24" Grooved Standard Gasket, Ethylene Propylene Diene Monomer (EPDM) "E" Or Nitrile "T".....	512.66	

23 Heating, Ventilating, and Air-Conditioning (HVAC)**23 20 HVAC Piping and Pumps****23 21 Hydronic Piping and Pumps**

SAN BERNARDINO
COUNTY

MINOR
CSI UOM DESCRIPTION

TOTAL DIRECT DEMOLITION
UNIT COST UNIT COST

23 21 13 23-2183		Copper Grooved-Joint Pipe Fittings (23 21 13 23)		
		Note: Couplings are not included with fittings.		
23 21 13 23-2184		Grooved Fittings (23 21 13 23-2183)		
23 21 13 23-2185		Grooved 90 Degree Elbows (23 21 13 23-2184)		
23 21 13 23-2186	EA	2" Copper 90 Degree Elbow, Grooved.....	73.60	16.28
23 21 13 23-2187	EA	2-1/2" Copper 90 Degree Elbow, Grooved.....	84.07	19.88
23 21 13 23-2188	EA	3" Copper 90 Degree Elbow, Grooved.....	110.28	24.07
23 21 13 23-2189	EA	4" Copper 90 Degree Elbow, Grooved.....	206.11	31.76
23 21 13 23-2190	EA	5" Copper 90 Degree Elbow, Grooved.....	483.41	39.75
23 21 13 23-2191	EA	6" Copper 90 Degree Elbow, Grooved.....	748.59	52.04
23 21 13 23-2192	EA	8" Copper 90 Degree Elbow, Grooved.....	1,333.87	61.92
23 21 13 23-2193		Grooved 45 Degree Elbows (23 21 13 23-2184)		
23 21 13 23-2194	EA	2" Copper 45 Degree Elbow, Grooved.....	73.60	16.28
23 21 13 23-2195	EA	2-1/2" Copper 45 Degree Elbow, Grooved.....	84.07	19.88
23 21 13 23-2196	EA	3" Copper 45 Degree Elbow, Grooved.....	110.28	24.07
23 21 13 23-2197	EA	4" Copper 45 Degree Elbow, Grooved.....	206.11	31.76
23 21 13 23-2198	EA	5" Copper 45 Degree Elbow, Grooved.....	483.41	39.75
23 21 13 23-2199	EA	6" Copper 45 Degree Elbow, Grooved.....	748.59	52.04
23 21 13 23-2200	EA	8" Copper 45 Degree Elbow, Grooved.....	1,333.87	61.92
23 21 13 23-2201		Grooved Tees (23 21 13 23-2184)		
23 21 13 23-2202	EA	2" Copper Tee, Grooved.....	115.14	23.97
23 21 13 23-2203	EA	2-1/2" Copper Tee, Grooved.....	130.14	29.46
23 21 13 23-2204	EA	3" Copper Tee, Grooved.....	178.31	36.15
23 21 13 23-2205	EA	4" Copper Tee, Grooved.....	325.98	46.75
23 21 13 23-2206	EA	5" Copper Tee, Grooved.....	1,145.13	61.13
23 21 13 23-2207	EA	6" Copper Tee, Grooved.....	956.49	76.51
23 21 13 23-2208	EA	8" Copper Tee, Grooved.....	1,620.54	92.89
23 21 13 23-2209		Grooved Reducing Tees (23 21 13 23-2184)		
23 21 13 23-2210	EA	2-1/2" Copper Tee, Reducing, Grooved.....	165.10	29.46
23 21 13 23-2211	EA	3" Copper Tee, Reducing, Grooved.....	252.55	36.15
23 21 13 23-2212	EA	4" Copper Tee, Reducing, Grooved.....	398.90	46.85
23 21 13 23-2213	EA	5" Copper Tee, Reducing, Grooved.....	1,054.29	61.23
23 21 13 23-2214	EA	6" Copper Tee, Reducing, Grooved.....	1,290.83	76.51
23 21 13 23-2215		Grooved X Cup Reducing Tees (23 21 13 23-2184)		
23 21 13 23-2216	EA	2" Copper Tee, Reducing, Grooved X Cup.....	133.84	23.97
23 21 13 23-2217	EA	2-1/2" Copper Tee, Reducing, Grooved X Cup.....	165.48	29.46
23 21 13 23-2218	EA	3" Copper Tee, Reducing, Grooved X Cup.....	269.38	36.15
23 21 13 23-2219	EA	4" Copper Tee, Reducing, Grooved X Cup.....	398.90	46.75
23 21 13 23-2220		Grooved Flanged Adapter Nipples (23 21 13 23-2184)		
23 21 13 23-2221	EA	2" Copper Flanged Adapter Nipples With Groove Gasket, ANSI CL 125 And 150.....	212.15	17.68
23 21 13 23-2222	EA	2-1/2" Copper Flanged Adapter Nipples With Groove Gasket, ANSI CL 125 And 150.....	226.96	21.48
23 21 13 23-2223	EA	3" Copper Flanged Adapter Nipples With Groove Gasket, ANSI CL 125 And 150.....	244.03	25.67
23 21 13 23-2224	EA	4" Copper Flanged Adapter Nipples With Groove Gasket, ANSI CL 125 And 150.....	280.44	34.56
23 21 13 23-2225	EA	5" Copper Flanged Adapter Nipples With Groove Gasket, ANSI CL 125 And 150.....	367.72	41.85
23 21 13 23-2226	EA	6" Copper Flanged Adapter Nipples With Groove Gasket, ANSI CL 125 And 150.....	422.14	56.53
23 21 13 23-2227		Grooved Concentric Reducers (23 21 13 23-2184)		
23 21 13 23-2228	EA	2-1/2" x 2" Copper Concentric Reducer, Grooved.....	95.16	18.18
23 21 13 23-2229	EA	3" x 2" Copper Concentric Reducer, Grooved.....	99.16	20.28
23 21 13 23-2230	EA	3" x 2-1/2" Copper Concentric Reducer, Grooved.....	106.91	24.07
23 21 13 23-2231	EA	4" x 2" Copper Concentric Reducer, Grooved.....	168.50	24.27
23 21 13 23-2232	EA	4" x 2-1/2" Copper Concentric Reducer, Grooved.....	172.00	25.97
23 21 13 23-2233	EA	4" x 3" Copper Concentric Reducer, Grooved.....	175.99	27.97
23 21 13 23-2234	EA	5" x 3" Copper Concentric Reducer, Grooved.....	401.63	31.96
23 21 13 23-2235	EA	5" x 4" Copper Concentric Reducer, Grooved.....	409.62	35.96
23 21 13 23-2236	EA	6" x 3" Copper Concentric Reducer, Grooved.....	441.48	37.96
23 21 13 23-2237	EA	6" x 4" Copper Concentric Reducer, Grooved.....	449.47	41.95
23 21 13 23-2238	EA	6" x 5" Copper Concentric Reducer, Grooved.....	457.46	45.95
23 21 13 23-2239	EA	8" x 6" Copper Concentric Reducer, Grooved.....	755.42	56.93
23 21 13 23-2240		Grooved X Cup Concentric Reducers (23 21 13 23-2184)		
23 21 13 23-2241	EA	2" x 1" Copper Concentric Reducer, Grooved X Cup.....	74.09	12.78
23 21 13 23-2242	EA	2" x 1-1/4" Copper Concentric Reducer, Grooved X Cup.....	75.09	13.28
23 21 13 23-2243	EA	2" x 1-1/2" Copper Concentric Reducer, Grooved X Cup.....	78.14	14.79



MINOR CSI UOM DESCRIPTION	TOTAL DIRECT UNIT COST	DEMOLITION UNIT COST
23 21 13 23-2244 EA 2-1/2" x 1" Copper Concentric Reducer, Grooved X Cup	88.00	14.28
23 21 13 23-2245 EA 2-1/2" x 1-1/4" Copper Concentric Reducer, Grooved X Cup	88.99	14.79
23 21 13 23-2246 EA 2-1/2" x 1-1/2" Copper Concentric Reducer, Grooved X Cup	91.92	16.28
23 21 13 23-2247 EA 2-1/2" x 2" Copper Concentric Reducer, Grooved X Cup	95.92	18.18
23 21 13 23-2248 EA 3" x 1-1/2" Copper Concentric Reducer, Grooved X Cup	110.31	18.18
23 21 13 23-2249 EA 3" x 2" Copper Concentric Reducer, Grooved X Cup	114.31	20.28
23 21 13 23-2250 EA 4" x 2" Copper Concentric Reducer, Grooved X Cup	185.52	24.17
23 21 13 23-2251 Grooved Standard Couplings (23 21 13 23-2184)		
23 21 13 23-2252 EA 2" Copper Standard Coupling, Grooved	30.44	8.19
23 21 13 23-2253 EA 2-1/2" Copper Standard Coupling, Grooved	36.06	9.99
23 21 13 23-2254 EA 3" Copper Standard Coupling, Grooved	41.55	11.88
23 21 13 23-2255 EA 4" Copper Standard Coupling, Grooved	59.07	15.98
23 21 13 23-2256 EA 5" Copper Standard Coupling, Grooved	86.14	19.88
23 21 13 23-2257 EA 6" Copper Standard Coupling, Grooved	113.28	25.97
23 21 13 23-2258 EA 8" Copper Standard Coupling, Grooved	157.28	30.96
23 21 13 23-2259 Grooved Caps (23 21 13 23-2184)		
23 21 13 23-2260 EA 2" Copper Cap, Grooved	44.55	8.19
23 21 13 23-2261 EA 2-1/2" Copper Cap, Grooved	61.77	9.99
23 21 13 23-2262 EA 3" Copper Cap, Grooved	75.72	11.88
23 21 13 23-2263 EA 4" Copper Cap, Grooved	109.78	15.88
23 21 13 23-2264 EA 5" Copper Cap, Grooved	178.01	19.88
23 21 13 23-2265 EA 6" Copper Cap, Grooved	211.15	25.97
23 21 13 23-2266 Grooved Valves (23 21 13 23-2183)		
23 21 13 23-2267 Grooved Butterfly Valves, Standard Trim, Without Operator (23 21 13 23-2266)		
Note: Copper body.		
23 21 13 23-2268 EA 2" Butterfly Valve, Grooved, With Standard Trim, Without Operator, Copper Body	476.98	10.68
For Chain Wheel, Add	43.45	
For Valve Bracket Insulation, Add	38.20	
23 21 13 23-2269 EA 3" Butterfly Valve, Grooved, With Standard Trim, Without Operator, Copper Body	542.00	15.88
For Chain Wheel, Add	43.45	
For Valve Bracket Insulation, Add	38.20	
23 21 13 23-2270 EA 4" Butterfly Valve, Grooved, With Standard Trim, Without Operator, Copper Body	716.48	20.87
For Chain Wheel, Add	43.45	
For Valve Bracket Insulation, Add	38.20	
23 21 13 23-2271 EA 6" Butterfly Valve, Grooved, With Standard Trim, Without Operator, Copper Body	955.17	34.26
For Chain Wheel, Add	43.45	
For Valve Bracket Insulation, Add	38.20	
23 21 13 23-2272 EA 8" Butterfly Valve, Grooved, With Standard Trim, Without Operator, Copper Body	1,051.55	48.15
For Chain Wheel, Add	43.45	
For Valve Bracket Insulation, Add	38.20	
23 21 13 23-2273 Grooved Butterfly Valves, Standard Trim, With Operator (23 21 13 23-2266)		
Note: Copper body.		
23 21 13 23-2274 EA 2" Butterfly Valve, Grooved, With Standard Trim, With Operator, Copper Body	583.04	10.68
For Chain Wheel, Add	43.45	
For Valve Bracket Insulation, Add	38.20	
23 21 13 23-2275 EA 3" Butterfly Valve, Grooved, With Standard Trim, With Operator, Copper Body	648.13	15.88
For Chain Wheel, Add	43.45	
For Valve Bracket Insulation, Add	38.20	
23 21 13 23-2276 EA 4" Butterfly Valve, Grooved, With Standard Trim, With Operator, Copper Body	822.61	20.87
For Chain Wheel, Add	43.45	
For Valve Bracket Insulation, Add	38.20	
23 21 13 23-2277 EA 6" Butterfly Valve, Grooved, With Standard Trim, With Operator, Copper Body	1,061.37	34.26
For Chain Wheel, Add	43.45	
For Valve Bracket Insulation, Add	38.20	
23 21 13 23-2278 EA 8" Butterfly Valve, Grooved, With Standard Trim, With Operator, Copper Body	1,157.68	48.15
For Chain Wheel, Add	43.45	
For Valve Bracket Insulation, Add	38.20	
23 21 13 23-2279 Polyvinyl Chloride (PVC) Pressure Pipe And Fittings (23 21 13 23)		
Note: Socket or back weld.		
23 21 13 23-2280 Schedule 40 Polyvinyl Chloride (PVC) Pressure Pipe And Fittings (23 21 13 23-2279)		
Note: ASTM D1785 with D2466 fittings.		
23 21 13 23-2281 Schedule 40 Polyvinyl Chloride (PVC) Pressure Pipe (23 21 13 23-2280)		
23 21 13 23-2282 LF 1/2" Schedule 40 Polyvinyl Chloride (PVC) Pressure Pipe	5.00	2.85
For Work In Restricted Working Space, Add	1.28	
23 21 13 23-2283 LF 3/4" Schedule 40 Polyvinyl Chloride (PVC) Pressure Pipe	6.27	3.57
For Work In Restricted Working Space, Add	1.61	
23 21 13 23-2284 LF 1" Schedule 40 Polyvinyl Chloride (PVC) Pressure Pipe	7.03	3.81
For Work In Restricted Working Space, Add	1.71	
23 21 13 23-2285 LF 1-1/4" Schedule 40 Polyvinyl Chloride (PVC) Pressure Pipe	7.89	4.09
For Work In Restricted Working Space, Add	1.85	

23 Heating, Ventilating, and Air-Conditioning (HVAC)

23 20 HVAC Piping and Pumps

23 21 Hydronic Piping and Pumps



MINOR CSI	UOM	DESCRIPTION	TOTAL DIRECT UNIT COST	DEMOLITION UNIT COST
23 21 13 23-2286	LF	1-1/2" Schedule 40 Polyvinyl Chloride (PVC) Pressure Pipe <i>For Work In Restricted Working Space, Add</i>	8.23 1.87	4.16
23 21 13 23-2287	LF	2" Schedule 40 Polyvinyl Chloride (PVC) Pressure Pipe <i>For Work In Restricted Working Space, Add</i>	10.19 2.24	4.98
23 21 13 23-2288	LF	2-1/2" Schedule 40 Polyvinyl Chloride (PVC) Pressure Pipe <i>For Work In Restricted Working Space, Add</i>	13.17 2.66	5.93
23 21 13 23-2289	LF	3" Schedule 40 Polyvinyl Chloride (PVC) Pressure Pipe <i>For Work In Restricted Working Space, Add</i>	16.31 3.22	7.17
23 21 13 23-2290	LF	4" Schedule 40 Polyvinyl Chloride (PVC) Pressure Pipe <i>For Work In Restricted Working Space, Add</i>	24.13 4.83	10.73
23 21 13 23-2291	LF	6" Schedule 40 Polyvinyl Chloride (PVC) Pressure Pipe <i>For Work In Restricted Working Space, Add</i>	35.47 6.44	14.32
23 21 13 23-2292	LF	8" Schedule 40 Polyvinyl Chloride (PVC) Pressure Pipe <i>For Work In Restricted Working Space, Add</i>	46.86 7.68	17.07
23 21 13 23-2293	LF	10" Schedule 40 Polyvinyl Chloride (PVC) Pressure Pipe <i>For Work In Restricted Working Space, Add</i>	93.62 8.57	19.07
23 21 13 23-2294		Schedule 40 Polyvinyl Chloride (PVC) 90 Degree Elbows <small>(23 21 13 23-2280)</small>		
23 21 13 23-2295	EA	1/2" Schedule 40 Polyvinyl Chloride (PVC) 90 Degree Elbows <i>For Work In Restricted Working Space, Add</i>	16.94 4.83	10.78
23 21 13 23-2296	EA	3/4" Schedule 40 Polyvinyl Chloride (PVC) 90 Degree Elbows <i>For Work In Restricted Working Space, Add</i>	22.65 6.44	14.28
23 21 13 23-2297	EA	1" Schedule 40 Polyvinyl Chloride (PVC) 90 Degree Elbows <i>For Work In Restricted Working Space, Add</i>	28.72 7.99	17.78
23 21 13 23-2298	EA	1-1/4" Schedule 40 Polyvinyl Chloride (PVC) 90 Degree Elbows <i>For Work In Restricted Working Space, Add</i>	41.52 11.31	25.17
23 21 13 23-2299	EA	1-1/2" Schedule 40 Polyvinyl Chloride (PVC) 90 Degree Elbows <i>For Work In Restricted Working Space, Add</i>	46.58 12.75	28.36
23 21 13 23-2300	EA	2" Schedule 40 Polyvinyl Chloride (PVC) 90 Degree Elbows <i>For Work In Restricted Working Space, Add</i>	60.40 16.20	36.05
23 21 13 23-2301	EA	2-1/2" Schedule 40 Polyvinyl Chloride (PVC) 90 Degree Elbows <i>For Work In Restricted Working Space, Add</i>	99.38 23.97	53.34
23 21 13 23-2302	EA	3" Schedule 40 Polyvinyl Chloride (PVC) 90 Degree Elbows <i>For Work In Restricted Working Space, Add</i>	128.52 31.54	70.12
23 21 13 23-2303	EA	4" Schedule 40 Polyvinyl Chloride (PVC) 90 Degree Elbows <i>For Work In Restricted Working Space, Add</i>	166.64 37.46	83.30
23 21 13 23-2304	EA	6" Schedule 40 Polyvinyl Chloride (PVC) 90 Degree Elbows <i>For Work In Restricted Working Space, Add</i>	242.76 42.81	95.18
23 21 13 23-2305	EA	8" Schedule 40 Polyvinyl Chloride (PVC) 90 Degree Elbows <i>For Work In Restricted Working Space, Add</i>	424.13 49.94	111.07
23 21 13 23-2306	EA	10" Schedule 40 Polyvinyl Chloride (PVC) 90 Degree Elbows <i>For Work In Restricted Working Space, Add</i>	634.34 74.46	165.59
23 21 13 23-2307		Schedule 40 Polyvinyl Chloride (PVC) 45 Degree Elbows <small>(23 21 13 23-2280)</small>		
23 21 13 23-2308	EA	1/2" Schedule 40 Polyvinyl Chloride (PVC) 45 Degree Elbows <i>For Work In Restricted Working Space, Add</i>	17.36 4.83	10.78
23 21 13 23-2309	EA	3/4" Schedule 40 Polyvinyl Chloride (PVC) 45 Degree Elbows <i>For Work In Restricted Working Space, Add</i>	23.48 6.44	14.28
23 21 13 23-2310	EA	1" Schedule 40 Polyvinyl Chloride (PVC) 45 Degree Elbows <i>For Work In Restricted Working Space, Add</i>	29.89 7.99	17.78
23 21 13 23-2311	EA	1-1/4" Schedule 40 Polyvinyl Chloride (PVC) 45 Degree Elbows <i>For Work In Restricted Working Space, Add</i>	42.27 11.31	25.17
23 21 13 23-2312	EA	1-1/2" Schedule 40 Polyvinyl Chloride (PVC) 45 Degree Elbows <i>For Work In Restricted Working Space, Add</i>	48.24 12.75	28.36
23 21 13 23-2313	EA	2" Schedule 40 Polyvinyl Chloride (PVC) 45 Degree Elbows <i>For Work In Restricted Working Space, Add</i>	61.48 16.20	36.05
23 21 13 23-2314	EA	2-1/2" Schedule 40 Polyvinyl Chloride (PVC) 45 Degree Elbows <i>For Work In Restricted Working Space, Add</i>	99.38 23.97	53.34
23 21 13 23-2315	EA	3" Schedule 40 Polyvinyl Chloride (PVC) 45 Degree Elbows <i>For Work In Restricted Working Space, Add</i>	135.52 31.54	70.12
23 21 13 23-2316	EA	4" Schedule 40 Polyvinyl Chloride (PVC) 45 Degree Elbows <i>For Work In Restricted Working Space, Add</i>	179.38 37.46	83.30
23 21 13 23-2317	EA	6" Schedule 40 Polyvinyl Chloride (PVC) 45 Degree Elbows <i>For Work In Restricted Working Space, Add</i>	243.93 42.81	95.18
23 21 13 23-2318	EA	8" Schedule 40 Polyvinyl Chloride (PVC) 45 Degree Elbows <i>For Work In Restricted Working Space, Add</i>	410.06 49.94	111.07
23 21 13 23-2319	EA	10" Schedule 40 Polyvinyl Chloride (PVC) 45 Degree Elbows <i>For Work In Restricted Working Space, Add</i>	634.34 74.46	165.59
23 21 13 23-2320		Schedule 40 Polyvinyl Chloride (PVC) Tees <small>(23 21 13 23-2280)</small>		
23 21 13 23-2321	EA	1/2" Schedule 40 Polyvinyl Chloride (PVC) Tees <i>For Work In Restricted Working Space, Add</i>	27.64 7.99	17.78
23 21 13 23-2322	EA	3/4" Schedule 40 Polyvinyl Chloride (PVC) Tees <i>For Work In Restricted Working Space, Add</i>	33.30 9.67	21.48
23 21 13 23-2323	EA	1" Schedule 40 Polyvinyl Chloride (PVC) Tees <i>For Work In Restricted Working Space, Add</i>	44.58 12.75	28.36
23 21 13 23-2324	EA	1-1/4" Schedule 40 Polyvinyl Chloride (PVC) Tees <i>For Work In Restricted Working Space, Add</i>	57.32 16.20	36.05
23 21 13 23-2325	EA	1-1/2" Schedule 40 Polyvinyl Chloride (PVC) Tees <i>For Work In Restricted Working Space, Add</i>	68.51 19.33	42.95



MINOR CSI UOM DESCRIPTION	TOTAL DIRECT UNIT COST	DEMOLITION UNIT COST
23 21 13 23-2326 EA 2" Schedule 40 Polyvinyl Chloride (PVC) Tees <i>For Work In Restricted Working Space, Add</i>	85.81 23.97	53.34
23 21 13 23-2327 EA 2-1/2" Schedule 40 Polyvinyl Chloride (PVC) Tees <i>For Work In Restricted Working Space, Add</i>	124.78 31.54	70.12
23 21 13 23-2328 EA 3" Schedule 40 Polyvinyl Chloride (PVC) Tees <i>For Work In Restricted Working Space, Add</i>	150.58 37.46	83.30
23 21 13 23-2329 EA 4" Schedule 40 Polyvinyl Chloride (PVC) Tees <i>For Work In Restricted Working Space, Add</i>	213.08 49.94	111.07
23 21 13 23-2330 EA 6" Schedule 40 Polyvinyl Chloride (PVC) Tees <i>For Work In Restricted Working Space, Add</i>	371.97 64.44	143.23
23 21 13 23-2331 EA 8" Schedule 40 Polyvinyl Chloride (PVC) Tees <i>For Work In Restricted Working Space, Add</i>	630.99 79.90	177.69
23 21 13 23-2332 EA 10" Schedule 40 Polyvinyl Chloride (PVC) Tees <i>For Work In Restricted Working Space, Add</i>	1,824.91 119.42	265.47
23 21 13 23-2333 Schedule 40 Polyvinyl Chloride (PVC) Crosses (23 21 13 23-2280)		
23 21 13 23-2334 EA 1/2" Schedule 40 Polyvinyl Chloride (PVC) Crosses <i>For Work In Restricted Working Space, Add</i>	34.86 9.99	22.17
23 21 13 23-2335 EA 3/4" Schedule 40 Polyvinyl Chloride (PVC) Crosses <i>For Work In Restricted Working Space, Add</i>	41.97 12.08	26.87
23 21 13 23-2336 EA 1" Schedule 40 Polyvinyl Chloride (PVC) Crosses <i>For Work In Restricted Working Space, Add</i>	56.40 15.94	35.46
23 21 13 23-2337 EA 1-1/4" Schedule 40 Polyvinyl Chloride (PVC) Crosses <i>For Work In Restricted Working Space, Add</i>	72.71 20.25	45.04
23 21 13 23-2338 EA 1-1/2" Schedule 40 Polyvinyl Chloride (PVC) Crosses <i>For Work In Restricted Working Space, Add</i>	86.94 24.17	53.73
23 21 13 23-2339 EA 2" Schedule 40 Polyvinyl Chloride (PVC) Crosses <i>For Work In Restricted Working Space, Add</i>	109.15 29.96	66.62
23 21 13 23-2340 EA 2-1/2" Schedule 40 Polyvinyl Chloride (PVC) Crosses <i>For Work In Restricted Working Space, Add</i>	162.22 39.43	87.70
23 21 13 23-2341 EA 3" Schedule 40 Polyvinyl Chloride (PVC) Crosses <i>For Work In Restricted Working Space, Add</i>	196.38 46.82	104.07
23 21 13 23-2342 EA 4" Schedule 40 Polyvinyl Chloride (PVC) Crosses <i>For Work In Restricted Working Space, Add</i>	281.17 62.42	138.83
23 21 13 23-2343 EA 6" Schedule 40 Polyvinyl Chloride (PVC) Crosses <i>For Work In Restricted Working Space, Add</i>	514.78 80.51	178.98
23 21 13 23-2344 EA 8" Schedule 40 Polyvinyl Chloride (PVC) Crosses <i>For Work In Restricted Working Space, Add</i>	904.37 99.83	221.93
23 21 13 23-2345 EA 10" Schedule 40 Polyvinyl Chloride (PVC) Crosses <i>For Work In Restricted Working Space, Add</i>	2,734.56 149.34	331.99
23 21 13 23-2346 Schedule 40 Polyvinyl Chloride (PVC) Reducing Inserts (23 21 13 23-2280)		
23 21 13 23-2347 EA 3/4" Schedule 40 Polyvinyl Chloride (PVC) Reducing Inserts <i>For Work In Restricted Working Space, Add</i>	17.46 5.01	10.99
23 21 13 23-2348 EA 1" Schedule 40 Polyvinyl Chloride (PVC) Reducing Inserts <i>For Work In Restricted Working Space, Add</i>	22.97 6.42	14.08
23 21 13 23-2349 EA 1-1/4" Schedule 40 Polyvinyl Chloride (PVC) Reducing Inserts <i>For Work In Restricted Working Space, Add</i>	30.66 8.57	18.88
23 21 13 23-2350 EA 1-1/2" Schedule 40 Polyvinyl Chloride (PVC) Reducing Inserts <i>For Work In Restricted Working Space, Add</i>	37.80 10.69	23.47
23 21 13 23-2351 EA 2" Schedule 40 Polyvinyl Chloride (PVC) Reducing Inserts <i>For Work In Restricted Working Space, Add</i>	46.55 12.87	28.26
23 21 13 23-2352 EA 2-1/2" Schedule 40 Polyvinyl Chloride (PVC) Reducing Inserts <i>For Work In Restricted Working Space, Add</i>	65.33 17.85	39.26
23 21 13 23-2353 EA 3" Schedule 40 Polyvinyl Chloride (PVC) Reducing Inserts <i>For Work In Restricted Working Space, Add</i>	90.98 24.67	54.23
23 21 13 23-2354 EA 4" Schedule 40 Polyvinyl Chloride (PVC) Reducing Inserts <i>For Work In Restricted Working Space, Add</i>	121.95 30.67	67.42
23 21 13 23-2355 EA 6" Schedule 40 Polyvinyl Chloride (PVC) Reducing Inserts <i>For Work In Restricted Working Space, Add</i>	167.94 35.67	78.50
23 21 13 23-2356 EA 8" Schedule 40 Polyvinyl Chloride (PVC) Reducing Inserts <i>For Work In Restricted Working Space, Add</i>	419.34 41.22	90.69
23 21 13 23-2357 EA 10" Schedule 40 Polyvinyl Chloride (PVC) Reducing Inserts <i>For Work In Restricted Working Space, Add</i>	497.29 55.29	121.65
23 21 13 23-2358 Schedule 40 Polyvinyl Chloride (PVC) Threaded Reducing Inserts (23 21 13 23-2280)		
23 21 13 23-2359 EA 1/2" Schedule 40 Polyvinyl Chloride (PVC) Threaded Reducing Inserts <i>For Work In Restricted Working Space, Add</i>	17.86 4.83	10.78
23 21 13 23-2360 EA 3/4" Schedule 40 Polyvinyl Chloride (PVC) Threaded Reducing Inserts <i>For Work In Restricted Working Space, Add</i>	23.23 6.44	14.28
23 21 13 23-2361 EA 1" Schedule 40 Polyvinyl Chloride (PVC) Threaded Reducing Inserts <i>For Work In Restricted Working Space, Add</i>	28.80 7.99	17.78
23 21 13 23-2362 EA 1-1/4" Schedule 40 Polyvinyl Chloride (PVC) Threaded Reducing Inserts <i>For Work In Restricted Working Space, Add</i>	41.02 11.31	25.17
23 21 13 23-2363 EA 1-1/2" Schedule 40 Polyvinyl Chloride (PVC) Threaded Reducing Inserts <i>For Work In Restricted Working Space, Add</i>	46.33 12.75	28.36
23 21 13 23-2364 EA 2" Schedule 40 Polyvinyl Chloride (PVC) Threaded Reducing Inserts <i>For Work In Restricted Working Space, Add</i>	59.23 16.20	36.05
23 21 13 23-2365 EA 2-1/2" Schedule 40 Polyvinyl Chloride (PVC) Threaded Reducing Inserts <i>For Work In Restricted Working Space, Add</i>	87.48 23.97	53.34

23 Heating, Ventilating, and Air-Conditioning (HVAC)

23 20 HVAC Piping and Pumps

23 21 Hydronic Piping and Pumps



MINOR	CSI	UOM	DESCRIPTION	TOTAL DIRECT UNIT COST	DEMOLITION UNIT COST
23 21	13 23-2366	EA	3" Schedule 40 Polyvinyl Chloride (PVC) Threaded Reducing Inserts <i>For Work In Restricted Working Space, Add</i>	113.87 31.54	70.12
23 21	13 23-2367	EA	4" Schedule 40 Polyvinyl Chloride (PVC) Threaded Reducing Inserts <i>For Work In Restricted Working Space, Add</i>	144.58 37.46	83.30
23 21 13 23-2368 Schedule 40 Polyvinyl Chloride (PVC) Socket Weld X Threaded Male Adapters <small>(23 21 13 23-2280)</small>					
23 21	13 23-2369	EA	1/2" Schedule 40 Polyvinyl Chloride (PVC) Socket Weld X Threaded Male Adapters <i>For Work In Restricted Working Space, Add</i>	18.44 4.83	10.78
23 21	13 23-2370	EA	3/4" Schedule 40 Polyvinyl Chloride (PVC) Socket Weld X Threaded Male Adapters <i>For Work In Restricted Working Space, Add</i>	23.81 6.44	14.28
23 21	13 23-2371	EA	1" Schedule 40 Polyvinyl Chloride (PVC) Socket Weld X Threaded Male Adapters <i>For Work In Restricted Working Space, Add</i>	29.97 7.99	17.78
23 21	13 23-2372	EA	1-1/4" Schedule 40 Polyvinyl Chloride (PVC) Socket Weld X Threaded Male Adapters <i>For Work In Restricted Working Space, Add</i>	41.69 11.31	25.17
23 21	13 23-2373	EA	1-1/2" Schedule 40 Polyvinyl Chloride (PVC) Socket Weld X Threaded Male Adapters <i>For Work In Restricted Working Space, Add</i>	47.83 12.75	28.36
23 21	13 23-2374	EA	2" Schedule 40 Polyvinyl Chloride (PVC) Socket Weld X Threaded Male Adapters <i>For Work In Restricted Working Space, Add</i>	60.57 16.20	36.05
23 21	13 23-2375	EA	2-1/2" Schedule 40 Polyvinyl Chloride (PVC) Socket Weld X Threaded Male Adapters <i>For Work In Restricted Working Space, Add</i>	88.97 23.97	53.34
23 21	13 23-2376	EA	3" Schedule 40 Polyvinyl Chloride (PVC) Socket Weld X Threaded Male Adapters <i>For Work In Restricted Working Space, Add</i>	118.45 31.54	70.12
23 21	13 23-2377	EA	4" Schedule 40 Polyvinyl Chloride (PVC) Socket Weld X Threaded Male Adapters <i>For Work In Restricted Working Space, Add</i>	141.92 37.46	83.30
23 21 13 23-2378 Schedule 40 Polyvinyl Chloride (PVC) Socket Weld X Threaded Female Adapters <small>(23 21 13 23-2280)</small>					
23 21	13 23-2379	EA	1/2" Schedule 40 Polyvinyl Chloride (PVC) Socket Weld X Threaded Female Adapters <i>For Work In Restricted Working Space, Add</i>	16.94 4.83	10.78
23 21	13 23-2380	EA	3/4" Schedule 40 Polyvinyl Chloride (PVC) Socket Weld X Threaded Female Adapters <i>For Work In Restricted Working Space, Add</i>	22.56 6.44	14.28
23 21	13 23-2381	EA	1" Schedule 40 Polyvinyl Chloride (PVC) Socket Weld X Threaded Female Adapters <i>For Work In Restricted Working Space, Add</i>	27.89 7.99	17.78
23 21	13 23-2382	EA	1-1/4" Schedule 40 Polyvinyl Chloride (PVC) Socket Weld X Threaded Female Adapters <i>For Work In Restricted Working Space, Add</i>	39.69 11.31	25.17
23 21	13 23-2383	EA	1-1/2" Schedule 40 Polyvinyl Chloride (PVC) Socket Weld X Threaded Female Adapters <i>For Work In Restricted Working Space, Add</i>	44.83 12.75	28.36
23 21	13 23-2384	EA	2" Schedule 40 Polyvinyl Chloride (PVC) Socket Weld X Threaded Female Adapters <i>For Work In Restricted Working Space, Add</i>	57.15 16.20	36.05
23 21	13 23-2385	EA	2-1/2" Schedule 40 Polyvinyl Chloride (PVC) Socket Weld X Threaded Female Adapters <i>For Work In Restricted Working Space, Add</i>	93.63 23.97	53.34
23 21	13 23-2386	EA	3" Schedule 40 Polyvinyl Chloride (PVC) Socket Weld X Threaded Female Adapters <i>For Work In Restricted Working Space, Add</i>	123.61 31.54	70.12
23 21	13 23-2387	EA	4" Schedule 40 Polyvinyl Chloride (PVC) Socket Weld X Threaded Female Adapters <i>For Work In Restricted Working Space, Add</i>	155.40 37.46	83.30
23 21 13 23-2388 Schedule 40 Polyvinyl Chloride (PVC) P-Traps <small>(23 21 13 23-2280)</small>					
23 21	13 23-2389	EA	3/4" Schedule 40 Polyvinyl Chloride (PVC) P-Traps <i>For Work In Restricted Working Space, Add</i>	28.05 6.59	14.68
23 21 13 23-2390 Schedule 40 Polyvinyl Chloride (PVC) Couplings <small>(23 21 13 23-2280)</small>					
23 21	13 23-2391	EA	1/2" Schedule 40 Polyvinyl Chloride (PVC) Couplings <i>For Work In Restricted Working Space, Add</i>	16.61 4.83	10.78
23 21	13 23-2392	EA	3/4" Schedule 40 Polyvinyl Chloride (PVC) Couplings <i>For Work In Restricted Working Space, Add</i>	22.15 6.44	14.28
23 21	13 23-2393	EA	1" Schedule 40 Polyvinyl Chloride (PVC) Couplings <i>For Work In Restricted Working Space, Add</i>	27.89 7.99	17.78
23 21	13 23-2394	EA	1-1/4" Schedule 40 Polyvinyl Chloride (PVC) Couplings <i>For Work In Restricted Working Space, Add</i>	39.36 11.31	25.17
23 21	13 23-2395	EA	1-1/2" Schedule 40 Polyvinyl Chloride (PVC) Couplings <i>For Work In Restricted Working Space, Add</i>	44.33 12.75	28.36
23 21	13 23-2396	EA	2" Schedule 40 Polyvinyl Chloride (PVC) Couplings <i>For Work In Restricted Working Space, Add</i>	56.82 16.20	36.05
23 21	13 23-2397	EA	2-1/2" Schedule 40 Polyvinyl Chloride (PVC) Couplings <i>For Work In Restricted Working Space, Add</i>	86.23 23.97	53.34
23 21	13 23-2398	EA	3" Schedule 40 Polyvinyl Chloride (PVC) Couplings <i>For Work In Restricted Working Space, Add</i>	115.04 31.54	70.12
23 21	13 23-2399	EA	4" Schedule 40 Polyvinyl Chloride (PVC) Couplings <i>For Work In Restricted Working Space, Add</i>	139.25 37.46	83.30
23 21	13 23-2400	EA	6" Schedule 40 Polyvinyl Chloride (PVC) Couplings <i>For Work In Restricted Working Space, Add</i>	188.31 42.81	95.18
23 21	13 23-2401	EA	8" Schedule 40 Polyvinyl Chloride (PVC) Couplings <i>For Work In Restricted Working Space, Add</i>	251.71 49.94	111.07
23 21	13 23-2402	EA	10" Schedule 40 Polyvinyl Chloride (PVC) Couplings <i>For Work In Restricted Working Space, Add</i>	569.71 53.53	119.06



MINOR CSI UOM DESCRIPTION	TOTAL DIRECT UNIT COST	DEMOLITION UNIT COST
23 21 13 23-2403 Schedule 40 Polyvinyl Chloride (PVC) Unions <small>(23 21 13 23-2280)</small>		
23 21 13 23-2404 EA 1/2" Schedule 40 Polyvinyl Chloride (PVC) Unions	32.89	17.78
<i>For Work In Restricted Working Space, Add</i>	7.99	
23 21 13 23-2405 EA 3/4" Schedule 40 Polyvinyl Chloride (PVC) Unions	46.29	21.48
<i>For Work In Restricted Working Space, Add</i>	9.67	
23 21 13 23-2406 EA 1" Schedule 40 Polyvinyl Chloride (PVC) Unions	58.23	28.36
<i>For Work In Restricted Working Space, Add</i>	12.75	
23 21 13 23-2407 EA 1-1/4" Schedule 40 Polyvinyl Chloride (PVC) Unions	92.29	36.05
<i>For Work In Restricted Working Space, Add</i>	16.20	
23 21 13 23-2408 EA 1-1/2" Schedule 40 Polyvinyl Chloride (PVC) Unions	104.39	42.95
<i>For Work In Restricted Working Space, Add</i>	19.33	
23 21 13 23-2409 EA 2" Schedule 40 Polyvinyl Chloride (PVC) Unions	133.76	53.34
<i>For Work In Restricted Working Space, Add</i>	23.97	
23 21 13 23-2410 EA 2-1/2" Schedule 40 Polyvinyl Chloride (PVC) Unions	202.87	70.12
<i>For Work In Restricted Working Space, Add</i>	31.54	
23 21 13 23-2411 EA 3" Schedule 40 Polyvinyl Chloride (PVC) Unions	228.42	83.30
<i>For Work In Restricted Working Space, Add</i>	37.46	
23 21 13 23-2412 EA 4" Schedule 40 Polyvinyl Chloride (PVC) Unions	371.84	111.07
<i>For Work In Restricted Working Space, Add</i>	49.94	
23 21 13 23-2413 EA 6" Schedule 40 Polyvinyl Chloride (PVC) Unions	490.01	143.23
<i>For Work In Restricted Working Space, Add</i>	64.41	
23 21 13 23-2414 EA 8" Schedule 40 Polyvinyl Chloride (PVC) Unions	720.41	177.59
<i>For Work In Restricted Working Space, Add</i>	79.86	
23 21 13 23-2415 EA 10" Schedule 40 Polyvinyl Chloride (PVC) Unions	1,079.22	220.43
<i>For Work In Restricted Working Space, Add</i>	99.17	
23 21 13 23-2416 Schedule 40 Polyvinyl Chloride (PVC) Caps <small>(23 21 13 23-2280)</small>		
23 21 13 23-2417 EA 1/2" Schedule 40 Polyvinyl Chloride (PVC) Caps	8.02	4.87
<i>For Work In Restricted Working Space, Add</i>	2.21	
23 21 13 23-2418 EA 3/4" Schedule 40 Polyvinyl Chloride (PVC) Caps	10.50	6.39
<i>For Work In Restricted Working Space, Add</i>	2.90	
23 21 13 23-2419 EA 1" Schedule 40 Polyvinyl Chloride (PVC) Caps	13.31	7.89
<i>For Work In Restricted Working Space, Add</i>	3.59	
23 21 13 23-2420 EA 1-1/4" Schedule 40 Polyvinyl Chloride (PVC) Caps	19.04	11.35
<i>For Work In Restricted Working Space, Add</i>	5.16	
23 21 13 23-2421 EA 1-1/2" Schedule 40 Polyvinyl Chloride (PVC) Caps	21.13	12.59
<i>For Work In Restricted Working Space, Add</i>	5.74	
23 21 13 23-2422 EA 2" Schedule 40 Polyvinyl Chloride (PVC) Caps	26.70	16.08
<i>For Work In Restricted Working Space, Add</i>	7.29	
23 21 13 23-2423 EA 2-1/2" Schedule 40 Polyvinyl Chloride (PVC) Caps	43.87	23.78
<i>For Work In Restricted Working Space, Add</i>	10.79	
23 21 13 23-2424 EA 3" Schedule 40 Polyvinyl Chloride (PVC) Caps	55.88	31.26
<i>For Work In Restricted Working Space, Add</i>	14.19	
23 21 13 23-2425 EA 4" Schedule 40 Polyvinyl Chloride (PVC) Caps	75.83	37.06
<i>For Work In Restricted Working Space, Add</i>	16.85	
23 21 13 23-2426 EA 6" Schedule 40 Polyvinyl Chloride (PVC) Caps	111.25	42.35
<i>For Work In Restricted Working Space, Add</i>	19.26	
23 21 13 23-2427 EA 8" Schedule 40 Polyvinyl Chloride (PVC) Caps	232.26	49.44
<i>For Work In Restricted Working Space, Add</i>	22.47	
23 21 13 23-2428 EA 10" Schedule 40 Polyvinyl Chloride (PVC) Caps	693.88	73.71
<i>For Work In Restricted Working Space, Add</i>	33.51	
23 21 13 23-2429 Schedule 40 Polyvinyl Chloride (PVC) 150 LB Flanges <small>(23 21 13 23-2280)</small>		
23 21 13 23-2430 EA 1/2" Schedule 40 Polyvinyl Chloride (PVC) 150 LB Socket Weld Flanges	43.37	17.78
<i>For Work In Restricted Working Space, Add</i>	7.99	
23 21 13 23-2431 EA 3/4" Schedule 40 Polyvinyl Chloride (PVC) 150 LB Flanges	57.86	21.48
<i>For Work In Restricted Working Space, Add</i>	9.67	
23 21 13 23-2432 EA 1" Schedule 40 Polyvinyl Chloride (PVC) 150 LB Flanges	71.05	28.36
<i>For Work In Restricted Working Space, Add</i>	12.75	
23 21 13 23-2433 EA 1-1/4" Schedule 40 Polyvinyl Chloride (PVC) 150 LB Flanges	83.38	36.05
<i>For Work In Restricted Working Space, Add</i>	16.20	
23 21 13 23-2434 EA 1-1/2" Schedule 40 Polyvinyl Chloride (PVC) 150 LB Flanges	94.48	42.95
<i>For Work In Restricted Working Space, Add</i>	19.33	
23 21 13 23-2435 EA 2" Schedule 40 Polyvinyl Chloride (PVC) 150 LB Flanges	119.86	53.34
<i>For Work In Restricted Working Space, Add</i>	23.97	
23 21 13 23-2436 EA 2-1/2" Schedule 40 Polyvinyl Chloride (PVC) 150 LB Flanges	166.82	70.12
<i>For Work In Restricted Working Space, Add</i>	31.54	
23 21 13 23-2437 EA 3" Schedule 40 Polyvinyl Chloride (PVC) 150 LB Flanges	192.95	83.30
<i>For Work In Restricted Working Space, Add</i>	37.46	
23 21 13 23-2438 EA 4" Schedule 40 Polyvinyl Chloride (PVC) 150 LB Flanges	252.71	111.07
<i>For Work In Restricted Working Space, Add</i>	49.94	
23 21 13 23-2439 EA 6" Schedule 40 Polyvinyl Chloride (PVC) 150 LB Flanges	350.31	143.23
<i>For Work In Restricted Working Space, Add</i>	64.41	
23 21 13 23-2440 EA 8" Schedule 40 Polyvinyl Chloride (PVC) 150 LB Flanges	572.14	177.59
<i>For Work In Restricted Working Space, Add</i>	79.86	
23 21 13 23-2441 EA 10" Schedule 40 Polyvinyl Chloride (PVC) 150 LB Flanges	1,019.59	220.13
<i>For Work In Restricted Working Space, Add</i>	99.01	
23 21 13 23-2442 Schedule 80 Polyvinyl Chloride (PVC) Pressure Pipe And Fittings <small>(23 21 13 23-2279)</small>		
Note: ASTM D1785 with D2467 fittings.		

23 Heating, Ventilating, and Air-Conditioning (HVAC)

23 20 HVAC Piping and Pumps

23 21 Hydronic Piping and Pumps



MINOR
CSI UOM DESCRIPTION

TOTAL DIRECT DEMOLITION
UNIT COST UNIT COST

MINOR	CSI	UOM	DESCRIPTION	TOTAL DIRECT UNIT COST	DEMOLITION UNIT COST
23 21 13	23-2443		Schedule 80 Polyvinyl Chloride (PVC) Pressure Pipe (23 21 13 23-2442)		
23 21 13	23-2444	LF	1/2" Schedule 80 Polyvinyl Chloride (PVC) Pressure Pipe <i>For Work In Restricted Working Space, Add</i>	5.20 1.28	2.89
23 21 13	23-2445	LF	3/4" Schedule 80 Polyvinyl Chloride (PVC) Pressure Pipe <i>For Work In Restricted Working Space, Add</i>	6.52 1.61	3.60
23 21 13	23-2446	LF	1" Schedule 80 Polyvinyl Chloride (PVC) Pressure Pipe <i>For Work In Restricted Working Space, Add</i>	8.16 1.93	4.29
23 21 13	23-2447	LF	1-1/4" Schedule 80 Polyvinyl Chloride (PVC) Pressure Pipe <i>For Work In Restricted Working Space, Add</i>	9.86 2.25	4.99
23 21 13	23-2448	LF	1-1/2" Schedule 80 Polyvinyl Chloride (PVC) Pressure Pipe <i>For Work In Restricted Working Space, Add</i>	11.39 2.57	5.69
23 21 13	23-2449	LF	2" Schedule 80 Polyvinyl Chloride (PVC) Pressure Pipe <i>For Work In Restricted Working Space, Add</i>	14.83 3.22	7.20
23 21 13	23-2450	LF	2-1/2" Schedule 80 Polyvinyl Chloride (PVC) Pressure Pipe <i>For Work In Restricted Working Space, Add</i>	17.90 3.55	7.89
23 21 13	23-2451	LF	3" Schedule 80 Polyvinyl Chloride (PVC) Pressure Pipe <i>For Work In Restricted Working Space, Add</i>	20.96 3.87	8.59
23 21 13	23-2452	LF	4" Schedule 80 Polyvinyl Chloride (PVC) Pressure Pipe <i>For Work In Restricted Working Space, Add</i>	27.96 4.83	10.78
23 21 13	23-2453	LF	6" Schedule 80 Polyvinyl Chloride (PVC) Pressure Pipe <i>For Work In Restricted Working Space, Add</i>	44.00 6.44	14.28
23 21 13	23-2454	LF	8" Schedule 80 Polyvinyl Chloride (PVC) Pressure Pipe <i>For Work In Restricted Working Space, Add</i>	59.93 7.68	17.08
23 21 13	23-2455	LF	10" Schedule 80 Polyvinyl Chloride (PVC) Pressure Pipe <i>For Work In Restricted Working Space, Add</i>	133.30 8.27	18.37
23 21 13	23-2456		Schedule 80 Polyvinyl Chloride (PVC) 90 Degree Elbows (23 21 13 23-2442)		
23 21 13	23-2457	EA	1/2" Schedule 80 Polyvinyl Chloride (PVC) 90 Degree Elbows <i>For Work In Restricted Working Space, Add</i> <i>For Threaded Fittings, Add</i>	19.11 4.83 2.42	10.78
23 21 13	23-2458	EA	3/4" Schedule 80 Polyvinyl Chloride (PVC) 90 Degree Elbows <i>For Work In Restricted Working Space, Add</i> <i>For Threaded Fittings, Add</i>	25.39 6.44 3.22	14.28
23 21 13	23-2459	EA	1" Schedule 80 Polyvinyl Chloride (PVC) 90 Degree Elbows <i>For Work In Restricted Working Space, Add</i> <i>For Threaded Fittings, Add</i>	32.97 7.99 4.00	17.78
23 21 13	23-2460	EA	1-1/4" Schedule 80 Polyvinyl Chloride (PVC) 90 Degree Elbows <i>For Work In Restricted Working Space, Add</i> <i>For Threaded Fittings, Add</i>	46.10 11.31 5.65	25.17
23 21 13	23-2461	EA	1-1/2" Schedule 80 Polyvinyl Chloride (PVC) 90 Degree Elbows <i>For Work In Restricted Working Space, Add</i> <i>For Threaded Fittings, Add</i>	51.49 12.75 6.38	28.36
23 21 13	23-2462	EA	2" Schedule 80 Polyvinyl Chloride (PVC) 90 Degree Elbows <i>For Work In Restricted Working Space, Add</i> <i>For Threaded Fittings, Add</i>	64.90 16.20 8.10	36.05
23 21 13	23-2463	EA	2-1/2" Schedule 80 Polyvinyl Chloride (PVC) 90 Degree Elbows <i>For Work In Restricted Working Space, Add</i> <i>For Threaded Fittings, Add</i>	105.46 23.97 11.99	53.34
23 21 13	23-2464	EA	3" Schedule 80 Polyvinyl Chloride (PVC) 90 Degree Elbows <i>For Work In Restricted Working Space, Add</i> <i>For Threaded Fittings, Add</i>	133.85 31.54 15.77	70.12
23 21 13	23-2465	EA	4" Schedule 80 Polyvinyl Chloride (PVC) 90 Degree Elbows <i>For Work In Restricted Working Space, Add</i> <i>For Threaded Fittings, Add</i>	168.47 37.46 18.73	83.30
23 21 13	23-2466	EA	6" Schedule 80 Polyvinyl Chloride (PVC) 90 Degree Elbows <i>For Work In Restricted Working Space, Add</i> <i>For Threaded Fittings, Add</i>	300.29 42.81 21.40	95.18
23 21 13	23-2467	EA	8" Schedule 80 Polyvinyl Chloride (PVC) 90 Degree Elbows <i>For Work In Restricted Working Space, Add</i> <i>For Threaded Fittings, Add</i>	509.05 49.94 24.97	111.07
23 21 13	23-2468	EA	10" Schedule 80 Polyvinyl Chloride (PVC) 90 Degree Elbows <i>For Work In Restricted Working Space, Add</i> <i>For Threaded Fittings, Add</i>	634.34 74.46 37.23	165.59
23 21 13	23-2469		Schedule 80 Polyvinyl Chloride (PVC) 45 Degree Elbows (23 21 13 23-2442)		
23 21 13	23-2470	EA	1/2" Schedule 80 Polyvinyl Chloride (PVC) 45 Degree Elbows <i>For Work In Restricted Working Space, Add</i> <i>For Threaded Fittings, Add</i>	21.85 4.83 2.42	10.78
23 21 13	23-2471	EA	3/4" Schedule 80 Polyvinyl Chloride (PVC) 45 Degree Elbows <i>For Work In Restricted Working Space, Add</i> <i>For Threaded Fittings, Add</i>	30.22 6.44 3.22	14.28
23 21 13	23-2472	EA	1" Schedule 80 Polyvinyl Chloride (PVC) 45 Degree Elbows <i>For Work In Restricted Working Space, Add</i> <i>For Threaded Fittings, Add</i>	39.79 7.99 4.00	17.78
23 21 13	23-2473	EA	1-1/4" Schedule 80 Polyvinyl Chloride (PVC) 45 Degree Elbows <i>For Work In Restricted Working Space, Add</i> <i>For Threaded Fittings, Add</i>	54.51 11.31 5.65	25.17
23 21 13	23-2474	EA	1-1/2" Schedule 80 Polyvinyl Chloride (PVC) 45 Degree Elbows <i>For Work In Restricted Working Space, Add</i> <i>For Threaded Fittings, Add</i>	62.31 12.75 6.38	28.36



MINOR CSI UOM DESCRIPTION	TOTAL DIRECT UNIT COST	DEMOLITION UNIT COST
23 21 13 23-2475 EA 2" Schedule 80 Polyvinyl Chloride (PVC) 45 Degree Elbows <i>For Work In Restricted Working Space, Add</i> <i>For Threaded Fittings, Add</i>	79.72 16.20 8.10	36.05
23 21 13 23-2476 EA 2-1/2" Schedule 80 Polyvinyl Chloride (PVC) 45 Degree Elbows <i>For Work In Restricted Working Space, Add</i> <i>For Threaded Fittings, Add</i>	134.02 23.97 11.99	53.34
23 21 13 23-2477 EA 3" Schedule 80 Polyvinyl Chloride (PVC) 45 Degree Elbows <i>For Work In Restricted Working Space, Add</i> <i>For Threaded Fittings, Add</i>	170.99 31.54 15.77	70.12
23 21 13 23-2478 EA 4" Schedule 80 Polyvinyl Chloride (PVC) 45 Degree Elbows <i>For Work In Restricted Working Space, Add</i> <i>For Threaded Fittings, Add</i>	243.49 37.46 18.73	83.30
23 21 13 23-2479 EA 6" Schedule 80 Polyvinyl Chloride (PVC) 45 Degree Elbows <i>For Work In Restricted Working Space, Add</i> <i>For Threaded Fittings, Add</i>	292.06 42.81 21.40	95.18
23 21 13 23-2480 EA 8" Schedule 80 Polyvinyl Chloride (PVC) 45 Degree Elbows <i>For Work In Restricted Working Space, Add</i> <i>For Threaded Fittings, Add</i>	490.33 49.94 24.97	111.07
23 21 13 23-2481 EA 10" Schedule 80 Polyvinyl Chloride (PVC) 45 Degree Elbows <i>For Work In Restricted Working Space, Add</i> <i>For Threaded Fittings, Add</i>	613.30 74.46 37.23	165.59
23 21 13 23-2482 Schedule 80 Polyvinyl Chloride (PVC) Tees <small>(23 21 13 23-2442)</small>		
23 21 13 23-2483 EA 1/2" Schedule 80 Polyvinyl Chloride (PVC) Tees <i>For Work In Restricted Working Space, Add</i> <i>For Threaded Fittings, Add</i>	33.87 7.59 3.79	16.88
23 21 13 23-2484 EA 3/4" Schedule 80 Polyvinyl Chloride (PVC) Tees <i>For Work In Restricted Working Space, Add</i> <i>For Threaded Fittings, Add</i>	41.21 9.67 4.83	21.48
23 21 13 23-2485 EA 1" Schedule 80 Polyvinyl Chloride (PVC) Tees <i>For Work In Restricted Working Space, Add</i> <i>For Threaded Fittings, Add</i>	53.74 12.75 6.38	28.36
23 21 13 23-2486 EA 1-1/4" Schedule 80 Polyvinyl Chloride (PVC) Tees <i>For Work In Restricted Working Space, Add</i> <i>For Threaded Fittings, Add</i>	85.05 16.20 8.10	36.05
23 21 13 23-2487 EA 1-1/2" Schedule 80 Polyvinyl Chloride (PVC) Tees <i>For Work In Restricted Working Space, Add</i> <i>For Threaded Fittings, Add</i>	95.49 19.33 9.66	42.95
23 21 13 23-2488 EA 2" Schedule 80 Polyvinyl Chloride (PVC) Tees <i>For Work In Restricted Working Space, Add</i> <i>For Threaded Fittings, Add</i>	118.78 23.97 11.99	53.34
23 21 13 23-2489 EA 2-1/2" Schedule 80 Polyvinyl Chloride (PVC) Tees <i>For Work In Restricted Working Space, Add</i> <i>For Threaded Fittings, Add</i>	147.43 31.54 15.77	70.12
23 21 13 23-2490 EA 3" Schedule 80 Polyvinyl Chloride (PVC) Tees <i>For Work In Restricted Working Space, Add</i> <i>For Threaded Fittings, Add</i>	177.64 37.46 18.73	83.30
23 21 13 23-2491 EA 4" Schedule 80 Polyvinyl Chloride (PVC) Tees <i>For Work In Restricted Working Space, Add</i> <i>For Threaded Fittings, Add</i>	227.65 49.94 24.97	111.07
23 21 13 23-2492 EA 6" Schedule 80 Polyvinyl Chloride (PVC) Tees <i>For Work In Restricted Working Space, Add</i> <i>For Threaded Fittings, Add</i>	423.85 64.44 32.22	143.23
23 21 13 23-2493 EA 8" Schedule 80 Polyvinyl Chloride (PVC) Tees <i>For Work In Restricted Working Space, Add</i> <i>For Threaded Fittings, Add</i>	751.24 79.90 39.95	177.69
23 21 13 23-2494 EA 10" Schedule 80 Polyvinyl Chloride (PVC) Tees <i>For Work In Restricted Working Space, Add</i> <i>For Threaded Fittings, Add</i>	1,825.01 119.42 59.71	265.47
23 21 13 23-2495 Schedule 80 Polyvinyl Chloride (PVC) Crosses <small>(23 21 13 23-2442)</small>		
23 21 13 23-2496 EA 1/2" Schedule 80 Polyvinyl Chloride (PVC) Crosses <i>For Work In Restricted Working Space, Add</i> <i>For Threaded Fittings, Add</i>	45.05 9.48 4.74	21.07
23 21 13 23-2497 EA 3/4" Schedule 80 Polyvinyl Chloride (PVC) Crosses <i>For Work In Restricted Working Space, Add</i> <i>For Threaded Fittings, Add</i>	54.36 12.08 6.04	26.87
23 21 13 23-2498 EA 1" Schedule 80 Polyvinyl Chloride (PVC) Crosses <i>For Work In Restricted Working Space, Add</i> <i>For Threaded Fittings, Add</i>	70.75 15.94 7.97	35.46
23 21 13 23-2499 EA 1-1/4" Schedule 80 Polyvinyl Chloride (PVC) Crosses <i>For Work In Restricted Working Space, Add</i> <i>For Threaded Fittings, Add</i>	116.17 20.25 10.12	45.04
23 21 13 23-2500 EA 1-1/2" Schedule 80 Polyvinyl Chloride (PVC) Crosses <i>For Work In Restricted Working Space, Add</i> <i>For Threaded Fittings, Add</i>	129.23 24.17 12.08	53.73
23 21 13 23-2501 EA 2" Schedule 80 Polyvinyl Chloride (PVC) Crosses <i>For Work In Restricted Working Space, Add</i> <i>For Threaded Fittings, Add</i>	160.83 29.96 14.98	66.62
23 21 13 23-2502 EA 2-1/2" Schedule 80 Polyvinyl Chloride (PVC) Crosses <i>For Work In Restricted Working Space, Add</i> <i>For Threaded Fittings, Add</i>	197.73 39.43 19.71	87.70

23 Heating, Ventilating, and Air-Conditioning (HVAC)

23 20 HVAC Piping and Pumps

23 21 Hydronic Piping and Pumps



MINOR	CSI	UOM	DESCRIPTION	TOTAL DIRECT UNIT COST	DEMOLITION UNIT COST
23 21	13 23-2503	EA	3" Schedule 80 Polyvinyl Chloride (PVC) Crosses <i>For Work In Restricted Working Space, Add</i> <i>For Threaded Fittings, Add</i>	238.81 46.82 23.41	104.07
23 21	13 23-2504	EA	4" Schedule 80 Polyvinyl Chloride (PVC) Crosses <i>For Work In Restricted Working Space, Add</i> <i>For Threaded Fittings, Add</i>	304.01 62.42 31.21	138.83
23 21	13 23-2505	EA	6" Schedule 80 Polyvinyl Chloride (PVC) Crosses <i>For Work In Restricted Working Space, Add</i> <i>For Threaded Fittings, Add</i>	596.11 80.51 40.26	178.98
23 21	13 23-2506	EA	8" Schedule 80 Polyvinyl Chloride (PVC) Crosses <i>For Work In Restricted Working Space, Add</i> <i>For Threaded Fittings, Add</i>	1,092.87 99.83 49.91	221.93
23 21	13 23-2507	EA	10" Schedule 80 Polyvinyl Chloride (PVC) Crosses <i>For Work In Restricted Working Space, Add</i> <i>For Threaded Fittings, Add</i>	2,734.71 149.34 74.67	381.99
23 21 13 23-2508 Schedule 80 Polyvinyl Chloride (PVC) Reducing Inserts (23 21 13 23-2442)					
23 21	13 23-2509	EA	3/4" Schedule 80 Polyvinyl Chloride (PVC) Reducing Inserts <i>For Work In Restricted Working Space, Add</i>	23.23 6.44	14.28
23 21	13 23-2510	EA	1" Schedule 80 Polyvinyl Chloride (PVC) Reducing Inserts <i>For Work In Restricted Working Space, Add</i>	31.72 7.99	17.78
23 21	13 23-2511	EA	1-1/4" Schedule 80 Polyvinyl Chloride (PVC) Reducing Inserts <i>For Work In Restricted Working Space, Add</i>	45.68 11.31	25.17
23 21	13 23-2512	EA	1-1/2" Schedule 80 Polyvinyl Chloride (PVC) Reducing Inserts <i>For Work In Restricted Working Space, Add</i>	53.41 12.75	28.36
23 21	13 23-2513	EA	2" Schedule 80 Polyvinyl Chloride (PVC) Reducing Inserts <i>For Work In Restricted Working Space, Add</i>	69.56 16.20	36.05
23 21	13 23-2514	EA	2-1/2" Schedule 80 Polyvinyl Chloride (PVC) Reducing Inserts <i>For Work In Restricted Working Space, Add</i>	106.87 23.97	53.34
23 21	13 23-2515	EA	3" Schedule 80 Polyvinyl Chloride (PVC) Reducing Inserts <i>For Work In Restricted Working Space, Add</i>	148.00 31.54	70.12
23 21	13 23-2516	EA	4" Schedule 80 Polyvinyl Chloride (PVC) Reducing Inserts <i>For Work In Restricted Working Space, Add</i>	184.29 37.46	83.30
23 21	13 23-2517	EA	6" Schedule 80 Polyvinyl Chloride (PVC) Reducing Inserts <i>For Work In Restricted Working Space, Add</i>	208.62 42.81	95.18
23 21	13 23-2518	EA	8" Schedule 80 Polyvinyl Chloride (PVC) Reducing Inserts <i>For Work In Restricted Working Space, Add</i>	312.81 49.94	111.07
23 21	13 23-2519	EA	10" Schedule 80 Polyvinyl Chloride (PVC) Reducing Inserts <i>For Work In Restricted Working Space, Add</i>	506.40 58.01	128.95
23 21 13 23-2520 Schedule 80 Polyvinyl Chloride (PVC) Threaded Reducing Inserts (23 21 13 23-2442)					
23 21	13 23-2521	EA	1/2" Schedule 80 Polyvinyl Chloride (PVC) Threaded Reducing Inserts <i>For Work In Restricted Working Space, Add</i>	16.69 4.83	10.78
23 21	13 23-2522	EA	3/4" Schedule 80 Polyvinyl Chloride (PVC) Threaded Reducing Inserts <i>For Work In Restricted Working Space, Add</i>	24.73 6.44	14.28
23 21	13 23-2523	EA	1" Schedule 80 Polyvinyl Chloride (PVC) Threaded Reducing Inserts <i>For Work In Restricted Working Space, Add</i>	31.72 7.99	17.78
23 21	13 23-2524	EA	1-1/4" Schedule 80 Polyvinyl Chloride (PVC) Threaded Reducing Inserts <i>For Work In Restricted Working Space, Add</i>	48.01 11.31	25.17
23 21	13 23-2525	EA	1-1/2" Schedule 80 Polyvinyl Chloride (PVC) Threaded Reducing Inserts <i>For Work In Restricted Working Space, Add</i>	55.49 12.75	28.36
23 21	13 23-2526	EA	2" Schedule 80 Polyvinyl Chloride (PVC) Threaded Reducing Inserts <i>For Work In Restricted Working Space, Add</i>	69.89 16.20	36.05
23 21	13 23-2527	EA	2-1/2" Schedule 80 Polyvinyl Chloride (PVC) Threaded Reducing Inserts <i>For Work In Restricted Working Space, Add</i>	113.53 23.97	53.34
23 21	13 23-2528	EA	3" Schedule 80 Polyvinyl Chloride (PVC) Threaded Reducing Inserts <i>For Work In Restricted Working Space, Add</i>	167.40 31.54	70.12
23 21	13 23-2529	EA	4" Schedule 80 Polyvinyl Chloride (PVC) Threaded Reducing Inserts <i>For Work In Restricted Working Space, Add</i>	220.59 37.46	83.30
23 21 13 23-2530 Schedule 80 Polyvinyl Chloride (PVC) Socket Weld X Threaded Male Adapters (23 21 13 23-2442)					
23 21	13 23-2531	EA	1/2" Schedule 80 Polyvinyl Chloride (PVC) Socket Weld X Threaded Male Adapters <i>For Work In Restricted Working Space, Add</i>	23.19 4.83	10.78
23 21	13 23-2532	EA	3/4" Schedule 80 Polyvinyl Chloride (PVC) Socket Weld X Threaded Male Adapters <i>For Work In Restricted Working Space, Add</i>	29.31 6.44	14.28
23 21	13 23-2533	EA	1" Schedule 80 Polyvinyl Chloride (PVC) Socket Weld X Threaded Male Adapters <i>For Work In Restricted Working Space, Add</i>	40.29 7.99	17.78
23 21	13 23-2534	EA	1-1/4" Schedule 80 Polyvinyl Chloride (PVC) Socket Weld X Threaded Male Adapters <i>For Work In Restricted Working Space, Add</i>	53.68 11.31	25.17
23 21	13 23-2535	EA	1-1/2" Schedule 80 Polyvinyl Chloride (PVC) Socket Weld X Threaded Male Adapters <i>For Work In Restricted Working Space, Add</i>	65.48 12.75	28.36
23 21	13 23-2536	EA	2" Schedule 80 Polyvinyl Chloride (PVC) Socket Weld X Threaded Male Adapters <i>For Work In Restricted Working Space, Add</i>	83.96 16.20	36.05
23 21	13 23-2537	EA	2-1/2" Schedule 80 Polyvinyl Chloride (PVC) Socket Weld X Threaded Male Adapters <i>For Work In Restricted Working Space, Add</i>	114.03 23.97	53.34
23 21	13 23-2538	EA	3" Schedule 80 Polyvinyl Chloride (PVC) Socket Weld X Threaded Male Adapters <i>For Work In Restricted Working Space, Add</i>	143.01 31.54	70.12
23 21	13 23-2539	EA	4" Schedule 80 Polyvinyl Chloride (PVC) Socket Weld X Threaded Male Adapters <i>For Work In Restricted Working Space, Add</i>	192.20 37.46	83.30



	MINOR	CSI	UOM	DESCRIPTION	TOTAL DIRECT UNIT COST	DEMOLITION UNIT COST
23 21	13	23-2540		Schedule 80 Polyvinyl Chloride (PVC) Socket Weld X Threaded Female Adapters <small>(23 21 13 23-2442)</small>		
23 21	13	23-2541	EA	1/2" Schedule 80 Polyvinyl Chloride (PVC) Socket Weld X Threaded Female Adapters 21.27	10.78	
				<i>For Work In Restricted Working Space, Add</i> 4.83		
23 21	13	23-2542	EA	3/4" Schedule 80 Polyvinyl Chloride (PVC) Socket Weld X Threaded Female Adapters 29.14	14.28	
				<i>For Work In Restricted Working Space, Add</i> 6.44		
23 21	13	23-2543	EA	1" Schedule 80 Polyvinyl Chloride (PVC) Socket Weld X Threaded Female Adapters 37.96	17.78	
				<i>For Work In Restricted Working Space, Add</i> 7.99		
23 21	13	23-2544	EA	1-1/4" Schedule 80 Polyvinyl Chloride (PVC) Socket Weld X Threaded Female Adapters 56.09	25.17	
				<i>For Work In Restricted Working Space, Add</i> 11.31		
23 21	13	23-2545	EA	1-1/2" Schedule 80 Polyvinyl Chloride (PVC) Socket Weld X Threaded Female Adapters 65.06	28.36	
				<i>For Work In Restricted Working Space, Add</i> 12.75		
23 21	13	23-2546	EA	2" Schedule 80 Polyvinyl Chloride (PVC) Socket Weld X Threaded Female Adapters 93.28	36.05	
				<i>For Work In Restricted Working Space, Add</i> 16.20		
23 21	13	23-2547	EA	2-1/2" Schedule 80 Polyvinyl Chloride (PVC) Socket Weld X Threaded Female Adapters 142.01	53.34	
				<i>For Work In Restricted Working Space, Add</i> 23.97		
23 21	13	23-2548	EA	3" Schedule 80 Polyvinyl Chloride (PVC) Socket Weld X Threaded Female Adapters 175.06	70.12	
				<i>For Work In Restricted Working Space, Add</i> 31.54		
23 21	13	23-2549	EA	4" Schedule 80 Polyvinyl Chloride (PVC) Socket Weld X Threaded Female Adapters 245.06	83.30	
				<i>For Work In Restricted Working Space, Add</i> 37.46		
23 21	13	23-2550		Schedule 80 Polyvinyl Chloride (PVC) Couplings <small>(23 21 13 23-2442)</small>		
23 21	13	23-2551	EA	1/2" Schedule 80 Polyvinyl Chloride (PVC) Couplings 21.60	10.78	
				<i>For Work In Restricted Working Space, Add</i> 4.83		
				<i>For Threaded Fittings, Add</i> 2.42		
23 21	13	23-2552	EA	3/4" Schedule 80 Polyvinyl Chloride (PVC) Couplings 28.89	14.28	
				<i>For Work In Restricted Working Space, Add</i> 6.44		
				<i>For Threaded Fittings, Add</i> 3.22		
23 21	13	23-2553	EA	1" Schedule 80 Polyvinyl Chloride (PVC) Couplings 34.30	17.78	
				<i>For Work In Restricted Working Space, Add</i> 7.99		
				<i>For Threaded Fittings, Add</i> 4.00		
23 21	13	23-2554	EA	1-1/4" Schedule 80 Polyvinyl Chloride (PVC) Couplings 49.43	25.17	
				<i>For Work In Restricted Working Space, Add</i> 11.31		
				<i>For Threaded Fittings, Add</i> 5.65		
23 21	13	23-2555	EA	1-1/2" Schedule 80 Polyvinyl Chloride (PVC) Couplings 55.15	28.36	
				<i>For Work In Restricted Working Space, Add</i> 12.75		
				<i>For Threaded Fittings, Add</i> 6.38		
23 21	13	23-2556	EA	2" Schedule 80 Polyvinyl Chloride (PVC) Couplings 67.48	36.05	
				<i>For Work In Restricted Working Space, Add</i> 16.20		
				<i>For Threaded Fittings, Add</i> 8.10		
23 21	13	23-2557	EA	2-1/2" Schedule 80 Polyvinyl Chloride (PVC) Couplings 113.28	53.34	
				<i>For Work In Restricted Working Space, Add</i> 23.97		
				<i>For Threaded Fittings, Add</i> 11.99		
23 21	13	23-2558	EA	3" Schedule 80 Polyvinyl Chloride (PVC) Couplings 143.51	70.12	
				<i>For Work In Restricted Working Space, Add</i> 31.54		
				<i>For Threaded Fittings, Add</i> 15.77		
23 21	13	23-2559	EA	4" Schedule 80 Polyvinyl Chloride (PVC) Couplings 172.97	83.30	
				<i>For Work In Restricted Working Space, Add</i> 37.46		
				<i>For Threaded Fittings, Add</i> 18.73		
23 21	13	23-2560	EA	6" Schedule 80 Polyvinyl Chloride (PVC) Couplings 246.17	95.18	
				<i>For Work In Restricted Working Space, Add</i> 42.81		
				<i>For Threaded Fittings, Add</i> 21.40		
23 21	13	23-2561	EA	8" Schedule 80 Polyvinyl Chloride (PVC) Couplings 307.32	111.07	
				<i>For Work In Restricted Working Space, Add</i> 49.94		
				<i>For Threaded Fittings, Add</i> 24.97		
23 21	13	23-2562	EA	10" Schedule 80 Polyvinyl Chloride (PVC) Couplings 594.68	119.06	
				<i>For Work In Restricted Working Space, Add</i> 53.53		
				<i>For Threaded Fittings, Add</i> 26.76		
23 21	13	23-2563		Schedule 80 Polyvinyl Chloride (PVC) Unions <small>(23 21 13 23-2442)</small>		
23 21	13	23-2564	EA	1/2" Schedule 80 Polyvinyl Chloride (PVC) Unions 38.96	17.78	
				<i>For Work In Restricted Working Space, Add</i> 7.99		
23 21	13	23-2565	EA	3/4" Schedule 80 Polyvinyl Chloride (PVC) Unions 46.46	21.48	
				<i>For Work In Restricted Working Space, Add</i> 9.67		
23 21	13	23-2566	EA	1" Schedule 80 Polyvinyl Chloride (PVC) Unions 58.73	28.36	
				<i>For Work In Restricted Working Space, Add</i> 12.75		
23 21	13	23-2567	EA	1-1/4" Schedule 80 Polyvinyl Chloride (PVC) Unions 94.62	36.05	
				<i>For Work In Restricted Working Space, Add</i> 16.20		
23 21	13	23-2568	EA	1-1/2" Schedule 80 Polyvinyl Chloride (PVC) Unions 116.71	42.95	
				<i>For Work In Restricted Working Space, Add</i> 19.33		
23 21	13	23-2569	EA	2" Schedule 80 Polyvinyl Chloride (PVC) Unions 150.75	53.34	
				<i>For Work In Restricted Working Space, Add</i> 23.97		
23 21	13	23-2570	EA	2-1/2" Schedule 80 Polyvinyl Chloride (PVC) Unions 237.04	70.12	
				<i>For Work In Restricted Working Space, Add</i> 31.54		
23 21	13	23-2571	EA	3" Schedule 80 Polyvinyl Chloride (PVC) Unions 294.88	83.30	
				<i>For Work In Restricted Working Space, Add</i> 37.46		
23 21	13	23-2572	EA	4" Schedule 80 Polyvinyl Chloride (PVC) Unions 372.34	111.07	
				<i>For Work In Restricted Working Space, Add</i> 49.94		
23 21	13	23-2573	EA	6" Schedule 80 Polyvinyl Chloride (PVC) Unions 490.01	143.23	
				<i>For Work In Restricted Working Space, Add</i> 64.41		

23 Heating, Ventilating, and Air-Conditioning (HVAC)

23 20 HVAC Piping and Pumps

23 21 Hydronic Piping and Pumps



MINOR	CSI	UOM	DESCRIPTION	TOTAL DIRECT UNIT COST	DEMOLITION UNIT COST
23 21	13 23-2574	EA	8" Schedule 80 Polyvinyl Chloride (PVC) Unions <i>For Work In Restricted Working Space, Add</i>	720.41 79.86	177.59
23 21	13 23-2575	EA	10" Schedule 80 Polyvinyl Chloride (PVC) Unions <i>For Work In Restricted Working Space, Add</i>	1,078.70 99.01	220.13
23 21	13 23-2576		Schedule 80 Polyvinyl Chloride (PVC) Threaded Unions (23 21 13 23-2442)		
23 21	13 23-2577	EA	1/2", Scheduler 80, Polyvinyl Chloride (PVC) Threaded Union	40.44	22.19
23 21	13 23-2578	EA	3/4", Scheduler 80, Polyvinyl Chloride (PVC) Threaded Union	48.46	25.67
23 21	13 23-2579	EA	1", Scheduler 80, Polyvinyl Chloride (PVC) Threaded Union	58.84	30.27
23 21	13 23-2580	EA	1-1/4", Scheduler 80, Polyvinyl Chloride (PVC) Threaded Union	79.55	36.05
23 21	13 23-2581	EA	1-1/2", Scheduler 80, Polyvinyl Chloride (PVC) Threaded Union	95.95	42.95
23 21	13 23-2582	EA	2", Scheduler 80, Polyvinyl Chloride (PVC) Threaded Union	128.02	53.34
23 21	13 23-2583	EA	3", Scheduler 80, Polyvinyl Chloride (PVC) Threaded Union	276.85	103.38
23 21	13 23-2584	EA	4", Scheduler 80, Polyvinyl Chloride (PVC) Threaded Union	299.74	114.66
23 21	13 23-2585		Schedule 80 Polyvinyl Chloride (PVC) Caps (23 21 13 23-2442)		
23 21	13 23-2586	EA	1/2" Schedule 80 Polyvinyl Chloride (PVC) Caps <i>For Work In Restricted Working Space, Add</i> <i>For Threaded Fittings, Add</i>	14.99 2.18 1.09	4.80
23 21	13 23-2587	EA	3/4" Schedule 80 Polyvinyl Chloride (PVC) Caps <i>For Work In Restricted Working Space, Add</i> <i>For Threaded Fittings, Add</i>	17.83 2.90 1.45	6.39
23 21	13 23-2588	EA	1" Schedule 80 Polyvinyl Chloride (PVC) Caps <i>For Work In Restricted Working Space, Add</i> <i>For Threaded Fittings, Add</i>	26.47 3.59 1.80	7.89
23 21	13 23-2589	EA	1-1/4" Schedule 80 Polyvinyl Chloride (PVC) Caps <i>For Work In Restricted Working Space, Add</i> <i>For Threaded Fittings, Add</i>	34.44 5.09 2.54	11.19
23 21	13 23-2590	EA	1-1/2" Schedule 80 Polyvinyl Chloride (PVC) Caps <i>For Work In Restricted Working Space, Add</i> <i>For Threaded Fittings, Add</i>	36.61 5.74 2.87	12.59
23 21	13 23-2591	EA	2" Schedule 80 Polyvinyl Chloride (PVC) Caps <i>For Work In Restricted Working Space, Add</i> <i>For Threaded Fittings, Add</i>	50.51 7.29 3.64	16.08
23 21	13 23-2592	EA	2-1/2" Schedule 80 Polyvinyl Chloride (PVC) Caps <i>For Work In Restricted Working Space, Add</i> <i>For Threaded Fittings, Add</i>	89.82 10.79 5.39	23.78
23 21	13 23-2593	EA	3" Schedule 80 Polyvinyl Chloride (PVC) Caps <i>For Work In Restricted Working Space, Add</i> <i>For Threaded Fittings, Add</i>	113.16 14.19 7.10	31.26
23 21	13 23-2594	EA	4" Schedule 80 Polyvinyl Chloride (PVC) Caps <i>For Work In Restricted Working Space, Add</i> <i>For Threaded Fittings, Add</i>	162.08 16.85 8.43	37.06
23 21	13 23-2595	EA	6" Schedule 80 Polyvinyl Chloride (PVC) Caps <i>For Work In Restricted Working Space, Add</i> <i>For Threaded Fittings, Add</i>	327.29 19.26 9.63	42.35
23 21	13 23-2596	EA	8" Schedule 80 Polyvinyl Chloride (PVC) Caps <i>For Work In Restricted Working Space, Add</i> <i>For Threaded Fittings, Add</i>	436.31 22.47 11.24	49.44
23 21	13 23-2597	EA	10" Schedule 80 Polyvinyl Chloride (PVC) Caps <i>For Work In Restricted Working Space, Add</i> <i>For Threaded Fittings, Add</i>	777.13 33.51 16.75	73.71
23 21	13 23-2598		Schedule 80 Polyvinyl Chloride (PVC) 150 LB Flanges (23 21 13 23-2442)		
23 21	13 23-2599	EA	1/2" Schedule 80 Polyvinyl Chloride (PVC) 150 LB Flanges <i>For Work In Restricted Working Space, Add</i> <i>For Threaded Fittings, Add</i>	50.53 7.99 4.00	17.78
23 21	13 23-2600	EA	3/4" Schedule 80 Polyvinyl Chloride (PVC) 150 LB Flanges <i>For Work In Restricted Working Space, Add</i> <i>For Threaded Fittings, Add</i>	57.86 9.67 4.83	21.48
23 21	13 23-2601	EA	1" Schedule 80 Polyvinyl Chloride (PVC) 150 LB Flanges <i>For Work In Restricted Working Space, Add</i> <i>For Threaded Fittings, Add</i>	71.06 12.75 6.38	28.36
23 21	13 23-2602	EA	1-1/4" Schedule 80 Polyvinyl Chloride (PVC) 150 LB Flanges <i>For Work In Restricted Working Space, Add</i> <i>For Threaded Fittings, Add</i>	83.38 16.20 8.10	36.05
23 21	13 23-2603	EA	1-1/2" Schedule 80 Polyvinyl Chloride (PVC) 150 LB Flanges <i>For Work In Restricted Working Space, Add</i> <i>For Threaded Fittings, Add</i>	94.48 19.33 9.66	42.95
23 21	13 23-2604	EA	2" Schedule 80 Polyvinyl Chloride (PVC) 150 LB Flanges <i>For Work In Restricted Working Space, Add</i> <i>For Threaded Fittings, Add</i>	119.86 23.97 11.99	53.34
23 21	13 23-2605	EA	2-1/2" Schedule 80 Polyvinyl Chloride (PVC) 150 LB Flanges <i>For Work In Restricted Working Space, Add</i> <i>For Threaded Fittings, Add</i>	166.82 31.54 15.77	70.12
23 21	13 23-2606	EA	3" Schedule 80 Polyvinyl Chloride (PVC) 150 LB Flanges <i>For Work In Restricted Working Space, Add</i> <i>For Threaded Fittings, Add</i>	192.95 37.46 18.73	83.30
23 21	13 23-2607	EA	4" Schedule 80 Polyvinyl Chloride (PVC) 150 LB Flanges <i>For Work In Restricted Working Space, Add</i> <i>For Threaded Fittings, Add</i>	252.71 49.94 24.97	111.07



MINOR CSI UOM DESCRIPTION	TOTAL DIRECT UNIT COST	DEMOLITION UNIT COST
23 21 13 23-2608 EA 6" Schedule 80 Polyvinyl Chloride (PVC) 150 LB Flanges <i>For Work In Restricted Working Space, Add For Threaded Fittings, Add</i>	350.32 64.41 32.21	143.23
23 21 13 23-2609 EA 8" Schedule 80 Polyvinyl Chloride (PVC) 150 LB Flanges <i>For Work In Restricted Working Space, Add For Threaded Fittings, Add</i>	572.15 79.86 39.93	177.59
23 21 13 23-2610 EA 10" Schedule 80 Polyvinyl Chloride (PVC) 150 LB Flanges <i>For Work In Restricted Working Space, Add For Threaded Fittings, Add</i>	1,019.59 99.01 49.50	220.13
23 21 13 23-2611 Cut And Prepare Existing Polyvinyl Chloride (PVC) Pressure Pipe (23 21 13 23-2279) <i>Note: In place pipe.</i>		
23 21 13 23-2612 EA 1/2", Cut And Prepare Existing Polyvinyl Chloride (PVC) Pressure Pipe <i>For Work In Restricted Working Space, Add</i>	5.42 1.63	
23 21 13 23-2613 EA 3/4", Cut And Prepare Existing Polyvinyl Chloride (PVC) Pressure Pipe <i>For Work In Restricted Working Space, Add</i>	5.85 1.76	
23 21 13 23-2614 EA 1", Cut And Prepare Existing Polyvinyl Chloride (PVC) Pressure Pipe <i>For Work In Restricted Working Space, Add</i>	6.59 1.98	
23 21 13 23-2615 EA 1-1/4", Cut And Prepare Existing Polyvinyl Chloride (PVC) Pressure Pipe <i>For Work In Restricted Working Space, Add</i>	6.91 2.07	
23 21 13 23-2616 EA 1-1/2", Cut And Prepare Existing Polyvinyl Chloride (PVC) Pressure Pipe <i>For Work In Restricted Working Space, Add</i>	7.32 2.20	
23 21 13 23-2617 EA 2", Cut And Prepare Existing Polyvinyl Chloride (PVC) Pressure Pipe <i>For Work In Restricted Working Space, Add</i>	8.06 2.42	
23 21 13 23-2618 EA 2-1/2", Cut And Prepare Existing Polyvinyl Chloride (PVC) Pressure Pipe <i>For Work In Restricted Working Space, Add</i>	8.67 2.60	
23 21 13 23-2619 EA 3", Cut And Prepare Existing Polyvinyl Chloride (PVC) Pressure Pipe <i>For Work In Restricted Working Space, Add</i>	10.24 3.07	
23 21 13 23-2620 EA 4", Cut And Prepare Existing Polyvinyl Chloride (PVC) Pressure Pipe <i>For Work In Restricted Working Space, Add</i>	13.83 4.15	
23 21 13 23-2621 EA 6", Cut And Prepare Existing Polyvinyl Chloride (PVC) Pressure Pipe <i>For Work In Restricted Working Space, Add</i>	19.76 5.93	
23 21 13 23-2622 EA 8", Cut And Prepare Existing Polyvinyl Chloride (PVC) Pressure Pipe <i>For Work In Restricted Working Space, Add</i>	26.35 7.91	
23 21 13 23-2623 EA 10", Cut And Prepare Existing Polyvinyl Chloride (PVC) Pressure Pipe <i>For Work In Restricted Working Space, Add</i>	32.22 9.67	
23 21 13 23-2624 Polyvinylidene Fluoride (PVDF), Socket Weld (23 21 13 23)		
23 21 13 23-2625 Pipe (23 21 13 23-2624)		
23 21 13 23-2626 LF 1/2" Pipe Schedule 40 Polyvinylidene Fluoride (PVDF) Socket Weld.....	38.09	2.89
23 21 13 23-2627 LF 3/4" Pipe Schedule 40 Polyvinylidene Fluoride (PVDF) Socket Weld.....	51.03	3.60
23 21 13 23-2628 LF 1" Pipe Schedule 40 Polyvinylidene Fluoride (PVDF) Socket Weld.....	72.25	3.80
23 21 13 23-2629 LF 1-1/2" Schedule 40 Polyvinylidene Fluoride (PVDF) Socket Weld.....	101.29	4.19
23 21 13 23-2630 LF 2" Pipe Schedule 40 Polyvinylidene Fluoride (PVDF) Socket Weld.....	128.40	4.99
23 21 13 23-2631 90 Degree Elbows (23 21 13 23-2624)		
23 21 13 23-2632 EA 1/2" 90 Degree Elbow, Polyvinylidene Fluoride (PVDF) Schedule 40 Socket Weld	50.80	10.68
23 21 13 23-2633 EA 3/4" 90 Degree Elbow, Polyvinylidene Fluoride (PVDF) Schedule 40 Socket Weld	67.84	14.28
23 21 13 23-2634 EA 1" 90 Degree Elbow, Polyvinylidene Fluoride (PVDF) Schedule 40 Socket Weld	114.98	17.78
23 21 13 23-2635 EA 1-1/2" 90 Degree Elbow, Polyvinylidene Fluoride (PVDF) Schedule 40 Socket Weld	200.70	28.36
23 21 13 23-2636 EA 2" 90 Degree Elbow, Polyvinylidene Fluoride (PVDF) Schedule 40 Socket Weld	262.11	36.05
23 21 13 23-2637 45 Degree Elbows (23 21 13 23-2624)		
23 21 13 23-2638 EA 1/2" 45 Degree Elbow, Polyvinylidene Fluoride (PVDF) Schedule 40 Socket Weld	59.55	10.78
23 21 13 23-2639 EA 3/4" 45 Degree Elbow, Polyvinylidene Fluoride (PVDF) Schedule 40 Socket Weld	80.16	14.28
23 21 13 23-2640 EA 1" 45 Degree Elbow, Polyvinylidene Fluoride (PVDF) Schedule 40 Socket Weld	114.98	17.78
23 21 13 23-2641 EA 1-1/2" 45 Degree Elbow, Polyvinylidene Fluoride (PVDF) Schedule 40 Socket Weld	171.20	28.36
23 21 13 23-2642 EA 2" 45 Degree Elbow, Polyvinylidene Fluoride (PVDF) Schedule 40 Socket Weld	254.33	36.05
23 21 13 23-2643 Tees (23 21 13 23-2624)		
23 21 13 23-2644 EA 1/2" Tee, Polyvinylidene Fluoride (PVDF) Schedule 40 Socket Weld.....	95.37	17.78
23 21 13 23-2645 EA 3/4" Tee, Polyvinylidene Fluoride (PVDF) Schedule 40 Socket Weld.....	105.16	21.48
23 21 13 23-2646 EA 1" Tee, Polyvinylidene Fluoride (PVDF) Schedule 40 Socket Weld.....	153.69	28.36
23 21 13 23-2647 EA 1-1/2" Tee, Polyvinylidene Fluoride (PVDF) Schedule 40 Socket Weld.....	254.72	42.95
23 21 13 23-2648 EA 2" Tee, Polyvinylidene Fluoride (PVDF) Schedule 40 Socket Weld.....	379.44	53.34
23 21 13 23-2649 Reducing Tees (23 21 13 23-2624)		
23 21 13 23-2650 EA 3/4" x 1/2" Reducing Tees, Polyvinylidene Fluoride (PVDF) Schedule 40 Socket Weld.....	108.74	19.98
23 21 13 23-2651 EA 1" x 1/2" Reducing Insert, Polyvinylidene Fluoride (PVDF) Schedule 40 Socket Weld.....	154.57	23.27
23 21 13 23-2652 EA 1" x 3/4" Reducing Insert, Polyvinylidene Fluoride (PVDF) Schedule 40 Socket Weld.....	157.57	25.27
23 21 13 23-2653 EA 1-1/2" x 1" Reducing Tees, Polyvinylidene Fluoride (PVDF) Schedule 40 Socket Weld.....	274.38	35.96
23 21 13 23-2654 EA 2" x 1-1/2" Reducing Tees, Polyvinylidene Fluoride (PVDF) Schedule 40 Socket Weld.....	413.93	47.94
23 21 13 23-2655 Socket Weld Reducing Couplings (23 21 13 23-2624)		

23 Heating, Ventilating, and Air-Conditioning (HVAC)**23 20 HVAC Piping and Pumps****23 21 Hydronic Piping and Pumps**

SAN BERNARDINO
COUNTY

MINOR				TOTAL DIRECT	DEMOLITION
CSI	UOM	DESCRIPTION		UNIT COST	UNIT COST
23 21 13 23-2656	EA	3/4" x 1/2" Reducing Coupling, Polyvinylidene Fluoride (PVDF) Schedule 40 Socket Weld.....		57.55	12.69
23 21 13 23-2657	EA	1" x 1/2" Reducing Coupling, Polyvinylidene Fluoride (PVDF) Schedule 40 Socket Weld.....		74.49	14.68
23 21 13 23-2658	EA	1" x 3/4" Reducing Coupling, Polyvinylidene Fluoride (PVDF) Schedule 40 Socket Weld.....		81.70	16.68
23 21 13 23-2659	EA	1-1/2" x 1/2" Reducing Coupling, Polyvinylidene Fluoride (PVDF) Schedule 40 Socket Weld.....		127.21	19.98
23 21 13 23-2660	EA	1-1/2" x 3/4" Reducing Coupling, Polyvinylidene Fluoride (PVDF) Schedule 40 Socket Weld.....		135.73	21.97
23 21 13 23-2661	EA	1-1/2" x 1" Reducing Coupling, Polyvinylidene Fluoride (PVDF) Schedule 40 Socket Weld.....		137.73	23.27
23 21 13 23-2662	EA	2" x 1-1/2" Reducing Coupling, Polyvinylidene Fluoride (PVDF) Schedule 40 Socket Weld.....		194.17	32.67
23 21 13 23-2663		Male Adapters, Socket Weld X Male Thread <small>(23 21 13 23-2624)</small>			
23 21 13 23-2664	EA	1/2" Male Adapter, Polyvinylidene Fluoride (PVDF) Schedule 40 Socket Weld.....		84.84	10.78
23 21 13 23-2665	EA	3/4" Male Adapter, Polyvinylidene Fluoride (PVDF) Schedule 40 Socket Weld.....		108.04	14.28
23 21 13 23-2666	EA	1" Male Adapter, Polyvinylidene Fluoride (PVDF) Schedule 40 Socket Weld.....		123.89	17.78
23 21 13 23-2667	EA	1-1/2" Male Adapter, Polyvinylidene Fluoride (PVDF) Schedule 40 Socket Weld.....		156.61	28.36
23 21 13 23-2668	EA	2" Male Adapter, Polyvinylidene Fluoride (PVDF) Schedule 40 Socket Weld.....		213.76	35.96
23 21 13 23-2669		Female Adapters, Socket Weld X Female Thread <small>(23 21 13 23-2624)</small>			
23 21 13 23-2670	EA	1/2" Female Adapter, Polyvinylidene Fluoride (PVDF) Schedule 40 Socket Weld.....		84.84	10.78
23 21 13 23-2671	EA	3/4" Female Adapter, Polyvinylidene Fluoride (PVDF) Schedule 40 Socket Weld.....		108.36	14.28
23 21 13 23-2672	EA	1" Female Adapter, Polyvinylidene Fluoride (PVDF) Schedule 40 Socket Weld.....		123.89	17.78
23 21 13 23-2673	EA	1-1/2" Female Adapter, Polyvinylidene Fluoride (PVDF) Schedule 40 Socket Weld.....		156.61	28.36
23 21 13 23-2674	EA	2" Female Adapter, Polyvinylidene Fluoride (PVDF) Schedule 40 Socket Weld.....		213.81	36.05
23 21 13 23-2675		Socket Weld Couplings <small>(23 21 13 23-2624)</small>			
23 21 13 23-2676	EA	1/2" Coupling, Polyvinylidene Fluoride (PVDF) Schedule 40 Socket Weld.....		40.42	10.78
23 21 13 23-2677	EA	3/4" Coupling, Polyvinylidene Fluoride (PVDF) Schedule 40 Socket Weld.....		51.63	14.28
23 21 13 23-2678	EA	1" Coupling, Polyvinylidene Fluoride (PVDF) Schedule 40 Socket Weld.....		67.16	17.78
23 21 13 23-2679	EA	1-1/2" Coupling, Polyvinylidene Fluoride (PVDF) Schedule 40 Socket Weld.....		126.79	28.36
23 21 13 23-2680	EA	2" Coupling, Polyvinylidene Fluoride (PVDF) Schedule 40 Socket Weld.....		175.56	36.05
23 21 13 23-2681		Socket Weld Unions <small>(23 21 13 23-2624)</small>			
23 21 13 23-2682	EA	1/2" Union, Polyvinylidene Fluoride (PVDF) Schedule 40 Socket Weld.....		177.38	17.78
23 21 13 23-2683	EA	3/4" Union, Polyvinylidene Fluoride (PVDF) Schedule 40 Socket Weld.....		212.46	21.48
23 21 13 23-2684	EA	1" Union, Polyvinylidene Fluoride (PVDF) Schedule 40 Socket Weld.....		307.36	28.36
23 21 13 23-2685	EA	1-1/2" Union, Polyvinylidene Fluoride (PVDF) Schedule 40 Socket Weld.....		542.60	42.95
23 21 13 23-2686	EA	2" Union, Polyvinylidene Fluoride (PVDF) Schedule 40 Socket Weld.....		668.29	53.34
23 21 13 23-2687		Caps <small>(23 21 13 23-2624)</small>			
23 21 13 23-2688	EA	1/2" Cap, Polyvinylidene Fluoride (PVDF) Schedule 40 Socket Weld.....		32.10	5.37
23 21 13 23-2689	EA	3/4" Cap, Polyvinylidene Fluoride (PVDF) Schedule 40 Socket Weld.....		45.58	7.16
23 21 13 23-2690	EA	1" Cap, Polyvinylidene Fluoride (PVDF) Schedule 40 Socket Weld.....		57.37	8.85
23 21 13 23-2691	EA	1-1/2" Cap, Polyvinylidene Fluoride (PVDF) Schedule 40 Socket Weld.....		102.30	14.15
23 21 13 23-2692	EA	2" Cap, Polyvinylidene Fluoride (PVDF) Schedule 40 Socket Weld.....		146.27	17.96
23 21 13 23-2693		150 LB Socket Weld Flanges <small>(23 21 13 23-2624)</small>			
23 21 13 23-2694	EA	1/2" Flange, 150 LB Polyvinylidene Fluoride (PVDF) Schedule 40 Socket Weld.....		117.73	17.98
23 21 13 23-2695	EA	3/4" Flange, 150 LB Polyvinylidene Fluoride (PVDF) Schedule 40 Socket Weld.....		148.92	21.28
23 21 13 23-2696	EA	1" Flange, 150 LB Polyvinylidene Fluoride (PVDF) Schedule 40 Socket Weld.....		196.16	28.66
23 21 13 23-2697	EA	1-1/2" Flange, 150 LB Polyvinylidene Fluoride (PVDF) Schedule 40 Socket Weld.....		281.63	43.35
23 21 13 23-2698	EA	2" Flange, 150 LB Polyvinylidene Fluoride (PVDF) Schedule 40 Socket Weld.....		452.71	53.34
23 21 13 23-2699		Polyethylene Pipe And Fittings <small>(23 21 13 23)</small>			
23 21 13 23-2700		Small Diameter Tubing <small>(23 21 13 23-2699)</small>			
23 21 13 23-2701		Tubing <small>(23 21 13 23-2700)</small>			
23 21 13 23-2702	LF	1/4" Polyethylene Tubing.....		3.21	
		<i>For Work In Restricted Working Space, Add</i>		0.90	
23 21 13 23-2703	LF	5/16" Polyethylene Tubing.....		3.45	
		<i>For Work In Restricted Working Space, Add</i>		0.92	
23 21 13 23-2704	LF	3/8" Polyethylene Tubing.....		3.63	
		<i>For Work In Restricted Working Space, Add</i>		0.94	
23 21 13 23-2705	LF	1/2" Polyethylene Tubing.....		3.76	
		<i>For Work In Restricted Working Space, Add</i>		1.02	
23 21 13 23-2706		Chrome Plated Pipe <small>(23 21 13 23)</small>			
23 21 13 23-2707		Chrome Plated Nipples <small>(23 21 13 23-2706)</small>			
23 21 13 23-2708		Close <small>(23 21 13 23-2707)</small>			
23 21 13 23-2709	EA	1/4" Diameter Chrome Plated Nipple, Close.....		20.64	8.67
23 21 13 23-2710	EA	3/8" Diameter Chrome Plated Nipple, Close.....		19.32	9.44
23 21 13 23-2711	EA	1/2" Diameter Chrome Plated Nipple, Close.....		24.33	10.85
23 21 13 23-2712	EA	3/4" Diameter Chrome Plated Nipple, Close.....		32.12	13.77



MINOR CSI UOM DESCRIPTION	TOTAL DIRECT UNIT COST	DEMOLITION UNIT COST
23 21 13 23-2713 EA 1" Diameter Chrome Plated Nipple, Close.....	43.14	18.11
23 21 13 23-2714 EA 1-1/4" Diameter Chrome Plated Nipple, Close.....	61.22	25.27
23 21 13 23-2715 EA 1-1/2" Diameter Chrome Plated Nipple, Close.....	75.19	29.61
23 21 13 23-2716 EA 2" Diameter Chrome Plated Nipple, Close.....	97.43	36.88
23 21 13 23-2717 1-1/2" Nipples (23 21 13 23-2707)		
23 21 13 23-2718 EA 1/4" Diameter, 1-1/2" Length, Chrome Plated Nipple.....	22.14	9.01
23 21 13 23-2719 EA 3/8" Diameter, 1-1/2" Length, Chrome Plated Nipple.....	20.46	9.76
23 21 13 23-2720 EA 1/2" Diameter, 1-1/2" Length, Chrome Plated Nipple.....	24.90	11.17
23 21 13 23-2721 EA 3/4" Diameter, 1-1/2" Length, Chrome Plated Nipple.....	33.31	14.10
23 21 13 23-2722 2" Nipples (23 21 13 23-2707)		
23 21 13 23-2723 EA 1/4" Diameter, 2" Length, Chrome Plated Nipple.....	23.03	9.44
23 21 13 23-2724 EA 3/8" Diameter, 2" Length, Chrome Plated Nipple.....	21.16	10.08
23 21 13 23-2725 EA 1/2" Diameter, 2" Length, Chrome Plated Nipple.....	27.03	11.60
23 21 13 23-2726 EA 3/4" Diameter, 2" Length, Chrome Plated Nipple.....	35.10	14.43
23 21 13 23-2727 EA 1" Diameter, 2" Length, Chrome Plated Nipple.....	45.75	18.77
23 21 13 23-2728 EA 1-1/4" Diameter, 2" Length, Chrome Plated Nipple.....	65.67	26.03
23 21 13 23-2729 EA 1-1/2" Diameter, 2" Length, Chrome Plated Nipple.....	80.39	30.37
23 21 13 23-2730 2-1/2" Nipples (23 21 13 23-2707)		
23 21 13 23-2731 EA 1/4" Diameter, 2-1/2" Length, Chrome Plated Nipple.....	24.43	9.76
23 21 13 23-2732 EA 3/8" Diameter, 2-1/2" Length, Chrome Plated Nipple.....	21.93	10.52
23 21 13 23-2733 EA 1/2" Diameter, 2-1/2" Length, Chrome Plated Nipple.....	28.25	11.93
23 21 13 23-2734 EA 3/4" Diameter, 2-1/2" Length, Chrome Plated Nipple.....	35.93	14.86
23 21 13 23-2735 EA 1" Diameter, 2-1/2" Length, Chrome Plated Nipple.....	47.12	19.20
23 21 13 23-2736 EA 1-1/4" Diameter, 2-1/2" Length, Chrome Plated Nipple.....	70.10	26.35
23 21 13 23-2737 EA 1-1/2" Diameter, 2-1/2" Length, Chrome Plated Nipple.....	86.35	30.69
23 21 13 23-2738 EA 2" Diameter, 2-1/2" Length, Chrome Plated Nipple.....	110.30	37.96
23 21 13 23-2739 3" Nipples (23 21 13 23-2707)		
23 21 13 23-2740 EA 1/4" Diameter, 3" Length, Chrome Plated Nipple.....	25.47	10.08
23 21 13 23-2741 EA 3/8" Diameter, 3" Length, Chrome Plated Nipple.....	23.34	10.85
23 21 13 23-2742 EA 1/2" Diameter, 3" Length, Chrome Plated Nipple.....	27.96	11.60
23 21 13 23-2743 EA 3/4" Diameter, 3" Length, Chrome Plated Nipple.....	39.13	15.18
23 21 13 23-2744 EA 1" Diameter, 3" Length, Chrome Plated Nipple.....	53.77	19.52
23 21 13 23-2745 EA 1-1/4" Diameter, 3" Length, Chrome Plated Nipple.....	74.95	26.79
23 21 13 23-2746 EA 1-1/2" Diameter, 3" Length, Chrome Plated Nipple.....	100.56	31.13
23 21 13 23-2747 EA 2" Diameter, 3" Length, Chrome Plated Nipple.....	121.41	38.39
23 21 13 23-2748 3-1/2" Nipples (23 21 13 23-2707)		
23 21 13 23-2749 EA 1/4" Diameter, 3-1/2" Length, Chrome Plated Nipple.....	26.67	10.52
23 21 13 23-2750 EA 3/8" Diameter, 3-1/2" Length, Chrome Plated Nipple.....	25.85	11.17
23 21 13 23-2751 EA 1/2" Diameter, 3-1/2" Length, Chrome Plated Nipple.....	30.86	12.69
23 21 13 23-2752 EA 3/4" Diameter, 3-1/2" Length, Chrome Plated Nipple.....	43.90	15.51
23 21 13 23-2753 EA 1" Diameter, 3-1/2" Length, Chrome Plated Nipple.....	56.26	19.84
23 21 13 23-2754 EA 1-1/4" Diameter, 3-1/2" Length, Chrome Plated Nipple.....	84.60	27.12
23 21 13 23-2755 EA 1-1/2" Diameter, 3-1/2" Length, Chrome Plated Nipple.....	104.72	31.45
23 21 13 23-2756 EA 2" Diameter, 3-1/2" Length, Chrome Plated Nipple.....	130.23	38.72
23 21 13 23-2757 4" Nipples (23 21 13 23-2707)		
23 21 13 23-2758 EA 1/4" Diameter, 4" Length, Chrome Plated Nipple.....	27.85	10.85
23 21 13 23-2759 EA 3/8" Diameter, 4" Length, Chrome Plated Nipple.....	26.46	11.60
23 21 13 23-2760 EA 1/2" Diameter, 4" Length, Chrome Plated Nipple.....	31.33	12.26
23 21 13 23-2761 EA 3/4" Diameter, 4" Length, Chrome Plated Nipple.....	45.70	15.95
23 21 13 23-2762 EA 1" Diameter, 4" Length, Chrome Plated Nipple.....	58.60	20.28
23 21 13 23-2763 EA 1-1/4" Diameter, 4" Length, Chrome Plated Nipple.....	91.91	27.44
23 21 13 23-2764 EA 1-1/2" Diameter, 4" Length, Chrome Plated Nipple.....	113.42	31.78
23 21 13 23-2765 EA 2" Diameter, 4" Length, Chrome Plated Nipple.....	141.02	39.05
23 21 13 23-2766 4-1/2" Nipples (23 21 13 23-2707)		
23 21 13 23-2767 EA 1/4" Diameter, 4-1/2" Length, Chrome Plated Nipple.....	28.90	11.17
23 21 13 23-2768 EA 3/8" Diameter, 4-1/2" Length, Chrome Plated Nipple.....	28.97	11.93
23 21 13 23-2769 EA 1/2" Diameter, 4-1/2" Length, Chrome Plated Nipple.....	34.40	13.34
23 21 13 23-2770 EA 3/4" Diameter, 4-1/2" Length, Chrome Plated Nipple.....	47.79	16.27
23 21 13 23-2771 EA 1" Diameter, 4-1/2" Length, Chrome Plated Nipple.....	67.09	20.61
23 21 13 23-2772 EA 1-1/4" Diameter, 4-1/2" Length, Chrome Plated Nipple.....	98.92	27.87
23 21 13 23-2773 EA 1-1/2" Diameter, 4-1/2" Length, Chrome Plated Nipple.....	117.23	32.22
23 21 13 23-2774 EA 2" Diameter, 4-1/2" Length, Chrome Plated Nipple.....	150.94	39.48
23 21 13 23-2775 5" Nipples (23 21 13 23-2707)		

23 Heating, Ventilating, and Air-Conditioning (HVAC)**23 20 HVAC Piping and Pumps****23 21 Hydronic Piping and Pumps**

MINOR CSI UOM DESCRIPTION	TOTAL DIRECT UNIT COST	DEMOLITION UNIT COST
23 21 13 23-2776 EA 1/4" Diameter, 5" Length, Chrome Plated Nipple.....	32.84	11.60
23 21 13 23-2777 EA 3/8" Diameter, 5" Length, Chrome Plated Nipple.....	30.47	12.26
23 21 13 23-2778 EA 1/2" Diameter, 5" Length, Chrome Plated Nipple.....	35.70	13.77
23 21 13 23-2779 EA 3/4" Diameter, 5" Length, Chrome Plated Nipple.....	49.78	16.59
23 21 13 23-2780 EA 1" Diameter, 5" Length, Chrome Plated Nipple.....	72.19	20.93
23 21 13 23-2781 EA 1-1/4" Diameter, 5" Length, Chrome Plated Nipple.....	105.27	28.20
23 21 13 23-2782 EA 1-1/2" Diameter, 5" Length, Chrome Plated Nipple.....	125.96	32.54
23 21 13 23-2783 EA 2" Diameter, 5" Length, Chrome Plated Nipple.....	157.30	39.80
23 21 13 23-2784 5-1/2" Nipples (23 21 13 23-2707)		
23 21 13 23-2785 EA 1/4" Diameter, 5-1/2" Length, Chrome Plated Nipple.....	33.92	11.93
23 21 13 23-2786 EA 3/8" Diameter, 5-1/2" Length, Chrome Plated Nipple.....	31.63	12.69
23 21 13 23-2787 EA 1/2" Diameter, 5-1/2" Length, Chrome Plated Nipple.....	39.63	14.10
23 21 13 23-2788 EA 3/4" Diameter, 5-1/2" Length, Chrome Plated Nipple.....	51.76	17.02
23 21 13 23-2789 EA 1" Diameter, 5-1/2" Length, Chrome Plated Nipple.....	74.78	21.37
23 21 13 23-2790 EA 1-1/4" Diameter, 5-1/2" Length, Chrome Plated Nipple.....	113.02	28.53
23 21 13 23-2791 EA 1-1/2" Diameter, 5-1/2" Length, Chrome Plated Nipple.....	132.90	32.86
23 21 13 23-2792 EA 2" Diameter, 5-1/2" Length, Chrome Plated Nipple.....	165.42	40.13
23 21 13 23-2793 6" Nipples (23 21 13 23-2707)		
23 21 13 23-2794 EA 1/4" Diameter, 6" Length, Chrome Plated Nipple.....	35.21	12.26
23 21 13 23-2795 EA 3/8" Diameter, 6" Length, Chrome Plated Nipple.....	32.21	13.02
23 21 13 23-2796 EA 1/2" Diameter, 6" Length, Chrome Plated Nipple.....	40.80	14.43
23 21 13 23-2797 EA 3/4" Diameter, 6" Length, Chrome Plated Nipple.....	53.36	17.36
23 21 13 23-2798 EA 1" Diameter, 6" Length, Chrome Plated Nipple.....	83.02	21.69
23 21 13 23-2799 EA 1-1/4" Diameter, 6" Length, Chrome Plated Nipple.....	117.71	28.96
23 21 13 23-2800 EA 1-1/2" Diameter, 6" Length, Chrome Plated Nipple.....	143.65	33.29
23 21 13 23-2801 EA 2" Diameter, 6" Length, Chrome Plated Nipple.....	172.86	40.57
23 21 13 23-2802 8" Nipples (23 21 13 23-2707)		
23 21 13 23-2803 EA 3/8" Diameter, 8" Length, Chrome Plated Nipple.....	39.33	13.77
23 21 13 23-2804 EA 1/2" Diameter, 8" Length, Chrome Plated Nipple.....	60.74	15.18
23 21 13 23-2805 EA 3/4" Diameter, 8" Length, Chrome Plated Nipple.....	74.04	18.11
23 21 13 23-2806 EA 1" Diameter, 8" Length, Chrome Plated Nipple.....	99.23	22.45
23 21 13 23-2807 EA 1-1/4" Diameter, 8" Length, Chrome Plated Nipple.....	143.65	29.61
23 21 13 23-2808 EA 1-1/2" Diameter, 8" Length, Chrome Plated Nipple.....	177.68	33.95
23 21 13 23-2809 EA 2" Diameter, 8" Length, Chrome Plated Nipple.....	219.27	41.21
23 21 13 23-2810 10" Nipples (23 21 13 23-2707)		
23 21 13 23-2811 EA 3/8" Diameter, 10" Length, Chrome Plated Nipple.....	46.45	13.77
23 21 13 23-2812 EA 1/2" Diameter, 10" Length, Chrome Plated Nipple.....	69.71	15.18
23 21 13 23-2813 EA 3/4" Diameter, 10" Length, Chrome Plated Nipple.....	84.43	18.11
23 21 13 23-2814 EA 1" Diameter, 10" Length, Chrome Plated Nipple.....	114.95	22.45
23 21 13 23-2815 EA 1-1/4" Diameter, 10" Length, Chrome Plated Nipple.....	177.29	29.61
23 21 13 23-2816 EA 1-1/2" Diameter, 10" Length, Chrome Plated Nipple.....	203.30	33.95
23 21 13 23-2817 EA 2" Diameter, 10" Length, Chrome Plated Nipple.....	260.24	41.21
23 21 13 23-2818 12" Nipples (23 21 13 23-2707)		
23 21 13 23-2819 EA 3/8" Diameter, 12" Length, Chrome Plated Nipple.....	51.90	15.18
23 21 13 23-2820 EA 1/2" Diameter, 12" Length, Chrome Plated Nipple.....	72.97	15.95
23 21 13 23-2821 EA 3/4" Diameter, 12" Length, Chrome Plated Nipple.....	93.84	18.77
23 21 13 23-2822 EA 1" Diameter, 12" Length, Chrome Plated Nipple.....	136.19	23.86
23 21 13 23-2823 EA 1-1/4" Diameter, 12" Length, Chrome Plated Nipple.....	200.02	31.13
23 21 13 23-2824 EA 2" Diameter, 12" Length, Chrome Plated Nipple.....	295.18	42.73
23 21 13 23-2825 18" Nipples (23 21 13 23-2707)		
23 21 13 23-2826 EA 3/8" Diameter, 18" Length, Chrome Plated Nipple.....	67.95	15.95
23 21 13 23-2827 24" Nipples (23 21 13 23-2707)		
23 21 13 23-2828 EA 3/8" Diameter, 24" Length, Chrome Plated Nipple.....	83.31	16.59
23 21 13 23-2829 30" Nipples (23 21 13 23-2707)		
23 21 13 23-2830 EA 3/8" Diameter, 30" Length, Chrome Plated Nipple.....	92.97	17.36
23 21 13 23-2831 36" Nipples (23 21 13 23-2707)		
23 21 13 23-2832 EA 3/8" Diameter, 36" Length, Chrome Plated Nipple.....	102.64	18.11
23 21 13 23-2833 Chrome Plated Fittings (23 21 13 23-2706)		



MINOR CSI UOM DESCRIPTION	TOTAL DIRECT UNIT COST	DEMOLITION UNIT COST
23 21 13 23-2834 Chrome Plated 90 Degree Elbows <small>(23 21 13 23-2833)</small>		
23 21 13 23-2835 EA 1/4" 90 Degree Elbow, Chrome Plated	27.15	10.08
23 21 13 23-2836 EA 3/8" 90 Degree Elbow, Chrome Plated	27.48	10.85
23 21 13 23-2837 EA 1/2" 90 Degree Elbow, Chrome Plated	31.21	11.60
23 21 13 23-2838 EA 3/4" 90 Degree Elbow, Chrome Plated	39.63	15.18
23 21 13 23-2839 EA 1" 90 Degree Elbow, Chrome Plated	54.31	19.52
23 21 13 23-2840 EA 1-1/4" 90 Degree Elbow, Chrome Plated	84.99	26.79
23 21 13 23-2841 EA 1-1/2" 90 Degree Elbow, Chrome Plated	102.56	31.13
23 21 13 23-2842 EA 2" 90 Degree Elbow, Chrome Plated	142.29	38.39
23 21 13 23-2843 Chrome Plated Street 90 Degree Elbows <small>(23 21 13 23-2833)</small>		
23 21 13 23-2844 EA 1/4" Street 90 Degree Elbow, Chrome Plated	32.18	10.08
23 21 13 23-2845 EA 3/8" Street 90 Degree Elbow, Chrome Plated	32.98	10.85
23 21 13 23-2846 EA 1/2" Street 90 Degree Elbow, Chrome Plated	35.03	11.60
23 21 13 23-2847 EA 3/4" Street 90 Degree Elbow, Chrome Plated	45.28	15.18
23 21 13 23-2848 EA 1" Street 90 Degree Elbow, Chrome Plated	64.72	19.52
23 21 13 23-2849 EA 1-1/4" Street 90 Degree Elbow, Chrome Plated	95.66	26.79
23 21 13 23-2850 EA 1-1/2" Street 90 Degree Elbow, Chrome Plated	117.51	31.13
23 21 13 23-2851 EA 2" Street 90 Degree Elbow, Chrome Plated	177.50	38.39
23 21 13 23-2852 Chrome Plated 45 Degree Elbows <small>(23 21 13 23-2833)</small>		
23 21 13 23-2853 EA 1/4" 45 Degree Elbow, Chrome Plated	28.26	10.08
23 21 13 23-2854 EA 3/8" 45 Degree Elbow, Chrome Plated	29.07	10.85
23 21 13 23-2855 EA 1/2" 45 Degree Elbow, Chrome Plated	32.33	11.60
23 21 13 23-2856 EA 3/4" 45 Degree Elbow, Chrome Plated	43.95	15.18
23 21 13 23-2857 EA 1" 45 Degree Elbow, Chrome Plated	59.13	19.52
23 21 13 23-2858 EA 1-1/4" 45 Degree Elbow, Chrome Plated	90.78	26.79
23 21 13 23-2859 EA 1-1/2" 45 Degree Elbow, Chrome Plated	110.30	31.13
23 21 13 23-2860 EA 2" 45 Degree Elbow, Chrome Plated	163.59	38.39
23 21 13 23-2861 Chrome Plated Street 45 Degree Elbows <small>(23 21 13 23-2833)</small>		
23 21 13 23-2862 EA 1/2" Street 45 Degree Elbow, Chrome Plated	39.23	11.60
23 21 13 23-2863 Chrome Plated Couplings <small>(23 21 13 23-2833)</small>		
23 21 13 23-2864 EA 1/4" Coupling, Chrome Plated	26.47	10.08
23 21 13 23-2865 EA 3/8" Coupling, Chrome Plated	27.56	10.85
23 21 13 23-2866 EA 1/2" Coupling, Chrome Plated	31.48	11.60
23 21 13 23-2867 EA 3/4" Coupling, Chrome Plated	39.75	15.18
23 21 13 23-2868 EA 1" Coupling, Chrome Plated	51.92	19.52
23 21 13 23-2869 EA 1-1/4" Coupling, Chrome Plated	76.31	26.79
23 21 13 23-2870 EA 1-1/2" Coupling, Chrome Plated	95.29	31.13
23 21 13 23-2871 EA 2" Coupling, Chrome Plated	133.43	38.39
23 21 13 23-2872 Chrome Plated Unions <small>(23 21 13 23-2833)</small>		
23 21 13 23-2873 EA 1/4" Union, Chrome Plated	44.63	11.60
23 21 13 23-2874 EA 3/8" Union, Chrome Plated	45.73	12.26
23 21 13 23-2875 EA 1/2" Union, Chrome Plated	55.78	13.77
23 21 13 23-2876 EA 3/4" Union, Chrome Plated	68.71	18.11
23 21 13 23-2877 EA 1" Union, Chrome Plated	86.77	23.10
23 21 13 23-2878 EA 1-1/4" Union, Chrome Plated	143.60	31.13
23 21 13 23-2879 EA 1-1/2" Union, Chrome Plated	179.62	36.88
23 21 13 23-2880 EA 2" Union, Chrome Plated	235.89	44.90
23 21 13 23-2881 Chrome Plated Caps <small>(23 21 13 23-2833)</small>		
23 21 13 23-2882 EA 1/4" Cap, Chrome Plated	18.61	5.10
23 21 13 23-2883 EA 3/8" Cap, Chrome Plated	19.14	5.42
23 21 13 23-2884 EA 1/2" Cap, Chrome Plated	22.03	5.75
23 21 13 23-2885 EA 3/4" Cap, Chrome Plated	27.33	7.60
23 21 13 23-2886 EA 1" Cap, Chrome Plated	32.15	9.76
23 21 13 23-2887 EA 1-1/4" Cap, Chrome Plated	47.91	13.34
23 21 13 23-2888 EA 1-1/2" Cap, Chrome Plated	64.07	15.51
23 21 13 23-2889 EA 2" Cap, Chrome Plated	94.77	20.28
23 21 13 23-2890 Chrome Plated Plugs <small>(23 21 13 23-2833)</small>		
23 21 13 23-2891 EA 1/4" Plug, Chrome Plated	14.78	5.10
23 21 13 23-2892 EA 3/8" Plug, Chrome Plated	15.31	5.42
23 21 13 23-2893 EA 1/2" Plug, Chrome Plated	18.01	5.75
23 21 13 23-2894 EA 3/4" Plug, Chrome Plated	24.46	7.60
23 21 13 23-2895 EA 1" Plug, Chrome Plated	29.96	9.76
23 21 13 23-2896 EA 1-1/4" Plug, Chrome Plated	40.36	13.34
23 21 13 23-2897 EA 1-1/2" Plug, Chrome Plated	50.25	15.51
23 21 13 23-2898 EA 2" Plug, Chrome Plated	70.73	20.28

23 Heating, Ventilating, and Air-Conditioning (HVAC)

23 20 HVAC Piping and Pumps

23 21 Hydronic Piping and Pumps



MINOR
CSI UOM DESCRIPTION

TOTAL DIRECT DEMOLITION
UNIT COST UNIT COST

23 21 13 23-2899	Chrome Plated Tees (23 21 13 23-2833)		
23 21 13 23-2900	EA 1/4" Chrome Plated Tee	37.22	15.18
23 21 13 23-2901	EA 3/8" Chrome Plated Tee	39.38	16.59
23 21 13 23-2902	EA 1/2" Chrome Plated Tee	44.11	18.11
23 21 13 23-2903	EA 3/4" Chrome Plated Tee	54.99	22.45
23 21 13 23-2904	EA 1" Chrome Plated Tee	79.53	28.96
23 21 13 23-2905	EA 1-1/4" Chrome Plated Tee	109.69	39.80
23 21 13 23-2906	EA 1-1/2" Chrome Plated Tee	142.54	46.31
23 21 13 23-2907	EA 2" Chrome Plated Tee	198.46	57.16
23 21 13 23-2908	Chrome Plated Reducing 90 Degree Elbows (23 21 13 23-2833)		
23 21 13 23-2909	EA 1/2" x 3/8" Reducing 90 Degree Elbow, Chrome Plated	41.55	18.11
23 21 13 23-2910	EA 3/4" x 1/2" Reducing 90 Degree Elbow, Chrome Plated	48.06	22.45
23 21 13 23-2911	Chrome Plated Bell Reducers (23 21 13 23-2833)		
23 21 13 23-2912	EA 1/2" x 3/8" Bell Reducer, Chrome Plated	46.19	18.11
23 21 13 23-2913	EA 3/4" x 1/2" Bell Reducer, Chrome Plated	56.04	22.45
23 21 13 23-2914	EA 1" x 1/2" Bell Reducer, Chrome Plated	71.00	28.96
23 21 13 23-2915	Chrome Plated Reducing Tees (23 21 13 23-2833)		
23 21 13 23-2916	EA 3/4" x 1/2" Reducing Tee, Chrome Plated	61.91	22.45
23 21 13 23-2917	Chrome Plated Bushings (23 21 13 23-2833)		
23 21 13 23-2918	EA 3/8" x 1/4" Bushing, Chrome Plated.....	14.67	5.10
23 21 13 23-2919	EA 1/2" x 1/4" Bushing, Chrome Plated.....	15.79	5.42
23 21 13 23-2920	EA 1/2" x 3/8" Bushing, Chrome Plated.....	16.33	5.75
23 21 13 23-2921	EA 3/4" x 1/2" Bushing, Chrome Plated.....	20.66	7.60
23 21 13 23-2922	EA 1" x 3/4" Bushing, Chrome Plated.....	30.70	9.76
23 21 13 23-2923	EA 1-1/4" x 1" Bushing, Chrome Plated.....	45.32	13.34
23 21 16	Hydronic Piping Specialties (23 21)		
23 21 16 00-0001	Air Vents (23 21 16)		
23 21 16 00-0002	Screwed Ends, Cast Iron, Automatic Air Vents (23 21 16 00-0001)		
	Note: With guided free floating lever.		
23 21 16 00-0003	EA 1/2" NPT, Cast Iron, Automatic Air Vent	426.00	31.46
23 21 16 00-0004	EA 3/4" NPT, Cast Iron, Automatic Air Vent	518.64	41.77
23 21 16 00-0005	EA 1" NPT, Cast Iron, Automatic Air Vent	1,238.66	43.41
23 21 16 00-0006	EA 1-1/4" NPT, Cast Iron, Automatic Air Vent	1,833.90	67.06
23 21 16 00-0007	EA 1-1/2" NPT, Cast Iron, Automatic Air Vent	3,100.85	72.16
23 21 16 00-0008	EA 2" NPT, Cast Iron, Automatic Air Vent	3,547.15	95.16
23 21 16 00-0009	Forged Steel, Stainless Steel Internals, Automatic Air Vents (23 21 16 00-0001)		
	Note: With guided free floating lever.		
23 21 16 00-0010	EA 1/2" NPT, Forged Steel, Stainless Steel Internals, Automatic Air Vent	2,456.64	36.35
23 21 16 00-0011	EA 3/4" NPT, Forged Steel, Stainless Steel Internals, Automatic Air Vent	3,081.20	41.77
23 21 16 00-0012	EA 1" NPT, Forged Steel, Stainless Steel Internals, Automatic Air Vent	3,680.60	43.41
23 21 16 00-0013	EA 1-1/4" NPT, Forged Steel, Stainless Steel Internals, Automatic Air Vent	6,041.68	67.27
23 21 16 00-0014	EA 1-1/2" NPT, Forged Steel, Stainless Steel Internals, Automatic Air Vent	6,981.21	72.16
23 21 16 00-0015	EA 2" NPT, Forged Steel, Stainless Steel Internals, Automatic Air Vent	10,270.30	94.94
23 21 16 00-0016	Automatic Air Vent (23 21 16 00-0001)		
23 21 16 00-0017	EA 3/4" NPT, Brass, Automatic Air Eliminator (Spirotherm VJR).....	235.03	41.77
23 21 16 00-0018	EA 1" NPT, Brass, Automatic Air Eliminator (Spirotherm VJR)	257.59	43.41
23 21 16 00-0019	EA 1-1/4" NPT, Brass, Automatic Air Eliminator (Spirotherm VJR)	364.15	67.06
23 21 16 00-0020	EA 1-1/2" NPT, Brass, Automatic Air Eliminator (Spirotherm VJR)	451.35	72.16
23 21 16 00-0021	EA 2" NPT, Brass, Automatic Air Eliminator (Spirotherm VJR)	577.73	77.75
23 21 16 00-0022	Manual Air Vent (23 21 16 00-0001)		
23 21 16 00-0023	EA Manual Air Vent	74.59	39.17
23 21 16 00-0024	Air Release Valves (23 21 16 00-0001)		
23 21 16 00-0025	Simple Lever, Cast Iron, Clean Water Air Release Valves (Apco 50) (23 21 16 00-0024)		
	Note: Up to 175 psi. Stainless steel float.		
23 21 16 00-0026	EA 1/2" NPT, Simple Lever, Cast Iron, Clean Water Air Release Valves (Apco 50).....	195.55	16.28
23 21 16 00-0027	EA 3/4" NPT, Simple Lever, Cast Iron, Clean Water Air Release Valves (Apco 50).....	199.90	18.44
23 21 16 00-0028	EA 1" NPT, Simple Lever, Cast Iron, Clean Water Air Release Valves (Apco 50)	208.57	22.79



MINOR CSI UOM DESCRIPTION	TOTAL DIRECT UNIT COST	DEMOLITION UNIT COST
23 21 16 00-0029 Cast Iron, Compound Lever, Clean Water Air Release Valves (Apco 200) ⁽²³⁾ <small>21 16 00-0024</small> Note: Up to 175 psi. Stainless steel float.		
23 21 16 00-0030 EA 1" NPT, Cast Iron, Compound Lever, Clean Water Air Release Valves (Apco 200A)	807.27	22.79
23 21 16 00-0031 EA 2" NPT, Cast Iron, Compound Lever, Clean Water Air Release Valves (Apco 200)	966.64	39.61
23 21 16 00-0032 EA 3" Flanged, Cast Iron, Compound Lever, Clean Water Air Release Valves (Apco 200)	1,266.78	92.84
23 21 16 00-0033 Cast Iron, Air/Vacuum Valves ^(23 21 16 00-0024) Note: Up to 150 psi. Stainless steel float.		
23 21 16 00-0034 EA 1/2" NPT, Cast Iron, Air/Vacuum Valve (Apco 141)	389.60	16.28
23 21 16 00-0035 EA 1" NPT, Cast Iron, Air/Vacuum Valve (Apco 142)	480.24	22.79
23 21 16 00-0036 EA 2" NPT, Cast Iron, Air/Vacuum Valve (Apco 144)	829.52	39.61
23 21 16 00-0037 EA 3" Flanged, Cast Iron, Air/Vacuum Valve (Apco 146)	1,204.68	92.34
23 21 16 00-0038 EA 4" Flanged, Cast Iron, Air/Vacuum Valve (Apco 152)	1,883.27	155.00
23 21 16 00-0039 EA 6" Flanged, Cast Iron, Air/Vacuum Valve (Apco 153)	2,871.11	196.01
23 21 16 00-0040 Ductile Iron, Combination Air Release And Vacuum Valves, Single Body Double Orifice ^(23 21 16 00-0024) Note: Up to 150 psi. Stainless Steel float.		
23 21 16 00-0041 EA 1" NPT, Ductile Iron, Combination Air Release And Vacuum Valves, Single Body Double Orifice (Apco 143C)	697.57	22.79
23 21 16 00-0042 EA 2" NPT, Ductile Iron, Combination Air Release And Vacuum Valves, Single Body Double Orifice (Apco 145C)	1,070.14	39.61
23 21 16 00-0043 EA 3" Flanged, Ductile Iron, Combination Air Release And Vacuum Valves, Single Body Double Orifice (Apco 147C)	1,967.94	92.34
23 21 16 00-0044 EA 4" Flanged, Ductile Iron, Combination Air Release And Vacuum Valves, Single Body Double Orifice (Apco 149C)	2,548.20	155.00
23 21 16 00-0045 Vent Valves ^(23 21 16)		
23 21 16 00-0046 EA 1/8", 1.5 PSIG Operating Pressure, Non Vacuum Adjustable Angle Radiator Steam Vent Valve (Hoffman 1A)	77.35	16.28
23 21 16 00-0047 EA 1/2" x 3/4", 35 PSIG Operating Pressure, Straight Steam Unit Heater Air Vent Valve (Hoffman 74)	189.83	17.51
23 21 16 00-0048 EA 1/2" x 3/4", 3 PSIG Operating Pressure, Non Vacuum Main Steam Air Vent Valve (Hoffman 75)	180.85	17.51
23 21 16 00-0049 EA 1/2" x 3/4", 10 PSIG Operating Pressure, Non Vacuum Straight Non-Vacuum Main Steam Air Vent Valve (Hoffman 75H)	187.13	17.51
23 21 16 00-0050 EA 3/4", 150 PSIG Operating Pressure, Straight Water Main Vent Valve (Hoffman 78)	242.15	17.51
23 21 16 00-0051 EA 1/2" x 3/4", 75 PSIG Operating Pressure, Straight Water Main Vent Valve (Hoffman 79)	178.38	17.51
23 21 16 00-0052 Threaded Inlet, Drip-Pan Elbow ^(23 21 16)		
23 21 16 00-0053 Cast Iron, Threaded Inlet, Drip-Pan Elbow ^(23 21 16 00-0052)		
23 21 16 00-0054 EA 2-1/2" Cast Iron, Threaded Inlet, Drip-Pan Elbow	304.22	27.39
For Flanged Inlet, Add	133.11	
23 21 16 00-0055 EA 3" Cast Iron, Threaded Inlet, Drip-Pan Elbow	341.00	32.45
For Flanged Inlet, Add	142.90	
23 21 16 00-0056 EA 3-1/2" Cast Iron, Threaded Inlet, Drip-Pan Elbow	434.87	37.53
For Flanged Inlet, Add	192.78	
23 21 16 00-0057 EA 4" Cast Iron, Threaded Inlet, Drip-Pan Elbow	670.69	42.59
For Flanged Inlet, Add	339.18	
23 21 16 00-0058 EA 6" Cast Iron, Threaded Inlet, Drip-Pan Elbow	754.23	50.71
For Flanged Inlet, Add	374.95	
23 21 16 00-0059 EA 8" Cast Iron, Threaded Inlet, Drip-Pan Elbow	1,059.33	63.89
For Flanged Inlet, Add	547.94	
23 21 16 00-0060 EA 10" Cast Iron, Threaded Inlet, Drip-Pan Elbow	2,482.25	84.17
For Flanged Inlet, Add	1,458.06	
23 21 16 00-0061 Cast Steel, Threaded Inlet, Drip-Pan Elbow ^(23 21 16 00-0052)		
23 21 16 00-0062 EA 2-1/2" Cast Steel, Threaded Inlet, Drip-Pan Elbow	1,088.68	27.39
For Flanged Inlet, Add	666.54	
23 21 16 00-0063 EA 3" Cast Steel, Threaded Inlet, Drip-Pan Elbow	1,318.61	32.45
For Flanged Inlet, Add	807.67	
23 21 16 00-0064 EA 3-1/2" Cast Steel, Threaded Inlet, Drip-Pan Elbow	1,921.52	37.53
For Flanged Inlet, Add	1,203.70	
23 21 16 00-0065 EA 4" Cast Steel, Threaded Inlet, Drip-Pan Elbow	1,942.04	42.59
For Flanged Inlet, Add	1,203.70	
23 21 16 00-0066 EA 5" Cast Steel, Threaded Inlet, Drip-Pan Elbow	2,843.92	50.71
For Flanged Inlet, Add	1,795.94	
23 21 16 00-0067 EA 6" Cast Steel, Threaded Inlet, Drip-Pan Elbow	2,894.63	63.89
For Flanged Inlet, Add	1,795.94	
23 21 16 00-0068 EA 8" Cast Steel, Threaded Inlet, Drip-Pan Elbow	4,873.45	84.17
For Flanged Inlet, Add	3,084.07	
23 21 16 00-0069 Y-Type Strainers ^(23 21 16)		
23 21 16 00-0070 Screwed Ends, 250 LB, Iron Body, Y-Type Strainers ^(23 21 16 00-0069)		
23 21 16 00-0071 EA 1/4" Or 3/8" Screwed Ends, 250 LB, Iron Body, Y-Type Strainer	78.25	12.15
For Galvanized Body, Add	21.77	
For Work In Restricted Working Space, Add	10.42	

23 Heating, Ventilating, and Air-Conditioning (HVAC)

23 20 HVAC Piping and Pumps

23 21 Hydronic Piping and Pumps



MINOR CSI UOM DESCRIPTION	TOTAL DIRECT UNIT COST	DEMOLITION UNIT COST
23 21 16 00-0072 EA 1/2" Screwed Ends, 250 LB, Iron Body, Y-Type Strainer.....	78.79	12.37
For Galvanized Body, Add	21.77	
For Work In Restricted Working Space, Add	10.58	
23 21 16 00-0073 EA 3/4" Screwed Ends, 250 LB, Iron Body, Y-Type Strainer.....	99.70	16.71
For Galvanized Body, Add	25.98	
For Work In Restricted Working Space, Add	14.32	
23 21 16 00-0074 EA 1" Screwed Ends, 250 LB, Iron Body, Y-Type Strainer.....	127.17	19.96
For Galvanized Body, Add	35.11	
For Work In Restricted Working Space, Add	17.09	
23 21 16 00-0075 EA 1-1/4" Screwed Ends, 250 LB, Iron Body, Y-Type Strainer.....	166.72	24.68
For Galvanized Body, Add	48.10	
For Work In Restricted Working Space, Add	21.16	
23 21 16 00-0076 EA 1-1/2" Screwed Ends, 250 LB, Iron Body, Y-Type Strainer.....	191.80	26.59
For Galvanized Body, Add	57.93	
For Work In Restricted Working Space, Add	22.79	
23 21 16 00-0077 EA 2" Screwed Ends, 250 LB, Iron Body, Y-Type Strainer.....	265.14	30.38
For Galvanized Body, Add	89.17	
For Work In Restricted Working Space, Add	26.04	
23 21 16 00-0078 EA 2-1/2" Screwed Ends, 250 LB, Iron Body, Y-Type Strainer.....	509.42	37.97
For Galvanized Body, Add	200.46	
For Work In Restricted Working Space, Add	32.55	
23 21 16 00-0079 EA 3" Screwed Ends, 250 LB, Iron Body, Y-Type Strainer.....	659.43	47.53
For Galvanized Body, Add	261.90	
For Work In Restricted Working Space, Add	40.69	
23 21 16 00-0080 Flanged, 125 LB, Iron Body , Y-Type Strainers (23 21 16 00-0069)		
23 21 16 00-0081 EA 1-1/2" Flanged, 125 LB, Iron Body, Y-Type Strainer.....	323.49	113.93
For Galvanized Body, Add	90.37	
For Work In Restricted Working Space, Add	42.83	
23 21 16 00-0082 EA 2" Flanged, 125 LB, Iron Body, Y-Type Strainer.....	376.42	144.64
For Galvanized Body, Add	97.79	
For Work In Restricted Working Space, Add	54.25	
23 21 16 00-0083 EA 3" Flanged, 125 LB, Iron Body, Y-Type Strainer.....	697.09	184.46
For Galvanized Body, Add	233.12	
For Work In Restricted Working Space, Add	69.26	
23 21 16 00-0084 EA 4" Flanged, 125 LB, Iron Body, Y-Type Strainer.....	916.60	309.23
For Galvanized Body, Add	264.55	
For Work In Restricted Working Space, Add	116.25	
23 21 16 00-0085 EA 5" Flanged, 125 LB, Iron Body, Y-Type Strainer.....	980.69	311.49
For Galvanized Body, Add	295.97	
For Work In Restricted Working Space, Add	116.63	
23 21 16 00-0086 EA 6" Flanged, 125 LB, Iron Body, Y-Type Strainer.....	1,169.32	346.10
For Galvanized Body, Add	367.58	
For Work In Restricted Working Space, Add	130.25	
23 21 16 00-0087 EA 8" Flanged, 125 LB, Iron Body, Y-Type Strainer.....	1,997.24	442.24
For Galvanized Body, Add	723.94	
For Work In Restricted Working Space, Add	164.81	
23 21 16 00-0088 EA 10" Flanged, 125 LB, Iron Body, Y-Type Strainer.....	3,900.02	538.37
For Galvanized Body, Add	1,613.53	
For Work In Restricted Working Space, Add	201.89	
23 21 16 00-0089 EA 12" Flanged, 125 LB, Iron Body, Y-Type Strainer.....	4,316.81	480.69
For Galvanized Body, Add	1,677.72	
For Work In Restricted Working Space, Add	288.41	
23 21 16 00-0090 Screwed Ends, 150 LB, Bronze Body, Y-Type Strainers (23 21 16 00-0069)		
Note: With screwed cap (4" size has bolted cap).		
23 21 16 00-0091 EA 1/2" Serewed Ends, 150 LB, Bronze Body, Y-Type Strainer.....	66.68	12.37
For 300 LB Rating, Add	53.41	
For Work In Restricted Working Space, Add	10.58	
23 21 16 00-0092 EA 3/4" Screwed Ends, 150 LB, Bronze Body, Y-Type Strainer.....	88.59	16.71
For 300 LB Rating, Add	69.45	
For Work In Restricted Working Space, Add	14.32	
23 21 16 00-0093 EA 1" Screwed Ends, 150 LB, Bronze Body, Y-Type Strainer.....	108.42	19.96
For 300 LB Rating, Add	87.48	
For Work In Restricted Working Space, Add	17.09	
23 21 16 00-0094 EA 1-1/4" Screwed Ends, 150 LB, Bronze Body, Y-Type Strainer.....	134.95	24.68
For 300 LB Rating, Add	109.51	
For Work In Restricted Working Space, Add	21.16	
23 21 16 00-0095 EA 1-1/2" Screwed Ends, 150 LB, Bronze Body, Y-Type Strainer.....	159.62	26.59
For 300 LB Rating, Add	142.24	
For Work In Restricted Working Space, Add	22.79	
23 21 16 00-0096 EA 2" Screwed Ends, 150 LB, Bronze Body, Y-Type Strainer.....	222.71	30.38
For 300 LB Rating, Add	231.05	
For Work In Restricted Working Space, Add	26.04	
23 21 16 00-0097 EA 2-1/2" Screwed Ends, 150 LB, Bronze Body, Y-Type Strainer.....	332.79	37.97
For 300 LB Rating, Add	381.29	
For Work In Restricted Working Space, Add	32.55	
23 21 16 00-0098 EA 3" Screwed Ends, 150 LB, Bronze Body, Y-Type Strainer.....	600.67	47.53
For 300 LB Rating, Add	790.57	
For Work In Restricted Working Space, Add	40.69	
23 21 16 00-0099 EA 4" Screwed Ends, 150 LB, Bronze Body, Y-Type Strainer.....	1,045.32	56.96
For 300 LB Rating, Add	1,500.35	
For Work In Restricted Working Space, Add	48.83	



MINOR CSI UOM DESCRIPTION	TOTAL DIRECT UNIT COST	DEMOLITION UNIT COST
23 21 16 00-0100 Flanged, 150 LB, Bronze Body, Y-Type Strainers <small>(23 21 16 00-0069)</small>		
Note: With bolted cap.		
23 21 16 00-0101 EA 2" Flanged, 150 LB, Bronze Body, Y-Type Strainer.....	571.21	144.64
For 300 LB Rating, Add	234.22	
For Work In Restricted Working Space, Add	54.25	
23 21 16 00-0102 EA 2-1/2" Flanged, 150 LB, Bronze Body, Y-Type Strainer.....	594.99	157.33
For 300 LB Rating, Add	238.63	
For Work In Restricted Working Space, Add	59.18	
23 21 16 00-0103 EA 3" Flanged, 150 LB, Bronze Body, Y-Type Strainer.....	686.28	184.46
For 300 LB Rating, Add	273.26	
For Work In Restricted Working Space, Add	69.26	
23 21 16 00-0104 EA 4" Flanged, 150 LB, Bronze Body, Y-Type Strainer.....	1,494.13	309.23
For 300 LB Rating, Add	663.97	
For Work In Restricted Working Space, Add	116.25	
23 21 16 00-0105 EA 6" Flanged, 150 LB, Bronze Body, Y-Type Strainer.....	2,111.62	346.10
For 300 LB Rating, Add	1,006.47	
For Work In Restricted Working Space, Add	130.25	
23 21 16 00-0106 EA 8" Flanged, 150 LB, Bronze Body, Y-Type Strainer.....	3,412.05	442.24
For 300 LB Rating, Add	1,717.61	
For Work In Restricted Working Space, Add	164.81	
23 21 16 00-0107 EA 10" Flanged, 150 LB, Bronze Body, Y-Type Strainer.....	10,947.54	538.37
For 300 LB Rating, Add	6,164.75	
For Work In Restricted Working Space, Add	201.89	
23 21 16 00-0108 Class 125, Crimped Bronze Body, Y-Type Strainers <small>(23 21 16 00-0069)</small>		
Note: Nibco®		
23 21 16 00-0109 EA 1/2" Class 125, Crimped Bronze Body, Y-Type Strainer.....	165.09	10.85
For Work In Restricted Working Space, Add	7.32	
23 21 16 00-0110 EA 3/4" Class 125, Crimped Bronze Body, Y-Type Strainer.....	191.31	11.93
For Work In Restricted Working Space, Add	8.34	
23 21 16 00-0111 EA 1" Class 125, Crimped Bronze Body, Y-Type Strainer.....	273.24	13.56
For Work In Restricted Working Space, Add	9.96	
23 21 16 00-0112 EA 1-1/4" Class 125, Crimped Bronze Body, Y-Type Strainer.....	367.48	14.43
For Work In Restricted Working Space, Add	10.98	
23 21 16 00-0113 EA 1-1/2" Class 125, Crimped Bronze Body, Y-Type Strainer.....	442.91	16.70
For Work In Restricted Working Space, Add	12.20	
23 21 16 00-0114 EA 2" Class 125, Crimped Bronze Body, Y-Type Strainer.....	657.55	19.73
For Work In Restricted Working Space, Add	14.64	
23 21 16 00-0115 250 PSI, Crimped Bronze Body, Y-Type Strainers <small>(23 21 16 00-0069)</small>		
23 21 16 00-0116 EA 1/2" 250 PSI, Crimped Bronze Body, Y-Type Strainer.....	72.80	10.85
23 21 16 00-0117 EA 3/4" 250 PSI, Crimped Bronze Body, Y-Type Strainer.....	88.80	11.93
23 21 16 00-0118 EA 1" 250 PSI, Crimped Bronze Body, Y-Type Strainer.....	129.99	13.56
23 21 16 00-0119 EA 1-1/4" 250 PSI, Crimped Bronze Body, Y-Type Strainer.....	158.81	14.43
23 21 16 00-0120 EA 1-1/2" 250 PSI, Crimped Bronze Body, Y-Type Strainer.....	189.44	16.70
23 21 16 00-0121 EA 2" 250 PSI, Crimped Bronze Body, Y-Type Strainer.....	248.69	19.73
23 21 16 00-0122 Polyvinyl Chloride (PVC) Body, Y-Type Strainers <small>(23 21 16 00-0069)</small>		
23 21 16 00-0123 Threaded Or Socket, Polyvinyl Chloride (PVC) Body, Y-Type Strainers <small>(23 21 16 00-0122)</small>		
23 21 16 00-0124 EA 1/2" Threaded Or Socket, Polyvinyl Chloride (PVC) Body, Y-Type Strainer.....	152.16	11.93
For Work In Restricted Working Space, Add	10.41	
23 21 16 00-0125 EA 3/4" Threaded Or Socket, Polyvinyl Chloride (PVC) Body, Y-Type Strainer.....	177.88	16.38
For Work In Restricted Working Space, Add	13.99	
23 21 16 00-0126 EA 1" Threaded Or Socket, Polyvinyl Chloride (PVC) Body, Y-Type Strainer.....	207.24	22.23
For Work In Restricted Working Space, Add	19.20	
23 21 16 00-0127 EA 1-1/4" Threaded Or Socket, Polyvinyl Chloride (PVC) Body, Y-Type Strainer.....	331.35	23.86
For Work In Restricted Working Space, Add	20.50	
23 21 16 00-0128 EA 1-1/2" Threaded Or Socket, Polyvinyl Chloride (PVC) Body, Y-Type Strainer.....	334.47	25.81
For Work In Restricted Working Space, Add	22.13	
23 21 16 00-0129 EA 2" Threaded Or Socket, Polyvinyl Chloride (PVC) Body, Y-Type Strainer.....	392.49	29.28
For Work In Restricted Working Space, Add	25.05	
23 21 16 00-0130 EA 2-1/2" Threaded Or Socket, Polyvinyl Chloride (PVC) Body, Y-Type Strainer.....	843.87	37.96
For Work In Restricted Working Space, Add	32.54	
23 21 16 00-0131 EA 3" Threaded Or Socket, Polyvinyl Chloride (PVC) Body, Y-Type Strainer.....	825.03	47.51
For Work In Restricted Working Space, Add	40.67	
23 21 16 00-0132 EA 4" Threaded Or Socket, Polyvinyl Chloride (PVC) Body, Y-Type Strainer.....	1,352.06	50.54
For Work In Restricted Working Space, Add	43.27	
23 21 16 00-0133 Flanged, Polyvinyl Chloride (PVC) Body, Y-Type Strainers <small>(23 21 16 00-0122)</small>		
23 21 16 00-0134 EA 2" Flanged, Polyvinyl Chloride (PVC) Body, Y-Type Strainer.....	648.83	67.79
For Work In Restricted Working Space, Add	40.67	
23 21 16 00-0135 EA 2-1/2" Flanged, Polyvinyl Chloride (PVC) Body, Y-Type Strainer.....	1,297.78	88.40
For Work In Restricted Working Space, Add	53.03	
23 21 16 00-0136 EA 3" Flanged, Polyvinyl Chloride (PVC) Body, Y-Type Strainer.....	1,295.59	184.38
For Work In Restricted Working Space, Add	69.23	

23 Heating, Ventilating, and Air-Conditioning (HVAC)

23 20 HVAC Piping and Pumps

23 21 Hydronic Piping and Pumps



MINOR	CSI	UOM	DESCRIPTION	TOTAL DIRECT UNIT COST	DEMOLITION UNIT COST
23 21	16 00-0137	EA	4" Flanged, Polyvinyl Chloride (PVC) Body, Y-Type Strainer <i>For Work In Restricted Working Space, Add</i>	2,103.33 116.20	309.10
23 21	16 00-0138		Cast Iron Body, Suction Diffusers <small>(23 21 16)</small> Note: 175 PSI, steel inlet vanes, steel orifice cylinder and 16 mesh bronze startup strainer.		
23 21	16 00-0139	EA	2" x 1-1/2" Screwed Ends, 175 LB, Cast Iron Body, Suction Diffuser <i>For Work In Restricted Working Space, Add</i>	533.67 20.93	42.75
23 21	16 00-0140	EA	2" x 2" Screwed Ends, 175 LB, Cast Iron Body, Suction Diffuser <i>For Work In Restricted Working Space, Add</i>	559.95 23.25	47.42
23 21	16 00-0141	EA	2-1/2" x 2" Screwed Ends, 175 LB, Cast Iron Body, Suction Diffuser <i>For Work In Restricted Working Space, Add</i>	568.50 24.42	49.80
23 21	16 00-0142	EA	2-1/2" x 2-1/2" Flanged, 175 LB, Cast Iron Body, Suction Diffuser <i>For Work In Restricted Working Space, Add</i>	1,069.39 59.18	157.33
23 21	16 00-0143	EA	3" x 1-1/2" Screwed Ends, 175 LB, Cast Iron Body, Suction Diffuser <i>For Work In Restricted Working Space, Add</i>	586.28 28.37	57.94
23 21	16 00-0144	EA	3" x 2" Screwed Ends, 175 LB, Cast Iron Body, Suction Diffuser <i>For Work In Restricted Working Space, Add</i>	665.14 28.37	57.94
23 21	16 00-0145	EA	3" x 2-1/2" Flanged, 175 LB, Cast Iron Body, Suction Diffuser <i>For Work In Restricted Working Space, Add</i>	1,118.66 64.22	171.25
23 21	16 00-0146	EA	3" x 3" Flanged, 175 LB, Cast Iron Body, Suction Diffuser <i>For Work In Restricted Working Space, Add</i>	1,140.09 69.26	184.46
23 21	16 00-0147	EA	4" x 3" Flanged, 175 LB, Cast Iron Body, Suction Diffuser <i>For Work In Restricted Working Space, Add</i>	1,380.78 92.75	247.34
23 21	16 00-0148	EA	4" x 4" Flanged, 175 LB, Cast Iron Body, Suction Diffuser <i>For Work In Restricted Working Space, Add</i>	1,621.47 116.25	309.23
23 21	16 00-0149	EA	6" x 4" Flanged, 175 LB, Cast Iron Body, Suction Diffuser <i>For Work In Restricted Working Space, Add</i>	1,863.95 116.63	311.01
23 21	16 00-0150	EA	6" x 6" Flanged, 175 LB, Cast Iron Body, Suction Diffuser <i>For Work In Restricted Working Space, Add</i>	2,257.28 130.25	346.10
23 21	16 00-0151	EA	8" x 6" Flanged, 175 LB, Cast Iron Body, Suction Diffuser <i>For Work In Restricted Working Space, Add</i>	2,544.11 164.81	442.24
23 21	16 00-0152	EA	8" x 8" Flanged, 175 LB, Cast Iron Body, Suction Diffuser <i>For Work In Restricted Working Space, Add</i>	3,977.55 164.81	442.24
23 21	16 00-0153	EA	10" x 8" Flanged, 175 LB, Cast Iron Body, Suction Diffuser <i>For Work In Restricted Working Space, Add</i>	4,537.21 201.89	538.37
23 21	16 00-0154	EA	10" x 10" Flanged, 175 LB, Cast Iron Body, Suction Diffuser <i>For Work In Restricted Working Space, Add</i>	5,321.20 201.89	538.37
23 21	16 00-0155		Duplex Strainers <small>(23 21 16)</small>		
23 21	16 00-0156		Iron Body, Duplex Strainers <small>(23 21 16 00-0155)</small>		
23 21	16 00-0157		Screwed Ends, 125 LB, Bronze Diverter, Iron Body, Duplex Strainers <small>(23 21 16 00-0156)</small> Note: With brass or stainless steel basket.		
23 21	16 00-0158	EA	3/4" Screwed Ends, 125 LB, Bronze Diverter, Iron Body, Duplex Strainer <i>For Work In Restricted Working Space, Add</i>	855.38 16.22	27.02
23 21	16 00-0159	EA	1" Screwed Ends, 125 LB, Bronze Diverter, Iron Body, Duplex Strainer <i>For Work In Restricted Working Space, Add</i>	955.03 18.57	30.92
23 21	16 00-0160	EA	1-1/4" Screwed Ends, 125 LB, Bronze Diverter, Iron Body, Duplex Strainer <i>For Work In Restricted Working Space, Add</i>	1,295.49 21.80	36.35
23 21	16 00-0161	EA	1-1/2" Screwed Ends, 125 LB, Bronze Diverter, Iron Body, Duplex Strainer <i>For Work In Restricted Working Space, Add</i>	1,631.75 23.76	39.61
23 21	16 00-0162	EA	2" Screwed Ends, 125 LB, Bronze Diverter, Iron Body, Duplex Strainer <i>For Work In Restricted Working Space, Add</i>	2,187.80 29.06	48.28
23 21	16 00-0163	EA	2-1/2" Screwed Ends, 125 LB, Bronze Diverter, Iron Body, Duplex Strainer <i>For Work In Restricted Working Space, Add</i>	2,752.96 37.10	61.85
23 21	16 00-0164		Flanged, 125 LB, Bronze Diverter, Iron Body, Duplex Strainers <small>(23 21 16 00-0156)</small> Note: With brass or stainless steel basket.		
23 21	16 00-0165	EA	2" Flanged, 125 LB, Bronze Diverter, Iron Body, Duplex Strainer <i>For Work In Restricted Working Space, Add</i>	2,977.08 54.25	144.64
23 21	16 00-0166	EA	2-1/2" Flanged, 125 LB, Bronze Diverter, Iron Body, Duplex Strainer <i>For Work In Restricted Working Space, Add</i>	3,076.99 59.18	157.33
23 21	16 00-0167	EA	3" Flanged, 125 LB, Bronze Diverter, Iron Body, Duplex Strainer <i>For Work In Restricted Working Space, Add</i>	3,945.27 69.26	184.46
23 21	16 00-0168	EA	4" Flanged, 125 LB, Bronze Diverter, Iron Body, Duplex Strainer <i>For Work In Restricted Working Space, Add</i>	6,186.25 103.01	273.99
23 21	16 00-0169	EA	6" Flanged, 125 LB, Bronze Diverter, Iron Body, Duplex Strainer <i>For Work In Restricted Working Space, Add</i>	12,119.97 130.25	346.10
23 21	16 00-0170	EA	8" Flanged, 125 LB, Bronze Diverter, Iron Body, Duplex Strainer <i>For Work In Restricted Working Space, Add</i>	23,086.26 164.81	442.24
23 21	16 00-0171	EA	10" Flanged, 125 LB, Bronze Diverter, Iron Body, Duplex Strainer <i>For Work In Restricted Working Space, Add</i>	31,890.74 201.89	538.37
23 21	16 00-0172	EA	12" Flanged, 125 LB, Bronze Diverter, Iron Body, Duplex Strainer <i>For Work In Restricted Working Space, Add</i>	36,081.41 407.37	678.74
23 21	16 00-0173	EA	14" Flanged, 125 LB, Bronze Diverter, Iron Body, Duplex Strainer <i>For Work In Restricted Working Space, Add</i>	43,030.26 288.41	769.11
23 21	16 00-0174	EA	16" Flanged, 125 LB, Bronze Diverter, Iron Body, Duplex Strainer <i>For Work In Restricted Working Space, Add</i>	53,810.56 317.26	846.01



	MINOR	CSI	UOM	DESCRIPTION	TOTAL DIRECT UNIT COST	DEMOLITION UNIT COST
23 21 16 00-0175				Bronze Body, Duplex Strainers <small>(23 21 16 00-0155)</small>		
23 21 16 00-0176				Screwed Ends, 125 LB, Bronze Diverter, Bronze Body Duplex Strainers <small>(23 21 16 00-0175)</small>		
				Note: With brass or stainless steel basket.		
23 21 16 00-0177	EA			3/4" Screwed Ends, 125 LB, Bronze Diverter, Bronze Body Duplex Strainer	1,598.27	27.13
				<i>For Work In Restricted Working Space, Add</i>	16.22	
23 21 16 00-0178	EA			1" Screwed Ends, 125 LB, Bronze Diverter, Bronze Body Duplex Strainer	1,773.04	30.92
				<i>For Work In Restricted Working Space, Add</i>	18.57	
23 21 16 00-0179	EA			1-1/4" Screwed Ends, 125 LB, Bronze Diverter, Bronze Body Duplex Strainer	2,597.62	36.35
				<i>For Work In Restricted Working Space, Add</i>	21.80	
23 21 16 00-0180	EA			1-1/2" Screwed Ends, 125 LB, Bronze Diverter, Bronze Body Duplex Strainer	3,418.01	39.61
				<i>For Work In Restricted Working Space, Add</i>	23.76	
23 21 16 00-0181	EA			2" Screwed Ends, 125 LB, Bronze Diverter, Bronze Body Duplex Strainer	4,416.45	48.28
				<i>For Work In Restricted Working Space, Add</i>	29.06	
23 21 16 00-0182	EA			2-1/2" Screwed, 125 LB, Bronze Diverter, Bronze Body Duplex Strainer	5,424.00	61.85
				<i>For Work In Restricted Working Space, Add</i>	37.10	
23 21 16 00-0183				Flanged, 125 LB, Bronze Diverter, Bronze Body, Duplex Strainers <small>(23 21 16 00-0175)</small>		
				Note: With brass or stainless steel basket.		
23 21 16 00-0184	EA			2" Flanged, 125 LB, Bronze Diverter, Bronze Body, Duplex Strainer	6,190.68	144.64
				<i>For Work In Restricted Working Space, Add</i>	54.25	
23 21 16 00-0185	EA			2-1/2" Flanged, 125 LB, Bronze Diverter, Bronze Body, Duplex Strainer	6,374.05	157.33
				<i>For Work In Restricted Working Space, Add</i>	59.18	
23 21 16 00-0186	EA			3" Flanged, 125 LB, Bronze Diverter, Bronze Body, Duplex Strainer	8,744.79	184.46
				<i>For Work In Restricted Working Space, Add</i>	69.26	
23 21 16 00-0187	EA			4" Flanged, 125 LB, Bronze Diverter, Bronze Body, Duplex Strainer	13,782.02	273.99
				<i>For Work In Restricted Working Space, Add</i>	103.01	
23 21 16 00-0188	EA			6" Flanged, 125 LB, Bronze Diverter, Bronze Body, Duplex Strainer	29,982.55	346.10
				<i>For Work In Restricted Working Space, Add</i>	130.25	
23 21 16 00-0189				Cast Steel Body, Duplex Strainers <small>(23 21 16 00-0155)</small>		
23 21 16 00-0190				Screwed Ends, 125 LB, Bronze Diverter, Cast Steel Body, Duplex Strainers <small>(23 21 16 00-0189)</small>		
				Note: With brass or stainless steel basket.		
23 21 16 00-0191	EA			1" Screwed Ends, 125 LB, Bronze Diverter, Cast Steel Body, Duplex Strainer	2,492.35	30.92
				<i>For Work In Restricted Working Space, Add</i>	18.57	
23 21 16 00-0192	EA			1-1/4" Screwed Ends, 125 LB, Bronze Diverter, Cast Steel Body, Duplex Strainer	3,070.20	36.35
				<i>For Work In Restricted Working Space, Add</i>	21.79	
23 21 16 00-0193	EA			1-1/2" Screwed Ends, 125 LB, Bronze Diverter, Cast Steel Body, Duplex Strainer	3,643.88	39.61
				<i>For Work In Restricted Working Space, Add</i>	23.77	
23 21 16 00-0194	EA			2" Screwed Ends, 125 LB, Bronze Diverter, Cast Steel Body, Duplex Strainer	6,173.00	48.28
				<i>For Work In Restricted Working Space, Add</i>	29.06	
23 21 16 00-0195				Flanged, 125 LB, Bronze Diverter, Cast Steel Body, Duplex Strainers <small>(23 21 16 00-0189)</small>		
				Note: With brass or stainless steel basket.		
23 21 16 00-0196	EA			2" Flanged, 125 LB, Bronze Diverter, Cast Steel Body, Duplex Strainer	6,297.47	144.64
				<i>For Work In Restricted Working Space, Add</i>	54.25	
23 21 16 00-0197	EA			2-1/2" Flanged, 125 LB, Bronze Diverter, Cast Steel Body, Duplex Strainer	6,921.51	157.33
				<i>For Work In Restricted Working Space, Add</i>	59.18	
23 21 16 00-0198	EA			3" Flanged, 125 LB, Bronze Diverter, Cast Steel Body, Duplex Strainer	9,101.99	184.46
				<i>For Work In Restricted Working Space, Add</i>	69.26	
23 21 16 00-0199	EA			4" Flanged, 125 LB, Bronze Diverter, Cast Steel Body, Duplex Strainer	13,346.26	273.99
				<i>For Work In Restricted Working Space, Add</i>	103.01	
23 21 16 00-0200	EA			6" Flanged, 125 LB, Bronze Diverter, Cast Steel Body, Duplex Strainer	22,794.31	346.10
				<i>For Work In Restricted Working Space, Add</i>	130.25	
23 21 16 00-0201	EA			8" Flanged, 125 LB, Bronze Diverter, Cast Steel Body, Duplex Strainer	44,459.49	442.24
				<i>For Work In Restricted Working Space, Add</i>	164.81	
23 21 16 00-0202				Stainless Steel Body, Duplex Strainers <small>(23 21 16 00-0155)</small>		
23 21 16 00-0203				Screwed Ends, 125 LB, Stainless Steel Diverter, Stainless Steel Body, Duplex Strainers <small>(23 21 16 00-0202)</small>		
				Note: With stainless steel basket.		
23 21 16 00-0204	EA			1" Screwed Ends, 125 LB, Stainless Steel Diverter, Stainless Steel Body, Duplex Strainer	4,652.11	30.92
				<i>For Work In Restricted Working Space, Add</i>	18.57	
23 21 16 00-0205	EA			1-1/4" Screwed Ends, 125 LB, Stainless Steel Diverter, Stainless Steel Body, Duplex Strainer	5,878.40	36.35
				<i>For Work In Restricted Working Space, Add</i>	21.79	
23 21 16 00-0206	EA			1-1/2" Screwed Ends, 125 LB, Stainless Steel Diverter, Stainless Steel Body, Duplex Strainer	7,092.04	39.61
				<i>For Work In Restricted Working Space, Add</i>	23.77	
23 21 16 00-0207	EA			2" Screwed Ends, 125 LB, Stainless Steel Diverter, Stainless Steel Body, Duplex Strainer	11,359.89	48.28
				<i>For Work In Restricted Working Space, Add</i>	29.06	
23 21 16 00-0208				Flanged, 125 LB, Stainless Steel Diverter, Stainless Steel Body, Duplex Strainers <small>(23 21 16 00-0202)</small>		
				Note: With stainless steel basket.		

23 Heating, Ventilating, and Air-Conditioning (HVAC)

23 20 HVAC Piping and Pumps

23 21 Hydronic Piping and Pumps



MINOR CSI UOM DESCRIPTION	TOTAL DIRECT UNIT COST	DEMOLITION UNIT COST
23 21 16 00-0209 EA 2" Flanged, 125 LB, Stainless Steel Diverter, Stainless Steel Body, Duplex Strainer..... <i>For Work In Restricted Working Space, Add</i>	11,911.37 54.25	144.64
23 21 16 00-0210 EA 2-1/2" Flanged, 125 LB, Stainless Steel Diverter, Stainless Steel Body, Duplex Strainer..... <i>For Work In Restricted Working Space, Add</i>	12,522.83 59.18	157.33
23 21 16 00-0211 EA 3" Flanged, 125 LB, Stainless Steel Diverter, Stainless Steel Body, Duplex Strainer..... <i>For Work In Restricted Working Space, Add</i>	19,611.73 69.26	184.46
23 21 16 00-0212 EA 4" Flanged, 125 LB, Stainless Steel Diverter, Stainless Steel Body, Duplex Strainer..... <i>For Work In Restricted Working Space, Add</i>	23,974.43 103.01	273.99
23 21 16 00-0213 EA 6" Flanged, 125 LB, Stainless Steel Diverter, Stainless Steel Body, Duplex Strainer..... <i>For Work In Restricted Working Space, Add</i>	42,086.07 130.25	346.10
23 21 16 00-0214 EA 8" Flanged, 125 LB, Stainless Steel Diverter, Stainless Steel Body, Duplex Strainer..... <i>For Work In Restricted Working Space, Add</i>	77,732.88 164.81	442.24
23 21 16 00-0215 Pressure Regulating Valve (23 21 16)		
23 21 16 00-0216 Screwed Ends, Iron Body, Water Pressure Reducing Valves (23 21 16 00-0215) Note: For building services, 25 - 75 PSI, up to 300 Lbs. rating		
23 21 16 00-0217 EA 1/2" Screwed Ends, Iron Construction, Water Pressure Reducing Valve <i>For Work In Restricted Working Space, Add</i>	224.15 16.27	13.56
23 21 16 00-0218 EA 3/4" Screwed Ends, Iron Construction, Water Pressure Reducing Valve <i>For Work In Restricted Working Space, Add</i>	276.82 18.08	15.18
23 21 16 00-0219 EA 1" Screwed Ends, Iron Construction, Water Pressure Reducing Valve <i>For Work In Restricted Working Space, Add</i>	365.74 19.14	16.27
23 21 16 00-0220 EA 1-1/4" Screwed Ends, Iron Construction, Water Pressure Reducing Valve <i>For Work In Restricted Working Space, Add</i>	630.43 21.69	18.22
23 21 16 00-0221 EA 1-1/2" Screwed Ends, Iron Construction, Water Pressure Reducing Valve <i>For Work In Restricted Working Space, Add</i>	856.67 26.03	21.69
23 21 16 00-0222 EA 2" Screwed Ends, Iron Construction, Water Pressure Reducing Valve <i>For Work In Restricted Working Space, Add</i>	1,226.87 39.95	33.26
23 21 16 00-0223 EA 2-1/2" Screwed Ends, Iron Construction, Water Pressure Reducing Valve <i>For Work In Restricted Working Space, Add</i>	1,334.15 44.95	37.45
23 21 16 00-0224 EA 3" Screwed Ends, Iron Construction, Water Pressure Reducing Valve <i>For Work In Restricted Working Space, Add</i>	1,465.79 49.94	108.37
23 21 16 00-0225 Cast Iron Body, Steam Pressure Regulator And Reducer (23 21 16 00-0215) Note: Single seated, spring loaded, direct acting diaphragm valve.		
23 21 16 00-0226 Screwed Ends, Cast Iron Body, Steam Pressure Regulator And Reducer (23 21 16 00-0225)		
23 21 16 00-0227 EA 1/2" Screwed Ends, Cast Iron Body, Steam Pressure Regulator Valve And Reducer <i>For Work In Restricted Working Space, Add</i>	378.84 21.85	18.23
23 21 16 00-0228 EA 3/4" Screwed Ends, Cast Iron Body, Steam Pressure Regulator Valve And Reducer <i>For Work In Restricted Working Space, Add</i>	473.54 31.00	25.82
23 21 16 00-0229 EA 1" Screwed Ends, Cast Iron Body, Steam Pressure Regulator Valve And Reducer <i>For Work In Restricted Working Space, Add</i>	609.15 37.85	31.46
23 21 16 00-0230 EA 1-1/4" Screwed Ends, Cast Iron Body, Steam Pressure Regulator Valve And Reducer <i>For Work In Restricted Working Space, Add</i>	816.62 43.99	38.20
23 21 16 00-0231 EA 1-1/2" Screwed Ends, Cast Iron Body, Steam Pressure Regulator Valve And Reducer <i>For Work In Restricted Working Space, Add</i>	1,098.36 50.08	43.41
23 21 16 00-0232 EA 2" Screwed Ends, Cast Iron Body, Steam Pressure Regulator Valve And Reducer <i>For Work In Restricted Working Space, Add</i>	1,284.36 60.85	60.85
23 21 16 00-0233 Flanged, Cast Iron Body, Steam Pressure Regulator And Reducer (23 21 16 00-0225) Note: Single seated, spring loaded, direct acting diaphragm valve.		
23 21 16 00-0234 EA 2-1/2" Flanged, Cast Iron Body, Steam Pressure Regulator Valve And Reducer <i>For Work In Restricted Working Space, Add</i>	2,980.13 55.32	147.05
23 21 16 00-0235 EA 3" Flanged, Cast Iron Body, Steam Pressure Regulator Valve And Reducer <i>For Work In Restricted Working Space, Add</i>	3,706.52 64.73	172.41
23 21 16 00-0236 EA 4" Flanged, Cast Iron Body, Steam Pressure Regulator Valve And Reducer <i>For Work In Restricted Working Space, Add</i>	4,761.78 108.66	289.03
23 21 16 00-0237 EA 6" Flanged, Cast Iron Body, Steam Pressure Regulator Valve And Reducer <i>For Work In Restricted Working Space, Add</i>	11,896.61 131.45	349.29
23 21 16 00-0238 Cast Iron Body, Externally Piloted, Steam Pressure Regulating And Reducing Valves (23 21 16 00-0215)		
23 21 16 00-0239 Screwed Ends, Cast Iron Body, Externally Piloted, Steam Pressure Regulating And Reducing Valves (23 21 16 00-0238)		
23 21 16 00-0240 EA 1/2" Screwed Ends, Cast Iron Body, Externally Piloted, Steam Pressure Regulating And Reducing Valve <i>For Work In Restricted Working Space, Add</i>	2,164.17 19.85	13.23
23 21 16 00-0241 EA 3/4" Screwed Ends, Cast Iron Body, Externally Piloted, Steam Pressure Regulating And Reducing Valve <i>For Work In Restricted Working Space, Add</i>	2,209.67 19.85	13.23
23 21 16 00-0242 EA 1" Screwed Ends, Cast Iron Body, Externally Piloted, Steam Pressure Regulating And Reducing Valve <i>For Work In Restricted Working Space, Add</i>	2,353.43 25.07	16.71
23 21 16 00-0243 EA 1-1/4" Screwed Ends, Cast Iron Body, Externally Piloted, Steam Pressure Regulating And Reducing Valve <i>For Work In Restricted Working Space, Add</i>	2,765.47 31.90	21.26
23 21 16 00-0244 EA 1-1/2" Screwed Ends, Cast Iron Body, Externally Piloted, Steam Pressure Regulating And Reducing Valve <i>For Work In Restricted Working Space, Add</i>	3,165.97 36.78	24.52
23 21 16 00-0245 EA 2" Screwed Ends, Cast Iron Body, Externally Piloted, Steam Pressure Regulating And Reducing Valve <i>For Work In Restricted Working Space, Add</i>	3,925.77 43.30	28.86



MINOR CSI UOM DESCRIPTION	TOTAL DIRECT UNIT COST	DEMOLITION UNIT COST
23 21 16 00-0246 Flanged, Cast Iron Body, Externally Piloted, Steam Pressure Regulating And Reducing Valves <small>(23 21 16 00-0238)</small>		
23 21 16 00-0247 EA 2-1/2" Flanged, Cast Iron Body, Externally Piloted, Steam Pressure Regulating And Reducing Valve <i>For Work In Restricted Working Space, Add</i>	4,850.53 55.32	147.05
23 21 16 00-0248 EA 3" Flanged, Cast Iron Body, Externally Piloted, Steam Pressure Regulating And Reducing Valve <i>For Work In Restricted Working Space, Add</i>	5,984.00 64.73	172.41
23 21 16 00-0249 EA 4" Flanged, Cast Iron Body, Externally Piloted, Steam Pressure Regulating And Reducing Valve <i>For Work In Restricted Working Space, Add</i>	9,062.55 108.66	289.03
23 21 16 00-0250 EA 6" Flanged, Cast Iron Body, Externally Piloted, Steam Pressure Regulating And Reducing Valve <i>For Work In Restricted Working Space, Add</i>	19,957.11 131.45	349.29
23 21 16 00-0251 Screwed Ends, Cast Iron Body, Air Pressure Reducing Valves <small>(23 21 16 00-0215)</small>		
23 21 16 00-0252 EA 1/2" Screwed Ends, Cast Iron Body, Air Pressure Reducing Valve	252.09	14.10
23 21 16 00-0253 EA 3/4" Screwed Ends, Cast Iron Body, Air Pressure Reducing Valve	312.43	15.61
23 21 16 00-0254 EA 1" Screwed Ends, Cast Iron Body, Air Pressure Reducing Valve	415.39	16.59
23 21 16 00-0255 EA 1-1/4" Screwed Ends, Cast Iron Body, Air Pressure Reducing Valve	722.20	18.87
23 21 16 00-0256 EA 1-1/2" Screwed Ends, Cast Iron Body, Air Pressure Reducing Valve	983.23	22.55
23 21 16 00-0257 EA 2" Screwed Ends, Cast Iron Body, Air Pressure Reducing Valve	1,406.70	34.56
23 21 16 00-0258 EA 2-1/2" Screwed Ends, Cast Iron Body, Air Pressure Reducing Valve	1,523.90	37.65
23 21 16 00-0259 EA 3" Screwed Ends, Cast Iron Body, Air Pressure Reducing Valve	1,679.44	43.35
23 21 16 00-0260 Screwed Ends, Bronze Body, Water Pressure Reducing Valves <small>(23 21 16 00-0215)</small>		
<small>Note: For building services, bronze construction, pressure adjustment, union and strainer, factory set at 45 PSI (Watts 25AUB).</small>		
23 21 16 00-0261 EA 1/2" Screwed Ends, Bronze Body, Water Pressure Reducing Valve	193.28	13.56
23 21 16 00-0262 EA 3/4" Screwed Ends, Bronze Body, Water Pressure Reducing Valve	212.34	15.18
23 21 16 00-0263 EA 1" Screwed Ends, Bronze Body, Water Pressure Reducing Valve	264.84	16.81
23 21 16 00-0264 EA 1-1/4" Screwed Ends, Bronze Body, Water Pressure Reducing Valve	634.56	18.22
23 21 16 00-0265 EA 1-1/2" Screwed Ends, Bronze Body, Water Pressure Reducing Valve	687.04	21.69
23 21 16 00-0266 EA 2" Screwed Ends, Bronze Body, Water Pressure Reducing Valve	1,079.90	33.26
23 21 16 00-0267 Plastic Pressure Regulator <small>(23 21 16 00-0215)</small>		
23 21 16 00-0268 Polyvinyl Chloride (PVC) Pressure Regulator Valves <small>(23 21 16 00-0267)</small>		
23 21 16 00-0269 EA 1/4" Polyvinyl Chloride (PVC) Pressure Regulator Valve	270.45	16.27
23 21 16 00-0270 EA 1/2" Polyvinyl Chloride (PVC) Pressure Regulator Valve	298.99	22.55
23 21 16 00-0271 EA 3/4" Polyvinyl Chloride (PVC) Pressure Regulator Valve	531.96	27.12
23 21 16 00-0272 EA 1" Polyvinyl Chloride (PVC) Pressure Regulator Valve	599.81	36.22
23 21 16 00-0273 EA 1-1/2" Polyvinyl Chloride (PVC) Pressure Regulator Valve	708.78	43.39
23 21 16 00-0274 EA 2" Polyvinyl Chloride (PVC) Pressure Regulator Valve	867.10	67.79
23 21 16 00-0275 Polypropylene Pressure Regulator Valves <small>(23 21 16 00-0267)</small>		
23 21 16 00-0276 EA 1/4" Polypropylene Pressure Regulator Valve	345.09	16.27
23 21 16 00-0277 EA 1/2" Polypropylene Pressure Regulator Valve	423.40	22.78
23 21 16 00-0278 EA 3/4" Polypropylene Pressure Regulator Valve	650.40	27.12
23 21 16 00-0279 EA 1" Polypropylene Pressure Regulator Valve	769.01	36.22
23 21 16 00-0280 EA 1-1/2" Polypropylene Pressure Regulator Valve	897.88	43.39
23 21 16 00-0281 EA 2" Polypropylene Pressure Regulator Valve	1,109.95	67.79
23 21 16 00-0282 Teflon (PTFE) Pressure Regulator Valves <small>(23 21 16 00-0267)</small>		
23 21 16 00-0283 EA 1/4" Teflon (PTFE) Pressure Regulator Valve	738.23	16.27
23 21 16 00-0284 EA 1/2" Teflon (PTFE) Pressure Regulator Valve	846.39	22.55
23 21 16 00-0285 EA 3/4" Teflon Pressure Regulator Valve	1,427.72	27.12
23 21 16 00-0286 EA 1" Teflon (PTFE) Pressure Regulator Valve	1,973.29	36.22
23 21 16 00-0287 EA 1-1/2" Teflon (PTFE) Pressure Regulator Valve	2,380.85	43.39
23 21 16 00-0288 EA 2" Teflon (PTFE) Pressure Regulator Valve	3,330.42	67.79
23 21 16 00-0289 Polyvinyl Chloride (PVC), Viton Seals, Pressure Regulator Valves <small>(23 21 16 00-0267)</small>		
23 21 16 00-0290 EA 1/4" Polyvinyl Chloride (PVC), Viton Seals, Pressure Regulator Valve	241.19	16.27
23 21 16 00-0291 EA 1/2" Polyvinyl Chloride (PVC), Viton Seals, Pressure Regulator Valve	276.24	22.55
23 21 16 00-0292 EA 3/4" Polyvinyl Chloride (PVC), Viton Seals, Pressure Regulator Valve	445.16	27.12
23 21 16 00-0293 EA 1" Polyvinyl Chloride (PVC), Viton Seals, Pressure Regulator Valve	528.55	36.11
23 21 16 00-0294 EA 1-1/2" Polyvinyl Chloride (PVC), Viton Seals, Pressure Regulator Valve	615.11	43.39
23 21 16 00-0295 Dual Unit Reducing And Relief Valve <small>(23 21 16)</small>		
23 21 16 00-0296 EA 1/2" Dual Unit Reducing And Relief Valve	217.76	33.10
23 21 16 00-0297 Safety Relief Valve <small>(23 21 16)</small>		
<small>Note: Used in water heater and hot water storage tank applications.</small>		

23 Heating, Ventilating, and Air-Conditioning (HVAC)

23 20 HVAC Piping and Pumps

23 21 Hydronic Piping and Pumps



MINOR CSI UOM DESCRIPTION	TOTAL DIRECT UNIT COST	DEMOLITION UNIT COST
23 21 16 00-0298 Threaded Inlet, Bronze Body Safety Valves <small>(23 21 16 00-0297)</small>		
Note: Variable set points to 150 psig pressure, 210 Degree F temperature range.		
23 21 16 00-0299 EA 1/2" x 1/2" Threaded Inlet, Bronze Body Safety Valve	78.30	13.56
23 21 16 00-0300 EA 3/4" x 3/4" Threaded Inlet, Bronze Body Safety Valve	110.33	14.91
23 21 16 00-0301 EA 1" x 1" Threaded Inlet, Bronze Body Safety Valve	160.99	18.16
23 21 16 00-0302 EA 1-1/4" x 1-1/4" Threaded Inlet, Bronze Body Safety Valve	210.21	19.25
23 21 16 00-0303 EA 1-1/2" x 1-1/2" Threaded Inlet, Bronze Body Safety Valve	289.82	25.76
23 21 16 00-0304 EA 2" x 2" Threaded Inlet, Bronze Body Safety Valve	390.79	30.37
23 21 16 00-0305 EA 2-1/2" x 2-1/2" Threaded Inlet, Bronze Body Safety Valve	441.44	37.96
23 21 16 00-0306 Plastic Pressure Relief Valves <small>(23 21 16 00-0297)</small>		
23 21 16 00-0307 Polyvinyl Chloride (PVC) Pressure Relief Valves <small>(23 21 16 00-0306)</small>		
23 21 16 00-0308 EA 1/4" Polyvinyl Chloride (PVC) Pressure Relief Valve	222.34	16.27
23 21 16 00-0309 EA 1/2" Polyvinyl Chloride (PVC) Pressure Relief Valve	244.25	22.78
23 21 16 00-0310 EA 3/4" Polyvinyl Chloride (PVC) Pressure Relief Valve	460.64	27.12
23 21 16 00-0311 EA 1" Polyvinyl Chloride (PVC) Pressure Relief Valve	545.07	36.34
23 21 16 00-0312 EA 1-1/2" Polyvinyl Chloride (PVC) Pressure Relief Valve	708.78	43.39
23 21 16 00-0313 EA 2" Polyvinyl Chloride (PVC) Pressure Relief Valve	882.03	67.79
23 21 16 00-0314 Polypropylene Pressure Relief Valves <small>(23 21 16 00-0306)</small>		
23 21 16 00-0315 EA 1/4" Polypropylene Pressure Relief Valve	255.52	16.27
23 21 16 00-0316 EA 1/2" Polypropylene Pressure Relief Valve	294.01	22.55
23 21 16 00-0317 EA 3/4" Polypropylene Pressure Relief Valve	576.75	27.12
23 21 16 00-0318 EA 1" Polypropylene Pressure Relief Valve	669.48	36.22
23 21 16 00-0319 EA 1-1/2" Polypropylene Pressure Relief Valve	1,181.54	43.39
23 21 16 00-0320 EA 2" Polypropylene Pressure Relief Valve	1,446.02	67.79
23 21 16 00-0321 Teflon (PTFE) Pressure Relief Valves <small>(23 21 16 00-0306)</small>		
23 21 16 00-0322 EA 1/4" Teflon (PTFE) Pressure Relief Valve	454.57	16.27
23 21 16 00-0323 EA 1/2" Teflon (PTFE) Pressure Relief Valve	501.36	22.55
23 21 16 00-0324 EA 3/4" Teflon (PTFE) Pressure Relief Valve	949.98	27.12
23 21 16 00-0325 EA 1" Teflon (PTFE) Pressure Relief Valve	1,117.35	36.22
23 21 16 00-0326 EA 1-1/2" Teflon (PTFE) Pressure Relief Valve	1,828.47	43.39
23 21 16 00-0327 EA 2" Teflon (PTFE) Pressure Relief Valve	2,358.36	67.79
23 21 16 00-0328 Polyvinyl Chloride (PVC), Vitron Seals, Pressure Relief Valves <small>(23 21 16 00-0306)</small>		
23 21 16 00-0329 EA 1/2" Polyvinyl Chloride (PVC), Vitron Seals, Pressure Relief Valve	230.41	22.55
23 21 16 00-0330 EA 3/4" Polyvinyl Chloride (PVC), Vitron Seals, Pressure Relief Valve	262.86	27.12
23 21 16 00-0331 EA 1" Polyvinyl Chloride (PVC), Vitron Seals, Pressure Relief Valve	319.94	36.11
23 21 16 00-0332 EA 1-1/2" Polyvinyl Chloride (PVC), Vitron Seals, Pressure Relief Valve	410.40	43.39
23 21 16 00-0333 EA 2" Polyvinyl Chloride (PVC), Vitron Seals, Pressure Relief Valve	518.70	67.79
23 21 16 00-0334 Threaded, Bronze Body, Temperature And Pressure Relief Valves <small>(23 21 16)</small>		
23 21 16 00-0335 EA 1/2" x 1/2" Threaded, Bronze Body, Temperature And Pressure Relief Valve	89.74	27.65
For Cast Iron Body, Add	55.69	
23 21 16 00-0336 EA 3/4" x 3/4" Threaded, Bronze Body, Temperature And Pressure Relief Valve	116.29	33.18
For Cast Iron Body, Add	77.58	
23 21 16 00-0337 EA 1" x 1" Threaded, Bronze Body, Temperature And Pressure Relief Valve	171.15	44.25
For Cast Iron Body, Add	123.55	
23 21 16 00-0338 EA 1-1/4" x 1-1/4" Threaded, Bronze Body, Temperature And Pressure Relief Valve	287.54	47.40
For Cast Iron Body, Add	262.59	
23 21 16 00-0339 EA 1-1/2" x 1-1/2" Threaded, Bronze Body, Temperature And Pressure Relief Valve	488.58	53.15
For Cast Iron Body, Add	502.31	
23 21 16 00-0340 EA 2" x 2" Threaded, Bronze Body, Temperature And Pressure Relief Valve	562.43	76.41
For Cast Iron Body, Add	546.98	
23 21 16 00-0341 Thermostatic Radiator Valves <small>(23 21 16)</small>		
Note: For hot water or two pipe low pressure steam.		
23 21 16 00-0342 EA 1/2" Straight Thermostatic Radiator Valve (Danfoss 013G8015)	80.72	17.51
23 21 16 00-0343 EA 3/4" Straight Thermostatic Radiator Valve (Danfoss 013G8020)	98.49	23.59
23 21 16 00-0344 EA 1" Straight Thermostatic Radiator Valve (Danfoss 013G8025)	130.81	28.56
23 21 16 00-0345 EA 1-1/4" Straight Thermostatic Radiator Valve (Danfoss 013G8032)	202.03	36.18
23 21 16 00-0346 EA 1/2" Angle Thermostatic Radiator Valve (Danfoss 013G8014)	80.72	17.51
23 21 16 00-0347 EA 3/4" Angle Thermostatic Radiator Valve (Danfoss 013G8019)	98.49	23.59
23 21 16 00-0348 EA 1" Angle Thermostatic Radiator Valve (Danfoss 013G8024)	130.81	28.56
23 21 16 00-0349 EA 1-1/4" Angle Thermostatic Radiator Valve (Danfoss 013G8031)	202.03	36.18
23 21 16 00-0350 EA Tamper Resistant Valve Mounted Dial And Sensor Thermostatic Operator (Danfoss 013G8240)	81.99	13.56
23 21 16 00-0351 EA Tamper Resistant Valve Mounted Dial With Remote Sensor Thermostatic Operator (Danfoss 013G2922)	137.49	18.99
23 21 16 00-0352 Radiator Trap Repair Kits <small>(23 21 16)</small>		
Note: For hot water or two pipe low pressure steam.		
23 21 16 00-0353 EA 1/2" Trap (Spirax-Sarco TH-125), Straight, Radiator Trap Repair Kit (Spirax-Sarco SH1031)	144.00	



MINOR CSI UOM DESCRIPTION	TOTAL DIRECT UNIT COST	DEMOLITION UNIT COST
23 21 16 00-0354 EA 3/4" Trap (Spirax-Sarco TH-125), Straight, Radiator Trap Repair Kit (Spirax-Sarco SH1032)	180.01	
23 21 16 00-0355 EA 1/2" Trap (Spirax-Sarco TH-125), Angle, Radiator Trap Repair Kit (Spirax-Sarco SH1026)	182.94	
23 21 16 00-0356 EA 3/4" Trap (Spirax-Sarco TH-125), Angle, Radiator Trap Repair Kit (Spirax-Sarco SH1027)	207.84	
23 21 16 00-0357 EA 1" Trap (Spirax-Sarco TH-125), Angle, Radiator Trap Repair Kit (Spirax-Sarco SH1028)	494.28	
23 21 16 00-0358 Horizontal Steel Expansion Tanks <small>(23 21 16)</small>		
Note: ASME Code Stamp. 150 PSI with glass gauge and cocks.		
23 21 16 00-0359 EA 10 Gallon Horizontal Steel Expansion Tank	767.98	108.50
23 21 16 00-0360 EA 15 Gallon Horizontal Steel Expansion Tank	1,097.72	135.63
23 21 16 00-0361 EA 30 Gallon Horizontal Steel Expansion Tank	1,448.16	162.76
23 21 16 00-0362 EA 40 Gallon Horizontal Steel Expansion Tank	1,685.36	189.88
23 21 16 00-0363 EA 60 Gallon Horizontal Steel Expansion Tank	1,932.41	192.27
23 21 16 00-0364 Horizontal Diaphragm Type (Bladder) Steel Expansion Tanks <small>(23 21 16)</small>		
Note: ASME. Precharged with working pressure 125 psi. Armstrong AX Series.		
23 21 16 00-0365 EA 7.8 Gallon Horizontal Diaphragm Type (Bladder) Steel Expansion Tank	1,579.34	81.38
23 21 16 00-0366 EA 10.9 Gallon Horizontal Diaphragm Type (Bladder) Steel Expansion Tank	1,647.62	94.94
23 21 16 00-0367 EA 21.7 Gallon Horizontal Diaphragm Type (Bladder) Steel Expansion Tank	2,461.74	108.50
23 21 16 00-0368 EA 33.6 Gallon Horizontal Diaphragm Type (Bladder) Steel Expansion Tank	2,561.51	122.06
23 21 16 00-0369 EA 44.4 Gallon Horizontal Diaphragm Type (Bladder) Steel Expansion Tank	3,477.33	135.63
23 21 16 00-0370 EA 55.7 Gallon Horizontal Diaphragm Type (Bladder) Steel Expansion Tank	3,666.69	149.19
23 21 16 00-0371 EA 68.0 Gallon Horizontal Diaphragm Type (Bladder) Steel Expansion Tank	4,362.15	162.76
23 21 16 00-0372 EA 77.0 Gallon Horizontal Diaphragm Type (Bladder) Steel Expansion Tank	4,667.75	176.31
23 21 16 00-0373 EA 90.0 Gallon Horizontal Diaphragm Type (Bladder) Steel Expansion Tank	5,145.27	189.88
23 21 16 00-0374 EA 110.0 Gallon Horizontal Diaphragm Type (Bladder) Steel Expansion Tank	5,286.69	217.01
23 21 16 00-0375 EA 132.0 Gallon Horizontal Diaphragm Type (Bladder) Steel Expansion Tank	6,636.45	244.13
23 21 16 00-0376 EA 158.0 Gallon Horizontal Diaphragm Type (Bladder) Steel Expansion Tank	7,610.87	271.26
23 21 16 00-0377 EA 211.0 Gallon Horizontal Diaphragm Type (Bladder) Steel Expansion Tank	8,833.26	325.51
23 21 16 00-0378 Vertical Diaphragm Type (Bladder) Steel Expansion Tanks (Armstrong AX) <small>(23 21 16)</small>		
Note: ASME. Precharged with working pressure 125 psi		
23 21 16 00-0379 EA 8.0 Gallon Vertical Diaphragm Type (Bladder) Steel Expansion Tank	1,802.12	81.38
23 21 16 00-0380 EA 11.0 Gallon Vertical Diaphragm Type (Bladder) Steel Expansion Tank	1,858.29	94.94
23 21 16 00-0381 EA 22.0 Gallon Vertical Diaphragm Type (Bladder) Steel Expansion Tank	2,665.15	108.50
23 21 16 00-0382 EA 34.0 Gallon Vertical Diaphragm Type (Bladder) Steel Expansion Tank	2,844.82	122.06
23 21 16 00-0383 EA 44.0 Gallon Vertical Diaphragm Type (Bladder) Steel Expansion Tank	3,620.19	135.63
23 21 16 00-0384 EA 56.0 Gallon Vertical Diaphragm Type (Bladder) Steel Expansion Tank	3,807.13	149.19
23 21 16 00-0385 EA 67.0 Gallon Vertical Diaphragm Type (Bladder) Steel Expansion Tank	4,645.47	162.76
23 21 16 00-0386 EA 77.0 Gallon Vertical Diaphragm Type (Bladder) Steel Expansion Tank	5,021.29	176.31
23 21 16 00-0387 EA 91.0 Gallon Vertical Diaphragm Type (Bladder) Steel Expansion Tank	5,554.51	189.88
23 21 16 00-0388 EA 111.0 Gallon Vertical Diaphragm Type (Bladder) Steel Expansion Tank	5,688.66	217.01
23 21 16 00-0389 EA 132.0 Gallon Vertical Diaphragm Type (Bladder) Steel Expansion Tank	7,002.10	244.13
23 21 16 00-0390 EA 158.0 Gallon Vertical Diaphragm Type (Bladder) Steel Expansion Tank	8,126.65	271.26
23 21 16 00-0391 EA 211.0 Gallon Vertical Diaphragm Type (Bladder) Steel Expansion Tank	9,358.72	325.51
23 21 16 00-0392 Diaphragm Type (Residential Style) Steel Expansion Tanks <small>(23 21 16)</small>		
23 21 16 00-0393 EA 2.1 Gallon Diaphragm Type (Residential Style) Steel Expansion Tank (Watts DET-5-M1)	98.53	9.99
23 21 16 00-0394 EA 4.5 Gallon Diaphragm Type (Residential Style) Steel Expansion Tank (Watts DET-12-M1)	141.84	9.99
23 21 16 00-0395 Vertical Diaphragm Type (Bladder) Fiberglass Reinforced Polyester (FRP) Expansion Tanks <small>(23 21 16)</small>		
23 21 16 00-0396 EA 15 Gallon Vertical Diaphragm Type (Bladder) Fiberglass Reinforced Polyester (FRP) Expansion Tank	1,131.07	325.62
23 21 16 00-0397 EA 20 Gallon Vertical Diaphragm Type (Bladder) Fiberglass Reinforced Polyester (FRP) Expansion Tank	1,179.89	325.62
23 21 16 00-0398 EA 30 Gallon Vertical Diaphragm Type (Bladder) Fiberglass Reinforced Polyester (FRP) Expansion Tank	1,228.69	325.62
23 21 16 00-0399 EA 40 Gallon Vertical Diaphragm Type (Bladder) Fiberglass Reinforced Polyester (FRP) Expansion Tank	1,355.58	325.62
23 21 16 00-0400 EA 47 Gallon Vertical Diaphragm Type (Bladder) Fiberglass Reinforced Polyester (FRP) Expansion Tank	1,616.13	433.90
23 21 16 00-0401 EA 60 Gallon Vertical Diaphragm Type (Bladder) Fiberglass Reinforced Polyester (FRP) Expansion Tank	1,908.30	434.12
23 21 16 00-0402 EA 80 Gallon Vertical Diaphragm Type (Bladder) Fiberglass Reinforced Polyester (FRP) Expansion Tank	1,966.28	434.12
23 21 16 00-0403 EA 87 Gallon Vertical Diaphragm Type (Bladder) Fiberglass Reinforced Polyester (FRP) Expansion Tank	2,024.26	434.12
23 21 16 00-0404 EA 120 Gallon Vertical Diaphragm Type (Bladder) Fiberglass Reinforced Polyester (FRP) Expansion Tank	2,576.52	542.51
23 21 16 00-0405 EA 187 Gallon Vertical Diaphragm Type (Bladder) Fiberglass Reinforced Polyester (FRP) Expansion Tank	7,492.00	542.51
23 21 16 00-0406 EA 264 Gallon Vertical Diaphragm Type (Bladder) Fiberglass Reinforced Polyester (FRP) Expansion Tank	9,532.15	650.80
23 21 16 00-0407 ASME Construction Compression Tanks <small>(23 21 16)</small>		
Note: With gauge glass taps, 125 PSI, 240 degree F tanks below are sized by capacity and diameter and height.		
23 21 16 00-0408 EA 15 Gallon, 13" x 34-1/2" ASME Construction Compression Tank	1,156.38	190.97
<i>For Galvanized Steel Tanks, Add</i>		433.52
23 21 16 00-0409 EA 24 Gallon, 13" x 51" ASME Construction Compression Tank	1,178.19	196.39
<i>For Galvanized Steel Tanks, Add</i>		439.91
23 21 16 00-0410 EA 30 Gallon, 13" x 61-1/2" ASME Construction Compression Tank	1,289.96	202.90
<i>For Galvanized Steel Tanks, Add</i>		490.91
23 21 16 00-0411 EA 40 Gallon, 16-1/4" x 53" ASME Construction Compression Tank	1,416.63	210.50
<i>For Galvanized Steel Tanks, Add</i>		548.28

23 Heating, Ventilating, and Air-Conditioning (HVAC)

23 20 HVAC Piping and Pumps

23 21 Hydronic Piping and Pumps



MINOR CSI UOM DESCRIPTION	TOTAL DIRECT UNIT COST	DEMOLITION UNIT COST
23 21 16 00-0412 EA 60 Gallon, 16-1/4" x 76-1/2" ASME Construction Compression Tank..... <i>For Galvanized Steel Tanks, Add</i>	1,662.42 663.03	222.43
23 21 16 00-0413 EA 80 Gallon, 20-1/4" x 68" ASME Construction Compression Tank..... <i>For Galvanized Steel Tanks, Add</i>	1,727.08 688.54	231.11
23 21 16 00-0414 EA 100 Gallon, 20-1/4" x 82" ASME Construction Compression Tank..... <i>For Galvanized Steel Tanks, Add</i>	2,153.07 886.18	251.73
23 21 16 00-0415 EA 120 Gallon, 24-1/4" x 71-1/2" ASME Construction Compression Tank..... <i>For Galvanized Steel Tanks, Add</i>	2,347.53 969.04	270.17
23 21 16 00-0416 EA 144 Gallon, 24-1/4" x 83-1/2" ASME Construction Compression Tank..... <i>For Galvanized Steel Tanks, Add</i>	2,934.22 1,236.26	304.89
23 21 16 00-0417 EA 180 Gallon, 30" x 60" ASME Construction Compression Tank..... <i>For Galvanized Steel Tanks, Add</i>	3,742.44 1,606.58	349.38
23 21 16 00-0418 EA 202 Gallon, 30" x 72" ASME Construction Compression Tank..... <i>For Galvanized Steel Tanks, Add</i>	4,496.15 1,954.83	387.35
23 21 16 00-0419 EA 230 Gallon, 30" x 84" ASME Construction Compression Tank..... <i>For Galvanized Steel Tanks, Add</i>	4,917.68 2,139.72	420.98
23 21 16 00-0420 EA 280 Gallon, 30" x 96" ASME Construction Compression Tank..... <i>For Galvanized Steel Tanks, Add</i>	6,241.75 2,770.87	462.22
23 21 16 00-0421 EA 306 Gallon, 30" x 108" ASME Construction Compression Tank..... <i>For Galvanized Steel Tanks, Add</i>	6,432.53 2,842.12	493.69
23 21 16 00-0422 EA 340 Gallon, 36" x 84" ASME Construction Compression Tank..... <i>For Galvanized Steel Tanks, Add</i>	8,333.72 3,765.00	530.57
23 21 16 00-0423 EA 550 Gallon, 36" x 96" ASME Construction Compression Tank..... <i>For Galvanized Steel Tanks, Add</i>	13,989.63 6,523.07	622.80
23 21 16 00-0424 Compression Tank Air Fittings (23 21 16)		
23 21 16 00-0425 EA 9" To 24" Diameter Compression Tank Air Fittings.....	375.89	30.38
23 21 16 00-0426 EA >100 Gallon Compression Tank Air Fittings	1,305.47	35.81
23 21 16 00-0427 Vortex Air Separators With Strainer (23 21 16)		
Note: Separators are priced by capacity in gallons per minute and by boiler connection sizes and types.		
23 21 16 00-0428 EA 2" Threaded, 56 GPM, 125 PSI, With Strainer, Vortex Air Separator (Rolairtrol R-2N)..... <i>For 300 PSIG, Add</i>	1,260.78 136.62	231.11
23 21 16 00-0429 EA 2-1/2" Threaded, 90 GPM, 125 PSI, With Strainer, Vortex Air Separator (Rolairtrol R-2-1/2N)..... <i>For 300 PSIG, Add</i>	1,555.15 172.99	264.75
23 21 16 00-0430 EA 3" Threaded, 190 GPM, 125 PSI, With Strainer, Vortex Air Separator (Rolairtrol R-3N)..... <i>For 300 PSIG, Add</i>	2,368.75 284.55	311.40
23 21 16 00-0431 EA 3" Flanged, 190 GPM, 125 PSI, With Strainer, Vortex Air Separator (Rolairtrol R-3F)..... <i>For 300 PSIG, Add</i>	2,531.41 304.76	329.79
23 21 16 00-0432 EA 4" Flanged, 300 GPM, 125 PSI, With Strainer, Vortex Air Separator (Rolairtrol R-4F)..... <i>For 300 PSIG, Add</i>	3,269.23 390.45	439.72
23 21 16 00-0433 EA 5" Flanged, 500 GPM, 125 PSI, With Strainer, Vortex Air Separator (Rolairtrol R-5F)..... <i>For 300 PSIG, Add</i>	4,116.86 498.77	522.99
23 21 16 00-0434 EA 6" Flanged, 700 GPM, 125 PSI, With Strainer, Vortex Air Separator (Rolairtrol R-6F)..... <i>For 300 PSIG, Add</i>	4,879.91 597.39	592.21
23 21 16 00-0435 EA 8" Flanged, 1,300 GPM, 125 PSI, With Strainer, Vortex Air Separator (Rolairtrol R-8F)..... <i>For 300 PSIG, Add</i>	6,994.09 887.60	710.46
23 21 16 00-0436 EA 10" Flanged, 2,000 GPM, 125 PSI, With Strainer, Vortex Air Separator (Rolairtrol R-10F)..... <i>For 300 PSIG, Add</i>	10,719.35 1,424.37	807.56
23 21 16 00-0437 EA 12" Flanged, 2,750 GPM, 125 PSI, With Strainer, Vortex Air Separator (Rolairtrol R-12F)..... <i>For 300 PSIG, Add</i>	14,452.19 1,930.31	1,045.02
23 21 16 00-0438 EA 14" Flanged, 3400 GPM With Strainer, Vortex Air Separator (Rolairtrol R-14F)..... <i>For 300 PSIG, Add</i>	29,959.89 4,205.57	1,269.02
23 21 16 00-0439 EA 16" Flanged, 4400 GPM With Strainer, Vortex Air Separator (Rolairtrol R-16F)..... <i>For 300 PSIG, Add</i>	36,979.52 5,200.83	1,522.83
23 21 16 00-0440 EA 18" Flanged, 5200 GPM With Strainer, Vortex Air Separator (Rolairtrol R-16F)..... <i>For 300 PSIG, Add</i>	48,214.80 6,828.44	1,776.63
23 21 16 00-0441 EA 20" Flanged, 6300 GPM With Strainer, Vortex Air Separator (Rolairtrol R-20F)..... <i>For 300 PSIG, Add</i>	56,405.31 7,999.33	2,030.44
23 21 16 00-0442 Vortex Air Separators (23 21 16)		
Note: Without system strainer.		
23 21 16 00-0443 EA 2" Threaded, 56 GPM, 125 PSI, Vortex Air Separator (Rolairtrol RL-2N)..... <i>For 300 PSIG, Add</i>	1,082.94 109.94	231.11
23 21 16 00-0444 EA 2-1/2" Threaded, 90 GPM, 125 PSI, Vortex Air Separator (Rolairtrol RL-2-1/2N)..... <i>For 300 PSIG, Add</i>	1,361.14 143.89	264.75
23 21 16 00-0445 EA 3" Threaded, 190 GPM, 125 PSI, Vortex Air Separator (Rolairtrol RL-3N)..... <i>For 300 PSIG, Add</i>	2,320.25 277.28	311.40
23 21 16 00-0446 EA 3" Flanged, 190 GPM, 125 PSI, Vortex Air Separator (Rolairtrol RL-3F)..... <i>For 300 PSIG, Add</i>	2,105.66 240.90	329.79
23 21 16 00-0447 EA 4" Flanged, 300 GPM, 125 PSI, Vortex Air Separator (Rolairtrol RL-4F)..... <i>For 300 PSIG, Add</i>	2,821.93 323.35	439.72
23 21 16 00-0448 EA 5" Flanged, 530 GPM, 125 PSI, Vortex Air Separator (Rolairtrol RL-5F)..... <i>For 300 PSIG, Add</i>	3,648.00 428.44	522.99
23 21 16 00-0449 EA 6" Flanged, 850 GPM, 125 PSI, Vortex Air Separator (Rolairtrol RL-6F)..... <i>For 300 PSIG, Add</i>	4,243.98 502.00	592.21
23 21 16 00-0450 EA 8" Flanged, 1,900 GPM Vortex Air Separator (Rolairtrol RL-8F)..... <i>For 300 PSIG, Add</i>	5,636.01 683.89	710.46
23 21 16 00-0451 EA 10" Flanged, 3,600 GPM Vortex Air Separator (Rolairtrol RL-10F)..... <i>For 300 PSIG, Add</i>	7,814.57 988.65	807.56



MINOR	CSI	UOM	DESCRIPTION	TOTAL DIRECT UNIT COST	DEMOLITION UNIT COST
23 21 16 00-0452	EA		12" Flanged, 4,800 GPM Vortex Air Separator (Rolairtrol RL-12F) <i>For 300 PSIG, Add</i>	12,011.55 1,564.22	1,045.02
23 21 16 00-0453	EA		14" Flanged, 6,100 GPM Vortex Air Separator (Rolairtrol RL-14F) <i>For 300 PSIG, Add</i>	20,368.76 2,766.90	1,269.02
23 21 16 00-0454	EA		16" Flanged, 8,000 GPM Vortex Air Separator (Rolairtrol RL-16F) <i>For 300 PSIG, Add</i>	25,791.72 3,522.66	1,522.83
23 21 16 00-0455	EA		18" Flanged, 9,700 GPM Vortex Air Separator (Rolairtrol RL-18F) <i>For 300 PSIG, Add</i>	34,443.49 4,762.74	1,776.63
23 21 16 00-0456	EA		20" Flanged, 12,000 GPM Vortex Air Separator (Rolairtrol RL-20F) <i>For 300 PSIG, Add</i>	47,040.38 6,594.59	2,030.44
23 21 16 00-0457	EA		22" Flanged, 15,000 GPM Vortex Air Separator (Rolairtrol RL-22F) <i>For 300 PSIG, Add</i>	57,573.78 8,116.92	2,284.25
23 21 16 00-0458	EA		24" Flanged, 17,000 GPM Vortex Air Separator (Rolairtrol RL-24F) <i>For 300 PSIG, Add</i>	68,107.19 9,639.25	2,538.04
23 21 16 00-0459			Grooved, With Strainer, Vortex Air Separators (23 21 16)		
23 21 16 00-0460	EA		3" Grooved, 190 GPM, With Strainer, Vortex Air Separator (Rolairtrol R-3G)	2,215.91	263.83
23 21 16 00-0461	EA		4" Grooved, 300 GPM, With Strainer, Vortex Air Separator (Rolairtrol R-4G)	3,135.64	351.56
23 21 16 00-0462	EA		5" Grooved, 500 GPM, With Strainer, Vortex Air Separator (Rolairtrol R-5G)	3,958.50	418.00
23 21 16 00-0463	EA		6" Grooved, 700 GPM, With Strainer, Vortex Air Separator (Rolairtrol R-6G)	4,700.38	473.77
23 21 16 00-0464	EA		8" Grooved, 1,300 GPM, With Strainer, Vortex Air Separator (Rolairtrol R-8G)	6,767.96	568.53
23 21 16 00-0465	EA		10" Grooved, 2,000 GPM, With Strainer, Vortex Air Separator (Rolairtrol R-10G)	10,894.97	646.05
23 21 16 00-0466	EA		12" Grooved, 2,750 GPM, With Strainer, Vortex Air Separator (Rolairtrol R-12G)	16,563.81	836.11
23 21 16 00-0467			Grooved Vortex Air Separators (23 21 16)		
			Note: Without system strainer.		
23 21 16 00-0468	EA		3" Grooved, 190 GPM Vortex Air Separator (Rolairtrol RL-3G)	1,774.00	263.83
23 21 16 00-0469	EA		4" Grooved, 300 GPM Vortex Air Separator (Rolairtrol RL-4G)	2,688.34	351.56
23 21 16 00-0470	EA		5" Grooved, 530 GPM Vortex Air Separator (Rolairtrol RL-5G)	3,489.64	418.00
23 21 16 00-0471	EA		6" Grooved, 850 GPM Vortex Air Separator (Rolairtrol RL-6G)	4,064.45	473.77
23 21 16 00-0472	EA		8" Grooved, 1,900 GPM Vortex Air Separator (Rolairtrol RL-8G)	5,420.66	568.53
23 21 16 00-0473	EA		10" Grooved, 3,600 GPM Vortex Air Separator (Rolairtrol RL-10G)	7,947.08	646.05
23 21 16 00-0474	EA		12" Grooved, 4,800 GPM Vortex Air Separator (Rolairtrol RL-12G)	13,164.22	836.11
23 21 16 00-0475			Removable Head, Air Eliminator And Dirt Separator (23 21 16)		
			Note: Spirovent VDN.		
23 21 16 00-0476	EA		2", 45 GPM, Removable Head, Air Eliminator And Dirt Separator (Spirotherm VDN)	3,597.21	231.11
23 21 16 00-0477	EA		2-1/2", 70 GPM, Removable Head, Air Eliminator And Dirt Separator (Spirotherm VDN)	3,895.34	264.75
23 21 16 00-0478	EA		3", 95 GPM, Removable Head, Air Eliminator And Dirt Separator (Spirotherm VDN)	5,200.52	311.40
23 21 16 00-0479	EA		4", 170 GPM, Removable Head, Air Eliminator And Dirt Separator (Spirotherm VDN)	5,945.97	477.41
23 21 16 00-0480	EA		5", 260 GPM, Removable Head, Air Eliminator And Dirt Separator (Spirotherm VDN)	8,684.49	590.25
23 21 16 00-0481	EA		6", 375 GPM, Removable Head, Air Eliminator And Dirt Separator (Spirotherm VDN)	11,175.18	668.38
23 21 16 00-0482	EA		8", 625 GPM, Removable Head, Air Eliminator And Dirt Separator (Spirotherm VDN)	17,447.31	150.82
23 21 16 00-0483	EA		10", 950 GPM, Removable Head, Air Eliminator And Dirt Separator (Spirotherm VDN)	25,757.10	911.42
23 21 16 00-0484	EA		12", 1,400 GPM, Removable Head, Air Eliminator And Dirt Separator (Spirotherm VDN)	33,290.93	1,179.42
23 21 16 00-0485			Swivel Joints (23 21 16)		
23 21 16 00-0486			Carbon Steel, Straight Through Swivel Joint (Dixon Style 20) (23 21 16 00-0485)		
			Note: Includes BUNA-N Seat. For oil, gasoline, water, air, gas, and chemicals.		
23 21 16 00-0487	EA		1" Threaded, Carbon Steel, Straight Through Swivel Joint (Dixon Style 20)	348.95	28.54
23 21 16 00-0488	EA		1-1/2" Threaded, Carbon Steel, Straight Through Swivel Joint (Dixon Style 20)	501.35	41.77
23 21 16 00-0489	EA		2" Threaded, Carbon Steel, Straight Through Swivel Joint (Dixon Style 20)	703.90	48.83
23 21 16 00-0490	EA		3" Threaded, Carbon Steel, Straight Through Swivel Joint (Dixon Style 20)	1,048.79	83.55
23 21 16 00-0491	EA		4" Threaded, Carbon Steel, Straight Through Swivel Joint (Dixon Style 20)	1,330.93	94.94
			<i>For Stainless Steel, Add</i>	1,711.58	
23 21 16 00-0492	EA		2" Flanged, Carbon Steel, Straight Through Swivel Joint (Dixon Style 20)	978.30	144.64
			<i>For Stainless Steel, Add</i>	1,196.19	
23 21 16 00-0493	EA		3" Flanged, Carbon Steel, Straight Through Swivel Joint (Dixon Style 20)	1,322.78	115.39
23 21 16 00-0494	EA		4" Flanged, Carbon Steel, Straight Through Swivel Joint (Dixon Style 20)	1,678.94	309.23
23 21 16 00-0495	EA		6" Flanged, Carbon Steel, Straight Through Swivel Joint (Dixon Style 20)	3,128.96	390.61
23 21 16 00-0496			Carbon Steel, Single Swivel/Single Elbow Swivel Joint (Dixon Style 30) (23 21 16 00-0485)		
			Note: Includes BUNA-N Seat. For oil, gasoline, water, air, gas, and chemicals.		
23 21 16 00-0497	EA		1" Threaded, Carbon Steel, Single Swivel/Single Elbow Swivel Joint (Dixon Style 30)	444.95	28.54
			<i>For Stainless Steel, Add</i>	581.78	
23 21 16 00-0498	EA		1-1/2" Threaded, Carbon Steel, Single Swivel/Single Elbow Swivel Joint (Dixon Style 30)	546.69	41.77
			<i>For Stainless Steel, Add</i>	694.83	
23 21 16 00-0499	EA		2" Threaded, Carbon Steel, Single Swivel/Single Elbow Swivel Joint (Dixon Style 30)	737.54	48.83
			<i>For Stainless Steel, Add</i>	958.35	
23 21 16 00-0500	EA		3" Threaded, Carbon Steel, Single Swivel/Single Elbow Swivel Joint (Dixon Style 30)	1,184.81	83.55
			<i>For Stainless Steel, Add</i>	1,526.82	
23 21 16 00-0501	EA		4" Threaded, Carbon Steel, Single Swivel/Single Elbow Swivel Joint (Dixon Style 30)	1,553.10	94.94
			<i>For Stainless Steel, Add</i>	2,044.83	
23 21 16 00-0502	EA		2" Flanged, Carbon Steel, Single Swivel/Single Elbow Swivel Joint (Dixon Style 30)	1,009.04	144.64
			<i>For Stainless Steel, Add</i>	1,242.30	

23 Heating, Ventilating, and Air-Conditioning (HVAC)

23 20 HVAC Piping and Pumps

23 21 Hydronic Piping and Pumps



MINOR	CSI	UOM	DESCRIPTION	TOTAL DIRECT UNIT COST	DEMOLITION UNIT COST
23 21 16 00-0503	EA		3" Flanged, Carbon Steel, Single Swivel/Single Elbow Swivel Joint (Dixon Style 30).....	1,498.85	115.39
			<i>For Stainless Steel, Add</i>	1,902.00	
23 21 16 00-0504	EA		4" Flanged, Carbon Steel, Single Swivel/Single Elbow Swivel Joint (Dixon Style 30).....	1,882.21	309.23
			<i>For Stainless Steel, Add</i>	2,242.05	
23 21 16 00-0505	EA		6" Flanged, Carbon Steel, Single Swivel/Single Elbow Swivel Joint (Dixon Style 30).....	3,269.34	390.61
			<i>For Stainless Steel, Add</i>	4,169.00	
23 21 16 00-0506			Carbon Steel, Single Swivel/Double Elbow Swivel Joint (Dixon Style 40) <small>(23 21)</small>		
			<small>16 00-0485</small> Note: Includes BUNA-N Seat. For oil, gasoline, water, air, gas, and chemicals.		
23 21 16 00-0507	EA		1" Threaded, Carbon Steel, Single Swivel/Double Elbow Swivel Joint (Dixon Style 40).....	524.17	28.54
			<i>For Stainless Steel, Add</i>	700.61	
23 21 16 00-0508	EA		1-1/2" Threaded, Carbon Steel, Single Swivel/Double Elbow Swivel Joint (Dixon Style 40).....	607.14	41.77
			<i>For Stainless Steel, Add</i>	785.51	
23 21 16 00-0509	EA		2" Threaded, Carbon Steel, Single Swivel/Double Elbow Swivel Joint (Dixon Style 40).....	889.49	48.83
			<i>For Stainless Steel, Add</i>	1,186.28	
23 21 16 00-0510	EA		3" Threaded, Carbon Steel, Single Swivel/Double Elbow Swivel Joint (Dixon Style 40).....	1,367.68	83.55
			<i>For Stainless Steel, Add</i>	1,801.13	
23 21 16 00-0511	EA		4" Threaded, Carbon Steel, Single Swivel/Double Elbow Swivel Joint (Dixon Style 40).....	1,613.55	94.94
			<i>For Stainless Steel, Add</i>	2,135.51	
23 21 16 00-0512	EA		2" Flanged, Carbon Steel, Single Swivel/Double Elbow Swivel Joint (Dixon Style 40).....	1,160.17	144.64
			<i>For Stainless Steel, Add</i>	1,469.00	
23 21 16 00-0513	EA		3" Flanged, Carbon Steel, Single Swivel/Double Elbow Swivel Joint (Dixon Style 40).....	1,686.26	115.39
			<i>For Stainless Steel, Add</i>	2,183.12	
23 21 16 00-0514	EA		4" Flanged, Carbon Steel, Single Swivel/Double Elbow Swivel Joint (Dixon Style 40).....	2,075.66	309.23
			<i>For Stainless Steel, Add</i>	2,532.23	
23 21 16 00-0515	EA		6" Flanged, Carbon Steel, Single Swivel/Double Elbow Swivel Joint (Dixon Style 40).....	3,684.95	390.61
			<i>For Stainless Steel, Add</i>	4,792.41	
23 21 16 00-0516			Ball Joints <small>(23 21 16)</small>		
23 21 16 00-0517	EA		1" Steel Threaded Ball Joint (Hyspan BB-33004-16-11).....	1,114.83	
23 21 16 00-0518	EA		2" Steel Threaded Ball Joint (Hyspan BB-33001-32-11).....	1,624.76	
23 21 16 00-0519	EA		3" Steel Threaded Ball Joint (Hyspan BB-41533-48-21).....	2,795.17	
23 21 16 00-0520	EA		8" Steel Welding Type Ball Joint (Hyspan BB-41533-68-21).....	8,822.16	
23 21 16 00-0521	EA		10" Steel Welding Type Ball Joint (Hyspan BB-41533-70-21).....	10,294.89	
23 21 16 00-0522	EA		3" Steel Flanged Ball Joint (Hyspan BB-41533-48-21).....	2,615.78	169.80
23 21 16 00-0523	EA		4" Steel Flanged Ball Joint (Hyspan BB-41533-64-21).....	4,050.21	284.65
23 21 16 00-0524	EA		6" Steel Flanged Ball Joint (Hyspan BB-31533-66-11).....	4,862.90	349.29
23 21 16 00-0525	EA		8" Steel Flanged Ball Joint (Hyspan BB-41533-68-21).....	8,093.66	446.31
23 21 16 00-0526	EA		10" Steel Flanged Ball Joint (Hyspan BB-31533-70-11).....	9,488.66	543.34
23 21 16 00-0527	EA		4" Stainless Steel Flanged Ball Joint (Hyspan BB-31524-64).....	15,792.06	284.65
23 21 16 00-0528	EA		6" Stainless Steel Flanged Ball Joint (Hyspan BB-31524-66-24).....	23,847.00	349.29
23 21 16 00-0529	EA		6" Carbon Steel Flanged Ball Joint (Hyspan BB-41528-66-21).....	7,198.79	349.29
23 21 16 00-0530	EA		8" Carbon Steel Flanged Ball Joint (Hyspan BB-41528-68-21).....	9,269.09	446.31
23 21 16 00-0531	EA		12" Carbon Steel Flanged Ball Joint (Hyspan BB-41533-72-21).....	16,068.92	
23 21 16 00-0532			Basket Strainers <small>(23 21 16)</small>		
23 21 16 00-0533			Bronze Body Basket Strainers <small>(23 21 16 00-0532)</small>		
23 21 16 00-0534			Screwed Ends, Bronze Body Basket Strainers <small>(23 21 16 00-0533)</small>		
23 21 16 00-0535	EA		1/2" Screwed Ends, Bronze Body Basket Strainer.....	298.47	21.70
			<i>For Work In Restricted Working Space, Add</i>	12.92	
23 21 16 00-0536	EA		3/4" Screwed Ends, Bronze Body Basket Strainer.....	352.75	25.50
			<i>For Work In Restricted Working Space, Add</i>	15.18	
23 21 16 00-0537	EA		1" Screwed Ends, Bronze Body Basket Strainer.....	409.18	30.38
			<i>For Work In Restricted Working Space, Add</i>	18.08	
23 21 16 00-0538	EA		1-1/4" Screwed Ends, Bronze Body Basket Strainer.....	509.60	33.64
			<i>For Work In Restricted Working Space, Add</i>	20.16	
23 21 16 00-0539	EA		1-1/2" Screwed Ends, Bronze Body Basket Strainer.....	601.74	37.97
			<i>For Work In Restricted Working Space, Add</i>	22.76	
23 21 16 00-0540	EA		2" Screwed Ends, Bronze Body Basket Strainer.....	896.55	43.41
			<i>For Work In Restricted Working Space, Add</i>	26.07	
23 21 16 00-0541	EA		2-1/2" Screwed Ends, Bronze Body Basket Strainer.....	1,268.28	58.05
			<i>For Work In Restricted Working Space, Add</i>	34.92	
23 21 16 00-0542	EA		3" Screwed Ends, Bronze Body Basket Strainer.....	1,784.49	61.85
			<i>For Work In Restricted Working Space, Add</i>	37.03	
23 21 16 00-0543			Flanged, Bronze Body Basket Strainers <small>(23 21 16 00-0533)</small>		
23 21 16 00-0544	EA		2" Flanged, Bronze Body Basket Strainer.....	1,407.85	144.64
			<i>For Work In Restricted Working Space, Add</i>	54.25	
23 21 16 00-0545	EA		2-1/2" Flanged, Bronze Body Basket Strainer.....	2,117.08	157.33
			<i>For Work In Restricted Working Space, Add</i>	59.18	
23 21 16 00-0546	EA		3" Flanged, Bronze Body Basket Strainer.....	2,401.07	184.46
			<i>For Work In Restricted Working Space, Add</i>	69.26	
23 21 16 00-0547	EA		4" Flanged, Bronze Body Basket Strainer.....	4,060.19	309.23
			<i>For Work In Restricted Working Space, Add</i>	116.25	
23 21 16 00-0548	EA		6" Flanged, Bronze Body Basket Strainer.....	7,696.06	346.10
			<i>For Work In Restricted Working Space, Add</i>	130.25	



MINOR CSI UOM DESCRIPTION	TOTAL DIRECT UNIT COST	DEMOLITION UNIT COST
23 21 16 00-0549 EA 8" Flanged, Bronze Body Basket Strainer..... <i>For Work In Restricted Working Space, Add</i>	14,029.76 164.81	442.24
23 21 16 00-0550 Iron Body Basket Strainers (23 21 16 00-0532)		
23 21 16 00-0551 Screwed Ends, Iron Body Basket Strainers (23 21 16 00-0550)		
23 21 16 00-0552 EA 1/2" Screwed Ends, Iron Body Basket Strainer..... <i>For Work In Restricted Working Space, Add</i>	368.32 12.92	21.70
23 21 16 00-0553 EA 3/4" Screwed Ends, Iron Body Basket Strainer..... <i>For Work In Restricted Working Space, Add</i>	414.65 15.18	25.50
23 21 16 00-0554 EA 1" Screwed Ends, Iron Body Basket Strainer..... <i>For Work In Restricted Working Space, Add</i>	489.99 18.08	30.38
23 21 16 00-0555 EA 1-1/4" Screwed Ends, Iron Body Basket Strainer..... <i>For Work In Restricted Working Space, Add</i>	643.14 20.16	33.64
23 21 16 00-0556 EA 1-1/2" Screwed Ends, Iron Body Basket Strainer..... <i>For Work In Restricted Working Space, Add</i>	705.52 22.76	37.97
23 21 16 00-0557 EA 2" Screwed Ends, Iron Body Basket Strainer..... <i>For Work In Restricted Working Space, Add</i>	838.88 26.07	43.41
23 21 16 00-0558 EA 2-1/2" Screwed Ends, Iron Body Basket Strainer..... <i>For Work In Restricted Working Space, Add</i>	1,190.66 34.92	58.05
23 21 16 00-0559 EA 3" Screwed Ends, Iron Body Basket Strainer..... <i>For Work In Restricted Working Space, Add</i>	1,346.92 37.03	61.85
23 21 16 00-0560 Flanged, Iron Body Basket Strainers (23 21 16 00-0550)		
23 21 16 00-0561 EA 2" Flanged, Iron Body Basket Strainer..... <i>For Work In Restricted Working Space, Add</i>	960.91 54.25	144.64
23 21 16 00-0562 EA 2-1/2" Flanged, Iron Body Basket Strainer..... <i>For Work In Restricted Working Space, Add</i>	1,248.67 59.18	157.33
23 21 16 00-0563 EA 3" Flanged, Iron Body Basket Strainer..... <i>For Work In Restricted Working Space, Add</i>	1,350.09 69.26	184.46
23 21 16 00-0564 EA 4" Flanged, Iron Body Basket Strainer..... <i>For Work In Restricted Working Space, Add</i>	2,072.02 116.25	309.23
23 21 16 00-0565 EA 6" Flanged, Iron Body Basket Strainer..... <i>For Work In Restricted Working Space, Add</i>	3,712.74 130.25	346.10
23 21 16 00-0566 EA 8" Flanged, Iron Body Basket Strainer..... <i>For Work In Restricted Working Space, Add</i>	6,597.76 164.81	442.24
23 21 16 00-0567 EA 10" Flanged, Iron Body Basket Strainer..... <i>For Work In Restricted Working Space, Add</i>	9,773.83 201.89	538.37
23 21 16 00-0568 EA 12" Flanged, Iron Body Basket Strainer..... <i>For Work In Restricted Working Space, Add</i>	12,154.01 407.20	678.74
23 21 16 00-0569 EA 14" Flanged, Iron Body Basket Strainer..... <i>For Work In Restricted Working Space, Add</i>	14,584.42 288.41	769.11
23 21 16 00-0570 EA 16" Flanged, Iron Body Basket Strainer..... <i>For Work In Restricted Working Space, Add</i>	15,302.36 317.26	846.01
23 21 16 00-0571 Cast Steel Body Basket Strainers (23 21 16 00-0532)		
23 21 16 00-0572 Screwed Ends, Cast Steel Body Basket Strainers (23 21 16 00-0571)		
23 21 16 00-0573 EA 1" Screwed Ends, Cast Steel Body Basket Strainer..... <i>For Work In Restricted Working Space, Add</i>	1,590.48 18.08	30.38
23 21 16 00-0574 EA 1-1/4" Screwed Ends, Cast Steel Body Basket Strainer..... <i>For Work In Restricted Working Space, Add</i>	2,109.63 20.16	33.64
23 21 16 00-0575 EA 1-1/2" Screwed Ends, Cast Steel Body Basket Strainer..... <i>For Work In Restricted Working Space, Add</i>	2,377.64 22.76	37.97
23 21 16 00-0576 EA 2" Screwed Ends, Cast Steel Body Basket Strainer..... <i>For Work In Restricted Working Space, Add</i>	3,361.24 26.06	43.41
23 21 16 00-0577 EA 2-1/2" Screwed Ends, Cast Steel Body Basket Strainer..... <i>For Work In Restricted Working Space, Add</i>	4,719.93 34.91	58.05
23 21 16 00-0578 EA 3" Screwed Ends, Cast Steel Body Basket Strainer..... <i>For Work In Restricted Working Space, Add</i>	6,153.47 37.04	61.85
23 21 16 00-0579 Flanged, Cast Steel Body Basket Strainers (23 21 16 00-0571)		
23 21 16 00-0580 EA 2" Flanged, Cast Steel Body Basket Strainer..... <i>For Work In Restricted Working Space, Add</i>	4,946.50 54.25	144.64
23 21 16 00-0581 EA 2-1/2" Flanged, Cast Steel Body Basket Strainer..... <i>For Work In Restricted Working Space, Add</i>	7,167.45 59.18	157.33
23 21 16 00-0582 EA 3" Flanged, Cast Steel Body Basket Strainer..... <i>For Work In Restricted Working Space, Add</i>	7,849.41 69.26	184.46
23 21 16 00-0583 EA 4" Flanged, Cast Steel Body Basket Strainer..... <i>For Work In Restricted Working Space, Add</i>	11,085.92 116.25	309.23
23 21 16 00-0584 EA 6" Flanged, Cast Steel Body Basket Strainer..... <i>For Work In Restricted Working Space, Add</i>	19,723.73 130.25	346.10
23 21 16 00-0585 EA 8" Flanged, Cast Steel Body Basket Strainer..... <i>For Work In Restricted Working Space, Add</i>	32,158.30 164.81	442.24
23 21 16 00-0586 Stainless Steel Body Basket Strainers (23 21 16 00-0532)		
23 21 16 00-0587 Screwed Ends, Stainless Steel Body Basket Strainers (23 21 16 00-0586)		

23 Heating, Ventilating, and Air-Conditioning (HVAC)

23 20 HVAC Piping and Pumps

23 21 Hydronic Piping and Pumps



MINOR	CSI	UOM	DESCRIPTION	TOTAL DIRECT UNIT COST	DEMOLITION UNIT COST
23 21 16 00-0588	EA		1" Screwed Ends, Stainless Steel Body Basket Strainer <i>For Work In Restricted Working Space, Add</i>	541.09 18.08	30.38
23 21 16 00-0589	EA		1-1/4" Screwed Ends, Stainless Steel Body Basket Strainer <i>For Work In Restricted Working Space, Add</i>	778.90 20.16	33.64
23 21 16 00-0590	EA		1-1/2" Screwed Ends, Stainless Steel Body Basket Strainer <i>For Work In Restricted Working Space, Add</i>	804.22 22.76	37.97
23 21 16 00-0591	EA		2" Screwed Ends, Stainless Steel Body Basket Strainer <i>For Work In Restricted Working Space, Add</i>	1,188.93 26.06	43.41
23 21 16 00-0592	EA		2-1/2" Screwed Ends, Stainless Steel Body Basket Strainer <i>For Work In Restricted Working Space, Add</i>	1,680.19 34.91	58.05
23 21 16 00-0593	EA		3" Screwed Ends, Stainless Steel Body Basket Strainer <i>For Work In Restricted Working Space, Add</i>	2,372.79 37.04	61.85
23 21 16 00-0594			Flanged, Stainless Steel Body Basket Strainers (23 21 16 00-0596)		
23 21 16 00-0595	EA		2" Flanged, Stainless Steel Body Basket Strainer <i>For Work In Restricted Working Space, Add</i>	1,820.83 54.25	144.64
23 21 16 00-0596	EA		2-1/2" Flanged, Stainless Steel Body Basket Strainer <i>For Work In Restricted Working Space, Add</i>	2,751.27 59.18	157.33
23 21 16 00-0597	EA		3" Flanged, Stainless Steel Body Basket Strainer <i>For Work In Restricted Working Space, Add</i>	3,115.71 69.26	184.46
23 21 16 00-0598	EA		4" Flanged, Stainless Steel Body Basket Strainer <i>For Work In Restricted Working Space, Add</i>	5,267.01 116.25	309.23
23 21 16 00-0599	EA		6" Flanged, Stainless Steel Body Basket Strainer <i>For Work In Restricted Working Space, Add</i>	8,050.95 130.25	346.10
23 21 16 00-0600	EA		8" Flanged, Stainless Steel Body Basket Strainer <i>For Work In Restricted Working Space, Add</i>	13,973.94 164.81	442.24
23 21 16 00-0601			Plastic Basket Strainers (23 21 16 00-0532)		
23 21 16 00-0602			Screwed Or Socket Ends, Simplex, Plastic Basket Strainers (23 21 16 00-0601)		
23 21 16 00-0603			Screwed Or Socket Ends, Simplex, Polyvinyl Chloride (PVC) Basket Strainers (23 21 16 00-0602)		
23 21 16 00-0604	EA		1/2" Screwed Or Socket Ends, Simplex, Polyvinyl Chloride (PVC) Basket Strainer <i>For Work In Restricted Working Space, Add</i>	515.46 12.92	15.19
23 21 16 00-0605	EA		3/4" Screwed Or Socket Ends, Simplex, Polyvinyl Chloride (PVC) Basket Strainer <i>For Work In Restricted Working Space, Add</i>	523.00 15.18	17.69
23 21 16 00-0606	EA		1" Screwed Or Socket Ends, Simplex, Polyvinyl Chloride (PVC) Basket Strainer <i>For Work In Restricted Working Space, Add</i>	532.69 18.08	21.05
23 21 16 00-0607	EA		1-1/2" Screwed Or Socket Ends, Simplex, Polyvinyl Chloride (PVC) Basket Strainer <i>For Work In Restricted Working Space, Add</i>	887.89 22.76	26.59
23 21 16 00-0608	EA		2" Screwed Or Socket Ends, Simplex, Polyvinyl Chloride (PVC) Basket Strainer <i>For Work In Restricted Working Space, Add</i>	914.23 26.06	30.38
23 21 16 00-0609	EA		3" Screwed Or Socket Ends, Simplex, Polyvinyl Chloride (PVC) Basket Strainer <i>For Work In Restricted Working Space, Add</i>	1,997.77 37.04	43.41
23 21 16 00-0610	EA		4" Screwed Or Socket Ends, Simplex, Polyvinyl Chloride (PVC) Basket Strainer <i>For Work In Restricted Working Space, Add</i>	2,644.77 48.82	56.96
23 21 16 00-0611			Screwed Or Socket Ends, Simplex, Chlorinated Polyvinyl Chloride (CPVC) Basket Strainers (23 21 16 00-0602)		
23 21 16 00-0612	EA		1/2" Screwed Or Socket Ends, Simplex, Chlorinated Polyvinyl Chloride (CPVC) Basket Strainer <i>For Work In Restricted Working Space, Add</i>	999.33 12.92	15.19
23 21 16 00-0613	EA		3/4" Screwed Or Socket Ends, Simplex, Chlorinated Polyvinyl Chloride (CPVC) Basket Strainer <i>For Work In Restricted Working Space, Add</i>	1,006.87 15.18	17.69
23 21 16 00-0614	EA		1" Screwed Or Socket Ends, Simplex, Chlorinated Polyvinyl Chloride (CPVC) Basket Strainer <i>For Work In Restricted Working Space, Add</i>	1,016.56 18.08	21.05
23 21 16 00-0615	EA		1-1/2" Screwed Or Socket Ends, Simplex, Chlorinated Polyvinyl Chloride (CPVC) Basket Strainer <i>For Work In Restricted Working Space, Add</i>	1,778.51 22.76	26.59
23 21 16 00-0616	EA		2" Screwed Or Socket Ends, Simplex, Chlorinated Polyvinyl Chloride (CPVC) Basket Strainer <i>For Work In Restricted Working Space, Add</i>	1,822.85 26.06	30.38
23 21 16 00-0617	EA		3" Screwed Or Socket Ends, Simplex, Chlorinated Polyvinyl Chloride (CPVC) Basket Strainer <i>For Work In Restricted Working Space, Add</i>	2,739.88 37.04	43.41
23 21 16 00-0618	EA		4" Screwed Or Socket Ends, Simplex, Chlorinated Polyvinyl Chloride (CPVC) Basket Strainer <i>For Work In Restricted Working Space, Add</i>	4,967.46 48.82	56.96
23 21 16 00-0619			Flanged, Simplex, Plastic Basket Strainers (23 21 16 00-0601)		
23 21 16 00-0620			Flanged, Simplex, Polyvinyl Chloride (PVC) Basket Strainers (23 21 16 00-0619)		
23 21 16 00-0621	EA		1" Flanged, Simplex, Polyvinyl Chloride (PVC) Basket Strainer <i>For Work In Restricted Working Space, Add</i>	731.17 56.95	94.94
23 21 16 00-0622	EA		1-1/2" Flanged, Simplex, Polyvinyl Chloride (PVC) Basket Strainer <i>For Work In Restricted Working Space, Add</i>	1,184.81 65.10	108.50
23 21 16 00-0623	EA		2" Flanged, Simplex, Polyvinyl Chloride (PVC) Basket Strainer <i>For Work In Restricted Working Space, Add</i>	1,238.47 75.84	126.41
23 21 16 00-0624	EA		3" Flanged, Simplex, Polyvinyl Chloride (PVC) Basket Strainer <i>For Work In Restricted Working Space, Add</i>	2,480.53 69.26	184.46
23 21 16 00-0625	EA		4" Flanged, Simplex, Polyvinyl Chloride (PVC) Basket Strainer <i>For Work In Restricted Working Space, Add</i>	3,321.54 116.25	309.23



MINOR CSI UOM DESCRIPTION	TOTAL DIRECT UNIT COST	DEMOLITION UNIT COST
23 21 16 00-0626 EA 6" Flanged, Simplex, Polyvinyl Chloride (PVC) Basket Strainer <i>For Work In Restricted Working Space, Add</i>	6,748.76 147.00	390.61
23 21 16 00-0627 EA 8" Flanged, Simplex, Polyvinyl Chloride (PVC) Basket Strainer <i>For Work In Restricted Working Space, Add</i>	8,867.98 186.00	499.11
23 21 16 00-0628 Flanged, Simplex, Chlorinated Polyvinyl Chloride (CPVC) Basket Strainers <small>(23 21 16 00-0619)</small>		
23 21 16 00-0629 EA 1-1/2" Flanged, Simplex, Chlorinated Polyvinyl Chloride (CPVC) Basket Strainer <i>For Work In Restricted Working Space, Add</i>	2,132.91 65.10	108.50
23 21 16 00-0630 EA 2" Flanged, Simplex, Chlorinated Polyvinyl Chloride (CPVC) Basket Strainer <i>For Work In Restricted Working Space, Add</i>	2,208.68 75.84	126.41
23 21 16 00-0631 EA 3" Flanged, Simplex, Chlorinated Polyvinyl Chloride (CPVC) Basket Strainer <i>For Work In Restricted Working Space, Add</i>	4,862.33 69.26	184.46
23 21 16 00-0632 EA 4" Flanged, Simplex, Chlorinated Polyvinyl Chloride (CPVC) Basket Strainer <i>For Work In Restricted Working Space, Add</i>	6,061.91 116.25	309.23
23 21 16 00-0633 Screwed Or Socket Ends, Duplex, Plastic Basket Strainers <small>(23 21 16 00-0601)</small>		
23 21 16 00-0634 Screwed Or Socket Ends, Duplex, Polyvinyl Chloride (PVC) Basket Strainers <small>(23 21 16 00-0633)</small>		
23 21 16 00-0635 EA 1/2" Screwed Or Socket Ends, Duplex, Polyvinyl Chloride (PVC) Basket Strainer <i>For Work In Restricted Working Space, Add</i>	2,285.07 12.92	15.19
23 21 16 00-0636 EA 3/4" Screwed Or Socket Ends, Duplex, Polyvinyl Chloride (PVC) Basket Strainer <i>For Work In Restricted Working Space, Add</i>	2,292.61 15.18	17.69
23 21 16 00-0637 EA 1" Screwed Or Socket Ends, Duplex, Polyvinyl Chloride (PVC) Basket Strainer <i>For Work In Restricted Working Space, Add</i>	2,302.30 18.08	21.05
23 21 16 00-0638 EA 1-1/2" Screwed Or Socket Ends, Duplex, Polyvinyl Chloride (PVC) Basket Strainer <i>For Work In Restricted Working Space, Add</i>	3,566.56 22.76	26.59
23 21 16 00-0639 EA 2" Screwed Or Socket Ends, Duplex, Polyvinyl Chloride (PVC) Basket Strainer <i>For Work In Restricted Working Space, Add</i>	3,577.58 26.06	30.38
23 21 16 00-0640 EA 3" Screwed Or Socket Ends, Duplex, Polyvinyl Chloride (PVC) Basket Strainer <i>For Work In Restricted Working Space, Add</i>	8,006.27 37.04	43.41
23 21 16 00-0641 EA 4" Screwed Or Socket Ends, Duplex, Polyvinyl Chloride (PVC) Basket Strainer <i>For Work In Restricted Working Space, Add</i>	10,560.78 48.82	56.96
23 21 16 00-0642 Screwed Or Socket Ends, Duplex, Chlorinated Polyvinyl Chloride (CPVC) Basket Strainers <small>(23 21 16 00-0633)</small>		
23 21 16 00-0643 EA 1/2" Screwed Or Socket Ends, Duplex, Chlorinated Polyvinyl Chloride (CPVC) Basket Strainer <i>For Work In Restricted Working Space, Add</i>	4,424.63 12.92	15.19
23 21 16 00-0644 EA 3/4" Screwed Or Socket Ends, Duplex, Chlorinated Polyvinyl Chloride (CPVC) Basket Strainer <i>For Work In Restricted Working Space, Add</i>	4,432.17 15.18	17.69
23 21 16 00-0645 EA 1" Screwed Or Socket Ends, Duplex, Chlorinated Polyvinyl Chloride (CPVC) Basket Strainer <i>For Work In Restricted Working Space, Add</i>	4,441.86 18.08	21.05
23 21 16 00-0646 EA 1-1/2" Screwed Or Socket Ends, Duplex, Chlorinated Polyvinyl Chloride (CPVC) Basket Strainer <i>For Work In Restricted Working Space, Add</i>	6,909.79 22.76	26.59
23 21 16 00-0647 EA 2" Screwed Or Socket Ends, Duplex, Chlorinated Polyvinyl Chloride (CPVC) Basket Strainer <i>For Work In Restricted Working Space, Add</i>	6,920.81 26.06	30.38
23 21 16 00-0648 EA 3" Screwed Or Socket Ends, Duplex, Chlorinated Polyvinyl Chloride (CPVC) Basket Strainer <i>For Work In Restricted Working Space, Add</i>	13,528.10 37.04	43.41
23 21 16 00-0649 EA 4" Screwed Or Socket Ends, Duplex, Chlorinated Polyvinyl Chloride (CPVC) Basket Strainer <i>For Work In Restricted Working Space, Add</i>	20,357.97 48.82	56.96
23 21 16 00-0650 Flanged, Duplex, Plastic Basket Strainers <small>(23 21 16 00-0601)</small>		
23 21 16 00-0651 Flanged, Duplex, Polyvinyl Chloride (PVC) Basket Strainers <small>(23 21 16 00-0650)</small>		
23 21 16 00-0652 EA 1/2" Flanged, Duplex, Polyvinyl Chloride (PVC) Basket Strainer <i>For Work In Restricted Working Space, Add</i>	2,374.48 24.42	40.68
23 21 16 00-0653 EA 3/4" Flanged, Duplex, Polyvinyl Chloride (PVC) Basket Strainer <i>For Work In Restricted Working Space, Add</i>	2,401.59 32.55	54.25
23 21 16 00-0654 EA 1" Flanged, Duplex, Polyvinyl Chloride (PVC) Basket Strainer <i>For Work In Restricted Working Space, Add</i>	2,482.91 56.95	94.94
23 21 16 00-0655 EA 1-1/2" Flanged, Duplex, Polyvinyl Chloride (PVC) Basket Strainer <i>For Work In Restricted Working Space, Add</i>	3,840.50 65.10	108.50
23 21 16 00-0656 EA 2" Flanged, Duplex, Polyvinyl Chloride (PVC) Basket Strainer <i>For Work In Restricted Working Space, Add</i>	3,876.29 75.84	126.41
23 21 16 00-0657 EA 3" Flanged, Duplex, Polyvinyl Chloride (PVC) Basket Strainer <i>For Work In Restricted Working Space, Add</i>	8,394.55 69.26	184.46
23 21 16 00-0658 EA 4" Flanged, Duplex, Polyvinyl Chloride (PVC) Basket Strainer <i>For Work In Restricted Working Space, Add</i>	11,140.51 116.25	309.23
23 21 16 00-0659 Flanged, Duplex, Chlorinated Polyvinyl Chloride (CPVC) Basket Strainers <small>(23 21 16 00-0650)</small>		
23 21 16 00-0660 EA 1/2" Flanged, Duplex, Chlorinated Polyvinyl Chloride (CPVC) Basket Strainer <i>For Work In Restricted Working Space, Add</i>	4,556.24 24.41	40.68
23 21 16 00-0661 EA 3/4" Flanged, Duplex, Chlorinated Polyvinyl Chloride (CPVC) Basket Strainer <i>For Work In Restricted Working Space, Add</i>	4,583.34 32.54	54.25
23 21 16 00-0662 EA 1" Flanged, Duplex, Chlorinated Polyvinyl Chloride (CPVC) Basket Strainer <i>For Work In Restricted Working Space, Add</i>	4,664.70 56.95	94.94

23 Heating, Ventilating, and Air-Conditioning (HVAC)

23 20 HVAC Piping and Pumps

23 21 Hydronic Piping and Pumps



MINOR	CSI	UOM	DESCRIPTION	TOTAL DIRECT UNIT COST	DEMOLITION UNIT COST
23 21 16 00-0663	EA		1-1/2" Flanged, Duplex, Chlorinated Polyvinyl Chloride (CPVC) Basket Strainer <i>For Work In Restricted Working Space, Add</i>	7,297.51 65.10	108.50
23 21 16 00-0664	EA		2" Flanged, Duplex, Chlorinated Polyvinyl Chloride (CPVC) Basket Strainer <i>For Work In Restricted Working Space, Add</i>	7,333.30 75.84	126.41
23 21 16 00-0665	EA		3" Flanged, Duplex, Chlorinated Polyvinyl Chloride (CPVC) Basket Strainer <i>For Work In Restricted Working Space, Add</i>	16,547.65 69.26	184.46
23 21 16 00-0666	EA		4" Flanged, Duplex, Chlorinated Polyvinyl Chloride (CPVC) Basket Strainer <i>For Work In Restricted Working Space, Add</i>	21,459.08 116.25	309.23
23 21 16 00-0667			Plastic Strainer Baskets <small>(23 21 16 00-0532)</small>		
23 21 16 00-0668			Polyvinyl Chloride (PVC) Strainer Baskets <small>(23 21 16 00-0667)</small>		
23 21 16 00-0669	EA		1/2", 3/4" Or 1" Polyvinyl Chloride (PVC) Strainer Basket	199.43	
23 21 16 00-0670	EA		1-1/2", Or 2" Polyvinyl Chloride (PVC) Strainer Basket	244.63	
23 21 16 00-0671	EA		3" Polyvinyl Chloride (PVC) Strainer Basket	549.01	
23 21 16 00-0672	EA		4" Polyvinyl Chloride (PVC) Strainer Basket	623.07	
23 21 16 00-0673			Chlorinated Polyvinyl Chloride (CPVC) Strainer Baskets <small>(23 21 16 00-0667)</small>		
23 21 16 00-0674	EA		1/2", 3/4" Or 1" Chlorinated Polyvinyl Chloride (CPVC) Strainer Basket	383.18	
23 21 16 00-0675	EA		1-1/2" Or 2" Chlorinated Polyvinyl Chloride (CPVC) Strainer Basket	479.81	
23 21 16 00-0676	EA		3" Chlorinated Polyvinyl Chloride (CPVC) Strainer Basket	1,066.24	
23 21 16 00-0677	EA		4" Chlorinated Polyvinyl Chloride (CPVC) Strainer Basket	1,182.86	
23 21 23			Hydronic Pumps <small>(23 21)</small>		
23 21 23 13			In-Line Centrifugal Hydronic Pumps <small>(23 21 23)</small>		
23 21 23 13-0001			Cast Iron Single Stage In-Line Centrifugal Pump <small>(23 21 23 13)</small> Note: For general service, 125 LB flanged, 3550 RPM TEFC motor. Includes packed stuffing boxes and ductile iron case.		
23 21 23 13-0002	EA		3 HP, 50 GPM At 100' Head, Single Stage Cast Iron In-Line Circulating Pump <i>For Mechanical Seal, Add</i> <i>For Cast Steel Case, Add</i>	5,572.94 376.31 846.71	289.82
23 21 23 13-0003	EA		5 HP, 75 GPM At 100' Head, Single Stage Cast Iron In-Line Circulating Pump <i>For Mechanical Seal, Add</i> <i>For Cast Steel Case, Add</i>	6,094.69 403.42 907.69	350.78
23 21 23 13-0004	EA		7-1/2 HP, 100 GPM At 150' Head, Single Stage Cast Iron In-Line Circulating Pump <i>For Mechanical Seal, Add</i> <i>For Cast Steel Case, Add</i>	7,047.69 463.88 1,043.73	416.74
23 21 23 13-0005	EA		10 HP, 125 GPM At 150' Head, Single Stage Cast Iron In-Line Circulating Pump <i>For Mechanical Seal, Add</i> <i>For Cast Steel Case, Add</i>	7,918.20 500.21 1,125.46	555.65
23 21 23 13-0006	EA		15 HP, 150 GPM At 200' Head, Single Stage Cast Iron In-Line Circulating Pump <i>For Mechanical Seal, Add</i> <i>For Cast Steel Case, Add</i>	9,068.94 580.15 1,305.34	605.62
23 21 23 13-0007	EA		30 HP, 200 GPM At 300' Head, Single Stage Cast Iron In-Line Circulating Pump <i>For Mechanical Seal, Add</i> <i>For Cast Steel Case, Add</i>	13,491.46 919.42 2,068.69	666.58
23 21 23 13-0008	EA		40 HP, 250 GPM At 300' Head, Single Stage Cast Iron In-Line Circulating Pump <i>For Mechanical Seal, Add</i> <i>For Cast Steel Case, Add</i>	15,867.32 1,069.51 2,406.40	832.48
23 21 23 13-0009	EA		50 HP, 300 GPM At 300' Head, Single Stage Cast Iron In-Line Circulating Pump <i>For Mechanical Seal, Add</i> <i>For Cast Steel Case, Add</i>	22,016.57 1,532.90 3,449.02	951.40
23 21 23 13-0010	EA		75 HP, 400 GPM At 400' Head, Single Stage Cast Iron In-Line Circulating Pump <i>For Mechanical Seal, Add</i> <i>For Cast Steel Case, Add</i>	27,944.50 1,996.28 4,491.64	996.96
23 21 23 13-0011	EA		100 HP, 600 GPM At 400' Head, Single Stage Cast Iron In-Line Circulating Pump <i>For Mechanical Seal, Add</i> <i>For Cast Steel Case, Add</i>	30,566.08 2,137.64 4,809.70	1,281.52
23 21 23 13-0012			Cast Iron, Single Stage, Vertical In-Line, Close Coupled, Pump <small>(23 21 23 13)</small> Note: For general service, 125 LB flanged, 1,800 RPM TEFC motor.		
23 21 23 13-0013	EA		1/2 HP, 1-1/2" Suction And Discharge, Single Stage Cast Iron Vertical In-Line Pump	2,150.44	166.40
23 21 23 13-0014	EA		3/4 HP, 2" Suction And Discharge, Single Stage Cast Iron Vertical In-Line Pump	3,820.15	190.18
23 21 23 13-0015	EA		1 HP, 3" Suction And Discharge, Single Stage Cast Iron Vertical In-Line Pump	4,150.74	212.97
23 21 23 13-0016	EA		1-1/2 HP, 3" Suction And Discharge, Single Stage Cast Iron Vertical In-Line Pump	4,363.62	231.55
23 21 23 13-0017	EA		2 HP, 4" Suction And Discharge, Single Stage Cast Iron Vertical In-Line Pump	5,713.69	253.54
23 21 23 13-0018	EA		3 HP, 5" Suction And Discharge, Single Stage Cast Iron Vertical In-Line Pump	5,872.45	280.22
23 21 23 13-0019	EA		5 HP, 6" Suction And Discharge, Single Stage Cast Iron Vertical In-Line Pump	6,711.51	332.79
23 21 23 13-0020	EA		7-1/2 HP, 6" Suction And Discharge, Single Stage Cast Iron Vertical In-Line Pump	7,806.85	409.64
23 21 23 13-0021	EA		10 HP, 8" Suction And Discharge, Single Stage Cast Iron Vertical In-Line Pump	10,057.89	443.72
23 21 23 13-0022	EA		15 HP, 8" Suction And Discharge, Single Stage Cast Iron Vertical In-Line Pump	11,760.90	469.80
23 21 23 13-0023	EA		20 HP, 8" Suction And Discharge, Single Stage Cast Iron Vertical In-Line Pump	15,124.35	499.19
23 21 23 13-0024	EA		25 HP, 8" Suction And Discharge, Single Stage Cast Iron Vertical In-Line Pump	15,960.40	515.88
23 21 23 13-0025	EA		30 HP, 8" Suction And Discharge, Single Stage Cast Iron Vertical In-Line Pump	16,796.44	532.47
23 21 23 13-0026	EA		40 HP, 8" Suction And Discharge, Single Stage Cast Iron Vertical In-Line Pump	19,950.16	570.54
23 21 23 13-0027	EA		50 HP, 8" Suction And Discharge, Single Stage Cast Iron Vertical In-Line Pump	21,604.87	667.82
23 21 23 13-0028	EA		60 HP, 8" Suction And Discharge, Single Stage Cast Iron Vertical In-Line Pump	23,858.64	964.57
23 21 23 13-0029	EA		75 HP, 8" Suction And Discharge, Single Stage Cast Iron Vertical In-Line Pump	28,117.71	1,929.14



MINOR	CSI	UOM	DESCRIPTION	TOTAL DIRECT UNIT COST	DEMOLITION UNIT COST
23 21 23	13-0030	EA	100 HP, 8" Suction And Discharge, Single Stage Cast Iron Vertical In-Line Pump	32,315.88	2,314.97
23 21 23 16 Base-Mounted, Centrifugal Hydronic Pumps (23 21 23)					
See CSI section 26 29 23 00-0000 for variable frequency motor controllers.					
23 21 23	16-0001		Single Stage, Cast Iron, Horizontal End Suction, Base Mounted Centrifugal Pump (23 21 23 16)		
Note: 1800 RPM, welded steel baseplate, internally flushed mechanical seal, bronze wear ring, galvanized drip pan, and 3 phase 230/460V premium efficiency motor. Bell & Gossett 1510 Series.					
23 21 23	16-0002	EA	5 HP, 50 GPM At 100' Head Single Stage Cast Iron Centrifugal Pump (B&G 1510, 1-1/4 BC, BF, 184T)	7,183.74	316.80
23 21 23	16-0003	EA	7.5 HP, 100 GPM At 100' Head Single Stage Cast Iron Centrifugal Pump (B&G 1510, 1-1/2 BC, BF, 213T)	8,078.05	317.20
23 21 23	16-0004	EA	10 HP, 225 GPM At 100' Head Single Stage Cast Iron Centrifugal Pump (B&G 1510, 2 E, BF, 215T)	10,670.15	416.74
23 21 23	16-0005	EA	15 HP, 250 GPM At 100' Head Single Stage Cast Iron Centrifugal Pump (B&G 1510, 2 E, BF, 254T)	11,642.94	512.67
23 21 23	16-0006	EA	15 HP, 300 GPM At 100' Head Single Stage Cast Iron Centrifugal Pump (B&G 1510, 3 G, BF, 254T)	13,086.57	512.67
23 21 23	16-0007	EA	20 HP, 350 GPM At 100' Head Single Stage Cast Iron Centrifugal Pump (B&G 1510, 3 E, BF, 256T)	12,679.42	555.65
23 21 23	16-0008	EA	20 HP, 500 GPM At 100' Head Single Stage Cast Iron Centrifugal Pump (B&G 1510, 4 E, BF, 256T)	13,500.19	555.65
23 21 23	16-0009	EA	25 HP, 600 GPM At 100' Head Single Stage Cast Iron Centrifugal Pump (B&G 1510, 4 E, BF, 284T)	14,755.77	582.63
23 21 23	16-0010	EA	30 HP, 750 GPM At 100' Head Single Stage Cast Iron Centrifugal Pump (B&G 1510, 5 E, BF, 286T)	16,361.96	740.54
23 21 23	16-0011	EA	40 HP, 1,050 GPM At 100' Head Single Stage Cast Iron Centrifugal Pump (B&G 1510, 5 E, BF, 324T)	17,272.18	832.48
23 21 23	16-0012	EA	60 HP, 1,500 GPM At 100' Head Single Stage Cast Iron Centrifugal Pump (B&G 1510, 6 E, BF, 364T)	25,959.41	2,027.99
23 21 23	16-0013	EA	75 HP, 2,000 GPM At 100' Head Single Stage Cast Iron Centrifugal Pump (B&G 1510, 8 G, BF, 365T)	38,026.89	2,433.15
23 21 23	16-0014	EA	100 HP, 3,000 GPM At 100' Head Single Stage Cast Iron Centrifugal Pump (B&G 1510, 8 G, BF, 404TS)	42,908.30	3,041.44
23 21 23	16-0015		Single Stage, Vertical Split Case, Cast Iron, Horizontal End Suction, Base Mounted Centrifugal Pump (23 21 23 16)		
Note: 125 LB flanged, 1750 RPM drip-proof motor, common base plate 100' head. Standard seal and motor. For general service.					
23 21 23	16-0016	EA	1-1/2 HP, 40 GPM Cast Iron Centrifugal Pump, Single Stage, Vertical Split Case	5,791.89	232.85
				For 300 LB Flanges, Add	1,343.00
23 21 23	16-0017	EA	2 HP, 50 GPM Cast Iron Centrifugal Pump, Single Stage, Vertical Split Case	7,375.53	249.85
				For 300 LB Flanges, Add	1,750.19
23 21 23	16-0018	EA	3 HP, 90 GPM Cast Iron Centrifugal Pump, Single Stage, Vertical Split Case	9,244.46	266.83
				For 300 LB Flanges, Add	2,200.07
23 21 23	16-0019	EA	5 HP, 100 GPM Cast Iron Centrifugal Pump, Single Stage, Vertical Split Case	10,783.87	316.80
				For 300 LB Flanges, Add	2,553.20
23 21 23	16-0020	EA	7-1/2 HP, 150 GPM Cast Iron Centrifugal Pump, Single Stage, Vertical Split Case	11,333.64	317.20
				For 300 LB Flanges, Add	2,683.50
23 21 23	16-0021	EA	10 HP, 200 GPM Cast Iron Centrifugal Pump, Single Stage, Vertical Split Case	11,847.51	416.74
				For 300 LB Flanges, Add	2,774.50
23 21 23	16-0022	EA	10 HP, 225 GPM Cast Iron Centrifugal Pump, Single Stage, Vertical Split Case	12,111.60	416.74
				For 300 LB Flanges, Add	2,840.52
23 21 23	16-0023	EA	10 HP, 250 GPM Cast Iron Centrifugal Pump, Single Stage, Vertical Split Case	12,696.57	416.74
				For 300 LB Flanges, Add	2,986.76
23 21 23	16-0024	EA	15 HP, 300 GPM Cast Iron Centrifugal Pump, Single Stage, Vertical Split Case	14,739.90	512.67
				For 300 LB Flanges, Add	3,454.35
23 21 23	16-0025	EA	17-1/2 HP, 350 GPM Cast Iron Centrifugal Pump, Single Stage, Vertical Split Case	14,968.82	512.28
				For 300 LB Flanges, Add	3,502.28
23 21 23	16-0026	EA	20 HP, 500 GPM Cast Iron Centrifugal Pump, Single Stage, Vertical Split Case	15,778.54	555.65
				For 300 LB Flanges, Add	3,694.79
23 21 23	16-0027	EA	25 HP, 600 GPM Cast Iron Centrifugal Pump, Single Stage, Vertical Split Case	17,313.84	582.63
				For 300 LB Flanges, Add	4,058.65
23 21 23	16-0028	EA	30 HP, 750 GPM Cast Iron Centrifugal Pump, Single Stage, Vertical Split Case	19,138.11	740.54
				For 300 LB Flanges, Add	4,451.40
23 21 23	16-0029	EA	40 HP, 1,050 GPM Cast Iron Centrifugal Pump, Single Stage, Vertical Split Case	21,710.21	832.48
				For 300 LB Flanges, Add	5,052.79
23 21 23	16-0030	EA	60 HP, 1,500 GPM Cast Iron Centrifugal Pump, Single Stage, Vertical Split Case	33,972.01	2,027.99
				For 300 LB Flanges, Add	7,515.40
23 21 23	16-0031	EA	75 HP, 2,000 GPM Cast Iron Centrifugal Pump, Single Stage, Vertical Split Case	40,406.21	2,433.15
				For 300 LB Flanges, Add	8,928.43
23 21 23	16-0032	EA	100 HP, 3,000 GPM Cast Iron Centrifugal Pump, Single Stage, Vertical Split Case	49,284.94	3,041.44
				For 300 LB Flanges, Add	10,854.83
23 21 23	16-0033		Single Stage, Horizontal Split Case, Cast Iron, Horizontal End Suction, Base Mounted Centrifugal Pump (23 21 23 16)		
Note: 125 LB flanged, 1750 RPM drip-proof motor, common base plate 100' head. Standard seal and motor. For general service.					
23 21 23	16-0034	EA	1-1/2 HP, 40 GPM Cast Iron Centrifugal Pump, Single Stage, Horizontal Split Case	5,565.06	232.85
				For 300 LB Flanges, Add	1,286.29
23 21 23	16-0035	EA	2 HP, 50 GPM Cast Iron Centrifugal Pump, Single Stage, Horizontal Split Case	5,713.79	249.85
				For 300 LB Flanges, Add	1,316.01
23 21 23	16-0036	EA	3 HP, 90 GPM Cast Iron Centrifugal Pump, Single Stage, Horizontal Split Case	5,862.66	266.83
				For 300 LB Flanges, Add	1,345.74
23 21 23	16-0037	EA	5 HP, 100 GPM Cast Iron Centrifugal Pump, Single Stage, Horizontal Split Case	6,366.76	272.83
				For 300 LB Flanges, Add	1,468.82
23 21 23	16-0038	EA	7-1/2 HP, 100 GPM Cast Iron Centrifugal Pump, Single Stage, Horizontal Split Case	10,374.88	316.80
				For 300 LB Flanges, Add	2,450.95
23 21 23	16-0039	EA	10 HP, 250 GPM Cast Iron Centrifugal Pump, Single Stage, Horizontal Split Case	12,566.05	416.74
				For 300 LB Flanges, Add	2,979.49
23 21 23	16-0040	EA	15 HP, 350 GPM Cast Iron Centrifugal Pump, Single Stage, Horizontal Split Case	14,131.07	449.71
				For 300 LB Flanges, Add	3,345.39

23 Heating, Ventilating, and Air-Conditioning (HVAC)

23 20 HVAC Piping and Pumps

23 21 Hydronic Piping and Pumps



MINOR CSI UOM DESCRIPTION	TOTAL DIRECT UNIT COST	DEMOLITION UNIT COST
23 21 23 16-0041 EA 20 HP, 500 GPM Cast Iron Centrifugal Pump, Single Stage, Horizontal Split Case <i>For 300 LB Flanges, Add</i>	14,950.69 3,507.05	499.68
23 21 23 16-0042 EA 25 HP, 750 GPM Cast Iron Centrifugal Pump, Single Stage, Horizontal Split Case <i>For 300 LB Flanges, Add</i>	16,643.28 3,936.50	498.96
23 21 23 16-0043 EA 40 HP, 1,000 GPM Cast Iron Centrifugal Pump, Single Stage, Horizontal Split Case <i>For 300 LB Flanges, Add</i>	18,654.10 4,375.11	641.24
23 21 23 16-0044 EA 50 HP, 1,500 GPM Cast Iron Centrifugal Pump, Single Stage, Horizontal Split Case <i>For 300 LB Flanges, Add</i>	23,745.11 5,545.24	811.41
23 21 23 16-0045 EA 75 HP, 2,000 GPM Cast Iron Centrifugal Pump, Single Stage, Horizontal Split Case <i>For 300 LB Flanges, Add</i>	30,305.16 7,087.49	1,013.45
23 21 23 16-0046 EA 3,000 GPM Cast Iron Centrifugal Pump, Single Stage, Horizontal Split Case, 100 HP <i>For 300 LB Flanges, Add</i>	38,107.57 8,940.33	1,216.57
23 21 23 16-0047 EA 150 HP, 3,500 GPM Cast Iron Centrifugal Pump, Single Stage, Horizontal Split Case <i>For 300 LB Flanges, Add</i>	45,156.46 10,637.38	1,351.27
23 21 23 16-0048 EA 200 HP, 4,000 GPM Cast Iron Centrifugal Pump, Single Stage, Horizontal Split Case <i>For 300 LB Flanges, Add</i>	51,982.71 12,157.73	1,737.96
23 21 23 16-0049 Two Stage, Horizontal Split Case, Cast Iron, Horizontal End Suction, Base Mounted Centrifugal Pump <small>(23 21 23 16)</small> Note: 3500 RPM drip-proof motor, common base plate 500' head. Packed stuffing box and boiler feed water service.		
23 21 23 16-0050 EA 40 HP, 100 GPM Cast Iron Centrifugal Pump, Two Stage, Horizontal Split Case <i>For 300 LB Flanges, Add</i>	35,300.45 8,594.49	512.67
23 21 23 16-0051 EA 50 HP, 200 GPM Cast Iron Centrifugal Pump, Two Stage, Horizontal Split Case <i>For 300 LB Flanges, Add</i>	38,108.18 9,277.20	555.65
23 21 23 16-0052 EA 75 HP, 300 GPM Cast Iron Centrifugal Pump, Two Stage, Horizontal Split Case <i>For 300 LB Flanges, Add</i>	50,883.95 12,376.91	751.44
23 21 23 16-0053 EA 100 HP, 400 GPM Cast Iron Centrifugal Pump, Two Stage, Horizontal Split Case <i>For 300 LB Flanges, Add</i>	59,425.67 14,383.31	1,032.55
23 21 23 16-0054 EA 200 HP, 800 GPM Cast Iron Centrifugal Pump, Two Stage, Horizontal Split Case <i>For 300 LB Flanges, Add</i>	82,449.75 19,981.62	1,376.72
23 21 23 16-0055 Cast Iron Close Coupling Pumps <small>(23 21 23 16)</small>		
23 21 23 16-0056 Foot Mounted Cast Iron Close Coupled Pumps <small>(23 21 23 16-0055)</small>		
23 21 23 16-0057 EA 3 HP, 90 GPM At 50' Head, Foot Mounted, Close Coupled Cast Iron Centrifugal Pump (B&G 1531, 1-1/2 AC, BF, 182JM).....	6,417.69	299.82
23 21 23 16-0058 EA 3 HP, 150 GPM At 40' Head, Foot Mounted, Close Coupled Cast Iron Centrifugal Pump (B&G 1531, 2-1/2 AB, BF, 182JM).....	7,008.12	299.82
23 21 23 16-0059 EA 5 HP, 225 GPM At 50' Head, Foot Mounted, Close Coupled Cast Iron Centrifugal Pump (B&G 1531, 2-1/2 BB, BF, 184JM).....	7,807.48	316.47
23 21 23 16-0060 EA 5 HP, 350 GPM At 25' Head, Foot Mounted, Close Coupled Cast Iron Centrifugal Pump (B&G 1531, 4 AC, BF, 184JM).....	8,329.78	316.47
23 21 23 16-0061 EA 7.5 HP, 350 GPM At 40' Head, Foot Mounted, Close Coupled Cast Iron Centrifugal Pump (B&G 1531, 4 AC, BF, 213JM).....	9,599.55	332.79
23 21 23 16-0062 EA 10 HP, 600 GPM At 40' Head, Foot Mounted, Close Coupled Cast Iron Centrifugal Pump (B&G 1531, 5 A, BF, 215JM).....	11,372.05	400.58
23 21 23 16-0063 EA 15 HP, 1,000 GPM At 40' Head, Foot Mounted, Close Coupled Cast Iron Centrifugal Pump (B&G 1531, 6 BC, BF, 254JP).....	14,956.62	493.48
23 21 23 16-0064 EA 20 HP, 1,350 GPM At 30' Head, Foot Mounted, Close Coupled Cast Iron Centrifugal Pump (B&G 1531, 6 BC, BF, 256JP).....	16,006.25	534.10
23 21 23 16-0065 EA 25 HP, 1,550 GPM At 40' Head, Foot Mounted, Close Coupled Cast Iron Centrifugal Pump (B&G 1531, 6 BC, BF, 284JP).....	18,573.99	576.83
23 21 23 16-0066 Pumps, Polypropylene Body, Housing And Impeller, 115/230 Volt <small>(23 21 23 16)</small>		
23 21 23 16-0067 EA 1/3 HP, Centrifugal Pump, Polypropylene Body	1,594.32	154.84
23 21 23 16-0068 EA 1/2 HP, Centrifugal Pump, Polypropylene Body	1,701.31	164.16
23 21 23 16-0069 EA 3/4 HP, Centrifugal Pump, Polypropylene Body	1,992.37	174.80
23 21 23 16-0070 Multi Stage, Stainless Steel, Horizontal End Suction, Base Mounted Centrifugal Pump <small>(23 21 23 16)</small> Note: 3500RPM, 3 phase 208 to 240/480 Volt. (Goulds EHM)		
23 21 23 16-0071 EA 2 HP, 30 GPM At 140' Head, Stainless Steel Booster Pump (Goulds 5HM05N15T6PBQE).....	2,985.22	299.82
23 21 23 16-0072 Multi Stage, Stainless Steel, Vertical Centrifugal Pump <small>(23 21 23 16)</small> Note: Suction And Discharge Ports On The Same Level		
23 21 23 16-0073 EA 7.5 HP, 90.3 GPM @ 206' Head, Multi Stage, Stainless Steel, Vertical Centrifugal Pump (Grundfos CRN15-4).....	8,682.44	426.73
23 21 23 16-0074 EA 15 HP, 159 GPM @ 250' Head, Multi Stage, Stainless Steel, Vertical Centrifugal Pump (Grundfos CRN32-4).....	11,898.52	527.67
23 21 23 16-0075 EA 25 HP, 239 GPM @ 212' Head, Multi Stage, Stainless Steel, Vertical Centrifugal Pump (Grundfos CRN64-2).....	14,576.70	665.58
23 21 23 23 Vertical-Turbine Hydronic Pumps <small>(23 21 23)</small> See CSI section 26 29 23 00-0000 for variable frequency motor controllers.		
23 21 23 23-0001 Cast Iron, Bronze Fitted Vertical Turbine Wet Sump Pumps <small>(23 21 23 23)</small> Note: For water supply, cooling towers and process liquids. Multi-stage 1750 RPM drip-proof motor. For 1' to 5' sump depth.		



MINOR CSI UOM DESCRIPTION	TOTAL DIRECT UNIT COST	DEMOLITION UNIT COST
23 21 23 23-0002 EA 2 HP, 50 GPM Cast Iron Turbine Pump, 3" Discharge 100' Head, 10 Stage..... <i>For Each Extra Column Assembly <60", Add</i> <i>For Basket Strainer, Galvanized. Steel Pipe Sizes 3" To 8", Add</i> <i>For Basket Strainer, Galvanized Steel Pipe Sizes 10" And Larger, Add</i>	11,307.57 949.02 407.89 294.81	740.54
23 21 23 23-0003 EA 3 HP, 100 GPM Cast Iron Turbine Pump, 4" Discharge 100' Head, 7 Stage..... <i>For Each Extra Column Assembly <60", Add</i> <i>For Basket Strainer, Galvanized. Steel Pipe Sizes 3" To 8", Add</i> <i>For Basket Strainer, Galvanized Steel Pipe Sizes 10" And Larger, Add</i>	13,045.48 1,088.41 477.04 346.59	832.48
23 21 23 23-0004 EA 15 HP, 250 GPM Cast Iron Turbine Pump, 6" Discharge 150' Head, 5 Stage..... <i>For Each Extra Column Assembly <60", Add</i> <i>For Basket Strainer, Galvanized. Steel Pipe Sizes 3" To 8", Add</i> <i>For Basket Strainer, Galvanized Steel Pipe Sizes 10" And Larger, Add</i>	15,760.81 1,319.06 572.24 414.63	811.41
23 21 23 23-0005 EA 25 HP, 500 GPM Cast Iron Turbine Pump, 6" Discharge 150' Head, 3 Stage..... <i>For Each Extra Column Assembly <60", Add</i> <i>For Basket Strainer, Galvanized. Steel Pipe Sizes 3" To 8", Add</i> <i>For Basket Strainer, Galvanized Steel Pipe Sizes 10" And Larger, Add</i>	18,585.31 1,546.99 683.25 497.40	936.33
23 21 23 23-0006 EA 50 HP, 1,000 GPM Cast Iron Turbine Pump, 8" Discharge 150' Head, 2 Stage..... <i>For Each Extra Column Assembly <60", Add</i> <i>For Basket Strainer, Galvanized. Steel Pipe Sizes 3" To 8", Add</i> <i>For Basket Strainer, Galvanized Steel Pipe Sizes 10" And Larger, Add</i>	22,892.57 1,896.58 850.53 621.60	1,013.45
23 21 23 23-0007 EA 100 HP, 2,000 GPM Cast Iron Turbine Pump, 10" Discharge 150' Head, 3 Stage..... <i>For Each Extra Column Assembly <60", Add</i> <i>For Basket Strainer, Galvanized. Steel Pipe Sizes 3" To 8", Add</i> <i>For Basket Strainer, Galvanized Steel Pipe Sizes 10" And Larger, Add</i>	30,103.35 2,486.48 1,125.93 824.89	1,216.57
23 21 23 23-0008 EA 150 HP, 3,000 GPM Cast Iron Turbine Pump, 10" Discharge 150' Head, 2 Stage..... <i>For Each Extra Column Assembly <60", Add</i> <i>For Basket Strainer, Galvanized. Steel Pipe Sizes 3" To 8", Add</i> <i>For Basket Strainer, Galvanized Steel Pipe Sizes 10" And Larger, Add</i>	36,030.84 2,980.23 1,343.47 983.16	1,520.72
23 21 23 23-0009 EA 200 HP, 4,000 GPM Cast Iron Turbine Pump, 12" Discharge 150' Head, 2 Stage..... <i>For Each Extra Column Assembly <60", Add</i> <i>For Basket Strainer, Galvanized. Steel Pipe Sizes 3" To 8", Add</i> <i>For Basket Strainer, Galvanized Steel Pipe Sizes 10" And Larger, Add</i>	57,703.73 4,728.02 2,196.42 1,619.39	1,737.96
23 21 23 23-0010 EA 250 HP, 6,000 GPM Cast Iron Turbine Pump, 14" Discharge 150' Head, 2 Stage..... <i>For Each Extra Column Assembly <60", Add</i> <i>For Basket Strainer, Galvanized. Steel Pipe Sizes 3" To 8", Add</i> <i>For Basket Strainer, Galvanized Steel Pipe Sizes 10" And Larger, Add</i>	75,662.65 6,183.36 2,896.16 2,139.53	2,027.99
23 21 23 23-0011 EA 300 HP, 10,000 GPM Cast Iron Turbine Pump, 18" Discharge 100' Head, 2 Stage..... <i>For Each Extra Column Assembly <60", Add</i> <i>For Basket Strainer, Galvanized. Steel Pipe Sizes 3" To 8", Add</i> <i>For Basket Strainer, Galvanized Steel Pipe Sizes 10" And Larger, Add</i>	105,921.29 8,630.12 4,080.43 3,021.22	2,433.15

23 21 29 Automatic Condensate Pump Units (23 21)

23 21 29 00-0001 Automatic Shallow Pan Condensate Pump (23 21 29)		
23 21 29 00-0002 EA 1/150 HP, 205 GPH (Max) Automatic Shallow Pan Condensate Pump (Little Giant 1-ABS).....	199.87	32.48
23 21 29 00-0003 EA 1/40 HP, 300 GPH (Max) Automatic Shallow Pan Condensate Pump (Little Giant 2-ABS).....	216.75	32.48
23 21 29 00-0004 EA 1/12 HP, 310 GPH (Max) Automatic Shallow Pan Condensate Pump (Little Giant 3-ABS).....	337.78	37.47
23 21 29 00-0005 Automatic Condensate Pump With Tank (23 21 29)		
23 21 29 00-0006 EA 1/20 HP Automatic Condensate Pump With Tank (Hartell KT-15-1UL).....	109.72	24.98
23 21 29 00-0007 EA 1/30 HP Automatic Condensate Pump With Tank (Little Giant VCMX-20).....	116.92	24.98
23 21 29 00-0008 EA 1/50 HP, 200 GPH (Max) Automatic Condensate Removal Pump With Safety Switch (Little Giant VCL-14ULS).....	194.34	32.48
23 21 29 00-0009 EA 1/18 HP, 270 GPH (Max) Automatic Condensate Removal Pump With Safety Switch (Little Giant VCL-24ULS).....	209.86	37.47
23 21 29 00-0010 EA 1/5 HP, 450 GPH (Max) Automatic Condensate Removal Pump With Safety Switch (Little Giant VCL-45ULS) Condensate Pump.....	387.04	42.48

23 22 Steam and Condensate Piping and Pumps (23 20)

23 22 16 Steam and Condensate Heating Piping Specialties (23 22)

23 22 16 00-0001 High Temperature Safety Relief Valve (23 22 16)		
Note: Used in steam or water boiler, heating systems and unfired pressure vessel applications.		
23 22 16 00-0002 Cast Iron Body Safety Valve, Steam Or Water (23 22 16 00-0001)		
Note: Variable set points to 500 psig pressure, 400 Degree F temperature range.		
23 22 16 00-0003 Threaded (23 22 16 00-0002)		
23 22 16 00-0004 EA 3/4" x 1" Threaded Cast Iron Body Safety Relief Valve, Steam or Water.....	496.37	16.27
23 22 16 00-0005 EA 1" x 1-1/4" Threaded Cast Iron Body Safety Relief Valve, Steam or Water.....	518.82	19.25
23 22 16 00-0006 EA 1-1/4" x 1-1/2" Threaded Cast Iron Body Safety Relief Valve, Steam or Water.....	571.38	24.40
23 22 16 00-0007 EA 1-1/2" x 2" Threaded Cast Iron Body Safety Relief Valve, Steam or Water.....	705.62	27.12
23 22 16 00-0008 EA 2" x 2-1/2" Threaded Cast Iron Body Safety Relief Valve, Steam or Water.....	903.79	33.35
23 22 16 00-0009 EA 2-1/2" x 2-1/2" Threaded Cast Iron Body Safety Relief Valve, Steam or Water.....	1,406.42	37.96
23 22 16 00-0010 EA 3" x 3" Threaded Cast Iron Body Safety Relief Valve, Steam or Water.....	1,523.46	43.65
23 22 16 00-0011 Flanged (23 22 16 00-0002)		
23 22 16 00-0012 EA 1-1/2" x 2-1/2" Flanged Cast Iron Body Safety Relief Valve, Steam or Water.....	3,519.50	113.88
23 22 16 00-0013 EA 2" x 3" Flanged Cast Iron Body Safety Relief Valve, Steam or Water.....	4,093.64	171.18
23 22 16 00-0014 EA 2-1/2" x 3" Flanged Cast Iron Body Safety Relief Valve, Steam or Water.....	4,525.81	157.64
23 22 16 00-0015 EA 2-1/2" x 4" Flanged Cast Iron Body Safety Relief Valve, Steam or Water.....	5,493.47	227.69

23 Heating, Ventilating, and Air-Conditioning (HVAC)**23 20 HVAC Piping and Pumps****23 22 Steam and Condensate Piping and Pumps**

SAN BERNARDINO
COUNTY

MINOR CSI UOM DESCRIPTION	TOTAL DIRECT UNIT COST	DEMOLITION UNIT COST
23 22 16 00-0016 EA 3" x 3" Flanged Cast Iron Body Safety Relief Valve, Steam or Water.....	5,870.42	169.80
23 22 16 00-0017 EA 3" x 4" Flanged Cast Iron Body Safety Relief Valve, Steam or Water.....	6,894.49	227.69
23 22 16 00-0018 EA 4" x 6" Flanged Cast Iron Body Safety Relief Valve, Steam or Water.....	11,543.52	323.10
23 22 16 00-0019 EA 6" x 8" Flanged Cast Iron Body Safety Relief Valve, Steam or Water.....	22,989.40	360.85
23 22 16 00-0020 Bronze Body Safety Valve, Threaded, Steam <small>(23 22 16 00-0001)</small>		
Note: Variable set points to 250 psig pressure, 400 Degree F temperature range. Valve also can be set for Air or Gas with variable set points to 300 psig pressure.		
23 22 16 00-0021 EA 3/4" x 3/4" Threaded Bronze Body Safety Relief Valve, Steam.....	541.00	14.91
23 22 16 00-0022 EA 3/4" x 1" Threaded Bronze Body Safety Relief Valve, Steam.....	553.84	16.27
23 22 16 00-0023 EA 1" x 1" Threaded Bronze Body Safety Relief Valve, Steam.....	648.63	17.89
23 22 16 00-0024 EA 1" x 1-1/4" Threaded Bronze Body Safety Relief Valve, Steam.....	716.44	19.25
23 22 16 00-0025 EA 1-1/4" x 1-1/4" Threaded Bronze Body Safety Relief Valve, Steam.....	829.13	21.69
23 22 16 00-0026 EA 1-1/4" x 1-1/2" Threaded Bronze Body Safety Relief Valve, Steam.....	832.40	24.40
23 22 16 00-0027 EA 1-1/2" x 1-1/2" Threaded Bronze Body Safety Relief Valve, Steam.....	936.82	25.76
23 22 16 00-0028 EA 1-1/2" x 2" Threaded Bronze Body Safety Relief Valve, Steam.....	1,021.25	27.12
23 22 16 00-0029 EA 2" x 2" Threaded Bronze Body Safety Relief Valve, Steam.....	1,420.53	30.37
23 22 16 00-0030 EA 2" x 2-1/2" Threaded Bronze Body Safety Relief Valve, Steam.....	1,552.42	33.35
23 22 16 00-0031 EA 2-1/2" x 2-1/2" Threaded Bronze Body Safety Relief Valve, Steam.....	1,852.98	37.96
23 22 16 00-0032 Bronze Body Safety Valve, Threaded, Water <small>(23 22 16 00-0001)</small>		
Note: Variable set points to 160 psig pressure, 250 Degree F temperature range.		
23 22 16 00-0033 EA 3/4" x 3/4" Threaded Bronze Body Safety Relief Valve, Water.....	251.76	14.91
23 22 16 00-0034 EA 3/4" x 1" Threaded Bronze Body Safety Relief Valve, Water.....	287.17	16.27
23 22 16 00-0035 EA 1" x 1" Threaded Bronze Body Safety Relief Valve, Water.....	399.48	17.89
23 22 16 00-0036 EA 1" x 1-1/4" Threaded Bronze Body Safety Relief Valve, Water.....	440.01	19.25
23 22 16 00-0037 EA 1-1/4" x 1-1/4" Threaded Bronze Body Safety Relief Valve, Water.....	638.71	21.69
23 22 16 00-0038 EA 1-1/2" x 1-1/2" Threaded Bronze Body Safety Relief Valve, Water.....	862.89	25.76
23 22 16 00-0039 EA 2" x 2" Threaded Bronze Body Safety Relief Valve, Water.....	1,261.29	30.37
23 22 16 00-0040 Steam Temperature Regulator, Iron Body <small>(23 22 16)</small>		
23 22 16 00-0041 Single Seated Spring Loaded Direct Acting Diaphragm Valve, Steam Temperature Regulator, Iron Body <small>(23 22 16 00-0040)</small>		
Note: Up to 150 PSI.		
23 22 16 00-0042 EA 1/2" Single Seated Spring Loaded Direct Acting Diaphragm Valve, Steam Temperature Regulator, Iron Body.....	1,344.02	15.61
23 22 16 00-0043 EA 3/4" Single Seated Spring Loaded Direct Acting Diaphragm Valve, Steam Temperature Regulator, Iron Body.....	1,413.35	21.04
23 22 16 00-0044 EA 1" Single Seated Spring Loaded Direct Acting Diaphragm Valve, Steam Temperature Regulator, Iron Body.....	1,876.00	25.92
23 22 16 00-0045 EA 1-1/4" Single Seated Spring Loaded Direct Acting Diaphragm Valve, Steam Temperature Regulator, Iron Body.....	2,070.74	32.75
23 22 16 00-0046 EA 1-1/2" Single Seated Spring Loaded Direct Acting Diaphragm Valve, Steam Temperature Regulator, Iron Body.....	2,124.01	37.63
23 22 16 00-0047 EA 2" Single Seated Spring Loaded Direct Acting Diaphragm Valve, Steam Temperature Regulator, Iron Body.....	2,510.47	40.95
23 22 16 00-0048 EA 2-1/2" Single Seated Spring Loaded Direct Acting Diaphragm Valve, Steam Temperature Regulator, Iron Body.....	3,191.65	75.01
23 22 16 00-0049 EA 3" Single Seated Spring Loaded Direct Acting Diaphragm Valve, Steam Temperature Regulator, Iron Body.....	2,935.13	81.80
23 22 16 00-0050 EA 4" Single Seated Spring Loaded Direct Acting Diaphragm Valve, Steam Temperature Regulator, Iron Body.....	4,339.77	191.47
23 22 16 00-0051 EA 6" Single Seated Spring Loaded Direct Acting Diaphragm Valve, Steam Temperature Regulator, Iron Body.....	7,168.14	224.73
23 22 16 00-0052 Single Seated Spring Loaded Reverse Acting Diaphragm Valve, Steam Temperature Regulator, Iron Body <small>(23 22 16 00-0040)</small>		
23 22 16 00-0053 EA 1/2" Single Seated Spring Loaded Reverse Acting Diaphragm Valve, Steam Temperature Regulator, Iron Body.....	1,993.85	15.61
23 22 16 00-0054 EA 3/4" Single Seated Spring Loaded Reverse Acting Diaphragm Valve, Steam Temperature Regulator, Iron Body.....	2,064.18	21.04
23 22 16 00-0055 EA 1" Single Seated Spring Loaded Reverse Acting Diaphragm Valve, Steam Temperature Regulator, Iron Body.....	2,155.47	25.92
23 22 16 00-0056 EA 1-1/4" Single Seated Spring Loaded Reverse Acting Diaphragm Valve, Steam Temperature Regulator, Iron Body.....	2,579.91	32.75
23 22 16 00-0057 EA 1-1/2" Single Seated Spring Loaded Reverse Acting Diaphragm Valve, Steam Temperature Regulator, Iron Body.....	2,763.36	37.63
23 22 16 00-0058 EA 2" Single Seated Spring Loaded Reverse Acting Diaphragm Valve, Steam Temperature Regulator, Iron Body.....	3,138.30	40.95
23 22 16 00-0059 EA 2-1/2" Single Seated Spring Loaded Reverse Acting Diaphragm Valve, Steam Temperature Regulator, Iron Body.....	4,807.24	75.01
23 22 16 00-0060 EA 3" Single Seated Spring Loaded Reverse Acting Diaphragm Valve, Steam Temperature Regulator, Iron Body.....	4,046.14	81.80
23 22 16 00-0061 EA 4" Single Seated Spring Loaded Reverse Acting Diaphragm Valve, Steam Temperature Regulator, Iron Body.....	5,642.22	191.47
23 22 16 00-0062 EA 6" Single Seated Spring Loaded Reverse Acting Diaphragm Valve, Steam Temperature Regulator, Iron Body.....	9,068.54	224.73
23 22 16 00-0063 Double Seated Spring Loaded Direct Acting Diaphragm Valve, Steam Temperature Regulator, Iron Body <small>(23 22 16 00-0040)</small>		
23 22 16 00-0064 EA 1/2" Double Seated Spring Loaded Direct Acting Diaphragm Valve, Steam Temperature Regulator, Iron Body.....	2,718.39	15.61
23 22 16 00-0065 EA 3/4" Double Seated Spring Loaded Direct Acting Diaphragm Valve, Steam Temperature Regulator, Iron Body.....	2,757.10	21.04
23 22 16 00-0066 EA 1" Double Seated Spring Loaded Direct Acting Diaphragm Valve, Steam Temperature Regulator, Iron Body.....	3,016.86	25.92
23 22 16 00-0067 EA 1-1/4" Double Seated Spring Loaded Direct Acting Diaphragm Valve, Steam Temperature Regulator, Iron Body.....	3,284.35	32.75
23 22 16 00-0068 EA 1-1/2" Double Seated Spring Loaded Direct Acting Diaphragm Valve, Steam Temperature Regulator, Iron Body.....	3,402.71	37.63
23 22 16 00-0069 EA 2" Double Seated Spring Loaded Direct Acting Diaphragm Valve, Steam Temperature Regulator, Iron Body.....	3,838.93	40.95
23 22 16 00-0070 EA 2-1/2" Double Seated Spring Loaded Direct Acting Diaphragm Valve, Steam Temperature Regulator, Iron Body.....	7,104.28	75.01
23 22 16 00-0071 EA 3" Double Seated Spring Loaded Direct Acting Diaphragm Valve, Steam Temperature Regulator, Iron Body.....	5,711.19	81.80
23 22 16 00-0072 EA 4" Double Seated Spring Loaded Direct Acting Diaphragm Valve, Steam Temperature Regulator, Iron Body.....	7,272.49	191.47
23 22 16 00-0073 EA 6" Double Seated Spring Loaded Direct Acting Diaphragm Valve, Steam Temperature Regulator, Iron Body.....	10,176.64	224.73
23 22 16 00-0074 Double Seated Spring Loaded Reverse Acting Diaphragm Valve, Steam Temperature Regulator, Iron Body <small>(23 22 16 00-0040)</small>		



MINOR CSI UOM DESCRIPTION	TOTAL DIRECT UNIT COST	DEMOLITION UNIT COST
23 22 16 00-0075 EA 1/2" Double Seated Spring Loaded Reverse Acting Diaphragm Valve, Steam Temperature Regulator, Iron Body	3,484.08	15.61
23 22 16 00-0076 EA 3/4" Double Seated Spring Loaded Reverse Acting Diaphragm Valve, Steam Temperature Regulator, Iron Body	3,518.97	21.04
23 22 16 00-0077 EA 1" Double Seated Spring Loaded Reverse Acting Diaphragm Valve, Steam Temperature Regulator, Iron Body	3,820.82	25.92
23 22 16 00-0078 EA 1-1/4" Double Seated Spring Loaded Reverse Acting Diaphragm Valve, Steam Temperature Regulator, Iron Body	3,981.09	32.75
23 22 16 00-0079 EA 1-1/2" Double Seated Spring Loaded Reverse Acting Diaphragm Valve, Steam Temperature Regulator, Iron Body	4,133.92	37.63
23 22 16 00-0080 EA 2" Double Seated Spring Loaded Reverse Acting Diaphragm Valve, Steam Temperature Regulator, Iron Body	4,501.24	40.95
23 22 16 00-0081 EA 2-1/2" Double Seated Spring Loaded Reverse Acting Diaphragm Valve, Steam Temperature Regulator, Iron Body	7,487.12	75.01
23 22 16 00-0082 EA 3" Double Seated Spring Loaded Reverse Acting Diaphragm Valve, Steam Temperature Regulator, Iron Body	6,001.28	81.80
23 22 16 00-0083 EA 4" Double Seated Spring Loaded Reverse Acting Diaphragm Valve, Steam Temperature Regulator, Iron Body	7,562.57	191.47
23 22 16 00-0084 EA 6" Double Seated Spring Loaded Reverse Acting Diaphragm Valve, Steam Temperature Regulator, Iron Body	10,466.72	224.73
23 22 16 00-0085 Steam Traps (23 22 16)		
23 22 16 00-0086 Inverted Bucket Steam Traps (23 22 16 00-0085)		
23 22 16 00-0087 EA 1/2" 250 PSI Inverted Bucket Cast Iron Steam Trap	321.35	32.55
For Work In Restricted Working Space, Add	19.53	
23 22 16 00-0088 EA 3/4" 250 PSI Inverted Bucket Cast Iron Steam Trap	324.06	33.90
For Work In Restricted Working Space, Add	20.34	
23 22 16 00-0089 EA 1" 250 PSI Inverted Bucket Cast Iron Steam Trap	484.84	36.13
For Work In Restricted Working Space, Add	21.70	
23 22 16 00-0090 EA 1-1/4" 250 PSI Inverted Bucket Cast Iron Steam Trap	786.13	49.31
For Work In Restricted Working Space, Add	29.59	
23 22 16 00-0091 EA 1-1/2" 250 PSI Inverted Bucket Cast Iron Steam Trap	1,173.05	60.76
For Work In Restricted Working Space, Add	36.16	
23 22 16 00-0092 EA 2" 250 PSI Inverted Bucket Cast Iron Steam Trap	1,494.11	90.42
For Work In Restricted Working Space, Add	54.25	
23 22 16 00-0093 Float And Thermostatic Steam Traps (23 22 16 00-0085)		
23 22 16 00-0094 EA 3/4" 15 PSI Maximum Pressure Float And Thermostatic Steam Trap	339.78	33.90
For Work In Restricted Working Space, Add	20.34	
23 22 16 00-0095 EA 1" 15 PSI Maximum Pressure Float And Thermostatic Steam Trap	449.41	36.16
For Work In Restricted Working Space, Add	21.70	
23 22 16 00-0096 EA 1-1/4" 15 PSI Maximum Pressure Float And Thermostatic Steam Trap	554.88	49.32
For Work In Restricted Working Space, Add	29.59	
23 22 16 00-0097 EA 1-1/2" 15 PSI Maximum Pressure Float And Thermostatic Steam Trap	751.80	60.28
For Work In Restricted Working Space, Add	36.17	
23 22 16 00-0098 EA 2" 15 PSI Maximum Pressure Float And Thermostatic Steam Trap	1,378.73	90.38
For Work In Restricted Working Space, Add	54.25	
23 22 16 00-0099 EA 3/4" 30 PSI Maximum Pressure Float And Thermostatic Steam Trap	434.47	33.90
For Work In Restricted Working Space, Add	20.34	
23 22 16 00-0100 EA 1" 30 PSI Maximum Pressure Float And Thermostatic Steam Trap	472.33	36.13
For Work In Restricted Working Space, Add	21.70	
23 22 16 00-0101 EA 1-1/4" 30 PSI Maximum Pressure Float And Thermostatic Steam Trap	617.37	49.31
For Work In Restricted Working Space, Add	29.59	
23 22 16 00-0102 EA 1-1/2" 30 PSI Maximum Pressure Float And Thermostatic Steam Trap	889.29	60.22
For Work In Restricted Working Space, Add	36.17	
23 22 16 00-0103 EA 2" 30 PSI Maximum Pressure Float And Thermostatic Steam Trap	1,518.32	90.42
For Work In Restricted Working Space, Add	54.25	
23 22 16 00-0104 EA 3/4" 75 PSI Maximum Pressure Float And Thermostatic Steam Trap	565.72	33.90
For Work In Restricted Working Space, Add	20.34	
23 22 16 00-0105 EA 1" 75 PSI Maximum Pressure Float And Thermostatic Steam Trap	630.66	36.16
For Work In Restricted Working Space, Add	21.70	
23 22 16 00-0106 EA 1-1/4" 75 PSI Maximum Pressure Float And Thermostatic Steam Trap	961.13	49.31
For Work In Restricted Working Space, Add	29.59	
23 22 16 00-0107 EA 1-1/2" 75 PSI Maximum Pressure Float And Thermostatic Steam Trap	983.05	60.22
For Work In Restricted Working Space, Add	36.17	
23 22 16 00-0108 EA 2" 75 PSI Maximum Pressure Float And Thermostatic Steam Trap	1,912.05	90.42
For Work In Restricted Working Space, Add	54.25	
23 22 16 00-0109 EA 3/4" 150 PSI Maximum Pressure Float And Thermostatic Steam Trap	574.05	33.90
For Work In Restricted Working Space, Add	20.34	
23 22 16 00-0110 EA 1" 150 PSI Maximum Pressure Float And Thermostatic Steam Trap	630.66	36.16
For Work In Restricted Working Space, Add	21.70	
23 22 16 00-0111 EA 1-1/4" 150 PSI Max Pressure Float And Thermostatic Steam Trap	961.13	49.31
For Work In Restricted Working Space, Add	29.59	
23 22 16 00-0112 EA 1-1/2" 150 PSI Max Pressure Float And Thermostatic Steam Trap	983.05	60.22
For Work In Restricted Working Space, Add	36.17	
23 22 16 00-0113 EA 2" 150 PSI Maximum Pressure Float And Thermostatic Steam Trap	1,912.05	90.42
For Work In Restricted Working Space, Add	54.25	
23 22 16 00-0114 Thermostatic Steam Traps (23 22 16 00-0085)		
23 22 16 00-0115 EA 1/2" 25 PSI Maximum Pressure Thermostatic Steam Trap	161.75	32.55
For Work In Restricted Working Space, Add	19.53	
23 22 16 00-0116 EA 3/4" 25 PSI Maximum Pressure Thermostatic Steam Trap	274.04	33.90
For Work In Restricted Working Space, Add	20.34	
23 22 16 00-0117 EA 1" 25 PSI Maximum Pressure Thermostatic Steam Trap	339.47	36.13
For Work In Restricted Working Space, Add	21.70	
23 22 16 00-0118 Thermodynamic Steam Traps (23 22 16 00-0085)		
23 22 16 00-0119 EA 3/8" 600 PSI Maximum Pressure Thermodynamic Steam Trap	364.46	29.30

23 Heating, Ventilating, and Air-Conditioning (HVAC)

23 20 HVAC Piping and Pumps

23 22 Steam and Condensate Piping and Pumps



MINOR CSI UOM DESCRIPTION	TOTAL DIRECT UNIT COST	DEMOLITION UNIT COST
23 22 16 00-0120 EA 1/2" 600 PSI Maximum Pressure Thermodynamic Steam Trap.....	519.27	32.55
23 22 16 00-0121 EA 3/4" 600 PSI Maximum Pressure Thermodynamic Steam Trap.....	644.87	33.90
23 22 16 00-0122 EA 1" 600 PSI Maximum Pressure Thermodynamic Steam Trap.....	866.07	36.13
23 22 16 00-0123 Steam Moisture Separator (23 22 16 00-0085)		
23 22 16 00-0124 EA 1/2" Steam Moisture Separator, Threaded (Spirax Sarco S1).....	726.96	54.25
23 22 16 00-0125 EA 3/4" Steam Moisture Separator, Threaded (Spirax Sarco S1).....	769.47	73.24
23 22 16 00-0126 EA 1" Steam Moisture Separator, Threaded (Spirax Sarco S1).....	926.98	82.46
23 22 16 00-0127 EA 1-1/2" Steam Moisture Separator, Threaded (Spirax Sarco S2).....	1,469.02	94.40
23 22 16 00-0128 EA 2" Steam Moisture Separator, Flanged (Spirax Sarco S3).....	1,797.00	144.64
23 22 16 00-0129 EA 2-1/2" Steam Moisture Separator, Flanged (Spirax Sarco S3).....	2,709.59	157.33
23 22 16 00-0130 EA 3" Steam Moisture Separator, Flanged (Spirax Sarco S3).....	3,094.92	184.46
23 22 16 00-0131 EA 4" Steam Moisture Separator, Flanged (Spirax Sarco S3).....	4,275.55	309.23
23 22 16 00-0132 EA 6" Steam Moisture Separator, Flanged (Spirax Sarco S3).....	8,366.78	390.61
23 22 16 00-0133 Steam/Condensate Meter (23 22 16)		
Note: Meter shall be of the rotary volumetric type and sized on the maximum estimated steam demand.		
23 22 16 00-0134 EA 1" Steam/Condensate Meter.....	6,744.57	89.89
For Steam Meter Pressure-Compensated Counter, Add	1,220.00	
For Contactor Used For Dial Counter, Add	567.00	
For Wall Or Panel Mounted Remote Totalizer With Contactor, Add	905.00	
For Direct Reading Pressure Gauge, Add	79.82	
For Direct Reading Thermometer, Stainless Steel Case With Trim, Add	64.52	
23 22 16 00-0135 EA 2" Steam/Condensate Meter.....	7,608.26	105.63
For Steam Meter Pressure-Compensated Counter, Add	1,220.00	
For Contactor Used For Dial Counter, Add	567.00	
For Wall Or Panel Mounted Remote Totalizer With Contactor, Add	905.00	
For Direct Reading Pressure Gauge, Add	79.82	
For Direct Reading Thermometer, Stainless Steel Case With Trim, Add	64.52	
23 22 16 00-0136 EA 2-1/2" Steam/Condensate Meter.....	8,063.59	131.09
For Steam Meter Pressure-Compensated Counter, Add	1,220.00	
For Contactor Used For Dial Counter, Add	567.00	
For Wall Or Panel Mounted Remote Totalizer With Contactor, Add	905.00	
For Direct Reading Pressure Gauge, Add	79.82	
For Direct Reading Thermometer, Stainless Steel Case With Trim, Add	64.52	
23 22 16 00-0137 EA 3" Steam/Condensate Meter.....	8,539.89	172.29
For Steam Meter Pressure-Compensated Counter, Add	1,220.00	
For Contactor Used For Dial Counter, Add	567.00	
For Wall Or Panel Mounted Remote Totalizer With Contactor, Add	905.00	
For Direct Reading Pressure Gauge, Add	79.82	
For Direct Reading Thermometer, Stainless Steel Case With Trim, Add	64.52	
23 22 16 00-0138 EA 4" Steam/Condensate Meter.....	9,603.08	267.67
For Steam Meter Pressure-Compensated Counter, Add	1,220.00	
For Contactor Used For Dial Counter, Add	567.00	
For Wall Or Panel Mounted Remote Totalizer With Contactor, Add	905.00	
For Direct Reading Pressure Gauge, Add	79.82	
For Direct Reading Thermometer, Stainless Steel Case With Trim, Add	64.52	
23 22 16 00-0139 EA 6" Steam/Condensate Meter.....	16,486.53	338.59
For Steam Meter Pressure-Compensated Counter, Add	1,220.00	
For Contactor Used For Dial Counter, Add	567.00	
For Wall Or Panel Mounted Remote Totalizer With Contactor, Add	905.00	
For Direct Reading Pressure Gauge, Add	79.82	
For Direct Reading Thermometer, Stainless Steel Case With Trim, Add	64.52	
23 22 16 00-0140 EA 8" Steam/Condensate Meter.....	17,050.16	427.48
For Steam Meter Pressure-Compensated Counter, Add	1,220.00	
For Contactor Used For Dial Counter, Add	567.00	
For Wall Or Panel Mounted Remote Totalizer With Contactor, Add	905.00	
For Direct Reading Pressure Gauge, Add	79.82	
For Direct Reading Thermometer, Stainless Steel Case With Trim, Add	64.52	
23 22 16 00-0141 EA 10" Steam/Condensate Meter.....	17,811.04	524.37
For Steam Meter Pressure-Compensated Counter, Add	1,220.00	
For Contactor Used For Dial Counter, Add	567.00	
For Wall Or Panel Mounted Remote Totalizer With Contactor, Add	905.00	
For Direct Reading Pressure Gauge, Add	79.82	
For Direct Reading Thermometer, Stainless Steel Case With Trim, Add	64.52	
23 22 16 00-0142 EA 12" Steam/Condensate Meter.....	18,639.72	636.73
For Steam Meter Pressure-Compensated Counter, Add	1,220.00	
For Contactor Used For Dial Counter, Add	567.00	
For Wall Or Panel Mounted Remote Totalizer With Contactor, Add	905.00	
For Direct Reading Pressure Gauge, Add	79.82	
For Direct Reading Thermometer, Stainless Steel Case With Trim, Add	64.52	
23 22 16 00-0143 EA 14" Steam/Condensate Meter.....	19,819.52	749.09
For Steam Meter Pressure-Compensated Counter, Add	1,220.00	
For Contactor Used For Dial Counter, Add	567.00	
For Wall Or Panel Mounted Remote Totalizer With Contactor, Add	905.00	
For Direct Reading Pressure Gauge, Add	79.82	
For Direct Reading Thermometer, Stainless Steel Case With Trim, Add	64.52	
23 22 16 00-0144 EA 16" Steam/Condensate Meter.....	20,504.63	824.00
For Steam Meter Pressure-Compensated Counter, Add	1,220.00	
For Contactor Used For Dial Counter, Add	567.00	
For Wall Or Panel Mounted Remote Totalizer With Contactor, Add	905.00	
For Direct Reading Pressure Gauge, Add	79.82	
For Direct Reading Thermometer, Stainless Steel Case With Trim, Add	64.52	



MINOR CSI UOM DESCRIPTION	TOTAL DIRECT UNIT COST	DEMOLITION UNIT COST
------------------------------	---------------------------	-------------------------

23 22 23 Steam Condensate Pumps (23 22)

23 22 23 13 Electric-Driven Steam Condensate Pumps (23 22 23)

23 22 23 13-0001 Simplex Condensate Pumps And Motors (23 22 23 13)
Note: Cast iron receiver, float switch.

23 22 23 13-0002 20 PSI Discharge Pressure (23 22 23 13-0001)

23 22 23 13-0003	EA	3 To 6 GPM Simplex Condensate Pump And 1/3 HP Motor With 6 Gallon Cast Iron Receiver, Float Switch, 20 PSI Discharge Pressure	1,780.27	508.68
23 22 23 13-0004	EA	9 To 12 GPM Simplex Condensate Pump And 1/3 HP Motor With 13.5 Gallon Cast Iron Receiver, Float Switch, 20 PSI Discharge Pressure	2,254.57	522.67
23 22 23 13-0005	EA	15 GPM Simplex Condensate Pump And 1/2 HP Motor With 13.5 Gallon Cast Iron Receiver, Float Switch, 20 PSI Discharge Pressure	2,360.68	557.65
23 22 23 13-0006	EA	22.5 GPM Simplex Condensate Pump And 1/2 HP Motor With 21 Gallon Cast Iron Receiver, Float Switch, 20 PSI Discharge Pressure	2,587.10	563.64
23 22 23 13-0007	EA	30 GPM Simplex Condensate Pump And 3/4 HP Motor With 36 Gallon Cast Iron Receiver, Float Switch, 20 PSI Discharge Pressure	2,886.68	613.61
23 22 23 13-0008	EA	37.5 GPM Simplex Condensate Pump And 3/4 HP Motor With 36 Gallon Cast Iron Receiver, Float Switch, 20 PSI Discharge Pressure	4,172.12	613.61
23 22 23 13-0009	EA	45 GPM Simplex Condensate Pump And 1 HP Motor With 36 Gallon Cast Iron Receiver, Float Switch, 20 PSI Discharge Pressure	4,249.33	655.58
23 22 23 13-0010	EA	60 GPM Simplex Condensate Pump And 1-1/2 HP Motor With 50 Gallon Cast Iron Receiver, Float Switch, 20 PSI Discharge Pressure	5,154.99	685.56
23 22 23 13-0011	EA	75 GPM Simplex Condensate Pump And 2 HP Motor With 50 Gallon Cast Iron Receiver, Float Switch, 20 PSI Discharge Pressure	5,213.24	715.55

23 22 23 13-0012 30 PSI Discharge Pressure (23 22 23 13-0001)

23 22 23 13-0013	EA	3 To 6 GPM Simplex Condensate Pump And 1/2 HP Motor With 6 Gallon Cast Iron Receiver, Float Switch, 30 PSI Discharge Pressure	2,033.34	543.65
23 22 23 13-0014	EA	9 To 12 GPM Simplex Condensate Pump And 1/2 HP Motor With 13.5 Gallon Cast Iron Receiver, Float Switch, 30 PSI Discharge Pressure	2,611.80	557.65
23 22 23 13-0015	EA	15 GPM Simplex Condensate Pump And 3/4 HP Motor With 13.5 Gallon Cast Iron Receiver, Float Switch, 30 PSI Discharge Pressure	2,715.78	594.63
23 22 23 13-0016	EA	22.5 GPM Simplex Condensate Pump And 1 HP Motor With 21 Gallon Cast Iron Receiver, Float Switch, 30 PSI Discharge Pressure	3,129.72	642.59
23 22 23 13-0017	EA	30 To 37.5 GPM Simplex Condensate Pump And 1 HP Motor With 36 Gallon Cast Iron Receiver, Float Switch, 30 PSI Discharge Pressure	4,249.33	656.59
23 22 23 13-0018	EA	45 GPM Simplex Condensate Pump And 1-1/2 HP Motor With 36 Gallon Cast Iron Receiver, Float Switch, 30 PSI Discharge Pressure	4,368.02	679.57
23 22 23 13-0019	EA	60 GPM Simplex Condensate Pump And 2 HP Motor With 50 Gallon Cast Iron Receiver, Float Switch, 30 PSI Discharge Pressure	4,504.67	715.55
23 22 23 13-0020	EA	75 GPM Simplex Condensate Pump And 3 HP Motor With 50 Gallon Cast Iron Receiver, Float Switch, 30 PSI Discharge Pressure	5,208.67	761.52

23 22 23 13-0021 40 PSI Discharge Pressure (23 22 23 13-0001)

23 22 23 13-0022	EA	3 To 6 GPM Simplex Condensate Pump And 1 HP Motor With 6 Gallon Cast Iron Receiver, Float Switch, 40 PSI Discharge Pressure	2,270.69	623.60
23 22 23 13-0023	EA	9 To 15 GPM Simplex Condensate Pump And 1 HP Motor With 13.5 Gallon Cast Iron Receiver, Float Switch, 40 PSI Discharge Pressure	2,833.82	673.57
23 22 23 13-0024	EA	22.5 GPM Simplex Condensate Pump And 1-1/2 HP Motor With 21 Gallon Cast Iron Receiver, Float Switch, 40 PSI Discharge Pressure	3,299.46	665.58
23 22 23 13-0025	EA	30 To 37.5 GPM Simplex Condensate Pump And 1-1/2 HP Motor With 36 Gallon Cast Iron Receiver, Float Switch, 40 PSI Discharge Pressure	4,347.60	679.57
23 22 23 13-0026	EA	45 GPM Simplex Condensate Pump And 2 HP Motor With 36 Gallon Cast Iron Receiver, Float Switch, 40 PSI Discharge Pressure	4,443.63	708.56
23 22 23 13-0027	EA	60 GPM Simplex Condensate Pump And 2 HP Motor With 50 Gallon Cast Iron Receiver, Float Switch, 40 PSI Discharge Pressure	5,213.24	715.55
23 22 23 13-0028	EA	75 GPM Simplex Condensate Pump And 3 HP Motor With 50 Gallon Cast Iron Receiver, Float Switch, 40 PSI Discharge Pressure	5,295.46	761.52

23 22 23 13-0029 50 PSI Discharge Pressure (23 22 23 13-0001)

23 22 23 13-0030	EA	3 To 6 GPM Simplex Condensate Pump And 2 HP Motor With 6 Gallon Cast Iron Receiver, Float Switch, 50 PSI Discharge Pressure	4,153.72	675.57
23 22 23 13-0031	EA	9 To 15 GPM Simplex Condensate Pump And 2 HP Motor With 13.6 Gallon Cast Iron Receiver, Float Switch, 50 PSI Discharge Pressure	3,058.75	689.57
23 22 23 13-0032	EA	22.5 GPM Simplex Condensate Pump And 2 HP Motor With 21 Gallon Cast Iron Receiver, Float Switch, 50 PSI Discharge Pressure	3,490.45	694.56
23 22 23 13-0033	EA	30 To 45 GPM Simplex Condensate Pump And 3 HP Motor With 36 Gallon Cast Iron Receiver, Float Switch, 50 PSI Discharge Pressure	4,524.80	755.52
23 22 23 13-0034	EA	60 To 75 GPM Simplex Condensate Pump And 5 HP Motor With 50 Gallon Cast Iron Receiver, Float Switch, 50 PSI Discharge Pressure	7,043.72	814.49

23 22 23 13-0035 Duplex Condensate Pumps And Motors (23 22 23 13)

Note: Cast iron receiver, float switch, alternator assembly.

23 22 23 13-0036 20 PSI Discharge Pressure (23 22 23 13-0035)

23 Heating, Ventilating, and Air-Conditioning (HVAC)**23 20 HVAC Piping and Pumps****23 22 Steam and Condensate Piping and Pumps**

SAN BERNARDINO
COUNTY

MINOR CSI UOM DESCRIPTION	TOTAL DIRECT UNIT COST	DEMOLITION UNIT COST
23 22 23 13-0037 EA 9 To 12 GPM Duplex Condensate Pump And 1/3 HP Motor With 13.5 Gallon Cast Iron Receiver, Float Switch, 20 PSI Discharge Pressure	2,897.67	682.57
23 22 23 13-0038 EA 15 GPM Duplex Condensate Pump And 1/2 HP Motor With 13.5 Gallon Cast Iron Receiver, Float Switch, 20 PSI Discharge Pressure	3,077.23	749.53
23 22 23 13-0039 EA 22.5 GPM Duplex Condensate Pump And 1/2 HP Motor With 21 Gallon Cast Iron Receiver, Float Switch, 20 PSI Discharge Pressure	3,346.57	755.52
23 22 23 13-0040 EA 30 GPM Duplex Condensate Pump And 3/4 HP Motor With 36 Gallon Cast Iron Receiver, Float Switch, 20 PSI Discharge Pressure	3,734.37	823.48
23 22 23 13-0041 EA 37.5 GPM Duplex Condensate Pump And 3/4 HP Motor With 36 Gallon Cast Iron Receiver, Float Switch, 20 PSI Discharge Pressure	5,121.91	823.48
23 22 23 13-0042 EA 45 GPM Duplex Condensate Pump And 1 HP Motor With 36 Gallon Cast Iron Receiver, Float Switch, 20 PSI Discharge Pressure	5,232.12	887.44
23 22 23 13-0043 EA 60 GPM Duplex Condensate Pump And 1-1/2 HP Motor With 50 Gallon Cast Iron Receiver, Float Switch, 20 PSI Discharge Pressure	6,166.05	926.42
23 22 23 13-0044 EA 75 GPM Duplex Condensate Pump And 2 HP Motor With 50 Gallon Cast Iron Receiver, Float Switch, 20 PSI Discharge Pressure	6,324.84	972.39
23 22 23 13-0045 30 PSI Discharge Pressure (23 22 23 13-0035)		
23 22 23 13-0046 EA 9 To 12 GPM Duplex Condensate Pump And 1/2 HP Motor With 13.5 Gallon Cast Iron Receiver, Float Switch, 30 PSI Discharge Pressure	3,716.83	735.53
23 22 23 13-0047 EA 15 GPM Duplex Condensate Pump And 3/4 HP Motor With 13.5 Gallon Cast Iron Receiver, Float Switch, 30 PSI Discharge Pressure	3,900.40	803.49
23 22 23 13-0048 EA 22.5 GPM Duplex Condensate Pump And 1 HP Motor With 21 Gallon Cast Iron Receiver, Float Switch, 30 PSI Discharge Pressure	4,312.63	783.51
23 22 23 13-0049 EA 30 To 37.5 GPM Duplex Condensate Pump And 1 HP Motor With 36 Gallon Cast Iron Receiver, Float Switch, 30 PSI Discharge Pressure	5,232.12	887.44
23 22 23 13-0050 EA 45 GPM Duplex Condensate Pump And 1-1/2 HP Motor With 36 Gallon Cast Iron Receiver, Float Switch, 30 PSI Discharge Pressure	5,383.18	920.42
23 22 23 13-0051 EA 60 GPM Duplex Condensate Pump And 2 HP Motor With 50 Gallon Cast Iron Receiver, Float Switch, 30 PSI Discharge Pressure	6,120.64	972.39
23 22 23 13-0052 EA 75 GPM Duplex Condensate Pump And 3 HP Motor With 50 Gallon Cast Iron Receiver, Float Switch, 30 PSI Discharge Pressure	6,429.77	1,042.35
23 22 23 13-0053 40 PSI Discharge Pressure (23 22 23 13-0035)		
23 22 23 13-0054 EA 9 To 15 GPM Duplex Condensate Pump And 1 HP Motor With 13.5 Gallon Cast Iron Receiver, Float Switch, 40 PSI Discharge Pressure	4,051.45	867.45
23 22 23 13-0055 EA 22.5 GPM Duplex Condensate Pump And 1-1/2 HP Motor With 21 Gallon Cast Iron Receiver, Float Switch, 40 PSI Discharge Pressure	4,461.63	906.43
23 22 23 13-0056 EA 30 To 37.5 GPM Duplex Condensate Pump And 1-1/2 HP Motor With 36 Gallon Cast Iron Receiver, Float Switch, 40 PSI Discharge Pressure	5,395.43	920.42
23 22 23 13-0057 EA 45 GPM Duplex Condensate Pump And 2 HP Motor With 36 Gallon Cast Iron Receiver, Float Switch, 40 PSI Discharge Pressure	5,555.23	966.39
23 22 23 13-0058 EA 60 GPM Duplex Condensate Pump And 2 HP Motor With 50 Gallon Cast Iron Receiver, Float Switch, 40 PSI Discharge Pressure	6,325.86	972.39
23 22 23 13-0059 EA 75 GPM Duplex Condensate Pump And 3 HP Motor With 50 Gallon Cast Iron Receiver, Float Switch, 40 PSI Discharge Pressure	6,454.28	1,042.35
23 22 23 13-0060 50 PSI Discharge Pressure (23 22 23 13-0035)		
23 22 23 13-0061 EA 9 To 15 GPM Duplex Condensate Pump And 2 HP Motor With 13.5 Gallon Cast Iron Receiver, Float Switch, 50 PSI Discharge Pressure	4,220.94	867.45
23 22 23 13-0062 EA 22.5 GPM Duplex Condensate Pump And 2 HP Motor With 21 Gallon Cast Iron Receiver, Float Switch, 50 PSI Discharge Pressure	4,560.18	953.40
23 22 23 13-0063 EA 30 To 45 GPM Duplex Condensate Pump And 3 HP Motor With 36 Gallon Cast Iron Receiver, Float Switch, 50 PSI Discharge Pressure	5,684.66	1,035.35
23 22 23 13-0064 EA 60 To 75 GPM Duplex Condensate Pump And 5 HP Motor With 50 Gallon Cast Iron Receiver, Float Switch, 50 PSI Discharge Pressure	9,709.70	1,121.29
23 23 Refrigerant Piping (23 20)		
23 23 13 Refrigerant Piping Valves (23 23)		
23 23 13 00-0001 Ball Valves (23 23 13)		
23 23 13 00-0002 Refrigeration Ball Valves, Sweat, 1400 Series (23 23 13 00-0001)		
23 23 13 00-0003 EA 3/8" Refrigeration Ball Valve, Sweated	44.14	10.85
23 23 13 00-0004 EA 1/2" Refrigeration Ball Valve, Sweated	45.89	10.85
23 23 13 00-0005 EA 5/8" Refrigeration Ball Valve, Sweated	61.81	10.85
23 23 13 00-0006 EA 7/8" Refrigeration Ball Valve, Sweated	82.76	11.93
23 23 13 00-0007 EA 1-1/8" Refrigeration Ball Valve, Sweated	116.11	13.56
23 23 13 00-0008 EA 1-5/8" Refrigeration Ball Valve, Sweated	189.34	16.70
23 23 13 00-0009 Shut-Off Valves (23 23 13)		
23 23 13 00-0010 Packless (23 23 13 00-0009)		
23 23 13 00-0011 EA 1/2" Refrigeration Valve, Packless	59.30	11.29
23 23 13 00-0012 EA 5/8" Refrigeration Valve, Packless	74.22	12.37
23 23 13 00-0013 EA 7/8" Refrigeration Valve, Packless	152.51	16.93



MINOR CSI UOM DESCRIPTION	TOTAL DIRECT UNIT COST	DEMOLITION UNIT COST
23 23 13 00-0014 Packed <small>(23 23 13 00-0009)</small>		
23 23 13 00-0015 EA 1-1/8" Refrigeration Valve, Packed.....	271.20	24.63
23 23 13 00-0016 EA 1 3/8" Refrigeration Valve, Packed.....	362.69	30.16
23 23 13 00-0017 EA 1-5/8" Refrigeration Valve, Packed.....	441.94	33.96
23 23 13 00-0018 EA 2-1/8" Refrigeration Valve, Packed.....	631.87	38.74
23 23 13 00-0019 EA 2-5/8" Refrigeration Valve, Packed.....	1,046.53	108.50
23 23 13 00-0020 EA 3-1/8" Refrigeration Valve, Packed.....	1,373.57	135.63
23 23 13 00-0021 EA 4-1/8" Refrigeration Valve, Packed.....	1,953.75	180.87
23 23 13 00-0022 Check Valves <small>(23 23 13)</small>		
23 23 13 00-0023 EA 5/8" Check Valve, Refrigeration.....	74.81	10.85
23 23 13 00-0024 EA 7/8" Check Valve, Refrigeration.....	237.52	11.93
23 23 13 00-0025 EA 1-1/8" Check Valve, Refrigeration.....	275.42	13.56
23 23 13 00-0026 EA 1 3/8" Check Valve, Refrigeration.....	371.02	14.43
23 23 13 00-0027 EA 1-5/8" Check Valve, Refrigeration.....	488.71	16.71
23 23 13 00-0028 EA 2-1/8" Check Valve, Refrigeration.....	725.17	19.74
23 23 13 00-0029 EA 2-5/8" Check Valve, Refrigeration.....	1,014.93	28.97
23 23 13 00-0030 EA 3-1/8" Check Valve, Refrigeration.....	1,343.19	37.97
23 23 13 00-0031 Solenoid Valves <small>(23 23 13)</small>		
23 23 13 00-0032 Solenoid Valve, 24 Volt Coil <small>(23 23 13 00-0031)</small>		
23 23 13 00-0033 EA 1/2" Solenoid Valve, Refrigeration.....	216.91	10.85
23 23 13 00-0034 EA 5/8" Solenoid Valve, Refrigeration.....	222.20	10.85
23 23 13 00-0035 EA 3/4" Solenoid Valve, Refrigeration.....	274.38	11.93
23 23 13 00-0036 EA 7/8" Solenoid Valve, Refrigeration.....	274.38	11.93
23 23 13 00-0037 EA 1-1/8" Solenoid Valve, Refrigeration.....	384.92	13.56
23 23 13 00-0038 EA 1 3/8" Solenoid Valve, Refrigeration.....	619.58	14.43
23 23 13 00-0039 EA 1-5/8" Solenoid Valve, Refrigeration.....	1,144.89	16.71
23 23 13 00-0040 EA 2-1/8" Solenoid Valve, Refrigeration.....	1,160.06	19.74
23 23 16 Refrigerant Piping Specialties <small>(23 23)</small>		
23 23 16 00-0001 Soft Refrigeration Copper Tubing <small>(23 23 16)</small>		
Note: Based on outside diameter. Nitrogenized. Lengths up to 100' See CSI section 22 07 19 00-0375 for flexible elastomeric insulation (insulation on suction line only).		
23 23 16 00-0002 LF 1/8" Outside Diameter Soft Refrigeration Copper Tubing.....	4.66	2.58
23 23 16 00-0003 LF 3/16" Outside Diameter Soft Refrigeration Copper Tubing.....	4.88	2.65
23 23 16 00-0004 LF 1/4" Outside Diameter Soft Refrigeration Copper Tubing.....	5.12	2.72
23 23 16 00-0005 LF 5/16" Outside Diameter Soft Refrigeration Copper Tubing.....	5.54	2.77
23 23 16 00-0006 LF 3/8" Outside Diameter Soft Refrigeration Copper Tubing.....	5.71	2.81
23 23 16 00-0007 LF 1/2" Outside Diameter Soft Refrigeration Copper Tubing.....	6.49	2.95
23 23 16 00-0008 LF 5/8" Outside Diameter Soft Refrigeration Copper Tubing.....	7.21	2.98
23 23 16 00-0009 LF 3/4" Outside Diameter Soft Refrigeration Copper Tubing.....	7.94	3.09
23 23 16 00-0010 LF 7/8" Outside Diameter Soft Refrigeration Copper Tubing.....	10.35	3.63
23 23 16 00-0011 LF 1-1/8" Outside Diameter Soft Refrigeration Copper Tubing.....	13.30	4.15
23 23 16 00-0012 LF 1-3/8" Outside Diameter Soft Refrigeration Copper Tubing.....	19.54	4.92
23 23 16 00-0013 LF 1-5/8" Outside Diameter Soft Refrigeration Copper Tubing.....	23.68	5.50
23 23 16 00-0014 Refrigeration Copper Tubing Assembly <small>(23 23 16)</small>		
Note: Based on outside diameter. Nitrogenized. Includes pipe, 1/2" thick flexible elastomeric foam insulation, coupling fittings and fastener straps. See CSI section 22 07 19 00-0375 for flexible elastomeric insulation (insulation on suction line only).		
23 23 16 00-0015 LF 1/4" Outside Diameter, Soft Refrigeration Copper Tubing With 1/2" Elastomeric Insulation.....	8.06	2.92
23 23 16 00-0016 LF 5/16" Outside Diameter, Soft Refrigeration Copper Tubing With 1/2" Elastomeric Insulation.....	8.47	2.96
23 23 16 00-0017 LF 3/8" Outside Diameter, Soft Refrigeration Copper Tubing With 1/2" Elastomeric Insulation.....	8.61	3.03
23 23 16 00-0018 LF 1/2" Outside Diameter, Soft Refrigeration Copper Tubing With 1/2" Elastomeric Insulation.....	9.62	3.26
23 23 16 00-0019 LF 5/8" Outside Diameter, Soft Refrigeration Copper Tubing With 1/2" Elastomeric Insulation.....	10.50	3.26
23 23 16 00-0020 LF 3/4" Outside Diameter, Soft Refrigeration Copper Tubing With 1/2" Elastomeric Insulation.....	12.06	3.80
23 23 16 00-0021 LF 7/8" Outside Diameter, Soft Refrigeration Copper Tubing With 1/2" Elastomeric Insulation.....	14.22	4.01
23 23 16 00-0022 LF 1-1/8" Outside Diameter, Soft Refrigeration Copper Tubing With 1/2" Elastomeric Insulation.....	18.15	4.88
23 23 16 00-0023 LF 1-3/8" Outside Diameter, Soft Refrigeration Copper Tubing With 1/2" Elastomeric Insulation.....	24.87	5.64
23 23 16 00-0024 LF 1-5/8" Outside Diameter, Soft Refrigeration Copper Tubing With 1/2" Elastomeric Insulation.....	29.46	6.08
23 23 16 00-0025 Type L Drawn, ACR Copper Tubing <small>(23 23 16)</small>		
Note: Nitrogenized. Lengths up to 20'. See CSI section 22 07 19 00-0375 for flexible elastomeric insulation (insulation on suction line only).		
23 23 16 00-0026 LF 3/8" Outside Diameter Type L Drawn, ACR Copper Tubing.....	6.33	3.03
For Medical Applications "Oxygen Clean", Add	0.55	
23 23 16 00-0027 LF 1/2" Outside Diameter Type L Drawn, ACR Copper Tubing.....	7.23	3.03
For Medical Applications "Oxygen Clean", Add	0.59	
23 23 16 00-0028 LF 5/8" Outside Diameter Type L Drawn, ACR Copper Tubing.....	7.79	3.03
For Medical Applications "Oxygen Clean", Add	0.62	
23 23 16 00-0029 LF 3/4" Outside Diameter Type L Drawn, ACR Copper Tubing.....	11.25	4.56
For Medical Applications "Oxygen Clean", Add	0.90	

23 Heating, Ventilating, and Air-Conditioning (HVAC)

23 20 HVAC Piping and Pumps

23 23 Refrigerant Piping



MINOR CSI UOM DESCRIPTION	TOTAL DIRECT UNIT COST	DEMOLITION UNIT COST
23 23 16 00-0030 LF 7/8" Outside Diameter Type L Drawn, ACR Copper Tubing <i>For Medical Applications "Oxygen Clean", Add</i>	12.30 0.98	4.88
23 23 16 00-0031 LF 1-1/8" Outside Diameter Type L Drawn, ACR Copper Tubing <i>For Medical Applications "Oxygen Clean", Add</i>	14.54 1.09	4.88
23 23 16 00-0032 LF 1-3/8" Outside Diameter Type L Drawn, ACR Copper Tubing <i>For Medical Applications "Oxygen Clean", Add</i>	18.21 1.34	5.64
23 23 16 00-0033 LF 1-5/8" Outside Diameter Type L Drawn, ACR Copper Tubing <i>For Medical Applications "Oxygen Clean", Add</i>	22.16 1.60	6.51
23 23 16 00-0034 LF 2-1/8" Outside Diameter Type L Drawn, ACR Copper Tubing <i>For Medical Applications "Oxygen Clean", Add</i>	31.66 2.19	8.13
23 23 16 00-0035 LF 2-5/8" Outside Diameter Type L Drawn, ACR Copper Tubing <i>For Medical Applications "Oxygen Clean", Add</i>	47.47 3.30	12.26
23 23 16 00-0036 LF 3-1/8" Outside Diameter Type L Drawn, ACR Copper Tubing <i>For Medical Applications "Oxygen Clean", Add</i>	61.61 4.22	15.19
23 23 16 00-0037 LF 3-5/8" Outside Diameter Type L Drawn, ACR Copper Tubing <i>For Medical Applications "Oxygen Clean", Add</i>	77.82 5.24	18.00
23 23 16 00-0038 LF 4-1/8" Outside Diameter Type L Drawn, ACR Copper Tubing <i>For Medical Applications "Oxygen Clean", Add</i>	96.38 6.45	21.70
23 23 16 00-0039 Refrigeration Fittings (23 23 16)		
23 23 16 00-0040 Brass Flare Fittings (23 23 16 00-0039)		
23 23 16 00-0041 Brass Flare Unions (23 23 16 00-0040)		
23 23 16 00-0042 EA 3/8" Brass Flare Union	25.99	11.72
23 23 16 00-0043 EA 1/2" Brass Flare Union	25.99	11.72
23 23 16 00-0044 EA 5/8" Brass Flare Union	28.17	11.72
23 23 16 00-0045 90 Degree Elbow Brass Flare Unions (23 23 16 00-0040)		
23 23 16 00-0046 EA 3/8" 90 Degree Brass Flare Elbow Union	27.31	11.72
23 23 16 00-0047 EA 1/2" 90 Degree Brass Flare Elbow Union	27.31	11.72
23 23 16 00-0048 EA 5/8" 90 Degree Brass Flare Elbow Union	34.63	11.72
23 23 16 00-0049 Brass Flare Tees (23 23 16 00-0040)		
23 23 16 00-0050 EA 3/8" Brass Flare Tee	41.77	19.52
23 23 16 00-0051 EA 1/2" Brass Flare Tee	45.03	19.52
23 23 16 00-0052 EA 5/8" Brass Flare Tee	62.78	19.52
23 23 16 00-0053 Male Connector, Half Brass Flare Unions (23 23 16 00-0040)		
23 23 16 00-0054 EA 3/8" Brass Flare Male Connector, Half Union	19.99	11.72
23 23 16 00-0055 EA 1/2" Brass Flare Male Connector, Half Union	22.17	11.72
23 23 16 00-0056 EA 5/8" Brass Flare Male Connector, Half Union	25.28	11.72
23 23 16 00-0057 Female Connector, Half Brass Flare Unions (23 23 16 00-0040)		
23 23 16 00-0058 EA 3/8" Brass Flare Female Connector, Half Union	22.80	11.72
23 23 16 00-0059 EA 1/2" Brass Flare Female Connector, Half Union	25.76	11.72
23 23 16 00-0060 EA 5/8" Brass Flare Female Connector, Half Union	25.76	11.72
23 23 16 00-0061 Long Forged Nuts (23 23 16 00-0040)		
23 23 16 00-0062 EA 3/8" Brass Long Forged Nut	21.32	11.72
23 23 16 00-0063 EA 1/2" Brass Long Forged Nut	22.17	11.72
23 23 16 00-0064 EA 5/8" Brass Long Forged Nut	31.66	11.72
23 23 16 00-0065 Short Forged Nuts (23 23 16 00-0040)		
23 23 16 00-0066 EA 3/8" Brass Short Forged Nut	20.08	11.72
23 23 16 00-0067 EA 1/2" Brass Short Forged Nut	22.05	11.72
23 23 16 00-0068 EA 5/8" Brass Short Forged Nut	22.46	11.72
23 23 16 00-0069 ACR Wrought Copper Fittings (23 23 16 00-0039)		
Note: Soldered.		
23 23 16 00-0070 ACR Wrought Copper Coupling (23 23 16 00-0069)		
Note: C x C		
23 23 16 00-0071 EA 1/4" ACR Wrought Copper Coupling	19.48	11.72
23 23 16 00-0072 EA 3/8" ACR Wrought Copper Coupling	19.13	11.72
23 23 16 00-0073 EA 1/2" ACR Wrought Copper Coupling	19.65	11.72
23 23 16 00-0074 EA 5/8" ACR Wrought Copper Coupling	20.19	12.26
23 23 16 00-0075 EA 3/4" ACR Wrought Copper Coupling	28.99	16.16
23 23 16 00-0076 EA 7/8" ACR Wrought Copper Coupling	28.43	16.60
23 23 16 00-0077 EA 1-1/8" ACR Wrought Copper Coupling	38.00	20.62
23 23 16 00-0078 EA 1-3/8" ACR Wrought Copper Coupling	54.82	28.21
23 23 16 00-0079 EA 1-5/8" ACR Wrought Copper Coupling	66.20	33.10
23 23 16 00-0080 EA 2-1/8" ACR Wrought Copper Coupling	87.75	40.15



MINOR	CSI	UOM	DESCRIPTION	TOTAL DIRECT UNIT COST	DEMOLITION UNIT COST
-------	-----	-----	-------------	------------------------	----------------------

23 23 16 00-0081	EA		2-5/8" ACR Wrought Copper Coupling	153.58	60.98
23 23 16 00-0082	EA		3-1/8" ACR Wrought Copper Coupling	204.98	80.18
23 23 16 00-0083	EA		4-1/8" ACR Wrought Copper Coupling	335.47	95.27

23 23 16 00-0084 ACR Wrought Copper Short Radius 90 Degree Elbows (23 23 16 00-0069)
Note: C x C

23 23 16 00-0085	EA		1/4" ACR Wrought Copper Short Radius 90 Degree Elbow	24.17	11.72
23 23 16 00-0086	EA		3/8" ACR Wrought Copper Short Radius 90 Degree Elbow	24.52	11.72
23 23 16 00-0087	EA		1/2" ACR Wrought Copper Short Radius 90 Degree Elbow	24.17	11.72
23 23 16 00-0088	EA		5/8" ACR Wrought Copper Short Radius 90 Degree Elbow	26.28	12.26
23 23 16 00-0089	EA		3/4" ACR Wrought Copper Short Radius 90 Degree Elbow	38.56	16.16
23 23 16 00-0090	EA		7/8" ACR Wrought Copper Short Radius 90 Degree Elbow	39.04	16.60
23 23 16 00-0091	EA		1-1/8" ACR Wrought Copper Short Radius 90 Degree Elbow	49.84	20.62
23 23 16 00-0092	EA		1 3/8" ACR Wrought Copper Short Radius 90 Degree Elbow	61.65	28.21
23 23 16 00-0093	EA		1-5/8" ACR Wrought Copper Short Radius 90 Degree Elbow	79.82	33.10
23 23 16 00-0094	EA		2-1/8" ACR Wrought Copper Short Radius 90 Degree Elbow	115.08	40.15
23 23 16 00-0095	EA		2-5/8" ACR Wrought Copper Short Radius 90 Degree Elbow	201.36	60.98
23 23 16 00-0096	EA		3-1/8" ACR Wrought Copper Short Radius 90 Degree Elbow	258.42	80.18
23 23 16 00-0097	EA		4-1/8" ACR Wrought Copper Short Radius 90 Degree Elbow	496.47	95.27

23 23 16 00-0098 ACR Wrought Copper Long Radius 90 Degree Elbows (23 23 16 00-0069)
Note: C x C

23 23 16 00-0099	EA		1/4" ACR Wrought Copper Long Radius 90 Degree Elbow	30.02	11.72
23 23 16 00-0100	EA		3/8" ACR Wrought Copper Long Radius 90 Degree Elbow	26.92	11.72
23 23 16 00-0101	EA		1/2" ACR Wrought Copper Long Radius 90 Degree Elbow	29.38	11.72
23 23 16 00-0102	EA		5/8" ACR Wrought Copper Long Radius 90 Degree Elbow	29.10	12.26
23 23 16 00-0103	EA		3/4" ACR Wrought Copper Long Radius 90 Degree Elbow	35.11	16.16
23 23 16 00-0104	EA		7/8" ACR Wrought Copper Long Radius 90 Degree Elbow	38.67	16.60
23 23 16 00-0105	EA		1-1/8" ACR Wrought Copper Long Radius 90 Degree Elbow	53.09	20.62
23 23 16 00-0106	EA		1-3/8" ACR Wrought Copper Long Radius 90 Degree Elbow	78.36	28.21
23 23 16 00-0107	EA		1-5/8" ACR Wrought Copper Long Radius 90 Degree Elbow	98.06	33.10
23 23 16 00-0108	EA		2-1/8" ACR Wrought Copper Long Radius 90 Degree Elbow	187.46	40.15
23 23 16 00-0109	EA		2-5/8" ACR Wrought Copper Long Radius 90 Degree Elbow	292.98	60.98
23 23 16 00-0110	EA		3-1/8" ACR Wrought Copper Long Radius 90 Degree Elbow	387.16	80.18
23 23 16 00-0111	EA		4-1/8" ACR Wrought Copper Long Radius 90 Degree Elbow	857.82	95.27

23 23 16 00-0112 ACR Wrought Copper 45 Degree Elbow (23 23 16 00-0069)
Note: C x C

23 23 16 00-0113	EA		1/4" ACR Wrought Copper 45 Degree Elbow	34.29	11.72
23 23 16 00-0114	EA		3/8" ACR Wrought Copper 45 Degree Elbow	30.03	11.72
23 23 16 00-0115	EA		1/2" ACR Wrought Copper 45 Degree Elbow	28.22	11.72
23 23 16 00-0116	EA		5/8" ACR Wrought Copper 45 Degree Elbow	22.74	12.26
23 23 16 00-0117	EA		3/4" ACR Wrought Copper 45 Degree Elbow	43.09	16.16
23 23 16 00-0118	EA		7/8" ACR Wrought Copper 45 Degree Elbow	32.40	16.60
23 23 16 00-0119	EA		1-1/8" ACR Wrought Copper 45 Degree Elbow	49.80	20.62
23 23 16 00-0120	EA		1-3/8" ACR Wrought Copper 45 Degree Elbow	67.66	28.21
23 23 16 00-0121	EA		1-5/8" ACR Wrought Copper 45 Degree Elbow	80.20	33.10
23 23 16 00-0122	EA		2-1/8" ACR Wrought Copper 45 Degree Elbow	111.11	40.15
23 23 16 00-0123	EA		2-5/8" ACR Wrought Copper 45 Degree Elbow	200.03	60.98
23 23 16 00-0124	EA		3-1/8" ACR Wrought Copper 45 Degree Elbow	271.84	80.18
23 23 16 00-0125	EA		4-1/8" ACR Wrought Copper 45 Degree Elbow	465.79	95.27

23 23 16 00-0126 ACR Wrought Copper Tee (23 23 16 00-0069)
Note: C x C x C

23 23 16 00-0127	EA		1/4" ACR Wrought Copper Tee	42.60	19.52
23 23 16 00-0128	EA		3/8" ACR Wrought Copper Tee	43.35	19.52
23 23 16 00-0129	EA		1/2" ACR Wrought Copper Tee	40.57	19.52
23 23 16 00-0130	EA		5/8" ACR Wrought Copper Tee	40.84	24.63
23 23 16 00-0131	EA		3/4" ACR Wrought Copper Tee	62.64	24.63
23 23 16 00-0132	EA		7/8" ACR Wrought Copper Tee	47.08	24.95
23 23 16 00-0133	EA		1-1/8" ACR Wrought Copper Tee	79.52	33.10
23 23 16 00-0134	EA		1-3/8" ACR Wrought Copper Tee	100.53	40.15
23 23 16 00-0135	EA		1-5/8" ACR Wrought Copper Tee	133.69	47.63
23 23 16 00-0136	EA		2-1/8" ACR Wrought Copper Tee	192.34	63.47
23 23 16 00-0137	EA		2-5/8" ACR Wrought Copper Tee	403.71	138.56
23 23 16 00-0138	EA		3-1/8" ACR Wrought Copper Tee	509.68	152.34
23 23 16 00-0139	EA		4-1/8" ACR Wrought Copper Tee	934.50	169.26

23 23 16 00-0140 ACR Wrought Copper Male Adapter (23 23 16 00-0069)
Note: C x M

23 23 16 00-0141	EA		1/4" ACR Wrought Copper Male Adapter	38.52	11.72
23 23 16 00-0142	EA		3/8" ACR Wrought Copper Male Adapter	45.33	11.72
23 23 16 00-0143	EA		1/2" ACR Wrought Copper Male Adapter	34.02	11.72

23 Heating, Ventilating, and Air-Conditioning (HVAC)

23 20 HVAC Piping and Pumps

23 23 Refrigerant Piping



MINOR
CSI UOM DESCRIPTION

TOTAL DIRECT DEMOLITION
UNIT COST UNIT COST

23 23 16 00-0144	ACR Wrought Copper Female Adapter (23 23 16 00-0069) Note: C x F		
23 23 16 00-0145	EA 1/4" ACR Wrought Copper Female Adapter	35.85	11.72
23 23 16 00-0146	EA 3/8" ACR Wrought Copper Female Adapter	31.94	11.72
23 23 16 00-0147	EA 1/2" ACR Wrought Copper Female Adapter	33.42	11.72
23 23 16 00-0148	ACR Wrought Copper Cap (23 23 16 00-0069) Note: C		
23 23 16 00-0149	EA 1/4" ACR Wrought Copper Cap	14.95	7.81
23 23 16 00-0150	EA 3/8" ACR Wrought Copper Cap	13.72	7.81
23 23 16 00-0151	EA 1/2" ACR Wrought Copper Cap	14.92	7.81
23 23 16 00-0152	ACR Wrought Copper P-Trap (23 23 16 00-0069)		
23 23 16 00-0153	EA 5/8" ACR Wrought Copper P-Trap	107.76	9.99
23 23 16 00-0154	EA 3/4" ACR Wrought Copper P-Trap	148.91	10.99
23 23 16 00-0155	EA 7/8" ACR Wrought Copper P-Trap	126.31	10.99
23 23 16 00-0156	EA 1-1/8" ACR Wrought Copper P-Trap	175.14	11.99
23 23 16 00-0157	EA 1-3/8" ACR Wrought Copper P-Trap	306.15	11.99
23 23 16 00-0158	EA 1-5/8" ACR Wrought Copper P-Trap	437.92	12.99
23 23 16 00-0159	EA 2-1/8" ACR Wrought Copper P-Trap	811.94	13.99
23 23 16 00-0160	Sight Glass With Moisture And Liquid Indicator, Solder Connection (23 23 16)		
23 23 16 00-0161	EA 1/4" Outside Diameter Sight Glass With Moisture And Liquid Indicator, Solder Connection	56.49	14.99
23 23 16 00-0162	EA 3/8" Outside Diameter Sight Glass With Moisture And Liquid Indicator, Solder Connection	68.61	17.99
23 23 16 00-0163	EA 1/2" Outside Diameter Sight Glass With Moisture And Liquid Indicator, Solder Connection	82.98	21.98
23 23 16 00-0164	EA 5/8" Outside Diameter Sight Glass With Moisture And Liquid Indicator, Solder Connection	91.09	24.98
23 23 16 00-0165	EA 7/8" Outside Diameter Sight Glass With Moisture And Liquid Indicator, Solder Connection	123.19	31.98
23 23 16 00-0166	EA 1-1/8" Outside Diameter Sight Glass With Moisture And Liquid Indicator, Solder Connection	142.17	38.98
23 23 16 00-0167	EA 1-3/8" Outside Diameter Sight Glass With Moisture And Liquid Indicator, Solder Connection	221.33	45.98
23 23 16 00-0168	EA 1-5/8" Outside Diameter Sight Glass With Moisture And Liquid Indicator, Solder Connection	272.05	62.96
23 23 16 00-0169	EA 2-1/8" Outside Diameter Sight Glass With Moisture And Liquid Indicator, Solder Connection	333.79	77.95
23 23 16 00-0170	Filter Driers, Solder Connections (23 23 16)		
23 23 16 00-0171	Replaceable Core Type Filter Driers, Solder Connections (23 23 16 00-0170)		
23 23 16 00-0172	EA 5/8" Outside Diameter Replaceable Core Type Filter Drier, Solder Connections	518.66	9.00
23 23 16 00-0173	EA 7/8" Outside Diameter Replaceable Core Type Filter Drier, Solder Connections	519.83	10.99
23 23 16 00-0174	EA 1-1/8" Outside Diameter Replaceable Core Type Filter Drier, Solder Connections	663.72	10.99
23 23 16 00-0175	EA 1-3/8" Outside Diameter Replaceable Core Type Filter Drier, Solder Connections	659.39	11.99
23 23 16 00-0176	EA 1-5/8" Outside Diameter Replaceable Core Type Filter Drier, Solder Connections	733.14	12.99
23 23 16 00-0177	EA 2-1/8" Outside Diameter Replaceable Core Type Filter Drier, Solder Connections	822.36	13.99
23 23 16 00-0178	EA 2-5/8" Outside Diameter Replaceable Core Type Filter Drier, Solder Connections	960.32	14.99
23 23 16 00-0179	EA 3-1/8" Outside Diameter Replaceable Core Type Filter Drier, Solder Connections	1,198.85	14.99
23 23 16 00-0180	Sealed In-Line Filter Driers, Solder Connections (23 23 16 00-0170)		
23 23 16 00-0181	EA 1/4" Outside Diameter, 1/4 To 1 Ton, Sealed In-Line Filter Drier, Solder Connections	81.58	9.00
23 23 16 00-0182	EA 3/8" Outside Diameter, 1/2 To 2 Ton, Sealed In-Line Filter Drier, Solder Connections	104.22	9.00
23 23 16 00-0183	EA 1/2" Outside Diameter, 1 To 7 Ton, Sealed In-Line Filter Drier, Solder Connections	133.13	9.99
23 23 16 00-0184	EA 1/2" Outside Diameter, 2 To 7-1/2 Ton, Sealed In-Line Filter Drier, Solder Connections	154.34	9.99
23 23 16 00-0185	EA 5/8" Outside Diameter, 2 To 10 Ton, Sealed In-Line Filter Drier, Solder Connections	169.60	9.99
23 23 16 00-0186	EA 5/8" Outside Diameter, 4 To 8 Ton, Sealed In-Line Filter Drier, Solder Connections	196.75	9.99
23 23 16 00-0187	EA 7/8" Outside Diameter, 5 To 20 Ton, Sealed In-Line Filter Drier, Solder Connections	221.34	10.99
23 23 16 00-0188	EA 7/8" Outside Diameter, 7-1/2 To 20 Ton, Sealed In-Line Filter Drier, Solder Connections	328.93	10.99
23 23 16 00-0189	EA 1-1/8" Outside Diameter, 15 To 25 Ton, Sealed In-Line Filter Drier, Solder Connections	357.48	10.99
23 23 16 00-0190	Bi-Flow Filter Driers, Solder Connections (23 23 16 00-0170)		
23 23 16 00-0191	EA 1/4" Outside Diameter, 1 To 3-1/2 Ton, Bi-Flow Filter Drier, Solder Connections	115.27	9.00
23 23 16 00-0192	EA 3/8" Outside Diameter, 1 To 3-1/2 Ton, Bi-Flow Filter Drier, Solder Connections	128.20	9.00
23 23 16 00-0193	EA 1/2" Outside Diameter, 1 To 3-1/2 Ton, Bi-Flow Filter Drier, Solder Connections	152.75	9.99
23 23 16 00-0194	EA 3/8" Outside Diameter, 1 To 8 Ton, Bi-Flow Filter Drier, Solder Connections	137.71	9.00
23 23 16 00-0195	EA 1/2" Outside Diameter, 1 To 8 Ton, Bi-Flow Filter Drier, Solder Connections	172.36	9.99
23 23 16 00-0196	EA 5/8" Outside Diameter, 1 To 8 Ton, Bi-Flow Filter Drier, Solder Connections	200.12	9.99
23 23 16 00-0197	Refrigerant Compressor Discharge Mufflers (23 23 16)		
23 23 16 00-0198	EA 3/8" Outside Diameter, 2 Ton, Refrigerant Compressor Discharge Muffler	103.53	9.00
23 23 16 00-0199	EA 1/2" Outside Diameter, 3 Ton, Refrigerant Compressor Discharge Muffler	114.29	9.00
23 23 16 00-0200	EA 5/8" Outside Diameter, 5 Ton, Refrigerant Compressor Discharge Muffler	137.84	9.00
23 23 16 00-0201	EA 7/8" Outside Diameter, 7-1/2 To 10 Ton, Refrigerant Compressor Discharge Muffler	184.64	10.99
23 23 16 00-0202	EA 1-1/8" Outside Diameter, 10 To 15 Ton, Refrigerant Compressor Discharge Muffler	240.79	10.99
23 23 16 00-0203	EA 1-3/8" Outside Diameter, 15 To 25 Ton, Refrigerant Compressor Discharge Muffler	286.02	11.99
23 23 16 00-0204	EA 1-5/8" Outside Diameter, 25 To 50 Ton, Refrigerant Compressor Discharge Muffler	362.60	12.99
23 23 16 00-0205	EA 2-1/8" Outside Diameter, 50 To 75 Ton, Refrigerant Compressor Discharge Muffler	673.55	13.99
23 23 16 00-0206	EA 2-5/8" Outside Diameter, 75 To 100 Ton, Refrigerant Compressor Discharge Muffler	751.61	14.99



MINOR CSI UOM DESCRIPTION	TOTAL DIRECT UNIT COST	DEMOLITION UNIT COST
23 23 16 00-0207 EA 3-1/8" Outside Diameter, 100 To 125 Ton, Refrigerant Compressor Discharge Muffler	929.96	14.99
23 23 16 00-0208 Expansion Valves And Vibration Absorbers (23 23 16)		
23 23 16 00-0209 Thermostatic Expansion Valves (23 23 16 00-0208)		
Note: Outside diameter pipe sizes. Sporlan TP-S.		
23 23 16 00-0210 EA 3/8" In x 5/8" Out, 1/2 To 3 Ton, Thermostatic Expansion Valve	223.91	9.00
23 23 16 00-0211 EA 1/2" In x 7/8" Out, 4 To 5 Ton, Thermostatic Expansion Valve	311.87	9.99
23 23 16 00-0212 EA 5/8" In x 7/8" Out, 6 To 8 Ton, Thermostatic Expansion Valve	533.04	9.99
23 23 16 00-0213 EA 7/8" In x 1-1/8" Out, 7 To 12 Ton, Thermostatic Expansion Valve	631.75	10.99
23 23 16 00-0214 EA 7/8" In x 1-3/8" Out, 15 To 20 Ton, Thermostatic Expansion Valve	681.72	10.99
23 23 16 00-0215 Electric Expansion Valves (23 23 16 00-0208)		
Note: Sporlan SEI or SEH.		
23 23 16 00-0216 EA 1/2 To 11 Ton Electric Expansion Valve	564.95	12.49
Note: Sporlan SEI.		
23 23 16 00-0217 EA 25 Ton Electric Expansion Valve	655.38	12.99
Note: Sporlan SEI.		
23 23 16 00-0218 EA 50 Ton Electric Expansion Valve	746.31	13.49
Note: Sporlan SEI.		
23 23 16 00-0219 EA 100 Ton Electric Expansion Valve	874.79	13.49
Note: Sporlan SEH.		
23 23 16 00-0220 EA 175 Ton Electric Expansion Valve	985.75	13.99
Note: Sporlan SEH.		
23 23 16 00-0221 Braided Stainless Steel Over Copper Vibration Absorber (23 23 16 00-0208)		
23 23 16 00-0222 EA 1/4" Outside Diameter Braided Stainless Steel Over Copper Vibration Absorber.....	59.36	12.99
23 23 16 00-0223 EA 3/8" Outside Diameter Braided Stainless Steel Over Copper Vibration Absorber.....	59.47	14.99
23 23 16 00-0224 EA 1/2" Outside Diameter Braided Stainless Steel Over Copper Vibration Absorber.....	77.17	18.99
23 23 16 00-0225 EA 5/8" Outside Diameter Braided Stainless Steel Over Copper Vibration Absorber.....	82.97	22.98
23 23 16 00-0226 EA 3/4" Outside Diameter Braided Stainless Steel Over Copper Vibration Absorber.....	97.63	27.98
23 23 16 00-0227 EA 7/8" Outside Diameter Braided Stainless Steel Over Copper Vibration Absorber.....	113.09	31.98
23 23 16 00-0228 EA 1-1/8" Outside Diameter Braided Stainless Steel Over Copper Vibration Absorber	160.50	11.99
23 23 16 00-0229 EA 1-3/8" Outside Diameter Braided Stainless Steel Over Copper Vibration Absorber	227.06	12.99
23 23 16 00-0230 EA 1-5/8" Outside Diameter Braided Stainless Steel Over Copper Vibration Absorber	284.93	12.99
23 23 16 00-0231 EA 2-1/8" Outside Diameter Braided Stainless Steel Over Copper Vibration Absorber	391.35	13.99
23 23 16 00-0232 EA 2-5/8" Outside Diameter Braided Stainless Steel Over Copper Vibration Absorber	669.40	14.99
23 23 16 00-0233 EA 3-1/8" Outside Diameter Braided Stainless Steel Over Copper Vibration Absorber	877.89	14.99
23 23 16 00-0234 Accumulator, Refrigerant Suction Line (23 23 16)		
23 23 16 00-0235 EA 3/4" Accumulator, Refrigeration Suction Line	188.46	45.47
23 23 16 00-0236 EA 7/8" Accumulator, Refrigeration Suction Line	255.28	62.46
23 23 16 00-0237 EA 1-1/8" Accumulator, Refrigeration Suction Line	303.01	83.25
23 23 16 00-0238 EA 1 3/8" Accumulator, Refrigeration Suction Line	429.77	99.94
23 23 16 00-0239 EA 1-5/8" Accumulator, Refrigeration Suction Line	594.41	124.92
23 23 16 00-0240 EA 2-1/8" Accumulator, Refrigeration Suction Line	907.73	166.60
23 23 16 00-0241 Special Chemicals/Component (23 23 16)		
23 23 16 00-0242 GAL Special Chemical, Inhibited Propylene Glycol, 100%	39.43	
23 23 16 00-0243 GAL Removal And Storage For Reuse Of Inhibited Propylene Glycol.....	7.75	
23 23 16 00-0244 GAL Special Chemical, Inhibited Ethylene Glycol, 100%.....	26.78	
23 23 16 00-0245 EA Internal Coil/Refrigerant Piping Flush	326.56	
Note: Up to 10 ton AC system.		
23 23 16 00-0246 Copper Refrigeration Line Sets, Pre-Insulated (23 23 16)		
Note: Includes fasteners and insulation on suction line only		
23 23 16 00-0247 LF 5/16" Outside Diameter Liquid, And 5/8" Outside Diameter Suction, Refrigerant Line Set With 1/2" Insulation	14.87	0.84
23 23 16 00-0248 LF 5/16" Outside Diameter Liquid, And 3/4" Outside Diameter Suction, Refrigerant Line Set With 1/2" Insulation	15.71	0.84
23 23 16 00-0249 LF 3/8" Outside Diameter Liquid, And 5/8" Outside Diameter Suction, Refrigerant Line Set With 1/2" Insulation	13.97	0.85
23 23 16 00-0250 LF 3/8" Outside Diameter Liquid, And 3/4" Outside Diameter Suction, Refrigerant Line Set With 1/2" Insulation	16.54	0.86
23 23 16 00-0251 LF 3/8" Outside Diameter Liquid, And 7/8" Outside Diameter Suction, Refrigerant Line Set With 1/2" Insulation	20.05	0.88
23 23 16 00-0252 LF 3/8" Outside Diameter Liquid, And 1-1/8" Outside Diameter Suction, Refrigerant Line Set With 1/2" Insulation	23.64	0.94
23 23 16 00-0253 LF 1/2" Outside Diameter Liquid, And 3/4" Outside Diameter Suction, Refrigerant Line Set With 1/2" Insulation	17.45	0.88
23 23 16 00-0254 LF 1/2" Outside Diameter Liquid, And 7/8" Outside Diameter Suction, Refrigerant Line Set With 1/2" Insulation	22.21	0.95
23 23 16 00-0255 LF 1/2" Outside Diameter Liquid, And 1-1/8" Outside Diameter Suction, Refrigerant Line Set With 1/2" Insulation	26.95	1.00
23 23 16 00-0256 Triple Copper Refrigeration Line Sets (23 23 16)		
Note: Includes fasteners and insulation		
23 23 16 00-0257 LF 1-3/8" / 1-1/8" / 3/4" Outside Diameter, Soft Refrigeration Copper Tubing Triple Copper Pipe Assembly, With 1/2" Elastomeric Insulation	55.14	8.21
23 23 16 00-0258 LF 1-1/8" / 7/8" / 3/4" Outside Diameter, Soft Refrigeration Copper Tubing Triple Copper Pipe Assembly, With 1/2" Elastomeric Insulation	44.76	7.35
23 23 16 00-0259 LF 1-1/8" / 7/8" / 5/8" Outside Diameter, Soft Refrigeration Copper Tubing Triple Copper Pipe Assembly, With 1/2" Elastomeric Insulation	43.21	7.08

23 Heating, Ventilating, and Air-Conditioning (HVAC)**23 20 HVAC Piping and Pumps****23 23 Refrigerant Piping**

SAN BERNARDINO
COUNTY

MINOR CSI	UOM	DESCRIPTION	TOTAL DIRECT UNIT COST	DEMOLITION UNIT COST
23 23 16 00-0260	LF	1-1/8" / 3/4" / 1/2" Outside Diameter, Soft Refrigeration Copper Tubing Triple Copper Pipe Assembly, With 1/2" Elastomeric Insulation.....	40.28	6.93
23 23 16 00-0261	LF	7/8" / 3/4" / 1/2" Outside Diameter, Soft Refrigeration Copper Tubing Triple Copper Pipe Assembly, With 1/2" Elastomeric Insulation.....	35.70	6.42
23 23 16 00-0262	LF	5/8" / 1/2" / 3/8" Outside Diameter, Soft Refrigeration Copper Tubing Triple Copper Pipe Assembly, With 1/2" Elastomeric Insulation.....	28.67	5.61

23 23 23 Refrigerants (23 23)**23 23 23 00-0001 Refrigerant (23 23 23)**

23 23 23 00-0002	LB	R-113 Refrigerant.....	29.58	
23 23 23 00-0003	LB	R-123 Refrigerant.....	21.70	
23 23 23 00-0004	LB	R-134A Refrigerant.....	7.73	
23 23 23 00-0005	LB	R-404A Refrigerant.....	13.84	
23 23 23 00-0006	LB	R-407C Refrigerant.....	13.69	
23 23 23 00-0007	LB	R-408A Refrigerant.....	31.20	
23 23 23 00-0008	LB	R-410A Refrigerant.....	13.41	
23 23 23 00-0009	LB	R-500 Refrigerant.....	26.51	
23 23 23 00-0010	LB	R-507 Refrigerant.....	8.53	

23 25 HVAC Water Treatment (23 20)**23 25 13 Water Treatment for Closed-Loop Hydronic Systems (23 25)****23 25 13 00-0001 Polyethylene Chemical Storage Tanks (23 25 13)**

23 25 13 00-0002	EA	15 Gallon Chemical Storage Tank, Polyethylene.....	411.98	83.43
------------------	----	--	--------	-------

23 25 13 00-0003 Gas Chlorinator (23 25 13)

23 25 13 00-0004	EA	Gas Chlorinator, Wall Or Cylinder Mounted (10 PPD) With Metering Tube And Rate Valve Metering Tube Supply Indicator, Rate Valve, And Diffuser-Ejector Unit.....	1,109.36	379.59
		<i>For Booster Pump, Add</i>	428.57	
23 25 13 00-0005	EA	Gas Chlorinator, Wall Or Cylinder Mounted (25 PPD) With Metering Tube And Rate Valve Metering Tube Supply Indicator, Rate Valve, And Diffuser-Ejector Unit.....	1,267.38	433.82
		<i>For Booster Pump, Add</i>	489.88	
23 25 13 00-0006	EA	Gas Chlorinator, Wall Or Cylinder Mounted (50 PPD) With Metering Tube And Rate Valve Metering Tube Supply Indicator, Rate Valve, And Diffuser-Ejector Unit.....	1,759.08	328.62
		<i>For Booster Pump, Add</i>	601.22	

23 25 13 00-0007 Bypass Shot Feeders (23 25 13)

Note: Includes up to 4 ports (in, out, fill and drain). Excludes valves.

23 25 13 00-0008 In Line Mount, 125 PSIG (23 25 13 00-0007)

23 25 13 00-0009	EA	1.7 Gallon Bypass Shot Chemical Feeder In Line Mount, 125 PSIG.....	1,002.72	282.82
------------------	----	---	----------	--------

23 25 13 00-0010 Floor Mount, 175 PSIG (23 25 13 00-0007)

23 25 13 00-0011	EA	5 Gallon Bypass Shot Chemical Feeder, Floor Mount, 175 PSIG.....	1,473.55	425.73
23 25 13 00-0012	EA	12 Gallon Bypass Shot Chemical Feeder, Floor Mount, 175 PSIG.....	1,942.50	563.64

23 25 13 00-0013 Floor Mount, 150 LB ASME Code (23 25 13 00-0007)

23 25 13 00-0014	EA	5 Gallon Bypass Shot Chemical Feeder, Floor Mount, 150 LB ASME Code.....	1,473.55	425.73
23 25 13 00-0015	EA	10 Gallon Bypass Shot Chemical Feeder, Floor Mount, 150 LB ASME Code.....	1,942.50	563.64

23 25 13 00-0016 Floor Mount, 300 LB ASME Code (23 25 13 00-0007)

23 25 13 00-0017	EA	5 Gallon Bypass Shot Chemical Feeder, Floor Mount, 300 LB ASME Code.....	1,858.26	425.73
23 25 13 00-0018	EA	10 Gallon Bypass Shot Chemical Feeder, Floor Mount, 300 LB ASME Code.....	2,341.97	563.64

23 30 HVAC Air Distribution (23)**23 31 HVAC Ducts and Casings (23 30)**

Note: Excludes angle iron, threaded rod, anchor bolts or other external supporting devices other than normal sheet metal straps. See CSI section 05 12 23 00-0423 for angle iron, 23 05 29 00-0001 for threaded rod.

23 31 13 Metal Ducts (23 31)**23 31 13 13 Rectangular Metal Ducts (23 31 13)****23 31 13 13-0001 Steel Sheet Metal Duct (23 31 13 13)**

Note: Includes all fittings, transitions, collars, straps, support straps, fabrication, installation and sealing the joints by tape, mastic, or spray on sealer. Duct Sealing: Class-C requires sealing transverse joints; Class-B requires sealing all transverse joint and longitudinal seams; Class-A requires sealing all transverse joints longitudinal seams and duct wall penetrations.



MINOR	CSI	UOM	DESCRIPTION	TOTAL DIRECT UNIT COST	DEMOLITION UNIT COST
-------	-----	-----	-------------	------------------------	----------------------

23 31 13 13-0002			Galvanized Steel Sheet Metal Ductwork And Sealant <small>(23 31 13 13-0001)</small> Note: SMACNA weight for galvanized steel ductwork LB/SF (surface areas) by gauge: 26 gauge - 0.906 LB/SF; 24 gauge - 1.156 LB/SF; 22 gauge - 1.406 LB/SF; 20 gauge - 1.656 LB/SF; 18 gauge - 2.156 LB/SF; 16 gauge - 2.656 LB/SF		
23 31 13 13-0003	LB		Seal Class C, Rectangular Or Square, Galvanized Steel Sheet Metal Ductwork.....	11.04	2.91
			<i>For Polyvinyl Chloride (PVC) Coated, Add</i>	0.42	
			<i>For Up To 200, Add</i>	3.94	
			<i>For >200 To 500, Add</i>	2.51	
			<i>For >500 To 1,000, Add</i>	1.69	
			<i>For >1,000 To 2,000, Add</i>	0.95	
			<i>For >2,000 To 5,000, Add</i>	0.42	
			<i>For Work In Restricted Working Space, Add</i>	2.69	
			<i>For Elevated Installation >10' To 15', Add</i>	0.54	
			<i>For Elevated Installation >15' To 20', Add</i>	1.07	
			<i>For Elevated Installation >20' To 25', Add</i>	1.34	
			<i>For Elevated Installation >25' To 30', Add</i>	1.88	
			<i>For Elevated Installation >30' To 35', Add</i>	2.15	
			<i>For Elevated Installation >35' To 40', Add</i>	2.69	
			<i>For Elevated Installation >40', Add</i>	2.95	
23 31 13 13-0004	LB		Seal Class B, Rectangular Or Square, Galvanized Steel Sheet Metal Ductwork.....	12.62	2.91
			<i>For Polyvinyl Chloride (PVC) Coated, Add</i>	0.46	
			<i>For Up To 200, Add</i>	4.48	
			<i>For >200 To 500, Add</i>	2.85	
			<i>For >500 To 1,000, Add</i>	1.93	
			<i>For >1,000 To 2,000, Add</i>	1.08	
			<i>For >2,000 To 5,000, Add</i>	0.48	
			<i>For Work In Restricted Working Space, Add</i>	3.09	
			<i>For Elevated Installation >10' To 15', Add</i>	0.62	
			<i>For Elevated Installation >15' To 20', Add</i>	1.24	
			<i>For Elevated Installation >20' To 25', Add</i>	1.55	
			<i>For Elevated Installation >25' To 30', Add</i>	2.16	
			<i>For Elevated Installation >30' To 35', Add</i>	2.47	
			<i>For Elevated Installation >35' To 40', Add</i>	3.09	
			<i>For Elevated Installation >40', Add</i>	3.40	
23 31 13 13-0005	LB		Seal Class A, Rectangular Or Square, Galvanized Steel Sheet Metal Ductwork.....	15.08	2.91
			<i>For Polyvinyl Chloride (PVC) Coated, Add</i>	0.51	
			<i>For Up To 200, Add</i>	5.29	
			<i>For >200 To 500, Add</i>	3.35	
			<i>For >500 To 1,000, Add</i>	2.29	
			<i>For >1,000 To 2,000, Add</i>	1.28	
			<i>For >2,000 To 5,000, Add</i>	0.58	
			<i>For Work In Restricted Working Space, Add</i>	3.76	
			<i>For Elevated Installation >10' To 15', Add</i>	0.75	
			<i>For Elevated Installation >15' To 20', Add</i>	1.50	
			<i>For Elevated Installation >20' To 25', Add</i>	1.88	
			<i>For Elevated Installation >25' To 30', Add</i>	2.63	
			<i>For Elevated Installation >30' To 35', Add</i>	3.01	
			<i>For Elevated Installation >35' To 40', Add</i>	3.76	
			<i>For Elevated Installation >40', Add</i>	4.13	
23 31 13 13-0006			Alloy 3003-H14, Aluminum Sheet Metal Ductwork <small>(23 31 13 13-0001)</small> Note: SMACNA weight for aluminum ductwork LB/SF (surface areas) by gauge: 26 gauge - 0.224 LB/SF; 24 gauge - 0.282 LB/SF; 22 gauge - 0.352 LB/SF; 20 gauge - 0.451 LB/SF; 18 gauge - 0.563 LB/SF; 16 gauge - 0.718 LB/SF; 14 gauge - 0.901 LB/SF; 12 gauge - 0.141 LB/SF		
23 31 13 13-0007	LB		Seal Class C, Alloy 3003-H14, Aluminum Sheet Metal Ductwork.....	21.33	2.91
			<i>For Work In Restricted Working Space, Add</i>	5.31	
			<i>For Up To 200, Add</i>	7.49	
			<i>For >200 To 500, Add</i>	4.75	
			<i>For >500 To 1,000, Add</i>	3.24	
			<i>For >1,000 To 2,000, Add</i>	1.82	
			<i>For >2,000 To 5,000, Add</i>	0.82	
			<i>For Elevated Installation >10' To 15', Add</i>	1.06	
			<i>For Elevated Installation >15' To 20', Add</i>	2.12	
			<i>For Elevated Installation >20' To 25', Add</i>	2.66	
			<i>For Elevated Installation >25' To 30', Add</i>	3.72	
			<i>For Elevated Installation >30' To 35', Add</i>	4.25	
			<i>For Elevated Installation >35' To 40', Add</i>	5.31	
			<i>For Elevated Installation >40', Add</i>	5.84	
23 31 13 13-0008	LB		Seal Class B, Alloy 3003-H14, Aluminum Sheet Metal Ductwork.....	24.21	2.91
			<i>For Work In Restricted Working Space, Add</i>	6.11	
			<i>For Up To 200, Add</i>	8.42	
			<i>For >200 To 500, Add</i>	5.32	
			<i>For >500 To 1,000, Add</i>	3.66	
			<i>For >1,000 To 2,000, Add</i>	2.05	
			<i>For >2,000 To 5,000, Add</i>	0.93	
			<i>For Elevated Installation >10' To 15', Add</i>	1.22	
			<i>For Elevated Installation >15' To 20', Add</i>	2.44	
			<i>For Elevated Installation >20' To 25', Add</i>	3.05	
			<i>For Elevated Installation >25' To 30', Add</i>	4.27	
			<i>For Elevated Installation >30' To 35', Add</i>	4.88	
			<i>For Elevated Installation >35' To 40', Add</i>	6.11	
			<i>For Elevated Installation >40', Add</i>	6.72	

23 Heating, Ventilating, and Air-Conditioning (HVAC)

23 30 HVAC Air Distribution

23 31 HVAC Ducts and Casings



SAN BERNARDINO
COUNTY

MINOR	CSI	UOM	DESCRIPTION	TOTAL DIRECT UNIT COST	DEMOLITION UNIT COST
23 31 13	13-0009	LB	Seal Class A, Alloy 3003-H14, Aluminum Sheet Metal Ductwork <i>For Work In Restricted Working Space, Add</i> <i>For Up To 200, Add</i> <i>For >200 To 500, Add</i> <i>For >500 To 1,000, Add</i> <i>For >1,000 To 2,000, Add</i> <i>For >2,000 To 5,000, Add</i> <i>For Elevated Installation >10' To 15', Add</i> <i>For Elevated Installation >15' To 20', Add</i> <i>For Elevated Installation >20' To 25', Add</i> <i>For Elevated Installation >25' To 30', Add</i> <i>For Elevated Installation >30' To 35', Add</i> <i>For Elevated Installation >35' To 40', Add</i> <i>For Elevated Installation >40', Add</i>	28.86	2.91
				7.43	
				9.89	
				6.22	
				4.33	
				2.43	
				1.11	
				1.49	
				2.97	
				3.72	
				5.20	
				5.94	
				7.43	
				8.17	
23 31 13	13-0010		Type 304, Stainless Steel Sheet Metal Ductwork <small>(23 31 13 13-0001)</small> Note: SMACNA weight for stainless steel ductwork LB/SF (surface areas) by gauge: 26 gauge - 0.748 LB/SF; 24 gauge - 0.987 LB/SF; 22 gauge - 1.231 LB/SF; 20 gauge - 1.491 LB/SF; 18 gauge - 2.016 LB/SF; 16 gauge - 2.499 LB/SF; 14 gauge - 3.154 LB/SF; 12 gauge - 4.427 LB/SF		
23 31 13	13-0011	LB	Seal Class C, Type 304, Stainless Steel Sheet Metal Ductwork <i>For Work In Restricted Working Space, Add</i> <i>For Welded Seams, Add</i> <i>For Up To 200, Add</i> <i>For >200 To 500, Add</i> <i>For >500 To 1,000, Add</i> <i>For >1,000 To 2,000, Add</i> <i>For >2,000 To 5,000, Add</i> <i>For Elevated Installation >10' To 15', Add</i> <i>For Elevated Installation >15' To 20', Add</i> <i>For Elevated Installation >20' To 25', Add</i> <i>For Elevated Installation >25' To 30', Add</i> <i>For Elevated Installation >30' To 35', Add</i> <i>For Elevated Installation >35' To 40', Add</i> <i>For Elevated Installation >40', Add</i>	15.66	3.87
				3.26	
				5.68	
				6.13	
				4.01	
				2.53	
				1.40	
				0.58	
				0.65	
				1.31	
				1.63	
				2.28	
				2.61	
				3.26	
				3.59	
23 31 13	13-0012	LB	Seal Class B, Type 304, Stainless Steel Sheet Metal Ductwork <i>For Work In Restricted Working Space, Add</i> <i>For Welded Seams, Add</i> <i>For Up To 200, Add</i> <i>For >200 To 500, Add</i> <i>For >500 To 1,000, Add</i> <i>For >1,000 To 2,000, Add</i> <i>For >2,000 To 5,000, Add</i> <i>For Elevated Installation >10' To 15', Add</i> <i>For Elevated Installation >15' To 20', Add</i> <i>For Elevated Installation >20' To 25', Add</i> <i>For Elevated Installation >25' To 30', Add</i> <i>For Elevated Installation >30' To 35', Add</i> <i>For Elevated Installation >35' To 40', Add</i> <i>For Elevated Installation >40', Add</i>	18.13	3.87
				3.94	
				6.81	
				6.94	
				4.52	
				2.89	
				1.60	
				0.68	
				0.79	
				1.57	
				1.97	
				2.76	
				3.15	
				3.94	
				4.33	
23 31 13	13-0013	LB	Seal Class A, Type 304, Stainless Steel Sheet Metal Ductwork <i>For Work In Restricted Working Space, Add</i> <i>For Welded Seams, Add</i> <i>For Up To 200, Add</i> <i>For >200 To 500, Add</i> <i>For >500 To 1,000, Add</i> <i>For >1,000 To 2,000, Add</i> <i>For >2,000 To 5,000, Add</i> <i>For Elevated Installation >10' To 15', Add</i> <i>For Elevated Installation >15' To 20', Add</i> <i>For Elevated Installation >20' To 25', Add</i> <i>For Elevated Installation >25' To 30', Add</i> <i>For Elevated Installation >30' To 35', Add</i> <i>For Elevated Installation >35' To 40', Add</i> <i>For Elevated Installation >40', Add</i>	20.46	3.87
				4.57	
				7.87	
				7.71	
				4.99	
				3.23	
				1.79	
				0.77	
				0.91	
				1.83	
				2.28	
				3.20	
				3.65	
				4.57	
				5.02	
23 31 13	13-0014		Galvanized Steel Sheet Metal Ductwork By LF <small>(23 31 13 13-0001)</small> Note: Ductwork includes collars, straps, support straps, etc. Shop fabricated ductwork is designed and fabricated in shop with machines, delivered to site and installed. For fittings add the following equivalent lengths: 0.75' for duct end cap; 1.5' for tap-in; 2.5' for 45 degree elbows; 3' for 90 degree elbows, transition, taper, register box; 4' for 45 degree reducing elbow, offset, turning vanes installed in elbows; 5' for 90 degree reducing elbow, 135 degree angle gooseneck, boots; and 6' for transition/reducer.		
23 31 13	13-0015		30 Gauge Galvanized Steel Metal Ductwork <small>(23 31 13 13-0014)</small>		
23 31 13	13-0016	LF	4" x 4", 30 Gauge, Seal Class C, Galvanized Steel Sheet Metal Ductwork <i>For Seal Class B, Add</i> <i>For Seal Class A, Add</i> <i>For Work In Restricted Working Space, Add</i>	11.52	5.98
				1.50	
				3.19	
				2.99	
23 31 13	13-0017	LF	4" x 6", 30 Gauge, Seal Class C, Galvanized Steel Sheet Metal Ductwork <i>For Seal Class B, Add</i> <i>For Seal Class A, Add</i> <i>For Work In Restricted Working Space, Add</i>	14.39	7.48
				1.87	
				3.99	
				3.74	
23 31 13	13-0018	LF	4" x 8", 30 Gauge, Seal Class C, Galvanized Steel Sheet Metal Ductwork <i>For Seal Class B, Add</i> <i>For Seal Class A, Add</i> <i>For Work In Restricted Working Space, Add</i>	17.28	8.97
				2.24	
				4.78	
				4.49	



MINOR CSI UOM DESCRIPTION	TOTAL DIRECT UNIT COST	DEMOLITION UNIT COST
23 31 13 13-0019 LF 4" x 10", 30 Gauge, Seal Class C, Galvanized Steel Sheet Metal Ductwork	20.15	10.46
For Seal Class B, Add	2.62	
For Seal Class A, Add	5.98	
For Work In Restricted Working Space, Add	5.23	
23 31 13 13-0020 LF 4" x 12", 30 Gauge, Seal Class C, Galvanized Steel Sheet Metal Ductwork	23.05	11.96
For Seal Class B, Add	2.99	
For Seal Class A, Add	6.38	
For Work In Restricted Working Space, Add	5.98	
23 31 13 13-0021 LF 4" x 14", 30 Gauge, Seal Class C, Galvanized Steel Sheet Metal Ductwork	25.91	13.46
For Seal Class B, Add	3.36	
For Seal Class A, Add	7.17	
For Work In Restricted Working Space, Add	6.73	
23 31 13 13-0022 LF 4" x 16", 30 Gauge, Seal Class C, Galvanized Steel Sheet Metal Ductwork	28.78	14.95
For Seal Class B, Add	3.74	
For Seal Class A, Add	7.97	
For Work In Restricted Working Space, Add	7.48	
23 31 13 13-0023 LF 6" x 6", 30 Gauge, Seal Class C, Galvanized Steel Sheet Metal Ductwork	17.28	8.97
For Seal Class B, Add	2.24	
For Seal Class A, Add	4.78	
For Work In Restricted Working Space, Add	4.49	
23 31 13 13-0024 LF 6" x 8", 30 Gauge, Seal Class C, Galvanized Steel Sheet Metal Ductwork	20.15	10.46
For Seal Class B, Add	2.62	
For Seal Class A, Add	5.58	
For Work In Restricted Working Space, Add	5.23	
23 31 13 13-0025 LF 6" x 10", 30 Gauge, Seal Class C, Galvanized Steel Sheet Metal Ductwork	23.05	11.96
For Seal Class B, Add	2.99	
For Seal Class A, Add	6.38	
For Work In Restricted Working Space, Add	5.98	
23 31 13 13-0026 LF 6" x 12", 30 Gauge, Seal Class C, Galvanized Steel Sheet Metal Ductwork	25.91	13.46
For Seal Class B, Add	3.36	
For Seal Class A, Add	7.17	
For Work In Restricted Working Space, Add	6.73	
23 31 13 13-0027 LF 6" x 14", 30 Gauge, Seal Class C, Galvanized Steel Sheet Metal Ductwork	28.78	14.95
For Seal Class B, Add	3.74	
For Seal Class A, Add	7.97	
For Work In Restricted Working Space, Add	7.48	
23 31 13 13-0028 LF 6" x 16", 30 Gauge, Seal Class C, Galvanized Steel Sheet Metal Ductwork	31.67	16.45
For Seal Class B, Add	4.11	
For Seal Class A, Add	8.77	
For Work In Restricted Working Space, Add	8.22	
23 31 13 13-0029 LF 8" x 8", 30 Gauge, Seal Class C, Galvanized Steel Sheet Metal Ductwork	23.05	11.96
For Seal Class B, Add	2.99	
For Seal Class A, Add	6.38	
For Work In Restricted Working Space, Add	5.98	
23 31 13 13-0030 LF 8" x 10", 30 Gauge, Seal Class C, Galvanized Steel Sheet Metal Ductwork	25.91	13.46
For Seal Class B, Add	3.36	
For Seal Class A, Add	7.17	
For Work In Restricted Working Space, Add	6.73	
23 31 13 13-0031 LF 8" x 12", 30 Gauge, Seal Class C, Galvanized Steel Sheet Metal Ductwork	28.78	14.95
For Seal Class B, Add	3.74	
For Seal Class A, Add	7.97	
For Work In Restricted Working Space, Add	7.48	
23 31 13 13-0032 LF 8" x 14", 30 Gauge, Seal Class C, Galvanized Steel Sheet Metal Ductwork	31.67	16.45
For Seal Class B, Add	4.11	
For Seal Class A, Add	8.77	
For Work In Restricted Working Space, Add	8.22	
23 31 13 13-0033 LF 8" x 16", 30 Gauge, Seal Class C, Galvanized Steel Sheet Metal Ductwork	34.54	17.94
For Seal Class B, Add	4.49	
For Seal Class A, Add	9.57	
For Work In Restricted Working Space, Add	8.97	
23 31 13 13-0034 LF 8" x 18", 30 Gauge, Seal Class C, Galvanized Steel Sheet Metal Ductwork	37.44	19.44
For Seal Class B, Add	4.86	
For Seal Class A, Add	10.37	
For Work In Restricted Working Space, Add	9.72	
23 31 13 13-0035 LF 8" x 20", 30 Gauge, Seal Class C, Galvanized Steel Sheet Metal Ductwork	40.31	20.94
For Seal Class B, Add	5.23	
For Seal Class A, Add	11.16	
For Work In Restricted Working Space, Add	10.47	
23 31 13 13-0036 LF 8" x 22", 30 Gauge, Seal Class C, Galvanized Steel Sheet Metal Ductwork	43.18	22.42
For Seal Class B, Add	5.61	
For Seal Class A, Add	11.96	
For Work In Restricted Working Space, Add	11.21	
23 31 13 13-0037 LF 8" x 24", 30 Gauge, Seal Class C, Galvanized Steel Sheet Metal Ductwork	46.05	23.92
For Seal Class B, Add	5.98	
For Seal Class A, Add	12.76	
For Work In Restricted Working Space, Add	11.96	
23 31 13 13-0038 LF 10" x 10", 30 Gauge, Seal Class C, Galvanized Steel Sheet Metal Ductwork	28.78	14.95
For Seal Class B, Add	3.74	
For Seal Class A, Add	7.97	
For Work In Restricted Working Space, Add	7.48	
23 31 13 13-0039 LF 10" x 12", 30 Gauge, Seal Class C, Galvanized Steel Sheet Metal Ductwork	31.67	16.45
For Seal Class B, Add	4.11	
For Seal Class A, Add	8.77	
For Work In Restricted Working Space, Add	8.22	

23 Heating, Ventilating, and Air-Conditioning (HVAC)

23 30 HVAC Air Distribution

23 31 HVAC Ducts and Casings



MINOR	CSI	UOM	DESCRIPTION	TOTAL DIRECT UNIT COST	DEMOLITION UNIT COST
23 31 13	13-0040	LF	10" x 14", 30 Gauge, Seal Class C, Galvanized Steel Sheet Metal Ductwork	34.54	17.94
			<i>For Seal Class B, Add</i>	4.49	
			<i>For Seal Class A, Add</i>	9.57	
			<i>For Work In Restricted Working Space, Add</i>	8.97	
23 31 13	13-0041	LF	10" x 16", 30 Gauge, Seal Class C, Galvanized Steel Sheet Metal Ductwork	37.44	19.44
			<i>For Seal Class B, Add</i>	4.86	
			<i>For Seal Class A, Add</i>	10.37	
			<i>For Work In Restricted Working Space, Add</i>	9.72	
23 31 13	13-0042	LF	10" x 18", 30 Gauge, Seal Class C, Galvanized Steel Sheet Metal Ductwork	40.31	20.94
			<i>For Seal Class B, Add</i>	5.23	
			<i>For Seal Class A, Add</i>	11.16	
			<i>For Work In Restricted Working Space, Add</i>	10.47	
23 31 13	13-0043	LF	10" x 20", 30 Gauge, Seal Class C, Galvanized Steel Sheet Metal Ductwork	43.18	22.42
			<i>For Seal Class B, Add</i>	5.61	
			<i>For Seal Class A, Add</i>	11.96	
			<i>For Work In Restricted Working Space, Add</i>	11.21	
23 31 13	13-0044	LF	10" x 22", 30 Gauge, Seal Class C, Galvanized Steel Sheet Metal Ductwork	46.05	23.92
			<i>For Seal Class B, Add</i>	5.98	
			<i>For Seal Class A, Add</i>	12.76	
			<i>For Work In Restricted Working Space, Add</i>	11.96	
23 31 13	13-0045	LF	10" x 24", 30 Gauge, Seal Class C, Galvanized Steel Sheet Metal Ductwork	48.95	25.41
			<i>For Seal Class B, Add</i>	6.35	
			<i>For Seal Class A, Add</i>	13.56	
			<i>For Work In Restricted Working Space, Add</i>	12.71	
23 31 13	13-0046	LF	12" x 12", 30 Gauge, Seal Class C, Galvanized Steel Sheet Metal Ductwork	34.54	17.94
			<i>For Seal Class B, Add</i>	4.49	
			<i>For Seal Class A, Add</i>	9.57	
			<i>For Work In Restricted Working Space, Add</i>	8.97	
23 31 13	13-0047	LF	12" x 14", 30 Gauge, Seal Class C, Galvanized Steel Sheet Metal Ductwork	37.44	19.44
			<i>For Seal Class B, Add</i>	4.86	
			<i>For Seal Class A, Add</i>	10.37	
			<i>For Work In Restricted Working Space, Add</i>	9.72	
23 31 13	13-0048	LF	12" x 16", 30 Gauge, Seal Class C, Galvanized Steel Sheet Metal Ductwork	40.31	20.94
			<i>For Seal Class B, Add</i>	5.23	
			<i>For Seal Class A, Add</i>	11.16	
			<i>For Work In Restricted Working Space, Add</i>	10.47	
23 31 13	13-0049	LF	12" x 18", 30 Gauge, Seal Class C, Galvanized Steel Sheet Metal Ductwork	43.18	22.42
			<i>For Seal Class B, Add</i>	5.61	
			<i>For Seal Class A, Add</i>	11.96	
			<i>For Work In Restricted Working Space, Add</i>	11.21	
23 31 13	13-0050	LF	12" x 20", 30 Gauge, Seal Class C, Galvanized Steel Sheet Metal Ductwork	46.05	23.92
			<i>For Seal Class B, Add</i>	5.98	
			<i>For Seal Class A, Add</i>	12.76	
			<i>For Work In Restricted Working Space, Add</i>	11.96	
23 31 13	13-0051	LF	12" x 22", 30 Gauge, Seal Class C, Galvanized Steel Sheet Metal Ductwork	48.95	25.41
			<i>For Seal Class B, Add</i>	6.35	
			<i>For Seal Class A, Add</i>	13.56	
			<i>For Work In Restricted Working Space, Add</i>	12.71	
23 31 13	13-0052	LF	12" x 24", 30 Gauge, Seal Class C, Galvanized Steel Sheet Metal Ductwork	51.83	26.91
			<i>For Seal Class B, Add</i>	6.73	
			<i>For Seal Class A, Add</i>	14.36	
			<i>For Work In Restricted Working Space, Add</i>	13.46	
23 31 13	13-0053	LF	14" x 14", 30 Gauge, Seal Class C, Galvanized Steel Sheet Metal Ductwork	40.31	20.94
			<i>For Seal Class B, Add</i>	5.23	
			<i>For Seal Class A, Add</i>	11.16	
			<i>For Work In Restricted Working Space, Add</i>	10.47	
23 31 13	13-0054	LF	14" x 16", 30 Gauge, Seal Class C, Galvanized Steel Sheet Metal Ductwork	43.18	22.42
			<i>For Seal Class B, Add</i>	5.61	
			<i>For Seal Class A, Add</i>	11.96	
			<i>For Work In Restricted Working Space, Add</i>	11.21	
23 31 13	13-0055	LF	14" x 18", 30 Gauge, Seal Class C, Galvanized Steel Sheet Metal Ductwork	46.05	23.92
			<i>For Seal Class B, Add</i>	5.98	
			<i>For Seal Class A, Add</i>	12.76	
			<i>For Work In Restricted Working Space, Add</i>	11.96	
23 31 13	13-0056	LF	14" x 20", 30 Gauge, Seal Class C, Galvanized Steel Sheet Metal Ductwork	48.95	25.41
			<i>For Seal Class B, Add</i>	6.35	
			<i>For Seal Class A, Add</i>	13.56	
			<i>For Work In Restricted Working Space, Add</i>	12.71	
23 31 13	13-0057	LF	14" x 22", 30 Gauge, Seal Class C, Galvanized Steel Sheet Metal Ductwork	51.83	26.91
			<i>For Seal Class B, Add</i>	6.73	
			<i>For Seal Class A, Add</i>	14.36	
			<i>For Work In Restricted Working Space, Add</i>	13.46	
23 31 13	13-0058	LF	14" x 24", 30 Gauge, Seal Class C, Galvanized Steel Sheet Metal Ductwork	54.72	28.41
			<i>For Seal Class B, Add</i>	7.10	
			<i>For Seal Class A, Add</i>	15.15	
			<i>For Work In Restricted Working Space, Add</i>	14.21	
23 31 13	13-0059	LF	16" x 16", 30 Gauge, Seal Class C, Galvanized Steel Sheet Metal Ductwork	46.05	23.92
			<i>For Seal Class B, Add</i>	5.98	
			<i>For Seal Class A, Add</i>	12.76	
			<i>For Work In Restricted Working Space, Add</i>	11.96	
23 31 13	13-0060	LF	16" x 18", 30 Gauge, Seal Class C, Galvanized Steel Sheet Metal Ductwork	48.95	25.41
			<i>For Seal Class B, Add</i>	6.35	
			<i>For Seal Class A, Add</i>	13.56	
			<i>For Work In Restricted Working Space, Add</i>	12.71	



MINOR CSI UOM DESCRIPTION	TOTAL DIRECT UNIT COST	DEMOLITION UNIT COST
23 31 13 13-0061 LF 16" x 20", 30 Gauge, Seal Class C, Galvanized Steel Sheet Metal Ductwork	51.83	26.91
<i>For Seal Class B, Add</i>	6.73	
<i>For Seal Class A, Add</i>	14.36	
<i>For Work In Restricted Working Space, Add</i>	13.46	
23 31 13 13-0062 LF 16" x 22", 30 Gauge, Seal Class C, Galvanized Steel Sheet Metal Ductwork	54.72	28.41
<i>For Seal Class B, Add</i>	7.10	
<i>For Seal Class A, Add</i>	15.15	
<i>For Work In Restricted Working Space, Add</i>	14.21	
23 31 13 13-0063 LF 16" x 24", 30 Gauge, Seal Class C, Galvanized Steel Sheet Metal Ductwork	57.59	29.90
<i>For Seal Class B, Add</i>	7.48	
<i>For Seal Class A, Add</i>	15.95	
<i>For Work In Restricted Working Space, Add</i>	14.95	
23 31 13 13-0064 LF 18" x 18", 30 Gauge, Seal Class C, Galvanized Steel Sheet Metal Ductwork	51.83	26.91
<i>For Seal Class B, Add</i>	6.73	
<i>For Seal Class A, Add</i>	14.36	
<i>For Work In Restricted Working Space, Add</i>	13.46	
23 31 13 13-0065 LF 18" x 20", 30 Gauge, Seal Class C, Galvanized Steel Sheet Metal Ductwork	54.72	28.41
<i>For Seal Class B, Add</i>	7.10	
<i>For Seal Class A, Add</i>	15.15	
<i>For Work In Restricted Working Space, Add</i>	14.21	
23 31 13 13-0066 LF 18" x 22", 30 Gauge, Seal Class C, Galvanized Steel Sheet Metal Ductwork	57.59	29.90
<i>For Seal Class B, Add</i>	7.48	
<i>For Seal Class A, Add</i>	15.95	
<i>For Work In Restricted Working Space, Add</i>	14.95	
23 31 13 13-0067 LF 18" x 24", 30 Gauge, Seal Class C, Galvanized Steel Sheet Metal Ductwork	60.45	31.40
<i>For Seal Class B, Add</i>	7.85	
<i>For Seal Class A, Add</i>	16.74	
<i>For Work In Restricted Working Space, Add</i>	15.70	
23 31 13 13-0068 LF 20" x 20", 30 Gauge, Seal Class C, Galvanized Steel Sheet Metal Ductwork	57.59	29.90
<i>For Seal Class B, Add</i>	7.48	
<i>For Seal Class A, Add</i>	15.95	
<i>For Work In Restricted Working Space, Add</i>	14.95	
23 31 13 13-0069 LF 20" x 22", 30 Gauge, Seal Class C, Galvanized Steel Sheet Metal Ductwork	60.45	31.40
<i>For Seal Class B, Add</i>	7.85	
<i>For Seal Class A, Add</i>	16.74	
<i>For Work In Restricted Working Space, Add</i>	15.70	
23 31 13 13-0070 LF 20" x 24", 30 Gauge, Seal Class C, Galvanized Steel Sheet Metal Ductwork	63.33	32.89
<i>For Seal Class B, Add</i>	8.22	
<i>For Seal Class A, Add</i>	17.54	
<i>For Work In Restricted Working Space, Add</i>	16.44	
23 31 13 13-0071 LF 22" x 22", 30 Gauge, Seal Class C, Galvanized Steel Sheet Metal Ductwork	63.33	32.89
<i>For Seal Class B, Add</i>	8.22	
<i>For Seal Class A, Add</i>	17.54	
<i>For Work In Restricted Working Space, Add</i>	16.44	
23 31 13 13-0072 LF 22" x 24", 30 Gauge, Seal Class C, Galvanized Steel Sheet Metal Ductwork	66.21	34.39
<i>For Seal Class B, Add</i>	8.60	
<i>For Seal Class A, Add</i>	18.34	
<i>For Work In Restricted Working Space, Add</i>	17.19	
23 31 13 13-0073 LF 24" x 24", 30 Gauge, Seal Class C, Galvanized Steel Sheet Metal Ductwork	69.11	35.89
<i>For Seal Class B, Add</i>	8.97	
<i>For Seal Class A, Add</i>	19.14	
<i>For Work In Restricted Working Space, Add</i>	17.94	
23 31 13 13-0074 28 Gauge Galvanized Steel Metal Ductwork <small>(23 31 13 13-0014)</small>		
23 31 13 13-0075 LF 4" x 4", 28 Gauge, Seal Class C, Galvanized Steel Sheet Metal Ductwork	13.71	7.12
<i>For Seal Class B, Add</i>	1.78	
<i>For Seal Class A, Add</i>	3.80	
<i>For Work In Restricted Working Space, Add</i>	3.56	
23 31 13 13-0076 LF 4" x 6", 28 Gauge, Seal Class C, Galvanized Steel Sheet Metal Ductwork	17.14	8.90
<i>For Seal Class B, Add</i>	2.22	
<i>For Seal Class A, Add</i>	4.75	
<i>For Work In Restricted Working Space, Add</i>	4.45	
23 31 13 13-0077 LF 4" x 8", 28 Gauge, Seal Class C, Galvanized Steel Sheet Metal Ductwork	20.57	10.67
<i>For Seal Class B, Add</i>	2.67	
<i>For Seal Class A, Add</i>	5.70	
<i>For Work In Restricted Working Space, Add</i>	5.34	
23 31 13 13-0078 LF 4" x 10", 28 Gauge, Seal Class C, Galvanized Steel Sheet Metal Ductwork	23.98	12.46
<i>For Seal Class B, Add</i>	3.11	
<i>For Seal Class A, Add</i>	6.64	
<i>For Work In Restricted Working Space, Add</i>	6.23	
23 31 13 13-0079 LF 4" x 12", 28 Gauge, Seal Class C, Galvanized Steel Sheet Metal Ductwork	27.42	14.25
<i>For Seal Class B, Add</i>	3.56	
<i>For Seal Class A, Add</i>	7.59	
<i>For Work In Restricted Working Space, Add</i>	7.12	
23 31 13 13-0080 LF 4" x 14", 28 Gauge, Seal Class C, Galvanized Steel Sheet Metal Ductwork	30.85	16.02
<i>For Seal Class B, Add</i>	4.01	
<i>For Seal Class A, Add</i>	8.54	
<i>For Work In Restricted Working Space, Add</i>	8.01	
23 31 13 13-0081 LF 4" x 16", 28 Gauge, Seal Class C, Galvanized Steel Sheet Metal Ductwork	34.27	17.80
<i>For Seal Class B, Add</i>	4.45	
<i>For Seal Class A, Add</i>	9.49	
<i>For Work In Restricted Working Space, Add</i>	8.90	

23 Heating, Ventilating, and Air-Conditioning (HVAC)

23 30 HVAC Air Distribution

23 31 HVAC Ducts and Casings



MINOR	CSI	UOM	DESCRIPTION	TOTAL DIRECT UNIT COST	DEMOLITION UNIT COST
23 31 13	13-0082	LF	6" x 6", 28 Gauge, Seal Class C, Galvanized Steel Sheet Metal Ductwork	20.57	10.67
			<i>For Seal Class B, Add</i>	2.67	
			<i>For Seal Class A, Add</i>	5.70	
			<i>For Work In Restricted Working Space, Add</i>	5.34	
23 31 13	13-0083	LF	6" x 8", 28 Gauge, Seal Class C, Galvanized Steel Sheet Metal Ductwork	23.98	12.46
			<i>For Seal Class B, Add</i>	3.11	
			<i>For Seal Class A, Add</i>	6.64	
			<i>For Work In Restricted Working Space, Add</i>	6.23	
23 31 13	13-0084	LF	6" x 10", 28 Gauge, Seal Class C, Galvanized Steel Sheet Metal Ductwork	27.42	14.25
			<i>For Seal Class B, Add</i>	3.56	
			<i>For Seal Class A, Add</i>	7.59	
			<i>For Work In Restricted Working Space, Add</i>	7.12	
23 31 13	13-0085	LF	6" x 12", 28 Gauge, Seal Class C, Galvanized Steel Sheet Metal Ductwork	30.85	16.02
			<i>For Seal Class B, Add</i>	4.01	
			<i>For Seal Class A, Add</i>	8.54	
			<i>For Work In Restricted Working Space, Add</i>	8.01	
23 31 13	13-0086	LF	6" x 14", 28 Gauge, Seal Class C, Galvanized Steel Sheet Metal Ductwork	34.27	17.80
			<i>For Seal Class B, Add</i>	4.45	
			<i>For Seal Class A, Add</i>	9.49	
			<i>For Work In Restricted Working Space, Add</i>	8.90	
23 31 13	13-0087	LF	6" x 16", 28 Gauge, Seal Class C, Galvanized Steel Sheet Metal Ductwork	37.72	19.58
			<i>For Seal Class B, Add</i>	4.90	
			<i>For Seal Class A, Add</i>	10.44	
			<i>For Work In Restricted Working Space, Add</i>	9.79	
23 31 13	13-0088	LF	8" x 8", 28 Gauge, Seal Class C, Galvanized Steel Sheet Metal Ductwork	27.42	14.25
			<i>For Seal Class B, Add</i>	3.56	
			<i>For Seal Class A, Add</i>	7.59	
			<i>For Work In Restricted Working Space, Add</i>	7.12	
23 31 13	13-0089	LF	8" x 10", 28 Gauge, Seal Class C, Galvanized Steel Sheet Metal Ductwork	30.85	16.02
			<i>For Seal Class B, Add</i>	4.01	
			<i>For Seal Class A, Add</i>	8.54	
			<i>For Work In Restricted Working Space, Add</i>	8.01	
23 31 13	13-0090	LF	8" x 12", 28 Gauge, Seal Class C, Galvanized Steel Sheet Metal Ductwork	34.27	17.80
			<i>For Seal Class B, Add</i>	4.45	
			<i>For Seal Class A, Add</i>	9.49	
			<i>For Work In Restricted Working Space, Add</i>	8.90	
23 31 13	13-0091	LF	8" x 14", 28 Gauge, Seal Class C, Galvanized Steel Sheet Metal Ductwork	37.72	19.58
			<i>For Seal Class B, Add</i>	4.90	
			<i>For Seal Class A, Add</i>	10.44	
			<i>For Work In Restricted Working Space, Add</i>	9.79	
23 31 13	13-0092	LF	8" x 16", 28 Gauge, Seal Class C, Galvanized Steel Sheet Metal Ductwork	41.13	21.36
			<i>For Seal Class B, Add</i>	5.34	
			<i>For Seal Class A, Add</i>	11.39	
			<i>For Work In Restricted Working Space, Add</i>	10.68	
23 31 13	13-0093	LF	8" x 18", 28 Gauge, Seal Class C, Galvanized Steel Sheet Metal Ductwork	44.56	23.14
			<i>For Seal Class B, Add</i>	5.79	
			<i>For Seal Class A, Add</i>	12.34	
			<i>For Work In Restricted Working Space, Add</i>	11.57	
23 31 13	13-0094	LF	8" x 20", 28 Gauge, Seal Class C, Galvanized Steel Sheet Metal Ductwork	47.99	24.92
			<i>For Seal Class B, Add</i>	6.23	
			<i>For Seal Class A, Add</i>	13.29	
			<i>For Work In Restricted Working Space, Add</i>	12.46	
23 31 13	13-0095	LF	8" x 22", 28 Gauge, Seal Class C, Galvanized Steel Sheet Metal Ductwork	51.40	26.70
			<i>For Seal Class B, Add</i>	6.67	
			<i>For Seal Class A, Add</i>	14.24	
			<i>For Work In Restricted Working Space, Add</i>	13.35	
23 31 13	13-0096	LF	8" x 24", 28 Gauge, Seal Class C, Galvanized Steel Sheet Metal Ductwork	54.85	28.48
			<i>For Seal Class B, Add</i>	7.12	
			<i>For Seal Class A, Add</i>	15.19	
			<i>For Work In Restricted Working Space, Add</i>	14.24	
23 31 13	13-0097	LF	10" x 10", 28 Gauge, Seal Class C, Galvanized Steel Sheet Metal Ductwork	34.27	17.80
			<i>For Seal Class B, Add</i>	4.45	
			<i>For Seal Class A, Add</i>	9.49	
			<i>For Work In Restricted Working Space, Add</i>	8.90	
23 31 13	13-0098	LF	10" x 12", 28 Gauge, Seal Class C, Galvanized Steel Sheet Metal Ductwork	37.72	19.58
			<i>For Seal Class B, Add</i>	4.90	
			<i>For Seal Class A, Add</i>	10.44	
			<i>For Work In Restricted Working Space, Add</i>	9.79	
23 31 13	13-0099	LF	10" x 14", 28 Gauge, Seal Class C, Galvanized Steel Sheet Metal Ductwork	41.13	21.36
			<i>For Seal Class B, Add</i>	5.34	
			<i>For Seal Class A, Add</i>	11.39	
			<i>For Work In Restricted Working Space, Add</i>	10.68	
23 31 13	13-0100	LF	10" x 16", 28 Gauge, Seal Class C, Galvanized Steel Sheet Metal Ductwork	44.56	23.14
			<i>For Seal Class B, Add</i>	5.79	
			<i>For Seal Class A, Add</i>	12.34	
			<i>For Work In Restricted Working Space, Add</i>	11.57	
23 31 13	13-0101	LF	10" x 18", 28 Gauge, Seal Class C, Galvanized Steel Sheet Metal Ductwork	47.99	24.92
			<i>For Seal Class B, Add</i>	6.23	
			<i>For Seal Class A, Add</i>	13.29	
			<i>For Work In Restricted Working Space, Add</i>	12.46	
23 31 13	13-0102	LF	10" x 20", 28 Gauge, Seal Class C, Galvanized Steel Sheet Metal Ductwork	51.40	26.70
			<i>For Seal Class B, Add</i>	6.67	
			<i>For Seal Class A, Add</i>	14.24	
			<i>For Work In Restricted Working Space, Add</i>	13.35	



MINOR CSI UOM DESCRIPTION	TOTAL DIRECT UNIT COST	DEMOLITION UNIT COST
23 31 13 13-0103 LF 10" x 22", 28 Gauge, Seal Class C, Galvanized Steel Sheet Metal Ductwork	54.85	28.48
For Seal Class B, Add	7.12	
For Seal Class A, Add	15.19	
For Work In Restricted Working Space, Add	14.24	
23 31 13 13-0104 LF 10" x 24", 28 Gauge, Seal Class C, Galvanized Steel Sheet Metal Ductwork	58.28	30.26
For Seal Class B, Add	7.57	
For Seal Class A, Add	16.14	
For Work In Restricted Working Space, Add	15.13	
23 31 13 13-0105 LF 12" x 12", 28 Gauge, Seal Class C, Galvanized Steel Sheet Metal Ductwork	41.13	21.36
For Seal Class B, Add	5.34	
For Seal Class A, Add	11.39	
For Work In Restricted Working Space, Add	10.68	
23 31 13 13-0106 LF 12" x 14", 28 Gauge, Seal Class C, Galvanized Steel Sheet Metal Ductwork	44.56	23.14
For Seal Class B, Add	5.79	
For Seal Class A, Add	12.34	
For Work In Restricted Working Space, Add	11.57	
23 31 13 13-0107 LF 12" x 16", 28 Gauge, Seal Class C, Galvanized Steel Sheet Metal Ductwork	47.99	24.92
For Seal Class B, Add	6.23	
For Seal Class A, Add	13.29	
For Work In Restricted Working Space, Add	12.46	
23 31 13 13-0108 LF 12" x 18", 28 Gauge, Seal Class C, Galvanized Steel Sheet Metal Ductwork	51.40	26.70
For Seal Class B, Add	6.67	
For Seal Class A, Add	14.24	
For Work In Restricted Working Space, Add	13.35	
23 31 13 13-0109 LF 12" x 20", 28 Gauge, Seal Class C, Galvanized Steel Sheet Metal Ductwork	54.85	28.48
For Seal Class B, Add	7.12	
For Seal Class A, Add	15.19	
For Work In Restricted Working Space, Add	14.24	
23 31 13 13-0110 LF 12" x 22", 28 Gauge, Seal Class C, Galvanized Steel Sheet Metal Ductwork	58.28	30.26
For Seal Class B, Add	7.57	
For Seal Class A, Add	16.14	
For Work In Restricted Working Space, Add	15.13	
23 31 13 13-0111 LF 12" x 24", 28 Gauge, Seal Class C, Galvanized Steel Sheet Metal Ductwork	61.70	32.03
For Seal Class B, Add	8.01	
For Seal Class A, Add	17.09	
For Work In Restricted Working Space, Add	16.02	
23 31 13 13-0112 LF 14" x 14", 28 Gauge, Seal Class C, Galvanized Steel Sheet Metal Ductwork	47.99	24.92
For Seal Class B, Add	6.23	
For Seal Class A, Add	13.29	
For Work In Restricted Working Space, Add	12.46	
23 31 13 13-0113 LF 14" x 16", 28 Gauge, Seal Class C, Galvanized Steel Sheet Metal Ductwork	51.40	26.70
For Seal Class B, Add	6.67	
For Seal Class A, Add	14.24	
For Work In Restricted Working Space, Add	13.35	
23 31 13 13-0114 LF 14" x 18", 28 Gauge, Seal Class C, Galvanized Steel Sheet Metal Ductwork	54.85	28.48
For Seal Class B, Add	7.12	
For Seal Class A, Add	15.19	
For Work In Restricted Working Space, Add	14.24	
23 31 13 13-0115 LF 14" x 20", 28 Gauge, Seal Class C, Galvanized Steel Sheet Metal Ductwork	58.28	30.26
For Seal Class B, Add	7.57	
For Seal Class A, Add	16.14	
For Work In Restricted Working Space, Add	15.13	
23 31 13 13-0116 LF 14" x 22", 28 Gauge, Seal Class C, Galvanized Steel Sheet Metal Ductwork	61.70	32.03
For Seal Class B, Add	8.01	
For Seal Class A, Add	17.09	
For Work In Restricted Working Space, Add	16.02	
23 31 13 13-0117 LF 14" x 24", 28 Gauge, Seal Class C, Galvanized Steel Sheet Metal Ductwork	65.14	33.82
For Seal Class B, Add	8.46	
For Seal Class A, Add	18.04	
For Work In Restricted Working Space, Add	16.91	
23 31 13 13-0118 LF 16" x 16", 28 Gauge, Seal Class C, Galvanized Steel Sheet Metal Ductwork	54.85	28.48
For Seal Class B, Add	7.12	
For Seal Class A, Add	15.19	
For Work In Restricted Working Space, Add	14.24	
23 31 13 13-0119 LF 16" x 18", 28 Gauge, Seal Class C, Galvanized Steel Sheet Metal Ductwork	58.28	30.26
For Seal Class B, Add	7.57	
For Seal Class A, Add	16.14	
For Work In Restricted Working Space, Add	15.13	
23 31 13 13-0120 LF 16" x 20", 28 Gauge, Seal Class C, Galvanized Steel Sheet Metal Ductwork	61.70	32.03
For Seal Class B, Add	8.01	
For Seal Class A, Add	17.09	
For Work In Restricted Working Space, Add	16.02	
23 31 13 13-0121 LF 16" x 22", 28 Gauge, Seal Class C, Galvanized Steel Sheet Metal Ductwork	65.14	33.82
For Seal Class B, Add	8.46	
For Seal Class A, Add	18.04	
For Work In Restricted Working Space, Add	16.91	
23 31 13 13-0122 LF 16" x 24", 28 Gauge, Seal Class C, Galvanized Steel Sheet Metal Ductwork	68.55	35.60
For Seal Class B, Add	8.90	
For Seal Class A, Add	18.99	
For Work In Restricted Working Space, Add	17.80	
23 31 13 13-0123 LF 18" x 18", 28 Gauge, Seal Class C, Galvanized Steel Sheet Metal Ductwork	61.70	32.03
For Seal Class B, Add	8.01	
For Seal Class A, Add	17.09	
For Work In Restricted Working Space, Add	16.02	

23 Heating, Ventilating, and Air-Conditioning (HVAC)

23 30 HVAC Air Distribution

23 31 HVAC Ducts and Casings



MINOR	CSI	UOM	DESCRIPTION	TOTAL DIRECT UNIT COST	DEMOLITION UNIT COST
23 31 13	13-0124	LF	18" x 20", 28 Gauge, Seal Class C, Galvanized Steel Sheet Metal Ductwork	65.14	33.82
			<i>For Seal Class B, Add</i>	8.46	
			<i>For Seal Class A, Add</i>	18.04	
			<i>For Work In Restricted Working Space, Add</i>	16.91	
23 31 13	13-0125	LF	18" x 22", 28 Gauge, Seal Class C, Galvanized Steel Sheet Metal Ductwork	68.55	35.60
			<i>For Seal Class B, Add</i>	8.90	
			<i>For Seal Class A, Add</i>	18.99	
			<i>For Work In Restricted Working Space, Add</i>	17.80	
23 31 13	13-0126	LF	18" x 24", 28 Gauge, Seal Class C, Galvanized Steel Sheet Metal Ductwork	71.98	37.38
			<i>For Seal Class B, Add</i>	9.35	
			<i>For Seal Class A, Add</i>	19.94	
			<i>For Work In Restricted Working Space, Add</i>	18.69	
23 31 13	13-0127	LF	20" x 20", 28 Gauge, Seal Class C, Galvanized Steel Sheet Metal Ductwork	68.55	35.60
			<i>For Seal Class B, Add</i>	8.90	
			<i>For Seal Class A, Add</i>	18.99	
			<i>For Work In Restricted Working Space, Add</i>	17.80	
23 31 13	13-0128	LF	20" x 22", 28 Gauge, Seal Class C, Galvanized Steel Sheet Metal Ductwork	71.98	37.38
			<i>For Seal Class B, Add</i>	9.35	
			<i>For Seal Class A, Add</i>	19.94	
			<i>For Work In Restricted Working Space, Add</i>	18.69	
23 31 13	13-0129	LF	20" x 24", 28 Gauge, Seal Class C, Galvanized Steel Sheet Metal Ductwork	75.42	39.16
			<i>For Seal Class B, Add</i>	9.79	
			<i>For Seal Class A, Add</i>	20.89	
			<i>For Work In Restricted Working Space, Add</i>	19.58	
23 31 13	13-0130	LF	22" x 22", 28 Gauge, Seal Class C, Galvanized Steel Sheet Metal Ductwork	75.42	39.16
			<i>For Seal Class B, Add</i>	9.79	
			<i>For Seal Class A, Add</i>	20.89	
			<i>For Work In Restricted Working Space, Add</i>	19.58	
23 31 13	13-0131	LF	22" x 24", 28 Gauge, Seal Class C, Galvanized Steel Sheet Metal Ductwork	78.84	40.94
			<i>For Seal Class B, Add</i>	10.23	
			<i>For Seal Class A, Add</i>	21.83	
			<i>For Work In Restricted Working Space, Add</i>	20.47	
23 31 13	13-0132	LF	24" x 24", 28 Gauge, Seal Class C, Galvanized Steel Sheet Metal Ductwork	82.26	42.73
			<i>For Seal Class B, Add</i>	10.68	
			<i>For Seal Class A, Add</i>	22.78	
			<i>For Work In Restricted Working Space, Add</i>	21.36	
23 31 13	13-0133		26 Gauge Galvanized Steel Metal Ductwork <small>(23 31 13 13-0014)</small>		
23 31 13	13-0134	LF	4" x 4", 26 Gauge, Seal Class C, Galvanized Steel Sheet Metal Ductwork	15.91	8.25
			<i>For Seal Class B, Add</i>	2.07	
			<i>For Seal Class A, Add</i>	4.41	
			<i>For Work In Restricted Working Space, Add</i>	4.13	
23 31 13	13-0135	LF	4" x 6", 26 Gauge, Seal Class C, Galvanized Steel Sheet Metal Ductwork	19.88	10.32
			<i>For Seal Class B, Add</i>	2.58	
			<i>For Seal Class A, Add</i>	5.51	
			<i>For Work In Restricted Working Space, Add</i>	5.16	
23 31 13	13-0136	LF	4" x 8", 26 Gauge, Seal Class C, Galvanized Steel Sheet Metal Ductwork	23.86	12.39
			<i>For Seal Class B, Add</i>	3.10	
			<i>For Seal Class A, Add</i>	6.61	
			<i>For Work In Restricted Working Space, Add</i>	6.20	
23 31 13	13-0137	LF	4" x 10", 26 Gauge, Seal Class C, Galvanized Steel Sheet Metal Ductwork	27.83	14.46
			<i>For Seal Class B, Add</i>	3.61	
			<i>For Seal Class A, Add</i>	7.71	
			<i>For Work In Restricted Working Space, Add</i>	7.23	
23 31 13	13-0138	LF	4" x 12", 26 Gauge, Seal Class C, Galvanized Steel Sheet Metal Ductwork	31.81	16.53
			<i>For Seal Class B, Add</i>	4.13	
			<i>For Seal Class A, Add</i>	8.81	
			<i>For Work In Restricted Working Space, Add</i>	8.26	
23 31 13	13-0139	LF	4" x 14", 26 Gauge, Seal Class C, Galvanized Steel Sheet Metal Ductwork	35.78	18.58
			<i>For Seal Class B, Add</i>	4.65	
			<i>For Seal Class A, Add</i>	9.91	
			<i>For Work In Restricted Working Space, Add</i>	9.29	
23 31 13	13-0140	LF	4" x 16", 26 Gauge, Seal Class C, Galvanized Steel Sheet Metal Ductwork	39.76	20.65
			<i>For Seal Class B, Add</i>	5.16	
			<i>For Seal Class A, Add</i>	11.01	
			<i>For Work In Restricted Working Space, Add</i>	10.33	
23 31 13	13-0141	LF	6" x 6", 26 Gauge, Seal Class C, Galvanized Steel Sheet Metal Ductwork	23.86	12.39
			<i>For Seal Class B, Add</i>	3.10	
			<i>For Seal Class A, Add</i>	6.61	
			<i>For Work In Restricted Working Space, Add</i>	6.20	
23 31 13	13-0142	LF	6" x 8", 26 Gauge, Seal Class C, Galvanized Steel Sheet Metal Ductwork	27.83	14.46
			<i>For Seal Class B, Add</i>	3.61	
			<i>For Seal Class A, Add</i>	7.71	
			<i>For Work In Restricted Working Space, Add</i>	7.23	
23 31 13	13-0143	LF	6" x 10", 26 Gauge, Seal Class C, Galvanized Steel Sheet Metal Ductwork	31.81	16.53
			<i>For Seal Class B, Add</i>	4.13	
			<i>For Seal Class A, Add</i>	8.81	
			<i>For Work In Restricted Working Space, Add</i>	8.26	
23 31 13	13-0144	LF	6" x 12", 26 Gauge, Seal Class C, Galvanized Steel Sheet Metal Ductwork	35.78	18.58
			<i>For Seal Class B, Add</i>	4.65	
			<i>For Seal Class A, Add</i>	9.91	
			<i>For Work In Restricted Working Space, Add</i>	9.29	



MINOR CSI UOM DESCRIPTION	TOTAL DIRECT UNIT COST	DEMOLITION UNIT COST
23 31 13 13-0145 LF 6" x 14", 26 Gauge, Seal Class C, Galvanized Steel Sheet Metal Ductwork	39.76	20.65
For Seal Class B, Add	5.16	
For Seal Class A, Add	11.01	
For Work In Restricted Working Space, Add	10.33	
23 31 13 13-0146 LF 6" x 16", 26 Gauge, Seal Class C, Galvanized Steel Sheet Metal Ductwork	43.74	22.71
For Seal Class B, Add	5.68	
For Seal Class A, Add	12.11	
For Work In Restricted Working Space, Add	11.36	
23 31 13 13-0147 LF 8" x 8", 26 Gauge, Seal Class C, Galvanized Steel Sheet Metal Ductwork	31.81	16.53
For Seal Class B, Add	4.13	
For Seal Class A, Add	8.81	
For Work In Restricted Working Space, Add	8.26	
23 31 13 13-0148 LF 8" x 10", 26 Gauge, Seal Class C, Galvanized Steel Sheet Metal Ductwork	35.78	18.58
For Seal Class B, Add	4.65	
For Seal Class A, Add	9.91	
For Work In Restricted Working Space, Add	9.29	
23 31 13 13-0149 LF 8" x 12", 26 Gauge, Seal Class C, Galvanized Steel Sheet Metal Ductwork	39.77	20.65
For Seal Class B, Add	5.16	
For Seal Class A, Add	11.01	
For Work In Restricted Working Space, Add	10.33	
23 31 13 13-0150 LF 8" x 14", 26 Gauge, Seal Class C, Galvanized Steel Sheet Metal Ductwork	43.74	22.71
For Seal Class B, Add	5.68	
For Seal Class A, Add	12.11	
For Work In Restricted Working Space, Add	11.36	
23 31 13 13-0151 LF 8" x 16", 26 Gauge, Seal Class C, Galvanized Steel Sheet Metal Ductwork	47.72	24.78
For Seal Class B, Add	6.20	
For Seal Class A, Add	13.22	
For Work In Restricted Working Space, Add	12.39	
23 31 13 13-0152 LF 8" x 18", 26 Gauge, Seal Class C, Galvanized Steel Sheet Metal Ductwork	51.69	26.84
For Seal Class B, Add	6.71	
For Seal Class A, Add	14.32	
For Work In Restricted Working Space, Add	13.42	
23 31 13 13-0153 LF 8" x 20", 26 Gauge, Seal Class C, Galvanized Steel Sheet Metal Ductwork	55.66	28.91
For Seal Class B, Add	7.23	
For Seal Class A, Add	15.42	
For Work In Restricted Working Space, Add	14.45	
23 31 13 13-0154 LF 8" x 22", 26 Gauge, Seal Class C, Galvanized Steel Sheet Metal Ductwork	59.65	30.97
For Seal Class B, Add	7.74	
For Seal Class A, Add	16.52	
For Work In Restricted Working Space, Add	15.49	
23 31 13 13-0155 LF 8" x 24", 26 Gauge, Seal Class C, Galvanized Steel Sheet Metal Ductwork	63.62	33.03
For Seal Class B, Add	8.26	
For Seal Class A, Add	17.62	
For Work In Restricted Working Space, Add	16.52	
23 31 13 13-0156 LF 10" x 10", 26 Gauge, Seal Class C, Galvanized Steel Sheet Metal Ductwork	39.77	20.65
For Seal Class B, Add	5.16	
For Seal Class A, Add	11.01	
For Work In Restricted Working Space, Add	10.33	
23 31 13 13-0157 LF 10" x 12", 26 Gauge, Seal Class C, Galvanized Steel Sheet Metal Ductwork	43.73	22.71
For Seal Class B, Add	5.68	
For Seal Class A, Add	12.11	
For Work In Restricted Working Space, Add	11.36	
23 31 13 13-0158 LF 10" x 14", 26 Gauge, Seal Class C, Galvanized Steel Sheet Metal Ductwork	47.72	24.78
For Seal Class B, Add	6.20	
For Seal Class A, Add	13.22	
For Work In Restricted Working Space, Add	12.39	
23 31 13 13-0159 LF 10" x 16", 26 Gauge, Seal Class C, Galvanized Steel Sheet Metal Ductwork	51.69	26.84
For Seal Class B, Add	6.71	
For Seal Class A, Add	14.32	
For Work In Restricted Working Space, Add	13.42	
23 31 13 13-0160 LF 10" x 18", 26 Gauge, Seal Class C, Galvanized Steel Sheet Metal Ductwork	55.66	28.91
For Seal Class B, Add	7.23	
For Seal Class A, Add	15.42	
For Work In Restricted Working Space, Add	14.45	
23 31 13 13-0161 LF 10" x 20", 26 Gauge, Seal Class C, Galvanized Steel Sheet Metal Ductwork	59.65	30.97
For Seal Class B, Add	7.74	
For Seal Class A, Add	16.52	
For Work In Restricted Working Space, Add	15.49	
23 31 13 13-0162 LF 10" x 22", 26 Gauge, Seal Class C, Galvanized Steel Sheet Metal Ductwork	63.62	33.03
For Seal Class B, Add	8.26	
For Seal Class A, Add	17.62	
For Work In Restricted Working Space, Add	16.52	
23 31 13 13-0163 LF 10" x 24", 26 Gauge, Seal Class C, Galvanized Steel Sheet Metal Ductwork	67.60	35.11
For Seal Class B, Add	8.78	
For Seal Class A, Add	18.72	
For Work In Restricted Working Space, Add	17.55	
23 31 13 13-0164 LF 12" x 12", 26 Gauge, Seal Class C, Galvanized Steel Sheet Metal Ductwork	47.72	24.78
For Seal Class B, Add	6.20	
For Seal Class A, Add	13.22	
For Work In Restricted Working Space, Add	12.39	
23 31 13 13-0165 LF 12" x 14", 26 Gauge, Seal Class C, Galvanized Steel Sheet Metal Ductwork	51.69	26.84
For Seal Class B, Add	6.71	
For Seal Class A, Add	14.32	
For Work In Restricted Working Space, Add	13.42	

23 Heating, Ventilating, and Air-Conditioning (HVAC)

23 30 HVAC Air Distribution

23 31 HVAC Ducts and Casings



MINOR	CSI	UOM	DESCRIPTION	TOTAL DIRECT UNIT COST	DEMOLITION UNIT COST
23 31 13	13-0166	LF	12" x 16", 26 Gauge, Seal Class C, Galvanized Steel Sheet Metal Ductwork	55.66	28.91
			<i>For Seal Class B, Add</i>	7.23	
			<i>For Seal Class A, Add</i>	15.42	
			<i>For Work In Restricted Working Space, Add</i>	14.45	
23 31 13	13-0167	LF	12" x 18", 26 Gauge, Seal Class C, Galvanized Steel Sheet Metal Ductwork	59.65	30.97
			<i>For Seal Class B, Add</i>	7.74	
			<i>For Seal Class A, Add</i>	16.52	
			<i>For Work In Restricted Working Space, Add</i>	15.49	
23 31 13	13-0168	LF	12" x 20", 26 Gauge, Seal Class C, Galvanized Steel Sheet Metal Ductwork	63.62	33.03
			<i>For Seal Class B, Add</i>	8.26	
			<i>For Seal Class A, Add</i>	17.62	
			<i>For Work In Restricted Working Space, Add</i>	16.52	
23 31 13	13-0169	LF	12" x 22", 26 Gauge, Seal Class C, Galvanized Steel Sheet Metal Ductwork	67.60	35.11
			<i>For Seal Class B, Add</i>	8.78	
			<i>For Seal Class A, Add</i>	18.72	
			<i>For Work In Restricted Working Space, Add</i>	17.55	
23 31 13	13-0170	LF	12" x 24", 26 Gauge, Seal Class C, Galvanized Steel Sheet Metal Ductwork	71.57	37.17
			<i>For Seal Class B, Add</i>	9.29	
			<i>For Seal Class A, Add</i>	19.82	
			<i>For Work In Restricted Working Space, Add</i>	18.59	
23 31 13	13-0171	LF	14" x 14", 26 Gauge, Seal Class C, Galvanized Steel Sheet Metal Ductwork	55.66	28.91
			<i>For Seal Class B, Add</i>	7.23	
			<i>For Seal Class A, Add</i>	15.42	
			<i>For Work In Restricted Working Space, Add</i>	14.45	
23 31 13	13-0172	LF	14" x 16", 26 Gauge, Seal Class C, Galvanized Steel Sheet Metal Ductwork	59.65	30.97
			<i>For Seal Class B, Add</i>	7.74	
			<i>For Seal Class A, Add</i>	16.52	
			<i>For Work In Restricted Working Space, Add</i>	15.49	
23 31 13	13-0173	LF	14" x 18", 26 Gauge, Seal Class C, Galvanized Steel Sheet Metal Ductwork	63.62	33.03
			<i>For Seal Class B, Add</i>	8.26	
			<i>For Seal Class A, Add</i>	17.62	
			<i>For Work In Restricted Working Space, Add</i>	16.52	
23 31 13	13-0174	LF	14" x 20", 26 Gauge, Seal Class C, Galvanized Steel Sheet Metal Ductwork	67.60	35.11
			<i>For Seal Class B, Add</i>	8.78	
			<i>For Seal Class A, Add</i>	18.72	
			<i>For Work In Restricted Working Space, Add</i>	17.55	
23 31 13	13-0175	LF	14" x 22", 26 Gauge, Seal Class C, Galvanized Steel Sheet Metal Ductwork	71.57	37.17
			<i>For Seal Class B, Add</i>	9.29	
			<i>For Seal Class A, Add</i>	19.82	
			<i>For Work In Restricted Working Space, Add</i>	18.59	
23 31 13	13-0176	LF	14" x 24", 26 Gauge, Seal Class C, Galvanized Steel Sheet Metal Ductwork	75.56	39.24
			<i>For Seal Class B, Add</i>	9.81	
			<i>For Seal Class A, Add</i>	20.92	
			<i>For Work In Restricted Working Space, Add</i>	19.62	
23 31 13	13-0177	LF	16" x 16", 26 Gauge, Seal Class C, Galvanized Steel Sheet Metal Ductwork	63.62	33.03
			<i>For Seal Class B, Add</i>	8.26	
			<i>For Seal Class A, Add</i>	17.62	
			<i>For Work In Restricted Working Space, Add</i>	16.52	
23 31 13	13-0178	LF	16" x 18", 26 Gauge, Seal Class C, Galvanized Steel Sheet Metal Ductwork	67.60	35.11
			<i>For Seal Class B, Add</i>	8.78	
			<i>For Seal Class A, Add</i>	18.72	
			<i>For Work In Restricted Working Space, Add</i>	17.55	
23 31 13	13-0179	LF	16" x 20", 26 Gauge, Seal Class C, Galvanized Steel Sheet Metal Ductwork	71.57	37.17
			<i>For Seal Class B, Add</i>	9.29	
			<i>For Seal Class A, Add</i>	19.82	
			<i>For Work In Restricted Working Space, Add</i>	18.59	
23 31 13	13-0180	LF	16" x 22", 26 Gauge, Seal Class C, Galvanized Steel Sheet Metal Ductwork	75.56	39.24
			<i>For Seal Class B, Add</i>	9.81	
			<i>For Seal Class A, Add</i>	20.92	
			<i>For Work In Restricted Working Space, Add</i>	19.62	
23 31 13	13-0181	LF	16" x 24", 26 Gauge, Seal Class C, Galvanized Steel Sheet Metal Ductwork	79.53	41.30
			<i>For Seal Class B, Add</i>	10.32	
			<i>For Seal Class A, Add</i>	22.03	
			<i>For Work In Restricted Working Space, Add</i>	20.65	
23 31 13	13-0182	LF	18" x 18", 26 Gauge, Seal Class C, Galvanized Steel Sheet Metal Ductwork	71.57	37.17
			<i>For Seal Class B, Add</i>	9.29	
			<i>For Seal Class A, Add</i>	19.82	
			<i>For Work In Restricted Working Space, Add</i>	18.59	
23 31 13	13-0183	LF	18" x 20", 26 Gauge, Seal Class C, Galvanized Steel Sheet Metal Ductwork	75.56	39.24
			<i>For Seal Class B, Add</i>	9.81	
			<i>For Seal Class A, Add</i>	20.92	
			<i>For Work In Restricted Working Space, Add</i>	19.62	
23 31 13	13-0184	LF	18" x 22", 26 Gauge, Seal Class C, Galvanized Steel Sheet Metal Ductwork	79.53	41.30
			<i>For Seal Class B, Add</i>	10.32	
			<i>For Seal Class A, Add</i>	22.03	
			<i>For Work In Restricted Working Space, Add</i>	20.65	
23 31 13	13-0185	LF	18" x 24", 26 Gauge, Seal Class C, Galvanized Steel Sheet Metal Ductwork	83.50	43.36
			<i>For Seal Class B, Add</i>	10.84	
			<i>For Seal Class A, Add</i>	23.13	
			<i>For Work In Restricted Working Space, Add</i>	21.68	
23 31 13	13-0186	LF	20" x 20", 26 Gauge, Seal Class C, Galvanized Steel Sheet Metal Ductwork	79.53	41.30
			<i>For Seal Class B, Add</i>	10.32	
			<i>For Seal Class A, Add</i>	22.03	
			<i>For Work In Restricted Working Space, Add</i>	20.65	



MINOR CSI UOM DESCRIPTION	TOTAL DIRECT UNIT COST	DEMOLITION UNIT COST
23 31 13 13-0187 LF 20" x 22", 26 Gauge, Seal Class C, Galvanized Steel Sheet Metal Ductwork	83.50	43.36
<i>For Seal Class B, Add</i>	10.64	
<i>For Seal Class A, Add</i>	23.13	
<i>For Work In Restricted Working Space, Add</i>	21.68	
23 31 13 13-0188 LF 20" x 24", 26 Gauge, Seal Class C, Galvanized Steel Sheet Metal Ductwork	87.47	45.43
<i>For Seal Class B, Add</i>	11.36	
<i>For Seal Class A, Add</i>	24.23	
<i>For Work In Restricted Working Space, Add</i>	22.71	
23 31 13 13-0189 LF 22" x 22", 26 Gauge, Seal Class C, Galvanized Steel Sheet Metal Ductwork	87.47	45.43
<i>For Seal Class B, Add</i>	11.36	
<i>For Seal Class A, Add</i>	24.23	
<i>For Work In Restricted Working Space, Add</i>	22.71	
23 31 13 13-0190 LF 22" x 24", 26 Gauge, Seal Class C, Galvanized Steel Sheet Metal Ductwork	91.46	47.49
<i>For Seal Class B, Add</i>	11.67	
<i>For Seal Class A, Add</i>	25.33	
<i>For Work In Restricted Working Space, Add</i>	23.75	
23 31 13 13-0191 LF 24" x 24", 26 Gauge, Seal Class C, Galvanized Steel Sheet Metal Ductwork	95.44	49.56
<i>For Seal Class B, Add</i>	12.39	
<i>For Seal Class A, Add</i>	26.43	
<i>For Work In Restricted Working Space, Add</i>	24.78	
23 31 13 13-0192 24 Gauge Galvanized Steel Metal Ductwork <small>(23 31 13 13-0214)</small>		
23 31 13 13-0193 LF 4" x 4", 24 Gauge, Seal Class C, Galvanized Steel Sheet Metal Ductwork	24.10	12.82
<i>For Seal Class B, Add</i>	3.21	
<i>For Seal Class A, Add</i>	6.84	
<i>For Work In Restricted Working Space, Add</i>	6.41	
23 31 13 13-0194 LF 4" x 6", 24 Gauge, Seal Class C, Galvanized Steel Sheet Metal Ductwork	30.12	16.02
<i>For Seal Class B, Add</i>	4.01	
<i>For Seal Class A, Add</i>	8.55	
<i>For Work In Restricted Working Space, Add</i>	8.01	
23 31 13 13-0195 LF 4" x 8", 24 Gauge, Seal Class C, Galvanized Steel Sheet Metal Ductwork	36.14	19.23
<i>For Seal Class B, Add</i>	4.81	
<i>For Seal Class A, Add</i>	10.25	
<i>For Work In Restricted Working Space, Add</i>	9.61	
23 31 13 13-0196 LF 4" x 10", 24 Gauge, Seal Class C, Galvanized Steel Sheet Metal Ductwork	42.16	22.43
<i>For Seal Class B, Add</i>	5.61	
<i>For Seal Class A, Add</i>	11.96	
<i>For Work In Restricted Working Space, Add</i>	11.21	
23 31 13 13-0197 LF 4" x 12", 24 Gauge, Seal Class C, Galvanized Steel Sheet Metal Ductwork	48.19	25.64
<i>For Seal Class B, Add</i>	6.41	
<i>For Seal Class A, Add</i>	13.67	
<i>For Work In Restricted Working Space, Add</i>	12.82	
23 31 13 13-0198 LF 4" x 14", 24 Gauge, Seal Class C, Galvanized Steel Sheet Metal Ductwork	54.21	28.84
<i>For Seal Class B, Add</i>	7.21	
<i>For Seal Class A, Add</i>	15.38	
<i>For Work In Restricted Working Space, Add</i>	14.42	
23 31 13 13-0199 LF 4" x 16", 24 Gauge, Seal Class C, Galvanized Steel Sheet Metal Ductwork	60.23	32.04
<i>For Seal Class B, Add</i>	8.01	
<i>For Seal Class A, Add</i>	17.09	
<i>For Work In Restricted Working Space, Add</i>	16.02	
23 31 13 13-0200 LF 6" x 6", 24 Gauge, Seal Class C, Galvanized Steel Sheet Metal Ductwork	36.14	19.23
<i>For Seal Class B, Add</i>	4.81	
<i>For Seal Class A, Add</i>	10.25	
<i>For Work In Restricted Working Space, Add</i>	9.61	
23 31 13 13-0201 LF 6" x 8", 24 Gauge, Seal Class C, Galvanized Steel Sheet Metal Ductwork	42.16	22.43
<i>For Seal Class B, Add</i>	5.61	
<i>For Seal Class A, Add</i>	11.96	
<i>For Work In Restricted Working Space, Add</i>	11.21	
23 31 13 13-0202 LF 6" x 10", 24 Gauge, Seal Class C, Galvanized Steel Sheet Metal Ductwork	48.19	25.64
<i>For Seal Class B, Add</i>	6.41	
<i>For Seal Class A, Add</i>	13.67	
<i>For Work In Restricted Working Space, Add</i>	12.82	
23 31 13 13-0203 LF 6" x 12", 24 Gauge, Seal Class C, Galvanized Steel Sheet Metal Ductwork	54.21	28.84
<i>For Seal Class B, Add</i>	7.21	
<i>For Seal Class A, Add</i>	15.38	
<i>For Work In Restricted Working Space, Add</i>	14.42	
23 31 13 13-0204 LF 6" x 14", 24 Gauge, Seal Class C, Galvanized Steel Sheet Metal Ductwork	60.23	32.04
<i>For Seal Class B, Add</i>	8.01	
<i>For Seal Class A, Add</i>	17.09	
<i>For Work In Restricted Working Space, Add</i>	16.02	
23 31 13 13-0205 LF 6" x 16", 24 Gauge, Seal Class C, Galvanized Steel Sheet Metal Ductwork	66.26	35.25
<i>For Seal Class B, Add</i>	8.81	
<i>For Seal Class A, Add</i>	18.80	
<i>For Work In Restricted Working Space, Add</i>	17.63	
23 31 13 13-0206 LF 8" x 8", 24 Gauge, Seal Class C, Galvanized Steel Sheet Metal Ductwork	48.19	25.64
<i>For Seal Class B, Add</i>	6.41	
<i>For Seal Class A, Add</i>	13.67	
<i>For Work In Restricted Working Space, Add</i>	12.82	
23 31 13 13-0207 LF 8" x 10", 24 Gauge, Seal Class C, Galvanized Steel Sheet Metal Ductwork	54.21	28.84
<i>For Seal Class B, Add</i>	7.21	
<i>For Seal Class A, Add</i>	15.38	
<i>For Work In Restricted Working Space, Add</i>	14.42	

23 Heating, Ventilating, and Air-Conditioning (HVAC)

23 30 HVAC Air Distribution

23 31 HVAC Ducts and Casings



MINOR	CSI	UOM	DESCRIPTION	TOTAL DIRECT UNIT COST	DEMOLITION UNIT COST
23 31 13	13-0208	LF	8" x 12", 24 Gauge, Seal Class C, Galvanized Steel Sheet Metal Ductwork	60.23	32.04
			<i>For Seal Class B, Add</i>	8.01	
			<i>For Seal Class A, Add</i>	17.09	
			<i>For Work In Restricted Working Space, Add</i>	16.02	
23 31 13	13-0209	LF	8" x 14", 24 Gauge, Seal Class C, Galvanized Steel Sheet Metal Ductwork	66.26	35.25
			<i>For Seal Class B, Add</i>	8.81	
			<i>For Seal Class A, Add</i>	18.80	
			<i>For Work In Restricted Working Space, Add</i>	17.63	
23 31 13	13-0210	LF	8" x 16", 24 Gauge, Seal Class C, Galvanized Steel Sheet Metal Ductwork	72.28	38.45
			<i>For Seal Class B, Add</i>	9.61	
			<i>For Seal Class A, Add</i>	20.51	
			<i>For Work In Restricted Working Space, Add</i>	19.23	
23 31 13	13-0211	LF	8" x 18", 24 Gauge, Seal Class C, Galvanized Steel Sheet Metal Ductwork	78.30	41.66
			<i>For Seal Class B, Add</i>	10.41	
			<i>For Seal Class A, Add</i>	22.22	
			<i>For Work In Restricted Working Space, Add</i>	20.83	
23 31 13	13-0212	LF	8" x 20", 24 Gauge, Seal Class C, Galvanized Steel Sheet Metal Ductwork	84.33	44.87
			<i>For Seal Class B, Add</i>	11.22	
			<i>For Seal Class A, Add</i>	23.93	
			<i>For Work In Restricted Working Space, Add</i>	22.43	
23 31 13	13-0213	LF	8" x 22", 24 Gauge, Seal Class C, Galvanized Steel Sheet Metal Ductwork	90.35	48.07
			<i>For Seal Class B, Add</i>	12.02	
			<i>For Seal Class A, Add</i>	25.64	
			<i>For Work In Restricted Working Space, Add</i>	24.03	
23 31 13	13-0214	LF	8" x 24", 24 Gauge, Seal Class C, Galvanized Steel Sheet Metal Ductwork	96.37	51.27
			<i>For Seal Class B, Add</i>	12.82	
			<i>For Seal Class A, Add</i>	27.34	
			<i>For Work In Restricted Working Space, Add</i>	25.64	
23 31 13	13-0215	LF	10" x 10", 24 Gauge, Seal Class C, Galvanized Steel Sheet Metal Ductwork	60.23	32.04
			<i>For Seal Class B, Add</i>	8.01	
			<i>For Seal Class A, Add</i>	17.09	
			<i>For Work In Restricted Working Space, Add</i>	16.02	
23 31 13	13-0216	LF	10" x 12", 24 Gauge, Seal Class C, Galvanized Steel Sheet Metal Ductwork	66.26	35.25
			<i>For Seal Class B, Add</i>	8.81	
			<i>For Seal Class A, Add</i>	18.80	
			<i>For Work In Restricted Working Space, Add</i>	17.63	
23 31 13	13-0217	LF	10" x 14", 24 Gauge, Seal Class C, Galvanized Steel Sheet Metal Ductwork	72.28	38.45
			<i>For Seal Class B, Add</i>	9.61	
			<i>For Seal Class A, Add</i>	20.51	
			<i>For Work In Restricted Working Space, Add</i>	19.23	
23 31 13	13-0218	LF	10" x 16", 24 Gauge, Seal Class C, Galvanized Steel Sheet Metal Ductwork	78.30	41.66
			<i>For Seal Class B, Add</i>	10.41	
			<i>For Seal Class A, Add</i>	22.22	
			<i>For Work In Restricted Working Space, Add</i>	20.83	
23 31 13	13-0219	LF	10" x 18", 24 Gauge, Seal Class C, Galvanized Steel Sheet Metal Ductwork	84.33	44.87
			<i>For Seal Class B, Add</i>	11.22	
			<i>For Seal Class A, Add</i>	23.93	
			<i>For Work In Restricted Working Space, Add</i>	22.43	
23 31 13	13-0220	LF	10" x 20", 24 Gauge, Seal Class C, Galvanized Steel Sheet Metal Ductwork	90.35	48.07
			<i>For Seal Class B, Add</i>	12.02	
			<i>For Seal Class A, Add</i>	25.64	
			<i>For Work In Restricted Working Space, Add</i>	24.03	
23 31 13	13-0221	LF	10" x 22", 24 Gauge, Seal Class C, Galvanized Steel Sheet Metal Ductwork	96.37	51.27
			<i>For Seal Class B, Add</i>	12.82	
			<i>For Seal Class A, Add</i>	27.34	
			<i>For Work In Restricted Working Space, Add</i>	25.64	
23 31 13	13-0222	LF	10" x 24", 24 Gauge, Seal Class C, Galvanized Steel Sheet Metal Ductwork	102.39	54.48
			<i>For Seal Class B, Add</i>	13.62	
			<i>For Seal Class A, Add</i>	29.05	
			<i>For Work In Restricted Working Space, Add</i>	27.24	
23 31 13	13-0223	LF	10" x 26", 24 Gauge, Seal Class C, Galvanized Steel Sheet Metal Ductwork	108.42	57.68
			<i>For Seal Class B, Add</i>	14.42	
			<i>For Seal Class A, Add</i>	30.76	
			<i>For Work In Restricted Working Space, Add</i>	28.84	
23 31 13	13-0224	LF	10" x 28", 24 Gauge, Seal Class C, Galvanized Steel Sheet Metal Ductwork	114.45	60.88
			<i>For Seal Class B, Add</i>	15.22	
			<i>For Seal Class A, Add</i>	32.47	
			<i>For Work In Restricted Working Space, Add</i>	30.44	
23 31 13	13-0225	LF	10" x 30", 24 Gauge, Seal Class C, Galvanized Steel Sheet Metal Ductwork	120.46	64.09
			<i>For Seal Class B, Add</i>	16.02	
			<i>For Seal Class A, Add</i>	34.18	
			<i>For Work In Restricted Working Space, Add</i>	32.04	
23 31 13	13-0226	LF	12" x 12", 24 Gauge, Seal Class C, Galvanized Steel Sheet Metal Ductwork	72.28	38.45
			<i>For Seal Class B, Add</i>	9.61	
			<i>For Seal Class A, Add</i>	20.51	
			<i>For Work In Restricted Working Space, Add</i>	19.23	
23 31 13	13-0227	LF	12" x 14", 24 Gauge, Seal Class C, Galvanized Steel Sheet Metal Ductwork	78.30	41.66
			<i>For Seal Class B, Add</i>	10.41	
			<i>For Seal Class A, Add</i>	22.22	
			<i>For Work In Restricted Working Space, Add</i>	20.83	
23 31 13	13-0228	LF	12" x 16", 24 Gauge, Seal Class C, Galvanized Steel Sheet Metal Ductwork	84.33	44.87
			<i>For Seal Class B, Add</i>	11.22	
			<i>For Seal Class A, Add</i>	23.93	
			<i>For Work In Restricted Working Space, Add</i>	22.43	



MINOR CSI UOM DESCRIPTION	TOTAL DIRECT UNIT COST	DEMOLITION UNIT COST
23 31 13 13-0229 LF 12" x 18", 24 Gauge, Seal Class C, Galvanized Steel Sheet Metal Ductwork	90.35	48.07
<i>For Seal Class B, Add</i>	12.02	
<i>For Seal Class A, Add</i>	25.64	
<i>For Work In Restricted Working Space, Add</i>	24.03	
23 31 13 13-0230 LF 12" x 20", 24 Gauge, Seal Class C, Galvanized Steel Sheet Metal Ductwork	96.37	51.27
<i>For Seal Class B, Add</i>	12.82	
<i>For Seal Class A, Add</i>	27.34	
<i>For Work In Restricted Working Space, Add</i>	25.64	
23 31 13 13-0231 LF 12" x 22", 24 Gauge, Seal Class C, Galvanized Steel Sheet Metal Ductwork	102.39	54.48
<i>For Seal Class B, Add</i>	13.62	
<i>For Seal Class A, Add</i>	29.05	
<i>For Work In Restricted Working Space, Add</i>	27.24	
23 31 13 13-0232 LF 12" x 24", 24 Gauge, Seal Class C, Galvanized Steel Sheet Metal Ductwork	108.42	57.68
<i>For Seal Class B, Add</i>	14.42	
<i>For Seal Class A, Add</i>	30.76	
<i>For Work In Restricted Working Space, Add</i>	28.84	
23 31 13 13-0233 LF 12" x 26", 24 Gauge, Seal Class C, Galvanized Steel Sheet Metal Ductwork	114.45	60.88
<i>For Seal Class B, Add</i>	15.22	
<i>For Seal Class A, Add</i>	32.47	
<i>For Work In Restricted Working Space, Add</i>	30.44	
23 31 13 13-0234 LF 12" x 28", 24 Gauge, Seal Class C, Galvanized Steel Sheet Metal Ductwork	120.46	64.09
<i>For Seal Class B, Add</i>	16.02	
<i>For Seal Class A, Add</i>	34.18	
<i>For Work In Restricted Working Space, Add</i>	32.04	
23 31 13 13-0235 LF 12" x 30", 24 Gauge, Seal Class C, Galvanized Steel Sheet Metal Ductwork	126.48	67.30
<i>For Seal Class B, Add</i>	16.82	
<i>For Seal Class A, Add</i>	35.89	
<i>For Work In Restricted Working Space, Add</i>	33.65	
23 31 13 13-0236 LF 14" x 14", 24 Gauge, Seal Class C, Galvanized Steel Sheet Metal Ductwork	84.33	44.87
<i>For Seal Class B, Add</i>	11.22	
<i>For Seal Class A, Add</i>	23.93	
<i>For Work In Restricted Working Space, Add</i>	22.43	
23 31 13 13-0237 LF 14" x 16", 24 Gauge, Seal Class C, Galvanized Steel Sheet Metal Ductwork	90.35	48.07
<i>For Seal Class B, Add</i>	12.02	
<i>For Seal Class A, Add</i>	25.64	
<i>For Work In Restricted Working Space, Add</i>	24.03	
23 31 13 13-0238 LF 14" x 18", 24 Gauge, Seal Class C, Galvanized Steel Sheet Metal Ductwork	96.37	51.27
<i>For Seal Class B, Add</i>	12.82	
<i>For Seal Class A, Add</i>	27.34	
<i>For Work In Restricted Working Space, Add</i>	25.64	
23 31 13 13-0239 LF 14" x 20", 24 Gauge, Seal Class C, Galvanized Steel Sheet Metal Ductwork	102.39	54.48
<i>For Seal Class B, Add</i>	13.62	
<i>For Seal Class A, Add</i>	29.05	
<i>For Work In Restricted Working Space, Add</i>	27.24	
23 31 13 13-0240 LF 14" x 22", 24 Gauge, Seal Class C, Galvanized Steel Sheet Metal Ductwork	108.42	57.68
<i>For Seal Class B, Add</i>	14.42	
<i>For Seal Class A, Add</i>	30.76	
<i>For Work In Restricted Working Space, Add</i>	28.84	
23 31 13 13-0241 LF 14" x 24", 24 Gauge, Seal Class C, Galvanized Steel Sheet Metal Ductwork	114.45	60.88
<i>For Seal Class B, Add</i>	15.22	
<i>For Seal Class A, Add</i>	32.47	
<i>For Work In Restricted Working Space, Add</i>	30.44	
23 31 13 13-0242 LF 14" x 26", 24 Gauge, Seal Class C, Galvanized Steel Sheet Metal Ductwork	120.46	64.09
<i>For Seal Class B, Add</i>	16.02	
<i>For Seal Class A, Add</i>	34.18	
<i>For Work In Restricted Working Space, Add</i>	32.04	
23 31 13 13-0243 LF 14" x 28", 24 Gauge, Seal Class C, Galvanized Steel Sheet Metal Ductwork	126.48	67.30
<i>For Seal Class B, Add</i>	16.82	
<i>For Seal Class A, Add</i>	35.89	
<i>For Work In Restricted Working Space, Add</i>	33.65	
23 31 13 13-0244 LF 14" x 30", 24 Gauge, Seal Class C, Galvanized Steel Sheet Metal Ductwork	132.50	70.49
<i>For Seal Class B, Add</i>	17.62	
<i>For Seal Class A, Add</i>	37.60	
<i>For Work In Restricted Working Space, Add</i>	35.25	
23 31 13 13-0245 LF 16" x 16", 24 Gauge, Seal Class C, Galvanized Steel Sheet Metal Ductwork	96.37	51.27
<i>For Seal Class B, Add</i>	12.82	
<i>For Seal Class A, Add</i>	27.34	
<i>For Work In Restricted Working Space, Add</i>	25.64	
23 31 13 13-0246 LF 16" x 18", 24 Gauge, Seal Class C, Galvanized Steel Sheet Metal Ductwork	102.39	54.48
<i>For Seal Class B, Add</i>	13.62	
<i>For Seal Class A, Add</i>	29.05	
<i>For Work In Restricted Working Space, Add</i>	27.24	
23 31 13 13-0247 LF 16" x 20", 24 Gauge, Seal Class C, Galvanized Steel Sheet Metal Ductwork	108.42	57.68
<i>For Seal Class B, Add</i>	14.42	
<i>For Seal Class A, Add</i>	30.76	
<i>For Work In Restricted Working Space, Add</i>	28.84	
23 31 13 13-0248 LF 16" x 22", 24 Gauge, Seal Class C, Galvanized Steel Sheet Metal Ductwork	114.45	60.88
<i>For Seal Class B, Add</i>	15.22	
<i>For Seal Class A, Add</i>	32.47	
<i>For Work In Restricted Working Space, Add</i>	30.44	
23 31 13 13-0249 LF 16" x 24", 24 Gauge, Seal Class C, Galvanized Steel Sheet Metal Ductwork	120.46	64.09
<i>For Seal Class B, Add</i>	16.02	
<i>For Seal Class A, Add</i>	34.18	
<i>For Work In Restricted Working Space, Add</i>	32.04	

23 Heating, Ventilating, and Air-Conditioning (HVAC)

23 30 HVAC Air Distribution

23 31 HVAC Ducts and Casings



MINOR	CSI	UOM	DESCRIPTION	TOTAL DIRECT UNIT COST	DEMOLITION UNIT COST
23 31 13	13-0250	LF	16" x 26", 24 Gauge, Seal Class C, Galvanized Steel Sheet Metal Ductwork	126.48	67.30
			<i>For Seal Class B, Add</i>	16.82	
			<i>For Seal Class A, Add</i>	35.89	
			<i>For Work In Restricted Working Space, Add</i>	33.65	
23 31 13	13-0251	LF	16" x 28", 24 Gauge, Seal Class C, Galvanized Steel Sheet Metal Ductwork	132.50	70.49
			<i>For Seal Class B, Add</i>	17.62	
			<i>For Seal Class A, Add</i>	37.60	
			<i>For Work In Restricted Working Space, Add</i>	35.25	
23 31 13	13-0252	LF	16" x 30", 24 Gauge, Seal Class C, Galvanized Steel Sheet Metal Ductwork	138.54	73.70
			<i>For Seal Class B, Add</i>	18.43	
			<i>For Seal Class A, Add</i>	39.31	
			<i>For Work In Restricted Working Space, Add</i>	36.85	
23 31 13	13-0253	LF	18" x 18", 24 Gauge, Seal Class C, Galvanized Steel Sheet Metal Ductwork	108.42	57.68
			<i>For Seal Class B, Add</i>	14.42	
			<i>For Seal Class A, Add</i>	30.76	
			<i>For Work In Restricted Working Space, Add</i>	28.84	
23 31 13	13-0254	LF	18" x 20", 24 Gauge, Seal Class C, Galvanized Steel Sheet Metal Ductwork	114.45	60.88
			<i>For Seal Class B, Add</i>	15.22	
			<i>For Seal Class A, Add</i>	32.47	
			<i>For Work In Restricted Working Space, Add</i>	30.44	
23 31 13	13-0255	LF	18" x 22", 24 Gauge, Seal Class C, Galvanized Steel Sheet Metal Ductwork	120.46	64.09
			<i>For Seal Class B, Add</i>	16.02	
			<i>For Seal Class A, Add</i>	34.18	
			<i>For Work In Restricted Working Space, Add</i>	32.04	
23 31 13	13-0256	LF	18" x 24", 24 Gauge, Seal Class C, Galvanized Steel Sheet Metal Ductwork	126.48	67.30
			<i>For Seal Class B, Add</i>	16.82	
			<i>For Seal Class A, Add</i>	35.89	
			<i>For Work In Restricted Working Space, Add</i>	33.65	
23 31 13	13-0257	LF	18" x 26", 24 Gauge, Seal Class C, Galvanized Steel Sheet Metal Ductwork	132.50	70.49
			<i>For Seal Class B, Add</i>	17.62	
			<i>For Seal Class A, Add</i>	37.60	
			<i>For Work In Restricted Working Space, Add</i>	35.25	
23 31 13	13-0258	LF	18" x 28", 24 Gauge, Seal Class C, Galvanized Steel Sheet Metal Ductwork	138.54	73.70
			<i>For Seal Class B, Add</i>	18.43	
			<i>For Seal Class A, Add</i>	39.31	
			<i>For Work In Restricted Working Space, Add</i>	36.85	
23 31 13	13-0259	LF	18" x 30", 24 Gauge, Seal Class C, Galvanized Steel Sheet Metal Ductwork	144.56	76.91
			<i>For Seal Class B, Add</i>	19.23	
			<i>For Seal Class A, Add</i>	41.02	
			<i>For Work In Restricted Working Space, Add</i>	38.45	
23 31 13	13-0260	LF	20" x 20", 24 Gauge, Seal Class C, Galvanized Steel Sheet Metal Ductwork	120.46	64.09
			<i>For Seal Class B, Add</i>	16.02	
			<i>For Seal Class A, Add</i>	34.18	
			<i>For Work In Restricted Working Space, Add</i>	32.04	
23 31 13	13-0261	LF	20" x 22", 24 Gauge, Seal Class C, Galvanized Steel Sheet Metal Ductwork	126.48	67.30
			<i>For Seal Class B, Add</i>	16.82	
			<i>For Seal Class A, Add</i>	35.89	
			<i>For Work In Restricted Working Space, Add</i>	33.65	
23 31 13	13-0262	LF	20" x 24", 24 Gauge, Seal Class C, Galvanized Steel Sheet Metal Ductwork	132.50	70.49
			<i>For Seal Class B, Add</i>	17.62	
			<i>For Seal Class A, Add</i>	37.60	
			<i>For Work In Restricted Working Space, Add</i>	35.25	
23 31 13	13-0263	LF	20" x 26", 24 Gauge, Seal Class C, Galvanized Steel Sheet Metal Ductwork	138.54	73.70
			<i>For Seal Class B, Add</i>	18.43	
			<i>For Seal Class A, Add</i>	39.31	
			<i>For Work In Restricted Working Space, Add</i>	36.85	
23 31 13	13-0264	LF	20" x 28", 24 Gauge, Seal Class C, Galvanized Steel Sheet Metal Ductwork	144.56	76.91
			<i>For Seal Class B, Add</i>	19.23	
			<i>For Seal Class A, Add</i>	41.02	
			<i>For Work In Restricted Working Space, Add</i>	38.45	
23 31 13	13-0265	LF	20" x 30", 24 Gauge, Seal Class C, Galvanized Steel Sheet Metal Ductwork	150.58	80.11
			<i>For Seal Class B, Add</i>	20.03	
			<i>For Seal Class A, Add</i>	42.73	
			<i>For Work In Restricted Working Space, Add</i>	40.06	
23 31 13	13-0266	LF	22" x 22", 24 Gauge, Seal Class C, Galvanized Steel Sheet Metal Ductwork	132.50	70.49
			<i>For Seal Class B, Add</i>	17.62	
			<i>For Seal Class A, Add</i>	37.60	
			<i>For Work In Restricted Working Space, Add</i>	35.25	
23 31 13	13-0267	LF	22" x 24", 24 Gauge, Seal Class C, Galvanized Steel Sheet Metal Ductwork	138.54	73.70
			<i>For Seal Class B, Add</i>	18.43	
			<i>For Seal Class A, Add</i>	39.31	
			<i>For Work In Restricted Working Space, Add</i>	36.85	
23 31 13	13-0268	LF	22" x 26", 24 Gauge, Seal Class C, Galvanized Steel Sheet Metal Ductwork	144.56	76.91
			<i>For Seal Class B, Add</i>	19.23	
			<i>For Seal Class A, Add</i>	41.02	
			<i>For Work In Restricted Working Space, Add</i>	38.45	
23 31 13	13-0269	LF	22" x 28", 24 Gauge, Seal Class C, Galvanized Steel Sheet Metal Ductwork	150.58	80.11
			<i>For Seal Class B, Add</i>	20.03	
			<i>For Seal Class A, Add</i>	42.73	
			<i>For Work In Restricted Working Space, Add</i>	40.06	
23 31 13	13-0270	LF	22" x 30", 24 Gauge, Seal Class C, Galvanized Steel Sheet Metal Ductwork	156.61	83.32
			<i>For Seal Class B, Add</i>	20.83	
			<i>For Seal Class A, Add</i>	44.44	
			<i>For Work In Restricted Working Space, Add</i>	41.66	



MINOR CSI UOM DESCRIPTION	TOTAL DIRECT UNIT COST	DEMOLITION UNIT COST
23 31 13 13-0271 LF 24" x 24", 24 Gauge, Seal Class C, Galvanized Steel Sheet Metal Ductwork	144.56	76.91
For Seal Class B, Add	19.23	
For Seal Class A, Add	41.02	
For Work In Restricted Working Space, Add	38.45	
23 31 13 13-0272 LF 24" x 26", 24 Gauge, Seal Class C, Galvanized Steel Sheet Metal Ductwork	150.58	80.11
For Seal Class B, Add	20.03	
For Seal Class A, Add	42.73	
For Work In Restricted Working Space, Add	40.06	
23 31 13 13-0273 LF 24" x 28", 24 Gauge, Seal Class C, Galvanized Steel Sheet Metal Ductwork	156.61	83.32
For Seal Class B, Add	20.83	
For Seal Class A, Add	44.44	
For Work In Restricted Working Space, Add	41.66	
23 31 13 13-0274 LF 24" x 30", 24 Gauge, Seal Class C, Galvanized Steel Sheet Metal Ductwork	162.63	86.53
For Seal Class B, Add	21.63	
For Seal Class A, Add	46.14	
For Work In Restricted Working Space, Add	43.26	
23 31 13 13-0275 LF 26" x 26", 24 Gauge, Seal Class C, Galvanized Steel Sheet Metal Ductwork	156.61	83.32
For Seal Class B, Add	20.83	
For Seal Class A, Add	44.44	
For Work In Restricted Working Space, Add	41.66	
23 31 13 13-0276 LF 26" x 28", 24 Gauge, Seal Class C, Galvanized Steel Sheet Metal Ductwork	162.63	86.53
For Seal Class B, Add	21.63	
For Seal Class A, Add	46.14	
For Work In Restricted Working Space, Add	43.26	
23 31 13 13-0277 LF 26" x 30", 24 Gauge, Seal Class C, Galvanized Steel Sheet Metal Ductwork	168.65	89.72
For Seal Class B, Add	22.43	
For Seal Class A, Add	47.85	
For Work In Restricted Working Space, Add	44.86	
23 31 13 13-0278 LF 28" x 28", 24 Gauge, Seal Class C, Galvanized Steel Sheet Metal Ductwork	168.65	89.72
For Seal Class B, Add	22.43	
For Seal Class A, Add	47.85	
For Work In Restricted Working Space, Add	44.86	
23 31 13 13-0279 LF 28" x 30", 24 Gauge, Seal Class C, Galvanized Steel Sheet Metal Ductwork	174.67	92.93
For Seal Class B, Add	23.23	
For Seal Class A, Add	49.56	
For Work In Restricted Working Space, Add	46.46	
23 31 13 13-0280 LF 30" x 30", 24 Gauge, Seal Class C, Galvanized Steel Sheet Metal Ductwork	180.71	96.14
For Seal Class B, Add	24.03	
For Seal Class A, Add	51.27	
For Work In Restricted Working Space, Add	48.07	
23 31 13 13-0281 22 Gauge Galvanized Steel Metal Ductwork <small>(23 31 13 13-0014)</small>		
23 31 13 13-0282 LF 4" x 4", 22 Gauge, Seal Class C, Galvanized Steel Sheet Metal Ductwork	24.69	12.82
For Seal Class B, Add	3.21	
For Seal Class A, Add	6.84	
For Work In Restricted Working Space, Add	6.41	
23 31 13 13-0283 LF 4" x 6", 22 Gauge, Seal Class C, Galvanized Steel Sheet Metal Ductwork	30.86	16.02
For Seal Class B, Add	4.01	
For Seal Class A, Add	8.55	
For Work In Restricted Working Space, Add	8.01	
23 31 13 13-0284 LF 4" x 8", 22 Gauge, Seal Class C, Galvanized Steel Sheet Metal Ductwork	37.02	19.23
For Seal Class B, Add	4.81	
For Seal Class A, Add	10.25	
For Work In Restricted Working Space, Add	9.61	
23 31 13 13-0285 LF 4" x 10", 22 Gauge, Seal Class C, Galvanized Steel Sheet Metal Ductwork	43.19	22.43
For Seal Class B, Add	5.61	
For Seal Class A, Add	11.96	
For Work In Restricted Working Space, Add	11.21	
23 31 13 13-0286 LF 4" x 12", 22 Gauge, Seal Class C, Galvanized Steel Sheet Metal Ductwork	49.37	25.64
For Seal Class B, Add	6.41	
For Seal Class A, Add	13.67	
For Work In Restricted Working Space, Add	12.82	
23 31 13 13-0287 LF 4" x 14", 22 Gauge, Seal Class C, Galvanized Steel Sheet Metal Ductwork	55.54	28.84
For Seal Class B, Add	7.21	
For Seal Class A, Add	15.38	
For Work In Restricted Working Space, Add	14.42	
23 31 13 13-0288 LF 4" x 16", 22 Gauge, Seal Class C, Galvanized Steel Sheet Metal Ductwork	61.71	32.04
For Seal Class B, Add	8.01	
For Seal Class A, Add	17.09	
For Work In Restricted Working Space, Add	16.02	
23 31 13 13-0289 LF 6" x 6", 22 Gauge, Seal Class C, Galvanized Steel Sheet Metal Ductwork	37.02	19.23
For Seal Class B, Add	4.81	
For Seal Class A, Add	10.25	
For Work In Restricted Working Space, Add	9.61	
23 31 13 13-0290 LF 6" x 8", 22 Gauge, Seal Class C, Galvanized Steel Sheet Metal Ductwork	43.19	22.43
For Seal Class B, Add	5.61	
For Seal Class A, Add	11.96	
For Work In Restricted Working Space, Add	11.21	
23 31 13 13-0291 LF 6" x 10", 22 Gauge, Seal Class C, Galvanized Steel Sheet Metal Ductwork	49.37	25.64
For Seal Class B, Add	6.41	
For Seal Class A, Add	13.67	
For Work In Restricted Working Space, Add	12.82	

23 Heating, Ventilating, and Air-Conditioning (HVAC)

23 30 HVAC Air Distribution

23 31 HVAC Ducts and Casings



MINOR	CSI	UOM	DESCRIPTION	TOTAL DIRECT UNIT COST	DEMOLITION UNIT COST
23 31 13	13-0292	LF	6" x 12", 22 Gauge, Seal Class C, Galvanized Steel Sheet Metal Ductwork	55.54	28.84
			<i>For Seal Class B, Add</i>	7.21	
			<i>For Seal Class A, Add</i>	15.38	
			<i>For Work In Restricted Working Space, Add</i>	14.42	
23 31 13	13-0293	LF	6" x 14", 22 Gauge, Seal Class C, Galvanized Steel Sheet Metal Ductwork	61.71	32.04
			<i>For Seal Class B, Add</i>	8.01	
			<i>For Seal Class A, Add</i>	17.09	
			<i>For Work In Restricted Working Space, Add</i>	16.02	
23 31 13	13-0294	LF	6" x 16", 22 Gauge, Seal Class C, Galvanized Steel Sheet Metal Ductwork	67.88	35.25
			<i>For Seal Class B, Add</i>	8.81	
			<i>For Seal Class A, Add</i>	18.80	
			<i>For Work In Restricted Working Space, Add</i>	17.63	
23 31 13	13-0295	LF	8" x 8", 22 Gauge, Seal Class C, Galvanized Steel Sheet Metal Ductwork	49.37	25.64
			<i>For Seal Class B, Add</i>	6.41	
			<i>For Seal Class A, Add</i>	13.67	
			<i>For Work In Restricted Working Space, Add</i>	12.82	
23 31 13	13-0296	LF	8" x 10", 22 Gauge, Seal Class C, Galvanized Steel Sheet Metal Ductwork	55.54	28.84
			<i>For Seal Class B, Add</i>	7.21	
			<i>For Seal Class A, Add</i>	15.38	
			<i>For Work In Restricted Working Space, Add</i>	14.42	
23 31 13	13-0297	LF	8" x 12", 22 Gauge, Seal Class C, Galvanized Steel Sheet Metal Ductwork	61.71	32.04
			<i>For Seal Class B, Add</i>	8.01	
			<i>For Seal Class A, Add</i>	17.09	
			<i>For Work In Restricted Working Space, Add</i>	16.02	
23 31 13	13-0298	LF	8" x 14", 22 Gauge, Seal Class C, Galvanized Steel Sheet Metal Ductwork	67.88	35.25
			<i>For Seal Class B, Add</i>	8.81	
			<i>For Seal Class A, Add</i>	18.80	
			<i>For Work In Restricted Working Space, Add</i>	17.63	
23 31 13	13-0299	LF	8" x 16", 22 Gauge, Seal Class C, Galvanized Steel Sheet Metal Ductwork	74.05	38.45
			<i>For Seal Class B, Add</i>	9.61	
			<i>For Seal Class A, Add</i>	20.51	
			<i>For Work In Restricted Working Space, Add</i>	19.23	
23 31 13	13-0300	LF	8" x 18", 22 Gauge, Seal Class C, Galvanized Steel Sheet Metal Ductwork	80.22	41.66
			<i>For Seal Class B, Add</i>	10.41	
			<i>For Seal Class A, Add</i>	22.22	
			<i>For Work In Restricted Working Space, Add</i>	20.83	
23 31 13	13-0301	LF	8" x 20", 22 Gauge, Seal Class C, Galvanized Steel Sheet Metal Ductwork	86.39	44.87
			<i>For Seal Class B, Add</i>	11.22	
			<i>For Seal Class A, Add</i>	23.93	
			<i>For Work In Restricted Working Space, Add</i>	22.43	
23 31 13	13-0302	LF	8" x 22", 22 Gauge, Seal Class C, Galvanized Steel Sheet Metal Ductwork	92.56	48.07
			<i>For Seal Class B, Add</i>	12.02	
			<i>For Seal Class A, Add</i>	25.64	
			<i>For Work In Restricted Working Space, Add</i>	24.03	
23 31 13	13-0303	LF	8" x 24", 22 Gauge, Seal Class C, Galvanized Steel Sheet Metal Ductwork	98.73	51.27
			<i>For Seal Class B, Add</i>	12.82	
			<i>For Seal Class A, Add</i>	27.34	
			<i>For Work In Restricted Working Space, Add</i>	25.64	
23 31 13	13-0304	LF	10" x 10", 22 Gauge, Seal Class C, Galvanized Steel Sheet Metal Ductwork	61.71	32.04
			<i>For Seal Class B, Add</i>	8.01	
			<i>For Seal Class A, Add</i>	17.09	
			<i>For Work In Restricted Working Space, Add</i>	16.02	
23 31 13	13-0305	LF	10" x 12", 22 Gauge, Seal Class C, Galvanized Steel Sheet Metal Ductwork	67.88	35.25
			<i>For Seal Class B, Add</i>	8.81	
			<i>For Seal Class A, Add</i>	18.80	
			<i>For Work In Restricted Working Space, Add</i>	17.63	
23 31 13	13-0306	LF	10" x 14", 22 Gauge, Seal Class C, Galvanized Steel Sheet Metal Ductwork	74.05	38.45
			<i>For Seal Class B, Add</i>	9.61	
			<i>For Seal Class A, Add</i>	20.51	
			<i>For Work In Restricted Working Space, Add</i>	19.23	
23 31 13	13-0307	LF	10" x 16", 22 Gauge, Seal Class C, Galvanized Steel Sheet Metal Ductwork	80.22	41.66
			<i>For Seal Class B, Add</i>	10.41	
			<i>For Seal Class A, Add</i>	22.22	
			<i>For Work In Restricted Working Space, Add</i>	20.83	
23 31 13	13-0308	LF	10" x 18", 22 Gauge, Seal Class C, Galvanized Steel Sheet Metal Ductwork	86.39	44.87
			<i>For Seal Class B, Add</i>	11.22	
			<i>For Seal Class A, Add</i>	23.93	
			<i>For Work In Restricted Working Space, Add</i>	22.43	
23 31 13	13-0309	LF	10" x 20", 22 Gauge, Seal Class C, Galvanized Steel Sheet Metal Ductwork	92.56	48.07
			<i>For Seal Class B, Add</i>	12.02	
			<i>For Seal Class A, Add</i>	25.64	
			<i>For Work In Restricted Working Space, Add</i>	24.03	
23 31 13	13-0310	LF	10" x 22", 22 Gauge, Seal Class C, Galvanized Steel Sheet Metal Ductwork	98.73	51.27
			<i>For Seal Class B, Add</i>	12.82	
			<i>For Seal Class A, Add</i>	27.34	
			<i>For Work In Restricted Working Space, Add</i>	25.64	
23 31 13	13-0311	LF	10" x 24", 22 Gauge, Seal Class C, Galvanized Steel Sheet Metal Ductwork	104.90	54.48
			<i>For Seal Class B, Add</i>	13.62	
			<i>For Seal Class A, Add</i>	29.05	
			<i>For Work In Restricted Working Space, Add</i>	27.24	
23 31 13	13-0312	LF	10" x 26", 22 Gauge, Seal Class C, Galvanized Steel Sheet Metal Ductwork	111.08	57.68
			<i>For Seal Class B, Add</i>	14.42	
			<i>For Seal Class A, Add</i>	30.76	
			<i>For Work In Restricted Working Space, Add</i>	28.84	



MINOR CSI UOM DESCRIPTION	TOTAL DIRECT UNIT COST	DEMOLITION UNIT COST
23 31 13 13-0313 LF 10" x 28", 22 Gauge, Seal Class C, Galvanized Steel Sheet Metal Ductwork	117.25	60.88
<i>For Seal Class B, Add</i>	15.22	
<i>For Seal Class A, Add</i>	32.47	
<i>For Work In Restricted Working Space, Add</i>	30.44	
23 31 13 13-0314 LF 10" x 30", 22 Gauge, Seal Class C, Galvanized Steel Sheet Metal Ductwork	123.41	64.09
<i>For Seal Class B, Add</i>	16.02	
<i>For Seal Class A, Add</i>	34.18	
<i>For Work In Restricted Working Space, Add</i>	32.04	
23 31 13 13-0315 LF 10" x 32", 22 Gauge, Seal Class C, Galvanized Steel Sheet Metal Ductwork	129.58	67.30
<i>For Seal Class B, Add</i>	16.82	
<i>For Seal Class A, Add</i>	35.89	
<i>For Work In Restricted Working Space, Add</i>	33.65	
23 31 13 13-0316 LF 12" x 12", 22 Gauge, Seal Class C, Galvanized Steel Sheet Metal Ductwork	74.05	38.45
<i>For Seal Class B, Add</i>	9.67	
<i>For Seal Class A, Add</i>	20.51	
<i>For Work In Restricted Working Space, Add</i>	19.23	
23 31 13 13-0317 LF 12" x 14", 22 Gauge, Seal Class C, Galvanized Steel Sheet Metal Ductwork	80.22	41.66
<i>For Seal Class B, Add</i>	10.41	
<i>For Seal Class A, Add</i>	22.22	
<i>For Work In Restricted Working Space, Add</i>	20.83	
23 31 13 13-0318 LF 12" x 16", 22 Gauge, Seal Class C, Galvanized Steel Sheet Metal Ductwork	86.39	44.87
<i>For Seal Class B, Add</i>	11.22	
<i>For Seal Class A, Add</i>	23.93	
<i>For Work In Restricted Working Space, Add</i>	22.43	
23 31 13 13-0319 LF 12" x 18", 22 Gauge, Seal Class C, Galvanized Steel Sheet Metal Ductwork	92.56	48.07
<i>For Seal Class B, Add</i>	12.02	
<i>For Seal Class A, Add</i>	25.64	
<i>For Work In Restricted Working Space, Add</i>	24.03	
23 31 13 13-0320 LF 12" x 20", 22 Gauge, Seal Class C, Galvanized Steel Sheet Metal Ductwork	98.73	51.27
<i>For Seal Class B, Add</i>	12.82	
<i>For Seal Class A, Add</i>	27.34	
<i>For Work In Restricted Working Space, Add</i>	25.64	
23 31 13 13-0321 LF 12" x 22", 22 Gauge, Seal Class C, Galvanized Steel Sheet Metal Ductwork	104.90	54.48
<i>For Seal Class B, Add</i>	13.62	
<i>For Seal Class A, Add</i>	29.05	
<i>For Work In Restricted Working Space, Add</i>	27.24	
23 31 13 13-0322 LF 12" x 24", 22 Gauge, Seal Class C, Galvanized Steel Sheet Metal Ductwork	111.08	57.68
<i>For Seal Class B, Add</i>	14.42	
<i>For Seal Class A, Add</i>	30.76	
<i>For Work In Restricted Working Space, Add</i>	28.84	
23 31 13 13-0323 LF 12" x 26", 22 Gauge, Seal Class C, Galvanized Steel Sheet Metal Ductwork	117.25	60.88
<i>For Seal Class B, Add</i>	15.22	
<i>For Seal Class A, Add</i>	32.47	
<i>For Work In Restricted Working Space, Add</i>	30.44	
23 31 13 13-0324 LF 12" x 28", 22 Gauge, Seal Class C, Galvanized Steel Sheet Metal Ductwork	123.41	64.09
<i>For Seal Class B, Add</i>	16.02	
<i>For Seal Class A, Add</i>	34.18	
<i>For Work In Restricted Working Space, Add</i>	32.04	
23 31 13 13-0325 LF 12" x 30", 22 Gauge, Seal Class C, Galvanized Steel Sheet Metal Ductwork	129.58	67.30
<i>For Seal Class B, Add</i>	16.82	
<i>For Seal Class A, Add</i>	35.89	
<i>For Work In Restricted Working Space, Add</i>	33.65	
23 31 13 13-0326 LF 12" x 32", 22 Gauge, Seal Class C, Galvanized Steel Sheet Metal Ductwork	135.75	70.49
<i>For Seal Class B, Add</i>	17.62	
<i>For Seal Class A, Add</i>	37.60	
<i>For Work In Restricted Working Space, Add</i>	35.25	
23 31 13 13-0327 LF 12" x 34", 22 Gauge, Seal Class C, Galvanized Steel Sheet Metal Ductwork	141.93	73.70
<i>For Seal Class B, Add</i>	18.43	
<i>For Seal Class A, Add</i>	39.31	
<i>For Work In Restricted Working Space, Add</i>	36.85	
23 31 13 13-0328 LF 12" x 36", 22 Gauge, Seal Class C, Galvanized Steel Sheet Metal Ductwork	148.10	76.91
<i>For Seal Class B, Add</i>	19.23	
<i>For Seal Class A, Add</i>	41.02	
<i>For Work In Restricted Working Space, Add</i>	38.45	
23 31 13 13-0329 LF 14" x 14", 22 Gauge, Seal Class C, Galvanized Steel Sheet Metal Ductwork	86.39	44.87
<i>For Seal Class B, Add</i>	11.22	
<i>For Seal Class A, Add</i>	23.93	
<i>For Work In Restricted Working Space, Add</i>	22.43	
23 31 13 13-0330 LF 14" x 16", 22 Gauge, Seal Class C, Galvanized Steel Sheet Metal Ductwork	92.56	48.07
<i>For Seal Class B, Add</i>	12.02	
<i>For Seal Class A, Add</i>	25.64	
<i>For Work In Restricted Working Space, Add</i>	24.03	
23 31 13 13-0331 LF 14" x 18", 22 Gauge, Seal Class C, Galvanized Steel Sheet Metal Ductwork	98.73	51.27
<i>For Seal Class B, Add</i>	12.82	
<i>For Seal Class A, Add</i>	27.34	
<i>For Work In Restricted Working Space, Add</i>	25.64	
23 31 13 13-0332 LF 14" x 20", 22 Gauge, Seal Class C, Galvanized Steel Sheet Metal Ductwork	104.90	54.48
<i>For Seal Class B, Add</i>	13.62	
<i>For Seal Class A, Add</i>	29.05	
<i>For Work In Restricted Working Space, Add</i>	27.24	
23 31 13 13-0333 LF 14" x 22", 22 Gauge, Seal Class C, Galvanized Steel Sheet Metal Ductwork	111.08	57.68
<i>For Seal Class B, Add</i>	14.42	
<i>For Seal Class A, Add</i>	30.76	
<i>For Work In Restricted Working Space, Add</i>	28.84	

23 Heating, Ventilating, and Air-Conditioning (HVAC)

23 30 HVAC Air Distribution

23 31 HVAC Ducts and Casings



MINOR	CSI	UOM	DESCRIPTION	TOTAL DIRECT UNIT COST	DEMOLITION UNIT COST
23 31 13	13-0334	LF	14" x 24", 22 Gauge, Seal Class C, Galvanized Steel Sheet Metal Ductwork	117.25	60.88
			<i>For Seal Class B, Add</i>	15.22	
			<i>For Seal Class A, Add</i>	32.47	
			<i>For Work In Restricted Working Space, Add</i>	30.44	
23 31 13	13-0335	LF	14" x 26", 22 Gauge, Seal Class C, Galvanized Steel Sheet Metal Ductwork	123.41	64.09
			<i>For Seal Class B, Add</i>	16.02	
			<i>For Seal Class A, Add</i>	34.18	
			<i>For Work In Restricted Working Space, Add</i>	32.04	
23 31 13	13-0336	LF	14" x 28", 22 Gauge, Seal Class C, Galvanized Steel Sheet Metal Ductwork	129.58	67.30
			<i>For Seal Class B, Add</i>	16.82	
			<i>For Seal Class A, Add</i>	35.89	
			<i>For Work In Restricted Working Space, Add</i>	33.65	
23 31 13	13-0337	LF	14" x 30", 22 Gauge, Seal Class C, Galvanized Steel Sheet Metal Ductwork	135.75	70.49
			<i>For Seal Class B, Add</i>	17.62	
			<i>For Seal Class A, Add</i>	37.60	
			<i>For Work In Restricted Working Space, Add</i>	35.25	
23 31 13	13-0338	LF	14" x 32", 22 Gauge, Seal Class C, Galvanized Steel Sheet Metal Ductwork	141.93	73.70
			<i>For Seal Class B, Add</i>	18.43	
			<i>For Seal Class A, Add</i>	39.31	
			<i>For Work In Restricted Working Space, Add</i>	36.85	
23 31 13	13-0339	LF	14" x 34", 22 Gauge, Seal Class C, Galvanized Steel Sheet Metal Ductwork	148.10	76.91
			<i>For Seal Class B, Add</i>	19.23	
			<i>For Seal Class A, Add</i>	41.02	
			<i>For Work In Restricted Working Space, Add</i>	38.45	
23 31 13	13-0340	LF	14" x 36", 22 Gauge, Seal Class C, Galvanized Steel Sheet Metal Ductwork	154.27	80.11
			<i>For Seal Class B, Add</i>	20.03	
			<i>For Seal Class A, Add</i>	42.73	
			<i>For Work In Restricted Working Space, Add</i>	40.06	
23 31 13	13-0341	LF	16" x 16", 22 Gauge, Seal Class C, Galvanized Steel Sheet Metal Ductwork	98.73	51.27
			<i>For Seal Class B, Add</i>	12.82	
			<i>For Seal Class A, Add</i>	27.34	
			<i>For Work In Restricted Working Space, Add</i>	25.64	
23 31 13	13-0342	LF	16" x 18", 22 Gauge, Seal Class C, Galvanized Steel Sheet Metal Ductwork	104.90	54.48
			<i>For Seal Class B, Add</i>	13.62	
			<i>For Seal Class A, Add</i>	29.05	
			<i>For Work In Restricted Working Space, Add</i>	27.24	
23 31 13	13-0343	LF	16" x 20", 22 Gauge, Seal Class C, Galvanized Steel Sheet Metal Ductwork	111.08	57.68
			<i>For Seal Class B, Add</i>	14.42	
			<i>For Seal Class A, Add</i>	30.76	
			<i>For Work In Restricted Working Space, Add</i>	28.84	
23 31 13	13-0344	LF	16" x 22", 22 Gauge, Seal Class C, Galvanized Steel Sheet Metal Ductwork	117.25	60.88
			<i>For Seal Class B, Add</i>	15.22	
			<i>For Seal Class A, Add</i>	32.47	
			<i>For Work In Restricted Working Space, Add</i>	30.44	
23 31 13	13-0345	LF	16" x 24", 22 Gauge, Seal Class C, Galvanized Steel Sheet Metal Ductwork	123.41	64.09
			<i>For Seal Class B, Add</i>	16.02	
			<i>For Seal Class A, Add</i>	34.18	
			<i>For Work In Restricted Working Space, Add</i>	32.04	
23 31 13	13-0346	LF	16" x 26", 22 Gauge, Seal Class C, Galvanized Steel Sheet Metal Ductwork	129.58	67.30
			<i>For Seal Class B, Add</i>	16.82	
			<i>For Seal Class A, Add</i>	35.89	
			<i>For Work In Restricted Working Space, Add</i>	33.65	
23 31 13	13-0347	LF	16" x 28", 22 Gauge, Seal Class C, Galvanized Steel Sheet Metal Ductwork	135.75	70.49
			<i>For Seal Class B, Add</i>	17.62	
			<i>For Seal Class A, Add</i>	37.60	
			<i>For Work In Restricted Working Space, Add</i>	35.25	
23 31 13	13-0348	LF	16" x 30", 22 Gauge, Seal Class C, Galvanized Steel Sheet Metal Ductwork	141.93	73.70
			<i>For Seal Class B, Add</i>	18.43	
			<i>For Seal Class A, Add</i>	39.31	
			<i>For Work In Restricted Working Space, Add</i>	36.85	
23 31 13	13-0349	LF	16" x 32", 22 Gauge, Seal Class C, Galvanized Steel Sheet Metal Ductwork	148.10	76.91
			<i>For Seal Class B, Add</i>	19.23	
			<i>For Seal Class A, Add</i>	41.02	
			<i>For Work In Restricted Working Space, Add</i>	38.45	
23 31 13	13-0350	LF	16" x 34", 22 Gauge, Seal Class C, Galvanized Steel Sheet Metal Ductwork	154.27	80.11
			<i>For Seal Class B, Add</i>	20.03	
			<i>For Seal Class A, Add</i>	42.73	
			<i>For Work In Restricted Working Space, Add</i>	40.06	
23 31 13	13-0351	LF	16" x 36", 22 Gauge, Seal Class C, Galvanized Steel Sheet Metal Ductwork	160.44	83.32
			<i>For Seal Class B, Add</i>	20.83	
			<i>For Seal Class A, Add</i>	44.44	
			<i>For Work In Restricted Working Space, Add</i>	41.66	
23 31 13	13-0352	LF	16" x 38", 22 Gauge, Seal Class C, Galvanized Steel Sheet Metal Ductwork	166.61	86.53
			<i>For Seal Class B, Add</i>	21.63	
			<i>For Seal Class A, Add</i>	46.14	
			<i>For Work In Restricted Working Space, Add</i>	43.26	
23 31 13	13-0353	LF	16" x 40", 22 Gauge, Seal Class C, Galvanized Steel Sheet Metal Ductwork	172.78	89.72
			<i>For Seal Class B, Add</i>	22.43	
			<i>For Seal Class A, Add</i>	47.85	
			<i>For Work In Restricted Working Space, Add</i>	44.86	
23 31 13	13-0354	LF	16" x 42", 22 Gauge, Seal Class C, Galvanized Steel Sheet Metal Ductwork	178.95	92.93
			<i>For Seal Class B, Add</i>	23.23	
			<i>For Seal Class A, Add</i>	49.56	
			<i>For Work In Restricted Working Space, Add</i>	46.46	



MINOR CSI UOM DESCRIPTION	TOTAL DIRECT UNIT COST	DEMOLITION UNIT COST
23 31 13 13-0355 LF 16" x 44", 22 Gauge, Seal Class C, Galvanized Steel Sheet Metal Ductwork	185.13	96.14
<i>For Seal Class B, Add</i>	24.03	
<i>For Seal Class A, Add</i>	51.27	
<i>For Work In Restricted Working Space, Add</i>	49.07	
23 31 13 13-0356 LF 18" x 18", 22 Gauge, Seal Class C, Galvanized Steel Sheet Metal Ductwork	111.08	57.68
<i>For Seal Class B, Add</i>	14.42	
<i>For Seal Class A, Add</i>	30.76	
<i>For Work In Restricted Working Space, Add</i>	28.84	
23 31 13 13-0357 LF 18" x 20", 22 Gauge, Seal Class C, Galvanized Steel Sheet Metal Ductwork	117.25	60.88
<i>For Seal Class B, Add</i>	15.22	
<i>For Seal Class A, Add</i>	32.47	
<i>For Work In Restricted Working Space, Add</i>	30.44	
23 31 13 13-0358 LF 18" x 22", 22 Gauge, Seal Class C, Galvanized Steel Sheet Metal Ductwork	123.41	64.09
<i>For Seal Class B, Add</i>	16.02	
<i>For Seal Class A, Add</i>	34.18	
<i>For Work In Restricted Working Space, Add</i>	32.04	
23 31 13 13-0359 LF 18" x 24", 22 Gauge, Seal Class C, Galvanized Steel Sheet Metal Ductwork	129.58	67.30
<i>For Seal Class B, Add</i>	16.82	
<i>For Seal Class A, Add</i>	35.89	
<i>For Work In Restricted Working Space, Add</i>	33.65	
23 31 13 13-0360 LF 18" x 26", 22 Gauge, Seal Class C, Galvanized Steel Sheet Metal Ductwork	135.75	70.49
<i>For Seal Class B, Add</i>	17.62	
<i>For Seal Class A, Add</i>	37.60	
<i>For Work In Restricted Working Space, Add</i>	35.25	
23 31 13 13-0361 LF 18" x 28", 22 Gauge, Seal Class C, Galvanized Steel Sheet Metal Ductwork	141.93	73.70
<i>For Seal Class B, Add</i>	18.43	
<i>For Seal Class A, Add</i>	39.31	
<i>For Work In Restricted Working Space, Add</i>	36.85	
23 31 13 13-0362 LF 18" x 30", 22 Gauge, Seal Class C, Galvanized Steel Sheet Metal Ductwork	148.10	76.91
<i>For Seal Class B, Add</i>	19.23	
<i>For Seal Class A, Add</i>	41.02	
<i>For Work In Restricted Working Space, Add</i>	38.45	
23 31 13 13-0363 LF 18" x 32", 22 Gauge, Seal Class C, Galvanized Steel Sheet Metal Ductwork	154.27	80.11
<i>For Seal Class B, Add</i>	20.03	
<i>For Seal Class A, Add</i>	42.73	
<i>For Work In Restricted Working Space, Add</i>	40.06	
23 31 13 13-0364 LF 18" x 34", 22 Gauge, Seal Class C, Galvanized Steel Sheet Metal Ductwork	160.44	83.32
<i>For Seal Class B, Add</i>	20.83	
<i>For Seal Class A, Add</i>	44.44	
<i>For Work In Restricted Working Space, Add</i>	41.66	
23 31 13 13-0365 LF 18" x 36", 22 Gauge, Seal Class C, Galvanized Steel Sheet Metal Ductwork	166.61	86.53
<i>For Seal Class B, Add</i>	21.63	
<i>For Seal Class A, Add</i>	46.14	
<i>For Work In Restricted Working Space, Add</i>	43.26	
23 31 13 13-0366 LF 18" x 38", 22 Gauge, Seal Class C, Galvanized Steel Sheet Metal Ductwork	172.78	89.72
<i>For Seal Class B, Add</i>	22.43	
<i>For Seal Class A, Add</i>	47.85	
<i>For Work In Restricted Working Space, Add</i>	44.86	
23 31 13 13-0367 LF 18" x 40", 22 Gauge, Seal Class C, Galvanized Steel Sheet Metal Ductwork	178.95	92.93
<i>For Seal Class B, Add</i>	23.23	
<i>For Seal Class A, Add</i>	49.56	
<i>For Work In Restricted Working Space, Add</i>	46.46	
23 31 13 13-0368 LF 18" x 42", 22 Gauge, Seal Class C, Galvanized Steel Sheet Metal Ductwork	185.13	96.14
<i>For Seal Class B, Add</i>	24.03	
<i>For Seal Class A, Add</i>	51.27	
<i>For Work In Restricted Working Space, Add</i>	48.07	
23 31 13 13-0369 LF 18" x 44", 22 Gauge, Seal Class C, Galvanized Steel Sheet Metal Ductwork	191.29	99.34
<i>For Seal Class B, Add</i>	24.83	
<i>For Seal Class A, Add</i>	52.98	
<i>For Work In Restricted Working Space, Add</i>	49.67	
23 31 13 13-0370 LF 18" x 46", 22 Gauge, Seal Class C, Galvanized Steel Sheet Metal Ductwork	197.46	102.54
<i>For Seal Class B, Add</i>	25.64	
<i>For Seal Class A, Add</i>	54.69	
<i>For Work In Restricted Working Space, Add</i>	51.27	
23 31 13 13-0371 LF 20" x 20", 22 Gauge, Seal Class C, Galvanized Steel Sheet Metal Ductwork	123.41	64.09
<i>For Seal Class B, Add</i>	16.02	
<i>For Seal Class A, Add</i>	34.18	
<i>For Work In Restricted Working Space, Add</i>	32.04	
23 31 13 13-0372 LF 20" x 22", 22 Gauge, Seal Class C, Galvanized Steel Sheet Metal Ductwork	129.58	67.30
<i>For Seal Class B, Add</i>	16.82	
<i>For Seal Class A, Add</i>	35.89	
<i>For Work In Restricted Working Space, Add</i>	33.65	
23 31 13 13-0373 LF 20" x 24", 22 Gauge, Seal Class C, Galvanized Steel Sheet Metal Ductwork	135.75	70.49
<i>For Seal Class B, Add</i>	17.62	
<i>For Seal Class A, Add</i>	37.60	
<i>For Work In Restricted Working Space, Add</i>	35.25	
23 31 13 13-0374 LF 20" x 26", 22 Gauge, Seal Class C, Galvanized Steel Sheet Metal Ductwork	141.93	73.70
<i>For Seal Class B, Add</i>	18.43	
<i>For Seal Class A, Add</i>	39.31	
<i>For Work In Restricted Working Space, Add</i>	36.85	
23 31 13 13-0375 LF 20" x 28", 22 Gauge, Seal Class C, Galvanized Steel Sheet Metal Ductwork	148.10	76.91
<i>For Seal Class B, Add</i>	19.23	
<i>For Seal Class A, Add</i>	41.02	
<i>For Work In Restricted Working Space, Add</i>	38.45	

23 Heating, Ventilating, and Air-Conditioning (HVAC)

23 30 HVAC Air Distribution

23 31 HVAC Ducts and Casings



MINOR	CSI	UOM	DESCRIPTION	TOTAL DIRECT UNIT COST	DEMOLITION UNIT COST
23 31 13	13-0376	LF	20" x 30", 22 Gauge, Seal Class C, Galvanized Steel Sheet Metal Ductwork	154.27	80.11
			<i>For Seal Class B, Add</i>	20.03	
			<i>For Seal Class A, Add</i>	42.73	
			<i>For Work In Restricted Working Space, Add</i>	40.06	
23 31 13	13-0377	LF	20" x 32", 22 Gauge, Seal Class C, Galvanized Steel Sheet Metal Ductwork	160.44	83.32
			<i>For Seal Class B, Add</i>	20.83	
			<i>For Seal Class A, Add</i>	44.44	
			<i>For Work In Restricted Working Space, Add</i>	41.66	
23 31 13	13-0378	LF	20" x 34", 22 Gauge, Seal Class C, Galvanized Steel Sheet Metal Ductwork	166.61	86.53
			<i>For Seal Class B, Add</i>	21.63	
			<i>For Seal Class A, Add</i>	46.14	
			<i>For Work In Restricted Working Space, Add</i>	43.26	
23 31 13	13-0379	LF	20" x 36", 22 Gauge, Seal Class C, Galvanized Steel Sheet Metal Ductwork	172.78	89.72
			<i>For Seal Class B, Add</i>	22.43	
			<i>For Seal Class A, Add</i>	47.85	
			<i>For Work In Restricted Working Space, Add</i>	44.86	
23 31 13	13-0380	LF	20" x 38", 22 Gauge, Seal Class C, Galvanized Steel Sheet Metal Ductwork	178.95	92.93
			<i>For Seal Class B, Add</i>	23.23	
			<i>For Seal Class A, Add</i>	49.56	
			<i>For Work In Restricted Working Space, Add</i>	46.46	
23 31 13	13-0381	LF	20" x 40", 22 Gauge, Seal Class C, Galvanized Steel Sheet Metal Ductwork	185.13	96.14
			<i>For Seal Class B, Add</i>	24.03	
			<i>For Seal Class A, Add</i>	51.27	
			<i>For Work In Restricted Working Space, Add</i>	48.07	
23 31 13	13-0382	LF	20" x 42", 22 Gauge, Seal Class C, Galvanized Steel Sheet Metal Ductwork	191.29	99.34
			<i>For Seal Class B, Add</i>	24.83	
			<i>For Seal Class A, Add</i>	52.98	
			<i>For Work In Restricted Working Space, Add</i>	49.67	
23 31 13	13-0383	LF	20" x 44", 22 Gauge, Seal Class C, Galvanized Steel Sheet Metal Ductwork	197.46	102.54
			<i>For Seal Class B, Add</i>	25.64	
			<i>For Seal Class A, Add</i>	54.69	
			<i>For Work In Restricted Working Space, Add</i>	51.27	
23 31 13	13-0384	LF	20" x 46", 22 Gauge, Seal Class C, Galvanized Steel Sheet Metal Ductwork	203.64	105.75
			<i>For Seal Class B, Add</i>	26.44	
			<i>For Seal Class A, Add</i>	56.40	
			<i>For Work In Restricted Working Space, Add</i>	52.88	
23 31 13	13-0385	LF	20" x 48", 22 Gauge, Seal Class C, Galvanized Steel Sheet Metal Ductwork	209.81	108.95
			<i>For Seal Class B, Add</i>	27.24	
			<i>For Seal Class A, Add</i>	58.11	
			<i>For Work In Restricted Working Space, Add</i>	54.48	
23 31 13	13-0386	LF	22" x 22", 22 Gauge, Seal Class C, Galvanized Steel Sheet Metal Ductwork	135.75	70.49
			<i>For Seal Class B, Add</i>	17.62	
			<i>For Seal Class A, Add</i>	37.60	
			<i>For Work In Restricted Working Space, Add</i>	35.25	
23 31 13	13-0387	LF	22" x 24", 22 Gauge, Seal Class C, Galvanized Steel Sheet Metal Ductwork	141.93	73.70
			<i>For Seal Class B, Add</i>	18.43	
			<i>For Seal Class A, Add</i>	39.31	
			<i>For Work In Restricted Working Space, Add</i>	36.85	
23 31 13	13-0388	LF	22" x 26", 22 Gauge, Seal Class C, Galvanized Steel Sheet Metal Ductwork	148.10	76.91
			<i>For Seal Class B, Add</i>	19.23	
			<i>For Seal Class A, Add</i>	41.02	
			<i>For Work In Restricted Working Space, Add</i>	38.45	
23 31 13	13-0389	LF	22" x 28", 22 Gauge, Seal Class C, Galvanized Steel Sheet Metal Ductwork	154.27	80.11
			<i>For Seal Class B, Add</i>	20.03	
			<i>For Seal Class A, Add</i>	42.73	
			<i>For Work In Restricted Working Space, Add</i>	40.06	
23 31 13	13-0390	LF	22" x 30", 22 Gauge, Seal Class C, Galvanized Steel Sheet Metal Ductwork	160.44	83.32
			<i>For Seal Class B, Add</i>	20.83	
			<i>For Seal Class A, Add</i>	44.44	
			<i>For Work In Restricted Working Space, Add</i>	41.66	
23 31 13	13-0391	LF	22" x 32", 22 Gauge, Seal Class C, Galvanized Steel Sheet Metal Ductwork	166.61	86.53
			<i>For Seal Class B, Add</i>	21.63	
			<i>For Seal Class A, Add</i>	46.14	
			<i>For Work In Restricted Working Space, Add</i>	43.26	
23 31 13	13-0392	LF	22" x 34", 22 Gauge, Seal Class C, Galvanized Steel Sheet Metal Ductwork	172.78	89.72
			<i>For Seal Class B, Add</i>	22.43	
			<i>For Seal Class A, Add</i>	47.85	
			<i>For Work In Restricted Working Space, Add</i>	44.86	
23 31 13	13-0393	LF	22" x 36", 22 Gauge, Seal Class C, Galvanized Steel Sheet Metal Ductwork	178.95	92.93
			<i>For Seal Class B, Add</i>	23.23	
			<i>For Seal Class A, Add</i>	49.56	
			<i>For Work In Restricted Working Space, Add</i>	46.46	
23 31 13	13-0394	LF	22" x 38", 22 Gauge, Seal Class C, Galvanized Steel Sheet Metal Ductwork	185.13	96.14
			<i>For Seal Class B, Add</i>	24.03	
			<i>For Seal Class A, Add</i>	51.27	
			<i>For Work In Restricted Working Space, Add</i>	48.07	
23 31 13	13-0395	LF	22" x 40", 22 Gauge, Seal Class C, Galvanized Steel Sheet Metal Ductwork	191.29	99.34
			<i>For Seal Class B, Add</i>	24.83	
			<i>For Seal Class A, Add</i>	52.98	
			<i>For Work In Restricted Working Space, Add</i>	49.67	
23 31 13	13-0396	LF	22" x 42", 22 Gauge, Seal Class C, Galvanized Steel Sheet Metal Ductwork	197.46	102.54
			<i>For Seal Class B, Add</i>	25.64	
			<i>For Seal Class A, Add</i>	54.69	
			<i>For Work In Restricted Working Space, Add</i>	51.27	



MINOR CSI UOM DESCRIPTION	TOTAL DIRECT UNIT COST	DEMOLITION UNIT COST
23 31 13 13-0397 LF 22" x 44", 22 Gauge, Seal Class C, Galvanized Steel Sheet Metal Ductwork	203.64	105.75
<i>For Seal Class B, Add</i>	26.44	
<i>For Seal Class A, Add</i>	56.40	
<i>For Work In Restricted Working Space, Add</i>	52.88	
23 31 13 13-0398 LF 22" x 46", 22 Gauge, Seal Class C, Galvanized Steel Sheet Metal Ductwork	209.81	108.95
<i>For Seal Class B, Add</i>	27.24	
<i>For Seal Class A, Add</i>	58.11	
<i>For Work In Restricted Working Space, Add</i>	54.48	
23 31 13 13-0399 LF 22" x 48", 22 Gauge, Seal Class C, Galvanized Steel Sheet Metal Ductwork	215.97	112.15
<i>For Seal Class B, Add</i>	28.04	
<i>For Seal Class A, Add</i>	59.81	
<i>For Work In Restricted Working Space, Add</i>	56.08	
23 31 13 13-0400 LF 24" x 24", 22 Gauge, Seal Class C, Galvanized Steel Sheet Metal Ductwork	148.10	76.91
<i>For Seal Class B, Add</i>	19.23	
<i>For Seal Class A, Add</i>	41.02	
<i>For Work In Restricted Working Space, Add</i>	38.45	
23 31 13 13-0401 LF 24" x 26", 22 Gauge, Seal Class C, Galvanized Steel Sheet Metal Ductwork	154.27	80.11
<i>For Seal Class B, Add</i>	20.03	
<i>For Seal Class A, Add</i>	42.73	
<i>For Work In Restricted Working Space, Add</i>	40.06	
23 31 13 13-0402 LF 24" x 28", 22 Gauge, Seal Class C, Galvanized Steel Sheet Metal Ductwork	160.44	83.32
<i>For Seal Class B, Add</i>	20.83	
<i>For Seal Class A, Add</i>	44.44	
<i>For Work In Restricted Working Space, Add</i>	41.66	
23 31 13 13-0403 LF 24" x 30", 22 Gauge, Seal Class C, Galvanized Steel Sheet Metal Ductwork	166.61	86.53
<i>For Seal Class B, Add</i>	21.63	
<i>For Seal Class A, Add</i>	46.14	
<i>For Work In Restricted Working Space, Add</i>	43.26	
23 31 13 13-0404 LF 24" x 32", 22 Gauge, Seal Class C, Galvanized Steel Sheet Metal Ductwork	172.78	89.72
<i>For Seal Class B, Add</i>	22.43	
<i>For Seal Class A, Add</i>	47.85	
<i>For Work In Restricted Working Space, Add</i>	44.86	
23 31 13 13-0405 LF 24" x 34", 22 Gauge, Seal Class C, Galvanized Steel Sheet Metal Ductwork	178.95	92.93
<i>For Seal Class B, Add</i>	23.23	
<i>For Seal Class A, Add</i>	49.56	
<i>For Work In Restricted Working Space, Add</i>	46.46	
23 31 13 13-0406 LF 24" x 36", 22 Gauge, Seal Class C, Galvanized Steel Sheet Metal Ductwork	185.13	96.14
<i>For Seal Class B, Add</i>	24.03	
<i>For Seal Class A, Add</i>	51.27	
<i>For Work In Restricted Working Space, Add</i>	48.07	
23 31 13 13-0407 LF 24" x 38", 22 Gauge, Seal Class C, Galvanized Steel Sheet Metal Ductwork	191.29	99.34
<i>For Seal Class B, Add</i>	24.83	
<i>For Seal Class A, Add</i>	52.98	
<i>For Work In Restricted Working Space, Add</i>	49.67	
23 31 13 13-0408 LF 24" x 40", 22 Gauge, Seal Class C, Galvanized Steel Sheet Metal Ductwork	197.46	102.54
<i>For Seal Class B, Add</i>	25.64	
<i>For Seal Class A, Add</i>	54.69	
<i>For Work In Restricted Working Space, Add</i>	51.27	
23 31 13 13-0409 LF 24" x 42", 22 Gauge, Seal Class C, Galvanized Steel Sheet Metal Ductwork	203.64	105.75
<i>For Seal Class B, Add</i>	26.44	
<i>For Seal Class A, Add</i>	56.40	
<i>For Work In Restricted Working Space, Add</i>	52.88	
23 31 13 13-0410 LF 24" x 44", 22 Gauge, Seal Class C, Galvanized Steel Sheet Metal Ductwork	209.81	108.95
<i>For Seal Class B, Add</i>	27.24	
<i>For Seal Class A, Add</i>	58.11	
<i>For Work In Restricted Working Space, Add</i>	54.48	
23 31 13 13-0411 LF 24" x 46", 22 Gauge, Seal Class C, Galvanized Steel Sheet Metal Ductwork	215.97	112.15
<i>For Seal Class B, Add</i>	28.04	
<i>For Seal Class A, Add</i>	59.81	
<i>For Work In Restricted Working Space, Add</i>	56.08	
23 31 13 13-0412 LF 24" x 48", 22 Gauge, Seal Class C, Galvanized Steel Sheet Metal Ductwork	222.14	115.36
<i>For Seal Class B, Add</i>	28.84	
<i>For Seal Class A, Add</i>	61.52	
<i>For Work In Restricted Working Space, Add</i>	57.68	
23 31 13 13-0413 LF 26" x 26", 22 Gauge, Seal Class C, Galvanized Steel Sheet Metal Ductwork	160.44	83.32
<i>For Seal Class B, Add</i>	20.83	
<i>For Seal Class A, Add</i>	44.44	
<i>For Work In Restricted Working Space, Add</i>	41.66	
23 31 13 13-0414 LF 26" x 28", 22 Gauge, Seal Class C, Galvanized Steel Sheet Metal Ductwork	166.61	86.53
<i>For Seal Class B, Add</i>	21.63	
<i>For Seal Class A, Add</i>	46.14	
<i>For Work In Restricted Working Space, Add</i>	43.26	
23 31 13 13-0415 LF 26" x 30", 22 Gauge, Seal Class C, Galvanized Steel Sheet Metal Ductwork	172.78	89.72
<i>For Seal Class B, Add</i>	22.43	
<i>For Seal Class A, Add</i>	47.85	
<i>For Work In Restricted Working Space, Add</i>	44.86	
23 31 13 13-0416 LF 26" x 32", 22 Gauge, Seal Class C, Galvanized Steel Sheet Metal Ductwork	178.95	92.93
<i>For Seal Class B, Add</i>	23.23	
<i>For Seal Class A, Add</i>	49.56	
<i>For Work In Restricted Working Space, Add</i>	46.46	
23 31 13 13-0417 LF 26" x 34", 22 Gauge, Seal Class C, Galvanized Steel Sheet Metal Ductwork	185.13	96.14
<i>For Seal Class B, Add</i>	24.03	
<i>For Seal Class A, Add</i>	51.27	
<i>For Work In Restricted Working Space, Add</i>	48.07	

23 Heating, Ventilating, and Air-Conditioning (HVAC)

23 30 HVAC Air Distribution

23 31 HVAC Ducts and Casings



MINOR	CSI	UOM	DESCRIPTION	TOTAL DIRECT UNIT COST	DEMOLITION UNIT COST
23 31 13	13-0418	LF	26" x 36", 22 Gauge, Seal Class C, Galvanized Steel Sheet Metal Ductwork	191.29	99.34
			<i>For Seal Class B, Add</i>	24.83	
			<i>For Seal Class A, Add</i>	52.98	
			<i>For Work In Restricted Working Space, Add</i>	49.67	
23 31 13	13-0419	LF	26" x 38", 22 Gauge, Seal Class C, Galvanized Steel Sheet Metal Ductwork	197.46	102.54
			<i>For Seal Class B, Add</i>	25.64	
			<i>For Seal Class A, Add</i>	54.69	
			<i>For Work In Restricted Working Space, Add</i>	51.27	
23 31 13	13-0420	LF	26" x 40", 22 Gauge, Seal Class C, Galvanized Steel Sheet Metal Ductwork	203.64	105.75
			<i>For Seal Class B, Add</i>	26.44	
			<i>For Seal Class A, Add</i>	56.40	
			<i>For Work In Restricted Working Space, Add</i>	52.88	
23 31 13	13-0421	LF	26" x 42", 22 Gauge, Seal Class C, Galvanized Steel Sheet Metal Ductwork	209.81	108.95
			<i>For Seal Class B, Add</i>	27.24	
			<i>For Seal Class A, Add</i>	58.11	
			<i>For Work In Restricted Working Space, Add</i>	54.48	
23 31 13	13-0422	LF	26" x 44", 22 Gauge, Seal Class C, Galvanized Steel Sheet Metal Ductwork	215.97	112.15
			<i>For Seal Class B, Add</i>	28.04	
			<i>For Seal Class A, Add</i>	59.81	
			<i>For Work In Restricted Working Space, Add</i>	56.08	
23 31 13	13-0423	LF	26" x 46", 22 Gauge, Seal Class C, Galvanized Steel Sheet Metal Ductwork	222.14	115.36
			<i>For Seal Class B, Add</i>	28.84	
			<i>For Seal Class A, Add</i>	61.52	
			<i>For Work In Restricted Working Space, Add</i>	57.68	
23 31 13	13-0424	LF	26" x 48", 22 Gauge, Seal Class C, Galvanized Steel Sheet Metal Ductwork	228.32	118.57
			<i>For Seal Class B, Add</i>	29.64	
			<i>For Seal Class A, Add</i>	63.24	
			<i>For Work In Restricted Working Space, Add</i>	59.28	
23 31 13	13-0425	LF	28" x 28", 22 Gauge, Seal Class C, Galvanized Steel Sheet Metal Ductwork	172.78	89.72
			<i>For Seal Class B, Add</i>	22.43	
			<i>For Seal Class A, Add</i>	47.85	
			<i>For Work In Restricted Working Space, Add</i>	44.86	
23 31 13	13-0426	LF	28" x 30", 22 Gauge, Seal Class C, Galvanized Steel Sheet Metal Ductwork	178.95	92.93
			<i>For Seal Class B, Add</i>	23.23	
			<i>For Seal Class A, Add</i>	49.56	
			<i>For Work In Restricted Working Space, Add</i>	46.46	
23 31 13	13-0427	LF	28" x 32", 22 Gauge, Seal Class C, Galvanized Steel Sheet Metal Ductwork	185.13	96.14
			<i>For Seal Class B, Add</i>	24.03	
			<i>For Seal Class A, Add</i>	51.27	
			<i>For Work In Restricted Working Space, Add</i>	48.07	
23 31 13	13-0428	LF	28" x 34", 22 Gauge, Seal Class C, Galvanized Steel Sheet Metal Ductwork	191.29	99.34
			<i>For Seal Class B, Add</i>	24.83	
			<i>For Seal Class A, Add</i>	52.98	
			<i>For Work In Restricted Working Space, Add</i>	49.67	
23 31 13	13-0429	LF	28" x 36", 22 Gauge, Seal Class C, Galvanized Steel Sheet Metal Ductwork	197.46	102.54
			<i>For Seal Class B, Add</i>	25.64	
			<i>For Seal Class A, Add</i>	54.69	
			<i>For Work In Restricted Working Space, Add</i>	51.27	
23 31 13	13-0430	LF	28" x 38", 22 Gauge, Seal Class C, Galvanized Steel Sheet Metal Ductwork	203.64	105.75
			<i>For Seal Class B, Add</i>	26.44	
			<i>For Seal Class A, Add</i>	56.40	
			<i>For Work In Restricted Working Space, Add</i>	52.88	
23 31 13	13-0431	LF	28" x 40", 22 Gauge, Seal Class C, Galvanized Steel Sheet Metal Ductwork	209.81	108.95
			<i>For Seal Class B, Add</i>	27.24	
			<i>For Seal Class A, Add</i>	58.11	
			<i>For Work In Restricted Working Space, Add</i>	54.48	
23 31 13	13-0432	LF	28" x 42", 22 Gauge, Seal Class C, Galvanized Steel Sheet Metal Ductwork	215.97	112.15
			<i>For Seal Class B, Add</i>	28.04	
			<i>For Seal Class A, Add</i>	59.81	
			<i>For Work In Restricted Working Space, Add</i>	56.08	
23 31 13	13-0433	LF	28" x 44", 22 Gauge, Seal Class C, Galvanized Steel Sheet Metal Ductwork	222.14	115.36
			<i>For Seal Class B, Add</i>	28.84	
			<i>For Seal Class A, Add</i>	61.52	
			<i>For Work In Restricted Working Space, Add</i>	57.68	
23 31 13	13-0434	LF	28" x 46", 22 Gauge, Seal Class C, Galvanized Steel Sheet Metal Ductwork	228.32	118.57
			<i>For Seal Class B, Add</i>	29.64	
			<i>For Seal Class A, Add</i>	63.24	
			<i>For Work In Restricted Working Space, Add</i>	59.28	
23 31 13	13-0435	LF	28" x 48", 22 Gauge, Seal Class C, Galvanized Steel Sheet Metal Ductwork	234.50	121.77
			<i>For Seal Class B, Add</i>	30.44	
			<i>For Seal Class A, Add</i>	64.95	
			<i>For Work In Restricted Working Space, Add</i>	60.89	
23 31 13	13-0436	LF	30" x 30", 22 Gauge, Seal Class C, Galvanized Steel Sheet Metal Ductwork	185.13	96.14
			<i>For Seal Class B, Add</i>	24.03	
			<i>For Seal Class A, Add</i>	51.27	
			<i>For Work In Restricted Working Space, Add</i>	48.07	
23 31 13	13-0437	LF	30" x 32", 22 Gauge, Seal Class C, Galvanized Steel Sheet Metal Ductwork	191.29	99.34
			<i>For Seal Class B, Add</i>	24.83	
			<i>For Seal Class A, Add</i>	52.98	
			<i>For Work In Restricted Working Space, Add</i>	49.67	
23 31 13	13-0438	LF	30" x 34", 22 Gauge, Seal Class C, Galvanized Steel Sheet Metal Ductwork	197.46	102.54
			<i>For Seal Class B, Add</i>	25.64	
			<i>For Seal Class A, Add</i>	54.69	
			<i>For Work In Restricted Working Space, Add</i>	51.27	



MINOR CSI UOM DESCRIPTION	TOTAL DIRECT UNIT COST	DEMOLITION UNIT COST
23 31 13 13-0439 LF 30" x 36", 22 Gauge, Seal Class C, Galvanized Steel Sheet Metal Ductwork	203.64	105.75
For Seal Class B, Add	26.44	
For Seal Class A, Add	56.40	
For Work In Restricted Working Space, Add	52.88	
23 31 13 13-0440 LF 30" x 38", 22 Gauge, Seal Class C, Galvanized Steel Sheet Metal Ductwork	209.81	108.95
For Seal Class B, Add	27.24	
For Seal Class A, Add	58.11	
For Work In Restricted Working Space, Add	54.48	
23 31 13 13-0441 LF 30" x 40", 22 Gauge, Seal Class C, Galvanized Steel Sheet Metal Ductwork	215.97	112.15
For Seal Class B, Add	28.04	
For Seal Class A, Add	59.81	
For Work In Restricted Working Space, Add	56.08	
23 31 13 13-0442 LF 30" x 42", 22 Gauge, Seal Class C, Galvanized Steel Sheet Metal Ductwork	222.14	115.36
For Seal Class B, Add	28.64	
For Seal Class A, Add	61.52	
For Work In Restricted Working Space, Add	57.68	
23 31 13 13-0443 LF 30" x 44", 22 Gauge, Seal Class C, Galvanized Steel Sheet Metal Ductwork	228.32	118.57
For Seal Class B, Add	29.64	
For Seal Class A, Add	63.24	
For Work In Restricted Working Space, Add	59.28	
23 31 13 13-0444 LF 30" x 46", 22 Gauge, Seal Class C, Galvanized Steel Sheet Metal Ductwork	234.50	121.77
For Seal Class B, Add	30.44	
For Seal Class A, Add	64.95	
For Work In Restricted Working Space, Add	60.89	
23 31 13 13-0445 LF 30" x 48", 22 Gauge, Seal Class C, Galvanized Steel Sheet Metal Ductwork	240.66	124.98
For Seal Class B, Add	31.24	
For Seal Class A, Add	66.65	
For Work In Restricted Working Space, Add	62.49	
23 31 13 13-0446 LF 32" x 32", 22 Gauge, Seal Class C, Galvanized Steel Sheet Metal Ductwork	197.46	102.54
For Seal Class B, Add	25.64	
For Seal Class A, Add	54.69	
For Work In Restricted Working Space, Add	51.27	
23 31 13 13-0447 LF 32" x 34", 22 Gauge, Seal Class C, Galvanized Steel Sheet Metal Ductwork	203.64	105.75
For Seal Class B, Add	26.44	
For Seal Class A, Add	56.40	
For Work In Restricted Working Space, Add	52.88	
23 31 13 13-0448 LF 32" x 36", 22 Gauge, Seal Class C, Galvanized Steel Sheet Metal Ductwork	209.81	108.95
For Seal Class B, Add	27.24	
For Seal Class A, Add	58.11	
For Work In Restricted Working Space, Add	54.48	
23 31 13 13-0449 LF 32" x 38", 22 Gauge, Seal Class C, Galvanized Steel Sheet Metal Ductwork	215.97	112.15
For Seal Class B, Add	28.04	
For Seal Class A, Add	59.81	
For Work In Restricted Working Space, Add	56.08	
23 31 13 13-0450 LF 32" x 40", 22 Gauge, Seal Class C, Galvanized Steel Sheet Metal Ductwork	222.14	115.36
For Seal Class B, Add	28.84	
For Seal Class A, Add	61.52	
For Work In Restricted Working Space, Add	57.68	
23 31 13 13-0451 LF 32" x 42", 22 Gauge, Seal Class C, Galvanized Steel Sheet Metal Ductwork	228.32	118.57
For Seal Class B, Add	29.64	
For Seal Class A, Add	63.24	
For Work In Restricted Working Space, Add	59.28	
23 31 13 13-0452 LF 32" x 44", 22 Gauge, Seal Class C, Galvanized Steel Sheet Metal Ductwork	234.50	121.77
For Seal Class B, Add	30.44	
For Seal Class A, Add	64.95	
For Work In Restricted Working Space, Add	60.89	
23 31 13 13-0453 LF 32" x 46", 22 Gauge, Seal Class C, Galvanized Steel Sheet Metal Ductwork	240.66	124.98
For Seal Class B, Add	31.24	
For Seal Class A, Add	66.65	
For Work In Restricted Working Space, Add	62.49	
23 31 13 13-0454 LF 32" x 48", 22 Gauge, Seal Class C, Galvanized Steel Sheet Metal Ductwork	246.83	128.18
For Seal Class B, Add	32.04	
For Seal Class A, Add	68.36	
For Work In Restricted Working Space, Add	64.09	
23 31 13 13-0455 LF 34" x 34", 22 Gauge, Seal Class C, Galvanized Steel Sheet Metal Ductwork	209.81	108.95
For Seal Class B, Add	27.24	
For Seal Class A, Add	58.11	
For Work In Restricted Working Space, Add	54.48	
23 31 13 13-0456 LF 34" x 36", 22 Gauge, Seal Class C, Galvanized Steel Sheet Metal Ductwork	215.97	112.15
For Seal Class B, Add	28.04	
For Seal Class A, Add	59.81	
For Work In Restricted Working Space, Add	56.08	
23 31 13 13-0457 LF 34" x 38", 22 Gauge, Seal Class C, Galvanized Steel Sheet Metal Ductwork	222.14	115.36
For Seal Class B, Add	28.84	
For Seal Class A, Add	61.52	
For Work In Restricted Working Space, Add	57.68	
23 31 13 13-0458 LF 34" x 40", 22 Gauge, Seal Class C, Galvanized Steel Sheet Metal Ductwork	228.32	118.57
For Seal Class B, Add	29.64	
For Seal Class A, Add	63.24	
For Work In Restricted Working Space, Add	59.28	
23 31 13 13-0459 LF 34" x 42", 22 Gauge, Seal Class C, Galvanized Steel Sheet Metal Ductwork	234.50	121.77
For Seal Class B, Add	30.44	
For Seal Class A, Add	64.95	
For Work In Restricted Working Space, Add	60.89	

23 Heating, Ventilating, and Air-Conditioning (HVAC)

23 30 HVAC Air Distribution

23 31 HVAC Ducts and Casings



MINOR	CSI	UOM	DESCRIPTION	TOTAL DIRECT UNIT COST	DEMOLITION UNIT COST
23 31 13	13-0460	LF	34" x 44", 22 Gauge, Seal Class C, Galvanized Steel Sheet Metal Ductwork	240.66	124.98
			<i>For Seal Class B, Add</i>	31.24	
			<i>For Seal Class A, Add</i>	66.65	
			<i>For Work In Restricted Working Space, Add</i>	62.49	
23 31 13	13-0461	LF	34" x 46", 22 Gauge, Seal Class C, Galvanized Steel Sheet Metal Ductwork	246.83	128.18
			<i>For Seal Class B, Add</i>	32.04	
			<i>For Seal Class A, Add</i>	68.36	
			<i>For Work In Restricted Working Space, Add</i>	64.09	
23 31 13	13-0462	LF	34" x 48", 22 Gauge, Seal Class C, Galvanized Steel Sheet Metal Ductwork	253.00	131.38
			<i>For Seal Class B, Add</i>	32.85	
			<i>For Seal Class A, Add</i>	70.07	
			<i>For Work In Restricted Working Space, Add</i>	65.69	
23 31 13	13-0463	LF	36" x 36", 22 Gauge, Seal Class C, Galvanized Steel Sheet Metal Ductwork	222.14	115.36
			<i>For Seal Class B, Add</i>	28.84	
			<i>For Seal Class A, Add</i>	61.52	
			<i>For Work In Restricted Working Space, Add</i>	57.68	
23 31 13	13-0464	LF	36" x 38", 22 Gauge, Seal Class C, Galvanized Steel Sheet Metal Ductwork	228.32	118.57
			<i>For Seal Class B, Add</i>	29.64	
			<i>For Seal Class A, Add</i>	63.24	
			<i>For Work In Restricted Working Space, Add</i>	59.28	
23 31 13	13-0465	LF	36" x 40", 22 Gauge, Seal Class C, Galvanized Steel Sheet Metal Ductwork	234.50	121.77
			<i>For Seal Class B, Add</i>	30.44	
			<i>For Seal Class A, Add</i>	64.95	
			<i>For Work In Restricted Working Space, Add</i>	60.89	
23 31 13	13-0466	LF	36" x 42", 22 Gauge, Seal Class C, Galvanized Steel Sheet Metal Ductwork	240.66	124.98
			<i>For Seal Class B, Add</i>	31.24	
			<i>For Seal Class A, Add</i>	66.65	
			<i>For Work In Restricted Working Space, Add</i>	62.49	
23 31 13	13-0467	LF	36" x 44", 22 Gauge, Seal Class C, Galvanized Steel Sheet Metal Ductwork	246.83	128.18
			<i>For Seal Class B, Add</i>	32.04	
			<i>For Seal Class A, Add</i>	68.36	
			<i>For Work In Restricted Working Space, Add</i>	64.09	
23 31 13	13-0468	LF	36" x 46", 22 Gauge, Seal Class C, Galvanized Steel Sheet Metal Ductwork	253.00	131.38
			<i>For Seal Class B, Add</i>	32.85	
			<i>For Seal Class A, Add</i>	70.07	
			<i>For Work In Restricted Working Space, Add</i>	65.69	
23 31 13	13-0469	LF	36" x 48", 22 Gauge, Seal Class C, Galvanized Steel Sheet Metal Ductwork	259.16	134.59
			<i>For Seal Class B, Add</i>	33.65	
			<i>For Seal Class A, Add</i>	71.78	
			<i>For Work In Restricted Working Space, Add</i>	67.29	
23 31 13	13-0470	LF	38" x 38", 22 Gauge, Seal Class C, Galvanized Steel Sheet Metal Ductwork	234.50	121.77
			<i>For Seal Class B, Add</i>	30.44	
			<i>For Seal Class A, Add</i>	64.95	
			<i>For Work In Restricted Working Space, Add</i>	60.89	
23 31 13	13-0471	LF	38" x 40", 22 Gauge, Seal Class C, Galvanized Steel Sheet Metal Ductwork	240.66	124.98
			<i>For Seal Class B, Add</i>	31.24	
			<i>For Seal Class A, Add</i>	66.65	
			<i>For Work In Restricted Working Space, Add</i>	62.49	
23 31 13	13-0472	LF	38" x 42", 22 Gauge, Seal Class C, Galvanized Steel Sheet Metal Ductwork	246.83	128.18
			<i>For Seal Class B, Add</i>	32.04	
			<i>For Seal Class A, Add</i>	68.36	
			<i>For Work In Restricted Working Space, Add</i>	64.09	
23 31 13	13-0473	LF	38" x 44", 22 Gauge, Seal Class C, Galvanized Steel Sheet Metal Ductwork	253.00	131.38
			<i>For Seal Class B, Add</i>	32.85	
			<i>For Seal Class A, Add</i>	70.07	
			<i>For Work In Restricted Working Space, Add</i>	65.69	
23 31 13	13-0474	LF	38" x 46", 22 Gauge, Seal Class C, Galvanized Steel Sheet Metal Ductwork	259.16	134.59
			<i>For Seal Class B, Add</i>	33.65	
			<i>For Seal Class A, Add</i>	71.78	
			<i>For Work In Restricted Working Space, Add</i>	67.29	
23 31 13	13-0475	LF	38" x 48", 22 Gauge, Seal Class C, Galvanized Steel Sheet Metal Ductwork	265.35	137.80
			<i>For Seal Class B, Add</i>	34.45	
			<i>For Seal Class A, Add</i>	73.49	
			<i>For Work In Restricted Working Space, Add</i>	68.90	
23 31 13	13-0476	LF	38" x 50", 22 Gauge, Seal Class C, Galvanized Steel Sheet Metal Ductwork	271.52	141.00
			<i>For Seal Class B, Add</i>	35.25	
			<i>For Seal Class A, Add</i>	75.20	
			<i>For Work In Restricted Working Space, Add</i>	70.50	
23 31 13	13-0477	LF	40" x 40", 22 Gauge, Seal Class C, Galvanized Steel Sheet Metal Ductwork	246.83	128.18
			<i>For Seal Class B, Add</i>	32.04	
			<i>For Seal Class A, Add</i>	68.36	
			<i>For Work In Restricted Working Space, Add</i>	64.09	
23 31 13	13-0478	LF	40" x 42", 22 Gauge, Seal Class C, Galvanized Steel Sheet Metal Ductwork	253.00	131.38
			<i>For Seal Class B, Add</i>	32.85	
			<i>For Seal Class A, Add</i>	70.07	
			<i>For Work In Restricted Working Space, Add</i>	65.69	
23 31 13	13-0479	LF	40" x 44", 22 Gauge, Seal Class C, Galvanized Steel Sheet Metal Ductwork	259.16	134.59
			<i>For Seal Class B, Add</i>	33.65	
			<i>For Seal Class A, Add</i>	71.78	
			<i>For Work In Restricted Working Space, Add</i>	67.29	
23 31 13	13-0480	LF	40" x 46", 22 Gauge, Seal Class C, Galvanized Steel Sheet Metal Ductwork	265.35	137.80
			<i>For Seal Class B, Add</i>	34.45	
			<i>For Seal Class A, Add</i>	73.49	
			<i>For Work In Restricted Working Space, Add</i>	68.90	



MINOR CSI UOM DESCRIPTION	TOTAL DIRECT UNIT COST	DEMOLITION UNIT COST
23 31 13 13-0481 LF 40" x 48", 22 Gauge, Seal Class C, Galvanized Steel Sheet Metal Ductwork	271.52	141.00
<i>For Seal Class B, Add</i>	35.25	
<i>For Seal Class A, Add</i>	75.20	
<i>For Work In Restricted Working Space, Add</i>	70.50	
23 31 13 13-0482 LF 40" x 50", 22 Gauge, Seal Class C, Galvanized Steel Sheet Metal Ductwork	277.69	144.20
<i>For Seal Class B, Add</i>	36.05	
<i>For Seal Class A, Add</i>	76.91	
<i>For Work In Restricted Working Space, Add</i>	72.10	
23 31 13 13-0483 LF 40" x 52", 22 Gauge, Seal Class C, Galvanized Steel Sheet Metal Ductwork	283.85	147.40
<i>For Seal Class B, Add</i>	36.85	
<i>For Seal Class A, Add</i>	78.61	
<i>For Work In Restricted Working Space, Add</i>	73.70	
23 31 13 13-0484 LF 40" x 54", 22 Gauge, Seal Class C, Galvanized Steel Sheet Metal Ductwork	290.02	150.60
<i>For Seal Class B, Add</i>	37.65	
<i>For Seal Class A, Add</i>	80.32	
<i>For Work In Restricted Working Space, Add</i>	75.30	
23 31 13 13-0485 LF 42" x 42", 22 Gauge, Seal Class C, Galvanized Steel Sheet Metal Ductwork	259.16	134.59
<i>For Seal Class B, Add</i>	38.65	
<i>For Seal Class A, Add</i>	71.78	
<i>For Work In Restricted Working Space, Add</i>	67.29	
23 31 13 13-0486 LF 42" x 44", 22 Gauge, Seal Class C, Galvanized Steel Sheet Metal Ductwork	265.35	137.80
<i>For Seal Class B, Add</i>	34.45	
<i>For Seal Class A, Add</i>	73.49	
<i>For Work In Restricted Working Space, Add</i>	68.90	
23 31 13 13-0487 LF 42" x 46", 22 Gauge, Seal Class C, Galvanized Steel Sheet Metal Ductwork	271.52	141.00
<i>For Seal Class B, Add</i>	35.25	
<i>For Seal Class A, Add</i>	75.20	
<i>For Work In Restricted Working Space, Add</i>	70.50	
23 31 13 13-0488 LF 42" x 48", 22 Gauge, Seal Class C, Galvanized Steel Sheet Metal Ductwork	277.69	144.20
<i>For Seal Class B, Add</i>	36.05	
<i>For Seal Class A, Add</i>	76.91	
<i>For Work In Restricted Working Space, Add</i>	72.10	
23 31 13 13-0489 LF 42" x 50", 22 Gauge, Seal Class C, Galvanized Steel Sheet Metal Ductwork	283.85	147.40
<i>For Seal Class B, Add</i>	36.85	
<i>For Seal Class A, Add</i>	78.61	
<i>For Work In Restricted Working Space, Add</i>	73.70	
23 31 13 13-0490 LF 42" x 52", 22 Gauge, Seal Class C, Galvanized Steel Sheet Metal Ductwork	290.02	150.60
<i>For Seal Class B, Add</i>	37.65	
<i>For Seal Class A, Add</i>	80.32	
<i>For Work In Restricted Working Space, Add</i>	75.30	
23 31 13 13-0491 LF 42" x 54", 22 Gauge, Seal Class C, Galvanized Steel Sheet Metal Ductwork	296.20	153.81
<i>For Seal Class B, Add</i>	38.45	
<i>For Seal Class A, Add</i>	82.04	
<i>For Work In Restricted Working Space, Add</i>	76.91	
23 31 13 13-0492 LF 44" x 44", 22 Gauge, Seal Class C, Galvanized Steel Sheet Metal Ductwork	271.52	141.00
<i>For Seal Class B, Add</i>	35.25	
<i>For Seal Class A, Add</i>	75.20	
<i>For Work In Restricted Working Space, Add</i>	70.50	
23 31 13 13-0493 LF 44" x 46", 22 Gauge, Seal Class C, Galvanized Steel Sheet Metal Ductwork	277.69	144.20
<i>For Seal Class B, Add</i>	36.05	
<i>For Seal Class A, Add</i>	76.91	
<i>For Work In Restricted Working Space, Add</i>	72.10	
23 31 13 13-0494 LF 44" x 48", 22 Gauge, Seal Class C, Galvanized Steel Sheet Metal Ductwork	283.85	147.40
<i>For Seal Class B, Add</i>	36.85	
<i>For Seal Class A, Add</i>	78.61	
<i>For Work In Restricted Working Space, Add</i>	73.70	
23 31 13 13-0495 LF 44" x 50", 22 Gauge, Seal Class C, Galvanized Steel Sheet Metal Ductwork	290.02	150.60
<i>For Seal Class B, Add</i>	37.65	
<i>For Seal Class A, Add</i>	80.32	
<i>For Work In Restricted Working Space, Add</i>	75.30	
23 31 13 13-0496 LF 44" x 52", 22 Gauge, Seal Class C, Galvanized Steel Sheet Metal Ductwork	296.20	153.81
<i>For Seal Class B, Add</i>	38.45	
<i>For Seal Class A, Add</i>	82.04	
<i>For Work In Restricted Working Space, Add</i>	76.91	
23 31 13 13-0497 LF 44" x 54", 22 Gauge, Seal Class C, Galvanized Steel Sheet Metal Ductwork	302.36	157.02
<i>For Seal Class B, Add</i>	39.25	
<i>For Seal Class A, Add</i>	83.74	
<i>For Work In Restricted Working Space, Add</i>	78.51	
23 31 13 13-0498 LF 46" x 46", 22 Gauge, Seal Class C, Galvanized Steel Sheet Metal Ductwork	283.85	147.40
<i>For Seal Class B, Add</i>	36.85	
<i>For Seal Class A, Add</i>	78.61	
<i>For Work In Restricted Working Space, Add</i>	73.70	
23 31 13 13-0499 LF 46" x 48", 22 Gauge, Seal Class C, Galvanized Steel Sheet Metal Ductwork	290.02	150.60
<i>For Seal Class B, Add</i>	37.65	
<i>For Seal Class A, Add</i>	80.32	
<i>For Work In Restricted Working Space, Add</i>	75.30	
23 31 13 13-0500 LF 46" x 50", 22 Gauge, Seal Class C, Galvanized Steel Sheet Metal Ductwork	296.20	153.81
<i>For Seal Class B, Add</i>	38.45	
<i>For Seal Class A, Add</i>	82.04	
<i>For Work In Restricted Working Space, Add</i>	76.91	
23 31 13 13-0501 LF 46" x 52", 22 Gauge, Seal Class C, Galvanized Steel Sheet Metal Ductwork	302.36	157.02
<i>For Seal Class B, Add</i>	39.25	
<i>For Seal Class A, Add</i>	83.74	
<i>For Work In Restricted Working Space, Add</i>	78.51	

23 Heating, Ventilating, and Air-Conditioning (HVAC)

23 30 HVAC Air Distribution

23 31 HVAC Ducts and Casings



MINOR	CSI	UOM	DESCRIPTION	TOTAL DIRECT UNIT COST	DEMOLITION UNIT COST
23 31 13	13-0502	LF	46" x 54", 22 Gauge, Seal Class C, Galvanized Steel Sheet Metal Ductwork	308.54	160.23
			<i>For Seal Class B, Add</i>	40.06	
			<i>For Seal Class A, Add</i>	85.45	
			<i>For Work In Restricted Working Space, Add</i>	80.11	
23 31 13	13-0503	LF	48" x 48", 22 Gauge, Seal Class C, Galvanized Steel Sheet Metal Ductwork	296.20	153.81
			<i>For Seal Class B, Add</i>	38.45	
			<i>For Seal Class A, Add</i>	82.04	
			<i>For Work In Restricted Working Space, Add</i>	76.91	
23 31 13	13-0504	LF	48" x 50", 22 Gauge, Seal Class C, Galvanized Steel Sheet Metal Ductwork	302.36	157.02
			<i>For Seal Class B, Add</i>	39.25	
			<i>For Seal Class A, Add</i>	83.74	
			<i>For Work In Restricted Working Space, Add</i>	78.51	
23 31 13	13-0505	LF	48" x 52", 22 Gauge, Seal Class C, Galvanized Steel Sheet Metal Ductwork	308.54	160.23
			<i>For Seal Class B, Add</i>	40.06	
			<i>For Seal Class A, Add</i>	85.45	
			<i>For Work In Restricted Working Space, Add</i>	80.11	
23 31 13	13-0506	LF	48" x 54", 22 Gauge, Seal Class C, Galvanized Steel Sheet Metal Ductwork	314.72	163.43
			<i>For Seal Class B, Add</i>	40.86	
			<i>For Seal Class A, Add</i>	87.16	
			<i>For Work In Restricted Working Space, Add</i>	81.71	
23 31 13	13-0507	LF	50" x 50", 22 Gauge, Seal Class C, Galvanized Steel Sheet Metal Ductwork	308.54	160.23
			<i>For Seal Class B, Add</i>	40.06	
			<i>For Seal Class A, Add</i>	85.45	
			<i>For Work In Restricted Working Space, Add</i>	80.11	
23 31 13	13-0508	LF	50" x 52", 22 Gauge, Seal Class C, Galvanized Steel Sheet Metal Ductwork	314.72	163.43
			<i>For Seal Class B, Add</i>	40.86	
			<i>For Seal Class A, Add</i>	87.16	
			<i>For Work In Restricted Working Space, Add</i>	81.71	
23 31 13	13-0509	LF	50" x 54", 22 Gauge, Seal Class C, Galvanized Steel Sheet Metal Ductwork	320.89	166.63
			<i>For Seal Class B, Add</i>	41.66	
			<i>For Seal Class A, Add</i>	88.87	
			<i>For Work In Restricted Working Space, Add</i>	83.32	
23 31 13	13-0510	LF	52" x 52", 22 Gauge, Seal Class C, Galvanized Steel Sheet Metal Ductwork	320.89	166.63
			<i>For Seal Class B, Add</i>	41.66	
			<i>For Seal Class A, Add</i>	88.87	
			<i>For Work In Restricted Working Space, Add</i>	83.32	
23 31 13	13-0511	LF	52" x 54", 22 Gauge, Seal Class C, Galvanized Steel Sheet Metal Ductwork	327.06	169.84
			<i>For Seal Class B, Add</i>	42.46	
			<i>For Seal Class A, Add</i>	90.58	
			<i>For Work In Restricted Working Space, Add</i>	84.92	
23 31 13	13-0512	LF	54" x 54", 22 Gauge, Seal Class C, Galvanized Steel Sheet Metal Ductwork	333.23	173.04
			<i>For Seal Class B, Add</i>	43.26	
			<i>For Seal Class A, Add</i>	92.29	
			<i>For Work In Restricted Working Space, Add</i>	86.52	
23 31 13	13-0513		20 Gauge Galvanized Steel Metal Ductwork <small>(23 31 13 13-0014)</small>		
23 31 13	13-0514	LF	4" x 4", 20 Gauge, Seal Class C, Galvanized Steel Sheet Metal Ductwork	29.06	15.09
			<i>For Seal Class B, Add</i>	3.77	
			<i>For Seal Class A, Add</i>	8.05	
			<i>For Work In Restricted Working Space, Add</i>	7.55	
23 31 13	13-0515	LF	4" x 6", 20 Gauge, Seal Class C, Galvanized Steel Sheet Metal Ductwork	36.35	18.87
			<i>For Seal Class B, Add</i>	4.72	
			<i>For Seal Class A, Add</i>	10.07	
			<i>For Work In Restricted Working Space, Add</i>	9.44	
23 31 13	13-0516	LF	4" x 8", 20 Gauge, Seal Class C, Galvanized Steel Sheet Metal Ductwork	43.61	22.65
			<i>For Seal Class B, Add</i>	5.66	
			<i>For Seal Class A, Add</i>	12.08	
			<i>For Work In Restricted Working Space, Add</i>	11.32	
23 31 13	13-0517	LF	4" x 10", 20 Gauge, Seal Class C, Galvanized Steel Sheet Metal Ductwork	50.87	26.41
			<i>For Seal Class B, Add</i>	6.60	
			<i>For Seal Class A, Add</i>	14.09	
			<i>For Work In Restricted Working Space, Add</i>	13.21	
23 31 13	13-0518	LF	4" x 12", 20 Gauge, Seal Class C, Galvanized Steel Sheet Metal Ductwork	58.15	30.20
			<i>For Seal Class B, Add</i>	7.55	
			<i>For Seal Class A, Add</i>	16.11	
			<i>For Work In Restricted Working Space, Add</i>	15.10	
23 31 13	13-0519	LF	4" x 14", 20 Gauge, Seal Class C, Galvanized Steel Sheet Metal Ductwork	65.42	33.96
			<i>For Seal Class B, Add</i>	8.49	
			<i>For Seal Class A, Add</i>	18.12	
			<i>For Work In Restricted Working Space, Add</i>	16.98	
23 31 13	13-0520	LF	4" x 16", 20 Gauge, Seal Class C, Galvanized Steel Sheet Metal Ductwork	72.68	37.74
			<i>For Seal Class B, Add</i>	9.44	
			<i>For Seal Class A, Add</i>	20.13	
			<i>For Work In Restricted Working Space, Add</i>	18.87	
23 31 13	13-0521	LF	6" x 6", 20 Gauge, Seal Class C, Galvanized Steel Sheet Metal Ductwork	43.61	22.65
			<i>For Seal Class B, Add</i>	5.66	
			<i>For Seal Class A, Add</i>	12.08	
			<i>For Work In Restricted Working Space, Add</i>	11.32	
23 31 13	13-0522	LF	6" x 8", 20 Gauge, Seal Class C, Galvanized Steel Sheet Metal Ductwork	50.87	26.41
			<i>For Seal Class B, Add</i>	6.60	
			<i>For Seal Class A, Add</i>	14.09	
			<i>For Work In Restricted Working Space, Add</i>	13.21	



MINOR CSI UOM DESCRIPTION	TOTAL DIRECT UNIT COST	DEMOLITION UNIT COST
23 31 13 13-0523 LF 6" x 10", 20 Gauge, Seal Class C, Galvanized Steel Sheet Metal Ductwork	58.15	30.20
For Seal Class B, Add	7.55	
For Seal Class A, Add	16.11	
For Work In Restricted Working Space, Add	15.10	
23 31 13 13-0524 LF 6" x 12", 20 Gauge, Seal Class C, Galvanized Steel Sheet Metal Ductwork	65.42	33.96
For Seal Class B, Add	8.49	
For Seal Class A, Add	18.12	
For Work In Restricted Working Space, Add	16.98	
23 31 13 13-0525 LF 6" x 14", 20 Gauge, Seal Class C, Galvanized Steel Sheet Metal Ductwork	72.68	37.74
For Seal Class B, Add	9.44	
For Seal Class A, Add	20.13	
For Work In Restricted Working Space, Add	18.87	
23 31 13 13-0526 LF 6" x 16", 20 Gauge, Seal Class C, Galvanized Steel Sheet Metal Ductwork	79.96	41.52
For Seal Class B, Add	10.38	
For Seal Class A, Add	22.14	
For Work In Restricted Working Space, Add	20.76	
23 31 13 13-0527 LF 8" x 8", 20 Gauge, Seal Class C, Galvanized Steel Sheet Metal Ductwork	58.15	30.20
For Seal Class B, Add	7.55	
For Seal Class A, Add	16.11	
For Work In Restricted Working Space, Add	15.10	
23 31 13 13-0528 LF 8" x 10", 20 Gauge, Seal Class C, Galvanized Steel Sheet Metal Ductwork	65.42	33.96
For Seal Class B, Add	8.49	
For Seal Class A, Add	18.12	
For Work In Restricted Working Space, Add	16.98	
23 31 13 13-0529 LF 8" x 12", 20 Gauge, Seal Class C, Galvanized Steel Sheet Metal Ductwork	72.68	37.74
For Seal Class B, Add	9.44	
For Seal Class A, Add	20.13	
For Work In Restricted Working Space, Add	18.87	
23 31 13 13-0530 LF 8" x 14", 20 Gauge, Seal Class C, Galvanized Steel Sheet Metal Ductwork	79.96	41.52
For Seal Class B, Add	10.38	
For Seal Class A, Add	22.14	
For Work In Restricted Working Space, Add	20.76	
23 31 13 13-0531 LF 8" x 16", 20 Gauge, Seal Class C, Galvanized Steel Sheet Metal Ductwork	87.21	45.29
For Seal Class B, Add	11.32	
For Seal Class A, Add	24.16	
For Work In Restricted Working Space, Add	22.65	
23 31 13 13-0532 LF 8" x 18", 20 Gauge, Seal Class C, Galvanized Steel Sheet Metal Ductwork	94.48	49.06
For Seal Class B, Add	12.27	
For Seal Class A, Add	26.17	
For Work In Restricted Working Space, Add	24.53	
23 31 13 13-0533 LF 8" x 20", 20 Gauge, Seal Class C, Galvanized Steel Sheet Metal Ductwork	101.76	52.84
For Seal Class B, Add	13.21	
For Seal Class A, Add	28.18	
For Work In Restricted Working Space, Add	26.42	
23 31 13 13-0534 LF 8" x 22", 20 Gauge, Seal Class C, Galvanized Steel Sheet Metal Ductwork	109.01	56.61
For Seal Class B, Add	14.15	
For Seal Class A, Add	30.19	
For Work In Restricted Working Space, Add	28.31	
23 31 13 13-0535 LF 8" x 24", 20 Gauge, Seal Class C, Galvanized Steel Sheet Metal Ductwork	116.29	60.39
For Seal Class B, Add	15.10	
For Seal Class A, Add	32.20	
For Work In Restricted Working Space, Add	30.19	
23 31 13 13-0536 LF 10" x 10", 20 Gauge, Seal Class C, Galvanized Steel Sheet Metal Ductwork	72.68	37.74
For Seal Class B, Add	9.44	
For Seal Class A, Add	20.13	
For Work In Restricted Working Space, Add	18.87	
23 31 13 13-0537 LF 10" x 12", 20 Gauge, Seal Class C, Galvanized Steel Sheet Metal Ductwork	79.96	41.52
For Seal Class B, Add	10.38	
For Seal Class A, Add	22.14	
For Work In Restricted Working Space, Add	20.76	
23 31 13 13-0538 LF 10" x 14", 20 Gauge, Seal Class C, Galvanized Steel Sheet Metal Ductwork	87.21	45.29
For Seal Class B, Add	11.32	
For Seal Class A, Add	24.16	
For Work In Restricted Working Space, Add	22.65	
23 31 13 13-0539 LF 10" x 16", 20 Gauge, Seal Class C, Galvanized Steel Sheet Metal Ductwork	94.48	49.06
For Seal Class B, Add	12.27	
For Seal Class A, Add	26.17	
For Work In Restricted Working Space, Add	24.53	
23 31 13 13-0540 LF 10" x 18", 20 Gauge, Seal Class C, Galvanized Steel Sheet Metal Ductwork	101.76	52.84
For Seal Class B, Add	13.21	
For Seal Class A, Add	28.18	
For Work In Restricted Working Space, Add	26.42	
23 31 13 13-0541 LF 10" x 20", 20 Gauge, Seal Class C, Galvanized Steel Sheet Metal Ductwork	109.01	56.61
For Seal Class B, Add	14.15	
For Seal Class A, Add	30.19	
For Work In Restricted Working Space, Add	28.31	
23 31 13 13-0542 LF 10" x 22", 20 Gauge, Seal Class C, Galvanized Steel Sheet Metal Ductwork	116.29	60.39
For Seal Class B, Add	15.10	
For Seal Class A, Add	32.20	
For Work In Restricted Working Space, Add	30.19	
23 31 13 13-0543 LF 10" x 24", 20 Gauge, Seal Class C, Galvanized Steel Sheet Metal Ductwork	123.58	64.16
For Seal Class B, Add	16.04	
For Seal Class A, Add	34.22	
For Work In Restricted Working Space, Add	32.09	

23 Heating, Ventilating, and Air-Conditioning (HVAC)

23 30 HVAC Air Distribution

23 31 HVAC Ducts and Casings



MINOR	CSI	UOM	DESCRIPTION	TOTAL DIRECT UNIT COST	DEMOLITION UNIT COST
23 31 13	13-0544	LF	10" x 26", 20 Gauge, Seal Class C, Galvanized Steel Sheet Metal Ductwork	130.83	67.94
			<i>For Seal Class B, Add</i>	16.98	
			<i>For Seal Class A, Add</i>	36.23	
			<i>For Work In Restricted Working Space, Add</i>	33.97	
23 31 13	13-0545	LF	10" x 28", 20 Gauge, Seal Class C, Galvanized Steel Sheet Metal Ductwork	138.10	71.70
			<i>For Seal Class B, Add</i>	17.93	
			<i>For Seal Class A, Add</i>	38.25	
			<i>For Work In Restricted Working Space, Add</i>	35.86	
23 31 13	13-0546	LF	10" x 30", 20 Gauge, Seal Class C, Galvanized Steel Sheet Metal Ductwork	145.36	75.49
			<i>For Seal Class B, Add</i>	18.87	
			<i>For Seal Class A, Add</i>	40.26	
			<i>For Work In Restricted Working Space, Add</i>	37.74	
23 31 13	13-0547	LF	10" x 32", 20 Gauge, Seal Class C, Galvanized Steel Sheet Metal Ductwork	152.63	79.26
			<i>For Seal Class B, Add</i>	19.82	
			<i>For Seal Class A, Add</i>	42.27	
			<i>For Work In Restricted Working Space, Add</i>	39.63	
23 31 13	13-0548	LF	12" x 12", 20 Gauge, Seal Class C, Galvanized Steel Sheet Metal Ductwork	87.21	45.29
			<i>For Seal Class B, Add</i>	11.32	
			<i>For Seal Class A, Add</i>	24.16	
			<i>For Work In Restricted Working Space, Add</i>	22.65	
23 31 13	13-0549	LF	12" x 14", 20 Gauge, Seal Class C, Galvanized Steel Sheet Metal Ductwork	94.49	49.06
			<i>For Seal Class B, Add</i>	12.27	
			<i>For Seal Class A, Add</i>	26.17	
			<i>For Work In Restricted Working Space, Add</i>	24.53	
23 31 13	13-0550	LF	12" x 16", 20 Gauge, Seal Class C, Galvanized Steel Sheet Metal Ductwork	101.76	52.84
			<i>For Seal Class B, Add</i>	13.21	
			<i>For Seal Class A, Add</i>	28.18	
			<i>For Work In Restricted Working Space, Add</i>	26.42	
23 31 13	13-0551	LF	12" x 18", 20 Gauge, Seal Class C, Galvanized Steel Sheet Metal Ductwork	109.01	56.61
			<i>For Seal Class B, Add</i>	14.15	
			<i>For Seal Class A, Add</i>	30.19	
			<i>For Work In Restricted Working Space, Add</i>	28.31	
23 31 13	13-0552	LF	12" x 20", 20 Gauge, Seal Class C, Galvanized Steel Sheet Metal Ductwork	116.29	60.39
			<i>For Seal Class B, Add</i>	15.10	
			<i>For Seal Class A, Add</i>	32.20	
			<i>For Work In Restricted Working Space, Add</i>	30.19	
23 31 13	13-0553	LF	12" x 22", 20 Gauge, Seal Class C, Galvanized Steel Sheet Metal Ductwork	123.58	64.16
			<i>For Seal Class B, Add</i>	16.04	
			<i>For Seal Class A, Add</i>	34.22	
			<i>For Work In Restricted Working Space, Add</i>	32.09	
23 31 13	13-0554	LF	12" x 24", 20 Gauge, Seal Class C, Galvanized Steel Sheet Metal Ductwork	130.83	67.94
			<i>For Seal Class B, Add</i>	16.98	
			<i>For Seal Class A, Add</i>	36.23	
			<i>For Work In Restricted Working Space, Add</i>	33.97	
23 31 13	13-0555	LF	12" x 26", 20 Gauge, Seal Class C, Galvanized Steel Sheet Metal Ductwork	138.10	71.70
			<i>For Seal Class B, Add</i>	17.93	
			<i>For Seal Class A, Add</i>	38.25	
			<i>For Work In Restricted Working Space, Add</i>	35.86	
23 31 13	13-0556	LF	12" x 28", 20 Gauge, Seal Class C, Galvanized Steel Sheet Metal Ductwork	145.36	75.49
			<i>For Seal Class B, Add</i>	18.87	
			<i>For Seal Class A, Add</i>	40.26	
			<i>For Work In Restricted Working Space, Add</i>	37.74	
23 31 13	13-0557	LF	12" x 30", 20 Gauge, Seal Class C, Galvanized Steel Sheet Metal Ductwork	152.63	79.26
			<i>For Seal Class B, Add</i>	19.82	
			<i>For Seal Class A, Add</i>	42.27	
			<i>For Work In Restricted Working Space, Add</i>	39.63	
23 31 13	13-0558	LF	12" x 32", 20 Gauge, Seal Class C, Galvanized Steel Sheet Metal Ductwork	159.90	83.03
			<i>For Seal Class B, Add</i>	20.76	
			<i>For Seal Class A, Add</i>	44.28	
			<i>For Work In Restricted Working Space, Add</i>	41.51	
23 31 13	13-0559	LF	12" x 34", 20 Gauge, Seal Class C, Galvanized Steel Sheet Metal Ductwork	167.15	86.81
			<i>For Seal Class B, Add</i>	21.70	
			<i>For Seal Class A, Add</i>	46.29	
			<i>For Work In Restricted Working Space, Add</i>	43.40	
23 31 13	13-0560	LF	12" x 36", 20 Gauge, Seal Class C, Galvanized Steel Sheet Metal Ductwork	174.45	90.58
			<i>For Seal Class B, Add</i>	22.65	
			<i>For Seal Class A, Add</i>	48.31	
			<i>For Work In Restricted Working Space, Add</i>	45.29	
23 31 13	13-0561	LF	14" x 14", 20 Gauge, Seal Class C, Galvanized Steel Sheet Metal Ductwork	101.76	52.84
			<i>For Seal Class B, Add</i>	13.21	
			<i>For Seal Class A, Add</i>	28.18	
			<i>For Work In Restricted Working Space, Add</i>	26.42	
23 31 13	13-0562	LF	14" x 16", 20 Gauge, Seal Class C, Galvanized Steel Sheet Metal Ductwork	109.01	56.61
			<i>For Seal Class B, Add</i>	14.15	
			<i>For Seal Class A, Add</i>	30.19	
			<i>For Work In Restricted Working Space, Add</i>	28.31	
23 31 13	13-0563	LF	14" x 18", 20 Gauge, Seal Class C, Galvanized Steel Sheet Metal Ductwork	116.29	60.39
			<i>For Seal Class B, Add</i>	15.10	
			<i>For Seal Class A, Add</i>	32.20	
			<i>For Work In Restricted Working Space, Add</i>	30.19	
23 31 13	13-0564	LF	14" x 20", 20 Gauge, Seal Class C, Galvanized Steel Sheet Metal Ductwork	123.58	64.16
			<i>For Seal Class B, Add</i>	16.04	
			<i>For Seal Class A, Add</i>	34.22	
			<i>For Work In Restricted Working Space, Add</i>	32.09	



MINOR CSI UOM DESCRIPTION	TOTAL DIRECT UNIT COST	DEMOLITION UNIT COST
23 31 13 13-0565 LF 14" x 22", 20 Gauge, Seal Class C, Galvanized Steel Sheet Metal Ductwork	130.83	67.94
<i>For Seal Class B, Add</i>	16.98	
<i>For Seal Class A, Add</i>	36.23	
<i>For Work In Restricted Working Space, Add</i>	33.97	
23 31 13 13-0566 LF 14" x 24", 20 Gauge, Seal Class C, Galvanized Steel Sheet Metal Ductwork	138.10	71.70
<i>For Seal Class B, Add</i>	17.93	
<i>For Seal Class A, Add</i>	38.25	
<i>For Work In Restricted Working Space, Add</i>	35.86	
23 31 13 13-0567 LF 14" x 26", 20 Gauge, Seal Class C, Galvanized Steel Sheet Metal Ductwork	145.36	75.49
<i>For Seal Class B, Add</i>	18.87	
<i>For Seal Class A, Add</i>	40.26	
<i>For Work In Restricted Working Space, Add</i>	37.74	
23 31 13 13-0568 LF 14" x 28", 20 Gauge, Seal Class C, Galvanized Steel Sheet Metal Ductwork	152.63	79.26
<i>For Seal Class B, Add</i>	19.62	
<i>For Seal Class A, Add</i>	42.27	
<i>For Work In Restricted Working Space, Add</i>	39.63	
23 31 13 13-0569 LF 14" x 30", 20 Gauge, Seal Class C, Galvanized Steel Sheet Metal Ductwork	159.90	83.03
<i>For Seal Class B, Add</i>	20.76	
<i>For Seal Class A, Add</i>	44.28	
<i>For Work In Restricted Working Space, Add</i>	41.51	
23 31 13 13-0570 LF 14" x 32", 20 Gauge, Seal Class C, Galvanized Steel Sheet Metal Ductwork	167.15	86.81
<i>For Seal Class B, Add</i>	21.70	
<i>For Seal Class A, Add</i>	46.29	
<i>For Work In Restricted Working Space, Add</i>	43.40	
23 31 13 13-0571 LF 14" x 34", 20 Gauge, Seal Class C, Galvanized Steel Sheet Metal Ductwork	174.45	90.58
<i>For Seal Class B, Add</i>	22.65	
<i>For Seal Class A, Add</i>	48.31	
<i>For Work In Restricted Working Space, Add</i>	45.29	
23 31 13 13-0572 LF 14" x 36", 20 Gauge, Seal Class C, Galvanized Steel Sheet Metal Ductwork	181.69	94.35
<i>For Seal Class B, Add</i>	23.59	
<i>For Seal Class A, Add</i>	50.32	
<i>For Work In Restricted Working Space, Add</i>	47.18	
23 31 13 13-0573 LF 16" x 16", 20 Gauge, Seal Class C, Galvanized Steel Sheet Metal Ductwork	116.29	60.39
<i>For Seal Class B, Add</i>	15.10	
<i>For Seal Class A, Add</i>	32.20	
<i>For Work In Restricted Working Space, Add</i>	30.19	
23 31 13 13-0574 LF 16" x 18", 20 Gauge, Seal Class C, Galvanized Steel Sheet Metal Ductwork	123.58	64.16
<i>For Seal Class B, Add</i>	16.04	
<i>For Seal Class A, Add</i>	34.22	
<i>For Work In Restricted Working Space, Add</i>	32.09	
23 31 13 13-0575 LF 16" x 20", 20 Gauge, Seal Class C, Galvanized Steel Sheet Metal Ductwork	130.83	67.94
<i>For Seal Class B, Add</i>	16.98	
<i>For Seal Class A, Add</i>	36.23	
<i>For Work In Restricted Working Space, Add</i>	33.97	
23 31 13 13-0576 LF 16" x 22", 20 Gauge, Seal Class C, Galvanized Steel Sheet Metal Ductwork	138.10	71.70
<i>For Seal Class B, Add</i>	17.93	
<i>For Seal Class A, Add</i>	38.25	
<i>For Work In Restricted Working Space, Add</i>	35.86	
23 31 13 13-0577 LF 16" x 24", 20 Gauge, Seal Class C, Galvanized Steel Sheet Metal Ductwork	145.36	75.49
<i>For Seal Class B, Add</i>	18.87	
<i>For Seal Class A, Add</i>	40.26	
<i>For Work In Restricted Working Space, Add</i>	37.74	
23 31 13 13-0578 LF 16" x 26", 20 Gauge, Seal Class C, Galvanized Steel Sheet Metal Ductwork	152.63	79.26
<i>For Seal Class B, Add</i>	19.82	
<i>For Seal Class A, Add</i>	42.27	
<i>For Work In Restricted Working Space, Add</i>	39.63	
23 31 13 13-0579 LF 16" x 28", 20 Gauge, Seal Class C, Galvanized Steel Sheet Metal Ductwork	159.90	83.03
<i>For Seal Class B, Add</i>	20.76	
<i>For Seal Class A, Add</i>	44.28	
<i>For Work In Restricted Working Space, Add</i>	41.51	
23 31 13 13-0580 LF 16" x 30", 20 Gauge, Seal Class C, Galvanized Steel Sheet Metal Ductwork	167.15	86.81
<i>For Seal Class B, Add</i>	21.70	
<i>For Seal Class A, Add</i>	46.29	
<i>For Work In Restricted Working Space, Add</i>	43.40	
23 31 13 13-0581 LF 16" x 32", 20 Gauge, Seal Class C, Galvanized Steel Sheet Metal Ductwork	174.45	90.58
<i>For Seal Class B, Add</i>	22.65	
<i>For Seal Class A, Add</i>	48.31	
<i>For Work In Restricted Working Space, Add</i>	45.29	
23 31 13 13-0582 LF 16" x 34", 20 Gauge, Seal Class C, Galvanized Steel Sheet Metal Ductwork	181.69	94.35
<i>For Seal Class B, Add</i>	23.59	
<i>For Seal Class A, Add</i>	50.32	
<i>For Work In Restricted Working Space, Add</i>	47.18	
23 31 13 13-0583 LF 16" x 36", 20 Gauge, Seal Class C, Galvanized Steel Sheet Metal Ductwork	188.97	98.13
<i>For Seal Class B, Add</i>	24.53	
<i>For Seal Class A, Add</i>	52.34	
<i>For Work In Restricted Working Space, Add</i>	49.07	
23 31 13 13-0584 LF 16" x 38", 20 Gauge, Seal Class C, Galvanized Steel Sheet Metal Ductwork	196.24	101.90
<i>For Seal Class B, Add</i>	25.48	
<i>For Seal Class A, Add</i>	54.35	
<i>For Work In Restricted Working Space, Add</i>	50.95	
23 31 13 13-0585 LF 16" x 40", 20 Gauge, Seal Class C, Galvanized Steel Sheet Metal Ductwork	203.50	105.68
<i>For Seal Class B, Add</i>	26.42	
<i>For Seal Class A, Add</i>	56.36	
<i>For Work In Restricted Working Space, Add</i>	52.84	

23 Heating, Ventilating, and Air-Conditioning (HVAC)

23 30 HVAC Air Distribution

23 31 HVAC Ducts and Casings



MINOR	CSI	UOM	DESCRIPTION	TOTAL DIRECT UNIT COST	DEMOLITION UNIT COST
23 31 13	13-0586	LF	16" x 42", 20 Gauge, Seal Class C, Galvanized Steel Sheet Metal Ductwork	210.76	109.45
			<i>For Seal Class B, Add</i>	27.36	
			<i>For Seal Class A, Add</i>	58.37	
			<i>For Work In Restricted Working Space, Add</i>	54.72	
23 31 13	13-0587	LF	16" x 44", 20 Gauge, Seal Class C, Galvanized Steel Sheet Metal Ductwork	218.06	113.23
			<i>For Seal Class B, Add</i>	28.31	
			<i>For Seal Class A, Add</i>	60.39	
			<i>For Work In Restricted Working Space, Add</i>	56.62	
23 31 13	13-0588	LF	18" x 18", 20 Gauge, Seal Class C, Galvanized Steel Sheet Metal Ductwork	130.83	67.94
			<i>For Seal Class B, Add</i>	16.98	
			<i>For Seal Class A, Add</i>	36.23	
			<i>For Work In Restricted Working Space, Add</i>	33.97	
23 31 13	13-0589	LF	18" x 20", 20 Gauge, Seal Class C, Galvanized Steel Sheet Metal Ductwork	138.10	71.70
			<i>For Seal Class B, Add</i>	17.93	
			<i>For Seal Class A, Add</i>	38.25	
			<i>For Work In Restricted Working Space, Add</i>	35.86	
23 31 13	13-0590	LF	18" x 22", 20 Gauge, Seal Class C, Galvanized Steel Sheet Metal Ductwork	145.36	75.49
			<i>For Seal Class B, Add</i>	18.87	
			<i>For Seal Class A, Add</i>	40.26	
			<i>For Work In Restricted Working Space, Add</i>	37.74	
23 31 13	13-0591	LF	18" x 24", 20 Gauge, Seal Class C, Galvanized Steel Sheet Metal Ductwork	152.63	79.26
			<i>For Seal Class B, Add</i>	19.82	
			<i>For Seal Class A, Add</i>	42.27	
			<i>For Work In Restricted Working Space, Add</i>	39.63	
23 31 13	13-0592	LF	18" x 26", 20 Gauge, Seal Class C, Galvanized Steel Sheet Metal Ductwork	159.90	83.03
			<i>For Seal Class B, Add</i>	20.76	
			<i>For Seal Class A, Add</i>	44.28	
			<i>For Work In Restricted Working Space, Add</i>	41.51	
23 31 13	13-0593	LF	18" x 28", 20 Gauge, Seal Class C, Galvanized Steel Sheet Metal Ductwork	167.15	86.81
			<i>For Seal Class B, Add</i>	21.70	
			<i>For Seal Class A, Add</i>	46.29	
			<i>For Work In Restricted Working Space, Add</i>	43.40	
23 31 13	13-0594	LF	18" x 30", 20 Gauge, Seal Class C, Galvanized Steel Sheet Metal Ductwork	174.45	90.58
			<i>For Seal Class B, Add</i>	22.65	
			<i>For Seal Class A, Add</i>	48.31	
			<i>For Work In Restricted Working Space, Add</i>	45.29	
23 31 13	13-0595	LF	18" x 32", 20 Gauge, Seal Class C, Galvanized Steel Sheet Metal Ductwork	181.69	94.35
			<i>For Seal Class B, Add</i>	23.59	
			<i>For Seal Class A, Add</i>	50.32	
			<i>For Work In Restricted Working Space, Add</i>	47.18	
23 31 13	13-0596	LF	18" x 34", 20 Gauge, Seal Class C, Galvanized Steel Sheet Metal Ductwork	188.97	98.13
			<i>For Seal Class B, Add</i>	24.53	
			<i>For Seal Class A, Add</i>	52.34	
			<i>For Work In Restricted Working Space, Add</i>	49.07	
23 31 13	13-0597	LF	18" x 36", 20 Gauge, Seal Class C, Galvanized Steel Sheet Metal Ductwork	196.24	101.90
			<i>For Seal Class B, Add</i>	25.48	
			<i>For Seal Class A, Add</i>	54.35	
			<i>For Work In Restricted Working Space, Add</i>	50.95	
23 31 13	13-0598	LF	18" x 38", 20 Gauge, Seal Class C, Galvanized Steel Sheet Metal Ductwork	203.50	105.68
			<i>For Seal Class B, Add</i>	26.42	
			<i>For Seal Class A, Add</i>	56.36	
			<i>For Work In Restricted Working Space, Add</i>	52.84	
23 31 13	13-0599	LF	18" x 40", 20 Gauge, Seal Class C, Galvanized Steel Sheet Metal Ductwork	210.76	109.45
			<i>For Seal Class B, Add</i>	27.36	
			<i>For Seal Class A, Add</i>	58.37	
			<i>For Work In Restricted Working Space, Add</i>	54.72	
23 31 13	13-0600	LF	18" x 42", 20 Gauge, Seal Class C, Galvanized Steel Sheet Metal Ductwork	218.06	113.23
			<i>For Seal Class B, Add</i>	28.31	
			<i>For Seal Class A, Add</i>	60.39	
			<i>For Work In Restricted Working Space, Add</i>	56.62	
23 31 13	13-0601	LF	18" x 44", 20 Gauge, Seal Class C, Galvanized Steel Sheet Metal Ductwork	225.31	116.99
			<i>For Seal Class B, Add</i>	29.25	
			<i>For Seal Class A, Add</i>	62.40	
			<i>For Work In Restricted Working Space, Add</i>	58.50	
23 31 13	13-0602	LF	18" x 46", 20 Gauge, Seal Class C, Galvanized Steel Sheet Metal Ductwork	232.58	120.78
			<i>For Seal Class B, Add</i>	30.19	
			<i>For Seal Class A, Add</i>	64.41	
			<i>For Work In Restricted Working Space, Add</i>	60.39	
23 31 13	13-0603	LF	20" x 20", 20 Gauge, Seal Class C, Galvanized Steel Sheet Metal Ductwork	145.36	75.49
			<i>For Seal Class B, Add</i>	18.87	
			<i>For Seal Class A, Add</i>	40.26	
			<i>For Work In Restricted Working Space, Add</i>	37.74	
23 31 13	13-0604	LF	20" x 22", 20 Gauge, Seal Class C, Galvanized Steel Sheet Metal Ductwork	152.63	79.26
			<i>For Seal Class B, Add</i>	19.82	
			<i>For Seal Class A, Add</i>	42.27	
			<i>For Work In Restricted Working Space, Add</i>	39.63	
23 31 13	13-0605	LF	20" x 24", 20 Gauge, Seal Class C, Galvanized Steel Sheet Metal Ductwork	159.90	83.03
			<i>For Seal Class B, Add</i>	20.76	
			<i>For Seal Class A, Add</i>	44.28	
			<i>For Work In Restricted Working Space, Add</i>	41.51	
23 31 13	13-0606	LF	20" x 26", 20 Gauge, Seal Class C, Galvanized Steel Sheet Metal Ductwork	167.15	86.81
			<i>For Seal Class B, Add</i>	21.70	
			<i>For Seal Class A, Add</i>	46.29	
			<i>For Work In Restricted Working Space, Add</i>	43.40	



MINOR CSI UOM DESCRIPTION	TOTAL DIRECT UNIT COST	DEMOLITION UNIT COST
23 31 13 13-0607 LF 20" x 28", 20 Gauge, Seal Class C, Galvanized Steel Sheet Metal Ductwork	174.45	90.58
For Seal Class B, Add	22.65	
For Seal Class A, Add	48.31	
For Work In Restricted Working Space, Add	45.29	
23 31 13 13-0608 LF 20" x 30", 20 Gauge, Seal Class C, Galvanized Steel Sheet Metal Ductwork	181.69	94.35
For Seal Class B, Add	23.59	
For Seal Class A, Add	50.32	
For Work In Restricted Working Space, Add	47.18	
23 31 13 13-0609 LF 20" x 32", 20 Gauge, Seal Class C, Galvanized Steel Sheet Metal Ductwork	188.97	98.13
For Seal Class B, Add	24.53	
For Seal Class A, Add	52.34	
For Work In Restricted Working Space, Add	49.07	
23 31 13 13-0610 LF 20" x 34", 20 Gauge, Seal Class C, Galvanized Steel Sheet Metal Ductwork	196.24	101.90
For Seal Class B, Add	25.48	
For Seal Class A, Add	54.35	
For Work In Restricted Working Space, Add	50.95	
23 31 13 13-0611 LF 20" x 36", 20 Gauge, Seal Class C, Galvanized Steel Sheet Metal Ductwork	203.50	105.68
For Seal Class B, Add	26.42	
For Seal Class A, Add	56.36	
For Work In Restricted Working Space, Add	52.84	
23 31 13 13-0612 LF 20" x 38", 20 Gauge, Seal Class C, Galvanized Steel Sheet Metal Ductwork	210.76	109.45
For Seal Class B, Add	27.36	
For Seal Class A, Add	58.37	
For Work In Restricted Working Space, Add	54.72	
23 31 13 13-0613 LF 20" x 40", 20 Gauge, Seal Class C, Galvanized Steel Sheet Metal Ductwork	218.06	113.23
For Seal Class B, Add	28.31	
For Seal Class A, Add	60.39	
For Work In Restricted Working Space, Add	56.62	
23 31 13 13-0614 LF 20" x 42", 20 Gauge, Seal Class C, Galvanized Steel Sheet Metal Ductwork	225.31	116.99
For Seal Class B, Add	29.25	
For Seal Class A, Add	62.40	
For Work In Restricted Working Space, Add	58.50	
23 31 13 13-0615 LF 20" x 44", 20 Gauge, Seal Class C, Galvanized Steel Sheet Metal Ductwork	232.58	120.78
For Seal Class B, Add	30.19	
For Seal Class A, Add	64.41	
For Work In Restricted Working Space, Add	60.39	
23 31 13 13-0616 LF 20" x 46", 20 Gauge, Seal Class C, Galvanized Steel Sheet Metal Ductwork	239.85	124.55
For Seal Class B, Add	31.14	
For Seal Class A, Add	66.43	
For Work In Restricted Working Space, Add	62.28	
23 31 13 13-0617 LF 20" x 48", 20 Gauge, Seal Class C, Galvanized Steel Sheet Metal Ductwork	247.11	128.33
For Seal Class B, Add	32.08	
For Seal Class A, Add	68.44	
For Work In Restricted Working Space, Add	64.16	
23 31 13 13-0618 LF 22" x 22", 20 Gauge, Seal Class C, Galvanized Steel Sheet Metal Ductwork	159.90	83.03
For Seal Class B, Add	20.76	
For Seal Class A, Add	44.28	
For Work In Restricted Working Space, Add	41.51	
23 31 13 13-0619 LF 22" x 24", 20 Gauge, Seal Class C, Galvanized Steel Sheet Metal Ductwork	167.15	86.81
For Seal Class B, Add	21.70	
For Seal Class A, Add	46.29	
For Work In Restricted Working Space, Add	43.40	
23 31 13 13-0620 LF 22" x 26", 20 Gauge, Seal Class C, Galvanized Steel Sheet Metal Ductwork	174.45	90.58
For Seal Class B, Add	22.65	
For Seal Class A, Add	48.31	
For Work In Restricted Working Space, Add	45.29	
23 31 13 13-0621 LF 22" x 28", 20 Gauge, Seal Class C, Galvanized Steel Sheet Metal Ductwork	181.69	94.35
For Seal Class B, Add	23.59	
For Seal Class A, Add	50.32	
For Work In Restricted Working Space, Add	47.18	
23 31 13 13-0622 LF 22" x 30", 20 Gauge, Seal Class C, Galvanized Steel Sheet Metal Ductwork	188.97	98.13
For Seal Class B, Add	24.53	
For Seal Class A, Add	52.34	
For Work In Restricted Working Space, Add	49.07	
23 31 13 13-0623 LF 22" x 32", 20 Gauge, Seal Class C, Galvanized Steel Sheet Metal Ductwork	196.24	101.90
For Seal Class B, Add	25.48	
For Seal Class A, Add	54.35	
For Work In Restricted Working Space, Add	50.95	
23 31 13 13-0624 LF 22" x 34", 20 Gauge, Seal Class C, Galvanized Steel Sheet Metal Ductwork	203.50	105.68
For Seal Class B, Add	26.42	
For Seal Class A, Add	56.36	
For Work In Restricted Working Space, Add	52.84	
23 31 13 13-0625 LF 22" x 36", 20 Gauge, Seal Class C, Galvanized Steel Sheet Metal Ductwork	210.76	109.45
For Seal Class B, Add	27.36	
For Seal Class A, Add	58.37	
For Work In Restricted Working Space, Add	54.72	
23 31 13 13-0626 LF 22" x 38", 20 Gauge, Seal Class C, Galvanized Steel Sheet Metal Ductwork	218.06	113.23
For Seal Class B, Add	28.31	
For Seal Class A, Add	60.39	
For Work In Restricted Working Space, Add	56.62	
23 31 13 13-0627 LF 22" x 40", 20 Gauge, Seal Class C, Galvanized Steel Sheet Metal Ductwork	225.31	116.99
For Seal Class B, Add	29.25	
For Seal Class A, Add	62.40	
For Work In Restricted Working Space, Add	58.50	

23 Heating, Ventilating, and Air-Conditioning (HVAC)

23 30 HVAC Air Distribution

23 31 HVAC Ducts and Casings



MINOR	CSI	UOM	DESCRIPTION	TOTAL DIRECT UNIT COST	DEMOLITION UNIT COST
23 31 13	13-0628	LF	22" x 42", 20 Gauge, Seal Class C, Galvanized Steel Sheet Metal Ductwork	232.58	120.78
			<i>For Seal Class B, Add</i>	30.19	
			<i>For Seal Class A, Add</i>	64.41	
			<i>For Work In Restricted Working Space, Add</i>	60.39	
23 31 13	13-0629	LF	22" x 44", 20 Gauge, Seal Class C, Galvanized Steel Sheet Metal Ductwork	239.85	124.55
			<i>For Seal Class B, Add</i>	31.14	
			<i>For Seal Class A, Add</i>	66.43	
			<i>For Work In Restricted Working Space, Add</i>	62.28	
23 31 13	13-0630	LF	22" x 46", 20 Gauge, Seal Class C, Galvanized Steel Sheet Metal Ductwork	247.11	128.33
			<i>For Seal Class B, Add</i>	32.08	
			<i>For Seal Class A, Add</i>	68.44	
			<i>For Work In Restricted Working Space, Add</i>	64.16	
23 31 13	13-0631	LF	22" x 48", 20 Gauge, Seal Class C, Galvanized Steel Sheet Metal Ductwork	254.39	132.10
			<i>For Seal Class B, Add</i>	33.02	
			<i>For Seal Class A, Add</i>	70.45	
			<i>For Work In Restricted Working Space, Add</i>	66.05	
23 31 13	13-0632	LF	24" x 24", 20 Gauge, Seal Class C, Galvanized Steel Sheet Metal Ductwork	174.45	90.58
			<i>For Seal Class B, Add</i>	22.65	
			<i>For Seal Class A, Add</i>	48.31	
			<i>For Work In Restricted Working Space, Add</i>	45.29	
23 31 13	13-0633	LF	24" x 26", 20 Gauge, Seal Class C, Galvanized Steel Sheet Metal Ductwork	181.69	94.35
			<i>For Seal Class B, Add</i>	23.59	
			<i>For Seal Class A, Add</i>	50.32	
			<i>For Work In Restricted Working Space, Add</i>	47.18	
23 31 13	13-0634	LF	24" x 28", 20 Gauge, Seal Class C, Galvanized Steel Sheet Metal Ductwork	188.97	98.13
			<i>For Seal Class B, Add</i>	24.53	
			<i>For Seal Class A, Add</i>	52.34	
			<i>For Work In Restricted Working Space, Add</i>	49.07	
23 31 13	13-0635	LF	24" x 30", 20 Gauge, Seal Class C, Galvanized Steel Sheet Metal Ductwork	196.24	101.90
			<i>For Seal Class B, Add</i>	25.48	
			<i>For Seal Class A, Add</i>	54.35	
			<i>For Work In Restricted Working Space, Add</i>	50.95	
23 31 13	13-0636	LF	24" x 32", 20 Gauge, Seal Class C, Galvanized Steel Sheet Metal Ductwork	203.50	105.68
			<i>For Seal Class B, Add</i>	26.42	
			<i>For Seal Class A, Add</i>	56.36	
			<i>For Work In Restricted Working Space, Add</i>	52.84	
23 31 13	13-0637	LF	24" x 34", 20 Gauge, Seal Class C, Galvanized Steel Sheet Metal Ductwork	210.76	109.45
			<i>For Seal Class B, Add</i>	27.36	
			<i>For Seal Class A, Add</i>	58.37	
			<i>For Work In Restricted Working Space, Add</i>	54.72	
23 31 13	13-0638	LF	24" x 36", 20 Gauge, Seal Class C, Galvanized Steel Sheet Metal Ductwork	218.06	113.23
			<i>For Seal Class B, Add</i>	28.31	
			<i>For Seal Class A, Add</i>	60.39	
			<i>For Work In Restricted Working Space, Add</i>	56.62	
23 31 13	13-0639	LF	24" x 38", 20 Gauge, Seal Class C, Galvanized Steel Sheet Metal Ductwork	225.31	116.99
			<i>For Seal Class B, Add</i>	29.25	
			<i>For Seal Class A, Add</i>	62.40	
			<i>For Work In Restricted Working Space, Add</i>	58.50	
23 31 13	13-0640	LF	24" x 40", 20 Gauge, Seal Class C, Galvanized Steel Sheet Metal Ductwork	232.58	120.78
			<i>For Seal Class B, Add</i>	30.19	
			<i>For Seal Class A, Add</i>	64.41	
			<i>For Work In Restricted Working Space, Add</i>	60.39	
23 31 13	13-0641	LF	24" x 42", 20 Gauge, Seal Class C, Galvanized Steel Sheet Metal Ductwork	239.85	124.55
			<i>For Seal Class B, Add</i>	31.14	
			<i>For Seal Class A, Add</i>	66.43	
			<i>For Work In Restricted Working Space, Add</i>	62.28	
23 31 13	13-0642	LF	24" x 44", 20 Gauge, Seal Class C, Galvanized Steel Sheet Metal Ductwork	247.11	128.33
			<i>For Seal Class B, Add</i>	32.08	
			<i>For Seal Class A, Add</i>	68.44	
			<i>For Work In Restricted Working Space, Add</i>	64.16	
23 31 13	13-0643	LF	24" x 46", 20 Gauge, Seal Class C, Galvanized Steel Sheet Metal Ductwork	254.39	132.10
			<i>For Seal Class B, Add</i>	33.02	
			<i>For Seal Class A, Add</i>	70.45	
			<i>For Work In Restricted Working Space, Add</i>	66.05	
23 31 13	13-0644	LF	24" x 48", 20 Gauge, Seal Class C, Galvanized Steel Sheet Metal Ductwork	261.64	135.87
			<i>For Seal Class B, Add</i>	33.97	
			<i>For Seal Class A, Add</i>	72.46	
			<i>For Work In Restricted Working Space, Add</i>	67.94	
23 31 13	13-0645	LF	26" x 26", 20 Gauge, Seal Class C, Galvanized Steel Sheet Metal Ductwork	188.97	98.13
			<i>For Seal Class B, Add</i>	24.53	
			<i>For Seal Class A, Add</i>	52.34	
			<i>For Work In Restricted Working Space, Add</i>	49.07	
23 31 13	13-0646	LF	26" x 28", 20 Gauge, Seal Class C, Galvanized Steel Sheet Metal Ductwork	196.24	101.90
			<i>For Seal Class B, Add</i>	25.48	
			<i>For Seal Class A, Add</i>	54.35	
			<i>For Work In Restricted Working Space, Add</i>	50.95	
23 31 13	13-0647	LF	26" x 30", 20 Gauge, Seal Class C, Galvanized Steel Sheet Metal Ductwork	203.50	105.68
			<i>For Seal Class B, Add</i>	26.42	
			<i>For Seal Class A, Add</i>	56.36	
			<i>For Work In Restricted Working Space, Add</i>	52.84	
23 31 13	13-0648	LF	26" x 32", 20 Gauge, Seal Class C, Galvanized Steel Sheet Metal Ductwork	210.76	109.45
			<i>For Seal Class B, Add</i>	27.36	
			<i>For Seal Class A, Add</i>	58.37	
			<i>For Work In Restricted Working Space, Add</i>	54.72	



MINOR CSI UOM DESCRIPTION	TOTAL DIRECT UNIT COST	DEMOLITION UNIT COST
23 31 13 13-0649 LF 26" x 34", 20 Gauge, Seal Class C, Galvanized Steel Sheet Metal Ductwork	218.06	113.23
For Seal Class B, Add	28.31	
For Seal Class A, Add	60.39	
For Work In Restricted Working Space, Add	56.62	
23 31 13 13-0650 LF 26" x 36", 20 Gauge, Seal Class C, Galvanized Steel Sheet Metal Ductwork	225.31	116.99
For Seal Class B, Add	29.25	
For Seal Class A, Add	62.40	
For Work In Restricted Working Space, Add	58.50	
23 31 13 13-0651 LF 26" x 38", 20 Gauge, Seal Class C, Galvanized Steel Sheet Metal Ductwork	232.58	120.78
For Seal Class B, Add	30.19	
For Seal Class A, Add	64.41	
For Work In Restricted Working Space, Add	60.39	
23 31 13 13-0652 LF 26" x 40", 20 Gauge, Seal Class C, Galvanized Steel Sheet Metal Ductwork	239.85	124.55
For Seal Class B, Add	31.14	
For Seal Class A, Add	66.43	
For Work In Restricted Working Space, Add	62.28	
23 31 13 13-0653 LF 26" x 42", 20 Gauge, Seal Class C, Galvanized Steel Sheet Metal Ductwork	247.11	128.33
For Seal Class B, Add	32.08	
For Seal Class A, Add	68.44	
For Work In Restricted Working Space, Add	64.16	
23 31 13 13-0654 LF 26" x 44", 20 Gauge, Seal Class C, Galvanized Steel Sheet Metal Ductwork	254.39	132.10
For Seal Class B, Add	33.02	
For Seal Class A, Add	70.45	
For Work In Restricted Working Space, Add	66.05	
23 31 13 13-0655 LF 26" x 46", 20 Gauge, Seal Class C, Galvanized Steel Sheet Metal Ductwork	261.64	135.87
For Seal Class B, Add	33.97	
For Seal Class A, Add	72.46	
For Work In Restricted Working Space, Add	67.94	
23 31 13 13-0656 LF 26" x 48", 20 Gauge, Seal Class C, Galvanized Steel Sheet Metal Ductwork	268.93	139.65
For Seal Class B, Add	34.91	
For Seal Class A, Add	74.48	
For Work In Restricted Working Space, Add	69.83	
23 31 13 13-0657 LF 28" x 28", 20 Gauge, Seal Class C, Galvanized Steel Sheet Metal Ductwork	203.50	105.68
For Seal Class B, Add	26.42	
For Seal Class A, Add	56.36	
For Work In Restricted Working Space, Add	52.84	
23 31 13 13-0658 LF 28" x 30", 20 Gauge, Seal Class C, Galvanized Steel Sheet Metal Ductwork	210.76	109.45
For Seal Class B, Add	27.36	
For Seal Class A, Add	58.37	
For Work In Restricted Working Space, Add	54.72	
23 31 13 13-0659 LF 28" x 32", 20 Gauge, Seal Class C, Galvanized Steel Sheet Metal Ductwork	218.06	113.23
For Seal Class B, Add	28.31	
For Seal Class A, Add	60.39	
For Work In Restricted Working Space, Add	56.62	
23 31 13 13-0660 LF 28" x 34", 20 Gauge, Seal Class C, Galvanized Steel Sheet Metal Ductwork	225.31	116.99
For Seal Class B, Add	29.25	
For Seal Class A, Add	62.40	
For Work In Restricted Working Space, Add	58.50	
23 31 13 13-0661 LF 28" x 36", 20 Gauge, Seal Class C, Galvanized Steel Sheet Metal Ductwork	232.58	120.78
For Seal Class B, Add	30.19	
For Seal Class A, Add	64.41	
For Work In Restricted Working Space, Add	60.39	
23 31 13 13-0662 LF 28" x 38", 20 Gauge, Seal Class C, Galvanized Steel Sheet Metal Ductwork	239.85	124.55
For Seal Class B, Add	31.14	
For Seal Class A, Add	66.43	
For Work In Restricted Working Space, Add	62.28	
23 31 13 13-0663 LF 28" x 40", 20 Gauge, Seal Class C, Galvanized Steel Sheet Metal Ductwork	247.11	128.33
For Seal Class B, Add	32.08	
For Seal Class A, Add	68.44	
For Work In Restricted Working Space, Add	64.16	
23 31 13 13-0664 LF 28" x 42", 20 Gauge, Seal Class C, Galvanized Steel Sheet Metal Ductwork	254.39	132.10
For Seal Class B, Add	33.02	
For Seal Class A, Add	70.45	
For Work In Restricted Working Space, Add	66.05	
23 31 13 13-0665 LF 28" x 44", 20 Gauge, Seal Class C, Galvanized Steel Sheet Metal Ductwork	261.64	135.87
For Seal Class B, Add	33.97	
For Seal Class A, Add	72.46	
For Work In Restricted Working Space, Add	67.94	
23 31 13 13-0666 LF 28" x 46", 20 Gauge, Seal Class C, Galvanized Steel Sheet Metal Ductwork	268.93	139.65
For Seal Class B, Add	34.91	
For Seal Class A, Add	74.48	
For Work In Restricted Working Space, Add	69.83	
23 31 13 13-0667 LF 28" x 48", 20 Gauge, Seal Class C, Galvanized Steel Sheet Metal Ductwork	276.17	143.43
For Seal Class B, Add	35.85	
For Seal Class A, Add	76.49	
For Work In Restricted Working Space, Add	71.71	
23 31 13 13-0668 LF 30" x 30", 20 Gauge, Seal Class C, Galvanized Steel Sheet Metal Ductwork	218.06	113.23
For Seal Class B, Add	28.31	
For Seal Class A, Add	60.39	
For Work In Restricted Working Space, Add	56.62	
23 31 13 13-0669 LF 30" x 32", 20 Gauge, Seal Class C, Galvanized Steel Sheet Metal Ductwork	225.31	116.99
For Seal Class B, Add	29.25	
For Seal Class A, Add	62.40	
For Work In Restricted Working Space, Add	58.50	

23 Heating, Ventilating, and Air-Conditioning (HVAC)

23 30 HVAC Air Distribution

23 31 HVAC Ducts and Casings



MINOR	CSI	UOM	DESCRIPTION	TOTAL DIRECT UNIT COST	DEMOLITION UNIT COST
23 31 13	13-0670	LF	30" x 34", 20 Gauge, Seal Class C, Galvanized Steel Sheet Metal Ductwork	232.58	120.78
			<i>For Seal Class B, Add</i>	30.19	
			<i>For Seal Class A, Add</i>	64.41	
			<i>For Work In Restricted Working Space, Add</i>	60.39	
23 31 13	13-0671	LF	30" x 36", 20 Gauge, Seal Class C, Galvanized Steel Sheet Metal Ductwork	239.85	124.55
			<i>For Seal Class B, Add</i>	31.14	
			<i>For Seal Class A, Add</i>	66.43	
			<i>For Work In Restricted Working Space, Add</i>	62.28	
23 31 13	13-0672	LF	30" x 38", 20 Gauge, Seal Class C, Galvanized Steel Sheet Metal Ductwork	247.11	128.33
			<i>For Seal Class B, Add</i>	32.08	
			<i>For Seal Class A, Add</i>	68.44	
			<i>For Work In Restricted Working Space, Add</i>	64.16	
23 31 13	13-0673	LF	30" x 40", 20 Gauge, Seal Class C, Galvanized Steel Sheet Metal Ductwork	254.39	132.10
			<i>For Seal Class B, Add</i>	33.02	
			<i>For Seal Class A, Add</i>	70.45	
			<i>For Work In Restricted Working Space, Add</i>	66.05	
23 31 13	13-0674	LF	30" x 42", 20 Gauge, Seal Class C, Galvanized Steel Sheet Metal Ductwork	261.64	135.87
			<i>For Seal Class B, Add</i>	33.97	
			<i>For Seal Class A, Add</i>	72.46	
			<i>For Work In Restricted Working Space, Add</i>	67.94	
23 31 13	13-0675	LF	30" x 44", 20 Gauge, Seal Class C, Galvanized Steel Sheet Metal Ductwork	268.93	139.65
			<i>For Seal Class B, Add</i>	34.91	
			<i>For Seal Class A, Add</i>	74.48	
			<i>For Work In Restricted Working Space, Add</i>	69.83	
23 31 13	13-0676	LF	30" x 46", 20 Gauge, Seal Class C, Galvanized Steel Sheet Metal Ductwork	276.17	143.43
			<i>For Seal Class B, Add</i>	35.85	
			<i>For Seal Class A, Add</i>	76.49	
			<i>For Work In Restricted Working Space, Add</i>	71.71	
23 31 13	13-0677	LF	30" x 48", 20 Gauge, Seal Class C, Galvanized Steel Sheet Metal Ductwork	283.46	147.19
			<i>For Seal Class B, Add</i>	36.80	
			<i>For Seal Class A, Add</i>	78.51	
			<i>For Work In Restricted Working Space, Add</i>	73.60	
23 31 13	13-0678	LF	32" x 32", 20 Gauge, Seal Class C, Galvanized Steel Sheet Metal Ductwork	232.58	120.78
			<i>For Seal Class B, Add</i>	30.19	
			<i>For Seal Class A, Add</i>	64.41	
			<i>For Work In Restricted Working Space, Add</i>	60.39	
23 31 13	13-0679	LF	32" x 34", 20 Gauge, Seal Class C, Galvanized Steel Sheet Metal Ductwork	239.85	124.55
			<i>For Seal Class B, Add</i>	31.14	
			<i>For Seal Class A, Add</i>	66.43	
			<i>For Work In Restricted Working Space, Add</i>	62.28	
23 31 13	13-0680	LF	32" x 36", 20 Gauge, Seal Class C, Galvanized Steel Sheet Metal Ductwork	247.11	128.33
			<i>For Seal Class B, Add</i>	32.08	
			<i>For Seal Class A, Add</i>	68.44	
			<i>For Work In Restricted Working Space, Add</i>	64.16	
23 31 13	13-0681	LF	32" x 38", 20 Gauge, Seal Class C, Galvanized Steel Sheet Metal Ductwork	254.39	132.10
			<i>For Seal Class B, Add</i>	33.02	
			<i>For Seal Class A, Add</i>	70.45	
			<i>For Work In Restricted Working Space, Add</i>	66.05	
23 31 13	13-0682	LF	32" x 40", 20 Gauge, Seal Class C, Galvanized Steel Sheet Metal Ductwork	261.64	135.87
			<i>For Seal Class B, Add</i>	33.97	
			<i>For Seal Class A, Add</i>	72.46	
			<i>For Work In Restricted Working Space, Add</i>	67.94	
23 31 13	13-0683	LF	32" x 42", 20 Gauge, Seal Class C, Galvanized Steel Sheet Metal Ductwork	268.93	139.65
			<i>For Seal Class B, Add</i>	34.91	
			<i>For Seal Class A, Add</i>	74.48	
			<i>For Work In Restricted Working Space, Add</i>	69.83	
23 31 13	13-0684	LF	32" x 44", 20 Gauge, Seal Class C, Galvanized Steel Sheet Metal Ductwork	276.17	143.43
			<i>For Seal Class B, Add</i>	35.85	
			<i>For Seal Class A, Add</i>	76.49	
			<i>For Work In Restricted Working Space, Add</i>	71.71	
23 31 13	13-0685	LF	32" x 46", 20 Gauge, Seal Class C, Galvanized Steel Sheet Metal Ductwork	283.46	147.19
			<i>For Seal Class B, Add</i>	36.80	
			<i>For Seal Class A, Add</i>	78.51	
			<i>For Work In Restricted Working Space, Add</i>	73.60	
23 31 13	13-0686	LF	32" x 48", 20 Gauge, Seal Class C, Galvanized Steel Sheet Metal Ductwork	290.73	150.98
			<i>For Seal Class B, Add</i>	37.74	
			<i>For Seal Class A, Add</i>	80.52	
			<i>For Work In Restricted Working Space, Add</i>	75.49	
23 31 13	13-0687	LF	34" x 34", 20 Gauge, Seal Class C, Galvanized Steel Sheet Metal Ductwork	247.11	128.33
			<i>For Seal Class B, Add</i>	32.08	
			<i>For Seal Class A, Add</i>	68.44	
			<i>For Work In Restricted Working Space, Add</i>	64.16	
23 31 13	13-0688	LF	34" x 36", 20 Gauge, Seal Class C, Galvanized Steel Sheet Metal Ductwork	254.39	132.10
			<i>For Seal Class B, Add</i>	33.02	
			<i>For Seal Class A, Add</i>	70.45	
			<i>For Work In Restricted Working Space, Add</i>	66.05	
23 31 13	13-0689	LF	34" x 38", 20 Gauge, Seal Class C, Galvanized Steel Sheet Metal Ductwork	261.64	135.87
			<i>For Seal Class B, Add</i>	33.97	
			<i>For Seal Class A, Add</i>	72.46	
			<i>For Work In Restricted Working Space, Add</i>	67.94	
23 31 13	13-0690	LF	34" x 40", 20 Gauge, Seal Class C, Galvanized Steel Sheet Metal Ductwork	268.93	139.65
			<i>For Seal Class B, Add</i>	34.91	
			<i>For Seal Class A, Add</i>	74.48	
			<i>For Work In Restricted Working Space, Add</i>	69.83	



MINOR CSI UOM DESCRIPTION	TOTAL DIRECT UNIT COST	DEMOLITION UNIT COST
23 31 13 13-0691 LF 34" x 42", 20 Gauge, Seal Class C, Galvanized Steel Sheet Metal Ductwork	276.17	143.43
For Seal Class B, Add	35.85	
For Seal Class A, Add	76.49	
For Work In Restricted Working Space, Add	71.71	
23 31 13 13-0692 LF 34" x 44", 20 Gauge, Seal Class C, Galvanized Steel Sheet Metal Ductwork	283.46	147.19
For Seal Class B, Add	36.80	
For Seal Class A, Add	78.51	
For Work In Restricted Working Space, Add	73.60	
23 31 13 13-0693 LF 34" x 46", 20 Gauge, Seal Class C, Galvanized Steel Sheet Metal Ductwork	290.73	150.98
For Seal Class B, Add	37.74	
For Seal Class A, Add	80.52	
For Work In Restricted Working Space, Add	75.49	
23 31 13 13-0694 LF 34" x 48", 20 Gauge, Seal Class C, Galvanized Steel Sheet Metal Ductwork	297.98	154.74
For Seal Class B, Add	38.69	
For Seal Class A, Add	82.53	
For Work In Restricted Working Space, Add	77.37	
23 31 13 13-0695 LF 36" x 36", 20 Gauge, Seal Class C, Galvanized Steel Sheet Metal Ductwork	261.64	135.87
For Seal Class B, Add	38.97	
For Seal Class A, Add	72.46	
For Work In Restricted Working Space, Add	67.94	
23 31 13 13-0696 LF 36" x 38", 20 Gauge, Seal Class C, Galvanized Steel Sheet Metal Ductwork	268.93	139.65
For Seal Class B, Add	34.91	
For Seal Class A, Add	74.48	
For Work In Restricted Working Space, Add	69.83	
23 31 13 13-0697 LF 36" x 40", 20 Gauge, Seal Class C, Galvanized Steel Sheet Metal Ductwork	276.17	143.43
For Seal Class B, Add	35.85	
For Seal Class A, Add	76.49	
For Work In Restricted Working Space, Add	71.71	
23 31 13 13-0698 LF 36" x 42", 20 Gauge, Seal Class C, Galvanized Steel Sheet Metal Ductwork	283.46	147.19
For Seal Class B, Add	36.80	
For Seal Class A, Add	78.51	
For Work In Restricted Working Space, Add	73.60	
23 31 13 13-0699 LF 36" x 44", 20 Gauge, Seal Class C, Galvanized Steel Sheet Metal Ductwork	290.73	150.98
For Seal Class B, Add	37.74	
For Seal Class A, Add	80.52	
For Work In Restricted Working Space, Add	75.49	
23 31 13 13-0700 LF 36" x 46", 20 Gauge, Seal Class C, Galvanized Steel Sheet Metal Ductwork	297.98	154.74
For Seal Class B, Add	38.69	
For Seal Class A, Add	82.53	
For Work In Restricted Working Space, Add	77.37	
23 31 13 13-0701 LF 36" x 48", 20 Gauge, Seal Class C, Galvanized Steel Sheet Metal Ductwork	305.26	158.52
For Seal Class B, Add	39.63	
For Seal Class A, Add	84.54	
For Work In Restricted Working Space, Add	79.26	
23 31 13 13-0702 LF 38" x 38", 20 Gauge, Seal Class C, Galvanized Steel Sheet Metal Ductwork	276.17	143.43
For Seal Class B, Add	35.85	
For Seal Class A, Add	76.49	
For Work In Restricted Working Space, Add	71.71	
23 31 13 13-0703 LF 38" x 40", 20 Gauge, Seal Class C, Galvanized Steel Sheet Metal Ductwork	283.46	147.19
For Seal Class B, Add	36.80	
For Seal Class A, Add	78.51	
For Work In Restricted Working Space, Add	73.60	
23 31 13 13-0704 LF 38" x 42", 20 Gauge, Seal Class C, Galvanized Steel Sheet Metal Ductwork	290.73	150.98
For Seal Class B, Add	37.74	
For Seal Class A, Add	80.52	
For Work In Restricted Working Space, Add	75.49	
23 31 13 13-0705 LF 38" x 44", 20 Gauge, Seal Class C, Galvanized Steel Sheet Metal Ductwork	297.98	154.74
For Seal Class B, Add	38.69	
For Seal Class A, Add	82.53	
For Work In Restricted Working Space, Add	77.37	
23 31 13 13-0706 LF 38" x 46", 20 Gauge, Seal Class C, Galvanized Steel Sheet Metal Ductwork	305.26	158.52
For Seal Class B, Add	39.63	
For Seal Class A, Add	84.54	
For Work In Restricted Working Space, Add	79.26	
23 31 13 13-0707 LF 38" x 48", 20 Gauge, Seal Class C, Galvanized Steel Sheet Metal Ductwork	312.54	162.30
For Seal Class B, Add	40.57	
For Seal Class A, Add	86.56	
For Work In Restricted Working Space, Add	81.15	
23 31 13 13-0708 LF 38" x 50", 20 Gauge, Seal Class C, Galvanized Steel Sheet Metal Ductwork	319.80	166.07
For Seal Class B, Add	41.52	
For Seal Class A, Add	88.57	
For Work In Restricted Working Space, Add	83.03	
23 31 13 13-0709 LF 40" x 40", 20 Gauge, Seal Class C, Galvanized Steel Sheet Metal Ductwork	290.73	150.98
For Seal Class B, Add	37.74	
For Seal Class A, Add	80.52	
For Work In Restricted Working Space, Add	75.49	
23 31 13 13-0710 LF 40" x 42", 20 Gauge, Seal Class C, Galvanized Steel Sheet Metal Ductwork	297.98	154.74
For Seal Class B, Add	38.69	
For Seal Class A, Add	82.53	
For Work In Restricted Working Space, Add	77.37	
23 31 13 13-0711 LF 40" x 44", 20 Gauge, Seal Class C, Galvanized Steel Sheet Metal Ductwork	305.26	158.52
For Seal Class B, Add	39.63	
For Seal Class A, Add	84.54	
For Work In Restricted Working Space, Add	79.26	

23 Heating, Ventilating, and Air-Conditioning (HVAC)

23 30 HVAC Air Distribution

23 31 HVAC Ducts and Casings



MINOR	CSI	UOM	DESCRIPTION	TOTAL DIRECT UNIT COST	DEMOLITION UNIT COST
23 31 13	13-0712	LF	40" x 46", 20 Gauge, Seal Class C, Galvanized Steel Sheet Metal Ductwork	312.54	162.30
			<i>For Seal Class B, Add</i>	40.57	
			<i>For Seal Class A, Add</i>	86.56	
			<i>For Work In Restricted Working Space, Add</i>	81.15	
23 31 13	13-0713	LF	40" x 48", 20 Gauge, Seal Class C, Galvanized Steel Sheet Metal Ductwork	319.80	166.07
			<i>For Seal Class B, Add</i>	41.52	
			<i>For Seal Class A, Add</i>	88.57	
			<i>For Work In Restricted Working Space, Add</i>	83.03	
23 31 13	13-0714	LF	40" x 50", 20 Gauge, Seal Class C, Galvanized Steel Sheet Metal Ductwork	327.07	169.84
			<i>For Seal Class B, Add</i>	42.46	
			<i>For Seal Class A, Add</i>	90.58	
			<i>For Work In Restricted Working Space, Add</i>	84.92	
23 31 13	13-0715	LF	40" x 52", 20 Gauge, Seal Class C, Galvanized Steel Sheet Metal Ductwork	334.33	173.62
			<i>For Seal Class B, Add</i>	43.40	
			<i>For Seal Class A, Add</i>	92.60	
			<i>For Work In Restricted Working Space, Add</i>	86.81	
23 31 13	13-0716	LF	40" x 54", 20 Gauge, Seal Class C, Galvanized Steel Sheet Metal Ductwork	341.59	177.39
			<i>For Seal Class B, Add</i>	44.35	
			<i>For Seal Class A, Add</i>	94.60	
			<i>For Work In Restricted Working Space, Add</i>	88.69	
23 31 13	13-0717	LF	40" x 56", 20 Gauge, Seal Class C, Galvanized Steel Sheet Metal Ductwork	348.88	181.17
			<i>For Seal Class B, Add</i>	45.29	
			<i>For Seal Class A, Add</i>	96.62	
			<i>For Work In Restricted Working Space, Add</i>	90.58	
23 31 13	13-0718	LF	42" x 42", 20 Gauge, Seal Class C, Galvanized Steel Sheet Metal Ductwork	305.26	158.52
			<i>For Seal Class B, Add</i>	39.63	
			<i>For Seal Class A, Add</i>	84.54	
			<i>For Work In Restricted Working Space, Add</i>	79.26	
23 31 13	13-0719	LF	42" x 44", 20 Gauge, Seal Class C, Galvanized Steel Sheet Metal Ductwork	312.54	162.30
			<i>For Seal Class B, Add</i>	40.57	
			<i>For Seal Class A, Add</i>	86.56	
			<i>For Work In Restricted Working Space, Add</i>	81.15	
23 31 13	13-0720	LF	42" x 46", 20 Gauge, Seal Class C, Galvanized Steel Sheet Metal Ductwork	319.80	166.07
			<i>For Seal Class B, Add</i>	41.52	
			<i>For Seal Class A, Add</i>	88.57	
			<i>For Work In Restricted Working Space, Add</i>	83.03	
23 31 13	13-0721	LF	42" x 48", 20 Gauge, Seal Class C, Galvanized Steel Sheet Metal Ductwork	327.07	169.84
			<i>For Seal Class B, Add</i>	42.46	
			<i>For Seal Class A, Add</i>	90.58	
			<i>For Work In Restricted Working Space, Add</i>	84.92	
23 31 13	13-0722	LF	42" x 50", 20 Gauge, Seal Class C, Galvanized Steel Sheet Metal Ductwork	334.33	173.62
			<i>For Seal Class B, Add</i>	43.40	
			<i>For Seal Class A, Add</i>	92.60	
			<i>For Work In Restricted Working Space, Add</i>	86.81	
23 31 13	13-0723	LF	42" x 52", 20 Gauge, Seal Class C, Galvanized Steel Sheet Metal Ductwork	341.59	177.39
			<i>For Seal Class B, Add</i>	44.35	
			<i>For Seal Class A, Add</i>	94.60	
			<i>For Work In Restricted Working Space, Add</i>	88.69	
23 31 13	13-0724	LF	42" x 54", 20 Gauge, Seal Class C, Galvanized Steel Sheet Metal Ductwork	348.88	181.17
			<i>For Seal Class B, Add</i>	45.29	
			<i>For Seal Class A, Add</i>	96.62	
			<i>For Work In Restricted Working Space, Add</i>	90.58	
23 31 13	13-0725	LF	42" x 56", 20 Gauge, Seal Class C, Galvanized Steel Sheet Metal Ductwork	356.13	184.94
			<i>For Seal Class B, Add</i>	46.23	
			<i>For Seal Class A, Add</i>	98.63	
			<i>For Work In Restricted Working Space, Add</i>	92.47	
23 31 13	13-0726	LF	44" x 44", 20 Gauge, Seal Class C, Galvanized Steel Sheet Metal Ductwork	319.80	166.07
			<i>For Seal Class B, Add</i>	41.52	
			<i>For Seal Class A, Add</i>	88.57	
			<i>For Work In Restricted Working Space, Add</i>	83.03	
23 31 13	13-0727	LF	44" x 46", 20 Gauge, Seal Class C, Galvanized Steel Sheet Metal Ductwork	327.07	169.84
			<i>For Seal Class B, Add</i>	42.46	
			<i>For Seal Class A, Add</i>	90.58	
			<i>For Work In Restricted Working Space, Add</i>	84.92	
23 31 13	13-0728	LF	44" x 48", 20 Gauge, Seal Class C, Galvanized Steel Sheet Metal Ductwork	334.33	173.62
			<i>For Seal Class B, Add</i>	43.40	
			<i>For Seal Class A, Add</i>	92.60	
			<i>For Work In Restricted Working Space, Add</i>	86.81	
23 31 13	13-0729	LF	44" x 50", 20 Gauge, Seal Class C, Galvanized Steel Sheet Metal Ductwork	341.59	177.39
			<i>For Seal Class B, Add</i>	44.35	
			<i>For Seal Class A, Add</i>	94.60	
			<i>For Work In Restricted Working Space, Add</i>	88.69	
23 31 13	13-0730	LF	44" x 52", 20 Gauge, Seal Class C, Galvanized Steel Sheet Metal Ductwork	348.88	181.17
			<i>For Seal Class B, Add</i>	45.29	
			<i>For Seal Class A, Add</i>	96.62	
			<i>For Work In Restricted Working Space, Add</i>	90.58	
23 31 13	13-0731	LF	44" x 54", 20 Gauge, Seal Class C, Galvanized Steel Sheet Metal Ductwork	356.13	184.94
			<i>For Seal Class B, Add</i>	46.23	
			<i>For Seal Class A, Add</i>	98.63	
			<i>For Work In Restricted Working Space, Add</i>	92.47	
23 31 13	13-0732	LF	44" x 56", 20 Gauge, Seal Class C, Galvanized Steel Sheet Metal Ductwork	363.41	188.72
			<i>For Seal Class B, Add</i>	47.18	
			<i>For Seal Class A, Add</i>	100.65	
			<i>For Work In Restricted Working Space, Add</i>	94.36	



MINOR CSI UOM DESCRIPTION	TOTAL DIRECT UNIT COST	DEMOLITION UNIT COST
23 31 13 13-0733 LF 46" x 46", 20 Gauge, Seal Class C, Galvanized Steel Sheet Metal Ductwork	334.33	173.62
For Seal Class B, Add	43.40	
For Seal Class A, Add	92.60	
For Work In Restricted Working Space, Add	86.81	
23 31 13 13-0734 LF 46" x 48", 20 Gauge, Seal Class C, Galvanized Steel Sheet Metal Ductwork	341.59	177.39
For Seal Class B, Add	44.35	
For Seal Class A, Add	94.60	
For Work In Restricted Working Space, Add	88.69	
23 31 13 13-0735 LF 46" x 50", 20 Gauge, Seal Class C, Galvanized Steel Sheet Metal Ductwork	348.88	181.17
For Seal Class B, Add	45.29	
For Seal Class A, Add	96.62	
For Work In Restricted Working Space, Add	90.58	
23 31 13 13-0736 LF 46" x 52", 20 Gauge, Seal Class C, Galvanized Steel Sheet Metal Ductwork	356.13	184.94
For Seal Class B, Add	46.23	
For Seal Class A, Add	98.63	
For Work In Restricted Working Space, Add	92.47	
23 31 13 13-0737 LF 46" x 54", 20 Gauge, Seal Class C, Galvanized Steel Sheet Metal Ductwork	363.41	188.72
For Seal Class B, Add	47.18	
For Seal Class A, Add	100.65	
For Work In Restricted Working Space, Add	94.36	
23 31 13 13-0738 LF 46" x 56", 20 Gauge, Seal Class C, Galvanized Steel Sheet Metal Ductwork	376.97	196.27
For Seal Class B, Add	49.07	
For Seal Class A, Add	104.67	
For Work In Restricted Working Space, Add	98.13	
23 31 13 13-0739 LF 46" x 58", 20 Gauge, Seal Class C, Galvanized Steel Sheet Metal Ductwork	384.23	200.04
For Seal Class B, Add	50.01	
For Seal Class A, Add	106.68	
For Work In Restricted Working Space, Add	100.02	
23 31 13 13-0740 LF 48" x 48", 20 Gauge, Seal Class C, Galvanized Steel Sheet Metal Ductwork	348.88	181.17
For Seal Class B, Add	45.29	
For Seal Class A, Add	96.62	
For Work In Restricted Working Space, Add	90.58	
23 31 13 13-0741 LF 48" x 50", 20 Gauge, Seal Class C, Galvanized Steel Sheet Metal Ductwork	356.13	184.94
For Seal Class B, Add	46.23	
For Seal Class A, Add	98.63	
For Work In Restricted Working Space, Add	92.47	
23 31 13 13-0742 LF 48" x 52", 20 Gauge, Seal Class C, Galvanized Steel Sheet Metal Ductwork	363.41	188.72
For Seal Class B, Add	47.18	
For Seal Class A, Add	100.65	
For Work In Restricted Working Space, Add	94.36	
23 31 13 13-0743 LF 48" x 54", 20 Gauge, Seal Class C, Galvanized Steel Sheet Metal Ductwork	370.69	192.48
For Seal Class B, Add	48.12	
For Seal Class A, Add	102.66	
For Work In Restricted Working Space, Add	96.25	
23 31 13 13-0744 LF 48" x 56", 20 Gauge, Seal Class C, Galvanized Steel Sheet Metal Ductwork	377.94	196.27
For Seal Class B, Add	49.07	
For Seal Class A, Add	104.67	
For Work In Restricted Working Space, Add	98.13	
23 31 13 13-0745 LF 48" x 58", 20 Gauge, Seal Class C, Galvanized Steel Sheet Metal Ductwork	385.21	200.04
For Seal Class B, Add	50.01	
For Seal Class A, Add	106.68	
For Work In Restricted Working Space, Add	100.02	
23 31 13 13-0746 LF 48" x 60", 20 Gauge, Seal Class C, Galvanized Steel Sheet Metal Ductwork	392.47	203.81
For Seal Class B, Add	50.95	
For Seal Class A, Add	108.70	
For Work In Restricted Working Space, Add	101.90	
23 31 13 13-0747 LF 50" x 50", 20 Gauge, Seal Class C, Galvanized Steel Sheet Metal Ductwork	363.41	188.72
For Seal Class B, Add	47.18	
For Seal Class A, Add	100.65	
For Work In Restricted Working Space, Add	94.36	
23 31 13 13-0748 LF 50" x 52", 20 Gauge, Seal Class C, Galvanized Steel Sheet Metal Ductwork	370.69	192.48
For Seal Class B, Add	48.12	
For Seal Class A, Add	102.66	
For Work In Restricted Working Space, Add	96.25	
23 31 13 13-0749 LF 50" x 54", 20 Gauge, Seal Class C, Galvanized Steel Sheet Metal Ductwork	377.94	196.27
For Seal Class B, Add	49.07	
For Seal Class A, Add	104.67	
For Work In Restricted Working Space, Add	98.13	
23 31 13 13-0750 LF 50" x 56", 20 Gauge, Seal Class C, Galvanized Steel Sheet Metal Ductwork	385.21	200.04
For Seal Class B, Add	50.01	
For Seal Class A, Add	106.68	
For Work In Restricted Working Space, Add	100.02	
23 31 13 13-0751 LF 50" x 58", 20 Gauge, Seal Class C, Galvanized Steel Sheet Metal Ductwork	392.47	203.81
For Seal Class B, Add	50.95	
For Seal Class A, Add	108.70	
For Work In Restricted Working Space, Add	101.90	
23 31 13 13-0752 LF 50" x 60", 20 Gauge, Seal Class C, Galvanized Steel Sheet Metal Ductwork	399.74	207.59
For Seal Class B, Add	51.90	
For Seal Class A, Add	110.71	
For Work In Restricted Working Space, Add	103.79	
23 31 13 13-0753 LF 52" x 52", 20 Gauge, Seal Class C, Galvanized Steel Sheet Metal Ductwork	377.94	196.27
For Seal Class B, Add	49.07	
For Seal Class A, Add	104.67	
For Work In Restricted Working Space, Add	98.13	

23 Heating, Ventilating, and Air-Conditioning (HVAC)

23 30 HVAC Air Distribution

23 31 HVAC Ducts and Casings



MINOR	CSI	UOM	DESCRIPTION	TOTAL DIRECT UNIT COST	DEMOLITION UNIT COST
23 31 13	13-0754	LF	52" x 54", 20 Gauge, Seal Class C, Galvanized Steel Sheet Metal Ductwork	385.21	200.04
			<i>For Seal Class B, Add</i>	50.01	
			<i>For Seal Class A, Add</i>	106.68	
			<i>For Work In Restricted Working Space, Add</i>	100.02	
23 31 13	13-0755	LF	52" x 56", 20 Gauge, Seal Class C, Galvanized Steel Sheet Metal Ductwork	392.47	203.81
			<i>For Seal Class B, Add</i>	50.95	
			<i>For Seal Class A, Add</i>	108.70	
			<i>For Work In Restricted Working Space, Add</i>	101.90	
23 31 13	13-0756	LF	52" x 58", 20 Gauge, Seal Class C, Galvanized Steel Sheet Metal Ductwork	399.74	207.59
			<i>For Seal Class B, Add</i>	51.90	
			<i>For Seal Class A, Add</i>	110.71	
			<i>For Work In Restricted Working Space, Add</i>	103.79	
23 31 13	13-0757	LF	52" x 60", 20 Gauge, Seal Class C, Galvanized Steel Sheet Metal Ductwork	407.03	211.36
			<i>For Seal Class B, Add</i>	52.84	
			<i>For Seal Class A, Add</i>	112.73	
			<i>For Work In Restricted Working Space, Add</i>	105.68	
23 31 13	13-0758	LF	54" x 54", 20 Gauge, Seal Class C, Galvanized Steel Sheet Metal Ductwork	392.47	203.81
			<i>For Seal Class B, Add</i>	50.95	
			<i>For Seal Class A, Add</i>	108.70	
			<i>For Work In Restricted Working Space, Add</i>	101.90	
23 31 13	13-0759	LF	54" x 56", 20 Gauge, Seal Class C, Galvanized Steel Sheet Metal Ductwork	399.74	207.59
			<i>For Seal Class B, Add</i>	51.90	
			<i>For Seal Class A, Add</i>	110.71	
			<i>For Work In Restricted Working Space, Add</i>	103.79	
23 31 13	13-0760	LF	54" x 58", 20 Gauge, Seal Class C, Galvanized Steel Sheet Metal Ductwork	407.03	211.36
			<i>For Seal Class B, Add</i>	52.84	
			<i>For Seal Class A, Add</i>	112.73	
			<i>For Work In Restricted Working Space, Add</i>	105.68	
23 31 13	13-0761	LF	54" x 60", 20 Gauge, Seal Class C, Galvanized Steel Sheet Metal Ductwork	414.28	215.13
			<i>For Seal Class B, Add</i>	53.78	
			<i>For Seal Class A, Add</i>	114.74	
			<i>For Work In Restricted Working Space, Add</i>	107.57	
23 31 13	13-0762	LF	54" x 62", 20 Gauge, Seal Class C, Galvanized Steel Sheet Metal Ductwork	421.56	218.91
			<i>For Seal Class B, Add</i>	54.73	
			<i>For Seal Class A, Add</i>	116.75	
			<i>For Work In Restricted Working Space, Add</i>	109.46	
23 31 13	13-0763	LF	54" x 64", 20 Gauge, Seal Class C, Galvanized Steel Sheet Metal Ductwork	428.81	222.68
			<i>For Seal Class B, Add</i>	55.67	
			<i>For Seal Class A, Add</i>	118.76	
			<i>For Work In Restricted Working Space, Add</i>	111.34	
23 31 13	13-0764	LF	56" x 56", 20 Gauge, Seal Class C, Galvanized Steel Sheet Metal Ductwork	407.03	211.36
			<i>For Seal Class B, Add</i>	52.84	
			<i>For Seal Class A, Add</i>	112.73	
			<i>For Work In Restricted Working Space, Add</i>	105.68	
23 31 13	13-0765	LF	56" x 58", 20 Gauge, Seal Class C, Galvanized Steel Sheet Metal Ductwork	414.28	215.13
			<i>For Seal Class B, Add</i>	53.78	
			<i>For Seal Class A, Add</i>	114.74	
			<i>For Work In Restricted Working Space, Add</i>	107.57	
23 31 13	13-0766	LF	56" x 60", 20 Gauge, Seal Class C, Galvanized Steel Sheet Metal Ductwork	421.56	218.91
			<i>For Seal Class B, Add</i>	54.73	
			<i>For Seal Class A, Add</i>	116.75	
			<i>For Work In Restricted Working Space, Add</i>	109.46	
23 31 13	13-0767	LF	56" x 62", 20 Gauge, Seal Class C, Galvanized Steel Sheet Metal Ductwork	428.81	222.68
			<i>For Seal Class B, Add</i>	55.67	
			<i>For Seal Class A, Add</i>	118.76	
			<i>For Work In Restricted Working Space, Add</i>	111.34	
23 31 13	13-0768	LF	56" x 64", 20 Gauge, Seal Class C, Galvanized Steel Sheet Metal Ductwork	436.08	226.45
			<i>For Seal Class B, Add</i>	56.61	
			<i>For Seal Class A, Add</i>	120.77	
			<i>For Work In Restricted Working Space, Add</i>	113.23	
23 31 13	13-0769	LF	58" x 58", 20 Gauge, Seal Class C, Galvanized Steel Sheet Metal Ductwork	421.56	218.91
			<i>For Seal Class B, Add</i>	54.73	
			<i>For Seal Class A, Add</i>	116.75	
			<i>For Work In Restricted Working Space, Add</i>	109.46	
23 31 13	13-0770	LF	58" x 60", 20 Gauge, Seal Class C, Galvanized Steel Sheet Metal Ductwork	428.81	222.68
			<i>For Seal Class B, Add</i>	55.67	
			<i>For Seal Class A, Add</i>	118.76	
			<i>For Work In Restricted Working Space, Add</i>	111.34	
23 31 13	13-0771	LF	58" x 62", 20 Gauge, Seal Class C, Galvanized Steel Sheet Metal Ductwork	436.08	226.45
			<i>For Seal Class B, Add</i>	56.61	
			<i>For Seal Class A, Add</i>	120.77	
			<i>For Work In Restricted Working Space, Add</i>	113.23	
23 31 13	13-0772	LF	58" x 64", 20 Gauge, Seal Class C, Galvanized Steel Sheet Metal Ductwork	443.36	230.23
			<i>For Seal Class B, Add</i>	57.56	
			<i>For Seal Class A, Add</i>	122.79	
			<i>For Work In Restricted Working Space, Add</i>	115.11	
23 31 13	13-0773	LF	58" x 66", 20 Gauge, Seal Class C, Galvanized Steel Sheet Metal Ductwork	450.61	234.00
			<i>For Seal Class B, Add</i>	58.50	
			<i>For Seal Class A, Add</i>	124.80	
			<i>For Work In Restricted Working Space, Add</i>	117.00	
23 31 13	13-0774	LF	60" x 60", 20 Gauge, Seal Class C, Galvanized Steel Sheet Metal Ductwork	436.08	226.45
			<i>For Seal Class B, Add</i>	56.61	
			<i>For Seal Class A, Add</i>	120.77	
			<i>For Work In Restricted Working Space, Add</i>	113.23	



MINOR CSI UOM DESCRIPTION	TOTAL DIRECT UNIT COST	DEMOLITION UNIT COST
23 31 13 13-0775 LF 60" x 62", 20 Gauge, Seal Class C, Galvanized Steel Sheet Metal Ductwork	443.36	230.23
For Seal Class B, Add	57.56	
For Seal Class A, Add	122.79	
For Work In Restricted Working Space, Add	115.11	
23 31 13 13-0776 LF 60" x 64", 20 Gauge, Seal Class C, Galvanized Steel Sheet Metal Ductwork	450.61	234.00
For Seal Class B, Add	58.50	
For Seal Class A, Add	124.80	
For Work In Restricted Working Space, Add	117.00	
23 31 13 13-0777 LF 60" x 66", 20 Gauge, Seal Class C, Galvanized Steel Sheet Metal Ductwork	457.90	237.77
For Seal Class B, Add	59.45	
For Seal Class A, Add	126.82	
For Work In Restricted Working Space, Add	118.89	
23 31 13 13-0778 LF 60" x 68", 20 Gauge, Seal Class C, Galvanized Steel Sheet Metal Ductwork	465.17	241.55
For Seal Class B, Add	60.39	
For Seal Class A, Add	128.83	
For Work In Restricted Working Space, Add	120.78	
23 31 13 13-0779 LF 62" x 62", 20 Gauge, Seal Class C, Galvanized Steel Sheet Metal Ductwork	450.61	234.00
For Seal Class B, Add	58.50	
For Seal Class A, Add	124.80	
For Work In Restricted Working Space, Add	117.00	
23 31 13 13-0780 LF 62" x 64", 20 Gauge, Seal Class C, Galvanized Steel Sheet Metal Ductwork	457.90	237.77
For Seal Class B, Add	59.45	
For Seal Class A, Add	126.82	
For Work In Restricted Working Space, Add	118.89	
23 31 13 13-0781 LF 62" x 66", 20 Gauge, Seal Class C, Galvanized Steel Sheet Metal Ductwork	465.17	241.55
For Seal Class B, Add	60.39	
For Seal Class A, Add	128.83	
For Work In Restricted Working Space, Add	120.78	
23 31 13 13-0782 LF 62" x 68", 20 Gauge, Seal Class C, Galvanized Steel Sheet Metal Ductwork	472.43	245.33
For Seal Class B, Add	61.33	
For Seal Class A, Add	130.84	
For Work In Restricted Working Space, Add	122.66	
23 31 13 13-0783 LF 62" x 70", 20 Gauge, Seal Class C, Galvanized Steel Sheet Metal Ductwork	479.69	249.09
For Seal Class B, Add	62.27	
For Seal Class A, Add	132.85	
For Work In Restricted Working Space, Add	124.55	
23 31 13 13-0784 LF 64" x 64", 20 Gauge, Seal Class C, Galvanized Steel Sheet Metal Ductwork	465.17	241.55
For Seal Class B, Add	60.39	
For Seal Class A, Add	128.83	
For Work In Restricted Working Space, Add	120.78	
23 31 13 13-0785 LF 64" x 66", 20 Gauge, Seal Class C, Galvanized Steel Sheet Metal Ductwork	472.43	245.33
For Seal Class B, Add	61.33	
For Seal Class A, Add	130.84	
For Work In Restricted Working Space, Add	122.66	
23 31 13 13-0786 LF 64" x 68", 20 Gauge, Seal Class C, Galvanized Steel Sheet Metal Ductwork	479.69	249.09
For Seal Class B, Add	62.27	
For Seal Class A, Add	132.85	
For Work In Restricted Working Space, Add	124.55	
23 31 13 13-0787 LF 64" x 70", 20 Gauge, Seal Class C, Galvanized Steel Sheet Metal Ductwork	486.96	252.88
For Seal Class B, Add	63.22	
For Seal Class A, Add	134.87	
For Work In Restricted Working Space, Add	126.44	
23 31 13 13-0788 LF 66" x 66", 20 Gauge, Seal Class C, Galvanized Steel Sheet Metal Ductwork	479.69	249.09
For Seal Class B, Add	62.27	
For Seal Class A, Add	132.85	
For Work In Restricted Working Space, Add	124.55	
23 31 13 13-0789 LF 66" x 68", 20 Gauge, Seal Class C, Galvanized Steel Sheet Metal Ductwork	486.96	252.88
For Seal Class B, Add	63.22	
For Seal Class A, Add	134.87	
For Work In Restricted Working Space, Add	126.44	
23 31 13 13-0790 LF 66" x 70", 20 Gauge, Seal Class C, Galvanized Steel Sheet Metal Ductwork	494.22	256.64
For Seal Class B, Add	64.16	
For Seal Class A, Add	136.88	
For Work In Restricted Working Space, Add	128.32	
23 31 13 13-0791 LF 66" x 72", 20 Gauge, Seal Class C, Galvanized Steel Sheet Metal Ductwork	501.50	260.42
For Seal Class B, Add	65.10	
For Seal Class A, Add	138.89	
For Work In Restricted Working Space, Add	130.21	
23 31 13 13-0792 LF 68" x 68", 20 Gauge, Seal Class C, Galvanized Steel Sheet Metal Ductwork	494.22	256.64
For Seal Class B, Add	64.16	
For Seal Class A, Add	136.88	
For Work In Restricted Working Space, Add	128.32	
23 31 13 13-0793 LF 68" x 70", 20 Gauge, Seal Class C, Galvanized Steel Sheet Metal Ductwork	501.50	260.42
For Seal Class B, Add	65.10	
For Seal Class A, Add	138.89	
For Work In Restricted Working Space, Add	130.21	
23 31 13 13-0794 LF 68" x 72", 20 Gauge, Seal Class C, Galvanized Steel Sheet Metal Ductwork	508.76	264.20
For Seal Class B, Add	66.05	
For Seal Class A, Add	140.91	
For Work In Restricted Working Space, Add	132.10	
23 31 13 13-0795 LF 68" x 74", 20 Gauge, Seal Class C, Galvanized Steel Sheet Metal Ductwork	516.04	267.97
For Seal Class B, Add	66.99	
For Seal Class A, Add	142.92	
For Work In Restricted Working Space, Add	133.99	

23 Heating, Ventilating, and Air-Conditioning (HVAC)

23 30 HVAC Air Distribution

23 31 HVAC Ducts and Casings



MINOR	CSI	UOM	DESCRIPTION	TOTAL DIRECT UNIT COST	DEMOLITION UNIT COST
23 31 13	13-0796	LF	70" x 70", 20 Gauge, Seal Class C, Galvanized Steel Sheet Metal Ductwork	508.76	264.20
			<i>For Seal Class B, Add</i>	66.05	
			<i>For Seal Class A, Add</i>	140.91	
			<i>For Work In Restricted Working Space, Add</i>	132.10	
23 31 13	13-0797	LF	70" x 72", 20 Gauge, Seal Class C, Galvanized Steel Sheet Metal Ductwork	516.04	267.97
			<i>For Seal Class B, Add</i>	66.99	
			<i>For Seal Class A, Add</i>	142.92	
			<i>For Work In Restricted Working Space, Add</i>	133.99	
23 31 13	13-0798	LF	70" x 74", 20 Gauge, Seal Class C, Galvanized Steel Sheet Metal Ductwork	523.31	271.74
			<i>For Seal Class B, Add</i>	67.94	
			<i>For Seal Class A, Add</i>	144.93	
			<i>For Work In Restricted Working Space, Add</i>	135.87	
23 31 13	13-0799	LF	70" x 76", 20 Gauge, Seal Class C, Galvanized Steel Sheet Metal Ductwork	530.57	275.52
			<i>For Seal Class B, Add</i>	68.88	
			<i>For Seal Class A, Add</i>	146.94	
			<i>For Work In Restricted Working Space, Add</i>	137.76	
23 31 13	13-0800	LF	70" x 78", 20 Gauge, Seal Class C, Galvanized Steel Sheet Metal Ductwork	537.84	279.29
			<i>For Seal Class B, Add</i>	69.82	
			<i>For Seal Class A, Add</i>	148.96	
			<i>For Work In Restricted Working Space, Add</i>	139.65	
23 31 13	13-0801	LF	70" x 80", 20 Gauge, Seal Class C, Galvanized Steel Sheet Metal Ductwork	545.09	283.07
			<i>For Seal Class B, Add</i>	70.77	
			<i>For Seal Class A, Add</i>	150.97	
			<i>For Work In Restricted Working Space, Add</i>	141.53	
23 31 13	13-0802	LF	70" x 82", 20 Gauge, Seal Class C, Galvanized Steel Sheet Metal Ductwork	552.39	286.84
			<i>For Seal Class B, Add</i>	71.71	
			<i>For Seal Class A, Add</i>	152.99	
			<i>For Work In Restricted Working Space, Add</i>	143.42	
23 31 13	13-0803	LF	70" x 84", 20 Gauge, Seal Class C, Galvanized Steel Sheet Metal Ductwork	559.65	290.62
			<i>For Seal Class B, Add</i>	72.65	
			<i>For Seal Class A, Add</i>	155.00	
			<i>For Work In Restricted Working Space, Add</i>	145.31	
23 31 13	13-0804	LF	72" x 72", 20 Gauge, Seal Class C, Galvanized Steel Sheet Metal Ductwork	523.31	271.74
			<i>For Seal Class B, Add</i>	67.94	
			<i>For Seal Class A, Add</i>	144.93	
			<i>For Work In Restricted Working Space, Add</i>	135.87	
23 31 13	13-0805	LF	72" x 74", 20 Gauge, Seal Class C, Galvanized Steel Sheet Metal Ductwork	530.57	275.52
			<i>For Seal Class B, Add</i>	68.88	
			<i>For Seal Class A, Add</i>	146.94	
			<i>For Work In Restricted Working Space, Add</i>	137.76	
23 31 13	13-0806	LF	72" x 76", 20 Gauge, Seal Class C, Galvanized Steel Sheet Metal Ductwork	537.84	279.29
			<i>For Seal Class B, Add</i>	69.82	
			<i>For Seal Class A, Add</i>	148.96	
			<i>For Work In Restricted Working Space, Add</i>	139.65	
23 31 13	13-0807	LF	72" x 78", 20 Gauge, Seal Class C, Galvanized Steel Sheet Metal Ductwork	545.09	283.07
			<i>For Seal Class B, Add</i>	70.77	
			<i>For Seal Class A, Add</i>	150.97	
			<i>For Work In Restricted Working Space, Add</i>	141.53	
23 31 13	13-0808	LF	72" x 80", 20 Gauge, Seal Class C, Galvanized Steel Sheet Metal Ductwork	552.39	286.84
			<i>For Seal Class B, Add</i>	71.71	
			<i>For Seal Class A, Add</i>	152.99	
			<i>For Work In Restricted Working Space, Add</i>	143.42	
23 31 13	13-0809	LF	72" x 82", 20 Gauge, Seal Class C, Galvanized Steel Sheet Metal Ductwork	559.65	290.62
			<i>For Seal Class B, Add</i>	72.65	
			<i>For Seal Class A, Add</i>	155.00	
			<i>For Work In Restricted Working Space, Add</i>	145.31	
23 31 13	13-0810	LF	72" x 84", 20 Gauge, Seal Class C, Galvanized Steel Sheet Metal Ductwork	566.91	294.38
			<i>For Seal Class B, Add</i>	73.60	
			<i>For Seal Class A, Add</i>	157.01	
			<i>For Work In Restricted Working Space, Add</i>	147.20	
23 31 13	13-0811	LF	74" x 74", 20 Gauge, Seal Class C, Galvanized Steel Sheet Metal Ductwork	537.84	279.29
			<i>For Seal Class B, Add</i>	69.82	
			<i>For Seal Class A, Add</i>	148.96	
			<i>For Work In Restricted Working Space, Add</i>	139.65	
23 31 13	13-0812	LF	74" x 76", 20 Gauge, Seal Class C, Galvanized Steel Sheet Metal Ductwork	545.09	283.07
			<i>For Seal Class B, Add</i>	70.77	
			<i>For Seal Class A, Add</i>	150.97	
			<i>For Work In Restricted Working Space, Add</i>	141.53	
23 31 13	13-0813	LF	74" x 78", 20 Gauge, Seal Class C, Galvanized Steel Sheet Metal Ductwork	552.39	286.84
			<i>For Seal Class B, Add</i>	71.71	
			<i>For Seal Class A, Add</i>	152.99	
			<i>For Work In Restricted Working Space, Add</i>	143.42	
23 31 13	13-0814	LF	74" x 80", 20 Gauge, Seal Class C, Galvanized Steel Sheet Metal Ductwork	559.65	290.62
			<i>For Seal Class B, Add</i>	72.65	
			<i>For Seal Class A, Add</i>	155.00	
			<i>For Work In Restricted Working Space, Add</i>	145.31	
23 31 13	13-0815	LF	74" x 82", 20 Gauge, Seal Class C, Galvanized Steel Sheet Metal Ductwork	566.91	294.38
			<i>For Seal Class B, Add</i>	73.60	
			<i>For Seal Class A, Add</i>	157.01	
			<i>For Work In Restricted Working Space, Add</i>	147.20	
23 31 13	13-0816	LF	74" x 84", 20 Gauge, Seal Class C, Galvanized Steel Sheet Metal Ductwork	574.19	298.17
			<i>For Seal Class B, Add</i>	74.54	
			<i>For Seal Class A, Add</i>	159.02	
			<i>For Work In Restricted Working Space, Add</i>	149.09	



MINOR CSI UOM DESCRIPTION	TOTAL DIRECT UNIT COST	DEMOLITION UNIT COST
23 31 13 13-0817 LF 76" x 76", 20 Gauge, Seal Class C, Galvanized Steel Sheet Metal Ductwork	552.39	286.84
<i>For Seal Class B, Add</i>	71.71	
<i>For Seal Class A, Add</i>	152.99	
<i>For Work In Restricted Working Space, Add</i>	143.42	
23 31 13 13-0818 LF 76" x 78", 20 Gauge, Seal Class C, Galvanized Steel Sheet Metal Ductwork	559.65	290.62
<i>For Seal Class B, Add</i>	72.65	
<i>For Seal Class A, Add</i>	155.00	
<i>For Work In Restricted Working Space, Add</i>	145.31	
23 31 13 13-0819 LF 76" x 80", 20 Gauge, Seal Class C, Galvanized Steel Sheet Metal Ductwork	566.91	294.38
<i>For Seal Class B, Add</i>	73.60	
<i>For Seal Class A, Add</i>	157.01	
<i>For Work In Restricted Working Space, Add</i>	147.20	
23 31 13 13-0820 LF 76" x 82", 20 Gauge, Seal Class C, Galvanized Steel Sheet Metal Ductwork	574.19	298.17
<i>For Seal Class B, Add</i>	74.54	
<i>For Seal Class A, Add</i>	159.02	
<i>For Work In Restricted Working Space, Add</i>	149.09	
23 31 13 13-0821 LF 76" x 84", 20 Gauge, Seal Class C, Galvanized Steel Sheet Metal Ductwork	581.44	301.94
<i>For Seal Class B, Add</i>	75.48	
<i>For Seal Class A, Add</i>	161.03	
<i>For Work In Restricted Working Space, Add</i>	150.97	
23 31 13 13-0822 LF 78" x 78", 20 Gauge, Seal Class C, Galvanized Steel Sheet Metal Ductwork	566.91	294.38
<i>For Seal Class B, Add</i>	73.60	
<i>For Seal Class A, Add</i>	157.01	
<i>For Work In Restricted Working Space, Add</i>	147.20	
23 31 13 13-0823 LF 78" x 80", 20 Gauge, Seal Class C, Galvanized Steel Sheet Metal Ductwork	574.19	298.17
<i>For Seal Class B, Add</i>	74.54	
<i>For Seal Class A, Add</i>	159.02	
<i>For Work In Restricted Working Space, Add</i>	149.09	
23 31 13 13-0824 LF 78" x 82", 20 Gauge, Seal Class C, Galvanized Steel Sheet Metal Ductwork	581.44	301.94
<i>For Seal Class B, Add</i>	75.48	
<i>For Seal Class A, Add</i>	161.03	
<i>For Work In Restricted Working Space, Add</i>	150.97	
23 31 13 13-0825 LF 78" x 84", 20 Gauge, Seal Class C, Galvanized Steel Sheet Metal Ductwork	588.71	305.71
<i>For Seal Class B, Add</i>	76.43	
<i>For Seal Class A, Add</i>	163.05	
<i>For Work In Restricted Working Space, Add</i>	152.86	
23 31 13 13-0826 LF 80" x 80", 20 Gauge, Seal Class C, Galvanized Steel Sheet Metal Ductwork	581.44	301.94
<i>For Seal Class B, Add</i>	75.48	
<i>For Seal Class A, Add</i>	161.03	
<i>For Work In Restricted Working Space, Add</i>	150.97	
23 31 13 13-0827 LF 80" x 82", 20 Gauge, Seal Class C, Galvanized Steel Sheet Metal Ductwork	588.71	305.71
<i>For Seal Class B, Add</i>	76.43	
<i>For Seal Class A, Add</i>	163.05	
<i>For Work In Restricted Working Space, Add</i>	152.86	
23 31 13 13-0828 LF 80" x 84", 20 Gauge, Seal Class C, Galvanized Steel Sheet Metal Ductwork	595.99	309.49
<i>For Seal Class B, Add</i>	77.37	
<i>For Seal Class A, Add</i>	165.06	
<i>For Work In Restricted Working Space, Add</i>	154.74	
23 31 13 13-0829 LF 82" x 82", 20 Gauge, Seal Class C, Galvanized Steel Sheet Metal Ductwork	595.99	309.49
<i>For Seal Class B, Add</i>	77.37	
<i>For Seal Class A, Add</i>	165.06	
<i>For Work In Restricted Working Space, Add</i>	154.74	
23 31 13 13-0830 LF 82" x 84", 20 Gauge, Seal Class C, Galvanized Steel Sheet Metal Ductwork	603.25	313.26
<i>For Seal Class B, Add</i>	78.32	
<i>For Seal Class A, Add</i>	167.08	
<i>For Work In Restricted Working Space, Add</i>	156.63	
23 31 13 13-0831 LF 84" x 84", 20 Gauge, Seal Class C, Galvanized Steel Sheet Metal Ductwork	610.52	317.03
<i>For Seal Class B, Add</i>	79.26	
<i>For Seal Class A, Add</i>	169.08	
<i>For Work In Restricted Working Space, Add</i>	158.52	
23 31 13 13-0832 18 Gauge Galvanized Steel Metal Ductwork <small>(23 31 13 13-0014)</small>	37.86	19.65
<i>For Seal Class B, Add</i>	4.91	
<i>For Seal Class A, Add</i>	10.48	
<i>For Work In Restricted Working Space, Add</i>	9.83	
23 31 13 13-0834 LF 4" x 6", 18 Gauge, Seal Class C, Galvanized Steel Sheet Metal Ductwork	47.31	24.57
<i>For Seal Class B, Add</i>	6.14	
<i>For Seal Class A, Add</i>	13.10	
<i>For Work In Restricted Working Space, Add</i>	12.29	
23 31 13 13-0835 LF 4" x 8", 18 Gauge, Seal Class C, Galvanized Steel Sheet Metal Ductwork	56.76	29.49
<i>For Seal Class B, Add</i>	7.37	
<i>For Seal Class A, Add</i>	15.72	
<i>For Work In Restricted Working Space, Add</i>	14.74	
23 31 13 13-0836 LF 4" x 10", 18 Gauge, Seal Class C, Galvanized Steel Sheet Metal Ductwork	66.23	34.40
<i>For Seal Class B, Add</i>	8.60	
<i>For Seal Class A, Add</i>	18.35	
<i>For Work In Restricted Working Space, Add</i>	17.20	
23 31 13 13-0837 LF 4" x 12", 18 Gauge, Seal Class C, Galvanized Steel Sheet Metal Ductwork	75.71	39.32
<i>For Seal Class B, Add</i>	9.83	
<i>For Seal Class A, Add</i>	20.97	
<i>For Work In Restricted Working Space, Add</i>	19.66	

23 Heating, Ventilating, and Air-Conditioning (HVAC)

23 30 HVAC Air Distribution

23 31 HVAC Ducts and Casings



MINOR	CSI	UOM	DESCRIPTION	TOTAL DIRECT UNIT COST	DEMOLITION UNIT COST
23 31 13	13-0838	LF	4" x 14", 18 Gauge, Seal Class C, Galvanized Steel Sheet Metal Ductwork	85.16	44.22
			<i>For Seal Class B, Add</i>	11.06	
			<i>For Seal Class A, Add</i>	23.58	
			<i>For Work In Restricted Working Space, Add</i>	22.11	
23 31 13	13-0839	LF	4" x 16", 18 Gauge, Seal Class C, Galvanized Steel Sheet Metal Ductwork	94.63	49.13
			<i>For Seal Class B, Add</i>	12.29	
			<i>For Seal Class A, Add</i>	26.21	
			<i>For Work In Restricted Working Space, Add</i>	24.57	
23 31 13	13-0840	LF	6" x 6", 18 Gauge, Seal Class C, Galvanized Steel Sheet Metal Ductwork	56.76	29.49
			<i>For Seal Class B, Add</i>	7.37	
			<i>For Seal Class A, Add</i>	15.72	
			<i>For Work In Restricted Working Space, Add</i>	14.74	
23 31 13	13-0841	LF	6" x 8", 18 Gauge, Seal Class C, Galvanized Steel Sheet Metal Ductwork	66.23	34.40
			<i>For Seal Class B, Add</i>	8.60	
			<i>For Seal Class A, Add</i>	18.35	
			<i>For Work In Restricted Working Space, Add</i>	17.20	
23 31 13	13-0842	LF	6" x 10", 18 Gauge, Seal Class C, Galvanized Steel Sheet Metal Ductwork	75.71	39.32
			<i>For Seal Class B, Add</i>	9.83	
			<i>For Seal Class A, Add</i>	20.97	
			<i>For Work In Restricted Working Space, Add</i>	19.66	
23 31 13	13-0843	LF	6" x 12", 18 Gauge, Seal Class C, Galvanized Steel Sheet Metal Ductwork	85.16	44.22
			<i>For Seal Class B, Add</i>	11.06	
			<i>For Seal Class A, Add</i>	23.58	
			<i>For Work In Restricted Working Space, Add</i>	22.11	
23 31 13	13-0844	LF	6" x 14", 18 Gauge, Seal Class C, Galvanized Steel Sheet Metal Ductwork	94.63	49.13
			<i>For Seal Class B, Add</i>	12.29	
			<i>For Seal Class A, Add</i>	26.21	
			<i>For Work In Restricted Working Space, Add</i>	24.57	
23 31 13	13-0845	LF	6" x 16", 18 Gauge, Seal Class C, Galvanized Steel Sheet Metal Ductwork	104.09	54.05
			<i>For Seal Class B, Add</i>	13.51	
			<i>For Seal Class A, Add</i>	28.83	
			<i>For Work In Restricted Working Space, Add</i>	27.03	
23 31 13	13-0846	LF	8" x 8", 18 Gauge, Seal Class C, Galvanized Steel Sheet Metal Ductwork	75.71	39.32
			<i>For Seal Class B, Add</i>	9.83	
			<i>For Seal Class A, Add</i>	20.97	
			<i>For Work In Restricted Working Space, Add</i>	19.66	
23 31 13	13-0847	LF	8" x 10", 18 Gauge, Seal Class C, Galvanized Steel Sheet Metal Ductwork	85.16	44.22
			<i>For Seal Class B, Add</i>	11.06	
			<i>For Seal Class A, Add</i>	23.58	
			<i>For Work In Restricted Working Space, Add</i>	22.11	
23 31 13	13-0848	LF	8" x 12", 18 Gauge, Seal Class C, Galvanized Steel Sheet Metal Ductwork	94.63	49.13
			<i>For Seal Class B, Add</i>	12.29	
			<i>For Seal Class A, Add</i>	26.21	
			<i>For Work In Restricted Working Space, Add</i>	24.57	
23 31 13	13-0849	LF	8" x 14", 18 Gauge, Seal Class C, Galvanized Steel Sheet Metal Ductwork	104.09	54.05
			<i>For Seal Class B, Add</i>	13.51	
			<i>For Seal Class A, Add</i>	28.83	
			<i>For Work In Restricted Working Space, Add</i>	27.03	
23 31 13	13-0850	LF	8" x 16", 18 Gauge, Seal Class C, Galvanized Steel Sheet Metal Ductwork	113.55	58.96
			<i>For Seal Class B, Add</i>	14.74	
			<i>For Seal Class A, Add</i>	31.45	
			<i>For Work In Restricted Working Space, Add</i>	29.48	
23 31 13	13-0851	LF	8" x 18", 18 Gauge, Seal Class C, Galvanized Steel Sheet Metal Ductwork	123.01	63.87
			<i>For Seal Class B, Add</i>	15.97	
			<i>For Seal Class A, Add</i>	34.07	
			<i>For Work In Restricted Working Space, Add</i>	31.94	
23 31 13	13-0852	LF	8" x 20", 18 Gauge, Seal Class C, Galvanized Steel Sheet Metal Ductwork	132.47	68.79
			<i>For Seal Class B, Add</i>	17.20	
			<i>For Seal Class A, Add</i>	36.69	
			<i>For Work In Restricted Working Space, Add</i>	34.40	
23 31 13	13-0853	LF	8" x 22", 18 Gauge, Seal Class C, Galvanized Steel Sheet Metal Ductwork	141.94	73.70
			<i>For Seal Class B, Add</i>	18.43	
			<i>For Seal Class A, Add</i>	39.31	
			<i>For Work In Restricted Working Space, Add</i>	36.86	
23 31 13	13-0854	LF	8" x 24", 18 Gauge, Seal Class C, Galvanized Steel Sheet Metal Ductwork	151.39	78.62
			<i>For Seal Class B, Add</i>	19.65	
			<i>For Seal Class A, Add</i>	41.93	
			<i>For Work In Restricted Working Space, Add</i>	39.31	
23 31 13	13-0855	LF	10" x 10", 18 Gauge, Seal Class C, Galvanized Steel Sheet Metal Ductwork	94.63	49.13
			<i>For Seal Class B, Add</i>	12.29	
			<i>For Seal Class A, Add</i>	26.21	
			<i>For Work In Restricted Working Space, Add</i>	24.57	
23 31 13	13-0856	LF	10" x 12", 18 Gauge, Seal Class C, Galvanized Steel Sheet Metal Ductwork	104.09	54.05
			<i>For Seal Class B, Add</i>	13.51	
			<i>For Seal Class A, Add</i>	28.83	
			<i>For Work In Restricted Working Space, Add</i>	27.03	
23 31 13	13-0857	LF	10" x 14", 18 Gauge, Seal Class C, Galvanized Steel Sheet Metal Ductwork	113.55	58.96
			<i>For Seal Class B, Add</i>	14.74	
			<i>For Seal Class A, Add</i>	31.45	
			<i>For Work In Restricted Working Space, Add</i>	29.48	
23 31 13	13-0858	LF	10" x 16", 18 Gauge, Seal Class C, Galvanized Steel Sheet Metal Ductwork	123.01	63.87
			<i>For Seal Class B, Add</i>	15.97	
			<i>For Seal Class A, Add</i>	34.07	
			<i>For Work In Restricted Working Space, Add</i>	31.94	



MINOR CSI UOM DESCRIPTION	TOTAL DIRECT UNIT COST	DEMOLITION UNIT COST
23 31 13 13-0859 LF 10" x 18", 18 Gauge, Seal Class C, Galvanized Steel Sheet Metal Ductwork	132.47	68.79
<i>For Seal Class B, Add</i>	17.20	
<i>For Seal Class A, Add</i>	36.69	
<i>For Work In Restricted Working Space, Add</i>	34.40	
23 31 13 13-0860 LF 10" x 20", 18 Gauge, Seal Class C, Galvanized Steel Sheet Metal Ductwork	141.94	73.70
<i>For Seal Class B, Add</i>	18.43	
<i>For Seal Class A, Add</i>	39.31	
<i>For Work In Restricted Working Space, Add</i>	36.86	
23 31 13 13-0861 LF 10" x 22", 18 Gauge, Seal Class C, Galvanized Steel Sheet Metal Ductwork	151.39	78.62
<i>For Seal Class B, Add</i>	19.65	
<i>For Seal Class A, Add</i>	41.93	
<i>For Work In Restricted Working Space, Add</i>	39.31	
23 31 13 13-0862 LF 10" x 24", 18 Gauge, Seal Class C, Galvanized Steel Sheet Metal Ductwork	160.86	83.54
<i>For Seal Class B, Add</i>	20.88	
<i>For Seal Class A, Add</i>	44.55	
<i>For Work In Restricted Working Space, Add</i>	41.77	
23 31 13 13-0863 LF 10" x 26", 18 Gauge, Seal Class C, Galvanized Steel Sheet Metal Ductwork	170.33	88.45
<i>For Seal Class B, Add</i>	22.11	
<i>For Seal Class A, Add</i>	47.17	
<i>For Work In Restricted Working Space, Add</i>	44.22	
23 31 13 13-0864 LF 10" x 28", 18 Gauge, Seal Class C, Galvanized Steel Sheet Metal Ductwork	179.80	93.37
<i>For Seal Class B, Add</i>	23.34	
<i>For Seal Class A, Add</i>	49.80	
<i>For Work In Restricted Working Space, Add</i>	46.68	
23 31 13 13-0865 LF 10" x 30", 18 Gauge, Seal Class C, Galvanized Steel Sheet Metal Ductwork	189.25	98.28
<i>For Seal Class B, Add</i>	24.57	
<i>For Seal Class A, Add</i>	52.41	
<i>For Work In Restricted Working Space, Add</i>	49.14	
23 31 13 13-0866 LF 10" x 32", 18 Gauge, Seal Class C, Galvanized Steel Sheet Metal Ductwork	198.71	103.19
<i>For Seal Class B, Add</i>	25.80	
<i>For Seal Class A, Add</i>	55.03	
<i>For Work In Restricted Working Space, Add</i>	51.59	
23 31 13 13-0867 LF 12" x 12", 18 Gauge, Seal Class C, Galvanized Steel Sheet Metal Ductwork	113.55	58.96
<i>For Seal Class B, Add</i>	14.74	
<i>For Seal Class A, Add</i>	31.45	
<i>For Work In Restricted Working Space, Add</i>	29.48	
23 31 13 13-0868 LF 12" x 14", 18 Gauge, Seal Class C, Galvanized Steel Sheet Metal Ductwork	123.01	63.87
<i>For Seal Class B, Add</i>	15.97	
<i>For Seal Class A, Add</i>	34.07	
<i>For Work In Restricted Working Space, Add</i>	31.94	
23 31 13 13-0869 LF 12" x 16", 18 Gauge, Seal Class C, Galvanized Steel Sheet Metal Ductwork	132.47	68.79
<i>For Seal Class B, Add</i>	17.20	
<i>For Seal Class A, Add</i>	36.69	
<i>For Work In Restricted Working Space, Add</i>	34.40	
23 31 13 13-0870 LF 12" x 18", 18 Gauge, Seal Class C, Galvanized Steel Sheet Metal Ductwork	141.94	73.70
<i>For Seal Class B, Add</i>	18.43	
<i>For Seal Class A, Add</i>	39.31	
<i>For Work In Restricted Working Space, Add</i>	36.86	
23 31 13 13-0871 LF 12" x 20", 18 Gauge, Seal Class C, Galvanized Steel Sheet Metal Ductwork	151.39	78.62
<i>For Seal Class B, Add</i>	19.65	
<i>For Seal Class A, Add</i>	41.93	
<i>For Work In Restricted Working Space, Add</i>	39.31	
23 31 13 13-0872 LF 12" x 22", 18 Gauge, Seal Class C, Galvanized Steel Sheet Metal Ductwork	160.86	83.54
<i>For Seal Class B, Add</i>	20.88	
<i>For Seal Class A, Add</i>	44.55	
<i>For Work In Restricted Working Space, Add</i>	41.77	
23 31 13 13-0873 LF 12" x 24", 18 Gauge, Seal Class C, Galvanized Steel Sheet Metal Ductwork	170.33	88.45
<i>For Seal Class B, Add</i>	22.11	
<i>For Seal Class A, Add</i>	47.17	
<i>For Work In Restricted Working Space, Add</i>	44.22	
23 31 13 13-0874 LF 12" x 26", 18 Gauge, Seal Class C, Galvanized Steel Sheet Metal Ductwork	179.80	93.37
<i>For Seal Class B, Add</i>	23.34	
<i>For Seal Class A, Add</i>	49.80	
<i>For Work In Restricted Working Space, Add</i>	46.68	
23 31 13 13-0875 LF 12" x 28", 18 Gauge, Seal Class C, Galvanized Steel Sheet Metal Ductwork	189.25	98.28
<i>For Seal Class B, Add</i>	24.57	
<i>For Seal Class A, Add</i>	52.41	
<i>For Work In Restricted Working Space, Add</i>	49.14	
23 31 13 13-0876 LF 12" x 30", 18 Gauge, Seal Class C, Galvanized Steel Sheet Metal Ductwork	198.71	103.19
<i>For Seal Class B, Add</i>	25.80	
<i>For Seal Class A, Add</i>	55.03	
<i>For Work In Restricted Working Space, Add</i>	51.59	
23 31 13 13-0877 LF 12" x 32", 18 Gauge, Seal Class C, Galvanized Steel Sheet Metal Ductwork	208.16	108.11
<i>For Seal Class B, Add</i>	27.03	
<i>For Seal Class A, Add</i>	57.65	
<i>For Work In Restricted Working Space, Add</i>	54.05	
23 31 13 13-0878 LF 12" x 34", 18 Gauge, Seal Class C, Galvanized Steel Sheet Metal Ductwork	217.64	113.02
<i>For Seal Class B, Add</i>	28.25	
<i>For Seal Class A, Add</i>	60.28	
<i>For Work In Restricted Working Space, Add</i>	56.51	
23 31 13 13-0879 LF 12" x 36", 18 Gauge, Seal Class C, Galvanized Steel Sheet Metal Ductwork	227.11	117.93
<i>For Seal Class B, Add</i>	29.48	
<i>For Seal Class A, Add</i>	62.90	
<i>For Work In Restricted Working Space, Add</i>	58.97	

23 Heating, Ventilating, and Air-Conditioning (HVAC)

23 30 HVAC Air Distribution

23 31 HVAC Ducts and Casings



MINOR	CSI	UOM	DESCRIPTION	TOTAL DIRECT UNIT COST	DEMOLITION UNIT COST
23 31 13	13-0880	LF	14" x 14", 18 Gauge, Seal Class C, Galvanized Steel Sheet Metal Ductwork	132.47	68.79
			<i>For Seal Class B, Add</i>	17.20	
			<i>For Seal Class A, Add</i>	36.69	
			<i>For Work In Restricted Working Space, Add</i>	34.40	
23 31 13	13-0881	LF	14" x 16", 18 Gauge, Seal Class C, Galvanized Steel Sheet Metal Ductwork	141.94	73.70
			<i>For Seal Class B, Add</i>	18.43	
			<i>For Seal Class A, Add</i>	39.31	
			<i>For Work In Restricted Working Space, Add</i>	36.86	
23 31 13	13-0882	LF	14" x 18", 18 Gauge, Seal Class C, Galvanized Steel Sheet Metal Ductwork	151.39	78.62
			<i>For Seal Class B, Add</i>	19.65	
			<i>For Seal Class A, Add</i>	41.93	
			<i>For Work In Restricted Working Space, Add</i>	39.31	
23 31 13	13-0883	LF	14" x 20", 18 Gauge, Seal Class C, Galvanized Steel Sheet Metal Ductwork	160.86	83.54
			<i>For Seal Class B, Add</i>	20.88	
			<i>For Seal Class A, Add</i>	44.55	
			<i>For Work In Restricted Working Space, Add</i>	41.77	
23 31 13	13-0884	LF	14" x 22", 18 Gauge, Seal Class C, Galvanized Steel Sheet Metal Ductwork	170.33	88.45
			<i>For Seal Class B, Add</i>	22.11	
			<i>For Seal Class A, Add</i>	47.17	
			<i>For Work In Restricted Working Space, Add</i>	44.22	
23 31 13	13-0885	LF	14" x 24", 18 Gauge, Seal Class C, Galvanized Steel Sheet Metal Ductwork	179.80	93.37
			<i>For Seal Class B, Add</i>	23.34	
			<i>For Seal Class A, Add</i>	49.80	
			<i>For Work In Restricted Working Space, Add</i>	46.68	
23 31 13	13-0886	LF	14" x 26", 18 Gauge, Seal Class C, Galvanized Steel Sheet Metal Ductwork	189.25	98.28
			<i>For Seal Class B, Add</i>	24.57	
			<i>For Seal Class A, Add</i>	52.41	
			<i>For Work In Restricted Working Space, Add</i>	49.14	
23 31 13	13-0887	LF	14" x 28", 18 Gauge, Seal Class C, Galvanized Steel Sheet Metal Ductwork	198.71	103.19
			<i>For Seal Class B, Add</i>	25.80	
			<i>For Seal Class A, Add</i>	55.03	
			<i>For Work In Restricted Working Space, Add</i>	51.59	
23 31 13	13-0888	LF	14" x 30", 18 Gauge, Seal Class C, Galvanized Steel Sheet Metal Ductwork	208.16	108.11
			<i>For Seal Class B, Add</i>	27.03	
			<i>For Seal Class A, Add</i>	57.65	
			<i>For Work In Restricted Working Space, Add</i>	54.05	
23 31 13	13-0889	LF	14" x 32", 18 Gauge, Seal Class C, Galvanized Steel Sheet Metal Ductwork	217.64	113.02
			<i>For Seal Class B, Add</i>	28.25	
			<i>For Seal Class A, Add</i>	60.28	
			<i>For Work In Restricted Working Space, Add</i>	56.51	
23 31 13	13-0890	LF	14" x 34", 18 Gauge, Seal Class C, Galvanized Steel Sheet Metal Ductwork	227.11	117.93
			<i>For Seal Class B, Add</i>	29.48	
			<i>For Seal Class A, Add</i>	62.90	
			<i>For Work In Restricted Working Space, Add</i>	58.97	
23 31 13	13-0891	LF	14" x 36", 18 Gauge, Seal Class C, Galvanized Steel Sheet Metal Ductwork	236.56	122.85
			<i>For Seal Class B, Add</i>	30.71	
			<i>For Seal Class A, Add</i>	65.52	
			<i>For Work In Restricted Working Space, Add</i>	61.42	
23 31 13	13-0892	LF	16" x 16", 18 Gauge, Seal Class C, Galvanized Steel Sheet Metal Ductwork	151.39	78.62
			<i>For Seal Class B, Add</i>	19.65	
			<i>For Seal Class A, Add</i>	41.93	
			<i>For Work In Restricted Working Space, Add</i>	39.31	
23 31 13	13-0893	LF	16" x 18", 18 Gauge, Seal Class C, Galvanized Steel Sheet Metal Ductwork	160.86	83.54
			<i>For Seal Class B, Add</i>	20.88	
			<i>For Seal Class A, Add</i>	44.55	
			<i>For Work In Restricted Working Space, Add</i>	41.77	
23 31 13	13-0894	LF	16" x 20", 18 Gauge, Seal Class C, Galvanized Steel Sheet Metal Ductwork	170.33	88.45
			<i>For Seal Class B, Add</i>	22.11	
			<i>For Seal Class A, Add</i>	47.17	
			<i>For Work In Restricted Working Space, Add</i>	44.22	
23 31 13	13-0895	LF	16" x 22", 18 Gauge, Seal Class C, Galvanized Steel Sheet Metal Ductwork	179.80	93.37
			<i>For Seal Class B, Add</i>	23.34	
			<i>For Seal Class A, Add</i>	49.80	
			<i>For Work In Restricted Working Space, Add</i>	46.68	
23 31 13	13-0896	LF	16" x 24", 18 Gauge, Seal Class C, Galvanized Steel Sheet Metal Ductwork	189.25	98.28
			<i>For Seal Class B, Add</i>	24.57	
			<i>For Seal Class A, Add</i>	52.41	
			<i>For Work In Restricted Working Space, Add</i>	49.14	
23 31 13	13-0897	LF	16" x 26", 18 Gauge, Seal Class C, Galvanized Steel Sheet Metal Ductwork	198.71	103.19
			<i>For Seal Class B, Add</i>	25.80	
			<i>For Seal Class A, Add</i>	55.03	
			<i>For Work In Restricted Working Space, Add</i>	51.59	
23 31 13	13-0898	LF	16" x 28", 18 Gauge, Seal Class C, Galvanized Steel Sheet Metal Ductwork	208.16	108.11
			<i>For Seal Class B, Add</i>	27.03	
			<i>For Seal Class A, Add</i>	57.65	
			<i>For Work In Restricted Working Space, Add</i>	54.05	
23 31 13	13-0899	LF	16" x 30", 18 Gauge, Seal Class C, Galvanized Steel Sheet Metal Ductwork	217.64	113.02
			<i>For Seal Class B, Add</i>	28.25	
			<i>For Seal Class A, Add</i>	60.28	
			<i>For Work In Restricted Working Space, Add</i>	56.51	
23 31 13	13-0900	LF	16" x 32", 18 Gauge, Seal Class C, Galvanized Steel Sheet Metal Ductwork	227.11	117.93
			<i>For Seal Class B, Add</i>	29.48	
			<i>For Seal Class A, Add</i>	62.90	
			<i>For Work In Restricted Working Space, Add</i>	58.97	



MINOR CSI UOM DESCRIPTION	TOTAL DIRECT UNIT COST	DEMOLITION UNIT COST
23 31 13 13-0901 LF 16" x 34", 18 Gauge, Seal Class C, Galvanized Steel Sheet Metal Ductwork	236.56	122.85
<i>For Seal Class B, Add</i>	30.71	
<i>For Seal Class A, Add</i>	65.92	
<i>For Work In Restricted Working Space, Add</i>	61.42	
23 31 13 13-0902 LF 16" x 36", 18 Gauge, Seal Class C, Galvanized Steel Sheet Metal Ductwork	246.02	127.76
<i>For Seal Class B, Add</i>	31.94	
<i>For Seal Class A, Add</i>	68.14	
<i>For Work In Restricted Working Space, Add</i>	63.88	
23 31 13 13-0903 LF 16" x 38", 18 Gauge, Seal Class C, Galvanized Steel Sheet Metal Ductwork	255.48	132.67
<i>For Seal Class B, Add</i>	33.17	
<i>For Seal Class A, Add</i>	70.76	
<i>For Work In Restricted Working Space, Add</i>	66.34	
23 31 13 13-0904 LF 16" x 40", 18 Gauge, Seal Class C, Galvanized Steel Sheet Metal Ductwork	264.96	137.59
<i>For Seal Class B, Add</i>	34.40	
<i>For Seal Class A, Add</i>	73.38	
<i>For Work In Restricted Working Space, Add</i>	68.79	
23 31 13 13-0905 LF 16" x 42", 18 Gauge, Seal Class C, Galvanized Steel Sheet Metal Ductwork	274.42	142.50
<i>For Seal Class B, Add</i>	35.63	
<i>For Seal Class A, Add</i>	76.00	
<i>For Work In Restricted Working Space, Add</i>	71.25	
23 31 13 13-0906 LF 16" x 44", 18 Gauge, Seal Class C, Galvanized Steel Sheet Metal Ductwork	283.88	147.41
<i>For Seal Class B, Add</i>	36.85	
<i>For Seal Class A, Add</i>	78.62	
<i>For Work In Restricted Working Space, Add</i>	73.71	
23 31 13 13-0907 LF 18" x 18", 18 Gauge, Seal Class C, Galvanized Steel Sheet Metal Ductwork	170.33	88.45
<i>For Seal Class B, Add</i>	22.11	
<i>For Seal Class A, Add</i>	47.17	
<i>For Work In Restricted Working Space, Add</i>	44.22	
23 31 13 13-0908 LF 18" x 20", 18 Gauge, Seal Class C, Galvanized Steel Sheet Metal Ductwork	179.80	93.37
<i>For Seal Class B, Add</i>	23.34	
<i>For Seal Class A, Add</i>	49.80	
<i>For Work In Restricted Working Space, Add</i>	46.68	
23 31 13 13-0909 LF 18" x 22", 18 Gauge, Seal Class C, Galvanized Steel Sheet Metal Ductwork	189.25	98.28
<i>For Seal Class B, Add</i>	24.57	
<i>For Seal Class A, Add</i>	52.41	
<i>For Work In Restricted Working Space, Add</i>	49.14	
23 31 13 13-0910 LF 18" x 24", 18 Gauge, Seal Class C, Galvanized Steel Sheet Metal Ductwork	198.71	103.19
<i>For Seal Class B, Add</i>	25.80	
<i>For Seal Class A, Add</i>	55.03	
<i>For Work In Restricted Working Space, Add</i>	51.59	
23 31 13 13-0911 LF 18" x 26", 18 Gauge, Seal Class C, Galvanized Steel Sheet Metal Ductwork	208.16	108.11
<i>For Seal Class B, Add</i>	27.03	
<i>For Seal Class A, Add</i>	57.65	
<i>For Work In Restricted Working Space, Add</i>	54.05	
23 31 13 13-0912 LF 18" x 28", 18 Gauge, Seal Class C, Galvanized Steel Sheet Metal Ductwork	217.64	113.02
<i>For Seal Class B, Add</i>	28.25	
<i>For Seal Class A, Add</i>	60.28	
<i>For Work In Restricted Working Space, Add</i>	56.51	
23 31 13 13-0913 LF 18" x 30", 18 Gauge, Seal Class C, Galvanized Steel Sheet Metal Ductwork	227.11	117.93
<i>For Seal Class B, Add</i>	29.48	
<i>For Seal Class A, Add</i>	62.90	
<i>For Work In Restricted Working Space, Add</i>	58.97	
23 31 13 13-0914 LF 18" x 32", 18 Gauge, Seal Class C, Galvanized Steel Sheet Metal Ductwork	236.56	122.85
<i>For Seal Class B, Add</i>	30.71	
<i>For Seal Class A, Add</i>	65.92	
<i>For Work In Restricted Working Space, Add</i>	61.42	
23 31 13 13-0915 LF 18" x 34", 18 Gauge, Seal Class C, Galvanized Steel Sheet Metal Ductwork	246.02	127.76
<i>For Seal Class B, Add</i>	31.94	
<i>For Seal Class A, Add</i>	68.14	
<i>For Work In Restricted Working Space, Add</i>	63.88	
23 31 13 13-0916 LF 18" x 36", 18 Gauge, Seal Class C, Galvanized Steel Sheet Metal Ductwork	255.48	132.67
<i>For Seal Class B, Add</i>	33.17	
<i>For Seal Class A, Add</i>	70.76	
<i>For Work In Restricted Working Space, Add</i>	66.34	
23 31 13 13-0917 LF 18" x 38", 18 Gauge, Seal Class C, Galvanized Steel Sheet Metal Ductwork	264.96	137.59
<i>For Seal Class B, Add</i>	34.40	
<i>For Seal Class A, Add</i>	73.38	
<i>For Work In Restricted Working Space, Add</i>	68.79	
23 31 13 13-0918 LF 18" x 40", 18 Gauge, Seal Class C, Galvanized Steel Sheet Metal Ductwork	274.42	142.50
<i>For Seal Class B, Add</i>	35.63	
<i>For Seal Class A, Add</i>	76.00	
<i>For Work In Restricted Working Space, Add</i>	71.25	
23 31 13 13-0919 LF 18" x 42", 18 Gauge, Seal Class C, Galvanized Steel Sheet Metal Ductwork	283.88	147.41
<i>For Seal Class B, Add</i>	36.85	
<i>For Seal Class A, Add</i>	78.62	
<i>For Work In Restricted Working Space, Add</i>	73.71	
23 31 13 13-0920 LF 18" x 44", 18 Gauge, Seal Class C, Galvanized Steel Sheet Metal Ductwork	293.34	152.33
<i>For Seal Class B, Add</i>	38.08	
<i>For Seal Class A, Add</i>	81.24	
<i>For Work In Restricted Working Space, Add</i>	76.17	
23 31 13 13-0921 LF 18" x 46", 18 Gauge, Seal Class C, Galvanized Steel Sheet Metal Ductwork	302.81	157.24
<i>For Seal Class B, Add</i>	39.31	
<i>For Seal Class A, Add</i>	83.86	
<i>For Work In Restricted Working Space, Add</i>	78.62	

23 Heating, Ventilating, and Air-Conditioning (HVAC)

23 30 HVAC Air Distribution

23 31 HVAC Ducts and Casings



MINOR	CSI	UOM	DESCRIPTION	TOTAL DIRECT UNIT COST	DEMOLITION UNIT COST
23 31 13	13-0922	LF	20" x 20", 18 Gauge, Seal Class C, Galvanized Steel Sheet Metal Ductwork	189.25	98.28
			<i>For Seal Class B, Add</i>	24.57	
			<i>For Seal Class A, Add</i>	52.41	
			<i>For Work In Restricted Working Space, Add</i>	49.14	
23 31 13	13-0923	LF	20" x 22", 18 Gauge, Seal Class C, Galvanized Steel Sheet Metal Ductwork	198.71	103.19
			<i>For Seal Class B, Add</i>	25.80	
			<i>For Seal Class A, Add</i>	55.03	
			<i>For Work In Restricted Working Space, Add</i>	51.59	
23 31 13	13-0924	LF	20" x 24", 18 Gauge, Seal Class C, Galvanized Steel Sheet Metal Ductwork	208.16	108.11
			<i>For Seal Class B, Add</i>	27.03	
			<i>For Seal Class A, Add</i>	57.65	
			<i>For Work In Restricted Working Space, Add</i>	54.05	
23 31 13	13-0925	LF	20" x 26", 18 Gauge, Seal Class C, Galvanized Steel Sheet Metal Ductwork	217.64	113.02
			<i>For Seal Class B, Add</i>	28.25	
			<i>For Seal Class A, Add</i>	60.28	
			<i>For Work In Restricted Working Space, Add</i>	56.51	
23 31 13	13-0926	LF	20" x 28", 18 Gauge, Seal Class C, Galvanized Steel Sheet Metal Ductwork	227.11	117.93
			<i>For Seal Class B, Add</i>	29.48	
			<i>For Seal Class A, Add</i>	62.90	
			<i>For Work In Restricted Working Space, Add</i>	58.97	
23 31 13	13-0927	LF	20" x 30", 18 Gauge, Seal Class C, Galvanized Steel Sheet Metal Ductwork	236.56	122.85
			<i>For Seal Class B, Add</i>	30.71	
			<i>For Seal Class A, Add</i>	65.52	
			<i>For Work In Restricted Working Space, Add</i>	61.42	
23 31 13	13-0928	LF	20" x 32", 18 Gauge, Seal Class C, Galvanized Steel Sheet Metal Ductwork	246.02	127.76
			<i>For Seal Class B, Add</i>	31.94	
			<i>For Seal Class A, Add</i>	68.14	
			<i>For Work In Restricted Working Space, Add</i>	63.88	
23 31 13	13-0929	LF	20" x 34", 18 Gauge, Seal Class C, Galvanized Steel Sheet Metal Ductwork	255.48	132.67
			<i>For Seal Class B, Add</i>	33.17	
			<i>For Seal Class A, Add</i>	70.76	
			<i>For Work In Restricted Working Space, Add</i>	66.34	
23 31 13	13-0930	LF	20" x 36", 18 Gauge, Seal Class C, Galvanized Steel Sheet Metal Ductwork	264.96	137.59
			<i>For Seal Class B, Add</i>	34.40	
			<i>For Seal Class A, Add</i>	73.38	
			<i>For Work In Restricted Working Space, Add</i>	68.79	
23 31 13	13-0931	LF	20" x 38", 18 Gauge, Seal Class C, Galvanized Steel Sheet Metal Ductwork	274.42	142.50
			<i>For Seal Class B, Add</i>	35.63	
			<i>For Seal Class A, Add</i>	76.00	
			<i>For Work In Restricted Working Space, Add</i>	71.25	
23 31 13	13-0932	LF	20" x 40", 18 Gauge, Seal Class C, Galvanized Steel Sheet Metal Ductwork	283.88	147.41
			<i>For Seal Class B, Add</i>	36.85	
			<i>For Seal Class A, Add</i>	78.62	
			<i>For Work In Restricted Working Space, Add</i>	73.71	
23 31 13	13-0933	LF	20" x 42", 18 Gauge, Seal Class C, Galvanized Steel Sheet Metal Ductwork	293.34	152.33
			<i>For Seal Class B, Add</i>	38.08	
			<i>For Seal Class A, Add</i>	81.24	
			<i>For Work In Restricted Working Space, Add</i>	76.17	
23 31 13	13-0934	LF	20" x 44", 18 Gauge, Seal Class C, Galvanized Steel Sheet Metal Ductwork	302.81	157.24
			<i>For Seal Class B, Add</i>	39.31	
			<i>For Seal Class A, Add</i>	83.86	
			<i>For Work In Restricted Working Space, Add</i>	78.62	
23 31 13	13-0935	LF	20" x 46", 18 Gauge, Seal Class C, Galvanized Steel Sheet Metal Ductwork	312.27	162.15
			<i>For Seal Class B, Add</i>	40.54	
			<i>For Seal Class A, Add</i>	86.48	
			<i>For Work In Restricted Working Space, Add</i>	81.08	
23 31 13	13-0936	LF	20" x 48", 18 Gauge, Seal Class C, Galvanized Steel Sheet Metal Ductwork	321.72	167.07
			<i>For Seal Class B, Add</i>	41.77	
			<i>For Seal Class A, Add</i>	89.10	
			<i>For Work In Restricted Working Space, Add</i>	83.53	
23 31 13	13-0937	LF	22" x 22", 18 Gauge, Seal Class C, Galvanized Steel Sheet Metal Ductwork	208.16	108.11
			<i>For Seal Class B, Add</i>	27.03	
			<i>For Seal Class A, Add</i>	57.65	
			<i>For Work In Restricted Working Space, Add</i>	54.05	
23 31 13	13-0938	LF	22" x 24", 18 Gauge, Seal Class C, Galvanized Steel Sheet Metal Ductwork	217.64	113.02
			<i>For Seal Class B, Add</i>	28.25	
			<i>For Seal Class A, Add</i>	60.28	
			<i>For Work In Restricted Working Space, Add</i>	56.51	
23 31 13	13-0939	LF	22" x 26", 18 Gauge, Seal Class C, Galvanized Steel Sheet Metal Ductwork	227.11	117.93
			<i>For Seal Class B, Add</i>	29.48	
			<i>For Seal Class A, Add</i>	62.90	
			<i>For Work In Restricted Working Space, Add</i>	58.97	
23 31 13	13-0940	LF	22" x 28", 18 Gauge, Seal Class C, Galvanized Steel Sheet Metal Ductwork	236.56	122.85
			<i>For Seal Class B, Add</i>	30.71	
			<i>For Seal Class A, Add</i>	65.52	
			<i>For Work In Restricted Working Space, Add</i>	61.42	
23 31 13	13-0941	LF	22" x 30", 18 Gauge, Seal Class C, Galvanized Steel Sheet Metal Ductwork	246.02	127.76
			<i>For Seal Class B, Add</i>	31.94	
			<i>For Seal Class A, Add</i>	68.14	
			<i>For Work In Restricted Working Space, Add</i>	63.88	
23 31 13	13-0942	LF	22" x 32", 18 Gauge, Seal Class C, Galvanized Steel Sheet Metal Ductwork	255.48	132.67
			<i>For Seal Class B, Add</i>	33.17	
			<i>For Seal Class A, Add</i>	70.76	
			<i>For Work In Restricted Working Space, Add</i>	66.34	



MINOR CSI UOM DESCRIPTION	TOTAL DIRECT UNIT COST	DEMOLITION UNIT COST
23 31 13 13-0943 LF 22" x 34", 18 Gauge, Seal Class C, Galvanized Steel Sheet Metal Ductwork	264.96	137.59
For Seal Class B, Add	34.40	
For Seal Class A, Add	73.38	
For Work In Restricted Working Space, Add	68.79	
23 31 13 13-0944 LF 22" x 36", 18 Gauge, Seal Class C, Galvanized Steel Sheet Metal Ductwork	274.42	142.50
For Seal Class B, Add	35.63	
For Seal Class A, Add	76.00	
For Work In Restricted Working Space, Add	71.25	
23 31 13 13-0945 LF 22" x 38", 18 Gauge, Seal Class C, Galvanized Steel Sheet Metal Ductwork	283.88	147.41
For Seal Class B, Add	36.85	
For Seal Class A, Add	78.62	
For Work In Restricted Working Space, Add	73.71	
23 31 13 13-0946 LF 22" x 40", 18 Gauge, Seal Class C, Galvanized Steel Sheet Metal Ductwork	293.34	152.33
For Seal Class B, Add	38.08	
For Seal Class A, Add	81.24	
For Work In Restricted Working Space, Add	76.17	
23 31 13 13-0947 LF 22" x 42", 18 Gauge, Seal Class C, Galvanized Steel Sheet Metal Ductwork	302.81	157.24
For Seal Class B, Add	39.31	
For Seal Class A, Add	83.86	
For Work In Restricted Working Space, Add	78.62	
23 31 13 13-0948 LF 22" x 44", 18 Gauge, Seal Class C, Galvanized Steel Sheet Metal Ductwork	312.27	162.15
For Seal Class B, Add	40.54	
For Seal Class A, Add	86.48	
For Work In Restricted Working Space, Add	81.08	
23 31 13 13-0949 LF 22" x 46", 18 Gauge, Seal Class C, Galvanized Steel Sheet Metal Ductwork	321.72	167.07
For Seal Class B, Add	41.77	
For Seal Class A, Add	89.10	
For Work In Restricted Working Space, Add	83.53	
23 31 13 13-0950 LF 22" x 48", 18 Gauge, Seal Class C, Galvanized Steel Sheet Metal Ductwork	331.19	171.98
For Seal Class B, Add	43.00	
For Seal Class A, Add	91.72	
For Work In Restricted Working Space, Add	85.99	
23 31 13 13-0951 LF 24" x 24", 18 Gauge, Seal Class C, Galvanized Steel Sheet Metal Ductwork	227.11	117.93
For Seal Class B, Add	29.48	
For Seal Class A, Add	62.90	
For Work In Restricted Working Space, Add	58.97	
23 31 13 13-0952 LF 24" x 26", 18 Gauge, Seal Class C, Galvanized Steel Sheet Metal Ductwork	236.56	122.85
For Seal Class B, Add	30.71	
For Seal Class A, Add	65.52	
For Work In Restricted Working Space, Add	61.42	
23 31 13 13-0953 LF 24" x 28", 18 Gauge, Seal Class C, Galvanized Steel Sheet Metal Ductwork	246.02	127.76
For Seal Class B, Add	31.94	
For Seal Class A, Add	68.14	
For Work In Restricted Working Space, Add	63.88	
23 31 13 13-0954 LF 24" x 30", 18 Gauge, Seal Class C, Galvanized Steel Sheet Metal Ductwork	255.48	132.67
For Seal Class B, Add	33.17	
For Seal Class A, Add	70.76	
For Work In Restricted Working Space, Add	66.34	
23 31 13 13-0955 LF 24" x 32", 18 Gauge, Seal Class C, Galvanized Steel Sheet Metal Ductwork	264.96	137.59
For Seal Class B, Add	34.40	
For Seal Class A, Add	73.38	
For Work In Restricted Working Space, Add	68.79	
23 31 13 13-0956 LF 24" x 34", 18 Gauge, Seal Class C, Galvanized Steel Sheet Metal Ductwork	274.42	142.50
For Seal Class B, Add	35.63	
For Seal Class A, Add	76.00	
For Work In Restricted Working Space, Add	71.25	
23 31 13 13-0957 LF 24" x 36", 18 Gauge, Seal Class C, Galvanized Steel Sheet Metal Ductwork	283.88	147.41
For Seal Class B, Add	36.85	
For Seal Class A, Add	78.62	
For Work In Restricted Working Space, Add	73.71	
23 31 13 13-0958 LF 24" x 38", 18 Gauge, Seal Class C, Galvanized Steel Sheet Metal Ductwork	293.34	152.33
For Seal Class B, Add	38.08	
For Seal Class A, Add	81.24	
For Work In Restricted Working Space, Add	76.17	
23 31 13 13-0959 LF 24" x 40", 18 Gauge, Seal Class C, Galvanized Steel Sheet Metal Ductwork	302.81	157.24
For Seal Class B, Add	39.31	
For Seal Class A, Add	83.86	
For Work In Restricted Working Space, Add	78.62	
23 31 13 13-0960 LF 24" x 42", 18 Gauge, Seal Class C, Galvanized Steel Sheet Metal Ductwork	312.27	162.15
For Seal Class B, Add	40.54	
For Seal Class A, Add	86.48	
For Work In Restricted Working Space, Add	81.08	
23 31 13 13-0961 LF 24" x 44", 18 Gauge, Seal Class C, Galvanized Steel Sheet Metal Ductwork	321.72	167.07
For Seal Class B, Add	41.77	
For Seal Class A, Add	89.10	
For Work In Restricted Working Space, Add	83.53	
23 31 13 13-0962 LF 24" x 46", 18 Gauge, Seal Class C, Galvanized Steel Sheet Metal Ductwork	331.19	171.98
For Seal Class B, Add	43.00	
For Seal Class A, Add	91.72	
For Work In Restricted Working Space, Add	85.99	
23 31 13 13-0963 LF 24" x 48", 18 Gauge, Seal Class C, Galvanized Steel Sheet Metal Ductwork	340.65	176.89
For Seal Class B, Add	44.22	
For Seal Class A, Add	94.35	
For Work In Restricted Working Space, Add	88.45	

23 Heating, Ventilating, and Air-Conditioning (HVAC)

23 30 HVAC Air Distribution

23 31 HVAC Ducts and Casings



MINOR	CSI	UOM	DESCRIPTION	TOTAL DIRECT UNIT COST	DEMOLITION UNIT COST
23 31 13	13-0964	LF	26" x 26", 18 Gauge, Seal Class C, Galvanized Steel Sheet Metal Ductwork	246.02	127.76
			<i>For Seal Class B, Add</i>	31.94	
			<i>For Seal Class A, Add</i>	68.14	
			<i>For Work In Restricted Working Space, Add</i>	63.88	
23 31 13	13-0965	LF	26" x 28", 18 Gauge, Seal Class C, Galvanized Steel Sheet Metal Ductwork	255.48	132.67
			<i>For Seal Class B, Add</i>	33.17	
			<i>For Seal Class A, Add</i>	70.76	
			<i>For Work In Restricted Working Space, Add</i>	66.34	
23 31 13	13-0966	LF	26" x 30", 18 Gauge, Seal Class C, Galvanized Steel Sheet Metal Ductwork	264.96	137.59
			<i>For Seal Class B, Add</i>	34.40	
			<i>For Seal Class A, Add</i>	73.38	
			<i>For Work In Restricted Working Space, Add</i>	68.79	
23 31 13	13-0967	LF	26" x 32", 18 Gauge, Seal Class C, Galvanized Steel Sheet Metal Ductwork	274.42	142.50
			<i>For Seal Class B, Add</i>	35.63	
			<i>For Seal Class A, Add</i>	76.00	
			<i>For Work In Restricted Working Space, Add</i>	71.25	
23 31 13	13-0968	LF	26" x 34", 18 Gauge, Seal Class C, Galvanized Steel Sheet Metal Ductwork	283.88	147.41
			<i>For Seal Class B, Add</i>	36.85	
			<i>For Seal Class A, Add</i>	78.62	
			<i>For Work In Restricted Working Space, Add</i>	73.71	
23 31 13	13-0969	LF	26" x 36", 18 Gauge, Seal Class C, Galvanized Steel Sheet Metal Ductwork	293.34	152.33
			<i>For Seal Class B, Add</i>	38.08	
			<i>For Seal Class A, Add</i>	81.24	
			<i>For Work In Restricted Working Space, Add</i>	76.17	
23 31 13	13-0970	LF	26" x 38", 18 Gauge, Seal Class C, Galvanized Steel Sheet Metal Ductwork	302.81	157.24
			<i>For Seal Class B, Add</i>	39.31	
			<i>For Seal Class A, Add</i>	83.86	
			<i>For Work In Restricted Working Space, Add</i>	78.62	
23 31 13	13-0971	LF	26" x 40", 18 Gauge, Seal Class C, Galvanized Steel Sheet Metal Ductwork	312.27	162.15
			<i>For Seal Class B, Add</i>	40.54	
			<i>For Seal Class A, Add</i>	86.48	
			<i>For Work In Restricted Working Space, Add</i>	81.08	
23 31 13	13-0972	LF	26" x 42", 18 Gauge, Seal Class C, Galvanized Steel Sheet Metal Ductwork	321.72	167.07
			<i>For Seal Class B, Add</i>	41.77	
			<i>For Seal Class A, Add</i>	89.10	
			<i>For Work In Restricted Working Space, Add</i>	83.53	
23 31 13	13-0973	LF	26" x 44", 18 Gauge, Seal Class C, Galvanized Steel Sheet Metal Ductwork	331.19	171.98
			<i>For Seal Class B, Add</i>	43.00	
			<i>For Seal Class A, Add</i>	91.72	
			<i>For Work In Restricted Working Space, Add</i>	85.99	
23 31 13	13-0974	LF	26" x 46", 18 Gauge, Seal Class C, Galvanized Steel Sheet Metal Ductwork	340.65	176.89
			<i>For Seal Class B, Add</i>	44.22	
			<i>For Seal Class A, Add</i>	94.35	
			<i>For Work In Restricted Working Space, Add</i>	88.45	
23 31 13	13-0975	LF	26" x 48", 18 Gauge, Seal Class C, Galvanized Steel Sheet Metal Ductwork	350.13	181.81
			<i>For Seal Class B, Add</i>	45.45	
			<i>For Seal Class A, Add</i>	96.97	
			<i>For Work In Restricted Working Space, Add</i>	90.91	
23 31 13	13-0976	LF	28" x 28", 18 Gauge, Seal Class C, Galvanized Steel Sheet Metal Ductwork	264.96	137.59
			<i>For Seal Class B, Add</i>	34.40	
			<i>For Seal Class A, Add</i>	73.38	
			<i>For Work In Restricted Working Space, Add</i>	68.79	
23 31 13	13-0977	LF	28" x 30", 18 Gauge, Seal Class C, Galvanized Steel Sheet Metal Ductwork	274.42	142.50
			<i>For Seal Class B, Add</i>	35.63	
			<i>For Seal Class A, Add</i>	76.00	
			<i>For Work In Restricted Working Space, Add</i>	71.25	
23 31 13	13-0978	LF	28" x 32", 18 Gauge, Seal Class C, Galvanized Steel Sheet Metal Ductwork	283.88	147.41
			<i>For Seal Class B, Add</i>	36.85	
			<i>For Seal Class A, Add</i>	78.62	
			<i>For Work In Restricted Working Space, Add</i>	73.71	
23 31 13	13-0979	LF	28" x 34", 18 Gauge, Seal Class C, Galvanized Steel Sheet Metal Ductwork	293.34	152.33
			<i>For Seal Class B, Add</i>	38.08	
			<i>For Seal Class A, Add</i>	81.24	
			<i>For Work In Restricted Working Space, Add</i>	76.17	
23 31 13	13-0980	LF	28" x 36", 18 Gauge, Seal Class C, Galvanized Steel Sheet Metal Ductwork	302.81	157.24
			<i>For Seal Class B, Add</i>	39.31	
			<i>For Seal Class A, Add</i>	83.86	
			<i>For Work In Restricted Working Space, Add</i>	78.62	
23 31 13	13-0981	LF	28" x 38", 18 Gauge, Seal Class C, Galvanized Steel Sheet Metal Ductwork	312.27	162.15
			<i>For Seal Class B, Add</i>	40.54	
			<i>For Seal Class A, Add</i>	86.48	
			<i>For Work In Restricted Working Space, Add</i>	81.08	
23 31 13	13-0982	LF	28" x 40", 18 Gauge, Seal Class C, Galvanized Steel Sheet Metal Ductwork	321.72	167.07
			<i>For Seal Class B, Add</i>	41.77	
			<i>For Seal Class A, Add</i>	89.10	
			<i>For Work In Restricted Working Space, Add</i>	83.53	
23 31 13	13-0983	LF	28" x 42", 18 Gauge, Seal Class C, Galvanized Steel Sheet Metal Ductwork	331.19	171.98
			<i>For Seal Class B, Add</i>	43.00	
			<i>For Seal Class A, Add</i>	91.72	
			<i>For Work In Restricted Working Space, Add</i>	85.99	
23 31 13	13-0984	LF	28" x 44", 18 Gauge, Seal Class C, Galvanized Steel Sheet Metal Ductwork	340.65	176.89
			<i>For Seal Class B, Add</i>	44.22	
			<i>For Seal Class A, Add</i>	94.35	
			<i>For Work In Restricted Working Space, Add</i>	88.45	



MINOR CSI UOM DESCRIPTION	TOTAL DIRECT UNIT COST	DEMOLITION UNIT COST
23 31 13 13-0985 LF 28" x 46", 18 Gauge, Seal Class C, Galvanized Steel Sheet Metal Ductwork	350.13	181.81
<i>For Seal Class B, Add</i>	45.45	
<i>For Seal Class A, Add</i>	96.97	
<i>For Work In Restricted Working Space, Add</i>	90.91	
23 31 13 13-0986 LF 28" x 48", 18 Gauge, Seal Class C, Galvanized Steel Sheet Metal Ductwork	359.59	186.72
<i>For Seal Class B, Add</i>	46.68	
<i>For Seal Class A, Add</i>	99.59	
<i>For Work In Restricted Working Space, Add</i>	93.36	
23 31 13 13-0987 LF 30" x 30", 18 Gauge, Seal Class C, Galvanized Steel Sheet Metal Ductwork	283.88	147.41
<i>For Seal Class B, Add</i>	36.85	
<i>For Seal Class A, Add</i>	78.62	
<i>For Work In Restricted Working Space, Add</i>	73.71	
23 31 13 13-0988 LF 30" x 32", 18 Gauge, Seal Class C, Galvanized Steel Sheet Metal Ductwork	293.34	152.33
<i>For Seal Class B, Add</i>	38.08	
<i>For Seal Class A, Add</i>	81.24	
<i>For Work In Restricted Working Space, Add</i>	76.17	
23 31 13 13-0989 LF 30" x 34", 18 Gauge, Seal Class C, Galvanized Steel Sheet Metal Ductwork	302.81	157.24
<i>For Seal Class B, Add</i>	39.31	
<i>For Seal Class A, Add</i>	83.86	
<i>For Work In Restricted Working Space, Add</i>	78.62	
23 31 13 13-0990 LF 30" x 36", 18 Gauge, Seal Class C, Galvanized Steel Sheet Metal Ductwork	312.27	162.15
<i>For Seal Class B, Add</i>	40.54	
<i>For Seal Class A, Add</i>	86.48	
<i>For Work In Restricted Working Space, Add</i>	81.08	
23 31 13 13-0991 LF 30" x 38", 18 Gauge, Seal Class C, Galvanized Steel Sheet Metal Ductwork	321.72	167.07
<i>For Seal Class B, Add</i>	41.77	
<i>For Seal Class A, Add</i>	89.10	
<i>For Work In Restricted Working Space, Add</i>	83.53	
23 31 13 13-0992 LF 30" x 40", 18 Gauge, Seal Class C, Galvanized Steel Sheet Metal Ductwork	331.19	171.98
<i>For Seal Class B, Add</i>	43.00	
<i>For Seal Class A, Add</i>	91.72	
<i>For Work In Restricted Working Space, Add</i>	85.99	
23 31 13 13-0993 LF 30" x 42", 18 Gauge, Seal Class C, Galvanized Steel Sheet Metal Ductwork	340.65	176.89
<i>For Seal Class B, Add</i>	44.22	
<i>For Seal Class A, Add</i>	94.35	
<i>For Work In Restricted Working Space, Add</i>	88.45	
23 31 13 13-0994 LF 30" x 44", 18 Gauge, Seal Class C, Galvanized Steel Sheet Metal Ductwork	350.13	181.81
<i>For Seal Class B, Add</i>	45.45	
<i>For Seal Class A, Add</i>	96.97	
<i>For Work In Restricted Working Space, Add</i>	90.91	
23 31 13 13-0995 LF 30" x 46", 18 Gauge, Seal Class C, Galvanized Steel Sheet Metal Ductwork	359.59	186.72
<i>For Seal Class B, Add</i>	46.68	
<i>For Seal Class A, Add</i>	99.59	
<i>For Work In Restricted Working Space, Add</i>	93.36	
23 31 13 13-0996 LF 30" x 48", 18 Gauge, Seal Class C, Galvanized Steel Sheet Metal Ductwork	369.03	191.65
<i>For Seal Class B, Add</i>	47.91	
<i>For Seal Class A, Add</i>	102.20	
<i>For Work In Restricted Working Space, Add</i>	95.82	
23 31 13 13-0997 LF 32" x 32", 18 Gauge, Seal Class C, Galvanized Steel Sheet Metal Ductwork	302.81	157.24
<i>For Seal Class B, Add</i>	39.31	
<i>For Seal Class A, Add</i>	83.86	
<i>For Work In Restricted Working Space, Add</i>	78.62	
23 31 13 13-0998 LF 32" x 34", 18 Gauge, Seal Class C, Galvanized Steel Sheet Metal Ductwork	312.27	162.15
<i>For Seal Class B, Add</i>	40.54	
<i>For Seal Class A, Add</i>	86.48	
<i>For Work In Restricted Working Space, Add</i>	81.08	
23 31 13 13-0999 LF 32" x 36", 18 Gauge, Seal Class C, Galvanized Steel Sheet Metal Ductwork	321.72	167.07
<i>For Seal Class B, Add</i>	41.77	
<i>For Seal Class A, Add</i>	89.10	
<i>For Work In Restricted Working Space, Add</i>	83.53	
23 31 13 13-1000 LF 32" x 38", 18 Gauge, Seal Class C, Galvanized Steel Sheet Metal Ductwork	331.19	171.98
<i>For Seal Class B, Add</i>	43.00	
<i>For Seal Class A, Add</i>	91.72	
<i>For Work In Restricted Working Space, Add</i>	85.99	
23 31 13 13-1001 LF 32" x 40", 18 Gauge, Seal Class C, Galvanized Steel Sheet Metal Ductwork	340.65	176.89
<i>For Seal Class B, Add</i>	44.22	
<i>For Seal Class A, Add</i>	94.35	
<i>For Work In Restricted Working Space, Add</i>	88.45	
23 31 13 13-1002 LF 32" x 42", 18 Gauge, Seal Class C, Galvanized Steel Sheet Metal Ductwork	350.13	181.81
<i>For Seal Class B, Add</i>	45.45	
<i>For Seal Class A, Add</i>	96.97	
<i>For Work In Restricted Working Space, Add</i>	90.91	
23 31 13 13-1003 LF 32" x 44", 18 Gauge, Seal Class C, Galvanized Steel Sheet Metal Ductwork	359.59	186.72
<i>For Seal Class B, Add</i>	46.68	
<i>For Seal Class A, Add</i>	99.59	
<i>For Work In Restricted Working Space, Add</i>	93.36	
23 31 13 13-1004 LF 32" x 46", 18 Gauge, Seal Class C, Galvanized Steel Sheet Metal Ductwork	369.03	191.65
<i>For Seal Class B, Add</i>	47.91	
<i>For Seal Class A, Add</i>	102.20	
<i>For Work In Restricted Working Space, Add</i>	95.82	
23 31 13 13-1005 LF 32" x 48", 18 Gauge, Seal Class C, Galvanized Steel Sheet Metal Ductwork	378.50	196.56
<i>For Seal Class B, Add</i>	49.14	
<i>For Seal Class A, Add</i>	104.83	
<i>For Work In Restricted Working Space, Add</i>	98.28	

23 Heating, Ventilating, and Air-Conditioning (HVAC)

23 30 HVAC Air Distribution

23 31 HVAC Ducts and Casings



MINOR	CSI	UOM	DESCRIPTION	TOTAL DIRECT UNIT COST	DEMOLITION UNIT COST
23 31 13	13-1006	LF	34" x 34", 18 Gauge, Seal Class C, Galvanized Steel Sheet Metal Ductwork	321.72	167.07
			<i>For Seal Class B, Add</i>	41.77	
			<i>For Seal Class A, Add</i>	89.10	
			<i>For Work In Restricted Working Space, Add</i>	83.53	
23 31 13	13-1007	LF	34" x 36", 18 Gauge, Seal Class C, Galvanized Steel Sheet Metal Ductwork	331.19	171.98
			<i>For Seal Class B, Add</i>	43.00	
			<i>For Seal Class A, Add</i>	91.72	
			<i>For Work In Restricted Working Space, Add</i>	85.99	
23 31 13	13-1008	LF	34" x 38", 18 Gauge, Seal Class C, Galvanized Steel Sheet Metal Ductwork	340.65	176.89
			<i>For Seal Class B, Add</i>	44.22	
			<i>For Seal Class A, Add</i>	94.35	
			<i>For Work In Restricted Working Space, Add</i>	88.45	
23 31 13	13-1009	LF	34" x 40", 18 Gauge, Seal Class C, Galvanized Steel Sheet Metal Ductwork	350.13	181.81
			<i>For Seal Class B, Add</i>	45.45	
			<i>For Seal Class A, Add</i>	96.97	
			<i>For Work In Restricted Working Space, Add</i>	90.91	
23 31 13	13-1010	LF	34" x 42", 18 Gauge, Seal Class C, Galvanized Steel Sheet Metal Ductwork	359.59	186.72
			<i>For Seal Class B, Add</i>	46.68	
			<i>For Seal Class A, Add</i>	99.59	
			<i>For Work In Restricted Working Space, Add</i>	93.36	
23 31 13	13-1011	LF	34" x 44", 18 Gauge, Seal Class C, Galvanized Steel Sheet Metal Ductwork	369.03	191.65
			<i>For Seal Class B, Add</i>	47.91	
			<i>For Seal Class A, Add</i>	102.20	
			<i>For Work In Restricted Working Space, Add</i>	95.82	
23 31 13	13-1012	LF	34" x 46", 18 Gauge, Seal Class C, Galvanized Steel Sheet Metal Ductwork	378.50	196.56
			<i>For Seal Class B, Add</i>	49.14	
			<i>For Seal Class A, Add</i>	104.83	
			<i>For Work In Restricted Working Space, Add</i>	98.28	
23 31 13	13-1013	LF	34" x 48", 18 Gauge, Seal Class C, Galvanized Steel Sheet Metal Ductwork	387.95	201.47
			<i>For Seal Class B, Add</i>	50.37	
			<i>For Seal Class A, Add</i>	107.45	
			<i>For Work In Restricted Working Space, Add</i>	100.73	
23 31 13	13-1014	LF	36" x 36", 18 Gauge, Seal Class C, Galvanized Steel Sheet Metal Ductwork	340.65	176.89
			<i>For Seal Class B, Add</i>	44.22	
			<i>For Seal Class A, Add</i>	94.35	
			<i>For Work In Restricted Working Space, Add</i>	88.45	
23 31 13	13-1015	LF	36" x 38", 18 Gauge, Seal Class C, Galvanized Steel Sheet Metal Ductwork	350.13	181.81
			<i>For Seal Class B, Add</i>	45.45	
			<i>For Seal Class A, Add</i>	96.97	
			<i>For Work In Restricted Working Space, Add</i>	90.91	
23 31 13	13-1016	LF	36" x 40", 18 Gauge, Seal Class C, Galvanized Steel Sheet Metal Ductwork	359.59	186.72
			<i>For Seal Class B, Add</i>	46.68	
			<i>For Seal Class A, Add</i>	99.59	
			<i>For Work In Restricted Working Space, Add</i>	93.36	
23 31 13	13-1017	LF	36" x 42", 18 Gauge, Seal Class C, Galvanized Steel Sheet Metal Ductwork	369.03	191.65
			<i>For Seal Class B, Add</i>	47.91	
			<i>For Seal Class A, Add</i>	102.20	
			<i>For Work In Restricted Working Space, Add</i>	95.82	
23 31 13	13-1018	LF	36" x 44", 18 Gauge, Seal Class C, Galvanized Steel Sheet Metal Ductwork	378.50	196.56
			<i>For Seal Class B, Add</i>	49.14	
			<i>For Seal Class A, Add</i>	104.83	
			<i>For Work In Restricted Working Space, Add</i>	98.28	
23 31 13	13-1019	LF	36" x 46", 18 Gauge, Seal Class C, Galvanized Steel Sheet Metal Ductwork	387.95	201.47
			<i>For Seal Class B, Add</i>	50.37	
			<i>For Seal Class A, Add</i>	107.45	
			<i>For Work In Restricted Working Space, Add</i>	100.73	
23 31 13	13-1020	LF	36" x 48", 18 Gauge, Seal Class C, Galvanized Steel Sheet Metal Ductwork	397.43	206.39
			<i>For Seal Class B, Add</i>	51.59	
			<i>For Seal Class A, Add</i>	110.07	
			<i>For Work In Restricted Working Space, Add</i>	103.19	
23 31 13	13-1021	LF	38" x 38", 18 Gauge, Seal Class C, Galvanized Steel Sheet Metal Ductwork	359.59	186.72
			<i>For Seal Class B, Add</i>	46.68	
			<i>For Seal Class A, Add</i>	99.59	
			<i>For Work In Restricted Working Space, Add</i>	93.36	
23 31 13	13-1022	LF	38" x 40", 18 Gauge, Seal Class C, Galvanized Steel Sheet Metal Ductwork	369.03	191.65
			<i>For Seal Class B, Add</i>	47.91	
			<i>For Seal Class A, Add</i>	102.20	
			<i>For Work In Restricted Working Space, Add</i>	95.82	
23 31 13	13-1023	LF	38" x 42", 18 Gauge, Seal Class C, Galvanized Steel Sheet Metal Ductwork	378.50	196.56
			<i>For Seal Class B, Add</i>	49.14	
			<i>For Seal Class A, Add</i>	104.83	
			<i>For Work In Restricted Working Space, Add</i>	98.28	
23 31 13	13-1024	LF	38" x 44", 18 Gauge, Seal Class C, Galvanized Steel Sheet Metal Ductwork	387.95	201.47
			<i>For Seal Class B, Add</i>	50.37	
			<i>For Seal Class A, Add</i>	107.45	
			<i>For Work In Restricted Working Space, Add</i>	100.73	
23 31 13	13-1025	LF	38" x 46", 18 Gauge, Seal Class C, Galvanized Steel Sheet Metal Ductwork	397.43	206.39
			<i>For Seal Class B, Add</i>	51.59	
			<i>For Seal Class A, Add</i>	110.07	
			<i>For Work In Restricted Working Space, Add</i>	103.19	
23 31 13	13-1026	LF	38" x 48", 18 Gauge, Seal Class C, Galvanized Steel Sheet Metal Ductwork	406.90	211.30
			<i>For Seal Class B, Add</i>	52.82	
			<i>For Seal Class A, Add</i>	112.69	
			<i>For Work In Restricted Working Space, Add</i>	105.65	



MINOR CSI UOM DESCRIPTION	TOTAL DIRECT UNIT COST	DEMOLITION UNIT COST
23 31 13 13-1027 LF 38" x 50", 18 Gauge, Seal Class C, Galvanized Steel Sheet Metal Ductwork	416.36	216.21
For Seal Class B, Add	54.05	
For Seal Class A, Add	115.31	
For Work In Restricted Working Space, Add	108.11	
23 31 13 13-1028 LF 40" x 40", 18 Gauge, Seal Class C, Galvanized Steel Sheet Metal Ductwork	378.50	196.56
For Seal Class B, Add	49.14	
For Seal Class A, Add	104.83	
For Work In Restricted Working Space, Add	98.28	
23 31 13 13-1029 LF 40" x 42", 18 Gauge, Seal Class C, Galvanized Steel Sheet Metal Ductwork	387.95	201.47
For Seal Class B, Add	50.37	
For Seal Class A, Add	107.45	
For Work In Restricted Working Space, Add	100.73	
23 31 13 13-1030 LF 40" x 44", 18 Gauge, Seal Class C, Galvanized Steel Sheet Metal Ductwork	397.43	206.39
For Seal Class B, Add	51.59	
For Seal Class A, Add	110.07	
For Work In Restricted Working Space, Add	103.19	
23 31 13 13-1031 LF 40" x 46", 18 Gauge, Seal Class C, Galvanized Steel Sheet Metal Ductwork	406.90	211.30
For Seal Class B, Add	52.82	
For Seal Class A, Add	112.69	
For Work In Restricted Working Space, Add	105.65	
23 31 13 13-1032 LF 40" x 48", 18 Gauge, Seal Class C, Galvanized Steel Sheet Metal Ductwork	416.36	216.21
For Seal Class B, Add	54.05	
For Seal Class A, Add	115.31	
For Work In Restricted Working Space, Add	108.11	
23 31 13 13-1033 LF 40" x 50", 18 Gauge, Seal Class C, Galvanized Steel Sheet Metal Ductwork	425.82	221.12
For Seal Class B, Add	55.28	
For Seal Class A, Add	117.93	
For Work In Restricted Working Space, Add	110.56	
23 31 13 13-1034 LF 40" x 52", 18 Gauge, Seal Class C, Galvanized Steel Sheet Metal Ductwork	435.27	226.03
For Seal Class B, Add	56.51	
For Seal Class A, Add	120.55	
For Work In Restricted Working Space, Add	113.02	
23 31 13 13-1035 LF 40" x 54", 18 Gauge, Seal Class C, Galvanized Steel Sheet Metal Ductwork	444.74	230.94
For Seal Class B, Add	57.74	
For Seal Class A, Add	123.17	
For Work In Restricted Working Space, Add	115.47	
23 31 13 13-1036 LF 40" x 56", 18 Gauge, Seal Class C, Galvanized Steel Sheet Metal Ductwork	454.21	235.86
For Seal Class B, Add	58.97	
For Seal Class A, Add	125.80	
For Work In Restricted Working Space, Add	117.93	
23 31 13 13-1037 LF 42" x 42", 18 Gauge, Seal Class C, Galvanized Steel Sheet Metal Ductwork	397.43	206.39
For Seal Class B, Add	51.59	
For Seal Class A, Add	110.07	
For Work In Restricted Working Space, Add	103.19	
23 31 13 13-1038 LF 42" x 44", 18 Gauge, Seal Class C, Galvanized Steel Sheet Metal Ductwork	406.90	211.30
For Seal Class B, Add	52.82	
For Seal Class A, Add	112.69	
For Work In Restricted Working Space, Add	105.65	
23 31 13 13-1039 LF 42" x 46", 18 Gauge, Seal Class C, Galvanized Steel Sheet Metal Ductwork	416.36	216.21
For Seal Class B, Add	54.05	
For Seal Class A, Add	115.31	
For Work In Restricted Working Space, Add	108.11	
23 31 13 13-1040 LF 42" x 48", 18 Gauge, Seal Class C, Galvanized Steel Sheet Metal Ductwork	425.82	221.12
For Seal Class B, Add	55.28	
For Seal Class A, Add	117.93	
For Work In Restricted Working Space, Add	110.56	
23 31 13 13-1041 LF 42" x 50", 18 Gauge, Seal Class C, Galvanized Steel Sheet Metal Ductwork	435.27	226.03
For Seal Class B, Add	56.51	
For Seal Class A, Add	120.55	
For Work In Restricted Working Space, Add	113.02	
23 31 13 13-1042 LF 42" x 52", 18 Gauge, Seal Class C, Galvanized Steel Sheet Metal Ductwork	444.74	230.94
For Seal Class B, Add	57.74	
For Seal Class A, Add	123.17	
For Work In Restricted Working Space, Add	115.47	
23 31 13 13-1043 LF 42" x 54", 18 Gauge, Seal Class C, Galvanized Steel Sheet Metal Ductwork	454.21	235.86
For Seal Class B, Add	58.97	
For Seal Class A, Add	125.80	
For Work In Restricted Working Space, Add	117.93	
23 31 13 13-1044 LF 42" x 56", 18 Gauge, Seal Class C, Galvanized Steel Sheet Metal Ductwork	463.66	240.77
For Seal Class B, Add	60.19	
For Seal Class A, Add	128.41	
For Work In Restricted Working Space, Add	120.39	
23 31 13 13-1045 LF 44" x 44", 18 Gauge, Seal Class C, Galvanized Steel Sheet Metal Ductwork	416.36	216.21
For Seal Class B, Add	54.05	
For Seal Class A, Add	115.31	
For Work In Restricted Working Space, Add	108.11	
23 31 13 13-1046 LF 44" x 46", 18 Gauge, Seal Class C, Galvanized Steel Sheet Metal Ductwork	425.82	221.12
For Seal Class B, Add	55.28	
For Seal Class A, Add	117.93	
For Work In Restricted Working Space, Add	110.56	
23 31 13 13-1047 LF 44" x 48", 18 Gauge, Seal Class C, Galvanized Steel Sheet Metal Ductwork	435.27	226.03
For Seal Class B, Add	56.51	
For Seal Class A, Add	120.55	
For Work In Restricted Working Space, Add	113.02	

23 Heating, Ventilating, and Air-Conditioning (HVAC)

23 30 HVAC Air Distribution

23 31 HVAC Ducts and Casings



MINOR	CSI	UOM	DESCRIPTION	TOTAL DIRECT UNIT COST	DEMOLITION UNIT COST
23 31 13	13-1048	LF	44" x 50", 18 Gauge, Seal Class C, Galvanized Steel Sheet Metal Ductwork	444.74	230.94
			<i>For Seal Class B, Add</i>	57.74	
			<i>For Seal Class A, Add</i>	123.17	
			<i>For Work In Restricted Working Space, Add</i>	115.47	
23 31 13	13-1049	LF	44" x 52", 18 Gauge, Seal Class C, Galvanized Steel Sheet Metal Ductwork	454.21	235.86
			<i>For Seal Class B, Add</i>	58.97	
			<i>For Seal Class A, Add</i>	125.80	
			<i>For Work In Restricted Working Space, Add</i>	117.93	
23 31 13	13-1050	LF	44" x 54", 18 Gauge, Seal Class C, Galvanized Steel Sheet Metal Ductwork	463.66	240.77
			<i>For Seal Class B, Add</i>	60.19	
			<i>For Seal Class A, Add</i>	128.41	
			<i>For Work In Restricted Working Space, Add</i>	120.39	
23 31 13	13-1051	LF	44" x 56", 18 Gauge, Seal Class C, Galvanized Steel Sheet Metal Ductwork	473.13	245.69
			<i>For Seal Class B, Add</i>	61.42	
			<i>For Seal Class A, Add</i>	131.04	
			<i>For Work In Restricted Working Space, Add</i>	122.85	
23 31 13	13-1052	LF	46" x 46", 18 Gauge, Seal Class C, Galvanized Steel Sheet Metal Ductwork	435.27	226.03
			<i>For Seal Class B, Add</i>	56.51	
			<i>For Seal Class A, Add</i>	120.55	
			<i>For Work In Restricted Working Space, Add</i>	113.02	
23 31 13	13-1053	LF	46" x 48", 18 Gauge, Seal Class C, Galvanized Steel Sheet Metal Ductwork	444.74	230.94
			<i>For Seal Class B, Add</i>	57.74	
			<i>For Seal Class A, Add</i>	123.17	
			<i>For Work In Restricted Working Space, Add</i>	115.47	
23 31 13	13-1054	LF	46" x 50", 18 Gauge, Seal Class C, Galvanized Steel Sheet Metal Ductwork	454.21	235.86
			<i>For Seal Class B, Add</i>	58.97	
			<i>For Seal Class A, Add</i>	125.80	
			<i>For Work In Restricted Working Space, Add</i>	117.93	
23 31 13	13-1055	LF	46" x 52", 18 Gauge, Seal Class C, Galvanized Steel Sheet Metal Ductwork	463.66	240.77
			<i>For Seal Class B, Add</i>	60.19	
			<i>For Seal Class A, Add</i>	128.41	
			<i>For Work In Restricted Working Space, Add</i>	120.39	
23 31 13	13-1056	LF	46" x 54", 18 Gauge, Seal Class C, Galvanized Steel Sheet Metal Ductwork	473.13	245.69
			<i>For Seal Class B, Add</i>	61.42	
			<i>For Seal Class A, Add</i>	131.04	
			<i>For Work In Restricted Working Space, Add</i>	122.85	
23 31 13	13-1057	LF	46" x 56", 18 Gauge, Seal Class C, Galvanized Steel Sheet Metal Ductwork	490.78	255.52
			<i>For Seal Class B, Add</i>	63.88	
			<i>For Seal Class A, Add</i>	136.28	
			<i>For Work In Restricted Working Space, Add</i>	127.76	
23 31 13	13-1058	LF	46" x 58", 18 Gauge, Seal Class C, Galvanized Steel Sheet Metal Ductwork	500.25	260.43
			<i>For Seal Class B, Add</i>	65.11	
			<i>For Seal Class A, Add</i>	138.90	
			<i>For Work In Restricted Working Space, Add</i>	130.22	
23 31 13	13-1059	LF	48" x 48", 18 Gauge, Seal Class C, Galvanized Steel Sheet Metal Ductwork	454.21	235.86
			<i>For Seal Class B, Add</i>	58.97	
			<i>For Seal Class A, Add</i>	125.80	
			<i>For Work In Restricted Working Space, Add</i>	117.93	
23 31 13	13-1060	LF	48" x 50", 18 Gauge, Seal Class C, Galvanized Steel Sheet Metal Ductwork	463.66	240.77
			<i>For Seal Class B, Add</i>	60.19	
			<i>For Seal Class A, Add</i>	128.41	
			<i>For Work In Restricted Working Space, Add</i>	120.39	
23 31 13	13-1061	LF	48" x 52", 18 Gauge, Seal Class C, Galvanized Steel Sheet Metal Ductwork	473.13	245.69
			<i>For Seal Class B, Add</i>	61.42	
			<i>For Seal Class A, Add</i>	131.04	
			<i>For Work In Restricted Working Space, Add</i>	122.85	
23 31 13	13-1062	LF	48" x 54", 18 Gauge, Seal Class C, Galvanized Steel Sheet Metal Ductwork	482.58	250.61
			<i>For Seal Class B, Add</i>	62.65	
			<i>For Seal Class A, Add</i>	133.65	
			<i>For Work In Restricted Working Space, Add</i>	125.30	
23 31 13	13-1063	LF	48" x 56", 18 Gauge, Seal Class C, Galvanized Steel Sheet Metal Ductwork	492.07	255.52
			<i>For Seal Class B, Add</i>	63.88	
			<i>For Seal Class A, Add</i>	136.28	
			<i>For Work In Restricted Working Space, Add</i>	127.76	
23 31 13	13-1064	LF	48" x 58", 18 Gauge, Seal Class C, Galvanized Steel Sheet Metal Ductwork	501.52	260.43
			<i>For Seal Class B, Add</i>	65.11	
			<i>For Seal Class A, Add</i>	138.90	
			<i>For Work In Restricted Working Space, Add</i>	130.22	
23 31 13	13-1065	LF	48" x 60", 18 Gauge, Seal Class C, Galvanized Steel Sheet Metal Ductwork	510.98	265.35
			<i>For Seal Class B, Add</i>	66.34	
			<i>For Seal Class A, Add</i>	141.52	
			<i>For Work In Restricted Working Space, Add</i>	132.67	
23 31 13	13-1066	LF	50" x 50", 18 Gauge, Seal Class C, Galvanized Steel Sheet Metal Ductwork	473.13	245.69
			<i>For Seal Class B, Add</i>	61.42	
			<i>For Seal Class A, Add</i>	131.04	
			<i>For Work In Restricted Working Space, Add</i>	122.85	
23 31 13	13-1067	LF	50" x 52", 18 Gauge, Seal Class C, Galvanized Steel Sheet Metal Ductwork	482.58	250.61
			<i>For Seal Class B, Add</i>	62.65	
			<i>For Seal Class A, Add</i>	133.65	
			<i>For Work In Restricted Working Space, Add</i>	125.30	
23 31 13	13-1068	LF	50" x 54", 18 Gauge, Seal Class C, Galvanized Steel Sheet Metal Ductwork	492.07	255.52
			<i>For Seal Class B, Add</i>	63.88	
			<i>For Seal Class A, Add</i>	136.28	
			<i>For Work In Restricted Working Space, Add</i>	127.76	



MINOR CSI UOM DESCRIPTION	TOTAL DIRECT UNIT COST	DEMOLITION UNIT COST
23 31 13 13-1069 LF 50" x 56", 18 Gauge, Seal Class C, Galvanized Steel Sheet Metal Ductwork	501.52	260.43
<i>For Seal Class B, Add</i>	65.11	
<i>For Seal Class A, Add</i>	138.90	
<i>For Work In Restricted Working Space, Add</i>	130.22	
23 31 13 13-1070 LF 50" x 58", 18 Gauge, Seal Class C, Galvanized Steel Sheet Metal Ductwork	510.98	265.35
<i>For Seal Class B, Add</i>	66.34	
<i>For Seal Class A, Add</i>	141.52	
<i>For Work In Restricted Working Space, Add</i>	132.67	
23 31 13 13-1071 LF 50" x 60", 18 Gauge, Seal Class C, Galvanized Steel Sheet Metal Ductwork	520.44	270.26
<i>For Seal Class B, Add</i>	67.56	
<i>For Seal Class A, Add</i>	144.14	
<i>For Work In Restricted Working Space, Add</i>	135.13	
23 31 13 13-1072 LF 52" x 52", 18 Gauge, Seal Class C, Galvanized Steel Sheet Metal Ductwork	492.07	255.52
<i>For Seal Class B, Add</i>	63.88	
<i>For Seal Class A, Add</i>	136.28	
<i>For Work In Restricted Working Space, Add</i>	127.76	
23 31 13 13-1073 LF 52" x 54", 18 Gauge, Seal Class C, Galvanized Steel Sheet Metal Ductwork	501.52	260.43
<i>For Seal Class B, Add</i>	65.11	
<i>For Seal Class A, Add</i>	138.90	
<i>For Work In Restricted Working Space, Add</i>	130.22	
23 31 13 13-1074 LF 52" x 56", 18 Gauge, Seal Class C, Galvanized Steel Sheet Metal Ductwork	510.98	265.35
<i>For Seal Class B, Add</i>	66.34	
<i>For Seal Class A, Add</i>	141.52	
<i>For Work In Restricted Working Space, Add</i>	132.67	
23 31 13 13-1075 LF 52" x 58", 18 Gauge, Seal Class C, Galvanized Steel Sheet Metal Ductwork	520.44	270.26
<i>For Seal Class B, Add</i>	67.56	
<i>For Seal Class A, Add</i>	144.14	
<i>For Work In Restricted Working Space, Add</i>	135.13	
23 31 13 13-1076 LF 52" x 60", 18 Gauge, Seal Class C, Galvanized Steel Sheet Metal Ductwork	529.91	275.17
<i>For Seal Class B, Add</i>	68.79	
<i>For Seal Class A, Add</i>	146.76	
<i>For Work In Restricted Working Space, Add</i>	137.59	
23 31 13 13-1077 LF 54" x 54", 18 Gauge, Seal Class C, Galvanized Steel Sheet Metal Ductwork	510.98	265.35
<i>For Seal Class B, Add</i>	66.34	
<i>For Seal Class A, Add</i>	141.52	
<i>For Work In Restricted Working Space, Add</i>	132.67	
23 31 13 13-1078 LF 54" x 56", 18 Gauge, Seal Class C, Galvanized Steel Sheet Metal Ductwork	520.44	270.26
<i>For Seal Class B, Add</i>	67.56	
<i>For Seal Class A, Add</i>	144.14	
<i>For Work In Restricted Working Space, Add</i>	135.13	
23 31 13 13-1079 LF 54" x 58", 18 Gauge, Seal Class C, Galvanized Steel Sheet Metal Ductwork	529.91	275.17
<i>For Seal Class B, Add</i>	68.79	
<i>For Seal Class A, Add</i>	146.76	
<i>For Work In Restricted Working Space, Add</i>	137.59	
23 31 13 13-1080 LF 54" x 60", 18 Gauge, Seal Class C, Galvanized Steel Sheet Metal Ductwork	539.38	280.09
<i>For Seal Class B, Add</i>	70.02	
<i>For Seal Class A, Add</i>	149.38	
<i>For Work In Restricted Working Space, Add</i>	140.05	
23 31 13 13-1081 LF 54" x 62", 18 Gauge, Seal Class C, Galvanized Steel Sheet Metal Ductwork	548.83	285.00
<i>For Seal Class B, Add</i>	71.25	
<i>For Seal Class A, Add</i>	152.00	
<i>For Work In Restricted Working Space, Add</i>	142.50	
23 31 13 13-1082 LF 54" x 64", 18 Gauge, Seal Class C, Galvanized Steel Sheet Metal Ductwork	558.29	289.91
<i>For Seal Class B, Add</i>	72.48	
<i>For Seal Class A, Add</i>	154.62	
<i>For Work In Restricted Working Space, Add</i>	144.96	
23 31 13 13-1083 LF 56" x 56", 18 Gauge, Seal Class C, Galvanized Steel Sheet Metal Ductwork	529.91	275.17
<i>For Seal Class B, Add</i>	68.79	
<i>For Seal Class A, Add</i>	146.76	
<i>For Work In Restricted Working Space, Add</i>	137.59	
23 31 13 13-1084 LF 56" x 58", 18 Gauge, Seal Class C, Galvanized Steel Sheet Metal Ductwork	539.38	280.09
<i>For Seal Class B, Add</i>	70.02	
<i>For Seal Class A, Add</i>	149.38	
<i>For Work In Restricted Working Space, Add</i>	140.05	
23 31 13 13-1085 LF 56" x 60", 18 Gauge, Seal Class C, Galvanized Steel Sheet Metal Ductwork	548.83	285.00
<i>For Seal Class B, Add</i>	71.25	
<i>For Seal Class A, Add</i>	152.00	
<i>For Work In Restricted Working Space, Add</i>	142.50	
23 31 13 13-1086 LF 56" x 62", 18 Gauge, Seal Class C, Galvanized Steel Sheet Metal Ductwork	558.29	289.91
<i>For Seal Class B, Add</i>	72.48	
<i>For Seal Class A, Add</i>	154.62	
<i>For Work In Restricted Working Space, Add</i>	144.96	
23 31 13 13-1087 LF 56" x 64", 18 Gauge, Seal Class C, Galvanized Steel Sheet Metal Ductwork	567.75	294.83
<i>For Seal Class B, Add</i>	73.71	
<i>For Seal Class A, Add</i>	157.24	
<i>For Work In Restricted Working Space, Add</i>	147.41	
23 31 13 13-1088 LF 58" x 58", 18 Gauge, Seal Class C, Galvanized Steel Sheet Metal Ductwork	548.83	285.00
<i>For Seal Class B, Add</i>	71.25	
<i>For Seal Class A, Add</i>	152.00	
<i>For Work In Restricted Working Space, Add</i>	142.50	
23 31 13 13-1089 LF 58" x 60", 18 Gauge, Seal Class C, Galvanized Steel Sheet Metal Ductwork	558.29	289.91
<i>For Seal Class B, Add</i>	72.48	
<i>For Seal Class A, Add</i>	154.62	
<i>For Work In Restricted Working Space, Add</i>	144.96	

23 Heating, Ventilating, and Air-Conditioning (HVAC)

23 30 HVAC Air Distribution

23 31 HVAC Ducts and Casings



MINOR	CSI	UOM	DESCRIPTION	TOTAL DIRECT UNIT COST	DEMOLITION UNIT COST
23 31 13	13-1090	LF	58" x 62", 18 Gauge, Seal Class C, Galvanized Steel Sheet Metal Ductwork	567.75	294.83
			<i>For Seal Class B, Add</i>	73.71	
			<i>For Seal Class A, Add</i>	157.24	
			<i>For Work In Restricted Working Space, Add</i>	147.41	
23 31 13	13-1091	LF	58" x 64", 18 Gauge, Seal Class C, Galvanized Steel Sheet Metal Ductwork	577.21	299.75
			<i>For Seal Class B, Add</i>	74.94	
			<i>For Seal Class A, Add</i>	159.86	
			<i>For Work In Restricted Working Space, Add</i>	149.87	
23 31 13	13-1092	LF	58" x 66", 18 Gauge, Seal Class C, Galvanized Steel Sheet Metal Ductwork	586.69	304.65
			<i>For Seal Class B, Add</i>	76.16	
			<i>For Seal Class A, Add</i>	162.48	
			<i>For Work In Restricted Working Space, Add</i>	152.33	
23 31 13	13-1093	LF	60" x 60", 18 Gauge, Seal Class C, Galvanized Steel Sheet Metal Ductwork	567.75	294.83
			<i>For Seal Class B, Add</i>	73.71	
			<i>For Seal Class A, Add</i>	157.24	
			<i>For Work In Restricted Working Space, Add</i>	147.41	
23 31 13	13-1094	LF	60" x 62", 18 Gauge, Seal Class C, Galvanized Steel Sheet Metal Ductwork	577.21	299.75
			<i>For Seal Class B, Add</i>	74.94	
			<i>For Seal Class A, Add</i>	159.86	
			<i>For Work In Restricted Working Space, Add</i>	149.87	
23 31 13	13-1095	LF	60" x 64", 18 Gauge, Seal Class C, Galvanized Steel Sheet Metal Ductwork	586.69	304.65
			<i>For Seal Class B, Add</i>	76.16	
			<i>For Seal Class A, Add</i>	162.48	
			<i>For Work In Restricted Working Space, Add</i>	152.33	
23 31 13	13-1096	LF	60" x 66", 18 Gauge, Seal Class C, Galvanized Steel Sheet Metal Ductwork	596.15	309.57
			<i>For Seal Class B, Add</i>	77.39	
			<i>For Seal Class A, Add</i>	165.10	
			<i>For Work In Restricted Working Space, Add</i>	154.79	
23 31 13	13-1097	LF	60" x 68", 18 Gauge, Seal Class C, Galvanized Steel Sheet Metal Ductwork	605.62	314.48
			<i>For Seal Class B, Add</i>	78.62	
			<i>For Seal Class A, Add</i>	167.73	
			<i>For Work In Restricted Working Space, Add</i>	157.25	
23 31 13	13-1098	LF	62" x 62", 18 Gauge, Seal Class C, Galvanized Steel Sheet Metal Ductwork	586.69	304.65
			<i>For Seal Class B, Add</i>	76.16	
			<i>For Seal Class A, Add</i>	162.48	
			<i>For Work In Restricted Working Space, Add</i>	152.33	
23 31 13	13-1099	LF	62" x 64", 18 Gauge, Seal Class C, Galvanized Steel Sheet Metal Ductwork	596.15	309.57
			<i>For Seal Class B, Add</i>	77.39	
			<i>For Seal Class A, Add</i>	165.10	
			<i>For Work In Restricted Working Space, Add</i>	154.79	
23 31 13	13-1100	LF	62" x 66", 18 Gauge, Seal Class C, Galvanized Steel Sheet Metal Ductwork	605.62	314.48
			<i>For Seal Class B, Add</i>	78.62	
			<i>For Seal Class A, Add</i>	167.73	
			<i>For Work In Restricted Working Space, Add</i>	157.25	
23 31 13	13-1101	LF	62" x 68", 18 Gauge, Seal Class C, Galvanized Steel Sheet Metal Ductwork	615.06	319.39
			<i>For Seal Class B, Add</i>	79.85	
			<i>For Seal Class A, Add</i>	170.35	
			<i>For Work In Restricted Working Space, Add</i>	159.70	
23 31 13	13-1102	LF	62" x 70", 18 Gauge, Seal Class C, Galvanized Steel Sheet Metal Ductwork	624.52	324.31
			<i>For Seal Class B, Add</i>	81.08	
			<i>For Seal Class A, Add</i>	172.97	
			<i>For Work In Restricted Working Space, Add</i>	162.16	
23 31 13	13-1103	LF	64" x 64", 18 Gauge, Seal Class C, Galvanized Steel Sheet Metal Ductwork	605.62	314.48
			<i>For Seal Class B, Add</i>	78.62	
			<i>For Seal Class A, Add</i>	167.73	
			<i>For Work In Restricted Working Space, Add</i>	157.25	
23 31 13	13-1104	LF	64" x 66", 18 Gauge, Seal Class C, Galvanized Steel Sheet Metal Ductwork	615.06	319.39
			<i>For Seal Class B, Add</i>	79.85	
			<i>For Seal Class A, Add</i>	170.35	
			<i>For Work In Restricted Working Space, Add</i>	159.70	
23 31 13	13-1105	LF	64" x 68", 18 Gauge, Seal Class C, Galvanized Steel Sheet Metal Ductwork	624.52	324.31
			<i>For Seal Class B, Add</i>	81.08	
			<i>For Seal Class A, Add</i>	172.97	
			<i>For Work In Restricted Working Space, Add</i>	162.16	
23 31 13	13-1106	LF	64" x 70", 18 Gauge, Seal Class C, Galvanized Steel Sheet Metal Ductwork	633.99	329.22
			<i>For Seal Class B, Add</i>	82.31	
			<i>For Seal Class A, Add</i>	175.58	
			<i>For Work In Restricted Working Space, Add</i>	164.61	
23 31 13	13-1107	LF	66" x 66", 18 Gauge, Seal Class C, Galvanized Steel Sheet Metal Ductwork	624.52	324.31
			<i>For Seal Class B, Add</i>	81.08	
			<i>For Seal Class A, Add</i>	172.97	
			<i>For Work In Restricted Working Space, Add</i>	162.16	
23 31 13	13-1108	LF	66" x 68", 18 Gauge, Seal Class C, Galvanized Steel Sheet Metal Ductwork	633.99	329.22
			<i>For Seal Class B, Add</i>	82.31	
			<i>For Seal Class A, Add</i>	175.58	
			<i>For Work In Restricted Working Space, Add</i>	164.61	
23 31 13	13-1109	LF	66" x 70", 18 Gauge, Seal Class C, Galvanized Steel Sheet Metal Ductwork	643.46	334.14
			<i>For Seal Class B, Add</i>	83.54	
			<i>For Seal Class A, Add</i>	178.21	
			<i>For Work In Restricted Working Space, Add</i>	167.07	
23 31 13	13-1110	LF	66" x 72", 18 Gauge, Seal Class C, Galvanized Steel Sheet Metal Ductwork	652.92	339.05
			<i>For Seal Class B, Add</i>	84.76	
			<i>For Seal Class A, Add</i>	180.83	
			<i>For Work In Restricted Working Space, Add</i>	169.53	



MINOR CSI UOM DESCRIPTION	TOTAL DIRECT UNIT COST	DEMOLITION UNIT COST
23 31 13 13-1111 LF 68" x 68", 18 Gauge, Seal Class C, Galvanized Steel Sheet Metal Ductwork	643.46	334.14
For Seal Class B, Add	83.54	
For Seal Class A, Add	178.21	
For Work In Restricted Working Space, Add	167.07	
23 31 13 13-1112 LF 68" x 70", 18 Gauge, Seal Class C, Galvanized Steel Sheet Metal Ductwork	652.92	339.05
For Seal Class B, Add	84.76	
For Seal Class A, Add	180.83	
For Work In Restricted Working Space, Add	169.53	
23 31 13 13-1113 LF 68" x 72", 18 Gauge, Seal Class C, Galvanized Steel Sheet Metal Ductwork	662.38	343.96
For Seal Class B, Add	85.99	
For Seal Class A, Add	183.45	
For Work In Restricted Working Space, Add	171.98	
23 31 13 13-1114 LF 68" x 74", 18 Gauge, Seal Class C, Galvanized Steel Sheet Metal Ductwork	671.84	348.88
For Seal Class B, Add	87.22	
For Seal Class A, Add	186.07	
For Work In Restricted Working Space, Add	174.44	
23 31 13 13-1115 LF 70" x 70", 18 Gauge, Seal Class C, Galvanized Steel Sheet Metal Ductwork	662.38	343.96
For Seal Class B, Add	85.99	
For Seal Class A, Add	183.45	
For Work In Restricted Working Space, Add	171.98	
23 31 13 13-1116 LF 70" x 72", 18 Gauge, Seal Class C, Galvanized Steel Sheet Metal Ductwork	671.84	348.88
For Seal Class B, Add	87.22	
For Seal Class A, Add	186.07	
For Work In Restricted Working Space, Add	174.44	
23 31 13 13-1117 LF 70" x 74", 18 Gauge, Seal Class C, Galvanized Steel Sheet Metal Ductwork	681.32	353.80
For Seal Class B, Add	88.45	
For Seal Class A, Add	188.69	
For Work In Restricted Working Space, Add	176.90	
23 31 13 13-1118 LF 70" x 76", 18 Gauge, Seal Class C, Galvanized Steel Sheet Metal Ductwork	690.77	358.71
For Seal Class B, Add	89.68	
For Seal Class A, Add	191.31	
For Work In Restricted Working Space, Add	179.36	
23 31 13 13-1119 LF 70" x 78", 18 Gauge, Seal Class C, Galvanized Steel Sheet Metal Ductwork	700.22	363.63
For Seal Class B, Add	90.90	
For Seal Class A, Add	193.93	
For Work In Restricted Working Space, Add	181.81	
23 31 13 13-1120 LF 70" x 80", 18 Gauge, Seal Class C, Galvanized Steel Sheet Metal Ductwork	709.68	368.54
For Seal Class B, Add	92.13	
For Seal Class A, Add	196.55	
For Work In Restricted Working Space, Add	184.27	
23 31 13 13-1121 LF 70" x 82", 18 Gauge, Seal Class C, Galvanized Steel Sheet Metal Ductwork	719.16	373.45
For Seal Class B, Add	93.36	
For Seal Class A, Add	199.18	
For Work In Restricted Working Space, Add	186.73	
23 31 13 13-1122 LF 70" x 84", 18 Gauge, Seal Class C, Galvanized Steel Sheet Metal Ductwork	728.63	378.37
For Seal Class B, Add	94.59	
For Seal Class A, Add	201.80	
For Work In Restricted Working Space, Add	189.18	
23 31 13 13-1123 LF 70" x 86", 18 Gauge, Seal Class C, Galvanized Steel Sheet Metal Ductwork	738.09	383.28
For Seal Class B, Add	95.82	
For Seal Class A, Add	204.42	
For Work In Restricted Working Space, Add	191.64	
23 31 13 13-1124 LF 72" x 72", 18 Gauge, Seal Class C, Galvanized Steel Sheet Metal Ductwork	681.32	353.80
For Seal Class B, Add	88.45	
For Seal Class A, Add	188.69	
For Work In Restricted Working Space, Add	176.90	
23 31 13 13-1125 LF 72" x 74", 18 Gauge, Seal Class C, Galvanized Steel Sheet Metal Ductwork	690.77	358.71
For Seal Class B, Add	89.68	
For Seal Class A, Add	191.31	
For Work In Restricted Working Space, Add	179.36	
23 31 13 13-1126 LF 72" x 76", 18 Gauge, Seal Class C, Galvanized Steel Sheet Metal Ductwork	700.22	363.63
For Seal Class B, Add	90.90	
For Seal Class A, Add	193.93	
For Work In Restricted Working Space, Add	181.81	
23 31 13 13-1127 LF 72" x 78", 18 Gauge, Seal Class C, Galvanized Steel Sheet Metal Ductwork	709.68	368.54
For Seal Class B, Add	92.13	
For Seal Class A, Add	196.55	
For Work In Restricted Working Space, Add	184.27	
23 31 13 13-1128 LF 72" x 80", 18 Gauge, Seal Class C, Galvanized Steel Sheet Metal Ductwork	719.16	373.45
For Seal Class B, Add	93.36	
For Seal Class A, Add	199.18	
For Work In Restricted Working Space, Add	186.73	
23 31 13 13-1129 LF 72" x 82", 18 Gauge, Seal Class C, Galvanized Steel Sheet Metal Ductwork	728.63	378.37
For Seal Class B, Add	94.59	
For Seal Class A, Add	201.80	
For Work In Restricted Working Space, Add	189.18	
23 31 13 13-1130 LF 72" x 84", 18 Gauge, Seal Class C, Galvanized Steel Sheet Metal Ductwork	738.09	383.28
For Seal Class B, Add	95.82	
For Seal Class A, Add	204.42	
For Work In Restricted Working Space, Add	191.64	
23 31 13 13-1131 LF 72" x 86", 18 Gauge, Seal Class C, Galvanized Steel Sheet Metal Ductwork	747.54	388.19
For Seal Class B, Add	97.05	
For Seal Class A, Add	207.03	
For Work In Restricted Working Space, Add	194.09	

23 Heating, Ventilating, and Air-Conditioning (HVAC)

23 30 HVAC Air Distribution

23 31 HVAC Ducts and Casings



MINOR	CSI	UOM	DESCRIPTION	TOTAL DIRECT UNIT COST	DEMOLITION UNIT COST
23 31 13	13-1132	LF	74" x 74", 18 Gauge, Seal Class C, Galvanized Steel Sheet Metal Ductwork	700.22	363.63
			<i>For Seal Class B, Add</i>	90.90	
			<i>For Seal Class A, Add</i>	193.93	
			<i>For Work In Restricted Working Space, Add</i>	181.81	
23 31 13	13-1133	LF	74" x 76", 18 Gauge, Seal Class C, Galvanized Steel Sheet Metal Ductwork	709.68	368.54
			<i>For Seal Class B, Add</i>	92.13	
			<i>For Seal Class A, Add</i>	196.55	
			<i>For Work In Restricted Working Space, Add</i>	184.27	
23 31 13	13-1134	LF	74" x 78", 18 Gauge, Seal Class C, Galvanized Steel Sheet Metal Ductwork	719.16	373.45
			<i>For Seal Class B, Add</i>	93.36	
			<i>For Seal Class A, Add</i>	199.18	
			<i>For Work In Restricted Working Space, Add</i>	186.73	
23 31 13	13-1135	LF	74" x 80", 18 Gauge, Seal Class C, Galvanized Steel Sheet Metal Ductwork	728.63	378.37
			<i>For Seal Class B, Add</i>	94.59	
			<i>For Seal Class A, Add</i>	201.80	
			<i>For Work In Restricted Working Space, Add</i>	189.18	
23 31 13	13-1136	LF	74" x 82", 18 Gauge, Seal Class C, Galvanized Steel Sheet Metal Ductwork	738.09	383.28
			<i>For Seal Class B, Add</i>	95.82	
			<i>For Seal Class A, Add</i>	204.42	
			<i>For Work In Restricted Working Space, Add</i>	191.64	
23 31 13	13-1137	LF	74" x 84", 18 Gauge, Seal Class C, Galvanized Steel Sheet Metal Ductwork	747.54	388.19
			<i>For Seal Class B, Add</i>	97.05	
			<i>For Seal Class A, Add</i>	207.03	
			<i>For Work In Restricted Working Space, Add</i>	194.09	
23 31 13	13-1138	LF	74" x 86", 18 Gauge, Seal Class C, Galvanized Steel Sheet Metal Ductwork	757.00	393.11
			<i>For Seal Class B, Add</i>	98.28	
			<i>For Seal Class A, Add</i>	209.65	
			<i>For Work In Restricted Working Space, Add</i>	196.55	
23 31 13	13-1139	LF	76" x 76", 18 Gauge, Seal Class C, Galvanized Steel Sheet Metal Ductwork	719.16	373.45
			<i>For Seal Class B, Add</i>	93.36	
			<i>For Seal Class A, Add</i>	199.18	
			<i>For Work In Restricted Working Space, Add</i>	186.73	
23 31 13	13-1140	LF	76" x 78", 18 Gauge, Seal Class C, Galvanized Steel Sheet Metal Ductwork	728.63	378.37
			<i>For Seal Class B, Add</i>	94.59	
			<i>For Seal Class A, Add</i>	201.80	
			<i>For Work In Restricted Working Space, Add</i>	189.18	
23 31 13	13-1141	LF	76" x 80", 18 Gauge, Seal Class C, Galvanized Steel Sheet Metal Ductwork	738.09	383.28
			<i>For Seal Class B, Add</i>	95.82	
			<i>For Seal Class A, Add</i>	204.42	
			<i>For Work In Restricted Working Space, Add</i>	191.64	
23 31 13	13-1142	LF	76" x 82", 18 Gauge, Seal Class C, Galvanized Steel Sheet Metal Ductwork	747.54	388.19
			<i>For Seal Class B, Add</i>	97.05	
			<i>For Seal Class A, Add</i>	207.03	
			<i>For Work In Restricted Working Space, Add</i>	194.09	
23 31 13	13-1143	LF	76" x 84", 18 Gauge, Seal Class C, Galvanized Steel Sheet Metal Ductwork	757.00	393.11
			<i>For Seal Class B, Add</i>	98.28	
			<i>For Seal Class A, Add</i>	209.65	
			<i>For Work In Restricted Working Space, Add</i>	196.55	
23 31 13	13-1144	LF	76" x 86", 18 Gauge, Seal Class C, Galvanized Steel Sheet Metal Ductwork	766.46	398.01
			<i>For Seal Class B, Add</i>	99.50	
			<i>For Seal Class A, Add</i>	212.28	
			<i>For Work In Restricted Working Space, Add</i>	199.01	
23 31 13	13-1145	LF	78" x 78", 18 Gauge, Seal Class C, Galvanized Steel Sheet Metal Ductwork	738.09	383.28
			<i>For Seal Class B, Add</i>	95.82	
			<i>For Seal Class A, Add</i>	204.42	
			<i>For Work In Restricted Working Space, Add</i>	191.64	
23 31 13	13-1146	LF	78" x 80", 18 Gauge, Seal Class C, Galvanized Steel Sheet Metal Ductwork	747.54	388.19
			<i>For Seal Class B, Add</i>	97.05	
			<i>For Seal Class A, Add</i>	207.03	
			<i>For Work In Restricted Working Space, Add</i>	194.09	
23 31 13	13-1147	LF	78" x 82", 18 Gauge, Seal Class C, Galvanized Steel Sheet Metal Ductwork	757.00	393.11
			<i>For Seal Class B, Add</i>	98.28	
			<i>For Seal Class A, Add</i>	209.65	
			<i>For Work In Restricted Working Space, Add</i>	196.55	
23 31 13	13-1148	LF	78" x 84", 18 Gauge, Seal Class C, Galvanized Steel Sheet Metal Ductwork	766.46	398.01
			<i>For Seal Class B, Add</i>	99.50	
			<i>For Seal Class A, Add</i>	212.28	
			<i>For Work In Restricted Working Space, Add</i>	199.01	
23 31 13	13-1149	LF	78" x 86", 18 Gauge, Seal Class C, Galvanized Steel Sheet Metal Ductwork	775.93	402.92
			<i>For Seal Class B, Add</i>	100.73	
			<i>For Seal Class A, Add</i>	214.90	
			<i>For Work In Restricted Working Space, Add</i>	201.47	
23 31 13	13-1150	LF	80" x 80", 18 Gauge, Seal Class C, Galvanized Steel Sheet Metal Ductwork	757.00	393.11
			<i>For Seal Class B, Add</i>	98.28	
			<i>For Seal Class A, Add</i>	209.65	
			<i>For Work In Restricted Working Space, Add</i>	196.55	
23 31 13	13-1151	LF	80" x 82", 18 Gauge, Seal Class C, Galvanized Steel Sheet Metal Ductwork	766.46	398.01
			<i>For Seal Class B, Add</i>	99.50	
			<i>For Seal Class A, Add</i>	212.28	
			<i>For Work In Restricted Working Space, Add</i>	199.01	
23 31 13	13-1152	LF	80" x 84", 18 Gauge, Seal Class C, Galvanized Steel Sheet Metal Ductwork	775.93	402.92
			<i>For Seal Class B, Add</i>	100.73	
			<i>For Seal Class A, Add</i>	214.90	
			<i>For Work In Restricted Working Space, Add</i>	201.47	



MINOR	CSI	UOM	DESCRIPTION	TOTAL DIRECT UNIT COST	DEMOLITION UNIT COST
23 31 13 13-1153	LF		80" x 86", 18 Gauge, Seal Class C, Galvanized Steel Sheet Metal Ductwork <i>For Seal Class B, Add</i> <i>For Seal Class A, Add</i> <i>For Work In Restricted Working Space, Add</i>	793.58 103.19 220.14 206.38	412.76
23 31 13 13-1154	LF		82" x 82", 18 Gauge, Seal Class C, Galvanized Steel Sheet Metal Ductwork <i>For Seal Class B, Add</i> <i>For Seal Class A, Add</i> <i>For Work In Restricted Working Space, Add</i>	775.93 100.73 214.90 201.47	402.92
23 31 13 13-1155	LF		82" x 84", 18 Gauge, Seal Class C, Galvanized Steel Sheet Metal Ductwork <i>For Seal Class B, Add</i> <i>For Seal Class A, Add</i> <i>For Work In Restricted Working Space, Add</i>	785.40 101.96 217.52 203.93	407.85
23 31 13 13-1156	LF		82" x 86", 18 Gauge, Seal Class C, Galvanized Steel Sheet Metal Ductwork <i>For Seal Class B, Add</i> <i>For Seal Class A, Add</i> <i>For Work In Restricted Working Space, Add</i>	794.85 103.19 220.14 206.38	412.76
23 31 13 13-1157	LF		84" x 84", 18 Gauge, Seal Class C, Galvanized Steel Sheet Metal Ductwork <i>For Seal Class B, Add</i> <i>For Seal Class A, Add</i> <i>For Work In Restricted Working Space, Add</i>	794.85 103.19 220.14 206.38	412.76
23 31 13 13-1158	LF		84" x 86", 18 Gauge, Seal Class C, Galvanized Steel Sheet Metal Ductwork <i>For Seal Class B, Add</i> <i>For Seal Class A, Add</i> <i>For Work In Restricted Working Space, Add</i>	804.32 104.42 222.76 208.84	417.67
23 31 13 13-1159	LF		86" x 86", 18 Gauge, Seal Class C, Galvanized Steel Sheet Metal Ductwork <i>For Seal Class B, Add</i> <i>For Seal Class A, Add</i> <i>For Work In Restricted Working Space, Add</i>	813.77 105.65 225.38 211.29	422.59
23 31 13 16			Round and Flat-Oval Spiral Ducts <small>(23 31 13)</small>		
23 31 13 16-0001			Low Pressure Round And Flat-Oval Duct <small>(23 31 13 16)</small> Note: 7" diameter round = 4" x 11.85" flat oval. 8" diameter round = 4" x 15" flat oval. 10" diameter round = 4" x 25.99" or 6" x 15.42" or 8" x 11.14" flat oval. 12" diameter round = 6" x 23.28" or 8" x 15.85" flat oval. 14" diameter round = 6" x 32.70" or 8" x 22.14" or 10" x 17.85" or 12" x 15.14" flat oval. 16" diameter round = 6" x 43.70" or 8" x 29.99" or 10" x 24.14" or 12" x 19.85" or 14" x 17.14" flat oval. 18" diameter round = 6" x 59.41" or 8" x 39.42" or 10" x 30.42" or 12" x 24.57" or 14" x 21.85" or 16" x 19.14" flat oval. 20" diameter round = 8" x 51.98" or 10" x 38.27" or 12" x 30.85" or 14" x 26.57" or 16" x 23.85" or 18" x 21.14" flat oval. Includes sealing the joints by tape, mastic, or spray on sealer.		
23 31 13 16-0002			Galvanized Sheet Metal Round And Flat-Oval Ducts <small>(23 31 13 16-0001)</small> Note: Includes straps and supports.		
23 31 13 16-0003	LF		4" Diameter, 26 Gauge, Seal Class C, Galvanized Sheet Metal Round And Flat-Oval Duct <i>For Seal Class B, Add</i> <i>For Seal Class A, Add</i> <i>For Up To 20', Add</i> <i>For >20' To 50', Add</i> <i>For >200' To 500', Deduct</i> <i>For >500', Deduct</i> <i>For 28 Gauge, Deduct</i> <i>For 24 Gauge, Add</i> <i>For 22 Gauge, Add</i> <i>For 20 Gauge, Add</i> <i>For 18 Gauge, Add</i> <i>For 16 Gauge, Add</i> <i>For Polyvinyl Chloride (PVC) Coated, Inside And Outside, Add</i> <i>For Work In Restricted Working Space, Add</i> <i>For Elevated Installation >10' To 15', Add</i> <i>For Elevated Installation >15' To 20', Add</i> <i>For Elevated Installation >20' To 25', Add</i> <i>For Elevated Installation >25' To 30', Add</i> <i>For Elevated Installation >30' To 35', Add</i> <i>For Elevated Installation >35' To 40', Add</i> <i>For Elevated Installation >40', Add</i>	6.64 0.73 1.94 0.53 0.21 -0.13 -0.22 -0.25 0.25 0.49 0.74 0.98 1.20 1.32 1.46 0.49 0.97 1.22 1.70 1.94 2.43 2.67	2.38
23 31 13 16-0004	LF		5" Diameter, 26 Gauge, Seal Class C, Galvanized Sheet Metal Round And Flat-Oval Duct <i>For Seal Class B, Add</i> <i>For Seal Class A, Add</i> <i>For Up To 20', Add</i> <i>For >20' To 50', Add</i> <i>For >200' To 500', Deduct</i> <i>For >500', Deduct</i> <i>For 28 Gauge, Deduct</i> <i>For 24 Gauge, Add</i> <i>For 22 Gauge, Add</i> <i>For 20 Gauge, Add</i> <i>For 18 Gauge, Add</i> <i>For 16 Gauge, Add</i> <i>For Polyvinyl Chloride (PVC) Coated, Inside And Outside, Add</i> <i>For Work In Restricted Working Space, Add</i> <i>For Elevated Installation >10' To 15', Add</i> <i>For Elevated Installation >15' To 20', Add</i> <i>For Elevated Installation >20' To 25', Add</i> <i>For Elevated Installation >25' To 30', Add</i> <i>For Elevated Installation >30' To 35', Add</i> <i>For Elevated Installation >35' To 40', Add</i> <i>For Elevated Installation >40', Add</i>	7.65 0.81 2.16 0.68 0.27 -0.17 -0.28 -0.31 0.31 0.62 0.93 1.24 1.52 1.67 1.62 0.54 1.08 1.35 1.89 2.16 2.70 2.97	2.70

23 Heating, Ventilating, and Air-Conditioning (HVAC)

23 30 HVAC Air Distribution

23 31 HVAC Ducts and Casings



MINOR		TOTAL DIRECT	DEMOLITION
CSI	UOM DESCRIPTION	UNIT COST	UNIT COST
23 31 13 16-0005	LF 6" Diameter, 26 Gauge, Seal Class C, Galvanized Sheet Metal Round And Flat-Oval Duct.....	8.67	3.24
	For Seal Class B, Add	0.91	
	For Seal Class A, Add	2.43	
	For Up To 20', Add	0.78	
	For >20' To 50', Add	0.31	
	For >200' To 500', Deduct	-0.19	
	For >500', Deduct	-0.32	
	For 28 Gauge, Deduct	-0.36	
	For 24 Gauge, Add	0.36	
	For 22 Gauge, Add	0.71	
	For 20 Gauge, Add	1.07	
	For 18 Gauge, Add	1.42	
	For 16 Gauge, Add	1.75	
	For Polyvinyl Chloride (PVC) Coated, Inside And Outside, Add	1.92	
	For Work In Restricted Working Space, Add	1.82	
	For Elevated Installation >10' To 15', Add	0.61	
	For Elevated Installation >15' To 20', Add	1.22	
	For Elevated Installation >20' To 25', Add	1.52	
	For Elevated Installation >25' To 30', Add	2.13	
	For Elevated Installation >30' To 35', Add	2.43	
	For Elevated Installation >35' To 40', Add	3.04	
	For Elevated Installation >40', Add	3.34	
23 31 13 16-0006	LF 7" Diameter, 26 Gauge, Seal Class C, Galvanized Sheet Metal Round And Flat-Oval Duct.....	9.74	3.78
	For Seal Class B, Add	1.04	
	For Seal Class A, Add	2.78	
	For Up To 20', Add	0.84	
	For >20' To 50', Add	0.34	
	For >200' To 500', Deduct	-0.21	
	For >500', Deduct	-0.35	
	For 28 Gauge, Deduct	-0.39	
	For 24 Gauge, Add	0.39	
	For 22 Gauge, Add	0.77	
	For 20 Gauge, Add	1.16	
	For 18 Gauge, Add	1.54	
	For 16 Gauge, Add	1.89	
	For Polyvinyl Chloride (PVC) Coated, Inside And Outside, Add	2.07	
	For Work In Restricted Working Space, Add	2.08	
	For Elevated Installation >10' To 15', Add	0.69	
	For Elevated Installation >15' To 20', Add	1.39	
	For Elevated Installation >20' To 25', Add	1.74	
	For Elevated Installation >25' To 30', Add	2.43	
	For Elevated Installation >30' To 35', Add	2.78	
	For Elevated Installation >35' To 40', Add	3.47	
	For Elevated Installation >40', Add	3.82	
23 31 13 16-0007	LF 8" Diameter, 26 Gauge, Seal Class C, Galvanized Sheet Metal Round And Flat-Oval Duct.....	11.10	4.32
	For Seal Class B, Add	1.22	
	For Seal Class A, Add	3.24	
	For Up To 20', Add	0.90	
	For >20' To 50', Add	0.36	
	For >200' To 500', Deduct	-0.23	
	For >500', Deduct	-0.38	
	For 28 Gauge, Deduct	-0.42	
	For 24 Gauge, Add	0.41	
	For 22 Gauge, Add	0.83	
	For 20 Gauge, Add	1.24	
	For 18 Gauge, Add	1.65	
	For 16 Gauge, Add	2.03	
	For Polyvinyl Chloride (PVC) Coated, Inside And Outside, Add	2.22	
	For Work In Restricted Working Space, Add	2.43	
	For Elevated Installation >10' To 15', Add	0.81	
	For Elevated Installation >15' To 20', Add	1.62	
	For Elevated Installation >20' To 25', Add	2.03	
	For Elevated Installation >25' To 30', Add	2.84	
	For Elevated Installation >30' To 35', Add	3.24	
	For Elevated Installation >35' To 40', Add	4.05	
	For Elevated Installation >40', Add	4.46	
23 31 13 16-0008	LF 10" Diameter, 26 Gauge, Seal Class C, Galvanized Sheet Metal Round And Flat-Oval Duct.....	14.09	5.40
	For Seal Class B, Add	1.46	
	For Seal Class A, Add	3.89	
	For Up To 20', Add	1.31	
	For >20' To 50', Add	0.52	
	For >200' To 500', Deduct	-0.33	
	For >500', Deduct	-0.55	
	For 28 Gauge, Deduct	-0.61	
	For 24 Gauge, Add	0.60	
	For 22 Gauge, Add	1.20	
	For 20 Gauge, Add	1.81	
	For 18 Gauge, Add	2.40	
	For 16 Gauge, Add	2.95	
	For Polyvinyl Chloride (PVC) Coated, Inside And Outside, Add	3.23	
	For Work In Restricted Working Space, Add	2.92	
	For Elevated Installation >10' To 15', Add	0.97	
	For Elevated Installation >15' To 20', Add	1.94	
	For Elevated Installation >20' To 25', Add	2.43	
	For Elevated Installation >25' To 30', Add	3.40	
	For Elevated Installation >30' To 35', Add	3.89	
	For Elevated Installation >35' To 40', Add	4.86	
	For Elevated Installation >40', Add	5.35	



MINOR CSI UOM DESCRIPTION	TOTAL DIRECT UNIT COST	DEMOLITION UNIT COST
23 31 13 16-0009 LF 12" Diameter, 26 Gauge, Seal Class C, Galvanized Sheet Metal Round And Flat-Oval Duct.....	17.26	7.24
For Seal Class B, Add	1.82	
For Seal Class A, Add	4.86	
For Up To 20', Add	1.53	
For >20' To 50', Add	0.61	
For >200' To 500', Deduct	-0.38	
For >500', Deduct	-0.64	
For 28 Gauge, Deduct	-0.71	
For 24 Gauge, Add	0.71	
For 22 Gauge, Add	1.41	
For 20 Gauge, Add	2.12	
For 18 Gauge, Add	2.81	
For 16 Gauge, Add	3.45	
For Polyvinyl Chloride (PVC) Coated, Inside And Outside, Add	3.78	
For Work In Restricted Working Space, Add	3.65	
For Elevated Installation >10' To 15', Add	1.22	
For Elevated Installation >15' To 20', Add	2.43	
For Elevated Installation >20' To 25', Add	3.04	
For Elevated Installation >25' To 30', Add	4.25	
For Elevated Installation >30' To 35', Add	4.86	
For Elevated Installation >35' To 40', Add	6.08	
For Elevated Installation >40', Add	6.68	
23 31 13 16-0010 LF 14" Diameter, 26 Gauge, Seal Class C, Galvanized Sheet Metal Round And Flat-Oval Duct.....	20.99	10.80
For Seal Class B, Add	2.28	
For Seal Class A, Add	6.08	
For Up To 20', Add	1.74	
For >20' To 50', Add	0.70	
For >200' To 500', Deduct	-0.44	
For >500', Deduct	-0.73	
For 28 Gauge, Deduct	-0.80	
For 24 Gauge, Add	0.80	
For 22 Gauge, Add	1.60	
For 20 Gauge, Add	2.40	
For 18 Gauge, Add	3.19	
For 16 Gauge, Add	3.92	
For Polyvinyl Chloride (PVC) Coated, Inside And Outside, Add	4.29	
For Work In Restricted Working Space, Add	4.56	
For Elevated Installation >10' To 15', Add	1.52	
For Elevated Installation >15' To 20', Add	3.04	
For Elevated Installation >20' To 25', Add	3.80	
For Elevated Installation >25' To 30', Add	5.32	
For Elevated Installation >30' To 35', Add	6.08	
For Elevated Installation >35' To 40', Add	7.60	
For Elevated Installation >40', Add	8.35	
23 31 13 16-0011 LF 16" Diameter, 26 Gauge, Seal Class C, Galvanized Sheet Metal Round And Flat-Oval Duct.....	28.23	14.47
For Seal Class B, Add	3.04	
For Seal Class A, Add	8.10	
For Up To 20', Add	2.39	
For >20' To 50', Add	0.96	
For >200' To 500', Deduct	-0.60	
For >500', Deduct	-1.00	
For 28 Gauge, Deduct	-1.10	
For 24 Gauge, Add	1.10	
For 22 Gauge, Add	2.20	
For 20 Gauge, Add	3.30	
For 18 Gauge, Add	4.38	
For 16 Gauge, Add	5.38	
For Polyvinyl Chloride (PVC) Coated, Inside And Outside, Add	5.90	
For Work In Restricted Working Space, Add	6.08	
For Elevated Installation >10' To 15', Add	2.03	
For Elevated Installation >15' To 20', Add	4.05	
For Elevated Installation >20' To 25', Add	5.07	
For Elevated Installation >25' To 30', Add	7.09	
For Elevated Installation >30' To 35', Add	8.10	
For Elevated Installation >35' To 40', Add	10.13	
For Elevated Installation >40', Add	11.14	
23 31 13 16-0012 LF 18" Diameter, 26 Gauge, Seal Class C, Galvanized Sheet Metal Round And Flat-Oval Duct.....	39.72	17.39
For Up To 20', Add	4.62	
For >20' To 50', Add	1.85	
For >200' To 500', Deduct	-1.16	
For >500', Deduct	-1.93	
For 28 Gauge, Deduct	-2.13	
For 24 Gauge, Add	2.13	
For 22 Gauge, Add	4.25	
For 20 Gauge, Add	6.38	
For 18 Gauge, Add	8.48	
For 16 Gauge, Add	10.40	
For Polyvinyl Chloride (PVC) Coated, Inside And Outside, Add	11.40	
For Work In Restricted Working Space, Add	7.29	
For Elevated Installation >10' To 15', Add	2.43	
For Elevated Installation >15' To 20', Add	4.86	
For Elevated Installation >20' To 25', Add	6.08	
For Elevated Installation >25' To 30', Add	8.51	
For Elevated Installation >30' To 35', Add	9.72	
For Elevated Installation >35' To 40', Add	12.16	
For Elevated Installation >40', Add	13.37	

23 Heating, Ventilating, and Air-Conditioning (HVAC)

23 30 HVAC Air Distribution

23 31 HVAC Ducts and Casings



MINOR
CSI UOM DESCRIPTION

TOTAL DIRECT DEMOLITION
UNIT COST UNIT COST

23 31 13 16-0013	LF 20" Diameter, 26 Gauge, Seal Class C, Galvanized Sheet Metal Round And Flat-Oval Duct	45.29	20.09
	For Up To 20', Add	5.16	
	For >20' To 50', Add	2.06	
	For >200' To 500', Deduct	-1.29	
	For >500', Deduct	-2.15	
	For 28 Gauge, Deduct	-2.38	
	For 24 Gauge, Add	2.37	
	For 22 Gauge, Add	4.74	
	For 20 Gauge, Add	7.12	
	For 18 Gauge, Add	9.46	
	For 16 Gauge, Add	11.61	
	For Polyvinyl Chloride (PVC) Coated, Inside And Outside, Add	12.73	
	For Work In Restricted Working Space, Add	8.43	
	For Elevated Installation >10' To 15', Add	2.81	
	For Elevated Installation >15' To 20', Add	5.62	
	For Elevated Installation >20' To 25', Add	7.02	
	For Elevated Installation >25' To 30', Add	9.83	
	For Elevated Installation >30' To 35', Add	11.24	
	For Elevated Installation >35' To 40', Add	14.05	
	For Elevated Installation >40', Add	15.45	

23 31 13 16-0014 Galvanized Sheet Metal Round And Flat-Oval Adjustable Elbows (23 31 13 16-0001)
Note: Up to 90 degree.

23 31 13 16-0015	EA 4" Diameter, 26 Gauge, Seal Class C, Galvanized Sheet Metal Round And Flat-Oval Adjustable Elbow	33.92	14.42
	For Seal Class B, Add	4.33	
	For Seal Class A, Add	11.54	
	For 28 Gauge, Deduct	-0.70	
	For 24 Gauge, Add	0.70	
	For 22 Gauge, Add	1.40	
	For 20 Gauge, Add	2.10	
	For 18 Gauge, Add	2.79	
	For 16 Gauge, Add	3.43	
	For Polyvinyl Chloride (PVC) Coated, Inside And Outside, Add	3.76	
	For Work In Restricted Working Space, Add	8.65	
	For Elevated Installation >10' To 15', Add	2.88	
	For Elevated Installation >15' To 20', Add	5.77	
	For Elevated Installation >20' To 25', Add	7.21	
	For Elevated Installation >25' To 30', Add	10.09	
	For Elevated Installation >30' To 35', Add	11.54	
	For Elevated Installation >35' To 40', Add	14.42	
	For Elevated Installation >40', Add	15.86	

23 31 13 16-0016	EA 5" Diameter, 26 Gauge, Seal Class C, Galvanized Sheet Metal Round And Flat-Oval Adjustable Elbow	38.80	16.64
	For Seal Class B, Add	4.99	
	For Seal Class A, Add	13.31	
	For 28 Gauge, Deduct	-0.77	
	For 24 Gauge, Add	0.76	
	For 22 Gauge, Add	1.52	
	For 20 Gauge, Add	2.29	
	For 18 Gauge, Add	3.04	
	For 16 Gauge, Add	3.73	
	For Polyvinyl Chloride (PVC) Coated, Inside And Outside, Add	4.09	
	For Work In Restricted Working Space, Add	9.98	
	For Elevated Installation >10' To 15', Add	3.33	
	For Elevated Installation >15' To 20', Add	6.65	
	For Elevated Installation >20' To 25', Add	8.32	
	For Elevated Installation >25' To 30', Add	11.64	
	For Elevated Installation >30' To 35', Add	13.31	
	For Elevated Installation >35' To 40', Add	16.64	
	For Elevated Installation >40', Add	18.30	

23 31 13 16-0017	EA 6" Diameter, 26 Gauge, Seal Class C, Galvanized Sheet Metal Round And Flat-Oval Adjustable Elbow	45.53	19.66
	For Seal Class B, Add	5.90	
	For Seal Class A, Add	15.73	
	For 28 Gauge, Deduct	-0.86	
	For 24 Gauge, Add	0.86	
	For 22 Gauge, Add	1.71	
	For 20 Gauge, Add	2.57	
	For 18 Gauge, Add	3.42	
	For 16 Gauge, Add	4.19	
	For Polyvinyl Chloride (PVC) Coated, Inside And Outside, Add	4.60	
	For Work In Restricted Working Space, Add	11.80	
	For Elevated Installation >10' To 15', Add	3.93	
	For Elevated Installation >15' To 20', Add	7.86	
	For Elevated Installation >20' To 25', Add	9.83	
	For Elevated Installation >25' To 30', Add	13.76	
	For Elevated Installation >30' To 35', Add	15.73	
	For Elevated Installation >35' To 40', Add	19.66	
	For Elevated Installation >40', Add	21.63	



MINOR CSI UOM DESCRIPTION	TOTAL DIRECT UNIT COST	DEMOLITION UNIT COST
23 31 13 16-0018 EA 7" Diameter, 26 Gauge, Seal Class C, Galvanized Sheet Metal Round And Flat-Oval Adjustable Elbow.....	58.19	25.27
For Seal Class B, Add	7.58	
For Seal Class A, Add	20.22	
For 28 Gauge, Deduct	-1.06	
For 24 Gauge, Add	1.05	
For 22 Gauge, Add	2.10	
For 20 Gauge, Add	3.16	
For 18 Gauge, Add	4.20	
For 16 Gauge, Add	5.16	
For Polyvinyl Chloride (PVC) Coated, Inside And Outside, Add	5.65	
For Work In Restricted Working Space, Add	15.17	
For Elevated Installation >10' To 15', Add	5.06	
For Elevated Installation >15' To 20', Add	10.11	
For Elevated Installation >20' To 25', Add	12.64	
For Elevated Installation >25' To 30', Add	17.69	
For Elevated Installation >30' To 35', Add	20.22	
For Elevated Installation >35' To 40', Add	25.28	
For Elevated Installation >40', Add	27.80	
23 31 13 16-0019 EA 8" Diameter, 26 Gauge, Seal Class C, Galvanized Sheet Metal Round And Flat-Oval Adjustable Elbow.....	69.82	30.79
For Seal Class B, Add	9.24	
For Seal Class A, Add	24.63	
For 28 Gauge, Deduct	-1.14	
For 24 Gauge, Add	1.14	
For 22 Gauge, Add	2.27	
For 20 Gauge, Add	3.42	
For 18 Gauge, Add	4.54	
For 16 Gauge, Add	5.57	
For Polyvinyl Chloride (PVC) Coated, Inside And Outside, Add	6.11	
For Work In Restricted Working Space, Add	18.47	
For Elevated Installation >10' To 15', Add	6.16	
For Elevated Installation >15' To 20', Add	12.31	
For Elevated Installation >20' To 25', Add	15.39	
For Elevated Installation >25' To 30', Add	21.55	
For Elevated Installation >30' To 35', Add	24.63	
For Elevated Installation >35' To 40', Add	30.79	
For Elevated Installation >40', Add	33.86	
23 31 13 16-0020 EA 10" Diameter, 26 Gauge, Seal Class C, Galvanized Sheet Metal Round And Flat-Oval Adjustable Elbow.....	107.03	48.07
For Seal Class B, Add	14.42	
For Seal Class A, Add	38.46	
For 28 Gauge, Deduct	-1.51	
For 24 Gauge, Add	1.50	
For 22 Gauge, Add	3.00	
For 20 Gauge, Add	4.51	
For 18 Gauge, Add	5.99	
For 16 Gauge, Add	7.35	
For Polyvinyl Chloride (PVC) Coated, Inside And Outside, Add	8.06	
For Work In Restricted Working Space, Add	28.84	
For Elevated Installation >10' To 15', Add	9.61	
For Elevated Installation >15' To 20', Add	19.23	
For Elevated Installation >20' To 25', Add	24.04	
For Elevated Installation >25' To 30', Add	33.65	
For Elevated Installation >30' To 35', Add	38.46	
For Elevated Installation >35' To 40', Add	48.07	
For Elevated Installation >40', Add	52.88	
23 31 13 16-0021 EA 12" Diameter, 26 Gauge, Seal Class C, Galvanized Sheet Metal Round And Flat-Oval Adjustable Elbow.....	147.61	66.43
For Seal Class B, Add	19.93	
For Seal Class A, Add	53.14	
For 28 Gauge, Deduct	-2.04	
For 24 Gauge, Add	2.04	
For 22 Gauge, Add	4.06	
For 20 Gauge, Add	6.11	
For 18 Gauge, Add	8.11	
For 16 Gauge, Add	9.96	
For Polyvinyl Chloride (PVC) Coated, Inside And Outside, Add	10.92	
For Work In Restricted Working Space, Add	39.86	
For Elevated Installation >10' To 15', Add	13.29	
For Elevated Installation >15' To 20', Add	26.57	
For Elevated Installation >20' To 25', Add	33.22	
For Elevated Installation >25' To 30', Add	46.50	
For Elevated Installation >30' To 35', Add	53.14	
For Elevated Installation >35' To 40', Add	66.43	
For Elevated Installation >40', Add	73.07	

23 Heating, Ventilating, and Air-Conditioning (HVAC)

23 30 HVAC Air Distribution

23 31 HVAC Ducts and Casings



MINOR	CSI	UOM	DESCRIPTION	TOTAL DIRECT UNIT COST	DEMOLITION UNIT COST
23 31 13 16-0022	EA		14" Diameter, 26 Gauge, Seal Class C, Galvanized Sheet Metal Round And Flat-Oval Adjustable Elbow	179.78	78.58
			<i>For Seal Class B, Add</i>	23.58	
			<i>For Seal Class A, Add</i>	62.87	
			<i>For 28 Gauge, Deduct</i>	-3.13	
			<i>For 24 Gauge, Add</i>	3.12	
			<i>For 22 Gauge, Add</i>	6.23	
			<i>For 20 Gauge, Add</i>	9.36	
			<i>For 18 Gauge, Add</i>	12.44	
			<i>For 16 Gauge, Add</i>	15.26	
			<i>For Polyvinyl Chloride (PVC) Coated, Inside And Outside, Add</i>	16.73	
			<i>For Work In Restricted Working Space, Add</i>	47.15	
			<i>For Elevated Installation >10' To 15', Add</i>	15.72	
			<i>For Elevated Installation >15' To 20', Add</i>	31.43	
			<i>For Elevated Installation >20' To 25', Add</i>	39.29	
			<i>For Elevated Installation >25' To 30', Add</i>	55.01	
			<i>For Elevated Installation >30' To 35', Add</i>	62.87	
			<i>For Elevated Installation >35' To 40', Add</i>	78.59	
			<i>For Elevated Installation >40', Add</i>	86.44	
23 31 13 16-0023	EA		16" Diameter, 26 Gauge, Seal Class C, Galvanized Sheet Metal Round And Flat-Oval Adjustable Elbow	205.24	86.41
			<i>For Seal Class B, Add</i>	25.92	
			<i>For Seal Class A, Add</i>	69.13	
			<i>For 28 Gauge, Deduct</i>	-4.49	
			<i>For 24 Gauge, Add</i>	4.47	
			<i>For 22 Gauge, Add</i>	8.93	
			<i>For 20 Gauge, Add</i>	13.42	
			<i>For 18 Gauge, Add</i>	17.83	
			<i>For 16 Gauge, Add</i>	21.88	
			<i>For Polyvinyl Chloride (PVC) Coated, Inside And Outside, Add</i>	23.98	
			<i>For Work In Restricted Working Space, Add</i>	51.85	
			<i>For Elevated Installation >10' To 15', Add</i>	17.28	
			<i>For Elevated Installation >15' To 20', Add</i>	34.57	
			<i>For Elevated Installation >20' To 25', Add</i>	43.21	
			<i>For Elevated Installation >25' To 30', Add</i>	60.49	
			<i>For Elevated Installation >30' To 35', Add</i>	69.13	
			<i>For Elevated Installation >35' To 40', Add</i>	86.42	
			<i>For Elevated Installation >40', Add</i>	95.06	
23 31 13 16-0024	EA		18" Diameter, 26 Gauge, Seal Class C, Galvanized Sheet Metal Round And Flat-Oval Adjustable Elbow	228.36	89.92
			<i>For Seal Class B, Add</i>	26.98	
			<i>For Seal Class A, Add</i>	71.94	
			<i>For 28 Gauge, Deduct</i>	-6.72	
			<i>For 24 Gauge, Add</i>	6.70	
			<i>For 22 Gauge, Add</i>	13.37	
			<i>For 20 Gauge, Add</i>	20.09	
			<i>For 18 Gauge, Add</i>	26.69	
			<i>For 16 Gauge, Add</i>	32.75	
			<i>For Polyvinyl Chloride (PVC) Coated, Inside And Outside, Add</i>	35.90	
			<i>For Work In Restricted Working Space, Add</i>	53.95	
			<i>For Elevated Installation >10' To 15', Add</i>	17.98	
			<i>For Elevated Installation >15' To 20', Add</i>	35.97	
			<i>For Elevated Installation >20' To 25', Add</i>	44.96	
			<i>For Elevated Installation >25' To 30', Add</i>	62.94	
			<i>For Elevated Installation >30' To 35', Add</i>	71.94	
			<i>For Elevated Installation >35' To 40', Add</i>	89.92	
			<i>For Elevated Installation >40', Add</i>	98.91	
23 31 13 16-0025	EA		20" Diameter, 26 Gauge, Seal Class C, Galvanized Sheet Metal Round And Flat-Oval Adjustable Elbow	250.47	92.89
			<i>For Seal Class B, Add</i>	27.87	
			<i>For Seal Class A, Add</i>	74.31	
			<i>For 28 Gauge, Deduct</i>	-8.96	
			<i>For 24 Gauge, Add</i>	8.93	
			<i>For 22 Gauge, Add</i>	17.82	
			<i>For 20 Gauge, Add</i>	26.78	
			<i>For 18 Gauge, Add</i>	35.58	
			<i>For 16 Gauge, Add</i>	43.67	
			<i>For Polyvinyl Chloride (PVC) Coated, Inside And Outside, Add</i>	47.87	
			<i>For Work In Restricted Working Space, Add</i>	55.73	
			<i>For Elevated Installation >10' To 15', Add</i>	18.58	
			<i>For Elevated Installation >15' To 20', Add</i>	37.16	
			<i>For Elevated Installation >20' To 25', Add</i>	46.45	
			<i>For Elevated Installation >25' To 30', Add</i>	65.02	
			<i>For Elevated Installation >30' To 35', Add</i>	74.31	
			<i>For Elevated Installation >35' To 40', Add</i>	92.89	
			<i>For Elevated Installation >40', Add</i>	102.18	
23 31 13 16-0026			Galvanized Sheet Metal Round And Flat-Oval 90 Degree Elbows <small>(23 31 13 16-0001)</small>		



MINOR CSI UOM DESCRIPTION	TOTAL DIRECT UNIT COST	DEMOLITION UNIT COST
23 31 13 16-0027 EA 4" Diameter, 26 Gauge, Seal Class C, Galvanized Sheet Metal Round And Flat-Oval 90 Degree Elbow.....	28.58	9.72
For Seal Class B, Add	3.65	
For Seal Class A, Add	9.72	
For 28 Gauge, Deduct	-0.59	
For 24 Gauge, Add	0.59	
For 22 Gauge, Add	1.18	
For 20 Gauge, Add	1.77	
For 18 Gauge, Add	2.35	
For 16 Gauge, Add	2.88	
For Polyvinyl Chloride (PVC) Coated, Inside And Outside, Add	3.16	
For Work In Restricted Working Space, Add	7.29	
For Elevated Installation >10' To 15', Add	2.43	
For Elevated Installation >15' To 20', Add	4.86	
For Elevated Installation >20' To 25', Add	6.08	
For Elevated Installation >25' To 30', Add	8.51	
For Elevated Installation >30' To 35', Add	9.72	
For Elevated Installation >35' To 40', Add	12.16	
For Elevated Installation >40', Add	18.37	
23 31 13 16-0028 EA 5" Diameter, 26 Gauge, Seal Class C, Galvanized Sheet Metal Round And Flat-Oval 90 Degree Elbow.....	32.64	11.13
For Seal Class B, Add	4.17	
For Seal Class A, Add	11.11	
For 28 Gauge, Deduct	-0.67	
For 24 Gauge, Add	0.67	
For 22 Gauge, Add	1.34	
For 20 Gauge, Add	2.02	
For 18 Gauge, Add	2.68	
For 16 Gauge, Add	3.29	
For Polyvinyl Chloride (PVC) Coated, Inside And Outside, Add	3.60	
For Work In Restricted Working Space, Add	8.33	
For Elevated Installation >10' To 15', Add	2.78	
For Elevated Installation >15' To 20', Add	5.55	
For Elevated Installation >20' To 25', Add	6.94	
For Elevated Installation >25' To 30', Add	9.72	
For Elevated Installation >30' To 35', Add	11.11	
For Elevated Installation >35' To 40', Add	13.89	
For Elevated Installation >40', Add	15.27	
23 31 13 16-0029 EA 6" Diameter, 26 Gauge, Seal Class C, Galvanized Sheet Metal Round And Flat-Oval 90 Degree Elbow.....	37.95	12.96
For Seal Class B, Add	4.86	
For Seal Class A, Add	12.96	
For 28 Gauge, Deduct	-0.77	
For 24 Gauge, Add	0.76	
For 22 Gauge, Add	1.53	
For 20 Gauge, Add	2.29	
For 18 Gauge, Add	3.05	
For 16 Gauge, Add	3.74	
For Polyvinyl Chloride (PVC) Coated, Inside And Outside, Add	4.10	
For Work In Restricted Working Space, Add	9.72	
For Elevated Installation >10' To 15', Add	3.24	
For Elevated Installation >15' To 20', Add	6.48	
For Elevated Installation >20' To 25', Add	8.10	
For Elevated Installation >25' To 30', Add	11.34	
For Elevated Installation >30' To 35', Add	12.96	
For Elevated Installation >35' To 40', Add	16.21	
For Elevated Installation >40', Add	17.83	
23 31 13 16-0030 EA 7" Diameter, 26 Gauge, Seal Class C, Galvanized Sheet Metal Round And Flat-Oval 90 Degree Elbow.....	44.76	15.55
For Seal Class B, Add	5.83	
For Seal Class A, Add	15.56	
For 28 Gauge, Deduct	-0.81	
For 24 Gauge, Add	0.81	
For 22 Gauge, Add	1.62	
For 20 Gauge, Add	2.43	
For 18 Gauge, Add	3.23	
For 16 Gauge, Add	3.96	
For Polyvinyl Chloride (PVC) Coated, Inside And Outside, Add	4.34	
For Work In Restricted Working Space, Add	11.67	
For Elevated Installation >10' To 15', Add	3.89	
For Elevated Installation >15' To 20', Add	7.78	
For Elevated Installation >20' To 25', Add	9.72	
For Elevated Installation >25' To 30', Add	13.61	
For Elevated Installation >30' To 35', Add	15.56	
For Elevated Installation >35' To 40', Add	19.45	
For Elevated Installation >40', Add	21.39	

23 Heating, Ventilating, and Air-Conditioning (HVAC)

23 30 HVAC Air Distribution

23 31 HVAC Ducts and Casings



SAN BERNARDINO
COUNTY

MINOR		TOTAL DIRECT	DEMOLITION
CSI	UOM DESCRIPTION	UNIT COST	UNIT COST
23 31 13 16-0031	EA 8" Diameter, 26 Gauge, Seal Class C, Galvanized Sheet Metal Round And Flat-Oval 90 Degree Elbow	55.41	19.44
	For Seal Class B, Add	7.29	
	For Seal Class A, Add	19.44	
	For 28 Gauge, Deduct	-0.94	
	For 24 Gauge, Add	0.94	
	For 22 Gauge, Add	1.88	
	For 20 Gauge, Add	2.82	
	For 18 Gauge, Add	3.75	
	For 16 Gauge, Add	4.60	
	For Polyvinyl Chloride (PVC) Coated, Inside And Outside, Add	5.04	
	For Work In Restricted Working Space, Add	14.58	
	For Elevated Installation >10' To 15', Add	4.86	
	For Elevated Installation >15' To 20', Add	9.72	
	For Elevated Installation >20' To 25', Add	12.15	
	For Elevated Installation >25' To 30', Add	17.01	
	For Elevated Installation >30' To 35', Add	19.44	
	For Elevated Installation >35' To 40', Add	24.30	
	For Elevated Installation >40', Add	26.73	
23 31 13 16-0032	EA 10" Diameter, 26 Gauge, Seal Class C, Galvanized Sheet Metal Round And Flat-Oval 90 Degree Elbow	74.54	25.92
	For Seal Class B, Add	9.72	
	For Seal Class A, Add	25.92	
	For 28 Gauge, Deduct	-1.35	
	For 24 Gauge, Add	1.34	
	For 22 Gauge, Add	2.68	
	For 20 Gauge, Add	4.03	
	For 18 Gauge, Add	5.35	
	For 16 Gauge, Add	6.57	
	For Polyvinyl Chloride (PVC) Coated, Inside And Outside, Add	7.20	
	For Work In Restricted Working Space, Add	19.44	
	For Elevated Installation >10' To 15', Add	6.48	
	For Elevated Installation >15' To 20', Add	12.96	
	For Elevated Installation >20' To 25', Add	16.20	
	For Elevated Installation >25' To 30', Add	22.68	
	For Elevated Installation >30' To 35', Add	25.92	
	For Elevated Installation >35' To 40', Add	32.41	
	For Elevated Installation >40', Add	35.65	
23 31 13 16-0033	EA 12" Diameter, 26 Gauge, Seal Class C, Galvanized Sheet Metal Round And Flat-Oval 90 Degree Elbow	110.10	38.89
	For Seal Class B, Add	14.58	
	For Seal Class A, Add	38.89	
	For 28 Gauge, Deduct	-1.78	
	For 24 Gauge, Add	1.78	
	For 22 Gauge, Add	3.55	
	For 20 Gauge, Add	5.33	
	For 18 Gauge, Add	7.08	
	For 16 Gauge, Add	8.69	
	For Polyvinyl Chloride (PVC) Coated, Inside And Outside, Add	9.53	
	For Work In Restricted Working Space, Add	29.17	
	For Elevated Installation >10' To 15', Add	9.72	
	For Elevated Installation >15' To 20', Add	19.44	
	For Elevated Installation >20' To 25', Add	24.31	
	For Elevated Installation >25' To 30', Add	34.03	
	For Elevated Installation >30' To 35', Add	38.89	
	For Elevated Installation >35' To 40', Add	48.61	
	For Elevated Installation >40', Add	53.47	
23 31 13 16-0034	EA 14" Diameter, 26 Gauge, Seal Class C, Galvanized Sheet Metal Round And Flat-Oval 90 Degree Elbow	148.33	49.69
	For Seal Class B, Add	18.63	
	For Seal Class A, Add	49.69	
	For 28 Gauge, Deduct	-3.34	
	For 24 Gauge, Add	3.33	
	For 22 Gauge, Add	6.64	
	For 20 Gauge, Add	9.98	
	For 18 Gauge, Add	13.26	
	For 16 Gauge, Add	16.27	
	For Polyvinyl Chloride (PVC) Coated, Inside And Outside, Add	17.84	
	For Work In Restricted Working Space, Add	37.27	
	For Elevated Installation >10' To 15', Add	12.42	
	For Elevated Installation >15' To 20', Add	24.84	
	For Elevated Installation >20' To 25', Add	31.06	
	For Elevated Installation >25' To 30', Add	43.48	
	For Elevated Installation >30' To 35', Add	49.69	
	For Elevated Installation >35' To 40', Add	62.11	
	For Elevated Installation >40', Add	68.32	



MINOR CSI UOM DESCRIPTION	TOTAL DIRECT UNIT COST	DEMOLITION UNIT COST
23 31 13 16-0035 EA 16" Diameter, 26 Gauge, Seal Class C, Galvanized Sheet Metal Round And Flat-Oval 90 Degree Elbow	186.12	62.65
For Seal Class B, Add	23.49	
For Seal Class A, Add	62.65	
For 28 Gauge, Deduct	-4.09	
For 24 Gauge, Add	4.07	
For 22 Gauge, Add	8.13	
For 20 Gauge, Add	12.21	
For 18 Gauge, Add	16.23	
For 16 Gauge, Add	19.91	
For Polyvinyl Chloride (PVC) Coated, Inside And Outside, Add	21.83	
For Work In Restricted Working Space, Add	46.99	
For Elevated Installation >10' To 15', Add	15.66	
For Elevated Installation >15' To 20', Add	31.32	
For Elevated Installation >20' To 25', Add	39.16	
For Elevated Installation >25' To 30', Add	54.82	
For Elevated Installation >30' To 35', Add	62.65	
For Elevated Installation >35' To 40', Add	78.31	
For Elevated Installation >40', Add	86.14	
23 31 13 16-0036 EA 18" Diameter, 26 Gauge, Seal Class C, Galvanized Sheet Metal Round And Flat-Oval 90 Degree Elbow	208.92	65.35
For Seal Class B, Add	24.47	
For Seal Class A, Add	65.24	
For 28 Gauge, Deduct	-6.35	
For 24 Gauge, Add	6.32	
For 22 Gauge, Add	12.62	
For 20 Gauge, Add	18.97	
For 18 Gauge, Add	25.20	
For 16 Gauge, Add	30.93	
For Polyvinyl Chloride (PVC) Coated, Inside And Outside, Add	33.91	
For Work In Restricted Working Space, Add	48.93	
For Elevated Installation >10' To 15', Add	16.31	
For Elevated Installation >15' To 20', Add	32.62	
For Elevated Installation >20' To 25', Add	40.78	
For Elevated Installation >25' To 30', Add	57.09	
For Elevated Installation >30' To 35', Add	65.24	
For Elevated Installation >35' To 40', Add	81.55	
For Elevated Installation >40', Add	89.71	
23 31 13 16-0037 EA 20" Diameter, 26 Gauge, Seal Class C, Galvanized Sheet Metal Round And Flat-Oval 90 Degree Elbow	228.52	66.97
For Seal Class B, Add	25.11	
For Seal Class A, Add	66.97	
For 28 Gauge, Deduct	-8.46	
For 24 Gauge, Add	8.43	
For 22 Gauge, Add	16.83	
For 20 Gauge, Add	25.30	
For 18 Gauge, Add	33.61	
For 16 Gauge, Add	41.24	
For Polyvinyl Chloride (PVC) Coated, Inside And Outside, Add	45.21	
For Work In Restricted Working Space, Add	50.23	
For Elevated Installation >10' To 15', Add	16.74	
For Elevated Installation >15' To 20', Add	33.48	
For Elevated Installation >20' To 25', Add	41.86	
For Elevated Installation >25' To 30', Add	58.60	
For Elevated Installation >30' To 35', Add	66.97	
For Elevated Installation >35' To 40', Add	83.71	
For Elevated Installation >40', Add	92.08	
23 31 13 16-0038 Galvanized Sheet Metal Round And Flat-Oval 45 Degree Elbows (23 31 13 16-0001)		
23 31 13 16-0039 EA 4" Diameter, 26 Gauge, Seal Class C, Galvanized Sheet Metal Round And Flat-Oval 45 Degree Elbow	26.99	9.72
For Seal Class B, Add	3.65	
For Seal Class A, Add	9.72	
For 28 Gauge, Deduct	-0.37	
For 24 Gauge, Add	0.37	
For 22 Gauge, Add	0.74	
For 20 Gauge, Add	1.11	
For 18 Gauge, Add	1.47	
For 16 Gauge, Add	1.81	
For Polyvinyl Chloride (PVC) Coated, Inside And Outside, Add	1.98	
For Work In Restricted Working Space, Add	7.29	
For Elevated Installation >10' To 15', Add	2.43	
For Elevated Installation >15' To 20', Add	4.86	
For Elevated Installation >20' To 25', Add	6.08	
For Elevated Installation >25' To 30', Add	8.51	
For Elevated Installation >30' To 35', Add	9.72	
For Elevated Installation >35' To 40', Add	12.16	
For Elevated Installation >40', Add	13.37	

23 Heating, Ventilating, and Air-Conditioning (HVAC)

23 30 HVAC Air Distribution

23 31 HVAC Ducts and Casings



MINOR	CSI	UOM	DESCRIPTION	TOTAL DIRECT UNIT COST	DEMOLITION UNIT COST
23 31 13 16-0040	EA		5" Diameter, 26 Gauge, Seal Class C, Galvanized Sheet Metal Round And Flat-Oval 45 Degree Elbow	31.21	11.13
			<i>For Seal Class B, Add</i>	4.17	
			<i>For Seal Class A, Add</i>	11.11	
			<i>For 28 Gauge, Deduct</i>	-0.48	
			<i>For 24 Gauge, Add</i>	0.47	
			<i>For 22 Gauge, Add</i>	0.95	
			<i>For 20 Gauge, Add</i>	1.42	
			<i>For 18 Gauge, Add</i>	1.89	
			<i>For 16 Gauge, Add</i>	2.32	
			<i>For Polyvinyl Chloride (PVC) Coated, Inside And Outside, Add</i>	2.55	
			<i>For Work In Restricted Working Space, Add</i>	8.33	
			<i>For Elevated Installation >10' To 15', Add</i>	2.78	
			<i>For Elevated Installation >15' To 20', Add</i>	5.55	
			<i>For Elevated Installation >20' To 25', Add</i>	6.94	
			<i>For Elevated Installation >25' To 30', Add</i>	9.72	
			<i>For Elevated Installation >30' To 35', Add</i>	11.11	
			<i>For Elevated Installation >35' To 40', Add</i>	13.89	
			<i>For Elevated Installation >40', Add</i>	15.27	
23 31 13 16-0041	EA		6" Diameter, 26 Gauge, Seal Class C, Galvanized Sheet Metal Round And Flat-Oval 45 Degree Elbow	36.17	12.96
			<i>For Seal Class B, Add</i>	4.86	
			<i>For Seal Class A, Add</i>	12.96	
			<i>For 28 Gauge, Deduct</i>	-0.52	
			<i>For 24 Gauge, Add</i>	0.52	
			<i>For 22 Gauge, Add</i>	1.04	
			<i>For 20 Gauge, Add</i>	1.56	
			<i>For 18 Gauge, Add</i>	2.07	
			<i>For 16 Gauge, Add</i>	2.54	
			<i>For Polyvinyl Chloride (PVC) Coated, Inside And Outside, Add</i>	2.78	
			<i>For Work In Restricted Working Space, Add</i>	9.72	
			<i>For Elevated Installation >10' To 15', Add</i>	3.24	
			<i>For Elevated Installation >15' To 20', Add</i>	6.48	
			<i>For Elevated Installation >20' To 25', Add</i>	8.10	
			<i>For Elevated Installation >25' To 30', Add</i>	11.34	
			<i>For Elevated Installation >30' To 35', Add</i>	12.96	
			<i>For Elevated Installation >35' To 40', Add</i>	16.21	
			<i>For Elevated Installation >40', Add</i>	17.83	
23 31 13 16-0042	EA		7" Diameter, 26 Gauge, Seal Class C, Galvanized Sheet Metal Round And Flat-Oval 45 Degree Elbow	43.25	15.55
			<i>For Seal Class B, Add</i>	5.83	
			<i>For Seal Class A, Add</i>	15.56	
			<i>For 28 Gauge, Deduct</i>	-0.60	
			<i>For 24 Gauge, Add</i>	0.60	
			<i>For 22 Gauge, Add</i>	1.20	
			<i>For 20 Gauge, Add</i>	1.81	
			<i>For 18 Gauge, Add</i>	2.40	
			<i>For 16 Gauge, Add</i>	2.94	
			<i>For Polyvinyl Chloride (PVC) Coated, Inside And Outside, Add</i>	3.23	
			<i>For Work In Restricted Working Space, Add</i>	11.67	
			<i>For Elevated Installation >10' To 15', Add</i>	3.89	
			<i>For Elevated Installation >15' To 20', Add</i>	7.78	
			<i>For Elevated Installation >20' To 25', Add</i>	9.72	
			<i>For Elevated Installation >25' To 30', Add</i>	13.61	
			<i>For Elevated Installation >30' To 35', Add</i>	15.56	
			<i>For Elevated Installation >35' To 40', Add</i>	19.45	
			<i>For Elevated Installation >40', Add</i>	21.39	
23 31 13 16-0043	EA		8" Diameter, 26 Gauge, Seal Class C, Galvanized Sheet Metal Round And Flat-Oval 45 Degree Elbow	53.56	19.44
			<i>For Seal Class B, Add</i>	7.29	
			<i>For Seal Class A, Add</i>	19.44	
			<i>For 28 Gauge, Deduct</i>	-0.69	
			<i>For 24 Gauge, Add</i>	0.68	
			<i>For 22 Gauge, Add</i>	1.37	
			<i>For 20 Gauge, Add</i>	2.05	
			<i>For 18 Gauge, Add</i>	2.73	
			<i>For 16 Gauge, Add</i>	3.35	
			<i>For Polyvinyl Chloride (PVC) Coated, Inside And Outside, Add</i>	3.67	
			<i>For Work In Restricted Working Space, Add</i>	14.58	
			<i>For Elevated Installation >10' To 15', Add</i>	4.86	
			<i>For Elevated Installation >15' To 20', Add</i>	9.72	
			<i>For Elevated Installation >20' To 25', Add</i>	12.15	
			<i>For Elevated Installation >25' To 30', Add</i>	17.01	
			<i>For Elevated Installation >30' To 35', Add</i>	19.44	
			<i>For Elevated Installation >35' To 40', Add</i>	24.30	
			<i>For Elevated Installation >40', Add</i>	26.73	



MINOR CSI UOM DESCRIPTION	TOTAL DIRECT UNIT COST	DEMOLITION UNIT COST
23 31 13 16-0044 EA 10" Diameter, 26 Gauge, Seal Class C, Galvanized Sheet Metal Round And Flat-Oval 45 Degree Elbow	72.37	25.92
For Seal Class B, Add	9.72	
For Seal Class A, Add	25.92	
For 28 Gauge, Deduct	-1.05	
For 24 Gauge, Add	1.04	
For 22 Gauge, Add	2.08	
For 20 Gauge, Add	3.13	
For 18 Gauge, Add	4.16	
For 16 Gauge, Add	5.10	
For Polyvinyl Chloride (PVC) Coated, Inside And Outside, Add	5.59	
For Work In Restricted Working Space, Add	19.44	
For Elevated Installation >10' To 15', Add	6.48	
For Elevated Installation >15' To 20', Add	12.96	
For Elevated Installation >20' To 25', Add	16.20	
For Elevated Installation >25' To 30', Add	22.68	
For Elevated Installation >30' To 35', Add	25.92	
For Elevated Installation >35' To 40', Add	32.41	
For Elevated Installation >40', Add	35.65	
23 31 13 16-0045 EA 12" Diameter, 26 Gauge, Seal Class C, Galvanized Sheet Metal Round And Flat-Oval 45 Degree Elbow	106.95	38.89
For Seal Class B, Add	14.58	
For Seal Class A, Add	38.89	
For 28 Gauge, Deduct	-1.35	
For 24 Gauge, Add	1.34	
For 22 Gauge, Add	2.68	
For 20 Gauge, Add	4.03	
For 18 Gauge, Add	5.35	
For 16 Gauge, Add	6.57	
For Polyvinyl Chloride (PVC) Coated, Inside And Outside, Add	7.20	
For Work In Restricted Working Space, Add	29.17	
For Elevated Installation >10' To 15', Add	9.72	
For Elevated Installation >15' To 20', Add	19.44	
For Elevated Installation >20' To 25', Add	24.31	
For Elevated Installation >25' To 30', Add	34.03	
For Elevated Installation >30' To 35', Add	38.89	
For Elevated Installation >35' To 40', Add	48.61	
For Elevated Installation >40', Add	53.47	
23 31 13 16-0046 EA 14" Diameter, 26 Gauge, Seal Class C, Galvanized Sheet Metal Round And Flat-Oval 45 Degree Elbow	141.07	49.69
For Seal Class B, Add	18.63	
For Seal Class A, Add	49.69	
For 28 Gauge, Deduct	-2.33	
For 24 Gauge, Add	2.33	
For 22 Gauge, Add	4.64	
For 20 Gauge, Add	6.98	
For 18 Gauge, Add	9.27	
For 16 Gauge, Add	11.37	
For Polyvinyl Chloride (PVC) Coated, Inside And Outside, Add	12.47	
For Work In Restricted Working Space, Add	37.27	
For Elevated Installation >10' To 15', Add	12.42	
For Elevated Installation >15' To 20', Add	24.84	
For Elevated Installation >20' To 25', Add	31.06	
For Elevated Installation >25' To 30', Add	43.48	
For Elevated Installation >30' To 35', Add	49.69	
For Elevated Installation >35' To 40', Add	62.11	
For Elevated Installation >40', Add	68.32	
23 31 13 16-0047 EA 16" Diameter, 26 Gauge, Seal Class C, Galvanized Sheet Metal Round And Flat-Oval 45 Degree Elbow	184.25	62.65
For Seal Class B, Add	23.49	
For Seal Class A, Add	62.65	
For 28 Gauge, Deduct	-3.83	
For 24 Gauge, Add	3.81	
For 22 Gauge, Add	7.61	
For 20 Gauge, Add	11.44	
For 18 Gauge, Add	15.20	
For 16 Gauge, Add	18.65	
For Polyvinyl Chloride (PVC) Coated, Inside And Outside, Add	20.45	
For Work In Restricted Working Space, Add	46.99	
For Elevated Installation >10' To 15', Add	15.66	
For Elevated Installation >15' To 20', Add	31.32	
For Elevated Installation >20' To 25', Add	39.16	
For Elevated Installation >25' To 30', Add	54.82	
For Elevated Installation >30' To 35', Add	62.65	
For Elevated Installation >35' To 40', Add	78.31	
For Elevated Installation >40', Add	86.14	

23 Heating, Ventilating, and Air-Conditioning (HVAC)

23 30 HVAC Air Distribution

23 31 HVAC Ducts and Casings



MINOR	CSI	UOM	DESCRIPTION	TOTAL DIRECT UNIT COST	DEMOLITION UNIT COST
23 31 13 16-0048	EA		18" Diameter, 26 Gauge, Seal Class C, Galvanized Sheet Metal Round And Flat-Oval 45 Degree Elbow	196.49	65.35
			<i>For Seal Class B, Add</i>	24.47	
			<i>For Seal Class A, Add</i>	65.24	
			<i>For 28 Gauge, Deduct</i>	-4.62	
			<i>For 24 Gauge, Add</i>	4.61	
			<i>For 22 Gauge, Add</i>	9.20	
			<i>For 20 Gauge, Add</i>	13.82	
			<i>For 18 Gauge, Add</i>	18.36	
			<i>For 16 Gauge, Add</i>	22.54	
			<i>For Polyvinyl Chloride (PVC) Coated, Inside And Outside, Add</i>	24.71	
			<i>For Work In Restricted Working Space, Add</i>	48.93	
			<i>For Elevated Installation >10' To 15', Add</i>	16.31	
			<i>For Elevated Installation >15' To 20', Add</i>	32.62	
			<i>For Elevated Installation >20' To 25', Add</i>	40.78	
			<i>For Elevated Installation >25' To 30', Add</i>	57.09	
			<i>For Elevated Installation >30' To 35', Add</i>	65.24	
			<i>For Elevated Installation >35' To 40', Add</i>	81.55	
			<i>For Elevated Installation >40', Add</i>	89.71	
23 31 13 16-0049	EA		20" Diameter, 26 Gauge, Seal Class C, Galvanized Sheet Metal Round And Flat-Oval 45 Degree Elbow	210.20	66.97
			<i>For Seal Class B, Add</i>	25.11	
			<i>For Seal Class A, Add</i>	66.97	
			<i>For 28 Gauge, Deduct</i>	-5.93	
			<i>For 24 Gauge, Add</i>	5.90	
			<i>For 22 Gauge, Add</i>	11.79	
			<i>For 20 Gauge, Add</i>	17.71	
			<i>For 18 Gauge, Add</i>	23.53	
			<i>For 16 Gauge, Add</i>	28.88	
			<i>For Polyvinyl Chloride (PVC) Coated, Inside And Outside, Add</i>	31.66	
			<i>For Work In Restricted Working Space, Add</i>	50.23	
			<i>For Elevated Installation >10' To 15', Add</i>	16.74	
			<i>For Elevated Installation >15' To 20', Add</i>	33.48	
			<i>For Elevated Installation >20' To 25', Add</i>	41.86	
			<i>For Elevated Installation >25' To 30', Add</i>	58.60	
			<i>For Elevated Installation >30' To 35', Add</i>	66.97	
			<i>For Elevated Installation >35' To 40', Add</i>	83.71	
			<i>For Elevated Installation >40', Add</i>	92.08	
23 31 13 16-0050			Galvanized Sheet Metal Round And Flat-Oval Tees <small>(23 31 13 16-0001)</small>		
23 31 13 16-0051	EA		4" Diameter, 26 Gauge, Seal Class C, Galvanized Sheet Metal Round And Flat-Oval Tee	42.43	14.58
			<i>For Seal Class B, Add</i>	5.47	
			<i>For Seal Class A, Add</i>	14.58	
			<i>For 28 Gauge, Deduct</i>	-0.83	
			<i>For 24 Gauge, Add</i>	0.83	
			<i>For 22 Gauge, Add</i>	1.65	
			<i>For 20 Gauge, Add</i>	2.48	
			<i>For 18 Gauge, Add</i>	3.29	
			<i>For 16 Gauge, Add</i>	4.04	
			<i>For Polyvinyl Chloride (PVC) Coated, Inside And Outside, Add</i>	4.43	
			<i>For Work In Restricted Working Space, Add</i>	10.94	
			<i>For Elevated Installation >10' To 15', Add</i>	3.65	
			<i>For Elevated Installation >15' To 20', Add</i>	7.29	
			<i>For Elevated Installation >20' To 25', Add</i>	9.11	
			<i>For Elevated Installation >25' To 30', Add</i>	12.76	
			<i>For Elevated Installation >30' To 35', Add</i>	14.58	
			<i>For Elevated Installation >35' To 40', Add</i>	18.23	
			<i>For Elevated Installation >40', Add</i>	20.05	
23 31 13 16-0052	EA		5" Diameter, 26 Gauge, Seal Class C, Galvanized Sheet Metal Round And Flat-Oval Tee	49.61	16.64
			<i>For Seal Class B, Add</i>	6.25	
			<i>For Seal Class A, Add</i>	16.67	
			<i>For 28 Gauge, Deduct</i>	-1.10	
			<i>For 24 Gauge, Add</i>	1.10	
			<i>For 22 Gauge, Add</i>	2.19	
			<i>For 20 Gauge, Add</i>	3.29	
			<i>For 18 Gauge, Add</i>	4.37	
			<i>For 16 Gauge, Add</i>	5.36	
			<i>For Polyvinyl Chloride (PVC) Coated, Inside And Outside, Add</i>	5.88	
			<i>For Work In Restricted Working Space, Add</i>	12.50	
			<i>For Elevated Installation >10' To 15', Add</i>	4.17	
			<i>For Elevated Installation >15' To 20', Add</i>	8.33	
			<i>For Elevated Installation >20' To 25', Add</i>	10.42	
			<i>For Elevated Installation >25' To 30', Add</i>	14.58	
			<i>For Elevated Installation >30' To 35', Add</i>	16.67	
			<i>For Elevated Installation >35' To 40', Add</i>	20.84	
			<i>For Elevated Installation >40', Add</i>	22.92	



MINOR CSI UOM DESCRIPTION	TOTAL DIRECT UNIT COST	DEMOLITION UNIT COST
23 31 13 16-0053 EA 6" Diameter, 26 Gauge, Seal Class C, Galvanized Sheet Metal Round And Flat-Oval Tee	57.21	19.44
For Seal Class B, Add	7.29	
For Seal Class A, Add	19.44	
For 28 Gauge, Deduct	-1.19	
For 24 Gauge, Add	1.19	
For 22 Gauge, Add	2.37	
For 20 Gauge, Add	3.56	
For 18 Gauge, Add	4.74	
For 16 Gauge, Add	5.81	
For Polyvinyl Chloride (PVC) Coated, Inside And Outside, Add	6.37	
For Work In Restricted Working Space, Add	14.58	
For Elevated Installation >10' To 15', Add	4.86	
For Elevated Installation >15' To 20', Add	9.72	
For Elevated Installation >20' To 25', Add	12.15	
For Elevated Installation >25' To 30', Add	17.01	
For Elevated Installation >30' To 35', Add	19.44	
For Elevated Installation >35' To 40', Add	24.30	
For Elevated Installation >40', Add	26.73	
23 31 13 16-0054 EA 7" Diameter, 26 Gauge, Seal Class C, Galvanized Sheet Metal Round And Flat-Oval Tee	68.24	23.33
For Seal Class B, Add	8.75	
For Seal Class A, Add	23.33	
For 28 Gauge, Deduct	-1.37	
For 24 Gauge, Add	1.37	
For 22 Gauge, Add	2.73	
For 20 Gauge, Add	4.10	
For 18 Gauge, Add	5.45	
For 16 Gauge, Add	6.69	
For Polyvinyl Chloride (PVC) Coated, Inside And Outside, Add	7.33	
For Work In Restricted Working Space, Add	17.50	
For Elevated Installation >10' To 15', Add	5.83	
For Elevated Installation >15' To 20', Add	11.67	
For Elevated Installation >20' To 25', Add	14.58	
For Elevated Installation >25' To 30', Add	20.42	
For Elevated Installation >30' To 35', Add	23.33	
For Elevated Installation >35' To 40', Add	29.17	
For Elevated Installation >40', Add	32.08	
23 31 13 16-0055 EA 8" Diameter, 26 Gauge, Seal Class C, Galvanized Sheet Metal Round And Flat-Oval Tee	88.94	29.16
For Seal Class B, Add	10.94	
For Seal Class A, Add	29.17	
For 28 Gauge, Deduct	-2.22	
For 24 Gauge, Add	2.21	
For 22 Gauge, Add	4.41	
For 20 Gauge, Add	6.63	
For 18 Gauge, Add	8.81	
For 16 Gauge, Add	10.81	
For Polyvinyl Chloride (PVC) Coated, Inside And Outside, Add	11.85	
For Work In Restricted Working Space, Add	21.88	
For Elevated Installation >10' To 15', Add	7.29	
For Elevated Installation >15' To 20', Add	14.58	
For Elevated Installation >20' To 25', Add	18.23	
For Elevated Installation >25' To 30', Add	25.52	
For Elevated Installation >30' To 35', Add	29.17	
For Elevated Installation >35' To 40', Add	36.46	
For Elevated Installation >40', Add	40.11	
23 31 13 16-0056 EA 10" Diameter, 26 Gauge, Seal Class C, Galvanized Sheet Metal Round And Flat-Oval Tee	117.66	38.89
For Seal Class B, Add	14.58	
For Seal Class A, Add	38.89	
For 28 Gauge, Deduct	-2.83	
For 24 Gauge, Add	2.82	
For 22 Gauge, Add	5.63	
For 20 Gauge, Add	8.46	
For 18 Gauge, Add	11.24	
For 16 Gauge, Add	13.80	
For Polyvinyl Chloride (PVC) Coated, Inside And Outside, Add	15.13	
For Work In Restricted Working Space, Add	29.17	
For Elevated Installation >10' To 15', Add	9.72	
For Elevated Installation >15' To 20', Add	19.44	
For Elevated Installation >20' To 25', Add	24.31	
For Elevated Installation >25' To 30', Add	34.03	
For Elevated Installation >30' To 35', Add	38.89	
For Elevated Installation >35' To 40', Add	48.61	
For Elevated Installation >40', Add	53.47	

23 Heating, Ventilating, and Air-Conditioning (HVAC)

23 30 HVAC Air Distribution

23 31 HVAC Ducts and Casings



MINOR		TOTAL DIRECT	DEMOLITION
CSI	UOM DESCRIPTION	UNIT COST	UNIT COST
23 31 13 16-0057	EA 12" Diameter, 26 Gauge, Seal Class C, Galvanized Sheet Metal Round And Flat-Oval Tee	166.23	58.33
	For Seal Class B, Add	21.87	
	For Seal Class A, Add	58.32	
	For 28 Gauge, Deduct	-2.83	
	For 24 Gauge, Add	2.82	
	For 22 Gauge, Add	5.63	
	For 20 Gauge, Add	8.46	
	For 18 Gauge, Add	11.24	
	For 16 Gauge, Add	13.80	
	For Polyvinyl Chloride (PVC) Coated, Inside And Outside, Add	15.13	
	For Work In Restricted Working Space, Add	43.74	
	For Elevated Installation >10' To 15', Add	14.58	
	For Elevated Installation >15' To 20', Add	29.16	
	For Elevated Installation >20' To 25', Add	36.45	
	For Elevated Installation >25' To 30', Add	51.03	
	For Elevated Installation >30' To 35', Add	58.32	
	For Elevated Installation >35' To 40', Add	72.90	
	For Elevated Installation >40', Add	80.18	
23 31 13 16-0058	EA 14" Diameter, 26 Gauge, Seal Class C, Galvanized Sheet Metal Round And Flat-Oval Tee	225.17	74.31
	For Seal Class B, Add	27.93	
	For Seal Class A, Add	74.49	
	For 28 Gauge, Deduct	-5.39	
	For 24 Gauge, Add	5.37	
	For 22 Gauge, Add	10.73	
	For 20 Gauge, Add	16.12	
	For 18 Gauge, Add	21.42	
	For 16 Gauge, Add	26.28	
	For Polyvinyl Chloride (PVC) Coated, Inside And Outside, Add	28.82	
	For Work In Restricted Working Space, Add	55.87	
	For Elevated Installation >10' To 15', Add	18.62	
	For Elevated Installation >15' To 20', Add	37.25	
	For Elevated Installation >20' To 25', Add	46.56	
	For Elevated Installation >25' To 30', Add	65.18	
	For Elevated Installation >30' To 35', Add	74.49	
	For Elevated Installation >35' To 40', Add	93.12	
	For Elevated Installation >40', Add	102.43	
23 31 13 16-0059	EA 16" Diameter, 26 Gauge, Seal Class C, Galvanized Sheet Metal Round And Flat-Oval Tee	289.47	94.19
	For Seal Class B, Add	35.22	
	For Seal Class A, Add	93.92	
	For 28 Gauge, Deduct	-7.57	
	For 24 Gauge, Add	7.54	
	For 22 Gauge, Add	15.06	
	For 20 Gauge, Add	22.63	
	For 18 Gauge, Add	30.06	
	For 16 Gauge, Add	36.90	
	For Polyvinyl Chloride (PVC) Coated, Inside And Outside, Add	40.45	
	For Work In Restricted Working Space, Add	70.44	
	For Elevated Installation >10' To 15', Add	23.48	
	For Elevated Installation >15' To 20', Add	46.96	
	For Elevated Installation >20' To 25', Add	58.70	
	For Elevated Installation >25' To 30', Add	82.18	
	For Elevated Installation >30' To 35', Add	93.92	
	For Elevated Installation >35' To 40', Add	117.41	
	For Elevated Installation >40', Add	129.15	
23 31 13 16-0060	EA 18" Diameter, 26 Gauge, Seal Class C, Galvanized Sheet Metal Round And Flat-Oval Tee	332.10	104.77
	For Seal Class B, Add	39.37	
	For Seal Class A, Add	104.99	
	For 28 Gauge, Deduct	-9.64	
	For 24 Gauge, Add	9.61	
	For 22 Gauge, Add	19.18	
	For 20 Gauge, Add	28.83	
	For 18 Gauge, Add	38.30	
	For 16 Gauge, Add	47.00	
	For Polyvinyl Chloride (PVC) Coated, Inside And Outside, Add	51.53	
	For Work In Restricted Working Space, Add	78.74	
	For Elevated Installation >10' To 15', Add	26.25	
	For Elevated Installation >15' To 20', Add	52.49	
	For Elevated Installation >20' To 25', Add	65.62	
	For Elevated Installation >25' To 30', Add	91.86	
	For Elevated Installation >30' To 35', Add	104.99	
	For Elevated Installation >35' To 40', Add	131.24	
	For Elevated Installation >40', Add	144.36	



MINOR CSI UOM DESCRIPTION	TOTAL DIRECT UNIT COST	DEMOLITION UNIT COST
23 31 13 16-0061 EA 20" Diameter, 26 Gauge, Seal Class C, Galvanized Sheet Metal Round And Flat-Oval Tee	348.39	108.55
For Seal Class B, Add	40.67	
For Seal Class A, Add	108.45	
For 28 Gauge, Deduct	-10.70	
For 24 Gauge, Add	10.66	
For 22 Gauge, Add	21.29	
For 20 Gauge, Add	31.99	
For 18 Gauge, Add	42.50	
For 16 Gauge, Add	52.16	
For Polyvinyl Chloride (PVC) Coated, Inside And Outside, Add	57.18	
For Work In Restricted Working Space, Add	81.34	
For Elevated Installation >10' To 15', Add	27.11	
For Elevated Installation >15' To 20', Add	54.22	
For Elevated Installation >20' To 25', Add	67.78	
For Elevated Installation >25' To 30', Add	94.89	
For Elevated Installation >30' To 35', Add	108.45	
For Elevated Installation >35' To 40', Add	135.56	
For Elevated Installation >40', Add	149.12	
23 31 13 16-0062 Galvanized Sheet Metal Round And Flat-Oval Connectors (23 31 13 16-0001)		
23 31 13 16-0063 EA 4" Diameter, 26 Gauge, Seal Class C, Galvanized Sheet Metal Round And Flat-Oval Connector	19.29	
For Seal Class B, Add	2.59	
For Seal Class A, Add	6.91	
For Work In Restricted Working Space, Add	5.18	
For Elevated Installation >10' To 15', Add	1.73	
For Elevated Installation >15' To 20', Add	3.46	
For Elevated Installation >20' To 25', Add	4.32	
For Elevated Installation >25' To 30', Add	6.05	
For Elevated Installation >30' To 35', Add	6.91	
For Elevated Installation >35' To 40', Add	8.64	
For Elevated Installation >40', Add	9.50	
23 31 13 16-0064 EA 5" Diameter, 26 Gauge, Seal Class C, Galvanized Sheet Metal Round And Flat-Oval Connector	20.32	
For Seal Class B, Add	2.72	
For Seal Class A, Add	7.26	
For Work In Restricted Working Space, Add	5.45	
For Elevated Installation >10' To 15', Add	1.82	
For Elevated Installation >15' To 20', Add	3.63	
For Elevated Installation >20' To 25', Add	4.54	
For Elevated Installation >25' To 30', Add	6.36	
For Elevated Installation >30' To 35', Add	7.26	
For Elevated Installation >35' To 40', Add	9.08	
For Elevated Installation >40', Add	9.99	
23 31 13 16-0065 EA 6" Diameter, 26 Gauge, Seal Class C, Galvanized Sheet Metal Round And Flat-Oval Connector	21.76	
For Seal Class B, Add	2.92	
For Seal Class A, Add	7.78	
For Work In Restricted Working Space, Add	5.83	
For Elevated Installation >10' To 15', Add	1.94	
For Elevated Installation >15' To 20', Add	3.89	
For Elevated Installation >20' To 25', Add	4.86	
For Elevated Installation >25' To 30', Add	6.80	
For Elevated Installation >30' To 35', Add	7.78	
For Elevated Installation >35' To 40', Add	9.72	
For Elevated Installation >40', Add	10.69	
23 31 13 16-0066 EA 7" Diameter, 26 Gauge, Seal Class C, Galvanized Sheet Metal Round And Flat-Oval Connector	23.18	
For Seal Class B, Add	3.08	
For Seal Class A, Add	8.21	
For Work In Restricted Working Space, Add	6.16	
For Elevated Installation >10' To 15', Add	2.05	
For Elevated Installation >15' To 20', Add	4.11	
For Elevated Installation >20' To 25', Add	5.13	
For Elevated Installation >25' To 30', Add	7.19	
For Elevated Installation >30' To 35', Add	8.21	
For Elevated Installation >35' To 40', Add	10.27	
For Elevated Installation >40', Add	11.29	
23 31 13 16-0067 EA 8" Diameter, 26 Gauge, Seal Class C, Galvanized Sheet Metal Round And Flat-Oval Connector	25.14	
For Seal Class B, Add	3.32	
For Seal Class A, Add	8.86	
For Work In Restricted Working Space, Add	6.64	
For Elevated Installation >10' To 15', Add	2.21	
For Elevated Installation >15' To 20', Add	4.43	
For Elevated Installation >20' To 25', Add	5.54	
For Elevated Installation >25' To 30', Add	7.75	
For Elevated Installation >30' To 35', Add	8.86	
For Elevated Installation >35' To 40', Add	11.07	
For Elevated Installation >40', Add	12.18	
23 31 13 16-0068 EA 10" Diameter, 26 Gauge, Seal Class C, Galvanized Sheet Metal Round And Flat-Oval Connector	29.46	
For Seal Class B, Add	3.71	
For Seal Class A, Add	9.90	
For Work In Restricted Working Space, Add	7.42	
For Elevated Installation >10' To 15', Add	2.47	
For Elevated Installation >15' To 20', Add	4.95	
For Elevated Installation >20' To 25', Add	6.19	
For Elevated Installation >25' To 30', Add	8.66	
For Elevated Installation >30' To 35', Add	9.90	
For Elevated Installation >35' To 40', Add	12.37	
For Elevated Installation >40', Add	13.61	

23 Heating, Ventilating, and Air-Conditioning (HVAC)

23 30 HVAC Air Distribution

23 31 HVAC Ducts and Casings



MINOR		TOTAL DIRECT	DEMOLITION
CSI	UOM DESCRIPTION	UNIT COST	UNIT COST
23 31 13 16-0069	EA 12" Diameter, 26 Gauge, Seal Class C, Galvanized Sheet Metal Round And Flat-Oval Connector.....	40.26	
	For Seal Class B, Add	5.19	
	For Seal Class A, Add	13.83	
	For Work In Restricted Working Space, Add	10.37	
	For Elevated Installation >10' To 15', Add	3.46	
	For Elevated Installation >15' To 20', Add	6.91	
	For Elevated Installation >20' To 25', Add	8.64	
	For Elevated Installation >25' To 30', Add	12.10	
	For Elevated Installation >30' To 35', Add	13.83	
	For Elevated Installation >35' To 40', Add	17.29	
	For Elevated Installation >40', Add	19.01	
23 31 13 16-0070	EA 14" Diameter, 26 Gauge, Seal Class C, Galvanized Sheet Metal Round And Flat-Oval Connector.....	45.95	
	For Seal Class B, Add	5.90	
	For Seal Class A, Add	15.73	
	For Work In Restricted Working Space, Add	11.80	
	For Elevated Installation >10' To 15', Add	3.93	
	For Elevated Installation >15' To 20', Add	7.87	
	For Elevated Installation >20' To 25', Add	9.83	
	For Elevated Installation >25' To 30', Add	13.77	
	For Elevated Installation >30' To 35', Add	15.73	
	For Elevated Installation >35' To 40', Add	19.67	
	For Elevated Installation >40', Add	21.63	
23 31 13 16-0071	EA 16" Diameter, 26 Gauge, Seal Class C, Galvanized Sheet Metal Round And Flat-Oval Connector.....	50.52	
	For Seal Class B, Add	6.47	
	For Seal Class A, Add	17.24	
	For Work In Restricted Working Space, Add	12.93	
	For Elevated Installation >10' To 15', Add	4.31	
	For Elevated Installation >15' To 20', Add	8.62	
	For Elevated Installation >20' To 25', Add	10.78	
	For Elevated Installation >25' To 30', Add	15.09	
	For Elevated Installation >30' To 35', Add	17.24	
	For Elevated Installation >35' To 40', Add	21.56	
	For Elevated Installation >40', Add	23.71	
23 31 13 16-0072	EA 18" Diameter, 26 Gauge, Seal Class C, Galvanized Sheet Metal Round And Flat-Oval Connector.....	54.94	
	For Seal Class B, Add	7.00	
	For Seal Class A, Add	18.66	
	For Work In Restricted Working Space, Add	14.00	
	For Elevated Installation >10' To 15', Add	4.67	
	For Elevated Installation >15' To 20', Add	9.33	
	For Elevated Installation >20' To 25', Add	11.67	
	For Elevated Installation >25' To 30', Add	16.33	
	For Elevated Installation >30' To 35', Add	18.66	
	For Elevated Installation >35' To 40', Add	23.33	
	For Elevated Installation >40', Add	25.66	
23 31 13 16-0073	EA 20" Diameter, 26 Gauge, Seal Class C, Galvanized Sheet Metal Round And Flat-Oval Connector.....	59.85	
	For Seal Class B, Add	7.63	
	For Seal Class A, Add	20.35	
	For Work In Restricted Working Space, Add	15.26	
	For Elevated Installation >10' To 15', Add	5.09	
	For Elevated Installation >15' To 20', Add	10.17	
	For Elevated Installation >20' To 25', Add	12.72	
	For Elevated Installation >25' To 30', Add	17.80	
	For Elevated Installation >30' To 35', Add	20.35	
	For Elevated Installation >35' To 40', Add	25.44	
	For Elevated Installation >40', Add	27.98	
23 31 13 16-0074	Slip Joint, Galvanized, Spiral Duct And Fittings <small>(23 31 13 16)</small>		
23 31 13 16-0075	Slip Joint, Galvanized, Spiral Duct <small>(23 31 13 16-0074)</small>		
23 31 13 16-0076	LF 4" Diameter, 26 Gauge, Seal Class C, Slip Joint, Galvanized, Spiral Duct.....	10.22	1.00
	For Seal Class B, Add	0.80	
	For Seal Class A, Add	2.14	
	For Up To 20', Add	1.46	
	For >20' To 50', Add	0.59	
	For >200' To 500', Deduct	-0.37	
	For >500', Deduct	-0.61	
	For 24 Gauge, Add	0.98	
	For 22 Gauge, Add	2.24	
	For 20 Gauge, Add	3.66	
	For 18 Gauge, Add	5.61	
	For 16 Gauge, Add	6.83	
	For Polyvinyl Chloride (PVC) Coated, Inside And Outside, Add	3.61	
	For Work In Restricted Working Space, Add	1.60	



MINOR CSI UOM DESCRIPTION	TOTAL DIRECT UNIT COST	DEMOLITION UNIT COST
23 31 13 16-0077 LF 6" Diameter, 26 Gauge, Seal Class C, Slip Joint, Galvanized, Spiral Duct.....	13.47	2.00
For Seal Class B, Add	0.96	
For Seal Class A, Add	2.56	
For Up To 20', Add	2.12	
For >20' To 50', Add	0.85	
For >200' To 500', Deduct	-0.53	
For >500', Deduct	-0.88	
For 24 Gauge, Add	1.41	
For 22 Gauge, Add	3.25	
For 20 Gauge, Add	5.30	
For 18 Gauge, Add	8.12	
For 16 Gauge, Add	9.88	
For Polyvinyl Chloride (PVC) Coated, Inside And Outside, Add	5.22	
For Work In Restricted Working Space, Add	1.92	
23 31 13 16-0078 LF 8" Diameter, 26 Gauge, Seal Class C, Slip Joint, Galvanized, Spiral Duct.....	17.24	2.00
For Seal Class B, Add	1.19	
For Seal Class A, Add	3.18	
For Up To 20', Add	2.79	
For >20' To 50', Add	1.11	
For >200' To 500', Deduct	-0.70	
For >500', Deduct	-1.16	
For 24 Gauge, Add	1.86	
For 22 Gauge, Add	4.27	
For 20 Gauge, Add	6.97	
For 18 Gauge, Add	10.68	
For 16 Gauge, Add	13.01	
For Polyvinyl Chloride (PVC) Coated, Inside And Outside, Add	6.87	
For Work In Restricted Working Space, Add	2.39	
23 31 13 16-0079 LF 10" Diameter, 26 Gauge, Seal Class C, Slip Joint, Galvanized, Spiral Duct.....	21.03	2.00
For Seal Class B, Add	1.43	
For Seal Class A, Add	3.82	
For Up To 20', Add	3.44	
For >20' To 50', Add	1.38	
For >200' To 500', Deduct	-0.86	
For >500', Deduct	-1.43	
For 24 Gauge, Add	2.29	
For 22 Gauge, Add	5.28	
For 20 Gauge, Add	8.60	
For 18 Gauge, Add	13.19	
For 16 Gauge, Add	16.06	
For Polyvinyl Chloride (PVC) Coated, Inside And Outside, Add	8.49	
For Work In Restricted Working Space, Add	2.87	
23 31 13 16-0080 LF 12" Diameter, 26 Gauge, Seal Class C, Slip Joint, Galvanized, Spiral Duct.....	26.08	2.99
For Seal Class B, Add	1.80	
For Seal Class A, Add	4.79	
For Up To 20', Add	4.23	
For >20' To 50', Add	1.69	
For >200' To 500', Deduct	-1.06	
For >500', Deduct	-1.76	
For 24 Gauge, Add	2.82	
For 22 Gauge, Add	6.49	
For 20 Gauge, Add	10.58	
For 18 Gauge, Add	16.23	
For 16 Gauge, Add	19.75	
For Polyvinyl Chloride (PVC) Coated, Inside And Outside, Add	10.44	
For Work In Restricted Working Space, Add	3.59	
23 31 13 16-0081 LF 14" Diameter, 26 Gauge, Seal Class C, Slip Joint, Galvanized, Spiral Duct.....	31.31	2.99
For Seal Class B, Add	2.24	
For Seal Class A, Add	5.98	
For Up To 20', Add	4.91	
For >20' To 50', Add	1.96	
For >200' To 500', Deduct	-1.23	
For >500', Deduct	-2.04	
For 24 Gauge, Add	3.27	
For 22 Gauge, Add	7.52	
For 20 Gauge, Add	12.26	
For 18 Gauge, Add	18.80	
For 16 Gauge, Add	22.89	
For Polyvinyl Chloride (PVC) Coated, Inside And Outside, Add	12.10	
For Work In Restricted Working Space, Add	4.49	
23 31 13 16-0082 LF 16" Diameter, 26 Gauge, Seal Class C, Slip Joint, Galvanized, Spiral Duct.....	43.67	2.99
For Seal Class B, Add	2.99	
For Seal Class A, Add	7.97	
For Up To 20', Add	7.13	
For >20' To 50', Add	2.85	
For >200' To 500', Deduct	-1.78	
For >500', Deduct	-2.97	
For 24 Gauge, Add	4.75	
For 22 Gauge, Add	10.93	
For 20 Gauge, Add	17.81	
For 18 Gauge, Add	27.31	
For 16 Gauge, Add	33.25	
For Polyvinyl Chloride (PVC) Coated, Inside And Outside, Add	17.58	
For Work In Restricted Working Space, Add	5.98	

23 Heating, Ventilating, and Air-Conditioning (HVAC)

23 30 HVAC Air Distribution

23 31 HVAC Ducts and Casings



MINOR		TOTAL DIRECT	DEMOLITION
CSI	UOM DESCRIPTION	UNIT COST	UNIT COST
23 31 13 16-0083	LF 18" Diameter, 26 Gauge, Seal Class C, Slip Joint, Galvanized, Spiral Duct.....	49.55	3.99
	For Seal Class B, Add	3.48	
	For Seal Class A, Add	9.29	
	For Up To 20', Add	7.90	
	For >20' To 50', Add	3.16	
	For >200' To 500', Deduct	-1.97	
	For >500', Deduct	-3.29	
	For 24 Gauge, Add	5.27	
	For 22 Gauge, Add	12.11	
	For 20 Gauge, Add	19.75	
	For 18 Gauge, Add	30.28	
	For 16 Gauge, Add	36.86	
	For Polyvinyl Chloride (PVC) Coated, Inside And Outside, Add	19.48	
	For Work In Restricted Working Space, Add	6.97	
23 31 13 16-0084	LF 20" Diameter, 26 Gauge, Seal Class C, Slip Joint, Galvanized, Spiral Duct.....	55.73	3.99
	For Seal Class B, Add	3.95	
	For Seal Class A, Add	10.54	
	For Up To 20', Add	8.87	
	For >20' To 50', Add	3.52	
	For >200' To 500', Deduct	-2.20	
	For >500', Deduct	-3.67	
	For 24 Gauge, Add	5.87	
	For 22 Gauge, Add	13.57	
	For 20 Gauge, Add	22.03	
	For 18 Gauge, Add	33.78	
	For 16 Gauge, Add	41.12	
	For Polyvinyl Chloride (PVC) Coated, Inside And Outside, Add	21.73	
	For Work In Restricted Working Space, Add	7.91	
23 31 13 16-0085	LF 22" Diameter, 26 Gauge, Seal Class C, Slip Joint, Galvanized, Spiral Duct.....	62.16	4.99
	For Seal Class B, Add	4.45	
	For Seal Class A, Add	11.88	
	For Up To 20', Add	9.74	
	For >20' To 50', Add	3.90	
	For >200' To 500', Deduct	-2.44	
	For >500', Deduct	-4.06	
	For 24 Gauge, Add	6.49	
	For 22 Gauge, Add	14.94	
	For 20 Gauge, Add	24.35	
	For 18 Gauge, Add	37.34	
	For 16 Gauge, Add	45.46	
	For Polyvinyl Chloride (PVC) Coated, Inside And Outside, Add	24.03	
	For Work In Restricted Working Space, Add	8.91	
23 31 13 16-0086	LF 24" Diameter, 26 Gauge, Seal Class C, Slip Joint, Galvanized, Spiral Duct.....	68.51	5.98
	For Seal Class B, Add	4.98	
	For Seal Class A, Add	13.29	
	For Up To 20', Add	10.58	
	For >20' To 50', Add	4.23	
	For >200' To 500', Deduct	-2.65	
	For >500', Deduct	-4.41	
	For 24 Gauge, Add	7.06	
	For 22 Gauge, Add	16.23	
	For 20 Gauge, Add	26.46	
	For 18 Gauge, Add	40.57	
	For 16 Gauge, Add	49.39	
	For Polyvinyl Chloride (PVC) Coated, Inside And Outside, Add	26.11	
	For Work In Restricted Working Space, Add	9.97	
23 31 13 16-0087	Slip Joint, Galvanized, Spiral 90 Degree Elbows (23 31 13 16-0074)		
23 31 13 16-0088	EA 4" Diameter, 26 Gauge, Seal Class C, Slip Joint, Galvanized, Spiral Duct 90 Degree Elbow.....	64.82	13.96
	For Seal Class B, Add	8.08	
	For Seal Class A, Add	21.56	
	For 24 Gauge, Add	2.19	
	For 22 Gauge, Add	5.03	
	For 20 Gauge, Add	8.20	
	For 18 Gauge, Add	12.57	
	For 16 Gauge, Add	15.30	
	For Polyvinyl Chloride (PVC) Coated, Inside And Outside, Add	8.09	
	For Work In Restricted Working Space, Add	16.17	
23 31 13 16-0089	EA 6" Diameter, 26 Gauge, Seal Class C, Slip Joint, Galvanized, Spiral Duct 90 Degree Elbow.....	95.27	19.94
	For Seal Class B, Add	11.96	
	For Seal Class A, Add	31.90	
	For 24 Gauge, Add	3.10	
	For 22 Gauge, Add	7.13	
	For 20 Gauge, Add	11.63	
	For 18 Gauge, Add	17.84	
	For 16 Gauge, Add	21.71	
	For Polyvinyl Chloride (PVC) Coated, Inside And Outside, Add	11.48	
	For Work In Restricted Working Space, Add	23.93	



MINOR CSI UOM DESCRIPTION	TOTAL DIRECT UNIT COST	DEMOLITION UNIT COST
23 31 13 16-0090 EA 8" Diameter, 26 Gauge, Seal Class C, Slip Joint, Galvanized, Spiral Duct 90 Degree Elbow	134.54	25.93
For Seal Class B, Add	15.74	
For Seal Class A, Add	41.98	
For 24 Gauge, Add	5.92	
For 22 Gauge, Add	13.61	
For 20 Gauge, Add	22.19	
For 18 Gauge, Add	34.02	
For 16 Gauge, Add	41.41	
For Polyvinyl Chloride (PVC) Coated, Inside And Outside, Add	21.89	
For Work In Restricted Working Space, Add	31.49	
23 31 13 16-0091 EA 10" Diameter, 26 Gauge, Seal Class C, Slip Joint, Galvanized, Spiral Duct 90 Degree Elbow	167.77	32.91
For Seal Class B, Add	19.94	
For Seal Class A, Add	53.18	
For 24 Gauge, Add	6.97	
For 22 Gauge, Add	16.02	
For 20 Gauge, Add	26.12	
For 18 Gauge, Add	40.05	
For 16 Gauge, Add	48.76	
For Polyvinyl Chloride (PVC) Coated, Inside And Outside, Add	25.77	
For Work In Restricted Working Space, Add	39.88	
23 31 13 16-0092 EA 12" Diameter, 26 Gauge, Seal Class C, Slip Joint, Galvanized, Spiral Duct 90 Degree Elbow	207.08	41.88
For Seal Class B, Add	24.93	
For Seal Class A, Add	66.47	
For 24 Gauge, Add	8.18	
For 22 Gauge, Add	18.81	
For 20 Gauge, Add	30.68	
For 18 Gauge, Add	47.04	
For 16 Gauge, Add	57.26	
For Polyvinyl Chloride (PVC) Coated, Inside And Outside, Add	30.27	
For Work In Restricted Working Space, Add	49.85	
23 31 13 16-0093 EA 14" Diameter, 26 Gauge, Seal Class C, Slip Joint, Galvanized, Spiral Duct 90 Degree Elbow	226.82	45.87
For Seal Class B, Add	27.19	
For Seal Class A, Add	72.52	
For 24 Gauge, Add	9.11	
For 22 Gauge, Add	20.94	
For 20 Gauge, Add	34.15	
For 18 Gauge, Add	52.36	
For 16 Gauge, Add	63.74	
For Polyvinyl Chloride (PVC) Coated, Inside And Outside, Add	33.69	
For Work In Restricted Working Space, Add	54.39	
23 31 13 16-0094 EA 16" Diameter, 26 Gauge, Seal Class C, Slip Joint, Galvanized, Spiral Duct 90 Degree Elbow	267.71	53.84
For Seal Class B, Add	32.16	
For Seal Class A, Add	85.77	
For 24 Gauge, Add	10.66	
For 22 Gauge, Add	24.51	
For 20 Gauge, Add	39.96	
For 18 Gauge, Add	61.27	
For 16 Gauge, Add	74.59	
For Polyvinyl Chloride (PVC) Coated, Inside And Outside, Add	39.43	
For Work In Restricted Working Space, Add	64.33	
23 31 13 16-0095 EA 18" Diameter, 26 Gauge, Seal Class C, Slip Joint, Galvanized, Spiral Duct 90 Degree Elbow	327.20	66.81
For Seal Class B, Add	39.88	
For Seal Class A, Add	106.36	
For 24 Gauge, Add	12.26	
For 22 Gauge, Add	28.20	
For 20 Gauge, Add	45.98	
For 18 Gauge, Add	70.51	
For 16 Gauge, Add	85.83	
For Polyvinyl Chloride (PVC) Coated, Inside And Outside, Add	45.37	
For Work In Restricted Working Space, Add	79.77	
23 31 13 16-0096 EA 20" Diameter, 26 Gauge, Seal Class C, Slip Joint, Galvanized, Spiral Duct 90 Degree Elbow	394.01	80.76
For Seal Class B, Add	48.25	
For Seal Class A, Add	128.66	
For 24 Gauge, Add	14.47	
For 22 Gauge, Add	33.29	
For 20 Gauge, Add	54.28	
For 18 Gauge, Add	83.23	
For 16 Gauge, Add	101.32	
For Polyvinyl Chloride (PVC) Coated, Inside And Outside, Add	53.55	
For Work In Restricted Working Space, Add	96.49	
23 31 13 16-0097 EA 22" Diameter, 26 Gauge, Seal Class C, Slip Joint, Galvanized, Spiral Duct 90 Degree Elbow	458.39	93.73
For Seal Class B, Add	56.44	
For Seal Class A, Add	150.50	
For 24 Gauge, Add	16.43	
For 22 Gauge, Add	37.78	
For 20 Gauge, Add	61.61	
For 18 Gauge, Add	94.46	
For 16 Gauge, Add	115.00	
For Polyvinyl Chloride (PVC) Coated, Inside And Outside, Add	60.78	
For Work In Restricted Working Space, Add	112.88	

23 Heating, Ventilating, and Air-Conditioning (HVAC)

23 30 HVAC Air Distribution

23 31 HVAC Ducts and Casings



SAN BERNARDINO
COUNTY

MINOR CSI	UOM	DESCRIPTION	TOTAL DIRECT UNIT COST	DEMOLITION UNIT COST
23 31 13 16-0098	EA	24" Diameter, 26 Gauge, Seal Class C, Slip Joint, Galvanized, Spiral Duct 90 Degree Elbow.....	525.65	106.69
		<i>For Seal Class B, Add</i>	63.64	
		<i>For Seal Class A, Add</i>	169.72	
		<i>For 24 Gauge, Add</i>	20.27	
		<i>For 22 Gauge, Add</i>	46.63	
		<i>For 20 Gauge, Add</i>	76.02	
		<i>For 18 Gauge, Add</i>	116.56	
		<i>For 16 Gauge, Add</i>	141.90	
		<i>For Polyvinyl Chloride (PVC) Coated, Inside And Outside, Add</i>	75.01	
		<i>For Work In Restricted Working Space, Add</i>	127.29	
23 31 13 16-0099		Slip Joint, Galvanized, Spiral Duct 45 Degree Elbows (23 31 13 16-0074)		
23 31 13 16-0100	EA	4" Diameter, 26 Gauge, Seal Class C, Slip Joint, Galvanized, Spiral Duct 45 Degree Elbow.....	65.33	13.96
		<i>For Seal Class B, Add</i>	8.08	
		<i>For Seal Class A, Add</i>	21.56	
		<i>For 24 Gauge, Add</i>	2.29	
		<i>For 22 Gauge, Add</i>	5.26	
		<i>For 20 Gauge, Add</i>	8.58	
		<i>For 18 Gauge, Add</i>	13.16	
		<i>For 16 Gauge, Add</i>	16.02	
		<i>For Polyvinyl Chloride (PVC) Coated, Inside And Outside, Add</i>	8.47	
		<i>For Work In Restricted Working Space, Add</i>	16.17	
23 31 13 16-0101	EA	6" Diameter, 26 Gauge, Seal Class C, Slip Joint, Galvanized, Spiral Duct 45 Degree Elbow.....	92.61	19.94
		<i>For Seal Class B, Add</i>	11.96	
		<i>For Seal Class A, Add</i>	31.90	
		<i>For 24 Gauge, Add</i>	2.57	
		<i>For 22 Gauge, Add</i>	5.91	
		<i>For 20 Gauge, Add</i>	9.64	
		<i>For 18 Gauge, Add</i>	14.78	
		<i>For 16 Gauge, Add</i>	17.99	
		<i>For Polyvinyl Chloride (PVC) Coated, Inside And Outside, Add</i>	9.51	
		<i>For Work In Restricted Working Space, Add</i>	23.93	
23 31 13 16-0102	EA	8" Diameter, 26 Gauge, Seal Class C, Slip Joint, Galvanized, Spiral Duct 45 Degree Elbow.....	122.19	25.93
		<i>For Seal Class B, Add</i>	15.74	
		<i>For Seal Class A, Add</i>	41.98	
		<i>For 24 Gauge, Add</i>	3.45	
		<i>For 22 Gauge, Add</i>	7.93	
		<i>For 20 Gauge, Add</i>	12.92	
		<i>For 18 Gauge, Add</i>	19.81	
		<i>For 16 Gauge, Add</i>	24.12	
		<i>For Polyvinyl Chloride (PVC) Coated, Inside And Outside, Add</i>	12.75	
		<i>For Work In Restricted Working Space, Add</i>	31.49	
23 31 13 16-0103	EA	10" Diameter, 26 Gauge, Seal Class C, Slip Joint, Galvanized, Spiral Duct 45 Degree Elbow.....	154.48	32.91
		<i>For Seal Class B, Add</i>	19.94	
		<i>For Seal Class A, Add</i>	53.18	
		<i>For 24 Gauge, Add</i>	4.31	
		<i>For 22 Gauge, Add</i>	9.91	
		<i>For 20 Gauge, Add</i>	16.16	
		<i>For 18 Gauge, Add</i>	24.77	
		<i>For 16 Gauge, Add</i>	30.16	
		<i>For Polyvinyl Chloride (PVC) Coated, Inside And Outside, Add</i>	15.94	
		<i>For Work In Restricted Working Space, Add</i>	39.88	
23 31 13 16-0104	EA	12" Diameter, 26 Gauge, Seal Class C, Slip Joint, Galvanized, Spiral Duct 45 Degree Elbow.....	191.21	41.88
		<i>For Seal Class B, Add</i>	24.93	
		<i>For Seal Class A, Add</i>	66.47	
		<i>For 24 Gauge, Add</i>	5.01	
		<i>For 22 Gauge, Add</i>	11.51	
		<i>For 20 Gauge, Add</i>	18.77	
		<i>For 18 Gauge, Add</i>	28.78	
		<i>For 16 Gauge, Add</i>	35.04	
		<i>For Polyvinyl Chloride (PVC) Coated, Inside And Outside, Add</i>	18.52	
		<i>For Work In Restricted Working Space, Add</i>	49.85	
23 31 13 16-0105	EA	14" Diameter, 26 Gauge, Seal Class C, Slip Joint, Galvanized, Spiral Duct 45 Degree Elbow.....	209.12	45.87
		<i>For Seal Class B, Add</i>	27.19	
		<i>For Seal Class A, Add</i>	72.52	
		<i>For 24 Gauge, Add</i>	5.57	
		<i>For 22 Gauge, Add</i>	12.80	
		<i>For 20 Gauge, Add</i>	20.87	
		<i>For 18 Gauge, Add</i>	32.00	
		<i>For 16 Gauge, Add</i>	38.96	
		<i>For Polyvinyl Chloride (PVC) Coated, Inside And Outside, Add</i>	20.59	
		<i>For Work In Restricted Working Space, Add</i>	54.39	
23 31 13 16-0106	EA	16" Diameter, 26 Gauge, Seal Class C, Slip Joint, Galvanized, Spiral Duct 45 Degree Elbow.....	260.05	53.84
		<i>For Seal Class B, Add</i>	32.16	
		<i>For Seal Class A, Add</i>	85.77	
		<i>For 24 Gauge, Add</i>	9.12	
		<i>For 22 Gauge, Add</i>	20.99	
		<i>For 20 Gauge, Add</i>	34.22	
		<i>For 18 Gauge, Add</i>	52.46	
		<i>For 16 Gauge, Add</i>	63.87	
		<i>For Polyvinyl Chloride (PVC) Coated, Inside And Outside, Add</i>	33.76	
		<i>For Work In Restricted Working Space, Add</i>	64.33	



MINOR CSI UOM DESCRIPTION	TOTAL DIRECT UNIT COST	DEMOLITION UNIT COST
23 31 13 16-0107 EA 18" Diameter, 26 Gauge, Seal Class C, Slip Joint, Galvanized, Spiral Duct 45 Degree Elbow	321.77	66.81
For Seal Class B, Add	39.88	
For Seal Class A, Add	106.36	
For 24 Gauge, Add	11.18	
For 22 Gauge, Add	25.70	
For 20 Gauge, Add	41.91	
For 18 Gauge, Add	64.26	
For 16 Gauge, Add	78.23	
For Polyvinyl Chloride (PVC) Coated, Inside And Outside, Add	41.35	
For Work In Restricted Working Space, Add	79.77	
23 31 13 16-0108 EA 20" Diameter, 26 Gauge, Seal Class C, Slip Joint, Galvanized, Spiral Duct 45 Degree Elbow	392.35	80.76
For Seal Class B, Add	48.25	
For Seal Class A, Add	128.66	
For 24 Gauge, Add	14.14	
For 22 Gauge, Add	32.53	
For 20 Gauge, Add	53.03	
For 18 Gauge, Add	81.32	
For 16 Gauge, Add	98.99	
For Polyvinyl Chloride (PVC) Coated, Inside And Outside, Add	52.33	
For Work In Restricted Working Space, Add	96.49	
23 31 13 16-0109 EA 22" Diameter, 26 Gauge, Seal Class C, Slip Joint, Galvanized, Spiral Duct 45 Degree Elbow	439.55	93.73
For Seal Class B, Add	56.44	
For Seal Class A, Add	150.50	
For 24 Gauge, Add	12.66	
For 22 Gauge, Add	29.12	
For 20 Gauge, Add	47.48	
For 18 Gauge, Add	72.80	
For 16 Gauge, Add	88.62	
For Polyvinyl Chloride (PVC) Coated, Inside And Outside, Add	46.84	
For Work In Restricted Working Space, Add	112.88	
23 31 13 16-0110 EA 24" Diameter, 26 Gauge, Seal Class C, Slip Joint, Galvanized, Spiral Duct 45 Degree Elbow	518.95	106.69
For Seal Class B, Add	63.64	
For Seal Class A, Add	169.72	
For 24 Gauge, Add	18.93	
For 22 Gauge, Add	43.54	
For 20 Gauge, Add	71.00	
For 18 Gauge, Add	108.86	
For 16 Gauge, Add	132.52	
For Polyvinyl Chloride (PVC) Coated, Inside And Outside, Add	70.05	
For Work In Restricted Working Space, Add	127.29	
23 31 13 16-0111 Slip Joint, Galvanized, Spiral Duct 45 Degree Reducing Laterals (23 31 13 16-0074)		
23 31 13 16-0112 EA 6" x 6" x 4", 26 Gauge, Seal Class C, Slip Joint, Galvanized, Spiral Duct 45 Degree Reducing Lateral.....	129.55	25.93
For Seal Class B, Add	15.74	
For Seal Class A, Add	41.98	
For 24 Gauge, Add	4.92	
For 22 Gauge, Add	11.31	
For 20 Gauge, Add	18.44	
For 18 Gauge, Add	28.28	
For 16 Gauge, Add	34.43	
For Polyvinyl Chloride (PVC) Coated, Inside And Outside, Add	18.20	
For Work In Restricted Working Space, Add	31.49	
23 31 13 16-0113 EA 8" x 8" x 4", 26 Gauge, Seal Class C, Slip Joint, Galvanized, Spiral Duct 45 Degree Reducing Lateral.....	191.96	41.88
For Seal Class B, Add	24.93	
For Seal Class A, Add	66.47	
For 24 Gauge, Add	5.16	
For 22 Gauge, Add	11.86	
For 20 Gauge, Add	19.34	
For 18 Gauge, Add	29.65	
For 16 Gauge, Add	36.09	
For Polyvinyl Chloride (PVC) Coated, Inside And Outside, Add	19.08	
For Work In Restricted Working Space, Add	49.85	
23 31 13 16-0114 EA 10" x 10" x 4", 26 Gauge, Seal Class C, Slip Joint, Galvanized, Spiral Duct 45 Degree Reducing Lateral.....	242.73	53.84
For Seal Class B, Add	32.16	
For Seal Class A, Add	85.77	
For 24 Gauge, Add	5.66	
For 22 Gauge, Add	13.02	
For 20 Gauge, Add	21.23	
For 18 Gauge, Add	32.55	
For 16 Gauge, Add	39.62	
For Polyvinyl Chloride (PVC) Coated, Inside And Outside, Add	20.94	
For Work In Restricted Working Space, Add	64.33	
23 31 13 16-0115 EA 12" x 12" x 4", 26 Gauge, Seal Class C, Slip Joint, Galvanized, Spiral Duct 45 Degree Reducing Lateral.....	295.45	66.81
For Seal Class B, Add	39.88	
For Seal Class A, Add	106.36	
For 24 Gauge, Add	5.91	
For 22 Gauge, Add	13.60	
For 20 Gauge, Add	22.17	
For 18 Gauge, Add	33.99	
For 16 Gauge, Add	41.38	
For Polyvinyl Chloride (PVC) Coated, Inside And Outside, Add	21.87	
For Work In Restricted Working Space, Add	79.77	

23 Heating, Ventilating, and Air-Conditioning (HVAC)

23 30 HVAC Air Distribution

23 31 HVAC Ducts and Casings



MINOR	CSI	UOM	DESCRIPTION	TOTAL DIRECT UNIT COST	DEMOLITION UNIT COST
23 31 13 16-0116	EA		14" x 14" x 4", 26 Gauge, Seal Class C, Slip Joint, Galvanized, Spiral Duct 45 Degree Reducing Lateral.....	352.17	80.76
			<i>For Seal Class B, Add</i>	48.25	
			<i>For Seal Class A, Add</i>	128.66	
			<i>For 24 Gauge, Add</i>	6.11	
			<i>For 22 Gauge, Add</i>	14.04	
			<i>For 20 Gauge, Add</i>	22.90	
			<i>For 18 Gauge, Add</i>	35.11	
			<i>For 16 Gauge, Add</i>	42.74	
			<i>For Polyvinyl Chloride (PVC) Coated, Inside And Outside, Add</i>	22.59	
			<i>For Work In Restricted Working Space, Add</i>	96.49	
23 31 13 16-0117	EA		16" x 16" x 4", 26 Gauge, Seal Class C, Slip Joint, Galvanized, Spiral Duct 45 Degree Reducing Lateral.....	409.45	93.73
			<i>For Seal Class B, Add</i>	56.44	
			<i>For Seal Class A, Add</i>	150.50	
			<i>For 24 Gauge, Add</i>	6.64	
			<i>For 22 Gauge, Add</i>	15.27	
			<i>For 20 Gauge, Add</i>	24.90	
			<i>For 18 Gauge, Add</i>	38.18	
			<i>For 16 Gauge, Add</i>	46.48	
			<i>For Polyvinyl Chloride (PVC) Coated, Inside And Outside, Add</i>	24.57	
			<i>For Work In Restricted Working Space, Add</i>	112.88	
23 31 13 16-0118	EA		18" x 18" x 4", 26 Gauge, Seal Class C, Slip Joint, Galvanized, Spiral Duct 45 Degree Reducing Lateral.....	458.83	106.69
			<i>For Seal Class B, Add</i>	63.64	
			<i>For Seal Class A, Add</i>	169.72	
			<i>For 24 Gauge, Add</i>	6.91	
			<i>For 22 Gauge, Add</i>	15.89	
			<i>For 20 Gauge, Add</i>	25.91	
			<i>For 18 Gauge, Add</i>	39.72	
			<i>For 16 Gauge, Add</i>	48.36	
			<i>For Polyvinyl Chloride (PVC) Coated, Inside And Outside, Add</i>	25.56	
			<i>For Work In Restricted Working Space, Add</i>	127.29	
23 31 13 16-0119	EA		20" x 20" x 4", 26 Gauge, Seal Class C, Slip Joint, Galvanized, Spiral Duct 45 Degree Reducing Lateral.....	522.18	121.64
			<i>For Seal Class B, Add</i>	72.96	
			<i>For Seal Class A, Add</i>	194.55	
			<i>For 24 Gauge, Add</i>	7.16	
			<i>For 22 Gauge, Add</i>	16.47	
			<i>For 20 Gauge, Add</i>	26.85	
			<i>For 18 Gauge, Add</i>	41.17	
			<i>For 16 Gauge, Add</i>	50.12	
			<i>For Polyvinyl Chloride (PVC) Coated, Inside And Outside, Add</i>	26.49	
			<i>For Work In Restricted Working Space, Add</i>	145.91	
23 31 13 16-0120	EA		22" x 22" x 4", 26 Gauge, Seal Class C, Slip Joint, Galvanized, Spiral Duct 45 Degree Reducing Lateral.....	582.04	134.61
			<i>For Seal Class B, Add</i>	80.84	
			<i>For Seal Class A, Add</i>	215.58	
			<i>For 24 Gauge, Add</i>	8.62	
			<i>For 22 Gauge, Add</i>	19.82	
			<i>For 20 Gauge, Add</i>	32.31	
			<i>For 18 Gauge, Add</i>	49.54	
			<i>For 16 Gauge, Add</i>	60.31	
			<i>For Polyvinyl Chloride (PVC) Coated, Inside And Outside, Add</i>	31.88	
			<i>For Work In Restricted Working Space, Add</i>	161.69	
23 31 13 16-0121	EA		24" x 24" x 4", 26 Gauge, Seal Class C, Slip Joint, Galvanized, Spiral Duct 45 Degree Reducing Lateral.....	631.01	146.57
			<i>For Seal Class B, Add</i>	87.98	
			<i>For Seal Class A, Add</i>	234.61	
			<i>For 24 Gauge, Add</i>	8.90	
			<i>For 22 Gauge, Add</i>	20.47	
			<i>For 20 Gauge, Add</i>	33.37	
			<i>For 18 Gauge, Add</i>	51.16	
			<i>For 16 Gauge, Add</i>	62.29	
			<i>For Polyvinyl Chloride (PVC) Coated, Inside And Outside, Add</i>	32.92	
			<i>For Work In Restricted Working Space, Add</i>	175.96	
23 31 13 16-0122	EA		8" x 8" x 6", 26 Gauge, Seal Class C, Slip Joint, Galvanized, Spiral Duct 45 Degree Reducing Lateral.....	202.42	45.16
			<i>For Seal Class B, Add</i>	27.11	
			<i>For Seal Class A, Add</i>	72.30	
			<i>For 24 Gauge, Add</i>	4.33	
			<i>For 22 Gauge, Add</i>	9.96	
			<i>For 20 Gauge, Add</i>	16.25	
			<i>For 18 Gauge, Add</i>	24.91	
			<i>For 16 Gauge, Add</i>	30.32	
			<i>For Polyvinyl Chloride (PVC) Coated, Inside And Outside, Add</i>	16.03	
			<i>For Work In Restricted Working Space, Add</i>	54.23	
23 31 13 16-0123	EA		10" x 10" x 6", 26 Gauge, Seal Class C, Slip Joint, Galvanized, Spiral Duct 45 Degree Reducing Lateral.....	244.66	54.34
			<i>For Seal Class B, Add</i>	32.60	
			<i>For Seal Class A, Add</i>	86.93	
			<i>For 24 Gauge, Add</i>	5.47	
			<i>For 22 Gauge, Add</i>	12.58	
			<i>For 20 Gauge, Add</i>	20.51	
			<i>For 18 Gauge, Add</i>	31.44	
			<i>For 16 Gauge, Add</i>	38.28	
			<i>For Polyvinyl Chloride (PVC) Coated, Inside And Outside, Add</i>	20.23	
			<i>For Work In Restricted Working Space, Add</i>	65.20	



MINOR CSI UOM DESCRIPTION	TOTAL DIRECT UNIT COST	DEMOLITION UNIT COST
23 31 13 16-0124 EA 12" x 12" x 6", 26 Gauge, Seal Class C, Slip Joint, Galvanized, Spiral Duct 45 Degree Reducing Lateral.....	297.25	66.00
For Seal Class B, Add	39.61	
For Seal Class A, Add	105.62	
For 24 Gauge, Add	6.64	
For 22 Gauge, Add	15.27	
For 20 Gauge, Add	24.89	
For 18 Gauge, Add	38.17	
For 16 Gauge, Add	46.47	
For Polyvinyl Chloride (PVC) Coated, Inside And Outside, Add	24.56	
For Work In Restricted Working Space, Add	79.22	
23 31 13 16-0125 EA 14" x 14" x 6", 26 Gauge, Seal Class C, Slip Joint, Galvanized, Spiral Duct 45 Degree Reducing Lateral.....	353.85	78.47
For Seal Class B, Add	47.15	
For Seal Class A, Add	125.73	
For 24 Gauge, Add	7.90	
For 22 Gauge, Add	18.18	
For 20 Gauge, Add	29.64	
For 18 Gauge, Add	45.45	
For 16 Gauge, Add	55.33	
For Polyvinyl Chloride (PVC) Coated, Inside And Outside, Add	29.24	
For Work In Restricted Working Space, Add	94.30	
23 31 13 16-0126 EA 16" x 16" x 6", 26 Gauge, Seal Class C, Slip Joint, Galvanized, Spiral Duct 45 Degree Reducing Lateral.....	449.16	100.90
For Seal Class B, Add	60.50	
For Seal Class A, Add	161.34	
For 24 Gauge, Add	9.16	
For 22 Gauge, Add	21.07	
For 20 Gauge, Add	34.36	
For 18 Gauge, Add	52.68	
For 16 Gauge, Add	64.13	
For Polyvinyl Chloride (PVC) Coated, Inside And Outside, Add	33.90	
For Work In Restricted Working Space, Add	121.01	
23 31 13 16-0127 EA 18" x 18" x 6", 26 Gauge, Seal Class C, Slip Joint, Galvanized, Spiral Duct 45 Degree Reducing Lateral.....	498.87	111.97
For Seal Class B, Add	67.13	
For Seal Class A, Add	179.01	
For 24 Gauge, Add	10.27	
For 22 Gauge, Add	23.62	
For 20 Gauge, Add	38.51	
For 18 Gauge, Add	59.04	
For 16 Gauge, Add	71.88	
For Polyvinyl Chloride (PVC) Coated, Inside And Outside, Add	37.99	
For Work In Restricted Working Space, Add	134.26	
23 31 13 16-0128 EA 20" x 20" x 6", 26 Gauge, Seal Class C, Slip Joint, Galvanized, Spiral Duct 45 Degree Reducing Lateral.....	567.16	127.43
For Seal Class B, Add	76.31	
For Seal Class A, Add	203.49	
For 24 Gauge, Add	11.69	
For 22 Gauge, Add	26.88	
For 20 Gauge, Add	43.83	
For 18 Gauge, Add	67.21	
For 16 Gauge, Add	81.82	
For Polyvinyl Chloride (PVC) Coated, Inside And Outside, Add	43.25	
For Work In Restricted Working Space, Add	152.62	
23 31 13 16-0129 EA 22" x 22" x 6", 26 Gauge, Seal Class C, Slip Joint, Galvanized, Spiral Duct 45 Degree Reducing Lateral.....	608.21	135.91
For Seal Class B, Add	81.46	
For Seal Class A, Add	217.23	
For 24 Gauge, Add	13.03	
For 22 Gauge, Add	29.96	
For 20 Gauge, Add	48.85	
For 18 Gauge, Add	74.90	
For 16 Gauge, Add	91.18	
For Polyvinyl Chloride (PVC) Coated, Inside And Outside, Add	48.20	
For Work In Restricted Working Space, Add	162.92	
23 31 13 16-0130 EA 24" x 24" x 6", 26 Gauge, Seal Class C, Slip Joint, Galvanized, Spiral Duct 45 Degree Reducing Lateral.....	659.87	147.37
For Seal Class B, Add	88.39	
For Seal Class A, Add	235.72	
For 24 Gauge, Add	14.12	
For 22 Gauge, Add	32.47	
For 20 Gauge, Add	52.94	
For 18 Gauge, Add	81.17	
For 16 Gauge, Add	98.81	
For Polyvinyl Chloride (PVC) Coated, Inside And Outside, Add	52.23	
For Work In Restricted Working Space, Add	176.79	
23 31 13 16-0131 EA 10" x 10" x 8", 26 Gauge, Seal Class C, Slip Joint, Galvanized, Spiral Duct 45 Degree Reducing Lateral.....	267.79	59.82
For Seal Class B, Add	35.85	
For Seal Class A, Add	95.60	
For 24 Gauge, Add	5.76	
For 22 Gauge, Add	13.24	
For 20 Gauge, Add	21.59	
For 18 Gauge, Add	33.11	
For 16 Gauge, Add	40.31	
For Polyvinyl Chloride (PVC) Coated, Inside And Outside, Add	21.30	
For Work In Restricted Working Space, Add	71.70	

23 Heating, Ventilating, and Air-Conditioning (HVAC)

23 30 HVAC Air Distribution

23 31 HVAC Ducts and Casings



MINOR	CSI	UOM	DESCRIPTION	TOTAL DIRECT UNIT COST	DEMOLITION UNIT COST
23 31 13 16-0132	EA		12" x 12" x 8", 26 Gauge, Seal Class C, Slip Joint, Galvanized, Spiral Duct 45 Degree Reducing Lateral.....	325.44	72.79
			<i>For Seal Class B, Add</i>	43.58	
			<i>For Seal Class A, Add</i>	116.21	
			<i>For 24 Gauge, Add</i>	6.98	
			<i>For 22 Gauge, Add</i>	16.06	
			<i>For 20 Gauge, Add</i>	26.19	
			<i>For 18 Gauge, Add</i>	40.16	
			<i>For 16 Gauge, Add</i>	48.89	
			<i>For Polyvinyl Chloride (PVC) Coated, Inside And Outside, Add</i>	25.84	
			<i>For Work In Restricted Working Space, Add</i>	87.16	
23 31 13 16-0133	EA		14" x 14" x 8", 26 Gauge, Seal Class C, Slip Joint, Galvanized, Spiral Duct 45 Degree Reducing Lateral.....	387.35	86.25
			<i>For Seal Class B, Add</i>	51.86	
			<i>For Seal Class A, Add</i>	138.29	
			<i>For 24 Gauge, Add</i>	8.32	
			<i>For 22 Gauge, Add</i>	19.15	
			<i>For 20 Gauge, Add</i>	31.22	
			<i>For 18 Gauge, Add</i>	47.86	
			<i>For 16 Gauge, Add</i>	58.27	
			<i>For Polyvinyl Chloride (PVC) Coated, Inside And Outside, Add</i>	30.80	
			<i>For Work In Restricted Working Space, Add</i>	103.72	
23 31 13 16-0134	EA		16" x 16" x 8", 26 Gauge, Seal Class C, Slip Joint, Galvanized, Spiral Duct 45 Degree Reducing Lateral.....	449.64	100.51
			<i>For Seal Class B, Add</i>	60.21	
			<i>For Seal Class A, Add</i>	160.56	
			<i>For 24 Gauge, Add</i>	9.65	
			<i>For 22 Gauge, Add</i>	22.19	
			<i>For 20 Gauge, Add</i>	36.17	
			<i>For 18 Gauge, Add</i>	55.46	
			<i>For 16 Gauge, Add</i>	67.52	
			<i>For Polyvinyl Chloride (PVC) Coated, Inside And Outside, Add</i>	35.69	
			<i>For Work In Restricted Working Space, Add</i>	120.42	
23 31 13 16-0135	EA		18" x 18" x 8", 26 Gauge, Seal Class C, Slip Joint, Galvanized, Spiral Duct 45 Degree Reducing Lateral.....	503.18	112.38
			<i>For Seal Class B, Add</i>	67.37	
			<i>For Seal Class A, Add</i>	179.66	
			<i>For 24 Gauge, Add</i>	10.81	
			<i>For 22 Gauge, Add</i>	24.86	
			<i>For 20 Gauge, Add</i>	40.53	
			<i>For 18 Gauge, Add</i>	62.15	
			<i>For 16 Gauge, Add</i>	75.66	
			<i>For Polyvinyl Chloride (PVC) Coated, Inside And Outside, Add</i>	39.99	
			<i>For Work In Restricted Working Space, Add</i>	134.74	
23 31 13 16-0136	EA		20" x 20" x 8", 26 Gauge, Seal Class C, Slip Joint, Galvanized, Spiral Duct 45 Degree Reducing Lateral.....	572.30	127.83
			<i>For Seal Class B, Add</i>	76.62	
			<i>For Seal Class A, Add</i>	204.32	
			<i>For 24 Gauge, Add</i>	12.30	
			<i>For 22 Gauge, Add</i>	28.29	
			<i>For 20 Gauge, Add</i>	46.13	
			<i>For 18 Gauge, Add</i>	70.73	
			<i>For 16 Gauge, Add</i>	86.10	
			<i>For Polyvinyl Chloride (PVC) Coated, Inside And Outside, Add</i>	45.51	
			<i>For Work In Restricted Working Space, Add</i>	153.24	
23 31 13 16-0137	EA		22" x 22" x 8", 26 Gauge, Seal Class C, Slip Joint, Galvanized, Spiral Duct 45 Degree Reducing Lateral.....	638.98	142.58
			<i>For Seal Class B, Add</i>	85.56	
			<i>For Seal Class A, Add</i>	228.17	
			<i>For 24 Gauge, Add</i>	13.71	
			<i>For 22 Gauge, Add</i>	31.54	
			<i>For 20 Gauge, Add</i>	51.42	
			<i>For 18 Gauge, Add</i>	78.84	
			<i>For 16 Gauge, Add</i>	95.98	
			<i>For Polyvinyl Chloride (PVC) Coated, Inside And Outside, Add</i>	50.73	
			<i>For Work In Restricted Working Space, Add</i>	171.13	
23 31 13 16-0138	EA		24" x 24" x 8", 26 Gauge, Seal Class C, Slip Joint, Galvanized, Spiral Duct 45 Degree Reducing Lateral.....	692.82	154.75
			<i>For Seal Class B, Add</i>	92.78	
			<i>For Seal Class A, Add</i>	247.42	
			<i>For 24 Gauge, Add</i>	14.86	
			<i>For 22 Gauge, Add</i>	34.17	
			<i>For 20 Gauge, Add</i>	55.71	
			<i>For 18 Gauge, Add</i>	85.42	
			<i>For 16 Gauge, Add</i>	103.99	
			<i>For Polyvinyl Chloride (PVC) Coated, Inside And Outside, Add</i>	54.97	
			<i>For Work In Restricted Working Space, Add</i>	185.56	
23 31 13 16-0139			Slip Joint, Galvanized, Spiral Duct Reducers (23 31 13 16-0074)		
23 31 13 16-0140	EA		6" x 4", 26 Gauge, Seal Class C, Slip Joint, Galvanized, Spiral Duct Reducer.....	88.60	19.94
			<i>For Seal Class B, Add</i>	11.96	
			<i>For Seal Class A, Add</i>	31.90	
			<i>For 24 Gauge, Add</i>	1.77	
			<i>For 22 Gauge, Add</i>	4.07	
			<i>For 20 Gauge, Add</i>	6.63	
			<i>For 18 Gauge, Add</i>	10.17	
			<i>For 16 Gauge, Add</i>	12.38	
			<i>For Polyvinyl Chloride (PVC) Coated, Inside And Outside, Add</i>	6.54	
			<i>For Work In Restricted Working Space, Add</i>	23.93	



MINOR CSI UOM DESCRIPTION	TOTAL DIRECT UNIT COST	DEMOLITION UNIT COST
23 31 13 16-0141 EA 8" x 6", 26 Gauge, Seal Class C, Slip Joint, Galvanized, Spiral Duct Reducer.....	114.69	25.93
For Seal Class B, Add	15.74	
For Seal Class A, Add	41.98	
For 24 Gauge, Add	1.95	
For 22 Gauge, Add	4.48	
For 20 Gauge, Add	7.30	
For 18 Gauge, Add	11.19	
For 16 Gauge, Add	13.62	
For Polyvinyl Chloride (PVC) Coated, Inside And Outside, Add	7.20	
For Work In Restricted Working Space, Add	31.49	
23 31 13 16-0142 EA 10" x 8", 26 Gauge, Seal Class C, Slip Joint, Galvanized, Spiral Duct Reducer.....	143.71	32.91
For Seal Class B, Add	19.94	
For Seal Class A, Add	53.18	
For 24 Gauge, Add	2.15	
For 22 Gauge, Add	4.95	
For 20 Gauge, Add	8.08	
For 18 Gauge, Add	12.39	
For 16 Gauge, Add	15.08	
For Polyvinyl Chloride (PVC) Coated, Inside And Outside, Add	7.97	
For Work In Restricted Working Space, Add	39.88	
23 31 13 16-0143 EA 12" x 10", 26 Gauge, Seal Class C, Slip Joint, Galvanized, Spiral Duct Reducer.....	177.99	41.88
For Seal Class B, Add	24.93	
For Seal Class A, Add	66.47	
For 24 Gauge, Add	2.36	
For 22 Gauge, Add	5.43	
For 20 Gauge, Add	8.86	
For 18 Gauge, Add	13.58	
For 16 Gauge, Add	16.53	
For Polyvinyl Chloride (PVC) Coated, Inside And Outside, Add	8.74	
For Work In Restricted Working Space, Add	49.85	
23 31 13 16-0144 EA 14" x 12", 26 Gauge, Seal Class C, Slip Joint, Galvanized, Spiral Duct Reducer.....	194.44	45.87
For Seal Class B, Add	27.19	
For Seal Class A, Add	72.52	
For 24 Gauge, Add	2.63	
For 22 Gauge, Add	6.05	
For 20 Gauge, Add	9.86	
For 18 Gauge, Add	15.12	
For 16 Gauge, Add	18.41	
For Polyvinyl Chloride (PVC) Coated, Inside And Outside, Add	9.73	
For Work In Restricted Working Space, Add	54.39	
23 31 13 16-0145 EA 16" x 14", 26 Gauge, Seal Class C, Slip Joint, Galvanized, Spiral Duct Reducer.....	237.16	53.84
For Seal Class B, Add	32.16	
For Seal Class A, Add	85.77	
For 24 Gauge, Add	4.55	
For 22 Gauge, Add	10.46	
For 20 Gauge, Add	17.05	
For 18 Gauge, Add	26.14	
For 16 Gauge, Add	31.82	
For Polyvinyl Chloride (PVC) Coated, Inside And Outside, Add	16.82	
For Work In Restricted Working Space, Add	64.33	
23 31 13 16-0146 EA 18" x 16", 26 Gauge, Seal Class C, Slip Joint, Galvanized, Spiral Duct Reducer.....	290.18	66.81
For Seal Class B, Add	39.88	
For Seal Class A, Add	106.36	
For 24 Gauge, Add	4.86	
For 22 Gauge, Add	11.17	
For 20 Gauge, Add	18.22	
For 18 Gauge, Add	27.93	
For 16 Gauge, Add	34.01	
For Polyvinyl Chloride (PVC) Coated, Inside And Outside, Add	17.97	
For Work In Restricted Working Space, Add	79.77	
23 31 13 16-0147 EA 20" x 18", 26 Gauge, Seal Class C, Slip Joint, Galvanized, Spiral Duct Reducer.....	347.56	80.76
For Seal Class B, Add	48.25	
For Seal Class A, Add	128.66	
For 24 Gauge, Add	5.18	
For 22 Gauge, Add	11.92	
For 20 Gauge, Add	19.44	
For 18 Gauge, Add	29.81	
For 16 Gauge, Add	36.29	
For Polyvinyl Chloride (PVC) Coated, Inside And Outside, Add	19.18	
For Work In Restricted Working Space, Add	96.49	
23 31 13 16-0148 EA 22" x 20", 26 Gauge, Seal Class C, Slip Joint, Galvanized, Spiral Duct Reducer.....	403.81	93.73
For Seal Class B, Add	56.44	
For Seal Class A, Add	150.50	
For 24 Gauge, Add	5.51	
For 22 Gauge, Add	12.68	
For 20 Gauge, Add	20.67	
For 18 Gauge, Add	31.69	
For 16 Gauge, Add	38.58	
For Polyvinyl Chloride (PVC) Coated, Inside And Outside, Add	20.39	
For Work In Restricted Working Space, Add	112.88	

23 Heating, Ventilating, and Air-Conditioning (HVAC)

23 30 HVAC Air Distribution

23 31 HVAC Ducts and Casings



MINOR CSI	UOM	DESCRIPTION	TOTAL DIRECT UNIT COST	DEMOLITION UNIT COST
23 31 13 16-0149	EA	24" x 22", 26 Gauge, Seal Class C, Slip Joint, Galvanized, Spiral Duct Reducer.....	453.33	106.69
		<i>For Seal Class B, Add</i>	63.64	
		<i>For Seal Class A, Add</i>	169.72	
		<i>For 24 Gauge, Add</i>	5.81	
		<i>For 22 Gauge, Add</i>	13.36	
		<i>For 20 Gauge, Add</i>	21.78	
		<i>For 18 Gauge, Add</i>	33.40	
		<i>For 16 Gauge, Add</i>	40.66	
		<i>For Polyvinyl Chloride (PVC) Coated, Inside And Outside, Add</i>	21.49	
		<i>For Work In Restricted Working Space, Add</i>	127.29	
23 31 13 16-0150		Slip Joint, Galvanized, Spiral Duct Couplings (23 31 13 16-0074)		
23 31 13 16-0151	EA	4" Diameter, 26 Gauge, Seal Class C, Slip Joint, Galvanized, Spiral Duct Coupling.....	58.07	13.96
		<i>For Seal Class B, Add</i>	8.08	
		<i>For Seal Class A, Add</i>	21.56	
		<i>For 24 Gauge, Add</i>	0.84	
		<i>For 22 Gauge, Add</i>	1.92	
		<i>For 20 Gauge, Add</i>	3.14	
		<i>For 18 Gauge, Add</i>	4.81	
		<i>For 16 Gauge, Add</i>	5.85	
		<i>For Polyvinyl Chloride (PVC) Coated, Inside And Outside, Add</i>	3.09	
		<i>For Work In Restricted Working Space, Add</i>	16.17	
23 31 13 16-0152	EA	6 Diameter, 26 Gauge, Seal Class C, Slip Joint, Galvanized, Spiral Duct Coupling.....	84.51	19.94
		<i>For Seal Class B, Add</i>	11.96	
		<i>For Seal Class A, Add</i>	31.90	
		<i>For 24 Gauge, Add</i>	0.95	
		<i>For 22 Gauge, Add</i>	2.19	
		<i>For 20 Gauge, Add</i>	3.56	
		<i>For 18 Gauge, Add</i>	5.46	
		<i>For 16 Gauge, Add</i>	6.65	
		<i>For Polyvinyl Chloride (PVC) Coated, Inside And Outside, Add</i>	3.52	
		<i>For Work In Restricted Working Space, Add</i>	23.93	
23 31 13 16-0153	EA	8" Diameter, 26 Gauge, Seal Class C, Slip Joint, Galvanized, Spiral Duct Coupling.....	110.08	25.93
		<i>For Seal Class B, Add</i>	15.74	
		<i>For Seal Class A, Add</i>	41.98	
		<i>For 24 Gauge, Add</i>	1.02	
		<i>For 22 Gauge, Add</i>	2.36	
		<i>For 20 Gauge, Add</i>	3.84	
		<i>For 18 Gauge, Add</i>	5.89	
		<i>For 16 Gauge, Add</i>	7.17	
		<i>For Polyvinyl Chloride (PVC) Coated, Inside And Outside, Add</i>	3.79	
		<i>For Work In Restricted Working Space, Add</i>	31.49	
23 31 13 16-0154	EA	10" Diameter, 26 Gauge, Seal Class C, Slip Joint, Galvanized, Spiral Duct Coupling.....	138.44	32.91
		<i>For Seal Class B, Add</i>	19.94	
		<i>For Seal Class A, Add</i>	53.18	
		<i>For 24 Gauge, Add</i>	1.10	
		<i>For 22 Gauge, Add</i>	2.53	
		<i>For 20 Gauge, Add</i>	4.13	
		<i>For 18 Gauge, Add</i>	6.33	
		<i>For 16 Gauge, Add</i>	7.70	
		<i>For Polyvinyl Chloride (PVC) Coated, Inside And Outside, Add</i>	4.07	
		<i>For Work In Restricted Working Space, Add</i>	39.88	
23 31 13 16-0155	EA	12" Diameter, 26 Gauge, Seal Class C, Slip Joint, Galvanized, Spiral Duct Coupling.....	172.05	41.88
		<i>For Seal Class B, Add</i>	24.93	
		<i>For Seal Class A, Add</i>	66.47	
		<i>For 24 Gauge, Add</i>	1.17	
		<i>For 22 Gauge, Add</i>	2.70	
		<i>For 20 Gauge, Add</i>	4.40	
		<i>For 18 Gauge, Add</i>	6.75	
		<i>For 16 Gauge, Add</i>	8.22	
		<i>For Polyvinyl Chloride (PVC) Coated, Inside And Outside, Add</i>	4.34	
		<i>For Work In Restricted Working Space, Add</i>	49.85	
23 31 13 16-0156	EA	14" Diameter, 26 Gauge, Seal Class C, Slip Joint, Galvanized, Spiral Duct Coupling.....	187.53	45.87
		<i>For Seal Class B, Add</i>	27.19	
		<i>For Seal Class A, Add</i>	72.52	
		<i>For 24 Gauge, Add</i>	1.25	
		<i>For 22 Gauge, Add</i>	2.87	
		<i>For 20 Gauge, Add</i>	4.68	
		<i>For 18 Gauge, Add</i>	7.18	
		<i>For 16 Gauge, Add</i>	8.74	
		<i>For Polyvinyl Chloride (PVC) Coated, Inside And Outside, Add</i>	4.62	
		<i>For Work In Restricted Working Space, Add</i>	54.39	
23 31 13 16-0157	EA	16" Diameter, 26 Gauge, Seal Class C, Slip Joint, Galvanized, Spiral Duct Coupling.....	221.34	53.84
		<i>For Seal Class B, Add</i>	32.16	
		<i>For Seal Class A, Add</i>	85.77	
		<i>For 24 Gauge, Add</i>	1.38	
		<i>For 22 Gauge, Add</i>	3.18	
		<i>For 20 Gauge, Add</i>	5.18	
		<i>For 18 Gauge, Add</i>	7.95	
		<i>For 16 Gauge, Add</i>	9.67	
		<i>For Polyvinyl Chloride (PVC) Coated, Inside And Outside, Add</i>	5.11	
		<i>For Work In Restricted Working Space, Add</i>	64.33	



MINOR CSI UOM DESCRIPTION	TOTAL DIRECT UNIT COST	DEMOLITION UNIT COST
23 31 13 16-0158 EA 18" Diameter, 26 Gauge, Seal Class C, Slip Joint, Galvanized, Spiral Duct Coupling.....	273.17	66.81
For Seal Class B, Add	39.88	
For Seal Class A, Add	106.36	
For 24 Gauge, Add	1.46	
For 22 Gauge, Add	3.35	
For 20 Gauge, Add	5.46	
For 18 Gauge, Add	8.37	
For 16 Gauge, Add	10.19	
For Polyvinyl Chloride (PVC) Coated, Inside And Outside, Add	5.39	
For Work In Restricted Working Space, Add	79.77	
23 31 13 16-0159 EA 20" Diameter, 26 Gauge, Seal Class C, Slip Joint, Galvanized, Spiral Duct Coupling.....	329.37	80.76
For Seal Class B, Add	48.25	
For Seal Class A, Add	128.66	
For 24 Gauge, Add	1.55	
For 22 Gauge, Add	3.56	
For 20 Gauge, Add	5.80	
For 18 Gauge, Add	8.89	
For 16 Gauge, Add	10.82	
For Polyvinyl Chloride (PVC) Coated, Inside And Outside, Add	5.72	
For Work In Restricted Working Space, Add	96.49	
23 31 13 16-0160 EA 22 Diameter, 26 Gauge, Seal Class C, Slip Joint, Galvanized, Spiral Duct Coupling.....	384.27	188.45
For Seal Class B, Add	56.44	
For Seal Class A, Add	150.50	
For 24 Gauge, Add	1.60	
For 22 Gauge, Add	3.69	
For 20 Gauge, Add	6.02	
For 18 Gauge, Add	9.22	
For 16 Gauge, Add	11.23	
For Polyvinyl Chloride (PVC) Coated, Inside And Outside, Add	5.93	
For Work In Restricted Working Space, Add	112.88	
23 31 13 16-0161 EA 24" Diameter, 26 Gauge, Seal Class C, Slip Joint, Galvanized, Spiral Duct Coupling.....	432.76	212.38
For Seal Class B, Add	63.64	
For Seal Class A, Add	169.72	
For 24 Gauge, Add	1.69	
For 22 Gauge, Add	3.90	
For 20 Gauge, Add	6.35	
For 18 Gauge, Add	9.74	
For 16 Gauge, Add	11.86	
For Polyvinyl Chloride (PVC) Coated, Inside And Outside, Add	6.27	
For Work In Restricted Working Space, Add	127.29	
23 31 13 16-0162 Slip Joint, Galvanized, Spiral Duct Caps (23 31 13 16-0074)		
23 31 13 16-0163 EA 4" Diameter, 26 Gauge, Seal Class C, Slip Joint, Galvanized, Spiral Duct Cap.....	31.85	13.96
For Seal Class B, Add	4.04	
For Seal Class A, Add	10.78	
For 24 Gauge, Add	0.98	
For 22 Gauge, Add	2.25	
For 20 Gauge, Add	3.68	
For 18 Gauge, Add	5.64	
For 16 Gauge, Add	6.86	
For Polyvinyl Chloride (PVC) Coated, Inside And Outside, Add	3.63	
For Work In Restricted Working Space, Add	8.09	
23 31 13 16-0164 EA 6" Diameter, 26 Gauge, Seal Class C, Slip Joint, Galvanized, Spiral Duct Cap.....	45.38	19.94
For Seal Class B, Add	5.98	
For Seal Class A, Add	15.95	
For 24 Gauge, Add	1.10	
For 22 Gauge, Add	2.53	
For 20 Gauge, Add	4.13	
For 18 Gauge, Add	6.33	
For 16 Gauge, Add	7.70	
For Polyvinyl Chloride (PVC) Coated, Inside And Outside, Add	4.07	
For Work In Restricted Working Space, Add	11.96	
23 31 13 16-0165 EA 8" Diameter, 26 Gauge, Seal Class C, Slip Joint, Galvanized, Spiral Duct Cap.....	58.50	26.92
For Seal Class B, Add	7.87	
For Seal Class A, Add	20.99	
For 24 Gauge, Add	1.20	
For 22 Gauge, Add	2.77	
For 20 Gauge, Add	4.52	
For 18 Gauge, Add	6.92	
For 16 Gauge, Add	8.43	
For Polyvinyl Chloride (PVC) Coated, Inside And Outside, Add	4.45	
For Work In Restricted Working Space, Add	15.74	
23 31 13 16-0166 EA 10" Diameter, 26 Gauge, Seal Class C, Slip Joint, Galvanized, Spiral Duct Cap.....	73.17	33.90
For Seal Class B, Add	9.97	
For Seal Class A, Add	26.59	
For 24 Gauge, Add	1.34	
For 22 Gauge, Add	3.08	
For 20 Gauge, Add	5.02	
For 18 Gauge, Add	7.69	
For 16 Gauge, Add	9.37	
For Polyvinyl Chloride (PVC) Coated, Inside And Outside, Add	4.95	
For Work In Restricted Working Space, Add	19.94	

23 Heating, Ventilating, and Air-Conditioning (HVAC)

23 30 HVAC Air Distribution

23 31 HVAC Ducts and Casings



MINOR	CSI	UOM	DESCRIPTION	TOTAL DIRECT UNIT COST	DEMOLITION UNIT COST
23 31 13 16-0167	EA		12" Diameter, 26 Gauge, Seal Class C, Slip Joint, Galvanized, Spiral Duct Cap	90.52	41.88
			<i>For Seal Class B, Add</i>	12.46	
			<i>For Seal Class A, Add</i>	33.24	
			<i>For 24 Gauge, Add</i>	1.49	
			<i>For 22 Gauge, Add</i>	3.42	
			<i>For 20 Gauge, Add</i>	5.57	
			<i>For 18 Gauge, Add</i>	8.54	
			<i>For 16 Gauge, Add</i>	10.40	
			<i>For Polyvinyl Chloride (PVC) Coated, Inside And Outside, Add</i>	5.50	
			<i>For Work In Restricted Working Space, Add</i>	24.93	
23 31 13 16-0168	EA		14" Diameter, 26 Gauge, Seal Class C, Slip Joint, Galvanized, Spiral Duct Cap	98.81	45.87
			<i>For Seal Class B, Add</i>	13.60	
			<i>For Seal Class A, Add</i>	36.26	
			<i>For 24 Gauge, Add</i>	1.63	
			<i>For 22 Gauge, Add</i>	3.76	
			<i>For 20 Gauge, Add</i>	6.13	
			<i>For 18 Gauge, Add</i>	9.40	
			<i>For 16 Gauge, Add</i>	11.44	
			<i>For Polyvinyl Chloride (PVC) Coated, Inside And Outside, Add</i>	6.05	
			<i>For Work In Restricted Working Space, Add</i>	27.19	
23 31 13 16-0169	EA		16" Diameter, 26 Gauge, Seal Class C, Slip Joint, Galvanized, Spiral Duct Cap	114.39	52.85
			<i>For Seal Class B, Add</i>	15.74	
			<i>For Seal Class A, Add</i>	41.98	
			<i>For 24 Gauge, Add</i>	1.89	
			<i>For 22 Gauge, Add</i>	4.34	
			<i>For 20 Gauge, Add</i>	7.07	
			<i>For 18 Gauge, Add</i>	10.84	
			<i>For 16 Gauge, Add</i>	13.20	
			<i>For Polyvinyl Chloride (PVC) Coated, Inside And Outside, Add</i>	6.98	
			<i>For Work In Restricted Working Space, Add</i>	31.49	
23 31 13 16-0170	EA		18" Diameter, 26 Gauge, Seal Class C, Slip Joint, Galvanized, Spiral Duct Cap	164.73	66.81
			<i>For Seal Class B, Add</i>	19.94	
			<i>For Seal Class A, Add</i>	53.18	
			<i>For 24 Gauge, Add</i>	6.36	
			<i>For 22 Gauge, Add</i>	14.62	
			<i>For 20 Gauge, Add</i>	23.84	
			<i>For 18 Gauge, Add</i>	36.56	
			<i>For 16 Gauge, Add</i>	44.51	
			<i>For Polyvinyl Chloride (PVC) Coated, Inside And Outside, Add</i>	23.52	
			<i>For Work In Restricted Working Space, Add</i>	39.88	
23 31 13 16-0171	EA		20" Diameter, 26 Gauge, Seal Class C, Slip Joint, Galvanized, Spiral Duct Cap	200.65	82.76
			<i>For Seal Class B, Add</i>	24.93	
			<i>For Seal Class A, Add</i>	66.47	
			<i>For 24 Gauge, Add</i>	6.89	
			<i>For 22 Gauge, Add</i>	15.86	
			<i>For 20 Gauge, Add</i>	25.85	
			<i>For 18 Gauge, Add</i>	39.64	
			<i>For 16 Gauge, Add</i>	48.26	
			<i>For Polyvinyl Chloride (PVC) Coated, Inside And Outside, Add</i>	25.51	
			<i>For Work In Restricted Working Space, Add</i>	49.85	
23 31 13 16-0172	EA		22" Diameter, 26 Gauge, Seal Class C, Slip Joint, Galvanized, Spiral Duct Cap	218.43	90.73
			<i>For Seal Class B, Add</i>	27.19	
			<i>For Seal Class A, Add</i>	72.52	
			<i>For 24 Gauge, Add</i>	7.43	
			<i>For 22 Gauge, Add</i>	17.08	
			<i>For 20 Gauge, Add</i>	27.86	
			<i>For 18 Gauge, Add</i>	42.71	
			<i>For 16 Gauge, Add</i>	52.00	
			<i>For Polyvinyl Chloride (PVC) Coated, Inside And Outside, Add</i>	27.48	
			<i>For Work In Restricted Working Space, Add</i>	54.39	
23 31 13 16-0173	EA		24" Diameter, 26 Gauge, Seal Class C, Slip Joint, Galvanized, Spiral Duct Cap	252.04	105.69
			<i>For Seal Class B, Add</i>	31.82	
			<i>For Seal Class A, Add</i>	84.86	
			<i>For 24 Gauge, Add</i>	7.98	
			<i>For 22 Gauge, Add</i>	18.35	
			<i>For 20 Gauge, Add</i>	29.92	
			<i>For 18 Gauge, Add</i>	45.87	
			<i>For 16 Gauge, Add</i>	55.85	
			<i>For Polyvinyl Chloride (PVC) Coated, Inside And Outside, Add</i>	29.52	
			<i>For Work In Restricted Working Space, Add</i>	63.65	
23 31 13 19			Metal Duct Fittings (23 31 13)		
23 31 13 19-0001			Sheet Metal Baffles (23 31 13 19)		
23 31 13 19-0002	LF		Sheet Metal Baffles Under Raised Floor	38.52	31.00
			<i>For Work In Restricted Working Space, Add</i>	11.34	
			<i>For Elevated Installation >10' To 15', Add</i>	3.78	
			<i>For Elevated Installation >15' To 20', Add</i>	7.56	
			<i>For Elevated Installation >20' To 25', Add</i>	9.45	
			<i>For Elevated Installation >25' To 30', Add</i>	13.23	
			<i>For Elevated Installation >30' To 35', Add</i>	15.12	
			<i>For Elevated Installation >35' To 40', Add</i>	18.90	
			<i>For Elevated Installation >40', Add</i>	20.78	
23 31 13 19-0003			Duct Register Boots (23 31 13 19)		



MINOR CSI UOM DESCRIPTION	TOTAL DIRECT UNIT COST	DEMOLITION UNIT COST
23 31 13 19-0004 EA 10" x 2-1/4" x 5" Register Boot, 90 Degree, Galvanized Steel..... <i>For Stainless Steel, Add</i>	34.09 9.20	13.50
23 31 13 19-0005 EA 10" x 2-1/4" x 6" Register Boot, 90 Degree, Galvanized Steel..... <i>For Stainless Steel, Add</i>	34.09 9.20	13.50
23 31 13 19-0006 EA 12" x 2-1/4" x 5" Register Boot, 90 Degree, Galvanized Steel..... <i>For Stainless Steel, Add</i>	36.39 9.40	14.58
23 31 13 19-0007 EA 12" x 2-1/4" x 6" Register Boot, 90 Degree, Galvanized Steel..... <i>For Stainless Steel, Add</i>	36.39 9.40	14.58
23 31 13 19-0008 EA 12" x 2-1/4" x 7" Register Boot, 90 Degree, Galvanized Steel..... <i>For Stainless Steel, Add</i>	38.14 11.67	14.58
23 31 13 19-0009 EA 14" x 2-1/4" x 5" Register Boot, 90 Degree, Galvanized Steel..... <i>For Stainless Steel, Add</i>	39.42 10.53	15.66
23 31 13 19-0010 EA 14" x 2-1/4" x 6" Register Boot, 90 Degree, Galvanized Steel..... <i>For Stainless Steel, Add</i>	39.42 10.53	15.66
23 31 13 19-0011 EA 14" x 2-1/4" x 7" Register Boot, 90 Degree, Galvanized Steel..... <i>For Stainless Steel, Add</i>	40.50 11.93	15.66
23 31 13 19-0012 EA 10" x 4" x 6" Register Boot, 90 Degree, Galvanized Steel..... <i>For Stainless Steel, Add</i>	39.86 8.28	16.74
23 31 13 19-0013 EA 12" x 4" x 6" Register Boot, 90 Degree, Galvanized Steel..... <i>For Stainless Steel, Add</i>	42.20 8.53	17.83
23 31 13 19-0014 EA 12" x 4" x 7" Register Boot, 90 Degree, Galvanized Steel..... <i>For Stainless Steel, Add</i>	46.65 14.31	17.83
23 31 13 19-0015 EA 14" x 4" x 6" Register Boot, 90 Degree, Galvanized Steel..... <i>For Stainless Steel, Add</i>	44.76 9.04	18.90
23 31 13 19-0016 EA 14" x 4" x 7" Register Boot, 90 Degree, Galvanized Steel..... <i>For Stainless Steel, Add</i>	49.12 14.70	18.90
23 31 13 19-0017 EA 12" x 2-1/4" x 5" Register Boot, Center, Galvanized Steel..... <i>For Stainless Steel, Add</i>	35.34 8.03	14.58
23 31 13 19-0018 EA 12" x 2-1/4" x 6" Register Boot, Center, Galvanized Steel..... <i>For Stainless Steel, Add</i>	35.34 8.03	14.58
23 31 13 19-0019 EA 14" x 2-1/4" x 6" Register Boot, Center, Galvanized Steel..... <i>For Stainless Steel, Add</i>	38.21 8.96	15.66
23 31 13 19-0020 EA 14" x 2-1/4" x 7" Register Boot, Center, Galvanized Steel..... <i>For Stainless Steel, Add</i>	39.24 10.30	15.66
23 31 13 19-0021 EA 10" x 4" x 6" Register Boot, Center, Galvanized Steel..... <i>For Stainless Steel, Add</i>	40.00 8.46	16.74
23 31 13 19-0022 EA 12" x 4" x 6" Register Boot, Center, Galvanized Steel..... <i>For Stainless Steel, Add</i>	42.32 8.68	17.83
23 31 13 19-0023 EA 12" x 2-1/4" x 6" Register Boot, End, Galvanized Steel..... <i>For Stainless Steel, Add</i>	36.05 8.96	14.58
23 31 13 19-0024 EA 14" x 2-1/4" x 6" Register Boot, End, Galvanized Steel..... <i>For Stainless Steel, Add</i>	38.63 9.50	15.66
23 31 13 19-0025 EA 10" x 2-1/4" x 6" Register Boot, Universal, Galvanized Steel..... <i>For Stainless Steel, Add</i>	34.09 9.20	13.50
23 31 13 19-0026 EA 12" x 2-1/4" x 6" Register Boot, Universal, Galvanized Steel..... <i>For Stainless Steel, Add</i>	36.39 9.40	14.58
23 31 13 19-0027 EA 14" x 2-1/4" x 5" Register Boot, Universal, Galvanized Steel..... <i>For Stainless Steel, Add</i>	39.42 10.53	15.66
23 31 13 19-0028 EA 14" x 2-1/4" x 6" Register Boot, Universal, Galvanized Steel..... <i>For Stainless Steel, Add</i>	39.42 10.53	15.66
23 31 13 19-0029 EA 10" x 4" x 6" Register Boot, Universal, Galvanized Steel..... <i>For Stainless Steel, Add</i>	39.86 8.28	16.74
23 31 13 19-0030 EA 12" x 4" x 6" Register Boot, Universal, Galvanized Steel..... <i>For Stainless Steel, Add</i>	42.20 8.53	17.83
23 31 13 19-0031 EA 12" x 4" x 7" Register Boot, Universal, Galvanized Steel..... <i>For Stainless Steel, Add</i>	46.65 14.31	17.83
23 31 13 19-0032 EA 14" x 4" x 7" Register Boot, Universal, Galvanized Steel..... <i>For Stainless Steel, Add</i>	48.82 14.31	18.90
23 31 13 23 Galvanized Steel Welded Duct <small>(23 31 13)</small> Note: All field fabricated duct is assembled from flat duct sheets on site to fit to exact field conditions. Ductwork which is fabricated off site or snap-fitting duct is considered as shop fabricated.		
23 31 13 23-0001 Welded Steel Ductwork <small>(23 31 13 23)</small> Note: Ductwork poundage includes all fittings, transitions, collars, straps, support straps, etc.		
23 31 13 23-0002 Galvanized Steel Welded Duct, For Kitchen <small>(23 31 13 23-0001)</small> Note: Also includes special exhaust systems and waste.		
23 31 13 23-0003 LB Galvanized Steel Welded Duct..... <i>For Polyvinyl Chloride (PVC) Coated, Inside And Outside, Add</i> <i>For Work In Restricted Working Space, Add</i> <i>For Elevated Installation >10' To 15', Add</i> <i>For Elevated Installation >15' To 20', Add</i> <i>For Elevated Installation >20' To 25', Add</i> <i>For Elevated Installation >25' To 30', Add</i> <i>For Elevated Installation >30' To 35', Add</i> <i>For Elevated Installation >35' To 40', Add</i> <i>For Elevated Installation >40', Add</i>	21.85 2.22 5.66 1.89 3.77 4.71 6.60 7.54 9.43 10.37	9.40
23 31 13 23-0004 Black Steel Ductwork <small>(23 31 13 23-0001)</small>		

23 Heating, Ventilating, and Air-Conditioning (HVAC)

23 30 HVAC Air Distribution

23 31 HVAC Ducts and Casings



MINOR CSI UOM DESCRIPTION	TOTAL DIRECT UNIT COST	DEMOLITION UNIT COST
23 31 13 23-0005 LB Black Steel Ductwork.....	20.05	9.69
For Polyvinyl Chloride (PVC) Coated, Inside And Outside, Add	0.50	
For Work In Restricted Working Space, Add	5.81	
For Elevated Installation >10' To 15', Add	1.94	
For Elevated Installation >15' To 20', Add	3.88	
For Elevated Installation >20' To 25', Add	4.85	
For Elevated Installation >25' To 30', Add	6.78	
For Elevated Installation >30' To 35', Add	7.75	
For Elevated Installation >35' To 40', Add	9.69	
For Elevated Installation >40', Add	10.66	
23 31 16 Nonmetal Ducts (23 31)		
23 31 16 13 Fibrous-Glass Ducts (23 31 16)		
23 31 16 13-0001 Glass Fiber Duct Board (23 31 16 13)		
Note: Rigid, rectangular boards faced on one side with a fire-resistant foil-scrim-kraft (FSK) vapor retarder and a lightweight fiber glass mat on the airstream surface.		
23 31 16 13-0002 SF 1" Glass Fiber Duct Board (EI-475).....	9.95	1.94
23 31 16 13-0003 SF 1-1/2" Glass Fiber Duct Board (EI-800).....	11.83	2.13
23 31 16 13-0004 SF 2" Glass Fiber Duct Board (EI-800).....	13.77	2.34
23 31 16 16 Thermoset Fiberglass-Reinforced Plastic Ducts (23 31 16)		
23 31 16 16-0001 Fiber Reinforced Round Plastic Duct (23 31 16 16)		
23 31 16 16-0002 Fiber Reinforced Round Plastic Duct (23 31 16 16-0001)		
23 31 16 16-0003 LF 2" Fiber Reinforced Plastic Duct.....	16.49	5.29
23 31 16 16-0004 LF 3" Fiber Reinforced Plastic Duct.....	20.65	6.19
23 31 16 16-0005 LF 4" Fiber Reinforced Plastic Duct.....	28.01	9.09
23 31 16 16-0006 LF 6" Fiber Reinforced Plastic Duct.....	37.14	11.49
23 31 16 16-0007 LF 8" Fiber Reinforced Plastic Duct.....	47.06	14.38
23 31 16 16-0008 LF 10" Fiber Reinforced Plastic Duct.....	56.75	17.28
23 31 16 16-0009 LF 12" Fiber Reinforced Plastic Duct.....	63.89	20.18
23 31 16 16-0010 LF 14" Fiber Reinforced Plastic Duct.....	72.92	22.07
23 31 16 16-0011 LF 16" Fiber Reinforced Plastic Duct.....	78.82	23.47
23 31 16 16-0012 LF 18" Fiber Reinforced Plastic Duct.....	98.06	26.37
23 31 16 16-0013 LF 20" Fiber Reinforced Plastic Duct.....	103.13	28.26
23 31 16 16-0014 LF 24" Fiber Reinforced Plastic Duct.....	127.32	30.17
23 31 16 16-0015 LF 30" Fiber Reinforced Plastic Duct.....	145.82	34.95
23 31 16 16-0016 LF 36" Fiber Reinforced Plastic Duct.....	168.30	42.15
23 31 16 16-0017 LF 42" Fiber Reinforced Plastic Duct.....	225.27	46.95
23 31 16 16-0018 LF 48" Fiber Reinforced Plastic Duct.....	252.36	52.73
23 31 16 16-0019 LF 54" Fiber Reinforced Plastic Duct.....	280.31	60.42
23 31 16 16-0020 LF 60" Fiber Reinforced Plastic Duct.....	318.08	70.51
23 31 16 16-0021 LF 66" Fiber Reinforced Plastic Duct.....	340.94	86.29
23 31 16 16-0022 LF 72" Fiber Reinforced Plastic Duct.....	416.06	105.47
23 31 16 16-0023 Fiber Reinforced Plastic Bell (23 31 16 16-0001)		
23 31 16 16-0024 EA 2" Fiber Reinforced Plastic Bell.....	57.41	21.48
23 31 16 16-0025 EA 3" Fiber Reinforced Plastic Bell.....	69.01	25.47
23 31 16 16-0026 EA 4" Fiber Reinforced Plastic Bell.....	79.81	29.96
23 31 16 16-0027 EA 6" Fiber Reinforced Plastic Bell.....	105.20	39.95
23 31 16 16-0028 EA 8" Fiber Reinforced Plastic Bell.....	128.79	49.94
23 31 16 16-0029 EA 10" Fiber Reinforced Plastic Bell.....	150.58	59.93
23 31 16 16-0030 EA 12" Fiber Reinforced Plastic Bell.....	186.76	74.41
23 31 16 16-0031 EA 14" Fiber Reinforced Plastic Bell.....	199.36	79.90
23 31 16 16-0032 EA 16" Fiber Reinforced Plastic Bell.....	215.97	85.40
23 31 16 16-0033 EA 18" Fiber Reinforced Plastic Bell.....	232.57	91.89
23 31 16 16-0034 EA 20" Fiber Reinforced Plastic Bell.....	253.97	99.88
23 31 16 16-0035 EA 24" Fiber Reinforced Plastic Bell.....	292.01	109.87
23 31 16 16-0036 EA 30" Fiber Reinforced Plastic Bell.....	335.47	119.86
23 31 16 16-0037 EA 36" Fiber Reinforced Plastic Bell.....	379.91	134.83
23 31 16 16-0038 EA 42" Fiber Reinforced Plastic Bell.....	424.33	149.82
23 31 16 16-0039 EA 48" Fiber Reinforced Plastic Bell.....	468.73	164.80
23 31 16 16-0040 EA 54" Fiber Reinforced Plastic Bell.....	580.21	199.76
23 31 16 16-0041 EA 60" Fiber Reinforced Plastic Bell.....	698.16	249.70
23 31 16 16-0042 EA 66" Fiber Reinforced Plastic Bell.....	837.75	299.64
23 31 16 16-0043 EA 72" Fiber Reinforced Plastic Bell.....	957.54	339.58
23 31 16 16-0044 Fiber Reinforced Plastic Flange (23 31 16 16-0001)		
23 31 16 16-0045 EA 2" Fiber Reinforced Plastic Flange.....	86.32	21.48
23 31 16 16-0046 EA 3" Fiber Reinforced Plastic Flange.....	99.73	25.47
23 31 16 16-0047 EA 4" Fiber Reinforced Plastic Flange.....	114.14	29.96
23 31 16 16-0048 EA 6" Fiber Reinforced Plastic Flange.....	148.57	39.95
23 31 16 16-0049 EA 8" Fiber Reinforced Plastic Flange.....	181.20	49.94
23 31 16 16-0050 EA 10" Fiber Reinforced Plastic Flange.....	213.82	59.93
23 31 16 16-0051 EA 12" Fiber Reinforced Plastic Flange.....	253.62	74.41



MINOR	CSI	UOM	DESCRIPTION	TOTAL DIRECT UNIT COST	DEMOLITION UNIT COST
23 31 16 16-0052	EA		14" Fiber Reinforced Plastic Flange.....	280.68	79.90
23 31 16 16-0053	EA		16" Fiber Reinforced Plastic Flange.....	306.32	85.40
23 31 16 16-0054	EA		18" Fiber Reinforced Plastic Flange.....	326.53	91.89
23 31 16 16-0055	EA		20" Fiber Reinforced Plastic Flange.....	344.32	99.88
23 31 16 16-0056	EA		24" Fiber Reinforced Plastic Flange.....	400.43	109.87
23 31 16 16-0057	EA		30" Fiber Reinforced Plastic Flange.....	440.28	119.86
23 31 16 16-0058	EA		36" Fiber Reinforced Plastic Flange.....	537.12	134.83
23 31 16 16-0059	EA		42" Fiber Reinforced Plastic Flange.....	597.81	149.82
23 31 16 16-0060	EA		48" Fiber Reinforced Plastic Flange.....	676.54	164.80
23 31 16 16-0061	EA		54" Fiber Reinforced Plastic Flange.....	797.05	199.76
23 31 16 16-0062	EA		60" Fiber Reinforced Plastic Flange.....	956.57	249.70
23 31 16 16-0063	EA		66" Fiber Reinforced Plastic Flange.....	1,116.03	299.64
23 31 16 16-0064	EA		72" Fiber Reinforced Plastic Flange.....	1,275.58	339.58
23 31 16 16-0065			Fiber Reinforced Plastic 90 Degree Elbow (23 31 16 16-0001)		
23 31 16 16-0066	EA		2" Fiber Reinforced Plastic 90 Degree Elbow	145.92	51.73
23 31 16 16-0067	EA		3" Fiber Reinforced Plastic 90 Degree Elbow	171.75	61.82
23 31 16 16-0068	EA		4" Fiber Reinforced Plastic 90 Degree Elbow	199.36	71.91
23 31 16 16-0069	EA		6" Fiber Reinforced Plastic 90 Degree Elbow	259.20	95.88
23 31 16 16-0070	EA		8" Fiber Reinforced Plastic 90 Degree Elbow	319.02	119.86
23 31 16 16-0071	EA		10" Fiber Reinforced Plastic 90 Degree Elbow	378.86	143.82
23 31 16 16-0072	EA		12" Fiber Reinforced Plastic 90 Degree Elbow	466.13	178.89
23 31 16 16-0073	EA		14" Fiber Reinforced Plastic 90 Degree Elbow	523.45	189.37
23 31 16 16-0074	EA		16" Fiber Reinforced Plastic 90 Degree Elbow	592.17	205.65
23 31 16 16-0075	EA		18" Fiber Reinforced Plastic 90 Degree Elbow	696.46	220.53
23 31 16 16-0076	EA		20" Fiber Reinforced Plastic 90 Degree Elbow	797.12	239.71
23 31 16 16-0077	EA		24" Fiber Reinforced Plastic 90 Degree Elbow	918.39	263.68
23 31 16 16-0078	EA		30" Fiber Reinforced Plastic 90 Degree Elbow	1,211.29	287.65
23 31 16 16-0079	EA		36" Fiber Reinforced Plastic 90 Degree Elbow	1,533.28	323.61
23 31 16 16-0080	EA		42" Fiber Reinforced Plastic 90 Degree Elbow	1,990.78	359.66
23 31 16 16-0081	EA		48" Fiber Reinforced Plastic 90 Degree Elbow	2,348.91	395.62
23 31 16 16-0082	EA		54" Fiber Reinforced Plastic 90 Degree Elbow	2,786.75	479.42
23 31 16 16-0083	EA		60" Fiber Reinforced Plastic 90 Degree Elbow	3,384.05	599.27
23 31 16 16-0084	EA		66" Fiber Reinforced Plastic 90 Degree Elbow	3,980.97	718.93
23 31 16 16-0085	EA		72" Fiber Reinforced Plastic 90 Degree Elbow	4,538.15	814.71
23 31 16 16-0086			Fiber Reinforced Plastic 45 Degree Elbow (23 31 16 16-0001)		
23 31 16 16-0087	EA		2" Fiber Reinforced Plastic 45 Degree Elbow	126.04	51.73
23 31 16 16-0088	EA		3" Fiber Reinforced Plastic 45 Degree Elbow	148.26	61.82
23 31 16 16-0089	EA		4" Fiber Reinforced Plastic 45 Degree Elbow	172.23	71.91
23 31 16 16-0090	EA		6" Fiber Reinforced Plastic 45 Degree Elbow	219.44	95.88
23 31 16 16-0091	EA		8" Fiber Reinforced Plastic 45 Degree Elbow	266.62	119.86
23 31 16 16-0092	EA		10" Fiber Reinforced Plastic 45 Degree Elbow	317.49	143.82
23 31 16 16-0093	EA		12" Fiber Reinforced Plastic 45 Degree Elbow	392.11	178.89
23 31 16 16-0094	EA		14" Fiber Reinforced Plastic 45 Degree Elbow	423.98	189.37
23 31 16 16-0095	EA		16" Fiber Reinforced Plastic 45 Degree Elbow	498.02	205.55
23 31 16 16-0096	EA		18" Fiber Reinforced Plastic 45 Degree Elbow	566.62	220.73
23 31 16 16-0097	EA		20" Fiber Reinforced Plastic 45 Degree Elbow	648.88	239.71
23 31 16 16-0098	EA		24" Fiber Reinforced Plastic 45 Degree Elbow	742.65	263.48
23 31 16 16-0099	EA		30" Fiber Reinforced Plastic 45 Degree Elbow	921.80	287.45
23 31 16 16-0100	EA		36" Fiber Reinforced Plastic 45 Degree Elbow	1,116.33	323.91
23 31 16 16-0101	EA		42" Fiber Reinforced Plastic 45 Degree Elbow	1,400.31	359.86
23 31 16 16-0102	EA		48" Fiber Reinforced Plastic 45 Degree Elbow	1,635.14	395.62
23 31 16 16-0103	EA		54" Fiber Reinforced Plastic 45 Degree Elbow	1,951.91	479.42
23 31 16 16-0104	EA		60" Fiber Reinforced Plastic 45 Degree Elbow	2,350.43	599.27
23 31 16 16-0105	EA		66" Fiber Reinforced Plastic 45 Degree Elbow	2,767.97	717.53
23 31 16 16-0106	EA		72" Fiber Reinforced Plastic 45 Degree Elbow	3,130.14	815.51
23 31 16 16-0107			Fiber Reinforced Plastic Tee (23 31 16 16-0001)		
23 31 16 16-0108	EA		2" Fiber Reinforced Plastic Tee	191.90	77.20
23 31 16 16-0109	EA		3" Fiber Reinforced Plastic Tee	227.28	92.99
23 31 16 16-0110	EA		4" Fiber Reinforced Plastic Tee	261.10	107.87
23 31 16 16-0111	EA		6" Fiber Reinforced Plastic Tee	339.11	143.82
23 31 16 16-0112	EA		8" Fiber Reinforced Plastic Tee	415.54	178.89
23 31 16 16-0113	EA		10" Fiber Reinforced Plastic Tee	496.67	216.73
23 31 16 16-0114	EA		12" Fiber Reinforced Plastic Tee	600.46	262.68
23 31 16 16-0115	EA		14" Fiber Reinforced Plastic Tee	654.51	284.25
23 31 16 16-0116	EA		16" Fiber Reinforced Plastic Tee	749.54	308.82
23 31 16 16-0117	EA		18" Fiber Reinforced Plastic Tee	840.45	330.79
23 31 16 16-0118	EA		20" Fiber Reinforced Plastic Tee	960.77	359.66
23 31 16 16-0119	EA		24" Fiber Reinforced Plastic Tee	1,093.03	395.62
23 31 16 16-0120	EA		30" Fiber Reinforced Plastic Tee	1,288.18	431.38
23 31 16 16-0121	EA		36" Fiber Reinforced Plastic Tee	1,532.20	485.61
23 31 16 16-0122	EA		42" Fiber Reinforced Plastic Tee	1,983.37	539.55
23 31 16 16-0123	EA		48" Fiber Reinforced Plastic Tee	2,344.55	593.58
23 31 16 16-0124	EA		54" Fiber Reinforced Plastic Tee	2,825.63	719.62
23 31 16 16-0125	EA		60" Fiber Reinforced Plastic Tee	3,396.15	899.31
23 31 16 16-0126	EA		66" Fiber Reinforced Plastic Tee	3,966.10	1,078.59

23 Heating, Ventilating, and Air-Conditioning (HVAC)

23 30 HVAC Air Distribution

23 31 HVAC Ducts and Casings



MINOR
CSI UOM DESCRIPTION

TOTAL DIRECT DEMOLITION
UNIT COST UNIT COST

23 31 16 16-0127 EA 72" Fiber Reinforced Plastic Tee4,477.82 1,223.02

23 31 16 16-0128 Fiber Reinforced Plastic Lateral Joint (23 31 16 16-0001)

23 31 16 16-0129	EA	2" Fiber Reinforced Plastic Lateral Joint	164.78	77.20
23 31 16 16-0130	EA	3" Fiber Reinforced Plastic Lateral Joint	194.72	92.99
23 31 16 16-0131	EA	4" Fiber Reinforced Plastic Lateral Joint	223.18	107.87
23 31 16 16-0132	EA	6" Fiber Reinforced Plastic Lateral Joint	286.77	143.82
23 31 16 16-0133	EA	8" Fiber Reinforced Plastic Lateral Joint	348.75	178.89
23 31 16 16-0134	EA	10" Fiber Reinforced Plastic Lateral Joint	419.02	216.73
23 31 16 16-0135	EA	12" Fiber Reinforced Plastic Lateral Joint	503.11	262.88
23 31 16 16-0136	EA	14" Fiber Reinforced Plastic Lateral Joint	545.64	284.06
23 31 16 16-0137	EA	16" Fiber Reinforced Plastic Lateral Joint	597.96	308.92
23 31 16 16-0138	EA	18" Fiber Reinforced Plastic Lateral Joint	645.77	331.10
23 31 16 16-0139	EA	20" Fiber Reinforced Plastic Lateral Joint	704.61	359.86
23 31 16 16-0140	EA	24" Fiber Reinforced Plastic Lateral Joint	778.61	395.62
23 31 16 16-0141	EA	30" Fiber Reinforced Plastic Lateral Joint	857.70	431.18
23 31 16 16-0142	EA	36" Fiber Reinforced Plastic Lateral Joint	967.89	485.31
23 31 16 16-0143	EA	42" Fiber Reinforced Plastic Lateral Joint	1,080.51	539.85
23 31 16 16-0144	EA	48" Fiber Reinforced Plastic Lateral Joint	1,187.67	593.38
23 31 16 16-0145	EA	54" Fiber Reinforced Plastic Lateral Joint	1,421.74	717.53
23 31 16 16-0146	EA	60" Fiber Reinforced Plastic Lateral Joint	1,745.43	900.91
23 31 16 16-0147	EA	66" Fiber Reinforced Plastic Lateral Joint	2,106.16	1,079.39
23 31 16 16-0148	EA	72" Fiber Reinforced Plastic Lateral Joint	2,363.60	1,223.02

23 31 16 16-0149 Fiber Reinforced Plastic One Piece Reducer (23 31 16 16-0001)

23 31 16 16-0150	EA	2" Fiber Reinforced Plastic One Piece Reducer	133.30	51.84
23 31 16 16-0151	EA	3" Fiber Reinforced Plastic One Piece Reducer	157.34	61.92
23 31 16 16-0152	EA	4" Fiber Reinforced Plastic One Piece Reducer	184.96	71.91
23 31 16 16-0153	EA	6" Fiber Reinforced Plastic One Piece Reducer	239.32	95.88
23 31 16 16-0154	EA	8" Fiber Reinforced Plastic One Piece Reducer	290.11	119.86
23 31 16 16-0155	EA	10" Fiber Reinforced Plastic One Piece Reducer	349.09	144.43
23 31 16 16-0156	EA	12" Fiber Reinforced Plastic One Piece Reducer	417.41	178.89
23 31 16 16-0157	EA	14" Fiber Reinforced Plastic One Piece Reducer	445.67	189.37
23 31 16 16-0158	EA	16" Fiber Reinforced Plastic One Piece Reducer	490.80	205.55
23 31 16 16-0159	EA	18" Fiber Reinforced Plastic One Piece Reducer	537.71	220.73
23 31 16 16-0160	EA	20" Fiber Reinforced Plastic One Piece Reducer	598.28	239.71
23 31 16 16-0161	EA	24" Fiber Reinforced Plastic One Piece Reducer	678.53	263.98
23 31 16 16-0162	EA	30" Fiber Reinforced Plastic One Piece Reducer	758.46	288.15
23 31 16 16-0163	EA	36" Fiber Reinforced Plastic One Piece Reducer	857.93	323.91
23 31 16 16-0164	EA	42" Fiber Reinforced Plastic One Piece Reducer	957.59	359.86
23 31 16 16-0165	EA	48" Fiber Reinforced Plastic One Piece Reducer	1,074.96	395.62
23 31 16 16-0166	EA	54" Fiber Reinforced Plastic One Piece Reducer	1,277.89	479.42
23 31 16 16-0167	EA	60" Fiber Reinforced Plastic One Piece Reducer	1,535.46	599.27
23 31 16 16-0168	EA	66" Fiber Reinforced Plastic One Piece Reducer	1,737.97	717.53
23 31 16 16-0169	EA	72" Fiber Reinforced Plastic One Piece Reducer	1,955.58	815.51

23 31 16 16-0170 Fiber Reinforced Plastic Two Piece Reducer (23 31 16 16-0001)

23 31 16 16-0171	EA	2" Fiber Reinforced Plastic Two Piece Reducer	154.99	51.84
23 31 16 16-0172	EA	3" Fiber Reinforced Plastic Two Piece Reducer	171.80	61.92
23 31 16 16-0173	EA	4" Fiber Reinforced Plastic Two Piece Reducer	199.42	71.91
23 31 16 16-0174	EA	6" Fiber Reinforced Plastic Two Piece Reducer	259.20	95.88
23 31 16 16-0175	EA	8" Fiber Reinforced Plastic Two Piece Reducer	319.02	119.86
23 31 16 16-0176	EA	10" Fiber Reinforced Plastic Two Piece Reducer	379.81	144.43
23 31 16 16-0177	EA	12" Fiber Reinforced Plastic Two Piece Reducer	457.17	178.89
23 31 16 16-0178	EA	14" Fiber Reinforced Plastic Two Piece Reducer	496.26	189.37
23 31 16 16-0179	EA	16" Fiber Reinforced Plastic Two Piece Reducer	541.39	205.55
23 31 16 16-0180	EA	18" Fiber Reinforced Plastic Two Piece Reducer	606.38	220.73
23 31 16 16-0181	EA	20" Fiber Reinforced Plastic Two Piece Reducer	750.07	239.71
23 31 16 16-0182	EA	24" Fiber Reinforced Plastic Two Piece Reducer	900.79	263.98
23 31 16 16-0183	EA	30" Fiber Reinforced Plastic Two Piece Reducer	968.08	288.15
23 31 16 16-0184	EA	36" Fiber Reinforced Plastic Two Piece Reducer	1,100.07	323.91
23 31 16 16-0185	EA	42" Fiber Reinforced Plastic Two Piece Reducer	1,196.12	359.86
23 31 16 16-0186	EA	48" Fiber Reinforced Plastic Two Piece Reducer	1,309.88	395.62
23 31 16 16-0187	EA	54" Fiber Reinforced Plastic Two Piece Reducer	1,467.63	479.42
23 31 16 16-0188	EA	60" Fiber Reinforced Plastic Two Piece Reducer	1,714.36	599.27
23 31 16 16-0189	EA	66" Fiber Reinforced Plastic Two Piece Reducer	1,936.74	717.53
23 31 16 16-0190	EA	72" Fiber Reinforced Plastic Two Piece Reducer	2,136.28	815.51

23 31 16 16-0191 Fiber Reinforced Plastic Butterfly Dampers (23 31 16 16-0001)

23 31 16 16-0192	EA	2" Fiber Reinforced Plastic Damper	381.77	51.73
23 31 16 16-0193	EA	3" Fiber Reinforced Plastic Damper	429.67	61.82
23 31 16 16-0194	EA	4" Fiber Reinforced Plastic Damper	477.55	71.91
23 31 16 16-0195	EA	6" Fiber Reinforced Plastic Damper	564.16	95.88
23 31 16 16-0196	EA	8" Fiber Reinforced Plastic Damper	666.32	119.86
23 31 16 16-0197	EA	10" Fiber Reinforced Plastic Damper	752.94	143.82
23 31 16 16-0198	EA	12" Fiber Reinforced Plastic Damper	857.95	178.89



MINOR CSI UOM DESCRIPTION	TOTAL DIRECT UNIT COST	DEMOLITION UNIT COST
23 31 16 16-0199 EA 14" Fiber Reinforced Plastic Damper.....	953.27	189.37
23 31 16 16-0200 EA 16" Fiber Reinforced Plastic Damper.....	1,058.19	205.65
23 31 16 16-0201 EA 18" Fiber Reinforced Plastic Damper.....	1,160.73	220.53
23 31 16 16-0202 EA 20" Fiber Reinforced Plastic Damper.....	1,239.39	239.71
23 31 16 16-0203 EA 24" Fiber Reinforced Plastic Damper.....	1,403.75	263.68
23 31 16 16-0204 EA 30" Fiber Reinforced Plastic Damper.....	1,630.30	287.65
23 31 16 16-0205 EA 36" Fiber Reinforced Plastic Damper.....	1,876.89	323.61
23 31 16 16-0206 EA 42" Fiber Reinforced Plastic Damper.....	2,154.57	359.66
23 31 16 16-0207 EA 48" Fiber Reinforced Plastic Damper.....	2,401.17	395.62
23 31 16 16-0208 EA 54" Fiber Reinforced Plastic Damper.....	2,820.79	479.42
23 31 16 16-0209 EA 60" Fiber Reinforced Plastic Damper.....	3,300.48	599.27
23 31 16 16-0210 EA 66" Fiber Reinforced Plastic Damper.....	3,748.69	718.93
23 31 16 16-0211 EA 72" Fiber Reinforced Plastic Damper.....	4,312.67	814.71
23 31 16 23 Fabric Ducts (23 31 16)		
23 31 16 23-0001 Heavy Duty Fabric Ducts (Zip-A-Duct™) (23 31 16 23)		
23 31 16 23-0002 Heavy Duty Fabric Duct Without Vents (23 31 16 23-0001)		
Note: Includes fabric loops for cable hooks. Requires Suspension Hardware as well as an Inlet Section and Endcap per complete run. See CSI section 23 31 16 23-0064 for suspension hardware.		
23 31 16 23-0003 EA 12" Diameter x 5' Long Gray Heavy Duty Fabric Duct Without Vents.....	185.50	7.50
Note: Excludes suspension cable and hardware.		
23 31 16 23-0004 EA 12" Diameter x 10' Long Gray Heavy Duty Fabric Duct Without Vents.....	290.79	10.00
Note: Excludes suspension cable and hardware.		
23 31 16 23-0005 EA 16" Diameter x 5' Long Gray Heavy Duty Fabric Duct Without Vents.....	222.37	12.50
Note: Excludes suspension cable and hardware.		
23 31 16 23-0006 EA 16" Diameter x 10' Long Gray Heavy Duty Fabric Duct Without Vents.....	331.99	16.43
Note: Excludes suspension cable and hardware.		
23 31 16 23-0007 EA 20" Diameter x 5' Long Gray Heavy Duty Fabric Duct Without Vents.....	269.01	17.15
Note: Excludes suspension cable and hardware.		
23 31 16 23-0008 EA 20" Diameter x 10' Long Gray Heavy Duty Fabric Duct Without Vents.....	386.22	22.86
Note: Excludes suspension cable and hardware.		
23 31 16 23-0009 EA 24" Diameter x 5' Long Gray Heavy Duty Fabric Duct Without Vents.....	312.39	22.14
Note: Excludes suspension cable and hardware.		
23 31 16 23-0010 EA 24" Diameter x 10' Long Gray Heavy Duty Fabric Duct Without Vents.....	440.45	29.29
Note: Excludes suspension cable and hardware.		
23 31 16 23-0011 EA 28" Diameter x 5' Long Gray Heavy Duty Fabric Duct Without Vents.....	348.19	25.37
Note: Excludes suspension cable and hardware.		
23 31 16 23-0012 EA 28" Diameter x 10' Long Gray Heavy Duty Fabric Duct Without Vents.....	524.01	33.94
Note: Excludes suspension cable and hardware.		
23 31 16 23-0013 EA 32" Diameter x 5' Long Gray Heavy Duty Fabric Duct Without Vents.....	382.92	28.22
Note: Excludes suspension cable and hardware.		
23 31 16 23-0014 EA 32" Diameter x 10' Long Gray Heavy Duty Fabric Duct Without Vents.....	584.79	37.50
Note: Excludes suspension cable and hardware.		
23 31 16 23-0015 EA 36" Diameter x 5' Long Gray Heavy Duty Fabric Duct Without Vents.....	416.54	32.15
Note: Excludes suspension cable and hardware.		
23 31 16 23-0016 EA 36" Diameter x 10' Long Gray Heavy Duty Fabric Duct Without Vents.....	674.85	42.86
Note: Excludes suspension cable and hardware.		
23 31 16 23-0017 Heavy Duty Fabric Duct With Vents (23 31 16 23-0001)		
23 31 16 23-0018 EA 12" Diameter x 10' Long Gray Heavy Duty Fabric Duct With Vents.....	507.95	10.00
Note: Excludes suspension cable and hardware.		
23 31 16 23-0019 EA 16" Diameter x 10' Long Gray Heavy Duty Fabric Duct With Vents.....	562.18	16.43
Note: Excludes suspension cable and hardware.		
23 31 16 23-0020 EA 20" Diameter x 10' Long Gray Heavy Duty Fabric Duct With Vents.....	627.27	22.86
Note: Excludes suspension cable and hardware.		
23 31 16 23-0021 EA 24" Diameter x 10' Long Gray Heavy Duty Fabric Duct With Vents.....	694.53	29.29
Note: Excludes suspension cable and hardware.		
23 31 16 23-0022 EA 28" Diameter x 10' Long Gray Heavy Duty Fabric Duct With Vents.....	836.72	33.94
Note: Excludes suspension cable and hardware.		
23 31 16 23-0023 EA 32" Diameter x 10' Long Gray Heavy Duty Fabric Duct With Vents.....	897.50	37.50
Note: Excludes suspension cable and hardware.		
23 31 16 23-0024 EA 36" Diameter x 10' Long Gray Heavy Duty Fabric Duct With Vents.....	1,013.62	42.86
Note: Excludes suspension cable and hardware.		
23 31 16 23-0025 Heavy Duty Fabric Duct 90 Degree Elbow (23 31 16 23-0001)		
23 31 16 23-0026 EA 12" Diameter Gray Heavy Duty Fabric Duct 90 Degree Elbow.....	377.66	10.72
Note: Excludes suspension cable and hardware.		
23 31 16 23-0027 EA 16" Diameter Gray Heavy Duty Fabric Duct 90 Degree Elbow.....	421.02	17.15
Note: Excludes suspension cable and hardware.		
23 31 16 23-0028 EA 20" Diameter Gray Heavy Duty Fabric Duct 90 Degree Elbow.....	570.85	18.58
Note: Excludes suspension cable and hardware.		
23 31 16 23-0029 EA 24" Diameter Gray Heavy Duty Fabric Duct 90 Degree Elbow.....	696.74	25.00
Note: Excludes suspension cable and hardware.		
23 31 16 23-0030 EA 28" Diameter Gray Heavy Duty Fabric Duct 90 Degree Elbow.....	881.30	27.86
Note: Excludes suspension cable and hardware.		
23 31 16 23-0031 EA 32" Diameter Gray Heavy Duty Fabric Duct 90 Degree Elbow.....	1,099.51	30.36
Note: Excludes suspension cable and hardware.		
23 31 16 23-0032 EA 36" Diameter Gray Heavy Duty Fabric Duct 90 Degree Elbow.....	1,249.43	33.94
Note: Excludes suspension cable and hardware.		

23 Heating, Ventilating, and Air-Conditioning (HVAC)

23 30 HVAC Air Distribution

23 31 HVAC Ducts and Casings



SAN BERNARDINO
COUNTY

MINOR
CSI UOM DESCRIPTION

TOTAL DIRECT DEMOLITION
UNIT COST UNIT COST

MINOR	CSI	UOM	DESCRIPTION	TOTAL DIRECT UNIT COST	DEMOLITION UNIT COST
23 31 16	23-0033		Heavy Duty Fabric Duct 45 Degree Elbow <small>(23 31 16 23-0001)</small>		
23 31 16	23-0034	EA	12" Diameter Gray Heavy Duty Fabric Duct 45 Degree Elbow Note: Excludes suspension cable and hardware.	288.62	10.72
23 31 16	23-0035	EA	16" Diameter Gray Heavy Duty Fabric Duct 45 Degree Elbow Note: Excludes suspension cable and hardware.	338.50	17.15
23 31 16	23-0036	EA	20" Diameter Gray Heavy Duty Fabric Duct 45 Degree Elbow Note: Excludes suspension cable and hardware.	379.75	18.58
23 31 16	23-0037	EA	24" Diameter Gray Heavy Duty Fabric Duct 45 Degree Elbow Note: Excludes suspension cable and hardware.	442.66	25.00
23 31 16	23-0038	EA	28" Diameter Gray Heavy Duty Fabric Duct 45 Degree Elbow Note: Excludes suspension cable and hardware.	512.13	27.86
23 31 16	23-0039	EA	32" Diameter Gray Heavy Duty Fabric Duct 45 Degree Elbow Note: Excludes suspension cable and hardware.	615.25	30.36
23 31 16	23-0040	EA	36" Diameter Gray Heavy Duty Fabric Duct 45 Degree Elbow Note: Excludes suspension cable and hardware.	702.08	33.94
23 31 16	23-0041		Heavy Duty Fabric Duct Tee <small>(23 31 16 23-0001)</small>		
23 31 16	23-0042	EA	16" x 12" x 12" Gray Heavy Duty Fabric Duct Tee Note: Excludes suspension cable and hardware.	922.59	25.00
23 31 16	23-0043	EA	20" x 16" x 16" Gray Heavy Duty Fabric Duct Tee Note: Excludes suspension cable and hardware.	971.43	26.79
23 31 16	23-0044	EA	24" x 16" x 16" Gray Heavy Duty Fabric Duct Tee Note: Excludes suspension cable and hardware.	1,051.70	36.07
23 31 16	23-0045	EA	28" x 20" x 20" Gray Heavy Duty Fabric Duct Tee Note: Excludes suspension cable and hardware.	1,105.95	40.37
23 31 16	23-0046	EA	32" x 24" x 24" Gray Heavy Duty Fabric Duct Tee Note: Excludes suspension cable and hardware.	1,147.17	43.94
23 31 16	23-0047	EA	36" x 28" x 28" Gray Heavy Duty Fabric Duct Tee Note: Excludes suspension cable and hardware.	1,202.49	49.29
23 31 16	23-0048		Heavy Duty Fabric Duct Inlets <small>(23 31 16 23-0001)</small>		
23 31 16	23-0049	EA	12" Diameter Gray Heavy Duty Fabric Duct Transition Inlet Note: Excludes suspension cable and hardware.	147.47	10.72
23 31 16	23-0050	EA	16" Diameter Gray Heavy Duty Fabric Duct Transition Inlet Note: Excludes suspension cable and hardware.	173.46	17.15
23 31 16	23-0051	EA	20" Diameter Gray Heavy Duty Fabric Duct Transition Inlet Note: Excludes suspension cable and hardware.	186.48	18.58
23 31 16	23-0052	EA	24" Diameter Gray Heavy Duty Fabric Duct Transition Inlet Note: Excludes suspension cable and hardware.	214.64	25.00
23 31 16	23-0053	EA	28" Diameter Gray Heavy Duty Fabric Duct Transition Inlet Note: Excludes suspension cable and hardware.	229.82	27.86
23 31 16	23-0054	EA	32" Diameter Gray Heavy Duty Fabric Duct Transition Inlet Note: Excludes suspension cable and hardware.	246.08	30.36
23 31 16	23-0055	EA	36" Diameter Gray Heavy Duty Fabric Duct Transition Inlet Note: Excludes suspension cable and hardware.	269.93	33.94
23 31 16	23-0056		Heavy Duty Fabric Duct Cap <small>(23 31 16 23-0001)</small>		
23 31 16	23-0057	EA	12" Diameter Gray Heavy Duty Fabric Duct End Cap Note: Excludes suspension cable and hardware.	86.69	6.43
23 31 16	23-0058	EA	16" Diameter Gray Heavy Duty Fabric Duct End Cap Note: Excludes suspension cable and hardware.	109.46	10.36
23 31 16	23-0059	EA	20" Diameter Gray Heavy Duty Fabric Duct End Cap Note: Excludes suspension cable and hardware.	129.00	11.07
23 31 16	23-0060	EA	24" Diameter Gray Heavy Duty Fabric Duct End Cap Note: Excludes suspension cable and hardware.	179.99	15.00
23 31 16	23-0061	EA	28" Diameter Gray Heavy Duty Fabric Duct End Cap Note: Excludes suspension cable and hardware.	215.80	16.79
23 31 16	23-0062	EA	32" Diameter Gray Heavy Duty Fabric Duct End Cap Note: Excludes suspension cable and hardware.	270.08	18.21
23 31 16	23-0063	EA	36" Diameter Gray Heavy Duty Fabric Duct End Cap Note: Excludes suspension cable and hardware.	304.81	20.36
23 31 16	23-0064		Heavy Duty Fabric Duct Suspension Hardware <small>(23 31 16 23-0001)</small>		
23 31 16	23-0065	EA	12 To 20 Inch Diameter Ducts Fixing Strap With Galvanized Hardware Note: Vertical support straps are recommended every six (6) to ten (10) feet along the length of the duct.	32.44	5.41
23 31 16	23-0066	EA	20 To 36 Inch Diameter Ducts Fixing Strap With Galvanized Hardware Note: Vertical support straps are recommended every six (6) to ten (10) feet along the length of the duct.	50.72	8.12
23 31 16	23-0067	EA	Galvanized Cable Locks For Horizontal Cables Note: Requires two (2) cable locks per support point or per stretcher.	11.76	2.71
23 31 16	23-0068	LF	Galvanized Plastic Coated Cable For Fabric Duct Note: Excludes anchor bolts or anchors.	0.75	0.11
23 31 16	23-0069	EA	Galvanized Stretcher For Straight Fabric Duct Runs	27.64	5.41
23 31 16	23-0070	EA	12 To 20 Inch Diameter Ducts Fixing Strap With Stainless Steel Hardware Note: Vertical support straps are recommended every six (6) to ten (10) feet along the length of the duct.	61.28	5.41
23 31 16	23-0071	EA	20 To 36 Inch Diameter Ducts Fixing Strap With Stainless Steel Hardware Note: Vertical support straps are recommended every six (6) to ten (10) feet along the length of the duct.	83.51	8.12



MINOR	CSI	UOM	DESCRIPTION	TOTAL DIRECT UNIT COST	DEMOLITION UNIT COST
23 31 16	23-0072	EA	Stainless Steel Cable Locks For Horizontal Cables.....	15.82	2.71
			Note: Requires two (2) cable locks per support point or per stretcher.		
23 31 16	23-0073	LF	Stainless Steel Plastic Coated Cable For Fabric Duct.....	2.40	0.11
			Note: Excludes anchor bolts or anchors.		
23 31 16	23-0074	EA	Stainless Steel Stretcher For Straight Fabric Duct Runs	38.15	5.41

23 33 Air Duct Accessories (23 30)

23 33 13 Dampers (23 33)

23 33 13 13 Volume-Control Dampers (23 33 13)

23 33 13 13-0001 Radial Opposed Blade Damper Steel Construction (Ruskin CDR) (23 33 13 13)

23 33 13 13-0002	EA	6" Diameter Radial Opposed Blade Damper Round, Steel Construction, Manual Operated	92.52	8.64
		For Stainless Steel, Add	76.70	
		For Parallel Blade Damper, Add	23.60	
23 33 13 13-0003	EA	7" Diameter Radial Opposed Blade Damper Round, Steel Construction, Manual Operated	98.74	9.72
		For Stainless Steel, Add	77.81	
		For Parallel Blade Damper, Add	23.94	
23 33 13 13-0004	EA	8" Diameter Radial Opposed Blade Damper Round, Steel Construction, Manual Operated	105.70	10.80
		For Stainless Steel, Add	78.62	
		For Parallel Blade Damper, Add	24.19	
23 33 13 13-0005	EA	10" Diameter Radial Opposed Blade Damper Round, Steel Construction, Manual Operated	114.11	12.96
		For Stainless Steel, Add	83.54	
		For Parallel Blade Damper, Add	25.70	
23 33 13 13-0006	EA	12" Diameter Radial Opposed Blade Damper Round, Steel Construction, Manual Operated	123.59	14.04
		For Stainless Steel, Add	88.45	
		For Parallel Blade Damper, Add	27.22	
23 33 13 13-0007	EA	14" Diameter Radial Opposed Blade Damper Round, Steel Construction, Manual Operated	147.70	15.13
		For Stainless Steel, Add	113.02	
		For Parallel Blade Damper, Add	34.78	
23 33 13 13-0008	EA	15" Diameter Radial Opposed Blade Damper Round, Steel Construction, Manual Operated	161.54	16.20
		For Stainless Steel, Add	122.85	
		For Parallel Blade Damper, Add	37.80	
23 33 13 13-0009	EA	16" Diameter Radial Opposed Blade Damper Round, Steel Construction, Manual Operated	170.28	18.36
		For Stainless Steel, Add	127.75	
		For Parallel Blade Damper, Add	39.31	
23 33 13 13-0010	EA	18" Diameter Radial Opposed Blade Damper Round, Steel Construction, Manual Operated	187.39	19.44
		For Stainless Steel, Add	142.51	
		For Parallel Blade Damper, Add	43.85	
23 33 13 13-0011	EA	20" Diameter Radial Opposed Blade Damper Round, Steel Construction, Manual Operated	220.61	21.61
		For Stainless Steel, Add	176.90	
		For Parallel Blade Damper, Add	54.43	
23 33 13 13-0012	EA	24" Diameter Radial Opposed Blade Damper Round, Steel Construction, Manual Operated	243.34	21.61
		For Stainless Steel, Add	201.45	
		For Parallel Blade Damper, Add	61.98	
23 33 13 13-0013	EA	30" Diameter Radial Opposed Blade Damper Round, Steel Construction, Manual Operated	278.64	24.84
		For Stainless Steel, Add	235.85	
		For Parallel Blade Damper, Add	72.57	
23 33 13 13-0014	EA	36" Diameter Radial Opposed Blade Damper Round, Steel Construction, Manual Operated	300.00	25.92
		For Stainless Steel, Add	256.98	
		For Parallel Blade Damper, Add	79.07	

23 33 13 13-0015 Rectangular Opposed Blade Damper (Ruskin CD) (23 33 13 13)

23 33 13 13-0016	EA	6" x 6" Rectangular Opposed Blade Damper, Steel Construction, Manual Operation	122.12	12.02
		For Stainless Steel, Add	111.90	
		For Parallel Blade Damper, Add	34.43	
23 33 13 13-0017	EA	8" x 6" Rectangular Opposed Blade Damper, Steel Construction, Manual Operation	129.86	12.55
		For Stainless Steel, Add	119.85	
		For Parallel Blade Damper, Add	36.88	
23 33 13 13-0018	EA	8" x 8" Rectangular Opposed Blade Damper, Steel Construction, Manual Operation	136.24	12.66
		For Stainless Steel, Add	127.86	
		For Parallel Blade Damper, Add	39.34	
23 33 13 13-0019	EA	10" x 6" Rectangular Opposed Blade Damper, Steel Construction, Manual Operation	136.24	12.66
		For Stainless Steel, Add	127.86	
		For Parallel Blade Damper, Add	39.34	
23 33 13 13-0020	EA	10" x 8" Rectangular Opposed Blade Damper, Steel Construction, Manual Operation	143.47	12.99
		For Stainless Steel, Add	135.85	
		For Parallel Blade Damper, Add	41.80	
23 33 13 13-0021	EA	10" x 10" Rectangular Opposed Blade Damper, Steel Construction, Manual Operation	160.07	14.40
		For Stainless Steel, Add	151.80	
		For Parallel Blade Damper, Add	46.71	
23 33 13 13-0022	EA	12" x 6" Rectangular Opposed Blade Damper, Steel Construction, Manual Operation	143.47	12.99
		For Stainless Steel, Add	135.85	
		For Parallel Blade Damper, Add	41.80	
23 33 13 13-0023	EA	12" x 8" Rectangular Opposed Blade Damper, Steel Construction, Manual Operation	157.90	13.75
		For Stainless Steel, Add	151.80	
		For Parallel Blade Damper, Add	46.71	
23 33 13 13-0024	EA	12" x 10" Rectangular Opposed Blade Damper, Steel Construction, Manual Operation	166.26	14.40
		For Stainless Steel, Add	159.85	
		For Parallel Blade Damper, Add	49.18	

23 Heating, Ventilating, and Air-Conditioning (HVAC)

23 30 HVAC Air Distribution

23 33 Air Duct Accessories



MINOR	CSI	UOM	DESCRIPTION	TOTAL DIRECT UNIT COST	DEMOLITION UNIT COST
23 33 13	13-0025	EA	12" x 12" Rectangular Opposed Blade Damper, Steel Construction, Manual Operation	183.70	16.24
			<i>For Stainless Steel, Add</i>	175.49	
			<i>For Parallel Blade Damper, Add</i>	54.00	
23 33 13	13-0026	EA	14" x 6" Rectangular Opposed Blade Damper, Steel Construction, Manual Operation	154.86	13.75
			<i>For Stainless Steel, Add</i>	147.85	
			<i>For Parallel Blade Damper, Add</i>	45.49	
23 33 13	13-0027	EA	14" x 8" Rectangular Opposed Blade Damper, Steel Construction, Manual Operation	166.26	14.40
			<i>For Stainless Steel, Add</i>	159.85	
			<i>For Parallel Blade Damper, Add</i>	49.18	
23 33 13	13-0028	EA	14" x 10" Rectangular Opposed Blade Damper, Steel Construction, Manual Operation	174.58	15.15
			<i>For Stainless Steel, Add</i>	167.86	
			<i>For Parallel Blade Damper, Add</i>	51.65	
23 33 13	13-0029	EA	14" x 12" Rectangular Opposed Blade Damper, Steel Construction, Manual Operation	183.98	16.24
			<i>For Stainless Steel, Add</i>	175.85	
			<i>For Parallel Blade Damper, Add</i>	54.11	
23 33 13	13-0030	EA	14" x 14" Rectangular Opposed Blade Damper, Steel Construction, Manual Operation	204.75	18.07
			<i>For Stainless Steel, Add</i>	195.81	
			<i>For Parallel Blade Damper, Add</i>	60.25	
23 33 13	13-0031	EA	16" x 6" Rectangular Opposed Blade Damper, Steel Construction, Manual Operation	166.26	14.40
			<i>For Stainless Steel, Add</i>	159.85	
			<i>For Parallel Blade Damper, Add</i>	49.18	
23 33 13	13-0032	EA	16" x 8" Rectangular Opposed Blade Damper, Steel Construction, Manual Operation	175.66	15.48
			<i>For Stainless Steel, Add</i>	167.86	
			<i>For Parallel Blade Damper, Add</i>	51.65	
23 33 13	13-0033	EA	16" x 10" Rectangular Opposed Blade Damper, Steel Construction, Manual Operation	186.14	16.99
			<i>For Stainless Steel, Add</i>	175.85	
			<i>For Parallel Blade Damper, Add</i>	54.11	
23 33 13	13-0034	EA	16" x 12" Rectangular Opposed Blade Damper, Steel Construction, Manual Operation	195.52	18.07
			<i>For Stainless Steel, Add</i>	183.81	
			<i>For Parallel Blade Damper, Add</i>	56.56	
23 33 13	13-0035	EA	16" x 14" Rectangular Opposed Blade Damper, Steel Construction, Manual Operation	216.35	19.80
			<i>For Stainless Steel, Add</i>	203.85	
			<i>For Parallel Blade Damper, Add</i>	62.72	
23 33 13	13-0036	EA	16" x 16" Rectangular Opposed Blade Damper, Steel Construction, Manual Operation	237.11	21.65
			<i>For Stainless Steel, Add</i>	223.81	
			<i>For Parallel Blade Damper, Add</i>	68.86	
23 33 13	13-0037	EA	18" x 6" Rectangular Opposed Blade Damper, Steel Construction, Manual Operation	174.58	15.15
			<i>For Stainless Steel, Add</i>	167.86	
			<i>For Parallel Blade Damper, Add</i>	51.65	
23 33 13	13-0038	EA	18" x 8" Rectangular Opposed Blade Damper, Steel Construction, Manual Operation	187.02	16.24
			<i>For Stainless Steel, Add</i>	179.80	
			<i>For Parallel Blade Damper, Add</i>	55.32	
23 33 13	13-0039	EA	18" x 10" Rectangular Opposed Blade Damper, Steel Construction, Manual Operation	201.71	18.07
			<i>For Stainless Steel, Add</i>	191.85	
			<i>For Parallel Blade Damper, Add</i>	59.03	
23 33 13	13-0040	EA	18" x 12" Rectangular Opposed Blade Damper, Steel Construction, Manual Operation	222.51	19.80
			<i>For Stainless Steel, Add</i>	211.86	
			<i>For Parallel Blade Damper, Add</i>	65.19	
23 33 13	13-0041	EA	18" x 14" Rectangular Opposed Blade Damper, Steel Construction, Manual Operation	240.19	21.65
			<i>For Stainless Steel, Add</i>	227.81	
			<i>For Parallel Blade Damper, Add</i>	70.10	
23 33 13	13-0042	EA	18" x 16" Rectangular Opposed Blade Damper, Steel Construction, Manual Operation	252.27	23.38
			<i>For Stainless Steel, Add</i>	236.50	
			<i>For Parallel Blade Damper, Add</i>	72.77	
23 33 13	13-0043	EA	18" x 18" Rectangular Opposed Blade Damper, Steel Construction, Manual Operation	266.50	25.22
			<i>For Stainless Steel, Add</i>	247.95	
			<i>For Parallel Blade Damper, Add</i>	76.29	
23 33 13	13-0044	EA	20" x 6" Rectangular Opposed Blade Damper, Steel Construction, Manual Operation	171.69	16.24
			<i>For Stainless Steel, Add</i>	159.87	
			<i>For Parallel Blade Damper, Add</i>	49.19	
23 33 13	13-0045	EA	20" x 8" Rectangular Opposed Blade Damper, Steel Construction, Manual Operation	188.26	18.07
			<i>For Stainless Steel, Add</i>	174.37	
			<i>For Parallel Blade Damper, Add</i>	53.65	
23 33 13	13-0046	EA	20" x 10" Rectangular Opposed Blade Damper, Steel Construction, Manual Operation	204.86	19.80
			<i>For Stainless Steel, Add</i>	188.92	
			<i>For Parallel Blade Damper, Add</i>	58.13	
23 33 13	13-0047	EA	20" x 12" Rectangular Opposed Blade Damper, Steel Construction, Manual Operation	232.65	21.65
			<i>For Stainless Steel, Add</i>	218.01	
			<i>For Parallel Blade Damper, Add</i>	67.08	
23 33 13	13-0048	EA	20" x 14" Rectangular Opposed Blade Damper, Steel Construction, Manual Operation	246.44	23.38
			<i>For Stainless Steel, Add</i>	228.92	
			<i>For Parallel Blade Damper, Add</i>	70.44	
23 33 13	13-0049	EA	20" x 16" Rectangular Opposed Blade Damper, Steel Construction, Manual Operation	260.25	25.22
			<i>For Stainless Steel, Add</i>	239.82	
			<i>For Parallel Blade Damper, Add</i>	73.79	
23 33 13	13-0050	EA	20" x 18" Rectangular Opposed Blade Damper, Steel Construction, Manual Operation	276.81	27.06
			<i>For Stainless Steel, Add</i>	254.32	
			<i>For Parallel Blade Damper, Add</i>	78.25	
23 33 13	13-0051	EA	20" x 20" Rectangular Opposed Blade Damper, Steel Construction, Manual Operation	293.38	28.79
			<i>For Stainless Steel, Add</i>	268.83	
			<i>For Parallel Blade Damper, Add</i>	82.72	
23 33 13	13-0052	EA	24" x 6" Rectangular Opposed Blade Damper, Steel Construction, Manual Operation	193.85	18.07
			<i>For Stainless Steel, Add</i>	181.64	
			<i>For Parallel Blade Damper, Add</i>	55.89	



MINOR CSI UOM DESCRIPTION	TOTAL DIRECT UNIT COST	DEMOLITION UNIT COST
23 33 13 13-0053 EA 24" x 8" Rectangular Opposed Blade Damper, Steel Construction, Manual Operation	216.05	19.80
For Stainless Steel, Add	203.46	
For Parallel Blade Damper, Add	62.60	
23 33 13 13-0054 EA 24" x 10" Rectangular Opposed Blade Damper, Steel Construction, Manual Operation	232.65	21.65
For Stainless Steel, Add	218.01	
For Parallel Blade Damper, Add	67.08	
23 33 13 13-0055 EA 24" x 12" Rectangular Opposed Blade Damper, Steel Construction, Manual Operation	254.83	23.38
For Stainless Steel, Add	239.82	
For Parallel Blade Damper, Add	73.79	
23 33 13 13-0056 EA 24" x 14" Rectangular Opposed Blade Damper, Steel Construction, Manual Operation	268.61	25.22
For Stainless Steel, Add	250.69	
For Parallel Blade Damper, Add	77.14	
23 33 13 13-0057 EA 24" x 16" Rectangular Opposed Blade Damper, Steel Construction, Manual Operation	282.41	27.06
For Stainless Steel, Add	261.60	
For Parallel Blade Damper, Add	80.49	
23 33 13 13-0058 EA 24" x 18" Rectangular Opposed Blade Damper, Steel Construction, Manual Operation	304.57	28.79
For Stainless Steel, Add	283.37	
For Parallel Blade Damper, Add	87.19	
23 33 13 13-0059 EA 24" x 20" Rectangular Opposed Blade Damper, Steel Construction, Manual Operation	332.14	32.48
For Stainless Steel, Add	305.14	
For Parallel Blade Damper, Add	93.89	
23 33 13 13-0060 EA 24" x 24" Rectangular Opposed Blade Damper, Steel Construction, Manual Operation	365.38	36.04
For Stainless Steel, Add	334.28	
For Parallel Blade Damper, Add	102.86	
23 33 13 13-0061 EA 28" x 6" Rectangular Opposed Blade Damper, Steel Construction, Manual Operation	216.05	19.80
For Stainless Steel, Add	203.46	
For Parallel Blade Damper, Add	62.60	
23 33 13 13-0062 EA 28" x 8" Rectangular Opposed Blade Damper, Steel Construction, Manual Operation	232.65	21.65
For Stainless Steel, Add	218.01	
For Parallel Blade Damper, Add	67.08	
23 33 13 13-0063 EA 28" x 10" Rectangular Opposed Blade Damper, Steel Construction, Manual Operation	254.83	23.38
For Stainless Steel, Add	239.82	
For Parallel Blade Damper, Add	73.79	
23 33 13 13-0064 EA 28" x 12" Rectangular Opposed Blade Damper, Steel Construction, Manual Operation	271.40	25.22
For Stainless Steel, Add	254.32	
For Parallel Blade Damper, Add	78.25	
23 33 13 13-0065 EA 28" x 14" Rectangular Opposed Blade Damper, Steel Construction, Manual Operation	290.76	27.06
For Stainless Steel, Add	272.45	
For Parallel Blade Damper, Add	83.83	
23 33 13 13-0066 EA 28" x 16" Rectangular Opposed Blade Damper, Steel Construction, Manual Operation	310.12	28.79
For Stainless Steel, Add	290.59	
For Parallel Blade Damper, Add	89.41	
23 33 13 13-0067 EA 28" x 18" Rectangular Opposed Blade Damper, Steel Construction, Manual Operation	337.74	32.48
For Stainless Steel, Add	312.42	
For Parallel Blade Damper, Add	96.13	
23 33 13 13-0068 EA 28" x 20" Rectangular Opposed Blade Damper, Steel Construction, Manual Operation	365.38	36.04
For Stainless Steel, Add	334.28	
For Parallel Blade Damper, Add	102.86	
23 33 13 13-0069 EA 28" x 24" Rectangular Opposed Blade Damper, Steel Construction, Manual Operation	404.30	37.89
For Stainless Steel, Add	377.83	
For Parallel Blade Damper, Add	116.26	
23 33 13 13-0070 EA 28" x 28" Rectangular Opposed Blade Damper, Steel Construction, Manual Operation	443.05	41.45
For Stainless Steel, Add	414.14	
For Parallel Blade Damper, Add	127.43	
23 33 13 13-0071 EA 32" x 6" Rectangular Opposed Blade Damper, Steel Construction, Manual Operation	249.43	21.65
For Stainless Steel, Add	239.82	
For Parallel Blade Damper, Add	73.79	
23 33 13 13-0072 EA 32" x 8" Rectangular Opposed Blade Damper, Steel Construction, Manual Operation	260.39	23.38
For Stainless Steel, Add	247.05	
For Parallel Blade Damper, Add	76.02	
23 33 13 13-0073 EA 32" x 10" Rectangular Opposed Blade Damper, Steel Construction, Manual Operation	271.40	25.22
For Stainless Steel, Add	254.32	
For Parallel Blade Damper, Add	78.25	
23 33 13 13-0074 EA 32" x 12" Rectangular Opposed Blade Damper, Steel Construction, Manual Operation	287.97	27.06
For Stainless Steel, Add	268.83	
For Parallel Blade Damper, Add	82.72	
23 33 13 13-0075 EA 32" x 14" Rectangular Opposed Blade Damper, Steel Construction, Manual Operation	311.21	28.79
For Stainless Steel, Add	292.01	
For Parallel Blade Damper, Add	89.85	
23 33 13 13-0076 EA 32" x 16" Rectangular Opposed Blade Damper, Steel Construction, Manual Operation	337.74	32.48
For Stainless Steel, Add	312.42	
For Parallel Blade Damper, Add	96.13	
23 33 13 13-0077 EA 32" x 18" Rectangular Opposed Blade Damper, Steel Construction, Manual Operation	370.98	36.04
For Stainless Steel, Add	341.56	
For Parallel Blade Damper, Add	105.10	
23 33 13 13-0078 EA 32" x 20" Rectangular Opposed Blade Damper, Steel Construction, Manual Operation	404.15	39.62
For Stainless Steel, Add	370.60	
For Parallel Blade Damper, Add	114.03	
23 33 13 13-0079 EA 32" x 24" Rectangular Opposed Blade Damper, Steel Construction, Manual Operation	443.05	41.45
For Stainless Steel, Add	414.14	
For Parallel Blade Damper, Add	127.43	
23 33 13 13-0080 EA 32" x 28" Rectangular Opposed Blade Damper, Steel Construction, Manual Operation	490.88	44.38
For Stainless Steel, Add	465.06	
For Parallel Blade Damper, Add	143.10	

23 Heating, Ventilating, and Air-Conditioning (HVAC)

23 30 HVAC Air Distribution

23 33 Air Duct Accessories



MINOR	CSI	UOM	DESCRIPTION	TOTAL DIRECT UNIT COST	DEMOLITION UNIT COST
23 33 13	13-0081	EA	32" x 32" Rectangular Opposed Blade Damper, Steel Construction, Manual Operation	543.18	46.87
			<i>For Stainless Steel, Add</i>	523.20	
			<i>For Parallel Blade Damper, Add</i>	160.98	
23 33 13	13-0082	EA	36" x 6" Rectangular Opposed Blade Damper, Steel Construction, Manual Operation	271.58	23.38
			<i>For Stainless Steel, Add</i>	261.60	
			<i>For Parallel Blade Damper, Add</i>	80.49	
23 33 13	13-0083	EA	36" x 8" Rectangular Opposed Blade Damper, Steel Construction, Manual Operation	288.15	25.22
			<i>For Stainless Steel, Add</i>	276.09	
			<i>For Parallel Blade Damper, Add</i>	84.95	
23 33 13	13-0084	EA	36" x 10" Rectangular Opposed Blade Damper, Steel Construction, Manual Operation	304.71	27.06
			<i>For Stainless Steel, Add</i>	290.59	
			<i>For Parallel Blade Damper, Add</i>	89.41	
23 33 13	13-0085	EA	36" x 12" Rectangular Opposed Blade Damper, Steel Construction, Manual Operation	326.91	28.79
			<i>For Stainless Steel, Add</i>	312.42	
			<i>For Parallel Blade Damper, Add</i>	96.13	
23 33 13	13-0086	EA	36" x 14" Rectangular Opposed Blade Damper, Steel Construction, Manual Operation	346.17	32.48
			<i>For Stainless Steel, Add</i>	323.38	
			<i>For Parallel Blade Damper, Add</i>	99.50	
23 33 13	13-0087	EA	36" x 16" Rectangular Opposed Blade Damper, Steel Construction, Manual Operation	359.97	34.21
			<i>For Stainless Steel, Add</i>	334.28	
			<i>For Parallel Blade Damper, Add</i>	102.86	
23 33 13	13-0088	EA	36" x 18" Rectangular Opposed Blade Damper, Steel Construction, Manual Operation	404.15	39.62
			<i>For Stainless Steel, Add</i>	370.60	
			<i>For Parallel Blade Damper, Add</i>	114.03	
23 33 13	13-0089	EA	36" x 20" Rectangular Opposed Blade Damper, Steel Construction, Manual Operation	442.87	43.30
			<i>For Stainless Steel, Add</i>	406.87	
			<i>For Parallel Blade Damper, Add</i>	125.19	
23 33 13	13-0090	EA	36" x 24" Rectangular Opposed Blade Damper, Steel Construction, Manual Operation	480.77	44.71
			<i>For Stainless Steel, Add</i>	450.52	
			<i>For Parallel Blade Damper, Add</i>	138.62	
23 33 13	13-0091	EA	36" x 28" Rectangular Opposed Blade Damper, Steel Construction, Manual Operation	535.19	47.95
			<i>For Stainless Steel, Add</i>	508.60	
			<i>For Parallel Blade Damper, Add</i>	156.49	
23 33 13	13-0092	EA	36" x 32" Rectangular Opposed Blade Damper, Steel Construction, Manual Operation	581.90	50.44
			<i>For Stainless Steel, Add</i>	559.47	
			<i>For Parallel Blade Damper, Add</i>	172.14	
23 33 13	13-0093	EA	36" x 36" Rectangular Opposed Blade Damper, Steel Construction, Manual Operation	632.04	52.28
			<i>For Stainless Steel, Add</i>	617.60	
			<i>For Parallel Blade Damper, Add</i>	190.03	
23 33 13	13-0094	EA	40" x 6" Rectangular Opposed Blade Damper, Steel Construction, Manual Operation	282.56	27.06
			<i>For Stainless Steel, Add</i>	268.83	
			<i>For Parallel Blade Damper, Add</i>	82.72	
23 33 13	13-0095	EA	40" x 8" Rectangular Opposed Blade Damper, Steel Construction, Manual Operation	310.31	28.79
			<i>For Stainless Steel, Add</i>	297.87	
			<i>For Parallel Blade Damper, Add</i>	91.65	
23 33 13	13-0096	EA	40" x 10" Rectangular Opposed Blade Damper, Steel Construction, Manual Operation	321.31	30.63
			<i>For Stainless Steel, Add</i>	305.14	
			<i>For Parallel Blade Damper, Add</i>	93.89	
23 33 13	13-0097	EA	40" x 12" Rectangular Opposed Blade Damper, Steel Construction, Manual Operation	332.32	32.48
			<i>For Stainless Steel, Add</i>	312.42	
			<i>For Parallel Blade Damper, Add</i>	96.13	
23 33 13	13-0098	EA	40" x 14" Rectangular Opposed Blade Damper, Steel Construction, Manual Operation	362.73	34.21
			<i>For Stainless Steel, Add</i>	337.87	
			<i>For Parallel Blade Damper, Add</i>	103.96	
23 33 13	13-0099	EA	40" x 16" Rectangular Opposed Blade Damper, Steel Construction, Manual Operation	387.72	36.04
			<i>For Stainless Steel, Add</i>	363.32	
			<i>For Parallel Blade Damper, Add</i>	111.79	
23 33 13	13-0100	EA	40" x 18" Rectangular Opposed Blade Damper, Steel Construction, Manual Operation	426.31	41.45
			<i>For Stainless Steel, Add</i>	392.38	
			<i>For Parallel Blade Damper, Add</i>	120.73	
23 33 13	13-0101	EA	40" x 20" Rectangular Opposed Blade Damper, Steel Construction, Manual Operation	459.52	45.03
			<i>For Stainless Steel, Add</i>	421.47	
			<i>For Parallel Blade Damper, Add</i>	129.68	
23 33 13	13-0102	EA	40" x 24" Rectangular Opposed Blade Damper, Steel Construction, Manual Operation	501.70	47.95
			<i>For Stainless Steel, Add</i>	465.06	
			<i>For Parallel Blade Damper, Add</i>	143.10	
23 33 13	13-0103	EA	40" x 28" Rectangular Opposed Blade Damper, Steel Construction, Manual Operation	570.75	50.44
			<i>For Stainless Steel, Add</i>	544.97	
			<i>For Parallel Blade Damper, Add</i>	167.68	
23 33 13	13-0104	EA	40" x 32" Rectangular Opposed Blade Damper, Steel Construction, Manual Operation	612.90	53.36
			<i>For Stainless Steel, Add</i>	588.51	
			<i>For Parallel Blade Damper, Add</i>	181.08	
23 33 13	13-0105	EA	40" x 36" Rectangular Opposed Blade Damper, Steel Construction, Manual Operation	678.74	54.77
			<i>For Stainless Steel, Add</i>	668.47	
			<i>For Parallel Blade Damper, Add</i>	205.68	
23 33 13	13-0106	EA	40" x 40" Rectangular Opposed Blade Damper, Steel Construction, Manual Operation	743.31	57.69
			<i>For Stainless Steel, Add</i>	741.16	
			<i>For Parallel Blade Damper, Add</i>	228.05	
23 33 13	13-0107	EA	44" x 6" Rectangular Opposed Blade Damper, Steel Construction, Manual Operation	299.16	27.06
			<i>For Stainless Steel, Add</i>	283.37	
			<i>For Parallel Blade Damper, Add</i>	87.19	
23 33 13	13-0108	EA	44" x 8" Rectangular Opposed Blade Damper, Steel Construction, Manual Operation	326.91	28.79
			<i>For Stainless Steel, Add</i>	312.42	
			<i>For Parallel Blade Damper, Add</i>	96.13	



MINOR CSI UOM DESCRIPTION	TOTAL DIRECT UNIT COST	DEMOLITION UNIT COST
23 33 13 13-0109 EA 44" x 10" Rectangular Opposed Blade Damper, Steel Construction, Manual Operation	349.14	30.63
<i>For Stainless Steel, Add</i>	334.28	
<i>For Parallel Blade Damper, Add</i>	102.86	
23 33 13 13-0110 EA 44" x 12" Rectangular Opposed Blade Damper, Steel Construction, Manual Operation	360.16	32.48
<i>For Stainless Steel, Add</i>	341.56	
<i>For Parallel Blade Damper, Add</i>	105.10	
23 33 13 13-0111 EA 44" x 14" Rectangular Opposed Blade Damper, Steel Construction, Manual Operation	387.91	34.21
<i>For Stainless Steel, Add</i>	370.60	
<i>For Parallel Blade Damper, Add</i>	114.03	
23 33 13 13-0112 EA 44" x 16" Rectangular Opposed Blade Damper, Steel Construction, Manual Operation	415.66	36.04
<i>For Stainless Steel, Add</i>	399.65	
<i>For Parallel Blade Damper, Add</i>	122.97	
23 33 13 13-0113 EA 44" x 18" Rectangular Opposed Blade Damper, Steel Construction, Manual Operation	465.29	43.30
<i>For Stainless Steel, Add</i>	436.02	
<i>For Parallel Blade Damper, Add</i>	134.16	
23 33 13 13-0114 EA 44" x 20" Rectangular Opposed Blade Damper, Steel Construction, Manual Operation	504.01	46.87
<i>For Stainless Steel, Add</i>	472.28	
<i>For Parallel Blade Damper, Add</i>	145.32	
23 33 13 13-0115 EA 44" x 24" Rectangular Opposed Blade Damper, Steel Construction, Manual Operation	570.75	50.44
<i>For Stainless Steel, Add</i>	544.97	
<i>For Parallel Blade Damper, Add</i>	167.68	
23 33 13 13-0116 EA 44" x 28" Rectangular Opposed Blade Damper, Steel Construction, Manual Operation	631.89	54.13
<i>For Stainless Steel, Add</i>	610.38	
<i>For Parallel Blade Damper, Add</i>	187.81	
23 33 13 13-0117 EA 44" x 32" Rectangular Opposed Blade Damper, Steel Construction, Manual Operation	698.55	57.69
<i>For Stainless Steel, Add</i>	682.97	
<i>For Parallel Blade Damper, Add</i>	210.14	
23 33 13 13-0118 EA 44" x 36" Rectangular Opposed Blade Damper, Steel Construction, Manual Operation	754.29	59.42
<i>For Stainless Steel, Add</i>	748.38	
<i>For Parallel Blade Damper, Add</i>	230.27	
23 33 13 13-0119 EA 44" x 40" Rectangular Opposed Blade Damper, Steel Construction, Manual Operation	810.01	61.27
<i>For Stainless Steel, Add</i>	813.79	
<i>For Parallel Blade Damper, Add</i>	250.40	
23 33 13 13-0120 EA 44" x 44" Rectangular Opposed Blade Damper, Steel Construction, Manual Operation	865.74	63.10
<i>For Stainless Steel, Add</i>	879.20	
<i>For Parallel Blade Damper, Add</i>	270.52	
23 33 13 13-0121 EA 48" x 6" Rectangular Opposed Blade Damper, Steel Construction, Manual Operation	321.31	28.79
<i>For Stainless Steel, Add</i>	305.14	
<i>For Parallel Blade Damper, Add</i>	93.89	
23 33 13 13-0122 EA 48" x 8" Rectangular Opposed Blade Damper, Steel Construction, Manual Operation	349.14	30.63
<i>For Stainless Steel, Add</i>	334.28	
<i>For Parallel Blade Damper, Add</i>	102.86	
23 33 13 13-0123 EA 48" x 10" Rectangular Opposed Blade Damper, Steel Construction, Manual Operation	360.16	32.48
<i>For Stainless Steel, Add</i>	341.56	
<i>For Parallel Blade Damper, Add</i>	105.10	
23 33 13 13-0124 EA 48" x 12" Rectangular Opposed Blade Damper, Steel Construction, Manual Operation	387.72	36.04
<i>For Stainless Steel, Add</i>	363.32	
<i>For Parallel Blade Damper, Add</i>	111.79	
23 33 13 13-0125 EA 48" x 14" Rectangular Opposed Blade Damper, Steel Construction, Manual Operation	420.90	39.62
<i>For Stainless Steel, Add</i>	392.38	
<i>For Parallel Blade Damper, Add</i>	120.73	
23 33 13 13-0126 EA 48" x 16" Rectangular Opposed Blade Damper, Steel Construction, Manual Operation	454.10	43.30
<i>For Stainless Steel, Add</i>	421.47	
<i>For Parallel Blade Damper, Add</i>	129.68	
23 33 13 13-0127 EA 48" x 18" Rectangular Opposed Blade Damper, Steel Construction, Manual Operation	498.46	46.87
<i>For Stainless Steel, Add</i>	465.06	
<i>For Parallel Blade Damper, Add</i>	143.10	
23 33 13 13-0128 EA 48" x 20" Rectangular Opposed Blade Damper, Steel Construction, Manual Operation	542.77	50.44
<i>For Stainless Steel, Add</i>	508.60	
<i>For Parallel Blade Damper, Add</i>	156.49	
23 33 13 13-0129 EA 48" x 24" Rectangular Opposed Blade Damper, Steel Construction, Manual Operation	603.92	54.13
<i>For Stainless Steel, Add</i>	574.02	
<i>For Parallel Blade Damper, Add</i>	176.62	
23 33 13 13-0130 EA 48" x 28" Rectangular Opposed Blade Damper, Steel Construction, Manual Operation	676.21	57.69
<i>For Stainless Steel, Add</i>	653.93	
<i>For Parallel Blade Damper, Add</i>	201.21	
23 33 13 13-0131 EA 48" x 32" Rectangular Opposed Blade Damper, Steel Construction, Manual Operation	731.98	59.42
<i>For Stainless Steel, Add</i>	719.38	
<i>For Parallel Blade Damper, Add</i>	221.35	
23 33 13 13-0132 EA 48" x 36" Rectangular Opposed Blade Damper, Steel Construction, Manual Operation	804.42	61.27
<i>For Stainless Steel, Add</i>	806.52	
<i>For Parallel Blade Damper, Add</i>	248.16	
23 33 13 13-0133 EA 48" x 40" Rectangular Opposed Blade Damper, Steel Construction, Manual Operation	865.57	64.83
<i>For Stainless Steel, Add</i>	871.94	
<i>For Parallel Blade Damper, Add</i>	268.29	
23 33 13 13-0134 EA 48" x 44" Rectangular Opposed Blade Damper, Steel Construction, Manual Operation	938.04	66.68
<i>For Stainless Steel, Add</i>	959.11	
<i>For Parallel Blade Damper, Add</i>	295.11	
23 33 13 13-0135 EA 48" x 48" Rectangular Opposed Blade Damper, Steel Construction, Manual Operation	998.99	72.09
<i>For Stainless Steel, Add</i>	1,017.25	
<i>For Parallel Blade Damper, Add</i>	313.00	
23 33 13 13-0136 EA 52" x 6" Rectangular Opposed Blade Damper, Steel Construction, Manual Operation	343.55	30.63
<i>For Stainless Steel, Add</i>	327.02	
<i>For Parallel Blade Damper, Add</i>	100.62	

23 Heating, Ventilating, and Air-Conditioning (HVAC)

23 30 HVAC Air Distribution

23 33 Air Duct Accessories



MINOR	CSI	UOM	DESCRIPTION	TOTAL DIRECT UNIT COST	DEMOLITION UNIT COST
23 33 13	13-0137	EA	52" x 8" Rectangular Opposed Blade Damper, Steel Construction, Manual Operation	371.31	32.48
			<i>For Stainless Steel, Add</i>	356.06	
			<i>For Parallel Blade Damper, Add</i>	109.56	
23 33 13	13-0138	EA	52" x 10" Rectangular Opposed Blade Damper, Steel Construction, Manual Operation	404.47	36.04
			<i>For Stainless Steel, Add</i>	385.10	
			<i>For Parallel Blade Damper, Add</i>	118.49	
23 33 13	13-0139	EA	52" x 12" Rectangular Opposed Blade Damper, Steel Construction, Manual Operation	420.90	39.62
			<i>For Stainless Steel, Add</i>	392.38	
			<i>For Parallel Blade Damper, Add</i>	120.73	
23 33 13	13-0140	EA	52" x 14" Rectangular Opposed Blade Damper, Steel Construction, Manual Operation	456.89	43.30
			<i>For Stainless Steel, Add</i>	425.10	
			<i>For Parallel Blade Damper, Add</i>	130.80	
23 33 13	13-0141	EA	52" x 16" Rectangular Opposed Blade Damper, Steel Construction, Manual Operation	492.86	46.87
			<i>For Stainless Steel, Add</i>	457.78	
			<i>For Parallel Blade Damper, Add</i>	140.86	
23 33 13	13-0142	EA	52" x 18" Rectangular Opposed Blade Damper, Steel Construction, Manual Operation	537.21	50.44
			<i>For Stainless Steel, Add</i>	501.37	
			<i>For Parallel Blade Damper, Add</i>	154.27	
23 33 13	13-0143	EA	52" x 20" Rectangular Opposed Blade Damper, Steel Construction, Manual Operation	581.58	54.13
			<i>For Stainless Steel, Add</i>	544.97	
			<i>For Parallel Blade Damper, Add</i>	167.68	
23 33 13	13-0144	EA	52" x 24" Rectangular Opposed Blade Damper, Steel Construction, Manual Operation	642.71	57.69
			<i>For Stainless Steel, Add</i>	610.38	
			<i>For Parallel Blade Damper, Add</i>	187.81	
23 33 13	13-0145	EA	52" x 28" Rectangular Opposed Blade Damper, Steel Construction, Manual Operation	720.57	61.27
			<i>For Stainless Steel, Add</i>	697.52	
			<i>For Parallel Blade Damper, Add</i>	214.62	
23 33 13	13-0146	EA	52" x 32" Rectangular Opposed Blade Damper, Steel Construction, Manual Operation	781.85	63.10
			<i>For Stainless Steel, Add</i>	770.15	
			<i>For Parallel Blade Damper, Add</i>	236.97	
23 33 13	13-0147	EA	52" x 36" Rectangular Opposed Blade Damper, Steel Construction, Manual Operation	859.97	64.83
			<i>For Stainless Steel, Add</i>	864.66	
			<i>For Parallel Blade Damper, Add</i>	266.05	
23 33 13	13-0148	EA	52" x 40" Rectangular Opposed Blade Damper, Steel Construction, Manual Operation	937.81	68.52
			<i>For Stainless Steel, Add</i>	951.78	
			<i>For Parallel Blade Damper, Add</i>	292.86	
23 33 13	13-0149	EA	52" x 44" Rectangular Opposed Blade Damper, Steel Construction, Manual Operation	998.99	72.09
			<i>For Stainless Steel, Add</i>	1,017.25	
			<i>For Parallel Blade Damper, Add</i>	313.00	
23 33 13	13-0150	EA	52" x 48" Rectangular Opposed Blade Damper, Steel Construction, Manual Operation	1,082.28	77.51
			<i>For Stainless Steel, Add</i>	1,104.43	
			<i>For Parallel Blade Damper, Add</i>	339.82	
23 33 13	13-0151	EA	52" x 52" Rectangular Opposed Blade Damper, Steel Construction, Manual Operation	1,149.03	81.07
			<i>For Stainless Steel, Add</i>	1,177.12	
			<i>For Parallel Blade Damper, Add</i>	362.19	
23 33 13	13-0152	EA	56" x 6" Rectangular Opposed Blade Damper, Steel Construction, Manual Operation	360.16	32.48
			<i>For Stainless Steel, Add</i>	341.56	
			<i>For Parallel Blade Damper, Add</i>	105.10	
23 33 13	13-0153	EA	56" x 8" Rectangular Opposed Blade Damper, Steel Construction, Manual Operation	398.88	36.04
			<i>For Stainless Steel, Add</i>	377.83	
			<i>For Parallel Blade Damper, Add</i>	116.26	
23 33 13	13-0154	EA	56" x 10" Rectangular Opposed Blade Damper, Steel Construction, Manual Operation	426.49	39.62
			<i>For Stainless Steel, Add</i>	399.65	
			<i>For Parallel Blade Damper, Add</i>	122.97	
23 33 13	13-0155	EA	56" x 12" Rectangular Opposed Blade Damper, Steel Construction, Manual Operation	442.87	43.30
			<i>For Stainless Steel, Add</i>	406.87	
			<i>For Parallel Blade Damper, Add</i>	125.19	
23 33 13	13-0156	EA	56" x 14" Rectangular Opposed Blade Damper, Steel Construction, Manual Operation	484.47	46.87
			<i>For Stainless Steel, Add</i>	446.88	
			<i>For Parallel Blade Damper, Add</i>	137.50	
23 33 13	13-0157	EA	56" x 16" Rectangular Opposed Blade Damper, Steel Construction, Manual Operation	526.02	50.44
			<i>For Stainless Steel, Add</i>	486.82	
			<i>For Parallel Blade Damper, Add</i>	149.79	
23 33 13	13-0158	EA	56" x 18" Rectangular Opposed Blade Damper, Steel Construction, Manual Operation	567.59	54.13
			<i>For Stainless Steel, Add</i>	526.79	
			<i>For Parallel Blade Damper, Add</i>	162.09	
23 33 13	13-0159	EA	56" x 20" Rectangular Opposed Blade Damper, Steel Construction, Manual Operation	609.14	57.69
			<i>For Stainless Steel, Add</i>	566.74	
			<i>For Parallel Blade Damper, Add</i>	174.38	
23 33 13	13-0160	EA	56" x 24" Rectangular Opposed Blade Damper, Steel Construction, Manual Operation	687.04	61.27
			<i>For Stainless Steel, Add</i>	653.93	
			<i>For Parallel Blade Damper, Add</i>	201.21	
23 33 13	13-0161	EA	56" x 28" Rectangular Opposed Blade Damper, Steel Construction, Manual Operation	759.55	63.10
			<i>For Stainless Steel, Add</i>	741.16	
			<i>For Parallel Blade Damper, Add</i>	228.05	
23 33 13	13-0162	EA	56" x 32" Rectangular Opposed Blade Damper, Steel Construction, Manual Operation	826.44	64.83
			<i>For Stainless Steel, Add</i>	821.07	
			<i>For Parallel Blade Damper, Add</i>	252.64	
23 33 13	13-0163	EA	56" x 36" Rectangular Opposed Blade Damper, Steel Construction, Manual Operation	915.51	68.52
			<i>For Stainless Steel, Add</i>	922.79	
			<i>For Parallel Blade Damper, Add</i>	283.94	
23 33 13	13-0164	EA	56" x 40" Rectangular Opposed Blade Damper, Steel Construction, Manual Operation	993.40	72.09
			<i>For Stainless Steel, Add</i>	1,009.98	
			<i>For Parallel Blade Damper, Add</i>	310.76	



MINOR CSI UOM DESCRIPTION	TOTAL DIRECT UNIT COST	DEMOLITION UNIT COST
23 33 13 13-0165 EA 56" x 44" Rectangular Opposed Blade Damper, Steel Construction, Manual Operation	1,076.87	75.66
For Stainless Steel, Add	1,104.43	
For Parallel Blade Damper, Add	339.82	
23 33 13 13-0166 EA 56" x 48" Rectangular Opposed Blade Damper, Steel Construction, Manual Operation	1,143.62	79.34
For Stainless Steel, Add	1,177.12	
For Parallel Blade Damper, Add	362.19	
23 33 13 13-0167 EA 56" x 52" Rectangular Opposed Blade Damper, Steel Construction, Manual Operation	1,227.10	82.92
For Stainless Steel, Add	1,271.58	
For Parallel Blade Damper, Add	391.26	
23 33 13 13-0168 EA 56" x 56" Rectangular Opposed Blade Damper, Steel Construction, Manual Operation	1,310.58	86.48
For Stainless Steel, Add	1,366.03	
For Parallel Blade Damper, Add	420.32	
23 33 13 13-0169 EA 60" x 6" Rectangular Opposed Blade Damper, Steel Construction, Manual Operation	387.72	36.04
For Stainless Steel, Add	363.32	
For Parallel Blade Damper, Add	111.79	
23 33 13 13-0170 EA 60" x 8" Rectangular Opposed Blade Damper, Steel Construction, Manual Operation	426.49	39.62
For Stainless Steel, Add	399.65	
For Parallel Blade Damper, Add	122.97	
23 33 13 13-0171 EA 60" x 10" Rectangular Opposed Blade Damper, Steel Construction, Manual Operation	448.46	43.30
For Stainless Steel, Add	414.14	
For Parallel Blade Damper, Add	127.43	
23 33 13 13-0172 EA 60" x 12" Rectangular Opposed Blade Damper, Steel Construction, Manual Operation	464.93	46.87
For Stainless Steel, Add	421.47	
For Parallel Blade Damper, Add	129.68	
23 33 13 13-0173 EA 60" x 14" Rectangular Opposed Blade Damper, Steel Construction, Manual Operation	509.28	50.44
For Stainless Steel, Add	465.06	
For Parallel Blade Damper, Add	143.10	
23 33 13 13-0174 EA 60" x 16" Rectangular Opposed Blade Damper, Steel Construction, Manual Operation	553.60	54.13
For Stainless Steel, Add	508.60	
For Parallel Blade Damper, Add	156.49	
23 33 13 13-0175 EA 60" x 18" Rectangular Opposed Blade Damper, Steel Construction, Manual Operation	600.75	57.69
For Stainless Steel, Add	555.83	
For Parallel Blade Damper, Add	171.02	
23 33 13 13-0176 EA 60" x 20" Rectangular Opposed Blade Damper, Steel Construction, Manual Operation	647.91	61.27
For Stainless Steel, Add	603.06	
For Parallel Blade Damper, Add	185.56	
23 33 13 13-0177 EA 60" x 24" Rectangular Opposed Blade Damper, Steel Construction, Manual Operation	725.98	63.10
For Stainless Steel, Add	697.52	
For Parallel Blade Damper, Add	214.62	
23 33 13 13-0178 EA 60" x 28" Rectangular Opposed Blade Damper, Steel Construction, Manual Operation	798.46	64.83
For Stainless Steel, Add	784.69	
For Parallel Blade Damper, Add	241.44	
23 33 13 13-0179 EA 60" x 32" Rectangular Opposed Blade Damper, Steel Construction, Manual Operation	881.98	68.52
For Stainless Steel, Add	879.20	
For Parallel Blade Damper, Add	270.52	
23 33 13 13-0180 EA 60" x 36" Rectangular Opposed Blade Damper, Steel Construction, Manual Operation	965.46	72.09
For Stainless Steel, Add	973.66	
For Parallel Blade Damper, Add	299.59	
23 33 13 13-0181 EA 60" x 40" Rectangular Opposed Blade Damper, Steel Construction, Manual Operation	1,032.15	75.66
For Stainless Steel, Add	1,046.29	
For Parallel Blade Damper, Add	321.94	
23 33 13 13-0182 EA 60" x 44" Rectangular Opposed Blade Damper, Steel Construction, Manual Operation	1,132.39	79.34
For Stainless Steel, Add	1,162.53	
For Parallel Blade Damper, Add	357.70	
23 33 13 13-0183 EA 60" x 48" Rectangular Opposed Blade Damper, Steel Construction, Manual Operation	1,221.46	82.92
For Stainless Steel, Add	1,264.25	
For Parallel Blade Damper, Add	389.00	
23 33 13 13-0184 EA 60" x 52" Rectangular Opposed Blade Damper, Steel Construction, Manual Operation	1,310.58	86.48
For Stainless Steel, Add	1,366.03	
For Parallel Blade Damper, Add	420.32	
23 33 13 13-0185 EA 60" x 56" Rectangular Opposed Blade Damper, Steel Construction, Manual Operation	1,388.39	90.17
For Stainless Steel, Add	1,453.11	
For Parallel Blade Damper, Add	447.11	
23 33 13 13-0186 EA 60" x 60" Rectangular Opposed Blade Damper, Steel Construction, Manual Operation	1,466.36	93.74
For Stainless Steel, Add	1,540.40	
For Parallel Blade Damper, Add	473.97	

23 33 13 16 Fire Dampers (23 33 13)

23 33 13 16-0001 Fire Dampers (23 33 13 16)

23 33 13 16-0002 SF Curtain Type, Vertical, Fire Damper	127.07	11.69
For Smoke Damper, Add	78.11	
For Spring Activated Horizontal Mount Operation, Add	20.68	
For Dynamic Damper, Add	49.62	
For 3 Hour Rated, Add	27.57	
23 33 13 16-0003 SF Louver Type, Vertical, Fire Damper	177.20	11.69
For Smoke Damper, Add	120.72	
For Spring Activated Horizontal Mount Operation, Add	31.95	
For Dynamic Damper, Add	76.69	
For 3 Hour Rated, Add	42.61	

23 Heating, Ventilating, and Air-Conditioning (HVAC)

23 30 HVAC Air Distribution

23 33 Air Duct Accessories



MINOR
CSI UOM DESCRIPTION

TOTAL DIRECT DEMOLITION
UNIT COST UNIT COST

MINOR	CSI	UOM	DESCRIPTION	TOTAL DIRECT UNIT COST	DEMOLITION UNIT COST
23 33 13 16-0004			Folding Curtain Fire Dampers <small>(23 33 13 16)</small> Note: UL Listed. Air stream 22 gauge galvanized steel construction with fusible link 160 F, gravity actuated for vertical mount 1-1/2 hour fire rating. Damper blades and damper frame are in the air stream.		
23 33 13 16-0005	EA		6" x 6" Folding Curtain Fire Damper, Steel Construction, UL Listed, 1-1/2 Hour Rated.....	65.01	12.02
			<i>For Spring Activated Horizontal Mount Operation, Add</i>	6.52	
			<i>For Dynamic Damper, Add</i>	15.64	
			<i>For 3 Hour Rated, Add</i>	8.69	
			<i>For Cap Of Damper Blades Outside Air Stream, Add</i>	7.24	
23 33 13 16-0006	EA		8" x 6" Folding Curtain Fire Damper, Steel Construction, UL Listed, 1-1/2 Hour Rated.....	68.70	12.55
			<i>For Spring Activated Horizontal Mount Operation, Add</i>	6.98	
			<i>For Dynamic Damper, Add</i>	16.76	
			<i>For 3 Hour Rated, Add</i>	9.31	
			<i>For Cap Of Damper Blades Outside Air Stream, Add</i>	7.76	
23 33 13 16-0007	EA		8" x 8" Folding Curtain Fire Damper, Steel Construction, UL Listed, 1-1/2 Hour Rated.....	70.99	12.66
			<i>For Spring Activated Horizontal Mount Operation, Add</i>	7.45	
			<i>For Dynamic Damper, Add</i>	17.87	
			<i>For 3 Hour Rated, Add</i>	9.93	
			<i>For Cap Of Damper Blades Outside Air Stream, Add</i>	8.28	
23 33 13 16-0008	EA		10" x 6" Folding Curtain Fire Damper, Steel Construction, UL Listed, 1-1/2 Hour Rated.....	70.99	12.66
			<i>For Spring Activated Horizontal Mount Operation, Add</i>	7.45	
			<i>For Dynamic Damper, Add</i>	17.87	
			<i>For 3 Hour Rated, Add</i>	9.93	
			<i>For Cap Of Damper Blades Outside Air Stream, Add</i>	8.28	
23 33 13 16-0009	EA		10" x 8" Folding Curtain Fire Damper, Steel Construction, UL Listed, 1-1/2 Hour Rated.....	74.14	12.99
			<i>For Spring Activated Horizontal Mount Operation, Add</i>	7.91	
			<i>For Dynamic Damper, Add</i>	18.99	
			<i>For 3 Hour Rated, Add</i>	10.55	
			<i>For Cap Of Damper Blades Outside Air Stream, Add</i>	8.79	
23 33 13 16-0010	EA		10" x 10" Folding Curtain Fire Damper, Steel Construction, UL Listed, 1-1/2 Hour Rated.....	82.60	14.40
			<i>For Spring Activated Horizontal Mount Operation, Add</i>	8.84	
			<i>For Dynamic Damper, Add</i>	21.22	
			<i>For 3 Hour Rated, Add</i>	11.79	
			<i>For Cap Of Damper Blades Outside Air Stream, Add</i>	9.83	
23 33 13 16-0011	EA		12" x 6" Folding Curtain Fire Damper, Steel Construction, UL Listed, 1-1/2 Hour Rated.....	74.14	12.99
			<i>For Spring Activated Horizontal Mount Operation, Add</i>	7.91	
			<i>For Dynamic Damper, Add</i>	18.99	
			<i>For 3 Hour Rated, Add</i>	10.55	
			<i>For Cap Of Damper Blades Outside Air Stream, Add</i>	8.79	
23 33 13 16-0012	EA		12" x 8" Folding Curtain Fire Damper, Steel Construction, UL Listed, 1-1/2 Hour Rated.....	80.43	13.75
			<i>For Spring Activated Horizontal Mount Operation, Add</i>	8.84	
			<i>For Dynamic Damper, Add</i>	21.22	
			<i>For 3 Hour Rated, Add</i>	11.79	
			<i>For Cap Of Damper Blades Outside Air Stream, Add</i>	9.83	
23 33 13 16-0013	EA		12" x 10" Folding Curtain Fire Damper, Steel Construction, UL Listed, 1-1/2 Hour Rated.....	84.68	14.40
			<i>For Spring Activated Horizontal Mount Operation, Add</i>	9.31	
			<i>For Dynamic Damper, Add</i>	22.35	
			<i>For 3 Hour Rated, Add</i>	12.41	
			<i>For Cap Of Damper Blades Outside Air Stream, Add</i>	10.35	
23 33 13 16-0014	EA		12" x 12" Folding Curtain Fire Damper, Steel Construction, UL Listed, 1-1/2 Hour Rated.....	92.16	16.24
			<i>For Spring Activated Horizontal Mount Operation, Add</i>	9.78	
			<i>For Dynamic Damper, Add</i>	23.46	
			<i>For 3 Hour Rated, Add</i>	13.04	
			<i>For Cap Of Damper Blades Outside Air Stream, Add</i>	10.86	
23 33 13 16-0015	EA		14" x 6" Folding Curtain Fire Damper, Steel Construction, UL Listed, 1-1/2 Hour Rated.....	79.41	13.75
			<i>For Spring Activated Horizontal Mount Operation, Add</i>	8.61	
			<i>For Dynamic Damper, Add</i>	20.67	
			<i>For 3 Hour Rated, Add</i>	11.48	
			<i>For Cap Of Damper Blades Outside Air Stream, Add</i>	9.57	
23 33 13 16-0016	EA		14" x 8" Folding Curtain Fire Damper, Steel Construction, UL Listed, 1-1/2 Hour Rated.....	84.68	14.40
			<i>For Spring Activated Horizontal Mount Operation, Add</i>	9.31	
			<i>For Dynamic Damper, Add</i>	22.35	
			<i>For 3 Hour Rated, Add</i>	12.41	
			<i>For Cap Of Damper Blades Outside Air Stream, Add</i>	10.35	
23 33 13 16-0017	EA		14" x 10" Folding Curtain Fire Damper, Steel Construction, UL Listed, 1-1/2 Hour Rated.....	88.91	15.15
			<i>For Spring Activated Horizontal Mount Operation, Add</i>	9.78	
			<i>For Dynamic Damper, Add</i>	23.46	
			<i>For 3 Hour Rated, Add</i>	13.04	
			<i>For Cap Of Damper Blades Outside Air Stream, Add</i>	10.86	
23 33 13 16-0018	EA		14" x 12" Folding Curtain Fire Damper, Steel Construction, UL Listed, 1-1/2 Hour Rated.....	94.23	16.24
			<i>For Spring Activated Horizontal Mount Operation, Add</i>	10.24	
			<i>For Dynamic Damper, Add</i>	24.58	
			<i>For 3 Hour Rated, Add</i>	13.66	
			<i>For Cap Of Damper Blades Outside Air Stream, Add</i>	11.38	
23 33 13 16-0019	EA		14" x 14" Folding Curtain Fire Damper, Steel Construction, UL Listed, 1-1/2 Hour Rated.....	104.83	18.07
			<i>For Spring Activated Horizontal Mount Operation, Add</i>	11.41	
			<i>For Dynamic Damper, Add</i>	27.38	
			<i>For 3 Hour Rated, Add</i>	15.21	
			<i>For Cap Of Damper Blades Outside Air Stream, Add</i>	12.68	
23 33 13 16-0020	EA		16" x 6" Folding Curtain Fire Damper, Steel Construction, UL Listed, 1-1/2 Hour Rated.....	84.68	14.40
			<i>For Spring Activated Horizontal Mount Operation, Add</i>	9.31	
			<i>For Dynamic Damper, Add</i>	22.35	
			<i>For 3 Hour Rated, Add</i>	12.41	
			<i>For Cap Of Damper Blades Outside Air Stream, Add</i>	10.35	



MINOR CSI UOM DESCRIPTION	TOTAL DIRECT UNIT COST	DEMOLITION UNIT COST
23 33 13 16-0021 EA 16" x 8" Folding Curtain Fire Damper, Steel Construction, UL Listed, 1-1/2 Hour Rated.....	89.99	15.48
For Spring Activated Horizontal Mount Operation, Add	9.78	
For Dynamic Damper, Add	23.46	
For 3 Hour Rated, Add	13.04	
For Cap Of Damper Blades Outside Air Stream, Add	10.86	
23 33 13 16-0022 EA 16" x 10" Folding Curtain Fire Damper, Steel Construction, UL Listed, 1-1/2 Hour Rated.....	96.39	16.99
For Spring Activated Horizontal Mount Operation, Add	10.24	
For Dynamic Damper, Add	24.58	
For 3 Hour Rated, Add	13.66	
For Cap Of Damper Blades Outside Air Stream, Add	11.38	
23 33 13 16-0023 EA 16" x 12" Folding Curtain Fire Damper, Steel Construction, UL Listed, 1-1/2 Hour Rated.....	101.71	18.07
For Spring Activated Horizontal Mount Operation, Add	10.71	
For Dynamic Damper, Add	25.69	
For 3 Hour Rated, Add	14.27	
For Cap Of Damper Blades Outside Air Stream, Add	11.90	
23 33 13 16-0024 EA 16" x 14" Folding Curtain Fire Damper, Steel Construction, UL Listed, 1-1/2 Hour Rated.....	112.31	19.80
For Spring Activated Horizontal Mount Operation, Add	11.87	
For Dynamic Damper, Add	28.50	
For 3 Hour Rated, Add	15.83	
For Cap Of Damper Blades Outside Air Stream, Add	13.19	
23 33 13 16-0025 EA 16" x 16" Folding Curtain Fire Damper, Steel Construction, UL Listed, 1-1/2 Hour Rated.....	122.89	21.65
For Spring Activated Horizontal Mount Operation, Add	13.04	
For Dynamic Damper, Add	31.29	
For 3 Hour Rated, Add	17.38	
For Cap Of Damper Blades Outside Air Stream, Add	14.49	
23 33 13 16-0026 EA 18" x 6" Folding Curtain Fire Damper, Steel Construction, UL Listed, 1-1/2 Hour Rated.....	88.91	15.15
For Spring Activated Horizontal Mount Operation, Add	9.78	
For Dynamic Damper, Add	23.46	
For 3 Hour Rated, Add	13.04	
For Cap Of Damper Blades Outside Air Stream, Add	10.86	
23 33 13 16-0027 EA 18" x 8" Folding Curtain Fire Damper, Steel Construction, UL Listed, 1-1/2 Hour Rated.....	95.26	16.24
For Spring Activated Horizontal Mount Operation, Add	10.47	
For Dynamic Damper, Add	25.14	
For 3 Hour Rated, Add	13.97	
For Cap Of Damper Blades Outside Air Stream, Add	11.64	
23 33 13 16-0028 EA 18" x 10" Folding Curtain Fire Damper, Steel Construction, UL Listed, 1-1/2 Hour Rated.....	103.80	18.07
For Spring Activated Horizontal Mount Operation, Add	11.18	
For Dynamic Damper, Add	26.82	
For 3 Hour Rated, Add	14.90	
For Cap Of Damper Blades Outside Air Stream, Add	12.42	
23 33 13 16-0029 EA 18" x 12" Folding Curtain Fire Damper, Steel Construction, UL Listed, 1-1/2 Hour Rated.....	114.38	19.80
For Spring Activated Horizontal Mount Operation, Add	12.34	
For Dynamic Damper, Add	29.61	
For 3 Hour Rated, Add	16.45	
For Cap Of Damper Blades Outside Air Stream, Add	13.71	
23 33 13 16-0030 EA 18" x 14" Folding Curtain Fire Damper, Steel Construction, UL Listed, 1-1/2 Hour Rated.....	123.92	21.65
For Spring Activated Horizontal Mount Operation, Add	13.27	
For Dynamic Damper, Add	31.84	
For 3 Hour Rated, Add	17.69	
For Cap Of Damper Blades Outside Air Stream, Add	14.74	
23 33 13 16-0031 EA 18" x 16" Folding Curtain Fire Damper, Steel Construction, UL Listed, 1-1/2 Hour Rated.....	134.50	23.38
For Spring Activated Horizontal Mount Operation, Add	14.43	
For Dynamic Damper, Add	34.64	
For 3 Hour Rated, Add	19.25	
For Cap Of Damper Blades Outside Air Stream, Add	16.04	
23 33 13 16-0032 EA 18" x 18" Folding Curtain Fire Damper, Steel Construction, UL Listed, 1-1/2 Hour Rated.....	143.02	25.22
For Spring Activated Horizontal Mount Operation, Add	15.13	
For Dynamic Damper, Add	36.32	
For 3 Hour Rated, Add	20.18	
For Cap Of Damper Blades Outside Air Stream, Add	16.81	
23 33 13 16-0033 EA 20" x 6" Folding Curtain Fire Damper, Steel Construction, UL Listed, 1-1/2 Hour Rated.....	94.23	16.24
For Spring Activated Horizontal Mount Operation, Add	10.24	
For Dynamic Damper, Add	24.58	
For 3 Hour Rated, Add	13.66	
For Cap Of Damper Blades Outside Air Stream, Add	11.38	
23 33 13 16-0034 EA 20" x 8" Folding Curtain Fire Damper, Steel Construction, UL Listed, 1-1/2 Hour Rated.....	103.78	18.07
For Spring Activated Horizontal Mount Operation, Add	11.17	
For Dynamic Damper, Add	26.81	
For 3 Hour Rated, Add	14.90	
For Cap Of Damper Blades Outside Air Stream, Add	12.41	
23 33 13 16-0035 EA 20" x 10" Folding Curtain Fire Damper, Steel Construction, UL Listed, 1-1/2 Hour Rated.....	113.34	19.80
For Spring Activated Horizontal Mount Operation, Add	12.11	
For Dynamic Damper, Add	29.05	
For 3 Hour Rated, Add	16.14	
For Cap Of Damper Blades Outside Air Stream, Add	13.45	
23 33 13 16-0036 EA 20" x 12" Folding Curtain Fire Damper, Steel Construction, UL Listed, 1-1/2 Hour Rated.....	127.04	21.65
For Spring Activated Horizontal Mount Operation, Add	13.97	
For Dynamic Damper, Add	33.53	
For 3 Hour Rated, Add	18.63	
For Cap Of Damper Blades Outside Air Stream, Add	15.52	
23 33 13 16-0037 EA 20" x 14" Folding Curtain Fire Damper, Steel Construction, UL Listed, 1-1/2 Hour Rated.....	135.54	23.38
For Spring Activated Horizontal Mount Operation, Add	14.67	
For Dynamic Damper, Add	35.20	
For 3 Hour Rated, Add	19.56	
For Cap Of Damper Blades Outside Air Stream, Add	16.30	

23 Heating, Ventilating, and Air-Conditioning (HVAC)

23 30 HVAC Air Distribution

23 33 Air Duct Accessories



MINOR CSI UOM DESCRIPTION	TOTAL DIRECT UNIT COST	DEMOLITION UNIT COST
23 33 13 16-0038 EA 20" x 16" Folding Curtain Fire Damper, Steel Construction, UL Listed, 1-1/2 Hour Rated.....	144.06	25.22
For Spring Activated Horizontal Mount Operation, Add	15.37	
For Dynamic Damper, Add	36.88	
For 3 Hour Rated, Add	20.49	
For Cap Of Damper Blades Outside Air Stream, Add	17.07	
23 33 13 16-0039 EA 20" x 18" Folding Curtain Fire Damper, Steel Construction, UL Listed, 1-1/2 Hour Rated.....	153.60	27.06
For Spring Activated Horizontal Mount Operation, Add	16.29	
For Dynamic Damper, Add	39.11	
For 3 Hour Rated, Add	21.73	
For Cap Of Damper Blades Outside Air Stream, Add	18.11	
23 33 13 16-0040 EA 20" x 20" Folding Curtain Fire Damper, Steel Construction, UL Listed, 1-1/2 Hour Rated.....	163.14	28.79
For Spring Activated Horizontal Mount Operation, Add	17.22	
For Dynamic Damper, Add	41.34	
For 3 Hour Rated, Add	22.97	
For Cap Of Damper Blades Outside Air Stream, Add	19.14	
23 33 13 16-0041 EA 24" x 6" Folding Curtain Fire Damper, Steel Construction, UL Listed, 1-1/2 Hour Rated.....	105.86	18.07
For Spring Activated Horizontal Mount Operation, Add	11.64	
For Dynamic Damper, Add	27.93	
For 3 Hour Rated, Add	15.52	
For Cap Of Damper Blades Outside Air Stream, Add	12.93	
23 33 13 16-0042 EA 24" x 8" Folding Curtain Fire Damper, Steel Construction, UL Listed, 1-1/2 Hour Rated.....	117.48	19.80
For Spring Activated Horizontal Mount Operation, Add	13.04	
For Dynamic Damper, Add	31.29	
For 3 Hour Rated, Add	17.38	
For Cap Of Damper Blades Outside Air Stream, Add	14.49	
23 33 13 16-0043 EA 24" x 10" Folding Curtain Fire Damper, Steel Construction, UL Listed, 1-1/2 Hour Rated.....	127.04	21.65
For Spring Activated Horizontal Mount Operation, Add	13.97	
For Dynamic Damper, Add	33.53	
For 3 Hour Rated, Add	18.63	
For Cap Of Damper Blades Outside Air Stream, Add	15.52	
23 33 13 16-0044 EA 24" x 12" Folding Curtain Fire Damper, Steel Construction, UL Listed, 1-1/2 Hour Rated.....	138.64	23.38
For Spring Activated Horizontal Mount Operation, Add	15.37	
For Dynamic Damper, Add	36.88	
For 3 Hour Rated, Add	20.49	
For Cap Of Damper Blades Outside Air Stream, Add	17.07	
23 33 13 16-0045 EA 24" x 14" Folding Curtain Fire Damper, Steel Construction, UL Listed, 1-1/2 Hour Rated.....	147.16	25.22
For Spring Activated Horizontal Mount Operation, Add	16.06	
For Dynamic Damper, Add	38.55	
For 3 Hour Rated, Add	21.42	
For Cap Of Damper Blades Outside Air Stream, Add	17.85	
23 33 13 16-0046 EA 24" x 16" Folding Curtain Fire Damper, Steel Construction, UL Listed, 1-1/2 Hour Rated.....	155.67	27.06
For Spring Activated Horizontal Mount Operation, Add	16.76	
For Dynamic Damper, Add	40.22	
For 3 Hour Rated, Add	22.35	
For Cap Of Damper Blades Outside Air Stream, Add	18.62	
23 33 13 16-0047 EA 24" x 18" Folding Curtain Fire Damper, Steel Construction, UL Listed, 1-1/2 Hour Rated.....	167.29	28.79
For Spring Activated Horizontal Mount Operation, Add	18.16	
For Dynamic Damper, Add	43.58	
For 3 Hour Rated, Add	24.21	
For Cap Of Damper Blades Outside Air Stream, Add	20.18	
23 33 13 16-0048 EA 24" x 20" Folding Curtain Fire Damper, Steel Construction, UL Listed, 1-1/2 Hour Rated.....	184.32	32.48
For Spring Activated Horizontal Mount Operation, Add	19.55	
For Dynamic Damper, Add	46.93	
For 3 Hour Rated, Add	26.07	
For Cap Of Damper Blades Outside Air Stream, Add	21.73	
23 33 13 16-0049 EA 24" x 24" Folding Curtain Fire Damper, Steel Construction, UL Listed, 1-1/2 Hour Rated.....	203.43	36.04
For Spring Activated Horizontal Mount Operation, Add	21.42	
For Dynamic Damper, Add	51.40	
For 3 Hour Rated, Add	28.56	
For Cap Of Damper Blades Outside Air Stream, Add	23.80	
23 33 13 16-0050 EA 28" x 6" Folding Curtain Fire Damper, Steel Construction, UL Listed, 1-1/2 Hour Rated.....	117.48	19.80
For Spring Activated Horizontal Mount Operation, Add	13.04	
For Dynamic Damper, Add	31.29	
For 3 Hour Rated, Add	17.38	
For Cap Of Damper Blades Outside Air Stream, Add	14.49	
23 33 13 16-0051 EA 28" x 8" Folding Curtain Fire Damper, Steel Construction, UL Listed, 1-1/2 Hour Rated.....	127.04	21.65
For Spring Activated Horizontal Mount Operation, Add	13.97	
For Dynamic Damper, Add	33.53	
For 3 Hour Rated, Add	18.63	
For Cap Of Damper Blades Outside Air Stream, Add	15.52	
23 33 13 16-0052 EA 28" x 10" Folding Curtain Fire Damper, Steel Construction, UL Listed, 1-1/2 Hour Rated.....	138.64	23.38
For Spring Activated Horizontal Mount Operation, Add	15.37	
For Dynamic Damper, Add	36.88	
For 3 Hour Rated, Add	20.49	
For Cap Of Damper Blades Outside Air Stream, Add	17.07	
23 33 13 16-0053 EA 28" x 12" Folding Curtain Fire Damper, Steel Construction, UL Listed, 1-1/2 Hour Rated.....	148.19	25.22
For Spring Activated Horizontal Mount Operation, Add	16.29	
For Dynamic Damper, Add	39.11	
For 3 Hour Rated, Add	21.73	
For Cap Of Damper Blades Outside Air Stream, Add	18.11	
23 33 13 16-0054 EA 28" x 14" Folding Curtain Fire Damper, Steel Construction, UL Listed, 1-1/2 Hour Rated.....	158.78	27.06
For Spring Activated Horizontal Mount Operation, Add	17.46	
For Dynamic Damper, Add	41.90	
For 3 Hour Rated, Add	23.28	
For Cap Of Damper Blades Outside Air Stream, Add	19.40	



MINOR CSI UOM DESCRIPTION	TOTAL DIRECT UNIT COST	DEMOLITION UNIT COST
23 33 13 16-0055 EA 28" x 16" Folding Curtain Fire Damper, Steel Construction, UL Listed, 1-1/2 Hour Rated.....	169.34	28.79
For Spring Activated Horizontal Mount Operation, Add	18.62	
For Dynamic Damper, Add	44.69	
For 3 Hour Rated, Add	24.83	
For Cap Of Damper Blades Outside Air Stream, Add	20.69	
23 33 13 16-0056 EA 28" x 18" Folding Curtain Fire Damper, Steel Construction, UL Listed, 1-1/2 Hour Rated.....	186.39	32.48
For Spring Activated Horizontal Mount Operation, Add	20.02	
For Dynamic Damper, Add	48.04	
For 3 Hour Rated, Add	26.69	
For Cap Of Damper Blades Outside Air Stream, Add	22.24	
23 33 13 16-0057 EA 28" x 20" Folding Curtain Fire Damper, Steel Construction, UL Listed, 1-1/2 Hour Rated.....	203.43	36.04
For Spring Activated Horizontal Mount Operation, Add	21.42	
For Dynamic Damper, Add	51.40	
For 3 Hour Rated, Add	28.56	
For Cap Of Damper Blades Outside Air Stream, Add	23.80	
23 33 13 16-0058 EA 28" x 24" Folding Curtain Fire Damper, Steel Construction, UL Listed, 1-1/2 Hour Rated.....	221.26	37.89
For Spring Activated Horizontal Mount Operation, Add	24.21	
For Dynamic Damper, Add	58.10	
For 3 Hour Rated, Add	32.28	
For Cap Of Damper Blades Outside Air Stream, Add	26.90	
23 33 13 16-0059 EA 28" x 28" Folding Curtain Fire Damper, Steel Construction, UL Listed, 1-1/2 Hour Rated.....	242.42	41.45
For Spring Activated Horizontal Mount Operation, Add	26.54	
For Dynamic Damper, Add	63.69	
For 3 Hour Rated, Add	35.38	
For Cap Of Damper Blades Outside Air Stream, Add	29.49	
23 33 13 16-0060 EA 32" x 6" Folding Curtain Fire Damper, Steel Construction, UL Listed, 1-1/2 Hour Rated.....	133.24	21.65
For Spring Activated Horizontal Mount Operation, Add	15.37	
For Dynamic Damper, Add	36.88	
For 3 Hour Rated, Add	20.49	
For Cap Of Damper Blades Outside Air Stream, Add	17.07	
23 33 13 16-0061 EA 32" x 8" Folding Curtain Fire Damper, Steel Construction, UL Listed, 1-1/2 Hour Rated.....	140.70	23.38
For Spring Activated Horizontal Mount Operation, Add	15.83	
For Dynamic Damper, Add	37.99	
For 3 Hour Rated, Add	21.11	
For Cap Of Damper Blades Outside Air Stream, Add	17.59	
23 33 13 16-0062 EA 32" x 10" Folding Curtain Fire Damper, Steel Construction, UL Listed, 1-1/2 Hour Rated.....	148.19	25.22
For Spring Activated Horizontal Mount Operation, Add	16.29	
For Dynamic Damper, Add	39.11	
For 3 Hour Rated, Add	21.73	
For Cap Of Damper Blades Outside Air Stream, Add	18.11	
23 33 13 16-0063 EA 32" x 12" Folding Curtain Fire Damper, Steel Construction, UL Listed, 1-1/2 Hour Rated.....	157.73	27.06
For Spring Activated Horizontal Mount Operation, Add	17.22	
For Dynamic Damper, Add	41.34	
For 3 Hour Rated, Add	22.97	
For Cap Of Damper Blades Outside Air Stream, Add	19.14	
23 33 13 16-0064 EA 32" x 14" Folding Curtain Fire Damper, Steel Construction, UL Listed, 1-1/2 Hour Rated.....	169.74	28.79
For Spring Activated Horizontal Mount Operation, Add	18.71	
For Dynamic Damper, Add	44.90	
For 3 Hour Rated, Add	24.95	
For Cap Of Damper Blades Outside Air Stream, Add	20.79	
23 33 13 16-0065 EA 32" x 16" Folding Curtain Fire Damper, Steel Construction, UL Listed, 1-1/2 Hour Rated.....	186.39	32.48
For Spring Activated Horizontal Mount Operation, Add	20.02	
For Dynamic Damper, Add	48.04	
For 3 Hour Rated, Add	26.69	
For Cap Of Damper Blades Outside Air Stream, Add	22.24	
23 33 13 16-0066 EA 32" x 18" Folding Curtain Fire Damper, Steel Construction, UL Listed, 1-1/2 Hour Rated.....	205.50	36.04
For Spring Activated Horizontal Mount Operation, Add	21.88	
For Dynamic Damper, Add	52.52	
For 3 Hour Rated, Add	29.18	
For Cap Of Damper Blades Outside Air Stream, Add	24.32	
23 33 13 16-0067 EA 32" x 20" Folding Curtain Fire Damper, Steel Construction, UL Listed, 1-1/2 Hour Rated.....	224.61	39.62
For Spring Activated Horizontal Mount Operation, Add	23.75	
For Dynamic Damper, Add	56.99	
For 3 Hour Rated, Add	31.66	
For Cap Of Damper Blades Outside Air Stream, Add	26.39	
23 33 13 16-0068 EA 32" x 24" Folding Curtain Fire Damper, Steel Construction, UL Listed, 1-1/2 Hour Rated.....	242.42	41.45
For Spring Activated Horizontal Mount Operation, Add	26.54	
For Dynamic Damper, Add	63.69	
For 3 Hour Rated, Add	35.38	
For Cap Of Damper Blades Outside Air Stream, Add	29.49	
23 33 13 16-0069 EA 32" x 28" Folding Curtain Fire Damper, Steel Construction, UL Listed, 1-1/2 Hour Rated.....	265.58	44.38
For Spring Activated Horizontal Mount Operation, Add	29.80	
For Dynamic Damper, Add	71.52	
For 3 Hour Rated, Add	39.73	
For Cap Of Damper Blades Outside Air Stream, Add	33.11	
23 33 13 16-0070 EA 32" x 32" Folding Curtain Fire Damper, Steel Construction, UL Listed, 1-1/2 Hour Rated.....	289.71	46.87
For Spring Activated Horizontal Mount Operation, Add	33.52	
For Dynamic Damper, Add	80.45	
For 3 Hour Rated, Add	44.70	
For Cap Of Damper Blades Outside Air Stream, Add	37.25	
23 33 13 16-0071 EA 36" x 6" Folding Curtain Fire Damper, Steel Construction, UL Listed, 1-1/2 Hour Rated.....	144.84	23.38
For Spring Activated Horizontal Mount Operation, Add	16.76	
For Dynamic Damper, Add	40.22	
For 3 Hour Rated, Add	22.35	
For Cap Of Damper Blades Outside Air Stream, Add	18.62	

23 Heating, Ventilating, and Air-Conditioning (HVAC)

23 30 HVAC Air Distribution

23 33 Air Duct Accessories



MINOR CSI UOM DESCRIPTION	TOTAL DIRECT UNIT COST	DEMOLITION UNIT COST
23 33 13 16-0072 EA 36" x 8" Folding Curtain Fire Damper, Steel Construction, UL Listed, 1-1/2 Hour Rated.....	154.39	25.22
For Spring Activated Horizontal Mount Operation, Add	17.69	
For Dynamic Damper, Add	42.45	
For 3 Hour Rated, Add	23.59	
For Cap Of Damper Blades Outside Air Stream, Add	19.66	
23 33 13 16-0073 EA 36" x 10" Folding Curtain Fire Damper, Steel Construction, UL Listed, 1-1/2 Hour Rated.....	163.93	27.06
For Spring Activated Horizontal Mount Operation, Add	18.62	
For Dynamic Damper, Add	44.69	
For 3 Hour Rated, Add	24.83	
For Cap Of Damper Blades Outside Air Stream, Add	20.69	
23 33 13 16-0074 EA 36" x 12" Folding Curtain Fire Damper, Steel Construction, UL Listed, 1-1/2 Hour Rated.....	175.56	28.79
For Spring Activated Horizontal Mount Operation, Add	20.02	
For Dynamic Damper, Add	48.04	
For 3 Hour Rated, Add	26.69	
For Cap Of Damper Blades Outside Air Stream, Add	22.24	
23 33 13 16-0075 EA 36" x 14" Folding Curtain Fire Damper, Steel Construction, UL Listed, 1-1/2 Hour Rated.....	189.51	32.48
For Spring Activated Horizontal Mount Operation, Add	20.72	
For Dynamic Damper, Add	49.73	
For 3 Hour Rated, Add	27.63	
For Cap Of Damper Blades Outside Air Stream, Add	23.02	
23 33 13 16-0076 EA 36" x 16" Folding Curtain Fire Damper, Steel Construction, UL Listed, 1-1/2 Hour Rated.....	198.02	34.21
For Spring Activated Horizontal Mount Operation, Add	21.42	
For Dynamic Damper, Add	51.40	
For 3 Hour Rated, Add	28.56	
For Cap Of Damper Blades Outside Air Stream, Add	23.80	
23 33 13 16-0077 EA 36" x 18" Folding Curtain Fire Damper, Steel Construction, UL Listed, 1-1/2 Hour Rated.....	224.61	39.62
For Spring Activated Horizontal Mount Operation, Add	23.75	
For Dynamic Damper, Add	56.99	
For 3 Hour Rated, Add	31.66	
For Cap Of Damper Blades Outside Air Stream, Add	26.39	
23 33 13 16-0078 EA 36" x 20" Folding Curtain Fire Damper, Steel Construction, UL Listed, 1-1/2 Hour Rated.....	245.76	43.30
For Spring Activated Horizontal Mount Operation, Add	26.07	
For Dynamic Damper, Add	62.57	
For 3 Hour Rated, Add	34.76	
For Cap Of Damper Blades Outside Air Stream, Add	28.97	
23 33 13 16-0079 EA 36" x 24" Folding Curtain Fire Damper, Steel Construction, UL Listed, 1-1/2 Hour Rated.....	207.53	44.71
For Spring Activated Horizontal Mount Operation, Add	16.49	
For Dynamic Damper, Add	39.59	
For 3 Hour Rated, Add	21.99	
For Cap Of Damper Blades Outside Air Stream, Add	18.33	
23 33 13 16-0080 EA 36" x 28" Folding Curtain Fire Damper, Steel Construction, UL Listed, 1-1/2 Hour Rated.....	288.80	47.95
For Spring Activated Horizontal Mount Operation, Add	32.59	
For Dynamic Damper, Add	78.21	
For 3 Hour Rated, Add	43.45	
For Cap Of Damper Blades Outside Air Stream, Add	36.21	
23 33 13 16-0081 EA 36" x 32" Folding Curtain Fire Damper, Steel Construction, UL Listed, 1-1/2 Hour Rated.....	310.86	50.44
For Spring Activated Horizontal Mount Operation, Add	35.85	
For Dynamic Damper, Add	86.03	
For 3 Hour Rated, Add	47.80	
For Cap Of Damper Blades Outside Air Stream, Add	39.83	
23 33 13 16-0082 EA 36" x 36" Folding Curtain Fire Damper, Steel Construction, UL Listed, 1-1/2 Hour Rated.....	332.83	52.28
For Spring Activated Horizontal Mount Operation, Add	39.57	
For Dynamic Damper, Add	94.97	
For 3 Hour Rated, Add	52.76	
For Cap Of Damper Blades Outside Air Stream, Add	43.97	
23 33 13 16-0083 EA 40" x 6" Folding Curtain Fire Damper, Steel Construction, UL Listed, 1-1/2 Hour Rated.....	152.32	27.06
For Spring Activated Horizontal Mount Operation, Add	17.22	
For Dynamic Damper, Add	41.34	
For 3 Hour Rated, Add	22.97	
For Cap Of Damper Blades Outside Air Stream, Add	19.14	
23 33 13 16-0084 EA 40" x 8" Folding Curtain Fire Damper, Steel Construction, UL Listed, 1-1/2 Hour Rated.....	166.01	28.79
For Spring Activated Horizontal Mount Operation, Add	19.09	
For Dynamic Damper, Add	45.81	
For 3 Hour Rated, Add	25.45	
For Cap Of Damper Blades Outside Air Stream, Add	21.21	
23 33 13 16-0085 EA 40" x 10" Folding Curtain Fire Damper, Steel Construction, UL Listed, 1-1/2 Hour Rated.....	173.49	30.63
For Spring Activated Horizontal Mount Operation, Add	19.55	
For Dynamic Damper, Add	46.93	
For 3 Hour Rated, Add	26.07	
For Cap Of Damper Blades Outside Air Stream, Add	21.73	
23 33 13 16-0086 EA 40" x 12" Folding Curtain Fire Damper, Steel Construction, UL Listed, 1-1/2 Hour Rated.....	180.97	32.48
For Spring Activated Horizontal Mount Operation, Add	20.02	
For Dynamic Damper, Add	48.04	
For 3 Hour Rated, Add	26.69	
For Cap Of Damper Blades Outside Air Stream, Add	22.24	
23 33 13 16-0087 EA 40" x 14" Folding Curtain Fire Damper, Steel Construction, UL Listed, 1-1/2 Hour Rated.....	199.05	34.21
For Spring Activated Horizontal Mount Operation, Add	21.65	
For Dynamic Damper, Add	51.96	
For 3 Hour Rated, Add	28.87	
For Cap Of Damper Blades Outside Air Stream, Add	24.06	
23 33 13 16-0088 EA 40" x 16" Folding Curtain Fire Damper, Steel Construction, UL Listed, 1-1/2 Hour Rated.....	211.71	36.04
For Spring Activated Horizontal Mount Operation, Add	23.28	
For Dynamic Damper, Add	55.87	
For 3 Hour Rated, Add	31.04	
For Cap Of Damper Blades Outside Air Stream, Add	25.87	



MINOR CSI UOM DESCRIPTION	TOTAL DIRECT UNIT COST	DEMOLITION UNIT COST
23 33 13 16-0089 EA 40" x 18" Folding Curtain Fire Damper, Steel Construction, UL Listed, 1-1/2 Hour Rated..... <i>For Spring Activated Horizontal Mount Operation, Add</i> <i>For Dynamic Damper, Add</i> <i>For 3 Hour Rated, Add</i>	236.22 25.14 60.34 33.52 27.94	41.45
23 33 13 16-0090 EA 40" x 20" Folding Curtain Fire Damper, Steel Construction, UL Listed, 1-1/2 Hour Rated..... <i>For Spring Activated Horizontal Mount Operation, Add</i> <i>For Dynamic Damper, Add</i> <i>For 3 Hour Rated, Add</i> <i>For Cap Of Damper Blades Outside Air Stream, Add</i>	255.33 27.00 64.81 36.01 30.01	45.03
23 33 13 16-0091 EA 40" x 24" Folding Curtain Fire Damper, Steel Construction, UL Listed, 1-1/2 Hour Rated..... <i>For Spring Activated Horizontal Mount Operation, Add</i> <i>For Dynamic Damper, Add</i> <i>For 3 Hour Rated, Add</i> <i>For Cap Of Damper Blades Outside Air Stream, Add</i>	276.40 29.80 71.52 39.73 33.11	47.95
23 33 13 16-0092 EA 40" x 28" Folding Curtain Fire Damper, Steel Construction, UL Listed, 1-1/2 Hour Rated..... <i>For Spring Activated Horizontal Mount Operation, Add</i> <i>For Dynamic Damper, Add</i> <i>For 3 Hour Rated, Add</i> <i>For Cap Of Damper Blades Outside Air Stream, Add</i>	306.73 34.92 88.80 46.56 38.80	50.44
23 33 13 16-0093 EA 40" x 32" Folding Curtain Fire Damper, Steel Construction, UL Listed, 1-1/2 Hour Rated..... <i>For Spring Activated Horizontal Mount Operation, Add</i> <i>For Dynamic Damper, Add</i> <i>For 3 Hour Rated, Add</i> <i>For Cap Of Damper Blades Outside Air Stream, Add</i>	327.80 37.71 90.50 50.28 41.90	53.36
23 33 13 16-0094 EA 40" x 36" Folding Curtain Fire Damper, Steel Construction, UL Listed, 1-1/2 Hour Rated..... <i>For Spring Activated Horizontal Mount Operation, Add</i> <i>For Dynamic Damper, Add</i> <i>For 3 Hour Rated, Add</i> <i>For Cap Of Damper Blades Outside Air Stream, Add</i>	354.90 42.83 102.80 57.11 47.59	54.77
23 33 13 16-0095 EA 40" x 40" Folding Curtain Fire Damper, Steel Construction, UL Listed, 1-1/2 Hour Rated..... <i>For Spring Activated Horizontal Mount Operation, Add</i> <i>For Dynamic Damper, Add</i> <i>For 3 Hour Rated, Add</i> <i>For Cap Of Damper Blades Outside Air Stream, Add</i>	384.25 47.49 113.97 63.32 52.77	57.69
23 33 13 16-0096 EA 44" x 6" Folding Curtain Fire Damper, Steel Construction, UL Listed, 1-1/2 Hour Rated..... <i>For Spring Activated Horizontal Mount Operation, Add</i> <i>For Dynamic Damper, Add</i> <i>For 3 Hour Rated, Add</i> <i>For Cap Of Damper Blades Outside Air Stream, Add</i>	161.88 18.16 43.58 24.21 20.18	27.06
23 33 13 16-0097 EA 44" x 8" Folding Curtain Fire Damper, Steel Construction, UL Listed, 1-1/2 Hour Rated..... <i>For Spring Activated Horizontal Mount Operation, Add</i> <i>For Dynamic Damper, Add</i> <i>For 3 Hour Rated, Add</i> <i>For Cap Of Damper Blades Outside Air Stream, Add</i>	175.56 20.02 48.04 26.69 22.24	28.79
23 33 13 16-0098 EA 44" x 10" Folding Curtain Fire Damper, Steel Construction, UL Listed, 1-1/2 Hour Rated..... <i>For Spring Activated Horizontal Mount Operation, Add</i> <i>For Dynamic Damper, Add</i> <i>For 3 Hour Rated, Add</i> <i>For Cap Of Damper Blades Outside Air Stream, Add</i>	187.19 21.42 51.40 28.56 23.80	30.63
23 33 13 16-0099 EA 44" x 12" Folding Curtain Fire Damper, Steel Construction, UL Listed, 1-1/2 Hour Rated..... <i>For Spring Activated Horizontal Mount Operation, Add</i> <i>For Dynamic Damper, Add</i> <i>For 3 Hour Rated, Add</i> <i>For Cap Of Damper Blades Outside Air Stream, Add</i>	194.68 21.88 52.52 29.18 24.32	32.48
23 33 13 16-0100 EA 44" x 14" Folding Curtain Fire Damper, Steel Construction, UL Listed, 1-1/2 Hour Rated..... <i>For Spring Activated Horizontal Mount Operation, Add</i> <i>For Dynamic Damper, Add</i> <i>For 3 Hour Rated, Add</i> <i>For Cap Of Damper Blades Outside Air Stream, Add</i>	208.37 23.75 56.99 31.66 26.39	34.21
23 33 13 16-0101 EA 44" x 16" Folding Curtain Fire Damper, Steel Construction, UL Listed, 1-1/2 Hour Rated..... <i>For Spring Activated Horizontal Mount Operation, Add</i> <i>For Dynamic Damper, Add</i> <i>For 3 Hour Rated, Add</i> <i>For Cap Of Damper Blades Outside Air Stream, Add</i>	222.05 25.61 61.46 34.14 28.45	36.04
23 33 13 16-0102 EA 44" x 18" Folding Curtain Fire Damper, Steel Construction, UL Listed, 1-1/2 Hour Rated..... <i>For Spring Activated Horizontal Mount Operation, Add</i> <i>For Dynamic Damper, Add</i> <i>For 3 Hour Rated, Add</i> <i>For Cap Of Damper Blades Outside Air Stream, Add</i>	254.05 27.94 67.05 37.25 31.04	43.30
23 33 13 16-0103 EA 44" x 20" Folding Curtain Fire Damper, Steel Construction, UL Listed, 1-1/2 Hour Rated..... <i>For Spring Activated Horizontal Mount Operation, Add</i> <i>For Dynamic Damper, Add</i> <i>For 3 Hour Rated, Add</i> <i>For Cap Of Damper Blades Outside Air Stream, Add</i>	275.22 30.26 72.63 40.35 33.63	46.87
23 33 13 16-0104 EA 44" x 24" Folding Curtain Fire Damper, Steel Construction, UL Listed, 1-1/2 Hour Rated..... <i>For Spring Activated Horizontal Mount Operation, Add</i> <i>For Dynamic Damper, Add</i> <i>For 3 Hour Rated, Add</i> <i>For Cap Of Damper Blades Outside Air Stream, Add</i>	306.73 34.92 83.80 46.56 38.80	50.44
23 33 13 16-0105 EA 44" x 28" Folding Curtain Fire Damper, Steel Construction, UL Listed, 1-1/2 Hour Rated..... <i>For Spring Activated Horizontal Mount Operation, Add</i> <i>For Dynamic Damper, Add</i> <i>For 3 Hour Rated, Add</i> <i>For Cap Of Damper Blades Outside Air Stream, Add</i>	336.19 39.11 93.86 52.15 43.46	54.13

23 Heating, Ventilating, and Air-Conditioning (HVAC)

23 30 HVAC Air Distribution

23 33 Air Duct Accessories



MINOR CSI UOM DESCRIPTION	TOTAL DIRECT UNIT COST	DEMOLITION UNIT COST
23 33 13 16-0106 EA 44" x 32" Folding Curtain Fire Damper, Steel Construction, UL Listed, 1-1/2 Hour Rated.....	367.69	57.69
For Spring Activated Horizontal Mount Operation, Add	43.76	
For Dynamic Damper, Add	105.03	
For 3 Hour Rated, Add	58.35	
For Cap Of Damper Blades Outside Air Stream, Add	48.63	
23 33 13 16-0107 EA 44" x 36" Folding Curtain Fire Damper, Steel Construction, UL Listed, 1-1/2 Hour Rated.....	391.73	59.42
For Spring Activated Horizontal Mount Operation, Add	47.95	
For Dynamic Damper, Add	115.08	
For 3 Hour Rated, Add	63.94	
For Cap Of Damper Blades Outside Air Stream, Add	53.28	
23 33 13 16-0108 EA 44" x 40" Folding Curtain Fire Damper, Steel Construction, UL Listed, 1-1/2 Hour Rated.....	415.76	61.27
For Spring Activated Horizontal Mount Operation, Add	52.14	
For Dynamic Damper, Add	125.14	
For 3 Hour Rated, Add	69.52	
For Cap Of Damper Blades Outside Air Stream, Add	57.94	
23 33 13 16-0109 EA 44" x 44" Folding Curtain Fire Damper, Steel Construction, UL Listed, 1-1/2 Hour Rated.....	439.81	63.10
For Spring Activated Horizontal Mount Operation, Add	56.34	
For Dynamic Damper, Add	135.21	
For 3 Hour Rated, Add	75.11	
For Cap Of Damper Blades Outside Air Stream, Add	62.60	
23 33 13 16-0110 EA 48" x 6" Folding Curtain Fire Damper, Steel Construction, UL Listed, 1-1/2 Hour Rated.....	173.49	28.79
For Spring Activated Horizontal Mount Operation, Add	19.55	
For Dynamic Damper, Add	46.93	
For 3 Hour Rated, Add	26.07	
For Cap Of Damper Blades Outside Air Stream, Add	21.73	
23 33 13 16-0111 EA 48" x 8" Folding Curtain Fire Damper, Steel Construction, UL Listed, 1-1/2 Hour Rated.....	187.19	30.63
For Spring Activated Horizontal Mount Operation, Add	21.42	
For Dynamic Damper, Add	51.40	
For 3 Hour Rated, Add	28.56	
For Cap Of Damper Blades Outside Air Stream, Add	23.80	
23 33 13 16-0112 EA 48" x 10" Folding Curtain Fire Damper, Steel Construction, UL Listed, 1-1/2 Hour Rated.....	194.68	32.48
For Spring Activated Horizontal Mount Operation, Add	21.88	
For Dynamic Damper, Add	52.52	
For 3 Hour Rated, Add	29.18	
For Cap Of Damper Blades Outside Air Stream, Add	24.32	
23 33 13 16-0113 EA 48" x 12" Folding Curtain Fire Damper, Steel Construction, UL Listed, 1-1/2 Hour Rated.....	211.71	36.04
For Spring Activated Horizontal Mount Operation, Add	23.28	
For Dynamic Damper, Add	55.87	
For 3 Hour Rated, Add	31.04	
For Cap Of Damper Blades Outside Air Stream, Add	25.87	
23 33 13 16-0114 EA 48" x 14" Folding Curtain Fire Damper, Steel Construction, UL Listed, 1-1/2 Hour Rated.....	230.81	39.62
For Spring Activated Horizontal Mount Operation, Add	25.14	
For Dynamic Damper, Add	60.34	
For 3 Hour Rated, Add	33.52	
For Cap Of Damper Blades Outside Air Stream, Add	27.94	
23 33 13 16-0115 EA 48" x 16" Folding Curtain Fire Damper, Steel Construction, UL Listed, 1-1/2 Hour Rated.....	249.91	43.30
For Spring Activated Horizontal Mount Operation, Add	27.00	
For Dynamic Damper, Add	64.81	
For 3 Hour Rated, Add	36.01	
For Cap Of Damper Blades Outside Air Stream, Add	30.01	
23 33 13 16-0116 EA 48" x 18" Folding Curtain Fire Damper, Steel Construction, UL Listed, 1-1/2 Hour Rated.....	273.16	46.87
For Spring Activated Horizontal Mount Operation, Add	29.80	
For Dynamic Damper, Add	71.52	
For 3 Hour Rated, Add	39.73	
For Cap Of Damper Blades Outside Air Stream, Add	33.11	
23 33 13 16-0117 EA 48" x 20" Folding Curtain Fire Damper, Steel Construction, UL Listed, 1-1/2 Hour Rated.....	296.38	50.44
For Spring Activated Horizontal Mount Operation, Add	32.59	
For Dynamic Damper, Add	78.21	
For 3 Hour Rated, Add	43.45	
For Cap Of Damper Blades Outside Air Stream, Add	36.21	
23 33 13 16-0118 EA 48" x 24" Folding Curtain Fire Damper, Steel Construction, UL Listed, 1-1/2 Hour Rated.....	325.84	54.13
For Spring Activated Horizontal Mount Operation, Add	36.78	
For Dynamic Damper, Add	88.27	
For 3 Hour Rated, Add	49.04	
For Cap Of Damper Blades Outside Air Stream, Add	40.87	
23 33 13 16-0119 EA 48" x 28" Folding Curtain Fire Damper, Steel Construction, UL Listed, 1-1/2 Hour Rated.....	359.41	57.69
For Spring Activated Horizontal Mount Operation, Add	41.90	
For Dynamic Damper, Add	100.56	
For 3 Hour Rated, Add	55.87	
For Cap Of Damper Blades Outside Air Stream, Add	46.56	
23 33 13 16-0120 EA 48" x 32" Folding Curtain Fire Damper, Steel Construction, UL Listed, 1-1/2 Hour Rated.....	383.47	59.42
For Spring Activated Horizontal Mount Operation, Add	46.09	
For Dynamic Damper, Add	110.62	
For 3 Hour Rated, Add	61.46	
For Cap Of Damper Blades Outside Air Stream, Add	51.22	
23 33 13 16-0121 EA 48" x 36" Folding Curtain Fire Damper, Steel Construction, UL Listed, 1-1/2 Hour Rated.....	413.69	61.27
For Spring Activated Horizontal Mount Operation, Add	51.68	
For Dynamic Damper, Add	124.02	
For 3 Hour Rated, Add	68.90	
For Cap Of Damper Blades Outside Air Stream, Add	57.42	
23 33 13 16-0122 EA 48" x 40" Folding Curtain Fire Damper, Steel Construction, UL Listed, 1-1/2 Hour Rated.....	443.16	64.83
For Spring Activated Horizontal Mount Operation, Add	55.87	
For Dynamic Damper, Add	134.09	
For 3 Hour Rated, Add	74.49	
For Cap Of Damper Blades Outside Air Stream, Add	62.08	



MINOR CSI UOM DESCRIPTION	TOTAL DIRECT UNIT COST	DEMOLITION UNIT COST
23 33 13 16-0123 EA 48" x 44" Folding Curtain Fire Damper, Steel Construction, UL Listed, 1-1/2 Hour Rated.....	473.40	66.68
For Spring Activated Horizontal Mount Operation, Add	61.46	
For Dynamic Damper, Add	147.90	
For 3 Hour Rated, Add	81.94	
For Cap Of Damper Blades Outside Air Stream, Add	68.29	
23 33 13 16-0124 EA 48" x 48" Folding Curtain Fire Damper, Steel Construction, UL Listed, 1-1/2 Hour Rated.....	506.18	72.09
For Spring Activated Horizontal Mount Operation, Add	65.18	
For Dynamic Damper, Add	156.43	
For 3 Hour Rated, Add	86.91	
For Cap Of Damper Blades Outside Air Stream, Add	72.42	
23 33 13 16-0125 EA 52" x 6" Folding Curtain Fire Damper, Steel Construction, UL Listed, 1-1/2 Hour Rated.....	185.12	30.63
For Spring Activated Horizontal Mount Operation, Add	20.95	
For Dynamic Damper, Add	50.28	
For 3 Hour Rated, Add	27.94	
For Cap Of Damper Blades Outside Air Stream, Add	23.28	
23 33 13 16-0126 EA 52" x 8" Folding Curtain Fire Damper, Steel Construction, UL Listed, 1-1/2 Hour Rated.....	198.81	32.48
For Spring Activated Horizontal Mount Operation, Add	22.81	
For Dynamic Damper, Add	54.75	
For 3 Hour Rated, Add	30.42	
For Cap Of Damper Blades Outside Air Stream, Add	25.35	
23 33 13 16-0127 EA 52" x 10" Folding Curtain Fire Damper, Steel Construction, UL Listed, 1-1/2 Hour Rated.....	217.91	36.04
For Spring Activated Horizontal Mount Operation, Add	24.68	
For Dynamic Damper, Add	59.22	
For 3 Hour Rated, Add	32.90	
For Cap Of Damper Blades Outside Air Stream, Add	27.42	
23 33 13 16-0128 EA 52" x 12" Folding Curtain Fire Damper, Steel Construction, UL Listed, 1-1/2 Hour Rated.....	230.81	39.62
For Spring Activated Horizontal Mount Operation, Add	25.14	
For Dynamic Damper, Add	60.34	
For 3 Hour Rated, Add	33.52	
For Cap Of Damper Blades Outside Air Stream, Add	27.94	
23 33 13 16-0129 EA 52" x 14" Folding Curtain Fire Damper, Steel Construction, UL Listed, 1-1/2 Hour Rated.....	250.95	43.30
For Spring Activated Horizontal Mount Operation, Add	27.24	
For Dynamic Damper, Add	65.37	
For 3 Hour Rated, Add	36.32	
For Cap Of Damper Blades Outside Air Stream, Add	30.27	
23 33 13 16-0130 EA 52" x 16" Folding Curtain Fire Damper, Steel Construction, UL Listed, 1-1/2 Hour Rated.....	271.09	46.87
For Spring Activated Horizontal Mount Operation, Add	29.33	
For Dynamic Damper, Add	70.40	
For 3 Hour Rated, Add	39.11	
For Cap Of Damper Blades Outside Air Stream, Add	32.59	
23 33 13 16-0131 EA 52" x 18" Folding Curtain Fire Damper, Steel Construction, UL Listed, 1-1/2 Hour Rated.....	294.33	50.44
For Spring Activated Horizontal Mount Operation, Add	32.13	
For Dynamic Damper, Add	77.11	
For 3 Hour Rated, Add	42.84	
For Cap Of Damper Blades Outside Air Stream, Add	35.70	
23 33 13 16-0132 EA 52" x 20" Folding Curtain Fire Damper, Steel Construction, UL Listed, 1-1/2 Hour Rated.....	317.56	54.13
For Spring Activated Horizontal Mount Operation, Add	34.92	
For Dynamic Damper, Add	83.80	
For 3 Hour Rated, Add	46.56	
For Cap Of Damper Blades Outside Air Stream, Add	38.80	
23 33 13 16-0133 EA 52" x 24" Folding Curtain Fire Damper, Steel Construction, UL Listed, 1-1/2 Hour Rated.....	347.01	57.69
For Spring Activated Horizontal Mount Operation, Add	39.11	
For Dynamic Damper, Add	93.86	
For 3 Hour Rated, Add	52.15	
For Cap Of Damper Blades Outside Air Stream, Add	43.46	
23 33 13 16-0134 EA 52" x 28" Folding Curtain Fire Damper, Steel Construction, UL Listed, 1-1/2 Hour Rated.....	382.66	61.27
For Spring Activated Horizontal Mount Operation, Add	44.69	
For Dynamic Damper, Add	107.27	
For 3 Hour Rated, Add	59.59	
For Cap Of Damper Blades Outside Air Stream, Add	49.66	
23 33 13 16-0135 EA 52" x 32" Folding Curtain Fire Damper, Steel Construction, UL Listed, 1-1/2 Hour Rated.....	408.75	63.10
For Spring Activated Horizontal Mount Operation, Add	49.35	
For Dynamic Damper, Add	118.43	
For 3 Hour Rated, Add	65.80	
For Cap Of Damper Blades Outside Air Stream, Add	54.83	
23 33 13 16-0136 EA 52" x 36" Folding Curtain Fire Damper, Steel Construction, UL Listed, 1-1/2 Hour Rated.....	441.09	64.83
For Spring Activated Horizontal Mount Operation, Add	55.40	
For Dynamic Damper, Add	132.97	
For 3 Hour Rated, Add	73.87	
For Cap Of Damper Blades Outside Air Stream, Add	61.56	
23 33 13 16-0137 EA 52" x 40" Folding Curtain Fire Damper, Steel Construction, UL Listed, 1-1/2 Hour Rated.....	476.72	68.52
For Spring Activated Horizontal Mount Operation, Add	60.99	
For Dynamic Damper, Add	146.37	
For 3 Hour Rated, Add	81.32	
For Cap Of Damper Blades Outside Air Stream, Add	67.76	
23 33 13 16-0138 EA 52" x 44" Folding Curtain Fire Damper, Steel Construction, UL Listed, 1-1/2 Hour Rated.....	506.18	72.09
For Spring Activated Horizontal Mount Operation, Add	65.18	
For Dynamic Damper, Add	156.43	
For 3 Hour Rated, Add	86.91	
For Cap Of Damper Blades Outside Air Stream, Add	72.42	
23 33 13 16-0139 EA 52" x 48" Folding Curtain Fire Damper, Steel Construction, UL Listed, 1-1/2 Hour Rated.....	547.23	77.51
For Spring Activated Horizontal Mount Operation, Add	70.76	
For Dynamic Damper, Add	169.84	
For 3 Hour Rated, Add	94.35	
For Cap Of Damper Blades Outside Air Stream, Add	78.63	

23 Heating, Ventilating, and Air-Conditioning (HVAC)

23 30 HVAC Air Distribution

23 33 Air Duct Accessories



MINOR CSI	UOM	DESCRIPTION	TOTAL DIRECT UNIT COST	DEMOLITION UNIT COST
23 33 13 16-0140	EA	52" x 52" Folding Curtain Fire Damper, Steel Construction, UL Listed, 1-1/2 Hour Rated.....	578.76	81.07
		<i>For Spring Activated Horizontal Mount Operation, Add</i>	75.42	
		<i>For Dynamic Damper, Add</i>	181.01	
		<i>For 3 Hour Rated, Add</i>	100.56	
		<i>For Cap Of Damper Blades Outside Air Stream, Add</i>	83.80	
23 33 13 16-0141	EA	56" x 8" Folding Curtain Fire Damper, Steel Construction, UL Listed, 1-1/2 Hour Rated.....	194.68	32.48
		<i>For Spring Activated Horizontal Mount Operation, Add</i>	21.88	
		<i>For Dynamic Damper, Add</i>	52.52	
		<i>For 3 Hour Rated, Add</i>	29.18	
		<i>For Cap Of Damper Blades Outside Air Stream, Add</i>	24.32	
23 33 13 16-0142	EA	56" x 10" Folding Curtain Fire Damper, Steel Construction, UL Listed, 1-1/2 Hour Rated.....	215.84	36.04
		<i>For Spring Activated Horizontal Mount Operation, Add</i>	24.21	
		<i>For Dynamic Damper, Add</i>	58.10	
		<i>For 3 Hour Rated, Add</i>	32.28	
		<i>For Cap Of Damper Blades Outside Air Stream, Add</i>	26.90	
23 33 13 16-0143	EA	56" x 10" Folding Curtain Fire Damper, Steel Construction, UL Listed, 1-1/2 Hour Rated.....	232.88	39.62
		<i>For Spring Activated Horizontal Mount Operation, Add</i>	25.61	
		<i>For Dynamic Damper, Add</i>	61.46	
		<i>For 3 Hour Rated, Add</i>	34.14	
		<i>For Cap Of Damper Blades Outside Air Stream, Add</i>	28.45	
23 33 13 16-0144	EA	56" x 12" Folding Curtain Fire Damper, Steel Construction, UL Listed, 1-1/2 Hour Rated.....	245.76	43.30
		<i>For Spring Activated Horizontal Mount Operation, Add</i>	26.07	
		<i>For Dynamic Damper, Add</i>	62.57	
		<i>For 3 Hour Rated, Add</i>	34.76	
		<i>For Cap Of Damper Blades Outside Air Stream, Add</i>	28.97	
23 33 13 16-0145	EA	56" x 14" Folding Curtain Fire Damper, Steel Construction, UL Listed, 1-1/2 Hour Rated.....	267.98	46.87
		<i>For Spring Activated Horizontal Mount Operation, Add</i>	28.63	
		<i>For Dynamic Damper, Add</i>	68.72	
		<i>For 3 Hour Rated, Add</i>	38.18	
		<i>For Cap Of Damper Blades Outside Air Stream, Add</i>	31.82	
23 33 13 16-0146	EA	56" x 16" Folding Curtain Fire Damper, Steel Construction, UL Listed, 1-1/2 Hour Rated.....	290.18	50.44
		<i>For Spring Activated Horizontal Mount Operation, Add</i>	31.19	
		<i>For Dynamic Damper, Add</i>	74.87	
		<i>For 3 Hour Rated, Add</i>	41.59	
		<i>For Cap Of Damper Blades Outside Air Stream, Add</i>	34.66	
23 33 13 16-0147	EA	56" x 18" Folding Curtain Fire Damper, Steel Construction, UL Listed, 1-1/2 Hour Rated.....	312.39	54.13
		<i>For Spring Activated Horizontal Mount Operation, Add</i>	33.75	
		<i>For Dynamic Damper, Add</i>	81.01	
		<i>For 3 Hour Rated, Add</i>	45.01	
		<i>For Cap Of Damper Blades Outside Air Stream, Add</i>	37.51	
23 33 13 16-0148	EA	56" x 20" Folding Curtain Fire Damper, Steel Construction, UL Listed, 1-1/2 Hour Rated.....	334.58	57.69
		<i>For Spring Activated Horizontal Mount Operation, Add</i>	36.31	
		<i>For Dynamic Damper, Add</i>	87.15	
		<i>For 3 Hour Rated, Add</i>	48.42	
		<i>For Cap Of Damper Blades Outside Air Stream, Add</i>	40.35	
23 33 13 16-0149	EA	56" x 24" Folding Curtain Fire Damper, Steel Construction, UL Listed, 1-1/2 Hour Rated.....	370.24	61.27
		<i>For Spring Activated Horizontal Mount Operation, Add</i>	41.90	
		<i>For Dynamic Damper, Add</i>	100.56	
		<i>For 3 Hour Rated, Add</i>	55.87	
		<i>For Cap Of Damper Blades Outside Air Stream, Add</i>	46.56	
23 33 13 16-0150	EA	56" x 28" Folding Curtain Fire Damper, Steel Construction, UL Listed, 1-1/2 Hour Rated.....	400.49	63.10
		<i>For Spring Activated Horizontal Mount Operation, Add</i>	47.49	
		<i>For Dynamic Damper, Add</i>	113.97	
		<i>For 3 Hour Rated, Add</i>	63.32	
		<i>For Cap Of Damper Blades Outside Air Stream, Add</i>	52.77	
23 33 13 16-0151	EA	56" x 32" Folding Curtain Fire Damper, Steel Construction, UL Listed, 1-1/2 Hour Rated.....	428.67	64.83
		<i>For Spring Activated Horizontal Mount Operation, Add</i>	52.61	
		<i>For Dynamic Damper, Add</i>	126.26	
		<i>For 3 Hour Rated, Add</i>	70.15	
		<i>For Cap Of Damper Blades Outside Air Stream, Add</i>	58.46	
23 33 13 16-0152	EA	56" x 36" Folding Curtain Fire Damper, Steel Construction, UL Listed, 1-1/2 Hour Rated.....	468.46	68.52
		<i>For Spring Activated Horizontal Mount Operation, Add</i>	59.13	
		<i>For Dynamic Damper, Add</i>	141.91	
		<i>For 3 Hour Rated, Add</i>	78.84	
		<i>For Cap Of Damper Blades Outside Air Stream, Add</i>	65.70	
23 33 13 16-0153	EA	56" x 40" Folding Curtain Fire Damper, Steel Construction, UL Listed, 1-1/2 Hour Rated.....	504.10	72.09
		<i>For Spring Activated Horizontal Mount Operation, Add</i>	64.71	
		<i>For Dynamic Damper, Add</i>	155.31	
		<i>For 3 Hour Rated, Add</i>	86.28	
		<i>For Cap Of Damper Blades Outside Air Stream, Add</i>	71.90	
23 33 13 16-0154	EA	56" x 44" Folding Curtain Fire Damper, Steel Construction, UL Listed, 1-1/2 Hour Rated.....	541.82	75.66
		<i>For Spring Activated Horizontal Mount Operation, Add</i>	70.76	
		<i>For Dynamic Damper, Add</i>	169.84	
		<i>For 3 Hour Rated, Add</i>	94.35	
		<i>For Cap Of Damper Blades Outside Air Stream, Add</i>	78.63	
23 33 13 16-0155	EA	56" x 48" Folding Curtain Fire Damper, Steel Construction, UL Listed, 1-1/2 Hour Rated.....	573.35	79.34
		<i>For Spring Activated Horizontal Mount Operation, Add</i>	75.42	
		<i>For Dynamic Damper, Add</i>	181.01	
		<i>For 3 Hour Rated, Add</i>	100.56	
		<i>For Cap Of Damper Blades Outside Air Stream, Add</i>	83.80	
23 33 13 16-0156	EA	56" x 52" Folding Curtain Fire Damper, Steel Construction, UL Listed, 1-1/2 Hour Rated.....	611.07	82.92
		<i>For Spring Activated Horizontal Mount Operation, Add</i>	81.47	
		<i>For Dynamic Damper, Add</i>	195.54	
		<i>For 3 Hour Rated, Add</i>	108.63	
		<i>For Cap Of Damper Blades Outside Air Stream, Add</i>	90.53	



MINOR CSI UOM DESCRIPTION	TOTAL DIRECT UNIT COST	DEMOLITION UNIT COST
23 33 13 16-0157 EA 56" x 56" Folding Curtain Fire Damper, Steel Construction, UL Listed, 1-1/2 Hour Rated.....	648.80	86.48
<i>For Spring Activated Horizontal Mount Operation, Add</i>	87.53	
<i>For Dynamic Damper, Add</i>	210.07	
<i>For 3 Hour Rated, Add</i>	116.70	
<i>For Cap Of Damper Blades Outside Air Stream, Add</i>	97.25	
23 33 13 16-0158 EA 60" x 6" Folding Curtain Fire Damper, Steel Construction, UL Listed, 1-1/2 Hour Rated.....	211.71	36.04
<i>For Spring Activated Horizontal Mount Operation, Add</i>	23.28	
<i>For Dynamic Damper, Add</i>	55.87	
<i>For 3 Hour Rated, Add</i>	31.04	
<i>For Cap Of Damper Blades Outside Air Stream, Add</i>	25.87	
23 33 13 16-0159 EA 60" x 8" Folding Curtain Fire Damper, Steel Construction, UL Listed, 1-1/2 Hour Rated.....	232.88	39.62
<i>For Spring Activated Horizontal Mount Operation, Add</i>	25.61	
<i>For Dynamic Damper, Add</i>	61.46	
<i>For 3 Hour Rated, Add</i>	34.14	
<i>For Cap Of Damper Blades Outside Air Stream, Add</i>	28.45	
23 33 13 16-0160 EA 60" x 10" Folding Curtain Fire Damper, Steel Construction, UL Listed, 1-1/2 Hour Rated.....	247.83	43.30
<i>For Spring Activated Horizontal Mount Operation, Add</i>	26.54	
<i>For Dynamic Damper, Add</i>	68.69	
<i>For 3 Hour Rated, Add</i>	35.38	
<i>For Cap Of Damper Blades Outside Air Stream, Add</i>	29.49	
23 33 13 16-0161 EA 60" x 12" Folding Curtain Fire Damper, Steel Construction, UL Listed, 1-1/2 Hour Rated.....	260.74	46.87
<i>For Spring Activated Horizontal Mount Operation, Add</i>	27.00	
<i>For Dynamic Damper, Add</i>	64.81	
<i>For 3 Hour Rated, Add</i>	36.01	
<i>For Cap Of Damper Blades Outside Air Stream, Add</i>	30.01	
23 33 13 16-0162 EA 60" x 14" Folding Curtain Fire Damper, Steel Construction, UL Listed, 1-1/2 Hour Rated.....	283.98	50.44
<i>For Spring Activated Horizontal Mount Operation, Add</i>	29.80	
<i>For Dynamic Damper, Add</i>	71.52	
<i>For 3 Hour Rated, Add</i>	39.73	
<i>For Cap Of Damper Blades Outside Air Stream, Add</i>	33.11	
23 33 13 16-0163 EA 60" x 16" Folding Curtain Fire Damper, Steel Construction, UL Listed, 1-1/2 Hour Rated.....	307.21	54.13
<i>For Spring Activated Horizontal Mount Operation, Add</i>	32.59	
<i>For Dynamic Damper, Add</i>	78.21	
<i>For 3 Hour Rated, Add</i>	43.45	
<i>For Cap Of Damper Blades Outside Air Stream, Add</i>	36.21	
23 33 13 16-0164 EA 60" x 18" Folding Curtain Fire Damper, Steel Construction, UL Listed, 1-1/2 Hour Rated.....	331.48	57.69
<i>For Spring Activated Horizontal Mount Operation, Add</i>	35.62	
<i>For Dynamic Damper, Add</i>	85.48	
<i>For 3 Hour Rated, Add</i>	47.49	
<i>For Cap Of Damper Blades Outside Air Stream, Add</i>	39.57	
23 33 13 16-0165 EA 60" x 20" Folding Curtain Fire Damper, Steel Construction, UL Listed, 1-1/2 Hour Rated.....	355.76	61.27
<i>For Spring Activated Horizontal Mount Operation, Add</i>	38.64	
<i>For Dynamic Damper, Add</i>	92.74	
<i>For 3 Hour Rated, Add</i>	51.52	
<i>For Cap Of Damper Blades Outside Air Stream, Add</i>	42.94	
23 33 13 16-0166 EA 60" x 24" Folding Curtain Fire Damper, Steel Construction, UL Listed, 1-1/2 Hour Rated.....	388.07	63.10
<i>For Spring Activated Horizontal Mount Operation, Add</i>	44.69	
<i>For Dynamic Damper, Add</i>	107.27	
<i>For 3 Hour Rated, Add</i>	59.59	
<i>For Cap Of Damper Blades Outside Air Stream, Add</i>	49.66	
23 33 13 16-0167 EA 60" x 28" Folding Curtain Fire Damper, Steel Construction, UL Listed, 1-1/2 Hour Rated.....	418.32	64.83
<i>For Spring Activated Horizontal Mount Operation, Add</i>	50.28	
<i>For Dynamic Damper, Add</i>	120.67	
<i>For 3 Hour Rated, Add</i>	67.04	
<i>For Cap Of Damper Blades Outside Air Stream, Add</i>	55.87	
23 33 13 16-0168 EA 60" x 32" Folding Curtain Fire Damper, Steel Construction, UL Listed, 1-1/2 Hour Rated.....	456.05	68.52
<i>For Spring Activated Horizontal Mount Operation, Add</i>	56.34	
<i>For Dynamic Damper, Add</i>	135.21	
<i>For 3 Hour Rated, Add</i>	75.11	
<i>For Cap Of Damper Blades Outside Air Stream, Add</i>	62.60	
23 33 13 16-0169 EA 60" x 36" Folding Curtain Fire Damper, Steel Construction, UL Listed, 1-1/2 Hour Rated.....	493.77	72.09
<i>For Spring Activated Horizontal Mount Operation, Add</i>	62.39	
<i>For Dynamic Damper, Add</i>	149.73	
<i>For 3 Hour Rated, Add</i>	83.18	
<i>For Cap Of Damper Blades Outside Air Stream, Add</i>	69.32	
23 33 13 16-0170 EA 60" x 40" Folding Curtain Fire Damper, Steel Construction, UL Listed, 1-1/2 Hour Rated.....	525.27	75.66
<i>For Spring Activated Horizontal Mount Operation, Add</i>	67.04	
<i>For Dynamic Damper, Add</i>	160.90	
<i>For 3 Hour Rated, Add</i>	89.39	
<i>For Cap Of Damper Blades Outside Air Stream, Add</i>	74.49	
23 33 13 16-0171 EA 60" x 44" Folding Curtain Fire Damper, Steel Construction, UL Listed, 1-1/2 Hour Rated.....	569.20	79.34
<i>For Spring Activated Horizontal Mount Operation, Add</i>	74.49	
<i>For Dynamic Damper, Add</i>	178.77	
<i>For 3 Hour Rated, Add</i>	99.32	
<i>For Cap Of Damper Blades Outside Air Stream, Add</i>	82.77	
23 33 13 16-0172 EA 60" x 48" Folding Curtain Fire Damper, Steel Construction, UL Listed, 1-1/2 Hour Rated.....	609.00	82.92
<i>For Spring Activated Horizontal Mount Operation, Add</i>	81.01	
<i>For Dynamic Damper, Add</i>	194.42	
<i>For 3 Hour Rated, Add</i>	108.01	
<i>For Cap Of Damper Blades Outside Air Stream, Add</i>	90.01	
23 33 13 16-0173 EA 60" x 52" Folding Curtain Fire Damper, Steel Construction, UL Listed, 1-1/2 Hour Rated.....	648.80	86.48
<i>For Spring Activated Horizontal Mount Operation, Add</i>	87.53	
<i>For Dynamic Damper, Add</i>	210.07	
<i>For 3 Hour Rated, Add</i>	116.70	
<i>For Cap Of Damper Blades Outside Air Stream, Add</i>	97.25	

23 Heating, Ventilating, and Air-Conditioning (HVAC)

23 30 HVAC Air Distribution

23 33 Air Duct Accessories



MINOR	CSI	UOM	DESCRIPTION	TOTAL DIRECT UNIT COST	DEMOLITION UNIT COST
23 33 13 16-0174	EA		60" x 56" Folding Curtain Fire Damper, Steel Construction, UL Listed, 1-1/2 Hour Rated.....	684.43	90.17
			<i>For Spring Activated Horizontal Mount Operation, Add</i>	93.11	
			<i>For Dynamic Damper, Add</i>	223.46	
			<i>For 3 Hour Rated, Add</i>	124.15	
			<i>For Cap Of Damper Blades Outside Air Stream, Add</i>	103.46	
23 33 13 16-0175	EA		60" x 60" Folding Curtain Fire Damper, Steel Construction, UL Listed, 1-1/2 Hour Rated.....	720.12	93.74
			<i>For Spring Activated Horizontal Mount Operation, Add</i>	98.70	
			<i>For Dynamic Damper, Add</i>	236.89	
			<i>For 3 Hour Rated, Add</i>	131.60	
			<i>For Cap Of Damper Blades Outside Air Stream, Add</i>	109.67	
23 33 13 16-0176			Parallel Blade Louver Fire Damper <small>(23 33 13 16)</small>		
			Note: UL listed. 22 gauge galvanized steel construction with fusible link 160 F spring actuated 1-1/2 hour fire rating.		
23 33 13 16-0177	EA		6" x 6" Louver Type Fire Damper, Steel Construction, UL Listed, 1-1/2 Hour Rated	95.99	12.02
			<i>For Spring Activated Horizontal Mount Operation, Add</i>	13.49	
			<i>For Dynamic Damper, Add</i>	32.37	
			<i>For 3 Hour Rated, Add</i>	17.99	
23 33 13 16-0178	EA		8" x 6" Louver Type Fire Damper, Steel Construction, UL Listed, 1-1/2 Hour Rated	100.19	12.55
			<i>For Spring Activated Horizontal Mount Operation, Add</i>	14.07	
			<i>For Dynamic Damper, Add</i>	33.76	
			<i>For 3 Hour Rated, Add</i>	18.76	
23 33 13 16-0179	EA		8" x 8" Louver Type Fire Damper, Steel Construction, UL Listed, 1-1/2 Hour Rated	103.00	12.66
			<i>For Spring Activated Horizontal Mount Operation, Add</i>	14.65	
			<i>For Dynamic Damper, Add</i>	35.16	
			<i>For 3 Hour Rated, Add</i>	19.53	
23 33 13 16-0180	EA		10" x 6" Louver Type Fire Damper, Steel Construction, UL Listed, 1-1/2 Hour Rated	103.00	12.66
			<i>For Spring Activated Horizontal Mount Operation, Add</i>	14.65	
			<i>For Dynamic Damper, Add</i>	35.16	
			<i>For 3 Hour Rated, Add</i>	19.53	
23 33 13 16-0181	EA		10" x 8" Louver Type Fire Damper, Steel Construction, UL Listed, 1-1/2 Hour Rated	106.68	12.99
			<i>For Spring Activated Horizontal Mount Operation, Add</i>	15.23	
			<i>For Dynamic Damper, Add</i>	36.56	
			<i>For 3 Hour Rated, Add</i>	20.31	
23 33 13 16-0182	EA		10" x 10" Louver Type Fire Damper, Steel Construction, UL Listed, 1-1/2 Hour Rated	116.16	14.40
			<i>For Spring Activated Horizontal Mount Operation, Add</i>	16.39	
			<i>For Dynamic Damper, Add</i>	39.34	
			<i>For 3 Hour Rated, Add</i>	21.86	
23 33 13 16-0183	EA		12" x 6" Louver Type Fire Damper, Steel Construction, UL Listed, 1-1/2 Hour Rated	106.68	12.99
			<i>For Spring Activated Horizontal Mount Operation, Add</i>	15.23	
			<i>For Dynamic Damper, Add</i>	36.56	
			<i>For 3 Hour Rated, Add</i>	20.31	
23 33 13 16-0184	EA		12" x 8" Louver Type Fire Damper, Steel Construction, UL Listed, 1-1/2 Hour Rated	113.99	13.75
			<i>For Spring Activated Horizontal Mount Operation, Add</i>	16.39	
			<i>For Dynamic Damper, Add</i>	39.34	
			<i>For 3 Hour Rated, Add</i>	21.86	
23 33 13 16-0185	EA		12" x 10" Louver Type Fire Damper, Steel Construction, UL Listed, 1-1/2 Hour Rated	118.76	14.40
			<i>For Spring Activated Horizontal Mount Operation, Add</i>	16.98	
			<i>For Dynamic Damper, Add</i>	40.75	
			<i>For 3 Hour Rated, Add</i>	22.64	
23 33 13 16-0186	EA		12" x 12" Louver Type Fire Damper, Steel Construction, UL Listed, 1-1/2 Hour Rated	126.76	16.24
			<i>For Spring Activated Horizontal Mount Operation, Add</i>	17.56	
			<i>For Dynamic Damper, Add</i>	42.15	
			<i>For 3 Hour Rated, Add</i>	23.42	
23 33 13 16-0187	EA		14" x 6" Louver Type Fire Damper, Steel Construction, UL Listed, 1-1/2 Hour Rated	112.71	13.75
			<i>For Spring Activated Horizontal Mount Operation, Add</i>	16.11	
			<i>For Dynamic Damper, Add</i>	38.65	
			<i>For 3 Hour Rated, Add</i>	21.47	
23 33 13 16-0188	EA		14" x 8" Louver Type Fire Damper, Steel Construction, UL Listed, 1-1/2 Hour Rated	118.76	14.40
			<i>For Spring Activated Horizontal Mount Operation, Add</i>	16.98	
			<i>For Dynamic Damper, Add</i>	40.75	
			<i>For 3 Hour Rated, Add</i>	22.64	
23 33 13 16-0189	EA		14" x 10" Louver Type Fire Damper, Steel Construction, UL Listed, 1-1/2 Hour Rated	123.51	15.15
			<i>For Spring Activated Horizontal Mount Operation, Add</i>	17.56	
			<i>For Dynamic Damper, Add</i>	42.15	
			<i>For 3 Hour Rated, Add</i>	23.42	
23 33 13 16-0190	EA		14" x 12" Louver Type Fire Damper, Steel Construction, UL Listed, 1-1/2 Hour Rated	129.34	16.24
			<i>For Spring Activated Horizontal Mount Operation, Add</i>	18.14	
			<i>For Dynamic Damper, Add</i>	43.54	
			<i>For 3 Hour Rated, Add</i>	24.19	
23 33 13 16-0191	EA		14" x 14" Louver Type Fire Damper, Steel Construction, UL Listed, 1-1/2 Hour Rated	141.24	18.07
			<i>For Spring Activated Horizontal Mount Operation, Add</i>	19.60	
			<i>For Dynamic Damper, Add</i>	47.04	
			<i>For 3 Hour Rated, Add</i>	26.13	
23 33 13 16-0192	EA		16" x 6" Louver Type Fire Damper, Steel Construction, UL Listed, 1-1/2 Hour Rated	148.70	14.40
			<i>For Spring Activated Horizontal Mount Operation, Add</i>	23.72	
			<i>For Dynamic Damper, Add</i>	56.92	
			<i>For 3 Hour Rated, Add</i>	31.62	
23 33 13 16-0193	EA		16" x 8" Louver Type Fire Damper, Steel Construction, UL Listed, 1-1/2 Hour Rated	154.83	15.48
			<i>For Spring Activated Horizontal Mount Operation, Add</i>	24.37	
			<i>For Dynamic Damper, Add</i>	58.48	
			<i>For 3 Hour Rated, Add</i>	32.49	



MINOR CSI UOM DESCRIPTION	TOTAL DIRECT UNIT COST	DEMOLITION UNIT COST
23 33 13 16-0194 EA 16" x 10" Louver Type Fire Damper, Steel Construction, UL Listed, 1-1/2 Hour Rated <i>For Spring Activated Horizontal Mount Operation, Add</i> <i>For Dynamic Damper, Add</i> <i>For 3 Hour Rated, Add</i>	162.07 25.02 60.05 33.36	16.99
23 33 13 16-0195 EA 16" x 12" Louver Type Fire Damper, Steel Construction, UL Listed, 1-1/2 Hour Rated <i>For Spring Activated Horizontal Mount Operation, Add</i> <i>For Dynamic Damper, Add</i> <i>For 3 Hour Rated, Add</i>	168.21 25.67 61.60 34.22	18.07
23 33 13 16-0196 EA 16" x 14" Louver Type Fire Damper, Steel Construction, UL Listed, 1-1/2 Hour Rated <i>For Spring Activated Horizontal Mount Operation, Add</i> <i>For Dynamic Damper, Add</i> <i>For 3 Hour Rated, Add</i>	180.89 27.30 65.53 36.41	19.80
23 33 13 16-0197 EA 16" x 16" Louver Type Fire Damper, Steel Construction, UL Listed, 1-1/2 Hour Rated <i>For Spring Activated Horizontal Mount Operation, Add</i> <i>For Dynamic Damper, Add</i> <i>For 3 Hour Rated, Add</i>	193.54 28.93 69.44 38.58	21.65
23 33 13 16-0198 EA 18" x 6" Louver Type Fire Damper, Steel Construction, UL Listed, 1-1/2 Hour Rated <i>For Spring Activated Horizontal Mount Operation, Add</i> <i>For Dynamic Damper, Add</i> <i>For 3 Hour Rated, Add</i>	153.75 24.37 58.48 32.49	15.15
23 33 13 16-0199 EA 18" x 8" Louver Type Fire Damper, Steel Construction, UL Listed, 1-1/2 Hour Rated <i>For Spring Activated Horizontal Mount Operation, Add</i> <i>For Dynamic Damper, Add</i> <i>For 3 Hour Rated, Add</i>	161.35 25.34 60.83 33.79	16.24
23 33 13 16-0200 EA 18" x 10" Louver Type Fire Damper, Steel Construction, UL Listed, 1-1/2 Hour Rated <i>For Spring Activated Horizontal Mount Operation, Add</i> <i>For Dynamic Damper, Add</i> <i>For 3 Hour Rated, Add</i>	171.14 26.33 63.19 35.10	18.07
23 33 13 16-0201 EA 18" x 12" Louver Type Fire Damper, Steel Construction, UL Listed, 1-1/2 Hour Rated <i>For Spring Activated Horizontal Mount Operation, Add</i> <i>For Dynamic Damper, Add</i> <i>For 3 Hour Rated, Add</i>	183.78 27.95 67.09 37.27	19.80
23 33 13 16-0202 EA 18" x 14" Louver Type Fire Damper, Steel Construction, UL Listed, 1-1/2 Hour Rated <i>For Spring Activated Horizontal Mount Operation, Add</i> <i>For Dynamic Damper, Add</i> <i>For 3 Hour Rated, Add</i>	194.98 29.26 70.22 39.01	21.65
23 33 13 16-0203 EA 18" x 16" Louver Type Fire Damper, Steel Construction, UL Listed, 1-1/2 Hour Rated <i>For Spring Activated Horizontal Mount Operation, Add</i> <i>For Dynamic Damper, Add</i> <i>For 3 Hour Rated, Add</i>	207.63 30.89 74.13 41.18	23.38
23 33 13 16-0204 EA 18" x 18" Louver Type Fire Damper, Steel Construction, UL Listed, 1-1/2 Hour Rated <i>For Spring Activated Horizontal Mount Operation, Add</i> <i>For Dynamic Damper, Add</i> <i>For 3 Hour Rated, Add</i>	217.39 31.86 76.47 42.49	25.22
23 33 13 16-0205 EA 20" x 6" Louver Type Fire Damper, Steel Construction, UL Listed, 1-1/2 Hour Rated <i>For Spring Activated Horizontal Mount Operation, Add</i> <i>For Dynamic Damper, Add</i> <i>For 3 Hour Rated, Add</i>	159.91 25.02 60.05 33.36	16.24
23 33 13 16-0206 EA 20" x 8" Louver Type Fire Damper, Steel Construction, UL Listed, 1-1/2 Hour Rated <i>For Spring Activated Horizontal Mount Operation, Add</i> <i>For Dynamic Damper, Add</i> <i>For 3 Hour Rated, Add</i>	171.11 26.32 63.17 35.09	18.07
23 33 13 16-0207 EA 20" x 10" Louver Type Fire Damper, Steel Construction, UL Listed, 1-1/2 Hour Rated <i>For Spring Activated Horizontal Mount Operation, Add</i> <i>For Dynamic Damper, Add</i> <i>For 3 Hour Rated, Add</i>	182.33 27.63 66.31 36.84	19.80
23 33 13 16-0208 EA 20" x 12" Louver Type Fire Damper, Steel Construction, UL Listed, 1-1/2 Hour Rated <i>For Spring Activated Horizontal Mount Operation, Add</i> <i>For Dynamic Damper, Add</i> <i>For 3 Hour Rated, Add</i>	199.35 30.24 72.58 40.32	21.65
23 33 13 16-0209 EA 20" x 14" Louver Type Fire Damper, Steel Construction, UL Listed, 1-1/2 Hour Rated <i>For Spring Activated Horizontal Mount Operation, Add</i> <i>For Dynamic Damper, Add</i> <i>For 3 Hour Rated, Add</i>	209.09 31.22 74.92 41.62	23.38
23 33 13 16-0210 EA 20" x 16" Louver Type Fire Damper, Steel Construction, UL Listed, 1-1/2 Hour Rated <i>For Spring Activated Horizontal Mount Operation, Add</i> <i>For Dynamic Damper, Add</i> <i>For 3 Hour Rated, Add</i>	218.84 32.19 77.26 42.92	25.22
23 33 13 16-0211 EA 20" x 18" Louver Type Fire Damper, Steel Construction, UL Listed, 1-1/2 Hour Rated <i>For Spring Activated Horizontal Mount Operation, Add</i> <i>For Dynamic Damper, Add</i> <i>For 3 Hour Rated, Add</i>	230.04 33.49 80.38 44.66	27.06
23 33 13 16-0212 EA 20" x 20" Louver Type Fire Damper, Steel Construction, UL Listed, 1-1/2 Hour Rated <i>For Spring Activated Horizontal Mount Operation, Add</i> <i>For Dynamic Damper, Add</i> <i>For 3 Hour Rated, Add</i>	241.23 34.79 83.51 46.39	28.79
23 33 13 16-0213 EA 24" x 6" Louver Type Fire Damper, Steel Construction, UL Listed, 1-1/2 Hour Rated <i>For Spring Activated Horizontal Mount Operation, Add</i> <i>For Dynamic Damper, Add</i> <i>For 3 Hour Rated, Add</i>	197.76 32.32 77.56 43.09	18.07
23 33 13 16-0214 EA 24" x 8" Louver Type Fire Damper, Steel Construction, UL Listed, 1-1/2 Hour Rated <i>For Spring Activated Horizontal Mount Operation, Add</i> <i>For Dynamic Damper, Add</i> <i>For 3 Hour Rated, Add</i>	211.87 34.27 82.26 45.70	19.80

23 Heating, Ventilating, and Air-Conditioning (HVAC)

23 30 HVAC Air Distribution

23 33 Air Duct Accessories



MINOR	CSI	UOM	DESCRIPTION	TOTAL DIRECT UNIT COST	DEMOLITION UNIT COST
23 33 13 16-0215	EA		24" x 10" Louver Type Fire Damper, Steel Construction, UL Listed, 1-1/2 Hour Rated	223.09	21.65
			<i>For Spring Activated Horizontal Mount Operation, Add</i>	35.58	
			<i>For Dynamic Damper, Add</i>	85.40	
			<i>For 3 Hour Rated, Add</i>	47.44	
23 33 13 16-0216	EA		24" x 12" Louver Type Fire Damper, Steel Construction, UL Listed, 1-1/2 Hour Rated	237.16	23.38
			<i>For Spring Activated Horizontal Mount Operation, Add</i>	37.53	
			<i>For Dynamic Damper, Add</i>	90.08	
			<i>For 3 Hour Rated, Add</i>	50.04	
23 33 13 16-0217	EA		24" x 14" Louver Type Fire Damper, Steel Construction, UL Listed, 1-1/2 Hour Rated	246.93	25.22
			<i>For Spring Activated Horizontal Mount Operation, Add</i>	38.51	
			<i>For Dynamic Damper, Add</i>	92.43	
			<i>For 3 Hour Rated, Add</i>	51.35	
23 33 13 16-0218	EA		24" x 16" Louver Type Fire Damper, Steel Construction, UL Listed, 1-1/2 Hour Rated	256.67	27.06
			<i>For Spring Activated Horizontal Mount Operation, Add</i>	39.49	
			<i>For Dynamic Damper, Add</i>	94.76	
			<i>For 3 Hour Rated, Add</i>	52.65	
23 33 13 16-0219	EA		24" x 18" Louver Type Fire Damper, Steel Construction, UL Listed, 1-1/2 Hour Rated	270.77	28.79
			<i>For Spring Activated Horizontal Mount Operation, Add</i>	41.44	
			<i>For Dynamic Damper, Add</i>	99.46	
			<i>For 3 Hour Rated, Add</i>	55.25	
23 33 13 16-0220	EA		24" x 20" Louver Type Fire Damper, Steel Construction, UL Listed, 1-1/2 Hour Rated	290.29	32.48
			<i>For Spring Activated Horizontal Mount Operation, Add</i>	43.40	
			<i>For Dynamic Damper, Add</i>	104.15	
			<i>For 3 Hour Rated, Add</i>	57.86	
23 33 13 16-0221	EA		24" x 24" Louver Type Fire Damper, Steel Construction, UL Listed, 1-1/2 Hour Rated	312.70	36.04
			<i>For Spring Activated Horizontal Mount Operation, Add</i>	46.00	
			<i>For Dynamic Damper, Add</i>	110.41	
			<i>For 3 Hour Rated, Add</i>	61.34	
23 33 13 16-0222	EA		28" x 6" Louver Type Fire Damper, Steel Construction, UL Listed, 1-1/2 Hour Rated	211.87	19.80
			<i>For Spring Activated Horizontal Mount Operation, Add</i>	34.27	
			<i>For Dynamic Damper, Add</i>	82.26	
			<i>For 3 Hour Rated, Add</i>	45.70	
23 33 13 16-0223	EA		28" x 8" Louver Type Fire Damper, Steel Construction, UL Listed, 1-1/2 Hour Rated	223.09	21.65
			<i>For Spring Activated Horizontal Mount Operation, Add</i>	35.58	
			<i>For Dynamic Damper, Add</i>	85.40	
			<i>For 3 Hour Rated, Add</i>	47.44	
23 33 13 16-0224	EA		28" x 10" Louver Type Fire Damper, Steel Construction, UL Listed, 1-1/2 Hour Rated	237.16	23.38
			<i>For Spring Activated Horizontal Mount Operation, Add</i>	37.53	
			<i>For Dynamic Damper, Add</i>	90.08	
			<i>For 3 Hour Rated, Add</i>	50.04	
23 33 13 16-0225	EA		28" x 12" Louver Type Fire Damper, Steel Construction, UL Listed, 1-1/2 Hour Rated	248.37	25.22
			<i>For Spring Activated Horizontal Mount Operation, Add</i>	38.84	
			<i>For Dynamic Damper, Add</i>	93.20	
			<i>For 3 Hour Rated, Add</i>	51.78	
23 33 13 16-0226	EA		28" x 14" Louver Type Fire Damper, Steel Construction, UL Listed, 1-1/2 Hour Rated	261.02	27.06
			<i>For Spring Activated Horizontal Mount Operation, Add</i>	40.46	
			<i>For Dynamic Damper, Add</i>	97.11	
			<i>For 3 Hour Rated, Add</i>	53.95	
23 33 13 16-0227	EA		28" x 16" Louver Type Fire Damper, Steel Construction, UL Listed, 1-1/2 Hour Rated	273.65	28.79
			<i>For Spring Activated Horizontal Mount Operation, Add</i>	42.09	
			<i>For Dynamic Damper, Add</i>	101.01	
			<i>For 3 Hour Rated, Add</i>	56.12	
23 33 13 16-0228	EA		28" x 18" Louver Type Fire Damper, Steel Construction, UL Listed, 1-1/2 Hour Rated	293.18	32.48
			<i>For Spring Activated Horizontal Mount Operation, Add</i>	44.05	
			<i>For Dynamic Damper, Add</i>	105.71	
			<i>For 3 Hour Rated, Add</i>	58.73	
23 33 13 16-0229	EA		28" x 20" Louver Type Fire Damper, Steel Construction, UL Listed, 1-1/2 Hour Rated	312.70	36.04
			<i>For Spring Activated Horizontal Mount Operation, Add</i>	46.00	
			<i>For Dynamic Damper, Add</i>	110.41	
			<i>For 3 Hour Rated, Add</i>	61.34	
23 33 13 16-0230	EA		28" x 24" Louver Type Fire Damper, Steel Construction, UL Listed, 1-1/2 Hour Rated	335.50	37.89
			<i>For Spring Activated Horizontal Mount Operation, Add</i>	49.91	
			<i>For Dynamic Damper, Add</i>	119.79	
			<i>For 3 Hour Rated, Add</i>	66.55	
23 33 13 16-0231	EA		28" x 28" Louver Type Fire Damper, Steel Construction, UL Listed, 1-1/2 Hour Rated	360.81	41.45
			<i>For Spring Activated Horizontal Mount Operation, Add</i>	53.17	
			<i>For Dynamic Damper, Add</i>	127.62	
			<i>For 3 Hour Rated, Add</i>	70.90	
23 33 13 16-0232	EA		32" x 6" Louver Type Fire Damper, Steel Construction, UL Listed, 1-1/2 Hour Rated	231.76	21.65
			<i>For Spring Activated Horizontal Mount Operation, Add</i>	37.53	
			<i>For Dynamic Damper, Add</i>	90.08	
			<i>For 3 Hour Rated, Add</i>	50.04	
23 33 13 16-0233	EA		32" x 8" Louver Type Fire Damper, Steel Construction, UL Listed, 1-1/2 Hour Rated	240.04	23.38
			<i>For Spring Activated Horizontal Mount Operation, Add</i>	38.18	
			<i>For Dynamic Damper, Add</i>	91.63	
			<i>For 3 Hour Rated, Add</i>	50.91	
23 33 13 16-0234	EA		32" x 10" Louver Type Fire Damper, Steel Construction, UL Listed, 1-1/2 Hour Rated	248.37	25.22
			<i>For Spring Activated Horizontal Mount Operation, Add</i>	38.84	
			<i>For Dynamic Damper, Add</i>	93.20	
			<i>For 3 Hour Rated, Add</i>	51.78	
23 33 13 16-0235	EA		32" x 12" Louver Type Fire Damper, Steel Construction, UL Listed, 1-1/2 Hour Rated	259.55	27.06
			<i>For Spring Activated Horizontal Mount Operation, Add</i>	40.13	
			<i>For Dynamic Damper, Add</i>	96.32	
			<i>For 3 Hour Rated, Add</i>	53.51	



MINOR CSI UOM DESCRIPTION	TOTAL DIRECT UNIT COST	DEMOLITION UNIT COST
23 33 13 16-0236 EA 32" x 14" Louver Type Fire Damper, Steel Construction, UL Listed, 1-1/2 Hour Rated <i>For Spring Activated Horizontal Mount Operation, Add</i> <i>For Dynamic Damper, Add</i> <i>For 3 Hour Rated, Add</i>	274.20 42.21 101.31 56.28	28.79
23 33 13 16-0237 EA 32" x 16" Louver Type Fire Damper, Steel Construction, UL Listed, 1-1/2 Hour Rated <i>For Spring Activated Horizontal Mount Operation, Add</i> <i>For Dynamic Damper, Add</i> <i>For 3 Hour Rated, Add</i>	293.18 44.05 105.71 58.73	32.48
23 33 13 16-0238 EA 32" x 18" Louver Type Fire Damper, Steel Construction, UL Listed, 1-1/2 Hour Rated <i>For Spring Activated Horizontal Mount Operation, Add</i> <i>For Dynamic Damper, Add</i> <i>For 3 Hour Rated, Add</i>	315.62 46.66 111.99 62.21	36.04
23 33 13 16-0239 EA 32" x 20" Louver Type Fire Damper, Steel Construction, UL Listed, 1-1/2 Hour Rated <i>For Spring Activated Horizontal Mount Operation, Add</i> <i>For Dynamic Damper, Add</i> <i>For 3 Hour Rated, Add</i>	338.03 49.27 118.24 65.69	39.62
23 33 13 16-0240 EA 32" x 24" Louver Type Fire Damper, Steel Construction, UL Listed, 1-1/2 Hour Rated <i>For Spring Activated Horizontal Mount Operation, Add</i> <i>For Dynamic Damper, Add</i> <i>For 3 Hour Rated, Add</i>	360.81 53.17 127.62 70.90	41.45
23 33 13 16-0241 EA 32" x 28" Louver Type Fire Damper, Steel Construction, UL Listed, 1-1/2 Hour Rated <i>For Spring Activated Horizontal Mount Operation, Add</i> <i>For Dynamic Damper, Add</i> <i>For 3 Hour Rated, Add</i>	389.76 57.74 138.57 76.99	44.38
23 33 13 16-0242 EA 32" x 32" Louver Type Fire Damper, Steel Construction, UL Listed, 1-1/2 Hour Rated <i>For Spring Activated Horizontal Mount Operation, Add</i> <i>For Dynamic Damper, Add</i> <i>For 3 Hour Rated, Add</i>	420.50 62.95 151.08 83.93	46.87
23 33 13 16-0243 EA 36" x 6" Louver Type Fire Damper, Steel Construction, UL Listed, 1-1/2 Hour Rated <i>For Spring Activated Horizontal Mount Operation, Add</i> <i>For Dynamic Damper, Add</i> <i>For 3 Hour Rated, Add</i>	260.75 42.84 102.82 57.12	23.38
23 33 13 16-0244 EA 36" x 8" Louver Type Fire Damper, Steel Construction, UL Listed, 1-1/2 Hour Rated <i>For Spring Activated Horizontal Mount Operation, Add</i> <i>For Dynamic Damper, Add</i> <i>For 3 Hour Rated, Add</i>	272.77 44.33 106.38 59.10	25.22
23 33 13 16-0245 EA 36" x 10" Louver Type Fire Damper, Steel Construction, UL Listed, 1-1/2 Hour Rated <i>For Spring Activated Horizontal Mount Operation, Add</i> <i>For Dynamic Damper, Add</i> <i>For 3 Hour Rated, Add</i>	284.79 45.81 109.95 61.08	27.06
23 33 13 16-0246 EA 36" x 12" Louver Type Fire Damper, Steel Construction, UL Listed, 1-1/2 Hour Rated <i>For Spring Activated Horizontal Mount Operation, Add</i> <i>For Dynamic Damper, Add</i> <i>For 3 Hour Rated, Add</i>	300.15 48.05 115.32 64.07	28.79
23 33 13 16-0247 EA 36" x 14" Louver Type Fire Damper, Steel Construction, UL Listed, 1-1/2 Hour Rated <i>For Spring Activated Horizontal Mount Operation, Add</i> <i>For Dynamic Damper, Add</i> <i>For 3 Hour Rated, Add</i>	315.97 49.17 118.02 65.57	32.48
23 33 13 16-0248 EA 36" x 16" Louver Type Fire Damper, Steel Construction, UL Listed, 1-1/2 Hour Rated <i>For Spring Activated Horizontal Mount Operation, Add</i> <i>For Dynamic Damper, Add</i> <i>For 3 Hour Rated, Add</i>	326.35 50.29 120.70 67.06	34.21
23 33 13 16-0249 EA 36" x 18" Louver Type Fire Damper, Steel Construction, UL Listed, 1-1/2 Hour Rated <i>For Spring Activated Horizontal Mount Operation, Add</i> <i>For Dynamic Damper, Add</i> <i>For 3 Hour Rated, Add</i>	359.14 54.02 129.64 72.02	39.62
23 33 13 16-0250 EA 36" x 20" Louver Type Fire Damper, Steel Construction, UL Listed, 1-1/2 Hour Rated <i>For Spring Activated Horizontal Mount Operation, Add</i> <i>For Dynamic Damper, Add</i> <i>For 3 Hour Rated, Add</i>	386.49 57.74 138.56 76.98	43.30
23 33 13 16-0251 EA 36" x 24" Louver Type Fire Damper, Steel Construction, UL Listed, 1-1/2 Hour Rated <i>For Spring Activated Horizontal Mount Operation, Add</i> <i>For Dynamic Damper, Add</i> <i>For 3 Hour Rated, Add</i>	410.70 62.21 149.30 82.94	44.71
23 33 13 16-0252 EA 36" x 28" Louver Type Fire Damper, Steel Construction, UL Listed, 1-1/2 Hour Rated <i>For Spring Activated Horizontal Mount Operation, Add</i> <i>For Dynamic Damper, Add</i> <i>For 3 Hour Rated, Add</i>	446.91 68.16 163.59 90.89	47.95
23 33 13 16-0253 EA 36" x 32" Louver Type Fire Damper, Steel Construction, UL Listed, 1-1/2 Hour Rated <i>For Spring Activated Horizontal Mount Operation, Add</i> <i>For Dynamic Damper, Add</i> <i>For 3 Hour Rated, Add</i>	477.65 73.37 176.10 97.83	50.44
23 33 13 16-0254 EA 36" x 36" Louver Type Fire Damper, Steel Construction, UL Listed, 1-1/2 Hour Rated <i>For Spring Activated Horizontal Mount Operation, Add</i> <i>For Dynamic Damper, Add</i> <i>For 3 Hour Rated, Add</i>	509.56 79.34 190.40 105.78	52.28
23 33 13 16-0255 EA 40" x 6" Louver Type Fire Damper, Steel Construction, UL Listed, 1-1/2 Hour Rated <i>For Spring Activated Horizontal Mount Operation, Add</i> <i>For Dynamic Damper, Add</i> <i>For 3 Hour Rated, Add</i>	293.19 48.92 117.41 65.23	27.06
23 33 13 16-0256 EA 40" x 8" Louver Type Fire Damper, Steel Construction, UL Listed, 1-1/2 Hour Rated <i>For Spring Activated Horizontal Mount Operation, Add</i> <i>For Dynamic Damper, Add</i> <i>For 3 Hour Rated, Add</i>	311.85 51.90 124.56 69.20	28.79

23 Heating, Ventilating, and Air-Conditioning (HVAC)

23 30 HVAC Air Distribution

23 33 Air Duct Accessories



MINOR	CSI	UOM	DESCRIPTION	TOTAL DIRECT UNIT COST	DEMOLITION UNIT COST
23 33 13 16-0257	EA		40" x 10" Louver Type Fire Damper, Steel Construction, UL Listed, 1-1/2 Hour Rated	320.56	30.63
			<i>For Spring Activated Horizontal Mount Operation, Add</i>	52.64	
			<i>For Dynamic Damper, Add</i>	126.34	
			<i>For 3 Hour Rated, Add</i>	70.19	
23 33 13 16-0258	EA		40" x 12" Louver Type Fire Damper, Steel Construction, UL Listed, 1-1/2 Hour Rated	329.30	32.48
			<i>For Spring Activated Horizontal Mount Operation, Add</i>	53.39	
			<i>For Dynamic Damper, Add</i>	128.14	
			<i>For 3 Hour Rated, Add</i>	71.19	
23 33 13 16-0259	EA		40" x 14" Louver Type Fire Damper, Steel Construction, UL Listed, 1-1/2 Hour Rated	351.73	34.21
			<i>For Spring Activated Horizontal Mount Operation, Add</i>	56.00	
			<i>For Dynamic Damper, Add</i>	134.41	
			<i>For 3 Hour Rated, Add</i>	74.67	
23 33 13 16-0260	EA		40" x 16" Louver Type Fire Damper, Steel Construction, UL Listed, 1-1/2 Hour Rated	368.72	36.04
			<i>For Spring Activated Horizontal Mount Operation, Add</i>	58.61	
			<i>For Dynamic Damper, Add</i>	140.66	
			<i>For 3 Hour Rated, Add</i>	78.14	
23 33 13 16-0261	EA		40" x 18" Louver Type Fire Damper, Steel Construction, UL Listed, 1-1/2 Hour Rated	398.20	41.45
			<i>For Spring Activated Horizontal Mount Operation, Add</i>	61.59	
			<i>For Dynamic Damper, Add</i>	147.81	
			<i>For 3 Hour Rated, Add</i>	82.12	
23 33 13 16-0262	EA		40" x 20" Louver Type Fire Damper, Steel Construction, UL Listed, 1-1/2 Hour Rated	422.28	45.03
			<i>For Spring Activated Horizontal Mount Operation, Add</i>	64.57	
			<i>For Dynamic Damper, Add</i>	154.96	
			<i>For 3 Hour Rated, Add</i>	86.09	
23 33 13 16-0263	EA		40" x 24" Louver Type Fire Damper, Steel Construction, UL Listed, 1-1/2 Hour Rated	450.80	47.95
			<i>For Spring Activated Horizontal Mount Operation, Add</i>	69.04	
			<i>For Dynamic Damper, Add</i>	165.69	
			<i>For 3 Hour Rated, Add</i>	92.05	
23 33 13 16-0264	EA		40" x 28" Louver Type Fire Damper, Steel Construction, UL Listed, 1-1/2 Hour Rated	494.79	50.44
			<i>For Spring Activated Horizontal Mount Operation, Add</i>	77.23	
			<i>For Dynamic Damper, Add</i>	185.36	
			<i>For 3 Hour Rated, Add</i>	102.98	
23 33 13 16-0265	EA		40" x 32" Louver Type Fire Damper, Steel Construction, UL Listed, 1-1/2 Hour Rated	523.29	53.36
			<i>For Spring Activated Horizontal Mount Operation, Add</i>	81.70	
			<i>For Dynamic Damper, Add</i>	196.07	
			<i>For 3 Hour Rated, Add</i>	108.93	
23 33 13 16-0266	EA		40" x 36" Louver Type Fire Damper, Steel Construction, UL Listed, 1-1/2 Hour Rated	564.06	54.77
			<i>For Spring Activated Horizontal Mount Operation, Add</i>	89.89	
			<i>For Dynamic Damper, Add</i>	215.75	
			<i>For 3 Hour Rated, Add</i>	119.86	
23 33 13 16-0267	EA		40" x 40" Louver Type Fire Damper, Steel Construction, UL Listed, 1-1/2 Hour Rated	605.82	57.69
			<i>For Spring Activated Horizontal Mount Operation, Add</i>	97.34	
			<i>For Dynamic Damper, Add</i>	233.62	
			<i>For 3 Hour Rated, Add</i>	129.79	
23 33 13 16-0268	EA		44" x 6" Louver Type Fire Damper, Steel Construction, UL Listed, 1-1/2 Hour Rated	305.23	27.06
			<i>For Spring Activated Horizontal Mount Operation, Add</i>	50.41	
			<i>For Dynamic Damper, Add</i>	120.99	
			<i>For 3 Hour Rated, Add</i>	67.22	
23 33 13 16-0269	EA		44" x 8" Louver Type Fire Damper, Steel Construction, UL Listed, 1-1/2 Hour Rated	323.89	28.79
			<i>For Spring Activated Horizontal Mount Operation, Add</i>	53.39	
			<i>For Dynamic Damper, Add</i>	128.14	
			<i>For 3 Hour Rated, Add</i>	71.19	
23 33 13 16-0270	EA		44" x 10" Louver Type Fire Damper, Steel Construction, UL Listed, 1-1/2 Hour Rated	339.25	30.63
			<i>For Spring Activated Horizontal Mount Operation, Add</i>	55.63	
			<i>For Dynamic Damper, Add</i>	133.52	
			<i>For 3 Hour Rated, Add</i>	74.18	
23 33 13 16-0271	EA		44" x 12" Louver Type Fire Damper, Steel Construction, UL Listed, 1-1/2 Hour Rated	347.98	32.48
			<i>For Spring Activated Horizontal Mount Operation, Add</i>	56.38	
			<i>For Dynamic Damper, Add</i>	135.30	
			<i>For 3 Hour Rated, Add</i>	75.17	
23 33 13 16-0272	EA		44" x 14" Louver Type Fire Damper, Steel Construction, UL Listed, 1-1/2 Hour Rated	366.63	34.21
			<i>For Spring Activated Horizontal Mount Operation, Add</i>	59.36	
			<i>For Dynamic Damper, Add</i>	142.45	
			<i>For 3 Hour Rated, Add</i>	79.14	
23 33 13 16-0273	EA		44" x 16" Louver Type Fire Damper, Steel Construction, UL Listed, 1-1/2 Hour Rated	385.28	36.04
			<i>For Spring Activated Horizontal Mount Operation, Add</i>	62.33	
			<i>For Dynamic Damper, Add</i>	149.60	
			<i>For 3 Hour Rated, Add</i>	83.11	
23 33 13 16-0274	EA		44" x 18" Louver Type Fire Damper, Steel Construction, UL Listed, 1-1/2 Hour Rated	423.49	43.30
			<i>For Spring Activated Horizontal Mount Operation, Add</i>	66.06	
			<i>For Dynamic Damper, Add</i>	158.54	
			<i>For 3 Hour Rated, Add</i>	88.08	
23 33 13 16-0275	EA		44" x 20" Louver Type Fire Damper, Steel Construction, UL Listed, 1-1/2 Hour Rated	450.85	46.87
			<i>For Spring Activated Horizontal Mount Operation, Add</i>	69.78	
			<i>For Dynamic Damper, Add</i>	167.47	
			<i>For 3 Hour Rated, Add</i>	93.04	
23 33 13 16-0276	EA		44" x 24" Louver Type Fire Damper, Steel Construction, UL Listed, 1-1/2 Hour Rated	494.79	50.44
			<i>For Spring Activated Horizontal Mount Operation, Add</i>	77.23	
			<i>For Dynamic Damper, Add</i>	185.36	
			<i>For 3 Hour Rated, Add</i>	102.98	
23 33 13 16-0277	EA		44" x 28" Louver Type Fire Damper, Steel Construction, UL Listed, 1-1/2 Hour Rated	535.41	54.13
			<i>For Spring Activated Horizontal Mount Operation, Add</i>	83.93	
			<i>For Dynamic Damper, Add</i>	201.44	
			<i>For 3 Hour Rated, Add</i>	111.91	



MINOR CSI UOM DESCRIPTION	TOTAL DIRECT UNIT COST	DEMOLITION UNIT COST
23 33 13 16-0278 EA 44" x 32" Louver Type Fire Damper, Steel Construction, UL Listed, 1-1/2 Hour Rated <i>For Spring Activated Horizontal Mount Operation, Add</i> <i>For Dynamic Damper, Add</i> <i>For 3 Hour Rated, Add</i>	579.32 91.38 219.31 121.84	57.69
23 33 13 16-0279 EA 44" x 36" Louver Type Fire Damper, Steel Construction, UL Listed, 1-1/2 Hour Rated <i>For Spring Activated Horizontal Mount Operation, Add</i> <i>For Dynamic Damper, Add</i> <i>For 3 Hour Rated, Add</i>	614.53 98.08 235.40 130.78	59.42
23 33 13 16-0280 EA 44" x 40" Louver Type Fire Damper, Steel Construction, UL Listed, 1-1/2 Hour Rated <i>For Spring Activated Horizontal Mount Operation, Add</i> <i>For Dynamic Damper, Add</i> <i>For 3 Hour Rated, Add</i>	649.75 104.79 251.49 139.72	61.27
23 33 13 16-0281 EA 44" x 44" Louver Type Fire Damper, Steel Construction, UL Listed, 1-1/2 Hour Rated <i>For Spring Activated Horizontal Mount Operation, Add</i> <i>For Dynamic Damper, Add</i> <i>For 3 Hour Rated, Add</i>	684.97 111.50 267.59 148.66	63.10
23 33 13 16-0282 EA 48" x 6" Louver Type Fire Damper, Steel Construction, UL Listed, 1-1/2 Hour Rated <i>For Spring Activated Horizontal Mount Operation, Add</i> <i>For Dynamic Damper, Add</i> <i>For 3 Hour Rated, Add</i>	320.56 52.64 126.34 70.19	28.79
23 33 13 16-0283 EA 48" x 8" Louver Type Fire Damper, Steel Construction, UL Listed, 1-1/2 Hour Rated <i>For Spring Activated Horizontal Mount Operation, Add</i> <i>For Dynamic Damper, Add</i> <i>For 3 Hour Rated, Add</i>	339.25 55.63 133.52 74.18	30.63
23 33 13 16-0284 EA 48" x 10" Louver Type Fire Damper, Steel Construction, UL Listed, 1-1/2 Hour Rated <i>For Spring Activated Horizontal Mount Operation, Add</i> <i>For Dynamic Damper, Add</i> <i>For 3 Hour Rated, Add</i>	347.98 56.38 135.30 75.17	32.48
23 33 13 16-0285 EA 48" x 12" Louver Type Fire Damper, Steel Construction, UL Listed, 1-1/2 Hour Rated <i>For Spring Activated Horizontal Mount Operation, Add</i> <i>For Dynamic Damper, Add</i> <i>For 3 Hour Rated, Add</i>	368.72 58.61 140.66 78.14	36.04
23 33 13 16-0286 EA 48" x 14" Louver Type Fire Damper, Steel Construction, UL Listed, 1-1/2 Hour Rated <i>For Spring Activated Horizontal Mount Operation, Add</i> <i>For Dynamic Damper, Add</i> <i>For 3 Hour Rated, Add</i>	392.79 61.59 147.81 82.12	39.62
23 33 13 16-0287 EA 48" x 16" Louver Type Fire Damper, Steel Construction, UL Listed, 1-1/2 Hour Rated <i>For Spring Activated Horizontal Mount Operation, Add</i> <i>For Dynamic Damper, Add</i> <i>For 3 Hour Rated, Add</i>	416.86 64.57 154.96 86.09	43.30
23 33 13 16-0288 EA 48" x 18" Louver Type Fire Damper, Steel Construction, UL Listed, 1-1/2 Hour Rated <i>For Spring Activated Horizontal Mount Operation, Add</i> <i>For Dynamic Damper, Add</i> <i>For 3 Hour Rated, Add</i>	447.56 69.04 165.69 92.05	46.87
23 33 13 16-0289 EA 48" x 20" Louver Type Fire Damper, Steel Construction, UL Listed, 1-1/2 Hour Rated <i>For Spring Activated Horizontal Mount Operation, Add</i> <i>For Dynamic Damper, Add</i> <i>For 3 Hour Rated, Add</i>	478.22 73.50 176.41 98.00	50.44
23 33 13 16-0290 EA 48" x 24" Louver Type Fire Damper, Steel Construction, UL Listed, 1-1/2 Hour Rated <i>For Spring Activated Horizontal Mount Operation, Add</i> <i>For Dynamic Damper, Add</i> <i>For 3 Hour Rated, Add</i>	518.86 80.21 192.50 106.95	54.13
23 33 13 16-0291 EA 48" x 28" Louver Type Fire Damper, Steel Construction, UL Listed, 1-1/2 Hour Rated <i>For Spring Activated Horizontal Mount Operation, Add</i> <i>For Dynamic Damper, Add</i> <i>For 3 Hour Rated, Add</i>	566.08 88.40 212.16 117.87	57.69
23 33 13 16-0292 EA 48" x 32" Louver Type Fire Damper, Steel Construction, UL Listed, 1-1/2 Hour Rated <i>For Spring Activated Horizontal Mount Operation, Add</i> <i>For Dynamic Damper, Add</i> <i>For 3 Hour Rated, Add</i>	601.32 95.11 228.26 126.81	59.42
23 33 13 16-0293 EA 48" x 36" Louver Type Fire Damper, Steel Construction, UL Listed, 1-1/2 Hour Rated <i>For Spring Activated Horizontal Mount Operation, Add</i> <i>For Dynamic Damper, Add</i> <i>For 3 Hour Rated, Add</i>	646.43 104.04 249.70 138.72	61.27
23 33 13 16-0294 EA 48" x 40" Louver Type Fire Damper, Steel Construction, UL Listed, 1-1/2 Hour Rated <i>For Spring Activated Horizontal Mount Operation, Add</i> <i>For Dynamic Damper, Add</i> <i>For 3 Hour Rated, Add</i>	687.09 110.75 265.81 147.67	64.83
23 33 13 16-0295 EA 48" x 44" Louver Type Fire Damper, Steel Construction, UL Listed, 1-1/2 Hour Rated <i>For Spring Activated Horizontal Mount Operation, Add</i> <i>For Dynamic Damper, Add</i> <i>For 3 Hour Rated, Add</i>	732.21 119.69 287.25 159.59	66.68
23 33 13 16-0296 EA 48" x 48" Louver Type Fire Damper, Steel Construction, UL Listed, 1-1/2 Hour Rated <i>For Spring Activated Horizontal Mount Operation, Add</i> <i>For Dynamic Damper, Add</i> <i>For 3 Hour Rated, Add</i>	774.93 125.65 301.56 167.53	72.09
23 33 13 16-0297 EA 52" x 6" Louver Type Fire Damper, Steel Construction, UL Listed, 1-1/2 Hour Rated <i>For Spring Activated Horizontal Mount Operation, Add</i> <i>For Dynamic Damper, Add</i> <i>For 3 Hour Rated, Add</i>	335.93 54.88 131.72 73.18	30.63
23 33 13 16-0298 EA 52" x 8" Louver Type Fire Damper, Steel Construction, UL Listed, 1-1/2 Hour Rated <i>For Spring Activated Horizontal Mount Operation, Add</i> <i>For Dynamic Damper, Add</i> <i>For 3 Hour Rated, Add</i>	354.59 57.86 138.87 77.15	32.48

23 Heating, Ventilating, and Air-Conditioning (HVAC)

23 30 HVAC Air Distribution

23 33 Air Duct Accessories



MINOR	CSI	UOM	DESCRIPTION	TOTAL DIRECT UNIT COST	DEMOLITION UNIT COST
23 33 13 16-0299	EA		52" x 10" Louver Type Fire Damper, Steel Construction, UL Listed, 1-1/2 Hour Rated	378.66	36.04
			<i>For Spring Activated Horizontal Mount Operation, Add</i>	60.84	
			<i>For Dynamic Damper, Add</i>	146.03	
			<i>For 3 Hour Rated, Add</i>	81.13	
23 33 13 16-0300	EA		52" x 12" Louver Type Fire Damper, Steel Construction, UL Listed, 1-1/2 Hour Rated	392.79	39.62
			<i>For Spring Activated Horizontal Mount Operation, Add</i>	61.59	
			<i>For Dynamic Damper, Add</i>	147.81	
			<i>For 3 Hour Rated, Add</i>	82.12	
23 33 13 16-0301	EA		52" x 14" Louver Type Fire Damper, Steel Construction, UL Listed, 1-1/2 Hour Rated	418.53	43.30
			<i>For Spring Activated Horizontal Mount Operation, Add</i>	64.94	
			<i>For Dynamic Damper, Add</i>	155.87	
			<i>For 3 Hour Rated, Add</i>	86.59	
23 33 13 16-0302	EA		52" x 16" Louver Type Fire Damper, Steel Construction, UL Listed, 1-1/2 Hour Rated	444.24	46.87
			<i>For Spring Activated Horizontal Mount Operation, Add</i>	68.29	
			<i>For Dynamic Damper, Add</i>	163.90	
			<i>For 3 Hour Rated, Add</i>	91.06	
23 33 13 16-0303	EA		52" x 18" Louver Type Fire Damper, Steel Construction, UL Listed, 1-1/2 Hour Rated	474.93	50.44
			<i>For Spring Activated Horizontal Mount Operation, Add</i>	72.76	
			<i>For Dynamic Damper, Add</i>	174.63	
			<i>For 3 Hour Rated, Add</i>	97.02	
23 33 13 16-0304	EA		52" x 20" Louver Type Fire Damper, Steel Construction, UL Listed, 1-1/2 Hour Rated	505.62	54.13
			<i>For Spring Activated Horizontal Mount Operation, Add</i>	77.23	
			<i>For Dynamic Damper, Add</i>	185.36	
			<i>For 3 Hour Rated, Add</i>	102.98	
23 33 13 16-0305	EA		52" x 24" Louver Type Fire Damper, Steel Construction, UL Listed, 1-1/2 Hour Rated	546.23	57.69
			<i>For Spring Activated Horizontal Mount Operation, Add</i>	83.93	
			<i>For Dynamic Damper, Add</i>	201.44	
			<i>For 3 Hour Rated, Add</i>	111.91	
23 33 13 16-0306	EA		52" x 28" Louver Type Fire Damper, Steel Construction, UL Listed, 1-1/2 Hour Rated	596.78	61.27
			<i>For Spring Activated Horizontal Mount Operation, Add</i>	92.87	
			<i>For Dynamic Damper, Add</i>	222.89	
			<i>For 3 Hour Rated, Add</i>	123.83	
23 33 13 16-0307	EA		52" x 32" Louver Type Fire Damper, Steel Construction, UL Listed, 1-1/2 Hour Rated	635.29	63.10
			<i>For Spring Activated Horizontal Mount Operation, Add</i>	100.32	
			<i>For Dynamic Damper, Add</i>	240.76	
			<i>For 3 Hour Rated, Add</i>	133.76	
23 33 13 16-0308	EA		52" x 36" Louver Type Fire Damper, Steel Construction, UL Listed, 1-1/2 Hour Rated	683.76	64.83
			<i>For Spring Activated Horizontal Mount Operation, Add</i>	110.00	
			<i>For Dynamic Damper, Add</i>	264.01	
			<i>For 3 Hour Rated, Add</i>	146.67	
23 33 13 16-0309	EA		52" x 40" Louver Type Fire Damper, Steel Construction, UL Listed, 1-1/2 Hour Rated	734.28	68.52
			<i>For Spring Activated Horizontal Mount Operation, Add</i>	118.94	
			<i>For Dynamic Damper, Add</i>	285.45	
			<i>For 3 Hour Rated, Add</i>	158.58	
23 33 13 16-0310	EA		52" x 44" Louver Type Fire Damper, Steel Construction, UL Listed, 1-1/2 Hour Rated	774.93	72.09
			<i>For Spring Activated Horizontal Mount Operation, Add</i>	125.65	
			<i>For Dynamic Damper, Add</i>	301.56	
			<i>For 3 Hour Rated, Add</i>	167.53	
23 33 13 16-0311	EA		52" x 48" Louver Type Fire Damper, Steel Construction, UL Listed, 1-1/2 Hour Rated	830.88	77.51
			<i>For Spring Activated Horizontal Mount Operation, Add</i>	134.59	
			<i>For Dynamic Damper, Add</i>	323.01	
			<i>For 3 Hour Rated, Add</i>	179.45	
23 33 13 16-0312	EA		52" x 52" Louver Type Fire Damper, Steel Construction, UL Listed, 1-1/2 Hour Rated	874.82	81.07
			<i>For Spring Activated Horizontal Mount Operation, Add</i>	142.04	
			<i>For Dynamic Damper, Add</i>	340.89	
			<i>For 3 Hour Rated, Add</i>	189.38	
23 33 13 16-0313	EA		56" x 6" Louver Type Fire Damper, Steel Construction, UL Listed, 1-1/2 Hour Rated	347.98	32.48
			<i>For Spring Activated Horizontal Mount Operation, Add</i>	56.38	
			<i>For Dynamic Damper, Add</i>	135.30	
			<i>For 3 Hour Rated, Add</i>	75.17	
23 33 13 16-0314	EA		56" x 8" Louver Type Fire Damper, Steel Construction, UL Listed, 1-1/2 Hour Rated	375.33	36.04
			<i>For Spring Activated Horizontal Mount Operation, Add</i>	60.10	
			<i>For Dynamic Damper, Add</i>	144.23	
			<i>For 3 Hour Rated, Add</i>	80.13	
23 33 13 16-0315	EA		56" x 10" Louver Type Fire Damper, Steel Construction, UL Listed, 1-1/2 Hour Rated	396.11	39.62
			<i>For Spring Activated Horizontal Mount Operation, Add</i>	62.33	
			<i>For Dynamic Damper, Add</i>	149.60	
			<i>For 3 Hour Rated, Add</i>	83.11	
23 33 13 16-0316	EA		56" x 12" Louver Type Fire Damper, Steel Construction, UL Listed, 1-1/2 Hour Rated	410.23	43.30
			<i>For Spring Activated Horizontal Mount Operation, Add</i>	63.08	
			<i>For Dynamic Damper, Add</i>	151.38	
			<i>For 3 Hour Rated, Add</i>	84.10	
23 33 13 16-0317	EA		56" x 14" Louver Type Fire Damper, Steel Construction, UL Listed, 1-1/2 Hour Rated	439.28	46.87
			<i>For Spring Activated Horizontal Mount Operation, Add</i>	67.18	
			<i>For Dynamic Damper, Add</i>	161.22	
			<i>For 3 Hour Rated, Add</i>	89.57	
23 33 13 16-0318	EA		56" x 16" Louver Type Fire Damper, Steel Construction, UL Listed, 1-1/2 Hour Rated	468.30	50.44
			<i>For Spring Activated Horizontal Mount Operation, Add</i>	71.27	
			<i>For Dynamic Damper, Add</i>	171.05	
			<i>For 3 Hour Rated, Add</i>	95.03	
23 33 13 16-0319	EA		56" x 18" Louver Type Fire Damper, Steel Construction, UL Listed, 1-1/2 Hour Rated	497.34	54.13
			<i>For Spring Activated Horizontal Mount Operation, Add</i>	75.37	
			<i>For Dynamic Damper, Add</i>	180.88	
			<i>For 3 Hour Rated, Add</i>	100.49	



MINOR CSI UOM DESCRIPTION	TOTAL DIRECT UNIT COST	DEMOLITION UNIT COST
23 33 13 16-0320 EA 56" x 20" Louver Type Fire Damper, Steel Construction, UL Listed, 1-1/2 Hour Rated <i>For Spring Activated Horizontal Mount Operation, Add</i> <i>For Dynamic Damper, Add</i> <i>For 3 Hour Rated, Add</i>	526.36 79.46 190.71 105.95	57.69
23 33 13 16-0321 EA 56" x 24" Louver Type Fire Damper, Steel Construction, UL Listed, 1-1/2 Hour Rated <i>For Spring Activated Horizontal Mount Operation, Add</i> <i>For Dynamic Damper, Add</i> <i>For 3 Hour Rated, Add</i>	576.91 88.40 212.16 117.87	61.27
23 33 13 16-0322 EA 56" x 28" Louver Type Fire Damper, Steel Construction, UL Listed, 1-1/2 Hour Rated <i>For Spring Activated Horizontal Mount Operation, Add</i> <i>For Dynamic Damper, Add</i> <i>For 3 Hour Rated, Add</i>	622.06 97.34 233.62 129.79	63.10
23 33 13 16-0323 EA 56" x 32" Louver Type Fire Damper, Steel Construction, UL Listed, 1-1/2 Hour Rated <i>For Spring Activated Horizontal Mount Operation, Add</i> <i>For Dynamic Damper, Add</i> <i>For 3 Hour Rated, Add</i>	663.89 105.53 253.28 140.71	64.83
23 33 13 16-0324 EA 56" x 36" Louver Type Fire Damper, Steel Construction, UL Listed, 1-1/2 Hour Rated <i>For Spring Activated Horizontal Mount Operation, Add</i> <i>For Dynamic Damper, Add</i> <i>For 3 Hour Rated, Add</i>	721.07 115.97 278.32 154.62	68.52
23 33 13 16-0325 EA 56" x 40" Louver Type Fire Damper, Steel Construction, UL Listed, 1-1/2 Hour Rated <i>For Spring Activated Horizontal Mount Operation, Add</i> <i>For Dynamic Damper, Add</i> <i>For 3 Hour Rated, Add</i>	771.61 124.90 299.76 166.54	72.09
23 33 13 16-0326 EA 56" x 44" Louver Type Fire Damper, Steel Construction, UL Listed, 1-1/2 Hour Rated <i>For Spring Activated Horizontal Mount Operation, Add</i> <i>For Dynamic Damper, Add</i> <i>For 3 Hour Rated, Add</i>	825.47 134.59 323.01 179.45	75.66
23 33 13 16-0327 EA 56" x 48" Louver Type Fire Damper, Steel Construction, UL Listed, 1-1/2 Hour Rated <i>For Spring Activated Horizontal Mount Operation, Add</i> <i>For Dynamic Damper, Add</i> <i>For 3 Hour Rated, Add</i>	869.41 142.04 340.89 189.38	79.34
23 33 13 16-0328 EA 56" x 52" Louver Type Fire Damper, Steel Construction, UL Listed, 1-1/2 Hour Rated <i>For Spring Activated Horizontal Mount Operation, Add</i> <i>For Dynamic Damper, Add</i> <i>For 3 Hour Rated, Add</i>	923.27 151.72 364.13 202.29	82.92
23 33 13 16-0329 EA 56" x 56" Louver Type Fire Damper, Steel Construction, UL Listed, 1-1/2 Hour Rated <i>For Spring Activated Horizontal Mount Operation, Add</i> <i>For Dynamic Damper, Add</i> <i>For 3 Hour Rated, Add</i>	977.14 161.40 387.37 215.21	86.48
23 33 13 16-0330 EA 60" x 6" Louver Type Fire Damper, Steel Construction, UL Listed, 1-1/2 Hour Rated <i>For Spring Activated Horizontal Mount Operation, Add</i> <i>For Dynamic Damper, Add</i> <i>For 3 Hour Rated, Add</i>	368.72 58.61 140.66 78.14	36.04
23 33 13 16-0331 EA 60" x 8" Louver Type Fire Damper, Steel Construction, UL Listed, 1-1/2 Hour Rated <i>For Spring Activated Horizontal Mount Operation, Add</i> <i>For Dynamic Damper, Add</i> <i>For 3 Hour Rated, Add</i>	396.11 62.33 149.60 83.11	39.62
23 33 13 16-0332 EA 60" x 10" Louver Type Fire Damper, Steel Construction, UL Listed, 1-1/2 Hour Rated <i>For Spring Activated Horizontal Mount Operation, Add</i> <i>For Dynamic Damper, Add</i> <i>For 3 Hour Rated, Add</i>	413.53 63.82 153.17 85.09	43.30
23 33 13 16-0333 EA 60" x 12" Louver Type Fire Damper, Steel Construction, UL Listed, 1-1/2 Hour Rated <i>For Spring Activated Horizontal Mount Operation, Add</i> <i>For Dynamic Damper, Add</i> <i>For 3 Hour Rated, Add</i>	427.69 64.57 154.96 86.09	46.87
23 33 13 16-0334 EA 60" x 14" Louver Type Fire Damper, Steel Construction, UL Listed, 1-1/2 Hour Rated <i>For Spring Activated Horizontal Mount Operation, Add</i> <i>For Dynamic Damper, Add</i> <i>For 3 Hour Rated, Add</i>	458.38 69.04 165.69 92.05	50.44
23 33 13 16-0335 EA 60" x 16" Louver Type Fire Damper, Steel Construction, UL Listed, 1-1/2 Hour Rated <i>For Spring Activated Horizontal Mount Operation, Add</i> <i>For Dynamic Damper, Add</i> <i>For 3 Hour Rated, Add</i>	489.05 73.50 176.41 98.00	54.13
23 33 13 16-0336 EA 60" x 18" Louver Type Fire Damper, Steel Construction, UL Listed, 1-1/2 Hour Rated <i>For Spring Activated Horizontal Mount Operation, Add</i> <i>For Dynamic Damper, Add</i> <i>For 3 Hour Rated, Add</i>	521.39 78.35 188.03 104.46	57.69
23 33 13 16-0337 EA 60" x 20" Louver Type Fire Damper, Steel Construction, UL Listed, 1-1/2 Hour Rated <i>For Spring Activated Horizontal Mount Operation, Add</i> <i>For Dynamic Damper, Add</i> <i>For 3 Hour Rated, Add</i>	553.74 83.19 199.65 110.92	61.27
23 33 13 16-0338 EA 60" x 24" Louver Type Fire Damper, Steel Construction, UL Listed, 1-1/2 Hour Rated <i>For Spring Activated Horizontal Mount Operation, Add</i> <i>For Dynamic Damper, Add</i> <i>For 3 Hour Rated, Add</i>	602.19 92.87 222.89 123.83	63.10
23 33 13 16-0339 EA 60" x 28" Louver Type Fire Damper, Steel Construction, UL Listed, 1-1/2 Hour Rated <i>For Spring Activated Horizontal Mount Operation, Add</i> <i>For Dynamic Damper, Add</i> <i>For 3 Hour Rated, Add</i>	647.34 101.81 244.34 135.75	64.83
23 33 13 16-0340 EA 60" x 32" Louver Type Fire Damper, Steel Construction, UL Listed, 1-1/2 Hour Rated <i>For Spring Activated Horizontal Mount Operation, Add</i> <i>For Dynamic Damper, Add</i> <i>For 3 Hour Rated, Add</i>	701.21 111.50 267.59 148.66	68.52

23 Heating, Ventilating, and Air-Conditioning (HVAC)

23 30 HVAC Air Distribution

23 33 Air Duct Accessories



MINOR	CSI	UOM	DESCRIPTION	TOTAL DIRECT UNIT COST	DEMOLITION UNIT COST
23 33 13 16-0341	EA		60" x 36" Louver Type Fire Damper, Steel Construction, UL Listed, 1-1/2 Hour Rated <i>For Spring Activated Horizontal Mount Operation, Add</i> <i>For Dynamic Damper, Add</i> <i>For 3 Hour Rated, Add</i>	755.07 121.18 290.83 161.57	72.09
23 33 13 16-0342	EA		60" x 40" Louver Type Fire Damper, Steel Construction, UL Listed, 1-1/2 Hour Rated <i>For Spring Activated Horizontal Mount Operation, Add</i> <i>For Dynamic Damper, Add</i> <i>For 3 Hour Rated, Add</i>	798.99 128.63 308.71 171.50	75.66
23 33 13 16-0343	EA		60" x 44" Louver Type Fire Damper, Steel Construction, UL Listed, 1-1/2 Hour Rated <i>For Spring Activated Horizontal Mount Operation, Add</i> <i>For Dynamic Damper, Add</i> <i>For 3 Hour Rated, Add</i>	862.78 140.54 337.31 187.39	79.34
23 33 13 16-0344	EA		60" x 48" Louver Type Fire Damper, Steel Construction, UL Listed, 1-1/2 Hour Rated <i>For Spring Activated Horizontal Mount Operation, Add</i> <i>For Dynamic Damper, Add</i> <i>For 3 Hour Rated, Add</i>	919.95 150.97 362.33 201.30	82.92
23 33 13 16-0345	EA		60" x 52" Louver Type Fire Damper, Steel Construction, UL Listed, 1-1/2 Hour Rated <i>For Spring Activated Horizontal Mount Operation, Add</i> <i>For Dynamic Damper, Add</i> <i>For 3 Hour Rated, Add</i>	977.14 161.40 387.37 215.21	86.48
23 33 13 16-0346	EA		60" x 56" Louver Type Fire Damper, Steel Construction, UL Listed, 1-1/2 Hour Rated <i>For Spring Activated Horizontal Mount Operation, Add</i> <i>For Dynamic Damper, Add</i> <i>For 3 Hour Rated, Add</i>	1,027.66 170.34 408.81 227.12	90.17
23 33 13 16-0347	EA		60" x 60" Louver Type Fire Damper, Steel Construction, UL Listed, 1-1/2 Hour Rated <i>For Spring Activated Horizontal Mount Operation, Add</i> <i>For Dynamic Damper, Add</i> <i>For 3 Hour Rated, Add</i>	1,078.25 179.28 430.28 239.04	93.74
23 33 13 16-0348			Round 2 Hour Fire Damper (23 33 13 16)		
23 33 13 16-0349	EA		4" Round 2 Hour Fire Damper	129.20	21.65
23 33 13 16-0350	EA		5" Round 2 Hour Fire Damper	135.35	21.65
23 33 13 16-0351	EA		6" Round 2 Hour Fire Damper	159.70	24.57
23 33 13 16-0352	EA		7" Round 2 Hour Fire Damper	166.38	24.57
23 33 13 16-0353	EA		8" Round 2 Hour Fire Damper	201.43	27.06
23 33 13 16-0354	EA		9" Round 2 Hour Fire Damper	219.83	27.06
23 33 13 16-0355	EA		10" Round 2 Hour Fire Damper	244.29	30.09
23 33 13 16-0356	EA		12" Round 2 Hour Fire Damper	274.37	33.88
23 33 13 16-0357	EA		14" Round 2 Hour Fire Damper	311.69	38.64
23 33 13 16-0358			Round 4 Hour Fire Damper (23 33 13 16)		
23 33 13 16-0359	EA		4" Round 4 Hour Fire Damper	145.41	24.57
23 33 13 16-0360	EA		5" Round 4 Hour Fire Damper	162.16	24.57
23 33 13 16-0361	EA		6" Round 4 Hour Fire Damper	184.09	27.06
23 33 13 16-0362	EA		7" Round 4 Hour Fire Damper	205.71	27.06
23 33 13 16-0363	EA		8" Round 4 Hour Fire Damper	233.40	30.09
23 33 13 16-0364	EA		9" Round 4 Hour Fire Damper	246.58	30.09
23 33 13 16-0365	EA		10" Round 4 Hour Fire Damper	274.78	33.88
23 33 13 16-0366	EA		12" Round 4 Hour Fire Damper	303.31	38.64
23 33 13 16-0367	EA		14" Round 4 Hour Fire Damper	353.86	45.14
23 33 13 19			Smoke-Control Dampers (23 33 13)		
23 33 13 19-0001			Combination Smoke/Fire Damper (23 33 13 19) Note: Leakage class I with Firestat UL 555S air foil blades.		
23 33 13 19-0002	EA		6" x 6" Louver Type Combination Fire/Smoke Damper, Steel Construction, UL Listed, 1-1/2 Hour Rated <i>For Dynamic Damper, Add</i> <i>For 3 Hour Rated, Add</i>	540.37 262.60 145.89	18.02
23 33 13 19-0003	EA		8" x 6" Louver Type Combination Fire/Smoke Damper, Steel Construction, UL Listed, 1-1/2 Hour Rated <i>For Dynamic Damper, Add</i> <i>For 3 Hour Rated, Add</i>	554.67 269.01 149.45	18.84
23 33 13 19-0004	EA		8" x 8" Louver Type Combination Fire/Smoke Damper, Steel Construction, UL Listed, 1-1/2 Hour Rated <i>For Dynamic Damper, Add</i> <i>For 3 Hour Rated, Add</i>	567.02 275.50 153.06	19.00
23 33 13 19-0005	EA		10" x 6" Louver Type Combination Fire/Smoke Damper, Steel Construction, UL Listed, 1-1/2 Hour Rated <i>For Dynamic Damper, Add</i> <i>For 3 Hour Rated, Add</i>	640.92 315.41 175.23	19.00
23 33 13 19-0006	EA		10" x 8" Louver Type Combination Fire/Smoke Damper, Steel Construction, UL Listed, 1-1/2 Hour Rated <i>For Dynamic Damper, Add</i> <i>For 3 Hour Rated, Add</i>	656.21 322.79 179.33	19.48
23 33 13 19-0007	EA		10" x 10" Louver Type Combination Fire/Smoke Damper, Steel Construction, UL Listed, 1-1/2 Hour Rated <i>For Dynamic Damper, Add</i> <i>For 3 Hour Rated, Add</i>	690.16 337.61 187.56	21.60
23 33 13 19-0008	EA		12" x 6" Louver Type Combination Fire/Smoke Damper, Steel Construction, UL Listed, 1-1/2 Hour Rated <i>For Dynamic Damper, Add</i> <i>For 3 Hour Rated, Add</i>	656.21 322.79 179.33	19.48
23 33 13 19-0009	EA		12" x 8" Louver Type Combination Fire/Smoke Damper, Steel Construction, UL Listed, 1-1/2 Hour Rated <i>For Dynamic Damper, Add</i> <i>For 3 Hour Rated, Add</i>	686.91 337.61 187.56	20.62



MINOR CSI UOM DESCRIPTION	TOTAL DIRECT UNIT COST	DEMOLITION UNIT COST
23 33 13 19-0010 EA 12" x 10" Louver Type Combination Fire/Smoke Damper, Steel Construction, UL Listed, 1-1/2 Hour Rated <i>For Dynamic Damper, Add</i> <i>For 3 Hour Rated, Add</i>	703.83 345.00 191.66	21.60
23 33 13 19-0011 EA 12" x 12" Louver Type Combination Fire/Smoke Damper, Steel Construction, UL Listed, 1-1/2 Hour Rated <i>For Dynamic Damper, Add</i> <i>For 3 Hour Rated, Add</i>	725.71 352.43 195.80	24.36
23 33 13 19-0012 EA 14" x 6" Louver Type Combination Fire/Smoke Damper, Steel Construction, UL Listed, 1-1/2 Hour Rated <i>For Dynamic Damper, Add</i> <i>For 3 Hour Rated, Add</i>	680.07 333.92 185.51	20.62
23 33 13 19-0013 EA 14" x 8" Louver Type Combination Fire/Smoke Damper, Steel Construction, UL Listed, 1-1/2 Hour Rated <i>For Dynamic Damper, Add</i> <i>For 3 Hour Rated, Add</i>	703.83 345.00 191.66	21.60
23 33 13 19-0014 EA 14" x 10" Louver Type Combination Fire/Smoke Damper, Steel Construction, UL Listed, 1-1/2 Hour Rated <i>For Dynamic Damper, Add</i> <i>For 3 Hour Rated, Add</i>	720.85 352.43 195.80	22.74
23 33 13 19-0015 EA 14" x 12" Louver Type Combination Fire/Smoke Damper, Steel Construction, UL Listed, 1-1/2 Hour Rated <i>For Dynamic Damper, Add</i> <i>For 3 Hour Rated, Add</i>	739.48 359.87 199.93	24.36
23 33 13 19-0016 EA 14" x 14" Louver Type Combination Fire/Smoke Damper, Steel Construction, UL Listed, 1-1/2 Hour Rated <i>For Dynamic Damper, Add</i> <i>For 3 Hour Rated, Add</i>	781.88 378.38 210.21	27.12
23 33 13 19-0017 EA 16" x 6" Louver Type Combination Fire/Smoke Damper, Steel Construction, UL Listed, 1-1/2 Hour Rated <i>For Dynamic Damper, Add</i> <i>For 3 Hour Rated, Add</i>	686.09 335.42 186.34	21.60
23 33 13 19-0018 EA 16" x 8" Louver Type Combination Fire/Smoke Damper, Steel Construction, UL Listed, 1-1/2 Hour Rated <i>For Dynamic Damper, Add</i> <i>For 3 Hour Rated, Add</i>	698.45 339.46 188.59	23.22
23 33 13 19-0019 EA 16" x 10" Louver Type Combination Fire/Smoke Damper, Steel Construction, UL Listed, 1-1/2 Hour Rated <i>For Dynamic Damper, Add</i> <i>For 3 Hour Rated, Add</i>	712.44 343.51 190.84	25.50
23 33 13 19-0020 EA 16" x 12" Louver Type Combination Fire/Smoke Damper, Steel Construction, UL Listed, 1-1/2 Hour Rated <i>For Dynamic Damper, Add</i> <i>For 3 Hour Rated, Add</i>	724.71 347.51 193.06	27.12
23 33 13 19-0021 EA 16" x 14" Louver Type Combination Fire/Smoke Damper, Steel Construction, UL Listed, 1-1/2 Hour Rated <i>For Dynamic Damper, Add</i> <i>For 3 Hour Rated, Add</i>	751.56 357.62 198.68	29.72
23 33 13 19-0022 EA 16" x 16" Louver Type Combination Fire/Smoke Damper, Steel Construction, UL Listed, 1-1/2 Hour Rated <i>For Dynamic Damper, Add</i> <i>For 3 Hour Rated, Add</i>	778.35 367.70 204.28	32.48
23 33 13 19-0023 EA 18" x 6" Louver Type Combination Fire/Smoke Damper, Steel Construction, UL Listed, 1-1/2 Hour Rated <i>For Dynamic Damper, Add</i> <i>For 3 Hour Rated, Add</i>	696.83 339.46 188.59	22.74
23 33 13 19-0024 EA 18" x 8" Louver Type Combination Fire/Smoke Damper, Steel Construction, UL Listed, 1-1/2 Hour Rated <i>For Dynamic Damper, Add</i> <i>For 3 Hour Rated, Add</i>	712.87 345.50 191.94	24.36
23 33 13 19-0025 EA 18" x 10" Louver Type Combination Fire/Smoke Damper, Steel Construction, UL Listed, 1-1/2 Hour Rated <i>For Dynamic Damper, Add</i> <i>For 3 Hour Rated, Add</i>	732.26 351.58 195.32	27.12
23 33 13 19-0026 EA 18" x 12" Louver Type Combination Fire/Smoke Damper, Steel Construction, UL Listed, 1-1/2 Hour Rated <i>For Dynamic Damper, Add</i> <i>For 3 Hour Rated, Add</i>	759.06 361.67 200.93	29.72
23 33 13 19-0027 EA 18" x 14" Louver Type Combination Fire/Smoke Damper, Steel Construction, UL Listed, 1-1/2 Hour Rated <i>For Dynamic Damper, Add</i> <i>For 3 Hour Rated, Add</i>	782.07 369.71 205.40	32.48
23 33 13 19-0028 EA 18" x 16" Louver Type Combination Fire/Smoke Damper, Steel Construction, UL Listed, 1-1/2 Hour Rated <i>For Dynamic Damper, Add</i> <i>For 3 Hour Rated, Add</i>	808.87 379.80 211.00	35.07
23 33 13 19-0029 EA 18" x 18" Louver Type Combination Fire/Smoke Damper, Steel Construction, UL Listed, 1-1/2 Hour Rated <i>For Dynamic Damper, Add</i> <i>For 3 Hour Rated, Add</i>	828.21 385.86 214.37	37.83
23 33 13 19-0030 EA 20" x 6" Louver Type Combination Fire/Smoke Damper, Steel Construction, UL Listed, 1-1/2 Hour Rated <i>For Dynamic Damper, Add</i> <i>For 3 Hour Rated, Add</i>	709.19 343.51 190.84	24.36
23 33 13 19-0031 EA 20" x 8" Louver Type Combination Fire/Smoke Damper, Steel Construction, UL Listed, 1-1/2 Hour Rated <i>For Dynamic Damper, Add</i> <i>For 3 Hour Rated, Add</i>	732.21 351.56 195.31	27.12
23 33 13 19-0032 EA 20" x 10" Louver Type Combination Fire/Smoke Damper, Steel Construction, UL Listed, 1-1/2 Hour Rated <i>For Dynamic Damper, Add</i> <i>For 3 Hour Rated, Add</i>	755.28 359.63 199.79	29.72
23 33 13 19-0033 EA 20" x 12" Louver Type Combination Fire/Smoke Damper, Steel Construction, UL Listed, 1-1/2 Hour Rated <i>For Dynamic Damper, Add</i> <i>For 3 Hour Rated, Add</i>	793.35 375.80 208.78	32.48
23 33 13 19-0034 EA 20" x 14" Louver Type Combination Fire/Smoke Damper, Steel Construction, UL Listed, 1-1/2 Hour Rated <i>For Dynamic Damper, Add</i> <i>For 3 Hour Rated, Add</i>	812.64 381.83 212.13	35.07
23 33 13 19-0035 EA 20" x 16" Louver Type Combination Fire/Smoke Damper, Steel Construction, UL Listed, 1-1/2 Hour Rated <i>For Dynamic Damper, Add</i> <i>For 3 Hour Rated, Add</i>	831.94 387.87 215.48	37.83
23 33 13 19-0036 EA 20" x 18" Louver Type Combination Fire/Smoke Damper, Steel Construction, UL Listed, 1-1/2 Hour Rated <i>For Dynamic Damper, Add</i> <i>For 3 Hour Rated, Add</i>	854.99 395.94 219.97	40.59
23 33 13 19-0037 EA 20" x 20" Louver Type Combination Fire/Smoke Damper, Steel Construction, UL Listed, 1-1/2 Hour Rated <i>For Dynamic Damper, Add</i> <i>For 3 Hour Rated, Add</i>	878.01 403.98 224.44	43.19

23 Heating, Ventilating, and Air-Conditioning (HVAC)

23 30 HVAC Air Distribution

23 33 Air Duct Accessories



MINOR	CSI	UOM	DESCRIPTION	TOTAL DIRECT UNIT COST	DEMOLITION UNIT COST
23 33 13 19-0038	EA		24" x 6" Louver Type Combination Fire/Smoke Damper, Steel Construction, UL Listed, 1-1/2 Hour Rated <i>For Dynamic Damper, Add</i> <i>For 3 Hour Rated, Add</i>	725.32 347.84 193.24	27.12
23 33 13 19-0039	EA		24" x 8" Louver Type Combination Fire/Smoke Damper, Steel Construction, UL Listed, 1-1/2 Hour Rated <i>For Dynamic Damper, Add</i> <i>For 3 Hour Rated, Add</i>	748.55 356.00 197.78	29.72
23 33 13 19-0040	EA		24" x 10" Louver Type Combination Fire/Smoke Damper, Steel Construction, UL Listed, 1-1/2 Hour Rated <i>For Dynamic Damper, Add</i> <i>For 3 Hour Rated, Add</i>	766.77 361.45 200.81	32.48
23 33 13 19-0041	EA		24" x 12" Louver Type Combination Fire/Smoke Damper, Steel Construction, UL Listed, 1-1/2 Hour Rated <i>For Dynamic Damper, Add</i> <i>For 3 Hour Rated, Add</i>	789.95 369.58 205.32	35.07
23 33 13 19-0042	EA		24" x 14" Louver Type Combination Fire/Smoke Damper, Steel Construction, UL Listed, 1-1/2 Hour Rated <i>For Dynamic Damper, Add</i> <i>For 3 Hour Rated, Add</i>	805.62 373.66 207.59	37.83
23 33 13 19-0043	EA		24" x 16" Louver Type Combination Fire/Smoke Damper, Steel Construction, UL Listed, 1-1/2 Hour Rated <i>For Dynamic Damper, Add</i> <i>For 3 Hour Rated, Add</i>	821.26 377.72 209.85	40.59
23 33 13 19-0044	EA		24" x 18" Louver Type Combination Fire/Smoke Damper, Steel Construction, UL Listed, 1-1/2 Hour Rated <i>For Dynamic Damper, Add</i> <i>For 3 Hour Rated, Add</i>	844.46 385.87 214.37	43.19
23 33 13 19-0045	EA		24" x 20" Louver Type Combination Fire/Smoke Damper, Steel Construction, UL Listed, 1-1/2 Hour Rated <i>For Dynamic Damper, Add</i> <i>For 3 Hour Rated, Add</i>	875.79 394.02 218.90	48.71
23 33 13 19-0046	EA		24" x 24" Louver Type Combination Fire/Smoke Damper, Steel Construction, UL Listed, 1-1/2 Hour Rated <i>For Dynamic Damper, Add</i> <i>For 3 Hour Rated, Add</i>	912.16 404.89 224.94	54.07
23 33 13 19-0047	EA		28" x 6" Louver Type Combination Fire/Smoke Damper, Steel Construction, UL Listed, 1-1/2 Hour Rated <i>For Dynamic Damper, Add</i> <i>For 3 Hour Rated, Add</i>	748.55 356.00 197.78	29.72
23 33 13 19-0048	EA		28" x 8" Louver Type Combination Fire/Smoke Damper, Steel Construction, UL Listed, 1-1/2 Hour Rated <i>For Dynamic Damper, Add</i> <i>For 3 Hour Rated, Add</i>	766.77 361.45 200.81	32.48
23 33 13 19-0049	EA		28" x 10" Louver Type Combination Fire/Smoke Damper, Steel Construction, UL Listed, 1-1/2 Hour Rated <i>For Dynamic Damper, Add</i> <i>For 3 Hour Rated, Add</i>	789.95 369.58 205.32	35.07
23 33 13 19-0050	EA		28" x 12" Louver Type Combination Fire/Smoke Damper, Steel Construction, UL Listed, 1-1/2 Hour Rated <i>For Dynamic Damper, Add</i> <i>For 3 Hour Rated, Add</i>	808.13 375.01 208.34	37.83
23 33 13 19-0051	EA		28" x 14" Louver Type Combination Fire/Smoke Damper, Steel Construction, UL Listed, 1-1/2 Hour Rated <i>For Dynamic Damper, Add</i> <i>For 3 Hour Rated, Add</i>	828.82 381.81 212.12	40.59
23 33 13 19-0052	EA		28" x 16" Louver Type Combination Fire/Smoke Damper, Steel Construction, UL Listed, 1-1/2 Hour Rated <i>For Dynamic Damper, Add</i> <i>For 3 Hour Rated, Add</i>	849.48 388.58 215.88	43.19
23 33 13 19-0053	EA		28" x 18" Louver Type Combination Fire/Smoke Damper, Steel Construction, UL Listed, 1-1/2 Hour Rated <i>For Dynamic Damper, Add</i> <i>For 3 Hour Rated, Add</i>	880.80 396.72 220.40	48.71
23 33 13 19-0054	EA		28" x 20" Louver Type Combination Fire/Smoke Damper, Steel Construction, UL Listed, 1-1/2 Hour Rated <i>For Dynamic Damper, Add</i> <i>For 3 Hour Rated, Add</i>	912.16 404.89 224.94	54.07
23 33 13 19-0055	EA		28" x 24" Louver Type Combination Fire/Smoke Damper, Steel Construction, UL Listed, 1-1/2 Hour Rated <i>For Dynamic Damper, Add</i> <i>For 3 Hour Rated, Add</i>	950.45 421.18 233.99	56.83
23 33 13 19-0056	EA		28" x 28" Louver Type Combination Fire/Smoke Damper, Steel Construction, UL Listed, 1-1/2 Hour Rated <i>For Dynamic Damper, Add</i> <i>For 3 Hour Rated, Add</i>	991.84 434.76 241.53	62.19
23 33 13 19-0057	EA		32" x 6" Louver Type Combination Fire/Smoke Damper, Steel Construction, UL Listed, 1-1/2 Hour Rated <i>For Dynamic Damper, Add</i> <i>For 3 Hour Rated, Add</i>	781.83 369.58 205.32	32.48
23 33 13 19-0058	EA		32" x 8" Louver Type Combination Fire/Smoke Damper, Steel Construction, UL Listed, 1-1/2 Hour Rated <i>For Dynamic Damper, Add</i> <i>For 3 Hour Rated, Add</i>	794.96 372.29 206.83	35.07
23 33 13 19-0059	EA		32" x 10" Louver Type Combination Fire/Smoke Damper, Steel Construction, UL Listed, 1-1/2 Hour Rated <i>For Dynamic Damper, Add</i> <i>For 3 Hour Rated, Add</i>	808.13 375.01 208.34	37.83
23 33 13 19-0060	EA		32" x 12" Louver Type Combination Fire/Smoke Damper, Steel Construction, UL Listed, 1-1/2 Hour Rated <i>For Dynamic Damper, Add</i> <i>For 3 Hour Rated, Add</i>	826.28 380.44 211.35	40.59
23 33 13 19-0061	EA		32" x 14" Louver Type Combination Fire/Smoke Damper, Steel Construction, UL Listed, 1-1/2 Hour Rated <i>For Dynamic Damper, Add</i> <i>For 3 Hour Rated, Add</i>	850.42 389.09 216.16	43.19
23 33 13 19-0062	EA		32" x 16" Louver Type Combination Fire/Smoke Damper, Steel Construction, UL Listed, 1-1/2 Hour Rated <i>For Dynamic Damper, Add</i> <i>For 3 Hour Rated, Add</i>	880.80 396.72 220.40	48.71
23 33 13 19-0063	EA		32" x 18" Louver Type Combination Fire/Smoke Damper, Steel Construction, UL Listed, 1-1/2 Hour Rated <i>For Dynamic Damper, Add</i> <i>For 3 Hour Rated, Add</i>	917.21 407.61 226.45	54.07
23 33 13 19-0064	EA		32" x 20" Louver Type Combination Fire/Smoke Damper, Steel Construction, UL Listed, 1-1/2 Hour Rated <i>For Dynamic Damper, Add</i> <i>For 3 Hour Rated, Add</i>	953.59 418.49 232.49	59.42
23 33 13 19-0065	EA		32" x 24" Louver Type Combination Fire/Smoke Damper, Steel Construction, UL Listed, 1-1/2 Hour Rated <i>For Dynamic Damper, Add</i> <i>For 3 Hour Rated, Add</i>	991.84 434.76 241.53	62.19



MINOR CSI UOM DESCRIPTION	TOTAL DIRECT UNIT COST	DEMOLITION UNIT COST
23 33 13 19-0066 EA 32" x 28" Louver Type Combination Fire/Smoke Damper, Steel Construction, UL Listed, 1-1/2 Hour Rated <i>For Dynamic Damper, Add For 3 Hour Rated, Add</i>	1,040.07 453.79 252.11	66.57
23 33 13 19-0067 EA 32" x 32" Louver Type Combination Fire/Smoke Damper, Steel Construction, UL Listed, 1-1/2 Hour Rated <i>For Dynamic Damper, Add For 3 Hour Rated, Add</i>	1,091.64 475.51 264.17	70.30
23 33 13 19-0068 EA 36" x 6" Louver Type Combination Fire/Smoke Damper, Steel Construction, UL Listed, 1-1/2 Hour Rated <i>For Dynamic Damper, Add For 3 Hour Rated, Add</i>	820.78 386.23 214.57	35.07
23 33 13 19-0069 EA 36" x 8" Louver Type Combination Fire/Smoke Damper, Steel Construction, UL Listed, 1-1/2 Hour Rated <i>For Dynamic Damper, Add For 3 Hour Rated, Add</i>	839.81 392.12 217.85	37.83
23 33 13 19-0070 EA 36" x 10" Louver Type Combination Fire/Smoke Damper, Steel Construction, UL Listed, 1-1/2 Hour Rated <i>For Dynamic Damper, Add For 3 Hour Rated, Add</i>	858.85 398.02 221.12	40.59
23 33 13 19-0071 EA 36" x 12" Louver Type Combination Fire/Smoke Damper, Steel Construction, UL Listed, 1-1/2 Hour Rated <i>For Dynamic Damper, Add For 3 Hour Rated, Add</i>	883.39 406.89 226.05	43.19
23 33 13 19-0072 EA 36" x 14" Louver Type Combination Fire/Smoke Damper, Steel Construction, UL Listed, 1-1/2 Hour Rated <i>For Dynamic Damper, Add For 3 Hour Rated, Add</i>	907.86 411.33 228.52	48.71
23 33 13 19-0073 EA 36" x 16" Louver Type Combination Fire/Smoke Damper, Steel Construction, UL Listed, 1-1/2 Hour Rated <i>For Dynamic Damper, Add For 3 Hour Rated, Add</i>	924.18 415.76 230.98	51.31
23 33 13 19-0074 EA 36" x 18" Louver Type Combination Fire/Smoke Damper, Steel Construction, UL Listed, 1-1/2 Hour Rated <i>For Dynamic Damper, Add For 3 Hour Rated, Add</i>	975.90 430.54 239.19	59.42
23 33 13 19-0075 EA 36" x 20" Louver Type Combination Fire/Smoke Damper, Steel Construction, UL Listed, 1-1/2 Hour Rated <i>For Dynamic Damper, Add For 3 Hour Rated, Add</i>	1,019.43 445.27 247.37	64.95
23 33 13 19-0076 EA 36" x 24" Louver Type Combination Fire/Smoke Damper, Steel Construction, UL Listed, 1-1/2 Hour Rated <i>For Dynamic Damper, Add For 3 Hour Rated, Add</i>	1,058.72 462.99 257.22	67.06
23 33 13 19-0077 EA 36" x 28" Louver Type Combination Fire/Smoke Damper, Steel Construction, UL Listed, 1-1/2 Hour Rated <i>For Dynamic Damper, Add For 3 Hour Rated, Add</i>	1,117.09 486.62 270.34	71.93
23 33 13 19-0078 EA 36" x 32" Louver Type Combination Fire/Smoke Damper, Steel Construction, UL Listed, 1-1/2 Hour Rated <i>For Dynamic Damper, Add For 3 Hour Rated, Add</i>	1,166.67 507.25 281.81	75.66
23 33 13 19-0079 EA 36" x 36" Louver Type Combination Fire/Smoke Damper, Steel Construction, UL Listed, 1-1/2 Hour Rated <i>For Dynamic Damper, Add For 3 Hour Rated, Add</i>	1,218.54 530.88 294.93	78.42
23 33 13 19-0080 EA 40" x 6" Louver Type Combination Fire/Smoke Damper, Steel Construction, UL Listed, 1-1/2 Hour Rated <i>For Dynamic Damper, Add For 3 Hour Rated, Add</i>	1,327.95 655.72 364.29	40.59
23 33 13 19-0081 EA 40" x 8" Louver Type Combination Fire/Smoke Damper, Steel Construction, UL Listed, 1-1/2 Hour Rated <i>For Dynamic Damper, Add For 3 Hour Rated, Add</i>	1,365.38 671.55 373.08	43.19
23 33 13 19-0082 EA 40" x 10" Louver Type Combination Fire/Smoke Damper, Steel Construction, UL Listed, 1-1/2 Hour Rated <i>For Dynamic Damper, Add For 3 Hour Rated, Add</i>	1,380.86 675.52 375.29	45.95
23 33 13 19-0083 EA 40" x 12" Louver Type Combination Fire/Smoke Damper, Steel Construction, UL Listed, 1-1/2 Hour Rated <i>For Dynamic Damper, Add For 3 Hour Rated, Add</i>	1,396.34 679.50 377.50	48.71
23 33 13 19-0084 EA 40" x 14" Louver Type Combination Fire/Smoke Damper, Steel Construction, UL Listed, 1-1/2 Hour Rated <i>For Dynamic Damper, Add For 3 Hour Rated, Add</i>	1,438.26 693.37 385.20	51.31
23 33 13 19-0085 EA 40" x 16" Louver Type Combination Fire/Smoke Damper, Steel Construction, UL Listed, 1-1/2 Hour Rated <i>For Dynamic Damper, Add For 3 Hour Rated, Add</i>	1,472.11 707.26 392.92	54.07
23 33 13 19-0086 EA 40" x 18" Louver Type Combination Fire/Smoke Damper, Steel Construction, UL Listed, 1-1/2 Hour Rated <i>For Dynamic Damper, Add For 3 Hour Rated, Add</i>	1,525.83 723.11 401.73	62.19
23 33 13 19-0087 EA 40" x 20" Louver Type Combination Fire/Smoke Damper, Steel Construction, UL Listed, 1-1/2 Hour Rated <i>For Dynamic Damper, Add For 3 Hour Rated, Add</i>	1,571.37 738.94 410.52	67.54
23 33 13 19-0088 EA 40" x 24" Louver Type Combination Fire/Smoke Damper, Steel Construction, UL Listed, 1-1/2 Hour Rated <i>For Dynamic Damper, Add For 3 Hour Rated, Add</i>	1,628.45 762.75 423.75	71.93
23 33 13 19-0089 EA 40" x 28" Louver Type Combination Fire/Smoke Damper, Steel Construction, UL Listed, 1-1/2 Hour Rated <i>For Dynamic Damper, Add For 3 Hour Rated, Add</i>	1,720.48 806.31 447.95	75.66
23 33 13 19-0090 EA 40" x 32" Louver Type Combination Fire/Smoke Damper, Steel Construction, UL Listed, 1-1/2 Hour Rated <i>For Dynamic Damper, Add For 3 Hour Rated, Add</i>	1,777.48 830.07 461.15	80.05
23 33 13 19-0091 EA 40" x 36" Louver Type Combination Fire/Smoke Damper, Steel Construction, UL Listed, 1-1/2 Hour Rated <i>For Dynamic Damper, Add For 3 Hour Rated, Add</i>	1,864.73 873.68 485.38	82.16
23 33 13 19-0092 EA 40" x 40" Louver Type Combination Fire/Smoke Damper, Steel Construction, UL Listed, 1-1/2 Hour Rated <i>For Dynamic Damper, Add For 3 Hour Rated, Add</i>	1,951.13 913.32 507.40	86.54
23 33 13 19-0093 EA 44" x 6" Louver Type Combination Fire/Smoke Damper, Steel Construction, UL Listed, 1-1/2 Hour Rated <i>For Dynamic Damper, Add For 3 Hour Rated, Add</i>	1,350.74 663.64 368.69	40.59

23 Heating, Ventilating, and Air-Conditioning (HVAC)

23 30 HVAC Air Distribution

23 33 Air Duct Accessories



MINOR CSI UOM DESCRIPTION	TOTAL DIRECT UNIT COST	DEMOLITION UNIT COST
23 33 13 19-0094 EA 44" x 8" Louver Type Combination Fire/Smoke Damper, Steel Construction, UL Listed, 1-1/2 Hour Rated <i>For Dynamic Damper, Add</i> <i>For 3 Hour Rated, Add</i>	1,388.22 679.50 377.50	43.19
23 33 13 19-0095 EA 44" x 10" Louver Type Combination Fire/Smoke Damper, Steel Construction, UL Listed, 1-1/2 Hour Rated <i>For Dynamic Damper, Add</i> <i>For 3 Hour Rated, Add</i>	1,418.39 691.41 384.11	45.95
23 33 13 19-0096 EA 44" x 12" Louver Type Combination Fire/Smoke Damper, Steel Construction, UL Listed, 1-1/2 Hour Rated <i>For Dynamic Damper, Add</i> <i>For 3 Hour Rated, Add</i>	1,433.87 695.38 386.32	48.71
23 33 13 19-0097 EA 44" x 14" Louver Type Combination Fire/Smoke Damper, Steel Construction, UL Listed, 1-1/2 Hour Rated <i>For Dynamic Damper, Add</i> <i>For 3 Hour Rated, Add</i>	1,471.35 711.23 395.13	51.31
23 33 13 19-0098 EA 44" x 16" Louver Type Combination Fire/Smoke Damper, Steel Construction, UL Listed, 1-1/2 Hour Rated <i>For Dynamic Damper, Add</i> <i>For 3 Hour Rated, Add</i>	1,508.79 727.07 403.93	54.07
23 33 13 19-0099 EA 44" x 18" Louver Type Combination Fire/Smoke Damper, Steel Construction, UL Listed, 1-1/2 Hour Rated <i>For Dynamic Damper, Add</i> <i>For 3 Hour Rated, Add</i>	1,577.99 746.90 414.94	64.95
23 33 13 19-0100 EA 44" x 20" Louver Type Combination Fire/Smoke Damper, Steel Construction, UL Listed, 1-1/2 Hour Rated <i>For Dynamic Damper, Add</i> <i>For 3 Hour Rated, Add</i>	1,630.84 766.68 425.93	70.30
23 33 13 19-0101 EA 44" x 24" Louver Type Combination Fire/Smoke Damper, Steel Construction, UL Listed, 1-1/2 Hour Rated <i>For Dynamic Damper, Add</i> <i>For 3 Hour Rated, Add</i>	1,720.48 806.31 447.95	75.66
23 33 13 19-0102 EA 44" x 28" Louver Type Combination Fire/Smoke Damper, Steel Construction, UL Listed, 1-1/2 Hour Rated <i>For Dynamic Damper, Add</i> <i>For 3 Hour Rated, Add</i>	1,802.76 841.97 467.76	81.18
23 33 13 19-0103 EA 44" x 32" Louver Type Combination Fire/Smoke Damper, Steel Construction, UL Listed, 1-1/2 Hour Rated <i>For Dynamic Damper, Add</i> <i>For 3 Hour Rated, Add</i>	1,892.36 881.59 489.77	86.54
23 33 13 19-0104 EA 44" x 36" Louver Type Combination Fire/Smoke Damper, Steel Construction, UL Listed, 1-1/2 Hour Rated <i>For Dynamic Damper, Add</i> <i>For 3 Hour Rated, Add</i>	1,966.52 917.25 509.58	89.14
23 33 13 19-0105 EA 44" x 40" Louver Type Combination Fire/Smoke Damper, Steel Construction, UL Listed, 1-1/2 Hour Rated <i>For Dynamic Damper, Add</i> <i>For 3 Hour Rated, Add</i>	2,040.71 952.93 529.41	91.90
23 33 13 19-0106 EA 44" x 44" Louver Type Combination Fire/Smoke Damper, Steel Construction, UL Listed, 1-1/2 Hour Rated <i>For Dynamic Damper, Add</i> <i>For 3 Hour Rated, Add</i>	2,114.92 988.62 549.23	94.66
23 33 13 19-0107 EA 48" x 6" Louver Type Combination Fire/Smoke Damper, Steel Construction, UL Listed, 1-1/2 Hour Rated <i>For Dynamic Damper, Add</i> <i>For 3 Hour Rated, Add</i>	1,380.86 675.52 375.29	43.19
23 33 13 19-0108 EA 48" x 8" Louver Type Combination Fire/Smoke Damper, Steel Construction, UL Listed, 1-1/2 Hour Rated <i>For Dynamic Damper, Add</i> <i>For 3 Hour Rated, Add</i>	1,418.39 691.41 384.11	45.95
23 33 13 19-0109 EA 48" x 10" Louver Type Combination Fire/Smoke Damper, Steel Construction, UL Listed, 1-1/2 Hour Rated <i>For Dynamic Damper, Add</i> <i>For 3 Hour Rated, Add</i>	1,433.87 695.38 386.32	48.71
23 33 13 19-0110 EA 48" x 12" Louver Type Combination Fire/Smoke Damper, Steel Construction, UL Listed, 1-1/2 Hour Rated <i>For Dynamic Damper, Add</i> <i>For 3 Hour Rated, Add</i>	1,472.11 707.26 392.92	54.07
23 33 13 19-0111 EA 48" x 14" Louver Type Combination Fire/Smoke Damper, Steel Construction, UL Listed, 1-1/2 Hour Rated <i>For Dynamic Damper, Add</i> <i>For 3 Hour Rated, Add</i>	1,517.71 723.11 401.73	59.42
23 33 13 19-0112 EA 48" x 16" Louver Type Combination Fire/Smoke Damper, Steel Construction, UL Listed, 1-1/2 Hour Rated <i>For Dynamic Damper, Add</i> <i>For 3 Hour Rated, Add</i>	1,563.26 738.94 410.52	64.95
23 33 13 19-0113 EA 48" x 18" Louver Type Combination Fire/Smoke Damper, Steel Construction, UL Listed, 1-1/2 Hour Rated <i>For Dynamic Damper, Add</i> <i>For 3 Hour Rated, Add</i>	1,623.57 762.75 423.75	70.30
23 33 13 19-0114 EA 48" x 20" Louver Type Combination Fire/Smoke Damper, Steel Construction, UL Listed, 1-1/2 Hour Rated <i>For Dynamic Damper, Add</i> <i>For 3 Hour Rated, Add</i>	1,683.81 786.51 436.95	75.66
23 33 13 19-0115 EA 48" x 24" Louver Type Combination Fire/Smoke Damper, Steel Construction, UL Listed, 1-1/2 Hour Rated <i>For Dynamic Damper, Add</i> <i>For 3 Hour Rated, Add</i>	1,766.09 822.17 456.76	81.18
23 33 13 19-0116 EA 48" x 28" Louver Type Combination Fire/Smoke Damper, Steel Construction, UL Listed, 1-1/2 Hour Rated <i>For Dynamic Damper, Add</i> <i>For 3 Hour Rated, Add</i>	1,863.00 865.73 480.96	86.54
23 33 13 19-0117 EA 48" x 32" Louver Type Combination Fire/Smoke Damper, Steel Construction, UL Listed, 1-1/2 Hour Rated <i>For Dynamic Damper, Add</i> <i>For 3 Hour Rated, Add</i>	1,937.25 901.44 500.80	89.14
23 33 13 19-0118 EA 48" x 36" Louver Type Combination Fire/Smoke Damper, Steel Construction, UL Listed, 1-1/2 Hour Rated <i>For Dynamic Damper, Add</i> <i>For 3 Hour Rated, Add</i>	2,033.35 948.96 527.20	91.90
23 33 13 19-0119 EA 48" x 40" Louver Type Combination Fire/Smoke Damper, Steel Construction, UL Listed, 1-1/2 Hour Rated <i>For Dynamic Damper, Add</i> <i>For 3 Hour Rated, Add</i>	2,115.67 984.64 547.02	97.26
23 33 13 19-0120 EA 48" x 44" Louver Type Combination Fire/Smoke Damper, Steel Construction, UL Listed, 1-1/2 Hour Rated <i>For Dynamic Damper, Add</i> <i>For 3 Hour Rated, Add</i>	2,211.88 1,032.21 573.45	100.02
23 33 13 19-0121 EA 48" x 48" Louver Type Combination Fire/Smoke Damper, Steel Construction, UL Listed, 1-1/2 Hour Rated <i>For Dynamic Damper, Add</i> <i>For 3 Hour Rated, Add</i>	2,294.91 1,063.89 591.05	108.14



MINOR CSI UOM DESCRIPTION	TOTAL DIRECT UNIT COST	DEMOLITION UNIT COST
23 33 13 19-0122 EA 52" x 6" Louver Type Combination Fire/Smoke Damper, Steel Construction, UL Listed, 1-1/2 Hour Rated..... <i>For Dynamic Damper, Add</i> <i>For 3 Hour Rated, Add</i>	1,411.02 687.43 381.90	45.95
23 33 13 19-0123 EA 52" x 8" Louver Type Combination Fire/Smoke Damper, Steel Construction, UL Listed, 1-1/2 Hour Rated..... <i>For Dynamic Damper, Add</i> <i>For 3 Hour Rated, Add</i>	1,448.50 703.28 390.71	48.71
23 33 13 19-0124 EA 52" x 10" Louver Type Combination Fire/Smoke Damper, Steel Construction, UL Listed, 1-1/2 Hour Rated..... <i>For Dynamic Damper, Add</i> <i>For 3 Hour Rated, Add</i>	1,494.11 719.14 399.52	54.07
23 33 13 19-0125 EA 52" x 12" Louver Type Combination Fire/Smoke Damper, Steel Construction, UL Listed, 1-1/2 Hour Rated..... <i>For Dynamic Damper, Add</i> <i>For 3 Hour Rated, Add</i>	1,517.71 723.11 401.73	59.42
23 33 13 19-0126 EA 52" x 14" Louver Type Combination Fire/Smoke Damper, Steel Construction, UL Listed, 1-1/2 Hour Rated..... <i>For Dynamic Damper, Add</i> <i>For 3 Hour Rated, Add</i>	1,566.99 740.96 411.64	64.95
23 33 13 19-0127 EA 52" x 16" Louver Type Combination Fire/Smoke Damper, Steel Construction, UL Listed, 1-1/2 Hour Rated..... <i>For Dynamic Damper, Add</i> <i>For 3 Hour Rated, Add</i>	1,616.21 758.78 421.54	70.30
23 33 13 19-0128 EA 52" x 18" Louver Type Combination Fire/Smoke Damper, Steel Construction, UL Listed, 1-1/2 Hour Rated..... <i>For Dynamic Damper, Add</i> <i>For 3 Hour Rated, Add</i>	1,676.49 782.56 434.75	75.66
23 33 13 19-0129 EA 52" x 20" Louver Type Combination Fire/Smoke Damper, Steel Construction, UL Listed, 1-1/2 Hour Rated..... <i>For Dynamic Damper, Add</i> <i>For 3 Hour Rated, Add</i>	1,736.72 806.31 447.95	81.18
23 33 13 19-0130 EA 52" x 24" Louver Type Combination Fire/Smoke Damper, Steel Construction, UL Listed, 1-1/2 Hour Rated..... <i>For Dynamic Damper, Add</i> <i>For 3 Hour Rated, Add</i>	1,819.00 841.97 467.76	86.54
23 33 13 19-0131 EA 52" x 28" Louver Type Combination Fire/Smoke Damper, Steel Construction, UL Listed, 1-1/2 Hour Rated..... <i>For Dynamic Damper, Add</i> <i>For 3 Hour Rated, Add</i>	1,923.32 889.54 494.19	91.90
23 33 13 19-0132 EA 52" x 32" Louver Type Combination Fire/Smoke Damper, Steel Construction, UL Listed, 1-1/2 Hour Rated..... <i>For Dynamic Damper, Add</i> <i>For 3 Hour Rated, Add</i>	2,004.75 929.13 516.18	94.66
23 33 13 19-0133 EA 52" x 36" Louver Type Combination Fire/Smoke Damper, Steel Construction, UL Listed, 1-1/2 Hour Rated..... <i>For Dynamic Damper, Add</i> <i>For 3 Hour Rated, Add</i>	2,108.36 980.69 544.83	97.26
23 33 13 19-0134 EA 52" x 40" Louver Type Combination Fire/Smoke Damper, Steel Construction, UL Listed, 1-1/2 Hour Rated..... <i>For Dynamic Damper, Add</i> <i>For 3 Hour Rated, Add</i>	2,212.59 1,028.21 571.23	102.78
23 33 13 19-0135 EA 52" x 44" Louver Type Combination Fire/Smoke Damper, Steel Construction, UL Listed, 1-1/2 Hour Rated..... <i>For Dynamic Damper, Add</i> <i>For 3 Hour Rated, Add</i>	2,294.91 1,063.89 591.05	108.14
23 33 13 19-0136 EA 52" x 48" Louver Type Combination Fire/Smoke Damper, Steel Construction, UL Listed, 1-1/2 Hour Rated..... <i>For Dynamic Damper, Add</i> <i>For 3 Hour Rated, Add</i>	2,407.30 1,111.43 617.46	116.25
23 33 13 19-0137 EA 52" x 52" Louver Type Combination Fire/Smoke Damper, Steel Construction, UL Listed, 1-1/2 Hour Rated..... <i>For Dynamic Damper, Add</i> <i>For 3 Hour Rated, Add</i>	2,496.93 1,151.07 639.48	121.61
23 33 13 19-0138 EA 56" x 6" Louver Type Combination Fire/Smoke Damper, Steel Construction, UL Listed, 1-1/2 Hour Rated..... <i>For Dynamic Damper, Add</i> <i>For 3 Hour Rated, Add</i>	1,433.87 695.38 386.32	48.71
23 33 13 19-0139 EA 56" x 8" Louver Type Combination Fire/Smoke Damper, Steel Construction, UL Listed, 1-1/2 Hour Rated..... <i>For Dynamic Damper, Add</i> <i>For 3 Hour Rated, Add</i>	1,486.74 715.16 397.31	54.07
23 33 13 19-0140 EA 56" x 10" Louver Type Combination Fire/Smoke Damper, Steel Construction, UL Listed, 1-1/2 Hour Rated..... <i>For Dynamic Damper, Add</i> <i>For 3 Hour Rated, Add</i>	1,525.03 727.07 403.93	59.42
23 33 13 19-0141 EA 56" x 12" Louver Type Combination Fire/Smoke Damper, Steel Construction, UL Listed, 1-1/2 Hour Rated..... <i>For Dynamic Damper, Add</i> <i>For 3 Hour Rated, Add</i>	1,548.58 731.01 406.12	64.95
23 33 13 19-0142 EA 56" x 14" Louver Type Combination Fire/Smoke Damper, Steel Construction, UL Listed, 1-1/2 Hour Rated..... <i>For Dynamic Damper, Add</i> <i>For 3 Hour Rated, Add</i>	1,605.21 752.84 418.24	70.30
23 33 13 19-0143 EA 56" x 16" Louver Type Combination Fire/Smoke Damper, Steel Construction, UL Listed, 1-1/2 Hour Rated..... <i>For Dynamic Damper, Add</i> <i>For 3 Hour Rated, Add</i>	1,661.81 774.63 430.35	75.66
23 33 13 19-0144 EA 56" x 18" Louver Type Combination Fire/Smoke Damper, Steel Construction, UL Listed, 1-1/2 Hour Rated..... <i>For Dynamic Damper, Add</i> <i>For 3 Hour Rated, Add</i>	1,718.36 796.40 442.44	81.18
23 33 13 19-0145 EA 56" x 20" Louver Type Combination Fire/Smoke Damper, Steel Construction, UL Listed, 1-1/2 Hour Rated..... <i>For Dynamic Damper, Add</i> <i>For 3 Hour Rated, Add</i>	1,774.96 818.19 454.55	86.54
23 33 13 19-0146 EA 56" x 24" Louver Type Combination Fire/Smoke Damper, Steel Construction, UL Listed, 1-1/2 Hour Rated..... <i>For Dynamic Damper, Add</i> <i>For 3 Hour Rated, Add</i>	1,879.23 865.73 480.96	91.90
23 33 13 19-0147 EA 56" x 28" Louver Type Combination Fire/Smoke Damper, Steel Construction, UL Listed, 1-1/2 Hour Rated..... <i>For Dynamic Damper, Add</i> <i>For 3 Hour Rated, Add</i>	1,975.48 913.32 507.40	94.66
23 33 13 19-0148 EA 56" x 32" Louver Type Combination Fire/Smoke Damper, Steel Construction, UL Listed, 1-1/2 Hour Rated..... <i>For Dynamic Damper, Add</i> <i>For 3 Hour Rated, Add</i>	2,064.27 956.89 531.60	97.26
23 33 13 19-0149 EA 56" x 36" Louver Type Combination Fire/Smoke Damper, Steel Construction, UL Listed, 1-1/2 Hour Rated..... <i>For Dynamic Damper, Add</i> <i>For 3 Hour Rated, Add</i>	2,183.27 1,012.38 562.43	102.78

23 Heating, Ventilating, and Air-Conditioning (HVAC)

23 30 HVAC Air Distribution

23 33 Air Duct Accessories



MINOR CSI UOM DESCRIPTION	TOTAL DIRECT UNIT COST	DEMOLITION UNIT COST
23 33 13 19-0150 EA 56" x 40" Louver Type Combination Fire/Smoke Damper, Steel Construction, UL Listed, 1-1/2 Hour Rated.....	2,287.55	108.14
For Dynamic Damper, Add	1,059.92	
For 3 Hour Rated, Add	588.84	
23 33 13 19-0151 EA 56" x 44" Louver Type Combination Fire/Smoke Damper, Steel Construction, UL Listed, 1-1/2 Hour Rated.....	2,399.19	113.49
For Dynamic Damper, Add	1,111.43	
For 3 Hour Rated, Add	617.46	
23 33 13 19-0152 EA 56" x 48" Louver Type Combination Fire/Smoke Damper, Steel Construction, UL Listed, 1-1/2 Hour Rated.....	2,488.81	119.01
For Dynamic Damper, Add	1,151.07	
For 3 Hour Rated, Add	639.48	
23 33 13 19-0153 EA 56" x 52" Louver Type Combination Fire/Smoke Damper, Steel Construction, UL Listed, 1-1/2 Hour Rated.....	2,600.45	124.37
For Dynamic Damper, Add	1,202.59	
For 3 Hour Rated, Add	668.10	
23 33 13 19-0154 EA 56" x 56" Louver Type Combination Fire/Smoke Damper, Steel Construction, UL Listed, 1-1/2 Hour Rated.....	2,712.09	129.73
For Dynamic Damper, Add	1,254.10	
For 3 Hour Rated, Add	696.72	
23 33 13 19-0155 EA 60" x 6" Louver Type Combination Fire/Smoke Damper, Steel Construction, UL Listed, 1-1/2 Hour Rated.....	1,472.11	54.07
For Dynamic Damper, Add	707.26	
For 3 Hour Rated, Add	392.92	
23 33 13 19-0156 EA 60" x 8" Louver Type Combination Fire/Smoke Damper, Steel Construction, UL Listed, 1-1/2 Hour Rated.....	1,525.03	59.42
For Dynamic Damper, Add	727.07	
For 3 Hour Rated, Add	403.93	
23 33 13 19-0157 EA 60" x 10" Louver Type Combination Fire/Smoke Damper, Steel Construction, UL Listed, 1-1/2 Hour Rated.....	1,555.95	64.95
For Dynamic Damper, Add	734.99	
For 3 Hour Rated, Add	408.33	
23 33 13 19-0158 EA 60" x 12" Louver Type Combination Fire/Smoke Damper, Steel Construction, UL Listed, 1-1/2 Hour Rated.....	1,579.48	70.30
For Dynamic Damper, Add	738.94	
For 3 Hour Rated, Add	410.52	
23 33 13 19-0159 EA 60" x 14" Louver Type Combination Fire/Smoke Damper, Steel Construction, UL Listed, 1-1/2 Hour Rated.....	1,639.81	75.66
For Dynamic Damper, Add	762.75	
For 3 Hour Rated, Add	423.75	
23 33 13 19-0160 EA 60" x 16" Louver Type Combination Fire/Smoke Damper, Steel Construction, UL Listed, 1-1/2 Hour Rated.....	1,700.05	81.18
For Dynamic Damper, Add	786.51	
For 3 Hour Rated, Add	436.95	
23 33 13 19-0161 EA 60" x 18" Louver Type Combination Fire/Smoke Damper, Steel Construction, UL Listed, 1-1/2 Hour Rated.....	1,763.96	86.54
For Dynamic Damper, Add	812.25	
For 3 Hour Rated, Add	451.25	
23 33 13 19-0162 EA 60" x 20" Louver Type Combination Fire/Smoke Damper, Steel Construction, UL Listed, 1-1/2 Hour Rated.....	1,827.92	91.90
For Dynamic Damper, Add	838.03	
For 3 Hour Rated, Add	465.57	
23 33 13 19-0163 EA 60" x 24" Louver Type Combination Fire/Smoke Damper, Steel Construction, UL Listed, 1-1/2 Hour Rated.....	1,931.44	94.66
For Dynamic Damper, Add	889.54	
For 3 Hour Rated, Add	494.19	
23 33 13 19-0164 EA 60" x 28" Louver Type Combination Fire/Smoke Damper, Steel Construction, UL Listed, 1-1/2 Hour Rated.....	2,027.59	97.26
For Dynamic Damper, Add	937.08	
For 3 Hour Rated, Add	520.60	
23 33 13 19-0165 EA 60" x 32" Louver Type Combination Fire/Smoke Damper, Steel Construction, UL Listed, 1-1/2 Hour Rated.....	2,139.28	102.78
For Dynamic Damper, Add	988.62	
For 3 Hour Rated, Add	549.23	
23 33 13 19-0166 EA 60" x 36" Louver Type Combination Fire/Smoke Damper, Steel Construction, UL Listed, 1-1/2 Hour Rated.....	2,250.92	108.14
For Dynamic Damper, Add	1,040.14	
For 3 Hour Rated, Add	577.85	
23 33 13 19-0167 EA 60" x 40" Louver Type Combination Fire/Smoke Damper, Steel Construction, UL Listed, 1-1/2 Hour Rated.....	2,340.51	113.49
For Dynamic Damper, Add	1,079.75	
For 3 Hour Rated, Add	599.86	
23 33 13 19-0168 EA 60" x 44" Louver Type Combination Fire/Smoke Damper, Steel Construction, UL Listed, 1-1/2 Hour Rated.....	2,474.13	119.01
For Dynamic Damper, Add	1,143.14	
For 3 Hour Rated, Add	635.08	
23 33 13 19-0169 EA 60" x 48" Louver Type Combination Fire/Smoke Damper, Steel Construction, UL Listed, 1-1/2 Hour Rated.....	2,593.13	124.37
For Dynamic Damper, Add	1,198.63	
For 3 Hour Rated, Add	665.91	
23 33 13 19-0170 EA 60" x 52" Louver Type Combination Fire/Smoke Damper, Steel Construction, UL Listed, 1-1/2 Hour Rated.....	2,712.09	129.73
For Dynamic Damper, Add	1,254.10	
For 3 Hour Rated, Add	696.72	
23 33 13 19-0171 EA 60" x 56" Louver Type Combination Fire/Smoke Damper, Steel Construction, UL Listed, 1-1/2 Hour Rated.....	2,816.32	135.25
For Dynamic Damper, Add	1,301.62	
For 3 Hour Rated, Add	723.12	
23 33 13 19-0172 EA 60" x 60" Louver Type Combination Fire/Smoke Damper, Steel Construction, UL Listed, 1-1/2 Hour Rated.....	2,920.74	140.61
For Dynamic Damper, Add	1,349.23	
For 3 Hour Rated, Add	749.57	
23 33 13 19-0173 Combination Smoke/Fire Damper (Ruskin FSD60) <small>(23 33 13 19)</small>		
Note: 1-1/2 hour rating, leakage class I with Firestat UL 555S air foil blades and actuator.		
23 33 13 19-0174 EA 6" x 6", Louver Type, 1-1/2 Hour Rated, Galvanized Steel Construction, Combination Fire/Smoke Damper (Ruskin FSD60).....	751.59	18.07
Note: Includes acuator and PFMA mounting angles for 2 sides.		
For 3 Hour Rated, Add	278.98	
23 33 13 19-0175 EA 8" x 6", Louver Type, 1-1/2 Hour Rated, Galvanized Steel Construction, Combination Fire/Smoke Damper (Ruskin FSD60).....	770.98	18.84
Note: Includes acuator and PFMA mounting angles for 2 sides.		
For 3 Hour Rated, Add	285.79	
23 33 13 19-0176 EA 8" x 8", Louver Type, 1-1/2 Hour Rated, Galvanized Steel Construction, Combination Fire/Smoke Damper (Ruskin FSD60).....	788.56	19.05
Note: Includes acuator and PFMA mounting angles for 2 sides.		
For 3 Hour Rated, Add	292.69	



MINOR CSI UOM DESCRIPTION	TOTAL DIRECT UNIT COST	DEMOLITION UNIT COST
23 33 13 19-0177 EA 10" x 6", Louver Type, 1-1/2 Hour Rated, Galvanized Steel Construction, Combination Fire/Smoke Damper (Ruskin FSD60).....	825.94	19.05
Note: Includes acuator and PFMA mounting angles for 2 sides.		
For 3 Hour Rated, Add	307.64	
23 33 13 19-0178 EA 10" x 8", Louver Type, 1-1/2 Hour Rated, Galvanized Steel Construction, Combination Fire/Smoke Damper (Ruskin FSD60).....	845.57	19.48
Note: Includes acuator and PFMA mounting angles for 2 sides.		
For 3 Hour Rated, Add	314.85	
23 33 13 19-0179 EA 10" x 10", Louver Type, 1-1/2 Hour Rated, Galvanized Steel Construction, Combination Fire/Smoke Damper (Ruskin FSD60).....	888.20	21.65
Note: Includes acuator and PFMA mounting angles for 2 sides.		
For 3 Hour Rated, Add	329.30	
23 33 13 19-0180 EA 11" x 11", Louver Type, 1-1/2 Hour Rated, Galvanized Steel Construction, Combination Fire/Smoke Damper (Ruskin FSD60).....	901.76	22.95
Note: Includes acuator and PFMA mounting angles for 2 sides.		
For 3 Hour Rated, Add	333.08	
23 33 13 19-0181 EA 12" x 6", Louver Type, 1-1/2 Hour Rated, Galvanized Steel Construction, Combination Fire/Smoke Damper (Ruskin FSD60).....	830.07	19.48
Note: Includes acuator and PFMA mounting angles for 2 sides.		
For 3 Hour Rated, Add	308.65	
23 33 13 19-0182 EA 12" x 8", Louver Type, 1-1/2 Hour Rated, Galvanized Steel Construction, Combination Fire/Smoke Damper (Ruskin FSD60).....	868.75	20.67
Note: Includes acuator and PFMA mounting angles for 2 sides.		
For 3 Hour Rated, Add	322.82	
23 33 13 19-0183 EA 12" x 10", Louver Type, 1-1/2 Hour Rated, Galvanized Steel Construction, Combination Fire/Smoke Damper (Ruskin FSD60).....	889.66	21.65
Note: Includes acuator and PFMA mounting angles for 2 sides.		
For 3 Hour Rated, Add	329.88	
23 33 13 19-0184 EA 12" x 12", Louver Type, 1-1/2 Hour Rated, Galvanized Steel Construction, Combination Fire/Smoke Damper (Ruskin FSD60).....	915.22	24.36
Note: Includes acuator and PFMA mounting angles for 2 sides.		
For 3 Hour Rated, Add	336.86	
23 33 13 19-0185 EA 14" x 6", Louver Type, 1-1/2 Hour Rated, Galvanized Steel Construction, Combination Fire/Smoke Damper (Ruskin FSD60).....	829.94	20.67
Note: Includes acuator and PFMA mounting angles for 2 sides.		
For 3 Hour Rated, Add	307.30	
23 33 13 19-0186 EA 14" x 8", Louver Type, 1-1/2 Hour Rated, Galvanized Steel Construction, Combination Fire/Smoke Damper (Ruskin FSD60).....	858.68	21.65
Note: Includes acuator and PFMA mounting angles for 2 sides.		
For 3 Hour Rated, Add	317.49	
23 33 13 19-0187 EA 14" x 10", Louver Type, 1-1/2 Hour Rated, Galvanized Steel Construction, Combination Fire/Smoke Damper (Ruskin FSD60).....	879.03	22.74
Note: Includes acuator and PFMA mounting angles for 2 sides.		
For 3 Hour Rated, Add	324.33	
23 33 13 19-0188 EA 14" x 12", Louver Type, 1-1/2 Hour Rated, Galvanized Steel Construction, Combination Fire/Smoke Damper (Ruskin FSD60).....	901.00	24.36
Note: Includes acuator and PFMA mounting angles for 2 sides.		
For 3 Hour Rated, Add	331.18	
23 33 13 19-0189 EA 14" x 14", Louver Type, 1-1/2 Hour Rated, Galvanized Steel Construction, Combination Fire/Smoke Damper (Ruskin FSD60).....	951.71	27.17
Note: Includes acuator and PFMA mounting angles for 2 sides.		
For 3 Hour Rated, Add	348.21	
23 33 13 19-0190 EA 16" x 8", Louver Type, 1-1/2 Hour Rated, Galvanized Steel Construction, Combination Fire/Smoke Damper (Ruskin FSD60).....	888.61	23.27
Note: Includes acuator and PFMA mounting angles for 2 sides.		
For 3 Hour Rated, Add	327.52	
23 33 13 19-0191 EA 16" x 10", Louver Type, 1-1/2 Hour Rated, Galvanized Steel Construction, Combination Fire/Smoke Damper (Ruskin FSD60).....	912.69	25.55
Note: Includes acuator and PFMA mounting angles for 2 sides.		
For 3 Hour Rated, Add	334.55	
23 33 13 19-0192 EA 16" x 12", Louver Type, 1-1/2 Hour Rated, Galvanized Steel Construction, Combination Fire/Smoke Damper (Ruskin FSD60).....	935.15	27.17
Note: Includes acuator and PFMA mounting angles for 2 sides.		
For 3 Hour Rated, Add	341.59	
23 33 13 19-0193 EA 16" x 14", Louver Type, 1-1/2 Hour Rated, Galvanized Steel Construction, Combination Fire/Smoke Damper (Ruskin FSD60).....	968.12	29.77
Note: Includes acuator and PFMA mounting angles for 2 sides.		
For 3 Hour Rated, Add	351.53	
23 33 13 19-0194 EA 16" x 16", Louver Type, 1-1/2 Hour Rated, Galvanized Steel Construction, Combination Fire/Smoke Damper (Ruskin FSD60).....	998.34	32.48
Note: Includes acuator and PFMA mounting angles for 2 sides.		
For 3 Hour Rated, Add	360.37	
23 33 13 19-0195 EA 16" x 24", Louver Type, 1-1/2 Hour Rated, Galvanized Steel Construction, Combination Fire/Smoke Damper (Ruskin FSD60).....	1,141.42	40.59
Note: Includes acuator and PFMA mounting angles for 2 sides.		
For 3 Hour Rated, Add	407.86	
23 33 13 19-0196 EA 18" x 8", Louver Type, 1-1/2 Hour Rated, Galvanized Steel Construction, Combination Fire/Smoke Damper (Ruskin FSD60).....	891.85	24.36
Note: Includes acuator and PFMA mounting angles for 2 sides.		
For 3 Hour Rated, Add	327.52	
23 33 13 19-0197 EA 18" x 10", Louver Type, 1-1/2 Hour Rated, Galvanized Steel Construction, Combination Fire/Smoke Damper (Ruskin FSD60).....	923.66	27.17
Note: Includes acuator and PFMA mounting angles for 2 sides.		
For 3 Hour Rated, Add	336.99	

23 Heating, Ventilating, and Air-Conditioning (HVAC)**23 30 HVAC Air Distribution****23 33 Air Duct Accessories**

MINOR	CSI	UOM	DESCRIPTION	TOTAL DIRECT UNIT COST	DEMOLITION UNIT COST
23 33 13 19-0198	EA		18" x 12", Louver Type, 1-1/2 Hour Rated, Galvanized Steel Construction, Combination Fire/Smoke Damper (Ruskin FSD60).....	955.48	29.77
			Note: Includes actuator and PFMA mounting angles for 2 sides.		
			<i>For 3 Hour Rated, Add</i>	346.47	
23 33 13 19-0199	EA		18" x 14", Louver Type, 1-1/2 Hour Rated, Galvanized Steel Construction, Combination Fire/Smoke Damper (Ruskin FSD60).....	985.71	32.48
			Note: Includes actuator and PFMA mounting angles for 2 sides.		
			<i>For 3 Hour Rated, Add</i>	355.32	
23 33 13 19-0200	EA		18" x 16", Louver Type, 1-1/2 Hour Rated, Galvanized Steel Construction, Combination Fire/Smoke Damper (Ruskin FSD60).....	1,015.94	35.07
			Note: Includes actuator and PFMA mounting angles for 2 sides.		
			<i>For 3 Hour Rated, Add</i>	364.16	
23 33 13 19-0201	EA		18" x 18", Louver Type, 1-1/2 Hour Rated, Galvanized Steel Construction, Combination Fire/Smoke Damper (Ruskin FSD60).....	1,046.17	37.89
			Note: Includes actuator and PFMA mounting angles for 2 sides.		
			<i>For 3 Hour Rated, Add</i>	373.00	
23 33 13 19-0202	EA		20" x 8", Louver Type, 1-1/2 Hour Rated, Galvanized Steel Construction, Combination Fire/Smoke Damper (Ruskin FSD60).....	954.58	27.17
			Note: Includes actuator and PFMA mounting angles for 2 sides.		
			<i>For 3 Hour Rated, Add</i>	349.36	
23 33 13 19-0203	EA		20" x 10", Louver Type, 1-1/2 Hour Rated, Galvanized Steel Construction, Combination Fire/Smoke Damper (Ruskin FSD60).....	987.21	29.77
			Note: Includes actuator and PFMA mounting angles for 2 sides.		
			<i>For 3 Hour Rated, Add</i>	359.16	
23 33 13 19-0204	EA		20" x 12", Louver Type, 1-1/2 Hour Rated, Galvanized Steel Construction, Combination Fire/Smoke Damper (Ruskin FSD60).....	1,019.84	32.48
			Note: Includes actuator and PFMA mounting angles for 2 sides.		
			<i>For 3 Hour Rated, Add</i>	368.97	
23 33 13 19-0205	EA		20" x 14", Louver Type, 1-1/2 Hour Rated, Galvanized Steel Construction, Combination Fire/Smoke Damper (Ruskin FSD60).....	1,052.48	35.07
			Note: Includes actuator and PFMA mounting angles for 2 sides.		
			<i>For 3 Hour Rated, Add</i>	378.78	
23 33 13 19-0206	EA		20" x 16", Louver Type, 1-1/2 Hour Rated, Galvanized Steel Construction, Combination Fire/Smoke Damper (Ruskin FSD60).....	1,087.34	37.89
			Note: Includes actuator and PFMA mounting angles for 2 sides.		
			<i>For 3 Hour Rated, Add</i>	389.47	
23 33 13 19-0207	EA		20" x 18", Louver Type, 1-1/2 Hour Rated, Galvanized Steel Construction, Combination Fire/Smoke Damper (Ruskin FSD60).....	1,115.72	40.59
			Note: Includes actuator and PFMA mounting angles for 2 sides.		
			<i>For 3 Hour Rated, Add</i>	397.58	
23 33 13 19-0208	EA		20" x 20", Louver Type, 1-1/2 Hour Rated, Galvanized Steel Construction, Combination Fire/Smoke Damper (Ruskin FSD60).....	1,144.03	43.19
			Note: Includes actuator and PFMA mounting angles for 2 sides.		
			<i>For 3 Hour Rated, Add</i>	405.66	
23 33 13 19-0209	EA		20" x 24", Louver Type, 1-1/2 Hour Rated, Galvanized Steel Construction, Combination Fire/Smoke Damper (Ruskin FSD60).....	1,209.76	48.71
			Note: Includes actuator and PFMA mounting angles for 2 sides.		
			<i>For 3 Hour Rated, Add</i>	425.45	
23 33 13 19-0210	EA		22" x 10", Louver Type, 1-1/2 Hour Rated, Galvanized Steel Construction, Combination Fire/Smoke Damper (Ruskin FSD60).....	997.44	31.07
			Note: Includes actuator and PFMA mounting angles for 2 sides.		
			<i>For 3 Hour Rated, Add</i>	361.61	
23 33 13 19-0211	EA		22" x 12", Louver Type, 1-1/2 Hour Rated, Galvanized Steel Construction, Combination Fire/Smoke Damper (Ruskin FSD60).....	1,031.20	33.78
			Note: Includes actuator and PFMA mounting angles for 2 sides.		
			<i>For 3 Hour Rated, Add</i>	371.87	
23 33 13 19-0212	EA		22" x 14", Louver Type, 1-1/2 Hour Rated, Galvanized Steel Construction, Combination Fire/Smoke Damper (Ruskin FSD60).....	1,064.95	36.48
			Note: Includes actuator and PFMA mounting angles for 2 sides.		
			<i>For 3 Hour Rated, Add</i>	382.12	
23 33 13 19-0213	EA		22" x 16", Louver Type, 1-1/2 Hour Rated, Galvanized Steel Construction, Combination Fire/Smoke Damper (Ruskin FSD60).....	1,099.82	39.19
			Note: Includes actuator and PFMA mounting angles for 2 sides.		
			<i>For 3 Hour Rated, Add</i>	392.82	
23 33 13 19-0214	EA		22" x 18", Louver Type, 1-1/2 Hour Rated, Galvanized Steel Construction, Combination Fire/Smoke Damper (Ruskin FSD60).....	1,128.75	41.89
			Note: Includes actuator and PFMA mounting angles for 2 sides.		
			<i>For 3 Hour Rated, Add</i>	401.14	
23 33 13 19-0215	EA		22" x 20", Louver Type, 1-1/2 Hour Rated, Galvanized Steel Construction, Combination Fire/Smoke Damper (Ruskin FSD60).....	1,161.65	46.01
			Note: Includes actuator and PFMA mounting angles for 2 sides.		
			<i>For 3 Hour Rated, Add</i>	409.46	
23 33 13 19-0216	EA		22" x 22", Louver Type, 1-1/2 Hour Rated, Galvanized Steel Construction, Combination Fire/Smoke Damper (Ruskin FSD60).....	1,182.83	48.38
			Note: Includes actuator and PFMA mounting angles for 2 sides.		
			<i>For 3 Hour Rated, Add</i>	415.03	
23 33 13 19-0217	EA		22" x 32", Louver Type, 1-1/2 Hour Rated, Galvanized Steel Construction, Combination Fire/Smoke Damper (Ruskin FSD60).....	1,507.89	60.84
			Note: Includes actuator and PFMA mounting angles for 2 sides.		
			<i>For 3 Hour Rated, Add</i>	530.07	
23 33 13 19-0218	EA		22" x 34", Louver Type, 1-1/2 Hour Rated, Galvanized Steel Construction, Combination Fire/Smoke Damper (Ruskin FSD60).....	1,752.43	64.62
			Note: Includes actuator and PFMA mounting angles for 2 sides.		
			<i>For 3 Hour Rated, Add</i>	623.34	



MINOR CSI UOM DESCRIPTION	TOTAL DIRECT UNIT COST	DEMOLITION UNIT COST
23 33 13 19-0219 EA 24" x 10", Louver Type, 1-1/2 Hour Rated, Galvanized Steel Construction, Combination Fire/Smoke Damper (Ruskin FSD60).....	1,034.45	32.48
Note: Includes acuator and PFMA mounting angles for 2 sides.		
<i>For 3 Hour Rated, Add</i>	374.81	
23 33 13 19-0220 EA 24" x 12", Louver Type, 1-1/2 Hour Rated, Galvanized Steel Construction, Combination Fire/Smoke Damper (Ruskin FSD60).....	1,070.11	35.07
Note: Includes acuator and PFMA mounting angles for 2 sides.		
<i>For 3 Hour Rated, Add</i>	385.83	
23 33 13 19-0221 EA 24" x 14", Louver Type, 1-1/2 Hour Rated, Galvanized Steel Construction, Combination Fire/Smoke Damper (Ruskin FSD60).....	1,105.78	37.89
Note: Includes acuator and PFMA mounting angles for 2 sides.		
<i>For 3 Hour Rated, Add</i>	396.85	
23 33 13 19-0222 EA 24" x 16", Louver Type, 1-1/2 Hour Rated, Galvanized Steel Construction, Combination Fire/Smoke Damper (Ruskin FSD60).....	1,141.42	40.59
Note: Includes acuator and PFMA mounting angles for 2 sides.		
<i>For 3 Hour Rated, Add</i>	407.86	
23 33 13 19-0223 EA 24" x 18", Louver Type, 1-1/2 Hour Rated, Galvanized Steel Construction, Combination Fire/Smoke Damper (Ruskin FSD60).....	1,171.53	43.19
Note: Includes acuator and PFMA mounting angles for 2 sides.		
<i>For 3 Hour Rated, Add</i>	416.66	
23 33 13 19-0224 EA 24" x 20", Louver Type, 1-1/2 Hour Rated, Galvanized Steel Construction, Combination Fire/Smoke Damper (Ruskin FSD60).....	1,209.76	48.71
Note: Includes acuator and PFMA mounting angles for 2 sides.		
<i>For 3 Hour Rated, Add</i>	425.45	
23 33 13 19-0225 EA 24" x 22", Louver Type, 1-1/2 Hour Rated, Galvanized Steel Construction, Combination Fire/Smoke Damper (Ruskin FSD60).....	1,232.55	51.42
Note: Includes acuator and PFMA mounting angles for 2 sides.		
<i>For 3 Hour Rated, Add</i>	431.32	
23 33 13 19-0226 EA 24" x 24", Louver Type, 1-1/2 Hour Rated, Galvanized Steel Construction, Combination Fire/Smoke Damper (Ruskin FSD60).....	1,255.34	54.13
Note: Includes acuator and PFMA mounting angles for 2 sides.		
<i>For 3 Hour Rated, Add</i>	437.19	
23 33 13 19-0227 EA 26" x 10", Louver Type, 1-1/2 Hour Rated, Galvanized Steel Construction, Combination Fire/Smoke Damper (Ruskin FSD60).....	1,049.09	33.78
Note: Includes acuator and PFMA mounting angles for 2 sides.		
<i>For 3 Hour Rated, Add</i>	379.02	
23 33 13 19-0228 EA 26" x 12", Louver Type, 1-1/2 Hour Rated, Galvanized Steel Construction, Combination Fire/Smoke Damper (Ruskin FSD60).....	1,081.32	36.48
Note: Includes acuator and PFMA mounting angles for 2 sides.		
<i>For 3 Hour Rated, Add</i>	388.67	
23 33 13 19-0229 EA 26" x 14", Louver Type, 1-1/2 Hour Rated, Galvanized Steel Construction, Combination Fire/Smoke Damper (Ruskin FSD60).....	1,120.70	39.19
Note: Includes acuator and PFMA mounting angles for 2 sides.		
<i>For 3 Hour Rated, Add</i>	401.17	
23 33 13 19-0230 EA 26" x 16", Louver Type, 1-1/2 Hour Rated, Galvanized Steel Construction, Combination Fire/Smoke Damper (Ruskin FSD60).....	1,160.19	41.89
Note: Includes acuator and PFMA mounting angles for 2 sides.		
<i>For 3 Hour Rated, Add</i>	413.72	
23 33 13 19-0231 EA 26" x 18", Louver Type, 1-1/2 Hour Rated, Galvanized Steel Construction, Combination Fire/Smoke Damper (Ruskin FSD60).....	1,194.30	46.01
Note: Includes acuator and PFMA mounting angles for 2 sides.		
<i>For 3 Hour Rated, Add</i>	422.52	
23 33 13 19-0232 EA 26" x 20", Louver Type, 1-1/2 Hour Rated, Galvanized Steel Construction, Combination Fire/Smoke Damper (Ruskin FSD60).....	1,232.55	51.42
Note: Includes acuator and PFMA mounting angles for 2 sides.		
<i>For 3 Hour Rated, Add</i>	431.32	
23 33 13 19-0233 EA 26" x 22", Louver Type, 1-1/2 Hour Rated, Galvanized Steel Construction, Combination Fire/Smoke Damper (Ruskin FSD60).....	1,256.95	53.47
Note: Includes acuator and PFMA mounting angles for 2 sides.		
<i>For 3 Hour Rated, Add</i>	438.66	
23 33 13 19-0234 EA 26" x 24", Louver Type, 1-1/2 Hour Rated, Galvanized Steel Construction, Combination Fire/Smoke Damper (Ruskin FSD60).....	1,281.45	55.43
Note: Includes acuator and PFMA mounting angles for 2 sides.		
<i>For 3 Hour Rated, Add</i>	445.99	
23 33 13 19-0235 EA 26" x 26", Louver Type, 1-1/2 Hour Rated, Galvanized Steel Construction, Combination Fire/Smoke Damper (Ruskin FSD60).....	1,306.61	57.91
Note: Includes acuator and PFMA mounting angles for 2 sides.		
<i>For 3 Hour Rated, Add</i>	453.06	
23 33 13 19-0236 EA 28" x 10", Louver Type, 1-1/2 Hour Rated, Galvanized Steel Construction, Combination Fire/Smoke Damper (Ruskin FSD60).....	1,140.52	35.07
Note: Includes acuator and PFMA mounting angles for 2 sides.		
<i>For 3 Hour Rated, Add</i>	413.99	
23 33 13 19-0237 EA 28" x 12", Louver Type, 1-1/2 Hour Rated, Galvanized Steel Construction, Combination Fire/Smoke Damper (Ruskin FSD60).....	1,178.60	37.89
Note: Includes acuator and PFMA mounting angles for 2 sides.		
<i>For 3 Hour Rated, Add</i>	425.98	
23 33 13 19-0238 EA 28" x 14", Louver Type, 1-1/2 Hour Rated, Galvanized Steel Construction, Combination Fire/Smoke Damper (Ruskin FSD60).....	1,220.59	40.59
Note: Includes acuator and PFMA mounting angles for 2 sides.		
<i>For 3 Hour Rated, Add</i>	439.53	
23 33 13 19-0239 EA 28" x 16", Louver Type, 1-1/2 Hour Rated, Galvanized Steel Construction, Combination Fire/Smoke Damper (Ruskin FSD60).....	1,262.65	43.19
Note: Includes acuator and PFMA mounting angles for 2 sides.		
<i>For 3 Hour Rated, Add</i>	453.10	

23 Heating, Ventilating, and Air-Conditioning (HVAC)**23 30 HVAC Air Distribution****23 33 Air Duct Accessories**MINOR
CSI UOM DESCRIPTIONTOTAL DIRECT DEMOLITION
UNIT COST UNIT COST

23 33 13 19-0240	EA	28" x 18", Louver Type, 1-1/2 Hour Rated, Galvanized Steel Construction, Combination Fire/Smoke Damper (Ruskin FSD60).....	1,298.65	48.71
		Note: Includes actuator and PFMA mounting angles for 2 sides.		
		<i>For 3 Hour Rated, Add</i>	461.01	
23 33 13 19-0241	EA	28" x 20", Louver Type, 1-1/2 Hour Rated, Galvanized Steel Construction, Combination Fire/Smoke Damper (Ruskin FSD60).....	1,340.54	54.13
		Note: Includes actuator and PFMA mounting angles for 2 sides.		
		<i>For 3 Hour Rated, Add</i>	471.27	
23 33 13 19-0242	EA	28" x 22", Louver Type, 1-1/2 Hour Rated, Galvanized Steel Construction, Combination Fire/Smoke Damper (Ruskin FSD60).....	1,366.32	55.43
		Note: Includes actuator and PFMA mounting angles for 2 sides.		
		<i>For 3 Hour Rated, Add</i>	479.94	
23 33 13 19-0243	EA	28" x 24", Louver Type, 1-1/2 Hour Rated, Galvanized Steel Construction, Combination Fire/Smoke Damper (Ruskin FSD60).....	1,392.00	56.83
		Note: Includes actuator and PFMA mounting angles for 2 sides.		
		<i>For 3 Hour Rated, Add</i>	488.60	
23 33 13 19-0244	EA	28" x 26", Louver Type, 1-1/2 Hour Rated, Galvanized Steel Construction, Combination Fire/Smoke Damper (Ruskin FSD60).....	1,421.46	59.54
		Note: Includes actuator and PFMA mounting angles for 2 sides.		
		<i>For 3 Hour Rated, Add</i>	497.14	
23 33 13 19-0245	EA	28" x 28", Louver Type, 1-1/2 Hour Rated, Galvanized Steel Construction, Combination Fire/Smoke Damper (Ruskin FSD60).....	1,449.30	62.25
		Note: Includes actuator and PFMA mounting angles for 2 sides.		
		<i>For 3 Hour Rated, Add</i>	505.03	
23 33 13 19-0246	EA	28" x 36", Louver Type, 1-1/2 Hour Rated, Galvanized Steel Construction, Combination Fire/Smoke Damper (Ruskin FSD60).....	2,148.38	71.99
		Note: Includes actuator and PFMA mounting angles for 2 sides.		
		<i>For 3 Hour Rated, Add</i>	772.97	
23 33 13 19-0247	EA	30" x 10", Louver Type, 1-1/2 Hour Rated, Galvanized Steel Construction, Combination Fire/Smoke Damper (Ruskin FSD60).....	1,148.27	36.48
		Note: Includes actuator and PFMA mounting angles for 2 sides.		
		<i>For 3 Hour Rated, Add</i>	415.45	
23 33 13 19-0248	EA	30" x 12", Louver Type, 1-1/2 Hour Rated, Galvanized Steel Construction, Combination Fire/Smoke Damper (Ruskin FSD60).....	1,190.08	39.19
		Note: Includes actuator and PFMA mounting angles for 2 sides.		
		<i>For 3 Hour Rated, Add</i>	428.92	
23 33 13 19-0249	EA	30" x 14", Louver Type, 1-1/2 Hour Rated, Galvanized Steel Construction, Combination Fire/Smoke Damper (Ruskin FSD60).....	1,231.93	41.89
		Note: Includes actuator and PFMA mounting angles for 2 sides.		
		<i>For 3 Hour Rated, Add</i>	442.42	
23 33 13 19-0250	EA	30" x 16", Louver Type, 1-1/2 Hour Rated, Galvanized Steel Construction, Combination Fire/Smoke Damper (Ruskin FSD60).....	1,277.78	46.01
		Note: Includes actuator and PFMA mounting angles for 2 sides.		
		<i>For 3 Hour Rated, Add</i>	455.91	
23 33 13 19-0251	EA	30" x 18", Louver Type, 1-1/2 Hour Rated, Galvanized Steel Construction, Combination Fire/Smoke Damper (Ruskin FSD60).....	1,309.61	51.42
		Note: Includes actuator and PFMA mounting angles for 2 sides.		
		<i>For 3 Hour Rated, Add</i>	462.14	
23 33 13 19-0252	EA	30" x 20", Louver Type, 1-1/2 Hour Rated, Galvanized Steel Construction, Combination Fire/Smoke Damper (Ruskin FSD60).....	1,353.20	56.73
		Note: Includes actuator and PFMA mounting angles for 2 sides.		
		<i>For 3 Hour Rated, Add</i>	473.08	
23 33 13 19-0253	EA	30" x 22", Louver Type, 1-1/2 Hour Rated, Galvanized Steel Construction, Combination Fire/Smoke Damper (Ruskin FSD60).....	1,380.69	58.13
		Note: Includes actuator and PFMA mounting angles for 2 sides.		
		<i>For 3 Hour Rated, Add</i>	482.44	
23 33 13 19-0254	EA	30" x 24", Louver Type, 1-1/2 Hour Rated, Galvanized Steel Construction, Combination Fire/Smoke Damper (Ruskin FSD60).....	1,408.09	59.54
		Note: Includes actuator and PFMA mounting angles for 2 sides.		
		<i>For 3 Hour Rated, Add</i>	491.79	
23 33 13 19-0255	EA	30" x 26", Louver Type, 1-1/2 Hour Rated, Galvanized Steel Construction, Combination Fire/Smoke Damper (Ruskin FSD60).....	1,438.87	61.91
		Note: Includes actuator and PFMA mounting angles for 2 sides.		
		<i>For 3 Hour Rated, Add</i>	501.16	
23 33 13 19-0256	EA	30" x 28", Louver Type, 1-1/2 Hour Rated, Galvanized Steel Construction, Combination Fire/Smoke Damper (Ruskin FSD60).....	1,469.54	64.40
		Note: Includes actuator and PFMA mounting angles for 2 sides.		
		<i>For 3 Hour Rated, Add</i>	510.53	
23 33 13 19-0257	EA	30" x 30", Louver Type, 1-1/2 Hour Rated, Galvanized Steel Construction, Combination Fire/Smoke Damper (Ruskin FSD60).....	1,507.66	66.90
		Note: Includes actuator and PFMA mounting angles for 2 sides.		
		<i>For 3 Hour Rated, Add</i>	522.75	
23 33 13 19-0258	EA	30" x 32", Louver Type, 1-1/2 Hour Rated, Galvanized Steel Construction, Combination Fire/Smoke Damper (Ruskin FSD60).....	1,648.74	68.41
		Note: Includes actuator and PFMA mounting angles for 2 sides.		
		<i>For 3 Hour Rated, Add</i>	577.32	
23 33 13 19-0259	EA	30" x 44", Louver Type, 1-1/2 Hour Rated, Galvanized Steel Construction, Combination Fire/Smoke Damper (Ruskin FSD60).....	2,276.47	83.89
		Note: Includes actuator and PFMA mounting angles for 2 sides.		
		<i>For 3 Hour Rated, Add</i>	809.92	
23 33 13 19-0260	EA	32" x 12", Louver Type, 1-1/2 Hour Rated, Galvanized Steel Construction, Combination Fire/Smoke Damper (Ruskin FSD60).....	1,303.46	40.59
		Note: Includes actuator and PFMA mounting angles for 2 sides.		
		<i>For 3 Hour Rated, Add</i>	472.68	



MINOR CSI UOM DESCRIPTION	TOTAL DIRECT UNIT COST	DEMOLITION UNIT COST
23 33 13 19-0261 EA 32" x 14", Louver Type, 1-1/2 Hour Rated, Galvanized Steel Construction, Combination Fire/Smoke Damper (Ruskin FSD60).....	1,338.45	43.19
Note: Includes acuator and PFMA mounting angles for 2 sides.		
For 3 Hour Rated, Add	483.42	
23 33 13 19-0262 EA 32" x 16", Louver Type, 1-1/2 Hour Rated, Galvanized Steel Construction, Combination Fire/Smoke Damper (Ruskin FSD60).....	1,378.42	48.71
Note: Includes acuator and PFMA mounting angles for 2 sides.		
For 3 Hour Rated, Add	492.92	
23 33 13 19-0263 EA 32" x 18", Louver Type, 1-1/2 Hour Rated, Galvanized Steel Construction, Combination Fire/Smoke Damper (Ruskin FSD60).....	1,428.49	54.13
Note: Includes acuator and PFMA mounting angles for 2 sides.		
For 3 Hour Rated, Add	506.45	
23 33 13 19-0264 EA 32" x 20", Louver Type, 1-1/2 Hour Rated, Galvanized Steel Construction, Combination Fire/Smoke Damper (Ruskin FSD60).....	1,478.50	59.42
Note: Includes acuator and PFMA mounting angles for 2 sides.		
For 3 Hour Rated, Add	519.96	
23 33 13 19-0265 EA 32" x 22", Louver Type, 1-1/2 Hour Rated, Galvanized Steel Construction, Combination Fire/Smoke Damper (Ruskin FSD60).....	1,507.89	60.84
Note: Includes acuator and PFMA mounting angles for 2 sides.		
For 3 Hour Rated, Add	530.07	
23 33 13 19-0266 EA 32" x 24", Louver Type, 1-1/2 Hour Rated, Galvanized Steel Construction, Combination Fire/Smoke Damper (Ruskin FSD60).....	1,537.17	62.25
Note: Includes acuator and PFMA mounting angles for 2 sides.		
For 3 Hour Rated, Add	540.18	
23 33 13 19-0267 EA 32" x 26", Louver Type, 1-1/2 Hour Rated, Galvanized Steel Construction, Combination Fire/Smoke Damper (Ruskin FSD60).....	1,573.21	64.40
Note: Includes acuator and PFMA mounting angles for 2 sides.		
For 3 Hour Rated, Add	552.00	
23 33 13 19-0268 EA 32" x 28", Louver Type, 1-1/2 Hour Rated, Galvanized Steel Construction, Combination Fire/Smoke Damper (Ruskin FSD60).....	1,609.28	66.57
Note: Includes acuator and PFMA mounting angles for 2 sides.		
For 3 Hour Rated, Add	563.83	
23 33 13 19-0269 EA 32" x 30", Louver Type, 1-1/2 Hour Rated, Galvanized Steel Construction, Combination Fire/Smoke Damper (Ruskin FSD60).....	1,648.74	68.41
Note: Includes acuator and PFMA mounting angles for 2 sides.		
For 3 Hour Rated, Add	577.32	
23 33 13 19-0270 EA 32" x 32", Louver Type, 1-1/2 Hour Rated, Galvanized Steel Construction, Combination Fire/Smoke Damper (Ruskin FSD60).....	1,688.07	70.35
Note: Includes acuator and PFMA mounting angles for 2 sides.		
For 3 Hour Rated, Add	590.80	
23 33 13 19-0271 EA 32" x 34", Louver Type, 1-1/2 Hour Rated, Galvanized Steel Construction, Combination Fire/Smoke Damper (Ruskin FSD60).....	1,958.03	72.95
Note: Includes acuator and PFMA mounting angles for 2 sides.		
For 3 Hour Rated, Add	695.54	
23 33 13 19-0272 EA 34" x 12", Louver Type, 1-1/2 Hour Rated, Galvanized Steel Construction, Combination Fire/Smoke Damper (Ruskin FSD60).....	1,518.93	41.89
Note: Includes acuator and PFMA mounting angles for 2 sides.		
For 3 Hour Rated, Add	557.22	
23 33 13 19-0273 EA 34" x 14", Louver Type, 1-1/2 Hour Rated, Galvanized Steel Construction, Combination Fire/Smoke Damper (Ruskin FSD60).....	1,554.23	46.01
Note: Includes acuator and PFMA mounting angles for 2 sides.		
For 3 Hour Rated, Add	566.49	
23 33 13 19-0274 EA 34" x 16", Louver Type, 1-1/2 Hour Rated, Galvanized Steel Construction, Combination Fire/Smoke Damper (Ruskin FSD60).....	1,587.80	50.01
Note: Includes acuator and PFMA mounting angles for 2 sides.		
For 3 Hour Rated, Add	575.02	
23 33 13 19-0275 EA 34" x 18", Louver Type, 1-1/2 Hour Rated, Galvanized Steel Construction, Combination Fire/Smoke Damper (Ruskin FSD60).....	1,653.45	56.73
Note: Includes acuator and PFMA mounting angles for 2 sides.		
For 3 Hour Rated, Add	593.18	
23 33 13 19-0276 EA 34" x 20", Louver Type, 1-1/2 Hour Rated, Galvanized Steel Construction, Combination Fire/Smoke Damper (Ruskin FSD60).....	1,715.01	62.25
Note: Includes acuator and PFMA mounting angles for 2 sides.		
For 3 Hour Rated, Add	611.31	
23 33 13 19-0277 EA 34" x 22", Louver Type, 1-1/2 Hour Rated, Galvanized Steel Construction, Combination Fire/Smoke Damper (Ruskin FSD60).....	1,748.75	63.43
Note: Includes acuator and PFMA mounting angles for 2 sides.		
For 3 Hour Rated, Add	623.34	
23 33 13 19-0278 EA 34" x 24", Louver Type, 1-1/2 Hour Rated, Galvanized Steel Construction, Combination Fire/Smoke Damper (Ruskin FSD60).....	1,782.50	64.62
Note: Includes acuator and PFMA mounting angles for 2 sides.		
For 3 Hour Rated, Add	635.37	
23 33 13 19-0279 EA 34" x 26", Louver Type, 1-1/2 Hour Rated, Galvanized Steel Construction, Combination Fire/Smoke Damper (Ruskin FSD60).....	1,827.06	66.90
Note: Includes acuator and PFMA mounting angles for 2 sides.		
For 3 Hour Rated, Add	650.46	
23 33 13 19-0280 EA 34" x 28", Louver Type, 1-1/2 Hour Rated, Galvanized Steel Construction, Combination Fire/Smoke Damper (Ruskin FSD60).....	1,871.73	69.28
Note: Includes acuator and PFMA mounting angles for 2 sides.		
For 3 Hour Rated, Add	665.56	
23 33 13 19-0281 EA 34" x 30", Louver Type, 1-1/2 Hour Rated, Galvanized Steel Construction, Combination Fire/Smoke Damper (Ruskin FSD60).....	1,914.93	71.12
Note: Includes acuator and PFMA mounting angles for 2 sides.		
For 3 Hour Rated, Add	680.55	

23 Heating, Ventilating, and Air-Conditioning (HVAC)**23 30 HVAC Air Distribution****23 33 Air Duct Accessories**

MINOR	CSI	UOM	DESCRIPTION	TOTAL DIRECT UNIT COST	DEMOLITION UNIT COST
23 33 13 19-0282	EA		34" x 32", Louver Type, 1-1/2 Hour Rated, Galvanized Steel Construction, Combination Fire/Smoke Damper (Ruskin FSD60).....	1,958.03	72.95
			Note: Includes actuator and PFMA mounting angles for 2 sides.		
			<i>For 3 Hour Rated, Add</i>	695.54	
23 33 13 19-0283	EA		34" x 34", Louver Type, 1-1/2 Hour Rated, Galvanized Steel Construction, Combination Fire/Smoke Damper (Ruskin FSD60).....	2,002.17	74.91
			Note: Includes actuator and PFMA mounting angles for 2 sides.		
			<i>For 3 Hour Rated, Add</i>	710.85	
23 33 13 19-0284	EA		34" x 36", Louver Type, 1-1/2 Hour Rated, Galvanized Steel Construction, Combination Fire/Smoke Damper (Ruskin FSD60).....	1,868.43	77.07
			Note: Includes actuator and PFMA mounting angles for 2 sides.		
			<i>For 3 Hour Rated, Add</i>	654.80	
23 33 13 19-0285	EA		36" x 12", Louver Type, 1-1/2 Hour Rated, Galvanized Steel Construction, Combination Fire/Smoke Damper (Ruskin FSD60).....	1,745.74	43.19
			Note: Includes actuator and PFMA mounting angles for 2 sides.		
			<i>For 3 Hour Rated, Add</i>	646.34	
23 33 13 19-0286	EA		36" x 14", Louver Type, 1-1/2 Hour Rated, Galvanized Steel Construction, Combination Fire/Smoke Damper (Ruskin FSD60).....	1,779.62	48.71
			Note: Includes actuator and PFMA mounting angles for 2 sides.		
			<i>For 3 Hour Rated, Add</i>	653.40	
23 33 13 19-0287	EA		36" x 16", Louver Type, 1-1/2 Hour Rated, Galvanized Steel Construction, Combination Fire/Smoke Damper (Ruskin FSD60).....	1,805.31	51.31
			Note: Includes actuator and PFMA mounting angles for 2 sides.		
			<i>For 3 Hour Rated, Add</i>	660.42	
23 33 13 19-0288	EA		36" x 18", Louver Type, 1-1/2 Hour Rated, Galvanized Steel Construction, Combination Fire/Smoke Damper (Ruskin FSD60).....	1,888.34	59.42
			Note: Includes actuator and PFMA mounting angles for 2 sides.		
			<i>For 3 Hour Rated, Add</i>	683.89	
23 33 13 19-0289	EA		36" x 20", Louver Type, 1-1/2 Hour Rated, Galvanized Steel Construction, Combination Fire/Smoke Damper (Ruskin FSD60).....	1,963.11	64.95
			Note: Includes actuator and PFMA mounting angles for 2 sides.		
			<i>For 3 Hour Rated, Add</i>	707.30	
23 33 13 19-0290	EA		36" x 22", Louver Type, 1-1/2 Hour Rated, Galvanized Steel Construction, Combination Fire/Smoke Damper (Ruskin FSD60).....	2,001.53	66.03
			Note: Includes actuator and PFMA mounting angles for 2 sides.		
			<i>For 3 Hour Rated, Add</i>	721.38	
23 33 13 19-0291	EA		36" x 24", Louver Type, 1-1/2 Hour Rated, Galvanized Steel Construction, Combination Fire/Smoke Damper (Ruskin FSD60).....	2,039.95	67.11
			Note: Includes actuator and PFMA mounting angles for 2 sides.		
			<i>For 3 Hour Rated, Add</i>	735.45	
23 33 13 19-0292	EA		36" x 26", Louver Type, 1-1/2 Hour Rated, Galvanized Steel Construction, Combination Fire/Smoke Damper (Ruskin FSD60).....	2,094.22	69.49
			Note: Includes actuator and PFMA mounting angles for 2 sides.		
			<i>For 3 Hour Rated, Add</i>	754.21	
23 33 13 19-0293	EA		36" x 28", Louver Type, 1-1/2 Hour Rated, Galvanized Steel Construction, Combination Fire/Smoke Damper (Ruskin FSD60).....	2,148.38	71.99
			Note: Includes actuator and PFMA mounting angles for 2 sides.		
			<i>For 3 Hour Rated, Add</i>	772.97	
23 33 13 19-0294	EA		36" x 30", Louver Type, 1-1/2 Hour Rated, Galvanized Steel Construction, Combination Fire/Smoke Damper (Ruskin FSD60).....	2,195.10	73.82
			Note: Includes actuator and PFMA mounting angles for 2 sides.		
			<i>For 3 Hour Rated, Add</i>	789.37	
23 33 13 19-0295	EA		36" x 32", Louver Type, 1-1/2 Hour Rated, Galvanized Steel Construction, Combination Fire/Smoke Damper (Ruskin FSD60).....	2,241.72	75.66
			Note: Includes actuator and PFMA mounting angles for 2 sides.		
			<i>For 3 Hour Rated, Add</i>	805.76	
23 33 13 19-0296	EA		36" x 34", Louver Type, 1-1/2 Hour Rated, Galvanized Steel Construction, Combination Fire/Smoke Damper (Ruskin FSD60).....	2,292.73	77.07
			Note: Includes actuator and PFMA mounting angles for 2 sides.		
			<i>For 3 Hour Rated, Add</i>	824.52	
23 33 13 19-0297	EA		36" x 36", Louver Type, 1-1/2 Hour Rated, Galvanized Steel Construction, Combination Fire/Smoke Damper (Ruskin FSD60).....	2,343.65	78.47
			Note: Includes actuator and PFMA mounting angles for 2 sides.		
			<i>For 3 Hour Rated, Add</i>	843.29	
23 33 13 19-0298	EA		38" x 16", Louver Type, 1-1/2 Hour Rated, Galvanized Steel Construction, Combination Fire/Smoke Damper (Ruskin FSD60).....	1,814.75	52.72
			Note: Includes actuator and PFMA mounting angles for 2 sides.		
			<i>For 3 Hour Rated, Add</i>	662.56	
23 33 13 19-0299	EA		38" x 18", Louver Type, 1-1/2 Hour Rated, Galvanized Steel Construction, Combination Fire/Smoke Damper (Ruskin FSD60).....	1,887.08	60.84
			Note: Includes actuator and PFMA mounting angles for 2 sides.		
			<i>For 3 Hour Rated, Add</i>	681.74	
23 33 13 19-0300	EA		38" x 20", Louver Type, 1-1/2 Hour Rated, Galvanized Steel Construction, Combination Fire/Smoke Damper (Ruskin FSD60).....	1,951.18	66.24
			Note: Includes actuator and PFMA mounting angles for 2 sides.		
			<i>For 3 Hour Rated, Add</i>	700.89	
23 33 13 19-0301	EA		38" x 22", Louver Type, 1-1/2 Hour Rated, Galvanized Steel Construction, Combination Fire/Smoke Damper (Ruskin FSD60).....	1,987.61	67.87
			Note: Includes actuator and PFMA mounting angles for 2 sides.		
			<i>For 3 Hour Rated, Add</i>	713.52	
23 33 13 19-0302	EA		38" x 24", Louver Type, 1-1/2 Hour Rated, Galvanized Steel Construction, Combination Fire/Smoke Damper (Ruskin FSD60).....	2,024.07	69.49
			Note: Includes actuator and PFMA mounting angles for 2 sides.		
			<i>For 3 Hour Rated, Add</i>	726.15	



MINOR CSI UOM DESCRIPTION	TOTAL DIRECT UNIT COST	DEMOLITION UNIT COST
23 33 13 19-0303 EA 38" x 26", Louver Type, 1-1/2 Hour Rated, Galvanized Steel Construction, Combination Fire/Smoke Damper (Ruskin FSD60)..... Note: Includes acuator and PFMA mounting angles for 2 sides. <i>For 3 Hour Rated, Add</i>	2,079.60 745.76	71.65
23 33 13 19-0304 EA 38" x 28", Louver Type, 1-1/2 Hour Rated, Galvanized Steel Construction, Combination Fire/Smoke Damper (Ruskin FSD60)..... Note: Includes acuator and PFMA mounting angles for 2 sides. <i>For 3 Hour Rated, Add</i>	2,135.13 765.38	73.82
23 33 13 19-0305 EA 38" x 30", Louver Type, 1-1/2 Hour Rated, Galvanized Steel Construction, Combination Fire/Smoke Damper (Ruskin FSD60)..... Note: Includes acuator and PFMA mounting angles for 2 sides. <i>For 3 Hour Rated, Add</i>	2,175.64 779.16	75.88
23 33 13 19-0306 EA 38" x 32", Louver Type, 1-1/2 Hour Rated, Galvanized Steel Construction, Combination Fire/Smoke Damper (Ruskin FSD60)..... Note: Includes acuator and PFMA mounting angles for 2 sides. <i>For 3 Hour Rated, Add</i>	2,216.16 792.94	77.83
23 33 13 19-0307 EA 38" x 34", Louver Type, 1-1/2 Hour Rated, Galvanized Steel Construction, Combination Fire/Smoke Damper (Ruskin FSD60)..... Note: Includes acuator and PFMA mounting angles for 2 sides. <i>For 3 Hour Rated, Add</i>	2,268.91 812.57	79.13
23 33 13 19-0308 EA 38" x 36", Louver Type, 1-1/2 Hour Rated, Galvanized Steel Construction, Combination Fire/Smoke Damper (Ruskin FSD60)..... Note: Includes acuator and PFMA mounting angles for 2 sides. <i>For 3 Hour Rated, Add</i>	2,321.65 832.20	80.32
23 33 13 19-0309 EA 38" x 38", Louver Type, 1-1/2 Hour Rated, Galvanized Steel Construction, Combination Fire/Smoke Damper (Ruskin FSD60)..... Note: Includes acuator and PFMA mounting angles for 2 sides. <i>For 3 Hour Rated, Add</i>	2,375.60 852.30	81.51
23 33 13 19-0310 EA 40" x 18", Louver Type, 1-1/2 Hour Rated, Galvanized Steel Construction, Combination Fire/Smoke Damper (Ruskin FSD60)..... Note: Includes acuator and PFMA mounting angles for 2 sides. <i>For 3 Hour Rated, Add</i>	1,885.71 679.59	62.25
23 33 13 19-0311 EA 40" x 20", Louver Type, 1-1/2 Hour Rated, Galvanized Steel Construction, Combination Fire/Smoke Damper (Ruskin FSD60)..... Note: Includes acuator and PFMA mounting angles for 2 sides. <i>For 3 Hour Rated, Add</i>	1,939.14 694.47	67.54
23 33 13 19-0312 EA 40" x 22", Louver Type, 1-1/2 Hour Rated, Galvanized Steel Construction, Combination Fire/Smoke Damper (Ruskin FSD60)..... Note: Includes acuator and PFMA mounting angles for 2 sides. <i>For 3 Hour Rated, Add</i>	1,973.60 705.66	69.71
23 33 13 19-0313 EA 40" x 24", Louver Type, 1-1/2 Hour Rated, Galvanized Steel Construction, Combination Fire/Smoke Damper (Ruskin FSD60)..... Note: Includes acuator and PFMA mounting angles for 2 sides. <i>For 3 Hour Rated, Add</i>	2,008.07 716.85	71.99
23 33 13 19-0314 EA 40" x 26", Louver Type, 1-1/2 Hour Rated, Galvanized Steel Construction, Combination Fire/Smoke Damper (Ruskin FSD60)..... Note: Includes acuator and PFMA mounting angles for 2 sides. <i>For 3 Hour Rated, Add</i>	2,064.97 737.32	73.82
23 33 13 19-0315 EA 40" x 28", Louver Type, 1-1/2 Hour Rated, Galvanized Steel Construction, Combination Fire/Smoke Damper (Ruskin FSD60)..... Note: Includes acuator and PFMA mounting angles for 2 sides. <i>For 3 Hour Rated, Add</i>	2,121.78 757.79	75.66
23 33 13 19-0316 EA 40" x 30", Louver Type, 1-1/2 Hour Rated, Galvanized Steel Construction, Combination Fire/Smoke Damper (Ruskin FSD60)..... Note: Includes acuator and PFMA mounting angles for 2 sides. <i>For 3 Hour Rated, Add</i>	2,156.19 768.95	77.83
23 33 13 19-0317 EA 40" x 32", Louver Type, 1-1/2 Hour Rated, Galvanized Steel Construction, Combination Fire/Smoke Damper (Ruskin FSD60)..... Note: Includes acuator and PFMA mounting angles for 2 sides. <i>For 3 Hour Rated, Add</i>	2,190.60 780.12	80.11
23 33 13 19-0318 EA 40" x 34", Louver Type, 1-1/2 Hour Rated, Galvanized Steel Construction, Combination Fire/Smoke Damper (Ruskin FSD60)..... Note: Includes acuator and PFMA mounting angles for 2 sides. <i>For 3 Hour Rated, Add</i>	2,245.07 800.61	81.07
23 33 13 19-0319 EA 40" x 36", Louver Type, 1-1/2 Hour Rated, Galvanized Steel Construction, Combination Fire/Smoke Damper (Ruskin FSD60)..... Note: Includes acuator and PFMA mounting angles for 2 sides. <i>For 3 Hour Rated, Add</i>	2,299.56 821.10	82.16
23 33 13 19-0320 EA 40" x 38", Louver Type, 1-1/2 Hour Rated, Galvanized Steel Construction, Combination Fire/Smoke Damper (Ruskin FSD60)..... Note: Includes acuator and PFMA mounting angles for 2 sides. <i>For 3 Hour Rated, Add</i>	2,352.62 839.73	84.33
23 33 13 19-0321 EA 40" x 40", Louver Type, 1-1/2 Hour Rated, Galvanized Steel Construction, Combination Fire/Smoke Damper (Ruskin FSD60)..... Note: Includes acuator and PFMA mounting angles for 2 sides. <i>For 3 Hour Rated, Add</i>	2,405.68 858.36	86.59
23 33 13 19-0322 EA 40" x 66", Louver Type, 1-1/2 Hour Rated, Galvanized Steel Construction, Combination Fire/Smoke Damper (Ruskin FSD60)..... Note: Includes acuator and PFMA mounting angles for 2 sides. <i>For 3 Hour Rated, Add</i>	3,377.63 1,204.18	122.10
23 33 13 19-0323 EA 42" x 18", Louver Type, 1-1/2 Hour Rated, Galvanized Steel Construction, Combination Fire/Smoke Damper (Ruskin FSD60)..... Note: Includes acuator and PFMA mounting angles for 2 sides. <i>For 3 Hour Rated, Add</i>	1,917.76 690.77	63.53

23 Heating, Ventilating, and Air-Conditioning (HVAC)

23 30 HVAC Air Distribution

23 33 Air Duct Accessories



MINOR	CSI	UOM	DESCRIPTION	TOTAL DIRECT UNIT COST	DEMOLITION UNIT COST
23 33 13	19-0324	EA	42" x 20", Louver Type, 1-1/2 Hour Rated, Galvanized Steel Construction, Combination Fire/Smoke Damper (Ruskin FSD60)..... Note: Includes acuator and PFMA mounting angles for 2 sides.	1,975.84	68.95
			<i>For 3 Hour Rated, Add</i>	707.50	
23 33 13	19-0325	EA	42" x 22", Louver Type, 1-1/2 Hour Rated, Galvanized Steel Construction, Combination Fire/Smoke Damper (Ruskin FSD60)..... Note: Includes acuator and PFMA mounting angles for 2 sides.	2,020.36	71.33
			<i>For 3 Hour Rated, Add</i>	722.41	
23 33 13	19-0326	EA	42" x 24", Louver Type, 1-1/2 Hour Rated, Galvanized Steel Construction, Combination Fire/Smoke Damper (Ruskin FSD60)..... Note: Includes acuator and PFMA mounting angles for 2 sides.	2,064.97	73.82
			<i>For 3 Hour Rated, Add</i>	737.32	
23 33 13	19-0327	EA	42" x 26", Louver Type, 1-1/2 Hour Rated, Galvanized Steel Construction, Combination Fire/Smoke Damper (Ruskin FSD60)..... Note: Includes acuator and PFMA mounting angles for 2 sides.	2,118.33	76.10
			<i>For 3 Hour Rated, Add</i>	755.93	
23 33 13	19-0328	EA	42" x 28", Louver Type, 1-1/2 Hour Rated, Galvanized Steel Construction, Combination Fire/Smoke Damper (Ruskin FSD60)..... Note: Includes acuator and PFMA mounting angles for 2 sides.	2,171.79	78.47
			<i>For 3 Hour Rated, Add</i>	774.54	
23 33 13	19-0329	EA	42" x 30", Louver Type, 1-1/2 Hour Rated, Galvanized Steel Construction, Combination Fire/Smoke Damper (Ruskin FSD60)..... Note: Includes acuator and PFMA mounting angles for 2 sides.	2,216.39	80.86
			<i>For 3 Hour Rated, Add</i>	789.44	
23 33 13	19-0330	EA	42" x 32", Louver Type, 1-1/2 Hour Rated, Galvanized Steel Construction, Combination Fire/Smoke Damper (Ruskin FSD60)..... Note: Includes acuator and PFMA mounting angles for 2 sides.	2,260.87	83.35
			<i>For 3 Hour Rated, Add</i>	804.33	
23 33 13	19-0331	EA	42" x 34", Louver Type, 1-1/2 Hour Rated, Galvanized Steel Construction, Combination Fire/Smoke Damper (Ruskin FSD60)..... Note: Includes acuator and PFMA mounting angles for 2 sides.	2,311.10	84.43
			<i>For 3 Hour Rated, Add</i>	822.95	
23 33 13	19-0332	EA	42" x 36", Louver Type, 1-1/2 Hour Rated, Galvanized Steel Construction, Combination Fire/Smoke Damper (Ruskin FSD60)..... Note: Includes acuator and PFMA mounting angles for 2 sides.	2,361.34	85.63
			<i>For 3 Hour Rated, Add</i>	841.58	
23 33 13	19-0333	EA	42" x 38", Louver Type, 1-1/2 Hour Rated, Galvanized Steel Construction, Combination Fire/Smoke Damper (Ruskin FSD60)..... Note: Includes acuator and PFMA mounting angles for 2 sides.	2,410.78	87.46
			<i>For 3 Hour Rated, Add</i>	859.27	
23 33 13	19-0334	EA	42" x 40", Louver Type, 1-1/2 Hour Rated, Galvanized Steel Construction, Combination Fire/Smoke Damper (Ruskin FSD60)..... Note: Includes acuator and PFMA mounting angles for 2 sides.	2,460.34	89.19
			<i>For 3 Hour Rated, Add</i>	876.97	
23 33 13	19-0335	EA	42" x 42", Louver Type, 1-1/2 Hour Rated, Galvanized Steel Construction, Combination Fire/Smoke Damper (Ruskin FSD60)..... Note: Includes acuator and PFMA mounting angles for 2 sides.	2,510.89	91.04
			<i>For 3 Hour Rated, Add</i>	895.03	
23 33 13	19-0336	EA	44" x 18", Louver Type, 1-1/2 Hour Rated, Galvanized Steel Construction, Combination Fire/Smoke Damper (Ruskin FSD60)..... Note: Includes acuator and PFMA mounting angles for 2 sides.	1,949.72	64.95
			<i>For 3 Hour Rated, Add</i>	701.95	
23 33 13	19-0337	EA	44" x 20", Louver Type, 1-1/2 Hour Rated, Galvanized Steel Construction, Combination Fire/Smoke Damper (Ruskin FSD60)..... Note: Includes acuator and PFMA mounting angles for 2 sides.	2,012.41	70.35
			<i>For 3 Hour Rated, Add</i>	720.54	
23 33 13	19-0338	EA	44" x 22", Louver Type, 1-1/2 Hour Rated, Galvanized Steel Construction, Combination Fire/Smoke Damper (Ruskin FSD60)..... Note: Includes acuator and PFMA mounting angles for 2 sides.	2,067.10	72.95
			<i>For 3 Hour Rated, Add</i>	739.16	
23 33 13	19-0339	EA	44" x 24", Louver Type, 1-1/2 Hour Rated, Galvanized Steel Construction, Combination Fire/Smoke Damper (Ruskin FSD60)..... Note: Includes acuator and PFMA mounting angles for 2 sides.	2,121.78	75.66
			<i>For 3 Hour Rated, Add</i>	757.79	
23 33 13	19-0340	EA	44" x 26", Louver Type, 1-1/2 Hour Rated, Galvanized Steel Construction, Combination Fire/Smoke Damper (Ruskin FSD60)..... Note: Includes acuator and PFMA mounting angles for 2 sides.	2,171.79	78.47
			<i>For 3 Hour Rated, Add</i>	774.54	
23 33 13	19-0341	EA	44" x 28", Louver Type, 1-1/2 Hour Rated, Galvanized Steel Construction, Combination Fire/Smoke Damper (Ruskin FSD60)..... Note: Includes acuator and PFMA mounting angles for 2 sides.	2,221.81	81.18
			<i>For 3 Hour Rated, Add</i>	791.30	
23 33 13	19-0342	EA	44" x 30", Louver Type, 1-1/2 Hour Rated, Galvanized Steel Construction, Combination Fire/Smoke Damper (Ruskin FSD60)..... Note: Includes acuator and PFMA mounting angles for 2 sides.	2,276.47	83.89
			<i>For 3 Hour Rated, Add</i>	809.92	
23 33 13	19-0343	EA	44" x 32", Louver Type, 1-1/2 Hour Rated, Galvanized Steel Construction, Combination Fire/Smoke Damper (Ruskin FSD60)..... Note: Includes acuator and PFMA mounting angles for 2 sides.	2,331.12	86.59
			<i>For 3 Hour Rated, Add</i>	828.53	
23 33 13	19-0344	EA	44" x 34", Louver Type, 1-1/2 Hour Rated, Galvanized Steel Construction, Combination Fire/Smoke Damper (Ruskin FSD60)..... Note: Includes acuator and PFMA mounting angles for 2 sides.	2,377.12	87.89
			<i>For 3 Hour Rated, Add</i>	845.29	



MINOR CSI UOM DESCRIPTION	TOTAL DIRECT UNIT COST	DEMOLITION UNIT COST
23 33 13 19-0345 EA 44" x 36", Louver Type, 1-1/2 Hour Rated, Galvanized Steel Construction, Combination Fire/Smoke Damper (Ruskin FSD60).....	2,423.02	89.19
Note: Includes acuator and PFMA mounting angles for 2 sides.		
For 3 Hour Rated, Add	862.04	
23 33 13 19-0346 EA 44" x 38", Louver Type, 1-1/2 Hour Rated, Galvanized Steel Construction, Combination Fire/Smoke Damper (Ruskin FSD60).....	2,469.06	90.49
Note: Includes acuator and PFMA mounting angles for 2 sides.		
For 3 Hour Rated, Add	878.82	
23 33 13 19-0347 EA 44" x 40", Louver Type, 1-1/2 Hour Rated, Galvanized Steel Construction, Combination Fire/Smoke Damper (Ruskin FSD60).....	2,514.98	91.90
Note: Includes acuator and PFMA mounting angles for 2 sides.		
For 3 Hour Rated, Add	895.58	
23 33 13 19-0348 EA 44" x 42", Louver Type, 1-1/2 Hour Rated, Galvanized Steel Construction, Combination Fire/Smoke Damper (Ruskin FSD60).....	2,561.03	93.30
Note: Includes acuator and PFMA mounting angles for 2 sides.		
For 3 Hour Rated, Add	912.36	
23 33 13 19-0349 EA 44" x 44", Louver Type, 1-1/2 Hour Rated, Galvanized Steel Construction, Combination Fire/Smoke Damper (Ruskin FSD60).....	2,606.95	94.71
Note: Includes acuator and PFMA mounting angles for 2 sides.		
For 3 Hour Rated, Add	929.12	
23 33 13 19-0350 EA 46" x 18", Louver Type, 1-1/2 Hour Rated, Galvanized Steel Construction, Combination Fire/Smoke Damper (Ruskin FSD60).....	1,976.45	67.66
Note: Includes acuator and PFMA mounting angles for 2 sides.		
For 3 Hour Rated, Add	709.40	
23 33 13 19-0351 EA 46" x 20", Louver Type, 1-1/2 Hour Rated, Galvanized Steel Construction, Combination Fire/Smoke Damper (Ruskin FSD60).....	2,043.83	72.95
Note: Includes acuator and PFMA mounting angles for 2 sides.		
For 3 Hour Rated, Add	729.86	
23 33 13 19-0352 EA 46" x 22", Louver Type, 1-1/2 Hour Rated, Galvanized Steel Construction, Combination Fire/Smoke Damper (Ruskin FSD60).....	2,096.18	75.66
Note: Includes acuator and PFMA mounting angles for 2 sides.		
For 3 Hour Rated, Add	747.55	
23 33 13 19-0353 EA 46" x 24", Louver Type, 1-1/2 Hour Rated, Galvanized Steel Construction, Combination Fire/Smoke Damper (Ruskin FSD60).....	2,148.53	78.47
Note: Includes acuator and PFMA mounting angles for 2 sides.		
For 3 Hour Rated, Add	765.24	
23 33 13 19-0354 EA 46" x 26", Louver Type, 1-1/2 Hour Rated, Galvanized Steel Construction, Combination Fire/Smoke Damper (Ruskin FSD60).....	2,203.18	81.18
Note: Includes acuator and PFMA mounting angles for 2 sides.		
For 3 Hour Rated, Add	783.85	
23 33 13 19-0355 EA 46" x 28", Louver Type, 1-1/2 Hour Rated, Galvanized Steel Construction, Combination Fire/Smoke Damper (Ruskin FSD60).....	2,257.83	83.89
Note: Includes acuator and PFMA mounting angles for 2 sides.		
For 3 Hour Rated, Add	802.46	
23 33 13 19-0356 EA 46" x 30", Louver Type, 1-1/2 Hour Rated, Galvanized Steel Construction, Combination Fire/Smoke Damper (Ruskin FSD60).....	2,308.15	85.84
Note: Includes acuator and PFMA mounting angles for 2 sides.		
For 3 Hour Rated, Add	820.16	
23 33 13 19-0357 EA 46" x 32", Louver Type, 1-1/2 Hour Rated, Galvanized Steel Construction, Combination Fire/Smoke Damper (Ruskin FSD60).....	2,358.55	87.89
Note: Includes acuator and PFMA mounting angles for 2 sides.		
For 3 Hour Rated, Add	837.86	
23 33 13 19-0358 EA 46" x 34", Louver Type, 1-1/2 Hour Rated, Galvanized Steel Construction, Combination Fire/Smoke Damper (Ruskin FSD60).....	2,411.42	89.19
Note: Includes acuator and PFMA mounting angles for 2 sides.		
For 3 Hour Rated, Add	857.40	
23 33 13 19-0359 EA 46" x 36", Louver Type, 1-1/2 Hour Rated, Galvanized Steel Construction, Combination Fire/Smoke Damper (Ruskin FSD60).....	2,464.39	90.49
Note: Includes acuator and PFMA mounting angles for 2 sides.		
For 3 Hour Rated, Add	876.95	
23 33 13 19-0360 EA 46" x 38", Louver Type, 1-1/2 Hour Rated, Galvanized Steel Construction, Combination Fire/Smoke Damper (Ruskin FSD60).....	2,512.39	92.55
Note: Includes acuator and PFMA mounting angles for 2 sides.		
For 3 Hour Rated, Add	893.72	
23 33 13 19-0361 EA 46" x 40", Louver Type, 1-1/2 Hour Rated, Galvanized Steel Construction, Combination Fire/Smoke Damper (Ruskin FSD60).....	2,560.35	94.60
Note: Includes acuator and PFMA mounting angles for 2 sides.		
For 3 Hour Rated, Add	910.48	
23 33 13 19-0362 EA 46" x 42", Louver Type, 1-1/2 Hour Rated, Galvanized Steel Construction, Combination Fire/Smoke Damper (Ruskin FSD60).....	2,613.37	96.01
Note: Includes acuator and PFMA mounting angles for 2 sides.		
For 3 Hour Rated, Add	930.04	
23 33 13 19-0363 EA 46" x 44", Louver Type, 1-1/2 Hour Rated, Galvanized Steel Construction, Combination Fire/Smoke Damper (Ruskin FSD60).....	2,666.28	97.31
Note: Includes acuator and PFMA mounting angles for 2 sides.		
For 3 Hour Rated, Add	949.61	
23 33 13 19-0364 EA 46" x 46", Louver Type, 1-1/2 Hour Rated, Galvanized Steel Construction, Combination Fire/Smoke Damper (Ruskin FSD60).....	2,720.31	98.72
Note: Includes acuator and PFMA mounting angles for 2 sides.		
For 3 Hour Rated, Add	969.57	
23 33 13 19-0365 EA 48" x 18", Louver Type, 1-1/2 Hour Rated, Galvanized Steel Construction, Combination Fire/Smoke Damper (Ruskin FSD60).....	2,003.19	70.35
Note: Includes acuator and PFMA mounting angles for 2 sides.		
For 3 Hour Rated, Add	716.85	

23 Heating, Ventilating, and Air-Conditioning (HVAC)**23 30 HVAC Air Distribution****23 33 Air Duct Accessories**

MINOR CSI	UOM	DESCRIPTION	TOTAL DIRECT UNIT COST	DEMOLITION UNIT COST
23 33 13 19-0366	EA	48" x 20", Louver Type, 1-1/2 Hour Rated, Galvanized Steel Construction, Combination Fire/Smoke Damper (Ruskin FSD60).....	2,075.24	75.66
		Note: Includes acuator and PFMA mounting angles for 2 sides.		
		<i>For 3 Hour Rated, Add</i>	739.17	
23 33 13 19-0367	EA	48" x 22", Louver Type, 1-1/2 Hour Rated, Galvanized Steel Construction, Combination Fire/Smoke Damper (Ruskin FSD60).....	2,125.26	78.47
		Note: Includes acuator and PFMA mounting angles for 2 sides.		
		<i>For 3 Hour Rated, Add</i>	755.93	
23 33 13 19-0368	EA	48" x 24", Louver Type, 1-1/2 Hour Rated, Galvanized Steel Construction, Combination Fire/Smoke Damper (Ruskin FSD60).....	2,175.27	81.18
		Note: Includes acuator and PFMA mounting angles for 2 sides.		
		<i>For 3 Hour Rated, Add</i>	772.69	
23 33 13 19-0369	EA	48" x 26", Louver Type, 1-1/2 Hour Rated, Galvanized Steel Construction, Combination Fire/Smoke Damper (Ruskin FSD60).....	2,234.57	83.89
		Note: Includes acuator and PFMA mounting angles for 2 sides.		
		<i>For 3 Hour Rated, Add</i>	793.16	
23 33 13 19-0370	EA	48" x 28", Louver Type, 1-1/2 Hour Rated, Galvanized Steel Construction, Combination Fire/Smoke Damper (Ruskin FSD60).....	2,293.87	86.59
		Note: Includes acuator and PFMA mounting angles for 2 sides.		
		<i>For 3 Hour Rated, Add</i>	813.63	
23 33 13 19-0371	EA	48" x 30", Louver Type, 1-1/2 Hour Rated, Galvanized Steel Construction, Combination Fire/Smoke Damper (Ruskin FSD60).....	2,339.93	87.89
		Note: Includes acuator and PFMA mounting angles for 2 sides.		
		<i>For 3 Hour Rated, Add</i>	830.41	
23 33 13 19-0372	EA	48" x 32", Louver Type, 1-1/2 Hour Rated, Galvanized Steel Construction, Combination Fire/Smoke Damper (Ruskin FSD60).....	2,385.89	89.19
		Note: Includes acuator and PFMA mounting angles for 2 sides.		
		<i>For 3 Hour Rated, Add</i>	847.19	
23 33 13 19-0373	EA	48" x 34", Louver Type, 1-1/2 Hour Rated, Galvanized Steel Construction, Combination Fire/Smoke Damper (Ruskin FSD60).....	2,445.82	90.49
		Note: Includes acuator and PFMA mounting angles for 2 sides.		
		<i>For 3 Hour Rated, Add</i>	869.52	
23 33 13 19-0374	EA	48" x 36", Louver Type, 1-1/2 Hour Rated, Galvanized Steel Construction, Combination Fire/Smoke Damper (Ruskin FSD60).....	2,505.64	91.90
		Note: Includes acuator and PFMA mounting angles for 2 sides.		
		<i>For 3 Hour Rated, Add</i>	891.85	
23 33 13 19-0375	EA	48" x 38", Louver Type, 1-1/2 Hour Rated, Galvanized Steel Construction, Combination Fire/Smoke Damper (Ruskin FSD60).....	2,555.68	94.60
		Note: Includes acuator and PFMA mounting angles for 2 sides.		
		<i>For 3 Hour Rated, Add</i>	908.62	
23 33 13 19-0376	EA	48" x 40", Louver Type, 1-1/2 Hour Rated, Galvanized Steel Construction, Combination Fire/Smoke Damper (Ruskin FSD60).....	2,605.73	97.31
		Note: Includes acuator and PFMA mounting angles for 2 sides.		
		<i>For 3 Hour Rated, Add</i>	925.39	
23 33 13 19-0377	EA	48" x 42", Louver Type, 1-1/2 Hour Rated, Galvanized Steel Construction, Combination Fire/Smoke Damper (Ruskin FSD60).....	2,665.72	98.61
		Note: Includes acuator and PFMA mounting angles for 2 sides.		
		<i>For 3 Hour Rated, Add</i>	947.74	
23 33 13 19-0378	EA	48" x 44", Louver Type, 1-1/2 Hour Rated, Galvanized Steel Construction, Combination Fire/Smoke Damper (Ruskin FSD60).....	2,725.60	100.02
		Note: Includes acuator and PFMA mounting angles for 2 sides.		
		<i>For 3 Hour Rated, Add</i>	970.09	
23 33 13 19-0379	EA	48" x 46", Louver Type, 1-1/2 Hour Rated, Galvanized Steel Construction, Combination Fire/Smoke Damper (Ruskin FSD60).....	2,775.05	104.13
		Note: Includes acuator and PFMA mounting angles for 2 sides.		
		<i>For 3 Hour Rated, Add</i>	984.98	
23 33 13 19-0380	EA	48" x 48", Louver Type, 1-1/2 Hour Rated, Galvanized Steel Construction, Combination Fire/Smoke Damper (Ruskin FSD60).....	2,824.41	108.14
		Note: Includes acuator and PFMA mounting angles for 2 sides.		
		<i>For 3 Hour Rated, Add</i>	999.87	
23 33 13 19-0381	EA	48" x 54", Louver Type, 1-1/2 Hour Rated, Galvanized Steel Construction, Combination Fire/Smoke Damper (Ruskin FSD60).....	3,011.12	117.66
		Note: Includes acuator and PFMA mounting angles for 2 sides.		
		<i>For 3 Hour Rated, Add</i>	1,063.17	
23 33 13 19-0382	EA	50" x 20", Louver Type, 1-1/2 Hour Rated, Galvanized Steel Construction, Combination Fire/Smoke Damper (Ruskin FSD60).....	2,106.64	78.47
		Note: Includes acuator and PFMA mounting angles for 2 sides.		
		<i>For 3 Hour Rated, Add</i>	748.48	
23 33 13 19-0383	EA	50" x 22", Louver Type, 1-1/2 Hour Rated, Galvanized Steel Construction, Combination Fire/Smoke Damper (Ruskin FSD60).....	2,156.65	81.18
		Note: Includes acuator and PFMA mounting angles for 2 sides.		
		<i>For 3 Hour Rated, Add</i>	765.24	
23 33 13 19-0384	EA	50" x 24", Louver Type, 1-1/2 Hour Rated, Galvanized Steel Construction, Combination Fire/Smoke Damper (Ruskin FSD60).....	2,206.66	83.89
		Note: Includes acuator and PFMA mounting angles for 2 sides.		
		<i>For 3 Hour Rated, Add</i>	782.00	
23 33 13 19-0385	EA	50" x 26", Louver Type, 1-1/2 Hour Rated, Galvanized Steel Construction, Combination Fire/Smoke Damper (Ruskin FSD60).....	2,268.30	86.59
		Note: Includes acuator and PFMA mounting angles for 2 sides.		
		<i>For 3 Hour Rated, Add</i>	803.40	
23 33 13 19-0386	EA	50" x 28", Louver Type, 1-1/2 Hour Rated, Galvanized Steel Construction, Combination Fire/Smoke Damper (Ruskin FSD60).....	2,329.96	89.19
		Note: Includes acuator and PFMA mounting angles for 2 sides.		
		<i>For 3 Hour Rated, Add</i>	824.82	



MINOR CSI UOM DESCRIPTION	TOTAL DIRECT UNIT COST	DEMOLITION UNIT COST
23 33 13 19-0387 EA 50" x 30", Louver Type, 1-1/2 Hour Rated, Galvanized Steel Construction, Combination Fire/Smoke Damper (Ruskin FSD60)..... Note: Includes acuator and PFMA mounting angles for 2 sides. <i>For 3 Hour Rated, Add</i>	2,378.30 842.51	90.60
23 33 13 19-0388 EA 50" x 32", Louver Type, 1-1/2 Hour Rated, Galvanized Steel Construction, Combination Fire/Smoke Damper (Ruskin FSD60)..... Note: Includes acuator and PFMA mounting angles for 2 sides. <i>For 3 Hour Rated, Add</i>	2,426.52 860.20	91.90
23 33 13 19-0389 EA 50" x 34", Louver Type, 1-1/2 Hour Rated, Galvanized Steel Construction, Combination Fire/Smoke Damper (Ruskin FSD60)..... Note: Includes acuator and PFMA mounting angles for 2 sides. <i>For 3 Hour Rated, Add</i>	2,488.84 883.48	93.20
23 33 13 19-0390 EA 50" x 36", Louver Type, 1-1/2 Hour Rated, Galvanized Steel Construction, Combination Fire/Smoke Damper (Ruskin FSD60)..... Note: Includes acuator and PFMA mounting angles for 2 sides. <i>For 3 Hour Rated, Add</i>	2,551.04 906.76	94.60
23 33 13 19-0391 EA 50" x 38", Louver Type, 1-1/2 Hour Rated, Galvanized Steel Construction, Combination Fire/Smoke Damper (Ruskin FSD60)..... Note: Includes acuator and PFMA mounting angles for 2 sides. <i>For 3 Hour Rated, Add</i>	2,608.03 926.31	97.31
23 33 13 19-0392 EA 50" x 40", Louver Type, 1-1/2 Hour Rated, Galvanized Steel Construction, Combination Fire/Smoke Damper (Ruskin FSD60)..... Note: Includes acuator and PFMA mounting angles for 2 sides. <i>For 3 Hour Rated, Add</i>	2,665.02 945.86	100.02
23 33 13 19-0393 EA 50" x 42", Louver Type, 1-1/2 Hour Rated, Galvanized Steel Construction, Combination Fire/Smoke Damper (Ruskin FSD60)..... Note: Includes acuator and PFMA mounting angles for 2 sides. <i>For 3 Hour Rated, Add</i>	2,719.99 965.42	102.08
23 33 13 19-0394 EA 50" x 44", Louver Type, 1-1/2 Hour Rated, Galvanized Steel Construction, Combination Fire/Smoke Damper (Ruskin FSD60)..... Note: Includes acuator and PFMA mounting angles for 2 sides. <i>For 3 Hour Rated, Add</i>	2,775.05 984.98	104.13
23 33 13 19-0395 EA 50" x 46", Louver Type, 1-1/2 Hour Rated, Galvanized Steel Construction, Combination Fire/Smoke Damper (Ruskin FSD60)..... Note: Includes acuator and PFMA mounting angles for 2 sides. <i>For 3 Hour Rated, Add</i>	2,833.71 1,003.59	108.14
23 33 13 19-0396 EA 50" x 48", Louver Type, 1-1/2 Hour Rated, Galvanized Steel Construction, Combination Fire/Smoke Damper (Ruskin FSD60)..... Note: Includes acuator and PFMA mounting angles for 2 sides. <i>For 3 Hour Rated, Add</i>	2,892.49 1,022.21	112.25
23 33 13 19-0397 EA 50" x 50", Louver Type, 1-1/2 Hour Rated, Galvanized Steel Construction, Combination Fire/Smoke Damper (Ruskin FSD60)..... Note: Includes acuator and PFMA mounting angles for 2 sides. <i>For 3 Hour Rated, Add</i>	2,952.44 1,041.16	116.36
23 33 13 19-0398 EA 52" x 20", Louver Type, 1-1/2 Hour Rated, Galvanized Steel Construction, Combination Fire/Smoke Damper (Ruskin FSD60)..... Note: Includes acuator and PFMA mounting angles for 2 sides. <i>For 3 Hour Rated, Add</i>	2,138.02 757.79	81.18
23 33 13 19-0399 EA 52" x 22", Louver Type, 1-1/2 Hour Rated, Galvanized Steel Construction, Combination Fire/Smoke Damper (Ruskin FSD60)..... Note: Includes acuator and PFMA mounting angles for 2 sides. <i>For 3 Hour Rated, Add</i>	2,188.03 774.54	83.89
23 33 13 19-0400 EA 52" x 24", Louver Type, 1-1/2 Hour Rated, Galvanized Steel Construction, Combination Fire/Smoke Damper (Ruskin FSD60)..... Note: Includes acuator and PFMA mounting angles for 2 sides. <i>For 3 Hour Rated, Add</i>	2,238.05 791.30	86.59
23 33 13 19-0401 EA 52" x 26", Louver Type, 1-1/2 Hour Rated, Galvanized Steel Construction, Combination Fire/Smoke Damper (Ruskin FSD60)..... Note: Includes acuator and PFMA mounting angles for 2 sides. <i>For 3 Hour Rated, Add</i>	2,302.05 813.66	89.19
23 33 13 19-0402 EA 52" x 28", Louver Type, 1-1/2 Hour Rated, Galvanized Steel Construction, Combination Fire/Smoke Damper (Ruskin FSD60)..... Note: Includes acuator and PFMA mounting angles for 2 sides. <i>For 3 Hour Rated, Add</i>	2,366.03 836.00	91.90
23 33 13 19-0403 EA 52" x 30", Louver Type, 1-1/2 Hour Rated, Galvanized Steel Construction, Combination Fire/Smoke Damper (Ruskin FSD60)..... Note: Includes acuator and PFMA mounting angles for 2 sides. <i>For 3 Hour Rated, Add</i>	2,416.66 854.61	93.30
23 33 13 19-0404 EA 52" x 32", Louver Type, 1-1/2 Hour Rated, Galvanized Steel Construction, Combination Fire/Smoke Damper (Ruskin FSD60)..... Note: Includes acuator and PFMA mounting angles for 2 sides. <i>For 3 Hour Rated, Add</i>	2,467.17 873.21	94.71
23 33 13 19-0405 EA 52" x 34", Louver Type, 1-1/2 Hour Rated, Galvanized Steel Construction, Combination Fire/Smoke Damper (Ruskin FSD60)..... Note: Includes acuator and PFMA mounting angles for 2 sides. <i>For 3 Hour Rated, Add</i>	2,531.86 897.44	96.01
23 33 13 19-0406 EA 52" x 36", Louver Type, 1-1/2 Hour Rated, Galvanized Steel Construction, Combination Fire/Smoke Damper (Ruskin FSD60)..... Note: Includes acuator and PFMA mounting angles for 2 sides. <i>For 3 Hour Rated, Add</i>	2,596.45 921.68	97.31
23 33 13 19-0407 EA 52" x 38", Louver Type, 1-1/2 Hour Rated, Galvanized Steel Construction, Combination Fire/Smoke Damper (Ruskin FSD60)..... Note: Includes acuator and PFMA mounting angles for 2 sides. <i>For 3 Hour Rated, Add</i>	2,660.38 944.00	100.02

23 Heating, Ventilating, and Air-Conditioning (HVAC)**23 30 HVAC Air Distribution****23 33 Air Duct Accessories**

MINOR CSI	UOM	DESCRIPTION	TOTAL DIRECT UNIT COST	DEMOLITION UNIT COST
23 33 13 19-0408	EA	52" x 40", Louver Type, 1-1/2 Hour Rated, Galvanized Steel Construction, Combination Fire/Smoke Damper (Ruskin FSD60).....	2,724.32	102.83
		Note: Includes actuator and PFMA mounting angles for 2 sides.		
		<i>For 3 Hour Rated, Add</i>	966.33	
23 33 13 19-0409	EA	52" x 42", Louver Type, 1-1/2 Hour Rated, Galvanized Steel Construction, Combination Fire/Smoke Damper (Ruskin FSD60).....	2,774.36	105.43
		Note: Includes actuator and PFMA mounting angles for 2 sides.		
		<i>For 3 Hour Rated, Add</i>	983.10	
23 33 13 19-0410	EA	52" x 44", Louver Type, 1-1/2 Hour Rated, Galvanized Steel Construction, Combination Fire/Smoke Damper (Ruskin FSD60).....	2,824.41	108.14
		Note: Includes actuator and PFMA mounting angles for 2 sides.		
		<i>For 3 Hour Rated, Add</i>	999.87	
23 33 13 19-0411	EA	52" x 46", Louver Type, 1-1/2 Hour Rated, Galvanized Steel Construction, Combination Fire/Smoke Damper (Ruskin FSD60).....	2,892.49	112.25
		Note: Includes actuator and PFMA mounting angles for 2 sides.		
		<i>For 3 Hour Rated, Add</i>	1,022.21	
23 33 13 19-0412	EA	52" x 48", Louver Type, 1-1/2 Hour Rated, Galvanized Steel Construction, Combination Fire/Smoke Damper (Ruskin FSD60).....	2,960.46	116.25
		Note: Includes actuator and PFMA mounting angles for 2 sides.		
		<i>For 3 Hour Rated, Add</i>	1,044.55	
23 33 13 19-0413	EA	52" x 50", Louver Type, 1-1/2 Hour Rated, Galvanized Steel Construction, Combination Fire/Smoke Damper (Ruskin FSD60).....	3,015.12	118.96
		Note: Includes actuator and PFMA mounting angles for 2 sides.		
		<i>For 3 Hour Rated, Add</i>	1,063.17	
23 33 13 19-0414	EA	52" x 52", Louver Type, 1-1/2 Hour Rated, Galvanized Steel Construction, Combination Fire/Smoke Damper (Ruskin FSD60).....	3,069.81	121.67
		Note: Includes actuator and PFMA mounting angles for 2 sides.		
		<i>For 3 Hour Rated, Add</i>	1,081.80	
23 33 13 19-0415	EA	52" x 56", Louver Type, 1-1/2 Hour Rated, Galvanized Steel Construction, Combination Fire/Smoke Damper (Ruskin FSD60).....	3,606.43	124.37
		Note: Includes actuator and PFMA mounting angles for 2 sides.		
		<i>For 3 Hour Rated, Add</i>	1,293.20	
23 33 13 19-0416	EA	54" x 24", Louver Type, 1-1/2 Hour Rated, Galvanized Steel Construction, Combination Fire/Smoke Damper (Ruskin FSD60).....	2,274.07	89.19
		Note: Includes actuator and PFMA mounting angles for 2 sides.		
		<i>For 3 Hour Rated, Add</i>	802.46	
23 33 13 19-0417	EA	54" x 26", Louver Type, 1-1/2 Hour Rated, Galvanized Steel Construction, Combination Fire/Smoke Damper (Ruskin FSD60).....	2,336.02	91.25
		Note: Includes actuator and PFMA mounting angles for 2 sides.		
		<i>For 3 Hour Rated, Add</i>	824.82	
23 33 13 19-0418	EA	54" x 28", Louver Type, 1-1/2 Hour Rated, Galvanized Steel Construction, Combination Fire/Smoke Damper (Ruskin FSD60).....	2,398.09	93.30
		Note: Includes actuator and PFMA mounting angles for 2 sides.		
		<i>For 3 Hour Rated, Add</i>	847.18	
23 33 13 19-0419	EA	54" x 30", Louver Type, 1-1/2 Hour Rated, Galvanized Steel Construction, Combination Fire/Smoke Damper (Ruskin FSD60).....	2,450.93	94.60
		Note: Includes actuator and PFMA mounting angles for 2 sides.		
		<i>For 3 Hour Rated, Add</i>	866.72	
23 33 13 19-0420	EA	54" x 32", Louver Type, 1-1/2 Hour Rated, Galvanized Steel Construction, Combination Fire/Smoke Damper (Ruskin FSD60).....	2,503.90	96.01
		Note: Includes actuator and PFMA mounting angles for 2 sides.		
		<i>For 3 Hour Rated, Add</i>	886.26	
23 33 13 19-0421	EA	54" x 34", Louver Type, 1-1/2 Hour Rated, Galvanized Steel Construction, Combination Fire/Smoke Damper (Ruskin FSD60).....	2,572.83	97.96
		Note: Includes actuator and PFMA mounting angles for 2 sides.		
		<i>For 3 Hour Rated, Add</i>	911.41	
23 33 13 19-0422	EA	54" x 36", Louver Type, 1-1/2 Hour Rated, Galvanized Steel Construction, Combination Fire/Smoke Damper (Ruskin FSD60).....	2,641.78	100.02
		Note: Includes actuator and PFMA mounting angles for 2 sides.		
		<i>For 3 Hour Rated, Add</i>	936.56	
23 33 13 19-0423	EA	54" x 38", Louver Type, 1-1/2 Hour Rated, Galvanized Steel Construction, Combination Fire/Smoke Damper (Ruskin FSD60).....	2,705.74	102.72
		Note: Includes actuator and PFMA mounting angles for 2 sides.		
		<i>For 3 Hour Rated, Add</i>	958.90	
23 33 13 19-0424	EA	54" x 40", Louver Type, 1-1/2 Hour Rated, Galvanized Steel Construction, Combination Fire/Smoke Damper (Ruskin FSD60).....	2,769.70	105.43
		Note: Includes actuator and PFMA mounting angles for 2 sides.		
		<i>For 3 Hour Rated, Add</i>	981.23	
23 33 13 19-0425	EA	54" x 42", Louver Type, 1-1/2 Hour Rated, Galvanized Steel Construction, Combination Fire/Smoke Damper (Ruskin FSD60).....	2,829.04	108.14
		Note: Includes actuator and PFMA mounting angles for 2 sides.		
		<i>For 3 Hour Rated, Add</i>	1,001.72	
23 33 13 19-0426	EA	54" x 44", Louver Type, 1-1/2 Hour Rated, Galvanized Steel Construction, Combination Fire/Smoke Damper (Ruskin FSD60).....	2,888.38	110.84
		Note: Includes actuator and PFMA mounting angles for 2 sides.		
		<i>For 3 Hour Rated, Add</i>	1,022.21	
23 33 13 19-0427	EA	54" x 46", Louver Type, 1-1/2 Hour Rated, Galvanized Steel Construction, Combination Fire/Smoke Damper (Ruskin FSD60).....	2,949.75	114.20
		Note: Includes actuator and PFMA mounting angles for 2 sides.		
		<i>For 3 Hour Rated, Add</i>	1,042.69	
23 33 13 19-0428	EA	54" x 48", Louver Type, 1-1/2 Hour Rated, Galvanized Steel Construction, Combination Fire/Smoke Damper (Ruskin FSD60).....	3,011.12	117.66
		Note: Includes actuator and PFMA mounting angles for 2 sides.		
		<i>For 3 Hour Rated, Add</i>	1,063.17	



MINOR CSI UOM DESCRIPTION	TOTAL DIRECT UNIT COST	DEMOLITION UNIT COST
23 33 13 19-0429 EA 56" x 18", Louver Type, 1-1/2 Hour Rated, Galvanized Steel Construction, Combination Fire/Smoke Damper (Ruskin FSD60).....	2,384.55	81.18
Note: Includes acuator and PFMA mounting angles for 2 sides.		
For 3 Hour Rated, Add	856.40	
23 33 13 19-0430 EA 56" x 20", Louver Type, 1-1/2 Hour Rated, Galvanized Steel Construction, Combination Fire/Smoke Damper (Ruskin FSD60).....	2,459.39	86.59
Note: Includes acuator and PFMA mounting angles for 2 sides.		
For 3 Hour Rated, Add	879.84	
23 33 13 19-0431 EA 56" x 22", Louver Type, 1-1/2 Hour Rated, Galvanized Steel Construction, Combination Fire/Smoke Damper (Ruskin FSD60).....	2,531.41	89.19
Note: Includes acuator and PFMA mounting angles for 2 sides.		
For 3 Hour Rated, Add	905.40	
23 33 13 19-0432 EA 56" x 24", Louver Type, 1-1/2 Hour Rated, Galvanized Steel Construction, Combination Fire/Smoke Damper (Ruskin FSD60).....	2,603.42	91.90
Note: Includes acuator and PFMA mounting angles for 2 sides.		
For 3 Hour Rated, Add	930.96	
23 33 13 19-0433 EA 56" x 26", Louver Type, 1-1/2 Hour Rated, Galvanized Steel Construction, Combination Fire/Smoke Damper (Ruskin FSD60).....	2,671.51	93.30
Note: Includes acuator and PFMA mounting angles for 2 sides.		
For 3 Hour Rated, Add	956.55	
23 33 13 19-0434 EA 56" x 28", Louver Type, 1-1/2 Hour Rated, Galvanized Steel Construction, Combination Fire/Smoke Damper (Ruskin FSD60).....	2,739.47	94.71
Note: Includes acuator and PFMA mounting angles for 2 sides.		
For 3 Hour Rated, Add	982.13	
23 33 13 19-0435 EA 56" x 30", Louver Type, 1-1/2 Hour Rated, Galvanized Steel Construction, Combination Fire/Smoke Damper (Ruskin FSD60).....	2,802.15	96.01
Note: Includes acuator and PFMA mounting angles for 2 sides.		
For 3 Hour Rated, Add	1,005.56	
23 33 13 19-0436 EA 56" x 32", Louver Type, 1-1/2 Hour Rated, Galvanized Steel Construction, Combination Fire/Smoke Damper (Ruskin FSD60).....	2,864.71	97.31
Note: Includes acuator and PFMA mounting angles for 2 sides.		
For 3 Hour Rated, Add	1,028.98	
23 33 13 19-0437 EA 56" x 34", Louver Type, 1-1/2 Hour Rated, Galvanized Steel Construction, Combination Fire/Smoke Damper (Ruskin FSD60).....	2,947.42	100.02
Note: Includes acuator and PFMA mounting angles for 2 sides.		
For 3 Hour Rated, Add	1,058.82	
23 33 13 19-0438 EA 56" x 36", Louver Type, 1-1/2 Hour Rated, Galvanized Steel Construction, Combination Fire/Smoke Damper (Ruskin FSD60).....	3,030.13	102.83
Note: Includes acuator and PFMA mounting angles for 2 sides.		
For 3 Hour Rated, Add	1,088.65	
23 33 13 19-0439 EA 56" x 38", Louver Type, 1-1/2 Hour Rated, Galvanized Steel Construction, Combination Fire/Smoke Damper (Ruskin FSD60).....	3,102.15	105.43
Note: Includes acuator and PFMA mounting angles for 2 sides.		
For 3 Hour Rated, Add	1,114.21	
23 33 13 19-0440 EA 56" x 40", Louver Type, 1-1/2 Hour Rated, Galvanized Steel Construction, Combination Fire/Smoke Damper (Ruskin FSD60).....	3,174.18	108.14
Note: Includes acuator and PFMA mounting angles for 2 sides.		
For 3 Hour Rated, Add	1,139.78	
23 33 13 19-0441 EA 56" x 46", Louver Type, 1-1/2 Hour Rated, Galvanized Steel Construction, Combination Fire/Smoke Damper (Ruskin FSD60).....	3,390.30	116.25
Note: Includes acuator and PFMA mounting angles for 2 sides.		
For 3 Hour Rated, Add	1,216.48	
23 33 13 19-0442 EA 56" x 52", Louver Type, 1-1/2 Hour Rated, Galvanized Steel Construction, Combination Fire/Smoke Damper (Ruskin FSD60).....	3,606.43	124.37
Note: Includes acuator and PFMA mounting angles for 2 sides.		
For 3 Hour Rated, Add	1,293.20	
23 33 13 19-0443 EA 56" x 56", Louver Type, 1-1/2 Hour Rated, Galvanized Steel Construction, Combination Fire/Smoke Damper (Ruskin FSD60).....	3,761.15	129.79
Note: Includes acuator and PFMA mounting angles for 2 sides.		
For 3 Hour Rated, Add	1,348.59	
23 33 13 19-0444 EA 56" x 72", Louver Type, 1-1/2 Hour Rated, Galvanized Steel Construction, Combination Fire/Smoke Damper (Ruskin FSD60).....	4,429.11	150.14
Note: Includes acuator and PFMA mounting angles for 2 sides.		
For 3 Hour Rated, Add	1,591.52	
23 33 13 19-0445 EA 58" x 24", Louver Type, 1-1/2 Hour Rated, Galvanized Steel Construction, Combination Fire/Smoke Damper (Ruskin FSD60).....	2,639.54	93.30
Note: Includes acuator and PFMA mounting angles for 2 sides.		
For 3 Hour Rated, Add	943.76	
23 33 13 19-0446 EA 58" x 26", Louver Type, 1-1/2 Hour Rated, Galvanized Steel Construction, Combination Fire/Smoke Damper (Ruskin FSD60).....	2,707.47	94.60
Note: Includes acuator and PFMA mounting angles for 2 sides.		
For 3 Hour Rated, Add	969.33	
23 33 13 19-0447 EA 58" x 28", Louver Type, 1-1/2 Hour Rated, Galvanized Steel Construction, Combination Fire/Smoke Damper (Ruskin FSD60).....	2,775.53	96.01
Note: Includes acuator and PFMA mounting angles for 2 sides.		
For 3 Hour Rated, Add	994.91	
23 33 13 19-0448 EA 58" x 30", Louver Type, 1-1/2 Hour Rated, Galvanized Steel Construction, Combination Fire/Smoke Damper (Ruskin FSD60).....	2,845.50	97.96
Note: Includes acuator and PFMA mounting angles for 2 sides.		
For 3 Hour Rated, Add	1,020.48	
23 33 13 19-0449 EA 58" x 32", Louver Type, 1-1/2 Hour Rated, Galvanized Steel Construction, Combination Fire/Smoke Damper (Ruskin FSD60).....	2,915.48	100.02
Note: Includes acuator and PFMA mounting angles for 2 sides.		
For 3 Hour Rated, Add	1,046.04	

23 Heating, Ventilating, and Air-Conditioning (HVAC)**23 30 HVAC Air Distribution****23 33 Air Duct Accessories**MINOR
CSI UOM DESCRIPTIONTOTAL DIRECT DEMOLITION
UNIT COST UNIT COST

23 33 13 19-0450	EA	58" x 34", Louver Type, 1-1/2 Hour Rated, Galvanized Steel Construction, Combination Fire/Smoke Damper (Ruskin FSD60).....	2,995.53	102.72
		Note: Includes actuator and PFMA mounting angles for 2 sides.		
		<i>For 3 Hour Rated, Add</i>	1,074.81	
23 33 13 19-0451	EA	58" x 36", Louver Type, 1-1/2 Hour Rated, Galvanized Steel Construction, Combination Fire/Smoke Damper (Ruskin FSD60).....	3,075.56	105.43
		Note: Includes actuator and PFMA mounting angles for 2 sides.		
		<i>For 3 Hour Rated, Add</i>	1,103.58	
23 33 13 19-0452	EA	58" x 38", Louver Type, 1-1/2 Hour Rated, Galvanized Steel Construction, Combination Fire/Smoke Damper (Ruskin FSD60).....	3,142.26	108.14
		Note: Includes actuator and PFMA mounting angles for 2 sides.		
		<i>For 3 Hour Rated, Add</i>	1,127.01	
23 33 13 19-0453	EA	58" x 40", Louver Type, 1-1/2 Hour Rated, Galvanized Steel Construction, Combination Fire/Smoke Damper (Ruskin FSD60).....	3,208.95	110.84
		Note: Includes actuator and PFMA mounting angles for 2 sides.		
		<i>For 3 Hour Rated, Add</i>	1,150.44	
23 33 13 19-0454	EA	58" x 42", Louver Type, 1-1/2 Hour Rated, Galvanized Steel Construction, Combination Fire/Smoke Damper (Ruskin FSD60).....	3,294.30	113.55
		Note: Includes actuator and PFMA mounting angles for 2 sides.		
		<i>For 3 Hour Rated, Add</i>	1,181.33	
23 33 13 19-0455	EA	60" x 24", Louver Type, 1-1/2 Hour Rated, Galvanized Steel Construction, Combination Fire/Smoke Damper (Ruskin FSD60).....	2,682.31	94.71
		Note: Includes actuator and PFMA mounting angles for 2 sides.		
		<i>For 3 Hour Rated, Add</i>	959.27	
23 33 13 19-0456	EA	60" x 26", Louver Type, 1-1/2 Hour Rated, Galvanized Steel Construction, Combination Fire/Smoke Damper (Ruskin FSD60).....	2,750.51	96.01
		Note: Includes actuator and PFMA mounting angles for 2 sides.		
		<i>For 3 Hour Rated, Add</i>	984.90	
23 33 13 19-0457	EA	60" x 28", Louver Type, 1-1/2 Hour Rated, Galvanized Steel Construction, Combination Fire/Smoke Damper (Ruskin FSD60).....	2,818.59	97.31
		Note: Includes actuator and PFMA mounting angles for 2 sides.		
		<i>For 3 Hour Rated, Add</i>	1,010.53	
23 33 13 19-0458	EA	60" x 30", Louver Type, 1-1/2 Hour Rated, Galvanized Steel Construction, Combination Fire/Smoke Damper (Ruskin FSD60).....	2,896.19	100.02
		Note: Includes actuator and PFMA mounting angles for 2 sides.		
		<i>For 3 Hour Rated, Add</i>	1,038.32	
23 33 13 19-0459	EA	60" x 32", Louver Type, 1-1/2 Hour Rated, Galvanized Steel Construction, Combination Fire/Smoke Damper (Ruskin FSD60).....	2,973.78	102.83
		Note: Includes actuator and PFMA mounting angles for 2 sides.		
		<i>For 3 Hour Rated, Add</i>	1,066.11	
23 33 13 19-0460	EA	60" x 34", Louver Type, 1-1/2 Hour Rated, Galvanized Steel Construction, Combination Fire/Smoke Damper (Ruskin FSD60).....	3,051.34	105.43
		Note: Includes actuator and PFMA mounting angles for 2 sides.		
		<i>For 3 Hour Rated, Add</i>	1,093.89	
23 33 13 19-0461	EA	60" x 36", Louver Type, 1-1/2 Hour Rated, Galvanized Steel Construction, Combination Fire/Smoke Damper (Ruskin FSD60).....	3,128.90	108.14
		Note: Includes actuator and PFMA mounting angles for 2 sides.		
		<i>For 3 Hour Rated, Add</i>	1,121.66	
23 33 13 19-0462	EA	60" x 38", Louver Type, 1-1/2 Hour Rated, Galvanized Steel Construction, Combination Fire/Smoke Damper (Ruskin FSD60).....	3,190.43	110.84
		Note: Includes actuator and PFMA mounting angles for 2 sides.		
		<i>For 3 Hour Rated, Add</i>	1,143.03	
23 33 13 19-0463	EA	60" x 40", Louver Type, 1-1/2 Hour Rated, Galvanized Steel Construction, Combination Fire/Smoke Damper (Ruskin FSD60).....	3,251.94	113.55
		Note: Includes actuator and PFMA mounting angles for 2 sides.		
		<i>For 3 Hour Rated, Add</i>	1,164.38	
23 33 13 19-0464	EA	60" x 42", Louver Type, 1-1/2 Hour Rated, Galvanized Steel Construction, Combination Fire/Smoke Damper (Ruskin FSD60).....	3,345.51	116.25
		Note: Includes actuator and PFMA mounting angles for 2 sides.		
		<i>For 3 Hour Rated, Add</i>	1,198.57	
23 33 13 19-0465	EA	60" x 44", Louver Type, 1-1/2 Hour Rated, Galvanized Steel Construction, Combination Fire/Smoke Damper (Ruskin FSD60).....	3,439.07	119.07
		Note: Includes actuator and PFMA mounting angles for 2 sides.		
		<i>For 3 Hour Rated, Add</i>	1,232.75	
23 33 13 19-0466	EA	60" x 46", Louver Type, 1-1/2 Hour Rated, Galvanized Steel Construction, Combination Fire/Smoke Damper (Ruskin FSD60).....	3,521.99	121.67
		Note: Includes actuator and PFMA mounting angles for 2 sides.		
		<i>For 3 Hour Rated, Add</i>	1,262.67	
23 33 13 19-0467	EA	60" x 48", Louver Type, 1-1/2 Hour Rated, Galvanized Steel Construction, Combination Fire/Smoke Damper (Ruskin FSD60).....	3,604.91	124.37
		Note: Includes actuator and PFMA mounting angles for 2 sides.		
		<i>For 3 Hour Rated, Add</i>	1,292.59	
23 33 13 19-0468	EA	64" x 58", Louver Type, 1-1/2 Hour Rated, Galvanized Steel Construction, Combination Fire/Smoke Damper (Ruskin FSD60).....	4,231.03	142.89
		Note: Includes actuator and PFMA mounting angles for 2 sides.		
		<i>For 3 Hour Rated, Add</i>	1,520.91	
23 33 13 19-0469	EA	66" x 24", Louver Type, 1-1/2 Hour Rated, Galvanized Steel Construction, Combination Fire/Smoke Damper (Ruskin FSD60).....	2,874.70	100.46
		Note: Includes actuator and PFMA mounting angles for 2 sides.		
		<i>For 3 Hour Rated, Add</i>	1,029.34	
23 33 13 19-0470	EA	66" x 26", Louver Type, 1-1/2 Hour Rated, Galvanized Steel Construction, Combination Fire/Smoke Damper (Ruskin FSD60).....	2,942.38	100.89
		Note: Includes actuator and PFMA mounting angles for 2 sides.		
		<i>For 3 Hour Rated, Add</i>	1,055.67	



MINOR CSI UOM DESCRIPTION	TOTAL DIRECT UNIT COST	DEMOLITION UNIT COST
23 33 13 19-0471 EA 66" x 28", Louver Type, 1-1/2 Hour Rated, Galvanized Steel Construction, Combination Fire/Smoke Damper (Ruskin FSD60).....	3,009.94	101.42
Note: Includes acuator and PFMA mounting angles for 2 sides.		
For 3 Hour Rated, Add	1,082.01	
23 33 13 19-0472 EA 66" x 30", Louver Type, 1-1/2 Hour Rated, Galvanized Steel Construction, Combination Fire/Smoke Damper (Ruskin FSD60).....	3,109.06	105.75
Note: Includes acuator and PFMA mounting angles for 2 sides.		
For 3 Hour Rated, Add	1,116.59	
23 33 13 19-0473 EA 66" x 32", Louver Type, 1-1/2 Hour Rated, Galvanized Steel Construction, Combination Fire/Smoke Damper (Ruskin FSD60).....	3,208.29	110.09
Note: Includes acuator and PFMA mounting angles for 2 sides.		
For 3 Hour Rated, Add	1,151.21	
23 33 13 19-0474 EA 66" x 34", Louver Type, 1-1/2 Hour Rated, Galvanized Steel Construction, Combination Fire/Smoke Damper (Ruskin FSD60).....	3,286.97	113.55
Note: Includes acuator and PFMA mounting angles for 2 sides.		
For 3 Hour Rated, Add	1,178.53	
23 33 13 19-0475 EA 66" x 36", Louver Type, 1-1/2 Hour Rated, Galvanized Steel Construction, Combination Fire/Smoke Damper (Ruskin FSD60).....	3,365.70	116.91
Note: Includes acuator and PFMA mounting angles for 2 sides.		
For 3 Hour Rated, Add	1,205.86	
23 33 13 19-0476 EA 66" x 38", Louver Type, 1-1/2 Hour Rated, Galvanized Steel Construction, Combination Fire/Smoke Damper (Ruskin FSD60).....	3,416.81	119.50
Note: Includes acuator and PFMA mounting angles for 2 sides.		
For 3 Hour Rated, Add	1,223.06	
23 33 13 19-0477 EA 66" x 40", Louver Type, 1-1/2 Hour Rated, Galvanized Steel Construction, Combination Fire/Smoke Damper (Ruskin FSD60).....	3,467.93	122.10
Note: Includes acuator and PFMA mounting angles for 2 sides.		
For 3 Hour Rated, Add	1,240.30	
23 33 13 19-0478 EA 70" x 36", Louver Type, 1-1/2 Hour Rated, Galvanized Steel Construction, Combination Fire/Smoke Damper (Ruskin FSD60).....	3,589.55	123.29
Note: Includes acuator and PFMA mounting angles for 2 sides.		
For 3 Hour Rated, Add	1,287.78	
23 33 13 19-0479 EA 70" x 38", Louver Type, 1-1/2 Hour Rated, Galvanized Steel Construction, Combination Fire/Smoke Damper (Ruskin FSD60).....	3,633.02	125.78
Note: Includes acuator and PFMA mounting angles for 2 sides.		
For 3 Hour Rated, Add	1,302.01	
23 33 13 19-0480 EA 70" x 40", Louver Type, 1-1/2 Hour Rated, Galvanized Steel Construction, Combination Fire/Smoke Damper (Ruskin FSD60).....	3,676.88	128.38
Note: Includes acuator and PFMA mounting angles for 2 sides.		
For 3 Hour Rated, Add	1,316.35	
23 33 13 19-0481 EA 70" x 42", Louver Type, 1-1/2 Hour Rated, Galvanized Steel Construction, Combination Fire/Smoke Damper (Ruskin FSD60).....	3,828.75	131.19
Note: Includes acuator and PFMA mounting angles for 2 sides.		
For 3 Hour Rated, Add	1,373.90	
23 33 13 19-0482 EA 70" x 44", Louver Type, 1-1/2 Hour Rated, Galvanized Steel Construction, Combination Fire/Smoke Damper (Ruskin FSD60).....	3,981.66	134.11
Note: Includes acuator and PFMA mounting angles for 2 sides.		
For 3 Hour Rated, Add	1,431.86	
23 33 13 19-0483 EA 70" x 46", Louver Type, 1-1/2 Hour Rated, Galvanized Steel Construction, Combination Fire/Smoke Damper (Ruskin FSD60).....	4,098.12	135.31
Note: Includes acuator and PFMA mounting angles for 2 sides.		
For 3 Hour Rated, Add	1,476.84	
23 33 13 19-0484 EA 70" x 48", Louver Type, 1-1/2 Hour Rated, Galvanized Steel Construction, Combination Fire/Smoke Damper (Ruskin FSD60).....	4,214.87	136.50
Note: Includes acuator and PFMA mounting angles for 2 sides.		
For 3 Hour Rated, Add	1,521.94	
23 33 13 19-0485 EA 72" x 24", Louver Type, 1-1/2 Hour Rated, Galvanized Steel Construction, Combination Fire/Smoke Damper (Ruskin FSD60).....	3,101.53	106.51
Note: Includes acuator and PFMA mounting angles for 2 sides.		
For 3 Hour Rated, Add	1,112.75	
23 33 13 19-0486 EA 72" x 26", Louver Type, 1-1/2 Hour Rated, Galvanized Steel Construction, Combination Fire/Smoke Damper (Ruskin FSD60).....	3,168.79	106.08
Note: Includes acuator and PFMA mounting angles for 2 sides.		
For 3 Hour Rated, Add	1,139.96	
23 33 13 19-0487 EA 72" x 28", Louver Type, 1-1/2 Hour Rated, Galvanized Steel Construction, Combination Fire/Smoke Damper (Ruskin FSD60).....	3,236.17	105.75
Note: Includes acuator and PFMA mounting angles for 2 sides.		
For 3 Hour Rated, Add	1,167.17	
23 33 13 19-0488 EA 72" x 30", Louver Type, 1-1/2 Hour Rated, Galvanized Steel Construction, Combination Fire/Smoke Damper (Ruskin FSD60).....	3,359.91	111.71
Note: Includes acuator and PFMA mounting angles for 2 sides.		
For 3 Hour Rated, Add	1,209.70	
23 33 13 19-0489 EA 72" x 32", Louver Type, 1-1/2 Hour Rated, Galvanized Steel Construction, Combination Fire/Smoke Damper (Ruskin FSD60).....	3,484.42	117.88
Note: Includes acuator and PFMA mounting angles for 2 sides.		
For 3 Hour Rated, Add	1,252.36	
23 33 13 19-0490 EA 72" x 34", Louver Type, 1-1/2 Hour Rated, Galvanized Steel Construction, Combination Fire/Smoke Damper (Ruskin FSD60).....	3,564.46	122.10
Note: Includes acuator and PFMA mounting angles for 2 sides.		
For 3 Hour Rated, Add	1,279.18	
23 33 13 19-0491 EA 72" x 36", Louver Type, 1-1/2 Hour Rated, Galvanized Steel Construction, Combination Fire/Smoke Damper (Ruskin FSD60).....	3,644.60	126.43
Note: Includes acuator and PFMA mounting angles for 2 sides.		
For 3 Hour Rated, Add	1,306.04	

23 Heating, Ventilating, and Air-Conditioning (HVAC)

23 30 HVAC Air Distribution

23 33 Air Duct Accessories



MINOR	CSI	UOM	DESCRIPTION	TOTAL DIRECT UNIT COST	DEMOLITION UNIT COST
23 33 13	19-0492	EA	72" x 48", Louver Type, 1-1/2 Hour Rated, Galvanized Steel Construction, Combination Fire/Smoke Damper (Ruskin FSD60).....	4,295.11	138.99
			Note: Includes acuator and PFMA mounting angles for 2 sides.		
			<i>For 3 Hour Rated, Add</i>	1,551.00	
23 33 13	19-0493	EA	72" x 60", Louver Type, 1-1/2 Hour Rated, Galvanized Steel Construction, Combination Fire/Smoke Damper (Ruskin FSD60).....	4,876.37	156.09
			Note: Includes acuator and PFMA mounting angles for 2 sides.		
			<i>For 3 Hour Rated, Add</i>	1,763.24	
23 33 13	19-0494	EA	90" x 36", Louver Type, 1-1/2 Hour Rated, Galvanized Steel Construction, Combination Fire/Smoke Damper (Ruskin FSD60).....	4,555.80	158.04
			Note: Includes acuator and PFMA mounting angles for 2 sides.		
			<i>For 3 Hour Rated, Add</i>	1,632.54	
23 33 13	19-0495		Smoke Damper <small>(23 33 13 19)</small>		
			Note: Leakage class I with Firestat UL 555S air foil blades.		
23 33 13	19-0496	EA	6" x 6" Louver Type Smoke Damper, Steel Construction, UL Listed, 1-1/2 Hour Rated.....	121.85	12.02
			<i>For Dynamic Damper, Add</i>	46.34	
			<i>For 3 Hour Rated, Add</i>	25.74	
23 33 13	19-0497	EA	8" x 6" Louver Type Smoke Damper, Steel Construction, UL Listed, 1-1/2 Hour Rated.....	125.63	12.55
			<i>For Dynamic Damper, Add</i>	47.50	
			<i>For 3 Hour Rated, Add</i>	26.39	
23 33 13	19-0498	EA	8" x 8" Louver Type Smoke Damper, Steel Construction, UL Listed, 1-1/2 Hour Rated.....	128.03	12.66
			<i>For Dynamic Damper, Add</i>	48.68	
			<i>For 3 Hour Rated, Add</i>	27.04	
23 33 13	19-0499	EA	10" x 6" Louver Type Smoke Damper, Steel Construction, UL Listed, 1-1/2 Hour Rated.....	128.03	12.66
			<i>For Dynamic Damper, Add</i>	48.68	
			<i>For 3 Hour Rated, Add</i>	27.04	
23 33 13	19-0500	EA	10" x 8" Louver Type Smoke Damper, Steel Construction, UL Listed, 1-1/2 Hour Rated.....	131.28	12.99
			<i>For Dynamic Damper, Add</i>	49.85	
			<i>For 3 Hour Rated, Add</i>	27.69	
23 33 13	19-0501	EA	10" x 10" Louver Type Smoke Damper, Steel Construction, UL Listed, 1-1/2 Hour Rated.....	139.95	14.40
			<i>For Dynamic Damper, Add</i>	52.19	
			<i>For 3 Hour Rated, Add</i>	29.00	
23 33 13	19-0502	EA	12" x 6" Louver Type Smoke Damper, Steel Construction, UL Listed, 1-1/2 Hour Rated.....	131.28	12.99
			<i>For Dynamic Damper, Add</i>	49.85	
			<i>For 3 Hour Rated, Add</i>	27.69	
23 33 13	19-0503	EA	12" x 8" Louver Type Smoke Damper, Steel Construction, UL Listed, 1-1/2 Hour Rated.....	137.78	13.75
			<i>For Dynamic Damper, Add</i>	52.19	
			<i>For 3 Hour Rated, Add</i>	29.00	
23 33 13	19-0504	EA	12" x 10" Louver Type Smoke Damper, Steel Construction, UL Listed, 1-1/2 Hour Rated.....	142.13	14.40
			<i>For Dynamic Damper, Add</i>	53.37	
			<i>For 3 Hour Rated, Add</i>	29.65	
23 33 13	19-0505	EA	12" x 12" Louver Type Smoke Damper, Steel Construction, UL Listed, 1-1/2 Hour Rated.....	149.71	16.24
			<i>For Dynamic Damper, Add</i>	54.54	
			<i>For 3 Hour Rated, Add</i>	30.30	
23 33 13	19-0506	EA	14" x 6" Louver Type Smoke Damper, Steel Construction, UL Listed, 1-1/2 Hour Rated.....	136.70	13.75
			<i>For Dynamic Damper, Add</i>	51.61	
			<i>For 3 Hour Rated, Add</i>	28.67	
23 33 13	19-0507	EA	14" x 8" Louver Type Smoke Damper, Steel Construction, UL Listed, 1-1/2 Hour Rated.....	142.13	14.40
			<i>For Dynamic Damper, Add</i>	53.37	
			<i>For 3 Hour Rated, Add</i>	29.65	
23 33 13	19-0508	EA	14" x 10" Louver Type Smoke Damper, Steel Construction, UL Listed, 1-1/2 Hour Rated.....	146.46	15.15
			<i>For Dynamic Damper, Add</i>	54.54	
			<i>For 3 Hour Rated, Add</i>	30.30	
23 33 13	19-0509	EA	14" x 12" Louver Type Smoke Damper, Steel Construction, UL Listed, 1-1/2 Hour Rated.....	151.89	16.24
			<i>For Dynamic Damper, Add</i>	55.72	
			<i>For 3 Hour Rated, Add</i>	30.95	
23 33 13	19-0510	EA	14" x 14" Louver Type Smoke Damper, Steel Construction, UL Listed, 1-1/2 Hour Rated.....	162.74	18.07
			<i>For Dynamic Damper, Add</i>	58.65	
			<i>For 3 Hour Rated, Add</i>	32.58	
23 33 13	19-0511	EA	16" x 6" Louver Type Smoke Damper, Steel Construction, UL Listed, 1-1/2 Hour Rated.....	221.25	14.40
			<i>For Dynamic Damper, Add</i>	96.09	
			<i>For 3 Hour Rated, Add</i>	53.39	
23 33 13	19-0512	EA	16" x 8" Louver Type Smoke Damper, Steel Construction, UL Listed, 1-1/2 Hour Rated.....	226.65	15.48
			<i>For Dynamic Damper, Add</i>	97.26	
			<i>For 3 Hour Rated, Add</i>	54.03	
23 33 13	19-0513	EA	16" x 10" Louver Type Smoke Damper, Steel Construction, UL Listed, 1-1/2 Hour Rated.....	233.17	16.99
			<i>For Dynamic Damper, Add</i>	98.44	
			<i>For 3 Hour Rated, Add</i>	54.69	
23 33 13	19-0514	EA	16" x 12" Louver Type Smoke Damper, Steel Construction, UL Listed, 1-1/2 Hour Rated.....	238.58	18.07
			<i>For Dynamic Damper, Add</i>	99.60	
			<i>For 3 Hour Rated, Add</i>	55.34	
23 33 13	19-0515	EA	16" x 14" Louver Type Smoke Damper, Steel Construction, UL Listed, 1-1/2 Hour Rated.....	249.45	19.80
			<i>For Dynamic Damper, Add</i>	102.55	
			<i>For 3 Hour Rated, Add</i>	56.97	
23 33 13	19-0516	EA	16" x 16" Louver Type Smoke Damper, Steel Construction, UL Listed, 1-1/2 Hour Rated.....	260.28	21.65
			<i>For Dynamic Damper, Add</i>	105.48	
			<i>For 3 Hour Rated, Add</i>	58.60	
23 33 13	19-0517	EA	18" x 6" Louver Type Smoke Damper, Steel Construction, UL Listed, 1-1/2 Hour Rated.....	225.57	15.15
			<i>For Dynamic Damper, Add</i>	97.26	
			<i>For 3 Hour Rated, Add</i>	54.03	
23 33 13	19-0518	EA	18" x 8" Louver Type Smoke Damper, Steel Construction, UL Listed, 1-1/2 Hour Rated.....	232.08	16.24
			<i>For Dynamic Damper, Add</i>	99.02	
			<i>For 3 Hour Rated, Add</i>	55.01	



MINOR CSI UOM DESCRIPTION	TOTAL DIRECT UNIT COST	DEMOLITION UNIT COST
23 33 13 19-0519 EA 18" x 10" Louver Type Smoke Damper, Steel Construction, UL Listed, 1-1/2 Hour Rated <i>For Dynamic Damper, Add</i> <i>For 3 Hour Rated, Add</i>	240.78 100.79 56.00	18.07
23 33 13 19-0520 EA 18" x 12" Louver Type Smoke Damper, Steel Construction, UL Listed, 1-1/2 Hour Rated <i>For Dynamic Damper, Add</i> <i>For 3 Hour Rated, Add</i>	251.62 103.72 57.62	19.80
23 33 13 19-0521 EA 18" x 14" Louver Type Smoke Damper, Steel Construction, UL Listed, 1-1/2 Hour Rated <i>For Dynamic Damper, Add</i> <i>For 3 Hour Rated, Add</i>	261.36 106.06 58.92	21.65
23 33 13 19-0522 EA 18" x 16" Louver Type Smoke Damper, Steel Construction, UL Listed, 1-1/2 Hour Rated <i>For Dynamic Damper, Add</i> <i>For 3 Hour Rated, Add</i>	272.20 109.00 60.56	23.38
23 33 13 19-0523 EA 18" x 18" Louver Type Smoke Damper, Steel Construction, UL Listed, 1-1/2 Hour Rated <i>For Dynamic Damper, Add</i> <i>For 3 Hour Rated, Add</i>	280.88 110.76 61.53	25.22
23 33 13 19-0524 EA 20" x 6" Louver Type Smoke Damper, Steel Construction, UL Listed, 1-1/2 Hour Rated <i>For Dynamic Damper, Add</i> <i>For 3 Hour Rated, Add</i>	231.01 98.44 54.69	16.24
23 33 13 19-0525 EA 20" x 8" Louver Type Smoke Damper, Steel Construction, UL Listed, 1-1/2 Hour Rated <i>For Dynamic Damper, Add</i> <i>For 3 Hour Rated, Add</i>	240.76 100.78 55.99	18.07
23 33 13 19-0526 EA 20" x 10" Louver Type Smoke Damper, Steel Construction, UL Listed, 1-1/2 Hour Rated <i>For Dynamic Damper, Add</i> <i>For 3 Hour Rated, Add</i>	250.52 103.13 57.29	19.80
23 33 13 19-0527 EA 20" x 12" Louver Type Smoke Damper, Steel Construction, UL Listed, 1-1/2 Hour Rated <i>For Dynamic Damper, Add</i> <i>For 3 Hour Rated, Add</i>	264.64 107.83 59.91	21.65
23 33 13 19-0528 EA 20" x 14" Louver Type Smoke Damper, Steel Construction, UL Listed, 1-1/2 Hour Rated <i>For Dynamic Damper, Add</i> <i>For 3 Hour Rated, Add</i>	273.30 109.59 60.89	23.38
23 33 13 19-0529 EA 20" x 16" Louver Type Smoke Damper, Steel Construction, UL Listed, 1-1/2 Hour Rated <i>For Dynamic Damper, Add</i> <i>For 3 Hour Rated, Add</i>	281.98 111.35 61.86	25.22
23 33 13 19-0530 EA 20" x 18" Louver Type Smoke Damper, Steel Construction, UL Listed, 1-1/2 Hour Rated <i>For Dynamic Damper, Add</i> <i>For 3 Hour Rated, Add</i>	291.72 113.69 63.16	27.06
23 33 13 19-0531 EA 20" x 20" Louver Type Smoke Damper, Steel Construction, UL Listed, 1-1/2 Hour Rated <i>For Dynamic Damper, Add</i> <i>For 3 Hour Rated, Add</i>	301.47 116.04 64.46	28.79
23 33 13 19-0532 EA 24" x 6" Louver Type Smoke Damper, Steel Construction, UL Listed, 1-1/2 Hour Rated <i>For Dynamic Damper, Add</i> <i>For 3 Hour Rated, Add</i>	306.22 136.13 75.63	18.07
23 33 13 19-0533 EA 24" x 8" Louver Type Smoke Damper, Steel Construction, UL Listed, 1-1/2 Hour Rated <i>For Dynamic Damper, Add</i> <i>For 3 Hour Rated, Add</i>	318.17 139.66 77.59	19.80
23 33 13 19-0534 EA 24" x 10" Louver Type Smoke Damper, Steel Construction, UL Listed, 1-1/2 Hour Rated <i>For Dynamic Damper, Add</i> <i>For 3 Hour Rated, Add</i>	327.93 142.01 78.89	21.65
23 33 13 19-0535 EA 24" x 12" Louver Type Smoke Damper, Steel Construction, UL Listed, 1-1/2 Hour Rated <i>For Dynamic Damper, Add</i> <i>For 3 Hour Rated, Add</i>	339.85 145.53 80.85	23.38
23 33 13 19-0536 EA 24" x 14" Louver Type Smoke Damper, Steel Construction, UL Listed, 1-1/2 Hour Rated <i>For Dynamic Damper, Add</i> <i>For 3 Hour Rated, Add</i>	348.53 147.29 81.83	25.22
23 33 13 19-0537 EA 24" x 16" Louver Type Smoke Damper, Steel Construction, UL Listed, 1-1/2 Hour Rated <i>For Dynamic Damper, Add</i> <i>For 3 Hour Rated, Add</i>	357.18 149.04 82.80	27.06
23 33 13 19-0538 EA 24" x 18" Louver Type Smoke Damper, Steel Construction, UL Listed, 1-1/2 Hour Rated <i>For Dynamic Damper, Add</i> <i>For 3 Hour Rated, Add</i>	369.11 152.56 84.76	28.79
23 33 13 19-0539 EA 24" x 20" Louver Type Smoke Damper, Steel Construction, UL Listed, 1-1/2 Hour Rated <i>For Dynamic Damper, Add</i> <i>For 3 Hour Rated, Add</i>	386.46 156.08 86.71	32.48
23 33 13 19-0540 EA 24" x 24" Louver Type Smoke Damper, Steel Construction, UL Listed, 1-1/2 Hour Rated <i>For Dynamic Damper, Add</i> <i>For 3 Hour Rated, Add</i>	405.98 160.78 89.32	36.04
23 33 13 19-0541 EA 28" x 6" Louver Type Smoke Damper, Steel Construction, UL Listed, 1-1/2 Hour Rated <i>For Dynamic Damper, Add</i> <i>For 3 Hour Rated, Add</i>	318.17 139.66 77.59	19.80
23 33 13 19-0542 EA 28" x 8" Louver Type Smoke Damper, Steel Construction, UL Listed, 1-1/2 Hour Rated <i>For Dynamic Damper, Add</i> <i>For 3 Hour Rated, Add</i>	327.93 142.01 78.89	21.65
23 33 13 19-0543 EA 28" x 10" Louver Type Smoke Damper, Steel Construction, UL Listed, 1-1/2 Hour Rated <i>For Dynamic Damper, Add</i> <i>For 3 Hour Rated, Add</i>	339.85 145.53 80.85	23.38
23 33 13 19-0544 EA 28" x 12" Louver Type Smoke Damper, Steel Construction, UL Listed, 1-1/2 Hour Rated <i>For Dynamic Damper, Add</i> <i>For 3 Hour Rated, Add</i>	349.60 147.87 82.15	25.22
23 33 13 19-0545 EA 28" x 14" Louver Type Smoke Damper, Steel Construction, UL Listed, 1-1/2 Hour Rated <i>For Dynamic Damper, Add</i> <i>For 3 Hour Rated, Add</i>	360.44 150.80 83.78	27.06
23 33 13 19-0546 EA 28" x 16" Louver Type Smoke Damper, Steel Construction, UL Listed, 1-1/2 Hour Rated <i>For Dynamic Damper, Add</i> <i>For 3 Hour Rated, Add</i>	371.28 153.73 85.41	28.79

23 Heating, Ventilating, and Air-Conditioning (HVAC)

23 30 HVAC Air Distribution

23 33 Air Duct Accessories



MINOR CSI UOM DESCRIPTION	TOTAL DIRECT UNIT COST	DEMOLITION UNIT COST
23 33 13 19-0547 EA 28" x 18" Louver Type Smoke Damper, Steel Construction, UL Listed, 1-1/2 Hour Rated <i>For Dynamic Damper, Add</i> <i>For 3 Hour Rated, Add</i>	388.63 157.25 87.36	32.48
23 33 13 19-0548 EA 28" x 20" Louver Type Smoke Damper, Steel Construction, UL Listed, 1-1/2 Hour Rated <i>For Dynamic Damper, Add</i> <i>For 3 Hour Rated, Add</i>	405.98 160.78 89.32	36.04
23 33 13 19-0549 EA 28" x 24" Louver Type Smoke Damper, Steel Construction, UL Listed, 1-1/2 Hour Rated <i>For Dynamic Damper, Add</i> <i>For 3 Hour Rated, Add</i>	424.42 167.81 93.23	37.89
23 33 13 19-0550 EA 28" x 28" Louver Type Smoke Damper, Steel Construction, UL Listed, 1-1/2 Hour Rated <i>For Dynamic Damper, Add</i> <i>For 3 Hour Rated, Add</i>	446.11 173.68 96.49	41.45
23 33 13 19-0551 EA 32" x 6" Louver Type Smoke Damper, Steel Construction, UL Listed, 1-1/2 Hour Rated <i>For Dynamic Damper, Add</i> <i>For 3 Hour Rated, Add</i>	334.45 145.53 80.85	21.65
23 33 13 19-0552 EA 32" x 8" Louver Type Smoke Damper, Steel Construction, UL Listed, 1-1/2 Hour Rated <i>For Dynamic Damper, Add</i> <i>For 3 Hour Rated, Add</i>	342.00 146.69 81.50	23.38
23 33 13 19-0553 EA 32" x 10" Louver Type Smoke Damper, Steel Construction, UL Listed, 1-1/2 Hour Rated <i>For Dynamic Damper, Add</i> <i>For 3 Hour Rated, Add</i>	349.60 147.87 82.15	25.22
23 33 13 19-0554 EA 32" x 12" Louver Type Smoke Damper, Steel Construction, UL Listed, 1-1/2 Hour Rated <i>For Dynamic Damper, Add</i> <i>For 3 Hour Rated, Add</i>	359.35 150.21 83.45	27.06
23 33 13 19-0555 EA 32" x 14" Louver Type Smoke Damper, Steel Construction, UL Listed, 1-1/2 Hour Rated <i>For Dynamic Damper, Add</i> <i>For 3 Hour Rated, Add</i>	371.69 153.95 85.53	28.79
23 33 13 19-0556 EA 32" x 16" Louver Type Smoke Damper, Steel Construction, UL Listed, 1-1/2 Hour Rated <i>For Dynamic Damper, Add</i> <i>For 3 Hour Rated, Add</i>	388.63 157.25 87.36	32.48
23 33 13 19-0557 EA 32" x 18" Louver Type Smoke Damper, Steel Construction, UL Listed, 1-1/2 Hour Rated <i>For Dynamic Damper, Add</i> <i>For 3 Hour Rated, Add</i>	408.15 161.95 89.97	36.04
23 33 13 19-0558 EA 32" x 20" Louver Type Smoke Damper, Steel Construction, UL Listed, 1-1/2 Hour Rated <i>For Dynamic Damper, Add</i> <i>For 3 Hour Rated, Add</i>	427.68 166.65 92.58	39.62
23 33 13 19-0559 EA 32" x 24" Louver Type Smoke Damper, Steel Construction, UL Listed, 1-1/2 Hour Rated <i>For Dynamic Damper, Add</i> <i>For 3 Hour Rated, Add</i>	446.11 173.68 96.49	41.45
23 33 13 19-0560 EA 32" x 28" Louver Type Smoke Damper, Steel Construction, UL Listed, 1-1/2 Hour Rated <i>For Dynamic Damper, Add</i> <i>For 3 Hour Rated, Add</i>	470.00 181.90 101.06	44.38
23 33 13 19-0561 EA 32" x 32" Louver Type Smoke Damper, Steel Construction, UL Listed, 1-1/2 Hour Rated <i>For Dynamic Damper, Add</i> <i>For 3 Hour Rated, Add</i>	494.95 191.28 106.27	46.87
23 33 13 19-0562 EA 36" x 6" Louver Type Smoke Damper, Steel Construction, UL Listed, 1-1/2 Hour Rated <i>For Dynamic Damper, Add</i> <i>For 3 Hour Rated, Add</i>	350.08 151.05 83.92	23.38
23 33 13 19-0563 EA 36" x 8" Louver Type Smoke Damper, Steel Construction, UL Listed, 1-1/2 Hour Rated <i>For Dynamic Damper, Add</i> <i>For 3 Hour Rated, Add</i>	360.05 153.51 85.28	25.22
23 33 13 19-0564 EA 36" x 10" Louver Type Smoke Damper, Steel Construction, UL Listed, 1-1/2 Hour Rated <i>For Dynamic Damper, Add</i> <i>For 3 Hour Rated, Add</i>	370.00 155.96 86.65	27.06
23 33 13 19-0565 EA 36" x 12" Louver Type Smoke Damper, Steel Construction, UL Listed, 1-1/2 Hour Rated <i>For Dynamic Damper, Add</i> <i>For 3 Hour Rated, Add</i>	382.24 159.65 88.70	28.79
23 33 13 19-0566 EA 36" x 14" Louver Type Smoke Damper, Steel Construction, UL Listed, 1-1/2 Hour Rated <i>For Dynamic Damper, Add</i> <i>For 3 Hour Rated, Add</i>	396.51 161.51 89.73	32.48
23 33 13 19-0567 EA 36" x 16" Louver Type Smoke Damper, Steel Construction, UL Listed, 1-1/2 Hour Rated <i>For Dynamic Damper, Add</i> <i>For 3 Hour Rated, Add</i>	405.33 163.35 90.75	34.21
23 33 13 19-0568 EA 36" x 18" Louver Type Smoke Damper, Steel Construction, UL Listed, 1-1/2 Hour Rated <i>For Dynamic Damper, Add</i> <i>For 3 Hour Rated, Add</i>	432.95 169.50 94.16	39.62
23 33 13 19-0569 EA 36" x 20" Louver Type Smoke Damper, Steel Construction, UL Listed, 1-1/2 Hour Rated <i>For Dynamic Damper, Add</i> <i>For 3 Hour Rated, Add</i>	455.13 175.63 97.57	43.30
23 33 13 19-0570 EA 36" x 24" Louver Type Smoke Damper, Steel Construction, UL Listed, 1-1/2 Hour Rated <i>For Dynamic Damper, Add</i> <i>For 3 Hour Rated, Add</i>	473.13 183.01 101.67	44.71
23 33 13 19-0571 EA 36" x 28" Louver Type Smoke Damper, Steel Construction, UL Listed, 1-1/2 Hour Rated <i>For Dynamic Damper, Add</i> <i>For 3 Hour Rated, Add</i>	501.07 192.84 107.13	47.95
23 33 13 19-0572 EA 36" x 32" Louver Type Smoke Damper, Steel Construction, UL Listed, 1-1/2 Hour Rated <i>For Dynamic Damper, Add</i> <i>For 3 Hour Rated, Add</i>	524.58 201.44 111.91	50.44
23 33 13 19-0573 EA 36" x 36" Louver Type Smoke Damper, Steel Construction, UL Listed, 1-1/2 Hour Rated <i>For Dynamic Damper, Add</i> <i>For 3 Hour Rated, Add</i>	548.22 211.28 117.38	52.28
23 33 13 19-0574 EA 40" x 6" Louver Type Smoke Damper, Steel Construction, UL Listed, 1-1/2 Hour Rated <i>For Dynamic Damper, Add</i> <i>For 3 Hour Rated, Add</i>	405.24 177.91 98.84	27.06



MINOR CSI UOM DESCRIPTION	TOTAL DIRECT UNIT COST	DEMOLITION UNIT COST
23 33 13 19-0575 EA 40" x 8" Louver Type Smoke Damper, Steel Construction, UL Listed, 1-1/2 Hour Rated <i>For Dynamic Damper, Add For 3 Hour Rated, Add</i>	419.74 182.82 101.57	28.79
23 33 13 19-0576 EA 40" x 10" Louver Type Smoke Damper, Steel Construction, UL Listed, 1-1/2 Hour Rated <i>For Dynamic Damper, Add For 3 Hour Rated, Add</i>	427.43 184.05 102.25	30.63
23 33 13 19-0577 EA 40" x 12" Louver Type Smoke Damper, Steel Construction, UL Listed, 1-1/2 Hour Rated <i>For Dynamic Damper, Add For 3 Hour Rated, Add</i>	435.12 185.28 102.94	32.48
23 33 13 19-0578 EA 40" x 14" Louver Type Smoke Damper, Steel Construction, UL Listed, 1-1/2 Hour Rated <i>For Dynamic Damper, Add For 3 Hour Rated, Add</i>	453.93 189.59 105.33	34.21
23 33 13 19-0579 EA 40" x 16" Louver Type Smoke Damper, Steel Construction, UL Listed, 1-1/2 Hour Rated <i>For Dynamic Damper, Add For 3 Hour Rated, Add</i>	467.31 193.90 107.72	36.04
23 33 13 19-0580 EA 40" x 18" Louver Type Smoke Damper, Steel Construction, UL Listed, 1-1/2 Hour Rated <i>For Dynamic Damper, Add For 3 Hour Rated, Add</i>	492.65 198.81 110.45	41.45
23 33 13 19-0581 EA 40" x 20" Louver Type Smoke Damper, Steel Construction, UL Listed, 1-1/2 Hour Rated <i>For Dynamic Damper, Add For 3 Hour Rated, Add</i>	512.59 203.73 113.18	45.03
23 33 13 19-0582 EA 40" x 24" Louver Type Smoke Damper, Steel Construction, UL Listed, 1-1/2 Hour Rated <i>For Dynamic Damper, Add For 3 Hour Rated, Add</i>	534.90 211.11 117.28	47.95
23 33 13 19-0583 EA 40" x 28" Louver Type Smoke Damper, Steel Construction, UL Listed, 1-1/2 Hour Rated <i>For Dynamic Damper, Add For 3 Hour Rated, Add</i>	567.51 224.62 124.79	50.44
23 33 13 19-0584 EA 40" x 32" Louver Type Smoke Damper, Steel Construction, UL Listed, 1-1/2 Hour Rated <i>For Dynamic Damper, Add For 3 Hour Rated, Add</i>	589.81 231.99 128.88	53.36
23 33 13 19-0585 EA 40" x 36" Louver Type Smoke Damper, Steel Construction, UL Listed, 1-1/2 Hour Rated <i>For Dynamic Damper, Add For 3 Hour Rated, Add</i>	619.19 245.52 136.40	54.77
23 33 13 19-0586 EA 40" x 40" Louver Type Smoke Damper, Steel Construction, UL Listed, 1-1/2 Hour Rated <i>For Dynamic Damper, Add For 3 Hour Rated, Add</i>	650.62 257.81 143.23	57.69
23 33 13 19-0587 EA 44" x 6" Louver Type Smoke Damper, Steel Construction, UL Listed, 1-1/2 Hour Rated <i>For Dynamic Damper, Add For 3 Hour Rated, Add</i>	415.20 180.37 100.21	27.06
23 33 13 19-0588 EA 44" x 8" Louver Type Smoke Damper, Steel Construction, UL Listed, 1-1/2 Hour Rated <i>For Dynamic Damper, Add For 3 Hour Rated, Add</i>	429.71 185.28 102.94	28.79
23 33 13 19-0589 EA 44" x 10" Louver Type Smoke Damper, Steel Construction, UL Listed, 1-1/2 Hour Rated <i>For Dynamic Damper, Add For 3 Hour Rated, Add</i>	441.97 188.98 104.99	30.63
23 33 13 19-0590 EA 44" x 12" Louver Type Smoke Damper, Steel Construction, UL Listed, 1-1/2 Hour Rated <i>For Dynamic Damper, Add For 3 Hour Rated, Add</i>	449.67 190.22 105.68	32.48
23 33 13 19-0591 EA 44" x 14" Louver Type Smoke Damper, Steel Construction, UL Listed, 1-1/2 Hour Rated <i>For Dynamic Damper, Add For 3 Hour Rated, Add</i>	464.18 195.13 108.41	34.21
23 33 13 19-0592 EA 44" x 16" Louver Type Smoke Damper, Steel Construction, UL Listed, 1-1/2 Hour Rated <i>For Dynamic Damper, Add For 3 Hour Rated, Add</i>	478.69 200.04 111.14	36.04
23 33 13 19-0593 EA 44" x 18" Louver Type Smoke Damper, Steel Construction, UL Listed, 1-1/2 Hour Rated <i>For Dynamic Damper, Add For 3 Hour Rated, Add</i>	511.73 206.19 114.55	43.30
23 33 13 19-0594 EA 44" x 20" Louver Type Smoke Damper, Steel Construction, UL Listed, 1-1/2 Hour Rated <i>For Dynamic Damper, Add For 3 Hour Rated, Add</i>	533.92 212.33 117.96	46.87
23 33 13 19-0595 EA 44" x 24" Louver Type Smoke Damper, Steel Construction, UL Listed, 1-1/2 Hour Rated <i>For Dynamic Damper, Add For 3 Hour Rated, Add</i>	567.51 224.62 124.79	50.44
23 33 13 19-0596 EA 44" x 28" Louver Type Smoke Damper, Steel Construction, UL Listed, 1-1/2 Hour Rated <i>For Dynamic Damper, Add For 3 Hour Rated, Add</i>	598.83 235.69 130.94	54.13
23 33 13 19-0597 EA 44" x 32" Louver Type Smoke Damper, Steel Construction, UL Listed, 1-1/2 Hour Rated <i>For Dynamic Damper, Add For 3 Hour Rated, Add</i>	632.39 247.97 137.76	57.69
23 33 13 19-0598 EA 44" x 36" Louver Type Smoke Damper, Steel Construction, UL Listed, 1-1/2 Hour Rated <i>For Dynamic Damper, Add For 3 Hour Rated, Add</i>	658.30 259.03 143.91	59.42
23 33 13 19-0599 EA 44" x 40" Louver Type Smoke Damper, Steel Construction, UL Listed, 1-1/2 Hour Rated <i>For Dynamic Damper, Add For 3 Hour Rated, Add</i>	684.20 270.10 150.05	61.27
23 33 13 19-0600 EA 44" x 44" Louver Type Smoke Damper, Steel Construction, UL Listed, 1-1/2 Hour Rated <i>For Dynamic Damper, Add For 3 Hour Rated, Add</i>	710.10 281.16 156.20	63.10
23 33 13 19-0601 EA 48" x 6" Louver Type Smoke Damper, Steel Construction, UL Listed, 1-1/2 Hour Rated <i>For Dynamic Damper, Add For 3 Hour Rated, Add</i>	427.43 184.05 102.25	28.79
23 33 13 19-0602 EA 48" x 8" Louver Type Smoke Damper, Steel Construction, UL Listed, 1-1/2 Hour Rated <i>For Dynamic Damper, Add For 3 Hour Rated, Add</i>	441.97 188.98 104.99	30.63

23 Heating, Ventilating, and Air-Conditioning (HVAC)

23 30 HVAC Air Distribution

23 33 Air Duct Accessories



MINOR CSI UOM DESCRIPTION	TOTAL DIRECT UNIT COST	DEMOLITION UNIT COST
23 33 13 19-0603 EA 48" x 10" Louver Type Smoke Damper, Steel Construction, UL Listed, 1-1/2 Hour Rated <i>For Dynamic Damper, Add For 3 Hour Rated, Add</i>	449.67 190.22 105.68	32.48
23 33 13 19-0604 EA 48" x 12" Louver Type Smoke Damper, Steel Construction, UL Listed, 1-1/2 Hour Rated <i>For Dynamic Damper, Add For 3 Hour Rated, Add</i>	467.31 193.90 107.72	36.04
23 33 13 19-0605 EA 48" x 14" Louver Type Smoke Damper, Steel Construction, UL Listed, 1-1/2 Hour Rated <i>For Dynamic Damper, Add For 3 Hour Rated, Add</i>	487.24 198.81 110.45	39.62
23 33 13 19-0606 EA 48" x 16" Louver Type Smoke Damper, Steel Construction, UL Listed, 1-1/2 Hour Rated <i>For Dynamic Damper, Add For 3 Hour Rated, Add</i>	507.17 203.73 113.18	43.30
23 33 13 19-0607 EA 48" x 18" Louver Type Smoke Damper, Steel Construction, UL Listed, 1-1/2 Hour Rated <i>For Dynamic Damper, Add For 3 Hour Rated, Add</i>	531.66 211.17 117.28	46.87
23 33 13 19-0608 EA 48" x 20" Louver Type Smoke Damper, Steel Construction, UL Listed, 1-1/2 Hour Rated <i>For Dynamic Damper, Add For 3 Hour Rated, Add</i>	556.12 216.47 121.37	50.44
23 33 13 19-0609 EA 48" x 24" Louver Type Smoke Damper, Steel Construction, UL Listed, 1-1/2 Hour Rated <i>For Dynamic Damper, Add For 3 Hour Rated, Add</i>	587.44 229.54 127.52	54.13
23 33 13 19-0610 EA 48" x 28" Louver Type Smoke Damper, Steel Construction, UL Listed, 1-1/2 Hour Rated <i>For Dynamic Damper, Add For 3 Hour Rated, Add</i>	623.29 243.05 135.03	57.69
23 33 13 19-0611 EA 48" x 32" Louver Type Smoke Damper, Steel Construction, UL Listed, 1-1/2 Hour Rated <i>For Dynamic Damper, Add For 3 Hour Rated, Add</i>	649.22 254.13 141.18	59.42
23 33 13 19-0612 EA 48" x 36" Louver Type Smoke Damper, Steel Construction, UL Listed, 1-1/2 Hour Rated <i>For Dynamic Damper, Add For 3 Hour Rated, Add</i>	681.92 268.87 149.37	61.27
23 33 13 19-0613 EA 48" x 40" Louver Type Smoke Damper, Steel Construction, UL Listed, 1-1/2 Hour Rated <i>For Dynamic Damper, Add For 3 Hour Rated, Add</i>	713.24 279.93 155.52	64.83
23 33 13 19-0614 EA 48" x 44" Louver Type Smoke Damper, Steel Construction, UL Listed, 1-1/2 Hour Rated <i>For Dynamic Damper, Add For 3 Hour Rated, Add</i>	745.96 294.68 163.71	66.68
23 33 13 19-0615 EA 48" x 48" Louver Type Smoke Damper, Steel Construction, UL Listed, 1-1/2 Hour Rated <i>For Dynamic Damper, Add For 3 Hour Rated, Add</i>	780.41 304.52 169.18	72.09
23 33 13 19-0616 EA 52" x 6" Louver Type Smoke Damper, Steel Construction, UL Listed, 1-1/2 Hour Rated <i>For Dynamic Damper, Add For 3 Hour Rated, Add</i>	439.69 187.75 104.31	30.63
23 33 13 19-0617 EA 52" x 8" Louver Type Smoke Damper, Steel Construction, UL Listed, 1-1/2 Hour Rated <i>For Dynamic Damper, Add For 3 Hour Rated, Add</i>	454.21 192.67 107.04	32.48
23 33 13 19-0618 EA 52" x 10" Louver Type Smoke Damper, Steel Construction, UL Listed, 1-1/2 Hour Rated <i>For Dynamic Damper, Add For 3 Hour Rated, Add</i>	474.13 197.58 109.77	36.04
23 33 13 19-0619 EA 52" x 12" Louver Type Smoke Damper, Steel Construction, UL Listed, 1-1/2 Hour Rated <i>For Dynamic Damper, Add For 3 Hour Rated, Add</i>	487.24 198.81 110.45	39.62
23 33 13 19-0620 EA 52" x 14" Louver Type Smoke Damper, Steel Construction, UL Listed, 1-1/2 Hour Rated <i>For Dynamic Damper, Add For 3 Hour Rated, Add</i>	508.31 204.35 113.53	43.30
23 33 13 19-0621 EA 52" x 16" Louver Type Smoke Damper, Steel Construction, UL Listed, 1-1/2 Hour Rated <i>For Dynamic Damper, Add For 3 Hour Rated, Add</i>	529.38 209.88 116.60	46.87
23 33 13 19-0622 EA 52" x 18" Louver Type Smoke Damper, Steel Construction, UL Listed, 1-1/2 Hour Rated <i>For Dynamic Damper, Add For 3 Hour Rated, Add</i>	553.86 217.25 120.70	50.44
23 33 13 19-0623 EA 52" x 20" Louver Type Smoke Damper, Steel Construction, UL Listed, 1-1/2 Hour Rated <i>For Dynamic Damper, Add For 3 Hour Rated, Add</i>	578.34 224.62 124.79	54.13
23 33 13 19-0624 EA 52" x 24" Louver Type Smoke Damper, Steel Construction, UL Listed, 1-1/2 Hour Rated <i>For Dynamic Damper, Add For 3 Hour Rated, Add</i>	609.65 235.69 130.94	57.69
23 33 13 19-0625 EA 52" x 28" Louver Type Smoke Damper, Steel Construction, UL Listed, 1-1/2 Hour Rated <i>For Dynamic Damper, Add For 3 Hour Rated, Add</i>	647.78 250.43 139.13	61.27
23 33 13 19-0626 EA 52" x 32" Louver Type Smoke Damper, Steel Construction, UL Listed, 1-1/2 Hour Rated <i>For Dynamic Damper, Add For 3 Hour Rated, Add</i>	675.94 262.72 145.95	63.10
23 33 13 19-0627 EA 52" x 36" Louver Type Smoke Damper, Steel Construction, UL Listed, 1-1/2 Hour Rated <i>For Dynamic Damper, Add For 3 Hour Rated, Add</i>	710.96 278.70 154.83	64.83
23 33 13 19-0628 EA 52" x 40" Louver Type Smoke Damper, Steel Construction, UL Listed, 1-1/2 Hour Rated <i>For Dynamic Damper, Add For 3 Hour Rated, Add</i>	749.08 293.44 163.02	68.52
23 33 13 19-0629 EA 52" x 44" Louver Type Smoke Damper, Steel Construction, UL Listed, 1-1/2 Hour Rated <i>For Dynamic Damper, Add For 3 Hour Rated, Add</i>	780.41 304.52 169.18	72.09
23 33 13 19-0630 EA 52" x 48" Louver Type Smoke Damper, Steel Construction, UL Listed, 1-1/2 Hour Rated <i>For Dynamic Damper, Add For 3 Hour Rated, Add</i>	823.95 319.26 177.37	77.51



MINOR CSI UOM DESCRIPTION	TOTAL DIRECT UNIT COST	DEMOLITION UNIT COST
23 33 13 19-0631 EA 52" x 52" Louver Type Smoke Damper, Steel Construction, UL Listed, 1-1/2 Hour Rated <i>For Dynamic Damper, Add</i> <i>For 3 Hour Rated, Add</i>	857.55 331.56 184.20	81.07
23 33 13 19-0632 EA 56" x 6" Louver Type Smoke Damper, Steel Construction, UL Listed, 1-1/2 Hour Rated <i>For Dynamic Damper, Add</i> <i>For 3 Hour Rated, Add</i>	449.67 190.22 105.68	32.48
23 33 13 19-0633 EA 56" x 8" Louver Type Smoke Damper, Steel Construction, UL Listed, 1-1/2 Hour Rated <i>For Dynamic Damper, Add</i> <i>For 3 Hour Rated, Add</i>	471.85 196.35 109.08	36.04
23 33 13 19-0634 EA 56" x 10" Louver Type Smoke Damper, Steel Construction, UL Listed, 1-1/2 Hour Rated <i>For Dynamic Damper, Add</i> <i>For 3 Hour Rated, Add</i>	489.52 200.04 111.14	39.62
23 33 13 19-0635 EA 56" x 12" Louver Type Smoke Damper, Steel Construction, UL Listed, 1-1/2 Hour Rated <i>For Dynamic Damper, Add</i> <i>For 3 Hour Rated, Add</i>	502.60 201.26 111.81	43.30
23 33 13 19-0636 EA 56" x 14" Louver Type Smoke Damper, Steel Construction, UL Listed, 1-1/2 Hour Rated <i>For Dynamic Damper, Add</i> <i>For 3 Hour Rated, Add</i>	525.96 208.03 115.57	46.87
23 33 13 19-0637 EA 56" x 16" Louver Type Smoke Damper, Steel Construction, UL Listed, 1-1/2 Hour Rated <i>For Dynamic Damper, Add</i> <i>For 3 Hour Rated, Add</i>	549.30 214.79 119.33	50.44
23 33 13 19-0638 EA 56" x 18" Louver Type Smoke Damper, Steel Construction, UL Listed, 1-1/2 Hour Rated <i>For Dynamic Damper, Add</i> <i>For 3 Hour Rated, Add</i>	572.64 221.55 123.08	54.13
23 33 13 19-0639 EA 56" x 20" Louver Type Smoke Damper, Steel Construction, UL Listed, 1-1/2 Hour Rated <i>For Dynamic Damper, Add</i> <i>For 3 Hour Rated, Add</i>	595.98 228.31 126.84	57.69
23 33 13 19-0640 EA 56" x 24" Louver Type Smoke Damper, Steel Construction, UL Listed, 1-1/2 Hour Rated <i>For Dynamic Damper, Add</i> <i>For 3 Hour Rated, Add</i>	634.12 243.05 135.03	61.27
23 33 13 19-0641 EA 56" x 28" Louver Type Smoke Damper, Steel Construction, UL Listed, 1-1/2 Hour Rated <i>For Dynamic Damper, Add</i> <i>For 3 Hour Rated, Add</i>	666.86 257.81 143.23	63.10
23 33 13 19-0642 EA 56" x 32" Louver Type Smoke Damper, Steel Construction, UL Listed, 1-1/2 Hour Rated <i>For Dynamic Damper, Add</i> <i>For 3 Hour Rated, Add</i>	697.31 271.33 150.74	64.83
23 33 13 19-0643 EA 56" x 36" Louver Type Smoke Damper, Steel Construction, UL Listed, 1-1/2 Hour Rated <i>For Dynamic Damper, Add</i> <i>For 3 Hour Rated, Add</i>	740.00 288.54 160.30	68.52
23 33 13 19-0644 EA 56" x 40" Louver Type Smoke Damper, Steel Construction, UL Listed, 1-1/2 Hour Rated <i>For Dynamic Damper, Add</i> <i>For 3 Hour Rated, Add</i>	778.13 303.29 168.49	72.09
23 33 13 19-0645 EA 56" x 44" Louver Type Smoke Damper, Steel Construction, UL Listed, 1-1/2 Hour Rated <i>For Dynamic Damper, Add</i> <i>For 3 Hour Rated, Add</i>	818.54 319.26 177.37	75.66
23 33 13 19-0646 EA 56" x 48" Louver Type Smoke Damper, Steel Construction, UL Listed, 1-1/2 Hour Rated <i>For Dynamic Damper, Add</i> <i>For 3 Hour Rated, Add</i>	852.14 331.56 184.20	79.34
23 33 13 19-0647 EA 56" x 52" Louver Type Smoke Damper, Steel Construction, UL Listed, 1-1/2 Hour Rated <i>For Dynamic Damper, Add</i> <i>For 3 Hour Rated, Add</i>	892.54 347.53 193.07	82.92
23 33 13 19-0648 EA 56" x 56" Louver Type Smoke Damper, Steel Construction, UL Listed, 1-1/2 Hour Rated <i>For Dynamic Damper, Add</i> <i>For 3 Hour Rated, Add</i>	932.96 363.51 201.95	86.48
23 33 13 19-0649 EA 60" x 6" Louver Type Smoke Damper, Steel Construction, UL Listed, 1-1/2 Hour Rated <i>For Dynamic Damper, Add</i> <i>For 3 Hour Rated, Add</i>	467.31 193.90 107.72	36.04
23 33 13 19-0650 EA 60" x 8" Louver Type Smoke Damper, Steel Construction, UL Listed, 1-1/2 Hour Rated <i>For Dynamic Damper, Add</i> <i>For 3 Hour Rated, Add</i>	489.52 200.04 111.14	39.62
23 33 13 19-0651 EA 60" x 10" Louver Type Smoke Damper, Steel Construction, UL Listed, 1-1/2 Hour Rated <i>For Dynamic Damper, Add</i> <i>For 3 Hour Rated, Add</i>	504.88 202.49 112.50	43.30
23 33 13 19-0652 EA 60" x 12" Louver Type Smoke Damper, Steel Construction, UL Listed, 1-1/2 Hour Rated <i>For Dynamic Damper, Add</i> <i>For 3 Hour Rated, Add</i>	518.00 203.73 113.18	46.87
23 33 13 19-0653 EA 60" x 14" Louver Type Smoke Damper, Steel Construction, UL Listed, 1-1/2 Hour Rated <i>For Dynamic Damper, Add</i> <i>For 3 Hour Rated, Add</i>	542.48 211.11 117.28	50.44
23 33 13 19-0654 EA 60" x 16" Louver Type Smoke Damper, Steel Construction, UL Listed, 1-1/2 Hour Rated <i>For Dynamic Damper, Add</i> <i>For 3 Hour Rated, Add</i>	566.95 218.47 121.37	54.13
23 33 13 19-0655 EA 60" x 18" Louver Type Smoke Damper, Steel Construction, UL Listed, 1-1/2 Hour Rated <i>For Dynamic Damper, Add</i> <i>For 3 Hour Rated, Add</i>	592.56 226.46 125.81	57.69
23 33 13 19-0656 EA 60" x 20" Louver Type Smoke Damper, Steel Construction, UL Listed, 1-1/2 Hour Rated <i>For Dynamic Damper, Add</i> <i>For 3 Hour Rated, Add</i>	618.19 234.45 130.25	61.27
23 33 13 19-0657 EA 60" x 24" Louver Type Smoke Damper, Steel Construction, UL Listed, 1-1/2 Hour Rated <i>For Dynamic Damper, Add</i> <i>For 3 Hour Rated, Add</i>	653.19 250.43 139.13	63.10
23 33 13 19-0658 EA 60" x 28" Louver Type Smoke Damper, Steel Construction, UL Listed, 1-1/2 Hour Rated <i>For Dynamic Damper, Add</i> <i>For 3 Hour Rated, Add</i>	685.92 265.18 147.32	64.83

23 Heating, Ventilating, and Air-Conditioning (HVAC)**23 30 HVAC Air Distribution****23 33 Air Duct Accessories**

SAN BERNARDINO
COUNTY

MINOR	CSI	UOM	DESCRIPTION	TOTAL DIRECT UNIT COST	DEMOLITION UNIT COST
23 33 13 19-0659	EA		60" x 32" Louver Type Smoke Damper, Steel Construction, UL Listed, 1-1/2 Hour Rated <i>For Dynamic Damper, Add</i> <i>For 3 Hour Rated, Add</i>	726.34 281.16 156.20	68.52
23 33 13 19-0660	EA		60" x 36" Louver Type Smoke Damper, Steel Construction, UL Listed, 1-1/2 Hour Rated <i>For Dynamic Damper, Add</i> <i>For 3 Hour Rated, Add</i>	766.75 297.14 165.08	72.09
23 33 13 19-0661	EA		60" x 40" Louver Type Smoke Damper, Steel Construction, UL Listed, 1-1/2 Hour Rated <i>For Dynamic Damper, Add</i> <i>For 3 Hour Rated, Add</i>	800.32 309.43 171.90	75.66
23 33 13 19-0662	EA		60" x 44" Louver Type Smoke Damper, Steel Construction, UL Listed, 1-1/2 Hour Rated <i>For Dynamic Damper, Add</i> <i>For 3 Hour Rated, Add</i>	847.56 329.09 182.83	79.34
23 33 13 19-0663	EA		60" x 48" Louver Type Smoke Damper, Steel Construction, UL Listed, 1-1/2 Hour Rated <i>For Dynamic Damper, Add</i> <i>For 3 Hour Rated, Add</i>	890.25 346.30 192.39	82.92
23 33 13 19-0664	EA		60" x 52" Louver Type Smoke Damper, Steel Construction, UL Listed, 1-1/2 Hour Rated <i>For Dynamic Damper, Add</i> <i>For 3 Hour Rated, Add</i>	932.96 363.51 201.95	86.48
23 33 13 19-0665	EA		60" x 56" Louver Type Smoke Damper, Steel Construction, UL Listed, 1-1/2 Hour Rated <i>For Dynamic Damper, Add</i> <i>For 3 Hour Rated, Add</i>	971.06 378.24 210.14	90.17
23 33 13 19-0666	EA		60" x 60" Louver Type Smoke Damper, Steel Construction, UL Listed, 1-1/2 Hour Rated <i>For Dynamic Damper, Add</i> <i>For 3 Hour Rated, Add</i>	1,009.23 393.01 218.34	93.74
23 33 13 19-0667			Motorized Combination Fire/Smoke Damper (Dayton) ^(23 33 13 19) Note: Includes damper, motor, actuators and junction box. Excludes electrical connection.		
23 33 13 19-0668	EA		8" Width x 8" Height, 120 Volt, 1-1/2 Hour, Galvanized Steel, Motorized Combination Fire/Smoke Damper (Dayton 3HGJ9) Note: Includes damper, motor, actuators and junction box. Excludes electrical connection.	779.51	19.70
23 33 13 19-0669	EA		10" Width x 10" Height, 120 Volt, 1-1/2 Hour, Galvanized Steel, Motorized Combination Fire/Smoke Damper (Dayton 3HGK1) Note: Includes damper, motor, actuators and junction box. Excludes electrical connection.	795.17	20.57
23 33 13 19-0670	EA		12" Width x 12" Height, 120 Volt, 1-1/2 Hour, Galvanized Steel, Motorized Combination Fire/Smoke Damper (Dayton 3HGK2) Note: Includes damper, motor, actuators and junction box. Excludes electrical connection.	862.11	21.65
23 33 13 19-0671	EA		16" Width x 16" Height, 120 Volt, 1-1/2 Hour, Galvanized Steel, Motorized Combination Fire/Smoke Damper (Dayton 3HGK3) Note: Includes damper, motor, actuators and junction box. Excludes electrical connection.	903.44	22.84
23 33 13 19-0672	EA		18" Width x 18" Height, 120 Volt, 1-1/2 Hour, Galvanized Steel, Motorized Combination Fire/Smoke Damper (Dayton 3HGK4) Note: Includes damper, motor, actuators and junction box. Excludes electrical connection.	967.40	24.03
23 33 13 19-0673	EA		24" Width x 24" Height, 120 Volt, 1-1/2 Hour, Galvanized Steel, Motorized Combination Fire/Smoke Damper (Dayton 3HGK5) Note: Includes damper, motor, actuators and junction box. Excludes electrical connection.	1,056.95	25.44
23 33 13 19-0674	EA		8" Width x 8" Height, 24 Volt, 1-1/2 Hour, Galvanized Steel, Motorized Combination Fire/Smoke Damper (Dayton 3HGJ3) Note: Includes damper, motor, actuators and junction box. Excludes electrical connection.	782.52	19.70
23 33 13 19-0675	EA		10" Width x 10" Height, 24 Volt, 1-1/2 Hour, Galvanized Steel, Motorized Combination Fire/Smoke Damper (Dayton 3HGJ4) Note: Includes damper, motor, actuators and junction box. Excludes electrical connection.	781.53	20.57
23 33 13 19-0676	EA		12" Width x 12" Height, 24 Volt, 1-1/2 Hour, Galvanized Steel, Motorized Combination Fire/Smoke Damper (Dayton 3HGJ5) Note: Includes damper, motor, actuators and junction box. Excludes electrical connection.	862.04	21.65
23 33 13 19-0677	EA		16" Width x 16" Height, 24 Volt, 1-1/2 Hour, Galvanized Steel, Motorized Combination Fire/Smoke Damper (Dayton 3HGJ6) Note: Includes damper, motor, actuators and junction box. Excludes electrical connection.	903.44	22.84
23 33 13 19-0678	EA		18" Width x 18" Height, 24 Volt, 1-1/2 Hour, Galvanized Steel, Motorized Combination Fire/Smoke Damper (Dayton 3HGJ7) Note: Includes damper, motor, actuators and junction box. Excludes electrical connection.	967.40	24.03
23 33 13 19-0679	EA		24" Width x 24" Height, 24 Volt, 1-1/2 Hour, Galvanized Steel, Motorized Combination Fire/Smoke Damper (Dayton 3HGJ8) Note: Includes damper, motor, actuators and junction box. Excludes electrical connection.	1,034.58	25.44
23 33 13 23			Backdraft Dampers ^(23 33 13)		
23 33 13 23-0001			Horizontally Mounted Backdraft Damper ^(23 33 13 23) Note: Galvanized steel frame, aluminum blades. Exclude motor pack.		
23 33 13 23-0002	EA		6" x 6" Horizontally Mounted Backdraft Damper	83.71	12.02
23 33 13 23-0003	EA		8" x 6" Horizontally Mounted Backdraft Damper	101.22	12.55
23 33 13 23-0004	EA		8" x 8" Horizontally Mounted Backdraft Damper	122.62	12.66
23 33 13 23-0005	EA		10" x 6" Horizontally Mounted Backdraft Damper	117.34	12.66
23 33 13 23-0006	EA		10" x 8" Horizontally Mounted Backdraft Damper	112.11	12.99
23 33 13 23-0007	EA		10" x 10" Horizontally Mounted Backdraft Damper	134.72	14.40
23 33 13 23-0008	EA		12" x 6" Horizontally Mounted Backdraft Damper	104.79	12.99
23 33 13 23-0009	EA		12" x 8" Horizontally Mounted Backdraft Damper	131.06	14.40
23 33 13 23-0010	EA		12" x 10" Horizontally Mounted Backdraft Damper	125.35	15.15
23 33 13 23-0011	EA		12" x 12" Horizontally Mounted Backdraft Damper	144.59	16.24
23 33 13 23-0012	EA		14" x 6" Horizontally Mounted Backdraft Damper	117.92	13.75
23 33 13 23-0013	EA		14" x 8" Horizontally Mounted Backdraft Damper	120.02	15.15
23 33 13 23-0014	EA		14" x 10" Horizontally Mounted Backdraft Damper	141.94	16.24
23 33 13 23-0015	EA		14" x 12" Horizontally Mounted Backdraft Damper	125.84	18.07
23 33 13 23-0016	EA		14" x 14" Horizontally Mounted Backdraft Damper	143.20	19.80



MINOR	CSI	UOM	DESCRIPTION	TOTAL DIRECT UNIT COST	DEMOLITION UNIT COST
23 33 13 23-0017	EA		16" x 6" Horizontally Mounted Backdraft Damper.....	131.06	14.40
23 33 13 23-0018	EA		16" x 8" Horizontally Mounted Backdraft Damper.....	133.93	16.24
23 33 13 23-0019	EA		16" x 10" Horizontally Mounted Backdraft Damper.....	122.43	18.07
23 33 13 23-0020	EA		16" x 12" Horizontally Mounted Backdraft Damper.....	136.07	18.07
23 33 13 23-0021	EA		16" x 14" Horizontally Mounted Backdraft Damper.....	155.15	19.80
23 33 13 23-0022	EA		16" x 16" Horizontally Mounted Backdraft Damper.....	174.21	21.65
23 33 13 23-0023	EA		18" x 6" Horizontally Mounted Backdraft Damper.....	117.37	15.15
23 33 13 23-0024	EA		18" x 8" Horizontally Mounted Backdraft Damper.....	110.16	16.24
23 33 13 23-0025	EA		18" x 10" Horizontally Mounted Backdraft Damper.....	130.95	18.07
23 33 13 23-0026	EA		18" x 12" Horizontally Mounted Backdraft Damper.....	151.72	19.80
23 33 13 23-0027	EA		18" x 14" Horizontally Mounted Backdraft Damper.....	172.49	21.65
23 33 13 23-0028	EA		18" x 16" Horizontally Mounted Backdraft Damper.....	197.20	23.38
23 33 13 23-0029	EA		18" x 18" Horizontally Mounted Backdraft Damper.....	223.89	27.06
23 33 13 23-0030	EA		18" x 20" Horizontally Mounted Backdraft Damper.....	182.76	28.79
23 33 13 23-0031	EA		18" x 24" Horizontally Mounted Backdraft Damper.....	212.81	32.48
23 33 13 23-0032	EA		20" x 6" Horizontally Mounted Backdraft Damper.....	128.60	16.24
23 33 13 23-0033	EA		20" x 8" Horizontally Mounted Backdraft Damper.....	122.43	18.07
23 33 13 23-0034	EA		20" x 10" Horizontally Mounted Backdraft Damper.....	144.90	19.80
23 33 13 23-0035	EA		20" x 12" Horizontally Mounted Backdraft Damper.....	167.39	21.65
23 33 13 23-0036	EA		20" x 14" Horizontally Mounted Backdraft Damper.....	193.68	23.38
23 33 13 23-0037	EA		20" x 16" Horizontally Mounted Backdraft Damper.....	216.71	25.22
23 33 13 23-0038	EA		20" x 18" Horizontally Mounted Backdraft Damper.....	182.76	28.79
23 33 13 23-0039	EA		20" x 20" Horizontally Mounted Backdraft Damper.....	193.44	28.79
23 33 13 23-0040	EA		20" x 24" Horizontally Mounted Backdraft Damper.....	225.63	32.48
23 33 13 23-0041	EA		20" x 28" Horizontally Mounted Backdraft Damper.....	257.81	36.04
23 33 13 23-0042	EA		20" x 32" Horizontally Mounted Backdraft Damper.....	241.17	39.62
23 33 13 23-0043	EA		20" x 36" Horizontally Mounted Backdraft Damper.....	267.24	43.30
23 33 13 23-0044	EA		24" x 6" Horizontally Mounted Backdraft Damper.....	115.58	18.07
23 33 13 23-0045	EA		24" x 8" Horizontally Mounted Backdraft Damper.....	141.48	19.80
23 33 13 23-0046	EA		24" x 10" Horizontally Mounted Backdraft Damper.....	167.39	21.65
23 33 13 23-0047	EA		24" x 12" Horizontally Mounted Backdraft Damper.....	197.20	23.38
23 33 13 23-0048	EA		24" x 14" Horizontally Mounted Backdraft Damper.....	170.93	27.06
23 33 13 23-0049	EA		24" x 16" Horizontally Mounted Backdraft Damper.....	189.16	28.79
23 33 13 23-0050	EA		24" x 18" Horizontally Mounted Backdraft Damper.....	212.81	32.48
23 33 13 23-0051	EA		24" x 20" Horizontally Mounted Backdraft Damper.....	225.63	32.48
23 33 13 23-0052	EA		24" x 24" Horizontally Mounted Backdraft Damper.....	262.09	36.04
23 33 13 23-0053	EA		24" x 28" Horizontally Mounted Backdraft Damper.....	247.26	39.62
23 33 13 23-0054	EA		24" x 32" Horizontally Mounted Backdraft Damper.....	276.41	43.30
23 33 13 23-0055	EA		24" x 36" Horizontally Mounted Backdraft Damper.....	305.55	46.87
23 33 13 23-0056	EA		24" x 40" Horizontally Mounted Backdraft Damper.....	298.06	50.44
23 33 13 23-0057	EA		24" x 44" Horizontally Mounted Backdraft Damper.....	323.54	54.13
23 33 13 23-0058	EA		24" x 48" Horizontally Mounted Backdraft Damper.....	338.19	54.13
23 33 13 23-0059	EA		28" x 6" Horizontally Mounted Backdraft Damper.....	125.84	18.07
23 33 13 23-0060	EA		28" x 8" Horizontally Mounted Backdraft Damper.....	155.15	19.80
23 33 13 23-0061	EA		28" x 10" Horizontally Mounted Backdraft Damper.....	193.68	23.38
23 33 13 23-0062	EA		28" x 12" Horizontally Mounted Backdraft Damper.....	170.93	27.06
23 33 13 23-0063	EA		28" x 14" Horizontally Mounted Backdraft Damper.....	191.30	28.79
23 33 13 23-0064	EA		28" x 16" Horizontally Mounted Backdraft Damper.....	217.09	32.48
23 33 13 23-0065	EA		28" x 18" Horizontally Mounted Backdraft Damper.....	242.87	36.04
23 33 13 23-0066	EA		28" x 20" Horizontally Mounted Backdraft Damper.....	257.81	36.04
23 33 13 23-0067	EA		28" x 24" Horizontally Mounted Backdraft Damper.....	247.26	39.62
23 33 13 23-0068	EA		28" x 28" Horizontally Mounted Backdraft Damper.....	279.46	43.30
23 33 13 23-0069	EA		28" x 32" Horizontally Mounted Backdraft Damper.....	311.65	46.87
23 33 13 23-0070	EA		28" x 36" Horizontally Mounted Backdraft Damper.....	316.20	54.13
23 33 13 23-0071	EA		28" x 40" Horizontally Mounted Backdraft Damper.....	333.30	54.13
23 33 13 23-0072	EA		28" x 44" Horizontally Mounted Backdraft Damper.....	361.21	57.69
23 33 13 23-0073	EA		28" x 48" Horizontally Mounted Backdraft Damper.....	389.14	61.27
23 33 13 23-0074	EA		28" x 52" Horizontally Mounted Backdraft Damper.....	406.24	61.27
23 33 13 23-0075	EA		28" x 56" Horizontally Mounted Backdraft Damper.....	404.25	64.83
23 33 13 23-0076	EA		28" x 60" Horizontally Mounted Backdraft Damper.....	419.19	64.83
23 33 13 23-0077	EA		32" x 6" Horizontally Mounted Backdraft Damper.....	141.48	19.80
23 33 13 23-0078	EA		32" x 8" Horizontally Mounted Backdraft Damper.....	183.11	23.38
23 33 13 23-0079	EA		32" x 10" Horizontally Mounted Backdraft Damper.....	216.71	25.22
23 33 13 23-0080	EA		32" x 12" Horizontally Mounted Backdraft Damper.....	189.16	28.79
23 33 13 23-0081	EA		32" x 14" Horizontally Mounted Backdraft Damper.....	217.09	32.48
23 33 13 23-0082	EA		32" x 16" Horizontally Mounted Backdraft Damper.....	244.99	36.04
23 33 13 23-0083	EA		32" x 18" Horizontally Mounted Backdraft Damper.....	218.12	36.04
23 33 13 23-0084	EA		32" x 20" Horizontally Mounted Backdraft Damper.....	241.17	39.62
23 33 13 23-0085	EA		32" x 24" Horizontally Mounted Backdraft Damper.....	276.41	43.30
23 33 13 23-0086	EA		32" x 28" Horizontally Mounted Backdraft Damper.....	311.65	46.87
23 33 13 23-0087	EA		32" x 32" Horizontally Mounted Backdraft Damper.....	318.66	54.13
23 33 13 23-0088	EA		32" x 36" Horizontally Mounted Backdraft Damper.....	338.19	54.13
23 33 13 23-0089	EA		32" x 40" Horizontally Mounted Backdraft Damper.....	368.54	57.69
23 33 13 23-0090	EA		32" x 44" Horizontally Mounted Backdraft Damper.....	398.90	61.27
23 33 13 23-0091	EA		32" x 48" Horizontally Mounted Backdraft Damper.....	399.97	64.83
23 33 13 23-0092	EA		32" x 52" Horizontally Mounted Backdraft Damper.....	417.07	64.83
23 33 13 23-0093	EA		32" x 56" Horizontally Mounted Backdraft Damper.....	444.97	68.52
23 33 13 23-0094	EA		32" x 60" Horizontally Mounted Backdraft Damper.....	462.07	68.52
23 33 13 23-0095	EA		32" x 64" Horizontally Mounted Backdraft Damper.....	450.91	72.09
23 33 13 23-0096	EA		32" x 68" Horizontally Mounted Backdraft Damper.....	465.56	72.09
23 33 13 23-0097	EA		32" x 72" Horizontally Mounted Backdraft Damper.....	491.03	75.66

23 Heating, Ventilating, and Air-Conditioning (HVAC)

23 30 HVAC Air Distribution

23 33 Air Duct Accessories



MINOR CSI UOM DESCRIPTION	TOTAL DIRECT UNIT COST	DEMOLITION UNIT COST
23 33 13 23-0098 EA 36" x 6" Horizontally Mounted Backdraft Damper	151.72	19.80
23 33 13 23-0099 EA 36" x 8" Horizontally Mounted Backdraft Damper	202.62	25.22
23 33 13 23-0100 EA 36" x 10" Horizontally Mounted Backdraft Damper	182.76	28.79
23 33 13 23-0101 EA 36" x 12" Horizontally Mounted Backdraft Damper	212.81	32.48
23 33 13 23-0102 EA 36" x 14" Horizontally Mounted Backdraft Damper	242.87	36.04
23 33 13 23-0103 EA 36" x 16" Horizontally Mounted Backdraft Damper	218.12	36.04
23 33 13 23-0104 EA 36" x 18" Horizontally Mounted Backdraft Damper	242.69	39.62
23 33 13 23-0105 EA 36" x 20" Horizontally Mounted Backdraft Damper	267.24	43.30
23 33 13 23-0106 EA 36" x 24" Horizontally Mounted Backdraft Damper	305.55	46.87
23 33 13 23-0107 EA 36" x 28" Horizontally Mounted Backdraft Damper	316.20	54.13
23 33 13 23-0108 EA 36" x 32" Horizontally Mounted Backdraft Damper	338.19	54.13
23 33 13 23-0109 EA 36" x 36" Horizontally Mounted Backdraft Damper	370.97	57.69
23 33 13 23-0110 EA 36" x 40" Horizontally Mounted Backdraft Damper	403.79	61.27
23 33 13 23-0111 EA 36" x 44" Horizontally Mounted Backdraft Damper	406.37	64.83
23 33 13 23-0112 EA 36" x 48" Horizontally Mounted Backdraft Damper	436.43	68.52
23 33 13 23-0113 EA 36" x 52" Horizontally Mounted Backdraft Damper	455.65	68.52
23 33 13 23-0114 EA 36" x 56" Horizontally Mounted Backdraft Damper	447.25	72.09
23 33 13 23-0115 EA 36" x 60" Horizontally Mounted Backdraft Damper	463.73	72.09
23 33 13 23-0116 EA 36" x 64" Horizontally Mounted Backdraft Damper	491.03	75.66
23 33 13 23-0117 EA 36" x 68" Horizontally Mounted Backdraft Damper	507.50	75.66
23 33 13 23-0118 EA 36" x 72" Horizontally Mounted Backdraft Damper	524.00	75.66
23 33 13 23-0119 EA 40" x 6" Horizontally Mounted Backdraft Damper	167.39	21.65
23 33 13 23-0120 EA 40" x 8" Horizontally Mounted Backdraft Damper	222.12	27.06
23 33 13 23-0121 EA 40" x 10" Horizontally Mounted Backdraft Damper	193.44	28.79
23 33 13 23-0122 EA 40" x 12" Horizontally Mounted Backdraft Damper	225.63	32.48
23 33 13 23-0123 EA 40" x 14" Horizontally Mounted Backdraft Damper	257.81	36.04
23 33 13 23-0124 EA 40" x 16" Horizontally Mounted Backdraft Damper	241.17	39.62
23 33 13 23-0125 EA 40" x 18" Horizontally Mounted Backdraft Damper	267.24	43.30
23 33 13 23-0126 EA 40" x 20" Horizontally Mounted Backdraft Damper	293.33	46.87
23 33 13 23-0127 EA 40" x 24" Horizontally Mounted Backdraft Damper	298.06	50.44
23 33 13 23-0128 EA 40" x 28" Horizontally Mounted Backdraft Damper	333.30	54.13
23 33 13 23-0129 EA 40" x 32" Horizontally Mounted Backdraft Damper	368.54	57.69
23 33 13 23-0130 EA 40" x 36" Horizontally Mounted Backdraft Damper	403.79	61.27
23 33 13 23-0131 EA 40" x 40" Horizontally Mounted Backdraft Damper	408.51	64.83
23 33 13 23-0132 EA 40" x 44" Horizontally Mounted Backdraft Damper	440.69	68.52
23 33 13 23-0133 EA 40" x 48" Horizontally Mounted Backdraft Damper	462.07	68.52
23 33 13 23-0134 EA 40" x 50" Horizontally Mounted Backdraft Damper	445.42	72.09
23 33 13 23-0135 EA 44" x 6" Horizontally Mounted Backdraft Damper	186.63	23.38
23 33 13 23-0136 EA 44" x 8" Horizontally Mounted Backdraft Damper	180.62	28.79
23 33 13 23-0137 EA 44" x 10" Horizontally Mounted Backdraft Damper	214.95	32.48
23 33 13 23-0138 EA 44" x 12" Horizontally Mounted Backdraft Damper	249.27	36.04
23 33 13 23-0139 EA 44" x 14" Horizontally Mounted Backdraft Damper	236.58	39.62
23 33 13 23-0140 EA 44" x 16" Horizontally Mounted Backdraft Damper	264.19	43.30
23 33 13 23-0141 EA 44" x 18" Horizontally Mounted Backdraft Damper	280.98	43.30
23 33 13 23-0142 EA 44" x 20" Horizontally Mounted Backdraft Damper	308.60	46.87
23 33 13 23-0143 EA 44" x 24" Horizontally Mounted Backdraft Damper	323.54	54.13
23 33 13 23-0144 EA 44" x 28" Horizontally Mounted Backdraft Damper	361.21	57.69
23 33 13 23-0145 EA 44" x 32" Horizontally Mounted Backdraft Damper	398.90	61.27
23 33 13 23-0146 EA 44" x 36" Horizontally Mounted Backdraft Damper	406.37	64.83
23 33 13 23-0147 EA 44" x 40" Horizontally Mounted Backdraft Damper	440.69	68.52
23 33 13 23-0148 EA 44" x 44" Horizontally Mounted Backdraft Damper	464.19	68.52
23 33 13 23-0149 EA 44" x 48" Horizontally Mounted Backdraft Damper	458.24	72.09
23 33 13 23-0150 EA 44" x 50" Horizontally Mounted Backdraft Damper	468.30	72.09
23 33 13 23-0151 EA 48" x 6" Horizontally Mounted Backdraft Damper	202.62	25.22
23 33 13 23-0152 EA 48" x 8" Horizontally Mounted Backdraft Damper	189.16	28.79
23 33 13 23-0153 EA 48" x 10" Horizontally Mounted Backdraft Damper	225.63	32.48
23 33 13 23-0154 EA 48" x 12" Horizontally Mounted Backdraft Damper	218.12	36.04
23 33 13 23-0155 EA 48" x 14" Horizontally Mounted Backdraft Damper	247.26	39.62
23 33 13 23-0156 EA 48" x 16" Horizontally Mounted Backdraft Damper	276.41	43.30
23 33 13 23-0157 EA 48" x 18" Horizontally Mounted Backdraft Damper	305.55	46.87
23 33 13 23-0158 EA 48" x 20" Horizontally Mounted Backdraft Damper	298.06	50.44
23 33 13 23-0159 EA 48" x 24" Horizontally Mounted Backdraft Damper	338.19	54.13
23 33 13 23-0160 EA 48" x 28" Horizontally Mounted Backdraft Damper	389.14	61.27
23 33 13 23-0161 EA 48" x 32" Horizontally Mounted Backdraft Damper	399.97	64.83
23 33 13 23-0162 EA 48" x 36" Horizontally Mounted Backdraft Damper	436.43	68.52
23 33 13 23-0163 EA 48" x 40" Horizontally Mounted Backdraft Damper	462.07	68.52
23 33 13 23-0164 EA 48" x 44" Horizontally Mounted Backdraft Damper	458.24	72.09
23 33 13 23-0165 EA 48" x 48" Horizontally Mounted Backdraft Damper	491.03	75.66
23 33 13 23-0166 EA 48" x 50" Horizontally Mounted Backdraft Damper	502.02	75.66
23 33 13 23-0167 EA 50" x 6" Horizontally Mounted Backdraft Damper	207.91	25.22
23 33 13 23-0168 EA 50" x 8" Horizontally Mounted Backdraft Damper	204.27	32.48
23 33 13 23-0169 EA 50" x 10" Horizontally Mounted Backdraft Damper	241.80	36.04
23 33 13 23-0170 EA 50" x 12" Horizontally Mounted Backdraft Damper	233.52	39.62
23 33 13 23-0171 EA 50" x 14" Horizontally Mounted Backdraft Damper	263.43	43.30
23 33 13 23-0172 EA 50" x 16" Horizontally Mounted Backdraft Damper	293.33	46.87
23 33 13 23-0173 EA 50" x 18" Horizontally Mounted Backdraft Damper	323.23	50.44
23 33 13 23-0174 EA 50" x 20" Horizontally Mounted Backdraft Damper	314.98	54.13
23 33 13 23-0175 EA 50" x 24" Horizontally Mounted Backdraft Damper	356.32	57.69
23 33 13 23-0176 EA 50" x 28" Horizontally Mounted Backdraft Damper	397.68	61.27
23 33 13 23-0177 EA 50" x 32" Horizontally Mounted Backdraft Damper	408.51	64.83
23 33 13 23-0178 EA 50" x 36" Horizontally Mounted Backdraft Damper	446.04	68.52



MINOR CSI UOM DESCRIPTION	TOTAL DIRECT UNIT COST	DEMOLITION UNIT COST
23 33 13 23-0179 EA 50" x 40" Horizontally Mounted Backdraft Damper.....	445.42	72.09
23 33 13 23-0180 EA 50" x 44" Horizontally Mounted Backdraft Damper.....	468.30	72.09
23 33 13 23-0181 EA 50" x 48" Horizontally Mounted Backdraft Damper.....	502.02	75.66
23 33 13 23-0182 EA 50" x 50" Horizontally Mounted Backdraft Damper.....	513.46	75.66
23 33 13 23-0183 Vertically Mounted Backdraft Damper <small>(23 33 13 23)</small>		
Note: Galvanized steel frame, aluminum blades. Excludes motor pack.		
23 33 13 23-0184 EA 6" x 6" Vertically Mounted Backdraft Damper.....	90.94	12.02
23 33 13 23-0185 EA 8" x 6" Vertically Mounted Backdraft Damper.....	110.87	12.55
23 33 13 23-0186 EA 10" x 6" Vertically Mounted Backdraft Damper.....	114.15	12.66
23 33 13 23-0187 EA 8" x 8" Vertically Mounted Backdraft Damper.....	119.23	12.66
23 33 13 23-0188 EA 12" x 6" Vertically Mounted Backdraft Damper.....	130.48	12.99
23 33 13 23-0189 EA 10" x 8" Vertically Mounted Backdraft Damper.....	144.98	14.40
23 33 13 23-0190 EA 14" x 6" Vertically Mounted Backdraft Damper.....	145.73	12.99
23 33 13 23-0191 EA 12" x 8" Vertically Mounted Backdraft Damper.....	165.31	14.40
23 33 13 23-0192 EA 16" x 6" Vertically Mounted Backdraft Damper.....	167.47	15.15
23 33 13 23-0193 EA 10" x 10" Vertically Mounted Backdraft Damper.....	175.81	16.24
23 33 13 23-0194 EA 18" x 6" Vertically Mounted Backdraft Damper.....	141.47	13.75
23 33 13 23-0195 EA 14" x 8" Vertically Mounted Backdraft Damper.....	149.52	15.15
23 33 13 23-0196 EA 12" x 10" Vertically Mounted Backdraft Damper.....	160.20	16.24
23 33 13 23-0197 EA 20" x 6" Vertically Mounted Backdraft Damper.....	165.62	18.07
23 33 13 23-0198 EA 16" x 8" Vertically Mounted Backdraft Damper.....	178.45	19.80
23 33 13 23-0199 EA 14" x 10" Vertically Mounted Backdraft Damper.....	173.36	14.40
23 33 13 23-0200 EA 12" x 12" Vertically Mounted Backdraft Damper.....	182.50	16.24
23 33 13 23-0201 EA 18" x 8" Vertically Mounted Backdraft Damper.....	160.62	18.07
23 33 13 23-0202 EA 24" x 6" Vertically Mounted Backdraft Damper.....	160.62	18.07
23 33 13 23-0203 EA 16" x 10" Vertically Mounted Backdraft Damper.....	177.85	19.80
23 33 13 23-0204 EA 20" x 8" Vertically Mounted Backdraft Damper.....	183.26	21.65
23 33 13 23-0205 EA 14" x 12" Vertically Mounted Backdraft Damper.....	169.68	15.15
23 33 13 23-0206 EA 28" x 6" Vertically Mounted Backdraft Damper.....	172.93	16.24
23 33 13 23-0207 EA 18" x 10" Vertically Mounted Backdraft Damper.....	187.23	18.07
23 33 13 23-0208 EA 16" x 12" Vertically Mounted Backdraft Damper.....	201.51	19.80
23 33 13 23-0209 EA 24" x 8" Vertically Mounted Backdraft Damper.....	206.92	21.65
23 33 13 23-0210 EA 32" x 6" Vertically Mounted Backdraft Damper.....	212.32	23.38
23 33 13 23-0211 EA 14" x 14" Vertically Mounted Backdraft Damper.....	226.12	27.06
23 33 13 23-0212 EA 20" x 10" Vertically Mounted Backdraft Damper.....	224.21	28.79
23 33 13 23-0213 EA 18" x 12" Vertically Mounted Backdraft Damper.....	246.06	32.48
23 33 13 23-0214 EA 36" x 6" Vertically Mounted Backdraft Damper.....	197.35	16.24
23 33 13 23-0215 EA 16" x 14" Vertically Mounted Backdraft Damper.....	208.27	18.07
23 33 13 23-0216 EA 28" x 8" Vertically Mounted Backdraft Damper.....	213.68	19.80
23 33 13 23-0217 EA 20" x 12" Vertically Mounted Backdraft Damper.....	230.09	21.65
23 33 13 23-0218 EA 24" x 10" Vertically Mounted Backdraft Damper.....	235.49	23.38
23 33 13 23-0219 EA 40" x 6" Vertically Mounted Backdraft Damper.....	240.91	25.22
23 33 13 23-0220 EA 18" x 14" Vertically Mounted Backdraft Damper.....	260.00	28.79
23 33 13 23-0221 EA 16" x 16" Vertically Mounted Backdraft Damper.....	262.74	28.79
23 33 13 23-0222 EA 32" x 8" Vertically Mounted Backdraft Damper.....	273.57	32.48
23 33 13 23-0223 EA 44" x 6" Vertically Mounted Backdraft Damper.....	289.90	36.04
23 33 13 23-0224 EA 20" x 14" Vertically Mounted Backdraft Damper.....	311.75	39.62
23 33 13 23-0225 EA 28" x 10" Vertically Mounted Backdraft Damper.....	322.57	43.30
23 33 13 23-0226 EA 18" x 16" Vertically Mounted Backdraft Damper.....	252.31	18.07
23 33 13 23-0227 EA 24" x 12" Vertically Mounted Backdraft Damper.....	257.72	19.80
23 33 13 23-0228 EA 36" x 8" Vertically Mounted Backdraft Damper.....	263.13	21.65
23 33 13 23-0229 EA 48" x 6" Vertically Mounted Backdraft Damper.....	268.53	23.38
23 33 13 23-0230 EA 50" x 6" Vertically Mounted Backdraft Damper.....	287.61	27.06
23 33 13 23-0231 EA 20" x 16" Vertically Mounted Backdraft Damper.....	306.78	28.79
23 33 13 23-0232 EA 32" x 10" Vertically Mounted Backdraft Damper.....	317.61	32.48
23 33 13 23-0233 EA 40" x 8" Vertically Mounted Backdraft Damper.....	317.61	32.48
23 33 13 23-0234 EA 18" x 18" Vertically Mounted Backdraft Damper.....	284.39	36.04
23 33 13 23-0235 EA 24" x 14" Vertically Mounted Backdraft Damper.....	270.76	39.62
23 33 13 23-0236 EA 28" x 12" Vertically Mounted Backdraft Damper.....	281.58	43.30
23 33 13 23-0237 EA 44" x 8" Vertically Mounted Backdraft Damper.....	299.64	46.87
23 33 13 23-0238 EA 18" x 20" Vertically Mounted Backdraft Damper.....	314.07	50.44
23 33 13 23-0239 EA 20" x 18" Vertically Mounted Backdraft Damper.....	324.90	54.13
23 33 13 23-0240 EA 36" x 10" Vertically Mounted Backdraft Damper.....	324.90	54.13
23 33 13 23-0241 EA 24" x 16" Vertically Mounted Backdraft Damper.....	227.50	18.07
23 33 13 23-0242 EA 32" x 12" Vertically Mounted Backdraft Damper.....	232.91	19.80
23 33 13 23-0243 EA 48" x 8" Vertically Mounted Backdraft Damper.....	243.72	23.38
23 33 13 23-0244 EA 28" x 14" Vertically Mounted Backdraft Damper.....	258.16	27.06
23 33 13 23-0245 EA 20" x 20" Vertically Mounted Backdraft Damper.....	267.18	28.79
23 33 13 23-0246 EA 40" x 10" Vertically Mounted Backdraft Damper.....	278.01	32.48
23 33 13 23-0247 EA 50" x 8" Vertically Mounted Backdraft Damper.....	288.83	36.04
23 33 13 23-0248 EA 18" x 24" Vertically Mounted Backdraft Damper.....	303.28	36.04
23 33 13 23-0249 EA 24" x 18" Vertically Mounted Backdraft Damper.....	314.11	39.62
23 33 13 23-0250 EA 36" x 12" Vertically Mounted Backdraft Damper.....	324.93	43.30
23 33 13 23-0251 EA 44" x 10" Vertically Mounted Backdraft Damper.....	339.37	46.87
23 33 13 23-0252 EA 28" x 16" Vertically Mounted Backdraft Damper.....	364.63	54.13
23 33 13 23-0253 EA 32" x 14" Vertically Mounted Backdraft Damper.....	364.63	54.13
23 33 13 23-0254 EA 20" x 24" Vertically Mounted Backdraft Damper.....	391.71	57.69
23 33 13 23-0255 EA 24" x 20" Vertically Mounted Backdraft Damper.....	369.27	61.27
23 33 13 23-0256 EA 40" x 12" Vertically Mounted Backdraft Damper.....	369.27	61.27

23 Heating, Ventilating, and Air-Conditioning (HVAC)

23 30 HVAC Air Distribution

23 33 Air Duct Accessories



MINOR	CSI	UOM	DESCRIPTION	TOTAL DIRECT UNIT COST	DEMOLITION UNIT COST
-------	-----	-----	-------------	------------------------	----------------------

23 33 13 23-0257	EA		48" x 10" Vertically Mounted Backdraft Damper	380.10	64.83
23 33 13 23-0258	EA		50" x 10" Vertically Mounted Backdraft Damper	387.82	64.83
23 33 13 23-0259	EA		28" x 18" Vertically Mounted Backdraft Damper	254.04	19.80
23 33 13 23-0260	EA		36" x 14" Vertically Mounted Backdraft Damper	264.85	23.38
23 33 13 23-0261	EA		32" x 16" Vertically Mounted Backdraft Damper	273.37	25.22
23 33 13 23-0262	EA		44" x 12" Vertically Mounted Backdraft Damper	290.35	28.79
23 33 13 23-0263	EA		20" x 28" Vertically Mounted Backdraft Damper	313.63	32.48
23 33 13 23-0264	EA		28" x 20" Vertically Mounted Backdraft Damper	324.35	36.04
23 33 13 23-0265	EA		40" x 14" Vertically Mounted Backdraft Damper	324.35	36.04
23 33 13 23-0266	EA		24" x 24" Vertically Mounted Backdraft Damper	341.36	39.62
23 33 13 23-0267	EA		32" x 18" Vertically Mounted Backdraft Damper	352.18	43.30
23 33 13 23-0268	EA		36" x 16" Vertically Mounted Backdraft Damper	363.01	46.87
23 33 13 23-0269	EA		48" x 12" Vertically Mounted Backdraft Damper	384.66	54.13
23 33 13 23-0270	EA		50" x 12" Vertically Mounted Backdraft Damper	393.93	54.13
23 33 13 23-0271	EA		44" x 14" Vertically Mounted Backdraft Damper	410.93	57.69
23 33 13 23-0272	EA		20" x 32" Vertically Mounted Backdraft Damper	431.01	61.27
23 33 13 23-0273	EA		32" x 20" Vertically Mounted Backdraft Damper	441.84	64.83
23 33 13 23-0274	EA		40" x 16" Vertically Mounted Backdraft Damper	441.84	64.83
23 33 13 23-0275	EA		36" x 18" Vertically Mounted Backdraft Damper	455.74	68.52
23 33 13 23-0276	EA		24" x 28" Vertically Mounted Backdraft Damper	466.55	68.52
23 33 13 23-0277	EA		28" x 24" Vertically Mounted Backdraft Damper	455.01	72.09
23 33 13 23-0278	EA		48" x 14" Vertically Mounted Backdraft Damper	455.01	72.09
23 33 13 23-0279	EA		50" x 14" Vertically Mounted Backdraft Damper	475.77	75.66
23 33 13 23-0280	EA		44" x 16" Vertically Mounted Backdraft Damper	309.41	19.80
23 33 13 23-0281	EA		20" x 36" Vertically Mounted Backdraft Damper	331.33	25.22
23 33 13 23-0282	EA		36" x 20" Vertically Mounted Backdraft Damper	342.15	28.79
23 33 13 23-0283	EA		40" x 18" Vertically Mounted Backdraft Damper	352.98	32.48
23 33 13 23-0284	EA		24" x 32" Vertically Mounted Backdraft Damper	380.83	36.04
23 33 13 23-0285	EA		32" x 24" Vertically Mounted Backdraft Damper	380.83	36.04
23 33 13 23-0286	EA		48" x 16" Vertically Mounted Backdraft Damper	391.66	39.62
23 33 13 23-0287	EA		28" x 28" Vertically Mounted Backdraft Damper	408.17	43.30
23 33 13 23-0288	EA		44" x 18" Vertically Mounted Backdraft Damper	421.83	46.87
23 33 13 23-0289	EA		40" x 20" Vertically Mounted Backdraft Damper	446.31	54.13
23 33 13 23-0290	EA		50" x 16" Vertically Mounted Backdraft Damper	446.31	54.13
23 33 13 23-0291	EA		24" x 36" Vertically Mounted Backdraft Damper	479.85	57.69
23 33 13 23-0292	EA		36" x 24" Vertically Mounted Backdraft Damper	490.68	61.27
23 33 13 23-0293	EA		48" x 18" Vertically Mounted Backdraft Damper	501.51	64.83
23 33 13 23-0294	EA		44" x 20" Vertically Mounted Backdraft Damper	518.02	68.52
23 33 13 23-0295	EA		28" x 32" Vertically Mounted Backdraft Damper	523.70	68.52
23 33 13 23-0296	EA		32" x 28" Vertically Mounted Backdraft Damper	534.52	72.09
23 33 13 23-0297	EA		50" x 18" Vertically Mounted Backdraft Damper	535.93	72.09
23 33 13 23-0298	EA		24" x 40" Vertically Mounted Backdraft Damper	568.04	75.66
23 33 13 23-0299	EA		40" x 24" Vertically Mounted Backdraft Damper	568.04	75.66
23 33 13 23-0300	EA		48" x 20" Vertically Mounted Backdraft Damper	568.04	75.66
23 33 13 23-0301	EA		50" x 20" Vertically Mounted Backdraft Damper	419.89	21.65
23 33 13 23-0302	EA		28" x 36" Vertically Mounted Backdraft Damper	438.95	27.06
23 33 13 23-0303	EA		36" x 28" Vertically Mounted Backdraft Damper	444.36	28.79
23 33 13 23-0304	EA		32" x 32" Vertically Mounted Backdraft Damper	460.87	32.48
23 33 13 23-0305	EA		24" x 44" Vertically Mounted Backdraft Damper	442.53	36.04
23 33 13 23-0306	EA		44" x 24" Vertically Mounted Backdraft Damper	453.36	39.62
23 33 13 23-0307	EA		28" x 40" Vertically Mounted Backdraft Damper	484.43	43.30
23 33 13 23-0308	EA		40" x 28" Vertically Mounted Backdraft Damper	495.26	46.87
23 33 13 23-0309	EA		24" x 48" Vertically Mounted Backdraft Damper	516.22	50.44
23 33 13 23-0310	EA		32" x 36" Vertically Mounted Backdraft Damper	527.05	54.13
23 33 13 23-0311	EA		36" x 32" Vertically Mounted Backdraft Damper	537.87	57.69
23 33 13 23-0312	EA		48" x 24" Vertically Mounted Backdraft Damper	548.70	61.27
23 33 13 23-0313	EA		50" x 24" Vertically Mounted Backdraft Damper	574.72	64.83
23 33 13 23-0314	EA		28" x 44" Vertically Mounted Backdraft Damper	595.66	68.52
23 33 13 23-0315	EA		44" x 28" Vertically Mounted Backdraft Damper	595.66	68.52
23 33 13 23-0316	EA		32" x 40" Vertically Mounted Backdraft Damper	621.69	72.09
23 33 13 23-0317	EA		40" x 32" Vertically Mounted Backdraft Damper	475.55	23.38
23 33 13 23-0318	EA		36" x 36" Vertically Mounted Backdraft Damper	496.85	28.79
23 33 13 23-0319	EA		28" x 48" Vertically Mounted Backdraft Damper	522.86	32.48
23 33 13 23-0320	EA		48" x 28" Vertically Mounted Backdraft Damper	533.68	36.04
23 33 13 23-0321	EA		50" x 28" Vertically Mounted Backdraft Damper	562.24	39.62
23 33 13 23-0322	EA		32" x 44" Vertically Mounted Backdraft Damper	575.60	43.30
23 33 13 23-0323	EA		44" x 32" Vertically Mounted Backdraft Damper	575.60	43.30
23 33 13 23-0324	EA		36" x 40" Vertically Mounted Backdraft Damper	597.82	46.87
23 33 13 23-0325	EA		40" x 36" Vertically Mounted Backdraft Damper	572.63	54.13
23 33 13 23-0326	EA		28" x 52" Vertically Mounted Backdraft Damper	588.00	57.69
23 33 13 23-0327	EA		32" x 48" Vertically Mounted Backdraft Damper	621.61	61.27
23 33 13 23-0328	EA		48" x 32" Vertically Mounted Backdraft Damper	632.44	64.83
23 33 13 23-0329	EA		28" x 56" Vertically Mounted Backdraft Damper	652.38	68.52
23 33 13 23-0330	EA		36" x 44" Vertically Mounted Backdraft Damper	656.96	68.52
23 33 13 23-0331	EA		44" x 36" Vertically Mounted Backdraft Damper	667.78	72.09
23 33 13 23-0332	EA		40" x 40" Vertically Mounted Backdraft Damper	672.32	72.09
23 33 13 23-0333	EA		50" x 32" Vertically Mounted Backdraft Damper	531.60	25.22
23 33 13 23-0334	EA		32" x 52" Vertically Mounted Backdraft Damper	560.66	28.79
23 33 13 23-0335	EA		28" x 60" Vertically Mounted Backdraft Damper	576.04	32.48
23 33 13 23-0336	EA		36" x 48" Vertically Mounted Backdraft Damper	600.55	36.04
23 33 13 23-0337	EA		48" x 36" Vertically Mounted Backdraft Damper	611.38	39.62



MINOR	CSI	UOM	DESCRIPTION	TOTAL DIRECT UNIT COST	DEMOLITION UNIT COST
23 33 13 23-0338	EA		40" x 44" Vertically Mounted Backdraft Damper	631.32	43.30
23 33 13 23-0339	EA		44" x 40" Vertically Mounted Backdraft Damper	642.15	46.87
23 33 13 23-0340	EA		32" x 56" Vertically Mounted Backdraft Damper	662.07	50.44
23 33 13 23-0341	EA		50" x 36" Vertically Mounted Backdraft Damper	618.20	54.13
23 33 13 23-0342	EA		36" x 52" Vertically Mounted Backdraft Damper	658.09	61.27
23 33 13 23-0343	EA		32" x 60" Vertically Mounted Backdraft Damper	681.08	64.83
23 33 13 23-0344	EA		40" x 48" Vertically Mounted Backdraft Damper	691.90	68.52
23 33 13 23-0345	EA		48" x 40" Vertically Mounted Backdraft Damper	691.90	68.52
23 33 13 23-0346	EA		44" x 44" Vertically Mounted Backdraft Damper	706.77	72.09
23 33 13 23-0347	EA		40" x 50" Vertically Mounted Backdraft Damper	733.80	75.66
23 33 13 23-0348	EA		50" x 40" Vertically Mounted Backdraft Damper	733.80	75.66
23 33 13 23-0349	EA		36" x 56" Vertically Mounted Backdraft Damper	586.30	25.22
23 33 13 23-0350	EA		32" x 64" Vertically Mounted Backdraft Damper	616.07	32.48
23 33 13 23-0351	EA		44" x 48" Vertically Mounted Backdraft Damper	643.10	36.04
23 33 13 23-0352	EA		48" x 44" Vertically Mounted Backdraft Damper	653.93	39.62
23 33 13 23-0353	EA		36" x 60" Vertically Mounted Backdraft Damper	676.90	43.30
23 33 13 23-0354	EA		32" x 68" Vertically Mounted Backdraft Damper	691.79	46.87
23 33 13 23-0355	EA		44" x 50" Vertically Mounted Backdraft Damper	639.04	50.44
23 33 13 23-0356	EA		50" x 44" Vertically Mounted Backdraft Damper	649.87	54.13
23 33 13 23-0357	EA		32" x 72" Vertically Mounted Backdraft Damper	683.72	57.69
23 33 13 23-0358	EA		36" x 64" Vertically Mounted Backdraft Damper	694.55	61.27
23 33 13 23-0359	EA		48" x 48" Vertically Mounted Backdraft Damper	705.38	64.83
23 33 13 23-0360	EA		48" x 50" Vertically Mounted Backdraft Damper	737.47	68.52
23 33 13 23-0361	EA		50" x 48" Vertically Mounted Backdraft Damper	748.29	72.09
23 33 13 23-0362	EA		36" x 68" Vertically Mounted Backdraft Damper	758.93	72.09
23 33 13 23-0363	EA		50" x 50" Vertically Mounted Backdraft Damper	781.28	75.66
23 33 13 23-0364	EA		36" x 72" Vertically Mounted Backdraft Damper	801.66	75.66
23 33 13 23-0365 Backdraft Damper Accessories (23 33 13 23)					
23 33 13 23-0366	EA		For Motor Pack For Horizontally Mounted Backdraft Damper	223.34	30.29
23 33 13 23-0367	EA		For Motor Pack For Vertically Mounted Backdraft Damper	372.74	30.29
23 33 13 33 Splitter Damper Hardware (23 33 13)					
23 33 13 33-0001	EA		Splitter Damper, Hardware	38.86	7.56
23 33 13 43 Blower Check Valve (23 33 13)					
23 33 13 43-0001 Blower Check Valves With Silicone Seals (23 33 13 43)					
23 33 13 43-0002	EA		2-1/2" Blower Check Valves, Silicone Seals	227.76	27.92
23 33 13 43-0003	EA		3" Blower Check Valves, Silicone Seals	254.41	31.82
23 33 13 43-0004	EA		4" Blower Check Valves, Silicone Seals	326.98	42.22
23 33 13 43-0005	EA		5" Blower Check Valves, Silicone Seals	450.33	48.71
23 33 13 43-0006	EA		6" Blower Check Valves, Silicone Seals	505.17	58.45
23 33 13 43-0007	EA		8" Blower Check Valves, Silicone Seals	750.97	74.04
23 33 13 43-0008 Blower Check Valves With Viton Seats (23 33 13 43)					
23 33 13 43-0009	EA		2-1/2" Blower Check Valves, Viton Seats	313.33	27.92
23 33 13 43-0010	EA		3" Blower Check Valves, Viton Seats	356.11	31.82
23 33 13 43-0011	EA		4" Blower Check Valves, Viton Seats	397.79	42.22
23 33 13 43-0012	EA		5" Blower Check Valves, Viton Seats	556.34	48.71
23 33 13 43-0013	EA		6" Blower Check Valves, Viton Seats	622.19	58.45
23 33 13 43-0014	EA		8" Blower Check Valves, Viton Seats	957.98	74.04
23 33 19 Duct Silencers (23 33)					
23 33 19 00-0001 36" Long Packaged Duct Sound Trap (23 33 19)					
23 33 19 00-0002	EA		12" x 12" x 36" Long, Packaged Duct Sound Trap, Sound Attenuator	354.36	44.29
23 33 19 00-0003	EA		12" x 18" x 36" Long, Packaged Duct Sound Trap, Sound Attenuator	427.46	50.77
23 33 19 00-0004	EA		12" x 24" x 36" Long, Packaged Duct Sound Trap, Sound Attenuator	560.40	58.33
23 33 19 00-0005	EA		12" x 36" x 36" Long, Packaged Duct Sound Trap, Sound Attenuator	685.75	65.89
23 33 19 00-0006	EA		24" x 18" x 36" Long, Packaged Duct Sound Trap, Sound Attenuator	630.87	65.89
23 33 19 00-0007	EA		24" x 24" x 36" Long, Packaged Duct Sound Trap, Sound Attenuator	817.00	69.13
23 33 19 00-0008	EA		24" x 30" x 36" Long, Packaged Duct Sound Trap, Sound Attenuator	904.89	73.45
23 33 19 00-0009	EA		24" x 36" x 36" Long, Packaged Duct Sound Trap, Sound Attenuator	994.93	77.77
23 33 19 00-0010	EA		24" x 48" x 36" Long, Packaged Duct Sound Trap, Sound Attenuator	1,315.77	88.57
23 33 19 00-0011	EA		36" x 18" x 36" Long, Packaged Duct Sound Trap, Sound Attenuator	808.02	73.45
23 33 19 00-0012	EA		36" x 36" x 36" Long, Packaged Duct Sound Trap, Sound Attenuator	1,099.42	88.57
23 33 19 00-0013	EA		36" x 48" x 36" Long, Packaged Duct Sound Trap, Sound Attenuator	1,975.74	118.81
23 33 19 00-0014	EA		36" x 60" x 36" Long, Packaged Duct Sound Trap, Sound Attenuator	2,190.57	125.30
23 33 19 00-0015	EA		48" x 48" x 36" Long, Packaged Duct Sound Trap, Sound Attenuator	2,448.46	135.02
23 33 19 00-0016	EA		48" x 60" x 36" Long, Packaged Duct Sound Trap, Sound Attenuator	2,752.66	146.90
23 33 19 00-0017 60" Long Packaged Duct Sound Trap (23 33 19)					
23 33 19 00-0018	EA		12" x 12" x 60" Long, Packaged Duct Sound Trap, Sound Attenuator	396.25	97.22

23 Heating, Ventilating, and Air-Conditioning (HVAC)**23 30 HVAC Air Distribution****23 33 Air Duct Accessories**

SAN BERNARDINO
COUNTY

MINOR
CSI UOM DESCRIPTION

TOTAL DIRECT DEMOLITION
UNIT COST UNIT COST

23 33 19 00-0019	EA	12" x 18" x 60" Long, Packaged Duct Sound Trap, Sound Attenuator.....	479.26	112.33
23 33 19 00-0020	EA	12" x 24" x 60" Long, Packaged Duct Sound Trap, Sound Attenuator.....	629.85	129.61
23 33 19 00-0021	EA	12" x 36" x 60" Long, Packaged Duct Sound Trap, Sound Attenuator.....	770.88	145.82
23 33 19 00-0022	EA	24" x 18" x 60" Long, Packaged Duct Sound Trap, Sound Attenuator.....	708.50	145.82
23 33 19 00-0023	EA	24" x 24" x 60" Long, Packaged Duct Sound Trap, Sound Attenuator.....	921.41	154.46
23 33 19 00-0024	EA	24" x 30" x 60" Long, Packaged Duct Sound Trap, Sound Attenuator.....	1,017.57	162.02
23 33 19 00-0025	EA	24" x 36" x 60" Long, Packaged Duct Sound Trap, Sound Attenuator.....	1,115.35	170.66
23 33 19 00-0026	EA	24" x 48" x 60" Long, Packaged Duct Sound Trap, Sound Attenuator.....	1,482.34	194.43
23 33 19 00-0027	EA	36" x 18" x 60" Long, Packaged Duct Sound Trap, Sound Attenuator.....	907.49	162.02
23 33 19 00-0028	EA	36" x 36" x 60" Long, Packaged Duct Sound Trap, Sound Attenuator.....	1,236.49	194.43
23 33 19 00-0029	EA	36" x 48" x 60" Long, Packaged Duct Sound Trap, Sound Attenuator.....	2,217.92	255.99
23 33 19 00-0030	EA	36" x 60" x 60" Long, Packaged Duct Sound Trap, Sound Attenuator.....	2,478.28	277.60
23 33 19 00-0031	EA	48" x 48" x 60" Long, Packaged Duct Sound Trap, Sound Attenuator.....	2,757.80	294.88
23 33 19 00-0032	EA	48" x 60" x 60" Long, Packaged Duct Sound Trap, Sound Attenuator.....	3,106.60	324.05

23 33 19 00-0033 84" Long Packaged Duct Sound Trap (23 33 19)

23 33 19 00-0034	EA	6" x 12" x 84" Long, Packaged Duct Sound Trap, Sound Attenuator.....	341.82	81.01
23 33 19 00-0035	EA	6" x 24" x 84" Long, Packaged Duct Sound Trap, Sound Attenuator.....	591.62	120.98
23 33 19 00-0036	EA	6" x 36" x 84" Long, Packaged Duct Sound Trap, Sound Attenuator.....	823.19	177.15
23 33 19 00-0037	EA	12" x 12" x 84" Long, Packaged Duct Sound Trap, Sound Attenuator.....	465.97	97.22
23 33 19 00-0038	EA	12" x 18" x 84" Long, Packaged Duct Sound Trap, Sound Attenuator.....	582.00	112.33
23 33 19 00-0039	EA	12" x 24" x 84" Long, Packaged Duct Sound Trap, Sound Attenuator.....	798.65	129.61
23 33 19 00-0040	EA	12" x 30" x 84" Long, Packaged Duct Sound Trap, Sound Attenuator.....	949.25	139.34
23 33 19 00-0041	EA	12" x 36" x 84" Long, Packaged Duct Sound Trap, Sound Attenuator.....	1,036.66	150.14
23 33 19 00-0042	EA	12" x 42" x 84" Long, Packaged Duct Sound Trap, Sound Attenuator.....	1,314.79	162.02
23 33 19 00-0043	EA	12" x 48" x 84" Long, Packaged Duct Sound Trap, Sound Attenuator.....	1,560.74	177.15
23 33 19 00-0044	EA	24" x 18" x 84" Long, Packaged Duct Sound Trap, Sound Attenuator.....	882.55	150.14
23 33 19 00-0045	EA	24" x 24" x 84" Long, Packaged Duct Sound Trap, Sound Attenuator.....	1,278.65	156.62
23 33 19 00-0046	EA	24" x 30" x 84" Long, Packaged Duct Sound Trap, Sound Attenuator.....	1,399.19	162.02
23 33 19 00-0047	EA	24" x 36" x 84" Long, Packaged Duct Sound Trap, Sound Attenuator.....	1,526.32	170.66
23 33 19 00-0048	EA	24" x 42" x 84" Long, Packaged Duct Sound Trap, Sound Attenuator.....	1,926.34	183.63
23 33 19 00-0049	EA	24" x 48" x 84" Long, Packaged Duct Sound Trap, Sound Attenuator.....	2,091.46	194.43

23 33 23 Turning Vanes (23 33)**23 33 23 00-0001 Duct Turning Vane Components (23 33 23)**

23 33 23 00-0002	LF	Duct Turning Vane Rail.....	11.99	2.70
		<i>For Stainless Steel, Add</i>	8.31	
23 33 23 00-0003	LF	Double Thick Factory Fabricated, Duct Turning Vane.....	11.85	1.08
		<i>For Stainless Steel, Add</i>	12.49	

23 33 23 00-0004 Duct Turning Vane Sets (23 33 23)

Note: Measured from inside corner to outside corner of ductwork.

23 33 23 00-0005	LF	12" High Duct Turning Vanes, Sets.....	49.23	4.05
		<i>For Stainless Steel, Add</i>	57.42	
23 33 23 00-0006	LF	14" High Duct Turning Vanes, Sets.....	61.27	4.32
		<i>For Stainless Steel, Add</i>	72.63	
23 33 23 00-0007	LF	16" High Duct Turning Vanes, Sets.....	83.93	4.53
		<i>For Stainless Steel, Add</i>	101.69	
23 33 23 00-0008	LF	18" High Duct Turning Vanes, Sets.....	106.65	4.86
		<i>For Stainless Steel, Add</i>	130.74	
23 33 23 00-0009	LF	20" High Duct Turning Vanes, Sets.....	118.21	5.18
		<i>For Stainless Steel, Add</i>	145.25	
23 33 23 00-0010	LF	22" High Duct Turning Vanes, Sets.....	151.35	4.86
		<i>For Stainless Steel, Add</i>	188.86	
23 33 23 00-0011	LF	24" High Duct Turning Vanes, Sets.....	186.01	5.72
		<i>For Stainless Steel, Add</i>	232.44	
23 33 23 00-0012	LF	26" High Duct Turning Vanes, Sets.....	199.74	5.99
		<i>For Stainless Steel, Add</i>	249.94	
23 33 23 00-0013	LF	30" High Duct Turning Vanes, Sets.....	223.11	6.22
		<i>For Stainless Steel, Add</i>	279.93	

23 33 33 Duct-Mounting Access Doors (23 33)**23 33 33 00-0001 Duct Access Doors, Insulated Factory Fabrication (23 33 33)**

23 33 33 00-0002	EA	6" x 6" Duct Access Doors Insulated Factory Fabrication.....	96.15	15.13
		<i>For Stainless Steel, Add</i>	70.78	
23 33 33 00-0003	EA	10" x 10" Duct Access Doors Insulated Factory Fabrication.....	103.59	15.13
		<i>For Stainless Steel, Add</i>	85.66	
23 33 33 00-0004	EA	12" x 12" Duct Access Doors Insulated Factory Fabrication.....	107.22	15.13
		<i>For Stainless Steel, Add</i>	92.92	
23 33 33 00-0005	EA	12" x 18" Duct Access Doors Insulated Factory Fabrication.....	140.29	18.36
		<i>For Stainless Steel, Add</i>	131.02	
23 33 33 00-0006	EA	16" x 12" Duct Access Doors Insulated Factory Fabrication.....	141.77	18.36
		<i>For Stainless Steel, Add</i>	133.98	
23 33 33 00-0007	EA	18" x 18" Duct Access Doors Insulated Factory Fabrication.....	174.31	24.84
		<i>For Stainless Steel, Add</i>	154.18	
23 33 33 00-0008	EA	24" x 18" Duct Access Doors Insulated Factory Fabrication.....	204.53	30.24
		<i>For Stainless Steel, Add</i>	166.04	



MINOR CSI UOM DESCRIPTION	TOTAL DIRECT UNIT COST	DEMOLITION UNIT COST
23 33 33 00-0009 EA 24" x 24" Duct Access Doors Insulated Factory Fabrication <i>For Stainless Steel, Add</i>	263.95 203.66	41.04
23 33 43 Flexible Connectors (23 33)		
23 33 43 00-0001 LF 6-1/2" Width, Galvanized Steel, Flexible Duct Connector	13.88	3.24
23 33 43 00-0002 LF 5-3/4" Width, Vinyl/Steel, Flexible Duct Connector	14.29	2.91
23 33 46 Flexible Ducts (23 33)		
23 33 46 00-0001 Flexible Duct, R8.0 Insulated With Metallized Outer Jacket (23 33 46)		
Note: Polyester inner liner encapsulating a corrosion resistant steel wire helix, supporting a blanket of fiberglass insulation over a fiberglass scrim and a bi-directional reinforced metallized outer vapor barrier jacket.		
23 33 46 00-0002 LF 4" Diameter Flexible Duct, R8.0 Insulated With Polyester Inner Liner Over Fiberglass Insulation And Metallized Outer Jacket	8.33	1.08
<i>For R6.0 Insulated Flexible Duct, Deduct</i>	-0.98	
<i>For R4.2 Insulated Flexible Duct, Deduct</i>	-1.14	
23 33 46 00-0003 LF 5" Diameter Flexible Duct, R8.0 Insulated With Polyester Inner Liner Over Fiberglass Insulation And Metallized Outer Jacket	9.16	2.16
<i>For R6.0 Insulated Flexible Duct, Deduct</i>	-1.03	
<i>For R4.2 Insulated Flexible Duct, Deduct</i>	-1.20	
23 33 46 00-0004 LF 6" Diameter Flexible Duct, R8.0 Insulated With Polyester Inner Liner Over Fiberglass Insulation And Metallized Outer Jacket	10.22	2.16
<i>For R6.0 Insulated Flexible Duct, Deduct</i>	-1.06	
<i>For R4.2 Insulated Flexible Duct, Deduct</i>	-1.23	
23 33 46 00-0005 LF 7" Diameter Flexible Duct, R8.0 Insulated With Polyester Inner Liner Over Fiberglass Insulation And Metallized Outer Jacket	11.81	2.16
<i>For R6.0 Insulated Flexible Duct, Deduct</i>	-1.18	
<i>For R4.2 Insulated Flexible Duct, Deduct</i>	-1.38	
23 33 46 00-0006 LF 8" Diameter Flexible Duct, R8.0 Insulated With Polyester Inner Liner Over Fiberglass Insulation And Metallized Outer Jacket	13.69	3.24
<i>For R6.0 Insulated Flexible Duct, Deduct</i>	-1.19	
<i>For R4.2 Insulated Flexible Duct, Deduct</i>	-1.39	
23 33 46 00-0007 LF 10" Diameter Flexible Duct, R8.0 Insulated With Polyester Inner Liner Over Fiberglass Insulation And Metallized Outer Jacket	17.76	3.24
<i>For R6.0 Insulated Flexible Duct, Deduct</i>	-1.60	
<i>For R4.2 Insulated Flexible Duct, Deduct</i>	-1.87	
23 33 46 00-0008 LF 12" Diameter Flexible Duct, R8.0 Insulated With Polyester Inner Liner Over Fiberglass Insulation And Metallized Outer Jacket	23.63	4.32
<i>For R6.0 Insulated Flexible Duct, Deduct</i>	-1.91	
<i>For R4.2 Insulated Flexible Duct, Deduct</i>	-2.22	
23 33 46 00-0009 LF 14" Diameter Flexible Duct, R8.0 Insulated With Polyester Inner Liner Over Fiberglass Insulation And Metallized Outer Jacket	29.36	4.32
<i>For R6.0 Insulated Flexible Duct, Deduct</i>	-2.33	
<i>For R4.2 Insulated Flexible Duct, Deduct</i>	-2.71	
23 33 46 00-0010 LF 16" Diameter Flexible Duct, R8.0 Insulated With Polyester Inner Liner Over Fiberglass Insulation And Metallized Outer Jacket	38.11	5.40
<i>For R6.0 Insulated Flexible Duct, Deduct</i>	-2.78	
<i>For R4.2 Insulated Flexible Duct, Deduct</i>	-3.24	
23 33 46 00-0011 LF 18" Diameter Flexible Duct, R8.0 Insulated With Polyester Inner Liner Over Fiberglass Insulation And Metallized Outer Jacket	46.63	7.02
<i>For R6.0 Insulated Flexible Duct, Deduct</i>	-3.62	
<i>For R4.2 Insulated Flexible Duct, Deduct</i>	-4.22	
23 33 46 00-0012 LF 20" Diameter Flexible Duct, R8.0 Insulated With Polyester Inner Liner Over Fiberglass Insulation And Metallized Outer Jacket	56.00	7.56
<i>For R6.0 Insulated Flexible Duct, Deduct</i>	-5.46	
<i>For R4.2 Insulated Flexible Duct, Deduct</i>	-6.37	
23 33 46 00-0013 Collars, Sheet Metal Spin-In Type With Damper (23 33 46)		
23 33 46 00-0014 EA Up To 4" Diameter Flexible Duct Collar, Spin In Type, Sheet Metal, With Damper <i>For Stainless Steel, Add</i>	48.61 31.59	6.48
23 33 46 00-0015 EA 5" Diameter Flexible Duct Collar, Spin In Type, Sheet Metal, With Damper <i>For Stainless Steel, Add</i>	52.39 32.01	7.56
23 33 46 00-0016 EA 6" Diameter Flexible Duct Collar, Spin In Type, Sheet Metal, With Damper <i>For Stainless Steel, Add</i>	59.56 35.30	7.56
23 33 46 00-0017 EA 7" Diameter Flexible Duct Collar, Spin In Type, Sheet Metal, With Damper <i>For Stainless Steel, Add</i>	66.91 36.43	9.72
23 33 46 00-0018 EA 8" Diameter Flexible Duct Collar, Spin In Type, Sheet Metal, With Damper <i>For Stainless Steel, Add</i>	80.25 41.15	11.88
23 33 46 00-0019 EA 10" Diameter Flexible Duct Collar, Spin In Type, Sheet Metal, With Damper <i>For Stainless Steel, Add</i>	94.57 50.73	14.04
23 33 46 00-0020 EA 12" Diameter Flexible Duct Collar, Spin In Type, Sheet Metal, With Damper <i>For Stainless Steel, Add</i>	106.85 54.65	16.20
23 33 46 00-0021 EA 14" Diameter Flexible Duct Collar, Spin In Type, Sheet Metal, With Damper <i>For Stainless Steel, Add</i>	127.17 68.43	18.36
23 33 46 00-0022 EA 16" Diameter Flexible Duct Collar, Spin In Type, Sheet Metal, With Damper <i>For Stainless Steel, Add</i>	138.60 74.87	20.53
23 33 53 Duct Liners (23 33)		
23 33 53 00-0001 Fiberglass Duct Liner Board, Rigid, Acoustical Insulation (23 33 53)		
23 33 53 00-0002 SF 1/2" Field Installed, 3 LB/CF, Fiberglass Duct Liner Board	11.78	2.88

23 Heating, Ventilating, and Air-Conditioning (HVAC)

23 30 HVAC Air Distribution

23 33 Air Duct Accessories



MINOR	CSI	UOM	DESCRIPTION	TOTAL DIRECT UNIT COST	DEMOLITION UNIT COST
23 33 53 00-0003	SF		3/4" Field Installed, 3 LB/CF, Fiberglass Duct Liner Board	12.85	2.88
23 33 53 00-0004	SF		1" Field Installed, 3 LB/CF, Fiberglass Duct Liner Board	14.34	3.84
23 33 53 00-0005	SF		1-1/2" Field Installed, 3 LB/CF, Fiberglass Duct Liner Board	17.63	3.84
23 33 53 00-0006	SF		2" Field Installed, 3 LB/CF, Fiberglass Duct Liner Board	21.26	4.33
23 33 53 00-0007	SF		1/2" Shop Installed, 3 LB/CF, Fiberglass Duct Liner Board	11.59	3.24
23 33 53 00-0008	SF		3/4" Shop Installed, 3 LB/CF, Fiberglass Duct Liner Board	12.65	3.24
23 33 53 00-0009	SF		1" Shop Installed, 3 LB/CF, Fiberglass Duct Liner Board	14.16	4.32
23 33 53 00-0010	SF		1-1/2" Shop Installed, 3 LB/CF, Fiberglass Duct Liner Board	17.30	4.32
23 33 53 00-0011	SF		2" Shop Installed, 3 LB/CF, Fiberglass Duct Liner Board	20.94	4.86
23 33 53 00-0012 Fiberglass Duct Liner Blanket, Flexible, Acoustical Insulation (23 33 53)					
23 33 53 00-0013	SF		1/2", R2, 2 LB/CF, T200, Fiberglass Duct Liner Blanket	3.01	2.59
23 33 53 00-0014	SF		1", R3.8, 1.5 LB/CF, T150, Fiberglass Duct Liner Blanket	3.59	2.91
23 33 53 00-0015	SF		1", R4.1, 2 LB/CF, T200, Fiberglass Duct Liner Blanket	4.53	2.91
23 33 53 00-0016	SF		1", R4.3, 3 LB/CF, T300, Fiberglass Duct Liner Blanket	5.98	2.91
23 33 53 00-0017	SF		1-1/2", T150, 1.5 LB/CF, Fiberglass Duct Liner Blanket	4.88	3.24
23 33 53 00-0018	SF		2", R7.7, 1.5 LB/CF, T150 Fiberglass Duct Liner Blanket	5.18	3.57
23 33 53 00-0019	SF		2", R8, 2 LB/CF, T200 Fiberglass Duct Liner Blanket	8.32	3.57
23 33 56 Duct Air Extractors (23 33)					
23 33 56 00-0001	EA		12" x 4" Duct Air Extractor	52.01	17.83
			<i>For Stainless Steel, Add</i>	21.28	
23 33 56 00-0002	EA		8" x 6" Duct Air Extractor	55.26	19.44
			<i>For Stainless Steel, Add</i>	21.28	
23 33 56 00-0003	EA		12" x 6" Duct Air Extractor	63.69	20.53
			<i>For Stainless Steel, Add</i>	29.45	
23 33 56 00-0004	EA		16" x 6" Duct Air Extractor	71.94	21.61
			<i>For Stainless Steel, Add</i>	37.36	
23 33 56 00-0005	EA		24" x 6" Duct Air Extractor	94.97	23.76
			<i>For Stainless Steel, Add</i>	61.69	
23 33 56 00-0006	EA		12" x 8" Duct Air Extractor	68.59	21.61
			<i>For Stainless Steel, Add</i>	33.01	
23 33 56 00-0007	EA		20" x 8" Duct Air Extractor	90.75	27.01
			<i>For Stainless Steel, Add</i>	47.78	
23 33 56 00-0008	EA		18" x 10" Duct Air Extractor	97.66	30.78
			<i>For Stainless Steel, Add</i>	46.92	
23 33 56 00-0009	EA		24" x 10" Duct Air Extractor	119.15	36.18
			<i>For Stainless Steel, Add</i>	60.81	
23 33 56 00-0010	EA		24" x 12" Duct Air Extractor	136.53	43.20
			<i>For Stainless Steel, Add</i>	65.16	
23 33 56 00-0011	EA		30" x 12" Duct Air Extractor	170.84	54.00
			<i>For Stainless Steel, Add</i>	81.67	
23 33 59 Duct Pressure Relief Doors (23 33)					
23 33 59 00-0001			Duct Pressure Relief Doors (23 33 59)		
23 33 59 00-0002	EA		18" x 18" Duct Pressure Relief Door (Ruskin PRD18)	1,179.49	32.41
23 33 59 00-0003	EA		24" x 10" Duct Pressure Relief Door (Ruskin PRD18)	968.92	27.01
23 33 59 00-0004	EA		24" x 12" Duct Pressure Relief Door (Ruskin PRD18)	958.71	29.71
23 34 HVAC Fans (23 30)					
23 34 13 Axial HVAC Fans (23 34)					
23 34 13 00-0001 Tube-Axial Fans (23 34 13)					
23 34 13 00-0002 Direct Drive Tube-Axial Duct Fans (23 34 13 00-0001)					
23 34 13 00-0003	EA		12" Direct Drive Axial Flow Fan, 1/6 HP 1,060 CFM Constant Speed, 1/8" Static Pressure	1,773.98	332.03
			<i>For 1/4" Static Pressure, Add</i>	88.74	
			<i>For 3/8" Static Pressure, Add</i>	177.48	
			<i>For 1/2" Static Pressure, Add</i>	244.04	
23 34 13 00-0004	EA		12" Direct Drive Axial Flow Fan, 1/2 HP 2,095 CFM Constant Speed, 1/8" Static Pressure	1,853.21	333.02
			<i>For 1/4" Static Pressure, Add</i>	95.08	
			<i>For 3/8" Static Pressure, Add</i>	190.16	
			<i>For 1/2" Static Pressure, Add</i>	261.47	
23 34 13 00-0005	EA		16" Direct Drive Axial Flow Fan, 1/3 HP 2,490 CFM Constant Speed, 1/8" Static Pressure	2,011.68	332.03
			<i>For 1/4" Static Pressure, Add</i>	107.76	
			<i>For 3/8" Static Pressure, Add</i>	215.51	
			<i>For 1/2" Static Pressure, Add</i>	296.33	
23 34 13 00-0006	EA		20" Direct Drive Axial Flow Fan, 3/4 HP 4,130 CFM Constant Speed, 1/8" Static Pressure	2,170.14	333.02
			<i>For 1/4" Static Pressure, Add</i>	120.43	
			<i>For 3/8" Static Pressure, Add</i>	240.87	
			<i>For 1/2" Static Pressure, Add</i>	331.19	
23 34 13 00-0007	EA		22" Direct Drive Axial Flow Fan, 3/4 HP 4,700 CFM Constant Speed, 1/8" Static Pressure	2,540.79	398.84
			<i>For 1/4" Static Pressure, Add</i>	139.45	
			<i>For 3/8" Static Pressure, Add</i>	278.90	
			<i>For 1/2" Static Pressure, Add</i>	383.49	



MINOR CSI UOM DESCRIPTION	TOTAL DIRECT UNIT COST	DEMOLITION UNIT COST
23 34 13 00-0008 EA 24" Direct Drive Axial Flow Fan, 1 HP 5,850 CFM Constant Speed, 1/8" Static Pressure.....	2,927.08	433.73
<i>For 1/4" Static Pressure, Add</i>	164.60	
<i>For 3/8" Static Pressure, Add</i>	329.61	
<i>For 1/2" Static Pressure, Add</i>	453.21	
23 34 13 00-0009 EA 24" Direct Drive Axial Flow Fan, 1-1/2 HP 7,925 CFM Constant Speed, 1/8" Static Pressure	3,088.89	474.62
<i>For 1/4" Static Pressure, Add</i>	171.14	
<i>For 3/8" Static Pressure, Add</i>	342.28	
<i>For 1/2" Static Pressure, Add</i>	470.64	
23 34 13 00-0010 EA 30" Direct Drive Axial Flow Fan, 1 HP 10,640 CFM Constant Speed, 1/8" Static Pressure.....	3,532.54	498.54
<i>For 1/4" Static Pressure, Add</i>	202.84	
<i>For 3/8" Static Pressure, Add</i>	405.67	
<i>For 1/2" Static Pressure, Add</i>	557.80	
23 34 13 00-0011 EA 30" Direct Drive Axial Flow Fan, 2-1/2 HP 14,765 CFM Constant Speed, 1/8" Static Pressure.....	4,257.20	623.17
<i>For 1/4" Static Pressure, Add</i>	240.67	
<i>For 3/8" Static Pressure, Add</i>	481.73	
<i>For 1/2" Static Pressure, Add</i>	662.38	
23 34 13 00-0012 EA 36" Direct Drive Axial Flow Fan, 2 HP 16,780 CFM Constant Speed, 1/8" Static Pressure.....	4,815.69	665.05
<i>For 1/4" Static Pressure, Add</i>	278.90	
<i>For 3/8" Static Pressure, Add</i>	557.80	
<i>For 1/2" Static Pressure, Add</i>	766.97	
23 34 13 00-0013 EA 36" Direct Drive Axial Flow Fan, 5 HP 22,920 CFM Constant Speed, 1/8" Static Pressure.....	5,654.08	766.76
<i>For 1/4" Static Pressure, Add</i>	329.61	
<i>For 3/8" Static Pressure, Add</i>	659.22	
<i>For 1/2" Static Pressure, Add</i>	906.42	
23 34 13 00-0014 Belt Drive Tube-Axial Duct Fans <small>(23 34 13 00-0001)</small>		
23 34 13 00-0015 EA 15" Belt Drive Axial Flow Fan, 1/3 HP 2,800 CFM Constant Speed, 1/8" Static Pressure.....	1,681.03	322.06
<i>For 1/4" Static Pressure, Add</i>	83.02	
<i>For 3/8" Static Pressure, Add</i>	166.04	
<i>For 1/2" Static Pressure, Add</i>	228.31	
23 34 13 00-0016 EA 15" Belt Drive Axial Flow Fan, 1/2 HP 3,400 CFM Constant Speed, 1/8" Static Pressure	1,784.40	333.02
<i>For 1/4" Static Pressure, Add</i>	89.57	
<i>For 3/8" Static Pressure, Add</i>	179.15	
<i>For 1/2" Static Pressure, Add</i>	246.33	
23 34 13 00-0017 EA 18" Belt Drive Axial Flow Fan, 1/3 HP 3,280 CFM Constant Speed, 1/8" Static Pressure.....	1,843.73	343.99
<i>For 1/4" Static Pressure, Add</i>	92.49	
<i>For 3/8" Static Pressure, Add</i>	184.97	
<i>For 1/2" Static Pressure, Add</i>	254.34	
23 34 13 00-0018 EA 18" Belt Drive Axial Flow Fan, 1/2 HP 3,900 CFM Constant Speed, 1/8" Static Pressure.....	1,953.25	355.96
<i>For 1/4" Static Pressure, Add</i>	99.28	
<i>For 3/8" Static Pressure, Add</i>	198.57	
<i>For 1/2" Static Pressure, Add</i>	273.03	
23 34 13 00-0019 EA 18" Belt Drive Axial Flow Fan, 1 HP 5,250 CFM Constant Speed, 1/8" Static Pressure	2,210.24	369.92
<i>For 1/4" Static Pressure, Add</i>	117.73	
<i>For 3/8" Static Pressure, Add</i>	235.47	
<i>For 1/2" Static Pressure, Add</i>	323.77	
23 34 13 00-0020 EA 24" Belt Drive Axial Flow Fan, 1/2 HP 4,800 CFM Constant Speed, 1/8" Static Pressure.....	2,332.71	383.87
<i>For 1/4" Static Pressure, Add</i>	125.26	
<i>For 3/8" Static Pressure, Add</i>	250.52	
<i>For 1/2" Static Pressure, Add</i>	344.46	
23 34 13 00-0021 EA 24" Belt Drive Axial Flow Fan, 1 HP 6,430 CFM Constant Speed, 1/8" Static Pressure.....	2,618.29	398.84
<i>For 1/4" Static Pressure, Add</i>	145.65	
<i>For 3/8" Static Pressure, Add</i>	291.30	
<i>For 1/2" Static Pressure, Add</i>	400.54	
23 34 13 00-0022 EA 24" Belt Drive Axial Flow Fan, 2 HP 8,860 CFM Constant Speed, 1/8" Static Pressure.....	2,965.60	398.84
<i>For 1/4" Static Pressure, Add</i>	173.54	
<i>For 3/8" Static Pressure, Add</i>	347.07	
<i>For 1/2" Static Pressure, Add</i>	477.23	
23 34 13 00-0023 EA 30" Belt Drive Axial Flow Fan, 1 HP 9,250 CFM Constant Speed, 1/8" Static Pressure.....	3,444.74	433.73
<i>For 1/4" Static Pressure, Add</i>	206.34	
<i>For 3/8" Static Pressure, Add</i>	412.67	
<i>For 1/2" Static Pressure, Add</i>	567.43	
23 34 13 00-0024 EA 30" Belt Drive Axial Flow Fan, 5 HP 16,900 CFM Constant Speed, 1/8" Static Pressure.....	4,081.71	525.47
<i>For 1/4" Static Pressure, Add</i>	242.75	
<i>For 3/8" Static Pressure, Add</i>	485.50	
<i>For 1/2" Static Pressure, Add</i>	667.56	
23 34 13 00-0025 EA 30" Belt Drive Axial Flow Fan, 5 HP 16,150 CFM Constant Speed, 1/8" Static Pressure.....	4,667.13	525.47
<i>For 1/4" Static Pressure, Add</i>	289.23	
<i>For 3/8" Static Pressure, Add</i>	578.46	
<i>For 1/2" Static Pressure, Add</i>	795.38	
23 34 13 00-0026 EA 36" Belt Drive Axial Flow Fan, 3/4 HP 8,090 CFM Constant Speed, 1/8" Static Pressure.....	5,144.67	554.38
<i>For 1/4" Static Pressure, Add</i>	322.94	
<i>For 3/8" Static Pressure, Add</i>	645.89	
<i>For 1/2" Static Pressure, Add</i>	888.10	
23 34 13 00-0027 EA 36" Belt Drive Axial Flow Fan, 2 HP 14,475 CFM Constant Speed, 1/8" Static Pressure.....	5,624.68	586.29
<i>For 1/4" Static Pressure, Add</i>	356.35	
<i>For 3/8" Static Pressure, Add</i>	712.70	
<i>For 1/2" Static Pressure, Add</i>	979.97	
23 34 13 00-0028 EA 36" Belt Drive Axial Flow Fan, 7-1/2 HP 14,475 CFM Constant Speed, 1/8" Static Pressure.....	6,384.25	766.76
<i>For 1/4" Static Pressure, Add</i>	388.40	
<i>For 3/8" Static Pressure, Add</i>	776.80	
<i>For 1/2" Static Pressure, Add</i>	1,068.10	

23 Heating, Ventilating, and Air-Conditioning (HVAC)**23 30 HVAC Air Distribution****23 34 HVAC Fans**

SAN BERNARDINO
COUNTY

MINOR
CSI UOM DESCRIPTION

TOTAL DIRECT DEMOLITION
UNIT COST UNIT COST

23 34 13 00-0029	EA	36" Belt Drive Axial Flow Fan, 5 HP 20,080 CFM Constant Speed, 1/8" Static Pressure	7,313.82	767.76
		For 1/4" Static Pressure, Add	462.76	
		For 3/8" Static Pressure, Add	925.53	
		For 1/2" Static Pressure, Add	1,272.60	
23 34 13 00-0030	EA	42" Belt Drive Axial Flow Fan, 7-1/2 HP 29,000 CFM Constant Speed, 1/8" Static Pressure	8,251.49	906.14
		For 1/4" Static Pressure, Add	515.61	
		For 3/8" Static Pressure, Add	1,031.23	
		For 1/2" Static Pressure, Add	1,417.94	

23 34 16 Centrifugal HVAC Fans (23 34)

23 34 16 00-0001		Centrifugal Fans (23 34 16)		
		Note: All belt fans to be supplied with belt guard.		
23 34 16 00-0002		Utility Backward Inclined Steel Wheel Centrifugal Fans (23 34 16 00-0001)		
		Note: V-belt driven.		
23 34 16 00-0003		Industrial Type Utility Backward Centrifugal Fans (23 34 16 00-0002)		
		Note: Under 30" diameter wheel.		
23 34 16 00-0004		12-1/4" Diameter Wheel 650 To 2,950 CFM At 1/8" Static Pressure (23 34 16 00-0003)		
23 34 16 00-0005	EA	1/6 HP, 12-1/4" Wheel, 450 To 1,750 CFM At 1/8" Static Pressure, Centrifugal Fan	1,192.03	219.06
23 34 16 00-0006	EA	1/4 HP, 12-1/4" Wheel, 650 To 2,950 CFM At 1/8" Static Pressure, Centrifugal Fan	1,720.70	227.33
23 34 16 00-0007	EA	1/3 HP, 12-1/4" Wheel, 650 To 2,950 CFM At 1/8" Static Pressure, Centrifugal Fan	1,769.86	181.17
23 34 16 00-0008	EA	1/2 HP, 12-1/4" Wheel, 650 To 2,950 CFM At 1/8" Static Pressure, Centrifugal Fan	1,848.50	248.27
23 34 16 00-0009	EA	3/4 HP, 12-1/4" Wheel, 650 To 2,950 CFM At 1/8" Static Pressure, Centrifugal Fan	1,892.71	263.23
23 34 16 00-0010	EA	1 HP, 12-1/4" Wheel, 650 To 2,950 CFM At 1/8" Static Pressure, Centrifugal Fan	1,952.94	274.20
23 34 16 00-0011	EA	1-1/2 HP, 12-1/4" Wheel, 650 To 2,950 CFM At 1/8" Static Pressure, Centrifugal Fan	2,012.72	292.15
23 34 16 00-0012		13-1/2" Diameter Wheel 734 To 3,343 CFM At 1/8" Static Pressure (23 34 16 00-0003)		
23 34 16 00-0013	EA	1/4 HP Centrifugal Fan, 13-1/2" Wheel, 734 - 3,343 CFM At 1/8" Static Pressure	1,986.68	239.30
23 34 16 00-0014	EA	1/3 HP Centrifugal Fan, 13-1/2" Wheel, 734 - 3,343 CFM At 1/8" Static Pressure	2,022.01	248.27
23 34 16 00-0015	EA	1/2 HP Centrifugal Fan, 13-1/2" Wheel, 734 - 3,343 CFM At 1/8" Static Pressure	2,087.91	263.23
23 34 16 00-0016	EA	3/4 HP Centrifugal Fan, 13-1/2" Wheel, 734 - 3,343 CFM At 1/8" Static Pressure	2,126.17	274.20
23 34 16 00-0017	EA	1 HP Centrifugal Fan, 13-1/2" Wheel, 734 - 3,343 CFM At 1/8" Static Pressure	2,197.19	292.15
23 34 16 00-0018	EA	1-1/2 HP Centrifugal Fan, 13-1/2" Wheel, 734 - 3,343 CFM At 1/8" Static Pressure	2,268.32	306.11
23 34 16 00-0019		15" Diameter Wheel 1,258 To 4,146 CFM At 1/8" Static Pressure (23 34 16 00-0003)		
23 34 16 00-0020	EA	1/4 HP Centrifugal Fan, 15" Wheel, 1,258 - 4,146 CFM At 1/8" Static Pressure	2,000.36	248.27
23 34 16 00-0021	EA	1/3 HP Centrifugal Fan, 15" Wheel, 1,258 - 4,146 CFM At 1/8" Static Pressure	2,044.60	263.23
23 34 16 00-0022	EA	1/2 HP Centrifugal Fan, 15" Wheel, 1,258 - 4,146 CFM At 1/8" Static Pressure	2,104.52	274.20
23 34 16 00-0023	EA	3/4 HP Centrifugal Fan, 15" Wheel, 1,258 - 4,146 CFM At 1/8" Static Pressure	2,153.87	292.15
23 34 16 00-0024	EA	1 HP Centrifugal Fan, 15" Wheel, 1,258 - 4,146 CFM At 1/8" Static Pressure	2,217.80	306.11
23 34 16 00-0025	EA	1-1/2 HP Centrifugal Fan, 15" Wheel, 1,258 - 4,146 CFM At 1/8" Static Pressure	2,306.70	329.03
23 34 16 00-0026	EA	2 HP Centrifugal Fan, 15" Wheel, 1,258 - 4,146 CFM At 1/8" Static Pressure	2,376.25	345.99
23 34 16 00-0027		16-1/2" Diameter Wheel 977 To 4,711 CFM At 1/8" Static Pressure (23 34 16 00-0003)		
23 34 16 00-0028	EA	1/4 HP Centrifugal Fan, 16-1/2" Wheel, 977 - 4,711 CFM At 1/8" Static Pressure	2,293.63	263.23
23 34 16 00-0029	EA	1/3 HP Centrifugal Fan, 16-1/2" Wheel, 977 - 4,711 CFM At 1/8" Static Pressure	2,376.04	274.20
23 34 16 00-0030	EA	1/2 HP Centrifugal Fan, 16-1/2" Wheel, 977 - 4,711 CFM At 1/8" Static Pressure	2,466.55	292.15
23 34 16 00-0031	EA	3/4 HP Centrifugal Fan, 16-1/2" Wheel, 977 - 4,711 CFM At 1/8" Static Pressure	2,513.66	306.11
23 34 16 00-0032	EA	1 HP Centrifugal Fan, 16-1/2" Wheel, 977 - 4,711 CFM At 1/8" Static Pressure	2,574.94	329.03
23 34 16 00-0033	EA	1-1/2 HP Centrifugal Fan, 16-1/2" Wheel, 977 - 4,711 CFM At 1/8" Static Pressure	2,627.68	345.99
23 34 16 00-0034	EA	2 HP Centrifugal Fan, 16-1/2" Wheel, 977 - 4,711 CFM At 1/8" Static Pressure	2,919.30	375.90
23 34 16 00-0035		18-1/4" Diameter Wheel 2,193 To 6,498 CFM At 1/8" Static Pressure (23 34 16 00-0003)		
23 34 16 00-0036	EA	1/4 HP Centrifugal Fan, 18-1/4" Wheel, 2,193 - 6,498 CFM At 1/8" Static Pressure	2,369.79	274.20
23 34 16 00-0037	EA	1/3 HP Centrifugal Fan, 18-1/4" Wheel, 2,193 - 6,498 CFM At 1/8" Static Pressure	2,424.55	292.15
23 34 16 00-0038	EA	1/2 HP Centrifugal Fan, 18-1/4" Wheel, 2,193 - 6,498 CFM At 1/8" Static Pressure	2,499.31	306.11
23 34 16 00-0039	EA	3/4 HP Centrifugal Fan, 18-1/4" Wheel, 2,193 - 6,498 CFM At 1/8" Static Pressure	2,555.75	329.03
23 34 16 00-0040	EA	1 HP Centrifugal Fan, 18-1/4" Wheel, 2,193 - 6,498 CFM At 1/8" Static Pressure	2,636.11	345.99
23 34 16 00-0041	EA	1-1/2 HP Centrifugal Fan, 18-1/4" Wheel, 2,193 - 6,498 CFM At 1/8" Static Pressure	2,756.90	375.90
23 34 16 00-0042	EA	2 HP Centrifugal Fan, 18-1/4" Wheel, 2,193 - 6,498 CFM At 1/8" Static Pressure	2,834.73	398.84
23 34 16 00-0043	EA	3 HP Centrifugal Fan, 18-1/4" Wheel, 2,193 - 6,498 CFM At 1/8" Static Pressure	2,949.92	438.72
23 34 16 00-0044		20" Diameter Wheel 2,412 To 7,364 CFM At 1/8" Static Pressure (23 34 16 00-0003)		
23 34 16 00-0045	EA	1/4 HP Centrifugal Fan, 20" Wheel, 2,412 - 7,364 CFM At 1/8" Static Pressure	2,392.08	292.15
23 34 16 00-0046	EA	1/3 HP Centrifugal Fan, 20" Wheel, 2,412 - 7,364 CFM At 1/8" Static Pressure	2,466.81	306.11
23 34 16 00-0047	EA	1/2 HP Centrifugal Fan, 20" Wheel, 2,412 - 7,364 CFM At 1/8" Static Pressure	2,555.75	329.03
23 34 16 00-0048	EA	3/4 HP Centrifugal Fan, 20" Wheel, 2,412 - 7,364 CFM At 1/8" Static Pressure	2,636.11	345.99
23 34 16 00-0049	EA	1 HP Centrifugal Fan, 20" Wheel, 2,412 - 7,364 CFM At 1/8" Static Pressure	2,789.37	375.90
23 34 16 00-0050	EA	1-1/2 HP Centrifugal Fan, 20" Wheel, 2,412 - 7,364 CFM At 1/8" Static Pressure	3,006.41	398.84
23 34 16 00-0051	EA	2 HP Centrifugal Fan, 20" Wheel, 2,412 - 7,364 CFM At 1/8" Static Pressure	3,155.02	438.72
23 34 16 00-0052	EA	3 HP Centrifugal Fan, 20" Wheel, 2,412 - 7,364 CFM At 1/8" Static Pressure	3,310.78	469.63



MINOR CSI UOM DESCRIPTION	TOTAL DIRECT UNIT COST	DEMOLITION UNIT COST
23 34 16 00-0053 22-1/4" Diameter Wheel 2,265 To 8,483 CFM At 1/8" Static Pressure (23 34 16 00-0003)		
23 34 16 00-0054 EA 1/4 HP Centrifugal Fan, 22-1/4" Wheel, 2,265 - 8,483 CFM At 1/8" Static Pressure	2,881.87	306.11
23 34 16 00-0055 EA 1/3 HP Centrifugal Fan, 22-1/4" Wheel, 2,265 - 8,483 CFM At 1/8" Static Pressure	2,933.22	329.03
23 34 16 00-0056 EA 1/2 HP Centrifugal Fan, 22-1/4" Wheel, 2,265 - 8,483 CFM At 1/8" Static Pressure	3,006.04	345.99
23 34 16 00-0057 EA 3/4 HP Centrifugal Fan, 22-1/4" Wheel, 2,265 - 8,483 CFM At 1/8" Static Pressure	3,096.15	375.90
23 34 16 00-0058 EA 1 HP Centrifugal Fan, 22-1/4" Wheel, 2,265 - 8,483 CFM At 1/8" Static Pressure	3,218.18	398.84
23 34 16 00-0059 EA 1-1/2 HP Centrifugal Fan, 22-1/4" Wheel, 2,265 - 8,483 CFM At 1/8" Static Pressure	3,254.26	438.72
23 34 16 00-0060 EA 2 HP Centrifugal Fan, 22-1/4" Wheel, 2,265 - 8,483 CFM At 1/8" Static Pressure	3,332.44	469.63
23 34 16 00-0061 EA 3 HP Centrifugal Fan, 22-1/4" Wheel, 2,265 - 8,483 CFM At 1/8" Static Pressure	3,472.03	526.46
23 34 16 00-0062 24-1/2" Diameter Wheel 3,055 To 11,380 CFM At 1/8" Static Pressure (23 34 16 00-0003)		
23 34 16 00-0063 EA 1/4 HP Centrifugal Fan, 24-1/2" Wheel, 3,055 - 11,380 CFM At 1/8" Static Pressure	3,472.46	329.03
23 34 16 00-0064 EA 1/2 HP Centrifugal Fan, 24-1/2" Wheel, 3,055 - 11,380 CFM At 1/8" Static Pressure	3,579.77	375.90
23 34 16 00-0065 EA 3/4 HP Centrifugal Fan, 24-1/2" Wheel, 3,055 - 11,380 CFM At 1/8" Static Pressure	3,690.09	398.84
23 34 16 00-0066 EA 1 HP Centrifugal Fan, 24-1/2" Wheel, 3,055 - 11,380 CFM At 1/8" Static Pressure	3,804.66	438.72
23 34 16 00-0067 EA 1-1/2 HP Centrifugal Fan, 24-1/2" Wheel, 3,055 - 11,380 CFM At 1/8" Static Pressure	3,906.28	469.63
23 34 16 00-0068 EA 2 HP Centrifugal Fan, 24-1/2" Wheel, 3,055 - 11,380 CFM At 1/8" Static Pressure	3,991.75	526.46
23 34 16 00-0069 EA 3 HP Centrifugal Fan, 24-1/2" Wheel, 3,055 - 11,380 CFM At 1/8" Static Pressure	4,115.25	572.32
23 34 16 00-0070 EA 5 HP Centrifugal Fan, 24-1/2" Wheel, 3,055 - 11,380 CFM At 1/8" Static Pressure	4,407.71	658.08
23 34 16 00-0071 27" Diameter Wheel 2,734 To 13,266 CFM At 1/8" Static Pressure (23 34 16 00-0003)		
23 34 16 00-0072 EA 1/4 HP Centrifugal Fan, 27" Wheel, 2,734 - 13,266 CFM At 1/8" Static Pressure	3,850.58	345.99
23 34 16 00-0073 EA 1/2 HP Centrifugal Fan, 27" Wheel, 2,734 - 13,266 CFM At 1/8" Static Pressure	3,960.79	398.84
23 34 16 00-0074 EA 3/4 HP Centrifugal Fan, 27" Wheel, 2,734 - 13,266 CFM At 1/8" Static Pressure	4,075.34	438.72
23 34 16 00-0075 EA 1 HP Centrifugal Fan, 27" Wheel, 2,734 - 13,266 CFM At 1/8" Static Pressure	4,176.98	469.63
23 34 16 00-0076 EA 1-1/2 HP Centrifugal Fan, 27" Wheel, 2,734 - 13,266 CFM At 1/8" Static Pressure	4,316.57	526.46
23 34 16 00-0077 EA 2 HP Centrifugal Fan, 27" Wheel, 2,734 - 13,266 CFM At 1/8" Static Pressure	4,439.74	572.32
23 34 16 00-0078 EA 3 HP Centrifugal Fan, 27" Wheel, 2,734 - 13,266 CFM At 1/8" Static Pressure	4,755.21	658.08
23 34 16 00-0079 EA 5 HP Centrifugal Fan, 27" Wheel, 2,734 - 13,266 CFM At 1/8" Static Pressure	4,789.19	730.86
23 34 16 00-0080 Large Industrial Type Utility Backward Centrifugal Fans (23 34 16 00-0002)		
Note: Over 30" diameter wheel.		
23 34 16 00-0081 30" Diameter Wheel 4,926 To 17,456 CFM At 1/8" Static Pressure (23 34 16 00-0080)		
23 34 16 00-0082 EA 1/2 HP Centrifugal Fan, 30" Wheel, 4,926 - 17,456 CFM At 1/8" Static Pressure	5,401.71	438.72
23 34 16 00-0083 EA 3/4 HP Centrifugal Fan, 30" Wheel, 4,926 - 17,456 CFM At 1/8" Static Pressure	5,499.07	469.63
23 34 16 00-0084 EA 1 HP Centrifugal Fan, 30" Wheel, 4,926 - 17,456 CFM At 1/8" Static Pressure	5,648.35	526.46
23 34 16 00-0085 EA 1-1/2 HP Centrifugal Fan, 30" Wheel, 4,926 - 17,456 CFM At 1/8" Static Pressure	5,782.34	572.32
23 34 16 00-0086 EA 2 HP Centrifugal Fan, 30" Wheel, 4,926 - 17,456 CFM At 1/8" Static Pressure	5,977.70	658.08
23 34 16 00-0087 EA 3 HP Centrifugal Fan, 30" Wheel, 4,926 - 17,456 CFM At 1/8" Static Pressure	6,153.44	730.86
23 34 16 00-0088 EA 5 HP Centrifugal Fan, 30" Wheel, 4,926 - 17,456 CFM At 1/8" Static Pressure	6,439.99	877.43
23 34 16 00-0089 EA 7-1/2 HP Centrifugal Fan, 30" Wheel, 4,926 - 17,456 CFM At 1/8" Static Pressure	6,704.77	1,012.04
23 34 16 00-0090 33" Diameter Wheel 5,734 To 19,799 CFM At 1/8" Static Pressure (23 34 16 00-0080)		
23 34 16 00-0091 EA 1/2 HP Centrifugal Fan, 33" Wheel, 5,734 - 19,799 CFM At 1/8" Static Pressure	6,342.46	469.63
23 34 16 00-0092 EA 3/4 HP Centrifugal Fan, 33" Wheel, 5,734 - 19,799 CFM At 1/8" Static Pressure	6,536.19	526.46
23 34 16 00-0093 EA 1 HP Centrifugal Fan, 33" Wheel, 5,734 - 19,799 CFM At 1/8" Static Pressure	6,713.83	572.32
23 34 16 00-0094 EA 1-1/2 HP Centrifugal Fan, 33" Wheel, 5,734 - 19,799 CFM At 1/8" Static Pressure	6,952.17	658.08
23 34 16 00-0095 EA 2 HP Centrifugal Fan, 33" Wheel, 5,734 - 19,799 CFM At 1/8" Static Pressure	7,171.23	730.86
23 34 16 00-0096 EA 3 HP Centrifugal Fan, 33" Wheel, 5,734 - 19,799 CFM At 1/8" Static Pressure	7,501.07	877.43
23 34 16 00-0097 EA 5 HP Centrifugal Fan, 33" Wheel, 5,734 - 19,799 CFM At 1/8" Static Pressure	7,873.69	1,012.04
23 34 16 00-0098 EA 7-1/2 HP Centrifugal Fan, 33" Wheel, 5,734 - 19,799 CFM At 1/8" Static Pressure	8,382.35	1,316.15
23 34 16 00-0099 36-1/2" Diameter Wheel 5,388 To 22,500 CFM At 1/8" Static Pressure (23 34 16 00-0080)		
23 34 16 00-0100 EA 1/2 HP Centrifugal Fan, 36-1/2" Wheel, 5,388 - 22,500 CFM At 1/8" Static Pressure	6,765.75	526.46
23 34 16 00-0101 EA 3/4 HP Centrifugal Fan, 36-1/2" Wheel, 5,388 - 22,500 CFM At 1/8" Static Pressure	6,949.87	572.32
23 34 16 00-0102 EA 1 HP Centrifugal Fan, 36-1/2" Wheel, 5,388 - 22,500 CFM At 1/8" Static Pressure	7,545.50	658.08
23 34 16 00-0103 EA 1-1/2 HP Centrifugal Fan, 36-1/2" Wheel, 5,388 - 22,500 CFM At 1/8" Static Pressure	7,944.31	730.86
23 34 16 00-0104 EA 2 HP Centrifugal Fan, 36-1/2" Wheel, 5,388 - 22,500 CFM At 1/8" Static Pressure	8,426.00	877.43
23 34 16 00-0105 EA 3 HP Centrifugal Fan, 36-1/2" Wheel, 5,388 - 22,500 CFM At 1/8" Static Pressure	8,791.80	1,012.04
23 34 16 00-0106 EA 5 HP Centrifugal Fan, 36-1/2" Wheel, 5,388 - 22,500 CFM At 1/8" Static Pressure	9,556.18	1,316.15
23 34 16 00-0107 EA 7-1/2 HP Centrifugal Fan, 36-1/2" Wheel, 5,388 - 22,500 CFM At 1/8" Static Pressure	10,184.07	1,645.19
23 34 16 00-0108 Kitchen System Fans (23 34 16 00-0001)		
23 34 16 00-0109 Upblast Kitchen Exhaust Fans (23 34 16 00-0108)		
23 34 16 00-0110 Direct Drive Kitchen Upblast Exhaust Fans (23 34 16 00-0109)		
Note: Greenheck CUE.		

23 Heating, Ventilating, and Air-Conditioning (HVAC)

23 30 HVAC Air Distribution

23 34 HVAC Fans



MINOR CSI	UOM	DESCRIPTION	TOTAL DIRECT UNIT COST	DEMOLITION UNIT COST
23 34 16 00-0111	EA	Up To 12" Wheel Diameter, 1/6 HP Direct Drive, Kitchen Upblast Exhaust Fan..... Note: 115V. For roof or wall installations. Includes disconnect switch. <i>For Bird Screen, Add</i> <i>For Backdraft Damper, Add</i> <i>For Damper Motor, Add</i>	1,208.65 53.79 131.09 212.50	129.62
23 34 16 00-0112	EA	14" Wheel Diameter, 1/4 HP Direct Drive, Kitchen Upblast Exhaust Fan Note: 115V. For roof or wall installations. Includes disconnect switch. <i>For Bird Screen, Add</i> <i>For Backdraft Damper, Add</i> <i>For Damper Motor, Add</i>	1,422.34 53.79 131.09 212.50	129.62
23 34 16 00-0113 Belt Drive Kitchen Upblast Exhaust Fans (23 34 16 00-0109)				
Note: Greenheck CUBE.				
23 34 16 00-0114	EA	10" Diameter Wheel, Up To 1/3 HP, 1,458 CFM At 1/4" Static Pressure, Belt Drive, Kitchen Upblast Exhaust Fan Note: 115/208-230/60/1. Includes heat baffle, grease baffle and disconnect switch. <i>For Bird Screen, Add</i> <i>For Wall Mounted Fan, Add</i> <i>For 3 Phase Motor, Deduct</i> <i>For Totally Enclosed Motor, Add</i> <i>For Grease Trap Kit, Add</i> <i>For Hinged Curb Kit, Add</i> <i>For Backdraft Damper, Add</i> <i>For Damper Motor, Add</i>	2,097.35 53.79 83.89 -50.00 85.00 76.41 156.24 131.09 212.50	129.62
23 34 16 00-0115	EA	12" Diameter Wheel, 1/2 HP, 1,923 CFM At 1/4" Static Pressure, Belt Drive, Kitchen Upblast Exhaust Fan Note: 115/208-230/60/1. Includes heat baffle, grease baffle and disconnect switch. <i>For Bird Screen, Add</i> <i>For Wall Mounted Fan, Add</i> <i>For 3 Phase Motor, Deduct</i> <i>For Totally Enclosed Motor, Add</i> <i>For Grease Trap Kit, Add</i> <i>For Hinged Curb Kit, Add</i> <i>For Backdraft Damper, Add</i> <i>For Damper Motor, Add</i>	2,190.09 53.79 87.60 -50.00 85.00 76.41 164.12 131.09 212.50	129.62
23 34 16 00-0116	EA	14" Diameter Wheel, 1/3 HP, 2,006 CFM At 1/4" Static Pressure, Belt Drive, Kitchen Upblast Exhaust Fan Note: 115/208-230/60/1. Includes heat baffle, grease baffle and disconnect switch. <i>For Bird Screen, Add</i> <i>For Wall Mounted Fan, Add</i> <i>For 3 Phase Motor, Deduct</i> <i>For Totally Enclosed Motor, Add</i> <i>For Grease Trap Kit, Add</i> <i>For Hinged Curb Kit, Add</i> <i>For Backdraft Damper, Add</i> <i>For Damper Motor, Add</i>	1,871.99 61.21 74.88 -50.00 85.00 76.41 133.69 148.82 212.50	149.57
23 34 16 00-0117	EA	14" Diameter Wheel, 1 HP, 2,757 CFM At 1/4" Static Pressure, Belt Drive, Kitchen Upblast Exhaust Fan Note: 115/208-230/60/1. Includes heat baffle, grease baffle and disconnect switch. <i>For Bird Screen, Add</i> <i>For Wall Mounted Fan, Add</i> <i>For 3 Phase Motor, Deduct</i> <i>For Totally Enclosed Motor, Add</i> <i>For Grease Trap Kit, Add</i> <i>For Hinged Curb Kit, Add</i> <i>For Backdraft Damper, Add</i> <i>For Damper Motor, Add</i>	2,005.54 61.21 80.22 -50.00 85.00 76.41 145.05 148.82 212.50	149.57
23 34 16 00-0118	EA	16" Diameter Wheel, 1/2 HP, 2,940 CFM At 1/4" Static Pressure, Belt Drive, Kitchen Upblast Exhaust Fan Note: 115/208-230/60/1. Includes heat baffle, grease baffle and disconnect switch. <i>For Bird Screen, Add</i> <i>For Wall Mounted Fan, Add</i> <i>For 3 Phase Motor, Deduct</i> <i>For Totally Enclosed Motor, Add</i> <i>For Grease Trap Kit, Add</i> <i>For Hinged Curb Kit, Add</i> <i>For Backdraft Damper, Add</i> <i>For Damper Motor, Add</i>	2,552.48 61.21 102.10 -50.00 85.00 76.41 187.30 148.82 212.50	174.49
23 34 16 00-0119	EA	16" Diameter Wheel, 1 HP, 3,129 CFM At 1/4" Static Pressure, Belt Drive, Kitchen Upblast Exhaust Fan Note: 115/208-230/60/1. Includes heat baffle, grease baffle and disconnect switch. <i>For Bird Screen, Add</i> <i>For Wall Mounted Fan, Add</i> <i>For 3 Phase Motor, Deduct</i> <i>For Totally Enclosed Motor, Add</i> <i>For Grease Trap Kit, Add</i> <i>For Hinged Curb Kit, Add</i> <i>For Backdraft Damper, Add</i> <i>For Damper Motor, Add</i>	2,695.30 61.21 107.81 -50.00 85.00 76.41 199.44 148.82 212.50	174.49
23 34 16 00-0120	EA	18" Diameter Wheel, 1/2 HP , 3,243 CFM At 1/4" Static Pressure, Belt Drive, Kitchen Upblast Exhaust Fan Note: 115/208-230/60/1. Includes heat baffle, grease baffle and disconnect switch. <i>For Bird Screen, Add</i> <i>For Wall Mounted Fan, Add</i> <i>For 3 Phase Motor, Deduct</i> <i>For Totally Enclosed Motor, Add</i> <i>For Grease Trap Kit, Add</i> <i>For Hinged Curb Kit, Add</i> <i>For Backdraft Damper, Add</i> <i>For Damper Motor, Add</i>	2,937.23 102.01 117.49 -50.00 85.00 76.41 217.88 185.64 212.50	186.96



MINOR CSI UOM DESCRIPTION	TOTAL DIRECT UNIT COST	DEMOLITION UNIT COST
23 34 16 00-0121 EA 18" Diameter Wheel, 1 HP, 4,223 CFM At 1/4" Static Pressure, Belt Drive, Kitchen Upblast Exhaust Fan.....	3,159.81	186.96
Note: 115/208-230/60/1. Includes heat baffle, grease baffle and disconnect switch.		
For Bird Screen, Add	102.01	
For Wall Mounted Fan, Add	126.39	
For 3 Phase Motor, Deduct	-50.00	
For Totally Enclosed Motor, Add	85.00	
For Grease Trap Kit, Add	76.41	
For Hinged Curb Kit, Add	236.80	
For Backdraft Damper, Add	185.64	
For Damper Motor, Add	212.50	
23 34 16 00-0122 EA 20" Diameter Wheel, 3/4 HP, 4,438 CFM At 1/4" Static Pressure, Belt Drive, Kitchen Upblast Exhaust Fan.....	3,210.72	199.42
Note: 115/208-230/60/1. Includes heat baffle, grease baffle and disconnect switch.		
For Bird Screen, Add	102.01	
For Wall Mounted Fan, Add	128.43	
For 3 Phase Motor, Deduct	-50.00	
For Totally Enclosed Motor, Add	85.00	
For Grease Trap Kit, Add	76.41	
For Hinged Curb Kit, Add	239.01	
For Backdraft Damper, Add	185.64	
For Damper Motor, Add	212.50	
23 34 16 00-0123 EA 20" Diameter Wheel, 2 HP, 6,450 CFM At 1/4" Static Pressure, Belt Drive, Kitchen Upblast Exhaust Fan.....	3,524.18	199.42
Note: 115/208-230/60/1. Includes heat baffle, grease baffle and disconnect switch.		
For Bird Screen, Add	102.01	
For Wall Mounted Fan, Add	140.97	
For 3 Phase Motor, Deduct	-50.00	
For Totally Enclosed Motor, Add	85.00	
For Grease Trap Kit, Add	76.41	
For Hinged Curb Kit, Add	265.65	
For Backdraft Damper, Add	185.64	
For Damper Motor, Add	212.50	
23 34 16 00-0124 EA 24" Diameter Wheel, 3/4 HP, 5,460 CFM At 1/4" Static Pressure, Belt Drive, Kitchen Upblast Exhaust Fan.....	4,059.99	224.35
Note: 115/208-230/60/1. Includes heat baffle, grease baffle and disconnect switch.		
For Bird Screen, Add	120.56	
For Wall Mounted Fan, Add	162.40	
For 3 Phase Motor, Deduct	-50.00	
For Totally Enclosed Motor, Add	85.00	
For Grease Trap Kit, Add	76.41	
For Hinged Curb Kit, Add	306.96	
For Backdraft Damper, Add	201.24	
For Damper Motor, Add	212.50	
23 34 16 00-0125 EA 24" Diameter Wheel, 2 HP, 7,985 CFM At 1/4" Static Pressure, Belt Drive, Kitchen Upblast Exhaust Fan.....	4,347.48	224.35
Note: 115/208-230/60/1. Includes heat baffle, grease baffle and disconnect switch.		
For Bird Screen, Add	120.56	
For Wall Mounted Fan, Add	173.90	
For 3 Phase Motor, Deduct	-50.00	
For Totally Enclosed Motor, Add	85.00	
For Grease Trap Kit, Add	76.41	
For Hinged Curb Kit, Add	331.40	
For Backdraft Damper, Add	201.24	
For Damper Motor, Add	212.50	
23 34 16 00-0126 EA 30" Diameter Wheel, 3/4 HP, 7,771 CFM At 1/4" Static Pressure, Belt Drive, Kitchen Upblast Exhaust Fan.....	5,155.94	249.27
Note: 115/208-230/60/3. Includes heat baffle, grease baffle and disconnect switch.		
For Bird Screen, Add	129.84	
For Wall Mounted Fan, Add	206.24	
For Totally Enclosed Motor, Add	85.00	
For Grease Trap Kit, Add	76.41	
For Hinged Curb Kit, Add	395.88	
For Backdraft Damper, Add	223.19	
For Damper Motor, Add	212.50	
23 34 16 00-0127 EA 30" Diameter Wheel, 2 HP, 10,192 CFM At 1/4" Static Pressure, Belt Drive, Kitchen Upblast Exhaust Fan.....	5,250.54	249.27
Note: 115/208-230/60/3. Includes heat baffle, grease baffle and disconnect switch.		
For Bird Screen, Add	129.84	
For Wall Mounted Fan, Add	210.02	
For Totally Enclosed Motor, Add	85.00	
For Grease Trap Kit, Add	76.41	
For Hinged Curb Kit, Add	403.92	
For Backdraft Damper, Add	223.19	
For Damper Motor, Add	212.50	
23 34 16 00-0128 EA 30" Diameter Wheel, 3 HP, 11,903 CFM At 1/4" Static Pressure, Belt Drive, Kitchen Upblast Exhaust Fan.....	5,730.93	249.27
Note: 115/208-230/60/3. Includes heat baffle, grease baffle and disconnect switch.		
For Bird Screen, Add	129.84	
For Wall Mounted Fan, Add	229.24	
For Totally Enclosed Motor, Add	85.00	
For Grease Trap Kit, Add	76.41	
For Hinged Curb Kit, Add	444.75	
For Backdraft Damper, Add	223.19	
For Damper Motor, Add	212.50	
23 34 16 00-0129 EA 30" Diameter Wheel, 5 HP, 14,266 CFM At 1/4" Static Pressure, Belt Drive, Kitchen Upblast Exhaust Fan.....	5,962.78	249.27
Note: 115/208-230/60/3. Includes heat baffle, grease baffle and disconnect switch.		
For Bird Screen, Add	129.84	
For Wall Mounted Fan, Add	238.51	
For Totally Enclosed Motor, Add	85.00	
For Grease Trap Kit, Add	76.41	
For Hinged Curb Kit, Add	464.46	
For Backdraft Damper, Add	223.19	
For Damper Motor, Add	212.50	

23 Heating, Ventilating, and Air-Conditioning (HVAC)

23 30 HVAC Air Distribution

23 34 HVAC Fans



MINOR	CSI	UOM	DESCRIPTION	TOTAL DIRECT UNIT COST	DEMOLITION UNIT COST
23 34 16 00-0130	EA		36" Diameter Wheel, 3 HP , 14,769 CFM At 1/4" Static Pressure, Belt Drive, Kitchen Upblast Exhaust Fan.....	6,565.65	274.20
			Note: 115/208-230/60/3. Includes heat baffle, grease baffle and disconnect switch.		
			<i>For Bird Screen, Add</i>	148.38	
			<i>For Wall Mounted Fan, Add</i>	262.63	
			<i>For Totally Enclosed Motor, Add</i>	85.00	
			<i>For Grease Trap Kit, Add</i>	76.41	
			<i>For Hinged Curb Kit, Add</i>	511.47	
			<i>For Damper Motor, Add</i>	212.50	
			<i>For Backdraft Damper, Add</i>	262.43	
23 34 16 00-0131	EA		36" Diameter Wheel, 5 HP , 17,884 CFM At 1/4" Static Pressure, Belt Drive, Kitchen Upblast Exhaust Fan.....	6,832.28	274.20
			Note: 115/208-230/60/3. Includes heat baffle, grease baffle and disconnect switch.		
			<i>For Bird Screen, Add</i>	148.38	
			<i>For Wall Mounted Fan, Add</i>	273.29	
			<i>For Totally Enclosed Motor, Add</i>	85.00	
			<i>For Grease Trap Kit, Add</i>	76.41	
			<i>For Hinged Curb Kit, Add</i>	534.13	
			<i>For Damper Motor, Add</i>	212.50	
			<i>For Backdraft Damper, Add</i>	262.43	
23 34 16 00-0132	EA		42" Diameter Wheel, 3 HP , 17,316 CFM At 1/4" Static Pressure, Belt Drive, Kitchen Upblast Exhaust Fan.....	6,889.61	299.12
			Note: 230/460/60/3. Includes birdscreen, heat baffle, grease baffle and disconnect switch.		
			<i>For Bird Screen, Add</i>	148.38	
			<i>For Totally Enclosed Motor, Add</i>	85.00	
			<i>For Grease Trap Kit, Add</i>	76.41	
			<i>For Hinged Curb Kit, Add</i>	534.77	
			<i>For Damper Motor, Add</i>	212.50	
			<i>For Backdraft Damper, Add</i>	304.64	
23 34 16 00-0133	EA		42" Diameter Wheel, 7-1/2 HP , 24,604 CFM At 1/4" Static Pressure, Belt Drive, Kitchen Upblast Exhaust Fan.....	7,474.98	299.12
			Note: 230/460/60/3. Includes birdscreen, heat baffle, grease baffle and disconnect switch.		
			<i>For Bird Screen, Add</i>	148.38	
			<i>For Totally Enclosed Motor, Add</i>	85.00	
			<i>For Grease Trap Kit, Add</i>	76.41	
			<i>For Hinged Curb Kit, Add</i>	584.53	
			<i>For Damper Motor, Add</i>	212.50	
			<i>For Backdraft Damper, Add</i>	304.64	
23 34 16 00-0134			Untempered Kitchen Make-Up Air Fans (23 34 16 00-0108)		
			Note: Roof mounted with downblast discharge, weatherhood and filter.		
23 34 16 00-0135			Direct Drive Kitchen Make-Up Air Fans (23 34 16 00-0134)		
23 34 16 00-0136	EA		7" Diameter Wheel, 1/2 HP Direct Drive, Kitchen Make-Up Air Fan.....	1,405.91	129.62
			Note: 115V. For roof installations. Includes downblast discharge, weatherhood, filter and disconnect switch.		
			<i>For Extended Weatherhood, Add</i>	236.79	
23 34 16 00-0137	EA		8" Diameter Wheel, 1 HP Direct Drive, Kitchen Make-Up Air Fan.....	1,478.50	129.62
			Note: 115V. For roof installations. Includes downblast discharge, weatherhood, filter and disconnect switch.		
			<i>For Extended Weatherhood, Add</i>	247.67	
23 34 16 00-0138	EA		9" Diameter Wheel, 1 HP Direct Drive, Kitchen Make-Up Air Fan.....	1,567.59	129.62
			Note: 115V. For roof installations. Includes downblast discharge, weatherhood, filter and disconnect switch.		
			<i>For Extended Weatherhood, Add</i>	261.04	
23 34 16 00-0139			Belt Drive Kitchen Make-Up Air Fans (23 34 16 00-0134)		
23 34 16 00-0140	EA		9" Diameter Wheel, 1/2 HP Belt Drive, Kitchen Make-Up Air Fan.....	1,602.14	129.62
			Note: 115/208-230/60/1. For roof installations. Includes downblast discharge, weatherhood, filter and disconnect switch.		
			<i>For Extended Weatherhood, Add</i>	266.22	
23 34 16 00-0141	EA		10" Diameter Wheel, 1-1/2 HP Belt Drive, Kitchen Make-Up Air Fan.....	1,790.85	174.49
			Note: 115/208-230/60/1. For roof installations. Includes downblast discharge, weatherhood, filter and disconnect switch.		
			<i>For Extended Weatherhood, Add</i>	303.52	
23 34 16 00-0142	EA		12" Diameter Wheel, 2 HP Belt Drive, Kitchen Make-Up Air Fan.....	2,160.90	199.42
			Note: 115/208-230/60/1. For roof installations. Includes downblast discharge, weatherhood, filter and disconnect switch.		
			<i>For Extended Weatherhood, Add</i>	364.02	
23 34 16 00-0143	EA		15" Diameter Wheel, 3 HP Belt Drive, Kitchen Make-Up Air Fan.....	2,501.72	249.27
			Note: 230/460/60/3. For roof installations. Includes downblast discharge, weatherhood, filter and disconnect switch.		
			<i>For Extended Weatherhood, Add</i>	425.11	
23 34 16 00-0144	EA		18" Diameter Wheel, 5 HP Belt Drive, Kitchen Make-Up Air Fan.....	3,027.99	299.12
			Note: 230/460/60/3. For roof installations. Includes downblast discharge, weatherhood, filter and disconnect switch.		
			<i>For Extended Weatherhood, Add</i>	514.02	
23 34 16 00-0145			Replacement Parts (23 34 16 00-0001)		
23 34 16 00-0146			Replace Belts And Accessories (23 34 16 00-0145)		
23 34 16 00-0147	EA		Fan Shaft Bearing, Replacement.....	805.47	356.67
23 34 16 00-0148	EA		Fan Belt, Replacement.....	133.65	48.37
23 34 16 00-0149			Corrosive Fume Resistant Plastic (23 34 16 00-0001)		
23 34 16 00-0150			Centrifugal Roof Ventilators, Belt Drive, 1/4" Static Pressure (23 34 16 00-0149)		



MINOR CSI UOM DESCRIPTION	TOTAL DIRECT UNIT COST	DEMOLITION UNIT COST
23 34 16 00-0151 EA 250 CFM, 1/4 HP Roof Ventilator, Centrifugal, Belt Drive, Corrosive Fume Resistant Plastic.....	6,005.58	179.84
<i>For Explosion Proof Motor, Add</i>	846.89	
23 34 16 00-0152 EA 895 CFM, 1/3 HP Roof Ventilator, Centrifugal, Belt Drive, Corrosive Fume Resistant Plastic.....	6,517.89	216.03
<i>For Explosion Proof Motor, Add</i>	912.88	
23 34 16 00-0153 EA 1,630 CFM, 1/2 HP Roof Ventilator, Centrifugal, Belt Drive, Corrosive Fume Resistant Plastic.....	7,725.76	270.04
<i>For Explosion Proof Motor, Add</i>	1,077.85	
23 34 16 00-0154 EA 2,240 CFM, 1 HP Roof Ventilator, Centrifugal, Belt Drive, Corrosive Fume Resistant Plastic.....	8,272.84	360.23
<i>For Explosion Proof Motor, Add</i>	1,132.85	
23 34 16 00-0155 EA 3,810 CFM, 2 HP Roof Ventilator, Centrifugal, Belt Drive, Corrosive Fume Resistant Plastic.....	9,439.01	540.07
<i>For Explosion Proof Motor, Add</i>	1,253.83	
23 34 16 00-0156 EA 11,760 CFM, 5 HP Roof Ventilator, Centrifugal, Belt Drive, Corrosive Fume Resistant Plastic.....	16,238.39	1,080.14
<i>For Explosion Proof Motor, Add</i>	2,111.72	
23 34 16 00-0157 EA 18,810 CFM, 10 HP Roof Ventilator, Centrifugal, Belt Drive, Corrosive Fume Resistant Plastic.....	23,691.97	1,544.07
<i>For Explosion Proof Motor, Add</i>	3,090.58	
23 34 16 00-0158 Utility Set, Centrifugal, Belt Drive (23 34 16 00-0149)		
23 34 16 00-0159 EA 1,200 CFM, 1/4 HP Utility Set, Centrifugal, Belt Drive, 1/4 Static Pressure, Corrosive Fume Resistant Plastic.....	6,005.58	179.84
<i>For Explosion Proof Motor, Add</i>	846.89	
23 34 16 00-0160 EA 1,520 CFM, 1/3 HP Utility Set, Centrifugal, Belt Drive, 1/4 Static Pressure, Corrosive Fume Resistant Plastic.....	6,151.28	216.03
<i>For Explosion Proof Motor, Add</i>	857.88	
23 34 16 00-0161 EA 1,850 CFM, 1/2 HP Utility Set, Centrifugal, Belt Drive, 1/4 Static Pressure, Corrosive Fume Resistant Plastic.....	6,259.30	270.04
<i>For Explosion Proof Motor, Add</i>	857.88	
23 34 16 00-0162 EA 2,180 CFM, 3/4 HP Utility Set, Centrifugal, Belt Drive, 1/4 Static Pressure, Corrosive Fume Resistant Plastic.....	6,439.76	360.23
<i>For Explosion Proof Motor, Add</i>	857.88	
23 34 16 00-0163 EA 3,600 CFM, 1 HP Utility Set, Centrifugal, Belt Drive, 1/4 Static Pressure, Corrosive Fume Resistant Plastic.....	8,852.42	540.07
<i>For Explosion Proof Motor, Add</i>	1,165.84	
23 34 16 00-0164 EA 4,250 CFM, 1-1/2 HP Utility Set, Centrifugal, Belt Drive, 1/4 Static Pressure, Corrosive Fume Resistant Plastic.....	9,122.47	675.09
<i>For Explosion Proof Motor, Add</i>	1,165.84	
23 34 16 00-0165 EA 4,800 CFM, 2 HP Utility Set, Centrifugal, Belt Drive, 1/4 Static Pressure, Corrosive Fume Resistant Plastic.....	9,317.31	772.52
<i>For Explosion Proof Motor, Add</i>	1,165.84	
23 34 16 00-0166 EA 6,920 CFM, 5 HP Utility Set, Centrifugal, Belt Drive, 1/4 Static Pressure, Corrosive Fume Resistant Plastic.....	9,539.15	810.11
<i>For Explosion Proof Motor, Add</i>	1,187.84	
23 34 16 00-0167 EA 7,700 CFM, 7-1/2 HP Utility Set, Centrifugal, Belt Drive, 1/4 Static Pressure, Corrosive Fume Resistant Plastic.....	9,792.50	900.08
<i>For Explosion Proof Motor, Add</i>	1,198.84	
23 34 16 00-0168 In-Line Duct Fans (23 34 16 00-0001)		
23 34 16 00-0169 Direct Drive In-Line Duct Fans (23 34 16 00-0165)		
Note: Greenheck SQ.		
23 34 16 00-0170 EA Up To 10" Wheel Diameter, 1/16 HP Direct Drive, In Line Duct Fan.....	1,423.29	129.62
Note: 115V. Includes disconnect switch.		
23 34 16 00-0171 EA 13" Wheel Diameter, 1/6 HP Direct Drive, In Line Duct Fan.....	1,822.38	139.60
Note: 115V. Includes disconnect switch.		
23 34 16 00-0172 EA 14" Wheel Diameter, 1/3 HP Direct Drive, In Line Duct Fan.....	1,998.82	149.57
Note: 115V. Includes disconnect switch.		
23 34 16 00-0173 Belt Drive In-Line Duct Fans (23 34 16 00-0168)		
Note: Greenheck BSQ.		
23 34 16 00-0174 EA Up To 12" Wheel Diameter, 1/4 HP Belt Drive, In Line Duct Fan.....	2,089.35	149.57
Note: 115/208-230/60/1. Includes disconnect switch.		
<i>For 3 Phase Motor, Deduct</i>	-50.00	
<i>For Totally Enclosed Motor, Add</i>	85.00	
23 34 16 00-0175 EA 13" Or 14" Wheel Diameter, 1/4 HP Belt Drive, In Line Duct Fan.....	2,401.02	174.49
Note: 115/208-230/60/1. Includes disconnect switch.		
<i>For 3 Phase Motor, Deduct</i>	-50.00	
<i>For Totally Enclosed Motor, Add</i>	85.00	
23 34 16 00-0176 EA 13" Or 14" Wheel Diameter, 3/4 HP Belt Drive, In Line Duct Fan.....	2,703.17	174.49
Note: 115/208-230/60/1. Includes disconnect switch.		
<i>For 3 Phase Motor, Deduct</i>	-50.00	
<i>For Totally Enclosed Motor, Add</i>	85.00	
23 34 16 00-0177 EA 13" Or 14" Wheel Diameter, 1-1/2 HP Belt Drive, In Line Duct Fan.....	2,960.03	174.49
Note: 115/208-230/60/1. Includes disconnect switch.		
<i>For 3 Phase Motor, Deduct</i>	-50.00	
<i>For Totally Enclosed Motor, Add</i>	85.00	
23 34 16 00-0178 EA 16" Or 18" Wheel Diameter, 1/3 HP Belt Drive, In Line Duct Fan.....	2,879.00	199.42
Note: 115/208-230/60/1. Includes disconnect switch.		
<i>For 3 Phase Motor, Deduct</i>	-50.00	
<i>For Totally Enclosed Motor, Add</i>	85.00	
23 34 16 00-0179 EA 16" Or 18" Wheel Diameter, 1-1/2 HP Belt Drive, In Line Duct Fan.....	3,314.01	199.42
Note: 115/208-230/60/1. Includes disconnect switch.		
<i>For 3 Phase Motor, Deduct</i>	-50.00	
<i>For Totally Enclosed Motor, Add</i>	85.00	
23 34 16 00-0180 EA 24" Wheel Diameter, 1 HP Belt Drive, In Line Duct Fan.....	4,217.79	249.27
Note: 115/208-230/60/1. Includes disconnect switch.		
<i>For 3 Phase Motor, Deduct</i>	-50.00	
<i>For Totally Enclosed Motor, Add</i>	85.00	
23 34 16 00-0181 EA 24" Wheel Diameter, 3 HP Belt Drive, In Line Duct Fan.....	4,457.93	249.27
Note: 230/460/60/3. Includes disconnect switch.		
<i>For Totally Enclosed Motor, Add</i>	85.00	
23 34 16 00-0182 EA 24" Wheel Diameter, 5 HP Belt Drive, In Line Duct Fan.....	4,627.21	249.27
Note: Belt drive. 230/460/60/3. Includes disconnect switch.		
<i>For Totally Enclosed Motor, Add</i>	85.00	

23 Heating, Ventilating, and Air-Conditioning (HVAC)

23 30 HVAC Air Distribution

23 34 HVAC Fans



MINOR CSI UOM DESCRIPTION	TOTAL DIRECT UNIT COST	DEMOLITION UNIT COST
23 34 16 00-0183 EA 30 Or 36" Wheel Diameter, 3 HP Belt Drive, In Line Duct Fan Note: 230/460/60/3. Includes disconnect switch. <i>For Totally Enclosed Motor, Add</i>	5,350.00 85.00	299.12
23 34 16 00-0184 EA 30 Or 36" Wheel Diameter, 5 HP Belt Drive, In Line Duct Fan Note: 230/460/60/3. Includes disconnect switch. <i>For Totally Enclosed Motor, Add</i>	5,552.05 85.00	299.12
23 34 16 00-0185 EA 30 Or 36" Wheel Diameter, 7-1/2 HP Belt Drive, In Line Duct Fan Note: 230/460/60/3. Includes disconnect switch. <i>For Totally Enclosed Motor, Add</i>	5,800.35 85.00	299.12
23 34 16 00-0186 In-Line Cabinet Fans (23 34 16 00-0001)		
23 34 16 00-0187 EA 950 CFM, 80 Watt, Direct Drive In-Line Cabinet Fan.....	425.76	87.24
23 34 16 00-0188 EA 1,050 CFM, 129 Watt, Direct Drive In-Line Cabinet Fan.....	452.21	87.24
23 34 16 00-0189 EA 1,100 CFM, 173 Watt, Direct Drive In-Line Cabinet Fan.....	488.11	87.24
23 34 16 00-0190 EA 950 CFM, 48.7 Watt, Direct Drive In-Line Cabinet Fan.....	486.22	87.24
23 34 16 00-0191 EA 1,100 CFM, 52.5 Watt, Direct Drive In-Line Cabinet Fan.....	486.22	87.24
23 34 16 00-0192 EA 1,400 CFM, 100 Watt, Direct Drive In-Line Cabinet Fan.....	542.90	87.24
23 34 16 00-0193 EA 900 CFM, 48.2 Watt, Direct Drive In-Line Cabinet Fan.....	654.89	92.23
23 34 16 00-0194 EA 1,000 CFM, 82.7 Watt, Direct Drive In-Line Cabinet Fan.....	554.76	92.23
23 34 16 00-0195 EA 1,050 CFM, 80.7 Watt, Direct Drive In-Line Cabinet Fan.....	592.54	92.23
23 34 16 00-0196 EA 1,350 CFM, 140 Watt, Direct Drive In-Line Cabinet Fan.....	617.10	92.23
23 34 16 00-0197 EA 1,000 CFM, 135 Watt, Direct Drive In-Line Cabinet Fan.....	645.44	92.23
23 34 16 00-0198 EA 1,070 CFM, 217 Watt, Direct Drive In-Line Cabinet Fan.....	645.44	92.23
23 34 16 00-0199 EA 1,100 CFM, 350 Watt, Direct Drive In-Line Cabinet Fan.....	1,065.38	97.21
23 34 16 00-0200 EA 1,080 CFM, 325 Watt, Direct Drive In-Line Cabinet Fan.....	893.46	97.21
23 34 16 00-0201 EA 1,600 CFM, 405 Watt, Direct Drive In-Line Cabinet Fan.....	893.46	97.21
23 34 16 00-0202 EA 950 CFM, 328 Watt, Direct Drive In-Line Cabinet Fan.....	1,216.52	97.21
23 34 16 00-0203 EA 1,095 CFM, 455 Watt, Direct Drive In-Line Cabinet Fan.....	1,216.52	97.21
23 34 16 00-0204 EA 1,450 CFM, 822 Watt, Direct Drive In-Line Cabinet Fan.....	1,216.52	97.21
23 34 16 00-0205 EA 1,640 CFM, 830 Watt, Direct Drive In-Line Cabinet Fan.....	1,522.97	97.21
23 34 16 00-0206 Bathroom Exhaust Fan, Low Profile (23 34 16 00-0001)		
23 34 16 00-0207 EA 35 To 89 CFM, Ceiling Mounted, Low Profile, Bathroom Exhaust Fan (Greenheck SP-B70)..... <i>For Totally Enclosed Motor, Add</i>	270.21 85.00	48.46
23 34 16 00-0208 EA 46 To 94 CFM, Ceiling Mounted, Low Profile, Bathroom Exhaust Fan (Greenheck SP-B80)..... <i>For Totally Enclosed Motor, Add</i>	270.21 85.00	48.46
23 34 16 00-0209 EA 50 To 133 CFM, Ceiling Mounted, Low Profile, Bathroom Exhaust Fan (Greenheck SP-B110)..... <i>For Totally Enclosed Motor, Add</i>	290.59 85.00	48.46
23 34 16 00-0210 Centrifugal Upblast Exhaust Fan (23 34 16 00-0001)		
23 34 16 00-0211 EA 65 To 133 CFM, Direct Drive, 1/10 HP, Centrifugal Roof Exhaust Fan (Greenheck CUE-060-VG).....	1,356.50	219.06
23 34 16 00-0212 EA 143 To 250 CFM, Direct Drive, 1/10 HP, Centrifugal Roof Exhaust Fan (Greenheck CUE-070-VG).....	1,445.55	219.06
23 34 16 00-0213 EA 133 To 325 CFM, Direct Drive, 1/10 HP, Centrifugal Roof Exhaust Fan (Greenheck CUE-080-VG).....	1,492.60	227.33
23 34 16 00-0214 EA 204 To 549 CFM, Direct Drive, 1/10 HP, Centrifugal Roof Exhaust Fan (Greenheck CUE-090-VG).....	1,550.04	227.33
23 34 16 00-0215 Centrifugal In-Line Fans (23 34 16 00-0001)		
23 34 16 00-0216 EA 419 To 766 CFM, Direct Drive In-Line Exhaust Fan (Greenheck CSP-A700).....	911.52	97.21
23 34 16 00-0217 Propeller And Ceiling Fans (23 34 16)		
23 34 16 00-0218 Direct Drive, Sidewall Propeller Exhaust Fan (23 34 16 00-0217) Note: Greenheck SE1.		
23 34 16 00-0219 EA 1/25 HP, 307 CFM At 1/8" Static Pressure, 8" Diameter, Direct Drive, Sidewall Propeller Exhaust Fan Note: Includes motor side guard. <i>For Backdraft Damper, Add</i> <i>For Wall Mount Collar, Add</i>	637.13 150.89 251.16	106.69
23 34 16 00-0220 EA 1/12 HP, 763 CFM At 1/8" Static Pressure, 10" Diameter, Direct Drive, Sidewall Propeller Exhaust Fan Note: Includes motor side guard. <i>For Backdraft Damper, Add</i> <i>For Wall Mount Collar, Add</i>	674.03 162.23 251.16	118.66
23 34 16 00-0221 EA 1/8 HP, 1,149 CFM At 1/8" Static Pressure, 12" Diameter, Direct Drive, Sidewall Propeller Exhaust Fan Note: Includes motor side guard. <i>For Backdraft Damper, Add</i> <i>For Wall Mount Collar, Add</i>	746.33 177.81 257.71	131.61
23 34 16 00-0222 EA 1/6 HP, 1,350 CFM At 1/8" Static Pressure, 14" Diameter, Direct Drive, Sidewall Propeller Exhaust Fan <i>For Backdraft Damper, Add</i> <i>For Wall Mount Collar, Add</i> <i>For Motor Side Guard, Add</i>	1,097.99 212.52 262.41 217.69	145.57
23 34 16 00-0223 EA 1/6 HP, 2,012 CFM At 1/8" Static Pressure, 16" Diameter, Direct Drive, Sidewall Propeller Exhaust Fan <i>For Backdraft Damper, Add</i> <i>For Wall Mount Collar, Add</i> <i>For Motor Side Guard, Add</i>	1,016.30 212.52 268.97 231.66	161.53
23 34 16 00-0224 EA 1/4 HP, 2,908 CFM At 1/8" Static Pressure, 18" Diameter, Direct Drive, Sidewall Propeller Exhaust Fan <i>For Backdraft Damper, Add</i> <i>For Wall Mount Collar, Add</i> <i>For Motor Side Guard, Add</i>	1,142.15 257.84 275.53 245.64	179.48



MINOR CSI UOM DESCRIPTION	TOTAL DIRECT UNIT COST	DEMOLITION UNIT COST
23 34 16 00-0225 EA 1/3 HP, 3,974 CFM At 1/8" Static Pressure, 20" Diameter, Direct Drive, Sidewall Propeller Exhaust Fan <i>For Backdraft Damper, Add</i> <i>For Wall Mount Collar, Add</i> <i>For Motor Side Guard, Add</i>	1,303.01 257.64 280.24 265.18	199.42
23 34 16 00-0226 Belt Drive Propeller Exhaust Fans (23 34 16 00-0217) Note: Wall shutter 1/8" static pressure, with birdscreen.		
23 34 16 00-0227 EA 24" Propeller Exhaust Fan, V-Belt Drive, 5,795 CFM, 1/2 HP, With Wall Shutter.....	2,333.12	285.17
23 34 16 00-0228 EA 30" Propeller Exhaust Fan, V-Belt Drive, 9,060 CFM, 3/4 HP, With Wall Shutter.....	2,670.44	332.03
23 34 16 00-0229 EA 36" Propeller Exhaust Fan, V-Belt Drive, 11,850 CFM, 1 HP, With Wall Shutter.....	3,023.30	398.84
23 34 16 00-0230 EA 42" Propeller Exhaust Fan, V-Belt Drive, 17,400 CFM, 1-1/2 HP, With Wall Shutter.....	4,225.23	498.54
23 34 16 00-0231 EA 48" Propeller Exhaust Fan, V-Belt Drive, 19,870 CFM, 1-1/2 HP, With Wall Shutter.....	5,021.28	665.05
23 34 16 00-0232 EA 54" Propeller Exhaust Fan, V-Belt Drive, 26,000 CFM, 2 HP, With Wall Shutter.....	6,954.11	997.09
23 34 16 00-0233 EA 60" Propeller Exhaust Fan, V-Belt Drive, 35,120 CFM, 3 HP, With Wall Shutter.....	8,324.48	1,278.26
23 34 16 00-0234 Propeller Exhaust Fan Accessories (23 34 16 00-0217)		
23 34 16 00-0235 SF Hinged Mesh Screen For Wall Propeller Fans, 1" x 1" Frame (SF Of Fan Opening).....	119.16	
23 34 16 00-0236 SF Galvanized Weather Hood For Wall Propeller Fan (SF Of Fan Opening).....	275.82	
23 34 16 00-0237 Reversible Ceiling Fans (23 34 16 00-0217)		
23 34 16 00-0238 4 Blade Ceiling Fans (23 34 16 00-0237)		
23 34 16 00-0239 EA 42" 4-Blade Ceiling Fan, Three Speed <i>For Brass Plated Motor, Add</i> <i>For Light Kit, Add</i>	564.36 20.25 26.00	59.97
23 34 16 00-0240 5 Blade Ceiling Fans (23 34 16 00-0237)		
23 34 16 00-0241 EA 42" 5-Blade Ceiling Fan, Three Speed <i>For Brass Plated Motor, Add</i> <i>For Light Kit, Add</i>	617.68 20.25 26.06	148.41
23 34 16 00-0242 EA 52" 5-Blade Ceiling Fan, Three Speed <i>For Brass Plated Motor, Add</i> <i>For Light Kit, Add</i>	705.32 20.25 26.18	148.41
23 34 16 00-0243 3 Blade Weatherproof Ceiling Fans (23 34 16 00-0237)		
23 34 16 00-0244 EA 3-Blade Ceiling Fan, Weatherproof, Three Speed.....	558.56	49.36
23 34 16 00-0245 Ceiling Fan Down Rod (23 34 16 00-0237)		
23 34 16 00-0246 EA 1' Ceiling Fan Down Rod.....	22.64	
23 34 16 00-0247 EA 1-1/2' Ceiling Fan Down Rod.....	29.78	
23 34 16 00-0248 EA 2' Ceiling Fan Down Rod.....	33.34	
23 34 16 00-0249 EA 3' Ceiling Fan Down Rod.....	44.81	
23 34 16 00-0250 EA 4' Ceiling Fan Down Rod.....	52.39	
23 34 16 00-0251 EA 5' Ceiling Fan Down Rod.....	64.40	
23 34 16 00-0252 EA 6' Ceiling Fan Down Rod.....	80.58	
23 34 16 00-0253 Exhaust Fans (23 34 16)		
23 34 16 00-0254 Exhaust Fans (23 34 16 00-0253) Note: Excludes ducting.		
23 34 16 00-0255 Light Duty Exhaust Fans (23 34 16 00-0254)		
23 34 16 00-0256 Light Duty Exhaust Fans (23 34 16 00-0255)		
23 34 16 00-0257 EA 50 CFM, Ceiling/Wall Mounted, Polymeric Intake Grille, Light Duty Exhaust Fan Without Light (Broan® 670).....	148.08	48.46
23 34 16 00-0258 EA 70 CFM, Ceiling/Wall Mounted, Polymeric Intake Grille, Light Duty Exhaust Fan Without Light (Broan® 671).....	156.62	48.46
23 34 16 00-0259 EA 180 CFM, Ceiling Mounted, Polymeric Intake Grille, Vertical Discharge, Light Duty Exhaust Fan Without Light (Broan® 505).....	259.19	48.46
23 34 16 00-0260 EA 350 CFM, Ceiling Mounted, Polymeric Intake Grille, Vertical Discharge, Light Duty Exhaust Fan Without Light (Broan® 504).....	327.78	48.46
23 34 16 00-0261 EA 160 CFM, Ceiling/Wall Mounted, Polymeric Intake Grille, Side Discharge, Light Duty Exhaust Fan Without Light (Broan® 503).....	292.95	48.46
23 34 16 00-0262 EA 270 CFM, Ceiling/Wall Mounted, Polymeric Intake Grille, Side Discharge, Light Duty Exhaust Fan Without Light (Broan® 502).....	390.35	48.46
23 34 16 00-0263 Light Duty Exhaust Fans With Lights (23 34 16 00-0255)		
23 34 16 00-0264 EA 50 CFM, Ceiling Mounted, Polymeric Intake Grille, Light Duty Exhaust Fan With Light (Broan® 678).....	193.77	48.46
23 34 16 00-0265 EA 70 CFM, Ceiling Mounted, Polymeric Intake Grille, Light Duty Exhaust Fan With Light (Broan® 679).....	215.17	48.46
23 34 16 00-0266 EA 100 CFM, Ceiling Mounted, Polymeric Intake Grille, Light Duty Exhaust Fan With Light (Broan® 680).....	403.42	48.46
23 34 16 00-0267 Light Duty Exhaust Fans With Heaters (23 34 16 00-0255)		
23 34 16 00-0268 EA 70 CFM, Ceiling Mounted, Polymeric Intake Grille, Light Duty Exhaust Fan With Heater Bulb (Broan® 162).....	198.41	48.46
23 34 16 00-0269 EA 70 CFM, Ceiling Mounted, Polymeric Intake Grille, Light Duty Exhaust Fan With Heater (Broan® 658).....	315.78	48.46

23 Heating, Ventilating, and Air-Conditioning (HVAC)**23 30 HVAC Air Distribution****23 34 HVAC Fans**

SAN BERNARDINO
COUNTY

MINOR
CSI UOM DESCRIPTION

TOTAL DIRECT DEMOLITION
UNIT COST UNIT COST

MINOR	CSI	UOM	DESCRIPTION	TOTAL DIRECT UNIT COST	DEMOLITION UNIT COST
23 34 16 00-0270			Light Duty Exhaust Fans With Heaters And Lights (23 34 16 00-0255)		
23 34 16 00-0271	EA		70 CFM, Ceiling Mounted, Polymeric Intake Grille, Light Duty Exhaust Fan With Heater And Light (Broan® 655).....	336.13	48.46
23 34 16 00-0272	EA		100 CFM, Ceiling Mounted, Polymeric Intake Grille, Light Duty Exhaust Fan With Heater And Light (Broan® 100HL).....	510.82	48.46
23 34 16 00-0273			Heavy Duty/Continuous Operation Exhaust Fans (23 34 16 00-0254)		
23 34 16 00-0274			Heavy Duty/Continuous Operation Exhaust Fans (23 34 16 00-0273) Note: Includes enamel steel or aluminum grille.		
23 34 16 00-0275	EA		50 CFM, Ceiling/Wall Mounted, Metal Intake Grille, Heavy Duty/Continuous Operation Exhaust Fan (Broan® HD50).....	230.73	48.46
23 34 16 00-0276	EA		80 CFM, Ceiling/Wall Mounted, Metal Intake Grille, Heavy Duty/Continuous Operation Exhaust Fan (Broan® HD80).....	255.26	48.46
23 34 16 00-0277	EA		109 CFM, Ceiling/Wall Mounted, Metal Intake Grille, Heavy Duty/Continuous Operation Exhaust Fan (Broan® LoSone® Ventilator L100MG).....	467.59	48.46
23 34 16 00-0278	EA		157 CFM, Ceiling/Wall Mounted, Metal Intake Grille, Heavy Duty/Continuous Operation Exhaust Fan (Broan® LoSone® Ventilator L150MG).....	478.96	48.46
23 34 16 00-0279	EA		210 CFM, Ceiling/Wall Mounted, Metal Intake Grille, Heavy Duty/Continuous Operation Exhaust Fan (Broan® LoSone® Ventilator L200MG).....	514.34	48.46
23 34 16 00-0280	EA		259 CFM, Ceiling/Wall Mounted, Metal Intake Grille, Heavy Duty/Continuous Operation Exhaust Fan (Broan® LoSone® Ventilator L250MG).....	536.95	48.46
23 34 16 00-0281	EA		308 CFM, Ceiling/Wall Mounted, Metal Intake Grille, Heavy Duty/Continuous Operation Exhaust Fan (Broan® LoSone® Ventilator L300MG).....	545.71	48.46
23 34 16 00-0282	EA		434 CFM, Ceiling/Wall Mounted, Metal Intake Grille, Heavy Duty/Continuous Operation Exhaust Fan (Broan® LoSone® Ventilator L400).....	624.70	48.46
23 34 16 00-0283	EA		514 CFM, Ceiling/Wall Mounted, Metal Intake Grille, Heavy Duty/Continuous Operation Exhaust Fan (Broan® LoSone® Ventilator L500).....	711.82	48.46
23 34 16 00-0284	EA		701 CFM, Ceiling/Wall Mounted, Metal Intake Grille, Heavy Duty/Continuous Operation Exhaust Fan (Broan® LoSone® Ventilator L700).....	761.44	48.46
23 34 16 00-0285	EA		901 CFM, Ceiling/Wall Mounted, Metal Intake Grille, Heavy Duty/Continuous Operation Exhaust Fan (Broan® LoSone® Ventilator L900).....	906.41	48.46
23 34 16 00-0286	EA		1,513 CFM, Ceiling/Wall Mounted, Metal Intake Grille, Heavy Duty/Continuous Operation Exhaust Fan (Broan® LoSone® Ventilator L1500).....	1,164.64	48.46
23 34 16 00-0287			Heavy Duty/Continuous Operation Kitchen Exhaust Fans (23 34 16 00-0273) Note: Includes enamel steel or aluminum grille.		
23 34 16 00-0288	EA		308 CFM, Ceiling/Wall Mounted, Metal Intake Grille, Kitchen Heavy Duty/Continuous Operation Exhaust Fan (Broan® LoSone® Ventilator L300KMG).....	485.58	48.46
23 34 16 00-0289	EA		434 CFM, Ceiling/Wall Mounted, Metal Intake Grille, Kitchen Heavy Duty/Continuous Operation Exhaust Fan (Broan® LoSone® Ventilator L400K).....	705.30	48.46
23 34 16 00-0290	EA		514 CFM, Ceiling/Wall Mounted, Metal Intake Grille, Kitchen Heavy Duty/Continuous Operation Exhaust Fan (Broan® LoSone® Ventilator L500K).....	745.99	48.46
23 34 16 00-0291			Heavy Duty/Continuous Operation Exhaust Fans With Lights (23 34 16 00-0273)		
23 34 16 00-0292	EA		50 CFM, Ceiling/Wall Mounted, Polymeric Intake Grille, Heavy Duty/Continuous Operation Exhaust Fan With Light (Broan® HD50L).....	250.82	48.46
23 34 16 00-0293	EA		80 CFM, Ceiling/Wall Mounted, Polymeric Intake Grille, Heavy Duty/Continuous Operation Exhaust Fan With Light (Broan® HD80L).....	273.86	48.46
23 34 16 00-0294			Fire Rated, Heavy Duty/Continuous Operation Exhaust Fans (23 34 16 00-0273)		
23 34 16 00-0295	EA		50 CFM, Ceiling Mounted, Metal Intake Grille, Fire Rated, Heavy Duty/Continuous Operation Exhaust Fan (Broan® HD50RDF).....	260.94	48.46
23 34 16 00-0296	EA		80 CFM, Ceiling Mounted, Metal Intake Grille, Fire Rated, Heavy Duty/Continuous Operation Exhaust Fan (Broan® HD80RDF).....	276.19	48.46
23 34 16 00-0297	EA		110 CFM, Ceiling Mounted, Metal Intake Grille, Fire Rated, Heavy Duty/Continuous Operation Exhaust Fan (Broan® 110RDF).....	283.55	48.46
23 34 16 00-0298			Low Sound, Direct Drive, Centrifugal Ceiling Exhaust Fans (23 34 16 00-0254)		
23 34 16 00-0299	EA		900 CFM Low Sound, Direct Drive Centrifugal Ceiling Exhaust Fan (Greenheck SP-A900).....	1,250.36	48.46
23 34 16 00-0300	EA		1050 CFM Low Sound, Direct Drive Centrifugal Ceiling Exhaust Fan (Greenheck SP-A1050).....	1,250.36	48.46
23 34 16 00-0301	EA		1410 CFM Low Sound, Direct Drive Centrifugal Ceiling Exhaust Fan (Greenheck SP-A1410).....	1,250.36	48.46
23 34 16 00-0302	EA		1550 CFM Low Sound, Direct Drive Centrifugal Ceiling Exhaust Fan (Greenheck SP-A1550).....	1,372.20	48.46
23 34 16 00-0303			Room-To-Room Exhaust Fans (23 34 16 00-0254)		
23 34 16 00-0304	EA		90 CFM, Polymeric Grilles, Wall Mounted, Room-To-Room Exhaust Fan (Broan® 512).....	188.01	48.46
23 34 16 00-0305	EA		180 CFM, Polymeric Grilles, Wall Mounted, Room-To-Room Exhaust Fan (Broan® 511).....	312.59	48.46
23 34 16 00-0306	EA		380 CFM, Polymeric Grilles, Wall Mounted, Room-To-Room Exhaust Fan (Broan® 510).....	357.98	48.46
23 34 16 00-0307			Through-Wall Exhaust Fans (23 34 16 00-0254)		
23 34 16 00-0308	EA		250 CFM, Wall Mounted, Polymeric Intake Grille, Chain Operated, Through Wall Exhaust Fan (Broan® 507).....	334.25	48.46
23 34 16 00-0309	EA		470 CFM, Wall Mounted, Polymeric Intake Grille, Chain Operated, Through Wall Exhaust Fan (Broan® 506).....	396.82	48.46
23 34 16 00-0310	EA		180 CFM, Wall Mounted, Polymeric Intake Grille, Through-Wall Exhaust Fan (Broan® 509).....	291.23	48.46
23 34 16 00-0311	EA		270 CFM, Wall Mounted, Polymeric Intake Grille, Through-Wall Exhaust Fan (Broan® 508).....	390.35	48.46



MINOR CSI UOM DESCRIPTION	TOTAL DIRECT UNIT COST	DEMOLITION UNIT COST
23 34 16 00-0312 EA 360 CFM, Wall Mounted, Polymeric Intake Grille, Through-Wall Exhaust Fan With Motorized Door (Broan® 12C)	683.77	48.46
23 34 16 00-0313 Exhaust Fan Accessories (23 34 16 00-0254)		
23 34 16 00-0314 Exhaust Fan Controls (23 34 16 00-0313)		
23 34 16 00-0315 EA Electronic Variable Speed Control Dial, Single Gang, Exhaust Fan Controls (Broan® 57)	183.55	30.29
23 34 16 00-0316 EA 60-Minute Time Control Dial, Single Gang, Exhaust Fan Controls (Broan® 59).....	128.21	30.29
23 34 16 00-0317 EA 60-Minute Time Control Dial With Rocker Switch, Double Gang, Exhaust Fan Controls (Broan® 61)	129.53	30.29
23 34 16 00-0318 Roof And Wall Caps For Exhaust Fans (23 34 16 00-0313)		
23 34 16 00-0319 Wall Caps For Exhaust Fans (23 34 16 00-0318)		
23 34 16 00-0320 EA Aluminum Wall Cap For Up To 12" Duct, Installed On Exterior Walls (Broan® 613).....	279.18	54.13
23 34 16 00-0321 EA Aluminum Wall Cap For Up To 18" Duct, Installed On Exterior Walls (Broan® 643).....	283.54	54.13
23 34 16 00-0322 Roof Caps For Exhaust Fans (23 34 16 00-0318)		
Note: Includes flashing and built in bird screen.		
23 34 16 00-0323 EA Aluminum Roof Cap For Up To 8" Duct, Installed On Flat Roofs (Broan® 611).....	234.22	54.13
23 34 16 00-0324 EA Aluminum Roof Cap For Up To 12" Duct, Installed On Flat Roofs (Broan® 612).....	347.36	54.13
23 34 16 00-0325 EA CRCQ Steel Roof Cap For Up To 4" Duct, Installed On Sloped Roofs (Broan® 636).....	147.25	54.13
23 34 16 00-0326 EA CRCQ Steel Roof Cap For Up To 8" Duct, Installed On Sloped Roofs (Broan® 634).....	181.19	54.13
23 34 16 00-0327 Removal And Reinstallation Of Light Duty Ceiling Exhaust Fan (23 34 16 00-0254)		
Note: Includes storage and cleaning.		
23 34 16 00-0328 EA Removal And Reinstallation Of Light Duty Ceiling Exhaust Fan.....	74.78	
23 34 23 HVAC Power Ventilators (23 34)		
23 34 23 00-0001 Power Roof Ventilators (23 34 23)		
23 34 23 00-0002 Direct Drive, Aluminum, Centrifugal Roof Exhausters (23 34 23 00-0001)		
Note: Greenheck G.		
23 34 23 00-0003 EA 1/25 HP, 310 CFM At 1/4" Static Pressure, 17" x 17" Base, Direct Drive, Aluminum, Centrifugal Roof Exhauster	615.06	142.58
Note: Three speed motor.		
For 12" Roof Curb, Add	192.20	
For Backdraft Damper, Add	121.88	
For Solid State Speed Control, Add	100.99	
For Damper Motor, Add	212.50	
23 34 23 00-0004 EA 1/8 HP, 863 CFM At 1/4" Static Pressure, 17" x 17" Base, Direct Drive, Aluminum, Centrifugal Roof Exhauster	674.05	161.53
Note: Three speed motor.		
For 12" Roof Curb, Add	192.20	
For Backdraft Damper, Add	121.88	
For Solid State Speed Control, Add	100.99	
For Damper Motor, Add	212.50	
23 34 23 00-0005 EA 1/6 HP, 1,213 CFM At 1/4" Static Pressure, 19" x 19" Base, Direct Drive, Aluminum, Centrifugal Roof Exhauster	975.31	188.45
For 12" Roof Curb, Add	197.76	
For Backdraft Damper, Add	131.09	
For Solid State Speed Control, Add	100.99	
For Damper Motor, Add	212.50	
23 34 23 00-0006 EA 1/4 HP, 1,374 CFM At 1/4" Static Pressure, 19" x 19" Base, Direct Drive, Aluminum, Centrifugal Roof Exhauster	1,003.01	212.38
For 12" Roof Curb, Add	197.76	
For Backdraft Damper, Add	131.09	
For Solid State Speed Control, Add	100.99	
For Damper Motor, Add	212.50	
23 34 23 00-0007 EA 1/3 HP, 1,905 CFM At 1/4" Static Pressure, 22" x 22" Base, Direct Drive, Aluminum, Centrifugal Roof Exhauster	1,293.81	234.32
For 12" Roof Curb, Add	100.99	
For Solid State Speed Control, Add	212.50	
For Damper Motor, Add	212.50	
23 34 23 00-0008 EA 1/2 HP, 3,072 CFM At 1/4" Static Pressure, 22" x 22" Base, Direct Drive, Aluminum, Centrifugal Roof Exhauster	1,467.06	249.27
For 12" Roof Curb, Add	207.04	
For Backdraft Damper, Add	148.82	
For Solid State Speed Control, Add	158.49	
For Damper Motor, Add	212.50	
23 34 23 00-0009 Belt Drive, Aluminum, Centrifugal Roof Exhausters (23 34 23 00-0001)		
Note: Greenheck GB.		
23 34 23 00-0010 EA 1/4 HP, 1,556 CFM At 1/4" Static Pressure, 19" x 19" Base, Belt Drive, Aluminum, Centrifugal Roof Exhauster.....	1,411.85	212.38
For 12" Roof Curb, Add	197.76	
For Backdraft Damper, Add	131.09	
For Damper Motor, Add	212.50	
23 34 23 00-0011 EA 1/3 HP, 1,966 CFM At 1/4" Static Pressure, 22" x 22" Base, Belt Drive, Aluminum, Centrifugal Roof Exhauster.....	1,542.39	270.21
For 12" Roof Curb, Add	207.04	
For Backdraft Damper, Add	148.82	
For Damper Motor, Add	212.50	
23 34 23 00-0012 EA 1/2 HP, 2,943 CFM At 1/4" Static Pressure, 22" x 22" Base, Belt Drive, Aluminum, Centrifugal Roof Exhauster.....	2,104.23	322.06
For 12" Roof Curb, Add	207.04	
For Backdraft Damper, Add	148.82	
For Damper Motor, Add	212.50	

23 Heating, Ventilating, and Air-Conditioning (HVAC)

23 30 HVAC Air Distribution

23 34 HVAC Fans



MINOR	CSI	UOM	DESCRIPTION	TOTAL DIRECT UNIT COST	DEMOLITION UNIT COST
23 34	23 00-0013	EA	3/4 HP, 4,289 CFM At 1/4" Static Pressure, 30" x 30" Base, Belt Drive, Aluminum, Centrifugal Roof Exhauster..... <i>For 12" Roof Curb, Add</i> <i>For Backdraft Damper, Add</i> <i>For Damper Motor, Add</i>	2,688.22 251.55 185.64 212.50	398.84
23 34	23 00-0014	EA	1 HP, 6,157 CFM At 1/4" Static Pressure, 34" x 34" Base, Belt Drive, Aluminum, Centrifugal Roof Exhauster..... <i>For 12" Roof Curb, Add</i> <i>For Backdraft Damper, Add</i> <i>For Damper Motor, Add</i>	3,556.07 271.96 201.24 212.50	498.54
23 34	23 00-0015	EA	1-1/2 HP, 8,906 CFM At 1/4" Static Pressure, 40" x 40" Base, Belt Drive, Aluminum, Centrifugal Roof Exhauster..... <i>For 12" Roof Curb, Add</i> <i>For Backdraft Damper, Add</i> <i>For Damper Motor, Add</i>	5,180.39 303.49 223.19 212.50	623.17
23 34	23 00-0016	EA	2 HP, 10,059 CFM At 1/4" Static Pressure, 40" x 40" Base, Belt Drive, Aluminum, Centrifugal Roof Exhauster..... <i>For 12" Roof Curb, Add</i> <i>For Backdraft Damper, Add</i> <i>For Damper Motor, Add</i>	5,224.91 303.49 223.19 212.50	623.17
23 34	23 00-0017	EA	3 HP, 11,703 CFM At 1/4" Static Pressure, 40" x 40" Base, Belt Drive, Aluminum, Centrifugal Roof Exhauster..... <i>For 12" Roof Curb, Add</i> <i>For Backdraft Damper, Add</i> <i>For Damper Motor, Add</i>	5,705.30 303.49 223.19 212.50	623.17
23 34	23 00-0018	EA	5 HP, 13,897 CFM At 1/4" Static Pressure, 40" x 40" Base, Belt Drive, Aluminum, Centrifugal Roof Exhauster..... <i>For 12" Roof Curb, Add</i> <i>For Backdraft Damper, Add</i> <i>For Damper Motor, Add</i>	5,168.59 303.49 223.19 212.50	623.17
23 34	23 00-0019		Propeller Exhaust Fans, Roof Mounted Upblast <small>(23 34 23 00-0001)</small> Note: Includes back draft damper and birdscreen and curb.		
23 34	23 00-0020	EA	30,300 CFM Belt Drive 5 HP Propeller Exhaust Fan, Roof Mounted, 3/8" Static Pressure.....	7,982.44	766.76
23 34	23 00-0021	EA	36,000 CFM Belt Drive 15 HP Propeller Exhaust Fan, Roof Mounted, 1/2" Static Pressure.....	13,180.38	996.79
23 34	23 00-0022		Belt Drive Supply Fans <small>(23 34 23 00-0001)</small>		
23 34	23 00-0023	EA	4,500 CFM, 24" x 24" Supply Fan, Roof Mounted.....	3,117.77	398.14
23 34	23 00-0024	EA	10,000 CFM, 36" x 36" Supply Fan, Roof Mounted.....	4,228.84	498.44
23 34	23 00-0025		Fan Thermostat <small>(23 34 23 00-0001)</small>		
23 34	23 00-0026	EA	50 To 120 Degree Line Voltage Fan Thermostat.....	142.15	
23 34	23 00-0027		Power Wall Ventilators <small>(23 34 23)</small>		
23 34	23 00-0028		Centrifugal Sidewall Exhausters <small>(23 34 23 00-0027)</small>		
23 34	23 00-0029		Direct Drive, Aluminum, Centrifugal Sidewall Exhauster <small>(23 34 23 00-0028)</small> Note: Greenheck CWB.		
23 34	23 00-0030	EA	1/25 HP, 297 CFM At 1/4" Static Pressure, Direct Drive, Aluminum, Centrifugal Sidewall Exhauster..... <i>For Solid State Speed Control, Add</i> <i>For Backdraft Damper, Add</i> <i>For Damper Motor, Add</i> <i>For Interior Wall Grill, Add</i>	797.77 158.49 167.15 361.90 121.24	160.53
23 34	23 00-0031	EA	1/8 HP, 861 CFM At 1/4" Static Pressure, Direct Drive, Aluminum, Centrifugal Sidewall Exhauster..... <i>For Solid State Speed Control, Add</i> <i>For Backdraft Damper, Add</i> <i>For Damper Motor, Add</i> <i>For Interior Wall Grill, Add</i>	914.41 158.49 184.86 361.90 144.49	188.45
23 34	23 00-0032	EA	1/6 HP, 1,179 CFM At 1/4" Static Pressure, Direct Drive, Aluminum, Centrifugal Sidewall Exhauster..... <i>For Solid State Speed Control, Add</i> <i>For Backdraft Damper, Add</i> <i>For Damper Motor, Add</i> <i>For Interior Wall Grill, Add</i>	1,387.40 158.49 208.95 361.90 167.74	212.38
23 34	23 00-0033		Belt Drive, Aluminum, Centrifugal Sidewall Exhausters <small>(23 34 23 00-0028)</small> Note: Greenheck CWB.		
23 34	23 00-0034	EA	1/4 HP, 1,633 CFM At 1/4" Static Pressure, Belt Drive, Aluminum, Centrifugal Sidewall Exhauster..... <i>For Solid State Speed Control, Add</i> <i>For Backdraft Damper, Add</i> <i>For Damper Motor, Add</i> <i>For Interior Wall Grill, Add</i>	2,270.81 158.49 193.92 361.90 255.91	119.90
23 34	23 00-0035	EA	1/2 HP, 2,291 CFM At 1/4" Static Pressure, Belt Drive, Aluminum, Centrifugal Sidewall Exhauster..... <i>For Solid State Speed Control, Add</i> <i>For Backdraft Damper, Add</i> <i>For Damper Motor, Add</i> <i>For Interior Wall Grill, Add</i>	2,397.50 158.49 193.92 361.90 255.91	135.02
23 34	23 00-0036	EA	3/4 HP, 3,646 CFM At 1/4" Static Pressure, Belt Drive, Aluminum, Centrifugal Sidewall Exhauster..... <i>For Solid State Speed Control, Add</i> <i>For Backdraft Damper, Add</i> <i>For Damper Motor, Add</i> <i>For Interior Wall Grill, Add</i>	2,946.46 158.49 242.94 361.90 297.71	154.46

23 34 33 Air Curtains (23 34)



MINOR	CSI	UOM	DESCRIPTION	TOTAL DIRECT UNIT COST	DEMOLITION UNIT COST
-------	-----	-----	-------------	------------------------	----------------------

23 34 33 00-0001			Unheated Air Curtains For Entrances ^(23 34 33)		
23 34 33 00-0002			Unheated Air Curtains, Standard Velocity ^(23 34 33 00-0001)		
23 34 33 00-0003	EA		Air Curtain For 3' x 8' - 10' Personnel Entrance, Unheated..... Note: Includes housing, mounting brackets and manual controls. <i>For Door Limit Switch, Combination Roller And Plunger, Add</i> <i>For Commercial Magnetic Reed Switch with Controller and Adjustable Time Delay - 115, 208-230 Volt 10, Add</i> <i>For Commercial Magnetic Reed Switch with Controller - 115, 208-230 Volt 10</i> <i>For Door Limit switch with Controller and Adjustable Time Delay - 115, 208-230 Volt, 10, Add</i> <i>For Flat Side Extension Plates, Add</i> <i>For Clearance Adjustable-Angle Mounting Bracket, Add</i> <i>For 10" To 16" Clearance Drum-Roll-Style Extended Wall Mounting Bracket, Add</i> <i>For 19" Clearance Drum-Roll-Style Extended Wall Mounting Bracket, Add</i>	2,218.45	730.86
23 34 33 00-0004	EA		Air Curtain For 3.5' x 8' - 10' Personnel Entrance, Unheated..... Note: Includes housing, mounting brackets and manual controls. <i>For Door Limit Switch, Combination Roller And Plunger, Add</i> <i>For Commercial Magnetic Reed Switch with Controller and Adjustable Time Delay - 115, 208-230 Volt 10, Add</i> <i>For Commercial Magnetic Reed Switch with Controller - 115, 208-230 Volt 10</i> <i>For Door Limit switch with Controller and Adjustable Time Delay - 115, 208-230 Volt, 10, Add</i> <i>For Flat Side Extension Plates, Add</i> <i>For Clearance Adjustable-Angle Mounting Bracket, Add</i> <i>For 10" To 16" Clearance Drum-Roll-Style Extended Wall Mounting Bracket, Add</i> <i>For 19" Clearance Drum-Roll-Style Extended Wall Mounting Bracket, Add</i>	2,251.11	730.86
23 34 33 00-0005	EA		Air Curtain For 4' x 8' - 10' Personnel Entrance, Unheated..... Note: Includes housing, mounting brackets and manual controls. <i>For Door Limit Switch, Combination Roller And Plunger, Add</i> <i>For Commercial Magnetic Reed Switch with Controller and Adjustable Time Delay - 115, 208-230 Volt 10, Add</i> <i>For Commercial Magnetic Reed Switch with Controller - 115, 208-230 Volt 10</i> <i>For Door Limit switch with Controller and Adjustable Time Delay - 115, 208-230 Volt, 10, Add</i> <i>For Flat Side Extension Plates, Add</i> <i>For Clearance Adjustable-Angle Mounting Bracket, Add</i> <i>For 10" To 16" Clearance Drum-Roll-Style Extended Wall Mounting Bracket, Add</i> <i>For 19" Clearance Drum-Roll-Style Extended Wall Mounting Bracket, Add</i>	2,286.50	730.86
23 34 33 00-0006	EA		Air Curtain For 5' x 8' - 10' Personnel Entrance, Unheated..... Note: Includes housing, mounting brackets and manual controls. <i>For Door Limit Switch, Combination Roller And Plunger, Add</i> <i>For Commercial Magnetic Reed Switch with Controller and Adjustable Time Delay - 115, 208-230 Volt 10, Add</i> <i>For Commercial Magnetic Reed Switch with Controller - 115, 208-230 Volt 10</i> <i>For Door Limit switch with Controller and Adjustable Time Delay - 115, 208-230 Volt, 10, Add</i> <i>For Flat Side Extension Plates, Add</i> <i>For Clearance Adjustable-Angle Mounting Bracket, Add</i> <i>For 10" To 16" Clearance Drum-Roll-Style Extended Wall Mounting Bracket, Add</i> <i>For 19" Clearance Drum-Roll-Style Extended Wall Mounting Bracket, Add</i>	2,871.73	730.86
23 34 33 00-0007	EA		Air Curtain For 6' x 8' - 10' Personnel Entrance, Unheated..... Note: Includes housing, mounting brackets and manual controls. <i>For Door Limit Switch, Combination Roller And Plunger, Add</i> <i>For Commercial Magnetic Reed Switch with Controller and Adjustable Time Delay - 115, 208-230 Volt 10, Add</i> <i>For Commercial Magnetic Reed Switch with Controller - 115, 208-230 Volt 10</i> <i>For Door Limit switch with Controller and Adjustable Time Delay - 115, 208-230 Volt, 10, Add</i> <i>For Flat Side Extension Plates, Add</i> <i>For Clearance Adjustable-Angle Mounting Bracket, Add</i> <i>For 10" To 16" Clearance Drum-Roll-Style Extended Wall Mounting Bracket, Add</i> <i>For 19" Clearance Drum-Roll-Style Extended Wall Mounting Bracket, Add</i>	3,251.18	877.43
23 34 33 00-0008	EA		Air Curtain For 7' x 8' - 10' Personnel Entrance, Unheated..... Note: Includes housing, mounting brackets and manual controls. <i>For Door Limit Switch, Combination Roller And Plunger, Add</i> <i>For Commercial Magnetic Reed Switch with Controller and Adjustable Time Delay - 115, 208-230 Volt 10, Add</i> <i>For Commercial Magnetic Reed Switch with Controller - 115, 208-230 Volt 10</i> <i>For Door Limit switch with Controller and Adjustable Time Delay - 115, 208-230 Volt, 10, Add</i> <i>For Flat Side Extension Plates, Add</i> <i>For Clearance Adjustable-Angle Mounting Bracket, Add</i> <i>For 10" To 16" Clearance Drum-Roll-Style Extended Wall Mounting Bracket, Add</i> <i>For 19" Clearance Drum-Roll-Style Extended Wall Mounting Bracket, Add</i>	3,455.33	877.43
23 34 33 00-0009	EA		Air Curtain For 8' x 8' - 10' Personnel Entrance, Unheated..... Note: Includes housing, mounting brackets and manual controls. <i>For Door Limit Switch, Combination Roller And Plunger, Add</i> <i>For Commercial Magnetic Reed Switch with Controller and Adjustable Time Delay - 115, 208-230 Volt 10, Add</i> <i>For Commercial Magnetic Reed Switch with Controller - 115, 208-230 Volt 10</i> <i>For Door Limit switch with Controller and Adjustable Time Delay - 115, 208-230 Volt, 10, Add</i> <i>For Flat Side Extension Plates, Add</i> <i>For Clearance Adjustable-Angle Mounting Bracket, Add</i> <i>For 10" To 16" Clearance Drum-Roll-Style Extended Wall Mounting Bracket, Add</i> <i>For 19" Clearance Drum-Roll-Style Extended Wall Mounting Bracket, Add</i>	3,823.18	1,012.04
23 34 33 00-0010	EA		Air Curtain For 9' x 8' - 10' Personnel Entrance, Unheated..... Note: Includes housing, mounting brackets and manual controls. <i>For Door Limit Switch, Combination Roller And Plunger, Add</i> <i>For Commercial Magnetic Reed Switch with Controller and Adjustable Time Delay - 115, 208-230 Volt 10, Add</i> <i>For Commercial Magnetic Reed Switch with Controller - 115, 208-230 Volt 10</i> <i>For Door Limit switch with Controller and Adjustable Time Delay - 115, 208-230 Volt, 10, Add</i> <i>For Flat Side Extension Plates, Add</i> <i>For Clearance Adjustable-Angle Mounting Bracket, Add</i> <i>For 10" To 16" Clearance Drum-Roll-Style Extended Wall Mounting Bracket, Add</i> <i>For 19" Clearance Drum-Roll-Style Extended Wall Mounting Bracket, Add</i>	4,638.42	1,012.04

23 Heating, Ventilating, and Air-Conditioning (HVAC)

23 30 HVAC Air Distribution

23 34 HVAC Fans



MINOR CSI UOM DESCRIPTION	TOTAL DIRECT UNIT COST	DEMOLITION UNIT COST
23 34 33 00-0011 EA Air Curtain For 10' x 8' - 10' Personnel Entrance, Unheated.....	4,741.86	1,012.04
Note: Includes housing, mounting brackets and manual controls.		
For Door Limit Switch, Combination Roller And Plunger, Add	193.21	
For Commercial Magnetic Reed Switch with Controller and Adjustable Time Delay - 115, 208-230 Volt 1Ø, Add	525.95	
For Commercial Magnetic Reed Switch with Controller - 115, 208-230 Volt 1Ø	390.71	
For Door Limit switch with Controller and Adjustable Time Delay - 115, 208-230 Volt, 1Ø, Add	601.09	
For Flat Side Extension Plates, Add	158.62	
For Clearance Adjustable-Angle Mounting Bracket, Add	317.25	
For 10" To 16" Clearance Drum-Roll-Style Extended Wall Mounting Bracket, Add	380.70	
For 19" Clearance Drum-Roll-Style Extended Wall Mounting Bracket, Add	401.85	
23 34 33 00-0012 EA Air Curtain For 12' x 8' - 10' Personnel Entrance, Unheated.....	5,016.78	1,012.04
Note: Includes housing, mounting brackets and manual controls.		
For Door Limit Switch, Combination Roller And Plunger, Add	193.21	
For Commercial Magnetic Reed Switch with Controller and Adjustable Time Delay - 115, 208-230 Volt 1Ø, Add	525.95	
For Commercial Magnetic Reed Switch with Controller - 115, 208-230 Volt 1Ø	390.71	
For Door Limit switch with Controller and Adjustable Time Delay - 115, 208-230 Volt, 1Ø, Add	601.09	
For Flat Side Extension Plates, Add	158.62	
For Clearance Adjustable-Angle Mounting Bracket, Add	317.25	
For 10" To 16" Clearance Drum-Roll-Style Extended Wall Mounting Bracket, Add	380.70	
For 19" Clearance Drum-Roll-Style Extended Wall Mounting Bracket, Add	401.85	
23 34 33 00-0013 Unheated Air Curtains, High Velocity (23 34 33 00-0001)		
23 34 33 00-0014 EA High Velocity Air Curtain For 3' x 10' - 12' Entrance, Unheated	2,760.12	730.86
Note: Includes housing, mounting brackets and manual controls.		
For Door Limit Switch, Combination Roller And Plunger, Add	193.21	
For Industrial Floor-Mounted Magnetic Reed Switch Only, Add	317.25	
For Flat Side Extension Plates, Add	158.62	
For Clearance Adjustable-Angle Mounting Bracket, Add	317.25	
For 10" To 16" Clearance Drum-Roll-Style Extended Wall Mounting Bracket, Add	380.70	
For 19" Clearance Drum-Roll-Style Extended Wall Mounting Bracket, Add	401.85	
23 34 33 00-0015 EA High Velocity Air Curtain For 3.5' x 10' - 12' Entrance, Unheated	2,802.31	730.86
Note: Includes housing, mounting brackets and manual controls.		
For Door Limit Switch, Combination Roller And Plunger, Add	193.21	
For Industrial Floor-Mounted Magnetic Reed Switch Only, Add	317.25	
For Flat Side Extension Plates, Add	158.62	
For Clearance Adjustable-Angle Mounting Bracket, Add	317.25	
For 10" To 16" Clearance Drum-Roll-Style Extended Wall Mounting Bracket, Add	380.70	
For 19" Clearance Drum-Roll-Style Extended Wall Mounting Bracket, Add	401.85	
23 34 33 00-0016 EA High Velocity Air Curtain For 4' x 10' - 12' Entrance, Unheated	2,820.01	730.86
Note: Includes housing, mounting brackets and manual controls.		
For Door Limit Switch, Combination Roller And Plunger, Add	193.21	
For Industrial Floor-Mounted Magnetic Reed Switch Only, Add	317.25	
For Flat Side Extension Plates, Add	158.62	
For Clearance Adjustable-Angle Mounting Bracket, Add	317.25	
For 10" To 16" Clearance Drum-Roll-Style Extended Wall Mounting Bracket, Add	380.70	
For 19" Clearance Drum-Roll-Style Extended Wall Mounting Bracket, Add	401.85	
23 34 33 00-0017 EA High Velocity Air Curtain For 5' x 10' - 12' Entrance, Unheated	2,854.03	730.86
Note: Includes housing, mounting brackets and manual controls.		
For Door Limit Switch, Combination Roller And Plunger, Add	193.21	
For Industrial Floor-Mounted Magnetic Reed Switch Only, Add	317.25	
For Flat Side Extension Plates, Add	158.62	
For Clearance Adjustable-Angle Mounting Bracket, Add	317.25	
For 10" To 16" Clearance Drum-Roll-Style Extended Wall Mounting Bracket, Add	380.70	
For 19" Clearance Drum-Roll-Style Extended Wall Mounting Bracket, Add	401.85	
23 34 33 00-0018 EA High Velocity Air Curtain For 6' x 10' - 12' Entrance, Unheated	4,492.41	877.43
Note: Includes housing, mounting brackets and manual controls.		
For Door Limit Switch, Combination Roller And Plunger, Add	193.21	
For Industrial Floor-Mounted Magnetic Reed Switch Only, Add	317.25	
For Flat Side Extension Plates, Add	158.62	
For Clearance Adjustable-Angle Mounting Bracket, Add	317.25	
For 10" To 16" Clearance Drum-Roll-Style Extended Wall Mounting Bracket, Add	380.70	
For 19" Clearance Drum-Roll-Style Extended Wall Mounting Bracket, Add	401.85	
23 34 33 00-0019 EA High Velocity Air Curtain For 7' x 10' - 12' Entrance, Unheated	4,702.01	877.43
Note: Includes housing, mounting brackets and manual controls.		
For Door Limit Switch, Combination Roller And Plunger, Add	193.21	
For Industrial Floor-Mounted Magnetic Reed Switch Only, Add	317.25	
For Flat Side Extension Plates, Add	158.62	
For Clearance Adjustable-Angle Mounting Bracket, Add	317.25	
For 10" To 16" Clearance Drum-Roll-Style Extended Wall Mounting Bracket, Add	380.70	
For 19" Clearance Drum-Roll-Style Extended Wall Mounting Bracket, Add	401.85	
23 34 33 00-0020 EA High Velocity Air Curtain For 8' x 10' - 12' Entrance, Unheated	4,992.28	1,012.04
Note: Includes housing, mounting brackets and manual controls.		
For Door Limit Switch, Combination Roller And Plunger, Add	193.21	
For Industrial Floor-Mounted Magnetic Reed Switch Only, Add	317.25	
For Flat Side Extension Plates, Add	158.62	
For Clearance Adjustable-Angle Mounting Bracket, Add	317.25	
For 10" To 16" Clearance Drum-Roll-Style Extended Wall Mounting Bracket, Add	380.70	
For 19" Clearance Drum-Roll-Style Extended Wall Mounting Bracket, Add	401.85	
23 34 33 00-0021 EA High Velocity Air Curtain For 9' x 10' - 12' Entrance, Unheated	5,717.69	1,012.04
Note: Includes housing, mounting brackets and manual controls.		
For Door Limit Switch, Combination Roller And Plunger, Add	193.21	
For Industrial Floor-Mounted Magnetic Reed Switch Only, Add	317.25	
For Flat Side Extension Plates, Add	158.62	
For Clearance Adjustable-Angle Mounting Bracket, Add	317.25	
For 10" To 16" Clearance Drum-Roll-Style Extended Wall Mounting Bracket, Add	380.70	
For 19" Clearance Drum-Roll-Style Extended Wall Mounting Bracket, Add	401.85	



MINOR CSI UOM DESCRIPTION	TOTAL DIRECT UNIT COST	DEMOLITION UNIT COST
23 34 33 00-0022 EA High Velocity Air Curtain For 10' x 10' - 12' Entrance, Unheated..... Note: Includes housing, mounting brackets and manual controls. <i>For Door Limit Switch, Combination Roller And Plunger, Add</i> <i>For Industrial Floor-Mounted Magnetic Reed Switch Only, Add</i> <i>For Flat Side Extension Plates, Add</i> <i>For Clearance Adjustable-Angle Mounting Bracket, Add</i> <i>For 10" To 16" Clearance Drum-Roll-Style Extended Wall Mounting Bracket, Add</i> <i>For 19" Clearance Drum-Roll-Style Extended Wall Mounting Bracket, Add</i>	5,793.91 193.21 317.25 158.62 317.25 380.70 401.85	1,012.04
23 34 33 00-0023 EA High Velocity Air Curtain For 12' x 10' - 12' Entrance, Unheated..... Note: Includes housing, mounting brackets and manual controls. <i>For Door Limit Switch, Combination Roller And Plunger, Add</i> <i>For Industrial Floor-Mounted Magnetic Reed Switch Only, Add</i> <i>For Flat Side Extension Plates, Add</i> <i>For Clearance Adjustable-Angle Mounting Bracket, Add</i> <i>For 10" To 16" Clearance Drum-Roll-Style Extended Wall Mounting Bracket, Add</i> <i>For 19" Clearance Drum-Roll-Style Extended Wall Mounting Bracket, Add</i>	6,090.61 193.21 317.25 158.62 317.25 380.70 401.85	1,012.04
23 34 33 00-0024 Service Window Unheated Air Curtains (23 34 33 00-0001) Note: Normal window sizes.		
23 34 33 00-0025 EA Air Curtain For 2.5' x 5' Service Window, Unheated Note: Includes housing, mounting brackets and manual controls. <i>For Door Limit Switch, Combination Roller And Plunger, Add</i> <i>For Flat Side Extension Plates, Add</i> <i>For Clearance Adjustable-Angle Mounting Bracket, Add</i> <i>For 10" To 16" Clearance Drum-Roll-Style Extended Wall Mounting Bracket, Add</i> <i>For 19" Clearance Drum-Roll-Style Extended Wall Mounting Bracket, Add</i>	2,012.41 193.21 158.62 317.25 380.70 401.85	576.32
23 34 33 00-0026 Heated Air Curtains For Entrances (23 34 33) Note: Includes housing, mounting brackets and manual controls.		
23 34 33 00-0027 EA 60" Heated Air Curtain With 1- 300 MBH Heater <i>For Door Limit Switch, Combination Roller And Plunger, Add</i> <i>For Flat Side Extension Plates, Add</i> <i>For Clearance Adjustable-Angle Mounting Bracket, Add</i> <i>For 10" To 16" Clearance Drum-Roll-Style Extended Wall Mounting Bracket, Add</i> <i>For 19" Clearance Drum-Roll-Style Extended Wall Mounting Bracket, Add</i>	3,769.27 193.21 158.62 317.25 380.70 401.85	643.62
23 34 33 00-0028 EA 60" Heated Air Curtain With 1- 400 MBH Heater <i>For Door Limit Switch, Combination Roller And Plunger, Add</i> <i>For Flat Side Extension Plates, Add</i> <i>For Clearance Adjustable-Angle Mounting Bracket, Add</i> <i>For 10" To 16" Clearance Drum-Roll-Style Extended Wall Mounting Bracket, Add</i> <i>For 19" Clearance Drum-Roll-Style Extended Wall Mounting Bracket, Add</i>	4,100.16 193.21 158.62 317.25 380.70 401.85	643.62
23 34 33 00-0029 EA 72" Heated Air Curtain With 1- 350 MBH Heater <i>For Door Limit Switch, Combination Roller And Plunger, Add</i> <i>For Flat Side Extension Plates, Add</i> <i>For Clearance Adjustable-Angle Mounting Bracket, Add</i> <i>For 10" To 16" Clearance Drum-Roll-Style Extended Wall Mounting Bracket, Add</i> <i>For 19" Clearance Drum-Roll-Style Extended Wall Mounting Bracket, Add</i>	4,522.48 193.21 158.62 317.25 380.70 401.85	772.25
23 34 33 00-0030 EA 72" Heated Air Curtain With 2- 250 MBH Heaters <i>For Door Limit Switch, Combination Roller And Plunger, Add</i> <i>For Flat Side Extension Plates, Add</i> <i>For Clearance Adjustable-Angle Mounting Bracket, Add</i> <i>For 10" To 16" Clearance Drum-Roll-Style Extended Wall Mounting Bracket, Add</i> <i>For 19" Clearance Drum-Roll-Style Extended Wall Mounting Bracket, Add</i>	4,919.55 193.21 158.62 317.25 380.70 401.85	772.25
23 34 33 00-0031 EA 96" Heated Air Curtain With 1- 400 MBH Heater <i>For Door Limit Switch, Combination Roller And Plunger, Add</i> <i>For Flat Side Extension Plates, Add</i> <i>For Clearance Adjustable-Angle Mounting Bracket, Add</i> <i>For 10" To 16" Clearance Drum-Roll-Style Extended Wall Mounting Bracket, Add</i> <i>For 19" Clearance Drum-Roll-Style Extended Wall Mounting Bracket, Add</i>	6,029.12 193.21 158.62 317.25 380.70 401.85	1,029.49
23 34 33 00-0032 EA 96" Heated Air Curtain With 2- 350 MBH Heaters <i>For Door Limit Switch, Combination Roller And Plunger, Add</i> <i>For Flat Side Extension Plates, Add</i> <i>For Clearance Adjustable-Angle Mounting Bracket, Add</i> <i>For 10" To 16" Clearance Drum-Roll-Style Extended Wall Mounting Bracket, Add</i> <i>For 19" Clearance Drum-Roll-Style Extended Wall Mounting Bracket, Add</i>	6,558.55 193.21 158.62 317.25 380.70 401.85	1,029.49
23 34 33 00-0033 EA 117" Heated Air Curtain With 2- 300 MBH Heaters <i>For Door Limit Switch, Combination Roller And Plunger, Add</i> <i>For Flat Side Extension Plates, Add</i> <i>For Clearance Adjustable-Angle Mounting Bracket, Add</i> <i>For 10" To 16" Clearance Drum-Roll-Style Extended Wall Mounting Bracket, Add</i> <i>For 19" Clearance Drum-Roll-Style Extended Wall Mounting Bracket, Add</i>	7,347.09 193.21 158.62 317.25 380.70 401.85	1,254.33
23 34 33 00-0034 EA 117" Heated Air Curtain With 2- 400 MBH Heaters <i>For Door Limit Switch, Combination Roller And Plunger, Add</i> <i>For Flat Side Extension Plates, Add</i> <i>For Clearance Adjustable-Angle Mounting Bracket, Add</i> <i>For 10" To 16" Clearance Drum-Roll-Style Extended Wall Mounting Bracket, Add</i> <i>For 19" Clearance Drum-Roll-Style Extended Wall Mounting Bracket, Add</i>	7,992.33 193.21 158.62 317.25 380.70 401.85	1,254.33
23 34 33 00-0035 EA 147" Heated Air Curtain With 2- 350 MBH Heaters <i>For Door Limit Switch, Combination Roller And Plunger, Add</i> <i>For Flat Side Extension Plates, Add</i> <i>For Clearance Adjustable-Angle Mounting Bracket, Add</i> <i>For 10" To 16" Clearance Drum-Roll-Style Extended Wall Mounting Bracket, Add</i> <i>For 19" Clearance Drum-Roll-Style Extended Wall Mounting Bracket, Add</i>	9,231.51 193.21 158.62 317.25 380.70 401.85	1,575.89

23 Heating, Ventilating, and Air-Conditioning (HVAC)

23 30 HVAC Air Distribution

23 34 HVAC Fans



MINOR	CSI	UOM	DESCRIPTION	TOTAL DIRECT UNIT COST	DEMOLITION UNIT COST
23 34	33 00-0036	EA	147" Heated Air Curtain With 3- 350 MBH Heaters For Door Limit Switch, Combination Roller And Plunger, Add For Flat Side Extension Plates, Add For Clearance Adjustable-Angle Mounting Bracket, Add For 10" To 16" Clearance Drum-Roll-Style Extended Wall Mounting Bracket, Add For 19" Clearance Drum-Roll-Style Extended Wall Mounting Bracket, Add	10,836.35 193.21 158.62 317.25 380.70 401.85	1,575.89
23 34	33 00-0037	EA	168" Heated Air Curtain With 2- 400 MBH Heaters For Door Limit Switch, Combination Roller And Plunger, Add For Flat Side Extension Plates, Add For Clearance Adjustable-Angle Mounting Bracket, Add For 10" To 16" Clearance Drum-Roll-Style Extended Wall Mounting Bracket, Add For 19" Clearance Drum-Roll-Style Extended Wall Mounting Bracket, Add	10,550.96 193.21 158.62 317.25 380.70 401.85	1,801.23
23 34	33 00-0038	EA	168" Heated Air Curtain With 3- 400 MBH Heaters For Door Limit Switch, Combination Roller And Plunger, Add For Flat Side Extension Plates, Add For Clearance Adjustable-Angle Mounting Bracket, Add For 10" To 16" Clearance Drum-Roll-Style Extended Wall Mounting Bracket, Add For 19" Clearance Drum-Roll-Style Extended Wall Mounting Bracket, Add	12,384.66 193.21 158.62 317.25 380.70 401.85	1,801.23
23 34	33 00-0039	EA	192" Heated Air Curtain With 2- 400 MBH Heaters For Door Limit Switch, Combination Roller And Plunger, Add For Flat Side Extension Plates, Add For Clearance Adjustable-Angle Mounting Bracket, Add For 10" To 16" Clearance Drum-Roll-Style Extended Wall Mounting Bracket, Add For 19" Clearance Drum-Roll-Style Extended Wall Mounting Bracket, Add	12,054.84 193.21 158.62 317.25 380.70 401.85	2,058.47
23 34	33 00-0040	EA	192" Heated Air Curtain With 4- 350 MBH Heaters For Door Limit Switch, Combination Roller And Plunger, Add For Flat Side Extension Plates, Add For Clearance Adjustable-Angle Mounting Bracket, Add For 10" To 16" Clearance Drum-Roll-Style Extended Wall Mounting Bracket, Add For 19" Clearance Drum-Roll-Style Extended Wall Mounting Bracket, Add	14,150.50 193.21 158.62 317.25 380.70 401.85	2,058.47

23 35 Special Exhaust Systems (23 30)

See CSI section 23 31 13 16-0075 for spiral duct/piping.

23 35 13 Dust Collection Systems (23 35)

23 35 13 13 Sawdust Collection Systems (23 35 13)

23 35 13 13-0001	EA	Dust Collector System (23 35 13 13)		
23 35 13 13-0002	EA	1.5 HP Dust Collector Central Vacuum Unit Note: Includes fan bower, stand, cyclone, filter, silencer and 35 gallon fiber drum dust bin.	4,175.76	864.12
23 35 13 13-0003	EA	2 HP Dust Collector Central Vacuum Unit Note: Includes fan bower, stand, cyclone, filter, silencer and 35 gallon fiber drum dust bin.	4,668.89	1,026.14
23 35 13 13-0004	EA	2-1/2 HP Dust Collector Central Vacuum Unit Note: Includes fan bower, stand, cyclone, filter, silencer and 35 gallon fiber drum dust bin.	5,619.29	1,188.16
23 35 13 13-0005	EA	3 HP Dust Collector Central Vacuum Unit Note: Includes fan bower, stand, cyclone, filter, silencer and 35 gallon fiber drum dust bin.	6,398.64	1,404.19
23 35 13 13-0006	EA	5 HP Dust Collector Central Vacuum Unit Note: Includes fan bower, stand, cyclone, filter, silencer and 55 gallon fiber drum dust bin.	13,811.78	1,615.10
23 35 13 13-0007	EA	7-1/2 HP Dust Collector Central Vacuum Unit Note: Includes fan bower, stand, cyclone, filter, silencer and 55 gallon fiber drum dust bin.	16,771.07	1,884.29
23 35 13 13-0008	EA	10 HP Dust Collector Central Vacuum Unit Note: Includes fan bower, stand, cyclone, filter, silencer and 55 gallon fiber drum dust bin.	19,211.59	2,153.48
23 35 13 13-0009	EA	15 HP Dust Collector Central Vacuum Unit Note: Includes fan bower, stand, cyclone, filter, silencer and two 55 gallon fiber drum dust bin.	21,592.12	2,476.50
23 35 13 13-0010	EA	20 HP Dust Collector Central Vacuum Unit Note: Includes fan bower, stand, cyclone, filter, silencer and two 55 gallon fiber drum dust bin.	24,086.94	2,799.52
23 35 13 13-0011		Vacuum Tubing And Accessories (23 35 13 13)		
23 35 13 13-0012		Vacuum Tubing (23 35 13 13-0011)		
23 35 13 13-0013		Flexible Hose (23 35 13 13-0012)		
23 35 13 13-0014	LF	2" Flexible Hose.....	11.94	1.79
23 35 13 13-0015	LF	3" Flexible Hose.....	14.34	2.00
23 35 13 13-0016	LF	4" Flexible Hose.....	15.56	2.20
23 35 13 13-0017		Galvanized Vacuum Tubing (23 35 13 13-0012)		
23 35 13 13-0018	LF	2-1/8" Outside Diameter Vacuum Tubing, Galvanized.....	9.87	1.79
23 35 13 13-0019	LF	2-1/2" Outside Diameter Vacuum Tubing, Galvanized.....	11.07	1.90
23 35 13 13-0020	LF	3" Outside Diameter Vacuum Tubing, Galvanized.....	13.22	2.00
23 35 13 13-0021	LF	3-1/2" Outside Diameter Vacuum Tubing, Galvanized.....	17.28	2.10
23 35 13 13-0022	LF	4" Outside Diameter Vacuum Tubing, Galvanized.....	17.77	2.20
23 35 13 13-0023	LF	5" Outside Diameter Vacuum Tubing, Galvanized.....	29.57	2.49
23 35 13 13-0024	LF	6" Outside Diameter Vacuum Tubing, Galvanized.....	33.32	2.89
23 35 13 13-0025	LF	8" Outside Diameter Vacuum Tubing, Galvanized.....	45.05	3.99
23 35 13 13-0026	LF	10" Outside Diameter Vacuum Tubing, Galvanized.....	52.73	4.99
23 35 13 13-0027	LF	12" Outside Diameter Vacuum Tubing, Galvanized.....	132.23	6.58
23 35 13 13-0028		Vacuum Fittings, Galvanized (23 35 13 13-0011)		



MINOR CSI UOM DESCRIPTION	TOTAL DIRECT UNIT COST	DEMOLITION UNIT COST
23 35 13 13-0029 90 Degree Elbow <small>(23 35 13 13-0028)</small>		
23 35 13 13-0030 EA 2-1/8" 90 Degree Elbow, Vacuum Tubing, Galvanized	49.28	11.46
23 35 13 13-0031 EA 2-1/2" 90 Degree Elbow, Vacuum Tubing, Galvanized	61.19	12.27
23 35 13 13-0032 EA 3" 90 Degree Elbow, Vacuum Tubing, Galvanized	76.53	13.36
23 35 13 13-0033 EA 3-1/2" 90 Degree Elbow, Vacuum Tubing, Galvanized	90.44	14.46
23 35 13 13-0034 EA 4" 90 Degree Elbow, Vacuum Tubing, Galvanized	107.91	15.95
23 35 13 13-0035 EA 5" 90 Degree Elbow, Vacuum Tubing, Galvanized	179.42	17.74
23 35 13 13-0036 EA 6" 90 Degree Elbow, Vacuum Tubing, Galvanized	238.58	19.94
23 35 13 13-0037 EA 8" 90 Degree Elbow, Vacuum Tubing, Galvanized	429.32	26.62
23 35 13 13-0038 45 Degree Elbow <small>(23 35 13 13-0028)</small>		
23 35 13 13-0039 EA 2-1/8" 45 Degree Elbow, Vacuum Tubing, Galvanized	46.07	11.46
23 35 13 13-0040 EA 2-1/2" 45 Degree Elbow, Vacuum Tubing, Galvanized	58.55	12.27
23 35 13 13-0041 EA 3" 45 Degree Elbow, Vacuum Tubing, Galvanized	67.67	13.36
23 35 13 13-0042 EA 3-1/2" 45 Degree Elbow, Vacuum Tubing, Galvanized	80.45	14.46
23 35 13 13-0043 EA 4" 45 Degree Elbow, Vacuum Tubing, Galvanized	98.67	15.95
23 35 13 13-0044 EA 5" 45 Degree Elbow, Vacuum Tubing, Galvanized	147.37	17.74
23 35 13 13-0045 EA 6" 45 Degree Elbow, Vacuum Tubing, Galvanized	191.45	19.94
23 35 13 13-0046 EA 8" 45 Degree Elbow, Vacuum Tubing, Galvanized	350.13	26.62
23 35 13 13-0047 Wye <small>(23 35 13 13-0028)</small>		
23 35 13 13-0048 EA 2-1/8" Wye, Vacuum Tubing, Galvanized	89.59	18.94
23 35 13 13-0049 EA 2-1/2" Wye, Vacuum Tubing, Galvanized	107.84	20.44
23 35 13 13-0050 EA 3" Wye, Vacuum Tubing, Galvanized	131.84	21.94
23 35 13 13-0051 EA 3-1/2" Wye, Vacuum Tubing, Galvanized	160.47	24.43
23 35 13 13-0052 EA 4" Wye, Vacuum Tubing, Galvanized	214.38	26.42
23 35 13 13-0053 EA 5" Wye, Vacuum Tubing, Galvanized	363.73	29.42
23 35 13 13-0054 EA 6" Wye, Vacuum Tubing, Galvanized	482.50	33.40
23 35 13 13-0055 EA 8" Wye, Vacuum Tubing, Galvanized	956.19	36.39
23 35 13 13-0056 EA 10" Wye, Vacuum Tubing, Galvanized	1,325.26	39.88
23 35 13 13-0057 EA 12" Wye, Vacuum Tubing, Galvanized	1,674.74	44.67
23 35 13 13-0058 Reducer <small>(23 35 13 13-0028)</small>		
23 35 13 13-0059 EA 3" Reducer, Vacuum Tubing, Galvanized	50.69	13.36
23 35 13 13-0060 EA 4" Reducer, Vacuum Tubing, Galvanized	56.40	14.46
23 35 13 13-0061 EA 5" Reducer, Vacuum Tubing, Galvanized	71.49	15.95
23 35 13 13-0062 EA 6" Reducer, Vacuum Tubing, Galvanized	77.07	17.74
23 35 13 13-0063 EA 8" Reducer, Vacuum Tubing, Galvanized	90.25	19.94
23 35 13 13-0064 Air Gate Valve, Galvanized <small>(23 35 13 13-0011)</small>		
23 35 13 13-0065 EA 2-1/8" Air Gate Valve, Vacuum Tubing, Galvanized	357.82	26.62
23 35 13 13-0066 EA 2-1/2" Air Gate Valve, Vacuum Tubing, Galvanized	374.75	28.42
23 35 13 13-0067 EA 3" Air Gate Valve, Vacuum Tubing, Galvanized	430.71	30.61
23 35 13 13-0068 EA 3-1/2" Air Gate Valve, Vacuum Tubing, Galvanized	491.05	32.70
23 35 13 13-0069 EA 4" Air Gate Valve, Vacuum Tubing, Galvanized	553.73	34.70
23 35 13 13-0070 EA 5" Air Gate Valve, Vacuum Tubing, Galvanized	654.04	39.59
23 35 13 13-0071 EA 6" Air Gate Valve, Vacuum Tubing, Galvanized	753.49	44.37
23 35 16 Engine Exhaust Systems <small>(23 35)</small>		
23 35 16 16 Mechanical Engine Exhaust Systems <small>(23 35 16)</small>		
23 35 16 16-0001 Overhead Tailpipe Exhaust System <small>(23 35 16 16)</small>		
23 35 16 16-0002 Overhead Tailpipe Exhaust Blowers <small>(23 35 16 16-0001)</small>		
23 35 16 16-0003 Overhead Direct Drive Tailpipe Exhaust Blowers <small>(23 35 16 16-0002)</small>		
23 35 16 16-0004 EA 495 CFM 1/3 HP Tailpipe Exhaust Blower, Direct Drive, Overhead System	3,537.31	212.38
23 35 16 16-0005 EA 1,445 CFM 3/4 HP Tailpipe Exhaust Blower, Direct Drive, Overhead System	4,035.86	433.73
23 35 16 16-0006 EA 1,840 CFM 1-1/2 HP Tailpipe Exhaust Blower, Direct Drive, Overhead System	5,641.41	525.47
23 35 16 16-0007 Overhead Belt Drive Tailpipe Exhaust Blowers <small>(23 35 16 16-0002)</small>		
23 35 16 16-0008 EA 1,400 CFM 1 HP Tailpipe Exhaust Blower, Belt Drive, Overhead System	3,920.29	433.73
23 35 16 16-0009 EA 2,023 CFM 1-1/2 HP Tailpipe Exhaust Blower, Belt Drive, Overhead System	4,156.80	525.47
23 35 16 16-0010 EA 2,750 CFM 2 HP Tailpipe Exhaust Blower, Belt Drive, Overhead System	4,913.26	831.56
23 35 16 16-0011 EA 4,400 CFM 3 HP Tailpipe Exhaust Blower, Belt Drive, Overhead System	5,995.92	1,072.86
23 35 16 16-0012 EA 7,060 CFM 5 HP Tailpipe Exhaust Blower, Belt Drive, Overhead System	7,600.96	1,278.26
23 35 16 16-0013 Spiral Exhaust Duct Accessories <small>(23 35 16 16-0001)</small>		
23 35 16 16-0014 Flex Hose x Length <small>(23 35 16 16-0013)</small>		
Note: Includes duct coupler, damper and tailpipe adapter.		
23 35 16 16-0015 EA 3" x 20' Neoprene Spiral Exhaust Flexible Hose With Duct Coupler, Damper, Tailpipe Adapter	151.83	52.85
23 35 16 16-0016 EA 3" x 20' Galvanized Spiral Exhaust Flexible Hose With Duct Coupler, Damper, Tailpipe Adapter	130.43	52.85

23 Heating, Ventilating, and Air-Conditioning (HVAC)

23 30 HVAC Air Distribution

23 35 Special Exhaust Systems



MINOR	CSI	UOM	DESCRIPTION	TOTAL DIRECT UNIT COST	DEMOLITION UNIT COST
23 35 16 16-0017	EA		4" x 20' Neoprene Spiral Exhaust Flexible Hose With Duct Coupler, Damper, Tailpipe Adapter.....	233.10	83.76
23 35 16 16-0018	EA		4" x 20' Galvanized Spiral Exhaust Flexible Hose With Duct Coupler, Damper, Tailpipe Adapter.....	197.34	83.76
23 35 16 16-0019	EA		5" x 20' Neoprene Spiral Exhaust Flexible Hose With Duct Coupler, Damper, Tailpipe Adapter.....	332.04	132.61
23 35 16 16-0020	EA		5" x 20' Galvanized Spiral Exhaust Flexible Hose With Duct Coupler, Damper, Tailpipe Adapter.....	319.24	132.61
23 35 16 16-0021	EA		6" x 15' Neoprene Spiral Exhaust Flexible Hose With Duct Coupler, Damper, Tailpipe Adapter.....	508.05	210.39
23 35 16 16-0022	EA		6" x 17' Galvanized Spiral Exhaust Flexible Hose With Duct Coupler, Damper, Tailpipe Adapter.....	481.13	210.39
23 35 16 16-0023			Flex Hose With Duct Coupler, Damper And Diesel Exhaust Adapter (23 35 16 16-0013)		
23 35 16 16-0024	EA		4" x 15' Neoprene Spiral Exhaust Flexible Hose With Duct Coupler, Damper, Tailpipe Adapter.....	168.90	52.85
23 35 16 16-0025	EA		5" x 15' Neoprene Spiral Exhaust Flexible Hose With Duct Coupler, Damper, Tailpipe Adapter.....	245.56	83.76
23 35 16 16-0026	EA		4" x 17' Galvanized Spiral Exhaust Flexible Hose With Duct Coupler, Damper, Tailpipe Adapter.....	144.25	52.85
23 35 16 16-0027	EA		5" x 17' Galvanized Spiral Exhaust Flexible Hose With Duct Coupler, Damper, Tailpipe Adapter.....	208.99	83.76
23 35 16 16-0028	EA		6" x 25' High Pressure, Stainless Steel Exhaust Flexible Hose With Duct Coupler, Damper, Tailpipe Adapter.....	1,299.21	71.19
23 35 16 16-0029	EA		8" x 15' Heat-Resistant Fabric Flex Hose (650 Degree F.) With Duct Coupler, Damper And Tail-Pipe Adapter.....	1,141.86	130.61
23 35 16 16-0030	EA		10" x 15' Heat-Resistant Fabric Flex Hose (650 Degree F.) With Duct Coupler, Damper And Tail-Pipe Adapter.....	1,257.77	130.61
23 35 16 16-0031	LF		8" Heat-Resistant Fabric Flex Hose (650 Degree F.).....	60.71	10.17
23 35 16 16-0032	LF		10" Heat-Resistant Fabric Flex Hose (650 Degree F.).....	67.83	10.17
23 35 16 16-0033			Flexible Hose (23 35 16 16-0013)		
23 35 16 16-0034	LF		3" Stainless Steel Flexible Tubing.....	38.70	2.49
23 35 16 16-0035	LF		4" Stainless Steel Flexible Tubing.....	49.35	2.79
23 35 16 16-0036	LF		5" Stainless Steel Flexible Tubing.....	58.75	2.89
23 35 16 16-0037	LF		6" Stainless Steel Flexible Tubing.....	69.43	3.09
23 35 16 16-0038	LF		3" Galvanized Flexible Tubing.....	23.17	2.49
23 35 16 16-0039	LF		4" Galvanized Flexible Tubing.....	27.25	2.79
23 35 16 16-0040	LF		5" Galvanized Flexible Tubing.....	31.36	2.89
23 35 16 16-0041	LF		6" Galvanized Flexible Tubing.....	35.05	3.09
23 35 16 16-0042			Accessories (23 35 16 16-0001)		
23 35 16 16-0043	EA		3" Tail Pipe Adapter.....	50.34	7.48
23 35 16 16-0044	EA		4" Tail Pipe Adapter.....	51.75	7.48
23 35 16 16-0045	EA		5" Tail Pipe Adapter.....	55.16	8.48
23 35 16 16-0046	EA		3" Bullnose (Guide).....	28.05	4.99
23 35 16 16-0047	EA		4" Bullnose (Guide).....	29.84	5.48
23 35 16 16-0048	EA		5" Bullnose (Guide).....	31.86	5.98
23 35 16 16-0049	EA		Flex-Hose Winch And Associated Hardware.....	208.28	56.54
23 35 16 16-0050	LF		Flex-Hose Winch Cable, 1/8" Galvanized Wire Rope.....	0.12	
23 35 19 Fume Exhaust Systems			(23 35)		
23 35 19 00-0001	EA		Fume Exhauster, 1 1/2 HP 630 CFM With Out Hose And Intake Nozzle.....	2,420.34	398.53
23 35 19 00-0002	EA		Hose Extension Kit 5'.....	376.52	88.54
23 36 Air Terminal Units			(23 30)		
23 36 13 Constant-Air-Volume Units			(23 36)		
23 36 13 00-0001			Vertical Units, With Electric Heating Coils (23 36 13)		
23 36 13 00-0002	EA		60 CFM Vertical Induction Unit, With Electric Heating Coils.....	1,666.11	141.05
23 36 13 00-0003	EA		90 CFM Vertical Induction Unit, With Electric Heating Coils.....	2,007.26	151.90
23 36 13 00-0004	EA		120 CFM Vertical Induction Unit, With Electric Heating Coils.....	2,142.25	157.33
23 36 13 00-0005	EA		150 CFM Vertical Induction Unit, With Electric Heating Coils.....	2,288.12	168.18
23 36 13 00-0006	EA		175 CFM Vertical Induction Unit, With Electric Heating Coils.....	2,583.75	173.60
23 36 13 00-0007			Horizontal Units, With Electric Heating Coils (23 36 13)		
23 36 13 00-0008	EA		60 CFM Horizontal Induction Unit, With Electric Heating Coils.....	1,410.67	141.05
23 36 13 00-0009	EA		90 CFM Horizontal Induction Unit, With Electric Heating Coils.....	1,687.82	151.90
23 36 13 00-0010	EA		120 CFM Horizontal Induction Unit, With Electric Heating Coils.....	2,017.42	160.04
23 36 13 00-0011			Duct Boxes, Constant Volume Control (23 36 13)		
23 36 13 00-0012			Single Duct Boxes, Constant Volume Control (23 36 13 00-0011)		
23 36 13 00-0013	EA		4 - 6" Diameter Inlet, 50 - 240 CFM, Single Duct Boxes, Constant Volume Control.....	1,359.20	41.04
			<i>For Boxes With Motor, Add</i>	239.44	
23 36 13 00-0014	EA		6 - 8" Diameter Inlet, 100 - 480 CFM, Single Duct Boxes, Constant Volume Control.....	1,504.78	44.29
			<i>For Boxes With Motor, Add</i>	265.60	
23 36 13 00-0015	EA		7 - 10" Diameter Inlet, 150 - 720 CFM, Single Duct Boxes, Constant Volume Control.....	1,561.70	48.60
			<i>For Boxes With Motor, Add</i>	273.45	
23 36 13 00-0016	EA		9 - 12" Diameter Inlet, 200 - 960 CFM, Single Duct Boxes, Constant Volume Control.....	1,589.41	50.77
			<i>For Boxes With Motor, Add</i>	277.38	
23 36 13 00-0017	EA		12" Diameter Inlet, 250 - 1,200 CFM, Single Duct Boxes, Constant Volume Control.....	1,610.36	56.17
			<i>For Boxes With Motor, Add</i>	277.38	
23 36 13 00-0018	EA		14" Diameter Inlet, 350 - 1,680 CFM, Single Duct Boxes, Constant Volume Control.....	1,842.20	62.65
			<i>For Boxes With Motor, Add</i>	317.94	



MINOR CSI UOM DESCRIPTION	TOTAL DIRECT UNIT COST	DEMOLITION UNIT COST
23 36 13 00-0019 EA 16" Diameter Inlet, 450 - 2,160 CFM, Single Duct Boxes, Constant Volume Control <i>For Boxes With Motor, Add</i>	1,930.35 329.71	70.21
23 36 13 00-0020 EA 20" x 16" Inlet, 550 - 2,640 CFM, Single Duct Boxes, Constant Volume Control..... <i>For Boxes With Motor, Add</i>	2,043.25 341.61	84.26
23 36 13 00-0021 EA 24" x 16" Inlet, 650 - 3,120 CFM, Single Duct Boxes, Constant Volume Control..... <i>For Boxes With Motor, Add</i>	2,155.18 353.27	97.22
23 36 13 00-0022 Dual Duct Boxes, Constant Volume Control <small>(23 36 13 00-0011)</small>		
23 36 13 00-0023 EA 4 - 6" Diameter Inlet, 50 - 240 CFM, Dual Duct Boxes, Constant Volume Control..... <i>For Boxes With Motor, Add</i>	1,922.39 352.07	41.04
23 36 13 00-0024 EA 6 - 8" Diameter Inlet, 100 - 480 CFM, Dual Duct Boxes, Constant Volume Control..... <i>For Boxes With Motor, Add</i>	2,055.98 375.84	44.29
23 36 13 00-0025 EA 7 - 10" Diameter Inlet, 150 - 720 CFM, Dual Duct Boxes, Constant Volume Control..... <i>For Boxes With Motor, Add</i>	2,144.21 389.96	48.60
23 36 13 00-0026 EA 9 - 12" Diameter Inlet, 200 - 960 CFM, Dual Duct Boxes, Constant Volume Control..... <i>For Boxes With Motor, Add</i>	2,234.01 406.30	50.77
23 36 13 00-0027 EA 12" Diameter Inlet, 250 - 1,200 CFM, Dual Duct Boxes, Constant Volume Control..... <i>For Boxes With Motor, Add</i>	2,254.96 406.30	56.17
23 36 13 00-0028 EA 14" Diameter Inlet, 350 - 1,680 CFM, Dual Duct Boxes, Constant Volume Control..... <i>For Boxes With Motor, Add</i>	2,592.24 467.95	63.73
23 36 13 00-0029 EA 16" Diameter Inlet, 450 - 2,160 CFM, Dual Duct Boxes, Constant Volume Control..... <i>For Boxes With Motor, Add</i>	2,833.04 510.29	70.21
23 36 13 00-0030 EA 20" x 16" Inlet, 550 - 2,640 CFM, Dual Duct Boxes, Constant Volume Control..... <i>For Boxes With Motor, Add</i>	3,046.34 542.22	84.26
23 36 13 00-0031 EA 24" x 16" Inlet, 650 - 3,120 CFM, Dual Duct Boxes, Constant Volume Control..... <i>For Boxes With Motor, Add</i>	3,174.25 557.08	97.22
23 36 16 Variable-Air-Volume Units <small>(23 36)</small>		
23 36 16 00-0001 Variable Volume Terminal Unit <small>(23 36 16)</small>		
<i>Note: Includes flow controllers, insulated plenum, system powered box mounted thermostat.</i>		
23 36 16 00-0002 Single Duct Variable Volume Terminal Unit <small>(23 36 16 00-0001)</small>		
<i>Note: Enclosure only. For mounting DDC controls.</i>		
23 36 16 00-0003 EA 6" Diameter Inlet, 80 To 500 CFM, Variable Air Volume Box With Enclosure Only <i>Note: For mounting DDC controls</i>	571.63	49.69
<i>For Filters And Frames, Add</i>		
	6.30	
23 36 16 00-0004 EA 8" Diameter Inlet, 145 To 900 CFM, Variable Air Volume Box With Enclosure Only <i>Note: For mounting DDC controls</i>	639.07	56.17
<i>For Filters And Frames, Add</i>		
	6.30	
23 36 16 00-0005 EA 10" Diameter Inlet, 230 To 1,400 CFM, Variable Air Volume Box With Enclosure Only <i>Note: For mounting DDC controls</i>	710.82	62.65
<i>For Filters And Frames, Add</i>		
	6.30	
23 36 16 00-0006 EA 12" Diameter Inlet, 325 To 2,000 CFM, Variable Air Volume Box With Enclosure Only <i>Note: For mounting DDC controls</i>	756.69	70.21
<i>For Filters And Frames, Add</i>		
	6.30	
23 36 16 00-0007 EA 14" Diameter Inlet, 450 To 3,000 CFM, Variable Air Volume Box With Enclosure Only <i>Note: For mounting DDC controls</i>	1,046.14	151.11
<i>For Filters And Frames, Add</i>		
	6.30	
23 36 16 00-0008 EA 16" Diameter Inlet, 580 To 4,000 CFM, Variable Air Volume Box With Enclosure Only <i>Note: For mounting DDC controls</i>	1,247.94	179.31
<i>For Filters And Frames, Add</i>		
	6.30	
23 36 16 00-0009 Single Duct Variable Volume Terminal Unit <small>(23 36 16 00-0001)</small>		
<i>Note: With pneumatic controls.</i>		
23 36 16 00-0010 EA 6" Diameter Inlet, 80 - 500 CFM, Variable Air Volume Box With pneumatic controller <i>For Fan Powered Variable Air Volume Box, Add</i>	1,229.62 1,326.28	49.69
<i>For Hot Water Coils, Add</i>		
	419.00	
<i>For Pressure Independent Actuator, Add</i>		
	67.57	
<i>For Filters And Frames, Add</i>		
	6.30	
23 36 16 00-0011 EA 8" Diameter Inlet, 145 - 900 CFM, Variable Air Volume Box With pneumatic controller <i>For Fan Powered Variable Air Volume Box, Add</i>	1,327.93 1,420.12	56.17
<i>For Hot Water Coils, Add</i>		
	447.90	
<i>For Pressure Independent Actuator, Add</i>		
	67.57	
<i>For Filters And Frames, Add</i>		
	6.30	
23 36 16 00-0012 EA 10" Diameter Inlet, 230 - 1,400 CFM, Variable Air Volume Box With pneumatic controller <i>For Fan Powered Variable Air Volume Box, Add</i>	1,387.81 1,463.84	62.65
<i>For Hot Water Coils, Add</i>		
	460.42	
<i>For Pressure Independent Actuator, Add</i>		
	67.57	
<i>For Filters And Frames, Add</i>		
	6.30	
23 36 16 00-0013 EA 12" Diameter Inlet, 325 - 2,000 CFM, Variable Air Volume Box With pneumatic controller <i>For Fan Powered Variable Air Volume Box, Add</i>	1,445.56 1,504.64	70.21
<i>For Hot Water Coils, Add</i>		
	471.98	
<i>For Pressure Independent Actuator, Add</i>		
	67.57	
<i>For Filters And Frames, Add</i>		
	6.30	
23 36 16 00-0014 EA 14" Diameter Inlet, 450 To 3,000 CFM, Variable Air Volume Box With pneumatic controller <i>For Fan Powered Variable Air Volume Box, Add</i>	1,670.87 1,687.21	151.11
<i>For Hot Water Coils, Add</i>		
	525.92	
<i>For Pressure Independent Actuator, Add</i>		
	67.57	
<i>For Filters And Frames, Add</i>		
	6.30	

23 Heating, Ventilating, and Air-Conditioning (HVAC)

23 30 HVAC Air Distribution

23 36 Air Terminal Units



MINOR CSI UOM DESCRIPTION	TOTAL DIRECT UNIT COST	DEMOLITION UNIT COST
23 36 16 00-0015 EA 16" Diameter Inlet, 580 To 4,000 CFM, Variable Air Volume Box With pneumatic controller	1,924.93	179.31
For Fan Powered Variable Air Volume Box, Add	1,826.40	
For Hot Water Coils, Add	561.56	
For Pressure Independent Actuator, Add	67.57	
For Filters And Frames, Add	6.30	
23 36 16 00-0016 Single Duct Variable Volume Terminal Unit (23 36 16 00-0001)		
Note: With analog electronic controls.		
23 36 16 00-0017 EA 6" Diameter Inlet, 60 To 500 CFM, Variable Air Volume Box With Analog Electronic Controls	2,049.14	49.69
For Hot Water Coils, Add	751.32	
For Filters And Frames, Add	6.30	
23 36 16 00-0018 EA 8" Diameter Inlet, 105 To 900 CFM, Variable Air Volume Box With Analog Electronic Controls	2,128.45	56.17
For Hot Water Coils, Add	772.51	
For Filters And Frames, Add	6.30	
23 36 16 00-0019 EA 10" Diameter Inlet, 165 To 1,400 CFM, Variable Air Volume Box With Analog Electronic Controls	2,200.20	62.65
For Hot Water Coils, Add	789.85	
For Filters And Frames, Add	6.30	
23 36 16 00-0020 EA 12" Diameter Inlet, 235 To 2,000 CFM, Variable Air Volume Box With Analog Electronic Controls	2,303.08	70.21
For Hot Water Coils, Add	819.71	
For Filters And Frames, Add	6.30	
23 36 16 00-0021 EA 14" Diameter Inlet, 320 To 3,000 CFM, Variable Air Volume Box With Analog Electronic Controls	2,530.77	151.11
For Hot Water Coils, Add	874.61	
For Filters And Frames, Add	6.30	
23 36 16 00-0022 EA 16" Diameter Inlet, 420 To 4,000 CFM, Variable Air Volume Box With Analog Electronic Controls	2,578.28	151.11
For Hot Water Coils, Add	893.88	
For Filters And Frames, Add	6.30	
23 36 16 00-0023 Dual Duct Variable Volume Terminal Unit (23 36 16 00-0001)		
Note: With flow control installation, plenum system power box, thermostat.		
23 36 16 00-0024 EA 6" Diameter Inlet, 75 - 500 CFM, Variable Air Volume Box, Dual Duct	1,396.01	98.18
For Filters And Frames, Add	6.30	
23 36 16 00-0025 EA 8" Diameter Inlet, 200 - 700 CFM, Variable Air Volume Box, Dual Duct	1,525.26	111.80
For Filters And Frames, Add	6.30	
23 36 16 00-0026 EA 10" Diameter Inlet, 400 - 1,000 CFM, Variable Air Volume Box, Dual Duct	1,630.87	126.27
For Filters And Frames, Add	6.30	
23 36 16 00-0027 EA 12" Diameter Inlet, 600 - 1,400 CFM, Variable Air Volume Box, Dual Duct	1,787.77	140.85
For Filters And Frames, Add	6.30	
23 36 16 00-0028 EA 14" Diameter Inlet, 800 - 2,700 CFM, Variable Air Volume Box, Dual Duct	2,008.72	162.02
For Filters And Frames, Add	6.30	
23 36 16 00-0029 EA 16" Diameter Inlet, 1,000 - 3,500 CFM, Variable Air Volume Box, Dual Duct	2,201.15	194.43
For Filters And Frames, Add	6.30	
23 36 16 00-0030 Constant Volume To Variable Volume Retrofit Terminal Unit (Titus DQCV-M) (23 36 16 00-0001)		
23 36 16 00-0031 EA 0 To 200 CFM Digital Control, Constant Volume To Variable Volume Retrofit Terminal Unit (Titus DQCV-A)	562.80	67.51
For Filters And Frames, Add	6.30	
23 36 16 00-0032 EA 0 To 300 CFM Digital Control, Constant Volume To Variable Volume Retrofit Terminal Unit (Titus DQCV-B)	610.29	74.26
For Filters And Frames, Add	6.30	
23 36 16 00-0033 EA 0 To 400 CFM Digital Control, Constant Volume To Variable Volume Retrofit Terminal Unit (Titus DQCV-C)	659.22	81.01
For Filters And Frames, Add	6.30	
23 36 16 00-0034 EA 0 To 700 CFM Digital Control, Constant Volume To Variable Volume Retrofit Terminal Unit (Titus DQCV-D)	709.68	87.76
For Filters And Frames, Add	6.30	
23 36 16 00-0035 EA 0 To 1,000 CFM Digital Control, Constant Volume To Variable Volume Retrofit Terminal Unit (Titus DQCV-E)	761.80	94.51
For Filters And Frames, Add	6.30	
23 36 16 00-0036 EA 0 To 1,000 CFM Digital Control, Constant Volume To Variable Volume Retrofit Terminal Unit (Titus DQCV-F)	815.66	101.27
For Filters And Frames, Add	6.30	
23 36 16 00-0037 EA 0 To 1,100 CFM Digital Control, Constant Volume To Variable Volume Retrofit Terminal Unit (Titus DQCV-G)	876.23	108.02
For Filters And Frames, Add	6.30	
23 36 16 00-0038 EA 0 To 1,900 CFM Digital Control, Constant Volume To Variable Volume Retrofit Terminal Unit (Titus DQCV-H)	934.33	114.77
For Filters And Frames, Add	6.30	
23 36 16 00-0039 EA 0 To 2,400 CFM Digital Control, Constant Volume To Variable Volume Retrofit Terminal Unit (Titus DQCV-J)	994.62	121.51
For Filters And Frames, Add	6.30	
23 36 16 00-0040 EA 0 To 3,800 CFM Digital Control, Constant Volume To Variable Volume Retrofit Terminal Unit (Titus DQCV-K)	1,057.20	128.26
For Filters And Frames, Add	6.30	
23 36 16 00-0041 EA 0 To 5,400 CFM Digital Control, Constant Volume To Variable Volume Retrofit Terminal Unit (Titus DQCV-L)	1,122.31	135.02
For Filters And Frames, Add	6.30	
23 36 16 00-0042 EA 0 To 5,400 CFM Digital Control, Constant Volume To Variable Volume Retrofit Terminal Unit (Titus DQCV-M)	1,190.06	141.77
For Filters And Frames, Add	6.30	
23 36 16 00-0043 EA 0 To 6,700 CFM Digital Control, Constant Volume To Variable Volume Retrofit Terminal Unit (Titus DQCV-N)	1,260.67	148.52
For Filters And Frames, Add	6.30	
23 36 16 00-0044 EA 0 To 10,000 CFM Digital Control, Constant Volume To Variable Volume Retrofit Terminal Unit (Titus DQCV-P)	1,327.73	155.27
For Filters And Frames, Add	6.30	
23 36 16 00-0045 EA 0 To 15,000 CFM Digital Control, Constant Volume To Variable Volume Retrofit Terminal Unit (Titus DQCV-R)	1,404.21	162.02
For Filters And Frames, Add	6.30	

23 37 Air Outlets and Inlets (23 30)

23 37 13 Diffusers, Registers, and Grilles (23 37)

23 37 13 13 Diffusers, Registers, and Grilles (23 37 13)



MINOR CSI UOM DESCRIPTION	TOTAL DIRECT UNIT COST	DEMOLITION UNIT COST
23 37 13 13-0001 Ceiling Diffusers <small>(23 37 13 13)</small>		
23 37 13 13-0002 Ceiling Diffusers With Perforated Face <small>(23 37 13 13-0001)</small> Note: Flush mount, aluminum construction, includes damper.		
23 37 13 13-0003 EA 6" x 6" Ceiling Diffuser With Perforated Face, Flush Mount, Aluminum Construction With Damper <i>For Steel Construction, Deduct</i> <i>For Surface Mount, Deduct</i> <i>For Diffuser Without Damper, Deduct</i> <i>For Stainless Steel, Add</i>	113.42 -8.68 -6.94 -11.57 144.68	14.04
23 37 13 13-0004 EA 8" x 8" Ceiling Diffuser With Perforated Face, Flush Mount, Aluminum Construction With Damper <i>For Steel Construction, Deduct</i> <i>For Surface Mount, Deduct</i> <i>For Diffuser Without Damper, Deduct</i> <i>For Stainless Steel, Add</i>	126.28 -10.61 -8.49 -14.15 176.83	14.04
23 37 13 13-0005 EA 9" x 9" Ceiling Diffuser With Perforated Face, Flush Mount, Aluminum Construction With Damper <i>For Steel Construction, Deduct</i> <i>For Surface Mount, Deduct</i> <i>For Diffuser Without Damper, Deduct</i> <i>For Stainless Steel, Add</i>	126.28 -10.61 -8.49 -14.15 176.83	14.04
23 37 13 13-0006 EA 10" x 10" Ceiling Diffuser With Perforated Face, Flush Mount, Aluminum Construction With Damper <i>For Steel Construction, Deduct</i> <i>For Surface Mount, Deduct</i> <i>For Diffuser Without Damper, Deduct</i> <i>For Stainless Steel, Add</i>	151.70 -12.70 -10.16 -16.93 211.65	17.28
23 37 13 13-0007 EA 12" x 12" Ceiling Diffuser With Perforated Face, Flush Mount, Aluminum Construction With Damper <i>For Steel Construction, Deduct</i> <i>For Surface Mount, Deduct</i> <i>For Diffuser Without Damper, Deduct</i> <i>For Stainless Steel, Add</i>	151.70 -12.70 -10.16 -16.93 211.65	16.20
23 37 13 13-0008 EA 16" x 16" Ceiling Diffuser With Perforated Face, Flush Mount, Aluminum Construction With Damper <i>For Steel Construction, Deduct</i> <i>For Surface Mount, Deduct</i> <i>For Diffuser Without Damper, Deduct</i> <i>For Stainless Steel, Add</i>	175.28 -16.24 -12.99 -21.65 270.60	16.20
23 37 13 13-0009 EA 18" x 18" Ceiling Diffuser With Perforated Face, Flush Mount, Aluminum Construction With Damper <i>For Steel Construction, Deduct</i> <i>For Surface Mount, Deduct</i> <i>For Diffuser Without Damper, Deduct</i> <i>For Stainless Steel, Add</i>	200.55 -17.46 -13.97 -23.28 290.95	21.61
23 37 13 13-0010 EA 20" x 20" Ceiling Diffuser With Perforated Face, Flush Mount, Aluminum Construction With Damper <i>For Steel Construction, Deduct</i> <i>For Surface Mount, Deduct</i> <i>For Diffuser Without Damper, Deduct</i> <i>For Stainless Steel, Add</i>	233.70 -21.80 -17.44 -29.06 363.30	22.68
23 37 13 13-0011 EA 24" x 24" Ceiling Diffuser With Perforated Face, Flush Mount, Aluminum Construction With Damper <i>For Steel Construction, Deduct</i> <i>For Surface Mount, Deduct</i> <i>For Lay-In Mount, Deduct</i> <i>For Diffuser Without Damper, Deduct</i> <i>For Stainless Steel, Add</i>	264.48 -24.24 -19.39 -19.39 -32.32 404.03	25.92
23 37 13 13-0012 Ceiling Diffusers With Louver Face <small>(23 37 13 13-0001)</small> Note: 1 To 4 way adjustable pattern, surface mount aluminum construction.		
23 37 13 13-0013 EA 6" x 6" Ceiling Diffuser, Louver Face, Adjustable Pattern, Surface Mounted, Aluminum Construction With Damper <i>For Steel Construction, Deduct</i> <i>For Flush Mount, Add</i> <i>For Stainless Steel, Add</i>	117.71 -9.32 9.32 155.40	14.04
23 37 13 13-0014 EA 8" x 8" Ceiling Diffuser, Louver Face, Adjustable Pattern, Surface Mounted, Aluminum Construction With Damper <i>For Steel Construction, Deduct</i> <i>For Flush Mount, Add</i> <i>For Stainless Steel, Add</i>	134.43 -11.83 11.83 197.20	14.04
23 37 13 13-0015 EA 9" x 9" Ceiling Diffuser, Louver Face, Adjustable Pattern, Surface Mounted, Aluminum Construction With Damper <i>For Steel Construction, Deduct</i> <i>For Flush Mount, Add</i> <i>For Stainless Steel, Add</i>	134.43 -11.83 11.83 197.20	14.04
23 37 13 13-0016 EA 10" x 10" Ceiling Diffuser, Louver Face, Adjustable Pattern, Surface Mounted, Aluminum Construction With Damper <i>For Steel Construction, Deduct</i> <i>For Flush Mount, Add</i> <i>For Stainless Steel, Add</i>	161.35 -14.15 14.15 235.78	16.20
23 37 13 13-0017 EA 12" x 12" Ceiling Diffuser, Louver Face, Adjustable Pattern, Surface Mounted, Aluminum Construction With Damper <i>For Steel Construction, Deduct</i> <i>For Flush Mount, Add</i> <i>For Stainless Steel, Add</i>	161.35 -14.15 14.15 235.78	17.28
23 37 13 13-0018 EA 14" x 14" Ceiling Diffuser, Louver Face, Adjustable Pattern, Surface Mounted, Aluminum Construction With Damper <i>For Steel Construction, Deduct</i> <i>For Flush Mount, Add</i> <i>For Stainless Steel, Add</i>	207.99 -18.52 18.52 308.65	21.61
23 37 13 13-0019 EA 14" x 14" Ceiling Diffuser, Louver Face, Adjustable Pattern, Surface Mounted, Aluminum Construction With Damper <i>For Steel Construction, Deduct</i> <i>For Flush Mount, Add</i> <i>For Stainless Steel, Add</i>	185.27 -15.11 15.11 251.85	21.61

23 Heating, Ventilating, and Air-Conditioning (HVAC)

23 30 HVAC Air Distribution

23 37 Air Outlets and Inlets



MINOR	CSI	UOM	DESCRIPTION	TOTAL DIRECT UNIT COST	DEMOLITION UNIT COST
23 37 13	13-0020	EA	18" x 18" Ceiling Diffuser, Louver Face, Adjustable Pattern, Surface Mounted, Aluminum Construction With Damper.....	231.56	25.92
			<i>For Steel Construction, Deduct</i>	-19.39	
			<i>For Flush Mount, Add</i>	19.39	
			<i>For Stainless Steel, Add</i>	323.10	
23 37 13	13-0021	EA	21" x 21" Ceiling Diffuser, Louver Face, Adjustable Pattern, Surface Mounted, Aluminum Construction With Damper.....	268.65	29.16
			<i>For Steel Construction, Deduct</i>	-24.11	
			<i>For Flush Mount, Add</i>	24.11	
			<i>For Stainless Steel, Add</i>	401.88	
23 37 13	13-0022	EA	24" x 24" Ceiling Diffuser, Louver Face, Adjustable Pattern, Surface Mounted, Aluminum Construction With Damper.....	293.77	57.14
			<i>For Steel Construction, Deduct</i>	-26.91	
			<i>For Flush Mount, Add</i>	26.91	
			<i>For Lay-In Mount, Add</i>	35.88	
			<i>For Stainless Steel, Add</i>	448.50	
23 37 13 13-0023 Round Ceiling Diffusers With Fixed Pattern (23 37 13 13-0001)					
Note: Aluminum construction.					
23 37 13	13-0024	EA	6" Round Ceiling Diffuser With Fixed Pattern, Aluminum Construction.....	194.68	14.04
			<i>For Steel Construction, Deduct</i>	-41.74	
			<i>For Stainless Steel, Add</i>	347.83	
23 37 13	13-0025	EA	8" Round Ceiling Diffuser With Fixed Pattern, Aluminum Construction.....	201.81	14.04
			<i>For Steel Construction, Deduct</i>	-43.88	
			<i>For Stainless Steel, Add</i>	365.65	
23 37 13	13-0026	EA	10" Round Ceiling Diffuser With Fixed Pattern, Aluminum Construction.....	227.57	17.28
			<i>For Steel Construction, Deduct</i>	-48.16	
			<i>For Stainless Steel, Add</i>	401.33	
23 37 13	13-0027	EA	12" Round Ceiling Diffuser With Fixed Pattern, Aluminum Construction.....	245.41	16.20
			<i>For Steel Construction, Deduct</i>	-53.51	
			<i>For Stainless Steel, Add</i>	445.93	
23 37 13	13-0028	EA	14" Round Ceiling Diffuser With Fixed Pattern, Aluminum Construction.....	352.46	19.44
			<i>For Steel Construction, Deduct</i>	-82.41	
			<i>For Stainless Steel, Add</i>	686.73	
23 37 13	13-0029	EA	16" Round Ceiling Diffuser With Fixed Pattern, Aluminum Construction.....	371.75	20.53
			<i>For Steel Construction, Deduct</i>	-87.22	
			<i>For Stainless Steel, Add</i>	726.85	
23 37 13	13-0030	EA	18" Round Ceiling Diffuser With Fixed Pattern, Aluminum Construction.....	391.32	21.61
			<i>For Steel Construction, Deduct</i>	-92.04	
			<i>For Stainless Steel, Add</i>	766.98	
23 37 13	13-0031	EA	20" Round Ceiling Diffuser With Fixed Pattern, Aluminum Construction.....	453.04	21.61
			<i>For Steel Construction, Deduct</i>	-109.40	
			<i>For Stainless Steel, Add</i>	911.65	
23 37 13	13-0032	EA	24" Round Ceiling Diffuser With Fixed Pattern, Aluminum Construction.....	541.16	24.84
			<i>For Steel Construction, Deduct</i>	-133.18	
			<i>For Stainless Steel, Add</i>	1,109.85	
23 37 13	13-0033	EA	28" Round Ceiling Diffuser With Fixed Pattern, Aluminum Construction.....	609.68	25.92
			<i>For Steel Construction, Deduct</i>	-152.21	
			<i>For Stainless Steel, Add</i>	1,268.40	
23 37 13	13-0034	EA	32" Round Ceiling Diffuser With Fixed Pattern, Aluminum Construction.....	728.75	29.16
			<i>For Steel Construction, Deduct</i>	-184.31	
			<i>For Stainless Steel, Add</i>	1,535.95	
23 37 13 13-0035 Round Ceiling Diffusers With Adjustable Pattern Dropped Style (23 37 13 13-0001)					
Note: Aluminum construction.					
23 37 13	13-0036	EA	6" Round Ceiling Diffuser With Adjustable Pattern, Aluminum Construction.....	205.38	14.04
			<i>For Steel Construction, Deduct</i>	-14.98	
			<i>For Flush Mount, Deduct</i>	-7.49	
			<i>For Stainless Steel, Add</i>	374.58	
23 37 13	13-0037	EA	8" Round Ceiling Diffuser With Adjustable Pattern, Aluminum Construction.....	223.81	14.04
			<i>For Steel Construction, Deduct</i>	-16.83	
			<i>For Flush Mount, Deduct</i>	-8.41	
			<i>For Stainless Steel, Add</i>	420.65	
23 37 13	13-0038	EA	10" Round Ceiling Diffuser With Adjustable Pattern, Aluminum Construction.....	253.34	17.28
			<i>For Steel Construction, Deduct</i>	-18.63	
			<i>For Flush Mount, Deduct</i>	-9.32	
			<i>For Stainless Steel, Add</i>	465.75	
23 37 13	13-0039	EA	12" Round Ceiling Diffuser With Adjustable Pattern, Aluminum Construction.....	273.95	17.28
			<i>For Steel Construction, Deduct</i>	-20.69	
			<i>For Flush Mount, Deduct</i>	-10.35	
			<i>For Stainless Steel, Add</i>	517.28	
23 37 13	13-0040	EA	14" Round Ceiling Diffuser With Adjustable Pattern, Aluminum Construction.....	398.83	19.44
			<i>For Steel Construction, Deduct</i>	-32.11	
			<i>For Flush Mount, Deduct</i>	-16.05	
			<i>For Stainless Steel, Add</i>	802.65	
23 37 13	13-0041	EA	16" Round Ceiling Diffuser With Adjustable Pattern, Aluminum Construction.....	351.16	20.53
			<i>For Steel Construction, Deduct</i>	-34.31	
			<i>For Flush Mount, Deduct</i>	-17.15	
			<i>For Stainless Steel, Add</i>	857.65	
23 37 13	13-0042	EA	18" Round Ceiling Diffuser With Adjustable Pattern, Aluminum Construction.....	449.59	21.61
			<i>For Steel Construction, Deduct</i>	-36.51	
			<i>For Flush Mount, Deduct</i>	-18.25	
			<i>For Stainless Steel, Add</i>	912.65	



MINOR CSI UOM DESCRIPTION	TOTAL DIRECT UNIT COST	DEMOLITION UNIT COST
23 37 13 13-0043 EA 20" Round Ceiling Diffuser With Adjustable Pattern, Aluminum Construction	522.41	22.68
For Steel Construction, Deduct	-43.40	
For Flush Mount, Deduct	-21.70	
For Stainless Steel, Add	1,085.08	
23 37 13 13-0044 EA 24" Round Ceiling Diffuser With Adjustable Pattern, Aluminum Construction	590.31	24.84
For Steel Construction, Deduct	-49.31	
For Flush Mount, Deduct	-24.65	
For Stainless Steel, Add	1,232.73	
23 37 13 13-0045 EA 28" Round Ceiling Diffuser With Adjustable Pattern, Aluminum Construction	716.70	25.92
For Steel Construction, Deduct	-61.44	
For Flush Mount, Deduct	-30.72	
For Stainless Steel, Add	1,535.95	
23 37 13 13-0046 EA 32" Round Ceiling Diffuser With Adjustable Pattern, Aluminum Construction	863.91	29.16
For Steel Construction, Deduct	-74.95	
For Flush Mount, Deduct	-37.48	
For Stainless Steel, Add	1,873.85	
23 37 13 13-0047 EA 36" Round Ceiling Diffuser With Adjustable Pattern, Aluminum Construction	957.47	60.82
For Stainless Steel, Add	2,089.90	
23 37 13 13-0048 Linear Type Ceiling Diffusers With 2-Way Air Deflection (23 37 13 13-0001)		
23 37 13 13-0049 LF 4" Linear Type Ceiling Diffuser 40-200 CFM/LF, With 2-Way Air Deflection.....	154.84	16.20
For Stainless Steel, Add	225.08	
23 37 13 13-0050 LF 6-1/4" Linear Type Ceiling Diffuser, 41 - 206 CFM/LF, With 2-Way Air Deflection	167.07	16.20
For Stainless Steel, Add	255.65	
23 37 13 13-0051 LF 9-1/4" Linear Type Ceiling Diffuser, 62 - 312 CFM/LF, With 2-Way Air Deflection	182.14	16.20
For Stainless Steel, Add	293.33	
23 37 13 13-0052 LF 12-1/4" Linear Type Ceiling Diffuser, 131 - 656 CFM/LF, With 2-Way Air Deflection	196.80	16.20
For Stainless Steel, Add	329.98	
23 37 13 13-0053 Wall And Floor Diffusers (23 37 13 13)		
23 37 13 13-0054 Slot Type Linear Diffusers (23 37 13 13-0053)		
Note: For sidewall sill or ceiling 1/2" 3/4" or 1" slot spacing 1-1/8" border.		
23 37 13 13-0055 LF 1 Slot Linear Diffusers 10 - 70 CFM/LF, Sidewall, Sill, Ceiling	52.41	5.40
For 3/4" Border, Add	7.43	
For Floor Mounted Diffusers, Add	8.92	
For Stainless Steel, Add	38.65	
23 37 13 13-0056 LF 2 Slot Linear Diffusers 20 - 140 CFM/LF, Sidewall, Sill, Ceiling.....	64.47	6.48
For 3/4" Border, Add	9.91	
For Floor Mounted Diffusers, Add	11.89	
For Stainless Steel, Add	51.53	
23 37 13 13-0057 LF 3 Slot Linear Diffusers 30 - 210 CFM/LF, Sidewall, Sill, Ceiling.....	90.53	7.56
For 3/4" Border, Add	15.61	
For Floor Mounted Diffusers, Add	18.73	
For Stainless Steel, Add	81.16	
23 37 13 13-0058 LF 4 Slot Linear Diffusers 40 - 280 CFM/LF, Sidewall, Sill, Ceiling.....	120.49	7.56
For 3/4" Border, Add	22.30	
For Floor Mounted Diffusers, Add	26.75	
For Stainless Steel, Add	115.93	
23 37 13 13-0059 LF 5 Slot Linear Diffusers 50 - 350 CFM/LF, Sidewall, Sill, Ceiling.....	151.61	8.64
For 3/4" Border, Add	28.99	
For Floor Mounted Diffusers, Add	34.78	
For Stainless Steel, Add	150.72	
23 37 13 13-0060 LF 6 Slot Linear Diffusers 60 - 420 CFM/LF, Sidewall, Sill, Ceiling.....	177.76	10.80
For 3/4" Border, Add	34.19	
For Floor Mounted Diffusers, Add	41.03	
For Stainless Steel, Add	177.78	
23 37 13 13-0061 Linear Bar Grilles And Registers (23 37 13 13-0053)		
Note: For sidewall sill or ceiling or 15 degree deflection 1/2" bar spacing 1" border aluminum construction.		
23 37 13 13-0062 LF 2" Wide Linear Bar Grilles/Registers 30 - 70 CFM/LF, Sidewall, Sill, Ceiling.....	168.52	6.48
For Floor Mount, Add	14.37	
For Opposed Blade Damper, Add	28.74	
For Stainless Steel, Add	186.80	
23 37 13 13-0063 LF 3" Wide Linear Bar Grilles/Registers 55 - 143 CFM/LF, Sidewall, Sill, Ceiling.....	201.51	7.56
For Floor Mount, Add	17.34	
For Opposed Blade Damper, Add	34.68	
For Stainless Steel, Add	225.43	
23 37 13 13-0064 LF 4" Wide Linear Bar Grilles/Registers 80 - 208 CFM/LF, Sidewall, Sill, Ceiling.....	219.59	7.56
For Floor Mount, Add	18.83	
For Opposed Blade Damper, Add	37.66	
For Stainless Steel, Add	244.76	
23 37 13 13-0065 LF 6" Wide Linear Bar Grilles/Registers 125 - 325 CFM/LF, Sidewall, Sill, Ceiling.....	268.92	10.80
For Floor Mount, Add	22.79	
For Opposed Blade Damper, Add	45.58	
For Stainless Steel, Add	296.28	
23 37 13 13-0066 LF 9" Wide Linear Bar Grilles/Registers 225 - 450 CFM/LF, Sidewall, Sill, Ceiling.....	372.18	14.04
For Floor Mount, Add	31.71	
For Opposed Blade Damper, Add	63.42	
For Stainless Steel, Add	412.23	

23 Heating, Ventilating, and Air-Conditioning (HVAC)

23 30 HVAC Air Distribution

23 37 Air Outlets and Inlets



MINOR		TOTAL DIRECT	DEMOLITION
CSI	UOM DESCRIPTION	UNIT COST	UNIT COST
23 37 13 13-0067	LF 12" Wide Linear Bar Grilles/Registers 225 - 495 CFM/LF, Sidewall, Sill, Ceiling.....	428.73	16.20
	<i>For Floor Mount, Add</i>	36.17	
	<i>For Opposed Blade Damper, Add</i>	72.34	
	<i>For Stainless Steel, Add</i>	470.20	
23 37 13 13-0068	Return/Exhaust Registers And Grilles (23 37 13 13)		
23 37 13 13-0069	Return/Exhaust Registers With Frame (23 37 13 13-0068)		
	Note: Single deflection with opposed blade damper aluminum construction wall or ceiling mount.		
23 37 13 13-0070	EA 8" x 4" Single Deflection Return/Exhaust Register, Aluminum, Opposed Blade Damper, Wall/Ceiling.....	113.29	8.64
	<i>For Steel Construction, Deduct</i>	-15.95	
	<i>For Grilles (No Damper), Deduct</i>	-31.91	
	<i>For Removable Core, Add</i>	35.00	
	<i>For Cube Core With Frame, Add</i>	7.98	
	<i>For Cube Core Lay In, Add</i>	15.95	
	<i>For Stainless Steel, Add</i>	199.43	
23 37 13 13-0071	EA 8" x 6" Single Deflection Return/Exhaust Register, Aluminum, Opposed Blade Damper, Wall/Ceiling.....	130.63	8.64
	<i>For Steel Construction, Deduct</i>	-19.42	
	<i>For Grilles (No Damper), Deduct</i>	-38.84	
	<i>For Removable Core, Add</i>	35.00	
	<i>For Cube Core With Frame, Add</i>	9.71	
	<i>For Cube Core Lay In, Add</i>	19.42	
	<i>For Stainless Steel, Add</i>	242.78	
23 37 13 13-0072	EA 10" x 6" Single Deflection Return/Exhaust Register, Aluminum, Opposed Blade Damper, Wall/Ceiling.....	146.41	9.72
	<i>For Steel Construction, Deduct</i>	-21.50	
	<i>For Grilles (No Damper), Deduct</i>	-43.01	
	<i>For Removable Core, Add</i>	35.00	
	<i>For Cube Core With Frame, Add</i>	10.75	
	<i>For Cube Core Lay In, Add</i>	21.50	
	<i>For Stainless Steel, Add</i>	268.80	
23 37 13 13-0073	EA 10" x 10" Single Deflection Return/Exhaust Register, Aluminum, Opposed Blade Damper, Wall/Ceiling.....	152.74	10.80
	<i>For Steel Construction, Deduct</i>	-21.50	
	<i>For Grilles (No Damper), Deduct</i>	-43.01	
	<i>For Removable Core, Add</i>	35.00	
	<i>For Cube Core With Frame, Add</i>	10.75	
	<i>For Cube Core Lay In, Add</i>	21.50	
	<i>For Stainless Steel, Add</i>	268.80	
23 37 13 13-0074	EA 12" x 6" Single Deflection Return/Exhaust Register, Aluminum, Opposed Blade Damper, Wall/Ceiling.....	145.80	10.80
	<i>For Steel Construction, Deduct</i>	-20.12	
	<i>For Grilles (No Damper), Deduct</i>	-40.23	
	<i>For Removable Core, Add</i>	35.00	
	<i>For Cube Core With Frame, Add</i>	10.06	
	<i>For Cube Core Lay In, Add</i>	20.12	
	<i>For Stainless Steel, Add</i>	251.45	
23 37 13 13-0075	EA 12" x 12" Single Deflection Return/Exhaust Register, Aluminum, Opposed Blade Damper, Wall/Ceiling.....	187.34	14.04
	<i>For Steel Construction, Deduct</i>	-26.36	
	<i>For Grilles (No Damper), Deduct</i>	-52.72	
	<i>For Removable Core, Add</i>	35.00	
	<i>For Cube Core With Frame, Add</i>	13.18	
	<i>For Cube Core Lay In, Add</i>	26.36	
	<i>For Stainless Steel, Add</i>	329.48	
23 37 13 13-0076	EA 16" x 16" Single Deflection Return/Exhaust Register, Aluminum, Opposed Blade Damper, Wall/Ceiling.....	224.40	16.20
	<i>For Steel Construction, Deduct</i>	-31.47	
	<i>For Grilles (No Damper), Deduct</i>	-62.94	
	<i>For Removable Core, Add</i>	35.00	
	<i>For Cube Core With Frame, Add</i>	15.74	
	<i>For Cube Core Lay In, Add</i>	31.47	
	<i>For Stainless Steel, Add</i>	393.40	
23 37 13 13-0077	EA 18" x 18" Single Deflection Return/Exhaust Register, Aluminum, Opposed Blade Damper, Wall/Ceiling.....	275.45	19.44
	<i>For Steel Construction, Deduct</i>	-39.54	
	<i>For Grilles (No Damper), Deduct</i>	-79.07	
	<i>For Removable Core, Add</i>	35.00	
	<i>For Cube Core With Frame, Add</i>	19.77	
	<i>For Cube Core Lay In, Add</i>	39.54	
	<i>For Stainless Steel, Add</i>	494.20	
23 37 13 13-0078	EA 20" x 20" Single Deflection Return/Exhaust Register, Aluminum, Opposed Blade Damper, Wall/Ceiling.....	323.93	21.61
	<i>For Steel Construction, Deduct</i>	-47.88	
	<i>For Grilles (No Damper), Deduct</i>	-95.76	
	<i>For Removable Core, Add</i>	35.00	
	<i>For Cube Core With Frame, Add</i>	23.94	
	<i>For Cube Core Lay In, Add</i>	47.88	
	<i>For Stainless Steel, Add</i>	598.50	
23 37 13 13-0079	EA 24" x 12" Single Deflection Return/Exhaust Register, Aluminum, Opposed Blade Damper, Wall/Ceiling.....	288.61	21.61
	<i>For Steel Construction, Deduct</i>	-40.05	
	<i>For Grilles (No Damper), Deduct</i>	-80.09	
	<i>For Removable Core, Add</i>	35.00	
	<i>For Cube Core With Frame, Add</i>	20.02	
	<i>For Cube Core Lay In, Add</i>	40.05	
	<i>For Stainless Steel, Add</i>	500.58	
23 37 13 13-0080	EA 24" x 18" Single Deflection Return/Exhaust Register, Aluminum, Opposed Blade Damper, Wall/Ceiling.....	331.15	21.61
	<i>For Steel Construction, Deduct</i>	-48.55	
	<i>For Grilles (No Damper), Deduct</i>	-97.11	
	<i>For Removable Core, Add</i>	35.00	
	<i>For Cube Core With Frame, Add</i>	24.28	
	<i>For Cube Core Lay In, Add</i>	48.55	
	<i>For Stainless Steel, Add</i>	606.93	



MINOR CSI UOM DESCRIPTION	TOTAL DIRECT UNIT COST	DEMOLITION UNIT COST
23 37 13 13-0081 EA 24" x 24" Single Deflection Return/Exhaust Register, Aluminum, Opposed Blade Damper, Wall/Ceiling.....	348.84	24.84
For Steel Construction, Deduct	-50.32	
For Grilles (No Damper), Deduct	-100.65	
For Removable Core, Add	35.00	
For Cube Core With Frame, Add	25.16	
For Cube Core Lay In, Add	50.32	
For Stainless Steel, Add	629.05	
23 37 13 13-0082 EA 30" x 12" Single Deflection Return/Exhaust Register, Aluminum, Opposed Blade Damper, Wall/Ceiling.....	369.74	25.92
For Steel Construction, Deduct	-53.48	
For Grilles (No Damper), Deduct	-106.97	
For Removable Core, Add	35.00	
For Cube Core With Frame, Add	26.74	
For Cube Core Lay In, Add	53.48	
For Stainless Steel, Add	668.55	
23 37 13 13-0083 EA 30" x 18" Single Deflection Return/Exhaust Register, Aluminum, Opposed Blade Damper, Wall/Ceiling.....	426.50	29.16
For Steel Construction, Deduct	-62.43	
For Grilles (No Damper), Deduct	-124.85	
For Removable Core, Add	35.00	
For Cube Core With Frame, Add	31.21	
For Cube Core Lay In, Add	62.43	
For Stainless Steel, Add	780.33	
23 37 13 13-0084 EA 30" x 24" Single Deflection Return/Exhaust Register, Aluminum, Opposed Blade Damper, Wall/Ceiling.....	476.67	34.57
For Steel Construction, Deduct	-67.56	
For Grilles (No Damper), Deduct	-135.12	
For Removable Core, Add	35.00	
For Cube Core With Frame, Add	33.78	
For Cube Core Lay In, Add	67.56	
For Stainless Steel, Add	844.48	
23 37 13 13-0085 EA 30" x 30" Single Deflection Return/Exhaust Register, Aluminum, Opposed Blade Damper, Wall/Ceiling.....	623.52	34.57
For Steel Construction, Deduct	-96.93	
For Grilles (No Damper), Deduct	-193.86	
For Removable Core, Add	35.00	
For Cube Core With Frame, Add	48.46	
For Cube Core Lay In, Add	96.93	
For Stainless Steel, Add	1,211.60	
23 37 13 13-0086 EA 36" x 12" Single Deflection Return/Exhaust Register, Aluminum, Opposed Blade Damper, Wall/Ceiling.....	514.47	37.81
For Steel Construction, Deduct	-72.98	
For Grilles (No Damper), Deduct	-145.96	
For Removable Core, Add	35.00	
For Cube Core With Frame, Add	36.49	
For Cube Core Lay In, Add	72.98	
For Stainless Steel, Add	912.28	
23 37 13 13-0087 EA 36" x 18" Single Deflection Return/Exhaust Register, Aluminum, Opposed Blade Damper, Wall/Ceiling.....	500.51	36.72
For Steel Construction, Deduct	-70.19	
For Grilles (No Damper), Deduct	-140.38	
For Removable Core, Add	35.00	
For Cube Core With Frame, Add	35.10	
For Cube Core Lay In, Add	70.19	
For Stainless Steel, Add	877.38	
23 37 13 13-0088 EA 36" x 24" Single Deflection Return/Exhaust Register, Aluminum, Opposed Blade Damper, Wall/Ceiling.....	570.74	41.04
For Steel Construction, Deduct	-81.74	
For Grilles (No Damper), Deduct	-163.49	
For Removable Core, Add	35.00	
For Cube Core With Frame, Add	40.87	
For Cube Core Lay In, Add	81.74	
For Stainless Steel, Add	1,021.80	
23 37 13 13-0089 EA 36" x 36" Single Deflection Return/Exhaust Register, Aluminum, Opposed Blade Damper, Wall/Ceiling.....	778.29	44.29
For Steel Construction, Deduct	-120.31	
For Grilles (No Damper), Deduct	-240.61	
For Removable Core, Add	35.00	
For Cube Core With Frame, Add	60.15	
For Cube Core Lay In, Add	120.31	
For Stainless Steel, Add	1,503.83	
23 37 13 13-0090 EA 24" x 20" Single Deflection Return/Exhaust Register, Aluminum, Opposed Blade Damper, Wall/Ceiling.....	343.06	24.95
For Steel Construction, Deduct	-48.68	
For Grilles (No Damper), Deduct	-97.35	
For Removable Core, Add	35.00	
For Cube Core With Frame, Add	24.34	
For Cube Core Lay In, Add	48.68	
For Stainless Steel, Add	608.45	
23 37 13 13-0091 EA 32" x 40" Single Deflection Return/Exhaust Register, Aluminum, Opposed Blade Damper, Wall/Ceiling.....	594.14	37.39
For Steel Construction, Deduct	-88.92	
For Grilles (No Damper), Deduct	-177.83	
For Removable Core, Add	35.00	
For Cube Core With Frame, Add	44.46	
For Cube Core Lay In, Add	88.92	
For Stainless Steel, Add	1,111.45	
23 37 13 13-0092 EA 48" x 24" Single Deflection Return/Exhaust Register, Aluminum, Opposed Blade Damper, Wall/Ceiling.....	687.55	44.29
For Steel Construction, Deduct	-102.03	
For Grilles (No Damper), Deduct	-204.06	
For Removable Core, Add	35.00	
For Cube Core With Frame, Add	51.02	
For Cube Core Lay In, Add	102.03	
For Stainless Steel, Add	1,275.38	

23 Heating, Ventilating, and Air-Conditioning (HVAC)

23 30 HVAC Air Distribution

23 37 Air Outlets and Inlets



MINOR
CSI UOM DESCRIPTION

TOTAL DIRECT DEMOLITION
UNIT COST UNIT COST

23 37 13 13-0093	Return/Exhaust Registers Removable-Reversible (23 37 13 13-0068)		
Note: Double deflection core and opposed blade damper radiused frame with boarder aluminum construction.			
23 37 13 13-0094	EA 8" x 4" Double Deflection Return/Exhaust Register, Aluminum, Opposed Blade Damper, Wall/Ceiling	104.27	8.64
	For Steel Construction, Deduct	-7.08	
	For Flat Frame, Deduct	-0.71	
	For Grilles (No Damper), Deduct	-14.15	
	For Stainless Steel, Add	176.88	
23 37 13 13-0095	EA 8" x 6" Double Deflection Return/Exhaust Register, Aluminum, Opposed Blade Damper, Wall/Ceiling	104.27	8.64
	For Steel Construction, Deduct	-7.08	
	For Flat Frame, Deduct	-0.71	
	For Grilles (No Damper), Deduct	-14.15	
	For Stainless Steel, Add	176.88	
23 37 13 13-0096	EA 10" x 6" Double Deflection Return/Exhaust Register, Aluminum, Opposed Blade Damper, Wall/Ceiling	128.37	9.72
	For Steel Construction, Deduct	-8.95	
	For Flat Frame, Deduct	-0.89	
	For Grilles (No Damper), Deduct	-17.90	
	For Stainless Steel, Add	223.70	
23 37 13 13-0097	EA 10" x 10" Double Deflection Return/Exhaust Register, Aluminum, Opposed Blade Damper, Wall/Ceiling	147.19	11.88
	For Steel Construction, Deduct	-10.20	
	For Flat Frame, Deduct	-1.02	
	For Grilles (No Damper), Deduct	-20.39	
	For Stainless Steel, Add	254.93	
23 37 13 13-0098	EA 12" x 6" Double Deflection Return/Exhaust Register, Aluminum, Opposed Blade Damper, Wall/Ceiling	145.11	10.80
	For Steel Construction, Deduct	-9.99	
	For Flat Frame, Deduct	-1.00	
	For Grilles (No Damper), Deduct	-19.98	
	For Stainless Steel, Add	249.73	
23 37 13 13-0099	EA 12" x 12" Double Deflection Return/Exhaust Register, Aluminum, Opposed Blade Damper, Wall/Ceiling	188.73	14.04
	For Steel Construction, Deduct	-13.32	
	For Flat Frame, Deduct	-1.33	
	For Grilles (No Damper), Deduct	-26.64	
	For Stainless Steel, Add	332.95	
23 37 13 13-0100	EA 16" x 16" Double Deflection Return/Exhaust Register, Aluminum, Opposed Blade Damper, Wall/Ceiling	307.74	17.28
	For Steel Construction, Deduct	-24.07	
	For Flat Frame, Deduct	-2.41	
	For Grilles (No Damper), Deduct	-48.14	
	For Stainless Steel, Add	601.75	
23 37 13 13-0101	EA 18" x 18" Double Deflection Return/Exhaust Register, Aluminum, Opposed Blade Damper, Wall/Ceiling	371.19	19.44
	For Steel Construction, Deduct	-29.34	
	For Flat Frame, Deduct	-2.93	
	For Grilles (No Damper), Deduct	-58.68	
	For Stainless Steel, Add	733.55	
23 37 13 13-0102	EA 20" x 20" Double Deflection Return/Exhaust Register, Aluminum, Opposed Blade Damper, Wall/Ceiling	419.56	21.61
	For Steel Construction, Deduct	-33.50	
	For Flat Frame, Deduct	-3.35	
	For Grilles (No Damper), Deduct	-67.01	
	For Stainless Steel, Add	837.58	
23 37 13 13-0103	EA 24" x 12" Double Deflection Return/Exhaust Register, Aluminum, Opposed Blade Damper, Wall/Ceiling	346.42	21.61
	For Steel Construction, Deduct	-25.80	
	For Flat Frame, Deduct	-2.58	
	For Grilles (No Damper), Deduct	-51.61	
	For Stainless Steel, Add	645.10	
23 37 13 13-0104	EA 24" x 18" Double Deflection Return/Exhaust Register, Aluminum, Opposed Blade Damper, Wall/Ceiling	471.28	22.68
	For Steel Construction, Deduct	-38.29	
	For Flat Frame, Deduct	-3.83	
	For Grilles (No Damper), Deduct	-76.58	
	For Stainless Steel, Add	957.25	
23 37 13 13-0105	EA 24" x 24" Double Deflection Return/Exhaust Register, Aluminum, Opposed Blade Damper, Wall/Ceiling	550.87	24.84
	For Steel Construction, Deduct	-45.37	
	For Flat Frame, Deduct	-4.54	
	For Grilles (No Damper), Deduct	-90.73	
	For Stainless Steel, Add	1,134.13	
23 37 13 13-0106	EA 30" x 12" Double Deflection Return/Exhaust Register, Aluminum, Opposed Blade Damper, Wall/Ceiling	418.63	25.92
	For Steel Construction, Deduct	-31.63	
	For Flat Frame, Deduct	-3.16	
	For Grilles (No Damper), Deduct	-63.26	
	For Stainless Steel, Add	790.78	
23 37 13 13-0107	EA 30" x 18" Double Deflection Return/Exhaust Register, Aluminum, Opposed Blade Damper, Wall/Ceiling	580.50	29.16
	For Steel Construction, Deduct	-46.61	
	For Flat Frame, Deduct	-4.66	
	For Grilles (No Damper), Deduct	-93.23	
	For Stainless Steel, Add	1,165.33	
23 37 13 13-0108	EA 30" x 24" Double Deflection Return/Exhaust Register, Aluminum, Opposed Blade Damper, Wall/Ceiling	698.66	34.57
	For Steel Construction, Deduct	-55.98	
	For Flat Frame, Deduct	-5.60	
	For Grilles (No Damper), Deduct	-111.96	
	For Stainless Steel, Add	1,399.45	
23 37 13 13-0109	EA 30" x 30" Double Deflection Return/Exhaust Register, Aluminum, Opposed Blade Damper, Wall/Ceiling	803.75	34.57
	For Steel Construction, Deduct	-66.49	
	For Flat Frame, Deduct	-6.65	
	For Grilles (No Damper), Deduct	-132.97	
	For Stainless Steel, Add	1,662.18	



MINOR	CSI	UOM	DESCRIPTION	TOTAL DIRECT UNIT COST	DEMOLITION UNIT COST
23 37 13 13-0110	EA		36" x 12" Double Deflection Return/Exhaust Register, Aluminum, Opposed Blade Damper, Wall/Ceiling	538.70	36.72
			<i>For Steel Construction, Deduct</i>	-38.91	
			<i>For Flat Frame, Deduct</i>	-3.89	
			<i>For Grilles (No Damper), Deduct</i>	-77.83	
			<i>For Stainless Steel, Add</i>	972.85	
23 37 13 13-0111	EA		36" x 18" Double Deflection Return/Exhaust Register, Aluminum, Opposed Blade Damper, Wall/Ceiling	738.47	36.72
			<i>For Steel Construction, Deduct</i>	-58.89	
			<i>For Flat Frame, Deduct</i>	-5.89	
			<i>For Grilles (No Damper), Deduct</i>	-117.78	
			<i>For Stainless Steel, Add</i>	1,472.28	
23 37 13 13-0112	EA		36" x 24" Double Deflection Return/Exhaust Register, Aluminum, Opposed Blade Damper, Wall/Ceiling	857.06	41.04
			<i>For Steel Construction, Deduct</i>	-69.50	
			<i>For Flat Frame, Deduct</i>	-6.95	
			<i>For Grilles (No Damper), Deduct</i>	-139.01	
			<i>For Stainless Steel, Add</i>	1,737.60	
23 37 13 13-0113	EA		36" x 30" Double Deflection Return/Exhaust Register, Aluminum, Opposed Blade Damper, Wall/Ceiling	1,003.94	44.29
			<i>For Steel Construction, Deduct</i>	-82.72	
			<i>For Flat Frame, Deduct</i>	-8.27	
			<i>For Grilles (No Damper), Deduct</i>	-165.44	
			<i>For Stainless Steel, Add</i>	2,067.95	
23 37 13 13-0114	EA		36" x 36" Double Deflection Return/Exhaust Register, Aluminum, Opposed Blade Damper, Wall/Ceiling	1,062.21	44.29
			<i>For Steel Construction, Deduct</i>	-88.55	
			<i>For Flat Frame, Deduct</i>	-8.85	
			<i>For Grilles (No Damper), Deduct</i>	-177.09	
			<i>For Stainless Steel, Add</i>	2,213.63	
23 37 13 13-0115			Aluminum Eggcrate Ceiling Return Air And Exhaust Grilles <small>(23 37 13 13-0069)</small>		
23 37 13 13-0116	EA		6" x 6" Aluminum Eggcrate Ceiling Return Air And Exhaust Grille	54.12	10.57
23 37 13 13-0117	EA		8" x 4" Aluminum Eggcrate Ceiling Return Air And Exhaust Grille	54.12	10.57
23 37 13 13-0118	EA		8" x 6" Aluminum Eggcrate Ceiling Return Air And Exhaust Grille	59.17	10.57
23 37 13 13-0119	EA		8" x 8" Aluminum Eggcrate Ceiling Return Air And Exhaust Grille	61.19	10.57
23 37 13 13-0120	EA		10" x 4" Aluminum Eggcrate Ceiling Return Air And Exhaust Grille	59.17	10.57
23 37 13 13-0121	EA		10" x 6" Aluminum Eggcrate Ceiling Return Air And Exhaust Grille	61.19	10.57
23 37 13 13-0122	EA		10" x 8" Aluminum Eggcrate Ceiling Return Air And Exhaust Grille	73.17	13.86
23 37 13 13-0123	EA		10" x 10" Aluminum Eggcrate Ceiling Return Air And Exhaust Grille	75.19	13.86
23 37 13 13-0124	EA		12" x 6" Aluminum Eggcrate Ceiling Return Air And Exhaust Grille	71.16	13.86
23 37 13 13-0125	EA		12" x 8" Aluminum Eggcrate Ceiling Return Air And Exhaust Grille	75.19	13.86
23 37 13 13-0126	EA		12" x 10" Aluminum Eggcrate Ceiling Return Air And Exhaust Grille	77.21	13.86
23 37 13 13-0127	EA		12" x 12" Aluminum Eggcrate Ceiling Return Air And Exhaust Grille	79.23	13.86
23 37 13 13-0128	EA		14" x 6" Aluminum Eggcrate Ceiling Return Air And Exhaust Grille	76.20	13.86
23 37 13 13-0129	EA		14" x 8" Aluminum Eggcrate Ceiling Return Air And Exhaust Grille	80.24	13.86
23 37 13 13-0130	EA		14" x 10" Aluminum Eggcrate Ceiling Return Air And Exhaust Grille	82.26	13.86
23 37 13 13-0131	EA		14" x 14" Aluminum Eggcrate Ceiling Return Air And Exhaust Grille	91.35	13.86
23 37 13 13-0132	EA		16" x 8" Aluminum Eggcrate Ceiling Return Air And Exhaust Grille	80.24	13.86
23 37 13 13-0133	EA		16" x 10" Aluminum Eggcrate Ceiling Return Air And Exhaust Grille	87.31	13.86
23 37 13 13-0134	EA		16" x 12" Aluminum Eggcrate Ceiling Return Air And Exhaust Grille	91.35	13.86
23 37 13 13-0135	EA		16" x 14" Aluminum Eggcrate Ceiling Return Air And Exhaust Grille	116.33	20.44
23 37 13 13-0136	EA		16" x 16" Aluminum Eggcrate Ceiling Return Air And Exhaust Grille	118.35	20.44
23 37 13 13-0137	EA		18" x 12" Aluminum Eggcrate Ceiling Return Air And Exhaust Grille	114.31	20.44
23 37 13 13-0138	EA		18" x 18" Aluminum Eggcrate Ceiling Return Air And Exhaust Grille	140.44	23.73
23 37 13 13-0139	EA		20" x 10" Aluminum Eggcrate Ceiling Return Air And Exhaust Grille	112.30	20.44
23 37 13 13-0140	EA		20" x 20" Aluminum Eggcrate Ceiling Return Air And Exhaust Grille	150.53	23.73
23 37 13 13-0141	EA		22" x 4" Aluminum Eggcrate Ceiling Return Air And Exhaust Grille	78.22	13.86
23 37 13 13-0142	EA		22" x 10" Aluminum Eggcrate Ceiling Return Air And Exhaust Grille	114.31	20.44
23 37 13 13-0143	EA		22" x 22" Aluminum Eggcrate Ceiling Return Air And Exhaust Grille	168.58	27.02
23 37 13 13-0144	EA		24" x 8" Aluminum Eggcrate Ceiling Return Air And Exhaust Grille	112.30	20.44
23 37 13 13-0145	EA		24" x 10" Aluminum Eggcrate Ceiling Return Air And Exhaust Grille	116.33	20.44
23 37 13 13-0146	EA		24" x 12" Aluminum Eggcrate Ceiling Return Air And Exhaust Grille	134.38	23.73
			<i>For Lay-In Installation, Deduct</i>	-50.01	
23 37 13 13-0147	EA		24" x 14" Aluminum Eggcrate Ceiling Return Air And Exhaust Grille	140.44	23.73
23 37 13 13-0148	EA		24" x 16" Aluminum Eggcrate Ceiling Return Air And Exhaust Grille	156.46	27.02
23 37 13 13-0149	EA		24" x 18" Aluminum Eggcrate Ceiling Return Air And Exhaust Grille	162.52	27.02
23 37 13 13-0150	EA		24" x 20" Aluminum Eggcrate Ceiling Return Air And Exhaust Grille	169.59	27.02
23 37 13 13-0151	EA		24" x 24" Aluminum Eggcrate Ceiling Return Air And Exhaust Grille	182.71	27.02
			<i>For Lay-In Installation, Deduct</i>	-57.25	
23 37 13 13-0152	EA		30" x 8" Aluminum Eggcrate Ceiling Return Air And Exhaust Grille	137.41	23.73
23 37 13 13-0153	EA		48" x 12" Aluminum Eggcrate Ceiling Return Air And Exhaust Grille	226.01	29.61
23 37 13 13-0154	EA		48" x 24" Aluminum Eggcrate Ceiling Return Air And Exhaust Grille	392.34	36.19
			<i>For Lay-In Installation, Deduct</i>	-82.39	
23 37 13 13-0155			Supply Registers and Grilles <small>(23 37 13 13)</small>		
23 37 13 13-0156			Adjustable Curved Blade Register <small>(23 37 13 13-0155)</small>		
			Note: Ceiling mount aluminum construction four way pattern flush frame.		
23 37 13 13-0157	EA		6" x 6" Adjustable Curved Blade Register, Ceiling Mounted, Aluminum Construction, 4-Way Pattern	94.11	8.64
			<i>For Steel Construction, Deduct</i>	-9.10	
			<i>For Lay In Frame, Deduct</i>	-15.16	
			<i>For Three Way Pattern, Deduct</i>	-6.06	
			<i>For Two Way Pattern, Deduct</i>	-4.85	
			<i>For One Way Pattern, Deduct</i>	-4.85	
			<i>For Grille (No Damper), Deduct</i>	-9.10	
			<i>For Stainless Steel, Add</i>	151.60	

23 Heating, Ventilating, and Air-Conditioning (HVAC)

23 30 HVAC Air Distribution

23 37 Air Outlets and Inlets



MINOR	CSI	UOM	DESCRIPTION	TOTAL DIRECT UNIT COST	DEMOLITION UNIT COST
23 37 13	13-0158	EA	8" x 8" Adjustable Curved Blade Register, Ceiling Mounted, Aluminum Construction, 4-Way Pattern	97.68	8.64
			<i>For Steel Construction, Deduct</i>	-9.63	
			<i>For Lay In Frame, Deduct</i>	-16.05	
			<i>For Three Way Pattern, Deduct</i>	-6.42	
			<i>For Two Way Pattern, Deduct</i>	-5.14	
			<i>For One Way Pattern, Deduct</i>	-5.14	
			<i>For Grille (No Damper), Deduct</i>	-9.63	
			<i>For Stainless Steel, Add</i>	160.53	
23 37 13	13-0159	EA	12" x 6" Adjustable Curved Blade Register, Ceiling Mounted, Aluminum Construction, 4-Way Pattern	105.96	11.88
			<i>For Steel Construction, Deduct</i>	-9.10	
			<i>For Lay In Frame, Deduct</i>	-15.16	
			<i>For Three Way Pattern, Deduct</i>	-6.06	
			<i>For Two Way Pattern, Deduct</i>	-4.85	
			<i>For One Way Pattern, Deduct</i>	-4.85	
			<i>For Grille (No Damper), Deduct</i>	-9.10	
			<i>For Stainless Steel, Add</i>	151.60	
23 37 13	13-0160	EA	10" x 10" Adjustable Curved Blade Register, Ceiling Mounted, Aluminum Construction, 4-Way Pattern	119.05	10.80
			<i>For Steel Construction, Deduct</i>	-11.06	
			<i>For Lay In Frame, Deduct</i>	-18.43	
			<i>For Three Way Pattern, Deduct</i>	-7.37	
			<i>For Two Way Pattern, Deduct</i>	-5.90	
			<i>For One Way Pattern, Deduct</i>	-5.90	
			<i>For Grille (No Damper), Deduct</i>	-11.06	
			<i>For Stainless Steel, Add</i>	184.33	
23 37 13	13-0161	EA	12" x 12" Adjustable Curved Blade Register, Ceiling Mounted, Aluminum Construction, 4-Way Pattern	143.07	14.04
			<i>For Steel Construction, Deduct</i>	-13.20	
			<i>For Lay In Frame, Deduct</i>	-22.00	
			<i>For Three Way Pattern, Deduct</i>	-8.80	
			<i>For Two Way Pattern, Deduct</i>	-7.04	
			<i>For One Way Pattern, Deduct</i>	-7.04	
			<i>For Grille (No Damper), Deduct</i>	-13.20	
			<i>For Stainless Steel, Add</i>	219.98	
23 37 13	13-0162	EA	14" x 14" Adjustable Curved Blade Register, Ceiling Mounted, Aluminum Construction, 4-Way Pattern	176.44	16.20
			<i>For Steel Construction, Deduct</i>	-16.41	
			<i>For Lay In Frame, Deduct</i>	-27.35	
			<i>For Three Way Pattern, Deduct</i>	-10.94	
			<i>For Two Way Pattern, Deduct</i>	-8.75	
			<i>For One Way Pattern, Deduct</i>	-8.75	
			<i>For Grille (No Damper), Deduct</i>	-16.41	
			<i>For Stainless Steel, Add</i>	273.50	
23 37 13	13-0163	EA	16" x 16" Adjustable Curved Blade Register, Ceiling Mounted, Aluminum Construction, 4-Way Pattern	176.44	16.20
			<i>For Steel Construction, Deduct</i>	-16.41	
			<i>For Lay In Frame, Deduct</i>	-27.35	
			<i>For Three Way Pattern, Deduct</i>	-10.94	
			<i>For Two Way Pattern, Deduct</i>	-8.75	
			<i>For One Way Pattern, Deduct</i>	-8.75	
			<i>For Grille (No Damper), Deduct</i>	-16.41	
			<i>For Stainless Steel, Add</i>	273.50	
23 37 13	13-0164	EA	18" x 18" Adjustable Curved Blade Register, Ceiling Mounted, Aluminum Construction, 4-Way Pattern	217.35	21.61
			<i>For Steel Construction, Deduct</i>	-19.98	
			<i>For Lay In Frame, Deduct</i>	-33.30	
			<i>For Three Way Pattern, Deduct</i>	-13.32	
			<i>For Two Way Pattern, Deduct</i>	-10.65	
			<i>For One Way Pattern, Deduct</i>	-10.65	
			<i>For Grille (No Damper), Deduct</i>	-19.98	
			<i>For Stainless Steel, Add</i>	332.95	
23 37 13	13-0165	EA	24" x 24" Adjustable Curved Blade Register, Ceiling Mounted, Aluminum Construction, 4-Way Pattern	289.34	22.68
			<i>For Steel Construction, Deduct</i>	-30.14	
			<i>For Lay In Frame, Deduct</i>	-50.24	
			<i>For Three Way Pattern, Deduct</i>	-20.10	
			<i>For Two Way Pattern, Deduct</i>	-16.08	
			<i>For One Way Pattern, Deduct</i>	-16.08	
			<i>For Grille (No Damper), Deduct</i>	-30.14	
			<i>For Stainless Steel, Add</i>	502.40	
23 37 13	13-0166	EA	30" x 30" Adjustable Curved Blade Register, Ceiling Mounted, Aluminum Construction, 4-Way Pattern	477.47	45.80
			<i>For Steel Construction, Deduct</i>	-57.88	
			<i>For Lay In Frame, Deduct</i>	-96.47	
			<i>For Three Way Pattern, Deduct</i>	-38.59	
			<i>For Two Way Pattern, Deduct</i>	-30.87	
			<i>For One Way Pattern, Deduct</i>	-30.87	
			<i>For Grille (No Damper), Deduct</i>	-57.88	
			<i>For Stainless Steel, Add</i>	964.68	
23 37 13	13-0167		Removable-Reversible Core Registers <small>(23 37 13 13-0155)</small>		
			Note: Double deflection radiused frame aluminum construction.		
23 37 13	13-0168	EA	6" x 6" Removable/Reversible Core Register, Double Deflection, Radiused Aluminum Frame	109.57	8.64
			<i>For Steel Construction, Deduct</i>	-7.61	
			<i>For Flat Frame, Deduct</i>	-7.61	
			<i>For Grille (No Damper), Deduct</i>	-22.83	
			<i>For Stainless Steel, Add</i>	190.25	
23 37 13	13-0169	EA	8" x 8" Removable/Reversible Core Register, Double Deflection, Radiused Aluminum Frame	140.49	8.64
			<i>For Steel Construction, Deduct</i>	-10.70	
			<i>For Flat Frame, Deduct</i>	-10.70	
			<i>For Grille (No Damper), Deduct</i>	-32.11	
			<i>For Stainless Steel, Add</i>	267.55	



MINOR CSI UOM DESCRIPTION	TOTAL DIRECT UNIT COST	DEMOLITION UNIT COST
23 37 13 13-0170 EA 12" x 6" Removable/Reversible Core Register, Double Deflection, Radiused Aluminum Frame.....	178.50	11.88
For Steel Construction, Deduct	-13.32	
For Flat Frame, Deduct	-13.32	
For Grille (No Damper), Deduct	-39.95	
For Stainless Steel, Add	332.95	
23 37 13 13-0171 EA 10" x 10" Removable/Reversible Core Register, Double Deflection, Radiused Aluminum Frame.....	180.88	11.88
For Steel Construction, Deduct	-13.56	
For Flat Frame, Deduct	-13.56	
For Grille (No Damper), Deduct	-40.67	
For Stainless Steel, Add	338.90	
23 37 13 13-0172 EA 12" x 12" Removable/Reversible Core Register, Double Deflection, Radiused Aluminum Frame.....	231.07	14.04
For Steel Construction, Deduct	-17.60	
For Flat Frame, Deduct	-17.60	
For Grille (No Damper), Deduct	-52.80	
For Stainless Steel, Add	439.98	
23 37 13 13-0173 EA 14" x 14" Removable/Reversible Core Register, Double Deflection, Radiused Aluminum Frame.....	331.02	17.28
For Steel Construction, Deduct	-26.40	
For Flat Frame, Deduct	-26.40	
For Grille (No Damper), Deduct	-79.19	
For Stainless Steel, Add	659.95	
23 37 13 13-0174 EA 16" x 16" Removable/Reversible Core Register, Double Deflection, Radiused Aluminum Frame.....	373.83	16.20
For Steel Construction, Deduct	-30.68	
For Flat Frame, Deduct	-30.68	
For Grille (No Damper), Deduct	-92.04	
For Stainless Steel, Add	766.98	
23 37 13 13-0175 EA 18" x 18" Removable/Reversible Core Register, Double Deflection, Radiused Aluminum Frame.....	450.42	21.61
For Steel Construction, Deduct	-36.63	
For Flat Frame, Deduct	-36.63	
For Grille (No Damper), Deduct	-109.88	
For Stainless Steel, Add	915.63	
23 37 13 13-0176 EA 24" x 24" Removable/Reversible Core Register, Double Deflection, Radiused Aluminum Frame.....	571.16	21.61
For Steel Construction, Deduct	-48.28	
For Flat Frame, Deduct	-48.28	
For Grille (No Damper), Deduct	-144.83	
For Stainless Steel, Add	1,206.95	
23 37 13 13-0177 Supply Grille, Aluminum Drum With Aluminum Border (23 37 13 13-0155)		
Note: Titus DL.		
23 37 13 13-0178 EA 9" x 6" Supply Grille, Aluminum Drum.....	83.46	16.74
For Stainless Steel, Add	124.98	
23 37 13 13-0179 EA 12" x 6" Supply Grille, Aluminum Drum.....	117.02	22.68
For Stainless Steel, Add	179.25	
23 37 13 13-0180 EA 18" x 6" Supply Grille, Aluminum Drum.....	129.19	22.68
For Stainless Steel, Add	209.68	
23 37 13 13-0181 EA 24" x 6" Supply Grille, Aluminum Drum.....	143.23	27.54
For Stainless Steel, Add	220.40	
23 37 13 13-0182 EA 30" x 6" Supply Grille, Aluminum Drum.....	182.95	33.59
For Stainless Steel, Add	289.78	
23 37 13 13-0183 EA 36" x 6" Supply Grille, Aluminum Drum.....	222.81	33.59
For Stainless Steel, Add	389.43	
23 37 13 13-0184 EA 48" x 6" Supply Grille, Aluminum Drum.....	266.07	42.12
For Stainless Steel, Add	454.78	
23 37 13 13-0185 EA 20" x 10" Supply Grille, Aluminum Drum.....	149.10	27.54
For Stainless Steel, Add	235.08	
23 37 13 13-0186 EA 25" x 10" Supply Grille, Aluminum Drum.....	160.98	33.49
For Stainless Steel, Add	235.08	
23 37 13 13-0187 EA 30" x 10" Supply Grille, Aluminum Drum.....	227.54	42.12
For Stainless Steel, Add	358.28	
23 37 13 13-0188 EA 35" x 10" Supply Grille, Aluminum Drum.....	263.17	45.37
For Stainless Steel, Add	431.15	
23 37 13 13-0189 EA 40" x 10" Supply Grille, Aluminum Drum.....	296.16	47.52
For Stainless Steel, Add	502.83	
23 37 13 13-0190 EA 20" x 12" Supply Grille, Aluminum Drum.....	170.15	29.71
For Stainless Steel, Add	276.88	
23 37 13 13-0191 EA 30" x 12" Supply Grille, Aluminum Drum.....	249.89	43.20
For Stainless Steel, Add	408.78	
23 37 13 13-0192 EA 40" x 12" Supply Grille, Aluminum Drum.....	324.16	48.60
For Stainless Steel, Add	567.43	
23 37 13 13-0193 EA 15" x 15" Supply Grille, Aluminum Drum.....	179.03	33.49
For Stainless Steel, Add	280.20	
23 37 13 13-0194 EA 20" x 15" Supply Grille, Aluminum Drum.....	201.68	35.64
For Stainless Steel, Add	326.03	
23 37 13 13-0195 EA 25" x 15" Supply Grille, Aluminum Drum.....	236.99	41.59
For Stainless Steel, Add	384.60	
23 37 13 13-0196 EA 30" x 15" Supply Grille, Aluminum Drum.....	268.87	44.29
For Stainless Steel, Add	450.80	
23 37 13 13-0197 EA 40" x 15" Supply Grille, Aluminum Drum.....	327.16	49.69
For Stainless Steel, Add	569.53	
23 37 13 13-0198 Adjustable Shutter Blade Registers (23 37 13 13-0155)		
Note: Double deflection flat frame aluminum construction.		

23 Heating, Ventilating, and Air-Conditioning (HVAC)

23 30 HVAC Air Distribution

23 37 Air Outlets and Inlets



MINOR	CSI	UOM	DESCRIPTION	TOTAL DIRECT UNIT COST	DEMOLITION UNIT COST
23 37 13	13-0199	EA	6" x 6" Adjustable Shutter Blade Register, Double Deflection, Flat Aluminum Frame.....	172.20	8.64
			<i>For Steel Construction, Deduct</i>	-13.87	
			<i>For Single Deflection, Deduct</i>	-27.75	
			<i>For Grille (No Damper), Deduct</i>	-20.81	
			<i>For Stainless Steel, Add</i>	346.83	
23 37 13	13-0200	EA	8" x 8" Adjustable Shutter Blade Register, Double Deflection, Flat Aluminum Frame.....	199.95	8.64
			<i>For Steel Construction, Deduct</i>	-16.65	
			<i>For Single Deflection, Deduct</i>	-33.30	
			<i>For Grille (No Damper), Deduct</i>	-24.97	
			<i>For Stainless Steel, Add</i>	416.20	
23 37 13	13-0201	EA	12" x 6" Adjustable Shutter Blade Register, Double Deflection, Flat Aluminum Frame.....	211.80	11.88
			<i>For Steel Construction, Deduct</i>	-16.65	
			<i>For Single Deflection, Deduct</i>	-33.30	
			<i>For Grille (No Damper), Deduct</i>	-24.97	
			<i>For Stainless Steel, Add</i>	416.20	
23 37 13	13-0202	EA	10" x 10" Adjustable Shutter Blade Register, Double Deflection, Flat Aluminum Frame.....	219.72	10.80
			<i>For Steel Construction, Deduct</i>	-17.44	
			<i>For Single Deflection, Deduct</i>	-34.88	
			<i>For Grille (No Damper), Deduct</i>	-26.16	
			<i>For Stainless Steel, Add</i>	436.00	
23 37 13	13-0203	EA	12" x 12" Adjustable Shutter Blade Register, Double Deflection, Flat Aluminum Frame.....	269.12	14.04
			<i>For Steel Construction, Deduct</i>	-21.40	
			<i>For Single Deflection, Deduct</i>	-42.81	
			<i>For Grille (No Damper), Deduct</i>	-32.11	
			<i>For Stainless Steel, Add</i>	535.10	
23 37 13	13-0204	EA	14" x 14" Adjustable Shutter Blade Register, Double Deflection, Flat Aluminum Frame.....	360.36	16.20
			<i>For Steel Construction, Deduct</i>	-29.33	
			<i>For Single Deflection, Deduct</i>	-58.66	
			<i>For Grille (No Damper), Deduct</i>	-44.00	
			<i>For Stainless Steel, Add</i>	733.30	
23 37 13	13-0205	EA	16" x 16" Adjustable Shutter Blade Register, Double Deflection, Flat Aluminum Frame.....	427.74	17.28
			<i>For Steel Construction, Deduct</i>	-36.07	
			<i>For Single Deflection, Deduct</i>	-72.14	
			<i>For Grille (No Damper), Deduct</i>	-54.11	
			<i>For Stainless Steel, Add</i>	901.75	
23 37 13	13-0206	EA	18" x 18" Adjustable Shutter Blade Register, Double Deflection, Flat Aluminum Frame.....	528.11	21.61
			<i>For Steel Construction, Deduct</i>	-44.39	
			<i>For Single Deflection, Deduct</i>	-88.79	
			<i>For Grille (No Damper), Deduct</i>	-66.59	
			<i>For Stainless Steel, Add</i>	1,109.85	
23 37 13	13-0207	EA	24" x 24" Adjustable Shutter Blade Register, Double Deflection, Flat Aluminum Frame.....	734.47	22.68
			<i>For Steel Construction, Deduct</i>	-64.61	
			<i>For Single Deflection, Deduct</i>	-129.22	
			<i>For Grille (No Damper), Deduct</i>	-96.91	
			<i>For Stainless Steel, Add</i>	1,615.23	
23 37 13	13-0208		Air Conditioning And Ventilation (23 37 13 13-0155)		
23 37 13	13-0209	EA	10" x 16" Egg Crate Wall Return Air Or Exhaust Grille, Aluminum Construction	95.16	22.68
			<i>For Stainless Steel, Add</i>	124.60	
23 37 13	13-0210	EA	18" x 12" Egg Crate Wall Return Air Or Exhaust Grille, Aluminum Construction	167.20	33.76
			<i>For Stainless Steel, Add</i>	249.23	
23 37 13	13-0211	EA	30" x 12" Egg Crate Wall Return Air Or Exhaust Grille, Aluminum Construction	260.66	47.25
			<i>For Stainless Steel, Add</i>	415.38	
23 37 13	13-0212	EA	48" x 24" Egg Crate Wall Return Air Or Exhaust Grille, Aluminum Construction	677.89	64.81
			<i>For Stainless Steel, Add</i>	1,370.70	
23 37 13	13-0213		Square Wall Return Air And Exhaust Grilles (23 37 13 13-0155)		
			Note: Egg crate design aluminum construction.		
23 37 13	13-0214	EA	8" x 8" Egg Crate Wall Return Air Or Exhaust Grille, Aluminum Construction	84.09	27.06
23 37 13	13-0215	EA	12" x 12" Egg Crate Wall Return Air Or Exhaust Grille, Aluminum Construction	93.30	27.06
23 37 13	13-0216	EA	18" x 18" Egg Crate Wall Return Air Or Exhaust Grille, Aluminum Construction	138.79	40.59
23 37 13	13-0217	EA	24" x 24" Egg Crate Wall Return Air Or Exhaust Grille, Aluminum Construction	184.87	40.59
23 37 13	13-0218	EA	28" x 28" Egg Crate Wall Return Air Or Exhaust Grille, Aluminum Construction	315.62	54.13
23 37 13	13-0219	EA	36" x 36" Egg Crate Wall Return Air Or Exhaust Grille, Aluminum Construction	594.00	54.00
23 37 13	13-0220		Rectangular Four-Way Adjustable Deflection Wall Supply Grilles (23 37 13 13-0155)		
			Note: Aluminum construction.		
23 37 13	13-0221	EA	12" x 6" 4-Way Adjustable Wall Supply Grille, Adjustable Deflection, Aluminum Construction	242.71	19.48
23 37 13	13-0222	EA	14" x 6" 4-Way Adjustable Wall Supply Grille, Adjustable Deflection, Aluminum Construction	278.38	19.48
23 37 13	13-0223	EA	18" x 8" 4-Way Adjustable Wall Supply Grille, Adjustable Deflection, Aluminum Construction	336.30	21.65
23 37 13	13-0224	EA	24" x 8" 4-Way Adjustable Wall Supply Grille, Adjustable Deflection, Aluminum Construction	399.69	21.65
23 37 13	13-0225	EA	36" x 20" 4-Way Adjustable Wall Supply Grille, Adjustable Deflection, Aluminum Construction	510.42	67.66
23 37 13	13-0226	EA	6" x 6" 2, 3, 4-Way Adjustable Wall Supply Grille, Adjustable, Titus Mode 250	95.98	32.48
23 37 13	13-0227	EA	8" x 8" 2, 3, 4-Way Adjustable Wall Supply Grille, Adjustable, Titus Mode 250	101.39	35.18
23 37 13	13-0228	EA	10" x 10" 2, 3, 4-Way Adjustable Wall Supply Grille, Adjustable, Titus Mode 250	117.88	37.89
23 37 13	13-0229	EA	12" x 12" 2, 3, 4-Way Adjustable Wall Supply Grille, Adjustable, Titus Mode 250	126.63	40.59
23 37 13	13-0230	EA	14" x 14" 2, 3, 4-Way Adjustable Wall Supply Grille, Adjustable, Titus Mode 250	140.91	43.30
23 37 13	13-0231		Square Ceiling Return Air And Exhaust Grilles (23 37 13 13-0155)		
			Note: Egg crate design, plastic construction.		



MINOR CSI UOM DESCRIPTION	TOTAL DIRECT UNIT COST	DEMOLITION UNIT COST
23 37 13 13-0232 EA 24" x 24" Egg Crate Ceiling Return Air Or Exhaust Grille, Plastic Construction.....	45.56	12.96
23 37 13 13-0233 EA 24" x 48" Egg Crate Ceiling Return Air Or Exhaust Grille, Plastic Construction.....	66.49	13.07
23 37 13 13-0234 Door Grilles Sight Proof Inverted Vee Cross Section (23 37 13 13-0155)		
Note: Painted steel louvers and frame.		
23 37 13 13-0235 EA 12" x 6" Sight Proof Door Grilles, Inverted Vee Cross Section, Painted Steel.....	134.94	19.48
23 37 13 13-0236 EA 12" x 12" Sight Proof Door Grilles, Inverted Vee Cross Section, Painted Steel.....	167.40	19.48
23 37 13 13-0237 EA 18" x 18" Sight Proof Door Grilles, Inverted Vee Cross Section, Painted Steel.....	211.00	20.57
23 37 13 13-0238 EA 24" x 24" Sight Proof Door Grilles, Inverted Vee Cross Section, Painted Steel.....	294.23	24.57
23 37 13 13-0239 EA 24" x 30" Sight Proof Door Grilles, Inverted Vee Cross Section, Painted Steel.....	325.98	45.14
23 37 13 13-0240 Stainless Steel Devices (23 37 13 13-0155)		
23 37 13 13-0241 304 Stainless Steel, Louvered Partition/Door Grilles (23 37 13 13-0240)		
23 37 13 13-0242 SF Up To 4 SF, 304 Stainless Steel, Louvered Partition/Door Grille.....	177.26	16.88
For 316 Stainless Steel, Add	29.82	
23 37 13 13-0243 SF >4 SF, 304 Stainless Steel, Louvered Partition/Door Grille.....	150.05	16.88
For 316 Stainless Steel, Add	24.38	
23 37 13 13-0244 304 Stainless Steel, Single Deflection Supply Grilles (23 37 13 13-0240)		
23 37 13 13-0245 SF Up To 4 SF, 304 Stainless Steel, Single Deflection Supply Grille.....	134.98	16.88
For 316 Stainless Steel, Add	21.37	
23 37 13 13-0246 SF >4 SF, 304 Stainless Steel, Single Deflection Supply Grille.....	115.19	16.88
For 316 Stainless Steel, Add	17.41	
23 37 13 13-0247 304 Stainless Steel, Double Deflection Supply Grilles (23 37 13 13-0240)		
23 37 13 13-0248 SF Up To 4 SF, 304 Stainless Steel, Double Deflection Supply Grille.....	196.18	16.88
For 316 Stainless Steel, Add	33.61	
23 37 13 13-0249 SF >4 SF, 304 Stainless Steel, Double Deflection Supply Grille.....	167.62	16.88
For 316 Stainless Steel, Add	27.89	
23 37 13 13-0250 304 Stainless Steel Return Grilles (23 37 13 13-0240)		
23 37 13 13-0251 SF Up To 4 SF, 304 Stainless Steel Return Grille.....	134.98	16.88
For 316 Stainless Steel, Add	21.37	
23 37 13 13-0252 SF >4 SF, 304 Stainless Steel Return Grille.....	115.19	16.88
For 316 Stainless Steel, Add	17.41	
23 37 13 13-0253 304 Stainless Steel, Louvered Supply/Return Grilles (23 37 13 13-0240)		
23 37 13 13-0254 SF Up To 4 SF, 304 Stainless Steel, Louvered Supply/Return Grille.....	134.98	16.88
For 316 Stainless Steel, Add	21.37	
23 37 13 13-0255 SF >4 SF, 304 Stainless Steel, Louvered Supply/Return Grille.....	115.19	16.88
For 316 Stainless Steel, Add	17.41	
23 37 13 13-0256 304 Stainless Steel, Perforated Return Grilles (23 37 13 13-0240)		
23 37 13 13-0257 SF Up To 4 SF, 304 Stainless Steel, Perforated Return Grille.....	134.98	16.88
For 316 Stainless Steel, Add	21.37	
23 37 13 13-0258 SF >4 SF, 304 Stainless Steel, Perforated Return Grille.....	109.75	16.88
For 316 Stainless Steel, Add	16.32	
23 37 13 13-0259 304 Stainless Steel, Perforated Supply Grilles (23 37 13 13-0240)		
23 37 13 13-0260 SF Up To 4 SF, 304 Stainless Steel, Perforated Supply Grille.....	162.80	16.88
For 316 Stainless Steel, Add	26.93	
23 37 13 13-0261 SF >4 SF, 304 Stainless Steel, Perforated Supply Grille.....	112.65	16.88
For 316 Stainless Steel, Add	16.90	
23 37 13 13-0262 304 Stainless Steel, Door Grilles (23 37 13 13-0240)		
23 37 13 13-0263 SF Up To 4 SF, 304 Stainless Steel, Door Grille.....	241.80	16.88
For 316 Stainless Steel, Add	42.73	
23 37 13 13-0264 SF >4 SF, 304 Stainless Steel, Door Grille.....	202.24	16.88
For 316 Stainless Steel, Add	34.82	
23 37 13 13-0265 304 Stainless Steel, Linear Bar Grilles (23 37 13 13-0240)		
23 37 13 13-0266 SF Up To 4 SF, 304 Stainless Steel, Linear Bar Grille.....	308.20	16.88
For 316 Stainless Steel, Add	56.01	
23 37 13 13-0267 SF >4 SF, 304 Stainless Steel, Linear Bar Grille.....	264.30	16.88
For 316 Stainless Steel, Add	47.23	
23 37 13 13-0268 304 Stainless Steel, Hinged Filter Grilles (23 37 13 13-0240)		
23 37 13 13-0269 SF Up To 4 SF, 304 Stainless Steel, Hinged Filter Grille.....	227.34	16.88
For 316 Stainless Steel, Add	39.84	

23 Heating, Ventilating, and Air-Conditioning (HVAC)

23 30 HVAC Air Distribution

23 37 Air Outlets and Inlets



MINOR CSI UOM DESCRIPTION	TOTAL DIRECT UNIT COST	DEMOLITION UNIT COST
23 37 13 13-0270 SF >4 SF, 304 Stainless Steel, Hinged Filter Grille..... <i>For 316 Stainless Steel, Add</i>	158.10 25.99	16.88
23 37 13 13-0271 304 Stainless Steel, Opposed Blade Dampers Grilles (23 37 13 13-0240)		
23 37 13 13-0272 SF Up To 4 SF, 304 Stainless Steel, Opposed Blade Dampers Grille <i>For 316 Stainless Steel, Add</i>	123.85 19.14	16.88
23 37 13 13-0273 SF Opposed Blade Dampers Grille, Stainless Steel 304, > 4 SF..... <i>For 316 Stainless Steel, Add</i>	95.05 13.38	16.88
23 37 13 13-0274 304 Stainless Steel, Plaster Frames Replacement (23 37 13 13-0240)		
Note: For frequent replacement.		
23 37 13 13-0275 SF To 4 SF, 304 Stainless Steel, Plaster Frames Replacement <i>For 316 Stainless Steel, Add</i>	97.14 13.80	16.88
23 37 13 13-0276 SF >4 SF, 304 Stainless Steel, Plaster Frames Replacement <i>For 316 Stainless Steel, Add</i>	53.00 4.97	16.88
23 37 13 13-0277 304 Stainless Steel, Modular Louvered Ceiling Diffusers (23 37 13 13-0240)		
23 37 13 13-0278 SF Up To 4 SF, 304 Stainless Steel, Modular Louvered Ceiling Diffuser..... <i>For 316 Stainless Steel, Add</i>	224.00 39.17	16.88
23 37 13 13-0279 SF >4 SF, 304 Stainless Steel, Modular Louvered Ceiling Diffuser <i>For 316 Stainless Steel, Add</i>	175.91 29.55	16.88
23 37 13 13-0280 304 Stainless Steel, Latticed Supply/Return Grilles (23 37 13 13-0240)		
23 37 13 13-0281 SF Up To 4 SF, 304 Stainless Steel, Latticed Supply/Return Grille <i>For 316 Stainless Steel, Add</i>	80.45 10.46	16.88
23 37 13 13-0282 SF >4 SF, 304 Stainless Steel, Latticed Supply/Return Grille <i>For 316 Stainless Steel, Add</i>	80.45 10.46	16.88
23 37 13 13-0283 Removal And Reinstallation Of Distribution Devices (23 37 13 13)		
Note: Includes storage and cleaning. Excludes ductwork.		
23 37 13 13-0284 EA Removal And Reinstallation Of Variable Air Volume Terminal Unit.....	202.52	
23 37 13 13-0285 EA Removal And Reinstallation Of Fan Powered Variable Volume Terminal Unit.....	223.37	
23 37 13 13-0286 EA Removal And Reinstallation Of Lay-in Diffuser/Register/Grille.....	33.48	
23 37 13 13-0287 EA Removal And Reinstallation Of Surface Mounted Diffuser/Register/Grille.....	45.34	
23 37 13 43 Security Registers and Grilles (23 37 13)		
23 37 13 43-0001 Security Supply Or Return Grille (23 37 13 43)		
Note: Designed for maximum security applications, 3/16" steel face plate with 2" x 2" square holes, 1/4" steel backer plate, 3/16" welded steel sleeve, 10 gauge x 2 wire mesh between face and backer plates, 1" x 1" x 3/16" angle iron frame, standard finish.		
23 37 13 43-0002 EA 8" x 4" Steel Security Grille..... <i>For Anchoring Tabs, Add</i> <i>For Rear Operated Opposed Blade Damper, Add</i> <i>For Each Square Inch With 1/4" Steel Backer Plate Case Hardened To Rockwell "C" 56/58, Add</i> <i>For 1" x 1" Square Holes On Face, Add</i> <i>For Stainless Steel, Add</i>	277.97 24.55 89.17 0.35 61.37 319.14	16.24
23 37 13 43-0003 EA 8" x 6" Steel Security Grille..... <i>For Anchoring Tabs, Add</i> <i>For Rear Operated Opposed Blade Damper, Add</i> <i>For Each Square Inch With 1/4" Steel Backer Plate Case Hardened To Rockwell "C" 56/58, Add</i> <i>For 1" x 1" Square Holes On Face, Add</i> <i>For Stainless Steel, Add</i>	308.81 27.53 99.69 0.35 68.81 357.83	16.78
23 37 13 43-0004 EA 8" x 8" Steel Security Grille..... <i>For Anchoring Tabs, Add</i> <i>For Rear Operated Opposed Blade Damper, Add</i> <i>For Each Square Inch With 1/4" Steel Backer Plate Case Hardened To Rockwell "C" 56/58, Add</i> <i>For 1" x 1" Square Holes On Face, Add</i> <i>For Stainless Steel, Add</i>	354.05 31.62 114.45 0.35 79.04 411.01	18.94
23 37 13 43-0005 EA 10" x 4" Steel Security Grille..... <i>For Anchoring Tabs, Add</i> <i>For Rear Operated Opposed Blade Damper, Add</i> <i>For Each Square Inch With 1/4" Steel Backer Plate Case Hardened To Rockwell "C" 56/58, Add</i> <i>For 1" x 1" Square Holes On Face, Add</i> <i>For Stainless Steel, Add</i>	308.33 27.15 98.72 0.35 67.88 352.99	18.40
23 37 13 43-0006 EA 10" x 6" Steel Security Grille..... <i>For Anchoring Tabs, Add</i> <i>For Rear Operated Opposed Blade Damper, Add</i> <i>For Each Square Inch With 1/4" Steel Backer Plate Case Hardened To Rockwell "C" 56/58, Add</i> <i>For 1" x 1" Square Holes On Face, Add</i> <i>For Stainless Steel, Add</i>	329.09 29.01 105.44 0.35 72.53 377.16	19.48
23 37 13 43-0007 EA 10" x 8" Steel Security Grille..... <i>For Anchoring Tabs, Add</i> <i>For Rear Operated Opposed Blade Damper, Add</i> <i>For Each Square Inch With 1/4" Steel Backer Plate Case Hardened To Rockwell "C" 56/58, Add</i> <i>For 1" x 1" Square Holes On Face, Add</i> <i>For Stainless Steel, Add</i>	376.98 33.48 121.39 0.35 83.69 435.19	21.10



MINOR CSI UOM DESCRIPTION	TOTAL DIRECT UNIT COST	DEMOLITION UNIT COST
23 37 13 43-0008 EA 10" x 10" Steel Security Grille	421.13	22.74
For Anchoring Tabs, Add	37.57	
For Rear Operated Opposed Blade Damper, Add	136.03	
For Each Square Inch With 1/4" Steel Backer Plate Case Hardened To Rockwell "C" 56/58, Add	0.35	
For 1" x 1" Square Holes On Face, Add	93.92	
For Stainless Steel, Add	488.37	
23 37 13 43-0009 EA 12" x 4" Steel Security Grille	323.82	20.57
For Anchoring Tabs, Add	28.27	
For Rear Operated Opposed Blade Damper, Add	103.05	
For Each Square Inch With 1/4" Steel Backer Plate Case Hardened To Rockwell "C" 56/58, Add	0.35	
For 1" x 1" Square Holes On Face, Add	70.67	
For Stainless Steel, Add	367.90	
23 37 13 43-0010 EA 12" x 6" Steel Security Grille	361.62	22.74
For Anchoring Tabs, Add	31.62	
For Rear Operated Opposed Blade Damper, Add	115.20	
For Each Square Inch With 1/4" Steel Backer Plate Case Hardened To Rockwell "C" 56/58, Add	0.35	
For 1" x 1" Square Holes On Face, Add	79.04	
For Stainless Steel, Add	411.01	
23 37 13 43-0011 EA 12" x 8" Steel Security Grille	413.23	24.36
For Anchoring Tabs, Add	36.45	
For Rear Operated Opposed Blade Damper, Add	132.45	
For Each Square Inch With 1/4" Steel Backer Plate Case Hardened To Rockwell "C" 56/58, Add	0.35	
For 1" x 1" Square Holes On Face, Add	91.13	
For Stainless Steel, Add	473.88	
23 37 13 43-0012 EA 12" x 10" Steel Security Grille	449.94	25.98
For Anchoring Tabs, Add	39.80	
For Rear Operated Opposed Blade Damper, Add	144.49	
For Each Square Inch With 1/4" Steel Backer Plate Case Hardened To Rockwell "C" 56/58, Add	0.35	
For 1" x 1" Square Holes On Face, Add	99.50	
For Stainless Steel, Add	517.39	
23 37 13 43-0013 EA 12" x 12" Steel Security Grille	497.83	27.60
For Anchoring Tabs, Add	44.26	
For Rear Operated Opposed Blade Damper, Add	160.44	
For Each Square Inch With 1/4" Steel Backer Plate Case Hardened To Rockwell "C" 56/58, Add	0.35	
For 1" x 1" Square Holes On Face, Add	110.66	
For Stainless Steel, Add	575.42	
23 37 13 43-0014 EA 14" x 4" Steel Security Grille	345.65	22.19
For Anchoring Tabs, Add	30.13	
For Rear Operated Opposed Blade Damper, Add	109.89	
For Each Square Inch With 1/4" Steel Backer Plate Case Hardened To Rockwell "C" 56/58, Add	0.35	
For 1" x 1" Square Holes On Face, Add	75.32	
For Stainless Steel, Add	391.66	
23 37 13 43-0015 EA 14" x 6" Steel Security Grille	389.83	23.81
For Anchoring Tabs, Add	34.22	
For Rear Operated Opposed Blade Damper, Add	124.53	
For Each Square Inch With 1/4" Steel Backer Plate Case Hardened To Rockwell "C" 56/58, Add	0.35	
For 1" x 1" Square Holes On Face, Add	85.55	
For Stainless Steel, Add	444.86	
23 37 13 43-0016 EA 14" x 8" Steel Security Grille	435.06	25.98
For Anchoring Tabs, Add	38.31	
For Rear Operated Opposed Blade Damper, Add	139.28	
For Each Square Inch With 1/4" Steel Backer Plate Case Hardened To Rockwell "C" 56/58, Add	0.35	
For 1" x 1" Square Holes On Face, Add	95.78	
For Stainless Steel, Add	498.04	
23 37 13 43-0017 EA 14" x 10" Steel Security Grille	491.47	28.15
For Anchoring Tabs, Add	43.52	
For Rear Operated Opposed Blade Damper, Add	157.94	
For Each Square Inch With 1/4" Steel Backer Plate Case Hardened To Rockwell "C" 56/58, Add	0.35	
For 1" x 1" Square Holes On Face, Add	108.80	
For Stainless Steel, Add	565.75	
23 37 13 43-0018 EA 14" x 12" Steel Security Grille	541.51	30.85
For Anchoring Tabs, Add	47.98	
For Rear Operated Opposed Blade Damper, Add	174.11	
For Each Square Inch With 1/4" Steel Backer Plate Case Hardened To Rockwell "C" 56/58, Add	0.35	
For 1" x 1" Square Holes On Face, Add	119.96	
For Stainless Steel, Add	623.77	
23 37 13 43-0019 EA 14" x 14" Steel Security Grille	583.04	33.01
For Anchoring Tabs, Add	51.70	
For Rear Operated Opposed Blade Damper, Add	187.56	
For Each Square Inch With 1/4" Steel Backer Plate Case Hardened To Rockwell "C" 56/58, Add	0.35	
For 1" x 1" Square Holes On Face, Add	129.26	
For Stainless Steel, Add	672.13	
23 37 13 43-0020 EA 16" x 6" Steel Security Grille	416.47	25.98
For Anchoring Tabs, Add	36.45	
For Rear Operated Opposed Blade Damper, Add	132.78	
For Each Square Inch With 1/4" Steel Backer Plate Case Hardened To Rockwell "C" 56/58, Add	0.35	
For 1" x 1" Square Holes On Face, Add	91.13	
For Stainless Steel, Add	473.88	
23 37 13 43-0021 EA 16" x 8" Steel Security Grille	476.59	28.15
For Anchoring Tabs, Add	42.03	
For Rear Operated Opposed Blade Damper, Add	152.74	
For Each Square Inch With 1/4" Steel Backer Plate Case Hardened To Rockwell "C" 56/58, Add	0.35	
For 1" x 1" Square Holes On Face, Add	105.08	
For Stainless Steel, Add	546.40	

23 Heating, Ventilating, and Air-Conditioning (HVAC)

23 30 HVAC Air Distribution

23 37 Air Outlets and Inlets



MINOR		TOTAL DIRECT		DEMOLITION
CSI	UOM	DESCRIPTION	UNIT COST	UNIT COST
23 37 13 43-0022	EA	16" x 10" Steel Security Grille	514.39	30.31
		<i>For Anchoring Tabs, Add</i>	45.38	
		<i>For Rear Operated Opposed Blade Damper, Add</i>	164.88	
		<i>For Each Square Inch With 1/4" Steel Backer Plate Case Hardened To Rockwell "C" 56/58, Add</i>	0.35	
		<i>For 1" x 1" Square Holes On Face, Add</i>	113.45	
		<i>For Stainless Steel, Add</i>	589.91	
23 37 13 43-0023	EA	16" x 12" Steel Security Grille	580.86	31.93
		<i>For Anchoring Tabs, Add</i>	51.70	
		<i>For Rear Operated Opposed Blade Damper, Add</i>	187.34	
		<i>For Each Square Inch With 1/4" Steel Backer Plate Case Hardened To Rockwell "C" 56/58, Add</i>	0.35	
		<i>For 1" x 1" Square Holes On Face, Add</i>	129.26	
		<i>For Stainless Steel, Add</i>	672.13	
23 37 13 43-0024	EA	16" x 14" Steel Security Grille	614.96	34.10
		<i>For Anchoring Tabs, Add</i>	54.68	
		<i>For Rear Operated Opposed Blade Damper, Add</i>	198.19	
		<i>For Each Square Inch With 1/4" Steel Backer Plate Case Hardened To Rockwell "C" 56/58, Add</i>	0.35	
		<i>For 1" x 1" Square Holes On Face, Add</i>	136.69	
		<i>For Stainless Steel, Add</i>	710.80	
23 37 13 43-0025	EA	16" x 16" Steel Security Grille	667.65	36.27
		<i>For Anchoring Tabs, Add</i>	59.51	
		<i>For Rear Operated Opposed Blade Damper, Add</i>	216.55	
		<i>For Each Square Inch With 1/4" Steel Backer Plate Case Hardened To Rockwell "C" 56/58, Add</i>	0.35	
		<i>For 1" x 1" Square Holes On Face, Add</i>	148.78	
		<i>For Stainless Steel, Add</i>	773.67	
23 37 13 43-0026	EA	18" x 6" Steel Security Grille	441.56	29.22
		<i>For Anchoring Tabs, Add</i>	38.31	
		<i>For Rear Operated Opposed Blade Damper, Add</i>	139.93	
		<i>For Each Square Inch With 1/4" Steel Backer Plate Case Hardened To Rockwell "C" 56/58, Add</i>	0.35	
		<i>For 1" x 1" Square Holes On Face, Add</i>	95.78	
		<i>For Stainless Steel, Add</i>	498.04	
23 37 13 43-0027	EA	18" x 8" Steel Security Grille	505.41	31.39
		<i>For Anchoring Tabs, Add</i>	44.26	
		<i>For Rear Operated Opposed Blade Damper, Add</i>	161.20	
		<i>For Each Square Inch With 1/4" Steel Backer Plate Case Hardened To Rockwell "C" 56/58, Add</i>	0.35	
		<i>For 1" x 1" Square Holes On Face, Add</i>	110.66	
		<i>For Stainless Steel, Add</i>	575.42	
23 37 13 43-0028	EA	18" x 10" Steel Security Grille	554.37	33.56
		<i>For Anchoring Tabs, Add</i>	48.73	
		<i>For Rear Operated Opposed Blade Damper, Add</i>	177.25	
		<i>For Each Square Inch With 1/4" Steel Backer Plate Case Hardened To Rockwell "C" 56/58, Add</i>	0.35	
		<i>For 1" x 1" Square Holes On Face, Add</i>	121.82	
		<i>For Stainless Steel, Add</i>	633.44	
23 37 13 43-0029	EA	18" x 12" Steel Security Grille	610.77	35.72
		<i>For Anchoring Tabs, Add</i>	53.93	
		<i>For Rear Operated Opposed Blade Damper, Add</i>	195.91	
		<i>For Each Square Inch With 1/4" Steel Backer Plate Case Hardened To Rockwell "C" 56/58, Add</i>	0.35	
		<i>For 1" x 1" Square Holes On Face, Add</i>	134.83	
		<i>For Stainless Steel, Add</i>	701.13	
23 37 13 43-0030	EA	18" x 14" Steel Security Grille	654.32	35.18
		<i>For Anchoring Tabs, Add</i>	58.40	
		<i>For Rear Operated Opposed Blade Damper, Add</i>	211.42	
		<i>For Each Square Inch With 1/4" Steel Backer Plate Case Hardened To Rockwell "C" 56/58, Add</i>	0.35	
		<i>For 1" x 1" Square Holes On Face, Add</i>	145.99	
		<i>For Stainless Steel, Add</i>	759.16	
23 37 13 43-0031	EA	18" x 16" Steel Security Grille	717.09	36.80
		<i>For Anchoring Tabs, Add</i>	64.35	
		<i>For Rear Operated Opposed Blade Damper, Add</i>	232.58	
		<i>For Each Square Inch With 1/4" Steel Backer Plate Case Hardened To Rockwell "C" 56/58, Add</i>	0.35	
		<i>For 1" x 1" Square Holes On Face, Add</i>	160.87	
		<i>For Stainless Steel, Add</i>	836.52	
23 37 13 43-0032	EA	18" x 18" Steel Security Grille	768.69	38.43
		<i>For Anchoring Tabs, Add</i>	69.18	
		<i>For Rear Operated Opposed Blade Damper, Add</i>	249.83	
		<i>For Each Square Inch With 1/4" Steel Backer Plate Case Hardened To Rockwell "C" 56/58, Add</i>	0.35	
		<i>For 1" x 1" Square Holes On Face, Add</i>	172.96	
		<i>For Stainless Steel, Add</i>	899.39	
23 37 13 43-0033	EA	20" x 6" Steel Security Grille	473.02	31.93
		<i>For Anchoring Tabs, Add</i>	40.92	
		<i>For Rear Operated Opposed Blade Damper, Add</i>	149.59	
		<i>For Each Square Inch With 1/4" Steel Backer Plate Case Hardened To Rockwell "C" 56/58, Add</i>	0.35	
		<i>For 1" x 1" Square Holes On Face, Add</i>	102.29	
		<i>For Stainless Steel, Add</i>	531.90	
23 37 13 43-0034	EA	20" x 8" Steel Security Grille	535.29	35.18
		<i>For Anchoring Tabs, Add</i>	46.49	
		<i>For Rear Operated Opposed Blade Damper, Add</i>	169.76	
		<i>For Each Square Inch With 1/4" Steel Backer Plate Case Hardened To Rockwell "C" 56/58, Add</i>	0.35	
		<i>For 1" x 1" Square Holes On Face, Add</i>	116.24	
		<i>For Stainless Steel, Add</i>	604.42	
23 37 13 43-0035	EA	20" x 10" Steel Security Grille	590.63	36.80
		<i>For Anchoring Tabs, Add</i>	51.70	
		<i>For Rear Operated Opposed Blade Damper, Add</i>	188.32	
		<i>For Each Square Inch With 1/4" Steel Backer Plate Case Hardened To Rockwell "C" 56/58, Add</i>	0.35	
		<i>For 1" x 1" Square Holes On Face, Add</i>	129.26	
		<i>For Stainless Steel, Add</i>	672.13	



MINOR CSI UOM DESCRIPTION	TOTAL DIRECT UNIT COST	DEMOLITION UNIT COST
23 37 13 43-0036 EA 20" x 12" Steel Security Grille <i>For Anchoring Tabs, Add</i> <i>For Rear Operated Opposed Blade Damper, Add</i> <i>For Each Square Inch With 1/4" Steel Backer Plate Case Hardened To Rockwell "C" 56/58, Add</i> <i>For 1" x 1" Square Holes On Face, Add</i> <i>For Stainless Steel, Add</i>	650.74 57.28 208.28 0.35 143.20 744.65	38.97
23 37 13 43-0037 EA 20" x 14" Steel Security Grille <i>For Anchoring Tabs, Add</i> <i>For Rear Operated Opposed Blade Damper, Add</i> <i>For Each Square Inch With 1/4" Steel Backer Plate Case Hardened To Rockwell "C" 56/58, Add</i> <i>For 1" x 1" Square Holes On Face, Add</i> <i>For Stainless Steel, Add</i>	717.21 63.60 230.73 0.35 159.01 826.85	40.59
23 37 13 43-0038 EA 20" x 16" Steel Security Grille <i>For Anchoring Tabs, Add</i> <i>For Rear Operated Opposed Blade Damper, Add</i> <i>For Each Square Inch With 1/4" Steel Backer Plate Case Hardened To Rockwell "C" 56/58, Add</i> <i>For 1" x 1" Square Holes On Face, Add</i> <i>For Stainless Steel, Add</i>	776.27 69.18 250.59 0.35 172.96 899.39	42.22
23 37 13 43-0039 EA 20" x 18" Steel Security Grille <i>For Anchoring Tabs, Add</i> <i>For Rear Operated Opposed Blade Damper, Add</i> <i>For Each Square Inch With 1/4" Steel Backer Plate Case Hardened To Rockwell "C" 56/58, Add</i> <i>For 1" x 1" Square Holes On Face, Add</i> <i>For Stainless Steel, Add</i>	831.58 74.39 269.14 0.35 185.98 967.08	43.84
23 37 13 43-0040 EA 20" x 20" Steel Security Grille <i>For Anchoring Tabs, Add</i> <i>For Rear Operated Opposed Blade Damper, Add</i> <i>For Each Square Inch With 1/4" Steel Backer Plate Case Hardened To Rockwell "C" 56/58, Add</i> <i>For 1" x 1" Square Holes On Face, Add</i> <i>For Stainless Steel, Add</i>	898.06 80.71 291.59 0.35 201.79 1,049.28	45.46
23 37 13 43-0041 EA 24" x 6" Steel Security Grille <i>For Anchoring Tabs, Add</i> <i>For Rear Operated Opposed Blade Damper, Add</i> <i>For Each Square Inch With 1/4" Steel Backer Plate Case Hardened To Rockwell "C" 56/58, Add</i> <i>For 1" x 1" Square Holes On Face, Add</i> <i>For Stainless Steel, Add</i>	525.21 45.38 165.97 0.35 113.45 589.91	35.72
23 37 13 43-0042 EA 24" x 8" Steel Security Grille <i>For Anchoring Tabs, Add</i> <i>For Rear Operated Opposed Blade Damper, Add</i> <i>For Each Square Inch With 1/4" Steel Backer Plate Case Hardened To Rockwell "C" 56/58, Add</i> <i>For 1" x 1" Square Holes On Face, Add</i> <i>For Stainless Steel, Add</i>	594.95 51.70 188.75 0.35 129.26 672.13	38.97
23 37 13 43-0043 EA 24" x 10" Steel Security Grille <i>For Anchoring Tabs, Add</i> <i>For Rear Operated Opposed Blade Damper, Add</i> <i>For Each Square Inch With 1/4" Steel Backer Plate Case Hardened To Rockwell "C" 56/58, Add</i> <i>For 1" x 1" Square Holes On Face, Add</i> <i>For Stainless Steel, Add</i>	652.91 57.28 208.49 0.35 143.20 744.65	40.05
23 37 13 43-0044 EA 24" x 12" Steel Security Grille <i>For Anchoring Tabs, Add</i> <i>For Rear Operated Opposed Blade Damper, Add</i> <i>For Each Square Inch With 1/4" Steel Backer Plate Case Hardened To Rockwell "C" 56/58, Add</i> <i>For 1" x 1" Square Holes On Face, Add</i> <i>For Stainless Steel, Add</i>	732.23 64.35 234.09 0.35 160.87 836.52	44.38
23 37 13 43-0045 EA 24" x 14" Steel Security Grille <i>For Anchoring Tabs, Add</i> <i>For Rear Operated Opposed Blade Damper, Add</i> <i>For Each Square Inch With 1/4" Steel Backer Plate Case Hardened To Rockwell "C" 56/58, Add</i> <i>For 1" x 1" Square Holes On Face, Add</i> <i>For Stainless Steel, Add</i>	791.26 69.93 253.94 0.35 174.82 909.05	46.01
23 37 13 43-0046 EA 24" x 16" Steel Security Grille <i>For Anchoring Tabs, Add</i> <i>For Rear Operated Opposed Blade Damper, Add</i> <i>For Each Square Inch With 1/4" Steel Backer Plate Case Hardened To Rockwell "C" 56/58, Add</i> <i>For 1" x 1" Square Holes On Face, Add</i> <i>For Stainless Steel, Add</i>	865.19 77.00 279.01 0.35 192.49 1,000.94	47.63
23 37 13 43-0047 EA 24" x 18" Steel Security Grille <i>For Anchoring Tabs, Add</i> <i>For Rear Operated Opposed Blade Damper, Add</i> <i>For Each Square Inch With 1/4" Steel Backer Plate Case Hardened To Rockwell "C" 56/58, Add</i> <i>For 1" x 1" Square Holes On Face, Add</i> <i>For Stainless Steel, Add</i>	950.26 85.18 307.97 0.35 212.95 1,107.31	49.25
23 37 13 43-0048 EA 24" x 20" Steel Security Grille <i>For Anchoring Tabs, Add</i> <i>For Rear Operated Opposed Blade Damper, Add</i> <i>For Each Square Inch With 1/4" Steel Backer Plate Case Hardened To Rockwell "C" 56/58, Add</i> <i>For 1" x 1" Square Holes On Face, Add</i> <i>For Stainless Steel, Add</i>	1,009.29 90.76 327.82 0.35 226.89 1,179.84	50.87
23 37 13 43-0049 EA 24" x 24" Steel Security Grille <i>For Anchoring Tabs, Add</i> <i>For Rear Operated Opposed Blade Damper, Add</i> <i>For Each Square Inch With 1/4" Steel Backer Plate Case Hardened To Rockwell "C" 56/58, Add</i> <i>For 1" x 1" Square Holes On Face, Add</i> <i>For Stainless Steel, Add</i>	1,134.82 102.66 370.13 0.35 256.65 1,334.58	54.13

23 Heating, Ventilating, and Air-Conditioning (HVAC)

23 30 HVAC Air Distribution

23 37 Air Outlets and Inlets



MINOR CSI UOM DESCRIPTION

TOTAL DIRECT DEMOLITION UNIT COST UNIT COST

23 37 23 HVAC Gravity Ventilators (23 37)

23 37 23 13 HVAC Gravity Dome Ventilators (23 37 23)

23 37 23 13-0001 Rectangular Gravity Intake/Relief Ventilator Hood (23 37 23 13)

Note: Includes flange base and bird screen. Excludes curb.

Table with columns for CSI, UOM, Description, Total Direct Unit Cost, and Demolition Unit Cost. Lists various rectangular gravity intake/relief ventilator hood specifications and their costs.

23 37 23 13-0073 Round Gravity Relief Ventilator Hood (23 37 23 13)

Note: Includes integral birdscreen and built-in curb cap with prepunched holes.



MINOR	CSI	UOM	DESCRIPTION	TOTAL DIRECT UNIT COST	DEMOLITION UNIT COST
-------	-----	-----	-------------	------------------------	----------------------

23 37	23	13-0074	EA 22" x 22" Base/Panel, 12" x 12" Throat, Aluminum, Gravity Intake/Relief Ventilator Hood (Greenheck GRS)	545.43	80.37
-------	----	---------	--	--------	-------

23 38 Ventilation Hoods (23 30)

23 38 13 Commercial-Kitchen Hoods (23 38)

23 38 13 13 Listed Commercial-Kitchen Hoods (23 38 13)

23 38 13 13-0001	EA	Universal Ventless Hood <small>(23 38 13 13)</small>			
23 38 13 13-0002	EA	109" Wide x 50" Deep x 102" High, Ventless Exhaust Hood With Stand, (Wells WVU-96)	50,452.78		459.82

23 38 13 16 Standard Commercial-Kitchen Hoods (23 38 13)

23 38 13 16-0001	EA	Commercial Kitchen Hood Ventilation System <small>(23 38 13 16)</small>			
Note: Excludes fire suppression. See CSI section 23 34 16 00-0108 for exhaust and supply fans.					
23 38 13 16-0002	EA	Dry Filter Exhaust Hoods <small>(23 38 13 16-0001)</small>			
Note: Includes stainless steel filters, exhaust damper and 48" long fluorescent light fixtures.					
23 38 13 16-0003	EA	8' Long x 60" Deep Dry Filter Exhaust Hood	11,853.13		862.71
23 38 13 16-0004	EA	8'-6" Long x 60" Deep Dry Filter Exhaust Hood	12,343.75		916.64
23 38 13 16-0005	EA	9' Long x 60" Deep Dry Filter Exhaust Hood	13,778.92		970.55
23 38 13 16-0006	EA	9'-6" Long x 60" Deep Dry Filter Exhaust Hood	14,191.31		1,024.47
23 38 13 16-0007	EA	10' Long x 60" Deep Dry Filter Exhaust Hood	14,695.95		1,078.39
23 38 13 16-0008	EA	10'-6" Long x 60" Deep Dry Filter Exhaust Hood	15,230.09		1,132.31
23 38 13 16-0009	EA	11' Long x 60" Deep Dry Filter Exhaust Hood	15,735.37		1,186.23
23 38 13 16-0010	EA	11'-6" Long x 60" Deep Dry Filter Exhaust Hood	16,256.44		1,240.14
23 38 13 16-0011	EA	12' Long x 60" Deep Dry Filter Exhaust Hood	16,837.69		1,294.07
23 38 13 16-0012	EA	12'-6" Long x 60" Deep Dry Filter Exhaust Hood	17,340.26		1,347.99
23 38 13 16-0013	EA	13' Long x 60" Deep Dry Filter Exhaust Hood	17,753.70		1,401.91
23 38 13 16-0014	EA	13'-6" Long x 60" Deep Dry Filter Exhaust Hood	18,458.86		1,455.83
23 38 13 16-0015	EA	14' Long x 60" Deep Dry Filter Exhaust Hood	20,683.06		1,509.75
23 38 13 16-0016	EA	14'-6" Long x 60" Deep Dry Filter Exhaust Hood	21,236.94		1,563.66
23 38 13 16-0017	EA	15' Long x 60" Deep Dry Filter Exhaust Hood	21,995.23		1,617.58
23 38 13 16-0018	EA	15'-6" Long x 60" Deep Dry Filter Exhaust Hood	22,562.12		1,671.51
23 38 13 16-0019	EA	16' Long x 60" Deep Dry Filter Exhaust Hood	23,416.43		1,725.43

23 38 13 16-0020	EA	Dry Extractor Exhaust Hoods <small>(23 38 13 16-0001)</small>			
Note: Includes extractor inserts, exhaust damper, 48" long fluorescent light fixtures, and UDS filler panels.					
23 38 13 16-0021	EA	8' Long x 60" Deep Dry Extractor Exhaust Hood	16,673.54		862.71
23 38 13 16-0022	EA	8'-6" Long x 60" Deep Dry Extractor Exhaust Hood	17,194.67		916.64
23 38 13 16-0023	EA	9' Long x 60" Deep Dry Extractor Exhaust Hood	18,721.37		970.55
23 38 13 16-0024	EA	9'-6" Long x 60" Deep Dry Extractor Exhaust Hood	19,255.79		1,024.47
23 38 13 16-0025	EA	10' Long x 60" Deep Dry Extractor Exhaust Hood	19,790.94		1,078.39
23 38 13 16-0026	EA	10'-6" Long x 60" Deep Dry Extractor Exhaust Hood	20,294.57		1,132.31
23 38 13 16-0027	EA	11' Long x 60" Deep Dry Extractor Exhaust Hood	20,830.36		1,186.23
23 38 13 16-0028	EA	11'-6" Long x 60" Deep Dry Extractor Exhaust Hood	21,336.17		1,240.14
23 38 13 16-0029	EA	12' Long x 60" Deep Dry Extractor Exhaust Hood	21,810.64		1,294.07
23 38 13 16-0030	EA	12'-6" Long x 60" Deep Dry Extractor Exhaust Hood	22,496.27		1,347.99
23 38 13 16-0031	EA	13' Long x 60" Deep Dry Extractor Exhaust Hood	23,291.07		1,401.91
23 38 13 16-0032	EA	13'-6" Long x 60" Deep Dry Extractor Exhaust Hood	24,133.52		1,455.83
23 38 13 16-0033	EA	14' Long x 60" Deep Dry Extractor Exhaust Hood	25,915.34		1,509.75
23 38 13 16-0034	EA	14'-6" Long x 60" Deep Dry Extractor Exhaust Hood	26,774.31		1,563.66
23 38 13 16-0035	EA	15' Long x 60" Deep Dry Extractor Exhaust Hood	28,463.12		1,617.58
23 38 13 16-0036	EA	15'-6" Long x 60" Deep Dry Extractor Exhaust Hood	30,174.10		1,671.51
23 38 13 16-0037	EA	16' Long x 60" Deep Dry Extractor Exhaust Hood	31,867.40		1,725.43

23 38 13 16-0038	EA	Single Manifold Water Wash Exhaust Hoods <small>(23 38 13 16-0001)</small>			
Note: Includes extraction baffles, 48" long fluorescent light fixtures, and UDS filler panels. Excludes fan wash control panel.					
23 38 13 16-0039	EA	8' Long x 60" Deep Single Manifold Water Wash Exhaust Hood	17,893.90		862.71
23 38 13 16-0040	EA	8'-6" Long x 60" Deep Single Manifold Water Wash Exhaust Hood	18,445.54		916.64
23 38 13 16-0041	EA	9' Long x 60" Deep Single Manifold Water Wash Exhaust Hood	20,002.74		970.55
23 38 13 16-0042	EA	9'-6" Long x 60" Deep Single Manifold Water Wash Exhaust Hood	20,552.42		1,024.47
23 38 13 16-0043	EA	10' Long x 60" Deep Single Manifold Water Wash Exhaust Hood	21,133.33		1,078.39
23 38 13 16-0044	EA	10'-6" Long x 60" Deep Single Manifold Water Wash Exhaust Hood	21,667.47		1,132.31
23 38 13 16-0045	EA	11' Long x 60" Deep Single Manifold Water Wash Exhaust Hood	22,218.51		1,186.23
23 38 13 16-0046	EA	11'-6" Long x 60" Deep Single Manifold Water Wash Exhaust Hood	22,770.09		1,240.14
23 38 13 16-0047	EA	12' Long x 60" Deep Single Manifold Water Wash Exhaust Hood	23,259.81		1,294.07
23 38 13 16-0048	EA	12'-6" Long x 60" Deep Single Manifold Water Wash Exhaust Hood	24,006.46		1,347.99
23 38 13 16-0049	EA	13' Long x 60" Deep Single Manifold Water Wash Exhaust Hood	24,862.28		1,401.91
23 38 13 16-0050	EA	13'-6" Long x 60" Deep Single Manifold Water Wash Exhaust Hood	25,765.75		1,455.83
23 38 13 16-0051	EA	14' Long x 60" Deep Single Manifold Water Wash Exhaust Hood	27,608.59		1,509.75
23 38 13 16-0052	EA	14'-6" Long x 60" Deep Single Manifold Water Wash Exhaust Hood	28,528.58		1,563.66
23 38 13 16-0053	EA	15' Long x 60" Deep Single Manifold Water Wash Exhaust Hood	30,385.18		1,617.58
23 38 13 16-0054	EA	15'-6" Long x 60" Deep Single Manifold Water Wash Exhaust Hood	31,302.93		1,671.51
23 38 13 16-0055	EA	16' Long x 60" Deep Single Manifold Water Wash Exhaust Hood	32,218.25		1,725.43
23 38 13 16-0056	EA	Fan Wash Control Panel	12,879.19		431.35
Note: Includes time clock and backflow preventer.					

23 Heating, Ventilating, and Air-Conditioning (HVAC)

23 30 HVAC Air Distribution

23 38 Ventilation Hoods



MINOR
CSI UOM DESCRIPTION

TOTAL DIRECT DEMOLITION
UNIT COST UNIT COST

23 38 13 16-0057 Utility Distribution System (UDS) (23 38 13 16-0001)
 Note: Includes "L" shaped primary riser, secondary riser, horizontal mechanical and electrical raceway; 2" IPS looped gas manifold with two (2) solenoid gas valves; 1" hot water manifold; 1" cold water manifold; 100 Amp 120-208 VAC/3 Ph/60 Hz main shunt trip connectors; equipment restraints; flexible drain connectors; and power interruption device. Excludes main shunt breaker.

23 38 13 16-0058	EA	8' Long UDS.....	34,716.52	438.69
23 38 13 16-0059	EA	8'-6" Long UDS.....	35,741.63	449.37
23 38 13 16-0060	EA	9' Long UDS.....	36,755.57	459.82
23 38 13 16-0061	EA	9'-6" Long UDS.....	37,778.05	474.49
23 38 13 16-0062	EA	10' Long UDS.....	38,794.43	486.14
23 38 13 16-0063	EA	10'-6" Long UDS.....	39,801.19	498.43
23 38 13 16-0064	EA	11' Long UDS.....	40,822.07	506.95
23 38 13 16-0065	EA	11'-6" Long UDS.....	41,841.79	520.33
23 38 13 16-0066	EA	12' Long UDS.....	42,872.68	539.20
23 38 13 16-0067	EA	12'-6" Long UDS.....	43,917.08	564.86
23 38 13 16-0068	EA	13' Long UDS.....	44,943.35	581.47
23 38 13 16-0069	EA	13'-6" Long UDS.....	45,983.87	605.19
23 38 13 16-0070	EA	14' Long UDS.....	47,015.14	624.28
23 38 13 16-0071	EA	14'-6" Long UDS.....	48,048.90	644.67
23 38 13 16-0072	EA	15' Long UDS.....	49,085.42	666.45
23 38 13 16-0073	EA	15'-6" Long UDS.....	50,124.94	689.63
23 38 13 16-0074	EA	16' Long UDS.....	51,150.84	706.13

23 38 13 16-0075 Stainless Steel Exhaust Hood Material (23 38 13 16)
 Note: Welded seams.

23 38 13 16-0076	SF	16 Gauge, Type 304, Stainless Steel Exhaust Hood Material.....	42.08	14.54
		<i>For Type 316 Stainless Steel, Add</i>	1.19	
23 38 13 16-0077	SF	14 Gauge, Type 304, Stainless Steel Exhaust Hood Material.....	52.59	19.38
		<i>For Type 316 Stainless Steel, Add</i>	1.49	
23 38 13 16-0078	SF	12 Gauge, Type 304, Stainless Steel Exhaust Hood Material.....	73.03	26.16
		<i>For Type 316 Stainless Steel, Add</i>	2.09	
23 38 13 16-0079	SF	10 Gauge, Type 304, Stainless Steel Exhaust Hood Material.....	91.41	31.97
		<i>For Type 316 Stainless Steel, Add</i>	2.68	

23 38 13 16-0080 Kitchen Exhaust Hood (23 38 13 16)

23 38 13 16-0081	EA	10' x 4', Type 1, Low Ceiling Sloped Front Commercial Kitchen Hood System With PSP Makeup Air (Halifax LPSHP1048).....	9,919.25	1,994.17
		Note: Ductwork connections by others.		
		<i>For Type 316 Stainless Steel, Add</i>	593.09	
23 38 13 16-0082	EA	8' x 4', Type 1, Commercial Kitchen Hood System With Short Cycle Makeup Air (Halifax SCHP848).....	9,121.59	1,595.33
		Note: Ductwork connections by others.		
		<i>For Type 316 Stainless Steel, Add</i>	593.09	
23 38 13 16-0083	EA	4' x 4', Type 1, Low Ceiling Sloped Front Commercial Kitchen Hood System (Halifax LEXHP448).....	4,974.81	797.67
		Note: Ductwork connections by others.		
		<i>For Type 316 Stainless Steel, Add</i>	337.95	
23 38 13 16-0084	EA	6' x 4', Type 1, Low Ceiling Sloped Front Commercial Kitchen Hood System (Halifax LEXHP648).....	6,351.64	1,196.50
		Note: Ductwork connections by others.		
		<i>For Type 316 Stainless Steel, Add</i>	395.86	
23 38 13 16-0085	EA	5' x 4', Type 1, Commercial Kitchen Hood System (Halifax EXHP548).....	5,749.32	997.09
		Note: Ductwork connections by others.		
		<i>For Type 316 Stainless Steel, Add</i>	375.52	

23 40 HVAC Air Cleaning Devices (23)

23 41 Particulate Air Filtration (23 40)

23 41 13 Panel Air Filters (23 41)

23 41 13 00-0001 Disposable Fiberglass Air Filters (23 41 13)

23 41 13 00-0002	EA	8" x 16" x 1" Disposable Fiberglass Air Filter, MERV 5.....	12.65	5.20
		Note: One-piece kraft fiberboard frame with two metal grids.		
23 41 13 00-0003	EA	8" x 24" x 1" Disposable Fiberglass Air Filter, MERV 5.....	12.65	5.20
		Note: One-piece kraft fiberboard frame with two metal grids.		
23 41 13 00-0004	EA	8" x 30" x 1" Disposable Fiberglass Air Filter, MERV 5.....	12.36	5.20
		Note: One-piece kraft fiberboard frame with two metal grids.		
23 41 13 00-0005	EA	10" x 10" x 1" Disposable Fiberglass Air Filter, MERV 5.....	12.21	5.44
		Note: One-piece kraft fiberboard frame with two metal grids.		
23 41 13 00-0006	EA	10" x 20" x 1" Disposable Fiberglass Air Filter, MERV 5.....	12.21	5.44
		Note: One-piece kraft fiberboard frame with two metal grids.		
23 41 13 00-0007	EA	10" x 24" x 1" Disposable Fiberglass Air Filter, MERV 5.....	12.21	5.44
		Note: One-piece kraft fiberboard frame with two metal grids.		
23 41 13 00-0008	EA	10" x 25" x 1" Disposable Fiberglass Air Filter, MERV 5.....	12.21	5.44
		Note: One-piece kraft fiberboard frame with two metal grids.		
23 41 13 00-0009	EA	10" x 30" x 1" Disposable Fiberglass Air Filter, MERV 5.....	12.44	5.44
		Note: One-piece kraft fiberboard frame with two metal grids.		
23 41 13 00-0010	EA	12" x 12" x 1" Disposable Fiberglass Air Filter, MERV 5.....	12.91	5.68
		Note: One-piece kraft fiberboard frame with two metal grids.		



MINOR CSI UOM DESCRIPTION	TOTAL DIRECT UNIT COST	DEMOLITION UNIT COST
23 41 13 00-0011 EA 12" x 16" x 1" Disposable Fiberglass Air Filter, MERV 5..... Note: One-piece kraft fiberboard frame with two metal grids.	12.88	5.68
23 41 13 00-0012 EA 12" x 20" x 1" Disposable Fiberglass Air Filter, MERV 5..... Note: One-piece kraft fiberboard frame with two metal grids.	12.22	5.68
23 41 13 00-0013 EA 12" x 24" x 1" Disposable Fiberglass Air Filter, MERV 5..... Note: One-piece kraft fiberboard frame with two metal grids.	12.22	5.68
23 41 13 00-0014 EA 12" x 25" x 1" Disposable Fiberglass Air Filter, MERV 5..... Note: One-piece kraft fiberboard frame with two metal grids.	12.22	5.68
23 41 13 00-0015 EA 12" x 30" x 1" Disposable Fiberglass Air Filter, MERV 5..... Note: One-piece kraft fiberboard frame with two metal grids.	14.82	5.68
23 41 13 00-0016 EA 12" x 36" x 1" Disposable Fiberglass Air Filter, MERV 5..... Note: One-piece kraft fiberboard frame with two metal grids.	17.80	5.68
23 41 13 00-0017 EA 14" x 14" x 1" Disposable Fiberglass Air Filter, MERV 5..... Note: One-piece kraft fiberboard frame with two metal grids.	13.92	6.00
23 41 13 00-0018 EA 14" x 18" x 1" Disposable Fiberglass Air Filter, MERV 5..... Note: One-piece kraft fiberboard frame with two metal grids.	16.41	6.00
23 41 13 00-0019 EA 14" x 20" x 1" Disposable Fiberglass Air Filter, MERV 5..... Note: One-piece kraft fiberboard frame with two metal grids.	12.97	6.00
23 41 13 00-0020 EA 14" x 24" x 1" Disposable Fiberglass Air Filter, MERV 5..... Note: One-piece kraft fiberboard frame with two metal grids.	13.92	6.00
23 41 13 00-0021 EA 14" x 25" x 1" Disposable Fiberglass Air Filter, MERV 5..... Note: One-piece kraft fiberboard frame with two metal grids.	12.97	6.00
23 41 13 00-0022 EA 14" x 30" x 1" Disposable Fiberglass Air Filter, MERV 5..... Note: One-piece kraft fiberboard frame with two metal grids.	14.82	6.00
23 41 13 00-0023 EA 15" x 20" x 1" Disposable Fiberglass Air Filter, MERV 5..... Note: One-piece kraft fiberboard frame with two metal grids.	13.10	6.17
23 41 13 00-0024 EA 15" x 25" x 1" Disposable Fiberglass Air Filter, MERV 5..... Note: One-piece kraft fiberboard frame with two metal grids.	13.10	6.17
23 41 13 00-0025 EA 15" x 30" x 1" Disposable Fiberglass Air Filter, MERV 5..... Note: One-piece kraft fiberboard frame with two metal grids.	17.45	6.17
23 41 13 00-0026 EA 16" x 16" x 1" Disposable Fiberglass Air Filter, MERV 5..... Note: One-piece kraft fiberboard frame with two metal grids.	13.23	6.26
23 41 13 00-0027 EA 16" x 18" x 1" Disposable Fiberglass Air Filter, MERV 5..... Note: One-piece kraft fiberboard frame with two metal grids.	14.85	6.26
23 41 13 00-0028 EA 16" x 20" x 1" Disposable Fiberglass Air Filter, MERV 5..... Note: One-piece kraft fiberboard frame with two metal grids.	13.29	6.26
23 41 13 00-0029 EA 16" x 24" x 1" Disposable Fiberglass Air Filter, MERV 5..... Note: One-piece kraft fiberboard frame with two metal grids.	14.24	6.26
23 41 13 00-0030 EA 16" x 25" x 1" Disposable Fiberglass Air Filter, MERV 5..... Note: One-piece kraft fiberboard frame with two metal grids.	12.66	6.26
23 41 13 00-0031 EA 16" x 30" x 1" Disposable Fiberglass Air Filter, MERV 5..... Note: One-piece kraft fiberboard frame with two metal grids.	17.56	6.26
23 41 13 00-0032 EA 16" x 32" x 1" Disposable Fiberglass Air Filter, MERV 5..... Note: One-piece kraft fiberboard frame with two metal grids.	21.18	6.26
23 41 13 00-0033 EA 16" x 36" x 1" Disposable Fiberglass Air Filter, MERV 5..... Note: One-piece kraft fiberboard frame with two metal grids.	20.88	6.26
23 41 13 00-0034 EA 18" x 18" x 1" Disposable Fiberglass Air Filter, MERV 5..... Note: One-piece kraft fiberboard frame with two metal grids.	14.57	6.50
23 41 13 00-0035 EA 18" x 20" x 1" Disposable Fiberglass Air Filter, MERV 5..... Note: One-piece kraft fiberboard frame with two metal grids.	14.20	6.50
23 41 13 00-0036 EA 18" x 24" x 1" Disposable Fiberglass Air Filter, MERV 5..... Note: One-piece kraft fiberboard frame with two metal grids.	14.57	6.50
23 41 13 00-0037 EA 18" x 25" x 1" Disposable Fiberglass Air Filter, MERV 5..... Note: One-piece kraft fiberboard frame with two metal grids.	15.83	6.50
23 41 13 00-0038 EA 18" x 30" x 1" Disposable Fiberglass Air Filter, MERV 5..... Note: One-piece kraft fiberboard frame with two metal grids.	17.66	6.50
23 41 13 00-0039 EA 18" x 36" x 1" Disposable Fiberglass Air Filter, MERV 5..... Note: One-piece kraft fiberboard frame with two metal grids.	19.76	6.50
23 41 13 00-0040 EA 19" x 27" x 1" Disposable Fiberglass Air Filter, MERV 5..... Note: One-piece kraft fiberboard frame with two metal grids.	16.34	6.82
23 41 13 00-0041 EA 20" x 20" x 1" Disposable Fiberglass Air Filter, MERV 5..... Note: One-piece kraft fiberboard frame with two metal grids.	13.42	6.82
23 41 13 00-0042 EA 20" x 24" x 1" Disposable Fiberglass Air Filter, MERV 5..... Note: One-piece kraft fiberboard frame with two metal grids.	16.71	6.82
23 41 13 00-0043 EA 20" x 25" x 1" Disposable Fiberglass Air Filter, MERV 5..... Note: One-piece kraft fiberboard frame with two metal grids.	15.94	6.82
23 41 13 00-0044 EA 20" x 30" x 1" Disposable Fiberglass Air Filter, MERV 5..... Note: One-piece kraft fiberboard frame with two metal grids.	17.50	6.82
23 41 13 00-0045 EA 20" x 32" x 1" Disposable Fiberglass Air Filter, MERV 5..... Note: One-piece kraft fiberboard frame with two metal grids.	21.95	6.82
23 41 13 00-0046 EA 20" x 36" x 1" Disposable Fiberglass Air Filter, MERV 5..... Note: One-piece kraft fiberboard frame with two metal grids.	19.61	6.82
23 41 13 00-0047 EA 21" x 21" x 1" Disposable Fiberglass Air Filter, MERV 5..... Note: One-piece kraft fiberboard frame with two metal grids.	17.64	6.90
23 41 13 00-0048 EA 22" x 22" x 1" Disposable Fiberglass Air Filter, MERV 5..... Note: One-piece kraft fiberboard frame with two metal grids.	16.78	6.98
23 41 13 00-0049 EA 24" x 24" x 1" Disposable Fiberglass Air Filter, MERV 5..... Note: One-piece kraft fiberboard frame with two metal grids.	16.89	7.06
23 41 13 00-0050 EA 24" x 30" x 1" Disposable Fiberglass Air Filter, MERV 5..... Note: One-piece kraft fiberboard frame with two metal grids.	17.53	7.06
23 41 13 00-0051 EA 24" x 36" x 1" Disposable Fiberglass Air Filter, MERV 5..... Note: One-piece kraft fiberboard frame with two metal grids.	24.02	7.06
23 41 13 00-0052 EA 25" x 25" x 1" Disposable Fiberglass Air Filter, MERV 5..... Note: One-piece kraft fiberboard frame with two metal grids.	17.00	7.14

23 Heating, Ventilating, and Air-Conditioning (HVAC)

23 40 HVAC Air Cleaning Devices

23 41 Particulate Air Filtration



MINOR CSI UOM DESCRIPTION	TOTAL DIRECT UNIT COST	DEMOLITION UNIT COST
23 41 13 00-0053 EA 25" x 32" x 1" Disposable Fiberglass Air Filter, MERV 5..... Note: One-piece kraft fiberboard frame with two metal grids.	24.52	7.14
23 41 13 00-0054 EA 10" x 10" x 2" Disposable Fiberglass Air Filter, MERV 5..... Note: One-piece kraft fiberboard frame with two metal grids.	14.17	5.44
23 41 13 00-0055 EA 10" x 20" x 2" Disposable Fiberglass Air Filter, MERV 5..... Note: One-piece kraft fiberboard frame with two metal grids.	13.09	5.44
23 41 13 00-0056 EA 12" x 24" x 2" Disposable Fiberglass Air Filter, MERV 5..... Note: One-piece kraft fiberboard frame with two metal grids.	15.43	5.68
23 41 13 00-0057 EA 14" x 20" x 2" Disposable Fiberglass Air Filter, MERV 5..... Note: One-piece kraft fiberboard frame with two metal grids.	15.86	6.00
23 41 13 00-0058 EA 14" x 25" x 2" Disposable Fiberglass Air Filter, MERV 5..... Note: One-piece kraft fiberboard frame with two metal grids.	15.86	6.00
23 41 13 00-0059 EA 15" x 20" x 2" Disposable Fiberglass Air Filter, MERV 5..... Note: One-piece kraft fiberboard frame with two metal grids.	16.19	6.17
23 41 13 00-0060 EA 16" x 20" x 2" Disposable Fiberglass Air Filter, MERV 5..... Note: One-piece kraft fiberboard frame with two metal grids.	16.05	6.26
23 41 13 00-0061 EA 16" x 24" x 2" Disposable Fiberglass Air Filter, MERV 5..... Note: One-piece kraft fiberboard frame with two metal grids.	15.89	6.26
23 41 13 00-0062 EA 16" x 25" x 2" Disposable Fiberglass Air Filter, MERV 5..... Note: One-piece kraft fiberboard frame with two metal grids.	16.29	6.26
23 41 13 00-0063 EA 18" x 24" x 2" Disposable Fiberglass Air Filter, MERV 5..... Note: One-piece kraft fiberboard frame with two metal grids.	17.31	6.50
23 41 13 00-0064 EA 20" x 20" x 2" Disposable Fiberglass Air Filter, MERV 5..... Note: One-piece kraft fiberboard frame with two metal grids.	17.86	6.82
23 41 13 00-0065 EA 20" x 24" x 2" Disposable Fiberglass Air Filter, MERV 5..... Note: One-piece kraft fiberboard frame with two metal grids.	17.59	6.82
23 41 13 00-0066 EA 20" x 25" x 2" Disposable Fiberglass Air Filter, MERV 5..... Note: One-piece kraft fiberboard frame with two metal grids.	17.59	6.82
23 41 13 00-0067 EA 24" x 24" x 2" Disposable Fiberglass Air Filter, MERV 5..... Note: One-piece kraft fiberboard frame with two metal grids.	18.20	7.06
23 41 13 00-0068 EA 25" x 25" x 2" Disposable Fiberglass Air Filter, MERV 5..... Note: One-piece kraft fiberboard frame with two metal grids.	18.31	7.14
23 41 13 00-0069 Disposable Pleated Air Filters (23 41 13)		
23 41 13 00-0070 EA 10" x 20" x 1" Disposable Pleated Air Filter, MERV 8.....	13.30	5.44
23 41 13 00-0071 EA 10" x 24" x 1" Disposable Pleated Air Filter, MERV 8.....	20.44	5.44
23 41 13 00-0072 EA 10" x 30" x 1" Disposable Pleated Air Filter, MERV 8.....	26.08	5.44
23 41 13 00-0073 EA 12" x 12" x 1" Disposable Pleated Air Filter, MERV 8.....	17.48	5.68
23 41 13 00-0074 EA 12" x 20" x 1" Disposable Pleated Air Filter, MERV 8.....	16.15	5.68
23 41 13 00-0075 EA 12" x 24" x 1" Disposable Pleated Air Filter, MERV 8.....	15.94	5.68
23 41 13 00-0076 EA 12" x 25" x 1" Disposable Pleated Air Filter, MERV 8.....	15.94	5.68
23 41 13 00-0077 EA 12" x 30" x 1" Disposable Pleated Air Filter, MERV 8.....	26.41	5.68
23 41 13 00-0078 EA 14" x 14" x 1" Disposable Pleated Air Filter, MERV 8.....	19.89	6.00
23 41 13 00-0079 EA 14" x 20" x 1" Disposable Pleated Air Filter, MERV 8.....	16.58	6.00
23 41 13 00-0080 EA 14" x 24" x 1" Disposable Pleated Air Filter, MERV 8.....	21.58	6.00
23 41 13 00-0081 EA 14" x 25" x 1" Disposable Pleated Air Filter, MERV 8.....	17.19	6.00
23 41 13 00-0082 EA 14" x 30" x 1" Disposable Pleated Air Filter, MERV 8.....	25.33	6.00
23 41 13 00-0083 EA 15" x 20" x 1" Disposable Pleated Air Filter, MERV 8.....	16.92	6.17
23 41 13 00-0084 EA 16" x 16" x 1" Disposable Pleated Air Filter, MERV 8.....	20.21	6.26
23 41 13 00-0085 EA 16" x 20" x 1" Disposable Pleated Air Filter, MERV 8.....	16.62	6.26
23 41 13 00-0086 EA 16" x 24" x 1" Disposable Pleated Air Filter, MERV 8.....	19.64	6.26
23 41 13 00-0087 EA 16" x 25" x 1" Disposable Pleated Air Filter, MERV 8.....	17.30	6.26
23 41 13 00-0088 EA 16" x 30" x 1" Disposable Pleated Air Filter, MERV 8.....	25.65	6.26
23 41 13 00-0089 EA 18" x 18" x 1" Disposable Pleated Air Filter, MERV 8.....	27.49	6.50
23 41 13 00-0090 EA 18" x 20" x 1" Disposable Pleated Air Filter, MERV 8.....	19.93	6.50
23 41 13 00-0091 EA 18" x 24" x 1" Disposable Pleated Air Filter, MERV 8.....	19.55	6.50
23 41 13 00-0092 EA 18" x 25" x 1" Disposable Pleated Air Filter, MERV 8.....	19.29	6.50
23 41 13 00-0093 EA 18" x 30" x 1" Disposable Pleated Air Filter, MERV 8.....	27.67	6.50
23 41 13 00-0094 EA 20" x 20" x 1" Disposable Pleated Air Filter, MERV 8.....	18.18	6.82
23 41 13 00-0095 EA 20" x 24" x 1" Disposable Pleated Air Filter, MERV 8.....	19.55	6.82
23 41 13 00-0096 EA 20" x 25" x 1" Disposable Pleated Air Filter, MERV 8.....	19.32	6.82
23 41 13 00-0097 EA 20" x 30" x 1" Disposable Pleated Air Filter, MERV 8.....	22.06	6.82
23 41 13 00-0098 EA 22" x 22" x 1" Disposable Pleated Air Filter, MERV 8.....	27.12	6.98
23 41 13 00-0099 EA 24" x 24" x 1" Disposable Pleated Air Filter, MERV 8.....	20.87	7.06
23 41 13 00-0100 EA 24" x 30" x 1" Disposable Pleated Air Filter, MERV 8.....	33.82	7.06
23 41 13 00-0101 EA 25" x 25" x 1" Disposable Pleated Air Filter, MERV 8.....	22.17	7.14
23 41 13 00-0102 EA 10" x 20" x 2" Disposable Pleated Air Filter, MERV 8.....	15.96	5.44
23 41 13 00-0103 EA 12" x 12" x 2" Disposable Pleated Air Filter, MERV 8.....	21.19	5.68
23 41 13 00-0104 EA 12" x 20" x 2" Disposable Pleated Air Filter, MERV 8.....	16.73	5.68
23 41 13 00-0105 EA 12" x 24" x 2" Disposable Pleated Air Filter, MERV 8.....	16.45	5.68
23 41 13 00-0106 EA 14" x 20" x 2" Disposable Pleated Air Filter, MERV 8.....	17.39	6.00
23 41 13 00-0107 EA 14" x 25" x 2" Disposable Pleated Air Filter, MERV 8.....	18.23	6.00
23 41 13 00-0108 EA 15" x 20" x 2" Disposable Pleated Air Filter, MERV 8.....	17.61	6.17
23 41 13 00-0109 EA 16" x 16" x 2" Disposable Pleated Air Filter, MERV 8.....	22.52	6.26
23 41 13 00-0110 EA 16" x 20" x 2" Disposable Pleated Air Filter, MERV 8.....	17.20	6.26
23 41 13 00-0111 EA 16" x 24" x 2" Disposable Pleated Air Filter, MERV 8.....	19.85	6.26
23 41 13 00-0112 EA 16" x 25" x 2" Disposable Pleated Air Filter, MERV 8.....	18.27	6.26
23 41 13 00-0113 EA 18" x 18" x 2" Disposable Pleated Air Filter, MERV 8.....	26.18	6.50
23 41 13 00-0114 EA 18" x 20" x 2" Disposable Pleated Air Filter, MERV 8.....	22.10	6.50
23 41 13 00-0115 EA 18" x 24" x 2" Disposable Pleated Air Filter, MERV 8.....	19.93	6.50
23 41 13 00-0116 EA 18" x 25" x 2" Disposable Pleated Air Filter, MERV 8.....	20.76	6.50



MINOR CSI UOM DESCRIPTION	TOTAL DIRECT UNIT COST	DEMOLITION UNIT COST
23 41 13 00-0117 EA 20" x 20" x 2" Disposable Pleated Air Filter, MERV 8	19.25	6.82
23 41 13 00-0118 EA 20" x 24" x 2" Disposable Pleated Air Filter, MERV 8	20.76	6.82
23 41 13 00-0119 EA 20" x 25" x 2" Disposable Pleated Air Filter, MERV 8	20.49	6.82
23 41 13 00-0120 EA 20" x 30" x 2" Disposable Pleated Air Filter, MERV 8	30.33	6.82
23 41 13 00-0121 EA 24" x 24" x 2" Disposable Pleated Air Filter, MERV 8	22.03	7.06
23 41 13 00-0122 EA 25" x 25" x 2" Disposable Pleated Air Filter, MERV 8	24.51	7.14
23 41 13 00-0123 EA 12" x 24" x 4" Disposable Pleated Air Filter, MERV 8	25.99	5.68
23 41 13 00-0124 EA 16" x 20" x 4" Disposable Pleated Air Filter, MERV 8	28.05	6.26
23 41 13 00-0125 EA 16" x 25" x 4" Disposable Pleated Air Filter, MERV 8	30.10	6.26
23 41 13 00-0126 EA 18" x 24" x 4" Disposable Pleated Air Filter, MERV 8	32.54	6.50
23 41 13 00-0127 EA 20" x 20" x 4" Disposable Pleated Air Filter, MERV 8	30.76	6.82
23 41 13 00-0128 EA 20" x 24" x 4" Disposable Pleated Air Filter, MERV 8	33.63	6.82
23 41 13 00-0129 EA 20" x 25" x 4" Disposable Pleated Air Filter, MERV 8	33.89	6.82
23 41 13 00-0130 EA 24" x 24" x 4" Disposable Pleated Air Filter, MERV 8	37.09	7.06
23 41 13 00-0131 EA 10" x 20" x 1" Disposable Pleated Air Filter, MERV 11	23.57	5.44
23 41 13 00-0132 EA 10" x 24" x 1" Disposable Pleated Air Filter, MERV 11	23.57	5.44
23 41 13 00-0133 EA 10" x 30" x 1" Disposable Pleated Air Filter, MERV 11	30.98	5.44
23 41 13 00-0134 EA 12" x 12" x 1" Disposable Pleated Air Filter, MERV 11	25.01	5.68
23 41 13 00-0135 EA 12" x 20" x 1" Disposable Pleated Air Filter, MERV 11	24.34	5.68
23 41 13 00-0136 EA 12" x 24" x 1" Disposable Pleated Air Filter, MERV 11	24.23	5.68
23 41 13 00-0137 EA 12" x 30" x 1" Disposable Pleated Air Filter, MERV 11	35.26	5.68
23 41 13 00-0138 EA 14" x 14" x 1" Disposable Pleated Air Filter, MERV 11	28.52	6.00
23 41 13 00-0139 EA 14" x 20" x 1" Disposable Pleated Air Filter, MERV 11	24.94	6.00
23 41 13 00-0140 EA 14" x 24" x 1" Disposable Pleated Air Filter, MERV 11	32.65	6.00
23 41 13 00-0141 EA 14" x 25" x 1" Disposable Pleated Air Filter, MERV 11	31.90	6.00
23 41 13 00-0142 EA 14" x 30" x 1" Disposable Pleated Air Filter, MERV 11	37.71	6.00
23 41 13 00-0143 EA 15" x 20" x 1" Disposable Pleated Air Filter, MERV 11	23.84	6.17
23 41 13 00-0144 EA 16" x 16" x 1" Disposable Pleated Air Filter, MERV 11	34.39	6.26
23 41 13 00-0145 EA 16" x 20" x 1" Disposable Pleated Air Filter, MERV 11	22.14	6.26
23 41 13 00-0146 EA 16" x 24" x 1" Disposable Pleated Air Filter, MERV 11	29.01	6.26
23 41 13 00-0147 EA 16" x 25" x 1" Disposable Pleated Air Filter, MERV 11	26.53	6.26
23 41 13 00-0148 EA 16" x 30" x 1" Disposable Pleated Air Filter, MERV 11	35.54	6.26
23 41 13 00-0149 EA 18" x 18" x 1" Disposable Pleated Air Filter, MERV 11	36.34	6.50
23 41 13 00-0150 EA 18" x 20" x 1" Disposable Pleated Air Filter, MERV 11	30.60	6.50
23 41 13 00-0151 EA 18" x 24" x 1" Disposable Pleated Air Filter, MERV 11	27.43	6.50
23 41 13 00-0152 EA 18" x 25" x 1" Disposable Pleated Air Filter, MERV 11	29.34	6.50
23 41 13 00-0153 EA 18" x 30" x 1" Disposable Pleated Air Filter, MERV 11	41.29	6.50
23 41 13 00-0154 EA 20" x 20" x 1" Disposable Pleated Air Filter, MERV 11	27.48	6.82
23 41 13 00-0155 EA 20" x 24" x 1" Disposable Pleated Air Filter, MERV 11	30.32	6.82
23 41 13 00-0156 EA 20" x 25" x 1" Disposable Pleated Air Filter, MERV 11	30.62	6.82
23 41 13 00-0157 EA 20" x 30" x 1" Disposable Pleated Air Filter, MERV 11	35.91	6.82
23 41 13 00-0158 EA 22" x 22" x 1" Disposable Pleated Air Filter, MERV 11	39.89	6.98
23 41 13 00-0159 EA 24" x 24" x 1" Disposable Pleated Air Filter, MERV 11	33.31	7.06
23 41 13 00-0160 EA 24" x 30" x 1" Disposable Pleated Air Filter, MERV 11	43.68	7.06
23 41 13 00-0161 EA 25" x 25" x 1" Disposable Pleated Air Filter, MERV 11	37.68	7.14
23 41 13 00-0162 EA 10" x 20" x 2" Disposable Pleated Air Filter, MERV 11	24.01	5.44
23 41 13 00-0163 EA 12" x 12" x 2" Disposable Pleated Air Filter, MERV 11	25.30	5.68
23 41 13 00-0164 EA 12" x 20" x 2" Disposable Pleated Air Filter, MERV 11	23.98	5.68
23 41 13 00-0165 EA 12" x 24" x 2" Disposable Pleated Air Filter, MERV 11	28.40	5.68
23 41 13 00-0166 EA 14" x 20" x 2" Disposable Pleated Air Filter, MERV 11	25.24	6.00
23 41 13 00-0167 EA 14" x 25" x 2" Disposable Pleated Air Filter, MERV 11	26.52	6.00
23 41 13 00-0168 EA 15" x 20" x 2" Disposable Pleated Air Filter, MERV 11	25.93	6.17
23 41 13 00-0169 EA 16" x 16" x 2" Disposable Pleated Air Filter, MERV 11	35.14	6.26
23 41 13 00-0170 EA 16" x 20" x 2" Disposable Pleated Air Filter, MERV 11	30.41	6.26
23 41 13 00-0171 EA 16" x 24" x 2" Disposable Pleated Air Filter, MERV 11	29.61	6.26
23 41 13 00-0172 EA 16" x 25" x 2" Disposable Pleated Air Filter, MERV 11	33.72	6.26
23 41 13 00-0173 EA 18" x 18" x 2" Disposable Pleated Air Filter, MERV 11	40.66	6.50
23 41 13 00-0174 EA 18" x 20" x 2" Disposable Pleated Air Filter, MERV 11	31.94	6.50
23 41 13 00-0175 EA 18" x 24" x 2" Disposable Pleated Air Filter, MERV 11	36.66	6.50
23 41 13 00-0176 EA 18" x 25" x 2" Disposable Pleated Air Filter, MERV 11	31.57	6.50
23 41 13 00-0177 EA 20" x 20" x 2" Disposable Pleated Air Filter, MERV 11	35.10	6.82
23 41 13 00-0178 EA 20" x 24" x 2" Disposable Pleated Air Filter, MERV 11	37.73	6.82
23 41 13 00-0179 EA 20" x 25" x 2" Disposable Pleated Air Filter, MERV 11	38.11	6.82
23 41 13 00-0180 EA 24" x 24" x 2" Disposable Pleated Air Filter, MERV 11	38.05	7.06
23 41 13 00-0181 EA 25" x 25" x 2" Disposable Pleated Air Filter, MERV 11	38.54	7.14
23 41 13 00-0182 EA 12" x 24" x 4" Disposable Pleated Air Filter, MERV 11	46.97	5.68
23 41 13 00-0183 EA 16" x 20" x 4" Disposable Pleated Air Filter, MERV 11	48.01	6.26
23 41 13 00-0184 EA 16" x 25" x 4" Disposable Pleated Air Filter, MERV 11	57.44	6.26
23 41 13 00-0185 EA 18" x 24" x 4" Disposable Pleated Air Filter, MERV 11	57.31	6.50
23 41 13 00-0186 EA 20" x 20" x 4" Disposable Pleated Air Filter, MERV 11	57.02	6.82
23 41 13 00-0187 EA 20" x 24" x 4" Disposable Pleated Air Filter, MERV 11	62.95	6.82
23 41 13 00-0188 EA 20" x 25" x 4" Disposable Pleated Air Filter, MERV 11	62.95	6.82
23 41 13 00-0189 EA 24" x 24" x 4" Disposable Pleated Air Filter, MERV 11	70.37	7.06
23 41 13 00-0190 EA 8" x 16" x 1" Disposable Pleated Electrostatically Charged Air Filter, MERV 13	30.46	5.20
23 41 13 00-0191 EA 8" x 24" x 1" Disposable Pleated Electrostatically Charged Air Filter, MERV 13	30.46	5.20
23 41 13 00-0192 EA 8" x 30" x 1" Disposable Pleated Electrostatically Charged Air Filter, MERV 13	30.46	5.20
23 41 13 00-0193 EA 10" x 10" x 1" Disposable Pleated Electrostatically Charged Air Filter, MERV 13	30.78	5.44
23 41 13 00-0194 EA 10" x 20" x 1" Disposable Pleated Electrostatically Charged Air Filter, MERV 13	29.40	5.44
23 41 13 00-0195 EA 10" x 24" x 1" Disposable Pleated Electrostatically Charged Air Filter, MERV 13	30.78	5.44
23 41 13 00-0196 EA 10" x 25" x 1" Disposable Pleated Electrostatically Charged Air Filter, MERV 13	30.78	5.44
23 41 13 00-0197 EA 10" x 30" x 1" Disposable Pleated Electrostatically Charged Air Filter, MERV 13	30.78	5.44

23 Heating, Ventilating, and Air-Conditioning (HVAC)

23 40 HVAC Air Cleaning Devices

23 41 Particulate Air Filtration



MINOR	CSI	UOM	DESCRIPTION	TOTAL DIRECT UNIT COST	DEMOLITION UNIT COST
23 41	13 00-0198	EA	12" x 12" x 1" Disposable Pleated Electrostatically Charged Air Filter, MERV 13.....	29.73	5.68
23 41	13 00-0199	EA	12" x 16" x 1" Disposable Pleated Electrostatically Charged Air Filter, MERV 13.....	31.11	5.68
23 41	13 00-0200	EA	12" x 20" x 1" Disposable Pleated Electrostatically Charged Air Filter, MERV 13.....	29.73	5.68
23 41	13 00-0201	EA	12" x 24" x 1" Disposable Pleated Electrostatically Charged Air Filter, MERV 13.....	29.73	5.68
23 41	13 00-0202	EA	12" x 25" x 1" Disposable Pleated Electrostatically Charged Air Filter, MERV 13.....	31.11	5.68
23 41	13 00-0203	EA	12" x 30" x 1" Disposable Pleated Electrostatically Charged Air Filter, MERV 13.....	31.11	5.68
23 41	13 00-0204	EA	12" x 36" x 1" Disposable Pleated Electrostatically Charged Air Filter, MERV 13.....	32.50	5.68
23 41	13 00-0205	EA	14" x 14" x 1" Disposable Pleated Electrostatically Charged Air Filter, MERV 13.....	30.16	6.00
23 41	13 00-0206	EA	14" x 18" x 1" Disposable Pleated Electrostatically Charged Air Filter, MERV 13.....	31.54	6.00
23 41	13 00-0207	EA	14" x 20" x 1" Disposable Pleated Electrostatically Charged Air Filter, MERV 13.....	30.16	6.00
23 41	13 00-0208	EA	14" x 24" x 1" Disposable Pleated Electrostatically Charged Air Filter, MERV 13.....	30.16	6.00
23 41	13 00-0209	EA	14" x 25" x 1" Disposable Pleated Electrostatically Charged Air Filter, MERV 13.....	30.16	6.00
23 41	13 00-0210	EA	14" x 30" x 1" Disposable Pleated Electrostatically Charged Air Filter, MERV 13.....	31.54	6.00
23 41	13 00-0211	EA	15" x 20" x 1" Disposable Pleated Electrostatically Charged Air Filter, MERV 13.....	30.38	6.17
23 41	13 00-0212	EA	15" x 25" x 1" Disposable Pleated Electrostatically Charged Air Filter, MERV 13.....	31.76	6.17
23 41	13 00-0213	EA	15" x 30" x 1" Disposable Pleated Electrostatically Charged Air Filter, MERV 13.....	31.76	6.17
23 41	13 00-0214	EA	16" x 16" x 1" Disposable Pleated Electrostatically Charged Air Filter, MERV 13.....	30.48	6.26
23 41	13 00-0215	EA	16" x 18" x 1" Disposable Pleated Electrostatically Charged Air Filter, MERV 13.....	31.86	6.26
23 41	13 00-0216	EA	16" x 20" x 1" Disposable Pleated Electrostatically Charged Air Filter, MERV 13.....	30.48	6.26
23 41	13 00-0217	EA	16" x 24" x 1" Disposable Pleated Electrostatically Charged Air Filter, MERV 13.....	30.48	6.26
23 41	13 00-0218	EA	16" x 25" x 1" Disposable Pleated Electrostatically Charged Air Filter, MERV 13.....	30.48	6.26
23 41	13 00-0219	EA	16" x 30" x 1" Disposable Pleated Electrostatically Charged Air Filter, MERV 13.....	31.86	6.26
23 41	13 00-0220	EA	16" x 32" x 1" Disposable Pleated Electrostatically Charged Air Filter, MERV 13.....	31.86	6.26
23 41	13 00-0221	EA	16" x 36" x 1" Disposable Pleated Electrostatically Charged Air Filter, MERV 13.....	36.36	6.26
23 41	13 00-0222	EA	18" x 18" x 1" Disposable Pleated Electrostatically Charged Air Filter, MERV 13.....	30.81	6.50
23 41	13 00-0223	EA	18" x 20" x 1" Disposable Pleated Electrostatically Charged Air Filter, MERV 13.....	33.58	6.50
23 41	13 00-0224	EA	18" x 24" x 1" Disposable Pleated Electrostatically Charged Air Filter, MERV 13.....	30.81	6.50
23 41	13 00-0225	EA	18" x 25" x 1" Disposable Pleated Electrostatically Charged Air Filter, MERV 13.....	33.58	6.50
23 41	13 00-0226	EA	18" x 30" x 1" Disposable Pleated Electrostatically Charged Air Filter, MERV 13.....	33.58	6.50
23 41	13 00-0227	EA	18" x 36" x 1" Disposable Pleated Electrostatically Charged Air Filter, MERV 13.....	36.69	6.50
23 41	13 00-0228	EA	19" x 27" x 1" Disposable Pleated Electrostatically Charged Air Filter, MERV 13.....	34.02	6.82
23 41	13 00-0229	EA	20" x 20" x 1" Disposable Pleated Electrostatically Charged Air Filter, MERV 13.....	31.25	6.82
23 41	13 00-0230	EA	20" x 24" x 1" Disposable Pleated Electrostatically Charged Air Filter, MERV 13.....	31.25	6.82
23 41	13 00-0231	EA	20" x 25" x 1" Disposable Pleated Electrostatically Charged Air Filter, MERV 13.....	31.25	6.82
23 41	13 00-0232	EA	20" x 30" x 1" Disposable Pleated Electrostatically Charged Air Filter, MERV 13.....	32.63	6.82
23 41	13 00-0233	EA	20" x 32" x 1" Disposable Pleated Electrostatically Charged Air Filter, MERV 13.....	37.13	6.82
23 41	13 00-0234	EA	20" x 36" x 1" Disposable Pleated Electrostatically Charged Air Filter, MERV 13.....	37.13	6.82
23 41	13 00-0235	EA	21" x 21" x 1" Disposable Pleated Electrostatically Charged Air Filter, MERV 13.....	34.12	6.90
23 41	13 00-0236	EA	22" x 22" x 1" Disposable Pleated Electrostatically Charged Air Filter, MERV 13.....	32.84	6.98
23 41	13 00-0237	EA	24" x 24" x 1" Disposable Pleated Electrostatically Charged Air Filter, MERV 13.....	35.72	7.06
23 41	13 00-0238	EA	24" x 30" x 1" Disposable Pleated Electrostatically Charged Air Filter, MERV 13.....	35.72	7.06
23 41	13 00-0239	EA	24" x 36" x 1" Disposable Pleated Electrostatically Charged Air Filter, MERV 13.....	40.22	7.06
23 41	13 00-0240	EA	25" x 25" x 1" Disposable Pleated Electrostatically Charged Air Filter, MERV 13.....	35.83	7.14
23 41	13 00-0241	EA	25" x 32" x 1" Disposable Pleated Electrostatically Charged Air Filter, MERV 13.....	40.33	7.14
23 41	13 00-0242	EA	30" x 30" x 1" Disposable Pleated Electrostatically Charged Air Filter, MERV 13.....	40.54	7.30
23 41 13 00-0243 Electrostatic Air Filters With Frame, Element And Busbar (23 41 13)					
23 41	13 00-0244	MF3	Electrostatic Air Filter, High Efficiency Non Supported With Frame, Element And Busbar.....	72.04	
23 41	13 00-0245	MF3	Electrostatic Air Filter, Medium Efficiency Non Supported With Frame, Element And Busbar.....	69.58	
23 41	13 00-0246	MF3	Electrostatic Air Filter, Glass/Paper Throwaway With Frame, Element And Busbar.....	3.00	
23 41 13 00-0247 Carbon Vapor Trap, Disposable V-Bank Filter (23 41 13)					
23 41	13 00-0248	EA	24" x 24" x 12" Thick Carbon Vapor, Disposable V-Bank Filter.....	898.35	16.24
23 41 16 Renewable-Media Air Filters (23 41)					
23 41 16 00-0001 Renewable-Media Electrostatic Air Filters With Frame, Element And Busbar (23 41 16)					
23 41	16 00-0002	MF3	Electrostatic Air Filter, 5' Disposable Roll Renewable With Frame, Element And Busbar.....	123.98	
23 41 19 Washable Air Filters (23 41)					
23 41 19 00-0001 Washable Electrostatic Air Filters With Frame, Element And Busbar (23 41 19)					
23 41	19 00-0002	MF3	Electrostatic Air Filter, Permanent, Washable With Frame, Element And Busbar.....	47.34	
23 41 33 High-Efficiency Particulate Filtration (23 41)					
23 41 33 00-0001 High Efficiency Particulate Air (HEPA) Filters (23 41 33)					
Note: Includes particle board and kraft paper frame and separator material.					
23 41 33 00-0002 High Efficiency Particulate Air (HEPA) Filters DOP Efficiency-95% (23 41 33 00-0001)					
23 41	33 00-0003	EA	12" x 12" x 6", High Efficiency Particulate Air (HEPA) Filter, 95% DOP Efficiency, 150 CFM, Complete.....	124.20	15.15
				For Removal And Replacement In Existing Equipment, Add	3.03
				For >10 To 25, Deduct	-3.11
				For >25 To 50, Deduct	-6.21
				For >50 To 100, Deduct	-9.32
				For >100, Deduct	-12.42



MINOR CSI UOM DESCRIPTION	TOTAL DIRECT UNIT COST	DEMOLITION UNIT COST
23 41 33 00-0004 EA 24" x 12" x 6", High Efficiency Particulate Air (HEPA) Filter, 95% DOP Efficiency, 375 CFM, Complete	165.69	17.32
For Removal And Replacement In Existing Equipment, Add	3.46	
For >10 To 25, Deduct	-4.14	
For >25 To 50, Deduct	-8.28	
For >50 To 100, Deduct	-12.43	
For >100, Deduct	-16.57	
23 41 33 00-0005 EA 24" x 18" x 6", High Efficiency Particulate Air (HEPA) Filter, 95% DOP Efficiency, 450 CFM, Complete	193.97	20.03
For Removal And Replacement In Existing Equipment, Add	4.07	
For >10 To 25, Deduct	-4.65	
For >25 To 50, Deduct	-9.70	
For >50 To 100, Deduct	-14.55	
For >100, Deduct	-19.40	
23 41 33 00-0006 EA 24" x 24" x 6", High Efficiency Particulate Air (HEPA) Filter, 95% DOP Efficiency, 700 CFM, Complete	222.28	22.74
For Removal And Replacement In Existing Equipment, Add	4.55	
For >10 To 25, Deduct	-5.56	
For >25 To 50, Deduct	-11.11	
For >50 To 100, Deduct	-16.67	
For >100, Deduct	-22.23	
23 41 33 00-0007 EA 12" x 12" x 12", High Efficiency Particulate Air (HEPA) Filter, 95% DOP Efficiency, 250 CFM, Complete	151.77	16.24
For Removal And Replacement In Existing Equipment, Add	3.25	
For >10 To 25, Deduct	-3.79	
For >25 To 50, Deduct	-7.59	
For >50 To 100, Deduct	-11.38	
For >100, Deduct	-15.18	
23 41 33 00-0008 EA 24" x 12" x 12", High Efficiency Particulate Air (HEPA) Filter, 95% DOP Efficiency, 500 CFM, Complete	204.38	18.94
For Removal And Replacement In Existing Equipment, Add	3.79	
For >10 To 25, Deduct	-5.11	
For >25 To 50, Deduct	-10.22	
For >50 To 100, Deduct	-15.33	
For >100, Deduct	-20.44	
23 41 33 00-0009 EA 24" x 18" x 12", High Efficiency Particulate Air (HEPA) Filter, 95% DOP Efficiency, 875 CFM, Complete	244.49	21.65
For Removal And Replacement In Existing Equipment, Add	4.33	
For >10 To 25, Deduct	-6.11	
For >25 To 50, Deduct	-12.22	
For >50 To 100, Deduct	-18.34	
For >100, Deduct	-24.45	
23 41 33 00-0010 EA 24" x 24" x 12", High Efficiency Particulate Air (HEPA) Filter, 95% DOP Efficiency, 1,000 CFM, Complete	290.03	27.06
For Removal And Replacement In Existing Equipment, Add	5.41	
For >10 To 25, Deduct	-7.25	
For >25 To 50, Deduct	-14.50	
For >50 To 100, Deduct	-21.75	
For >100, Deduct	-29.00	
23 41 33 00-0011 High Efficiency Particulate Air (HEPA) Filters DOP Efficiency-99.99%^{(23 41 33 00-}		
0001)		
23 41 33 00-0012 EA 12" x 12" x 3", High Efficiency Particulate Air (HEPA) Filter, 99.99% DOP Efficiency, Complete	106.29	13.53
For Removal And Replacement In Existing Equipment, Add	2.71	
For >10 To 25, Deduct	-2.66	
For >25 To 50, Deduct	-5.31	
For >50 To 100, Deduct	-7.97	
For >100, Deduct	-10.63	
23 41 33 00-0013 EA 24" x 12" x 3", High Efficiency Particulate Air (HEPA) Filter, 99.99% DOP Efficiency, Complete	147.62	16.24
For Removal And Replacement In Existing Equipment, Add	3.25	
For >10 To 25, Deduct	-3.69	
For >25 To 50, Deduct	-7.38	
For >50 To 100, Deduct	-11.07	
For >100, Deduct	-14.76	
23 41 33 00-0014 EA 24" x 24" x 3", High Efficiency Particulate Air (HEPA) Filter, 99.99% DOP Efficiency, Complete	227.07	18.94
For Removal And Replacement In Existing Equipment, Add	3.79	
For >10 To 25, Deduct	-5.68	
For >25 To 50, Deduct	-11.35	
For >50 To 100, Deduct	-17.03	
For >100, Deduct	-22.71	
23 41 33 00-0015 EA 36" x 24" x 3", High Efficiency Particulate Air (HEPA) Filter, 99.99% DOP Efficiency, Complete	292.48	21.65
For Removal And Replacement In Existing Equipment, Add	4.33	
For >10 To 25, Deduct	-7.31	
For >25 To 50, Deduct	-14.62	
For >50 To 100, Deduct	-21.94	
For >100, Deduct	-29.25	
23 41 33 00-0016 EA 8" x 8" x 6", High Efficiency Particulate Air (HEPA) Filter, 99.99% DOP Efficiency, Complete	100.81	10.83
For Removal And Replacement In Existing Equipment, Add	2.17	
For >10 To 25, Deduct	-2.52	
For >25 To 50, Deduct	-5.04	
For >50 To 100, Deduct	-7.56	
For >100, Deduct	-10.08	
23 41 33 00-0017 EA 12" x 12" x 6", High Efficiency Particulate Air (HEPA) Filter, 99.99% DOP Efficiency, 150 CFM, Complete	133.55	14.62
For Removal And Replacement In Existing Equipment, Add	2.92	
For >10 To 25, Deduct	-3.34	
For >25 To 50, Deduct	-6.68	
For >50 To 100, Deduct	-10.02	
For >100, Deduct	-13.36	

23 Heating, Ventilating, and Air-Conditioning (HVAC)

23 40 HVAC Air Cleaning Devices

23 41 Particulate Air Filtration



MINOR	CSI	UOM	DESCRIPTION	TOTAL DIRECT UNIT COST	DEMOLITION UNIT COST
23 41 33 00-0018	EA		24" x 12" x 6", High Efficiency Particulate Air (HEPA) Filter, 99.99% DOP Efficiency, 325 CFM, Complete	180.25	17.32
			<i>For Removal And Replacement In Existing Equipment, Add</i>	3.46	
			<i>For >10 To 25, Deduct</i>	-4.51	
			<i>For >25 To 50, Deduct</i>	-9.01	
			<i>For >50 To 100, Deduct</i>	-13.52	
			<i>For >100, Deduct</i>	-18.03	
23 41 33 00-0019	EA		24" x 18" x 6", High Efficiency Particulate Air (HEPA) Filter, 99.99% DOP Efficiency, 550 CFM, Complete	211.62	20.30
			<i>For Removal And Replacement In Existing Equipment, Add</i>	4.06	
			<i>For >10 To 25, Deduct</i>	-5.29	
			<i>For >25 To 50, Deduct</i>	-10.58	
			<i>For >50 To 100, Deduct</i>	-15.87	
			<i>For >100, Deduct</i>	-21.16	
23 41 33 00-0020	EA		24" x 24" x 6", High Efficiency Particulate Air (HEPA) Filter, 99.99% DOP Efficiency, 775 CFM, Complete	241.92	22.74
			<i>For Removal And Replacement In Existing Equipment, Add</i>	4.55	
			<i>For >10 To 25, Deduct</i>	-6.05	
			<i>For >25 To 50, Deduct</i>	-12.10	
			<i>For >50 To 100, Deduct</i>	-18.14	
			<i>For >100, Deduct</i>	-24.19	
23 41 33 00-0021	EA		12" x 12" x 12", High Efficiency Particulate Air (HEPA) Filter, 99.99% DOP Efficiency, 250 CFM, Complete	165.02	16.24
			<i>For Removal And Replacement In Existing Equipment, Add</i>	3.25	
			<i>For >10 To 25, Deduct</i>	-4.13	
			<i>For >25 To 50, Deduct</i>	-8.25	
			<i>For >50 To 100, Deduct</i>	-12.38	
			<i>For >100, Deduct</i>	-16.50	
23 41 33 00-0022	EA		24" x 12" x 12", High Efficiency Particulate Air (HEPA) Filter, 99.99% DOP Efficiency, 500 CFM, Complete	222.89	18.94
			<i>For Removal And Replacement In Existing Equipment, Add</i>	3.79	
			<i>For >10 To 25, Deduct</i>	-5.57	
			<i>For >25 To 50, Deduct</i>	-11.14	
			<i>For >50 To 100, Deduct</i>	-16.72	
			<i>For >100, Deduct</i>	-22.29	
23 41 33 00-0023	EA		24" x 18" x 12", High Efficiency Particulate Air (HEPA) Filter, 99.99% DOP Efficiency, 775 CFM, Complete	266.85	21.65
			<i>For Removal And Replacement In Existing Equipment, Add</i>	4.33	
			<i>For >10 To 25, Deduct</i>	-6.67	
			<i>For >25 To 50, Deduct</i>	-13.34	
			<i>For >50 To 100, Deduct</i>	-20.01	
			<i>For >100, Deduct</i>	-26.69	
23 41 33 00-0024	EA		24" x 24" x 12", High Efficiency Particulate Air (HEPA) Filter, 99.99% DOP Efficiency, 1,100 CFM, Complete	328.70	27.06
			<i>For Removal And Replacement In Existing Equipment, Add</i>	5.41	
			<i>For >10 To 25, Deduct</i>	-8.22	
			<i>For >25 To 50, Deduct</i>	-16.44	
			<i>For >50 To 100, Deduct</i>	-24.65	
			<i>For >100, Deduct</i>	-32.87	

23 41 33 00-0025 High Efficiency Particulate Air (HEPA) Filter Housings, 14 Gauge Galvanized Sheet Metal (23 41 33)

Note: Nominal sizes.

23 41 33 00-0026	EA		12" x 12" x 6", High Efficiency Particulate Air (HEPA) Filter Housings 14 Gauge Galvanized Sheet Metal	295.32	80.76
23 41 33 00-0027	EA		24" x 12" x 6", High Efficiency Particulate Air (HEPA) Filter Housings 14 Gauge Galvanized Sheet Metal	548.38	160.53
23 41 33 00-0028	EA		24" x 18" x 6", High Efficiency Particulate Air (HEPA) Filter Housings 14 Gauge Galvanized Sheet Metal	557.44	160.53
23 41 33 00-0029	EA		24" x 24" x 6", High Efficiency Particulate Air (HEPA) Filter Housings 14 Gauge Galvanized Sheet Metal	563.47	160.53
23 41 33 00-0030	EA		24" x 48" x 6", High Efficiency Particulate Air (HEPA) Filter Housings 14 Gauge Galvanized Sheet Metal	605.72	160.53
23 41 33 00-0031	EA		24" x 72" x 6", High Efficiency Particulate Air (HEPA) Filter Housings 14 Gauge Galvanized Sheet Metal	658.52	160.53
23 41 33 00-0032	EA		48" x 48" x 6", High Efficiency Particulate Air (HEPA) Filter Housings 14 Gauge Galvanized Sheet Metal	1,060.57	322.06
23 41 33 00-0033	EA		48" x 72" x 6", High Efficiency Particulate Air (HEPA) Filter Housings 14 Gauge Galvanized Sheet Metal	1,188.81	322.06
23 41 33 00-0034	EA		48" x 96" x 6", High Efficiency Particulate Air (HEPA) Filter Housings 14 Gauge Galvanized Sheet Metal	1,351.75	322.06
23 41 33 00-0035	EA		12" x 12" x 12", High Efficiency Particulate Air (HEPA) Filter Housings 14 Gauge Galvanized Sheet Metal	320.97	80.76
23 41 33 00-0036	EA		24" x 12" x 12", High Efficiency Particulate Air (HEPA) Filter Housings 14 Gauge Galvanized Sheet Metal	592.14	160.53
23 41 33 00-0037	EA		24" x 18" x 12", High Efficiency Particulate Air (HEPA) Filter Housings 14 Gauge Galvanized Sheet Metal	602.70	160.53
23 41 33 00-0038	EA		24" x 24" x 12", High Efficiency Particulate Air (HEPA) Filter Housings 14 Gauge Galvanized Sheet Metal	610.24	160.53
23 41 33 00-0039	EA		24" x 48" x 12", High Efficiency Particulate Air (HEPA) Filter Housings 14 Gauge Galvanized Sheet Metal	660.03	160.53
23 41 33 00-0040	EA		24" x 72" x 12", High Efficiency Particulate Air (HEPA) Filter Housings 14 Gauge Galvanized Sheet Metal	726.41	160.53
23 41 33 00-0041	EA		48" x 48" x 12", High Efficiency Particulate Air (HEPA) Filter Housings 14 Gauge Galvanized Sheet Metal	1,166.18	322.06
23 41 33 00-0042	EA		48" x 72" x 12", High Efficiency Particulate Air (HEPA) Filter Housings 14 Gauge Galvanized Sheet Metal	1,326.10	322.06
23 41 33 00-0043	EA		48" x 96" x 12", High Efficiency Particulate Air (HEPA) Filter Housings 14 Gauge Galvanized Sheet Metal	1,528.27	322.06

23 41 33 00-0044 Filter, Bag Type, 90-95% Efficiency (23 41 33)

23 41 33 00-0045	EA		0.75 - 1.25 MCFM, 24" x 12" x 29" Filter, Bag Type, 90 - 95% Efficiency	254.38	104.69
23 41 33 00-0046	EA		1.5 - 2.5 MCFM, 24" x 24" x 29" Filter, Bag Type, 90 - 95% Efficiency	296.59	104.69

23 41 33 00-0047 Filter, Bag Type, 80-85% Efficiency (23 41 33)

23 41 33 00-0048	EA		0.75 - 1.25 MCFM, 24" x 12" x 29" Filter, Bag Type, 80 - 85% Efficiency	249.53	104.69
23 41 33 00-0049	EA		1.5 - 2.5 MCFM, 24" x 24" x 29" Filter, Bag Type, 80 - 85% Efficiency	280.68	104.69

23 42 Gas-Phase Air Filtration (23 40)

23 42 13 Activated-Carbon Air Filtration (23 42)

23 42 13 00-0001	EA		12" x 24" x 1" Thick Activated Carbon Honeycomb Disposable Filter	44.80	8.12
23 42 13 00-0002	EA		16" x 20" x 1" Thick Activated Carbon Honeycomb Disposable Filter	45.32	8.12
23 42 13 00-0003	EA		16" x 25" x 1" Thick Activated Carbon Honeycomb Disposable Filter	45.64	8.12



MINOR CSI UOM DESCRIPTION	TOTAL DIRECT UNIT COST	DEMOLITION UNIT COST
23 42 13 00-0004 EA 20" x 20" x 1" Thick Activated Carbon Honeycomb Disposable Filter.....	45.64	8.12
23 42 13 00-0005 EA 20" x 25" x 1" Thick Activated Carbon Honeycomb Disposable Filter.....	49.60	8.12
23 42 13 00-0006 EA 24" x 24" x 1" Thick Activated Carbon Honeycomb Disposable Filter.....	56.11	8.12
23 42 13 00-0007 EA 12" x 24" x 2" Thick Activated Carbon Honeycomb Disposable Filter.....	56.76	9.20
23 42 13 00-0008 EA 16" x 20" x 2" Thick Activated Carbon Honeycomb Disposable Filter.....	57.20	9.20
23 42 13 00-0009 EA 16" x 25" x 2" Thick Activated Carbon Honeycomb Disposable Filter.....	57.58	9.20
23 42 13 00-0010 EA 20" x 20" x 2" Thick Activated Carbon Honeycomb Disposable Filter.....	57.58	9.20
23 42 13 00-0011 EA 20" x 25" x 2" Thick Activated Carbon Honeycomb Disposable Filter.....	61.95	9.20
23 42 13 00-0012 EA 24" x 24" x 2" Thick Activated Carbon Honeycomb Disposable Filter.....	74.15	9.20
23 42 13 00-0013 EA 16" x 20" x 1" Thick Carbon Impregnated Pleated Air Filter.....	26.69	8.12
23 42 13 00-0014 EA 16" x 25" x 1" Thick Carbon Impregnated Pleated Air Filter.....	28.58	8.12
23 42 13 00-0015 EA 20" x 20" x 1" Thick Carbon Impregnated Pleated Air Filter.....	28.64	8.12
23 42 13 00-0016 EA 20" x 25" x 1" Thick Carbon Impregnated Pleated Air Filter.....	31.11	8.12
23 42 13 00-0017 EA 24" x 24" x 1" Thick Carbon Impregnated Pleated Air Filter.....	33.30	8.12
23 42 13 00-0018 EA 16" x 20" x 2" Thick Carbon Impregnated Pleated Air Filter.....	30.93	9.20
23 42 13 00-0019 EA 16" x 25" x 2" Thick Carbon Impregnated Pleated Air Filter.....	34.21	9.20
23 42 13 00-0020 EA 20" x 20" x 2" Thick Carbon Impregnated Pleated Air Filter.....	34.90	9.20
23 42 13 00-0021 EA 20" x 25" x 2" Thick Carbon Impregnated Pleated Air Filter.....	38.97	9.20
23 42 13 00-0022 EA 24" x 24" x 2" Thick Carbon Impregnated Pleated Air Filter.....	41.56	9.20
23 42 13 00-0023 EA 24" x 24" x 4" Thick Carbon Impregnated Pleated Air Filter.....	69.38	9.74

23 43 Electronic Air Cleaners (23 40)

23 43 23 Self-Contained Electronic Air Cleaners (23 43)

23 43 23 00-0001 Stationary Floor, Room Air Purifier (23 43 23)

23 43 23 00-0002 EA Stationary Floor Room Air Purifier, Up to 390 SF (Blueair Pro M).....	1,081.95	
23 43 23 00-0003 EA Stationary Floor Room Air Purifier, Up to 780 SF (Blueair Pro L).....	1,505.79	
23 43 23 00-0004 EA Stationary Floor Room Air Purifier, Up to 1,180 SF (Blueair Pro XL).....	3,806.61	
23 43 23 00-0005 EA Stationary Floor Room Air Purifier, Up to 550 SF (Delos Compact).....	853.40	
23 43 23 00-0006 EA Stationary Floor Room Air Purifier, Up to 1,125 SF (Delos 468 Ultrafine).....	1,534.57	
23 43 23 00-0007 EA Stationary Floor Room Air Purifier, Up to 3,500 SF (Delos 980P Commercial).....	6,075.67	

23 43 23 00-0008 Surface Mounted, Room Air Purifier (23 43 23)

23 43 23 00-0009 EA Ceiling Mount Media Air Cleaner With 99.97% HEPA Filters (Honeywell F114A1067).....	2,790.90	
23 43 23 00-0010 EA Ceiling Mount Media Air Cleaner With 99.97% HEPA Filters (Honeywell F115A1064).....	3,885.99	
23 43 23 00-0011 EA Ceiling Mount Media Air Cleaner With 99.97% HEPA Filters (Honeywell F111A1063W-3S).....	4,443.86	

23 43 23 00-0012 Suspension Ceiling Mounted, Room Air Purifier (23 43 23)

23 43 23 00-0013 EA 2' x 4' Suspension Ceiling Mounted, Air Purification System (Armstrong VidaShield UV24).....	3,602.78	
--	----------	--

23 43 23 00-0014 Wall Mounted, Room Air Purifier (23 43 23)

23 43 23 00-0015 EA Air Purifier, Wall Mount, Bipolar Ionizer (Bi-Polar 2400).....	899.99	
--	--------	--

23 43 23 00-0016 Duct Mounted, Ionization System (23 43 23)

23 43 23 00-0017 EA Up To 10,000 CFM, 120/240 VAC, 50 Watt, 8 Tubes, Single Phase, Series 500 Bipolar Ionization System (AtmosAir 500FC).....	11,106.29	432.98
23 43 23 00-0018 EA Up To 15,000 CFM, 120/240 VAC, 50 Watt, 5 Tubes, Single Phase, Series 500 Bipolar Ionization System (AtmosAir 508FC).....	15,085.90	541.22

23 43 33 Self-Contained Electronic Ultraviolet Germicidal Cleaners (23 43)

23 43 33 00-0001 Suspension Ceiling Troffer Mounted, Ultraviolet Germicidal Air Purifier (23 43 33)

23 43 33 00-0002 EA 2' x 2', Troffer Mount UVC Air Purifier (ELEDLIGHTS UVADTM1202X2).....	5,084.98	
Note: 6,300 cu ft/hour air cleaning		
23 43 33 00-0003 EA 2' x 2', Troffer Mount UVC Air Purifier With 1900 Lumens LED Panel Light (ELEDLIGHTS UVALTM1202X2).....	6,818.82	
Note: 6,300 cu ft/hour air cleaning		
23 43 33 00-0004 EA 2' x 4', Troffer Mount UVC Air Purifier (ELEDLIGHTS UVADTM1202X4).....	7,675.54	
Note: 12,600 cu ft/hour air cleaning		
23 43 33 00-0005 EA 2' x 4', Troffer Mount UVC Air Purifier With 3800 Lumens LED Panel Light (ELEDLIGHTS UVALTM1202X4).....	8,583.08	
Note: 12,600 cu ft/hour air cleaning		
23 43 33 00-0006 EA Replace 8"x8" MERV 16, HEPA Filter In Troffer Mount UVC Air Purifier(ELEDLIGHTS UVFILTERM8X8M16).....	954.29	

23 43 33 00-0007 Surface Mounted, Ultraviolet Germicidal Air Purifier (23 43 33)

23 43 33 00-0008 EA Surface (Wall Or Ceiling) Mounted, Germicidal UV Active Circulation Air Cleaner (ELEDLIGHTS GUV-AC).....	3,327.22	
Note: 1060 cu ft/hour air cleaning		

23 43 33 00-0009 Wall Mounted, Ultraviolet Germicidal Air Purifier (23 43 33)

23 43 33 00-0010 EA Wall Mounted, Upper Room Germicidal UV Disinfection (ELEDLIGHTS URUVGI-NZ).....	1,702.40	
---	----------	--

23 43 33 00-0011 Wall Mounted, Ultraviolet Germicidal Fixture (UV Resources) (23 43 33)

23 Heating, Ventilating, and Air-Conditioning (HVAC)

23 40 HVAC Air Cleaning Devices

23 43 Electronic Air Cleaners



MINOR	CSI	UOM	DESCRIPTION	TOTAL DIRECT UNIT COST	DEMOLITION UNIT COST
-------	-----	-----	-------------	------------------------	----------------------

23 43 33 00-0012	EA		14-1/4", 8 Watt, 120-277 Volts, UV-C Light Fixture (UV Resources GLO 150 - 41824001).....	1,250.28	73.78
23 43 33 00-0013	EA		23-1/4", 25 Watt, 120-277 Volts, UV-C Light Fixture (UV Resources GLO 225 - 41824000).....	1,312.03	84.67
23 43 33 00-0014	EA		35", 36 Watt, 120-277 Volts, UV-C Light Fixture (UV Resources GLO 310 - 41824002).....	1,933.32	91.92

23 43 33 00-0015 Wall Mounted, Ultraviolet Germicidal Fixtures And Accessories (Fresh-Aire UV) (23 43 33)

23 43 33 00-0016	EA		32" Single Lamp, Teflon Safety Coating, High Output Commercial UV-C Core System (Fresh-Aire UV TUVCL-232S-TFHO).....	841.28	89.21
23 43 33 00-0017	EA		32" Dual Lamp, Teflon Safety Coating, High Output Commercial UV-C Core System (Fresh-Aire UV TUVCL-232D-TFHO).....	1,145.23	89.21
23 43 33 00-0018	EA		46" Single Lamp, Teflon Safety Coating, High Output Commercial UV-C Core System (Fresh-Aire UV TUVCL-246S-TFHO).....	916.20	94.47
23 43 33 00-0019	EA		46" Dual Lamp, Teflon Safety Coating, High Output Commercial UV-C Core System (Fresh-Aire UV TUVCL-246D-TFHO).....	1,289.41	94.47
23 43 33 00-0020	EA		60" Single Lamp, Teflon Safety Coating, High Output Commercial UV-C Core System (Fresh-Aire UV TUVCL-260S-TFHO).....	1,000.21	99.79
23 43 33 00-0021	EA		60" Dual Lamp, Teflon Safety Coating, High Output Commercial UV-C Core System (Fresh-Aire UV TUVCL-260D-TFHO).....	1,669.67	99.79
23 43 33 00-0022	EA		32" Single Lamp, High Output Commercial UV-C Core System (Fresh-Aire UV TUVCL-232S-HO).....	791.26	89.21
23 43 33 00-0023	EA		32" Dual Lamp, High Output Commercial UV-C Core System (Fresh-Aire UV TUVCL-232D-HO).....	1,047.76	89.21
23 43 33 00-0024	EA		46" Single Lamp, High Output Commercial UV-C Core System (Fresh-Aire UV TUVCL-246S-HO).....	846.84	94.47
23 43 33 00-0025	EA		46" Dual Lamp, High Output Commercial UV-C Core System (Fresh-Aire UV TUVCL-246D-HO).....	1,150.89	94.47
23 43 33 00-0026	EA		60" Single Lamp, High Output Commercial UV-C Core System (Fresh-Aire UV TUVCL-260S-HO).....	861.69	99.79
23 43 33 00-0027	EA		60" Dual Lamp, High Output Commercial UV-C Core System (Fresh-Aire UV TUVCL-260D-HO).....	1,393.93	99.79
23 43 33 00-0028	EA		5' (1.5m) Remote Mounting Cable (Fresh-Aire UV TUVCL-CBL5).....	38.21	
23 43 33 00-0029	EA		10' (3m) Remote Mounting Cable (Fresh-Aire UV TUVCL-CBL10).....	48.47	
23 43 33 00-0030	EA		5" Stainless Steel Coil Mount Bracket (Fresh-Aire UV TUVCL-CMBRKT-SS5).....	51.86	
23 43 33 00-0031	EA		18" (45cm) Commercial Lamp Shield (Fresh-Aire UV TUVCL-SHIELD-18).....	62.30	
23 43 33 00-0032	EA		24" (60cm) Commercial Lamp Shield (Fresh-Aire UV TUVCL-SHIELD-24).....	71.28	
23 43 33 00-0033	EA		32" (81cm) Commercial Lamp Shield (Fresh-Aire UV TUVCL-SHIELD-32).....	81.54	
23 43 33 00-0034	EA		46" (117cm) Commercial Lamp Shield (Fresh-Aire UV TUVCL-SHIELD-46).....	86.67	
23 43 33 00-0035	EA		60" (152cm) Commercial Lamp Shield (Fresh-Aire UV TUVCL-SHIELD-60).....	90.52	
23 43 33 00-0036	EA		110-277 VAC, Door Interlock Safety Switch Kit (Fresh-Aire UV TUVCL-INTLCK-SP).....	290.59	
23 43 33 00-0037	EA		15" (38cm) Odor Control, UVC/UVV Lamp (Fresh-Aire UV TUVCL-115P-OS-50).....	193.09	59.33
Note: 1 Year Warranty					
23 43 33 00-0038	EA		18" (45cm) High Output, Commercial Series Lamp (Fresh-Aire UV TUVCL-218HO).....	238.66	62.29
Note: 2 Year Warranty					
23 43 33 00-0039	EA		24" (60cm) High Output, Commercial Series Lamp (Fresh-Aire UV TUVCL-224HO).....	255.43	68.94
Note: 2 Year Warranty					
23 43 33 00-0040	EA		32" (81cm) Commercial Series Lamp (Fresh-Aire UV TUVCL-132).....	227.08	73.48
Note: 1 Year Warranty					
23 43 33 00-0041	EA		32" (81cm) Teflon Coated, Commercial Series Lamp (Fresh-Aire UV TUVCL-232TF).....	284.79	73.48
Note: 1 Year Warranty					
23 43 33 00-0042	EA		32" (81cm) High Output, Commercial Series Lamp (Fresh-Aire UV TUVCL-232HO).....	269.40	73.48
Note: 1 Year Warranty					
23 43 33 00-0043	EA		32" (81cm) High Output, Teflon Coated, Commercial Series Lamp (Fresh-Aire UV TUVCL-232HO-TF).....	316.85	73.48
Note: 1 Year Warranty					
23 43 33 00-0044	EA		46" (117cm) Commercial Series Lamp (Fresh-Aire UV TUVCL-146).....	265.51	78.31
Note: 1 Year Warranty					
23 43 33 00-0045	EA		46" (117cm) Teflon Coated, Commercial Series Lamp (Fresh-Aire UV TUVCL-246TF).....	332.20	78.31
Note: 2 Year Warranty					
23 43 33 00-0046	EA		46" (117cm) High Output, Commercial Series Lamp (Fresh-Aire UV TUVCL-246HO).....	298.86	78.31
Note: 2 Year Warranty					
23 43 33 00-0047	EA		46" (117cm) High Output, Teflon Coated, Commercial Series Lamp (Fresh-Aire UV TUVCL-246HO-TF).....	368.11	78.31
Note: 2 Year Warranty					
23 43 33 00-0048	EA		60" (152cm) Commercial Series Lamp (Fresh-Aire UV TUVCL-160).....	333.01	78.92
Note: 1 Year Warranty					
23 43 33 00-0049	EA		60" (152cm) Teflon Coated, Commercial Series Lamp (Fresh-Aire UV TUVCL-260TF).....	426.63	78.92
Note: 2 Year Warranty					
23 43 33 00-0050	EA		60" (152cm) High Output, Commercial Series Lamp (Fresh-Aire UV TUVCL-260HO).....	366.36	78.92
Note: 2 Year Warranty					
23 43 33 00-0051	EA		60" (152cm) High Output, Teflon Coated, Commercial Series Lamp (Fresh-Aire UV TUVCL-260HO-TF).....	504.87	78.92
Note: 1 Year Warranty					

23 50 Central Heating Equipment (23)

Note: Where required, mechanical equipment excludes electrical connection, disconnect, or starter unless title states otherwise. See CSI section 26 05 19 16-0011 for electrical connection and termination, 26 05 83 00-0130 for terminations, 26 28 16 16-0001 for disconnect.

23 51 Breechings, Chimneys, and Stacks (23 50)

23 51 13 Draft Control Devices (23 51)

23 51 13 13 Draft-Induction Fans (23 51 13)

23 51 13 13-0001 Vertical Discharge Fans (23 51 13 13)

Note: Includes chimney adapter. Excludes wiring.

23 51 13 13-0002 Axial Vane Vertical Discharge Fans (23 51 13 13-0001)

23 51 13 13-0003	EA		450 CFM Vertical Discharge Chimney Fan, Axial Vane.....	2,901.65	219.36
23 51 13 13-0004	EA		950 CFM Vertical Discharge Chimney Fan, Axial Vane.....	3,289.20	239.30
23 51 13 13-0005	EA		1,400 CFM Vertical Discharge Chimney Fan, Axial Vane.....	3,947.48	264.23



MINOR CSI UOM DESCRIPTION	TOTAL DIRECT UNIT COST	DEMOLITION UNIT COST
23 51 13 13-0006 EA 1,800 CFM Vertical Discharge Chimney Fan, Axial Vane.....	5,157.57	306.60
23 51 13 13-0007 Centrifugal Impeller Vertical Discharge Fans (23 51 13 13-0001)		
23 51 13 13-0008 EA 700 CFM Vertical Discharge Chimney Fan, Centrifugal Impeller.....	3,487.27	239.30
23 51 13 13-0009 EA 1,100 CFM Vertical Discharge Chimney Fan, Centrifugal Impeller.....	4,251.82	264.23
23 51 13 13-0010 EA 2,300 CFM Vertical Discharge Chimney Fan, Centrifugal Impeller.....	5,519.95	309.09
23 51 13 13-0011 EA 3,000 CFM Vertical Discharge Chimney Fan, Centrifugal Impeller.....	6,536.42	346.48
23 51 13 13-0012 Accessories For Vertical Discharge Fans (23 51 13 13-0001)		
23 51 13 13-0013 EA Modulating Fan Controller And Sensor.....	410.33	74.78
23 51 13 16 Vent Dampers (23 51 13)		
23 51 13 16-0001 Flue Shutter Draft Control Damper, Parallel Blade (23 51 13 16)		
23 51 13 16-0002 EA 3" Round Flue Shutter Draft Control Damper	900.69	44.27
23 51 13 16-0003 EA 4" Round Flue Shutter Draft Control Damper	988.45	46.96
23 51 13 16-0004 EA 5" Round Flue Shutter Draft Control Damper	1,092.36	49.85
23 51 13 16-0005 EA 6" Round Flue Shutter Draft Control Damper	1,167.11	53.17
23 51 13 16-0006 EA 7" Round Flue Shutter Draft Control Damper	1,274.86	56.95
23 51 13 16-0007 EA 8" Round Flue Shutter Draft Control Damper	1,353.85	61.32
23 51 13 16-0008 EA 10" Round Flue Shutter Draft Control Damper	1,497.54	66.49
23 51 13 16-0009 EA 12" Round Flue Shutter Draft Control Damper	1,644.68	72.50
23 51 13 16-0010 EA 14" Round Flue Shutter Draft Control Damper	1,843.91	76.02
23 51 13 16-0011 EA 16" Round Flue Shutter Draft Control Damper	1,981.90	79.76
23 51 13 16-0012 EA 18" Round Flue Shutter Draft Control Damper	2,167.19	83.76
23 51 13 16-0013 EA 20" Round Flue Shutter Draft Control Damper	2,547.19	132.61
23 51 13 16-0014 EA 22" Round Flue Shutter Draft Control Damper	2,795.71	140.84
23 51 13 16-0015 EA 24" Round Flue Shutter Draft Control Damper	3,030.99	149.57
23 51 13 16-0016 EA 26" Round Flue Shutter Draft Control Damper	3,081.40	154.55
23 51 13 16-0017 EA 28" Round Flue Shutter Draft Control Damper	3,178.39	159.54
23 51 13 16-0018 EA 30" Round Flue Shutter Draft Control Damper	3,264.51	169.51
23 51 13 16-0019 EA 32" Round Flue Shutter Draft Control Damper	3,407.84	174.38
23 51 13 16-0020 EA 34" Round Flue Shutter Draft Control Damper	3,555.07	184.35
23 51 13 16-0021 EA 36" Round Flue Shutter Draft Control Damper	3,722.88	199.42
23 51 13 16-0022 EA 38" Round Flue Shutter Draft Control Damper	3,912.79	206.26
23 51 13 16-0023 EA 40" Round Flue Shutter Draft Control Damper	4,089.41	209.39
23 51 13 16-0024 EA 42" Round Flue Shutter Draft Control Damper	4,290.41	219.36
23 51 13 16-0025 EA 44" Round Flue Shutter Draft Control Damper	4,492.60	229.33
23 51 13 16-0026 EA 46" Round Flue Shutter Draft Control Damper	4,695.37	239.30
23 51 13 16-0027 EA 48" Round Flue Shutter Draft Control Damper	4,897.27	249.27
23 51 13 19 Barometric Dampers (23 51 13)		
23 51 13 19-0001 Barometric Dampers (23 51 13 19)		
23 51 13 19-0002 EA 6" x 6" Barometric Damper	419.66	8.64
23 51 13 19-0003 EA 12" x 12" Barometric Damper	607.31	11.88
23 51 13 19-0004 EA 18" x 18" Barometric Damper	813.11	18.36
23 51 13 19-0005 EA 24" x 24" Barometric Damper	969.48	34.57
23 51 13 19-0006 EA 6" Diameter Barometric Damper.....	204.90	8.64
<i>For Stainless Steel, Add</i>	222.79	
23 51 13 19-0007 EA 7" Diameter Barometric Damper.....	242.50	9.72
<i>For Stainless Steel, Add</i>	264.69	
23 51 13 19-0008 EA 8" Diameter Barometric Damper.....	281.35	10.80
<i>For Stainless Steel, Add</i>	306.97	
23 51 13 19-0009 EA 9" Diameter Barometric Damper.....	346.63	10.80
<i>For Stainless Steel, Add</i>	388.84	
23 51 13 19-0010 EA 10" Diameter Barometric Damper.....	457.36	12.96
<i>For Stainless Steel, Add</i>	529.76	
23 51 13 19-0011 EA 12" Diameter Barometric Damper.....	581.12	14.04
<i>For Stainless Steel, Add</i>	683.24	
23 51 13 19-0012 EA 14" Diameter Barometric Damper.....	731.05	15.13
<i>For Stainless Steel, Add</i>	871.38	
23 51 13 19-0013 EA 15" Diameter Barometric Damper.....	872.68	16.20
<i>For Stainless Steel, Add</i>	1,047.33	
23 51 13 19-0014 EA 16" Diameter Barometric Damper.....	1,012.70	18.36
<i>For Stainless Steel, Add</i>	1,222.90	
23 51 13 19-0015 EA 18" Diameter Barometric Damper.....	1,334.57	19.44
<i>For Stainless Steel, Add</i>	1,633.84	
23 51 13 19-0016 EA 20" Diameter Barometric Damper.....	1,588.88	21.61
<i>For Stainless Steel, Add</i>	1,955.66	
23 51 13 19-0017 EA 24" Diameter Barometric Damper.....	1,916.45	21.61
<i>For Stainless Steel, Add</i>	2,376.49	
23 51 13 19-0018 EA 30" Diameter Barometric Damper.....	2,363.27	24.84
<i>For Stainless Steel, Add</i>	2,945.87	
23 51 13 19-0019 EA 36" Diameter Barometric Damper.....	3,015.81	25.92
<i>For Stainless Steel, Add</i>	3,787.54	

23 Heating, Ventilating, and Air-Conditioning (HVAC)

23 50 Central Heating Equipment

23 51 Breechings, Chimneys, and Stacks



MINOR
CSI UOM DESCRIPTION

TOTAL DIRECT DEMOLITION
UNIT COST UNIT COST

23 51 16 Fabricated Breechings and Accessories (23 51)

23 51 16 00-0001 Round Galvanized Double Wall Flue/Vent Pipe And Fittings (23 51 16)

23 51 16 00-0002 Round Galvanized Double Wall Flue/Vent Pipe (23 51 16 00-0001)

23 51 16 00-0003	LF	3" Round Flue/Vent Pipe, Galvanized Double Wall Breech/Smoke Pipe Note: 0.012" (inner wall) and 0.018" (outer wall) material thickness	28.61	8.87
		<i>For Aluminum Liner, Add</i>	0.36	
		<i>For 304 Stainless Steel Liner, Add</i>	0.49	
		<i>For 2" Wall Instead Of 1", Add</i>	4.16	
		<i>For 3" To 4" Wall Instead Of 1", Add</i>	7.34	
23 51 16 00-0004	LF	4" Round Flue/Vent Pipe, Galvanized Double Wall Breech/Smoke Pipe Note: 0.012" (inner wall) and 0.018" (outer wall) material thickness	30.80	9.38
		<i>For Aluminum Liner, Add</i>	0.44	
		<i>For 304 Stainless Steel Liner, Add</i>	0.59	
		<i>For 2" Wall Instead Of 1", Add</i>	4.67	
		<i>For 3" To 4" Wall Instead Of 1", Add</i>	6.14	
23 51 16 00-0005	LF	5" Round Flue/Vent Pipe, Galvanized Double Wall Breech/Smoke Pipe Note: 0.012" (inner wall) and 0.018" (outer wall) material thickness	34.07	9.97
		<i>For Aluminum Liner, Add</i>	0.52	
		<i>For 304 Stainless Steel Liner, Add</i>	0.71	
		<i>For 2" Wall Instead Of 1", Add</i>	5.29	
		<i>For 3" To 4" Wall Instead Of 1", Add</i>	9.16	
23 51 16 00-0006	LF	6" Round Flue/Vent Pipe, Galvanized Double Wall Breech/Smoke Pipe Note: 0.012" (inner wall) and 0.018" (outer wall) material thickness	37.21	10.67
		<i>For Aluminum Liner, Add</i>	0.60	
		<i>For 304 Stainless Steel Liner, Add</i>	0.82	
		<i>For 2" Wall Instead Of 1", Add</i>	5.91	
		<i>For 3" To 4" Wall Instead Of 1", Add</i>	10.17	
23 51 16 00-0007	LF	7" Round Flue/Vent Pipe, Galvanized Double Wall Breech/Smoke Pipe Note: 0.014" (inner wall) and 0.018" (outer wall) material thickness	43.96	11.37
		<i>For Aluminum Liner, Add</i>	0.88	
		<i>For 304 Stainless Steel Liner, Add</i>	1.21	
		<i>For 2" Wall Instead Of 1", Add</i>	7.61	
		<i>For 3" To 4" Wall Instead Of 1", Add</i>	12.81	
23 51 16 00-0008	LF	8" Round Flue/Vent Pipe, Galvanized Double Wall Breech/Smoke Pipe Note: 0.014" (inner wall) and 0.018" (outer wall) material thickness	48.87	12.27
		<i>For Aluminum Liner, Add</i>	0.99	
		<i>For 304 Stainless Steel Liner, Add</i>	1.34	
		<i>For 2" Wall Instead Of 1", Add</i>	8.47	
		<i>For 3" To 4" Wall Instead Of 1", Add</i>	14.25	
23 51 16 00-0009	LF	10" Round Flue/Vent Pipe, Galvanized Double Wall Breech/Smoke Pipe Note: 0.014" (inner wall) and 0.018" (outer wall) material thickness	71.29	13.17
		<i>For Aluminum Liner, Add</i>	2.08	
		<i>For 304 Stainless Steel Liner, Add</i>	2.84	
		<i>For 2" Wall Instead Of 1", Add</i>	14.69	
		<i>For 3" To 4" Wall Instead Of 1", Add</i>	23.71	
23 51 16 00-0010	LF	12" Round Flue/Vent Pipe, Galvanized Double Wall Breech/Smoke Pipe Note: 0.014" (inner wall) and 0.018" (outer wall) material thickness	87.04	14.56
		<i>For Aluminum Liner, Add</i>	2.79	
		<i>For 304 Stainless Steel Liner, Add</i>	3.81	
		<i>For 2" Wall Instead Of 1", Add</i>	18.85	
		<i>For 3" To 4" Wall Instead Of 1", Add</i>	30.10	
23 51 16 00-0011	LF	14" Round Flue/Vent Pipe, Galvanized Double Wall Breech/Smoke Pipe Note: 0.014" (inner wall) and 0.018" (outer wall) material thickness	123.21	15.15
		<i>For Aluminum Liner, Add</i>	4.69	
		<i>For 304 Stainless Steel Liner, Add</i>	6.39	
		<i>For 2" Wall Instead Of 1", Add</i>	29.37	
		<i>For 3" To 4" Wall Instead Of 1", Add</i>	45.95	
23 51 16 00-0012	LF	16" Round Flue/Vent Pipe, Galvanized Double Wall Breech/Smoke Pipe Note: 0.014" (inner wall) and 0.018" (outer wall) material thickness	154.61	15.95
		<i>For Aluminum Liner, Add</i>	6.32	
		<i>For 304 Stainless Steel Liner, Add</i>	8.62	
		<i>For 2" Wall Instead Of 1", Add</i>	38.44	
		<i>For 3" To 4" Wall Instead Of 1", Add</i>	59.65	
23 51 16 00-0013	LF	18" Round Flue/Vent Pipe, Galvanized Double Wall Breech/Smoke Pipe Note: 0.014" (inner wall) and 0.018" (outer wall) material thickness	190.73	16.76
		<i>For Aluminum Liner, Add</i>	8.16	
		<i>For 304 Stainless Steel Liner, Add</i>	11.13	
		<i>For 2" Wall Instead Of 1", Add</i>	48.76	
		<i>For 3" To 4" Wall Instead Of 1", Add</i>	75.25	
23 51 16 00-0014	LF	20" Round Flue/Vent Pipe, Galvanized Double Wall Breech/Smoke Pipe Note: 0.022" (inner wall) and 0.018" (outer wall) material thickness	241.86	26.62
		<i>For Aluminum Liner, Add</i>	9.69	
		<i>For 304 Stainless Steel Liner, Add</i>	13.21	
		<i>For 2" Wall Instead Of 1", Add</i>	59.42	
		<i>For 3" To 4" Wall Instead Of 1", Add</i>	92.42	
23 51 16 00-0015	LF	22" Round Flue/Vent Pipe, Galvanized Double Wall Breech/Smoke Pipe Note: 0.022" (inner wall) and 0.018" (outer wall) material thickness	293.10	28.12
		<i>For Aluminum Liner, Add</i>	12.22	
		<i>For 304 Stainless Steel Liner, Add</i>	16.66	
		<i>For 2" Wall Instead Of 1", Add</i>	73.74	
		<i>For 3" To 4" Wall Instead Of 1", Add</i>	114.16	



MINOR CSI UOM DESCRIPTION	TOTAL DIRECT UNIT COST	DEMOLITION UNIT COST
23 51 16 00-0016 LF 24" Round Flue/Vent Pipe, Galvanized Double Wall Breech/Smoke Pipe..... Note: 0.022" (inner wall) and 0.018" (outer wall) material thickness For Aluminum Liner, Add For 304 Stainless Steel Liner, Add For 2" Wall Instead Of 1", Add For 3" To 4" Wall Instead Of 1", Add	349.24 15.06 20.54 89.69 138.31	29.91
23 51 16 00-0017 LF 26" Round Flue/Vent Pipe, Galvanized Double Wall Breech/Smoke Pipe..... Note: 0.022" (inner wall) and 0.018" (outer wall) material thickness For Aluminum Liner, Add For 304 Stainless Steel Liner, Add For 2" Wall Instead Of 1", Add For 3" To 4" Wall Instead Of 1", Add	406.56 18.12 24.70 106.53 163.66	30.91
23 51 16 00-0018 LF 28" Round Flue/Vent Pipe, Galvanized Double Wall Breech/Smoke Pipe..... Note: 0.022" (inner wall) and 0.018" (outer wall) material thickness For Aluminum Liner, Add For 304 Stainless Steel Liner, Add For 2" Wall Instead Of 1", Add For 3" To 4" Wall Instead Of 1", Add	426.36 19.06 26.00 111.96 171.93	31.91
23 51 16 00-0019 LF 30" Round Flue/Vent Pipe, Galvanized Double Wall Breech/Smoke Pipe..... Note: 0.022" (inner wall) and 0.018" (outer wall) material thickness For Aluminum Liner, Add For 304 Stainless Steel Liner, Add For 2" Wall Instead Of 1", Add For 3" To 4" Wall Instead Of 1", Add	453.06 20.22 27.58 118.84 182.53	34.20
23 51 16 00-0020 LF 32" Round Flue/Vent Pipe, Galvanized Double Wall Breech/Smoke Pipe..... For Aluminum Liner, Add For 304 Stainless Steel Liner, Add For 2" Wall Instead Of 1", Add For 3" To 4" Wall Instead Of 1", Add	513.69 23.38 31.89 136.40 209.02	35.50
23 51 16 00-0021 LF 34" Round Flue/Vent Pipe, Galvanized Double Wall Breech/Smoke Pipe..... For Aluminum Liner, Add For 304 Stainless Steel Liner, Add For 2" Wall Instead Of 1", Add For 3" To 4" Wall Instead Of 1", Add	576.46 26.65 36.34 154.55 236.42	36.80
23 51 16 00-0022 LF 36" Round Flue/Vent Pipe, Galvanized Double Wall Breech/Smoke Pipe..... For Aluminum Liner, Add For 304 Stainless Steel Liner, Add For 2" Wall Instead Of 1", Add For 3" To 4" Wall Instead Of 1", Add	606.94 28.12 38.35 162.96 249.22	38.29
23 51 16 00-0023 LF 38" Round Flue/Vent Pipe, Galvanized Double Wall Breech/Smoke Pipe..... For Aluminum Liner, Add For 304 Stainless Steel Liner, Add For 2" Wall Instead Of 1", Add For 3" To 4" Wall Instead Of 1", Add	658.78 30.76 41.94 177.72 271.55	39.88
23 51 16 00-0024 LF 40" Round Flue/Vent Pipe, Galvanized Double Wall Breech/Smoke Pipe..... For Aluminum Liner, Add For 304 Stainless Steel Liner, Add For 2" Wall Instead Of 1", Add For 3" To 4" Wall Instead Of 1", Add	726.38 34.23 46.68 197.12 300.87	41.58
23 51 16 00-0025 LF 42" Round Flue/Vent Pipe, Galvanized Double Wall Breech/Smoke Pipe..... For Aluminum Liner, Add For 304 Stainless Steel Liner, Add For 2" Wall Instead Of 1", Add For 3" To 4" Wall Instead Of 1", Add	759.93 35.81 48.83 206.22 314.77	43.47
23 51 16 00-0026 LF 44" Round Flue/Vent Pipe, Galvanized Double Wall Breech/Smoke Pipe..... For Aluminum Liner, Add For 304 Stainless Steel Liner, Add For 2" Wall Instead Of 1", Add For 3" To 4" Wall Instead Of 1", Add	841.70 40.02 54.58 229.71 350.27	45.57
23 51 16 00-0027 LF 46" Round Flue/Vent Pipe, Galvanized Double Wall Breech/Smoke Pipe..... For Aluminum Liner, Add For 304 Stainless Steel Liner, Add For 2" Wall Instead Of 1", Add For 3" To 4" Wall Instead Of 1", Add	914.41 43.71 59.61 250.39 381.57	47.86
23 51 16 00-0028 LF 48" Round Flue/Vent Pipe, Galvanized Double Wall Breech/Smoke Pipe..... For Aluminum Liner, Add For 304 Stainless Steel Liner, Add For 2" Wall Instead Of 1", Add For 3" To 4" Wall Instead Of 1", Add	1,006.62 48.45 66.07 276.85 421.55	50.36
23 51 16 00-0029 90 Degree Elbows (23 51 16 00-0001)		
23 51 16 00-0030 EA 3" Round Flue/Vent, 90 Degree Elbow, Galvanized Double Wall Breech/Smoke Pipe For Aluminum Liner, Add For 304 Stainless Steel Liner, Add For 2" Wall Instead Of 1", Add For 3" To 4" Wall Instead Of 1", Add	73.63 1.63 2.23 13.30 22.14	17.74
23 51 16 00-0031 EA 4" Round Flue/Vent, 90 Degree Elbow, Galvanized Double Wall Breech/Smoke Pipe For Aluminum Liner, Add For 304 Stainless Steel Liner, Add For 2" Wall Instead Of 1", Add For 3" To 4" Wall Instead Of 1", Add	81.77 1.93 2.63 15.18 25.11	18.74

23 Heating, Ventilating, and Air-Conditioning (HVAC)

23 50 Central Heating Equipment

23 51 Breechings, Chimneys, and Stacks



MINOR	CSI	UOM	DESCRIPTION	TOTAL DIRECT UNIT COST	DEMOLITION UNIT COST
23 51 16 00-0032	EA		5" Round Flue/Vent, 90 Degree Elbow, Galvanized Double Wall Breech/Smoke Pipe.....	91.44	19.94
			<i>For Aluminum Liner, Add</i>	2.30	
			<i>For 304 Stainless Steel Liner, Add</i>	3.14	
			<i>For 2" Wall Instead Of 1", Add</i>	17.51	
			<i>For 3" To 4" Wall Instead Of 1", Add</i>	28.74	
23 51 16 00-0033	EA		6" Round Flue/Vent, 90 Degree Elbow, Galvanized Double Wall Breech/Smoke Pipe.....	101.34	21.24
			<i>For Aluminum Liner, Add</i>	2.67	
			<i>For 304 Stainless Steel Liner, Add</i>	3.64	
			<i>For 2" Wall Instead Of 1", Add</i>	19.85	
			<i>For 3" To 4" Wall Instead Of 1", Add</i>	32.42	
23 51 16 00-0034	EA		7" Round Flue/Vent, 90 Degree Elbow, Galvanized Double Wall Breech/Smoke Pipe.....	121.51	22.73
			<i>For Aluminum Liner, Add</i>	3.57	
			<i>For 304 Stainless Steel Liner, Add</i>	4.87	
			<i>For 2" Wall Instead Of 1", Add</i>	25.15	
			<i>For 3" To 4" Wall Instead Of 1", Add</i>	40.55	
23 51 16 00-0035	EA		8" Round Flue/Vent, 90 Degree Elbow, Galvanized Double Wall Breech/Smoke Pipe.....	142.71	24.53
			<i>For Aluminum Liner, Add</i>	4.48	
			<i>For 304 Stainless Steel Liner, Add</i>	6.10	
			<i>For 2" Wall Instead Of 1", Add</i>	30.55	
			<i>For 3" To 4" Wall Instead Of 1", Add</i>	48.89	
23 51 16 00-0036	EA		10" Round Flue/Vent, 90 Degree Elbow, Galvanized Double Wall Breech/Smoke Pipe.....	253.87	26.62
			<i>For Aluminum Liner, Add</i>	10.30	
			<i>For 304 Stainless Steel Liner, Add</i>	14.04	
			<i>For 2" Wall Instead Of 1", Add</i>	62.83	
			<i>For 3" To 4" Wall Instead Of 1", Add</i>	97.57	
23 51 16 00-0037	EA		12" Round Flue/Vent, 90 Degree Elbow, Galvanized Double Wall Breech/Smoke Pipe.....	308.51	29.01
			<i>For Aluminum Liner, Add</i>	12.98	
			<i>For 304 Stainless Steel Liner, Add</i>	17.70	
			<i>For 2" Wall Instead Of 1", Add</i>	78.06	
			<i>For 3" To 4" Wall Instead Of 1", Add</i>	120.71	
23 51 16 00-0038	EA		14" Round Flue/Vent, 90 Degree Elbow, Galvanized Double Wall Breech/Smoke Pipe.....	402.34	30.42
			<i>For Aluminum Liner, Add</i>	17.95	
			<i>For 304 Stainless Steel Liner, Add</i>	24.48	
			<i>For 2" Wall Instead Of 1", Add</i>	105.51	
			<i>For 3" To 4" Wall Instead Of 1", Add</i>	162.06	
23 51 16 00-0039	EA		16" Round Flue/Vent, 90 Degree Elbow, Galvanized Double Wall Breech/Smoke Pipe.....	496.32	31.91
			<i>For Aluminum Liner, Add</i>	22.92	
			<i>For 304 Stainless Steel Liner, Add</i>	31.25	
			<i>For 2" Wall Instead Of 1", Add</i>	132.97	
			<i>For 3" To 4" Wall Instead Of 1", Add</i>	203.44	
23 51 16 00-0040	EA		18" Round Flue/Vent, 90 Degree Elbow, Galvanized Double Wall Breech/Smoke Pipe.....	644.01	33.60
			<i>For Aluminum Liner, Add</i>	30.80	
			<i>For 304 Stainless Steel Liner, Add</i>	42.00	
			<i>For 2" Wall Instead Of 1", Add</i>	176.39	
			<i>For 3" To 4" Wall Instead Of 1", Add</i>	268.79	
23 51 16 00-0041	EA		20" Round Flue/Vent, 90 Degree Elbow, Galvanized Double Wall Breech/Smoke Pipe.....	906.21	53.15
			<i>For Aluminum Liner, Add</i>	42.53	
			<i>For 304 Stainless Steel Liner, Add</i>	57.99	
			<i>For 2" Wall Instead Of 1", Add</i>	245.26	
			<i>For 3" To 4" Wall Instead Of 1", Add</i>	374.54	
23 51 16 00-0042	EA		22" Round Flue/Vent, 90 Degree Elbow, Galvanized Double Wall Breech/Smoke Pipe.....	1,198.90	56.33
			<i>For Aluminum Liner, Add</i>	58.19	
			<i>For 304 Stainless Steel Liner, Add</i>	79.35	
			<i>For 2" Wall Instead Of 1", Add</i>	331.50	
			<i>For 3" To 4" Wall Instead Of 1", Add</i>	504.30	
23 51 16 00-0043	EA		24" Round Flue/Vent, 90 Degree Elbow, Galvanized Double Wall Breech/Smoke Pipe.....	1,354.29	59.82
			<i>For Aluminum Liner, Add</i>	66.25	
			<i>For 304 Stainless Steel Liner, Add</i>	90.34	
			<i>For 2" Wall Instead Of 1", Add</i>	376.34	
			<i>For 3" To 4" Wall Instead Of 1", Add</i>	572.00	
23 51 16 00-0044			45 Degree Elbows <small>(23 51 16 00-0001)</small>		
23 51 16 00-0045	EA		3" Round Flue/Vent, 45 Degree Elbow, Galvanized Double Wall Breech/Smoke Pipe.....	61.36	17.74
			<i>For Aluminum Liner, Add</i>	0.94	
			<i>For 304 Stainless Steel Liner, Add</i>	1.28	
			<i>For 2" Wall Instead Of 1", Add</i>	9.55	
			<i>For 3" To 4" Wall Instead Of 1", Add</i>	16.54	
23 51 16 00-0046	EA		4" Round Flue/Vent, 45 Degree Elbow, Galvanized Double Wall Breech/Smoke Pipe.....	67.10	18.74
			<i>For Aluminum Liner, Add</i>	1.11	
			<i>For 304 Stainless Steel Liner, Add</i>	1.51	
			<i>For 2" Wall Instead Of 1", Add</i>	10.74	
			<i>For 3" To 4" Wall Instead Of 1", Add</i>	18.46	
23 51 16 00-0047	EA		5" Round Flue/Vent, 45 Degree Elbow, Galvanized Double Wall Breech/Smoke Pipe.....	73.56	19.94
			<i>For Aluminum Liner, Add</i>	1.30	
			<i>For 304 Stainless Steel Liner, Add</i>	1.78	
			<i>For 2" Wall Instead Of 1", Add</i>	12.10	
			<i>For 3" To 4" Wall Instead Of 1", Add</i>	20.64	
23 51 16 00-0048	EA		6" Round Flue/Vent, 45 Degree Elbow, Galvanized Double Wall Breech/Smoke Pipe.....	81.54	21.24
			<i>For Aluminum Liner, Add</i>	1.56	
			<i>For 304 Stainless Steel Liner, Add</i>	2.13	
			<i>For 2" Wall Instead Of 1", Add</i>	13.83	
			<i>For 3" To 4" Wall Instead Of 1", Add</i>	23.40	



MINOR CSI UOM DESCRIPTION	TOTAL DIRECT UNIT COST	DEMOLITION UNIT COST
23 51 16 00-0049 EA 7" Round Flue/Vent, 45 Degree Elbow, Galvanized Double Wall Breech/Smoke Pipe <i>For Aluminum Liner, Add</i> <i>For 304 Stainless Steel Liner, Add</i> <i>For 2" Wall Instead Of 1", Add</i> <i>For 3" To 4" Wall Instead Of 1", Add</i>	97.64 2.24 3.05 17.90 29.70	22.73
23 51 16 00-0050 EA 8" Round Flue/Vent, 45 Degree Elbow, Galvanized Double Wall Breech/Smoke Pipe <i>For Aluminum Liner, Add</i> <i>For 304 Stainless Steel Liner, Add</i> <i>For 2" Wall Instead Of 1", Add</i> <i>For 3" To 4" Wall Instead Of 1", Add</i>	108.12 2.57 3.51 20.17 33.32	24.53
23 51 16 00-0051 EA 10" Round Flue/Vent, 45 Degree Elbow, Galvanized Double Wall Breech/Smoke Pipe <i>For Aluminum Liner, Add</i> <i>For 304 Stainless Steel Liner, Add</i> <i>For 2" Wall Instead Of 1", Add</i> <i>For 3" To 4" Wall Instead Of 1", Add</i>	183.49 6.44 8.78 41.75 65.95	26.62
23 51 16 00-0052 EA 12" Round Flue/Vent, 45 Degree Elbow, Galvanized Double Wall Breech/Smoke Pipe <i>For Aluminum Liner, Add</i> <i>For 304 Stainless Steel Liner, Add</i> <i>For 2" Wall Instead Of 1", Add</i> <i>For 3" To 4" Wall Instead Of 1", Add</i>	220.02 8.11 11.06 51.51 80.88	29.01
23 51 16 00-0053 EA 14" Round Flue/Vent, 45 Degree Elbow, Galvanized Double Wall Breech/Smoke Pipe <i>For Aluminum Liner, Add</i> <i>For 304 Stainless Steel Liner, Add</i> <i>For 2" Wall Instead Of 1", Add</i> <i>For 3" To 4" Wall Instead Of 1", Add</i>	283.53 11.41 15.57 69.86 108.59	30.42
23 51 16 00-0054 EA 16" Round Flue/Vent, 45 Degree Elbow, Galvanized Double Wall Breech/Smoke Pipe <i>For Aluminum Liner, Add</i> <i>For 304 Stainless Steel Liner, Add</i> <i>For 2" Wall Instead Of 1", Add</i> <i>For 3" To 4" Wall Instead Of 1", Add</i>	340.19 14.32 19.53 86.11 133.15	31.91
23 51 16 00-0055 EA 18" Round Flue/Vent, 45 Degree Elbow, Galvanized Double Wall Breech/Smoke Pipe <i>For Aluminum Liner, Add</i> <i>For 304 Stainless Steel Liner, Add</i> <i>For 2" Wall Instead Of 1", Add</i> <i>For 3" To 4" Wall Instead Of 1", Add</i>	433.94 19.25 26.25 113.39 174.28	33.60
23 51 16 00-0056 EA 20" Round Flue/Vent, 45 Degree Elbow, Galvanized Double Wall Breech/Smoke Pipe <i>For Aluminum Liner, Add</i> <i>For 304 Stainless Steel Liner, Add</i> <i>For 2" Wall Instead Of 1", Add</i> <i>For 3" To 4" Wall Instead Of 1", Add</i>	527.33 21.71 29.61 131.68 204.15	53.05
23 51 16 00-0057 EA 22" Round Flue/Vent, 45 Degree Elbow, Galvanized Double Wall Breech/Smoke Pipe <i>For Aluminum Liner, Add</i> <i>For 304 Stainless Steel Liner, Add</i> <i>For 2" Wall Instead Of 1", Add</i> <i>For 3" To 4" Wall Instead Of 1", Add</i>	734.98 32.68 44.56 192.33 295.53	56.33
23 51 16 00-0058 EA 24" Round Flue/Vent, 45 Degree Elbow, Galvanized Double Wall Breech/Smoke Pipe <i>For Aluminum Liner, Add</i> <i>For 304 Stainless Steel Liner, Add</i> <i>For 2" Wall Instead Of 1", Add</i> <i>For 3" To 4" Wall Instead Of 1", Add</i>	902.31 41.41 56.46 240.80 368.67	59.82
23 51 16 00-0059 EA 26" Round Flue/Vent, 45 Degree Elbow, Galvanized Double Wall Breech/Smoke Pipe <i>For Aluminum Liner, Add</i> <i>For 304 Stainless Steel Liner, Add</i> <i>For 2" Wall Instead Of 1", Add</i> <i>For 3" To 4" Wall Instead Of 1", Add</i>	1,639.82 81.69 111.40 461.05 699.30	61.82
23 51 16 00-0060 EA 28" Round Flue/Vent, 45 Degree Elbow, Galvanized Double Wall Breech/Smoke Pipe <i>For Aluminum Liner, Add</i> <i>For 304 Stainless Steel Liner, Add</i> <i>For 2" Wall Instead Of 1", Add</i> <i>For 3" To 4" Wall Instead Of 1", Add</i>	1,685.49 83.93 114.45 473.76 718.61	63.81
23 51 16 00-0061 EA 30" Round Flue/Vent, 45 Degree Elbow, Galvanized Double Wall Breech/Smoke Pipe <i>For Aluminum Liner, Add</i> <i>For 304 Stainless Steel Liner, Add</i> <i>For 2" Wall Instead Of 1", Add</i> <i>For 3" To 4" Wall Instead Of 1", Add</i>	1,776.84 88.41 120.56 499.17 757.23	67.81
23 51 16 00-0062 EA 32" Round Flue/Vent, 45 Degree Elbow, Galvanized Double Wall Breech/Smoke Pipe <i>For Aluminum Liner, Add</i> <i>For 304 Stainless Steel Liner, Add</i> <i>For 2" Wall Instead Of 1", Add</i> <i>For 3" To 4" Wall Instead Of 1", Add</i>	1,985.30 99.60 135.82 560.71 849.79	69.79
23 51 16 00-0063 EA 34" Round Flue/Vent, 45 Degree Elbow, Galvanized Double Wall Breech/Smoke Pipe <i>For Aluminum Liner, Add</i> <i>For 304 Stainless Steel Liner, Add</i> <i>For 2" Wall Instead Of 1", Add</i> <i>For 3" To 4" Wall Instead Of 1", Add</i>	2,168.22 109.11 148.79 613.60 929.61	73.78
23 51 16 00-0064 EA 36" Round Flue/Vent, 45 Degree Elbow, Galvanized Double Wall Breech/Smoke Pipe <i>For Aluminum Liner, Add</i> <i>For 304 Stainless Steel Liner, Add</i> <i>For 2" Wall Instead Of 1", Add</i> <i>For 3" To 4" Wall Instead Of 1", Add</i>	2,234.03 111.91 152.61 630.35 955.49	79.76
23 51 16 00-0065 EA 38" Round Flue/Vent, 45 Degree Elbow, Galvanized Double Wall Breech/Smoke Pipe <i>For Aluminum Liner, Add</i> <i>For 304 Stainless Steel Liner, Add</i> <i>For 2" Wall Instead Of 1", Add</i> <i>For 3" To 4" Wall Instead Of 1", Add</i>	2,393.60 120.30 164.05 676.83 1,025.56	82.56

23 Heating, Ventilating, and Air-Conditioning (HVAC)

23 50 Central Heating Equipment

23 51 Breechings, Chimneys, and Stacks



MINOR	CSI	UOM	DESCRIPTION	TOTAL DIRECT UNIT COST	DEMOLITION UNIT COST
23 51 16 00-0066	EA		40" Round Flue/Vent, 45 Degree Elbow, Galvanized Double Wall Breech/Smoke Pipe.....	2,549.21	83.76
			<i>For Aluminum Liner, Add</i>	128.70	
			<i>For 304 Stainless Steel Liner, Add</i>	175.50	
			<i>For 2" Wall Instead Of 1", Add</i>	722.91	
			<i>For 3" To 4" Wall Instead Of 1", Add</i>	1,094.83	
23 51 16 00-0067	EA		42" Round Flue/Vent, 45 Degree Elbow, Galvanized Double Wall Breech/Smoke Pipe.....	2,660.91	87.75
			<i>For Aluminum Liner, Add</i>	134.29	
			<i>For 304 Stainless Steel Liner, Add</i>	183.13	
			<i>For 2" Wall Instead Of 1", Add</i>	754.43	
			<i>For 3" To 4" Wall Instead Of 1", Add</i>	1,142.60	
23 51 16 00-0068	EA		44" Round Flue/Vent, 45 Degree Elbow, Galvanized Double Wall Breech/Smoke Pipe.....	2,823.46	91.73
			<i>For Aluminum Liner, Add</i>	142.69	
			<i>For 304 Stainless Steel Liner, Add</i>	194.57	
			<i>For 2" Wall Instead Of 1", Add</i>	801.20	
			<i>For 3" To 4" Wall Instead Of 1", Add</i>	1,213.26	
23 51 16 00-0069	EA		46" Round Flue/Vent, 45 Degree Elbow, Galvanized Double Wall Breech/Smoke Pipe.....	3,036.90	95.72
			<i>For Aluminum Liner, Add</i>	153.88	
			<i>For 304 Stainless Steel Liner, Add</i>	209.83	
			<i>For 2" Wall Instead Of 1", Add</i>	863.24	
			<i>For 3" To 4" Wall Instead Of 1", Add</i>	1,306.82	
23 51 16 00-0070	EA		48" Round Flue/Vent, 45 Degree Elbow, Galvanized Double Wall Breech/Smoke Pipe.....	3,148.60	99.70
			<i>For Aluminum Liner, Add</i>	159.47	
			<i>For 304 Stainless Steel Liner, Add</i>	217.46	
			<i>For 2" Wall Instead Of 1", Add</i>	894.76	
			<i>For 3" To 4" Wall Instead Of 1", Add</i>	1,354.60	
23 51 16 00-0071			Tees <small>(23 51 16 00-0001)</small>		
23 51 16 00-0072	EA		3" Round Flue/Vent, Tee, Galvanized Double Wall Breech/Smoke Pipe.....	100.88	23.63
			<i>For Aluminum Liner, Add</i>	2.29	
			<i>For 304 Stainless Steel Liner, Add</i>	3.13	
			<i>For 2" Wall Instead Of 1", Add</i>	18.43	
			<i>For 3" To 4" Wall Instead Of 1", Add</i>	30.60	
23 51 16 00-0073	EA		4" Round Flue/Vent, Tee, Galvanized Double Wall Breech/Smoke Pipe.....	105.07	24.53
			<i>For Aluminum Liner, Add</i>	2.41	
			<i>For 304 Stainless Steel Liner, Add</i>	3.28	
			<i>For 2" Wall Instead Of 1", Add</i>	19.26	
			<i>For 3" To 4" Wall Instead Of 1", Add</i>	31.95	
23 51 16 00-0074	EA		5" Round Flue/Vent, Tee, Galvanized Double Wall Breech/Smoke Pipe.....	109.59	25.53
			<i>For Aluminum Liner, Add</i>	2.52	
			<i>For 304 Stainless Steel Liner, Add</i>	3.43	
			<i>For 2" Wall Instead Of 1", Add</i>	20.12	
			<i>For 3" To 4" Wall Instead Of 1", Add</i>	33.36	
23 51 16 00-0075	EA		6" Round Flue/Vent, Tee, Galvanized Double Wall Breech/Smoke Pipe.....	117.38	26.62
			<i>For Aluminum Liner, Add</i>	2.80	
			<i>For 304 Stainless Steel Liner, Add</i>	3.82	
			<i>For 2" Wall Instead Of 1", Add</i>	21.91	
			<i>For 3" To 4" Wall Instead Of 1", Add</i>	36.19	
23 51 16 00-0076	EA		7" Round Flue/Vent, Tee, Galvanized Double Wall Breech/Smoke Pipe.....	139.60	27.72
			<i>For Aluminum Liner, Add</i>	3.86	
			<i>For 304 Stainless Steel Liner, Add</i>	5.27	
			<i>For 2" Wall Instead Of 1", Add</i>	28.00	
			<i>For 3" To 4" Wall Instead Of 1", Add</i>	45.47	
23 51 16 00-0077	EA		8" Round Flue/Vent, Tee, Galvanized Double Wall Breech/Smoke Pipe.....	149.80	29.01
			<i>For Aluminum Liner, Add</i>	4.25	
			<i>For 304 Stainless Steel Liner, Add</i>	5.80	
			<i>For 2" Wall Instead Of 1", Add</i>	30.44	
			<i>For 3" To 4" Wall Instead Of 1", Add</i>	49.29	
23 51 16 00-0078	EA		10" Round Flue/Vent, Tee, Galvanized Double Wall Breech/Smoke Pipe.....	285.55	30.42
			<i>For Aluminum Liner, Add</i>	11.53	
			<i>For 304 Stainless Steel Liner, Add</i>	15.72	
			<i>For 2" Wall Instead Of 1", Add</i>	70.47	
			<i>For 3" To 4" Wall Instead Of 1", Add</i>	109.51	
23 51 16 00-0079	EA		12" Round Flue/Vent, Tee, Galvanized Double Wall Breech/Smoke Pipe.....	332.05	31.91
			<i>For Aluminum Liner, Add</i>	13.88	
			<i>For 304 Stainless Steel Liner, Add</i>	18.92	
			<i>For 2" Wall Instead Of 1", Add</i>	83.67	
			<i>For 3" To 4" Wall Instead Of 1", Add</i>	129.49	
23 51 16 00-0080	EA		14" Round Flue/Vent, Tee, Galvanized Double Wall Breech/Smoke Pipe.....	499.63	35.50
			<i>For Aluminum Liner, Add</i>	22.61	
			<i>For 304 Stainless Steel Liner, Add</i>	30.83	
			<i>For 2" Wall Instead Of 1", Add</i>	132.17	
			<i>For 3" To 4" Wall Instead Of 1", Add</i>	202.68	
23 51 16 00-0081	EA		16" Round Flue/Vent, Tee, Galvanized Double Wall Breech/Smoke Pipe.....	681.60	39.88
			<i>For Aluminum Liner, Add</i>	32.01	
			<i>For 304 Stainless Steel Liner, Add</i>	43.65	
			<i>For 2" Wall Instead Of 1", Add</i>	184.55	
			<i>For 3" To 4" Wall Instead Of 1", Add</i>	281.81	
23 51 16 00-0082	EA		18" Round Flue/Vent, Tee, Galvanized Double Wall Breech/Smoke Pipe.....	846.44	45.57
			<i>For Aluminum Liner, Add</i>	40.29	
			<i>For 304 Stainless Steel Liner, Add</i>	54.94	
			<i>For 2" Wall Instead Of 1", Add</i>	231.15	
			<i>For 3" To 4" Wall Instead Of 1", Add</i>	352.42	



MINOR CSI UOM DESCRIPTION	TOTAL DIRECT UNIT COST	DEMOLITION UNIT COST
23 51 16 00-0083 EA 20" Round Flue/Vent, Tee, Galvanized Double Wall Breech/Smoke Pipe..... <i>For Aluminum Liner, Add</i> <i>For 304 Stainless Steel Liner, Add</i> <i>For 2" Wall Instead Of 1", Add</i> <i>For 3" To 4" Wall Instead Of 1", Add</i>	1,127.52 54.28 74.01 310.12 472.22	56.33
23 51 16 00-0084 EA 22" Round Flue/Vent, Tee, Galvanized Double Wall Breech/Smoke Pipe..... <i>For Aluminum Liner, Add</i> <i>For 304 Stainless Steel Liner, Add</i> <i>For 2" Wall Instead Of 1", Add</i> <i>For 3" To 4" Wall Instead Of 1", Add</i>	1,414.98 67.71 92.33 387.70 590.75	73.58
23 51 16 00-0085 EA 24" Round Flue/Vent, Tee, Galvanized Double Wall Breech/Smoke Pipe..... <i>For Aluminum Liner, Add</i> <i>For 304 Stainless Steel Liner, Add</i> <i>For 2" Wall Instead Of 1", Add</i> <i>For 3" To 4" Wall Instead Of 1", Add</i>	1,628.93 78.90 107.59 449.79 684.41	77.78
23 51 16 00-0086 EA 26" Round Flue/Vent, Tee, Galvanized Double Wall Breech/Smoke Pipe..... <i>For Aluminum Liner, Add</i> <i>For 304 Stainless Steel Liner, Add</i> <i>For 2" Wall Instead Of 1", Add</i> <i>For 3" To 4" Wall Instead Of 1", Add</i>	2,244.21 111.91 152.61 631.37 957.53	83.76
23 51 16 00-0087 EA 28" Round Flue/Vent, Tee, Galvanized Double Wall Breech/Smoke Pipe..... <i>For Aluminum Liner, Add</i> <i>For 304 Stainless Steel Liner, Add</i> <i>For 2" Wall Instead Of 1", Add</i> <i>For 3" To 4" Wall Instead Of 1", Add</i>	2,506.59 125.90 171.68 708.48 1,073.59	87.04
23 51 16 00-0088 EA 30" Round Flue/Vent, Tee, Galvanized Double Wall Breech/Smoke Pipe..... <i>For Aluminum Liner, Add</i> <i>For 304 Stainless Steel Liner, Add</i> <i>For 2" Wall Instead Of 1", Add</i> <i>For 3" To 4" Wall Instead Of 1", Add</i>	2,721.88 137.09 186.94 770.70 1,167.52	91.73
23 51 16 00-0089 EA 32" Round Flue/Vent, Tee, Galvanized Double Wall Breech/Smoke Pipe..... <i>For Aluminum Liner, Add</i> <i>For 304 Stainless Steel Liner, Add</i> <i>For 2" Wall Instead Of 1", Add</i> <i>For 3" To 4" Wall Instead Of 1", Add</i>	3,138.73 159.47 217.46 893.77 1,352.62	95.72
23 51 16 00-0090 EA 34" Round Flue/Vent, Tee, Galvanized Double Wall Breech/Smoke Pipe..... <i>For Aluminum Liner, Add</i> <i>For 304 Stainless Steel Liner, Add</i> <i>For 2" Wall Instead Of 1", Add</i> <i>For 3" To 4" Wall Instead Of 1", Add</i>	3,199.64 162.27 221.28 910.04 1,377.52	99.70
23 51 16 00-0091 EA 36" Round Flue/Vent, Tee, Galvanized Double Wall Breech/Smoke Pipe..... <i>For Aluminum Liner, Add</i> <i>For 304 Stainless Steel Liner, Add</i> <i>For 2" Wall Instead Of 1", Add</i> <i>For 3" To 4" Wall Instead Of 1", Add</i>	3,725.09 190.25 259.43 1,064.32 1,609.78	106.39
23 51 16 00-0092 EA 38" Round Flue/Vent, Tee, Galvanized Double Wall Breech/Smoke Pipe..... <i>For Aluminum Liner, Add</i> <i>For 304 Stainless Steel Liner, Add</i> <i>For 2" Wall Instead Of 1", Add</i> <i>For 3" To 4" Wall Instead Of 1", Add</i>	3,809.16 193.05 263.24 1,082.90 1,639.31	119.65
23 51 16 00-0093 EA 40" Round Flue/Vent, Tee, Galvanized Double Wall Breech/Smoke Pipe..... <i>For Aluminum Liner, Add</i> <i>For 304 Stainless Steel Liner, Add</i> <i>For 2" Wall Instead Of 1", Add</i> <i>For 3" To 4" Wall Instead Of 1", Add</i>	4,157.08 209.83 286.14 1,178.74 1,785.20	136.80
23 51 16 00-0094 EA 42" Round Flue/Vent, Tee, Galvanized Double Wall Breech/Smoke Pipe..... <i>For Aluminum Liner, Add</i> <i>For 304 Stainless Steel Liner, Add</i> <i>For 2" Wall Instead Of 1", Add</i> <i>For 3" To 4" Wall Instead Of 1", Add</i>	4,570.06 229.42 312.84 1,291.25 1,956.62	159.54
23 51 16 00-0095 EA 44" Round Flue/Vent, Tee, Galvanized Double Wall Breech/Smoke Pipe..... <i>For Aluminum Liner, Add</i> <i>For 304 Stainless Steel Liner, Add</i> <i>For 2" Wall Instead Of 1", Add</i> <i>For 3" To 4" Wall Instead Of 1", Add</i>	4,975.61 249.00 339.55 1,403.02 2,126.94	179.48
23 51 16 00-0096 EA 46" Round Flue/Vent, Tee, Galvanized Double Wall Breech/Smoke Pipe..... <i>For Aluminum Liner, Add</i> <i>For 304 Stainless Steel Liner, Add</i> <i>For 2" Wall Instead Of 1", Add</i> <i>For 3" To 4" Wall Instead Of 1", Add</i>	5,448.44 274.18 373.88 1,541.87 2,335.97	185.46
23 51 16 00-0097 EA 48" Round Flue/Vent, Tee, Galvanized Double Wall Breech/Smoke Pipe..... <i>For Aluminum Liner, Add</i> <i>For 304 Stainless Steel Liner, Add</i> <i>For 2" Wall Instead Of 1", Add</i> <i>For 3" To 4" Wall Instead Of 1", Add</i>	5,768.77 290.97 396.77 1,634.94 2,476.33	191.44
23 51 16 00-0098 Vent Top Caps (23 51 16 00-0001)		
23 51 16 00-0099 EA 3" Round Flue/Vent Top Caps, Galvanized Double Wall Breech/Smoke Pipe..... <i>For Aluminum Liner, Add</i> <i>For 304 Stainless Steel Liner, Add</i> <i>For 2" Wall Instead Of 1", Add</i> <i>For 3" To 4" Wall Instead Of 1", Add</i>	50.45 0.87 1.18 8.20 14.03	13.86

23 Heating, Ventilating, and Air-Conditioning (HVAC)

23 50 Central Heating Equipment

23 51 Breechings, Chimneys, and Stacks



MINOR	CSI	UOM	DESCRIPTION	TOTAL DIRECT UNIT COST	DEMOLITION UNIT COST
23 51 16 00-0100	EA		4" Round Flue/Vent Top Caps, Galvanized Double Wall Breech/Smoke Pipe	52.87	14.56
			<i>For Aluminum Liner, Add</i>	0.91	
			<i>For 304 Stainless Steel Liner, Add</i>	1.24	
			<i>For 2" Wall Instead Of 1", Add</i>	8.60	
			<i>For 3" To 4" Wall Instead Of 1", Add</i>	14.72	
23 51 16 00-0101	EA		6" Round Flue/Vent Top Caps, Galvanized Double Wall Breech/Smoke Pipe	68.67	15.95
			<i>For Aluminum Liner, Add</i>	1.58	
			<i>For 304 Stainless Steel Liner, Add</i>	2.16	
			<i>For 2" Wall Instead Of 1", Add</i>	12.63	
			<i>For 3" To 4" Wall Instead Of 1", Add</i>	20.93	
23 51 16 00-0102	EA		8" Round Flue/Vent Top Caps, Galvanized Double Wall Breech/Smoke Pipe	73.06	17.74
			<i>For Aluminum Liner, Add</i>	1.58	
			<i>For 304 Stainless Steel Liner, Add</i>	2.16	
			<i>For 2" Wall Instead Of 1", Add</i>	13.06	
			<i>For 3" To 4" Wall Instead Of 1", Add</i>	21.81	
23 51 16 00-0103	EA		10" Round Flue/Vent Top Caps, Galvanized Double Wall Breech/Smoke Pipe.....	89.29	18.74
			<i>For Aluminum Liner, Add</i>	2.33	
			<i>For 304 Stainless Steel Liner, Add</i>	3.18	
			<i>For 2" Wall Instead Of 1", Add</i>	17.41	
			<i>For 3" To 4" Wall Instead Of 1", Add</i>	28.46	
23 51 16 00-0104	EA		12" Round Flue/Vent Top Caps, Galvanized Double Wall Breech/Smoke Pipe.....	105.81	19.94
			<i>For Aluminum Liner, Add</i>	3.08	
			<i>For 304 Stainless Steel Liner, Add</i>	4.20	
			<i>For 2" Wall Instead Of 1", Add</i>	21.77	
			<i>For 3" To 4" Wall Instead Of 1", Add</i>	35.15	
23 51 16 00-0105	EA		16" Round Flue/Vent Top Caps, Galvanized Double Wall Breech/Smoke Pipe.....	253.29	22.73
			<i>For Aluminum Liner, Add</i>	10.80	
			<i>For 304 Stainless Steel Liner, Add</i>	14.73	
			<i>For 2" Wall Instead Of 1", Add</i>	64.60	
			<i>For 3" To 4" Wall Instead Of 1", Add</i>	99.75	
23 51 16 00-0106	EA		18" Round Flue/Vent Top Caps, Galvanized Double Wall Breech/Smoke Pipe.....	474.08	28.52
			<i>For Aluminum Liner, Add</i>	22.16	
			<i>For 304 Stainless Steel Liner, Add</i>	30.22	
			<i>For 2" Wall Instead Of 1", Add</i>	127.98	
			<i>For 3" To 4" Wall Instead Of 1", Add</i>	195.54	
23 51 16 00-0107	EA		20" Round Flue/Vent Top Caps, Galvanized Double Wall Breech/Smoke Pipe.....	879.01	34.20
			<i>For Aluminum Liner, Add</i>	43.65	
			<i>For 304 Stainless Steel Liner, Add</i>	59.52	
			<i>For 2" Wall Instead Of 1", Add</i>	246.61	
			<i>For 3" To 4" Wall Instead Of 1", Add</i>	374.19	
23 51 16 00-0108	EA		24" Round Flue/Vent Top Caps, Galvanized Double Wall Breech/Smoke Pipe.....	1,462.59	47.86
			<i>For Aluminum Liner, Add</i>	73.86	
			<i>For 304 Stainless Steel Liner, Add</i>	100.72	
			<i>For 2" Wall Instead Of 1", Add</i>	414.85	
			<i>For 3" To 4" Wall Instead Of 1", Add</i>	628.25	
23 51 16 00-0109	EA		26" Round Flue/Vent Top Caps, Galvanized Double Wall Breech/Smoke Pipe.....	2,160.63	50.36
			<i>For Aluminum Liner, Add</i>	111.91	
			<i>For 304 Stainless Steel Liner, Add</i>	152.61	
			<i>For 2" Wall Instead Of 1", Add</i>	623.01	
			<i>For 3" To 4" Wall Instead Of 1", Add</i>	940.81	
23 51 16 00-0110	EA		28" Round Flue/Vent Top Caps, Galvanized Double Wall Breech/Smoke Pipe.....	2,422.02	53.15
			<i>For Aluminum Liner, Add</i>	125.90	
			<i>For 304 Stainless Steel Liner, Add</i>	171.68	
			<i>For 2" Wall Instead Of 1", Add</i>	700.02	
			<i>For 3" To 4" Wall Instead Of 1", Add</i>	1,056.67	
23 51 16 00-0111	EA		30" Round Flue/Vent Top Caps, Galvanized Double Wall Breech/Smoke Pipe.....	2,735.13	56.33
			<i>For Aluminum Liner, Add</i>	142.69	
			<i>For 304 Stainless Steel Liner, Add</i>	194.57	
			<i>For 2" Wall Instead Of 1", Add</i>	792.37	
			<i>For 3" To 4" Wall Instead Of 1", Add</i>	1,195.60	
23 51 16 00-0112	EA		32" Round Flue/Vent Top Caps, Galvanized Double Wall Breech/Smoke Pipe.....	2,896.53	59.82
			<i>For Aluminum Liner, Add</i>	151.08	
			<i>For 304 Stainless Steel Liner, Add</i>	206.02	
			<i>For 2" Wall Instead Of 1", Add</i>	839.03	
			<i>For 3" To 4" Wall Instead Of 1", Add</i>	1,266.03	
23 51 16 00-0113	EA		34" Round Flue/Vent Top Caps, Galvanized Double Wall Breech/Smoke Pipe.....	3,059.09	63.81
			<i>For Aluminum Liner, Add</i>	159.47	
			<i>For 304 Stainless Steel Liner, Add</i>	217.46	
			<i>For 2" Wall Instead Of 1", Add</i>	885.81	
			<i>For 3" To 4" Wall Instead Of 1", Add</i>	1,336.69	
23 51 16 00-0114	EA		36" Round Flue/Vent Top Caps, Galvanized Double Wall Breech/Smoke Pipe.....	3,273.83	68.40
			<i>For Aluminum Liner, Add</i>	170.66	
			<i>For 304 Stainless Steel Liner, Add</i>	232.72	
			<i>For 2" Wall Instead Of 1", Add</i>	947.98	
			<i>For 3" To 4" Wall Instead Of 1", Add</i>	1,430.51	
23 51 16 00-0115			Wall Thimbles (23 51 16 00-0001)		
23 51 16 00-0116	EA		3" Round Flue/Vent Wall Thimbles, Galvanized Double Wall Breech/Smoke Pipe.....	20.45	7.48
			<i>For Aluminum Liner, Add</i>	0.10	
			<i>For 304 Stainless Steel Liner, Add</i>	0.14	
			<i>For 2" Wall Instead Of 1", Add</i>	2.41	
			<i>For 3" To 4" Wall Instead Of 1", Add</i>	4.54	



MINOR CSI UOM DESCRIPTION	TOTAL DIRECT UNIT COST	DEMOLITION UNIT COST
23 51 16 00-0117 EA 4" Round Flue/Vent Wall Thimbles, Galvanized Double Wall Breech/Smoke Pipe	25.88	9.57
For Aluminum Liner, Add	0.10	
For 304 Stainless Steel Liner, Add	0.14	
For 2" Wall Instead Of 1", Add	2.96	
For 3" To 4" Wall Instead Of 1", Add	5.64	
23 51 16 00-0118 EA 5" Or 6" Round Flue/Vent Wall Thimbles, Galvanized Double Wall Breech/Smoke Pipe	34.44	12.86
For Aluminum Liner, Add	0.13	
For 304 Stainless Steel Liner, Add	0.17	
For 2" Wall Instead Of 1", Add	3.90	
For 3" To 4" Wall Instead Of 1", Add	7.46	
23 51 16 00-0119 EA 7" Or 8" Round Flue/Vent Wall Thimbles, Galvanized Double Wall Breech/Smoke Pipe	43.12	15.95
For Aluminum Liner, Add	0.18	
For 304 Stainless Steel Liner, Add	0.24	
For 2" Wall Instead Of 1", Add	4.96	
For 3" To 4" Wall Instead Of 1", Add	9.43	
23 51 16 00-0120 EA 10" Round Flue/Vent Wall Thimbles, Galvanized Double Wall Breech/Smoke Pipe	62.18	21.53
For Aluminum Liner, Add	0.46	
For 304 Stainless Steel Liner, Add	0.63	
For 2" Wall Instead Of 1", Add	7.89	
For 3" To 4" Wall Instead Of 1", Add	14.52	
23 51 16 00-0121 EA 12" Round Flue/Vent Wall Thimbles, Galvanized Double Wall Breech/Smoke Pipe	78.61	26.73
For Aluminum Liner, Add	0.65	
For 304 Stainless Steel Liner, Add	0.89	
For 2" Wall Instead Of 1", Add	10.22	
For 3" To 4" Wall Instead Of 1", Add	18.67	
23 51 16 00-0122 EA 14" Or 16" Round Flue/Vent Wall Thimbles, Galvanized Double Wall Breech/Smoke Pipe	99.76	31.91
For Aluminum Liner, Add	1.10	
For 304 Stainless Steel Liner, Add	1.50	
For 2" Wall Instead Of 1", Add	13.98	
For 3" To 4" Wall Instead Of 1", Add	24.95	
23 51 16 00-0123 EA 18" Or 20" Round Flue/Vent Wall Thimbles, Galvanized Double Wall Breech/Smoke Pipe	130.52	37.89
For Aluminum Liner, Add	1.97	
For 304 Stainless Steel Liner, Add	2.69	
For 2" Wall Instead Of 1", Add	20.21	
For 3" To 4" Wall Instead Of 1", Add	35.05	
23 51 16 00-0124 EA 22" Or 24" Round Flue/Vent Wall Thimbles, Galvanized Double Wall Breech/Smoke Pipe	176.68	41.88
For Aluminum Liner, Add	3.96	
For 304 Stainless Steel Liner, Add	5.40	
For 2" Wall Instead Of 1", Add	32.07	
For 3" To 4" Wall Instead Of 1", Add	53.33	
23 51 16 00-0125 Adjustable Roof Flashing (23 51 16 00-0001)		
23 51 16 00-0126 EA 3" Round Flue/Vent Adjustable Roof Flashing, Galvanized Double Wall Breech/Smoke Pipe	55.98	17.74
For Aluminum Liner, Add	0.64	
For 304 Stainless Steel Liner, Add	0.88	
For 2" Wall Instead Of 1", Add	7.94	
For 3" To 4" Wall Instead Of 1", Add	14.12	
23 51 16 00-0127 EA 4" Round Flue/Vent Adjustable Roof Flashing, Galvanized Double Wall Breech/Smoke Pipe	62.01	18.74
For Aluminum Liner, Add	0.83	
For 304 Stainless Steel Liner, Add	1.13	
For 2" Wall Instead Of 1", Add	9.21	
For 3" To 4" Wall Instead Of 1", Add	16.17	
23 51 16 00-0128 EA 6" Round Flue/Vent Adjustable Roof Flashing, Galvanized Double Wall Breech/Smoke Pipe	78.37	21.24
For Aluminum Liner, Add	1.39	
For 304 Stainless Steel Liner, Add	1.89	
For 2" Wall Instead Of 1", Add	12.88	
For 3" To 4" Wall Instead Of 1", Add	21.98	
23 51 16 00-0129 EA 8" Round Flue/Vent Adjustable Roof Flashing, Galvanized Double Wall Breech/Smoke Pipe	95.81	24.53
For Aluminum Liner, Add	1.90	
For 304 Stainless Steel Liner, Add	2.59	
For 2" Wall Instead Of 1", Add	16.48	
For 3" To 4" Wall Instead Of 1", Add	27.78	
23 51 16 00-0130 EA 10" Round Flue/Vent Adjustable Roof Flashing, Galvanized Double Wall Breech/Smoke Pipe	161.13	26.62
For Aluminum Liner, Add	5.20	
For 304 Stainless Steel Liner, Add	7.10	
For 2" Wall Instead Of 1", Add	35.04	
For 3" To 4" Wall Instead Of 1", Add	55.88	
23 51 16 00-0131 EA 12" Round Flue/Vent Adjustable Roof Flashing, Galvanized Double Wall Breech/Smoke Pipe	192.53	29.01
For Aluminum Liner, Add	6.60	
For 304 Stainless Steel Liner, Add	9.00	
For 2" Wall Instead Of 1", Add	43.26	
For 3" To 4" Wall Instead Of 1", Add	68.52	
23 51 16 00-0132 EA 14" Round Flue/Vent Adjustable Roof Flashing, Galvanized Double Wall Breech/Smoke Pipe	227.28	31.91
For Aluminum Liner, Add	8.11	
For 304 Stainless Steel Liner, Add	11.06	
For 2" Wall Instead Of 1", Add	52.23	
For 3" To 4" Wall Instead Of 1", Add	82.34	
23 51 16 00-0133 EA 16" Round Flue/Vent Adjustable Roof Flashing, Galvanized Double Wall Breech/Smoke Pipe	271.87	35.50
For Aluminum Liner, Add	10.07	
For 304 Stainless Steel Liner, Add	13.73	
For 2" Wall Instead Of 1", Add	63.81	
For 3" To 4" Wall Instead Of 1", Add	100.16	

23 Heating, Ventilating, and Air-Conditioning (HVAC)

23 50 Central Heating Equipment

23 51 Breechings, Chimneys, and Stacks



MINOR	CSI	UOM	DESCRIPTION	TOTAL DIRECT UNIT COST	DEMOLITION UNIT COST
23 51 16 00-0134	EA		18" Round Flue/Vent Adjustable Roof Flashing, Galvanized Double Wall Breech/Smoke Pipe	415.12	39.88
			<i>For Aluminum Liner, Add</i>	17.35	
			<i>For 304 Stainless Steel Liner, Add</i>	23.65	
			<i>For 2" Wall Instead Of 1", Add</i>	104.59	
			<i>For 3" To 4" Wall Instead Of 1", Add</i>	161.87	
23 51 16 00-0135	EA		20" Round Flue/Vent Adjustable Roof Flashing, Galvanized Double Wall Breech/Smoke Pipe	454.43	53.15
			<i>For Aluminum Liner, Add</i>	17.68	
			<i>For 304 Stainless Steel Liner, Add</i>	24.11	
			<i>For 2" Wall Instead Of 1", Add</i>	109.74	
			<i>For 3" To 4" Wall Instead Of 1", Add</i>	171.26	
23 51 16 00-0136	EA		22" Round Flue/Vent Adjustable Roof Flashing, Galvanized Double Wall Breech/Smoke Pipe	577.92	68.40
			<i>For Aluminum Liner, Add</i>	22.38	
			<i>For 304 Stainless Steel Liner, Add</i>	30.52	
			<i>For 2" Wall Instead Of 1", Add</i>	139.18	
			<i>For 3" To 4" Wall Instead Of 1", Add</i>	217.32	
23 51 16 00-0137	EA		24" Round Flue/Vent Adjustable Roof Flashing, Galvanized Double Wall Breech/Smoke Pipe	687.76	79.76
			<i>For Aluminum Liner, Add</i>	26.86	
			<i>For 304 Stainless Steel Liner, Add</i>	36.63	
			<i>For 2" Wall Instead Of 1", Add</i>	166.44	
			<i>For 3" To 4" Wall Instead Of 1", Add</i>	259.64	
23 51 16 00-0138			Galvanized Storm Collars <small>(23 51 16 00-0001)</small>		
23 51 16 00-0139	EA		3" Round Galvanized Storm Collar, Double Wall	22.02	7.48
			<i>For Aluminum Liner, Add</i>	0.19	
			<i>For 304 Stainless Steel Liner, Add</i>	0.25	
			<i>For 2" Wall Instead Of 1", Add</i>	2.88	
			<i>For 3" To 4" Wall Instead Of 1", Add</i>	5.25	
23 51 16 00-0140	EA		4" Round Galvanized Storm Collar, Double Wall	27.81	9.57
			<i>For Aluminum Liner, Add</i>	0.21	
			<i>For 304 Stainless Steel Liner, Add</i>	0.29	
			<i>For 2" Wall Instead Of 1", Add</i>	3.56	
			<i>For 3" To 4" Wall Instead Of 1", Add</i>	6.53	
23 51 16 00-0141	EA		5" Round Galvanized Storm Collar, Double Wall	32.75	11.17
			<i>For Aluminum Liner, Add</i>	0.27	
			<i>For 304 Stainless Steel Liner, Add</i>	0.36	
			<i>For 2" Wall Instead Of 1", Add</i>	4.24	
			<i>For 3" To 4" Wall Instead Of 1", Add</i>	7.76	
23 51 16 00-0142	EA		6" Round Galvanized Storm Collar, Double Wall	37.70	12.76
			<i>For Aluminum Liner, Add</i>	0.32	
			<i>For 304 Stainless Steel Liner, Add</i>	0.43	
			<i>For 2" Wall Instead Of 1", Add</i>	4.93	
			<i>For 3" To 4" Wall Instead Of 1", Add</i>	8.99	
23 51 16 00-0143	EA		7" Or 8" Round Galvanized Storm Collar, Double Wall	47.58	15.95
			<i>For Aluminum Liner, Add</i>	0.42	
			<i>For 304 Stainless Steel Liner, Add</i>	0.58	
			<i>For 2" Wall Instead Of 1", Add</i>	6.30	
			<i>For 3" To 4" Wall Instead Of 1", Add</i>	11.44	
23 51 16 00-0144	EA		10" Round Galvanized Storm Collar, Double Wall	65.92	21.53
			<i>For Aluminum Liner, Add</i>	0.66	
			<i>For 304 Stainless Steel Liner, Add</i>	0.91	
			<i>For 2" Wall Instead Of 1", Add</i>	9.01	
			<i>For 3" To 4" Wall Instead Of 1", Add</i>	16.20	
23 51 16 00-0145	EA		12" Round Galvanized Storm Collar, Double Wall	81.32	26.73
			<i>For Aluminum Liner, Add</i>	0.80	
			<i>For 304 Stainless Steel Liner, Add</i>	1.09	
			<i>For 2" Wall Instead Of 1", Add</i>	11.03	
			<i>For 3" To 4" Wall Instead Of 1", Add</i>	19.89	
23 51 16 00-0146	EA		14" Or 16" Round Galvanized Storm Collar, Double Wall	104.39	31.91
			<i>For Aluminum Liner, Add</i>	1.35	
			<i>For 304 Stainless Steel Liner, Add</i>	1.85	
			<i>For 2" Wall Instead Of 1", Add</i>	15.37	
			<i>For 3" To 4" Wall Instead Of 1", Add</i>	27.04	
23 51 16 00-0147	EA		18" Or 20" Round Galvanized Storm Collar, Double Wall	139.29	37.89
			<i>For Aluminum Liner, Add</i>	2.45	
			<i>For 304 Stainless Steel Liner, Add</i>	3.34	
			<i>For 2" Wall Instead Of 1", Add</i>	22.84	
			<i>For 3" To 4" Wall Instead Of 1", Add</i>	39.00	
23 51 16 00-0148	EA		22" Or 24" Round Galvanized Storm Collar, Double Wall	198.60	41.88
			<i>For Aluminum Liner, Add</i>	5.17	
			<i>For 304 Stainless Steel Liner, Add</i>	7.04	
			<i>For 2" Wall Instead Of 1", Add</i>	38.64	
			<i>For 3" To 4" Wall Instead Of 1", Add</i>	63.20	
23 51 16 00-0149			Oval Galvanized Double Wall Flue/Vent Pipe And Fittings <small>(23 51 16)</small>		
23 51 16 00-0150			Oval Galvanized Double Wall Flue/Vent Pipe <small>(23 51 16 00-0149)</small>		
23 51 16 00-0151	LF		4" Oval Flue/Vent Pipe, Galvanized Double Wall Breech/Smoke Pipe	38.02	9.38
			<i>For 2" Wall Instead Of 1", Add</i>	6.72	
			<i>For 3" To 4" Wall Instead Of 1", Add</i>	11.25	
23 51 16 00-0152	LF		5" Oval Flue/Vent Pipe, Galvanized Double Wall Breech/Smoke Pipe	42.06	9.97
			<i>For 2" Wall Instead Of 1", Add</i>	7.67	
			<i>For 3" To 4" Wall Instead Of 1", Add</i>	12.74	



MINOR CSI UOM DESCRIPTION	TOTAL DIRECT UNIT COST	DEMOLITION UNIT COST
23 51 16 00-0153 LF 6" Oval Flue/Vent Pipe, Galvanized Double Wall Breech/Smoke Pipe..... <i>For 2" Wall Instead Of 1", Add</i> <i>For 3" To 4" Wall Instead Of 1", Add</i>	46.70 8.69 14.36	10.67
23 51 16 00-0154 45 Degree Elbows (23 51 16 00-0149)		
23 51 16 00-0155 EA 4" Standard Oval Flue/Vent 45 Elbow, Galvanized Double Wall Breech/Smoke Pipe..... <i>For 2" Wall Instead Of 1", Add</i> <i>For 3" To 4" Wall Instead Of 1", Add</i>	83.59 15.35 25.46	19.45
23 51 16 00-0156 EA 5" Standard Oval Flue/Vent 45 Elbow, Galvanized Double Wall Breech/Smoke Pipe..... <i>For 2" Wall Instead Of 1", Add</i> <i>For 3" To 4" Wall Instead Of 1", Add</i>	97.53 17.89 29.68	22.73
23 51 16 00-0157 EA 6" Standard Oval Flue/Vent 45 Elbow, Galvanized Double Wall Breech/Smoke Pipe..... <i>For 2" Wall Instead Of 1", Add</i> <i>For 3" To 4" Wall Instead Of 1", Add</i>	116.51 22.09 36.35	25.73
23 51 16 00-0158 EA 4" Flat Oval Flue/Vent 45 Elbow, Galvanized Double Wall Breech/Smoke Pipe..... <i>For 2" Wall Instead Of 1", Add</i> <i>For 3" To 4" Wall Instead Of 1", Add</i>	85.34 15.87 26.24	19.45
23 51 16 00-0159 EA 5" Flat Oval Flue/Vent 45 Elbow, Galvanized Double Wall Breech/Smoke Pipe..... <i>For 2" Wall Instead Of 1", Add</i> <i>For 3" To 4" Wall Instead Of 1", Add</i>	101.78 19.17 31.59	22.73
23 51 16 00-0160 EA 6" Flat Oval Flue/Vent 45 Elbow, Galvanized Double Wall Breech/Smoke Pipe..... <i>For 2" Wall Instead Of 1", Add</i> <i>For 3" To 4" Wall Instead Of 1", Add</i>	119.26 22.91 37.58	25.73
23 51 16 00-0161 Tees (23 51 16 00-0149)		
23 51 16 00-0162 EA 4" Standard Oval Flue/Vent Pipe Tee, Galvanized Double Wall Breech/Smoke Pipe..... <i>For 2" Wall Instead Of 1", Add</i> <i>For 3" To 4" Wall Instead Of 1", Add</i>	140.52 27.38 44.77	29.52
23 51 16 00-0163 EA 4" Short Snout Oval Flue/Vent Tee, Galvanized Double Wall Breech/Smoke Pipe..... <i>For 2" Wall Instead Of 1", Add</i> <i>For 3" To 4" Wall Instead Of 1", Add</i>	143.27 28.21 46.01	29.52
23 51 16 00-0164 EA 5" Standard Oval Flue/Vent Pipe Tee, Galvanized Double Wall Breech/Smoke Pipe..... <i>For 2" Wall Instead Of 1", Add</i> <i>For 3" To 4" Wall Instead Of 1", Add</i>	164.64 32.44 52.90	33.90
23 51 16 00-0165 EA 6" Oval Flue/Vent Tee With Round Coupling, Galvanized Double Wall Breech/Smoke Pipe..... <i>For 2" Wall Instead Of 1", Add</i> <i>For 3" To 4" Wall Instead Of 1", Add</i>	188.58 37.58 61.12	37.99
23 51 16 00-0166 Tops/Caps And Adjustable Flashing (23 51 16 00-0149)		
23 51 16 00-0167 EA 4" Oval Flue/Vent Pipe Top/Cap, Galvanized Double Wall Breech/Smoke Pipe..... <i>For 2" Wall Instead Of 1", Add</i> <i>For 3" To 4" Wall Instead Of 1", Add</i>	54.23 11.47 18.40	9.57
23 51 16 00-0168 EA 6" Oval Flue/Vent Pipe Top/Cap, Galvanized Double Wall Breech/Smoke Pipe..... <i>For 2" Wall Instead Of 1", Add</i> <i>For 3" To 4" Wall Instead Of 1", Add</i>	85.21 19.13 30.30	12.86
23 51 16 00-0169 EA 4" Oval Flue/Vent Adjustable Flashing, Galvanized Double Wall Breech/Smoke Pipe..... <i>For 2" Wall Instead Of 1", Add</i> <i>For 3" To 4" Wall Instead Of 1", Add</i>	43.49 8.24 13.57	9.57
23 51 16 00-0170 EA 6" Oval Flue/Vent Adjustable Flashing, Galvanized Double Wall Breech/Smoke Pipe..... <i>For 2" Wall Instead Of 1", Add</i> <i>For 3" To 4" Wall Instead Of 1", Add</i>	75.10 16.10 25.76	12.86
23 51 16 00-0171 Storm Collars (23 51 16 00-0149)		
23 51 16 00-0172 EA 4" Oval Galvanized Storm Collar, Double Wall..... <i>For 2" Wall Instead Of 1", Add</i> <i>For 3" To 4" Wall Instead Of 1", Add</i>	27.81 3.56 6.53	9.57
23 51 16 00-0173 EA 5" Oval Galvanized Storm Collar, Double Wall..... <i>For 2" Wall Instead Of 1", Add</i> <i>For 3" To 4" Wall Instead Of 1", Add</i>	32.75 4.24 7.76	11.17
23 51 16 00-0174 EA 6" Oval Galvanized Storm Collar, Double Wall..... <i>For 2" Wall Instead Of 1", Add</i> <i>For 3" To 4" Wall Instead Of 1", Add</i>	37.70 4.93 8.99	12.76
23 51 16 00-0175 Round Double Wall Flue/Vent Pipe And Fittings (23 51 16)		
23 51 16 00-0176 Round Double Wall Flue/Vent Pipe (23 51 16 00-0175)		
23 51 16 00-0177 LF 6" Round Flue/Vent Pipe, Stainless Steel/Aluminum Flue/Vent Pipe, Stainless Steel Inner Wall/Aluminum Steel Outer Jacket..... <i>For 316 Stainless Steel, Add</i> <i>For 2" Insulated Wall Instead Of 1" Thickness, Add</i> <i>For 3" Insulated Wall Instead Of 1" Thickness, Add</i>	106.48 12.78 7.99 15.97	10.67
23 51 16 00-0178 LF 8" Round Flue/Vent Pipe, Stainless Steel/Aluminum Flue/Vent Pipe, Stainless Steel Inner Wall/Aluminum Steel Outer Jacket..... <i>For 316 Stainless Steel, Add</i> <i>For 2" Insulated Wall Instead Of 1" Thickness, Add</i> <i>For 3" Insulated Wall Instead Of 1" Thickness, Add</i>	128.18 15.59 9.75 19.49	12.27

23 Heating, Ventilating, and Air-Conditioning (HVAC)

23 50 Central Heating Equipment

23 51 Breechings, Chimneys, and Stacks



MINOR	CSI	UOM	DESCRIPTION	TOTAL DIRECT UNIT COST	DEMOLITION UNIT COST
23 51 16 00-0179	LF		10" Round Flue/Vent Pipe, Stainless Steel/Aluminum Flue/Vent Pipe, Stainless Steel Inner Wall/Aluminum Steel Outer Jacket.....	142.40	13.26
			<i>For 316 Stainless Steel, Add</i>	17.47	
			<i>For 2" Insulated Wall Instead Of 1" Thickness, Add</i>	10.92	
			<i>For 3" Insulated Wall Instead Of 1" Thickness, Add</i>	21.84	
23 51 16 00-0180	LF		12" Round Flue/Vent Pipe, Stainless Steel/Aluminum Flue/Vent Pipe, Stainless Steel Inner Wall/Aluminum Steel Outer Jacket.....	160.72	14.46
			<i>For 316 Stainless Steel, Add</i>	19.92	
			<i>For 2" Insulated Wall Instead Of 1" Thickness, Add</i>	12.45	
			<i>For 3" Insulated Wall Instead Of 1" Thickness, Add</i>	24.89	
23 51 16 00-0181	LF		14" Round Flue/Vent Pipe, Stainless Steel/Aluminum Flue/Vent Pipe, Stainless Steel Inner Wall/Aluminum Steel Outer Jacket.....	181.26	15.15
			<i>For 316 Stainless Steel, Add</i>	22.92	
			<i>For 2" Insulated Wall Instead Of 1" Thickness, Add</i>	14.33	
			<i>For 3" Insulated Wall Instead Of 1" Thickness, Add</i>	28.65	
23 51 16 00-0182	LF		16" Round Flue/Vent Pipe, Stainless Steel/Aluminum Flue/Vent Pipe, Stainless Steel Inner Wall/Aluminum Steel Outer Jacket.....	191.43	15.95
			<i>For 316 Stainless Steel, Add</i>	24.24	
			<i>For 2" Insulated Wall Instead Of 1" Thickness, Add</i>	15.15	
			<i>For 3" Insulated Wall Instead Of 1" Thickness, Add</i>	30.90	
23 51 16 00-0183	LF		18" Round Flue/Vent Pipe, Stainless Steel/Aluminum Flue/Vent Pipe, Stainless Steel Inner Wall/Aluminum Steel Outer Jacket.....	212.30	16.85
			<i>For 316 Stainless Steel, Add</i>	27.24	
			<i>For 2" Insulated Wall Instead Of 1" Thickness, Add</i>	17.03	
			<i>For 3" Insulated Wall Instead Of 1" Thickness, Add</i>	34.05	
23 51 16 00-0184	LF		20" Round Flue/Vent Pipe, Stainless Steel/Aluminum Flue/Vent Pipe, Stainless Steel Inner Wall/Aluminum Steel Outer Jacket.....	261.44	26.62
			<i>For 316 Stainless Steel, Add</i>	31.19	
			<i>For 2" Insulated Wall Instead Of 1" Thickness, Add</i>	19.49	
			<i>For 3" Insulated Wall Instead Of 1" Thickness, Add</i>	38.99	
23 51 16 00-0185	LF		24" Round Flue/Vent Pipe, Stainless Steel/Aluminum Flue/Vent Pipe, Stainless Steel Inner Wall/Aluminum Steel Outer Jacket.....	326.10	29.91
			<i>For 316 Stainless Steel, Add</i>	40.21	
			<i>For 2" Insulated Wall Instead Of 1" Thickness, Add</i>	25.13	
			<i>For 3" Insulated Wall Instead Of 1" Thickness, Add</i>	50.26	
23 51 16 00-0186	LF		28" Round Flue/Vent Pipe, Stainless Steel/Aluminum Flue/Vent Pipe, Stainless Steel Inner Wall/Aluminum Steel Outer Jacket.....	368.60	31.91
			<i>For 316 Stainless Steel, Add</i>	46.22	
			<i>For 2" Insulated Wall Instead Of 1" Thickness, Add</i>	28.89	
			<i>For 3" Insulated Wall Instead Of 1" Thickness, Add</i>	57.77	
23 51 16 00-0187	LF		32" Round Flue/Vent Pipe, Stainless Steel/Aluminum Flue/Vent Pipe, Stainless Steel Inner Wall/Aluminum Steel Outer Jacket.....	412.64	35.40
			<i>For 316 Stainless Steel, Add</i>	51.86	
			<i>For 2" Insulated Wall Instead Of 1" Thickness, Add</i>	32.41	
			<i>For 3" Insulated Wall Instead Of 1" Thickness, Add</i>	64.82	
23 51 16 00-0188	LF		36" Round Flue/Vent Pipe, Stainless Steel/Aluminum Flue/Vent Pipe, Stainless Steel Inner Wall/Aluminum Steel Outer Jacket.....	459.63	38.29
			<i>For 316 Stainless Steel, Add</i>	58.24	
			<i>For 2" Insulated Wall Instead Of 1" Thickness, Add</i>	36.40	
			<i>For 3" Insulated Wall Instead Of 1" Thickness, Add</i>	72.81	
23 51 16 00-0189	LF		42" Round Flue/Vent Pipe, Stainless Steel/Aluminum Flue/Vent Pipe, Stainless Steel Inner Wall/Aluminum Steel Outer Jacket.....	524.71	43.57
			<i>For 316 Stainless Steel, Add</i>	66.51	
			<i>For 2" Insulated Wall Instead Of 1" Thickness, Add</i>	41.57	
			<i>For 3" Insulated Wall Instead Of 1" Thickness, Add</i>	83.14	
23 51 16 00-0190	LF		48" Round Flue/Vent Pipe, Stainless Steel/Aluminum Flue/Vent Pipe, Stainless Steel Inner Wall/Aluminum Steel Outer Jacket.....	614.64	50.46
			<i>For 316 Stainless Steel, Add</i>	78.16	
			<i>For 2" Insulated Wall Instead Of 1" Thickness, Add</i>	48.85	
			<i>For 3" Insulated Wall Instead Of 1" Thickness, Add</i>	97.70	
23 51 16 00-0191			90 Degree Elbows <small>(23 51 16 00-0175)</small>		
23 51 16 00-0192	EA		6" Round Flue/Vent, 90 Degree Elbow, Stainless Steel/Aluminum Flue/Vent Pipe, Stainless Steel Inner Wall/Aluminum Steel Outer Jacket.....	508.33	22.04
			<i>For 316 Stainless Steel, Add</i>	90.65	
			<i>For 2" Insulated Wall Instead Of 1" Thickness, Add</i>	45.33	
			<i>For 3" Insulated Wall Instead Of 1" Thickness, Add</i>	90.65	
23 51 16 00-0193	EA		8" Round Flue/Vent, 90 Degree Elbow, Stainless Steel/Aluminum Flue/Vent Pipe, Stainless Steel Inner Wall/Aluminum Steel Outer Jacket.....	561.55	24.53
			<i>For 316 Stainless Steel, Add</i>	100.05	
			<i>For 2" Insulated Wall Instead Of 1" Thickness, Add</i>	50.02	
			<i>For 3" Insulated Wall Instead Of 1" Thickness, Add</i>	100.05	
23 51 16 00-0194	EA		10" Round Flue/Vent, 90 Degree Elbow, Stainless Steel/Aluminum Flue/Vent Pipe, Stainless Steel Inner Wall/Aluminum Steel Outer Jacket.....	639.59	26.62
			<i>For 316 Stainless Steel, Add</i>	114.61	
			<i>For 2" Insulated Wall Instead Of 1" Thickness, Add</i>	57.31	
			<i>For 3" Insulated Wall Instead Of 1" Thickness, Add</i>	114.61	
23 51 16 00-0195	EA		12" Round Flue/Vent, 90 Degree Elbow, Stainless Steel/Aluminum Flue/Vent Pipe, Stainless Steel Inner Wall/Aluminum Steel Outer Jacket.....	723.04	29.01
			<i>For 316 Stainless Steel, Add</i>	130.11	
			<i>For 2" Insulated Wall Instead Of 1" Thickness, Add</i>	65.06	
			<i>For 3" Insulated Wall Instead Of 1" Thickness, Add</i>	130.11	



MINOR CSI UOM DESCRIPTION	TOTAL DIRECT UNIT COST	DEMOLITION UNIT COST
23 51 16 00-0196 EA 14" Round Flue/Vent, 90 Degree Elbow, Stainless Steel/Aluminum Flue/Vent Pipe, Stainless Steel Inner Wall/Aluminum Steel Outer Jacket	839.27	30.42
<i>For 316 Stainless Steel, Add</i>	152.66	
<i>For 2" Insulated Wall Instead Of 1" Thickness, Add</i>	76.33	
<i>For 3" Insulated Wall Instead Of 1" Thickness, Add</i>	152.66	
23 51 16 00-0197 EA 16" Round Flue/Vent, 90 Degree Elbow, Stainless Steel/Aluminum Flue/Vent Pipe, Stainless Steel Inner Wall/Aluminum Steel Outer Jacket	925.23	31.91
<i>For 316 Stainless Steel, Add</i>	169.10	
<i>For 2" Insulated Wall Instead Of 1" Thickness, Add</i>	84.55	
<i>For 3" Insulated Wall Instead Of 1" Thickness, Add</i>	169.10	
23 51 16 00-0198 EA 18" Round Flue/Vent, 90 Degree Elbow, Stainless Steel/Aluminum Flue/Vent Pipe, Stainless Steel Inner Wall/Aluminum Steel Outer Jacket	1,070.34	33.60
<i>For 316 Stainless Steel, Add</i>	197.28	
<i>For 2" Insulated Wall Instead Of 1" Thickness, Add</i>	98.64	
<i>For 3" Insulated Wall Instead Of 1" Thickness, Add</i>	197.28	
23 51 16 00-0199 EA 20" Round Flue/Vent, 90 Degree Elbow, Stainless Steel/Aluminum Flue/Vent Pipe, Stainless Steel Inner Wall/Aluminum Steel Outer Jacket	1,236.77	53.15
<i>For 316 Stainless Steel, Add</i>	220.76	
<i>For 2" Insulated Wall Instead Of 1" Thickness, Add</i>	110.38	
<i>For 3" Insulated Wall Instead Of 1" Thickness, Add</i>	220.76	
23 51 16 00-0200 EA 24" Round Flue/Vent, 90 Degree Elbow, Stainless Steel/Aluminum Flue/Vent Pipe, Stainless Steel Inner Wall/Aluminum Steel Outer Jacket	1,523.46	59.82
<i>For 316 Stainless Steel, Add</i>	274.78	
<i>For 2" Insulated Wall Instead Of 1" Thickness, Add</i>	137.39	
<i>For 3" Insulated Wall Instead Of 1" Thickness, Add</i>	274.78	
23 51 16 00-0201 EA 28" Round Flue/Vent, 90 Degree Elbow, Stainless Steel/Aluminum Flue/Vent Pipe, Stainless Steel Inner Wall/Aluminum Steel Outer Jacket	1,850.50	63.81
<i>For 316 Stainless Steel, Add</i>	338.19	
<i>For 2" Insulated Wall Instead Of 1" Thickness, Add</i>	169.10	
<i>For 3" Insulated Wall Instead Of 1" Thickness, Add</i>	338.19	
23 51 16 00-0202 EA 32" Round Flue/Vent, 90 Degree Elbow, Stainless Steel/Aluminum Flue/Vent Pipe, Stainless Steel Inner Wall/Aluminum Steel Outer Jacket	2,448.95	68.30
<i>For 316 Stainless Steel, Add</i>	455.62	
<i>For 2" Insulated Wall Instead Of 1" Thickness, Add</i>	227.81	
<i>For 3" Insulated Wall Instead Of 1" Thickness, Add</i>	455.62	
23 51 16 00-0203 EA 36" Round Flue/Vent, 90 Degree Elbow, Stainless Steel/Aluminum Flue/Vent Pipe, Stainless Steel Inner Wall/Aluminum Steel Outer Jacket	2,782.83	79.76
<i>For 316 Stainless Steel, Add</i>	516.68	
<i>For 2" Insulated Wall Instead Of 1" Thickness, Add</i>	258.34	
<i>For 3" Insulated Wall Instead Of 1" Thickness, Add</i>	516.68	
23 51 16 00-0204 EA 42" Round Flue/Vent, 90 Degree Elbow, Stainless Steel/Aluminum Flue/Vent Pipe, Stainless Steel Inner Wall/Aluminum Steel Outer Jacket	4,092.60	87.04
<i>For 316 Stainless Steel, Add</i>	775.02	
<i>For 2" Insulated Wall Instead Of 1" Thickness, Add</i>	387.51	
<i>For 3" Insulated Wall Instead Of 1" Thickness, Add</i>	775.02	
23 51 16 00-0205 EA 48" Round Flue/Vent, 90 Degree Elbow, Stainless Steel/Aluminum Flue/Vent Pipe, Stainless Steel Inner Wall/Aluminum Steel Outer Jacket	5,112.53	95.72
<i>For 316 Stainless Steel, Add</i>	974.65	
<i>For 2" Insulated Wall Instead Of 1" Thickness, Add</i>	487.32	
<i>For 3" Insulated Wall Instead Of 1" Thickness, Add</i>	974.65	
23 51 16 00-0206 45 Degree Elbows (23 51 16 00-0175)		
23 51 16 00-0207 EA 6" Round Flue/Vent, 45 Degree Elbow, Stainless Steel/Aluminum Flue/Vent Pipe, Stainless Steel Inner Wall/Aluminum Steel Outer Jacket	337.32	21.24
<i>For 316 Stainless Steel, Add</i>	56.83	
<i>For 2" Insulated Wall Instead Of 1" Thickness, Add</i>	28.42	
<i>For 3" Insulated Wall Instead Of 1" Thickness, Add</i>	56.83	
23 51 16 00-0208 EA 8" Round Flue/Vent, 45 Degree Elbow, Stainless Steel/Aluminum Flue/Vent Pipe, Stainless Steel Inner Wall/Aluminum Steel Outer Jacket	385.41	24.53
<i>For 316 Stainless Steel, Add</i>	64.82	
<i>For 2" Insulated Wall Instead Of 1" Thickness, Add</i>	32.41	
<i>For 3" Insulated Wall Instead Of 1" Thickness, Add</i>	64.82	
23 51 16 00-0209 EA 10" Round Flue/Vent, 45 Degree Elbow, Stainless Steel/Aluminum Flue/Vent Pipe, Stainless Steel Inner Wall/Aluminum Steel Outer Jacket	428.20	26.62
<i>For 316 Stainless Steel, Add</i>	72.34	
<i>For 2" Insulated Wall Instead Of 1" Thickness, Add</i>	36.17	
<i>For 3" Insulated Wall Instead Of 1" Thickness, Add</i>	72.34	
23 51 16 00-0210 EA 12" Round Flue/Vent, 45 Degree Elbow, Stainless Steel/Aluminum Flue/Vent Pipe, Stainless Steel Inner Wall/Aluminum Steel Outer Jacket	488.19	29.01
<i>For 316 Stainless Steel, Add</i>	83.14	
<i>For 2" Insulated Wall Instead Of 1" Thickness, Add</i>	41.57	
<i>For 3" Insulated Wall Instead Of 1" Thickness, Add</i>	83.14	
23 51 16 00-0211 EA 14" Round Flue/Vent, 45 Degree Elbow, Stainless Steel/Aluminum Flue/Vent Pipe, Stainless Steel Inner Wall/Aluminum Steel Outer Jacket	550.39	30.42
<i>For 316 Stainless Steel, Add</i>	94.88	
<i>For 2" Insulated Wall Instead Of 1" Thickness, Add</i>	47.44	
<i>For 3" Insulated Wall Instead Of 1" Thickness, Add</i>	94.88	
23 51 16 00-0212 EA 16" Round Flue/Vent, 45 Degree Elbow, Stainless Steel/Aluminum Flue/Vent Pipe, Stainless Steel Inner Wall/Aluminum Steel Outer Jacket	617.57	31.91
<i>For 316 Stainless Steel, Add</i>	107.56	
<i>For 2" Insulated Wall Instead Of 1" Thickness, Add</i>	53.78	
<i>For 3" Insulated Wall Instead Of 1" Thickness, Add</i>	107.56	

23 Heating, Ventilating, and Air-Conditioning (HVAC)

23 50 Central Heating Equipment

23 51 Breechings, Chimneys, and Stacks



MINOR	CSI	UOM	DESCRIPTION	TOTAL DIRECT UNIT COST	DEMOLITION UNIT COST
23 51 16 00-0213	EA		18" Round Flue/Vent, 45 Degree Elbow, Stainless Steel/Aluminum Flue/Vent Pipe, Stainless Steel Inner Wall/Aluminum Steel Outer Jacket	692.22	33.60
			<i>For 316 Stainless Steel, Add</i>	121.65	
			<i>For 2" Insulated Wall Instead Of 1" Thickness, Add</i>	60.83	
			<i>For 3" Insulated Wall Instead Of 1" Thickness, Add</i>	121.65	
23 51 16 00-0214	EA		20" Round Flue/Vent, 45 Degree Elbow, Stainless Steel/Aluminum Flue/Vent Pipe, Stainless Steel Inner Wall/Aluminum Steel Outer Jacket	828.13	53.15
			<i>For 316 Stainless Steel, Add</i>	139.03	
			<i>For 2" Insulated Wall Instead Of 1" Thickness, Add</i>	69.52	
			<i>For 3" Insulated Wall Instead Of 1" Thickness, Add</i>	139.03	
23 51 16 00-0215	EA		24" Round Flue/Vent, 45 Degree Elbow, Stainless Steel/Aluminum Flue/Vent Pipe, Stainless Steel Inner Wall/Aluminum Steel Outer Jacket	1,042.02	59.82
			<i>For 316 Stainless Steel, Add</i>	178.49	
			<i>For 2" Insulated Wall Instead Of 1" Thickness, Add</i>	89.25	
			<i>For 3" Insulated Wall Instead Of 1" Thickness, Add</i>	178.49	
23 51 16 00-0216	EA		28" Round Flue/Vent, 45 Degree Elbow, Stainless Steel/Aluminum Flue/Vent Pipe, Stainless Steel Inner Wall/Aluminum Steel Outer Jacket	1,169.42	63.81
			<i>For 316 Stainless Steel, Add</i>	201.98	
			<i>For 2" Insulated Wall Instead Of 1" Thickness, Add</i>	100.99	
			<i>For 3" Insulated Wall Instead Of 1" Thickness, Add</i>	201.98	
23 51 16 00-0217	EA		32" Round Flue/Vent, 45 Degree Elbow, Stainless Steel/Aluminum Flue/Vent Pipe, Stainless Steel Inner Wall/Aluminum Steel Outer Jacket	1,521.28	68.30
			<i>For 316 Stainless Steel, Add</i>	270.08	
			<i>For 2" Insulated Wall Instead Of 1" Thickness, Add</i>	135.04	
			<i>For 3" Insulated Wall Instead Of 1" Thickness, Add</i>	270.08	
23 51 16 00-0218	EA		36" Round Flue/Vent, 45 Degree Elbow, Stainless Steel/Aluminum Flue/Vent Pipe, Stainless Steel Inner Wall/Aluminum Steel Outer Jacket	2,019.55	79.76
			<i>For 316 Stainless Steel, Add</i>	364.03	
			<i>For 2" Insulated Wall Instead Of 1" Thickness, Add</i>	182.01	
			<i>For 3" Insulated Wall Instead Of 1" Thickness, Add</i>	364.03	
23 51 16 00-0219	EA		42" Round Flue/Vent, 45 Degree Elbow, Stainless Steel/Aluminum Flue/Vent Pipe, Stainless Steel Inner Wall/Aluminum Steel Outer Jacket	2,683.47	87.04
			<i>For 316 Stainless Steel, Add</i>	493.20	
			<i>For 2" Insulated Wall Instead Of 1" Thickness, Add</i>	246.60	
			<i>For 3" Insulated Wall Instead Of 1" Thickness, Add</i>	493.20	
23 51 16 00-0220	EA		48" Round Flue/Vent, 45 Degree Elbow, Stainless Steel/Aluminum Flue/Vent Pipe, Stainless Steel Inner Wall/Aluminum Steel Outer Jacket	3,586.01	95.72
			<i>For 316 Stainless Steel, Add</i>	669.34	
			<i>For 2" Insulated Wall Instead Of 1" Thickness, Add</i>	334.67	
			<i>For 3" Insulated Wall Instead Of 1" Thickness, Add</i>	669.34	
23 51 16 00-0221			Tees <small>(23 51 16 00-0175)</small>		
23 51 16 00-0222	EA		6" Round Flue/Vent, Tee, Stainless Steel/Aluminum Flue/Vent Pipe, Stainless Steel Inner Wall/Aluminum Steel Outer Jacket	364.81	26.62
			<i>For 316 Stainless Steel, Add</i>	65.62	
			<i>For Tee Cap, Add</i>	82.94	
			<i>For 2" Insulated Wall Instead Of 1" Thickness, Add</i>	29.83	
			<i>For 3" Insulated Wall Instead Of 1" Thickness, Add</i>	59.65	
23 51 16 00-0223	EA		8" Round Flue/Vent, Tee, Stainless Steel/Aluminum Flue/Vent Pipe, Stainless Steel Inner Wall/Aluminum Steel Outer Jacket	415.38	29.01
			<i>For 316 Stainless Steel, Add</i>	75.44	
			<i>For Tee Cap, Add</i>	93.95	
			<i>For 2" Insulated Wall Instead Of 1" Thickness, Add</i>	34.29	
			<i>For 3" Insulated Wall Instead Of 1" Thickness, Add</i>	68.58	
23 51 16 00-0224	EA		10" Round Flue/Vent, Tee, Stainless Steel/Aluminum Flue/Vent Pipe, Stainless Steel Inner Wall/Aluminum Steel Outer Jacket	477.56	30.42
			<i>For 316 Stainless Steel, Add</i>	88.35	
			<i>For Tee Cap, Add</i>	106.91	
			<i>For 2" Insulated Wall Instead Of 1" Thickness, Add</i>	40.16	
			<i>For 3" Insulated Wall Instead Of 1" Thickness, Add</i>	80.32	
23 51 16 00-0225	EA		12" Round Flue/Vent, Tee, Stainless Steel/Aluminum Flue/Vent Pipe, Stainless Steel Inner Wall/Aluminum Steel Outer Jacket	549.45	31.91
			<i>For 316 Stainless Steel, Add</i>	103.34	
			<i>For Tee Cap, Add</i>	121.85	
			<i>For 2" Insulated Wall Instead Of 1" Thickness, Add</i>	46.97	
			<i>For 3" Insulated Wall Instead Of 1" Thickness, Add</i>	93.94	
23 51 16 00-0226	EA		14" Round Flue/Vent, Tee, Stainless Steel/Aluminum Flue/Vent Pipe, Stainless Steel Inner Wall/Aluminum Steel Outer Jacket	642.89	35.50
			<i>For 316 Stainless Steel, Add</i>	121.94	
			<i>For Tee Cap, Add</i>	141.87	
			<i>For 2" Insulated Wall Instead Of 1" Thickness, Add</i>	55.43	
			<i>For 3" Insulated Wall Instead Of 1" Thickness, Add</i>	110.85	
23 51 16 00-0227	EA		16" Round Flue/Vent, Tee, Stainless Steel/Aluminum Flue/Vent Pipe, Stainless Steel Inner Wall/Aluminum Steel Outer Jacket	722.01	39.88
			<i>For 316 Stainless Steel, Add</i>	136.92	
			<i>For Tee Cap, Add</i>	159.35	
			<i>For 2" Insulated Wall Instead Of 1" Thickness, Add</i>	62.24	
			<i>For 3" Insulated Wall Instead Of 1" Thickness, Add</i>	124.47	
23 51 16 00-0228	EA		18" Round Flue/Vent, Tee, Stainless Steel/Aluminum Flue/Vent Pipe, Stainless Steel Inner Wall/Aluminum Steel Outer Jacket	841.91	45.57
			<i>For 316 Stainless Steel, Add</i>	160.17	
			<i>For Tee Cap, Add</i>	185.46	
			<i>For 2" Insulated Wall Instead Of 1" Thickness, Add</i>	72.81	
			<i>For 3" Insulated Wall Instead Of 1" Thickness, Add</i>	145.61	



MINOR CSI UOM DESCRIPTION	TOTAL DIRECT UNIT COST	DEMOLITION UNIT COST
23 51 16 00-0229 EA 20" Round Flue/Vent, Tee, Stainless Steel/Aluminum Flue/Vent Pipe, Stainless Steel Inner Wall/Aluminum Steel Outer Jacket.....	962.74	56.33
For 316 Stainless Steel, Add	180.84	
For Tee Cap, Add	213.66	
For 2" Insulated Wall Instead Of 1" Thickness, Add	82.20	
For 3" Insulated Wall Instead Of 1" Thickness, Add	164.40	
23 51 16 00-0230 EA 24" Round Flue/Vent, Tee, Stainless Steel/Aluminum Flue/Vent Pipe, Stainless Steel Inner Wall/Aluminum Steel Outer Jacket.....	1,221.04	79.76
For 316 Stainless Steel, Add	224.76	
For Tee Cap, Add	274.12	
For 2" Insulated Wall Instead Of 1" Thickness, Add	102.16	
For 3" Insulated Wall Instead Of 1" Thickness, Add	204.32	
23 51 16 00-0231 EA 28" Round Flue/Vent, Tee, Stainless Steel/Aluminum Flue/Vent Pipe, Stainless Steel Inner Wall/Aluminum Steel Outer Jacket.....	1,485.71	87.04
For 316 Stainless Steel, Add	279.01	
For Tee Cap, Add	329.77	
For 2" Insulated Wall Instead Of 1" Thickness, Add	126.82	
For 3" Insulated Wall Instead Of 1" Thickness, Add	258.64	
23 51 16 00-0232 EA 32" Round Flue/Vent, Tee, Stainless Steel/Aluminum Flue/Vent Pipe, Stainless Steel Inner Wall/Aluminum Steel Outer Jacket.....	1,977.22	95.72
For 316 Stainless Steel, Add	382.34	
For Tee Cap, Add	431.34	
For 2" Insulated Wall Instead Of 1" Thickness, Add	173.79	
For 3" Insulated Wall Instead Of 1" Thickness, Add	347.59	
23 51 16 00-0233 EA 36" Round Flue/Vent, Tee, Stainless Steel/Aluminum Flue/Vent Pipe, Stainless Steel Inner Wall/Aluminum Steel Outer Jacket.....	2,203.58	106.39
For 316 Stainless Steel, Add	426.26	
For Tee Cap, Add	480.62	
For 2" Insulated Wall Instead Of 1" Thickness, Add	193.76	
For 3" Insulated Wall Instead Of 1" Thickness, Add	387.51	
23 51 16 00-0234 EA 42" Round Flue/Vent, Tee, Stainless Steel/Aluminum Flue/Vent Pipe, Stainless Steel Inner Wall/Aluminum Steel Outer Jacket.....	3,510.67	159.54
For 316 Stainless Steel, Add	684.60	
For Tee Cap, Add	761.96	
For 2" Insulated Wall Instead Of 1" Thickness, Add	311.18	
For 3" Insulated Wall Instead Of 1" Thickness, Add	622.37	
23 51 16 00-0235 EA 48" Round Flue/Vent, Tee, Stainless Steel/Aluminum Flue/Vent Pipe, Stainless Steel Inner Wall/Aluminum Steel Outer Jacket.....	4,412.45	191.44
For 316 Stainless Steel, Add	865.44	
For Tee Cap, Add	954.28	
For 2" Insulated Wall Instead Of 1" Thickness, Add	393.38	
For 3" Insulated Wall Instead Of 1" Thickness, Add	786.76	
23 51 16 00-0236 Bellows <small>(23 51 16 00-0175)</small>		
23 51 16 00-0237 EA 6" Round Flue/Vent, Bellows, Lined, 316 Stainless Steel/Aluminum Flue/Vent Pipe, Stainless Steel Inner Wall/Aluminum Steel Outer Jacket.....	696.65	21.24
For 2" Insulated Wall Instead Of 1" Thickness, Add	64.35	
For 3" Insulated Wall Instead Of 1" Thickness, Add	128.70	
23 51 16 00-0238 EA 8" Round Flue/Vent, Bellows, Lined, 316 Stainless Steel/Aluminum Flue/Vent Pipe, Stainless Steel Inner Wall/Aluminum Steel Outer Jacket.....	758.83	24.53
For 2" Insulated Wall Instead Of 1" Thickness, Add	69.75	
For 3" Insulated Wall Instead Of 1" Thickness, Add	139.50	
23 51 16 00-0239 EA 10" Round Flue/Vent, Bellows, Lined, 316 Stainless Steel/Aluminum Flue/Vent Pipe, Stainless Steel Inner Wall/Aluminum Steel Outer Jacket.....	829.82	26.62
For 2" Insulated Wall Instead Of 1" Thickness, Add	76.33	
For 3" Insulated Wall Instead Of 1" Thickness, Add	152.66	
23 51 16 00-0240 EA 12" Round Flue/Vent, Bellows, Lined, 316 Stainless Steel/Aluminum Flue/Vent Pipe, Stainless Steel Inner Wall/Aluminum Steel Outer Jacket.....	917.97	29.01
For 2" Insulated Wall Instead Of 1" Thickness, Add	84.55	
For 3" Insulated Wall Instead Of 1" Thickness, Add	169.10	
23 51 16 00-0241 EA 14" Round Flue/Vent, Bellows, Lined, 316 Stainless Steel/Aluminum Flue/Vent Pipe, Stainless Steel Inner Wall/Aluminum Steel Outer Jacket.....	1,027.14	30.42
For 2" Insulated Wall Instead Of 1" Thickness, Add	95.12	
For 3" Insulated Wall Instead Of 1" Thickness, Add	190.23	
23 51 16 00-0242 EA 16" Round Flue/Vent, Bellows, Lined, 316 Stainless Steel/Aluminum Flue/Vent Pipe, Stainless Steel Inner Wall/Aluminum Steel Outer Jacket.....	1,136.60	31.91
For 2" Insulated Wall Instead Of 1" Thickness, Add	105.69	
For 3" Insulated Wall Instead Of 1" Thickness, Add	211.37	
23 51 16 00-0243 EA 18" Round Flue/Vent, Bellows, Lined, 316 Stainless Steel/Aluminum Flue/Vent Pipe, Stainless Steel Inner Wall/Aluminum Steel Outer Jacket.....	1,269.97	33.60
For 2" Insulated Wall Instead Of 1" Thickness, Add	118.60	
For 3" Insulated Wall Instead Of 1" Thickness, Add	237.20	
23 51 16 00-0244 EA 20" Round Flue/Vent, Bellows, Lined, 316 Stainless Steel/Aluminum Flue/Vent Pipe, Stainless Steel Inner Wall/Aluminum Steel Outer Jacket.....	1,471.61	53.15
For 2" Insulated Wall Instead Of 1" Thickness, Add	133.87	
For 3" Insulated Wall Instead Of 1" Thickness, Add	267.73	
23 51 16 00-0245 EA 24" Round Flue/Vent, Bellows, Lined, 316 Stainless Steel/Aluminum Flue/Vent Pipe, Stainless Steel Inner Wall/Aluminum Steel Outer Jacket.....	1,817.05	59.82
For 2" Insulated Wall Instead Of 1" Thickness, Add	166.75	
For 3" Insulated Wall Instead Of 1" Thickness, Add	333.49	
23 51 16 00-0246 EA 28" Round Flue/Vent, Bellows, Lined, 316 Stainless Steel/Aluminum Flue/Vent Pipe, Stainless Steel Inner Wall/Aluminum Steel Outer Jacket.....	2,038.40	63.81
For 2" Insulated Wall Instead Of 1" Thickness, Add	187.88	
For 3" Insulated Wall Instead Of 1" Thickness, Add	375.77	

23 Heating, Ventilating, and Air-Conditioning (HVAC)

23 50 Central Heating Equipment

23 51 Breechings, Chimneys, and Stacks



MINOR	CSI	UOM	DESCRIPTION	TOTAL DIRECT UNIT COST	DEMOLITION UNIT COST
23 51 16 00-0247	EA		32" Round Flue/Vent, Bellows, Lined, 316 Stainless Steel/Aluminum Flue/Vent Pipe, Stainless Steel Inner Wall/Aluminum Steel Outer Jacket	2,331.64	68.40
			<i>For 2" Insulated Wall Instead Of 1" Thickness, Add</i>	216.07	
			<i>For 3" Insulated Wall Instead Of 1" Thickness, Add</i>	432.13	
23 51 16 00-0248	EA		36" Round Flue/Vent, Bellows, Lined, 316 Stainless Steel/Aluminum Flue/Vent Pipe, Stainless Steel Inner Wall/Aluminum Steel Outer Jacket	2,665.41	79.76
			<i>For 2" Insulated Wall Instead Of 1" Thickness, Add</i>	246.60	
			<i>For 3" Insulated Wall Instead Of 1" Thickness, Add</i>	493.20	
23 51 16 00-0249	EA		42" Round Flue/Vent, Bellows, Lined, 316 Stainless Steel/Aluminum Flue/Vent Pipe, Stainless Steel Inner Wall/Aluminum Steel Outer Jacket	3,388.05	87.04
			<i>For 2" Insulated Wall Instead Of 1" Thickness, Add</i>	317.05	
			<i>For 3" Insulated Wall Instead Of 1" Thickness, Add</i>	634.11	
23 51 16 00-0250	EA		48" Round Flue/Vent, Bellows, Lined, 316 Stainless Steel/Aluminum Flue/Vent Pipe, Stainless Steel Inner Wall/Aluminum Steel Outer Jacket	4,114.43	95.72
			<i>For 2" Insulated Wall Instead Of 1" Thickness, Add</i>	387.51	
			<i>For 3" Insulated Wall Instead Of 1" Thickness, Add</i>	775.02	
23 51 16 00-0251			Ventilated Roof Thimbles <small>(23 51 16 00-0175)</small>		
23 51 16 00-0252	EA		6" Round Flue/Vent, Ventilated Roof Thimble, Stainless Steel/Aluminum Flue/Vent Pipe, Stainless Steel Inner Wall/Aluminum Steel Outer Jacket	460.60	24.53
			<i>For 316 Stainless Steel, Add</i>	39.93	
23 51 16 00-0253	EA		8" Round Flue/Vent, Ventilated Roof Thimble, Stainless Steel/Aluminum Flue/Vent Pipe, Stainless Steel Inner Wall/Aluminum Steel Outer Jacket	499.93	29.01
			<i>For 316 Stainless Steel, Add</i>	42.74	
23 51 16 00-0254	EA		10" Round Flue/Vent, Ventilated Roof Thimble, Stainless Steel/Aluminum Flue/Vent Pipe, Stainless Steel Inner Wall/Aluminum Steel Outer Jacket	547.10	31.91
			<i>For 316 Stainless Steel, Add</i>	46.74	
23 51 16 00-0255	EA		12" Round Flue/Vent, Ventilated Roof Thimble, Stainless Steel/Aluminum Flue/Vent Pipe, Stainless Steel Inner Wall/Aluminum Steel Outer Jacket	591.27	35.50
			<i>For 316 Stainless Steel, Add</i>	50.26	
23 51 16 00-0256	EA		14" Round Flue/Vent, Ventilated Roof Thimble, Stainless Steel/Aluminum Flue/Vent Pipe, Stainless Steel Inner Wall/Aluminum Steel Outer Jacket	753.81	37.59
			<i>For 316 Stainless Steel, Add</i>	65.99	
23 51 16 00-0257	EA		16" Round Flue/Vent, Ventilated Roof Thimble, Stainless Steel/Aluminum Flue/Vent Pipe, Stainless Steel Inner Wall/Aluminum Steel Outer Jacket	672.73	39.88
			<i>For 316 Stainless Steel, Add</i>	57.31	
23 51 16 00-0258	EA		18" Round Flue/Vent, Ventilated Roof Thimble, Stainless Steel/Aluminum Flue/Vent Pipe, Stainless Steel Inner Wall/Aluminum Steel Outer Jacket	724.08	42.57
			<i>For 316 Stainless Steel, Add</i>	61.77	
23 51 16 00-0259	EA		20" Round Flue/Vent, Ventilated Roof Thimble, Stainless Steel/Aluminum Flue/Vent Pipe, Stainless Steel Inner Wall/Aluminum Steel Outer Jacket	811.87	59.82
			<i>For 316 Stainless Steel, Add</i>	66.23	
23 51 16 00-0260	EA		24" Round Flue/Vent, Ventilated Roof Thimble, Stainless Steel/Aluminum Flue/Vent Pipe, Stainless Steel Inner Wall/Aluminum Steel Outer Jacket	910.54	68.30
			<i>For 316 Stainless Steel, Add</i>	73.98	
23 51 16 00-0261	EA		28" Round Flue/Vent, Ventilated Roof Thimble, Stainless Steel/Aluminum Flue/Vent Pipe, Stainless Steel Inner Wall/Aluminum Steel Outer Jacket	1,041.18	73.58
			<i>For 316 Stainless Steel, Add</i>	85.72	
23 51 16 00-0262	EA		32" Round Flue/Vent, Ventilated Roof Thimble, Stainless Steel/Aluminum Flue/Vent Pipe, Stainless Steel Inner Wall/Aluminum Steel Outer Jacket	1,162.20	79.66
			<i>For 316 Stainless Steel, Add</i>	96.29	
23 51 16 00-0263	EA		36" Round Flue/Vent, Ventilated Roof Thimble, Stainless Steel/Aluminum Flue/Vent Pipe, Stainless Steel Inner Wall/Aluminum Steel Outer Jacket	1,296.01	95.62
			<i>For 316 Stainless Steel, Add</i>	105.69	
23 51 16 00-0264	EA		42" Round Flue/Vent, Ventilated Roof Thimble, Stainless Steel/Aluminum Flue/Vent Pipe, Stainless Steel Inner Wall/Aluminum Steel Outer Jacket	1,663.16	106.29
			<i>For 316 Stainless Steel, Add</i>	139.74	
23 51 16 00-0265	EA		48" Round Flue/Vent, Ventilated Roof Thimble, Stainless Steel/Aluminum Flue/Vent Pipe, Stainless Steel Inner Wall/Aluminum Steel Outer Jacket	2,060.33	119.55
			<i>For 316 Stainless Steel, Add</i>	176.14	
23 51 16 00-0266			Exit Cones <small>(23 51 16 00-0175)</small>		
23 51 16 00-0267	EA		6" Round Flue/Vent, Exit Cone, 316 Stainless Steel/Aluminum Flue/Vent Pipe, Stainless Steel Inner Wall/Aluminum Steel Outer Jacket	318.89	13.86
23 51 16 00-0268	EA		8" Round Flue/Vent, Exit Cone, 316 Stainless Steel/Aluminum Flue/Vent Pipe, Stainless Steel Inner Wall/Aluminum Steel Outer Jacket	336.27	15.15
23 51 16 00-0269	EA		10" Round Flue/Vent, Exit Cone, 316 Stainless Steel/Aluminum Flue/Vent Pipe, Stainless Steel Inner Wall/Aluminum Steel Outer Jacket	361.62	15.95
23 51 16 00-0270	EA		12" Round Flue/Vent, Exit Cone, 316 Stainless Steel/Aluminum Flue/Vent Pipe, Stainless Steel Inner Wall/Aluminum Steel Outer Jacket	377.82	16.76
23 51 16 00-0271	EA		14" Round Flue/Vent, Exit Cone, 316 Stainless Steel/Aluminum Flue/Vent Pipe, Stainless Steel Inner Wall/Aluminum Steel Outer Jacket	416.52	17.25
23 51 16 00-0272	EA		16" Round Flue/Vent, Exit Cone, 316 Stainless Steel/Aluminum Flue/Vent Pipe, Stainless Steel Inner Wall/Aluminum Steel Outer Jacket	455.23	17.65
23 51 16 00-0273	EA		18" Round Flue/Vent, Exit Cone, 316 Stainless Steel/Aluminum Flue/Vent Pipe, Stainless Steel Inner Wall/Aluminum Steel Outer Jacket	552.84	18.25
23 51 16 00-0274	EA		20" Round Flue/Vent, Exit Cone, 316 Stainless Steel/Aluminum Flue/Vent Pipe, Stainless Steel Inner Wall/Aluminum Steel Outer Jacket	689.06	34.20
23 51 16 00-0275	EA		24" Round Flue/Vent, Exit Cone, 316 Stainless Steel/Aluminum Flue/Vent Pipe, Stainless Steel Inner Wall/Aluminum Steel Outer Jacket	867.04	36.80
23 51 16 00-0276	EA		28" Round Flue/Vent, Exit Cone, 316 Stainless Steel/Aluminum Flue/Vent Pipe, Stainless Steel Inner Wall/Aluminum Steel Outer Jacket	1,035.15	38.29



MINOR CSI UOM DESCRIPTION	TOTAL DIRECT UNIT COST	DEMOLITION UNIT COST
23 51 16 00-0277 EA 32" Round Flue/Vent, Exit Cone, 316 Stainless Steel/Aluminum Flue/Vent Pipe, Stainless Steel Inner Wall/Aluminum Steel Outer Jacket	1,274.00	39.88
23 51 16 00-0278 EA 36" Round Flue/Vent, Exit Cone, 316 Stainless Steel/Aluminum Flue/Vent Pipe, Stainless Steel Inner Wall/Aluminum Steel Outer Jacket	1,447.48	43.57
23 51 16 00-0279 EA 42" Round Flue/Vent, Exit Cone, 316 Stainless Steel/Aluminum Flue/Vent Pipe, Stainless Steel Inner Wall/Aluminum Steel Outer Jacket	1,828.43	45.57
23 51 16 00-0280 EA 48" Round Flue/Vent, Exit Cone, 316 Stainless Steel/Aluminum Flue/Vent Pipe, Stainless Steel Inner Wall/Aluminum Steel Outer Jacket	2,339.04	47.86
23 51 16 00-0281 Vent Top Caps (23 51 16 00-0175)		
23 51 16 00-0282 EA 6" Round Flue/Vent Top Caps, 316 Stainless Steel/Aluminum Flue/Vent Pipe, Stainless Steel Inner Wall/Aluminum Steel Outer Jacket	349.35	13.86
23 51 16 00-0283 EA 8" Round Flue/Vent Top Caps, 316 Stainless Steel/Aluminum Flue/Vent Pipe, Stainless Steel Inner Wall/Aluminum Steel Outer Jacket	404.37	15.15
23 51 16 00-0284 EA 10" Round Flue/Vent Top Caps, 316 Stainless Steel/Aluminum Flue/Vent Pipe, Stainless Steel Inner Wall/Aluminum Steel Outer Jacket	469.64	15.95
23 51 16 00-0285 EA 12" Round Flue/Vent Top Caps, 316 Stainless Steel/Aluminum Flue/Vent Pipe, Stainless Steel Inner Wall/Aluminum Steel Outer Jacket	539.85	16.76
23 51 16 00-0286 EA 14" Round Flue/Vent Top Caps, 316 Stainless Steel/Aluminum Flue/Vent Pipe, Stainless Steel Inner Wall/Aluminum Steel Outer Jacket	630.20	17.25
23 51 16 00-0287 EA 16" Round Flue/Vent Top Caps, 316 Stainless Steel/Aluminum Flue/Vent Pipe, Stainless Steel Inner Wall/Aluminum Steel Outer Jacket	715.98	17.74
23 51 16 00-0288 EA 18" Round Flue/Vent Top Caps, 316 Stainless Steel/Aluminum Flue/Vent Pipe, Stainless Steel Inner Wall/Aluminum Steel Outer Jacket	797.11	18.25
23 51 16 00-0289 EA 20" Round Flue/Vent Top Caps, 316 Stainless Steel/Aluminum Flue/Vent Pipe, Stainless Steel Inner Wall/Aluminum Steel Outer Jacket	954.34	34.20
23 51 16 00-0290 EA 24" Round Flue/Vent Top Caps, 316 Stainless Steel/Aluminum Flue/Vent Pipe, Stainless Steel Inner Wall/Aluminum Steel Outer Jacket	1,137.13	36.80
23 51 16 00-0291 EA 28" Round Flue/Vent Top Caps, 316 Stainless Steel/Aluminum Flue/Vent Pipe, Stainless Steel Inner Wall/Aluminum Steel Outer Jacket	1,234.72	38.29
23 51 16 00-0292 EA 32" Round Flue/Vent Top Caps, 316 Stainless Steel/Aluminum Flue/Vent Pipe, Stainless Steel Inner Wall/Aluminum Steel Outer Jacket	1,403.10	39.88
23 51 16 00-0293 EA 36" Round Flue/Vent Top Caps, 316 Stainless Steel/Aluminum Flue/Vent Pipe, Stainless Steel Inner Wall/Aluminum Steel Outer Jacket	1,635.25	43.47
23 51 16 00-0294 EA 42" Round Flue/Vent Top Caps, 316 Stainless Steel/Aluminum Flue/Vent Pipe, Stainless Steel Inner Wall/Aluminum Steel Outer Jacket	1,992.76	45.57
23 51 16 00-0295 EA 48" Round Flue/Vent Top Caps, 316 Stainless Steel/Aluminum Flue/Vent Pipe, Stainless Steel Inner Wall/Aluminum Steel Outer Jacket	2,315.48	47.86
23 51 16 00-0296 Roof Support Assemblies (23 51 16 00-0175)		
23 51 16 00-0297 EA 6" Round Flue/Vent, Roof Support Assembly, Stainless Steel/Aluminum Flue/Vent Pipe, Stainless Steel Inner Wall/Aluminum Steel Outer Jacket	526.39	25.53
<i>For 316 Stainless Steel, Add</i>	92.53	
23 51 16 00-0298 EA 8" Round Flue/Vent, Roof Support Assembly, Stainless Steel/Aluminum Flue/Vent Pipe, Stainless Steel Inner Wall/Aluminum Steel Outer Jacket	580.92	30.42
<i>For 316 Stainless Steel, Add</i>	100.99	
23 51 16 00-0299 EA 10" Round Flue/Vent, Roof Support Assembly, Stainless Steel/Aluminum Flue/Vent Pipe, Stainless Steel Inner Wall/Aluminum Steel Outer Jacket	638.16	33.60
<i>For 316 Stainless Steel, Add</i>	110.85	
23 51 16 00-0300 EA 12" Round Flue/Vent, Roof Support Assembly, Stainless Steel/Aluminum Flue/Vent Pipe, Stainless Steel Inner Wall/Aluminum Steel Outer Jacket	680.92	37.49
<i>For 316 Stainless Steel, Add</i>	117.43	
23 51 16 00-0301 EA 14" Round Flue/Vent, Roof Support Assembly, Stainless Steel/Aluminum Flue/Vent Pipe, Stainless Steel Inner Wall/Aluminum Steel Outer Jacket	759.64	39.88
<i>For 316 Stainless Steel, Add</i>	131.99	
23 51 16 00-0302 EA 16" Round Flue/Vent, Roof Support Assembly, Stainless Steel/Aluminum Flue/Vent Pipe, Stainless Steel Inner Wall/Aluminum Steel Outer Jacket	806.24	42.57
<i>For 316 Stainless Steel, Add</i>	139.97	
23 51 16 00-0303 EA 18" Round Flue/Vent, Roof Support Assembly, Stainless Steel/Aluminum Flue/Vent Pipe, Stainless Steel Inner Wall/Aluminum Steel Outer Jacket	865.59	45.67
<i>For 316 Stainless Steel, Add</i>	150.31	
23 51 16 00-0304 EA 20" Round Flue/Vent, Roof Support Assembly, Stainless Steel/Aluminum Flue/Vent Pipe, Stainless Steel Inner Wall/Aluminum Steel Outer Jacket	958.05	63.81
<i>For 316 Stainless Steel, Add</i>	159.70	
23 51 16 00-0305 EA 24" Round Flue/Vent, Roof Support Assembly, Stainless Steel/Aluminum Flue/Vent Pipe, Stainless Steel Inner Wall/Aluminum Steel Outer Jacket	1,076.55	73.68
<i>For 316 Stainless Steel, Add</i>	178.49	
23 51 16 00-0306 EA 28" Round Flue/Vent, Roof Support Assembly, Stainless Steel/Aluminum Flue/Vent Pipe, Stainless Steel Inner Wall/Aluminum Steel Outer Jacket	1,244.53	79.76
<i>For 316 Stainless Steel, Add</i>	209.02	
23 51 16 00-0307 EA 32" Round Flue/Vent, Roof Support Assembly, Stainless Steel/Aluminum Flue/Vent Pipe, Stainless Steel Inner Wall/Aluminum Steel Outer Jacket	1,485.73	87.04
<i>For 316 Stainless Steel, Add</i>	253.64	
23 51 16 00-0308 EA 36" Round Flue/Vent, Roof Support Assembly, Stainless Steel/Aluminum Flue/Vent Pipe, Stainless Steel Inner Wall/Aluminum Steel Outer Jacket	1,722.13	106.39
<i>For 316 Stainless Steel, Add</i>	291.22	
23 51 16 00-0309 EA 42" Round Flue/Vent, Roof Support Assembly, Stainless Steel/Aluminum Flue/Vent Pipe, Stainless Steel Inner Wall/Aluminum Steel Outer Jacket	2,577.19	119.65
<i>For 316 Stainless Steel, Add</i>	455.62	
23 51 16 00-0310 EA 48" Round Flue/Vent, Roof Support Assembly, Stainless Steel/Aluminum Flue/Vent Pipe, Stainless Steel Inner Wall/Aluminum Steel Outer Jacket	3,158.33	136.01
<i>For 316 Stainless Steel, Add</i>	563.65	

23 Heating, Ventilating, and Air-Conditioning (HVAC)

23 50 Central Heating Equipment

23 51 Breechings, Chimneys, and Stacks



MINOR
CSI UOM DESCRIPTION

TOTAL DIRECT DEMOLITION
UNIT COST UNIT COST

23 51 16 00-0311	Round Stainless Steel Double Wall Flue/Vent Pipe And Fittings <small>(23 51 16)</small> Note: With 1" insulation.		
23 51 16 00-0312	Round Stainless Steel Double Wall Flue/Vent Pipe <small>(23 51 16 00-0311)</small> Note: With 1" insulation.		
23 51 16 00-0313	LF 6" Round Flue/Vent Pipe, Stainless Steel Flue/Vent Pipe <i>For 2" Insulated Wall Instead Of 1" Thickness, Add</i> <i>For 3" Insulated Wall Instead Of 1" Thickness, Add</i>	92.39 6.58 13.15	10.67
23 51 16 00-0314	LF 7" Round Flue/Vent Pipe, Stainless Steel Flue/Vent Pipe <i>For 2" Insulated Wall Instead Of 1" Thickness, Add</i> <i>For 3" Insulated Wall Instead Of 1" Thickness, Add</i>	113.06 8.46 16.91	11.37
23 51 16 00-0315	LF 8" Round Flue/Vent Pipe, Stainless Steel Flue/Vent Pipe <i>For 2" Insulated Wall Instead Of 1" Thickness, Add</i> <i>For 3" Insulated Wall Instead Of 1" Thickness, Add</i>	129.36 9.86 19.73	12.27
23 51 16 00-0316	LF 10" Round Flue/Vent Pipe, Stainless Steel Flue/Vent Pipe <i>For 2" Insulated Wall Instead Of 1" Thickness, Add</i> <i>For 3" Insulated Wall Instead Of 1" Thickness, Add</i>	176.41 14.33 28.65	13.26
23 51 16 00-0317	LF 12" Round Flue/Vent Pipe, Stainless Steel Flue/Vent Pipe <i>For 2" Insulated Wall Instead Of 1" Thickness, Add</i> <i>For 3" Insulated Wall Instead Of 1" Thickness, Add</i>	228.87 19.26 38.52	14.56
23 51 16 00-0318	LF 14" Round Flue/Vent Pipe, Stainless Steel Flue/Vent Pipe <i>For 2" Insulated Wall Instead Of 1" Thickness, Add</i> <i>For 3" Insulated Wall Instead Of 1" Thickness, Add</i>	291.72 25.36 50.73	15.25
23 51 16 00-0319	90 Degree Elbows <small>(23 51 16 00-0311)</small>		
23 51 16 00-0320	EA 6" Round Flue/Vent, 90 Degree Elbow, Stainless Steel Flue/Vent Pipe <i>For 2" Insulated Wall Instead Of 1" Thickness, Add</i> <i>For 3" Insulated Wall Instead Of 1" Thickness, Add</i>	199.96 14.68 29.36	21.24
23 51 16 00-0321	EA 7" Round Flue/Vent, 90 Degree Elbow, Stainless Steel Flue/Vent Pipe <i>For 2" Insulated Wall Instead Of 1" Thickness, Add</i> <i>For 3" Insulated Wall Instead Of 1" Thickness, Add</i>	221.33 16.44 32.88	22.73
23 51 16 00-0322	EA 8" Round Flue/Vent, 90 Degree Elbow, Stainless Steel Flue/Vent Pipe <i>For 2" Insulated Wall Instead Of 1" Thickness, Add</i> <i>For 3" Insulated Wall Instead Of 1" Thickness, Add</i>	249.22 18.79 37.58	24.53
23 51 16 00-0323	EA 10" Round Flue/Vent, 90 Degree Elbow, Stainless Steel Flue/Vent Pipe <i>For 2" Insulated Wall Instead Of 1" Thickness, Add</i> <i>For 3" Insulated Wall Instead Of 1" Thickness, Add</i>	310.76 24.43 48.85	26.62
23 51 16 00-0324	EA 12" Round Flue/Vent, 90 Degree Elbow, Stainless Steel Flue/Vent Pipe <i>For 2" Insulated Wall Instead Of 1" Thickness, Add</i> <i>For 3" Insulated Wall Instead Of 1" Thickness, Add</i>	370.77 29.83 59.65	29.01
23 51 16 00-0325	EA 14" Round Flue/Vent, 90 Degree Elbow, Stainless Steel Flue/Vent Pipe <i>For 2" Insulated Wall Instead Of 1" Thickness, Add</i> <i>For 3" Insulated Wall Instead Of 1" Thickness, Add</i>	432.91 35.70 71.40	30.42
23 51 16 00-0326	45 Degree Elbows <small>(23 51 16 00-0311)</small>		
23 51 16 00-0327	EA 6" Round Flue/Vent, 45 Degree Elbow, Stainless Steel Flue/Vent Pipe <i>For 2" Insulated Wall Instead Of 1" Thickness, Add</i> <i>For 3" Insulated Wall Instead Of 1" Thickness, Add</i>	163.28 11.01 22.02	21.24
23 51 16 00-0328	EA 7" Round Flue/Vent, 45 Degree Elbow, Stainless Steel Flue/Vent Pipe <i>For 2" Insulated Wall Instead Of 1" Thickness, Add</i> <i>For 3" Insulated Wall Instead Of 1" Thickness, Add</i>	180.23 12.33 24.66	22.73
23 51 16 00-0329	EA 8" Round Flue/Vent, 45 Degree Elbow, Stainless Steel Flue/Vent Pipe <i>For 2" Insulated Wall Instead Of 1" Thickness, Add</i> <i>For 3" Insulated Wall Instead Of 1" Thickness, Add</i>	202.26 14.09 28.18	24.53
23 51 16 00-0330	EA 10" Round Flue/Vent, 45 Degree Elbow, Stainless Steel Flue/Vent Pipe <i>For 2" Insulated Wall Instead Of 1" Thickness, Add</i> <i>For 3" Insulated Wall Instead Of 1" Thickness, Add</i>	249.70 18.32 36.64	26.62
23 51 16 00-0331	EA 12" Round Flue/Vent, 45 Degree Elbow, Stainless Steel Flue/Vent Pipe <i>For 2" Insulated Wall Instead Of 1" Thickness, Add</i> <i>For 3" Insulated Wall Instead Of 1" Thickness, Add</i>	296.18 22.37 44.74	29.01
23 51 16 00-0332	EA 14" Round Flue/Vent, 45 Degree Elbow, Stainless Steel Flue/Vent Pipe <i>For 2" Insulated Wall Instead Of 1" Thickness, Add</i> <i>For 3" Insulated Wall Instead Of 1" Thickness, Add</i>	343.71 26.77 53.55	30.42
23 51 16 00-0333	Tees With Tee Caps <small>(23 51 16 00-0311)</small>		
23 51 16 00-0334	EA 6" Round Flue/Vent, Tee, Stainless Steel Flue/Vent Pipe <i>For 2" Insulated Wall Instead Of 1" Thickness, Add</i> <i>For 3" Insulated Wall Instead Of 1" Thickness, Add</i>	330.27 27.71 55.43	21.24
23 51 16 00-0335	EA 7" Round Flue/Vent, Tee, Stainless Steel Flue/Vent Pipe <i>For 2" Insulated Wall Instead Of 1" Thickness, Add</i> <i>For 3" Insulated Wall Instead Of 1" Thickness, Add</i>	418.62 36.17 72.34	22.73
23 51 16 00-0336	EA 8" Round Flue/Vent, Tee, Stainless Steel Flue/Vent Pipe <i>For 2" Insulated Wall Instead Of 1" Thickness, Add</i> <i>For 3" Insulated Wall Instead Of 1" Thickness, Add</i>	469.97 40.87 81.73	24.53
23 51 16 00-0337	EA 10" Round Flue/Vent, Tee, Stainless Steel Flue/Vent Pipe <i>For 2" Insulated Wall Instead Of 1" Thickness, Add</i> <i>For 3" Insulated Wall Instead Of 1" Thickness, Add</i>	641.84 57.54 115.08	26.62
23 51 16 00-0338	EA 12" Round Flue/Vent, Tee, Stainless Steel Flue/Vent Pipe <i>For 2" Insulated Wall Instead Of 1" Thickness, Add</i> <i>For 3" Insulated Wall Instead Of 1" Thickness, Add</i>	882.71 81.03 162.05	29.01



MINOR CSI UOM DESCRIPTION	TOTAL DIRECT UNIT COST	DEMOLITION UNIT COST
23 51 16 00-0339 EA 14" Round Flue/Vent, Tee, Stainless Steel Flue/Vent Pipe <i>For 2" Insulated Wall Instead Of 1" Thickness, Add</i> <i>For 3" Insulated Wall Instead Of 1" Thickness, Add</i>	1,132.76 105.69 211.37	30.42
23 51 16 00-0340 Joist Shields (23 51 16 00-0311)		
23 51 16 00-0341 EA 6" Round Flue/Vent, Joist Shield, Stainless Steel Flue/Vent Pipe	137.70	21.24
23 51 16 00-0342 EA 7" Round Flue/Vent, Joist Shield, Stainless Steel Flue/Vent Pipe	148.53	22.73
23 51 16 00-0343 EA 8" Round Flue/Vent, Joist Shield, Stainless Steel Flue/Vent Pipe	174.05	24.53
23 51 16 00-0344 EA 10" Round Flue/Vent, Joist Shield, Stainless Steel Flue/Vent Pipe	218.03	26.62
23 51 16 00-0345 EA 12" Round Flue/Vent, Joist Shield, Stainless Steel Flue/Vent Pipe	261.55	29.01
23 51 16 00-0346 EA 14" Round Flue/Vent, Joist Shield, Stainless Steel Flue/Vent Pipe	310.79	30.42
23 51 16 00-0347 Adjustable Roof Flashing (23 51 16 00-0311)		
23 51 16 00-0348 EA 6" Round Flue/Vent, Adjustable Roof Flashing, Stainless Steel Flue/Vent Pipe	164.70	21.24
23 51 16 00-0349 EA 7" Round Flue/Vent, Adjustable Roof Flashing, Stainless Steel Flue/Vent Pipe	183.74	22.73
23 51 16 00-0350 EA 8" Round Flue/Vent, Adjustable Roof Flashing, Stainless Steel Flue/Vent Pipe	199.86	24.53
23 51 16 00-0351 EA 10" Round Flue/Vent, Adjustable Roof Flashing, Stainless Steel Flue/Vent Pipe	243.84	26.62
23 51 16 00-0352 EA 12" Round Flue/Vent, Adjustable Roof Flashing, Stainless Steel Flue/Vent Pipe	301.53	29.01
23 51 16 00-0353 EA 14" Round Flue/Vent, Adjustable Roof Flashing, Stainless Steel Flue/Vent Pipe	362.42	30.31
23 51 16 00-0354 Vent Top Caps (23 51 16 00-0311)		
23 51 16 00-0355 EA 6" Round Flue/Vent Top Caps, Stainless Steel Flue/Vent Pipe	147.09	21.24
23 51 16 00-0356 EA 7" Round Flue/Vent Top Caps, Stainless Steel Flue/Vent Pipe	184.92	22.73
23 51 16 00-0357 EA 8" Round Flue/Vent Top Caps, Stainless Steel Flue/Vent Pipe	232.75	24.53
23 51 16 00-0358 EA 10" Round Flue/Vent Top Caps, Stainless Steel Flue/Vent Pipe	374.22	26.62
23 51 16 00-0359 EA 12" Round Flue/Vent Top Caps, Stainless Steel Flue/Vent Pipe	511.72	29.01
23 51 16 00-0360 EA 14" Round Flue/Vent Top Caps, Stainless Steel Flue/Vent Pipe	653.69	30.42
23 51 16 00-0361 Roof Support Assemblies (23 51 16 00-0311)		
23 51 16 00-0362 EA 6" Round Flue/Vent, Roof Support Assembly, Stainless Steel Flue/Vent Pipe	220.99	21.24
23 51 16 00-0363 EA 7" Round Flue/Vent, Roof Support Assembly, Stainless Steel Flue/Vent Pipe	245.98	22.73
23 51 16 00-0364 EA 8" Round Flue/Vent, Roof Support Assembly, Stainless Steel Flue/Vent Pipe	266.80	24.53
23 51 16 00-0365 EA 10" Round Flue/Vent, Roof Support Assembly, Stainless Steel Flue/Vent Pipe	336.55	26.62
23 51 16 00-0366 EA 12" Round Flue/Vent, Roof Support Assembly, Stainless Steel Flue/Vent Pipe	398.95	29.01
23 51 16 00-0367 EA 14" Round Flue/Vent, Roof Support Assembly, Stainless Steel Flue/Vent Pipe	489.31	30.42
23 51 16 00-0368 Polyvinyl Chloride (PVC) Flue/Vent Accessories (23 51 16)		
23 51 16 00-0369 Concentric Polyvinyl Chloride (PVC) Vent Termination (23 51 16 00-0368)		
23 51 16 00-0370 EA 2" Concentric Polyvinyl Chloride (PVC) Vent Termination	222.62	40.59
23 51 16 00-0371 EA 3" Concentric Polyvinyl Chloride (PVC) Vent Termination	242.83	40.59
23 51 16 00-0372 Polypropylene (PP) Flue/Vent Pipe And Fittings (23 51 16)		
Note: Centrotherm InnoFlue® Vent System		
23 51 16 00-0373 Polypropylene Flue/Vent Rigid Pipe Sections (23 51 16 00-0372)		
Note: Gasketed rigid single wall polypropylene vent lengths with dedicated male and female ends.		
23 51 16 00-0374 EA 2" x 12" Polypropylene Flue/Vent Rigid Pipe Section	38.84	12.33
23 51 16 00-0375 EA 2" x 24" Polypropylene Flue/Vent Rigid Pipe Section	44.68	12.98
23 51 16 00-0376 EA 2" x 36" Polypropylene Flue/Vent Rigid Pipe Section	51.43	14.43
23 51 16 00-0377 EA 2" x 72" Polypropylene Flue/Vent Rigid Pipe Section	64.36	16.97
23 51 16 00-0378 EA 3" x 12" Polypropylene Flue/Vent Rigid Pipe Section	47.03	14.13
23 51 16 00-0379 EA 3" x 24" Polypropylene Flue/Vent Rigid Pipe Section	57.89	14.89
23 51 16 00-0380 EA 3" x 36" Polypropylene Flue/Vent Rigid Pipe Section	71.91	16.54
23 51 16 00-0381 EA 3" x 72" Polypropylene Flue/Vent Rigid Pipe Section	89.45	19.46
23 51 16 00-0382 EA 4" x 12" Polypropylene Flue/Vent Rigid Pipe Section	80.14	18.70
23 51 16 00-0383 EA 4" x 24" Polypropylene Flue/Vent Rigid Pipe Section	95.86	19.68
23 51 16 00-0384 EA 4" x 36" Polypropylene Flue/Vent Rigid Pipe Section	120.54	21.88
23 51 16 00-0385 EA 4" x 72" Polypropylene Flue/Vent Rigid Pipe Section	157.51	25.74
23 51 16 00-0386 EA 5" x 12" Polypropylene Flue/Vent Rigid Pipe Section	118.93	27.61
23 51 16 00-0387 EA 5" x 24" Polypropylene Flue/Vent Rigid Pipe Section	137.28	29.05
23 51 16 00-0388 EA 5" x 36" Polypropylene Flue/Vent Rigid Pipe Section	181.30	32.29
23 51 16 00-0389 EA 5" x 72" Polypropylene Flue/Vent Rigid Pipe Section	237.71	37.99
23 51 16 00-0390 Polypropylene Flue/Vent Elbows (23 51 16 00-0372)		
Note: Gasketed rigid single wall polypropylene vent fittings with dedicated male and female ends.		
23 51 16 00-0391 EA 2" Polypropylene Flue/Vent 15 Degree Elbow	48.14	14.99
23 51 16 00-0392 EA 3" Polypropylene Flue/Vent 15 Degree Elbow	57.21	15.78
23 51 16 00-0393 EA 4" Polypropylene Flue/Vent 15 Degree Elbow	73.14	16.35
23 51 16 00-0394 EA 5" Polypropylene Flue/Vent 15 Degree Elbow	85.92	17.02
23 51 16 00-0395 EA 2" Polypropylene Flue/Vent 30 Degree Elbow	48.14	14.99
23 51 16 00-0396 EA 3" Polypropylene Flue/Vent 30 Degree Elbow	57.21	15.78
23 51 16 00-0397 EA 4" Polypropylene Flue/Vent 30 Degree Elbow	73.14	16.35
23 51 16 00-0398 EA 5" Polypropylene Flue/Vent 30 Degree Elbow	85.92	17.02

23 Heating, Ventilating, and Air-Conditioning (HVAC)

23 50 Central Heating Equipment

23 51 Breechings, Chimneys, and Stacks



MINOR	CSI	UOM	DESCRIPTION	TOTAL DIRECT UNIT COST	DEMOLITION UNIT COST
23 51 16 00-0399	EA		2" Polypropylene Flue/Vent 45 Degree Elbow	48.14	14.99
23 51 16 00-0400	EA		3" Polypropylene Flue/Vent 45 Degree Elbow	57.21	15.78
23 51 16 00-0401	EA		4" Polypropylene Flue/Vent 45 Degree Elbow	73.14	16.35
23 51 16 00-0402	EA		5" Polypropylene Flue/Vent 45 Degree Elbow	85.92	17.02
23 51 16 00-0403	EA		2" Polypropylene Flue/Vent 87 Degree Elbow	48.14	14.99
23 51 16 00-0404	EA		3" Polypropylene Flue/Vent 87 Degree Elbow	57.21	15.78
23 51 16 00-0405	EA		4" Polypropylene Flue/Vent 87 Degree Elbow	72.13	16.35
23 51 16 00-0406	EA		5" Polypropylene Flue/Vent 87 Degree Elbow	88.40	17.02
23 51 16 00-0407			Polypropylene Flue/Vent Tees <small>(23 51 16 00-0372)</small>		
Note: Gasketed rigid single wall polypropylene vent fittings with dedicated male and female ends.					
23 51 16 00-0408	EA		2" Polypropylene Flue/Vent Tee	161.83	22.48
23 51 16 00-0409	EA		3" Polypropylene Flue/Vent Tee	205.63	23.67
23 51 16 00-0410	EA		4" Polypropylene Flue/Vent Tee	242.95	24.53
23 51 16 00-0411	EA		5" Polypropylene Flue/Vent Tee	266.47	25.53
23 51 16 00-0412			Polypropylene Flue/Vent Adaptors <small>(23 51 16 00-0372)</small>		
Note: Gasketed rigid single wall polypropylene vent fittings with dedicated male and female ends.					
23 51 16 00-0413	EA		2" Polypropylene Flue/Vent Adaptor With Gasket.....	57.92	14.99
23 51 16 00-0414	EA		3" Polypropylene Flue/Vent Adaptor With Gasket.....	85.70	15.78
23 51 16 00-0415	EA		4" Polypropylene Flue/Vent Adaptor With Gasket.....	100.72	16.35
23 51 16 00-0416	EA		5" Polypropylene Flue/Vent Adaptor With Gasket.....	139.84	17.02
23 51 16 00-0417			Polypropylene Flue/Vent Increases <small>(23 51 16 00-0372)</small>		
Note: Gasketed rigid single wall polypropylene vent fittings with dedicated male and female ends.					
23 51 16 00-0418	EA		2" to 3" Polypropylene Flue/Vent Centric Increaser	64.77	15.38
23 51 16 00-0419	EA		3" to 4" Polypropylene Flue/Vent Centric Increaser	71.30	16.06
23 51 16 00-0420	EA		4" to 5" Polypropylene Flue/Vent Centric Increaser	134.00	16.68
23 51 16 00-0421	EA		2" to 3" Polypropylene Flue/Vent Eccentric Increaser	89.88	15.38
23 51 16 00-0422	EA		3" to 4" Polypropylene Flue/Vent Eccentric Increaser	69.25	16.06
23 51 16 00-0423	EA		4" to 5" Polypropylene Flue/Vent Eccentric Increaser	187.62	16.68
23 51 16 00-0424			Polypropylene Flue/Vent Reducers <small>(23 51 16 00-0372)</small>		
Note: Gasketed rigid single wall polypropylene vent fittings with dedicated male and female ends.					
23 51 16 00-0425	EA		3" to 2" Polypropylene Flue/Vent Reducer.....	64.77	15.38
23 51 16 00-0426	EA		4" to 3" Polypropylene Flue/Vent Reducer.....	71.30	16.06
23 51 16 00-0427	EA		5" to 4" Polypropylene Flue/Vent Reducer.....	167.43	16.68
23 51 16 00-0428			Polypropylene Flue/Vent Test Ports <small>(23 51 16 00-0372)</small>		
Note: Gasketed rigid single wall polypropylene vent fittings with dedicated male and female ends.					
23 51 16 00-0429	EA		2" Polypropylene Flue/Vent Test Port	80.75	22.48
23 51 16 00-0430	EA		3" Polypropylene Flue/Vent Test Port	91.31	23.67
23 51 16 00-0431	EA		4" Polypropylene Flue/Vent Test Port	145.28	24.53
23 51 16 00-0432	EA		5" Polypropylene Flue/Vent Test Port	155.43	25.53
23 51 16 00-0433			Polypropylene Flue/Vent Cascade Components <small>(23 51 16 00-0372)</small>		
Note: Gasketed rigid single wall polypropylene vent fittings with dedicated male and female ends.					
23 51 16 00-0434	EA		4" x 15" Polypropylene Flue/Vent Branch Tee With 4" Feeder	247.45	24.53
23 51 16 00-0435	EA		4" x 42" Polypropylene Flue/Vent Branch Tee With 4" Feeder	324.75	30.66
23 51 16 00-0436	EA		5" x 12" Polypropylene Flue/Vent Branch Tee With 4" Feeder	201.01	25.53
23 51 16 00-0437	EA		5" x 42" Polypropylene Flue/Vent Branch Tee With 4" Feeder	300.53	31.91
23 51 16 00-0438	EA		3" to 4" Polypropylene Flue/Vent Non-Return Valve.....	323.01	16.06
23 51 16 00-0439	EA		4" to 4" Polypropylene Flue/Vent Non-Return Valve.....	374.85	16.68
23 51 16 00-0440			Polypropylene Flue/Vent Condensate Management <small>(23 51 16 00-0372)</small>		
Note: Gasketed rigid single wall polypropylene vent fittings with dedicated male and female ends.					
23 51 16 00-0441	EA		2" Polypropylene Flue/Vent Horizontal Drain Tee.....	114.64	22.48
23 51 16 00-0442	EA		3" Polypropylene Flue/Vent Horizontal Drain Tee	140.20	23.67
23 51 16 00-0443	EA		4" Polypropylene Flue/Vent Horizontal Drain Tee.....	161.80	24.53
23 51 16 00-0444	EA		5" Polypropylene Flue/Vent Horizontal Drain Tee	185.76	25.53
23 51 16 00-0445	EA		4" Polypropylene Flue/Vent Horizontal Drain Fittings	207.66	24.53
23 51 16 00-0446	EA		5" Polypropylene Flue/Vent Horizontal Drain Fittings	229.65	25.53
23 51 16 00-0447	EA		2" Polypropylene Flue/Vent Tee Cap	68.62	7.50
23 51 16 00-0448	EA		3" Polypropylene Flue/Vent Tee Cap	88.91	7.88
23 51 16 00-0449	EA		4" Polypropylene Flue/Vent Tee Cap	106.24	8.18
23 51 16 00-0450	EA		5" Polypropylene Flue/Vent Tee Cap	139.76	8.51
23 51 16 00-0451	EA		2" Polypropylene Flue/Vent Tee Cap With Drain	129.31	22.48
23 51 16 00-0452	EA		3" Polypropylene Flue/Vent Tee Cap With Drain	160.54	23.67
23 51 16 00-0453	EA		4" Polypropylene Flue/Vent Tee Cap With Drain	187.03	24.53
23 51 16 00-0454	EA		5" Polypropylene Flue/Vent Tee Cap With Drain	227.23	25.53
23 51 16 00-0455			Polypropylene Flue/Vent Terminations <small>(23 51 16 00-0372)</small>		
23 51 16 00-0456	EA		2" Polypropylene-UV Black Flue/Vent Chimney Cover.....	174.75	14.99



MINOR	CSI	UOM	DESCRIPTION	TOTAL DIRECT UNIT COST	DEMOLITION UNIT COST
23 51 16 00-0457	EA		3" Polypropylene-UV Black Flue/Vent Chimney Cover.....	152.97	15.78
23 51 16 00-0458	EA		4" Polypropylene-UV Black Flue/Vent Chimney Cover.....	193.00	16.35
23 51 16 00-0459	EA		3" Stainless Steel Chimney Cover With Polypropylene-UV Black End Pipe.....	402.49	15.78
23 51 16 00-0460	EA		4" Stainless Steel Chimney Cover With Polypropylene-UV Black End Pipe.....	429.99	16.35
23 51 16 00-0461	EA		5" Stainless Steel Chimney Cover With Polypropylene-UV Black End Pipe.....	502.92	17.02
23 51 16 00-0462	EA		2 3/4" Polypropylene-UV Black Flue/Vent B-Vent Chimney Cover Rain Collar.....	100.33	14.99
23 51 16 00-0463	EA		2 3/5" Polypropylene-UV Black Flue/Vent B-Vent Chimney Cover Rain Collar.....	106.61	14.99
23 51 16 00-0464	EA		2 3/6" Polypropylene-UV Black Flue/Vent B-Vent Chimney Cover Rain Collar.....	112.90	14.99
23 51 16 00-0465	EA		2 3/7" Polypropylene-UV Black Flue/Vent B-Vent Chimney Cover Rain Collar.....	119.18	14.99
23 51 16 00-0466	EA		3 3/4" Polypropylene-UV Black Flue/Vent B-Vent Chimney Cover Rain Collar.....	108.59	15.78
23 51 16 00-0467	EA		3 3/5" Polypropylene-UV Black Flue/Vent B-Vent Chimney Cover Rain Collar.....	114.88	15.78
23 51 16 00-0468	EA		3 3/6" Polypropylene-UV Black Flue/Vent B-Vent Chimney Cover Rain Collar.....	121.16	15.78
23 51 16 00-0469	EA		3 3/7" Polypropylene-UV Black Flue/Vent B-Vent Chimney Cover Rain Collar.....	127.45	15.78
23 51 16 00-0470	EA		4 3/5" Polypropylene-UV Black Flue/Vent B-Vent Chimney Cover Rain Collar.....	122.59	16.35
23 51 16 00-0471	EA		4 3/6" Polypropylene-UV Black Flue/Vent B-Vent Chimney Cover Rain Collar.....	128.88	16.35
23 51 16 00-0472	EA		4 3/7" Polypropylene-UV Black Flue/Vent B-Vent Chimney Cover Rain Collar.....	135.16	16.35
23 51 16 00-0473	EA		2" Polypropylene-UV Black Flue/Vent Low Profile Wall Termination.....	106.55	14.99
23 51 16 00-0474	EA		3" Polypropylene-UV Black Flue/Vent Low Profile Wall Termination.....	138.13	15.78
23 51 16 00-0475	EA		2" Polypropylene-UV Black Flue/Vent Termination Tee.....	121.46	22.48
23 51 16 00-0476	EA		3" Polypropylene-UV Black Flue/Vent Termination Tee.....	162.75	23.67
23 51 16 00-0477	EA		4" Polypropylene-UV Black Flue/Vent Termination Tee.....	194.06	24.53
23 51 16 00-0478	EA		5" Polypropylene-UV Black Flue/Vent Termination Tee.....	214.51	25.53
23 51 16 00-0479	EA		2" x 20" Polypropylene-UV Black Flue/Vent End Pipe.....	40.86	12.98
23 51 16 00-0480	EA		2" x 39" Polypropylene-UV Black Flue/Vent End Pipe.....	49.42	14.43
23 51 16 00-0481	EA		3" x 20" Polypropylene-UV Black Flue/Vent End Pipe.....	49.52	14.89
23 51 16 00-0482	EA		3" x 39" Polypropylene-UV Black Flue/Vent End Pipe.....	62.86	16.54
23 51 16 00-0483	EA		4" x 20" Polypropylene-UV Black Flue/Vent End Pipe.....	76.08	19.68
23 51 16 00-0484	EA		5" x 20" Polypropylene-UV Black Flue/Vent End Pipe.....	104.10	29.05
23 51 16 00-0485	EA		5" x 39" Polypropylene-UV Black Flue/Vent End Pipe.....	127.57	32.29
23 51 16 00-0486	EA		2" x 24" Polypropylene-UV Black Flue/Vent Vent Length.....	45.90	12.98
23 51 16 00-0487	EA		3" x 24" Polypropylene-UV Black Flue/Vent Vent Length.....	59.96	14.89
23 51 16 00-0488	EA		4" x 24" Polypropylene-UV Black Flue/Vent Vent Length.....	100.52	19.68
23 51 16 00-0489	EA		2" Polypropylene-UV Black Flue/Vent 45 Degree Elbow.....	50.14	14.99
23 51 16 00-0490	EA		3" Polypropylene-UV Black Flue/Vent 45 Degree Elbow.....	59.73	15.78
23 51 16 00-0491	EA		4" Polypropylene-UV Black Flue/Vent 45 Degree Elbow.....	76.36	16.35
23 51 16 00-0492	EA		2" Polypropylene-UV Black Flue/Vent 87 Degree Elbow.....	49.20	14.99
23 51 16 00-0493	EA		3" Polypropylene-UV Black Flue/Vent 87 Degree Elbow.....	59.10	15.78
23 51 16 00-0494	EA		4" Polypropylene-UV Black Flue/Vent 87 Degree Elbow.....	75.25	16.35
23 51 16 00-0495	EA		2" Polypropylene-UV Black Bird Screen For Polypropylene Flue/Vent.....	33.22	7.50
23 51 16 00-0496	EA		3" Polypropylene-UV Black Bird Screen For Polypropylene Flue/Vent.....	39.14	7.88
23 51 16 00-0497	EA		4" Polypropylene-UV Black Bird Screen For Polypropylene Flue/Vent.....	44.20	8.18
23 51 16 00-0498	EA		3" Stainless Steel Bird Screen For Polypropylene Flue/Vent.....	90.65	7.88
23 51 16 00-0499	EA		5" Stainless Steel Bird Screen For Polypropylene Flue/Vent.....	104.45	8.51
23 51 16 00-0500 Polypropylene Flue/Vent Accessories (23 51 16 00-0372)					
23 51 16 00-0501	EA		2" Spacer For Polypropylene Flue/Vent.....	16.97	3.75
23 51 16 00-0502	EA		3" Spacer For Polypropylene Flue/Vent.....	15.97	3.95
23 51 16 00-0503	EA		4" Spacer For Polypropylene Flue/Vent.....	16.44	4.09
23 51 16 00-0504	EA		5" Spacer For Polypropylene Flue/Vent.....	27.08	4.25
23 51 16 00-0505	EA		2" Flue Clamp For Polypropylene Flue/Vent.....	32.79	5.63
23 51 16 00-0506	EA		3" Flue Clamp For Polypropylene Flue/Vent.....	38.89	5.91
23 51 16 00-0507	EA		4" Flue Clamp For Polypropylene Flue/Vent.....	45.49	6.13
23 51 16 00-0508	EA		2" Support Clamp For Polypropylene Flue/Vent.....	31.05	5.63
23 51 16 00-0509	EA		4" Support Clamp For Polypropylene Flue/Vent.....	30.69	6.13
23 51 16 00-0510	EA		5" Support Clamp For Polypropylene Flue/Vent.....	37.97	6.38
23 51 16 00-0511	EA		3" Plastic Support Clamp For Polypropylene Flue/Vent.....	22.85	5.91
23 51 16 00-0512	EA		2" Polypropylene-UV Black Wall Plate For Polypropylene Flue/Vent.....	43.81	14.99
23 51 16 00-0513	EA		3" Polypropylene-UV Black Wall Plate For Polypropylene Flue/Vent.....	48.69	15.78
23 51 16 00-0514	EA		4" Polypropylene-UV Black Wall Plate For Polypropylene Flue/Vent.....	52.76	16.35
23 51 16 00-0515	EA		5" Polypropylene-UV Black Wall Plate For Polypropylene Flue/Vent.....	59.57	17.02
23 51 16 00-0516	EA		2" Single Wall EDPM Gasket For Polypropylene Flue/Vent.....	4.04	
23 51 16 00-0517	EA		3" Single Wall EDPM Gasket For Polypropylene Flue/Vent.....	4.51	
23 51 16 00-0518	EA		4" Single Wall EDPM Gasket For Polypropylene Flue/Vent.....	6.11	
23 51 16 00-0519	EA		5" Single Wall EDPM Gasket For Polypropylene Flue/Vent.....	10.09	
23 51 16 00-0520	EA		2" Connector Ring For Polypropylene Flue/Vent.....	13.70	3.75
23 51 16 00-0521	EA		3" Connector Ring For Polypropylene Flue/Vent.....	15.67	3.95
23 51 16 00-0522	EA		4" Connector Ring For Polypropylene Flue/Vent.....	16.96	4.09
23 51 16 00-0523	EA		5" Connector Ring For Polypropylene Flue/Vent.....	18.89	4.25
23 51 16 00-0524	EA		2 3/4" Polypropylene Flue/Vent Air Intake, White.....	74.92	7.50
23 51 16 00-0525	EA		3 3/5" Polypropylene Flue/Vent Air Intake, White.....	76.70	7.88
23 51 16 00-0526	EA		4 3/6" Polypropylene Flue/Vent Air Intake, White.....	55.74	8.18
23 51 16 00-0527	EA		2" Base Support For Polypropylene Flue/Vent.....	65.63	5.63
23 51 16 00-0528	EA		3" Base Support For Polypropylene Flue/Vent.....	67.62	5.91
23 51 16 00-0529	EA		4" Base Support For Polypropylene Flue/Vent.....	91.76	6.13
23 51 16 00-0530	EA		5" Base Support For Polypropylene Flue/Vent.....	157.69	6.38
23 51 16 00-0531 Polypropylene Flue/Vent Flex Pipe (23 51 16 00-0372)					
23 51 16 00-0532	LF		2", Up To 50', Polypropylene Flue/Vent Flex Pipe.....	11.67	1.32
23 51 16 00-0533	LF		2", > 50', Polypropylene Flue/Vent Flex Pipe.....	10.00	1.32

23 Heating, Ventilating, and Air-Conditioning (HVAC)

23 50 Central Heating Equipment

23 51 Breechings, Chimneys, and Stacks



MINOR
CSI UOM DESCRIPTION

TOTAL DIRECT DEMOLITION
UNIT COST UNIT COST

23 51 16 00-0534	LF	3", Up To 50', Polypropylene Flue/Vent Flex Pipe	14.39	1.55
23 51 16 00-0535	LF	3", > 50', Polypropylene Flue/Vent Flex Pipe	12.29	1.55
23 51 16 00-0536	LF	4", Up To 50', Polypropylene Flue/Vent Flex Pipe	20.93	1.92
23 51 16 00-0537	LF	4", > 50', Polypropylene Flue/Vent Flex Pipe	17.70	1.92

23 51 16 00-0538 Polypropylene Flue/Vent Couplers (23 51 16 00-0372)

Note: Gasketed rigid single wall polypropylene vent fittings with dedicated male and female ends.

23 51 16 00-0539	EA	2" Polypropylene Flue/Vent Coupler, Single Wall to Flex	79.12	14.99
23 51 16 00-0540	EA	2" Polypropylene Flue/Vent Coupler, Flex to Single Wall	89.61	14.99
23 51 16 00-0541	EA	3" Polypropylene Flue/Vent Coupler, Flex to Single Wall	190.62	15.78
23 51 16 00-0542	EA	4" Polypropylene Flue/Vent Coupler, Flex to Single Wall	355.16	16.35
23 51 16 00-0543	EA	2" Polypropylene Flue/Vent Coupler, Flex to Flex.....	92.71	14.99
23 51 16 00-0544	EA	3" Polypropylene Flue/Vent Coupler, Flex to Flex.....	228.96	15.78
23 51 16 00-0545	EA	4" Polypropylene Flue/Vent Coupler, Flex to Flex.....	606.58	16.35

23 51 16 00-0546 Polypropylene Flue/Vent Flex End Terminations (23 51 16 00-0372)

23 51 16 00-0547	EA	2" Polypropylene-UV Black Flue/Vent Flex End Pipe Termination.....	106.64	14.99
23 51 16 00-0548	EA	3" Polypropylene-UV Black Flue/Vent Flex End Pipe Termination.....	97.45	15.78
23 51 16 00-0549	EA	4" Polypropylene-UV Black Flue/Vent Flex End Pipe Termination.....	122.25	16.35

23 51 16 00-0550 Aluminum Flue/Vent Fittings (23 51 16)

23 51 16 00-0551 Aluminum Vent Top Caps (23 51 16 00-0550)

23 51 16 00-0552	EA	3" Aluminum Vent Cap (Star-Kap® 3-SK).....	102.13	14.86
23 51 16 00-0553	EA	4" Aluminum Vent Cap (Star-Kap® 4-SK).....	108.76	14.56
23 51 16 00-0554	EA	5" Aluminum Vent Cap (Star-Kap® 5-SK).....	118.25	15.25
23 51 16 00-0555	EA	6" Aluminum Vent Cap (Star-Kap® 6-SK).....	168.25	15.95
23 51 16 00-0556	EA	8" Aluminum Vent Cap (Star-Kap® 8-SK).....	188.26	17.74
23 51 16 00-0557	EA	10" Aluminum Vent Cap (Star-Kap® 10-SK).....	557.14	18.74
23 51 16 00-0558	EA	12" Aluminum Vent Cap (Star-Kap® 12-SK).....	570.53	19.94

23 52 Heating Boilers (23 50)

23 52 13 Electric Boilers (23 52)

23 52 13 00-0001 Packaged Electric Steam Boiler (23 52 13)

Note: Includes burners, standard controls and safety controls (low water cut-off, high/low temperature and pressure operating controls, flame failure, main and pilot gas control, etc.) Rated by KW and MBH gross rated output.

23 52 13 00-0002	EA	12 KW, 42 MBH Electric Steam Boiler With Packaged Standard Controls	7,850.97	599.62
23 52 13 00-0003	EA	24 KW, 84 MBH Electric Steam Boiler With Packaged Standard Controls	8,476.00	699.56
23 52 13 00-0004	EA	36 KW, 126 MBH Electric Steam Boiler With Packaged Standard Controls	9,096.69	749.53
23 52 13 00-0005	EA	48 KW, 168 MBH Electric Steam Boiler With Packaged Standard Controls	10,126.99	799.50
23 52 13 00-0006	EA	60 KW, 210 MBH Electric Steam Boiler With Packaged Standard Controls	11,132.49	849.47
23 52 13 00-0007	EA	80 KW, 280 MBH Electric Steam Boiler With Packaged Standard Controls	12,994.99	949.40
23 52 13 00-0008	EA	100 KW, 350 MBH Electric Steam Boiler With Packaged Standard Controls	14,857.57	1,049.34
23 52 13 00-0009	EA	120 KW, 420 MBH Electric Steam Boiler With Packaged Standard Controls	15,461.05	1,099.31
23 52 13 00-0010	EA	140 KW, 490 MBH Electric Steam Boiler With Packaged Standard Controls	16,281.12	1,149.28
23 52 13 00-0011	EA	160 KW, 560 MBH Electric Steam Boiler With Packaged Standard Controls	21,288.13	1,249.21
23 52 13 00-0012	EA	180 KW, 630 MBH Electric Steam Boiler With Packaged Standard Controls	22,186.10	1,299.18
23 52 13 00-0013	EA	200 KW, 700 MBH Electric Steam Boiler With Packaged Standard Controls	23,449.68	1,466.67
23 52 13 00-0014	EA	220 KW, 770 MBH Electric Steam Boiler With Packaged Standard Controls	24,425.45	1,575.31
23 52 13 00-0015	EA	240 KW, 840 MBH Electric Steam Boiler With Packaged Standard Controls	26,349.28	1,683.95
23 52 13 00-0016	EA	260 KW, 910 MBH Electric Steam Boiler With Packaged Standard Controls	28,377.67	1,846.91
23 52 13 00-0017	EA	280 KW, 980 MBH Electric Steam Boiler With Packaged Standard Controls	30,178.47	1,901.23
23 52 13 00-0018	EA	300 KW, 1,050 MBH Electric Steam Boiler With Packaged Standard Controls	31,640.19	1,955.56
23 52 13 00-0019	EA	320 KW, 1,120 MBH Electric Steam Boiler With Packaged Standard Controls	33,637.75	2,009.88
23 52 13 00-0020	EA	360 KW, 1,260 MBH Electric Steam Boiler With Packaged Standard Controls	35,635.86	2,064.20
23 52 13 00-0021	EA	400 KW, 1,400 MBH Electric Steam Boiler With Packaged Standard Controls	38,129.81	2,172.84
23 52 13 00-0022	EA	460 KW, 1,610 MBH Electric Steam Boiler With Packaged Standard Controls	40,699.81	2,281.48
23 52 13 00-0023	EA	500 KW, 1,750 MBH Electric Steam Boiler With Packaged Standard Controls	43,215.49	2,335.80
23 52 13 00-0024	EA	600 KW, 2,100 MBH Electric Steam Boiler With Packaged Standard Controls	47,877.14	2,390.12
23 52 13 00-0025	EA	700 KW, 2,450 MBH Electric Steam Boiler With Packaged Standard Controls	51,563.75	2,498.77
23 52 13 00-0026	EA	756 KW, 2,646 MBH Electric Steam Boiler With Packaged Standard Controls	52,810.72	2,607.41
23 52 13 00-0027	EA	828 KW, 2,898 MBH Electric Steam Boiler With Packaged Standard Controls	58,047.85	2,770.37
23 52 13 00-0028	EA	936 KW, 3,276 MBH Electric Steam Boiler With Packaged Standard Controls	59,941.08	2,933.33
23 52 13 00-0029	EA	1,008 KW, 3,528 MBH Electric Steam Boiler With Packaged Standard Controls	61,942.95	3,096.31
23 52 13 00-0030	EA	1,116 KW, 3,906 MBH Electric Steam Boiler With Packaged Standard Controls	65,775.73	3,259.27
23 52 13 00-0031	EA	1,224 KW, 4,284 MBH Electric Steam Boiler With Packaged Standard Controls	67,480.44	3,367.91
23 52 13 00-0032	EA	1,368 KW, 4,788 MBH Electric Steam Boiler With Packaged Standard Controls	69,717.16	3,585.20
23 52 13 00-0033	EA	1,440 KW, 5,040 MBH Electric Steam Boiler With Packaged Standard Controls	72,102.47	3,802.48
23 52 13 00-0034	EA	1,512 KW, 5,292 MBH Electric Steam Boiler With Packaged Standard Controls	78,743.94	4,019.76
23 52 13 00-0035	EA	1,620 KW, 5,670 MBH Electric Steam Boiler With Packaged Standard Controls	83,011.28	4,237.05



MINOR	CSI	UOM	DESCRIPTION	TOTAL DIRECT UNIT COST	DEMOLITION UNIT COST
-------	-----	-----	-------------	------------------------	----------------------

23 52 13 00-0036

Packaged Electric Hot Water Boiler (23 52 13)

Note: Flush jacketed steel shell. Includes burners, and safety controls (low water cut-off, high/low temperature and pressure operating controls, flame failure, main and pilot gas control, etc.). Rated by KW and MBH gross rated output.

23 52 13 00-0037	EA	9 KW, 31 MBH, Electric Hot Boiler With Packaged Standard Controls	6,892.94	549.65
23 52 13 00-0038	EA	12 KW, 41 MBH, Electric Hot Boiler With Packaged Standard Controls	7,280.06	599.62
23 52 13 00-0039	EA	18 KW, 61 MBH, Electric Hot Boiler With Packaged Standard Controls	7,627.18	649.69
23 52 13 00-0040	EA	24 KW, 82 MBH, Electric Hot Boiler With Packaged Standard Controls	7,983.82	699.56
23 52 13 00-0041	EA	36 KW, 123 MBH, Electric Hot Boiler With Packaged Standard Controls	8,395.82	749.53
23 52 13 00-0042	EA	48 KW, 164 MBH, Electric Hot Boiler With Packaged Standard Controls	8,698.69	799.50
23 52 13 00-0043	EA	60 KW, 205 MBH Electric Hot Boiler With Packaged Standard Controls	9,065.81	849.47
23 52 13 00-0044	EA	72 KW, 246 MBH Electric Hot Boiler With Packaged Standard Controls	9,616.49	899.43
23 52 13 00-0045	EA	84 KW, 287 MBH Electric Hot Boiler With Packaged Standard Controls	10,101.04	949.40
23 52 13 00-0046	EA	90 KW, 307 MBH Electric Hot Boiler With Packaged Standard Controls	10,394.74	999.37
23 52 13 00-0047	EA	105 KW, 358 MBH Electric Hot Boiler With Packaged Standard Controls	11,163.48	1,049.34
23 52 13 00-0048	EA	120 KW, 409 MBH Electric Hot Boiler With Packaged Standard Controls	11,888.91	1,099.31
23 52 13 00-0049	EA	135 KW, 461 MBH Electric Hot Boiler With Packaged Standard Controls	13,202.01	1,149.28
23 52 13 00-0050	EA	150 KW, 512 MBH Electric Hot Boiler With Packaged Standard Controls	14,061.12	1,199.25
23 52 13 00-0051	EA	165 KW, 563 MBH Electric Hot Boiler With Packaged Standard Controls	14,781.63	1,249.21
23 52 13 00-0052	EA	180 KW, 614 MBH Electric Hot Boiler With Packaged Standard Controls	16,043.10	1,299.18
23 52 13 00-0053	EA	195 KW, 665 MBH Electric Hot Boiler With Packaged Standard Controls	17,670.65	1,466.67
23 52 13 00-0054	EA	225 KW, 768 MBH Electric Hot Boiler With Packaged Standard Controls	18,990.79	1,575.31
23 52 13 00-0055	EA	240 KW, 819 MBH Electric Hot Boiler With Packaged Standard Controls	20,428.75	1,683.95
23 52 13 00-0056	EA	270 KW, 921 MBH Electric Hot Boiler With Packaged Standard Controls	21,857.53	1,846.91
23 52 13 00-0057	EA	300 KW, 1,024 MBH Electric Hot Boiler With Packaged Standard Controls	23,295.48	1,955.56
23 52 13 00-0058	EA	330 KW, 1,126 MBH Electric Hot Boiler With Packaged Standard Controls	24,639.42	2,064.20
23 52 13 00-0059	EA	360 KW, 1,228 MBH Electric Hot Boiler With Packaged Standard Controls	26,526.57	2,118.52
23 52 13 00-0060	EA	390 KW, 1,331 MBH Electric Hot Boiler With Packaged Standard Controls	28,265.90	2,172.84
23 52 13 00-0061	EA	420 KW, 1,433 MBH Electric Hot Boiler With Packaged Standard Controls	29,931.82	2,281.48
23 52 13 00-0062	EA	450 KW, 1,535 MBH Electric Hot Boiler With Packaged Standard Controls	31,679.62	2,281.48
23 52 13 00-0063	EA	504 KW, 1,720 MBH Electric Hot Boiler With Packaged Standard Controls	34,700.98	2,335.80
23 52 13 00-0064	EA	612 KW, 2,088 MBH Electric Hot Boiler With Packaged Standard Controls	36,307.39	2,390.12
23 52 13 00-0065	EA	684 KW, 2,334 MBH Electric Hot Boiler With Packaged Standard Controls	38,336.31	2,498.77
23 52 13 00-0066	EA	720 KW, 2,457 MBH Electric Hot Boiler With Packaged Standard Controls	39,867.54	2,553.09
23 52 13 00-0067	EA	750 KW, 2,559 MBH Electric Hot Boiler With Packaged Standard Controls	41,404.32	2,607.41
23 52 13 00-0068	EA	810 KW, 2,764 MBH Electric Hot Boiler With Packaged Standard Controls	42,556.79	2,770.37
23 52 13 00-0069	EA	900 KW, 3,071 MBH Electric Hot Boiler With Packaged Standard Controls	44,639.54	2,933.33
23 52 13 00-0070	EA	1,020 KW, 3,480 MBH Electric Hot Boiler With Packaged Standard Controls	51,934.49	3,096.31
23 52 13 00-0071	EA	1,110 KW, 3,787 MBH Electric Hot Boiler With Packaged Standard Controls	56,975.71	3,259.27
23 52 13 00-0072	EA	1,200 KW, 4,094 MBH Electric Hot Boiler With Packaged Standard Controls	59,181.69	3,367.91
23 52 13 00-0073	EA	1,350 KW, 4,606 MBH Electric Hot Boiler With Packaged Standard Controls	61,639.15	3,585.20
23 52 13 00-0074	EA	1,440 KW, 4,913 MBH Electric Hot Boiler With Packaged Standard Controls	64,096.62	3,802.48
23 52 13 00-0075	EA	1,560 KW, 5,323 MBH Electric Hot Boiler With Packaged Standard Controls	71,030.70	4,019.76
23 52 13 00-0076	EA	1,680 KW, 5,732 MBH Electric Hot Boiler With Packaged Standard Controls	75,503.59	4,237.05
23 52 13 00-0077	EA	1,740 KW, 5,937 MBH Electric Hot Boiler With Packaged Standard Controls	77,410.38	4,345.69
23 52 13 00-0078	EA	1,800 KW, 6,142 MBH Electric Hot Boiler With Packaged Standard Controls	79,317.16	4,454.33
23 52 13 00-0079	EA	1,980 KW, 6,756 MBH Electric Hot Boiler With Packaged Standard Controls	79,751.73	4,617.29
23 52 13 00-0080	EA	2,100 KW, 7,165 MBH Electric Hot Boiler With Packaged Standard Controls	85,618.17	4,725.94
23 52 13 00-0081	EA	2,220 KW, 7,575 MBH Electric Hot Boiler With Packaged Standard Controls	89,540.38	4,888.90
23 52 13 00-0082	EA	2,600 KW, 8,871 MBH Electric Hot Boiler With Packaged Standard Controls	96,133.60	5,214.82
23 52 13 00-0083	EA	2,960 KW, 10,100 MBH Electric Hot Boiler With Packaged Standard Controls	103,612.83	5,758.03
23 52 13 00-0084	EA	3,240 KW, 11,055 MBH Electric Hot Boiler With Packaged Standard Controls	112,219.66	6,409.89
23 52 13 00-0085	EA	3,360 KW, 11,464 MBH Electric Hot Boiler With Packaged Standard Controls	118,812.88	7,061.74

23 52 16

Condensing Boilers (23 52)

23 52 16 13

Stainless-Steel Condensing Boilers (23 52 16)

23 52 16 13-0001

Hamilton Evo Series Stainless Steel Condensing Boilers (23 52 16 13)

Note: Includes circulating pump, mounting rack, disconnect panel, plumbing and gas manifold, manual reset high limit and LWCO (Cal Code). Rated by gross rated output.

23 52 16 13-0002	EA	75 MBH Water, Gas Fired, Stainless Steel Condensing Boiler (Hamilton Evo HW79)	12,789.64	399.75
23 52 16 13-0003	EA	127 MBH Water, Gas Fired, Stainless Steel Condensing Boiler (Hamilton Evo HW129)	13,476.94	532.47
23 52 16 13-0004	EA	168 MBH Water, Gas Fired, Stainless Steel Condensing Boiler (Hamilton Evo HW179)	14,359.39	599.52
23 52 16 13-0005	EA	187 MBH Water, Gas Fired, Stainless Steel Condensing Boiler (Hamilton Evo HW199.1)	15,222.88	632.90
23 52 16 13-0006	EA	281 MBH Water, Gas Fired, Stainless Steel Condensing Boiler (Hamilton Evo HW299)	20,135.36	732.84
23 52 16 13-0007	EA	374 MBH Water, Gas Fired, Stainless Steel Condensing Boiler (Hamilton Evo HW399)	23,326.63	799.40
23 52 16 13-0008	EA	589 MBH Water, Gas Fired, Stainless Steel Condensing Boiler (Hamilton Evo HW599)	31,573.40	932.62
23 52 16 13-0009	EA	785 MBH Water, Gas Fired, Stainless Steel Condensing Boiler (Hamilton Evo HW798)	43,986.63	1,065.93
		Note: Includes vent manifold.		
23 52 16 13-0010	EA	980 MBH Water, Gas Fired, Stainless Steel Condensing Boiler (Hamilton Evo HW998)	53,848.96	1,165.86
		Note: Includes vent manifold.		
23 52 16 13-0011	EA	1,425 MBH Water, Gas Fired, Stainless Steel Condensing Boiler (Hamilton Evo HW1499)	77,877.25	1,365.64
23 52 16 13-0012	EA	1,900 MBH Water, Gas Fired, Stainless Steel Condensing Boiler (Hamilton Evo HW1999)	85,837.34	1,465.58

23 52 16 13-0013

Buderus SB615 Stainless Steel Condensing Boilers (23 52 16 13)

Note: Includes Riello burners. Rated by gross rated output.

23 52 16 13-0014	EA	484 MBH Water, Gas Fired, Stainless Steel Condensing Boiler (Buderus SB615/145)	40,008.11	866.06
23 52 16 13-0015	EA	612 MBH Water, Gas Fired, Stainless Steel Condensing Boiler (Buderus SB615/185)	41,918.52	932.62
23 52 16 13-0016	EA	791 MBH Water, Gas Fired, Stainless Steel Condensing Boiler (Buderus SB615/240)	46,763.86	1,065.93

23 Heating, Ventilating, and Air-Conditioning (HVAC)**23 50 Central Heating Equipment****23 52 Heating Boilers**

SAN BERNARDINO
COUNTY

MINOR CSI UOM DESCRIPTION	TOTAL DIRECT UNIT COST	DEMOLITION UNIT COST
23 52 16 13-0017 EA 1,022 MBH Water, Gas Fired, Stainless Steel Condensing Boiler (Buderus SB615/310)	50,584.70	1,199.14
23 52 16 13-0018 EA 1,317 MBH Water, Gas Fired, Stainless Steel Condensing Boiler (Buderus SB615/400)	56,206.19	1,299.08
23 52 16 13-0019 EA 1,459 MBH Water, Gas Fired, Stainless Steel Condensing Boiler (Buderus SB615/510)	64,329.79	1,365.64
23 52 16 13-0020 EA 2,104 MBH Water, Gas Fired, Stainless Steel Condensing Boiler (Buderus SB615/640)	77,143.45	1,465.58
23 52 16 13-0021 Buderus SB735 Stainless Steel Condensing Boilers (23 52 16 13)		
Note: Includes Riello burners. Rated by gross rated output.		
23 52 16 13-0022 EA 2,650 MBH Water, Gas Fired, Stainless Steel Condensing Boiler (Buderus SB735/790)	80,159.13	1,598.80
23 52 16 13-0023 EA 3,251 MBH Water, Gas Fired, Stainless Steel Condensing Boiler (Buderus SB735/970)	92,919.37	1,665.45
23 52 16 13-0024 EA 4,079 MBH Water, Gas Fired, Stainless Steel Condensing Boiler (Buderus SB735/1200)	107,764.06	1,732.11
23 52 16 13-0025 Laars Neotherm Stainless Steel Condensing Boiler (23 52 16 13)		
Note: Compliant with SCAQMD. Rated by gross rated input.		
23 52 16 13-0026 EA 80 MBH, Gas Fired, Stainless Steel, Condensing Boiler (Laars Neotherm NTH080)	7,874.93	433.02
23 52 16 13-0027 EA 105 MBH, Gas Fired, Stainless Steel, Condensing Boiler (Laars Neotherm NTH105)	8,988.53	499.68
23 52 16 13-0028 EA 150 MBH, Gas Fired, Stainless Steel, Condensing Boiler (Laars Neotherm NTH150)	10,064.53	599.52
23 52 16 13-0029 EA 210 MBH, Gas Fired, Stainless Steel, Condensing Boiler (Laars Neotherm NTH210)	11,209.01	666.18
23 52 16 13-0030 EA 285 MBH, Gas Fired, Stainless Steel, Condensing Boiler (Laars Neotherm NTH285)	14,119.31	732.84
23 52 16 13-0031 EA 399 MBH, Gas Fired, Stainless Steel, Condensing Boiler (Laars Neotherm NTH399)	18,472.79	799.40
23 52 16 13-0032 EA 500 MBH, Gas Fired, Stainless Steel, Condensing Boiler (Laars Neotherm NTH500)	22,209.02	866.06
23 52 16 13-0033 EA 600 MBH, Gas Fired, Stainless Steel, Condensing Boiler (Laars Neotherm NTH600)	24,659.29	932.62
23 52 16 13-0034 EA 750 MBH, Gas Fired, Stainless Steel, Condensing Boiler (Laars Neotherm NTH750)	26,788.07	999.27
23 52 16 13-0035 EA 850 MBH, Gas Fired, Stainless Steel, Condensing Boiler (Laars Neotherm NTH850)	29,116.74	1,132.48
23 52 16 13-0036 EA 1,000 MBH, Gas Fired, Stainless Steel, Condensing Boiler (Laars Neotherm NTH1000)	41,504.11	1,199.14
23 52 16 13-0037 EA 1,700 MBH, Gas Fired, Stainless Steel, Condensing Boiler (Laars Neotherm NTH1700)	55,208.92	1,399.02
23 52 16 13-0038 EA 150 MBH Gas Fired Condensing Volume Water Heater (Laars Neotherm NTV150)	18,348.04	599.52
23 52 16 13-0039 EA 199 MBH Gas Fired Condensing Volume Water Heater (Laars Neotherm NTV199)	21,340.22	799.50
23 52 16 13-0040 EA 285 MBH Gas Fired Condensing Volume Water Heater (Laars Neotherm NTV285)	27,975.87	899.43
23 52 16 13-0041 EA 399 MBH Gas Fired Condensing Volume Water Heater (Laars Neotherm NTV399)	35,139.67	1,099.31
23 52 16 13-0042 EA 500 MBH Gas Fired Condensing Volume Water Heater (Laars Neotherm NTV500)	41,545.84	1,199.25
23 52 16 13-0043 EA 600 MBH Gas Fired Condensing Volume Water Heater (Laars Neotherm NTV600)	46,997.19	1,299.18
23 52 16 13-0044 EA 750 MBH Gas Fired Condensing Volume Water Heater (Laars Neotherm NTV750)	56,462.29	1,399.12
23 52 16 13-0045 EA 850 MBH Gas Fired Condensing Volume Water Heater (Laars Neotherm NTV850)	62,589.96	1,499.05
23 52 16 13-0046 EA 1,000 MBH Gas Fired Condensing Volume Water Heater (Laars Neotherm NTV1000)	82,422.30	1,598.99
23 52 16 13-0047 EA 1,700 MBH Gas Fired Condensing Volume Water Heater (Laars Neotherm NTV1700)	110,811.50	2,098.67
23 52 16 13-0048 AERCO Benchmark Stainless-Steel Condensing Boilers (23 52 16 13)		
Note: Rated by gross rated output.		
23 52 16 13-0049 EA 1,500 MBH Water, 120 Volt, 1 Phase, Gas Fired, Stainless Steel Condensing Boiler (AERCO BMK1.5LN)	62,600.25	1,365.64
Note: Includes gas PRV and pump delay relay.		
23 52 16 13-0050 EA 2,000 MBH Water, 120 Volt, 1 Phase, Gas Fired, Stainless Steel Condensing Boiler (AERCO BMK2.0LN)	74,502.08	1,465.58
Note: Includes gas PRV and pump delay relay.		
23 52 16 13-0051 EA 3,000 MBH Water, 220 Volt, 1 Phase, 230 Volt, 3 Phase, Gas Fired, Stainless Steel Condensing Boiler (AERCO BMK3000)	107,782.61	1,632.17
Note: Includes gas PRV and pump delay relay.		
23 52 16 13-0052 EA 3,000 MBH Water, 480 Volt, 3 Phase, Gas Fired, Stainless Steel Condensing Boiler (AERCO BMK3000)	114,988.38	1,632.17
Note: Includes gas PRV and pump delay relay.		
23 52 16 13-0053 Lochinvar Knight Stainless Steel Condensing Boilers (23 52 16 13)		
Note: Rated by gross rated output.		
23 52 16 13-0054 EA 184 MBH 95% Efficient, Gas Fired, Stainless Steel Heat Exchanger, Condensing Boiler (Lochinvar Knight KBN211)	10,916.71	599.52
23 52 16 13-0055 EA 264 MBH 95% Efficient, Gas Fired, Stainless Steel Heat Exchanger, Condensing Boiler (Lochinvar Knight KHB285N)	14,137.51	666.18
23 52 16 13-0056 Lochinvar Knight XL Stainless Steel Condensing Boilers (23 52 16 13)		
Note: Rated by gross rated output.		
23 52 16 13-0057 EA 387 MBH 97% Efficient, Gas Fired, Stainless Steel Heat Exchanger, Condensing Boiler (Lochinvar Knight KBX0400N)	16,054.45	766.12
23 52 16 13-0058 EA 485 MBH 97% Efficient, Gas Fired, Stainless Steel Heat Exchanger, Condensing Boiler (Lochinvar Knight XL KBX0500N)	20,032.14	799.40
23 52 16 13-0059 EA 631 MBH 97% Efficient, Gas Fired, Stainless Steel Heat Exchanger, Condensing Boiler (Lochinvar Knight XL KBX0650N)	24,597.10	866.06
23 52 16 13-0060 EA 776 MBH 97% Efficient, Gas Fired, Stainless Steel Heat Exchanger, Condensing Boiler (Lochinvar Knight XL KBX0800N)	29,511.50	899.34
23 52 16 13-0061 EA 969 MBH 97% Efficient, Gas Fired, Stainless Steel Heat Exchanger, Condensing Boiler (Lochinvar Knight XL KBX1000N)	36,102.52	965.99
23 52 16 13-0062 Lochinvar Crest Stainless Steel Condensing Boilers (23 52 16 13)		
Note: Rated by gross rated output.		
23 52 16 13-0063 EA 1,203 MBH 96% Efficient, Gas Fired, Stainless Steel Firetube, Condensing Boiler (Lochinvar Crest FBN1251)	45,768.95	1,132.28
23 52 16 13-0064 EA 1,443 MBH 96% Efficient, Gas Fired, Stainless Steel Firetube, Condensing Boiler (Lochinvar Crest FBN1501)	47,223.96	1,299.08
23 52 16 13-0065 EA 1,684 MBH 96% Efficient, Gas Fired, Stainless Steel Firetube, Condensing Boiler (Lochinvar Crest FBN1751)	51,775.46	1,382.13
23 52 16 13-0066 EA 1,923 MBH 96% Efficient, Gas Fired, Stainless Steel Firetube, Condensing Boiler (Lochinvar Crest FBN2001)	56,326.96	1,465.58
23 52 16 13-0067 EA 2,400 MBH 96% Efficient, Gas Fired, Stainless Steel Firetube, Condensing Boiler (Lochinvar Crest FBN2501)	66,111.49	1,532.24
23 52 16 13-0068 EA 2,883 MBH 96% Efficient, Gas Fired, Stainless Steel Firetube, Condensing Boiler (Lochinvar Crest FBN3001)	73,259.47	1,598.80



MINOR CSI UOM DESCRIPTION	TOTAL DIRECT UNIT COST	DEMOLITION UNIT COST
23 52 16 13-0069 EA 3,364 MBH 96% Efficient, Gas Fired, Stainless Steel Firetube, Condensing Boiler (Lochinvar Crest FBN3501).....	90,054.47	1,665.45
23 52 16 13-0070 EA 3,843 MBH 96% Efficient, Gas Fired, Stainless Steel Firetube, Condensing Boiler (Lochinvar Crest FBN4001).....	99,517.26	1,732.01
23 52 16 13-0071 EA 4,804 MBH 96% Efficient, Gas Fired, Stainless Steel Firetube, Condensing Boiler (Lochinvar Crest FBN5001).....	122,144.43	1,798.57
23 52 16 13-0072 Patterson Kelley Stainless Steel Condensing Boilers (23 52 16 13)		
23 52 16 13-0073 Patterson Kelley Stainless Steel Condensing Boilers, SOLIS® Series (23 52 16 13-0072)		
23 52 16 13-0074 EA 1,500 MBH 96% Efficient, Gas Fired, Stainless Steel Firetube, Condensing Boiler (Patterson-Kelley SOLIS® SL-1500).....	48,572.44	1,365.64
23 52 16 13-0075 EA 3,000 MBH 96% Efficient, Gas Fired, Stainless Steel Firetube, Condensing Boiler (Patterson-Kelley SOLIS® SL-3000).....	74,917.11	1,632.17
23 52 16 13-0076 Patterson Kelley Stainless Steel Condensing Boilers, SONIC® Series (23 52 16 13-0072)		
23 52 16 13-0077 EA 650 MBH 97% Efficient, Gas Fired, Dual Fuel, Stainless Steel Condensing Boiler (Patterson-Kelley SONIC® SC-650 SCD-650).....	25,186.56	965.99
23 52 16 13-0078 EA 1,000 MBH 97% Efficient, Gas Fired, Dual Fuel, Stainless Steel Condensing Boiler (Patterson-Kelley SONIC® SC-1000 SCD-1000).....	30,262.40	1,199.14
23 52 16 13-0079 EA 2,000 MBH 97% Efficient, Gas Fired, Dual Fuel, Stainless Steel Condensing Boiler (Patterson-Kelley SONIC® SC-2000).....	51,620.15	1,465.58
23 52 16 13-0080 EA 4,000 MBH 97% Efficient, Gas Fired, Dual Fuel, Stainless Steel Condensing Boiler (Patterson-Kelley SONIC® SC-4000).....	89,058.10	1,732.11
23 52 16 13-0081 Patterson Kelley Stainless Steel Condensing Boilers, STORM® Series (23 52 16 13-0072)		
23 52 16 13-0082 EA 1,250 MBH 97% Efficient, Gas Fired, Stainless Steel Condensing Boiler (Patterson-Kelley STORM® ST1250).....	36,975.78	1,265.70
23 52 16 13-0083 EA 2,000 MBH 97% Efficient, Gas Fired, Stainless Steel Condensing Boiler (Patterson-Kelley STORM® ST2000).....	61,186.85	1,465.58
23 52 16 13-0084 EA 4,000 MBH 97% Efficient, Gas Fired, Stainless Steel Condensing Boiler (Patterson-Kelley STORM® ST4000).....	91,093.56	1,732.11
23 52 16 16 Aluminum Condensing Boilers (23 52 16)		
23 52 16 16-0001 Weil McLain Aluminum Condensing Boilers (23 52 16 16)		
Note: Rated by gross rated output.		
23 52 16 16-0002 EA 80 MBH Water Gas Fired Condensing Boiler (Weil McLain Ultra 80).....	8,581.79	433.02
Note: Aluminum block with stainless steel burner. Includes boiler inline circulating pump.		
23 52 16 16-0003 EA 105 MBH Water Gas Fired Condensing Boiler (Weil McLain Ultra 80).....	9,444.72	499.68
Note: Aluminum block with stainless steel burner. Includes boiler inline circulating pump.		
23 52 16 16-0004 EA 155 MBH Water Gas Fired Condensing Boiler (Weil McLain Ultra 80).....	10,628.62	599.52
Note: Aluminum block with stainless steel burner. Includes boiler inline circulating pump.		
23 52 16 16-0005 EA 230 MBH Water Gas Fired Condensing Boiler (Weil McLain Ultra 80).....	11,933.60	666.18
Note: Aluminum block with stainless steel burner. Includes boiler inline circulating pump.		
23 52 16 16-0006 EA 310 MBH Water Gas Fired Condensing Boiler (Weil McLain Ultra 80).....	15,548.70	766.12
Note: Aluminum block with stainless steel burner. Includes boiler inline circulating pump.		
23 52 16 16-0007 Patterson Kelley Mach Series Aluminum Condensing Boilers (23 52 16 16)		
Note: Rated by gross rated output.		
23 52 16 16-0008 EA 300 MBH Water, Gas Fired, Aluminum Condensing Boiler (Patterson Kelley Mach CM300).....	16,365.14	732.84
23 52 16 16-0009 EA 450 MBH Water, Gas Fired, Aluminum Condensing Boiler (Patterson Kelley Mach C450).....	18,404.48	832.78
23 52 16 16-0010 EA 750 MBH Water, Gas Fired, Aluminum Condensing Boiler (Patterson Kelley Mach C750).....	20,868.34	999.27
23 52 16 16-0011 EA 900 MBH Water, Gas Fired, Aluminum Condensing Boiler (Patterson Kelley Mach C900).....	30,833.51	1,132.48
23 52 16 16-0012 EA 1,050 MBH Water, Gas Fired, Aluminum Condensing Boiler (Patterson Kelley Mach C1050).....	32,213.41	1,199.14
23 52 16 16-0013 EA 1,500 MBH Water, Gas Fired, Aluminum Condensing Boiler (Patterson Kelley Mach C1500).....	49,859.44	1,365.64
23 52 16 16-0014 EA 2,000 MBH Water, Gas Fired, Aluminum Condensing Boiler (Patterson Kelley Mach C2000).....	53,988.16	1,465.58
23 52 16 16-0015 EA 2,500 MBH Water, Gas Fired, Aluminum Condensing Boiler (Patterson Kelley Mach C2500).....	75,258.06	1,598.80
23 52 16 16-0016 EA 3,000 MBH Water, Gas Fired, Aluminum Condensing Boiler (Patterson Kelley Mach C3000).....	87,412.44	1,632.17
23 52 16 16-0017 EA 4,000 MBH Water, Gas Fired, Aluminum Condensing Boiler (Patterson Kelley Mach C4000).....	99,490.39	1,732.11
23 52 16 16-0018 Buderus GB142 Wall Hung Aluminum Condensing Boilers (23 52 16 16)		
Note: Includes standard controls. Rated by gross rated output.		
23 52 16 16-0019 EA 75 MBH Water, Gas Fired, Wall Hung Aluminum Condensing Boiler (Buderus GB142/24).....	6,919.31	399.75
Note: Includes an aluminum heat exchanger and three speed circulating pump.		
23 52 16 16-0020 EA 95 MBH Water, Gas Fired, Wall Hung Aluminum Condensing Boiler (Buderus GB142/30).....	8,034.51	466.30
Note: Includes an aluminum heat exchanger and three speed circulating pump.		
23 52 16 16-0021 EA 143 MBH Water, Gas Fired, Wall Hung Aluminum Condensing Boiler (Buderus GB142/45).....	9,246.61	566.24
Note: Includes an aluminum heat exchanger and three speed circulating pump.		
23 52 16 16-0022 EA 193 MBH Water, Gas Fired, Wall Hung Aluminum Condensing Boiler (Buderus GB142/60).....	10,113.99	632.90
Note: Includes an aluminum heat exchanger and three speed circulating pump.		
23 52 16 16-0023 EA Optional Vertical Or Horizontal 3" Concentric Termination Kit For GB142 (Buderus 60L46).....	326.08	99.94
23 52 16 16-0024 EA Optional Stainless Steel Concentric Hood For GB142 (Buderus SJT3).....	430.99	99.94
23 52 16 16-0025 EA Optional GB Floor Stand For GB142 (Buderus 7098265).....	935.79	99.94
23 52 16 16-0026 Buderus GB162 Wall Hung Aluminum Condensing Boilers (23 52 16 16)		
Note: Includes standard controls. Rated by gross rated output.		
23 52 16 16-0027 EA 290 MBH Water, Gas Fired, Wall Hung Aluminum Condensing Boiler (Buderus GB162/80).....	11,422.58	732.84
Note: Includes an aluminum heat exchanger, connection pump module, low loss header, outdoor reset module, outdoor temperature sensor, and 1-1/2" unions.		

23 Heating, Ventilating, and Air-Conditioning (HVAC)

23 50 Central Heating Equipment

23 52 Heating Boilers



MINOR CSI UOM DESCRIPTION	TOTAL DIRECT UNIT COST	DEMOLITION UNIT COST
23 52 16 16-0028 EA 333 MBH Water, Gas Fired, Wall Hung Aluminum Condensing Boiler (Buderus GB162/100) Note: Includes an aluminum heat exchanger, connection pump module, low loss header, outdoor reset module, outdoor temperature sensor, and 1-1/2" unions.	14,173.09	766.12
23 52 16 16-0029 EA 580 MBH Water, Gas Fired, Frame Mounted Aluminum Condensing Boiler In Line Cascade Package (Two Boilers) (Buderus GB162/80-TL2) Note: Includes an aluminum heat exchangers, connection pump module, inline cascade package (stand), RC35 controller, outdoor temperature sensor, MCM10 intelligent sequencing module, WM10 low loss header module and insulation package.	27,710.30	899.34
23 52 16 16-0030 EA 580 MBH Water, Gas Fired, Frame Mounted Aluminum Condensing Boiler Back To Back Cascade Package (Two Boilers) (Buderus GB162/80-TR2) Note: Includes an aluminum heat exchangers, connection pump module, back to back cascade package (stand), RC35 controller, outdoor temperature sensor, MCM10 intelligent sequencing module, WM10 low loss header module and insulation package.	25,861.14	899.34
23 52 16 16-0031 EA 666 MBH Water, Gas Fired, Frame Mounted Aluminum Condensing Boiler In Line Cascade Package (Two Boilers) (Buderus GB162/100-TL2) Note: Includes an aluminum heat exchangers, connection pump module, inline cascade package (stand), RC35 controller, outdoor temperature sensor, MCM10 intelligent sequencing module, WM10 low loss header module and insulation package.	33,211.30	965.99
23 52 16 16-0032 EA 666 MBH Water, Gas Fired, Frame Mounted Aluminum Condensing Boiler Back To Back Cascade Package (Two Boilers) (Buderus GB162/100-TR2) Note: Includes an aluminum heat exchangers, connection pump module, back to back cascade package (stand), RC35 controller, outdoor temperature sensor, MCM10 intelligent sequencing module, WM10 low loss header module and insulation package.	31,362.14	965.99
23 52 16 16-0033 EA 870 MBH Water, Gas Fired, Frame Mounted Aluminum Condensing Boiler In Line Cascade Package (Three Boilers) (Buderus GB162/80-TL3) Note: Includes an aluminum heat exchangers, connection pump module, inline cascade package (stand), RC35 controller, outdoor temperature sensor, MCM10 intelligent sequencing module, WM10 low loss header module and insulation package.	38,606.75	1,132.48
23 52 16 16-0034 EA 999 MBH Water, Gas Fired, Frame Mounted Aluminum Condensing Boiler In Line Cascade Package (Three Boilers) (Buderus GB162/100-TL3) Note: Includes an aluminum heat exchangers, connection pump module, inline cascade package (stand), RC35 controller, outdoor temperature sensor, MCM10 intelligent sequencing module, WM10 low loss header module and insulation package.	46,758.33	1,199.14
23 52 16 16-0035 EA 1,160 MBH Water, Gas Fired, Frame Mounted Aluminum Condensing Boiler In Line Cascade Package (Four Boilers) (Buderus GB162/80-TL4) Note: Includes an aluminum heat exchangers, connection pump module, inline cascade package (stand), RC35 controller, outdoor temperature sensor, MCM10 intelligent sequencing module, WM10 low loss header module and insulation package.	48,041.81	1,265.70
23 52 16 16-0036 EA 1,160 MBH Water, Gas Fired, Frame Mounted Aluminum Condensing Boiler Back To Back Cascade Package (Four Boilers) (Buderus GB162/80-TR4) Note: Includes an aluminum heat exchangers, connection pump module, back to back cascade package (stand), RC35 controller, outdoor temperature sensor, MCM10 intelligent sequencing module, WM10 low loss header module and insulation package.	48,782.41	1,265.70
23 52 16 16-0037 EA 1,332 MBH Water, Gas Fired, Frame Mounted Aluminum Condensing Boiler In Line Cascade Package (Four Boilers) (Buderus GB162/100-TL4) Note: Includes an aluminum heat exchangers, connection pump module, inline cascade package (stand), RC35 controller, outdoor temperature sensor, MCM10 intelligent sequencing module, WM10 low loss header module and insulation package.	58,744.01	1,299.08
23 52 16 16-0038 EA 1,332 MBH Water, Gas Fired, Frame Mounted Aluminum Condensing Boiler Back To Back Cascade Package (Four Boilers) (Buderus GB162/100-TR4) Note: Includes an aluminum heat exchangers, connection pump module, back to back cascade package (stand), RC35 controller, outdoor temperature sensor, MCM10 intelligent sequencing module, WM10 low loss header module and insulation package.	59,484.61	1,299.08
23 52 16 16-0039 EA EMS Control Module For Condensing Boiler (Buderus RC35)	776.61	99.94
23 52 16 16-0040 Buderus GB312 Aluminum Condensing Boilers (23 52 16 16) Note: Includes standard controls, Rated by gross rated output.		
23 52 16 16-0041 EA 305 MBH Water, Gas Fired, Aluminum Condensing Boiler (Buderus GB312/90)	16,540.58	732.84
23 52 16 16-0042 EA 409 MBH Water, Gas Fired, Aluminum Condensing Boiler (Buderus GB312/120) Note: Includes an aluminum heat exchanger.	19,318.63	799.40
23 52 16 16-0043 EA 544 MBH Water, Gas Fired, Aluminum Condensing Boiler (Buderus GB312/160) Note: Includes an aluminum heat exchanger.	24,269.62	882.65
23 52 16 16-0044 EA 676 MBH Water, Gas Fired, Aluminum Condensing Boiler (Buderus GB312/200) Note: Includes an aluminum heat exchanger.	27,925.34	965.99
23 52 16 16-0045 EA 810 MBH Water, Gas Fired, Aluminum Condensing Boiler (Buderus GB312/240) Note: Includes an aluminum heat exchanger.	33,455.62	1,065.93
23 52 16 16-0046 EA 944 MBH Water, Gas Fired, Aluminum Condensing Boiler (Buderus GB312/280) Note: Includes an aluminum heat exchanger.	36,948.45	1,165.86
23 52 16 16-0047 EA Optional CSD-1 Kit Consisting Of High And Low Gas Pressure Switches For GB312 (Buderus 7747019985)	499.07	49.97
23 52 16 16-0048 EA Optional L4006E1125 Manual Reset Aquastat For GB312 (Buderus L4006E1125)	267.19	49.97
23 52 16 16-0049 EA Optional Hydrolevel 550 low Water Cut-Off For GB312 (Buderus 550)	384.27	49.97
23 52 16 16-0050 EA Optional Condensate Neutralization Tank For GB312 (Buderus 63035899)	819.13	49.97
23 52 16 19 Copper Water-Tube Condensing Boilers (23 52 16)		
23 52 16 19-0001 Laars Rheos+ Copper Fin Tube Condensing Boilers (23 52 16 19) Note: Rated by gross rated output.		
23 52 16 19-0002 EA 1,200 MBH Water, Gas Fired, Copper Fin Tube Condensing Boiler (Laars Rheos+)	46,746.32	1,265.70
23 52 16 19-0003 EA 1,600 MBH Water, Gas Fired, Copper Fin Tube Condensing Boiler (Laars Rheos+)	52,720.63	1,399.02
23 52 16 19-0004 EA 2,000 MBH Water, Gas Fired, Copper Fin Tube Condensing Boiler (Laars Rheos+)	57,721.61	1,465.58
23 52 16 19-0005 EA 2,400 MBH Water, Gas Fired, Copper Fin Tube Condensing Boiler (Laars Rheos+)	62,312.69	1,532.24



MINOR CSI UOM DESCRIPTION	TOTAL DIRECT UNIT COST	DEMOLITION UNIT COST
23 52 16 23 Cast Iron Condensing Boilers (23 52 16)		
23 52 16 23-0001 Hydrotherm KN Cast Iron Condensing Boilers (23 52 16 23)		
Note: Rated by gross rated output.		
23 52 16 23-0002 EA 199 MBH Water, Gas Fired, Cast Iron Condensing Boiler (Hydrotherm KN-2).....	16,368.20	632.90
23 52 16 23-0003 EA 399 MBH Water, Gas Fired, Cast Iron Condensing Boiler (Hydrotherm KN-4).....	24,017.46	799.40
23 52 16 23-0004 EA 600 MBH Water, Gas Fired, Cast Iron Condensing Boiler (Hydrotherm KN-6).....	39,660.06	932.62
23 52 16 23-0005 EA 1,000 MBH Water, Gas Fired, Cast Iron Condensing Boiler (Hydrotherm KN-10).....	52,069.78	1,199.14
23 52 16 23-0006 EA 1,600 MBH Water, Gas Fired, Cast Iron Condensing Boiler (Hydrotherm KN-16).....	83,978.14	1,399.02
23 52 16 23-0007 EA 1,999 MBH Water, Gas Fired, Cast Iron Condensing Boiler (Hydrotherm KN-20).....	75,843.46	1,465.58
23 52 16 23-0008 EA 2,600 MBH Water, Gas Fired, Cast Iron Condensing Boiler (Hydrotherm KN-26).....	117,006.94	1,598.80
23 52 16 23-0009 EA 3,000 MBH Water, Gas Fired, Cast Iron Condensing Boiler (Hydrotherm KN-30).....	128,033.71	1,632.17
23 52 23 Cast-Iron Boilers (23 52)		
23 52 23 00-0001 Weil-McLain Model 80 Cast Iron Boiler (23 52 23)		
Note: Capacities are the net AHRI ratings for steam or water MBH output. Includes burner unit and controls. Excludes flue piping, fuel piping, boiler base or pad.		
23 52 23 00-0002 Gas Fired Weil-McLain Model 80 Cast Iron Boiler (23 52 23 00-0001)		
Note: Field assembled boilers can only be used in situations where package units cannot be installed.		
23 52 23 00-0003 EA 209 MBH Steam, 242 MBH Water Gas Fired Cast Iron Boiler (Weil-McLain 380).....	16,016.44	3,056.25
Note: Includes field assembly of individual sections and testing.		
23 52 23 00-0004 EA 297 MBH Steam, 344 MBH Water Gas Fired Cast Iron Boiler (Weil-McLain 480).....	17,537.52	3,260.00
Note: Includes field assembly of individual sections and testing.		
23 52 23 00-0005 EA 386 MBH Steam, 448 MBH Water Gas Fired Cast Iron Boiler (Weil-McLain 580).....	19,204.32	3,463.75
Note: Includes field assembly of individual sections and testing.		
23 52 23 00-0006 EA 476 MBH Steam, 551 MBH Water Gas Fired Cast Iron Boiler (Weil-McLain 680).....	20,752.90	3,667.50
Note: Includes field assembly of individual sections and testing.		
23 52 23 00-0007 EA 565 MBH Steam, 655 MBH Water Gas Fired Cast Iron Boiler (Weil-McLain 780).....	22,181.48	3,871.24
Note: Includes field assembly of individual sections and testing.		
23 52 23 00-0008 EA 654 MBH Steam, 758 MBH Water Gas Fired Cast Iron Boiler (Weil-McLain 880).....	24,144.73	4,074.99
Note: Includes field assembly of individual sections and testing.		
23 52 23 00-0009 EA 743 MBH Steam, 862 MBH Water Gas Fired Cast Iron Boiler (Weil-McLain 980).....	25,657.37	4,278.74
Note: Includes field assembly of individual sections and testing.		
23 52 23 00-0010 EA 833 MBH Steam, 965 MBH Water Gas Fired Cast Iron Boiler (Weil-McLain 1080).....	26,853.91	4,482.49
Note: Includes field assembly of individual sections and testing.		
23 52 23 00-0011 EA 922 MBH Steam, 1,069 MBH Water Gas Fired Cast Iron Boiler (Weil-McLain 1180).....	28,046.00	4,686.25
Note: Includes field assembly of individual sections and testing.		
23 52 23 00-0012 EA 1,018 MBH Steam, 1,172 MBH Water Gas Fired Cast Iron Boiler (Weil-McLain 1280).....	29,425.74	4,890.00
Note: Includes field assembly of individual sections and testing.		
23 52 23 00-0013 Gas Fired Package Weil-McLain Model 80 Cast Iron Boiler (23 52 23 00-0001)		
23 52 23 00-0014 EA 209 MBH Steam, 242 MBH Water Gas Fired Package Cast Iron Boiler (Weil-McLain 380).....	11,732.80	434.57
Note: Fire tested factory assembled package unit.		
23 52 23 00-0015 EA 297 MBH Steam, 344 MBH Water Gas Fired Package Cast Iron Boiler (Weil-McLain 480).....	13,047.73	434.57
Note: Fire tested factory assembled package unit.		
23 52 23 00-0016 EA 386 MBH Steam, 448 MBH Water Gas Fired Package Cast Iron Boiler (Weil-McLain 580).....	14,945.44	543.21
Note: Fire tested factory assembled package unit.		
23 52 23 00-0017 EA 476 MBH Steam, 551 MBH Water Gas Fired Package Cast Iron Boiler (Weil-McLain 680).....	16,286.20	543.21
Note: Fire tested factory assembled package unit.		
23 52 23 00-0018 EA 565 MBH Steam, 655 MBH Water Gas Fired Package Cast Iron Boiler (Weil-McLain 780).....	17,945.95	651.85
Note: Fire tested factory assembled package unit.		
23 52 23 00-0019 EA 654 MBH Steam, 758 MBH Water Gas Fired Package Cast Iron Boiler (Weil-McLain 880).....	19,719.13	651.85
Note: Fire tested factory assembled package unit.		
23 52 23 00-0020 EA 743 MBH Steam, 862 MBH Water Gas Fired Package Cast Iron Boiler (Weil-McLain 980).....	21,460.48	760.49
Note: Fire tested factory assembled package unit.		
23 52 23 00-0021 EA 833 MBH Steam, 965 MBH Water Gas Fired Package Cast Iron Boiler (Weil-McLain 1080).....	22,886.34	869.14
Note: Fire tested factory assembled package unit.		
23 52 23 00-0022 EA 922 MBH Steam, 1,069 MBH Water Gas Fired Package Cast Iron Boiler (Weil-McLain 1180).....	23,874.91	869.14
Note: Fire tested factory assembled package unit.		
23 52 23 00-0023 EA 1018 MBH Steam, 1172 MBH Water Gas Fired Package Cast Iron Boiler (Weil-McLain 1280).....	25,481.63	977.78
Note: Fire tested factory assembled package unit.		
23 52 23 00-0024 Gas/Oil Fired Weil-McLain Model 80 Cast Iron Boiler (23 52 23 00-0001)		
Note: Field assembled boilers can only be used in situations where package units cannot be installed.		
23 52 23 00-0025 EA 209 MBH Steam, 242 MBH Water Gas/Oil Fired Cast Iron Boiler (Weil-McLain 380).....	16,784.73	3,056.25
Note: Includes field assembly of individual sections and testing.		
23 52 23 00-0026 EA 297 MBH Steam, 344 MBH Water Gas/Oil Fired Cast Iron Boiler.....	18,443.15	3,260.00
Note: Weil-McLain Model 80. Includes field assembly of individual sections and testing.		
23 52 23 00-0027 EA 386 MBH Steam, 448 MBH Water Gas/Oil Fired Cast Iron Boiler.....	20,027.00	3,463.75
Note: Weil-McLain Model 80. Includes field assembly of individual sections and testing.		
23 52 23 00-0028 EA 476 MBH Steam, 551 MBH Water Gas/Oil Fired Cast Iron Boiler.....	21,798.58	3,667.50
Note: Weil-McLain Model 80. Includes field assembly of individual sections and testing.		
23 52 23 00-0029 EA 565 MBH Steam, 655 MBH Water Gas/Oil Fired Cast Iron Boiler.....	23,255.72	3,871.24
Note: Weil-McLain Model 80. Includes field assembly of individual sections and testing.		
23 52 23 00-0030 EA 654 MBH Steam, 758 MBH Water Gas/Oil Fired Cast Iron Boiler.....	25,393.02	4,074.99
Note: Weil-McLain Model 80. Includes field assembly of individual sections and testing.		
23 52 23 00-0031 EA 743 MBH Steam, 862 MBH Water Gas/Oil Fired Cast Iron Boiler.....	26,728.90	4,278.74
Note: Weil-McLain Model 80. Includes field assembly of individual sections and testing.		

23 Heating, Ventilating, and Air-Conditioning (HVAC)

23 50 Central Heating Equipment

23 52 Heating Boilers



MINOR CSI UOM DESCRIPTION	TOTAL DIRECT UNIT COST	DEMOLITION UNIT COST
23 52 23 00-0032 EA 833 MBH Steam, 965 MBH Water Gas/Oil Fired Cast Iron Boiler Note: Weil-McLain Model 80. Includes field assembly of individual sections and testing.	28,027.42	4,482.49
23 52 23 00-0033 EA 922 MBH Steam, 1069 MBH Water Gas/Oil Fired Cast Iron Boiler Note: Weil-McLain Model 80. Includes field assembly of individual sections and testing.	29,220.87	4,686.25
23 52 23 00-0034 EA 1,018 MBH Steam, 1172 MBH Water Gas/Oil Fired Cast Iron Boiler Note: Weil-McLain Model 80. Includes field assembly of individual sections and testing.	30,637.32	4,890.00
23 52 23 00-0035 Gas/Oil Fired Package Weil-McLain Model 80 Cast Iron Boiler (23 52 23 00-0001)		
23 52 23 00-0036 EA 209 MBH Steam, 242 MBH Water Gas/Oil Fired Package Cast Iron Boiler (Weil-McLain 380)..... Note: Fire tested factory assembled package cast iron unit.	12,501.09	434.57
23 52 23 00-0037 EA 297 MBH Steam, 344 MBH Water Gas/Oil Fired Package Cast Iron Boiler (Weil-McLain 480)..... Note: Fire tested factory assembled package cast iron unit.	13,953.35	434.57
23 52 23 00-0038 EA 386 MBH Steam, 448 MBH Water Gas/Oil Fired Package Cast Iron Boiler (Weil-McLain 580)..... Note: Fire tested factory assembled package cast iron unit.	15,768.12	543.21
23 52 23 00-0039 EA 476 MBH Steam, 551 MBH Water Gas/Oil Fired Package Cast Iron Boiler (Weil-McLain 680)..... Note: Fire tested factory assembled package cast iron unit.	17,331.89	543.21
23 52 23 00-0040 EA 565 MBH Steam, 655 MBH Water Gas/Oil Fired Package Cast Iron Boiler (Weil-McLain 780)..... Note: Fire tested factory assembled package cast iron unit.	19,020.20	651.85
23 52 23 00-0041 EA 654 MBH Steam, 758 MBH Water Gas/Oil Fired Package Cast Iron Boiler (Weil-McLain 880)..... Note: Fire tested factory assembled package cast iron unit.	20,967.43	651.85
23 52 23 00-0042 EA 743 MBH Steam, 862 MBH Water Gas/Oil Fired Package Cast Iron Boiler (Weil-McLain 980)..... Note: Fire tested factory assembled package cast iron unit.	22,532.00	760.49
23 52 23 00-0043 EA 833 MBH Steam, 965 MBH Water Gas/Oil Fired Package Cast Iron Boiler (Weil-McLain 1080)..... Note: Fire tested factory assembled package cast iron unit.	24,059.84	869.14
23 52 23 00-0044 EA 922 MBH Steam, 1,069 MBH Water Gas/Oil Fired Package Cast Iron Boiler (Weil-McLain 1180)..... Note: Fire tested factory assembled package cast iron unit.	25,049.78	869.14
23 52 23 00-0045 EA 1,018 MBH Steam, 1,172 MBH Water Gas/Oil Fired Package Cast Iron Boiler (Weil-McLain 1280)..... Note: Fire tested factory assembled package cast iron unit.	26,693.21	977.78
23 52 23 00-0046 Weil-McLain Model 88 Cast Iron Boiler (23 52 23) Note: Capacities are the net AHRI ratings for steam or water MBH output. Includes burner unit and controls. Excludes flue piping, fuel piping, boiler base or pad.		
23 52 23 00-0047 Gas Fired Weil-McLain Model 88 Cast Iron Boiler (23 52 23 00-0046) Note: Field assembled boilers can only be used in situations where package units cannot be installed.		
23 52 23 00-0048 EA 629 MBH Steam, 730 MBH Water Gas Fired Cast Iron Boiler (Weil-McLain 488)..... Note: Includes field assembly of individual sections and testing.	26,206.11	4,584.37
23 52 23 00-0049 EA 845 MBH Steam, 979 MBH Water Gas Fired Cast Iron Boiler (Weil-McLain 588)..... Note: Includes field assembly of individual sections and testing.	28,981.56	4,864.52
23 52 23 00-0050 EA 1072 MBH Steam, 1229 MBH Water Gas Fired Cast Iron Boiler (Weil-McLain 688)..... Note: Includes field assembly of individual sections and testing.	32,423.37	5,144.68
23 52 23 00-0051 EA 1,311 MBH Steam, 1,478 MBH Water Gas Fired Cast Iron Boiler (Weil-McLain 788)..... Note: Includes field assembly of individual sections and testing.	35,452.74	5,424.84
23 52 23 00-0052 EA 1,543 MBH Steam, 1,728 MBH Water Gas Fired Cast Iron Boiler (Weil-McLain 888)..... Note: Includes field assembly of individual sections and testing.	38,083.12	5,704.99
23 52 23 00-0053 EA 1,766 MBH Steam, 1,977 MBH Water Gas Fired Cast Iron Boiler (Weil-McLain 988)..... Note: Includes field assembly of individual sections and testing.	41,907.22	5,985.15
23 52 23 00-0054 EA 1,988 MBH Steam, 2,227 MBH Water Gas Fired Cast Iron Boiler (Weil-McLain 1088)..... Note: Includes field assembly of individual sections and testing.	44,562.65	6,265.30
23 52 23 00-0055 EA 2,211 MBH Steam, 2,477 MBH Water Gas Fired Cast Iron Boiler (Weil-McLain 1188)..... Note: Includes field assembly of individual sections and testing.	46,908.68	6,545.46
23 52 23 00-0056 EA 2,434 MBH Steam, 2,726 MBH Water Gas Fired Cast Iron Boiler (Weil-McLain 1288)..... Note: Includes field assembly of individual sections and testing.	50,049.83	6,825.61
23 52 23 00-0057 EA 2,657 MBH Steam, 2,976 MBH Water Gas Fired Cast Iron Boiler (Weil-McLain 1388)..... Note: Includes field assembly of individual sections and testing.	52,571.02	7,105.77
23 52 23 00-0058 EA 2,880 MBH Steam, 3,225 MBH Water Gas Fired Cast Iron Boiler (Weil-McLain 1488)..... Note: Includes field assembly of individual sections and testing.	56,639.45	7,385.93
23 52 23 00-0059 EA 3,102 MBH Steam, 3,475 MBH Water Gas Fired Cast Iron Boiler (Weil-McLain 1588)..... Note: Includes field assembly of individual sections and testing.	59,037.03	7,666.08
23 52 23 00-0060 EA 3,325 MBH Steam, 3,724 MBH Water Gas Fired Cast Iron Boiler (Weil-McLain 1688)..... Note: Includes field assembly of individual sections and testing.	61,581.75	7,946.24
23 52 23 00-0061 EA 3,548 MBH Steam, 3,974 MBH Water Gas Fired Cast Iron Boiler (Weil-McLain 1788)..... Note: Includes field assembly of individual sections and testing.	64,420.20	8,226.39
23 52 23 00-0062 EA 3,771 MBH Steam, 4,223 MBH Water Gas Fired Cast Iron Boiler (Weil-McLain 1888)..... Note: Includes field assembly of individual sections and testing.	66,724.65	8,506.55
23 52 23 00-0063 Gas Fired Package Weil-McLain Model 88 Cast Iron Boiler (23 52 23 00-0046)		
23 52 23 00-0064 EA 629 MBH Steam, 730 MBH Water Gas Fired Package Cast Iron Boiler (Weil-McLain 488)..... Note: Fire tested factory assembled package unit.	21,479.52	760.49
23 52 23 00-0065 EA 845 MBH Steam, 979 MBH Water Gas Fired Package Cast Iron Boiler (Weil-McLain 588)..... Note: Fire tested factory assembled package unit.	24,361.72	869.14
23 52 23 00-0066 EA 1,072 MBH Steam, 1,229 MBH Water Gas Fired Package Cast Iron Boiler (Weil-McLain 688)..... Note: Fire tested factory assembled package unit.	27,926.55	977.78
23 52 23 00-0067 EA 1,311 MBH Steam, 1,478 MBH Water Gas Fired Package Cast Iron Boiler (Weil-McLain 788)..... Note: Fire tested factory assembled package unit.	31,049.44	1,086.42
23 52 23 00-0068 EA 1,543 MBH Steam, 1,728 MBH Water Gas Fired Package Cast Iron Boiler (Weil-McLain 888)..... Note: Fire tested factory assembled package unit.	33,350.22	1,086.42
23 52 23 00-0069 EA 1,766 MBH Steam, 1,977 MBH Water Gas Fired Package Cast Iron Boiler (Weil-McLain 988)..... Note: Fire tested factory assembled package unit.	37,284.91	1,195.06
23 52 23 00-0070 EA 1,988 MBH Steam, 2,227 MBH Water Gas Fired Package Cast Iron Boiler (Weil-McLain 1088)..... Note: Fire tested factory assembled package unit.	39,614.25	1,195.06



MINOR CSI UOM DESCRIPTION	TOTAL DIRECT UNIT COST	DEMOLITION UNIT COST
23 52 23 00-0071 EA 2,211 MBH Steam, 2,477 MBH Water Gas Fired Package Cast Iron Boiler (Weil-McLain 1188).....	42,066.76	1,303.70
Note: Fire tested factory assembled package unit.		
23 52 23 00-0072 EA 2,434 MBH Steam, 2,726 MBH Water Gas Fired Package Cast Iron Boiler (Weil-McLain 1288).....	44,882.91	1,303.70
Note: Fire tested factory assembled package unit.		
23 52 23 00-0073 EA 2,657 MBH Steam, 2,976 MBH Water Gas Fired Package Cast Iron Boiler (Weil-McLain 1388).....	47,510.86	1,412.35
Note: Fire tested factory assembled package unit.		
23 52 23 00-0074 EA 2,880 MBH Steam, 3,225 MBH Water Gas Fired Package Cast Iron Boiler (Weil-McLain 1488).....	50,055.82	1,520.99
Note: Fire tested factory assembled package unit.		
23 52 23 00-0075 EA 3,102 MBH Steam, 3,475 MBH Water Gas Fired Package Cast Iron Boiler (Weil-McLain 1588).....	52,128.16	1,520.99
Note: Fire tested factory assembled package unit.		
23 52 23 00-0076 EA 3,325 MBH Steam, 3,724 MBH Water Gas Fired Package Cast Iron Boiler (Weil-McLain 1688).....	54,780.55	1,629.63
Note: Fire tested factory assembled package unit.		
23 52 23 00-0077 EA 3,548 MBH Steam, 3,974 MBH Water Gas Fired Package Cast Iron Boiler (Weil-McLain 1788).....	57,292.10	1,629.63
Note: Fire tested factory assembled package unit.		
23 52 23 00-0078 EA 3,771 MBH Steam, 4,223 MBH Water Gas Fired Package Cast Iron Boiler (Weil-McLain 1888).....	59,732.33	1,738.27
Note: Fire tested factory assembled package unit.		
23 52 23 00-0079 Gas/Oil Fired Weil-McLain Model 88 Cast Iron Boiler <small>(23 52 23 00-0046)</small>		
Note: Field assembled boilers can only be used in situations where package units cannot be installed.		
23 52 23 00-0080 EA 629 MBH Steam, 730 MBH Water Gas/Oil Fired Cast Iron Boiler (Weil-McLain 488).....	27,152.53	4,584.37
Note: Includes field assembly of individual sections and testing.		
23 52 23 00-0081 EA 845 MBH Steam, 979 MBH Water Gas/Oil Fired Cast Iron Boiler (Weil-McLain 588).....	29,922.54	4,864.52
Note: Includes field assembly of individual sections and testing.		
23 52 23 00-0082 EA 1,072 MBH Steam, 1,229 MBH Water Gas/Oil Fired Cast Iron Boiler (Weil-McLain 688).....	33,609.12	5,144.68
Note: Includes field assembly of individual sections and testing.		
23 52 23 00-0083 EA 1,311 MBH Steam, 1,478 MBH Water Gas/Oil Fired Cast Iron Boiler (Weil-McLain 788).....	36,758.15	5,424.84
Note: Includes field assembly of individual sections and testing.		
23 52 23 00-0084 EA 1,543 MBH Steam, 1,728 MBH Water Gas/Oil Fired Cast Iron Boiler (Weil-McLain 888).....	39,255.26	5,704.99
Note: Includes field assembly of individual sections and testing.		
23 52 23 00-0085 EA 1,766 MBH Steam, 1,977 MBH Water Gas/Oil Fired Cast Iron Boiler (Weil-McLain 988).....	43,005.93	5,985.15
Note: Includes field assembly of individual sections and testing.		
23 52 23 00-0086 EA 1,988 MBH Steam, 2,227 MBH Water Gas/Oil Fired Cast Iron Boiler (Weil-McLain 1088).....	46,212.09	6,265.30
Note: Includes field assembly of individual sections and testing.		
23 52 23 00-0087 EA 2,211 MBH Steam, 2,477 MBH Water Gas/Oil Fired Cast Iron Boiler (Weil-McLain 1188).....	48,558.11	6,545.46
Note: Includes field assembly of individual sections and testing.		
23 52 23 00-0088 EA 2,434 MBH Steam, 2,726 MBH Water Gas/Oil Fired Cast Iron Boiler (Weil-McLain 1288).....	51,666.63	6,825.61
Note: Includes field assembly of individual sections and testing.		
23 52 23 00-0089 EA 2,657 MBH Steam, 2,976 MBH Water Gas/Oil Fired Cast Iron Boiler (Weil-McLain 1388).....	54,882.68	7,105.77
Note: Includes field assembly of individual sections and testing.		
23 52 23 00-0090 EA 2,880 MBH Steam, 3,225 MBH Water Gas/Oil Fired Cast Iron Boiler (Weil-McLain 1488).....	59,068.05	7,385.93
Note: Includes field assembly of individual sections and testing.		
23 52 23 00-0091 EA 3,102 MBH Steam, 3,475 MBH Water Gas/Oil Fired Cast Iron Boiler (Weil-McLain 1588).....	62,282.87	7,666.08
Note: Includes field assembly of individual sections and testing.		
23 52 23 00-0092 EA 3,325 MBH Steam, 3,724 MBH Water Gas/Oil Fired Cast Iron Boiler (Weil-McLain 1688).....	64,008.99	7,946.24
Note: Includes field assembly of individual sections and testing.		
23 52 23 00-0093 EA 3,548 MBH Steam, 3,974 MBH Water Gas/Oil Fired Cast Iron Boiler (Weil-McLain 1788).....	66,774.02	8,226.39
Note: Includes field assembly of individual sections and testing.		
23 52 23 00-0094 EA 3,771 MBH Steam, 4,223 MBH Water Gas/Oil Fired Cast Iron Boiler (Weil-McLain 1888).....	69,104.30	8,506.55
Note: Includes field assembly of individual sections and testing.		
23 52 23 00-0095 Gas/Oil Fired Package Weil-McLain Model 88 Cast Iron Boiler <small>(23 52 23 00-0046)</small>		
23 52 23 00-0096 EA 629 MBH Steam, 730 MBH Water Gas/Oil Fired Package Cast Iron Boiler (Weil-McLain 488).....	22,425.94	760.49
Note: Fire tested factory assembled package cast iron unit.		
23 52 23 00-0097 EA 845 MBH Steam, 979 MBH Water Gas/Oil Fired Package Cast Iron Boiler (Weil-McLain 588).....	25,302.70	869.14
Note: Fire tested factory assembled package cast iron unit.		
23 52 23 00-0098 EA 1,072 MBH Steam, 1,229 MBH Water Gas/Oil Fired Package Cast Iron Boiler (Weil-McLain 688).....	29,098.70	977.78
Note: Fire tested factory assembled package cast iron unit.		
23 52 23 00-0099 EA 1,311 MBH Steam, 1,478 MBH Water Gas/Oil Fired Package Cast Iron Boiler (Weil-McLain 788).....	32,354.85	1,086.42
Note: Fire tested factory assembled package cast iron unit.		
23 52 23 00-0100 EA 1,543 MBH Steam, 1,728 MBH Water Gas/Oil Fired Package Cast Iron Boiler (Weil-McLain 888).....	34,525.09	1,086.42
Note: Fire tested factory assembled package cast iron unit.		
23 52 23 00-0101 EA 1,766 MBH Steam, 1,977 MBH Water Gas/Oil Fired Package Cast Iron Boiler (Weil-McLain 988).....	38,383.63	1,195.06
Note: Weil-McLain Model 88. Fire tested factory assembled package cast iron unit.		
23 52 23 00-0102 EA 1,988 MBH Steam, 2,227 MBH Water Gas/Oil Fired Package Cast Iron Boiler (Weil-McLain 1088).....	41,263.68	1,195.06
Note: Fire tested factory assembled package cast iron unit.		
23 52 23 00-0103 EA 2,211 MBH Steam, 2,477 MBH Water Gas/Oil Fired Package Cast Iron Boiler (Weil-McLain 1188).....	43,716.20	1,303.70
Note: Fire tested factory assembled package cast iron unit.		
23 52 23 00-0104 EA 2,434 MBH Steam, 2,726 MBH Water Gas/Oil Fired Package Cast Iron Boiler (Weil-McLain 1288).....	46,499.71	1,303.70
Note: Fire tested factory assembled package cast iron unit.		
23 52 23 00-0105 EA 2,657 MBH Steam, 2,976 MBH Water Gas/Oil Fired Package Cast Iron Boiler (Weil-McLain 1388).....	49,829.32	1,412.35
Note: Fire tested factory assembled package cast iron unit.		
23 52 23 00-0106 EA 2,880 MBH Steam, 3,225 MBH Water Gas/Oil Fired Package Cast Iron Boiler (Weil-McLain 1488).....	52,484.43	1,520.99
Note: Fire tested factory assembled package cast iron unit.		
23 52 23 00-0107 EA 3,102 MBH Steam, 3,475 MBH Water Gas/Oil Fired Package Cast Iron Boiler (Weil-McLain 1588).....	54,014.20	1,520.99
Note: Fire tested factory assembled package cast iron unit.		
23 52 23 00-0108 EA 3,325 MBH Steam, 3,724 MBH Water Gas/Oil Fired Package Cast Iron Boiler (Weil-McLain 1688).....	57,207.79	1,629.63
Note: Fire tested factory assembled package cast iron unit.		
23 52 23 00-0109 EA 3,548 MBH Steam, 3,974 MBH Water Gas/Oil Fired Package Cast Iron Boiler (Weil-McLain 1788).....	59,645.92	1,629.63
Note: Fire tested factory assembled package cast iron unit.		
23 52 23 00-0110 EA 3,771 MBH Steam, 4,223 MBH Water Gas/Oil Fired Package Cast Iron Boiler (Weil-McLain 1888).....	62,084.78	1,738.27
Note: Fire tested factory assembled package cast iron unit.		

23 Heating, Ventilating, and Air-Conditioning (HVAC)

23 50 Central Heating Equipment

23 52 Heating Boilers



MINOR
CSI UOM DESCRIPTION

TOTAL DIRECT DEMOLITION
UNIT COST UNIT COST

23 52 23 00-0111		Weil-McLain Model 94 Cast Iron Boiler <small>(23 52 23)</small>		
		Note: Capacities are the net AHRI ratings for steam or water MBH output. Includes burner unit and controls. Excludes flue piping, fuel piping, boiler base or pad.		
23 52 23 00-0112		Gas Fired Weil-McLain Model 94 Cast Iron Boiler <small>(23 52 23 00-0111)</small>		
		Note: Field assembled boilers can only be used in situations where package units cannot be installed.		
23 52 23 00-0113	EA	1,584 MBH Steam, 1,784 MBH Water Gas Fired Cast Iron Boiler (Weil-McLain H-894).....	72,274.20	8,914.06
		Note: Includes field assembly of individual sections and testing.		
23 52 23 00-0114	EA	1,800 MBH Steam, 2,050 MBH Water Gas Fired Cast Iron Boiler (Weil-McLain H-994).....	78,407.50	9,423.42
		Note: Includes field assembly of individual sections and testing.		
23 52 23 00-0115	EA	2,024 MBH Steam, 2,310 MBH Water Gas Fired Cast Iron Boiler (Weil-McLain H-1094).....	84,002.95	9,932.80
		Note: Includes field assembly of individual sections and testing.		
23 52 23 00-0116	EA	2,249 MBH Steam, 2,571 MBH Water Gas Fired Cast Iron Boiler (Weil-McLain H-1194).....	89,480.29	10,442.18
		Note: Includes field assembly of individual sections and testing.		
23 52 23 00-0117	EA	2,474 MBH Steam, 2,834 MBH Water Gas Fired Cast Iron Boiler (Weil-McLain H-1294).....	95,009.00	10,951.55
		Note: Includes field assembly of individual sections and testing.		
23 52 23 00-0118	EA	2,703 MBH Steam, 3,098 MBH Water Gas Fired Cast Iron Boiler (Weil-McLain H-1394).....	101,987.44	11,460.93
		Note: Includes field assembly of individual sections and testing.		
23 52 23 00-0119	EA	2,928 MBH Steam, 3,362 MBH Water Gas Fired Cast Iron Boiler (Weil-McLain H-1494).....	107,192.89	11,970.30
		Note: Includes field assembly of individual sections and testing.		
23 52 23 00-0120	EA	3,154 MBH Steam, 3,628 MBH Water Gas Fired Cast Iron Boiler (Weil-McLain H-1594).....	112,227.50	12,479.67
		Note: Includes field assembly of individual sections and testing.		
23 52 23 00-0121	EA	3,378 MBH Steam, 3,894 MBH Water Gas Fired Cast Iron Boiler (Weil-McLain H-1694).....	120,464.65	12,989.05
		Note: Includes field assembly of individual sections and testing.		
23 52 23 00-0122	EA	3,604 MBH Steam, 4,162 MBH Water Gas Fired Cast Iron Boiler (Weil-McLain H-1794).....	125,496.35	13,498.42
		Note: Includes field assembly of individual sections and testing.		
23 52 23 00-0123	EA	3,834 MBH Steam, 4,430 MBH Water Gas Fired Cast Iron Boiler (Weil-McLain H-1894).....	129,803.31	14,007.79
		Note: Includes field assembly of individual sections and testing.		
23 52 23 00-0124	EA	4,059 MBH Steam, 4,700 MBH Water Gas Fired Cast Iron Boiler (Weil-McLain H-1994).....	137,751.00	14,517.17
		Note: Includes field assembly of individual sections and testing.		
23 52 23 00-0125	EA	4,285 MBH Steam, 4,970 MBH Water Gas Fired Cast Iron Boiler (Weil-McLain H-2094).....	142,825.11	15,026.54
		Note: Includes field assembly of individual sections and testing.		
23 52 23 00-0126	EA	4,510 MBH Steam, 5,241 MBH Water Gas Fired Cast Iron Boiler (Weil-McLain H-2194).....	150,956.82	15,535.92
		Note: Includes field assembly of individual sections and testing.		
23 52 23 00-0127	EA	4,781 MBH Steam, 5,568 MBH Water Gas Fired Cast Iron Boiler (Weil-McLain H-2294).....	156,301.95	16,045.30
		Note: Includes field assembly of individual sections and testing.		
23 52 23 00-0128	EA	4,961 MBH Steam, 5,787 MBH Water Gas Fired Cast Iron Boiler (Weil-McLain H-2394).....	162,156.85	16,554.66
		Note: Includes field assembly of individual sections and testing.		
23 52 23 00-0129	EA	5,232 MBH Steam, 6,117 MBH Water Gas Fired Cast Iron Boiler (Weil-McLain H-2494).....	167,176.27	17,064.04
		Note: Includes field assembly of individual sections and testing.		
23 52 23 00-0130	EA	5,413 MBH Steam, 6,338 MBH Water Gas Fired Cast Iron Boiler (Weil-McLain H-2594).....	172,341.96	17,573.42
		Note: Includes field assembly of individual sections and testing.		
23 52 23 00-0131		Gas Fired Package Weil-McLain Model 94 Cast Iron Boiler <small>(23 52 23 00-0111)</small>		
23 52 23 00-0132	EA	1,584 MBH Steam, 1,784 MBH Water Gas Fired Package Cast Iron Boiler (Weil-McLain H-894).....	65,908.96	1,412.35
		Note: Fire tested factory assembled package cast iron unit.		
23 52 23 00-0133	EA	1,800 MBH Steam, 2,050 MBH Water Gas Fired Package Cast Iron Boiler (Weil-McLain H-994).....	71,887.41	1,520.99
		Note: Fire tested factory assembled package cast iron unit.		
23 52 23 00-0134	EA	2,024 MBH Steam, 2,310 MBH Water Gas Fired Package Cast Iron Boiler (Weil-McLain H-1094).....	77,324.68	1,629.63
		Note: Fire tested factory assembled package cast iron unit.		
23 52 23 00-0135	EA	2,249 MBH Steam, 2,571 MBH Water Gas Fired Package Cast Iron Boiler (Weil-McLain H-1194).....	82,647.68	1,738.27
		Note: Fire tested factory assembled package cast iron unit.		
23 52 23 00-0136	EA	2,474 MBH Steam, 2,834 MBH Water Gas Fired Package Cast Iron Boiler (Weil-McLain H-1294).....	87,583.75	1,738.27
		Note: Fire tested factory assembled package cast iron unit.		
23 52 23 00-0137	EA	2,703 MBH Steam, 3,098 MBH Water Gas Fired Package Cast Iron Boiler (Weil-McLain H-1394).....	92,779.08	1,846.91
		Note: Fire tested factory assembled package cast iron unit.		
23 52 23 00-0138	EA	2,928 MBH Steam, 3,362 MBH Water Gas Fired Package Cast Iron Boiler (Weil-McLain H-1494).....	97,392.88	1,846.91
		Note: Fire tested factory assembled package cast iron unit.		
23 52 23 00-0139	EA	3,154 MBH Steam, 3,628 MBH Water Gas Fired Package Cast Iron Boiler (Weil-McLain H-1594).....	102,271.22	1,955.56
		Note: Fire tested factory assembled package cast iron unit.		
23 52 23 00-0140	EA	3,378 MBH Steam, 3,894 MBH Water Gas Fired Package Cast Iron Boiler (Weil-McLain H-1694).....	109,917.37	1,955.56
		Note: Fire tested factory assembled package cast iron unit.		
23 52 23 00-0141	EA	3,604 MBH Steam, 4,162 MBH Water Gas Fired Package Cast Iron Boiler (Weil-McLain H-1794).....	114,794.35	2,064.20
		Note: Fire tested factory assembled package cast iron unit.		
23 52 23 00-0142	EA	3,834 MBH Steam, 4,430 MBH Water Gas Fired Package Cast Iron Boiler (Weil-McLain H-1894).....	118,509.32	2,064.20
		Note: Fire tested factory assembled package cast iron unit.		
23 52 23 00-0143	EA	4,059 MBH Steam, 4,700 MBH Water Gas Fired Package Cast Iron Boiler (Weil-McLain H-1994).....	126,303.19	2,172.84
		Note: Fire tested factory assembled package cast iron unit.		
23 52 23 00-0144	EA	4,285 MBH Steam, 4,970 MBH Water Gas Fired Package Cast Iron Boiler (Weil-McLain H-2094).....	130,785.09	2,172.84
		Note: Fire tested factory assembled package cast iron unit.		
23 52 23 00-0145	EA	4,510 MBH Steam, 5,241 MBH Water Gas Fired Package Cast Iron Boiler (Weil-McLain H-2194).....	138,785.66	2,281.48
		Note: Fire tested factory assembled package cast iron unit.		
23 52 23 00-0146	EA	4,781 MBH Steam, 5,568 MBH Water Gas Fired Package Cast Iron Boiler (Weil-McLain H-2294).....	143,513.68	2,281.48
		Note: Fire tested factory assembled package cast iron unit.		
23 52 23 00-0147	EA	4,961 MBH Steam, 5,787 MBH Water Gas Fired Package Cast Iron Boiler (Weil-McLain H-2394).....	149,210.68	2,390.12
		Note: Fire tested factory assembled package cast iron unit.		
23 52 23 00-0148	EA	5,232 MBH Steam, 6,117 MBH Water Gas Fired Package Cast Iron Boiler (Weil-McLain H-2494).....	153,639.55	2,390.12
		Note: Fire tested factory assembled package cast iron unit.		
23 52 23 00-0149	EA	5,413 MBH Steam, 6,338 MBH Water Gas Fired Package Cast Iron Boiler (Weil-McLain H-2594).....	158,648.43	2,498.77
		Note: Fire tested factory assembled package cast iron unit.		



MINOR CSI UOM DESCRIPTION	TOTAL DIRECT UNIT COST	DEMOLITION UNIT COST
23 52 23 00-0150 Oil Fired Weil-McLain Model 94 Cast Iron Boiler <small>(23 52 23 00-0111)</small>		
Note: Field assembled boilers can only be used in situations where package units cannot be installed.		
23 52 23 00-0151 EA 1,584 MBH Steam, 1,784 MBH Water Oil Fired Cast Iron Boiler (Weil-McLain H-894)	68,216.56	8,914.06
Note: Includes field assembly of individual sections and testing.		
23 52 23 00-0152 EA 1,800 MBH Steam, 2,050 MBH Water Oil Fired Cast Iron Boiler (Weil-McLain H-994)	74,349.86	9,423.42
Note: Includes field assembly of individual sections and testing.		
23 52 23 00-0153 EA 2,024 MBH Steam, 2,310 MBH Water Oil Fired Cast Iron Boiler (Weil-McLain H-1094)	81,824.55	9,932.80
Note: Includes field assembly of individual sections and testing.		
23 52 23 00-0154 EA 2,249 MBH Steam, 2,571 MBH Water Oil Fired Cast Iron Boiler (Weil-McLain H-1194)	86,811.00	10,442.18
Note: Includes field assembly of individual sections and testing.		
23 52 23 00-0155 EA 2,474 MBH Steam, 2,834 MBH Water Oil Fired Cast Iron Boiler (Weil-McLain H-1294)	92,005.20	10,951.55
Note: Includes field assembly of individual sections and testing.		
23 52 23 00-0156 EA 2,703 MBH Steam, 3,098 MBH Water Oil Fired Cast Iron Boiler (Weil-McLain H-1394)	98,609.70	11,460.93
Note: Includes field assembly of individual sections and testing.		
23 52 23 00-0157 EA 2,928 MBH Steam, 3,362 MBH Water Oil Fired Cast Iron Boiler (Weil-McLain H-1494)	104,068.07	11,970.30
Note: Includes field assembly of individual sections and testing.		
23 52 23 00-0158 EA 3,154 MBH Steam, 3,628 MBH Water Oil Fired Cast Iron Boiler (Weil-McLain H-1594)	109,105.40	12,479.67
Note: Includes field assembly of individual sections and testing.		
23 52 23 00-0159 EA 3,378 MBH Steam, 3,894 MBH Water Oil Fired Cast Iron Boiler (Weil-McLain H-1694)	118,313.45	12,989.05
Note: Includes field assembly of individual sections and testing.		
23 52 23 00-0160 EA 3,604 MBH Steam, 4,162 MBH Water Oil Fired Cast Iron Boiler (Weil-McLain H-1794)	123,346.51	13,498.42
Note: Includes field assembly of individual sections and testing.		
23 52 23 00-0161 EA 3,834 MBH Steam, 4,430 MBH Water Oil Fired Cast Iron Boiler (Weil-McLain H-1894)	128,378.24	14,007.79
Note: Includes field assembly of individual sections and testing.		
23 52 23 00-0162 EA 4,059 MBH Steam, 4,700 MBH Water Oil Fired Cast Iron Boiler (Weil-McLain H-1994)	137,760.52	14,517.17
Note: Includes field assembly of individual sections and testing.		
23 52 23 00-0163 EA 4,285 MBH Steam, 4,970 MBH Water Oil Fired Cast Iron Boiler (Weil-McLain H-2094)	142,834.63	15,026.54
Note: Includes field assembly of individual sections and testing.		
23 52 23 00-0164 EA 4,510 MBH Steam, 5,241 MBH Water Oil Fired Cast Iron Boiler (Weil-McLain H-2194)	151,185.26	15,535.92
Note: Includes field assembly of individual sections and testing.		
23 52 23 00-0165 EA 4,781 MBH Steam, 5,568 MBH Water Oil Fired Cast Iron Boiler (Weil-McLain H-2294)	156,529.04	16,045.30
Note: Includes field assembly of individual sections and testing.		
23 52 23 00-0166 EA 4,961 MBH Steam, 5,787 MBH Water Oil Fired Cast Iron Boiler (Weil-McLain H-2394)	162,266.99	16,554.66
Note: Includes field assembly of individual sections and testing.		
23 52 23 00-0167 EA 5,232 MBH Steam, 6,117 MBH Water Oil Fired Cast Iron Boiler (Weil-McLain H-2494)	167,286.41	17,064.04
Note: Includes field assembly of individual sections and testing.		
23 52 23 00-0168 EA 5,413 MBH Steam, 6,338 MBH Water Oil Fired Cast Iron Boiler (Weil-McLain H-2594)	172,460.26	17,573.42
Note: Includes field assembly of individual sections and testing.		
23 52 23 00-0169 Oil Fired Package Weil-McLain Model 94 Cast Iron Boiler <small>(23 52 23 00-0111)</small>		
23 52 23 00-0170 EA 1,584 MBH Steam, 1,784 MBH Water Oil Fired Package Cast Iron Boiler (Weil-McLain H-894)	61,631.03	1,412.35
Note: Fire tested factory assembled package cast iron unit.		
23 52 23 00-0171 EA 1,800 MBH Steam, 2,050 MBH Water Oil Fired Package Cast Iron Boiler (Weil-McLain H-994)	67,609.48	1,520.99
Note: Fire tested factory assembled package cast iron unit.		
23 52 23 00-0172 EA 2,024 MBH Steam, 2,310 MBH Water Oil Fired Package Cast Iron Boiler (Weil-McLain H-1094)	74,925.99	1,629.63
Note: Fire tested factory assembled package cast iron unit.		
23 52 23 00-0173 EA 2,249 MBH Steam, 2,571 MBH Water Oil Fired Package Cast Iron Boiler (Weil-McLain H-1194)	79,758.10	1,738.27
Note: Fire tested factory assembled package cast iron unit.		
23 52 23 00-0174 EA 2,474 MBH Steam, 2,834 MBH Water Oil Fired Package Cast Iron Boiler (Weil-McLain H-1294)	84,359.67	1,738.27
Note: Fire tested factory assembled package cast iron unit.		
23 52 23 00-0175 EA 2,703 MBH Steam, 3,098 MBH Water Oil Fired Package Cast Iron Boiler (Weil-McLain H-1394)	89,181.05	1,846.91
Note: Fire tested factory assembled package cast iron unit.		
23 52 23 00-0176 EA 2,928 MBH Steam, 3,362 MBH Water Oil Fired Package Cast Iron Boiler (Weil-McLain H-1494)	94,047.77	1,846.91
Note: Fire tested factory assembled package cast iron unit.		
23 52 23 00-0177 EA 3,154 MBH Steam, 3,628 MBH Water Oil Fired Package Cast Iron Boiler (Weil-McLain H-1594)	98,926.11	1,955.56
Note: Fire tested factory assembled package cast iron unit.		
23 52 23 00-0178 EA 3,378 MBH Steam, 3,894 MBH Water Oil Fired Package Cast Iron Boiler (Weil-McLain H-1694)	107,545.88	1,955.56
Note: Fire tested factory assembled package cast iron unit.		
23 52 23 00-0179 EA 3,604 MBH Steam, 4,162 MBH Water Oil Fired Package Cast Iron Boiler (Weil-McLain H-1794)	112,421.50	2,064.20
Note: Fire tested factory assembled package cast iron unit.		
23 52 23 00-0180 EA 3,834 MBH Steam, 4,430 MBH Water Oil Fired Package Cast Iron Boiler (Weil-McLain H-1894)	116,863.97	2,064.20
Note: Fire tested factory assembled package cast iron unit.		
23 52 23 00-0181 EA 4,059 MBH Steam, 4,700 MBH Water Oil Fired Package Cast Iron Boiler (Weil-McLain H-1994)	126,092.42	2,172.84
Note: Fire tested factory assembled package cast iron unit.		
23 52 23 00-0182 EA 4,285 MBH Steam, 4,970 MBH Water Oil Fired Package Cast Iron Boiler (Weil-McLain H-2094)	130,574.32	2,172.84
Note: Fire tested factory assembled package cast iron unit.		
23 52 23 00-0183 EA 4,510 MBH Steam, 5,241 MBH Water Oil Fired Package Cast Iron Boiler (Weil-McLain H-2194)	138,766.62	2,281.48
Note: Fire tested factory assembled package cast iron unit.		
23 52 23 00-0184 EA 4,781 MBH Steam, 5,568 MBH Water Oil Fired Package Cast Iron Boiler (Weil-McLain H-2294)	143,520.48	2,281.48
Note: Fire tested factory assembled package cast iron unit.		
23 52 23 00-0185 EA 4,961 MBH Steam, 5,787 MBH Water Oil Fired Package Cast Iron Boiler (Weil-McLain H-2394)	149,100.54	2,390.12
Note: Fire tested factory assembled package cast iron unit.		
23 52 23 00-0186 EA 5,232 MBH Steam, 6,117 MBH Water Oil Fired Package Cast Iron Boiler (Weil-McLain H-2494)	153,529.40	2,390.12
Note: Fire tested factory assembled package cast iron unit.		
23 52 23 00-0187 EA 5,413 MBH Steam, 6,338 MBH Water Oil Fired Package Cast Iron Boiler (Weil-McLain H-2594)	158,546.44	2,498.77
Note: Fire tested factory assembled package cast iron unit.		
23 52 23 00-0188 Gas/Oil Fired Weil-McLain Model 94 Cast Iron Boiler <small>(23 52 23 00-0111)</small>		
Note: Field assembled boilers can only be used in situations where package units cannot be installed.		
23 52 23 00-0189 EA 1,584 MBH Steam, 1,784 MBH Water Gas/Oil Fired Cast Iron Boiler (Weil-McLain H-894)	73,549.69	8,914.06
Note: Includes field assembly of individual sections and testing.		

23 Heating, Ventilating, and Air-Conditioning (HVAC)

23 50 Central Heating Equipment

23 52 Heating Boilers



MINOR CSI UOM DESCRIPTION	TOTAL DIRECT UNIT COST	DEMOLITION UNIT COST
23 52 23 00-0190 EA 1,800 MBH Steam, 2,050 MBH Water Gas/Oil Fired Cast Iron Boiler (Weil-McLain H-994).....	79,684.35	9,423.42
Note: Includes field assembly of individual sections and testing.		
23 52 23 00-0191 EA 2,024 MBH Steam, 2,310 MBH Water Gas/Oil Fired Cast Iron Boiler (Weil-McLain H-1094).....	85,627.91	9,932.80
Note: Includes field assembly of individual sections and testing.		
23 52 23 00-0192 EA 2,249 MBH Steam, 2,571 MBH Water Gas/Oil Fired Cast Iron Boiler (Weil-McLain H-1194).....	91,242.59	10,442.18
Note: Includes field assembly of individual sections and testing.		
23 52 23 00-0193 EA 2,474 MBH Steam, 2,834 MBH Water Gas/Oil Fired Cast Iron Boiler (Weil-McLain H-1294).....	96,740.02	10,951.55
Note: Includes field assembly of individual sections and testing.		
23 52 23 00-0194 EA 2,703 MBH Steam, 3,098 MBH Water Gas/Oil Fired Cast Iron Boiler (Weil-McLain H-1394).....	102,626.55	11,460.93
Note: Includes field assembly of individual sections and testing.		
23 52 23 00-0195 EA 2,928 MBH Steam, 3,362 MBH Water Gas/Oil Fired Cast Iron Boiler (Weil-McLain H-1494).....	109,315.54	11,970.30
Note: Includes field assembly of individual sections and testing.		
23 52 23 00-0196 EA 3,154 MBH Steam, 3,628 MBH Water Gas/Oil Fired Cast Iron Boiler (Weil-McLain H-1594).....	114,684.66	12,479.67
Note: Includes field assembly of individual sections and testing.		
23 52 23 00-0197 EA 3,378 MBH Steam, 3,894 MBH Water Gas/Oil Fired Cast Iron Boiler (Weil-McLain H-1694).....	123,135.30	12,989.05
Note: Includes field assembly of individual sections and testing.		
23 52 23 00-0198 EA 3,604 MBH Steam, 4,162 MBH Water Gas/Oil Fired Cast Iron Boiler (Weil-McLain H-1794).....	128,167.00	13,498.42
Note: Includes field assembly of individual sections and testing.		
23 52 23 00-0199 EA 3,834 MBH Steam, 4,430 MBH Water Gas/Oil Fired Cast Iron Boiler (Weil-McLain H-1894).....	132,569.14	14,007.79
Note: Includes field assembly of individual sections and testing.		
23 52 23 00-0200 EA 4,059 MBH Steam, 4,700 MBH Water Gas/Oil Fired Cast Iron Boiler (Weil-McLain H-1994).....	140,609.30	14,517.17
Note: Includes field assembly of individual sections and testing.		
23 52 23 00-0201 EA 4,285 MBH Steam, 4,970 MBH Water Gas/Oil Fired Cast Iron Boiler (Weil-McLain H-2094).....	147,043.21	15,026.54
Note: Includes field assembly of individual sections and testing.		
23 52 23 00-0202 EA 4,510 MBH Steam, 5,241 MBH Water Gas/Oil Fired Cast Iron Boiler (Weil-McLain H-2194).....	155,903.77	15,535.92
Note: Includes field assembly of individual sections and testing.		
23 52 23 00-0203 EA 4,781 MBH Steam, 5,568 MBH Water Gas/Oil Fired Cast Iron Boiler (Weil-McLain H-2294).....	161,208.11	16,045.30
Note: Includes field assembly of individual sections and testing.		
23 52 23 00-0204 EA 4,961 MBH Steam, 5,787 MBH Water Gas/Oil Fired Cast Iron Boiler (Weil-McLain H-2394).....	167,315.93	16,554.66
Note: Includes field assembly of individual sections and testing.		
23 52 23 00-0205 EA 5,232 MBH Steam, 6,117 MBH Water Gas/Oil Fired Cast Iron Boiler (Weil-McLain H-2494).....	172,336.71	17,064.04
Note: Includes field assembly of individual sections and testing.		
23 52 23 00-0206 EA 5,413 MBH Steam, 6,338 MBH Water Gas/Oil Fired Cast Iron Boiler (Weil-McLain H-2594).....	177,506.48	17,573.42
Note: Includes field assembly of individual sections and testing.		
23 52 23 00-0207 Gas/Oil Fired Package Weil-McLain Model 94 Cast Iron Boiler (23 52 23 00-0111)		
23 52 23 00-0208 EA 1,584 MBH Steam, 1,784 MBH Water Gas/Oil Fired Package Cast Iron Boiler (Weil-McLain H-894).....	67,283.71	1,412.35
Note: Fire tested factory assembled package cast iron unit.		
23 52 23 00-0209 EA 1,800 MBH Steam, 2,050 MBH Water Gas/Oil Fired Package Cast Iron Boiler (Weil-McLain H-994).....	73,263.53	1,520.99
Note: Fire tested factory assembled package cast iron unit.		
23 52 23 00-0210 EA 2,024 MBH Steam, 2,310 MBH Water Gas/Oil Fired Package Cast Iron Boiler (Weil-McLain H-1094).....	79,052.98	1,629.63
Note: Fire tested factory assembled package cast iron unit.		
23 52 23 00-0211 EA 2,249 MBH Steam, 2,571 MBH Water Gas/Oil Fired Package Cast Iron Boiler (Weil-McLain H-1194).....	84,510.60	1,738.27
Note: Fire tested factory assembled package cast iron unit.		
23 52 23 00-0212 EA 2,474 MBH Steam, 2,834 MBH Water Gas/Oil Fired Package Cast Iron Boiler (Weil-McLain H-1294).....	89,415.40	1,738.27
Note: Fire tested factory assembled package cast iron unit.		
23 52 23 00-0213 EA 2,703 MBH Steam, 3,098 MBH Water Gas/Oil Fired Package Cast Iron Boiler (Weil-McLain H-1394).....	93,517.45	1,846.91
Note: Fire tested factory assembled package cast iron unit.		
23 52 23 00-0214 EA 2,928 MBH Steam, 3,362 MBH Water Gas/Oil Fired Package Cast Iron Boiler (Weil-McLain H-1494).....	99,614.80	1,846.91
Note: Fire tested factory assembled package cast iron unit.		
23 52 23 00-0215 EA 3,154 MBH Steam, 3,628 MBH Water Gas/Oil Fired Package Cast Iron Boiler (Weil-McLain H-1594).....	104,826.28	1,955.56
Note: Fire tested factory assembled package cast iron unit.		
23 52 23 00-0216 EA 3,378 MBH Steam, 3,894 MBH Water Gas/Oil Fired Package Cast Iron Boiler (Weil-McLain H-1694).....	112,688.65	1,955.56
Note: Fire tested factory assembled package cast iron unit.		
23 52 23 00-0217 EA 3,604 MBH Steam, 4,162 MBH Water Gas/Oil Fired Package Cast Iron Boiler (Weil-McLain H-1794).....	117,562.90	2,064.20
Note: Fire tested factory assembled package cast iron unit.		
23 52 23 00-0218 EA 3,834 MBH Steam, 4,430 MBH Water Gas/Oil Fired Package Cast Iron Boiler (Weil-McLain H-1894).....	121,374.42	2,064.20
Note: Fire tested factory assembled package cast iron unit.		
23 52 23 00-0219 EA 4,059 MBH Steam, 4,700 MBH Water Gas/Oil Fired Package Cast Iron Boiler (Weil-McLain H-1994).....	129,260.76	2,172.84
Note: Fire tested factory assembled package cast iron unit.		
23 52 23 00-0220 EA 4,285 MBH Steam, 4,970 MBH Water Gas/Oil Fired Package Cast Iron Boiler (Weil-McLain H-2094).....	135,103.82	2,172.84
Note: Fire tested factory assembled package cast iron unit.		
23 52 23 00-0221 EA 4,510 MBH Steam, 5,241 MBH Water Gas/Oil Fired Package Cast Iron Boiler (Weil-McLain H-2194).....	143,806.04	2,281.48
Note: Fire tested factory assembled package cast iron unit.		
23 52 23 00-0222 EA 4,781 MBH Steam, 5,568 MBH Water Gas/Oil Fired Package Cast Iron Boiler (Weil-McLain H-2294).....	148,520.47	2,281.48
Note: Fire tested factory assembled package cast iron unit.		
23 52 23 00-0223 EA 4,961 MBH Steam, 5,787 MBH Water Gas/Oil Fired Package Cast Iron Boiler (Weil-McLain H-2394).....	154,469.03	2,390.12
Note: Fire tested factory assembled package cast iron unit.		
23 52 23 00-0224 EA 5,232 MBH Steam, 6,117 MBH Water Gas/Oil Fired Package Cast Iron Boiler (Weil-McLain H-2494).....	158,899.26	2,390.12
Note: Fire tested factory assembled package cast iron unit.		
23 52 23 00-0225 EA 5,413 MBH Steam, 6,338 MBH Water Gas/Oil Fired Package Cast Iron Boiler (Weil-McLain H-2594).....	163,913.57	2,498.77
Note: Fire tested factory assembled package cast iron unit.		
23 52 33 Water-Tube Boilers (23 52)		
23 52 33 13 Finned Water-Tube Boilers (23 52 33)		
23 52 33 13-0001 Laars Pennant 85% Efficient Water, Gas Fired, Copper Fin Tube LoNox Boiler (23 52 33 13)		
Note: Rated by gross rated output.		
23 52 33 13-0002 EA 200 MBH 85% Efficient, Water, Gas Fired, Copper Fin Tube LoNox Boiler (Laars Pennant).....	9,093.89	593.62
23 52 33 13-0003 EA 300 MBH 85% Efficient, Water, Gas Fired, Copper Fin Tube LoNox Boiler (Laars Pennant).....	10,006.08	659.59



MINOR	CSI	UOM	DESCRIPTION	TOTAL DIRECT UNIT COST	DEMOLITION UNIT COST
23 52 33	13-0004	EA	400 MBH 85% Efficient, Water, Gas Fired, Copper Fin Tube LoNox Boiler (Laars Pennant).....	11,486.69	791.50
23 52 33	13-0005	EA	500 MBH 85% Efficient, Water, Gas Fired, Copper Fin Tube LoNox Boiler (Laars Pennant).....	14,716.84	824.48
23 52 33	13-0006	EA	750 MBH 85% Efficient, Water, Gas Fired, Copper Fin Tube LoNox Boiler (Laars Pennant).....	17,284.05	989.37
23 52 33	13-0007	EA	1,000 MBH 85% Efficient, Water, Gas Fired, Copper Fin Tube LoNox Boiler (Laars Pennant).....	21,245.27	1,187.25
23 52 33	13-0008	EA	1,250 MBH 85% Efficient, Water, Gas Fired, Copper Fin Tube LoNox Boiler (Laars Pennant).....	24,157.22	1,253.21
23 52 33	13-0009	EA	1,500 MBH 85% Efficient, Water, Gas Fired, Copper Fin Tube LoNox Boiler (Laars Pennant).....	26,767.51	1,352.15
23 52 33	13-0010	EA	1,750 MBH 85% Efficient, Water, Gas Fired, Copper Fin Tube LoNox Boiler (Laars Pennant).....	29,201.84	1,418.11
23 52 33	13-0011	EA	2,000 MBH 85% Efficient, Water, Gas Fired, Copper Fin Tube LoNox Boiler (Laars Pennant).....	31,352.78	1,451.09
23 52 33 13-0012 Patterson Kelly Modufire Forced Draft, Water, Gas Fired, Copper Fin Tube Boiler (23 52 33 13)					
Note: Rated by gross rated output.					
23 52 33	13-0013	EA	1,000 MBH Forced Draft, Water, Gas Fired, Copper Fin Tube Boiler (Patterson Kelly Modufire).....	31,956.42	1,187.25
23 52 33	13-0014	EA	1,500 MBH Forced Draft, Water, Gas Fired, Copper Fin Tube Boiler (Patterson Kelly Modufire).....	39,944.48	1,352.15
23 52 33	13-0015	EA	2,000 MBH Forced Draft, Water, Gas Fired, Copper Fin Tube Boiler (Patterson Kelly Modufire).....	42,561.39	1,451.09
23 52 33	13-0016	EA	2,500 MBH Forced Draft, Water, Gas Fired, Copper Fin Tube Boiler (Patterson Kelly Modufire).....	60,319.34	1,648.96
23 52 33	13-0017	EA	3,000 MBH Forced Draft, Water, Gas Fired, Copper Fin Tube Boiler (Patterson Kelly Modufire).....	63,239.35	1,846.84
23 52 33 13-0018 Lochinvar Copper-Fin II Finned Tube Boiler (23 52 33 13)					
Note: Rated by gross rated output.					
23 52 33	13-0019	EA	340 MBH, 85% Efficient, Gas Fired, Copper Finned Tube Boiler (Lochinvar CHN0402).....	13,300.01	532.66
				For High And Low Gas Pressure Switch With Manual Reset, Add	499.07
				For Low Water Cut-Off, Probe Type, Manual Reset With Test, Add	442.11
23 52 33	13-0020	EA	425 MBH, 85% Efficient, Gas Fired, Copper Finned Tube Boiler (Lochinvar CHN0502).....	15,959.14	665.58
				For High And Low Gas Pressure Switch With Manual Reset, Add	499.07
				For Low Water Cut-Off, Probe Type, Manual Reset With Test, Add	442.11
23 52 33	13-0021	EA	552.5 MBH, 85% Efficient, Gas Fired, Copper Finned Tube Boiler (Lochinvar CHN0652).....	17,102.06	799.50
				For High And Low Gas Pressure Switch With Manual Reset, Add	499.07
				For Low Water Cut-Off, Probe Type, Manual Reset With Test, Add	442.11
23 52 33	13-0022	EA	637.5 MBH, 85% Efficient, Gas Fired, Copper Finned Tube Boiler (Lochinvar CHN0752).....	17,578.08	799.50
				For High And Low Gas Pressure Switch With Manual Reset, Add	499.07
				For Low Water Cut-Off, Probe Type, Manual Reset With Test, Add	442.11
23 52 33	13-0023	EA	841.5 MBH, 85% Efficient, Gas Fired, Copper Finned Tube Boiler (Lochinvar CHN0992).....	21,802.74	999.37
				For High And Low Gas Pressure Switch With Manual Reset, Add	499.07
				For Low Water Cut-Off, Probe Type, Manual Reset With Test, Add	442.11
23 52 33	13-0024	EA	1,071 MBH, 85% Efficient, Gas Fired, Copper Finned Tube Boiler (Lochinvar CHN1262).....	25,296.22	999.37
				For High And Low Gas Pressure Switch With Manual Reset, Add	499.07
				For Low Water Cut-Off, Probe Type, Manual Reset With Test, Add	442.11
23 52 33	13-0025	EA	1,224 MBH, 85% Efficient, Gas Fired, Copper Finned Tube Boiler (Lochinvar CHN1442).....	27,607.13	999.37
				For High And Low Gas Pressure Switch With Manual Reset, Add	499.07
				For Low Water Cut-Off, Probe Type, Manual Reset With Test, Add	442.11
23 52 33	13-0026	EA	1,530 MBH, 85% Efficient, Gas Fired, Copper Finned Tube Boiler (Lochinvar CHN1802).....	29,722.96	1,199.25
				For High And Low Gas Pressure Switch With Manual Reset, Add	499.07
				For Low Water Cut-Off, Probe Type, Manual Reset With Test, Add	442.11
23 52 33	13-0027	EA	1,759.5 MBH, 85% Efficient, Gas Fired, Copper Finned Tube Boiler (Lochinvar CHN2072).....	35,160.03	1,399.12
				For High And Low Gas Pressure Switch With Manual Reset, Add	499.07
				For Low Water Cut-Off, Probe Type, Manual Reset With Test, Add	442.11
23 52 33 13-0028 Raypak Cupro-Nickel Finned-Tube Boiler With Pump (23 52 33 13)					
Note: Rated by gross rated output.					
23 52 33	13-0029	EA	385 MBH Water, Gas Fired, On/Off, Cupro-Nickel Finned-Tube Boiler With Pump (Raypak H4-399B).....	12,756.17	732.13
23 52 33	13-0030	EA	420 MBH Water, Gas Fired, Two Stage, Cupro-Nickel Finned-Tube Boiler With Pump (Raypak H3-499B).....	13,730.71	659.59
23 52 33	13-0031	EA	546 MBH Water, Gas Fired, Two Stage, Cupro-Nickel Finned-Tube Boiler With Pump (Raypak H3-649B).....	15,289.56	791.50
23 52 33	13-0032	EA	630 MBH Water, Gas Fired, Two Stage, Cupro-Nickel Finned-Tube Boiler With Pump (Raypak H3-749B).....	16,222.99	898.53
23 52 33	13-0033	EA	756 MBH Water, Gas Fired, Two Stage, Cupro-Nickel Finned-Tube Boiler With Pump (Raypak H3-899B).....	18,020.75	989.37
23 52 33	13-0034	EA	832 MBH Water, Gas Fired, Two Stage, Cupro-Nickel Finned-Tube Boiler With Pump (Raypak H3-989B).....	19,385.70	1,064.93
23 52 33	13-0035	EA	1,058 MBH Water, Gas Fired, Three Stage, Cupro-Nickel Finned-Tube Boiler With Pump (Raypak H8-1259B).....	22,156.69	1,187.25
23 52 33	13-0036	EA	1,285 MBH Water, Gas Fired, Four Stage, Cupro-Nickel Finned-Tube Boiler With Pump (Raypak H9-1529B).....	25,798.35	1,253.21
23 52 33	13-0037	EA	1,512 MBH Water, Gas Fired, Four Stage, Cupro-Nickel Finned-Tube Boiler With Pump (Raypak H9-1799B).....	27,363.92	1,352.15
23 52 33	13-0038	EA	1,679 MBH Water, Gas Fired, Four Stage, Cupro-Nickel Finned-Tube Boiler With Pump (Raypak H9-1999B).....	32,808.40	1,385.13
23 52 33	13-0039	EA	1,739 MBH Water, Gas Fired, Four Stage, Cupro-Nickel Finned-Tube Boiler With Pump (Raypak H9-2069B).....	32,908.34	1,418.11
23 52 33	13-0040	EA	1,966 MBH Water, Gas Fired, Four Stage, Cupro-Nickel Finned-Tube Boiler With Pump (Raypak H9-2339B).....	38,593.22	1,451.09
23 52 33 16 Steel Water-Tube Boilers (23 52 33)					
23 52 33 16-0001 Unilux 85% Efficient, Gas Fired, Forced Draft, Hot Water, Steel Flexible Watertube Boiler (23 52 33 16)					
Note: Compliant with SCAQMD.					
23 52 33	16-0002	EA	1,250 MBH Input/1,062 MBH Output, 85% Efficient, Gas Fired, Forced Draft, Hot Water, Steel Flexible Watertube Boiler (Unilux ZF100).....	83,756.09	1,598.99
23 52 33	16-0003	EA	1,750 MBH Input/1,488 MBH Output, 85% Efficient, Gas Fired, Forced Draft, Hot Water, Steel Flexible Watertube Boiler (Unilux ZF150).....	90,008.09	1,998.75
23 52 33	16-0004	EA	2,200 MBH Input/1,870 MBH Output, 85% Efficient, Gas Fired, Forced Draft, Hot Water, Steel Flexible Watertube Boiler (Unilux ZF200).....	188,531.86	2,198.61
23 52 33	16-0005	EA	2,750 MBH Input/2,338 MBH Output, 85% Efficient, Gas Fired, Forced Draft, Hot Water, Steel Flexible Watertube Boiler (Unilux ZF250).....	195,594.60	2,398.49
23 52 33	16-0006	EA	3,000 MBH Input/2,550 MBH Output, 85% Efficient, Gas Fired, Forced Draft, Hot Water, Steel Flexible Watertube Boiler (Unilux ZF300).....	198,920.48	2,698.30

23 Heating, Ventilating, and Air-Conditioning (HVAC)

23 50 Central Heating Equipment

23 52 Heating Boilers



MINOR	CSI	UOM	DESCRIPTION	TOTAL DIRECT UNIT COST	DEMOLITION UNIT COST
23 52 33 16-0007	EA		3,750 MBH Input/3,188 MBH Output, 85% Efficient, Gas Fired, Forced Draft, Hot Water, Steel Flexible Watertube Boiler (Unilux VZ350).....	209,513.55	2,998.11
23 52 33 16-0008	EA		4,300 MBH Input/3,655 MBH Output, 85% Efficient, Gas Fired, Forced Draft, Hot Water, Steel Flexible Watertube Boiler (Unilux VZ400).....	214,256.47	3,098.05
23 52 33 16-0009			Unilux 83% Efficient, Gas Fired, Forced Draft, Low Pressure Steam, Steel Flexible Watertube Boiler <small>(23 52 33 16)</small> Note: Compliant with SCAQMD.		
23 52 33 16-0010	EA		1,250 MBH, 31 HP, 83% Efficient, Gas Fired, Forced Draft, Low Pressure Steam, Steel Flexible Watertube Boiler (Unilux ZF100LSG).....	97,785.00	1,798.87
23 52 33 16-0011	EA		1,750 MBH, 43.5 HP, 83% Efficient, Gas Fired, Forced Draft, Low Pressure Steam, Steel Flexible Watertube Boiler (Unilux ZF150LSG).....	102,624.52	2,098.67
23 52 33 16-0012	EA		2,200 MBH, 54.5 HP, 83% Efficient, Gas Fired, Forced Draft, Low Pressure Steam, Steel Flexible Watertube Boiler (Unilux ZF200LSG).....	202,360.86	2,298.55
23 52 33 16-0013	EA		2,750 MBH, 68 HP, 83% Efficient, Gas Fired, Forced Draft, Low Pressure Steam, Steel Flexible Watertube Boiler (Unilux ZF250LSG).....	214,874.03	2,498.43
23 52 33 16-0014	EA		3,000 MBH, 74 HP, 83% Efficient, Gas Fired, Forced Draft, Low Pressure Steam, Steel Flexible Watertube Boiler (Unilux ZF300LSG).....	219,210.52	2,698.30
23 52 33 16-0015	EA		3,750 MBH, 93 HP, 83% Efficient, Gas Fired, Forced Draft, Low Pressure Steam, Steel Flexible Watertube Boiler (Unilux ZF350LSG).....	227,683.64	2,998.11
23 52 33 16-0016	EA		4,300 MBH, 106.5 HP, 83% Efficient, Gas Fired, Forced Draft, Low Pressure Steam, Steel Flexible Watertube Boiler (Unilux ZF400LSG).....	235,359.05	3,197.99
23 52 33 16-0017	EA		5,400 MBH, 134 HP, 83% Efficient, Gas Fired, Forced Draft, Low Pressure Steam, Steel Flexible Watertube Boiler (Unilux ZF500LSG).....	231,813.58	3,397.86
23 52 33 16-0018	EA		6,250 MBH, 155 HP, 83% Efficient, Gas Fired, Forced Draft, Low Pressure Steam, Steel Flexible Watertube Boiler (Unilux ZF600LSG).....	250,989.72	3,597.74
23 52 33 16-0019	EA		7,235 MBH, 179 HP, 83% Efficient, Gas Fired, Forced Draft, Low Pressure Steam, Steel Flexible Watertube Boiler (Unilux ZF700LSG).....	264,109.17	3,797.61
23 52 33 16-0020	EA		8,270 MBH, 205 HP, 83% Efficient, Gas Fired, Forced Draft, Low Pressure Steam, Steel Flexible Watertube Boiler (Unilux ZF800LSG).....	270,868.77	3,997.48
23 52 33 16-0021			Unilux 81% Efficient, Gas Fired, Forced Draft, High Pressure Steam, Steel Flexible Watertube Boiler <small>(23 52 33 16)</small> Note: Compliant with SCAQMD.		
23 52 33 16-0022	EA		1,250 MBH, 31 HP, 81% Efficient, Gas Fired, Forced Draft, High Pressure Steam, Steel Flexible Watertube Boiler (Unilux 100HS).....	105,355.34	1,798.87
23 52 33 16-0023	EA		1,750 MBH, 43.5 HP, 81% Efficient, Gas Fired, Forced Draft, High Pressure Steam, Steel Flexible Watertube Boiler (Unilux 150HS).....	111,710.62	2,098.67
23 52 33 16-0024	EA		2,200 MBH, 54.5 HP, 81% Efficient, Gas Fired, Forced Draft, High Pressure Steam, Steel Flexible Watertube Boiler (Unilux 200HS).....	212,657.47	2,298.55
23 52 33 16-0025	EA		2,750 MBH, 68 HP, 81% Efficient, Gas Fired, Forced Draft, High Pressure Steam, Steel Flexible Watertube Boiler (Unilux 250HS).....	225,473.78	2,498.43
23 52 33 16-0026	EA		3,000 MBH, 74 HP, 81% Efficient, Gas Fired, Forced Draft, High Pressure Steam, Steel Flexible Watertube Boiler (Unilux 300HS).....	229,810.27	2,698.30
23 52 33 16-0027	EA		3,750 MBH, 93 HP, 81% Efficient, Gas Fired, Forced Draft, High Pressure Steam, Steel Flexible Watertube Boiler (Unilux 350HS).....	236,769.75	2,998.11
23 52 33 16-0028	EA		4,300 MBH, 106.5 HP, 81% Efficient, Gas Fired, Forced Draft, High Pressure Steam, Steel Flexible Watertube Boiler (Unilux 400HS).....	244,741.95	3,197.99
23 52 33 16-0029	EA		5,400 MBH, 134 HP, 81% Efficient, Gas Fired, Forced Draft, High Pressure Steam, Steel Flexible Watertube Boiler (Unilux 500HS).....	240,596.54	3,397.86
23 52 33 16-0030	EA		6,250 MBH, 155 HP, 81% Efficient, Gas Fired, Forced Draft, High Pressure Steam, Steel Flexible Watertube Boiler (Unilux 600HS).....	261,288.44	3,597.74
23 52 33 16-0031	EA		7,235 MBH, 179 HP, 81% Efficient, Gas Fired, Forced Draft, High Pressure Steam, Steel Flexible Watertube Boiler (Unilux 700HS).....	269,561.68	3,797.61
23 52 33 16-0032	EA		8,270 MBH, 205 HP, 81% Efficient, Gas Fired, Forced Draft, High Pressure Steam, Steel Flexible Watertube Boiler (Unilux 800HS).....	281,167.49	3,997.48
23 52 33 16-0033	EA		9,300 MBH, 230 HP, 81% Efficient, Gas Fired, Forced Draft, High Pressure Steam, Steel Flexible Watertube Boiler (Unilux 900HS).....	312,760.18	4,197.36
23 52 33 16-0034	EA		10,330 MBH, 256 HP, 81% Efficient, Gas Fired, Forced Draft, High Pressure Steam, Steel Flexible Watertube Boiler (Unilux 1000HS).....	452,923.98	4,397.24
23 52 33 16-0035	EA		12,400 MBH, 307 HP, 81% Efficient, Gas Fired, Forced Draft, High Pressure Steam, Steel Flexible Watertube Boiler (Unilux 1200HS).....	475,886.37	4,597.10
23 52 36			Fire-Box Boiler <small>(23 52)</small>		
23 52 36 00-0001			Package Oil Fired Firebox Boilers <small>(23 52 36)</small> Note: Prices are good for 15 PSI steam or 30 PSI water. Packaged type, complete with burner and all basic safety controls (low water cut-off, high/low temperature and pressure operating controls, flame failure, main and pilot gas control, etc.) Normally required (Boiler HP) boiler sizes are based on HP rating and gross output.		
23 52 36 00-0002	EA		40 HP, 1,339 MBH Oil Fired Firebox Boiler, 15 PSI Steam Or 30 PSI Water.....	79,220.54	2,607.41
23 52 36 00-0003	EA		46 HP, 1,553 MBH Oil Fired Firebox Boiler, 15 PSI Steam Or 30 PSI Water.....	82,822.70	2,824.69
23 52 36 00-0004	EA		53 HP, 1,784 MBH Oil Fired Firebox Boiler, 15 PSI Steam Or 30 PSI Water.....	86,712.77	3,041.98
23 52 36 00-0005	EA		61 HP, 2,062 MBH Oil Fired Firebox Boiler, 15 PSI Steam Or 30 PSI Water.....	93,770.41	3,259.27
23 52 36 00-0006	EA		69 HP, 2,313 MBH Oil Fired Firebox Boiler, 15 PSI Steam Or 30 PSI Water.....	97,948.41	3,476.55
23 52 36 00-0007	EA		80 HP, 2,678 MBH Oil Fired Firebox Boiler, 15 PSI Steam Or 30 PSI Water.....	102,054.57	3,693.84
23 52 36 00-0008	EA		100 HP, 3,348 MBH Oil Fired Firebox Boiler, 15 PSI Steam Or 30 PSI Water.....	113,517.95	3,911.12
23 52 36 00-0009	EA		127 HP, 4,251 MBH Oil Fired Firebox Boiler, 15 PSI Steam Or 30 PSI Water.....	131,362.33	4,345.69
23 52 36 00-0010	EA		151 HP, 5,055 MBH Oil Fired Firebox Boiler, 15 PSI Steam Or 30 PSI Water.....	149,509.14	4,780.26
23 52 36 00-0011	EA		183 HP, 6,126 MBH Oil Fired Firebox Boiler, 15 PSI Steam Or 30 PSI Water.....	164,020.91	5,269.15
23 52 36 00-0012	EA		220 HP, 7,388 MBH Oil Fired Firebox Boiler, 15 PSI Steam Or 30 PSI Water.....	178,532.83	5,758.03



MINOR CSI UOM DESCRIPTION	TOTAL DIRECT UNIT COST	DEMOLITION UNIT COST
23 52 36 00-0013 EA 257 HP, 8,606 MBH Oil Fired Firebox Boiler, 15 PSI Steam Or 30 PSI Water	187,687.55	6,735.81
23 52 36 00-0014 EA 294 HP, 9,842 MBH Oil Fired Firebox Boiler, 15 PSI Steam Or 30 PSI Water	228,733.62	7,713.59
23 52 36 00-0015 EA 368 HP, 12,302 MBH Oil Fired Firebox Boiler, 15 PSI Steam Or 30 PSI Water	270,787.55	8,891.37
23 52 36 00-0016 EA 441 HP, 14,766 MBH Oil Fired Firebox Boiler, 15 PSI Steam Or 30 PSI Water	313,274.79	9,777.80
23 52 36 00-0017 EA 514 HP, 17,220 MBH Oil Fired Firebox Boiler, 15 PSI Steam Or 30 PSI Water	354,786.81	10,592.61

23 52 39 Fire-Tube Boilers (23 52)

23 52 39 13 Scotch Marine Boilers (23 52 39)

23 52 39 13-0001	EA	15 PSI Steam Scotch Marine Boilers (23 52 39 13) <small>Note: Includes all standard safety controls (low water cut-off, high/low temperature and pressure operating controls, flame failure, main and pilot gas control, etc.), setting boilers and controls. Rated by boiler horsepower and MBH gross rated output.</small>		
23 52 39 13-0002		15 PSI Gas Fired Steam Scotch Marine Boilers (23 52 39 13-0001)		
23 52 39 13-0003	EA	30 HP, 1,033 MBH 15 PSI Steam Gas Fired Scotch Marine Boiler <small>Note: Burnham Series 3. Fire tested factory assembled unit.</small>	63,137.17	1,195.06
23 52 39 13-0004	EA	40 HP, 1,339 MBH 15 PSI Steam Gas Fired Scotch Marine Boiler <small>Note: Burnham Series 3. Fire tested factory assembled unit.</small>	67,961.40	1,303.70
23 52 39 13-0005	EA	50 HP, 1,674 MBH 15 PSI Steam Gas Fired Scotch Marine Boiler <small>Note: Burnham Series 3. Fire tested factory assembled unit.</small>	73,814.91	1,412.35
23 52 39 13-0006	EA	60 HP, 2,009 MBH 15 PSI Steam Gas Fired Scotch Marine Boiler <small>Note: Burnham Series 3. Fire tested factory assembled unit.</small>	77,126.32	1,629.63
23 52 39 13-0007	EA	70 HP, 2,343 MBH 15 PSI Steam Gas Fired Scotch Marine Boiler <small>Note: Burnham Series 3. Fire tested factory assembled unit.</small>	80,816.07	1,738.27
23 52 39 13-0008	EA	80 HP, 2,678 MBH 15 PSI Steam Gas Fired Scotch Marine Boiler <small>Note: Burnham Series 3. Fire tested factory assembled unit.</small>	84,598.63	1,846.91
23 52 39 13-0009	EA	90 HP, 3,013 MBH 15 PSI Steam Gas Fired Scotch Marine Boiler <small>Note: Burnham Series 3. Fire tested factory assembled unit.</small>	87,209.80	1,901.23
23 52 39 13-0010	EA	100 HP, 3,348 MBH 15 PSI Steam Gas Fired Scotch Marine Boiler <small>Note: Burnham Series 3. Fire tested factory assembled unit.</small>	92,062.05	1,955.56
23 52 39 13-0011	EA	125 HP, 4,184 MBH 15 PSI Steam Gas Fired Scotch Marine Boiler <small>Note: Burnham Series 3. Fire tested factory assembled unit.</small>	104,090.56	2,172.84
23 52 39 13-0012	EA	150 HP, 5,021 MBH 15 PSI Steam Gas Fired Scotch Marine Boiler <small>Note: Burnham Series 3. Fire tested factory assembled unit.</small>	118,280.85	2,390.12
23 52 39 13-0013	EA	175 HP, 5,858 MBH 15 PSI Steam Gas Fired Scotch Marine Boiler <small>Note: Burnham Series 3. Fire tested factory assembled unit.</small>	129,737.45	2,634.57
23 52 39 13-0014	EA	200 HP, 6,695 MBH 15 PSI Steam Gas Fired Scotch Marine Boiler <small>Note: Burnham Series 3. Fire tested factory assembled unit.</small>	141,191.83	2,879.01
23 52 39 13-0015	EA	250 HP, 8,369 MBH 15 PSI Steam Gas Fired Scotch Marine Boiler <small>Note: Burnham Series 3. Fire tested factory assembled unit.</small>	148,927.30	3,367.91
23 52 39 13-0016	EA	300 HP, 10,043 MBH 15 PSI Steam Gas Fired Scotch Marine Boiler <small>Note: Burnham Series 3. Fire tested factory assembled unit.</small>	181,120.33	3,856.80
23 52 39 13-0017	EA	350 HP, 11,716 MBH 15 PSI Steam Gas Fired Scotch Marine Boiler <small>Note: Burnham Series 3. Fire tested factory assembled unit.</small>	196,077.39	4,345.69
23 52 39 13-0018	EA	400 HP, 13,390 MBH 15 PSI Steam Gas Fired Scotch Marine Boiler <small>Note: Burnham Series 3. Fire tested factory assembled unit.</small>	230,864.89	4,834.58
23 52 39 13-0019	EA	500 HP, 16,738 MBH 15 PSI Steam Gas Fired Scotch Marine Boiler <small>Note: Burnham Series 3. Fire tested factory assembled unit.</small>	280,397.04	5,323.47
23 52 39 13-0020	EA	600 HP, 20,085 MBH 15 PSI Steam Gas Fired Scotch Marine Boiler <small>Note: Burnham Series 3. Fire tested factory assembled unit.</small>	328,028.54	5,812.36
23 52 39 13-0021	EA	700 HP, 23,433 MBH 15 PSI Steam Gas Fired Scotch Marine Boiler <small>Note: Burnham Series 3. Fire tested factory assembled unit.</small>	373,629.22	6,301.24
23 52 39 13-0022	EA	800 HP, 26,780 MBH 15 PSI Steam Gas Fired Scotch Marine Boiler <small>Note: Burnham Series 3. Fire tested factory assembled unit.</small>	417,401.04	6,790.13
23 52 39 13-0023	EA	900 HP, 30,128 MBH 15 PSI Steam Gas Fired Scotch Marine Boiler <small>Note: Burnham Series 3. Fire tested factory assembled unit.</small>	649,869.25	7,279.02
23 52 39 13-0024	EA	1,000 HP, 33,476 MBH 15 PSI Steam Gas Fired Scotch Marine Boiler <small>Note: Burnham Series 3. Fire tested factory assembled unit.</small>	707,083.88	7,767.91
23 52 39 13-0025		15 PSI Oil Fired Steam Scotch Marine Boilers (23 52 39 13-0001)		
23 52 39 13-0026	EA	30 HP, 1,033 MBH 15 PSI Steam Oil Fired Scotch Marine Boiler <small>Note: Burnham Series 3. Fire tested factory assembled unit.</small>	58,517.57	1,195.06
23 52 39 13-0027	EA	40 HP, 1,339 MBH 15 PSI Steam Oil Fired Scotch Marine Boiler <small>Note: Burnham Series 3. Fire tested factory assembled unit.</small>	62,994.09	1,303.70
23 52 39 13-0028	EA	50 HP, 1,674 MBH 15 PSI Steam Oil Fired Scotch Marine Boiler <small>Note: Burnham Series 3. Fire tested factory assembled unit.</small>	68,415.66	1,412.35
23 52 39 13-0029	EA	60 HP, 2,009 MBH 15 PSI Steam Oil Fired Scotch Marine Boiler <small>Note: Burnham Series 3. Fire tested factory assembled unit.</small>	74,543.32	1,629.63
23 52 39 13-0030	EA	70 HP, 2,343 MBH 15 PSI Steam Oil Fired Scotch Marine Boiler <small>Note: Burnham Series 3. Fire tested factory assembled unit.</small>	77,769.45	1,738.27
23 52 39 13-0031	EA	80 HP, 2,678 MBH 15 PSI Steam Oil Fired Scotch Marine Boiler <small>Note: Burnham Series 3. Fire tested factory assembled unit.</small>	80,990.50	1,846.91
23 52 39 13-0032	EA	90 HP, 3,013 MBH 15 PSI Steam Oil Fired Scotch Marine Boiler <small>Note: Burnham Series 3. Fire tested factory assembled unit.</small>	84,001.93	1,901.23
23 52 39 13-0033	EA	100 HP, 3,348 MBH 15 PSI Steam Oil Fired Scotch Marine Boiler <small>Note: Burnham Series 3. Fire tested factory assembled unit.</small>	90,008.89	1,955.56
23 52 39 13-0034	EA	125 HP, 4,184 MBH 15 PSI Steam Oil Fired Scotch Marine Boiler <small>Note: Burnham Series 3. Fire tested factory assembled unit.</small>	104,188.46	2,172.84
23 52 39 13-0035	EA	150 HP, 5,021 MBH 15 PSI Steam Oil Fired Scotch Marine Boiler <small>Note: Burnham Series 3. Fire tested factory assembled unit.</small>	118,387.39	2,390.12

23 Heating, Ventilating, and Air-Conditioning (HVAC)**23 50 Central Heating Equipment****23 52 Heating Boilers**

MINOR CSI UOM DESCRIPTION	TOTAL DIRECT UNIT COST	DEMOLITION UNIT COST
23 52 39 13-0036 EA 175 HP, 5,858 MBH 15 PSI Steam Oil Fired Scotch Marine Boiler Note: Burnham Series 3. Fire tested factory assembled unit.	129,855.52	2,634.57
23 52 39 13-0037 EA 200 HP, 6,695 MBH 15 PSI Steam Oil Fired Scotch Marine Boiler Note: Burnham Series 3. Fire tested factory assembled unit.	141,321.41	2,879.01
23 52 39 13-0038 EA 250 HP, 8,369 MBH 15 PSI Steam Oil Fired Scotch Marine Boiler Note: Burnham Series 3. Fire tested factory assembled unit.	149,062.64	3,367.91
23 52 39 13-0039 EA 300 HP, 10,043 MBH 15 PSI Steam Oil Fired Scotch Marine Boiler Note: Burnham Series 3. Fire tested factory assembled unit.	181,287.35	3,856.80
23 52 39 13-0040 EA 350 HP, 11,716 MBH 15 PSI Steam Oil Fired Scotch Marine Boiler Note: Burnham Series 3. Fire tested factory assembled unit.	196,255.93	4,345.69
23 52 39 13-0041 EA 400 HP, 13,390 MBH 15 PSI Steam Oil Fired Scotch Marine Boiler Note: Burnham Series 3. Fire tested factory assembled unit.	231,077.98	4,834.58
23 52 39 13-0042 EA 500 HP, 16,738 MBH 15 PSI Steam Oil Fired Scotch Marine Boiler Note: Burnham Series 3. Fire tested factory assembled unit.	280,656.21	5,323.47
23 52 39 13-0043 EA 600 HP, 20,085 MBH 15 PSI Steam Oil Fired Scotch Marine Boiler Note: Burnham Series 3. Fire tested factory assembled unit.	328,333.78	5,812.36
23 52 39 13-0044 EA 700 HP, 23,433 MBH 15 PSI Steam Oil Fired Scotch Marine Boiler Note: Burnham Series 3. Fire tested factory assembled unit.	373,977.65	6,301.24
23 52 39 13-0045 EA 800 HP, 26,780 MBH 15 PSI Steam Oil Fired Scotch Marine Boiler Note: Burnham Series 3. Fire tested factory assembled unit.	417,792.67	6,790.13
23 52 39 13-0046 EA 900 HP, 30,128 MBH 15 PSI Steam Oil Fired Scotch Marine Boiler Note: Burnham Series 3. Fire tested factory assembled unit.	650,488.31	7,279.02
23 52 39 13-0047 EA 1,000 HP, 33,476 MBH 15 PSI Steam Oil Fired Scotch Marine Boiler Note: Burnham Series 3. Fire tested factory assembled unit.	707,761.11	7,767.91
23 52 39 13-0048 15 PSI Gas/Oil Fired Steam Scotch Marine Boilers (23 52 39 13-0001)		
23 52 39 13-0049 EA 30 HP, 1,033 MBH 15 PSI Steam Gas/Oil Fired Scotch Marine Boiler Note: Burnham Series 3. Fire tested factory assembled unit.	65,159.08	1,195.06
23 52 39 13-0050 EA 40 HP, 1,339 MBH 15 PSI Steam Gas/Oil Fired Scotch Marine Boiler Note: Burnham Series 3. Fire tested factory assembled unit.	70,135.50	1,303.70
23 52 39 13-0051 EA 50 HP, 1,674 MBH 15 PSI Steam Gas/Oil Fired Scotch Marine Boiler Note: Burnham Series 3. Fire tested factory assembled unit.	76,173.30	1,412.35
23 52 39 13-0052 EA 60 HP, 2,009 MBH 15 PSI Steam Gas/Oil Fired Scotch Marine Boiler Note: Burnham Series 3. Fire tested factory assembled unit.	80,057.75	1,629.63
23 52 39 13-0053 EA 70 HP, 2,343 MBH 15 PSI Steam Gas/Oil Fired Scotch Marine Boiler Note: Burnham Series 3. Fire tested factory assembled unit.	83,511.38	1,738.27
23 52 39 13-0054 EA 80 HP, 2,678 MBH 15 PSI Steam Gas/Oil Fired Scotch Marine Boiler Note: Burnham Series 3. Fire tested factory assembled unit.	86,959.91	1,846.91
23 52 39 13-0055 EA 90 HP, 3,013 MBH 15 PSI Steam Gas/Oil Fired Scotch Marine Boiler Note: Burnham Series 3. Fire tested factory assembled unit.	90,195.95	1,901.23
23 52 39 13-0056 EA 100 HP, 3,348 MBH 15 PSI Steam Gas/Oil Fired Scotch Marine Boiler Note: Burnham Series 3. Fire tested factory assembled unit.	93,432.74	1,955.56
23 52 39 13-0057 EA 125 HP, 4,184 MBH 15 PSI Steam Gas/Oil Fired Scotch Marine Boiler Note: Burnham Series 3. Fire tested factory assembled unit.	108,168.07	2,172.84
23 52 39 13-0058 EA 150 HP, 5,021 MBH 15 PSI Steam Gas/Oil Fired Scotch Marine Boiler Note: Burnham Series 3. Fire tested factory assembled unit.	122,922.76	2,390.12
23 52 39 13-0059 EA 175 HP, 5,858 MBH 15 PSI Steam Gas/Oil Fired Scotch Marine Boiler Note: Burnham Series 3. Fire tested factory assembled unit.	134,828.58	2,634.57
23 52 39 13-0060 EA 200 HP, 6,695 MBH 15 PSI Steam Gas/Oil Fired Scotch Marine Boiler Note: Burnham Series 3. Fire tested factory assembled unit.	146,729.30	2,879.01
23 52 39 13-0061 EA 250 HP, 8,369 MBH 15 PSI Steam Gas/Oil Fired Scotch Marine Boiler Note: Burnham Series 3. Fire tested factory assembled unit.	154,712.42	3,367.91
23 52 39 13-0062 EA 300 HP, 10,043 MBH 15 PSI Steam Gas/Oil Fired Scotch Marine Boiler Note: Burnham Series 3. Fire tested factory assembled unit.	188,198.39	3,856.80
23 52 39 13-0063 EA 350 HP, 11,716 MBH 15 PSI Steam Gas/Oil Fired Scotch Marine Boiler Note: Burnham Series 3. Fire tested factory assembled unit.	203,708.33	4,345.69
23 52 39 13-0064 EA 400 HP, 13,390 MBH 15 PSI Steam Gas/Oil Fired Scotch Marine Boiler Note: Burnham Series 3. Fire tested factory assembled unit.	239,901.07	4,834.58
23 52 39 13-0065 EA 500 HP, 16,738 MBH 15 PSI Steam Gas/Oil Fired Scotch Marine Boiler Note: Burnham Series 3. Fire tested factory assembled unit.	291,463.35	5,323.47
23 52 39 13-0066 EA 600 HP, 20,085 MBH 15 PSI Steam Gas/Oil Fired Scotch Marine Boiler Note: Burnham Series 3. Fire tested factory assembled unit.	341,044.33	5,812.36
23 52 39 13-0067 EA 700 HP, 23,433 MBH 15 PSI Steam Gas/Oil Fired Scotch Marine Boiler Note: Burnham Series 3. Fire tested factory assembled unit.	388,510.99	6,301.24
23 52 39 13-0068 EA 800 HP, 26,780 MBH 15 PSI Steam Gas/Oil Fired Scotch Marine Boiler Note: Burnham Series 3. Fire tested factory assembled unit.	434,068.17	6,790.13
23 52 39 13-0069 EA 900 HP, 30,128 MBH 15 PSI Steam Gas/Oil Fired Scotch Marine Boiler Note: Burnham Series 3. Fire tested factory assembled unit.	676,381.03	7,279.02
23 52 39 13-0070 EA 1,000 HP, 33,476 MBH 15 PSI Steam Gas/Oil Fired Scotch Marine Boiler Note: Burnham Series 3. Fire tested factory assembled unit.	735,955.59	7,767.91
23 52 39 13-0071 125 PSI Water Scotch Marine Boilers (23 52 39 13) Note: Includes all standard safety controls (low water cut-off, high/low temperature and pressure operating controls, flame failure, main and pilot gas control, etc.), setting boilers and controls. Rated by boiler horsepower and MBH gross rated output.		
23 52 39 13-0072 125 PSI Gas Fired Water Scotch Marine Boilers (23 52 39 13-0071)		
23 52 39 13-0073 EA 40 HP, 1,339 MBH 125 PSI Water Gas Fired Scotch Marine Boiler Note: Burnham Series 3. 125 PSI Water. Fire tested factory assembled package unit.	74,742.86	1,303.70
23 52 39 13-0074 EA 50 HP, 1,674 MBH 125 PSI Water Gas Fired Scotch Marine Boiler Note: Burnham Series 3. 125 PSI Water. Fire tested factory assembled package unit.	83,876.23	1,412.35



MINOR CSI UOM DESCRIPTION	TOTAL DIRECT UNIT COST	DEMOLITION UNIT COST
23 52 39 13-0075 EA 60 HP, 2,009 MBH 125 PSI Water Gas Fired Scotch Marine Boiler Note: Burnham Series 3. 125 PSI Water. Fire tested factory assembled package unit.	90,110.44	1,629.63
23 52 39 13-0076 EA 70 HP, 2,343 MBH 125 PSI Water Gas Fired Scotch Marine Boiler Note: Burnham Series 3. 125 PSI Water. Fire tested factory assembled package unit.	96,864.08	1,738.27
23 52 39 13-0077 EA 80 HP, 2,678 MBH 125 PSI Water Gas Fired Scotch Marine Boiler Note: Burnham Series 3. 125 PSI Water. Fire tested factory assembled package unit.	103,759.49	1,846.91
23 52 39 13-0078 EA 90 HP, 3,013 MBH 125 PSI Water Gas Fired Scotch Marine Boiler Note: Burnham Series 3. 125 PSI Water. Fire tested factory assembled package unit.	109,244.50	1,901.23
23 52 39 13-0079 EA 100 HP, 3,348 MBH 125 PSI Water Gas Fired Scotch Marine Boiler Note: Burnham Series 3. 125 PSI Water. Fire tested factory assembled package unit.	117,621.38	1,955.56
23 52 39 13-0080 EA 125 HP, 4,184 MBH 125 PSI Water Gas Fired Scotch Marine Boiler Note: Burnham Series 3. 125 PSI Water. Fire tested factory assembled package unit.	126,191.49	2,172.84
23 52 39 13-0081 EA 150 HP, 5,021 MBH 125 PSI Water Gas Fired Scotch Marine Boiler Note: Burnham Series 3. 125 PSI Water. Fire tested factory assembled package unit.	137,571.29	2,390.12
23 52 39 13-0082 EA 175 HP, 5,858 MBH 125 PSI Water Gas Fired Scotch Marine Boiler Note: Burnham Series 3. 125 PSI Water. Fire tested factory assembled package unit.	146,341.23	2,634.57
23 52 39 13-0083 EA 200 HP, 6,695 MBH 125 PSI Water Gas Fired Scotch Marine Boiler Note: Burnham Series 3. 125 PSI Water. Fire tested factory assembled package unit.	151,518.07	2,879.01
23 52 39 13-0084 EA 250 HP, 8,369 MBH 125 PSI Water Gas Fired Scotch Marine Boiler Note: Burnham Series 3. 125 PSI Water. Fire tested factory assembled package unit.	183,419.15	3,367.91
23 52 39 13-0085 EA 300 HP, 10,043 MBH 125 PSI Water Gas Fired Scotch Marine Boiler Note: Burnham Series 3. 125 PSI Water. Fire tested factory assembled package unit.	213,556.15	3,856.80
23 52 39 13-0086 EA 350 HP, 11,716 MBH 125 PSI Water Gas Fired Scotch Marine Boiler Note: Burnham Series 3. 125 PSI Water. Fire tested factory assembled package unit.	230,183.37	4,345.69
23 52 39 13-0087 EA 400 HP, 13,390 MBH 125 PSI Water Gas Fired Scotch Marine Boiler Note: Burnham Series 3. 125 PSI Water. Fire tested factory assembled package unit.	256,824.48	4,834.58
23 52 39 13-0088 EA 500 HP, 16,738 MBH 125 PSI Water Gas Fired Scotch Marine Boiler Note: Burnham Series 3. 125 PSI Water. Fire tested factory assembled package unit.	311,197.24	5,323.47
23 52 39 13-0089 EA 600 HP, 20,085 MBH 125 PSI Water Gas Fired Scotch Marine Boiler Note: Burnham Series 3. 125 PSI Water. Fire tested factory assembled package unit.	364,251.03	5,812.36
23 52 39 13-0090 EA 700 HP, 23,433 MBH 125 PSI Water Gas Fired Scotch Marine Boiler Note: Burnham Series 3. 125 PSI Water. Fire tested factory assembled package unit.	415,043.63	6,301.24
23 52 39 13-0091 EA 800 HP, 26,780 MBH 125 PSI Water Gas Fired Scotch Marine Boiler Note: Burnham Series 3. 125 PSI Water. Fire tested factory assembled package unit.	463,785.64	6,790.13
23 52 39 13-0092 EA 900 HP, 30,128 MBH 125 PSI Water Gas Fired Scotch Marine Boiler Note: Burnham Series 3. 125 PSI Water. Fire tested factory assembled package unit.	723,654.34	7,279.02
23 52 39 13-0093 EA 1,000 HP, 33,476 MBH 125 PSI Water Gas Fired Scotch Marine Boiler Note: Burnham Series 3. 125 PSI Water. Fire tested factory assembled package unit.	787,433.56	7,767.91
23 52 39 13-0094 125 PSI Oil Fired Water Scotch Marine Boilers <small>(23 52 39 13-0071)</small>		
23 52 39 13-0095 EA 40 HP, 1,339 MBH 125 PSI Water Oil Fired Scotch Marine Boiler Note: Burnham Series 3. 125 PSI Water. Fire tested factory assembled package unit.	69,237.07	1,303.70
23 52 39 13-0096 EA 50 HP, 1,674 MBH 125 PSI Water Oil Fired Scotch Marine Boiler Note: Burnham Series 3. 125 PSI Water. Fire tested factory assembled package unit.	77,679.33	1,412.35
23 52 39 13-0097 EA 60 HP, 2,009 MBH 125 PSI Water Oil Fired Scotch Marine Boiler Note: Burnham Series 3. 125 PSI Water. Fire tested factory assembled package unit.	87,049.42	1,629.63
23 52 39 13-0098 EA 70 HP, 2,343 MBH 125 PSI Water Oil Fired Scotch Marine Boiler Note: Burnham Series 3. 125 PSI Water. Fire tested factory assembled package unit.	93,158.04	1,738.27
23 52 39 13-0099 EA 80 HP, 2,678 MBH 125 PSI Water Oil Fired Scotch Marine Boiler Note: Burnham Series 3. 125 PSI Water. Fire tested factory assembled package unit.	99,258.68	1,846.91
23 52 39 13-0100 EA 90 HP, 3,013 MBH 125 PSI Water Oil Fired Scotch Marine Boiler Note: Burnham Series 3. 125 PSI Water. Fire tested factory assembled package unit.	105,146.83	1,901.23
23 52 39 13-0101 EA 100 HP, 3,348 MBH 125 PSI Water Oil Fired Scotch Marine Boiler Note: Burnham Series 3. 125 PSI Water. Fire tested factory assembled package unit.	114,943.35	1,955.56
23 52 39 13-0102 EA 125 HP, 4,184 MBH 125 PSI Water Oil Fired Scotch Marine Boiler Note: Burnham Series 3. 125 PSI Water. Fire tested factory assembled package unit.	126,309.55	2,172.84
23 52 39 13-0103 EA 150 HP, 5,021 MBH 125 PSI Water Oil Fired Scotch Marine Boiler Note: Burnham Series 3. 125 PSI Water. Fire tested factory assembled package unit.	137,697.99	2,390.12
23 52 39 13-0104 EA 175 HP, 5,858 MBH 125 PSI Water Oil Fired Scotch Marine Boiler Note: Burnham Series 3. 125 PSI Water. Fire tested factory assembled package unit.	146,476.57	2,634.57
23 52 39 13-0105 EA 200 HP, 6,695 MBH 125 PSI Water Oil Fired Scotch Marine Boiler Note: Burnham Series 3. 125 PSI Water. Fire tested factory assembled package unit.	151,659.17	2,879.01
23 52 39 13-0106 EA 250 HP, 8,369 MBH 125 PSI Water Oil Fired Scotch Marine Boiler Note: Burnham Series 3. 125 PSI Water. Fire tested factory assembled package unit.	183,589.05	3,367.91
23 52 39 13-0107 EA 300 HP, 10,043 MBH 125 PSI Water Oil Fired Scotch Marine Boiler Note: Burnham Series 3. 125 PSI Water. Fire tested factory assembled package unit.	213,754.84	3,856.80
23 52 39 13-0108 EA 350 HP, 11,716 MBH 125 PSI Water Oil Fired Scotch Marine Boiler Note: Burnham Series 3. 125 PSI Water. Fire tested factory assembled package unit.	230,396.46	4,345.69
23 52 39 13-0109 EA 400 HP, 13,390 MBH 125 PSI Water Oil Fired Scotch Marine Boiler Note: Burnham Series 3. 125 PSI Water. Fire tested factory assembled package unit.	257,063.49	4,834.58
23 52 39 13-0110 EA 500 HP, 16,738 MBH 125 PSI Water Oil Fired Scotch Marine Boiler Note: Burnham Series 3. 125 PSI Water. Fire tested factory assembled package unit.	311,488.08	5,323.47
23 52 39 13-0111 EA 600 HP, 20,085 MBH 125 PSI Water Oil Fired Scotch Marine Boiler Note: Burnham Series 3. 125 PSI Water. Fire tested factory assembled package unit.	364,593.70	5,812.36
23 52 39 13-0112 EA 700 HP, 23,433 MBH 125 PSI Water Oil Fired Scotch Marine Boiler Note: Burnham Series 3. 125 PSI Water. Fire tested factory assembled package unit.	415,435.25	6,301.24
23 52 39 13-0113 EA 800 HP, 26,780 MBH 125 PSI Water Oil Fired Scotch Marine Boiler Note: Burnham Series 3. 125 PSI Water. Fire tested factory assembled package unit.	464,223.34	6,790.13
23 52 39 13-0114 EA 900 HP, 30,128 MBH 125 PSI Water Oil Fired Scotch Marine Boiler Note: Burnham Series 3. 125 PSI Water. Fire tested factory assembled package unit.	724,348.19	7,279.02
23 52 39 13-0115 EA 1,000 HP, 33,476 MBH 125 PSI Water Oil Fired Scotch Marine Boiler Note: Burnham Series 3. 125 PSI Water. Fire tested factory assembled package unit.	788,189.73	7,767.91

23 Heating, Ventilating, and Air-Conditioning (HVAC)

23 50 Central Heating Equipment

23 52 Heating Boilers



MINOR	CSI	UOM	DESCRIPTION	TOTAL DIRECT UNIT COST	DEMOLITION UNIT COST
23 52 39	13-0116		125 PSI Gas/Oil Fired Water Scotch Marine Boilers <small>(23 52 39 13-0071)</small>		
	23 52 39 13-0117	EA	40 HP, 1,339 MBH 125 PSI Water Gas/Oil Fired Scotch Marine Boiler..... Note: Burnham Series 3. 125 PSI Water. Fire tested factory assembled package unit.	77,150.21	1,303.70
	23 52 39 13-0118	EA	50 HP, 1,674 MBH 125 PSI Water Gas/Oil Fired Scotch Marine Boiler..... Note: Burnham Series 3. 125 PSI Water. Fire tested factory assembled package unit.	86,583.06	1,412.35
	23 52 39 13-0119	EA	60 HP, 2,009 MBH 125 PSI Water Gas/Oil Fired Scotch Marine Boiler..... Note: Burnham Series 3. 125 PSI Water. Fire tested factory assembled package unit.	93,580.36	1,629.63
	23 52 39 13-0120	EA	70 HP, 2,343 MBH 125 PSI Water Gas/Oil Fired Scotch Marine Boiler..... Note: Burnham Series 3. 125 PSI Water. Fire tested factory assembled package unit.	100,146.82	1,738.27
	23 52 39 13-0121	EA	80 HP, 2,678 MBH 125 PSI Water Gas/Oil Fired Scotch Marine Boiler..... Note: Burnham Series 3. 125 PSI Water. Fire tested factory assembled package unit.	106,708.20	1,846.91
	23 52 39 13-0122	EA	90 HP, 3,013 MBH 125 PSI Water Gas/Oil Fired Scotch Marine Boiler..... Note: Burnham Series 3. 125 PSI Water. Fire tested factory assembled package unit.	113,057.09	1,901.23
	23 52 39 13-0123	EA	100 HP, 3,348 MBH 125 PSI Water Gas/Oil Fired Scotch Marine Boiler..... Note: Burnham Series 3. 125 PSI Water. Fire tested factory assembled package unit.	119,406.73	1,955.56
	23 52 39 13-0124	EA	125 HP, 4,184 MBH 125 PSI Water Gas/Oil Fired Scotch Marine Boiler..... Note: Burnham Series 3. 125 PSI Water. Fire tested factory assembled package unit.	131,210.63	2,172.84
	23 52 39 13-0125	EA	150 HP, 5,021 MBH 125 PSI Water Gas/Oil Fired Scotch Marine Boiler..... Note: Burnham Series 3. 125 PSI Water. Fire tested factory assembled package unit.	143,036.77	2,390.12
	23 52 39 13-0126	EA	175 HP, 5,858 MBH 125 PSI Water Gas/Oil Fired Scotch Marine Boiler..... Note: Burnham Series 3. 125 PSI Water. Fire tested factory assembled package unit.	152,140.74	2,634.57
	23 52 39 13-0127	EA	200 HP, 6,695 MBH 125 PSI Water Gas/Oil Fired Scotch Marine Boiler..... Note: Burnham Series 3. 125 PSI Water. Fire tested factory assembled package unit.	157,499.00	2,879.01
	23 52 39 13-0128	EA	250 HP, 8,369 MBH 125 PSI Water Gas/Oil Fired Scotch Marine Boiler..... Note: Burnham Series 3. 125 PSI Water. Fire tested factory assembled package unit.	190,678.62	3,367.91
	23 52 39 13-0129	EA	300 HP, 10,043 MBH 125 PSI Water Gas/Oil Fired Scotch Marine Boiler..... Note: Burnham Series 3. 125 PSI Water. Fire tested factory assembled package unit.	222,019.29	3,856.80
	23 52 39 13-0130	EA	350 HP, 11,716 MBH 125 PSI Water Gas/Oil Fired Scotch Marine Boiler..... Note: Burnham Series 3. 125 PSI Water. Fire tested factory assembled package unit.	239,271.39	4,345.69
	23 52 39 13-0131	EA	400 HP, 13,390 MBH 125 PSI Water Gas/Oil Fired Scotch Marine Boiler..... Note: Burnham Series 3. 125 PSI Water. Fire tested factory assembled package unit.	266,969.31	4,834.58
	23 52 39 13-0132	EA	500 HP, 16,738 MBH 125 PSI Water Gas/Oil Fired Scotch Marine Boiler..... Note: Burnham Series 3. 125 PSI Water. Fire tested factory assembled package unit.	323,582.40	5,323.47
	23 52 39 13-0133	EA	600 HP, 20,085 MBH 125 PSI Water Gas/Oil Fired Scotch Marine Boiler..... Note: Burnham Series 3. 125 PSI Water. Fire tested factory assembled package unit.	378,816.04	5,812.36
	23 52 39 13-0134	EA	700 HP, 23,433 MBH 125 PSI Water Gas/Oil Fired Scotch Marine Boiler..... Note: Burnham Series 3. 125 PSI Water. Fire tested factory assembled package unit.	431,696.35	6,301.24
	23 52 39 13-0135	EA	800 HP, 26,780 MBH 125 PSI Water Gas/Oil Fired Scotch Marine Boiler..... Note: Burnham Series 3. 125 PSI Water. Fire tested factory assembled package unit.	482,433.93	6,790.13
	23 52 39 13-0136	EA	900 HP, 30,128 MBH 125 PSI Water Gas/Oil Fired Scotch Marine Boiler..... Note: Burnham Series 3. 125 PSI Water. Fire tested factory assembled package unit.	533,171.61	7,279.02
	23 52 39 13-0137	EA	1,000 HP, 33,476 MBH 125 PSI Water Gas/Oil Fired Scotch Marine Boiler..... Note: Burnham Series 3. 125 PSI Water. Fire tested factory assembled package unit.	619,732.97	7,767.91
23 52 39	13-0138		150 PSI Steam Scotch Marine Boilers <small>(23 52 39 13)</small> Note: Includes all standard safety controls (low water cut-off, high/low temperature and pressure operating controls, flame failure, main and pilot gas control, etc.), setting boilers and controls. Rated by boiler horsepower and MBH gross rated output.		
23 52 39	13-0139		150 PSI Gas Fired Steam Scotch Marine Boilers <small>(23 52 39 13-0138)</small>		
	23 52 39 13-0140	EA	40 HP, 1,339 MBH 150 PSI Steam Gas Fired Scotch Marine Boiler..... Note: Burnham Series 3. Fire tested factory assembled unit.	86,785.35	1,303.70
	23 52 39 13-0141	EA	50 HP, 1,674 MBH 150 PSI Steam Gas Fired Scotch Marine Boiler..... Note: Burnham Series 3. Fire tested factory assembled unit.	94,262.95	1,412.35
	23 52 39 13-0142	EA	60 HP, 2,009 MBH 150 PSI Steam Gas Fired Scotch Marine Boiler..... Note: Burnham Series 3. Fire tested factory assembled unit.	98,308.66	1,629.63
	23 52 39 13-0143	EA	70 HP, 2,343 MBH 150 PSI Steam Gas Fired Scotch Marine Boiler..... Note: Burnham Series 3. Fire tested factory assembled unit.	102,974.59	1,738.27
	23 52 39 13-0144	EA	80 HP, 2,678 MBH 150 PSI Steam Gas Fired Scotch Marine Boiler..... Note: Burnham Series 3. Fire tested factory assembled unit.	107,762.14	1,846.91
	23 52 39 13-0145	EA	90 HP, 3,013 MBH 150 PSI Steam Gas Fired Scotch Marine Boiler..... Note: Burnham Series 3. Fire tested factory assembled unit.	111,093.20	1,901.23
	23 52 39 13-0146	EA	100 HP, 3,348 MBH 150 PSI Steam Gas Fired Scotch Marine Boiler..... Note: Burnham Series 3. Fire tested factory assembled unit.	117,336.30	1,955.56
	23 52 39 13-0147	EA	125 HP, 4,184 MBH 150 PSI Steam Gas Fired Scotch Marine Boiler..... Note: Burnham Series 3. Fire tested factory assembled unit.	132,713.78	2,172.84
	23 52 39 13-0148	EA	150 HP, 5,021 MBH 150 PSI Steam Gas Fired Scotch Marine Boiler..... Note: Burnham Series 3. Fire tested factory assembled unit.	150,895.20	2,390.12
	23 52 39 13-0149	EA	175 HP, 5,858 MBH 150 PSI Steam Gas Fired Scotch Marine Boiler..... Note: Burnham Series 3. Fire tested factory assembled unit.	165,496.32	2,634.57
	23 52 39 13-0150	EA	200 HP, 6,695 MBH 150 PSI Steam Gas Fired Scotch Marine Boiler..... Note: Burnham Series 3. Fire tested factory assembled unit.	180,095.22	2,879.01
	23 52 39 13-0151	EA	250 HP, 8,369 MBH 150 PSI Steam Gas Fired Scotch Marine Boiler..... Note: Burnham Series 3. Fire tested factory assembled unit.	189,564.22	3,367.91
	23 52 39 13-0152	EA	300 HP, 10,043 MBH 150 PSI Steam Gas Fired Scotch Marine Boiler..... Note: Burnham Series 3. Fire tested factory assembled unit.	230,830.87	3,856.80
	23 52 39 13-0153	EA	350 HP, 11,716 MBH 150 PSI Steam Gas Fired Scotch Marine Boiler..... Note: Burnham Series 3. Fire tested factory assembled unit.	249,665.68	4,345.69
	23 52 39 13-0154	EA	400 HP, 13,390 MBH 150 PSI Steam Gas Fired Scotch Marine Boiler..... Note: Burnham Series 3. Fire tested factory assembled unit.	294,328.39	4,834.58
	23 52 39 13-0155	EA	500 HP, 16,738 MBH 150 PSI Steam Gas Fired Scotch Marine Boiler..... Note: Burnham Series 3. Fire tested factory assembled unit.	358,137.60	5,323.47



MINOR CSI UOM DESCRIPTION	TOTAL DIRECT UNIT COST	DEMOLITION UNIT COST
23 52 39 13-0156 EA 600 HP, 20,085 MBH 150 PSI Steam Gas Fired Scotch Marine Boiler Note: Burnham Series 3. Fire tested factory assembled unit.	419,452.96	5,812.36
23 52 39 13-0157 EA 700 HP, 23,433 MBH 150 PSI Steam Gas Fired Scotch Marine Boiler Note: Burnham Series 3. Fire tested factory assembled unit.	478,158.70	6,301.24
23 52 39 13-0158 EA 800 HP, 26,780 MBH 150 PSI Steam Gas Fired Scotch Marine Boiler Note: Burnham Series 3. Fire tested factory assembled unit.	534,474.06	6,790.13
23 52 39 13-0159 EA 900 HP, 30,128 MBH 150 PSI Steam Gas Fired Scotch Marine Boiler Note: Burnham Series 3. Fire tested factory assembled unit.	836,099.85	7,279.02
23 52 39 13-0160 EA 1,000 HP, 33,476 MBH 150 PSI Steam Gas Fired Scotch Marine Boiler Note: Burnham Series 3. Fire tested factory assembled unit.	909,867.21	7,767.91
23 52 39 13-0161 150 PSI Oil Fired Steam Scotch Marine Boilers (23 52 39 13-0138)		
23 52 39 13-0162 EA 40 HP, 1,339 MBH 150 PSI Steam Oil Fired Scotch Marine Boiler Note: Burnham Series 3. Fire tested factory assembled unit.	80,326.41	1,303.70
23 52 39 13-0163 EA 50 HP, 1,674 MBH 150 PSI Steam Oil Fired Scotch Marine Boiler Note: Burnham Series 3. Fire tested factory assembled unit.	87,245.37	1,412.35
23 52 39 13-0164 EA 60 HP, 2,009 MBH 150 PSI Steam Oil Fired Scotch Marine Boiler Note: Burnham Series 3. Fire tested factory assembled unit.	94,948.17	1,629.63
23 52 39 13-0165 EA 70 HP, 2,343 MBH 150 PSI Steam Oil Fired Scotch Marine Boiler Note: Burnham Series 3. Fire tested factory assembled unit.	99,015.14	1,738.27
23 52 39 13-0166 EA 80 HP, 2,678 MBH 150 PSI Steam Oil Fired Scotch Marine Boiler Note: Burnham Series 3. Fire tested factory assembled unit.	103,074.15	1,846.91
23 52 39 13-0167 EA 90 HP, 3,013 MBH 150 PSI Steam Oil Fired Scotch Marine Boiler Note: Burnham Series 3. Fire tested factory assembled unit.	106,920.66	1,901.23
23 52 39 13-0168 EA 100 HP, 3,348 MBH 150 PSI Steam Oil Fired Scotch Marine Boiler Note: Burnham Series 3. Fire tested factory assembled unit.	114,664.03	1,955.56
23 52 39 13-0169 EA 125 HP, 4,184 MBH 150 PSI Steam Oil Fired Scotch Marine Boiler Note: Burnham Series 3. Fire tested factory assembled unit.	132,837.60	2,172.84
23 52 39 13-0170 EA 150 HP, 5,021 MBH 150 PSI Steam Oil Fired Scotch Marine Boiler Note: Burnham Series 3. Fire tested factory assembled unit.	151,036.30	2,390.12
23 52 39 13-0171 EA 175 HP, 5,858 MBH 150 PSI Steam Oil Fired Scotch Marine Boiler Note: Burnham Series 3. Fire tested factory assembled unit.	165,651.82	2,634.57
23 52 39 13-0172 EA 200 HP, 6,695 MBH 150 PSI Steam Oil Fired Scotch Marine Boiler Note: Burnham Series 3. Fire tested factory assembled unit.	180,265.12	2,879.01
23 52 39 13-0173 EA 250 HP, 8,369 MBH 150 PSI Steam Oil Fired Scotch Marine Boiler Note: Burnham Series 3. Fire tested factory assembled unit.	189,739.87	3,367.91
23 52 39 13-0174 EA 300 HP, 10,043 MBH 150 PSI Steam Oil Fired Scotch Marine Boiler Note: Burnham Series 3. Fire tested factory assembled unit.	231,046.84	3,856.80
23 52 39 13-0175 EA 350 HP, 11,716 MBH 150 PSI Steam Oil Fired Scotch Marine Boiler Note: Burnham Series 3. Fire tested factory assembled unit.	249,898.93	4,345.69
23 52 39 13-0176 EA 400 HP, 13,390 MBH 150 PSI Steam Oil Fired Scotch Marine Boiler Note: Burnham Series 3. Fire tested factory assembled unit.	294,604.83	4,834.58
23 52 39 13-0177 EA 500 HP, 16,738 MBH 150 PSI Steam Oil Fired Scotch Marine Boiler Note: Burnham Series 3. Fire tested factory assembled unit.	358,474.52	5,323.47
23 52 39 13-0178 EA 600 HP, 20,085 MBH 150 PSI Steam Oil Fired Scotch Marine Boiler Note: Burnham Series 3. Fire tested factory assembled unit.	419,850.34	5,812.36
23 52 39 13-0179 EA 700 HP, 23,433 MBH 150 PSI Steam Oil Fired Scotch Marine Boiler Note: Burnham Series 3. Fire tested factory assembled unit.	478,610.80	6,301.24
23 52 39 13-0180 EA 800 HP, 26,780 MBH 150 PSI Steam Oil Fired Scotch Marine Boiler Note: Burnham Series 3. Fire tested factory assembled unit.	534,980.87	6,790.13
23 52 39 13-0181 EA 900 HP, 30,128 MBH 150 PSI Steam Oil Fired Scotch Marine Boiler Note: Burnham Series 3. Fire tested factory assembled unit.	836,905.88	7,279.02
23 52 39 13-0182 EA 1,000 HP, 33,476 MBH 150 PSI Steam Oil Fired Scotch Marine Boiler Note: Burnham Series 3. Fire tested factory assembled unit.	910,748.02	7,767.91
23 52 39 13-0183 150 PSI Gas/Oil Fired Steam Scotch Marine Boilers (23 52 39 13-0138)		
23 52 39 13-0184 EA 40 HP, 1,339 MBH 150 PSI Steam Gas/Oil Fired Scotch Marine Boiler..... Note: Burnham Series 3. Fire tested factory assembled unit.	89,610.24	1,303.70
23 52 39 13-0185 EA 50 HP, 1,674 MBH 150 PSI Steam Gas/Oil Fired Scotch Marine Boiler..... Note: Burnham Series 3. Fire tested factory assembled unit.	97,329.73	1,412.35
23 52 39 13-0186 EA 60 HP, 2,009 MBH 150 PSI Steam Gas/Oil Fired Scotch Marine Boiler..... Note: Burnham Series 3. Fire tested factory assembled unit.	102,118.37	1,629.63
23 52 39 13-0187 EA 70 HP, 2,343 MBH 150 PSI Steam Gas/Oil Fired Scotch Marine Boiler..... Note: Burnham Series 3. Fire tested factory assembled unit.	106,479.07	1,738.27
23 52 39 13-0188 EA 80 HP, 2,678 MBH 150 PSI Steam Gas/Oil Fired Scotch Marine Boiler..... Note: Burnham Series 3. Fire tested factory assembled unit.	110,831.79	1,846.91
23 52 39 13-0189 EA 90 HP, 3,013 MBH 150 PSI Steam Gas/Oil Fired Scotch Marine Boiler..... Note: Burnham Series 3. Fire tested factory assembled unit.	114,974.91	1,901.23
23 52 39 13-0190 EA 100 HP, 3,348 MBH 150 PSI Steam Gas/Oil Fired Scotch Marine Boiler..... Note: Burnham Series 3. Fire tested factory assembled unit.	119,115.89	1,955.56
23 52 39 13-0191 EA 125 HP, 4,184 MBH 150 PSI Steam Gas/Oil Fired Scotch Marine Boiler..... Note: Burnham Series 3. Fire tested factory assembled unit.	138,012.25	2,172.84
23 52 39 13-0192 EA 150 HP, 5,021 MBH 150 PSI Steam Gas/Oil Fired Scotch Marine Boiler..... Note: Burnham Series 3. Fire tested factory assembled unit.	156,930.84	2,390.12
23 52 39 13-0193 EA 175 HP, 5,858 MBH 150 PSI Steam Gas/Oil Fired Scotch Marine Boiler..... Note: Burnham Series 3. Fire tested factory assembled unit.	172,113.65	2,634.57
23 52 39 13-0194 EA 200 HP, 6,695 MBH 150 PSI Steam Gas/Oil Fired Scotch Marine Boiler..... Note: Burnham Series 3. Fire tested factory assembled unit.	187,297.10	2,879.01
23 52 39 13-0195 EA 250 HP, 8,369 MBH 150 PSI Steam Gas/Oil Fired Scotch Marine Boiler..... Note: Burnham Series 3. Fire tested factory assembled unit.	197,085.73	3,367.91
23 52 39 13-0196 EA 300 HP, 10,043 MBH 150 PSI Steam Gas/Oil Fired Scotch Marine Boiler..... Note: Burnham Series 3. Fire tested factory assembled unit.	240,031.19	3,856.80

23 Heating, Ventilating, and Air-Conditioning (HVAC)

23 50 Central Heating Equipment

23 52 Heating Boilers



MINOR	CSI	UOM	DESCRIPTION	TOTAL DIRECT UNIT COST	DEMOLITION UNIT COST
23 52 39	13-0197	EA	350 HP, 11,716 MBH 150 PSI Steam Gas/Oil Fired Scotch Marine Boiler..... Note: Burnham Series 3. Fire tested factory assembled unit.	259,585.91	4,345.69
23 52 39	13-0198	EA	400 HP, 13,390 MBH 150 PSI Steam Gas/Oil Fired Scotch Marine Boiler..... Note: Burnham Series 3. Fire tested factory assembled unit.	306,074.28	4,834.58
23 52 39	13-0199	EA	500 HP, 16,738 MBH 150 PSI Steam Gas/Oil Fired Scotch Marine Boiler..... Note: Burnham Series 3. Fire tested factory assembled unit.	372,526.97	5,323.47
23 52 39	13-0200	EA	600 HP, 20,085 MBH 150 PSI Steam Gas/Oil Fired Scotch Marine Boiler..... Note: Burnham Series 3. Fire tested factory assembled unit.	436,373.49	5,812.36
23 52 39	13-0201	EA	700 HP, 23,433 MBH 150 PSI Steam Gas/Oil Fired Scotch Marine Boiler..... Note: Burnham Series 3. Fire tested factory assembled unit.	497,503.85	6,301.24
23 52 39	13-0202	EA	800 HP, 26,780 MBH 150 PSI Steam Gas/Oil Fired Scotch Marine Boiler..... Note: Burnham Series 3. Fire tested factory assembled unit.	556,140.17	6,790.13
23 52 39	13-0203	EA	900 HP, 30,128 MBH 150 PSI Steam Gas/Oil Fired Scotch Marine Boiler..... Note: Burnham Series 3. Fire tested factory assembled unit.	870,563.91	7,279.02
23 52 39	13-0204	EA	1,000 HP, 33,476 MBH 150 PSI Steam Gas/Oil Fired Scotch Marine Boiler..... Note: Burnham Series 3. Fire tested factory assembled unit.	947,397.51	7,767.91

23 53 Heating Boiler Feedwater Equipment (23 50)

23 53 13 Boiler Feedwater Pumps (23 53)

See CSI section 23 53 16 00-0001 for boiler feedwater units.

23 53 16 Deaerators (23 53)

23 53 16 00-0001 Boiler Feed System (23 53 16)

23 53 16 00-0002 Low Pressure Boiler Feed System (23 53 16 00-0001)

Note: With deaerator includes pumps and accessories.

23 53 16 00-0003	EA	20 HP, 200 KW Boiler Feed System With Deaerator, Pumps And Accessories, Low Pressure System	6,518.54	1,248.86
23 53 16 00-0004	EA	34 HP, 340 KW Boiler Feed System With Deaerator, Pumps And Accessories, Low Pressure System	7,035.92	1,471.29
23 53 16 00-0005	EA	54 HP, 530 KW Boiler Feed System With Deaerator, Pumps And Accessories, Low Pressure System	7,558.64	1,522.83
23 53 16 00-0006	EA	67 HP, 660 KW Boiler Feed System With Deaerator, Pumps And Accessories, Low Pressure System	7,799.98	1,578.70
23 53 16 00-0007	EA	78 HP, 760 KW Boiler Feed System With Deaerator, Pumps And Accessories, Low Pressure System	8,253.59	1,687.21
23 53 16 00-0008	EA	104 HP, 1,020 KW Boiler Feed System With Deaerator, Pumps And Accessories, Low Pressure System.....	13,214.23	1,828.26
23 53 16 00-0009	EA	158 HP, 1,550 KW Boiler Feed System With Deaerator, Pumps And Accessories, Low Pressure System.....	14,910.90	1,953.04
23 53 16 00-0010	EA	219 HP, 2,150 KW Boiler Feed System With Deaerator, Pumps And Accessories, Low Pressure System.....	17,094.01	2,224.29
23 53 16 00-0011	EA	254 HP, 2,500 KW Boiler Feed System With Deaerator, Pumps And Accessories, Low Pressure System.....	18,811.83	2,387.04
23 53 16 00-0012	EA	305 HP, 3,000 KW Boiler Feed System With Deaerator, Pumps And Accessories, Low Pressure System.....	20,268.12	2,549.80

23 53 16 00-0013 High Pressure Boiler Feed System (23 53 16 00-0001)

Note: With deaerator includes pumps and accessories.

23 53 16 00-0014	EA	10 HP, 100 KW Boiler Feed System With Deaerator, Pumps And Accessories, High Pressure System.....	9,055.88	1,064.73
23 53 16 00-0015	EA	20 HP, 200 KW Boiler Feed System With Deaerator, Pumps And Accessories, High Pressure System.....	9,433.57	1,248.86
23 53 16 00-0016	EA	34 HP, 340 KW Boiler Feed System With Deaerator, Pumps And Accessories, High Pressure System.....	10,496.54	1,471.29
23 53 16 00-0017	EA	54 HP, 530 KW Boiler Feed System With Deaerator, Pumps And Accessories, High Pressure System.....	11,345.25	1,522.83
23 53 16 00-0018	EA	67 HP, 660 KW Boiler Feed System With Deaerator, Pumps And Accessories, High Pressure System.....	11,542.95	1,578.70
23 53 16 00-0019	EA	78 HP, 760 KW Boiler Feed System With Deaerator, Pumps And Accessories, High Pressure System.....	13,936.12	1,687.21
23 53 16 00-0020	EA	104 HP, 1,020 KW Boiler Feed System With Deaerator, Pumps And Accessories, High Pressure System.....	18,140.45	1,828.26
23 53 16 00-0021	EA	158 HP, 1,550 KW Boiler Feed System With Deaerator, Pumps And Accessories, High Pressure System.....	18,607.11	1,953.04
23 53 16 00-0022	EA	183 HP, 1,800 KW Boiler Feed System With Deaerator, Pumps And Accessories, High Pressure System.....	20,470.22	2,091.49
23 53 16 00-0023	EA	219 HP, 2,150 KW Boiler Feed System With Deaerator, Pumps And Accessories, High Pressure System.....	22,028.61	2,224.29
23 53 16 00-0024	EA	254 HP, 2,500 KW Boiler Feed System With Deaerator, Pumps And Accessories, High Pressure System.....	23,565.18	2,387.04
23 53 16 00-0025	EA	305 HP, 3,000 KW Boiler Feed System With Deaerator, Pumps And Accessories, High Pressure System.....	25,422.99	2,549.80

23 53 16 00-0026 Boiler Feedwater System (23 53 16)

Note: With deaerator includes pumps and accessories.

23 53 16 00-0027	EA	1,380 LB/Hour Feedwater System With Deaerator, Pumps, And Accessories	11,312.58	1,471.29
23 53 16 00-0028	EA	2,600 LB/Hour Feedwater System With Deaerator, Pumps, And Accessories	14,755.76	1,685.58
23 53 16 00-0029	EA	4,300 LB/Hour Feedwater System With Deaerator, Pumps, And Accessories	19,484.78	1,929.17
23 53 16 00-0030	EA	6,900 LB/Hour Feedwater System With Deaerator, Pumps, And Accessories	23,443.19	2,225.38
23 53 16 00-0031	EA	8,500 LB/Hour Feedwater System With Deaerator, Pumps, And Accessories	24,879.56	2,387.04
23 53 16 00-0032	EA	11,000 LB/Hour Feedwater System With Deaerator, Pumps, And Accessories	26,245.42	2,549.80
23 53 16 00-0033	EA	13,800 LB/Hour Feedwater System With Deaerator, Pumps, And Accessories	29,215.76	2,929.67
23 53 16 00-0034	EA	17,250 LB/Hour Feedwater System With Deaerator, Pumps, And Accessories	37,800.61	3,363.78
23 53 16 00-0035	EA	20,700 LB/Hour Feedwater System With Deaerator, Pumps, And Accessories	49,095.07	3,886.77
23 53 16 00-0036	EA	27,600 LB/Hour Feedwater System With Deaerator, Pumps, And Accessories	62,171.05	4,461.61
23 53 16 00-0037	EA	34,500 LB/Hour Feedwater System With Deaerator, Pumps, And Accessories	79,706.49	5,133.24

23 53 16 00-0038 Duplex Vacuum Condensate Pumps (23 53 16)

23 53 16 00-0039	EA	7 CFM, 15 GPM, 45 Gallon Duplex Vacuum Condensate Pump..... Note: Two 3/4 HP vacuum pumps rated for 7 CFM, two 3/4 HP condensate pumps rated for 15 GPM at 20 PSI and 45 GAL cast iron receiver. Skidmore JVC-7-45-102.	31,602.03	868.02
23 53 16 00-0040	EA	9 CFM, 30 GPM, 45 Gallon Duplex Vacuum Condensate Pump..... Note: Two 1 HP vacuum pumps rated for 9 CFM, two 3/4 HP condensate pumps rated for 30 GPM at 15 PSI and 45 GAL cast iron receiver. Skidmore JVC-9-45-201.5.	32,310.04	922.27
23 53 16 00-0041	EA	12 CFM, 45 GPM, 45 Gallon Duplex Vacuum Condensate Pump..... Note: Two 1-1/2 HP vacuum pumps rated for 12 CFM, two 1 HP condensate pumps rated for 45 GPM at 15 PSI and 45 GAL cast iron receiver. Skidmore JVC-12-45-301.5.	33,127.04	976.52



MINOR CSI UOM DESCRIPTION	TOTAL DIRECT UNIT COST	DEMOLITION UNIT COST
23 53 16 00-0042 EA 18 CFM, 37.5 GPM, 65 Gallon Duplex Vacuum Condensate Pump..... Note: Two 2 HP vacuum pumps rated for 18 CFM, two 1 HP condensate pumps rated for 37.5 GPM at 20 PSI and 65 GAL cast iron receiver. Skidmore JVC-18-65-252.	32,005.82	1,030.77
23 53 16 00-0043 EA 28 CFM, 60 GPM, 110 Gallon Duplex Vacuum Condensate Pump..... Note: Two 3 HP vacuum pumps rated for 28 CFM, two 1-1/2 HP condensate pumps rated for 60 GPM at 20 PSI and 110 GAL cast iron receiver. Skidmore JVC-28-110-402.	43,481.05	1,085.02
23 53 16 00-0044 EA 42 CFM, 75 GPM, 110 Gallon Duplex Vacuum Condensate Pump..... Note: Two 5 HP vacuum pumps rated for 42 CFM, two 2 HP condensate pumps rated for 75 GPM at 20 PSI and 110 GAL cast iron receiver. Skidmore JVC-42-110-502.	45,769.54	1,139.28

23 54 Furnaces (23 50)

Note: All units based on output. See CSI section 23 84 13 00-0000 for humidifiers.

23 54 13 Electric-Resistance Furnaces (23 54)

23 54 13 00-0001 Down Flow Multi-Speed Air Handler/Electric Furnace <small>(23 54 13)</small>		
23 54 13 00-0002 EA Up To 2 Ton Down Flow Multi-Speed Air Handler/Electric Furnace Note: Excludes cooling equipment.	1,155.81	99.70
23 54 13 00-0003 EA >2 To 3.5 Ton Down Flow Multi-Speed Air Handler/Electric Furnace Note: Excludes cooling equipment.	1,530.93	124.63
23 54 13 00-0004 EA >3.5 To 5 Ton Down Flow Multi-Speed Air Handler/Electric Furnace Note: Excludes cooling equipment.	1,987.17	149.57
23 54 13 00-0005 Up/Horizontal Flow Multi-Speed Air Handler/Electric Furnace <small>(23 54 13)</small>		
23 54 13 00-0006 EA Up To 2 Ton Up/Horizontal Flow Multi-Speed Air Handler/Electric Furnace Note: Excludes cooling equipment.	1,155.81	99.70
23 54 13 00-0007 EA >2 To 2.5 Ton Up/Horizontal Flow Multi-Speed Air Handler/ Electric Furnace Note: Excludes cooling equipment.	1,386.46	112.17
23 54 13 00-0008 EA >2.5 To 3 Ton Up/Horizontal Flow Multi-Speed Air Handler/ Electric Furnace Note: Excludes cooling equipment.	1,514.03	124.63
23 54 13 00-0009 EA >3 To 3.5 Ton Up/Horizontal Flow Multi-Speed Air Handler/ Electric Furnace Note: Excludes cooling equipment.	1,580.79	137.10
23 54 13 00-0010 EA >3.5 To 5 Ton Up/Horizontal Flow Multi-Speed Air Handler/ Electric Furnace Note: Excludes cooling equipment.	1,987.17	149.57
23 54 13 00-0011 Heating Coil For Air Handler/Electric Furnace <small>(23 54 13)</small>		
23 54 13 00-0012 EA 5 KW Heating Coil For Air Handler/Electric Furnace214.08	214.08	30.29
23 54 13 00-0013 EA 7 KW Heating Coil For Air Handler/Electric Furnace244.76	244.76	33.32
23 54 13 00-0014 EA 10 KW Heating Coil For Air Handler/Electric Furnace265.33	265.33	36.35
23 54 13 00-0015 EA 15 KW Heating Coil For Air Handler/Electric Furnace361.94	361.94	39.37
23 54 13 00-0016 EA 20 KW Heating Coil For Air Handler/Electric Furnace390.94	390.94	42.40

23 54 16 Fuel-Fired Furnaces (23 54)

23 54 16 13 Gas-Fired Furnaces (23 54 16)

23 54 16 13-0001 Natural Gas Fired Forced Air Furnaces <small>(23 54 16 13)</small>		
Note: Excludes flue, condenser, evaporator coil, piping, thermostat, ductwork and electrical connections.		
23 54 16 13-0002 Up/Horizontal Flow Multi-Speed, Two Stage 96% AFUE Gas Furnace <small>(23 54 16 13-0001)</small>		
23 54 16 13-0003 EA 40 MBH, 800 CFM Up/Horizontal Flow Multi-Speed, Two Stage 96% AFUE Gas Furnace Note: Blower cooling capacity up to 3 tons.	1,856.19	87.24
23 54 16 13-0004 EA 60 MBH, 1,200 CFM Up/Horizontal Flow Multi-Speed, Two Stage 96% AFUE Gas Furnace Note: Blower cooling capacity up to 3 tons.	1,973.62	99.70
23 54 16 13-0005 EA 80 MBH, 1,200 CFM Up/Horizontal Flow Multi-Speed, Two Stage 95% AFUE Gas Furnace Note: Blower cooling capacity up to 4 tons.	2,278.62	112.17
23 54 16 13-0006 EA 100 MBH, 1,600 CFM Up/Horizontal Flow Multi-Speed, Two Stage 96% AFUE Gas Furnace Note: Blower cooling capacity up to 5 tons.	2,660.51	137.10
23 54 16 13-0007 EA 120 MBH, 2,000 CFM Up/Horizontal Flow Multi-Speed, Two Stage 96% AFUE Gas Furnace Note: Blower cooling capacity up to 5 tons.	2,837.09	149.57
23 54 16 13-0008 Up/Horizontal Flow Variable Speed, Two Stage 95% AFUE Gas Furnace <small>(23 54 16 13-0001)</small>		
23 54 16 13-0009 EA 40 MBH, 1,200 CFM Up/Horizontal Flow Variable Speed, Two Stage 96% AFUE Gas Furnace Note: Blower cooling capacity up to 3 tons.	2,072.46	87.24
23 54 16 13-0010 EA 60 MBH, 1,200 CFM Up/Horizontal Flow Variable Speed, Two Stage 96% AFUE Gas Furnace Note: Blower cooling capacity up to 3 tons.	2,267.63	99.70
23 54 16 13-0011 EA 80 MBH, 1,200 CFM Up/Horizontal Flow Variable Speed, Two Stage 96% AFUE Gas Furnace Note: Blower cooling capacity up to 3 tons.	2,401.58	112.17
23 54 16 13-0012 EA 80 MBH, 1,600 CFM Up/Horizontal Flow Variable Speed, Two Stage 96% AFUE Gas Furnace Note: Blower cooling capacity up to 3.5 tons.	2,888.55	124.63
23 54 16 13-0013 EA 100 MBH, 2,000 CFM Up/Horizontal Flow Variable Speed, Two Stage 96% AFUE Gas Furnace Note: Blower cooling capacity up to 5 tons.	2,831.17	137.10
23 54 16 13-0014 EA 120 MBH, 2,000 CFM Up/Horizontal Flow Variable Speed, Two Stage 96% AFUE Gas Furnace Note: Blower cooling capacity up to 5 tons.	2,982.40	149.57
23 54 16 13-0015 Down Flow Multi-Speed, Two Stage 95% AFUE Gas Furnace <small>(23 54 16 13-0001)</small>		

23 Heating, Ventilating, and Air-Conditioning (HVAC)

23 50 Central Heating Equipment

23 54 Furnaces



MINOR CSI UOM DESCRIPTION	TOTAL DIRECT UNIT COST	DEMOLITION UNIT COST
23 54 16 13-0016 EA 45 MBH, 1,600 CFM Down Flow Multi-Speed, Two Stage 95% AFUE Gas Furnace Note: Blower cooling capacity up to 4 tons.	1,818.93	87.24
23 54 16 13-0017 EA 70 MBH, 1,600 CFM Down Flow Multi-Speed, Two Stage 95% AFUE Gas Furnace Note: Blower cooling capacity up to 4 tons.	2,088.46	99.70
23 54 16 13-0018 EA 90 MBH, 1,600 CFM Down Flow Multi-Speed, Two Stage 95% AFUE Gas Furnace Note: Blower cooling capacity up to 4 tons.	2,255.74	124.63
23 54 16 13-0019 EA 90 MBH, 2,000 CFM Down Flow Multi-Speed, Two Stage 95% AFUE Gas Furnace Note: Blower cooling capacity up to 5 tons.	2,406.99	137.10
23 54 16 13-0020 Down Flow Variable Speed, Two Stage 93% AFUE Gas Furnace (23 54 16 13-0001)		
23 54 16 13-0021 EA 40 MBH, 1,200 CFM Down Flow Variable Speed, Two Stage 96% AFUE Gas Furnace..... Note: Blower cooling capacity up to 4 tons.	2,403.64	87.24
23 54 16 13-0022 EA 60 MBH, 1,200 CFM Down Flow Variable Speed, Two Stage 96% AFUE Gas Furnace..... Note: Blower cooling capacity up to 3 tons.	2,527.85	99.70
23 54 16 13-0023 EA 80 MBH, 1,600 CFM Down Flow Variable Speed, Two Stage 96% AFUE Gas Furnace..... Note: Blower cooling capacity up to 4 tons.	2,814.25	112.17
23 54 16 13-0024 EA 100 MBH, 2,000 CFM Down Flow Variable Speed, Two Stage 96% AFUE Gas Furnace..... Note: Blower cooling capacity up to 4 tons.	3,066.04	137.10
23 54 16 13-0025 EA 120 MBH, 2,000 CFM Down Flow Variable Speed, Two Stage 93% AFUE Gas Furnace..... Note: Blower cooling capacity up to 5 tons.	3,284.86	149.57
23 54 16 13-0026 Up/Horizontal Flow Multi-Speed, One Stage 96% AFUE Gas Furnace (23 54 16 13-0001)		
23 54 16 13-0027 EA 40 MBH, 800 CFM Up/Horizontal Flow Multi-Speed, One Stage 96% AFUE Gas Furnace..... Note: Blower cooling capacity up to 3 tons.	1,650.03	87.24
23 54 16 13-0028 EA 60 MBH, 1,200 CFM Up/Horizontal Flow Multi-Speed, One Stage 96% AFUE Gas Furnace..... Note: Blower cooling capacity up to 3 tons.	1,735.38	99.70
23 54 16 13-0029 EA 80 MBH, 1,200 CFM Up/Horizontal Flow Multi-Speed, One Stage 96% AFUE Gas Furnace..... Note: Blower cooling capacity up to 3 tons.	1,935.61	112.17
23 54 16 13-0030 EA 80 MBH, 1,600 CFM Up/Horizontal Flow Multi-Speed, One Stage 96% AFUE Gas Furnace..... Note: Blower cooling capacity up to 4 tons.	1,952.51	112.17
23 54 16 13-0031 EA 80 MBH, 2,000 CFM Up/Horizontal Flow Multi-Speed, One Stage 96% AFUE Gas Furnace..... Note: Blower cooling capacity up to 5 tons.	2,129.08	124.63
23 54 16 13-0032 EA 100 MBH, 2,000 CFM Up/Horizontal Flow Multi-Speed, One Stage 96% AFUE Gas Furnace..... Note: Blower cooling capacity up to 5 tons.	2,241.46	137.10
23 54 16 13-0033 EA 120 MBH, 2,000 CFM Up/Horizontal Flow Multi-Speed, One Stage 96% AFUE Gas Furnace..... Note: Blower cooling capacity up to 5 tons.	2,374.11	149.57
23 54 16 13-0034 Up/Horizontal Flow Multi-Speed, One Stage 80% AFUE Gas Furnace (23 54 16 13-0001)		
23 54 16 13-0035 EA 40 MBH, 1,200 CFM Up/Horizontal Flow Multi-Speed, One Stage 80% AFUE Gas Furnace..... Note: Blower cooling capacity up to 3 tons.	1,131.29	87.24
23 54 16 13-0036 EA 60 MBH, 1,200 CFM Up/Horizontal Flow Multi-Speed, One Stage 80% AFUE Gas Furnace..... Note: Blower cooling capacity up to 3 tons.	1,235.22	99.70
23 54 16 13-0037 EA 60 MBH, 1,600 CFM Up/Horizontal Flow Multi-Speed, One Stage 80% AFUE Gas Furnace..... Note: Blower cooling capacity up to 4 tons.	1,413.49	112.17
23 54 16 13-0038 EA 80 MBH, 1,600 CFM Up/Horizontal Flow Multi-Speed, One Stage 80% AFUE Gas Furnace..... Note: Blower cooling capacity up to 4 tons.	1,415.18	112.17
23 54 16 13-0039 EA 80 MBH, 2,000 CFM Up/Horizontal Flow Multi-Speed, One Stage 80% AFUE Gas Furnace..... Note: Blower cooling capacity up to 5 tons.	1,552.90	124.63
23 54 16 13-0040 EA 100 MBH, 2,000 CFM Up/Horizontal Flow Multi-Speed, One Stage 80% AFUE Gas Furnace..... Note: Blower cooling capacity up to 5 tons.	1,589.24	137.10
23 54 16 13-0041 EA 120 MBH, 2,000 CFM Up/Horizontal Flow Multi-Speed, One Stage 80% AFUE Gas Furnace..... Note: Blower cooling capacity up to 5 tons.	1,767.51	149.57
23 54 16 13-0042 Down Flow Multi-Speed, One Stage 80% AFUE Gas Furnace (23 54 16 13-0001)		
23 54 16 13-0043 EA 40 MBH, 1,200 CFM Down Flow Multi-Speed, One Stage 80% AFUE Gas Furnace Note: Blower cooling capacity up to 3 tons.	1,148.19	87.24
23 54 16 13-0044 EA 60 MBH, 1,200 CFM Down Flow Multi-Speed, One Stage 80% AFUE Gas Furnace Note: Blower cooling capacity up to 3 tons.	1,240.29	99.70
23 54 16 13-0045 EA 80 MBH, 1,600 CFM Down Flow Multi-Speed, One Stage 80% AFUE Gas Furnace Note: Blower cooling capacity up to 4 tons.	1,489.53	112.17
23 54 16 13-0046 EA 100 MBH, 2,000 CFM Down Flow Multi-Speed, One Stage 80% AFUE Gas Furnace Note: Blower cooling capacity up to 5 tons.	1,639.07	124.63
23 54 16 13-0047 75% AFUE Gas Wall/Recessed Furnace (23 54 16 13-0001)		
23 54 16 13-0048 EA 35 MBH 75% AFUE Electronic Ignition Gas Wall/Recessed Furnace Note: Blower cooling capacity up to 3 tons.	1,990.43	74.78
23 54 16 13-0049 EA 55 MBH 75% AFUE Electronic Ignition Gas Wall/Recessed Furnace Note: Blower cooling capacity up to 3 tons.	2,293.31	93.52
23 54 16 13-0050 EA 35 MBH 75% AFUE Gas Wall/Recessed Furnace..... Note: Blower cooling capacity up to 3 tons.	1,796.11	74.78
23 54 16 13-0051 EA 40 MBH 75% AFUE Gas Wall/Recessed Furnace..... Note: Blower cooling capacity up to 3 tons.	1,919.04	81.06
23 54 16 13-0052 EA 50 MBH 75% AFUE Gas Wall/Recessed Furnace..... Note: Blower cooling capacity up to 3 tons.	1,898.35	87.24
23 54 16 13-0053 EA 65 MBH 75% AFUE Gas Wall/Recessed Furnace..... Note: Blower cooling capacity up to 3 tons.	1,953.77	93.52
23 54 16 13-0054 EA 75 MBH 75% AFUE Gas Wall/Recessed Furnace..... Note: Blower cooling capacity up to 3 tons.	2,024.86	93.52
23 54 16 13-0055 Gas Fired Indoor Duct Furnace (23 54 16 13-0001) Note: Includes burner, controls and electronic ignition.		
23 54 16 13-0056 Aluminized Steel Heat Exchanger Gas Fired Indoor Duct Furnace (23 54 16 13-0055)		



MINOR CSI UOM DESCRIPTION	TOTAL DIRECT UNIT COST	DEMOLITION UNIT COST
23 54 16 13-0057 EA 100 MBH, Aluminized Steel Heat Exchanger Gas Fired Indoor Duct Furnace	2,464.02	194.43
23 54 16 13-0058 EA 150 MBH, Aluminized Steel Heat Exchanger Gas Fired Indoor Duct Furnace	2,737.77	239.30
23 54 16 13-0059 EA 200 MBH, Aluminized Steel Heat Exchanger Gas Fired Indoor Duct Furnace	3,085.54	343.99
23 54 16 13-0060 EA 250 MBH, Aluminized Steel Heat Exchanger Gas Fired Indoor Duct Furnace	3,479.86	388.86
23 54 16 13-0061 EA 300 MBH, Aluminized Steel Heat Exchanger Gas Fired Indoor Duct Furnace	4,057.35	448.69
23 54 16 13-0062 EA 350 MBH, Aluminized Steel Heat Exchanger Gas Fired Indoor Duct Furnace	4,444.87	538.42
23 54 16 13-0063 EA 400 MBH, Aluminized Steel Heat Exchanger Gas Fired Indoor Duct Furnace	5,039.07	717.90
23 54 16 13-0064 Stainless Steel Heat Exchanger Gas Fired Indoor Duct Furnace (23 54 16 13-0055)		
Note: Includes burner, controls and electronic ignition.		
23 54 16 13-0065 EA 100 MBH, Stainless Steel Heat Exchanger Gas Fired Indoor Duct Furnace	2,766.93	194.43
23 54 16 13-0066 EA 150 MBH, Stainless Steel Heat Exchanger Gas Fired Indoor Duct Furnace	3,036.16	239.30
23 54 16 13-0067 EA 200 MBH, Stainless Steel Heat Exchanger Gas Fired Indoor Duct Furnace	3,495.45	343.99
23 54 16 13-0068 EA 250 MBH, Stainless Steel Heat Exchanger Gas Fired Indoor Duct Furnace	3,963.62	388.86
23 54 16 13-0069 EA 300 MBH, Stainless Steel Heat Exchanger Gas Fired Indoor Duct Furnace	4,892.25	448.69
23 54 16 13-0070 EA 350 MBH, Stainless Steel Heat Exchanger Gas Fired Indoor Duct Furnace	5,350.60	538.42
23 54 16 13-0071 EA 400 MBH, Stainless Steel Heat Exchanger Gas Fired Indoor Duct Furnace	5,895.07	717.90
23 54 16 16 Oil-Fired Furnaces (23 54 16)		
23 54 16 16-0001 Oil Fired Forced Air Furnaces (23 54 16 16)		
Note: Excludes flue, condenser, evaporator coil, piping, thermostat, ductwork and electrical connections.		
23 54 16 16-0002 Up Flow Single Speed, One Stage 81% AFUE Oil Furnace (23 54 16 16-0001)		
23 54 16 16-0003 EA 72 MBH, 1,220 CFM Up Flow Single Speed, One Stage 84% AFUE Oil Furnace	3,224.00	99.70
Note: Blower cooling capacity up to 3 tons.		
23 54 16 16-0004 EA 95 MBH, 1,590 CFM Up Flow Single Speed, One Stage 83% AFUE Oil Furnace	3,410.73	137.10
Note: Blower cooling capacity up to 4 tons.		
23 54 16 16-0005 EA 126 MBH, 1,835 CFM Up Flow Single Speed, One Stage 83% AFUE Oil Furnace	3,934.55	162.03
Note: Blower cooling capacity up to 5 tons.		
23 54 16 16-0006 Down/Horizontal Flow Single Speed, One Stage 81% AFUE Oil Furnace (23 54 16 16-0001)		
23 54 16 16-0007 EA 95 MBH, 1,210 CFM Down/Horizontal Flow Single Speed, One Stage 83% AFUE Oil Furnace	3,725.02	137.10
Note: Blower cooling capacity up to 3 tons.		
23 54 16 16-0008 EA 126 MBH, 2,005 CFM Down/Horizontal Flow Single Speed, One Stage 84% AFUE Oil Furnace	3,743.61	162.03
Note: Blower cooling capacity up to 5 tons.		
23 54 16 16-0009 Up Flow Lowboy Single Speed, One Stage 81% AFUE Oil Furnace (23 54 16 16-0001)		
23 54 16 16-0010 EA 95 MBH, 1,550 CFM Up Flow Lowboy Single Speed, One Stage 83% AFUE Oil Furnace	3,211.35	137.10
Note: Blower cooling capacity up to 4 tons.		
23 54 16 16-0011 EA 127 MBH, 2,130 CFM Up Flow Lowboy Single Speed, One Stage 83% AFUE Oil Furnace	3,812.89	162.03
Note: Blower cooling capacity up to 5 tons.		
23 54 19 Furnace Accessories (23 54)		
23 54 19 00-0001 EA LP Gas Furnace Conversion Kit	186.07	24.93
23 54 19 00-0002 EA 1" Furnace External Filter Rack	57.55	
23 54 19 00-0003 EA Removal And Reinstallation Of Forced Air Furnace	461.61	
Note: Includes storage and cleaning. Excludes ductwork.		
23 55 Fuel-Fired Heaters (23 50)		
23 55 23 Gas-Fired Radiant Heaters (23 55)		
23 55 23 13 Low-Intensity Gas-Fired Radiant Heaters (23 55 23)		
23 55 23 13-0001 Infrared Heaters-Radiant Energy (23 55 23 13)		
Note: For spot localized or total heating, ceiling hung units, no fan required.		
23 55 23 13-0002 Gas Fired Electric Ignition Infrared Gas Heater (23 55 23 13-0001)		
Note: Ceramic combustion, surface chromized wire screen aluminized steel housing and polished aluminum reflector.		
23 55 23 13-0003 EA 15,000 BTU Infrared Gas Heater, Electric Ignition, Ceiling Hung Unit Without Fan	905.05	108.50
23 55 23 13-0004 EA 37,500 BTU Infrared Gas Heater, Electric Ignition, Ceiling Hung Unit Without Fan	1,000.58	119.35
23 55 23 13-0005 EA 50,000 BTU Infrared Gas Heater, Electric Ignition, Ceiling Hung Unit Without Fan	1,069.72	119.35
23 55 23 13-0006 EA 75,000 BTU Infrared Gas Heater, Electric Ignition, Ceiling Hung Unit Without Fan	1,341.28	143.23
23 55 23 13-0007 EA 100,000 BTU Infrared Gas Heater, Electric Ignition, Ceiling Hung Unit Without Fan	1,352.93	143.23
23 55 23 13-0008 Rolled Steel Or Aluminum Housing Infrared Electric Heater (23 55 23 13-0001)		
Note: Anodized aluminum reflector and quartz/tungsten tubular element with an inner heavy-duty coiled element.		
23 55 23 13-0009 EA 1,000 Watt Infrared Elect Heater, Ceiling Hung Unit, No Fan Required	992.19	109.68
For Stainless Steel Housing, Add		
	164.96	
23 55 23 13-0010 EA 3,200 Watt Infrared Elect Heater, Ceiling Hung Unit, No Fan Required	1,063.24	109.68
For Stainless Steel Housing, Add		
	182.72	
23 55 23 13-0011 EA 5,000 Watt Infrared Elect Heater, Ceiling Hung Unit, No Fan Required	1,144.45	109.68
For Stainless Steel Housing, Add		
	203.02	

23 Heating, Ventilating, and Air-Conditioning (HVAC)

23 50 Central Heating Equipment

23 55 Fuel-Fired Heaters



MINOR	CSI	UOM	DESCRIPTION	TOTAL DIRECT UNIT COST	DEMOLITION UNIT COST
23 55 23 13-0012	EA		7,300 Watt Infrared Elect Heater, Ceiling Hung Unit, No Fan Required <i>For Stainless Steel Housing, Add</i>	1,242.09 227.43	109.68
23 55 23 13-0013	EA		10,950 Watt Infrared Elect Heater, Ceiling Hung Unit, No Fan Required <i>For Stainless Steel Housing, Add</i>	1,357.70 253.42	119.65
23 55 23 13-0014	EA		13,500 Watt Infrared Elect Heater, Ceiling Hung Unit, No Fan Required <i>For Stainless Steel Housing, Add</i>	1,450.96 272.92	129.62
23 55 23 13-0015	EA		24,000 Watt Infrared Elect Heater, Ceiling Hung Unit, No Fan Required <i>For Stainless Steel Housing, Add</i>	2,348.63 487.35	139.60
23 55 23 13-0016			Gas Fired Tubular Infrared Heater (23 55 23 13-0001) Note: Per Tube Length. Includes controls and supports.		
23 55 23 13-0017			"U" Package (23 55 23 13-0016)		
23 55 23 13-0018	LF		Up To 75 MBH Input Radiant Heater	90.73	5.42
23 55 23 13-0019	LF		76 To 105 MBH Input Radiant Heater	104.61	6.51
23 55 23 13-0020	LF		106 To 130 MBH Input Radiant Heater	128.05	7.60
23 55 23 13-0021			"S" Straight Package (23 55 23 13-0016)		
23 55 23 13-0022	LF		Up To 75 MBH Input Radiant Heater	73.67	4.34
23 55 23 13-0023	LF		76 To 105 MBH Input Radiant Heater	93.92	5.42
23 55 23 13-0024	LF		106 To 130 MBH Input Radiant Heater	114.16	6.51
23 55 33			Fuel-Fired Unit Heaters (23 55)		
23 55 33 00-0001			Oil-Fired Unit Heaters (23 55 33)		
23 55 33 00-0002			Oil Fired Unit Heater (23 55 33 00-0001)		
23 55 33 00-0003			Horizontal Fan Propelled Oil Fired Unit Heater, 115 Volt (23 55 33 00-0002)		
23 55 33 00-0004	EA		97 MBH Output, 2,000 CFM Oil Fired Unit Heater Fan Propelled, Horizontal, 115 Volt	8,015.66	499.68
23 55 33 00-0005	EA		142 MBH Output, 3,200 CFM Oil Fired Unit Heater Fan Propelled, Horizontal, 115 Volt	8,596.63	549.65
23 55 33 00-0006	EA		188 MBH Output, 3,200 CFM Oil Fired Unit Heater Fan Propelled, Horizontal, 115 Volt	9,232.42	599.62
23 55 33 00-0007			Gas-Fired Unit Heaters (23 55 33)		
23 55 33 00-0008			Removal And Reinstallation Of Unit Heaters (23 55 33 00-0007) Note: Includes disconnection/reconnection of power and piping, storage, cleaning and reinstallation. Excludes removal and reinstallation of equipment supports		
23 55 33 00-0009	EA		Removal And Reinstallation Of Up To 101.3 MBH Output Gas or Oil Unit Heater	623.88	
23 55 33 00-0010	EA		Removal And Reinstallation Of >101.3 MBH Output Gas or Oil Unit Heater	840.89	
23 55 33 00-0011			Gas Fired Unit Heaters (23 55 33 00-0007)		
23 55 33 00-0012			Horizontal Fan Propelled Gas Fired Unit Heaters, 115 Volt (23 55 33 00-0011)		
23 55 33 00-0013	EA		24.3 MBH Output, 30 MBH Input, 500 CFM Gas Fired Unit Heater Fan Propelled, Horizontal, 115 Volt	1,996.31	187.38
23 55 33 00-0014	EA		36.5 MBH Output, 45 MBH Input, 750 CFM Gas Fired Unit Heater Fan Propelled, Horizontal, 115 Volt	2,182.70	224.86
23 55 33 00-0015	EA		48.6 MBH Output, 60 MBH Input, 1,000 CFM Gas Fired Unit Heater Fan Propelled, Horizontal, 115 Volt	2,216.66	224.86
23 55 33 00-0016	EA		60.8 MBH Output, 75 MBH Input, 1,250 CFM Gas Fired Unit Heater Fan Propelled, Horizontal, 115 Volt	2,419.41	262.33
23 55 33 00-0017	EA		72.9 MBH Output, 90 MBH Input, 1,400 CFM Gas Fired Unit Heater Fan Propelled, Horizontal, 115 Volt	2,660.15	299.82
23 55 33 00-0018	EA		81 MBH Output, 100 MBH Input, 1,600 CFM Gas Fired Unit Heater Fan Propelled, Horizontal, 115 Volt	2,855.27	318.55
23 55 33 00-0019	EA		101.3 MBH Output, 125 MBH Input, 2,200 CFM Gas Fired Unit Heater Fan Propelled, Horizontal, 115 Volt	2,940.92	318.55
23 55 33 00-0020	EA		121.5 MBH Output, 150 MBH Input, 2,400 CFM Gas Fired Unit Heater Fan Propelled, Horizontal, 115 Volt	2,867.52	318.55
23 55 33 00-0021	EA		141.8 MBH Output, 175 MBH Input, 2,850 CFM Gas Fired Unit Heater Fan Propelled, Horizontal, 115 Volt	3,414.70	337.29
23 55 33 00-0022	EA		162 MBH Output, 200 MBH Input, 3,200 CFM Gas Fired Unit Heater Fan Propelled, Horizontal, 115 Volt	3,749.07	337.29
23 55 33 00-0023	EA		202.5 MBH Output, 250 MBH Input, 3,450 CFM Gas Fired Unit Heater Fan Propelled, Horizontal, 115 Volt	4,026.35	337.29
23 55 33 00-0024	EA		243 MBH Output, 300 MBH Input, 5,000 CFM Gas Fired Unit Heater Fan Propelled, Horizontal, 115 Volt	4,816.38	374.77
23 55 33 00-0025	EA		283.5 MBH Output, 350 MBH Input, 5,600 CFM Gas Fired Unit Heater Fan Propelled, Horizontal, 115 Volt	5,444.34	374.77
23 55 33 00-0026	EA		324 MBH Output, 400 MBH Input, 5,800 CFM Gas Fired Unit Heater Fan Propelled, Horizontal, 115 Volt	5,840.00	412.24
23 57			Heat Exchangers for HVAC (23 50)		
23 57 13			Steam-To-Steam Heat Exchangers (23 57)		
23 57 13 00-0001			Steam Generator Heat Exchanger (23 57 13) Note: 35 PSI generated steam using 180 degree feed water; 400 degree F water to valve.		
23 57 13 00-0002	EA		75 LB/Hour Steam Generator Heat Exchanger, 35 PSI	20,861.55	1,736.03
23 57 13 00-0003	EA		300 LB/Hour Steam Generator Heat Exchanger, 35 PSI	28,240.24	1,844.54
23 57 13 00-0004	EA		525 LB/Hour Steam Generator Heat Exchanger, 35 PSI	38,146.46	2,308.07
23 57 16			Steam-To-Water Heat Exchangers (23 57)		
23 57 16 00-0001			Heat Exchanger, Hot Water 40 To 180 Degree By Steam 10 PSI (23 57 16) Note: Cast iron head steel shell 4 pass 3/4" outside diameter copper tubes. Excludes controls expansion tank and accessories.		



MINOR CSI UOM DESCRIPTION	TOTAL DIRECT UNIT COST	DEMOLITION UNIT COST
23 57 16 00-0002 EA 8 GPM Heat Exchanger By Steam At 10 PSI, 40-180 Degree, 4 Pass 3/4" Outside Diameter Copper Tube.....	2,432.28	271.26
<i>For Bronze Head And Tube Sheet, Add</i>	931.77	
<i>For Copper Nickel Tubes, Add</i>	207.06	
<i>For Double Wall Tube Bundles, Add</i>	310.59	
23 57 16 00-0003 EA 10 GPM Heat Exchanger By Steam At 10 PSI, 40-180 Degree, 4 Pass 3/4" Outside Diameter Copper Tube.....	3,569.49	271.26
<i>For Bronze Head And Tube Sheet, Add</i>	1,410.97	
<i>For Copper Nickel Tubes, Add</i>	313.55	
<i>For Double Wall Tube Bundles, Add</i>	470.32	
23 57 16 00-0004 EA 40 GPM Heat Exchanger By Steam At 10 PSI, 40-180 Degree, 4 Pass 3/4" Outside Diameter Copper Tube.....	5,393.63	379.76
<i>For Bronze Head And Tube Sheet, Add</i>	2,183.00	
<i>For Copper Nickel Tubes, Add</i>	485.11	
<i>For Double Wall Tube Bundles, Add</i>	727.67	
23 57 16 00-0005 EA 64 GPM Heat Exchanger By Steam At 10 PSI, 40-180 Degree, 4 Pass 3/4" Outside Diameter Copper Tube.....	8,480.02	379.76
<i>For Bronze Head And Tube Sheet, Add</i>	3,327.75	
<i>For Copper Nickel Tubes, Add</i>	739.50	
<i>For Double Wall Tube Bundles, Add</i>	1,109.25	
23 57 16 00-0006 EA 96 GPM Heat Exchanger By Steam At 10 PSI, 40-180 Degree, 4 Pass 3/4" Outside Diameter Copper Tube.....	11,176.83	447.03
<i>For Bronze Head And Tube Sheet, Add</i>	4,419.25	
<i>For Copper Nickel Tubes, Add</i>	982.06	
<i>For Double Wall Tube Bundles, Add</i>	1,473.08	
23 57 16 00-0007 EA 120 GPM Heat Exchanger By Steam At 10 PSI, 40-180 Degree, 4 Pass 3/4" Outside Diameter Copper Tube.....	14,713.61	572.18
<i>For Bronze Head And Tube Sheet, Add</i>	5,803.60	
<i>For Copper Nickel Tubes, Add</i>	1,289.69	
<i>For Double Wall Tube Bundles, Add</i>	1,934.53	
23 57 16 00-0008 EA 168 GPM Heat Exchanger By Steam At 10 PSI, 40-180 Degree, 4 Pass 3/4" Outside Diameter Copper Tube.....	18,157.47	858.82
<i>For Bronze Head And Tube Sheet, Add</i>	7,108.07	
<i>For Copper Nickel Tubes, Add</i>	1,579.57	
<i>For Double Wall Tube Bundles, Add</i>	2,369.36	
23 57 16 00-0009 EA 240 GPM Heat Exchanger By Steam At 10 PSI, 40-180 Degree, 4 Pass 3/4" Outside Diameter Copper Tube.....	27,562.75	858.82
<i>For Bronze Head And Tube Sheet, Add</i>	11,074.75	
<i>For Copper Nickel Tubes, Add</i>	2,461.06	
<i>For Double Wall Tube Bundles, Add</i>	3,691.58	

23 57 19 Liquid-To-Liquid Heat Exchangers (23 57)

23 57 19 13 Plate-Type, Liquid-To-Liquid Heat Exchangers (23 57 19)

23 57 19 13-0001 Plate And Frame Heat Exchanger (23 57 19 13)		
23 57 19 13-0002 EA 8" W x 18-7/8"H Plate And Frame Heat Exchanger.....	3,838.42	271.26
23 57 19 13-0003 EA 8" W x 24-9/16"H Plate And Frame Heat Exchanger.....	5,124.63	271.26
23 57 19 13-0004 EA 11-3/16" W x 34-11/16"H Plate And Frame Heat Exchanger.....	6,840.84	325.51
23 57 19 13-0005 EA 16-3/4" W x 46-1/4"H Plate And Frame Heat Exchanger.....	9,306.81	352.64
23 57 19 13-0006 EA 16-1/2" W x 49-5/8"H Plate And Frame Heat Exchanger.....	10,191.07	352.64
23 57 19 13-0007 EA 24" W x 57-11/16"H Plate And Frame Heat Exchanger.....	13,300.13	379.76
23 57 19 13-0008 EA 26-5/16" W x 56-5/8"H Plate And Frame Heat Exchanger.....	14,023.62	379.76
23 57 19 13-0009 EA 24-1/4" W x 68-3/8"H Plate And Frame Heat Exchanger.....	17,347.56	434.01
23 57 19 13-0010 EA 24" W x 69-11/16"H Plate And Frame Heat Exchanger.....	21,234.22	488.26
23 57 19 13-0011 EA 26-5/16" W x 68-3/4"H Plate And Frame Heat Exchanger.....	22,038.10	488.26
23 57 19 13-0012 EA 24" W x 89-13/16"H Plate And Frame Heat Exchanger.....	27,306.98	579.70
23 57 19 13-0013 EA 26-5/16" W x 88-9/16"H Plate And Frame Heat Exchanger.....	32,971.68	637.57
23 57 19 13-0014 EA 40-13/16" W x 89-1/4"H Plate And Frame Heat Exchanger.....	38,073.53	695.43

23 57 19 19 Copper Tube, Water-To-Water Heat Exchanger (23 57 19)

23 57 19 19-0001 Heat Exchanger Hot Water 40-140 Degree By Water At 200 Degree F (23 57 19)		
Note: Cast iron head steel shell 4 pass 3/4" outside diameter copper tubes.		
23 57 19 19-0002 EA 7 GPM Heat Exchanger By 200 Degree Water, 40-140 Degree, 4 Pass 3/4" Outside Diameter Copper Tube.....	2,905.56	271.26
<i>For Copper Nickel Tubes, Add</i>	254.39	
<i>For Double Wall Tube Bundles, Add</i>	381.58	
23 57 19 19-0003 EA 16 GPM Heat Exchanger By 200 Degree Water, 40-140 Degree, 4 Pass 3/4" Outside Diameter Copper Tube.....	4,042.77	271.26
<i>For Copper Nickel Tubes, Add</i>	360.88	
<i>For Double Wall Tube Bundles, Add</i>	541.31	
23 57 19 19-0004 EA 34 GPM Heat Exchanger By 200 Degree Water, 40-140 Degree, 4 Pass 3/4" Outside Diameter Copper Tube.....	6,044.39	379.76
<i>For Copper Nickel Tubes, Add</i>	550.19	
<i>For Double Wall Tube Bundles, Add</i>	825.28	
23 57 19 19-0005 EA 55 GPM Heat Exchanger By 200 Degree Water, 40-140 Degree, 4 Pass 3/4" Outside Diameter Copper Tube.....	8,650.79	379.76
<i>For Copper Nickel Tubes, Add</i>	792.74	
<i>For Double Wall Tube Bundles, Add</i>	1,189.12	
23 57 19 19-0006 EA 74 GPM Heat Exchanger By 200 Degree Water, 40-140 Degree, 4 Pass 3/4" Outside Diameter Copper Tube.....	10,704.89	434.01
<i>For Copper Nickel Tubes, Add</i>	976.14	
<i>For Double Wall Tube Bundles, Add</i>	1,464.21	
23 57 19 19-0007 EA 86 GPM Heat Exchanger By 200 Degree Water, 40-140 Degree, 4 Pass 3/4" Outside Diameter Copper Tube.....	14,275.65	434.01
<i>For Copper Nickel Tubes, Add</i>	1,313.35	
<i>For Double Wall Tube Bundles, Add</i>	1,970.03	
23 57 19 19-0008 EA 112 GPM Heat Exchanger By 200 Degree Water, 40-140 Degree, 4 Pass 3/4" Outside Diameter Copper Tube.....	17,717.42	429.41
<i>For Copper Nickel Tubes, Add</i>	1,632.82	
<i>For Double Wall Tube Bundles, Add</i>	2,449.22	
23 57 19 19-0009 EA 126 GPM Heat Exchanger By 200 Degree Water, 40-140 Degree, 4 Pass 3/4" Outside Diameter Copper Tube.....	22,038.00	429.41
<i>For Copper Nickel Tubes, Add</i>	2,035.10	
<i>For Double Wall Tube Bundles, Add</i>	3,052.66	

23 Heating, Ventilating, and Air-Conditioning (HVAC)

23 50 Central Heating Equipment

23 57 Heat Exchangers for HVAC



MINOR
CSI UOM DESCRIPTION

TOTAL DIRECT DEMOLITION
UNIT COST UNIT COST

23 57 19 19-0010	EA	152 GPM Heat Exchanger By 200 Degree Water, 40-140 Degree, 4 Pass 3/4" Outside Diameter Copper Tube	28,177.44	429.41
		<i>For Copper Nickel Tubes, Add</i>	2,603.04	
		<i>For Double Wall Tube Bundles, Add</i>	3,904.56	

23 57 19 23 Refrigerant-To-Water Heat Exchanger (23 57 19)

23 57 19 23-0001 Heat Exchanger Refrigerant To Water (23 57 19 23)

23 57 19 23-0002	EA	10 GPM Heat Exchanger By 385 Degree Water, 40-180 Degree, 3 Pass 3/4" Outside Diameter Copper Tube	3,281.61	217.01
		<i>For Copper Nickel Tubes, Add</i>	284.76	
		<i>For Double Wall Tube Bundles, Add</i>	427.14	
23 57 19 23-0003	EA	53 GPM Heat Exchanger By 385 Degree Water, 40-180 Degree, 3 Pass 3/4" Outside Diameter Copper Tube	8,776.84	361.64
		<i>For Copper Nickel Tubes, Add</i>	805.35	
		<i>For Double Wall Tube Bundles, Add</i>	1,208.02	
23 57 19 23-0004	EA	70 GPM Heat Exchanger By 385 Degree Water, 40-180 Degree, 3 Pass 3/4" Outside Diameter Copper Tube	11,829.09	471.77
		<i>For Copper Nickel Tubes, Add</i>	1,088.72	
		<i>For Double Wall Tube Bundles, Add</i>	1,633.08	
23 57 19 23-0005	EA	87 GPM Heat Exchanger By 385 Degree Water, 40-180 Degree, 3 Pass 3/4" Outside Diameter Copper Tube	12,679.43	571.04
		<i>For Copper Nickel Tubes, Add</i>	1,153.97	
		<i>For Double Wall Tube Bundles, Add</i>	1,730.96	
23 57 19 23-0006	EA	105 GPM Heat Exchanger By 385 Degree Water, 40-180 Degree, 3 Pass 3/4" Outside Diameter Copper Tube	15,308.98	682.00
		<i>For Copper Nickel Tubes, Add</i>	1,392.30	
		<i>For Double Wall Tube Bundles, Add</i>	2,088.45	

23 60 Central Cooling Equipment (23)

Note: Where required, mechanical equipment excludes electrical connection, disconnect, or starter unless title states otherwise. See CSI section 26 05 19 16-0011 for electrical connection and termination, 26 05 83 00-0130 for terminations, 26 28 16 16-0001 for disconnect.

23 61 Refrigerant Compressors (23 60)

23 61 16 Reciprocating Refrigerant Compressors (23 61)

23 61 16 00-0001 Reciprocating Open Type Refrigerant Compressors (23 61 16)

Note: Includes manual reversible oil pump and automatic pressure regulator. Excludes muffler, vibration isolators, crank case oil heaters, couplings and flywheel.

23 61 16 00-0002	EA	1/4 Ton Refrigerant Compressor, Reciprocating Open Type	605.88	102.86
23 61 16 00-0003	EA	1/3 Ton Refrigerant Compressor, Reciprocating Open Type	716.26	102.86
23 61 16 00-0004	EA	1/2 Ton Refrigerant Compressor, Reciprocating Open Type	970.06	128.54
23 61 16 00-0005	EA	3/4 Ton Refrigerant Compressor, Reciprocating Open Type	1,197.73	128.54
23 61 16 00-0006	EA	1 Ton Refrigerant Compressor, Reciprocating Open Type	1,335.71	128.54
23 61 16 00-0007	EA	1-1/4 Ton Refrigerant Compressor, Reciprocating Open Type	1,354.04	133.73
23 61 16 00-0008	EA	1-1/2 Ton Refrigerant Compressor, Reciprocating Open Type	1,362.09	133.73
23 61 16 00-0009	EA	1-3/4 Ton Refrigerant Compressor, Reciprocating Open Type	1,495.35	144.01
23 61 16 00-0010	EA	2 Ton Refrigerant Compressor, Reciprocating Open Type	1,607.92	154.31
23 61 16 00-0011	EA	2-1/2 Ton Refrigerant Compressor, Reciprocating Open Type	1,752.67	164.59
23 61 16 00-0012	EA	3 Ton Refrigerant Compressor, Reciprocating Open Type	1,989.53	164.59
23 61 16 00-0013	EA	3-1/2 Ton Refrigerant Compressor, Reciprocating Open Type	2,230.86	174.87
23 61 16 00-0014	EA	4 Ton Refrigerant Compressor, Reciprocating Open Type	2,279.05	185.16
23 61 16 00-0015	EA	4-1/2 Ton Refrigerant Compressor, Reciprocating Open Type	2,316.90	190.26
23 61 16 00-0016	EA	5 Ton Refrigerant Compressor, Reciprocating Open Type	3,507.68	995.99
23 61 16 00-0017	EA	7.5 Ton Refrigerant Compressor, Reciprocating Open Type	5,253.98	1,138.23
23 61 16 00-0018	EA	10 Ton Refrigerant Compressor, Reciprocating Open Type	7,000.41	1,280.56
23 61 16 00-0019	EA	12.5 Ton Refrigerant Compressor, Reciprocating Open Type	9,220.97	1,387.18
23 61 16 00-0020	EA	15 Ton Refrigerant Compressor, Reciprocating Open Type	11,441.86	1,493.99
23 61 16 00-0021	EA	20 Ton Refrigerant Compressor, Reciprocating Open Type	13,730.24	1,792.79
23 61 16 00-0022	EA	25 Ton Refrigerant Compressor, Reciprocating Open Type	16,500.32	1,926.90
23 61 16 00-0023	EA	30 Ton Refrigerant Compressor, Reciprocating Open Type	19,156.56	2,037.26
23 61 16 00-0024	EA	50 Ton Refrigerant Compressor, Reciprocating Open Type	25,067.01	2,298.47
23 61 16 00-0025	EA	60 Ton Refrigerant Compressor, Reciprocating Open Type	29,528.09	2,358.75
23 61 16 00-0026	EA	70 Ton Refrigerant Compressor, Reciprocating Open Type	36,900.61	2,418.93
23 61 16 00-0027	EA	75 Ton Refrigerant Compressor, Reciprocating Open Type	38,744.94	2,449.12
23 61 16 00-0028	EA	80 Ton Refrigerant Compressor, Reciprocating Open Type	40,512.12	2,479.21
23 61 16 00-0029	EA	90 Ton Refrigerant Compressor, Reciprocating Open Type	43,820.16	2,539.40
23 61 16 00-0030	EA	100 Ton Refrigerant Compressor, Reciprocating Open Type	46,824.37	2,599.77
23 61 16 00-0031	EA	110 Ton Refrigerant Compressor, Reciprocating Open Type	50,249.94	3,004.94
23 61 16 00-0032	EA	120 Ton Refrigerant Compressor, Reciprocating Open Type	52,649.89	3,072.18
23 61 16 00-0033	EA	130 Ton Refrigerant Compressor, Reciprocating Open Type	54,704.13	3,111.29
23 61 16 00-0034	EA	140 Ton Refrigerant Compressor, Reciprocating Open Type	56,538.69	3,207.55
23 61 16 00-0035	EA	150 Ton Refrigerant Compressor, Reciprocating Open Type	58,024.59	3,274.81
23 61 16 00-0036	EA	175 Ton Refrigerant Compressor, Reciprocating Open Type	59,543.48	3,364.54
23 61 16 00-0037	EA	185 Ton Refrigerant Compressor, Reciprocating Open Type	60,981.03	3,400.72
23 61 16 00-0038	EA	200 Ton Refrigerant Compressor, Reciprocating Open Type	62,449.88	3,457.00
23 61 16 00-0039	EA	225 Ton Refrigerant Compressor, Reciprocating Open Type	64,196.97	3,690.14
23 61 16 00-0040	EA	250 Ton Refrigerant Compressor, Reciprocating Open Type	65,888.48	3,889.06

23 61 16 00-0041 Reciprocating Hermetic Type Refrigerant Compressors (23 61 16)

Note: Includes automatic reversible oil pump, suction and discharge shut-off valves, device for loading and unloading compressor cylinders and crank case oil heater. Excludes mufflers and vibration isolators.

23 61 16 00-0042 Reciprocating Hermetic Type Refrigerant Compressors <5 Tons (23 61 16 00-0041)

23 61 16 00-0043	EA	1/4 Ton Refrigerant Compressor, Reciprocating Hermetic Type	1,032.48	102.86
------------------	----	---	----------	--------



MINOR	CSI	UOM	DESCRIPTION	TOTAL DIRECT UNIT COST	DEMOLITION UNIT COST
23 61 16 00-0044	EA		1/3 Ton Refrigerant Compressor, Reciprocating Hermetic Type	1,067.67	102.86
23 61 16 00-0045	EA		1/2 Ton Refrigerant Compressor, Reciprocating Hermetic Type	1,154.28	128.54
23 61 16 00-0046	EA		3/4 Ton Refrigerant Compressor, Reciprocating Hermetic Type	1,189.45	128.54
23 61 16 00-0047	EA		1 Ton Refrigerant Compressor, Reciprocating Hermetic Type	1,207.04	128.54
23 61 16 00-0048	EA		1-1/4 Ton Refrigerant Compressor, Reciprocating Hermetic Type	1,245.47	133.73
23 61 16 00-0049	EA		1-1/2 Ton Refrigerant Compressor, Reciprocating Hermetic Type	1,284.17	133.73
23 61 16 00-0050	EA		1-3/4 Ton Refrigerant Compressor, Reciprocating Hermetic Type	1,378.62	144.01
23 61 16 00-0051	EA		2 Ton Refrigerant Compressor, Reciprocating Hermetic Type	1,469.57	154.31
23 61 16 00-0052	EA		2-1/2 Ton Refrigerant Compressor, Reciprocating Hermetic Type	1,595.67	164.59
23 61 16 00-0053	EA		3 Ton Refrigerant Compressor, Reciprocating Hermetic Type	1,666.04	164.59
23 61 16 00-0054	EA		3-1/2 Ton Refrigerant Compressor, Reciprocating Hermetic Type	1,792.14	174.87
23 61 16 00-0055	EA		4 Ton Refrigerant Compressor, Reciprocating Hermetic Type	2,129.35	185.16
23 61 16 00-0056	EA		4-1/2 Ton Refrigerant Compressor, Reciprocating Hermetic Type	2,333.11	190.26
23 61 16 00-0057			Reciprocating Hermetic Type Refrigerant Compressors (23 61 16 00-0041)		
23 61 16 00-0058	EA		5 Ton Refrigerant Compressor, Reciprocating Hermetic Type	2,926.31	512.22
23 61 16 00-0059	EA		10 Ton Refrigerant Compressor, Reciprocating Hermetic Type	5,583.96	640.28
23 61 16 00-0060	EA		15 Ton Refrigerant Compressor, Reciprocating Hermetic Type	9,337.93	779.49
23 61 16 00-0061	EA		20 Ton Refrigerant Compressor, Reciprocating Hermetic Type	11,899.56	896.39
23 61 16 00-0062	EA		25 Ton Refrigerant Compressor, Reciprocating Hermetic Type	13,141.63	995.99
23 61 16 00-0063	EA		30 Ton Refrigerant Compressor, Reciprocating Hermetic Type	14,569.46	1,120.49
23 61 16 00-0064	EA		35 Ton Refrigerant Compressor, Reciprocating Hermetic Type	18,852.40	1,280.56
23 61 16 00-0065	EA		40 Ton Refrigerant Compressor, Reciprocating Hermetic Type	24,264.30	1,280.56
23 61 16 00-0066	EA		50 Ton Refrigerant Compressor, Reciprocating Hermetic Type	29,972.83	1,493.99
23 61 16 00-0067	EA		60 Ton Refrigerant Compressor, Reciprocating Hermetic Type	33,747.89	1,600.70
23 61 16 00-0068	EA		70 Ton Refrigerant Compressor, Reciprocating Hermetic Type	35,658.08	1,677.51
23 61 16 00-0069	EA		75 Ton Refrigerant Compressor, Reciprocating Hermetic Type	36,655.94	1,760.39
23 61 16 00-0070	EA		80 Ton Refrigerant Compressor, Reciprocating Hermetic Type	37,698.69	1,767.21
23 61 16 00-0071	EA		90 Ton Refrigerant Compressor, Reciprocating Hermetic Type	39,600.23	1,850.38
23 61 16 00-0072	EA		100 Ton Refrigerant Compressor, Reciprocating Hermetic Type	41,521.23	1,926.90
23 61 19			Scroll Refrigerant Compressors (23 61)		
23 61 19 00-0001			Scroll Refrigerant Compressors (23 61 19)		
23 61 19 00-0002	EA		Up To 3 Ton Scroll Refrigerant Compressor.....	1,335.73	164.40
23 61 19 00-0003	EA		3.5 Ton Scroll Refrigerant Compressor.....	1,400.46	174.98
23 61 19 00-0004	EA		4 Ton Scroll Refrigerant Compressor	1,434.61	185.07
23 61 19 00-0005	EA		4.5 Ton Scroll Refrigerant Compressor	1,462.60	190.36
23 61 19 00-0006	EA		5 Ton Scroll Refrigerant Compressor	1,811.93	240.34
23 61 19 00-0007	EA		7.5 Ton Scroll Refrigerant Compressor	3,452.72	360.52
23 61 19 00-0008	EA		8.75 Ton Scroll Refrigerant Compressor	3,950.28	420.61
23 61 19 00-0009	EA		10 Ton Scroll Refrigerant Compressor	4,425.60	480.69
23 61 19 00-0010	EA		12 Ton Scroll Refrigerant Compressor	5,348.65	576.83
23 61 19 00-0011	EA		13.5 Ton Scroll Refrigerant Compressor	6,307.37	648.93
23 61 19 00-0012	EA		15 Ton Scroll Refrigerant Compressor	7,399.08	721.04
23 61 19 00-0013	EA		20 Ton Scroll Refrigerant Compressor	10,429.19	961.38
23 61 19 00-0014	EA		25 Ton Scroll Refrigerant Compressor	11,754.66	1,201.72
23 61 19 00-0015	EA		30 Ton Scroll Refrigerant Compressor	12,564.15	1,442.07
23 61 23			Rotary-Screw Refrigerant Compressors (23 61)		
23 61 23 00-0001			Rotary Screw Type Refrigerant Compressors (23 61 23)		
23 61 23 00-0002	EA		75 Ton Refrigerant Compressor, Rotary Screw Type	42,813.60	2,449.12
23 61 23 00-0003	EA		80 Ton Refrigerant Compressor, Rotary Screw Type	44,120.78	2,479.21
23 61 23 00-0004	EA		90 Ton Refrigerant Compressor, Rotary Screw Type	46,955.14	2,539.40
23 61 23 00-0005	EA		100 Ton Refrigerant Compressor, Rotary Screw Type	49,759.59	2,599.77
23 61 23 00-0006	EA		110 Ton Refrigerant Compressor, Rotary Screw Type	53,770.03	3,004.94
23 61 23 00-0007	EA		120 Ton Refrigerant Compressor, Rotary Screw Type	57,060.33	3,072.18
23 61 23 00-0008	EA		130 Ton Refrigerant Compressor, Rotary Screw Type	60,279.20	3,111.29
23 61 23 00-0009	EA		140 Ton Refrigerant Compressor, Rotary Screw Type	63,610.82	3,207.55
23 61 23 00-0010	EA		150 Ton Refrigerant Compressor, Rotary Screw Type	66,903.98	3,274.81
23 61 23 00-0011	EA		170 Ton Refrigerant Compressor, Rotary Screw Type	71,535.87	3,364.54
23 61 23 00-0012	EA		185 Ton Refrigerant Compressor, Rotary Screw Type	74,778.20	3,400.72
23 61 23 00-0013	EA		200 Ton Refrigerant Compressor, Rotary Screw Type	76,287.13	3,457.00
23 61 23 00-0014	EA		215 Ton Refrigerant Compressor, Rotary Screw Type	85,638.97	3,690.14
23 61 23 00-0015	EA		225 Ton Refrigerant Compressor, Rotary Screw Type	94,864.79	3,889.06
23 62			Packaged Compressor and Condenser Units (23 60)		
23 62 13			Packaged Air-Cooled Refrigerant Compressor and Condenser Units (23 62)		
23 62 13 00-0001			Combination Direct-Expansion Liquid Cooler And Compressors (23 62 13)		
			Note: Shell and tube type. Chilled water temperature rise is 12 degree F. Rated by cooling capacity in tons. Includes power panel, factory wired and installed control panel, pressure and safety switches and gauges for oil pressure and high and low refrigerant pressure, flow switches, phase monitoring, sight glasses and filter dryers, start-up costs and equipment rigging. Units greater than 5 tons include dual compressors. Excludes motor starter, piping or power wiring.		
23 62 13 00-0002	EA		1 Ton Chiller, Direct-Expansion Liquid Cooler Shell And Tube.....	6,930.44	888.32

23 Heating, Ventilating, and Air-Conditioning (HVAC)

23 60 Central Cooling Equipment

23 62 Packaged Compressor and Condenser Units



MINOR CSI UOM DESCRIPTION	TOTAL DIRECT UNIT COST	DEMOLITION UNIT COST
23 62 13 00-0003 EA 5 Ton Chiller, Direct-Expansion Liquid Cooler Shell And Tube.....	15,455.52	951.77
23 62 13 00-0004 EA 10 Ton Chiller, Direct-Expansion Liquid Cooler Shell And Tube.....	27,196.64	1,015.21
23 62 13 00-0005 EA 15 Ton Chiller, Direct-Expansion Liquid Cooler Shell And Tube.....	32,227.09	1,078.67
23 62 13 00-0006 EA 20 Ton Chiller, Direct-Expansion Liquid Cooler Shell And Tube.....	38,244.41	1,142.12
23 62 13 00-0007 EA 25 Ton Chiller, Direct-Expansion Liquid Cooler Shell And Tube.....	42,384.13	1,269.02
23 62 13 00-0008 EA 30 Ton Chiller, Direct-Expansion Liquid Cooler Shell And Tube.....	43,642.62	1,448.29
23 62 13 00-0009 EA 40 Ton Chiller, Direct-Expansion Liquid Cooler Shell And Tube.....	47,041.55	1,720.58
23 62 13 00-0010 EA 50 Ton Chiller, Direct-Expansion Liquid Cooler Shell And Tube.....	50,193.60	1,863.97
23 62 13 00-0011 EA 60 Ton Chiller, Direct-Expansion Liquid Cooler Shell And Tube.....	57,532.66	2,007.35
23 62 13 00-0012 EA 75 Ton Chiller, Direct-Expansion Liquid Cooler Shell And Tube.....	65,046.22	2,222.42
23 62 13 00-0013 EA 80 Ton Chiller, Direct-Expansion Liquid Cooler Shell And Tube.....	68,752.02	2,311.58
23 62 13 00-0014 EA 90 Ton Chiller, Direct-Expansion Liquid Cooler Shell And Tube.....	77,630.93	2,456.06
23 62 13 00-0015 EA 100 Ton Chiller, Direct-Expansion Liquid Cooler Shell And Tube.....	84,856.14	2,600.53

23 62 13 00-0016 Direct-Expansion Liquid Cooler Shell And Tube Type (23 62 13)

Note: For built-up systems. Chilled water temperature rise is 12 degree F. Rated by cooling capacity in tons. Excludes compressors. Includes power panel, factory wired and installed control panel, pressure and safety switches and gauges for oil pressure and high and low refrigerant pressure, flow switches, phase monitoring, sight glasses and filter dryers, start-up costs and equipment rigging. Units greater than 5 tons include dual compressors. Excludes motor starter, piping or power wiring.

23 62 13 00-0017 EA 1 Ton Chiller, Direct-Expansion Liquid Cooler Shell And Tube For Built-Up Systems.....	6,611.74	888.32
23 62 13 00-0018 EA 5 Ton Chiller, Direct-Expansion Liquid Cooler Shell And Tube For Built-Up Systems.....	13,641.58	951.77
23 62 13 00-0019 EA 10 Ton Chiller, Direct-Expansion Liquid Cooler Shell And Tube For Built-Up Systems.....	21,328.28	1,015.21
23 62 13 00-0020 EA 15 Ton Chiller, Direct-Expansion Liquid Cooler Shell And Tube For Built-Up Systems.....	23,036.94	1,078.67
23 62 13 00-0021 EA 20 Ton Chiller, Direct-Expansion Liquid Cooler Shell And Tube For Built-Up Systems.....	24,745.61	1,142.12
23 62 13 00-0022 EA 25 Ton Chiller, Direct-Expansion Liquid Cooler Shell And Tube For Built-Up Systems.....	29,335.67	1,269.02
23 62 13 00-0023 EA 30 Ton Chiller, Direct-Expansion Liquid Cooler Shell And Tube For Built-Up Systems.....	33,272.12	1,448.29
23 62 13 00-0024 EA 40 Ton Chiller, Direct-Expansion Liquid Cooler Shell And Tube For Built-Up Systems.....	42,773.47	1,720.58
23 62 13 00-0025 EA 50 Ton Chiller, Direct-Expansion Liquid Cooler Shell And Tube For Built-Up Systems.....	47,974.87	1,863.97
23 62 13 00-0026 EA 60 Ton Chiller, Direct-Expansion Liquid Cooler Shell And Tube For Built-Up Systems.....	51,932.89	2,007.35
23 62 13 00-0027 EA 75 Ton Chiller, Direct-Expansion Liquid Cooler Shell And Tube For Built-Up Systems.....	59,715.73	2,222.42
23 62 13 00-0028 EA 80 Ton Chiller, Direct-Expansion Liquid Cooler Shell And Tube For Built-Up Systems.....	63,252.44	2,311.58
23 62 13 00-0029 EA 90 Ton Chiller, Direct-Expansion Liquid Cooler Shell And Tube For Built-Up Systems.....	69,388.45	2,456.06
23 62 13 00-0030 EA 100 Ton Chiller, Direct-Expansion Liquid Cooler Shell And Tube For Built-Up Systems.....	79,135.90	2,600.53

23 62 13 00-0031 Packaged Chiller With Remote Air Cooled Condenser (23 62 13)

Note: With remote air cooled condenser rated by cooling capacity. Units are factory assembled package type. Includes hermetic compressor, motor, cooler, condenser, internal piping, oil, discharge/suction gauges, lead lag switch, compressor unloaders, removable core filter drier with 3 valve by-pass, sight glass, internal wiring, motor starters, insulation, fan cycling controls, standard oil/hilo safety control switches, operation and safety controls, factory wired and installed control panel, vibration eliminators, phase monitoring for 3 phase units, start-up and equipment rigging. Units include dual compressors. Excludes piping and power wiring.

23 62 13 00-0032 EA 15 Ton Packaged Chiller With Remote Air Cooled Condensers.....	36,124.94	8,359.82
For Gas Fired Engine Driven, Add	5,971.65	
23 62 13 00-0033 EA 20 Ton Packaged Chiller With Remote Air Cooled Condensers.....	40,563.38	8,811.69
For Gas Fired Engine Driven, Add	6,791.59	
23 62 13 00-0034 EA 25 Ton Packaged Chiller With Remote Air Cooled Condensers.....	46,857.65	9,589.11
For Gas Fired Engine Driven, Add	7,933.88	
23 62 13 00-0035 EA 30 Ton Packaged Chiller With Remote Air Cooled Condensers.....	52,200.97	10,188.48
For Gas Fired Engine Driven, Add	8,912.69	
23 62 13 00-0036 EA 40 Ton Packaged Chiller With Remote Air Cooled Condensers.....	64,722.16	11,242.45
For Gas Fired Engine Driven, Add	11,258.91	
23 62 13 00-0037 EA 50 Ton Packaged Chiller With Remote Air Cooled Condensers.....	71,136.53	11,643.92
For Gas Fired Engine Driven, Add	12,481.58	
23 62 13 00-0038 EA 60 Ton Packaged Chiller With Remote Air Cooled Condensers.....	77,266.09	12,539.63
For Gas Fired Engine Driven, Add	13,573.21	
23 62 13 00-0039 EA 70 Ton Packaged Chiller With Remote Air Cooled Condensers.....	93,363.79	13,416.97
For Gas Fired Engine Driven, Add	16,636.08	
23 62 13 00-0040 EA 75 Ton Packaged Chiller With Remote Air Cooled Condensers.....	94,459.14	13,688.04
For Gas Fired Engine Driven, Add	16,839.64	
23 62 13 00-0041 EA 80 Ton Packaged Chiller With Remote Air Cooled Condensers.....	96,291.64	14,283.23
For Gas Fired Engine Driven, Add	17,116.91	
23 62 13 00-0042 EA 90 Ton Packaged Chiller With Remote Air Cooled Condensers.....	106,534.47	14,932.49
For Gas Fired Engine Driven, Add	19,068.14	
23 62 13 00-0043 EA 100 Ton Packaged Chiller With Remote Air Cooled Condensers.....	117,572.81	15,643.58
For Gas Fired Engine Driven, Add	21,169.20	
23 62 13 00-0044 EA 110 Ton Packaged Chiller With Remote Air Cooled Condensers.....	130,047.39	16,425.71
For Gas Fired Engine Driven, Add	23,546.85	
23 62 13 00-0045 EA 120 Ton Packaged Chiller With Remote Air Cooled Condensers.....	140,461.02	17,290.26
For Gas Fired Engine Driven, Add	25,499.97	
23 62 13 00-0046 EA 140 Ton Packaged Chiller With Remote Air Cooled Condensers.....	154,722.63	18,250.79
For Gas Fired Engine Driven, Add	28,208.28	

23 62 23 Packaged Water-Cooled Refrigerant Compressor and Condenser Units (23 62)

23 62 23 00-0001 Water Cooled Condensing Units (23 62 23)

Note: Includes compressor, condenser and motor, and equipment rigging. Excludes piping and power wiring.

23 62 23 00-0002 EA 5 Ton Water Cooled Condensing Unit With Compressor, Condenser And Motor.....	7,739.52	694.56
23 62 23 00-0003 EA 10 Ton Water Cooled Condensing Unit With Compressor, Condenser And Motor.....	11,744.80	1,014.36
23 62 23 00-0004 EA 15 Ton Water Cooled Condensing Unit With Compressor, Condenser And Motor.....	13,456.83	1,099.31



MINOR CSI UOM DESCRIPTION	TOTAL DIRECT UNIT COST	DEMOLITION UNIT COST
23 62 23 00-0005 EA 20 Ton Water Cooled Condensing Unit With Compressor, Condenser And Motor.....	16,693.76	1,319.17
23 62 23 00-0006 EA 30 Ton Water Cooled Condensing Unit With Compressor, Condenser And Motor.....	18,013.30	1,552.03
23 62 23 00-0007 EA 60 Ton Water Cooled Condensing Unit With Compressor, Condenser And Motor.....	38,379.92	2,337.33
23 62 23 00-0008 EA 80 Ton Water Cooled Condensing Unit With Compressor, Condenser And Motor.....	47,643.53	2,820.96
23 62 23 00-0009 EA 120 Ton Water Cooled Condensing Unit With Compressor, Condenser And Motor.....	66,001.14	3,086.56

23 63 Refrigerant Condensers (23 60)

23 63 13 Air-Cooled Refrigerant Condensers (23 63)

23 63 13 00-0001 Air Cooled Condensing Units (23 63 13)

Note: Includes compressor(s), condenser, fan, motors, discharge/suction gauges, sight glass, fan cycling controls, standard oil hi/low safety control switches, standard controls and liquid line filter dryers and phase monitoring for 3 phase units and equipment rigging. Meets minimum ASHRAE EER requirements. Excludes piping and power wiring.

23 63 13 00-0002 EA 6 Ton Air Cooled Condensing Unit With Compressor, Condenser, Fan And Motor.....	5,059.32	694.56
<i>For >10 To 25, Deduct</i>	-120.22	
<i>For >25 To 50, Deduct</i>	-200.37	
<i>For >50, Deduct</i>	-320.59	
<i>For Low Ambient Protection, 0 Degree F, Add</i>	783.95	
<i>For Winter Start Control, Add</i>	265.49	
23 63 13 00-0003 EA 7.5 Ton Air Cooled Condensing Unit With Compressor, Condenser, Fan And Motor.....	6,058.04	824.48
<i>For >10 To 25, Deduct</i>	-144.26	
<i>For >25 To 50, Deduct</i>	-240.44	
<i>For >50, Deduct</i>	-384.71	
<i>For Low Ambient Protection, 0 Degree F, Add</i>	697.01	
<i>For Winter Start Control, Add</i>	221.10	
23 63 13 00-0004 EA 10 Ton Air Cooled Condensing Unit With Compressor, Condenser, Fan And Motor.....	7,863.19	1,014.36
<i>For >10 To 25, Deduct</i>	-189.77	
<i>For >25 To 50, Deduct</i>	-316.29	
<i>For >50, Deduct</i>	-506.06	
<i>For Low Ambient Protection, 0 Degree F, Add</i>	827.17	
<i>For Winter Start Control, Add</i>	280.26	
23 63 13 00-0005 EA 12.5 Ton Air Cooled Condensing Unit With Compressor, Condenser, Fan And Motor.....	9,683.63	1,055.34
<i>For >10 To 25, Deduct</i>	-242.54	
<i>For >25 To 50, Deduct</i>	-404.23	
<i>For >50, Deduct</i>	-646.77	
<i>For Low Ambient Protection, 0 Degree F, Add</i>	965.67	
<i>For Winter Start Control, Add</i>	321.59	
23 63 13 00-0006 EA 15 Ton Air Cooled Condensing Unit With Compressor, Condenser, Fan And Motor.....	11,509.19	1,099.31
<i>For >10 To 25, Deduct</i>	-295.31	
<i>For >25 To 50, Deduct</i>	-492.18	
<i>For >50, Deduct</i>	-787.49	
<i>For Low Ambient Protection, 0 Degree F, Add</i>	1,007.02	
<i>For Winter Start Control, Add</i>	265.00	
23 63 13 00-0007 EA 20 Ton Air Cooled Condensing Unit With Compressor, Condenser, Fan And Motor.....	14,811.53	1,319.17
<i>For >10 To 25, Deduct</i>	-384.38	
<i>For >25 To 50, Deduct</i>	-640.64	
<i>For >50, Deduct</i>	-1,025.02	
<i>For Low Ambient Protection, 0 Degree F, Add</i>	1,268.45	
<i>For Winter Start Control, Add</i>	328.00	
23 63 13 00-0008 EA 25 Ton Air Cooled Condensing Unit With Compressor, Condenser, Fan And Motor.....	16,832.93	1,419.11
<i>For >10 To 25, Deduct</i>	-440.54	
<i>For >25 To 50, Deduct</i>	-734.23	
<i>For >50, Deduct</i>	-1,174.77	
<i>For Low Ambient Protection, 0 Degree F, Add</i>	1,344.72	
<i>For Winter Start Control, Add</i>	361.67	
23 63 13 00-0009 EA 30 Ton Air Cooled Condensing Unit With Compressor, Condenser, Fan And Motor.....	19,287.59	1,549.02
<i>For >10 To 25, Deduct</i>	-508.32	
<i>For >25 To 50, Deduct</i>	-847.19	
<i>For >50, Deduct</i>	-1,355.51	
<i>For Low Ambient Protection, 0 Degree F, Add</i>	1,433.13	
<i>For Winter Start Control, Add</i>	403.81	
23 63 13 00-0010 EA 40 Ton Air Cooled Condensing Unit With Compressor, Condenser, Fan And Motor.....	26,508.04	1,859.24
<i>For >10 To 25, Deduct</i>	-709.22	
<i>For >25 To 50, Deduct</i>	-1,182.04	
<i>For >50, Deduct</i>	-1,891.26	
<i>For Low Ambient Protection, 0 Degree F, Add</i>	1,898.87	
<i>For Winter Start Control, Add</i>	523.14	
23 63 13 00-0011 EA 50 Ton Air Cooled Condensing Unit With Compressor, Condenser, Fan And Motor.....	32,207.49	2,337.33
<i>For >10 To 25, Deduct</i>	-858.08	
<i>For >25 To 50, Deduct</i>	-1,430.14	
<i>For >50, Deduct</i>	-2,288.23	
<i>For Low Ambient Protection, 0 Degree F, Add</i>	2,045.28	
<i>For Winter Start Control, Add</i>	503.48	
23 63 13 00-0012 EA 60 Ton Air Cooled Condensing Unit With Compressor, Condenser, Fan And Motor.....	37,063.98	2,579.69
<i>For >10 To 25, Deduct</i>	-995.72	
<i>For >25 To 50, Deduct</i>	-1,659.53	
<i>For >50, Deduct</i>	-2,655.25	
<i>For Low Ambient Protection, 0 Degree F, Add</i>	2,295.97	
<i>For Winter Start Control, Add</i>	553.29	

23 Heating, Ventilating, and Air-Conditioning (HVAC)

23 60 Central Cooling Equipment

23 63 Refrigerant Condensers



MINOR	CSI	UOM	DESCRIPTION	TOTAL DIRECT UNIT COST	DEMOLITION UNIT COST
23 63 13 00-0013	EA		80 Ton Air Cooled Condensing Unit With Compressor, Condenser, Fan And Motor.....	47,920.35	2,820.96
			<i>For >10 To 25, Deduct</i>	-1,307.10	
			<i>For >25 To 50, Deduct</i>	-2,178.50	
			<i>For >50, Deduct</i>	-3,485.59	
			<i>For Low Ambient Protection, 0 Degree F, Add</i>	2,830.41	
			<i>For Winter Start Control, Add</i>	652.89	
23 63 13 00-0014	EA		100 Ton Air Cooled Condensing Unit With Compressor, Condenser, Fan And Motor.....	66,007.10	2,539.97
			<i>For >10 To 25, Deduct</i>	-1,825.09	
			<i>For >25 To 50, Deduct</i>	-3,041.82	
			<i>For >50, Deduct</i>	-4,866.92	
			<i>For Low Ambient Protection, 0 Degree F, Add</i>	3,117.75	
			<i>For Winter Start Control, Add</i>	821.24	
23 63 13 00-0015	EA		120 Ton Air Cooled Condensing Unit With Compressor, Condenser, Fan And Motor.....	81,189.79	2,626.07
			<i>For >10 To 25, Deduct</i>	-2,275.32	
			<i>For >25 To 50, Deduct</i>	-3,792.20	
			<i>For >50, Deduct</i>	-6,067.51	
			<i>For Low Ambient Protection, 0 Degree F, Add</i>	3,611.79	
23 63 13 00-0016			Air Cooled Condensing Units <small>(23 63 13)</small>		
			Note: Includes compressor(s), condenser, fan, motors, discharge/suction gauges, sight glass, fan cycling controls, standard oil hi/low safety control switches, standard controls and liquid line filter dryers, 14 SEER, 1 or 3 phase and equipment rigging. Higher SEER ratings can be obtained by oversizing evaporators. Includes 20' length of piping (liquid line and insulated suction line). Excludes additional piping and power wiring.		
23 63 13 00-0017	EA		1.5 Ton, 14 SEER, Air Cooled Condensing Unit.....	1,980.36	324.05
			Note: Precharged with refrigerant capable of charging the system with a 20' length of piping.		
			<i>For >10 To 25, Deduct</i>	-44.83	
			<i>For >25 To 50, Deduct</i>	-74.71	
			<i>For >50, Deduct</i>	-119.54	
			<i>For 15 SEER, Add</i>	358.63	
			<i>For 16 SEER, Add</i>	612.66	
			<i>For 18 SEER, Add</i>	1,285.09	
23 63 13 00-0018	EA		2 Ton, 14 SEER, Air Cooled Condensing Unit.....	2,129.56	360.23
			Note: Precharged with refrigerant capable of charging the system with a 20' length of piping.		
			<i>For >10 To 25, Deduct</i>	-47.68	
			<i>For >25 To 50, Deduct</i>	-79.47	
			<i>For >50, Deduct</i>	-127.16	
			<i>For 15 SEER, Add</i>	381.48	
			<i>For 16 SEER, Add</i>	651.69	
			<i>For 18 SEER, Add</i>	1,366.96	
23 63 13 00-0019	EA		2.5 Ton, 14 SEER, Air Cooled Condensing Unit.....	2,259.42	396.25
			Note: Precharged with refrigerant capable of charging the system with a 20' length of piping.		
			<i>For >10 To 25, Deduct</i>	-49.96	
			<i>For >25 To 50, Deduct</i>	-83.27	
			<i>For >50, Deduct</i>	-133.23	
			<i>For 15 SEER, Add</i>	399.68	
			<i>For 16 SEER, Add</i>	682.79	
			<i>For 18 SEER, Add</i>	1,432.19	
23 63 13 00-0020	EA		3 Ton, 14 SEER, Air Cooled Condensing Unit.....	2,595.83	432.05
			Note: Precharged with refrigerant capable of charging the system with a 20' length of piping.		
			<i>For >10 To 25, Deduct</i>	-58.43	
			<i>For >25 To 50, Deduct</i>	-97.39	
			<i>For >50, Deduct</i>	-155.82	
			<i>For 15 SEER, Add</i>	467.46	
			<i>For 16 SEER, Add</i>	798.57	
			<i>For 18 SEER, Add</i>	1,675.06	
23 63 13 00-0021	EA		3.5 Ton, 14 SEER, Air Cooled Condensing Unit.....	2,748.26	468.30
			Note: Precharged with refrigerant capable of charging the system with a 20' length of piping.		
			<i>For >10 To 25, Deduct</i>	-61.39	
			<i>For >25 To 50, Deduct</i>	-102.31	
			<i>For >50, Deduct</i>	-163.69	
			<i>For 15 SEER, Add</i>	491.08	
			<i>For 16 SEER, Add</i>	838.93	
			<i>For 18 SEER, Add</i>	1,759.71	
23 63 13 00-0022	EA		4 Ton, 14 SEER, Air Cooled Condensing Unit.....	3,063.69	504.32
			Note: Precharged with refrigerant capable of charging the system with a 20' length of piping.		
			<i>For >10 To 25, Deduct</i>	-69.23	
			<i>For >25 To 50, Deduct</i>	-115.38	
			<i>For >50, Deduct</i>	-184.61	
			<i>For 15 SEER, Add</i>	553.82	
			<i>For 16 SEER, Add</i>	946.11	
			<i>For 18 SEER, Add</i>	1,984.53	
23 63 13 00-0023	EA		5 Ton, 14 SEER, Air Cooled Condensing Unit.....	3,458.93	540.07
			Note: Precharged with refrigerant capable of charging the system with a 20' length of piping.		
			<i>For >10 To 25, Deduct</i>	-79.46	
			<i>For >25 To 50, Deduct</i>	-132.44	
			<i>For >50, Deduct</i>	-211.91	
			<i>For 15 SEER, Add</i>	635.72	
			<i>For 16 SEER, Add</i>	1,086.02	
			<i>For 18 SEER, Add</i>	2,277.99	
23 63 13 00-0024			Removal And Reinstallation Of AC Condensing Unit <small>(23 63 13)</small>		
			Note: Includes storage and cleaning.		
23 63 13 00-0025	EA		Removal And Reinstallation Of Up To 5 Tons Air Cooled Condensing Unit.....	332.36	
23 63 13 00-0026	EA		Removal And Reinstallation Of 7.5 To 15 Tons Air Cooled Condensing Unit.....	1,246.36	



MINOR CSI UOM DESCRIPTION	TOTAL DIRECT UNIT COST	DEMOLITION UNIT COST
------------------------------	---------------------------	-------------------------

23 63 13 00-0027 EA Removal And Reinstallation Of 20 To 40 Tons Air Cooled Condensing Unit.....2,099.52

23 64 Packaged Water Chillers (23 60)

See CSI section 26 29 23 00-0000 for variable frequency motor controllers.

23 64 13 Absorption Water Chillers (23 64)

23 64 13 16 Indirect-Fired Absorption Water Chillers (23 64 13)

23 64 13 16-0001 Packaged, Steam Driven, Water Cooled Absorption Chillers (23 64 13 16)

Note: Includes refrigerant monitor with scanner, audible alarm, and lights, 460 voltage motor rating, and all accessories, controls (water temperature controller with PE switches, flow switch, etc.) factory wired and installed control panel, and also includes start-up. Price includes closed transition starter. (rated by cooling capacity in tons). Units are factory assembled package type consisting of motor, cooler, condenser, internal piping and wiring, motor starters, insulation, purge unit, controls, gauges, lubrication system, refrigerant charge, oil, phase monitoring for 3 phase units, start-up costs and equipment rigging. Exclude piping and power wiring.

23 64 13 16-0002	EA	50 Ton Packaged, Steam Driven, Water Cooled Absorption Chiller.....	198,853.11	11,405.39
		<i>For Two Stage Unit, Add</i>	130,072.87	
23 64 13 16-0003	EA	100 Ton Packaged, Steam Driven, Water Cooled Absorption Chiller.....	251,062.64	13,134.01
		<i>For Two Stage Unit, Add</i>	165,236.65	
23 64 13 16-0004	EA	150 Ton Packaged, Steam Driven, Water Cooled Absorption Chiller.....	318,208.45	14,119.06
		<i>For Two Stage Unit, Add</i>	211,450.67	
23 64 13 16-0005	EA	200 Ton Packaged, Steam Driven, Water Cooled Absorption Chiller.....	353,432.02	15,104.10
		<i>For Two Stage Unit, Add</i>	235,319.13	
23 64 13 16-0006	EA	250 Ton Packaged, Steam Driven, Water Cooled Absorption Chiller.....	394,655.17	15,541.90
		<i>For Two Stage Unit, Add</i>	263,825.10	
23 64 13 16-0007	EA	300 Ton Packaged, Steam Driven, Water Cooled Absorption Chiller.....	444,521.46	16,089.15
		<i>For Two Stage Unit, Add</i>	298,293.69	
23 64 13 16-0008	EA	350 Ton Packaged, Steam Driven, Water Cooled Absorption Chiller.....	476,652.53	16,636.40
		<i>For Two Stage Unit, Add</i>	320,347.65	
23 64 13 16-0009	EA	400 Ton Packaged, Steam Driven, Water Cooled Absorption Chiller.....	567,079.66	17,512.01
		<i>For Two Stage Unit, Add</i>	382,946.16	
23 64 13 16-0010	EA	500 Ton Packaged, Steam Driven, Water Cooled Absorption Chiller.....	634,681.14	18,059.25
		<i>For Two Stage Unit, Add</i>	429,829.39	
23 64 13 16-0011	EA	650 Ton Packaged, Steam Driven, Water Cooled Absorption Chiller.....	768,789.56	18,606.51
		<i>For Two Stage Unit, Add</i>	523,267.48	
23 64 13 16-0012	EA	750 Ton Packaged, Steam Driven, Water Cooled Absorption Chiller.....	833,489.50	19,919.90
		<i>For Two Stage Unit, Add</i>	567,506.73	
23 64 13 16-0013	EA	850 Ton Packaged, Steam Driven, Water Cooled Absorption Chiller.....	893,536.78	21,123.85
		<i>For Two Stage Unit, Add</i>	608,576.66	
23 64 13 16-0014	EA	950 Ton Packaged, Steam Driven, Water Cooled Absorption Chiller.....	958,639.98	22,638.89
		<i>For Two Stage Unit, Add</i>	652,936.88	
23 64 13 16-0015	EA	1,125 Ton Packaged, Steam Driven, Water Cooled Absorption Chiller.....	1,097,302.49	23,191.05
		<i>For Two Stage Unit, Add</i>	749,514.72	
23 64 13 16-0016	EA	1,250 Ton Packaged, Steam Driven, Water Cooled Absorption Chiller.....	1,201,819.77	24,516.26
		<i>For Two Stage Unit, Add</i>	821,660.84	
23 64 13 16-0017	EA	1,450 Ton Packaged, Steam Driven, Water Cooled Absorption Chiller.....	1,403,549.35	25,620.59
		<i>For Two Stage Unit, Add</i>	961,988.07	
23 64 13 16-0018	EA	1,700 Ton Packaged, Steam Driven, Water Cooled Absorption Chiller.....	1,640,530.02	26,393.63
		<i>For Two Stage Unit, Add</i>	1,127,256.12	

23 64 16 Centrifugal Water Chillers (23 64)

23 64 16 13 Air-Cooled Centrifugal Water Chillers (23 64 16)

23 64 16 13-0001 Magnetic Bearing, Air Cooled Centrifugal Chillers (23 64 16 13)

Note: SMARTD air cooled oil-free centrifugal chiller with variable speed control, magnetic bearings, lowest ARI IPLV in industry. Includes start up, freight, R-134a refrigerant charge, BACnet or equivalent interface.

23 64 16 13-0002	EA	85 Ton, Single Compressor, Magnetic Bearing, Air Cooled Centrifugal Chiller.....	228,588.47	6,060.06
		<i>For 5 Year Parts Only Compressor Warranty, Add</i>	6,359.70	
23 64 16 13-0003	EA	175 Ton, Two Compressor, Magnetic Bearing, Air Cooled Centrifugal Chiller.....	324,465.20	8,131.59
		<i>For 5 Year Parts Only Compressor Warranty, Add</i>	12,719.40	
23 64 16 13-0004	EA	240 Ton, Three Compressor, Magnetic Bearing, Air Cooled Centrifugal Chiller.....	405,814.68	8,599.82
		<i>For 5 Year Parts Only Compressor Warranty, Add</i>	19,079.10	

23 64 16 16 Water-Cooled Centrifugal Water Chillers (23 64 16)

23 64 16 16-0001 Packaged Water-Cooled Centrifugal Water Chillers (23 64 16 16)

Note: Includes integral heat exchanger, refrigerant monitor with scanner, audible alarm, and lights, 460 voltage motor rating, controls (water temperature controller with PE switches, flow switch, etc.), start-up, and closed transition starter. Rated by cooling capacity in tons. Units are factory assembled package type consisting of compressor, motor, cooler, condenser, internal piping and wiring, motor starters, insulation, purge unit, factory wired and installed control panel, gauges, lubrication system, refrigerant charge, oil, phase monitoring for 3 phase units, start-up costs and equipment rigging. Units greater than 20 tons include dual compressors. Excludes piping and power wiring.

23 64 16 16-0002	EA	180 Ton Packaged Water-Cooled Centrifugal Water Chiller.....	151,617.40	6,244.67
		Note: Includes integral heat exchanger, controls, and 440/460 V motor.		
		<i>For 208/230 Voltage Motor Rating, Add</i>	5,663.45	
23 64 16 16-0003	EA	200 Ton Packaged Water-Cooled Centrifugal Water Chiller.....	165,754.15	6,402.83
		Note: Includes integral heat exchanger, controls, and 440/460 V motor.		
		<i>For 208/230 Voltage Motor Rating, Add</i>	6,218.63	

23 Heating, Ventilating, and Air-Conditioning (HVAC)

23 60 Central Cooling Equipment

23 64 Packaged Water Chillers



MINOR CSI UOM DESCRIPTION	TOTAL DIRECT UNIT COST	DEMOLITION UNIT COST
23 64 16 16-0004 EA 225 Ton Packaged Water-Cooled Centrifugal Water Chiller..... Note: Includes integral heat exchanger, controls, and 440/460 V motor. <i>For 208/230 Voltage Motor Rating, Add</i>	182,841.26 6,891.79	6,565.58
23 64 16 16-0005 EA 250 Ton Packaged Water-Cooled Centrifugal Water Chiller..... Note: Includes integral heat exchanger, controls, and 440/460 V motor. <i>For 208/230 Voltage Motor Rating, Add</i>	199,514.37 7,541.80	6,828.81
23 64 16 16-0006 EA 275 Ton Packaged Water-Cooled Centrifugal Water Chiller..... Note: Includes integral heat exchanger, controls, and 440/460 V motor. <i>For 208/230 Voltage Motor Rating, Add</i>	215,805.52 8,168.67	7,214.40
23 64 16 16-0007 EA 300 Ton Packaged Water-Cooled Centrifugal Water Chiller..... Note: Includes integral heat exchanger, controls, and 440/460 V motor. <i>For 208/230 Voltage Motor Rating, Add</i>	231,501.03 8,772.39	7,589.49
23 64 16 16-0008 EA 325 Ton Packaged Water-Cooled Centrifugal Water Chiller..... Note: Includes integral heat exchanger, controls, and 440/460 V motor. <i>For 208/230 Voltage Motor Rating, Add</i>	246,682.29 9,352.91	8,005.61
23 64 16 16-0009 EA 350 Ton Packaged Water-Cooled Centrifugal Water Chiller..... Note: Includes integral heat exchanger, controls, and 440/460 V motor. <i>For 208/230 Voltage Motor Rating, Add</i>	261,252.40 9,910.34	8,400.40
23 64 16 16-0010 EA 375 Ton Packaged Water-Cooled Centrifugal Water Chiller..... Note: Includes integral heat exchanger, controls, and 440/460 V motor. <i>For 208/230 Voltage Motor Rating, Add</i>	275,186.33 10,444.57	8,760.38
23 64 16 16-0011 EA 400 Ton Packaged Water-Cooled Centrifugal Water Chiller..... Note: Includes integral heat exchanger, controls, and 440/460 V motor. <i>For 208/230 Voltage Motor Rating, Add</i>	288,419.96 10,955.65	9,044.62
23 64 16 16-0012 EA 425 Ton Packaged Water-Cooled Centrifugal Water Chiller..... Note: Includes integral heat exchanger, controls, and 440/460 V motor. <i>For 208/230 Voltage Motor Rating, Add</i>	301,338.09 11,443.59	9,492.71
23 64 16 16-0013 EA 450 Ton Packaged Water-Cooled Centrifugal Water Chiller..... Note: Includes integral heat exchanger, controls, and 440/460 V motor. <i>For 208/230 Voltage Motor Rating, Add</i>	313,546.28 11,908.38	9,858.93
23 64 16 16-0014 EA 475 Ton Packaged Water-Cooled Centrifugal Water Chiller..... Note: Includes integral heat exchanger, controls, and 440/460 V motor. <i>For 208/230 Voltage Motor Rating, Add</i>	325,168.21 12,350.03	10,220.44
23 64 16 16-0015 EA 500 Ton Packaged Water-Cooled Centrifugal Water Chiller..... Note: Includes integral heat exchanger, controls, and 440/460 V motor. <i>For 208/230 Voltage Motor Rating, Add</i>	336,080.65 12,768.53	10,500.41
23 64 16 16-0016 EA 550 Ton Packaged Water-Cooled Centrifugal Water Chiller..... Note: Includes integral heat exchanger, controls, and 440/460 V motor. <i>For 208/230 Voltage Motor Rating, Add</i>	355,866.56 13,536.05	10,872.76
23 64 16 16-0017 EA 600 Ton Packaged Water-Cooled Centrifugal Water Chiller..... Note: Includes integral heat exchanger, controls, and 440/460 V motor. <i>For 208/230 Voltage Motor Rating, Add</i>	373,119.66 14,210.98	11,109.18
23 64 16 16-0018 EA 650 Ton Packaged Water-Cooled Centrifugal Water Chiller..... Note: Includes integral heat exchanger, controls, and 440/460 V motor. <i>For 208/230 Voltage Motor Rating, Add</i>	388,559.05 14,793.27	11,658.29
23 64 16 16-0019 EA 700 Ton Packaged Water-Cooled Centrifugal Water Chiller..... Note: Includes integral heat exchanger, controls, and 440/460 V motor. <i>For 208/230 Voltage Motor Rating, Add</i>	401,697.31 15,282.99	12,215.71
23 64 16 16-0020 EA 750 Ton Packaged Water-Cooled Centrifugal Water Chiller..... Note: Includes integral heat exchanger, controls, and 440/460 V motor. <i>For 208/230 Voltage Motor Rating, Add</i>	412,614.53 15,680.27	12,828.96
23 64 16 16-0021 EA 800 Ton Packaged Water-Cooled Centrifugal Water Chiller..... Note: Includes integral heat exchanger, controls, and 440/460 V motor. <i>For 208/230 Voltage Motor Rating, Add</i>	438,277.79 16,667.03	13,447.90
23 64 16 16-0022 EA 850 Ton Packaged Water-Cooled Centrifugal Water Chiller..... Note: Includes integral heat exchanger, controls, and 440/460 V motor. <i>For 208/230 Voltage Motor Rating, Add</i>	463,759.73 17,646.67	14,064.87
23 64 16 16-0023 EA 900 Ton Packaged Water-Cooled Centrifugal Water Chiller..... Note: Includes integral heat exchanger, controls, and 440/460 V motor. <i>For 208/230 Voltage Motor Rating, Add</i>	489,155.47 18,619.06	14,741.05
23 64 16 16-0024 EA 950 Ton Packaged Water-Cooled Centrifugal Water Chiller..... Note: Includes integral heat exchanger, controls, and 440/460 V motor. <i>For 208/230 Voltage Motor Rating, Add</i>	514,477.78 19,584.11	15,485.53
23 64 16 16-0025 EA 1,000 Ton Packaged Water-Cooled Centrifugal Water Chiller..... Note: Includes integral heat exchanger, controls, and 440/460 V motor. <i>For 208/230 Voltage Motor Rating, Add</i>	539,559.24 20,541.84	16,368.68
23 64 16 16-0026 EA 1,100 Ton Packaged Water-Cooled Centrifugal Water Chiller..... Note: Includes integral heat exchanger, controls, and 440/460 V motor. <i>For 208/230 Voltage Motor Rating, Add</i>	585,375.91 22,214.43	18,887.01
23 64 16 16-0027 EA 1,200 Ton Packaged Water-Cooled Centrifugal Water Chiller..... Note: Includes integral heat exchanger, controls, and 440/460 V motor. <i>For 208/230 Voltage Motor Rating, Add</i>	629,471.84 23,817.72	21,412.52
23 64 16 16-0028 EA 1,300 Ton Packaged Water-Cooled Centrifugal Water Chiller..... Note: Includes integral heat exchanger, controls, and 440/460 V motor. <i>For 208/230 Voltage Motor Rating, Add</i>	671,069.50 25,351.57	23,458.31
23 64 16 16-0029 EA 1,400 Ton Packaged Water-Cooled Centrifugal Water Chiller..... Note: Includes integral heat exchanger, controls, and 440/460 V motor. <i>For 208/230 Voltage Motor Rating, Add</i>	709,681.82 26,816.00	24,717.91
23 64 16 16-0030 EA 1,500 Ton Packaged Water-Cooled Centrifugal Water Chiller..... Note: Includes integral heat exchanger, controls, and 440/460 V motor. <i>For 208/230 Voltage Motor Rating, Add</i>	746,488.01 28,210.79	25,936.32
23 64 16 16-0031 EA 1,600 Ton Packaged Water-Cooled Centrifugal Water Chiller..... Note: Includes integral heat exchanger, controls, and 440/460 V motor. <i>For 208/230 Voltage Motor Rating, Add</i>	780,833.85 29,536.84	26,688.15



MINOR	CSI	UOM	DESCRIPTION	TOTAL DIRECT UNIT COST	DEMOLITION UNIT COST
23 64 16 16-0032	EA		1,700 Ton Packaged Water-Cooled Centrifugal Water Chiller..... Note: Includes integral heat exchanger, controls, and 440/460 V motor. <i>For 208/230 Voltage Motor Rating, Add</i>	815,203.07 30,793.25	28,550.06
23 64 16 16-0033	EA		1,800 Ton Packaged Water-Cooled Centrifugal Water Chiller..... Note: Includes integral heat exchanger, controls, and 440/460 V motor. <i>For 208/230 Voltage Motor Rating, Add</i>	847,090.73 31,980.22	29,942.74
23 64 16 16-0034	EA		1,900 Ton Packaged Water-Cooled Centrifugal Water Chiller..... Note: Includes integral heat exchanger, controls, and 440/460 V motor. <i>For 208/230 Voltage Motor Rating, Add</i>	877,900.88 33,097.77	31,749.66
23 64 16 16-0035	EA		2,000 Ton Packaged Water-Cooled Centrifugal Water Chiller..... Note: Includes integral heat exchanger, controls, and 440/460 V motor. <i>For 208/230 Voltage Motor Rating, Add</i>	905,909.15 34,146.02	32,883.58
23 64 16 16-0036	EA		2,250 Ton Packaged Water-Cooled Centrifugal Water Chiller..... Note: Includes integral heat exchanger, controls, and 440/460 V motor. <i>For 208/230 Voltage Motor Rating, Add</i>	964,785.58 36,463.07	34,744.95
23 64 16 16-0037	EA		2,500 Ton Packaged Water-Cooled Centrifugal Water Chiller..... Note: Includes integral heat exchanger, controls, and 440/460 V motor. <i>For 208/230 Voltage Motor Rating, Add</i>	1,017,191.80 38,346.48	36,829.60
23 64 16 16-0038			Magnetic Bearing, Water Cooled Centrifugal Water Chillers <small>(23 64 16 16)</small> Note: SMARTD water cooled oil-free centrifugal chiller with variable speed control, magnetic bearings, 10 amp maximum inrush current and ARI part load <0.4kW per ton. Includes start up, freight, R-134a refrigerant charge, BACnet or equivalent interface, 12/18 month compressor warranty.		
23 64 16 16-0039	EA		60 To 85 Ton, Single Compressor, Magnetic Bearing, Water Cooled Centrifugal Water Chiller <i>For 5 Year Parts Only Compressor Warranty, Add</i> <i>For Marine Water Box Connections, Add</i>	143,893.18 6,359.70 4,627.56	5,253.60
23 64 16 16-0040	EA		130 To 137 Ton, Single Compressor, Magnetic Bearing, Water Cooled Centrifugal Water Chiller..... <i>For 5 Year Parts Only Compressor Warranty, Add</i> <i>For Marine Water Box Connections, Add</i>	181,201.58 6,359.70 4,627.56	6,106.22
23 64 16 16-0041	EA		125 To 170 Ton, Dual Compressor, Magnetic Bearing, Water Cooled Centrifugal Water Chiller <i>For 5 Year Parts Only Compressor Warranty, Add</i> <i>For Marine Water Box Connections, Add</i>	226,985.87 12,719.40 4,627.56	6,244.67
23 64 16 16-0042	EA		240 To 270 Ton, Dual Compressor, Magnetic Bearing, Water Cooled Centrifugal Water Chiller <i>For 5 Year Parts Only Compressor Warranty, Add</i> <i>For Marine Water Box Connections, Add</i>	295,636.34 12,719.40 4,627.56	7,214.40
23 64 16 16-0043	EA		210 To 260 Ton, Three Compressor, Magnetic Bearing, Water Cooled Centrifugal Water Chiller <i>For 5 Year Parts Only Compressor Warranty, Add</i> <i>For Marine Water Box Connections, Add</i>	297,936.00 19,079.10 4,627.56	6,828.81
23 64 16 16-0044	EA		355 To 405 Ton, Three Compressor, Magnetic Bearing, Water Cooled Centrifugal Water Chiller <i>For 5 Year Parts Only Compressor Warranty, Add</i> <i>For Marine Water Box Connections, Add</i>	447,030.76 19,079.10 4,627.56	9,044.62
23 64 16 16-0045	EA		299 To 340 Ton, Four Compressor, Magnetic Bearing, Water Cooled Centrifugal Water Chiller <i>For 5 Year Parts Only Compressor Warranty, Add</i> <i>For Marine Water Box Connections, Add</i>	396,034.03 23,318.90 6,445.53	8,400.40
23 64 16 16-0046	EA		540 Ton, Four Compressor, Magnetic Bearing, Water Cooled Centrifugal Water Chiller <i>For 5 Year Parts Only Compressor Warranty, Add</i> <i>For Marine Water Box Connections, Add</i>	550,295.93 23,318.90 6,445.53	10,872.76
23 64 16 16-0047	EA		425 Ton, Five Compressor, Magnetic Bearing, Water Cooled Centrifugal Water Chiller..... <i>For 5 Year Parts Only Compressor Warranty, Add</i> <i>For Marine Water Box Connections, Add</i>	492,953.09 27,558.70 6,445.53	9,492.71
23 64 16 16-0048	EA		650 Ton, Five Compressor, Magnetic Bearing, Water Cooled Centrifugal Water Chiller..... <i>For 5 Year Parts Only Compressor Warranty, Add</i> <i>For Marine Water Box Connections, Add</i>	659,818.87 27,558.70 6,445.53	11,658.29
23 64 16 16-0049	EA		510 Ton, Six Compressor, Magnetic Bearing, Water Cooled Centrifugal Water Chiller..... <i>For 5 Year Parts Only Compressor Warranty, Add</i> <i>For Marine Water Box Connections, Add</i>	587,001.69 31,798.50 6,776.07	10,500.41
23 64 16 16-0050	EA		800 Ton, Six Compressor, Magnetic Bearing, Water Cooled Centrifugal Water Chiller..... <i>For 5 Year Parts Only Compressor Warranty, Add</i> <i>For Marine Water Box Connections, Add</i>	756,316.91 31,798.50 6,776.07	13,447.90
23 64 23			Scroll Water Chillers <small>(23 64)</small>		
23 64 23 13			Air-Cooled Scroll Water Chillers <small>(23 64 23)</small>		
23 64 23 13-0001			Packaged Air Cooled Scroll Water Chillers <small>(23 64 23 13)</small> Note: With integral heat exchanger. Rated by cooling capacity, tons. Units are factory assembled package type. Includes scroll compressor, motor, cooler, condenser, internal piping, oil, discharge/suction gauges, lead lag switch, compressor unloaders, removable core filter drier with 3-valve by-pass, sight glass, internal wiring, motor starters, insulation, fan cycling controls, standard oil hi/low safety control switches, operation and safety controls, factory wired and installed control panel, refrigerant charge, vibration eliminators, phase monitoring for 3 phase units, factory charge of refrigerant, start-up and equipment rigging. Units greater than 20 tons include dual compressors. Excludes piping and power wiring. Excludes crane and associated personnel. See CSI section 01 22 23 00-0941 for crane lifting equipment.		
23 64 23 13-0002	EA		10 Ton Packaged Air Cooled Scroll Water Chiller	27,772.96	1,582.06
23 64 23 13-0003	EA		15 Ton Packaged Air Cooled Scroll Water Chiller	40,782.21	1,602.35
23 64 23 13-0004	EA		18 Ton Packaged Air Cooled Scroll Water Chiller	44,514.14	1,713.90
23 64 23 13-0005	EA		22 Ton Packaged Air Cooled Scroll Water Chiller	48,982.22	1,835.60
23 64 23 13-0006	EA		25 Ton Packaged Air Cooled Scroll Water Chiller	49,764.79	1,957.30
23 64 23 13-0007	EA		30 Ton Packaged Air Cooled Scroll Water Chiller	52,503.80	2,099.29
23 64 23 13-0008	EA		40 Ton Packaged Air Cooled Scroll Water Chiller	60,057.91	2,271.68
23 64 23 13-0009	EA		45 Ton Packaged Air Cooled Scroll Water Chiller	64,495.80	2,464.37
23 64 23 13-0010	EA		50 Ton Packaged Air Cooled Scroll Water Chiller	68,116.99	2,535.36
23 64 23 13-0011	EA		55 Ton Packaged Air Cooled Scroll Water Chiller	71,144.54	2,646.92

23 Heating, Ventilating, and Air-Conditioning (HVAC)

23 60 Central Cooling Equipment

23 64 Packaged Water Chillers



MINOR CSI UOM DESCRIPTION	TOTAL DIRECT UNIT COST	DEMOLITION UNIT COST
23 64 23 13-0012 EA 60 Ton Packaged Air Cooled Scroll Water Chiller	73,533.65	2,738.19
23 64 23 13-0013 EA 70 Ton Packaged Air Cooled Scroll Water Chiller	84,849.70	3,083.00
23 64 23 13-0014 EA 80 Ton Packaged Air Cooled Scroll Water Chiller	91,321.17	3,377.10
23 64 23 13-0015 EA 90 Ton Packaged Air Cooled Scroll Water Chiller	92,995.67	3,387.24
23 64 23 13-0016 EA 100 Ton Packaged Air Cooled Scroll Water Chiller	98,431.92	3,397.38
23 64 23 13-0017 EA 110 Ton Packaged Air Cooled Scroll Water Chiller	103,725.52	3,407.52
23 64 23 13-0018 EA 120 Ton Packaged Air Cooled Scroll Water Chiller	109,084.96	3,417.67
23 64 23 13-0019 EA 130 Ton Packaged Air Cooled Scroll Water Chiller	114,718.54	3,427.81

23 64 23 16 Water-Cooled Scroll Water Chillers (23 64 23)

23 64 23 16-0001 Packaged Water Cooled Scroll Water Chillers (23 64 23 16)

Note: Integral heat exchanger. Rated by cooling capacity in tons. Units are factory assembled package type. Includes hermetic compressor, motor, cooler, condenser, internal piping, oil, discharge/suction gauges, lead lag switch, compressor unloaders, removable core filter drier with 3 valve by-pass, sight glass, internal wiring, motor starters, insulation, fan cycling controls, standard oil hi/low safety control switches, operation and safety controls, factory wired and installed control panel, refrigerant charge, vibration eliminators, phase monitoring for 3 phase units, start-up costs and equipment rigging. Units greater than 20 tons include dual compressors. Excludes piping and power wiring.

23 64 23 16-0002 EA 20 Ton Packaged Water Cooled Scroll Water Chiller	27,921.43	2,000.87
23 64 23 16-0003 EA 25 Ton Packaged Water Cooled Scroll Water Chiller	32,079.12	2,061.32
23 64 23 16-0004 EA 30 Ton Packaged Water Cooled Scroll Water Chiller	35,583.17	2,262.90
23 64 23 16-0005 EA 40 Ton Packaged Water Cooled Scroll Water Chiller	43,823.50	2,910.98
23 64 23 16-0006 EA 50 Ton Packaged Water Cooled Scroll Water Chiller	48,473.48	3,190.14
23 64 23 16-0007 EA 60 Ton Packaged Water Cooled Scroll Water Chiller	50,973.95	3,524.70

23 64 26 Rotary-Screw Water Chillers (23 64)

23 64 26 13 Air-Cooled, Rotary-Screw Water Chillers (23 64 26)

23 64 26 13-0001 Packaged Air Cooled Rotary-Screw Water Chillers (23 64 26 13)

Note: Includes hermetic direct-drive compressors start-up, coil guards, copper fins, copper tubes, factory wired and installed control panel, refrigerant monitor with scanner, audible alarm, and lights, phase monitoring for 3 phase units, 440/460 voltage motor rating, motor starters, factory charge of refrigerant and equipment rigging. Units greater than 20 tons include dual compressors. Excludes crane and associated personnel. See CSI section 01 22 23 00-0941 for crane lifting equipment.

23 64 26 13-0002 EA 70 Ton Packaged Air Cooled Rotary-Screw Water Chiller	101,981.54	3,884.18
For Aluminum Fins Instead Of Copper, Deduct	-1,442.41	
For 208/230 Voltage Motor Rating, Add	3,846.41	
23 64 26 13-0003 EA 80 Ton Packaged Air Cooled Rotary-Screw Water Chiller	109,598.78	4,218.84
For Aluminum Fins Instead Of Copper, Deduct	-1,549.21	
For 208/230 Voltage Motor Rating, Add	4,131.23	
23 64 26 13-0004 EA 90 Ton Packaged Air Cooled Rotary-Screw Water Chiller	115,292.86	4,401.39
For Aluminum Fins Instead Of Copper, Deduct	-1,630.36	
For 208/230 Voltage Motor Rating, Add	4,347.63	
23 64 26 13-0005 EA 100 Ton Packaged Air Cooled Rotary-Screw Water Chiller	119,532.65	4,736.06
For Aluminum Fins Instead Of Copper, Deduct	-1,686.50	
For 208/230 Voltage Motor Rating, Add	4,497.35	
23 64 26 13-0006 EA 110 Ton Packaged Air Cooled Rotary-Screw Water Chiller	128,299.64	4,969.31
For Aluminum Fins Instead Of Copper, Deduct	-1,812.84	
For 208/230 Voltage Motor Rating, Add	4,834.23	
23 64 26 13-0007 EA 120 Ton Packaged Air Cooled Rotary-Screw Water Chiller	136,366.28	5,070.73
For Aluminum Fins Instead Of Copper, Deduct	-1,931.40	
For 208/230 Voltage Motor Rating, Add	5,150.41	
23 64 26 13-0008 EA 130 Ton Packaged Air Cooled Rotary-Screw Water Chiller	143,963.51	5,243.13
For Aluminum Fins Instead Of Copper, Deduct	-2,041.56	
For 208/230 Voltage Motor Rating, Add	5,444.16	
23 64 26 13-0009 EA 140 Ton Packaged Air Cooled Rotary-Screw Water Chiller	148,574.08	5,354.69
For Aluminum Fins Instead Of Copper, Deduct	-2,108.13	
For 208/230 Voltage Motor Rating, Add	5,621.68	
23 64 26 13-0010 EA 160 Ton Packaged Air Cooled Rotary-Screw Water Chiller	156,909.01	5,466.24
For Aluminum Fins Instead Of Copper, Deduct	-2,230.57	
For 208/230 Voltage Motor Rating, Add	5,948.18	
23 64 26 13-0011 EA 170 Ton Packaged Air Cooled Rotary-Screw Water Chiller	163,793.92	5,638.65
For Aluminum Fins Instead Of Copper, Deduct	-2,330.04	
For 208/230 Voltage Motor Rating, Add	6,213.44	
23 64 26 13-0012 EA 180 Ton Packaged Air Cooled Rotary-Screw Water Chiller	172,731.24	5,861.76
For Aluminum Fins Instead Of Copper, Deduct	-2,459.08	
For 208/230 Voltage Motor Rating, Add	6,557.54	
23 64 26 13-0013 EA 200 Ton Packaged Air Cooled Rotary-Screw Water Chiller	180,574.28	5,983.46
For Aluminum Fins Instead Of Copper, Deduct	-2,574.14	
For 208/230 Voltage Motor Rating, Add	6,864.37	
23 64 26 13-0014 EA 215 Ton Packaged Air Cooled Rotary-Screw Water Chiller	193,607.24	6,084.87
For Aluminum Fins Instead Of Copper, Deduct	-2,767.20	
For 208/230 Voltage Motor Rating, Add	7,379.20	
23 64 26 13-0015 EA 225 Ton Packaged Air Cooled Rotary-Screw Water Chiller	202,268.84	6,145.72
For Aluminum Fins Instead Of Copper, Deduct	-2,895.91	
For 208/230 Voltage Motor Rating, Add	7,722.42	
23 64 26 13-0016 EA 240 Ton Packaged Air Cooled Rotary-Screw Water Chiller	210,930.42	6,196.43
For Aluminum Fins Instead Of Copper, Deduct	-3,024.61	
For 208/230 Voltage Motor Rating, Add	8,065.63	



MINOR	CSI	UOM	DESCRIPTION	TOTAL DIRECT UNIT COST	DEMOLITION UNIT COST
23 64 26 13-0017	EA		260 Ton Packaged Air Cooled Rotary-Screw Water Chiller..... <i>For Aluminum Fins Instead Of Copper, Deduct</i> <i>For 208/230 Voltage Motor Rating, Add</i>	236,854.35 -3,410.73 9,095.29	6,318.13
23 64 26 13-0018	EA		280 Ton Packaged Air Cooled Rotary-Screw Water Chiller..... <i>For Aluminum Fins Instead Of Copper, Deduct</i> <i>For 208/230 Voltage Motor Rating, Add</i>	249,897.46 -3,603.79 9,610.12	6,439.82
23 64 26 13-0019	EA		300 Ton Packaged Air Cooled Rotary-Screw Water Chiller..... <i>For Aluminum Fins Instead Of Copper, Deduct</i> <i>For 208/230 Voltage Motor Rating, Add</i>	267,220.65 -3,861.21 10,296.55	6,541.23
23 64 26 13-0020	EA		325 Ton Packaged Air Cooled Rotary-Screw Water Chiller..... <i>For Aluminum Fins Instead Of Copper, Deduct</i> <i>For 208/230 Voltage Motor Rating, Add</i>	293,124.29 -4,247.33 11,326.21	6,652.79
23 64 26 13-0021	EA		350 Ton Packaged Air Cooled Rotary-Screw Water Chiller..... <i>For Aluminum Fins Instead Of Copper, Deduct</i> <i>For 208/230 Voltage Motor Rating, Add</i>	319,621.55 -4,642.61 12,380.83	6,733.93

23 64 26 16 Water-Cooled, Rotary-Screw Water Chillers (23 64 26)

23 64 26 16-0001 Packaged Water Cooled Helical Rotary Water Chillers (23 64 26 16)

Note: Integral heat exchanger. Rated by cooling capacity in tons. Factory assembled package type includes semi-hermetic compressor, motor, cooler, condenser, internal piping, oil, discharge/suction gages, lead-lag switch, compressor unloaders, removable core filter dryer, 3-valve by-pass, sight glass, internal wiring, motor starters, insulation, standard oil hi/low safety control switches, operation and safety controls, factory wired and installed control panel, full factory refrigerant charge, vibration eliminators, NEMA 1 flow switches, wye-delta starter, extended warranty on compressor(s), start-up costs and equipment rigging. Excludes piping and power wiring.

23 64 26 16-0002	EA	70 Ton Packaged Water Cooled Helical Rotary Water Chiller.....	70,080.39	4,925.25
23 64 26 16-0003	EA	80 Ton Packaged Water Cooled Helical Rotary Water Chiller.....	76,082.31	5,116.79
23 64 26 16-0004	EA	90 Ton Packaged Water Cooled Helical Rotary Water Chiller.....	81,294.55	5,253.60
23 64 26 16-0005	EA	100 Ton Packaged Water Cooled Helical Rotary Water Chiller.....	85,825.08	5,475.23
23 64 26 16-0006	EA	110 Ton Packaged Water Cooled Helical Rotary Water Chiller.....	90,330.51	5,625.74
23 64 26 16-0007	EA	125 Ton Packaged Water Cooled Helical Rotary Water Chiller.....	95,819.38	5,783.67
23 64 26 16-0008	EA	130 Ton Packaged Water Cooled Helical Rotary Water Chiller.....	123,975.83	5,945.32
23 64 26 16-0009	EA	150 Ton Packaged Water Cooled Helical Rotary Water Chiller.....	106,432.51	6,106.22
23 64 26 16-0010	EA	175 Ton Packaged Water Cooled Helical Rotary Water Chiller.....	114,355.47	6,257.37
23 64 26 16-0011	EA	190 Ton Packaged Water Cooled Helical Rotary Water Chiller.....	118,273.70	6,570.28
23 64 26 16-0012	EA	200 Ton Packaged Water Cooled Helical Rotary Water Chiller.....	138,451.34	6,887.14
23 64 26 16-0013	EA	210 Ton Packaged Water Cooled Helical Rotary Water Chiller.....	140,327.92	7,034.57
23 64 26 16-0014	EA	235 Ton Packaged Water Cooled Helical Rotary Water Chiller.....	152,515.84	7,188.46
23 64 26 16-0015	EA	255 Ton Packaged Water Cooled Helical Rotary Water Chiller.....	162,039.85	7,517.46
23 64 26 16-0016	EA	275 Ton Packaged Water Cooled Helical Rotary Water Chiller.....	171,050.43	7,821.74
23 64 26 16-0017	EA	300 Ton Packaged Water Cooled Helical Rotary Water Chiller.....	181,539.55	8,131.59
23 64 26 16-0018	EA	350 Ton Packaged Water Cooled Helical Rotary Water Chiller.....	199,289.74	8,852.32
23 64 26 16-0019	EA	400 Ton Packaged Water Cooled Helical Rotary Water Chiller.....	213,818.51	9,736.68
23 64 26 16-0020	EA	450 Ton Packaged Water Cooled Helical Rotary Water Chiller.....	225,141.94	10,710.78

23 65 Cooling Towers (23 60)

23 65 13 Forced-Draft Cooling Towers (23 65)

23 65 13 16 Closed-Circuit, Forced-Draft Cooling Towers (23 65 13)

23 65 13 16-0001 Closed-Circuit, Forced-Draft Cooling Towers (23 65 13 16)

23 65 13 16-0002 Blow-Thru Centrifugal Fan Type Galvanized Cooling Towers (23 65 13 16-0001)

Note: Including 2-speed motor internal piping, vibration switch, basin, start-up costs and equipment rigging. Excludes motor starter, piping and power wiring. Rated by cooling capacity in tons. Design temperature 95 degree F in, 85 degree F out. Excludes crane and associated personnel.

23 65 13 16-0003	EA	50 Ton Blow-Thru Centrifugal Fan Type Cooling Tower..... <i>For Stainless Steel Cooling Tower, Add</i>	19,530.15 10,202.96	1,683.48
23 65 13 16-0004	EA	75 Ton Blow-Thru Centrifugal Fan Type Cooling Tower..... <i>For Stainless Steel Cooling Tower, Add</i>	26,956.18 14,329.99	2,058.72
23 65 13 16-0005	EA	100 Ton Blow-Thru Centrifugal Fan Type Cooling Tower..... <i>For Stainless Steel Cooling Tower, Add</i>	33,773.31 17,769.19	2,586.07
23 65 13 16-0006	EA	125 Ton Blow-Thru Centrifugal Fan Type Cooling Tower..... <i>For Stainless Steel Cooling Tower, Add</i>	38,963.98 20,591.52	2,890.31
23 65 13 16-0007	EA	150 Ton Blow-Thru Centrifugal Fan Type Cooling Tower..... <i>For Stainless Steel Cooling Tower, Add</i>	44,538.12 23,583.08	3,255.41
23 65 13 16-0008	EA	175 Ton Blow-Thru Centrifugal Fan Type Cooling Tower..... <i>For Stainless Steel Cooling Tower, Add</i>	50,080.03 26,530.96	3,650.92
23 65 13 16-0009	EA	200 Ton Blow-Thru Centrifugal Fan Type Cooling Tower..... <i>For Stainless Steel Cooling Tower, Add</i>	56,208.41 29,806.39	4,066.72
23 65 13 16-0010	EA	225 Ton Blow-Thru Centrifugal Fan Type Cooling Tower..... <i>For Stainless Steel Cooling Tower, Add</i>	61,407.25 32,426.73	4,583.93
23 65 13 16-0011	EA	250 Ton Blow-Thru Centrifugal Fan Type Cooling Tower..... <i>For Stainless Steel Cooling Tower, Add</i>	66,887.10 35,221.76	5,091.01
23 65 13 16-0012	EA	275 Ton Blow-Thru Centrifugal Fan Type Cooling Tower..... <i>For Stainless Steel Cooling Tower, Add</i>	73,181.85 38,104.14	6,024.02
23 65 13 16-0013	EA	300 Ton Blow-Thru Centrifugal Fan Type Cooling Tower..... <i>For Stainless Steel Cooling Tower, Add</i>	79,513.63 41,270.39	6,673.08
23 65 13 16-0014	EA	325 Ton Blow-Thru Centrifugal Fan Type Cooling Tower..... <i>For Stainless Steel Cooling Tower, Add</i>	83,781.76 43,454.00	7,099.01

23 Heating, Ventilating, and Air-Conditioning (HVAC)

23 60 Central Cooling Equipment

23 65 Cooling Towers



MINOR CSI	UOM	DESCRIPTION	TOTAL DIRECT UNIT COST	DEMOLITION UNIT COST
23 65 13 16-0015	EA	350 Ton Blow-Thru Centrifugal Fan Type Cooling Tower..... <i>For Stainless Steel Cooling Tower, Add</i>	88,778.06 46,019.75	7,514.82
23 65 13 16-0016	EA	375 Ton Blow-Thru Centrifugal Fan Type Cooling Tower..... <i>For Stainless Steel Cooling Tower, Add</i>	93,642.51 48,585.50	7,879.91
23 65 13 16-0017	EA	400 Ton Blow-Thru Centrifugal Fan Type Cooling Tower..... <i>For Stainless Steel Cooling Tower, Add</i>	99,224.71 51,587.98	8,245.00
23 65 13 16-0018	EA	425 Ton Blow-Thru Centrifugal Fan Type Cooling Tower..... <i>For Stainless Steel Cooling Tower, Add</i>	105,130.84 54,699.64	8,691.23
23 65 13 16-0019	EA	450 Ton Blow-Thru Centrifugal Fan Type Cooling Tower..... <i>For Stainless Steel Cooling Tower, Add</i>	111,845.68 58,302.61	9,137.45
23 65 13 16-0020	EA	475 Ton Blow-Thru Centrifugal Fan Type Cooling Tower..... <i>For Stainless Steel Cooling Tower, Add</i>	118,378.29 61,850.99	9,522.82
23 65 13 16-0021	EA	500 Ton Blow-Thru Centrifugal Fan Type Cooling Tower..... <i>For Stainless Steel Cooling Tower, Add</i>	124,921.01 65,399.36	9,908.19
23 65 13 16-0022	EA	550 Ton Blow-Thru Centrifugal Fan Type Cooling Tower..... <i>For Stainless Steel Cooling Tower, Add</i>	137,408.16 72,496.13	10,324.00
23 65 13 16-0023	EA	600 Ton Blow-Thru Centrifugal Fan Type Cooling Tower..... <i>For Stainless Steel Cooling Tower, Add</i>	150,987.09 80,247.97	10,729.65
23 65 13 16-0024	EA	650 Ton Blow-Thru Centrifugal Fan Type Cooling Tower..... <i>For Stainless Steel Cooling Tower, Add</i>	156,527.27 83,523.40	10,952.77
23 65 13 16-0025	EA	700 Ton Blow-Thru Centrifugal Fan Type Cooling Tower..... <i>For Stainless Steel Cooling Tower, Add</i>	163,159.25 87,453.91	11,094.75
23 65 13 16-0026	EA	750 Ton Blow-Thru Centrifugal Fan Type Cooling Tower..... <i>For Stainless Steel Cooling Tower, Add</i>	170,784.52 91,493.60	11,662.67
23 65 13 16-0027	EA	800 Ton Blow-Thru Centrifugal Fan Type Cooling Tower..... <i>For Stainless Steel Cooling Tower, Add</i>	179,683.57 96,297.56	12,230.58
23 65 13 16-0028	EA	850 Ton Blow-Thru Centrifugal Fan Type Cooling Tower..... <i>For Stainless Steel Cooling Tower, Add</i>	188,663.75 101,101.52	12,849.22
23 65 13 16-0029	EA	900 Ton Blow-Thru Centrifugal Fan Type Cooling Tower..... <i>For Stainless Steel Cooling Tower, Add</i>	199,099.68 106,778.93	13,467.85
23 65 13 16-0030	EA	950 Ton Blow-Thru Centrifugal Fan Type Cooling Tower..... <i>For Stainless Steel Cooling Tower, Add</i>	209,859.55 112,565.52	14,177.74
23 65 13 16-0031	EA	1,000 Ton Centrifugal Type Cooling Tower..... <i>For Stainless Steel Cooling Tower, Add</i>	222,065.01 119,225.56	14,887.66

23 65 14 Induced-Draft Cooling Towers (23 65)

23 65 14 13 Open-Circuit, Induced-Draft Counterflow Cooling Towers (23 65 14)

23 65 14 13-0001 Galvanized Induced Draft Axial Single Flow Propeller Type Cooling Towers

(23 65 14 13)

Note: Includes internal piping, fan, motor, vibration switch, start-up costs and equipment rigging. Excludes motor starter, piping or power wiring. Rated by cooling capacity in tons. Based on design water temperature 95 degree F in, 85 degree F out 78 degree F wet bulb, 3 GPM/ton. Excludes crane and associated personnel.

23 65 14 13-0002	EA	10 Ton Induced Draft Axial Single Flow Propeller Type Cooling Tower..... <i>For Polymer Coating Over Galvanized Components, Add</i> <i>For Stainless Steel Support Structure, Add</i>	9,919.62 1,232.38 2,464.76	1,135.84
23 65 14 13-0003	EA	20 Ton Induced Draft Axial Single Flow Propeller Type Cooling Tower..... <i>For Polymer Coating Over Galvanized Components, Add</i> <i>For Stainless Steel Support Structure, Add</i>	11,781.20 1,490.32 2,980.64	1,227.12
23 65 14 13-0004	EA	30 Ton Induced Draft Axial Single Flow Propeller Type Cooling Tower..... <i>For Polymer Coating Over Galvanized Components, Add</i> <i>For Stainless Steel Support Structure, Add</i>	14,106.06 1,805.58 3,611.16	1,379.24
23 65 14 13-0005	EA	40 Ton Induced Draft Axial Single Flow Propeller Type Cooling Tower..... <i>For Polymer Coating Over Galvanized Components, Add</i> <i>For Stainless Steel Support Structure, Add</i>	15,656.48 2,006.20 4,012.40	1,521.21
23 65 14 13-0006	EA	50 Ton Induced Draft Axial Single Flow Propeller Type Cooling Tower..... <i>For Polymer Coating Over Galvanized Components, Add</i> <i>For Stainless Steel Support Structure, Add</i>	18,574.81 2,407.44 4,814.88	1,683.48
23 65 14 13-0007	EA	60 Ton Induced Draft Axial Single Flow Propeller Type Cooling Tower..... <i>For Polymer Coating Over Galvanized Components, Add</i> <i>For Stainless Steel Support Structure, Add</i>	21,642.22 2,838.65 5,677.29	1,815.32
23 65 14 13-0008	EA	75 Ton Induced Draft Axial Single Flow Propeller Type Cooling Tower..... <i>For Polymer Coating Over Galvanized Components, Add</i> <i>For Stainless Steel Support Structure, Add</i>	24,854.45 3,267.24 6,534.48	2,058.72
23 65 14 13-0009	EA	100 Ton Induced Draft Axial Single Flow Propeller Type Cooling Tower..... <i>For Polymer Coating Over Galvanized Components, Add</i> <i>For Stainless Steel Support Structure, Add</i>	30,907.31 4,012.40 8,024.80	2,586.07
23 65 14 13-0010	EA	125 Ton Induced Draft Axial Single Flow Propeller Type Cooling Tower..... <i>For Polymer Coating Over Galvanized Components, Add</i> <i>For Stainless Steel Support Structure, Add</i>	33,686.90 4,356.32 8,712.64	2,890.31
23 65 14 13-0011	EA	150 Ton Induced Draft Axial Single Flow Propeller Type Cooling Tower..... <i>For Polymer Coating Over Galvanized Components, Add</i> <i>For Stainless Steel Support Structure, Add</i>	51,702.50 6,970.43 13,940.85	3,255.41
23 65 14 13-0012	EA	200 Ton Induced Draft Axial Single Flow Propeller Type Cooling Tower..... <i>For Polymer Coating Over Galvanized Components, Add</i> <i>For Stainless Steel Support Structure, Add</i>	62,536.36 8,400.79 16,801.58	4,066.72
23 65 14 13-0013	EA	300 Ton Induced Draft Axial Single Flow Propeller Type Cooling Tower..... <i>For Polymer Coating Over Galvanized Components, Add</i> <i>For Stainless Steel Support Structure, Add</i>	80,594.15 10,479.68 20,959.35	6,673.08



MINOR CSI UOM DESCRIPTION	TOTAL DIRECT UNIT COST	DEMOLITION UNIT COST
------------------------------	---------------------------	-------------------------

23 65 14 13-0014

Galvanized Induced Draft Double Flow Propeller Type Packaged Cooling Towers (23 65 14 13)

Note: 3 GPM/ton draft. Includes internal piping, fan, 2-speed motor, vibration switch, start-up costs and equipment rigging. Excludes motor starter, piping and power wiring. Excludes crane and associated personnel.

23 65 14 13-0015	EA 100 Ton Induced Draft Double Flow Propeller Type Packaged Cooling Tower	30,907.31	2,586.07
	<i>For Polymer Coating Over Galvanized Components, Add</i>	4,012.40	
	<i>For Stainless Steel Support Structure, Add</i>	8,024.80	
23 65 14 13-0016	EA 150 Ton Induced Draft Double Flow Propeller Type Packaged Cooling Tower	41,217.20	3,255.41
	<i>For Polymer Coating Over Galvanized Components, Add</i>	5,397.63	
	<i>For Stainless Steel Support Structure, Add</i>	10,795.26	
23 65 14 13-0017	EA 200 Ton Induced Draft Double Flow Propeller Type Packaged Cooling Tower	52,387.07	4,066.72
	<i>For Polymer Coating Over Galvanized Components, Add</i>	6,878.40	
	<i>For Stainless Steel Support Structure, Add</i>	13,756.79	
23 65 14 13-0018	EA 250 Ton Induced Draft Double Flow Propeller Type Packaged Cooling Tower	62,101.33	5,091.01
	<i>For Polymer Coating Over Galvanized Components, Add</i>	8,087.58	
	<i>For Stainless Steel Support Structure, Add</i>	16,175.15	
23 65 14 13-0019	EA 300 Ton Induced Draft Double Flow Propeller Type Packaged Cooling Tower	73,663.35	6,673.08
	<i>For Polymer Coating Over Galvanized Components, Add</i>	9,440.06	
	<i>For Stainless Steel Support Structure, Add</i>	18,880.11	
23 65 14 13-0020	EA 350 Ton Induced Draft Double Flow Propeller Type Packaged Cooling Tower	82,090.73	7,514.82
	<i>For Polymer Coating Over Galvanized Components, Add</i>	10,501.84	
	<i>For Stainless Steel Support Structure, Add</i>	21,003.68	
23 65 14 13-0021	EA 400 Ton Induced Draft Double Flow Propeller Type Packaged Cooling Tower	91,582.05	8,245.00
	<i>For Polymer Coating Over Galvanized Components, Add</i>	11,750.60	
	<i>For Stainless Steel Support Structure, Add</i>	23,501.19	
23 65 14 13-0022	EA 450 Ton Induced Draft Double Flow Propeller Type Packaged Cooling Tower	103,839.08	9,137.45
	<i>For Polymer Coating Over Galvanized Components, Add</i>	13,374.66	
	<i>For Stainless Steel Support Structure, Add</i>	26,749.32	
23 65 14 13-0023	EA 500 Ton Induced Draft Double Flow Propeller Type Packaged Cooling Tower	117,187.37	9,908.19
	<i>For Polymer Coating Over Galvanized Components, Add</i>	15,189.80	
	<i>For Stainless Steel Support Structure, Add</i>	30,379.59	
23 65 14 13-0024	EA 550 Ton Induced Draft Double Flow Propeller Type Packaged Cooling Tower	125,580.22	10,445.69
	<i>For Polymer Coating Over Galvanized Components, Add</i>	16,349.84	
	<i>For Stainless Steel Support Structure, Add</i>	32,699.68	
23 65 14 13-0025	EA 600 Ton Induced Draft Double Flow Propeller Type Packaged Cooling Tower	134,659.08	10,729.65
	<i>For Polymer Coating Over Galvanized Components, Add</i>	17,612.79	
	<i>For Stainless Steel Support Structure, Add</i>	35,225.58	
23 65 14 13-0026	EA 700 Ton Induced Draft Double Flow Propeller Type Packaged Cooling Tower	153,060.01	11,094.75
	<i>For Polymer Coating Over Galvanized Components, Add</i>	20,348.59	
	<i>For Stainless Steel Support Structure, Add</i>	40,697.18	
23 65 14 13-0027	EA 800 Ton Induced Draft Double Flow Propeller Type Packaged Cooling Tower	167,855.64	12,230.58
	<i>For Polymer Coating Over Galvanized Components, Add</i>	22,300.20	
	<i>For Stainless Steel Support Structure, Add</i>	44,600.40	
23 65 14 13-0028	EA 900 Ton Induced Draft Double Flow Propeller Type Packaged Cooling Tower	185,452.06	13,467.85
	<i>For Polymer Coating Over Galvanized Components, Add</i>	24,647.59	
	<i>For Stainless Steel Support Structure, Add</i>	49,295.18	

23 65 14 14

Open-Circuit, Induced-Draft Crossflow Cooling Towers (23 65 14)

23 65 14 14-0001

Galvanized Induced Draft Crossflow Film Filled Propeller Type Cooling Towers (23 65 14 14)

Note: Includes fan, 2-speed motor, geared speed reducer, louvers, drift eliminators, hot water distribution system, cold water collection basin, float valve and access door, vibration switch, start-up costs and equipment rigging. Excludes motor starter, piping and power wiring. Excludes crane and associated personnel. See CSI section 01 22 23 00-0941 for crane lifting equipment.

23 65 14 14-0002	EA 10 Ton Induced Draft Crossflow Film Filled Propeller Type Cooling Tower	8,395.67	1,135.84
	<i>For Polymer Coating Over Galvanized Components, Add</i>	1,003.79	
	<i>For Stainless Steel Support Structure, Add</i>	2,007.57	
23 65 14 14-0003	EA 15 Ton Induced Draft Crossflow Film Filled Propeller Type Cooling Tower	9,076.54	1,156.12
	<i>For Polymer Coating Over Galvanized Components, Add</i>	1,102.87	
	<i>For Stainless Steel Support Structure, Add</i>	2,205.75	
23 65 14 14-0004	EA 20 Ton Induced Draft Crossflow Film Filled Propeller Type Cooling Tower	9,870.65	1,257.54
	<i>For Polymer Coating Over Galvanized Components, Add</i>	1,197.65	
	<i>For Stainless Steel Support Structure, Add</i>	2,395.30	
23 65 14 14-0005	EA 25 Ton Induced Draft Crossflow Film Filled Propeller Type Cooling Tower	11,570.29	1,318.39
	<i>For Polymer Coating Over Galvanized Components, Add</i>	1,438.91	
	<i>For Stainless Steel Support Structure, Add</i>	2,877.81	
23 65 14 14-0006	EA 30 Ton Induced Draft Crossflow Film Filled Propeller Type Cooling Tower	13,126.31	1,379.24
	<i>For Polymer Coating Over Galvanized Components, Add</i>	1,658.62	
	<i>For Stainless Steel Support Structure, Add</i>	3,317.24	
23 65 14 14-0007	EA 35 Ton Induced Draft Crossflow Film Filled Propeller Type Cooling Tower	14,645.17	1,450.23
	<i>For Polymer Coating Over Galvanized Components, Add</i>	1,869.71	
	<i>For Stainless Steel Support Structure, Add</i>	3,739.43	
23 65 14 14-0008	EA 40 Ton Induced Draft Crossflow Film Filled Propeller Type Cooling Tower	16,039.01	1,521.21
	<i>For Polymer Coating Over Galvanized Components, Add</i>	2,063.58	
	<i>For Stainless Steel Support Structure, Add</i>	4,127.16	
23 65 14 14-0009	EA 45 Ton Induced Draft Crossflow Film Filled Propeller Type Cooling Tower	17,586.60	1,602.35
	<i>For Polymer Coating Over Galvanized Components, Add</i>	2,278.98	
	<i>For Stainless Steel Support Structure, Add</i>	4,557.97	
23 65 14 14-0010	EA 50 Ton Induced Draft Crossflow Film Filled Propeller Type Cooling Tower	19,097.04	1,683.48
	<i>For Polymer Coating Over Galvanized Components, Add</i>	2,485.77	
	<i>For Stainless Steel Support Structure, Add</i>	4,971.55	

23 Heating, Ventilating, and Air-Conditioning (HVAC)

23 60 Central Cooling Equipment

23 65 Cooling Towers



MINOR	CSI	UOM	DESCRIPTION	TOTAL DIRECT UNIT COST	DEMOLITION UNIT COST
23 65 14	14-0011	EA	60 Ton Induced Draft Crossflow Film Filled Propeller Type Cooling Tower <i>For Polymer Coating Over Galvanized Components, Add</i> <i>For Stainless Steel Support Structure, Add</i>	22,075.63 2,903.66 5,807.32	1,815.32
23 65 14	14-0012	EA	70 Ton Induced Draft Crossflow Film Filled Propeller Type Cooling Tower <i>For Polymer Coating Over Galvanized Components, Add</i> <i>For Stainless Steel Support Structure, Add</i>	25,304.27 3,356.01 6,712.02	1,957.30
23 65 14	14-0013	EA	75 Ton Induced Draft Crossflow Film Filled Propeller Type Cooling Tower <i>For Polymer Coating Over Galvanized Components, Add</i> <i>For Stainless Steel Support Structure, Add</i>	26,796.12 3,558.49 7,116.98	2,058.72
23 65 14	14-0014	EA	80 Ton Induced Draft Crossflow Film Filled Propeller Type Cooling Tower <i>For Polymer Coating Over Galvanized Components, Add</i> <i>For Stainless Steel Support Structure, Add</i>	28,409.66 3,760.97 7,521.94	2,231.12
23 65 14	14-0015	EA	90 Ton Induced Draft Crossflow Film Filled Propeller Type Cooling Tower <i>For Polymer Coating Over Galvanized Components, Add</i> <i>For Stainless Steel Support Structure, Add</i>	29,592.41 3,898.83 7,797.66	2,403.52
23 65 14	14-0016	EA	100 Ton Induced Draft Crossflow Film Filled Propeller Type Cooling Tower <i>For Polymer Coating Over Galvanized Components, Add</i> <i>For Stainless Steel Support Structure, Add</i>	31,787.26 4,144.39 8,288.78	2,586.07
23 65 14	14-0017	EA	125 Ton Induced Draft Crossflow Film Filled Propeller Type Cooling Tower <i>For Polymer Coating Over Galvanized Components, Add</i> <i>For Stainless Steel Support Structure, Add</i>	33,049.50 4,260.71 8,521.42	2,890.31
23 65 14	14-0018	EA	150 Ton Induced Draft Crossflow Film Filled Propeller Type Cooling Tower <i>For Polymer Coating Over Galvanized Components, Add</i> <i>For Stainless Steel Support Structure, Add</i>	38,405.34 4,975.85 9,951.71	3,255.41
23 65 14	14-0019	EA	175 Ton Induced Draft Crossflow Film Filled Propeller Type Cooling Tower <i>For Polymer Coating Over Galvanized Components, Add</i> <i>For Stainless Steel Support Structure, Add</i>	42,423.15 5,484.21 10,968.42	3,650.92
23 65 14	14-0020	EA	200 Ton Induced Draft Crossflow Film Filled Propeller Type Cooling Tower <i>For Polymer Coating Over Galvanized Components, Add</i> <i>For Stainless Steel Support Structure, Add</i>	44,614.67 5,712.54 11,425.07	4,066.72
23 65 14	14-0021	EA	225 Ton Induced Draft Crossflow Film Filled Propeller Type Cooling Tower <i>For Polymer Coating Over Galvanized Components, Add</i> <i>For Stainless Steel Support Structure, Add</i>	51,592.50 6,634.47 13,268.94	4,583.93
23 65 14	14-0022	EA	250 Ton Induced Draft Crossflow Film Filled Propeller Type Cooling Tower <i>For Polymer Coating Over Galvanized Components, Add</i> <i>For Stainless Steel Support Structure, Add</i>	56,549.73 7,254.84 14,509.67	5,091.01
23 65 14	14-0023	EA	275 Ton Induced Draft Crossflow Film Filled Propeller Type Cooling Tower <i>For Polymer Coating Over Galvanized Components, Add</i> <i>For Stainless Steel Support Structure, Add</i>	60,366.90 7,603.79 15,207.59	6,024.02
23 65 14	14-0024	EA	300 Ton Induced Draft Crossflow Film Filled Propeller Type Cooling Tower <i>For Polymer Coating Over Galvanized Components, Add</i> <i>For Stainless Steel Support Structure, Add</i>	65,097.84 8,155.23 16,310.46	6,673.08
23 65 14	14-0025	EA	350 Ton Induced Draft Crossflow Film Filled Propeller Type Cooling Tower <i>For Polymer Coating Over Galvanized Components, Add</i> <i>For Stainless Steel Support Structure, Add</i>	74,431.00 9,352.88 18,705.76	7,514.82
23 65 14	14-0026	EA	400 Ton Induced Draft Crossflow Film Filled Propeller Type Cooling Tower <i>For Polymer Coating Over Galvanized Components, Add</i> <i>For Stainless Steel Support Structure, Add</i>	82,059.42 10,322.20 20,644.40	8,245.00
23 65 14	14-0027	EA	450 Ton Induced Draft Crossflow Film Filled Propeller Type Cooling Tower <i>For Polymer Coating Over Galvanized Components, Add</i> <i>For Stainless Steel Support Structure, Add</i>	90,698.23 11,403.53 22,807.07	9,137.45
23 65 14	14-0028	EA	500 Ton Induced Draft Crossflow Film Filled Propeller Type Cooling Tower <i>For Polymer Coating Over Galvanized Components, Add</i> <i>For Stainless Steel Support Structure, Add</i>	98,838.59 12,437.48 24,874.96	9,908.19
23 65 14	14-0029	EA	600 Ton Induced Draft Crossflow Film Filled Propeller Type Cooling Tower <i>For Polymer Coating Over Galvanized Components, Add</i> <i>For Stainless Steel Support Structure, Add</i>	113,081.28 14,376.12 28,752.24	10,729.65
23 65 14	14-0030	EA	700 Ton Induced Draft Crossflow Film Filled Propeller Type Cooling Tower <i>For Polymer Coating Over Galvanized Components, Add</i> <i>For Stainless Steel Support Structure, Add</i>	127,058.17 16,448.32 32,896.63	11,094.75
23 65 14	14-0031	EA	800 Ton Induced Draft Crossflow Film Filled Propeller Type Cooling Tower <i>For Polymer Coating Over Galvanized Components, Add</i> <i>For Stainless Steel Support Structure, Add</i>	142,054.57 18,430.04 36,860.08	12,230.58
23 65 14	14-0032	EA	900 Ton Induced Draft Crossflow Film Filled Propeller Type Cooling Tower <i>For Polymer Coating Over Galvanized Components, Add</i> <i>For Stainless Steel Support Structure, Add</i>	156,581.38 20,316.99 40,633.98	13,467.85
23 65 14	14-0033	EA	1,000 Ton Induced Draft Crossflow Film Filled Propeller Type Cooling Tower <i>For Polymer Coating Over Galvanized Components, Add</i> <i>For Stainless Steel Support Structure, Add</i>	170,778.85 22,113.47 44,226.93	14,887.66
23 65 14	14-0034	EA	1,100 Ton Induced Draft Crossflow Film Filled Propeller Type Cooling Tower <i>For Polymer Coating Over Galvanized Components, Add</i> <i>For Stainless Steel Support Structure, Add</i>	187,040.33 24,383.83 48,767.66	15,607.70
23 65 14	14-0035	EA	1,200 Ton Induced Draft Crossflow Film Filled Propeller Type Cooling Tower <i>For Polymer Coating Over Galvanized Components, Add</i> <i>For Stainless Steel Support Structure, Add</i>	202,724.02 26,576.65 53,153.31	16,277.03
23 65 14	14-0036	EA	1,300 Ton Induced Draft Crossflow Film Filled Propeller Type Cooling Tower <i>For Polymer Coating Over Galvanized Components, Add</i> <i>For Stainless Steel Support Structure, Add</i>	215,569.91 28,174.96 56,349.92	17,676.54
23 65 14	14-0037	EA	1,400 Ton Induced Draft Crossflow Film Filled Propeller Type Cooling Tower <i>For Polymer Coating Over Galvanized Components, Add</i> <i>For Stainless Steel Support Structure, Add</i>	227,974.97 29,682.79 59,365.58	19,177.48
23 65 14	14-0038	EA	1,500 Ton Induced Draft Crossflow Film Filled Propeller Type Cooling Tower <i>For Polymer Coating Over Galvanized Components, Add</i> <i>For Stainless Steel Support Structure, Add</i>	239,908.72 31,100.16 62,200.31	20,759.55



MINOR CSI UOM DESCRIPTION	TOTAL DIRECT UNIT COST	DEMOLITION UNIT COST
23 65 14 14-0039 EA 1,600 Ton Induced Draft Crossflow Film Filled Propeller Type Cooling Tower <i>For Polymer Coating Over Galvanized Components, Add</i> <i>For Stainless Steel Support Structure, Add</i>	250,928.36 32,418.43 64,836.87	22,189.49
23 65 14 14-0040 EA 1,700 Ton Induced Draft Crossflow Film Filled Propeller Type Cooling Tower <i>For Polymer Coating Over Galvanized Components, Add</i> <i>For Stainless Steel Support Structure, Add</i>	261,650.81 33,641.93 67,283.87	23,822.27
23 65 14 14-0041 EA 1,800 Ton Induced Draft Crossflow Film Filled Propeller Type Cooling Tower <i>For Polymer Coating Over Galvanized Components, Add</i> <i>For Stainless Steel Support Structure, Add</i>	272,175.75 34,774.96 69,549.93	25,708.59
23 65 14 14-0042 EA 1,900 Ton Induced Draft Crossflow Film Filled Propeller Type Cooling Tower <i>For Polymer Coating Over Galvanized Components, Add</i> <i>For Stainless Steel Support Structure, Add</i>	282,030.05 35,808.91 71,617.81	27,594.89
23 65 14 14-0043 EA 2,000 Ton Induced Draft Crossflow Film Filled Propeller Type Cooling Tower <i>For Polymer Coating Over Galvanized Components, Add</i> <i>For Stainless Steel Support Structure, Add</i>	292,356.19 36,752.38 73,504.76	30,170.82
23 65 14 14-0044 Induced Draft Crossflow Stainless Steel Propeller Type Cooling Towers (23 65 14 14) Note: Excludes crane and associated personnel. See CSI section 01 22 23 00-0941 for crane lifting equipment.		
23 65 14 14-0045 EA 100 Ton Induced Draft Crossflow Stainless Steel Propeller Type Cooling Tower <i>For Induced Draft Counter Flow Type, Add</i>	85,995.76 4,091.89	2,586.07
23 65 14 14-0046 EA 125 Ton Induced Draft Crossflow Stainless Steel Propeller Type Cooling Tower <i>For Induced Draft Counter Flow Type, Add</i>	97,477.09 4,641.62	2,870.03
23 65 14 14-0047 EA 150 Ton Induced Draft Crossflow Stainless Steel Propeller Type Cooling Tower <i>For Induced Draft Counter Flow Type, Add</i>	106,514.73 5,064.09	3,255.41
23 65 14 14-0048 EA 200 Ton Induced Draft Crossflow Stainless Steel Propeller Type Cooling Tower <i>For Induced Draft Counter Flow Type, Add</i>	118,331.77 5,590.03	4,066.72
23 65 14 14-0049 EA 250 Ton Induced Draft Crossflow Stainless Steel Propeller Type Cooling Tower <i>For Induced Draft Counter Flow Type, Add</i>	133,948.67 6,288.23	5,091.01
23 65 14 14-0050 EA 300 Ton Induced Draft Crossflow Stainless Steel Propeller Type Cooling Tower <i>For Induced Draft Counter Flow Type, Add</i>	153,654.82 7,145.81	6,673.08
23 65 14 14-0051 EA 350 Ton Induced Draft Crossflow Stainless Steel Propeller Type Cooling Tower <i>For Induced Draft Counter Flow Type, Add</i>	167,351.71 7,763.66	7,514.82
23 65 14 14-0052 EA 400 Ton Induced Draft Crossflow Stainless Steel Propeller Type Cooling Tower <i>For Induced Draft Counter Flow Type, Add</i>	180,875.06 8,381.52	8,245.00
23 65 14 14-0053 EA 500 Ton Induced Draft Crossflow Stainless Steel Propeller Type Cooling Tower <i>For Induced Draft Counter Flow Type, Add</i>	208,699.29 9,638.86	9,908.19
23 65 14 14-0054 EA 600 Ton Induced Draft Crossflow Stainless Steel Propeller Type Cooling Tower <i>For Induced Draft Counter Flow Type, Add</i>	235,811.23 10,928.54	10,729.65
23 65 14 14-0055 EA 750 Ton Induced Draft Crossflow Stainless Steel Propeller Type Cooling Tower <i>For Induced Draft Counter Flow Type, Add</i>	292,260.97 13,649.61	11,662.67
23 65 14 14-0056 EA 1,000 Ton Induced Draft Crossflow Stainless Steel Propeller Type Cooling Tower <i>For Induced Draft Counter Flow Type, Add</i>	379,528.74 17,808.65	14,887.66
23 65 14 16 Closed-Circuit, Induced-Draft Counterflow Cooling Towers (23 65 14)		
23 65 14 16-0001 Stainless Steel Packaged Propeller Type Cooling Towers (23 65 14 16) Note: Including internal piping, fan, motor, vibration switch, start-up costs and equipment rigging. Excludes motor starter, piping or power wiring. Rated by cooling capacity in tons. Based on design water temperature 95 degree F in, 85 degree F out 79 degree F wet Bulb. 3 GPM/ton.		
23 65 14 16-0002 Draw-Thru Stainless Steel Propeller Type Cooling Towers (23 65 14 16-0001) Note: Excludes crane and associated personnel. See CSI section 01 22 23 00-0941 for crane lifting equipment.		
23 65 14 16-0003 EA 50 Ton Draw-Thru Stainless Steel Propeller Type Cooling Tower.....	36,057.28	1,683.48
23 65 14 16-0004 EA 75 Ton Draw-Thru Stainless Steel Propeller Type Cooling Tower.....	51,301.44	2,058.72
23 65 14 16-0005 EA 100 Ton Draw-Thru Stainless Steel Propeller Type Cooling Tower.....	60,407.53	2,586.07
23 65 14 16-0006 EA 125 Ton Draw-Thru Stainless Steel Propeller Type Cooling Tower.....	68,486.81	2,890.31
23 65 14 16-0007 EA 150 Ton Draw-Thru Stainless Steel Propeller Type Cooling Tower.....	75,116.45	3,255.41
23 65 14 16-0008 EA 200 Ton Draw-Thru Stainless Steel Propeller Type Cooling Tower.....	90,048.46	4,066.72
23 65 14 16-0009 EA 250 Ton Draw-Thru Stainless Steel Propeller Type Cooling Tower.....	105,926.74	5,091.01
23 65 14 16-0010 EA 300 Ton Draw-Thru Stainless Steel Propeller Type Cooling Tower.....	125,465.35	6,673.08
23 65 14 16-0011 EA 350 Ton Draw-Thru Stainless Steel Propeller Type Cooling Tower.....	137,320.25	7,514.82
23 65 14 16-0012 EA 400 Ton Draw-Thru Stainless Steel Propeller Type Cooling Tower.....	155,732.44	8,245.00
23 65 14 16-0013 EA 500 Ton Draw-Thru Stainless Steel Propeller Type Cooling Tower.....	180,467.40	9,908.19
23 65 14 16-0014 EA 600 Ton Draw-Thru Stainless Steel Propeller Type Cooling Tower.....	203,804.88	10,729.65
23 65 14 16-0015 EA 750 Ton Draw-Thru Stainless Steel Propeller Type Cooling Tower.....	252,283.59	11,662.67
23 65 14 16-0016 EA 1,000 Ton Draw-Thru Stainless Steel Propeller Type Cooling Tower.....	321,463.75	14,725.39
23 65 14 16-0017 Belt Driven Stainless Steel Propeller Type Cooling Towers (23 65 14 16-0001) Note: Excludes crane and associated personnel. See CSI section 01 22 23 00-0941 for crane lifting equipment.		
23 65 14 16-0018 EA 100 Ton Belt Driven Stainless Steel Propeller Type Cooling Tower.....	62,939.79	2,586.07
23 65 14 16-0019 EA 125 Ton Belt Driven Stainless Steel Propeller Type Cooling Tower.....	68,092.62	2,890.31
23 65 14 16-0020 EA 150 Ton Belt Driven Stainless Steel Propeller Type Cooling Tower.....	73,351.15	3,255.41
23 65 14 16-0021 EA 200 Ton Belt Driven Stainless Steel Propeller Type Cooling Tower.....	86,710.68	4,066.72
23 65 14 16-0022 EA 250 Ton Belt Driven Stainless Steel Propeller Type Cooling Tower.....	95,476.35	5,091.01
23 65 14 16-0023 Fiberglass Packaged Draw-Thru Propeller Type Cooling Towers (23 65 14 16) Note: Includes internal piping, fan, 2-speed motor, vibration switch, start-up costs and equipment rigging. Excludes motor starter, piping and power wiring. Rated by cooling capacity in tons. Based on design water temperature 95 degree F in, 85 degree F out 78 degree F wet bulb. 3 GPM/ton. Excludes crane and associated personnel.		

23 Heating, Ventilating, and Air-Conditioning (HVAC)

23 60 Central Cooling Equipment

23 65 Cooling Towers



MINOR
CSI UOM DESCRIPTION

TOTAL DIRECT DEMOLITION
UNIT COST UNIT COST

23 65 14 16-0024	EA	5 Ton Draw-Thru Fiberglass Packaged Propeller Type Cooling Tower	4,139.57	1,054.71
23 65 14 16-0025	EA	8 Ton Draw-Thru Fiberglass Packaged Propeller Type Cooling Tower	4,357.47	1,105.42
23 65 14 16-0026	EA	10 Ton Draw-Thru Fiberglass Packaged Propeller Type Cooling Tower	5,068.18	1,135.84
23 65 14 16-0027	EA	15 Ton Draw-Thru Fiberglass Packaged Propeller Type Cooling Tower	5,731.26	1,156.12
23 65 14 16-0028	EA	20 Ton Draw-Thru Fiberglass Packaged Propeller Type Cooling Tower	7,507.35	1,257.54
23 65 14 16-0029	EA	25 Ton Draw-Thru Fiberglass Packaged Propeller Type Cooling Tower	7,940.54	1,318.39
23 65 14 16-0030	EA	30 Ton Draw-Thru Fiberglass Packaged Propeller Type Cooling Tower	8,975.49	1,379.24
23 65 14 16-0031	EA	40 Ton Draw-Thru Fiberglass Packaged Propeller Type Cooling Tower	10,350.96	1,521.21
23 65 14 16-0032	EA	50 Ton Draw-Thru Fiberglass Packaged Propeller Type Cooling Tower	11,551.71	1,683.48
23 65 14 16-0033	EA	60 Ton Draw-Thru Fiberglass Packaged Propeller Type Cooling Tower	12,947.93	1,815.32
23 65 14 16-0034	EA	70 Ton Draw-Thru Fiberglass Packaged Propeller Type Cooling Tower	14,938.85	1,957.30
23 65 14 16-0035	EA	80 Ton Draw-Thru Fiberglass Packaged Propeller Type Cooling Tower	16,260.82	2,231.12
23 65 14 16-0036	EA	100 Ton Draw-Thru Fiberglass Packaged Propeller Type Cooling Tower	19,681.46	2,586.07
23 65 14 16-0037	EA	125 Ton Draw-Thru Fiberglass Packaged Propeller Type Cooling Tower	24,338.94	2,890.31
23 65 14 16-0038	EA	150 Ton Draw-Thru Fiberglass Packaged Propeller Type Cooling Tower	27,334.21	3,255.41
23 65 14 16-0039	EA	175 Ton Draw-Thru Fiberglass Packaged Propeller Type Cooling Tower	33,201.08	3,650.92
23 65 14 16-0040	EA	200 Ton Draw-Thru Fiberglass Packaged Propeller Type Cooling Tower	37,029.69	4,066.72
23 65 14 16-0041	EA	225 Ton Draw-Thru Fiberglass Packaged Propeller Type Cooling Tower	40,924.83	4,583.93
23 65 14 16-0042	EA	250 Ton Draw-Thru Fiberglass Packaged Propeller Type Cooling Tower	44,645.71	5,091.01
23 65 14 16-0043	EA	300 Ton Draw-Thru Fiberglass Packaged Propeller Type Cooling Tower	53,468.71	6,673.08
23 65 14 16-0044	EA	350 Ton Draw-Thru Fiberglass Packaged Propeller Type Cooling Tower	60,766.81	7,514.82
23 65 14 16-0045	EA	400 Ton Draw-Thru Fiberglass Packaged Propeller Type Cooling Tower	67,540.44	8,245.00
23 65 14 16-0046	EA	500 Ton Draw-Thru Fiberglass Packaged Propeller Type Cooling Tower	82,116.33	9,705.37
23 65 14 16-0047	EA	600 Ton Draw-Thru Fiberglass Packaged Propeller Type Cooling Tower	93,828.87	10,729.65
23 65 14 16-0048	EA	700 Ton Draw-Thru Fiberglass Packaged Propeller Type Cooling Tower	99,483.35	8,245.00
23 65 14 16-0049	EA	800 Ton Draw-Thru Fiberglass Packaged Propeller Type Cooling Tower	113,774.30	12,230.58
23 65 14 16-0050	EA	1,000 Ton Draw-Thru Fiberglass Packaged Propeller Type Cooling Tower	130,086.08	10,192.16

23 65 43 Cooling Tower Basins and Accessories (23 65)

23 65 43 00-0001 Fiberglass Cooling Tower Remote Sump Basins (23 65 43)

Note: Includes one inlet sleeve. Excludes cover, excavation, backfill, concrete cut and concrete patch. Excludes crane and associated personnel. See CSI section 01 22 23 00-0941 for crane lifting equipment.

23 65 43 00-0002	EA	30" Diameter x 30" Depth, 92 Gallon Capacity, Fiberglass Cooling Tower Sump Basin	1,238.86	
		<i>For Anti-Flotation Flanges, Add</i>	115.00	
		<i>For Perforated Basins, Add</i>	80.00	
23 65 43 00-0003	EA	30" Diameter x 36" Depth, 110 Gallon Capacity, Fiberglass Cooling Tower Sump Basin	1,401.53	
		<i>For Anti-Flotation Flanges, Add</i>	115.00	
		<i>For Perforated Basins, Add</i>	80.00	
23 65 43 00-0004	EA	36" Diameter x 30" Depth, 132 Gallon Capacity, Fiberglass Cooling Tower Sump Basin	1,378.66	
		<i>For Anti-Flotation Flanges, Add</i>	253.00	
		<i>For Perforated Basins, Add</i>	80.00	
23 65 43 00-0005	EA	36" Diameter x 36" Depth, 159 Gallon Capacity, Fiberglass Cooling Tower Sump Basin	1,614.30	
		<i>For Anti-Flotation Flanges, Add</i>	253.00	
		<i>For Perforated Basins, Add</i>	80.00	
23 65 43 00-0006	EA	42" Diameter x 30" Depth, 180 Gallon Capacity, Fiberglass Cooling Tower Sump Basin	1,749.12	
		<i>For Anti-Flotation Flanges, Add</i>	276.00	
		<i>For Perforated Basins, Add</i>	100.00	
23 65 43 00-0007	EA	42" Diameter x 36" Depth, 216 Gallon Capacity, Fiberglass Cooling Tower Sump Basin	1,942.41	
		<i>For Anti-Flotation Flanges, Add</i>	276.00	
		<i>For Perforated Basins, Add</i>	100.00	
23 65 43 00-0008	EA	42" Diameter x 42" Depth, 252 Gallon Capacity, Fiberglass Cooling Tower Sump Basin	2,135.69	
		<i>For Anti-Flotation Flanges, Add</i>	276.00	
		<i>For Perforated Basins, Add</i>	100.00	
23 65 43 00-0009	EA	48" Diameter x 36" Depth, 282 Gallon Capacity, Fiberglass Cooling Tower Sump Basin	2,165.73	
		<i>For Anti-Flotation Flanges, Add</i>	294.00	
		<i>For Perforated Basins, Add</i>	140.00	
23 65 43 00-0010	EA	48" Diameter x 42" Depth, 329 Gallon Capacity, Fiberglass Cooling Tower Sump Basin	2,395.20	
		<i>For Anti-Flotation Flanges, Add</i>	294.00	
		<i>For Perforated Basins, Add</i>	140.00	
23 65 43 00-0011	EA	48" Diameter x 48" Depth, 376 Gallon Capacity, Fiberglass Cooling Tower Sump Basin	2,728.88	
		<i>For Anti-Flotation Flanges, Add</i>	294.00	
		<i>For Perforated Basins, Add</i>	140.00	
23 65 43 00-0012	EA	48" Diameter x 54" Depth, 423 Gallon Capacity, Fiberglass Cooling Tower Sump Basin	3,065.34	
		<i>For Anti-Flotation Flanges, Add</i>	294.00	
		<i>For Perforated Basins, Add</i>	140.00	
23 65 43 00-0013	EA	48" Diameter x 60" Depth, 470 Gallon Capacity, Fiberglass Cooling Tower Sump Basin	3,289.25	
		<i>For Anti-Flotation Flanges, Add</i>	294.00	
		<i>For Perforated Basins, Add</i>	140.00	

23 65 43 00-0014 Cooling Tower Accessories (23 65 43)

23 65 43 00-0015	EA	2" Deflection Vibration Isolator, Cooling Tower Accessory (M.M. Sausse RMLS-SB-EQ)	34,099.60	
23 65 43 00-0016	EA	3" Deflection Vibration Isolator, Cooling Tower Accessory (M.M. Sausse RMLS-SB-EQ)	39,856.00	

23 70 Central HVAC Equipment (23)

Note: New air filters shall be provided on HVAC equipment prior to turning over to owner. Where required, mechanical equipment excludes electrical connection, disconnect, or starter unless title states otherwise. See CSI section 26 05 19 16-0011 for electrical connection and termination, 26 05 83 00-0130 for terminations, 26 28 16 16-0001 for disconnect.

23 71 Thermal Storage (23 70)



MINOR CSI UOM DESCRIPTION	TOTAL DIRECT UNIT COST	DEMOLITION UNIT COST
------------------------------	---------------------------	-------------------------

23 71 13 Thermal Heat Storage (23 71)

23 71 13 23 Pressurized-Water Thermal Storage Tanks (23 71 13)

23 71 13 23-0001 Nickelshield Storage Tanks (23 71 13 23)

23 71 13 23-0002	EA	325 Gallon Nickelshield Storage Tank.....	28,664.57	192.08
23 71 13 23-0003	EA	490 Gallon Nickelshield Storage Tank.....	40,003.46	254.67
23 71 13 23-0004	EA	605 Gallon Nickelshield Storage Tank.....	45,796.33	308.03
23 71 13 23-0005	EA	740 Gallon Nickelshield Storage Tank.....	54,218.92	385.03
23 71 13 23-0006	EA	940 Gallon Nickelshield Storage Tank.....	63,069.44	511.84
23 71 13 23-0007	EA	1,505 Gallon Nickelshield Storage Tank.....	81,470.04	770.17
23 71 13 23-0008	EA	1,615 Gallon Nickelshield Storage Tank.....	92,001.13	867.46
23 71 13 23-0009	EA	2,275 Gallon Nickelshield Storage Tank.....	126,348.96	1,152.21
23 71 13 23-0010	EA	3,815 Gallon Nickelshield Storage Tank.....	163,511.10	1,339.49

23 72 Air-To-Air Energy Recovery Equipment (23 70)

23 72 13 Heat-Wheel Air-To-Air Energy-Recovery Equipment (23 72)

23 72 13 00-0001 Enthalpy Recovery Wheel (23 72 13)

23 72 13 00-0002	EA	Up To 1,000 CFM Enthalpy Recovery Wheel.....	10,091.01	723.17
23 72 13 00-0003	EA	>1,000 To 2,000 CFM Enthalpy Recovery Wheel.....	11,195.23	868.02
23 72 13 00-0004	EA	>2,000 To 4,000 CFM Enthalpy Recovery Wheel.....	14,009.01	1,085.02
23 72 13 00-0005	EA	>4,000 To 6,000 CFM Enthalpy Recovery Wheel.....	16,385.57	1,239.63
23 72 13 00-0006	EA	>6,000 To 8,000 CFM Enthalpy Recovery Wheel.....	18,137.94	1,302.03
23 72 13 00-0007	EA	>8,000 To 10,000 CFM Enthalpy Recovery Wheel.....	22,059.69	1,446.87
23 72 13 00-0008	EA	>10,000 To 15,000 CFM Enthalpy Recovery Wheel.....	29,346.37	1,519.03
23 72 13 00-0009	EA	>15,000 To 20,000 CFM Enthalpy Recovery Wheel.....	36,580.84	1,627.53
23 72 13 00-0010	EA	>20,000 To 25,000 CFM Enthalpy Recovery Wheel.....	44,311.64	1,859.73
23 72 13 00-0011	EA	>25,000 To 30,000 CFM Enthalpy Recovery Wheel.....	49,625.87	2,387.04
23 72 13 00-0012	EA	>30,000 To 40,000 CFM Enthalpy Recovery Wheel.....	66,561.75	2,712.55
23 72 13 00-0013	EA	>40,000 To 50,000 CFM Enthalpy Recovery Wheel.....	79,167.33	3,255.06

23 72 16 Heat-Pipe Air-To-Air Energy-Recovery Equipment (23 72)

23 72 16 00-0001 Glycol Heat Pipe Type, 50 Percent Efficient (23 72 16)

23 72 16 00-0002	EA	100 MBH, 1,700 CFM Glycol Heat Recovery Unit.....	18,274.98	542.51
23 72 16 00-0003	EA	160 MBH, 2,700 CFM Glycol Heat Recovery Unit.....	28,748.40	723.38
23 72 16 00-0004	EA	620 MBH, 4,000 CFM Glycol Heat Recovery Unit.....	42,617.02	1,085.02

23 73 Indoor Central-Station Air-Handling Units (23 70)

23 73 13 Modular Indoor Central-Station Air-Handling Units (23 73)

Note: Sized by CFM. Includes motor drive vibration isolators. Use modifiers for Filters and heating and cooling coils. Includes double wall insulated casing, fan section, fan motor, internal dampers, starter, vibration isolators and equipment rigging. Variable speed drives are included on units with 10 HP or greater fans. Modifiers include cooling coil sections with 6 row aluminum fin coil and drain pan, heating coil section with 1 row aluminum fin coil, and filter section with replaceable filters.

23 73 13 00-0001 Single Zone Units (23 73 13)

23 73 13 00-0002	EA	300 CFM Single Zone Air Handling Unit, Built-Up, Constant Volume, Horizontal / Vertical, Draw-Through Fan.....	2,513.74	552.86
		<i>For Flat Filter Box And Throwaway Filters, Add</i>	211.88	
		<i>For Medium Capacity Filter Box And Throwaway Filters, Add</i>	400.07	
		<i>For Combination Filter Mixing Box And Throwaway Filters, Add</i>	596.16	
		<i>For Manual Roll Filter, Add</i>	1,027.14	
		<i>For Automatic Roll Filter, Add</i>	1,113.34	
		<i>For Hot Water Heating Coil, Aluminum Fins, Add</i>	509.96	
		<i>For Electric Heating Coil, Add</i>	854.75	
		<i>For Chilled Water Cooling Coil, Aluminum Fins, Add</i>	854.75	
		<i>For Direct Expansion Cooling Coil, Aluminum Fins, Add</i>	768.55	
		<i>For Steam Heating Coil, Aluminum Fins, Add</i>	682.36	
		<i>For Welded Exterior Waterproof Casing, Double-Wall, With Insulation, Add</i>	556.67	
		<i>For Chilled Water Cooling Coil, Copper Fins, Add</i>	1,027.14	
		<i>For Direct Expansion Cooling Coil, Copper Fins, Add</i>	940.95	
		<i>For Hot Water Heating Coil, Copper Fins, Add</i>	682.36	
		<i>For Variable Air Volume, Add</i>	241.35	
		<i>For Economizer, Panel, Controls And Damper(s), Add</i>	1,192.87	
		<i>For 2 Coils, Independent Circuits, Add</i>	285.85	

23 Heating, Ventilating, and Air-Conditioning (HVAC)

23 70 Central HVAC Equipment

23 73 Indoor Central-Station Air-Handling Units



MINOR CSI UOM DESCRIPTION	TOTAL DIRECT UNIT COST	DEMOLITION UNIT COST
23 73 13 00-0003 EA 500 CFM Single Zone Air Handling Unit, Built-Up, Constant Volume, Horizontal / Vertical, Draw-Through Fan	3,997.03	663.43
For Flat Filter Box And Throwaway Filters, Add	352.35	
For Medium Capacity Filter Box And Throwaway Filters, Add	676.30	
For Combination Filter Mixing Box And Throwaway Filters, Add	1,009.71	
For Manual Roll Filter, Add	1,772.22	
For Automatic Roll Filter, Add	1,924.72	
For Hot Water Heating Coil, Aluminum Fins, Add	857.21	
For Electric Heating Coil, Add	1,467.21	
For Chilled Water Cooling Coil, Aluminum Fins, Add	1,467.21	
For Direct Expansion Cooling Coil, Aluminum Fins, Add	1,314.71	
For Steam Heating Coil, Aluminum Fins, Add	1,162.21	
For Welded Exterior Waterproof Casing, Double-Wall, With Insulation, Add	962.36	
For Chilled Water Cooling Coil, Copper Fins, Add	1,772.22	
For Direct Expansion Cooling Coil, Copper Fins, Add	1,619.72	
For Hot Water Heating Coil, Copper Fins, Add	1,162.21	
For Variable Air Volume, Add	427.00	
For Economizer, Panel, Controls And Damper(s), Add	1,302.90	
For 2 Coils, Independent Circuits, Add	460.70	
23 73 13 00-0004 EA 800 CFM Single Zone Air Handling Unit, Built-Up, Constant Volume, Horizontal / Vertical, Draw-Through Fan	4,522.99	712.50
For Flat Filter Box And Throwaway Filters, Add	401.41	
For Medium Capacity Filter Box And Throwaway Filters, Add	772.29	
For Combination Filter Mixing Box And Throwaway Filters, Add	1,153.34	
For Manual Roll Filter, Add	2,029.64	
For Automatic Roll Filter, Add	2,204.90	
For Hot Water Heating Coil, Aluminum Fins, Add	978.08	
For Electric Heating Coil, Add	1,679.12	
For Chilled Water Cooling Coil, Aluminum Fins, Add	1,679.12	
For Direct Expansion Cooling Coil, Aluminum Fins, Add	1,503.86	
For Steam Heating Coil, Aluminum Fins, Add	1,328.60	
For Welded Exterior Waterproof Casing, Double-Wall, With Insulation, Add	1,102.45	
For Chilled Water Cooling Coil, Copper Fins, Add	2,029.64	
For Direct Expansion Cooling Coil, Copper Fins, Add	1,854.38	
For Hot Water Heating Coil, Copper Fins, Add	1,328.60	
For Variable Air Volume, Add	490.73	
For Economizer, Panel, Controls And Damper(s), Add	1,352.45	
For 2 Coils, Independent Circuits, Add	522.40	
23 73 13 00-0005 EA 1,000 CFM Single Zone Air Handling Unit, Built-Up, Constant Volume, Horizontal / Vertical, Draw-Through Fan	5,108.04	765.61
For Flat Filter Box And Throwaway Filters, Add	456.11	
For Medium Capacity Filter Box And Throwaway Filters, Add	879.40	
For Combination Filter Mixing Box And Throwaway Filters, Add	1,313.63	
For Manual Roll Filter, Add	2,317.16	
For Automatic Roll Filter, Add	2,517.87	
For Hot Water Heating Coil, Aluminum Fins, Add	1,112.92	
For Electric Heating Coil, Add	1,915.75	
For Chilled Water Cooling Coil, Aluminum Fins, Add	1,915.75	
For Direct Expansion Cooling Coil, Aluminum Fins, Add	1,715.04	
For Steam Heating Coil, Aluminum Fins, Add	1,514.34	
For Welded Exterior Waterproof Casing, Double-Wall, With Insulation, Add	1,258.93	
For Chilled Water Cooling Coil, Copper Fins, Add	2,317.16	
For Direct Expansion Cooling Coil, Copper Fins, Add	2,116.46	
For Hot Water Heating Coil, Copper Fins, Add	1,514.34	
For Variable Air Volume, Add	561.98	
For Economizer, Panel, Controls And Damper(s), Add	1,405.74	
For 2 Coils, Independent Circuits, Add	591.09	
23 73 13 00-0006 EA 1,200 CFM Single Zone Air Handling Unit, Built-Up, Constant Volume, Horizontal / Vertical, Draw-Through Fan	5,798.72	823.66
For Flat Filter Box And Throwaway Filters, Add	521.11	
For Medium Capacity Filter Box And Throwaway Filters, Add	1,006.96	
For Combination Filter Mixing Box And Throwaway Filters, Add	1,504.56	
For Manual Roll Filter, Add	2,660.41	
For Automatic Roll Filter, Add	2,891.58	
For Hot Water Heating Coil, Aluminum Fins, Add	1,273.39	
For Electric Heating Coil, Add	2,198.07	
For Chilled Water Cooling Coil, Aluminum Fins, Add	2,198.07	
For Direct Expansion Cooling Coil, Aluminum Fins, Add	1,966.90	
For Steam Heating Coil, Aluminum Fins, Add	1,735.73	
For Welded Exterior Waterproof Casing, Double-Wall, With Insulation, Add	1,445.79	
For Chilled Water Cooling Coil, Copper Fins, Add	2,660.41	
For Direct Expansion Cooling Coil, Copper Fins, Add	2,429.24	
For Hot Water Heating Coil, Copper Fins, Add	1,735.73	
For Variable Air Volume, Add	647.28	
For Economizer, Panel, Controls And Damper(s), Add	1,462.71	
For 2 Coils, Independent Circuits, Add	672.34	



MINOR CSI UOM DESCRIPTION	TOTAL DIRECT UNIT COST	DEMOLITION UNIT COST
23 73 13 00-0007 EA 1,400 CFM Single Zone Air Handling Unit, Built-Up, Constant Volume, Horizontal / Vertical, Draw-Through Fan	6,604.72	885.17
For Flat Filter Box And Throwaway Filters, Add	597.25	
For Medium Capacity Filter Box And Throwaway Filters, Add	1,156.56	
For Combination Filter Mixing Box And Throwaway Filters, Add	1,728.52	
For Manual Roll Filter, Add	3,063.58	
For Automatic Roll Filter, Add	3,330.99	
For Hot Water Heating Coil, Aluminum Fins, Add	1,461.51	
For Electric Heating Coil, Add	2,529.55	
For Chilled Water Cooling Coil, Aluminum Fins, Add	2,529.55	
For Direct Expansion Cooling Coil, Aluminum Fins, Add	2,262.54	
For Steam Heating Coil, Aluminum Fins, Add	1,995.53	
For Welded Exterior Waterproof Casing, Double-Wall, With Insulation, Add	1,665.29	
For Chilled Water Cooling Coil, Copper Fins, Add	3,063.58	
For Direct Expansion Cooling Coil, Copper Fins, Add	2,796.56	
For Hot Water Heating Coil, Copper Fins, Add	1,995.53	
For Variable Air Volume, Add	747.63	
For Economizer, Panel, Controls And Damper(s), Add	1,525.14	
For 2 Coils, Independent Circuits, Add	767.28	
23 73 13 00-0008 EA 1,600 CFM Single Zone Air Handling Unit, Built-Up, Constant Volume, Horizontal / Vertical, Draw-Through Fan	7,234.42	951.61
For Flat Filter Box And Throwaway Filters, Add	655.61	
For Medium Capacity Filter Box And Throwaway Filters, Add	1,270.53	
For Combination Filter Mixing Box And Throwaway Filters, Add	1,699.01	
For Manual Roll Filter, Add	3,368.47	
For Automatic Roll Filter, Add	3,662.36	
For Hot Water Heating Coil, Aluminum Fins, Add	1,605.12	
For Electric Heating Coil, Add	2,780.69	
For Chilled Water Cooling Coil, Aluminum Fins, Add	2,780.69	
For Direct Expansion Cooling Coil, Aluminum Fins, Add	2,486.79	
For Steam Heating Coil, Aluminum Fins, Add	2,192.90	
For Welded Exterior Waterproof Casing, Double-Wall, With Insulation, Add	1,831.18	
For Chilled Water Cooling Coil, Copper Fins, Add	3,368.47	
For Direct Expansion Cooling Coil, Copper Fins, Add	3,074.58	
For Hot Water Heating Coil, Copper Fins, Add	2,192.90	
For Variable Air Volume, Add	822.90	
For Economizer, Panel, Controls And Damper(s), Add	1,589.61	
For 2 Coils, Independent Circuits, Add	841.00	
23 73 13 00-0009 EA 1,800 CFM Single Zone Air Handling Unit, Built-Up, Constant Volume, Horizontal / Vertical, Draw-Through Fan	7,916.06	1,025.55
For Flat Filter Box And Throwaway Filters, Add	718.37	
For Medium Capacity Filter Box And Throwaway Filters, Add	1,392.79	
For Combination Filter Mixing Box And Throwaway Filters, Add	2,081.86	
For Manual Roll Filter, Add	3,694.69	
For Automatic Roll Filter, Add	4,017.25	
For Hot Water Heating Coil, Aluminum Fins, Add	1,759.30	
For Electric Heating Coil, Add	3,049.56	
For Chilled Water Cooling Coil, Aluminum Fins, Add	3,049.56	
For Direct Expansion Cooling Coil, Aluminum Fins, Add	2,726.99	
For Steam Heating Coil, Aluminum Fins, Add	2,404.43	
For Welded Exterior Waterproof Casing, Double-Wall, With Insulation, Add	2,008.63	
For Chilled Water Cooling Coil, Copper Fins, Add	3,694.69	
For Direct Expansion Cooling Coil, Copper Fins, Add	3,372.12	
For Hot Water Heating Coil, Copper Fins, Add	2,404.43	
For Variable Air Volume, Add	903.18	
For Economizer, Panel, Controls And Damper(s), Add	1,555.62	
For 2 Coils, Independent Circuits, Add	920.63	
23 73 13 00-0010 EA 2,000 CFM Single Zone Air Handling Unit, Built-Up, Constant Volume, Horizontal / Vertical, Draw-Through Fan	8,667.23	1,099.50
For Flat Filter Box And Throwaway Filters, Add	788.18	
For Medium Capacity Filter Box And Throwaway Filters, Add	1,529.24	
For Combination Filter Mixing Box And Throwaway Filters, Add	2,286.01	
For Manual Roll Filter, Add	4,060.11	
For Automatic Roll Filter, Add	4,414.93	
For Hot Water Heating Coil, Aluminum Fins, Add	1,931.19	
For Electric Heating Coil, Add	3,350.47	
For Chilled Water Cooling Coil, Aluminum Fins, Add	3,350.47	
For Direct Expansion Cooling Coil, Aluminum Fins, Add	2,995.65	
For Steam Heating Coil, Aluminum Fins, Add	2,640.83	
For Welded Exterior Waterproof Casing, Double-Wall, With Insulation, Add	2,207.47	
For Chilled Water Cooling Coil, Copper Fins, Add	4,060.11	
For Direct Expansion Cooling Coil, Copper Fins, Add	3,705.29	
For Hot Water Heating Coil, Copper Fins, Add	2,640.83	
For Variable Air Volume, Add	993.50	
For Economizer, Panel, Controls And Damper(s), Add	1,613.95	
For 2 Coils, Independent Circuits, Add	1,008.65	

23 Heating, Ventilating, and Air-Conditioning (HVAC)

23 70 Central HVAC Equipment

23 73 Indoor Central-Station Air-Handling Units



MINOR CSI UOM DESCRIPTION	TOTAL DIRECT UNIT COST	DEMOLITION UNIT COST
23 73 13 00-0011 EA 2,250 CFM Single Zone Air Handling Unit, Built-Up, Constant Volume, Horizontal / Vertical, Draw-Through Fan	9,358.19	1,181.84
For Flat Filter Box And Throwaway Filters, Add	851.40	
For Medium Capacity Filter Box And Throwaway Filters, Add	1,652.16	
For Combination Filter Mixing Box And Throwaway Filters, Add	2,469.79	
For Manual Roll Filter, Add	4,387.26	
For Automatic Roll Filter, Add	4,770.75	
For Hot Water Heating Coil, Aluminum Fins, Add	2,086.30	
For Electric Heating Coil, Add	3,620.27	
For Chilled Water Cooling Coil, Aluminum Fins, Add	3,620.27	
For Direct Expansion Cooling Coil, Aluminum Fins, Add	3,236.78	
For Steam Heating Coil, Aluminum Fins, Add	2,853.28	
For Welded Exterior Waterproof Casing, Double-Wall, With Insulation, Add	2,385.37	
For Chilled Water Cooling Coil, Copper Fins, Add	4,387.26	
For Direct Expansion Cooling Coil, Copper Fins, Add	4,003.76	
For Hot Water Heating Coil, Copper Fins, Add	2,853.28	
For Variable Air Volume, Add	1,073.78	
For Economizer, Panel, Controls And Damper(s), Add	1,678.58	
For 2 Coils, Independent Circuits, Add	1,089.22	
23 73 13 00-0012 EA 2,500 CFM Single Zone Air Handling Unit, Built-Up, Constant Volume, Horizontal / Vertical, Draw-Through Fan	10,095.62	1,271.68
For Flat Filter Box And Throwaway Filters, Add	918.74	
For Medium Capacity Filter Box And Throwaway Filters, Add	1,782.98	
For Combination Filter Mixing Box And Throwaway Filters, Add	2,665.39	
For Manual Roll Filter, Add	4,735.18	
For Automatic Roll Filter, Add	5,149.14	
For Hot Water Heating Coil, Aluminum Fins, Add	2,251.43	
For Electric Heating Coil, Add	3,907.26	
For Chilled Water Cooling Coil, Aluminum Fins, Add	3,907.26	
For Direct Expansion Cooling Coil, Aluminum Fins, Add	3,493.31	
For Steam Heating Coil, Aluminum Fins, Add	3,079.35	
For Welded Exterior Waterproof Casing, Double-Wall, With Insulation, Add	2,574.57	
For Chilled Water Cooling Coil, Copper Fins, Add	4,735.18	
For Direct Expansion Cooling Coil, Copper Fins, Add	4,321.22	
For Hot Water Heating Coil, Copper Fins, Add	3,079.35	
For Variable Air Volume, Add	1,159.08	
For Economizer, Panel, Controls And Damper(s), Add	1,749.06	
For 2 Coils, Independent Circuits, Add	1,175.15	
23 73 13 00-0013 EA 3,000 CFM Single Zone Air Handling Unit, Built-Up, Constant Volume, Horizontal / Vertical, Draw-Through Fan	11,743.87	1,471.99
For Flat Filter Box And Throwaway Filters, Add	1,069.25	
For Medium Capacity Filter Box And Throwaway Filters, Add	2,075.41	
For Combination Filter Mixing Box And Throwaway Filters, Add	3,102.61	
For Manual Roll Filter, Add	5,512.88	
For Automatic Roll Filter, Add	5,994.93	
For Hot Water Heating Coil, Aluminum Fins, Add	2,620.55	
For Electric Heating Coil, Add	4,548.77	
For Chilled Water Cooling Coil, Aluminum Fins, Add	4,548.77	
For Direct Expansion Cooling Coil, Aluminum Fins, Add	4,066.71	
For Steam Heating Coil, Aluminum Fins, Add	3,584.66	
For Welded Exterior Waterproof Casing, Double-Wall, With Insulation, Add	2,997.47	
For Chilled Water Cooling Coil, Copper Fins, Add	5,512.88	
For Direct Expansion Cooling Coil, Copper Fins, Add	5,030.82	
For Hot Water Heating Coil, Copper Fins, Add	3,584.66	
For Variable Air Volume, Add	1,349.75	
For Economizer, Panel, Controls And Damper(s), Add	1,906.53	
For 2 Coils, Independent Circuits, Add	1,367.21	
23 73 13 00-0014 EA 3,250 CFM Single Zone Air Handling Unit, Built-Up, Constant Volume, Horizontal / Vertical, Draw-Through Fan	12,295.79	1,581.87
For Flat Filter Box And Throwaway Filters, Add	1,116.56	
For Medium Capacity Filter Box And Throwaway Filters, Add	2,165.30	
For Combination Filter Mixing Box And Throwaway Filters, Add	3,236.65	
For Manual Roll Filter, Add	5,745.48	
For Automatic Roll Filter, Add	6,247.25	
For Hot Water Heating Coil, Aluminum Fins, Add	2,734.88	
For Electric Heating Coil, Add	4,741.95	
For Chilled Water Cooling Coil, Aluminum Fins, Add	4,741.95	
For Direct Expansion Cooling Coil, Aluminum Fins, Add	4,240.18	
For Steam Heating Coil, Aluminum Fins, Add	3,738.41	
For Welded Exterior Waterproof Casing, Double-Wall, With Insulation, Add	3,123.62	
For Chilled Water Cooling Coil, Copper Fins, Add	5,745.48	
For Direct Expansion Cooling Coil, Copper Fins, Add	5,243.72	
For Hot Water Heating Coil, Copper Fins, Add	3,738.41	
For Variable Air Volume, Add	1,404.95	
For Economizer, Panel, Controls And Damper(s), Add	1,993.25	
For 2 Coils, Independent Circuits, Add	1,430.29	



MINOR CSI UOM DESCRIPTION	TOTAL DIRECT UNIT COST	DEMOLITION UNIT COST
23 73 13 00-0015 EA 3,500 CFM Single Zone Air Handling Unit, Built-Up, Constant Volume, Horizontal / Vertical, Draw-Through Fan <i>For Flat Filter Box And Throwaway Filters, Add</i> <i>For Medium Capacity Filter Box And Throwaway Filters, Add</i> <i>For Combination Filter Mixing Box And Throwaway Filters, Add</i> <i>For Manual Roll Filter, Add</i> <i>For Automatic Roll Filter, Add</i> <i>For Hot Water Heating Coil, Aluminum Fins, Add</i> <i>For Electric Heating Coil, Add</i> <i>For Chilled Water Cooling Coil, Aluminum Fins, Add</i> <i>For Direct Expansion Cooling Coil, Aluminum Fins, Add</i> <i>For Steam Heating Coil, Aluminum Fins, Add</i> <i>For Welded Exterior Waterproof Casing, Double-Wall, With Insulation, Add</i> <i>For Chilled Water Cooling Coil, Copper Fins, Add</i> <i>For Direct Expansion Cooling Coil, Copper Fins, Add</i> <i>For Hot Water Heating Coil, Copper Fins, Add</i> <i>For Variable Air Volume, Add</i> <i>For Economizer, Panel, Controls And Damper(s), Add</i> <i>For 2 Coils, Independent Circuits, Add</i>	12,858.25 1,164.39 2,255.92 3,371.74 5,979.14 6,500.62 2,850.26 4,936.18 4,936.18 4,414.70 3,893.22 3,250.31 5,979.14 5,457.66 3,893.22 1,460.14 2,085.77 1,494.42	1,700.04
23 73 13 00-0016 EA 4,000 CFM Single Zone Air Handling Unit, Built-Up, Constant Volume, Horizontal / Vertical, Draw-Through Fan <i>For Flat Filter Box And Throwaway Filters, Add</i> <i>For Medium Capacity Filter Box And Throwaway Filters, Add</i> <i>For Combination Filter Mixing Box And Throwaway Filters, Add</i> <i>For Manual Roll Filter, Add</i> <i>For Automatic Roll Filter, Add</i> <i>For Hot Water Heating Coil, Aluminum Fins, Add</i> <i>For Electric Heating Coil, Add</i> <i>For Chilled Water Cooling Coil, Aluminum Fins, Add</i> <i>For Direct Expansion Cooling Coil, Aluminum Fins, Add</i> <i>For Steam Heating Coil, Aluminum Fins, Add</i> <i>For Welded Exterior Waterproof Casing, Double-Wall, With Insulation, Add</i> <i>For Chilled Water Cooling Coil, Copper Fins, Add</i> <i>For Direct Expansion Cooling Coil, Copper Fins, Add</i> <i>For Hot Water Heating Coil, Copper Fins, Add</i> <i>For Variable Air Volume, Add</i> <i>For Economizer, Panel, Controls And Damper(s), Add</i> <i>For 2 Coils, Independent Circuits, Add</i>	14,094.44 1,269.21 2,454.28 3,667.39 6,489.83 7,054.32 3,102.91 5,360.86 5,360.86 4,796.37 4,231.88 3,527.16 6,489.83 5,925.34 4,231.88 1,580.57 2,061.88 1,635.24	1,962.65
23 73 13 00-0017 EA 4,500 CFM Single Zone Air Handling Unit, Built-Up, Constant Volume, Horizontal / Vertical, Draw-Through Fan <i>For Flat Filter Box And Throwaway Filters, Add</i> <i>For Medium Capacity Filter Box And Throwaway Filters, Add</i> <i>For Combination Filter Mixing Box And Throwaway Filters, Add</i> <i>For Manual Roll Filter, Add</i> <i>For Automatic Roll Filter, Add</i> <i>For Hot Water Heating Coil, Aluminum Fins, Add</i> <i>For Electric Heating Coil, Add</i> <i>For Chilled Water Cooling Coil, Aluminum Fins, Add</i> <i>For Direct Expansion Cooling Coil, Aluminum Fins, Add</i> <i>For Steam Heating Coil, Aluminum Fins, Add</i> <i>For Welded Exterior Waterproof Casing, Double-Wall, With Insulation, Add</i> <i>For Chilled Water Cooling Coil, Copper Fins, Add</i> <i>For Direct Expansion Cooling Coil, Copper Fins, Add</i> <i>For Hot Water Heating Coil, Copper Fins, Add</i> <i>For Variable Air Volume, Add</i> <i>For Economizer, Panel, Controls And Damper(s), Add</i> <i>For 2 Coils, Independent Circuits, Add</i>	14,094.44 1,269.21 2,454.28 3,667.39 6,489.83 7,054.32 3,102.91 5,360.86 5,360.86 4,796.37 4,231.88 3,527.16 6,489.83 5,925.34 4,231.88 1,580.57 2,061.88 1,635.24	1,962.65
23 73 13 00-0018 EA 5,000 CFM Single Zone Air Handling Unit, Built-Up, Constant Volume, Horizontal / Vertical, Draw-Through Fan <i>For Flat Filter Box And Throwaway Filters, Add</i> <i>For Medium Capacity Filter Box And Throwaway Filters, Add</i> <i>For Combination Filter Mixing Box And Throwaway Filters, Add</i> <i>For Manual Roll Filter, Add</i> <i>For Automatic Roll Filter, Add</i> <i>For Hot Water Heating Coil, Aluminum Fins, Add</i> <i>For Electric Heating Coil, Add</i> <i>For Chilled Water Cooling Coil, Aluminum Fins, Add</i> <i>For Direct Expansion Cooling Coil, Aluminum Fins, Add</i> <i>For Steam Heating Coil, Aluminum Fins, Add</i> <i>For Welded Exterior Waterproof Casing, Double-Wall, With Insulation, Add</i> <i>For Chilled Water Cooling Coil, Copper Fins, Add</i> <i>For Direct Expansion Cooling Coil, Copper Fins, Add</i> <i>For Hot Water Heating Coil, Copper Fins, Add</i> <i>For Variable Air Volume, Add</i> <i>For Economizer, Panel, Controls And Damper(s), Add</i> <i>For 2 Coils, Independent Circuits, Add</i>	15,442.66 1,383.21 2,669.80 3,988.59 7,043.99 7,655.07 3,377.51 5,821.83 5,821.83 5,210.75 4,599.67 3,827.54 7,043.99 6,432.91 4,599.67 1,711.03 2,228.42 1,788.70	2,254.29

23 Heating, Ventilating, and Air-Conditioning (HVAC)

23 70 Central HVAC Equipment

23 73 Indoor Central-Station Air-Handling Units



MINOR CSI UOM DESCRIPTION	TOTAL DIRECT UNIT COST	DEMOLITION UNIT COST
23 73 13 00-0019 EA 5,500 CFM Single Zone Air Handling Unit, Built-Up, Constant Volume, Horizontal / Vertical, Draw-Through Fan	16,218.06	2,445.72
For Flat Filter Box And Throwaway Filters, Add	1,447.07	
For Medium Capacity Filter Box And Throwaway Filters, Add	2,789.30	
For Combination Filter Mixing Box And Throwaway Filters, Add	4,166.48	
For Manual Roll Filter, Add	7,347.32	
For Automatic Roll Filter, Add	4,983.49	
For Hot Water Heating Coil, Aluminum Fins, Add	3,530.31	
For Electric Heating Coil, Add	6,074.99	
For Chilled Water Cooling Coil, Aluminum Fins, Add	6,074.99	
For Direct Expansion Cooling Coil, Aluminum Fins, Add	5,438.82	
For Steam Heating Coil, Aluminum Fins, Add	4,802.65	
For Welded Exterior Waterproof Casing, Double-Wall, With Insulation, Add	3,991.75	
For Chilled Water Cooling Coil, Copper Fins, Add	7,347.32	
For Direct Expansion Cooling Coil, Copper Fins, Add	6,711.15	
For Hot Water Heating Coil, Copper Fins, Add	4,802.65	
For Variable Air Volume, Add	1,781.27	
For Economizer, Panel, Controls And Damper(s), Add	2,337.88	
For 2 Coils, Independent Circuits, Add	1,876.27	
23 73 13 00-0020 EA 6,000 CFM Single Zone Air Handling Unit, Built-Up, Constant Volume, Horizontal / Vertical, Draw-Through Fan	16,978.95	2,627.47
For Flat Filter Box And Throwaway Filters, Add	1,510.20	
For Medium Capacity Filter Box And Throwaway Filters, Add	2,907.79	
For Combination Filter Mixing Box And Throwaway Filters, Add	4,342.92	
For Manual Roll Filter, Add	7,649.21	
For Automatic Roll Filter, Add	8,310.47	
For Hot Water Heating Coil, Aluminum Fins, Add	3,681.67	
For Electric Heating Coil, Add	6,326.69	
For Chilled Water Cooling Coil, Aluminum Fins, Add	6,326.69	
For Direct Expansion Cooling Coil, Aluminum Fins, Add	5,665.44	
For Steam Heating Coil, Aluminum Fins, Add	5,004.18	
For Welded Exterior Waterproof Casing, Double-Wall, With Insulation, Add	4,155.23	
For Chilled Water Cooling Coil, Copper Fins, Add	7,649.21	
For Direct Expansion Cooling Coil, Copper Fins, Add	6,987.95	
For Hot Water Heating Coil, Copper Fins, Add	5,004.18	
For Variable Air Volume, Add	1,851.52	
For Economizer, Panel, Controls And Damper(s), Add	2,441.52	
For 2 Coils, Independent Circuits, Add	1,962.40	
23 73 13 00-0021 EA 6,500 CFM Single Zone Air Handling Unit, Built-Up, Constant Volume, Horizontal / Vertical, Draw-Through Fan	17,744.22	2,812.68
For Flat Filter Box And Throwaway Filters, Add	1,573.56	
For Medium Capacity Filter Box And Throwaway Filters, Add	3,026.59	
For Combination Filter Mixing Box And Throwaway Filters, Add	4,519.80	
For Manual Roll Filter, Add	7,951.53	
For Automatic Roll Filter, Add	8,637.88	
For Hot Water Heating Coil, Aluminum Fins, Add	3,833.46	
For Electric Heating Coil, Add	6,578.84	
For Chilled Water Cooling Coil, Aluminum Fins, Add	6,578.84	
For Direct Expansion Cooling Coil, Aluminum Fins, Add	5,892.50	
For Steam Heating Coil, Aluminum Fins, Add	5,206.15	
For Welded Exterior Waterproof Casing, Double-Wall, With Insulation, Add	4,318.94	
For Chilled Water Cooling Coil, Copper Fins, Add	7,951.53	
For Direct Expansion Cooling Coil, Copper Fins, Add	7,265.19	
For Hot Water Heating Coil, Copper Fins, Add	5,206.15	
For Variable Air Volume, Add	1,921.77	
For Economizer, Panel, Controls And Damper(s), Add	2,546.92	
For 2 Coils, Independent Circuits, Add	2,048.96	
23 73 13 00-0022 EA 7,000 CFM Single Zone Air Handling Unit, Built-Up, Constant Volume, Horizontal / Vertical, Draw-Through Fan	18,625.67	3,027.61
For Flat Filter Box And Throwaway Filters, Add	1,646.30	
For Medium Capacity Filter Box And Throwaway Filters, Add	3,162.84	
For Combination Filter Mixing Box And Throwaway Filters, Add	4,722.64	
For Manual Roll Filter, Add	8,297.73	
For Automatic Roll Filter, Add	9,012.75	
For Hot Water Heating Coil, Aluminum Fins, Add	4,007.62	
For Electric Heating Coil, Add	6,867.69	
For Chilled Water Cooling Coil, Aluminum Fins, Add	6,867.69	
For Direct Expansion Cooling Coil, Aluminum Fins, Add	6,152.68	
For Steam Heating Coil, Aluminum Fins, Add	5,437.66	
For Welded Exterior Waterproof Casing, Double-Wall, With Insulation, Add	4,506.37	
For Chilled Water Cooling Coil, Copper Fins, Add	8,297.73	
For Direct Expansion Cooling Coil, Copper Fins, Add	7,582.71	
For Hot Water Heating Coil, Copper Fins, Add	5,437.66	
For Variable Air Volume, Add	2,002.05	
For Economizer, Panel, Controls And Damper(s), Add	2,670.12	
For 2 Coils, Independent Circuits, Add	2,148.57	



MINOR CSI UOM DESCRIPTION	TOTAL DIRECT UNIT COST	DEMOLITION UNIT COST
23 73 13 00-0023 EA 7,500 CFM Single Zone Air Handling Unit, Built-Up, Constant Volume, Horizontal / Vertical, Draw-Through Fan <i>For Flat Filter Box And Throwaway Filters, Add</i> <i>For Medium Capacity Filter Box And Throwaway Filters, Add</i> <i>For Combination Filter Mixing Box And Throwaway Filters, Add</i> <i>For Manual Roll Filter, Add</i> <i>For Automatic Roll Filter, Add</i> <i>For Hot Water Heating Coil, Aluminum Fins, Add</i> <i>For Electric Heating Coil, Add</i> <i>For Chilled Water Cooling Coil, Aluminum Fins, Add</i> <i>For Direct Expansion Cooling Coil, Aluminum Fins, Add</i> <i>For Steam Heating Coil, Aluminum Fins, Add</i> <i>For Welded Exterior Waterproof Casing, Double-Wall, With Insulation, Add</i> <i>For Chilled Water Cooling Coil, Copper Fins, Add</i> <i>For Direct Expansion Cooling Coil, Copper Fins, Add</i> <i>For Hot Water Heating Coil, Copper Fins, Add</i> <i>For Variable Air Volume, Add</i> <i>For Economizer, Panel, Controls And Damper(s), Add</i> <i>For 2 Coils, Independent Circuits, Add</i>	19,519.69 1,719.67 3,299.97 4,926.73 8,645.18 9,388.87 4,183.04 7,157.80 7,157.80 6,414.11 5,670.42 4,694.43 8,645.18 7,901.49 5,670.42 2,082.33 2,573.77 2,249.45	3,243.91
23 73 13 00-0024 EA 8,000 CFM Single Zone Air Handling Unit, Built-Up, Constant Volume, Horizontal / Vertical, Draw-Through Fan <i>For Flat Filter Box And Throwaway Filters, Add</i> <i>For Medium Capacity Filter Box And Throwaway Filters, Add</i> <i>For Combination Filter Mixing Box And Throwaway Filters, Add</i> <i>For Manual Roll Filter, Add</i> <i>For Automatic Roll Filter, Add</i> <i>For Hot Water Heating Coil, Aluminum Fins, Add</i> <i>For Electric Heating Coil, Add</i> <i>For Chilled Water Cooling Coil, Aluminum Fins, Add</i> <i>For Direct Expansion Cooling Coil, Aluminum Fins, Add</i> <i>For Steam Heating Coil, Aluminum Fins, Add</i> <i>For Welded Exterior Waterproof Casing, Double-Wall, With Insulation, Add</i> <i>For Chilled Water Cooling Coil, Copper Fins, Add</i> <i>For Direct Expansion Cooling Coil, Copper Fins, Add</i> <i>For Hot Water Heating Coil, Copper Fins, Add</i> <i>For Variable Air Volume, Add</i> <i>For Economizer, Panel, Controls And Damper(s), Add</i> <i>For 2 Coils, Independent Circuits, Add</i>	20,439.67 1,794.35 3,438.92 5,133.42 8,995.23 9,767.59 4,361.05 7,450.50 7,450.50 6,678.14 5,905.78 4,883.80 8,995.23 8,222.87 5,905.78 2,162.62 2,677.73 2,352.91	3,493.29
23 73 13 00-0025 EA 9,000 CFM Single Zone Air Handling Unit, Built-Up, Constant Volume, Horizontal / Vertical, Draw-Through Fan <i>For Flat Filter Box And Throwaway Filters, Add</i> <i>For Medium Capacity Filter Box And Throwaway Filters, Add</i> <i>For Combination Filter Mixing Box And Throwaway Filters, Add</i> <i>For Manual Roll Filter, Add</i> <i>For Automatic Roll Filter, Add</i> <i>For Hot Water Heating Coil, Aluminum Fins, Add</i> <i>For Electric Heating Coil, Add</i> <i>For Chilled Water Cooling Coil, Aluminum Fins, Add</i> <i>For Direct Expansion Cooling Coil, Aluminum Fins, Add</i> <i>For Steam Heating Coil, Aluminum Fins, Add</i> <i>For Welded Exterior Waterproof Casing, Double-Wall, With Insulation, Add</i> <i>For Chilled Water Cooling Coil, Copper Fins, Add</i> <i>For Direct Expansion Cooling Coil, Copper Fins, Add</i> <i>For Hot Water Heating Coil, Copper Fins, Add</i> <i>For Variable Air Volume, Add</i> <i>For Economizer, Panel, Controls And Damper(s), Add</i> <i>For 2 Coils, Independent Circuits, Add</i>	21,487.20 1,878.98 3,596.11 5,367.20 9,390.29 10,194.91 4,562.58 7,781.05 7,781.05 6,976.43 6,171.82 5,097.46 9,390.29 8,585.67 6,171.82 2,252.93 2,798.45 2,470.57	3,784.33
23 73 13 00-0026 EA 10,000 CFM Single Zone Air Handling Unit, Built-Up, Constant Volume, Horizontal / Vertical, Draw-Through Fan <i>For Flat Filter Box And Throwaway Filters, Add</i> <i>For Medium Capacity Filter Box And Throwaway Filters, Add</i> <i>For Combination Filter Mixing Box And Throwaway Filters, Add</i> <i>For Manual Roll Filter, Add</i> <i>For Automatic Roll Filter, Add</i> <i>For Hot Water Heating Coil, Aluminum Fins, Add</i> <i>For Electric Heating Coil, Add</i> <i>For Chilled Water Cooling Coil, Aluminum Fins, Add</i> <i>For Direct Expansion Cooling Coil, Aluminum Fins, Add</i> <i>For Steam Heating Coil, Aluminum Fins, Add</i> <i>For Welded Exterior Waterproof Casing, Double-Wall, With Insulation, Add</i> <i>For Chilled Water Cooling Coil, Copper Fins, Add</i> <i>For Direct Expansion Cooling Coil, Copper Fins, Add</i> <i>For Hot Water Heating Coil, Copper Fins, Add</i> <i>For Variable Air Volume, Add</i> <i>For Economizer, Panel, Controls And Damper(s), Add</i> <i>For 2 Coils, Independent Circuits, Add</i>	22,510.91 1,962.42 3,751.64 5,598.59 9,782.97 10,619.85 4,761.72 8,109.22 8,109.22 7,272.34 6,435.47 5,309.92 9,782.97 8,946.10 6,435.47 2,343.25 2,912.02 2,585.84	4,040.43

23 Heating, Ventilating, and Air-Conditioning (HVAC)

23 70 Central HVAC Equipment

23 73 Indoor Central-Station Air-Handling Units



MINOR CSI UOM DESCRIPTION	TOTAL DIRECT UNIT COST	DEMOLITION UNIT COST
23 73 13 00-0027 EA 11,500 CFM Single Zone Air Handling Unit, Built-Up, Constant Volume, Horizontal / Vertical, Draw-Through Fan <i>For Flat Filter Box And Throwaway Filters, Add</i> <i>For Medium Capacity Filter Box And Throwaway Filters, Add</i> <i>For Combination Filter Mixing Box And Throwaway Filters, Add</i> <i>For Manual Roll Filter, Add</i> <i>For Automatic Roll Filter, Add</i> <i>For Hot Water Heating Coil, Aluminum Fins, Add</i> <i>For Electric Heating Coil, Add</i> <i>For Chilled Water Cooling Coil, Aluminum Fins, Add</i> <i>For Direct Expansion Cooling Coil, Aluminum Fins, Add</i> <i>For Steam Heating Coil, Aluminum Fins, Add</i> <i>For Welded Exterior Waterproof Casing, Double-Wall, With Insulation, Add</i> <i>For Chilled Water Cooling Coil, Copper Fins, Add</i> <i>For Direct Expansion Cooling Coil, Copper Fins, Add</i> <i>For Hot Water Heating Coil, Copper Fins, Add</i> <i>For Variable Air Volume, Add</i> <i>For Economizer, Panel, Controls And Damper(s), Add</i> <i>For 2 Coils, Independent Circuits, Add</i>	22,629.89 1,984.50 3,801.90 5,675.00 9,940.02 10,793.02 4,822.00 8,234.01 8,234.01 7,381.01 6,528.01 5,396.51 9,940.02 9,087.02 6,528.01 2,388.41 2,850.95 2,604.19	3,912.18
23 73 13 00-0028 EA 12,500 CFM Single Zone Air Handling Unit, Built-Up, Constant Volume, Horizontal / Vertical, Draw-Through Fan <i>For Flat Filter Box And Throwaway Filters, Add</i> <i>For Medium Capacity Filter Box And Throwaway Filters, Add</i> <i>For Combination Filter Mixing Box And Throwaway Filters, Add</i> <i>For Manual Roll Filter, Add</i> <i>For Automatic Roll Filter, Add</i> <i>For Hot Water Heating Coil, Aluminum Fins, Add</i> <i>For Electric Heating Coil, Add</i> <i>For Chilled Water Cooling Coil, Aluminum Fins, Add</i> <i>For Direct Expansion Cooling Coil, Aluminum Fins, Add</i> <i>For Steam Heating Coil, Aluminum Fins, Add</i> <i>For Welded Exterior Waterproof Casing, Double-Wall, With Insulation, Add</i> <i>For Chilled Water Cooling Coil, Copper Fins, Add</i> <i>For Direct Expansion Cooling Coil, Copper Fins, Add</i> <i>For Hot Water Heating Coil, Copper Fins, Add</i> <i>For Variable Air Volume, Add</i> <i>For Economizer, Panel, Controls And Damper(s), Add</i> <i>For 2 Coils, Independent Circuits, Add</i>	23,582.03 2,048.23 3,910.49 5,834.73 10,180.39 11,049.52 4,965.60 8,442.13 8,442.13 7,573.00 6,703.86 5,524.76 10,180.39 9,311.26 6,703.86 2,433.57 3,039.82 2,705.86	4,340.45
23 73 13 00-0029 EA 13,700 CFM Single Zone Air Handling Unit, Built-Up, Constant Volume, Horizontal / Vertical, Draw-Through Fan <i>For Flat Filter Box And Throwaway Filters, Add</i> <i>For Medium Capacity Filter Box And Throwaway Filters, Add</i> <i>For Combination Filter Mixing Box And Throwaway Filters, Add</i> <i>For Manual Roll Filter, Add</i> <i>For Automatic Roll Filter, Add</i> <i>For Hot Water Heating Coil, Aluminum Fins, Add</i> <i>For Electric Heating Coil, Add</i> <i>For Chilled Water Cooling Coil, Aluminum Fins, Add</i> <i>For Direct Expansion Cooling Coil, Aluminum Fins, Add</i> <i>For Steam Heating Coil, Aluminum Fins, Add</i> <i>For Welded Exterior Waterproof Casing, Double-Wall, With Insulation, Add</i> <i>For Chilled Water Cooling Coil, Copper Fins, Add</i> <i>For Direct Expansion Cooling Coil, Copper Fins, Add</i> <i>For Hot Water Heating Coil, Copper Fins, Add</i> <i>For Variable Air Volume, Add</i> <i>For Economizer, Panel, Controls And Damper(s), Add</i> <i>For 2 Coils, Independent Circuits, Add</i>	24,843.16 2,163.26 4,133.88 6,168.72 10,774.22 11,695.32 5,247.62 8,932.02 8,932.02 8,010.92 7,089.82 5,847.66 10,774.22 9,853.12 7,089.82 2,579.08 2,684.23 2,852.76	4,514.81
23 73 13 00-0030 EA 15,000 CFM Single Zone Air Handling Unit, Built-Up, Constant Volume, Horizontal / Vertical, Draw-Through Fan <i>For Flat Filter Box And Throwaway Filters, Add</i> <i>For Medium Capacity Filter Box And Throwaway Filters, Add</i> <i>For Combination Filter Mixing Box And Throwaway Filters, Add</i> <i>For Manual Roll Filter, Add</i> <i>For Automatic Roll Filter, Add</i> <i>For Hot Water Heating Coil, Aluminum Fins, Add</i> <i>For Electric Heating Coil, Add</i> <i>For Chilled Water Cooling Coil, Aluminum Fins, Add</i> <i>For Direct Expansion Cooling Coil, Aluminum Fins, Add</i> <i>For Steam Heating Coil, Aluminum Fins, Add</i> <i>For Welded Exterior Waterproof Casing, Double-Wall, With Insulation, Add</i> <i>For Chilled Water Cooling Coil, Copper Fins, Add</i> <i>For Direct Expansion Cooling Coil, Copper Fins, Add</i> <i>For Hot Water Heating Coil, Copper Fins, Add</i> <i>For Variable Air Volume, Add</i> <i>For Economizer, Panel, Controls And Damper(s), Add</i> <i>For 2 Coils, Independent Circuits, Add</i>	26,165.98 2,281.37 4,361.60 6,508.88 11,374.22 12,347.29 5,535.81 9,428.08 9,428.08 8,455.02 7,481.95 6,173.65 11,374.22 10,401.15 7,481.95 2,724.59 2,740.92 3,005.83	4,689.65



MINOR CSI UOM DESCRIPTION	TOTAL DIRECT UNIT COST	DEMOLITION UNIT COST
23 73 13 00-0031 EA 16,500 CFM Single Zone Air Handling Unit, Built-Up, Constant Volume, Horizontal / Vertical, Draw-Through Fan <i>For Flat Filter Box And Throwaway Filters, Add</i> <i>For Medium Capacity Filter Box And Throwaway Filters, Add</i> <i>For Combination Filter Mixing Box And Throwaway Filters, Add</i> <i>For Manual Roll Filter, Add</i> <i>For Automatic Roll Filter, Add</i> <i>For Hot Water Heating Coil, Aluminum Fins, Add</i> <i>For Electric Heating Coil, Add</i> <i>For Chilled Water Cooling Coil, Aluminum Fins, Add</i> <i>For Direct Expansion Cooling Coil, Aluminum Fins, Add</i> <i>For Steam Heating Coil, Aluminum Fins, Add</i> <i>For Welded Exterior Waterproof Casing, Double-Wall, With Insulation, Add</i> <i>For Chilled Water Cooling Coil, Copper Fins, Add</i> <i>For Direct Expansion Cooling Coil, Copper Fins, Add</i> <i>For Hot Water Heating Coil, Copper Fins, Add</i> <i>For Variable Air Volume, Add</i> <i>For Economizer, Panel, Controls And Damper(s), Add</i> <i>For 2 Coils, Independent Circuits, Add</i>	27,574.91 2,410.95 4,613.98 6,886.32 12,047.35 13,079.55 5,854.11 9,982.93 9,982.93 8,950.73 7,918.52 6,539.78 12,047.35 11,015.14 7,918.52 2,890.18 2,786.16 3,170.37	4,870.02
23 73 13 00-0032 EA 17,500 CFM Single Zone Air Handling Unit, Built-Up, Constant Volume, Horizontal / Vertical, Draw-Through Fan <i>For Flat Filter Box And Throwaway Filters, Add</i> <i>For Medium Capacity Filter Box And Throwaway Filters, Add</i> <i>For Combination Filter Mixing Box And Throwaway Filters, Add</i> <i>For Manual Roll Filter, Add</i> <i>For Automatic Roll Filter, Add</i> <i>For Hot Water Heating Coil, Aluminum Fins, Add</i> <i>For Electric Heating Coil, Add</i> <i>For Chilled Water Cooling Coil, Aluminum Fins, Add</i> <i>For Direct Expansion Cooling Coil, Aluminum Fins, Add</i> <i>For Steam Heating Coil, Aluminum Fins, Add</i> <i>For Welded Exterior Waterproof Casing, Double-Wall, With Insulation, Add</i> <i>For Chilled Water Cooling Coil, Copper Fins, Add</i> <i>For Direct Expansion Cooling Coil, Copper Fins, Add</i> <i>For Hot Water Heating Coil, Copper Fins, Add</i> <i>For Variable Air Volume, Add</i> <i>For Economizer, Panel, Controls And Damper(s), Add</i> <i>For 2 Coils, Independent Circuits, Add</i>	29,038.92 2,543.29 4,870.22 7,269.26 12,725.98 13,817.32 6,177.92 10,543.29 10,543.29 9,451.95 8,360.61 6,908.66 12,725.98 11,634.64 8,360.61 3,055.76 2,842.41 3,340.43	5,050.59
23 73 13 00-0033 EA 20,000 CFM Single Zone Air Handling Unit, Built-Up, Constant Volume, Horizontal / Vertical, Draw-Through Fan <i>For Flat Filter Box And Throwaway Filters, Add</i> <i>For Medium Capacity Filter Box And Throwaway Filters, Add</i> <i>For Combination Filter Mixing Box And Throwaway Filters, Add</i> <i>For Manual Roll Filter, Add</i> <i>For Automatic Roll Filter, Add</i> <i>For Hot Water Heating Coil, Aluminum Fins, Add</i> <i>For Electric Heating Coil, Add</i> <i>For Chilled Water Cooling Coil, Aluminum Fins, Add</i> <i>For Direct Expansion Cooling Coil, Aluminum Fins, Add</i> <i>For Steam Heating Coil, Aluminum Fins, Add</i> <i>For Welded Exterior Waterproof Casing, Double Wall, With Insulation, Add</i> <i>For Chilled Water Cooling Coil, Copper Fins, Add</i> <i>For Direct Expansion Cooling Coil, Copper Fins, Add</i> <i>For Hot Water Heating Coil, Copper Fins, Add</i> <i>For Variable Air Volume, Add</i> <i>For Economizer, Panel, Controls And Damper(s), Add</i> <i>For 2 Coils, Independent Circuits, Add</i>	32,398.04 2,852.82 5,473.44 9,404.37 13,596.27 14,336.02 5,705.63 6,198.80 10,637.28 9,404.37 8,171.46 6,551.55 13,103.11 11,870.20 9,404.37 3,452.16 3,089.46 3,732.97	5,414.58
23 73 13 00-0034 EA 22,500 CFM Single Zone Air Handling Unit, Built-Up, Constant Volume, Horizontal / Vertical, Draw-Through Fan <i>For Flat Filter Box And Throwaway Filters, Add</i> <i>For Medium Capacity Filter Box And Throwaway Filters, Add</i> <i>For Combination Filter Mixing Box And Throwaway Filters, Add</i> <i>For Manual Roll Filter, Add</i> <i>For Automatic Roll Filter, Add</i> <i>For Hot Water Heating Coil, Aluminum Fins, Add</i> <i>For Electric Heating Coil, Add</i> <i>For Chilled Water Cooling Coil, Aluminum Fins, Add</i> <i>For Direct Expansion Cooling Coil, Aluminum Fins, Add</i> <i>For Steam Heating Coil, Aluminum Fins, Add</i> <i>For Welded Exterior Waterproof Casing, Double Wall, With Insulation, Add</i> <i>For Chilled Water Cooling Coil, Copper Fins, Add</i> <i>For Direct Expansion Cooling Coil, Copper Fins, Add</i> <i>For Hot Water Heating Coil, Copper Fins, Add</i> <i>For Variable Air Volume, Add</i> <i>For Economizer, Panel, Controls And Damper(s), Add</i> <i>For 2 Coils, Independent Circuits, Add</i>	35,963.73 3,178.05 6,105.09 10,495.67 15,187.19 16,015.10 6,356.09 6,908.03 11,875.53 10,495.67 9,115.81 7,317.62 14,635.25 13,255.39 10,495.67 3,863.61 3,199.15 4,148.32	5,835.45

23 Heating, Ventilating, and Air-Conditioning (HVAC)**23 70 Central HVAC Equipment****23 73 Indoor Central-Station Air-Handling Units**
 MINOR
 CSI UOM DESCRIPTION

 TOTAL DIRECT DEMOLITION
 UNIT COST UNIT COST

23 73 13 00-0035	EA	25,000 CFM Single Zone Air Handling Unit, Built-Up, Constant Volume, Horizontal / Vertical, Draw-Through Fan	39,869.24	6,252.56
		<i>For Flat Filter Box And Throwaway Filters, Add</i>	3,539.98	
		<i>For Medium Capacity Filter Box And Throwaway Filters, Add</i>	6,811.79	
		<i>For Combination Filter Mixing Box And Throwaway Filters, Add</i>	11,719.51	
		<i>For Manual Roll Filter, Add</i>	16,977.67	
		<i>For Automatic Roll Filter, Add</i>	17,905.58	
		<i>For Hot Water Heating Coil, Aluminum Fins, Add</i>	7,079.96	
		<i>For Electric Heating Coil, Add</i>	7,698.56	
		<i>For Chilled Water Cooling Coil, Aluminum Fins, Add</i>	13,266.03	
		<i>For Direct Expansion Cooling Coil, Aluminum Fins, Add</i>	11,719.51	
		<i>For Steam Heating Coil, Aluminum Fins, Add</i>	10,172.99	
		<i>For Welded Exterior Waterproof Casing, Double Wall, With Insulation, Add</i>	8,179.53	
		<i>For Chilled Water Cooling Coil, Copper Fins, Add</i>	16,359.06	
		<i>For Direct Expansion Cooling Coil, Copper Fins, Add</i>	14,812.54	
		<i>For Hot Water Heating Coil, Copper Fins, Add</i>	11,719.51	
		<i>For Variable Air Volume, Add</i>	4,330.25	
		<i>For Economizer, Panel, Controls And Damper(s), Add</i>	3,299.31	
		<i>For 2 Coils, Independent Circuits, Add</i>	4,605.53	
23 73 13 00-0036	EA	27,500 CFM Single Zone Air Handling Unit, Built-Up, Constant Volume, Horizontal / Vertical, Draw-Through Fan	49,183.99	6,733.85
		<i>For Flat Filter Box And Throwaway Filters, Add</i>	4,437.69	
		<i>For Medium Capacity Filter Box And Throwaway Filters, Add</i>	8,586.71	
		<i>For Combination Filter Mixing Box And Throwaway Filters, Add</i>	14,810.37	
		<i>For Manual Roll Filter, Add</i>	21,536.92	
		<i>For Automatic Roll Filter, Add</i>	22,723.95	
		<i>For Hot Water Heating Coil, Aluminum Fins, Add</i>	8,875.19	
		<i>For Electric Heating Coil, Add</i>	9,666.55	
		<i>For Chilled Water Cooling Coil, Aluminum Fins, Add</i>	16,788.77	
		<i>For Direct Expansion Cooling Coil, Aluminum Fins, Add</i>	14,810.37	
		<i>For Steam Heating Coil, Aluminum Fins, Add</i>	12,831.98	
		<i>For Welded Exterior Waterproof Casing, Double Wall, With Insulation, Add</i>	10,372.78	
		<i>For Chilled Water Cooling Coil, Copper Fins, Add</i>	20,745.56	
		<i>For Direct Expansion Cooling Coil, Copper Fins, Add</i>	18,767.16	
		<i>For Hot Water Heating Coil, Copper Fins, Add</i>	14,810.37	
		<i>For Variable Air Volume, Add</i>	5,539.51	
		<i>For Economizer, Panel, Controls And Damper(s), Add</i>	3,417.82	
		<i>For 2 Coils, Independent Circuits, Add</i>	5,709.76	
23 73 13 00-0037	EA	30,000 CFM Single Zone Air Handling Unit, Built-Up, Constant Volume, Horizontal / Vertical, Draw-Through Fan	54,989.05	7,187.39
		<i>For Flat Filter Box And Throwaway Filters, Add</i>	4,985.90	
		<i>For Medium Capacity Filter Box And Throwaway Filters, Add</i>	9,663.99	
		<i>For Combination Filter Mixing Box And Throwaway Filters, Add</i>	16,681.14	
		<i>For Manual Roll Filter, Add</i>	24,285.06	
		<i>For Automatic Roll Filter, Add</i>	25,626.92	
		<i>For Hot Water Heating Coil, Aluminum Fins, Add</i>	9,971.80	
		<i>For Electric Heating Coil, Add</i>	10,866.38	
		<i>For Chilled Water Cooling Coil, Aluminum Fins, Add</i>	18,917.58	
		<i>For Direct Expansion Cooling Coil, Aluminum Fins, Add</i>	16,681.14	
		<i>For Steam Heating Coil, Aluminum Fins, Add</i>	14,444.69	
		<i>For Welded Exterior Waterproof Casing, Double Wall, With Insulation, Add</i>	11,695.24	
		<i>For Chilled Water Cooling Coil, Copper Fins, Add</i>	23,390.48	
		<i>For Direct Expansion Cooling Coil, Copper Fins, Add</i>	21,154.03	
		<i>For Hot Water Heating Coil, Copper Fins, Add</i>	16,681.14	
		<i>For Variable Air Volume, Add</i>	6,262.05	
		<i>For Economizer, Panel, Controls And Damper(s), Add</i>	3,304.02	
		<i>For 2 Coils, Independent Circuits, Add</i>	6,393.48	
23 73 13 00-0038	EA	32,500 CFM Single Zone Air Handling Unit, Built-Up, Constant Volume, Horizontal / Vertical, Draw-Through Fan	60,260.30	7,739.76
		<i>For Flat Filter Box And Throwaway Filters, Add</i>	5,473.46	
		<i>For Medium Capacity Filter Box And Throwaway Filters, Add</i>	10,615.39	
		<i>For Combination Filter Mixing Box And Throwaway Filters, Add</i>	18,328.28	
		<i>For Manual Roll Filter, Add</i>	26,693.81	
		<i>For Automatic Roll Filter, Add</i>	28,170.08	
		<i>For Hot Water Heating Coil, Aluminum Fins, Add</i>	10,946.93	
		<i>For Electric Heating Coil, Add</i>	11,931.11	
		<i>For Chilled Water Cooling Coil, Aluminum Fins, Add</i>	20,788.73	
		<i>For Direct Expansion Cooling Coil, Aluminum Fins, Add</i>	18,328.28	
		<i>For Steam Heating Coil, Aluminum Fins, Add</i>	15,867.83	
		<i>For Welded Exterior Waterproof Casing, Double Wall, With Insulation, Add</i>	12,854.81	
		<i>For Chilled Water Cooling Coil, Copper Fins, Add</i>	25,709.63	
		<i>For Direct Expansion Cooling Coil, Copper Fins, Add</i>	23,249.18	
		<i>For Hot Water Heating Coil, Copper Fins, Add</i>	18,328.28	
		<i>For Variable Air Volume, Add</i>	6,889.26	
		<i>For Economizer, Panel, Controls And Damper(s), Add</i>	3,422.70	
		<i>For 2 Coils, Independent Circuits, Add</i>	7,010.21	



MINOR CSI UOM DESCRIPTION	TOTAL DIRECT UNIT COST	DEMOLITION UNIT COST
23 73 13 00-0039 EA 35,000 CFM Single Zone Air Handling Unit, Built-Up, Constant Volume, Horizontal / Vertical, Draw-Through Fan <i>For Flat Filter Box And Throwaway Filters, Add</i> <i>For Medium Capacity Filter Box And Throwaway Filters, Add</i> <i>For Combination Filter Mixing Box And Throwaway Filters, Add</i> <i>For Manual Roll Filter, Add</i> <i>For Automatic Roll Filter, Add</i> <i>For Hot Water Heating Coil, Aluminum Fins, Add</i> <i>For Electric Heating Coil, Add</i> <i>For Chilled Water Cooling Coil, Aluminum Fins, Add</i> <i>For Direct Expansion Cooling Coil, Aluminum Fins, Add</i> <i>For Steam Heating Coil, Aluminum Fins, Add</i> <i>For Welded Exterior Waterproof Casing, Double Wall, With Insulation, Add</i> <i>For Chilled Water Cooling Coil, Copper Fins, Add</i> <i>For Direct Expansion Cooling Coil, Copper Fins, Add</i> <i>For Hot Water Heating Coil, Copper Fins, Add</i> <i>For Variable Air Volume, Add</i> <i>For Economizer, Panel, Controls And Damper(s), Add</i> <i>For 2 Coils, Independent Circuits, Add</i>66,126.30 6,012.27 11,664.33 20,142.42 29,342.67 30,966.24 12,024.54 13,106.93 22,848.37 20,142.42 17,436.46 14,130.14 28,260.29 25,554.33 20,142.42 7,576.68 3,566.07 7,695.01	9,204.73
23 73 13 00-0040 EA 37,500 CFM Single Zone Air Handling Unit, Built-Up, Constant Volume, Horizontal / Vertical, Draw-Through Fan <i>For Flat Filter Box And Throwaway Filters, Add</i> <i>For Medium Capacity Filter Box And Throwaway Filters, Add</i> <i>For Combination Filter Mixing Box And Throwaway Filters, Add</i> <i>For Manual Roll Filter, Add</i> <i>For Automatic Roll Filter, Add</i> <i>For Hot Water Heating Coil, Aluminum Fins, Add</i> <i>For Electric Heating Coil, Add</i> <i>For Chilled Water Cooling Coil, Aluminum Fins, Add</i> <i>For Direct Expansion Cooling Coil, Aluminum Fins, Add</i> <i>For Steam Heating Coil, Aluminum Fins, Add</i> <i>For Welded Exterior Waterproof Casing, Double Wall, With Insulation, Add</i> <i>For Chilled Water Cooling Coil, Copper Fins, Add</i> <i>For Direct Expansion Cooling Coil, Copper Fins, Add</i> <i>For Hot Water Heating Coil, Copper Fins, Add</i> <i>For Variable Air Volume, Add</i> <i>For Economizer, Panel, Controls And Damper(s), Add</i> <i>For 2 Coils, Independent Circuits, Add</i>71,185.47 6,482.07 12,582.24 21,732.51 31,670.00 33,423.68 12,964.13 14,133.25 24,655.30 21,732.51 18,809.72 15,250.44 30,500.88 27,578.09 21,732.51 8,183.82 3,674.44 8,287.66	8,914.98
23 73 13 00-0041 EA 40,000 CFM Single Zone Air Handling Unit, Built-Up, Constant Volume, Horizontal / Vertical, Draw-Through Fan <i>For Flat Filter Box And Throwaway Filters, Add</i> <i>For Medium Capacity Filter Box And Throwaway Filters, Add</i> <i>For Combination Filter Mixing Box And Throwaway Filters, Add</i> <i>For Manual Roll Filter, Add</i> <i>For Automatic Roll Filter, Add</i> <i>For Hot Water Heating Coil, Aluminum Fins, Add</i> <i>For Electric Heating Coil, Add</i> <i>For Chilled Water Cooling Coil, Aluminum Fins, Add</i> <i>For Direct Expansion Cooling Coil, Aluminum Fins, Add</i> <i>For Steam Heating Coil, Aluminum Fins, Add</i> <i>For Welded Exterior Waterproof Casing, Double Wall, With Insulation, Add</i> <i>For Chilled Water Cooling Coil, Copper Fins, Add</i> <i>For Direct Expansion Cooling Coil, Copper Fins, Add</i> <i>For Hot Water Heating Coil, Copper Fins, Add</i> <i>For Variable Air Volume, Add</i> <i>For Economizer, Panel, Controls And Damper(s), Add</i> <i>For 2 Coils, Independent Circuits, Add</i>76,784.80 6,995.00 13,579.90 23,457.26 34,186.82 36,080.28 13,989.99 15,252.29 26,613.01 23,457.26 20,301.50 16,462.26 32,924.52 29,768.77 23,457.26 8,836.11 3,538.71 8,940.78	9,536.86
23 73 13 00-0042 EA 45,000 CFM Single Zone Air Handling Unit, Built-Up, Constant Volume, Horizontal / Vertical, Draw-Through Fan <i>For Flat Filter Box And Throwaway Filters, Add</i> <i>For Medium Capacity Filter Box And Throwaway Filters, Add</i> <i>For Combination Filter Mixing Box And Throwaway Filters, Add</i> <i>For Manual Roll Filter, Add</i> <i>For Automatic Roll Filter, Add</i> <i>For Hot Water Heating Coil, Aluminum Fins, Add</i> <i>For Electric Heating Coil, Add</i> <i>For Chilled Water Cooling Coil, Aluminum Fins, Add</i> <i>For Direct Expansion Cooling Coil, Aluminum Fins, Add</i> <i>For Steam Heating Coil, Aluminum Fins, Add</i> <i>For Welded Exterior Waterproof Casing, Double Wall, With Insulation, Add</i> <i>For Chilled Water Cooling Coil, Copper Fins, Add</i> <i>For Direct Expansion Cooling Coil, Copper Fins, Add</i> <i>For Hot Water Heating Coil, Copper Fins, Add</i> <i>For Variable Air Volume, Add</i> <i>For Economizer, Panel, Controls And Damper(s), Add</i> <i>For 2 Coils, Independent Circuits, Add</i>82,879.36 7,552.40 14,663.47 25,330.09 36,918.75 38,963.81 15,104.80 16,468.17 28,738.52 25,330.09 21,921.66 17,777.69 35,555.38 32,146.95 25,330.09 9,543.61 3,668.84 9,651.31	10,297.14

23 Heating, Ventilating, and Air-Conditioning (HVAC)**23 70 Central HVAC Equipment****23 73 Indoor Central-Station Air-Handling Units**MINOR
CSI UOM DESCRIPTIONTOTAL DIRECT DEMOLITION
UNIT COST UNIT COST

MINOR	CSI	UOM	DESCRIPTION	TOTAL DIRECT UNIT COST	DEMOLITION UNIT COST
23 73 13 00-0043	EA		47,500 CFM Single Zone Air Handling Unit, Built-Up, Constant Volume, Horizontal / Vertical, Draw-Through Fan 86,336.57	86,336.57	10,780.79
			<i>For Flat Filter Box And Throwaway Filters, Add</i>	7,865.04	
			<i>For Medium Capacity Filter Box And Throwaway Filters, Add</i>	15,268.90	
			<i>For Combination Filter Mixing Box And Throwaway Filters, Add</i>	26,374.70	
			<i>For Manual Roll Filter, Add</i>	38,438.61	
			<i>For Automatic Roll Filter, Add</i>	40,567.53	
			<i>For Hot Water Heating Coil, Aluminum Fins, Add</i>	15,730.07	
			<i>For Electric Heating Coil, Add</i>	17,149.36	
			<i>For Chilled Water Cooling Coil, Aluminum Fins, Add</i>	29,922.91	
			<i>For Direct Expansion Cooling Coil, Aluminum Fins, Add</i>	26,374.70	
			<i>For Steam Heating Coil, Aluminum Fins, Add</i>	22,826.49	
			<i>For Welded Exterior Waterproof Casing, Double Wall, With Insulation, Add</i>	18,509.66	
			<i>For Chilled Water Cooling Coil, Copper Fins, Add</i>	37,019.33	
			<i>For Direct Expansion Cooling Coil, Copper Fins, Add</i>	33,471.12	
			<i>For Hot Water Heating Coil, Copper Fins, Add</i>	26,374.70	
			<i>For Variable Air Volume, Add</i>	9,934.98	
			<i>For Economizer, Panel, Controls And Damper(s), Add</i>	3,751.55	
			<i>For 2 Coils, Independent Circuits, Add</i>	70,052.94	
23 73 13 00-0044	EA		50,000 CFM Single Zone Air Handling Unit, Built-Up, Constant Volume, Horizontal / Vertical, Draw-Through Fan 89,597.12	89,597.12	11,195.44
			<i>For Flat Filter Box And Throwaway Filters, Add</i>	8,160.67	
			<i>For Medium Capacity Filter Box And Throwaway Filters, Add</i>	15,841.93	
			<i>For Combination Filter Mixing Box And Throwaway Filters, Add</i>	27,363.80	
			<i>For Manual Roll Filter, Add</i>	39,878.59	
			<i>For Automatic Roll Filter, Add</i>	42,087.08	
			<i>For Hot Water Heating Coil, Aluminum Fins, Add</i>	16,321.35	
			<i>For Electric Heating Coil, Add</i>	17,793.68	
			<i>For Chilled Water Cooling Coil, Aluminum Fins, Add</i>	31,044.62	
			<i>For Direct Expansion Cooling Coil, Aluminum Fins, Add</i>	27,363.80	
			<i>For Steam Heating Coil, Aluminum Fins, Add</i>	23,682.99	
			<i>For Welded Exterior Waterproof Casing, Double Wall, With Insulation, Add</i>	19,203.13	
			<i>For Chilled Water Cooling Coil, Copper Fins, Add</i>	38,406.26	
			<i>For Direct Expansion Cooling Coil, Copper Fins, Add</i>	34,725.44	
			<i>For Hot Water Heating Coil, Copper Fins, Add</i>	27,363.80	
			<i>For Variable Air Volume, Add</i>	10,306.29	
			<i>For Economizer, Panel, Controls And Damper(s), Add</i>	3,827.59	
			<i>For 2 Coils, Independent Circuits, Add</i>	10,432.04	
23 73 13 00-0045	EA		55,000 CFM Single Zone Air Handling Unit, Built-Up, Constant Volume, Horizontal / Vertical, Draw-Through Fan 96,617.11	96,617.11	11,955.63
			<i>For Flat Filter Box And Throwaway Filters, Add</i>	8,807.36	
			<i>For Medium Capacity Filter Box And Throwaway Filters, Add</i>	17,102.10	
			<i>For Combination Filter Mixing Box And Throwaway Filters, Add</i>	29,544.22	
			<i>For Manual Roll Filter, Add</i>	43,064.33	
			<i>For Automatic Roll Filter, Add</i>	45,450.23	
			<i>For Hot Water Heating Coil, Aluminum Fins, Add</i>	17,614.72	
			<i>For Electric Heating Coil, Add</i>	19,205.32	
			<i>For Chilled Water Cooling Coil, Aluminum Fins, Add</i>	33,520.73	
			<i>For Direct Expansion Cooling Coil, Aluminum Fins, Add</i>	29,544.22	
			<i>For Steam Heating Coil, Aluminum Fins, Add</i>	25,567.72	
			<i>For Welded Exterior Waterproof Casing, Double Wall, With Insulation, Add</i>	20,736.87	
			<i>For Chilled Water Cooling Coil, Copper Fins, Add</i>	41,473.73	
			<i>For Direct Expansion Cooling Coil, Copper Fins, Add</i>	37,497.23	
			<i>For Hot Water Heating Coil, Copper Fins, Add</i>	29,544.22	
			<i>For Variable Air Volume, Add</i>	11,134.21	
			<i>For Economizer, Panel, Controls And Damper(s), Add</i>	3,965.88	
			<i>For 2 Coils, Independent Circuits, Add</i>	11,252.31	
23 73 13 00-0046	EA		60,000 CFM Single Zone Air Handling Unit, Built-Up, Constant Volume, Horizontal / Vertical, Draw-Through Fan 105,733.22	105,733.22	12,784.91
			<i>For Flat Filter Box And Throwaway Filters, Add</i>	9,659.20	
			<i>For Medium Capacity Filter Box And Throwaway Filters, Add</i>	18,769.93	
			<i>For Combination Filter Mixing Box And Throwaway Filters, Add</i>	32,436.02	
			<i>For Manual Roll Filter, Add</i>	47,302.65	
			<i>For Automatic Roll Filter, Add</i>	49,926.18	
			<i>For Hot Water Heating Coil, Aluminum Fins, Add</i>	19,318.40	
			<i>For Electric Heating Coil, Add</i>	21,067.42	
			<i>For Chilled Water Cooling Coil, Aluminum Fins, Add</i>	36,808.56	
			<i>For Direct Expansion Cooling Coil, Aluminum Fins, Add</i>	32,436.02	
			<i>For Steam Heating Coil, Aluminum Fins, Add</i>	28,063.48	
			<i>For Welded Exterior Waterproof Casing, Double Wall, With Insulation, Add</i>	22,776.82	
			<i>For Chilled Water Cooling Coil, Copper Fins, Add</i>	45,553.64	
			<i>For Direct Expansion Cooling Coil, Copper Fins, Add</i>	41,181.10	
			<i>For Hot Water Heating Coil, Copper Fins, Add</i>	32,436.02	
			<i>For Variable Air Volume, Add</i>	12,243.11	
			<i>For Economizer, Panel, Controls And Damper(s), Add</i>	3,728.24	
			<i>For 2 Coils, Independent Circuits, Add</i>	12,322.34	



MINOR CSI UOM DESCRIPTION	TOTAL DIRECT UNIT COST	DEMOLITION UNIT COST
23 73 13 00-0047 EA 65,000 CFM Single Zone Air Handling Unit, Built-Up, Constant Volume, Horizontal / Vertical, Draw-Through Fan ...	115,940.91	13,821.53
For Flat Filter Box And Throwaway Filters, Add	10,606.84	
For Medium Capacity Filter Box And Throwaway Filters, Add	20,621.33	
For Combination Filter Mixing Box And Throwaway Filters, Add	35,643.06	
For Manual Roll Filter, Add	51,996.36	
For Automatic Roll Filter, Add	54,882.23	
For Hot Water Heating Coil, Aluminum Fins, Add	21,213.68	
For Electric Heating Coil, Add	23,137.60	
For Chilled Water Cooling Coil, Aluminum Fins, Add	40,452.85	
For Direct Expansion Cooling Coil, Aluminum Fins, Add	35,643.06	
For Steam Heating Coil, Aluminum Fins, Add	30,833.27	
For Welded Exterior Waterproof Casing, Double Wall, With Insulation, Add	25,036.22	
For Chilled Water Cooling Coil, Copper Fins, Add	50,072.44	
For Direct Expansion Cooling Coil, Copper Fins, Add	45,262.65	
For Hot Water Heating Coil, Copper Fins, Add	35,643.06	
For Variable Air Volume, Add	13,467.42	
For Economizer, Panel, Controls And Damper(s), Add	3,874.50	
For 2 Coils, Independent Circuits, Add	13,518.01	
23 73 13 00-0048 EA 70,000 CFM Single Zone Air Handling Unit, Built-Up, Constant Volume, Horizontal / Vertical, Draw-Through Fan ...	127,298.94	14,996.36
For Flat Filter Box And Throwaway Filters, Add	11,656.80	
For Medium Capacity Filter Box And Throwaway Filters, Add	22,669.73	
For Combination Filter Mixing Box And Throwaway Filters, Add	39,189.14	
For Manual Roll Filter, Add	57,181.42	
For Automatic Roll Filter, Add	60,356.53	
For Hot Water Heating Coil, Aluminum Fins, Add	23,313.59	
For Electric Heating Coil, Add	25,430.33	
For Chilled Water Cooling Coil, Aluminum Fins, Add	44,480.99	
For Direct Expansion Cooling Coil, Aluminum Fins, Add	39,189.14	
For Steam Heating Coil, Aluminum Fins, Add	33,897.29	
For Welded Exterior Waterproof Casing, Double Wall, With Insulation, Add	27,532.34	
For Chilled Water Cooling Coil, Copper Fins, Add	55,064.68	
For Direct Expansion Cooling Coil, Copper Fins, Add	49,772.83	
For Hot Water Heating Coil, Copper Fins, Add	39,189.14	
For Variable Air Volume, Add	14,817.18	
For Economizer, Panel, Controls And Damper(s), Add	4,046.20	
For 2 Coils, Independent Circuits, Add	14,846.63	
23 73 13 00-0049 Multi-Zone Units <small>(23 73 13)</small>		
Note: Horizontal/vertical-blow-thru fan, motor and cabinet.		
23 73 13 00-0050 EA 1,000 CFM Multizone Air Handling Unit, Built-Up, Horizontal / Vertical, Draw-Through Fan	7,510.91	1,243.74
For Economizer, Panel, Controls And Damper(s), Add	1,883.50	
For Flat Filter Box And Throwaway Filters, Add	662.27	
For Medium Capacity Filter Box And Throwaway Filters, Add	1,271.25	
For Combination Filter Mixing Box And Throwaway Filters, Add	1,611.26	
For Manual Roll Filter, Add	3,331.61	
For Automatic Roll Filter, Add	3,331.61	
For Hot Water Heating Coil, Aluminum Fins, Add	751.09	
For Electric Heating Coil, Add	865.78	
For Chilled Water Cooling Coil, Aluminum Fins, Add	2,758.16	
For Direct Expansion Cooling Coil, Aluminum Fins, Add	2,758.16	
For Chilled Water Cooling Coil, Copper Fins, Add	3,331.61	
For Direct Expansion Cooling Coil, Copper Fins, Add	3,331.61	
For 2 Coils, Independent Circuits, Add	865.78	
23 73 13 00-0051 EA 1,200 CFM Multizone Air Handling Unit, Built-Up, Horizontal / Vertical, Draw-Through Fan	9,358.31	1,558.18
For Economizer, Panel, Controls And Damper(s), Add	2,198.24	
For Flat Filter Box And Throwaway Filters, Add	824.53	
For Medium Capacity Filter Box And Throwaway Filters, Add	1,582.28	
For Combination Filter Mixing Box And Throwaway Filters, Add	2,005.67	
For Manual Roll Filter, Add	4,145.35	
For Automatic Roll Filter, Add	4,145.35	
For Hot Water Heating Coil, Aluminum Fins, Add	935.83	
For Electric Heating Coil, Add	1,078.48	
For Chilled Water Cooling Coil, Aluminum Fins, Add	3,432.12	
For Direct Expansion Cooling Coil, Aluminum Fins, Add	3,432.12	
For Chilled Water Cooling Coil, Copper Fins, Add	4,145.35	
For Direct Expansion Cooling Coil, Copper Fins, Add	4,145.35	
For 2 Coils, Independent Circuits, Add	1,078.48	
23 73 13 00-0052 EA 1,600 CFM Multizone Air Handling Unit, Built-Up, Horizontal / Vertical, Draw-Through Fan	11,615.78	1,658.38
For Economizer, Panel, Controls And Damper(s), Add	2,298.25	
For Flat Filter Box And Throwaway Filters, Add	1,043.13	
For Medium Capacity Filter Box And Throwaway Filters, Add	2,015.20	
For Combination Filter Mixing Box And Throwaway Filters, Add	2,548.61	
For Manual Roll Filter, Add	5,322.66	
For Automatic Roll Filter, Add	5,322.66	
For Hot Water Heating Coil, Aluminum Fins, Add	1,161.58	
For Electric Heating Coil, Add	1,346.52	
For Chilled Water Cooling Coil, Aluminum Fins, Add	4,397.98	
For Direct Expansion Cooling Coil, Aluminum Fins, Add	4,397.98	
For Chilled Water Cooling Coil, Copper Fins, Add	5,322.66	
For Direct Expansion Cooling Coil, Copper Fins, Add	5,322.66	
For 2 Coils, Independent Circuits, Add	1,346.52	

23 Heating, Ventilating, and Air-Conditioning (HVAC)

23 70 Central HVAC Equipment

23 73 Indoor Central-Station Air-Handling Units



MINOR CSI	UOM	DESCRIPTION	TOTAL DIRECT UNIT COST	DEMOLITION UNIT COST
23 73 13 00-0053	EA	2,000 CFM Multizone Air Handling Unit, Built-Up, Horizontal / Vertical, Draw-Through Fan	12,069.86	1,775.87
		<i>For Economizer, Panel, Controls And Damper(s), Add</i>	2,415.40	
		<i>For Flat Filter Box And Throwaway Filters, Add</i>	1,080.17	
		<i>For Medium Capacity Filter Box And Throwaway Filters, Add</i>	2,084.25	
		<i>For Combination Filter Mixing Box And Throwaway Filters, Add</i>	2,637.02	
		<i>For Manual Roll Filter, Add</i>	5,497.09	
		<i>For Automatic Roll Filter, Add</i>	5,497.09	
		<i>For Hot Water Heating Coil, Aluminum Fins, Add</i>	1,206.99	
		<i>For Electric Heating Coil, Add</i>	1,397.66	
		<i>For Chilled Water Cooling Coil, Aluminum Fins, Add</i>	4,543.74	
		<i>For Direct Expansion Cooling Coil, Aluminum Fins, Add</i>	4,543.74	
		<i>For Chilled Water Cooling Coil, Copper Fins, Add</i>	5,497.09	
		<i>For Direct Expansion Cooling Coil, Copper Fins, Add</i>	5,497.09	
		<i>For 2 Coils, Independent Circuits, Add</i>	1,397.66	
23 73 13 00-0054	EA	2,500 CFM Multizone Air Handling Unit, Built-Up, Horizontal / Vertical, Draw-Through Fan	14,152.82	1,903.71
		<i>For Economizer, Panel, Controls And Damper(s), Add</i>	2,543.79	
		<i>For Flat Filter Box And Throwaway Filters, Add</i>	1,279.30	
		<i>For Medium Capacity Filter Box And Throwaway Filters, Add</i>	2,477.00	
		<i>For Combination Filter Mixing Box And Throwaway Filters, Add</i>	3,130.25	
		<i>For Manual Roll Filter, Add</i>	6,560.19	
		<i>For Automatic Roll Filter, Add</i>	6,560.19	
		<i>For Hot Water Heating Coil, Aluminum Fins, Add</i>	1,415.28	
		<i>For Electric Heating Coil, Add</i>	1,643.94	
		<i>For Chilled Water Cooling Coil, Aluminum Fins, Add</i>	5,416.87	
		<i>For Direct Expansion Cooling Coil, Aluminum Fins, Add</i>	5,416.87	
		<i>For Chilled Water Cooling Coil, Copper Fins, Add</i>	6,560.19	
		<i>For Direct Expansion Cooling Coil, Copper Fins, Add</i>	6,560.19	
		<i>For 2 Coils, Independent Circuits, Add</i>	1,643.94	
23 73 13 00-0055	EA	3,000 CFM Multizone Air Handling Unit, Built-Up, Horizontal / Vertical, Draw-Through Fan	14,918.81	2,038.68
		<i>For Economizer, Panel, Controls And Damper(s), Add</i>	2,678.58	
		<i>For Flat Filter Box And Throwaway Filters, Add</i>	1,346.27	
		<i>For Medium Capacity Filter Box And Throwaway Filters, Add</i>	2,605.17	
		<i>For Combination Filter Mixing Box And Throwaway Filters, Add</i>	3,292.87	
		<i>For Manual Roll Filter, Add</i>	6,894.83	
		<i>For Automatic Roll Filter, Add</i>	6,894.83	
		<i>For Hot Water Heating Coil, Aluminum Fins, Add</i>	1,491.88	
		<i>For Electric Heating Coil, Add</i>	1,732.01	
		<i>For Chilled Water Cooling Coil, Aluminum Fins, Add</i>	5,694.18	
		<i>For Direct Expansion Cooling Coil, Aluminum Fins, Add</i>	5,694.18	
		<i>For Chilled Water Cooling Coil, Copper Fins, Add</i>	6,894.83	
		<i>For Direct Expansion Cooling Coil, Copper Fins, Add</i>	6,894.83	
		<i>For 2 Coils, Independent Circuits, Add</i>	1,732.01	
23 73 13 00-0056	EA	3,500 CFM Multizone Air Handling Unit, Built-Up, Horizontal / Vertical, Draw-Through Fan	15,725.31	2,176.79
		<i>For Economizer, Panel, Controls And Damper(s), Add</i>	2,816.62	
		<i>For Flat Filter Box And Throwaway Filters, Add</i>	1,417.06	
		<i>For Medium Capacity Filter Box And Throwaway Filters, Add</i>	2,740.83	
		<i>For Combination Filter Mixing Box And Throwaway Filters, Add</i>	3,464.91	
		<i>For Manual Roll Filter, Add</i>	7,249.66	
		<i>For Automatic Roll Filter, Add</i>	7,249.66	
		<i>For Hot Water Heating Coil, Aluminum Fins, Add</i>	1,572.53	
		<i>For Electric Heating Coil, Add</i>	1,824.85	
		<i>For Chilled Water Cooling Coil, Aluminum Fins, Add</i>	5,988.08	
		<i>For Direct Expansion Cooling Coil, Aluminum Fins, Add</i>	5,988.08	
		<i>For Chilled Water Cooling Coil, Copper Fins, Add</i>	7,249.66	
		<i>For Direct Expansion Cooling Coil, Copper Fins, Add</i>	7,249.66	
		<i>For 2 Coils, Independent Circuits, Add</i>	1,824.85	
23 73 13 00-0057	EA	4,000 CFM Multizone Air Handling Unit, Built-Up, Horizontal / Vertical, Draw-Through Fan	17,558.36	2,335.84
		<i>For Economizer, Panel, Controls And Damper(s), Add</i>	2,581.33	
		<i>For Flat Filter Box And Throwaway Filters, Add</i>	1,589.35	
		<i>For Medium Capacity Filter Box And Throwaway Filters, Add</i>	3,078.81	
		<i>For Combination Filter Mixing Box And Throwaway Filters, Add</i>	3,890.14	
		<i>For Manual Roll Filter, Add</i>	8,158.74	
		<i>For Automatic Roll Filter, Add</i>	8,158.74	
		<i>For Hot Water Heating Coil, Aluminum Fins, Add</i>	1,755.84	
		<i>For Electric Heating Coil, Add</i>	2,040.41	
		<i>For Chilled Water Cooling Coil, Aluminum Fins, Add</i>	6,735.87	
		<i>For Direct Expansion Cooling Coil, Aluminum Fins, Add</i>	6,735.87	
		<i>For Chilled Water Cooling Coil, Copper Fins, Add</i>	8,158.74	
		<i>For Direct Expansion Cooling Coil, Copper Fins, Add</i>	8,158.74	
		<i>For 2 Coils, Independent Circuits, Add</i>	2,040.41	
23 73 13 00-0058	EA	4,500 CFM Multizone Air Handling Unit, Built-Up, Horizontal / Vertical, Draw-Through Fan	19,200.22	2,501.50
		<i>For Economizer, Panel, Controls And Damper(s), Add</i>	2,715.57	
		<i>For Flat Filter Box And Throwaway Filters, Add</i>	1,741.33	
		<i>For Medium Capacity Filter Box And Throwaway Filters, Add</i>	3,375.45	
		<i>For Combination Filter Mixing Box And Throwaway Filters, Add</i>	4,263.99	
		<i>For Manual Roll Filter, Add</i>	8,951.92	
		<i>For Automatic Roll Filter, Add</i>	8,951.92	
		<i>For Hot Water Heating Coil, Aluminum Fins, Add</i>	1,920.02	
		<i>For Electric Heating Coil, Add</i>	2,232.55	
		<i>For Chilled Water Cooling Coil, Aluminum Fins, Add</i>	7,389.28	
		<i>For Direct Expansion Cooling Coil, Aluminum Fins, Add</i>	7,389.28	
		<i>For Chilled Water Cooling Coil, Copper Fins, Add</i>	8,951.92	
		<i>For Direct Expansion Cooling Coil, Copper Fins, Add</i>	8,951.92	
		<i>For 2 Coils, Independent Circuits, Add</i>	2,232.55	



MINOR CSI UOM DESCRIPTION	TOTAL DIRECT UNIT COST	DEMOLITION UNIT COST
23 73 13 00-0059 EA 5,000 CFM Multizone Air Handling Unit, Built-Up, Horizontal / Vertical, Draw-Through Fan	20,294.74	2,671.70
For Economizer, Panel, Controls And Damper(s), Add	2,844.46	
For Flat Filter Box And Throwaway Filters, Add	1,839.07	
For Medium Capacity Filter Box And Throwaway Filters, Add	3,563.89	
For Combination Filter Mixing Box And Throwaway Filters, Add	4,502.47	
For Manual Roll Filter, Add	9,448.46	
For Automatic Roll Filter, Add	9,448.46	
For Hot Water Heating Coil, Aluminum Fins, Add	2,029.47	
For Electric Heating Coil, Add	2,359.21	
For Chilled Water Cooling Coil, Aluminum Fins, Add	7,799.79	
For Direct Expansion Cooling Coil, Aluminum Fins, Add	7,799.79	
For Chilled Water Cooling Coil, Copper Fins, Add	9,448.46	
For Direct Expansion Cooling Coil, Copper Fins, Add	9,448.46	
For 2 Coils, Independent Circuits, Add	2,359.21	
23 73 13 00-0060 EA 5,500 CFM Multizone Air Handling Unit, Built-Up, Horizontal / Vertical, Draw-Through Fan	22,394.05	2,854.34
For Economizer, Panel, Controls And Damper(s), Add	2,993.76	
For Flat Filter Box And Throwaway Filters, Add	2,035.43	
For Medium Capacity Filter Box And Throwaway Filters, Add	3,948.47	
For Combination Filter Mixing Box And Throwaway Filters, Add	4,986.58	
For Manual Roll Filter, Add	10,480.93	
For Automatic Roll Filter, Add	10,480.93	
For Hot Water Heating Coil, Aluminum Fins, Add	2,239.41	
For Electric Heating Coil, Add	2,605.69	
For Chilled Water Cooling Coil, Aluminum Fins, Add	8,649.48	
For Direct Expansion Cooling Coil, Aluminum Fins, Add	8,649.48	
For Chilled Water Cooling Coil, Copper Fins, Add	10,480.93	
For Direct Expansion Cooling Coil, Copper Fins, Add	10,480.93	
For 2 Coils, Independent Circuits, Add	2,605.69	
23 73 13 00-0061 EA 6,000 CFM Multizone Air Handling Unit, Built-Up, Horizontal / Vertical, Draw-Through Fan	23,824.93	3,054.75
For Economizer, Panel, Controls And Damper(s), Add	3,149.95	
For Flat Filter Box And Throwaway Filters, Add	2,164.32	
For Medium Capacity Filter Box And Throwaway Filters, Add	4,197.73	
For Combination Filter Mixing Box And Throwaway Filters, Add	5,301.70	
For Manual Roll Filter, Add	11,140.12	
For Automatic Roll Filter, Add	11,140.12	
For Hot Water Heating Coil, Aluminum Fins, Add	2,382.49	
For Electric Heating Coil, Add	2,771.72	
For Chilled Water Cooling Coil, Aluminum Fins, Add	9,193.98	
For Direct Expansion Cooling Coil, Aluminum Fins, Add	9,193.98	
For Chilled Water Cooling Coil, Copper Fins, Add	11,140.12	
For Direct Expansion Cooling Coil, Copper Fins, Add	11,140.12	
For 2 Coils, Independent Circuits, Add	2,771.72	
23 73 13 00-0062 EA 6,500 CFM Multizone Air Handling Unit, Built-Up, Horizontal / Vertical, Draw-Through Fan	26,131.79	3,317.17
For Economizer, Panel, Controls And Damper(s), Add	3,354.26	
For Flat Filter Box And Throwaway Filters, Add	2,376.43	
For Medium Capacity Filter Box And Throwaway Filters, Add	4,610.81	
For Combination Filter Mixing Box And Throwaway Filters, Add	5,822.69	
For Manual Roll Filter, Add	12,241.73	
For Automatic Roll Filter, Add	12,241.73	
For Hot Water Heating Coil, Aluminum Fins, Add	2,613.18	
For Electric Heating Coil, Add	3,041.11	
For Chilled Water Cooling Coil, Aluminum Fins, Add	10,102.05	
For Direct Expansion Cooling Coil, Aluminum Fins, Add	10,102.05	
For Chilled Water Cooling Coil, Copper Fins, Add	12,241.73	
For Direct Expansion Cooling Coil, Copper Fins, Add	12,241.73	
For 2 Coils, Independent Circuits, Add	3,041.11	
23 73 13 00-0063 EA 7,000 CFM Multizone Air Handling Unit, Built-Up, Horizontal / Vertical, Draw-Through Fan	28,075.83	3,572.96
For Economizer, Panel, Controls And Damper(s), Add	3,556.14	
For Flat Filter Box And Throwaway Filters, Add	2,552.48	
For Medium Capacity Filter Box And Throwaway Filters, Add	4,951.90	
For Combination Filter Mixing Box And Throwaway Filters, Add	6,253.65	
For Manual Roll Filter, Add	13,145.77	
For Automatic Roll Filter, Add	13,145.77	
For Hot Water Heating Coil, Aluminum Fins, Add	2,807.58	
For Electric Heating Coil, Add	3,267.06	
For Chilled Water Cooling Coil, Aluminum Fins, Add	10,848.40	
For Direct Expansion Cooling Coil, Aluminum Fins, Add	10,848.40	
For Chilled Water Cooling Coil, Copper Fins, Add	13,145.77	
For Direct Expansion Cooling Coil, Copper Fins, Add	13,145.77	
For 2 Coils, Independent Circuits, Add	3,267.06	
23 73 13 00-0064 EA 7,500 CFM Multizone Air Handling Unit, Built-Up, Horizontal / Vertical, Draw-Through Fan	29,449.13	3,863.12
For Economizer, Panel, Controls And Damper(s), Add	3,143.07	
For Flat Filter Box And Throwaway Filters, Add	2,669.53	
For Medium Capacity Filter Box And Throwaway Filters, Add	5,173.83	
For Combination Filter Mixing Box And Throwaway Filters, Add	6,536.13	
For Manual Roll Filter, Add	13,718.57	
For Automatic Roll Filter, Add	13,718.57	
For Hot Water Heating Coil, Aluminum Fins, Add	2,944.91	
For Electric Heating Coil, Add	3,423.74	
For Chilled Water Cooling Coil, Aluminum Fins, Add	11,324.42	
For Direct Expansion Cooling Coil, Aluminum Fins, Add	11,324.42	
For Chilled Water Cooling Coil, Copper Fins, Add	13,718.57	
For Direct Expansion Cooling Coil, Copper Fins, Add	13,718.57	
For 2 Coils, Independent Circuits, Add	3,423.74	

23 Heating, Ventilating, and Air-Conditioning (HVAC)

23 70 Central HVAC Equipment

23 73 Indoor Central-Station Air-Handling Units



MINOR CSI UOM DESCRIPTION	TOTAL DIRECT UNIT COST	DEMOLITION UNIT COST
23 73 13 00-0065 EA 8,000 CFM Multizone Air Handling Unit, Built-Up, Horizontal / Vertical, Draw-Through Fan	32,693.28	4,166.99
For Economizer, Panel, Controls And Damper(s), Add	3,322.51	
For Flat Filter Box And Throwaway Filters, Add	2,971.51	
For Medium Capacity Filter Box And Throwaway Filters, Add	5,764.34	
For Combination Filter Mixing Box And Throwaway Filters, Add	7,279.88	
For Manual Roll Filter, Add	15,300.98	
For Automatic Roll Filter, Add	15,300.98	
For Hot Water Heating Coil, Aluminum Fins, Add	3,269.33	
For Electric Heating Coil, Add	3,804.07	
For Chilled Water Cooling Coil, Aluminum Fins, Add	12,627.28	
For Direct Expansion Cooling Coil, Aluminum Fins, Add	12,627.28	
For Chilled Water Cooling Coil, Copper Fins, Add	15,300.98	
For Direct Expansion Cooling Coil, Copper Fins, Add	15,300.98	
For 2 Coils, Independent Circuits, Add	3,804.07	
23 73 13 00-0066 EA 8,500 CFM Multizone Air Handling Unit, Built-Up, Horizontal / Vertical, Draw-Through Fan	34,412.57	4,491.80
For Economizer, Panel, Controls And Damper(s), Add	3,508.46	
For Flat Filter Box And Throwaway Filters, Add	3,120.20	
For Medium Capacity Filter Box And Throwaway Filters, Add	6,047.76	
For Combination Filter Mixing Box And Throwaway Filters, Add	7,639.97	
For Manual Roll Filter, Add	16,037.40	
For Automatic Roll Filter, Add	16,037.40	
For Hot Water Heating Coil, Aluminum Fins, Add	3,441.26	
For Electric Heating Coil, Add	4,001.09	
For Chilled Water Cooling Coil, Aluminum Fins, Add	13,238.25	
For Direct Expansion Cooling Coil, Aluminum Fins, Add	13,238.25	
For Chilled Water Cooling Coil, Copper Fins, Add	16,037.40	
For Direct Expansion Cooling Coil, Copper Fins, Add	16,037.40	
For 2 Coils, Independent Circuits, Add	4,001.09	
23 73 13 00-0067 EA 9,000 CFM Multizone Air Handling Unit, Built-Up, Horizontal / Vertical, Draw-Through Fan	36,317.29	4,865.18
For Economizer, Panel, Controls And Damper(s), Add	3,711.24	
For Flat Filter Box And Throwaway Filters, Add	3,285.32	
For Medium Capacity Filter Box And Throwaway Filters, Add	6,362.81	
For Combination Filter Mixing Box And Throwaway Filters, Add	8,040.11	
For Manual Roll Filter, Add	16,856.87	
For Automatic Roll Filter, Add	16,856.87	
For Hot Water Heating Coil, Aluminum Fins, Add	3,631.73	
For Electric Heating Coil, Add	4,219.51	
For Chilled Water Cooling Coil, Aluminum Fins, Add	13,917.95	
For Direct Expansion Cooling Coil, Aluminum Fins, Add	13,917.95	
For Chilled Water Cooling Coil, Copper Fins, Add	16,856.87	
For Direct Expansion Cooling Coil, Copper Fins, Add	16,856.87	
For 2 Coils, Independent Circuits, Add	4,219.51	
23 73 13 00-0068 EA 10,000 CFM Multizone Air Handling Unit, Built-Up, Horizontal / Vertical, Draw-Through Fan	38,366.28	5,251.88
For Economizer, Panel, Controls And Damper(s), Add	3,432.29	
For Flat Filter Box And Throwaway Filters, Add	3,461.25	
For Medium Capacity Filter Box And Throwaway Filters, Add	6,697.27	
For Combination Filter Mixing Box And Throwaway Filters, Add	8,465.43	
For Manual Roll Filter, Add	17,723.03	
For Automatic Roll Filter, Add	17,723.03	
For Hot Water Heating Coil, Aluminum Fins, Add	3,836.63	
For Electric Heating Coil, Add	4,453.80	
For Chilled Water Cooling Coil, Aluminum Fins, Add	14,637.16	
For Direct Expansion Cooling Coil, Aluminum Fins, Add	14,637.16	
For Chilled Water Cooling Coil, Copper Fins, Add	17,723.03	
For Direct Expansion Cooling Coil, Copper Fins, Add	17,723.03	
For 2 Coils, Independent Circuits, Add	4,453.80	
23 73 13 00-0069 EA 11,500 CFM Multizone Air Handling Unit, Built-Up, Horizontal / Vertical, Draw-Through Fan	39,437.02	5,452.59
For Economizer, Panel, Controls And Damper(s), Add	3,522.34	
For Flat Filter Box And Throwaway Filters, Add	3,553.31	
For Medium Capacity Filter Box And Throwaway Filters, Add	6,872.39	
For Combination Filter Mixing Box And Throwaway Filters, Add	8,688.09	
For Manual Roll Filter, Add	18,176.86	
For Automatic Roll Filter, Add	18,176.86	
For Hot Water Heating Coil, Aluminum Fins, Add	3,943.70	
For Electric Heating Coil, Add	4,576.29	
For Chilled Water Cooling Coil, Aluminum Fins, Add	15,013.93	
For Direct Expansion Cooling Coil, Aluminum Fins, Add	15,013.93	
For Chilled Water Cooling Coil, Copper Fins, Add	18,176.86	
For Direct Expansion Cooling Coil, Copper Fins, Add	18,176.86	
For 2 Coils, Independent Circuits, Add	4,576.29	
23 73 13 00-0070 EA 12,500 CFM Multizone Air Handling Unit, Built-Up, Horizontal / Vertical, Draw-Through Fan	40,462.66	5,647.18
For Economizer, Panel, Controls And Damper(s), Add	3,598.86	
For Flat Filter Box And Throwaway Filters, Add	3,643.12	
For Medium Capacity Filter Box And Throwaway Filters, Add	7,044.36	
For Combination Filter Mixing Box And Throwaway Filters, Add	8,906.24	
For Manual Roll Filter, Add	18,626.18	
For Automatic Roll Filter, Add	18,626.18	
For Hot Water Heating Coil, Aluminum Fins, Add	4,046.27	
For Electric Heating Coil, Add	4,694.26	
For Chilled Water Cooling Coil, Aluminum Fins, Add	15,386.20	
For Direct Expansion Cooling Coil, Aluminum Fins, Add	15,386.20	
For Chilled Water Cooling Coil, Copper Fins, Add	18,626.18	
For Direct Expansion Cooling Coil, Copper Fins, Add	18,626.18	
For 2 Coils, Independent Circuits, Add	4,694.26	



MINOR CSI UOM DESCRIPTION	TOTAL DIRECT UNIT COST	DEMOLITION UNIT COST
23 73 13 00-0071 EA 13,500 CFM Multizone Air Handling Unit, Built-Up, Horizontal / Vertical, Draw-Through Fan	45,831.55	5,874.15
For Economizer, Panel, Controls And Damper(s), Add	3,082.62	
For Flat Filter Box And Throwaway Filters, Add	4,162.45	
For Medium Capacity Filter Box And Throwaway Filters, Add	8,072.48	
For Combination Filter Mixing Box And Throwaway Filters, Add	10,195.78	
For Manual Roll Filter, Add	21,421.02	
For Automatic Roll Filter, Add	21,421.02	
For Hot Water Heating Coil, Aluminum Fins, Add	4,583.16	
For Electric Heating Coil, Add	5,331.50	
For Chilled Water Cooling Coil, Aluminum Fins, Add	17,679.27	
For Direct Expansion Cooling Coil, Aluminum Fins, Add	17,679.27	
For Chilled Water Cooling Coil, Copper Fins, Add	21,421.02	
For Direct Expansion Cooling Coil, Copper Fins, Add	21,421.02	
For 2 Coils, Independent Circuits, Add	5,331.50	
23 73 13 00-0072 EA 15,000 CFM Multizone Air Handling Unit, Built-Up, Horizontal / Vertical, Draw-Through Fan	51,163.30	6,106.85
For Economizer, Panel, Controls And Damper(s), Add	3,262.43	
For Flat Filter Box And Throwaway Filters, Add	4,679.92	
For Medium Capacity Filter Box And Throwaway Filters, Add	9,098.00	
For Combination Filter Mixing Box And Throwaway Filters, Add	11,481.60	
For Manual Roll Filter, Add	24,212.14	
For Automatic Roll Filter, Add	24,212.14	
For Hot Water Heating Coil, Aluminum Fins, Add	5,116.33	
For Electric Heating Coil, Add	5,965.03	
For Chilled Water Cooling Coil, Aluminum Fins, Add	19,968.63	
For Direct Expansion Cooling Coil, Aluminum Fins, Add	19,968.63	
For Chilled Water Cooling Coil, Copper Fins, Add	24,212.14	
For Direct Expansion Cooling Coil, Copper Fins, Add	24,212.14	
For 2 Coils, Independent Circuits, Add	5,965.03	
23 73 13 00-0073 EA 16,500 CFM Multizone Air Handling Unit, Built-Up, Horizontal / Vertical, Draw-Through Fan	58,956.02	6,337.17
For Economizer, Panel, Controls And Damper(s), Add	3,318.42	
For Flat Filter Box And Throwaway Filters, Add	5,443.20	
For Medium Capacity Filter Box And Throwaway Filters, Add	10,614.95	
For Combination Filter Mixing Box And Throwaway Filters, Add	13,381.78	
For Manual Roll Filter, Add	28,354.15	
For Automatic Roll Filter, Add	28,354.15	
For Hot Water Heating Coil, Aluminum Fins, Add	5,895.60	
For Electric Heating Coil, Add	6,893.76	
For Chilled Water Cooling Coil, Aluminum Fins, Add	23,363.36	
For Direct Expansion Cooling Coil, Aluminum Fins, Add	23,363.36	
For Chilled Water Cooling Coil, Copper Fins, Add	28,354.15	
For Direct Expansion Cooling Coil, Copper Fins, Add	28,354.15	
For 2 Coils, Independent Circuits, Add	6,893.76	
23 73 13 00-0074 EA 17,500 CFM Multizone Air Handling Unit, Built-Up, Horizontal / Vertical, Draw-Through Fan	66,753.27	6,565.23
For Economizer, Panel, Controls And Damper(s), Add	3,375.21	
For Flat Filter Box And Throwaway Filters, Add	6,206.69	
For Medium Capacity Filter Box And Throwaway Filters, Add	12,132.21	
For Combination Filter Mixing Box And Throwaway Filters, Add	15,282.42	
For Manual Roll Filter, Add	32,496.61	
For Automatic Roll Filter, Add	32,496.61	
For Hot Water Heating Coil, Aluminum Fins, Add	6,675.33	
For Electric Heating Coil, Add	7,822.94	
For Chilled Water Cooling Coil, Aluminum Fins, Add	26,758.54	
For Direct Expansion Cooling Coil, Aluminum Fins, Add	26,758.54	
For Chilled Water Cooling Coil, Copper Fins, Add	32,496.61	
For Direct Expansion Cooling Coil, Copper Fins, Add	32,496.61	
For 2 Coils, Independent Circuits, Add	7,822.94	
23 73 13 00-0075 EA 20,000 CFM Multizone Air Handling Unit, Built-Up, Horizontal / Vertical, Draw-Through Fan	75,001.68	7,118.09
For Economizer, Panel, Controls And Damper(s), Add	3,514.09	
For Flat Filter Box And Throwaway Filters, Add	6,991.86	
For Medium Capacity Filter Box And Throwaway Filters, Add	10,436.95	
For Combination Filter Mixing Box And Throwaway Filters, Add	17,225.49	
For Manual Roll Filter, Add	26,950.80	
For Automatic Roll Filter, Add	33,434.35	
For Hot Water Heating Coil, Aluminum Fins, Add	7,500.17	
For Electric Heating Coil, Add	8,796.88	
For Chilled Water Cooling Coil, Aluminum Fins, Add	26,950.80	
For Direct Expansion Cooling Coil, Aluminum Fins, Add	26,950.80	
For Steam Heating Coil, Aluminum Fins, Add	13,983.71	
For Chilled Water Cooling Coil, Copper Fins, Add	33,434.35	
For Direct Expansion Cooling Coil, Copper Fins, Add	33,434.35	
For 2 Coils, Independent Circuits, Add	8,796.88	
23 73 13 00-0076 EA 22,500 CFM Multizone Air Handling Unit, Built-Up, Horizontal / Vertical, Draw-Through Fan	80,885.56	7,740.05
For Economizer, Panel, Controls And Damper(s), Add	3,414.49	
For Flat Filter Box And Throwaway Filters, Add	7,538.73	
For Medium Capacity Filter Box And Throwaway Filters, Add	11,253.11	
For Combination Filter Mixing Box And Throwaway Filters, Add	18,571.90	
For Manual Roll Filter, Add	29,055.24	
For Automatic Roll Filter, Add	36,044.14	
For Hot Water Heating Coil, Aluminum Fins, Add	8,088.56	
For Electric Heating Coil, Add	9,486.34	
For Chilled Water Cooling Coil, Aluminum Fins, Add	29,055.24	
For Direct Expansion Cooling Coil, Aluminum Fins, Add	29,055.24	
For Steam Heating Coil, Aluminum Fins, Add	15,077.45	
For Chilled Water Cooling Coil, Copper Fins, Add	36,044.14	
For Direct Expansion Cooling Coil, Copper Fins, Add	36,044.14	
For 2 Coils, Independent Circuits, Add	9,486.34	

23 Heating, Ventilating, and Air-Conditioning (HVAC)

23 70 Central HVAC Equipment

23 73 Indoor Central-Station Air-Handling Units



MINOR CSI UOM DESCRIPTION	TOTAL DIRECT UNIT COST	DEMOLITION UNIT COST
23 73 13 00-0077 EA 25,000 CFM Multizone Air Handling Unit, Built-Up, Horizontal / Vertical, Draw-Through Fan	96,669.51	8,361.72
For Economizer, Panel, Controls And Damper(s), Add	3,556.39	
For Flat Filter Box And Throwaway Filters, Add	9,069.82	
For Medium Capacity Filter Box And Throwaway Filters, Add	13,545.02	
For Combination Filter Mixing Box And Throwaway Filters, Add	22,375.99	
For Manual Roll Filter, Add	35,085.03	
For Automatic Roll Filter, Add	43,557.72	
For Hot Water Heating Coil, Aluminum Fins, Add	9,666.95	
For Electric Heating Coil, Add	11,361.49	
For Chilled Water Cooling Coil, Aluminum Fins, Add	35,085.03	
For Direct Expansion Cooling Coil, Aluminum Fins, Add	35,085.03	
For Steam Heating Coil, Aluminum Fins, Add	18,139.64	
For Chilled Water Cooling Coil, Copper Fins, Add	43,557.72	
For Direct Expansion Cooling Coil, Copper Fins, Add	43,557.72	
For 2 Coils, Independent Circuits, Add	11,361.49	
23 73 13 00-0078 EA 27,500 CFM Multizone Air Handling Unit, Built-Up, Horizontal / Vertical, Draw-Through Fan	109,361.40	9,053.10
For Economizer, Panel, Controls And Damper(s), Add	3,702.20	
For Flat Filter Box And Throwaway Filters, Add	10,290.41	
For Medium Capacity Filter Box And Throwaway Filters, Add	15,371.04	
For Combination Filter Mixing Box And Throwaway Filters, Add	25,403.15	
For Manual Roll Filter, Add	39,870.17	
For Automatic Roll Filter, Add	49,514.84	
For Hot Water Heating Coil, Aluminum Fins, Add	10,936.14	
For Electric Heating Coil, Add	12,865.08	
For Chilled Water Cooling Coil, Aluminum Fins, Add	39,870.17	
For Direct Expansion Cooling Coil, Aluminum Fins, Add	39,870.17	
For Steam Heating Coil, Aluminum Fins, Add	20,580.82	
For Chilled Water Cooling Coil, Copper Fins, Add	49,514.84	
For Direct Expansion Cooling Coil, Copper Fins, Add	49,514.84	
For 2 Coils, Independent Circuits, Add	12,865.08	
23 73 13 00-0079 EA 30,000 CFM Multizone Air Handling Unit, Built-Up, Horizontal / Vertical, Draw-Through Fan	118,545.16	9,744.47
For Economizer, Panel, Controls And Damper(s), Add	3,854.02	
For Flat Filter Box And Throwaway Filters, Add	11,158.18	
For Medium Capacity Filter Box And Throwaway Filters, Add	16,667.63	
For Combination Filter Mixing Box And Throwaway Filters, Add	27,547.27	
For Manual Roll Filter, Add	43,240.03	
For Automatic Roll Filter, Add	53,701.87	
For Hot Water Heating Coil, Aluminum Fins, Add	11,854.52	
For Electric Heating Coil, Add	13,946.88	
For Chilled Water Cooling Coil, Aluminum Fins, Add	43,240.03	
For Direct Expansion Cooling Coil, Aluminum Fins, Add	43,240.03	
For Steam Heating Coil, Aluminum Fins, Add	22,316.36	
For Chilled Water Cooling Coil, Copper Fins, Add	53,701.87	
For Direct Expansion Cooling Coil, Copper Fins, Add	53,701.87	
For 2 Coils, Independent Circuits, Add	13,946.88	
23 73 13 00-0080 EA 32,500 CFM Multizone Air Handling Unit, Built-Up, Horizontal / Vertical, Draw-Through Fan	132,396.56	11,402.47
For Economizer, Panel, Controls And Damper(s), Add	3,864.17	
For Flat Filter Box And Throwaway Filters, Add	12,425.99	
For Medium Capacity Filter Box And Throwaway Filters, Add	18,557.61	
For Combination Filter Mixing Box And Throwaway Filters, Add	30,658.13	
For Manual Roll Filter, Add	48,076.61	
For Automatic Roll Filter, Add	59,688.93	
For Hot Water Heating Coil, Aluminum Fins, Add	13,239.66	
For Electric Heating Coil, Add	15,562.12	
For Chilled Water Cooling Coil, Aluminum Fins, Add	48,076.61	
For Direct Expansion Cooling Coil, Aluminum Fins, Add	48,076.61	
For Steam Heating Coil, Aluminum Fins, Add	24,851.98	
For Chilled Water Cooling Coil, Copper Fins, Add	59,688.93	
For Direct Expansion Cooling Coil, Copper Fins, Add	59,688.93	
For 2 Coils, Independent Circuits, Add	15,562.12	
23 73 13 00-0081 EA 35,000 CFM Multizone Air Handling Unit, Built-Up, Horizontal / Vertical, Draw-Through Fan	133,005.20	11,817.41
For Economizer, Panel, Controls And Damper(s), Add	3,940.25	
For Flat Filter Box And Throwaway Filters, Add	12,456.42	
For Medium Capacity Filter Box And Throwaway Filters, Add	18,600.22	
For Combination Filter Mixing Box And Throwaway Filters, Add	30,719.00	
For Manual Roll Filter, Add	48,137.48	
For Automatic Roll Filter, Add	59,749.80	
For Hot Water Heating Coil, Aluminum Fins, Add	13,300.52	
For Electric Heating Coil, Add	15,622.98	
For Chilled Water Cooling Coil, Aluminum Fins, Add	48,137.48	
For Direct Expansion Cooling Coil, Aluminum Fins, Add	48,137.48	
For Steam Heating Coil, Aluminum Fins, Add	24,912.84	
For Chilled Water Cooling Coil, Copper Fins, Add	59,749.80	
For Direct Expansion Cooling Coil, Copper Fins, Add	59,749.80	
For 2 Coils, Independent Circuits, Add	15,622.98	



MINOR CSI UOM DESCRIPTION	TOTAL DIRECT UNIT COST	DEMOLITION UNIT COST
23 73 13 00-0082 EA 37,500 CFM Multizone Air Handling Unit, Built-Up, Horizontal / Vertical, Draw-Through Fan	139,133.28	12,231.67
For Economizer, Panel, Controls And Damper(s), Add	4,016.33	
For Flat Filter Box And Throwaway Filters, Add	13,038.80	
For Medium Capacity Filter Box And Throwaway Filters, Add	19,470.74	
For Combination Filter Mixing Box And Throwaway Filters, Add	32,159.72	
For Manual Roll Filter, Add	50,406.11	
For Automatic Roll Filter, Add	62,570.38	
For Hot Water Heating Coil, Aluminum Fins, Add	13,913.33	
For Electric Heating Coil, Add	16,346.18	
For Chilled Water Cooling Coil, Aluminum Fins, Add	50,406.11	
For Direct Expansion Cooling Coil, Aluminum Fins, Add	50,406.11	
For Steam Heating Coil, Aluminum Fins, Add	26,077.99	
For Chilled Water Cooling Coil, Copper Fins, Add	62,570.38	
For Direct Expansion Cooling Coil, Copper Fins, Add	62,570.38	
For 2 Coils, Independent Circuits, Add	16,346.18	
23 73 13 00-0083 EA 40,000 CFM Multizone Air Handling Unit, Built-Up, Horizontal / Vertical, Draw-Through Fan	145,513.06	13,130.46
For Economizer, Panel, Controls And Damper(s), Add	4,173.16	
For Flat Filter Box And Throwaway Filters, Add	13,614.04	
For Medium Capacity Filter Box And Throwaway Filters, Add	20,327.34	
For Combination Filter Mixing Box And Throwaway Filters, Add	33,566.48	
For Manual Roll Filter, Add	52,581.65	
For Automatic Roll Filter, Add	65,258.43	
For Hot Water Heating Coil, Aluminum Fins, Add	14,551.31	
For Electric Heating Coil, Add	17,086.66	
For Chilled Water Cooling Coil, Aluminum Fins, Add	52,581.65	
For Direct Expansion Cooling Coil, Aluminum Fins, Add	52,581.65	
For Steam Heating Coil, Aluminum Fins, Add	27,228.09	
For Chilled Water Cooling Coil, Copper Fins, Add	65,258.43	
For Direct Expansion Cooling Coil, Copper Fins, Add	65,258.43	
For 2 Coils, Independent Circuits, Add	17,086.66	
23 73 13 00-0084 EA 45,000 CFM Multizone Air Handling Unit, Built-Up, Horizontal / Vertical, Draw-Through Fan	156,890.91	13,821.53
For Economizer, Panel, Controls And Damper(s), Add	4,287.21	
For Flat Filter Box And Throwaway Filters, Add	14,706.21	
For Medium Capacity Filter Box And Throwaway Filters, Add	21,961.02	
For Combination Filter Mixing Box And Throwaway Filters, Add	36,274.08	
For Manual Roll Filter, Add	56,859.06	
For Automatic Roll Filter, Add	70,582.38	
For Hot Water Heating Coil, Aluminum Fins, Add	15,689.09	
For Electric Heating Coil, Add	18,433.76	
For Chilled Water Cooling Coil, Aluminum Fins, Add	56,859.06	
For Direct Expansion Cooling Coil, Aluminum Fins, Add	56,859.06	
For Steam Heating Coil, Aluminum Fins, Add	29,412.41	
For Chilled Water Cooling Coil, Copper Fins, Add	70,582.38	
For Direct Expansion Cooling Coil, Copper Fins, Add	70,582.38	
For 2 Coils, Independent Circuits, Add	18,433.76	
23 73 13 00-0085 EA 50,000 CFM Multizone Air Handling Unit, Built-Up, Horizontal / Vertical, Draw-Through Fan	168,699.49	14,581.71
For Economizer, Panel, Controls And Damper(s), Add	3,985.75	
For Flat Filter Box And Throwaway Filters, Add	15,827.08	
For Medium Capacity Filter Box And Throwaway Filters, Add	23,636.33	
For Combination Filter Mixing Box And Throwaway Filters, Add	39,046.25	
For Manual Roll Filter, Add	61,222.56	
For Automatic Roll Filter, Add	76,006.76	
For Hot Water Heating Coil, Aluminum Fins, Add	16,869.95	
For Electric Heating Coil, Add	19,826.79	
For Chilled Water Cooling Coil, Aluminum Fins, Add	61,222.56	
For Direct Expansion Cooling Coil, Aluminum Fins, Add	61,222.56	
For Steam Heating Coil, Aluminum Fins, Add	31,654.15	
For Chilled Water Cooling Coil, Copper Fins, Add	76,006.76	
For Direct Expansion Cooling Coil, Copper Fins, Add	76,006.76	
For 2 Coils, Independent Circuits, Add	19,826.79	
23 73 13 00-0086 EA 55,000 CFM Multizone Air Handling Unit, Built-Up, Horizontal / Vertical, Draw-Through Fan	181,772.07	15,480.12
For Economizer, Panel, Controls And Damper(s), Add	4,110.27	
For Flat Filter Box And Throwaway Filters, Add	17,072.07	
For Medium Capacity Filter Box And Throwaway Filters, Add	25,497.60	
For Combination Filter Mixing Box And Throwaway Filters, Add	42,127.61	
For Manual Roll Filter, Add	66,078.02	
For Automatic Roll Filter, Add	82,044.96	
For Hot Water Heating Coil, Aluminum Fins, Add	18,177.21	
For Electric Heating Coil, Add	21,370.59	
For Chilled Water Cooling Coil, Aluminum Fins, Add	66,078.02	
For Direct Expansion Cooling Coil, Aluminum Fins, Add	66,078.02	
For Steam Heating Coil, Aluminum Fins, Add	34,144.15	
For Chilled Water Cooling Coil, Copper Fins, Add	82,044.96	
For Direct Expansion Cooling Coil, Copper Fins, Add	82,044.96	
For 2 Coils, Independent Circuits, Add	21,370.59	

23 Heating, Ventilating, and Air-Conditioning (HVAC)

23 70 Central HVAC Equipment

23 73 Indoor Central-Station Air-Handling Units



MINOR
CSI UOM DESCRIPTION

TOTAL DIRECT DEMOLITION
UNIT COST UNIT COST

Table with 3 columns: MINOR, CSI UOM DESCRIPTION, TOTAL DIRECT UNIT COST, DEMOLITION UNIT COST. Row 1: 23 73 13 00-0087 EA 60,000 CFM Multizone Air Handling Unit, Built-Up, Horizontal / Vertical, Draw-Through Fan ... 195,130.96 15,894.76

23 73 13 00-0088 Return/Supply Air Fan (23 73 13)

Note: Includes vibration mounts.

Table with 3 columns: MINOR, CSI UOM DESCRIPTION, TOTAL DIRECT UNIT COST, DEMOLITION UNIT COST. Rows 1-40: 23 73 13 00-0089 EA 300 CFM Return Air Fan ... 3,316.96 552.76

23 73 13 00-0134 Removal And Reinstallation Of Air Handling Unit (23 73 13)

Note: Air handling units with filter and coils. Includes storage and cleaning. Excludes ductwork.

Table with 3 columns: MINOR, CSI UOM DESCRIPTION, TOTAL DIRECT UNIT COST, DEMOLITION UNIT COST. Rows 1-4: 23 73 13 00-0135 EA Removal And Reinstallation Of Up To 11,500 CFM Air Handling Unit ... 2,531.41

23 74 Packaged Outdoor HVAC Equipment (23 70)

23 74 16 Packaged Rooftop Air-Conditioning Units (23 74)

23 74 16 13 Packaged, Large-Capacity, Rooftop Air-Conditioning Units (23 74 16)



MINOR CSI UOM DESCRIPTION	TOTAL DIRECT UNIT COST	DEMOLITION UNIT COST
23 74 16 13-0001 Electric Cooling, Electric Heat, Self Contained Packaged Rooftop Air-Conditioning Units <small>(23 74 16 13)</small>		
<small>Note: Electric heating capacity is approximately 1/2 the cooling capacity. Units < 5 tons have 14 SEER, units 5 to < 20 tons have 11 EER, and units 20 tons and over have 10 EER. Includes roof curb and economizer. Excludes crane and associated personnel. See CSI section 01 22 23 00-0941 for crane lifting equipment, 26 28 16 16-0001 for disconnects.</small>		
23 74 16 13-0002 EA 2 Ton Electric Cooling, Electric Heat, Self Contained Package Rooftop Unit	4,903.75	1,673.34
For Unit Without Heat, Deduct	-356.74	
For Unit Without Factory Installed Economizer, Deduct	-1,055.47	
For Unit Without Roof Curb, Deduct	-641.19	
23 74 16 13-0003 EA 3 Ton Electric Cooling, Electric Heat, Self Contained Package Rooftop Unit	6,340.93	1,749.40
For Unit Without Heat, Deduct	-433.67	
For Unit Without Factory Installed Economizer, Deduct	-1,055.47	
For Unit Without Roof Curb, Deduct	-641.19	
23 74 16 13-0004 EA 4 Ton Electric Cooling, Electric Heat, Self Contained Package Rooftop Unit	7,396.62	1,825.46
For Unit Without Heat, Deduct	-491.53	
For Unit Without Factory Installed Economizer, Deduct	-1,055.47	
For Unit Without Roof Curb, Deduct	-641.19	
23 74 16 13-0005 EA 5 Ton Electric Cooling, Electric Heat, Self Contained Package Rooftop Unit	8,789.41	1,939.56
For Unit Without Heat, Deduct	-568.77	
For Unit Without Factory Installed Economizer, Deduct	-1,055.47	
For Unit Without Roof Curb, Deduct	-641.19	
23 74 16 13-0006 EA 6 Ton Electric Cooling, Electric Heat, Self Contained Package Rooftop Unit	9,570.07	2,053.64
For Unit Without Heat, Deduct	-615.41	
For Unit Without Factory Installed Economizer, Deduct	-1,055.47	
For Unit Without Roof Curb, Deduct	-641.19	
23 74 16 13-0007 EA 7.5 Ton Electric Cooling, Electric Heat, Self Contained Package Rooftop Unit	10,715.69	2,205.77
For Unit Without Heat, Deduct	-682.84	
For Unit Without Factory Installed Economizer, Deduct	-1,077.30	
For Unit Without Roof Curb, Deduct	-769.43	
23 74 16 13-0008 EA 8.5 Ton Electric Cooling, Electric Heat, Self Contained Package Rooftop Unit	11,496.35	2,319.85
For Unit Without Heat, Deduct	-729.47	
For Unit Without Factory Installed Economizer, Deduct	-1,077.30	
For Unit Without Roof Curb, Deduct	-769.43	
23 74 16 13-0009 EA 10 Ton Electric Cooling, Electric Heat, Self Contained Package Rooftop Unit	12,641.98	2,471.98
For Unit Without Heat, Deduct	-796.90	
For Unit Without Factory Installed Economizer, Deduct	-1,101.70	
For Unit Without Roof Curb, Deduct	-769.43	
23 74 16 13-0010 EA 12.5 Ton Electric Cooling, Electric Heat, Self Contained Package Rooftop Unit	15,285.69	2,671.26
For Unit Without Heat, Deduct	-942.39	
For Unit Without Factory Installed Economizer, Deduct	-1,189.83	
For Unit Without Roof Curb, Deduct	-769.43	
23 74 16 13-0011 EA 15 Ton Electric Cooling, Electric Heat, Self Contained Package Rooftop Unit	17,929.39	2,871.30
For Unit Without Heat, Deduct	-1,087.89	
For Unit Without Factory Installed Economizer, Deduct	-2,249.15	
For Unit Without Roof Curb, Deduct	-769.43	
23 74 16 13-0012 EA 17.5 Ton Electric Cooling, Electric Heat, Self Contained Package Rooftop Unit	20,491.11	3,070.83
For Unit Without Heat, Deduct	-1,229.29	
For Unit Without Factory Installed Economizer, Deduct	-2,249.15	
For Unit Without Roof Curb, Deduct	-769.43	
23 74 16 13-0013 EA 20 Ton Electric Cooling, Electric Heat, Self Contained Package Rooftop Unit	23,052.84	3,270.62
For Unit Without Heat, Deduct	-1,370.68	
For Unit Without Factory Installed Economizer, Deduct	-2,249.15	
For Unit Without Roof Curb, Deduct	-769.43	
23 74 16 13-0014 EA 22.5 Ton Electric Cooling, Electric Heat, Self Contained Package Rooftop Unit	25,846.69	3,603.25
For Unit Without Heat, Deduct	-1,532.56	
For Unit Without Factory Installed Economizer, Deduct	-2,249.15	
For Unit Without Roof Curb, Deduct	-769.43	
23 74 16 13-0015 EA 25 Ton Electric Cooling, Electric Heat, Self Contained Package Rooftop Unit	28,640.54	3,936.15
For Unit Without Heat, Deduct	-1,694.44	
For Unit Without Factory Installed Economizer, Deduct	-2,249.15	
For Unit Without Roof Curb, Deduct	-769.43	
23 74 16 13-0016 EA 27.5 Ton Electric Cooling, Electric Heat, Self Contained Package Rooftop Unit	31,539.75	4,307.08
For Unit Without Heat, Deduct	-1,864.12	
For Unit Without Factory Installed Economizer, Deduct	-2,249.15	
For Unit Without Roof Curb, Deduct	-1,280.21	
23 74 16 13-0017 EA 30 Ton Electric Cooling, Electric Heat, Self Contained Package Rooftop Unit	34,438.98	4,677.74
For Unit Without Heat, Deduct	-2,033.80	
For Unit Without Factory Installed Economizer, Deduct	-2,249.15	
For Unit Without Roof Curb, Deduct	-1,280.21	
23 74 16 13-0018 EA 35 Ton Electric Cooling, Electric Heat, Self Contained Package Rooftop Unit	40,124.15	5,457.37
For Unit Without Heat, Deduct	-2,370.03	
For Unit Without Factory Installed Economizer, Deduct	-2,249.15	
For Unit Without Roof Curb, Deduct	-1,280.21	
23 74 16 13-0019 EA 40 Ton Electric Cooling, Electric Heat, Self Contained Package Rooftop Unit	45,809.32	6,237.00
For Unit Without Heat, Deduct	-2,706.27	
For Unit Without Factory Installed Economizer, Deduct	-2,249.15	
For Unit Without Roof Curb, Deduct	-1,949.05	
23 74 16 13-0020 EA 45 Ton Electric Cooling, Electric Heat, Self Contained Package Rooftop Unit	50,372.09	7,035.64
For Unit Without Heat, Deduct	-2,987.65	
For Unit Without Factory Installed Economizer, Deduct	-2,249.15	
For Unit Without Roof Curb, Deduct	-1,949.05	

23 Heating, Ventilating, and Air-Conditioning (HVAC)

23 70 Central HVAC Equipment

23 74 Packaged Outdoor HVAC Equipment



MINOR CSI UOM DESCRIPTION	TOTAL DIRECT UNIT COST	DEMOLITION UNIT COST
23 74 16 13-0021 EA 50 Ton Electric Cooling, Electric Heat, Self Contained Package Rooftop Unit	54,934.86	7,834.28
<i>For Unit Without Heat, Deduct</i>	-3,269.03	
<i>For Unit Without Factory Installed Economizer, Deduct</i>	-2,249.15	
<i>For Unit Without Roof Curb, Deduct</i>	-1,949.05	
23 74 16 13-0022 EA 55 Ton Electric Cooling, Electric Heat, Self Contained Package Rooftop Unit	60,485.38	8,594.88
<i>For Unit Without Heat, Deduct</i>	-3,597.26	
<i>For Unit Without Factory Installed Economizer, Deduct</i>	-2,249.15	
<i>For Unit Without Roof Curb, Deduct</i>	-2,424.88	
23 74 16 13-0023 EA 60 Ton Electric Cooling, Electric Heat, Self Contained Package Rooftop Unit	66,035.89	9,355.49
<i>For Unit Without Heat, Deduct</i>	-3,925.49	
<i>For Unit Without Factory Installed Economizer, Deduct</i>	-2,249.15	
<i>For Unit Without Roof Curb, Deduct</i>	-2,424.88	
23 74 16 13-0024 EA 65 Ton Electric Cooling, Electric Heat, Self Contained Package Rooftop Unit	71,422.43	10,116.10
<i>For Unit Without Heat, Deduct</i>	-4,245.53	
<i>For Unit Without Factory Installed Economizer, Deduct</i>	-2,249.15	
<i>For Unit Without Roof Curb, Deduct</i>	-2,241.42	
23 74 16 13-0025 EA 70 Ton Electric Cooling, Electric Heat, Self Contained Package Rooftop Unit	76,808.98	10,876.71
<i>For Unit Without Heat, Deduct</i>	-4,565.56	
<i>For Unit Without Factory Installed Economizer, Deduct</i>	-2,249.15	
<i>For Unit Without Roof Curb, Deduct</i>	-2,241.42	
23 74 16 13-0026 EA 75 Ton Electric Cooling, Electric Heat, Self Contained Package Rooftop Unit	82,296.93	11,713.38
<i>For Unit Without Heat, Deduct</i>	-4,895.74	
<i>For Unit Without Factory Installed Economizer, Deduct</i>	-2,249.15	
<i>For Unit Without Roof Curb, Deduct</i>	-2,494.12	
23 74 16 13-0027 Electric Cooling, Gas Heat, Self Contained Packaged Rooftop Air-Conditioning Units <small>(23 74 16 13)</small>		
Note: Units < 5 tons have 14 SEER, units 5 to < 20 tons have 11 EER, and units 20 tons and over have 10 EER. Includes roof curb and economizer. Excludes crane and associated personnel. See CSI section 01 22 23 00-0941 for crane lifting equipment, 26 28 16 16-0001 for Disconnects.		
23 74 16 13-0028 EA 2 Ton Electric Cooling, 50 MBH Gas Heating, Self Contained Package Rooftop Unit	4,821.51	1,521.21
<i>For Unit Without Factory Installed Economizer, Deduct</i>	-1,055.47	
<i>For Unit Without Roof Curb, Deduct</i>	-641.19	
23 74 16 13-0029 EA 3 Ton Electric Cooling, 60 To 80 MBH Gas Heating, Self Contained Package Rooftop Unit	5,496.72	1,749.40
<i>For Unit Without Factory Installed Economizer, Deduct</i>	-1,055.47	
<i>For Unit Without Roof Curb, Deduct</i>	-641.19	
23 74 16 13-0030 EA 4 Ton Electric Cooling, 80 To 110 MBH Gas Heating, Self Contained Package Rooftop Unit	6,779.11	2,015.61
<i>For Unit Without Factory Installed Economizer, Deduct</i>	-1,055.47	
<i>For Unit Without Roof Curb, Deduct</i>	-641.19	
23 74 16 13-0031 EA 5 Ton Electric Cooling, 100 To 120 MBH Gas Heating, Self Contained Package Rooftop Unit	7,772.98	2,167.74
<i>For Unit Without Factory Installed Economizer, Deduct</i>	-1,055.47	
<i>For Unit Without Roof Curb, Deduct</i>	-641.19	
23 74 16 13-0032 EA 6 Ton Electric Cooling, 140 MBH Gas Heating, Self Contained Package Rooftop Unit	8,710.38	2,338.88
<i>For Unit Without Factory Installed Economizer, Deduct</i>	-1,055.47	
<i>For Unit Without Roof Curb, Deduct</i>	-641.19	
23 74 16 13-0033 EA 7.5 Ton Electric Cooling, 150 To 180 MBH Gas Heating, Self Contained Package Rooftop Unit	9,517.17	2,452.96
<i>For Unit Without Factory Installed Economizer, Deduct</i>	-1,077.30	
<i>For Unit Without Roof Curb, Deduct</i>	-769.43	
23 74 16 13-0034 EA 8.5 Ton Electric Cooling, 170 To 190 MBH Gas Heating, Self Contained Package Rooftop Unit	11,380.08	2,034.63
<i>For Unit Without Factory Installed Economizer, Deduct</i>	-1,077.30	
<i>For Unit Without Roof Curb, Deduct</i>	-769.43	
23 74 16 13-0035 EA 10 Ton Electric Cooling, 200 To 240 MBH Gas Heating, Self Contained Package Rooftop Unit	14,207.31	2,738.19
<i>For Unit Without Factory Installed Economizer, Deduct</i>	-1,101.70	
<i>For Unit Without Roof Curb, Deduct</i>	-769.43	
23 74 16 13-0036 EA 12.5 Ton Electric Cooling, 250 MBH Gas Heating, Self Contained Package Rooftop Unit	15,520.82	2,966.38
<i>For Unit Without Factory Installed Economizer, Deduct</i>	-1,189.83	
<i>For Unit Without Roof Curb, Deduct</i>	-769.43	
23 74 16 13-0037 EA 15 Ton Electric Cooling, 300 MBH Gas Heating, Self Contained Package Rooftop Unit	18,771.04	3,194.56
<i>For Unit Without Factory Installed Economizer, Deduct</i>	-2,249.15	
<i>For Unit Without Roof Curb, Deduct</i>	-769.43	
23 74 16 13-0038 EA 17.5 Ton Electric Cooling, 330 MBH Gas Heating, Self Contained Package Rooftop Unit	19,839.05	3,422.74
<i>For Unit Without Factory Installed Economizer, Deduct</i>	-2,249.15	
<i>For Unit Without Roof Curb, Deduct</i>	-769.43	
23 74 16 13-0039 EA 20 Ton Electric Cooling, 350 MBH Gas Heating, Self Contained Package Rooftop Unit	30,399.64	3,650.92
<i>For Unit Without Factory Installed Economizer, Deduct</i>	-2,249.15	
<i>For Unit Without Roof Curb, Deduct</i>	-769.43	
23 74 16 13-0040 EA 22.5 Ton Electric Cooling, 380 MBH Gas Heating, Self Contained Package Rooftop Unit	37,125.98	4,031.23
<i>For Unit Without Factory Installed Economizer, Deduct</i>	-2,249.15	
<i>For Unit Without Roof Curb, Deduct</i>	-769.43	
23 74 16 13-0041 EA 25 Ton Electric Cooling, 400 MBH Gas Heating, Self Contained Package Rooftop Unit	43,852.32	4,360.83
<i>For Unit Without Factory Installed Economizer, Deduct</i>	-2,249.15	
<i>For Unit Without Roof Curb, Deduct</i>	-769.43	
23 74 16 13-0042 EA 27.5 Ton Electric Cooling, 450 MBH Gas Heating, Self Contained Package Rooftop Unit	45,177.71	4,791.84
<i>For Unit Without Factory Installed Economizer, Deduct</i>	-2,249.15	
<i>For Unit Without Roof Curb, Deduct</i>	-1,280.21	
23 74 16 13-0043 EA 30 Ton Electric Cooling, 500 MBH Gas Heating, Self Contained Package Rooftop Unit	48,483.46	5,172.14
<i>For Unit Without Factory Installed Economizer, Deduct</i>	-2,249.15	
<i>For Unit Without Roof Curb, Deduct</i>	-1,280.21	
23 74 16 13-0044 EA 35 Ton Electric Cooling, 550 MBH Gas Heating, Self Contained Package Rooftop Unit	52,088.34	6,046.84
<i>For Unit Without Factory Installed Economizer, Deduct</i>	-2,249.15	
<i>For Unit Without Roof Curb, Deduct</i>	-1,280.21	
23 74 16 13-0045 EA 40 Ton Electric Cooling, 600 MBH Gas Heating, Self Contained Package Rooftop Unit	57,673.56	6,921.54
<i>For Unit Without Factory Installed Economizer, Deduct</i>	-2,249.15	
<i>For Unit Without Roof Curb, Deduct</i>	-1,949.05	



MINOR CSI UOM DESCRIPTION	TOTAL DIRECT UNIT COST	DEMOLITION UNIT COST
23 74 16 13-0046 EA 45 Ton Electric Cooling, 650 MBH Gas Heating, Self Contained Package Rooftop Unit..... <i>For Unit Without Factory Installed Economizer, Deduct</i> <i>For Unit Without Roof Curb, Deduct</i>	62,167.69 -2,249.15 -1,949.05	7,796.24
23 74 16 13-0047 EA 50 Ton Electric Cooling, 750 MBH Gas Heating, Self Contained Package Rooftop Unit..... <i>For Unit Without Factory Installed Economizer, Deduct</i> <i>For Unit Without Roof Curb, Deduct</i>	66,661.81 -2,249.15 -1,949.05	8,670.95
23 74 16 13-0048 EA 55 Ton Electric Cooling, 800 MBH Gas Heating, Self Contained Package Rooftop Unit..... <i>For Unit Without Factory Installed Economizer, Deduct</i> <i>For Unit Without Roof Curb, Deduct</i>	73,010.80 -2,249.15 -2,424.88	9,545.64
23 74 16 13-0049 EA 60 Ton Electric Cooling, 850 MBH Gas Heating, Self Contained Package Rooftop Unit..... <i>For Unit Without Factory Installed Economizer, Deduct</i> <i>For Unit Without Roof Curb, Deduct</i>	79,359.79 -2,249.15 -2,424.88	10,420.34
23 74 16 13-0050 EA 65 Ton Electric Cooling, 900 MBH Gas Heating, Self Contained Package Rooftop Unit..... <i>For Unit Without Factory Installed Economizer, Deduct</i> <i>For Unit Without Roof Curb, Deduct</i>	84,989.26 -2,249.15 -2,241.42	10,857.69
23 74 16 13-0051 EA 70 Ton Electric Cooling, 950 MBH Gas Heating, Self Contained Package Rooftop Unit..... <i>For Unit Without Factory Installed Economizer, Deduct</i> <i>For Unit Without Roof Curb, Deduct</i>	90,593.38 -2,249.15 -2,241.42	11,276.03
23 74 16 13-0052 EA 75 Ton Electric Cooling, 1,000 MBH Gas Heating, Self Contained Package Rooftop Unit..... <i>For Unit Without Factory Installed Economizer, Deduct</i> <i>For Unit Without Roof Curb, Deduct</i>	96,222.84 -2,249.15 -2,494.12	11,713.38
23 74 16 13-0053 EA 80 Ton Electric Cooling, 1,100 MBH Gas Heating, Self Contained Package Rooftop Unit..... <i>For Unit Without Factory Installed Economizer, Deduct</i> <i>For Unit Without Roof Curb, Deduct</i>	101,877.67 -2,249.15 -2,494.12	12,169.74
23 74 16 13-0054 EA 90 Ton Electric Cooling, 1,200 MBH Gas Heating, Self Contained Package Rooftop Unit..... <i>For Unit Without Factory Installed Economizer, Deduct</i> <i>For Unit Without Roof Curb, Deduct</i>	138,541.39 -2,249.15 -2,494.12	14,299.44
23 74 16 13-0055 EA 100 Ton Electric Cooling, 1,350 MBH Gas Heating, Self Contained Package Rooftop Unit..... <i>For Unit Without Factory Installed Economizer, Deduct</i> <i>For Unit Without Roof Curb, Deduct</i>	159,611.43 -2,249.15 -2,494.12	17,417.95
23 74 16 13-0056 AAON Rooftop Units <small>(23 74 16 13)</small> Note: Units < 5 tons have 14 SEER, units 5 to < 20 tons have 11 EER, and units 20 tons and over have 10 EER. Excludes crane and associated personnel. See CSI section 01 22 23 00-0941 for crane lifting equipment, 26 28 16 16-0001 for disconnects.		
23 74 16 13-0057 AAON RQ Rooftop Units <small>(23 74 16 13-0056)</small> Note: Includes 2" double wall foam panel construction, direct drive fan with VFD (or ECM motor), single stage on/off scroll compressor, terminal strip for field supplied thermostat, gas heat, manually adjustable OSA damper, microchannel condenser coils. Excludes economizer, controls, disconnect, roof curb, items not specifically mentioned above. Excludes crane and associated personnel. See CSI section 01 22 23 00-0941 for crane lifting equipment.		
23 74 16 13-0058 EA 2 Ton, Air Cooled Packaged Rooftop Units (AAON RQ-002)..... <i>For Factory Installed And Wired Dry Bulb Economizer, Add</i> <i>For Single Zone VAV Controls, Includes Modulating Compressor And Supply Fan, Add</i> <i>For Factory Authorized Start Up, 4 Hour, One Trip, Add</i> <i>For Factory Installed Non-Fused Disconnect, Add</i> <i>For Factory Installed Exhaust Fan, Add</i> <i>For Hot Water Coil In Lieu Of Gas Heat, Add</i>	11,067.72 1,144.60 1,241.82 977.68 1,118.92 5,704.67 1,331.70	1,521.21
23 74 16 13-0059 EA 3 Ton, Air Cooled Packaged Rooftop Units (AAON RQ-003)..... <i>For Factory Installed And Wired Dry Bulb Economizer, Add</i> <i>For Single Zone VAV Controls, Includes Modulating Compressor And Supply Fan, Add</i> <i>For Factory Authorized Start Up, 4 Hour, One Trip, Add</i> <i>For Factory Installed Non-Fused Disconnect, Add</i> <i>For Factory Installed Exhaust Fan, Add</i> <i>For Hot Water Coil In Lieu Of Gas Heat, Add</i>	12,087.34 1,227.15 1,331.70 1,047.39 1,199.63 5,704.67 1,331.70	1,749.40
23 74 16 13-0060 EA 4 Ton, Air Cooled Packaged Rooftop Units (AAON RQ-004)..... <i>For Factory Installed And Wired Dry Bulb Economizer, Add</i> <i>For Single Zone VAV Controls, Includes Modulating Compressor And Supply Fan, Add</i> <i>For Factory Authorized Start Up, 4 Hour, One Trip, Add</i> <i>For Factory Installed Non-Fused Disconnect, Add</i> <i>For Factory Installed Exhaust Fan, Add</i> <i>For Hot Water Coil In Lieu Of Gas Heat, Add</i>	12,605.55 1,227.15 1,331.70 1,047.39 1,199.63 5,704.67 1,331.70	2,015.61
23 74 16 13-0061 EA 5 Ton, Air Cooled Packaged Rooftop Units (AAON RQ-005)..... <i>For Factory Installed And Wired Dry Bulb Economizer, Add</i> <i>For Single Zone VAV Controls, Includes Modulating Compressor And Supply Fan, Add</i> <i>For Factory Authorized Start Up, 4 Hour, One Trip, Add</i> <i>For Factory Installed Non-Fused Disconnect, Add</i> <i>For Factory Installed Exhaust Fan, Add</i> <i>For Hot Water Coil In Lieu Of Gas Heat, Add</i>	12,953.28 1,227.15 1,331.70 1,047.39 1,199.63 5,704.67 1,331.70	2,167.74
23 74 16 13-0062 EA 6 Ton, Air Cooled Packaged Rooftop Units (AAON RQ-006)..... <i>For Factory Installed And Wired Dry Bulb Economizer, Add</i> <i>For Single Zone VAV Controls, Includes Modulating Compressor And Supply Fan, Add</i> <i>For Factory Authorized Start Up, 4 Hour, One Trip, Add</i> <i>For Factory Installed Non-Fused Disconnect, Add</i> <i>For Factory Installed Exhaust Fan, Add</i> <i>For Hot Water Coil In Lieu Of Gas Heat, Add</i>	14,162.81 1,227.15 1,331.70 1,047.39 1,199.63 5,704.67 1,331.70	2,643.17
23 74 16 13-0063 AAON RNA Rooftop Units <small>(23 74 16 13-0056)</small> Note: Includes 2" double wall foam panel construction, direct drive fan with VFD, single stage on/off compressor, terminal strip for field provided thermostat, gas heat, manually adjustable OSA damper. Excludes economizer, controls, disconnect, roof curb, items not specifically mentioned above. Excludes crane and associated personnel. See CSI section 01 22 23 00-0941 for crane lifting equipment.		

23 Heating, Ventilating, and Air-Conditioning (HVAC)

23 70 Central HVAC Equipment

23 74 Packaged Outdoor HVAC Equipment



MINOR CSI UOM DESCRIPTION	TOTAL DIRECT UNIT COST	DEMOLITION UNIT COST
23 74 16 13-0064 EA 6 Ton, Air Cooled Packaged Rooftop Units (AAON RNA-006).....	17,026.15	2,338.92
<i>For Factory Installed And Wired Dry Bulb Economizer, Add</i>	1,194.13	
<i>For Single Zone VAV Controls, Includes Modulating Compressor And Supply Fan, Add</i>	1,834.30	
<i>For Factory Authorized Start Up, 4 Hour, One Trip, Add</i>	1,223.48	
<i>For Factory Installed Non-Fused Disconnect, Add</i>	1,129.93	
<i>For Factory Installed Exhaust Fan, Add</i>	3,046.77	
<i>For Hot Water Coil In Lieu Of Gas Heat, Add</i>	1,038.21	
23 74 16 13-0065 EA 7 Ton, Air Cooled Packaged Rooftop Units (AAON RNA-007).....	18,166.97	2,453.01
<i>For Factory Installed And Wired Dry Bulb Economizer, Add</i>	1,194.13	
<i>For Single Zone VAV Controls, Includes Modulating Compressor And Supply Fan, Add</i>	1,834.30	
<i>For Factory Authorized Start Up, 4 Hour, One Trip, Add</i>	1,223.48	
<i>For Factory Installed Non-Fused Disconnect, Add</i>	1,129.93	
<i>For Factory Installed Exhaust Fan, Add</i>	3,046.77	
<i>For Hot Water Coil In Lieu Of Gas Heat, Add</i>	1,038.21	
23 74 16 13-0066 EA 8 Ton, Air Cooled Packaged Rooftop Units (AAON RNA-008).....	20,819.77	2,643.17
<i>For Factory Installed And Wired Dry Bulb Economizer, Add</i>	1,194.13	
<i>For Single Zone VAV Controls, Includes Modulating Compressor And Supply Fan, Add</i>	1,834.30	
<i>For Factory Authorized Start Up, 4 Hour, One Trip, Add</i>	1,223.48	
<i>For Factory Installed Non-Fused Disconnect, Add</i>	1,129.93	
<i>For Factory Installed Exhaust Fan, Add</i>	3,046.77	
<i>For Hot Water Coil In Lieu Of Gas Heat, Add</i>	1,038.21	
23 74 16 13-0067 EA 10 Ton, Air Cooled Packaged Rooftop Units (AAON RNA-010).....	21,043.75	2,738.19
<i>For Factory Installed And Wired Dry Bulb Economizer, Add</i>	1,194.13	
<i>For Single Zone VAV Controls, Includes Modulating Compressor And Supply Fan, Add</i>	1,834.30	
<i>For Factory Authorized Start Up, 4 Hour, One Trip, Add</i>	1,223.48	
<i>For Factory Installed Non-Fused Disconnect, Add</i>	1,129.93	
<i>For Factory Installed Exhaust Fan, Add</i>	3,046.77	
<i>For Hot Water Coil In Lieu Of Gas Heat, Add</i>	1,038.21	
23 74 16 13-0068 AAON RNB Rooftop Units (23 74 16 13-0056)		
Note: Includes 2" double wall foam panel construction, direct drive fan with VFD, (1) on/off scroll compressors, terminal strip for field provided thermostat, gas heat, factory installed 3 position economizer. Excludes controls, disconnect, roof curb, items not specifically mentioned above. Excludes crane and associated personnel. See CSI section 01 22 23 00-0941 for crane lifting equipment.		
23 74 16 13-0069 EA 9 Ton, Air Cooled Packaged Rooftop Units (AAON RNB-009).....	24,849.93	2,738.19
<i>For Single Zone VAV Controls, Includes Modulating Compressor And Supply Fan, Add</i>	1,759.09	
<i>For Factory Authorized Start Up, 4 Hour, One Trip, Add</i>	1,375.72	
<i>For Factory Installed Non-Fused Disconnect, Add</i>	1,091.41	
<i>For Factory Installed Exhaust Fan, Add</i>	2,905.53	
<i>For Hot Water Coil In Lieu Of Gas Heat, Add</i>	1,043.72	
23 74 16 13-0070 EA 11 Ton, Air Cooled Packaged Rooftop Units (AAON RNB-011).....	25,018.16	2,662.13
<i>For Single Zone VAV Controls, Includes Modulating Compressor And Supply Fan, Add</i>	1,759.09	
<i>For Factory Authorized Start Up, 4 Hour, One Trip, Add</i>	1,375.72	
<i>For Factory Installed Non-Fused Disconnect, Add</i>	1,091.41	
<i>For Factory Installed Exhaust Fan, Add</i>	2,905.53	
<i>For Hot Water Coil In Lieu Of Gas Heat, Add</i>	1,043.72	
23 74 16 13-0071 EA 13 Ton, Air Cooled Packaged Rooftop Units (AAON RNB-013).....	27,291.12	2,966.38
<i>For Single Zone VAV Controls, Includes Modulating Compressor And Supply Fan, Add</i>	1,759.09	
<i>For Factory Authorized Start Up, 4 Hour, One Trip, Add</i>	1,375.72	
<i>For Factory Installed Non-Fused Disconnect, Add</i>	1,091.41	
<i>For Factory Installed Exhaust Fan, Add</i>	2,905.53	
<i>For Hot Water Coil In Lieu Of Gas Heat, Add</i>	1,043.72	
23 74 16 13-0072 EA 15 Ton, Air Cooled Packaged Rooftop Units (AAON RNB-015).....	28,020.93	3,194.56
<i>For Single Zone VAV Controls, Includes Modulating Compressor And Supply Fan, Add</i>	1,759.09	
<i>For Factory Authorized Start Up, 4 Hour, One Trip, Add</i>	1,375.72	
<i>For Factory Installed Non-Fused Disconnect, Add</i>	1,091.41	
<i>For Factory Installed Exhaust Fan, Add</i>	2,905.53	
<i>For Hot Water Coil In Lieu Of Gas Heat, Add</i>	1,043.72	
23 74 16 13-0073 AAON RNC Rooftop Units (23 74 16 13-0056)		
Note: Includes 2" double wall foam panel construction, direct drive fan with VFD, (2) on/off scroll compressors, terminal strip for field provided thermostat, gas heat, factory installed 3 position economizer. Excludes controls, disconnect, roof curb, items not specifically mentioned above. Excludes crane and associated personnel.		
23 74 16 13-0074 EA 16 Ton, Air Cooled Packaged Rooftop Units (AAON RNC-016).....	35,893.75	3,194.56
<i>For Single Zone VAV Controls, Includes Modulating Compressor And Supply Fan, Add</i>	2,597.37	
<i>For Factory Authorized Start Up, 4 Hour, One Trip, Add</i>	1,834.30	
<i>For Factory Installed Non-Fused Disconnect, Add</i>	1,091.41	
<i>For Factory Installed Exhaust Fan, Add</i>	5,328.64	
<i>For Hot Water Coil In Lieu Of Gas Heat, Add</i>	475.08	
23 74 16 13-0075 EA 18 Ton, Air Cooled Packaged Rooftop Units (AAON RNC-018).....	38,769.68	3,422.74
<i>For Single Zone VAV Controls, Includes Modulating Compressor And Supply Fan, Add</i>	2,597.37	
<i>For Factory Authorized Start Up, 4 Hour, One Trip, Add</i>	1,834.30	
<i>For Factory Installed Non-Fused Disconnect, Add</i>	1,091.41	
<i>For Factory Installed Exhaust Fan, Add</i>	5,328.64	
<i>For Hot Water Coil In Lieu Of Gas Heat, Add</i>	475.08	
23 74 16 13-0076 EA 20 Ton, Air Cooled Packaged Rooftop Units (AAON RNC-020).....	41,086.15	3,650.92
<i>For Single Zone VAV Controls, Includes Modulating Compressor And Supply Fan, Add</i>	2,597.37	
<i>For Factory Authorized Start Up, 4 Hour, One Trip, Add</i>	1,834.30	
<i>For Factory Installed Non-Fused Disconnect, Add</i>	1,091.41	
<i>For Factory Installed Exhaust Fan, Add</i>	5,328.64	
<i>For Hot Water Coil In Lieu Of Gas Heat, Add</i>	475.08	



MINOR CSI UOM DESCRIPTION	TOTAL DIRECT UNIT COST	DEMOLITION UNIT COST
23 74 16 13-0077 EA 25 Ton, Air Cooled Packaged Rooftop Units (AAON RNC-025)..... <i>For Single Zone VAV Controls, Includes Modulating Compressor And Supply Fan, Add</i> <i>For Factory Authorized Start Up, 4 Hour, One Trip, Add</i> <i>For Factory Installed Non-Fused Disconnect, Add</i> <i>For Factory Installed Exhaust Fan, Add</i> <i>For Hot Water Coil In Lieu Of Gas Heat, Add</i>	44,552.75 2,597.37 1,834.30 1,091.41 5,328.64 475.08	4,411.53
23 74 16 13-0078 EA 30 Ton, Air Cooled Packaged Rooftop Units (AAON RNC-030)..... <i>For Single Zone VAV Controls, Includes Modulating Compressor And Supply Fan, Add</i> <i>For Factory Authorized Start Up, 4 Hour, One Trip, Add</i> <i>For Factory Installed Non-Fused Disconnect, Add</i> <i>For Factory Installed Exhaust Fan, Add</i> <i>For Hot Water Coil In Lieu Of Gas Heat, Add</i>	50,565.36 2,597.37 1,834.30 1,091.41 5,328.64 475.08	5,172.14
23 74 16 13-0079 AAON RND Rooftop Units <small>(23 74 16 13-0056)</small> Note: Includes 2" double wall foam panel construction, direct drive fan with VFD, (2) variable capacity digital scroll compressor and (2) on/off compressor, VAV unit controller (varies fan speed and compressor capacity for energy savings year round), cooling only - no heat, factory installed economizer with powered exhaust fans with VFD's, (building static pressure control), factory installed non-fused disconnect and factory start up. Excludes roof curb, items not specifically mentioned above. Excludes crane and associated personnel.		
23 74 16 13-0080 EA 26 Ton, Air Cooled Packaged Rooftop Units (AAON RND-026)..... <i>For Factory Authorized Start Up, 4 Hour, One Trip, Add</i> <i>For Factory Installed Non-Fused Disconnect, Add</i> <i>For Hot Water Coil In Lieu Of Gas Heat, Add</i>	67,164.17 2,292.88 2,483.64 3,485.17	4,411.53
23 74 16 13-0081 EA 31 Ton, Air Cooled Packaged Rooftop Units (AAON RND-031)..... <i>For Factory Authorized Start Up, 4 Hour, One Trip, Add</i> <i>For Factory Installed Non-Fused Disconnect, Add</i> <i>For Hot Water Coil In Lieu Of Gas Heat, Add</i>	76,562.89 2,292.88 2,483.64 3,485.17	5,172.14
23 74 16 13-0082 EA 40 Ton, Air Cooled Packaged Rooftop Units (AAON RND-040)..... <i>For Factory Authorized Start Up, 4 Hour, One Trip, Add</i> <i>For Factory Installed Non-Fused Disconnect, Add</i> <i>For Hot Water Coil In Lieu Of Gas Heat, Add</i>	90,394.66 2,292.88 2,483.64 3,485.17	6,921.54
23 74 16 13-0083 EA 50 Ton, Air Cooled Packaged Rooftop Units (AAON RND-050)..... <i>For Factory Authorized Start Up, 4 Hour, One Trip, Add</i> <i>For Factory Installed Non-Fused Disconnect, Add</i> <i>For Hot Water Coil In Lieu Of Gas Heat, Add</i>	106,135.93 2,292.88 2,483.64 3,485.17	8,670.95
23 74 16 13-0084 EA 60 Ton, Air Cooled Packaged Rooftop Units (AAON RND-060)..... <i>For Factory Authorized Start Up, 4 Hour, One Trip, Add</i> <i>For Factory Installed Non-Fused Disconnect, Add</i> <i>For Hot Water Coil In Lieu Of Gas Heat, Add</i>	116,787.01 2,292.88 2,483.64 3,485.17	10,420.34
23 74 16 13-0085 EA 70 Ton, Air Cooled Packaged Rooftop Units (AAON RND-070)..... <i>For Factory Authorized Start Up, 4 Hour, One Trip, Add</i> <i>For Factory Installed Non-Fused Disconnect, Add</i> <i>For Hot Water Coil In Lieu Of Gas Heat, Add</i>	122,966.75 2,292.88 2,483.64 3,485.17	11,276.07
23 74 16 13-0086 AAON RNE Rooftop Units <small>(23 74 16 13-0056)</small> Note: Includes 2" double wall foam panel construction, direct drive fan with VFD, (1 or 2) variable speed VFD controlled scroll compressor and (1 or 2) on/off compressor, VAV unit controller (varies fan speed and compressor capacity for energy savings year round), cooling only - no heat, factory installed economizer with powered exhaust fans with VFD's, (building static pressure control), Microchannel condenser coils with VFD controlled condenser fans, factory installed non fused disconnect and factory start up. Excludes roof curb, items not specifically mentioned above. Excludes crane and associated personnel.		
23 74 16 13-0087 EA 55 Ton, Air Cooled Packaged Rooftop Units (AAON RNE-055)..... <i>For Factory Authorized Start Up, 4 Hour, One Trip, Add</i> <i>For Factory Installed Non-Fused Disconnect, Add</i> <i>For Hot Water Coil In Lieu Of Gas Heat, Add</i>	113,353.55 2,590.03 3,719.96 4,952.61	9,545.64
23 74 16 13-0088 EA 65 Ton, Air Cooled Packaged Rooftop Units (AAON RNE-065)..... <i>For Factory Authorized Start Up, 4 Hour, One Trip, Add</i> <i>For Factory Installed Non-Fused Disconnect, Add</i> <i>For Hot Water Coil In Lieu Of Gas Heat, Add</i>	124,943.97 2,590.03 3,719.96 4,952.61	10,857.74
23 74 16 13-0089 EA 75 Ton, Air Cooled Packaged Rooftop Units (AAON RNE-075)..... <i>For Factory Authorized Start Up, 4 Hour, One Trip, Add</i> <i>For Factory Installed Non-Fused Disconnect, Add</i> <i>For Hot Water Coil In Lieu Of Gas Heat, Add</i>	132,888.30 2,590.03 3,719.96 4,952.61	11,713.38
23 74 16 13-0090 EA 95 Ton, Air Cooled Packaged Rooftop Units (AAON RNE-090)..... <i>For Factory Authorized Start Up, 4 Hour, One Trip, Add</i> <i>For Factory Installed Non-Fused Disconnect, Add</i> <i>For Hot Water Coil In Lieu Of Gas Heat, Add</i>	161,223.08 2,590.03 3,719.96 4,952.61	15,858.70
23 74 16 13-0091 EA 105 Ton, Air Cooled Packaged Rooftop Units (AAON RNE-105)..... <i>For Factory Authorized Start Up, 4 Hour, One Trip, Add</i> <i>For Factory Installed Non-Fused Disconnect, Add</i> <i>For Hot Water Coil In Lieu Of Gas Heat, Add</i>	174,848.25 2,590.03 3,719.96 4,952.61	18,102.49
23 74 16 13-0092 EA 120 Ton, Air Cooled Packaged Rooftop Units (AAON RNE-120)..... <i>For Factory Authorized Start Up, 4 Hour, One Trip, Add</i> <i>For Factory Installed Non-Fused Disconnect, Add</i> <i>For Hot Water Coil In Lieu Of Gas Heat, Add</i>	203,611.72 2,590.03 3,719.96 4,952.61	19,927.94
23 74 16 13-0093 EA 130 Ton, Air Cooled Packaged Rooftop Units (AAON RNE-130)..... <i>For Factory Authorized Start Up, 4 Hour, One Trip, Add</i> <i>For Factory Installed Non-Fused Disconnect, Add</i> <i>For Hot Water Coil In Lieu Of Gas Heat, Add</i>	208,769.05 2,590.03 3,719.96 4,952.61	21,144.93
23 74 16 13-0094 EA 140 Ton, Air Cooled Packaged Rooftop Units (AAON RNE-140)..... <i>For Factory Authorized Start Up, 4 Hour, One Trip, Add</i> <i>For Factory Installed Non-Fused Disconnect, Add</i> <i>For Hot Water Coil In Lieu Of Gas Heat, Add</i>	219,157.61 2,590.03 3,719.96 4,952.61	23,654.94

23 Heating, Ventilating, and Air-Conditioning (HVAC)

23 70 Central HVAC Equipment

23 74 Packaged Outdoor HVAC Equipment



MINOR
CSI UOM DESCRIPTION

TOTAL DIRECT DEMOLITION
UNIT COST UNIT COST

23 74 16 13-0095	Removal And Reinstallation Of Packaged Rooftop Air-Conditioning Units ^{(23 74}		
	^{16 13)} Note: Includes storage and cleaning.		
23 74 16 13-0096	EA Removal And Reinstallation Of Up To 5 Ton, Roof Top Unit	548.45	
23 74 16 13-0097	EA Removal And Reinstallation Of >5 To 10 Ton, Roof Top Unit.....	747.89	
23 74 16 13-0098	EA Removal And Reinstallation Of >10 To 15 Ton, Roof Top Unit.....	997.09	
23 74 16 13-0099	EA Removal And Reinstallation Of >15 To 25 Ton, Roof Top Unit.....	1,594.83	
23 74 16 13-0100	EA Removal And Reinstallation Of >25 To 50 Ton, Roof Top Unit.....	2,791.38	
23 74 16 13-0101	EA Removal And Reinstallation Of >50 To 75 Ton, Roof Top Unit.....	3,988.33	
23 74 16 13-0102	Packaged Rooftop Units (Trane, Carrier Or Equal) ^(23 74 16 13)		
	Note: Excludes crane and associated personnel. See CSI section 01 22 23 00-0941 for crane lifting equipment, 26 28 16 16-0001 for disconnects.		
23 74 16 13-0103	Electric Cooling, Gas Heat, DX Unitary Package Rooftop Unit (Trane, Carrier Or Equal) ^(23 74 16 13-0102)		
23 74 16 13-0104	Standard Efficiency Gas Heat, Electric Cooling, DX Unitary Package Rooftop Unit (Trane, Carrier Or Equal) ^(23 74 16 13-0103)		
	Note: Excludes crane and associated personnel. See CSI section 01 22 23 00-0941 for crane lifting equipment.		
23 74 16 13-0105	EA 3 Ton, Standard Efficiency, Gas Heat, Electric Cooling, DX Unitary Package Rooftop Unit (Trane Precedent YSC036).....	9,632.34	1,749.40
	For Factory Installed Economizer, Add	933.48	
	For Roof Curb, Add	642.41	
	For Factory Installed BACnet, Add	932.70	
	For Demand Control Ventilation, Add	1,686.58	
	Note: Includes CO2 wall mounted sensor.		
23 74 16 13-0106	EA 4 Ton, Standard Efficiency, Gas Heat, Electric Cooling, DX Unitary Package Rooftop Unit (Trane Precedent YSC048).....	10,737.20	2,015.61
	For Factory Installed Economizer, Add	1,011.27	
	For Roof Curb, Add	642.41	
	For Factory Installed BACnet, Add	932.70	
	For Demand Control Ventilation, Add	1,686.58	
	Note: Includes CO2 wall mounted sensor.		
23 74 16 13-0107	EA 5 Ton, Standard Efficiency, Gas Heat, Electric Cooling, DX Unitary Package Rooftop Unit (Trane Precedent YSC060).....	11,711.70	2,167.74
	For Factory Installed Economizer, Add	1,011.27	
	For Roof Curb, Add	642.41	
	For Factory Installed BACnet, Add	932.70	
	For Demand Control Ventilation, Add	1,686.58	
	Note: Includes CO2 wall mounted sensor.		
23 74 16 13-0108	EA 6 Ton, Standard Efficiency, Gas Heat, Electric Cooling, DX Unitary Package Rooftop Unit (Trane Precedent YSC072).....	12,915.36	2,338.92
	For Factory Installed Economizer, Add	1,011.27	
	For Roof Curb, Add	642.41	
	For Factory Installed BACnet, Add	932.70	
	For Demand Control Ventilation, Add	1,686.58	
	Note: Includes CO2 wall mounted sensor.		
23 74 16 13-0109	EA 7.5 Ton, Standard Efficiency, Gas Heat, Electric Cooling, DX Unitary Package Rooftop Unit (Trane Precedent YSC092).....	15,058.92	2,453.01
	For Factory Installed Economizer, Add	1,011.27	
	For Roof Curb, Add	770.89	
	For Factory Installed BACnet, Add	932.70	
	For Demand Control Ventilation, Add	1,686.58	
	Note: Includes CO2 wall mounted sensor.		
23 74 16 13-0110	EA 8.5 Ton, Standard Efficiency, Gas Heat, Electric Cooling, DX Unitary Package Rooftop Unit (Trane Precedent YSC102).....	16,348.62	2,643.17
	For Factory Installed Economizer, Add	1,011.27	
	For Roof Curb, Add	770.89	
	For Factory Installed BACnet, Add	932.70	
	For Demand Control Ventilation, Add	1,686.58	
	Note: Includes CO2 wall mounted sensor.		
23 74 16 13-0111	EA 10 Ton, Standard Efficiency, Gas Heat, Electric Cooling, DX Unitary Package Rooftop Unit (Trane Precedent YSC120).....	21,474.16	2,738.19
	For Factory Installed Economizer, Add	1,011.27	
	For Roof Curb, Add	770.89	
	For Factory Installed BACnet, Add	932.70	
	For Demand Control Ventilation, Add	1,686.58	
	Note: Includes CO2 wall mounted sensor.		
23 74 16 13-0112	EA 12.5 Ton, Standard Efficiency, Gas Heat, Electric Cooling, DX Unitary Package Rooftop Unit (Trane Voyager YSD150).....	24,622.41	2,966.38
	For Economizer, Add	1,812.43	
	For Roof Curb, Add	717.66	
	For Factory Installed BACnet, Add	932.70	
	For Demand Control Ventilation, Add	2,082.88	
	Note: Includes ventilation module and CO2 wall mounted sensor kit.		
23 74 16 13-0113	EA 15 Ton, Standard Efficiency, Gas Heat, Electric Cooling, DX Unitary Package Rooftop Unit (Trane Voyager YSD180).....	26,891.63	3,194.56
	For Economizer, Add	1,812.43	
	For Roof Curb, Add	717.66	
	For Factory Installed BACnet, Add	932.70	
	For Demand Control Ventilation, Add	2,082.88	
	Note: Includes ventilation module and CO2 wall mounted sensor kit.		



MINOR CSI UOM DESCRIPTION	TOTAL DIRECT UNIT COST	DEMOLITION UNIT COST
23 74 16 13-0114 EA 17.5 Ton, Standard Efficiency, Gas Heat, Electric Cooling, DX Unitary Package Rooftop Unit (Trane Voyager YSD210).....	30,992.02	3,422.74
<i>For Economizer, Add</i>	1,812.43	
<i>For Roof Curb, Add</i>	717.66	
<i>For Factory Installed BACnet, Add</i>	932.70	
<i>For Demand Control Ventilation, Add</i>	2,082.88	
<i>Note: Includes ventilation module and CO2 wall mounted sensor kit.</i>		
23 74 16 13-0115 EA 20 Ton, Standard Efficiency, Gas Heat, Electric Cooling, DX Unitary Package Rooftop Unit (Trane Voyager YSD240).....	33,840.01	3,650.92
<i>For Economizer, Add</i>	1,812.43	
<i>For Roof Curb, Add</i>	717.66	
<i>For Factory Installed BACnet, Add</i>	932.70	
<i>For Demand Control Ventilation, Add</i>	2,082.88	
<i>Note: Includes ventilation module and CO2 wall mounted sensor kit.</i>		
23 74 16 13-0116 EA 25 Ton, Standard Efficiency, Gas Heat, Electric Cooling, DX Unitary Package Rooftop Unit (Trane Voyager YSD300).....	39,084.37	4,411.53
<i>For Economizer, Add</i>	1,812.43	
<i>For Roof Curb, Add</i>	717.66	
<i>For Factory Installed BACnet, Add</i>	932.70	
<i>For Demand Control Ventilation, Add</i>	2,082.88	
<i>Note: Includes ventilation module and CO2 wall mounted sensor kit.</i>		
23 74 16 13-0117 EA 27.5 Ton, Standard Efficiency, Gas Heat, Electric Cooling, DX Unitary Package Rooftop Unit (Trane Voyager III YCD330).....	42,634.58	4,791.84
<i>For Factory Installed BACnet, Add</i>	932.70	
<i>For Factory Installed VAV Single Zone Option (VFD Without Bypass), Add</i>	1,981.50	
<i>For Economizer And Powered Exhaust, Add</i>	4,034.56	
<i>For Roof Curb, Add</i>	1,248.66	
23 74 16 13-0118 EA 30 Ton, Standard Efficiency, Gas Heat, Electric Cooling, DX Unitary Package Rooftop Unit (Trane Voyager III YCD360).....	44,965.05	5,172.14
<i>For Factory Installed BACnet, Add</i>	932.70	
<i>For Factory Installed VAV Single Zone Option (VFD Without Bypass), Add</i>	1,981.50	
<i>For Economizer And Powered Exhaust, Add</i>	4,034.56	
<i>For Roof Curb, Add</i>	1,248.66	
23 74 16 13-0119 EA 35 Ton, Standard Efficiency, Gas Heat, Electric Cooling, DX Unitary Package Rooftop Unit (Trane Voyager III YCD420).....	50,520.24	6,046.84
<i>For Factory Installed BACnet, Add</i>	932.70	
<i>For Factory Installed VAV Single Zone Option (VFD Without Bypass), Add</i>	1,981.50	
<i>For Economizer And Powered Exhaust, Add</i>	4,034.56	
<i>For Roof Curb, Add</i>	1,248.66	
23 74 16 13-0120 EA 40 Ton, Standard Efficiency, Gas Heat, Electric Cooling, DX Unitary Package Rooftop Unit (Trane Voyager III YCD480).....	55,126.38	6,921.54
<i>For Factory Installed BACnet, Add</i>	932.70	
<i>For Factory Installed VAV Single Zone Option (VFD Without Bypass), Add</i>	1,981.50	
<i>For Economizer And Powered Exhaust, Add</i>	4,034.56	
<i>For Roof Curb, Add</i>	1,423.43	
23 74 16 13-0121 EA 50 Ton, Standard Efficiency, Gas Heat, Electric Cooling, DX Unitary Package Rooftop Unit (Trane Voyager III YCD600).....	64,355.78	8,670.95
<i>For Factory Installed BACnet, Add</i>	932.70	
<i>For Factory Installed VAV Single Zone Option (VFD Without Bypass), Add</i>	1,981.50	
<i>For Economizer And Powered Exhaust, Add</i>	4,034.56	
<i>For Roof Curb, Add</i>	1,423.43	
23 74 16 13-0122 EA 55 Ton, Standard Efficiency, Gas Heat, Electric Cooling, DX Unitary Package Rooftop Unit (Trane Intellipak SFHLF554).....	92,818.55	9,545.64
<i>For Economizer And Powered Exhaust, Add</i>	10,823.53	
<i>For Roof Curb, Add</i>	2,244.09	
<i>For Factory Installed BACnet, Add</i>	1,287.98	
<i>For Factory Installed VAV Single Zone Option (VFD Without Bypass), Add</i>	1,981.50	
23 74 16 13-0123 EA 60 Ton, Standard Efficiency, Gas Heat, Electric Cooling, DX Unitary Package Rooftop Unit (Trane Intellipak SFHLF604).....	99,969.98	10,420.34
<i>For Economizer And Powered Exhaust, Add</i>	12,258.98	
<i>For Roof Curb, Add</i>	2,497.04	
<i>For Factory Installed BACnet, Add</i>	1,287.98	
<i>For Factory Installed VAV Single Zone Option (VFD Without Bypass), Add</i>	1,981.50	
23 74 16 13-0124 EA 70 Ton, Standard Efficiency, Gas Heat, Electric Cooling, DX Unitary Package Rooftop Unit (Trane Intellipak SFHLF704).....	112,147.74	11,276.07
<i>For Economizer And Powered Exhaust, Add</i>	12,736.07	
<i>For Roof Curb, Add</i>	2,497.04	
<i>For Factory Installed BACnet, Add</i>	1,287.98	
<i>For Factory Installed VAV Single Zone Option (VFD Without Bypass), Add</i>	1,981.50	
23 74 16 13-0125 EA 75 Ton, Standard Efficiency, Gas Heat, Electric Cooling, DX Unitary Package Rooftop Unit (Trane Intellipak SFHLF754).....	121,373.33	11,713.38
<i>For Roof Curb, Add</i>	2,497.04	
<i>For Factory Installed BACnet, Add</i>	1,287.98	
<i>For Factory Installed VAV Single Zone Option (VFD Without Bypass), Add</i>	1,981.50	
<i>For Economizer And Powered Exhaust, Add</i>	13,298.72	
23 74 16 13-0126 EA 90 Ton, Standard Efficiency, Gas Heat, Electric Cooling, DX Unitary Package Rooftop Unit (Trane Intellipak SFHKC904).....	146,366.16	14,299.44
<i>Note: Includes economizer, powered exhaust and roof curb.</i>		
<i>For Factory Installed BACnet, Add</i>	1,287.98	
<i>For Factory Installed VAV Single Zone Option (VFD Without Bypass), Add</i>	1,981.50	
23 74 16 13-0127 EA 105 Ton, Standard Efficiency, Gas Heat, Electric Cooling, DX Unitary Package Rooftop Unit (Trane Intellipak SFHKD114).....	159,844.43	18,102.49
<i>Note: Includes economizer, powered exhaust and roof curb.</i>		
<i>For Factory Installed BACnet, Add</i>	1,287.98	
<i>For Factory Installed VAV Single Zone Option (VFD Without Bypass), Add</i>	1,981.50	

23 Heating, Ventilating, and Air-Conditioning (HVAC)

23 70 Central HVAC Equipment

23 74 Packaged Outdoor HVAC Equipment



MINOR
CSI UOM DESCRIPTION

TOTAL DIRECT DEMOLITION
UNIT COST UNIT COST

MINOR	CSI	UOM	DESCRIPTION	TOTAL DIRECT UNIT COST	DEMOLITION UNIT COST
23 74 16 13-0128			High Efficiency, Electric Cooling, Gas Heat, DX Unitary Package Rooftop Unit (Trane, Carrier Or Equal) <small>(23 74 16 13-0103)</small> Note: Excludes crane and associated personnel. See CSI section 01 22 23 00-0941 for crane lifting equipment, 26 28 16 16-0001 for disconnects.		
23 74 16 13-0129	EA		3 Ton, High Efficiency, Electric Cooling, Gas Heat, DX Unitary Package Rooftop Unit (Trane Precedent YHC036).....	10,267.11	1,749.40
			<i>For Roof Curb, Add</i>	642.41	
			<i>For Factory Installed BACnet, Add</i>	932.70	
			<i>For Demand Control Ventilation, Add</i>	1,686.58	
			Note: Includes CO2 wall mounted sensor.		
			<i>For Factory Installed Economizer, Add</i>	1,055.49	
23 74 16 13-0130	EA		4 Ton, High Efficiency, Electric Cooling, Gas Heat, DX Unitary Package Rooftop Unit (Trane Precedent YHC048).....	11,639.56	2,015.61
			<i>For Roof Curb, Add</i>	642.41	
			<i>For Factory Installed BACnet, Add</i>	932.70	
			<i>For Demand Control Ventilation, Add</i>	1,686.58	
			Note: Includes CO2 wall mounted sensor.		
			<i>For Factory Installed Economizer, Add</i>	1,055.49	
23 74 16 13-0131	EA		5 Ton, High Efficiency, Electric Cooling, Gas Heat, DX Unitary Package Rooftop Unit (Trane Precedent YHC060).....	12,732.30	2,167.74
			<i>For Roof Curb, Add</i>	642.41	
			<i>For Factory Installed BACnet, Add</i>	932.70	
			<i>For Demand Control Ventilation, Add</i>	1,686.58	
			Note: Includes CO2 wall mounted sensor.		
			<i>For Factory Installed Economizer, Add</i>	1,055.49	
23 74 16 13-0132	EA		6 Ton, High Efficiency, Electric Cooling, Gas Heat, DX Unitary Package Rooftop Unit (Trane Precedent YHC072).....	13,911.07	2,338.92
			<i>For Roof Curb, Add</i>	642.41	
			<i>For Factory Installed BACnet, Add</i>	932.70	
			<i>For Demand Control Ventilation, Add</i>	1,686.58	
			Note: Includes CO2 wall mounted sensor.		
			<i>For Factory Installed Economizer, Add</i>	1,055.49	
23 74 16 13-0133	EA		7.5 Ton, High Efficiency, Electric Cooling, Gas Heat, DX Unitary Package Rooftop Unit (Trane Precedent YHC092).....	19,902.12	2,453.01
			<i>For Roof Curb, Add</i>	770.89	
			<i>For Factory Installed BACnet, Add</i>	932.70	
			<i>For Demand Control Ventilation, Add</i>	1,686.58	
			Note: Includes CO2 wall mounted sensor.		
			<i>For Factory Installed Economizer, Add</i>	1,077.30	
23 74 16 13-0134	EA		8.5 Ton, High Efficiency, Electric Cooling, Gas Heat, DX Unitary Package Rooftop Unit (Trane Precedent YHC102).....	21,347.40	2,643.17
			<i>For Roof Curb, Add</i>	770.89	
			<i>For Factory Installed BACnet, Add</i>	932.70	
			<i>For Demand Control Ventilation, Add</i>	1,686.58	
			Note: Includes CO2 wall mounted sensor.		
			<i>For Factory Installed Economizer, Add</i>	1,077.30	
23 74 16 13-0135	EA		10 Ton, High Efficiency, Electric Cooling, Gas Heat, DX Unitary Package Rooftop Unit (Trane Precedent YHC120).....	23,232.22	2,738.19
			<i>For Roof Curb, Add</i>	770.89	
			<i>For Factory Installed BACnet, Add</i>	932.70	
			<i>For Demand Control Ventilation, Add</i>	1,686.58	
			Note: Includes CO2 wall mounted sensor.		
			<i>For Factory Installed Economizer, Add</i>	1,101.70	
23 74 16 13-0136	EA		12.5 Ton, High Efficiency, Electric Cooling, Gas Heat, DX Unitary Package Rooftop Unit (Trane Voyager YHD150).....	26,774.08	2,966.38
			<i>For Roof Curb, Add</i>	770.89	
			<i>For Factory Installed BACnet, Add</i>	932.70	
			<i>For Demand Control Ventilation, Add</i>	2,082.88	
			Note: Includes ventilation module and CO2 wall mounted sensor kit.		
			<i>For Factory Installed Economizer, Add</i>	1,189.83	
23 74 16 13-0137	EA		15 Ton, High Efficiency, Electric Cooling, Gas Heat, DX Unitary Package Rooftop Unit (Trane Voyager YHD180).....	28,715.03	3,194.56
			<i>For Roof Curb, Add</i>	770.89	
			<i>For Factory Installed BACnet, Add</i>	932.70	
			<i>For Demand Control Ventilation, Add</i>	2,082.88	
			Note: Includes ventilation module and CO2 wall mounted sensor kit.		
			<i>For Factory Installed Economizer, Add</i>	2,249.15	
23 74 16 13-0138	EA		17.5 Ton, High Efficiency, Electric Cooling, Gas Heat, DX Unitary Package Rooftop Unit (Trane Voyager YHD210).....	33,325.72	3,422.74
			<i>For Roof Curb, Add</i>	770.89	
			<i>For Factory Installed BACnet, Add</i>	932.70	
			<i>For Demand Control Ventilation, Add</i>	2,082.88	
			Note: Includes ventilation module and CO2 wall mounted sensor kit.		
			<i>For Factory Installed Economizer, Add</i>	2,249.15	
23 74 16 13-0139	EA		20 Ton, High Efficiency, Electric Cooling, Gas Heat, DX Unitary Package Rooftop Unit (Trane Voyager YHD240).....	36,684.01	3,650.92
			<i>For Roof Curb, Add</i>	770.89	
			<i>For Factory Installed BACnet, Add</i>	932.70	
			<i>For Demand Control Ventilation, Add</i>	2,082.88	
			Note: Includes ventilation module and CO2 wall mounted sensor kit.		
			<i>For Factory Installed Economizer, Add</i>	2,249.15	
23 74 16 13-0140	EA		25 Ton, High Efficiency, Electric Cooling, Gas Heat, DX Unitary Package Rooftop Unit (Trane Voyager YHD300).....	49,156.62	4,411.53
			<i>For Roof Curb, Add</i>	770.89	
			<i>For Factory Installed BACnet, Add</i>	932.70	
			<i>For Demand Control Ventilation, Add</i>	2,082.88	
			Note: Includes ventilation module and CO2 wall mounted sensor kit.		
			<i>For Factory Installed Economizer, Add</i>	2,249.15	



MINOR CSI UOM DESCRIPTION	TOTAL DIRECT UNIT COST	DEMOLITION UNIT COST
23 74 16 13-0141 EA 30 Ton, Variable Speed Compressor, Electric Cooling, Gas Heat, DX Unitary Package Rooftop Unit (Trane Intellipak SFHLF304).....	71,287.00	5,172.14
For Factory Installed BACnet, Add	1,287.98	
For Factory Installed VAV Single Zone Option (VFD Without Bypass), Add	1,981.50	
For Economizer And Powered Exhaust, Add	6,994.07	
For Roof Curb, Add	1,282.15	
23 74 16 13-0142 EA 40 Ton, Variable Speed Compressor, Electric Cooling, Gas Heat, DX Unitary Package Rooftop Unit (Trane Intellipak SFHLF404).....	94,972.19	6,921.54
For Factory Installed BACnet, Add	1,287.98	
For Factory Installed VAV Single Zone Option (VFD Without Bypass), Add	1,981.50	
For Economizer And Powered Exhaust, Add	7,870.95	
For Roof Curb, Add	1,951.23	
23 74 16 13-0143 EA 50 Ton, Variable Speed Compressor, Electric Cooling, Gas Heat, DX Unitary Package Rooftop Unit (Trane Intellipak SFHLF504).....	95,162.17	8,670.95
For Factory Installed BACnet, Add	1,287.98	
For Factory Installed VAV Single Zone Option (VFD Without Bypass), Add	1,981.50	
For Economizer And Powered Exhaust, Add	11,542.81	
For Roof Curb, Add	1,951.23	
23 74 16 13-0144 EA 55 Ton, Variable Speed Compressor, Electric Cooling, Gas Heat, DX Unitary Package Rooftop Unit (Trane Intellipak SFHLF554).....	105,607.22	9,545.64
For Economizer And Powered Exhaust, Add	10,823.53	
For Factory Installed BACnet, Add	1,287.98	
For Factory Installed VAV Single Zone Option (VFD Without Bypass), Add	1,981.50	
For Roof Curb, Add	2,427.30	
23 74 16 13-0145 EA 60 Ton, Variable Speed Compressor, Electric Cooling, Gas Heat, DX Unitary Package Rooftop Unit (Trane Intellipak SFHLF604).....	112,195.46	10,420.34
For Economizer And Powered Exhaust, Add	12,258.98	
For Factory Installed BACnet, Add	1,287.98	
For Factory Installed VAV Single Zone Option (VFD Without Bypass), Add	1,981.50	
For Roof Curb, Add	2,427.30	
23 74 16 13-0146 EA 70 Ton, Variable Speed Compressor, Electric Cooling, Gas Heat, DX Unitary Package Rooftop Unit (Trane Intellipak SFHLF704).....	125,639.63	11,276.07
For Economizer And Powered Exhaust, Add	12,736.07	
For Roof Curb, Add	2,244.09	
For Factory Installed BACnet, Add	1,287.98	
For Factory Installed VAV Single Zone Option (VFD Without Bypass), Add	1,981.50	
23 74 16 13-0147 Electric Cooling, Electric Heat, DX Unitary Package Rooftop Unit (Trane, Carrier Or Equal) <small>(23 74 16 13-0102)</small>		
Note: Excludes crane and associated personnel. See CSI section 01 22 23 00-0941 for crane lifting equipment, 26 28 16 16-0001 for disconnects.		
23 74 16 13-0148 EA 3 Ton, Ultra High Efficiency, Electric Cooling, Electric Heat, DX Unitary Package Rooftop Unit (Trane Precedent eFlex TZC036E).....	7,988.48	1,574.46
For Roof Curb, Add	642.41	
For Factory Installed Economizer, Add	1,055.49	
For Factory Installed BACnet, Add	2,103.89	
For Demand Control Ventilation, Add	2,323.85	
23 74 16 13-0149 EA 4 Ton, Ultra High Efficiency, Electric Cooling, Electric Heat, DX Unitary Package Rooftop Unit (Trane Precedent eFlex TZC048F).....	8,933.93	1,814.10
For Roof Curb, Add	642.41	
For Factory Installed Economizer, Add	1,055.49	
For Factory Installed BACnet, Add	2,512.09	
For Demand Control Ventilation, Add	2,323.85	
23 74 16 13-0150 EA 5 Ton, Ultra High Efficiency, Electric Cooling, Electric Heat, DX Unitary Package Rooftop Unit (Trane Precedent eFlex TZC060E).....	9,757.65	1,951.01
For Roof Curb, Add	642.41	
For Factory Installed Economizer, Add	1,055.49	
For Factory Installed BACnet, Add	2,512.09	
For Demand Control Ventilation, Add	2,323.85	
23 74 16 13-0151 EA 6 Ton, Ultra High Efficiency, Electric Cooling, Electric Heat, DX Unitary Package Rooftop Unit (Trane Precedent eFlex TZC072F).....	10,911.13	2,104.96
For Roof Curb, Add	642.41	
For Factory Installed Economizer, Add	1,055.49	
For Factory Installed BACnet, Add	2,512.09	
For Demand Control Ventilation, Add	2,323.85	
23 74 16 13-0152 EA 7.5 Ton, Ultra High Efficiency, Electric Cooling, Electric Heat, DX Unitary Package Rooftop Unit (Trane Precedent eFlex TZC090F).....	12,709.50	2,207.69
For Roof Curb, Add	770.89	
For Factory Installed Economizer, Add	1,077.30	
For Factory Installed BACnet, Add	2,697.30	
For Demand Control Ventilation, Add	2,376.77	
23 74 16 13-0153 EA 8.5 Ton, Ultra High Efficiency, Electric Cooling, Electric Heat, DX Unitary Package Rooftop Unit (Trane Precedent eFlex TZC102F).....	13,813.62	2,378.78
For Roof Curb, Add	770.89	
For Factory Installed Economizer, Add	1,077.30	
For Factory Installed BACnet, Add	2,697.30	
For Demand Control Ventilation, Add	2,376.77	
23 74 16 13-0154 EA 10 Ton, Ultra High Efficiency, Electric Cooling, Electric Heat, DX Unitary Package Rooftop Unit (Trane Precedent eFlex TZC120F).....	15,137.15	2,464.37
For Roof Curb, Add	770.89	
For Factory Installed Economizer, Add	1,101.70	
For Factory Installed BACnet, Add	2,697.30	
For Demand Control Ventilation, Add	2,376.77	

23 Heating, Ventilating, and Air-Conditioning (HVAC)

23 70 Central HVAC Equipment

23 74 Packaged Outdoor HVAC Equipment



MINOR	CSI	UOM	DESCRIPTION	TOTAL DIRECT UNIT COST	DEMOLITION UNIT COST
23 74 16 13-0155	EA		12.5 Ton, High Efficiency, Electric Cooling, Electric Heat, DX Unitary Package Rooftop Unit (Trane Voyager eFlex TZ*150F)	16,930.37	2,669.73
			Note: * = Downflow or Horizontal		
			For Roof Curb, Add	770.89	
			For Factory Installed Economizer, Add	1,189.83	
			For Factory Installed BACnet, Add	3,596.40	
			For Demand Control Ventilation, Add	2,907.79	
23 74 16 13-0156	EA		15 Ton, High Efficiency, Electric Cooling, Electric Heat, DX Unitary Package Rooftop Unit (Trane Voyager eFlex TZ*180F)	19,080.65	2,875.10
			Note: * = Downflow or Horizontal		
			For Roof Curb, Add	770.89	
			For Factory Installed Economizer, Add	2,249.15	
			For Factory Installed BACnet, Add	3,596.40	
			For Demand Control Ventilation, Add	2,907.79	
23 74 16 13-0157	EA		17.5 Ton, High Efficiency, Electric Cooling, Electric Heat, DX Unitary Package Rooftop Unit (Trane Voyager eFlex TZ*210F)	22,586.99	3,080.46
			Note: * = Downflow or Horizontal		
			For Roof Curb, Add	770.89	
			For Factory Installed Economizer, Add	2,249.15	
			For Factory Installed BACnet, Add	3,596.40	
			For Demand Control Ventilation, Add	2,907.79	
23 74 16 13-0158	EA		20 Ton, High Efficiency, Electric Cooling, Electric Heat, DX Unitary Package Rooftop Unit (Trane Voyager TH*240)	24,984.17	3,285.83
			Note: * = Downflow or Horizontal		
			For Roof Curb, Add	770.89	
			For Factory Installed Economizer, Add	2,249.15	
			For Factory Installed BACnet, Add	5,019.96	
			For Demand Control Ventilation, Add	2,907.79	
23 74 16 13-0159	EA		25 Ton, High Efficiency, Electric Cooling, Electric Heat, DX Unitary Package Rooftop Unit (Trane Voyager TH*300)	28,882.52	3,970.38
			Note: * = Downflow or Horizontal		
			For Roof Curb, Add	770.89	
			For Factory Installed Economizer, Add	2,249.15	
			For Factory Installed BACnet, Add	5,019.96	
			For Demand Control Ventilation, Add	3,286.57	
23 74 16 13-0160	EA		55 Ton, Variable Speed Compressor, Electric Cooling, Electric Heat, DX Unitary Package Rooftop Unit (Trane Intellipak SEHL*55).....	92,060.76	8,591.13
			For Factory Installed VAV Single Zone Option (VFD Without Bypass), Add	1,981.50	
			For Factory Installed Economizer, Add	2,249.15	
			For Roof Curb, Add	2,427.30	
			For Demand Control Ventilation, Add	4,640.27	
			For Factory Installed BACnet, Add	13,186.79	
23 74 16 13-0161	EA		60 Ton, Variable Speed Compressor, Electric Cooling, Electric Heat, DX Unitary Package Rooftop Unit (Trane Intellipak SEHL*60).....	100,438.23	9,378.31
			For Factory Installed VAV Single Zone Option (VFD Without Bypass), Add	1,981.50	
			For Factory Installed Economizer, Add	2,249.15	
			For Roof Curb, Add	2,427.30	
			For Demand Control Ventilation, Add	4,640.27	
			For Factory Installed BACnet, Add	13,186.79	
23 74 16 13-0162	EA		70 Ton, Variable Speed Compressor, Electric Cooling, Electric Heat, DX Unitary Package Rooftop Unit (Trane Intellipak SEHL*70).....	111,002.10	10,148.45
			For Roof Curb, Add	2,244.09	
			For Factory Installed VAV Single Zone Option (VFD Without Bypass), Add	1,981.50	
			For Factory Installed Economizer, Add	2,249.15	
			For Demand Control Ventilation, Add	7,636.99	
			For Factory Installed BACnet, Add	13,186.79	
23 74 16 13-0163			Cooling Only DX Unitary Package Rooftop Unit (Trane, Carrier Or Equal) ⁽²³⁾ <small>74 16 13-0102</small>		
			See CSI section 01 22 23 00-0941 for crane lifting equipment, 26 28 16 16-0001 for disconnects.		
23 74 16 13-0164			High Efficiency, Cooling Only DX Unitary Package Rooftop Unit (Trane, Carrier Or Equal) ^(23 74 16 13-0163)		
			Note: Excludes crane and associated personnel. See CSI section 01 22 23 00-0941 for crane lifting equipment.		
23 74 16 13-0165	EA		3 Ton, High Efficiency, Cooling Only DX Unitary Package Rooftop Unit (Trane Precedent THC036)	7,145.42	1,574.46
			For Roof Curb, Add	642.41	
			For Factory Installed Electric Heat, Add	833.91	
			For Factory Installed BACnet, Add	932.70	
			For Demand Control Ventilation, Add	1,686.58	
			Note: Includes CO2 wall mounted sensor.		
			For Factory Installed Economizer, Add	1,055.49	
23 74 16 13-0166	EA		4 Ton, High Efficiency, Cooling Only DX Unitary Package Rooftop Unit (Trane Precedent THC048)	8,131.46	1,814.10
			For Roof Curb, Add	642.41	
			For Factory Installed Electric Heat, Add	833.91	
			For Factory Installed BACnet, Add	932.70	
			For Demand Control Ventilation, Add	1,686.58	
			Note: Includes CO2 wall mounted sensor.		
			For Factory Installed Economizer, Add	1,055.49	
23 74 16 13-0167	EA		5 Ton, High Efficiency, Cooling Only DX Unitary Package Rooftop Unit (Trane Precedent THC060)	8,888.05	1,951.01
			For Roof Curb, Add	642.41	
			For Factory Installed Electric Heat, Add	833.91	
			For Factory Installed BACnet, Add	932.70	
			For Demand Control Ventilation, Add	1,686.58	
			Note: Includes CO2 wall mounted sensor.		
			For Factory Installed Economizer, Add	1,055.49	



MINOR CSI UOM DESCRIPTION	TOTAL DIRECT UNIT COST	DEMOLITION UNIT COST
23 74 16 13-0168 EA 6 Ton, High Efficiency, Cooling Only DX Unitary Package Rooftop Unit (Trane Precedent THC072).....	9,626.69	2,104.96
For Roof Curb, Add	642.41	
For Factory Installed Electric Heat, Add	833.91	
For Factory Installed BACnet, Add	932.70	
For Demand Control Ventilation, Add	1,686.58	
Note: Includes CO2 wall mounted sensor.		
For Factory Installed Economizer, Add	1,055.49	
23 74 16 13-0169 EA 7.5 Ton, High Efficiency, Cooling Only DX Unitary Package Rooftop Unit (Trane Precedent THC092).....	12,767.20	2,207.69
For Roof Curb, Add	770.89	
For Factory Installed Electric Heat, Add	1,012.83	
For Factory Installed BACnet, Add	932.70	
For Demand Control Ventilation, Add	1,686.58	
Note: Includes CO2 wall mounted sensor.		
For Factory Installed Economizer, Add	1,077.30	
23 74 16 13-0170 EA 8.5 Ton, High Efficiency, Cooling Only DX Unitary Package Rooftop Unit (Trane Precedent THC102).....	13,684.85	2,378.78
For Roof Curb, Add	770.89	
For Factory Installed Electric Heat, Add	1,012.83	
For Factory Installed BACnet, Add	932.70	
For Demand Control Ventilation, Add	1,686.58	
Note: Includes CO2 wall mounted sensor.		
For Factory Installed Economizer, Add	1,077.30	
23 74 16 13-0171 EA 10 Ton, High Efficiency, Cooling Only DX Unitary Package Rooftop Unit (Trane Precedent THC120).....	14,855.52	2,464.37
For Roof Curb, Add	770.89	
For Factory Installed Electric Heat, Add	1,012.83	
For Factory Installed BACnet, Add	932.70	
For Demand Control Ventilation, Add	1,686.58	
Note: Includes CO2 wall mounted sensor.		
For Factory Installed Economizer, Add	1,101.70	
23 74 16 13-0172 EA 12.5 Ton, High Efficiency, Cooling Only DX Unitary Package Rooftop Unit (Trane Voyager THD150).....	18,246.36	2,669.73
For Roof Curb, Add	770.89	
For Factory Installed Electric Heat, Add	1,169.96	
For Factory Installed BACnet, Add	932.70	
For Demand Control Ventilation, Add	2,082.88	
Note: Includes ventilation module and CO2 wall mounted sensor kit.		
For Factory Installed Economizer, Add	1,189.83	
23 74 16 13-0173 EA 15 Ton, High Efficiency, Cooling Only DX Unitary Package Rooftop Unit (Trane Voyager THD180).....	19,362.86	2,875.10
For Roof Curb, Add	770.89	
For Factory Installed Electric Heat, Add	1,169.96	
For Factory Installed BACnet, Add	932.70	
For Demand Control Ventilation, Add	2,082.88	
Note: Includes ventilation module and CO2 wall mounted sensor kit.		
For Factory Installed Economizer, Add	2,249.15	
23 74 16 13-0174 EA 17.5 Ton, High Efficiency, Cooling Only DX Unitary Package Rooftop Unit (Trane Voyager THD210).....	22,689.04	3,080.46
For Roof Curb, Add	770.89	
For Factory Installed Electric Heat, Add	1,350.43	
For Factory Installed BACnet, Add	932.70	
For Demand Control Ventilation, Add	2,082.88	
Note: Includes ventilation module and CO2 wall mounted sensor kit.		
For Factory Installed Economizer, Add	2,249.15	
23 74 16 13-0175 EA 20 Ton, High Efficiency, Cooling Only DX Unitary Package Rooftop Unit (Trane Voyager THD240).....	24,614.39	3,285.83
For Roof Curb, Add	770.89	
For Factory Installed Electric Heat, Add	1,350.43	
For Factory Installed BACnet, Add	932.70	
For Demand Control Ventilation, Add	2,082.88	
Note: Includes ventilation module and CO2 wall mounted sensor kit.		
For Factory Installed Economizer, Add	2,249.15	
23 74 16 13-0176 EA 25 Ton, High Efficiency, Cooling Only DX Unitary Package Rooftop Unit (Trane Voyager THD300).....	27,164.73	3,970.38
For Roof Curb, Add	770.89	
For Factory Installed Electric Heat, Add	1,350.43	
For Factory Installed BACnet, Add	932.70	
For Demand Control Ventilation, Add	2,082.88	
Note: Includes ventilation module and CO2 wall mounted sensor kit.		
For Factory Installed Economizer, Add	2,249.15	
23 74 16 13-0177 Heat Pump Unitary Package Rooftop Unit (Trane, Carrier Or Equal) (23 74 16 13-0102)		
See CSI section 01 22 23 00-0941 for crane lifting equipment, 26 28 16 16-0001 for disconnects.		
23 74 16 13-0178 Standard Efficiency Heat Pump Unitary Package Rooftop Unit (Trane, Carrier Or Equal) (23 74 16 13-0177)		
Note: Excludes crane and associated personnel. See CSI section 01 22 23 00-0941 for crane lifting equipment.		
23 74 16 13-0179 EA 3 Ton, Standard Efficiency, Heat Pump Unitary Package Rooftop Unit (Trane Precedent WSC036).....	7,986.57	1,574.46
For Roof Curb, Add	642.41	
For High Efficiency, Add	721.19	
For Factory Installed Electric Heat, Add	833.91	
For Factory Installed BACnet, Add	932.70	
For Demand Control Ventilation, Add	1,686.58	
Note: Includes CO2 wall mounted sensor.		
For Factory Installed Economizer, Add	1,055.49	

23 Heating, Ventilating, and Air-Conditioning (HVAC)

23 70 Central HVAC Equipment

23 74 Packaged Outdoor HVAC Equipment



MINOR CSI UOM DESCRIPTION	TOTAL DIRECT UNIT COST	DEMOLITION UNIT COST
23 74 16 13-0180 EA 4 Ton, Standard Efficiency, Heat Pump Unitary Package Rooftop Unit (Trane Precedent WSC048).....	8,844.70	1,814.10
For Roof Curb, Add	642.41	
For High Efficiency, Add	787.18	
For Factory Installed Electric Heat, Add	833.91	
For Factory Installed BACnet, Add	932.70	
For Demand Control Ventilation, Add	1,686.58	
Note: Includes CO2 wall mounted sensor.		
For Factory Installed Economizer, Add	1,055.49	
23 74 16 13-0181 EA 5 Ton, Standard Efficiency, Heat Pump Unitary Package Rooftop Unit (Trane Precedent WSC060).....	9,714.38	1,951.01
For Roof Curb, Add	642.41	
For High Efficiency, Add	871.35	
For Factory Installed Electric Heat, Add	833.91	
For Factory Installed BACnet, Add	932.70	
For Demand Control Ventilation, Add	1,686.58	
Note: Includes CO2 wall mounted sensor.		
For Factory Installed Economizer, Add	1,055.49	
23 74 16 13-0182 EA 6 Ton, Standard Efficiency, Heat Pump Unitary Package Rooftop Unit (Trane Precedent WSC072).....	10,606.88	2,104.96
For Roof Curb, Add	642.41	
For High Efficiency, Add	955.53	
For Factory Installed Electric Heat, Add	833.91	
For Factory Installed BACnet, Add	932.70	
For Demand Control Ventilation, Add	1,686.58	
Note: Includes CO2 wall mounted sensor.		
For Factory Installed Economizer, Add	1,055.49	
23 74 16 13-0183 EA 7.5 Ton, Standard Efficiency, Heat Pump Unitary Package Rooftop Unit (Trane Precedent WSC090).....	11,938.11	2,207.69
For Roof Curb, Add	770.89	
For High Efficiency, Add	1,101.83	
For Factory Installed Electric Heat, Add	1,012.83	
For Factory Installed BACnet, Add	932.70	
For Demand Control Ventilation, Add	1,686.58	
Note: Includes CO2 wall mounted sensor.		
For Factory Installed Economizer, Add	1,077.30	
23 74 16 13-0184 EA 8.5 Ton, Standard Efficiency, Heat Pump Unitary Package Rooftop Unit (Trane Precedent WSC102).....	14,202.94	2,378.78
For Roof Curb, Add	770.89	
For High Efficiency, Add	1,351.32	
For Factory Installed Electric Heat, Add	1,012.83	
For Factory Installed BACnet, Add	932.70	
For Demand Control Ventilation, Add	1,686.58	
Note: Includes CO2 wall mounted sensor.		
For Factory Installed Economizer, Add	1,077.30	
23 74 16 13-0185 EA 10 Ton, Standard Efficiency, Heat Pump Unitary Package Rooftop Unit (Trane Precedent WSC120).....	16,353.68	2,464.37
For Roof Curb, Add	770.89	
For High Efficiency, Add	1,600.81	
For Factory Installed Electric Heat, Add	1,012.83	
For Factory Installed BACnet, Add	932.70	
For Demand Control Ventilation, Add	1,686.58	
Note: Includes CO2 wall mounted sensor.		
For Factory Installed Economizer, Add	1,101.70	
23 74 16 13-0186 EA 12.5 Ton, Standard Efficiency, Heat Pump Unitary Package Rooftop Unit (Trane Voyager WCD150).....	20,409.53	2,669.73
For Roof Curb, Add	770.89	
For High Efficiency, Add	2,064.11	
For Factory Installed Electric Heat, Add	1,169.96	
For Factory Installed BACnet, Add	932.70	
For Demand Control Ventilation, Add	2,082.88	
Note: Includes ventilation module and CO2 wall mounted sensor kit.		
For Factory Installed Economizer, Add	1,189.83	
23 74 16 13-0187 EA 15 Ton, Standard Efficiency, Heat Pump Unitary Package Rooftop Unit (Trane Voyager WCD180).....	22,276.91	2,875.10
For Roof Curb, Add	770.89	
For High Efficiency, Add	2,259.32	
For Factory Installed Electric Heat, Add	1,169.96	
For Factory Installed BACnet, Add	932.70	
For Demand Control Ventilation, Add	2,082.88	
Note: Includes ventilation module and CO2 wall mounted sensor kit.		
For Factory Installed Economizer, Add	2,249.15	
23 74 16 13-0188 EA 20 Ton, Standard Efficiency, Heat Pump Unitary Package Rooftop Unit (Trane Voyager WCD240).....	29,365.11	3,285.83
For Roof Curb, Add	770.89	
For High Efficiency, Add	3,060.54	
For Factory Installed Electric Heat, Add	1,350.43	
For Factory Installed BACnet, Add	932.70	
For Demand Control Ventilation, Add	2,082.88	
Note: Includes ventilation module and CO2 wall mounted sensor kit.		
For Factory Installed Economizer, Add	2,249.15	
23 74 16 13-0189 Trane Curb Adapters <small>(23 74 16 13)</small>		
Note: All adapter selections assume the existing unit rests on a factory standard curb. The new unit reference is based on current Trane units, Precedent and Voyager II models only. The existing unit reference is based on Trane, Carrier, York or Lennox units only. Non-standard L-shape and/or duct shroud configurations were not considered. Trane Intellipak or Voyager III footprints are not considered. Some units have larger than normal sizes or multiple footprints possible, which were not considered. Step-sized replacements (installing new unit that is either larger or smaller capacity than existing) are not considered.		
23 74 16 13-0190 EA 3 To 5 Ton, Trane Curb Adapter.....	1,520.30	
23 74 16 13-0191 EA 6 To 7-1/2 Ton, Trane Curb Adapter.....	1,986.65	
23 74 16 13-0192 EA 8-1/2 To 10 Ton, Trane Curb Adapter.....	2,079.92	
23 74 16 13-0193 EA 12-1/2 Ton, Standard Efficiency, Trane Curb Adapter.....	2,275.79	
23 74 16 13-0194 EA 12-1/2 Ton, High Efficiency, Trane Curb Adapter.....	2,322.42	



MINOR CSI UOM DESCRIPTION	TOTAL DIRECT UNIT COST	DEMOLITION UNIT COST
23 74 16 13-0195 EA 15 Ton, Trane Curb Adapter.....	2,546.27	
23 74 16 13-0196 EA 17-1/2 Ton, Trane Curb Adapter.....	2,564.92	
23 74 16 13-0197 EA 20 Ton, Trane Curb Adapter.....	2,863.39	
23 74 16 13-0198 EA 25 Ton, Trane Curb Adapter.....	3,264.45	
23 74 16 13-0199 Trane Condenser Coil Guards (23 74 16 13)		
23 74 16 13-0200 EA Condenser Coil Guard (Trane BAYGARD058A).....	1,035.96	74.78
Note: Coil Guard for TTA/TWA061, TTA/TWA073, TTA/TWA076 and CTA/TTA/TWA090 Condenser Coils.		
23 74 16 13-0201 EA Condenser Coil Guard (Trane BAYGARD059A).....	1,318.62	87.24
Note: Coil Guard for TTA086, TTA101 and CTA/TTA120 Condenser Coils.		
23 74 16 13-0202 EA Condenser Coil Guard (Trane BAYGARD060A).....	1,406.40	99.70
Note: Coil Guard for TWA101, TWA120, TTA126 and TTA150 Condenser Coils.		
23 74 16 13-0203 EA Condenser Coil Guard (Trane BAYGARD061A).....	1,880.80	112.17
Note: Coil Guard for TTA/TWA156, CTA/TTA/TWA180, TTA/TWA201 and TTA/TWA240 Condenser Coils.		
23 74 16 13-0204 EA Condenser Coil Guard (Trane BAYGARD062A).....	2,088.03	124.63
Note: Coil Guard for TTA300 and TTA251 Split-System Air Conditioners.		
23 74 16 13-0205 Heat Pump, Packaged Rooftop Heat Pump Units (23 74 16 13)		
See CSI section 01 22 23 00-0941 for crane lifting equipment, 26 28 16 16-0001 for disconnects.		
23 74 16 13-0206 Packaged Rooftop Heat Pump Units (23 74 16 13-0205)		
Note: Includes evaporator and condenser coils, electric heat, thermostatic expansion valve, compressor, evaporator and condenser fans, refrigerant charge, filter section with filter, operation and safety controls, motors, condensate drain pan, condenser coil guards, manual outside air damper, and roof curb. Excludes crane and associated personnel.		
23 74 16 13-0207 EA 2 Ton Packaged Rooftop Heat Pump.....	6,308.58	1,369.10
For Economizer With Outside Air Control, Add 1,854.19		
For Upgrade Of Economizer To OS Air Enthalpy Control, Add 224.16		
For Unit Without Roof Curb, Deduct -641.19		
23 74 16 13-0208 EA 2.5 Ton Packaged Rooftop Heat Pump.....	6,642.55	1,471.83
For Economizer With Outside Air Control, Add 1,964.02		
For Upgrade Of Economizer To OS Air Enthalpy Control, Add 234.01		
For Unit Without Roof Curb, Deduct -641.19		
23 74 16 13-0209 EA 3 Ton Packaged Rooftop Heat Pump.....	7,025.80	1,574.46
For Economizer With Outside Air Control, Add 2,084.21		
For Upgrade Of Economizer To OS Air Enthalpy Control, Add 246.33		
For Unit Without Roof Curb, Deduct -641.19		
23 74 16 13-0210 EA 3.5 Ton Packaged Rooftop Heat Pump.....	7,539.41	1,694.23
For Economizer With Outside Air Control, Add 2,027.17		
For Upgrade Of Economizer To OS Air Enthalpy Control, Add 264.02		
For Unit Without Roof Curb, Deduct -641.19		
23 74 16 13-0211 EA 4 Ton Packaged Rooftop Heat Pump.....	8,053.26	1,814.10
For Economizer With Outside Air Control, Add 2,167.24		
For Upgrade Of Economizer To OS Air Enthalpy Control, Add 281.73		
For Unit Without Roof Curb, Deduct -641.19		
23 74 16 13-0212 EA 5 Ton Packaged Rooftop Heat Pump.....	8,631.54	1,951.01
For Economizer With Outside Air Control, Add 2,325.78		
For Upgrade Of Economizer To OS Air Enthalpy Control, Add 241.21		
For Unit Without Roof Curb, Deduct -641.19		
23 74 16 13-0213 EA 6 Ton Packaged Rooftop Heat Pump.....	9,710.56	2,104.96
For Economizer With Outside Air Control, Add 2,576.99		
For Upgrade Of Economizer To OS Air Enthalpy Control, Add 207.12		
For Unit Without Roof Curb, Deduct -641.19		
23 74 16 13-0214 EA 7.5 Ton Packaged Rooftop Heat Pump.....	12,484.52	2,207.69
For Economizer With Outside Air Control, Add 2,616.70		
For Upgrade Of Economizer To OS Air Enthalpy Control, Add 286.23		
For Unit Without Roof Curb, Deduct -769.43		
23 74 16 13-0215 EA 8.5 Ton Packaged Rooftop Heat Pump.....	13,963.74	2,378.78
For Economizer With Outside Air Control, Add 2,772.99		
For Upgrade Of Economizer To OS Air Enthalpy Control, Add 323.76		
For Unit Without Roof Curb, Deduct -769.43		
23 74 16 13-0216 EA 10 Ton Packaged Rooftop Heat Pump.....	15,013.20	2,464.37
For Economizer With Outside Air Control, Add 2,815.65		
For Upgrade Of Economizer To OS Air Enthalpy Control, Add 234.55		
For Unit Without Roof Curb, Deduct -769.43		
23 74 16 13-0217 EA 12.5 Ton Packaged Rooftop Heat Pump.....	17,415.45	2,669.73
For Economizer With Outside Air Control, Add 3,165.41		
For Upgrade Of Economizer To OS Air Enthalpy Control, Add 277.12		
For Unit Without Roof Curb, Deduct -769.43		
23 74 16 13-0218 EA 15 Ton Packaged Rooftop Heat Pump.....	19,817.69	2,875.10
For Economizer With Outside Air Control, Add 3,515.16		
For Upgrade Of Economizer To OS Air Enthalpy Control, Add 319.68		
For Unit Without Roof Curb, Deduct -769.43		
23 74 16 13-0219 EA 17.5 Ton Packaged Rooftop Heat Pump.....	22,194.70	3,080.46
For Economizer With Outside Air Control, Add 3,862.39		
For Upgrade Of Economizer To OS Air Enthalpy Control, Add 361.75		
For Unit Without Roof Curb, Deduct -769.43		
23 74 16 13-0220 EA 20 Ton Packaged Rooftop Heat Pump.....	24,571.71	3,285.83
For Economizer With Outside Air Control, Add 4,209.62		
For Upgrade Of Economizer To OS Air Enthalpy Control, Add 403.81		
For Unit Without Roof Curb, Deduct -769.43		

23 Heating, Ventilating, and Air-Conditioning (HVAC)

23 70 Central HVAC Equipment

23 74 Packaged Outdoor HVAC Equipment



MINOR
CSI UOM DESCRIPTION

TOTAL DIRECT DEMOLITION
UNIT COST UNIT COST

23 74 16 13-0221 Heating Only Packaged Rooftop Units (23 74 16 13-0205)
 Note: Includes throwaway filters, filter rack, manual outside air damper, roof curbs and electric heat. Units are shipped fully factory assembled in one piece, prewired and include start-up. Excludes crane and associated personnel. See CSI section 01 22 23 00-0941 for crane lifting equipment, 26 28 16 16-0001 for disconnects.

23 74 16 13-0222	EA	24 MBH Electric Heating Only, Self Contained Package Rooftop Unit	6,419.06	1,369.10
		<i>For Gas Heat, Add</i>	412.83	
		<i>For Unit Without Roof Curb, Deduct</i>	-641.19	
23 74 16 13-0223	EA	32 MBH Electric Heating Only, Self Contained Package Rooftop Unit	7,542.01	1,574.46
		<i>For Gas Heat, Add</i>	485.95	
		<i>For Unit Without Roof Curb, Deduct</i>	-641.19	
23 74 16 13-0224	EA	45 MBH Electric Heating Only, Self Contained Package Rooftop Unit	10,325.30	1,814.10
		<i>For Gas Heat, Add</i>	674.40	
		<i>For Unit Without Roof Curb, Deduct</i>	-641.19	
23 74 16 13-0225	EA	60 MBH Electric Heating Only, Self Contained Package Rooftop Unit	11,649.28	1,951.01
		<i>For Gas Heat, Add</i>	763.42	
		<i>For Unit Without Roof Curb, Deduct</i>	-641.19	
23 74 16 13-0226	EA	95 MBH Electric Heating Only, Self Contained Package Rooftop Unit	13,689.80	2,207.69
		<i>For Gas Heat, Add</i>	899.41	
		<i>For Unit Without Roof Curb, Deduct</i>	-769.43	
23 74 16 13-0227	EA	112 MBH Electric Heating Only, Self Contained Package Rooftop Unit	15,421.34	2,378.78
		<i>For Gas Heat, Add</i>	1,016.06	
		<i>For Unit Without Roof Curb, Deduct</i>	-769.43	
23 74 16 13-0228	EA	140 MBH Electric Heating Only, Self Contained Package Rooftop Unit	18,252.61	2,464.37
		<i>For Gas Heat, Add</i>	1,211.97	
		<i>For Unit Without Roof Curb, Deduct</i>	-769.43	
23 74 16 13-0229	EA	170 MBH Electric Heating Only, Self Contained Package Rooftop Unit	23,711.23	2,875.10
		<i>For Gas Heat, Add</i>	1,583.12	
		<i>For Unit Without Roof Curb, Deduct</i>	-769.43	
23 74 16 13-0230	EA	200 MBH Electric Heating Only, Self Contained Package Rooftop Unit	31,320.89	3,080.46
		<i>For Gas Heat, Add</i>	2,110.32	
		<i>For Unit Without Roof Curb, Deduct</i>	-769.43	
23 74 16 13-0231	EA	230 MBH Electric Heating Only, Self Contained Package Rooftop Unit	36,564.15	3,285.83
		<i>For Gas Heat, Add</i>	2,471.87	
		<i>For Unit Without Roof Curb, Deduct</i>	-769.43	
23 74 16 13-0232	EA	270 MBH Electric Heating Only, Self Contained Package Rooftop Unit	47,549.60	3,628.10
		<i>For Gas Heat, Add</i>	3,231.72	
		<i>For Unit Without Roof Curb, Deduct</i>	-769.43	
23 74 16 13-0233	EA	330 MBH Electric Heating Only, Self Contained Package Rooftop Unit	59,467.48	4,616.89
		<i>For Gas Heat, Add</i>	4,047.72	
		<i>For Unit Without Roof Curb, Deduct</i>	-1,280.21	
23 74 16 13-0234	EA	360 MBH Electric Heating Only, Self Contained Package Rooftop Unit	73,175.69	4,654.92
		<i>For Gas Heat, Add</i>	4,998.17	
		<i>For Unit Without Roof Curb, Deduct</i>	-1,280.21	
23 74 16 13-0235	EA	450 MBH Electric Heating Only, Self Contained Package Rooftop Unit	89,133.64	5,442.20
		<i>For Gas Heat, Add</i>	6,094.23	
		<i>For Unit Without Roof Curb, Deduct</i>	-1,280.21	
23 74 16 13-0236	EA	540 MBH Electric Heating Only, Self Contained Package Rooftop Unit	115,606.85	7,016.67
		<i>For Gas Heat, Add</i>	7,905.37	
		<i>For Unit Without Roof Curb, Deduct</i>	-1,949.05	

23 74 23 Packaged, Outdoor, Heating-Only Make-up-Air Units (23 74)

23 74 23 13 Packaged, Direct-Fired, Outdoor, Heating-Only Make-up-Air Units (23 74 23)

23 74 23 13-0001 Make-Up Air Units (23 74 23 13)
 Note: Units are shipped fully factory assembled in one piece, prewired, prepiped, charged with refrigerant. Includes throwaway filters and start-up. Excludes crane and associated personnel. See CSI section 01 22 23 00-0941 for crane lifting equipment.

23 74 23 13-0002 Gas-Fired Electric Spark Make-Up Air Units (23 74 23 13-0001)
 Note: With 2-position damper curb filter and thermostat with capillary. Excludes crane and associated personnel. See CSI section 01 22 23 00-0942 for crane lifting equipment.

23 74 23 13-0003	EA	100,000 BTU 1/2 HP, 1,200 CFM, Make-up Air Unit, Gas Fired, Electric Spark	7,497.80	456.36
		<i>For Welded Exterior Waterproof Casing, Double-Wall, With Insulation, Add</i>	2,021.16	
		<i>For Equipment Base Roof Curb, Add</i>	914.41	
23 74 23 13-0004	EA	300,000 BTU 1-1/2 HP, 3,500 CFM, Make-up Air Unit, Gas Fired, Electric Spark	9,708.21	517.21
		<i>For Welded Exterior Waterproof Casing, Double-Wall, With Insulation, Add</i>	2,651.32	
		<i>For Equipment Base Roof Curb, Add</i>	1,187.41	
23 74 23 13-0005	EA	500,000 BTU 2 HP, 4,000 CFM, Make-up Air Unit, Gas Fired, Electric Spark	13,538.66	608.49
		<i>For Welded Exterior Waterproof Casing, Double-Wall, With Insulation, Add</i>	3,757.36	
		<i>For Equipment Base Roof Curb, Add</i>	1,661.91	
23 74 23 13-0006	EA	670,000 BTU 3 HP, 6,000 CFM, Make-up Air Unit, Gas Fired, Electric Spark	13,640.05	649.05
		<i>For Welded Exterior Waterproof Casing, Double-Wall, With Insulation, Add</i>	3,764.95	
		<i>For Equipment Base Roof Curb, Add</i>	1,672.30	
23 74 23 13-0007	EA	800,000 BTU 5 HP, 7,500 CFM, Make-up Air Unit, Gas Fired, Electric Spark	18,681.96	730.19
		<i>For Welded Exterior Waterproof Casing, Double-Wall, With Insulation, Add</i>	5,239.50	
		<i>For Equipment Base Roof Curb, Add</i>	2,298.74	
23 74 23 13-0008	EA	1,200,000 BTU 10 HP, 10,000 CFM, Make-up Air Unit, Gas Fired, Electric Spark	28,376.31	912.73
		<i>For Welded Exterior Waterproof Casing, Double-Wall, With Insulation, Add</i>	8,056.53	
		<i>For Equipment Base Roof Curb, Add</i>	3,501.40	

23 74 23 13-0009 Electric Make-Up Air Units (23 74 23 13-0001)
 Note: With 2-position damper curb filter and thermostat with capillary. Excludes crane and associated personnel. See CSI section 01 22 23 00-0942 for crane lifting equipment.

23 74 23 13-0009	EA	1,200,000 BTU 10 HP, 10,000 CFM, Make-up Air Unit, Electric Spark	28,376.31	912.73
		<i>For Welded Exterior Waterproof Casing, Double-Wall, With Insulation, Add</i>	8,056.53	
		<i>For Equipment Base Roof Curb, Add</i>	3,501.40	



MINOR CSI UOM DESCRIPTION	TOTAL DIRECT UNIT COST	DEMOLITION UNIT COST
23 74 23 13-0010 EA 33 KW, 1/2 HP, 1,200 CFM Make-up Air Unit, Electric <i>For Welded Exterior Waterproof Casing, Double-Wall, With Insulation, Add For Equipment Base Roof Curb, Add</i>	15,606.28 4,453.70 1,927.97	456.36
23 74 23 13-0011 EA 100 KW, 1-1/2 HP, 3,500 CFM Make-up Air Unit, Electric <i>For Welded Exterior Waterproof Casing, Double-Wall, With Insulation, Add For Equipment Base Roof Curb, Add</i>	22,362.85 6,447.71 2,769.24	517.21
23 74 23 13-0012 EA 150 KW, 2 HP, 4,000 CFM Make-up Air Unit, Electric <i>For Welded Exterior Waterproof Casing, Double-Wall, With Insulation, Add For Equipment Base Roof Curb, Add</i>	27,720.76 8,011.99 3,434.67	608.49
23 74 23 13-0013 EA 250 KW, 5 HP, 7,500 CFM Make-up Air Unit, Electric <i>For Welded Exterior Waterproof Casing, Double-Wall, With Insulation, Add For Equipment Base Roof Curb, Add</i>	35,882.71 10,399.72 4,448.83	730.19
23 74 23 13-0014 EA 400 KW, 10 HP, 10,000 CFM Make-up Air Unit, Electric <i>For Welded Exterior Waterproof Casing, Double-Wall, With Insulation, Add For Equipment Base Roof Curb, Add</i>	58,116.73 16,978.65 7,218.95	912.73

23 75 Custom-Packaged Outdoor HVAC Equipment (23 70)

23 75 16 Custom-Packaged, Rooftop Air-Conditioning Units (23 75)

23 75 16 00-0001 Custom Rooftop Units (23 75 16)

Note: Includes testing, balancing and commissioning of Custom-Packaged Rooftop Unit. Excludes crane and associated personnel. Excludes balancing existing diffusers and devices, reworking ductwork, new diffusers, new wiring, or new piping. See CSI section 01 22 23 00-0941 for crane lifting equipment, 26 05 83 00-0000 for reconnecting existing control wires and electrical wires.

23 75 16 00-0002 EA 15 Ton, Custom-Package Rooftop Multi-Zone Air Conditioning Unit	133,295.65	4,737.64
23 75 16 00-0003 EA 17.5 Ton, Custom-Package Rooftop Multi-Zone Air Conditioning Unit	142,646.70	4,953.00
23 75 16 00-0004 EA 20 Ton, Custom-Package Rooftop Multi-Zone Air Conditioning Unit	154,855.47	5,383.69
23 75 16 00-0005 EA 25 Ton, Custom-Package Rooftop Multi-Zone Air Conditioning Unit	202,517.34	5,599.04
23 75 16 00-0006 EA 30 Ton, Custom-Package Rooftop Multi-Zone Air Conditioning Unit	260,166.97	6,891.12
23 75 16 00-0007 EA 35 Ton, Custom-Package Rooftop Multi-Zone Air Conditioning Unit	286,104.44	7,429.49
23 75 16 00-0008 EA 40 Ton, Custom-Package Rooftop Multi-Zone Air Conditioning Unit	313,065.82	7,967.85
23 75 16 00-0009 EA 45 Ton, Custom-Package Rooftop Multi-Zone Air Conditioning Unit	344,594.84	8,613.90
23 75 16 00-0010 EA 50 Ton, Custom-Package Rooftop Multi-Zone Air Conditioning Unit	392,196.42	9,259.95

23 76 Evaporative Air-Cooling Equipment (23 70)

23 76 13 Direct Evaporative Air Coolers (23 76)

23 76 13 00-0001 Residential Side Or Down Draft Evaporative Cooling Unit (23 76 13)

Note: Includes motor, belt and pads.

23 76 13 00-0002 EA 3,000 CFM, 1/3 HP Residential Side Or Down Draft Evaporative Cooling Unit	1,389.31	299.12
23 76 13 00-0003 EA 4,300 CFM, 1/3 HP Residential Side Or Down Draft Evaporative Cooling Unit	1,642.83	348.98
23 76 13 00-0004 EA 4,400 CFM, 1/2 HP Residential Side Or Down Draft Evaporative Cooling Unit	2,148.21	398.84
23 76 13 00-0005 EA 5,000 CFM, 3/4 HP Residential Side Or Down Draft Evaporative Cooling Unit	2,332.43	448.69
23 76 13 00-0006 EA 6,000 CFM, 3/4 HP Residential Side Or Down Draft Evaporative Cooling Unit	2,685.69	498.54
23 76 13 00-0007 EA 7,000 CFM, 1 HP Residential Side Or Down Draft Evaporative Cooling Unit	2,886.81	548.40

23 76 13 00-0008 Industrial Side Draft/Side Discharge Evaporative Coolers (23 76 13)

Note: Excludes motor starter, piping, power wiring and equipment rigging.

23 76 13 00-0009 EA 7,500 CFM, 3/4 HP Industrial Side Or Down Draft Evaporative Cooling Unit	2,782.04	302.51
23 76 13 00-0010 EA 8,500 CFM, 1 HP Industrial Side Or Down Draft Evaporative Cooling Unit	2,871.00	312.30
23 76 13 00-0011 EA 9,500 CFM, 1 1/2 HP Industrial Side Or Down Draft Evaporative Cooling Unit	3,401.25	433.73
23 76 13 00-0012 EA 11,375 CFM, 2 HP Industrial Side Or Down Draft Evaporative Cooling Unit	7,398.02	511.98
23 76 13 00-0013 EA 13,020 CFM, 3 HP Industrial Side Or Down Draft Evaporative Cooling Unit	7,950.89	749.53
23 76 13 00-0014 EA 16,267 CFM, 3 HP Industrial Side Or Down Draft Evaporative Cooling Unit	9,125.85	799.50
23 76 13 00-0015 EA 15,438 CFM, 5 HP Industrial Side Or Down Draft Evaporative Cooling Unit	8,335.22	899.43
23 76 13 00-0016 EA 19,286 CFM, 5 HP Industrial Side Or Down Draft Evaporative Cooling Unit	9,870.10	1,124.30
23 76 13 00-0017 EA 17,672 CFM, 7-1/2 HP Industrial Side Or Down Draft Evaporative Cooling Unit	9,810.36	1,469.67
23 76 13 00-0018 EA 22,077 CFM, 7-1/2 HP Industrial Side Or Down Draft Evaporative Cooling Unit	10,959.38	1,499.05
23 76 13 00-0019 EA 24,301 CFM, 10 HP Industrial Side Or Down Draft Evaporative Cooling Unit	11,517.31	1,665.65
23 76 13 00-0020 EA 30,000 CFM, 20 HP Industrial Side Or Down Draft Evaporative Cooling Unit	15,346.80	2,602.56
23 76 13 00-0021 EA 35,000 CFM, 20 HP Industrial Side Or Down Draft Evaporative Cooling Unit	17,263.39	2,715.69
23 76 13 00-0022 EA 40,000 CFM, 30 HP Industrial Side Or Down Draft Evaporative Cooling Unit	19,200.57	2,839.11

23 80 Decentralized Unitary HVAC Equipment (23)

Note: Where required, mechanical equipment excludes electrical connection, disconnect, or starter unless title states otherwise. See CSI section 23 05 29 00-0000 for hangers and supports, 26 05 19 16-0011 for electrical connection and termination, 26 05 83 00-0130 for terminations, 26 28 16 16-0001 for disconnect.

23 81 Decentralized Unitary HVAC Equipment (23 80)

23 81 13 Packaged Terminal Air-Conditioners (23 81)

Note: Units consists of fresh air intake, throwaway filters, exhaust, automatic thermostat, hermetically sealed compressor with 5 year guarantee, "sleeve-type" construction, condensing fan motor enclosed, fan to be aluminum, three wire ground cord, multi speed fan, exposed steel parts to be phosphate bonderized with baked enamel finish and copper tubes mechanically expanded into aluminum of evaporator and condensing coils. Includes equipment rigging. Efficiency Rating (ER) not less than 9.

23 Heating, Ventilating, and Air-Conditioning (HVAC)

23 80 Decentralized Unitary HVAC Equipment

23 81 Decentralized Unitary HVAC Equipment



MINOR
CSI UOM DESCRIPTION

TOTAL DIRECT DEMOLITION
UNIT COST UNIT COST

23 81 13 11 Packaged Terminal Air-Conditioners, Through-Wall Units (23 81 13)

23 81 13 11-0001	23 81 13 11-0002	23 81 13 11-0003	EA	7,200 BTU, 13 EER, 230/208 Volt, Electric Heat, Heating And Cooling, Packaged Terminal Air-Conditioner.....	1,911.85	186.96
				<i>For >35 To 70, Deduct</i>	-46.14	
				<i>For >70 To 100, Deduct</i>	-76.90	
				<i>For >100, Deduct</i>	-107.66	
23 81 13 11-0004		EA	9,400 BTU, 12.1 EER, 230/208 Volt, Electric Heat, Heating And Cooling, Packaged Terminal Air-Conditioner.....	2,025.86	231.11	
				<i>For >35 To 70, Deduct</i>	-46.92	
				<i>For >70 To 100, Deduct</i>	-78.21	
				<i>For >100, Deduct</i>	-109.49	
23 81 13 11-0005		EA	11,800 BTU, 11.6 EER, 230/208 Volt, Electric Heat, Heating And Cooling, Packaged Terminal Air-Conditioner.....	2,144.02	246.30	
				<i>For >35 To 70, Deduct</i>	-49.52	
				<i>For >70 To 100, Deduct</i>	-82.54	
				<i>For >100, Deduct</i>	-115.56	
23 81 13 11-0006		EA	14,500 BTU, 10.4 EER, 230/208 Volt, Electric Heat, Heating And Cooling, Packaged Terminal Air-Conditioner.....	2,317.17	264.75	
				<i>For >35 To 70, Deduct</i>	-53.64	
				<i>For >70 To 100, Deduct</i>	-89.39	
				<i>For >100, Deduct</i>	-125.15	

23 81 13 11-0007 Heat Pump, Heating And Cooling, Packaged Terminal Air-Conditioners (23 81 13)

23 81 13 11-0008	EA	7,200 BTU, 13 EER, 230/208 Volt, Heat Pump, Heating And Cooling, Packaged Terminal Air-Conditioner	2,054.05	205.07
		<i>For >35 To 70, Deduct</i>	-49.34	
		<i>For >70 To 100, Deduct</i>	-82.23	
		<i>For >100, Deduct</i>	-115.12	
23 81 13 11-0009	EA	9,400 BTU, 12.1 EER, 230/208 Volt, Heat Pump, Heating And Cooling, Packaged Terminal Air-Conditioner	2,164.94	231.11
		<i>For >35 To 70, Deduct</i>	-51.10	
		<i>For >70 To 100, Deduct</i>	-85.16	
		<i>For >100, Deduct</i>	-119.23	
23 81 13 11-0010	EA	11,800 BTU, 11.6 EER, 230/208 Volt, Heat Pump, Heating And Cooling, Packaged Terminal Air-Conditioner	2,244.80	246.30
		<i>For >35 To 70, Deduct</i>	-52.55	
		<i>For >70 To 100, Deduct</i>	-87.58	
		<i>For >100, Deduct</i>	-122.61	
23 81 13 11-0011	EA	14,500 BTU, 10.4 EER, 230/208 Volt, Heat Pump, Heating And Cooling, Packaged Terminal Air-Conditioner	2,450.21	264.75
		<i>For >35 To 70, Deduct</i>	-57.63	
		<i>For >70 To 100, Deduct</i>	-96.05	
		<i>For >100, Deduct</i>	-134.47	

23 81 13 11-0012 Packaged Terminal Air-Conditioners, Through-Wall Unit Sleeve (23 81 13 11)

Note: Includes wall case, exterior grille, weather panel and steel closure panels. Includes bolts, nuts, washers, caulking and lintel supports. Not for use with new A/C units where wall sleeve is provided. Excludes cutting opening for unit or patching masonry or concrete.

23 81 13 11-0013	EA	Up To 10,000 BTU Unit, Thru Wall A/C Sleeve	89.15	
23 81 13 11-0014	EA	>10,000 To 20,000 BTU Unit, Thru Wall A/C Sleeve	100.69	
23 81 13 11-0015	EA	>20,000 To 30,000 BTU Unit, Thru Wall A/C Sleeve	112.22	

23 81 13 11-0016 Removal And Reinstallation Of Packaged Terminal Air-Conditioners, Through-Wall Units (23 81 13 11)

Note: Includes storage and cleaning.

23 81 13 11-0017	EA	Removal And Reinstallation Of Packaged Terminal Air-Conditioners, Through-Wall Units	199.42	
------------------	----	--	--------	--

23 81 13 12 Packaged Terminal Air-Conditioners, Freestanding Units (23 81 13)

23 81 13 12-0001	23 81 13 12-0002	EA	11,800 BTU/H, 115 Volt, Portable Air Conditioning Unit (MovinCool Office Pro 12).....	4,950.20
			<i>For HDK 12", 2X2 Metal, With Flex, Add</i>	216.99
			<i>For C PLEN-OP12/18- LAY84270-008A, Add</i>	512.09
23 81 13 12-0003	EA	16,800 BTU/H, 115 Volt, Portable Air Conditioning Unit (MovinCool Office Pro 18).....	5,477.36	
			<i>For HDK 12", 2X2 Metal, With Flex, Add</i>	216.99
			<i>For C PLEN-OP12/18- LAY84270-008A, Add</i>	512.09
23 81 13 12-0004	EA	24,000 BTU/H, 115 Volt, Portable Air Conditioning Unit (MovinCool Office Pro 24).....	6,324.06	
			<i>For HDK 12", 2X2 Metal, With Flex, Add</i>	216.99
			<i>For C PLEN-OP12/18- LAY84270-008A, Add</i>	512.09

23 81 13 13 Packaged Terminal Air-Conditioners, Outdoor, Wall-Mounted Units (23 81 13)

23 81 13 13-0001	23 81 13 13-0002	EA	1/2 Ton Package Cooling, Vertical Wall Unit, Air To Air Type With Electric Heat	4,770.96	226.83
			<i>Note: Air-to-air type with electric heat. Includes throwaway filters. Wall units are wired for 230/208 Volt, 1 phase, 60 HZ. With solid state electronic controls, thermostat, cord and NEMA plug. Units are shipped fully factory assembled in one piece, prewired, prepiped and charged with refrigerant, complete with push button controls, insulated steel cabinet, with wall sleeve and outdoor grille and stainless steel drain pan. Excludes crane and associated personnel. See CSI section 01 22 23 00-0942 for crane lifting equipment.</i>		
23 81 13 13-0003	EA	1 Ton Single Package Cooling, Vertical Wall Unit, Air To Air Type With Electric Heat	7,271.33	237.63	
23 81 13 13-0004	EA	1-1/2 Ton Single Package Cooling, Vertical Wall Unit, Air To Air Type With Electric Heat	9,521.76	248.44	
23 81 13 13-0005	EA	2 Ton Single Package Cooling, Vertical Wall Unit, Air To Air Type With Electric Heat	10,953.40	270.04	



MINOR	CSI	UOM	DESCRIPTION	TOTAL DIRECT UNIT COST	DEMOLITION UNIT COST
23 81 13	13-0006	EA	2-1/2 Ton Single Package Cooling, Vertical Wall Unit, Air To Air Type With Electric Heat	13,743.62	313.24
23 81 13	13-0007	EA	3 Ton Single Package Cooling, Vertical Wall Unit, Air To Air Type With Electric Heat	14,735.22	388.85
23 81 13	13-0008	EA	3-1/2 Ton Single Package Cooling, Vertical Wall Unit, Air To Air Type With Electric Heat	16,312.22	432.05
23 81 13	13-0009	EA	4 Ton Single Package Cooling, Vertical Wall Unit, Air To Air Type With Electric Heat	17,962.31	486.07
23 81 13	13-0010	EA	5 Ton Single Package Cooling, Vertical Wall Unit, Air To Air Type With Electric Heat	20,202.86	583.28
23 81 13	13-0011	EA	7-1/2 Ton Single Package Cooling, Vertical Wall Unit, Air To Air Type With Electric Heat	26,121.34	723.70
23 81 13	13-0012	EA	10 Ton Single Package Cooling, Vertical Wall Unit, Air To Air Type With Electric Heat	31,138.12	972.14
23 81 13	13-0013	EA	15 Ton Single Package Cooling, Vertical Wall Unit, Air To Air Type With Electric Heat	43,693.33	1,188.16
23 81 13	13-0014	EA	20 Ton Single Package Cooling, Vertical Wall Unit, Air To Air Type With Electric Heat	50,329.38	1,414.99
23 81 13	13-0015	EA	25 Ton Single Package Cooling, Vertical Wall Unit, Air To Air Type With Electric Heat	60,174.91	1,587.82

23 81 16 Room Air-Conditioners (23 81)

Note: Units consists of fresh air intake, throwaway filters, exhaust, automatic thermostat, hermetically sealed compressor with 5 year guarantee, "sleeve-type" construction, condensing fan motor enclosed, fan to be aluminum, three wire ground cord, multi speed fan, exposed steel parts to be phosphate bonderized with baked enamel finish and copper tubes mechanically expanded into aluminum of evaporator and condensing coils. Includes equipment rigging. Efficiency Rating (ER) not less than 9.

23 81 16 00-0001	EA	Window Unit, Room Air-Conditioners (23 81 16)			
23 81 16 00-0002	EA	Cooling Only, Window Unit, Room Air-Conditioners (23 81 16 00-0001)			
23 81 16 00-0003	EA	Cooling Only, Window Unit, Room Air-Conditioners (Frigidaire) (23 81 16 00-0002)			
23 81 16 00-0004	EA	5,000 BTU, 11.2 EER, 115 Volt, Cooling Only, Window Unit, Room Air-Conditioner (Frigidaire FFRE0533Q1)	485.24	104.69	
		For >10 To 50, Deduct	-13.79		
		For >50 To 75, Deduct	-19.31		
		For >75 To 100, Deduct	-27.59		
		For >100, Deduct	-33.10		
23 81 16 00-0005	EA	6,000 BTU, 11.2 EER, 115 Volt, Cooling Only, Window Unit, Room Air-Conditioner (Frigidaire FFRE0633Q1)	512.97	104.69	
		For >10 To 50, Deduct	-15.18		
		For >50 To 75, Deduct	-21.25		
		For >75 To 100, Deduct	-30.36		
		For >100, Deduct	-36.43		
23 81 16 00-0006	EA	8,000 BTU, 11.3 EER, 115 Volt, Cooling Only, Window Unit, Room Air-Conditioner (Frigidaire FFRE0833U1)	582.28	104.69	
		For >10 To 50, Deduct	-18.64		
		For >50 To 75, Deduct	-26.10		
		For >75 To 100, Deduct	-37.29		
		For >100, Deduct	-44.75		
23 81 16 00-0007	EA	10,000 BTU, 11.3 EER, 115 Volt, Cooling Only, Window Unit, Room Air-Conditioner (Frigidaire FFRE1033U1)	679.31	104.69	
		For >10 To 50, Deduct	-23.50		
		For >50 To 75, Deduct	-32.89		
		For >75 To 100, Deduct	-46.99		
		For >100, Deduct	-56.39		
23 81 16 00-0008	EA	12,000 BTU, 11.3 EER, 115 Volt, Cooling Only, Window Unit, Room Air-Conditioner (Frigidaire FFRE1233Q1)	804.07	104.69	
		For >10 To 50, Deduct	-29.73		
		For >50 To 75, Deduct	-41.63		
		For >75 To 100, Deduct	-59.47		
		For >100, Deduct	-71.36		
23 81 16 00-0009	EA	15,100 BTU, 11.2 EER, 115 Volt, Cooling Only, Window Unit, Room Air-Conditioner (Frigidaire FFRE1533Q1)	942.69	104.69	
		For >10 To 50, Deduct	-36.67		
		For >50 To 75, Deduct	-51.33		
		For >75 To 100, Deduct	-73.33		
		For >100, Deduct	-88.00		
23 81 16 00-0010	EA	8,000 BTU, 10.9 EER, 115 Volt, Cooling Only, Casement Window Unit, Room Air-Conditioner (Frigidaire FFRS0833Q1)	887.24	104.69	
		For >10 To 50, Deduct	-33.89		
		For >50 To 75, Deduct	-47.45		
		For >75 To 100, Deduct	-67.79		
		For >100, Deduct	-81.34		
23 81 16 00-0011	EA	10,000 BTU, 9.5 EER, 115 Volt, Cooling Only, Casement Window Unit, Room Air-Conditioner (Frigidaire FFRS1022Q1)	956.55	104.69	
		For >10 To 50, Deduct	-37.36		
		For >50 To 75, Deduct	-52.30		
		For >75 To 100, Deduct	-74.72		
		For >100, Deduct	-89.66		
23 81 16 00-0012	EA	12,000 BTU, 9.5 EER, 115 Volt, Cooling Only, Casement Window Unit, Room Air-Conditioner (Frigidaire FFRS1222Q1)	1,012.00	104.69	
		For >10 To 50, Deduct	-40.13		
		For >50 To 75, Deduct	-56.18		
		For >75 To 100, Deduct	-80.26		
		For >100, Deduct	-96.31		
23 81 16 00-0013	EA	18,500 BTU, 11.2 EER, 230/208 Volt, Cooling Only, Window Unit, Room Air-Conditioner (Frigidaire FFRE1833Q2)	1,067.45	104.69	
		For >10 To 50, Deduct	-42.90		
		For >50 To 75, Deduct	-60.06		
		For >75 To 100, Deduct	-85.81		
		For >100, Deduct	-102.97		
23 81 16 00-0014	EA	22,000 BTU, 9.8 EER, 230/208 Volt, Cooling Only, Window Unit, Room Air-Conditioner (Frigidaire FFRE2233S2)	1,178.34	104.69	
		For >10 To 50, Deduct	-48.45		
		For >50 To 75, Deduct	-67.83		
		For >75 To 100, Deduct	-96.90		
		For >100, Deduct	-116.27		

23 Heating, Ventilating, and Air-Conditioning (HVAC)

23 80 Decentralized Unitary HVAC Equipment

23 81 Decentralized Unitary HVAC Equipment



MINOR	CSI	UOM	DESCRIPTION	TOTAL DIRECT UNIT COST	DEMOLITION UNIT COST
23 81 16 00-0015	EA		25,000 BTU, 9.8 EER, 230/208 Volt, Cooling Only, Window Unit, Room Air-Conditioner (Frigidaire FFRE2533S2).....	1,192.21	104.69
			<i>For >10 To 50, Deduct</i>	-49.14	
			<i>For >50 To 75, Deduct</i>	-68.80	
			<i>For >75 To 100, Deduct</i>	-98.28	
			<i>For >100, Deduct</i>	-117.94	
23 81 16 00-0016	EA		28,000 BTU, 9.0 EER, 230/208 Volt, Cooling Only, Window Unit, Room Air-Conditioner (Frigidaire FFRA2822R2).....	1,812.68	104.69
			<i>For >10 To 50, Deduct</i>	-80.16	
			<i>For >50 To 75, Deduct</i>	-112.23	
			<i>For >75 To 100, Deduct</i>	-160.33	
			<i>For >100, Deduct</i>	-192.39	
23 81 16 00-0017			Cooling Only, Window Unit, Room Air-Conditioners (Friedrich Kuhl) (23 81 16 00-0002)		
23 81 16 00-0018	EA		8,000 BTU, 12.2 EER, 110 Volt, Cooling Only, Window Unit, Room Air-Conditioner (Friedrich SS08N10C).....	1,926.20	104.69
23 81 16 00-0019	EA		10,000 BTU, 12.2 EER, 110 Volt, Cooling Only, Window Unit, Room Air-Conditioner (Friedrich SS10N10C).....	2,117.14	104.69
23 81 16 00-0020	EA		11,900 BTU, 12.2 EER, 110 Volt, Cooling Only, Window Unit, Room Air-Conditioner (Friedrich SS12N10C).....	2,203.94	104.69
23 81 16 00-0021	EA		12,000 BTU, 12.2 EER, 230/208 Volt, Cooling Only, Window Unit, Room Air-Conditioner (Friedrich SS12N30C).....	2,238.66	104.69
23 81 16 00-0022	EA		20,000 BTU, 10.4 EER, 230/208 Volt, Cooling Only, Window Unit, Room Air-Conditioner (Friedrich SM18N30C).....	2,551.12	104.69
23 81 16 00-0023	EA		24,000 BTU, 10.4 EER, 230/208 Volt, Cooling Only, Window Unit, Room Air-Conditioner (Friedrich SL24N30C).....	3,332.27	104.69
23 81 16 00-0024	EA		28,000 BTU, 10.0 EER, 230/208 Volt, Cooling Only, Window Unit, Room Air-Conditioner (Friedrich SL28N30C).....	3,592.66	104.69
23 81 16 00-0025	EA		36,000 BTU, 9.0 EER, 230/208 Volt, Cooling Only, Window Unit, Room Air-Conditioner (Friedrich SL36N30B).....	3,939.84	104.69
23 81 16 00-0026			Heating And Cooling, Window Unit, Room Air-Conditioners (23 81 16 00-0001)		
23 81 16 00-0027			Electric Heat, Heating And Cooling, Window Unit, Room Air-Conditioners (Frigidaire) (23 81 16 00-0026)		
23 81 16 00-0028	EA		8,000 BTU, 9.8 EER, 115 Volt, Electric Heat, Heating And Cooling, Window Unit, Room Air-Conditioner (Frigidaire FFRH0822R1).....	1,012.00	104.69
			<i>For >10 To 50, Deduct</i>	-40.13	
			<i>For >50 To 75, Deduct</i>	-56.18	
			<i>For >75 To 100, Deduct</i>	-80.26	
			<i>For >100, Deduct</i>	-96.31	
23 81 16 00-0029	EA		12,000 BTU, 10.9 EER, 230/208 Volt, Electric Heat, Heating And Cooling, Window Unit, Room Air-Conditioner (Frigidaire FFRH1222R2).....	1,164.48	104.69
			<i>For >10 To 50, Deduct</i>	-47.75	
			<i>For >50 To 75, Deduct</i>	-66.86	
			<i>For >75 To 100, Deduct</i>	-95.51	
			<i>For >100, Deduct</i>	-114.61	
23 81 16 00-0030	EA		18,500 BTU, 10.7 EER, 230/208 Volt, Electric Heat, Heating And Cooling, Window Unit, Room Air-Conditioner (Frigidaire FFRH1822R2).....	1,247.65	104.69
			<i>For >10 To 50, Deduct</i>	-51.91	
			<i>For >50 To 75, Deduct</i>	-72.68	
			<i>For >75 To 100, Deduct</i>	-103.83	
			<i>For >100, Deduct</i>	-124.59	
23 81 16 00-0031	EA		25,000 BTU, 9.4 EER, 230/208 Volt, Electric Heat, Heating And Cooling, Window Unit, Room Air-Conditioner (Frigidaire FFRH2522R2).....	1,552.62	104.69
			<i>For >10 To 50, Deduct</i>	-67.16	
			<i>For >50 To 75, Deduct</i>	-94.03	
			<i>For >75 To 100, Deduct</i>	-134.32	
			<i>For >100, Deduct</i>	-161.19	
23 81 16 00-0032			Electric Heat, Heating And Cooling, Window Unit, Room Air-Conditioners (Friedrich) (23 81 16 00-0026)		
23 81 16 00-0033	EA		12,000 BTU, 11.3 EER, 230/208 Volt, Electric Heat, Heating And Cooling, Window Unit, Room Air-Conditioner (Friedrich ES12N33B).....	2,325.45	104.69
23 81 16 00-0034			Accessories (23 81 16 00-0001)		
23 81 16 00-0035	SET		Aluminum Air Conditioner Unit Frame And Bracket Assembly.....	574.42	59.67
23 81 16 00-0036			Removal And Reinstallation Of Room Air-Conditioners (23 81 16)		
			Note: Includes storage and cleaning.		
23 81 16 00-0037	EA		Removal And Reinstallation Of Room Air-Conditioning Unit In Window Lower Sash.....	124.63	
23 81 16 00-0038	EA		Removal And Reinstallation Of Room Air-Conditioning Unit In Window Upper Sash.....	271.23	
23 81 16 00-0039			Through-The-Wall, Room Air-Conditioners (23 81 16)		
			Note: Base unit excludes wall sleeve.		
23 81 16 00-0040			Cooling Only, Through-The-Wall, Room Air-Conditioners (23 81 16 00-0039)		
23 81 16 00-0041			Cooling Only, Through-The-Wall, Room Air-Conditioners (Friedrich) (23 81 16 00-0040)		
23 81 16 00-0042	EA		8,000 BTU, 10.7 EER, 115 Volt, Cooling Only, Through-The-Wall, Room Air-Conditioner (Friedrich WS08D10A).....	1,449.76	74.78
			<i>For >10 To 50, Deduct</i>	-65.01	
			<i>For >50 To 75, Deduct</i>	-91.01	
			<i>For >75 To 100, Deduct</i>	-130.02	
			<i>For >100, Deduct</i>	-156.02	
			<i>For 27" Wide x 16-3/4" Deep x 16-3/4" High, Wall Sleeve (Friedrich WSE), Add</i>	268.58	



MINOR	CSI	UOM	DESCRIPTION	TOTAL DIRECT UNIT COST	DEMOLITION UNIT COST
23 81 16 00-0043	EA		9,800 BTU, 10.7 EER, 115 Volt, Cooling Only, Through-The-Wall, Room Air-Conditioner (Friedrich WS10D10B).....	1,571.27	74.78
			<i>For >10 To 50, Deduct</i>	-71.09	
			<i>For >50 To 75, Deduct</i>	-99.52	
			<i>For >75 To 100, Deduct</i>	-142.17	
			<i>For >100, Deduct</i>	-170.60	
			<i>268.58</i>		
23 81 16 00-0044	EA		27" Wide x 16-3/4" Deep x 16-3/4" High, Wall Sleeve (Friedrich WSE), Add		
23 81 16 00-0044	EA		12,000 BTU, 9.8 EER, 115 Volt, Cooling Only, Through-The-Wall, Room Air-Conditioner (Friedrich WS12D10A).....	1,796.94	74.78
			<i>For >10 To 50, Deduct</i>	-82.37	
			<i>For >50 To 75, Deduct</i>	-115.32	
			<i>For >75 To 100, Deduct</i>	-164.74	
			<i>For >100, Deduct</i>	-197.68	
			<i>268.58</i>		
23 81 16 00-0045	EA		10,000 BTU, 10.7 EER, 230/208 Volt, Cooling Only, Through-The-Wall, Room Air-Conditioner (Friedrich WS10D30A).....	1,571.27	74.78
			<i>For >10 To 50, Deduct</i>	-71.09	
			<i>For >50 To 75, Deduct</i>	-99.52	
			<i>For >75 To 100, Deduct</i>	-142.17	
			<i>For >100, Deduct</i>	-170.60	
			<i>268.58</i>		
23 81 16 00-0046	EA		27" Wide x 16-3/4" Deep x 16-3/4" High, Wall Sleeve (Friedrich WSE), Add		
23 81 16 00-0046	EA		12,000 BTU, 9.8 EER, 230/208 Volt, Cooling Only, Through-The-Wall, Room Air-Conditioner (Friedrich WS12D30A).....	1,796.94	74.78
			<i>For >10 To 50, Deduct</i>	-82.37	
			<i>For >50 To 75, Deduct</i>	-115.32	
			<i>For >75 To 100, Deduct</i>	-164.74	
			<i>For >100, Deduct</i>	-197.68	
			<i>268.58</i>		
23 81 16 00-0047			Heating And Cooling, Through-The-Wall, Room Air-Conditioners (23 81 16 00-0039)		
23 81 16 00-0048			Electric Heat, Heating And Cooling, Through-The-Wall, Room Air-Conditioners (Friedrich) (23 81 16 00-0047)		
23 81 16 00-0049	EA		10,000 BTU, 9.8 EER, 230/208 Volt, Heating And Cooling, Through-The-Wall, Room Air-Conditioner (Friedrich WE10D33).....	1,849.02	74.78
			<i>For >10 To 50, Deduct</i>	-84.97	
			<i>For >50 To 75, Deduct</i>	-118.96	
			<i>For >75 To 100, Deduct</i>	-169.95	
			<i>For >100, Deduct</i>	-203.93	
			<i>268.58</i>		
23 81 16 00-0050	EA		27" Wide x 16-3/4" Deep x 16-3/4" High, Wall Sleeve (Friedrich WSE), Add		
23 81 16 00-0050	EA		12,000 BTU, 9.8 EER, 230/208 Volt, Heating And Cooling, Through-The-Wall, Room Air-Conditioner (Friedrich WE12D33).....	1,987.89	74.78
			<i>For >10 To 50, Deduct</i>	-91.92	
			<i>For >50 To 75, Deduct</i>	-128.68	
			<i>For >75 To 100, Deduct</i>	-183.83	
			<i>For >100, Deduct</i>	-220.60	
			<i>268.58</i>		
23 81 23			Computer-Room Air-Conditioners (23 81)		
			Note: Includes equipment rigging. Indoor units include filters.		
23 81 23 12			Large-Capacity, Computer-Room Air-Conditioners, Floor Mounted Units (23 81)		
23 81 23 12-0001			Floor Mounted Air Cooled Direct Expansion Type (23 81 23 12)		
			Note: Includes compressor sequence switch, mode alert monitor, non-locking disconnect switch, firestat, infrared humidifier, auto flush on humidifier, two liquidect sensors, floor stand, and outdoor air cooled condenser complete with fan speed control. Excludes precharged copper pipe.		
23 81 23 12-0002	EA		3 Ton Air Cooled Computer Room Air Conditioner, Direct Expansion Type.....	37,339.88	2,128.18
			Note: Includes interior unit and remote condenser. Excludes piping.		
			<i>For Liebert Unit, Add</i>	4,268.01	
23 81 23 12-0003	EA		5 Ton Air Cooled Computer Room Air Conditioner, Direct Expansion Type.....	41,215.83	2,327.69
			Note: Includes interior unit and remote condenser. Excludes piping.		
			<i>For Liebert Unit, Add</i>	4,713.12	
23 81 23 12-0004	EA		6 Ton Air Cooled Computer Room Air Conditioner, Direct Expansion Type.....	57,246.21	2,660.22
			Note: Includes interior unit and remote condenser. Excludes piping.		
			<i>For Liebert Unit, Add</i>	6,661.19	
23 81 23 12-0005	EA		8 Ton Air Cooled Computer Room Air Conditioner, Direct Expansion Type.....	62,688.42	2,826.49
			Note: Includes interior unit and remote condenser. Excludes piping.		
			<i>For Liebert Unit, Add</i>	7,310.56	
23 81 23 12-0006	EA		10 Ton Air Cooled Computer Room Air Conditioner, Direct Expansion Type.....	68,130.64	2,992.75
			Note: Includes interior unit and remote condenser. Excludes piping.		
			<i>For Liebert Unit, Add</i>	7,959.92	
23 81 23 12-0007	EA		16 Ton Air Cooled Computer Room Air Conditioner, Direct Expansion Type.....	76,241.02	3,591.29
			Note: Includes interior unit and remote condenser. Excludes piping.		
			<i>For Liebert Unit, Add</i>	8,852.76	
23 81 23 12-0008	EA		20 Ton Air Cooled Computer Room Air Conditioner, Direct Expansion Type.....	86,183.60	3,990.33
			Note: Includes interior unit and remote condenser. Excludes piping.		
			<i>For Liebert Unit, Add</i>	10,031.07	
23 81 23 12-0009	EA		22 Ton Air Cooled Computer Room Air Conditioner, Direct Expansion Type.....	90,179.96	4,121.94
			Note: Includes interior unit and remote condenser. Excludes piping.		
			<i>For Liebert Unit, Add</i>	10,502.25	
23 81 23 12-0010	EA		24 Ton Air Cooled Computer Room Air Conditioner, Direct Expansion Type.....	98,252.13	4,256.35
			Note: Includes interior unit and remote condenser. Excludes piping.		
			<i>For Liebert Unit, Add</i>	11,482.57	

23 Heating, Ventilating, and Air-Conditioning (HVAC)

23 80 Decentralized Unitary HVAC Equipment

23 81 Decentralized Unitary HVAC Equipment



MINOR	CSI	UOM	DESCRIPTION	TOTAL DIRECT UNIT COST	DEMOLITION UNIT COST
23 81 23	12-0011	EA	30 Ton Air Cooled Computer Room Air Conditioner, Direct Expansion Type Note: Includes interior unit and remote condenser. Excludes piping. <i>For Liebert Unit, Add</i>	106,223.57 12,387.69	4,788.39
23 81 23	12-0012		Floor Mounted Chilled Water Type <small>(23 81 23 12)</small> Note: Includes mode alert monitor, non-locking disconnect switch, firestat, infrared humidifier, auto flush on humidifier, two liquitect sensors, floor stand. Excludes chilled water source. See CSI section 23 81 23 12-0020 for chilled water source.		
23 81 23	12-0013	EA	3 Ton Computer Room Air Conditioner, Chilled Water Type, Excludes Water Source <i>For Liebert Unit, Add</i>	22,315.01 2,546.34	1,458.24
23 81 23	12-0014	EA	5 Ton Computer Room Air Conditioner, Chilled Water Type, Excludes Water Source <i>For Liebert Unit, Add</i>	23,975.01 2,727.67	1,615.27
23 81 23	12-0015	EA	12 Ton Computer Room Air Conditioner, Chilled Water Type, Excludes Water Source <i>For Liebert Unit, Add</i>	29,603.46 3,290.38	2,460.30
23 81 23	12-0016	EA	16 Ton Computer Room Air Conditioner, Chilled Water Type, Excludes Water Source <i>For Liebert Unit, Add</i>	30,959.14 3,454.49	2,492.71
23 81 23	12-0017	EA	20 Ton Computer Room Air Conditioner, Chilled Water Type, Excludes Water Source <i>For Liebert Unit, Add</i>	32,147.65 3,584.73	2,592.42
23 81 23	12-0018	EA	22 Ton Computer Room Air Conditioner, Chilled Water Type, Excludes Water Source <i>For Liebert Unit, Add</i>	32,883.49 3,636.82	2,841.69
23 81 23	12-0019	EA	31 Ton Computer Room Air Conditioner, Chilled Water Type, Excludes Water Source <i>For Liebert Unit, Add</i>	34,874.60 3,845.20	3,090.96
23 81 23	12-0020		Floor Mounted Water Source <small>(23 81 23 12)</small> Note: Includes mode alert monitor, non-locking disconnect switch, firestat, infrared humidifier, auto flush on humidifier, two liquitect sensors, floor stand. Excludes water source.		
23 81 23	12-0021	EA	3 Ton Chilled Water Source For Computer Room Air Conditioner, Chilled Water Unit <i>For Liebert Unit, Add</i>	17,241.68 1,906.74	1,330.11
23 81 23	12-0022	EA	5 Ton Chilled Water Source For Computer Room Air Conditioner, Chilled Water Unit <i>For Liebert Unit, Add</i>	18,984.30 2,112.08	1,396.62
23 81 23	12-0023	EA	6 Ton Chilled Water Source For Computer Room Air Conditioner, Chilled Water Unit <i>For Liebert Unit, Add</i>	24,656.72 2,808.77	1,463.13
23 81 23	12-0024	EA	8 Ton Chilled Water Source For Computer Room Air Conditioner, Chilled Water Unit <i>For Liebert Unit, Add</i>	26,568.35 3,021.44	1,596.13
23 81 23	12-0025	EA	10 Ton Chilled Water Source For Computer Room Air Conditioner, Chilled Water Unit <i>For Liebert Unit, Add</i>	29,349.52 3,344.12	1,729.14
23 81 23	12-0026	EA	12 Ton Chilled Water Source For Computer Room Air Conditioner, Chilled Water Unit <i>For Liebert Unit, Add</i>	30,492.45 3,461.46	1,862.15
23 81 23	12-0027	EA	15 Ton Chilled Water Source For Computer Room Air Conditioner, Chilled Water Unit <i>For Liebert Unit, Add</i>	31,832.53 3,608.13	1,995.16
23 81 23	12-0028	EA	20 Ton Chilled Water Source For Computer Room Air Conditioner, Chilled Water Unit <i>For Liebert Unit, Add</i>	32,724.38 3,696.13	2,128.18
23 81 23	12-0029	EA	25 Ton Chilled Water Source For Computer Room Air Conditioner, Chilled Water Unit <i>For Liebert Unit, Add</i>	37,413.58 4,204.59	2,527.21
23 81 23	12-0030		Floor Mounted Glycol System Type <small>(23 81 23 12)</small> Note: Includes drycoolers, mode alert monitor, non-locking disconnect switch, firestat, infrared humidifier, auto flush on humidifier, two liquitect sensors, floor stand. Excludes chilled water source. See CSI section 23 81 23 12-0020 for water source.		
23 81 23	12-0031	EA	3 Ton Computer Room Air Conditioner, Glycol System Type <i>For Liebert Unit, Add</i>	45,619.43 5,459.39	1,458.24
23 81 23	12-0032	EA	5 Ton Computer Room Air Conditioner, Glycol System Type <i>For Liebert Unit, Add</i>	49,078.62 5,865.62	1,615.27
23 81 23	12-0033	EA	8 Ton Computer Room Air Conditioner, Glycol System Type <i>For Liebert Unit, Add</i>	76,125.28 9,214.04	1,809.71
23 81 23	12-0034	EA	9 Ton Computer Room Air Conditioner, Glycol System Type <i>For Liebert Unit, Add</i>	78,469.65 9,474.69	2,004.14
23 81 23	12-0035	EA	10 Ton Computer Room Air Conditioner, Glycol System Type <i>For Liebert Unit, Add</i>	83,951.12 10,127.46	2,198.57
23 81 23	12-0036	EA	16 Ton Computer Room Air Conditioner, Glycol System Type <i>For Liebert Unit, Add</i>	100,552.61 12,151.55	2,492.71
23 81 23	12-0037	EA	20 Ton Computer Room Air Conditioner, Glycol System Type <i>For Liebert Unit, Add</i>	110,337.71 13,358.48	2,592.42
23 81 23	12-0038	EA	22 Ton Computer Room Air Conditioner, Glycol System Type <i>For Liebert Unit, Add</i>	114,338.66 13,818.72	2,841.69
23 81 23	12-0039	EA	30 Ton Computer Room Air Conditioner, Glycol System Type <i>For Liebert Unit, Add</i>	139,496.48 16,922.94	3,090.96
23 81 23	12-0040		Removal And Reinstallation Of Computer Room Unit <small>(23 81 23 12)</small> Note: Includes storage and cleaning. Excludes main mechanical piping. Reconnection of existing valves are included.		
23 81 23	12-0041	EA	Removal And Reinstallation Up To 6 Ton, Floor Mounted Chilled Water Computer Room Unit	1,994.17	
23 81 23	12-0042	EA	Removal And Reinstallation Up To 6 Ton Direct Expansion Computer Room Unit	1,661.81	

23 81 23 13 Computer-Room Air-Conditioners, Ceiling Mounted Units (23 81 23)



MINOR	CSI	UOM	DESCRIPTION	TOTAL DIRECT UNIT COST	DEMOLITION UNIT COST
-------	-----	-----	-------------	------------------------	----------------------

23 81 23 13-0001			Ceiling Mounted Packaged Computer Room Air Conditioner <small>(23 81 23 13)</small> Note: Includes compressor sequence switch, mode alert monitor, non-locking disconnect switch, firestat, infrared humidifier, auto flush on humidifier, two liquitect sensors, floor stand, and outdoor air cooled condenser complete with fan speed control.		
23 81 23 13-0002	EA	1	Ton Packaged Computer Room Air Conditioner, Ceiling Mounted, Split System <i>For Liebert Unit, Add</i>	14,859.72 1,738.99	632.15
23 81 23 13-0003	EA	1.5	Ton Packaged Computer Room Air Conditioner, Ceiling Mounted, Split System <i>For Liebert Unit, Add</i>	16,417.07 1,909.86	759.18
23 81 23 13-0004	EA	2	Ton Packaged Computer Room Air Conditioner, Ceiling Mounted, Split System <i>For Liebert Unit, Add</i>	18,732.62 2,163.53	950.12
23 81 23 13-0005	EA	3	Ton Packaged Computer Room Air Conditioner, Ceiling Mounted, Split System <i>For Liebert Unit, Add</i>	23,028.81 2,670.88	1,108.46
23 81 23 13-0006	EA	5	Ton Packaged Computer Room Air Conditioner, Ceiling Mounted, Split System <i>For Liebert Unit, Add</i>	31,290.89 3,685.57	1,204.77

23 81 23 13-0007			Horizontal Indoor Single Package Cooling Unit <small>(23 81 23 13)</small> Note: Carrier 50AH With indoor scroll compressor, plenum mounted.		
23 81 23 13-0008	EA	2	Ton Horizontal Indoor Single-Package Cooling Unit, 800 CFM Nominal	19,372.52	598.25
23 81 23 13-0009	EA	3	Ton Horizontal Indoor Single-Package Cooling Unit, 1,200 CFM Nominal	22,693.26	747.81
23 81 23 13-0010	EA	4	Ton Horizontal Indoor Single-Package Cooling Unit, 1,600 CFM Nominal	26,417.61	897.37
23 81 23 13-0011	EA	5	Ton Horizontal Indoor Single-Package Cooling Unit, 2,000 CFM Nominal	30,761.78	997.09

23 81 26 Split-System Air-Conditioners (23 81)

23 81 26 13 Small-Capacity Split-System Air-Conditioners (23 81 26)

23 81 26 13-0001			Split System A/C Unit <small>(23 81 26 13)</small> See CSI section 23 23 16 00-0001 for piping.		
23 81 26 13-0002			Ductless Split System Air Conditioners <small>(23 81 26 13-0001)</small> Note: Excludes refrigerant piping, electrical, and pad. Panasonic units or equal. See CSI section 23 81 49 00-0025 for ductless heat pumps.		
23 81 26 13-0003			Wall Mounted Ductless Split System Air Conditioners <small>(23 81 26 13-0002)</small>		
23 81 26 13-0004	EA	9,000	BTU, 16 SEER, Wall Mounted Ductless Split System Air Conditioners Note: Includes indoor unit, outdoor unit, wireless thermostat and refrigerant charge.	2,105.82	329.03
23 81 26 13-0005	EA	11,900	BTU, 17 SEER, Wall Mounted Ductless Split System Air Conditioner Note: Includes indoor unit, outdoor unit, wireless thermostat and refrigerant charge.	2,278.44	358.95
23 81 26 13-0006	EA	17,500	BTU, 20 SEER, Wall Mounted Ductless Split System Air Conditioners Note: Includes indoor unit, outdoor unit, wireless thermostat and refrigerant charge.	2,854.85	398.84
23 81 26 13-0007	EA	24,200	BTU, 17 SEER, Wall Mounted Ductless Split System Air Conditioners Note: Includes indoor unit, outdoor unit, wireless thermostat and refrigerant charge.	3,170.91	438.72
23 81 26 13-0008	EA	25,200	BTU, 14.9 SEER, Wall Mounted Ductless Split System Air Conditioners Note: Includes indoor unit, outdoor unit, wireless thermostat and refrigerant charge.	4,915.87	478.60
23 81 26 13-0009	EA	29,800	BTU, 15 SEER, Wall Mounted Ductless Split System Air Conditioners Note: Includes indoor unit, outdoor unit, wireless thermostat and refrigerant charge.	5,732.68	498.54
23 81 26 13-0010	EA	31,400	BTU, 15.9 SEER, Wall Mounted Ductless Split System Air Conditioners Note: Includes indoor unit, outdoor unit, wireless thermostat and refrigerant charge.	6,292.24	531.44

23 81 26 13-0011 Dual and Tri Zone Wall Mounted Ductless Split System Air Conditioners (23 81 26 13-0002)

			Note: Use this section only when matching indoor and outdoor capacity units are not used.		
23 81 26 13-0012	EA	7,500	BTU Indoor Unit, Wall Mounted Ductless Split System Air Conditioners Note: Includes indoor unit and wireless thermostat.	904.88	159.54
23 81 26 13-0013	EA	9,000	BTU Indoor Unit, Wall Mounted Ductless Split System Air Conditioners Note: Includes indoor unit and wireless thermostat.	955.85	169.51
23 81 26 13-0014	EA	11,900	BTU Indoor Unit, Wall Mounted Ductless Split System Air Conditioners Note: Includes indoor unit and wireless thermostat.	1,007.70	179.48
23 81 26 13-0015	EA	17,500	BTU Indoor Unit, Wall Mounted Ductless Split System Air Conditioners Note: Includes indoor unit and wireless thermostat.	1,141.27	189.45
23 81 26 13-0016	EA	24,200	BTU Indoor Unit, Wall Mounted Ductless Split System Air Conditioners Note: Includes indoor unit and wireless thermostat.	1,220.95	199.42
23 81 26 13-0017	EA	19,700	BTU, 16.5 SEER, Outdoor Unit, Wall Mounted Ductless Split System Air Conditioners Note: Includes outdoor unit and refrigerant charge.	2,534.39	239.30
23 81 26 13-0018	EA	25,400	BTU, 16.2 SEER, Outdoor Unit, Wall Mounted Ductless Split System Air Conditioners Note: Includes outdoor unit and refrigerant charge.	2,804.19	259.24
23 81 26 13-0019	EA	30,600	BTU, 17.6 SEER, Outdoor Unit, Wall Mounted Ductless Split System Air Conditioners Note: Includes outdoor unit and refrigerant charge.	4,456.49	279.18

23 81 26 13-0020 Suspended Ceiling Mounted Ductless Split System Air Conditioners (23 81 26 13-0002)

			Note: Excludes hangers.		
23 81 26 13-0021	EA	24,400	BTU, 14.5 SEER, Ceiling Suspended Ductless Split System Air Conditioners Note: Includes indoor unit, outdoor unit, wireless thermostat and refrigerant charge.	5,268.98	478.60
23 81 26 13-0022	EA	31,200	BTU, 15.1 SEER, Ceiling Suspended Ductless Split System Air Conditioners Note: Includes indoor unit, outdoor unit, wireless thermostat and refrigerant charge.	6,420.97	571.33
23 81 26 13-0023	EA	39,000	BTU, 15.6 SEER, Ceiling Suspended Ductless Split System Air Conditioners Note: Includes indoor unit, outdoor unit, wireless thermostat and refrigerant charge.	7,852.83	598.25

23 Heating, Ventilating, and Air-Conditioning (HVAC)**23 80 Decentralized Unitary HVAC Equipment****23 81 Decentralized Unitary HVAC Equipment**

SAN BERNARDINO
COUNTY

MINOR
CSI UOM DESCRIPTION

TOTAL DIRECT DEMOLITION
UNIT COST UNIT COST

MINOR	CSI	UOM	DESCRIPTION	TOTAL DIRECT UNIT COST	DEMOLITION UNIT COST
23 81 26 13-0024			Recessed Ceiling Mounted Ductless Split System Air Conditioners (23 81 26 13-0002)		
			Note: Excludes hangers.		
23 81 26 13-0025	EA		11,900 BTU, 16 SEER, Ceiling Recessed Ductless Split System Air Conditioners 3,218.43	3,218.43	398.84
			Note: Includes indoor unit, outdoor unit, wireless thermostat and refrigerant charge.		
23 81 26 13-0026	EA		17,500 BTU, 16 SEER, Ceiling Recessed Ductless Split System Air Conditioners 3,755.34	3,755.34	438.72
			Note: Includes indoor unit, outdoor unit, wireless thermostat and refrigerant charge.		
23 81 26 13-0027	EA		24,800 BTU, 14.1 SEER, Ceiling Recessed Ductless Split System Air Conditioners 5,234.02	5,234.02	518.48
			Note: Includes indoor unit, outdoor unit, wireless thermostat and refrigerant charge.		
23 81 26 13-0028	EA		32,600 BTU, 14.6 SEER, Ceiling Recessed Ductless Split System Air Conditioners 6,061.88	6,061.88	571.33
			Note: Includes indoor unit, outdoor unit, wireless thermostat and refrigerant charge.		
23 81 26 13-0029	EA		39,500 BTU, 14.6 SEER, Ceiling Recessed Ductless Split System Air Conditioners 7,673.28	7,673.28	598.25
			Note: Includes indoor unit, outdoor unit, wireless thermostat and refrigerant charge.		
23 81 26 13-0030			Ductless Split System Accessories (23 81 26 13-0002)		
23 81 26 13-0031	LF		3" Line Set Cover, Rigid Polyvinyl Chloride (PVC) Line Set Covers 12.96	12.96	1.43
23 81 26 13-0032	LF		4" Line Set Cover, Rigid Polyvinyl Chloride (PVC) Line Set Covers 16.85	16.85	1.57
23 81 26 13-0033	LF		6" Line Set Cover, Rigid Polyvinyl Chloride (PVC) Line Set Covers 21.13	21.13	1.73
23 81 26 13-0034	EA		3" Union Coupling, Rigid Polyvinyl Chloride (PVC) Line Set Covers 21.57	21.57	2.68
23 81 26 13-0035	EA		4" Union Coupling, Rigid Polyvinyl Chloride (PVC) Line Set Covers 38.10	38.10	2.95
23 81 26 13-0036	EA		6" Union Coupling, Rigid Polyvinyl Chloride (PVC) Line Set Covers 43.49	43.49	3.24
23 81 26 13-0037	EA		3" 90 Degree Elbow, Rigid Polyvinyl Chloride (PVC) Line Set Covers 54.39	54.39	5.36
23 81 26 13-0038	EA		4" 90 Degree Elbow, Rigid Polyvinyl Chloride (PVC) Line Set Covers 91.94	91.94	5.89
23 81 26 13-0039	EA		6" 90 Degree Elbow, Rigid Polyvinyl Chloride (PVC) Line Set Covers 102.70	102.70	6.49
23 81 26 13-0040	EA		3" 90 Degree Long Radius Elbow, Rigid Polyvinyl Chloride (PVC) Line Set Covers 73.44	73.44	5.71
23 81 26 13-0041	EA		4" 90 Degree Long Radius Elbow, Rigid Polyvinyl Chloride (PVC) Line Set Covers 86.39	86.39	6.29
23 81 26 13-0042	EA		6" 90 Degree Long Radius Elbow, Rigid Polyvinyl Chloride (PVC) Line Set Covers 135.45	135.45	6.91
23 81 26 13-0043	EA		3" 45 Degree Elbow, Rigid Polyvinyl Chloride (PVC) Line Set Covers 54.39	54.39	5.36
23 81 26 13-0044	EA		4" 45 Degree Elbow, Rigid Polyvinyl Chloride (PVC) Line Set Covers 91.94	91.94	5.89
23 81 26 13-0045	EA		6" 45 Degree Elbow, Rigid Polyvinyl Chloride (PVC) Line Set Covers 102.70	102.70	6.49
23 81 26 13-0046	EA		3" Wall Penetration Cover, Rigid Polyvinyl Chloride (PVC) Line Set Covers 69.70	69.70	8.93
23 81 26 13-0047	EA		4" Wall Penetration Cover, Rigid Polyvinyl Chloride (PVC) Line Set Covers 103.85	103.85	9.82
23 81 26 13-0048	EA		6" Wall Penetration Cover, Rigid Polyvinyl Chloride (PVC) Line Set Covers 124.78	124.78	10.81
23 81 26 13-0049	EA		2-1/2" Wall Sleeve, Rigid Polyvinyl Chloride (PVC) Line Set Covers 41.32	41.32	1.78
23 81 26 13-0050	EA		3" x 20" Flexible Joint, Rigid Polyvinyl Chloride (PVC) Line Set Covers 43.16	43.16	5.36
23 81 26 13-0051	EA		4" x 20" Flexible Joint, Rigid Polyvinyl Chloride (PVC) Line Set Covers 71.73	71.73	5.89
23 81 26 13-0052	EA		3" Duct End Termination, Rigid Polyvinyl Chloride (PVC) Line Set Covers 38.67	38.67	5.36
23 81 26 13-0053	EA		4" Duct End Termination, Rigid Polyvinyl Chloride (PVC) Line Set Covers 53.77	53.77	5.89
23 81 26 13-0054	EA		6" Duct End Termination, Rigid Polyvinyl Chloride (PVC) Line Set Covers 57.79	57.79	6.49
23 81 26 13-0055	EA		4" T Joint, Rigid Polyvinyl Chloride (PVC) Line Set Covers 199.02	199.02	7.14
23 81 26 13-0056	EA		6" T Joint, Rigid Polyvinyl Chloride (PVC) Line Set Covers 225.88	225.88	7.86
23 81 26 13-0057	EA		14" Condensing Unit Mounting Blocks With End Caps 112.59	112.59	26.79
23 81 26 13-0058	EA		17" Condensing Unit Mounting Blocks With End Caps 124.74	124.74	28.58
23 81 26 13-0059	EA		36" Condensing Unit Mounting Blocks With End Caps 175.06	175.06	30.36
23 81 26 13-0060	EA		End Cap, Set of 4 22.43	22.43	
23 81 26 13-0061	EA		18" Condensing Unit Type 2 Wall Bracket, 165 LB Capacity 241.06	241.06	53.58
23 81 26 13-0062	EA		21" Condensing Unit Type 2 Wall Bracket, 220 LB Capacity 255.72	255.72	57.16
23 81 26 13-0063	LF		5/8" ID Condensate Drain Line 2.92	2.92	0.14
23 81 26 13-0064	LF		3/4" ID Condensate Drain Line 3.03	3.03	0.14
23 81 26 13-0065			Cased A/C Evaporator Coils (23 81 26 13-0001)		
23 81 26 13-0066			Vertical Cased A/C Evaporator Coils (23 81 26 13-0065)		
23 81 26 13-0067	EA		1-1/2 Ton Vertical Cased A/C Evaporator Coil 673.57	673.57	108.50
23 81 26 13-0068	EA		2 Ton Vertical Cased A/C Evaporator Coil 702.61	702.61	116.64
23 81 26 13-0069	EA		2-1/2 Ton Vertical Cased A/C Evaporator Coil 835.77	835.77	124.77
23 81 26 13-0070	EA		3 Ton Vertical Cased A/C Evaporator Coil 952.51	952.51	132.92
23 81 26 13-0071	EA		3-1/2 Ton Vertical Cased A/C Evaporator Coil 1,102.15	1,102.15	138.34
23 81 26 13-0072	EA		4 Ton Vertical Cased A/C Evaporator Coil 1,229.88	1,229.88	143.76
23 81 26 13-0073	EA		4-1/2 Ton Vertical Cased A/C Evaporator Coil 1,320.98	1,320.98	154.62
23 81 26 13-0074	EA		5 Ton Vertical Cased A/C Evaporator Coil 1,329.97	1,329.97	162.76
23 81 26 13-0075			"A" Style Horizontal Cased A/C Evaporator Coils (23 81 26 13-0065)		
23 81 26 13-0076	EA		2 Ton "A" Style Horizontal Cased A/C Evaporator Coil 825.09	825.09	111.22
23 81 26 13-0077	EA		2-1/2 Ton "A" Style Horizontal Cased A/C Evaporator Coil 948.92	948.92	117.46
23 81 26 13-0078	EA		3 Ton "A" Style Horizontal Cased A/C Evaporator Coil 1,086.72	1,086.72	124.77
23 81 26 13-0079	EA		3-1/2 Ton "A" Style Horizontal Cased A/C Evaporator Coil 1,126.03	1,126.03	129.28
23 81 26 13-0080	EA		4 Ton "A" Style Horizontal Cased A/C Evaporator Coil 1,178.91	1,178.91	135.63
23 81 26 13-0081	EA		4-1/2 Ton "A" Style Horizontal Cased A/C Evaporator Coil 1,193.15	1,193.15	142.68
23 81 26 13-0082	EA		5 Ton "A" Style Horizontal Cased A/C Evaporator Coil 1,207.12	1,207.12	149.73
23 81 26 13-0083			Slab Style Horizontal Cased A/C Evaporator Coils (23 81 26 13-0065)		
23 81 26 13-0084	EA		2 Ton Slab Style Horizontal Cased A/C Evaporator Coil 720.99	720.99	111.22
23 81 26 13-0085	EA		3 Ton Slab Style Horizontal Cased A/C Evaporator Coil 865.74	865.74	124.77
23 81 26 13-0086	EA		4 Ton Slab Style Horizontal Cased A/C Evaporator Coil 999.94	999.94	135.63
23 81 26 13-0087	EA		5 Ton Slab Style Horizontal Cased A/C Evaporator Coil 1,205.30	1,205.30	149.73



MINOR CSI UOM DESCRIPTION	TOTAL DIRECT UNIT COST	DEMOLITION UNIT COST
---------------------------	------------------------	----------------------

23 81 26 16 Large-Capacity Split-System Air-Conditioners (23 81 26)

23 81 26 16-0001 Split System Air Conditioners, Variable Refrigerant Flow (Mitsubishi City Multi) (23 81 26 16)

23 81 26 16-0002 Outdoor Units (23 81 26 16-0001)

23 81 26 16-0003	EA	6 Ton R2-Series Outdoor Unit (Mitsubishi PURY-P72YKMU-A).....	16,237.37	523.47
23 81 26 16-0004	EA	8 Ton R2-Series Outdoor Unit (Mitsubishi PURY-P96YKMU-A).....	17,590.12	623.17
23 81 26 16-0005	EA	10 Ton R2-Series Outdoor Unit (Mitsubishi PURY-P120YKMU-A).....	19,791.17	747.81
23 81 26 16-0006	EA	12 Ton R2-Series Outdoor Unit (Mitsubishi PURY-P144YKMU-A).....	24,405.05	772.74
23 81 26 16-0007	EA	12 Ton R2-Series Outdoor Unit (Mitsubishi PURY-P144YSKMU-A).....	32,528.20	797.67
23 81 26 16-0008	EA	14 Ton R2-Series Outdoor Unit (Mitsubishi PURY-P168YSKMU-A).....	33,731.39	822.59
23 81 26 16-0009	EA	16 Ton R2-Series Outdoor Unit (Mitsubishi PURY-P192YSKMU-A).....	34,934.57	847.52
23 81 26 16-0010	EA	18 Ton R2-Series Outdoor Unit (Mitsubishi PURY-P216YSKMU-A).....	36,986.07	897.37
23 81 26 16-0011	EA	20 Ton R2-Series Outdoor Unit (Mitsubishi PURY-P240YSKMU-A).....	39,037.57	947.23
23 81 26 16-0012	EA	22 Ton R2-Series Outdoor Unit (Mitsubishi PURY-P264YSKMU-A).....	43,701.31	997.09
23 81 26 16-0013	EA	24 Ton R2-Series Outdoor Unit (Mitsubishi PURY-P288YSKMU-A).....	48,365.04	1,046.94

23 81 26 16-0014 Indoor Units (23 81 26 16-0001)

23 81 26 16-0015	EA	6 MBH Cooling, 6.7 MBH Heating Wall Mounted Indoor Unit (Mitsubishi PKFY-P06NBMU-E2).....	1,654.81	162.03
23 81 26 16-0016	EA	8 MBH Cooling, 9 MBH Heating Wall Mounted Indoor Unit (Mitsubishi PKFY-P08NHMU-E2).....	1,738.89	174.49
23 81 26 16-0017	EA	12 MBH Cooling, 13.5 MBH Heating Wall Mounted Indoor Unit (Mitsubishi PKFY-P12NHMU-E2).....	1,813.10	186.96
23 81 26 16-0018	EA	15 MBH Cooling, 17 MBH Heating Wall Mounted Indoor Unit (Mitsubishi PKFY-P15NHMU-E2).....	1,902.11	199.42
23 81 26 16-0019	EA	18 MBH Cooling, 20 MBH Heating Wall Mounted Indoor Unit (Mitsubishi PKFY-P18NHMU-E2).....	2,055.75	236.81
23 81 26 16-0020	EA	24 MBH Cooling, 27 MBH Heating Wall Mounted Indoor Unit (Mitsubishi PKFY-P24NKMU-E2).....	2,290.50	286.66
23 81 26 16-0021	EA	30 MBH Cooling, 34 MBH Heating Wall Mounted Indoor Unit (Mitsubishi PKFY-P30NKMU-E2).....	2,481.31	311.59
23 81 26 16-0022	EA	6 MBH Cooling, 6.7 MBH Heating Ceiling Concealed Ducted Indoor Unit (Mitsubishi PEFY-P06NMAU-E3).....	2,411.74	178.23
23 81 26 16-0023	EA	8 MBH Cooling, 9 MBH Heating Ceiling Concealed Ducted Indoor Unit (Mitsubishi PEFY-P08NMAU-E3).....	2,493.38	191.94
23 81 26 16-0024	EA	12 MBH Cooling, 13.5 MBH Heating Ceiling Concealed Ducted Indoor Unit (Mitsubishi PEFY-P12NMAU-E3).....	2,629.24	205.65
23 81 26 16-0025	EA	15 MBH Cooling, 17 MBH Heating Ceiling Concealed Ducted Indoor Unit (Mitsubishi PEFY-P15NMAU-E3).....	2,853.81	219.36
23 81 26 16-0026	EA	18 MBH Cooling, 20 MBH Heating Ceiling Concealed Ducted Indoor Unit (Mitsubishi PEFY-P18NMAU-E3).....	3,005.07	260.49
23 81 26 16-0027	EA	24 MBH Cooling, 27 MBH Heating Ceiling Concealed Ducted Indoor Unit (Mitsubishi PEFY-P24NMAU-E3).....	3,292.18	315.33
23 81 26 16-0028	EA	27 MBH Cooling, 30 MBH Heating Ceiling Concealed Ducted Indoor Unit (Mitsubishi PEFY-P27NMAU-E3).....	3,462.54	329.03
23 81 26 16-0029	EA	30 MBH Cooling, 34 MBH Heating Ceiling Concealed Ducted Indoor Unit (Mitsubishi PEFY-P30NMAU-E3).....	3,652.61	342.74
23 81 26 16-0030	EA	36 MBH Cooling, 40 MBH Heating Ceiling Concealed Ducted Indoor Unit (Mitsubishi PEFY-P36NMAU-E3).....	4,051.39	377.02
23 81 26 16-0031	EA	48 MBH Cooling, 54 MBH Heating Ceiling Concealed Ducted Indoor Unit (Mitsubishi PEFY-P48NMAU-E3).....	4,491.52	414.72
23 81 26 16-0032	EA	54 MBH Cooling, 60 MBH Heating Ceiling Concealed Ducted Indoor Unit (Mitsubishi PEFY-P54NMAU-E3).....	4,860.33	456.20
23 81 26 16-0033	EA	72 MBH Cooling, 80 MBH Heating Ceiling Concealed High Static Ducted Indoor Unit (Mitsubishi PEFY-P72NMHSU-E).....	6,178.82	501.82
23 81 26 16-0034	EA	96 MBH Cooling, 108 MBH Heating Ceiling Concealed High Static Ducted Indoor Unit (Mitsubishi PEFY-P96NMHSU-E).....	7,018.51	552.00
23 81 26 16-0035	EA	12 MBH Cooling, 13.5 MBH Heating 4-Way Ceiling Recessed Cassette With Grille (Mitsubishi PLFY-EP12NEMU-E).....	2,740.63	205.65
23 81 26 16-0036	EA	15 MBH Cooling, 17 MBH Heating 4-Way Ceiling Recessed Cassette With Grille (Mitsubishi PLFY-EP15NEMU-E).....	2,889.30	219.36
23 81 26 16-0037	EA	18 MBH Cooling, 20 MBH Heating 4-Way Ceiling Recessed Cassette With Grille (Mitsubishi PLFY-EP18NEMU-E).....	3,043.52	260.49
23 81 26 16-0038	EA	24 MBH Cooling, 27 MBH Heating 4-Way Ceiling Recessed Cassette With Grille (Mitsubishi PLFY-EP24NEMU-E).....	3,406.53	315.33
23 81 26 16-0039	EA	30 MBH Cooling, 34 MBH Heating 4-Way Ceiling Recessed Cassette With Grille (Mitsubishi PLFY-EP30NEMU-E).....	3,669.37	342.74
23 81 26 16-0040	EA	36 MBH Cooling, 40 MBH Heating 4-Way Ceiling Recessed Cassette With Grille (Mitsubishi PLFY-EP36NEMU-E).....	4,499.90	377.03
23 81 26 16-0041	EA	6 MBH Cooling, 6.7 MBH Heating 1-Way Ceiling Recessed Cassette With Grille (Mitsubishi PMFY-P06NBMU-ER5).....	2,465.96	178.23
23 81 26 16-0042	EA	8 MBH Cooling, 9 MBH Heating 1-Way Ceiling Recessed Cassette With Grille (Mitsubishi PMFY-P08NBMU-ER5).....	2,591.95	191.94
23 81 26 16-0043	EA	12 MBH Cooling, 13.5 MBH Heating 1-Way Ceiling Recessed Cassette With Grille (Mitsubishi PMFY-P12NBMU-ER5).....	2,786.96	205.65
23 81 26 16-0044	EA	15 MBH Cooling, 17 MBH Heating 1-Way Ceiling Recessed Cassette With Grille (Mitsubishi PMFY-P15NBMU-ER5).....	2,932.67	219.36
23 81 26 16-0045	EA	8 MBH Cooling, 9 MBH Heating 4-Way Ceiling Recessed Cassette With Grille (Mitsubishi PLFY-P08NCMU-ER4).....	2,276.51	191.94
23 81 26 16-0046	EA	12 MBH Cooling, 13.5 MBH Heating 4-Way Ceiling Recessed Cassette With Grille (Mitsubishi PLFY-P12NCMU-ER4).....	2,392.66	205.65
23 81 26 16-0047	EA	15 MBH Cooling, 17 MBH Heating 4-Way Ceiling Recessed Cassette With Grille (Mitsubishi PLFY-P15NCMU-ER4).....	2,513.73	219.36

23 81 26 16-0048 Controllers For Outdoor Units (23 81 26 16-0001)

23 81 26 16-0049	EA	8 Branch (Main BC) (Mitsubishi CMB-P108NU-HA1).....	8,825.87	149.57
23 81 26 16-0050	EA	10 Branch (Main BC) (Mitsubishi CMB-P1010NU-HA1).....	10,206.49	174.49
23 81 26 16-0051	EA	13 Branch (Main BC) (Mitsubishi CMB-P1013NU-GA).....	11,276.60	199.42
23 81 26 16-0052	EA	16 Branch (Main BC) (Mitsubishi CMB-P1016NU-HA).....	13,386.68	224.35
23 81 26 16-0053	EA	4 Branch (Sub BC) (Mitsubishi CMB-P104NU-GB).....	4,916.24	99.70
23 81 26 16-0054	EA	8 Branch (Sub BC) (Mitsubishi CMB-P108NU-GB).....	7,573.96	149.57
23 81 26 16-0055	EA	16 Branch (Sub BC) (Mitsubishi CMB-P1016NU-HB).....	11,577.82	224.35

23 81 26 16-0056 Energy Recovery Units (23 81 26 16-0001)

23 81 26 16-0057	EA	36.2 MBH Cooling, 39.9 MBH Heating Hydronic Heat Exchanger Auxiliary Unit (Mitsubishi PWFY-P36NNU-E2-AU).....	6,233.34	149.57
------------------	----	---	----------	--------

23 Heating, Ventilating, and Air-Conditioning (HVAC)

23 80 Decentralized Unitary HVAC Equipment

23 81 Decentralized Unitary HVAC Equipment



MINOR	CSI	UOM	DESCRIPTION	TOTAL DIRECT UNIT COST	DEMOLITION UNIT COST
23 81 26 16-0058	EA		39.9 MBH Hydronic Heat Exchanger Booster Unit (Mitsubishi PWFY-P36NMU-E-BU).....	11,832.41	149.57
23 81 26 16-0059	EA		112 MBH Cooling, 61.4 MBH Heating Reheat Unit (Mitsubishi PEFY-AF1200CFMR).....	11,995.63	174.49
23 81 26 16-0060	EA		Lossnay Energy Recovery Ventilator ERV, 300 CFM (Mitsubishi LGH-F300RX5-E).....	2,467.21	124.63
23 81 26 16-0061	EA		Lossnay Energy Recovery Ventilator ERV, 470 CFM (Mitsubishi LGH-F470RX5-E).....	3,152.42	129.62
23 81 26 16-0062	EA		Lossnay Energy Recovery Ventilator ERV, 600 CFM (Mitsubishi LGH-F600RX5-E).....	3,763.70	134.61
23 81 26 16-0063	EA		Lossnay Energy Recovery Ventilator ERV, 1,200 CFM (Mitsubishi LGH-F1200RX5-E1).....	6,888.87	149.57
23 81 26 16-0064 Piping Specialties (23 81 26 16-0001)					
23 81 26 16-0065	EA		Maintenance Tool Interface (Mitsubishi CMS-MNG-E).....	877.32	
23 81 26 16-0066	EA		Branch Joint (Mitsubishi CMY-Y102SS-G2).....	229.20	41.21
23 81 26 16-0067	EA		Branch Joint (Mitsubishi CMY-Y102LS-G2).....	229.20	41.21
23 81 26 16-0068	EA		Branch Joint (Mitsubishi CMY-Y202S-G2).....	254.34	43.39
23 81 26 16-0069	EA		Branch Joint (Mitsubishi CMY-Y302S-G2).....	319.40	48.81
23 81 26 16-0070	EA		Header - 4 Branch (Mitsubishi CMY-Y64-G-E).....	417.00	70.49
23 81 26 16-0071	EA		Header - 8 Branch (Mitsubishi CMY-Y68-G-E).....	705.85	140.99
23 81 26 16-0072	EA		Refrigeration Ball Valve-Flare/Schrader/Insulated - 3/8" (Mitsubishi BV38FFSI).....	128.35	17.36
23 81 26 16-0073	EA		Refrigeration Ball Valve-Flare/Schrader/Insulated - 5/8" (Mitsubishi BV58FFSI).....	144.32	23.86
23 81 26 16-0074 Split System Air Conditioners (Daikin VRV) (23 81 26 16)					
23 81 26 16-0075 Heat Pump Outdoor Units (23 81 26 16-0074)					
23 81 26 16-0076	EA		6 Ton Heat Pump Outdoor Unit (Daikin RXYQ72PBTJ).....	24,224.66	523.47
23 81 26 16-0077	EA		8 Ton Heat Pump Outdoor Unit (Daikin RXYQ96PBTJ).....	27,067.15	623.17
23 81 26 16-0078	EA		10 Ton Heat Pump Outdoor Unit (Daikin RXYQ120PBTJ).....	30,162.81	747.81
23 81 26 16-0079	EA		12 Ton Heat Pump Outdoor Unit (Daikin RXYQ144PBTJ).....	37,735.25	772.74
23 81 26 16-0080	EA		14 Ton Heat Pump Outdoor Unit (Daikin RXYQ168PBTJ).....	50,643.70	822.59
23 81 26 16-0081	EA		16 Ton Heat Pump Outdoor Unit (Daikin RXYQ192PBTJ).....	53,539.93	847.52
23 81 26 16-0082	EA		18 Ton Heat Pump Outdoor Unit (Daikin RXYQ216PBTJ).....	56,282.71	897.37
23 81 26 16-0083	EA		20 Ton Heat Pump Outdoor Unit (Daikin RXYQ240PBTJ).....	59,228.81	947.23
23 81 26 16-0084	EA		22 Ton Heat Pump Outdoor Unit (Daikin RXYQ264PBTJ).....	76,813.46	997.09
23 81 26 16-0085	EA		24 Ton Heat Pump Outdoor Unit (Daikin RXYQ288PBTJ).....	79,759.56	1,046.94
23 81 26 16-0086	EA		26 Ton Heat Pump Outdoor Unit (Daikin RXYQ312PBTJ).....	82,705.65	1,096.79
23 81 26 16-0087	EA		28 Ton Heat Pump Outdoor Unit (Daikin RXYQ336PBTJ).....	85,448.43	1,146.64
23 81 26 16-0088	EA		30 Ton Heat Pump Outdoor Unit (Daikin RXYQ360PBTJ).....	88,394.53	1,196.50
23 81 26 16-0089 Heat Recovery Heat Pump Outdoor Units (23 81 26 16-0074)					
23 81 26 16-0090	EA		6 Ton Heat Recovery Heat Pump Outdoor Unit (Daikin REYQ72PBTJ).....	31,019.83	680.51
23 81 26 16-0091	EA		8 Ton Heat Recovery Heat Pump Outdoor Unit (Daikin REYQ96PBTJ).....	33,808.98	810.13
23 81 26 16-0092	EA		10 Ton Heat Recovery Heat Pump Outdoor Unit (Daikin REYQ120PBTJ).....	37,117.51	972.16
23 81 26 16-0093	EA		12 Ton Heat Recovery Heat Pump Outdoor Unit (Daikin REYQ144PBTJ).....	46,738.06	1,004.56
23 81 26 16-0094	EA		14 Ton Heat Recovery Heat Pump Outdoor Unit (Daikin REYQ168PBTJ).....	63,336.04	1,069.37
23 81 26 16-0095	EA		16 Ton Heat Recovery Heat Pump Outdoor Unit (Daikin REYQ192PBTJ).....	68,280.37	1,101.78
23 81 26 16-0096	EA		18 Ton Heat Recovery Heat Pump Outdoor Unit (Daikin REYQ216PBTJ).....	70,849.76	1,166.58
23 81 26 16-0097	EA		20 Ton Heat Recovery Heat Pump Outdoor Unit (Daikin REYQ240PBTJ).....	73,419.13	1,231.40
23 81 26 16-0098	EA		22 Ton Heat Recovery Heat Pump Outdoor Unit (Daikin REYQ264PBTJ).....	96,828.13	1,296.21
23 81 26 16-0099	EA		24 Ton Heat Recovery Heat Pump Outdoor Unit (Daikin REYQ288PBTJ).....	99,397.50	1,361.02
23 81 26 16-0100	EA		26 Ton Heat Recovery Heat Pump Outdoor Unit (Daikin REYQ312PBTJ).....	104,406.65	1,425.83
23 81 26 16-0101	EA		28 Ton Heat Recovery Heat Pump Outdoor Unit (Daikin REYQ336PBTJ).....	106,976.03	1,490.64
23 81 26 16-0102 Indoor Units (23 81 26 16-0074)					
23 81 26 16-0103	EA		7.5 MBH Cooling, 8.5 MBH Heating Wall Mounted Indoor Unit (Daikin FXAQ07PVJU).....	2,727.36	174.49
23 81 26 16-0104	EA		9.5 MBH Cooling, 10.5 MBH Heating Wall Mounted Indoor Unit (Daikin FXAQ09PVJU).....	2,850.50	179.48
23 81 26 16-0105	EA		12 MBH Cooling, 13.5 MBH Heating Wall Mounted Indoor Unit (Daikin FXAQ12PVJU).....	3,231.79	186.96
23 81 26 16-0106	EA		18 MBH Cooling, 20 MBH Heating Wall Mounted Indoor Unit (Daikin FXAQ18PVJU).....	3,611.55	236.81
23 81 26 16-0107	EA		24 MBH Cooling, 26.5 MBH Heating Wall Mounted Indoor Unit (Daikin FXAQ24PVJU).....	3,952.92	286.66
23 81 26 16-0108	EA		7.5 MBH Cooling, 8.5 MBH Heating Ceiling Concealed Ducted Indoor Unit (Daikin FXMQ07PVJU).....	4,020.49	191.94
23 81 26 16-0109	EA		9.5 MBH Cooling, 10.5 MBH Heating Ceiling Concealed Ducted Indoor Unit (Daikin FXMQ09PVJU).....	4,156.14	197.42
23 81 26 16-0110	EA		12 MBH Cooling, 13.5 MBH Heating Ceiling Concealed Ducted Indoor Unit (Daikin FXMQ12PVJU).....	4,366.32	109.68
23 81 26 16-0111	EA		18 MBH Cooling, 20 MBH Heating Ceiling Concealed Ducted Indoor Unit (Daikin FXMQ18PVJU).....	4,619.85	260.49
23 81 26 16-0112	EA		24 MBH Cooling, 27 MBH Heating Ceiling Concealed Ducted Indoor Unit (Daikin FXMQ24PVJU).....	5,471.81	315.33
23 81 26 16-0113	EA		30 MBH Cooling, 34 MBH Heating Ceiling Concealed Ducted Indoor Unit (Daikin FXMQ30PVJU).....	6,265.11	342.74
23 81 26 16-0114	EA		36 MBH Cooling, 40 MBH Heating Ceiling Concealed Ducted Indoor Unit (Daikin FXMQ36PVJU).....	6,690.41	377.02
23 81 26 16-0115	EA		48 MBH Cooling, 54 MBH Heating Ceiling Concealed Ducted Indoor Unit (Daikin FXMQ48PVJU).....	6,909.67	414.72
23 81 26 16-0116	EA		7.5 MBH Cooling, 8.7 MBH Heating 4-Way Ceiling Recessed Cassette With Grille (Daikin FXZQ07M7VJU).....	4,507.68	191.94
23 81 26 16-0117	EA		9.5 MBH Cooling, 11.1 MBH Heating 4-Way Ceiling Recessed Cassette With Grille (Daikin FXZQ09M7VJU).....	4,614.55	197.42
23 81 26 16-0118	EA		12 MBH Cooling, 14 MBH Heating 4-Way Ceiling Recessed Cassette With Grille (Daikin FXZQ12M7VJU).....	4,909.13	205.65
23 81 26 16-0119	EA		18 MBH Cooling, 21 MBH Heating 4-Way Ceiling Recessed Cassette With Grille (Daikin FXZQ18M7VJU).....	5,220.20	260.49
23 81 26 16-0120 Branch Selector Boxes (23 81 26 16-0074)					
23 81 26 16-0121	EA		144 MBH, 4 Branch, Multi Port Branch Selector Box (Daikin BSV4Q36PVJU).....	13,867.37	224.35
23 81 26 16-0122	EA		216 MBH, 6 Branch, Multi Port Branch Selector Box (Daikin BSV6Q36PVJU).....	20,522.95	299.12
23 81 26 16-0123	EA		36 MBH, 4 Branch, Single Port Branch Selector Box (Daikin BSVQ36PVJU).....	2,712.07	99.70
23 81 26 16-0124	EA		60 MBH, 8 Branch, Single Port Branch Selector Box (Daikin BSVQ06PVJU).....	3,649.95	149.57
23 81 26 16-0125	EA		96 MBH, 8 Branch, Single Port Branch Selector Box (Daikin BSVQ96PVJU).....	4,514.96	224.35



	MINOR	CSI	UOM	DESCRIPTION	TOTAL DIRECT UNIT COST	DEMOLITION UNIT COST
23 81 26 16-0126 Controllers <small>(23 81 26 16-0074)</small>						
			EA	Up To 16 Units, Navigation Controller (Daikin BRC1E71).....	822.79	19.94
			EA	Individual Zone Controller (Daikin BRC2A71).....	584.95	19.94
			EA	Up To 16 Groups, Unified ON/OFF Controller (Daikin DCS301C71).....	1,166.12	19.94
			EA	Up To 64 Units, Multizone Controller (Daikin DCS302C71).....	1,647.55	19.94
			EA	I-Touch Manager Replaced Both Daikin IMP-128 thru 1024 and DCS601C71 (Daikin DCM601A71).....	15,243.94	239.30
			EA	I-Touch Manager D3net Plus Adapter (Daikin DCM601A72).....	2,884.69	19.94
			EA	24 Volt AC, Wired Thermostat For Split A/C Systems (Daikin DACA-TS-1).....	629.59	35.18
23 81 26 16-0134 Energy Recovery Units <small>(23 81 26 16-0074)</small>						
			EA	300 CFM Energy Recovery Unit (Daikin VAM300GVJU).....	4,773.95	124.63
			EA	470 CFM Energy Recovery Unit (Daikin VAM470GVJU).....	6,207.11	129.62
			EA	600 CFM Energy Recovery Unit (Daikin VAM600GVJU).....	7,436.96	134.61
			EA	1,200 CFM Energy Recovery Unit (Daikin VAM1200GVJU).....	13,921.11	149.57
23 81 43 Air-Source Unitary Heat Pumps <small>(23 81)</small>						
23 81 43 00-0001 Single Package Thru-Wall Heat Pumps <small>(23 81 43)</small>						
Note: Air-to-air type with electric heat. Includes throwaway filters. Through the wall units are wired for 230/208 Volt, 1 phase, 60 HZ. With electronic controls, thermostat, cord and NEMA plug. Units are shipped fully factory assembled in one piece, prewired, prepiped and charged with refrigerant, complete with push button controls all mounted in a steel cabinet, wall sleeve and outdoor grille. Excludes crane and associated personnel. See CSI section 01 22 23 00-0942 for crane lifting equipment.						
			EA	1/2 Ton Single Package Heat Pump, Air To Air Type With Electric Heat.....	2,041.41	162.02
				For Unit Economizer, Add	273.27	
				For >35 To 70, Deduct	-51.85	
				For >70 To 100, Deduct	-86.41	
				For >100, Deduct	-120.97	
				For Low Ambient Protection, 0 Degree F, Add	233.85	
			EA	1 Ton Single Package Heat Pump, Air To Air Type With Electric Heat.....	2,255.03	172.83
				For Unit Economizer, Add	302.31	
				For >35 To 70, Deduct	-57.61	
				For >70 To 100, Deduct	-96.01	
				For >100, Deduct	-134.41	
				For Low Ambient Protection, 0 Degree F, Add	256.53	
			EA	1-1/2 Ton Single Package Heat Pump, Air To Air Type With Electric Heat.....	3,867.99	172.83
				For Unit Economizer, Add	528.12	
				For >35 To 70, Deduct	-105.99	
				For >70 To 100, Deduct	-176.66	
				For >100, Deduct	-247.32	
				For Low Ambient Protection, 0 Degree F, Add	401.70	
			EA	2 Ton Single Package Heat Pump, Air To Air Type With Electric Heat.....	4,235.21	172.83
				For Unit Economizer, Add	578.67	
				For >35 To 70, Deduct	-116.36	
				For >70 To 100, Deduct	-193.94	
				For >100, Deduct	-271.51	
				For Low Ambient Protection, 0 Degree F, Add	205.47	
			EA	2-1/2 Ton Single Package Heat Pump, Air To Air Type With Electric Heat.....	4,794.47	183.63
				For Unit Economizer, Add	656.10	
				For >35 To 70, Deduct	-132.49	
				For >70 To 100, Deduct	-220.82	
				For >100, Deduct	-309.15	
				For Low Ambient Protection, 0 Degree F, Add	227.01	
			EA	3 Ton Single Package Heat Pump, Air To Air Type With Electric Heat.....	5,024.90	194.43
				For Unit Economizer, Add	688.36	
				For >35 To 70, Deduct	-139.41	
				For >70 To 100, Deduct	-232.34	
				For >100, Deduct	-325.28	
				For Low Ambient Protection, 0 Degree F, Add	698.60	
			EA	3-1/2 Ton Single Package Heat Pump, Air To Air Type With Electric Heat.....	5,660.97	194.43
				For Unit Economizer, Add	776.55	
				For >35 To 70, Deduct	-157.84	
				For >70 To 100, Deduct	-263.07	
				For >100, Deduct	-368.29	
				For Low Ambient Protection, 0 Degree F, Add	783.89	
			EA	4 Ton Single Package Heat Pump, Air To Air Type With Electric Heat.....	6,247.82	205.22
				For Unit Economizer, Add	858.28	
				For >35 To 70, Deduct	-175.12	
				For >70 To 100, Deduct	-291.87	
				For >100, Deduct	-408.62	
				For Low Ambient Protection, 0 Degree F, Add	861.47	
			EA	5 Ton Single Package Heat Pump, Air To Air Type With Electric Heat.....	7,195.91	237.63
				For Unit Economizer, Add	988.42	
				For >35 To 70, Deduct	-201.62	
				For >70 To 100, Deduct	-336.03	
				For >100, Deduct	-470.45	
				For Low Ambient Protection, 0 Degree F, Add	992.50	
			EA	7-1/2 Ton Single Package Heat Pump, Air To Air Type With Electric Heat.....	13,207.30	280.83
				For Unit Economizer, Add	1,826.12	
				For >35 To 70, Deduct	-379.04	
				For >70 To 100, Deduct	-631.74	
				For >100, Deduct	-884.44	
				For Low Ambient Protection, 0 Degree F, Add	1,785.65	

23 Heating, Ventilating, and Air-Conditioning (HVAC)

23 80 Decentralized Unitary HVAC Equipment

23 81 Decentralized Unitary HVAC Equipment



MINOR	CSI	UOM	DESCRIPTION	TOTAL DIRECT UNIT COST	DEMOLITION UNIT COST
23 81 43 00-0012	EA		10 Ton Single Package Heat Pump, Air To Air Type With Electric Heat..... <i>For Unit Economizer, Add</i> <i>For >35 To 70, Deduct</i> <i>For >70 To 100, Deduct</i> <i>For >100, Deduct</i> <i>For Low Ambient Protection, 0 Degree F, Add</i>	17,006.87 2,352.01 -488.50 -814.16 -1,139.82 343.76	356.44
23 81 43 00-0013	EA		12-1/2 Ton Single Package Heat Pump, Air To Air Type With Electric Heat..... <i>For Unit Economizer, Add</i> <i>For >35 To 70, Deduct</i> <i>For >70 To 100, Deduct</i> <i>For >100, Deduct</i> <i>For Low Ambient Protection, 0 Degree F, Add</i>	20,769.23 2,875.72 -599.10 -998.50 -1,397.89 399.53	399.66
23 81 43 00-0014	EA		15 Ton Single Package Heat Pump, Air To Air Type With Electric Heat..... <i>For Unit Economizer, Add</i> <i>For >35 To 70, Deduct</i> <i>For >70 To 100, Deduct</i> <i>For >100, Deduct</i> <i>For Low Ambient Protection, 0 Degree F, Add</i>	25,628.50 3,552.13 -741.96 -1,236.60 -1,731.24 471.45	453.66
23 81 43 00-0015	EA		20 Ton Single Package Heat Pump, Air To Air Type With Electric Heat..... <i>For Unit Economizer, Add</i> <i>For >35 To 70, Deduct</i> <i>For >70 To 100, Deduct</i> <i>For >100, Deduct</i> <i>For Low Ambient Protection, 0 Degree F, Add</i>	34,152.93 4,742.52 -995.42 -1,659.04 -2,322.66 574.84	486.07
23 81 43 00-0016	EA		25 Ton Single Package Heat Pump, Air To Air Type With Electric Heat..... <i>For Unit Economizer, Add</i> <i>For >35 To 70, Deduct</i> <i>For >70 To 100, Deduct</i> <i>For >100, Deduct</i> <i>For Low Ambient Protection, 0 Degree F, Add</i>	41,152.00 5,718.94 -1,202.80 -2,004.67 -2,806.54 665.57	529.27
23 81 43 00-0017			Single Package Vertical Wall Heat Pumps <small>(23 81 43)</small> Note: Air-to-air type with electric heat. Includes throwaway filters. Wall units are wired for 230/208 Volt, 1 phase, 60 HZ. With solid state electronic controls, thermostat, cord and NEMA plug. Units are shipped fully factory assembled in one piece, prewired, prepiped and charged with refrigerant, complete with push button controls, insulated steel cabinet, with wall sleeve and outdoor grille and stainless steel drain pan. Excludes crane and associated personnel. See CSI section 01 22 23 00-0942 for crane lifting equipment.		
23 81 43 00-0018	EA		1/2 Ton Package Heat Pump, Vertical Wall Unit, Air To Air Type With Electric Heat.....	3,138.55	216.03
23 81 43 00-0019	EA		1 Ton Single Package Heat Pump, Vertical Wall Unit, Air To Air Type With Electric Heat.....	3,813.23	237.63
23 81 43 00-0020	EA		1-1/2 Ton Single Package Heat Pump, Vertical Wall Unit, Air To Air Type With Electric Heat.....	4,937.82	248.44
23 81 43 00-0021	EA		2 Ton Single Package Heat Pump, Vertical Wall Unit, Air To Air Type With Electric Heat.....	5,663.12	270.04
23 81 43 00-0022	EA		2-1/2 Ton Single Package Heat Pump, Vertical Wall Unit, Air To Air Type With Electric Heat.....	7,084.72	313.24
23 81 43 00-0023	EA		3 Ton Single Package Heat Pump, Vertical Wall Unit, Air To Air Type With Electric Heat.....	7,566.69	356.44
23 81 43 00-0024	EA		3-1/2 Ton Single Package Heat Pump, Vertical Wall Unit, Air To Air Type With Electric Heat.....	8,215.40	399.66
23 81 43 00-0025	EA		4 Ton Single Package Heat Pump, Vertical Wall Unit, Air To Air Type With Electric Heat.....	9,245.15	442.86
23 81 43 00-0026	EA		5 Ton Single Package Heat Pump, Vertical Wall Unit, Air To Air Type With Electric Heat.....	10,419.36	529.27
23 81 43 00-0027			Heat Pump, Room Air-Conditioners <small>(23 81 43)</small> Note: Includes throwaway filters and supplemental heat.		
23 81 43 00-0028			Heat Pump, Window Unit, Room Air-Conditioners <small>(23 81 43 00-0027)</small>		
23 81 43 00-0029			Heat Pump, Window Unit, Room Air-Conditioners (Friedrich) <small>(23 81 43 00-0028)</small>		
23 81 43 00-0030	EA		10,000 BTU, 10.9 EER, 230/208 Volt, Heat Pump, Through-The-Wall, Room Air-Conditioner (Friedrich YS10N10C)..... <i>For >10 To 50, Deduct</i> <i>For >50 To 75, Deduct</i> <i>For >75 To 100, Deduct</i> <i>For >100, Deduct</i>	2,377.53 -108.41 -151.77 -216.81 -260.18	104.69
23 81 43 00-0031	EA		12,000 BTU, 10.9 EER, 230/208 Volt, Heat Pump, Through-The-Wall, Room Air-Conditioner (Friedrich YS12N33C)..... <i>For >10 To 50, Deduct</i> <i>For >50 To 75, Deduct</i> <i>For >75 To 100, Deduct</i> <i>For >100, Deduct</i>	2,689.99 -124.03 -173.64 -248.06 -297.67	104.69
23 81 43 00-0032	EA		17,500 BTU, 10.9 EER, 230/208 Volt, Heat Pump, Through-The-Wall, Room Air-Conditioner (Friedrich KHM18A34A)..... <i>For >10 To 50, Deduct</i> <i>For >50 To 75, Deduct</i> <i>For >75 To 100, Deduct</i> <i>For >100, Deduct</i>	3,158.68 -147.46 -206.45 -294.93 -353.91	104.69
23 81 43 00-0033	EA		24,000 BTU, 10.3 EER, 230/208 Volt, Heat Pump, Through-The-Wall, Room Air-Conditioner (Friedrich YL24N35D)..... <i>For >10 To 50, Deduct</i> <i>For >50 To 75, Deduct</i> <i>For >75 To 100, Deduct</i> <i>For >100, Deduct</i>	3,679.45 -173.50 -242.90 -347.01 -416.41	104.69
23 81 43 00-0034			Heat Pump, Through-The-Wall, Room Air-Conditioners <small>(23 81 43 00-0027)</small> Note: Base unit excludes wall sleeve.		
23 81 43 00-0035			Heat Pump, Through-The-Wall, Room Air-Conditioners (Friedrich) <small>(23 81 43 00-0034)</small>		



MINOR	CSI	UOM	DESCRIPTION	TOTAL DIRECT UNIT COST	DEMOLITION UNIT COST
-------	-----	-----	-------------	------------------------	----------------------

23 81 43 00-0036	EA		9,300 BTU, 9.8 EER, 230/208 Volt, Heat Pump, Through-The-Wall, Room Air-Conditioner (Friedrich WY09C33D).....	2,404.50	74.78
			<i>For >10 To 50, Deduct</i>	-112.75	
			<i>For >50 To 75, Deduct</i>	-157.85	
			<i>For >75 To 100, Deduct</i>	-225.49	
			<i>For >100, Deduct</i>	-270.59	
			<i>268.58</i>		
23 81 43 00-0037	EA		11,300 BTU, 9.3 EER, 230/208 Volt, Heat Pump, Through-The-Wall, Room Air-Conditioner (Friedrich WY12D33A).....	2,404.50	74.78
			<i>For >10 To 50, Deduct</i>	-112.75	
			<i>For >50 To 75, Deduct</i>	-157.85	
			<i>For >75 To 100, Deduct</i>	-225.49	
			<i>For >100, Deduct</i>	-270.59	
			<i>268.58</i>		
			<i>For 27" Wide x 16-3/4" Deep x 16-3/4" High, Wall Sleeve (Friedrich WSE), Add</i>		

23 81 46 Water-Source Unitary Heat Pumps (23 81)

23 81 46 00-0001	Horizontal, Ceiling Mounted, Geothermal Water Source Heat Pumps (23 81 46)				
	Note: R410a. Includes rubber isolator hanger brackets. McQuay CCW Series.				
23 81 46 00-0002	EA		7 MBH, 300 CFM Horizontal, Ceiling Mounted, Geothermal Water Source Heat Pump.....	3,290.58	217.01
23 81 46 00-0003	EA		9 MBH, 300 CFM Horizontal, Ceiling Mounted, Geothermal Water Source Heat Pump.....	3,395.51	217.01
23 81 46 00-0004	EA		12 MBH, 400 CFM Horizontal, Ceiling Mounted, Geothermal Water Source Heat Pump.....	3,926.28	238.71
23 81 46 00-0005	EA		19 MBH, 630 CFM Horizontal, Ceiling Mounted, Geothermal Water Source Heat Pump.....	4,135.24	260.40
23 81 46 00-0006	EA		24 MBH, 800 CFM Horizontal, Ceiling Mounted, Geothermal Water Source Heat Pump.....	4,435.15	282.10
23 81 46 00-0007	EA		30 MBH, 1,000 CFM Horizontal, Ceiling Mounted, Geothermal Water Source Heat Pump.....	5,224.76	303.81
23 81 46 00-0008	EA		36 MBH, 1,200 CFM Horizontal, Ceiling Mounted, Geothermal Water Source Heat Pump.....	5,338.11	325.51
23 81 46 00-0009	EA		42 MBH, 1,400 CFM Horizontal, Ceiling Mounted, Geothermal Water Source Heat Pump.....	5,824.58	347.20
23 81 46 00-0010	EA		48 MBH, 1,600 CFM Horizontal, Ceiling Mounted, Geothermal Water Source Heat Pump.....	6,217.75	368.91
23 81 46 00-0011	EA		60 MBH, 2,000 CFM Horizontal, Ceiling Mounted, Geothermal Water Source Heat Pump.....	6,319.46	390.61

23 81 49 Split System Heat Pumps (23 81)

23 81 49 00-0001	Split System Heat Pump (23 81 49)				
	See CSI section 23 23 16 00-0001 for piping.				
23 81 49 00-0002	Air Cooled, Outdoor Section (23 81 49 00-0001)				
	Note: Includes 20' length of piping (liquid line and insulated suction line). Excludes additional piping.				
23 81 49 00-0003	EA		1.5 Ton, 14 SEER, Outdoor Heat Pump Unit.....	4,145.33	320.80
	Note: Precharged with refrigerant capable of charging the system with a 20' length of piping.				
			<i>For Low Ambient Protection, 0 Degree F, Add</i>	743.59	
			<i>For Winterstart Control, Add</i>	194.98	
			<i>For 15 SEER, Add</i>	658.67	
			<i>For 16 SEER, Add</i>	1,061.19	
			<i>For 18 SEER, Add</i>	1,610.07	
23 81 49 00-0004	EA		2 Ton, 14 SEER, Outdoor Heat Pump Unit.....	4,270.65	356.44
	Note: Precharged with refrigerant capable of charging the system with a 20' length of piping.				
			<i>For Low Ambient Protection, 0 Degree F, Add</i>	769.22	
			<i>For Winterstart Control, Add</i>	203.23	
			<i>For 15 SEER, Add</i>	671.50	
			<i>For 16 SEER, Add</i>	1,081.87	
			<i>For 18 SEER, Add</i>	1,641.46	
23 81 49 00-0005	EA		2.5 Ton, 14 SEER, Outdoor Heat Pump Unit.....	4,662.00	413.69
	Note: Precharged with refrigerant capable of charging the system with a 20' length of piping.				
			<i>For Low Ambient Protection, 0 Degree F, Add</i>	842.66	
			<i>For Winterstart Control, Add</i>	224.07	
			<i>For 15 SEER, Add</i>	726.39	
			<i>For 16 SEER, Add</i>	1,170.30	
			<i>For 18 SEER, Add</i>	1,775.63	
23 81 49 00-0006	EA		3 Ton, 14 SEER, Outdoor Heat Pump Unit.....	5,085.19	475.26
	Note: Precharged with refrigerant capable of charging the system with a 20' length of piping.				
			<i>For Low Ambient Protection, 0 Degree F, Add</i>	703.84	
			<i>For Winterstart Control, Add</i>	246.62	
			<i>For 15 SEER, Add</i>	785.71	
			<i>For 16 SEER, Add</i>	1,265.87	
			<i>For 18 SEER, Add</i>	1,920.63	
23 81 49 00-0007	EA		3.5 Ton, 14 SEER, Outdoor Heat Pump Unit.....	5,245.62	493.63
	Note: Precharged with refrigerant capable of charging the system with a 20' length of piping.				
			<i>For Low Ambient Protection, 0 Degree F, Add</i>	726.68	
			<i>For Winterstart Control, Add</i>	254.69	
			<i>For 15 SEER, Add</i>	809.61	
			<i>For 16 SEER, Add</i>	1,304.38	
			<i>For 18 SEER, Add</i>	1,979.05	
23 81 49 00-0008	EA		4 Ton, 14 SEER, Outdoor Heat Pump Unit.....	5,829.31	567.08
	Note: Precharged with refrigerant capable of charging the system with a 20' length of piping.				
			<i>For Low Ambient Protection, 0 Degree F, Add</i>	804.83	
			<i>For Winterstart Control, Add</i>	281.78	
			<i>For 15 SEER, Add</i>	903.46	
			<i>For 16 SEER, Add</i>	1,455.57	
			<i>For 18 SEER, Add</i>	2,208.45	

23 Heating, Ventilating, and Air-Conditioning (HVAC)

23 80 Decentralized Unitary HVAC Equipment

23 81 Decentralized Unitary HVAC Equipment



MINOR CSI UOM DESCRIPTION	TOTAL DIRECT UNIT COST	DEMOLITION UNIT COST
23 81 49 00-0009 EA 5 Ton, 14 SEER, Outdoor Heat Pump Unit..... Note: Precharged with refrigerant capable of charging the system with a 20' length of piping. <i>For Low Ambient Protection, 0 Degree F, Add</i> <i>For Winterstart Control, Add</i> <i>For 15 SEER, Add</i> <i>For 16 SEER, Add</i> <i>For 18 SEER, Add</i>	6,640.70 510.26 146.61 1,034.92 1,667.38 2,529.82	623.78
23 81 49 00-0010 EA 7.5 Ton, 11.5 EER, Outdoor Heat Pump Unit..... Note: Precharged with refrigerant capable of charging the system with a 20' length of piping. <i>For Low Ambient Protection, 0 Degree F, Add</i> <i>For Winterstart Control, Add</i>	6,940.43 546.44 159.14	697.96
23 81 49 00-0011 EA 10 Ton, 11.1 EER, Outdoor Heat Pump Unit..... Note: Precharged with refrigerant capable of charging the system with a 20' length of piping. <i>For Low Ambient Protection, 0 Degree F, Add</i> <i>For Winterstart Control, Add</i>	9,612.17 380.21 203.98	837.55
23 81 49 00-0012 EA 15 Ton, 10.9 EER, Outdoor Heat Pump Unit..... Note: Precharged with refrigerant capable of charging the system with a 20' length of piping. <i>For Low Ambient Protection, 0 Degree F, Add</i> <i>For Winterstart Control, Add</i>	12,654.86 428.75 251.88	977.14
23 81 49 00-0013 EA 20 Ton, 10.3 EER, Outdoor Heat Pump Unit..... Note: Precharged with refrigerant capable of charging the system with a 20' length of piping. <i>For Low Ambient Protection, 0 Degree F, Add</i> <i>For Winterstart Control, Add</i>	22,803.67 454.43 362.62	1,046.94
23 81 49 00-0014 Indoor Section, Horizontal Upflow (23 81 49 00-0001) Note: Electric heat. Includes throwaway filters.		
23 81 49 00-0015 EA 2 Ton Indoor Section Split Heat Pump Packaged Unit, Horizontal Upflow With 5 KW Electric Heat..... <i>For Additional 5 KW Electric Heat, Add</i>	1,197.94 109.07	106.69
23 81 49 00-0016 EA 2-1/2 Ton Indoor Section Split Heat Pump Packaged Unit, Horizontal Upflow With 5 KW Electric Heat..... <i>For Additional 5 KW Electric Heat, Add</i>	1,318.91 118.60	132.91
23 81 49 00-0017 EA 3 Ton Indoor Section Split Heat Pump Packaged Unit, Horizontal Upflow With 5 KW Electric Heat..... <i>For Additional 5 KW Electric Heat, Add</i>	1,374.66 121.38	160.53
23 81 49 00-0018 EA 3-1/2 Ton Indoor Section Split Heat Pump Packaged Unit, Horizontal Upflow With 5 KW Electric Heat..... <i>For Additional 5 KW Electric Heat, Add</i>	1,855.97 166.78	187.96
23 81 49 00-0019 EA 4 Ton Indoor Section Split Heat Pump Packaged Unit, Horizontal Upflow With 10 KW Electric Heat..... <i>For Additional 5 KW Electric Heat, Add</i>	1,904.01 169.19	211.88
23 81 49 00-0020 EA 5 Ton Indoor Section Split Heat Pump Packaged Unit, Horizontal Upflow With 10 KW Electric Heat..... <i>For Additional 5 KW Electric Heat, Add</i>	2,111.13 186.79	243.29
23 81 49 00-0021 EA 7-1/2 Ton Indoor Section Split Heat Pump Packaged Unit, Horizontal Upflow With 10 KW Electric Heat..... <i>For Additional 5 KW Electric Heat, Add</i>	4,518.04 411.92	398.84
23 81 49 00-0022 EA 10 Ton Indoor Section Split Heat Pump Packaged Unit, Horizontal Upflow With 15 kW Electric Heat..... <i>For Additional 5 KW Electric Heat, Add</i>	6,676.43 622.78	448.69
23 81 49 00-0023 EA 15 Ton Indoor Section Split Heat Pump Packaged Unit, Horizontal Upflow With 15KW Electric Heat..... <i>For Additional 5 KW Electric Heat, Add</i>	9,380.75 888.22	498.54
23 81 49 00-0024 EA 20 Ton Indoor Section Split Heat Pump Packaged Unit, Horizontal Upflow With 15 KW Electric Heat..... <i>For Additional 5 KW Electric Heat, Add</i>	10,658.37 1,006.00	598.25
23 81 49 00-0025 Ductless Split System Heat Pumps (23 81 49 00-0001) Note: Excludes refrigerant piping, electrical, and pad. Sanyo units or equal. See CSI section 23 81 26 13-0030 for accessories.		
23 81 49 00-0026 Wall Mounted Ductless Split System Heat Pumps (23 81 49 00-0025)		
23 81 49 00-0027 EA 9,000 BTU Cooling, 12,200 BTU Heating, 16 SEER, Wall Mounted Ductless Split System Heat Pumps..... Note: Includes indoor unit, outdoor unit, wireless thermostat and refrigerant charge.	2,285.37	329.03
23 81 49 00-0028 EA 11,900 BTU Cooling, 13,300 BTU Heating, 17 SEER, Wall Mounted Ductless Split System Heat Pumps..... Note: Includes indoor unit, outdoor unit, wireless thermostat and refrigerant charge.	2,524.42	358.95
23 81 49 00-0029 EA 17,500 BTU Cooling, 20,400 BTU Heating, 20 SEER, Wall Mounted Ductless Split System Heat Pumps..... Note: Includes indoor unit, outdoor unit, wireless thermostat and refrigerant charge.	3,084.67	398.84
23 81 49 00-0030 EA 24,200 BTU Cooling, 29,000 BTU Heating, 17 SEER, Wall Mounted Ductless Split System Heat Pumps..... Note: Includes indoor unit, outdoor unit, wireless thermostat and refrigerant charge.	3,552.45	438.72
23 81 49 00-0031 EA 25,200 BTU Cooling, 29,200 BTU Heating, 14.9 SEER, Wall Mounted Ductless Split System Heat Pumps..... Note: Includes indoor unit, outdoor unit, wireless thermostat and refrigerant charge.	5,058.91	478.60
23 81 49 00-0032 EA 29,800 BTU Cooling, 34,800 BTU Heating, 15 SEER, Wall Mounted Ductless Split System Heat Pumps..... Note: Includes indoor unit, outdoor unit, wireless thermostat and refrigerant charge.	5,869.14	498.54
23 81 49 00-0033 EA 31,400 BTU Cooling, 36,400 BTU Heating, 15.9 SEER, Wall Mounted Ductless Split System Heat Pumps..... Note: Includes indoor unit, outdoor unit, wireless thermostat and refrigerant charge.	6,440.37	531.44
23 81 49 00-0034 Dual and Tri Zone Wall Mounted Ductless Split System Heat Pumps (23 81 49 00-0025)		
Note: Use this section only when matching indoor and outdoor capacity units are not used.		
23 81 49 00-0035 EA 7,500 BTU Cooling, 8,500 BTU Heating Indoor Unit, Wall Mounted Ductless Split System Heat Pumps..... Note: Includes indoor unit and wireless thermostat.	944.38	159.54
23 81 49 00-0036 EA 9,000 BTU Cooling, 12,200 BTU Heating Indoor Unit, Wall Mounted Ductless Split System Heat Pumps..... Note: Includes indoor unit and wireless thermostat.	996.25	169.51
23 81 49 00-0037 EA 11,900 BTU Cooling, 14,300 BTU Heating Indoor Unit, Wall Mounted Ductless Split System Heat Pumps..... Note: Includes indoor unit and wireless thermostat.	1,049.00	179.48
23 81 49 00-0038 EA 17,500 BTU Cooling, 20,400 BTU Heating Indoor Unit, Wall Mounted Ductless Split System Heat Pumps..... Note: Includes indoor unit and wireless thermostat.	1,196.03	189.45
23 81 49 00-0039 EA 24,200 BTU Cooling, 29,000 BTU Heating Indoor Unit, Wall Mounted Ductless Split System Heat Pumps..... Note: Includes indoor unit and wireless thermostat.	1,274.81	199.42



MINOR CSI UOM DESCRIPTION	TOTAL DIRECT UNIT COST	DEMOLITION UNIT COST
23 81 49 00-0040 EA 19,700 BTU Cooling, 24,800 BTU Heating, 16.4 SEER, Outdoor Unit, Wall Mounted Ductless Split System Heat Pumps Note: Includes outdoor unit and refrigerant charge.	2,866.55	239.30
23 81 49 00-0041 EA 23,200 BTU Cooling, 29,200 BTU Heating, 16.5 SEER, Outdoor Unit, Wall Mounted Ductless Split System Heat Pumps Note: Includes outdoor unit and refrigerant charge.	3,401.18	259.24
23 81 49 00-0042 EA 30,600 BTU Cooling, 32,000 BTU Heating, 17.2 SEER, Outdoor Unit, Wall Mounted Ductless Split System Heat Pumps Note: Includes outdoor unit and refrigerant charge.	5,540.05	279.18
23 81 49 00-0043 Suspended Ceiling Mounted Ductless Split System Heat Pumps <small>(23 81 49 00-0025)</small> Note: Excludes hangers.		
23 81 49 00-0044 EA 24,400 BTU Cooling, 30,800 BTU Heating, 14.5 SEER, Ceiling Suspended Ductless Split System Heat Pumps Note: Includes indoor unit, outdoor unit, wireless thermostat and refrigerant charge.	5,412.62	478.60
23 81 49 00-0045 EA 31,200 BTU Cooling, 37,400 BTU Heating, 15.1 SEER, Ceiling Suspended Ductless Split System Heat Pumps Note: Includes indoor unit, outdoor unit, wireless thermostat and refrigerant charge.	6,569.10	571.33
23 81 49 00-0046 EA 39,000 BTU Cooling, 44,500 BTU Heating, 15.6 SEER, Ceiling Suspended Ductless Split System Heat Pumps Note: Includes indoor unit, outdoor unit, wireless thermostat and refrigerant charge.	7,942.60	598.25
23 81 49 00-0047 Recessed Ceiling Mounted Ductless Split System Heat Pumps <small>(23 81 49 00-0025)</small> Note: Excludes hangers.		
23 81 49 00-0048 EA 11,900 BTU Cooling, 13,600 BTU Heating, 16 SEER, Ceiling Recessed Ductless Split System Heat Pumps Note: Includes indoor unit, outdoor unit, wireless thermostat and refrigerant charge.	3,577.53	398.84
23 81 49 00-0049 EA 17,500 BTU Cooling, 20,400 BTU Heating, 16 SEER, Ceiling Recessed Ductless Split System Heat Pumps Note: Includes indoor unit, outdoor unit, wireless thermostat and refrigerant charge.	4,057.87	438.72
23 81 49 00-0050 EA 24,800 BTU Cooling, 29,800 BTU Heating, 14.1 SEER, Ceiling Recessed Ductless Split System Heat Pumps Note: Includes indoor unit, outdoor unit, wireless thermostat and refrigerant charge.	5,377.66	518.48
23 81 49 00-0051 EA 32,600 BTU Cooling, 37,600 BTU Heating, 14.6 SEER, Ceiling Recessed Ductless Split System Heat Pumps Note: Includes indoor unit, outdoor unit, wireless thermostat and refrigerant charge.	6,210.01	571.33
23 81 49 00-0052 EA 39,500 BTU Cooling, 48,000 BTU Heating, 14.6 SEER, Ceiling Recessed Ductless Split System Heat Pumps Note: Includes indoor unit, outdoor unit, wireless thermostat and refrigerant charge.	7,763.06	598.25
23 82 Convection Heating and Cooling Units <small>(23 80)</small>		
23 82 16 Air Coils <small>(23 82)</small>		
23 82 16 11 Hydronic Air Coils <small>(23 82 16)</small>		
23 82 16 11-0001 Chilled Water Cooling Coils <small>(23 82 16 11)</small> Note: Flanged construction, 16 gauge galvanized steel casing.		
23 82 16 11-0002 2 Row Chilled Water Cooling Coils <small>(23 82 16 11-0001)</small>		
23 82 16 11-0003 EA 12" x 12" Chilled Water Cooling Coil, 2 Row Flanged Construction, 16 Gauge Galvanized Steel Casing, Duct Mounted Note: Includes indoor unit, outdoor unit, wireless thermostat and refrigerant charge.	1,809.89	54.25
23 82 16 11-0004 EA 12" x 24" Chilled Water Cooling Coil, 2 Row Flanged Construction, 16 Gauge Galvanized Steel Casing, Duct Mounted Note: Includes indoor unit, outdoor unit, wireless thermostat and refrigerant charge.	3,013.09	73.78
23 82 16 11-0005 EA 24" x 30" Chilled Water Cooling Coil, 2 Row Flanged Construction, 16 Gauge Galvanized Steel Casing, Duct Mounted Note: Includes indoor unit, outdoor unit, wireless thermostat and refrigerant charge.	4,046.76	116.10
23 82 16 11-0006 EA 24" x 48" Chilled Water Cooling Coil, 2 Row Flanged Construction, 16 Gauge Galvanized Steel Casing, Duct Mounted Note: Includes indoor unit, outdoor unit, wireless thermostat and refrigerant charge.	4,873.55	166.00
23 82 16 11-0007 EA 30" x 48" Chilled Water Cooling Coil, 2 Row Flanged Construction, 16 Gauge Galvanized Steel Casing, Duct Mounted Note: Includes indoor unit, outdoor unit, wireless thermostat and refrigerant charge.	5,157.39	203.99
23 82 16 11-0008 EA 30" x 60" Chilled Water Cooling Coil, 2 Row Flanged Construction, 16 Gauge Galvanized Steel Casing, Duct Mounted Note: Includes indoor unit, outdoor unit, wireless thermostat and refrigerant charge.	5,761.81	247.38
23 82 16 11-0009 EA 30" x 72" Chilled Water Cooling Coil, 2 Row Flanged Construction, 16 Gauge Galvanized Steel Casing, Duct Mounted Note: Includes indoor unit, outdoor unit, wireless thermostat and refrigerant charge.	6,161.63	286.44
23 82 16 11-0010 EA 30" x 84" Chilled Water Cooling Coil, 2 Row Flanged Construction, 16 Gauge Galvanized Steel Casing, Duct Mounted Note: Includes indoor unit, outdoor unit, wireless thermostat and refrigerant charge.	6,653.05	506.05
23 82 16 11-0011 EA 34" x 32" Chilled Water Cooling Coil, 2 Row Flanged Construction, 16 Gauge Galvanized Steel Casing, Duct Mounted Note: Includes indoor unit, outdoor unit, wireless thermostat and refrigerant charge.	4,158.73	192.38
23 82 16 11-0012 EA 34" x 48" Chilled Water Cooling Coil, 2 Row Flanged Construction, 16 Gauge Galvanized Steel Casing, Duct Mounted Note: Includes indoor unit, outdoor unit, wireless thermostat and refrigerant charge.	5,315.00	327.57
23 82 16 11-0013 EA 34" x 60" Chilled Water Cooling Coil, 2 Row Flanged Construction, 16 Gauge Galvanized Steel Casing, Duct Mounted Note: Includes indoor unit, outdoor unit, wireless thermostat and refrigerant charge.	5,941.17	406.89
23 82 16 11-0014 EA 34" x 72" Chilled Water Cooling Coil, 2 Row Flanged Construction, 16 Gauge Galvanized Steel Casing, Duct Mounted Note: Includes indoor unit, outdoor unit, wireless thermostat and refrigerant charge.	6,496.22	491.41
23 82 16 11-0015 EA 34" x 84" Chilled Water Cooling Coil, 2 Row Flanged Construction, 16 Gauge Galvanized Steel Casing, Duct Mounted Note: Includes indoor unit, outdoor unit, wireless thermostat and refrigerant charge.	7,083.52	572.24
23 82 16 11-0016 SF >20 SF, Chilled Water Cooling Coil, 2 Row Flanged Construction, 16 Gauge Galvanized Steel Casing, Duct Mounted Note: Includes indoor unit, outdoor unit, wireless thermostat and refrigerant charge.	357.15	28.85
23 82 16 11-0017 4 Row Chilled Water Cooling Coils <small>(23 82 16 11-0001)</small>		
23 82 16 11-0018 EA 12" x 12" Chilled Water Cooling Coil, 4 Row Flanged Construction, 16 Gauge Galvanized Steel Casing, Duct Mounted Note: Includes indoor unit, outdoor unit, wireless thermostat and refrigerant charge.	2,242.46	112.84
23 82 16 11-0019 EA 12" x 24" Chilled Water Cooling Coil, 4 Row Flanged Construction, 16 Gauge Galvanized Steel Casing, Duct Mounted Note: Includes indoor unit, outdoor unit, wireless thermostat and refrigerant charge.	3,617.35	162.76
23 82 16 11-0020 EA 24" x 30" Chilled Water Cooling Coil, 4 Row Flanged Construction, 16 Gauge Galvanized Steel Casing, Duct Mounted Note: Includes indoor unit, outdoor unit, wireless thermostat and refrigerant charge.	4,911.40	271.26
23 82 16 11-0021 EA 24" x 48" Chilled Water Cooling Coil, 4 Row Flanged Construction, 16 Gauge Galvanized Steel Casing, Duct Mounted Note: Includes indoor unit, outdoor unit, wireless thermostat and refrigerant charge.	5,979.17	402.54

23 Heating, Ventilating, and Air-Conditioning (HVAC)**23 80 Decentralized Unitary HVAC Equipment****23 82 Convection Heating and Cooling Units**

MINOR CSI UOM DESCRIPTION	TOTAL DIRECT UNIT COST	DEMOLITION UNIT COST
23 82 16 11-0022 EA 30" x 48" Chilled Water Cooling Coil, 4 Row Flanged Construction, 16 Gauge Galvanized Steel Casing, Duct Mounted.....	6,901.19	493.69
23 82 16 11-0023 EA 30" x 60" Chilled Water Cooling Coil, 4 Row Flanged Construction, 16 Gauge Galvanized Steel Casing, Duct Mounted.....	8,195.80	603.27
23 82 16 11-0024 EA 30" x 72" Chilled Water Cooling Coil, 4 Row Flanged Construction, 16 Gauge Galvanized Steel Casing, Duct Mounted.....	9,109.04	723.70
23 82 16 11-0025 EA 30" x 84" Chilled Water Cooling Coil, 4 Row Flanged Construction, 16 Gauge Galvanized Steel Casing, Duct Mounted.....	8,851.88	842.41
23 82 16 11-0026 EA 34" x 32" Chilled Water Cooling Coil, 4 Row Flanged Construction, 16 Gauge Galvanized Steel Casing, Duct Mounted.....	5,633.40	363.59
23 82 16 11-0027 EA 34" x 48" Chilled Water Cooling Coil, 4 Row Flanged Construction, 16 Gauge Galvanized Steel Casing, Duct Mounted.....	7,151.54	546.85
23 82 16 11-0028 EA 34" x 60" Chilled Water Cooling Coil, 4 Row Flanged Construction, 16 Gauge Galvanized Steel Casing, Duct Mounted.....	7,912.25	678.14
23 82 16 11-0029 EA 34" x 72" Chilled Water Cooling Coil, 4 Row Flanged Construction, 16 Gauge Galvanized Steel Casing, Duct Mounted.....	8,801.53	817.03
23 82 16 11-0030 EA 34" x 84" Chilled Water Cooling Coil, 4 Row Flanged Construction, 16 Gauge Galvanized Steel Casing, Duct Mounted.....	9,630.92	955.14
23 82 16 11-0031 6 Row Chilled Water Cooling Coils (23 82 16 11-0001)		
23 82 16 11-0032 EA 12" x 12" Chilled Water Cooling Coil, 6 Row Flanged Construction, 16 Gauge Galvanized Steel Casing, Duct Mounted.....	3,175.72	143.23
23 82 16 11-0033 EA 12" x 24" Chilled Water Cooling Coil, 6 Row Flanged Construction, 16 Gauge Galvanized Steel Casing, Duct Mounted.....	3,718.97	212.66
23 82 16 11-0034 EA 24" x 30" Chilled Water Cooling Coil, 6 Row Flanged Construction, 16 Gauge Galvanized Steel Casing, Duct Mounted.....	5,025.02	362.40
23 82 16 11-0035 EA 24" x 48" Chilled Water Cooling Coil, 6 Row Flanged Construction, 16 Gauge Galvanized Steel Casing, Duct Mounted.....	6,798.18	542.51
23 82 16 11-0036 EA 30" x 48" Chilled Water Cooling Coil, 6 Row Flanged Construction, 16 Gauge Galvanized Steel Casing, Duct Mounted.....	8,951.41	678.14
23 82 16 11-0037 EA 30" x 60" Chilled Water Cooling Coil, 6 Row Flanged Construction, 16 Gauge Galvanized Steel Casing, Duct Mounted.....	10,138.18	834.38
23 82 16 11-0038 EA 30" x 72" Chilled Water Cooling Coil, 6 Row Flanged Construction, 16 Gauge Galvanized Steel Casing, Duct Mounted.....	11,785.96	986.28
23 82 16 11-0039 EA 30" x 84" Chilled Water Cooling Coil, 6 Row Flanged Construction, 16 Gauge Galvanized Steel Casing, Duct Mounted.....	11,119.83	1,149.36
23 82 16 11-0040 EA 34" x 32" Chilled Water Cooling Coil, 6 Row Flanged Construction, 16 Gauge Galvanized Steel Casing, Duct Mounted.....	7,031.94	496.83
23 82 16 11-0041 EA 34" x 48" Chilled Water Cooling Coil, 6 Row Flanged Construction, 16 Gauge Galvanized Steel Casing, Duct Mounted.....	8,946.06	745.19
23 82 16 11-0042 EA 34" x 60" Chilled Water Cooling Coil, 6 Row Flanged Construction, 16 Gauge Galvanized Steel Casing, Duct Mounted.....	10,022.49	933.12
23 82 16 11-0043 EA 34" x 72" Chilled Water Cooling Coil, 6 Row Flanged Construction, 16 Gauge Galvanized Steel Casing, Duct Mounted.....	11,063.23	1,120.94
23 82 16 11-0044 EA 34" x 84" Chilled Water Cooling Coil, 6 Row Flanged Construction, 16 Gauge Galvanized Steel Casing, Duct Mounted.....	12,110.54	1,304.09
23 82 16 11-0045 8 Row Chilled Water Cooling Coils (23 82 16 11-0001)		
23 82 16 11-0046 EA 12" x 12" Chilled Water Cooling Coil, 8 Row Flanged Construction, 16 Gauge Galvanized Steel Casing, Duct Mounted.....	3,973.99	172.51
23 82 16 11-0047 EA 12" x 24" Chilled Water Cooling Coil, 8 Row Flanged Construction, 16 Gauge Galvanized Steel Casing, Duct Mounted.....	4,830.95	264.75
23 82 16 11-0048 EA 24" x 30" Chilled Water Cooling Coil, 8 Row Flanged Construction, 16 Gauge Galvanized Steel Casing, Duct Mounted.....	7,160.75	471.99
23 82 16 11-0049 EA 24" x 48" Chilled Water Cooling Coil, 8 Row Flanged Construction, 16 Gauge Galvanized Steel Casing, Duct Mounted.....	9,445.11	723.70
23 82 16 11-0050 EA 30" x 48" Chilled Water Cooling Coil, 8 Row Flanged Construction, 16 Gauge Galvanized Steel Casing, Duct Mounted.....	11,319.10	904.91
23 82 16 11-0051 EA 30" x 60" Chilled Water Cooling Coil, 8 Row Flanged Construction, 16 Gauge Galvanized Steel Casing, Duct Mounted.....	13,125.87	1,085.02
23 82 16 11-0052 EA 30" x 72" Chilled Water Cooling Coil, 8 Row Flanged Construction, 16 Gauge Galvanized Steel Casing, Duct Mounted.....	15,114.54	1,205.46
23 82 16 11-0053 EA 30" x 84" Chilled Water Cooling Coil, 8 Row Flanged Construction, 16 Gauge Galvanized Steel Casing, Duct Mounted.....	12,720.12	1,398.27
23 82 16 11-0054 EA 34" x 32" Chilled Water Cooling Coil, 8 Row Flanged Construction, 16 Gauge Galvanized Steel Casing, Duct Mounted.....	8,004.12	605.44
23 82 16 11-0055 EA 34" x 48" Chilled Water Cooling Coil, 8 Row Flanged Construction, 16 Gauge Galvanized Steel Casing, Duct Mounted.....	10,208.12	910.23
23 82 16 11-0056 EA 34" x 60" Chilled Water Cooling Coil, 8 Row Flanged Construction, 16 Gauge Galvanized Steel Casing, Duct Mounted.....	11,454.81	1,133.84
23 82 16 11-0057 EA 34" x 72" Chilled Water Cooling Coil, 8 Row Flanged Construction, 16 Gauge Galvanized Steel Casing, Duct Mounted.....	12,636.68	1,356.27
23 82 16 11-0058 EA 34" x 84" Chilled Water Cooling Coil, 8 Row Flanged Construction, 16 Gauge Galvanized Steel Casing, Duct Mounted.....	13,881.43	1,595.63
23 82 16 11-0059 Hot Water Heating Coils (23 82 16 11)		
Note: Flanged construction.		
23 82 16 11-0060 1 Row Hot Water Heating Coils (23 82 16 11-0059)		



MINOR CSI UOM DESCRIPTION	TOTAL DIRECT UNIT COST	DEMOLITION UNIT COST
23 82 16 11-0061 EA 12" x 12" Hot Water Heating Coil, 1 Row Flanged Construction..... <i>For 10 Fins Per Inch, Add</i> <i>For 12 Fins Per Inch, Add</i> <i>For 230 PSIG Heavy Duty, Add</i>	1,407.51 22.29 55.71 310.83	146.48
23 82 16 11-0062 EA 12" x 24" Hot Water Heating Coil, 1 Row Flanged Construction..... <i>For 10 Fins Per Inch, Add</i> <i>For 12 Fins Per Inch, Add</i> <i>For 230 PSIG Heavy Duty, Add</i>	2,096.18 34.44 86.10 456.65	187.71
23 82 16 11-0063 EA 24" x 30" Hot Water Heating Coil, 1 Row Flanged Construction..... <i>For 10 Fins Per Inch, Add</i> <i>For 12 Fins Per Inch, Add</i> <i>For 230 PSIG Heavy Duty, Add</i>	2,542.59 40.52 101.30 560.19	258.24
23 82 16 11-0064 EA 24" x 48" Hot Water Heating Coil, 1 Row Flanged Construction..... <i>For 10 Fins Per Inch, Add</i> <i>For 12 Fins Per Inch, Add</i> <i>For 230 PSIG Heavy Duty, Add</i>	3,002.51 45.58 113.96 672.84	362.40
23 82 16 11-0065 EA 30" x 48" Hot Water Heating Coil, 1 Row Flanged Construction..... <i>For 10 Fins Per Inch, Add</i> <i>For 12 Fins Per Inch, Add</i> <i>For 230 PSIG Heavy Duty, Add</i>	3,400.42 50.65 126.62 766.89	434.01
23 82 16 11-0066 EA 30" x 60" Hot Water Heating Coil, 1 Row Flanged Construction..... <i>For 10 Fins Per Inch, Add</i> <i>For 12 Fins Per Inch, Add</i> <i>For 230 PSIG Heavy Duty, Add</i>	3,971.96 57.74 144.35 902.89	542.51
23 82 16 11-0067 EA 30" x 72" Hot Water Heating Coil, 1 Row Flanged Construction..... <i>For 10 Fins Per Inch, Add</i> <i>For 12 Fins Per Inch, Add</i> <i>For 230 PSIG Heavy Duty, Add</i>	4,447.06 64.83 162.07 1,009.97	602.19
23 82 16 11-0068 EA 30" x 84" Hot Water Heating Coil, 1 Row Flanged Construction..... <i>For 10 Fins Per Inch, Add</i> <i>For 12 Fins Per Inch, Add</i> <i>For 230 PSIG Heavy Duty, Add</i>	5,514.18 82.17 205.44 1,243.38	700.16
23 82 16 11-0069 EA 34" x 32" Hot Water Heating Coil, 1 Row Flanged Construction..... <i>For 10 Fins Per Inch, Add</i> <i>For 12 Fins Per Inch, Add</i> <i>For 230 PSIG Heavy Duty, Add</i>	2,380.77 35.48 88.70 536.84	303.38
23 82 16 11-0070 EA 34" x 48" Hot Water Heating Coil, 1 Row Flanged Construction..... <i>For 10 Fins Per Inch, Add</i> <i>For 12 Fins Per Inch, Add</i> <i>For 230 PSIG Heavy Duty, Add</i>	3,571.15 53.22 133.04 805.26	455.17
23 82 16 11-0071 EA 34" x 72" Hot Water Heating Coil, 1 Row Flanged Construction..... <i>For 10 Fins Per Inch, Add</i> <i>For 12 Fins Per Inch, Add</i> <i>For 230 PSIG Heavy Duty, Add</i>	5,368.29 79.83 199.57 1,211.35	688.44
23 82 16 11-0072 EA 34" x 84" Hot Water Heating Coil, 1 Row Flanged Construction..... <i>For 10 Fins Per Inch, Add</i> <i>For 12 Fins Per Inch, Add</i> <i>For 230 PSIG Heavy Duty, Add</i>	6,252.17 93.13 232.83 1,410.00	797.82
23 82 16 11-0073 SF >15 SF Hot Water Heating Coil, 1 Row, Flanged Construction..... <i>For 10 Fins Per Inch, Add</i> <i>For 12 Fins Per Inch, Add</i> <i>For 230 PSIG Heavy Duty, Add</i>	284.21 4.08 10.20 64.87	40.15
23 82 16 11-0074 2 Row Hot Water Heating Coils (23 82 16 11-0059)		
23 82 16 11-0075 EA 12" x 12" Hot Water Heating Coil, 2 Row Flanged Construction..... <i>For 10 Fins Per Inch, Add</i> <i>For 12 Fins Per Inch, Add</i> <i>For 230 PSIG Heavy Duty, Add</i>	2,286.31 38.49 96.23 493.43	181.20
23 82 16 11-0076 EA 12" x 24" Hot Water Heating Coil, 2 Row Flanged Construction..... <i>For 10 Fins Per Inch, Add</i> <i>For 12 Fins Per Inch, Add</i> <i>For 230 PSIG Heavy Duty, Add</i>	2,457.51 39.51 98.76 539.73	240.87
23 82 16 11-0077 EA 24" x 30" Hot Water Heating Coil, 2 Row Flanged Construction..... <i>For 10 Fins Per Inch, Add</i> <i>For 12 Fins Per Inch, Add</i> <i>For 230 PSIG Heavy Duty, Add</i>	3,306.40 51.66 129.15 733.62	362.40
23 82 16 11-0078 EA 24" x 48" Hot Water Heating Coil, 2 Row Flanged Construction..... <i>For 10 Fins Per Inch, Add</i> <i>For 12 Fins Per Inch, Add</i> <i>For 230 PSIG Heavy Duty, Add</i>	3,970.95 58.75 146.88 897.53	516.47
23 82 16 11-0079 EA 30" x 48" Hot Water Heating Coil, 2 Row Flanged Construction..... <i>For 10 Fins Per Inch, Add</i> <i>For 12 Fins Per Inch, Add</i> <i>For 230 PSIG Heavy Duty, Add</i>	4,568.63 65.84 164.61 1,041.38	637.99
23 82 16 11-0080 EA 30" x 60" Hot Water Heating Coil, 2 Row Flanged Construction..... <i>For 10 Fins Per Inch, Add</i> <i>For 12 Fins Per Inch, Add</i> <i>For 230 PSIG Heavy Duty, Add</i>	4,842.16 65.84 164.61 1,123.44	774.71
23 82 16 11-0081 EA 30" x 72" Hot Water Heating Coil, 2 Row Flanged Construction..... <i>For 10 Fins Per Inch, Add</i> <i>For 12 Fins Per Inch, Add</i> <i>For 230 PSIG Heavy Duty, Add</i>	5,455.03 72.93 182.33 1,271.84	904.91

23 Heating, Ventilating, and Air-Conditioning (HVAC)

23 80 Decentralized Unitary HVAC Equipment

23 82 Convection Heating and Cooling Units



MINOR	CSI	UOM	DESCRIPTION	TOTAL DIRECT UNIT COST	DEMOLITION UNIT COST
23 82 16 11-0082	EA		30" x 84" Hot Water Heating Coil, 2 Row Flanged Construction.....	6,725.08	1,051.39
			<i>For 10 Fins Per Inch, Add</i>	92.45	
			<i>For 12 Fins Per Inch, Add</i>	231.12	
			<i>For 230 PSIG Heavy Duty, Add</i>	1,555.29	
23 82 16 11-0083	EA		34" x 32" Hot Water Heating Coil, 2 Row Flanged Construction.....	2,902.87	453.65
			<i>For 10 Fins Per Inch, Add</i>	39.91	
			<i>For 12 Fins Per Inch, Add</i>	99.78	
			<i>For 230 PSIG Heavy Duty, Add</i>	671.30	
23 82 16 11-0084	EA		34" x 48" Hot Water Heating Coil, 2 Row Flanged Construction.....	4,356.58	681.50
			<i>For 10 Fins Per Inch, Add</i>	59.87	
			<i>For 12 Fins Per Inch, Add</i>	149.67	
			<i>For 230 PSIG Heavy Duty, Add</i>	1,007.63	
23 82 16 11-0085	EA		34" x 72" Hot Water Heating Coil, 2 Row Flanged Construction.....	6,545.20	1,027.51
			<i>For 10 Fins Per Inch, Add</i>	89.80	
			<i>For 12 Fins Per Inch, Add</i>	224.51	
			<i>For 230 PSIG Heavy Duty, Add</i>	1,514.54	
23 82 16 11-0086	EA		34" x 84" Hot Water Heating Coil, 2 Row Flanged Construction.....	7,639.14	1,200.25
			<i>For 10 Fins Per Inch, Add</i>	104.77	
			<i>For 12 Fins Per Inch, Add</i>	261.93	
			<i>For 230 PSIG Heavy Duty, Add</i>	1,767.88	

23 82 16 11-0087 Hot Water Preheat Coils For Multi-Zone Air Handling Units (23 82 16 11)
 Note: 2 Row coils. Coils are sized by air handling unit capacity.

23 82 16 11-0088	EA		3,000 CFM, Hot Water Preheat Coils, 2 Row Coils, Multi Zone Air Handling Unit.....	1,859.98	137.80
23 82 16 11-0089	EA		4,000 CFM, Hot Water Preheat Coils, 2 Row Coils, Multi Zone Air Handling Unit.....	2,386.72	136.72
23 82 16 11-0090	EA		5,000 CFM, Hot Water Preheat Coils, 2 Row Coils, Multi Zone Air Handling Unit.....	2,932.02	146.48
23 82 16 11-0091	EA		6,500 CFM, Hot Water Preheat Coils, 2 Row Coils, Multi Zone Air Handling Unit.....	3,408.66	159.50
23 82 16 11-0092	EA		7,500 CFM, Hot Water Preheat Coils, 2 Row Coils, Multi Zone Air Handling Unit.....	3,423.38	167.09
23 82 16 11-0093	EA		9,200 CFM, Hot Water Preheat Coils, 2 Row Coils, Multi Zone Air Handling Unit.....	4,148.62	175.77
23 82 16 11-0094	EA		11,500 CFM, Hot Water Preheat Coils, 2 Row Coils, Multi Zone Air Handling Unit.....	4,294.45	197.48
23 82 16 11-0095	EA		13,200 CFM, Hot Water Preheat Coils, 2 Row Coils, Multi Zone Air Handling Unit.....	4,747.95	221.34
23 82 16 11-0096	EA		16,500 CFM, Hot Water Preheat Coils, 2 Row Coils, Multi Zone Air Handling Unit.....	5,340.85	264.75
23 82 16 11-0097	EA		19,500 CFM, Hot Water Preheat Coils, 2 Row Coils, Multi Zone Air Handling Unit.....	5,823.82	277.77
23 82 16 11-0098	EA		22,000 CFM, Hot Water Preheat Coils, 2 Row Coils, Multi Zone Air Handling Unit.....	7,474.63	294.04
23 82 16 11-0099	EA		27,000 CFM, Hot Water Preheat Coils, 2 Row Coils, Multi Zone Air Handling Unit.....	9,515.19	402.54
23 82 16 11-0100	EA		34,000 CFM, Hot Water Preheat Coils, 2 Row Coils, Multi Zone Air Handling Unit.....	11,956.77	493.69
23 82 16 11-0101	EA		40,000 CFM, Hot Water Preheat Coils, 2 Row Coils, Multi Zone Air Handling Unit.....	13,939.56	516.47
23 82 16 11-0102	EA		47,000 CFM, Hot Water Preheat Coils, 2 Row Coils, Multi Zone Air Handling Unit.....	16,374.68	602.19

23 82 16 12 Steam Air Coils (23 82 16)

23 82 16 12-0001 Steam Heating Coils (23 82 16 12)

Note: Flanged construction.

23 82 16 12-0002	EA		12" x 12" Steam Heating Coils, 1 Row Flanged Construction.....	2,211.01	101.99
			<i>For 2 Row Coil, Add</i>	703.87	
			<i>For 4 Row Coil, Add</i>	1,856.02	
23 82 16 12-0003	EA		12" x 24" Steam Heating Coils, 1 Row Flanged Construction.....	2,433.48	141.05
			<i>For 2 Row Coil, Add</i>	786.41	
			<i>For 4 Row Coil, Add</i>	2,067.97	
23 82 16 12-0004	EA		24" x 30" Steam Heating Coils, 1 Row Flanged Construction.....	3,158.36	252.81
			<i>For 2 Row Coil, Add</i>	1,048.44	
			<i>For 4 Row Coil, Add</i>	2,743.69	
23 82 16 12-0005	EA		24" x 48" Steam Heating Coils, 1 Row Flanged Construction.....	3,950.82	362.40
			<i>For 2 Row Coil, Add</i>	1,329.92	
			<i>For 4 Row Coil, Add</i>	3,471.70	
23 82 16 12-0006	EA		30" x 48" Steam Heating Coils, 1 Row Flanged Construction.....	4,382.38	434.01
			<i>For 2 Row Coil, Add</i>	1,488.32	
			<i>For 4 Row Coil, Add</i>	3,879.15	
23 82 16 12-0007	EA		30" x 60" Steam Heating Coils, 1 Row Flanged Construction.....	4,886.26	542.51
			<i>For 2 Row Coil, Add</i>	1,682.88	
			<i>For 4 Row Coil, Add</i>	4,375.57	
23 82 16 12-0008	EA		30" x 72" Steam Heating Coils, 1 Row Flanged Construction.....	5,365.43	602.19
			<i>For 2 Row Coil, Add</i>	1,850.75	
			<i>For 4 Row Coil, Add</i>	4,810.74	
23 82 16 12-0009	EA		30" x 84" Steam Heating Coils, 1 Row Flanged Construction.....	6,678.23	702.77
			<i>For 2 Row Coil, Add</i>	2,284.56	
			<i>For 4 Row Coil, Add</i>	5,946.93	
23 82 16 12-0010	EA		34" x 32" Steam Heating Coils, 1 Row Flanged Construction.....	2,883.35	303.38
			<i>For 2 Row Coil, Add</i>	986.37	
			<i>For 4 Row Coil, Add</i>	2,567.62	
23 82 16 12-0011	EA		34" x 48" Steam Heating Coils, 1 Row Flanged Construction.....	4,325.04	455.17
			<i>For 2 Row Coil, Add</i>	1,479.56	
			<i>For 4 Row Coil, Add</i>	3,851.44	
23 82 16 12-0012	EA		34" x 72" Steam Heating Coils, 1 Row Flanged Construction.....	6,485.23	681.50
			<i>For 2 Row Coil, Add</i>	2,218.19	
			<i>For 4 Row Coil, Add</i>	5,774.32	
23 82 16 12-0013	EA		34" x 84" Steam Heating Coils, 1 Row Flanged Construction.....	7,571.46	797.82
			<i>For 2 Row Coil, Add</i>	2,590.56	
			<i>For 4 Row Coil, Add</i>	6,743.28	

23 82 16 13 Refrigerant Air Coils (23 82 16)



MINOR	CSI	UOM	DESCRIPTION	TOTAL DIRECT UNIT COST	DEMOLITION UNIT COST
-------	-----	-----	-------------	------------------------	----------------------

23 82 16 13-0001			Direct Expansion Cooling Coils <small>(23 82 16 13)</small> Note: Flanged construction 16 gauge galvanized steel casing.		
23 82 16 13-0002			2 Row Direct Expansion Cooling Coils <small>(23 82 16 13-0001)</small>		
23 82 16 13-0003	EA		12" x 12" Direct Expansion Cooling Coil, 2 Rows Flanged Construction, 16 Gauge Galvanized Steel Casing <i>For 10 Fins Per Inch, Add</i> <i>For 12 Fins Per Inch, Add</i>	1,736.47 31.47 78.67	81.38
23 82 16 13-0004	EA		12" x 24" Direct Expansion Cooling Coil, 2 Rows Flanged Construction, 16 Gauge Galvanized Steel Casing <i>For 10 Fins Per Inch, Add</i> <i>For 12 Fins Per Inch, Add</i>	3,370.34 62.93 157.33	111.75
23 82 16 13-0005	EA		24" x 30" Direct Expansion Cooling Coil, 2 Rows Flanged Construction, 16 Gauge Galvanized Steel Casing <i>For 10 Fins Per Inch, Add</i> <i>For 12 Fins Per Inch, Add</i>	4,633.77 85.68 214.19	175.77
23 82 16 13-0006	EA		24" x 48" Direct Expansion Cooling Coil, 2 Rows Flanged Construction, 16 Gauge Galvanized Steel Casing <i>For 10 Fins Per Inch, Add</i> <i>For 12 Fins Per Inch, Add</i>	5,567.29 101.25 253.13	252.81
23 82 16 13-0007	EA		30" x 48" Direct Expansion Cooling Coil, 2 Rows Flanged Construction, 16 Gauge Galvanized Steel Casing <i>For 10 Fins Per Inch, Add</i> <i>For 12 Fins Per Inch, Add</i>	6,461.50 116.83 292.07	309.23
23 82 16 13-0008	EA		30" x 60" Direct Expansion Cooling Coil, 2 Rows Flanged Construction, 16 Gauge Galvanized Steel Casing <i>For 10 Fins Per Inch, Add</i> <i>For 12 Fins Per Inch, Add</i>	7,212.87 129.29 323.23	374.33
23 82 16 13-0009	EA		30" x 72" Direct Expansion Cooling Coil, 2 Rows Flanged Construction, 16 Gauge Galvanized Steel Casing <i>For 10 Fins Per Inch, Add</i> <i>For 12 Fins Per Inch, Add</i>	8,267.24 147.98 369.96	434.01
23 82 16 13-0010	EA		30" x 84" Direct Expansion Cooling Coil, 2 Rows Flanged Construction, 16 Gauge Galvanized Steel Casing <i>For 10 Fins Per Inch, Add</i> <i>For 12 Fins Per Inch, Add</i>	10,391.00 187.58 468.94	506.05
23 82 16 13-0011	EA		34" x 32" Direct Expansion Cooling Coil, 2 Rows Flanged Construction, 16 Gauge Galvanized Steel Casing <i>For 10 Fins Per Inch, Add</i> <i>For 12 Fins Per Inch, Add</i>	3,990.54 72.12 180.29	192.38
23 82 16 13-0012	EA		34" x 48" Direct Expansion Cooling Coil, 2 Rows Flanged Construction, 16 Gauge Galvanized Steel Casing <i>For 10 Fins Per Inch, Add</i> <i>For 12 Fins Per Inch, Add</i>	5,107.31 89.04 222.61	327.57
23 82 16 13-0013	EA		34" x 72" Direct Expansion Cooling Coil, 2 Rows Flanged Construction, 16 Gauge Galvanized Steel Casing <i>For 10 Fins Per Inch, Add</i> <i>For 12 Fins Per Inch, Add</i>	6,250.51 105.35 263.39	491.41
23 82 16 13-0014	EA		34" x 84" Direct Expansion Cooling Coil, 2 Rows Flanged Construction, 16 Gauge Galvanized Steel Casing <i>For 10 Fins Per Inch, Add</i> <i>For 12 Fins Per Inch, Add</i>	6,818.68 113.48 283.71	572.24
23 82 16 13-0015			4 Row Direct Expansion Cooling Coils <small>(23 82 16 13-0001)</small>		
23 82 16 13-0016	EA		12" x 12" Direct Expansion Cooling Coil, 4 Rows Flanged Construction, 16 Gauge Galvanized Steel Casing <i>For 10 Fins Per Inch, Add</i> <i>For 12 Fins Per Inch, Add</i>	2,897.56 53.43 133.58	112.84
23 82 16 13-0017	EA		12" x 24" Direct Expansion Cooling Coil, 4 Rows Flanged Construction, 16 Gauge Galvanized Steel Casing <i>For 10 Fins Per Inch, Add</i> <i>For 12 Fins Per Inch, Add</i>	4,140.32 76.33 190.82	162.76
23 82 16 13-0018	EA		24" x 30" Direct Expansion Cooling Coil, 4 Rows Flanged Construction, 16 Gauge Galvanized Steel Casing <i>For 10 Fins Per Inch, Add</i> <i>For 12 Fins Per Inch, Add</i>	5,605.14 101.25 253.13	271.26
23 82 16 13-0019	EA		24" x 48" Direct Expansion Cooling Coil, 4 Rows Flanged Construction, 16 Gauge Galvanized Steel Casing <i>For 10 Fins Per Inch, Add</i> <i>For 12 Fins Per Inch, Add</i>	6,800.99 119.95 299.86	402.54
23 82 16 13-0020	EA		30" x 48" Direct Expansion Cooling Coil, 4 Rows Flanged Construction, 16 Gauge Galvanized Steel Casing <i>For 10 Fins Per Inch, Add</i> <i>For 12 Fins Per Inch, Add</i>	7,840.41 137.08 342.70	493.69
23 82 16 13-0021	EA		30" x 60" Direct Expansion Cooling Coil, 4 Rows Flanged Construction, 16 Gauge Galvanized Steel Casing <i>For 10 Fins Per Inch, Add</i> <i>For 12 Fins Per Inch, Add</i>	9,305.78 162.00 405.01	603.27
23 82 16 13-0022	EA		30" x 72" Direct Expansion Cooling Coil, 4 Rows Flanged Construction, 16 Gauge Galvanized Steel Casing <i>For 10 Fins Per Inch, Add</i> <i>For 12 Fins Per Inch, Add</i>	10,325.76 177.58 443.95	723.70
23 82 16 13-0023	EA		30" x 84" Direct Expansion Cooling Coil, 4 Rows Flanged Construction, 16 Gauge Galvanized Steel Casing <i>For 10 Fins Per Inch, Add</i> <i>For 12 Fins Per Inch, Add</i>	9,989.95 166.10 415.26	842.41
23 82 16 13-0024	EA		34" x 32" Direct Expansion Cooling Coil, 4 Rows Flanged Construction, 16 Gauge Galvanized Steel Casing <i>For 10 Fins Per Inch, Add</i> <i>For 12 Fins Per Inch, Add</i>	6,412.46 113.70 284.26	363.59
23 82 16 13-0025	EA		34" x 48" Direct Expansion Cooling Coil, 4 Rows Flanged Construction, 16 Gauge Galvanized Steel Casing <i>For 10 Fins Per Inch, Add</i> <i>For 12 Fins Per Inch, Add</i>	8,113.46 140.39 350.98	546.85
23 82 16 13-0026	EA		34" x 72" Direct Expansion Cooling Coil, 4 Rows Flanged Construction, 16 Gauge Galvanized Steel Casing <i>For 10 Fins Per Inch, Add</i> <i>For 12 Fins Per Inch, Add</i>	12,152.86 204.58 511.45	961.88
23 82 16 13-0027	EA		34" x 84" Direct Expansion Cooling Coil, 4 Rows Flanged Construction, 16 Gauge Galvanized Steel Casing <i>For 10 Fins Per Inch, Add</i> <i>For 12 Fins Per Inch, Add</i>	13,900.35 233.17 582.93	1,120.94
23 82 16 13-0028			6 Row Direct Expansion Cooling Coils <small>(23 82 16 13-0001)</small>		

23 Heating, Ventilating, and Air-Conditioning (HVAC)

23 80 Decentralized Unitary HVAC Equipment

23 82 Convection Heating and Cooling Units



MINOR CSI UOM DESCRIPTION	TOTAL DIRECT UNIT COST	DEMOLITION UNIT COST
23 82 16 13-0029 EA 12" x 12" Direct Expansion Cooling Coil, 6 Rows Flanged Construction, 16 Gauge Galvanized Steel Casing.....	3,712.54	142.14
For 10 Fins Per Inch, Add	68.54	
For 12 Fins Per Inch, Add	171.35	
23 82 16 13-0030 EA 12" x 24" Direct Expansion Cooling Coil, 6 Rows Flanged Construction, 16 Gauge Galvanized Steel Casing.....	4,241.94	212.66
For 10 Fins Per Inch, Add	76.33	
For 12 Fins Per Inch, Add	190.82	
23 82 16 13-0031 EA 24" x 30" Direct Expansion Cooling Coil, 6 Rows Flanged Construction, 16 Gauge Galvanized Steel Casing.....	6,097.52	362.40
For 10 Fins Per Inch, Add	107.48	
For 12 Fins Per Inch, Add	268.71	
23 82 16 13-0032 EA 24" x 48" Direct Expansion Cooling Coil, 6 Rows Flanged Construction, 16 Gauge Galvanized Steel Casing.....	7,705.38	542.51
For 10 Fins Per Inch, Add	132.41	
For 12 Fins Per Inch, Add	331.02	
23 82 16 13-0033 EA 30" x 48" Direct Expansion Cooling Coil, 6 Rows Flanged Construction, 16 Gauge Galvanized Steel Casing.....	10,157.45	678.14
For 10 Fins Per Inch, Add	176.02	
For 12 Fins Per Inch, Add	440.06	
23 82 16 13-0034 EA 30" x 60" Direct Expansion Cooling Coil, 6 Rows Flanged Construction, 16 Gauge Galvanized Steel Casing.....	11,482.97	834.38
For 10 Fins Per Inch, Add	196.27	
For 12 Fins Per Inch, Add	490.69	
23 82 16 13-0035 EA 30" x 72" Direct Expansion Cooling Coil, 6 Rows Flanged Construction, 16 Gauge Galvanized Steel Casing.....	13,344.21	986.28
For 10 Fins Per Inch, Add	227.43	
For 12 Fins Per Inch, Add	568.57	
23 82 16 13-0036 EA 30" x 84" Direct Expansion Cooling Coil, 6 Rows Flanged Construction, 16 Gauge Galvanized Steel Casing.....	12,520.53	1,149.36
For 10 Fins Per Inch, Add	204.44	
For 12 Fins Per Inch, Add	511.09	
23 82 16 13-0037 EA 34" x 32" Direct Expansion Cooling Coil, 6 Rows Flanged Construction, 16 Gauge Galvanized Steel Casing.....	7,990.77	496.83
For 10 Fins Per Inch, Add	139.94	
For 12 Fins Per Inch, Add	349.86	
23 82 16 13-0038 EA 34" x 48" Direct Expansion Cooling Coil, 6 Rows Flanged Construction, 16 Gauge Galvanized Steel Casing.....	10,129.95	745.19
For 10 Fins Per Inch, Add	172.79	
For 12 Fins Per Inch, Add	431.98	
23 82 16 13-0039 EA 34" x 72" Direct Expansion Cooling Coil, 6 Rows Flanged Construction, 16 Gauge Galvanized Steel Casing.....	12,445.63	1,111.71
For 10 Fins Per Inch, Add	204.44	
For 12 Fins Per Inch, Add	511.11	
23 82 16 13-0040 EA 34" x 84" Direct Expansion Cooling Coil, 6 Rows Flanged Construction, 16 Gauge Galvanized Steel Casing.....	13,619.42	1,304.09
For 10 Fins Per Inch, Add	220.22	
For 12 Fins Per Inch, Add	550.56	
23 82 16 13-0041 8 Row Direct Expansion Cooling Coils (23 82 16 13-0001)		
23 82 16 13-0042 EA 12" x 12" Direct Expansion Cooling Coil, 8 Rows Flanged Construction, 16 Gauge Galvanized Steel Casing.....	4,628.21	171.44
For 10 Fins Per Inch, Add	85.68	
For 12 Fins Per Inch, Add	214.19	
23 82 16 13-0043 EA 12" x 24" Direct Expansion Cooling Coil, 8 Rows Flanged Construction, 16 Gauge Galvanized Steel Casing.....	5,514.02	264.75
For 10 Fins Per Inch, Add	99.69	
For 12 Fins Per Inch, Add	249.24	
23 82 16 13-0044 EA 24" x 30" Direct Expansion Cooling Coil, 8 Rows Flanged Construction, 16 Gauge Galvanized Steel Casing.....	8,148.00	471.99
For 10 Fins Per Inch, Add	144.09	
For 12 Fins Per Inch, Add	360.23	
23 82 16 13-0045 EA 24" x 48" Direct Expansion Cooling Coil, 8 Rows Flanged Construction, 16 Gauge Galvanized Steel Casing.....	10,715.19	723.70
For 10 Fins Per Inch, Add	185.37	
For 12 Fins Per Inch, Add	463.43	
23 82 16 13-0046 EA 30" x 48" Direct Expansion Cooling Coil, 8 Rows Flanged Construction, 16 Gauge Galvanized Steel Casing.....	12,829.32	904.91
For 10 Fins Per Inch, Add	220.42	
For 12 Fins Per Inch, Add	551.05	
23 82 16 13-0047 EA 30" x 60" Direct Expansion Cooling Coil, 8 Rows Flanged Construction, 16 Gauge Galvanized Steel Casing.....	14,865.56	1,085.02
For 10 Fins Per Inch, Add	253.91	
For 12 Fins Per Inch, Add	634.78	
23 82 16 13-0048 EA 30" x 72" Direct Expansion Cooling Coil, 8 Rows Flanged Construction, 16 Gauge Galvanized Steel Casing.....	17,131.72	1,205.46
For 10 Fins Per Inch, Add	294.41	
For 12 Fins Per Inch, Add	736.03	
23 82 16 13-0049 EA 30" x 84" Direct Expansion Cooling Coil, 8 Rows Flanged Construction, 16 Gauge Galvanized Steel Casing.....	14,295.92	1,398.27
For 10 Fins Per Inch, Add	229.99	
For 12 Fins Per Inch, Add	574.97	
23 82 16 13-0050 EA 34" x 32" Direct Expansion Cooling Coil, 8 Rows Flanged Construction, 16 Gauge Galvanized Steel Casing.....	9,082.82	605.44
For 10 Fins Per Inch, Add	157.44	
For 12 Fins Per Inch, Add	393.59	
23 82 16 13-0051 EA 34" x 48" Direct Expansion Cooling Coil, 8 Rows Flanged Construction, 16 Gauge Galvanized Steel Casing.....	11,540.00	910.23
For 10 Fins Per Inch, Add	194.39	
For 12 Fins Per Inch, Add	485.98	
23 82 16 13-0052 EA 34" x 72" Direct Expansion Cooling Coil, 8 Rows Flanged Construction, 16 Gauge Galvanized Steel Casing.....	14,239.95	1,369.95
For 10 Fins Per Inch, Add	230.00	
For 12 Fins Per Inch, Add	575.00	
23 82 16 13-0053 EA 34" x 84" Direct Expansion Cooling Coil, 8 Rows Flanged Construction, 16 Gauge Galvanized Steel Casing.....	15,578.94	1,595.63
For 10 Fins Per Inch, Add	247.75	
For 12 Fins Per Inch, Add	619.39	
23 82 16 14 Electric-Resistance Air Coils (23 82 16)		
23 82 16 14-0001 Standard Electric Slip-In Blast Coil Heater (23 82 16 14)		
23 82 16 14-0002 Electric Slip-In Blast Coil Heater With Open Coil Element (23 82 16 14-0001)		
23 82 16 14-0003 EA 1/2 KW Electric Heater, Open Coil Element, Standard Slip-In Blast Coil Duct Heater.....	561.30	76.78
23 82 16 14-0004 EA 1 KW Electric Heater, Open Coil Element, Standard Slip-In Blast Coil Duct Heater.....	574.08	82.76
23 82 16 14-0005 EA 2 KW Electric Heater, Open Coil Element, Standard Slip-In Blast Coil Duct Heater.....	589.19	90.73



MINOR CSI UOM DESCRIPTION	TOTAL DIRECT UNIT COST	DEMOLITION UNIT COST
23 82 16 14-0006 EA 3 KW Electric Heater, Open Coil Element, Standard Slip-In Blast Coil Duct Heater.....	594.27	93.73
23 82 16 14-0007 EA 4 KW Electric Heater, Open Coil Element, Standard Slip-In Blast Coil Duct Heater.....	607.32	99.70
23 82 16 14-0008 EA 5 KW Electric Heater, Open Coil Element, Standard Slip-In Blast Coil Duct Heater.....	622.33	107.69
23 82 16 14-0009 EA 6 KW Electric Heater, Open Coil Element, Standard Slip-In Blast Coil Duct Heater.....	718.92	120.64
23 82 16 14-0010 EA 7 KW Electric Heater, Open Coil Element, Standard Slip-In Blast Coil Duct Heater.....	731.08	126.63
23 82 16 14-0011 EA 8 KW Electric Heater, Open Coil Element, Standard Slip-In Blast Coil Duct Heater.....	741.06	130.61
23 82 16 14-0012 EA 9 KW Electric Heater, Open Coil Element, Standard Slip-In Blast Coil Duct Heater.....	755.62	138.60
23 82 16 14-0013 EA 10 KW Electric Heater, Open Coil Element, Standard Slip-In Blast Coil Duct Heater.....	830.19	146.57
23 82 16 14-0014 EA 12-1/2 KW Electric Heater, Open Coil Element, Standard Slip-In Blast Coil Duct Heater.....	858.57	160.63
23 82 16 14-0015 EA 15 KW Electric Heater, Open Coil Element, Standard Slip-In Blast Coil Duct Heater.....	886.78	174.49
23 82 16 14-0016 EA 20 KW Electric Heater, Open Coil Element, Standard Slip-In Blast Coil Duct Heater.....	917.34	188.45
23 82 16 14-0017 EA 30 KW Electric Heater, Open Coil Element, Standard Slip-In Blast Coil Duct Heater.....	1,297.88	263.23
23 82 16 14-0018 EA 40 KW Electric Heater, Open Coil Element, Standard Slip-In Blast Coil Duct Heater.....	2,417.99	280.18
23 82 16 14-0019 EA 50 KW Electric Heater, Open Coil Element, Standard Slip-In Blast Coil Duct Heater.....	2,650.74	321.06
23 82 16 14-0020 EA 60 KW Electric Heater, Open Coil Element, Standard Slip-In Blast Coil Duct Heater.....	3,144.51	355.96
23 82 16 14-0021 EA 70 KW Electric Heater, Open Coil Element, Standard Slip-In Blast Coil Duct Heater.....	3,291.96	386.87
23 82 16 14-0022 EA 80 KW Electric Heater, Open Coil Element, Standard Slip-In Blast Coil Duct Heater.....	3,606.78	424.75
23 82 16 14-0023 EA 90 KW Electric Heater, Open Coil Element, Standard Slip-In Blast Coil Duct Heater.....	4,466.94	453.68
23 82 16 14-0024 EA 100 KW Electric Heater, Open Coil Element, Standard Slip-In Blast Coil Duct Heater.....	4,913.29	487.57
23 82 16 14-0025 EA 125 KW Electric Heater, Open Coil Element, Standard Slip-In Blast Coil Duct Heater.....	6,000.45	526.46
23 82 16 14-0026 EA 150 KW Electric Heater, Open Coil Element, Standard Slip-In Blast Coil Duct Heater.....	6,769.06	572.32
23 82 16 14-0027 Electric Slip-In Blast Coil Heater With Finned Tubular Element (23 82 16 14-0001)		
23 82 16 14-0028 EA 1 KW Electric Heater, Finned Tube Element, Standard Slip-In Blast Coil Duct Heater.....	958.29	109.68
23 82 16 14-0029 EA 2 KW Electric Heater, Finned Tube Element, Standard Slip-In Blast Coil Duct Heater.....	985.10	119.65
23 82 16 14-0030 EA 3 KW Electric Heater, Finned Tube Element, Standard Slip-In Blast Coil Duct Heater.....	996.99	119.65
23 82 16 14-0031 EA 4 KW Electric Heater, Finned Tube Element, Standard Slip-In Blast Coil Duct Heater.....	1,076.88	131.61
23 82 16 14-0032 EA 5 KW Electric Heater, Finned Tube Element, Standard Slip-In Blast Coil Duct Heater.....	1,126.78	131.61
23 82 16 14-0033 EA 6 KW Electric Heater, Finned Tube Element, Standard Slip-In Blast Coil Duct Heater.....	1,153.34	131.61
23 82 16 14-0034 EA 8 KW Electric Heater, Finned Tube Element, Standard Slip-In Blast Coil Duct Heater.....	1,208.30	146.57
23 82 16 14-0035 EA 9 KW Electric Heater, Finned Tube Element, Standard Slip-In Blast Coil Duct Heater.....	1,256.35	164.52
23 82 16 14-0036 EA 10 KW Electric Heater, Finned Tube Element, Standard Slip-In Blast Coil Duct Heater.....	1,282.91	164.52
23 82 16 14-0037 EA 15 KW Electric Heater, Finned Tube Element, Standard Slip-In Blast Coil Duct Heater.....	1,443.48	188.45
23 82 16 14-0038 EA 20 KW Electric Heater, Finned Tube Element, Standard Slip-In Blast Coil Duct Heater.....	1,867.96	188.45
23 82 16 14-0039 EA 25 KW Electric Heater, Finned Tube Element, Standard Slip-In Blast Coil Duct Heater.....	1,982.41	204.40
23 82 16 14-0040 EA 30 KW Electric Heater, Finned Tube Element, Standard Slip-In Blast Coil Duct Heater.....	2,340.66	219.36
23 82 16 14-0041 EA 40 KW Electric Heater, Finned Tube Element, Standard Slip-In Blast Coil Duct Heater.....	2,797.46	219.36
23 82 16 14-0042 EA 45 KW Electric Heater, Finned Tube Element, Standard Slip-In Blast Coil Duct Heater.....	3,056.59	229.33
23 82 16 14-0043 EA 50 KW Electric Heater, Finned Tube Element, Standard Slip-In Blast Coil Duct Heater.....	3,214.97	229.33
23 82 19 Fan Coil Units (23 82)		
23 82 19 00-0001 Ceiling Suspended Horizontal Fan Coil Units (23 82 19)		
Note: Includes cabinet, chilled water coil, baked enamel finish, multispeed fan and fan switch with integral and/or remote thermostat to control valves and on/off and fan speeds. Excludes supports.		
23 82 19 00-0002 Horizontal Fan Coil Units With Electric Heating Coil (23 82 19 00-0001)		
23 82 19 00-0003 EA 200 CFM Horizontal Fan Coil, Electric Heating, Ceiling Hung, Chilled Water Coil, With Cabinet.....	2,067.41	175.77
For 2-Way Valve Instead Of 3-Way, Deduct	-52.50	
23 82 19 00-0004 EA 300 CFM Horizontal Fan Coil, Electric Heating, Ceiling Hung, Chilled Water Coil, With Cabinet.....	2,272.46	205.07
For 2-Way Valve Instead Of 3-Way, Deduct	-55.47	
23 82 19 00-0005 EA 400 CFM Horizontal Fan Coil, Electric Heating, Ceiling Hung, Chilled Water Coil, With Cabinet.....	2,515.12	231.11
For 2-Way Valve Instead Of 3-Way, Deduct	-58.09	
23 82 19 00-0006 EA 600 CFM Horizontal Fan Coil, Electric Heating, Ceiling Hung, Chilled Water Coil, With Cabinet.....	2,918.71	264.75
For 2-Way Valve Instead Of 3-Way, Deduct	-61.46	
23 82 19 00-0007 EA 800 CFM Horizontal Fan Coil, Electric Heating, Ceiling Hung, Chilled Water Coil, With Cabinet.....	3,281.86	277.77
For 2-Way Valve Instead Of 3-Way, Deduct	-106.73	
23 82 19 00-0008 EA 1,000 CFM Horizontal Fan Coil, Electric Heating, Ceiling Hung, Chilled Water Coil, With Cabinet.....	4,506.64	294.04
For 2-Way Valve Instead Of 3-Way, Deduct	-108.99	
23 82 19 00-0009 EA 1,200 CFM Horizontal Fan Coil, Electric Heating, Ceiling Hung, Chilled Water Coil, With Cabinet.....	5,491.76	319.00
For 2-Way Valve Instead Of 3-Way, Deduct	-112.87	
23 82 19 00-0010 Horizontal Fan Coil Units With Hot Water Heating Coil (23 82 19 00-0001)		
23 82 19 00-0011 EA 200 CFM Horizontal Fan Coil, Hot Water Heating, Ceiling Hung, Chilled Water Coil, With Cabinet.....	1,106.04	175.77
For 2-Way Valve Instead Of 3-Way, Deduct	-52.50	
23 82 19 00-0012 EA 300 CFM Horizontal Fan Coil, Hot Water Heating, Ceiling Hung, Chilled Water Coil, With Cabinet.....	1,350.29	205.07
For 2-Way Valve Instead Of 3-Way, Deduct	-55.47	
23 82 19 00-0013 EA 400 CFM Horizontal Fan Coil, Hot Water Heating, Ceiling Hung, Chilled Water Coil, With Cabinet.....	1,607.89	231.11
For 2-Way Valve Instead Of 3-Way, Deduct	-58.09	
23 82 19 00-0014 EA 600 CFM Horizontal Fan Coil, Hot Water Heating, Ceiling Hung, Chilled Water Coil, With Cabinet.....	3,142.72	264.75
For 2-Way Valve Instead Of 3-Way, Deduct	-61.46	
23 82 19 00-0015 EA 800 CFM Horizontal Fan Coil, Hot Water Heating, Ceiling Hung, Chilled Water Coil, With Cabinet.....	3,543.20	278.85
For 2-Way Valve Instead Of 3-Way, Deduct	-106.73	
23 82 19 00-0016 EA 1,000 CFM Horizontal Fan Coil, Hot Water Heating, Ceiling Hung, Chilled Water Coil, With Cabinet.....	4,879.99	294.04
For 2-Way Valve Instead Of 3-Way, Deduct	-108.99	
23 82 19 00-0017 EA 1,200 CFM Horizontal Fan Coil, Hot Water Heating, Ceiling Hung, Chilled Water Coil, With Cabinet.....	6,201.13	319.00
For 2-Way Valve Instead Of 3-Way, Deduct	-112.87	

23 Heating, Ventilating, and Air-Conditioning (HVAC)

23 80 Decentralized Unitary HVAC Equipment

23 82 Convection Heating and Cooling Units



MINOR
CSI UOM DESCRIPTION

TOTAL DIRECT DEMOLITION
UNIT COST UNIT COST

23 82 19 00-0018	Floor Mounted Vertical Fan Coil Units <small>(23 82 19)</small> Note: Includes cabinet, chilled water coil, baked enamel finish, multispeed fan and fan switch with integral and/or remote thermostat to control valves and on/off and fan speeds.		
23 82 19 00-0019	Vertical Fan Coil Units With Electric Heating Coil <small>(23 82 19 00-0018)</small>		
23 82 19 00-0020	EA 200 CFM Vertical Fan Coil, Electric Heating, Floor Mounted, Chilled Water Coil, With Cabinet..... <i>For Fan Coil Units Without Cabinet, Deduct</i> <i>For Thru-Wall Sleeve, Add</i> <i>For 2-Way Valve Instead Of 3-Way, Deduct</i>	1,992.74 -263.91 125.00 -52.50	174.69
23 82 19 00-0021	EA 300 CFM Vertical Fan Coil, Electric Heating, Floor Mounted, Chilled Water Coil, With Cabinet..... <i>For Fan Coil Units Without Cabinet, Deduct</i> <i>For Thru-Wall Sleeve, Add</i> <i>For 2-Way Valve Instead Of 3-Way, Deduct</i>	2,276.19 -300.48 136.89 -55.47	205.07
23 82 19 00-0022	EA 400 CFM Vertical Fan Coil, Electric Heating, Floor Mounted, Chilled Water Coil, With Cabinet..... <i>For Fan Coil Units Without Cabinet, Deduct</i> <i>For Thru-Wall Sleeve, Add</i> <i>For 2-Way Valve Instead Of 3-Way, Deduct</i>	2,701.80 -359.10 147.34 -58.09	231.11
23 82 19 00-0023	EA 600 CFM Vertical Fan Coil, Electric Heating, Floor Mounted, Chilled Water Coil, With Cabinet..... <i>For Fan Coil Units Without Cabinet, Deduct</i> <i>For Thru-Wall Sleeve, Add</i> <i>For 2-Way Valve Instead Of 3-Way, Deduct</i>	3,105.38 -412.88 160.86 -61.46	264.75
23 82 19 00-0024	EA 800 CFM Vertical Fan Coil, Electric Heating, Floor Mounted, Chilled Water Coil, With Cabinet..... <i>For Fan Coil Units Without Cabinet, Deduct</i> <i>For Thru-Wall Sleeve, Add</i> <i>For 2-Way Valve Instead Of 3-Way, Deduct</i>	3,505.87 -470.24 166.28 -106.73	278.85
23 82 19 00-0025	EA 1,000 CFM Vertical Fan Coil, Electric Heating, Floor Mounted, Chilled Water Coil, With Cabinet..... <i>For Fan Coil Units Without Cabinet, Deduct</i> <i>For Thru-Wall Sleeve, Add</i> <i>For 2-Way Valve Instead Of 3-Way, Deduct</i>	4,506.64 -617.35 172.30 -108.99	294.04
23 82 19 00-0026	EA 1,200 CFM Vertical Fan Coil, Electric Heating, Floor Mounted, Chilled Water Coil, With Cabinet..... <i>For Fan Coil Units Without Cabinet, Deduct</i> <i>For Thru-Wall Sleeve, Add</i> <i>For 2-Way Valve Instead Of 3-Way, Deduct</i>	5,305.09 -731.94 182.65 -112.87	319.00
23 82 19 00-0027	Vertical Fan Coil Units With Hot Water Heating Coil <small>(23 82 19 00-0018)</small>		
23 82 19 00-0028	EA 200 CFM Vertical Fan Coil, Hot Water Heating, Floor Mounted, Chilled Water Coil, With Cabinet <i>For Fan Coil Units Without Cabinet, Deduct</i> <i>For Thru-Wall Sleeve, Add</i> <i>For 2-Way Valve Instead Of 3-Way, Deduct</i>	2,216.75 -297.51 125.00 -52.50	174.69
23 82 19 00-0029	EA 300 CFM Vertical Fan Coil, Hot Water Heating, Floor Mounted, Chilled Water Coil, With Cabinet <i>For Fan Coil Units Without Cabinet, Deduct</i> <i>For Thru-Wall Sleeve, Add</i> <i>For 2-Way Valve Instead Of 3-Way, Deduct</i>	2,500.20 -334.09 136.89 -55.47	205.07
23 82 19 00-0030	EA 400 CFM Vertical Fan Coil, Hot Water Heating, Floor Mounted, Chilled Water Coil, With Cabinet <i>For Fan Coil Units Without Cabinet, Deduct</i> <i>For Thru-Wall Sleeve, Add</i> <i>For 2-Way Valve Instead Of 3-Way, Deduct</i>	3,075.15 -415.10 147.34 -58.09	231.11
23 82 19 00-0031	EA 600 CFM Vertical Fan Coil, Hot Water Heating, Floor Mounted, Chilled Water Coil, With Cabinet <i>For Fan Coil Units Without Cabinet, Deduct</i> <i>For Thru-Wall Sleeve, Add</i> <i>For 2-Way Valve Instead Of 3-Way, Deduct</i>	3,516.06 -474.48 160.86 -61.46	264.75
23 82 19 00-0032	EA 800 CFM Vertical Fan Coil, Hot Water Heating, Floor Mounted, Chilled Water Coil, With Cabinet <i>For Fan Coil Units Without Cabinet, Deduct</i> <i>For Thru-Wall Sleeve, Add</i> <i>For 2-Way Valve Instead Of 3-Way, Deduct</i>	3,916.55 -531.84 166.28 -106.73	278.85
23 82 19 00-0033	EA 1,000 CFM Vertical Fan Coil, Hot Water Heating, Floor Mounted, Chilled Water Coil, With Cabinet <i>For Fan Coil Units Without Cabinet, Deduct</i> <i>For Thru-Wall Sleeve, Add</i> <i>For 2-Way Valve Instead Of 3-Way, Deduct</i>	4,693.32 -645.35 172.30 -108.99	294.04
23 82 19 00-0034	EA 1,200 CFM Vertical Fan Coil, Hot Water Heating, Floor Mounted, Chilled Water Coil, With Cabinet <i>For Fan Coil Units Without Cabinet, Deduct</i> <i>For Thru-Wall Sleeve, Add</i> <i>For 2-Way Valve Instead Of 3-Way, Deduct</i>	5,491.76 -759.94 182.65 -112.87	319.00
23 82 19 00-0035	Removal And Reinstallation Of Fan Coil Units <small>(23 82 19)</small> Note: Includes storage and cleaning. Excludes supports.		
23 82 19 00-0036	EA Removal And Reinstallation Of Fan Coil Unit Horizontal Or Vertical	461.32	
23 82 19 00-0037	Fan Coil Units (Carrier) <small>(23 82 19)</small> Note: Provide Pre-Manufactured Or Field Fabricated Filter Rack With 2" Merv 13, Pleated Throwaway Filters. Disconnect Switch Provided By Division 26 Contractor. Suspend Unit From Structure In Horizontal Position With All -Thread Rod And Spring Vibration Isolation (2" Minimum Deflection). Provide Necessary Mounting Bracket And Accessories For Specified Mounting. Provide Auxiliary Drain Pan With Auxiliary Drain Provided By Plumbing Contractor. Provide Unit With Space Temperature Control Devices Consistent With The Following Control Methods: Thermostat Or Room Controller For Local Override Of Centralized Controller With Integral Temperature Sensor. Temperature Sensor Without Local Override. Thermostat Or Room Controller For Local Override Of Centralized Controller With Remote Temperature Sensor. Fan Coil Unit With Integral Temperature Sensor In Return Airstream Without Local Override (Factory Default Setting).		
23 82 19 00-0038	EA 450 To 500 CFM, 12.1 To 14.2 MBH Cooling, Deck Mount, Fan Coil Unit (Carrier MMD-AP0184BH2UL-1).....	1,970.26	231.11
23 82 19 00-0039	EA 1,200 CFM, 33.3 To 39.5 MBH Cooling, Floor Mount, Fan Coil Unit (Carrier MMD-AP0360VHG2UL) <i>For Filter Box With 2" MERV 8 Filter (Carrier TCB-FB2F361VDGUL), Add</i>	3,418.91 279.73	319.00



MINOR CSI UOM DESCRIPTION	TOTAL DIRECT UNIT COST	DEMOLITION UNIT COST
23 82 19 00-0040 EA 150 To 230 CFM, 3.9 To 7.5 MBH Cooling, Wall Mount, Fan Coil Unit (Carrier MMK-AP0073H2UL).....	1,062.66	175.77
<i>For Filter Boxes For Toshiba (Carrier) High Static, Medium Static, OSA Units, and Slim Duct (Carrier FS-SPBH202), Add 461.22</i>		
23 82 19 00-0041 EA 470 CFM, 15.8 MBH Cooling, Wall Mount, Fan Coil Unit (Carrier MMK-AP0183H2UL).....	1,230.33	205.07
<i>For Filter Boxes For Toshiba (Carrier) High Static, Medium Static, OSA Units, and Slim Duct (Carrier FS-SPBH202), Add 461.22</i>		
23 82 19 00-0042 EA Single Port Flow Selector (Carrier RBM-Y0963FUL).....	1,191.62	255.30
23 82 19 00-0043 EA Multiport Flow Selector 4-Branch Unit (Carrier RBM-Y0611F4FUL).....	3,644.87	333.86
23 82 19 00-0044 EA Y-Branch For Heat Recovery, 61-135k BTU (Carrier RBM-BY105FUL).....	189.17	37.97
23 82 19 00-0045 EA Y-Branch For Heat Recovery, 136-238k BTU (Carrier RBM-BY205FUL).....	259.54	40.68
23 82 19 00-0046 EA 12 MBH, Ductless Variable Flow (VRF), Wall Mounted, Indoor Heat Pump (Carrier MMK-AP0123H2UL).....	1,020.58	175.77
23 82 19 00-0047 EA Single Port Flow Selector (Carrier RBM-Y0383FUL).....	2,987.02	255.30
23 82 19 00-0048 EA Outdoor Heat Recovery Connection (Carrier RBM-BT14FUL).....	410.48	37.97
23 82 29 Radiators (23 82)		
23 82 29 00-0001 Demolish Cast Iron Radiators (23 82 29)		
23 82 29 00-0002 LF Demolish Cast Iron Radiator.....	32.54	
23 82 29 00-0003 EA Cap Radiator.....	53.21	
23 82 29 00-0004 Cast Iron Radiator (23 82 29)		
23 82 29 00-0005 EA 19" High Cast Iron Radiator Section, Free Standing.....	74.06	
<i>For Wall Support Bracket, Add</i>	27.96	
23 82 29 00-0006 EA 25" High Cast Iron Radiator Section, Free Standing.....	109.25	
<i>For Wall Support Bracket, Add</i>	29.37	
23 82 29 00-0007 EA 30" High Cast Iron Radiator Section, Free Standing.....	128.57	
23 82 29 00-0008 EA 36" High Cast Iron Radiator Section, Free Standing.....	164.61	
23 82 29 00-0009 EA 20" High Cast Iron Radiator Section, Recessed With Grille.....	100.12	
23 82 29 00-0010 Radiator Covers (23 82 29)		
<i>Note: Includes field cutouts, vent grilles, and insulation backing. To calculate quantity, measure the surface area of front, top and sides.</i>		
23 82 29 00-0011 SF 14 Gauge Stainless Steel Radiator Cover.....	126.01	5.41
23 82 29 00-0012 SF Primed And Painted, Galvanized Steel Radiator Cover.....	78.02	5.41
23 82 29 00-0013 Radiator Shields (23 82 29)		
23 82 29 00-0014 SF Stainless Steel Radiator Shield.....	72.93	5.41
23 82 29 00-0015 SF Primed And Painted, Galvanized Steel Radiator Shield.....	46.28	5.41
23 82 29 00-0016 Removal And Reinstallation Of Radiator (23 82 29)		
<i>Note: Includes storage and cleaning.</i>		
23 82 29 00-0017 LF Removal And Reinstallation Of Cast Iron Radiator.....	81.38	
23 82 29 00-0018 LF Removal And Reinstallation Of Electric Radiator.....	54.25	
23 82 33 Convectors (23 82)		
23 82 33 00-0001 Multi-Fin Convectors For Two-Pipe System (23 82 33)		
<i>Note: Complete with 6-1/4" deep cabinet enclosure.</i>		
23 82 33 00-0002 20" High Multi-Fin Convectors For Two-Pipe System (23 82 33 00-0001)		
23 82 33 00-0003 EA 20" High x 2' Long Multi-Fin Convector, 2-Pipe System With 6-1/4" Deep Cabinet.....	563.73	119.35
<i>For Metal Trim Strips, Add</i>	60.25	
<i>For Snap-On Inlet Grille, Add</i>	46.17	
<i>For Access Doors Hinged, Add</i>	15.00	
<i>For Air Chamber, Auto-vent, Add</i>	18.00	
<i>For 3 Tubes System, Add</i>	134.01	
<i>For Knob Operated Damper, Add</i>	15.00	
23 82 33 00-0004 EA 20" High x 3' Long Multi-Fin Convector, 2-Pipe System With 6-1/4" Deep Cabinet.....	665.24	130.21
<i>For Metal Trim Strips, Add</i>	65.18	
<i>For Snap-On Inlet Grille, Add</i>	49.45	
<i>For Access Doors Hinged, Add</i>	15.00	
<i>For Air Chamber, Auto-vent, Add</i>	18.00	
<i>For 3 Tubes System, Add</i>	163.79	
<i>For Knob Operated Damper, Add</i>	15.00	
23 82 33 00-0005 EA 20" High x 4' Long Multi-Fin Convector, 2-Pipe System With 6-1/4" Deep Cabinet.....	765.02	154.07
<i>For Metal Trim Strips, Add</i>	75.97	
<i>For Snap-On Inlet Grille, Add</i>	56.65	
<i>For Access Doors Hinged, Add</i>	15.00	
<i>For Air Chamber, Auto-vent, Add</i>	18.00	
<i>For 3 Tubes System, Add</i>	186.13	
<i>For Knob Operated Damper, Add</i>	15.00	
23 82 33 00-0006 EA 20" High x 6' Long Multi-Fin Convector, 2-Pipe System With 6-1/4" Deep Cabinet.....	916.58	179.02
<i>For Metal Trim Strips, Add</i>	87.37	
<i>For Snap-On Inlet Grille, Add</i>	64.25	
<i>For Access Doors Hinged, Add</i>	15.00	
<i>For Air Chamber, Auto-vent, Add</i>	18.00	
<i>For 3 Tubes System, Add</i>	225.87	
<i>For Knob Operated Damper, Add</i>	15.00	

23 Heating, Ventilating, and Air-Conditioning (HVAC)

23 80 Decentralized Unitary HVAC Equipment

23 82 Convection Heating and Cooling Units



MINOR	CSI	UOM	DESCRIPTION	TOTAL DIRECT UNIT COST	DEMOLITION UNIT COST
23 82 33 00-0007	EA		20" High x 8' Long Multi-Fin Convector, 2-Pipe System With 6-1/4" Deep Cabinet	1,092.90	214.83
			<i>For Metal Trim Strips, Add</i>	103.64	
			<i>For Snap-On Inlet Grille, Add</i>	75.09	
			<i>For Access Doors Hinged, Add</i>	15.00	
			<i>For Air Chamber, Auto-vent, Add</i>	18.00	
			<i>For 3 Tubes System, Add</i>	268.61	
			<i>For Knob Operated Damper, Add</i>	15.00	
23 82 33 00-0008	EA		20" High x 10' Long Multi-Fin Convector, 2-Pipe System With 6-1/4" Deep Cabinet	1,230.05	236.32
			<i>For Metal Trim Strips, Add</i>	113.39	
			<i>For Snap-On Inlet Grille, Add</i>	81.59	
			<i>For Access Doors Hinged, Add</i>	15.00	
			<i>For Air Chamber, Auto-vent, Add</i>	18.00	
			<i>For 3 Tubes System, Add</i>	305.24	
			<i>For Knob Operated Damper, Add</i>	15.00	
23 82 33 00-0009	EA		20" High x 12' Long Multi-Fin Convector, 2-Pipe System With 6-1/4" Deep Cabinet	1,428.06	286.44
			<i>For Metal Trim Strips, Add</i>	136.16	
			<i>For Snap-On Inlet Grille, Add</i>	96.77	
			<i>For Access Doors Hinged, Add</i>	15.00	
			<i>For Air Chamber, Auto-vent, Add</i>	18.00	
			<i>For 3 Tubes System, Add</i>	347.97	
			<i>For Knob Operated Damper, Add</i>	15.00	
23 82 33 00-0010	EA		20" High x 14' Long Multi-Fin Convector, 2-Pipe System With 6-1/4" Deep Cabinet	1,559.84	304.35
			<i>For Metal Trim Strips, Add</i>	144.30	
			<i>For Snap-On Inlet Grille, Add</i>	102.20	
			<i>For Access Doors Hinged, Add</i>	15.00	
			<i>For Air Chamber, Auto-vent, Add</i>	18.00	
			<i>For 3 Tubes System, Add</i>	384.59	
			<i>For Knob Operated Damper, Add</i>	15.00	
23 82 33 00-0011	EA		20" High x 16' Long Multi-Fin Convector, 2-Pipe System With 6-1/4" Deep Cabinet	1,701.25	340.15
			<i>For Metal Trim Strips, Add</i>	160.56	
			<i>For Snap-On Inlet Grille, Add</i>	113.04	
			<i>For Access Doors Hinged, Add</i>	15.00	
			<i>For Air Chamber, Auto-vent, Add</i>	18.00	
			<i>For 3 Tubes System, Add</i>	415.12	
			<i>For Knob Operated Damper, Add</i>	15.00	
23 82 33 00-0012	EA		20" High x 18' Long Multi-Fin Convector, 2-Pipe System With 6-1/4" Deep Cabinet	1,877.65	375.96
			<i>For Metal Trim Strips, Add</i>	176.85	
			<i>For Snap-On Inlet Grille, Add</i>	123.90	
			<i>For Access Doors Hinged, Add</i>	15.00	
			<i>For Air Chamber, Auto-vent, Add</i>	18.00	
			<i>For 3 Tubes System, Add</i>	457.85	
			<i>For Knob Operated Damper, Add</i>	15.00	
23 82 33 00-0013	EA		20" High x 20' Long Multi-Fin Convector, 2-Pipe System With 6-1/4" Deep Cabinet	2,019.07	411.76
			<i>For Metal Trim Strips, Add</i>	193.12	
			<i>For Snap-On Inlet Grille, Add</i>	134.74	
			<i>For Access Doors Hinged, Add</i>	15.00	
			<i>For Air Chamber, Auto-vent, Add</i>	18.00	
			<i>For 3 Tubes System, Add</i>	488.37	
			<i>For Knob Operated Damper, Add</i>	15.00	
23 82 33 00-0014			26" High Multi-Fin Convectors For Two-Pipe System (23 82 33 00-0001)		
23 82 33 00-0015	EA		26" High x 2' Long Multi-Fin Convector, 2-Pipe System With 6-1/4" Deep Cabinet	660.90	157.00
			<i>For Metal Trim Strips, Add</i>	76.64	
			<i>For Snap-On Inlet Grille, Add</i>	57.09	
			<i>For Access Doors Hinged, Add</i>	15.00	
			<i>For Air Chamber, Auto-vent, Add</i>	18.00	
			<i>For 3 Tubes System, Add</i>	148.90	
			<i>For Knob Operated Damper, Add</i>	15.00	
23 82 33 00-0016	EA		26" High x 3' Long Multi-Fin Convector, 2-Pipe System With 6-1/4" Deep Cabinet	776.23	182.39
			<i>For Metal Trim Strips, Add</i>	88.03	
			<i>For Snap-On Inlet Grille, Add</i>	64.69	
			<i>For Access Doors Hinged, Add</i>	15.00	
			<i>For Air Chamber, Auto-vent, Add</i>	18.00	
			<i>For 3 Tubes System, Add</i>	175.98	
			<i>For Knob Operated Damper, Add</i>	15.00	
23 82 33 00-0017	EA		26" High x 4' Long Multi-Fin Convector, 2-Pipe System With 6-1/4" Deep Cabinet	939.82	214.19
			<i>For Metal Trim Strips, Add</i>	102.30	
			<i>For Snap-On Inlet Grille, Add</i>	74.20	
			<i>For Access Doors Hinged, Add</i>	15.00	
			<i>For Air Chamber, Auto-vent, Add</i>	18.00	
			<i>For 3 Tubes System, Add</i>	216.58	
			<i>For Knob Operated Damper, Add</i>	15.00	
23 82 33 00-0018	EA		26" High x 6' Long Multi-Fin Convector, 2-Pipe System With 6-1/4" Deep Cabinet	1,102.95	238.82
			<i>For Metal Trim Strips, Add</i>	113.36	
			<i>For Snap-On Inlet Grille, Add</i>	81.57	
			<i>For Access Doors Hinged, Add</i>	15.00	
			<i>For Air Chamber, Auto-vent, Add</i>	18.00	
			<i>For 3 Tubes System, Add</i>	260.78	
			<i>For Knob Operated Damper, Add</i>	15.00	
23 82 33 00-0019	EA		26" High x 8' Long Multi-Fin Convector, 2-Pipe System With 6-1/4" Deep Cabinet	1,288.51	268.55
			<i>For Metal Trim Strips, Add</i>	126.74	
			<i>For Snap-On Inlet Grille, Add</i>	90.49	
			<i>For Access Doors Hinged, Add</i>	15.00	
			<i>For Air Chamber, Auto-vent, Add</i>	18.00	
			<i>For 3 Tubes System, Add</i>	310.12	
			<i>For Knob Operated Damper, Add</i>	15.00	



MINOR CSI UOM DESCRIPTION	TOTAL DIRECT UNIT COST	DEMOLITION UNIT COST
23 82 33 00-0020 EA 26" High x 10' Long Multi-Fin Convector, 2-Pipe System With 6-1/4" Deep Cabinet	1,442.98	290.90
For Metal Trim Strips, Add	136.83	
For Snap-On Inlet Grille, Add	97.22	
For Access Doors Hinged, Add	15.00	
For Air Chamber, Auto-vent, Add	18.00	
For 3 Tubes System, Add	352.41	
For Knob Operated Damper, Add	15.00	
23 82 33 00-0021 EA 26" High x 12' Long Multi-Fin Convector, 2-Pipe System With 6-1/4" Deep Cabinet	1,645.57	331.47
For Metal Trim Strips, Add	155.32	
For Snap-On Inlet Grille, Add	109.54	
For Access Doors Hinged, Add	15.00	
For Air Chamber, Auto-vent, Add	18.00	
For 3 Tubes System, Add	401.75	
For Knob Operated Damper, Add	15.00	
23 82 33 00-0022 EA 26" High x 14' Long Multi-Fin Convector, 2-Pipe System With 6-1/4" Deep Cabinet	1,796.41	351.76
For Metal Trim Strips, Add	164.32	
For Snap-On Inlet Grille, Add	115.55	
For Access Doors Hinged, Add	15.00	
For Air Chamber, Auto-vent, Add	18.00	
For 3 Tubes System, Add	444.04	
For Knob Operated Damper, Add	15.00	
23 82 33 00-0023 EA 26" High x 16' Long Multi-Fin Convector, 2-Pipe System With 6-1/4" Deep Cabinet	1,944.05	383.55
For Metal Trim Strips, Add	178.41	
For Snap-On Inlet Grille, Add	124.94	
For Access Doors Hinged, Add	15.00	
For Air Chamber, Auto-vent, Add	18.00	
For 3 Tubes System, Add	479.28	
For Knob Operated Damper, Add	15.00	
23 82 33 00-0024 EA 26" High x 18' Long Multi-Fin Convector, 2-Pipe System With 6-1/4" Deep Cabinet	2,132.48	414.70
For Metal Trim Strips, Add	192.65	
For Snap-On Inlet Grille, Add	134.43	
For Access Doors Hinged, Add	15.00	
For Air Chamber, Auto-vent, Add	18.00	
For 3 Tubes System, Add	528.62	
For Knob Operated Damper, Add	15.00	
23 82 33 00-0025 EA 26" High x 20' Long Multi-Fin Convector, 2-Pipe System With 6-1/4" Deep Cabinet	2,275.86	443.23
For Metal Trim Strips, Add	205.45	
For Snap-On Inlet Grille, Add	142.97	
For Access Doors Hinged, Add	15.00	
For Air Chamber, Auto-vent, Add	18.00	
For 3 Tubes System, Add	563.86	
For Knob Operated Damper, Add	15.00	
23 82 33 00-0026 32" High Multi-Fin Convectors For Two-Pipe System (23 82 33 00-0001)		
23 82 33 00-0027 EA 32" High x 2' Long Multi-Fin Convector, 2-Pipe System With 6-1/4" Deep Cabinet	757.16	190.97
For Metal Trim Strips, Add	92.76	
For Snap-On Inlet Grille, Add	67.84	
For Access Doors Hinged, Add	15.00	
For Air Chamber, Auto-vent, Add	18.00	
For 3 Tubes System, Add	163.79	
For Knob Operated Damper, Add	15.00	
23 82 33 00-0028 EA 32" High x 3' Long Multi-Fin Convector, 2-Pipe System With 6-1/4" Deep Cabinet	903.07	231.11
For Metal Trim Strips, Add	111.00	
For Snap-On Inlet Grille, Add	80.00	
For Access Doors Hinged, Add	15.00	
For Air Chamber, Auto-vent, Add	18.00	
For 3 Tubes System, Add	193.57	
For Knob Operated Damper, Add	15.00	
23 82 33 00-0029 EA 32" High x 4' Long Multi-Fin Convector, 2-Pipe System With 6-1/4" Deep Cabinet	1,089.82	270.17
For Metal Trim Strips, Add	128.74	
For Snap-On Inlet Grille, Add	91.83	
For Access Doors Hinged, Add	15.00	
For Air Chamber, Auto-vent, Add	18.00	
For 3 Tubes System, Add	238.24	
For Knob Operated Damper, Add	15.00	
23 82 33 00-0030 EA 32" High x 6' Long Multi-Fin Convector, 2-Pipe System With 6-1/4" Deep Cabinet	1,264.43	293.61
For Metal Trim Strips, Add	139.45	
For Snap-On Inlet Grille, Add	98.97	
For Access Doors Hinged, Add	15.00	
For Air Chamber, Auto-vent, Add	18.00	
For 3 Tubes System, Add	286.86	
For Knob Operated Damper, Add	15.00	
23 82 33 00-0031 EA 32" High x 8' Long Multi-Fin Convector, 2-Pipe System With 6-1/4" Deep Cabinet	1,454.93	317.26
For Metal Trim Strips, Add	150.08	
For Snap-On Inlet Grille, Add	106.05	
For Access Doors Hinged, Add	15.00	
For Air Chamber, Auto-vent, Add	18.00	
For 3 Tubes System, Add	341.13	
For Knob Operated Damper, Add	15.00	
23 82 33 00-0032 EA 32" High x 10' Long Multi-Fin Convector, 2-Pipe System With 6-1/4" Deep Cabinet	1,622.76	340.15
For Metal Trim Strips, Add	160.56	
For Snap-On Inlet Grille, Add	113.04	
For Access Doors Hinged, Add	15.00	
For Air Chamber, Auto-vent, Add	18.00	
For 3 Tubes System, Add	387.65	
For Knob Operated Damper, Add	15.00	

23 Heating, Ventilating, and Air-Conditioning (HVAC)

23 80 Decentralized Unitary HVAC Equipment

23 82 Convection Heating and Cooling Units



MINOR CSI UOM DESCRIPTION	TOTAL DIRECT UNIT COST	DEMOLITION UNIT COST
23 82 33 00-0033 EA 32" High x 12' Long Multi-Fin Convector, 2-Pipe System With 6-1/4" Deep Cabinet	1,821.45	368.80
For Metal Trim Strips, Add	173.65	
For Snap-On Inlet Grille, Add	121.77	
For Access Doors Hinged, Add	15.00	
For Air Chamber, Auto-vent, Add	18.00	
For 3 Tubes System, Add	441.92	
For Knob Operated Damper, Add	15.00	
23 82 33 00-0034 EA 32" High x 14' Long Multi-Fin Convector, 2-Pipe System With 6-1/4" Deep Cabinet	1,990.39	392.45
For Metal Trim Strips, Add	184.46	
For Snap-On Inlet Grille, Add	128.97	
For Access Doors Hinged, Add	15.00	
For Air Chamber, Auto-vent, Add	18.00	
For 3 Tubes System, Add	488.44	
For Knob Operated Damper, Add	15.00	
23 82 33 00-0035 EA 32" High x 16" Long Multi-Fin Convector, 2-Pipe System With 6-1/4" Deep Cabinet	2,140.21	418.93
For Metal Trim Strips, Add	196.18	
For Snap-On Inlet Grille, Add	136.78	
For Access Doors Hinged, Add	15.00	
For Air Chamber, Auto-vent, Add	18.00	
For 3 Tubes System, Add	527.20	
For Knob Operated Damper, Add	15.00	
23 82 33 00-0036 EA 32" High x 18" Long Multi-Fin Convector, 2-Pipe System With 6-1/4" Deep Cabinet	2,334.26	443.99
For Metal Trim Strips, Add	207.88	
For Snap-On Inlet Grille, Add	144.58	
For Access Doors Hinged, Add	15.00	
For Air Chamber, Auto-vent, Add	18.00	
For 3 Tubes System, Add	581.47	
For Knob Operated Damper, Add	15.00	
23 82 33 00-0037 EA 32" High x 20' Long Multi-Fin Convector, 2-Pipe System With 6-1/4" Deep Cabinet	2,477.03	465.48
For Metal Trim Strips, Add	217.48	
For Snap-On Inlet Grille, Add	150.99	
For Access Doors Hinged, Add	15.00	
For Air Chamber, Auto-vent, Add	18.00	
For 3 Tubes System, Add	620.24	
For Knob Operated Damper, Add	15.00	
23 82 33 00-0038 Electric Convectors, Floor Standing Units (23 82 33)		
23 82 33 00-0039 4" Deep Electric Convectors (23 82 33 00-0038)		
23 82 33 00-0040 EA 38" Long x 14" High x 4" Deep Electric Convectors, Floor Standing Units	572.86	106.93
23 82 33 00-0041 EA 50" Long x 14" High x 4" Deep Electric Convectors, Floor Standing Units	634.97	106.93
23 82 33 00-0042 6" Deep Electric Convectors (23 82 33 00-0038)		
23 82 33 00-0043 EA 38" Long x 14" High x 6" Deep Electric Convectors, Floor Standing Units	663.63	106.93
23 82 33 00-0044 EA 50" Long x 14" High x 6" Deep Electric Convectors, Floor Standing Units	759.17	106.93
23 82 33 00-0045 EA 62" Long x 20" High x 6" Deep Electric Convectors, Floor Standing Units	842.77	106.93
23 82 33 00-0046 EA 74" Long x 20" High x 6" Deep Electric Convectors, Floor Standing Units	974.15	106.93
23 82 36 Finned-Tube Radiation Heaters (23 82)		
23 82 36 00-0001 Finned Tube Baseboard Units (23 82 36)		
Note: Complete with steel enclosure. Single heating element.		
23 82 36 00-0002 3/4" IPS Steel Tube With Steel Fins (23 82 36 00-0001)		
23 82 36 00-0003 EA 4' Long Finned Tube Baseboard Unit Complete With Enclosure And 3/4" IPS Heat Element	353.62	42.32
For 90 Degree Corner, Add	50.94	
For Valve Enclosure, Add	50.94	
For Filler Piece, Add	43.94	
For End Cap, Add	34.61	
For Copper Tube With Aluminum Fins, Add	8.19	
23 82 36 00-0004 EA 6' Long Finned Tube Baseboard Unit Complete With Enclosure And 3/4" IPS Heat Element	469.94	64.01
For 90 Degree Corner, Add	59.32	
For Valve Enclosure, Add	59.32	
For Filler Piece, Add	52.32	
For End Cap, Add	40.06	
For Copper Tube With Aluminum Fins, Add	12.28	
23 82 36 00-0005 EA 8' Long Finned Tube Baseboard Unit Complete With Enclosure And 3/4" IPS Heat Element	569.05	84.63
For 90 Degree Corner, Add	64.25	
For Valve Enclosure, Add	64.25	
For Filler Piece, Add	57.25	
For End Cap, Add	43.26	
For Copper Tube With Aluminum Fins, Add	16.38	
23 82 36 00-0006 EA 10' Long Finned Tube Baseboard Unit Complete With Enclosure And 3/4" IPS Heat Element	708.80	118.49
For 90 Degree Corner, Add	77.70	
For Valve Enclosure, Add	77.70	
For Filler Piece, Add	70.70	
For End Cap, Add	52.01	
For Copper Tube With Aluminum Fins, Add	20.37	



MINOR CSI UOM DESCRIPTION	TOTAL DIRECT UNIT COST	DEMOLITION UNIT COST
23 82 36 00-0007 EA 12' Long Finned Tube Baseboard Unit Complete With Enclosure And 3/4" IPS Heat Element	847.68	142.35
<i>For 90 Degree Corner, Add</i>	91.37	
<i>For Valve Enclosure, Add</i>	91.37	
<i>For Filler Piece, Add</i>	84.37	
<i>For End Cap, Add</i>	60.89	
<i>For Copper Tube With Aluminum Fins, Add</i>	24.24	
23 82 36 00-0008 EA 14' Long Finned Tube Baseboard Unit Complete With Enclosure And 3/4" IPS Heat Element	962.99	151.90
<i>For 90 Degree Corner, Add</i>	96.80	
<i>For Valve Enclosure, Add</i>	96.80	
<i>For Filler Piece, Add</i>	89.80	
<i>For End Cap, Add</i>	64.42	
<i>For Copper Tube With Aluminum Fins, Add</i>	29.09	
23 82 36 00-0009 EA 16' Long Finned Tube Baseboard Unit Complete With Enclosure And 3/4" IPS Heat Element	1,061.46	167.86
<i>For 90 Degree Corner, Add</i>	105.92	
<i>For Valve Enclosure, Add</i>	105.92	
<i>For Filler Piece, Add</i>	98.92	
<i>For End Cap, Add</i>	70.35	
<i>For Copper Tube With Aluminum Fins, Add</i>	32.00	
23 82 36 00-0010 EA 18' Long Finned Tube Baseboard Unit Complete With Enclosure And 3/4" IPS Heat Element	1,212.55	189.88
<i>For 90 Degree Corner, Add</i>	118.50	
<i>For Valve Enclosure, Add</i>	118.50	
<i>For Filler Piece, Add</i>	111.50	
<i>For End Cap, Add</i>	78.53	
<i>For Copper Tube With Aluminum Fins, Add</i>	36.85	
23 82 36 00-0011 EA 20' Long Finned Tube Baseboard Unit Complete With Enclosure And 3/4" IPS Heat Element	1,337.39	208.86
<i>For 90 Degree Corner, Add</i>	129.36	
<i>For Valve Enclosure, Add</i>	129.36	
<i>For Filler Piece, Add</i>	122.36	
<i>For End Cap, Add</i>	85.59	
<i>For Copper Tube With Aluminum Fins, Add</i>	40.73	
23 82 36 00-0012 1" IPS Steel Tube With Steel Fins <small>(23 82 36 00-0001)</small>		
23 82 36 00-0013 EA 4' Long Finned Tube Baseboard Unit Complete With Enclosure And 1" IPS Heat Element	417.44	42.32
<i>For 90 Degree Corner, Add</i>	50.94	
<i>For Valve Enclosure, Add</i>	50.94	
<i>For Filler Piece, Add</i>	43.94	
<i>For End Cap, Add</i>	34.61	
<i>For Copper Tube With Aluminum Fins, Add</i>	11.70	
23 82 36 00-0014 EA 6' Long Finned Tube Baseboard Unit Complete With Enclosure And 1" IPS Heat Element	565.67	64.01
<i>For 90 Degree Corner, Add</i>	59.32	
<i>For Valve Enclosure, Add</i>	59.32	
<i>For Filler Piece, Add</i>	52.32	
<i>For End Cap, Add</i>	40.06	
<i>For Copper Tube With Aluminum Fins, Add</i>	17.55	
23 82 36 00-0015 EA 8' Long Finned Tube Baseboard Unit Complete With Enclosure And 1" IPS Heat Element	696.69	84.63
<i>For 90 Degree Corner, Add</i>	64.25	
<i>For Valve Enclosure, Add</i>	64.25	
<i>For Filler Piece, Add</i>	57.25	
<i>For End Cap, Add</i>	43.26	
<i>For Copper Tube With Aluminum Fins, Add</i>	23.40	
23 82 36 00-0016 EA 10' Long Finned Tube Baseboard Unit Complete With Enclosure And 1" IPS Heat Element	867.64	118.49
<i>For 90 Degree Corner, Add</i>	77.73	
<i>For Valve Enclosure, Add</i>	77.73	
<i>For Filler Piece, Add</i>	70.73	
<i>For End Cap, Add</i>	52.02	
<i>For Copper Tube With Aluminum Fins, Add</i>	29.09	
23 82 36 00-0017 EA 12' Long Finned Tube Baseboard Unit Complete With Enclosure And 1" IPS Heat Element	1,036.43	142.35
<i>For 90 Degree Corner, Add</i>	91.34	
<i>For Valve Enclosure, Add</i>	91.34	
<i>For Filler Piece, Add</i>	84.34	
<i>For End Cap, Add</i>	60.87	
<i>For Copper Tube With Aluminum Fins, Add</i>	34.64	
23 82 36 00-0018 EA 14' Long Finned Tube Baseboard Unit Complete With Enclosure And 1" IPS Heat Element	1,189.71	151.90
<i>For 90 Degree Corner, Add</i>	96.80	
<i>For Valve Enclosure, Add</i>	96.80	
<i>For Filler Piece, Add</i>	89.80	
<i>For End Cap, Add</i>	64.42	
<i>For Copper Tube With Aluminum Fins, Add</i>	41.56	
23 82 36 00-0019 EA 16' Long Finned Tube Baseboard Unit Complete With Enclosure And 1" IPS Heat Element	1,310.52	167.86
<i>For 90 Degree Corner, Add</i>	105.85	
<i>For Valve Enclosure, Add</i>	105.85	
<i>For Filler Piece, Add</i>	98.85	
<i>For End Cap, Add</i>	70.30	
<i>For Copper Tube With Aluminum Fins, Add</i>	45.72	
23 82 36 00-0020 EA 18' Long Finned Tube Baseboard Unit Complete With Enclosure And 1" IPS Heat Element	1,499.73	189.88
<i>For 90 Degree Corner, Add</i>	118.50	
<i>For Valve Enclosure, Add</i>	118.50	
<i>For Filler Piece, Add</i>	111.50	
<i>For End Cap, Add</i>	78.53	
<i>For Copper Tube With Aluminum Fins, Add</i>	52.65	

23 Heating, Ventilating, and Air-Conditioning (HVAC)

23 80 Decentralized Unitary HVAC Equipment

23 82 Convection Heating and Cooling Units



MINOR	CSI	UOM	DESCRIPTION	TOTAL DIRECT UNIT COST	DEMOLITION UNIT COST
23 82 36 00-0021	EA		20' Long Finned Tube Baseboard Unit Complete With Enclosure And 1" IPS Heat Element	1,654.14	208.86
			<i>For 90 Degree Corner, Add</i>	129.23	
			<i>For Valve Enclosure, Add</i>	129.23	
			<i>For Filler Piece, Add</i>	122.23	
			<i>For End Cap, Add</i>	85.50	
			<i>For Copper Tube With Aluminum Fins, Add</i>	58.19	
23 82 36 00-0022			1-1/4" IPS Steel Tube With Steel Fins <small>(23 82 36 00-0001)</small>		
23 82 36 00-0023	EA		4' Long Finned Tube Baseboard Unit Complete With Enclosure And 1-1/4" IPS Heat Element	481.25	42.32
			<i>For 90 Degree Corner, Add</i>	50.94	
			<i>For Valve Enclosure, Add</i>	50.94	
			<i>For Filler Piece, Add</i>	43.94	
			<i>For End Cap, Add</i>	34.61	
			<i>For Copper Tube With Aluminum Fins, Add</i>	15.21	
23 82 36 00-0024	EA		6' Long Finned Tube Baseboard Unit Complete With Enclosure And 1-1/4" IPS Heat Element	661.39	64.01
			<i>For 90 Degree Corner, Add</i>	59.32	
			<i>For Valve Enclosure, Add</i>	59.32	
			<i>For Filler Piece, Add</i>	52.32	
			<i>For End Cap, Add</i>	40.06	
			<i>For Copper Tube With Aluminum Fins, Add</i>	22.81	
23 82 36 00-0025	EA		8' Long Finned Tube Baseboard Unit Complete With Enclosure And 1-1/4" IPS Heat Element	824.32	84.63
			<i>For 90 Degree Corner, Add</i>	64.25	
			<i>For Valve Enclosure, Add</i>	64.25	
			<i>For Filler Piece, Add</i>	57.25	
			<i>For End Cap, Add</i>	43.26	
			<i>For Copper Tube With Aluminum Fins, Add</i>	30.42	
23 82 36 00-0026	EA		10' Long Finned Tube Baseboard Unit Complete With Enclosure And 1-1/4" IPS Heat Element	1,026.33	118.49
			<i>For 90 Degree Corner, Add</i>	77.73	
			<i>For Valve Enclosure, Add</i>	77.73	
			<i>For Filler Piece, Add</i>	70.73	
			<i>For End Cap, Add</i>	52.02	
			<i>For Copper Tube With Aluminum Fins, Add</i>	37.82	
23 82 36 00-0027	EA		12' Long Finned Tube Baseboard Unit Complete With Enclosure And 1-1/4" IPS Heat Element	1,225.35	142.35
			<i>For 90 Degree Corner, Add</i>	91.34	
			<i>For Valve Enclosure, Add</i>	91.34	
			<i>For Filler Piece, Add</i>	84.34	
			<i>For End Cap, Add</i>	60.87	
			<i>For Copper Tube With Aluminum Fins, Add</i>	45.03	
23 82 36 00-0028	EA		14' Long Finned Tube Baseboard Unit Complete With Enclosure And 1-1/4" IPS Heat Element	1,416.41	151.90
			<i>For 90 Degree Corner, Add</i>	96.80	
			<i>For Valve Enclosure, Add</i>	96.80	
			<i>For Filler Piece, Add</i>	89.80	
			<i>For End Cap, Add</i>	64.42	
			<i>For Copper Tube With Aluminum Fins, Add</i>	54.03	
23 82 36 00-0029	EA		16' Long Finned Tube Baseboard Unit Complete With Enclosure And 1-1/4" IPS Heat Element	1,559.90	167.86
			<i>For 90 Degree Corner, Add</i>	105.85	
			<i>For Valve Enclosure, Add</i>	105.85	
			<i>For Filler Piece, Add</i>	98.85	
			<i>For End Cap, Add</i>	70.30	
			<i>For Copper Tube With Aluminum Fins, Add</i>	59.44	
23 82 36 00-0030	EA		18' Long Finned Tube Baseboard Unit Complete With Enclosure And 1-1/4" IPS Heat Element	1,786.89	189.88
			<i>For 90 Degree Corner, Add</i>	118.50	
			<i>For Valve Enclosure, Add</i>	118.50	
			<i>For Filler Piece, Add</i>	111.50	
			<i>For End Cap, Add</i>	78.53	
			<i>For Copper Tube With Aluminum Fins, Add</i>	68.44	
23 82 36 00-0031	EA		20' Long Finned Tube Baseboard Unit Complete With Enclosure And 1-1/4" IPS Heat Element	1,971.54	208.86
			<i>For 90 Degree Corner, Add</i>	129.23	
			<i>For Valve Enclosure, Add</i>	129.23	
			<i>For Filler Piece, Add</i>	122.23	
			<i>For End Cap, Add</i>	85.50	
			<i>For Copper Tube With Aluminum Fins, Add</i>	75.65	
23 82 36 00-0032			Electric Baseboard Heating <small>(23 82 36)</small>		
			Note: Includes 24 gauge steel enclosure and heating element		
23 82 36 00-0033			Electric Wall Heating 10" Enclosure <small>(23 82 36 00-0032)</small>		
23 82 36 00-0034	LF		Electric Wall Heating, 10" Enclosure, Low Capacity Electric Unit, Element <250 Watts/FT	129.46	59.41
23 82 36 00-0035	LF		Electric Wall Heating, 10" Enclosure, Low Capacity Electric Unit, Element >= 250 Watts/FT	132.33	59.41
23 82 36 00-0036			Electric Wall Heating 16" Enclosure <small>(23 82 36 00-0032)</small>		
23 82 36 00-0037	LF		Electric Wall Heating, 16" Enclosure, Low Capacity Electric Unit, Element <350 Watts/FT	158.13	59.41
23 82 36 00-0038	LF		Electric Wall Heating, 16" Enclosure, Low Capacity Electric Unit, Element >= 350 Watts/FT	165.29	59.41
23 82 39			Unit Heaters <small>(23 82)</small>		
23 82 39 13			Cabinet Unit Heaters <small>(23 82 39)</small>		
23 82 39 13-0001			Electric Cabinet Unit Heaters <small>(23 82 39 13)</small>		
			Note: Can be mounted on the ceiling, floor or wall. Includes built-in thermostat. 208, 240/208, 277, or 480 Volt.		
23 82 39 13-0002			Electric Cabinet Unit Heaters, 35" Cabinet Length <small>(23 82 39 13-0001)</small>		



MINOR CSI UOM DESCRIPTION	TOTAL DIRECT UNIT COST	DEMOLITION UNIT COST
23 82 39 13-0003 EA 2 KW, 250 CFM, 35" Electric Cabinet Unit Heater Note: Wall or floor mounted.	2,880.89	135.02
23 82 39 13-0004 EA 3 KW, 250 CFM, 35" Electric Cabinet Unit Heater Note: Wall or floor mounted.	2,903.80	135.02
23 82 39 13-0005 EA 4 KW, 250 CFM, 35" Electric Cabinet Unit Heater Note: Wall or floor mounted.	2,926.72	135.02
23 82 39 13-0006 EA 5 KW, 250 CFM, 35" Electric Cabinet Unit Heater Note: Wall or floor mounted.	2,949.62	135.02
23 82 39 13-0007 EA 6 KW, 250 CFM, 35" Electric Cabinet Unit Heater Note: Wall or floor mounted.	2,972.53	135.02
23 82 39 13-0008 EA 7 KW, 250 CFM, 35" Electric Cabinet Unit Heater Note: Wall or floor mounted.	2,995.45	135.02
23 82 39 13-0009 EA 8 KW, 250 CFM, 35" Electric Cabinet Unit Heater	3,019.27	135.02
23 82 39 13-0010 EA For Ceiling Installation of 35" Cabinet Unit Heater, Add	180.38	89.65
23 82 39 13-0011 Electric Cabinet Unit Heaters, 45" Cabinet Length <small>(23 82 39 13-0001)</small>		
23 82 39 13-0012 EA 4 KW, 500 CFM, 45" Electric Cabinet Unit Heater Note: Wall or floor mounted.	3,058.61	162.02
23 82 39 13-0013 EA 6 KW, 500 CFM, 45" Electric Cabinet Unit Heater Note: Wall or floor mounted.	3,104.44	162.02
23 82 39 13-0014 EA 8 KW, 500 CFM, 45" Electric Cabinet Unit Heater Note: Wall or floor mounted.	3,150.25	162.02
23 82 39 13-0015 EA 10 KW, 500 CFM, 45" Electric Cabinet Unit Heater Note: Wall or floor mounted.	3,196.08	162.02
23 82 39 13-0016 EA 12 KW, 500 CFM, 45" Electric Cabinet Unit Heater Note: Wall or floor mounted.	3,241.89	162.02
23 82 39 13-0017 EA 14 KW, 500 CFM, 45" Electric Cabinet Unit Heater Note: Wall or floor mounted.	3,287.72	162.02
23 82 39 13-0018 EA 16 KW, 500 CFM, 45" Electric Cabinet Unit Heater Note: Wall or floor mounted.	3,333.53	162.02
23 82 39 13-0019 EA For Ceiling Installation of 45" Cabinet Unit Heater, Add	216.03	108.02
23 82 39 13-0020 Electric Cabinet Unit Heaters, 58" Cabinet Length <small>(23 82 39 13-0001)</small>		
23 82 39 13-0021 EA 6 KW, 750 CFM, 58" Electric Cabinet Unit Heater Note: Wall or floor mounted.	3,838.35	216.03
23 82 39 13-0022 EA 8 KW, 750 CFM, 58" Electric Cabinet Unit Heater Note: Wall or floor mounted.	3,884.16	216.03
23 82 39 13-0023 EA 10 KW, 750 CFM, 58" Electric Cabinet Unit Heater Note: Wall or floor mounted.	3,929.99	216.03
23 82 39 13-0024 EA 12 KW, 750 CFM, 58" Electric Cabinet Unit Heater Note: Wall or floor mounted.	3,975.80	216.03
23 82 39 13-0025 EA 14 KW, 750 CFM, 58" Electric Cabinet Unit Heater Note: Wall or floor mounted.	4,021.63	216.03
23 82 39 13-0026 EA 16 KW, 750 CFM, 58" Electric Cabinet Unit Heater Note: Wall or floor mounted.	4,067.44	216.03
23 82 39 13-0027 EA For Ceiling Installation of 58" Cabinet Unit Heater, Add	270.04	135.02
23 82 39 13-0028 Electric Cabinet Unit Heaters, 68" Cabinet Length <small>(23 82 39 13-0001)</small>		
23 82 39 13-0029 EA 6 KW, 750 CFM, 68" Electric Cabinet Unit Heater Note: Wall or floor mounted.	4,526.46	270.04
23 82 39 13-0030 EA 9 KW, 750 CFM, 68" Electric Cabinet Unit Heater Note: Wall or floor mounted.	4,595.19	270.04
23 82 39 13-0031 EA 12 KW, 750 CFM, 68" Electric Cabinet Unit Heater Note: Wall or floor mounted.	4,663.92	270.04
23 82 39 13-0032 EA 15 KW, 750 CFM, 68" Electric Cabinet Unit Heater Note: Wall or floor mounted.	4,732.64	270.04
23 82 39 13-0033 EA 18 KW, 750 CFM, 68" Electric Cabinet Unit Heater Note: Wall or floor mounted.	4,801.39	270.04
23 82 39 13-0034 EA 21 KW, 750 CFM, 68" Electric Cabinet Unit Heater Note: Wall or floor mounted.	4,870.11	270.04
23 82 39 13-0035 EA 24 KW, 750 CFM, 68" Electric Cabinet Unit Heater Note: Wall or floor mounted.	4,938.84	270.04
23 82 39 13-0036 EA For Ceiling Installation of 68" Cabinet Unit Heater, Add	360.77	180.38
23 82 39 13-0037 Electric Cabinet Unit Heaters, 78" Cabinet Length <small>(23 82 39 13-0001)</small>		
23 82 39 13-0038 EA 8 KW, 1,000 CFM, 78" Electric Cabinet Unit Heater Note: Wall or floor mounted.	5,306.20	324.05
23 82 39 13-0039 EA 12 KW, 1,000 CFM, 78" Electric Cabinet Unit Heater Note: Wall or floor mounted.	5,397.84	324.05
23 82 39 13-0040 EA 16 KW, 1,000 CFM, 78" Electric Cabinet Unit Heater Note: Wall or floor mounted.	5,489.48	324.05
23 82 39 13-0041 EA 20 KW, 1,000 CFM, 78" Electric Cabinet Unit Heater Note: Wall or floor mounted.	5,581.12	324.05
23 82 39 13-0042 EA 24 KW, 1,000 CFM, 78" Electric Cabinet Unit Heater Note: Wall or floor mounted.	5,672.77	324.05
23 82 39 13-0043 EA 28 KW, 1,000 CFM, 78" Electric Cabinet Unit Heater Note: Wall or floor mounted.	5,764.41	324.05
23 82 39 13-0044 EA 32 KW, 1,000 CFM, 78" Electric Cabinet Unit Heater Note: Wall or floor mounted.	5,856.05	324.05

23 Heating, Ventilating, and Air-Conditioning (HVAC)

23 80 Decentralized Unitary HVAC Equipment

23 82 Convection Heating and Cooling Units



MINOR CSI UOM DESCRIPTION

TOTAL DIRECT UNIT COST DEMOLITION UNIT COST

23 82 39 13-0045 EA For Ceiling Installation of 78" Cabinet Unit Heater, Add432.05 216.03

23 82 39 13-0046 Removal and Reinstallation of Cabinet Unit Heaters (23 82 39 13)

Note: Includes disconnection/reconnection of power and piping, storage, cleaning and reinstallation. Excludes removal and reinstallation of equipment supports.

23 82 39 13-0047 EA Removal And Reinstallation Of Up To 58" Cabinet Unit Heater, Floor or Wall.....298.38
23 82 39 13-0048 EA Removal And Reinstallation Of >58" Cabinet Unit Heater, Floor or Wall515.40
23 82 39 13-0049 EA Removal And Reinstallation Of Up To 58" Cabinet Unit Heater, Ceiling.....615.21
23 82 39 13-0050 EA Removal And Reinstallation Of >58" Cabinet Unit Heater, Ceiling832.21

23 82 39 16 Propeller Unit Heaters (23 82 39)

23 82 39 16-0001 Hydronic Unit Heaters Using Steam Or Hot Water (23 82 39 16)

Note: For use with either steam or heating hot water. Heating output capacities for both are listed.

23 82 39 16-0002 Horizontal Hydronic Unit Heaters, Fan Propelled, 115 Volt (23 82 39 16-0001)

23 82 39 16-0003 EA 18 MBH Steam, 13 MBH Hot Water, 395 CFM Unit Heater Fan Propelled, Horizontal, 115 Volt962.55 108.50
23 82 39 16-0004 EA 24 MBH Steam, 17.4 MBH Hot Water, 450 CFM Unit Heater Fan Propelled, Horizontal, 115 Volt964.58 108.50
23 82 39 16-0005 EA 36 MBH Steam, 26.1 MBH Hot Water, 550 CFM Unit Heater Fan Propelled, Horizontal, 115 Volt1,081.47 108.50
23 82 39 16-0006 EA 48 MBH Steam, 34.8 MBH Hot Water, 750 CFM Unit Heater Fan Propelled, Horizontal, 115 Volt1,311.63 162.76
23 82 39 16-0007 EA 60 MBH Steam, 43.6 MBH Hot Water, 900 CFM Unit Heater Fan Propelled, Horizontal, 115 Volt1,371.43 162.76
23 82 39 16-0008 EA 72 MBH Steam, 52.3 MBH Hot Water, 1,100 CFM Unit Heater Fan Propelled, Horizontal, 115 Volt1,460.48 162.76
23 82 39 16-0009 EA 84 MBH Steam, 61 MBH Hot Water, 2,400 CFM Unit Heater Fan Propelled, Horizontal, 115 Volt1,744.30 217.01
23 82 39 16-0010 EA 96 MBH Steam, 69.7 MBH Hot Water, 2,400 CFM Unit Heater Fan Propelled, Horizontal, 115 Volt1,923.71 217.01
23 82 39 16-0011 EA 108 MBH Steam, 78.4 MBH Hot Water, 2,800 CFM Unit Heater Fan Propelled, Horizontal, 115 Volt2,037.89 217.01
23 82 39 16-0012 EA 120 MBH Steam, 87.1 MBH Hot Water, 2,900 CFM Unit Heater Fan Propelled, Horizontal, 115 Volt2,130.31 217.01
23 82 39 16-0013 EA 132 MBH Steam, 95.8 MBH Hot Water, 2,000 CFM Unit Heater Fan Propelled, Horizontal, 115 Volt2,393.77 271.26
23 82 39 16-0014 EA 144 MBH Steam, 104 MBH Hot Water, 2,200 CFM Unit Heater Fan Propelled, Horizontal, 115 Volt2,425.04 271.26
23 82 39 16-0015 EA 156 MBH Steam, 113 MBH Hot Water, 2,600 CFM Unit Heater Fan Propelled, Horizontal, 115 Volt2,454.94 271.26
23 82 39 16-0016 EA 180 MBH Steam, 118 MBH Hot Water, 2,200 CFM Unit Heater Fan Propelled, Horizontal, 115 Volt2,600.08 325.51
23 82 39 16-0017 EA 204 MBH Steam, 148 MBH Hot Water, 2,900 CFM Unit Heater Fan Propelled, Horizontal, 115 Volt2,833.86 325.51
23 82 39 16-0018 EA 240 MBH Steam, 174 MBH Hot Water, 3,500 CFM Unit Heater Fan Propelled, Horizontal, 115 Volt3,229.31 379.76
23 82 39 16-0019 EA 280 MBH Steam, 209.1 MBH Hot Water, 4,200 CFM Unit Heater Fan Propelled, Horizontal, 115 Volt4,076.09 379.76
23 82 39 16-0020 EA 300 MBH Steam, 230 MBH Hot Water, 5,000 CFM Unit Heater Fan Propelled, Horizontal, 115 Volt4,323.15 434.01
23 82 39 16-0021 EA 360 MBH Steam, 261.3 MBH Hot Water, 5,500 CFM Unit Heater Fan Propelled, Horizontal, 115 Volt5,193.05 434.01
23 82 39 16-0022 EA Fan Guard For Fan Propelled Steam Unit Heater, Horizontal.....261.51 27.13
Note: Required only for unit heaters located within 7' of a working surface.

23 82 39 16-0023 Vertical Hydronic Unit Heaters, Fan Propelled, 115 Volt (23 82 39 16-0001)

23 82 39 16-0024 EA 41.3 MBH Steam, 22.7 MBH Hot Water, 595 CFM Unit Heater Fan Propelled, Vertical, 115 Volt.....1,391.83 108.50
23 82 39 16-0025 EA 65.5 MBH Steam, 39.6 MBH Hot Water, 989 CFM Unit Heater Fan Propelled, Vertical, 115 Volt.....1,456.39 162.76
23 82 39 16-0026 EA 80.6 MBH Steam, 48.4 MBH Hot Water, 1,200 CFM Unit Heater Fan Propelled, Vertical, 115 Volt.....1,573.97 162.76
23 82 39 16-0027 EA 101.8 MBH Steam, 68.3 MBH Hot Water, 1,490 CFM Unit Heater Fan Propelled, Vertical, 115 Volt.....1,927.81 217.01
23 82 39 16-0028 EA 124.4 MBH Steam, 83.7 MBH Hot Water, 1,790 CFM Unit Heater Fan Propelled, Vertical, 115 Volt.....2,043.32 217.01
23 82 39 16-0029 EA 152 MBH Steam, 105.2 MBH Hot Water, 2,220 CFM Unit Heater Fan Propelled, Vertical, 115 Volt.....2,390.76 325.51
23 82 39 16-0030 EA 173 MBH Steam, 118.6 MBH Hot Water, 2,620 CFM Unit Heater Fan Propelled, Vertical, 115 Volt.....2,567.46 325.51
23 82 39 16-0031 EA 210.2 MBH Steam, 139.7 MBH Hot Water, 3,200 CFM Unit Heater Fan Propelled, Vertical, 115 Volt.....2,715.63 325.51
23 82 39 16-0032 EA 249.8 MBH Steam, 180.1 MBH Hot Water, 4,180 CFM Unit Heater Fan Propelled, Vertical, 115 Volt.....3,026.78 379.76
23 82 39 16-0033 EA 288.8 MBH Steam, 205.4 MBH Hot Water, 4,430 CFM Unit Heater Fan Propelled, Vertical, 115 Volt.....3,202.13 379.76
23 82 39 16-0034 EA 333.4 MBH Steam, 242.9 MBH Hot Water, 5,210 CFM Unit Heater Fan Propelled, Vertical, 115 Volt.....3,556.87 379.76
23 82 39 16-0035 EA 386 MBH Steam, 280.8 MBH Hot Water, 6,140 CFM Unit Heater Fan Propelled, Vertical, 115 Volt4,097.29 488.26
23 82 39 16-0036 EA 496 MBH Steam, 368.1 MBH Hot Water, 8,020 CFM Unit Heater Fan Propelled, Vertical, 115 Volt5,277.09 488.26
23 82 39 16-0037 EA 585 MBH Steam, 431.1 MBH Hot Water, 9,450 CFM Unit Heater Fan Propelled, Vertical, 115 Volt.....5,638.64 488.26
23 82 39 16-0038 EA 705 MBH Steam, 519.4 MBH Hot Water, 11,000 CFM Unit Heater Fan Propelled, Vertical, 115 Volt.....6,424.03 542.51
23 82 39 16-0039 EA Fan Guard For Fan Propelled Steam Unit Heater, Vertical.....362.09 27.13
Note: Required only for unit heaters located within 7' of a working surface.

23 82 39 16-0040 Removal and Reinstallation of Propeller Unit Heaters (23 82 39 16)

Note: Includes disconnection/reconnection of power and piping, storage, cleaning and reinstallation. Excludes removal and reinstallation of equipment supports.

23 82 39 16-0041 EA Removal And Reinstallation Of Up To 120 MBH Steam, 87.1 MBH Hot Water Hydronic Unit Heater, Horizontal or Vertical.....651.01
23 82 39 16-0042 EA Removal And Reinstallation Of >120 MBH Steam, 87.1 MBH Hot Water Hydronic Unit Heater, Horizontal or Vertical.....868.02

23 82 39 19 Wall and Ceiling Unit Heaters (23 82 39)

23 82 39 19-0001 Electric Unit Heaters (23 82 39 19)

Note: May be mounted both vertically and horizontally.

23 82 39 19-0002 EA 3 KW, 350 CFM Electric Unit Heater, 208, 240/208, or 277 Volt827.61 108.02
23 82 39 19-0003 EA 5 KW, 350 CFM Electric Unit Heater, 208, 240/208, or 277 Volt827.61 108.02
23 82 39 19-0004 EA 7.5 KW, 650 CFM Electric Unit Heater, 208, 240/208, or 277 Volt1,111.86 135.02
23 82 39 19-0005 EA 10 KW, 650 CFM Electric Unit Heater, 208, 240/208, or 277 Volt1,273.98 162.02
23 82 39 19-0006 EA 15 KW, 910 CFM Electric Unit Heater, 208, 240/208, or 277 Volt1,862.49 216.03
23 82 39 19-0007 EA 20 KW, 1,320 CFM Electric Unit Heater, 208, 240/208, 277, or 480 Volt2,720.85 270.04
23 82 39 19-0008 EA 30 KW, 2,100 CFM Electric Unit Heater, Two speed; 208, 240/208, 277, or 480 Volt3,764.01 324.05
23 82 39 19-0009 EA 50 KW, 3,000 CFM Electric Unit Heater, Two speed; 208, 240/208, 277, or 480 Volt5,518.77 378.05



MINOR	CSI	UOM	DESCRIPTION	TOTAL DIRECT UNIT COST	DEMOLITION UNIT COST
23 82 39 19-0010	EA		3 KW, 350 CFM Electric Unit Heater - 480 Volt	1,026.43	108.02
23 82 39 19-0011	EA		5 KW, 350 CFM Electric Unit Heater - 480 Volt	987.62	108.02
23 82 39 19-0012	EA		7.5 KW, 650 CFM Electric Unit Heater - 480 Volt	1,168.68	135.02
23 82 39 19-0013	EA		10 KW, 650 CFM Electric Unit Heater - 480 Volt	1,347.90	162.02
23 82 39 19-0014	EA		15 KW, 910 CFM Electric Unit Heater - 480 Volt	2,010.34	216.03
23 82 39 19-0015			Electric Ceiling and Wall Heaters <small>(23 82 39 19)</small>		
			Note: The "/" between wattages indicates two or three speed operation. 120, 240/208 or 277 Volt.		
23 82 39 19-0016	EA		1,000, 1,500 Or 2,000 Watt Recessed Electric Wall Heater	397.74	67.51
23 82 39 19-0017	EA		1,500/750 Or 2,000/1,000 Watt Recessed Electric Wall Heater	466.59	75.61
23 82 39 19-0018	EA		3,000, 3,600, 4,000 Or 4,800 Watt Recessed Electric Wall Heater	745.22	75.61
23 82 39 19-0019	EA		1,000, 1,500 Or 2,000 Watt Surface Mounted Electric Wall Heater	454.97	67.51
23 82 39 19-0020	EA		1,500/750 Or 2,000/1,000 Watt Surface Mounted Electric Wall Heater	556.90	75.61
23 82 39 19-0021	EA		3,000, 3,600, 4,000 Or 4,800 Watt Surface Mounted Electric Wall Heater	851.31	75.61
23 82 39 19-0022	EA		1,000, 1,500 Or 2,000/1,500 Watt Recessed Electric Ceiling Heater	598.23	89.11
23 82 39 19-0023	EA		3,000, 4,000 Or 4,000/3,000 Watt Recessed Electric Ceiling Heater	1,141.15	94.51
23 82 39 19-0024	EA		4,800/3,600 Watt Recessed Electric Ceiling Heater	1,288.40	94.51
23 82 39 19-0025	EA		4,000/3,000/2,000 Watt Recessed Or Surface Mounted Electric Ceiling Heater	1,499.11	99.92
23 82 39 19-0026	EA		5,000/3,800/2,500 Watt Recessed Or Surface Mounted Electric Ceiling Heater	1,628.40	99.92
23 82 39 19-0027	EA		1,000, 1,500 Or 2,000/1,500 Watt Surface Mounted Electric Ceiling Heater	674.72	89.11
23 82 39 19-0028	EA		3,000, 4,000 Or 4,000/3,000 Watt Surface Mounted Electric Ceiling Heater	1,261.63	94.51
23 82 39 19-0029	EA		4,800/3,600 Watt Surface Mounted Electric Ceiling Heater	1,408.88	94.51
23 82 39 19-0030	EA		Selectable Wattage (500 Or 750 Or 1000 Or 1,250 Or 1,500 Or 1,750 Or 2,250 Watt), 240 Volt, Surface Mounted, Electric Wall Heater (Markel Series 305 - Model H30522TDWB)	618.23	67.51
23 82 39 19-0031			Removal And Reinstallation Of Electric Unit Heaters <small>(23 82 39 19)</small>		
			Note: Includes disconnection/reconnection of power and piping, storage, cleaning and reinstallation. Excludes removal and reinstallation of equipment supports.		
23 82 39 19-0032	EA		Removal And Reinstallation Of Up To 15KW Electric Unit Heater	390.63	
23 82 39 19-0033	EA		Removal And Reinstallation Of >15 KW Electric Unit Heater	803.01	
23 83			Radiant Heating Units <small>(23 83)</small>		
23 83 13			Radiant-Heating Electric Cables <small>(23 83)</small>		
23 83 13 13			Radiant-Heating Electric Cables <small>(23 83 13)</small>		
23 83 13 13-0001			Self Regulating Heating Cable <small>(23 83 13 13)</small>		
23 83 13 13-0002	LF		3 Watt, 120 Volt, Self Regulating Low Temperature Heating Cable	9.01	0.84
			Note: Tinned copper braid, at 50 Degrees F.		
23 83 13 13-0003	LF		5 Watt, 120 Volt, Self Regulating Low Temperature Heating Cable	9.61	0.84
			Note: Tinned copper braid, at 50 degrees F.		
23 83 13 13-0004	LF		8 Watt, 120 Volt, Self Regulating Low Temperature Heating Cable	10.03	0.84
			Note: Tinned copper braid, at 50 degrees F.		
23 83 13 13-0005	LF		3 Watt, 240 Volt, Self Regulating Low Temperature Heating Cable	9.01	0.84
			Note: Tinned copper braid, at 50 degrees F.		
23 83 13 13-0006	LF		5 Watt, 240 Volt, Self Regulating Low Temperature Heating Cable	10.63	0.84
			Note: Tinned copper braid, at 50 degrees F		
23 83 13 13-0007	LF		8 Watt, 240 Volt, Self Regulating Low Temperature Heating Cable	11.23	0.84
			Note: Tinned copper braid, at 50 degrees F.		
23 83 13 13-0008	LF		3 Watt, 120 Volt, Self Regulating Low Temperature Heating Cable With TPR Overjacket For Protection Against Inorganic Chemical Solutions	11.22	0.84
			Note: Tinned copper braid, at 50 Degrees F.		
23 83 13 13-0009	LF		5 Watt, 120 Volt, Self Regulating Low Temperature Heating Cable With TPR Overjacket For Protection Against Inorganic Chemical Solutions	11.50	0.84
			Note: Tinned copper braid, at 50 degrees F.		
23 83 13 13-0010	LF		8 Watt, 120 Volt, Self Regulating Low Temperature Heating Cable With TPR Overjacket For Protection Against Inorganic Chemical Solutions	11.78	0.84
			Note: Tinned copper braid, at 50 degrees F.		
23 83 13 13-0011	LF		3 Watt, 240 Volt, Self Regulating Low Temperature Heating Cable With TPR Overjacket For Protection Against Inorganic Chemical Solutions	11.22	0.84
			Note: Tinned copper braid, at 50 degrees F.		
23 83 13 13-0012	LF		5 Watt, 240 Volt, Self Regulating Low Temperature Heating Cable With TPR Overjacket For Protection Against Inorganic Chemical Solutions	11.50	0.84
			Note: Tinned copper braid, at 50 degrees F		
23 83 13 13-0013	LF		8 Watt, 240 Volt, Self Regulating Low Temperature Heating Cable With TPR Overjacket For Protection Against Inorganic Chemical Solutions	11.78	0.84
			Note: Tinned copper braid, at 50 degrees F.		
23 83 13 13-0014	LF		3 Watt, 120 Volt, Self Regulating Low Temperature Heating Cable With TPE Overjacket For Hostile/Corrosive Environments	14.00	0.84
			Note: Tinned copper braid, at 50 Degrees F.		
23 83 13 13-0015	LF		5 Watt, 120 Volt, Self Regulating Low Temperature Heating Cable With TPE Overjacket For Hostile/Corrosive Environments	14.55	0.84
			Note: Tinned copper braid, at 50 degrees F.		
23 83 13 13-0016	LF		8 Watt, 120 Volt, Self Regulating Low Temperature Heating Cable With TPE Overjacket For Hostile/Corrosive Environments	14.83	0.84
			Note: Tinned copper braid, at 50 degrees F.		
23 83 13 13-0017	LF		3 Watt, 240 Volt, Self Regulating Low Temperature Heating Cable With TPE Overjacket For Hostile/Corrosive Environments	14.00	0.84
			Note: Tinned copper braid, at 50 degrees F.		

23 Heating, Ventilating, and Air-Conditioning (HVAC)**23 80 Decentralized Unitary HVAC Equipment****23 83 Radiant Heating Units**

SAN BERNARDINO
COUNTY

MINOR CSI	UOM	DESCRIPTION	TOTAL DIRECT UNIT COST	DEMOLITION UNIT COST
23 83 13 13-0018	LF	5 Watt, 240 Volt, Self Regulating Low Temperature Heating Cable With TPE Overjacket For Hostile/Corrosive Environments.....	14.55	0.84
		Note: Tinned copper braid, at 50 degrees F		
23 83 13 13-0019	LF	8 Watt, 240 Volt, Self Regulating Low Temperature Heating Cable With TPE Overjacket For Hostile/Corrosive Environments.....	14.83	0.84
		Note: Tinned copper braid, at 50 degrees F.		
23 83 13 13-0020	EA	Power Connection Kit With Pre-set Thermostat For Self Regulating Low Temperature Heating Cable	315.93	66.64
23 83 13 13-0021	EA	Splice And Tee Kit For Self Regulating Low Temperature Heating Cable	315.93	66.64
23 83 13 13-0022	EA	End Seal Kit For Self Regulating Low Temperature Heating Cable.....	206.90	12.12
23 83 13 13-0023	EA	Ambient Air Sensing Thermostat For Self Regulating Low Temperature Heating Cable	560.78	30.29
23 83 13 13-0024	EA	Mechanical Or Electrical Line Sensing Thermostat For Self Regulating Low Temperature Heating Cable	617.61	30.29

23 84 Humidity Control Equipment (23 80)**23 84 13 Humidifiers (23 84)****23 84 13 16 Wetted-Element Humidifiers (23 84 13)****23 84 13 16-0001 Electric Steam Humidifiers, Self-Steam Producing (23 84 13 16)**

Note: Electronic modulating duct or air handling unit installation 208V-108V with 12"-72" manifolds included.

23 84 13 16-0002	EA	1-96 LB/Hour Electric Steam Humidifier, Self-Steam Producing With 12-72" Manifold.....	12,421.16	447.03
23 84 13 16-0003	EA	20-168 LB/Hour Electric Steam Humidifier, Self-Steam Producing With 12-72" Manifold.....	15,763.60	448.11

23 84 13 23 Direct-Steam-Injection Humidifiers (23 84 13)**23 84 13 23-0001 Steam Type Pneumatically Controlled (23 84 13 23)**

Note: For duct or air handling installation standard unit with integral operator distribution manifold strainer trap and pneumatic modulating valve. Excludes humidistat and piping.

23 84 13 23-0002	EA	3-191 LB/Hour Steam Humidifier, 24" Manifold, Pneumatic Controls	1,980.79	286.44
		For Electrically Controlled Unit, Add	700.00	
		For Each Additional Manifold, Add	608.70	
23 84 13 23-0003	EA	3-191 LB/Hour Steam Humidifier, 48" Manifold, Pneumatic Controls	1,980.79	286.44
		For Electrically Controlled Unit, Add	700.00	
		For Each Additional Manifold, Add	608.70	
23 84 13 23-0004	EA	65-334 LB/Hour Steam Humidifier, 36" Manifold, Pneumatic Controls	2,860.20	286.44
		For Electrically Controlled Unit, Add	700.00	
		For Each Additional Manifold, Add	872.53	
23 84 13 23-0005	EA	65-334 LB/Hour Steam Humidifier, 72" Manifold, Pneumatic Controls	2,968.70	358.06
		For Electrically Controlled Unit, Add	700.00	
		For Each Additional Manifold, Add	908.69	
23 84 13 23-0006	EA	100-690 LB/Hour Steam Humidifier, 48" Manifold, Pneumatic Controls	4,306.18	286.44
		For Electrically Controlled Unit, Add	700.00	
		For Each Additional Manifold, Add	1,306.32	
23 84 13 23-0007	EA	100-690 LB/Hour Steam Humidifier, 84" Manifold, Pneumatic Controls	4,414.68	358.06
		For Electrically Controlled Unit, Add	700.00	
		For Each Additional Manifold, Add	1,342.49	
23 84 13 23-0008	EA	220-2,000 LB/Hour Steam Humidifier, 72" Manifold, Pneumatic Controls	6,674.02	358.06
		For Electrically Controlled Unit, Add	700.00	
		For Each Additional Manifold, Add	2,020.29	
23 84 13 23-0009	EA	220-2,000 LB/Hour Steam Humidifier, 144" Manifold, Pneumatic Controls	6,809.65	448.11
		For Electrically Controlled Unit, Add	700.00	
		For Each Additional Manifold, Add	2,065.50	

23 84 13 29 Self-Contained Steam Humidifiers (23 84 13)**23 84 13 29-0001 Residential Humidifiers (23 84 13 29)**

Note: Includes solenoid valve and flow through water supply.

23 84 13 29-0002	EA	Duct Or Furnace Mounted Humidifier, Residential Type.....	564.60	54.25
------------------	----	---	--------	-------

23 84 16 Mechanical Dehumidification Units (23 84)**23 84 16 16 Indoor, Mechanical Dehumidification Units (23 84 16)****23 84 16 16-0001 Mechanical Dehumidification Units (23 84 16 16)**

Note: Sized by moisture removal per 24 hours.

23 84 16 16-0002	EA	65 Pint Per Day, 160 CFM, 8" Duct Connection, Refrigerant Dehumidifier.....	2,198.98	54.00
23 84 16 16-0003	EA	90 Pint Per Day, 235 CFM, 10"/6" Duct Connection, Refrigerant Dehumidifier	2,768.92	63.00
23 84 16 16-0004	EA	120 Pint Per Day, 350 CFM, 10"/6" Duct Connection, Refrigerant Dehumidifier	3,717.32	72.01

23 84 16 33 Portable Dehumidifiers (23 84 16)**23 84 16 33-0001 Self Contained Free Standing Unit (23 84 16 33)**

Note: Sized by moisture removal per 24 hours.

23 84 16 33-0002	EA	30 Pint/24 Hour Dehumidifier.....	483.19	116.91
23 84 16 33-0003	EA	50 Pint/24 Hour Dehumidifier.....	585.79	116.91
23 84 16 33-0004	EA	70 Pint/24 Hour Dehumidifier.....	647.34	116.91



Heating, Ventilating, and Air-Conditioning (HVAC)		23	23
Decentralized Unitary HVAC Equipment		23 80	
Humidity Control Equipment		23 84	

MINOR CSI UOM DESCRIPTION	TOTAL DIRECT UNIT COST	DEMOLITION UNIT COST
------------------------------	---------------------------	-------------------------

END OF SECTION 23

NOT FOR BID

23	23	Heating, Ventilating, and Air-Conditioning (HVAC)
	23 80	Decentralized Unitary HVAC Equipment
	23 84	Humidity Control Equipment



MINOR CSI UOM DESCRIPTION	TOTAL DIRECT UNIT COST	DEMOLITION UNIT COST
------------------------------	---------------------------	-------------------------

THIS PAGE INTENTIONALLY LEFT BLANK

NOT FOR BID



Integrated Automation	25	25
Integrated Automation Facility Controls	25 50	
Integrated Automation Control of HVAC	25 55	

MINOR CSI UOM DESCRIPTION	TOTAL DIRECT UNIT COST	DEMOLITION UNIT COST
------------------------------	---------------------------	-------------------------

25 Integrated Automation

25 50 Integrated Automation Facility Controls (25)

25 55 Integrated Automation Control of HVAC (25 50)
 See CSI section 23 09 00 00-0000 for Instrumentation And Control For HVAC.

END OF SECTION 25

NOT FOR BID

25	25	Integrated Automation
	25 50	Integrated Automation Facility Controls
	25 55	Integrated Automation Control of HVAC



MINOR CSI UOM DESCRIPTION	TOTAL DIRECT UNIT COST	DEMOLITION UNIT COST
------------------------------	---------------------------	-------------------------

THIS PAGE INTENTIONALLY LEFT BLANK

NOT FOR BID



MINOR CSI UOM DESCRIPTION	TOTAL DIRECT UNIT COST	DEMOLITION UNIT COST
------------------------------	---------------------------	-------------------------

26 Electrical

Note: Termination costs are included with all electrical equipment, panel boards, fixtures and devices. Terminations are not included with patch panels. Electrical equipment and lighting shall conform to California Title 24.

26 01 Operation and Maintenance of Electrical Systems ⁽²⁶⁾

26 01 10 Operation and Maintenance of Medium-Voltage Electrical Distribution ^(26 01)

26 01 10 91 Medium-Voltage Electrical Distribution Restoration ^(26 01 10)

26 01 10 91-0001 Retrofit Distribution Enclosures ^(26 01 10 91)

Note: Includes removal of equipment housing, punch or drill hole for window, touch-up area, and reinstallation of equipment housing.

26 01 10 91-0002	EA	2" Infrared Window Installed In Medium Voltage Equipment, NEMA Type 3/12 Rated (Flir IRW-2C)	525.17
		Note: 2mm thick, aluminum frame, hinged cover.	
		<i>For Up To 20, Add</i>	112.66
		<i>For >20 To 50, Add</i>	90.13
		<i>For >50 To 100, Add</i>	45.06
26 01 10 91-0003	EA	3" Infrared Window Installed In Medium Voltage Equipment, NEMA Type 3/12 Rated (Flir IRW-3C)	686.69
		Note: 2mm thick, aluminum frame, hinged cover.	
		<i>For Up To 20, Add</i>	153.04
		<i>For >20 To 50, Add</i>	122.43
		<i>For >50 To 100, Add</i>	61.22
26 01 10 91-0004	EA	4" Infrared Window Installed In Medium Voltage Equipment, NEMA Type 3/12 Rated (Flir IRW-4C)	1,042.03
		Note: 4mm thick, aluminum frame, hinged cover.	
		<i>For Up To 20, Add</i>	241.88
		<i>For >20 To 50, Add</i>	193.50
		<i>For >50 To 100, Add</i>	96.75
26 01 10 91-0005	EA	3" Infrared Window Installed In Medium Voltage Equipment, NEMA Type 1 Rated (Fluke CLKTO)	520.57
		Note: 2mm thick, aluminum frame, twist cover.	
		<i>For Up To 20, Add</i>	111.51
		<i>For >20 To 50, Add</i>	89.21
		<i>For >50 To 100, Add</i>	44.60
26 01 10 91-0006	EA	2" Infrared Window Installed In Medium Voltage Equipment, NEMA Type 3/12 Rated (Fluke CLKT-2)	523.41
		Note: 2mm thick, aluminum frame, twist cover.	
		<i>For Up To 20, Add</i>	112.22
		<i>For >20 To 50, Add</i>	89.78
		<i>For >50 To 100, Add</i>	44.89
26 01 10 91-0007	EA	3" Infrared Window Installed In Medium Voltage Equipment, NEMA Type 3/12 Rated (Fluke CLKT-3)	673.54
		Note: 2mm thick, aluminum frame, twist cover.	
		<i>For Up To 20, Add</i>	149.75
		<i>For >20 To 50, Add</i>	119.80
		<i>For >50 To 100, Add</i>	59.90
26 01 10 91-0008	EA	4" Infrared Window Installed In Medium Voltage Equipment, NEMA Type 3/12 Rated (Fluke CLKT-4)	1,012.83
		Note: 4mm thick, aluminum frame, twist cover.	
		<i>For Up To 20, Add</i>	234.58
		<i>For >20 To 50, Add</i>	187.66
		<i>For >50 To 100, Add</i>	93.83
26 01 10 91-0009	EA	2" Infrared Window Pane Installed In Medium Voltage Equipment, NEMA Type 4 Rated (Schneider Electric VPF)	408.88
		Note: 0.25mm thick, composite frame, metal grille reinforced polymer.	
		<i>For Up To 20, Add</i>	83.59
		<i>For >20 To 50, Add</i>	66.87
		<i>For >50 To 100, Add</i>	33.44
26 01 10 91-0010	EA	3" Infrared Window Pane Installed In Medium Voltage Equipment, NEMA Type 4 Rated (Schneider Electric VPF)	583.32
		Note: 0.25mm thick, composite frame, metal grille reinforced polymer.	
		<i>For Up To 20, Add</i>	127.20
		<i>For >20 To 50, Add</i>	101.76
		<i>For >50 To 100, Add</i>	50.88
26 01 10 91-0011	EA	4" Infrared Window Pane Installed In Medium Voltage Equipment, NEMA Type 4 Rated (Schneider Electric VPF)	837.71
		Note: 0.25mm thick, composite frame, metal grille reinforced polymer.	
		<i>For Up To 20, Add</i>	190.80
		<i>For >20 To 50, Add</i>	152.64
		<i>For >50 To 100, Add</i>	76.32
26 01 10 91-0012	EA	2" Infrared Window Installed In Medium Voltage Equipment, Longwave, NEMA Type 4 Rated (Schneider Electric IRHVIR)	762.23
		Note: 4mm thick, aluminum frame, magnetic cover.	
		<i>For Up To 20, Add</i>	171.93
		<i>For >20 To 50, Add</i>	137.54
		<i>For >50 To 100, Add</i>	68.77
26 01 10 91-0013	EA	3" Infrared Window Installed In Medium Voltage Equipment, Longwave, NEMA Type 4 Rated (Schneider Electric IRHVIR)	1,054.08
		Note: 4mm thick, aluminum frame, magnetic cover.	
		<i>For Up To 20, Add</i>	244.89
		<i>For >20 To 50, Add</i>	195.91
		<i>For >50 To 100, Add</i>	97.96



MINOR	CSI	UOM	DESCRIPTION	TOTAL DIRECT UNIT COST	DEMOLITION UNIT COST
26 01	10 91-0014	EA	4" Infrared Window Installed In Medium Voltage Equipment, Longwave, NEMA Type 4 Rated (Schneider Electric IRHVIR) Note: 4mm thick, aluminum frame, magnetic cover.	1,945.49	
			For Up To 20, Add	467.74	
			For >20 To 50, Add	374.19	
			For >50 To 100, Add	187.10	
26 01	10 91-0015	EA	3" Infrared Window Installed In Medium Voltage Equipment, Shortwave, NEMA Type 4 Rated (Schneider Electric IRHVIR) Note: 4mm thick, aluminum frame, magnetic cover.	878.23	
			For Up To 20, Add	200.93	
			For >20 To 50, Add	160.74	
			For >50 To 100, Add	80.37	
26 01	10 91-0016	EA	4" Infrared Window Installed In Medium Voltage Equipment, Shortwave, NEMA Type 4 Rated (Schneider Electric IRHVIR) Note: 4mm thick, aluminum frame, magnetic cover.	1,300.82	
			For Up To 20, Add	306.57	
			For >20 To 50, Add	245.26	
			For >50 To 100, Add	122.63	

26 01 10 99 Medium-Voltage Electrical Distribution, Facilities Maintenance and Repair ^(26 01 10 99)

26 01	10 99-0001		Liquid Filled Primary Transformer ^(26 01 10 99) Note: Includes all required small tools and equipment.		
26 01	10 99-0002		Repair 500 KVA Liquid Filled Primary Transformer ^(26 01 10 99-0001)		
26 01	10 99-0003	EA	Remove Transformer Component, Repair 500 KVA Liquid Filled Primary Transformer	120.19	
26 01	10 99-0004	EA	Install New Transformer Component, Repair 500 KVA Liquid Filled Primary Transformer	2,674.05	
26 01	10 99-0005		Maintenance And Inspection, Liquid Filled Primary Transformer ^(26 01 10 99-0001)		
26 01	10 99-0006	EA	Test Energized Transformer, Maintenance And Inspection, Liquid Filled Primary Transformer	60.09	
26 01	10 99-0007		Replace 500 KVA Liquid Filled Primary Transformer ^(26 01 10 99-0001)		
26 01	10 99-0008	EA	Remove Transformer, Replace 500 KVA Liquid Filled Primary Transformer	1,769.49	
26 01	10 99-0009	EA	Install New 5 KV Primary, 277/480 Volt Secondary, Replace 500 KVA Liquid Filled Primary Transformer	44,106.16	
26 01	10 99-0010		Switchgear, Mainframe ^(26 01 10 99) Note: Includes all required small tools and equipment.		
26 01	10 99-0011		Repair 1,200 Amp Switchgear ^(26 01 10 99-0010)		
26 01	10 99-0012	EA	Remove Relay, Repair 1,200 Amperes Switchgear	204.56	
26 01	10 99-0013	EA	Install New Relay, Repair 1,200 Amperes Switchgear	1,860.68	
26 01	10 99-0014		Maintenance And Inspection, Mainframe Switchgear ^(26 01 10 99-0010)		
26 01	10 99-0015	EA	Check And Retighten Switchgear Connections, Maintenance And Inspection, Mainframe Switchgear	96.15	
26 01	10 99-0016		Replace 1,200 Amp Switchgear ^(26 01 10 99-0010)		
26 01	10 99-0017	EA	Remove 1,200 Amperes Switchgear, Replace 1,200 Amperes Switchgear	721.11	
26 01	10 99-0018	EA	Install New 1,200 Amperes Switchgear, Replace 1,200 Amperes Switchgear	4,360.66	
26 01	10 99-0019	EA	Test Switchgear, Replace 1,200 Amperes Switchgear	240.37	
26 01	10 99-0020		500kVA And Over, Dry Type Transformer Preventative Maintenance ^(26 01 10 99) Note: Includes all required small tools and equipment.		
26 01	10 99-0021	EA	Annual Preventative Maintenance For 500kVA And Over, Dry Type Transformer Note: 1. Examine Exterior Of Transformer For Any Damage. 2. Remove Covers Or Open Doors. 3. Check For Signs Of Moisture Or Overheating. 4. Check For Voltage Creeping Over Insulated Surfaces, Such As Evidenced By Tracking Or Carbonization. 5. Check Fans, Motors And Other Auxiliary Devices For Proper Operation; Where Applicable. 6. Check Condition Of Ground System. 7. Reinstall Covers Or Close Doors. 8. Fill Out Maintenance Checklist And Report Deficiencies.	110.48	
26 01	10 99-0022		Pad Mounted Oil Transformer Preventative Maintenance ^(26 01 10 99) Note: Includes all required small tools and equipment.		
26 01	10 99-0023	EA	Annual Preventative Maintenance For Pad Mounted Oil Transformer Note: 1. Examine Exterior Of Transformer For Any Damage, Cracks, Rust And Leaks; Check Around Bushings, Gasket And Pressure Relief Device. 2. Check Condition Of Ground System. 3. Check And Record Oil Level, Pressure And Temperature Readings. 4. Check Fans, Motors And Other Auxiliary Devices For Proper Operation; Where Applicable. 5. Draw Oil Sample From Top Of Transformer And Have Sample Tested For Dielectric Strength; Add Oil To Replace Sample Taken. 6. Clean Transformer Exterior And Surrounding Area. 7. Fill Out Maintenance Checklist And Report Deficiencies.	169.38	
26 01	10 99-0024		PCB Pad Mounted Oil Transformer Preventative Maintenance ^(26 01 10 99) Note: Includes all required small tools and equipment.		



MINOR CSI UOM DESCRIPTION	TOTAL DIRECT UNIT COST	DEMOLITION UNIT COST
------------------------------	---------------------------	-------------------------

26 01 10 99-0025	EA	Annual Preventative Maintenance For PCB Pad Mounted Oil Transformer Note: 1. Check With Operating Or Area Personnel For Deficiencies. 2. Examine Exterior Of The Transformer For Any Damage, Cracks, Rust And Leaks; Check Around Gaskets, Pressure Relief Device And Cooling Fins. 3. Check And Record Oil Level, Pressure And Temperature Readings. 4. Check Fans, Motors And Other Auxiliary Devices For Proper Operation; Where Applicable. 5. Check Exterior Bushings For Leaking Oil. 6. Check Condition Of Ground System. 7. Draw Oil Sample From Top Of Transformer And Have Sample Tested; Add Oil To Replace Sample Taken. 8. Clean Transformer Exterior And Surrounding Area. 9. Verify PCB Warning Markings Are Intact And Clearly Visible 10. Fill Out Maintenance Checklist And Report Deficiencies. 11. EPA Regulations Under 40 CFR 716.30 Shall Apply To All Inspections, Samples, Disposal, Cleanups, Decontamination, Reporting And Record Keeping.	218.90
------------------	----	---	--------

26 01 20 Operation and Maintenance of Low-Voltage Electrical Distribution (26 01)

26 01 20 91 Low-Voltage Electrical Distribution Restoration (26 01 20)

26 01 20 91-0001 Lock Out/Tag Out Devices <small>(26 01 20 91)</small>			
Note: Includes following OSHA procedures and completing Owner's paperwork. Excludes circuit tracing.			
26 01 20 91-0002	EA	Lock Out/Tag Out Local Disconnect Note: Excludes tag or padlock See CSI section 26 01 20 91-0004 for padlock, 26 01 20 91-0005 for tag(s).	43.62
26 01 20 91-0003	EA	Lock Out/Tag Out Breaker Or Motor Starter Note: Excludes tag or padlock See CSI section 26 01 20 91-0004 for padlock, 26 01 20 91-0005 for tag(s).	43.62
26 01 20 91-0004	EA	Lock Out Padlock Device Note: Includes the installation and removal of pad lock when required	12.12
26 01 20 91-0005	EA	Lock Out Tags Note: Includes filling out tag information, installation and removal of identifying tags.	4.80
26 01 20 91-0006 Existing Circuit Tracing <small>(26 01 20 91)</small>			
26 01 20 91-0007	EA	Motors, Diconnects And Other Single Source Devices, Existing Circuit Tracing Per Device	25.20
26 01 20 91-0008	EA	Lighting, Existing Circuit Tracing Per Circuit	25.20

26 01 20 99 Low-Voltage Electrical Distribution, Facilities Maintenance and Repair (26 01 20)

Note: The Maintenance & Repair section is a listing of common maintenance tasks performed at facilities. Under the System Description column, each task, including its components, is described. Labor-hours have been enhanced, where appropriate, to include setup and delay time. In some cases, the list of steps comprising the task includes most of the potential repairs that could be made on a system. For those tasks, individual items, as appropriate, can be selected from the all-encompassing list.

26 01 20 99-0001 Electrical Service/Distribution <small>(26 01 20 99)</small>			
Note: Includes all required small tools and equipment.			
26 01 20 99-0002 Dry Primary Transformer <small>(26 01 20 99-0001)</small>			
26 01 20 99-0003 Repair 15 KV Dry Primary Transformer <small>(26 01 20 99-0002)</small>			
26 01 20 99-0004	EA	Repair Transformer Terminal (For Repair 15 KV Dry Primary Transformer)	306.88
26 01 20 99-0005 Maintenance And Inspection, Dry Primary Transformer <small>(26 01 20 99-0002)</small>			
26 01 20 99-0006	EA	Test Energized Transformer (For Maintenance And Inspection, Dry Primary Transformer)	60.09
26 01 20 99-0007 Replace 15 KV Dry Primary Transformer <small>(26 01 20 99-0002)</small>			
26 01 20 99-0008	EA	Remove Transformer (For Replace 15 KV Dry Primary Transformer)	1,769.49
26 01 20 99-0009	EA	Install New 500 KVA, 277/480 Volt Secondary (For Replace 15 KV Dry Primary Transformer)	42,200.68
26 01 20 99-0010 Fuses <small>(26 01 20 99-0001)</small>			
26 01 20 99-0011 Replace Fuse <small>(26 01 20 99-0010)</small>			
26 01 20 99-0012	EA	Remove Fuse (For Replace Fuse)	18.15
26 01 20 99-0013	EA	Install New Fuse 600 Amp (For Replace Fuse)	466.31
26 01 20 99-0014 Less Than 600 Volt Indoor Switchgear <small>(26 01 20 99-0001)</small>			
26 01 20 99-0015 Repair (5% Of Total Circuit Breaker) Less Than 600 Volt Indoor Switchgear <small>(26 01 20 99-0014)</small>			
26 01 20 99-0016	EA	Remove Circuit Breaker (For Repair (5% Of Total Circuit Breaker) Less Than 600 Volt Indoor Switchgear)	48.07
26 01 20 99-0017	EA	Install New Circuit Breaker (For Repair (5% Of Total Circuit Breaker) Less Than 600 Volt Indoor Switchgear)	797.48
26 01 20 99-0018 Maintenance And Inspection, Less Than 600 Volt Indoor Switchgear <small>(26 01 20 99-0014)</small>			
26 01 20 99-0019	EA	Inspect And Clean Panel (For Maintenance And Inspection, Less Than 600 Volt Indoor Switchgear)	60.09
26 01 20 99-0020 Replace 225 Amperes Switchgear, Less Than 600 Volt Indoor Switchgear <small>(26 01 20 99-0014)</small>			
26 01 20 99-0021	EA	Remove 4 Wire, 120/208 Volt, Panel Board (For Replace 225 AMP Switchgear, Less Than 600 Volt Indoor Switchgear)	480.74

26 Electrical**26 01 Operation and Maintenance of Electrical Systems****26 01 20 Operation and Maintenance of Low-Voltage Electrical Distribution**

SAN BERNARDINO
COUNTY

MINOR CSI	UOM	DESCRIPTION	TOTAL DIRECT UNIT COST	DEMOLITION UNIT COST
26 01 20 99-0022	EA	Install New 4 Wire, 120/208 Volt, 225 Amp Main Circuit Breaker, Panel Board (For Replace 225 AMP Switchgear, Less Than 600 Volt Indoor Switchgear).....	2,004.42	
26 01 20 99-0023	EA	Test Circuits (For Replace 225 AMP Switchgear, Less Than 600 Volt Indoor Switchgear).....	181.36	
26 01 20 99-0024		Replace 400 Amperes Switchgear, Less Than 600 Volt Indoor Switchgear ^(26 01 20 99-0014)		
26 01 20 99-0025	EA	Turn Power Off, Later Turn On (For Replace 400 Amp Switchgear, Less Than 600 Volt Indoor Switchgear).....	24.04	
26 01 20 99-0026	EA	Remove 4 Wire, 120/208 Volt, 100 Amp, Panel Board (For Replace 400 Amp Switchgear, Less Than 600 Volt Indoor Switchgear).....	400.58	
26 01 20 99-0027	EA	Remove 4 Wire, 120/208 Volt, 400 Amp, Panel Board (For Replace 400 Amp Switchgear, Less Than 600 Volt Indoor Switchgear).....	1,001.50	
26 01 20 99-0028	EA	Install New 100 Amp Main Circuit Breaker, 4 Wire, 120/208 Volt, Panel Board (For Replace 400 Amp Switchgear, Less Than 600 Volt Indoor Switchgear).....	6,533.40	
26 01 20 99-0029	EA	Install New 400 Amp Main Circuit Breaker, 4 Wire, 120/208 Volt, Panel Board (For Replace 400 Amp Switchgear, Less Than 600 Volt Indoor Switchgear).....	10,764.44	
26 01 20 99-0030	EA	Test Circuits (For Replace 400 Amp Switchgear, Less Than 600 Volt Indoor Switchgear).....	17.43	
26 01 20 99-0031		Replace 600 Amperes Switchgear, Less Than 600 Volt Indoor Switchgear ^(26 01 20 99-0014)		
26 01 20 99-0032	EA	Turn Power Off, Later Turn On (For Replace 600 Amp Switchgear, Less Than 600 Volt Indoor Switchgear).....	36.06	
26 01 20 99-0033	EA	Remove 4 Wire, 120/208 Volt, 200 Amp, Panel Board (For Replace 600 Amp Switchgear, Less Than 600 Volt Indoor Switchgear).....	801.27	
26 01 20 99-0034	EA	Remove Incoming Section (For Replace 600 Amp Switchgear, Less Than 600 Volt Indoor Switchgear).....	582.66	
26 01 20 99-0035	EA	Remove Distribution Section (For Replace 600 Amp Switchgear, Less Than 600 Volt Indoor Switchgear).....	480.74	
26 01 20 99-0036	EA	Install New 225 Amp Main Circuit Breaker, 4 Wire, 120/208 Volt, Panel Board (For Replace 600 Amp Switchgear, Less Than 600 Volt Indoor Switchgear).....	6,529.77	
26 01 20 99-0037	EA	Install New Incoming Section, 600 Amp (For Replace 600 Amp Switchgear, Less Than 600 Volt Indoor Switchgear).....	6,937.77	
26 01 20 99-0038	EA	Install New Distribution Section, 600 Amp (For Replace 600 Amp Switchgear, Less Than 600 Volt Indoor Switchgear).....	3,530.40	
26 01 20 99-0039	EA	Test Circuits (For Replace 600 Amp Switchgear, Less Than 600 Volt Indoor Switchgear).....	26.20	
26 01 20 99-0040		Replace 800 Amp Switchgear, Less Than 600 Volt Indoor Switchgear ^(26 01 20 99-0014)		
26 01 20 99-0041	EA	Turn Power Off, Later Turn On (For Replace 800 Amp Switchgear, Less Than 600 Volt Indoor Switchgear).....	48.07	
26 01 20 99-0042	EA	Remove 4 Wire, 120/208 Volt, 200 Amperes, 2 Panel Boards (For Replace 800 Amp Switchgear, Less Than 600 Volt Indoor Switchgear).....	1,602.43	
26 01 20 99-0043	EA	Remove Incoming Section (For Replace 800 Amperes Switchgear, Less Than 600 Volt Indoor Switchgear).....	663.06	
26 01 20 99-0044	EA	Remove Distribution Section (For Replace 800 Amperes Switchgear, Less Than 600 Volt Indoor Switchgear).....	534.10	
26 01 20 99-0045	EA	Install New 225 Amperes Main Lugs, 4 Wire, 120/208 Volt, 2 Panel Boards (For Replace 800 Amperes Switchgear, Less Than 600 Volt Indoor Switchgear).....	12,674.12	
26 01 20 99-0046	EA	Install New Incoming Section, 800 Amperes (For Replace 800 Amperes Switchgear, Less Than 600 Volt Indoor Switchgear).....	7,200.02	
26 01 20 99-0047	EA	Install New Distribution Section, 800 Amperes (For Replace 800 Amperes Switchgear, Less Than 600 Volt Indoor Switchgear).....	4,212.90	
26 01 20 99-0048	EA	Test Circuits (For Replace 800 Amperes Switchgear, Less Than 600 Volt Indoor Switchgear).....	34.97	
26 01 20 99-0049		Replace 1,200 Amp Switchgear, Less Than 600 Volt Indoor Switchgear ^(26 01 20 99-0014)		
26 01 20 99-0050	EA	Turn Power Off, Later Turn On (For Replace 1,200 Amperes Switchgear, Less Than 600 Volt Indoor Switchgear).....	72.11	
26 01 20 99-0051	EA	Remove 4 Wire, 120/208 Volt, 200 Amperes, 4 Panel Boards (For Replace 1,200 Amperes Switchgear, Less Than 600 Volt Indoor Switchgear).....	3,204.98	
26 01 20 99-0052	EA	Remove Incoming Section (For Replace 1,200 Amperes Switchgear, Less Than 600 Volt Indoor Switchgear).....	801.27	
26 01 20 99-0053	EA	Remove Distribution Section (For Replace 1,200 Amperes Switchgear, Less Than 600 Volt Indoor Switchgear).....	620.28	
26 01 20 99-0054	EA	Install New 225 Amperes Main Lugs, 4 Wire, 120/208 Volt, 4 Panel Boards (For Replace 1,200 Amperes Switchgear, Less Than 600 Volt Indoor Switchgear).....	25,348.23	
26 01 20 99-0055	EA	Install New Incoming Section, 1,200 Amperes (For Replace 1,200 Amperes Switchgear, Less Than 600 Volt Indoor Switchgear).....	8,697.40	
26 01 20 99-0056	EA	Install New Distribution Section, 1,200 Amperes (For Replace 1,200 Amperes Switchgear, Less Than 600 Volt Indoor Switchgear).....	5,719.36	
26 01 20 99-0057	EA	Test Circuits (For Replace 1,200 Amperes Switchgear, Less Than 600 Volt Indoor Switchgear).....	52.40	
26 01 20 99-0058		Replace 1,600 Amp Switchgear, Less Than 600 Volt Indoor Switchgear ^(26 01 20 99-0014)		
26 01 20 99-0059	EA	Turn Power Off, Later Turn On (For Replace 1,600 Amperes Switchgear, Less Than 600 Volt Indoor Switchgear).....	96.15	
26 01 20 99-0060	EA	Remove 4 Wire, 120/208 Volt, 200 Amperes, 6 Panel Boards (For Replace 1,600 Amperes Switchgear, Less Than 600 Volt Indoor Switchgear).....	4,807.41	
26 01 20 99-0061	EA	Remove Incoming Section (For Replace 1,600 Amperes Switchgear, Less Than 600 Volt Indoor Switchgear).....	874.11	
26 01 20 99-0062	EA	Remove Distribution Section (For Replace 1,600 Amperes Switchgear, Less Than 600 Volt Indoor Switchgear).....	663.06	
26 01 20 99-0063	EA	Install New 225 Amperes Main Lugs, 4 Wire, 120/208 Volt, 6 Panel Boards (For Replace 1,600 Amperes Switchgear, Less Than 600 Volt Indoor Switchgear).....	38,022.23	
26 01 20 99-0064	EA	Install New Incoming Section, 1,600 Amperes (For Replace 1,600 Amperes Switchgear, Less Than 600 Volt Indoor Switchgear).....	8,940.17	
26 01 20 99-0065	EA	Install New Distribution Section, 1,600 Ampere (For Replace 1,600 Amperes Switchgear, Less Than 600 Volt Indoor Switchgear).....	7,677.40	
26 01 20 99-0066	EA	Test Circuits (For Replace 1,600 Amperes Switchgear, Less Than 600 Volt Indoor Switchgear).....	69.95	
26 01 20 99-0067		Replace 2,000 Amp Switchgear, Less Than 600 Volt Indoor Switchgear ^(26 01 20 99-0014)		



MINOR CSI UOM DESCRIPTION	TOTAL DIRECT UNIT COST	DEMOLITION UNIT COST
26 01 20 99-0068 EA Turn Power Off, Later Turn On (For Replace 2,000 Amperes Switchgear, Less Than 600 Volt Indoor Switchgear).....	120.19	
26 01 20 99-0069 EA Remove 4 Wire, 120/208 Volt, 200 Amperes, 8 Panel Boards (For Replace 2,000 Amperes Switchgear, Less Than 600 Volt Indoor Switchgear).....	6,409.84	
26 01 20 99-0070 EA Remove Incoming Section (For Replace 2,000 Amperes Switchgear, Less Than 600 Volt Indoor Switchgear).....	915.69	
26 01 20 99-0071 EA Remove Distribution Section (For Replace 2,000 Amperes Switchgear, Less Than 600 Volt Indoor Switchgear).....	712.22	
26 01 20 99-0072 EA Install New 225 Amperes Main Lugs, 4 Wire, 120/208 Volt, 8 Panel Boards (For Replace 2,000 Amperes Switchgear, Less Than 600 Volt Indoor Switchgear).....	50,696.34	
26 01 20 99-0073 EA Install New Incoming Section, 2,000 Amperes (For Replace 2,000 Amperes Switchgear, Less Than 600 Volt Indoor Switchgear).....	9,694.53	
26 01 20 99-0074 EA Install New Distribution Section, 2,000 Amperes (For Replace 2,000 Amperes Switchgear, Less Than 600 Volt Indoor Switchgear).....	9,138.22	
26 01 20 99-0075 EA Test Circuits (For Replace 2,000 Amperes Switchgear, Less Than 600 Volt Indoor Switchgear).....	87.37	
26 01 20 99-0076 600 Volt Indoor Switchgear (26 01 20 99-0001)		
26 01 20 99-0077 Maintenance And Repair (5% Of Total Fuses) 600 Volt Indoor Switchgear (26 01 20 99-0076)		
26 01 20 99-0078 EA Remove Fuse (For Maintenance And Repair (5% Of Total Fuses) 600 Volt Indoor Switchgear).....	18.15	
26 01 20 99-0079 EA Install New Fuse (For Maintenance And Repair (5% Of Total Fuses) 600 Volt Indoor Switchgear).....	466.31	
26 01 20 99-0080 Maintenance And Inspection, 600 Volt Indoor Switchgear (26 01 20 99-0076)		
26 01 20 99-0081 EA Inspect And Clean Panel (For Maintenance And Inspection, 600 Volt Indoor Switchgear).....	60.09	
26 01 20 99-0082 Replace 600 Volt Switchgear (26 01 20 99-0076)		
26 01 20 99-0083 EA Remove Indoor Switchgear (For Replace 600 Volt Switchgear).....	480.74	
26 01 20 99-0084 EA Install New Switchgear (For Replace 600 Volt Switchgear).....	2,996.94	
26 01 20 99-0085 EA Test Circuits (For Replace 600 Volt Switchgear).....	240.37	
26 01 20 99-0086 Switchboard Meters (26 01 20 99-0001)		
26 01 20 99-0087 Repair Switchboard Meter (26 01 20 99-0086)		
26 01 20 99-0088 EA Repair Meter (For Repair Switchboard Meter).....	1,410.45	
26 01 20 99-0089 Replace Switchboard Meter (26 01 20 99-0086)		
26 01 20 99-0090 EA Remove Meter (For Replace Switchboard Meter).....	60.09	
26 01 20 99-0091 EA Install New Meter (For Replace Switchboard Meter).....	4,239.88	
26 01 20 99-0092 Inverter (26 01 20 99-0001)		
26 01 20 99-0093 Maintenance And Repair, 1 KVA Inverter (26 01 20 99-0092)		
26 01 20 99-0094 EA Repair Inverter Component (For Maintenance And Repair, 1 KVA Inverter).....	978.85	
26 01 20 99-0095 Maintenance And Inspection, 1 KVA Inverter (26 01 20 99-0092)		
26 01 20 99-0096 EA Check Connections, Controls And Relays, Maintenance And Inspection, 1 KVA Inverter.....	192.30	
26 01 20 99-0097 Replace 1 KVA Inverter (26 01 20 99-0092)		
26 01 20 99-0098 EA Remove Inverter (For Replace 1 KVA Inverter).....	60.09	
26 01 20 99-0099 EA Install New Inverter (For Replace 1 KVA Inverter).....	3,971.55	
26 01 20 99-0100 Up To 600 Volt Rectifier (26 01 20 99-0001)		
26 01 20 99-0101 Maintenance And Repair, Up To 600 Volt Rectifier (26 01 20 99-0100)		
26 01 20 99-0102 EA Repair Rectifier Component (For Maintenance And Repair, Up To 600 Volt Rectifier).....	821.63	
26 01 20 99-0103 Maintenance And Inspection, Up To 600 Volt Rectifier (26 01 20 99-0100)		
26 01 20 99-0104 EA Check Connections, Controls And Relays (For Maintenance And Inspection, Up To 600 Volt Rectifier).....	192.30	
26 01 20 99-0105 Replace Up To 600 Volt Rectifier (26 01 20 99-0100)		
26 01 20 99-0106 EA Remove Rectifier (For Replace Up To 600 Volt Rectifier).....	60.09	
26 01 20 99-0107 EA Install New Rectifier (For Replace Up To 600 Volt Rectifier).....	1,225.30	
26 01 20 99-0108 Less Than 600 Volt Motor Starter (26 01 20 99-0001)		
26 01 20 99-0109 Maintenance And Repair, Less Than 600 Volt Motor Starter (26 01 20 99-0108)		
26 01 20 99-0110 EA Remove Motor Starter Coil (For Maintenance And Repair, Less Than 600 Volt Motor Starter).....	60.09	
26 01 20 99-0111 EA Install New Motor Starter Coil (For Maintenance And Repair, Less Than 600 Volt Motor Starter).....	277.96	
26 01 20 99-0112 Maintenance And Inspection, Less Than 600 Volt Motor Starter (26 01 20 99-0108)		

26 Electrical

26 01 Operation and Maintenance of Electrical Systems

26 01 20 Operation and Maintenance of Low-Voltage Electrical Distribution



MINOR CSI UOM DESCRIPTION	TOTAL DIRECT UNIT COST	DEMOLITION UNIT COST
26 01 20 99-0113 EA Inspect And Clean Motor Starter (For Maintenance And Inspection, Less Than 600 Volt Motor Starter)	80.16	
26 01 20 99-0114 Replace Starter, Less Than 600 Volt Motor Starter (26 01 20 99-0108)		
26 01 20 99-0115 EA Remove Motor Starter (For Replace Starter, Less Than 600 Volt Motor Starter)	108.05	
26 01 20 99-0116 EA Install New 5 HP, Size 0, Magnetic Motor Starter (For Replace Starter, Less Than 600 Volt Motor Starter)	881.59	
26 01 20 99-0117 EA Cut, Form, Align And Connect Wires (For Replace Starter, Less Than 600 Volt Motor Starter)	18.15	
26 01 20 99-0118 EA Check Operation Of Motor Starter (For Replace Starter, Less Than 600 Volt Motor Starter)	2.16	
26 01 20 99-0119 600 Volt Motor Starter (26 01 20 99-0001)		
26 01 20 99-0120 Maintenance And Repair, 600 Volt Motor Starter (26 01 20 99-0119)		
26 01 20 99-0121 EA Remove Motor Starter Coil (For Maintenance And Repair, 600 Volt Motor Starter)	204.56	
26 01 20 99-0122 EA Install New Motor Starter Coil (For Maintenance And Repair, 600 Volt Motor Starter)	735.98	
26 01 20 99-0123 Maintenance And Inspection, 600 Volt Motor Starter (26 01 20 99-0119)		
26 01 20 99-0124 EA Inspect And Clean Motor Starter (For Maintenance And Inspection, 600 Volt Motor Starter)	80.16	
26 01 20 99-0125 Replace 600 Volt Motor Starter (26 01 20 99-0119)		
26 01 20 99-0126 EA Remove Motor Starter (For Replace 600 Volt Motor Starter)	400.58	
26 01 20 99-0127 EA Install New 3 Pole, 100 HP Motor, FVRN Motor Starter (For Replace 600 Volt Motor Starter)	6,061.95	
26 01 20 99-0128 EA Cut, Form, Align And Connect Wires (For Replace 600 Volt Motor Starter)	20.43	
26 01 20 99-0129 EA Check Operation Of Motor Starter (For Replace 600 Volt Motor Starter)	2.16	
26 01 20 99-0130 Liquid Filled Secondary Transformer (26 01 20 99-0001)		
26 01 20 99-0131 Maintenance And Repair, Liquid Filled Secondary Transformer (26 01 20 99-0130)		
26 01 20 99-0132 EA Remove Transformer Terminal (For Maintenance And Repair, Liquid Filled Secondary Transformer)	41.82	
26 01 20 99-0133 EA Install New Transformer Terminal (For Maintenance And Repair, Liquid Filled Secondary Transformer)	134.30	
26 01 20 99-0134 Maintenance And Inspection, Liquid Filled Secondary Transformer (26 01 20 99-0130)		
26 01 20 99-0135 EA Check Connections And Fluid (For Maintenance And Inspection, Liquid Filled Secondary Transformer)	80.16	
26 01 20 99-0136 Dry Secondary Transformer (26 01 20 99-0001)		
26 01 20 99-0137 Maintenance And Repair, Dry Secondary Transformer (26 01 20 99-0136)		
26 01 20 99-0138 EA Remove Transformer Terminal (For Maintenance And Repair, Dry Secondary Transformer)	60.09	
26 01 20 99-0139 EA Install New Transformer Terminal (For Maintenance And Repair, Dry Secondary Transformer)	249.19	
26 01 20 99-0140 Maintenance And Inspection Dry Secondary Transformer (26 01 20 99-0136)		
26 01 20 99-0141 EA Inspect Connections And Tighten (For Maintenance And Inspection Dry Secondary Transformer)	120.19	
26 01 20 99-0142 Replace 15 KVA Transformer (26 01 20 99-0136)		
26 01 20 99-0143 EA Remove Transformer, Including Support, Wire And Conduit Terminations (For Replace 15 KVA Transformer)	524.01	
26 01 20 99-0144 EA Install New 240/480 Volt Primary, 120/208 V Secondary Transformer (For Replace 15 KVA Transformer)	3,310.18	
26 01 20 99-0145 Replace 112.5 KVA Transformer (26 01 20 99-0136)		
26 01 20 99-0146 EA Remove Transformer, Including Support, Wire And Conduit Terminations (For Replace 112.5 KVA Transformer)	884.81	
26 01 20 99-0147 EA Install New 240/480 Volt Primary, 120/208 V Secondary Transformer (For Replace 112.5 KVA Transformer)	7,008.01	
26 01 20 99-0148 Replace 500 KVA Transformer (26 01 20 99-0136)		
26 01 20 99-0149 EA Remove Transformer, Including Support, Wire And Conduit Terminations (For Replace 500 KVA Transformer)	1,832.74	
26 01 20 99-0150 EA Install New 240/480 Volt Primary, 120/208 V Secondary Transformer (For Replace 500 KVA Transformer)	24,749.08	
26 01 20 99-0151 Indoor Lighting Panel (26 01 20 99-0001)		
26 01 20 99-0152 Maintenance And Inspection, Indoor Lighting Panel (26 01 20 99-0151)		
26 01 20 99-0153 EA Inspect And Clean Panels (For Maintenance And Inspection, Indoor Lighting Panel)	60.09	
26 01 20 99-0154 Replace 100 Amp Load Center (26 01 20 99-0151)		
26 01 20 99-0155 EA Turn Power Off, Later Turn On (For Replace 100 Amp Load Center)	12.02	
26 01 20 99-0156 EA Remove 3 Wire, 120/240 Volt, Load Center (For Replace 100 Amp Load Center)	369.81	
26 01 20 99-0157 EA Install New 3 Wire, 120/240 Volt, 100 Amp, Load Center (For Replace 100 Amp Load Center)	1,144.24	
26 01 20 99-0158 EA Test Circuits (For Replace 100 Amp Load Center)	8.77	



MINOR CSI UOM DESCRIPTION	TOTAL DIRECT UNIT COST	DEMOLITION UNIT COST
26 01 20 99-0159 Lighting And Branch Wiring <small>(26 01 20 99)</small> Note: Includes all required small tools and equipment.		
26 01 20 99-0160 Wireway <small>(26 01 20 99-0159)</small>		
26 01 20 99-0161 Replace 8" x 8" Wireway <small>(26 01 20 99-0160)</small>		
26 01 20 99-0162 LF Remove And Reinstall Supply Box (For Replace 8" x 8" Wireway)	6.01	
26 01 20 99-0163 LF Remove Wireway, Fittings And Support (For Replace 8" x 8" Wireway)	12.02	
26 01 20 99-0164 LF Install New Wireway, Fittings And Support (For Replace 8" x 8" Wireway)	82.84	
26 01 20 99-0165 Non-Metallic (NM) Tubing/Sheathed Cable <small>(26 01 20 99-0159)</small>		
26 01 20 99-0166 Replace Non-Metallic (NM) Tubing/Sheathed Cable <small>(26 01 20 99-0165)</small>		
26 01 20 99-0167 MLF Shut Off Power, Later Turn On (For Replace Non-Metallic (NM) Tubing/Sheathed Cable)	12.02	
26 01 20 99-0168 MLF Remove And Reinstall Cover Plate (For Replace Non-Metallic (NM) Tubing/Sheathed Cable)	155.04	
26 01 20 99-0169 MLF Remove Junction Box (For Replace Non-Metallic (NM) Tubing/Sheathed Cable)	120.19	
26 01 20 99-0170 MLF Remove Non-Metallic (NM) Tubing, #12, 2 Wire (For Replace Non-Metallic (NM) Tubing/Sheathed Cable)	1,528.76	
26 01 20 99-0171 MLF Install Non-Metallic (NM) Tubing, #12, 2 Wire (For Replace Non-Metallic (NM) Tubing/Sheathed Cable)	4,476.71	
26 01 20 99-0172 MLF Install New Staples, For Romex Or BX Cable (For Replace Non-Metallic (NM) Tubing/Sheathed Cable)	484.77	
26 01 20 99-0173 MLF Install New Cable Connectors For #12, 2 Wire (For Replace Non-Metallic (NM) Tubing/Sheathed Cable)	102.89	
26 01 20 99-0174 MLF Install New 4" Outlet Box Square For Romex Or BX (For Replace Non-Metallic (NM) Tubing/Sheathed Cable)	574.87	
26 01 20 99-0175 Service Cable <small>(26 01 20 99-0159)</small>		
26 01 20 99-0176 Replace Service Cable <small>(26 01 20 99-0175)</small>		
26 01 20 99-0177 MLF Shut Off Power, Later Turn On (For Replace Service Cable)	12.02	
26 01 20 99-0178 MLF Remove And Reinstall Cover Plate (For Replace Service Cable)	155.04	
26 01 20 99-0179 MLF Remove Junction Box (For Replace Service Cable)	120.19	
26 01 20 99-0180 MLF Remove #6 XLPE Wire (For Replace Service Cable)	240.37	
26 01 20 99-0181 MLF Install New 600 Volt, Copper Type XLPE-USE (For Replace Service Cable)	2,864.66	
26 01 20 99-0182 MLF Install New Staples For Service Cable (For Replace Service Cable)	608.99	
26 01 20 99-0183 MLF Install New SER Cable Connectors (For Replace Service Cable)	494.81	
26 01 20 99-0184 MLF Install New 4" Outlet Box Square (For Replace Service Cable)	513.59	
26 01 20 99-0185 Cable, Armored <small>(26 01 20 99-0159)</small>		
26 01 20 99-0186 Replace Armored Cable <small>(26 01 20 99-0185)</small>		
26 01 20 99-0187 MLF Shut Off Power, Later Turn On (For Replace Armored Cable)	12.02	
26 01 20 99-0188 MLF Remove And Reinstall Cover Plate (For Replace Armored Cable)	155.04	
26 01 20 99-0189 MLF Remove Junction Box (For Replace Armored Cable)	120.19	
26 01 20 99-0190 MLF Remove Armored Cable (For Replace Armored Cable)	1,588.85	
26 01 20 99-0191 MLF Install New #12, 2 Wire, BX (For Replace Armored Cable)	4,636.53	
26 01 20 99-0192 MLF Install New Staples, For Romex Or BX Cable (For Replace Armored Cable)	484.77	
26 01 20 99-0193 MLF Install New Cable Connector (For Replace Armored Cable)	250.15	
26 01 20 99-0194 MLF Install New 4" Outlet Box Square For Romex Or BX (For Replace Armored Cable)	574.87	
26 01 20 99-0195 Branch Wiring With Junction Box <small>(26 01 20 99-0159)</small>		
26 01 20 99-0196 Replace Branch Wiring <small>(26 01 20 99-0195)</small>		
26 01 20 99-0197 MLF Shut Off Power, Later Turn On (For Replace Branch Wiring)	12.02	
26 01 20 99-0198 MLF Remove And Reinstall Cover Plate (For Replace Branch Wiring)	155.04	
26 01 20 99-0199 MLF Remove Junction Box (For Replace Branch Wiring)	120.19	
26 01 20 99-0200 MLF Remove #12 Wire (For Replace Branch Wiring)	174.87	
26 01 20 99-0201 MLF Install New #12 Copper, Stranded, Conductor (For Replace Branch Wiring)	1,420.94	
26 01 20 99-0202 MLF Install New 4" Outlet Box Square (For Replace Branch Wiring)	513.59	
26 01 20 99-0203 MLF Install New Wire Connectors (For Replace Branch Wiring)	125.03	
26 01 20 99-0204 600 Volt Branch Wiring <small>(26 01 20 99-0159)</small>		
26 01 20 99-0205 Replace 600 Volt Branch Wiring <small>(26 01 20 99-0204)</small>		
26 01 20 99-0206 MLF Shut Off Power, Later Turn On (For Replace 600 Volt Branch Wiring)	12.02	
26 01 20 99-0207 MLF Remove #12 Wire (For Replace 600 Volt Branch Wiring)	174.87	
26 01 20 99-0208 MLF Install New #12 Copper, Stranded, Conductor (For Replace 600 Volt Branch Wiring)	1,420.94	
26 01 20 99-0209 MLF Cut, Form And Align 4 Wires (For Replace 600 Volt Branch Wiring)	49.28	
26 01 20 99-0210 MLF Splice, Solder, Insulate 2 Wires (For Replace 600 Volt Branch Wiring)	320.53	
26 01 20 99-0211 Circuit Breaker <small>(26 01 20 99-0159)</small>		
26 01 20 99-0212 Maintenance And Repair, 480 Volt, 1 Pole Molded Case Circuit Breaker <small>(26 01 20 99-0211)</small>		
26 01 20 99-0213 EA Tighten Connections (For Maintenance And Repair, 480 Volt, 1 Pole Molded Case Circuit Breaker)	106.84	
26 01 20 99-0214 Maintenance And Inspection, 480 Volt, 1 Pole Molded Case Circuit Breaker <small>(26 01 20 99-0211)</small>		
26 01 20 99-0215 EA Inspect, Tighten Circuit Breaker Wiring (For Maintenance And Inspection, 480 Volt, 1 Pole Molded Case Circuit Breaker)	48.07	

26 Electrical**26 01 Operation and Maintenance of Electrical Systems****26 01 20 Operation and Maintenance of Low-Voltage Electrical Distribution**
 MINOR
 CSI UOM DESCRIPTION

 TOTAL DIRECT DEMOLITION
 UNIT COST UNIT COST

26 01 20 99-0216		Replace 480 Volt, 1 Pole Molded Case Circuit Breaker <small>(26 01 20 99-0211)</small>	
26 01 20 99-0217	EA	Remove Circuit Breaker (For Replace 480 Volt, 1 Pole Molded Case Circuit Breaker)	41.82
26 01 20 99-0218	EA	Install New 70 To 100 Amp Circuit Breaker (For Replace 480 Volt, 1 Pole Molded Case Circuit Breaker)	797.48
26 01 20 99-0219	EA	Cut, Form, Align And Connect Wires (For Replace 480 Volt, 1 Pole Molded Case Circuit Breaker)	18.15
26 01 20 99-0220	EA	Check Operation Of Breaker (For Replace 480 Volt, 1 Pole Molded Case Circuit Breaker)	2.16
26 01 20 99-0221		Maintenance And Repair, 480 Volt, 2 Pole Molded Case Circuit Breaker <small>(26 01 20 99-0211)</small>	
26 01 20 99-0222	EA	Tighten Connections (For Maintenance And Repair, 480 Volt, 2 Pole Molded Case Circuit Breaker)	106.84
26 01 20 99-0223		Maintenance And Inspection, 480 Volt, 2 Pole Molded Case Circuit Breaker <small>(26 01 20 99-0211)</small>	
26 01 20 99-0224	EA	Inspect, Tighten Circuit Breaker Wiring (For Maintenance And Inspection, 480 Volt, 2 Pole Molded Case Circuit Breaker)	48.07
26 01 20 99-0225		Replace 480 Volt, 2 Pole Molded Case Circuit Breaker <small>(26 01 20 99-0211)</small>	
26 01 20 99-0226	EA	Remove Circuit Breaker (For Replace 480 Volt, 2 Pole Molded Case Circuit Breaker)	60.09
26 01 20 99-0227	EA	Install New 70 To 100 Amp Circuit Breaker (For Replace 480 Volt, 2 Pole Molded Case Circuit Breaker)	1,119.48
26 01 20 99-0228	EA	Cut, Form, Align And Connect Wires (For Replace 480 Volt, 2 Pole Molded Case Circuit Breaker)	18.15
26 01 20 99-0229	EA	Check Operation Of Breaker (For Replace 480 Volt, 2 Pole Molded Case Circuit Breaker)	2.16
26 01 20 99-0230		Maintenance And Repair, 480 Volt, 3 Pole Molded Case Circuit Breaker <small>(26 01 20 99-0211)</small>	
26 01 20 99-0231	EA	Tighten Connections (For Maintenance And Repair, 480 Volt, 3 Pole Molded Case Circuit Breaker)	106.84
26 01 20 99-0232		Maintenance And Inspection, 480 Volt, 3 Pole Molded Case Circuit Breaker <small>(26 01 20 99-0211)</small>	
26 01 20 99-0233	EA	Inspect And Tighten Circuit Breaker Wiring (For Maintenance And Inspection, 480 Volt, 3 Pole Molded Case Circuit Breaker)	48.07
26 01 20 99-0234		Replace 480 Volt, 3 Pole Molded Case Circuit Breaker <small>(26 01 20 99-0211)</small>	
26 01 20 99-0235	EA	Remove Circuit Breaker (For Replace 480 Volt, 3 Pole Molded Case Circuit Breaker)	60.09
26 01 20 99-0236	EA	Install New 70 To 100 Amp Circuit Breaker (For Replace 480 Volt, 3 Pole Molded Case Circuit Breaker)	1,399.34
26 01 20 99-0237	EA	Cut, Form, Align And Connect Wires (For Replace 480 Volt, 3 Pole Molded Case Circuit Breaker)	18.15
26 01 20 99-0238	EA	Check Operation Of Breaker (For Replace 480 Volt, 3 Pole Molded Case Circuit Breaker)	2.16
26 01 20 99-0239		Replace 600 Volt, 2 Pole Molded Case Circuit Breaker Trip Switch <small>(26 01 20 99-0211)</small>	
26 01 20 99-0240	EA	Remove Trip Switch (For Replace 600 Volt, 2 Pole Molded Case Circuit Breaker Trip Switch)	60.09
26 01 20 99-0241	EA	Install New Trip Switch (For Replace 600 Volt, 2 Pole Molded Case Circuit Breaker Trip Switch)	380.76
26 01 20 99-0242		Maintenance And Inspection, 600 Volt, 2 Pole Molded Case Circuit Breaker <small>(26 01 20 99-0211)</small>	
26 01 20 99-0243	EA	Inspect And Tighten Circuit Breaker Wiring (For Maintenance And Inspection, 600 Volt, 2 Pole Molded Case Circuit Breaker)	48.07
26 01 20 99-0244		Replace 600 Volt, 2 Pole Molded Case Circuit Breaker <small>(26 01 20 99-0211)</small>	
26 01 20 99-0245	EA	Remove Circuit Breaker (For Replace 600 Volt, 2 Pole Molded Case Circuit Breaker)	60.09
26 01 20 99-0246	EA	Install New 70 To 100 Amp Circuit Breaker (For Replace 600 Volt, 2 Pole Molded Case Circuit Breaker)	1,159.79
26 01 20 99-0247	EA	Cut, Form, Align And Connect Wires (For Replace 600 Volt, 2 Pole Molded Case Circuit Breaker)	20.43
26 01 20 99-0248	EA	Check Operation Of Breaker (For Replace 600 Volt, 2 Pole Molded Case Circuit Breaker)	2.16
26 01 20 99-0249		Replace 600 Volt, 3 Pole Molded Case Circuit Breaker Trip Switch <small>(26 01 20 99-0211)</small>	
26 01 20 99-0250	EA	Remove Trip Switch (For Replace 600 Volt, 3 Pole Molded Case Circuit Breaker Trip Switch)	60.09
26 01 20 99-0251	EA	Install New Trip Switch (For Replace 600 Volt, 3 Pole Molded Case Circuit Breaker Trip Switch)	380.76
26 01 20 99-0252		Maintenance And Inspection, 600 Volt, 3 Pole Molded Case Circuit Breaker <small>(26 01 20 99-0211)</small>	
26 01 20 99-0253	EA	Inspect And Tighten Circuit Breaker Wiring (For Maintenance And Inspection, 600 Volt, 3 Pole Molded Case Circuit Breaker)	48.07
26 01 20 99-0254		Replace 600 Volt, 3 Pole Molded Case Circuit Breaker <small>(26 01 20 99-0211)</small>	
26 01 20 99-0255	EA	Remove Circuit Breaker (For Replace 600 Volt, 3 Pole Molded Case Circuit Breaker)	106.84
26 01 20 99-0256	EA	Install New 125 To 400 Amp Circuit Breaker (For Replace 600 Volt, 3 Pole Molded Case Circuit Breaker)	4,801.93
26 01 20 99-0257	EA	Cut, Form, Align And Connect Wires (For Replace 600 Volt, 3 Pole Molded Case Circuit Breaker)	20.43
26 01 20 99-0258	EA	Check Operation Of Breaker (For Replace 600 Volt, 3 Pole Molded Case Circuit Breaker)	2.16



MINOR CSI UOM DESCRIPTION	TOTAL DIRECT UNIT COST	DEMOLITION UNIT COST
26 01 20 99-0259 Maintenance And Repair, 240 Volt, 1 Pole Circuit Breaker Enclosed <small>(26 01 20 99-0211)</small>		
26 01 20 99-0260 EA Tighten Connections (For Maintenance And Repair, 240 Volt, 1 Pole Enclosed Circuit Breaker)	106.84	
26 01 20 99-0261 Maintenance And Inspection, 240 Volt, 1 Pole Circuit Breaker Enclosed <small>(26 01 20 99-0211)</small>		
26 01 20 99-0262 EA Inspect And Tighten Circuit Breaker Wiring (For Maintenance And Inspection, 240 Volt, 1 Pole Enclosed Circuit Breaker).....	48.07	
26 01 20 99-0263 Replace 240 Volt, 1 Pole Circuit Breaker Enclosed <small>(26 01 20 99-0211)</small>		
26 01 20 99-0264 EA Remove Circuit Breaker (For Replace 240 Volt, 1 Pole Circuit Breaker Enclosed)	60.09	
26 01 20 99-0265 EA Install New 240 Volt, 1 Pole, 15 To 60 Amp, Circuit Breaker Enclosed (For Replace 240 Volt, 1 Pole Circuit Breaker Enclosed).....	511.99	
26 01 20 99-0266 EA Cut, Form, Align And Connect Wires (For Replace 240 Volt, 1 Pole Circuit Breaker Enclosed).....	18.15	
26 01 20 99-0267 EA Check Operation Of Breaker (For Replace 240 Volt, 1 Pole Circuit Breaker Enclosed)	2.16	
26 01 20 99-0268 Maintenance And Repair, 240 Volt, 2 Pole Circuit Breaker Enclosed <small>(26 01 20 99-0211)</small>		
26 01 20 99-0269 EA Tighten Connections (For Maintenance And Repair, 240 Volt, 2 Pole Circuit Breaker Enclosed)	106.84	
26 01 20 99-0270 Maintenance And Inspection, 240 Volt, 2 Pole Circuit Breaker Enclosed <small>(26 01 20 99-0211)</small>		
26 01 20 99-0271 EA Inspect And Tighten Circuit Breaker Wiring (For Maintenance And Inspection, 240 Volt, 2 Pole Circuit Breaker Enclosed)	48.07	
26 01 20 99-0272 Replace 240 Volt, 2 Pole Circuit Breaker Enclosed <small>(26 01 20 99-0211)</small>		
26 01 20 99-0273 EA Remove Circuit Breaker (For Replace 240 Volt, 2 Pole Circuit Breaker Enclosed)	60.09	
26 01 20 99-0274 EA Install New Circuit Breaker Enclosed, 240 Volt, 15 To 60 Amp, 2 Pole (For Replace 240 Volt, 2 Pole Circuit Breaker Enclosed).....	850.19	
26 01 20 99-0275 EA Cut, Form, Align And Connect Wires (For Replace 240 Volt, 2 Pole Circuit Breaker Enclosed).....	18.15	
26 01 20 99-0276 EA Check Operation Of Breaker (For Replace 240 Volt, 2 Pole Circuit Breaker Enclosed)	2.16	
26 01 20 99-0277 Maintenance And Repair, 240 Volt, 3 Pole Circuit Breaker Enclosed <small>(26 01 20 99-0211)</small>		
26 01 20 99-0278 EA Tighten Connections (For Maintenance And Repair, 240 Volt, 3 Pole Circuit Breaker Enclosed)	106.84	
26 01 20 99-0279 Maintenance And Inspection, 240 Volt, 3 Pole Circuit Breaker Enclosed <small>(26 01 20 99-0211)</small>		
26 01 20 99-0280 EA Inspect And Tighten Circuit Breaker Wiring (For Maintenance And Inspection, 240 Volt, 3 Pole Circuit Breaker Enclosed)	48.07	
26 01 20 99-0281 Replace 240 Volt, 3 Pole Circuit Breaker Enclosed <small>(26 01 20 99-0211)</small>		
26 01 20 99-0282 EA Remove Circuit Breaker (For Replace 240 Volt, 3 Pole Circuit Breaker Enclosed)	60.09	
26 01 20 99-0283 EA Install New Circuit Breaker Enclosed, 240 Volt, 15 To 60 Amp, 3 Pole (For Replace 240 Volt, 3 Pole Circuit Breaker Enclosed).....	905.14	
26 01 20 99-0284 EA Cut, Form, Align And Connect Wires (For Replace 240 Volt, 3 Pole Circuit Breaker Enclosed).....	18.15	
26 01 20 99-0285 EA Check Operation Of Breaker (For Replace 240 Volt, 3 Pole Circuit Breaker Enclosed)	2.16	
26 01 20 99-0286 Repair Failed 600 Volt, 2 Pole Circuit Breaker Enclosed <small>(26 01 20 99-0211)</small>		
26 01 20 99-0287 EA Repair Circuit Breaker Component (For Repair Failed 600 Volt, 2 Pole Circuit Breaker Enclosed)	820.96	
26 01 20 99-0288 Maintenance And Inspection, 600 Volt, 2 Pole Circuit Breaker Enclosed <small>(26 01 20 99-0211)</small>		
26 01 20 99-0289 EA Inspect And Tighten Circuit Breaker Wiring (For Maintenance And Inspection, 600 Volt, 2 Pole Circuit Breaker Enclosed)	48.07	
26 01 20 99-0290 Replace 600 Volt, 2 Pole Circuit Breaker Enclosed <small>(26 01 20 99-0211)</small>		
26 01 20 99-0291 EA Remove Circuit Breaker, 600 Volt, 100 Amp, 2 Pole (For Replace 600 Volt, 2 Pole Circuit Breaker Enclosed).....	96.15	
26 01 20 99-0292 EA Install New Circuit Breaker Enclosed, 600 Volt, 100 Amp, 2 Pole (For Replace 600 Volt, 2 Pole Circuit Breaker Enclosed)	1,352.08	
26 01 20 99-0293 EA Cut, Form, Align And Connect Wires (For Replace 600 Volt, 2 Pole Circuit Breaker Enclosed).....	20.43	
26 01 20 99-0294 EA Check Operation Of Breaker (For Replace 600 Volt, 2 Pole Circuit Breaker Enclosed)	2.16	
26 01 20 99-0295 Repair Failed 600 Volt, 3 Pole Circuit Breaker Enclosed <small>(26 01 20 99-0211)</small>		
26 01 20 99-0296 EA Repair Circuit Breaker Component (For Replace 600 Volt, 3 Pole Circuit Breaker Enclosed).....	1,175.00	
26 01 20 99-0297 Maintenance And Inspection, 600 Volt, 3 Pole Circuit Breaker Enclosed <small>(26 01 20 99-0211)</small>		
26 01 20 99-0298 EA Inspect And Tighten Circuit Breaker Wiring (For Maintenance And Inspection, 600 Volt, 3 Pole Circuit Breaker Enclosed)	48.07	

26 Electrical
26 01 Operation and Maintenance of Electrical Systems
26 01 20 Operation and Maintenance of Low-Voltage Electrical Distribution



MINOR
 CSI UOM DESCRIPTION

TOTAL DIRECT DEMOLITION
 UNIT COST UNIT COST

26 01 20 99-0299		Replace 600 Volt, 3 Pole 100 Amp Circuit Breaker Enclosed <small>(26 01 20 99-0211)</small>	
26 01 20 99-0300	EA	Remove Circuit Breaker (For Replace 600 Volt, 3 Pole 100 Amp Circuit Breaker Enclosed)	106.84
26 01 20 99-0301	EA	Install New Circuit Breaker Enclosed, 600 Volt, 100 Amp, 3 Pole (For Replace 600 Volt, 3 Pole 100 Amp Circuit Breaker Enclosed)	1,073.07
26 01 20 99-0302	EA	Cut, Form, Align And Connect Wires (For Replace 600 Volt, 3 Pole 100 Amp Circuit Breaker Enclosed)	20.43
26 01 20 99-0303	EA	Check Operation Of Breaker (For Replace 600 Volt, 3 Pole 100 Amp Circuit Breaker Enclosed)	2.16
26 01 20 99-0304		Replace 600 Volt, 3 Pole 800 Amp, Circuit Breaker Enclosed <small>(26 01 20 99-0211)</small>	
26 01 20 99-0305	EA	Remove Circuit Breaker (For Replace 600 Volt, 3 Pole 800 Amp, Circuit Breaker Enclosed)	534.10
26 01 20 99-0306	EA	Install New Circuit Breaker Enclosed, 600 Volt, 800 Amp, 3 Pole (For Replace 600 Volt, 3 Pole 800 Amp, Circuit Breaker Enclosed)	10,813.53
26 01 20 99-0307	EA	Cut, Form, Align And Connect Wires (For Replace 600 Volt, 3 Pole 800 Amp, Circuit Breaker Enclosed)	40.86
26 01 20 99-0308	EA	Check Operation Of Breaker (For Replace 600 Volt, 3 Pole 800 Amp, Circuit Breaker Enclosed)	4.45
26 01 20 99-0309		Replace 600 Volt, 3 Pole 1000 Amp Circuit Breaker Enclosed <small>(26 01 20 99-0211)</small>	
26 01 20 99-0310	EA	Remove Circuit Breaker (For Replace 600 Volt, 3 Pole 1,000 Amp Circuit Breaker Enclosed)	620.28
26 01 20 99-0311	EA	Install New Circuit Breaker Enclosed, 600 Volt, 1,000 Amp, 3 Pole (For Replace 600 Volt, 3 Pole 1,000 Amp Circuit Breaker Enclosed)	19,119.55
26 01 20 99-0312	EA	Cut, Form, Align And Connect Wires (For Replace 600 Volt, 3 Pole 1,000 Amp Circuit Breaker Enclosed)	62.02
26 01 20 99-0313	EA	Check Operation Of Breaker (For Replace 600 Volt, 3 Pole 1,000 Amp Circuit Breaker Enclosed)	6.61
26 01 20 99-0314		Replace 600 Volt, 3 Pole 1600 Amp Circuit Breaker Enclosed <small>(26 01 20 99-0211)</small>	
26 01 20 99-0315	EA	Remove Circuit Breaker (For Replace 600 Volt, 3 Pole 1,600 Amp Circuit Breaker Enclosed)	686.74
26 01 20 99-0316	EA	Install New Circuit Breaker Enclosed, 600 Volt, 1,600 Amp, 3 Pole (For Replace 600 Volt, 3 Pole 1,600 Amp Circuit Breaker Enclosed)	22,423.64
26 01 20 99-0317	EA	Cut, Form, Align And Connect Wires (For Replace 600 Volt, 3 Pole 1,600 Amp Circuit Breaker Enclosed)	81.85
26 01 20 99-0318	EA	Check Operation Of Breaker (For Replace 600 Volt, 3 Pole 1,600 Amp Circuit Breaker Enclosed)	8.77
26 01 20 99-0319		Replace 600 Volt, 3 Pole 2000 Amp Circuit Breaker Enclosed <small>(26 01 20 99-0211)</small>	
26 01 20 99-0320	EA	Remove Circuit Breaker (For Replace 600 Volt, 3 Pole 2,000 Amp Circuit Breaker Enclosed)	769.19
26 01 20 99-0321	EA	Install New Circuit Breaker Enclosed, 600 Volt, 2,000 Amp, 3 Pole (For Replace 600 Volt, 3 Pole 2,000 Amp Circuit Breaker Enclosed)	28,300.41
26 01 20 99-0322	EA	Cut, Form, Align And Connect Wires (For Replace 600 Volt, 3 Pole 2,000 Amp Circuit Breaker Enclosed)	170.42
26 01 20 99-0323	EA	Check Operation Of Breaker (For Replace 600 Volt, 3 Pole 2,000 Amp Circuit Breaker Enclosed)	18.39
26 01 20 99-0324		Safety Switch, Heavy Duty <small>(26 01 20 99-0159)</small>	
26 01 20 99-0325		Maintenance And Repair, 3 Pole Heavy Duty Safety Switch <small>(26 01 20 99-0324)</small>	
26 01 20 99-0326	EA	Resecure Lugs (For Maintenance And Repair, 3 Pole Heavy Duty Safety Switch)	60.09
26 01 20 99-0327		Maintenance And Inspection, 3 Pole Safety Switch <small>(26 01 20 99-0324)</small>	
26 01 20 99-0328	EA	Inspect And Clean Safety Switch (For Maintenance And Inspection, 3 Pole Safety Switch)	60.09
26 01 20 99-0329		Replace 30 Amp Heavy Duty Safety Switch <small>(26 01 20 99-0324)</small>	
26 01 20 99-0330	EA	Remove Safety Switch (For Replace 30 Amp Heavy Duty Safety Switch)	78.12
26 01 20 99-0331	EA	Install New Fused Safety Switch, Heavy Duty, 600 Volt, 3 Pole, 30 Amp (For Replace 30 Amp Heavy Duty Safety Switch)	532.25
26 01 20 99-0332	EA	Install New Fuses (For Replace 30 Amp Heavy Duty Safety Switch)	203.63
26 01 20 99-0333	EA	Check Operation Of Switch (For Replace 30 Amp Heavy Duty Safety Switch)	2.16
26 01 20 99-0334		Replace 100 Amp Heavy Duty Safety Switch <small>(26 01 20 99-0324)</small>	
26 01 20 99-0335	EA	Remove Safety Switch (For Replace 100 Amp Heavy Duty Safety Switch)	131.72
26 01 20 99-0336	EA	Install New Fused Safety Switch, Heavy Duty, 600 Volt, 3 Pole, 100 Amp (For Replace 100 Amp Heavy Duty Safety Switch)	959.61
26 01 20 99-0337	EA	Install New Fuses (For Replace 100 Amp Heavy Duty Safety Switch)	341.68
26 01 20 99-0338	EA	Check Operation Of Switch (For Replace 100 Amp Heavy Duty Safety Switch)	2.16
26 01 20 99-0339		Replace 200 Amp Heavy Duty Safety Switch <small>(26 01 20 99-0324)</small>	
26 01 20 99-0340	EA	Remove Safety Switch (For Replace 200 Amp Heavy Duty Safety Switch)	192.30
26 01 20 99-0341	EA	Install New Fused Safety Switch, Heavy Duty, 600 Volt, 3 Pole, 200 Amp (For Replace 200 Amp Heavy Duty Safety Switch)	1,465.24
26 01 20 99-0342	EA	Install New Fuses (For Replace 200 Amp Heavy Duty Safety Switch)	604.08
26 01 20 99-0343	EA	Check Operation Of Switch (For Replace 200 Amp Heavy Duty Safety Switch)	2.16
26 01 20 99-0344		Replace 400 Amp Heavy Duty Safety Switch <small>(26 01 20 99-0324)</small>	
26 01 20 99-0345	EA	Remove Safety Switch (For Replace 400 Amp Heavy Duty Safety Switch)	282.80
26 01 20 99-0346	EA	Install New Fused Safety Switch, Heavy Duty, 600 Volt, 3 Pole, 400 Amp (For Replace 400 Amp Heavy Duty Safety Switch)	2,731.20



MINOR CSI UOM DESCRIPTION	TOTAL DIRECT UNIT COST	DEMOLITION UNIT COST
26 01 20 99-0347 EA Install New Fuses (For Replace 400 Amp Heavy Duty Safety Switch)	1,238.85	
26 01 20 99-0348 EA Check Operation Of Switch (For Replace 400 Amp Heavy Duty Safety Switch)	4.45	
26 01 20 99-0349 Replace 600 Amp Heavy Duty Safety Switch (26 01 20 99-0324)		
26 01 20 99-0350 EA Remove Safety Switch (For Replace 600 Amp Heavy Duty Safety Switch)	418.00	
26 01 20 99-0351 EA Install New Fused Safety Switch, Heavy Duty, 600 Volt, 3 Pole, 600 Amp (For Replace 600 Amp Heavy Duty Safety Switch).....	4,928.17	
26 01 20 99-0352 EA Install New Fuses (For Replace 600 Amp Heavy Duty Safety Switch)	1,550.10	
26 01 20 99-0353 EA Check Operation Of Switch (For Replace 600 Amp Heavy Duty Safety Switch)	4.45	
26 01 20 99-0354 Safety Switch, General Duty (26 01 20 99-0159)		
26 01 20 99-0355 Maintenance And Repair, 2 Pole General Safety Switch (26 01 20 99-0354)		
26 01 20 99-0356 EA Resecure Lugs (For Maintenance And Repair, 2 Pole General Safety Switch)	60.09	
26 01 20 99-0357 Maintenance And Inspection, 2 Pole Safety Switch (26 01 20 99-0354)		
26 01 20 99-0358 EA Inspect And Clean Safety Switch (For Maintenance And Inspection, 2 Pole Safety Switch)	60.09	
26 01 20 99-0359 Replace 240 Volt, 2 Pole Safety Switch (26 01 20 99-0354)		
26 01 20 99-0360 EA Remove Safety Switch (For Replace 240 Volt, 2 Pole Safety Switch)	78.12	
26 01 20 99-0361 EA Install New Fused Safety Switch, General Duty, 240 Volt, 2 Pole, 30 Amp (For Replace 240 Volt, 2 Pole Safety Switch).....	382.13	
26 01 20 99-0362 EA Install New Fuse, Dual Element, Time Delay, 250 Volt, 30 Amp (For Replace 240 Volt, 2 Pole Safety Switch).....	64.56	
26 01 20 99-0363 EA Cut, Form, Align And Connect Wires (For Replace 240 Volt, 2 Pole Safety Switch)	18.15	
26 01 20 99-0364 EA Check Operation Of Switch (For Replace 240 Volt, 2 Pole Safety Switch)	2.16	
26 01 20 99-0365 Maintenance And Repair, 3 Pole General Safety Switch (26 01 20 99-0354)		
26 01 20 99-0366 EA Resecure Lugs (For Maintenance And Repair, 3 Pole General Safety Switch)	60.09	
26 01 20 99-0367 Maintenance And Inspection, 3 Pole Safety Switch (26 01 20 99-0354)		
26 01 20 99-0368 EA Inspect And Clean Safety Switch (For Maintenance And Inspection, 3 Pole Safety Switch)	60.09	
26 01 20 99-0369 Replace 240 Volt, 3 Pole Safety Switch (26 01 20 99-0354)		
26 01 20 99-0370 EA Remove Safety Switch (For Replace 240 Volt, 3 Pole Safety Switch)	78.12	
26 01 20 99-0371 EA Install New Fused Safety Switch, General Duty, 240 Volt, 3 Pole, 30 Amp (For Replace 240 Volt, 3 Pole Safety Switch).....	440.54	
26 01 20 99-0372 EA Install New Fuse, Dual Element, Time Delay, 250 Volt, 30 Amp (For Replace 240 Volt, 3 Pole Safety Switch).....	96.84	
26 01 20 99-0373 EA Cut, Form, Align And Connect Wires (For Replace 240 Volt, 3 Pole Safety Switch)	18.15	
26 01 20 99-0374 EA Check Operation Of Switch (For Replace 240 Volt, 3 Pole Safety Switch)	2.16	
26 01 20 99-0375 Replace Low Voltage Cartridge (26 01 20 99-0354)		
26 01 20 99-0376 EA Remove Cartridge Fuse Cutouts (For Replace Low Voltage Cartridge).....	12.02	
26 01 20 99-0377 EA Install New Cartridge Fuse Cutouts 3 Pole (For Replace Low Voltage Cartridge).....	59.20	
26 01 20 99-0378 Replace Plug Fuse (26 01 20 99-0354)		
26 01 20 99-0379 EA Remove Plug Fuse (For Replace Plug Fuse)	9.61	
26 01 20 99-0380 EA Install New Plug Fuse, 120 Volt, 15 To 30 Amp (For Replace Plug Fuse).....	24.32	
26 01 20 99-0381 Receptacles And Plugs (26 01 20 99-0159)		
26 01 20 99-0382 Maintenance And Repair, Receptacles And Plugs (26 01 20 99-0381)		
26 01 20 99-0383 EA Repair Receptacle Component (Cover) (For Maintenance And Repair, Receptacles And Plugs).....	61.77	
26 01 20 99-0384 Replace Receptacle/Plug, Receptacles And Plugs (26 01 20 99-0381)		
26 01 20 99-0385 EA Turn Power Off, Later Turn On (For Replace Receptacle/Plug, Receptacles And Plugs)	12.02	
26 01 20 99-0386 EA Remove And Reinstall Cover Plates (For Replace Receptacle/Plug, Receptacles And Plugs)	20.43	
26 01 20 99-0387 EA Remove Receptacle (For Replace Receptacle/Plug, Receptacles And Plugs).....	4.81	
26 01 20 99-0388 EA Install New Receptacle (For Replace Receptacle/Plug, Receptacles And Plugs).....	58.81	
26 01 20 99-0389 EA Cut, Form, Align And Connect Wires (For Replace Receptacle/Plug, Receptacles And Plugs)	3.12	
26 01 20 99-0390 EA Test For Operation, Receptacle (For Replace Receptacle/Plug, Receptacles And Plugs)	1.80	
26 01 20 99-0391 4-Pin Receptacle (26 01 20 99-0159)		
26 01 20 99-0392 Repair 4-Pin Receptacle Cover (26 01 20 99-0391)		
26 01 20 99-0393 EA Repair Receptacle(Cover) (For Repair 4-Pin Receptacle Cover)	82.33	

26 Electrical**26 01 Operation and Maintenance of Electrical Systems****26 01 20 Operation and Maintenance of Low-Voltage Electrical Distribution**

MINOR CSI UOM DESCRIPTION	TOTAL DIRECT UNIT COST	DEMOLITION UNIT COST
26 01 20 99-0394 Replace 4-Pin Receptacle <small>(26 01 20 99-0391)</small>		
26 01 20 99-0395 EA Remove 4-Pin Receptacle (For Replace 4-Pin Receptacle).....	24.04	
26 01 20 99-0396 EA Install New 4-Pin Locking Receptacle (For Replace 4-Pin Receptacle).....	159.07	
26 01 20 99-0397 Contactors And Relays <small>(26 01 20 99-0159)</small>		
26 01 20 99-0398 Maintenance And Repair, Contactors And Relays <small>(26 01 20 99-0397)</small>		
26 01 20 99-0399 EA Remove Contactor Coil (For Maintenance And Repair, Contactors And Relays).....	72.35	
26 01 20 99-0400 EA Install New Contactor Coil (For Maintenance And Repair, Contactors And Relays).....	280.68	
26 01 20 99-0401 Maintenance And Inspection, Contactors And Relays <small>(26 01 20 99-0397)</small>		
26 01 20 99-0402 EA Inspect And Clean Contacts (For Maintenance And Inspection, Contactors And Relays).....	30.05	
26 01 20 99-0403 Replace Contactor, Contactors And Relays <small>(26 01 20 99-0397)</small>		
26 01 20 99-0404 EA Remove Magnetic Contactor (For Replace Contactor, Contactors And Relays).....	96.15	
26 01 20 99-0405 EA Install New Magnetic Contactor 600 Volt, 3 P, 25 HP (For Replace Contactor, Contactors And Relays).....	955.44	
26 01 20 99-0406 EA Cut, Form, Align And Connect Wires (For Replace Contactor, Contactors And Relays).....	18.15	
26 01 20 99-0407 EA Check Operation Of Contactor (For Replace Contactor, Contactors And Relays).....	2.16	
26 01 20 99-0408 Wiring Devices, Switches <small>(26 01 20 99-0159)</small>		
26 01 20 99-0409 Maintenance And Repair, Wiring Devices, Switches <small>(26 01 20 99-0408)</small>		
26 01 20 99-0410 EA Repair Switch Component (Cover) (For Maintenance And Repair, Wiring Devices, Switches).....	61.77	
26 01 20 99-0411 Replace Switch, Wiring Devices, Switches <small>(26 01 20 99-0408)</small>		
26 01 20 99-0412 EA Turn Power Off, Later Turn On (For Replace Switch, Wiring Devices, Switches).....	12.02	
26 01 20 99-0413 EA Remove And Reinstall Cover Plates (For Replace Switch, Wiring Devices, Switches).....	20.43	
26 01 20 99-0414 EA Remove Switch (For Replace Switch, Wiring Devices, Switches).....	4.81	
26 01 20 99-0415 EA Install New Switch (For Replace Switch, Wiring Devices, Switches).....	50.48	
26 01 20 99-0416 EA Cut, Form, Align And Connect Wires (For Replace Switch, Wiring Devices, Switches).....	3.12	
26 01 20 99-0417 EA Test For Operation (For Replace Switch, Wiring Devices, Switches).....	1.80	
26 01 20 99-0418 Light Dimming Panel <small>(26 01 20 99-0159)</small>		
26 01 20 99-0419 Minor Repairs To Light Dimming Panel <small>(26 01 20 99-0418)</small>		
26 01 20 99-0420 EA Check And Test Components (For Minor Repairs To Light Dimming Panel).....	48.07	
26 01 20 99-0421 EA Remove Dimming Panel Component (For Minor Repairs To Light Dimming Panel).....	26.68	
26 01 20 99-0422 EA Install New Dimming Panel Component (For Minor Repairs To Light Dimming Panel).....	174.89	
26 01 20 99-0423 Maintenance And Inspection, Light Dimming Panel <small>(26 01 20 99-0418)</small>		
26 01 20 99-0424 EA Check Light Dimming Panel (For Maintenance And Inspection, Light Dimming Panel).....	64.06	
26 01 20 99-0425 Replace Light Dimming Panel <small>(26 01 20 99-0418)</small>		
26 01 20 99-0426 EA Turn Power Off, Later Turn On (For Replace Light Dimming Panel).....	12.02	
26 01 20 99-0427 EA Remove Dimming Panel (For Replace Light Dimming Panel).....	192.30	
26 01 20 99-0428 EA Install New Dimming Panel (For Replace Light Dimming Panel).....	1,949.12	
26 01 20 99-0429 EA Test Circuits (For Replace Light Dimming Panel).....	8.77	
26 01 20 99-0430 Switch, Pull Cord <small>(26 01 20 99-0159)</small>		
26 01 20 99-0431 Maintenance And Repair, Switch, Pull Cord <small>(26 01 20 99-0430)</small>		
26 01 20 99-0432 EA Repair Switch Component (Cover) (For Maintenance And Repair, Switch, Pull Cord).....	61.94	
26 01 20 99-0433 Replace Switch, Switch, Pull Cord <small>(26 01 20 99-0430)</small>		
26 01 20 99-0434 EA Turn Power Off, Later Turn On (For Replace Switch, Switch, Pull Cord).....	12.02	
26 01 20 99-0435 EA Remove And Reinstall Cover Plates (For Replace Switch, Switch, Pull Cord).....	20.43	
26 01 20 99-0436 EA Remove Switch (For Replace Switch, Switch, Pull Cord).....	4.81	
26 01 20 99-0437 EA Install New Pull Cord Switch (For Replace Switch, Switch, Pull Cord).....	58.86	
26 01 20 99-0438 EA Cut, Form, Align And Connect Wires (For Replace Switch, Switch, Pull Cord).....	3.12	
26 01 20 99-0439 EA Test For Operation (For Replace Switch, Switch, Pull Cord).....	1.80	
26 01 20 99-0440 EMT Conduit <small>(26 01 20 99-0159)</small>		
26 01 20 99-0441 Replace 1" EMT Conduit <small>(26 01 20 99-0440)</small>		
26 01 20 99-0442 MLF Remove And Reinstall Cover Plate (For Replace 1" EMT Conduit).....	155.04	
26 01 20 99-0443 MLF Remove Conduit With Fittings And Hangers (For Replace 1" EMT Conduit).....	2,439.76	
26 01 20 99-0444 MLF Remove Junction Box (For Replace 1" EMT Conduit).....	120.19	
26 01 20 99-0445 MLF Install New 1" EMT With Couplings (For Replace 1" EMT Conduit).....	7,442.01	
26 01 20 99-0446 MLF Install New Outlet Box Square (For Replace 1" EMT Conduit).....	513.59	



MINOR CSI UOM DESCRIPTION	TOTAL DIRECT UNIT COST	DEMOLITION UNIT COST
26 01 20 99-0447 MLF Install New Box Connector (For Replace 1" EMT Conduit).....	146.04	
26 01 20 99-0448 MLF Install New Beam Clamp (For Replace 1" EMT Conduit).....	1,222.74	
26 01 20 99-0449 MLF Install New Conduit Hanger (For Replace 1" EMT Conduit).....	1,981.04	
26 01 20 99-0450 Electrical Service & Distribution Preventative Maintenance <small>(26 01 20 99)</small>		
<small>Note: Includes all required small tools and equipment.</small>		
26 01 20 99-0451 Electrical Switchboard Preventative Maintenance <small>(26 01 20 99-0450)</small>		
26 01 20 99-0452 EA Annual Preventative Maintenance For Electrical Switchboard.....	88.21	
<small>Note: 1. Check With Operating Or Area Personnel For Deficiencies. 2. Check Indicating Lamps For Proper Operation, If Appropriate; Replace Burned Out Lamps. 3. Remove And Reinstall Cover. 4. Check For Discolorations, Hot Spots, Odors And Charred Insulation. 5. Clean Switchboard Exterior And Surrounding Area. 6. Fill Out Maintenance Checklist And Report Deficiencies.</small>		
26 01 20 99-0453 Switchboard With Air Circuit Breaker Preventative Maintenance <small>(26 01 20 99-0450)</small>		
26 01 20 99-0454 EA Annual Preventative Maintenance For Switchboard With Air Circuit Breaker.....	563.21	
<small>Note: 1. Check With Operating Or Area Personnel For Deficiencies. 2. Check Indicating Lamps For Proper Operation, If Appropriate; Replace Burned Out Lamps. 3. Remove Switchboard From Service, Coordinate With Appropriate Authority. 4. Remove And Reinstall Cover. 5. Check For Discolorations, Hot Spots, Odors And Charred Insulation. 6. Check The Records On The Circuit Breaker For Any Full Current Rated Trips Which May Indicate A Potential Problem. 7. Examine The Exterior Of The Switchboard For Any Damage Or Moisture. 8. Check Operation Of Circuit Breaker Tripping Mechanism And Relays. 9. Check The Operation Of The Circuit Breaker Charging Motor. 10. Check Hardware For Tightness. 11. Check Interlock For Proper Operation. 12. Check That The Charger Is Operating Properly. 13. Check For Any Signs Of Corrosion On The Battery Terminals Or Wires. 14. Check The Electrolyte Level In The Batteries; Add As Required. 15. Check The Specific Gravity Of The Electrolyte In A 10% Sample Of The Batteries. 16. Check 25% Of Terminal-To-Cell Connection Resistance; Rehabilitate Connections As Required. 17. Apply Anti-Corrosion Grease To Battery Terminals And Connections. 18. Measure And Record Individual Cell And String Float Voltages. 19. Place Switchboard Back In Service, Notify Appropriate Authority. 20. Clean Switchboard, Charger And The Surrounding Area. 21. Fill Out Maintenance Checklist And Report Deficiencies.</small>		
26 01 20 99-0455 Switchboard With Air Circuit Breaker And Tie Switch Preventative Maintenance <small>(26 01 20 99-0450)</small>		
26 01 20 99-0456 EA Annual Preventative Maintenance For Switchboard With Air Circuit Breaker And Tie Switch.....	571.98	
<small>Note: 1. Check With Operating Or Area Personnel For Deficiencies. 2. Check Indicating Lamps For Proper Operation, If Appropriate; Replace Burned Out Lamps. 3. Remove Switchboard From Service, Coordinate With Appropriate Authority. 4. Remove And Reinstall Cover. 5. Check For Discolorations, Hot Spots, Odors And Charred Insulation. 6. Check The Records On The Circuit Breaker For Any Full Current Rated Trips Which May Indicate A Potential Problem. 7. Examine The Exterior Of The Switchboard For Any Damage Or Moisture. 8. Check Operation Of Circuit Breaker Tripping Mechanism And Relays. 9. Check The Operation Of The Circuit Breaker Charging Motor. 10. Check Hardware For Tightness. 11. Check Interlock For Proper Operation. 12. Operate The Switching Handle And Check The Locking Mechanism. 13. Check That The Charger Is Operating Properly. 14. Check For Any Signs Of Corrosion On The Battery Terminals Or Wires. 15. Check The Electrolyte Level In The Batteries; Add As Required. 16. Check The Specific Gravity Of The Electrolyte In A 10% Sample Of The Batteries. 17. Check 25% Of Terminal-To-Cell Connection Resistance; Rehabilitate Connections As Required. 18. Apply Anti-Corrosion Grease To Battery Terminals And Connections. 19. Measure And Record Individual Cell And String Float Voltages. 20. Place Switchboard Back In Service, Notify Appropriate Authority. 21. Clean Switchboard, Charger And The Surrounding Area. 22. Fill Out Maintenance Checklist And Report Deficiencies.</small>		
26 01 20 99-0457 225 Amps And Above, Panel Board Preventative Maintenance <small>(26 01 20 99-0450)</small>		
26 01 20 99-0458 EA Annual Preventative Maintenance For 225 Amperes And Above, Panel Board.....	78.98	
<small>Note: 1. Check With Operating Or Area Personnel For Deficiencies. 2. Check For Excessive Heat, Odors, Noise And Vibration. 3. Check General Condition Of Panel; Replace Lamps As Required. 4. Clean Panel. 5. Fill Out Maintenance Checklist And Report Deficiencies.</small>		
26 01 20 99-0459 400 Amps And Above, Motor Control Center Preventative Maintenance <small>(26 01 20 99-0450)</small>		
26 01 20 99-0460 EA Annual Preventative Maintenance For 400 Amps And Above, Motor Control Center.....	78.42	
<small>Note: 1. Check With Operating Or Area Personnel For Deficiencies. 2. Check Starter Lights; Install New Lights If Required. 3. Check For Excessive Heat, Odors, Noise And Vibration. 4. Check Motor Control Center Exterior And Surrounding Area. 5. Fill Out Maintenance Checklist And Report Deficiencies.</small>		
26 01 26 Maintenance Testing of Electrical Systems <small>(26 01)</small>		
26 01 26 00-0001 TTR Maintenance Testing Or Meggar Maintenance Testing of Transformers <small>(26 01 26)</small>		
<small>Note: Includes all required small tools and equipment. Use other MRO tasks required to remove equipment cover.</small>		
26 01 26 00-0002 TTR Maintenance Testing Or Meggar Maintenance Testing of Transformers, Not Connected <small>(26 01 26 00-0001)</small>		
26 01 26 00-0003 EA TTR Or Megger Maintenance Testing Of Up To 15 KVA, Single Phase Transformer, Not Connected.....	30.24	
26 01 26 00-0004 EA TTR Or Megger Maintenance Testing Of >15 To 50 KVA, Single Phase Transformer, Not Connected.....	50.40	
26 01 26 00-0005 EA TTR Or Megger Maintenance Testing Of 75 KVA, Single Phase Transformer, Not Connected.....	70.56	
26 01 26 00-0006 EA TTR Or Megger Maintenance Testing Of 100 KVA, Single Phase Transformer, Not Connected.....	90.71	
26 01 26 00-0007 EA TTR Or Megger Maintenance Testing Of 150 KVA, Single Phase Transformer, Not Connected.....	110.88	
26 01 26 00-0008 EA TTR Or Megger Maintenance Testing Of 167 KVA, Single Phase Transformer, Not Connected.....	131.03	
26 01 26 00-0009 EA TTR Or Megger Maintenance Testing Of 200 KVA, Single Phase Transformer, Not Connected.....	141.11	

26 Electrical
26 01 Operation and Maintenance of Electrical Systems
26 01 26 Maintenance Testing of Electrical Systems



MINOR CSI UOM DESCRIPTION	TOTAL DIRECT UNIT COST	DEMOLITION UNIT COST
26 01 26 00-0010 EA TTR Or Megger Maintenance Testing Of 250 KVA, Single Phase Transformer, Not Connected	151.19	
26 01 26 00-0011 EA TTR Or Megger Maintenance Testing Of Up To 15 KVA, Three Phase Transformer, Not Connected	50.40	
26 01 26 00-0012 EA TTR Or Megger Maintenance Testing Of >15 To 45 KVA, Three Phase Transformer, Not Connected	70.56	
26 01 26 00-0013 EA TTR Or Megger Maintenance Testing Of 75 KVA, Three Phase Transformer, Not Connected	90.71	
26 01 26 00-0014 EA TTR Or Megger Maintenance Testing Of 112.5 KVA, Three Phase Transformer, Not Connected	100.79	
26 01 26 00-0015 EA TTR Or Megger Maintenance Testing Of 150 KVA, Three Phase Transformer, Not Connected	141.11	
26 01 26 00-0016 EA TTR Or Megger Maintenance Testing Of 225 KVA, Three Phase Transformer, Not Connected	161.27	
26 01 26 00-0017 EA TTR Or Megger Testing Of 300 KVA, Three Phase Transformer, Not Connected	181.43	

26 01 26 00-0018 TTR Maintenance Testing Or Meggar Maintenance Testing of Transformers, Connected (26 01 26 00-0001)

26 01 26 00-0019 EA TTR Or Megger Maintenance Testing Of Up To 15 KVA, Single Phase Transformer, Connected	50.40	
26 01 26 00-0020 EA TTR Or Megger Maintenance Testing Of >15 To 50 KVA, Single Phase Transformer, Connected	70.56	
26 01 26 00-0021 EA TTR Or Megger Maintenance Testing Of 75 KVA, Single Phase Transformer, Connected	80.64	
26 01 26 00-0022 EA TTR Or Megger Maintenance Testing Of 100 KVA, Single Phase Transformer, Connected	100.79	
26 01 26 00-0023 EA TTR Or Megger Maintenance Testing Of 150 KVA, Single Phase Transformer, Connected	141.11	
26 01 26 00-0024 EA TTR Or Megger Maintenance Testing Of 167 KVA, Single Phase Transformer, Connected	171.35	
26 01 26 00-0025 EA TTR Or Megger Maintenance Testing Of 200 KVA, Single Phase Transformer, Connected	181.43	
26 01 26 00-0026 EA TTR Or Megger Maintenance Testing Of 250 KVA, Single Phase Transformer, Connected	191.50	
26 01 26 00-0027 EA TTR Or Megger Maintenance Testing Of Up To 15 KVA, Three Phase Transformer, Connected	70.56	
26 01 26 00-0028 EA TTR Or Megger Maintenance Testing Of >15 To 45 KVA, Three Phase Transformer, Connected	90.71	
26 01 26 00-0029 EA TTR Or Megger Maintenance Testing Of 75 KVA, Three Phase Transformer, Connected	120.96	
26 01 26 00-0030 EA TTR Or Megger Maintenance Testing Of 112.5 KVA, Three Phase Transformer, Connected	161.27	
26 01 26 00-0031 EA TTR Or Megger Maintenance Testing Of 150 KVA, Three Phase Transformer, Connected	181.43	
26 01 26 00-0032 EA TTR Or Megger Maintenance Testing Of 225 KVA, Three Phase Transformer, Connected	211.67	
26 01 26 00-0033 EA TTR Or Megger Testing Of 300 KVA, Three Phase Transformer, Connected	272.14	

26 01 30 Operation and Maintenance of Facility Electrical Power Generating and Storing Equipment (26 01)

26 01 30 91 Facility Electrical Power Generating and Storing Equipment Restoration (26 01 30)

26 01 30 91-0001 Emergency Generator Permits <small>(26 01 30 91)</small>		
26 01 30 91-0002 Air Pollution Control Board <small>(26 01 30 91-0001)</small>		
26 01 30 91-0003 EA APCD Permit To Construct And Operate Emergency Generator	4,691.47	

26 01 30 99 Facility Electrical Power Generating and Storing Equipment, Facilities Maintenance and Repair (26 01 30)

Note: The Maintenance & Repair section is a listing of common maintenance tasks performed at facilities. Under the System Description column, each task, including its components, is described. Labor-hours have been enhanced, where appropriate, to include setup and delay time. In some cases, the list of steps comprising the task includes most of the potential repairs that could be made on a system. For those tasks, individual items, as appropriate, can be selected from the all-encompassing list.

26 01 30 99-0001 175 KW Gasoline Generator <small>(26 01 30 99)</small> Note: Includes all required small tools and equipment.		
26 01 30 99-0002 175 KW, Gasoline Generator, Maintenance And Inspection <small>(26 01 30 99-0001)</small>		
26 01 30 99-0003 EA Run Test Gasoline Generator (For 175 KW, Gasoline Generator, Maintenance And Inspection)	96.15	
26 01 30 99-0004 175 KW, Gasoline Generator, Replace Generator Component <small>(26 01 30 99-0001)</small>		
26 01 30 99-0005 EA Remove Gasoline Generator (For 175 KW, Gasoline Generator, Replace Generator Component)	4,370.41	
26 01 30 99-0006 EA Install New Gasoline Generator, 175 KW (For 175 KW, Gasoline Generator, Replace Generator Component)	87,308.05	
26 01 30 99-0007 750 KW Diesel Generator <small>(26 01 30 99)</small> Note: Includes all required small tools and equipment.		
26 01 30 99-0008 750 KW, Diesel Generator, Maintenance And Inspection <small>(26 01 30 99-0007)</small>		
26 01 30 99-0009 EA Run Test Diesel Generator (For 750 KW, Diesel Generator, Maintenance And Inspection)	96.15	
26 01 30 99-0010 750 KW, Diesel Generator, Replace Diesel Generator Component <small>(26 01 30 99-0007)</small>		
26 01 30 99-0011 EA Remove Diesel Generator (For 750 KW, Diesel Generator, Replace Diesel Generator Component)	6,867.74	
26 01 30 99-0012 EA Install New Diesel Generator, 750 KW (For 750 KW, Diesel Generator, Replace Diesel Generator Component)	246,740.48	
26 01 30 99-0013 Transfer Switch <small>(26 01 30 99)</small> Note: Includes all required small tools and equipment.		
26 01 30 99-0014 Transfer Switch, Maintenance And Repair <small>(26 01 30 99-0013)</small>		
26 01 30 99-0015 EA Remove Transfer Switch Coil (For Transfer Switch, Maintenance And Repair)	80.16	
26 01 30 99-0016 EA Install New Transfer Switch Coil (For Transfer Switch, Maintenance And Repair)	372.39	
26 01 30 99-0017 Transfer Switch, Maintenance And Inspection <small>(26 01 30 99-0013)</small>		



MINOR CSI UOM DESCRIPTION	TOTAL DIRECT UNIT COST	DEMOLITION UNIT COST
26 01 30 99-0018 EA Inspect And Clean Transfer Switch (For Transfer Switch, Maintenance And Inspection)	60.09	
26 01 30 99-0019 Transfer Switch, Replace Transfer Switch (26 01 30 99-0013)		
26 01 30 99-0020 EA Remove Transfer Switch (For Transfer Switch, Replace Transfer Switch)	80.16	
26 01 30 99-0021 EA Install New Transfer Switch, 480 Volt, 3 Pole, 1,200 Amp (For Transfer Switch, Replace Transfer Switch)	26,131.05	
26 01 30 99-0022 EA Cut, Form, Align And Connect Wires (For Transfer Switch, Replace Transfer Switch)	18.15	
26 01 30 99-0023 EA Check Operation Of Switch (For Transfer Switch, Replace Transfer Switch)	2.16	
26 01 30 99-0024 Battery, Wet (26 01 30 99)		
Note: Includes all required small tools and equipment.		
26 01 30 99-0025 Wet Battery, Maintenance And Inspection (26 01 30 99-0024)		
26 01 30 99-0026 EA Clean And Maintain Wet Cell Battery (For Wet Battery, Maintenance And Inspection)	60.09	
26 01 30 99-0027 Wet Battery, Replace Battery (26 01 30 99-0024)		
26 01 30 99-0028 EA Remove Wet Cell Battery (For Wet Battery, Replace Battery)	12.02	
26 01 30 99-0029 EA Install New Wet Cell Battery (For Wet Battery, Replace Battery)	665.45	
26 01 30 99-0030 Battery, Dry (26 01 30 99)		
Note: Includes all required small tools and equipment.		
26 01 30 99-0031 Dry Battery, Maintenance And Inspection (26 01 30 99-0030)		
26 01 30 99-0032 EA Clean And Maintain Dry Cell Battery (For Dry Battery, Maintenance And Inspection)	60.09	
26 01 30 99-0033 Dry Battery, Replace Battery (26 01 30 99-0030)		
26 01 30 99-0034 EA Remove Dry Cell Battery (For Dry Battery, Replace Battery)	12.02	
26 01 30 99-0035 EA Install New Dry Cell Battery (For Dry Battery, Replace Battery)	193.67	
26 01 30 99-0036 Battery Charger (26 01 30 99)		
Note: Includes all required small tools and equipment.		
26 01 30 99-0037 Battery Charger, Maintenance And Repair (26 01 30 99-0036)		
26 01 30 99-0038 EA Repair Battery Charger Component (For Battery Charger, Maintenance And Repair)	418.69	
26 01 30 99-0039 Battery Charger, Maintenance And Inspection (26 01 30 99-0036)		
26 01 30 99-0040 EA Check Battery Charger (For Battery Charger, Maintenance And Inspection)	192.30	
26 01 30 99-0041 Battery Charger, Replace Charger (26 01 30 99-0036)		
26 01 30 99-0042 EA Remove Battery Charger (For Battery Charger, Replace Charger)	73.91	
26 01 30 99-0043 EA Install New Battery Charger (For Battery Charger, Replace Charger)	786.90	
26 01 30 99-0044 Uninterruptible Power Supply (UPS) Battery (26 01 30 99)		
Note: Includes all required small tools and equipment.		
26 01 30 99-0045 Uninterruptible Power Supply (UPS) Battery, Maintenance And Inspection (26 01 30 99-0044)		
26 01 30 99-0046 EA UPS Battery Electrical Test (For Uninterruptible Power Supply (UPS) Battery, Maintenance And Inspection)	96.15	
26 01 30 99-0047 Uninterruptible Power Supply (UPS) Battery, Replace Motor Generator Uninterruptible Power Supply (UPS) Battery (26 01 30 99-0044)		
26 01 30 99-0048 EA Remove UPS Battery (For Uninterruptible Power Supply (UPS) Battery, Replace Motor Generator Uninterruptible Power Supply (UPS) Battery)	160.21	
26 01 30 99-0049 EA Install New UPS Battery (For Uninterruptible Power Supply (UPS) Battery, Replace Motor Generator Uninterruptible Power Supply (UPS) Battery)	1,105.58	
26 01 30 99-0050 Automatic Transfer Switch Preventative Maintenance (26 01 30 99)		
Note: Includes all required small tools and equipment.		
26 01 30 99-0051 EA Annual Preventative Maintenance For Automatic Transfer Switch	71.30	
Note: 1. Check With Operating Or Area Personnel For Deficiencies. 2. Inspect Wiring, Wiring Connections And Fuse Blocks For Looseness, Tighten All Connections. 3. Inspect Wiring, Wiring Connections And Fuse Blocks For Charring And Overheating. 4. Inspect Wiring, Wiring Connections And Fuse Blocks For Evidence Of Short-Circuiting. 5. Inspect General Condition Of Transfer Switch And Clean Exterior And Surrounding Area. 6. Fill Out Maintenance Checklist And Report Deficiencies.		
26 01 30 99-0052 15 kVA And Less, Emergency Generator Preventative Maintenance (26 01 30 99)		
Note: Includes all required small tools and equipment.		

26	26 Electrical
	26 01 Operation and Maintenance of Electrical Systems
	26 01 30 Operation and Maintenance of Facility Electrical Power Generating and Storing Equipment



MINOR CSI UOM DESCRIPTION	TOTAL DIRECT UNIT COST	DEMOLITION UNIT COST
------------------------------	---------------------------	-------------------------

26 01 30 99-0053 EA Annual Preventative Maintenance For 15 kVA And Less, Emergency Generator336.07
 Note: 1. Check With Operating Or Area Personnel For Deficiencies. 2. Check Engine Oil Level; Add As Required.
 3. Change Engine Oil. 4. Change Engine Oil Filter. 5. Check Battery Charge And Electrolyte Specific Gravity;
 Add Water As Required. 6. Check Terminals For Corrosion; Clean As Required. 7. Check Belt Tension And
 Wear; Adjust As Required. 8. Check Engine Air Filter; Change As Required. 9. Check Engine Coolant, Add As
 Required. 10. Check Spark Plug Or Injector Nozzle Condition; Service Or Replace As Required. 11. Check
 Wiring, Connections And Switches; Adjust As Required. 12. Perform 30 Minute Generator Test Run; Check For
 Proper Operation. 13. Check Fuel Level; Add As Required. 14. Wipe Dust And Dirt From Engine And Generator.
 15. Clean Area Around Generator. 16. Fill Out Maintenance Checklist And Report Deficiencies.

26 01 30 99-0054 Over 15 kVA, Emergency Diesel Generator Preventative Maintenance (26 01 30 99)
 Note: Includes all required small tools and equipment.

26 01 30 99-0055 EA Annual Preventative Maintenance For Over 15 kVA, Emergency Diesel Generator.....361.53
 Note: 1. Check With Operating Or Area Personnel For Deficiencies. 2. Check Engine Oil Level; Add As Required.
 3. Change Engine Oil. 4. Change Engine Oil Filter. 5. Check Battery Charge And Electrolyte Specific Gravity;
 Add Water As Required. 6. Check Terminals For Corrosion; Clean As Required. 7. Check Belts for Wear and
 Proper Tension; Adjust As Required. 8. Check That Crank Case Heater Is Operating. 9. Check Engine Air Filter;
 Change As Required. 10. Check Engine Coolant; Add As Required. 11. Check Wiring, Connections And
 Switches; Adjust As Required. 12. Check Spark Plug Or Injector Nozzle Condition; Service Or Replace As
 Required. 13. Perform 30 Minute Generator Test Run; Check For Proper Operation. 14. Check Fuel Level With
 Gauge Pole, Add As Required. 15. Wipe Dust And Dirt From Engine And Generator. 16. Clean Area Around
 Generator. 17. Fill Out Maintenance Checklist And Report Deficiencies.

26 01 30 99-0056 Turbine Emergency Diesel Generator Preventative Maintenance (26 01 30 99)
 Note: Includes all required small tools and equipment.

26 01 30 99-0057 EA Annual Preventative Maintenance For Turbine Emergency Diesel Generator1,243.65
 Note: 1. Check With Operating Or Area Personnel For Deficiencies. 2. Check Transmission Oil Level; Add As
 Required. 3. Check Turbine Oil Level; Add As Required. 3. Change Turbine
 Oil. 4. Change Turbine Oil Filter. 5. Check That The Crankcase Heater Is Operating Properly. 6.
 Remove And Install New Turbine Air Filter. 7. Check Wiring, Connections And Switches, Adjust As Required.
 8. Check Engine Coolant, Add As Required. 9. Check Starter For Proper Operation,
 Lubricate As Required. 10. Check Fuel Nozzles And Fuel Regulator, Service Or Replace As Required. 11. Check
 Ignition Device Condition, Service Or Replace As Required. 12. Perform 30 Minute Generator Test Run, Check
 For Proper Operation. 13. Check And Record Transmission Oil Pressure And Temperature, And Natural Gas
 Pressure. 14. Oil Pressure: _____ Oil Temperature: _____ Gas Pressure: _____ 15. Record Running Time:
 Beginning _____ Hours: Ending _____ Hours. 16. Check That The Charger Is Operating Properly. 17. Check For Any
 Signs Of Corrosion On Battery Terminals Or Wires. 18. Check The Electrolyte Level In The Batteries, Add As
 Required. 19. Check Specific Gravity Of The Electrolyte In A 10% Sample Of The Batteries. 20. Check 25% Of
 Terminal-To-Cell Connection Resistance, Rehabilitate Connections As Required. 21. Apply Anti-Corrosion
 Grease To Battery Terminals And Connections. 22. Measure And Record Individual Cell And String Float
 Voltages. 23. Clean Area Around Generator. 25. Fill Out Maintenance Checklist And Report Deficiencies.

26 01 30 99-0058 Power Stabilizer Preventative Maintenance (26 01 30 99)
 Note: Includes all required small tools and equipment.

26 01 30 99-0059 EA Annual Preventative Maintenance For Power Stabilizer72.32
 Note: 1. Remove The Covers Or Open The Doors. 2. Check For Signs Of Moisture Or
 Overheating. 3. Check Fans And Other Auxiliary Devices For Proper Operation. 4.
 Check For Voltage Creeping Over Transformer Insulated Surface. 5. Look For
 Evidence Such As Tracking Or Carbonization. 6. Check Condition Of The Ground System. 7. Check Wiring,
 Connections And Relays; Tighten And Adjust As Required. 8. Reinstall The Covers Or Close
 The Doors. 9. Clean The Surrounding Area. 10. Fill Out Maintenance Checklist And
 Report Deficiencies.

26 01 30 99-0060 200 kVA And Less, Uninterruptible Power System Preventative
 Maintenance (26 01 30 99)

26 01 30 99-0061 EA Annual Preventative Maintenance For 200 kVA And Less, Uninterruptible Power System546.91
 Note: 1. Check With Operating Or Area Personnel For Deficiencies. 2. Check Electrolyte Level Of Batteries; Add
 Water As Required. 3. Check Terminals For Corrosion; Clean As Required. 4. Check 25% Of The Batteries For
 Charge And Electrolyte Specific Gravity. 5. Check Batteries For Cracks Or Leaks; Remove And Install New
 Batteries As Required. 6. Check 25% Of The Terminal-To-Cell Connection Resistances. 7. Rehabilitate
 Connections As Required. 8. Apply Anti-Corrosion Grease To Battery Terminals And Connections. 9. Measure
 And Record Individual Cell And String Float Voltages. 10. Check Integrity Of Battery Rack. 11. Check Battery
 Room Temperature And Ventilation System. 12. Remove And Install New Air Filters On UPS Modules. 13. Check
 Output Voltage And Amperages, From Control Panel. 14. Check UPS Room Temperature And Ventilation
 System. 15. Notify Personnel And Test UPS Fault Alarm System. 16. Clean Around Batteries And UPS Modules.
 17. Fill Out Maintenance Checklist And Report Deficiencies.

26 01 30 99-0062 201 To 800 kVA, Uninterrupted Power System Preventative Maintenance (26
 01 30 99)
 Note: Includes all required small tools and equipment.



MINOR CSI UOM DESCRIPTION	TOTAL DIRECT UNIT COST	DEMOLITION UNIT COST
26 01 30 99-0063 EA Annual Preventative Maintenance For 201 To 800 kVA, Uninterrupted Power System.....	1,194.40	
Note: 1. Check With Operating Or Area Personnel For Deficiencies. 2. Check Electrolyte Level Of Batteries; Add Water As Required. 3. Check Terminals For Corrosion; Clean As Required. 4. Check 25% Of The Batteries For Charge And Electrolyte Specific Gravity. 5. Check Batteries For Cracks Or Leaks; Remove And Install New Batteries As Required. 6. Check 25% Of The Terminal-To-Cell Connection Resistances. 7. Rehabilitate Connections As Required. 8. Apply Anti-Corrosion Grease To Battery Terminals And Connections. 9. Measure And Record Individual Cell And String Float Voltages. 10. Check Integrity Of Battery Rack. 11. Check Battery Room Temperature And Ventilation System. 12. Remove And Install New Air Filters On UPS Modules. 13. Check Output Voltage And Amperages, From Control Panel. 14. Check UPS Room Temperature And Ventilation System. 15. Notify Personnel And Test UPS Fault Alarm System. 16. Clean Around Batteries And UPS Modules. 17. Fill Out Maintenance Checklist And Report Deficiencies.		
26 01 30 99-0064 Battery System And Charger Preventative Maintenance (26 01 30 99)		
Note: Includes all required small tools and equipment.		
26 01 30 99-0065 EA Annual Preventative Maintenance Of Battery System And Charger	186.88	
Note: 1. Check That The Charger Is Operating Properly. 2. Check For Any Signs Of Corrosion On The Battery Terminals Or Wires. 3. Check The Electrolyte Level In The Batteries, Add As Required. 4. Check The Specific Gravity Of The Electrolyte In A 10% Sample Of The Batteries. 5. Check 25% Of Terminal-To-Cell Connection Resistance, Rehabilitate Connections As Required. 6. Apply Anti-Corrosion Grease To Battery Terminals And Connections. 7. Measure And Record Individual Cell And String Float Voltages. 8. Clean Area Around Batteries.		
26 01 50 Operation and Maintenance of Lighting (26 01)		
26 01 50 51 Luminaire Relamping (26 01 50)		
26 01 50 51-0001 Replace Lamps In Existing Fixtures (26 01 50 51)		
Note: Includes removal of existing lamp from fixture and installation of new lamp. Excludes disposal of hazardous lamps. See CSI section 26 01 50 51-0373 for disposal of hazardous lamps.		
26 01 50 51-0002 Halogen Lamps (26 01 50 51-0001)		
26 01 50 51-0003 EA 300 Watt, T3, Tungsten Halogen Lamp	50.61	
26 01 50 51-0004 EA 500 Watt, T3, Tungsten Halogen Lamp	65.00	
26 01 50 51-0005 EA 1,000 Watt, T3, Tungsten Halogen Lamp	96.67	
26 01 50 51-0006 EA 60 Watt, PAR38, Halogen Lamp	25.46	
26 01 50 51-0007 EA 75 Watt, PAR38, Halogen Lamp	25.46	
26 01 50 51-0008 EA 90 Watt, PAR38, Halogen Lamp	24.18	
26 01 50 51-0009 EA 100 Watt, PAR38, Halogen Lamp	24.18	
26 01 50 51-0010 EA 60 Watt, PAR38, Halogen IR Reflective Lamp	36.80	
26 01 50 51-0011 EA 67 Watt, PAR38, Halogen IR Reflective Lamp	40.46	
26 01 50 51-0012 EA 70 Watt, PAR38, Halogen IR Reflective Lamp	39.51	
26 01 50 51-0013 EA 90 Watt, PAR38, Halogen IR Reflective Lamp	42.31	
26 01 50 51-0014 EA 100 Watt, PAR38, Halogen IR Reflective Lamp	42.90	
26 01 50 51-0015 EA 12 Watt, 10 Degree Beam, Base B01, Halogen Lamp (Soraa MR16-65-B01-12-830-10)	21.35	
26 01 50 51-0016 EA 12 Watt, 20 Degree Beam, Base B01, Halogen Lamp (Soraa MR16-75-B01-12-830-20)	21.35	
26 01 50 51-0017 EA 12 Watt, 25 Degree Beam, Base B01, Halogen Lamp (Soraa MR16-75-B01-12-830-25)	23.26	
26 01 50 51-0018 EA 12 Watt, 36 Degree Beam, Base B01, Halogen Lamp (Soraa MR16-75-B01-12-830-36)	23.26	
26 01 50 51-0019 Incandescent Lamps (26 01 50 51-0001)		
26 01 50 51-0020 EA 100 Watt, Frosted, Interior Incandescent Lamp	6.86	
<i>For Multiple Lamps In Fixture, Deduct</i>		
	-2.00	
26 01 50 51-0021 EA 150 Watt, Frosted, Interior Incandescent Lamp	8.48	
<i>For Multiple Lamps In Fixture, Deduct</i>		
	-2.00	
26 01 50 51-0022 EA 200 Watt, Frosted, Interior Incandescent Lamp	10.30	
<i>For Multiple Lamps In Fixture, Deduct</i>		
	-2.00	
26 01 50 51-0023 EA 300 Watt, PS25, Interior Incandescent Lamp	12.60	
<i>For Multiple Lamps In Fixture, Deduct</i>		
	-2.00	
26 01 50 51-0024 EA 60 Watt, G25, Clear, Interior Incandescent Lamp	9.50	
<i>For Multiple Lamps In Fixture, Deduct</i>		
	-2.00	
26 01 50 51-0025 EA 75 Watt, R20, Interior Incandescent Lamp	14.97	
<i>For Multiple Lamps In Fixture, Deduct</i>		
	-2.41	
26 01 50 51-0026 EA 75 Watt, PAR38, Exterior Incandescent Lamp	18.18	
<i>For Multiple Lamps In Fixture, Deduct</i>		
	-2.41	
26 01 50 51-0027 EA 100 Watt, PAR38, Exterior Incandescent Lamp	16.90	
<i>For Multiple Lamps In Fixture, Deduct</i>		
	-2.41	
26 01 50 51-0028 EA 150 Watt, PAR38, Exterior Incandescent Lamp	29.09	
<i>For Multiple Lamps In Fixture, Deduct</i>		
	-2.41	
26 01 50 51-0029 EA 250 Watt, PAR38, Exterior Incandescent Lamp	59.83	
<i>For Multiple Lamps In Fixture, Deduct</i>		
	-2.81	
26 01 50 51-0030 EA 300 Watt, PAR56, Exterior Incandescent Lamp	68.77	
<i>For Multiple Lamps In Fixture, Deduct</i>		
	-2.81	
26 01 50 51-0031 Exit Light Lamps (26 01 50 51-0001)		
26 01 50 51-0032 EA Convert Exit Light Lamps To Red LED Lamps	114.12	
<i>For Green LED Lamps, Add</i>		
	25.00	
26 01 50 51-0033 EA Fluorescent Lamp For Exit Light	32.36	
<i>For Multiple Lamps In Fixture, Deduct</i>		
	-8.02	
26 01 50 51-0034 EA Lamp Replacement For Emergency Lights On Exit Sign	41.33	
<i>For Multiple Lamps In Fixture, Deduct</i>		
	-4.01	

26 Electrical
26 01 Operation and Maintenance of Electrical Systems
26 01 50 Operation and Maintenance of Lighting



MINOR
 CSI UOM DESCRIPTION

TOTAL DIRECT DEMOLITION
 UNIT COST UNIT COST

26 01 50 51-0035 Fluorescent Lamps <small>(26 01 50 51-0001)</small>			
26 01 50 51-0036	EA 18", 15 Watt, T8 Fluorescent Lamp	12.64	
	<i>For Multiple Lamps In Fixture, Deduct</i>	-3.20	
26 01 50 51-0037	EA 2', 17 Watt, T8 Fluorescent Lamp	15.18	
	<i>For Multiple Lamps In Fixture, Deduct</i>	-3.20	
26 01 50 51-0038	EA 3', 25 Watt, T8 Fluorescent Lamp	17.44	
	<i>For Multiple Lamps In Fixture, Deduct</i>	-3.61	
26 01 50 51-0039	EA 4', 28 Watt, Rapid Start T8 Fluorescent Lamp	18.12	
	<i>For Multiple Lamps In Fixture, Deduct</i>	-3.61	
26 01 50 51-0040	EA 4', 32 Watt, T8 Fluorescent Lamp	18.03	
	<i>For Multiple Lamps In Fixture, Deduct</i>	-3.61	
26 01 50 51-0041	EA 4', 30 Watt, T8 Fluorescent Lamp	21.81	
	<i>For Multiple Lamps In Fixture, Deduct</i>	-3.61	
26 01 50 51-0042	EA 4', 28 Watt, T8 Fluorescent Lamp	19.15	
	<i>For Multiple Lamps In Fixture, Deduct</i>	-3.61	
26 01 50 51-0043	EA 4', 25 Watt, T8 Fluorescent Lamp	19.04	
	<i>For Multiple Lamps In Fixture, Deduct</i>	-3.61	
26 01 50 51-0044	EA 4', 44 Watt, T8HO Fluorescent Lamp	30.51	
	<i>For Multiple Lamps In Fixture, Deduct</i>	-3.61	
26 01 50 51-0045	EA 8', 59 Watt, T8 Fluorescent Lamp	23.31	
	<i>For Multiple Lamps In Fixture, Deduct</i>	-3.61	
26 01 50 51-0046	EA 18", 15 Watt, T12 Fluorescent Lamp	19.03	
	<i>For Multiple Lamps In Fixture, Deduct</i>	-3.20	
26 01 50 51-0047	EA 2', 20 Watt, T12 Fluorescent Lamp	14.45	
	<i>For Multiple Lamps In Fixture, Deduct</i>	-3.20	
26 01 50 51-0048	EA 3', 30 Watt, T12 Fluorescent Lamp	16.24	
	<i>For Multiple Lamps In Fixture, Deduct</i>	-3.61	
26 01 50 51-0049	EA 4', 34 Watt, T12 Fluorescent Lamp	16.32	
	<i>For Multiple Lamps In Fixture, Deduct</i>	-3.61	
26 01 50 51-0050	EA 4', 40 Watt, T12 Fluorescent Lamp	15.99	
	<i>For Multiple Lamps In Fixture, Deduct</i>	-3.61	
26 01 50 51-0051	EA 8', 60 Watt, T12 Fluorescent Lamp	23.89	
	<i>For Multiple Lamps In Fixture, Deduct</i>	-3.61	
26 01 50 51-0052	EA 8', 75 Watt, T12 Fluorescent Lamp	20.21	
	<i>For Multiple Lamps In Fixture, Deduct</i>	-3.61	
26 01 50 51-0053	EA 8', 95 Watt, Instant Start T12 Fluorescent Lamp	36.86	
26 01 50 51-0054	EA 6" Diameter, 20 Watt, Circular T9 Fluorescent Lamp	19.26	
	<i>For Multiple Lamps In Fixture, Deduct</i>	-3.20	
26 01 50 51-0055	EA 8" Diameter, 22 Watt, Circular T9 Fluorescent Lamp	15.87	
	<i>For Multiple Lamps In Fixture, Deduct</i>	-3.20	
26 01 50 51-0056	EA 12" Diameter, 32 Watt, Circular T9 Fluorescent Lamp	15.35	
	<i>For Multiple Lamps In Fixture, Deduct</i>	-3.20	
26 01 50 51-0057	EA 16" Diameter, 40 Watt, Circular T9 Fluorescent Lamp	16.97	
	<i>For Multiple Lamps In Fixture, Deduct</i>	-3.20	
26 01 50 51-0058	EA 32 Watt, Rapid Start, U-Shaped T8 Fluorescent Lamp	28.00	
	<i>For Multiple Lamps In Fixture, Deduct</i>	-4.01	
26 01 50 51-0059	EA 40 Watt, Rapid Start, U-Shaped T12 Fluorescent Lamp	27.01	
	<i>For Multiple Lamps In Fixture, Deduct</i>	-4.01	
26 01 50 51-0060	EA 6", 4 Watt, T5 Fluorescent Lamp	14.02	
	<i>For Multiple Lamps In Fixture, Deduct</i>	-3.20	
26 01 50 51-0061	EA 9", 6 Watt, T5 Fluorescent Lamp	13.79	
	<i>For Multiple Lamps In Fixture, Deduct</i>	-3.20	
26 01 50 51-0062	EA 12", 8 Watt, T5 Fluorescent Lamp	14.22	
	<i>For Multiple Lamps In Fixture, Deduct</i>	-3.20	
26 01 50 51-0063	EA 21", 13 Watt, T5 Fluorescent Lamp	14.87	
	<i>For Multiple Lamps In Fixture, Deduct</i>	-3.20	
26 01 50 51-0064	EA 24", 14 Watt, T5 Fluorescent Lamp	17.12	
	<i>For Multiple Lamps In Fixture, Deduct</i>	-3.20	
26 01 50 51-0065	EA 34", 21 Watt, T5 Fluorescent Lamp	18.63	
	<i>For Multiple Lamps In Fixture, Deduct</i>	-3.61	
26 01 50 51-0066	EA 46", 28 Watt, T5 Fluorescent Lamp	18.05	
	<i>For Multiple Lamps In Fixture, Deduct</i>	-3.61	
26 01 50 51-0067	EA 46", 54 Watt, T5HO Fluorescent Lamp	19.73	
	<i>For Multiple Lamps In Fixture, Deduct</i>	-3.61	
26 01 50 51-0068	EA 46", 54 Watt T5 Fluorescent Lamp	17.30	
26 01 50 51-0069	EA 5-13 Watt, 2-Pin Compact Fluorescent Lamp	11.06	
	<i>For Multiple Lamps In Fixture, Deduct</i>	-2.00	
26 01 50 51-0070	EA 9-26 Watt, 4-Pin Compact Fluorescent Lamp	12.23	
	<i>For Multiple Lamps In Fixture, Deduct</i>	-2.00	
26 01 50 51-0071	EA 27-55 Watt, 4-Pin Compact Fluorescent Lamp	25.07	
	<i>For Multiple Lamps In Fixture, Deduct</i>	-2.00	
26 01 50 51-0072	EA Compact Fluorescent 13 Watt, 4-Pin Lamps CF13DD/E/827, Dulux	32.71	
26 01 50 51-0073	EA Compact Fluorescent 18 Watt, 4-Pin Lamps CF18DD/E/827, Dulux	32.71	
26 01 50 51-0074	EA 32 Watt 2D (DoubleD) Fluorescent Lamp, 4-Pin	61.52	
26 01 50 51-0075	EA 26 Watt (1,600 Lumens) 4-pin Quad Tube PL Lamp	22.35	
26 01 50 51-0076	EA <9 Watt, Screw-In, Spiral Compact Fluorescent Lamps	12.06	
26 01 50 51-0077	EA 9 To 27 Watt, Screw-In, Spiral Compact Fluorescent Lamps	10.33	
26 01 50 51-0078	EA 29 To 32 Watt, Screw-In, Spiral Compact Fluorescent Lamps	10.87	
26 01 50 51-0079	EA 33 To 42 Watt, Screw-In, Spiral Compact Fluorescent Lamps	46.69	
26 01 50 51-0080	EA 43 To 65 Watt, Screw-In, Spiral Compact Fluorescent Lamps	50.99	
26 01 50 51-0081	EA 85 Watt, Screw-In, Spiral Compact Fluorescent Lamps	97.67	
26 01 50 51-0082	EA 105 Watt, Screw-In, Spiral Compact Fluorescent Lamps	117.12	



MINOR CSI UOM DESCRIPTION	TOTAL DIRECT UNIT COST	DEMOLITION UNIT COST
26 01 50 51-0083 EA 200 Watt, Screw-In, Spiral Compact Fluorescent Lamps	121.07	
26 01 50 51-0084 EA 11 Watt, Screw-In, Compact Fluorescent Reflector Lamps	43.40	
26 01 50 51-0085 EA 15 Watt, Screw-In, Compact Fluorescent Reflector Lamps	45.30	
26 01 50 51-0086 EA 20 To 28 Watt, Screw-In, Compact Fluorescent Reflector Lamps	52.43	
26 01 50 51-0087 Metal Halide Lamps (26 01 50 51-0001)		
26 01 50 51-0088 EA 50 Watt, Pulse Start Metal Halide Lamp	48.40	
26 01 50 51-0089 EA 70 Watt, Pulse Start Metal Halide Lamp	46.33	
26 01 50 51-0090 EA 100 Watt, Pulse Start Metal Halide Lamp	52.89	
26 01 50 51-0091 EA 150 Watt, Pulse Start Metal Halide Lamp	51.40	
26 01 50 51-0092 EA 175 Watt, Pulse Start Metal Halide Lamp	50.97	
26 01 50 51-0093 EA 250 Watt, Pulse Start Metal Halide Lamp	51.26	
26 01 50 51-0094 EA 400 Watt, Pulse Start Metal Halide Lamp	61.72	
26 01 50 51-0095 EA 1,000 Watt, Pulse Start Metal Halide Lamp	71.75	
26 01 50 51-0096 EA 1,500 Watt, Pulse Start Metal Halide Lamp	71.34	
26 01 50 51-0097 High Pressure Sodium Lamps (26 01 50 51-0001)		
26 01 50 51-0098 EA 35 Watt, High Pressure Sodium Lamp	39.94	
<i>For Enclosed And Gasket Light Fixtures, Add</i>	3.09	
26 01 50 51-0099 EA 50 Watt, High Pressure Sodium Lamp	39.94	
<i>For Enclosed And Gasket Light Fixtures, Add</i>	3.09	
26 01 50 51-0100 EA 70 Watt, High Pressure Sodium Lamp	40.84	
<i>For Enclosed And Gasket Light Fixtures, Add</i>	3.09	
26 01 50 51-0101 EA 100 Watt, High Pressure Sodium Lamp	42.54	
<i>For Enclosed And Gasket Light Fixtures, Add</i>	3.09	
26 01 50 51-0102 EA 150 Watt, High Pressure Sodium Lamp	40.84	
<i>For Enclosed And Gasket Light Fixtures, Add</i>	3.09	
26 01 50 51-0103 EA 250 Watt, High Pressure Sodium Lamp	40.84	
<i>For Enclosed And Gasket Light Fixtures, Add</i>	3.09	
26 01 50 51-0104 EA 400 Watt, High Pressure Sodium Lamp	38.30	
<i>For Enclosed And Gasket Light Fixtures, Add</i>	3.09	
26 01 50 51-0105 EA 1,000 Watt, High Pressure Sodium Lamp	88.78	
26 01 50 51-0106 Low Pressure Sodium Lamps (26 01 50 51-0001)		
26 01 50 51-0107 EA 35 Watt, Low Pressure Sodium Lamp	101.55	
26 01 50 51-0108 EA 55 Watt, Low Pressure Sodium Lamp	113.32	
26 01 50 51-0109 EA 70 Watt, Low Pressure Sodium Lamp	115.97	
26 01 50 51-0110 EA 90 Watt, Low Pressure Sodium Lamp	118.62	
26 01 50 51-0111 EA 135 Watt, Low Pressure Sodium Lamp	129.22	
26 01 50 51-0112 EA 180 Watt, Low Pressure Sodium Lamp	176.92	
26 01 50 51-0113 LED Lamps (26 01 50 51-0001)		
26 01 50 51-0114 LED Lamps, Candelabra Base, CA10 (26 01 50 51-0113)		
26 01 50 51-0115 EA 3 Watt (25 Watt Incandescent Equivalent), Candelabra Base, CA10, Dimmable LED Lamp (Energy Star)	17.24	
26 01 50 51-0116 LED Lamps, Medium Base, A19 Or A21 (26 01 50 51-0113)		
26 01 50 51-0117 EA 6 Watt (40 Watt Incandescent Equivalent), Medium Base, A19, Dimmable LED Lamp (Energy Star)	23.18	
26 01 50 51-0118 EA 11 Watt (60 Watt Incandescent Equivalent), Medium Base, A19, Dimmable LED Lamp (Energy Star)	23.18	
26 01 50 51-0119 EA 14 Watt (75 Watt Incandescent Equivalent), Medium Base, A19, Dimmable LED Lamp (Energy Star)	39.13	
26 01 50 51-0120 EA 17 Watt (75 Watt Incandescent Equivalent), Medium Base, A21, Dimmable LED Lamp (Energy Star)	27.21	
26 01 50 51-0121 EA 18 Watt (100 Watt Incandescent Equivalent), Medium Base, A21, Dimmable LED Lamp (Energy Star)	49.10	
26 01 50 51-0122 LED Lamps, Medium Base, BR30 Or BR40 (26 01 50 51-0113)		
26 01 50 51-0123 EA 9.5 Watt (65 Watt Incandescent Equivalent), Medium Base, BR30, Dimmable LED Lamp (Energy Star)	31.23	
26 01 50 51-0124 EA 14 Watt (85 Watt Incandescent Equivalent), Medium Base, BR30, Dimmable LED Lamp (Energy Star)	27.86	
26 01 50 51-0125 EA 11 Watt (65 Watt Incandescent Equivalent), Medium Base, BR40, Dimmable LED Lamp (Energy Star)	36.81	
26 01 50 51-0126 EA 14.5 Watt (75 Watt Incandescent Equivalent), Medium Base, BR40, Dimmable LED Lamp (Energy Star)	30.85	
26 01 50 51-0127 EA 14 Watt (85 Watt Incandescent Equivalent), Medium Base, BR40, Dimmable LED Lamp (Energy Star)	40.80	
26 01 50 51-0128 EA 18 Watt (90 Watt Incandescent Equivalent), Medium Base, BR40, Dimmable LED Lamp (Energy Star)	30.85	
26 01 50 51-0129 LED Lamps, Medium Base, PAR (26 01 50 51-0113)		
26 01 50 51-0130 EA 7 Watt (45 Watt Halogen Equivalent), Medium Base, PAR20, Dimmable LED Lamp (Energy Star)	34.42	
26 01 50 51-0131 EA 12 Watt (60 Watt Halogen Equivalent), Medium Base, Short Neck Par30, Dimmable LED Lamp (Energy Star)	46.80	
26 01 50 51-0132 EA 16.3 Watt (65 Watt Halogen Equivalent), Medium Base, Short Neck PAR30, Dimmable LED Lamp (Energy Star)	46.80	
26 01 50 51-0133 EA 15.6 Watt (70 Watt Halogen Equivalent), Medium Base, Short Neck PAR30, Dimmable LED Lamp (Energy Star)	44.80	
26 01 50 51-0134 EA 12 Watt (50 Watt Halogen Equivalent), Medium Base, Short Neck PAR30, Dimmable LED Lamp (Energy Star)	42.81	
26 01 50 51-0135 EA 15 Watt (75 Watt Halogen Equivalent), Medium Base, Long Neck PAR30, Dimmable LED Lamp (Energy Star)	42.81	
26 01 50 51-0136 EA 18 Watt (90 Watt Halogen Equivalent), Medium Base, Long Neck PAR30, Dimmable LED Lamp (Energy Star)	83.08	
26 01 50 51-0137 EA 15 Watt (75 Watt Halogen Equivalent), Medium Base, PAR38, Dimmable LED Lamp (Energy Star)	46.80	
26 01 50 51-0138 EA 18 Watt (90 Watt Halogen Equivalent), Medium Base, PAR38, Dimmable LED Lamp (Energy Star)	44.80	
26 01 50 51-0139 EA 19 Watt (120 Watt Halogen Equivalent), Medium Base, Par38, Dimmable LED Lamp (Energy Star)	46.80	
26 01 50 51-0140 EA 24 Watt (120 Watt Halogen Equivalent), Medium Base, PAR38, Dimmable LED Lamp (Energy Star)	46.80	

26 Electrical**26 01 Operation and Maintenance of Electrical Systems****26 01 50 Operation and Maintenance of Lighting**

MINOR
CSI UOM DESCRIPTION

TOTAL DIRECT DEMOLITION
UNIT COST UNIT COST

MINOR	CSI	UOM	DESCRIPTION	TOTAL DIRECT UNIT COST	DEMOLITION UNIT COST
26 01 50 51-0141			LED Lamps, GU Base, MR16 <small>(26 01 50 51-0113)</small>		
26 01 50 51-0142	EA		4 Watt (20 Watt Halogen Equivalent), GU5.3 Base, MR16, LED Lamp (Energy Star).....	23.87	
26 01 50 51-0143	EA		6 Watt (30 Watt Halogen Equivalent), GU10 Base, MR16, Dimmable LED Lamp (Energy Star).....	31.23	
26 01 50 51-0144	EA		8 Watt (50 Watt Halogen Equivalent), GU5.3 Base, MR16, Dimmable LED Lamp (Energy Star).....	34.42	
26 01 50 51-0145			LED Lamps, PL Series <small>(26 01 50 51-0113)</small>		
26 01 50 51-0146	EA		3.5 Watt, 2-Pin CFL G23 Base, Hybrid Lamp (GreenCreative PLS 3.5 HYB G23).....	15.61	
26 01 50 51-0147	EA		26 Watt, 2700K CCT, PL EDGE DIrect Series (Green Creative 9.5PLH/827/DIR).....	20.88	
26 01 50 51-0148	EA		26 Watt, 3000K CCT, PL EDGE DIrect Series (Green Creative 9.5PLH/830/DIR).....	18.03	
26 01 50 51-0149	EA		26 Watt, 3500K CCT, PL EDGE DIrect Series (Green Creative 9.5PLH/835/DIR).....	19.81	
26 01 50 51-0150	EA		26 Watt, 4000K CCT, PL EDGE DIrect Series (Green Creative 9.5PLH/840/DIR).....	19.81	
26 01 50 51-0151	EA		26 Watt, 3000K CCT, High CRI, PL EDGE DIrect Series (Green Creative 10.5PLH/930/DIR).....	23.02	
26 01 50 51-0152	EA		13-18 Watt, 2700K CCT, PL EDGE DIrect Series (Green Creative 5.5PLH/827/DIR).....	19.81	
26 01 50 51-0153	EA		13-18 Watt, 3000K CCT, PL EDGE DIrect Series (Green Creative 5.5PLH/830/DIR).....	19.81	
26 01 50 51-0154	EA		13-18 Watt, 3500K CCT, PL EDGE DIrect Series (Green Creative 5.5PLH/835/DIR).....	19.81	
26 01 50 51-0155	EA		13-18 Watt, 4000K CCT, PL EDGE DIrect Series (Green Creative 5.5PLH/840/DIR).....	19.81	
26 01 50 51-0156	EA		26 Watt, 2700K CCT, PL EDGE DIrect Series (Green Creative 10PLV/827/DIR).....	21.95	
26 01 50 51-0157	EA		26 Watt, 3000K CCT, PL EDGE DIrect Series (Green Creative 10PLV/830/DIR).....	21.95	
26 01 50 51-0158	EA		26 Watt, 3500K CCT, PL EDGE DIrect Series (Green Creative 10PLV/835/DIR).....	21.95	
26 01 50 51-0159	EA		26 Watt, 4000K CCT, PL EDGE DIrect Series (Green Creative 10PLV/840/DIR).....	21.95	
26 01 50 51-0160	EA		26 Watt, 3000K CCT, High CRI, PL EDGE DIrect Series (Green Creative 11PLV/930/DIR).....	20.88	
26 01 50 51-0161	EA		13-18 Watt, 2700K CCT, PL EDGE DIrect Series (Green Creative 6.5PLV/827/DIR).....	20.88	
26 01 50 51-0162	EA		13-18 Watt, 3000K CCT, PL EDGE DIrect Series (Green Creative 6.5PLV/830/DIR).....	20.88	
26 01 50 51-0163	EA		13-18 Watt, 3500K CCT, PL EDGE DIrect Series (Green Creative 6.5PLV/835/DIR).....	21.60	
26 01 50 51-0164	EA		13-18 Watt, 4000K CCT, PL EDGE DIrect Series (Green Creative 6.5PLV/840/DIR).....	21.60	
26 01 50 51-0165	EA		26 Watt, 2700K CCT, PL EDGE BYPass Series (Green Creative 10.5PLH/827/BYP).....	21.75	
26 01 50 51-0166	EA		26 Watt, 3000K CCT, PL EDGE BYPass Series (Green Creative 10.5PLH/830/BYP).....	21.75	
26 01 50 51-0167	EA		26 Watt, 3500K CCT, PL EDGE BYPass Series (Green Creative 10.5PLH/835/BYP).....	21.75	
26 01 50 51-0168	EA		26 Watt, 4000K CCT, PL EDGE BYPass Series (Green Creative 10.5PLH/840/BYP).....	21.75	
26 01 50 51-0169	EA		13-18 Watt, 3500K CCT, PL EDGE BYPass Series (Green Creative 6PLH/835/BYP).....	22.31	
26 01 50 51-0170	EA		13-18 Watt, 4000K CCT, PL EDGE BYPass Series (Green Creative 6PLH/840/BYP).....	22.31	
26 01 50 51-0171	EA		13 Watt, 3000K CCT, PL EDGE BYPass Series (Green Creative 6PLH/830/BYP/E26).....	22.31	
26 01 50 51-0172	EA		13 Watt, 3500K CCT, PL EDGE BYPass Series (Green Creative 6PLH/835/BYP/E26).....	22.31	
26 01 50 51-0173	EA		13 Watt, 4000K CCT, PL EDGE BYPass Series (Green Creative 6PLH/840/BYP/E26).....	22.31	
26 01 50 51-0174	EA		13 Watt, 3000K CCT, PL EDGE BYPass Series (Green Creative 6PLH/830/BYP/GU24).....	22.31	
26 01 50 51-0175	EA		13 Watt, 3500K CCT, PL EDGE BYPass Series (Green Creative 6PLH/835/BYP/GU24).....	22.31	
26 01 50 51-0176	EA		13 Watt, 4000K CCT, PL EDGE BYPass Series (Green Creative 6PLH/840/BYP/GU24).....	22.31	
26 01 50 51-0177	EA		26 Watt, 2700K CCT, PL EDGE BYPass Series (Green Creative 11.5PLV/827/BYP).....	27.89	
26 01 50 51-0178	EA		26 Watt, 3000K CCT, PL EDGE BYPass Series (Green Creative 11.5PLV/830/BYP).....	27.89	
26 01 50 51-0179	EA		26 Watt, 3500K CCT, PL EDGE BYPass Series (Green Creative 11.5PLV/835/BYP).....	27.89	
26 01 50 51-0180	EA		26 Watt, 4000K CCT, PL EDGE BYPass Series (Green Creative 11.5PLV/840/BYP).....	26.60	
26 01 50 51-0181	EA		13-18 Watt, 3500K CCT, PL EDGE BYPass Series (Green Creative 7PLV/835/BYP).....	26.60	
26 01 50 51-0182	EA		13-18 Watt, 4000K CCT, PL EDGE BYPass Series (Green Creative 7PLV/840/BYP).....	26.60	
26 01 50 51-0183	EA		4 Pin, 6 Watt, 560 Lumens 4000K CCT, Horizontal Mount LED PL Lamp (Green Creative 57898).....	25.48	
26 01 50 51-0184			HID LED Lamps, Medium Base E26 <small>(26 01 50 51-0113)</small>		
26 01 50 51-0185	EA		27 Watt, 4000K CCT, Medium Base E26, LED Lamp (Green Creative 27HID/840/277V/E26).....	51.23	
26 01 50 51-0186	EA		27 Watt, 5000K CCT, Medium Base E26, LED Lamp (Green Creative 27HID/850/277V/E26).....	51.23	
26 01 50 51-0187	EA		45 Watt, 4000K CCT, Medium Base E26, LED Lamp (Green Creative 45HID/840/277V/E26).....	64.44	
26 01 50 51-0188	EA		45 Watt, 5000K CCT, Medium Base E26, LED Lamp (Green Creative 45HID/850/277V/E26).....	64.44	
26 01 50 51-0189	EA		10 Watt, 3000K CCT, Medium Base E26, LED Omnidirectional Street Lamp (Bergen industries LED10-3026).....	46.51	
26 01 50 51-0190	EA		10 Watt, 4000K CCT, Medium Base E26, LED Omnidirectional Street Lamp (Bergen industries LED10-4026).....	46.51	
26 01 50 51-0191	EA		10 Watt, 5000K CCT, Medium Base E26, LED Omnidirectional Street Lamp (Bergen industries LED10-5026).....	46.51	
26 01 50 51-0192	EA		10 Watt, 6000K CCT, Medium Base E26, LED Omnidirectional Street Lamp (Bergen industries LED10-6026).....	46.51	
26 01 50 51-0193	EA		15 Watt, 3000K CCT, Medium Base E26, LED Omnidirectional Street Lamp (Bergen industries LED15-3026).....	47.94	
26 01 50 51-0194	EA		15 Watt, 4000K CCT, Medium Base E26, LED Omnidirectional Street Lamp (Bergen industries LED15-4026).....	47.94	
26 01 50 51-0195	EA		15 Watt, 5000K CCT, Medium Base E26, LED Omnidirectional Street Lamp (Bergen industries LED15-5026).....	47.94	
26 01 50 51-0196	EA		15 Watt, 6000K CCT, Medium Base E26, LED Omnidirectional Street Lamp (Bergen industries LED15-6026).....	47.94	
26 01 50 51-0197	EA		20 Watt, 3000K CCT, Medium Base E26, LED Omnidirectional Street Lamp (Bergen industries LED20-3026).....	53.65	
26 01 50 51-0198	EA		20 Watt, 4000K CCT, Medium Base E26, LED Omnidirectional Street Lamp (Bergen industries LED20-4026).....	53.65	
26 01 50 51-0199	EA		20 Watt, 5000K CCT, Medium Base E26, LED Omnidirectional Street Lamp (Bergen industries LED20-5026).....	53.65	
26 01 50 51-0200	EA		20 Watt, 6000K CCT, Medium Base E26, LED Omnidirectional Street Lamp (Bergen industries LED20-6026).....	53.65	
26 01 50 51-0201	EA		25 Watt, 3000K CCT, Medium Base E26, LED Omnidirectional Street Lamp (Bergen industries LED25-3026).....	60.79	
26 01 50 51-0202	EA		25 Watt, 4000K CCT, Medium Base E26, LED Omnidirectional Street Lamp (Bergen industries LED25-4026).....	60.79	
26 01 50 51-0203	EA		25 Watt, 5000K CCT, Medium Base E26, LED Omnidirectional Street Lamp (Bergen industries LED25-5026).....	60.79	
26 01 50 51-0204	EA		25 Watt, 6000K CCT, Medium Base E26, LED Omnidirectional Street Lamp (Bergen industries LED25-6026).....	60.79	
26 01 50 51-0205	EA		30 Watt, 3000K CCT, Medium Base E26, LED Omnidirectional Street Lamp (Bergen industries LED30-3026).....	76.50	
26 01 50 51-0206	EA		30 Watt, 4000K CCT, Medium Base E26, LED Omnidirectional Street Lamp (Bergen industries LED30-4026).....	76.50	
26 01 50 51-0207	EA		30 Watt, 5000K CCT, Medium Base E26, LED Omnidirectional Street Lamp (Bergen industries LED30-5026).....	76.50	
26 01 50 51-0208	EA		30 Watt, 6000K CCT, Medium Base E26, LED Omnidirectional Street Lamp (Bergen industries LED30-6026).....	76.50	
26 01 50 51-0209	EA		40 Watt, 3000K CCT, Medium Base E26, LED Omnidirectional Street Lamp (Bergen industries LED40-3026).....	90.07	
26 01 50 51-0210	EA		40 Watt, 4000K CCT, Medium Base E26, LED Omnidirectional Street Lamp (Bergen industries LED40-4026).....	90.07	
26 01 50 51-0211	EA		40 Watt, 5000K CCT, Medium Base E26, LED Omnidirectional Street Lamp (Bergen industries LED40-5026).....	90.07	
26 01 50 51-0212	EA		40 Watt, 6000K CCT, Medium Base E26, LED Omnidirectional Street Lamp (Bergen industries LED40-6026).....	90.07	
26 01 50 51-0213	EA		60 Watt, 3000K CCT, Medium Base E26, LED Omnidirectional Street Lamp (Bergen industries LED60-3026).....	99.35	
26 01 50 51-0214	EA		60 Watt, 4000K CCT, Medium Base E26, LED Omnidirectional Street Lamp (Bergen industries LED60-4026).....	99.35	
26 01 50 51-0215	EA		60 Watt, 5000K CCT, Medium Base E26, LED Omnidirectional Street Lamp (Bergen industries LED60-5026).....	99.35	



	MINOR	CSI	UOM	DESCRIPTION	TOTAL DIRECT UNIT COST	DEMOLITION UNIT COST
26 01 50 51-0216	EA			60 Watt, 6000K CCT, Medium Base E26, LED Omnidirectional Street Lamp (Bergen industries LED60-6026).....	99.35	
26 01 50 51-0217	EA			80 Watt, 3000K CCT, Medium Base E26, LED Omnidirectional Street Lamp (Bergen industries LED80-3026).....	132.91	
26 01 50 51-0218	EA			80 Watt, 4000K CCT, Medium Base E26, LED Omnidirectional Street Lamp (Bergen industries LED80-4026).....	132.91	
26 01 50 51-0219	EA			80 Watt, 5000K CCT, Medium Base E26, LED Omnidirectional Street Lamp (Bergen industries LED80-5026).....	132.91	
26 01 50 51-0220	EA			80 Watt, 6000K CCT, Medium Base E26, LED Omnidirectional Street Lamp (Bergen industries LED80-6026).....	132.91	
26 01 50 51-0221	EA			100 Watt, 3000K CCT, Medium Base E26, LED Omnidirectional Street Lamp (Bergen industries LED100-3026).....	137.19	
26 01 50 51-0222	EA			100 Watt, 4000K CCT, Medium Base E26, LED Omnidirectional Street Lamp (Bergen industries LED100-4026).....	137.19	
26 01 50 51-0223	EA			100 Watt, 5000K CCT, Medium Base E26, LED Omnidirectional Street Lamp (Bergen industries LED100-5026).....	137.19	
26 01 50 51-0224	EA			100 Watt, 6000K CCT, Medium Base E26, LED Omnidirectional Street Lamp (Bergen industries LED100-6026).....	137.19	
26 01 50 51-0225	EA			120 Watt, 3000K CCT, Medium Base E26, LED Omnidirectional Street Lamp (Bergen industries LED120-3026).....	162.18	
26 01 50 51-0226	EA			120 Watt, 4000K CCT, Medium Base E26, LED Omnidirectional Street Lamp (Bergen industries LED120-4026).....	162.18	
26 01 50 51-0227	EA			120 Watt, 5000K CCT, Medium Base E26, LED Omnidirectional Street Lamp (Bergen industries LED120-5026).....	162.18	
26 01 50 51-0228	EA			120 Watt, 6000K CCT, Medium Base E26, LED Omnidirectional Street Lamp (Bergen industries LED120-6026).....	162.18	
26 01 50 51-0229	EA			150 Watt, 3000K CCT, Medium Base E26, LED Omnidirectional Street Lamp (Bergen industries LED150-3026).....	192.17	
26 01 50 51-0230	EA			150 Watt, 4000K CCT, Medium Base E26, LED Omnidirectional Street Lamp (Bergen industries LED150-4026).....	192.17	
26 01 50 51-0231	EA			150 Watt, 5000K CCT, Medium Base E26, LED Omnidirectional Street Lamp (Bergen industries LED150-5026).....	192.17	
26 01 50 51-0232	EA			150 Watt, 6000K CCT, Medium Base E26, LED Omnidirectional Street Lamp (Bergen industries LED150-6026).....	192.17	
26 01 50 51-0233	EA			20 Watt, 4000K CCT, Medium Base E26, LED Post Top Lamp (EIKO industries LED20WPT40KMED-G6).....	62.99	
26 01 50 51-0234	EA			20 Watt, 5000K CCT, Medium Base E26, LED Post Top Lamp (EiKO industries LED20WPT50KMED-G6).....	67.98	
26 01 50 51-0235	EA			27 Watt, 4000K CCT, Medium Base E26, LED Post Top Lamp (EiKO industries LED27WPT40KMED-G5).....	67.98	
26 01 50 51-0236	EA			27 Watt, 5000K CCT, Medium Base E26, LED Post Top Lamp (EiKO industries LED27WPT50KMED-G5).....	62.99	
26 01 50 51-0237	EA			36 Watt, 4000K CCT, Medium Base E26, LED Post Top Lamp (EiKO industries LED36WPT40KMED-G5).....	78.69	
26 01 50 51-0238	EA			36 Watt, 5000K CCT, Medium Base E26, LED Post Top Lamp (EiKO industries LED36WPT50KMED-G5).....	72.27	
26 01 50 51-0239	EA			45 Watt, 4000K CCT, Medium Base E26, LED Post Top Lamp (EiKO industries LED45WPT40KMED-G5).....	86.55	
26 01 50 51-0240	EA			45 Watt, 5000K CCT, Medium Base E26, LED Post Top Lamp (EiKO industries LED45WPT50KMED-G5).....	85.71	
26 01 50 51-0241	EA			54 Watt, 4000K CCT, Medium Base E26, LED Post Top Lamp (EiKO industries LED54WPT40KMED-G5).....	87.62	
26 01 50 51-0242	EA			54 Watt, 5000K CCT, Medium Base E26, LED Post Top Lamp (EiKO industries LED54WPT50KMED-G5).....	87.62	
26 01 50 51-0243	EA			27 Watt, 4000K CCT, Medium Base E26, LED Lamp (EiKO industries LED27WPT40KMED-G7).....	53.73	
26 01 50 51-0244	EA			27 Watt, 5000K CCT, Medium Base E26, LED Lamp (EiKO industries LED27WPT50KMED-G7).....	53.73	
26 01 50 51-0245	EA			36 Watt, 4000K CCT, Medium Base E26, LED Lamp (EiKO industries LED36WPT40KMED-G7).....	60.33	
26 01 50 51-0246	EA			36 Watt, 5000K CCT, Medium Base E26, LED Lamp (EiKO industries LED36WPT50KMED-G7).....	60.33	
26 01 50 51-0247	EA			45 Watt, 4000K CCT, Medium Base E26, LED Lamp (EiKO industries LED45WPT40KMED-G7).....	64.72	
26 01 50 51-0248	EA			45 Watt, 5000K CCT, Medium Base E26, LED Lamp (EiKO industries LED45WPT50KMED-G7).....	64.72	
26 01 50 51-0249	EA			54 Watt, 4000K CCT, Medium Base E26, LED Lamp (EiKO industries LED54WPT40KMED-G7).....	71.32	
26 01 50 51-0250	EA			54 Watt, 5000K CCT, Medium Base E26, LED Lamp (EiKO industries LED54WPT50KMED-G7).....	71.32	
26 01 50 51-0251	EA			20 Watt, 5500K CCT, Medium Base E26, LED Lamp (Olympic CL-20W8-55K-E26).....	71.66	
26 01 50 51-0252	EA			30 Watt, 5500K CCT, Medium Base E26, LED Lamp (Olympic CL-30W8-55K-E26).....	77.52	
26 01 50 51-0253	EA			40 Watt, 5500K CCT, Medium Base E26, LED Lamp (Olympic CL-40W8-55K-E26).....	96.01	
26 01 50 51-0254	EA			50 Watt, 5500K CCT, Medium Base E26, LED Lamp (Olympic CL-50W8-55K-E26).....	105.58	
26 01 50 51-0255	EA			10 Watt, 5500K CCT, Medium Base E26, Compact LED Lamp (Olympic CCL-10W12-55K-E26).....	42.53	
26 01 50 51-0256	EA			15 Watt, 5500K CCT, Medium Base E26, Compact LED Lamp (Olympic CCL-15W12-55K-E26).....	47.67	
26 01 50 51-0257	EA			20 Watt, 5500K CCT, Medium Base E26, Compact LED Lamp (Olympic CCL-20W12-55K-E26).....	50.24	
26 01 50 51-0258	EA			25 Watt, 5500K CCT, Medium Base E26, Compact LED Lamp (Olympic CCL-25W12-55K-E26).....	55.03	
26 01 50 51-0259	EA			15 Watt, Medium Base E26, LED Self-Ballasted Retrofit Lamp (Nepton LED-N148015-UNV).....	65.82	
26 01 50 51-0260	EA			20 Watt, Medium Base E26, LED Self-Ballasted Retrofit Lamp (Nepton LED-N148020-UNV).....	76.81	
26 01 50 51-0261	EA			25 Watt, Medium Base E26, LED Self-Ballasted Retrofit Lamp (Nepton LED-N148025-UNV).....	104.27	
26 01 50 51-0262	EA			30 Watt, Medium Base E26, LED Self-Ballasted Retrofit Lamp (Nepton LED-N148030-UNV).....	109.76	
26 01 50 51-0263	EA			35 Watt, Medium Base E26, LED Self-Ballasted Retrofit Lamp (Nepton LED-N148035-UNV).....	118.55	
26 01 50 51-0264	EA			40 Watt, Medium Base E26, LED Self-Ballasted Retrofit Lamp (Nepton LED-N148040-UNV).....	124.04	
26 01 50 51-0265	EA			60 Watt, Medium Base E26, LED Self-Ballasted Retrofit Lamp (Nepton LED-N148060-UNV).....	177.87	
26 01 50 51-0266	EA			20 Watt, 5000K CCT, 120-277 Volt, E26 (Medium) Base, LED Retrofit Omni-Directional Lamp (HYLITE HL-IOD-20W-E26-50K).....	67.35	
26 01 50 51-0267				HID LED Lamps, Mogul Base E39 Or EX39 <small>(26 01 50 51-0113)</small>		
26 01 50 51-0268	EA			120 Watt, 2700K CCT, Mogul Base EX39, HID LED Lamp (Green Creative 120HID/827/277V/EX39).....	170.73	
26 01 50 51-0269	EA			120 Watt, 5000K CCT, Mogul Base EX39, HID LED Lamp (Green Creative 120HID/850/277V/EX39).....	170.73	
26 01 50 51-0270	EA			120 Watt, 5700 CCT, Mogul Base EX39, HID LED Lamp (Green Creative 120HID/857/277V/EX39).....	170.73	
26 01 50 51-0271	EA			27 Watt, 3000K CCT, Mogul Base E39, LED Lamp (Green Creative 27HID/830/277V/EX39).....	51.23	
26 01 50 51-0272	EA			27 Watt, 4000K CCT, Mogul Base E39, LED Lamp (Green Creative 27HID/840/277V/EX39/R).....	51.23	
26 01 50 51-0273	EA			27 Watt, 5000K CCT, Mogul Base E39, LED Lamp (Green Creative 27HID/850/277V/EX39).....	51.23	
26 01 50 51-0274	EA			45 Watt, 3000K CCT, Mogul Base E39, LED Lamp (Green Creative 45HID/830/277V/EX39).....	64.44	
26 01 50 51-0275	EA			45 Watt, 4000K CCT, Mogul Base E39, LED Lamp (Green Creative 45HID/840/277V/EX39/R).....	64.44	
26 01 50 51-0276	EA			45 Watt, 5000K CCT, Mogul Base E39, LED Lamp (Green Creative 45HID/850/277V/EX39).....	64.44	
26 01 50 51-0277	EA			80 Watt, 5000K CCT, Mogul Base E39, LED Lamp (Green Creative 80HID/850/277V/EX39).....	117.99	
26 01 50 51-0278	EA			80 Watt, 3000K CCT, Mogul Base E39, LED Omnidirectional Street Lamp (Bergen industries LED80-3039).....	132.91	
26 01 50 51-0279	EA			80 Watt, 4000K CCT, Mogul Base E39, LED Omnidirectional Street Lamp (Bergen industries LED80-4039).....	132.91	
26 01 50 51-0280	EA			80 Watt, 5000K CCT, Mogul Base E39, LED Omnidirectional Street Lamp (Bergen industries LED80-5039).....	132.91	
26 01 50 51-0281	EA			80 Watt, 6000K CCT, Mogul Base E39, LED Omnidirectional Street Lamp (Bergen industries LED80-6039).....	132.91	
26 01 50 51-0282	EA			100 Watt, 3000K CCT, Mogul Base E39, LED Omnidirectional Street Lamp (Bergen industries LED100-3039).....	137.19	
26 01 50 51-0283	EA			100 Watt, 4000K CCT, Mogul Base E39, LED Omnidirectional Street Lamp (Bergen industries LED100-4039).....	137.19	
26 01 50 51-0284	EA			100 Watt, 5000K CCT, Mogul Base E39, LED Omnidirectional Street Lamp (Bergen industries LED100-5039).....	137.19	
26 01 50 51-0285	EA			100 Watt, 6000K CCT, Mogul Base E39, LED Omnidirectional Street Lamp (Bergen industries LED100-6039).....	137.19	
26 01 50 51-0286	EA			120 Watt, 3000K CCT, Mogul Base E39, LED Omnidirectional Street Lamp (Bergen industries LED120-3039).....	162.18	
26 01 50 51-0287	EA			120 Watt, 4000K CCT, Mogul Base E39, LED Omnidirectional Street Lamp (Bergen industries LED120-4039).....	162.18	
26 01 50 51-0288	EA			120 Watt, 5000K CCT, Mogul Base E39, LED Omnidirectional Street Lamp (Bergen industries LED120-5039).....	162.18	
26 01 50 51-0289	EA			120 Watt, 6000K CCT, Mogul Base E39, LED Omnidirectional Street Lamp (Bergen industries LED120-6039).....	162.18	
26 01 50 51-0290	EA			150 Watt, 3000K CCT, Mogul Base E39, LED Omnidirectional Street Lamp (Bergen industries LED150-3039).....	192.17	
26 01 50 51-0291	EA			150 Watt, 4000K CCT, Mogul Base E39, LED Omnidirectional Street Lamp (Bergen industries LED150-4039).....	192.17	
26 01 50 51-0292	EA			150 Watt, 5000K CCT, Mogul Base E39, LED Omnidirectional Street Lamp (Bergen industries LED150-5039).....	192.17	
26 01 50 51-0293	EA			150 Watt, 6000K CCT, Mogul Base E39, LED Omnidirectional Street Lamp (Bergen industries LED150-6039).....	192.17	

26 Electrical
26 01 Operation and Maintenance of Electrical Systems
26 01 50 Operation and Maintenance of Lighting



MINOR CSI UOM DESCRIPTION	TOTAL DIRECT UNIT COST	DEMOLITION UNIT COST
26 01 50 51-0294 EA 27 Watt, 4000K CCT, Mogul Base E39, LED Post Top Lamp (EiKO industries LED27WPT40KMOG-G5)	67.98	
26 01 50 51-0295 EA 27 Watt, 5000K CCT, Mogul Base E39, LED Post Top Lamp (EiKO industries LED27WPT50KMOG-G5)	67.98	
26 01 50 51-0296 EA 36 Watt, 4000K CCT, Mogul Base E39, LED Post Top Lamp (EiKO industries LED36WPT40KMOG-G5)	78.69	
26 01 50 51-0297 EA 36 Watt, 5000K CCT, Mogul Base E39, LED Post Top Lamp (EiKO industries LED36WPT50KMOG-G5)	77.71	
26 01 50 51-0298 EA 45 Watt, 4000K CCT, Mogul Base E39, LED Post Top Lamp (EiKO industries LED45WPT40KMOG-G5)	86.55	
26 01 50 51-0299 EA 45 Watt, 5000K CCT, Mogul Base E39, LED Post Top Lamp (EiKO industries LED45WPT50KMOG-G5)	85.71	
26 01 50 51-0300 EA 54 Watt, 4000K CCT, Mogul Base E39, LED Post Top Lamp (EiKO industries LED54WPT40KMOG-G5)	87.62	
26 01 50 51-0301 EA 54 Watt, 5000K CCT, Mogul Base E39, LED Post Top Lamp (EiKO industries LED54WPT50KMOG-G5)	85.13	
26 01 50 51-0302 EA 100 Watt, 4000K CCT, Mogul Base E39, LED Post Top Lamp (EiKO industries LED100WPT40KMOG-G5)	182.22	
26 01 50 51-0303 EA 20 Watt, 4000K CCT, Mogul Base E39, Horizontal LED Lamp (EiKO industries LED20WPT/180/40KMOG-G7)	67.96	
26 01 50 51-0304 EA 20 Watt, 5000K CCT, Mogul Base E39, Horizontal LED Lamp (EiKO industries LED20WPT/180/50KMOG-G7)	67.96	
26 01 50 51-0305 EA 30 Watt, 4000K CCT, Mogul Base E39, Horizontal LED Lamp (EiKO industries LED30WPT/180/40KMOG-G7)	78.84	
26 01 50 51-0306 EA 30 Watt, 5000K CCT, Mogul Base E39, Horizontal LED Lamp (EiKO industries LED30WPT/180/50KMOG-G7)	78.84	
26 01 50 51-0307 EA 40 Watt, 4000K CCT, Mogul Base E39, Horizontal LED Lamp (EiKO industries LED40WPT/180/40KMOG-G7)	82.19	
26 01 50 51-0308 EA 40 Watt, 5000K CCT, Mogul Base E39, Horizontal LED Lamp (EiKO industries LED40WPT/180/50KMOG-G7)	82.19	
26 01 50 51-0309 EA 27 Watt, 4000K CCT, Mogul Base E39, LED Lamp (EiKO industries LED27WPT40KMOG-G7)	53.64	
26 01 50 51-0310 EA 27 Watt, 5000K CCT, Mogul Base E39, LED Lamp (EiKO industries LED27WPT50KMOG-G7)	53.64	
26 01 50 51-0311 EA 36 Watt, 4000K CCT, Mogul Base E39, LED Lamp (EiKO industries LED36WPT40KMOG-G7)	60.33	
26 01 50 51-0312 EA 36 Watt, 5000K CCT, Mogul Base E39, LED Lamp (EiKO industries LED36WPT50KMOG-G7)	60.33	
26 01 50 51-0313 EA 45 Watt, 4000K CCT, Mogul Base E39, LED Lamp (EiKO industries LED45WPT40KMOG-G7)	64.72	
26 01 50 51-0314 EA 45 Watt, 5000K CCT, Mogul Base E39, LED Lamp (EiKO industries LED45WPT50KMOG-G7)	64.72	
26 01 50 51-0315 EA 54 Watt, 4000K CCT, Mogul Base E39, LED Lamp (EiKO industries LED54WPT40KMOG-G7)	71.32	
26 01 50 51-0316 EA 54 Watt, 5000K CCT, Mogul Base E39, LED Lamp (EiKO industries LED54WPT50KMOG-G7)	71.32	
26 01 50 51-0317 EA 65 Watt, 5500K CCT, Mogul Base E39, LED Lamp (Olympic CL-65W8-55K-E39)	126.92	
26 01 50 51-0318 EA 80 Watt, 5500K CCT, Mogul Base E39, LED Lamp (Olympic CL-80W8-55K-E39)	146.49	
26 01 50 51-0319 EA 100 Watt, 5500K CCT, Mogul Base E39, LED Lamp (Olympic CL-100W8-55K-E39)	174.33	
26 01 50 51-0320 EA 120 Watt, 5500K CCT, Mogul Base E39, LED Lamp (Olympic CL-120W8-55K-E39)	338.31	
26 01 50 51-0321 EA 150 Watt, 5500K CCT, Mogul Base E39, LED Lamp (Olympic CL-150W8-55K-E39)	319.58	
26 01 50 51-0322 EA 200 Watt, 5500K CCT, Mogul Base E39, LED Lamp (Olympic CL-200W8-55K-E39)	338.31	
26 01 50 51-0323 EA 250 Watt, 5500K CCT, Mogul Base E39, LED Lamp (Olympic CL-250W8-55K-E39)	339.77	
26 01 50 51-0324 EA 24 Watt, 3000K CCT, Mogul Base E39, LED Lamp (Light Efficient Design LED-8029M30-A)	53.31	
26 01 50 51-0325 EA 24 Watt, 4000K CCT, Mogul Base E39, LED Lamp (Light Efficient Design LED-8029M40-A)	53.31	
26 01 50 51-0326 EA 24 Watt, 5700K CCT, Mogul Base E39, LED Lamp (Light Efficient Design LED-8029M57-A)	53.31	
26 01 50 51-0327 EA 100 Watt, Mogul Base E39, LED Area Lamp (MaxLite AR100LED50)	154.97	
26 01 50 51-0328 EA 115 Watt, 4000K CCT, Mogul Base EX39, HID LED Lamp (Keystone KT-LED115HID-V-EX39-840-D)	392.94	
26 01 50 51-0329 EA 40 Watt, 120-277 Volt, 5000K CCT, E39 Base, LED Arc-Cob Lamp (HYLITE HL-AC-40W-E39-50K)	179.30	
26 01 50 51-0330 EA 100 Watt, 480 Volt, 5000K CCT, E39 Base, LED Omni-Cob Lamp (HYLITE HL-OC-100W-E39-50K)	211.30	
26 01 50 51-0331 EA 45 Watt, 120-277 Volt, 5000K CCT, E39 Base, LED Omni-Cob Lamp (HYLITE HL-OC-45W-E39-50K)	92.94	
26 01 50 51-0332 EA 40 Watt, 5680 Lumens, Mogul Base E39, LED Directional Flood Lamp (HYLITE HL-IDL-40W-E39-50K)	274.47	
26 01 50 51-0333 LED Lamps, 2G11 Base <small>(26 01 50 51-0113)</small>		
26 01 50 51-0334 EA 19 Watt, 1550 Lumens, 3500K CCT, 2G11 Base, Dimmable LED Lamp (Green Creative 14.5PLL/835/DIR)	46.31	
26 01 50 51-0335 LED Lamps, GX23 Or G23 Base <small>(26 01 50 51-0113)</small>		
26 01 50 51-0336 EA 5 Watt, 580 Lumens, 2 Pin GX23 Base, Dimmable LED Lamp (Lunera HN-H-GX23-U-5W-840-G4)	22.90	
26 01 50 51-0337 LED Lamps, G24 Base <small>(26 01 50 51-0113)</small>		
26 01 50 51-0338 EA 5.5 Watt, 500 Lumens, G24 Base, LED Lamp (Green Creative 5.5PLH/835/DIR/R)	29.68	
26 01 50 51-0339 LED Tubes (Fluorescent Lamp Replacement) <small>(26 01 50 51-0113)</small>		
26 01 50 51-0340 EA 2', 1,250 Lumens, 4000K CCT, LED Tube (T8 Fluorescent Lamp Replacement) (Remphos RPT-TOTALTUBEG2-T8-24IN-4000K)	40.68	
<i>For Multiple Lamps In Fixture, Deduct</i>	-3.20	
26 01 50 51-0341 EA 2', 1,900 Lumens, 4000K CCT, LED Tube (T8 Fluorescent Lamp Replacement) (Remphos RPT-TOTALTUBEG2-T8-24INU-4000K)	52.86	
<i>For Multiple Lamps In Fixture, Deduct</i>	-3.20	
26 01 50 51-0342 EA 3', 1,900 Lumens, 4000K CCT, LED Tube (T8 Fluorescent Lamp Replacement) (Remphos RPT-TOTALTUBEG2-T8-36IN-4000K)	43.84	
<i>For Multiple Lamps In Fixture, Deduct</i>	-3.41	
26 01 50 51-0343 EA 4', 1,900 Lumens, 4000K CCT, LED Tube (T8 Fluorescent Lamp Replacement) (Remphos RPT-TOTALTUBEG2-T8-48IN-4000K)	47.99	
<i>For Multiple Lamps In Fixture, Deduct</i>	-3.61	
26 01 50 51-0344 EA 4', 2,200 Lumens, 4000K CCT, LED Tube (T8 Fluorescent Lamp Replacement) (Remphos RPT-TOTALTUBEG2HO-T8-48IN-4000K)	52.56	
<i>For Multiple Lamps In Fixture, Deduct</i>	-3.61	
26 01 50 51-0345 EA 4', 2,539 Lumens, LED Tube (T8 Fluorescent Lamp Replacement) (Carson Technology CT-D02018TBN)	33.13	
<i>For Multiple Lamps In Fixture, Deduct</i>	-3.61	
26 01 50 51-0346 EA 2', 1,348 Lumens, LED Tube (T8 Fluorescent Lamp Replacement) (Carson Technology CT-D02010TBN)	31.91	
<i>For Multiple Lamps In Fixture, Deduct</i>	-3.20	
26 01 50 51-0347 EA 2', 1,100 Lumens, LED Tube (T8 Fluorescent Lamp Replacement) (Sylvania LED9T8/L24/FG/835/BF)	29.08	
<i>For Multiple Lamps In Fixture, Deduct</i>	-3.20	
26 01 50 51-0348 EA 3', 1,650 Lumens, LED Tube (T8 Fluorescent Lamp Replacement) (Sylvania LED12T8/L36/FG/835/BF)	29.61	
<i>For Multiple Lamps In Fixture, Deduct</i>	-3.41	
26 01 50 51-0349 EA 4', 1,700 Lumens, LED Tube (T8 Fluorescent Lamp Replacement) (Sylvania LED14T8/L48/FG/835/BF)	29.61	
<i>For Multiple Lamps In Fixture, Deduct</i>	-3.61	
26 01 50 51-0350 EA 4', 2,100 Lumens, LED Tube (T8 Fluorescent Lamp Replacement) (Sylvania LED17T8/L48/FG/835/BF)	30.69	
<i>For Multiple Lamps In Fixture, Deduct</i>	-3.61	



	MINOR	CSI	UOM	DESCRIPTION	TOTAL DIRECT UNIT COST	DEMOLITION UNIT COST
26 01 50 51-0351				Filament LED Lamps <small>(26 01 50 51-0113)</small>		
			EA	7.5 Watt, 2700K CCT, Clear A19 Filament LED Lamp (Green Creative 7.5FA19DIM/827).....	17.28	
			EA	4.5 Watt, 2700K CCT, Clear A19 Filament LED Lamp (Green Creative 4.5A19DIM/827/R).....	17.28	
			EA	4.5 Watt, 2700K CCT, Clear A19 Filament LED Lamp (Green Creative 4.5FA19DIM/827).....	16.56	
			EA	4.5 Watt, 2400 CCT, Amber A19 Filament LED Lamp (Green Creative 4.5FA19DIM/824/A).....	16.56	
			EA	4.5 Watt, 2700K CCT, Clear G25 Globe Filament LED Lamp (Green Creative 4.5FG25DIM/827).....	17.71	
			EA	4.5 Watt, 2400 CCT, Amber G25 Globe Filament LED Lamp (Green Creative 4.5FG25DIM/824/A).....	17.71	
			EA	3.5 Watt, 2700K CCT, Clear B10 Candle Filament LED Lamp (Green Creative 3.5FB10DIM/827).....	15.14	
			EA	3.5 Watt, 2700K CCT, Clear B11 Candle Filament LED Lamp (Green Creative 3.5FB11DIM/827/E26).....	15.14	
			EA	3.5 Watt, 2400 CCT, Amber B10 Candle Filament LED Lamp (Green Creative 3.5FBA10DIM/824/FT/A).....	15.57	
			EA	3.5 Watt, 2400 CCT, Amber ST19 Filament LED Lamp (Green Creative 5FST19DIM/824/A).....	18.71	
			EA	4.5 Watt, 120 Volt 450 Lumens ULTRA LED Filament Lamp (Sylvania 79521).....	22.20	
26 01 50 51-0363				Other Lamps <small>(26 01 50 51-0113)</small>		
			EA	8 Watt, Medium Base, A19, A-Shape Dimmable LED Lamp (Philips 8A19/END/2700 DIM 6/1).....	16.45	
			EA	8 Watt, Medium Base, A19, A-Shape Dimmable LED Lamp (Philips 7A19/2700 DIM).....	16.45	
			EA	11 Watt, Medium Base, A19, A-Shape Dimmable LED Lamp (Philips 11A19/2700 DIM).....	16.45	
			EA	12 Watt, Medium Base, Dimmable BR40 LED Lamp (Philips 12BR40/F90 2700 DIM AF 6/1).....	17.16	
			EA	13 Watt, Medium Base, Dimmable PAR38 LED Single Optic Lamp (Philips 13PAR38/S15 4000 DIM AF SO 6/1).....	17.16	
			EA	8 Watt, Medium Base, Dimmable PAR20 LED Lamp (Philips 8PAR20/END/F36 3000 DIM 6/1).....	17.16	
26 01 50 51-0370				LED Lamps, Light Engines, Round, LER Series <small>(26 01 50 51-0113)</small>		
			EA	5.5" Diameter, 17 Watt, 3000K CCT, Round LED Light Engine (Maxlite LER5.5A1730).....	53.61	
			EA	9 Watt, 120 Volt, 800 Lumens, 2700K, Omnidirectional Ultra LED A-line Lamp (Sylvania LED9A19/DIM/O/827/U).....	31.03	
26 01 50 51-0373				Recycle Hazardous Lamps <small>(26 01 50 51)</small>		
				Note: Includes containers, shipping costs and recycling fees. Excludes lamp removal. See CSI section 26 01 50 51-0001 for removal of lamps from fixtures.		
			EA	Recycle 2' Length Linear Fluorescent Lamps.....	0.45	
			EA	Recycle 3' Length Linear Fluorescent Lamps.....	0.67	
			EA	Recycle 4' Length Linear Fluorescent Lamps.....	0.90	
			EA	Recycle 6' Length Linear Fluorescent Lamps.....	1.35	
			EA	Recycle 8' Length Linear Fluorescent Lamps.....	1.80	
			EA	Recycle Compact Fluorescent Lamps.....	0.81	
			EA	Recycle U-Shaped Or Circular Fluorescent Lamps.....	0.81	
			EA	Recycle High Intensity Discharge (HID) Lamps.....	2.81	
26 01 50 52				Ballasts Replacement <small>(26 01 50)</small>		
26 01 50 52-0001				Lighting Ballasts <small>(26 01 50 52)</small>		
				Note: Excludes recycling fees. See CSI section 02 84 16 00-0003 for ballast recycling.		
26 01 50 52-0002				Fluorescent Ballasts <small>(26 01 50 52-0001)</small>		
26 01 50 52-0003				T5 Fluorescent Ballasts <small>(26 01 50 52-0002)</small>		
26 01 50 52-0004				T5 Fluorescent Electronic Ballasts <small>(26 01 50 52-0003)</small>		
				Note: Includes 120/277 Volt and normal ballast factor.		
26 01 50 52-0005				14 Watt, T5 Fluorescent Electronic Ballasts <small>(26 01 50 52-0004)</small>		
			EA	1 Lamp, 14 Watt, Program/Rapid Start, T5 Fluorescent Electronic Ballast.....	120.86	24.30
				<i>For Personal Protective Equipment (Arc Flash) When Working On Energized Equipment, Add</i>	7.29	
				<i>For High Ballast Factor, Add</i>	6.78	
			EA	2 Lamp, 14 Watt, Program/Rapid Start, T5 Fluorescent Electronic Ballast.....	126.92	30.36
				<i>For Personal Protective Equipment (Arc Flash) When Working On Energized Equipment, Add</i>	9.11	
				<i>For High Ballast Factor, Add</i>	6.78	
26 01 50 52-0008				21 Watt, T5 Fluorescent Electronic Ballasts <small>(26 01 50 52-0004)</small>		
			EA	1 Lamp, 21 Watt, Program/Rapid Start, T5 Fluorescent Electronic Ballast.....	120.86	24.30
				<i>For Personal Protective Equipment (Arc Flash) When Working On Energized Equipment, Add</i>	7.29	
				<i>For High Ballast Factor, Add</i>	6.78	
			EA	2 Lamp, 21 Watt, Program/Rapid Start, T5 Fluorescent Electronic Ballast.....	126.92	30.36
				<i>For Personal Protective Equipment (Arc Flash) When Working On Energized Equipment, Add</i>	9.11	
				<i>For High Ballast Factor, Add</i>	6.78	
26 01 50 52-0011				28 Watt, T5 Fluorescent Electronic Ballasts <small>(26 01 50 52-0004)</small>		
			EA	1 Lamp, 28 Watt, Program/Rapid Start, T5 Fluorescent Electronic Ballast.....	120.86	24.30
				<i>For Personal Protective Equipment (Arc Flash) When Working On Energized Equipment, Add</i>	7.29	
				<i>For High Ballast Factor, Add</i>	6.78	
			EA	2 Lamp, 28 Watt, Program/Rapid Start, T5 Fluorescent Electronic Ballast.....	126.92	30.36
				<i>For Personal Protective Equipment (Arc Flash) When Working On Energized Equipment, Add</i>	9.11	
				<i>For High Ballast Factor, Add</i>	6.78	
26 01 50 52-0014				35 Watt, T5 Fluorescent Electronic Ballasts <small>(26 01 50 52-0004)</small>		

26 Electrical**26 01 Operation and Maintenance of Electrical Systems****26 01 50 Operation and Maintenance of Lighting**

SAN BERNARDINO
COUNTY

MINOR CSI	UOM	DESCRIPTION	TOTAL DIRECT UNIT COST	DEMOLITION UNIT COST
26 01 50 52-0015	EA	1 Lamp, 35 Watt, Program/Rapid Start, T5 Fluorescent Electronic Ballast..... <i>For Personal Protective Equipment (Arc Flash) When Working On Energized Equipment, Add</i>	120.86 7.29	24.30
26 01 50 52-0016	EA	2 Lamp, 35 Watt, Program/Rapid Start, T5 Fluorescent Electronic Ballast..... <i>For Personal Protective Equipment (Arc Flash) When Working On Energized Equipment, Add</i>	126.92 9.11	30.36
26 01 50 52-0017		54 Watt, T5 Fluorescent Electronic Ballasts (26 01 50 52-0004)		
26 01 50 52-0018	EA	1 Lamp, 54 Watt, Program/Rapid Start, T5 Fluorescent Electronic Ballast..... <i>For Personal Protective Equipment (Arc Flash) When Working On Energized Equipment, Add</i>	120.72 7.29	24.30
26 01 50 52-0019	EA	2 Lamp, 54 Watt, Program/Rapid Start, T5 Fluorescent Electronic Ballast..... <i>For Personal Protective Equipment (Arc Flash) When Working On Energized Equipment, Add</i>	126.78 9.11	30.36
26 01 50 52-0020	EA	3 Lamp, 54 Watt, Program/Rapid Start, T5 Fluorescent Electronic Ballast..... <i>For Personal Protective Equipment (Arc Flash) When Working On Energized Equipment, Add</i>	173.41 10.93	36.44
26 01 50 52-0021	EA	4 Lamp, 54 Watt, Program/Rapid Start, T5 Fluorescent Electronic Ballast..... <i>For Personal Protective Equipment (Arc Flash) When Working On Energized Equipment, Add</i>	179.48 12.75	42.51
26 01 50 52-0022		High-Output, T5HO Fluorescent Electronic Ballasts (26 01 50 52-0003) Note: Includes 120/277 Volt and normal ballast factor.		
26 01 50 52-0023		12 Watt, High-Output, T5HO Fluorescent Electronic Ballasts (26 01 50 52-0022)		
26 01 50 52-0024	EA	1 Lamp, 12 Watt, Programmed Start, High-Output, T5HO Fluorescent Electronic Ballast..... <i>For Personal Protective Equipment (Arc Flash) When Working On Energized Equipment, Add</i>	101.60 7.29	24.30
26 01 50 52-0025	EA	2 Lamp, 12 Watt, Programmed Start, High-Output, T5HO Fluorescent Electronic Ballast..... <i>For Personal Protective Equipment (Arc Flash) When Working On Energized Equipment, Add</i>	107.66 9.11	30.36
26 01 50 52-0026		24 Watt, High-Output, T5HO Fluorescent Electronic Ballasts (26 01 50 52-0022)		
26 01 50 52-0027	EA	1 Lamp, 24 Watt, Programmed Start, High-Output, T5HO Fluorescent Electronic Ballast..... <i>For Personal Protective Equipment (Arc Flash) When Working On Energized Equipment, Add</i>	132.39 7.29	24.30
26 01 50 52-0028	EA	2 Lamp, 24 Watt, Programmed Start, High-Output, T5HO Fluorescent Electronic Ballast..... <i>For Personal Protective Equipment (Arc Flash) When Working On Energized Equipment, Add</i>	138.45 9.11	30.36
26 01 50 52-0029		39 Watt, High-Output, T5HO Fluorescent Electronic Ballasts (26 01 50 52-0022)		
26 01 50 52-0030	EA	1 Lamp, 39 Watt, Programmed Start, High-Output, T5HO Fluorescent Electronic Ballast..... <i>For Personal Protective Equipment (Arc Flash) When Working On Energized Equipment, Add</i>	132.39 7.29	24.30
26 01 50 52-0031	EA	2 Lamp, 39 Watt, Programmed Start, High-Output, T5HO Fluorescent Electronic Ballast..... <i>For Personal Protective Equipment (Arc Flash) When Working On Energized Equipment, Add</i>	138.45 9.11	30.36
26 01 50 52-0032		54 Watt, High-Output, T5HO Fluorescent Electronic Ballasts (26 01 50 52-0022)		
26 01 50 52-0033	EA	1 Lamp, 54 Watt, Programmed Start, High-Output, T5HO Fluorescent Electronic Ballast..... <i>For Personal Protective Equipment (Arc Flash) When Working On Energized Equipment, Add</i>	101.60 7.29	24.30
26 01 50 52-0034	EA	2 Lamp, 54 Watt, Programmed Start, High-Output, T5HO Fluorescent Electronic Ballast..... <i>For Personal Protective Equipment (Arc Flash) When Working On Energized Equipment, Add</i>	107.66 9.11	30.36
26 01 50 52-0035		Dimming, T5 Fluorescent Electronic Ballasts (26 01 50 52-0003)		
26 01 50 52-0036		Step Dimming, T5 Fluorescent Electronic Ballasts (26 01 50 52-0035) Note: Includes 120/277 Volt and normal ballast factor.		
26 01 50 52-0037		28 Watt, Step Dimming, T5 Fluorescent Electronic Ballast (26 01 50 52-0036)		
26 01 50 52-0038	EA	2 Lamp, 28 Watt, Programmed Start, Step Dimming, T5 Fluorescent Electronic Ballast..... <i>For Personal Protective Equipment (Arc Flash) When Working On Energized Equipment, Add</i>	118.97 9.11	30.36
26 01 50 52-0039		Dimming To 5%, T5 Fluorescent Electronic Ballasts (26 01 50 52-0035) Note: Includes 120/277 Volt and normal ballast factor.		
26 01 50 52-0040		54 Watt, Dimming To 5%, High-Output, T5HO Fluorescent Electronic Ballasts (26 01 50 52-0039)		
26 01 50 52-0041	EA	1 Lamp, 54 Watt, Programmed Start, Dimming To 5%, High-Output, T5HO Fluorescent Electronic Ballast..... <i>For Personal Protective Equipment (Arc Flash) When Working On Energized Equipment, Add</i>	424.02 7.29	24.30
26 01 50 52-0042	EA	2 Lamp, 54 Watt, Programmed Start, Dimming To 5%, High-Output, T5HO Fluorescent Electronic Ballast..... <i>For Personal Protective Equipment (Arc Flash) When Working On Energized Equipment, Add</i>	418.44 9.11	30.36
26 01 50 52-0043		T8 Fluorescent Ballasts (26 01 50 52-0002)		
26 01 50 52-0044		T8 Fluorescent Electronic Ballasts (26 01 50 52-0043) Note: Includes 120/277 Volt and low or normal ballast factor.		
26 01 50 52-0045		17 Watt, T8 Fluorescent Electronic Ballasts (26 01 50 52-0044)		
26 01 50 52-0046	EA	1 Lamp, 17 Watt, Instant Start, T8 Fluorescent Electronic Ballast..... <i>For Personal Protective Equipment (Arc Flash) When Working On Energized Equipment, Add</i> <i>For High Ballast Factor, Add</i>	53.78 7.29 16.49	24.30
26 01 50 52-0047	EA	1 Lamp, 17 Watt, Program/Rapid Start, T8 Fluorescent Electronic Ballast..... <i>For Personal Protective Equipment (Arc Flash) When Working On Energized Equipment, Add</i> <i>For High Ballast Factor, Add</i>	93.47 7.29 10.85	24.30
26 01 50 52-0048	EA	2 Lamp, 17 Watt, Instant Start, T8 Fluorescent Electronic Ballast..... <i>For Personal Protective Equipment (Arc Flash) When Working On Energized Equipment, Add</i> <i>For High Ballast Factor, Add</i>	59.84 9.11 16.49	30.36



MINOR CSI UOM DESCRIPTION	TOTAL DIRECT UNIT COST	DEMOLITION UNIT COST
26 01 50 52-0049 EA 2 Lamp, 17 Watt, Program/Rapid Start, T8 Fluorescent Electronic Ballast..... <i>For Personal Protective Equipment (Arc Flash) When Working On Energized Equipment, Add For High Ballast Factor, Add</i>	99.53 9.11 10.85	30.36
26 01 50 52-0050 EA 3 Lamp, 17 Watt, Instant Start, T8 Fluorescent Electronic Ballast..... <i>For Personal Protective Equipment (Arc Flash) When Working On Energized Equipment, Add For High Ballast Factor, Add</i>	72.89 10.93 16.06	36.44
26 01 50 52-0051 EA 3 Lamp, 17 Watt, Program/Rapid Start, T8 Fluorescent Electronic Ballast..... <i>For Personal Protective Equipment (Arc Flash) When Working On Energized Equipment, Add For High Ballast Factor, Add</i>	111.71 10.93 9.22	36.44
26 01 50 52-0052 EA 4 Lamp, 17 Watt, Instant Start, T8 Fluorescent Electronic Ballast..... <i>For Personal Protective Equipment (Arc Flash) When Working On Energized Equipment, Add For High Ballast Factor, Add</i>	83.49 12.75 40.66	42.51
26 01 50 52-0053 EA 4 Lamp, 17 Watt, Program/Rapid Start, T8 Fluorescent Electronic Ballast..... <i>For Personal Protective Equipment (Arc Flash) When Working On Energized Equipment, Add For High Ballast Factor, Add</i>	122.52 12.75 23.73	42.51
26 01 50 52-0054 25 Watt, T8 Fluorescent Electronic Ballasts (26 01 50 52-0044)		
26 01 50 52-0055 EA 1 Lamp, 25 Watt, Instant Start, T8 Fluorescent Electronic Ballast..... <i>For Personal Protective Equipment (Arc Flash) When Working On Energized Equipment, Add For High Ballast Factor, Add</i>	53.78 7.29 16.49	24.30
26 01 50 52-0056 EA 1 Lamp, 25 Watt, Program/Rapid Start, T8 Fluorescent Electronic Ballast..... <i>For Personal Protective Equipment (Arc Flash) When Working On Energized Equipment, Add For High Ballast Factor, Add</i>	93.47 7.29 10.85	24.30
26 01 50 52-0057 EA 2 Lamp, 25 Watt, Instant Start, T8 Fluorescent Electronic Ballast..... <i>For Personal Protective Equipment (Arc Flash) When Working On Energized Equipment, Add For High Ballast Factor, Add</i>	59.84 9.11 16.49	30.36
26 01 50 52-0058 EA 2 Lamp, 25 Watt, Program/Rapid Start, T8 Fluorescent Electronic Ballast..... <i>For Personal Protective Equipment (Arc Flash) When Working On Energized Equipment, Add For High Ballast Factor, Add</i>	99.53 9.11 10.85	30.36
26 01 50 52-0059 EA 3 Lamp, 25 Watt, Instant Start, T8 Fluorescent Electronic Ballast..... <i>For Personal Protective Equipment (Arc Flash) When Working On Energized Equipment, Add For High Ballast Factor, Add</i>	72.89 10.93 16.06	36.44
26 01 50 52-0060 EA 3 Lamp, 25 Watt, Program/Rapid Start, T8 Fluorescent Electronic Ballast..... <i>For Personal Protective Equipment (Arc Flash) When Working On Energized Equipment, Add For High Ballast Factor, Add</i>	111.71 10.93 9.22	36.44
26 01 50 52-0061 EA 4 Lamp, 25 Watt, Instant Start, T8 Fluorescent Electronic Ballast..... <i>For Personal Protective Equipment (Arc Flash) When Working On Energized Equipment, Add For High Ballast Factor, Add</i>	83.49 12.75 40.66	42.51
26 01 50 52-0062 EA 4 Lamp, 25 Watt, Program/Rapid Start, T8 Fluorescent Electronic Ballast..... <i>For Personal Protective Equipment (Arc Flash) When Working On Energized Equipment, Add For High Ballast Factor, Add</i>	122.52 12.75 23.73	42.51
26 01 50 52-0063 28 Watt, T8 Fluorescent Electronic Ballasts (26 01 50 52-0044)		
26 01 50 52-0064 EA 1 Lamp, 28 Watt, Instant Start, T8 Fluorescent Electronic Ballast..... <i>For Personal Protective Equipment (Arc Flash) When Working On Energized Equipment, Add For High Ballast Factor, Add</i>	53.78 7.29 16.49	24.30
26 01 50 52-0065 EA 1 Lamp, 28 Watt, Program/Rapid Start, T8 Fluorescent Electronic Ballast..... <i>For Personal Protective Equipment (Arc Flash) When Working On Energized Equipment, Add For High Ballast Factor, Add</i>	93.47 7.29 10.85	24.30
26 01 50 52-0066 EA 2 Lamp, 28 Watt, Instant Start, T8 Fluorescent Electronic Ballast..... <i>For Personal Protective Equipment (Arc Flash) When Working On Energized Equipment, Add For High Ballast Factor, Add</i>	59.84 9.11 16.49	30.36
26 01 50 52-0067 EA 2 Lamp, 28 Watt, Program/Rapid Start, T8 Fluorescent Electronic Ballast..... <i>For Personal Protective Equipment (Arc Flash) When Working On Energized Equipment, Add For High Ballast Factor, Add</i>	99.53 9.11 10.85	30.36
26 01 50 52-0068 EA 3 Lamp, 28 Watt, Instant Start, T8 Fluorescent Electronic Ballast..... <i>For Personal Protective Equipment (Arc Flash) When Working On Energized Equipment, Add For High Ballast Factor, Add</i>	72.89 10.93 16.06	36.44
26 01 50 52-0069 EA 3 Lamp, 28 Watt, Program/Rapid Start, T8 Fluorescent Electronic Ballast..... <i>For Personal Protective Equipment (Arc Flash) When Working On Energized Equipment, Add For High Ballast Factor, Add</i>	111.71 10.93 9.22	36.44
26 01 50 52-0070 EA 4 Lamp, 28 Watt, Instant Start, T8 Fluorescent Electronic Ballast..... <i>For Personal Protective Equipment (Arc Flash) When Working On Energized Equipment, Add For High Ballast Factor, Add</i>	83.49 12.75 40.66	42.51
26 01 50 52-0071 EA 4 Lamp, 28 Watt, Program/Rapid Start, T8 Fluorescent Electronic Ballast..... <i>For Personal Protective Equipment (Arc Flash) When Working On Energized Equipment, Add For High Ballast Factor, Add</i>	122.52 12.75 23.73	42.51
26 01 50 52-0072 32 Watt, T8 Fluorescent Electronic Ballasts (26 01 50 52-0044)		
26 01 50 52-0073 EA 1 Lamp, 32 Watt, Instant Start, T8 Fluorescent Electronic Ballast..... <i>For Personal Protective Equipment (Arc Flash) When Working On Energized Equipment, Add For High Ballast Factor, Add</i>	53.78 7.29 16.49	24.30
26 01 50 52-0074 EA 1 Lamp, 32 Watt, Program/Rapid Start, T8 Fluorescent Electronic Ballast..... <i>For Personal Protective Equipment (Arc Flash) When Working On Energized Equipment, Add For High Ballast Factor, Add</i>	93.47 7.29 10.85	24.30
26 01 50 52-0075 EA 2 Lamp, 32 Watt, Instant Start, T8 Fluorescent Electronic Ballast..... <i>For Personal Protective Equipment (Arc Flash) When Working On Energized Equipment, Add For High Ballast Factor, Add</i>	59.84 9.11 16.49	30.36
26 01 50 52-0076 EA 2 Lamp, 32 Watt, Program/Rapid Start, T8 Fluorescent Electronic Ballast..... <i>For Personal Protective Equipment (Arc Flash) When Working On Energized Equipment, Add For High Ballast Factor, Add</i>	99.53 9.11 10.85	30.36

26 Electrical
26 01 Operation and Maintenance of Electrical Systems
26 01 50 Operation and Maintenance of Lighting



MINOR CSI	UOM	DESCRIPTION	TOTAL DIRECT UNIT COST	DEMOLITION UNIT COST
26 01 50 52-0077	EA	3 Lamp, 32 Watt, Instant Start, T8 Fluorescent Electronic Ballast..... <i>For Personal Protective Equipment (Arc Flash) When Working On Energized Equipment, Add</i> <i>For High Ballast Factor, Add</i>	72.89 10.93 16.06	36.44
26 01 50 52-0078	EA	3 Lamp, 32 Watt, Program/Rapid Start, T8 Fluorescent Electronic Ballast..... <i>For Personal Protective Equipment (Arc Flash) When Working On Energized Equipment, Add</i> <i>For High Ballast Factor, Add</i>	111.71 10.93 9.22	36.44
26 01 50 52-0079	EA	4 Lamp, 32 Watt, Instant Start, T8 Fluorescent Electronic Ballast..... <i>For Personal Protective Equipment (Arc Flash) When Working On Energized Equipment, Add</i> <i>For High Ballast Factor, Add</i>	83.49 12.75 40.66	42.51
26 01 50 52-0080	EA	4 Lamp, 32 Watt, Program/Rapid Start, T8 Fluorescent Electronic Ballast..... <i>For Personal Protective Equipment (Arc Flash) When Working On Energized Equipment, Add</i> <i>For High Ballast Factor, Add</i>	122.52 12.75 23.73	42.51
26 01 50 52-0081		40 Watt, T8 Fluorescent Electronic Ballasts (26 01 50 52-0044)		
26 01 50 52-0082	EA	1 Lamp, 40 Watt, Instant Start, T8 Fluorescent Electronic Ballast..... <i>For Personal Protective Equipment (Arc Flash) When Working On Energized Equipment, Add</i> <i>For High Ballast Factor, Add</i>	85.06 7.29 7.05	24.30
26 01 50 52-0083	EA	1 Lamp, 40 Watt, Program/Rapid Start, T8 Fluorescent Electronic Ballast..... <i>For Personal Protective Equipment (Arc Flash) When Working On Energized Equipment, Add</i> <i>For High Ballast Factor, Add</i>	93.47 7.29 10.85	24.30
26 01 50 52-0084	EA	2 Lamp, 40 Watt, Instant Start, T8 Fluorescent Electronic Ballast..... <i>For Personal Protective Equipment (Arc Flash) When Working On Energized Equipment, Add</i> <i>For High Ballast Factor, Add</i>	91.12 9.11 7.05	30.36
26 01 50 52-0085	EA	2 Lamp, 40 Watt, Program/Rapid Start, T8 Fluorescent Electronic Ballast..... <i>For Personal Protective Equipment (Arc Flash) When Working On Energized Equipment, Add</i> <i>For High Ballast Factor, Add</i>	99.53 9.11 10.85	30.36
26 01 50 52-0086	EA	3 Lamp, 40 Watt, Instant Start, T8 Fluorescent Electronic Ballast..... <i>For Personal Protective Equipment (Arc Flash) When Working On Energized Equipment, Add</i> <i>For High Ballast Factor, Add</i>	113.74 10.93 4.34	36.44
26 01 50 52-0087	EA	3 Lamp, 40 Watt, Program/Rapid Start, T8 Fluorescent Electronic Ballast..... <i>For Personal Protective Equipment (Arc Flash) When Working On Energized Equipment, Add</i> <i>For High Ballast Factor, Add</i>	111.71 10.93 4.34	36.44
26 01 50 52-0088	EA	4 Lamp, 40 Watt, Instant Start, T8 Fluorescent Electronic Ballast..... <i>For Personal Protective Equipment (Arc Flash) When Working On Energized Equipment, Add</i> <i>For High Ballast Factor, Add</i>	119.81 12.75 4.34	42.51
26 01 50 52-0089	EA	4 Lamp, 40 Watt, Program/Rapid Start, T8 Fluorescent Electronic Ballast..... <i>For Personal Protective Equipment (Arc Flash) When Working On Energized Equipment, Add</i>	122.52 12.75	42.51
26 01 50 52-0090		96 Watt, T8 Fluorescent Electronic Ballasts (26 01 50 52-0044)		
26 01 50 52-0091	EA	1 Lamp, 96 Watt, Instant Start, T8 Fluorescent Electronic Ballast..... <i>For Personal Protective Equipment (Arc Flash) When Working On Energized Equipment, Add</i> <i>For High Ballast Factor, Add</i>	101.60 7.29 15.11	24.30
26 01 50 52-0092	EA	2 Lamp, 96 Watt, Instant Start, T8 Fluorescent Electronic Ballast..... <i>For Personal Protective Equipment (Arc Flash) When Working On Energized Equipment, Add</i> <i>For High Ballast Factor, Add</i>	107.66 9.11 15.11	30.36
26 01 50 52-0093		High-Output, T8HO Fluorescent Electronic Ballasts (26 01 50 52-0043) Note: Includes 120/277 Volt and normal ballast factor.		
26 01 50 52-0094		48 Watt, High-Output, T8HO Fluorescent Electronic Ballasts (26 01 50 52-0093)		
26 01 50 52-0095	EA	1 Lamp, 48 Watt, Instant Start, High-Output, T8HO Fluorescent Electronic Ballast..... <i>For Personal Protective Equipment (Arc Flash) When Working On Energized Equipment, Add</i>	122.89 7.29	24.30
26 01 50 52-0096	EA	1 Lamp, 48 Watt, Programmed Start, High-Output, T8HO Fluorescent Electronic Ballast..... <i>For Personal Protective Equipment (Arc Flash) When Working On Energized Equipment, Add</i>	159.67 7.29	24.30
26 01 50 52-0097	EA	2 Lamp, 48 Watt, Instant Start, High-Output, T8HO Fluorescent Electronic Ballast..... <i>For Personal Protective Equipment (Arc Flash) When Working On Energized Equipment, Add</i>	128.95 9.11	30.36
26 01 50 52-0098	EA	2 Lamp, 48 Watt, Programmed Start, High-Output, T8HO Fluorescent Electronic Ballast..... <i>For Personal Protective Equipment (Arc Flash) When Working On Energized Equipment, Add</i>	165.73 9.11	30.36
26 01 50 52-0099		60 Watt, High-Output, T8HO Fluorescent Electronic Ballasts (26 01 50 52-0093)		
26 01 50 52-0100	EA	1 Lamp, 60 Watt, Instant Start, High-Output, T8HO Fluorescent Electronic Ballast..... <i>For Personal Protective Equipment (Arc Flash) When Working On Energized Equipment, Add</i>	122.89 7.29	24.30
26 01 50 52-0101	EA	1 Lamp, 60 Watt, Programmed Start, High-Output, T8HO Fluorescent Electronic Ballast..... <i>For Personal Protective Equipment (Arc Flash) When Working On Energized Equipment, Add</i>	159.67 7.29	24.30
26 01 50 52-0102	EA	2 Lamp, 60 Watt, Instant Start, High-Output, T8HO Fluorescent Electronic Ballast..... <i>For Personal Protective Equipment (Arc Flash) When Working On Energized Equipment, Add</i>	128.95 9.11	30.36
26 01 50 52-0103	EA	2 Lamp, 60 Watt, Programmed Start, High-Output, T8HO Fluorescent Electronic Ballast..... <i>For Personal Protective Equipment (Arc Flash) When Working On Energized Equipment, Add</i>	165.73 9.11	30.36
26 01 50 52-0104		72 Watt, High-Output, T8HO Fluorescent Electronic Ballasts (26 01 50 52-0093)		
26 01 50 52-0105	EA	1 Lamp, 72 Watt, Instant Start, High-Output, T8HO Fluorescent Electronic Ballast..... <i>For Personal Protective Equipment (Arc Flash) When Working On Energized Equipment, Add</i>	122.89 7.29	24.30
26 01 50 52-0106	EA	1 Lamp, 72 Watt, Programmed Start, High-Output, T8HO Fluorescent Electronic Ballast..... <i>For Personal Protective Equipment (Arc Flash) When Working On Energized Equipment, Add</i>	159.67 7.29	24.30
26 01 50 52-0107	EA	2 Lamp, 72 Watt, Instant Start, High-Output, T8HO Fluorescent Electronic Ballast..... <i>For Personal Protective Equipment (Arc Flash) When Working On Energized Equipment, Add</i>	128.95 9.11	30.36
26 01 50 52-0108	EA	2 Lamp, 72 Watt, Programmed Start, High-Output, T8HO Fluorescent Electronic Ballast..... <i>For Personal Protective Equipment (Arc Flash) When Working On Energized Equipment, Add</i>	165.73 9.11	30.36



MINOR	CSI	UOM	DESCRIPTION	TOTAL DIRECT UNIT COST	DEMOLITION UNIT COST
26 01 50	52-0109		96 Watt, High-Output, T8HO Fluorescent Electronic Ballasts <small>(26 01 50 52-0093)</small>		
26 01 50	52-0110	EA	1 Lamp, 96 Watt, Instant Start, High-Output, T8HO Fluorescent Electronic Ballast <i>For Personal Protective Equipment (Arc Flash) When Working On Energized Equipment, Add</i>	122.89 7.29	24.30
26 01 50	52-0111	EA	1 Lamp, 96 Watt, Programmed Start, High-Output, T8HO Fluorescent Electronic Ballast <i>For Personal Protective Equipment (Arc Flash) When Working On Energized Equipment, Add</i>	159.67 7.29	24.30
26 01 50	52-0112	EA	2 Lamp, 96 Watt, Instant Start, High-Output, T8HO Fluorescent Electronic Ballast <i>For Personal Protective Equipment (Arc Flash) When Working On Energized Equipment, Add</i>	128.95 9.11	30.36
26 01 50	52-0113	EA	2 Lamp, 96 Watt, Programmed Start, High-Output, T8HO Fluorescent Electronic Ballast <i>For Personal Protective Equipment (Arc Flash) When Working On Energized Equipment, Add</i>	165.73 9.11	30.36
26 01 50	52-0114		Dimming, T8 Fluorescent Electronic Ballasts <small>(26 01 50 52-0043)</small>		
26 01 50	52-0115		Load Shed 0-10 V Dimming, T8 Fluorescent Electronic Ballasts <small>(26 01 50 52-0114)</small> Note: Includes 120/277 Volt and high ballast factor.		
26 01 50	52-0116		17 Watt, Load Shed 0-10 V Dimming, T8 Fluorescent Electronic Ballasts <small>(26 01 50 52-0115)</small>		
26 01 50	52-0117	EA	1 Lamp, 17 Watt, Instant Start, Load Shed 0-10 V Dimming, T8 Fluorescent Electronic Ballast <i>For Personal Protective Equipment (Arc Flash) When Working On Energized Equipment, Add</i>	67.19 7.29	24.30
26 01 50	52-0118	EA	2 Lamp, 17 Watt, Instant Start, Load Shed 0-10 V Dimming, T8 Fluorescent Electronic Ballast <i>For Personal Protective Equipment (Arc Flash) When Working On Energized Equipment, Add</i>	73.25 9.11	30.36
26 01 50	52-0119	EA	3 Lamp, 17 Watt, Instant Start, Load Shed 0-10 V Dimming, T8 Fluorescent Electronic Ballast <i>For Personal Protective Equipment (Arc Flash) When Working On Energized Equipment, Add</i>	84.41 10.93	36.44
26 01 50	52-0120	EA	4 Lamp, 17 Watt, Instant Start, Load Shed 0-10 V Dimming, T8 Fluorescent Electronic Ballast <i>For Personal Protective Equipment (Arc Flash) When Working On Energized Equipment, Add</i>	101.78 12.75	42.51
26 01 50	52-0121	EA	5 Lamp, 17 Watt, Instant Start, Load Shed 0-10 V Dimming, T8 Fluorescent Electronic Ballast <i>For Personal Protective Equipment (Arc Flash) When Working On Energized Equipment, Add</i>	152.88 14.57	48.58
26 01 50	52-0122	EA	6 Lamp, 17 Watt, Instant Start, Load Shed 0-10 V Dimming, T8 Fluorescent Electronic Ballast <i>For Personal Protective Equipment (Arc Flash) When Working On Energized Equipment, Add</i>	158.96 16.40	54.66
26 01 50	52-0123		25 Watt, Load Shed 0-10 V Dimming, T8 Fluorescent Electronic Ballasts <small>(26 01 50 52-0115)</small>		
26 01 50	52-0124	EA	1 Lamp, 25 Watt, Instant Start, Load Shed 0-10 V Dimming, T8 Fluorescent Electronic Ballast <i>For Personal Protective Equipment (Arc Flash) When Working On Energized Equipment, Add</i>	67.19 7.29	24.30
26 01 50	52-0125	EA	2 Lamp, 25 Watt, Instant Start, Load Shed 0-10 V Dimming, T8 Fluorescent Electronic Ballast <i>For Personal Protective Equipment (Arc Flash) When Working On Energized Equipment, Add</i>	73.25 9.11	30.36
26 01 50	52-0126	EA	3 Lamp, 25 Watt, Instant Start, Load Shed 0-10 V Dimming, T8 Fluorescent Electronic Ballast <i>For Personal Protective Equipment (Arc Flash) When Working On Energized Equipment, Add</i>	84.41 10.93	36.44
26 01 50	52-0127	EA	4 Lamp, 25 Watt, Instant Start, Load Shed 0-10 V Dimming, T8 Fluorescent Electronic Ballast <i>For Personal Protective Equipment (Arc Flash) When Working On Energized Equipment, Add</i>	101.78 12.75	42.51
26 01 50	52-0128	EA	5 Lamp, 25 Watt, Instant Start, Load Shed 0-10 V Dimming, T8 Fluorescent Electronic Ballast <i>For Personal Protective Equipment (Arc Flash) When Working On Energized Equipment, Add</i>	152.88 14.57	48.58
26 01 50	52-0129	EA	6 Lamp, 25 Watt, Instant Start, Load Shed 0-10 V Dimming, T8 Fluorescent Electronic Ballast <i>For Personal Protective Equipment (Arc Flash) When Working On Energized Equipment, Add</i>	158.96 16.40	54.66
26 01 50	52-0130		28 Watt, Load Shed 0-10 V Dimming, T8 Fluorescent Electronic Ballasts <small>(26 01 50 52-0115)</small>		
26 01 50	52-0131	EA	1 Lamp, 28 Watt, Instant Start, Load Shed 0-10 V Dimming, T8 Fluorescent Electronic Ballast <i>For Personal Protective Equipment (Arc Flash) When Working On Energized Equipment, Add</i>	67.19 7.29	24.30
26 01 50	52-0132	EA	2 Lamp, 28 Watt, Instant Start, Load Shed 0-10 V Dimming, T8 Fluorescent Electronic Ballast <i>For Personal Protective Equipment (Arc Flash) When Working On Energized Equipment, Add</i>	73.25 9.11	30.36
26 01 50	52-0133	EA	3 Lamp, 28 Watt, Instant Start, Load Shed 0-10 V Dimming, T8 Fluorescent Electronic Ballast <i>For Personal Protective Equipment (Arc Flash) When Working On Energized Equipment, Add</i>	84.41 10.93	36.44
26 01 50	52-0134	EA	4 Lamp, 28 Watt, Instant Start, Load Shed 0-10 V Dimming, T8 Fluorescent Electronic Ballast <i>For Personal Protective Equipment (Arc Flash) When Working On Energized Equipment, Add</i>	101.78 12.75	42.51
26 01 50	52-0135	EA	5 Lamp, 28 Watt, Instant Start, Load Shed 0-10 V Dimming, T8 Fluorescent Electronic Ballast <i>For Personal Protective Equipment (Arc Flash) When Working On Energized Equipment, Add</i>	152.88 14.57	48.58
26 01 50	52-0136	EA	6 Lamp, 28 Watt, Instant Start, Load Shed 0-10 V Dimming, T8 Fluorescent Electronic Ballast <i>For Personal Protective Equipment (Arc Flash) When Working On Energized Equipment, Add</i>	158.96 16.40	54.66
26 01 50	52-0137		32 Watt, Load Shed 0-10 V Dimming, T8 Fluorescent Electronic Ballasts <small>(26 01 50 52-0115)</small>		
26 01 50	52-0138	EA	1 Lamp, 32 Watt, Instant Start, Load Shed 0-10 V Dimming, T8 Fluorescent Electronic Ballast <i>For Personal Protective Equipment (Arc Flash) When Working On Energized Equipment, Add</i>	67.19 7.29	24.30
26 01 50	52-0139	EA	2 Lamp, 32 Watt, Instant Start, Load Shed 0-10 V Dimming, T8 Fluorescent Electronic Ballast <i>For Personal Protective Equipment (Arc Flash) When Working On Energized Equipment, Add</i>	73.25 9.11	30.36
26 01 50	52-0140	EA	3 Lamp, 32 Watt, Instant Start, Load Shed 0-10 V Dimming, T8 Fluorescent Electronic Ballast <i>For Personal Protective Equipment (Arc Flash) When Working On Energized Equipment, Add</i>	84.41 10.93	36.44
26 01 50	52-0141	EA	4 Lamp, 32 Watt, Instant Start, Load Shed 0-10 V Dimming, T8 Fluorescent Electronic Ballast <i>For Personal Protective Equipment (Arc Flash) When Working On Energized Equipment, Add</i>	101.78 12.75	42.51
26 01 50	52-0142	EA	5 Lamp, 32 Watt, Instant Start, Load Shed 0-10 V Dimming, T8 Fluorescent Electronic Ballast <i>For Personal Protective Equipment (Arc Flash) When Working On Energized Equipment, Add</i>	152.88 14.57	48.58
26 01 50	52-0143	EA	6 Lamp, 32 Watt, Instant Start, Load Shed 0-10 V Dimming, T8 Fluorescent Electronic Ballast <i>For Personal Protective Equipment (Arc Flash) When Working On Energized Equipment, Add</i>	158.96 16.40	54.66
26 01 50	52-0144		40 Watt, Load Shed 0-10 V Dimming, T8 Fluorescent Electronic Ballasts <small>(26 01 50 52-0115)</small>		
26 01 50	52-0145	EA	1 Lamp, 40 Watt, Instant Start, Load Shed 0-10 V Dimming, T8 Fluorescent Electronic Ballast <i>For Personal Protective Equipment (Arc Flash) When Working On Energized Equipment, Add</i>	67.19 7.29	24.30

26 Electrical**26 01 Operation and Maintenance of Electrical Systems****26 01 50 Operation and Maintenance of Lighting**

MINOR CSI UOM DESCRIPTION	TOTAL DIRECT UNIT COST	DEMOLITION UNIT COST
26 01 50 52-0146 EA 2 Lamp, 40 Watt, Instant Start, Load Shed 0-10 V Dimming, T8 Fluorescent Electronic Ballast <i>For Personal Protective Equipment (Arc Flash) When Working On Energized Equipment, Add</i>	73.25 9.11	30.36
26 01 50 52-0147 EA 3 Lamp, 40 Watt, Instant Start, Load Shed 0-10 V Dimming, T8 Fluorescent Electronic Ballast <i>For Personal Protective Equipment (Arc Flash) When Working On Energized Equipment, Add</i>	84.41 10.93	36.44
26 01 50 52-0148 EA 4 Lamp, 40 Watt, Instant Start, Load Shed 0-10 V Dimming, T8 Fluorescent Electronic Ballast <i>For Personal Protective Equipment (Arc Flash) When Working On Energized Equipment, Add</i>	101.78 12.75	42.51
26 01 50 52-0149 EA 5 Lamp, 40 Watt, Instant Start, Load Shed 0-10 V Dimming, T8 Fluorescent Electronic Ballast <i>For Personal Protective Equipment (Arc Flash) When Working On Energized Equipment, Add</i>	152.88 14.57	48.58
26 01 50 52-0150 EA 6 Lamp, 40 Watt, Instant Start, Load Shed 0-10 V Dimming, T8 Fluorescent Electronic Ballast <i>For Personal Protective Equipment (Arc Flash) When Working On Energized Equipment, Add</i>	158.96 16.40	54.66
26 01 50 52-0151 Step Dimming, T8 Fluorescent Electronic Ballasts <small>(26 01 50 52-0114)</small> Note: Includes 120/277 Volt and high ballast factor.		
26 01 50 52-0152 17 Watt, Step Dimming, T8 Fluorescent Electronic Ballasts <small>(26 01 50 52-0151)</small>		
26 01 50 52-0153 EA 1 Lamp, 17 Watt, Instant Start, Step Dimming, T8 Fluorescent Electronic Ballast <i>For Personal Protective Equipment (Arc Flash) When Working On Energized Equipment, Add</i>	67.19 7.29	24.30
26 01 50 52-0154 EA 2 Lamp, 17 Watt, Instant Start, Step Dimming, T8 Fluorescent Electronic Ballast <i>For Personal Protective Equipment (Arc Flash) When Working On Energized Equipment, Add</i>	73.25 9.11	30.36
26 01 50 52-0155 EA 3 Lamp, 17 Watt, Instant Start, Step Dimming, T8 Fluorescent Electronic Ballast <i>For Personal Protective Equipment (Arc Flash) When Working On Energized Equipment, Add</i>	82.15 10.93	36.44
26 01 50 52-0156 EA 4 Lamp, 17 Watt, Instant Start, Step Dimming, T8 Fluorescent Electronic Ballast <i>For Personal Protective Equipment (Arc Flash) When Working On Energized Equipment, Add</i>	101.78 12.75	42.51
26 01 50 52-0157 EA 5 Lamp, 17 Watt, Instant Start, Step Dimming, T8 Fluorescent Electronic Ballast <i>For Personal Protective Equipment (Arc Flash) When Working On Energized Equipment, Add</i>	145.67 14.57	48.58
26 01 50 52-0158 EA 6 Lamp, 17 Watt, Instant Start, Step Dimming, T8 Fluorescent Electronic Ballast <i>For Personal Protective Equipment (Arc Flash) When Working On Energized Equipment, Add</i>	151.75 16.40	54.66
26 01 50 52-0159 25 Watt, Step Dimming, T8 Fluorescent Electronic Ballasts <small>(26 01 50 52-0151)</small>		
26 01 50 52-0160 EA 1 Lamp, 25 Watt, Instant Start, Step Dimming, T8 Fluorescent Electronic Ballast <i>For Personal Protective Equipment (Arc Flash) When Working On Energized Equipment, Add</i>	67.19 7.29	24.30
26 01 50 52-0161 EA 2 Lamp, 25 Watt, Instant Start, Step Dimming, T8 Fluorescent Electronic Ballast <i>For Personal Protective Equipment (Arc Flash) When Working On Energized Equipment, Add</i>	73.25 9.11	30.36
26 01 50 52-0162 EA 3 Lamp, 25 Watt, Instant Start, Step Dimming, T8 Fluorescent Electronic Ballast <i>For Personal Protective Equipment (Arc Flash) When Working On Energized Equipment, Add</i>	82.15 10.93	36.44
26 01 50 52-0163 EA 4 Lamp, 25 Watt, Instant Start, Step Dimming, T8 Fluorescent Electronic Ballast <i>For Personal Protective Equipment (Arc Flash) When Working On Energized Equipment, Add</i>	101.78 12.75	42.51
26 01 50 52-0164 EA 5 Lamp, 25 Watt, Instant Start, Step Dimming, T8 Fluorescent Electronic Ballast <i>For Personal Protective Equipment (Arc Flash) When Working On Energized Equipment, Add</i>	145.67 14.57	48.58
26 01 50 52-0165 EA 6 Lamp, 25 Watt, Instant Start, Step Dimming, T8 Fluorescent Electronic Ballast <i>For Personal Protective Equipment (Arc Flash) When Working On Energized Equipment, Add</i>	151.75 16.40	54.66
26 01 50 52-0166 28 Watt, Step Dimming, T8 Fluorescent Electronic Ballasts <small>(26 01 50 52-0151)</small>		
26 01 50 52-0167 EA 1 Lamp, 28 Watt, Instant Start, Step Dimming, T8 Fluorescent Electronic Ballast <i>For Personal Protective Equipment (Arc Flash) When Working On Energized Equipment, Add</i>	67.19 7.29	24.30
26 01 50 52-0168 EA 2 Lamp, 28 Watt, Instant Start, Step Dimming, T8 Fluorescent Electronic Ballast <i>For Personal Protective Equipment (Arc Flash) When Working On Energized Equipment, Add</i>	73.25 9.11	30.36
26 01 50 52-0169 EA 3 Lamp, 28 Watt, Instant Start, Step Dimming, T8 Fluorescent Electronic Ballast <i>For Personal Protective Equipment (Arc Flash) When Working On Energized Equipment, Add</i>	82.15 10.93	36.44
26 01 50 52-0170 EA 4 Lamp, 28 Watt, Instant Start, Step Dimming, T8 Fluorescent Electronic Ballast <i>For Personal Protective Equipment (Arc Flash) When Working On Energized Equipment, Add</i>	101.78 12.75	42.51
26 01 50 52-0171 EA 5 Lamp, 28 Watt, Instant Start, Step Dimming, T8 Fluorescent Electronic Ballast <i>For Personal Protective Equipment (Arc Flash) When Working On Energized Equipment, Add</i>	145.67 14.57	48.58
26 01 50 52-0172 EA 6 Lamp, 28 Watt, Instant Start, Step Dimming, T8 Fluorescent Electronic Ballast <i>For Personal Protective Equipment (Arc Flash) When Working On Energized Equipment, Add</i>	151.75 16.40	54.66
26 01 50 52-0173 32 Watt, Step Dimming, T8 Fluorescent Electronic Ballasts <small>(26 01 50 52-0151)</small>		
26 01 50 52-0174 EA 1 Lamp, 32 Watt, Instant Start, Step Dimming, T8 Fluorescent Electronic Ballast <i>For Personal Protective Equipment (Arc Flash) When Working On Energized Equipment, Add</i>	67.19 7.29	24.30
26 01 50 52-0175 EA 2 Lamp, 32 Watt, Instant Start, Step Dimming, T8 Fluorescent Electronic Ballast <i>For Personal Protective Equipment (Arc Flash) When Working On Energized Equipment, Add</i>	73.25 9.11	30.36
26 01 50 52-0176 EA 3 Lamp, 32 Watt, Instant Start, Step Dimming, T8 Fluorescent Electronic Ballast <i>For Personal Protective Equipment (Arc Flash) When Working On Energized Equipment, Add</i>	82.15 10.93	36.44
26 01 50 52-0177 EA 4 Lamp, 32 Watt, Instant Start, Step Dimming, T8 Fluorescent Electronic Ballast <i>For Personal Protective Equipment (Arc Flash) When Working On Energized Equipment, Add</i>	101.78 12.75	42.51
26 01 50 52-0178 EA 5 Lamp, 32 Watt, Instant Start, Step Dimming, T8 Fluorescent Electronic Ballast <i>For Personal Protective Equipment (Arc Flash) When Working On Energized Equipment, Add</i>	145.67 14.57	48.58
26 01 50 52-0179 EA 6 Lamp, 32 Watt, Instant Start, Step Dimming, T8 Fluorescent Electronic Ballast <i>For Personal Protective Equipment (Arc Flash) When Working On Energized Equipment, Add</i>	151.75 16.40	54.66
26 01 50 52-0180 40 Watt, Step Dimming, T8 Fluorescent Electronic Ballasts <small>(26 01 50 52-0151)</small>		
26 01 50 52-0181 EA 1 Lamp, 40 Watt, Instant Start, Step Dimming, T8 Fluorescent Electronic Ballast <i>For Personal Protective Equipment (Arc Flash) When Working On Energized Equipment, Add</i>	67.19 7.29	24.30
26 01 50 52-0182 EA 2 Lamp, 40 Watt, Instant Start, Step Dimming, T8 Fluorescent Electronic Ballast <i>For Personal Protective Equipment (Arc Flash) When Working On Energized Equipment, Add</i>	73.25 9.11	30.36
26 01 50 52-0183 EA 3 Lamp, 40 Watt, Instant Start, Step Dimming, T8 Fluorescent Electronic Ballast <i>For Personal Protective Equipment (Arc Flash) When Working On Energized Equipment, Add</i>	82.15 10.93	36.44



MINOR CSI UOM DESCRIPTION	TOTAL DIRECT UNIT COST	DEMOLITION UNIT COST
26 01 50 52-0184 EA 4 Lamp, 40 Watt, Instant Start, Step Dimming, T8 Fluorescent Electronic Ballast.....	101.78	42.51
<i>For Personal Protective Equipment (Arc Flash) When Working On Energized Equipment, Add</i>	12.75	
26 01 50 52-0185 EA 5 Lamp, 40 Watt, Instant Start, Step Dimming, T8 Fluorescent Electronic Ballast.....	145.67	48.58
<i>For Personal Protective Equipment (Arc Flash) When Working On Energized Equipment, Add</i>	14.57	
26 01 50 52-0186 EA 6 Lamp, 40 Watt, Instant Start, Step Dimming, T8 Fluorescent Electronic Ballast.....	151.75	54.66
<i>For Personal Protective Equipment (Arc Flash) When Working On Energized Equipment, Add</i>	16.40	
26 01 50 52-0187 Dimming To 3%, T8 Fluorescent Electronic Ballasts (26 01 50 52-0114)		
Note: Includes 120/277 Volt and normal ballast factor.		
26 01 50 52-0188 17 Watt, Dimming To 3%, T8 Fluorescent Electronic Ballasts (26 01 50 52-0187)		
26 01 50 52-0189 EA 1 Lamp, 17 Watt, Program/Rapid Start, Dimming To 3%, T8 Fluorescent Electronic Ballast	151.10	24.30
<i>For Personal Protective Equipment (Arc Flash) When Working On Energized Equipment, Add</i>	7.29	
26 01 50 52-0190 EA 2 Lamp, 17 Watt, Program/Rapid Start, Dimming To 3%, T8 Fluorescent Electronic Ballast	157.16	30.36
<i>For Personal Protective Equipment (Arc Flash) When Working On Energized Equipment, Add</i>	9.11	
26 01 50 52-0191 EA 3 Lamp, 17 Watt, Program/Rapid Start, Dimming To 3%, T8 Fluorescent Electronic Ballast	187.79	36.44
<i>For Personal Protective Equipment (Arc Flash) When Working On Energized Equipment, Add</i>	10.93	
26 01 50 52-0192 EA 4 Lamp, 17 Watt, Program/Rapid Start, Dimming To 3%, T8 Fluorescent Electronic Ballast	193.86	42.51
<i>For Personal Protective Equipment (Arc Flash) When Working On Energized Equipment, Add</i>	12.75	
26 01 50 52-0193 25 Watt, Dimming To 3%, T8 Fluorescent Electronic Ballasts (26 01 50 52-0187)		
26 01 50 52-0194 EA 1 Lamp, 25 Watt, Program/Rapid Start, Dimming To 3%, T8 Fluorescent Electronic Ballast	151.10	24.30
<i>For Personal Protective Equipment (Arc Flash) When Working On Energized Equipment, Add</i>	7.29	
26 01 50 52-0195 EA 2 Lamp, 25 Watt, Program/Rapid Start, Dimming To 3%, T8 Fluorescent Electronic Ballast	157.16	30.36
<i>For Personal Protective Equipment (Arc Flash) When Working On Energized Equipment, Add</i>	9.11	
26 01 50 52-0196 EA 3 Lamp, 25 Watt, Program/Rapid Start, Dimming To 3%, T8 Fluorescent Electronic Ballast	187.79	36.44
<i>For Personal Protective Equipment (Arc Flash) When Working On Energized Equipment, Add</i>	10.93	
26 01 50 52-0197 EA 4 Lamp, 25 Watt, Program/Rapid Start, Dimming To 3%, T8 Fluorescent Electronic Ballast	193.86	42.51
<i>For Personal Protective Equipment (Arc Flash) When Working On Energized Equipment, Add</i>	12.75	
26 01 50 52-0198 28 Watt, Dimming To 3%, T8 Fluorescent Electronic Ballasts (26 01 50 52-0187)		
26 01 50 52-0199 EA 1 Lamp, 28 Watt, Program/Rapid Start, Dimming To 3%, T8 Fluorescent Electronic Ballast	151.10	24.30
<i>For Personal Protective Equipment (Arc Flash) When Working On Energized Equipment, Add</i>	7.29	
26 01 50 52-0200 EA 2 Lamp, 28 Watt, Program/Rapid Start, Dimming To 3%, T8 Fluorescent Electronic Ballast	157.16	30.36
<i>For Personal Protective Equipment (Arc Flash) When Working On Energized Equipment, Add</i>	9.11	
26 01 50 52-0201 EA 3 Lamp, 28 Watt, Program/Rapid Start, Dimming To 3%, T8 Fluorescent Electronic Ballast	187.79	36.44
<i>For Personal Protective Equipment (Arc Flash) When Working On Energized Equipment, Add</i>	10.93	
26 01 50 52-0202 EA 4 Lamp, 28 Watt, Program/Rapid Start, Dimming To 3%, T8 Fluorescent Electronic Ballast	193.86	42.51
<i>For Personal Protective Equipment (Arc Flash) When Working On Energized Equipment, Add</i>	12.75	
26 01 50 52-0203 32 Watt, Dimming To 3%, T8 Fluorescent Electronic Ballasts (26 01 50 52-0187)		
26 01 50 52-0204 EA 1 Lamp, 32 Watt, Program/Rapid Start, Dimming To 3%, T8 Fluorescent Electronic Ballast	151.10	24.30
<i>For Personal Protective Equipment (Arc Flash) When Working On Energized Equipment, Add</i>	7.29	
26 01 50 52-0205 EA 2 Lamp, 32 Watt, Program/Rapid Start, Dimming To 3%, T8 Fluorescent Electronic Ballast	157.16	30.36
<i>For Personal Protective Equipment (Arc Flash) When Working On Energized Equipment, Add</i>	9.11	
26 01 50 52-0206 EA 3 Lamp, 32 Watt, Program/Rapid Start, Dimming To 3%, T8 Fluorescent Electronic Ballast	187.79	36.44
<i>For Personal Protective Equipment (Arc Flash) When Working On Energized Equipment, Add</i>	10.93	
26 01 50 52-0207 EA 4 Lamp, 32 Watt, Program/Rapid Start, Dimming To 3%, T8 Fluorescent Electronic Ballast	193.86	42.51
<i>For Personal Protective Equipment (Arc Flash) When Working On Energized Equipment, Add</i>	12.75	
26 01 50 52-0208 T10 Fluorescent Ballasts (26 01 50 52-0002)		
26 01 50 52-0209 T10 Fluorescent Electronic Ballasts (26 01 50 52-0208)		
Note: Includes 120/277 Volt and normal ballast factor.		
26 01 50 52-0210 40 Watt, T10 Fluorescent Electronic Ballasts (26 01 50 52-0209)		
26 01 50 52-0211 EA 1 Lamp, 40 Watt, Program/Rapid Start, T10 Fluorescent Electronic Ballast.....	75.56	24.30
<i>For Personal Protective Equipment (Arc Flash) When Working On Energized Equipment, Add</i>	7.29	
26 01 50 52-0212 EA 2 Lamp, 40 Watt, Program/Rapid Start, T10 Fluorescent Electronic Ballast.....	81.62	30.36
<i>For Personal Protective Equipment (Arc Flash) When Working On Energized Equipment, Add</i>	9.11	
26 01 50 52-0213 EA 3 Lamp, 40 Watt, Program/Rapid Start, T10 Fluorescent Electronic Ballast.....	100.04	36.44
<i>For Personal Protective Equipment (Arc Flash) When Working On Energized Equipment, Add</i>	10.93	
26 01 50 52-0214 T12 Fluorescent Ballasts (26 01 50 52-0002)		
26 01 50 52-0215 T12 Fluorescent Electronic Ballasts (26 01 50 52-0214)		
Note: Includes 120/277 Volt and normal ballast factor.		
26 01 50 52-0216 25 Watt, T12 Fluorescent Electronic Ballasts (26 01 50 52-0215)		
26 01 50 52-0217 EA 1 Lamp, 25 Watt, Instant Start, T12 Fluorescent Electronic Ballast.....	53.78	24.30
<i>For Personal Protective Equipment (Arc Flash) When Working On Energized Equipment, Add</i>	7.29	
26 01 50 52-0218 EA 1 Lamp, 25 Watt, Program/Rapid Start, T12 Fluorescent Electronic Ballast.....	75.56	24.30
<i>For Personal Protective Equipment (Arc Flash) When Working On Energized Equipment, Add</i>	7.29	
26 01 50 52-0219 EA 2 Lamp, 25 Watt, Instant Start, T12 Fluorescent Electronic Ballast.....	59.84	30.36
<i>For Personal Protective Equipment (Arc Flash) When Working On Energized Equipment, Add</i>	9.11	
26 01 50 52-0220 EA 2 Lamp, 25 Watt, Program/Rapid Start, T12 Fluorescent Electronic Ballast.....	81.62	30.36
<i>For Personal Protective Equipment (Arc Flash) When Working On Energized Equipment, Add</i>	9.11	

26 Electrical
26 01 Operation and Maintenance of Electrical Systems
26 01 50 Operation and Maintenance of Lighting



MINOR CSI	UOM	DESCRIPTION	TOTAL DIRECT UNIT COST	DEMOLITION UNIT COST
26 01 50 52-0221	EA	3 Lamp, 25 Watt, Instant Start, T12 Fluorescent Electronic Ballast..... <i>For Personal Protective Equipment (Arc Flash) When Working On Energized Equipment, Add</i>	72.89 10.93	36.44
26 01 50 52-0222	EA	4 Lamp, 25 Watt, Instant Start, T12 Fluorescent Electronic Ballast..... <i>For Personal Protective Equipment (Arc Flash) When Working On Energized Equipment, Add</i>	83.49 12.75	42.51
26 01 50 52-0223		30 Watt, T12 Fluorescent Electronic Ballasts (26 01 50 52-0215)		
26 01 50 52-0224	EA	1 Lamp, 30 Watt, Program/Rapid Start, T12 Fluorescent Electronic Ballast..... <i>For Personal Protective Equipment (Arc Flash) When Working On Energized Equipment, Add</i>	75.56 7.29	24.30
26 01 50 52-0225	EA	2 Lamp, 30 Watt, Program/Rapid Start, T12 Fluorescent Electronic Ballast..... <i>For Personal Protective Equipment (Arc Flash) When Working On Energized Equipment, Add</i>	81.62 9.11	30.36
26 01 50 52-0226	EA	3 Lamp, 30 Watt, Program/Rapid Start, T12 Fluorescent Electronic Ballast..... <i>For Personal Protective Equipment (Arc Flash) When Working On Energized Equipment, Add</i>	100.04 10.93	36.44
26 01 50 52-0227		34 Watt, T12 Fluorescent Electronic Ballasts (26 01 50 52-0215)		
26 01 50 52-0228	EA	1 Lamp, 34 Watt, Program/Rapid Start, T12 Fluorescent Electronic Ballast..... <i>For Personal Protective Equipment (Arc Flash) When Working On Energized Equipment, Add</i>	75.56 7.29	24.30
26 01 50 52-0229	EA	2 Lamp, 34 Watt, Program/Rapid Start, T12 Fluorescent Electronic Ballast..... <i>For Personal Protective Equipment (Arc Flash) When Working On Energized Equipment, Add</i>	81.62 9.11	30.36
26 01 50 52-0230	EA	3 Lamp, 34 Watt, Program/Rapid Start, T12 Fluorescent Electronic Ballast..... <i>For Personal Protective Equipment (Arc Flash) When Working On Energized Equipment, Add</i>	100.04 10.93	36.44
26 01 50 52-0231		40 Watt, T12 Fluorescent Electronic Ballasts (26 01 50 52-0215)		
26 01 50 52-0232	EA	1 Lamp, 40 Watt, Program/Rapid Start, T12 Fluorescent Electronic Ballast..... <i>For Personal Protective Equipment (Arc Flash) When Working On Energized Equipment, Add</i>	75.56 7.29	24.30
26 01 50 52-0233	EA	2 Lamp, 40 Watt, Program/Rapid Start, T12 Fluorescent Electronic Ballast..... <i>For Personal Protective Equipment (Arc Flash) When Working On Energized Equipment, Add</i>	81.62 9.11	30.36
26 01 50 52-0234	EA	3 Lamp, 40 Watt, Program/Rapid Start, T12 Fluorescent Electronic Ballast..... <i>For Personal Protective Equipment (Arc Flash) When Working On Energized Equipment, Add</i>	100.04 10.93	36.44
26 01 50 52-0235		96 Watt, T12 Fluorescent Electronic Ballasts (26 01 50 52-0215)		
26 01 50 52-0236	EA	1 Lamp, 96 Watt, Program/Rapid Start, T12 Fluorescent Electronic Ballast..... <i>For Personal Protective Equipment (Arc Flash) When Working On Energized Equipment, Add</i>	94.41 7.29	24.30
26 01 50 52-0237	EA	2 Lamp, 96 Watt, Program/Rapid Start, T12 Fluorescent Electronic Ballast..... <i>For Personal Protective Equipment (Arc Flash) When Working On Energized Equipment, Add</i>	107.66 9.11	30.36
26 01 50 52-0238		High-Output, T12HO Fluorescent Electronic Ballasts (26 01 50 52-0214) Note: Includes 120/277 Volt and normal ballast factor.		
26 01 50 52-0239		48 Watt, High-Output, T12HO Fluorescent Electronic Ballasts (26 01 50 52-0238)		
26 01 50 52-0240	EA	1 Lamp, 48 Watt, Program/Rapid Start, High-Output, T12HO Fluorescent Electronic Ballast..... <i>For Personal Protective Equipment (Arc Flash) When Working On Energized Equipment, Add</i>	123.30 7.29	24.30
26 01 50 52-0241	EA	2 Lamp, 48 Watt, Program/Rapid Start, High-Output, T12HO Fluorescent Electronic Ballast..... <i>For Personal Protective Equipment (Arc Flash) When Working On Energized Equipment, Add</i>	129.36 9.11	30.36
26 01 50 52-0242		60 Watt, High-Output, T12HO Fluorescent Electronic Ballasts (26 01 50 52-0238)		
26 01 50 52-0243	EA	1 Lamp, 60 Watt, Program/Rapid Start, High-Output, T12HO Fluorescent Electronic Ballast..... <i>For Personal Protective Equipment (Arc Flash) When Working On Energized Equipment, Add</i>	123.30 7.29	24.30
26 01 50 52-0244	EA	2 Lamp, 60 Watt, Program/Rapid Start, High-Output, T12HO Fluorescent Electronic Ballast..... <i>For Personal Protective Equipment (Arc Flash) When Working On Energized Equipment, Add</i>	129.36 9.11	30.36
26 01 50 52-0245		72 Watt, High-Output, T12HO Fluorescent Electronic Ballasts (26 01 50 52-0238)		
26 01 50 52-0246	EA	1 Lamp, 72 Watt, Program/Rapid Start, High-Output, T12HO Fluorescent Electronic Ballast..... <i>For Personal Protective Equipment (Arc Flash) When Working On Energized Equipment, Add</i>	123.30 7.29	24.30
26 01 50 52-0247	EA	2 Lamp, 72 Watt, Program/Rapid Start, High-Output, T12HO Fluorescent Electronic Ballast..... <i>For Personal Protective Equipment (Arc Flash) When Working On Energized Equipment, Add</i>	129.36 9.11	30.36
26 01 50 52-0248		96 Watt, High-Output, T12HO Fluorescent Electronic Ballasts (26 01 50 52-0238)		
26 01 50 52-0249	EA	2 Lamp, 96 Watt, Program/Rapid Start, High-Output, T12HO Fluorescent Electronic Ballast..... <i>For Personal Protective Equipment (Arc Flash) When Working On Energized Equipment, Add</i>	123.30 7.29	24.30
26 01 50 52-0250	EA	2 Lamp, 96 Watt, Program/Rapid Start, High-Output, T12HO Fluorescent Electronic Ballast..... <i>For Personal Protective Equipment (Arc Flash) When Working On Energized Equipment, Add</i>	129.36 9.11	30.36
26 01 50 52-0251		Emergency Fluorescent Ballasts (26 01 50 52-0002) Note: 120/277 Volt.		
26 01 50 52-0252	EA	350 To 450 Lumens, One Lamp, Code Compliance, Ninety Minute Illumination, Emergency Fluorescent Ballast (Bodine B100)..... <i>For Factory Installation In New Fixtures, Deduct</i> <i>For Personal Protective Equipment (Arc Flash) When Working On Energized Equipment, Add</i>	193.47 -48.58 14.57	24.30
26 01 50 52-0253	EA	600 To 700 Lumens, Two Lamp, Ninety Minute Illumination, Emergency Fluorescent Ballast (Bodine B60)..... <i>For Factory Installation In New Fixtures, Deduct</i> <i>For Personal Protective Equipment (Arc Flash) When Working On Energized Equipment, Add</i>	318.54 -51.02 15.31	30.36



MINOR CSI UOM DESCRIPTION	TOTAL DIRECT UNIT COST	DEMOLITION UNIT COST
26 01 50 52-0254 EA 1,100 To 1,400 Lumens, One Or Two Lamp, Ninety Minute Illumination, Emergency Fluorescent Ballast (Bodine B50).....	395.87	30.36
<i>For Factory Installation In New Fixtures, Deduct</i>	-51.02	
<i>For Personal Protective Equipment (Arc Flash) When Working On Energized Equipment, Add</i>	15.31	
26 01 50 52-0255 EA 600 To 700 Lumens, One Or Two Lamp, Two Hour Illumination, Emergency Fluorescent Ballast (Bodine B70A).....	292.69	30.36
<i>For Factory Installation In New Fixtures, Deduct</i>	-51.02	
<i>For Personal Protective Equipment (Arc Flash) When Working On Energized Equipment, Add</i>	15.31	
26 01 50 52-0256 EA 2,700 To 3,400 Lumens, Two Or Three Lamp, Ninety Minute Illumination, Emergency Fluorescent Ballast (Bodine B33).....	1,373.87	36.44
<i>For Factory Installation In New Fixtures, Deduct</i>	-53.44	
<i>For Personal Protective Equipment (Arc Flash) When Working On Energized Equipment, Add</i>	16.03	
26 01 50 52-0257 EA 225 To 450 Lumens, One Lamp, Four Hour Illumination, Emergency Fluorescent Ballast (Bodine B54).....	401.57	24.30
<i>For Factory Installation In New Fixtures, Deduct</i>	-48.58	
<i>For Personal Protective Equipment (Arc Flash) When Working On Energized Equipment, Add</i>	14.57	
26 01 50 52-0258 EA 325 To 1,000 Lumens, One Or Two Lamp, Ninety Minute Illumination, Emergency Compact Fluorescent Ballast (Bodine B84CG).....	673.24	30.36
<i>For Factory Installation In New Fixtures, Deduct</i>	-51.02	
<i>For Personal Protective Equipment (Arc Flash) When Working On Energized Equipment, Add</i>	15.31	
26 01 50 52-0259 EA 300 To 750 Lumens, One Or Two Lamp, Ninety Minute Illumination, Emergency Compact Fluorescent Ballast (Bodine B94CG).....	370.40	30.36
<i>For Factory Installation In New Fixtures, Deduct</i>	-51.02	
<i>For Personal Protective Equipment (Arc Flash) When Working On Energized Equipment, Add</i>	15.31	
26 01 50 52-0260 EA 200 To 625 Lumens, One Lamp, Ninety Minute Illumination, Damp Location, Emergency Compact Fluorescent Ballast (Bodine B413).....	505.21	24.30
<i>For Factory Installation In New Fixtures, Deduct</i>	-48.58	
<i>For Personal Protective Equipment (Arc Flash) When Working On Energized Equipment, Add</i>	14.57	
26 01 50 52-0261 EA 300 To 650 Lumens, One Lamp, Damp Location, Ninety Minute Illumination, Emergency Compact Fluorescent Ballast (Bodine B463).....	391.69	24.30
<i>For Factory Installation In New Fixtures, Deduct</i>	-48.58	
<i>For Personal Protective Equipment (Arc Flash) When Working On Energized Equipment, Add</i>	14.57	
26 01 50 52-0262 EA 450 To 950 Lumens, One Or Two Lamp, Ninety Minute Illumination, Damp Location, Emergency Compact Fluorescent Ballast (Bodine B426).....	442.44	30.36
<i>For Factory Installation In New Fixtures, Deduct</i>	-51.02	
<i>For Personal Protective Equipment (Arc Flash) When Working On Energized Equipment, Add</i>	15.31	
26 01 50 52-0263 EA 1,100 To 1,400 Lumens, One Or Two Lamp, Ninety Minute Illumination, Damp Location, Emergency Fluorescent Ballast (Bodine BDL500).....	478.81	30.36
<i>For Factory Installation In New Fixtures, Deduct</i>	-51.02	
<i>For Personal Protective Equipment (Arc Flash) When Working On Energized Equipment, Add</i>	15.31	
26 01 50 52-0264 EA 600 To 700 Lumens, Two Lamp, Damp Location, Emergency Fluorescent Ballast (Bodine BDL600).....	402.95	30.36
<i>For Factory Installation In New Fixtures, Deduct</i>	-51.02	
<i>For Personal Protective Equipment (Arc Flash) When Working On Energized Equipment, Add</i>	15.31	
26 01 50 52-0265 EA 600 To 700 Lumens, One Lamp, Two Hour Illumination, Emergency Fluorescent Ballast (Bodine BDL700).....	409.11	24.30
<i>For Factory Installation In New Fixtures, Deduct</i>	-48.58	
<i>For Personal Protective Equipment (Arc Flash) When Working On Energized Equipment, Add</i>	14.57	
26 01 50 52-0266 EA 500 To 600 Lumens, One Lamp, Damp Location, Ninety Minute Illumination, Emergency Fluorescent Ballast (Bodine BDL900).....	356.51	24.30
<i>For Factory Installation In New Fixtures, Deduct</i>	-48.58	
<i>For Personal Protective Equipment (Arc Flash) When Working On Energized Equipment, Add</i>	14.57	
26 01 50 52-0267 EA 300 To 750 Lumens, One Or Two Lamp, Damp Location, Ninety Minute Illumination, Emergency Compact Fluorescent Ballast (Bodine BDL94C).....	370.40	30.36
<i>For Factory Installation In New Fixtures, Deduct</i>	-51.02	
<i>For Personal Protective Equipment (Arc Flash) When Working On Energized Equipment, Add</i>	15.31	
26 01 50 52-0268 EA 450 Lumens, One Lamp, Low Profile, Ninety Minute Illumination, Emergency Fluorescent Ballast (Bodine LP400).....	362.18	24.30
<i>For Factory Installation In New Fixtures, Deduct</i>	-48.58	
<i>For Personal Protective Equipment (Arc Flash) When Working On Energized Equipment, Add</i>	14.57	
26 01 50 52-0269 EA 1,100 To 1,400 Lumens, One Or Two Lamp, Self Testing, Ninety Minute Illumination, Emergency Fluorescent Ballast (Bodine B50ST).....	662.66	30.36
<i>For Factory Installation In New Fixtures, Deduct</i>	-51.02	
<i>For Personal Protective Equipment (Arc Flash) When Working On Energized Equipment, Add</i>	15.31	
26 01 50 52-0270 EA 1,800 To 3,500 Lumens, One Or Two Lamp, Self Testing, Ninety Minute Illumination, Emergency Fluorescent Ballast (Bodine B30ST).....	828.57	30.36
<i>For Factory Installation In New Fixtures, Deduct</i>	-51.02	
<i>For Personal Protective Equipment (Arc Flash) When Working On Energized Equipment, Add</i>	15.31	
26 01 50 52-0271 EA 1,450 To 3,500 Lumens, One Or Two Lamp, Remote Control Testing, Ninety Minute Illumination, Emergency Fluorescent Ballast (Bodine B30RCT).....	1,550.28	30.36
<i>For Factory Installation In New Fixtures, Deduct</i>	-51.02	
<i>For Personal Protective Equipment (Arc Flash) When Working On Energized Equipment, Add</i>	15.31	
26 01 50 52-0272 EA 1,100 To 1,400 Lumens, One Or Two Lamp, Remote Control Testing, Ninety Minute Illumination, Emergency Fluorescent Ballast (Bodine B50RCT).....	1,076.97	30.36
<i>For Factory Installation In New Fixtures, Deduct</i>	-51.02	
<i>For Personal Protective Equipment (Arc Flash) When Working On Energized Equipment, Add</i>	15.31	
26 01 50 52-0273 EA 1,100 To 3,100 Lumens, One Or Two Lamp, Central Battery, Emergency Fluorescent Ballast With Voltage Sensing Circuit (Bodine CB90-48).....	547.79	30.36
<i>For Factory Installation In New Fixtures, Deduct</i>	-51.02	
<i>For Personal Protective Equipment (Arc Flash) When Working On Energized Equipment, Add</i>	15.31	
26 01 50 52-0274 EA 1,050 To 3,200 Lumens, One Lamp, Interim Lighting For Generator Backup, Five Minute Illumination, Emergency Fluorescent Ballast (Bodine GEN1).....	710.07	24.30
<i>For Factory Installation In New Fixtures, Deduct</i>	-48.58	
<i>For Personal Protective Equipment (Arc Flash) When Working On Energized Equipment, Add</i>	14.57	
26 01 50 52-0275 EA 250 Watt, Self-Diagnostic, Ninety Minute Illumination, Fluorescent Emergency Lighting Inverter (Bodine ELI-250-SD).....	3,971.87	30.36
<i>For Factory Installation In New Fixtures, Deduct</i>	-48.58	
<i>For Personal Protective Equipment (Arc Flash) When Working On Energized Equipment, Add</i>	14.57	

26 01 50 52-0276 LED Emergency Ballasts (26 01 50 52-0001)

26 Electrical
26 01 Operation and Maintenance of Electrical Systems
26 01 50 Operation and Maintenance of Lighting



MINOR	CSI	UOM	DESCRIPTION	TOTAL DIRECT UNIT COST	DEMOLITION UNIT COST
26 01 50 52-0277	EA		Up To 520 Lumens, Ninety Minute Illumination, 120-277 Volt, 4 Watt Output, Emergency LED Driver (Bodine BSL4L).....	139.61	24.30
			<i>For Factory Installation In New Fixtures, Deduct</i>	-48.58	
			<i>For Personal Protective Equipment (Arc Flash) When Working On Energized Equipment, Add</i>	14.57	
26 01 50 52-0278	EA		Up To 780 Lumens, Ninety Minute Illumination, 120-277 Volt, 6 Watt Output, Emergency LED Driver (Bodine BSL6LST).....	207.13	24.30
			<i>For Factory Installation In New Fixtures, Deduct</i>	-48.58	
			<i>For Personal Protective Equipment (Arc Flash) When Working On Energized Equipment, Add</i>	14.57	
26 01 50 52-0279	EA		Up To 975 Lumens, Ninety Minute Illumination, 120-277 Volt, 7.5 Watt Output, Emergency LED Driver (Bodine BSL17C).....	247.63	24.30
			<i>For Factory Installation In New Fixtures, Deduct</i>	-48.58	
			<i>For Personal Protective Equipment (Arc Flash) When Working On Energized Equipment, Add</i>	14.57	
26 01 50 52-0280	EA		Up To 1,300 Lumens, Ninety Minute Illumination, 120-277 Volt, 10 Watt Output, Emergency LED Driver (Bodine BSL310).....	276.54	24.30
			<i>For Factory Installation In New Fixtures, Deduct</i>	-48.58	
			<i>For Personal Protective Equipment (Arc Flash) When Working On Energized Equipment, Add</i>	14.57	
26 01 50 52-0281	EA		Up To 2,200 Lumens, Ninety Minute Illumination, 120-277 Volt, 18 Watt Output, Emergency LED Driver (Bodine BSL718).....	283.85	24.30
			<i>For Factory Installation In New Fixtures, Deduct</i>	-48.58	
			<i>For Personal Protective Equipment (Arc Flash) When Working On Energized Equipment, Add</i>	14.57	
26 01 50 52-0282	EA		Up To 2,600 Lumens, Ninety Minute Illumination, 120-277 Volt, 20 Watt Output, Emergency LED Driver (Bodine BSL20LV).....	368.48	24.30
			<i>For Factory Installation In New Fixtures, Deduct</i>	-48.58	
			<i>For Personal Protective Equipment (Arc Flash) When Working On Energized Equipment, Add</i>	14.57	
26 01 50 52-0283	EA		Up To 2,300 Lumens, Ninety Minute Illumination, 120-277 Volt, 23 Watt LED Emergency Battery Backup (LiteTronics EB23UQ).....	436.38	24.30
			<i>For Factory Installation In New Fixtures, Deduct</i>	-48.58	
			<i>For Personal Protective Equipment (Arc Flash) When Working On Energized Equipment, Add</i>	14.57	
26 01 50 52-0284			Compact Fluorescent Ballasts (26 01 50 52-0001)		
26 01 50 52-0285			Compact Fluorescent Electronic Ballasts (26 01 50 52-0284)		
			Note: Includes 120/277 Volt and normal ballast factor.		
26 01 50 52-0286			18 Watt, Compact Fluorescent Electronic Ballasts (26 01 50 52-0285)		
26 01 50 52-0287	EA	1 Lamp	18 Watt, Program/Rapid Start, Compact Fluorescent Electronic Ballast.....	114.35	24.30
			<i>For Personal Protective Equipment (Arc Flash) When Working On Energized Equipment, Add</i>	7.29	
26 01 50 52-0288	EA	2 Lamp	18 Watt, Program/Rapid Start, Compact Fluorescent Electronic Ballast.....	120.41	30.36
			<i>For Personal Protective Equipment (Arc Flash) When Working On Energized Equipment, Add</i>	9.11	
26 01 50 52-0289			26 Watt, Compact Fluorescent Electronic Ballasts (26 01 50 52-0285)		
26 01 50 52-0290	EA	1 Lamp	26 Watt, Program/Rapid Start, Compact Fluorescent Electronic Ballast.....	114.35	24.30
			<i>For Personal Protective Equipment (Arc Flash) When Working On Energized Equipment, Add</i>	7.29	
26 01 50 52-0291	EA	2 Lamp	26 Watt, Program/Rapid Start, Compact Fluorescent Electronic Ballast.....	120.41	30.36
			<i>For Personal Protective Equipment (Arc Flash) When Working On Energized Equipment, Add</i>	9.11	
26 01 50 52-0292			32 Watt, Compact Fluorescent Electronic Ballasts (26 01 50 52-0285)		
26 01 50 52-0293	EA	1 Lamp	32 Watt, Program/Rapid Start, Compact Fluorescent Electronic Ballast.....	141.61	24.30
			<i>For Personal Protective Equipment (Arc Flash) When Working On Energized Equipment, Add</i>	7.29	
26 01 50 52-0294	EA	2 Lamp	32 Watt, Program/Rapid Start, Compact Fluorescent Electronic Ballast.....	147.67	30.36
			<i>For Personal Protective Equipment (Arc Flash) When Working On Energized Equipment, Add</i>	9.11	
26 01 50 52-0295			40 Watt, Compact Fluorescent Electronic Ballasts (26 01 50 52-0285)		
26 01 50 52-0296	EA	1 Lamp	40 Watt, Instant Start, Compact Fluorescent Electronic Ballast.....	111.10	24.30
			<i>For Personal Protective Equipment (Arc Flash) When Working On Energized Equipment, Add</i>	7.29	
26 01 50 52-0297	EA	1 Lamp	40 Watt, Program/Rapid Start, Compact Fluorescent Electronic Ballast.....	141.61	24.30
			<i>For Personal Protective Equipment (Arc Flash) When Working On Energized Equipment, Add</i>	7.29	
26 01 50 52-0298	EA	2 Lamp	40 Watt, Instant Start, Compact Fluorescent Electronic Ballast.....	208.73	30.36
			<i>For Personal Protective Equipment (Arc Flash) When Working On Energized Equipment, Add</i>	9.11	
26 01 50 52-0299	EA	2 Lamp	40 Watt, Program/Rapid Start, Compact Fluorescent Electronic Ballast.....	147.67	30.36
			<i>For Personal Protective Equipment (Arc Flash) When Working On Energized Equipment, Add</i>	9.11	
26 01 50 52-0300	EA	3 Lamp	40 Watt, Instant Start, Compact Fluorescent Electronic Ballast.....	246.71	36.44
			<i>For Personal Protective Equipment (Arc Flash) When Working On Energized Equipment, Add</i>	10.93	
26 01 50 52-0301			42 Watt, Compact Fluorescent Electronic Ballasts (26 01 50 52-0285)		
26 01 50 52-0302	EA	1 Lamp	42 Watt, Program/Rapid Start, Compact Fluorescent Electronic Ballast.....	141.61	24.30
			<i>For Personal Protective Equipment (Arc Flash) When Working On Energized Equipment, Add</i>	7.29	
26 01 50 52-0303	EA	2 Lamp	42 Watt, Program/Rapid Start, Compact Fluorescent Electronic Ballast.....	147.67	30.36
			<i>For Personal Protective Equipment (Arc Flash) When Working On Energized Equipment, Add</i>	9.11	
26 01 50 52-0304			55 Watt, Compact Fluorescent Electronic Ballasts (26 01 50 52-0285)		
26 01 50 52-0305	EA	1 Lamp	55 Watt, Program/Rapid Start, Compact Fluorescent Electronic Ballast.....	141.61	24.30
			<i>For Personal Protective Equipment (Arc Flash) When Working On Energized Equipment, Add</i>	7.29	
26 01 50 52-0306	EA	2 Lamp	55 Watt, Program/Rapid Start, Compact Fluorescent Electronic Ballast.....	147.67	30.36
			<i>For Personal Protective Equipment (Arc Flash) When Working On Energized Equipment, Add</i>	9.11	



	MINOR	CSI	UOM	DESCRIPTION	TOTAL DIRECT UNIT COST	DEMOLITION UNIT COST
26 01 50 52-0307				Dimming, Compact Fluorescent Electronic Ballasts <small>(26 01 50 52-0284)</small>		
26 01 50 52-0308				Dimming To 5%, Compact Fluorescent Electronic Ballasts <small>(26 01 50 52-0307)</small> Note: Includes 120/277 Volt and normal ballast factor.		
26 01 50 52-0309				18 Watt, Dimming To 5%, Compact Fluorescent Electronic Ballasts <small>(26 01 50 52-0308)</small>		
26 01 50 52-0310	EA			1 Lamp, 18 Watt, Program/Rapid Start, Dimming To 5%, Compact Fluorescent Electronic Ballast 211.32		24.30
				<i>For Personal Protective Equipment (Arc Flash) When Working On Energized Equipment, Add</i> 7.29		
26 01 50 52-0311	EA			2 Lamp, 18 Watt, Program/Rapid Start, Dimming To 5%, Compact Fluorescent Electronic Ballast 217.38		30.36
				<i>For Personal Protective Equipment (Arc Flash) When Working On Energized Equipment, Add</i> 9.11		
26 01 50 52-0312				26 Watt, Dimming To 5%, Compact Fluorescent Electronic Ballasts <small>(26 01 50 52-0308)</small>		
26 01 50 52-0313	EA			1 Lamp, 26 Watt, Program/Rapid Start, Dimming To 5%, Compact Fluorescent Electronic Ballast 211.32		24.30
				<i>For Personal Protective Equipment (Arc Flash) When Working On Energized Equipment, Add</i> 7.29		
26 01 50 52-0314	EA			2 Lamp, 26 Watt, Program/Rapid Start, Dimming To 5%, Compact Fluorescent Electronic Ballast 217.38		30.36
				<i>For Personal Protective Equipment (Arc Flash) When Working On Energized Equipment, Add</i> 9.11		
26 01 50 52-0315				32 Watt, Dimming To 5%, Compact Fluorescent Electronic Ballasts <small>(26 01 50 52-0308)</small>		
26 01 50 52-0316	EA			1 Lamp, 32 Watt, Program/Rapid Start, Dimming To 5%, Compact Fluorescent Electronic Ballast 211.32		24.30
				<i>For Personal Protective Equipment (Arc Flash) When Working On Energized Equipment, Add</i> 7.29		
26 01 50 52-0317	EA			2 Lamp, 32 Watt, Program/Rapid Start, Dimming To 5%, Compact Fluorescent Electronic Ballast 232.43		30.36
				<i>For Personal Protective Equipment (Arc Flash) When Working On Energized Equipment, Add</i> 9.11		
26 01 50 52-0318				40 Watt, Dimming To 5%, Compact Fluorescent Electronic Ballasts <small>(26 01 50 52-0308)</small>		
26 01 50 52-0319	EA			2 Lamp, 40 Watt, Program/Rapid Start, Dimming To 5%, Compact Fluorescent Electronic Ballast 232.43		30.36
				<i>For Personal Protective Equipment (Arc Flash) When Working On Energized Equipment, Add</i> 9.11		
26 01 50 52-0320				42 Watt, Dimming To 5%, Compact Fluorescent Electronic Ballasts <small>(26 01 50 52-0308)</small>		
26 01 50 52-0321	EA			1 Lamp, 42 Watt, Program/Rapid Start, Dimming To 5%, Compact Fluorescent Electronic Ballast 211.32		24.30
				<i>For Personal Protective Equipment (Arc Flash) When Working On Energized Equipment, Add</i> 7.29		
26 01 50 52-0322	EA			2 Lamp, 42 Watt, Program/Rapid Start, Dimming To 5%, Compact Fluorescent Electronic Ballast 232.43		30.36
				<i>For Personal Protective Equipment (Arc Flash) When Working On Energized Equipment, Add</i> 9.11		
26 01 50 52-0323				55 Watt, Dimming To 5%, Compact Fluorescent Electronic Ballasts <small>(26 01 50 52-0308)</small>		
26 01 50 52-0324	EA			1 Lamp, 55 Watt, Program/Rapid Start, Dimming To 5%, Compact Fluorescent Electronic Ballast 337.44		24.30
				<i>For Personal Protective Equipment (Arc Flash) When Working On Energized Equipment, Add</i> 7.29		
26 01 50 52-0325	EA			2 Lamp, 55 Watt, Program/Rapid Start, Dimming To 5%, Compact Fluorescent Electronic Ballast 378.90		30.36
				<i>For Personal Protective Equipment (Arc Flash) When Working On Energized Equipment, Add</i> 9.11		
26 01 50 52-0326				High Intensity Discharge (HID) Ballasts <small>(26 01 50 52-0001)</small>		
26 01 50 52-0327				Magnetic High Intensity Discharge (HID) Ballasts <small>(26 01 50 52-0326)</small>		
26 01 50 52-0328				Core And Coil High Intensity Discharge (HID) Ballasts <small>(26 01 50 52-0327)</small>		
26 01 50 52-0329				Metal Halide, Core And Coil High Intensity Discharge (HID) Ballasts <small>(26 01 50 52-0328)</small>		
26 01 50 52-0330	EA			1 Lamp, 400 Watt Metal Halide, 120/277 Volt, Core And Coil High Intensity Discharge (HID) Ballast 180.82		30.36
				<i>For Personal Protective Equipment (Arc Flash) When Working On Energized Equipment, Add</i> 12.75		
26 01 50 52-0331	EA			1 Lamp, 250 Watt Metal Halide, 120/277 Volt, Core And Coil High Intensity Discharge (HID) Ballast 185.30		30.36
				<i>For Personal Protective Equipment (Arc Flash) When Working On Energized Equipment, Add</i> 12.75		
26 01 50 52-0332	EA			1 Lamp, 250 Watt Metal Halide, 480 Volt, Core And Coil High Intensity Discharge (HID) Ballast 185.30		30.36
				<i>For Personal Protective Equipment (Arc Flash) When Working On Energized Equipment, Add</i> 12.75		
26 01 50 52-0333	EA			1 Lamp, 400 Watt Metal Halide, 120/277 Volt, Core And Coil High Intensity Discharge (HID) Ballast 172.56		30.36
				<i>For Personal Protective Equipment (Arc Flash) When Working On Energized Equipment, Add</i> 12.75		
26 01 50 52-0334	EA			1 Lamp, 400 Watt Metal Halide, 480 Volt, Core And Coil High Intensity Discharge (HID) Ballast 172.56		30.36
				<i>For Personal Protective Equipment (Arc Flash) When Working On Energized Equipment, Add</i> 12.75		
26 01 50 52-0335	EA			1 Lamp, 1,000 Watt Metal Halide, 120/277 Volt, Core And Coil High Intensity Discharge (HID) Ballast 257.90		30.36
				<i>For Personal Protective Equipment (Arc Flash) When Working On Energized Equipment, Add</i> 12.75		
26 01 50 52-0336	EA			1 Lamp, 1,000 Watt Metal Halide, 480 Volt, Core And Coil High Intensity Discharge (HID) Ballast 257.90		30.36
				<i>For Personal Protective Equipment (Arc Flash) When Working On Energized Equipment, Add</i> 12.75		
26 01 50 52-0337	EA			1 Lamp, 1,500 Watt Metal Halide, 120/277 Volt, Core And Coil High Intensity Discharge (HID) Ballast 333.07		30.36
				<i>For Personal Protective Equipment (Arc Flash) When Working On Energized Equipment, Add</i> 12.75		
26 01 50 52-0338	EA			1 Lamp, 1,500 Watt Metal Halide, 480 Volt, Core And Coil High Intensity Discharge (HID) Ballast 371.41		30.36
				<i>For Personal Protective Equipment (Arc Flash) When Working On Energized Equipment, Add</i> 12.75		
26 01 50 52-0339				High Pressure Sodium, Core And Coil High Intensity Discharge (HID) Ballasts <small>(26 01 50 52-0328)</small>		
26 01 50 52-0340	EA			1 Lamp, 50 Watt High Pressure Sodium, 120/277 Volt, Core And Coil High Intensity Discharge (HID) Ballast 163.15		30.36
				<i>For Personal Protective Equipment (Arc Flash) When Working On Energized Equipment, Add</i> 12.75		
26 01 50 52-0341	EA			1 Lamp, 70 Watt High Pressure Sodium, 120/277 Volt, Core And Coil High Intensity Discharge (HID) Ballast 173.15		30.36
				<i>For Personal Protective Equipment (Arc Flash) When Working On Energized Equipment, Add</i> 12.75		

26 Electrical**26 01 Operation and Maintenance of Electrical Systems****26 01 50 Operation and Maintenance of Lighting**

MINOR CSI UOM DESCRIPTION	TOTAL DIRECT UNIT COST	DEMOLITION UNIT COST
26 01 50 52-0342 EA 1 Lamp, 100 Watt High Pressure Sodium, 120/277 Volt, Core And Coil High Intensity Discharge (HID) Ballast.....	168.83	30.36
<i>For Personal Protective Equipment (Arc Flash) When Working On Energized Equipment, Add</i>	12.75	
26 01 50 52-0343 EA 1 Lamp, 150 Watt High Pressure Sodium, 120/277 Volt, Core And Coil High Intensity Discharge (HID) Ballast.....	198.89	30.36
<i>For Personal Protective Equipment (Arc Flash) When Working On Energized Equipment, Add</i>	12.75	
26 01 50 52-0344 EA 1 Lamp, 150 Watt High Pressure Sodium, 480 Volt, Core And Coil High Intensity Discharge (HID) Ballast.....	194.60	30.36
<i>For Personal Protective Equipment (Arc Flash) When Working On Energized Equipment, Add</i>	12.75	
26 01 50 52-0345 EA 1 Lamp, 250 Watt High Pressure Sodium, 120/277 Volt, Core And Coil High Intensity Discharge (HID) Ballast.....	222.49	30.36
<i>For Personal Protective Equipment (Arc Flash) When Working On Energized Equipment, Add</i>	12.75	
26 01 50 52-0346 EA 1 Lamp, 250 Watt High Pressure Sodium, 480 Volt, Core And Coil High Intensity Discharge (HID) Ballast.....	222.49	30.36
<i>For Personal Protective Equipment (Arc Flash) When Working On Energized Equipment, Add</i>	12.75	
26 01 50 52-0347 EA 1 Lamp, 400 Watt High Pressure Sodium, 120/277 Volt, Core And Coil High Intensity Discharge (HID) Ballast.....	268.88	30.36
<i>For Personal Protective Equipment (Arc Flash) When Working On Energized Equipment, Add</i>	12.75	
26 01 50 52-0348 EA 1 Lamp, 400 Watt High Pressure Sodium, 480 Volt, Core And Coil High Intensity Discharge (HID) Ballast.....	268.88	30.36
<i>For Personal Protective Equipment (Arc Flash) When Working On Energized Equipment, Add</i>	12.75	
26 01 50 52-0349 EA 1 Lamp, 1,000 Watt High Pressure Sodium, 120/277 Volt, Core And Coil High Intensity Discharge (HID) Ballast.....	431.67	30.36
<i>For Personal Protective Equipment (Arc Flash) When Working On Energized Equipment, Add</i>	12.75	
26 01 50 52-0350 EA 1 Lamp, 1,000 Watt High Pressure Sodium, 480 Volt, Core And Coil High Intensity Discharge (HID) Ballast.....	431.67	30.36
<i>For Personal Protective Equipment (Arc Flash) When Working On Energized Equipment, Add</i>	12.75	
26 01 50 52-0351 Mounting Brackets For Core And Coil High Intensity Discharge (HID) Ballasts <small>(26 01 50 52-0328)</small>		
26 01 50 52-0352 EA Single Mounting Bracket For Core And Coil Type	18.07	
<i>For Personal Protective Equipment (Arc Flash) When Working On Energized Equipment, Add</i>	3.65	
26 01 50 52-0353 EA Double Mounting Bracket For Core And Coil Type	30.12	
<i>For Personal Protective Equipment (Arc Flash) When Working On Energized Equipment, Add</i>	5.47	
26 01 50 52-0354 F-Can High Intensity Discharge (HID) Ballasts <small>(26 01 50 52-0327)</small>		
26 01 50 52-0355 Metal Halide, F-Can High Intensity Discharge (HID) Ballasts <small>(26 01 50 52-0354)</small>		
26 01 50 52-0356 EA 1 Lamp, 70 Watt Metal Halide, 120/277 Volt, F-Can High Intensity Discharge (HID) Ballast.....	230.09	30.36
<i>For Pulse Start Ballast, Add</i>	18.76	
<i>For Personal Protective Equipment (Arc Flash) When Working On Energized Equipment, Add</i>	12.75	
26 01 50 52-0357 EA 1 Lamp, 100 Watt Metal Halide, 120/277 Volt, F-Can High Intensity Discharge (HID) Ballast.....	242.49	30.36
<i>For Pulse Start Ballast, Add</i>	20.00	
<i>For Personal Protective Equipment (Arc Flash) When Working On Energized Equipment, Add</i>	12.75	
26 01 50 52-0358 EA 1 Lamp, 175 Watt Metal Halide, 120/277 Volt, F-Can High Intensity Discharge (HID) Ballast.....	220.69	30.36
<i>For Pulse Start Ballast, Add</i>	17.82	
<i>For Personal Protective Equipment (Arc Flash) When Working On Energized Equipment, Add</i>	12.75	
26 01 50 52-0359 EA 1 Lamp, 250 Watt Metal Halide, 120/277 Volt, F-Can High Intensity Discharge (HID) Ballast.....	256.52	30.36
<i>For Pulse Start Ballast, Add</i>	21.40	
<i>For Personal Protective Equipment (Arc Flash) When Working On Energized Equipment, Add</i>	12.75	
26 01 50 52-0360 EA 1 Lamp, 400 Watt Metal Halide, 120/277 Volt, F-Can High Intensity Discharge (HID) Ballast.....	356.92	30.36
<i>For Pulse Start Ballast, Add</i>	31.44	
<i>For Personal Protective Equipment (Arc Flash) When Working On Energized Equipment, Add</i>	12.75	
26 01 50 52-0361 High Pressure Sodium, F-Can High Intensity Discharge (HID) Ballasts <small>(26 01 50 52-0354)</small>		
26 01 50 52-0362 EA 1 Lamp, 70 Watt High Pressure Sodium, 120/277 Volt, F-Can High Intensity Discharge (HID) Ballast.....	277.10	30.36
<i>For Personal Protective Equipment (Arc Flash) When Working On Energized Equipment, Add</i>	12.75	
26 01 50 52-0363 EA 1 Lamp, 100 Watt High Pressure Sodium, 120/277 Volt, F-Can High Intensity Discharge (HID) Ballast.....	296.44	30.36
<i>For Personal Protective Equipment (Arc Flash) When Working On Energized Equipment, Add</i>	12.75	
26 01 50 52-0364 Postline High Intensity Discharge (HID) Ballasts <small>(26 01 50 52-0327)</small>		
26 01 50 52-0365 Metal Halide, Postline High Intensity Discharge (HID) Ballasts <small>(26 01 50 52-0364)</small>		
26 01 50 52-0366 EA 1 Lamp, 50 Watt Metal Halide, 120 Volt, Postline High Intensity Discharge (HID) Ballast.....	462.51	30.36
<i>For Personal Protective Equipment (Arc Flash) When Working On Energized Equipment, Add</i>	12.75	
26 01 50 52-0367 High Pressure Sodium, Postline High Intensity Discharge (HID) Ballasts <small>(26 01 50 52-0364)</small>		
26 01 50 52-0368 EA 1 Lamp, 70 Watt High Pressure Sodium, 120 Volt, Postline High Intensity Discharge (HID) Ballast.....	713.60	30.29
<i>For Personal Protective Equipment (Arc Flash) When Working On Energized Equipment, Add</i>	12.72	
26 01 50 52-0369 EA 1 Lamp, 100 Watt High Pressure Sodium, 120 Volt, Postline High Intensity Discharge (HID) Ballast.....	796.04	30.29
<i>For Personal Protective Equipment (Arc Flash) When Working On Energized Equipment, Add</i>	12.72	
26 01 50 52-0370 EA 1 Lamp, 150 Watt High Pressure Sodium, 120 Volt, Postline High Intensity Discharge (HID) Ballast.....	767.52	30.29
<i>For Personal Protective Equipment (Arc Flash) When Working On Energized Equipment, Add</i>	12.72	
26 01 50 52-0371 Indoor Enclosed High Intensity Discharge (HID) Ballasts <small>(26 01 50 52-0327)</small>		
26 01 50 52-0372 Metal Halide, Indoor Enclosed High Intensity Discharge (HID) Ballasts <small>(26 01 50 52-0371)</small>		
26 01 50 52-0373 EA 1 Lamp, 175 Watt Metal Halide, 120/277 Volt, Indoor Enclosed High Intensity Discharge (HID) Ballast.....	569.91	30.36
<i>For Personal Protective Equipment (Arc Flash) When Working On Energized Equipment, Add</i>	12.75	
26 01 50 52-0374 EA 1 Lamp, 250 Watt Metal Halide, 120/277 Volt, Indoor Enclosed High Intensity Discharge (HID) Ballast.....	647.11	30.36
<i>For Personal Protective Equipment (Arc Flash) When Working On Energized Equipment, Add</i>	12.75	
26 01 50 52-0375 EA 1 Lamp, 400 Watt Metal Halide, 120/277 Volt, Indoor Enclosed High Intensity Discharge (HID) Ballast.....	855.31	30.36
<i>For Personal Protective Equipment (Arc Flash) When Working On Energized Equipment, Add</i>	12.75	
26 01 50 52-0376 EA 1 Lamp, 400 Watt Metal Halide, 480 Volt, Indoor Enclosed High Intensity Discharge (HID) Ballast.....	850.83	30.36
<i>For Personal Protective Equipment (Arc Flash) When Working On Energized Equipment, Add</i>	12.75	



MINOR CSI UOM DESCRIPTION	TOTAL DIRECT UNIT COST	DEMOLITION UNIT COST
26 01 50 52-0377 EA 2 Lamp, 400 Watt Metal Halide, 120/277 Volt, Indoor Enclosed High Intensity Discharge (HID) Ballast..... <i>For Personal Protective Equipment (Arc Flash) When Working On Energized Equipment, Add</i>	1,192.75 13.48	32.79
26 01 50 52-0378 EA 2 Lamp, 400 Watt Metal Halide, 480 Volt, Indoor Enclosed High Intensity Discharge (HID) Ballast..... <i>For Personal Protective Equipment (Arc Flash) When Working On Energized Equipment, Add</i>	1,192.75 13.48	32.79
26 01 50 52-0379 EA 1 Lamp, 1,000 Watt Metal Halide, 120/277 Volt, Indoor Enclosed High Intensity Discharge (HID) Ballast..... <i>For Personal Protective Equipment (Arc Flash) When Working On Energized Equipment, Add</i>	820.20 12.75	30.36
26 01 50 52-0380 EA 1 Lamp, 1,000 Watt Metal Halide, 480 Volt, Indoor Enclosed High Intensity Discharge (HID) Ballast..... <i>For Personal Protective Equipment (Arc Flash) When Working On Energized Equipment, Add</i>	965.30 12.75	30.36
26 01 50 52-0381 High Pressure Sodium, Indoor Enclosed High Intensity Discharge (HID) Ballasts <small>(26 01 50 52-0371)</small>		
26 01 50 52-0382 EA 1 Lamp, 400 Watt High Pressure Sodium, 120/277 Volt, Indoor Enclosed High Intensity Discharge (HID) Ballast..... <i>For Personal Protective Equipment (Arc Flash) When Working On Energized Equipment, Add</i>	1,065.08 12.75	30.36
26 01 50 52-0383 EA 1 Lamp, 400 Watt High Pressure Sodium, 480 Volt, Indoor Enclosed High Intensity Discharge (HID) Ballast..... <i>For Personal Protective Equipment (Arc Flash) When Working On Energized Equipment, Add</i>	1,013.94 12.75	30.36
26 01 50 52-0384 EA 1 Lamp, 1,000 Watt High Pressure Sodium, 120/277 Volt, Indoor Enclosed High Intensity Discharge (HID) Ballast..... <i>For Personal Protective Equipment (Arc Flash) When Working On Energized Equipment, Add</i>	1,303.89 12.75	30.36
26 01 50 52-0385 EA 1 Lamp, 1,000 Watt High Pressure Sodium, 480 Volt, Indoor Enclosed High Intensity Discharge (HID) Ballast..... <i>For Personal Protective Equipment (Arc Flash) When Working On Energized Equipment, Add</i>	1,303.89 12.75	30.36
26 01 50 52-0386 Outdoor Weatherproof High Intensity Discharge (HID) Ballasts <small>(26 01 50 52-0327)</small>		
26 01 50 52-0387 Metal Halide, Outdoor Weatherproof High Intensity Discharge (HID) Ballasts <small>(26 01 50 52-0386)</small>		
26 01 50 52-0388 EA 1 Lamp, 175 Watt Metal Halide, 120/277 Volt, Outdoor Weatherproof High Intensity Discharge (HID) Ballast..... <i>For Personal Protective Equipment (Arc Flash) When Working On Energized Equipment, Add</i>	640.65 12.75	30.36
26 01 50 52-0389 EA 1 Lamp, 250 Watt Metal Halide, 120/277 Volt, Outdoor Weatherproof High Intensity Discharge (HID) Ballast..... <i>For Personal Protective Equipment (Arc Flash) When Working On Energized Equipment, Add</i>	692.18 12.75	30.36
26 01 50 52-0390 EA 1 Lamp, 400 Watt Metal Halide, 120/277 Volt, Outdoor Weatherproof High Intensity Discharge (HID) Ballast..... <i>For Personal Protective Equipment (Arc Flash) When Working On Energized Equipment, Add</i>	687.10 12.75	30.36
26 01 50 52-0391 EA 1 Lamp, 400 Watt Metal Halide, 480 Volt, Outdoor Weatherproof High Intensity Discharge (HID) Ballast..... <i>For Personal Protective Equipment (Arc Flash) When Working On Energized Equipment, Add</i>	721.63 12.75	30.36
26 01 50 52-0392 EA 2 Lamp, 400 Watt Metal Halide, 120/277 Volt, Outdoor Weatherproof High Intensity Discharge (HID) Ballast..... <i>For Personal Protective Equipment (Arc Flash) When Working On Energized Equipment, Add</i>	1,147.73 13.48	32.79
26 01 50 52-0393 EA 2 Lamp, 400 Watt Metal Halide, 480 Volt, Outdoor Weatherproof High Intensity Discharge (HID) Ballast..... <i>For Personal Protective Equipment (Arc Flash) When Working On Energized Equipment, Add</i>	1,411.34 13.48	32.79
26 01 50 52-0394 EA 1 Lamp, 1,000 Watt Metal Halide, 120/277 Volt, Outdoor Weatherproof High Intensity Discharge (HID) Ballast..... <i>For Personal Protective Equipment (Arc Flash) When Working On Energized Equipment, Add</i>	1,071.08 12.75	30.36
26 01 50 52-0395 EA 1 Lamp, 1,000 Watt Metal Halide, 480 Volt, Outdoor Weatherproof High Intensity Discharge (HID) Ballast..... <i>For Personal Protective Equipment (Arc Flash) When Working On Energized Equipment, Add</i>	974.96 12.75	30.36
26 01 50 52-0396 High Pressure Sodium, Outdoor Weatherproof High Intensity Discharge (HID) Ballasts <small>(26 01 50 52-0386)</small>		
26 01 50 52-0397 EA 1 Lamp, 400 Watt High Pressure Sodium, 120/277 Volt, Outdoor Weatherproof High Intensity Discharge (HID) Ballast..... <i>For Personal Protective Equipment (Arc Flash) When Working On Energized Equipment, Add</i>	827.63 12.75	30.36
26 01 50 52-0398 EA 1 Lamp, 400 Watt High Pressure Sodium, 480 Volt, Outdoor Weatherproof High Intensity Discharge (HID) Ballast..... <i>For Personal Protective Equipment (Arc Flash) When Working On Energized Equipment, Add</i>	892.62 12.75	30.36
26 01 50 52-0399 EA 1 Lamp, 1,000 Watt High Pressure Sodium, 120/277 Volt, Outdoor Weatherproof High Intensity Discharge (HID) Ballast..... <i>For Personal Protective Equipment (Arc Flash) When Working On Energized Equipment, Add</i>	1,333.89 12.75	30.36
26 01 50 52-0400 EA 1 Lamp, 1,000 Watt High Pressure Sodium, 480 Volt, Outdoor Weatherproof High Intensity Discharge (HID) Ballast..... <i>For Personal Protective Equipment (Arc Flash) When Working On Energized Equipment, Add</i>	1,147.45 12.75	30.36
26 01 50 52-0401 Electronic High Intensity Discharge (HID) Ballasts <small>(26 01 50 52-0326)</small>		
26 01 50 52-0402 Electronic Low Frequency High Intensity Discharge (HID) Ballasts <small>(26 01 50 52-0401)</small>		
26 01 50 52-0403 EA 1 Lamp, 70 Watt Metal Halide, 120/277 Volt, Electronic Low Frequency High Intensity Discharge (HID) Ballast..... <i>For Personal Protective Equipment (Arc Flash) When Working On Energized Equipment, Add</i>	254.80 12.75	30.36
26 01 50 52-0404 EA 1 Lamp, 100 Watt Metal Halide, 120/277 Volt, Electronic Low Frequency High Intensity Discharge (HID) Ballast..... <i>For Personal Protective Equipment (Arc Flash) When Working On Energized Equipment, Add</i>	254.80 12.75	30.36
26 01 50 52-0405 EA 1 Lamp, 150 Watt Metal Halide, 120/277 Volt, Electronic Low Frequency High Intensity Discharge (HID) Ballast..... <i>For Personal Protective Equipment (Arc Flash) When Working On Energized Equipment, Add</i>	287.37 12.75	30.36
26 01 50 52-0406 EA 1 Lamp, 250 Watt Metal Halide, 120/277 Volt, Electronic Low Frequency High Intensity Discharge (HID) Ballast..... <i>For Personal Protective Equipment (Arc Flash) When Working On Energized Equipment, Add</i>	743.85 12.75	30.36
26 01 50 52-0407 EA 1 Lamp, 300 Watt Metal Halide, 120/277 Volt, Electronic Low Frequency High Intensity Discharge (HID) Ballast..... <i>For Personal Protective Equipment (Arc Flash) When Working On Energized Equipment, Add</i>	743.85 12.75	30.36
26 01 50 52-0408 EA 1 Lamp, 320 Watt Metal Halide, 120/277 Volt, Electronic Low Frequency High Intensity Discharge (HID) Ballast..... <i>For Personal Protective Equipment (Arc Flash) When Working On Energized Equipment, Add</i>	743.85 12.75	30.36
26 01 50 52-0409 EA 1 Lamp, 350 Watt Metal Halide, 120/277 Volt, Electronic Low Frequency High Intensity Discharge (HID) Ballast..... <i>For Personal Protective Equipment (Arc Flash) When Working On Energized Equipment, Add</i>	743.85 12.75	30.36
26 01 50 52-0410 EA 1 Lamp, 400 Watt Metal Halide, 120/277 Volt, Electronic Low Frequency High Intensity Discharge (HID) Ballast..... <i>For Personal Protective Equipment (Arc Flash) When Working On Energized Equipment, Add</i>	743.85 12.75	30.36
26 01 50 52-0411 Owner Supplied Ballasts <small>(26 01 50 52-0001)</small>		

26 Electrical**26 01 Operation and Maintenance of Electrical Systems****26 01 50 Operation and Maintenance of Lighting**

SAN BERNARDINO
COUNTY

MINOR
CSI UOM DESCRIPTION

TOTAL DIRECT DEMOLITION
UNIT COST UNIT COST

26 01 50 52-0412	EA	Install Owner Supplied, 1 Lamp Fluorescent Ballast.....	24.30	
		<i>For Personal Protective Equipment (Arc Flash) When Working On Energized Equipment, Add</i>	7.29	
26 01 50 52-0413	EA	Install Owner Supplied, 2 Lamp Fluorescent Ballast.....	30.36	
		<i>For Personal Protective Equipment (Arc Flash) When Working On Energized Equipment, Add</i>	9.11	
26 01 50 52-0414	EA	Install Owner Supplied, 3 Lamp Fluorescent Ballast.....	35.23	
		<i>For Personal Protective Equipment (Arc Flash) When Working On Energized Equipment, Add</i>	10.57	
26 01 50 52-0415	EA	Install Owner Supplied, 4 Lamp Fluorescent Ballast.....	37.65	
		<i>For Personal Protective Equipment (Arc Flash) When Working On Energized Equipment, Add</i>	11.30	
26 01 50 52-0416	EA	Install Owner Supplied, 1 Lamp High Intensity Discharge (HID) Ballast.....	42.51	
		<i>For Personal Protective Equipment (Arc Flash) When Working On Energized Equipment, Add</i>	12.75	
26 01 50 52-0417	EA	Install Owner Supplied, 2 Lamp High Intensity Discharge (HID) Ballast.....	44.94	
		<i>For Personal Protective Equipment (Arc Flash) When Working On Energized Equipment, Add</i>	13.48	

26 01 50 53 Lens and Accessory Replacement (26 01 50)**26 01 50 53-0001 Lens and Accessory Replacement (26 01 50 53)**

26 01 50 53-0002	EA	Removal And Replacement Of Parabolic Aluminum Louver.....	84.63	
26 01 50 53-0003	EA	Removal And Replacement Of Visor For Fixtures.....	187.70	
26 01 50 53-0004	EA	Removal And Replacement Of Globe On Pole.....	211.38	
26 01 50 53-0005	EA	Removal And Replacement Of Lenses For Flat Top Pole Fixtures.....	89.36	
26 01 50 53-0006	EA	Removal And Replacement Of 1' x 4' Diffuser With 0.125" Thick Prismatic Acrylic Diffuser.....	30.74	
26 01 50 53-0007	EA	Removal And Replacement Of 2' x 2' Diffuser With 0.125" Thick Prismatic Acrylic Diffuser.....	31.79	
26 01 50 53-0008	EA	Removal And Replacement Of 2' x 4' Diffuser With 0.125" Thick Prismatic Acrylic Diffuser.....	36.33	
26 01 50 53-0009	EA	Removal And Replacement Of Slide-On Lampholder.....	13.76	
		<i>For Personal Protective Equipment (Arc Flash) When Working On Energized Equipment, Add</i>	3.64	
26 01 50 53-0010	EA	Removal And Replacement Of Screw Mount Lampholder.....	13.92	
		<i>For Personal Protective Equipment (Arc Flash) When Working On Energized Equipment, Add</i>	3.64	
26 01 50 53-0011	EA	Removal And Replacement Of Medium Bi-Pin Lampholder.....	15.31	
		<i>For Personal Protective Equipment (Arc Flash) When Working On Energized Equipment, Add</i>	3.64	
26 01 50 53-0012	EA	Removal And Replacement Of Fixed High Output Lampholder, Recessed, Double Contact Double Pedestal Type.....	17.44	
		<i>For Personal Protective Equipment (Arc Flash) When Working On Energized Equipment, Add</i>	3.64	
26 01 50 53-0013	EA	Removal And Replacement Of Plunger High Output Lampholder, Recessed, Double Contact Double Pedestal Type.....	18.82	
		<i>For Personal Protective Equipment (Arc Flash) When Working On Energized Equipment, Add</i>	3.64	
26 01 50 53-0014	EA	Removal And Replacement Of Compact Twin-Tube Lampholder, Snap-in.....	15.10	
		<i>For Personal Protective Equipment (Arc Flash) When Working On Energized Equipment, Add</i>	3.64	
26 01 50 53-0015	EA	Removal And Replacement Of Exterior Light Globes.....	55.08	

26 01 50 54 Light Fixture Driver Replacement (26 01 50)**26 01 50 54-0001 Factory Replacement Of Light Fixture Driver (26 01 50 54)**

26 01 50 54-0002	EA	Factory Replacement Of Existing Light Fixture Transformers To 480 Volt.....	1,243.07	
		Note: Includes shipping to manufacture, factory re-work, parts, return shipping.		

26 01 50 71 Historic Lighting Restoration (26 01 50)**26 01 50 71-0001 Historic Lighting Restoration (26 01 50 71)**

26 01 50 71-0002	LS	Remove, Restore, And Reinstall Historic Decorative Light Fixtures.....	27,400.00	
		Note: Remove, Restore, and Reinstall (9) Original Decorative Light fixtures per the "Secretary of the Interior's Standards for Rehabilitation" published in the most current edition of the United States National Park Service in "The Secretary of the Interior's Standards for the Treatment of Historic Properties." Include one (1) mock up, re-sculpting of missing ornamental woodwork, cleaning, refinishing exterior woodwork, installing new wax paper finish on two lights and using salvaged light paper to repair (3) additional lights including faux finishing to match the original distressed paper patina finish, and re-lamp with new LED bulbs.		

26 01 50 81 Luminaire Replacement (26 01 50)**26 01 50 81-0001 Retrofit Lighting Fixtures (26 01 50 81)****26 01 50 81-0002 LED Lighting Retrofits For Existing Fixtures (26 01 50 81-0001)****26 01 50 81-0003 LED Lighting Retrofits For Existing Downlight Fixtures (GreenCreative) (26 01 50 81-0002)**

Note: Includes removing existing lamps and disconnecting existing ballast. Includes installing adaptor frame, LED light panel, dimming driver and trim. Excludes recycling or disposal of lamps and ballasts. See CSI section 02 84 16 00-0003 for ballast recycling, 26 01 50 51-0373 for disposal of hazardous lamps.				
26 01 50 81-0004	EA	7" Round Downlight, 15 Watt, 2700K CCT, LED Retrofit (GreenCreative 15SMR7DIM/927).....	114.43	
26 01 50 81-0005	EA	7" Round Downlight, 15 Watt, 3000K CCT, LED Retrofit (GreenCreative 15SMR7DIM/930).....	114.43	
26 01 50 81-0006	EA	7" Round Downlight, 15 Watt, 4000K CCT, LED Retrofit (GreenCreative 15SMR7DIM/940).....	114.43	
26 01 50 81-0007	EA	4" Diameter, 8.5 Watt, 2700K CCT, THINFIT LED Downlight, (GreenCreative 8.5DLNC4DIM/827).....	93.33	
26 01 50 81-0008	EA	4" Diameter, 8.5 Watt, 3000K CCT, THINFIT LED Downlight, (GreenCreative 8.5DLNC4DIM/830).....	93.33	
26 01 50 81-0009	EA	4" Diameter, 8.5 Watt, 4000K CCT, THINFIT LED Downlight, (GreenCreative 8.5DLNC4DIM/840).....	93.33	
26 01 50 81-0010	EA	6" Diameter, 11.6 Watt, 2700K CCT, THINFIT LED Downlight, (GreenCreative 11.6DLNC6DIM/827).....	102.21	
26 01 50 81-0011	EA	6" Diameter, 11.6 Watt, 3000K CCT, THINFIT LED Downlight, (GreenCreative 11.6DLNC6DIM/830).....	102.21	
26 01 50 81-0012	EA	6" Diameter, 11.6 Watt, 4000K CCT, THINFIT LED Downlight, (GreenCreative 11.6DLNC6DIM/840).....	102.21	



MINOR CSI UOM DESCRIPTION	TOTAL DIRECT UNIT COST	DEMOLITION UNIT COST
------------------------------	---------------------------	-------------------------

26 01 50 81-0013 LED Lighting Retrofits For Existing Site Fixtures (Daylight Technology) ^(26 01 50 81-0002)
 Note: Includes removing existing lamps and disconnecting existing ballast. Includes installing adaptor frame, LED light panel, dimming driver and trim. Excludes recycling or disposal of lamps and ballasts. See CSI section 02 84 16 00-0003 for ballast recycling, 26 01 50 51-0373 for disposal of hazardous lamps.

26 01 50 81-0014	EA	2,300 Lumens, 23 Watt, LED Site Retrofit Plate (Daylight Technology DL-S-20w)	339.80	
26 01 50 81-0015	EA	3,300 Lumens, 33 Watt, LED Site Retrofit Plate (Daylight Technology DL-S-30w)	353.12	
26 01 50 81-0016	EA	4,400 Lumens, 44 Watt, LED Site Retrofit Plate (Daylight Technology DL-S-40w)	366.45	
26 01 50 81-0017	EA	5,400 Lumens, 54 Watt, LED Site Retrofit Plate (Daylight Technology DL-S-50w)	382.19	
26 01 50 81-0018	EA	6,500 Lumens, 65 Watt, LED Site Retrofit Plate (Daylight Technology DL-S-60w)	421.06	
26 01 50 81-0019	EA	7,600 Lumens, 75 Watt, LED Site Retrofit Plate (Daylight Technology DL-S-70w)	436.81	
26 01 50 81-0020	EA	8,600 Lumens, 86 Watt, LED Site Retrofit Plate (Daylight Technology DL-S-80w)	473.46	
26 01 50 81-0021	EA	9,600 Lumens, 96 Watt, LED Site Retrofit Plate (Daylight Technology DL-S-90w)	486.78	
26 01 50 81-0022	EA	10,700 Lumens, 107 Watt, LED Site Retrofit Plate (Daylight Technology DL-S-100w)	502.52	
26 01 50 81-0023	EA	11,700 Lumens, 117 Watt, LED Site Retrofit Plate (Daylight Technology DL-S-110w)	526.95	
26 01 50 81-0024	EA	12,800 Lumens, 128 Watt, LED Site Retrofit Plate (Daylight Technology DL-S-120w)	552.69	
26 01 50 81-0025	EA	13,800 Lumens, 138 Watt, LED Site Retrofit Plate (Daylight Technology DL-S-130w)	578.23	
26 01 50 81-0026	EA	14,900 Lumens, 149 Watt, LED Site Retrofit Plate (Daylight Technology DL-S-140w)	591.56	
26 01 50 81-0027	EA	16,100 Lumens, 161 Watt, LED Site Retrofit Plate (Daylight Technology DL-S-150w)	613.76	
26 01 50 81-0028	EA	17,200 Lumens, 172 Watt, LED Site Retrofit Plate (Daylight Technology DL-S-160w)	639.60	
26 01 50 81-0029	EA	18,200 Lumens, 182 Watt, LED Site Retrofit Plate (Daylight Technology DL-S-170w)	667.36	
26 01 50 81-0030	EA	19,300 Lumens, 193 Watt, LED Site Retrofit Plate (Daylight Technology DL-S-180w)	709.56	
26 01 50 81-0031	EA	20,300 Lumens, 203 Watt, LED Site Retrofit Plate (Daylight Technology DL-S-190w)	728.43	
26 01 50 81-0032	EA	21,400 Lumens, 214 Watt, LED Site Retrofit Plate (Daylight Technology DL-S-200w)	760.84	
26 01 50 81-0033	EA	22,400 Lumens, 224 Watt, LED Site Retrofit Plate (Daylight Technology DL-S-210w)	804.15	
26 01 50 81-0034	EA	23,500 Lumens, 235 Watt, LED Site Retrofit Plate (Daylight Technology DL-S-220w)	826.36	
26 01 50 81-0035	EA	24,500 Lumens, 245 Watt, LED Site Retrofit Plate (Daylight Technology DL-S-230w)	878.85	
26 01 50 81-0036	EA	25,600 Lumens, 256 Watt, LED Site Retrofit Plate (Daylight Technology DL-S-240w)	927.70	
26 01 50 81-0037	EA	26,600 Lumens, 266 Watt, LED Site Retrofit Plate (Daylight Technology DL-S-250w)	961.21	
26 01 50 81-0038	EA	27,700 Lumens, 277 Watt, LED Site Retrofit Plate (Daylight Technology DL-S-260w)	1,008.96	
26 01 50 81-0039	EA	28,700 Lumens, 287 Watt, LED Site Retrofit Plate (Daylight Technology DL-S-270w)	1,101.32	
26 01 50 81-0040	EA	29,800 Lumens, 298 Watt, LED Site Retrofit Plate (Daylight Technology DL-S-280w)	1,112.43	
26 01 50 81-0041	EA	31,900 Lumens, 319 Watt, LED Site Retrofit Plate (Daylight Technology DL-S-300w)	1,140.51	

26 01 50 81-0042 LED Lighting Retrofits For Existing Fixtures (Optilumen) ^(26 01 50 81-0002)
 Note: Includes removing existing lamps and disconnecting existing ballast. Includes installing adaptor frame, LED light panel, dimming driver and trim. Excludes recycling or disposal of lamps and ballasts. See CSI section 02 84 16 00-0003 for ballast recycling, 26 01 50 51-0373 for disposal of hazardous lamps.

26 01 50 81-0043	EA	20 Watt, 1 x 42", 3500L CCT, LED Retrofit Kit (Optilumen RKT1418M-35) Note: Fits 1' x 4' Troffer/Strip	142.74	
26 01 50 81-0044	EA	20 Watt, 1 x 42", 4000L CCT, LED Retrofit Kit (Optilumen RKT1418M-40) Note: Fits 1' x 4' Troffer/Strip	142.74	
26 01 50 81-0045	EA	20 Watt, 1 x 42", 5000L CCT, LED Retrofit Kit (Optilumen RKT1418M-50) Note: Fits 1' x 4' Troffer/Strip	142.74	
26 01 50 81-0046	EA	30 Watt, 2 x 42", 3500L CCT, LED Retrofit Kit (Optilumen RKT2415M-35) Note: Fits 2' x 4' Troffer/Strip	148.29	
26 01 50 81-0047	EA	2 x 42", 30 Watt, 4000K CCT, LED Retrofit Kit (Optilumen RKT2415M-40) Note: Fits 2' x 4' Troffer/Strip	148.29	
26 01 50 81-0048	EA	2 x 42", 30 Watt, 5000K CCT, LED Retrofit Kit (Optilumen RKT2415M-50) Note: Fits 2' x 4' Troffer/Strip	148.29	
26 01 50 81-0049	EA	2 x 42", 40 Watt, 3500K CCT, LED Retrofit Kit (Optilumen RKT2418M-35) Note: Fits 2' x 4' Troffer/Strip	159.40	
26 01 50 81-0050	EA	2 x 42", 40 Watt, 4000K CCT, LED Retrofit Kit (Optilumen RKT2418M-40) Note: Fits 2' x 4' Troffer/Strip	159.40	
26 01 50 81-0051	EA	2 x 42", 40 Watt, 5000K CCT, LED Retrofit Kit (Optilumen RKT2418M-50) Note: Fits 2' x 4' Troffer/Strip	159.40	
26 01 50 81-0052	EA	3 x 42", 30 Watt, 3500K CCT, LED Retrofit Kit (Optilumen RKT3415M-35) Note: Fits 2' x 4' Troffer/Strip	148.29	
26 01 50 81-0053	EA	3 x 42", 30 Watt, 4000K CCT, LED Retrofit Kit (Optilumen RKT3415M-40) Note: Fits 2' x 4' Troffer/Strip	148.29	
26 01 50 81-0054	EA	3 x 42", 30 Watt, 5000K CCT, LED Retrofit Kit (Optilumen RKT3415M-50) Note: Fits 2' x 4' Troffer/Strip	148.29	
26 01 50 81-0055	EA	3 x 42", 40 Watt, 3500K CCT, LED Retrofit Kit (Optilumen RKT3418M-35) Note: Fits 2' x 4' Troffer/Strip	159.40	
26 01 50 81-0056	EA	3 x 42", 40 Watt, 4000K CCT, LED Retrofit Kit (Optilumen RKT3418M-40) Note: Fits 2' x 4' Troffer/Strip	159.40	
26 01 50 81-0057	EA	3 x 42", 40 Watt, 5000K CCT, LED Retrofit Kit (Optilumen RKT3418M-50) Note: Fits 2' x 4' Troffer/Strip	159.40	
26 01 50 81-0058	EA	3 x 42", 60 Watt, 3500K CCT, LED Retrofit Kit (Optilumen RKT3424M-35) Note: Fits 2' x 4' Troffer/Strip	181.60	
26 01 50 81-0059	EA	3 x 42", 60 Watt, 4000K CCT, LED Retrofit Kit (Optilumen RKT3424M-40) Note: Fits 2' x 4' Troffer/Strip	181.60	
26 01 50 81-0060	EA	3 x 42", 60 Watt, 5000K CCT, LED Retrofit Kit (Optilumen RKT3424M-50) Note: Fits 2' x 4' Troffer/Strip	181.60	
26 01 50 81-0061	EA	1 x 21", 10 Watt, 3500K CCT, LED Retrofit Kit (Optilumen RKT1209M-35) Note: Fits 1' x 2' Troffer/Strip	142.74	
26 01 50 81-0062	EA	1 x 21", 10 Watt, 4000K CCT, LED Retrofit Kit (Optilumen RKT1209M-40) Note: Fits 1' x 2' Troffer/Strip	142.74	
26 01 50 81-0063	EA	1 x 21", 10 Watt, 5000K CCT, LED Retrofit Kit (Optilumen RKT1209M-50) Note: Fits 1' x 2' Troffer/Strip	142.74	
26 01 50 81-0064	EA	2 x 21", 22 Watt, 3500K CCT, LED Retrofit Kit (Optilumen RKT2209M-35) Note: Fits 2' x 2' Troffer/Strip	142.74	



MINOR	CSI	UOM	DESCRIPTION	TOTAL DIRECT UNIT COST	DEMOLITION UNIT COST
26 01 50 81-0065	EA		2 x 21", 22 Watt, 4000K CCT, LED Retrofit Kit (Optilumen RKT2209M-40) Note: Fits 2' x 2' Troffer/Strip	142.74	
26 01 50 81-0066	EA		2 x 21", 22 Watt, 5000K CCT, LED Retrofit Kit (Optilumen RKT2209M-50) Note: Fits 2' x 2' Troffer/Strip	142.74	
26 01 50 81-0067	EA		3 x 21", 20 Watt, 3500K CCT, LED Retrofit Kit (Optilumen RKT3209M-35) Note: Fits 2' x 2' Troffer/Strip	148.29	
26 01 50 81-0068	EA		3 x 21", 20 Watt, 4000K CCT, LED Retrofit Kit (Optilumen RKT3209M-40) Note: Fits 2' x 2' Troffer/Strip	148.29	
26 01 50 81-0069	EA		3 x 21", 20 Watt, 5000K CCT, LED Retrofit Kit (Optilumen RKT3209M-50) Note: Fits 2' x 2' Troffer/Strip	148.29	
26 01 50 81-0070	EA		3 x 21", 30 Watt, 3500K CCT, LED Retrofit Kit (Optilumen RKT3210M-35) Note: Fits 2' x 2' Troffer/Strip	154.95	
26 01 50 81-0071	EA		3 x 21", 30 Watt, 4000K CCT, LED Retrofit Kit (Optilumen RKT3210M-40) Note: Fits 2' x 2' Troffer/Strip	154.95	
26 01 50 81-0072	EA		3 x 21", 30 Watt, 5000K CCT, LED Retrofit Kit (Optilumen RKT3210M-50) Note: Fits 2' x 2' Troffer/Strip	154.95	
26 01 50 81-0073 LED Lighting Retrofits For Existing Lay-In/Troffer Fixtures (LG) <small>(26 01 50 81-0002)</small>					
Note: Includes removing existing lamps and disconnecting existing ballast. Includes installing adaptor frame, LED light panel, dimming driver and trim. Excludes recycling or disposal of lamps and ballasts. See CSI section 02 84 16 00-0003 for ballast recycling, 26 01 50 51-0373 for disposal of hazardous lamps.					
26 01 50 81-0074	EA		34 Watt, 3500K CCT, 2' x 4', Retrofit Troffer LED Fixture With Sensor (LG LGE-2X4RT-34-35-4400-R(W)-SN).....	327.29	
26 01 50 81-0075	EA		34 Watt, 4000K CCT, 2' x 4', Retrofit Troffer LED Fixture With Sensor (LG LGE-2X4RT-34-40-4500-R(W)-SN).....	327.29	
26 01 50 81-0076	EA		26 Watt, 3500K CCT, 2' x 2', Retrofit Troffer LED Fixture With Sensor (LG LGE-2X2RT-26-35-3400-R(W)-SN).....	295.09	
26 01 50 81-0077	EA		26 Watt, 4000K CCT, 2' x 2', Retrofit Troffer LED Fixture With Sensor (LG LGE-2X2RT-26-40-3400-R(W)-SN).....	295.09	
26 01 50 81-0078	EA		25 Watt, 3,250 Lumens, 3500K CCT, Lay-In Retrofit 2' x 2' Troffer (LG LGE-2X2SI-25-35-3200-RV) Note: No sensor, ZigBee ready driver	145.57	
26 01 50 81-0079	EA		25 Watt, 3,250 Lumens, 4000K CCT, Lay-In Retrofit 2' x 2' Troffer (LG LGE-2X2SI-25-40-3200-RV) Note: No sensor, ZigBee ready driver	145.57	
26 01 50 81-0080	EA		31 Watt, 4,050 Lumens, 3500K CCT, Lay-In Retrofit 2' x 4' Troffer (LG LGE-2X2SI-31-35-3200-RV) Note: No sensor, ZigBee ready driver	166.67	
26 01 50 81-0081	EA		31 Watt, 4,050 Lumens, 4000K CCT, Lay-In Retrofit 2' x 4' Troffer (LG LGE-2X2SI-31-40-3200-RV) Note: No sensor, ZigBee ready driver	166.67	
26 01 50 81-0082	EA		25 Watt, 3,250 Lumens, 3500K CCT, Lay-In Retrofit 2' x 2' Troffer With Sensor Connect (LG LGE-2X2SC-25-35-3200-RV) Note: Factory installed sensor and ZigBee dongle	182.22	
26 01 50 81-0083	EA		25 Watt, 3,250 Lumens, 4000K CCT, Lay-In Retrofit 2' x 2' Troffer With Sensor Connect (LG LGE-2X2SC-25-40-3200-RV) Note: Factory installed sensor and ZigBee dongle	182.22	
26 01 50 81-0084	EA		31 Watt, 3,250 Lumens, 3500K CCT, Lay-In Retrofit 2' x 4' Troffer With Sensor Connect (LG LGE-2X2SC-31-35-3200-RV) Note: Factory installed sensor and ZigBee dongle	187.77	
26 01 50 81-0085	EA		31 Watt, 3,250 Lumens, 4000K CCT, Lay-In Retrofit 2' x 4' Troffer With Sensor Connect (LG LGE-2X2SC-31-40-3200-RV) Note: Factory installed sensor and ZigBee dongle	187.77	
26 01 50 81-0086	EA		2' x 2' 2-Board, 25 Watt, 3,120 Lumens, 3500K CCT, Retrofit Board Kits (LG LGE-2BDK-25-35-3120) Note: No sensor, ZigBee ready driver	113.37	
26 01 50 81-0087	EA		2' x 2' 2-Board, 25 Watt, 3,120 Lumens, 4000K CCT, Retrofit Board Kits (LG LGE-2BDK-25-40-3120) Note: No sensor, ZigBee ready driver	113.37	
26 01 50 81-0088	EA		2' x 4' 4-Board, 31 Watt, 3,120 Lumens, 3500K CCT, Retrofit Board Kits (LG LGE-4BDK-31-35-3880) Note: No sensor, ZigBee ready driver	126.70	
26 01 50 81-0089	EA		2' x 4' 4-Board, 31 Watt, 3,120 Lumens, 4000K CCT, Retrofit Board Kits (LG LGE-4BDK-31-40-3880) Note: No sensor, ZigBee ready driver	126.70	
26 01 50 81-0090	EA		2' x 2' 2-Board, 25 Watt, 3,120 Lumens, 3500K CCT, With Lens Retrofit Board Kits (LG LGE-2BDK-25-35-3120-L) Note: No sensor, ZigBee ready driver	116.70	
26 01 50 81-0091	EA		2' x 2' 2-Board, 25 Watt, 3,120 Lumens, 4000K CCT, With Lens Retrofit Board Kits (LG LGE-2BDK-25-40-3120-L) Note: No sensor, ZigBee ready driver	116.70	
26 01 50 81-0092	EA		2' x 4' 4-Board, 31 Watt, 3,120 Lumens, 3500K CCT, With Lens Retrofit Board Kits (LG LGE-4BDK-31-35-3880-L) Note: No sensor, ZigBee ready driver	130.03	
26 01 50 81-0093	EA		2' x 4' 4-Board, 31 Watt, 3,120 Lumens, 4000K CCT, With Lens Retrofit Board Kits (LG LGE-4BDK-31-40-3880-L) Note: No sensor, ZigBee ready driver	130.03	
26 01 50 81-0094	EA		6" Diameter, 16 Watt, 1,450 Lumens, 3500K CCT, Comm Retrofit Downlight (LG LGE-CRDL-16-35-1450) Note: No sensor, ZigBee ready driver	115.59	
26 01 50 81-0095	EA		6" Diameter, 16 Watt, 1,450 Lumens, 4000K CCT, Comm Retrofit Downlight (LG LGE-CRDL-16-40-1450) Note: No sensor, ZigBee ready driver	115.59	
26 01 50 81-0096	EA		8" Diameter, 22 Watt, 2,000 Lumens, 3500K CCT, Comm Retrofit Downlight (LG LGE-CRDL-22-35-2000) Note: No sensor, ZigBee ready driver	125.59	
26 01 50 81-0097	EA		8" Diameter, 22 Watt, 2,000 Lumens, 4000K CCT, Comm Retrofit Downlight (LG LGE-CRDL-22-40-2000) Note: No sensor, ZigBee ready driver	125.59	
26 01 50 81-0098 LED Lighting Retrofit Accessories (LG) <small>(26 01 50 81-0002)</small>					
See CSI section 02 84 16 00-0003 for ballast recycling, 26 01 50 51-0373 for disposal of hazardous lamps.					
26 01 50 81-0099	EA		Dongle (LG LGE-DONGLE).....	24.17	
26 01 50 81-0100	EA		1-group On/Off/Dim, 2-Button, Wireless Switch (LG LGE-SWITCH-BAT-2B).....	132.09	13.82
26 01 50 81-0101	EA		2-group On/Off/Dim, 4-Button, Wireless Switch (LG LGE-SWITCH-BAT-4B).....	137.61	16.57
26 01 50 81-0102	EA		1-group On/Off/Dim, 2-Button, AC Powered Switch (LG LGE-SWITCH-AC-2B).....	169.40	13.82
26 01 50 81-0103	EA		2-group On/Off/Dim, 4-Button, AC Powered Switch (LG LGE-SWITCH-AC-4B).....	174.92	16.57
26 01 50 81-0104	EA		Photo, Motion Sensor With ZigBee Dongle plugin (LG LGE-MULTI-SENSOR).....	87.39	11.05
26 01 50 81-0105	EA		Tube Clip For Multi Sensor (LG LGE-TUBE-CLIP).....	29.79	11.05
26 01 50 81-0106	EA		Ceiling Plate For Multi Sensor (LG LGE-CEILING-PLATE).....	31.97	11.05
26 01 50 81-0107	EA		Wireless Interface Module (LG PIHN-W005A)..... Note: includes dongle	82.58	16.57



MINOR CSI UOM DESCRIPTION	TOTAL DIRECT UNIT COST	DEMOLITION UNIT COST
26 01 50 81-0108	Retrofit Existing (T12) Fluorescent Fixtures <small>(26 01 50 81-0001)</small>	
Note: Excludes recycling or disposal of lamps and ballasts. See CSI section 02 84 16 00-0003 for ballast recycling, 02 84 16 00-0008 for leaking ballast disposal, 26 01 50 51-0373 for hazardous lamp recycling.		
26 01 50 81-0109	Retrofit Existing (T12) Strip Style Fluorescent Fixtures Without Reflector <small>(26 01 50 81-0108)</small>	
Note: Includes ballast, white reflective ballast cover, lamps, lamp holders, clips, wiring, cable connectors and cleaning of fixture.		
26 01 50 81-0110	EA Retrofit An Existing 4' (T12) Strip Style Fixture Without Reflector To Operate One 4' (T8) Lamp.....	103.98
	<i>For Specular Ballast Cover, Add</i>	12.32
26 01 50 81-0111	EA Retrofit An Existing 4' (T12) Strip Style Fixture Without Reflector To Operate Two 4' (T8) Lamps.....	110.43
	<i>For Specular Ballast Cover, Add</i>	13.61
26 01 50 81-0112	EA Retrofit An Existing 8' (T12) Strip Style Fixture Without Reflector To Operate Two 4' (T8) Lamps.....	150.07
	<i>For Specular Ballast Cover, Add</i>	21.53
26 01 50 81-0113	EA Retrofit An Existing 8' (T12) Strip Style Fixture Without Reflector To Operate Four 4' (T8) Lamps.....	172.14
	<i>For Specular Ballast Cover, Add</i>	25.95
26 01 50 81-0114	Retrofit Existing (T12) Strip Style Fluorescent Fixtures With Reflector <small>(26 01 50 81-0108)</small>	
Note: Includes ballast, white reflector and ballast cover, lamps, lamp holders, clips, wiring, cable connectors and cleaning of fixture.		
26 01 50 81-0115	EA Retrofit An Existing 4' (T12) Strip Style Fixture With Reflector To Operate One 4' (T8) Lamp	109.81
	<i>For Specular Reflector, Add</i>	17.05
26 01 50 81-0116	EA Retrofit An Existing 4' (T12) Strip Style Fixture With Reflector To Operate Two 4' (T8) Lamps.....	116.96
	<i>For Specular Reflector, Add</i>	17.05
26 01 50 81-0117	EA Retrofit An Existing 8' (T12) Strip Style Fixture With Reflector To Operate Two 4' (T8) Lamps.....	158.23
	<i>For Specular Reflector, Add</i>	17.05
26 01 50 81-0118	EA Retrofit An Existing 8' (T12) Strip Style Fixture With Reflector To Operate Four 4' (T8) Lamps	201.24
	<i>For Specular Reflector, Add</i>	17.05
26 01 50 81-0119	Retrofit Existing (T12) Troffer Style Fluorescent Fixtures <small>(26 01 50 81-0108)</small>	
Note: Includes ballast, white reflector and ballast cover, lamps, lamp holders, clips, wiring, cable connectors and cleaning of fixture.		
26 01 50 81-0120	EA Retrofit An Existing 1 x 4 (T12) Troffer Style Fixture To Operate One 4' (T8) Lamps	137.09
	<i>For Specular Reflector, Add</i>	17.05
26 01 50 81-0121	EA Retrofit An Existing 1 x 4 (T12) Troffer Style Fixture To Operate Two 4' (T8) Lamps.....	143.54
	<i>For Specular Reflector, Add</i>	17.05
26 01 50 81-0122	EA Retrofit An Existing 2 x 2 (T12) Troffer Style Fixture To Operate Two 2' (T8) Lamps	146.25
	<i>For Specular Reflector, Add</i>	17.05
26 01 50 81-0123	EA Retrofit An Existing 2 x 2 (T12) Troffer Style Fixture To Operate Three 2' (T8) Lamps	163.36
	<i>For Specular Reflector, Add</i>	17.05
26 01 50 81-0124	EA Retrofit An Existing 2 x 2 (T12) Troffer Style Fixture To Operate Four 2' (T8) Lamps	197.79
	<i>For Specular Reflector, Add</i>	17.05
26 01 50 81-0125	EA Retrofit An Existing 2 x 4 (T12) Troffer Style Fixture To Operate Two 4' (T8) Lamps	150.53
	<i>For Specular Reflector, Add</i>	17.05
26 01 50 81-0126	EA Retrofit An Existing 2 x 4 (T12) Troffer Style Fixture To Operate Three 4' (T8) Lamps	165.12
	<i>For Specular Reflector, Add</i>	17.05
26 01 50 81-0127	EA Retrofit An Existing 2 x 4 (T12) Troffer Style Fixture To Operate Four 4' (T8) Lamps	177.26
	<i>For Specular Reflector, Add</i>	17.05
26 01 50 81-0128	Retrofit Existing Recessed Lay-In/Troffer Fixtures <small>(26 01 50 81-0001)</small>	
26 01 50 81-0129	Fluorescent Volumetric Lighting Retrofits For Existing Recessed Lay-In/Troffer Fixtures (Lithonia) <small>(26 01 50 81-0128)</small>	
Note: Includes removing existing lamps and ballast. Includes installing adaptor frame, volumetric reflectors, lamps and ballasts. Excludes recycling or disposal of lamps and ballasts. See CSI section 02 84 16 00-0003 for ballast recycling, 26 01 50 51-0373 for disposal of hazardous lamps.		
26 01 50 81-0130	EA 2 T8 Lamps, 0.78 Ballast Factor, 2' x 4', Volumetric Lighting Retrofit For Existing Parabolic Recessed Fluorescent Fixtures (Lithonia 2RT8R)	164.20
26 01 50 81-0131	EA 2 T8 Lamps, 0.88 Ballast Factor, 2' x 4', Volumetric Lighting Retrofit For Existing Parabolic Recessed Fluorescent Fixtures (Lithonia 2RT8R)	164.20
26 01 50 81-0132	EA 2 T8 Lamps, 1.20 Ballast Factor, 2' x 4', Volumetric Lighting Retrofit For Existing Parabolic Recessed Fluorescent Fixtures (Lithonia 2RT8R)	164.20
26 01 50 81-0133	EA 2 T8 Lamps, 0.88 Ballast Factor, Step Dimming Ballast, 2' x 4', Volumetric Lighting Retrofit For Existing Parabolic Recessed Fluorescent Fixtures (Lithonia 2RT8R)	178.02
26 01 50 81-0134	EA 2 T8 Lamps, 0.78 Ballast Factor, 2' x 4', Volumetric Lighting Retrofit For Existing Lensed Recessed Fluorescent Fixtures (Lithonia 2RT8RT)	164.20
26 01 50 81-0135	EA 2 T8 Lamps, 0.88 Ballast Factor, 2' x 4', Volumetric Lighting Retrofit For Existing Lensed Recessed Fluorescent Fixtures (Lithonia 2RT8RT)	164.20
26 01 50 81-0136	EA 2 T8 Lamps, 1.20 Ballast Factor, 2' x 4', Volumetric Lighting Retrofit For Existing Lensed Recessed Fluorescent Fixtures (Lithonia 2RT8RT)	164.20
26 01 50 81-0137	EA 2 T8 Lamps, 0.88 Ballast Factor, Step Dimming Ballast, 2' x 4', Volumetric Lighting Retrofit For Existing Lensed Recessed Fluorescent Fixtures (Lithonia 2RT8RT)	178.02
26 01 50 81-0138	EA 2 T8 Lamps, 0.78 Ballast Factor, 2' x 2', Volumetric Lighting Retrofit For Existing Parabolic Recessed Fluorescent Fixtures (Lithonia 2RT8R)	165.27
26 01 50 81-0139	EA 2 T8 Lamps, 0.88 Ballast Factor, 2' x 2', Volumetric Lighting Retrofit For Existing Parabolic Recessed Fluorescent Fixtures (Lithonia 2RT8R)	165.27
26 01 50 81-0140	EA 2 T8 Lamps, 1.20 Ballast Factor, 2' x 2', Volumetric Lighting Retrofit For Existing Parabolic Recessed Fluorescent Fixtures (Lithonia 2RT8R)	165.27

26 Electrical**26 01 Operation and Maintenance of Electrical Systems****26 01 50 Operation and Maintenance of Lighting**

MINOR CSI	UOM	DESCRIPTION	TOTAL DIRECT UNIT COST	DEMOLITION UNIT COST
26 01 50 81-0141	EA	2 T8 Lamps, 0.88 Ballast Factor, Step Dimming Ballast, 2' x 2', Volumetric Lighting Retrofit For Existing Parabolic Recessed Fluorescent Fixtures (Lithonia 2RT8R).....	179.09	
26 01 50 81-0142	EA	2 T8 Lamps, 0.78 Ballast Factor, 2' x 2', Volumetric Lighting Retrofit For Existing Lensed Recessed Fluorescent Fixtures (Lithonia 2RT8RT).....	165.27	
26 01 50 81-0143	EA	2 T8 Lamps, 0.88 Ballast Factor, 2' x 2', Volumetric Lighting Retrofit For Existing Lensed Recessed Fluorescent Fixtures (Lithonia 2RT8RT).....	165.27	
26 01 50 81-0144	EA	2 T8 Lamps, 1.20 Ballast Factor, 2' x 2', Volumetric Lighting Retrofit For Existing Lensed Recessed Fluorescent Fixtures (Lithonia 2RT8RT).....	165.27	
26 01 50 81-0145	EA	2 T8 Lamps, 0.88 Ballast Factor, Step Dimming Ballast, 2' x 2', Volumetric Lighting Retrofit For Existing Lensed Recessed Fluorescent Fixtures (Lithonia 2RT8RT).....	179.09	
26 01 50 81-0146		LED Architectural Lighting Retrofits For Existing Recessed Lay-In/Troffer Fixtures (PlanLED) <small>(26 01 50 81-0128)</small> Note: Includes adaptor frame, optical system, LEDs and driver. Excludes recycling or disposal of lamps and ballasts. See CSI section 02 84 16 00-0003 for ballast recycling, 26 01 50 51-0373 for disposal of hazardous lamps.		
26 01 50 81-0147	EA	2,400 Lumens, 2' x 4', LED Architectural Lighting Retrofit For Existing Recessed Lay-In/Troffer Fixtures (PlanLED FR3E-025).....	223.76	
26 01 50 81-0148	EA	4,300 Lumens, 2' x 4', LED Architectural Lighting Retrofit For Existing Recessed Lay-In/Troffer Fixtures (PlanLED FR3E-045).....	233.16	
26 01 50 81-0149		LED Architectural Lighting Retrofits For Existing Recessed Lay-In/Troffer Fixtures (Raffino™) <small>(26 01 50 81-0128)</small> Note: Includes removing existing lamps and disconnecting existing ballast. Includes installing adaptor frame, LED light panel, dimming driver and trim. Excludes recycling or disposal of lamps and ballasts. See CSI section 02 84 16 00-0003 for ballast recycling, 26 01 50 51-0373 for disposal of hazardous lamps.		
26 01 50 81-0150	EA	1,800 Lumens, 1' x 4', LED Architectural Lighting Retrofit For Existing Recessed Lay-In/Troffer Fixtures (Raffino™ LR14-1800L).....	338.82	
26 01 50 81-0151	EA	2,600 Lumens, 1' x 4', LED Architectural Lighting Retrofit For Existing Recessed Lay-In/Troffer Fixtures (Raffino™ LR14-2700L).....	346.94	
26 01 50 81-0152	EA	2,200 Lumens, 2' x 2', LED Architectural Lighting Retrofit For Existing Recessed Lay-In/Troffer Fixtures (Raffino™ LR22-2200L).....	338.82	
26 01 50 81-0153	EA	3,300 Lumens, 2' x 2', LED Architectural Lighting Retrofit For Existing Recessed Lay-In/Troffer Fixtures (Raffino™ LR22-3300L).....	346.94	
26 01 50 81-0154	EA	3,300 Lumens, 2' x 4', LED Architectural Lighting Retrofit For Existing Recessed Lay-In/Troffer Fixtures (Raffino™ LR24-3000L).....	387.55	
26 01 50 81-0155	EA	4,150 Lumens, 2' x 4', LED Architectural Lighting Retrofit For Existing Recessed Lay-In/Troffer Fixtures (Raffino™ LR24-4000L).....	399.74	
26 01 50 81-0156	EA	5,000 Lumens, 2' x 4', LED Architectural Lighting Retrofit For Existing Recessed Lay-In/Troffer Fixtures (Raffino™ LR24-5000L).....	428.17	
26 01 50 81-0157		LED Architectural Lighting Retrofits For Existing Recessed Lay-In/Troffer Fixtures (Orion) <small>(26 01 50 81-0128)</small> Note: Includes removing existing lamps and disconnecting existing ballast. Includes installing adaptor frame, LED light panel, dimming driver and trim. Excludes recycling or disposal of lamps and ballasts. See CSI section 02 84 16 00-0003 for ballast recycling, 26 01 50 51-0373 for disposal of hazardous lamps.		
26 01 50 81-0158	EA	3,000 Lumens, 2' x 2', LED Architectural Lighting Retrofit For Existing Recessed Lay-In/Troffer Fixtures (Orion LDR-030L-FO-UNV-FDX-840-22-1P-CT-M-ST).....	313.96	
26 01 50 81-0159	EA	3,500 Lumens, 2' x 2', LED Architectural Lighting Retrofit For Existing Recessed Lay-In/Troffer Fixtures (Orion LDR-035L-FO-UNV-FDX-840-22-1P-CT-M-ST).....	325.29	
26 01 50 81-0160	EA	3,200 Lumens, 2' x 4', LED Architectural Lighting Retrofit For Existing Recessed Lay-In/Troffer Fixtures (Orion LDR-032L-FO-UNV-FDX-840-24-1P-CT-M-ST).....	328.68	
26 01 50 81-0161	EA	3,800 Lumens, 2' x 4', LED Architectural Lighting Retrofit For Existing Recessed Lay-In/Troffer Fixtures (Orion LDR-038L-FO-UNV-FDX-840-24-1P-CT-M-ST).....	340.02	
26 01 50 81-0162	EA	2,000 Lumens, 2' x 2', LED Architectural Lighting Retrofit For Existing Recessed Lay-In/Troffer Fixtures (Orion LDRE1A1UNVFDSX84022MST).....	237.49	
26 01 50 81-0163	EA	4,000 Lumens, 2' x 2', LED Architectural Lighting Retrofit For Existing Recessed Lay-In/Troffer Fixtures (Orion LDRE1B1UNVFDSX84022MST).....	242.87	
26 01 50 81-0164	EA	3,000 Lumens, 2' x 4', LED Architectural Lighting Retrofit For Existing Recessed Lay-In/Troffer Fixtures (Orion LDRE1D1UNVFDSX84024MST).....	251.48	
26 01 50 81-0165	EA	4,000 Lumens, 2' x 4', LED Architectural Lighting Retrofit For Existing Recessed Lay-In/Troffer Fixtures (Orion LDRE1E1UNVFDSX84024MST).....	256.86	
26 01 50 81-0166	EA	6,000 Lumens, 2' x 4', LED Architectural Lighting Retrofit For Existing Recessed Lay-In/Troffer Fixtures (Orion LDRE1F1UNVFDSX84024MST).....	317.13	
26 01 50 81-0167	EA	8,000 Lumens, 2' x 4', LED Architectural Lighting Retrofit For Existing Recessed Lay-In/Troffer Fixtures (ORION LDRE1G1UNVFDSX84024MST).....	377.40	
26 01 50 81-0168		Fluorescent Direct-Indirect Louver Lighting Retrofit For Existing Recessed Lay-In/Troffer Fixtures (A.L.P. Lighting Components) <small>(26 01 50 81-0128)</small> Note: Includes adaptor frame, optical system, lamps and ballasts. Excludes recycling or disposal of lamps and ballasts. See CSI section 02 84 16 00-0003 for ballast recycling, 26 01 50 51-0373 for disposal of hazardous lamps.		
26 01 50 81-0169	EA	1 T5 Lamp, 2' x 2', Fluorescent Direct-Indirect Louver Lighting Retrofit For Existing Recessed Lay-In/Troffer Fixtures (A.L.P. Lighting Components).....	284.47	
26 01 50 81-0170	EA	1 T8 Lamp, 2' x 2', Fluorescent Direct-Indirect Louver Lighting Retrofit For Existing Recessed Lay-In/Troffer Fixtures (A.L.P. Lighting Components).....	210.89	
26 01 50 81-0171	EA	2 T5 Lamps, 2' x 2', Fluorescent Direct-Indirect Louver Lighting Retrofit For Existing Recessed Lay-In/Troffer Fixtures (A.L.P. Lighting Components).....	292.55	



MINOR CSI UOM DESCRIPTION	TOTAL DIRECT UNIT COST	DEMOLITION UNIT COST
26 01 50 81-0172 EA 2 T8 Lamps, 2' x 2', Fluorescent Direct-Indirect Louver Lighting Retrofit For Existing Recessed Lay-In/Troffer Fixtures (A.L.P. Lighting Components).....	218.95	
26 01 50 81-0173 EA 3 T5 Lamps, 2' x 2', Fluorescent Direct-Indirect Louver Lighting Retrofit For Existing Recessed Lay-In/Troffer Fixtures (A.L.P. Lighting Components).....	306.74	
26 01 50 81-0174 EA 3 T8 Lamps, 2' x 2', Fluorescent Direct-Indirect Louver Lighting Retrofit For Existing Recessed Lay-In/Troffer Fixtures (A.L.P. Lighting Components).....	239.07	
26 01 50 81-0175 EA 1 T5 Lamp, 2' x 4', Fluorescent Direct-Indirect Louver Lighting Retrofit For Existing Recessed Lay-In/Troffer Fixtures (A.L.P. Lighting Components).....	335.15	
26 01 50 81-0176 EA 1 T8 Lamp, 2' x 4', Fluorescent Direct-Indirect Louver Lighting Retrofit For Existing Recessed Lay-In/Troffer Fixtures (A.L.P. Lighting Components).....	261.40	
26 01 50 81-0177 EA 2 T5 Lamps, 2' x 4', Fluorescent Direct-Indirect Louver Lighting Retrofit For Existing Recessed Lay-In/Troffer Fixtures (A.L.P. Lighting Components).....	342.67	
26 01 50 81-0178 EA 2 T8 Lamps, 2' x 4', Fluorescent Direct-Indirect Louver Lighting Retrofit For Existing Recessed Lay-In/Troffer Fixtures (A.L.P. Lighting Components).....	269.06	
26 01 50 81-0179 EA 3 T5 Lamps, 2' x 4', Fluorescent Direct-Indirect Louver Lighting Retrofit For Existing Recessed Lay-In/Troffer Fixtures (A.L.P. Lighting Components).....	356.62	
26 01 50 81-0180 EA 3 T8 Lamps, 2' x 4', Fluorescent Direct-Indirect Louver Lighting Retrofit For Existing Recessed Lay-In/Troffer Fixtures (A.L.P. Lighting Components).....	289.03	
26 01 50 81-0181 LED Volumetric Lighting Retrofit For Existing Lensed Or Parabolic Recessed Lay-In/Troffer Fixtures (Lithonia 2VTL2R/RT) (26 01 50 81-0128) Note: Includes removing existing lamps and ballast. Includes installing LED light engine assembly, dimming driver and trim. Excludes recycling or disposal of lamps and ballasts. See CSI section 02 84 16 00-0003 for ballast recycling, 26 01 50 51-0373 for disposal of hazardous lamps.		
26 01 50 81-0182 EA 3,300 Lumens, 2' x 2', LED Volumetric Lighting Retrofit For Existing Lensed Or Parabolic Recessed Lay-In/Troffer Fixtures (Lithonia 2VTL2R/RT).....	624.45	
26 01 50 81-0183 EA 4,800 Lumens, 2' x 4', LED Volumetric Lighting Retrofit For Existing Lensed Or Parabolic Recessed Lay-In/Troffer Fixtures (Lithonia 2VTL4R/RT).....	693.71	
26 01 50 81-0184 Retrofit Existing Fixtures With Emergency Battery Pack (26 01 50 81-0001)		
26 01 50 81-0185 EA 90 minute, 10 Watt, 50 VDC, Emergency Battery Pack for 2x4 LED Lighting Fixture (AcuityBrands Power Sentry® PS1050 FIK).....	494.15	
26 01 50 81-0186 EA 90 minute, 10 Watt, 50 VDC, Emergency Battery Pack for 2x4 LED Lighting Fixture (AcuityBrands Power Sentry® PS1055LCP M5).....	533.71	
26 01 50 81-0187 Retrofit Existing HID Fixtures (26 01 50 81-0001)		
26 01 50 81-0188 EA Tear Drop LED Retrofit Kit (Holophane LTDRL2 P35S 40K AS BK TDRD 3 P).....	1,415.32	
26 01 50 81-0189 LED Lighting Retrofits For Existing Fluorescent Fixtures (26 01 50 81-0001) Note: Excludes recycling or disposal of lamps and ballasts. See CSI section 26 01 50 51-0373 for disposal of hazardous lamps.		
26 01 50 81-0190 LED Lightbar Retrofit For Existing Fluorescent Fixtures (Lithonia) (26 01 50 81-0189)		
26 01 50 81-0191 EA 2' Length, 2 Bar, 2,000 Lumens, 3500K CCT, Lightbar Kit LED Retrofit System (Lithonia LBK 2FT 2 2000LMHE 80CRI 35K MIN10 GZT MVOLT).....	122.54	
For >25 To 50, Deduct	-6.13	
For >50 To 100, Deduct	-10.55	
For >100, Deduct	-17.71	
26 01 50 81-0192 EA 2' Length, 4 Bar, 8,000 Lumens, 3500K CCT, Lightbar Kit LED Retrofit System (Lithonia LBK 2FT 4 8000LMHE 80CRI MIN10 GZT MVOLT).....	180.85	
For >25 To 50, Deduct	-9.04	
For >50 To 100, Deduct	-14.93	
For >100, Deduct	-23.54	
26 01 50 81-0193 EA 3' Length, 2 Bar, 4,000 Lumens, 3500K CCT, Lightbar Kit LED Retrofit System (Lithonia LBK 3FT 2 4000LMHE 80CRI 35K MIN10 GZT MVOLT).....	133.49	
For >25 To 50, Deduct	-6.67	
For >50 To 100, Deduct	-11.45	
For >100, Deduct	-19.10	
26 01 50 81-0194 EA 3' Length, 1 Bar, 1,600 Lumens, 3500K CCT, Lightbar Kit LED Retrofit System (Lithonia LBK 3FT 1 1600LMHE 80CRI 35K MIN10 GZT MVOLT).....	122.11	
For >25 To 50, Deduct	-6.11	
For >50 To 100, Deduct	-10.60	
For >100, Deduct	-17.97	
26 01 50 81-0195 EA 4' Length, 2 Bar, 6,000 Lumens, 3500K CCT, Lightbar Kit LED Retrofit System (Lithonia LBK 4FT 2 6000LMHE 80CRI 35K MIN10 GZT MVOLT).....	161.63	
For >25 To 50, Deduct	-8.08	
For >50 To 100, Deduct	-13.64	
For >100, Deduct	-22.22	
26 01 50 81-0196 EA 4' Length, 4 Bar, 6,000 Lumens, 3500K CCT, Lightbar Kit LED Retrofit System (Lithonia LBK 4FT 4 6000LMHE 80CRI 35K MIN10 GZT MVOLT).....	212.16	
For >25 To 50, Deduct	-10.61	
For >50 To 100, Deduct	-17.43	
For >100, Deduct	-27.27	
26 01 50 81-0197 EA 4' Length, 1 Bar, 3,000 Lumens, 3500K CCT, Lightbar Kit LED Retrofit System (Lithonia LBK 4FT 1 3000LMHE 80CRI 35K MIN10 GZT MVOLT).....	132.15	
For >25 To 50, Deduct	-6.61	
For >50 To 100, Deduct	-11.43	
For >100, Deduct	-19.27	

26 Electrical

26 01 Operation and Maintenance of Electrical Systems

26 01 50 Operation and Maintenance of Lighting



MINOR	CSI	UOM	DESCRIPTION	TOTAL DIRECT UNIT COST	DEMOLITION UNIT COST
26 01 50 81-0198	EA	4'	Length, 1 Bar, 4,000 Lumens, 3500K CCT, Lightbar Kit LED Retrofit System (Lithonia LBK 4FT 1 4000LMHE 80CRI 35K MIN10 GZT MVOLT).....	132.15	
			<i>For >25 To 50, Deduct</i>	-6.61	
			<i>For >50 To 100, Deduct</i>	-11.43	
			<i>For >100, Deduct</i>	-19.27	
26 01 50 81-0199	EA	4'	Length, 4 Bar, 8,000 Lumens, 3500K CCT, Lightbar Kit LED Retrofit System (Lithonia LBK 4FT 4 8000LMHE 80CRI 35K MIN10 GZT MVOLT).....	171.74	
			<i>For >25 To 50, Deduct</i>	-8.59	
			<i>For >50 To 100, Deduct</i>	-14.39	
			<i>For >100, Deduct</i>	-23.23	
26 01 50 81-0200	EA	4'	Length, 2 Bar, 4,000 Lumens, 3500K CCT, Lightbar Kit LED Retrofit System (Lithonia LBK 4FT 2 4000LMHE 80CRI 35K MIN10 GZT MVOLT).....	144.78	
			<i>For >25 To 50, Deduct</i>	-7.24	
			<i>For >50 To 100, Deduct</i>	-12.37	
			<i>For >100, Deduct</i>	-20.54	
26 01 50 81-0201	EA	4'	Length, 2 Bar, 3,000 Lumens, 3500K CCT, Lightbar Kit LED Retrofit System (Lithonia LBK 4FT 2 3000LMHE 80CRI 35K MIN10 GZT MVOLT).....	144.78	
			<i>For >25 To 50, Deduct</i>	-7.24	
			<i>For >50 To 100, Deduct</i>	-12.37	
			<i>For >100, Deduct</i>	-20.54	
26 01 50 81-0202			LED Retrofit For Existing Fluorescent Fixtures (Lithonia) <small>(26 01 50 81-0189)</small>		
26 01 50 81-0203	EA	1'x 4'	4,000 Lumens, 3500K CCT, Square Smooth Diffuser, Dimming LED Relight Assembly (Lithonia BLT4R F 40LHE SDSMT MVOLT EZ1 LP835 NLTAIR2).....	299.38	
			<i>For nLight AIR PIR integral occupancy sensor with automatic dimming photocell for Networking Capabilities Individual Control (nLight RES7), Add</i>	201.54	
			<i>For nLight AIR radio module without sensor (nLight RIO), Add</i>	131.01	
			<i>For >25 To 50, Deduct</i>	-14.97	
			<i>For >50 To 100, Deduct</i>	-23.97	
			<i>For >100, Deduct</i>	-36.00	
26 01 50 81-0204	EA	1'x 4'	4,800 Lumens, 3500K CCT, Curved Smooth Diffuser, Dimming LED Relight Assembly (Lithonia BLT4R 48LHE ADSMT MVOLT EZ1 LP835 NLTAIR2).....	323.28	
			<i>For nLight AIR PIR integral occupancy sensor with automatic dimming photocell for Networking Capabilities Individual Control (nLight RES7), Add</i>	201.54	
			<i>For nLight AIR radio module without sensor (nLight RIO), Add</i>	131.01	
			<i>For >25 To 50, Deduct</i>	-16.16	
			<i>For >50 To 100, Deduct</i>	-25.76	
			<i>For >100, Deduct</i>	-38.39	
26 01 50 81-0205	EA	2'x 2'	3,300 Lumens, 3500K CCT, Square Smooth Diffuser, Dimming LED Relight Assembly (Lithonia 2BLT2R 33LHE SDSMT MVOLT EZ1 LP835 NLTAIR2).....	341.15	
			<i>For nLight AIR PIR integral occupancy sensor with automatic dimming photocell for Networking Capabilities Individual Control (nLight RES7), Add</i>	201.54	
			<i>For nLight AIR radio module without sensor (nLight RIO), Add</i>	131.01	
			<i>For >25 To 50, Deduct</i>	-17.06	
			<i>For >50 To 100, Deduct</i>	-27.10	
			<i>For >100, Deduct</i>	-40.17	
26 01 50 81-0206	EA	2'x 2'	4,000 Lumens, 3500K CCT, Square Smooth Diffuser, Dimming LED Relight Assembly (Lithonia 2BLT2R F 40LHE SDSMT MVOLT EZ1 LP835 NLTAIR2).....	369.06	
			<i>For nLight AIR PIR integral occupancy sensor with automatic dimming photocell for Networking Capabilities Individual Control (nLight RES7), Add</i>	201.54	
			<i>For nLight AIR radio module without sensor (nLight RIO), Add</i>	131.01	
			<i>For >25 To 50, Deduct</i>	-18.45	
			<i>For >50 To 100, Deduct</i>	-29.19	
			<i>For >100, Deduct</i>	-42.96	
26 01 50 81-0207	EA	2'x 4'	4,000 Lumens, 3500K CCT, Curved Smooth Diffuser, Dimming LED Relight Assembly (Lithonia 2BLT4R 40LHE ADSMT MVOLT EZ1 LP835 NLTAIR2 RIO).....	394.93	
			<i>For nLight AIR PIR integral occupancy sensor with automatic dimming photocell for Networking Capabilities Individual Control (nLight RES7), Add</i>	201.54	
			<i>For nLight AIR radio module without sensor (nLight RIO), Add</i>	131.01	
			<i>For >25 To 50, Deduct</i>	-19.75	
			<i>For >50 To 100, Deduct</i>	-31.44	
			<i>For >100, Deduct</i>	-46.76	
26 01 50 81-0208	EA	2'x 4'	4,800 Lumens, 3500K CCT, Curved Smooth Diffuser, Dimming LED Relight Assembly (Lithonia 2BLT4R 48LHE ADSMT MVOLT EZ1 LP835 NLTAIR2 RIO).....	427.35	
			<i>For nLight AIR PIR integral occupancy sensor with automatic dimming photocell for Networking Capabilities Individual Control (nLight RES7), Add</i>	201.54	
			<i>For nLight AIR radio module without sensor (nLight RIO), Add</i>	131.01	
			<i>For >25 To 50, Deduct</i>	-21.37	
			<i>For >50 To 100, Deduct</i>	-33.87	
			<i>For >100, Deduct</i>	-50.00	
26 01 50 81-0209			LED Lighting Retrofits For Existing Fluorescent Fixtures (ELED Lights) <small>(26 01 50 81-0189)</small>		
			Note: Includes removal of existing fluorescent lamps, installing LED strip lighting and trim. Excludes recycling or disposal of lamps. See CSI section 02 84 16 00-0003 for ballast recycling, 26 01 50 51-0373 for disposal of hazardous lamps.		
26 01 50 81-0210	EA	2'	Dimmable, 20 Watts, 2900 Lumens, 4000K, Magnetic Linear LED Retrofit Kit (ELEDLIGHTS 2X2STRPD20W40).....	103.68	
			Note: Kit contains two 2-foot magnetic linear LED strips, connectors, and magnetic-mount LED driver		
			<i>For >25 To 50, Deduct</i>	-5.18	
			<i>For >50 To 100, Deduct</i>	-9.14	
			<i>For >100, Deduct</i>	-15.82	



MINOR CSI UOM DESCRIPTION	TOTAL DIRECT UNIT COST	DEMOLITION UNIT COST
26 01 50 81-0211 EA 2' Dimmable, 20 Watts, 2900 Lumens, 5000K, Magnetic Linear LED Retrofit Kit (ELEDLIGHTS 2X2STRPD20W50)	103.68	
Note: Kit contains two 2-foot magnetic linear LED strips, connectors, and magnetic-mount LED driver		
For >25 To 50, Deduct	-5.18	
For >50 To 100, Deduct	-9.14	
For >100, Deduct	-15.82	
26 01 50 81-0212 EA 4' Dimmable, 32 Watts, 5000 Lumens, 4000K, Magnetic Linear LED Retrofit Kit (ELEDLIGHTS 2X4STRPD32W40)	136.07	
Note: Kit contains two 4-foot magnetic linear LED strips, connectors, and magnetic-mount LED driver		
For >25 To 50, Deduct	-6.80	
For >50 To 100, Deduct	-11.72	
For >100, Deduct	-19.66	
26 01 50 81-0213 EA 4' Dimmable, 32 Watts, 5000 Lumens, 5000K, Magnetic Linear LED Retrofit Kit (ELEDLIGHTS 2X4STRPD32W50)	136.07	
Note: Kit contains two 4-foot magnetic linear LED strips, connectors, and magnetic-mount LED driver		
For >25 To 50, Deduct	-6.80	
For >50 To 100, Deduct	-11.72	
For >100, Deduct	-19.66	
26 01 50 81-0214 EA 4' Dimmable, 35 Watts, 5500 Lumens, 3000K, Magnetic Linear LED Retrofit Kit (ELEDLIGHTS 4STRPUSA035UN30)	136.18	
Note: Kit contains four 2-foot magnetic linear LED strips, connectors, and magnetic-mount LED driver		
For >25 To 50, Deduct	-6.81	
For >50 To 100, Deduct	-11.73	
For >100, Deduct	-19.68	
26 01 50 81-0215 EA 4' Dimmable, 35 Watts, 5500 Lumens, 3000K, Frosted Lens, Magnetic Linear LED Retrofit Kit (ELEDLIGHTS 4STRPUSA035UN30F)	148.29	
Note: Kit contains four 2-foot magnetic linear LED strips, frosted lens covers, connectors, and magnetic-mount LED driver		
For >25 To 50, Deduct	-7.41	
For >50 To 100, Deduct	-12.64	
For >100, Deduct	-20.89	
26 01 50 81-0216 EA 4' Dimmable, 35 Watts, 5500 Lumens, 3500K, Magnetic Linear LED Retrofit Kit (ELEDLIGHTS 4STRPUSA035UN35)	136.18	
Note: Kit contains four 2-foot magnetic linear LED strips, connectors, and magnetic-mount LED driver		
For >25 To 50, Deduct	-6.81	
For >50 To 100, Deduct	-11.73	
For >100, Deduct	-19.68	
26 01 50 81-0217 EA 4' Dimmable, 35 Watts, 5500 Lumens, 3500K, Frosted Lens, Magnetic Linear LED Retrofit Kit (ELEDLIGHTS 4STRPUSA035UN35F)	148.29	
Note: Kit contains four 2-foot magnetic linear LED strips, frosted lens covers, connectors, and magnetic-mount LED driver		
For >25 To 50, Deduct	-7.41	
For >50 To 100, Deduct	-12.64	
For >100, Deduct	-20.89	
26 01 50 81-0218 EA 4' Dimmable, 35 Watts, 5500 Lumens, 4000K, Magnetic Linear LED Retrofit Kit (ELEDLIGHTS 4STRPUSA035UN40)	136.18	
Note: Kit contains four 2-foot magnetic linear LED strips, connectors, and magnetic-mount LED driver		
For >25 To 50, Deduct	-6.81	
For >50 To 100, Deduct	-11.73	
For >100, Deduct	-19.68	
26 01 50 81-0219 EA 4' Dimmable, 35 Watts, 5500 Lumens, 4000K, Frosted Lens, Magnetic Linear LED Retrofit Kit (ELEDLIGHTS 4STRPUSA035UN40F)	148.29	
Note: Kit contains four 2-foot magnetic linear LED strips, frosted lens covers, connectors, and magnetic-mount LED driver		
For >25 To 50, Deduct	-7.41	
For >50 To 100, Deduct	-12.64	
For >100, Deduct	-20.89	
26 01 50 81-0220 EA 4' Dimmable, 35 Watts, 5500 Lumens, 5000K, Magnetic Linear LED Retrofit Kit (ELEDLIGHTS 4STRPUSA035UN50)	136.18	
Note: Kit contains four 2-foot magnetic linear LED strips, connectors, and magnetic-mount LED driver		
For >25 To 50, Deduct	-6.81	
For >50 To 100, Deduct	-11.73	
For >100, Deduct	-19.68	
26 01 50 81-0221 EA 4' Dimmable, 35 Watts, 5500 Lumens, 5000K, Frosted Lens, Magnetic Linear LED Retrofit Kit (ELEDLIGHTS 4STRPUSA035UN50F)	148.29	
Note: Kit contains four 2-foot magnetic linear LED strips, frosted lens covers, connectors, and magnetic-mount LED driver		
For >25 To 50, Deduct	-7.41	
For >50 To 100, Deduct	-12.64	
For >100, Deduct	-20.89	
26 01 50 81-0222 EA 4' Dimmable, 46 Watts, 6800 Lumens, 5000K, Ultra High Lumen Magnetic Linear LED Retrofit Kit (ELEDLIGHTS 2X4STRPD46W50)	148.18	
Note: Kit contains two 4-foot magnetic linear LED strips, connectors, and magnetic-mount LED driver		
For >25 To 50, Deduct	-7.41	
For >50 To 100, Deduct	-12.63	
For >100, Deduct	-20.88	
26 01 50 81-0223 EA 4' Dimmable, 31 Watts, 5730 Lumens, 4000K, High Efficacy Magnetic Linear LED Retrofit Kit (ELEDLIGHTS 4C3STRP031DD40)	174.10	
Note: Kit contains two 4-foot magnetic linear LED strips, connectors, and magnetic-mount LED driver		
For >25 To 50, Deduct	-8.71	
For >50 To 100, Deduct	-14.57	
For >100, Deduct	-23.47	



MINOR	CSI	UOM	DESCRIPTION	TOTAL DIRECT UNIT COST	DEMOLITION UNIT COST
26 01	50 81-0224	EA	4' Dimmable, 31 Watts, 5730 Lumens, 4000K, Frosted Lens, High Efficacy Magnetic Linear LED Retrofit Kit (ELEDLIGHTS 4C3STRP031DD40F).....	189.23	
			Note: Kit contains two 4-foot magnetic linear LED strips, frosted lens covers, connectors, and magnetic-mount LED driver		
			For >25 To 50, Deduct	-9.46	
			For >50 To 100, Deduct	-15.71	
			For >100, Deduct	-24.98	
26 01	50 81-0225	EA	4' Dimmable, 31 Watts, 5730 Lumens, 5000K, High Efficacy Magnetic Linear LED Retrofit Kit (ELEDLIGHTS 4C3STRP031DD50).....	174.10	
			Note: Kit contains two 4-foot magnetic linear LED strips, connectors, and magnetic-mount LED driver		
			For >25 To 50, Deduct	-8.71	
			For >50 To 100, Deduct	-14.57	
			For >100, Deduct	-23.47	
26 01	50 81-0226	EA	4' Dimmable, 31 Watts, 5730 Lumens, 5000K, Frosted Lens, High Efficacy Magnetic Linear LED Retrofit Kit (ELEDLIGHTS 4C3STRP031DD50F).....	189.23	
			Note: Kit contains two 4-foot magnetic linear LED strips, frosted lens covers, connectors, and magnetic-mount LED driver		
			For >25 To 50, Deduct	-9.46	
			For >50 To 100, Deduct	-15.71	
			For >100, Deduct	-24.98	
26 01	50 81-0227	EA	20 Watts, Emergency Battery Backup, For Use With 2' And 4' Linear LED Retrofit Kits (ELEDLIGHTS BLD-AM20D-480800).....	186.20	
			Note: 90-minute emergency battery with DIP switch-selectable power output of 10 Watts, 15 Watts, or 20 Watts		
			For >25 To 50, Deduct	-9.31	
			For >50 To 100, Deduct	-14.27	
			For >100, Deduct	-19.83	
26 01	50 81-0228	EA	20 Watts, Emergency Battery Backup, For Use With 2' And 4' Linear LED Retrofit Kits (ELEDLIGHTS EM-HM-20W).....	170.88	
			Note: 90-minute emergency battery with power output of 20 Watts		
			For >25 To 50, Deduct	-8.54	
			For >50 To 100, Deduct	-13.12	
			For >100, Deduct	-18.30	
26 01	50 81-0229	EA	8' Dimmable, 46 Watts, 7400 Lumens, 5000K, Magnetic Linear LED Retrofit Kit (ELEDLIGHTS 4X4STRPD46W50).....	176.96	
			Note: Kit contains four 4-foot magnetic linear LED strips, connectors, and magnetic-mount LED driver		
			For >25 To 50, Deduct	-8.85	
			For >50 To 100, Deduct	-15.24	
			For >100, Deduct	-25.57	
26 01	50 81-0230	EA	8' Dimmable, 49 Watts, 6680 Lumens, 5000K, Frosted Lens, Magnetic Linear LED Retrofit Kit (ELEDLIGHTS 4X4STRPD49W50F).....	184.53	
			Note: Kit contains four 4-foot magnetic linear LED strips, frosted lens covers, connectors, and magnetic-mount LED driver		
			For >25 To 50, Deduct	-9.23	
			For >50 To 100, Deduct	-15.81	
			For >100, Deduct	-26.33	
26 01	50 81-0231	EA	8' Dimmable, 64 Watts, 11850 Lumens, 4000K, High Efficacy Magnetic Linear LED Retrofit Kit (ELEDLIGHTS 4C3STRP031DD40).....	258.88	
			Note: Kit contains four 4-foot magnetic linear LED strips, connectors, and magnetic-mount LED driver		
			For >25 To 50, Deduct	-12.94	
			For >50 To 100, Deduct	-21.38	
			For >100, Deduct	-33.76	
26 01	50 81-0232	EA	8' Dimmable, 64 Watts, 11850 Lumens, 4000K, Frosted Lens, High Efficacy Magnetic Linear LED Retrofit Kit (ELEDLIGHTS 4C3STRP031DD40F).....	289.15	
			Note: Kit contains four 4-foot magnetic linear LED strips, frosted lens covers, connectors, and magnetic-mount LED driver		
			For >25 To 50, Deduct	-14.46	
			For >50 To 100, Deduct	-23.66	
			For >100, Deduct	-36.79	
26 01	50 81-0233	EA	8' Dimmable, 64 Watts, 11850 Lumens, 5000K, High Efficacy Magnetic Linear LED Retrofit Kit (ELEDLIGHTS 4C3STRP031DD50).....	258.88	
			Note: Kit contains four 4-foot magnetic linear LED strips, connectors, and magnetic-mount LED driver		
			For >25 To 50, Deduct	-12.94	
			For >50 To 100, Deduct	-21.38	
			For >100, Deduct	-33.76	
26 01	50 81-0234	EA	8' Dimmable, 64 Watts, 11850 Lumens, 5000K, Frosted Lens, High Efficacy Magnetic Linear LED Retrofit Kit (ELEDLIGHTS 4C3STRP031DD50F).....	289.15	
			Note: Kit contains four 4-foot magnetic linear LED strips, frosted lens covers, connectors, and magnetic-mount LED driver		
			For >25 To 50, Deduct	-14.46	
			For >50 To 100, Deduct	-23.66	
			For >100, Deduct	-36.79	

26 05 Common Work Results for Electrical ⁽²⁶⁾

26 05 13 Medium-Voltage Cables ^(26 05)

26 05 13 16 Medium-Voltage, Single-and Multi-Conductor Cables ^(26 05 13)

26 05 13 16-0001 Wire And Cable ^(26 05 13 16)

Note: Pulled in conduit except as noted. Includes pull wires, pulling branch circuit conductors, testing, and splicing (#8 and lighter). All conductors are copper except as otherwise noted. No special set-up is required. Excludes terminations.

26 05 13 16-0002 5 KV Cable ^(26 05 13 16-0001)



MINOR	CSI	UOM	DESCRIPTION	TOTAL DIRECT UNIT COST	DEMOLITION UNIT COST
-------	-----	-----	-------------	------------------------	----------------------

26 05 13 16-0003			Cross-Linked Polyethylene (XLP) Insulation, 5 KV, Shielded, Single Copper Conductor, 133 Percent Insulation, Installed In Duct <small>(26 05 13 16-0002)</small>		
26 05 13 16-0004	MLF	#6 AWG, XLP, 5 KV, Shielded, Single Copper Conductor Cable, Installed In Duct	3,683.92	949.15	
26 05 13 16-0005	MLF	#4 AWG, XLP, 5 KV, Shielded, Single Copper Conductor Cable, Installed In Duct	4,363.45	1,036.38	
26 05 13 16-0006	MLF	#2 AWG, XLP, 5 KV, Shielded, Single Copper Conductor Cable, Installed In Duct	5,209.84	1,170.95	
26 05 13 16-0007	MLF	1/0 AWG, XLP, 5 KV, Shielded, Single Copper Conductor Cable, Installed In Duct	6,763.13	1,442.66	
26 05 13 16-0008	MLF	2/0 AWG, XLP, 5 KV, Shielded, Single Copper Conductor Cable, Installed In Duct	7,703.63	1,624.27	
26 05 13 16-0009	MLF	3/0 AWG, XLP, 5 KV, Shielded, Single Copper Conductor Cable, Installed In Duct	9,461.59	1,803.52	
26 05 13 16-0010	MLF	4/0 AWG, XLP, 5 KV, Shielded, Single Copper Conductor Cable, Installed In Duct	10,650.10	2,026.11	
26 05 13 16-0011	MLF	250 MCM, XLP, 5 KV, Shielded, Single Copper Conductor Cable, Installed In Duct	12,647.71	2,254.13	
26 05 13 16-0012	MLF	350 MCM, XLP, 5 KV, Shielded, Single Copper Conductor Cable, Installed In Duct	14,741.50	2,691.37	
26 05 13 16-0013	MLF	500 MCM, XLP, 5 KV, Shielded, Single Copper Conductor Cable, Installed In Duct	18,592.92	3,163.65	
26 05 13 16-0014	MLF	750 MCM, XLP, 5 KV, Shielded, Single Copper Conductor Cable, Installed In Duct	27,736.18	3,728.70	
26 05 13 16-0015	MLF	1,000 MCM, XLP, 5 KV, Shielded, Single Copper Conductor Cable, Installed In Duct	36,885.39	4,293.49	

26 05 13 16-0016			Cross-Linked Polyethylene (XLP) Insulation, 5 KV, Shielded, Single Copper Conductor, 133 Percent Insulation, Direct Burial <small>(26 05 13 16-0002)</small>		
Note: Excludes excavation.					
26 05 13 16-0017	MLF	#6 AWG, XLP, 5 KV, Shielded, Single Copper Conductor, 133% Insulation Cable, Direct Burial	3,565.28		
26 05 13 16-0018	MLF	#4 AWG, XLP, 5 KV, Shielded, Single Copper Conductor, 133% Insulation Cable, Direct Burial	4,026.63		
26 05 13 16-0019	MLF	#2 AWG, XLP, 5 KV, Shielded, Single Copper Conductor, 133% Insulation Cable, Direct Burial	4,536.55		
26 05 13 16-0020	MLF	1/0 AWG, XLP, 5 KV, Shielded, Single Copper Conductor, 133% Insulation Cable, Direct Burial	5,633.61		
26 05 13 16-0021	MLF	2/0 AWG, XLP, 5 KV, Shielded, Single Copper Conductor, 133% Insulation Cable, Direct Burial	6,119.25		
26 05 13 16-0022	MLF	3/0 AWG, XLP, 5 KV, Shielded, Single Copper Conductor, 133% Insulation Cable, Direct Burial	7,652.93		
26 05 13 16-0023	MLF	4/0 AWG, XLP, 5 KV, Shielded, Single Copper Conductor, 133% Insulation Cable, Direct Burial	8,284.24		
26 05 13 16-0024	MLF	250 MCM, XLP, 5 KV, Shielded, Single Copper Conductor, 133% Insulation Cable, Direct Burial	9,939.88		
26 05 13 16-0025	MLF	350 MCM, XLP, 5 KV, Shielded, Single Copper Conductor, 133% Insulation Cable, Direct Burial	11,058.96		
26 05 13 16-0026	MLF	500 MCM, XLP, 5 KV, Shielded, Single Copper Conductor, 133% Insulation Cable, Direct Burial	13,836.41		

26 05 13 16-0027			Cross-Linked Polyethylene (XLP) Insulation, 5 KV, Shielded, Single Copper Conductor, 133 Percent Insulation, Installed On Poles (Aerial) <small>(26 05 13 16-0002)</small>		
26 05 13 16-0028	MLF	#6 AWG, XLP, 5 KV, Shielded, Single Copper Conductor, 133% Insulation Cable, Installed On Poles (Aerial)	2,878.46	595.45	
26 05 13 16-0029	MLF	#4 AWG, XLP, 5 KV, Shielded, Single Copper Conductor, 133% Insulation Cable, Installed On Poles (Aerial)	3,453.26	638.44	
26 05 13 16-0030	MLF	#2 AWG, XLP, 5 KV, Shielded, Single Copper Conductor, 133% Insulation Cable, Installed On Poles (Aerial)	4,407.56	807.37	
26 05 13 16-0031	MLF	1/0 AWG, XLP, 5 KV, Shielded, Single Copper Conductor, 133% Insulation Cable, Installed On Poles (Aerial)	5,736.45	980.13	
26 05 13 16-0032	MLF	2/0 AWG, XLP, 5 KV, Shielded, Single Copper Conductor, 133% Insulation Cable, Installed On Poles (Aerial)	6,670.75	1,150.58	
26 05 13 16-0033	MLF	3/0 AWG, XLP, 5 KV, Shielded, Single Copper Conductor, 133% Insulation Cable, Installed On Poles (Aerial)	8,416.98	1,315.81	
26 05 13 16-0034	MLF	4/0 AWG, XLP, 5 KV, Shielded, Single Copper Conductor, 133% Insulation Cable, Installed On Poles (Aerial)	9,603.37	1,526.71	
26 05 13 16-0035	MLF	250 MCM, XLP, 5 KV, Shielded, Single Copper Conductor, 133% Insulation Cable, Installed On Poles (Aerial)	12,068.19	1,920.70	
26 05 13 16-0036	MLF	350 MCM, XLP, 5 KV, Shielded, Single Copper Conductor, 133% Insulation Cable, Installed On Poles (Aerial)	14,409.90	2,430.29	
26 05 13 16-0037	MLF	500 MCM, XLP, 5 KV, Shielded, Single Copper Conductor, 133% Insulation Cable, Installed On Poles (Aerial)	18,721.11	3,053.42	

26 05 13 16-0038			5 KV Non-Shielded Single Copper Conductor <small>(26 05 13 16-0002)</small>		
26 05 13 16-0039	MLF	1/0 AWG, 5 KV, Non-Shielded, Single Copper Conductor Cable, Installed In Duct	8,006.00	1,891.54	
26 05 13 16-0040	MLF	2/0 AWG, 5 KV, Non-Shielded, Single Copper Conductor Cable, Installed In Duct	9,221.04	1,918.72	
26 05 13 16-0041	MLF	3/0 AWG, 5 KV, Non-Shielded, Single Copper Conductor Cable, Installed In Duct	10,436.08	1,945.90	
26 05 13 16-0042	MLF	4/0 AWG, 5 KV, Non-Shielded, Single Copper Conductor Cable, Installed In Duct	10,871.11	1,988.91	
26 05 13 16-0043	MLF	350 MCM, 5 KV, Non-Shielded, Single Copper Conductor Cable, Installed In Duct	13,004.13	2,064.78	
26 05 13 16-0044	MLF	500 MCM, 5 KV, Non-Shielded, Single Copper Conductor Cable, Installed In Duct	18,518.40	2,163.92	
26 05 13 16-0045	MLF	750 MCM, 5 KV, Non-Shielded, Single Copper Conductor Cable, Installed In Duct	28,609.92	2,704.90	
26 05 13 16-0046	MLF	1,000 MCM, 5 KV, Non-Shielded, Single Copper Conductor Cable, Installed In Duct	33,048.76	3,606.57	

26 05 13 16-0047			Ethylene-Propylene Rubber (EPR) Insulation, 5 KV, Shielded, Single Copper Conductor, 133 Percent Insulation, Installed In Duct <small>(26 05 13 16-0002)</small>		
26 05 13 16-0048	MLF	#6 AWG, EPR, 5 KV, Shielded, Single Copper Conductor Cable, Installed In Duct	3,919.94	949.15	
26 05 13 16-0049	MLF	#4 AWG, EPR, 5 KV, Shielded, Single Copper Conductor Cable, Installed In Duct	4,682.51	1,036.38	
26 05 13 16-0050	MLF	#2 AWG, EPR, 5 KV, Shielded, Single Copper Conductor Cable, Installed In Duct	5,620.68	1,170.95	
26 05 13 16-0051	MLF	#1 AWG, EPR, 5 KV, Shielded, Single Copper Conductor Cable, Installed In Duct	6,475.82	1,306.74	
26 05 13 16-0052	MLF	1/0 AWG, EPR, 5 KV, Shielded, Single Copper Conductor Cable, Installed In Duct	7,331.32	1,442.66	
26 05 13 16-0053	MLF	2/0 AWG, EPR, 5 KV, Shielded, Single Copper Conductor Cable, Installed In Duct	8,359.23	1,624.57	
26 05 13 16-0054	MLF	3/0 AWG, EPR, 5 KV, Shielded, Single Copper Conductor Cable, Installed In Duct	10,353.21	1,803.22	
26 05 13 16-0055	MLF	4/0 AWG, EPR, 5 KV, Shielded, Single Copper Conductor Cable, Installed In Duct	11,655.36	2,026.11	
26 05 13 16-0056	MLF	250 MCM, EPR, 5 KV, Shielded, Single Copper Conductor Cable, Installed In Duct	13,909.96	2,254.13	
26 05 13 16-0057	MLF	350 MCM, EPR, 5 KV, Shielded, Single Copper Conductor Cable, Installed In Duct	16,183.82	2,691.37	
26 05 13 16-0058	MLF	500 MCM, EPR, 5 KV, Shielded, Single Copper Conductor Cable, Installed In Duct	20,516.01	3,163.65	
26 05 13 16-0059	MLF	750 MCM, EPR, 5 KV, Shielded, Single Copper Conductor Cable, Installed In Duct	31,051.39	3,728.70	
26 05 13 16-0060	MLF	1,000 MCM, EPR, 5 KV, Shielded, Single Copper Conductor Cable, Installed In Duct	41,592.68	4,293.49	

26 05 13 16-0061			Ethylene-Propylene Rubber (EPR) Insulation, 5 KV, Shielded, Single Copper Conductor, 133 Percent Insulation, Direct Burial <small>(26 05 13 16-0002)</small>		
Note: Excludes excavation.					
26 05 13 16-0062	MLF	#6 AWG, EPR, 5 KV, Shielded, Single Copper Conductor, 133% Insulation Cable, Direct Burial	3,801.29		
26 05 13 16-0063	MLF	#4 AWG, EPR, 5 KV, Shielded, Single Copper Conductor, 133% Insulation Cable, Direct Burial	4,345.69		



MINOR
CSI UOM DESCRIPTION

TOTAL DIRECT DEMOLITION
UNIT COST UNIT COST

26 05 13 16-0064	MLF #2 AWG, EPR, 5 KV, Shielded, Single Copper Conductor, 133% Insulation Cable, Direct Burial	4,947.39	
26 05 13 16-0065	MLF #1 AWG, EPR, 5 KV, Shielded, Single Copper Conductor, 133% Insulation Cable, Direct Burial	5,575.11	
26 05 13 16-0066	MLF 1/0 AWG, EPR, 5 KV, Shielded, Single Copper Conductor, 133% Insulation Cable, Direct Burial	6,201.80	
26 05 13 16-0067	MLF 2/0 AWG, EPR, 5 KV, Shielded, Single Copper Conductor, 133% Insulation Cable, Direct Burial	6,774.85	
26 05 13 16-0068	MLF 3/0 AWG, EPR, 5 KV, Shielded, Single Copper Conductor, 133% Insulation Cable, Direct Burial	8,544.54	
26 05 13 16-0069	MLF 4/0 AWG, EPR, 5 KV, Shielded, Single Copper Conductor, 133% Insulation Cable, Direct Burial	9,289.50	
26 05 13 16-0070	MLF 250 MCM, EPR, 5 KV, Shielded, Single Copper Conductor, 133% Insulation Cable, Direct Burial	11,202.13	
26 05 13 16-0071	MLF 350 MCM, EPR, 5 KV, Shielded, Single Copper Conductor, 133% Insulation Cable, Direct Burial	12,501.28	
26 05 13 16-0072	MLF 500 MCM, EPR, 5 KV, Shielded, Single Copper Conductor, 133% Insulation Cable, Direct Burial	15,759.51	
26 05 13 16-0073	Ethylene-Propylene Rubber (EPR) Insulation, 5 KV, Shielded, Single Copper Conductor, 133 Percent Insulation, Installed On Poles (Aerial) <small>(26 05 13 16-0002)</small>		
26 05 13 16-0074	MLF #6 AWG, EPR, 5 KV, Shielded, Single Copper Conductor, 133% Insulation Cable, Installed On Poles (Aerial)	3,114.48	595.45
26 05 13 16-0075	MLF #4 AWG, EPR, 5 KV, Shielded, Single Copper Conductor, 133% Insulation Cable, Installed On Poles (Aerial)	3,772.32	638.44
26 05 13 16-0076	MLF #2 AWG, EPR, 5 KV, Shielded, Single Copper Conductor, 133% Insulation Cable, Installed On Poles (Aerial)	4,818.40	807.37
26 05 13 16-0077	MLF #1 AWG, EPR, 5 KV, Shielded, Single Copper Conductor, 133% Insulation Cable, Installed On Poles (Aerial)	5,559.92	893.12
26 05 13 16-0078	MLF 1/0 AWG, EPR, 5 KV, Shielded, Single Copper Conductor, 133% Insulation Cable, Installed On Poles (Aerial)	6,304.64	980.13
26 05 13 16-0079	MLF 2/0 AWG, EPR, 5 KV, Shielded, Single Copper Conductor, 133% Insulation Cable, Installed On Poles (Aerial)	7,326.35	1,150.58
26 05 13 16-0080	MLF 3/0 AWG, EPR, 5 KV, Shielded, Single Copper Conductor, 133% Insulation Cable, Installed On Poles (Aerial)	9,308.60	1,315.81
26 05 13 16-0081	MLF 4/0 AWG, EPR, 5 KV, Shielded, Single Copper Conductor, 133% Insulation Cable, Installed On Poles (Aerial)	10,608.63	1,526.71
26 05 13 16-0082	MLF 250 MCM, EPR, 5 KV, Shielded, Single Copper Conductor, 133% Insulation Cable, Installed On Poles (Aerial)	13,330.44	1,920.70
26 05 13 16-0083	MLF 350 MCM, EPR, 5 KV, Shielded, Single Copper Conductor, 133% Insulation Cable, Installed On Poles (Aerial)	15,852.22	2,430.29
26 05 13 16-0084	MLF 500 MCM, EPR, 5 KV, Shielded, Single Copper Conductor, 133% Insulation Cable, Installed On Poles (Aerial)	20,644.20	3,053.42
26 05 13 16-0085	15 KV Cable <small>(26 05 13 16-0001)</small>		
26 05 13 16-0086	Cross-Linked Polyethylene (XLP) Insulation, 15 KV, Shielded, Single Copper Conductor, 133% Insulation Cable <small>(26 05 13 16-0086)</small>		
26 05 13 16-0087	Cross-Linked Polyethylene (XLP) Insulation, 15 KV, Shielded, Single Copper Conductor, 133% Insulation Cable, Installed In Duct <small>(26 05 13 16-0086)</small>		
26 05 13 16-0088	MLF #4 AWG, XLP, 15 KV, Shielded, Single Copper Conductor, 133% Insulation Cable, Installed In Duct	7,973.44	1,891.54
26 05 13 16-0089	MLF #2 AWG, XLP, 15 KV, Shielded, Single Copper Conductor, 133% Insulation Cable, Installed In Duct	8,633.49	1,891.54
26 05 13 16-0090	MLF #1 AWG, XLP, 15 KV, Shielded, Single Copper Conductor, 133% Insulation Cable, Installed In Duct	8,885.25	1,891.54
26 05 13 16-0091	MLF 1/0 AWG, XLP, 15 KV, Shielded, Single Copper Conductor, 133% Insulation Cable, Installed In Duct	9,705.42	1,891.54
26 05 13 16-0092	MLF 2/0 AWG, XLP, 15 KV, Shielded, Single Copper Conductor, 133% Insulation Cable, Installed In Duct	10,483.87	1,891.54
26 05 13 16-0093	MLF 3/0 AWG, XLP, 15 KV, Shielded, Single Copper Conductor, 133% Insulation Cable, Installed In Duct	11,997.66	1,974.44
26 05 13 16-0094	MLF 4/0 AWG, XLP, 15 KV, Shielded, Single Copper Conductor, 133% Insulation Cable, Installed In Duct	12,303.48	1,974.44
26 05 13 16-0095	MLF 250 MCM, XLP, 15 KV, Shielded, Single Copper Conductor, 133% Insulation Cable, Installed In Duct	14,197.68	2,064.78
26 05 13 16-0096	MLF 350 MCM, XLP, 15 KV, Shielded, Single Copper Conductor, 133% Insulation Cable, Installed In Duct	16,111.90	2,113.21
26 05 13 16-0097	MLF 500 MCM, XLP, 15 KV, Shielded, Single Copper Conductor, 133% Insulation Cable, Installed In Duct	19,879.60	2,380.31
26 05 13 16-0098	Cross-Linked Polyethylene (XLP) Insulation, 15 KV, Shielded, Single Copper Conductor, 133% Insulation Cable, Direct Burial <small>(26 05 13 16-0086)</small>		
Note: Excludes excavation.			
26 05 13 16-0099	MLF #1 AWG, XLP, 15 KV, Shielded, Single Copper Conductor, 133% Insulation Cable, Direct Burial	6,850.54	
26 05 13 16-0100	MLF 1/0 AWG, XLP, 15 KV, Shielded, Single Copper Conductor, 133% Insulation Cable, Direct Burial	7,670.69	
26 05 13 16-0101	MLF 2/0 AWG, XLP, 15 KV, Shielded, Single Copper Conductor, 133% Insulation Cable, Direct Burial	8,449.15	
26 05 13 16-0102	MLF 3/0 AWG, XLP, 15 KV, Shielded, Single Copper Conductor, 133% Insulation Cable, Direct Burial	9,989.10	
26 05 13 16-0103	MLF 4/0 AWG, XLP, 15 KV, Shielded, Single Copper Conductor, 133% Insulation Cable, Direct Burial	10,294.91	
26 05 13 16-0104	MLF 250 MCM, XLP, 15 KV, Shielded, Single Copper Conductor, 133% Insulation Cable, Direct Burial	12,300.99	
26 05 13 16-0105	MLF 350 MCM, XLP, 15 KV, Shielded, Single Copper Conductor, 133% Insulation Cable, Direct Burial	14,218.49	
26 05 13 16-0106	MLF 500 MCM, XLP, 15 KV, Shielded, Single Copper Conductor, 133% Insulation Cable, Direct Burial	17,715.69	
26 05 13 16-0107	Cross-Linked Polyethylene (XLP) Insulation, 15 KV, Shielded, Single Copper Conductor, 133% Insulation Cable, Installed On Poles (Aerial) <small>(26 05 13 16-0086)</small>		
26 05 13 16-0108	MLF #1 AWG, XLP, 15 KV, Shielded, Single Copper Conductor, 133% Insulation Cable, Installed On Poles (Aerial)	6,395.36	850.63
26 05 13 16-0109	MLF 1/0 AWG, XLP, 15 KV, Shielded, Single Copper Conductor, 133% Insulation Cable, Installed On Poles (Aerial)	7,556.42	980.13
26 05 13 16-0110	MLF 2/0 AWG, XLP, 15 KV, Shielded, Single Copper Conductor, 133% Insulation Cable, Installed On Poles (Aerial)	8,783.55	1,150.58
26 05 13 16-0111	MLF 3/0 AWG, XLP, 15 KV, Installed On Poles (Aerial), Shielded, Single Copper Conductor, 133% Insulation Cable	10,525.28	1,315.81
26 05 13 16-0112	MLF 4/0 AWG, XLP, 15 KV, Shielded, Single Copper Conductor, 133% Insulation Cable, Installed On Poles (Aerial)	11,386.16	1,526.71
26 05 13 16-0113	MLF 250 MCM, XLP, 15 KV, Shielded, Single Copper Conductor, 133% Insulation Cable, Installed On Poles (Aerial)	13,714.07	1,777.29
26 05 13 16-0114	MLF 350 MCM, XLP, 15 KV, Shielded, Single Copper Conductor, 133% Insulation Cable, Installed On Poles (Aerial)	16,280.25	2,071.00
26 05 13 16-0115	MLF 500 MCM, XLP, 15 KV, Shielded, Single Copper Conductor, 133% Insulation Cable, Installed On Poles (Aerial)	20,261.21	2,405.66
26 05 13 16-0116	Ethylene-Propylene Rubber (EPR) Insulation, 15 KV, Shielded, Single Copper Conductor, 133% Insulation Cable <small>(26 05 13 16-0085)</small>		
26 05 13 16-0117	Ethylene-Propylene Rubber (EPR), 15 KV, Shielded, Single Copper Conductor, 133% Insulation Cable, Installed In Duct <small>(26 05 13 16-0116)</small>		
26 05 13 16-0118	MLF #4 AWG, EPR, 15 KV, Shielded, Single Copper Conductor, 133% Insulation Cable, Installed In Duct	8,557.47	1,891.54
26 05 13 16-0119	MLF #2 AWG, EPR, 15 KV, Shielded, Single Copper Conductor, 133% Insulation Cable, Installed In Duct	9,336.32	1,891.54
26 05 13 16-0120	MLF #1 AWG, EPR, 15 KV, Shielded, Single Copper Conductor, 133% Insulation Cable, Installed In Duct	9,633.41	1,891.54



MINOR CSI UOM DESCRIPTION	TOTAL DIRECT UNIT COST	DEMOLITION UNIT COST
26 05 13 16-0121 MLF 1/0 AWG, EPR, 15 KV, Shielded, Single Copper Conductor, 133% Insulation Cable, Installed In Duct.....	10,601.20	1,891.54
26 05 13 16-0122 MLF 2/0 AWG, EPR, 15 KV, Shielded, Single Copper Conductor, 133% Insulation Cable, Installed In Duct.....	11,519.77	1,891.54
26 05 13 16-0123 MLF 3/0 AWG, EPR, 15 KV, Shielded, Single Copper Conductor, 133% Insulation Cable, Installed In Duct.....	13,268.77	1,974.44
26 05 13 16-0124 MLF 4/0 AWG, EPR, 15 KV, Shielded, Single Copper Conductor, 133% Insulation Cable, Installed In Duct.....	13,629.64	1,974.44
26 05 13 16-0125 MLF 250 MCM, EPR, 15 KV, Shielded, Single Copper Conductor, 133% Insulation Cable, Installed In Duct.....	15,824.10	2,064.78
26 05 13 16-0126 MLF 350 MCM, EPR, 15 KV, Shielded, Single Copper Conductor, 133% Insulation Cable, Installed In Duct.....	18,061.10	2,113.21
26 05 13 16-0127 MLF 500 MCM, EPR, 15 KV, Shielded, Single Copper Conductor, 133% Insulation Cable, Installed In Duct.....	22,386.79	2,380.31
26 05 13 16-0128 Ethylene-Propylene Rubber (EPR), 15 KV, Shielded, Single Copper Conductor, 133% Insulation Cable, Direct Burial (26 05 13 16-0116)		
Note: Excludes excavation.		
26 05 13 16-0129 MLF #1 AWG, EPR, 15 KV, Shielded, Single Copper Conductor, 133% Insulation Cable, Direct Burial.....	7,598.69	
26 05 13 16-0130 MLF 1/0 AWG, EPR, 15 KV, Shielded, Single Copper Conductor, 133% Insulation Cable, Direct Burial.....	8,566.48	
26 05 13 16-0131 MLF 2/0 AWG, EPR, 15 KV, Shielded, Single Copper Conductor, 133% Insulation Cable, Direct Burial.....	9,485.05	
26 05 13 16-0132 MLF 3/0 AWG, EPR, 15 KV, Shielded, Single Copper Conductor, 133% Insulation Cable, Direct Burial.....	11,260.21	
26 05 13 16-0133 MLF 4/0 AWG, EPR, 15 KV, Shielded, Single Copper Conductor, 133% Insulation Cable, Direct Burial.....	11,621.06	
26 05 13 16-0134 MLF 250 MCM, EPR, 15 KV, Shielded, Single Copper Conductor, 133% Insulation Cable, Direct Burial.....	13,922.68	
26 05 13 16-0135 MLF 350 MCM, EPR, 15 KV, Shielded, Single Copper Conductor, 133% Insulation Cable, Direct Burial.....	16,159.20	
26 05 13 16-0136 MLF 500 MCM, EPR, 15 KV, Shielded, Single Copper Conductor, 133% Insulation Cable, Direct Burial.....	20,222.88	
26 05 13 16-0137 Ethylene-Propylene Rubber (EPR), 15 KV, Shielded, Single Copper Conductor, 133% Insulation Cable, Installed On Poles (Aerial) (26 05 13 16-0116)		
26 05 13 16-0138 MLF #1 AWG, EPR, 15 KV, Shielded, Single Copper Conductor, 133% Insulation Cable, Installed On Poles (Aerial).....	7,143.51	850.63
26 05 13 16-0139 MLF 1/0 AWG, EPR, 15 KV, Shielded, Single Copper Conductor, 133% Insulation Cable, Installed On Poles (Aerial).....	8,452.21	980.13
26 05 13 16-0140 MLF 2/0 AWG, EPR, 15 KV, Shielded, Single Copper Conductor, 133% Insulation Cable, Installed On Poles (Aerial).....	9,819.45	1,150.58
26 05 13 16-0141 MLF 3/0 AWG, EPR, 15 KV, Shielded, Single Copper Conductor, 133% Insulation Cable, Installed On Poles (Aerial).....	11,796.39	1,315.81
26 05 13 16-0142 MLF 4/0 AWG, EPR, 15 KV, Shielded, Single Copper Conductor, 133% Insulation Cable, Installed On Poles (Aerial).....	12,712.31	1,526.71
26 05 13 16-0143 MLF 250 MCM, EPR, 15 KV, Shielded, Single Copper Conductor, 133% Insulation Cable, Installed On Poles (Aerial).....	15,340.49	1,777.29
26 05 13 16-0144 MLF 350 MCM, EPR, 15 KV, Shielded, Single Copper Conductor, 133% Insulation Cable, Installed On Poles (Aerial).....	18,229.44	2,071.00
26 05 13 16-0145 MLF 500 MCM, EPR, 15 KV, Shielded, Single Copper Conductor, 133% Insulation Cable, Installed On Poles (Aerial).....	22,768.40	2,405.66
26 05 13 16-0146 15 KV Non-Shielded Single Copper Conductor (26 05 13 16-0085)		
26 05 13 16-0147 MLF 1/0 AWG, 15 KV, Non-Shielded, Single Copper Conductor Cable, Installed In Duct.....	11,499.58	1,898.16
26 05 13 16-0148 MLF 2/0 AWG, 15 KV, Non-Shielded, Single Copper Conductor Cable, Installed In Duct.....	9,924.44	1,943.54
26 05 13 16-0149 MLF 3/0 AWG, 15 KV, Non-Shielded, Single Copper Conductor Cable, Installed In Duct.....	14,978.37	1,988.91
26 05 13 16-0150 MLF 350 MCM, 15 KV, Non-Shielded, Single Copper Conductor Cable, Installed In Duct.....	20,630.61	2,121.45
26 05 13 16-0151 Shielded, Armored Copper, 15 KV, 3 Conductor Cable (26 05 13 16-0085)		
Note: Laid in cable tray or hung in vertical cable shaft.		
26 05 13 16-0152 Galvanized Steel Interlocked Armor Cable (26 05 13 16-0151)		
26 05 13 16-0153 LF 3 Conductors, #2 AWG, TC, 15 KV, Galvanized Armored Shielded Cable, Laid In Cable Tray Or Hung Vertically.....	54.24	14.47
26 05 13 16-0154 LF 3 Conductors, 1/0 AWG, TC, 15 KV, Galvanized Armored Shielded Cable, Laid In Cable Tray Or Hung Vertically.....	64.96	15.42
26 05 13 16-0155 Aluminum Interlocked Armor Cable (26 05 13 16-0151)		
26 05 13 16-0156 LF 3 Conductors, #2 AWG, TC, 15 KV, Aluminum Armored Shielded Cable, Laid In Cable Tray Or Hung Vertically.....	54.24	14.47
26 05 13 16-0157 LF 3 Conductor, 1/0 AWG, TC, 15 KV, Aluminum Armored Shielded Cable, Laid In Cable Tray Or Hung Vertically.....	64.96	15.42
26 05 13 16-0158 Type URD, 15 KV Primary Concentric UD Cable (26 05 13 16-0085)		
Note: 0.175" XLPE insulation, copper conductor.		
26 05 13 16-0159 MLF #4 AWG, Type URD (XLPE), 15 KV, Shielded, Single Conductor Cable, Installed In Conduit.....	3,946.42	949.15
26 05 13 16-0160 MLF #2 AWG, Type URD (XLPE), 15 KV, Shielded, Single Conductor Cable, Installed In Conduit.....	4,718.31	1,036.38
26 05 13 16-0161 MLF #1 AWG, Type URD (XLPE), 15 KV, Shielded, Single Conductor Cable, Installed In Conduit.....	5,666.78	1,170.95
26 05 13 16-0162 MLF 1/0 AWG, Type URD (XLPE), 15 KV, Shielded, Single Conductor Cable, Installed In Conduit.....	7,385.48	1,438.74
26 05 13 16-0163 MLF 2/0 AWG, Type URD (XLPE), 15 KV, Shielded, Single Conductor Cable, Installed In Conduit.....	8,420.64	1,619.70
26 05 13 16-0164 MLF 3/0 AWG, Type URD (XLPE), 15 KV, Shielded, Single Conductor Cable, Installed In Conduit.....	10,453.26	1,803.22
26 05 13 16-0165 MLF 4/0 AWG, Type URD (XLPE), 15 KV, Shielded, Single Conductor Cable, Installed In Conduit.....	11,749.26	2,018.54
26 05 13 16-0166 15 KV, URD Copper Cable, Direct Burial (26 05 13 16-0085)		
26 05 13 16-0167 MLF 3 Conductors, #6 AWG, 15 KV, URD Copper Cable, Direct Burial.....	19,482.84	
26 05 13 16-0168 Wire Connections (26 05 13 16-0001)		
26 05 13 16-0169 Medium Voltage Up To 5 KV (26 05 13 16-0168)		
26 05 13 16-0170 Shielded One Conductor Cable Splice (26 05 13 16-0169)		
26 05 13 16-0171 EA #6 AWG Cable Splice, To 5 KV One Conductor, Shielded Medium Voltage To 5 KV.....	387.56	120.96
26 05 13 16-0172 EA #2 AWG Cable Splice, To 5 KV One Conductor, Shielded Medium Voltage To 5 KV.....	530.36	120.96
26 05 13 16-0173 EA 1/0 AWG Cable Splice, To 5 KV One Conductor, Shielded Medium Voltage To 5 KV.....	530.36	120.96
26 05 13 16-0174 EA 2/0 AWG Cable Splice, To 5 KV One Conductor, Shielded Medium Voltage To 5 KV.....	566.36	145.14
26 05 13 16-0175 EA 3/0 AWG Cable Splice, To 5 KV One Conductor, Shielded Medium Voltage To 5 KV.....	566.36	145.14
26 05 13 16-0176 EA 4/0 AWG Cable Splice, To 5 KV One Conductor, Shielded Medium Voltage To 5 KV.....	566.36	145.14

26 Electrical
26 05 Common Work Results for Electrical
26 05 13 Medium-Voltage Cables



MINOR	CSI	UOM	DESCRIPTION	TOTAL DIRECT UNIT COST	DEMOLITION UNIT COST
26 05 13	16-0177	EA	250 MCM Cable Splice, To 5 KV One Conductor, Shielded Medium Voltage To 5 KV	614.35	169.34
26 05 13	16-0178	EA	350 MCM Cable Splice, To 5 KV One Conductor, Shielded Medium Voltage To 5 KV	614.35	169.34
26 05 13	16-0179	EA	500 MCM Cable Splice, To 5 KV One Conductor, Shielded Medium Voltage To 5 KV	614.35	169.34
26 05 13	16-0180		Cable Termination Without Stress Cone <small>(26 05 13 16-0169)</small>		
26 05 13	16-0181	EA	#6 To 4/0 AWG Cable Termination Without Stress Cone, Medium Voltage To 5 KV	591.08	145.14
26 05 13	16-0182	EA	250 To 500 MCM Cable Termination Without Stress Cone, Medium Voltage To 5 KV	681.64	169.34
26 05 13	16-0183		Cable Termination With Stress Cone <small>(26 05 13 16-0169)</small>		
26 05 13	16-0184	EA	#6 To 4/0 AWG Cable Termination With Stress Cone, Medium Voltage To 5 KV	1,803.14	290.28
26 05 13	16-0185	EA	250 To 500 MCM Cable Termination With Stress Cone, Medium Voltage To 5 KV	2,476.56	399.14
26 05 13	16-0186		Connect To Pothead, Pothead Included <small>(26 05 13 16-0169)</small>		
26 05 13	16-0187	EA	#6 To 4/0 AWG Connection To Pothead (Included) Medium Voltage To 5 KV	1,889.38	290.28
26 05 13	16-0188	EA	250 To 500 MCM Connection To Pothead (Included) Medium Voltage To 5 KV	2,428.44	332.62
26 05 13	16-0189		Two Conductor Pothead <small>(26 05 13 16-0169)</small>		
			Note: Includes 5 KV pothead.		
26 05 13	16-0190	EA	#6 To 4/0 AWG, Two Conductors, 5 KV Pothead (Included) Medium Voltage To 5 KV	1,325.91	399.14
26 05 13	16-0191	EA	250 To 350 MCM, Two Conductors, 5 KV Pothead (Included) Medium Voltage To 5 KV	1,787.27	508.01
26 05 13	16-0192	EA	400 To 700 MCM, Two Conductors, 5 KV Pothead (Included) Medium Voltage To 5 KV	2,786.33	575.98
26 05 13	16-0193	EA	750 MCM, Two Conductors, 5 KV Pothead (Included) Medium Voltage To 5 KV	4,612.74	672.02
26 05 13	16-0194	EA	1,000 MCM, Two Conductors, 5 KV Pothead (Included) Medium Voltage To 5 KV	8,553.51	1,007.90
26 05 13	16-0195		Three Conductor Pothead <small>(26 05 13 16-0169)</small>		
			Note: Includes 5 KV pothead.		
26 05 13	16-0196	EA	#6 To 4/0 AWG, Three Conductors, 5 KV Pothead (Included) Medium Voltage To 5 KV	5,703.84	580.58
26 05 13	16-0197	EA	250 To 500 MCM, Three Conductors, 5 KV Pothead (Included) Medium Voltage To 5 KV	6,233.00	677.34
26 05 13	16-0198		Copper Cable Splice, Crimp Compression Connection <small>(26 05 13 16-0169)</small>		
			Note: For bare wire.		
26 05 13	16-0199	EA	#6 AWG Crimp Compression Connection For Bare Copper Wire	80.26	
26 05 13	16-0200	EA	#4 AWG Crimp Compression Connection For Bare Copper Wire	88.88	
26 05 13	16-0201	EA	#3 AWG Crimp Compression Connection For Bare Copper Wire	103.62	
26 05 13	16-0202	EA	#2 AWG Crimp Compression Connection For Bare Copper Wire	117.15	
26 05 13	16-0203	EA	#1 AWG Crimp Compression Connection For Bare Copper Wire	132.37	
26 05 13	16-0204	EA	1/0 AWG Crimp Compression Connection For Bare Copper Wire	146.92	
26 05 13	16-0205	EA	2/0 AWG Crimp Compression Connection For Bare Copper Wire	161.20	
26 05 13	16-0206	EA	3/0 AWG Crimp Compression Connection For Bare Copper Wire	176.63	
26 05 13	16-0207	EA	4/0 AWG Crimp Compression Connection For Bare Copper Wire	191.36	
26 05 13	16-0208	EA	250 MCM Crimp Compression Connection For Bare Copper Wire	206.61	
26 05 13	16-0209	EA	300 MCM Crimp Compression Connection For Bare Copper Wire	222.53	
26 05 13	16-0210	EA	350 MCM Crimp Compression Connection For Bare Copper Wire	236.85	
26 05 13	16-0211	EA	400 MCM Crimp Compression Connection For Bare Copper Wire	268.28	
26 05 13	16-0212	EA	500 MCM Crimp Compression Connection For Bare Copper Wire	301.28	
26 05 13	16-0213		Aluminum Cable Splice, Crimp Compression Connection <small>(26 05 13 16-0169)</small>		
			Note: For bare wire.		
26 05 13	16-0214	EA	#6 AWG Crimp Compression Connection For Bare Aluminum Wire	83.34	
26 05 13	16-0215	EA	#4 AWG Crimp Compression Connection For Bare Aluminum Wire	90.58	
26 05 13	16-0216	EA	#2 AWG Crimp Compression Connection For Bare Aluminum Wire	122.76	
26 05 13	16-0217	EA	#1 AWG Crimp Compression Connection For Bare Aluminum Wire	146.64	
26 05 13	16-0218	EA	1/0 AWG Crimp Compression Connection For Bare Aluminum Wire	160.39	
26 05 13	16-0219	EA	2/0 AWG Crimp Compression Connection For Bare Aluminum Wire	174.07	
26 05 13	16-0220	EA	3/0 AWG Crimp Compression Connection For Bare Aluminum Wire	191.57	
26 05 13	16-0221	EA	4/0 AWG Crimp Compression Connection For Bare Aluminum Wire	207.16	
26 05 13	16-0222	EA	250 MCM Crimp Compression Connection For Bare Aluminum Wire	222.03	
26 05 13	16-0223	EA	300 MCM Crimp Compression Connection For Bare Aluminum Wire	237.60	
26 05 13	16-0224	EA	350 MCM Crimp Compression Connection For Bare Aluminum Wire	252.68	
26 05 13	16-0225	EA	400 MCM Crimp Compression Connection For Bare Aluminum Wire	290.95	
26 05 13	16-0226	EA	500 MCM Crimp Compression Connection For Bare Aluminum Wire	329.57	
26 05 13	16-0227		15 KV <small>(26 05 13 16-0168)</small>		
26 05 13	16-0228		Single Conductor Pothead On Racks <small>(26 05 13 16-0227)</small>		
			Note: Includes pothead.		
26 05 13	16-0229	EA	#2 To 4/0 AWG, Single Conductor, 15 KV Pothead (Included), On Racks	1,607.09	508.01
26 05 13	16-0230	EA	250 To 500 MCM, Single Conductor, 15 KV Pothead (Included), On Racks	2,054.11	628.95
26 05 13	16-0231		Two Conductor Pothead On Rack <small>(26 05 13 16-0227)</small>		
			Note: Includes pothead.		
26 05 13	16-0232	EA	#2 To 4/0 AWG, Two Conductors, 15 KV Pothead (Included), On Racks	2,358.76	774.10



MINOR CSI UOM DESCRIPTION	TOTAL DIRECT UNIT COST	DEMOLITION UNIT COST
26 05 13 16-0233 EA 250 To 500 MCM, Two Conductors, 15 KV Pothead (Included), On Racks	2,840.93	919.25
26 05 13 16-0234 Three Conductor Pothead On Rack (26 05 13 16-0227) Note: Includes pothead.		
26 05 13 16-0235 EA #2 To 4/0 AWG, Three Conductors, 15 KV Pothead (Included), On Racks	3,006.73	1,003.91
26 05 13 16-0236 EA 250 To 500 MCM, Three Conductors, 15 KV Pothead (Included), On Racks	3,744.52	1,257.92
26 05 13 16-0237 Stress Relief Cone On Rack (26 05 13 16-0227)		
26 05 13 16-0238 EA #2 To 4/0 AWG Stress Relief Cone, On Rack	1,502.89	508.01
26 05 13 16-0239 EA 250 To 500 MCM Stress Relief Cone, On Rack	1,936.95	628.95
26 05 13 16-0240 Grounded, Shielded Cable Splice (26 05 13 16-0227)		
26 05 13 16-0241 EA #2 To 4/0 AWG Cable Splice, Grounded, Shielded, 15 KV	1,028.28	374.95
26 05 13 16-0242 EA 250 To 500 MCM Cable Splice, Grounded, Shielded, 15 KV	1,316.55	483.81
26 05 13 16-0243 EA 3/0 To 500 MCM 15 KV Splice Kit, Cable Splice, Grounded, Shielded, Universal Mechanical Type CE - CE 2-Way	6,598.18	1,330.49
26 05 13 16-0244 EA 3/0 To 500 MCM 15 KV Splice Kit, Cable Splice, Grounded, Shielded, Universal Mechanical Type CE - CE - CE 3-Way	8,542.65	1,451.44
26 05 13 16-0245 Cable Termination (26 05 13 16-0227)		
26 05 13 16-0246 EA #2 To 3/0 AWG Cable Termination 15 KV	692.30	211.67
For Personal Protective Equipment (Arc Flash) When Working On Energized Equipment, Add	127.00	
26 05 13 16-0247 EA 4/0 To 250 MCM Cable Termination 15 KV	873.36	272.14
For Personal Protective Equipment (Arc Flash) When Working On Energized Equipment, Add	163.29	
26 05 13 16-0248 EA 350 To 500 MCM Cable Termination 15 KV	1,084.04	332.62
For Personal Protective Equipment (Arc Flash) When Working On Energized Equipment, Add	199.57	
26 05 13 16-0249 EA #2 To 3/0 AWG Cable Elbow Termination 15 KV	444.79	120.96
For Personal Protective Equipment (Arc Flash) When Working On Energized Equipment, Add	72.57	
26 05 13 16-0250 Stress Cones, 5-15 KV, 4 Skirted (26 05 13 16-0227)		
26 05 13 16-0251 EA #4 To 1/0 AWG Stress Cones, 5-15 KV, 4 Skirted	914.62	157.24
26 05 13 16-0252 EA 2/0 To 3/0 AWG Stress Cones, 5-15 KV, 4 Skirted	1,043.30	173.78
26 05 13 16-0253 EA 4/0 To 350 MCM Stress Cones, 5-15 KV, 4 Skirted	1,243.45	190.19
26 05 13 16-0254 EA 400 To 500 MCM Stress Cones, 5-15 KV, 4 Skirted	1,606.27	219.12
26 05 13 16-0255 Stress Cones, 5-15 KV, 6 Skirted (26 05 13 16-0227)		
26 05 13 16-0256 EA #4 To 1/0 AWG Stress Cones, 5-15 KV, 6 Skirted	1,829.28	315.01
26 05 13 16-0257 EA 2/0 To 3/0 AWG Stress Cones, 5-15 KV, 6 Skirted	2,086.85	347.57
26 05 13 16-0258 EA 4/0 To 350 MCM Stress Cones, 5-15 KV, 6 Skirted	2,472.79	373.31
26 05 13 16-0259 EA 400 To 500 MCM Stress Cones, 5-15 KV, 6 Skirted	3,212.53	438.24
26 05 13 16-0260 35 KV (26 05 13 16-0168)		
26 05 13 16-0261 35 KV One Conductor Splice (26 05 13 16-0260)		
26 05 13 16-0262 EA #1 Stranded To 4/0 Stranded, 35 KV, Cable Splicing	2,571.92	
26 05 13 16-0263 Cable Termination (26 05 13 16-0260)		
26 05 13 16-0264 EA #2 To 3/0 AWG Cable Termination, 35 KV	615.05	145.26
26 05 13 16-0265 EA 3/0 AWG To 250 MCM, 35 KV, Cable Termination	835.37	219.17
26 05 13 16-0266 EA 350 To 500 MCM Cable Termination 35 KV	974.22	234.41
26 05 13 16-0267 EA #2 To 3/0 AWG Cable Elbow Termination 35 KV	486.75	120.96
26 05 13 16-0268 70 KV (26 05 13 16-0168)		
26 05 13 16-0269 Cable Splice (26 05 13 16-0268)		
26 05 13 16-0270 EA 350 MCM, 70 KV, Cable Splicing	14,562.22	
26 05 13 16-0271 EA #2 To 4/0, 70 KV, Cable Splicing	2,677.33	

26 05 19 Low-Voltage Electrical Power Conductors and Cables (26 05)

26 05 19 13 Undercarpet Electrical Power Cables (26 05 19)

26 05 19 13-0001 Under Carpet Power System (26 05 19 13)

MINOR CSI UOM DESCRIPTION	TOTAL DIRECT UNIT COST	DEMOLITION UNIT COST
Note: Includes laying out, floor prep, taping, drill floor, folds, identifying, tagging and testing		
26 05 19 13-0002 LF 3-Conductor, #12 Flat Cable With Attached Bottom Shield	6.30	0.55
26 05 19 13-0003 LF Steel, Top Shield	13.72	0.55
26 05 19 13-0004 EA 3-Conductor, Splice	35.57	9.39
26 05 19 13-0005 EA Splice Top Shield For 3 Conductor	10.22	4.42
26 05 19 13-0006 EA 3-Conductor, Tap	44.37	11.05
26 05 19 13-0007 EA Insulating Patch, Splice Tap And End	69.42	9.39
26 05 19 13-0008 EA 3-Conductor, Transition Block Assembly	45.30	5.52
26 05 19 13-0009 EA Single, Direct Connected, Receptacle With Box	136.62	17.68

26 Electrical

26 05 Common Work Results for Electrical

26 05 19 Low-Voltage Electrical Power Conductors and Cables



MINOR	CSI	UOM	DESCRIPTION	TOTAL DIRECT UNIT COST	DEMOLITION UNIT COST
-------	-----	-----	-------------	------------------------	----------------------

26 05 19 13-0010	EA		Dual, Direct Connected, Receptacle With Box.....	227.74	27.63
26 05 19 13-0011	EA		Floor Mounted Box With Cover.....	227.10	22.10
26 05 19 13-0012	LF		5-Conductor, #12 Cable With Attached Bottom Shield.....	10.04	0.55
26 05 19 13-0013	LF		Steel, Top Shield For 5-Conductor Cable.....	9.96	0.55
26 05 19 13-0014	EA		5-Conductor, Splice.....	36.05	9.39
26 05 19 13-0015	EA		5-Conductor, Transition Block Assembly.....	59.99	5.52
26 05 19 13-0016	EA		Box, Wall, Flush With Cover.....	101.58	22.10
26 05 19 13-0017	EA		Telephone, Transition Fitting Wall Box.....	66.84	18.24
26 05 19 13-0018	EA		RJ-45, Telephone Fitting With Duplex Jack And Cover.....	88.06	20.99
26 05 19 13-0019	EA		Miniature Telephone With Duplex RJ-45.....	37.92	8.29
26 05 19 13-0020	LF		4-Pair, Level 5, Under Carpet Telephone Wire.....	2.19	0.55
26 05 19 13-0021	EA		BNC, Coax Plug, Connector.....	30.12	11.05
26 05 19 13-0022	EA		TNC, Coax Plug, Connector.....	30.12	11.05
26 05 19 13-0023	CLF		Under Carpet Power System; Flat RG A/U 59, 75 Ohm, RG A/U 62, 93 Ohm, RG A/U 58, 50 Ohm.....	158.45	55.25

26 05 19 16 Low-Voltage, Single-and Multi-Conductor Cables (26 05 19)

26 05 19 16-0001 Cable Installation Methods (26 05 19 16)

26 05 19 16-0002 Pull Cord (26 05 19 16-0001)

Note: Left in conduit for others to pull cable. Not to be used when contractor has priced new wire in a conduit. Priced when owner wants a pull cord left in a conduit for owner to pull wire at a later time.

26 05 19 16-0003	LF		Pull String Installed To Remain In Place, In Existing Conduit.....	0.38	
26 05 19 16-0004	LF		Pull String Installed To Remain In Place, In New Conduits.....	0.20	
26 05 19 16-0005	LF		1/4" Nylon Pull Cord Installed To Remain In Place, In Existing Conduit.....	0.65	
26 05 19 16-0006	LF		1/4" Nylon Pull Cord Installed To Remain In Place, In New Conduits.....	0.41	

26 05 19 16-0007 Bore Conduit Into Dirt Or Sand (26 05 19 16-0001)

Note: For installation under roads, driveways or other structures up to 20'.

26 05 19 16-0008	LF		Bore 1" To 4" Conduit Into Dirt Or Sand.....	3.28	
26 05 19 16-0009	LF		Bore 5" To 8" Conduit Into Dirt Or Sand.....	4.17	
26 05 19 16-0010	EA		Boring Minimum Set-Up Charge.....	459.45	

Note: For projects where the total boring charge is less than the minimum set-up charge. Use this item exclusively. This item should not be used in conjunction with any other items in this section.

26 05 19 16-0011 Wire and Cable (26 05 19 16)

Note: Pulled in conduit except as noted. Includes pull wires, pulling branch circuit conductors, splicing (#8 and lighter), identifying, tagging and testing. All conductors are copper except as otherwise noted. No special set-up is required. For tasks installed in conduit, tasks exclude conduit. Excludes terminations. See CSI section 26 05 33 13-0057 for various conduit types.

26 05 19 16-0012 600 Volt Wire (26 05 19 16-0011)

26 05 19 16-0013 Single Solid Conductor, Copper (26 05 19 16-0012)

26 05 19 16-0014	MLF		#14 AWG, Type THHN-THWN, 600 Volt, Copper, Single Solid Cable, Installed In Conduit.....	672.20	268.19
26 05 19 16-0015	MLF		#12 AWG, Type THHN-THWN, 600 Volt, Copper, Single Solid Cable, Installed In Conduit.....	842.77	315.49
26 05 19 16-0016	MLF		#10 AWG, Type THHN-THWN, 600 Volt, Copper, Single Solid Cable, Installed In Conduit.....	1,044.94	385.77
26 05 19 16-0017	MLF		#14 AWG, Type XHHW, 600 Volt, Copper, Single Solid Cable, Installed In Conduit.....	867.28	268.19
26 05 19 16-0018	MLF		#12 AWG, Type XHHW, 600 Volt, Copper, Single Solid Cable, Installed In Conduit.....	1,049.95	315.49
26 05 19 16-0019	MLF		#10 AWG, Type XHHW, 600 Volt, Copper, Single Solid Cable, Installed In Conduit.....	1,262.30	385.77

26 05 19 16-0020 Power Cable, Stranded Conductor, Copper (26 05 19 16-0012)

26 05 19 16-0021 Power Cable, Stranded, Single Conductor, XHHW-2 (26 05 19 16-0020)

26 05 19 16-0022	MLF		#16 AWG, XLP (XHHW-2), 600 Volt Copper, Single Stranded, Power Cable, Installed In Conduit.....	711.19	221.01
26 05 19 16-0023	MLF		#14 AWG, XLP (XHHW-2), 600 Volt Copper, Single Stranded, Power Cable, Installed In Conduit.....	838.46	265.21
26 05 19 16-0024	MLF		#12 AWG, XLP (XHHW-2), 600 Volt Copper, Single Stranded, Power Cable, Installed In Conduit.....	1,036.55	309.41
26 05 19 16-0025	MLF		#10 AWG, XLP (XHHW-2), 600 Volt Copper, Single Stranded, Power Cable, Installed In Conduit.....	1,282.44	353.61
26 05 19 16-0026	MLF		#8 AWG, XLP (XHHW-2), 600 Volt, Copper, Single Stranded, Power Cable, Installed In Conduit.....	1,716.96	442.01
26 05 19 16-0027	MLF		#6 AWG, XLP (XHHW-2), 600 Volt Copper, Single Stranded, Power Cable, Installed In Conduit.....	2,337.78	530.42
26 05 19 16-0028	MLF		#4 AWG, XLP (XHHW-2), 600 Volt Copper, Single Stranded, Power Cable, Installed In Conduit.....	3,217.72	663.03
26 05 19 16-0029	MLF		#3 AWG, XLP (XHHW-2), 600 Volt Copper, Single Stranded, Power Cable, Installed In Conduit.....	3,816.14	751.43
26 05 19 16-0030	MLF		#2 AWG, XLP (XHHW-2), 600 Volt Copper, Single Stranded, Power Cable, Installed In Conduit.....	4,532.24	839.83
26 05 19 16-0031	MLF		#1 AWG, XLP (XHHW-2), 600 Volt Copper, Single Stranded, Power Cable, Installed In Conduit.....	5,649.41	928.23
26 05 19 16-0032	MLF		1/0 AWG, XLP (XHHW-2), 600 Volt Copper, Single Stranded, Power Cable, Installed In Conduit.....	6,792.51	1,060.84
26 05 19 16-0033	MLF		2/0 AWG, XLP (XHHW-2), 600 Volt Copper, Single Stranded, Power Cable, Installed In Conduit.....	8,158.01	1,193.45
26 05 19 16-0034	MLF		3/0 AWG, XLP (XHHW-2), 600 Volt Copper, Single Stranded, Power Cable, Installed In Conduit.....	9,792.92	1,326.05
26 05 19 16-0035	MLF		4/0 AWG, XLP (XHHW-2), 600 Volt Copper, Single Stranded, Power Cable, Installed In Conduit.....	11,771.01	1,458.65
26 05 19 16-0036	MLF		250 MCM, XLP (XHHW-2), 600 Volt Copper, Single Stranded, Power Cable, Installed In Conduit.....	12,462.02	1,591.26
26 05 19 16-0037	MLF		300 MCM, XLP (XHHW-2), 600 Volt Copper, Single Stranded, Power Cable, Installed In Conduit.....	14,821.48	1,723.87
26 05 19 16-0038	MLF		350 MCM, XLP (XHHW-2), 600 Volt Copper, Single Stranded, Power Cable, Installed In Conduit.....	15,806.33	1,856.47
26 05 19 16-0039	MLF		400 MCM, XLP (XHHW-2), 600 Volt Copper, Single Stranded, Power Cable, Installed In Conduit.....	17,704.43	1,989.07
26 05 19 16-0040	MLF		500 MCM, XLP (XHHW-2), 600 Volt Copper, Single Stranded, Power Cable, Installed In Conduit.....	20,550.62	2,121.68
26 05 19 16-0041	MLF		600 MCM, XLP (XHHW-2), 600 Volt Copper, Single Stranded, Power Cable, Installed In Conduit.....	23,706.84	2,298.49
26 05 19 16-0042	MLF		750 MCM, XLP (XHHW-2), 600 Volt Copper, Single Stranded, Power Cable, Installed In Conduit.....	36,291.40	2,563.69
26 05 19 16-0043	MLF		1,000 MCM, XLP (XHHW-2), 600 Volt Copper, Single Stranded, Power Cable, Installed In Conduit.....	51,356.66	3,005.71

26 05 19 16-0044 Power Cable, Stranded, Multi Conductor, XHHW-2 (26 05 19 16-0020)



MINOR CSI UOM DESCRIPTION	TOTAL DIRECT UNIT COST	DEMOLITION UNIT COST
26 05 19 16-0045 MLF 2 Conductors, #14 AWG, 600 Volt, XLP (XHHW-2), Copper, Stranded, Power Cable, Installed In Conduit	1,676.91	530.31
26 05 19 16-0046 MLF 3 Conductors, #14 AWG, 600 Volt, XLP (XHHW-2), Copper, Stranded, Power Cable, Installed In Conduit	2,073.35	618.94
26 05 19 16-0047 MLF 4 Conductors, #14 AWG, 600 Volt, XLP (XHHW-2), Copper, Stranded, Power Cable, Installed In Conduit	2,580.41	751.43
26 05 19 16-0048 MLF 6 Conductors, #14 AWG, 600 Volt, XLP (XHHW-2), Copper, Stranded, Power Cable, Installed In Conduit	3,096.03	817.40
26 05 19 16-0049 MLF 7 Conductors, #14 AWG, 600 Volt, XLP (XHHW-2), Copper, Stranded, Power Cable, Installed In Conduit	3,382.61	861.82
26 05 19 16-0050 MLF 9 Conductors, #14 AWG, 600 Volt, XLP (XHHW-2), Copper, Stranded, Power Cable, Installed In Conduit	3,954.09	950.12
26 05 19 16-0051 MLF 10 Conductors, #14 AWG, 600 Volt, XLP (XHHW-2), Copper, Stranded, Power Cable, Installed In Conduit	2,651.15	990.34
26 05 19 16-0052 MLF 12 Conductors, #14 AWG, 600 Volt, XLP (XHHW-2), Copper, Stranded, Power Cable, Installed In Conduit	4,812.57	1,082.94
26 05 19 16-0053 MLF 14 Conductors, #14 AWG, 600 Volt, XLP (XHHW-2), Copper, Stranded, Power Cable, Installed In Conduit	5,329.62	1,149.47
26 05 19 16-0054 MLF 24 Conductors, #14 AWG, 600 Volt, XLP (XHHW-2), Copper, Stranded, Power Cable, Installed In Conduit	7,857.27	1,458.76
26 05 19 16-0055 MLF 37 Conductors, #14 AWG, 600 Volt, XLP (XHHW-2), Copper, Stranded, Power Cable, Installed In Conduit	11,905.73	2,165.88
26 05 19 16-0056 MLF 2 Conductors, #12 AWG, 600 Volt, XLP (XHHW-2), Copper, Stranded, Power Cable, Installed In Conduit	2,073.37	618.94
26 05 19 16-0057 MLF 3 Conductors, #12 AWG, 600 Volt, XLP (XHHW-2), Copper, Stranded, Power Cable, Installed In Conduit	2,667.74	751.43
26 05 19 16-0058 MLF 4 Conductors, #12 AWG, 600 Volt, XLP (XHHW-2), Copper, Stranded, Power Cable, Installed In Conduit	3,262.15	884.03
26 05 19 16-0059 MLF 2 Conductors, #10 AWG, 600 Volt, XLP (XHHW-2), Copper, Stranded, Power Cable, Installed In Conduit	2,785.03	795.29
26 05 19 16-0060 MLF 3 Conductors, #10 AWG, 600 Volt, XLP (XHHW-2), Copper, Stranded, Power Cable, Installed In Conduit	3,624.23	971.55
26 05 19 16-0061 MLF 4 Conductors, #10 AWG, 600 Volt, XLP (XHHW-2), Copper, Stranded, Power Cable, Installed In Conduit	4,688.28	1,237.87
26 05 19 16-0062 MLF 6 Conductors, #10 AWG, 600 Volt, XLP (XHHW-2), Copper, Stranded, Power Cable, Installed In Conduit	6,369.96	1,591.81
26 05 19 16-0063 MLF 9 Conductors, #10 AWG, 600 Volt, XLP (XHHW-2), Copper, Stranded, Power Cable, Installed In Conduit	8,669.07	2,033.38
26 05 19 16-0064 MLF 2 Conductors, #8 AWG, 600 Volt, XLP (XHHW-2), Copper, Stranded, Power Cable, Installed In Conduit	3,489.18	906.14
26 05 19 16-0065 MLF 3 Conductors, #8 AWG, 600 Volt, XLP (XHHW-2), Copper, Stranded, Power Cable, Installed In Conduit	4,487.86	1,060.84
26 05 19 16-0066 MLF 4 Conductors, #8 AWG, 600 Volt, XLP (XHHW-2), Copper, Stranded, Power Cable, Installed In Conduit	5,818.06	1,348.15
26 05 19 16-0067 MLF 2 Conductors, #6 AWG, 600 Volt, XLP (XHHW-2), Copper, Stranded, Power Cable, Installed In Conduit	4,565.17	1,016.64
26 05 19 16-0068 MLF 3 Conductors, #6 AWG, 600 Volt, XLP (XHHW-2), Copper, Stranded, Power Cable, Installed In Conduit	6,184.55	1,259.75
26 05 19 16-0069 MLF 4 Conductors, #6 AWG, 600 Volt, XLP (XHHW-2), Copper, Stranded, Power Cable, Installed In Conduit	7,931.13	1,553.68
26 05 19 16-0070 MLF 2 Conductors, #4 AWG, 600 Volt, XLP (XHHW-2), Copper, Stranded, Power Cable, Installed In Conduit	6,203.85	1,233.45
26 05 19 16-0071 MLF 3 Conductors, #4 AWG, 600 Volt, XLP (XHHW-2), Copper, Stranded, Power Cable, Installed In Conduit	8,207.54	1,410.81
26 05 19 16-0072 MLF 4 Conductors, #4 AWG, 600 Volt, XLP (XHHW-2), Copper, Stranded, Power Cable, Installed In Conduit	10,641.92	1,760.55
26 05 19 16-0073 MLF 2 Conductors, #2 AWG, 600 Volt, XLP (XHHW-2), Copper, Stranded, Power Cable, Installed In Conduit	8,621.34	1,502.41
26 05 19 16-0074 MLF 3 Conductors, #2 AWG, 600 Volt, XLP (XHHW-2), Copper, Stranded, Power Cable, Installed In Conduit	11,498.22	1,680.11
26 05 19 16-0075 MLF 4 Conductors, #2 AWG, 600 Volt, XLP (XHHW-2), Copper, Stranded, Power Cable, Installed In Conduit	15,255.85	2,210.08
26 05 19 16-0076 MLF 3 Conductors, #1 AWG, 600 Volt, XLP (XHHW-2), Copper, Stranded, Power Cable, Installed In Conduit	15,289.74	2,121.35
26 05 19 16-0077 MLF 4 Conductors, #1 AWG, 600 Volt, XLP (XHHW-2), Copper, Stranded, Power Cable, Installed In Conduit	19,942.68	2,651.00
26 05 19 16-0078 MLF 3 Conductors, 1/0 AWG, 600 Volt, XLP (XHHW-2), Copper, Stranded, Power Cable, Installed In Conduit	18,168.44	2,298.93
26 05 19 16-0079 MLF 3 Conductors, 2/0 AWG, 600 Volt, XLP (XHHW-2), Copper, Stranded, Power Cable, Installed In Conduit	22,150.63	2,651.00
26 05 19 16-0080 MLF 3 Conductors, 3/0 AWG, 600 Volt, XLP (XHHW-2), Copper, Stranded, Power Cable, Installed In Conduit	27,165.31	3,092.79
26 05 19 16-0081 MLF 4 Conductors, 3/0 AWG, 600 Volt, XLP (XHHW-2), Copper, Stranded, Power Cable, Installed In Conduit	35,852.21	3,976.49
26 05 19 16-0082 MLF 3 Conductors, 4/0 AWG, 600 Volt, XLP (XHHW-2), Copper, Stranded, Power Cable, Installed In Conduit	33,221.04	3,539.12
26 05 19 16-0083 MLF 3 Conductors, 250 MCM, 600 Volt, XLP (XHHW-2), Copper, Stranded, Power Cable, Installed In Conduit	35,392.70	3,976.49
26 05 19 16-0084 MLF 3 Conductors, 350 MCM, 600 Volt, XLP (XHHW-2), Copper, Stranded, Power Cable, Installed In Conduit	44,545.85	4,420.17
26 05 19 16-0085 MLF 3 Conductors, 500 MCM, 600 Volt, XLP (XHHW-2), Copper, Stranded, Power Cable, Installed In Conduit	57,884.25	4,857.98

26 05 19 16-0086 Underground Feeder And Branch Circuit Suitable, Single Stranded Copper

(26 05 19 16-0012)
 Note: Direct bury.

26 05 19 16-0087 MLF #14 AWG, Type USE, 600 Volt, Underground Feeder And Branch Circuits, Single Stranded Copper Cable	1,052.04	
26 05 19 16-0088 MLF #12 AWG, Type USE, 600 Volt, Underground Feeder And Branch Circuits, Single Stranded Copper Cable	1,239.84	
26 05 19 16-0089 MLF #10 AWG, Type USE, 600 Volt, Underground Feeder And Branch Circuits, Single Stranded Copper Cable	1,575.64	
26 05 19 16-0090 MLF #8 AWG, Type USE, 600 Volt, Underground Feeder And Branch Circuits, Single Stranded Copper Cable	2,087.61	
26 05 19 16-0091 MLF #6 AWG, Type USE, 600 Volt, Underground Feeder And Branch Circuits, Single Stranded Copper Cable	2,977.01	
26 05 19 16-0092 MLF #4 AWG, Type USE, 600 Volt, Underground Feeder And Branch Circuits, Single Stranded Copper Cable	3,943.73	
26 05 19 16-0093 MLF #2 AWG, Type USE, 600 Volt, Underground Feeder And Branch Circuits, Single Stranded Copper Cable	5,773.64	
26 05 19 16-0094 MLF #1 AWG, Type USE, 600 Volt, Underground Feeder And Branch Circuits, Single Stranded Copper Cable	7,252.59	
26 05 19 16-0095 MLF 1/0 AWG, Type USE, 600 Volt, Underground Feeder And Branch Circuits, Single Stranded Copper Cable	8,942.94	
26 05 19 16-0096 MLF 2/0 AWG, Type USE, 600 Volt, Underground Feeder And Branch Circuits, Single Stranded Copper Cable	10,891.33	
26 05 19 16-0097 MLF 3/0 AWG, Type USE, 600 Volt, Underground Feeder And Branch Circuits, Single Stranded Copper Cable	13,196.81	
26 05 19 16-0098 MLF 4/0 AWG, Type USE, 600 Volt, Underground Feeder And Branch Circuits, Single Stranded Copper Cable	14,931.41	
26 05 19 16-0099 MLF 250 MCM, Type USE, 600 Volt, Underground Feeder And Branch Circuits, Single Stranded Copper Cable	16,162.47	
26 05 19 16-0100 MLF 300 MCM, Type USE, 600 Volt, Underground Feeder And Branch Circuits, Single Stranded Copper Cable	19,458.31	
26 05 19 16-0101 MLF 350 MCM, Type USE, 600 Volt, Underground Feeder And Branch Circuits, Single Stranded Copper Cable	21,797.67	
26 05 19 16-0102 MLF 400 MCM, Type USE, 600 Volt, Underground Feeder And Branch Circuits, Single Stranded Copper Cable	24,547.43	
26 05 19 16-0103 MLF 500 MCM, Type USE, 600 Volt, Underground Feeder And Branch Circuits, Single Stranded Copper Cable	29,213.91	
26 05 19 16-0104 MLF 600 MCM, Type USE, 600 Volt, Underground Feeder And Branch Circuits, Single Stranded Copper Cable	34,600.72	
26 05 19 16-0105 MLF 750 MCM, Type USE, 600 Volt, Underground Feeder And Branch Circuits, Single Stranded Copper Cable	55,686.83	
26 05 19 16-0106 MLF #14 AWG, XLP (XHHW), 600 Volt, Underground Feeder And Branch Circuits, Single Stranded Copper Cable	831.35	
26 05 19 16-0107 MLF #12 AWG, XLP (XHHW), 600 Volt, Underground Feeder And Branch Circuits, Single Stranded Copper Cable	998.83	
26 05 19 16-0108 MLF #10 AWG, XLP (XHHW), 600 Volt, Underground Feeder And Branch Circuits, Single Stranded Copper Cable	1,200.11	
26 05 19 16-0109 MLF #8 AWG, XLP (XHHW), 600 Volt, Underground Feeder And Branch Circuits, Single Stranded Copper Cable	1,470.00	
26 05 19 16-0110 MLF #6 AWG, XLP (XHHW), 600 Volt, Underground Feeder And Branch Circuits, Single Stranded Copper Cable	1,900.14	
26 05 19 16-0111 MLF #4 AWG, XLP (XHHW), 600 Volt, Underground Feeder And Branch Circuits, Single Stranded Copper Cable	2,537.28	
26 05 19 16-0112 MLF #2 AWG, XLP (XHHW), 600 Volt, Underground Feeder And Branch Circuits, Single Stranded Copper Cable	3,459.88	
26 05 19 16-0113 MLF #1 AWG, XLP (XHHW), 600 Volt, Underground Feeder And Branch Circuits, Single Stranded Copper Cable	4,109.92	
26 05 19 16-0114 MLF 1/0 AWG, XLP (XHHW), 600 Volt, Underground Feeder And Branch Circuits, Single Stranded Copper Cable	4,649.74	
26 05 19 16-0115 MLF 2/0 AWG, XLP (XHHW), 600 Volt, Underground Feeder And Branch Circuits, Single Stranded Copper Cable	5,241.07	
26 05 19 16-0116 MLF 3/0 AWG, XLP (XHHW), 600 Volt, Underground Feeder And Branch Circuits, Single Stranded Copper Cable	6,105.57	
26 05 19 16-0117 MLF 4/0 AWG, XLP (XHHW), 600 Volt, Underground Feeder And Branch Circuits, Single Stranded Copper Cable	7,157.60	
26 05 19 16-0118 MLF 250 MCM, XLP (XHHW), 600 Volt, Underground Feeder And Branch Circuits, Single Stranded Copper Cable	8,134.46	
26 05 19 16-0119 MLF 300 MCM, XLP (XHHW), 600 Volt, Underground Feeder And Branch Circuits, Single Stranded Copper Cable	9,166.66	
26 05 19 16-0120 MLF 350 MCM, XLP (XHHW), 600 Volt, Underground Feeder And Branch Circuits, Single Stranded Copper Cable	10,289.79	
26 05 19 16-0121 MLF 400 MCM, XLP (XHHW), 600 Volt, Underground Feeder And Branch Circuits, Single Stranded Copper Cable	11,452.52	
26 05 19 16-0122 MLF 500 MCM, XLP (XHHW), 600 Volt, Underground Feeder And Branch Circuits, Single Stranded Copper Cable	13,387.12	

26 Electrical

26 05 Common Work Results for Electrical

26 05 19 Low-Voltage Electrical Power Conductors and Cables



MINOR CSI UOM DESCRIPTION	TOTAL DIRECT UNIT COST	DEMOLITION UNIT COST
26 05 19 16-0123 MLF 750 MCM, XLP (XHHW), 600 Volt, Underground Feeder And Branch Circuits, Single Stranded Copper Cable.....	22,632.21	
26 05 19 16-0124 MLF #14 AWG, Type THHN-THWN, 600 Volt, Underground Feeder And Branch Circuits, Single Stranded Copper Cable.....	696.91	
26 05 19 16-0125 MLF #12 AWG, Type THHN-THWN, 600 Volt, Underground Feeder And Branch Circuits, Single Stranded Copper Cable.....	869.61	
26 05 19 16-0126 MLF #10 AWG, Type THHN-THWN, 600 Volt, Underground Feeder And Branch Circuits, Single Stranded Copper Cable.....	1,083.86	
26 05 19 16-0127 MLF #8 AWG, Type THHN-THWN, 600 Volt, Underground Feeder And Branch Circuits, Single Stranded Copper Cable.....	1,534.74	
26 05 19 16-0128 MLF #6 AWG, Type THHN-THWN, 600 Volt, Underground Feeder And Branch Circuits, Single Stranded Copper Cable.....	2,108.70	
26 05 19 16-0129 MLF #4 AWG, Type THHN-THWN, 600 Volt, Underground Feeder And Branch Circuits, Single Stranded Copper Cable.....	2,813.07	
26 05 19 16-0130 MLF #2 AWG, Type THHN-THWN, 600 Volt, Underground Feeder And Branch Circuits, Single Stranded Copper Cable.....	4,044.80	
26 05 19 16-0131 MLF #1 AWG, Type THHN-THWN, 600 Volt, Underground Feeder And Branch Circuits, Single Stranded Copper Cable.....	4,839.07	
26 05 19 16-0132 MLF 1/0 AWG, Type THHN-THWN, 600 Volt, Underground Feeder And Branch Circuits, Single Stranded Copper Cable.....	5,631.29	
26 05 19 16-0133 MLF 2/0 AWG, Type THHN-THWN, 600 Volt, Underground Feeder And Branch Circuits, Single Stranded Copper Cable.....	6,407.52	
26 05 19 16-0134 MLF 3/0 AWG, Type THHN-THWN, 600 Volt, Underground Feeder And Branch Circuits, Single Stranded Copper Cable.....	7,643.74	
26 05 19 16-0135 MLF 4/0 AWG, Type THHN-THWN, 600 Volt, Underground Feeder And Branch Circuits, Single Stranded Copper Cable.....	9,141.37	
26 05 19 16-0136 MLF 250 MCM, Type THHN-THWN, 600 Volt, Underground Feeder And Branch Circuits, Single Stranded Copper Cable.....	10,765.71	
26 05 19 16-0137 MLF 300 MCM, Type THHN-THWN, 600 Volt, Underground Feeder And Branch Circuits, Single Stranded Copper Cable.....	12,460.27	
26 05 19 16-0138 MLF 350 MCM, Type THHN-THWN, 600 Volt, Underground Feeder And Branch Circuits, Single Stranded Copper Cable.....	14,285.47	
26 05 19 16-0139 MLF 400 MCM, Type THHN-THWN, 600 Volt, Underground Feeder And Branch Circuits, Single Stranded Copper Cable.....	16,044.75	
26 05 19 16-0140 MLF 500 MCM, Type THHN-THWN, 600 Volt, Underground Feeder And Branch Circuits, Single Stranded Copper Cable.....	19,130.59	
26 05 19 16-0141 MLF 600 MCM, Type THHN-THWN, 600 Volt, Underground Feeder And Branch Circuits, Single Stranded Copper Cable.....	23,063.61	
26 05 19 16-0142 MLF 750 MCM, Type THHN-THWN, 600 Volt, Underground Feeder And Branch Circuits, Single Stranded Copper Cable.....	36,839.66	
26 05 19 16-0143 MLF #2 AWG, Type EPR, 600 Volt, Underground Feeder And Branch Circuits, Single Stranded Copper Cable.....	6,039.38	
26 05 19 16-0144 MLF 1/0 AWG, Type EPR, 600 Volt, Underground Feeder And Branch Circuits, Single Stranded Copper Cable.....	8,706.86	
26 05 19 16-0145 MLF 2/0 AWG, Type EPR, 600 Volt, Underground Feeder And Branch Circuits, Single Stranded Copper Cable.....	9,663.14	
26 05 19 16-0146 MLF 3/0 AWG, Type EPR, 600 Volt, Underground Feeder And Branch Circuits, Single Stranded Copper Cable.....	10,983.15	
26 05 19 16-0147 MLF 4/0 AWG, Type EPR, 600 Volt, Underground Feeder And Branch Circuits, Single Stranded Copper Cable.....	12,210.30	
26 05 19 16-0148 MLF 250 MCM, Type EPR, 600 Volt, Underground Feeder And Branch Circuits, Single Stranded Copper Cable.....	13,153.83	
26 05 19 16-0149 MLF 350 MCM, Type EPR, 600 Volt, Underground Feeder And Branch Circuits, Single Stranded Copper Cable.....	18,966.89	
26 05 19 16-0150 MLF 400 MCM, Type EPR, 600 Volt, Underground Feeder And Branch Circuits, Single Stranded Copper Cable.....	20,626.84	
26 05 19 16-0151 MLF 500 MCM, Type EPR, 600 Volt, Underground Feeder And Branch Circuits, Single Stranded Copper Cable.....	23,561.43	
26 05 19 16-0152 600 Volt, Armored Cable, Copper Conductors (26 05 19 16-0012)		
26 05 19 16-0153 ACTHH, Solid (26 05 19 16-0152)		
26 05 19 16-0154 MLF 1 Conductor, #8 AWG, Type ACT, Solid, Armored Cable.....	2,749.69	725.72
26 05 19 16-0155 MLF 1 Conductor, #6 AWG, Type ACT, Solid, Armored Cable.....	3,178.68	822.48
26 05 19 16-0156 MLF 1 Conductor, #4 AWG, Type ACT, Solid, Armored Cable.....	3,672.89	870.86
26 05 19 16-0157 MLF 2 Conductors, #14 AWG, Type ACTHH, Solid, Armored Cable.....	3,882.77	1,209.53
26 05 19 16-0158 MLF 2 Conductors, #12 AWG, Type ACTHH, Solid, Armored Cable.....	4,130.37	1,354.43
26 05 19 16-0159 MLF 2 Conductors, #10 AWG, Type ACTHH, Solid, Armored Cable.....	5,337.93	1,500.66
26 05 19 16-0160 MLF 2 Conductors, #8 AWG, Type ACTHH, Solid, Armored Cable.....	7,137.05	1,645.57
26 05 19 16-0161 MLF 3 Conductors, #14 AWG, Type ACTHH, Solid, Armored Cable.....	4,749.90	1,354.43
26 05 19 16-0162 MLF 3 Conductors, #12 AWG, Type ACTHH, Solid, Armored Cable.....	4,934.69	1,500.66
26 05 19 16-0163 MLF 3 Conductors, #10 AWG, Type ACTHH, Solid, Armored Cable.....	6,424.23	1,694.07
26 05 19 16-0164 MLF 3 Conductors, #8 AWG, Type ACTHH, Solid, Armored Cable.....	8,528.86	1,838.24
26 05 19 16-0165 MLF 4 Conductors, #14 AWG, Type ACTHH, Solid, Armored Cable.....	5,721.90	1,500.66
26 05 19 16-0166 MLF 4 Conductors, #12 AWG, Type ACTHH, Solid, Armored Cable.....	6,244.81	1,694.07
26 05 19 16-0167 MLF 4 Conductors, #10 AWG, Type ACTHH, Solid, Armored Cable.....	8,082.51	1,886.99
26 05 19 16-0168 MLF 4 Conductors, #8 AWG, Type ACTHH, Solid, Armored Cable.....	10,695.00	2,032.86
26 05 19 16-0169 ACTHH, Stranded (26 05 19 16-0152)		
26 05 19 16-0170 MLF 2 Conductors, #8 AWG, Type ACTHH, Stranded, Armored Cable.....	7,380.10	1,742.81
26 05 19 16-0171 MLF 2 Conductors, #6 AWG, Type ACTHH, Stranded, Armored Cable.....	9,074.70	1,982.78
26 05 19 16-0172 MLF 3 Conductors, #8 AWG, Type ACTHH, Stranded, Armored Cable.....	8,771.51	1,935.25
26 05 19 16-0173 MLF 3 Conductors, #6 AWG, Type ACTHH, Stranded, Armored Cable.....	11,134.22	2,175.46
26 05 19 16-0174 MLF 3 Conductors, #4 AWG, Type ACTHH, Stranded, Armored Cable.....	14,267.29	2,419.06
26 05 19 16-0175 MLF 3 Conductors, #3 AWG, Type ACTHH, Stranded, Armored Cable.....	16,468.42	2,658.31
26 05 19 16-0176 MLF 3 Conductors, #2 AWG, Type ACTHH, Stranded, Armored Cable.....	18,948.61	2,900.57
26 05 19 16-0177 MLF 4 Conductors, #8 AWG, Type ACTHH, Stranded, Armored Cable.....	11,416.83	2,321.57
26 05 19 16-0178 MLF 4 Conductors, #6 AWG, Type ACTHH, Stranded, Armored Cable.....	13,954.92	2,562.52
26 05 19 16-0179 MLF 4 Conductors, #4 AWG, Type ACTHH, Stranded, Armored Cable.....	18,214.21	2,806.36
26 05 19 16-0180 MLF 4 Conductors, #3 AWG, Type ACTHH, Stranded, Armored Cable.....	19,976.63	3,046.69
26 05 19 16-0181 MLF 4 Conductors, #2 AWG, Type ACTHH, Stranded, Armored Cable.....	23,877.54	3,286.78
26 05 19 16-0182 HCFC, Solid (26 05 19 16-0152)		
26 05 19 16-0183 MLF 2 Conductors, #14 AWG, Type HCF, Solid, Armored Cable.....	4,422.29	1,209.53



MINOR CSI UOM DESCRIPTION	TOTAL DIRECT UNIT COST	DEMOLITION UNIT COST
26 05 19 16-0184 MLF 2 Conductors, #12 AWG, Type HCF, Solid, Armored Cable.....	4,823.51	1,359.03
26 05 19 16-0185 MLF 2 Conductors, #10 AWG, Type HCF, Solid, Armored Cable.....	5,405.25	1,493.29
26 05 19 16-0186 MLF 3 Conductors, #14 AWG, Type HCF, Solid, Armored Cable.....	5,418.07	1,369.03
26 05 19 16-0187 MLF 3 Conductors, #12 AWG, Type HCF, Solid, Armored Cable.....	5,794.30	1,493.29
26 05 19 16-0188 MLF 3 Conductors, #10 AWG, Type HCF, Solid, Armored Cable.....	7,711.36	1,703.62
26 05 19 16-0189 MLF 4 Conductors, #14 AWG, Type HCF, Solid, Armored Cable.....	6,751.34	1,493.29
26 05 19 16-0190 MLF 4 Conductors, #12 AWG, Type HCF, Solid, Armored Cable.....	7,338.14	1,703.62
26 05 19 16-0191 MLF 4 Conductors, #10 AWG, Type HCF, Solid, Armored Cable.....	10,265.92	1,889.90
26 05 19 16-0192 MC, Solid Or Stranded, Galvanized Steel Armor (26 05 19 16-0152)		
26 05 19 16-0193 MLF 2 Conductors, #14 AWG, Type MC, Solid Or Stranded, Galvanized Steel Armored Cable.....	3,743.34	1,209.53
26 05 19 16-0194 MLF 2 Conductors, #12 AWG, Type MC, Solid Or Stranded, Galvanized Steel Armored Cable.....	4,180.12	1,359.03
26 05 19 16-0195 MLF 2 Conductors, #10 AWG, Type MC, Solid Or Stranded, Galvanized Steel Armored Cable.....	5,041.67	1,493.29
26 05 19 16-0196 MLF 2 Conductors, #8 AWG, Type MC, Solid Or Stranded, Galvanized Steel Armored Cable.....	6,485.45	1,595.73
26 05 19 16-0197 MLF 2 Conductors, #6 AWG, Type MC, Solid Or Stranded, Galvanized Steel Armored Cable.....	8,110.66	1,691.65
26 05 19 16-0198 MLF 3 Conductors, #14 AWG, Type MC, Solid Or Stranded, Galvanized Steel Armored Cable.....	4,328.13	1,359.03
26 05 19 16-0199 MLF 3 Conductors, #12 AWG, Type MC, Solid Or Stranded, Galvanized Steel Armored Cable.....	4,888.18	1,493.29
26 05 19 16-0200 MLF 3 Conductors, #10 AWG, Type MC, Solid Or Stranded, Galvanized Steel Armored Cable.....	6,235.17	1,703.62
26 05 19 16-0201 MLF 3 Conductors, #8 AWG, Type MC, Solid Or Stranded, Galvanized Steel Armored Cable.....	8,148.91	1,838.24
26 05 19 16-0202 MLF 3 Conductors, #6 AWG, Type MC, Solid Or Stranded, Galvanized Steel Armored Cable.....	9,550.46	1,982.78
26 05 19 16-0203 MLF 3 Conductors, #4 AWG, Type MC, Solid Or Stranded, Galvanized Steel Armored Cable.....	11,858.73	2,129.50
26 05 19 16-0204 MLF 3 Conductors, #2 AWG, Type MC, Solid Or Stranded, Galvanized Steel Armored Cable.....	16,487.82	2,273.56
26 05 19 16-0205 MLF 4 Conductors, #14 AWG, Type MC, Solid Or Stranded, Galvanized Steel Armored Cable.....	5,028.24	1,493.29
26 05 19 16-0206 MLF 4 Conductors, #12 AWG, Type MC, Solid Or Stranded, Galvanized Steel Armored Cable.....	5,761.25	1,703.62
26 05 19 16-0207 MLF 4 Conductors, #10 AWG, Type MC, Solid Or Stranded, Galvanized Steel Armored Cable.....	8,792.99	1,889.90
26 05 19 16-0208 MLF 4 Conductors, #8 AWG, Type MC, Solid Or Stranded, Galvanized Steel Armored Cable.....	11,988.50	2,081.84
26 05 19 16-0209 MLF 4 Conductors, #6 AWG, Type MC, Solid Or Stranded, Galvanized Steel Armored Cable.....	14,693.54	2,227.47
26 05 19 16-0210 MLF 4 Conductors, #4 AWG, Type MC, Solid Or Stranded, Galvanized Steel Armored Cable.....	19,464.13	2,371.65
26 05 19 16-0211 MLF 4 Conductors, #2 AWG, Type MC, Solid Or Stranded, Galvanized Steel Armored Cable.....	25,218.64	2,514.62
26 05 19 16-0212 FPLP Solid TFN Red Armored Cable (26 05 19 16-0152)		
Note: Color coded red.		
26 05 19 16-0213 MLF #18/2 With Bare #18 Ground Type TFN FPLP Red Armored Cable.....	3,924.67	919.25
26 05 19 16-0214 MLF #18/4 With Bare #18 Ground Type TFN FPLP Red Armored Cable.....	4,452.32	1,064.39
26 05 19 16-0215 MLF #18/6 With Bare #18 Ground Type TFN FPLP Red Armored Cable.....	5,543.63	1,209.53
26 05 19 16-0216 MLF #18/8 With Bare #18 Ground Type TFN FPLP Red Armored Cable.....	6,365.79	1,354.67
26 05 19 16-0217 MLF #16/2 With Bare #16 Ground Type TFN FPLP Red Armored Cable.....	4,463.04	1,064.39
26 05 19 16-0218 MLF #16/4 With Bare #16 Ground Type TFN FPLP Red Armored Cable.....	5,286.19	1,209.53
26 05 19 16-0219 MLF #16/6 With Bare #16 Ground Type TFN FPLP Red Armored Cable.....	6,674.91	1,354.67
26 05 19 16-0220 MLF #16/8 With Bare #16 Ground Type TFN FPLP Red Armored Cable.....	7,602.38	1,499.82
26 05 19 16-0221 FPLP Solid THHN Red Armored Cable (26 05 19 16-0152)		
Note: Color coded red.		
26 05 19 16-0222 MLF #14/2 With #14 Ground Type THHN FPLP Red Armored Cable.....	4,951.71	1,209.53
26 05 19 16-0223 MLF #14/4 With #14 Ground Type THHN FPLP Red Armored Cable.....	6,181.48	1,354.67
26 05 19 16-0224 MLF #14/6 With #14 Ground Type THHN FPLP Red Armored Cable.....	8,291.82	1,499.82
26 05 19 16-0225 MLF #14/8 With #14 Ground Type THHN FPLP Red Armored Cable.....	9,634.71	1,644.96
26 05 19 16-0226 MLF #12/2 With #12 Ground Type THHN FPLP Red Armored Cable.....	6,284.85	1,354.67
26 05 19 16-0227 MLF #12/4 With #12 Ground Type THHN FPLP Red Armored Cable.....	7,725.25	1,499.82
26 05 19 16-0228 FPLP Twisted Shielded Pair Red Armored Cable (26 05 19 16-0152)		
Note: Color coded red.		
26 05 19 16-0229 MLF #18/2 With #18 Tinned Ground FPLP Twisted Shielded Pair Red Armored Cable.....	4,275.72	919.25
26 05 19 16-0230 MLF #18/2 With #18 Tinned Ground And #14/2 With #14 Tinned Ground FPLP Twisted Shielded Pair Red Armored Cable.....	6,877.74	1,354.67
26 05 19 16-0231 MLF #16/2 With #16 Tinned Ground FPLP Twisted Shielded Pair Red Armored Cable.....	5,273.40	1,064.39
26 05 19 16-0232 MLF #16/4 With Two #16 Tinned Grounds FPLP Twisted Shielded Pair Red Armored Cable.....	6,239.89	1,209.53
26 05 19 16-0233 MLF #16/2 With #16 Tinned Ground And #12/2 With #12 Ground FPLP Twisted Shielded Pair Red Armored Cable.....	8,717.96	1,499.82
26 05 19 16-0234 MLF #14/2 With One #16 Tinned Ground And One #14 Ground FPLP Twisted Shielded Pair Red Armored Cable.....	6,174.59	1,257.92
26 05 19 16-0235 MLF #14/4 With Two #16 Tinned Ground And One #14 Ground FPLP Twisted Shielded Pair Red Armored Cable.....	7,651.11	1,451.44
26 05 19 16-0236 Armored Cable Connectors (26 05 19 16-0152)		
26 05 19 16-0237 EA 3/4" Armored Cable Connector.....	7.35	2.66
For Work In Restricted Working Space, Add	1.99	
For Elevated Installation >10' To 15', Add	0.66	
For Elevated Installation >15' To 20', Add	1.33	
For Elevated Installation >20' To 25', Add	1.66	
For Elevated Installation >25' To 30', Add	2.32	
For Elevated Installation >30' To 35', Add	2.65	
For Elevated Installation >35' To 40', Add	3.32	
For Elevated Installation >40', Add	3.65	
For Personal Protective Equipment (Arc Flash) When Working On Energized Equipment, Add	1.99	

26 Electrical

26 05 Common Work Results for Electrical

26 05 19 Low-Voltage Electrical Power Conductors and Cables



MINOR	CSI	UOM	DESCRIPTION	TOTAL DIRECT UNIT COST	DEMOLITION UNIT COST
26 05 19 16-0238	EA		1" Armored Cable Connector.....	9.82	3.54
			<i>For Work In Restricted Working Space, Add</i>	2.65	
			<i>For Elevated Installation >10' To 15', Add</i>	0.88	
			<i>For Elevated Installation >15' To 20', Add</i>	1.77	
			<i>For Elevated Installation >20' To 25', Add</i>	2.21	
			<i>For Elevated Installation >25' To 30', Add</i>	3.09	
			<i>For Elevated Installation >30' To 35', Add</i>	3.54	
			<i>For Elevated Installation >35' To 40', Add</i>	4.42	
			<i>For Elevated Installation >40', Add</i>	4.86	
			<i>For Personal Protective Equipment (Arc Flash) When Working On Energized Equipment, Add</i>	2.65	
26 05 19 16-0239	EA		1-1/4" Armored Cable Connector.....	12.34	4.42
			<i>For Work In Restricted Working Space, Add</i>	3.32	
			<i>For Elevated Installation >10' To 15', Add</i>	1.11	
			<i>For Elevated Installation >15' To 20', Add</i>	2.21	
			<i>For Elevated Installation >20' To 25', Add</i>	2.76	
			<i>For Elevated Installation >25' To 30', Add</i>	3.87	
			<i>For Elevated Installation >30' To 35', Add</i>	4.42	
			<i>For Elevated Installation >35' To 40', Add</i>	5.53	
			<i>For Elevated Installation >40', Add</i>	6.08	
			<i>For Personal Protective Equipment (Arc Flash) When Working On Energized Equipment, Add</i>	3.32	
26 05 19 16-0240			600 Volt, Feeder Wire, Single Stranded Copper <small>(26 05 19 16-0012)</small>		
26 05 19 16-0241	MLF		#14 AWG, XLPE-USE-RHH-RHW, 600 Volt, Copper, Single Stranded Cable, Installed In Conduit.....	947.50	177.14
			<i>For EPR Insulation, Add</i>	42.67	
			<i>For Chlorosulfonated Polyethylene (CSPE) Synthetic Rubber Jacket, Add</i>	99.56	
26 05 19 16-0242	MLF		#12 AWG, XLPE-USE-RHH-RHW, 600 Volt, Copper, Single Stranded Cable, Installed In Conduit.....	1,063.52	196.15
			<i>For EPR Insulation, Add</i>	43.50	
			<i>For Chlorosulfonated Polyethylene (CSPE) Synthetic Rubber Jacket, Add</i>	101.50	
26 05 19 16-0243	MLF		#10 AWG, XLPE-USE-RHH-RHW, 600 Volt, Copper, Single Stranded Cable, Installed In Conduit.....	1,307.41	245.20
			<i>For EPR Insulation, Add</i>	63.51	
			<i>For Chlorosulfonated Polyethylene (CSPE) Synthetic Rubber Jacket, Add</i>	148.18	
26 05 19 16-0244	MLF		#8 AWG, XLPE-USE-RHH-RHW, 600 Volt, Copper, Single Stranded Cable, Installed In Conduit.....	1,801.07	390.08
			<i>For EPR Insulation, Add</i>	104.40	
			<i>For Chlorosulfonated Polyethylene (CSPE) Synthetic Rubber Jacket, Add</i>	243.61	
26 05 19 16-0245	MLF		#6 AWG, XLPE-USE-RHH-RHW, 600 Volt, Copper, Single Stranded Cable, Installed In Conduit.....	2,495.65	468.09
			<i>For EPR Insulation, Add</i>	175.44	
			<i>For Chlorosulfonated Polyethylene (CSPE) Synthetic Rubber Jacket, Add</i>	409.36	
26 05 19 16-0246	MLF		#4 AWG, XLPE-USE-RHH-RHW, 600 Volt, Copper, Single Stranded Cable, Installed In Conduit.....	3,427.02	543.46
			<i>For EPR Insulation, Add</i>	265.42	
			<i>For Chlorosulfonated Polyethylene (CSPE) Synthetic Rubber Jacket, Add</i>	619.31	
26 05 19 16-0247	MLF		#3 AWG, XLPE-USE-RHH-RHW, 600 Volt, Copper, Single Stranded Cable, Installed In Conduit.....	3,912.12	622.02
			<i>For EPR Insulation, Add</i>	305.03	
			<i>For Chlorosulfonated Polyethylene (CSPE) Synthetic Rubber Jacket, Add</i>	711.74	
26 05 19 16-0248	MLF		#2 AWG, XLPE-USE-RHH-RHW, 600 Volt, Copper, Single Stranded Cable, Installed In Conduit.....	4,973.42	700.59
			<i>For EPR Insulation, Add</i>	431.08	
			<i>For Chlorosulfonated Polyethylene (CSPE) Synthetic Rubber Jacket, Add</i>	1,005.84	
26 05 19 16-0249	MLF		#1 AWG, XLPE-USE-RHH-RHW, 600 Volt, Copper, Single Stranded Cable, Installed In Conduit.....	6,203.62	780.27
			<i>For EPR Insulation, Add</i>	582.45	
			<i>For Chlorosulfonated Polyethylene (CSPE) Synthetic Rubber Jacket, Add</i>	1,359.06	
26 05 19 16-0250	MLF		1/0 AWG, XLPE-USE-RHH-RHW, 600 Volt, Copper, Single Stranded Cable, Installed In Conduit.....	7,501.74	880.28
			<i>For EPR Insulation, Add</i>	727.45	
			<i>For Chlorosulfonated Polyethylene (CSPE) Synthetic Rubber Jacket, Add</i>	1,697.37	
26 05 19 16-0251	MLF		2/0 AWG, XLPE-USE-RHH-RHW, 600 Volt, Copper, Single Stranded Cable, Installed In Conduit.....	9,079.71	976.19
			<i>For EPR Insulation, Add</i>	914.42	
			<i>For Chlorosulfonated Polyethylene (CSPE) Synthetic Rubber Jacket, Add</i>	2,133.64	
26 05 19 16-0252	MLF		3/0 AWG, XLPE-USE-RHH-RHW, 600 Volt, Copper, Single Stranded Cable, Installed In Conduit.....	10,932.95	1,089.79
			<i>For EPR Insulation, Add</i>	1,142.67	
			<i>For Chlorosulfonated Polyethylene (CSPE) Synthetic Rubber Jacket, Add</i>	2,666.24	
26 05 19 16-0253	MLF		4/0 AWG, XLPE-USE-RHH-RHW, 600 Volt, Copper, Single Stranded Cable, Installed In Conduit.....	12,346.16	1,211.67
			<i>For EPR Insulation, Add</i>	1,304.93	
			<i>For Chlorosulfonated Polyethylene (CSPE) Synthetic Rubber Jacket, Add</i>	3,044.83	
26 05 19 16-0254	MLF		250 MCM, XLPE-USE-RHH-RHW, 600 Volt, Copper, Single Stranded Cable, Installed In Conduit.....	13,133.38	1,328.92
			<i>For EPR Insulation, Add</i>	1,373.28	
			<i>For Chlorosulfonated Polyethylene (CSPE) Synthetic Rubber Jacket, Add</i>	3,204.33	
26 05 19 16-0255	MLF		300 MCM, XLPE-USE-RHH-RHW, 600 Volt, Copper, Single Stranded Cable, Installed In Conduit.....	15,555.38	1,460.87
			<i>For EPR Insulation, Add</i>	1,686.86	
			<i>For Chlorosulfonated Polyethylene (CSPE) Synthetic Rubber Jacket, Add</i>	3,936.00	
26 05 19 16-0256	MLF		350 MCM, XLPE-USE-RHH-RHW, 600 Volt, Copper, Single Stranded Cable, Installed In Conduit.....	17,377.43	1,548.71
			<i>For EPR Insulation, Add</i>	1,910.44	
			<i>For Chlorosulfonated Polyethylene (CSPE) Synthetic Rubber Jacket, Add</i>	4,457.69	
26 05 19 16-0257	MLF		400 MCM, XLPE-USE-RHH-RHW, 600 Volt, Copper, Single Stranded Cable, Installed In Conduit.....	19,504.12	1,730.94
			<i>For EPR Insulation, Add</i>	2,179.71	
			<i>For Chlorosulfonated Polyethylene (CSPE) Synthetic Rubber Jacket, Add</i>	5,086.00	
26 05 19 16-0258	MLF		500 MCM, XLPE-USE-RHH-RHW, 600 Volt, Copper, Single Stranded Cable, Installed In Conduit.....	22,343.71	1,925.09
			<i>For EPR Insulation, Add</i>	2,555.93	
			<i>For Chlorosulfonated Polyethylene (CSPE) Synthetic Rubber Jacket, Add</i>	5,963.83	
26 05 19 16-0259	MLF		600 MCM, XLPE-USE-RHH-RHW, 600 Volt, Copper, Single Stranded Cable, Installed In Conduit.....	26,230.94	2,002.89
			<i>For EPR Insulation, Add</i>	3,072.71	
			<i>For Chlorosulfonated Polyethylene (CSPE) Synthetic Rubber Jacket, Add</i>	7,169.66	
26 05 19 16-0260	MLF		750 MCM, XLPE-USE-RHH-RHW, 600 Volt, Copper, Single Stranded Cable, Installed In Conduit.....	42,990.69	2,080.57
			<i>For EPR Insulation, Add</i>	5,487.22	
			<i>For Chlorosulfonated Polyethylene (CSPE) Synthetic Rubber Jacket, Add</i>	12,803.51	
26 05 19 16-0261	MLF		1,000 MCM, XLPE-USE-RHH-RHW, 600 Volt, Copper, Single Stranded Cable, Installed In Conduit.....	54,314.39	2,223.13
			<i>For EPR Insulation, Add</i>	7,119.47	
			<i>For Chlorosulfonated Polyethylene (CSPE) Synthetic Rubber Jacket, Add</i>	16,612.10	



MINOR CSI UOM DESCRIPTION	TOTAL DIRECT UNIT COST	DEMOLITION UNIT COST
26 05 19 16-0262 MLF #16 AWG, Type SFF-2, 600 Volt, Copper, Single Stranded Cable, Installed In Conduit.....	1,642.03	397.59
26 05 19 16-0263 MLF #14 AWG, Type SFF-2, 600 Volt, Copper, Single Stranded Cable, Installed In Conduit.....	2,066.82	442.01
26 05 19 16-0264 MLF #12 AWG, Type SFF-2, 600 Volt, Copper, Single Stranded Cable, Installed In Conduit.....	2,599.98	530.86
26 05 19 16-0265 MLF #10 AWG, Type SFF-2, 600 Volt, Copper, Single Stranded Cable, Installed In Conduit.....	3,084.88	618.60
26 05 19 16-0266 MLF #8 AWG, Type SFF-2, 600 Volt, Copper, Single Stranded Cable, Installed In Conduit.....	4,658.91	662.37
26 05 19 16-0267 MLF #18 AWG, Type TFFN, 600 Volt, Copper, Single Stranded Cable, Installed In Conduit.....	525.19	221.01
26 05 19 16-0268 MLF #16 AWG, Type TFFN, 600 Volt, Copper, Single Stranded Cable, Installed In Conduit.....	654.89	243.11
26 05 19 16-0269 MLF #14 AWG, Type THHN-THWN, 600 Volt, Copper, Single Stranded Cable, Installed In Conduit.....	690.04	177.25
26 05 19 16-0270 MLF #12 AWG, Type THHN-THWN, 600 Volt, Copper, Single Stranded Cable, Installed In Conduit.....	859.78	211.29
26 05 19 16-0271 MLF #10 AWG, Type THHN-THWN, 600 Volt, Copper, Single Stranded Cable, Installed In Conduit.....	1,069.12	265.77
26 05 19 16-0272 MLF #8 AWG, Type THHN-THWN, 600 Volt, Copper, Single Stranded Cable, Installed In Conduit.....	1,509.01	350.30
26 05 19 16-0273 MLF #6 AWG, Type THHN-THWN, 600 Volt, Copper, Single Stranded Cable, Installed In Conduit.....	2,066.16	423.01
26 05 19 16-0274 MLF #4 AWG, Type THHN-THWN, 600 Volt, Copper, Single Stranded Cable, Installed In Conduit.....	2,747.52	499.92
26 05 19 16-0275 MLF #3 AWG, Type THHN-THWN, 600 Volt, Copper, Single Stranded Cable, Installed In Conduit.....	3,289.51	565.89
26 05 19 16-0276 MLF #2 AWG, Type THHN-THWN, 600 Volt, Copper, Single Stranded Cable, Installed In Conduit.....	3,941.65	633.74
26 05 19 16-0277 MLF #1 AWG, Type THHN-THWN, 600 Volt, Copper, Single Stranded Cable, Installed In Conduit.....	4,708.62	715.18
26 05 19 16-0278 MLF 1/0 AWG, Type THHN-THWN, 600 Volt, Copper, Single Stranded Cable, Installed In Conduit.....	5,478.90	783.14
26 05 19 16-0279 MLF 2/0 AWG, Type THHN-THWN, 600 Volt, Copper, Single Stranded Cable, Installed In Conduit.....	6,228.69	865.47
26 05 19 16-0280 MLF 3/0 AWG, Type THHN-THWN, 600 Volt, Copper, Single Stranded Cable, Installed In Conduit.....	7,416.56	915.42
26 05 19 16-0281 MLF 4/0 AWG, Type THHN-THWN, 600 Volt, Copper, Single Stranded Cable, Installed In Conduit.....	8,858.68	1,029.90
26 05 19 16-0282 MLF 250 MCM, Type THHN-THWN, 600 Volt, Copper, Single Stranded Cable, Installed In Conduit.....	10,421.45	1,095.65
26 05 19 16-0283 MLF 300 MCM, Type THHN-THWN, 600 Volt, Copper, Single Stranded Cable, Installed In Conduit.....	12,051.09	1,240.85
26 05 19 16-0284 MLF 350 MCM, Type THHN-THWN, 600 Volt, Copper, Single Stranded Cable, Installed In Conduit.....	13,805.17	1,373.23
26 05 19 16-0285 MLF 400 MCM, Type THHN-THWN, 600 Volt, Copper, Single Stranded Cable, Installed In Conduit.....	15,496.48	1,410.81
26 05 19 16-0286 MLF 500 MCM, Type THHN-THWN, 600 Volt, Copper, Single Stranded Cable, Installed In Conduit.....	18,451.14	1,492.58
26 05 19 16-0287 MLF 600 MCM, Type THHN-THWN, 600 Volt, Copper, Single Stranded Cable, Installed In Conduit.....	22,953.10	1,756.46
26 05 19 16-0288 MLF 750 MCM, Type THHN-THWN, 600 Volt, Copper, Single Stranded Cable, Installed In Conduit.....	35,369.52	2,080.57
26 05 19 16-0289 MLF 1,000 MCM, Type THHN-THWN, 600 Volt, Copper, Single Stranded Cable, Installed In Conduit.....	42,404.43	2,511.98
26 05 19 16-0290 MLF #16 AWG, Type TGGT High Temperature, 600 Volt, Copper, Single Stranded Cable, Installed In Conduit.....	2,626.63	530.86
26 05 19 16-0291 MLF #14 AWG, Type TGGT High Temperature, 600 Volt, Copper, Single Stranded Cable, Installed In Conduit.....	2,925.47	618.60
26 05 19 16-0292 MLF #12 AWG, Type TGGT High Temperature, 600 Volt, Copper, Single Stranded Cable, Installed In Conduit.....	3,387.85	707.78
26 05 19 16-0293 MLF #10 AWG, Type TGGT High Temperature, 600 Volt, Copper, Single Stranded Cable, Installed In Conduit.....	4,376.59	795.29
26 05 19 16-0294 MLF #8 AWG, Type TGGT High Temperature, 600 Volt, Copper, Single Stranded Cable, Installed In Conduit.....	4,955.75	884.03
26 05 19 16-0295 MLF #6 AWG, Type TGGT High Temperature, 600 Volt, Copper, Single Stranded Cable, Installed In Conduit.....	6,287.69	971.55
26 05 19 16-0296 600 Volt, Feeder Wire, Single Stranded Aluminum (26 05 19 16-0012)		
26 05 19 16-0297 MLF #6 AWG, Type THHN-THWN, 600 Volt, Aluminum, Single Stranded Cable, Installed In Conduit.....	1,302.13	336.48
26 05 19 16-0298 MLF #4 AWG, Type THHN-THWN, 600 Volt, Aluminum, Single Stranded Cable, Installed In Conduit.....	1,546.30	391.25
26 05 19 16-0299 MLF #2 AWG, Type THHN-THWN, 600 Volt, Aluminum, Single Stranded Cable, Installed In Conduit.....	2,026.76	502.24
26 05 19 16-0300 MLF #1 AWG, Type THHN-THWN, 600 Volt, Aluminum, Single Stranded Cable, Installed In Conduit.....	2,531.48	560.84
26 05 19 16-0301 MLF 1/0 AWG, Type THHN-THWN, 600 Volt, Aluminum, Single Stranded Cable, Installed In Conduit.....	2,935.10	631.86
26 05 19 16-0302 MLF 2/0 AWG, Type THHN-THWN, 600 Volt, Aluminum, Single Stranded Cable, Installed In Conduit.....	3,345.24	697.40
26 05 19 16-0303 MLF 3/0 AWG, Type THHN-THWN, 600 Volt, Aluminum, Single Stranded Cable, Installed In Conduit.....	3,957.45	787.06
26 05 19 16-0304 MLF 4/0 AWG, Type THHN-THWN, 600 Volt, Aluminum, Single Stranded Cable, Installed In Conduit.....	4,381.89	868.33
26 05 19 16-0305 MLF 250 MCM, Type THHN-THWN, 600 Volt, Aluminum, Single Stranded Cable, Installed In Conduit.....	5,085.74	954.57
26 05 19 16-0306 MLF 300 MCM, Type THHN-THWN, 600 Volt, Aluminum, Single Stranded Cable, Installed In Conduit.....	6,323.63	1,038.09
26 05 19 16-0307 MLF 350 MCM, Type THHN-THWN, 600 Volt, Aluminum, Single Stranded Cable, Installed In Conduit.....	6,594.05	1,121.57
26 05 19 16-0308 MLF 400 MCM, Type THHN-THWN, 600 Volt, Aluminum, Single Stranded Cable, Installed In Conduit.....	7,549.93	1,247.49
26 05 19 16-0309 MLF 500 MCM, Type THHN-THWN, 600 Volt, Aluminum, Single Stranded Cable, Installed In Conduit.....	8,321.05	1,373.37
26 05 19 16-0310 MLF 600 MCM, Type THHN-THWN, 600 Volt, Aluminum, Single Stranded Cable, Installed In Conduit.....	10,192.21	1,599.83
26 05 19 16-0311 MLF 700 MCM, Type THHN-THWN, 600 Volt, Aluminum, Single Stranded Cable, Installed In Conduit.....	11,533.54	1,753.86
26 05 19 16-0312 MLF 750 MCM, Type THHN-THWN, 600 Volt, Aluminum, Single Stranded Cable, Installed In Conduit.....	11,768.87	1,818.87
26 05 19 16-0313 MLF 1,000 MCM, Type THHN-THWN, 600 Volt, Aluminum, Single Stranded Cable, Installed In Conduit.....	16,267.83	2,206.40
26 05 19 16-0314 MLF #8 AWG, XHHW, 600 Volt, Aluminum, Single Stranded Cable, Installed In Conduit.....	1,448.09	392.40
26 05 19 16-0315 MLF #6 AWG, XHHW, 600 Volt, Aluminum, Single Stranded Cable, Installed In Conduit.....	1,628.40	442.01
26 05 19 16-0316 MLF #4 AWG, XHHW, 600 Volt, Aluminum, Single Stranded Cable, Installed In Conduit.....	2,004.53	543.79
26 05 19 16-0317 MLF #2 AWG, XHHW, 600 Volt, Aluminum, Single Stranded Cable, Installed In Conduit.....	2,542.17	666.56
26 05 19 16-0318 MLF #1 AWG, XHHW, 600 Volt, Aluminum, Single Stranded Cable, Installed In Conduit.....	3,244.15	784.69
26 05 19 16-0319 MLF 1/0 AWG, XHHW, 600 Volt, Aluminum, Single Stranded Cable, Installed In Conduit.....	3,749.97	884.36
26 05 19 16-0320 MLF 2/0 AWG, XHHW, 600 Volt, Aluminum, Single Stranded Cable, Installed In Conduit.....	4,274.39	982.27
26 05 19 16-0321 MLF 3/0 AWG, XHHW, 600 Volt, Aluminum, Single Stranded Cable, Installed In Conduit.....	4,938.42	1,071.67
26 05 19 16-0322 MLF 4/0 AWG, XHHW, 600 Volt, Aluminum, Single Stranded Cable, Installed In Conduit.....	5,361.81	1,140.51
26 05 19 16-0323 MLF 250 MCM, XHHW, 600 Volt, Aluminum, Single Stranded Cable, Installed In Conduit.....	6,115.57	1,220.30
26 05 19 16-0324 MLF 300 MCM, XHHW, 600 Volt, Aluminum, Single Stranded Cable, Installed In Conduit.....	7,502.88	1,307.82
26 05 19 16-0325 MLF 350 MCM, XHHW, 600 Volt, Aluminum, Single Stranded Cable, Installed In Conduit.....	7,835.20	1,412.80
26 05 19 16-0326 MLF 400 MCM, XHHW, 600 Volt, Aluminum, Single Stranded Cable, Installed In Conduit.....	8,882.86	1,540.65
26 05 19 16-0327 MLF 500 MCM, XHHW, 600 Volt, Aluminum, Single Stranded Cable, Installed In Conduit.....	9,969.67	1,768.07
26 05 19 16-0328 MLF 600 MCM, XHHW, 600 Volt, Aluminum, Single Stranded Cable, Installed In Conduit.....	11,683.18	1,860.67
26 05 19 16-0329 MLF 700 MCM, XHHW, 600 Volt, Aluminum, Single Stranded Cable, Installed In Conduit.....	13,021.25	1,961.67
26 05 19 16-0330 MLF 750 MCM, XHHW, 600 Volt, Aluminum, Single Stranded Cable, Installed In Conduit.....	13,411.92	2,084.78
26 05 19 16-0331 MLF 1,000 MCM, XHHW, 600 Volt, Aluminum, Single Stranded Cable, Installed In Conduit.....	19,512.09	2,921.74
26 05 19 16-0332 MLF #6 AWG, XLPE-USE, 600 Volt, Aluminum, Single Stranded Cable, Installed In Conduit.....	1,762.58	442.01
26 05 19 16-0333 MLF #4 AWG, XLPE-USE, 600 Volt, Aluminum, Single Stranded Cable, Installed In Conduit.....	2,204.48	543.68
26 05 19 16-0334 MLF #2 AWG, XLPE-USE, 600 Volt, Aluminum, Single Stranded Cable, Installed In Conduit.....	2,758.32	667.45
26 05 19 16-0335 MLF #1 AWG, XLPE-USE, 600 Volt, Aluminum, Single Stranded Cable, Installed In Conduit.....	3,509.88	780.27
26 05 19 16-0336 MLF 1/0 AWG, XLPE-USE, 600 Volt, Aluminum, Single Stranded Cable, Installed In Conduit.....	3,966.62	880.28
26 05 19 16-0337 MLF 2/0 AWG, XLPE-USE, 600 Volt, Aluminum, Single Stranded Cable, Installed In Conduit.....	4,507.09	976.19
26 05 19 16-0338 MLF 3/0 AWG, XLPE-USE, 600 Volt, Aluminum, Single Stranded Cable, Installed In Conduit.....	5,271.84	1,071.67
26 05 19 16-0339 MLF 4/0 AWG, XLPE-USE, 600 Volt, Aluminum, Single Stranded Cable, Installed In Conduit.....	5,782.10	1,140.51
26 05 19 16-0340 MLF 250 MCM, XLPE-USE, 600 Volt, Aluminum, Single Stranded Cable, Installed In Conduit.....	6,618.37	1,219.52

26 Electrical

26 05 Common Work Results for Electrical

26 05 19 Low-Voltage Electrical Power Conductors and Cables



MINOR CSI UOM DESCRIPTION	TOTAL DIRECT UNIT COST	DEMOLITION UNIT COST
26 05 19 16-0341 MLF 300 MCM, XLPE-USE, 600 Volt, Aluminum, Single Stranded Cable, Installed In Conduit	8,158.30	1,309.47
26 05 19 16-0342 MLF 350 MCM, XLPE-USE, 600 Volt, Aluminum, Single Stranded Cable, Installed In Conduit	8,609.23	1,414.67
26 05 19 16-0343 MLF 400 MCM, XLPE-USE, 600 Volt, Aluminum, Single Stranded Cable, Installed In Conduit	9,554.15	1,537.11
26 05 19 16-0344 MLF 500 MCM, XLPE-USE, 600 Volt, Aluminum, Single Stranded Cable, Installed In Conduit	10,995.62	1,768.07
26 05 19 16-0345 MLF 600 MCM, XLPE-USE, 600 Volt, Aluminum, Single Stranded Cable, Installed In Conduit	12,717.60	1,855.69
26 05 19 16-0346 MLF 700 MCM, XLPE-USE, 600 Volt, Aluminum, Single Stranded Cable, Installed In Conduit	14,185.05	1,961.67
26 05 19 16-0347 MLF 750 MCM, XLPE-USE, 600 Volt, Aluminum, Single Stranded Cable, Installed In Conduit	14,702.48	2,078.47
26 05 19 16-0348 Non-Metallic Sheathed Cable (26 05 19 16-0012)		
26 05 19 16-0349 Indoor Installation (26 05 19 16-0348)		
Note: For NM, NM-B, NMC-B and NMS-B.		
26 05 19 16-0350 MLF #14 AWG, 2 Conductors, 600 Volt, Type NM, Copper, Non-Metallic Sheathed Cable	2,524.44	839.72
For Installation In Wood Stud Wall (Includes Drilling), Add	314.89	
26 05 19 16-0351 MLF #14 AWG, 3 Conductors, 600 Volt, Type NM, Copper, Non-Metallic Sheathed Cable	3,124.62	1,016.64
For Installation In Wood Stud Wall (Includes Drilling), Add	381.26	
26 05 19 16-0352 MLF #14 AWG, 4 Conductors, 600 Volt, Type NM, Copper, Non-Metallic Sheathed Cable	4,171.79	1,124.93
For Installation In Wood Stud Wall (Includes Drilling), Add	421.85	
26 05 19 16-0353 MLF #12 AWG, 2 Conductors, 600 Volt, Type NM, Copper, Non-Metallic Sheathed Cable	2,999.27	954.76
For Installation In Wood Stud Wall (Includes Drilling), Add	339.80	
26 05 19 16-0354 MLF #12 AWG, 3 Conductors, 600 Volt, Type NM, Copper, Non-Metallic Sheathed Cable	4,038.61	1,060.62
For Installation In Wood Stud Wall (Includes Drilling), Add	397.75	
26 05 19 16-0355 MLF #12 AWG, 4 Conductors, 600 Volt, Type NM, Copper, Non-Metallic Sheathed Cable	5,106.55	1,184.60
For Installation In Wood Stud Wall (Includes Drilling), Add	444.23	
26 05 19 16-0356 MLF #10 AWG, 2 Conductors, 600 Volt, Type NM, Copper, Non-Metallic Sheathed Cable	3,665.62	1,061.17
For Installation In Wood Stud Wall (Includes Drilling), Add	397.95	
26 05 19 16-0357 MLF #10 AWG, 3 Conductors, 600 Volt, Type NM, Copper, Non-Metallic Sheathed Cable	5,304.14	1,237.87
For Installation In Wood Stud Wall (Includes Drilling), Add	464.20	
26 05 19 16-0358 MLF #10 AWG, 4 Conductors, 600 Volt, Type NM, Copper, Non-Metallic Sheathed Cable	6,253.57	1,414.45
For Installation In Wood Stud Wall (Includes Drilling), Add	530.42	
26 05 19 16-0359 MLF #8 AWG, 2 Conductors, 600 Volt, Type NM, Copper, Non-Metallic Sheathed Cable	5,995.79	1,270.79
For Installation In Wood Stud Wall (Includes Drilling), Add	452.52	
26 05 19 16-0360 MLF #8 AWG, 3 Conductors, 600 Volt, Type NM, Copper, Non-Metallic Sheathed Cable	7,563.88	1,536.01
For Installation In Wood Stud Wall (Includes Drilling), Add	547.00	
26 05 19 16-0361 MLF #6 AWG, 2 Conductors, 600 Volt, Type NM, Copper, Non-Metallic Sheathed Cable	7,618.34	1,447.60
For Installation In Wood Stud Wall (Includes Drilling), Add	513.84	
26 05 19 16-0362 MLF #6 AWG, 3 Conductors, 600 Volt, Type NM, Copper, Non-Metallic Sheathed Cable	9,976.54	1,745.96
For Installation In Wood Stud Wall (Includes Drilling), Add	621.59	
26 05 19 16-0363 MLF #4 AWG, 3 Conductors, 600 Volt, Type NM, Copper, Non-Metallic Sheathed Cable	20,780.48	1,922.77
For Installation In Wood Stud Wall (Includes Drilling), Add	683.74	
26 05 19 16-0364 MLF #2 AWG, 3 Conductors, 600 Volt, Type NM, Copper, Non-Metallic Sheathed Cable	24,086.21	2,088.53
For Installation In Wood Stud Wall (Includes Drilling), Add	745.90	
26 05 19 16-0365 Direct Burial Cable (26 05 19 16-0348)		
Note: Excludes trench and backfill. For NM, NM-B, NMC-B and NMS-B. Copper.		
26 05 19 16-0366 MLF #14 AWG, 2 Conductors, 600 Volt, Type UF Copper, Direct Burial Non-Metallic Sheathed Cable, Placed In Trench	2,518.55	
26 05 19 16-0367 MLF #14 AWG, 3 Conductors, 600 Volt, Type UF Copper, Direct Burial Non-Metallic Sheathed Cable, Placed In Trench	3,291.27	
26 05 19 16-0368 MLF #12 AWG, 2 Conductors, 600 Volt, Type UF Copper, Direct Burial Non-Metallic Sheathed Cable, Placed In Trench	3,199.88	
26 05 19 16-0369 MLF #12 AWG, 3 Conductors, 600 Volt, Type UF Copper, Direct Burial Non-Metallic Sheathed Cable, Placed In Trench	4,126.41	
26 05 19 16-0370 MLF #10 AWG, 2 Conductors, 600 Volt, Type UF Copper, Direct Burial Non-Metallic Sheathed Cable, Placed In Trench	3,491.75	
26 05 19 16-0371 MLF #10 AWG, 3 Conductors, 600 Volt, Type UF Copper, Direct Burial Non-Metallic Sheathed Cable, Placed In Trench	5,037.59	
26 05 19 16-0372 MLF #8 AWG, 2 Conductors, 600 Volt, Type UF Copper, Direct Burial Non-Metallic Sheathed Cable, Placed In Trench.....	5,467.13	
26 05 19 16-0373 MLF #8 AWG, 3 Conductors, 600 Volt, Type UF Copper, Direct Burial Non-Metallic Sheathed Cable, Placed In Trench.....	7,007.62	
26 05 19 16-0374 MLF #6 AWG, 2 Conductors, 600 Volt, Type UF Copper, Direct Burial Non-Metallic Sheathed Cable, Placed In Trench.....	6,908.65	
26 05 19 16-0375 MLF #6 AWG, 3 Conductors, 600 Volt, Type UF Copper, Direct Burial Non-Metallic Sheathed Cable, Placed In Trench.....	9,119.21	
26 05 19 16-0376 SEU Cable Copper, 3 Conductor (26 05 19 16-0348)		
26 05 19 16-0377 MLF 12-12-12 Cable SEU Copper.....	3,407.31	1,064.75
26 05 19 16-0378 MLF 10-10-10 Cable SEU Copper.....	4,356.51	1,209.53
26 05 19 16-0379 MLF 8-8-8 Cable SEU Copper.....	5,516.30	1,354.43
26 05 19 16-0380 MLF 6-6-8 Cable SEU Copper.....	6,778.85	1,452.05
26 05 19 16-0381 MLF 6-6-6 Cable SEU Copper.....	7,331.29	1,500.66
26 05 19 16-0382 MLF 4-4-6 Cable SEU Copper.....	9,054.59	1,645.57
26 05 19 16-0383 MLF 4-4-4 Cable SEU Copper.....	9,807.19	1,694.07
26 05 19 16-0384 MLF 3-3-5 Cable SEU Copper.....	11,505.19	1,838.24
26 05 19 16-0385 MLF 3-3-3 Cable SEU Copper.....	12,231.60	1,935.25
26 05 19 16-0386 MLF 2-2-4 Cable SEU Copper.....	13,088.97	2,032.86
26 05 19 16-0387 MLF 2-2-2 Cable SEU Copper.....	14,022.35	2,129.50
26 05 19 16-0388 MLF 1-1-1 Cable SEU Copper.....	17,285.75	2,419.06
26 05 19 16-0389 MLF 1/0-1/0-1/0 Cable SEU Copper.....	20,679.95	2,712.01
26 05 19 16-0390 MLF 2/0-2/0-2/0 Cable SEU Copper.....	25,040.39	3,054.43
26 05 19 16-0391 MLF 3/0-3/0-3/0 Cable SEU Copper.....	30,307.44	3,397.58
26 05 19 16-0392 MLF 4/0-4/0-4/0 Cable SEU Copper.....	33,873.70	3,791.64



MINOR CSI UOM DESCRIPTION	TOTAL DIRECT UNIT COST	DEMOLITION UNIT COST
------------------------------	---------------------------	-------------------------

26 05 19 16-0393 SEU Cable Aluminum, 3 Conductor (26 05 19 16-0348)

26 05 19 16-0394	MLF 8-8-8 Cable SEU Aluminum.....	4,583.36	1,359.03
26 05 19 16-0395	MLF 6-6-6 Cable SEU Aluminum.....	5,257.69	1,493.29
26 05 19 16-0396	MLF 4-4-6 Cable SEU Aluminum.....	5,929.55	1,634.56
26 05 19 16-0397	MLF 4-4-4 Cable SEU Aluminum.....	6,213.58	1,703.62
26 05 19 16-0398	MLF 2-2-4 Cable SEU Aluminum.....	7,447.52	2,015.93
26 05 19 16-0399	MLF 2-2-2 Cable SEU Aluminum.....	7,916.30	2,122.00
26 05 19 16-0400	MLF 1-1-1 Cable SEU Aluminum.....	9,586.41	2,419.06
26 05 19 16-0401	MLF 1/0-1/0-2 Cable SEU Aluminum.....	10,156.24	2,546.43
26 05 19 16-0402	MLF 1/0-1/0-1/0 Cable SEU Aluminum.....	12,587.00	2,687.82
26 05 19 16-0403	MLF 2/0-2/0-1 Cable SEU Aluminum.....	11,464.14	2,879.89
26 05 19 16-0404	MLF 2/0-2/0-2/0 Cable SEU Aluminum.....	12,121.72	3,023.83
26 05 19 16-0405	MLF 3/0-3/0-1/0 Cable SEU Aluminum.....	13,281.14	3,166.31
26 05 19 16-0406	MLF 3/0-3/0-3/0 Cable SEU Aluminum.....	14,225.12	3,359.83
26 05 19 16-0407	MLF 4/0-4/0-2/0 Cable SEU Aluminum.....	14,967.60	3,632.23
26 05 19 16-0408	MLF 4/0-4/0-4/0 Cable SEU Aluminum.....	15,841.48	3,779.78

26 05 19 16-0409 SER Cable Copper, 4 Conductor (26 05 19 16-0348)

26 05 19 16-0410	MLF 6-6-6-6 Cable SER Copper.....	10,660.60	1,742.81
26 05 19 16-0411	MLF 4-4-4-6 Cable SER Copper.....	11,693.96	1,886.99
26 05 19 16-0412	MLF 3-3-3-5 Cable SER Copper.....	14,526.05	2,129.50
26 05 19 16-0413	MLF 2-2-2-4 Cable SER Copper.....	16,648.92	2,321.57
26 05 19 16-0414	MLF 1-1-1-3 Cable SER Copper.....	19,412.75	2,658.31
26 05 19 16-0415	MLF 1/0-1/0-1/0-2 Cable SER Copper.....	23,675.33	3,046.69
26 05 19 16-0416	MLF 2/0-2/0-2/0-1 Cable SER Copper.....	29,750.46	3,286.78
26 05 19 16-0417	MLF 3/0-3/0-3/0-1/0 Cable SER Copper.....	34,383.12	3,676.37

26 05 19 16-0418 SER Cable Aluminum, 4 Conductor (26 05 19 16-0348)

26 05 19 16-0419	MLF 8-8-8-8 Cable SER Aluminum.....	6,355.29	1,626.70
26 05 19 16-0420	MLF 6-6-6-6 Cable SER Aluminum.....	6,979.70	1,742.81
26 05 19 16-0421	MLF 4-4-4-6 Cable SER Aluminum.....	7,919.60	1,886.99
26 05 19 16-0422	MLF 2-2-2-4 Cable SER Aluminum.....	10,068.66	2,321.57
26 05 19 16-0423	MLF 1-1-1-3 Cable SER Aluminum.....	12,350.10	2,658.31
26 05 19 16-0424	MLF 1/0-1/0-1/0-2 Cable SER Aluminum.....	13,879.57	3,046.69
26 05 19 16-0425	MLF 2/0-2/0-2/0-1 Cable SER Aluminum.....	15,733.33	3,286.78
26 05 19 16-0426	MLF 3/0-3/0-3/0-1/0 Cable SER Aluminum.....	18,021.56	3,676.37
26 05 19 16-0427	MLF 4/0-4/0-4/0-2/0 Cable SER Aluminum.....	20,595.94	4,096.56

26 05 19 16-0428 Control Tray Cable, Low Voltage (26 05 19 16-0011)

Note: Type "TC" multi-conductor (individually numbered conductors) control cables installed in conduit.

26 05 19 16-0429	MLF 2 Conductor #18 AWG, Stranded, Type TC Control Cable.....	1,092.13	536.05
	<i>For Work In Restricted Working Space, Add</i>	268.03	
26 05 19 16-0430	MLF 3 Conductor #18 AWG, Stranded, Type TC Control Cable.....	1,254.88	599.64
	<i>For Work In Restricted Working Space, Add</i>	299.82	
26 05 19 16-0431	MLF 4 Conductor #18 AWG, Stranded, Type TC Control Cable.....	1,306.93	599.60
	<i>For Work In Restricted Working Space, Add</i>	299.82	
26 05 19 16-0432	MLF 5 Conductor #18 AWG, Stranded, Type TC Control Cable.....	1,636.68	752.07
	<i>For Work In Restricted Working Space, Add</i>	376.04	
26 05 19 16-0433	MLF 7 Conductor #18 AWG, Stranded, Type TC Control Cable.....	2,052.61	916.46
	<i>For Work In Restricted Working Space, Add</i>	458.24	
26 05 19 16-0434	MLF 9 Conductor #18 AWG, Stranded, Type TC Control Cable.....	2,332.57	1,007.79
	<i>For Work In Restricted Working Space, Add</i>	503.90	
26 05 19 16-0435	MLF 12 Conductor #18 AWG, Stranded, Type TC Control Cable.....	2,760.14	1,145.11
	<i>For Work In Restricted Working Space, Add</i>	572.56	
26 05 19 16-0436	MLF 15 Conductor #18 AWG, Stranded, Type TC Control Cable.....	3,477.70	1,399.64
	<i>For Work In Restricted Working Space, Add</i>	699.83	
26 05 19 16-0437	MLF 19 Conductor #18 AWG, Stranded, Type TC Control Cable.....	3,954.81	1,526.95
	<i>For Work In Restricted Working Space, Add</i>	763.47	
26 05 19 16-0438	MLF 25 Conductor #18 AWG, Stranded, Type TC Control Cable.....	4,621.05	1,574.69
	<i>For Work In Restricted Working Space, Add</i>	787.34	
26 05 19 16-0439	MLF 30 Conductor #18 AWG, Stranded, Type TC Control Cable.....	5,677.38	1,967.20
	<i>For Work In Restricted Working Space, Add</i>	983.60	
26 05 19 16-0440	MLF 37 Conductor #18 AWG, Stranded, Type TC Control Cable.....	6,793.46	2,299.04
	<i>For Work In Restricted Working Space, Add</i>	1,149.52	
26 05 19 16-0441	MLF 2 Conductor #16 AWG, Stranded, Type TC Control Cable.....	1,188.78	564.68
	<i>For Work In Restricted Working Space, Add</i>	282.12	
26 05 19 16-0442	MLF 3 Conductor #16 AWG, Stranded, Type TC Control Cable.....	1,371.36	631.20
	<i>For Work In Restricted Working Space, Add</i>	315.60	
26 05 19 16-0443	MLF 4 Conductor #16 AWG, Stranded, Type TC Control Cable.....	1,595.53	726.68
	<i>For Work In Restricted Working Space, Add</i>	363.34	
26 05 19 16-0444	MLF 5 Conductor #16 AWG, Stranded, Type TC Control Cable.....	1,798.45	791.65
	<i>For Work In Restricted Working Space, Add</i>	395.83	
26 05 19 16-0445	MLF 7 Conductor #16 AWG, Stranded, Type TC Control Cable.....	2,264.28	964.71
	<i>For Work In Restricted Working Space, Add</i>	482.35	
26 05 19 16-0446	MLF 9 Conductor #16 AWG, Stranded, Type TC Control Cable.....	2,584.20	1,060.84
	<i>For Work In Restricted Working Space, Add</i>	530.42	

26 Electrical

26 05 Common Work Results for Electrical

26 05 19 Low-Voltage Electrical Power Conductors and Cables



MINOR CSI UOM DESCRIPTION	TOTAL DIRECT UNIT COST	DEMOLITION UNIT COST
26 05 19 16-0447 MLF 12 Conductor #16 AWG, Stranded, Type TC Control Cable..... <i>For Work In Restricted Working Space, Add</i>	3,073.48 602.69	1,205.38
26 05 19 16-0448 MLF 15 Conductor #16 AWG, Stranded, Type TC Control Cable..... <i>For Work In Restricted Working Space, Add</i>	3,886.59 736.62	1,473.24
26 05 19 16-0449 MLF 19 Conductor #16 AWG, Stranded, Type TC Control Cable..... <i>For Work In Restricted Working Space, Add</i>	4,440.99 803.59	1,607.17
26 05 19 16-0450 MLF 25 Conductor #16 AWG, Stranded, Type TC Control Cable..... <i>For Work In Restricted Working Space, Add</i>	5,258.31 828.78	1,657.56
26 05 19 16-0451 MLF 30 Conductor #16 AWG, Stranded, Type TC Control Cable..... <i>For Work In Restricted Working Space, Add</i>	6,449.44 1,035.31	2,070.63
26 05 19 16-0452 MLF 37 Conductor #16 AWG, Stranded, Type TC Control Cable..... <i>For Work In Restricted Working Space, Add</i>	7,735.56 1,210.02	2,420.04
26 05 19 16-0453 MLF 2 Conductor #14 AWG, Stranded, Type TC Control Cable..... <i>For Work In Restricted Working Space, Add</i>	1,283.99 294.71	589.43
26 05 19 16-0454 MLF 3 Conductor #14 AWG, Stranded, Type TC Control Cable..... <i>For Work In Restricted Working Space, Add</i>	1,524.93 331.51	663.03
26 05 19 16-0455 MLF 4 Conductor #14 AWG, Stranded, Type TC Control Cable..... <i>For Work In Restricted Working Space, Add</i>	1,783.49 378.92	757.84
26 05 19 16-0456 MLF 5 Conductor #14 AWG, Stranded, Type TC Control Cable..... <i>For Work In Restricted Working Space, Add</i>	1,999.01 408.09	816.19
26 05 19 16-0457 MLF 7 Conductor #14 AWG, Stranded, Type TC Control Cable..... <i>For Work In Restricted Working Space, Add</i>	2,643.31 500.25	1,000.51
26 05 19 16-0458 MLF 9 Conductor #14 AWG, Stranded, Type TC Control Cable..... <i>For Work In Restricted Working Space, Add</i>	3,036.74 552.63	1,105.04
26 05 19 16-0459 MLF 12 Conductor #14 AWG, Stranded, Type TC Control Cable..... <i>For Work In Restricted Working Space, Add</i>	3,699.47 616.61	1,233.23
26 05 19 16-0460 MLF 15 Conductor #14 AWG, Stranded, Type TC Control Cable..... <i>For Work In Restricted Working Space, Add</i>	4,418.85 736.62	1,473.02
26 05 19 16-0461 MLF 19 Conductor #14 AWG, Stranded, Type TC Control Cable..... <i>For Work In Restricted Working Space, Add</i>	7,299.44 855.63	1,711.71
26 05 19 16-0462 MLF 25 Conductor #14 AWG, Stranded, Type TC Control Cable..... <i>For Work In Restricted Working Space, Add</i>	6,576.99 1,000.84	2,001.23
26 05 19 16-0463 MLF 30 Conductor #14 AWG, Stranded, Type TC Control Cable..... <i>For Work In Restricted Working Space, Add</i>	7,625.23 1,118.19	2,236.38
26 05 19 16-0464 MLF 37 Conductor #14 AWG, Stranded, Type TC Control Cable..... <i>For Work In Restricted Working Space, Add</i>	9,168.89 1,306.82	2,613.64
26 05 19 16-0465 MLF 2 Conductor #12 AWG, Stranded, Type TC Control Cable..... <i>For Work In Restricted Working Space, Add</i>	1,483.72 315.60	631.20
26 05 19 16-0466 MLF 3 Conductor #12 AWG, Stranded, Type TC Control Cable..... <i>For Work In Restricted Working Space, Add</i>	1,760.92 349.08	698.39
26 05 19 16-0467 MLF 4 Conductor #12 AWG, Stranded, Type TC Control Cable..... <i>For Work In Restricted Working Space, Add</i>	2,131.79 401.79	803.59
26 05 19 16-0468 MLF 5 Conductor #12 AWG, Stranded, Type TC Control Cable..... <i>For Work In Restricted Working Space, Add</i>	2,401.32 427.65	855.31
26 05 19 16-0469 MLF 7 Conductor #12 AWG, Stranded, Type TC Control Cable..... <i>For Work In Restricted Working Space, Add</i>	3,142.58 509.87	1,019.74
26 05 19 16-0470 MLF 9 Conductor #12 AWG, Stranded, Type TC Control Cable..... <i>For Work In Restricted Working Space, Add</i>	3,865.96 602.69	1,205.38
26 05 19 16-0471 MLF 12 Conductor #12 AWG, Stranded, Type TC Control Cable..... <i>For Work In Restricted Working Space, Add</i>	4,679.35 679.93	1,359.86
26 05 19 16-0472 MLF 15 Conductor #12 AWG, Stranded, Type TC Control Cable..... <i>For Work In Restricted Working Space, Add</i>	5,557.17 780.05	1,560.10
26 05 19 16-0473 MLF 19 Conductor #12 AWG, Stranded, Type TC Control Cable..... <i>For Work In Restricted Working Space, Add</i>	6,554.69 884.15	1,768.29
26 05 19 16-0474 MLF 25 Conductor #12 AWG, Stranded, Type TC Control Cable..... <i>For Work In Restricted Working Space, Add</i>	8,353.04 1,033.33	2,066.65
26 05 19 16-0475 MLF 30 Conductor #12 AWG, Stranded, Type TC Control Cable..... <i>For Work In Restricted Working Space, Add</i>	9,677.64 1,207.70	2,415.40
26 05 19 16-0476 MLF 37 Conductor #12 AWG, Stranded, Type TC Control Cable..... <i>For Work In Restricted Working Space, Add</i>	11,683.84 1,411.58	2,823.16
26 05 19 16-0477 MLF 2 Conductor #10 AWG, Stranded, Type TC Control Cable..... <i>For Work In Restricted Working Space, Add</i>	1,749.67 331.51	663.03
26 05 19 16-0478 MLF 3 Conductor #10 AWG, Stranded, Type TC Control Cable..... <i>For Work In Restricted Working Space, Add</i>	2,163.27 363.34	727.12
26 05 19 16-0479 MLF 4 Conductor #10 AWG, Stranded, Type TC Control Cable..... <i>For Work In Restricted Working Space, Add</i>	2,623.25 414.39	828.78
26 05 19 16-0480 MLF 5 Conductor #10 AWG, Stranded, Type TC Control Cable..... <i>For Work In Restricted Working Space, Add</i>	3,036.07 449.53	899.06
26 05 19 16-0481 MLF 7 Conductor #10 AWG, Stranded, Type TC Control Cable..... <i>For Work In Restricted Working Space, Add</i>	4,092.62 564.23	1,128.47
26 05 19 16-0482 MLF 9 Conductor #10 AWG, Stranded, Type TC Control Cable..... <i>For Work In Restricted Working Space, Add</i>	4,837.38 631.53	1,263.06
26 05 19 16-0483 MLF 12 Conductor #10 AWG, Stranded, Type TC Control Cable..... <i>For Work In Restricted Working Space, Add</i>	5,637.13 736.62	1,473.24
26 05 19 16-0484 MLF 15 Conductor #10 AWG, Stranded, Type TC Control Cable..... <i>For Work In Restricted Working Space, Add</i>	6,652.02 842.38	1,684.75
26 05 19 16-0485 MLF 19 Conductor #10 AWG, Stranded, Type TC Control Cable..... <i>For Work In Restricted Working Space, Add</i>	7,872.32 954.76	1,909.51
26 05 19 16-0486 MLF 25 Conductor #10 AWG, Stranded, Type TC Control Cable..... <i>For Work In Restricted Working Space, Add</i>	10,100.78 1,115.87	2,231.74
26 05 19 16-0487 MLF 30 Conductor #10 AWG, Stranded, Type TC Control Cable..... <i>For Work In Restricted Working Space, Add</i>	11,694.80 1,304.17	2,608.34
26 05 19 16-0488 MLF 37 Conductor #10 AWG, Stranded, Type TC Control Cable..... <i>For Work In Restricted Working Space, Add</i>	14,154.23 1,524.62	3,049.25



	MINOR CSI UOM DESCRIPTION	TOTAL DIRECT UNIT COST	DEMOLITION UNIT COST
26 05 19 16-0489	ACSR (Aluminum Conductor Steel Reinforced) <small>(26 05 19 16-0011)</small>		
	Note: Concentric lay stranded Class A galvanizing installed on poles, aerially.		
26 05 19 16-0490	ACSR Cable <small>(26 05 19 16-0489)</small>		
26 05 19 16-0491	MLF #4 AWG, ACSR Cable Swan 6/1, Aluminum Cable, Installed On Poles (Aerial)	1,877.88	552.20
26 05 19 16-0492	MLF #4 AWG, ACSR Cable Swanate 7/1, Aluminum Cable, Installed On Poles (Aerial)	2,019.53	573.38
26 05 19 16-0493	MLF #2 AWG, ACSR Cable Sparrow 6/1, Aluminum Cable, Installed On Poles (Aerial)	2,226.18	595.45
26 05 19 16-0494	MLF #2 AWG, ACSR Cable Sparate 7/1, Aluminum Cable, Installed On Poles (Aerial)	2,368.05	617.01
26 05 19 16-0495	MLF 1/0 AWG, ACSR Cable Raven 6/1, Aluminum Cable, Installed On Poles (Aerial)	2,729.23	637.93
26 05 19 16-0496	MLF 2/0 AWG, ACSR Cable Quail 6/1, Aluminum Cable, Installed On Poles (Aerial)	3,217.15	723.16
26 05 19 16-0497	MLF 3/0 AWG, ACSR Cable Pigeon 6/1, Aluminum Cable, Installed On Poles (Aerial)	3,776.37	806.48
26 05 19 16-0498	MLF 4/0 AWG, ACSR Cable Penguin 6/1, Aluminum Cable, Installed On Poles (Aerial)	4,411.06	890.94
26 05 19 16-0499	MLF 336 AWG ACSR Cable Merlin 18/1, Aluminum Cable, Installed On Poles (Aerial)	4,979.76	1,144.97
26 05 19 16-0500	MLF 477 AWG, ACSR Cable Hawk 26/1, Aluminum Cable, Installed On Poles (Aerial)	5,644.04	1,313.39
26 05 19 16-0501	All Aluminum Conductors <small>(26 05 19 16-0489)</small>		
26 05 19 16-0502	MLF 795.0 ACSR Conductor Aluminum	37,581.67	10,819.60
26 05 19 16-0503	Single Conductor Installed On Poles <small>(26 05 19 16-0011)</small>		
26 05 19 16-0504	Bare Stranded Conductor <small>(26 05 19 16-0503)</small>		
26 05 19 16-0505	MLF #12 AWG, Single Conductor, Bare Stranded Copper Cable, Installed On Poles	1,393.28	467.86
26 05 19 16-0506	MLF #10 AWG, Single Conductor, Bare Stranded Copper Cable, Installed On Poles	1,628.39	509.96
26 05 19 16-0507	MLF #8 AWG, Single Conductor, Bare Stranded Copper Cable, Installed On Poles	1,864.85	552.58
26 05 19 16-0508	MLF #6 AWG, Single Conductor, Bare Stranded Copper Cable, Installed On Poles	2,275.98	595.45
26 05 19 16-0509	MLF #4 AWG, Single Conductor, Bare Stranded Copper Cable, Installed On Poles	2,758.30	638.44
26 05 19 16-0510	MLF #2 AWG, Single Conductor, Bare Stranded Copper Cable, Installed On Poles	3,934.70	765.78
26 05 19 16-0511	MLF #1 AWG, Single Conductor, Bare Stranded Copper Cable, Installed On Poles	4,518.46	850.63
26 05 19 16-0512	MLF 1/0 AWG, Single Conductor, Bare Stranded Copper Cable, Installed On Poles	5,152.43	933.94
26 05 19 16-0513	MLF 2/0 AWG, Single Conductor, Bare Stranded Copper Cable, Installed On Poles	6,894.62	1,107.71
26 05 19 16-0514	MLF 3/0 AWG, Single Conductor, Bare Stranded Copper Cable, Installed On Poles	8,359.07	1,273.57
26 05 19 16-0515	MLF 4/0 AWG, Single Conductor, Bare Stranded Copper Cable, Installed On Poles	8,980.13	1,443.39
26 05 19 16-0516	MLF 250 MCM, Single Conductor, Bare Stranded Copper Cable, Installed On Poles	11,353.73	1,701.12
26 05 19 16-0517	MLF 300 MCM, Single Conductor, Bare Stranded Copper Cable, Installed On Poles	11,619.46	1,790.69
26 05 19 16-0518	MLF 350 MCM, Single Conductor, Bare Stranded Copper Cable, Installed On Poles	14,468.75	1,875.28
26 05 19 16-0519	MLF 400 MCM, Single Conductor, Bare Stranded Copper Cable, Installed On Poles	15,976.60	1,952.21
26 05 19 16-0520	MLF 500 MCM, Single Conductor, Bare Stranded Copper Cable, Installed On Poles	18,600.05	2,035.53
26 05 19 16-0521	Insulated Stranded Conductor <small>(26 05 19 16-0503)</small>		
26 05 19 16-0522	MLF #12 AWG, Single Conductor, Insulated Stranded Copper Cable, Installed On Poles	1,502.36	467.86
26 05 19 16-0523	MLF #10 AWG, Single Conductor, Insulated Stranded Copper Cable, Installed On Poles	1,769.13	509.96
26 05 19 16-0524	MLF #8 AWG, Single Conductor, Insulated Stranded Copper Cable, Installed On Poles	2,142.70	552.58
26 05 19 16-0525	MLF #6 AWG, Single Conductor, Insulated Stranded Copper Cable, Installed On Poles	2,328.57	595.45
26 05 19 16-0526	MLF #4 AWG, Single Conductor, Insulated Stranded Copper Cable, Installed On Poles	2,838.54	638.44
26 05 19 16-0527	MLF #2 AWG, Single Conductor, Insulated Stranded Copper Cable, Installed On Poles	3,818.82	765.78
26 05 19 16-0528	MLF #1 AWG, Single Conductor, Insulated Stranded Copper Cable, Installed On Poles	4,506.90	850.63
26 05 19 16-0529	MLF 1/0 AWG, Single Conductor, Insulated Stranded Copper Cable, Installed On Poles	5,313.77	933.94
26 05 19 16-0530	MLF 2/0 AWG, Single Conductor, Insulated Stranded Copper Cable, Installed On Poles	6,399.14	1,107.71
26 05 19 16-0531	MLF 3/0 AWG, Single Conductor, Insulated Stranded Copper Cable, Installed On Poles	7,668.42	1,273.57
26 05 19 16-0532	MLF 4/0 AWG, Single Conductor, Insulated Stranded Copper Cable, Installed On Poles	9,034.01	1,443.39
26 05 19 16-0533	MLF 250 MCM, Single Conductor, Insulated Stranded Copper Cable, Installed On Poles	11,024.07	1,701.12
26 05 19 16-0534	MLF 300 MCM, Single Conductor, Insulated Stranded Copper Cable, Installed On Poles	12,492.05	1,790.69
26 05 19 16-0535	MLF 350 MCM, Single Conductor, Insulated Stranded Copper Cable, Installed On Poles	13,690.36	1,875.28
26 05 19 16-0536	MLF 400 MCM, Single Conductor, Insulated Stranded Copper Cable, Installed On Poles	15,331.21	1,952.21
26 05 19 16-0537	MLF 500 MCM, Single Conductor, Insulated Stranded Copper Cable, Installed On Poles	17,227.33	2,035.53
26 05 19 16-0538	Bare Solid Conductor <small>(26 05 19 16-0503)</small>		
26 05 19 16-0539	MLF #12 AWG, Single Conductor, Bare Solid Copper Cable, Installed On Poles	1,393.28	467.86
26 05 19 16-0540	MLF #8 AWG, Single Conductor, Bare Solid Copper Cable, Installed On Poles	1,864.85	552.58
26 05 19 16-0541	MLF #6 AWG, Single Conductor, Bare Solid Copper Cable, Installed On Poles	2,275.98	595.45
26 05 19 16-0542	MLF #4 AWG, Single Conductor, Bare Solid Copper Cable, Installed On Poles	2,725.14	638.44
26 05 19 16-0543	Multi-Conductor Cords, Cables And Associated Equipment <small>(26 05 19 16-0011)</small>		
26 05 19 16-0544	Multi-Conductor Cords <small>(26 05 19 16-0543)</small>		
	Note: Includes installation in cable tray, surface mounting or installation between junction boxes. Excludes strain relief devices, plugs and connector bodies.		
26 05 19 16-0545	Multi-Conductor Type SOOW And SJOOW Cord <small>(26 05 19 16-0544)</small>		
	Note: Includes ethylene propylene diene monomer (EPDM) rubber insulation.		
26 05 19 16-0546	300 Volt, 90 Degree Celsius, Multi-Conductor Type SJOOW Cord <small>(26 05 19 16-0545)</small>		
26 05 19 16-0547	#18 AWG, 300 Volt, 90 Degree Celsius, Multi-Conductor Type SJOOW Cord <small>(26 05 19 16-0546)</small>		

26 Electrical
26 05 Common Work Results for Electrical
26 05 19 Low-Voltage Electrical Power Conductors and Cables



MINOR	CSI	UOM	DESCRIPTION	TOTAL DIRECT UNIT COST	DEMOLITION UNIT COST
26 05 19 16-0548	LF		2 Conductors, #18 AWG, 300 Volt, 90 Degree Celsius, Multi-Conductor Type SJOOW Cord (Carol Carolprene).....	1.23	0.48
26 05 19 16-0549	LF		3 Conductors, #18 AWG, 300 Volt, 90 Degree Celsius, Multi-Conductor Type SJOOW Cord (Carol Carolprene).....	1.28	0.48
26 05 19 16-0550	LF		4 Conductors, #18 AWG, 300 Volt, 90 Degree Celsius, Multi-Conductor Type SJOOW Cord (Carol Carolprene).....	1.44	0.48
26 05 19 16-0551			#16 AWG, 300 Volt, 90 Degree Celsius, Multi-Conductor Type SJOOW Cord <small>(26 05 19 16-0546)</small>		
26 05 19 16-0552	LF		2 Conductors, #16 AWG, 300 Volt, 90 Degree Celsius, Multi-Conductor Type SJOOW Cord (Carol Carolprene).....	1.43	0.48
26 05 19 16-0553	LF		3 Conductors, #16 AWG, 300 Volt, 90 Degree Celsius, Multi-Conductor Type SJOOW Cord (Carol Carolprene).....	1.53	0.48
26 05 19 16-0554	LF		4 Conductors, #16 AWG, 300 Volt, 90 Degree Celsius, Multi-Conductor Type SJOOW Cord (Carol Carolprene).....	1.67	0.48
26 05 19 16-0555			#14 AWG, 300 Volt, 90 Degree Celsius, Multi-Conductor Type SJOOW Cord <small>(26 05 19 16-0546)</small>		
26 05 19 16-0556	LF		2 Conductors, #14 AWG, 300 Volt, 90 Degree Celsius, Multi-Conductor Type SJOOW Cord (Carol Carolprene).....	1.62	0.48
26 05 19 16-0557	LF		3 Conductors, #14 AWG, 300 Volt, 90 Degree Celsius, Multi-Conductor Type SJOOW Cord (Carol Carolprene).....	1.77	0.48
26 05 19 16-0558	LF		4 Conductors, #14 AWG, 300 Volt, 90 Degree Celsius, Multi-Conductor Type SJOOW Cord (Carol Carolprene).....	2.07	0.48
26 05 19 16-0559			#12 AWG, 300 Volt, 90 Degree Celsius, Multi-Conductor Type SJOOW Cord <small>(26 05 19 16-0546)</small>		
26 05 19 16-0560	LF		2 Conductors, #12 AWG, 300 Volt, 90 Degree Celsius, Multi-Conductor Type SJOOW Cord (Carol Carolprene).....	1.87	0.48
26 05 19 16-0561	LF		3 Conductors, #12 AWG, 300 Volt, 90 Degree Celsius, Multi-Conductor Type SJOOW Cord (Carol Carolprene).....	2.06	0.48
26 05 19 16-0562	LF		4 Conductors, #12 AWG, 300 Volt, 90 Degree Celsius, Multi-Conductor Type SJOOW Cord (Carol Carolprene).....	2.32	0.48
26 05 19 16-0563			#10 AWG, 300 Volt, 90 Degree Celsius, Multi-Conductor Type SJOOW Cord <small>(26 05 19 16-0546)</small>		
26 05 19 16-0564	LF		2 Conductors, #10 AWG, 300 Volt, 90 Degree Celsius, Multi-Conductor Type SJOOW Cord (Carol Carolprene).....	2.44	0.60
26 05 19 16-0565	LF		3 Conductors, #10 AWG, 300 Volt, 90 Degree Celsius, Multi-Conductor Type SJOOW Cord (Carol Carolprene).....	2.57	0.60
26 05 19 16-0566	LF		4 Conductors, #10 AWG, 300 Volt, 90 Degree Celsius, Multi-Conductor Type SJOOW Cord (Carol Carolprene).....	2.76	0.60
26 05 19 16-0567			600 Volt, 90 Degree Celsius, Multi-Conductor Type SOOW Cord <small>(26 05 19 16-0545)</small>		
26 05 19 16-0568			#18 AWG, 600 Volt, 90 Degree Celsius, Multi-Conductor Type SOOW Cord <small>(26 05 19 16-0567)</small>		
26 05 19 16-0569	LF		2 Conductors, #18 AWG, 600 Volt, 90 Degree Celsius, Multi-Conductor Type SOOW Cord (Carol Carolprene).....	1.28	0.48
26 05 19 16-0570	LF		3 Conductors, #18 AWG, 600 Volt, 90 Degree Celsius, Multi-Conductor Type SOOW Cord (Carol Carolprene).....	1.39	0.48
26 05 19 16-0571	LF		4 Conductors, #18 AWG, 600 Volt, 90 Degree Celsius, Multi-Conductor Type SOOW Cord (Carol Carolprene).....	1.54	0.48
26 05 19 16-0572	LF		5 Conductors, #18 AWG, 600 Volt, 90 Degree Celsius, Multi-Conductor Type SOOW Cord (Carol Super Vu-Tron).....	2.70	0.65
26 05 19 16-0573	LF		6 Conductors, #18 AWG, 600 Volt, 90 Degree Celsius, Multi-Conductor Type SOOW Cord (Carol Super Vu-Tron).....	2.95	0.67
26 05 19 16-0574	LF		7 Conductors, #18 AWG, 600 Volt, 90 Degree Celsius, Multi-Conductor Type SOOW Cord (Carol Super Vu-Tron).....	3.14	0.69
26 05 19 16-0575	LF		8 Conductors, #18 AWG, 600 Volt, 90 Degree Celsius, Multi-Conductor Type SOOW Cord (Carol Super Vu-Tron).....	3.45	0.71
26 05 19 16-0576	LF		10 Conductors, #18 AWG, 600 Volt, 90 Degree Celsius, Multi-Conductor Type SOOW Cord (Carol Super Vu-Tron).....	3.97	0.74
26 05 19 16-0577	LF		12 Conductors, #18 AWG, 600 Volt, 90 Degree Celsius, Multi-Conductor Type SOOW Cord (Carol Super Vu-Tron).....	4.54	0.76
26 05 19 16-0578	LF		14 Conductors, #18 AWG, 600 Volt, 90 Degree Celsius, Multi-Conductor Type SOOW Cord (Carol Super Vu-Tron).....	6.01	0.78
26 05 19 16-0579	LF		16 Conductors, #18 AWG, 600 Volt, 90 Degree Celsius, Multi-Conductor Type SOOW Cord (Carol Super Vu-Tron).....	6.12	0.80
26 05 19 16-0580	LF		18 Conductors, #18 AWG, 600 Volt, 90 Degree Celsius, Multi-Conductor Type SOOW Cord (Carol Super Vu-Tron).....	6.28	0.81
26 05 19 16-0581	LF		20 Conductors, #18 AWG, 600 Volt, 90 Degree Celsius, Multi-Conductor Type SOOW Cord (Carol Super Vu-Tron).....	7.00	0.83
26 05 19 16-0582	LF		24 Conductors, #18 AWG, 600 Volt, 90 Degree Celsius, Multi-Conductor Type SOOW Cord (Carol Super Vu-Tron).....	8.84	0.85
26 05 19 16-0583	LF		30 Conductors, #18 AWG, 600 Volt, 90 Degree Celsius, Multi-Conductor Type SOOW Cord (Carol Super Vu-Tron).....	9.22	0.91
26 05 19 16-0584			#16 AWG, 600 Volt, 90 Degree Celsius, Multi-Conductor Type SOOW Cord <small>(26 05 19 16-0567)</small>		
26 05 19 16-0585	LF		2 Conductors, #16 AWG, 600 Volt, 90 Degree Celsius, Multi-Conductor Type SOOW Cord (Carol Carolprene).....	1.53	0.48
26 05 19 16-0586	LF		3 Conductors, #16 AWG, 600 Volt, 90 Degree Celsius, Multi-Conductor Type SOOW Cord (Carol Carolprene).....	1.62	0.48
26 05 19 16-0587	LF		4 Conductors, #16 AWG, 600 Volt, 90 Degree Celsius, Multi-Conductor Type SOOW Cord (Carol Carolprene).....	1.82	0.48
26 05 19 16-0588	LF		5 Conductors, #16 AWG, 600 Volt, 90 Degree Celsius, Multi-Conductor Type SOOW Cord (Carol Super Vu-Tron).....	2.83	0.65
26 05 19 16-0589	LF		6 Conductors, #16 AWG, 600 Volt, 90 Degree Celsius, Multi-Conductor Type SOOW Cord (Carol Super Vu-Tron).....	3.12	0.67
26 05 19 16-0590	LF		7 Conductors, #16 AWG, 600 Volt, 90 Degree Celsius, Multi-Conductor Type SOOW Cord (Carol Super Vu-Tron).....	3.41	0.69
26 05 19 16-0591	LF		8 Conductors, #16 AWG, 600 Volt, 90 Degree Celsius, Multi-Conductor Type SOOW Cord (Carol Super Vu-Tron).....	3.78	0.71
26 05 19 16-0592	LF		9 Conductors, #16 AWG, 600 Volt, 90 Degree Celsius, Multi-Conductor Type SOOW Cord (Carol Super Vu-Tron).....	3.94	0.72
26 05 19 16-0593	LF		10 Conductors, #16 AWG, 600 Volt, 90 Degree Celsius, Multi-Conductor Type SOOW Cord (Carol Super Vu-Tron).....	4.38	0.74
26 05 19 16-0594	LF		12 Conductors, #16 AWG, 600 Volt, 90 Degree Celsius, Multi-Conductor Type SOOW Cord (Carol Super Vu-Tron).....	5.12	0.76
26 05 19 16-0595	LF		14 Conductors, #16 AWG, 600 Volt, 90 Degree Celsius, Multi-Conductor Type SOOW Cord (Carol Super Vu-Tron).....	5.50	0.78
26 05 19 16-0596	LF		16 Conductors, #16 AWG, 600 Volt, 90 Degree Celsius, Multi-Conductor Type SOOW Cord (Carol Super Vu-Tron).....	6.22	0.80



MINOR CSI UOM DESCRIPTION	TOTAL DIRECT UNIT COST	DEMOLITION UNIT COST
26 05 19 16-0597 LF 18 Conductors, #16 AWG, 600 Volt, 90 Degree Celsius, Multi-Conductor Type SOOW Cord (Carol Super Vu-Tron).....	7.19	0.81
26 05 19 16-0598 LF 20 Conductors, #16 AWG, 600 Volt, 90 Degree Celsius, Multi-Conductor Type SOOW Cord (Carol Super Vu-Tron).....	8.08	0.83
26 05 19 16-0599 LF 24 Conductors, #16 AWG, 600 Volt, 90 Degree Celsius, Multi-Conductor Type SOOW Cord (Carol Super Vu-Tron).....	9.78	0.85
26 05 19 16-0600 LF 26 Conductors, #16 AWG, 600 Volt, 90 Degree Celsius, Multi-Conductor Type SOOW Cord (Carol Super Vu-Tron).....	10.75	0.87
26 05 19 16-0601 LF 30 Conductors, #16 AWG, 600 Volt, 90 Degree Celsius, Multi-Conductor Type SOOW Cord (Carol Super Vu-Tron).....	12.53	0.91
26 05 19 16-0602 #14 AWG, 600 Volt, 90 Degree Celsius, Multi-Conductor Type SOOW Cord <small>(26 05 19 16-0567)</small>		
26 05 19 16-0603 LF 2 Conductors, #14 AWG, 600 Volt, 90 Degree Celsius, Multi-Conductor Type SOOW Cord (Carol Carolprene).....	1.80	0.48
26 05 19 16-0604 LF 3 Conductors, #14 AWG, 600 Volt, 90 Degree Celsius, Multi-Conductor Type SOOW Cord (Carol Carolprene).....	1.91	0.48
26 05 19 16-0605 LF 4 Conductors, #14 AWG, 600 Volt, 90 Degree Celsius, Multi-Conductor Type SOOW Cord (Carol Carolprene).....	2.18	0.48
26 05 19 16-0606 LF 5 Conductors, #14 AWG, 600 Volt, 90 Degree Celsius, Multi-Conductor Type SOOW Cord (Carol Super Vu-Tron).....	3.68	0.65
26 05 19 16-0607 LF 6 Conductors, #14 AWG, 600 Volt, 90 Degree Celsius, Multi-Conductor Type SOOW Cord (Carol Super Vu-Tron).....	4.43	0.67
26 05 19 16-0608 LF 7 Conductors, #14 AWG, 600 Volt, 90 Degree Celsius, Multi-Conductor Type SOOW Cord (Carol Super Vu-Tron).....	4.67	0.69
26 05 19 16-0609 LF 8 Conductors, #14 AWG, 600 Volt, 90 Degree Celsius, Multi-Conductor Type SOOW Cord (Carol Super Vu-Tron).....	5.27	0.71
26 05 19 16-0610 LF 9 Conductors, #14 AWG, 600 Volt, 90 Degree Celsius, Multi-Conductor Type SOOW Cord (Carol Super Vu-Tron).....	5.67	0.72
26 05 19 16-0611 LF 10 Conductors, #14 AWG, 600 Volt, 90 Degree Celsius, Multi-Conductor Type SOOW Cord (Carol Super Vu-Tron).....	6.34	0.74
26 05 19 16-0612 LF 12 Conductors, #14 AWG, 600 Volt, 90 Degree Celsius, Multi-Conductor Type SOOW Cord (Carol Super Vu-Tron).....	6.97	0.76
26 05 19 16-0613 LF 14 Conductors, #14 AWG, 600 Volt, 90 Degree Celsius, Multi-Conductor Type SOOW Cord (Carol Super Vu-Tron).....	7.70	0.78
26 05 19 16-0614 LF 16 Conductors, #14 AWG, 600 Volt, 90 Degree Celsius, Multi-Conductor Type SOOW Cord (Carol Super Vu-Tron).....	9.28	0.80
26 05 19 16-0615 LF 20 Conductors, #14 AWG, 600 Volt, 90 Degree Celsius, Multi-Conductor Type SOOW Cord (Carol Super Vu-Tron).....	10.42	0.83
26 05 19 16-0616 LF 24 Conductors, #14 AWG, 600 Volt, 90 Degree Celsius, Multi-Conductor Type SOOW Cord (Carol Super Vu-Tron).....	12.29	0.85
26 05 19 16-0617 LF 30 Conductors, #14 AWG, 600 Volt, 90 Degree Celsius, Multi-Conductor Type SOOW Cord (Carol Super Vu-Tron).....	14.55	0.91
26 05 19 16-0618 #12 AWG, 600 Volt, 90 Degree Celsius, Multi-Conductor Type SOOW Cord <small>(26 05 19 16-0567)</small>		
26 05 19 16-0619 LF 2 Conductors, #12 AWG, 600 Volt, 90 Degree Celsius, Multi-Conductor Type SOOW Cord (Carol Carolprene).....	2.07	0.48
26 05 19 16-0620 LF 3 Conductors, #12 AWG, 600 Volt, 90 Degree Celsius, Multi-Conductor Type SOOW Cord (Carol Carolprene).....	2.28	0.48
26 05 19 16-0621 LF 4 Conductors, #12 AWG, 600 Volt, 90 Degree Celsius, Multi-Conductor Type SOOW Cord (Carol Carolprene).....	2.49	0.48
26 05 19 16-0622 LF 5 Conductors, #12 AWG, 600 Volt, 90 Degree Celsius, Multi-Conductor Type SOOW Cord (Carol Super Vu-Tron).....	4.23	0.65
26 05 19 16-0623 LF 6 Conductors, #12 AWG, 600 Volt, 90 Degree Celsius, Multi-Conductor Type SOOW Cord (Carol Super Vu-Tron).....	4.91	0.67
26 05 19 16-0624 LF 7 Conductors, #12 AWG, 600 Volt, 90 Degree Celsius, Multi-Conductor Type SOOW Cord (Carol Super Vu-Tron).....	5.61	0.69
26 05 19 16-0625 LF 8 Conductors, #12 AWG, 600 Volt, 90 Degree Celsius, Multi-Conductor Type SOOW Cord (Carol Super Vu-Tron).....	6.37	0.71
26 05 19 16-0626 LF 9 Conductors, #12 AWG, 600 Volt, 90 Degree Celsius, Multi-Conductor Type SOOW Cord (Carol Super Vu-Tron).....	6.90	0.72
26 05 19 16-0627 LF 10 Conductors, #12 AWG, 600 Volt, 90 Degree Celsius, Multi-Conductor Type SOOW Cord (Carol Super Vu-Tron).....	7.82	0.74
26 05 19 16-0628 LF 12 Conductors, #12 AWG, 600 Volt, 90 Degree Celsius, Multi-Conductor Type SOOW Cord (Carol Super Vu-Tron).....	8.92	0.76
26 05 19 16-0629 LF 14 Conductors, #12 AWG, 600 Volt, 90 Degree Celsius, Multi-Conductor Type SOOW Cord (Carol Super Vu-Tron).....	9.93	0.78
26 05 19 16-0630 LF 16 Conductors, #12 AWG, 600 Volt, 90 Degree Celsius, Multi-Conductor Type SOOW Cord (Carol Super Vu-Tron).....	10.94	0.80
26 05 19 16-0631 LF 18 Conductors, #12 AWG, 600 Volt, 90 Degree Celsius, Multi-Conductor Type SOOW Cord (Carol Super Vu-Tron).....	11.43	0.81
26 05 19 16-0632 LF 20 Conductors, #12 AWG, 600 Volt, 90 Degree Celsius, Multi-Conductor Type SOOW Cord (Carol Super Vu-Tron).....	13.18	0.83
26 05 19 16-0633 LF 24 Conductors, #12 AWG, 600 Volt, 90 Degree Celsius, Multi-Conductor Type SOOW Cord (Carol Super Vu-Tron).....	14.99	0.85
26 05 19 16-0634 LF 26 Conductors, #12 AWG, 600 Volt, 90 Degree Celsius, Multi-Conductor Type SOOW Cord (Carol Super Vu-Tron).....	16.79	0.87
26 05 19 16-0635 LF 28 Conductors, #12 AWG, 600 Volt, 90 Degree Celsius, Multi-Conductor Type SOOW Cord (Carol Super Vu-Tron).....	17.37	0.89
26 05 19 16-0636 LF 30 Conductors, #12 AWG, 600 Volt, 90 Degree Celsius, Multi-Conductor Type SOOW Cord (Carol Super Vu-Tron).....	18.01	0.91
26 05 19 16-0637 #10 AWG, 600 Volt, 90 Degree Celsius, Multi-Conductor Type SOOW Cord <small>(26 05 19 16-0567)</small>		
26 05 19 16-0638 LF 2 Conductors, #10 AWG, 600 Volt, 90 Degree Celsius, Multi-Conductor Type SOOW Cord (Carol Carolprene).....	2.39	0.60
26 05 19 16-0639 LF 3 Conductors, #10 AWG, 600 Volt, 90 Degree Celsius, Multi-Conductor Type SOOW Cord (Carol Carolprene).....	2.56	0.60
26 05 19 16-0640 LF 4 Conductors, #10 AWG, 600 Volt, 90 Degree Celsius, Multi-Conductor Type SOOW Cord (Carol Carolprene).....	2.75	0.60
26 05 19 16-0641 LF 5 Conductors, #10 AWG, 600 Volt, 90 Degree Celsius, Multi-Conductor Type SOOW Cord (Carol Super Vu-Tron).....	3.65	0.65
26 05 19 16-0642 LF 6 Conductors, #10 AWG, 600 Volt, 90 Degree Celsius, Multi-Conductor Type SOOW Cord (Carol Super Vu-Tron).....	6.02	0.67
26 05 19 16-0643 LF 7 Conductors, #10 AWG, 600 Volt, 90 Degree Celsius, Multi-Conductor Type SOOW Cord (Carol Super Vu-Tron).....	7.09	0.69
26 05 19 16-0644 LF 10 Conductors, #10 AWG, 600 Volt, 90 Degree Celsius, Multi-Conductor Type SOOW Cord (Carol Super Vu-Tron).....	9.14	0.74
26 05 19 16-0645 LF 12 Conductors, #10 AWG, 600 Volt, 90 Degree Celsius, Multi-Conductor Type SOOW Cord (Carol Super Vu-Tron).....	10.49	0.76
26 05 19 16-0646 LF 16 Conductors, #10 AWG, 600 Volt, 90 Degree Celsius, Multi-Conductor Type SOOW Cord (Carol Super Vu-Tron).....	13.39	0.80

26 Electrical

26 05 Common Work Results for Electrical

26 05 19 Low-Voltage Electrical Power Conductors and Cables



MINOR CSI UOM DESCRIPTION	TOTAL DIRECT UNIT COST	DEMOLITION UNIT COST
26 05 19 16-0647 LF 20 Conductors, #10 AWG, 600 Volt, 90 Degree Celsius, Multi-Conductor Type SOOW Cord (Carol Super Vu-Tron).....	19.52	0.83
26 05 19 16-0648 #8 AWG, 600 Volt, 90 Degree Celsius, Multi-Conductor Type SOOW Cord <small>(26 05 19 16-0647)</small>		
26 05 19 16-0649 LF 3 Conductors, #8 AWG, 600 Volt, 90 Degree Celsius, Multi-Conductor Type SOOW Cord (Carol Carolprene).....	4.81	0.72
26 05 19 16-0650 LF 4 Conductors, #8 AWG, 600 Volt, 90 Degree Celsius, Multi-Conductor Type SOOW Cord (Carol Carolprene).....	5.24	0.84
26 05 19 16-0651 LF 5 Conductors, #8 AWG, 600 Volt, 90 Degree Celsius, Multi-Conductor Type SOOW Cord (Carol Carolprene).....	7.16	0.84
26 05 19 16-0652 #6 AWG, 600 Volt, 90 Degree Celsius, Multi-Conductor Type SOOW Cord <small>(26 05 19 16-0651)</small>		
26 05 19 16-0653 LF 3 Conductors, #6 AWG, 600 Volt, 90 Degree Celsius, Multi-Conductor Type SOOW Cord (Carol Carolprene).....	6.92	0.84
26 05 19 16-0654 LF 4 Conductors, #6 AWG, 600 Volt, 90 Degree Celsius, Multi-Conductor Type SOOW Cord (Carol Carolprene).....	8.36	0.97
26 05 19 16-0655 LF 5 Conductors, #6 AWG, 600 Volt, 90 Degree Celsius, Multi-Conductor Type SOOW Cord (Carol Carolprene).....	10.04	1.21
26 05 19 16-0656 #4 AWG, 600 Volt, 90 Degree Celsius, Multi-Conductor Type SOOW Cord <small>(26 05 19 16-0655)</small>		
26 05 19 16-0657 LF 3 Conductors, #4 AWG, 600 Volt, 90 Degree Celsius, Multi-Conductor Type SOOW Cord (Carol Carolprene).....	11.07	1.21
26 05 19 16-0658 LF 4 Conductors, #4 AWG, 600 Volt, 90 Degree Celsius, Multi-Conductor Type SOOW Cord (Carol Carolprene).....	12.16	1.33
26 05 19 16-0659 LF 5 Conductors, #4 AWG, 600 Volt, 90 Degree Celsius, Multi-Conductor Type SOOW Cord (Carol Carolprene).....	14.68	1.45
26 05 19 16-0660 #2 AWG, 600 Volt, 90 Degree Celsius, Multi-Conductor Type SOOW Cord <small>(26 05 19 16-0659)</small>		
26 05 19 16-0661 LF 3 Conductors, #2 AWG, 600 Volt, 90 Degree Celsius, Multi-Conductor Type SOOW Cord (Carol Carolprene).....	16.57	2.42
26 05 19 16-0662 LF 4 Conductors, #2 AWG, 600 Volt, 90 Degree Celsius, Multi-Conductor Type SOOW Cord (Carol Carolprene).....	21.09	3.03
26 05 19 16-0663 LF 5 Conductors, #2 AWG, 600 Volt, 90 Degree Celsius, Multi-Conductor Type SOOW Cord (Carol Carolprene).....	25.51	3.99
26 05 19 16-0664 300 Volt, 105 Degree Celsius, Multi-Conductor Type SJOOW Cord <small>(26 05 19 16-0663)</small>		
26 05 19 16-0665 #18 AWG, 300 Volt, Multi-Conductor Type SJOOW Cord <small>(26 05 19 16-0664)</small>		
26 05 19 16-0666 LF 2 Conductors, #18 AWG, 300 Volt, 105 Degree Celsius, Multi-Conductor Type SJOOW Cord (Carol Super Vu-Tron III).....	1.67	0.48
26 05 19 16-0667 LF 3 Conductors, #18 AWG, 300 Volt, 105 Degree Celsius, Multi-Conductor Type SJOOW Cord (Carol Super Vu-Tron III).....	1.85	0.48
26 05 19 16-0668 LF 4 Conductors, #18 AWG, 300 Volt, 105 Degree Celsius, Multi-Conductor Type SJOOW Cord (Carol Super Vu-Tron III).....	2.18	0.48
26 05 19 16-0669 #16 AWG, 300 Volt, Multi-Conductor Type SJOOW Cord <small>(26 05 19 16-0668)</small>		
26 05 19 16-0670 LF 2 Conductors, #16 AWG, 300 Volt, 105 Degree Celsius, Multi-Conductor Type SJOOW Cord (Carol Super Vu-Tron III).....	1.78	0.48
26 05 19 16-0671 LF 3 Conductors, #16 AWG, 300 Volt, 105 Degree Celsius, Multi-Conductor Type SJOOW Cord (Carol Super Vu-Tron III).....	2.06	0.48
26 05 19 16-0672 LF 4 Conductors, #16 AWG, 300 Volt, 105 Degree Celsius, Multi-Conductor Type SJOOW Cord (Carol Super Vu-Tron III).....	2.18	0.48
26 05 19 16-0673 #14 AWG, 300 Volt, Multi-Conductor Type SJOOW Cord <small>(26 05 19 16-0672)</small>		
26 05 19 16-0674 LF 2 Conductors, #14 AWG, 300 Volt, 105 Degree Celsius, Multi-Conductor Type SJOOW Cord (Carol Super Vu-Tron III).....	2.47	0.48
26 05 19 16-0675 LF 3 Conductors, #14 AWG, 300 Volt, 105 Degree Celsius, Multi-Conductor Type SJOOW Cord (Carol Super Vu-Tron III).....	3.59	0.48
26 05 19 16-0676 LF 4 Conductors, #14 AWG, 300 Volt, 105 Degree Celsius, Multi-Conductor Type SJOOW Cord (Carol Super Vu-Tron III).....	4.60	0.60
26 05 19 16-0677 600 Volt, 105 Degree Celsius, Multi-Conductor Type SOOW Cord <small>(26 05 19 16-0676)</small>		
26 05 19 16-0678 #18 AWG, 600 Volt, 105 Degree Celsius, Multi-Conductor Type SOOW Cord <small>(26 05 19 16-0677)</small>		
26 05 19 16-0679 LF 2 Conductors, #18 AWG, 600 Volt, 105 Degree Celsius, Multi-Conductor Type SOOW Cord (Carol Super Vu-Tron III).....	2.38	0.48
26 05 19 16-0680 LF 3 Conductors, #18 AWG, 600 Volt, 105 Degree Celsius, Multi-Conductor Type SOOW Cord (Carol Super Vu-Tron III).....	2.85	0.48
26 05 19 16-0681 LF 4 Conductors, #18 AWG, 600 Volt, 105 Degree Celsius, Multi-Conductor Type SOOW Cord (Carol Super Vu-Tron III).....	3.35	0.48
26 05 19 16-0682 #16 AWG, 600 Volt, 105 Degree Celsius, Multi-Conductor Type SOOW Cord <small>(26 05 19 16-0681)</small>		
26 05 19 16-0683 LF 2 Conductors, #16 AWG, 600 Volt, 105 Degree Celsius, Multi-Conductor Type SOOW Cord (Carol Super Vu-Tron III).....	2.55	0.48
26 05 19 16-0684 LF 3 Conductors, #16 AWG, 600 Volt, 105 Degree Celsius, Multi-Conductor Type SOOW Cord (Carol Super Vu-Tron III).....	3.03	0.48
26 05 19 16-0685 LF 4 Conductors, #16 AWG, 600 Volt, 105 Degree Celsius, Multi-Conductor Type SOOW Cord (Carol Super Vu-Tron III).....	3.79	0.48



MINOR CSI UOM DESCRIPTION	TOTAL DIRECT UNIT COST	DEMOLITION UNIT COST
26 05 19 16-0686 LF 5 Conductors, #16 AWG, 600 Volt, 105 Degree Celsius, Multi-Conductor Type SOOW Cord (Carol Super Vu-Tron III)	4.10	0.60
26 05 19 16-0687 #14 AWG, 600 Volt, 105 Degree Celsius, Multi-Conductor Type SOOW Cord <small>(26 05 19 16-0677)</small>		
26 05 19 16-0688 LF 3 Conductors, #14 AWG, 600 Volt, 105 Degree Celsius, Multi-Conductor Type SOOW Cord (Carol Super Vu-Tron III)	3.14	0.48
26 05 19 16-0689 LF 4 Conductors, #14 AWG, 600 Volt, 105 Degree Celsius, Multi-Conductor Type SOOW Cord (Carol Super Vu-Tron III)	3.76	0.48
26 05 19 16-0690 LF 5 Conductors, #14 AWG, 600 Volt, 105 Degree Celsius, Multi-Conductor Type SOOW Cord (Carol Super Vu-Tron III)	4.21	0.60
26 05 19 16-0691 #12 AWG, 600 Volt, 105 Degree Celsius, Multi-Conductor Type SOOW Cord <small>(26 05 19 16-0677)</small>		
26 05 19 16-0692 LF 3 Conductors, #12 AWG, 600 Volt, 105 Degree Celsius, Multi-Conductor Type SOOW Cord (Carol Super Vu-Tron III)	3.73	0.48
26 05 19 16-0693 LF 4 Conductors, #12 AWG, 600 Volt, 105 Degree Celsius, Multi-Conductor Type SOOW Cord (Carol Super Vu-Tron III)	4.28	0.48
26 05 19 16-0694 LF 5 Conductors, #12 AWG, 600 Volt, 105 Degree Celsius, Multi-Conductor Type SOOW Cord (Carol Super Vu-Tron III)	4.77	0.60
26 05 19 16-0695 #10 AWG, 600 Volt, 105 Degree Celsius, Multi-Conductor Type SOOW Cord <small>(26 05 19 16-0677)</small>		
26 05 19 16-0696 LF 3 Conductors, #10 AWG, 600 Volt, 105 Degree Celsius, Multi-Conductor Type SOOW Cord (Carol Super Vu-Tron III)	4.27	0.60
26 05 19 16-0697 LF 4 Conductors, #10 AWG, 600 Volt, 105 Degree Celsius, Multi-Conductor Type SOOW Cord (Carol Super Vu-Tron III)	4.76	0.60
26 05 19 16-0698 LF 5 Conductors, #10 AWG, 600 Volt, 105 Degree Celsius, Multi-Conductor Type SOOW Cord (Carol Super Vu-Tron III)	5.25	0.60
26 05 19 16-0699 Multi-Conductor Type SEOW Cord <small>(26 05 19 16-0544)</small> Note: Includes thermoplastic elastomeric (TPE) insulation.		
26 05 19 16-0700 600 Volt, 90 Degree Celsius, Multi-Conductor Type SEOW Cord <small>(26 05 19 16-0699)</small>		
26 05 19 16-0701 #16 AWG, 600 Volt, 90 Degree Celsius, Multi-Conductor Type SEOW Cord <small>(26 05 19 16-0700)</small>		
26 05 19 16-0702 LF 3 Conductors, #16 AWG, 600 Volt, 90 Degree Celsius, Multi-Conductor Type SEOW Cord.....	1.80	0.48
26 05 19 16-0703 LF 4 Conductors, #16 AWG, 600 Volt, 90 Degree Celsius, Multi-Conductor Type SEOW Cord.....	1.99	0.48
26 05 19 16-0704 LF 5 Conductors, #16 AWG, 600 Volt, 90 Degree Celsius, Multi-Conductor Type SEOW Cord.....	3.03	0.60
26 05 19 16-0705 #14 AWG, 600 Volt, 90 Degree Celsius, Multi-Conductor Type SEOW Cord <small>(26 05 19 16-0700)</small>		
26 05 19 16-0706 LF 3 Conductors, #14 AWG, 600 Volt, 90 Degree Celsius, Multi-Conductor Type SEOW Cord.....	2.37	0.48
26 05 19 16-0707 LF 4 Conductors, #14 AWG, 600 Volt, 90 Degree Celsius, Multi-Conductor Type SEOW Cord.....	2.73	0.48
26 05 19 16-0708 LF 5 Conductors, #14 AWG, 600 Volt, 90 Degree Celsius, Multi-Conductor Type SEOW Cord.....	3.92	0.60
26 05 19 16-0709 #12 AWG, 600 Volt, 90 Degree Celsius, Multi-Conductor Type SEOW Cord <small>(26 05 19 16-0700)</small>		
26 05 19 16-0710 LF 3 Conductors, #12 AWG, 600 Volt, 90 Degree Celsius, Multi-Conductor Type SEOW Cord.....	2.96	0.48
26 05 19 16-0711 LF 4 Conductors, #12 AWG, 600 Volt, 90 Degree Celsius, Multi-Conductor Type SEOW Cord.....	3.42	0.48
26 05 19 16-0712 LF 5 Conductors, #12 AWG, 600 Volt, 90 Degree Celsius, Multi-Conductor Type SEOW Cord.....	4.31	0.60
26 05 19 16-0713 #10 AWG, 600 Volt, 90 Degree Celsius, Multi-Conductor Type SEOW Cord <small>(26 05 19 16-0700)</small>		
26 05 19 16-0714 LF 3 Conductors, #10 AWG, 600 Volt, 90 Degree Celsius, Multi-Conductor Type SEOW Cord.....	3.75	0.60
26 05 19 16-0715 LF 4 Conductors, #10 AWG, 600 Volt, 90 Degree Celsius, Multi-Conductor Type SEOW Cord.....	4.31	0.60
26 05 19 16-0716 LF 5 Conductors, #10 AWG, 600 Volt, 90 Degree Celsius, Multi-Conductor Type SEOW Cord.....	4.62	0.60
26 05 19 16-0717 Multi-Conductor Type W Cord <small>(26 05 19 16-0544)</small> Note: Includes ethylene propylene diene monomer (EPDM) rubber insulation.		
26 05 19 16-0718 2,000 Volt, 90 Degree Celsius, Multi-Conductor Type W Cord <small>(26 05 19 16-0717)</small>		
26 05 19 16-0719 #8 AWG, 2,000 Volt, 90 Degree Celsius, Multi-Conductor Type W Cord <small>(26 05 19 16-0718)</small>		
26 05 19 16-0720 LF 3 Conductors, #8 AWG, 2,000 Volt, 90 Degree Celsius, Multi-Conductor Type W Cord (Carol Super Vu-Tron).....	5.28	0.72
26 05 19 16-0721 LF 4 Conductors, #8 AWG, 2,000 Volt, 90 Degree Celsius, Multi-Conductor Type W Cord (Carol Super Vu-Tron).....	5.67	0.84
26 05 19 16-0722 LF 5 Conductors, #8 AWG, 2,000 Volt, 90 Degree Celsius, Multi-Conductor Type W Cord (Carol Super Vu-Tron).....	6.71	0.84
26 05 19 16-0723 #6 AWG, 2,000 Volt, 90 Degree Celsius, Multi-Conductor Type W Cord <small>(26 05 19 16-0718)</small>		
26 05 19 16-0724 LF 3 Conductors, #6 AWG, 2,000 Volt, 90 Degree Celsius, Multi-Conductor Type W Cord (Carol Super Vu-Tron).....	5.66	0.84
26 05 19 16-0725 LF 4 Conductors, #6 AWG, 2,000 Volt, 90 Degree Celsius, Multi-Conductor Type W Cord (Carol Super Vu-Tron).....	6.76	0.97
26 05 19 16-0726 LF 5 Conductors, #6 AWG, 2,000 Volt, 90 Degree Celsius, Multi-Conductor Type W Cord (Carol Super Vu-Tron).....	8.41	1.21

26 Electrical

26 05 Common Work Results for Electrical

26 05 19 Low-Voltage Electrical Power Conductors and Cables



MINOR
CSI UOM DESCRIPTION

TOTAL DIRECT DEMOLITION
UNIT COST UNIT COST

26 05 19 16-0727	#4 AWG, 2,000 Volt, 90 Degree Celsius, Multi-Conductor Type W Cord ^(26 05 19 16-0718)		
26 05 19 16-0728	LF 3 Conductors, #4 AWG, 2,000 Volt, 90 Degree Celsius, Multi-Conductor Type W Cord (Carol Super Vu-Tron)	7.72	0.84
26 05 19 16-0729	LF 4 Conductors, #4 AWG, 2,000 Volt, 90 Degree Celsius, Multi-Conductor Type W Cord (Carol Super Vu-Tron)	9.13	0.97
26 05 19 16-0730	LF 5 Conductors, #4 AWG, 2,000 Volt, 90 Degree Celsius, Multi-Conductor Type W Cord (Carol Super Vu-Tron)	11.74	1.21
26 05 19 16-0731	Cord Grips, Cable Reels, Extension Cords, And Accessories ^(26 05 19 16-0543)		
26 05 19 16-0732	Cord Grips ^(26 05 19 16-0731)		
26 05 19 16-0733	EA Cord Grip With Watertight Connector For 1/2" NPT Zinc Plated Steel	76.81	
	<i>For Personal Protective Equipment (Arc Flash) When Working On Energized Equipment, Add</i>	21.99	
26 05 19 16-0734	EA Cord Grip With Watertight Connector For 3/4" NPT Zinc Plated Steel	77.20	
	<i>For Personal Protective Equipment (Arc Flash) When Working On Energized Equipment, Add</i>	21.99	
26 05 19 16-0735	Cable Reels ^(26 05 19 16-0731)		
	Note: Includes handling, mounting, electrical connections and installing cord.		
26 05 19 16-0736	EA 30', 16-3, SJO, Extension Cord Reel (Cox Reels PC10-3016-A)	702.47	60.47
26 05 19 16-0737	EA 50', 10-4, SEOWW, Extension Cord Reel (Reelcraft L 7050 104 X 1)	1,951.90	60.47
26 05 19 16-0738	EA 50', 16-3, SOOW, Extension Cord Reel (KH Industries RTFD3L-WW-B16K)	1,458.01	60.47
26 05 19 16-0739	Extension Cords For Cable Reel ^(26 05 19 16-0731)		
26 05 19 16-0740	EA 100 LF, 120 Volt, 12 Gauge, 3 Wire, Extension Cord	198.59	
26 05 19 16-0741	EA 100 LF, 240 Volt, 10 Gauge, 3 Wire, Extension Cord	282.24	
26 05 19 16-0742	Plugs And Connector Bodies ^(26 05 19 16-0731)		
	Note: Up to 277 volt		
26 05 19 16-0743	NEMA Twist-Lock Plugs ^(26 05 19 16-0742)		
26 05 19 16-0744	EA 15 Amperes, 2 Pole 2 Wire, NEMA Twist-Lock Plug (Hubbell HBL7545C)	81.71	
26 05 19 16-0745	EA 15 Amperes, 2 Pole 3 Wire, NEMA Twist-Lock Plug (Hubbell HBL4770CBK)	83.35	
26 05 19 16-0746	EA 20 Amperes, 2 Pole 2 Wire, NEMA Twist-Lock Plug (Hubbell HBL7102C)	76.47	
26 05 19 16-0747	EA 20 Amperes, 2 Pole 3 Wire, NEMA Twist-Lock Plug (Hubbell HBL2331)	81.51	
26 05 19 16-0748	EA 20 Amperes, 3 Pole 4 Wire, NEMA Twist-Lock Plug (Hubbell HBL2411)	105.13	
26 05 19 16-0749	EA 20 Amperes, 4 Pole 4 Wire, NEMA Twist-Lock Plug (Hubbell HBL2441)	111.53	
26 05 19 16-0750	EA 20 Amperes, 4 Pole 5 Wire, NEMA Twist-Lock Plug (Hubbell HBL2511BK)	117.80	
26 05 19 16-0751	EA 30 Amperes, 2 Pole 3 Wire, NEMA Twist-Lock Plug (Hubbell HBL2611BK)	106.09	
26 05 19 16-0752	EA 30 Amperes, 3 Pole 4 Wire, NEMA Twist-Lock Plug (Hubbell HBL2711BK)	121.47	
26 05 19 16-0753	EA 30 Amperes, 4 Pole 4 Wire, NEMA Twist-Lock Plug (Hubbell HBL2761)	124.47	
26 05 19 16-0754	EA 30 Amperes, 4 Pole 5 Wire, NEMA Twist-Lock Plug (Hubbell HBL2811BK)	128.28	
26 05 19 16-0755	NEMA Twist-Lock Connector Bodies ^(26 05 19 16-0742)		
26 05 19 16-0756	EA 15 Amperes, 2 Pole 2 Wire, NEMA Twist-Lock Connector Body (Hubbell HBL7506C)	86.34	
26 05 19 16-0757	EA 15 Amperes, 2 Pole 3 Wire, NEMA Twist-Lock Connector Body (Hubbell HBL4779C)	92.13	
26 05 19 16-0758	EA 20 Amperes, 2 Pole 2 Wire, NEMA Twist-Lock Connector Body (Hubbell HBL7101C)	79.94	
26 05 19 16-0759	EA 20 Amperes, 2 Pole 3 Wire, NEMA Twist-Lock Connector Body (Hubbell HBL2323BK)	106.09	
26 05 19 16-0760	EA 20 Amperes, 3 Pole 4 Wire, NEMA Twist-Lock Connector Body (Hubbell HBL2413BK)	122.97	
26 05 19 16-0761	EA 20 Amperes, 4 Pole 4 Wire, NEMA Twist-Lock Connector Body (Hubbell HBL2443)	131.14	
26 05 19 16-0762	EA 20 Amperes, 4 Pole 5 Wire, NEMA Twist-Lock Connector Body (Hubbell HBL2513BK)	158.65	
26 05 19 16-0763	EA 30 Amperes, 2 Pole 3 Wire, NEMA Twist-Lock Connector Body (Hubbell HBL2623BK)	151.70	
26 05 19 16-0764	EA 30 Amperes, 3 Pole 4 Wire, NEMA Twist-Lock Connector Body (Hubbell HBL2713BK)	186.15	
26 05 19 16-0765	EA 30 Amperes, 4 Pole 4 Wire, NEMA Twist-Lock Connector Body (Hubbell HBL2753)	195.28	
26 05 19 16-0766	EA 30 Amperes, 4 Pole 5 Wire, NEMA Twist-Lock Connector Body (Hubbell HBL2813BK)	185.34	
26 05 19 16-0767	Watertight Pin And Sleeve Plug ^(26 05 19 16-0742)		
26 05 19 16-0768	EA 20 Amperes, 2 Pole, 3 Wire, 125 Volt, Watertight Pin And Sleeve Plug (Hubbell 320P4W)	273.05	36.29
26 05 19 16-0769	EA 20 Amperes, 2 Pole, 3 Wire, 250 Volt, Watertight Pin And Sleeve Plug (Hubbell 320P6W)	275.95	36.29
26 05 19 16-0770	EA 20 Amperes, 3 Pole, 3 Wire, 480 Volt, Watertight Pin And Sleeve Plug (Hubbell 320P7W)	298.53	36.29
26 05 19 16-0771	EA 20 Amperes, 3 Pole, 4 Wire, 125/250 Volt, Watertight Pin And Sleeve Plug (Hubbell 420P12W)	298.99	39.92
26 05 19 16-0772	EA 20 Amperes, 3 Pole, 4 Wire, 250 Volt, Watertight Pin And Sleeve Plug (Hubbell 420P9W)	294.60	39.92
26 05 19 16-0773	EA 20 Amperes, Pole, 4 Wire, 480 Volt, Watertight Pin And Sleeve Plug (Hubbell 420P7W)	295.91	39.92
26 05 19 16-0774	EA 30 Amperes, 2 Pole, 3 Wire, 125 Volt, Watertight Pin And Sleeve Plug (Hubbell 330P4W)	416.62	44.63
26 05 19 16-0775	EA 30 Amperes, 2 Pole, 3 Wire, 250 Volt, Watertight Pin And Sleeve Plug (Hubbell 330P6W)	405.72	44.63
26 05 19 16-0776	EA 30 Amperes, 2 Pole, 3 Wire, 480 Volt, Watertight Pin And Sleeve Plug (Hubbell 330P7W)	452.57	44.63
26 05 19 16-0777	EA 30 Amperes, 3 Pole, 4 Wire, 125/250 Volt, Watertight Pin And Sleeve Plug (Hubbell 430P12W)	444.59	48.99
26 05 19 16-0778	EA 30 Amperes, 3 Pole, 4 Wire, 250 Volt, Watertight Pin And Sleeve Plug (Hubbell 430P9W)	425.65	48.99
26 05 19 16-0779	EA 30 Amperes, 3 Pole, 4 Wire, 480 Volt, Watertight Pin And Sleeve Plug (Hubbell 430P7W)	438.68	48.99
26 05 19 16-0780	EA 60 Amperes, 2 Pole, 3 Wire, 125 Volt, Watertight Pin And Sleeve Plug (Hubbell 360P4W)	566.10	58.06
26 05 19 16-0781	EA 60 Amperes, 2 Pole, 3 Wire, 250 Volt, Watertight Pin And Sleeve Plug (Hubbell 360P6W)	576.48	58.06
26 05 19 16-0782	EA 60 Amperes, 2 Pole, 3 Wire, 480 Volt, Watertight Pin And Sleeve Plug (Hubbell 360P7W)	551.86	58.06
26 05 19 16-0783	EA 60 Amperes, 3 Pole, 4 Wire, 125/250 Volt, Watertight Pin And Sleeve Plug (Hubbell 460P12W)	628.49	64.59
26 05 19 16-0784	EA 60 Amperes, 3 Pole, 4 Wire, 250 Volt, Watertight Pin And Sleeve Plug (Hubbell 460P9W)	612.32	64.59
26 05 19 16-0785	EA 60 Amperes, 3 Pole, 4 Wire, 480 Volt, Watertight Pin And Sleeve Plug (Hubbell 460P7W)	619.32	64.59
26 05 19 16-0786	EA 100 Amperes, 2 Pole, 3 Wire, 250 Volt, Watertight Pin And Sleeve Plug (Hubbell 3100P6W)	776.94	72.57



MINOR CSI UOM DESCRIPTION	TOTAL DIRECT UNIT COST	DEMOLITION UNIT COST
26 05 19 16-0787 EA 100 Amperes, 2 Pole, 3 Wire, 480 Volt, Watertight Pin And Sleeve Plug (Hubbell 3100P7W).....	817.05	72.57
26 05 19 16-0788 EA 100 Amperes, 3 Pole, 4 Wire, 125/250 Volt, Watertight Pin And Sleeve Plug (Hubbell 4100P12W).....	796.50	79.83
26 05 19 16-0789 EA 100 Amperes, 3 Pole, 4 Wire, 250 Volt, Watertight Pin And Sleeve Plug (Hubbell 4100P9W).....	782.80	79.83
26 05 19 16-0790 EA 100 Amperes, 3 Pole, 4 Wire, 480 Volt, Watertight Pin And Sleeve Plug (Hubbell 4100P7W).....	790.20	79.83
26 05 19 16-0791 Watertight Pin And Sleeve Connector <small>(26 05 19 16-0742)</small>		
26 05 19 16-0792 EA 20 Amperes, 2 Pole, 3 Wire, 125 Volt, Watertight Pin And Sleeve Connector (Hubbell 320C4W).....	289.77	36.29
26 05 19 16-0793 EA 20 Amperes, 2 Pole, 3 Wire, 250 Volt, Watertight Pin And Sleeve Connector (Hubbell 320C6W).....	291.78	36.29
26 05 19 16-0794 EA 20 Amperes, 2 Pole, 3 Wire, 480 Volt, Watertight Pin And Sleeve Connector (Hubbell 320C7W).....	343.77	36.29
26 05 19 16-0795 EA 20 Amperes, 3 Pole, 4 Wire, 125/250 Volt, Watertight Pin And Sleeve Connector (Hubbell 420C12W).....	341.12	39.92
26 05 19 16-0796 EA 20 Amperes, 3 Pole, 4 Wire, 250 Volt, Watertight Pin And Sleeve Connector (Hubbell 420C9W).....	335.84	39.92
26 05 19 16-0797 EA 20 Amperes, 3 Pole, 4 Wire, 480 Volt, Watertight Pin And Sleeve Connector (Hubbell 420C7W).....	340.61	39.92
26 05 19 16-0798 EA 30 Amperes, 2 Pole, 3 Wire, 125 Volt, Watertight Pin And Sleeve Connector (Hubbell 330C4W).....	426.62	44.63
26 05 19 16-0799 EA 30 Amperes, 2 Pole, 3 Wire, 250 Volt, Watertight Pin And Sleeve Connector (Hubbell 330C6W).....	426.50	44.63
26 05 19 16-0800 EA 30 Amperes, 2 Pole, 3 Wire, 480 Volt, Watertight Pin And Sleeve Connector (Hubbell 330C7W).....	444.44	44.63
26 05 19 16-0801 EA 30 Amperes, 3 Pole, 4 Wire, 125/250 Volt, Watertight Pin And Sleeve Connector (Hubbell 430C12W).....	439.73	48.99
26 05 19 16-0802 EA 30 Amperes, 3 Pole, 4 Wire, 250 Volt, Watertight Pin And Sleeve Connector (Hubbell 430C9W).....	443.42	48.99
26 05 19 16-0803 EA 30 Amperes, 3 Pole, 4 Wire, 480 Volt, Watertight Pin And Sleeve Connector (Hubbell 430C7W).....	439.52	48.99
26 05 19 16-0804 EA 60 Amperes, 2 Pole, 3 Wire, 125 Volt, Watertight Pin And Sleeve Connector (Hubbell 360C4W).....	668.58	58.06
26 05 19 16-0805 EA 60 Amperes, 2 Pole, 3 Wire, 250 Volt, Watertight Pin And Sleeve Connector (Hubbell 360C6W).....	646.62	58.06
26 05 19 16-0806 EA 60 Amperes, 2 Pole, 3 Wire, 480 Volt, Watertight Pin And Sleeve Connector (Hubbell 360C7W).....	633.53	58.06
26 05 19 16-0807 EA 60 Amperes, 3 Pole, 4 Wire, 125/250 Volt, Watertight Pin And Sleeve Connector (Hubbell 460C12W).....	689.48	64.59
26 05 19 16-0808 EA 60 Amperes, 3 Pole, 4 Wire, 250 Volt, Watertight Pin And Sleeve Connector (Hubbell 460C9W).....	708.57	64.59
26 05 19 16-0809 EA 60 Amperes, 3 Pole, 4 Wire, 480 Volt, Watertight Pin And Sleeve Connector (Hubbell 460C7W).....	709.97	64.59
26 05 19 16-0810 EA 100 Amperes, 2 Pole, 3 Wire, 250 Volt, Watertight Pin And Sleeve Connector (Hubbell 3100C6W).....	889.35	72.57
26 05 19 16-0811 EA 100 Amperes, 2 Pole, 3 Wire, 480 Volt, Watertight Pin And Sleeve Connector (Hubbell 3100C7W).....	914.53	72.57
26 05 19 16-0812 EA 100 Amperes, 3 Pole, 4 Wire, 125/250 Volt, Watertight Pin And Sleeve Connector (Hubbell 4100C12W).....	988.21	79.83
26 05 19 16-0813 EA 100 Amperes, 3 Pole, 4 Wire, 250 Volt, Watertight Pin And Sleeve Connector (Hubbell 4100C9W).....	953.61	79.83
26 05 19 16-0814 EA 100 Amperes, 3 Pole, 4 Wire, 480 Volt, Watertight Pin And Sleeve Connector (Hubbell 4100C7W).....	965.41	79.83
26 05 19 16-0815 Accessories <small>(26 05 19 16-0731)</small>		
26 05 19 16-0816 EA 1/2" Straight Steel Cord Connector.....	60.79	12.10
For Personal Protective Equipment (Arc Flash) When Working On Energized Equipment, Add	7.26	
26 05 19 16-0817 EA 1/2" Straight Nylon Cord Connector.....	36.44	9.07
For Personal Protective Equipment (Arc Flash) When Working On Energized Equipment, Add	5.44	
26 05 19 16-0818 EA 1/2" 90 Degree Steel Cord Connector.....	69.58	15.12
For Personal Protective Equipment (Arc Flash) When Working On Energized Equipment, Add	9.07	
26 05 19 16-0819 EA 1/2" 90 Degree Nylon Cord Connector.....	43.86	12.10
For Personal Protective Equipment (Arc Flash) When Working On Energized Equipment, Add	7.26	
26 05 19 16-0820 EA 1/2" Straight Steel Cord Connector With Strain Relief Mesh.....	68.67	15.12
For Personal Protective Equipment (Arc Flash) When Working On Energized Equipment, Add	9.07	
26 05 19 16-0821 EA 1/2" 90 Degree Steel Cord Connector With Strain Relief Mesh.....	118.89	18.14
For Personal Protective Equipment (Arc Flash) When Working On Energized Equipment, Add	10.89	
26 05 19 16-0822 EA 1/2" Straight Nylon Cord Connector With Strain Relief Mesh.....	43.15	12.10
For Personal Protective Equipment (Arc Flash) When Working On Energized Equipment, Add	7.26	
26 05 19 16-0823 EA 1/2" 90 Degree Nylon Cord Connector With Strain Relief Mesh.....	72.91	15.12
For Personal Protective Equipment (Arc Flash) When Working On Energized Equipment, Add	9.07	
26 05 19 16-0824 EA 3/4" Straight Steel Cord Connector.....	63.36	12.10
For Personal Protective Equipment (Arc Flash) When Working On Energized Equipment, Add	7.26	
26 05 19 16-0825 EA 3/4" Straight Nylon Cord Connector.....	37.73	9.07
For Personal Protective Equipment (Arc Flash) When Working On Energized Equipment, Add	5.44	
26 05 19 16-0826 EA 3/4" 90 Degree Steel Cord Connector.....	77.62	15.12
For Personal Protective Equipment (Arc Flash) When Working On Energized Equipment, Add	9.07	
26 05 19 16-0827 EA 3/4" 90 Degree Nylon Cord Connector.....	47.88	12.10
For Personal Protective Equipment (Arc Flash) When Working On Energized Equipment, Add	7.26	
26 05 19 16-0828 EA 3/4" Straight Steel Cord Connector With Strain Relief Mesh.....	77.42	18.14
For Personal Protective Equipment (Arc Flash) When Working On Energized Equipment, Add	10.88	
26 05 19 16-0829 EA 3/4" 90 Degree Steel Cord Connector With Strain Relief Mesh.....	92.08	21.17
For Personal Protective Equipment (Arc Flash) When Working On Energized Equipment, Add	12.70	
26 05 19 16-0830 EA 3/4" Straight Nylon Cord Connector With Strain Relief Mesh.....	51.91	15.12
For Personal Protective Equipment (Arc Flash) When Working On Energized Equipment, Add	9.07	
26 05 19 16-0831 EA 3/4" 90 Degree Nylon Cord Connector With Strain Relief Mesh.....	62.70	18.14
For Personal Protective Equipment (Arc Flash) When Working On Energized Equipment, Add	10.89	
26 05 19 16-0832 EA 1" Straight Steel Cord Connector.....	79.89	12.10
For Personal Protective Equipment (Arc Flash) When Working On Energized Equipment, Add	7.26	
26 05 19 16-0833 EA 1" Straight Nylon Cord Connector.....	45.99	9.07
For Personal Protective Equipment (Arc Flash) When Working On Energized Equipment, Add	5.44	
26 05 19 16-0834 EA 1" 90 Degree Steel Cord Connector.....	88.54	15.12
For Personal Protective Equipment (Arc Flash) When Working On Energized Equipment, Add	9.07	
26 05 19 16-0835 EA 1" 90 Degree Nylon Cord Connector.....	53.34	12.10
For Personal Protective Equipment (Arc Flash) When Working On Energized Equipment, Add	7.26	
26 05 19 16-0836 EA 1" Straight Steel Cord Connector With Strain Relief Mesh.....	94.77	18.14
For Personal Protective Equipment (Arc Flash) When Working On Energized Equipment, Add	10.88	
26 05 19 16-0837 EA 1" 90 Degree Steel Cord Connector With Strain Relief Mesh.....	103.54	21.17
For Personal Protective Equipment (Arc Flash) When Working On Energized Equipment, Add	12.70	
26 05 19 16-0838 EA 1" Straight Nylon Cord Connector With Strain Relief Mesh.....	60.72	15.12
For Personal Protective Equipment (Arc Flash) When Working On Energized Equipment, Add	9.07	
26 05 19 16-0839 EA 1" 90 Degree Nylon Cord Connector With Strain Relief Mesh.....	70.15	18.14
For Personal Protective Equipment (Arc Flash) When Working On Energized Equipment, Add	10.89	

26 Electrical**26 05 Common Work Results for Electrical****26 05 23 Control-Voltage Electrical Power Cables**MINOR
CSI UOM DESCRIPTIONTOTAL DIRECT DEMOLITION
UNIT COST UNIT COST**26 05 23 Control-Voltage Electrical Power Cables** (26 05)

26 05 23 00-0001	Cable For HVAC System Controls (26 05 23)		
26 05 23 00-0002	Low Voltage Thermostat Cable To 300 Volt (26 05 23 00-0001)		
	Note: For surface or conduit installation.		
26 05 23 00-0003	MLF #20/2 Conductor, Low Volt Thermostat Cable	511.64	140.89
26 05 23 00-0004	MLF #20/3 Conductor, Low Volt Thermostat Cable	592.05	148.41
26 05 23 00-0005	MLF #20/4 Conductor, Low Volt Thermostat Cable	644.23	156.92
26 05 23 00-0006	MLF #20/5 Conductor, Low Volt Thermostat Cable	788.65	163.55
26 05 23 00-0007	MLF #20/6 Conductor, Low Volt Thermostat Cable	828.40	171.29
26 05 23 00-0008	MLF #20/7 Conductor, Low Volt Thermostat Cable	916.64	178.41
26 05 23 00-0009	MLF #20/8 Conductor, Low Volt Thermostat Cable	992.49	185.53
26 05 23 00-0010	MLF #20/9 Conductor, Low Volt Thermostat Cable	1,083.02	192.94
26 05 23 00-0011	MLF #20/10 Conductor, Low Volt Thermostat Cable	1,170.87	198.73
26 05 23 00-0012	MLF #18/2 Conductor, Low Volt Thermostat Cable	563.46	140.89
26 05 23 00-0013	MLF #18/3 Conductor, Low Volt Thermostat Cable	684.50	148.41
26 05 23 00-0014	MLF #18/4 Conductor, Low Volt Thermostat Cable	790.92	156.92
26 05 23 00-0015	MLF #18/5 Conductor, Low Volt Thermostat Cable	849.20	163.55
26 05 23 00-0016	MLF #18/6 Conductor, Low Volt Thermostat Cable	950.05	171.29
26 05 23 00-0017	MLF #18/7 Conductor, Low Volt Thermostat Cable	972.50	178.41
26 05 23 00-0018	MLF #18/8 Conductor, Low Volt Thermostat Cable	1,077.73	185.53
26 05 23 00-0019	MLF #18/9 Conductor, Low Volt Thermostat Cable	1,287.53	192.94
26 05 23 00-0020	MLF #18/10 Conductor, Low Volt Thermostat Cable	1,423.11	198.73

26 05 26 Grounding and Bonding for Electrical Systems (26 05)

26 05 26 00-0001	Conductors, Straps And Conduit Jumpers (26 05 26)		
26 05 26 00-0002	Single Conductor (26 05 26 00-0001)		
26 05 26 00-0003	Copper Bare Stranded Conductors (26 05 26 00-0002)		
26 05 26 00-0004	MLF 12 AWG Copper Bare Single Stranded Conductor	620.04	227.77
26 05 26 00-0005	MLF 10 AWG Copper Bare Single Stranded Conductor	823.08	227.77
26 05 26 00-0006	MLF 8 AWG Copper Bare Single Stranded Conductor	1,027.04	274.37
26 05 26 00-0007	MLF 6 AWG Copper Bare Single Stranded Conductor	1,420.13	274.37
26 05 26 00-0008	MLF 4 AWG Copper Bare Single Stranded Conductor	1,913.36	331.30
26 05 26 00-0009	MLF 2 AWG Copper Bare Single Stranded Conductor	3,021.35	331.30
26 05 26 00-0010	MLF 1 AWG Copper Bare Single Stranded Conductor	3,499.97	398.60
26 05 26 00-0011	MLF 1/0 AWG Copper Bare Single Stranded Conductor	4,106.58	398.60
26 05 26 00-0012	MLF 2/0 AWG Copper Bare Single Stranded Conductor	5,765.66	502.14
26 05 26 00-0013	MLF 3/0 AWG Copper Bare Single Stranded Conductor	7,113.75	502.14
26 05 26 00-0014	MLF 4/0 AWG Copper Bare Single Stranded Conductor	7,539.97	667.79
26 05 26 00-0015	MLF 250 MCM Copper Bare Single Stranded Conductor	9,694.34	667.79
26 05 26 00-0016	MLF 300 MCM Copper Bare Single Stranded Conductor	9,720.88	771.33
26 05 26 00-0017	MLF 350 MCM Copper Bare Single Stranded Conductor	13,119.04	771.33
26 05 26 00-0018	MLF 500 MCM Copper Bare Single Stranded Conductor	17,920.52	952.51
26 05 26 00-0019	Copper Insulated Single Stranded Conductors (26 05 26 00-0002)		
26 05 26 00-0020	MLF 12 AWG Copper Insulated Single Stranded Conductor	1,176.86	310.60
26 05 26 00-0021	MLF 10 AWG Copper Insulated Single Stranded Conductor	1,248.76	310.60
26 05 26 00-0022	MLF 8 AWG Copper Insulated Single Stranded Conductor	1,605.71	310.60
26 05 26 00-0023	MLF 6 AWG Copper Insulated Single Stranded Conductor	1,817.85	538.37
26 05 26 00-0024	MLF 4 AWG Copper Insulated Single Stranded Conductor	2,468.23	538.37
26 05 26 00-0025	MLF 2 AWG Copper Insulated Single Stranded Conductor	3,499.77	538.37
26 05 26 00-0026	MLF 1 AWG Copper Insulated Single Stranded Conductor	4,237.86	942.15
26 05 26 00-0027	MLF 1/0 AWG Copper Insulated Single Stranded Conductor	5,178.18	942.15
26 05 26 00-0028	MLF 2/0 AWG Copper Insulated Single Stranded Conductor	6,081.32	942.15
26 05 26 00-0029	MLF 3/0 AWG Copper Insulated Single Stranded Conductor	7,258.13	942.15
26 05 26 00-0030	MLF 4/0 AWG Copper Insulated Single Stranded Conductor	8,572.81	1,232.04
26 05 26 00-0031	MLF 250 MCM Copper Insulated Single Stranded Conductor	10,384.25	1,232.04
26 05 26 00-0032	MLF 300 MCM Copper Insulated Single Stranded Conductor	12,108.32	1,232.04
26 05 26 00-0033	MLF 350 MCM Copper Insulated Single Stranded Conductor	14,146.03	1,915.37
26 05 26 00-0034	MLF 500 MCM Copper Insulated Single Stranded Conductor	18,506.17	1,915.37
26 05 26 00-0035	Copper Bare Single Solid Conductors (26 05 26 00-0002)		
26 05 26 00-0036	MLF 12 AWG Copper Bare Single Solid Conductor	620.04	227.77
26 05 26 00-0037	MLF 10 AWG Copper Bare Single Solid Conductor	823.08	227.77
26 05 26 00-0038	MLF 8 AWG Copper Bare Single Solid Conductor	1,027.04	274.37
26 05 26 00-0039	MLF 6 AWG Copper Bare Single Solid Conductor	1,420.13	274.37
26 05 26 00-0040	MLF 4 AWG Copper Bare Single Solid Conductor	1,913.36	331.30
26 05 26 00-0041	MLF 2 AWG Copper Bare Single Solid Conductor	3,021.35	331.30
26 05 26 00-0042	MLF 1/0 AWG Copper Bare Single Solid Conductor	4,106.58	398.60
26 05 26 00-0043	MLF 4/0 AWG Copper Bare Single Solid Conductor	7,539.97	528.01
26 05 26 00-0044	Aluminum Bare Single Stranded Conductors (26 05 26 00-0002)		
26 05 26 00-0045	MLF 8 AWG Aluminum Bare Single Stranded Conductor	759.69	274.37



MINOR CSI UOM DESCRIPTION	TOTAL DIRECT UNIT COST	DEMOLITION UNIT COST
26 05 26 00-0046 MLF 6 AWG Aluminum Bare Single Stranded Conductor.....	843.57	274.37
26 05 26 00-0047 MLF 4 AWG Aluminum Bare Single Stranded Conductor.....	974.19	331.30
26 05 26 00-0048 MLF 2 AWG Aluminum Bare Single Stranded Conductor.....	1,243.90	331.30
26 05 26 00-0049 MLF 1 AWG Aluminum Bare Single Stranded Conductor.....	1,462.73	398.60
26 05 26 00-0050 MLF 1/0 AWG Aluminum Bare Single Stranded Conductor.....	1,675.86	398.60
26 05 26 00-0051 MLF 2/0 AWG Aluminum Bare Single Stranded Conductor.....	1,920.99	502.14
26 05 26 00-0052 MLF 3/0 AWG Aluminum Bare Single Stranded Conductor.....	2,226.54	502.14
26 05 26 00-0053 MLF 4/0 AWG Aluminum Bare Single Stranded Conductor.....	2,643.62	667.79
26 05 26 00-0054 MLF 250 MCM Aluminum Bare Single Stranded Conductor.....	2,984.13	667.79
26 05 26 00-0055 MLF 300 MCM Aluminum Bare Single Stranded Conductor.....	3,613.26	771.33
26 05 26 00-0056 MLF 350 MCM Aluminum Bare Single Stranded Conductor.....	4,143.98	771.33
26 05 26 00-0057 MLF 500 MCM Aluminum Bare Single Stranded Conductor.....	4,862.38	952.51
26 05 26 00-0058 Aluminum Bare Single Solid Conductors <small>(26 05 26 00-0002)</small>		
26 05 26 00-0059 MLF 8 AWG Aluminum Bare Single Solid Conductor.....	759.69	274.37
26 05 26 00-0060 MLF 6 AWG Aluminum Bare Single Solid Conductor.....	843.57	274.37
26 05 26 00-0061 MLF 4 AWG Aluminum Bare Single Solid Conductor.....	974.19	331.30
26 05 26 00-0062 MLF 2 AWG Aluminum Bare Single Solid Conductor.....	1,243.90	331.30
26 05 26 00-0063 MLF 1 AWG Aluminum Bare Single Solid Conductor.....	1,420.94	528.01
26 05 26 00-0064 MLF 1/0 AWG Aluminum Bare Single Solid Conductor.....	1,675.86	528.01
26 05 26 00-0065 MLF 2/0 AWG Aluminum Bare Single Solid Conductor.....	1,817.48	502.14
26 05 26 00-0066 MLF 3/0 AWG Aluminum Bare Single Solid Conductor.....	2,018.12	502.14
26 05 26 00-0067 MLF 4/0 AWG Aluminum Bare Single Solid Conductor.....	2,643.62	667.79
26 05 26 00-0068 MLF 250 MCM Aluminum Bare Single Solid Conductor.....	2,984.13	667.79
26 05 26 00-0069 MLF 300 MCM Aluminum Bare Single Solid Conductor.....	3,613.26	771.33
26 05 26 00-0070 MLF 350 MCM Aluminum Bare Single Solid Conductor.....	4,143.98	771.33
26 05 26 00-0071 MLF 500 MCM Aluminum Bare Single Solid Conductor.....	4,862.38	952.51
26 05 26 00-0072 Aluminum Smooth Woven Conductors <small>(26 05 26 00-0002)</small>		
26 05 26 00-0073 LF 10 Strand x 14 AWG Smooth Weave Aluminum Conductor.....	2.87	0.83
26 05 26 00-0074 LF 16 Strand x 14 AWG Smooth Weave Aluminum Conductor.....	3.18	0.92
26 05 26 00-0075 LF 24 Strand x 14 AWG Smooth Weave Aluminum Conductor.....	3.78	1.05
26 05 26 00-0076 LF 26 Strand x 14 AWG Smooth Weave Aluminum Conductor.....	3.80	1.07
26 05 26 00-0077 LF 28 Strand x 14 AWG Smooth Weave Aluminum Conductor.....	3.99	1.12
26 05 26 00-0078 Copper Flexible Braid Connector Jumper Strap <small>(26 05 26 00-0001)</small>		
Note: Manufactured from flat extra flexible tinned braid. Ferrules are tin plated pure electrolytic copper with 2 holes, on each end.		
26 05 26 00-0079 EA 100 Amperes, Copper Flexible Braid Jumper Strap, 12" Length.....	137.54	30.24
<i>For Personal Protective Equipment (Arc Flash) When Working On Energized Equipment, Add</i>		
	18.14	
26 05 26 00-0080 EA 225 Amperes, Copper Flexible Braid Jumper Strap, 12" Length.....	236.35	36.29
<i>For Personal Protective Equipment (Arc Flash) When Working On Energized Equipment, Add</i>		
	21.77	
26 05 26 00-0081 EA 225 Amperes, Copper Flexible Braid Jumper Strap, 18" Length.....	301.92	36.29
<i>For Personal Protective Equipment (Arc Flash) When Working On Energized Equipment, Add</i>		
	21.77	
26 05 26 00-0082 EA 225 Amperes, Copper Flexible Braid Jumper Strap, 24" Length.....	366.60	36.29
<i>For Personal Protective Equipment (Arc Flash) When Working On Energized Equipment, Add</i>		
	21.77	
26 05 26 00-0083 EA 400 Amperes, Copper Flexible Braid Jumper Strap, 12" Length.....	317.97	39.31
<i>For Personal Protective Equipment (Arc Flash) When Working On Energized Equipment, Add</i>		
	27.21	
26 05 26 00-0084 EA 400 Amperes, Copper Flexible Braid Jumper Strap, 18" Length.....	412.31	39.31
<i>For Personal Protective Equipment (Arc Flash) When Working On Energized Equipment, Add</i>		
	27.21	
26 05 26 00-0085 EA 400 Amperes, Copper Flexible Braid Jumper Strap, 24" Length.....	494.27	39.31
<i>For Personal Protective Equipment (Arc Flash) When Working On Energized Equipment, Add</i>		
	27.21	
26 05 26 00-0086 EA 600 Amperes, Copper Flexible Braid Jumper Strap, 12" Length.....	413.34	49.89
<i>For Personal Protective Equipment (Arc Flash) When Working On Energized Equipment, Add</i>		
	29.94	
26 05 26 00-0087 EA 800 Amperes, Copper Flexible Braid Jumper Strap, 12" Length.....	497.10	60.47
<i>For Personal Protective Equipment (Arc Flash) When Working On Energized Equipment, Add</i>		
	36.29	
26 05 26 00-0088 Bonding Jumper For Metallic Conduit <small>(26 05 26 00-0001)</small>		
26 05 26 00-0089 EA 1/2" To 1" Conductor, Bonding Jumper, Metallic Conduit.....	184.81	66.53
<i>For Personal Protective Equipment (Arc Flash) When Working On Energized Equipment, Add</i>		
	37.80	
26 05 26 00-0090 EA 1-1/4" To 2" Conductor, Bonding Jumper, Metallic Conduit.....	227.67	66.53
<i>For Personal Protective Equipment (Arc Flash) When Working On Energized Equipment, Add</i>		
	46.52	
26 05 26 00-0091 EA 2-1/2" To 4" Conductor, Bonding Jumper, Metallic Conduit.....	332.40	102.81
<i>For Personal Protective Equipment (Arc Flash) When Working On Energized Equipment, Add</i>		
	54.98	
26 05 26 00-0092 EA 5" To 6" Conductor, Bonding Jumper, Metallic Conduit.....	490.10	102.81
<i>For Personal Protective Equipment (Arc Flash) When Working On Energized Equipment, Add</i>		
	67.20	
26 05 26 00-0093 Ground Rods <small>(26 05 26)</small>		
26 05 26 00-0094 Copper-Clad Ground Rods <small>(26 05 26 00-0093)</small>		
26 05 26 00-0095 EA 1/2" Diameter x 8' Long Copper-Clad Ground Rods.....	104.35	90.71
26 05 26 00-0096 EA 5/8" Diameter x 8' Long Copper-Clad Ground Rods.....	108.95	90.71
26 05 26 00-0097 EA 3/4" Diameter x 8' Long Copper-Clad Ground Rods.....	127.51	90.71
26 05 26 00-0098 EA 1/2" Diameter x 10' Long Copper-Clad Ground Rods.....	122.89	90.71
26 05 26 00-0099 EA 5/8" Diameter x 10' Long Copper-Clad Ground Rods.....	128.63	90.71
26 05 26 00-0100 EA 3/4" Diameter x 10' Long Copper-Clad Ground Rods.....	151.83	90.71

26 Electrical**26 05 Common Work Results for Electrical****26 05 26 Grounding and Bonding for Electrical Systems**

SAN BERNARDINO
COUNTY

MINOR
CSI UOM DESCRIPTION

TOTAL DIRECT DEMOLITION
UNIT COST UNIT COST

26 05 26 00-0101		Ground Access Wells <small>(26 05 26 00-0093)</small>		
26 05 26 00-0102		Precast Ground Access Wells <small>(26 05 26 00-0101)</small>		
26 05 26 00-0103	EA	8" Diameter x 24" Deep Precast Ground Access Well Note: With cast iron grate.	268.82	
26 05 26 00-0104	EA	10" Diameter x 24" Deep Precast Ground Access Well Note: With cast iron grate.	278.29	
26 05 26 00-0105	EA	12" Diameter x 24" Deep Precast Ground Access Well Note: With cast iron grate.	821.67	
26 05 26 00-0106	EA	18" Diameter x 24" Deep Precast Ground Access Well Note: With cast iron grate.	831.13	
26 05 26 00-0107		Polyvinyl Chloride (PVC) Ground Access Well <small>(26 05 26 00-0101)</small>		
26 05 26 00-0108	EA	10" Diameter x 24" Deep Polyvinyl Chloride (PVC) Belled Hub Ground Access Well Note: Schedule 40 with cast iron grated cover.	537.08	
26 05 26 00-0109	EA	12" Diameter x 24" Deep Polyvinyl Chloride (PVC) Belled Hub Ground Access Well Note: Schedule 40 with cast iron grated cover.	654.95	
26 05 26 00-0110	EA	18" Diameter x 24" Deep Polyvinyl Chloride (PVC) Belled Hub Ground Access Well Note: Schedule 40 with cast iron grated cover.	1,446.02	
26 05 26 00-0111	EA	10" Diameter x 24" Deep Polyvinyl Chloride (PVC) Belled Hub Ground Access Well Note: Schedule 40 with flat steel cover.	406.18	
26 05 26 00-0112	EA	12" Diameter x 24" Deep Polyvinyl Chloride (PVC) Belled Hub Ground Access Well Note: Schedule 40 with flat steel cover.	492.15	
26 05 26 00-0113	EA	18" Diameter x 24" Deep Polyvinyl Chloride (PVC) Belled Hub Ground Access Well Note: Schedule 40 with flat steel cover.	1,293.12	
26 05 26 00-0114	EA	8" Diameter x 24" Deep Polyvinyl Chloride (PVC) Ground Access Well Note: Schedule 40 with flat steel cover.	232.05	
26 05 26 00-0115	EA	10" Diameter x 24" Deep Polyvinyl Chloride (PVC) Ground Access Well Note: Schedule 40 with flat steel cover.	320.38	
26 05 26 00-0116	EA	12" Diameter x 24" Deep Polyvinyl Chloride (PVC) Ground Access Well Note: Schedule 40 with flat steel cover.	382.15	
26 05 26 00-0117	EA	8" Diameter x 24" Deep Schedule 40 Polyvinyl Chloride (PVC) Ground Access Well, Plastic Cover	188.05	
26 05 26 00-0118	EA	10" Diameter x 24" Deep Schedule 40 Polyvinyl Chloride (PVC) Ground Access Well, Plastic Cover	295.08	
26 05 26 00-0119	EA	8" Diameter x 42" Deep Polyvinyl Chloride (PVC) Slotted Ground Access Well Note: Schedule 40 with flat steel cover.	443.16	
26 05 26 00-0120	EA	10" Diameter x 42" Deep Polyvinyl Chloride (PVC) Slotted Ground Access Well Note: Schedule 40 with flat steel cover.	612.88	
26 05 26 00-0121	EA	8" Diameter x 42" Deep Polyvinyl Chloride (PVC) Slotted Ground Access Well Note: Schedule 40 with plastic cover.	424.46	
26 05 26 00-0122	EA	10" Diameter x 42" Deep Polyvinyl Chloride (PVC) Slotted Ground Access Well Note: Schedule 40 with plastic cover.	456.68	
26 05 26 00-0123	EA	10" Diameter x 36" Deep Polyvinyl Chloride (PVC) Schedule 80 Ground Access Well Note: With cast iron cover, heavy duty.	823.08	
26 05 26 00-0124	EA	10" Diameter x 42" Deep Polyvinyl Chloride (PVC) Schedule 80 Ground Access Well Note: With cast iron cover, heavy duty.	1,039.68	
26 05 26 00-0125	EA	12" Diameter x 12" Deep Polyvinyl Chloride (PVC) Schedule 80 Ground Access Well Note: With cast iron cover, heavy duty.	455.68	
26 05 26 00-0126	EA	12" Diameter x 24" Deep Polyvinyl Chloride (PVC) Schedule 80 Ground Access Well Note: With cast iron cover, heavy duty.	623.05	
26 05 26 00-0127	EA	12" Diameter x 30" Deep Polyvinyl Chloride (PVC) Schedule 80 Ground Access Well Note: With cast iron cover, heavy duty.	615.52	
26 05 26 00-0128		Polymer Concrete Ground Access Well <small>(26 05 26 00-0101)</small>		
26 05 26 00-0129	EA	12" x 12" x 12" Polymer Concrete Ground Access Well	517.35	
26 05 26 00-0130	EA	12" x 12" x 12" Heavy Duty Polymer Concrete Ground Access Well	568.01	
26 05 26 00-0131	EA	12" x 12" x 18" Polymer Concrete Ground Access Well	570.38	
26 05 26 00-0132	EA	12" x 12" x 18" Heavy Duty Polymer Concrete Ground Access Well	626.15	
26 05 26 00-0133	EA	12" x 12" x 24" Polymer Concrete Ground Access Well	625.46	
26 05 26 00-0134	EA	12" x 12" x 24" Heavy Duty Polymer Concrete Ground Access Well	686.80	
26 05 26 00-0135	EA	13" x 24" x 18" Polymer Concrete Ground Access Well	836.25	
26 05 26 00-0136	EA	13" x 24" x 18" Heavy Duty Polymer Concrete Ground Access Well	919.97	
26 05 26 00-0137		High Density Polyethylene (HDPE) Ground Access Well <small>(26 05 26 00-0101)</small>		
26 05 26 00-0138	EA	9" Diameter x 10" Deep High Density Polyethylene (HDPE) Ground Access Well Note: With cover.	185.95	
26 05 26 00-0139	EA	14" Diameter x 18" Deep High Density Polyethylene (HDPE) Ground Access Well Note: With cover.	259.85	
26 05 26 00-0140		Clay Tile Ground Access Wells <small>(26 05 26 00-0101)</small>		
26 05 26 00-0141	EA	8" Diameter x 24" Deep Clay Tile Ground Access Well With Concrete Cover	294.35	
26 05 26 00-0142	EA	8" Diameter x 24" Deep Clay Tile Ground Access Well With Cast Iron Grated Cover	309.90	
26 05 26 00-0143	EA	Concrete Cover For 8" Diameter x 24" Deep Clay Tile Ground Access Well	95.04	
26 05 26 00-0144		Copper Grounding Shaft <small>(26 05 26 00-0093)</small>		
26 05 26 00-0145	EA	2-1/8" Diameter x 10' Long Copper Grounding Shaft.....	312.27	90.71



MINOR CSI UOM DESCRIPTION	TOTAL DIRECT UNIT COST	DEMOLITION UNIT COST
26 05 26 00-0146 EA 2-1/8" Diameter "L" Shaped; 3' Riser x 10' Horizontal Copper Grounding Shaft.....	386.61	90.71
26 05 26 00-0147 EA 2-1/8" Diameter "L" Shaped; 3' Riser x 20' Horizontal Copper Grounding Shaft.....	590.01	90.71
26 05 26 00-0148 Ground Rod Clamps And Fittings (26 05 26)		
26 05 26 00-0149 Bronze Ground Rod Clamp (26 05 26 00-0148)		
26 05 26 00-0150 EA 1/2" Bronze Ground Rod Clamp	24.65	13.67
26 05 26 00-0151 EA 5/8" Bronze Ground Rod Clamp	25.81	13.67
26 05 26 00-0152 EA 3/4" Bronze Ground Rod Clamp	27.45	13.67
26 05 26 00-0153 Bronze Pipe Clamps (26 05 26 00-0148)		
26 05 26 00-0154 EA 1/2" To 1" Bronze Pipe Ground Clamps	33.28	22.74
26 05 26 00-0155 EA 1-1/4" To 2" Bronze Ground Clamps For Pipe.....	43.03	27.21
26 05 26 00-0156 EA 2-1/2" To 3" Bronze Ground Clamps For Pipe.....	67.66	31.81
26 05 26 00-0157 EA 2-1/2" To 4" Bronze Ground Clamps For Pipe.....	81.93	40.88
26 05 26 00-0158 EA 4" To 6" Bronze Ground Clamps For Pipe	126.87	59.02
26 05 26 00-0159 Grounding Fittings (26 05 26 00-0148)		
26 05 26 00-0160 Embedded Fittings (26 05 26 00-0159)		
26 05 26 00-0161 EA Ground Insert With Two 3/8 x 16 Holes #2 To 250 MCM Cable Range, Embedded	166.04	
26 05 26 00-0162 EA Ground Insert With Four 3/8 x 16 Holes #2 To 250 MCM Cable Range, Embedded	176.54	
26 05 26 00-0163 EA Ground Insert With Four 3/8 x 16 Holes 250 To 500 MCM Cable Range, Embedded	195.17	
26 05 26 00-0164 EA #8 To 1 AWG, Copper To Aluminum, Grounding Wire Splice	160.32	
26 05 26 00-0165 EA 1/0 To 3/0 AWG, Copper To Aluminum, Grounding Wire Splice	192.07	
26 05 26 00-0166 EA 4/0 To 300 MCM, Copper To Aluminum, Grounding Wire Splice	225.36	
26 05 26 00-0167 EA 350 To 500 MCM, Copper To Aluminum, Grounding Wire Splice	254.11	
26 05 26 00-0168 Ground Rod Receptacle (26 05 26 00-0159)		
26 05 26 00-0169 EA 1/2" Ground Rod Receptacle.....	358.61	125.79
26 05 26 00-0170 EA 5/8" Ground Rod Receptacle.....	374.98	129.34
26 05 26 00-0171 EA 3/4" Ground Rod Receptacle.....	391.73	132.85
26 05 26 00-0172 Ground Kits For Circuit Breaker Panels (26 05 26 00-0159)		
26 05 26 00-0173 EA 14-8 AWG Copper Ground Kit.....	80.26	30.24
26 05 26 00-0174 EA 12-8 AWG Aluminum Ground Kit.....	85.20	30.24
26 05 26 00-0175 EA 14-4 AWG Copper Ground Kit.....	89.08	30.24
26 05 26 00-0176 EA 12-4 AWG Aluminum Ground Kit.....	102.50	30.24
26 05 26 00-0177 Insulated Grounding Bars (26 05 26 00-0148)		
26 05 26 00-0178 EA 1/2" x 4" x 10" Insulated Ground Bar	336.77	30.36
For Personal Protective Equipment (Arc Flash) When Working On Energized Equipment, Add	54.43	
26 05 26 00-0179 EA Insulated Ground Bar SK 9560 1/2" x 4" x 20".....	353.83	30.36
For Personal Protective Equipment (Arc Flash) When Working On Energized Equipment, Add	54.43	
26 05 26 00-0180 Ground Conductor Bonding (26 05 26)		
26 05 26 00-0181 Ground Conductor Bonding (26 05 26 00-0180)		
26 05 26 00-0182 Splice, Lug, Ground Rod, Rebar Or Structural Steel Cadweld (26 05 26 00-0181)		
26 05 26 00-0183 EA Up To #6 AWG Cadweld Connection For Splice, Lug, Ground Rod, Rebar Or Structural Steel.....	139.97	
Note: Includes molds, materials and all necessary tools to make connections.		
26 05 26 00-0184 EA #4 To #1 AWG Cadweld Connection For Splice, Lug, Ground Rod, Rebar Or Structural Steel	152.06	
Note: Includes molds, materials and all necessary tools to make connections.		
26 05 26 00-0185 EA 1/0 To 4/0 AWG Cadweld Connection For Splice, Lug, Ground Rod, Rebar Or Structural Steel.....	164.15	
Note: Includes molds, materials and all necessary tools to make connections.		
26 05 26 00-0186 EA 250 To 1,000 MCM AWG Cadweld Connection For Splice, Lug, Ground Rod, Rebar Or Structural Steel.....	236.72	
Note: Includes molds, materials and all necessary tools to make connections.		
26 05 26 00-0187 Tee, Wye Or Cross Cadweld (26 05 26 00-0181)		
26 05 26 00-0188 EA Up To #6 AWG Cadweld Connection For Tee, Wye Or Cross	158.11	
Note: Includes molds, materials and all necessary tools to make connections.		
26 05 26 00-0189 EA #4 To #1 AWG Cadweld Connection For Tee, Wye Or Cross	182.29	
Note: Includes molds, materials and all necessary tools to make connections.		
26 05 26 00-0190 EA 1/0 To 4/0 AWG Cadweld Connection For Tee, Wye Or Cross	224.63	
Note: Includes molds, materials and all necessary tools to make connections.		
26 05 26 00-0191 EA 250 To 1,000 MCM AWG Cadweld Connection For Tee, Wye Or Cross.....	273.00	
Note: Includes molds, materials and all necessary tools to make connections.		
26 05 26 00-0192 Grounding Equipment (26 05 26)		
26 05 26 00-0193 Special Grounding Equipment (26 05 26 00-0192)		

26 Electrical**26 05 Common Work Results for Electrical****26 05 26 Grounding and Bonding for Electrical Systems**

SAN BERNARDINO
COUNTY

MINOR CSI UOM DESCRIPTION	TOTAL DIRECT UNIT COST	DEMOLITION UNIT COST
26 05 26 00-0194 Ground Reels And Ground Bus (26 05 26 00-0193)		
26 05 26 00-0195 EA Ground Reel With 50' Of Galvanized Steel Cable.....	790.25	
26 05 26 00-0196 Copper Bars (26 05 26 00-0193)		
26 05 26 00-0197 LF 1/4" x 2" Copper Bar	45.62	
26 05 26 00-0198 Phenolic Insulators (26 05 26 00-0193)		
26 05 26 00-0199 EA 2" x 2" x 1" Long Phenolic Insulators	32.10	
For Personal Protective Equipment (Arc Flash) When Working On Energized Equipment, Add	7.26	
26 05 26 00-0200 Grounding Studs (26 05 26 00-0193)		
26 05 26 00-0201 EA Ball Grounding Stud.....	46.46	
For Personal Protective Equipment (Arc Flash) When Working On Energized Equipment, Add	10.83	
26 05 26 00-0202 Equipment Ground Bar Kits (26 05 26 00-0193)		
26 05 26 00-0203 EA Switch Rating 30 Ground Bar Kit	36.06	
For Personal Protective Equipment (Arc Flash) When Working On Energized Equipment, Add	7.26	
26 05 26 00-0204 EA Switch Rating 60 Ground Bar Kit	46.15	
For Personal Protective Equipment (Arc Flash) When Working On Energized Equipment, Add	7.98	
26 05 26 00-0205 EA Switch Rating 100 Ground Bar Kit	53.80	
For Personal Protective Equipment (Arc Flash) When Working On Energized Equipment, Add	9.07	
26 05 26 00-0206 EA Switch Rating 200 Ground Bar Kit	93.63	
For Personal Protective Equipment (Arc Flash) When Working On Energized Equipment, Add	10.89	
26 05 26 00-0207 Panelboard Ground Bar Kits (26 05 26 00-0193)		
26 05 26 00-0208 EA Panelboard Ground Bar Kit.....	136.16	9.07
For Personal Protective Equipment (Arc Flash) When Working On Energized Equipment, Add	9.07	
26 05 26 00-0209 Circuit Breaker Ground Bar Kits (26 05 26 00-0193)		
26 05 26 00-0210 EA 3 Circuit, Ground Bar Kit.....	30.01	5.44
For Personal Protective Equipment (Arc Flash) When Working On Energized Equipment, Add	5.44	
26 05 26 00-0211 EA 4 Circuit, Ground Bar Kit.....	29.46	5.44
For Personal Protective Equipment (Arc Flash) When Working On Energized Equipment, Add	5.44	
26 05 26 00-0212 EA 7 Circuit, Ground Bar Kit.....	30.38	5.44
For Personal Protective Equipment (Arc Flash) When Working On Energized Equipment, Add	5.44	
26 05 26 00-0213 EA 12 Circuit, Ground Bar Kit.....	34.45	6.16
For Personal Protective Equipment (Arc Flash) When Working On Energized Equipment, Add	6.17	
26 05 26 00-0214 EA 20 Circuit, Ground Bar Kit.....	39.23	6.90
For Personal Protective Equipment (Arc Flash) When Working On Energized Equipment, Add	6.89	
26 05 26 00-0215 EA 24 Circuit, Ground Bar Kit.....	43.30	7.62
For Personal Protective Equipment (Arc Flash) When Working On Energized Equipment, Add	7.62	
26 05 26 00-0216 EA 30 Circuit, Ground Bar Kit.....	48.38	8.71
For Personal Protective Equipment (Arc Flash) When Working On Energized Equipment, Add	8.71	
26 05 26 00-0217 EA 54 Circuit, Ground Bar Kit.....	55.97	10.16
For Personal Protective Equipment (Arc Flash) When Working On Energized Equipment, Add	10.16	
26 05 26 00-0218 EA 24 Circuit, Ground Bar Kit With #1 To 4/0 Aluminum/Copper Lug	61.74	7.62
For Personal Protective Equipment (Arc Flash) When Working On Energized Equipment, Add	7.62	
26 05 26 00-0219 EA 30 Circuit, Ground Bar Kit With #1 To 4/0 Aluminum/Copper Lug	68.28	8.71
For Personal Protective Equipment (Arc Flash) When Working On Energized Equipment, Add	8.71	
26 05 26 00-0220 EA 54 Circuit, Ground Bar Kit With #1 To 4/0 Aluminum/Copper Lug	76.06	10.16
For Personal Protective Equipment (Arc Flash) When Working On Energized Equipment, Add	10.16	
26 05 29 Hangers and Supports for Electrical Systems (26 05)		
26 05 29 00-0001 Metal Framing Channel And Fittings (26 05 29)		
See CSI section 05 43 00 00-0001 for additional unistrut fittings.		
26 05 29 00-0002 Metal Framing Channel (26 05 29 00-0001)		
Note: Excludes fasteners and accessories.		
26 05 29 00-0003 14 Gauge Metal Framing Channels (26 05 29 00-0002)		
26 05 29 00-0004 14 Gauge, Steel Unistrut Channel (26 05 29 00-0003)		
26 05 29 00-0005 EA Up To 1' Length x 1-5/8" Wide x 1-5/8" High, 14 Gauge, Steel Unistrut Channel	22.41	6.63
26 05 29 00-0006 EA >1' To 2' Length x 1-5/8" Wide x 1-5/8" High, 14 Gauge, Steel Unistrut Channel.....	26.02	6.63
26 05 29 00-0007 LF >2' Length x 1-5/8" Wide x 1-5/8" High, 14 Gauge, Steel Unistrut Channel.....	11.92	2.50
26 05 29 00-0008 14 Gauge, 304 Stainless Steel Unistrut Channel (26 05 29 00-0003)		
26 05 29 00-0009 EA Up To 1' Length x 1-5/8" Wide x 13/16" High, 14 Gauge, 304 Stainless Steel Unistrut Channel	43.91	6.63
26 05 29 00-0010 EA >1' To 2' Length x 1-5/8" Wide x 1-5/8" High, 14 Gauge, 304 Stainless Steel Unistrut Channel.....	49.13	6.63
26 05 29 00-0011 EA >1' To 2' Length x 1-5/8" Wide x 13/16" High, 14 Gauge, 304 Stainless Steel Unistrut Channel.....	69.02	6.63
26 05 29 00-0012 EA >1' To 2' Length x 1-5/8" Wide x 1-5/8" High, 14 Gauge, 304 Stainless Steel Unistrut Channel.....	79.47	6.63
26 05 29 00-0013 LF >2' Length x 1-5/8" Wide x 13/16" High, 14 Gauge, 304 Stainless Steel Unistrut Channel.....	33.42	2.50



MINOR CSI UOM DESCRIPTION	TOTAL DIRECT UNIT COST	DEMOLITION UNIT COST
26 05 29 00-0014 LF >2' Length x 1-5/8" Wide x 1-5/8" High, 14 Gauge, 304 Stainless Steel Unistrut Channel	38.64	2.50
26 05 29 00-0015 14 Gauge, 316 Stainless Steel Unistrut Channel (26 05 29 00-0003)		
26 05 29 00-0016 EA Up To 1' Length x 1-5/8" Wide x 13/16" High, 14 Gauge, 316 Stainless Steel Unistrut Channel	66.45	6.63
26 05 29 00-0017 EA >1' To 2' Length x 1-5/8" Wide x 13/16" High, 14 Gauge, 316 Stainless Steel Unistrut Channel	114.10	6.63
26 05 29 00-0018 LF >2' Length x 1-5/8" Wide x 13/16" High, 14 Gauge, 316 Stainless Steel Unistrut Channel	55.96	2.50
26 05 29 00-0019 12 Gauge Metal Framing Channels (26 05 29 00-0002)		
26 05 29 00-0020 12 Gauge, Steel Unistrut Channel (26 05 29 00-0019)		
26 05 29 00-0021 EA Up To 1' Length x 1-5/8" Wide x 13/16" High, 12 Gauge, Steel Unistrut Channel	24.10	6.63
26 05 29 00-0022 EA Up To 1' Length x 1-5/8" Wide x 1-3/8" High, 12 Gauge, Steel Unistrut Channel	23.52	6.63
26 05 29 00-0023 EA Up To 1' Length x 1-5/8" Wide x 1-5/8" High, 12 Gauge, Steel Unistrut Channel	23.15	6.63
26 05 29 00-0024 EA >1' To 2' Length x 1-5/8" Wide x 13/16" High, 12 Gauge, Steel Unistrut Channel	29.41	6.63
26 05 29 00-0025 EA >1' To 2' Length x 1-5/8" Wide x 1-3/8" High, 12 Gauge, Steel Unistrut Channel	28.26	6.63
26 05 29 00-0026 EA >1' To 2' Length x 1-5/8" Wide x 1-5/8" High, 12 Gauge, Steel Unistrut Channel	27.52	6.63
26 05 29 00-0027 LF >2' Length x 1-5/8" Wide x 13/16" High, 12 Gauge, Steel Unistrut Channel	13.61	2.50
26 05 29 00-0028 LF >2' Length x 1-5/8" Wide x 1-3/8" High, 12 Gauge, Steel Unistrut Channel	13.03	2.50
26 05 29 00-0029 LF >2' Length x 1-5/8" Wide x 1-5/8" High, 12 Gauge, Steel Unistrut Channel	12.66	2.50
26 05 29 00-0030 12 Gauge, 304 Stainless Steel Unistrut Channel (26 05 29 00-0019)		
26 05 29 00-0031 EA Up To 1' Length x 1-5/8" Wide x 13/16" High, 12 Gauge, 304 Stainless Steel Unistrut Channel	50.86	6.63
26 05 29 00-0032 EA Up To 1' Length x 1-5/8" Wide x 1-5/8" High, 12 Gauge, 304 Stainless Steel Unistrut Channel	59.86	6.63
26 05 29 00-0033 EA >1' To 2' Length x 1-5/8" Wide x 13/16" High, 12 Gauge, 304 Stainless Steel Unistrut Channel	82.92	6.63
26 05 29 00-0034 EA >1' To 2' Length x 1-5/8" Wide x 1-5/8" High, 12 Gauge, 304 Stainless Steel Unistrut Channel	100.93	6.63
26 05 29 00-0035 LF >2' Length x 1-5/8" Wide x 13/16" High, 12 Gauge, 304 Stainless Steel Unistrut Channel	40.37	2.50
26 05 29 00-0036 LF >2' Length x 1-5/8" Wide x 1-5/8" High, 12 Gauge, 304 Stainless Steel Unistrut Channel	49.37	2.50
26 05 29 00-0037 Metal Framing Channel Fittings (26 05 29 00-0001)		
26 05 29 00-0038 Unistrut Channel Closure Strips And Caps (26 05 29 00-0037)		
26 05 29 00-0039 Steel Unistrut Channel Closure Strips And Caps (26 05 29 00-0038)		
26 05 29 00-0040 LF Steel Raceway Closure Strip, Unistrut Channel Fittings	6.99	0.60
26 05 29 00-0041 EA Steel End Cap, Unistrut Channel Fittings	14.40	6.05
26 05 29 00-0042 Stainless Steel Unistrut Channel Closure Strips And Caps (26 05 29 00-0038)		
26 05 29 00-0043 EA Stainless Steel End Cap For Unistrut Channel	25.60	6.05
26 05 29 00-0044 Flat Splice Plate, Unistrut Channel Fittings (26 05 29 00-0037)		
26 05 29 00-0045 Steel Flat Splice Plate, Unistrut Channel Fittings (26 05 29 00-0044)		
26 05 29 00-0046 EA 2-Hole, 3-1/4" Length, In-Line, Flat Splice Plate, Steel, Unistrut Channel Fitting	6.89	
26 05 29 00-0047 EA 3-Hole, 5-3/8" Length, In-Line, Flat Splice Plate, Steel, Unistrut Channel Fitting	6.84	
26 05 29 00-0048 EA 4-Hole, 7-1/4" Length, In-Line, Flat Splice Plate, Steel, Unistrut Channel Fitting	8.34	
26 05 29 00-0049 Stainless Steel Flat Splice Plate, Unistrut Channel Fittings (26 05 29 00-0044)		
26 05 29 00-0050 EA 2-Hole, 3-1/2" Length, In-Line, Flat Splice Plate, 304 Stainless Steel, Unistrut Channel Fitting	24.36	
26 05 29 00-0051 EA 3-Hole, 5-3/8" Length, In-Line, Flat Splice Plate, 304 Stainless Steel, Unistrut Channel Fitting	36.61	
26 05 29 00-0052 EA 4-Hole, 7-1/4" Length, In-Line, Flat Splice Plate, 304 Stainless Steel, Unistrut Channel Fitting	46.97	
26 05 29 00-0053 90 Degree Angle, Unistrut Channel Fittings (26 05 29 00-0037)		
26 05 29 00-0054 Steel 90 Degree Angle, Unistrut Channel Fittings (26 05 29 00-0053)		
26 05 29 00-0055 EA 2-Hole, 1-7/8" x 2", 90 Degree Angle, Steel, Unistrut Channel Fitting	6.66	
26 05 29 00-0056 EA 2-Hole, 1-5/8" x 2-1/4", 90 Degree Angle, Steel, Unistrut Channel Fitting	5.57	
26 05 29 00-0057 EA 3-Hole, 1-5/8" x 4-1/8", 90 Degree Angle, Steel, Unistrut Channel Fitting	9.65	
26 05 29 00-0058 EA 3-Hole, 1-7/8" x 3-7/8", 90 Degree Angle, Steel, Unistrut Channel Fitting	9.52	
26 05 29 00-0059 Stainless Steel 90 Degree Angle, Unistrut Channel Fittings (26 05 29 00-0053)		
26 05 29 00-0060 EA 2-Hole, 1-7/8" x 2", 90 Degree Angle, 304 Stainless Steel, Unistrut Channel Fitting	13.63	
26 05 29 00-0061 EA 2-Hole, 1-7/8" x 2", 90 Degree Angle, 316 Stainless Steel, Unistrut Channel Fitting	17.22	
26 05 29 00-0062 EA 2-Hole, 1-5/8" x 2-1/4", 90 Degree Angle, 304 Stainless Steel, Unistrut Channel Fitting	14.49	
26 05 29 00-0063 EA 2-Hole, 1-5/8" x 2-1/4", 90 Degree Angle, 316 Stainless Steel, Unistrut Channel Fitting	20.90	
26 05 29 00-0064 EA 3-Hole, 1-5/8" x 4-1/8", 90 Degree Angle, 304 Stainless Steel, Unistrut Channel Fitting	19.04	
26 05 29 00-0065 EA 3-Hole, 1-5/8" x 4-1/8", 90 Degree Angle, 316 Stainless Steel, Unistrut Channel Fitting	35.76	
26 05 29 00-0066 EA 3-Hole, 1-7/8" x 3-7/8", 90 Degree Angle, 304 Stainless Steel, Unistrut Channel Fitting	20.05	
26 05 29 00-0067 EA 3-Hole, 1-7/8" x 3-7/8", 90 Degree Angle, 316 Stainless Steel, Unistrut Channel Fitting	29.42	
26 05 29 00-0068 60 Degree Angle, Unistrut Channel Fittings (26 05 29 00-0037)		

26 Electrical
26 05 Common Work Results for Electrical
26 05 29 Hangers and Supports for Electrical Systems



MINOR CSI UOM DESCRIPTION	TOTAL DIRECT UNIT COST	DEMOLITION UNIT COST
26 05 29 00-0069 Steel 60 Degree Angle, Unistrut Channel Fittings <small>(26 05 29 00-0069)</small>		
26 05 29 00-0070 EA 2-Hole, 1-7/8" x 3-3/8", 60 Degree Angle, Steel, Unistrut Channel Fitting	13.82	
26 05 29 00-0071 U-Connector, Unistrut Channel Fittings <small>(26 05 29 00-0037)</small>		
26 05 29 00-0072 Steel, U-Connector, Unistrut Channel Fittings <small>(26 05 29 00-0071)</small>		
26 05 29 00-0073 EA 3-Hole, 1-5/8" x 13/16", U-Connector, Steel, Unistrut Channel Fitting	4.86	
26 05 29 00-0074 EA 5-Hole, 1-5/8" x 1-5/8", U-Connector, Steel, Unistrut Channel Fitting	5.42	
26 05 29 00-0075 Stainless Steel, U-Connector, Unistrut Channel Fittings <small>(26 05 29 00-0071)</small>		
26 05 29 00-0076 EA 5-Hole, 1-5/8" x 1-5/8", U-Connector, 304 Stainless Steel, Unistrut Channel Fitting	29.20	
26 05 29 00-0077 Z-Bracket, Unistrut Channel Fittings <small>(26 05 29 00-0037)</small>		
26 05 29 00-0078 Steel Z-Bracket, Unistrut Channel Fittings <small>(26 05 29 00-0077)</small>		
26 05 29 00-0079 EA 3-Hole, Z-Bracket, Steel, Unistrut Channel Fitting	14.19	
26 05 29 00-0080 Stainless Steel Z-Bracket, Unistrut Channel Fittings <small>(26 05 29 00-0077)</small>		
26 05 29 00-0081 EA 3-Hole, Z-Bracket, 304 Stainless Steel, Unistrut Channel Fitting	57.51	
26 05 29 00-0082 Standard Pipe And Rigid Conduit Clamps For Unistrut Channel <small>(26 05 29 00-0037)</small>		
Note: Includes hex screw and nut.		
26 05 29 00-0083 Steel, Standard Pipe And Rigid Conduit Clamps For Unistrut Channel <small>(26 05 29 00-0082)</small>		
Note: Includes hex screw and nut.		
26 05 29 00-0084 EA 1/2" Diameter, Steel, Standard Pipe And Rigid Conduit Clamp For Unistrut Channel	5.24	1.82
26 05 29 00-0085 EA 3/4" Diameter, Steel, Standard Pipe And Rigid Conduit Clamp For Unistrut Channel	5.26	1.82
26 05 29 00-0086 EA 1" Diameter, Steel, Standard Pipe And Rigid Conduit Clamp For Unistrut Channel	5.39	1.82
26 05 29 00-0087 EA 1-1/4" Diameter, Steel, Standard Pipe And Rigid Conduit Clamp For Unistrut Channel	6.78	2.42
26 05 29 00-0088 EA 1-1/2" Diameter, Steel, Standard Pipe And Rigid Conduit Clamp For Unistrut Channel	7.44	2.42
26 05 29 00-0089 EA 2" Diameter, Steel, Standard Pipe And Rigid Conduit Clamp For Unistrut Channel	7.50	2.42
26 05 29 00-0090 EA 2-1/2" Diameter, Steel, Standard Pipe And Rigid Conduit Clamp For Unistrut Channel	9.17	3.03
26 05 29 00-0091 EA 3" Diameter, Steel, Standard Pipe And Rigid Conduit Clamp For Unistrut Channel	9.75	3.03
26 05 29 00-0092 EA 3-1/2" Diameter, Steel, Standard Pipe And Rigid Conduit Clamp For Unistrut Channel	10.31	3.03
26 05 29 00-0093 EA 4" Diameter, Steel, Standard Pipe And Rigid Conduit Clamp For Unistrut Channel	10.51	3.03
26 05 29 00-0094 304 Stainless Steel, Standard Pipe And Rigid Conduit Clamps For Unistrut Channel <small>(26 05 29 00-0082)</small>		
Note: Includes hex screw and nut.		
26 05 29 00-0095 EA 1/2" Diameter, 304 Stainless Steel, Standard Pipe And Rigid Conduit Clamp For Unistrut Channel	10.20	1.82
26 05 29 00-0096 EA 3/4" Diameter, 304 Stainless Steel, Standard Pipe And Rigid Conduit Clamp For Unistrut Channel	11.57	1.82
26 05 29 00-0097 EA 1" Diameter, 304 Stainless Steel, Standard Pipe And Rigid Conduit Clamp For Unistrut Channel	12.93	1.82
26 05 29 00-0098 EA 1-1/4" Diameter, 304 Stainless Steel, Standard Pipe And Rigid Conduit Clamp For Unistrut Channel	15.95	2.42
26 05 29 00-0099 EA 1-1/2" Diameter, 304 Stainless Steel, Standard Pipe And Rigid Conduit Clamp For Unistrut Channel	19.74	2.42
26 05 29 00-0100 EA 2" Diameter, 304 Stainless Steel, Standard Pipe And Rigid Conduit Clamp For Unistrut Channel	20.74	2.42
26 05 29 00-0101 EA 2-1/2" Diameter, 304 Stainless Steel, Standard Pipe And Rigid Conduit Clamp For Unistrut Channel	24.79	3.03
26 05 29 00-0102 EA 3" Diameter, 304 Stainless Steel, Standard Pipe And Rigid Conduit Clamp For Unistrut Channel	28.16	3.03
26 05 29 00-0103 EA 3-1/2" Diameter, 304 Stainless Steel, Standard Pipe And Rigid Conduit Clamp For Unistrut Channel	29.61	3.03
26 05 29 00-0104 EA 4" Diameter, 304 Stainless Steel, Standard Pipe And Rigid Conduit Clamp For Unistrut Channel	34.97	3.03
26 05 29 00-0105 316 Stainless Steel, Standard Pipe And Rigid Conduit Clamps For Unistrut Channel <small>(26 05 29 00-0082)</small>		
Note: Includes hex screw and nut.		
26 05 29 00-0106 EA 1/2" Diameter, 316 Stainless Steel, Standard Pipe And Rigid Conduit Clamp For Unistrut Channel	11.03	1.82
26 05 29 00-0107 EA 3/4" Diameter, 316 Stainless Steel, Standard Pipe And Rigid Conduit Clamp For Unistrut Channel	12.97	1.82
26 05 29 00-0108 EA 1" Diameter, 316 Stainless Steel, Standard Pipe And Rigid Conduit Clamp For Unistrut Channel	13.51	1.82
26 05 29 00-0109 EA 1-1/4" Diameter, 316 Stainless Steel, Standard Pipe And Rigid Conduit Clamp For Unistrut Channel	16.22	2.42
26 05 29 00-0110 EA 1-1/2" Diameter, 316 Stainless Steel, Standard Pipe And Rigid Conduit Clamp For Unistrut Channel	22.85	2.42
26 05 29 00-0111 EA 2" Diameter, 316 Stainless Steel, Standard Pipe And Rigid Conduit Clamp For Unistrut Channel	23.19	2.42
26 05 29 00-0112 EA 2-1/2" Diameter, 316 Stainless Steel, Standard Pipe And Rigid Conduit Clamp For Unistrut Channel	27.35	3.03
26 05 29 00-0113 EA 3" Diameter, 316 Stainless Steel, Standard Pipe And Rigid Conduit Clamp For Unistrut Channel	29.06	3.03
26 05 29 00-0114 EA 3-1/2" Diameter, 316 Stainless Steel, Standard Pipe And Rigid Conduit Clamp For Unistrut Channel	41.29	3.03
26 05 29 00-0115 EA 4" Diameter, 316 Stainless Steel, Standard Pipe And Rigid Conduit Clamp For Unistrut Channel	48.76	3.03
26 05 29 00-0116 Beam Clamps, Unistrut Channel Fittings <small>(26 05 29 00-0037)</small>		
26 05 29 00-0117 Steel Beam Clamps, Unistrut Channel Fittings <small>(26 05 29 00-0116)</small>		
26 05 29 00-0118 EA Set Screw Beam Clamp, Steel Unistrut Channel Fitting	38.97	11.05
26 05 29 00-0119 EA "C" Beam Clamp Use With 1/2" Rod, Steel Unistrut Channel Fittings	25.98	11.05
26 05 29 00-0120 EA "U" Bolt Beam Clamp, Steel Unistrut Channel Fitting	37.65	11.05



MINOR CSI UOM DESCRIPTION	TOTAL DIRECT UNIT COST	DEMOLITION UNIT COST
26 05 29 00-0121 304 Stainless Steel Beam Clamps, Unistrut Channel Fittings (26 05 29 00-0116)		
26 05 29 00-0122 EA "U" Bolt Beam Clamp, 304 Stainless Steel Unistrut Channel Fitting.....	62.54	11.05
26 05 29 00-0123 Square Washers For Unistrut Channel (26 05 29 00-0037)		
26 05 29 00-0124 Steel Square Washers For Unistrut Channel (26 05 29 00-0123)		
26 05 29 00-0125 EA 1/2" Bolt Size, Steel, Square Washer For Unistrut Channel.....	4.85	
26 05 29 00-0126 Stainless Steel Square Washers For Unistrut Channel (26 05 29 00-0123)		
26 05 29 00-0127 EA 1/2" Bolt Size, 304 Stainless Steel, Square Washer For Unistrut Channel.....	6.51	
26 05 29 00-0128 EA 1/2" Bolt Size, 316 Stainless Steel, Square Washer For Unistrut Channel.....	8.38	
26 05 29 00-0129 Strut Braces, Unistrut Channel Fittings (26 05 29 00-0037)		
26 05 29 00-0130 EA 16" Diagonal Steel Bar Brace For Unistrut Channel.....	39.05	
26 05 29 00-0131 Trolley Hangers, Unistrut Channel Fittings (26 05 29 00-0037)		
26 05 29 00-0132 EA Steel Trolley Track Hanger For Unistrut Channel.....	48.49	
26 05 29 00-0133 Lock Nuts With Spring For Unistrut Channel (26 05 29 00-0037)		
Note: Includes hex bolt.		
26 05 29 00-0134 Steel Lock Nuts With Spring For Unistrut Channel (26 05 29 00-0133)		
Note: Includes hex bolt.		
26 05 29 00-0135 EA 1/4-20, Steel Lock Nut With Spring For Unistrut Channel.....	8.29	
26 05 29 00-0136 EA 3/8-16, Steel Lock Nut With Spring For Unistrut Channel.....	9.08	
26 05 29 00-0137 EA 1/2-13, Steel Lock Nut With Spring For Unistrut Channel.....	9.67	
26 05 29 00-0138 EA 5/8-11, Steel Lock Nut With Spring For Unistrut Channel.....	12.88	
26 05 29 00-0139 Stainless Steel Lock Nuts With Spring For Unistrut Channel (26 05 29 00-0133)		
Note: Includes hex bolt.		
26 05 29 00-0140 EA 1/4-20, 316 Stainless Steel Lock Nut With Spring For Unistrut Channel.....	18.29	
26 05 29 00-0141 EA 3/8-16, 316 Stainless Steel Lock Nut With Spring For Unistrut Channel.....	19.56	
26 05 29 00-0142 EA 1/2-13, 316 Stainless Steel Lock Nut With Spring For Unistrut Channel.....	28.30	
26 05 29 00-0143 EA 5/8-11, 316 Stainless Steel Lock Nut With Spring For Unistrut Channel.....	49.46	
26 05 29 00-0144 Lock Nuts Without Spring For Unistrut Channel (26 05 29 00-0037)		
Note: Includes hex bolt.		
26 05 29 00-0145 Steel Lock Nuts Without Spring For Unistrut Channel (26 05 29 00-0144)		
Note: Includes hex bolt.		
26 05 29 00-0146 EA 1/4-20, Steel Lock Nut Without Spring For Unistrut Channel.....	8.31	
26 05 29 00-0147 EA 3/8-16, Steel Lock Nut Without Spring For Unistrut Channel.....	9.19	
26 05 29 00-0148 EA 1/2-13, Steel Lock Nut Without Spring For Unistrut Channel.....	9.72	
26 05 29 00-0149 EA 5/8-11, Steel Lock Nut Without Spring For Unistrut Channel.....	13.81	
26 05 29 00-0150 Stainless Steel Lock Nuts Without Spring For Unistrut Channel (26 05 29 00-0144)		
Note: Includes hex bolt.		
26 05 29 00-0151 EA 1/4-20, 316 Stainless Steel Lock Nut Without Spring For Unistrut Channel.....	12.68	
26 05 29 00-0152 EA 3/8-16, 316 Stainless Steel Lock Nut Without Spring For Unistrut Channel.....	15.60	
26 05 29 00-0153 EA 1/2-13, 316 Stainless Steel Lock Nut Without Spring For Unistrut Channel.....	17.13	
26 05 29 00-0154 EA 5/8-11, 316 Stainless Steel Lock Nut Without Spring For Unistrut Channel.....	48.14	
26 05 29 00-0155 Mounting Assemblies (26 05 29)		
26 05 29 00-0156 Galvanized Steel Mounting Assemblies (26 05 29 00-0155)		
26 05 29 00-0157 Galvanized Steel Back Plate (26 05 29 00-0156)		
26 05 29 00-0158 EA 1/4" x 4' x 4', Galvanized Steel Back Plate, Painted.....	522.69	72.57
26 05 29 00-0159 EA 3/8" x 14" x 16", Galvanized Steel Back Plate, Painted.....	128.61	24.19
26 05 29 00-0160 EA 3/16" x 30" x 48", Galvanized Steel Back Plate, Painted.....	325.73	60.47
26 05 29 00-0161 Aluminum Mounting Assemblies (26 05 29 00-0155)		
26 05 29 00-0162 Aluminum Back Plate (26 05 29 00-0161)		
26 05 29 00-0163 EA 3/16" x 2' x 2' Aluminum Back Plate.....	441.98	90.71
26 05 29 00-0164 EA 3/16" x 4' x 4' Aluminum Back Plate.....	1,262.68	90.71
26 05 29 00-0165 Supports (26 05 29)		
26 05 29 00-0166 One Hole Steel Conduit Straps (26 05 29 00-0165)		

26 Electrical

26 05 Common Work Results for Electrical

26 05 29 Hangers and Supports for Electrical Systems



MINOR	CSI	UOM	DESCRIPTION	TOTAL DIRECT UNIT COST	DEMOLITION UNIT COST
26 05 29 00-0167	EA	1/2"	One Hole Steel Conduit Strap	4.38	
			<i>For Work In Restricted Working Space, Add</i>	1.16	
			<i>For Installation On Concrete (Includes Drilling And Fastener), Add</i>	1.07	
			<i>For >50 To 100, Deduct</i>	-0.21	
			<i>For >100 To 250, Deduct</i>	-0.41	
			<i>For >250 To 500, Deduct</i>	-0.81	
			<i>For >500, Deduct</i>	-1.21	
26 05 29 00-0168	EA	3/4"	One Hole Steel Conduit Strap	4.43	
			<i>For Work In Restricted Working Space, Add</i>	1.16	
			<i>For Installation On Concrete (Includes Drilling And Fastener), Add</i>	1.07	
			<i>For >50 To 100, Deduct</i>	-0.21	
			<i>For >100 To 250, Deduct</i>	-0.42	
			<i>For >250 To 500, Deduct</i>	-0.82	
			<i>For >500, Deduct</i>	-1.22	
26 05 29 00-0169	EA	1"	One Hole Steel Conduit Strap	4.68	
			<i>For Work In Restricted Working Space, Add</i>	1.16	
			<i>For Installation On Concrete (Includes Drilling And Fastener), Add</i>	1.07	
			<i>For >50 To 100, Deduct</i>	-0.21	
			<i>For >100 To 250, Deduct</i>	-0.43	
			<i>For >250 To 500, Deduct</i>	-0.83	
			<i>For >500, Deduct</i>	-1.24	
26 05 29 00-0170	EA	1-1/4"	One Hole Steel Conduit Strap	4.86	
			<i>For Work In Restricted Working Space, Add</i>	1.16	
			<i>For Installation On Concrete (Includes Drilling And Fastener), Add</i>	1.07	
			<i>For >50 To 100, Deduct</i>	-0.22	
			<i>For >100 To 250, Deduct</i>	-0.44	
			<i>For >250 To 500, Deduct</i>	-0.85	
			<i>For >500, Deduct</i>	-1.26	
26 05 29 00-0171	EA	1-1/2"	One Hole Steel Conduit Strap	4.98	
			<i>For Work In Restricted Working Space, Add</i>	1.16	
			<i>For Installation On Concrete (Includes Drilling And Fastener), Add</i>	1.07	
			<i>For >50 To 100, Deduct</i>	-0.22	
			<i>For >100 To 250, Deduct</i>	-0.44	
			<i>For >250 To 500, Deduct</i>	-0.86	
			<i>For >500, Deduct</i>	-1.27	
26 05 29 00-0172	EA	2"	One Hole Steel Conduit Strap	5.72	
			<i>For Work In Restricted Working Space, Add</i>	1.16	
			<i>For Installation On Concrete (Includes Drilling And Fastener), Add</i>	1.07	
			<i>For >50 To 100, Deduct</i>	-0.24	
			<i>For >100 To 250, Deduct</i>	-0.48	
			<i>For >250 To 500, Deduct</i>	-0.91	
			<i>For >500, Deduct</i>	-1.35	
26 05 29 00-0173	EA	2-1/2"	One Hole Steel Conduit Strap	6.48	
			<i>For Work In Restricted Working Space, Add</i>	1.16	
			<i>For Installation On Concrete (Includes Drilling And Fastener), Add</i>	1.07	
			<i>For >50 To 100, Deduct</i>	-0.26	
			<i>For >100 To 250, Deduct</i>	-0.52	
			<i>For >250 To 500, Deduct</i>	-0.97	
			<i>For >500, Deduct</i>	-1.42	
26 05 29 00-0174	EA	3"	One Hole Steel Conduit Strap	6.74	
			<i>For Work In Restricted Working Space, Add</i>	1.16	
			<i>For Installation On Concrete (Includes Drilling And Fastener), Add</i>	1.07	
			<i>For >50 To 100, Deduct</i>	-0.27	
			<i>For >100 To 250, Deduct</i>	-0.53	
			<i>For >250 To 500, Deduct</i>	-0.99	
			<i>For >500, Deduct</i>	-1.45	
26 05 29 00-0175	EA	3-1/2"	One Hole Steel Conduit Strap	7.99	
			<i>For Work In Restricted Working Space, Add</i>	1.16	
			<i>For Installation On Concrete (Includes Drilling And Fastener), Add</i>	1.07	
			<i>For >50 To 100, Deduct</i>	-0.30	
			<i>For >100 To 250, Deduct</i>	-0.59	
			<i>For >250 To 500, Deduct</i>	-1.08	
			<i>For >500, Deduct</i>	-1.57	
26 05 29 00-0176	EA	4"	One Hole Steel Conduit Strap	8.98	
			<i>For Work In Restricted Working Space, Add</i>	1.16	
			<i>For Installation On Concrete (Includes Drilling And Fastener), Add</i>	1.07	
			<i>For >50 To 100, Deduct</i>	-0.32	
			<i>For >100 To 250, Deduct</i>	-0.64	
			<i>For >250 To 500, Deduct</i>	-1.16	
			<i>For >500, Deduct</i>	-1.67	
26 05 29 00-0177			One Hole Iron Conduit Straps (26 05 29 00-0165)		
26 05 29 00-0178	EA	1/2"	One Hole Iron Conduit Strap	4.50	
			<i>For Work In Restricted Working Space, Add</i>	1.16	
			<i>For Installation On Concrete (Includes Drilling And Fastener), Add</i>	1.07	
			<i>For >50 To 100, Deduct</i>	-0.21	
			<i>For >100 To 250, Deduct</i>	-0.42	
			<i>For >250 To 500, Deduct</i>	-0.82	
			<i>For >500, Deduct</i>	-1.22	



MINOR CSI UOM DESCRIPTION	TOTAL DIRECT UNIT COST	DEMOLITION UNIT COST
26 05 29 00-0179 EA 3/4", One Hole Iron Conduit Strap4.62 <i>For Work In Restricted Working Space, Add</i> 1.16 <i>For Installation On Concrete (Includes Drilling And Fastener), Add</i> 1.07 <i>For >50 To 100, Deduct</i> -0.21 <i>For >100 To 250, Deduct</i> -0.42 <i>For >250 To 500, Deduct</i> -0.83 <i>For >500, Deduct</i> -1.24		
26 05 29 00-0180 EA 1", One Hole Iron Conduit Strap4.84 <i>For Work In Restricted Working Space, Add</i> 1.16 <i>For Installation On Concrete (Includes Drilling And Fastener), Add</i> 1.07 <i>For >50 To 100, Deduct</i> -0.22 <i>For >100 To 250, Deduct</i> -0.44 <i>For >250 To 500, Deduct</i> -0.85 <i>For >500, Deduct</i> -1.26		
26 05 29 00-0181 EA 1-1/4", One Hole Iron Conduit Strap5.36 <i>For Work In Restricted Working Space, Add</i> 1.16 <i>For Installation On Concrete (Includes Drilling And Fastener), Add</i> 1.07 <i>For >50 To 100, Deduct</i> -0.23 <i>For >100 To 250, Deduct</i> -0.46 <i>For >250 To 500, Deduct</i> -0.89 <i>For >500, Deduct</i> -1.31		
26 05 29 00-0182 EA 1-1/2", One Hole Iron Conduit Strap5.56 <i>For Work In Restricted Working Space, Add</i> 1.16 <i>For Installation On Concrete (Includes Drilling And Fastener), Add</i> 1.07 <i>For >50 To 100, Deduct</i> -0.24 <i>For >100 To 250, Deduct</i> -0.47 <i>For >250 To 500, Deduct</i> -0.90 <i>For >500, Deduct</i> -1.33		
26 05 29 00-0183 EA 2", One Hole Iron Conduit Strap6.88 <i>For Work In Restricted Working Space, Add</i> 1.16 <i>For Installation On Concrete (Includes Drilling And Fastener), Add</i> 1.07 <i>For >50 To 100, Deduct</i> -0.27 <i>For >100 To 250, Deduct</i> -0.54 <i>For >250 To 500, Deduct</i> -1.00 <i>For >500, Deduct</i> -1.46		
26 05 29 00-0184 EA 2-1/2", One Hole Iron Conduit Strap9.71 <i>For Work In Restricted Working Space, Add</i> 1.16 <i>For Installation On Concrete (Includes Drilling And Fastener), Add</i> 1.07 <i>For >50 To 100, Deduct</i> -0.34 <i>For >100 To 250, Deduct</i> -0.68 <i>For >250 To 500, Deduct</i> -1.21 <i>For >500, Deduct</i> -1.75		
26 05 29 00-0185 EA 3", One Hole Iron Conduit Strap12.06 <i>For Work In Restricted Working Space, Add</i> 1.16 <i>For Installation On Concrete (Includes Drilling And Fastener), Add</i> 1.07 <i>For >50 To 100, Deduct</i> -0.40 <i>For >100 To 250, Deduct</i> -0.80 <i>For >250 To 500, Deduct</i> -1.39 <i>For >500, Deduct</i> -1.98		
26 05 29 00-0186 EA 3-1/2", One Hole Iron Conduit Strap15.51 <i>For Work In Restricted Working Space, Add</i> 1.16 <i>For Installation On Concrete (Includes Drilling And Fastener), Add</i> 1.07 <i>For >50 To 100, Deduct</i> -0.48 <i>For >100 To 250, Deduct</i> -0.97 <i>For >250 To 500, Deduct</i> -1.65 <i>For >500, Deduct</i> -2.33		
26 05 29 00-0187 EA 4", One Hole Iron Conduit Strap29.30 <i>For Work In Restricted Working Space, Add</i> 1.16 <i>For Installation On Concrete (Includes Drilling And Fastener), Add</i> 1.07 <i>For >50 To 100, Deduct</i> -0.83 <i>For >100 To 250, Deduct</i> -1.66 <i>For >250 To 500, Deduct</i> -2.68 <i>For >500, Deduct</i> -3.70		
26 05 29 00-0188 EA 5", One Hole Iron Conduit Strap36.71 <i>For Work In Restricted Working Space, Add</i> 1.16 <i>For Installation On Concrete (Includes Drilling And Fastener), Add</i> 1.07 <i>For >50 To 100, Deduct</i> -1.01 <i>For >100 To 250, Deduct</i> -2.03 <i>For >250 To 500, Deduct</i> -3.24 <i>For >500, Deduct</i> -4.45		
26 05 29 00-0189 Two Hole Steel Conduit Straps (26 05 29 00-0165)		
26 05 29 00-0190 EA 1/2", Two Hole Steel Conduit Strap5.08 <i>For Work In Restricted Working Space, Add</i> 1.31 <i>For Installation On Concrete (Includes Drilling And Fastener), Add</i> 1.29 <i>For >50 To 100, Deduct</i> -0.24 <i>For >100 To 250, Deduct</i> -0.47 <i>For >250 To 500, Deduct</i> -0.92 <i>For >500, Deduct</i> -1.38		
26 05 29 00-0191 EA 3/4", Two Hole Steel Conduit Strap5.17 <i>For Work In Restricted Working Space, Add</i> 1.31 <i>For Installation On Concrete (Includes Drilling And Fastener), Add</i> 1.29 <i>For >50 To 100, Deduct</i> -0.24 <i>For >100 To 250, Deduct</i> -0.48 <i>For >250 To 500, Deduct</i> -0.93 <i>For >500, Deduct</i> -1.39		

26 Electrical

26 05 Common Work Results for Electrical

26 05 29 Hangers and Supports for Electrical Systems



MINOR CSI UOM DESCRIPTION	TOTAL DIRECT UNIT COST	DEMOLITION UNIT COST
26 05 29 00-0192 EA 1", Two Hole Steel Conduit Strap	5.21	
For Work In Restricted Working Space, Add	1.31	
For Installation On Concrete (Includes Drilling And Fastener), Add	1.29	
For >50 To 100, Deduct	-0.24	
For >100 To 250, Deduct	-0.48	
For >250 To 500, Deduct	-0.93	
For >500, Deduct	-1.39	
26 05 29 00-0193 EA 1-1/4", Two Hole Steel Conduit Strap	5.27	
For Work In Restricted Working Space, Add	1.31	
For Installation On Concrete (Includes Drilling And Fastener), Add	1.29	
For >50 To 100, Deduct	-0.24	
For >100 To 250, Deduct	-0.48	
For >250 To 500, Deduct	-0.94	
For >500, Deduct	-1.40	
26 05 29 00-0194 EA 1-1/2", Two Hole Steel Conduit Strap	5.31	
For Work In Restricted Working Space, Add	1.31	
For Installation On Concrete (Includes Drilling And Fastener), Add	1.29	
For >50 To 100, Deduct	-0.24	
For >100 To 250, Deduct	-0.48	
For >250 To 500, Deduct	-0.94	
For >500, Deduct	-1.40	
26 05 29 00-0195 EA 2", Two Hole Steel Conduit Strap	5.41	
For Work In Restricted Working Space, Add	1.31	
For Installation On Concrete (Includes Drilling And Fastener), Add	1.29	
For >50 To 100, Deduct	-0.24	
For >100 To 250, Deduct	-0.49	
For >250 To 500, Deduct	-0.95	
For >500, Deduct	-1.41	
26 05 29 00-0196 EA 2-1/2", Two Hole Steel Conduit Strap	5.98	
For Work In Restricted Working Space, Add	1.31	
For Installation On Concrete (Includes Drilling And Fastener), Add	1.29	
For >50 To 100, Deduct	-0.26	
For >100 To 250, Deduct	-0.52	
For >250 To 500, Deduct	-0.99	
For >500, Deduct	-1.47	
26 05 29 00-0197 EA 3", Two Hole Steel Conduit Strap	6.10	
For Work In Restricted Working Space, Add	1.31	
For Installation On Concrete (Includes Drilling And Fastener), Add	1.29	
For >50 To 100, Deduct	-0.26	
For >100 To 250, Deduct	-0.52	
For >250 To 500, Deduct	-1.00	
For >500, Deduct	-1.48	
26 05 29 00-0198 EA 3-1/2", Two Hole Steel Conduit Strap	6.55	
For Work In Restricted Working Space, Add	1.31	
For Installation On Concrete (Includes Drilling And Fastener), Add	1.29	
For >50 To 100, Deduct	-0.27	
For >100 To 250, Deduct	-0.55	
For >250 To 500, Deduct	-1.04	
For >500, Deduct	-1.53	
26 05 29 00-0199 EA 4", Two Hole Steel Conduit Strap	6.85	
For Work In Restricted Working Space, Add	1.31	
For Installation On Concrete (Includes Drilling And Fastener), Add	1.29	
For >50 To 100, Deduct	-0.28	
For >100 To 250, Deduct	-0.56	
For >250 To 500, Deduct	-1.06	
For >500, Deduct	-1.56	
26 05 29 00-0200 EA 5", Two Hole Steel Conduit Strap	7.26	
For Work In Restricted Working Space, Add	1.31	
For Installation On Concrete (Includes Drilling And Fastener), Add	1.29	
For >50 To 100, Deduct	-0.29	
For >100 To 250, Deduct	-0.58	
For >250 To 500, Deduct	-1.09	
For >500, Deduct	-1.60	
26 05 29 00-0201 Clamp Back Spacers (26 05 29 00-0165)		
26 05 29 00-0202 EA 1/2" Conduit, Clamp Back Spacer.....	4.08	
For Work In Restricted Working Space, Add	0.91	
For Installation On Concrete (Includes Drilling And Fastener), Add	0.86	
For >50 To 100, Deduct	-0.18	
For >100 To 250, Deduct	-0.36	
For >250 To 500, Deduct	-0.68	
For >500, Deduct	-1.01	
26 05 29 00-0203 EA 3/4" Conduit, Clamp Back Spacer.....	4.43	
For Work In Restricted Working Space, Add	0.91	
For Installation On Concrete (Includes Drilling And Fastener), Add	0.86	
For >50 To 100, Deduct	-0.19	
For >100 To 250, Deduct	-0.37	
For >250 To 500, Deduct	-0.71	
For >500, Deduct	-1.05	
26 05 29 00-0204 EA 1" Conduit, Clamp Back Spacer.....	4.75	
For Work In Restricted Working Space, Add	0.91	
For Installation On Concrete (Includes Drilling And Fastener), Add	0.86	
For >50 To 100, Deduct	-0.19	
For >100 To 250, Deduct	-0.39	
For >250 To 500, Deduct	-0.74	
For >500, Deduct	-1.08	



MINOR CSI UOM DESCRIPTION	TOTAL DIRECT UNIT COST	DEMOLITION UNIT COST
26 05 29 00-0205 EA 1-1/4" Conduit, Clamp Back Spacer	6.01	
For Work In Restricted Working Space, Add	0.91	
For Installation On Concrete (Includes Drilling And Fastener), Add	0.86	
For >50 To 100, Deduct	-0.23	
For >100 To 250, Deduct	-0.45	
For >250 To 500, Deduct	-0.83	
For >500, Deduct	-1.21	
26 05 29 00-0206 EA 1-1/2" Conduit, Clamp Back Spacer	7.03	
For Work In Restricted Working Space, Add	0.91	
For Installation On Concrete (Includes Drilling And Fastener), Add	0.86	
For >50 To 100, Deduct	-0.25	
For >100 To 250, Deduct	-0.50	
For >250 To 500, Deduct	-0.91	
For >500, Deduct	-1.31	
26 05 29 00-0207 EA 2" Conduit, Clamp Back Spacer	8.09	
For Work In Restricted Working Space, Add	0.91	
For Installation On Concrete (Includes Drilling And Fastener), Add	0.86	
For >50 To 100, Deduct	-0.28	
For >100 To 250, Deduct	-0.56	
For >250 To 500, Deduct	-0.99	
For >500, Deduct	-1.42	
26 05 29 00-0208 EA 2-1/2" Conduit, Clamp Back Spacer	12.43	
For Work In Restricted Working Space, Add	0.91	
For Installation On Concrete (Includes Drilling And Fastener), Add	0.86	
For >50 To 100, Deduct	-0.39	
For >100 To 250, Deduct	-0.77	
For >250 To 500, Deduct	-1.31	
For >500, Deduct	-1.85	
26 05 29 00-0209 EA 3" Conduit, Clamp Back Spacer	17.61	
For Work In Restricted Working Space, Add	0.91	
For Installation On Concrete (Includes Drilling And Fastener), Add	0.86	
For >50 To 100, Deduct	-0.52	
For >100 To 250, Deduct	-1.03	
For >250 To 500, Deduct	-1.70	
For >500, Deduct	-2.37	
26 05 29 00-0210 EA 3-1/2" Conduit, Clamp Back Spacer	22.64	
For Work In Restricted Working Space, Add	0.91	
For Installation On Concrete (Includes Drilling And Fastener), Add	0.86	
For >50 To 100, Deduct	-0.64	
For >100 To 250, Deduct	-1.28	
For >250 To 500, Deduct	-2.08	
For >500, Deduct	-2.87	
26 05 29 00-0211 EA 4" Conduit, Clamp Back Spacer	46.26	
For Work In Restricted Working Space, Add	0.91	
For Installation On Concrete (Includes Drilling And Fastener), Add	0.86	
For >50 To 100, Deduct	-1.23	
For >100 To 250, Deduct	-2.46	
For >250 To 500, Deduct	-3.85	
For >500, Deduct	-5.23	
26 05 29 00-0212 EA 5" Conduit, Clamp Back Spacer	86.14	
For Work In Restricted Working Space, Add	0.91	
For Installation On Concrete (Includes Drilling And Fastener), Add	0.86	
For >50 To 100, Deduct	-2.23	
For >100 To 250, Deduct	-4.46	
For >250 To 500, Deduct	-6.84	
For >500, Deduct	-9.22	
26 05 29 00-0213 Conduit Clips <small>(26 05 29 00-0165)</small>		
Note: Push in or clip.		
26 05 29 00-0214 EA 1/2" Conduit Clip	4.98	
For Installation On Concrete (Includes Drilling And Fastener), Add	1.07	
For >50 To 100, Deduct	-0.22	
For >100 To 250, Deduct	-0.44	
For >250 To 500, Deduct	-0.86	
For >500, Deduct	-1.27	
26 05 29 00-0215 EA 3/4" Conduit Clip	4.98	
For Installation On Concrete (Includes Drilling And Fastener), Add	1.07	
For >50 To 100, Deduct	-0.22	
For >100 To 250, Deduct	-0.44	
For >250 To 500, Deduct	-0.86	
For >500, Deduct	-1.27	
26 05 29 00-0216 EA 1" Conduit Clip	4.90	
For Installation On Concrete (Includes Drilling And Fastener), Add	1.07	
For >50 To 100, Deduct	-0.22	
For >100 To 250, Deduct	-0.44	
For >250 To 500, Deduct	-0.85	
For >500, Deduct	-1.26	
26 05 29 00-0217 EA 1-1/4" Conduit Clip	5.11	
For Installation On Concrete (Includes Drilling And Fastener), Add	1.07	
For >50 To 100, Deduct	-0.22	
For >100 To 250, Deduct	-0.45	
For >250 To 500, Deduct	-0.87	
For >500, Deduct	-1.29	

26 Electrical**26 05 Common Work Results for Electrical****26 05 29 Hangers and Supports for Electrical Systems**

SAN BERNARDINO
COUNTY

MINOR CSI	UOM	DESCRIPTION	TOTAL DIRECT UNIT COST	DEMOLITION UNIT COST
26 05 29 00-0218		Bolt And Nut Conduit Clips <small>(26 05 29 00-0165)</small>		
26 05 29 00-0219	EA	3/4" Bolt And Nut Conduit Clip (Minerallac 1B).....	6.19	
		<i>For Installation On Concrete (Includes Drilling And Fastener), Add</i>	1.31	
		<i>For >50 To 100, Deduct</i>	-0.28	
		<i>For >100 To 250, Deduct</i>	-0.55	
		<i>For >250 To 500, Deduct</i>	-1.07	
		<i>For >500, Deduct</i>	-1.59	
26 05 29 00-0220	EA	1" Bolt And Nut Conduit Clip (Minerallac 2B).....	6.41	
		<i>For Installation On Concrete (Includes Drilling And Fastener), Add</i>	1.31	
		<i>For >50 To 100, Deduct</i>	-0.28	
		<i>For >100 To 250, Deduct</i>	-0.56	
		<i>For >250 To 500, Deduct</i>	-1.09	
		<i>For >500, Deduct</i>	-1.61	
26 05 29 00-0221	EA	1-1/4" Bolt And Nut Conduit Clip (Minerallac 2-1/2B).....	6.83	
		<i>For Installation On Concrete (Includes Drilling And Fastener), Add</i>	1.39	
		<i>For >50 To 100, Deduct</i>	-0.30	
		<i>For >100 To 250, Deduct</i>	-0.60	
		<i>For >250 To 500, Deduct</i>	-1.15	
		<i>For >500, Deduct</i>	-1.71	
26 05 29 00-0222	EA	1-1/2" Bolt And Nut Conduit Clip (Minerallac 3B).....	6.95	
		<i>For Installation On Concrete (Includes Drilling And Fastener), Add</i>	1.39	
		<i>For >50 To 100, Deduct</i>	-0.30	
		<i>For >100 To 250, Deduct</i>	-0.60	
		<i>For >250 To 500, Deduct</i>	-1.16	
		<i>For >500, Deduct</i>	-1.72	
26 05 29 00-0223	EA	2" Bolt And Nut Conduit Clip (Minerallac 5B).....	7.77	
		<i>For Installation On Concrete (Includes Drilling And Fastener), Add</i>	1.39	
		<i>For >50 To 100, Deduct</i>	-0.32	
		<i>For >100 To 250, Deduct</i>	-0.65	
		<i>For >250 To 500, Deduct</i>	-1.23	
		<i>For >500, Deduct</i>	-1.81	
26 05 29 00-0224	EA	2-1/2" Bolt And Nut Conduit Clip (Minerallac 6B).....	8.42	
		<i>For Installation On Concrete (Includes Drilling And Fastener), Add</i>	1.46	
		<i>For >50 To 100, Deduct</i>	-0.35	
		<i>For >100 To 250, Deduct</i>	-0.69	
		<i>For >250 To 500, Deduct</i>	-1.31	
		<i>For >500, Deduct</i>	-1.93	
26 05 29 00-0225	EA	3" Bolt And Nut Conduit Clip (Minerallac 7B).....	9.15	
		<i>For Installation On Concrete (Includes Drilling And Fastener), Add</i>	1.46	
		<i>For >50 To 100, Deduct</i>	-0.36	
		<i>For >100 To 250, Deduct</i>	-0.73	
		<i>For >250 To 500, Deduct</i>	-1.37	
		<i>For >500, Deduct</i>	-2.00	
26 05 29 00-0226	EA	4" Bolt And Nut Conduit Clip (Minerallac 9B).....	16.64	
		<i>For Installation On Concrete (Includes Drilling And Fastener), Add</i>	1.61	
		<i>For >50 To 100, Deduct</i>	-0.57	
		<i>For >100 To 250, Deduct</i>	-1.13	
		<i>For >250 To 500, Deduct</i>	-2.00	
		<i>For >500, Deduct</i>	-2.87	
26 05 29 00-0227		Conduit Hanger From Flange, Wire Or Rod <small>(26 05 29 00-0165)</small>		
		Note: Bat wing.		
26 05 29 00-0228	EA	1/2", Conduit Hanger From Flange, Wire Or Rod.....	3.61	
		<i>For Installation On Concrete (Includes Drilling And Fastener), Add</i>	0.83	
		<i>For >50 To 100, Deduct</i>	-0.16	
		<i>For >100 To 250, Deduct</i>	-0.33	
		<i>For >250 To 500, Deduct</i>	-0.63	
		<i>For >500, Deduct</i>	-0.94	
26 05 29 00-0229	EA	3/4", Conduit Hanger From Flange, Wire Or Rod.....	3.67	
		<i>For Installation On Concrete (Includes Drilling And Fastener), Add</i>	0.83	
		<i>For >50 To 100, Deduct</i>	-0.16	
		<i>For >100 To 250, Deduct</i>	-0.33	
		<i>For >250 To 500, Deduct</i>	-0.64	
		<i>For >500, Deduct</i>	-0.95	
26 05 29 00-0230	EA	1", Conduit Hanger From Flange, Wire Or Rod.....	3.83	
		<i>For Installation On Concrete (Includes Drilling And Fastener), Add</i>	0.83	
		<i>For >50 To 100, Deduct</i>	-0.17	
		<i>For >100 To 250, Deduct</i>	-0.34	
		<i>For >250 To 500, Deduct</i>	-0.65	
		<i>For >500, Deduct</i>	-0.97	
26 05 29 00-0231	EA	1-1/4", Conduit Hanger From Flange, Wire Or Rod.....	4.24	
		<i>For Installation On Concrete (Includes Drilling And Fastener), Add</i>	0.83	
		<i>For >50 To 100, Deduct</i>	-0.18	
		<i>For >100 To 250, Deduct</i>	-0.36	
		<i>For >250 To 500, Deduct</i>	-0.68	
		<i>For >500, Deduct</i>	-1.01	
26 05 29 00-0232		Beam Flange Clamps <small>(26 05 29 00-0165)</small>		
		Note: For threaded rod, nut not required.		



MINOR CSI UOM DESCRIPTION	TOTAL DIRECT UNIT COST	DEMOLITION UNIT COST
26 05 29 00-0233 EA 1/8" To 1/4" Flange Thickness, Beam Clamp (Caddy 6TA24)	5.34	
<i>For >50 To 100, Deduct</i>	-0.21	
<i>For >100 To 250, Deduct</i>	-0.42	
<i>For >250 To 500, Deduct</i>	-0.78	
<i>For >500, Deduct</i>	-1.14	
26 05 29 00-0234 EA 5/16" To 1/2" Flange Thickness, Beam Clamp (Caddy 6TA58)	5.23	
<i>For >50 To 100, Deduct</i>	-0.21	
<i>For >100 To 250, Deduct</i>	-0.41	
<i>For >250 To 500, Deduct</i>	-0.77	
<i>For >500, Deduct</i>	-1.13	
26 05 29 00-0235 EA 9/16" To 3/4" Flange Thickness, Beam Clamp (Caddy 6TA912)	5.87	
<i>For >50 To 100, Deduct</i>	-0.22	
<i>For >100 To 250, Deduct</i>	-0.45	
<i>For >250 To 500, Deduct</i>	-0.82	
<i>For >500, Deduct</i>	-1.19	
26 05 29 00-0236 T-Bar Support Clips <small>(26 05 29 00-0165)</small>		
26 05 29 00-0237 EA 9/16" Grid Size, Independent T-Bar Support Clip (Caddy IDS95)	8.84	
<i>For >50 To 100, Deduct</i>	-0.37	
<i>For >100 To 250, Deduct</i>	-0.74	
<i>For >250 To 500, Deduct</i>	-1.42	
<i>For >500, Deduct</i>	-2.09	
26 05 29 00-0238 EA 15/16" Grid Size, Independent T-Bar Support Clip (Caddy IDS)	8.35	
<i>For >50 To 100, Deduct</i>	-0.36	
<i>For >100 To 250, Deduct</i>	-0.72	
<i>For >250 To 500, Deduct</i>	-1.38	
<i>For >500, Deduct</i>	-2.04	
26 05 29 00-0239 EA 15/16 Grid Size, Twist On T-Bar Support Clip (Caddy 4G16)	3.23	
<i>For >50 To 100, Deduct</i>	-0.12	
<i>For >100 To 250, Deduct</i>	-0.24	
<i>For >250 To 500, Deduct</i>	-0.43	
<i>For >500, Deduct</i>	-0.63	
26 05 29 00-0240 EA 24" Long Snap On T-Bar Electrical Box Hanger (Caddy 512)	27.12	
<i>For >50 To 100, Deduct</i>	-0.74	
<i>For >100 To 250, Deduct</i>	-1.48	
<i>For >250 To 500, Deduct</i>	-2.34	
<i>For >500, Deduct</i>	-3.20	
26 05 29 00-0241 Switch And Outlet Box Type Supports <small>(26 05 29 00-0165)</small>		
26 05 29 00-0242 EA 1/4" To 3/4" Drywall Thickness, Adjustable Switch And Outlet Box Support (Caddy MFS)	6.64	
<i>For >50 To 100, Deduct</i>	-0.23	
<i>For >100 To 250, Deduct</i>	-0.45	
<i>For >250 To 500, Deduct</i>	-0.80	
<i>For >500, Deduct</i>	-1.15	
26 05 29 00-0243 EA 1/2" Drywall Thickness, Riveted Switch And Outlet Box Support (Caddy MF500)	5.60	
<i>For >50 To 100, Deduct</i>	-0.20	
<i>For >100 To 250, Deduct</i>	-0.40	
<i>For >250 To 500, Deduct</i>	-0.72	
<i>For >500, Deduct</i>	-1.04	
26 05 29 00-0244 EA Flush, Riveted Switch And Outlet Box Support (Caddy MFO)	6.49	
<i>For >50 To 100, Deduct</i>	-0.22	
<i>For >100 To 250, Deduct</i>	-0.45	
<i>For >250 To 500, Deduct</i>	-0.79	
<i>For >500, Deduct</i>	-1.13	
26 05 29 00-0245 EA Snap On, Switch And Outlet Box Support (Caddy MSF)	4.12	
<i>For >50 To 100, Deduct</i>	-0.16	
<i>For >100 To 250, Deduct</i>	-0.33	
<i>For >250 To 500, Deduct</i>	-0.61	
<i>For >500, Deduct</i>	-0.90	
26 05 29 00-0246 EA 1/4-20 Thread Impression, Switch And Outlet Box Support (Caddy MFI)	4.31	
<i>For >50 To 100, Deduct</i>	-0.17	
<i>For >100 To 250, Deduct</i>	-0.34	
<i>For >250 To 500, Deduct</i>	-0.63	
<i>For >500, Deduct</i>	-0.92	
26 05 29 00-0247 Lighting Fixture Hanger <small>(26 05 29 00-0165)</small>		
Note: For existing or owner furnished fixtures.		
26 05 29 00-0248 EA Lay-In/Troffer, Straight Lip Type Fixture Support Clip (Caddy 515)	5.85	
<i>For >50 To 100, Deduct</i>	-0.27	
<i>For >100 To 250, Deduct</i>	-0.53	
<i>For >250 To 500, Deduct</i>	-1.04	
<i>For >500, Deduct</i>	-1.55	
26 05 29 00-0249 PR Support Bars For Recessed "High Hat" Light Fixtures (Caddy 517)	21.27	
<i>For >50 To 100, Deduct</i>	-0.65	
<i>For >100 To 250, Deduct</i>	-1.31	
<i>For >250 To 500, Deduct</i>	-2.20	
<i>For >500, Deduct</i>	-3.10	
26 05 29 00-0250 PR Support Bars For Recessed "Lightolier" Light Fixtures (Caddy 520)	29.37	
<i>For >50 To 100, Deduct</i>	-0.86	
<i>For >100 To 250, Deduct</i>	-1.71	
<i>For >250 To 500, Deduct</i>	-2.81	
<i>For >500, Deduct</i>	-3.91	

26 Electrical

26 05 Common Work Results for Electrical

26 05 29 Hangers and Supports for Electrical Systems



MINOR
CSI UOM DESCRIPTION

TOTAL DIRECT DEMOLITION
UNIT COST UNIT COST

MINOR	CSI	UOM	DESCRIPTION	TOTAL DIRECT UNIT COST	DEMOLITION UNIT COST
26 05 29 00-0251			Rigid Steel Conduit Clamps For Unistrut Channel <small>(26 05 29 00-0165)</small>		
26 05 29 00-0252	EA		1/2" Diameter, Rigid Steel Conduit Clamp For Unistrut Channel	5.24	
			<i>For >50 To 100, Deduct</i>	-0.22	
			<i>For >100 To 250, Deduct</i>	-0.44	
			<i>For >250 To 500, Deduct</i>	-0.85	
			<i>For >500, Deduct</i>	-1.25	
			<i>For Work In Restricted Working Space, Add</i>	1.09	
26 05 29 00-0253	EA		3/4" Diameter, Rigid Steel Conduit Clamp For Unistrut Channel	5.26	
			<i>For >50 To 100, Deduct</i>	-0.22	
			<i>For >100 To 250, Deduct</i>	-0.44	
			<i>For >250 To 500, Deduct</i>	-0.85	
			<i>For >500, Deduct</i>	-1.25	
			<i>For Work In Restricted Working Space, Add</i>	1.09	
26 05 29 00-0254	EA		1" Diameter, Rigid Steel Conduit Clamp For Unistrut Channel	5.39	
			<i>For >50 To 100, Deduct</i>	-0.23	
			<i>For >100 To 250, Deduct</i>	-0.45	
			<i>For >250 To 500, Deduct</i>	-0.86	
			<i>For >500, Deduct</i>	-1.27	
			<i>For Work In Restricted Working Space, Add</i>	1.09	
26 05 29 00-0255	EA		1-1/4" Diameter, Rigid Steel Conduit Clamp For Unistrut Channel	6.77	
			<i>For >50 To 100, Deduct</i>	-0.29	
			<i>For >100 To 250, Deduct</i>	-0.58	
			<i>For >250 To 500, Deduct</i>	-1.11	
			<i>For >500, Deduct</i>	-1.65	
			<i>For Work In Restricted Working Space, Add</i>	1.45	
26 05 29 00-0256	EA		1-1/2" Diameter, Rigid Steel Conduit Clamp For Unistrut Channel	7.43	
			<i>For >50 To 100, Deduct</i>	-0.31	
			<i>For >100 To 250, Deduct</i>	-0.61	
			<i>For >250 To 500, Deduct</i>	-1.16	
			<i>For >500, Deduct</i>	-1.71	
			<i>For Work In Restricted Working Space, Add</i>	1.45	
26 05 29 00-0257	EA		2" Diameter, Rigid Steel Conduit Clamp For Unistrut Channel	7.49	
			<i>For >50 To 100, Deduct</i>	-0.31	
			<i>For >100 To 250, Deduct</i>	-0.62	
			<i>For >250 To 500, Deduct</i>	-1.17	
			<i>For >500, Deduct</i>	-1.72	
			<i>For Work In Restricted Working Space, Add</i>	1.45	
26 05 29 00-0258	EA		2-1/2" Diameter, Rigid Steel Conduit Clamp For Unistrut Channel	9.16	
			<i>For >50 To 100, Deduct</i>	-0.38	
			<i>For >100 To 250, Deduct</i>	-0.76	
			<i>For >250 To 500, Deduct</i>	-1.44	
			<i>For >500, Deduct</i>	-2.12	
			<i>For Work In Restricted Working Space, Add</i>	1.81	
26 05 29 00-0259	EA		3" Diameter, Rigid Steel Conduit Clamp For Unistrut Channel	9.74	
			<i>For >50 To 100, Deduct</i>	-0.39	
			<i>For >100 To 250, Deduct</i>	-0.79	
			<i>For >250 To 500, Deduct</i>	-1.49	
			<i>For >500, Deduct</i>	-2.18	
			<i>For Work In Restricted Working Space, Add</i>	1.81	
26 05 29 00-0260	EA		3-1/2" Diameter, Rigid Steel Conduit Clamp For Unistrut Channel	10.30	
			<i>For >50 To 100, Deduct</i>	-0.41	
			<i>For >100 To 250, Deduct</i>	-0.82	
			<i>For >250 To 500, Deduct</i>	-1.53	
			<i>For >500, Deduct</i>	-2.24	
			<i>For Work In Restricted Working Space, Add</i>	1.81	
26 05 29 00-0261	EA		4" Diameter, Rigid Steel Conduit Clamp For Unistrut Channel	10.50	
			<i>For >50 To 100, Deduct</i>	-0.41	
			<i>For >100 To 250, Deduct</i>	-0.83	
			<i>For >250 To 500, Deduct</i>	-1.54	
			<i>For >500, Deduct</i>	-2.26	
			<i>For Work In Restricted Working Space, Add</i>	1.81	
26 05 29 00-0262			Electrical Metallic Tubing (EMT) Conduit Clamps For Unistrut Channel <small>(26 05 29 00-0165)</small>		
26 05 29 00-0263	EA		1/2" Diameter, Electrical Metallic Tubing (EMT) Conduit Clamp For Unistrut Channel	5.66	
			<i>For >50 To 100, Deduct</i>	-0.23	
			<i>For >100 To 250, Deduct</i>	-0.46	
			<i>For >250 To 500, Deduct</i>	-0.88	
			<i>For >500, Deduct</i>	-1.29	
			<i>For Work In Restricted Working Space, Add</i>	1.09	
26 05 29 00-0264	EA		3/4" Diameter, Electrical Metallic Tubing (EMT) Conduit Clamp For Unistrut Channel	5.61	
			<i>For >50 To 100, Deduct</i>	-0.23	
			<i>For >100 To 250, Deduct</i>	-0.46	
			<i>For >250 To 500, Deduct</i>	-0.87	
			<i>For >500, Deduct</i>	-1.29	
			<i>For Work In Restricted Working Space, Add</i>	1.09	
26 05 29 00-0265	EA		1" Diameter, Electrical Metallic Tubing (EMT) Conduit Clamp For Unistrut Channel	5.55	
			<i>For >50 To 100, Deduct</i>	-0.23	
			<i>For >100 To 250, Deduct</i>	-0.46	
			<i>For >250 To 500, Deduct</i>	-0.87	
			<i>For >500, Deduct</i>	-1.28	
			<i>For Work In Restricted Working Space, Add</i>	1.09	



MINOR CSI UOM DESCRIPTION	TOTAL DIRECT UNIT COST	DEMOLITION UNIT COST
26 05 29 00-0266 EA 1-1/4" Diameter, Electrical Metallic Tubing (EMT) Conduit Clamp For Unistrut Channel.....	7.29	
<i>For >50 To 100, Deduct</i>	-0.30	
<i>For >100 To 250, Deduct</i>	-0.61	
<i>For >250 To 500, Deduct</i>	-1.15	
<i>For >500, Deduct</i>	-1.70	
<i>For Work In Restricted Working Space, Add</i>	1.45	
26 05 29 00-0267 EA 1-1/2" Diameter, Electrical Metallic Tubing (EMT) Conduit Clamp For Unistrut Channel.....	8.43	
<i>For >50 To 100, Deduct</i>	-0.33	
<i>For >100 To 250, Deduct</i>	-0.66	
<i>For >250 To 500, Deduct</i>	-1.24	
<i>For >500, Deduct</i>	-1.81	
<i>For Work In Restricted Working Space, Add</i>	1.45	
26 05 29 00-0268 EA 2" Diameter, Electrical Metallic Tubing (EMT) Conduit Clamp For Unistrut Channel.....	8.50	
<i>For >50 To 100, Deduct</i>	-0.33	
<i>For >100 To 250, Deduct</i>	-0.67	
<i>For >250 To 500, Deduct</i>	-1.24	
<i>For >500, Deduct</i>	-1.82	
<i>For Work In Restricted Working Space, Add</i>	1.45	
26 05 29 00-0269 "J" Type Conduit Hangers <small>(26 05 29 00-0165)</small>		
26 05 29 00-0270 EA 1/2", "J" Type Conduit Hanger (Unistrut J1205).....	25.47	
<i>For >50 To 100, Deduct</i>	-0.85	
<i>For >100 To 250, Deduct</i>	-1.70	
<i>For >250 To 500, Deduct</i>	-2.97	
<i>For >500, Deduct</i>	-4.24	
<i>For Work In Restricted Working Space, Add</i>	2.54	
26 05 29 00-0271 EA 3/4", "J" Type Conduit Hanger (Unistrut J1207).....	25.77	
<i>For >50 To 100, Deduct</i>	-0.86	
<i>For >100 To 250, Deduct</i>	-1.71	
<i>For >250 To 500, Deduct</i>	-2.99	
<i>For >500, Deduct</i>	-4.27	
<i>For Work In Restricted Working Space, Add</i>	2.54	
26 05 29 00-0272 EA 1", "J" Type Conduit Hanger (Unistrut J1210).....	27.24	
<i>For >50 To 100, Deduct</i>	-0.92	
<i>For >100 To 250, Deduct</i>	-1.65	
<i>For >250 To 500, Deduct</i>	-3.25	
<i>For >500, Deduct</i>	-4.66	
<i>For Work In Restricted Working Space, Add</i>	2.90	
26 05 29 00-0273 EA 1-1/4", "J" Type Conduit Hanger (Unistrut J1212).....	27.56	
<i>For >50 To 100, Deduct</i>	-0.93	
<i>For >100 To 250, Deduct</i>	-1.66	
<i>For >250 To 500, Deduct</i>	-3.28	
<i>For >500, Deduct</i>	-4.69	
<i>For Work In Restricted Working Space, Add</i>	2.90	
26 05 29 00-0274 EA 1-1/2", "J" Type Conduit Hanger (Unistrut J1215).....	28.98	
<i>For >50 To 100, Deduct</i>	-1.00	
<i>For >100 To 250, Deduct</i>	-1.99	
<i>For >250 To 500, Deduct</i>	-3.53	
<i>For >500, Deduct</i>	-5.07	
<i>For Work In Restricted Working Space, Add</i>	3.26	
26 05 29 00-0275 EA 2", "J" Type Conduit Hanger (Unistrut J1220).....	30.19	
<i>For >50 To 100, Deduct</i>	-1.03	
<i>For >100 To 250, Deduct</i>	-2.05	
<i>For >250 To 500, Deduct</i>	-3.62	
<i>For >500, Deduct</i>	-5.20	
<i>For Work In Restricted Working Space, Add</i>	3.26	
26 05 29 00-0276 EA 2-1/2", "J" Type Conduit Hanger (Unistrut J1225).....	48.67	
<i>For >50 To 100, Deduct</i>	-1.52	
<i>For >100 To 250, Deduct</i>	-3.04	
<i>For >250 To 500, Deduct</i>	-5.16	
<i>For >500, Deduct</i>	-7.29	
<i>For Work In Restricted Working Space, Add</i>	3.63	
26 05 29 00-0277 EA 3", "J" Type Conduit Hanger (Unistrut J1230).....	51.70	
<i>For >50 To 100, Deduct</i>	-1.63	
<i>For >100 To 250, Deduct</i>	-3.25	
<i>For >250 To 500, Deduct</i>	-5.54	
<i>For >500, Deduct</i>	-7.83	
<i>For Work In Restricted Working Space, Add</i>	3.99	
26 05 29 00-0278 EA 3-1/2", "J" Type Conduit Hanger (Unistrut J1235).....	55.64	
<i>For >50 To 100, Deduct</i>	-1.75	
<i>For >100 To 250, Deduct</i>	-3.51	
<i>For >250 To 500, Deduct</i>	-5.99	
<i>For >500, Deduct</i>	-8.47	
<i>For Work In Restricted Working Space, Add</i>	4.35	
26 05 29 00-0279 EA 4", "J" Type Conduit Hanger (Unistrut J1240).....	74.35	
<i>For >50 To 100, Deduct</i>	-2.22	
<i>For >100 To 250, Deduct</i>	-4.44	
<i>For >250 To 500, Deduct</i>	-7.39	
<i>For >500, Deduct</i>	-10.34	
<i>For Work In Restricted Working Space, Add</i>	4.35	

26 Electrical**26 05 Common Work Results for Electrical****26 05 29 Hangers and Supports for Electrical Systems**

MINOR	CSI	UOM	DESCRIPTION	TOTAL DIRECT UNIT COST	DEMOLITION UNIT COST
26 05 29 00-0280	EA		5", "J" Type Conduit Hanger (Unistrut J1250).....	81.71	
			<i>For >50 To 100, Deduct</i>	-2.44	
			<i>For >100 To 250, Deduct</i>	-4.87	
			<i>For >250 To 500, Deduct</i>	-8.09	
			<i>For >500, Deduct</i>	-11.32	
			<i>For Work In Restricted Working Space, Add</i>	4.72	
26 05 29 00-0281	EA		6", "J" Type Conduit Hanger (Unistrut J1260).....	115.51	
			<i>For >50 To 100, Deduct</i>	-3.34	
			<i>For >100 To 250, Deduct</i>	-6.68	
			<i>For >250 To 500, Deduct</i>	-10.93	
			<i>For >500, Deduct</i>	-15.18	
			<i>For Work In Restricted Working Space, Add</i>	5.44	
26 05 29 00-0282			Between Studs Box Brackets <small>(26 05 29 00-0165)</small>		
26 05 29 00-0283	EA		16" Stud Spacing, 1-1/2" Or 2-1/8" Box Depth, Screw Gun Between Studs Box Bracket (Caddy SGB16A).....	9.14	
			<i>For >50 To 100, Deduct</i>	-0.32	
			<i>For >100 To 250, Deduct</i>	-0.64	
			<i>For >250 To 500, Deduct</i>	-1.14	
			<i>For >500, Deduct</i>	-1.64	
			<i>For Work In Restricted Working Space, Add</i>	1.09	
26 05 29 00-0284	EA		24" Stud Spacing, 1-1/2" Or 2-1/8" Box Depth, Screw Gun Between Studs Box Bracket (Caddy SGB24A).....	11.05	
			<i>For >50 To 100, Deduct</i>	-0.37	
			<i>For >100 To 250, Deduct</i>	-0.73	
			<i>For >250 To 500, Deduct</i>	-1.28	
			<i>For >500, Deduct</i>	-1.83	
			<i>For Work In Restricted Working Space, Add</i>	1.09	
26 05 29 00-0285			Hangers And Brackets <small>(26 05 29 00-0165)</small>		
26 05 29 00-0286	EA		Rod Hangers Only With 1/4" Thread Impression (Caddy 4TI).....	3.14	
			<i>For >50 To 100, Deduct</i>	-0.14	
			<i>For >100 To 250, Deduct</i>	-0.28	
			<i>For >250 To 500, Deduct</i>	-0.54	
			<i>For >500, Deduct</i>	-0.80	
26 05 29 00-0287	EA		Angle Bracket Only With 1/4" Hole (Caddy AB).....	3.03	
			<i>For >50 To 100, Deduct</i>	-0.14	
			<i>For >100 To 250, Deduct</i>	-0.27	
			<i>For >250 To 500, Deduct</i>	-0.53	
			<i>For >500, Deduct</i>	-0.79	
26 05 29 00-0288	EA		Offset Bracket Only With 1/4" Hole (Caddy AO).....	3.03	
			<i>For >50 To 100, Deduct</i>	-0.14	
			<i>For >100 To 250, Deduct</i>	-0.27	
			<i>For >250 To 500, Deduct</i>	-0.53	
			<i>For >500, Deduct</i>	-0.79	
26 05 29 00-0289	EA		Angle Bracket Mount, 1/4" Threaded Rod Hanger With Thread Impression (Caddy 4TIB).....	4.18	
			<i>For >50 To 100, Deduct</i>	-0.17	
			<i>For >100 To 250, Deduct</i>	-0.33	
			<i>For >250 To 500, Deduct</i>	-0.62	
			<i>For >500, Deduct</i>	-0.90	
26 05 29 00-0290	EA		Angle Bracket Mount, 3/8" Threaded Rod Hanger With Thread Impression (Caddy 6TIB).....	4.20	
			<i>For >50 To 100, Deduct</i>	-0.17	
			<i>For >100 To 250, Deduct</i>	-0.33	
			<i>For >250 To 500, Deduct</i>	-0.62	
			<i>For >500, Deduct</i>	-0.90	
26 05 29 00-0291	EA		Angle Bracket Mount, 1/4" Or 3/8" Threaded Rod Hanger With Nut (Caddy 6TB).....	4.07	
			<i>For >50 To 100, Deduct</i>	-0.16	
			<i>For >100 To 250, Deduct</i>	-0.32	
			<i>For >250 To 500, Deduct</i>	-0.61	
			<i>For >500, Deduct</i>	-0.89	
26 05 29 00-0292	EA		Offset Bracket Mount, 1/4" Threaded Rod Hanger With Thread Impression (Caddy 4TIO).....	4.18	
			<i>For >50 To 100, Deduct</i>	-0.17	
			<i>For >100 To 250, Deduct</i>	-0.33	
			<i>For >250 To 500, Deduct</i>	-0.62	
			<i>For >500, Deduct</i>	-0.90	
26 05 29 00-0293	EA		Offset Bracket Mount, 3/8" Threaded Rod Hanger With Thread Impression (Caddy 6TIO).....	4.20	
			<i>For >50 To 100, Deduct</i>	-0.17	
			<i>For >100 To 250, Deduct</i>	-0.33	
			<i>For >250 To 500, Deduct</i>	-0.62	
			<i>For >500, Deduct</i>	-0.90	
26 05 29 00-0294			Clips And Accessories <small>(26 05 29 00-0165)</small>		
26 05 29 00-0295	EA		1/2" Diameter Center, Bridle Ring (Caddy 2BR).....	2.15	
			<i>For >50 To 100, Deduct</i>	-0.09	
			<i>For >100 To 250, Deduct</i>	-0.18	
			<i>For >250 To 500, Deduct</i>	-0.35	
			<i>For >500, Deduct</i>	-0.52	
26 05 29 00-0296	EA		3/4" Diameter Center, Bridle Ring (Caddy 2BR12).....	2.19	
			<i>For >50 To 100, Deduct</i>	-0.09	
			<i>For >100 To 250, Deduct</i>	-0.19	
			<i>For >250 To 500, Deduct</i>	-0.35	
			<i>For >500, Deduct</i>	-0.52	



MINOR	CSI	UOM	DESCRIPTION	TOTAL DIRECT UNIT COST	DEMOLITION UNIT COST
26 05 29 00-0297	EA		1-1/4" Diameter Center, Bridle Ring (Caddy 2BR20).....	2.36	
			<i>For >50 To 100, Deduct</i>	-0.10	
			<i>For >100 To 250, Deduct</i>	-0.19	
			<i>For >250 To 500, Deduct</i>	-0.37	
			<i>For >500, Deduct</i>	-0.54	
26 05 29 00-0298	EA		2" Diameter Center, Bridle Ring (Caddy 2BR32).....	2.72	
			<i>For >50 To 100, Deduct</i>	-0.11	
			<i>For >100 To 250, Deduct</i>	-0.21	
			<i>For >250 To 500, Deduct</i>	-0.39	
			<i>For >500, Deduct</i>	-0.57	
26 05 29 00-0299			Wire Ties (26 05 29 00-0165)		
			Note: Per hundred (C).		
26 05 29 00-0300	C		3" Length, 18 LB Tensile Strength, Nylon Cable Ties.....	30.71	
			<i>For Up To 0.1, Add</i>	25.24	
			<i>For >0.1 To 0.25, Add</i>	12.62	
			<i>For >0.25 To 0.75, Add</i>	6.31	
			<i>For >2.0, Deduct</i>	-2.52	
			<i>For UV Black, Add</i>	0.82	
			<i>For Personal Protective Equipment (Arc Flash) When Working On Energized Equipment, Add</i>	7.57	
26 05 29 00-0301	C		4" Length, 18 LB Tensile Strength, Nylon Cable Ties.....	30.92	
			<i>For Up To 0.1, Add</i>	25.24	
			<i>For >0.1 To 0.25, Add</i>	12.62	
			<i>For >0.25 To 0.75, Add</i>	6.31	
			<i>For >2.0, Deduct</i>	-2.52	
			<i>For UV Black, Add</i>	0.85	
			<i>For Personal Protective Equipment (Arc Flash) When Working On Energized Equipment, Add</i>	7.57	
26 05 29 00-0302	C		4-3/4" Length, 18 LB Tensile Strength, Nylon Cable Ties.....	31.07	
			<i>For Up To 0.1, Add</i>	25.24	
			<i>For >0.1 To 0.25, Add</i>	12.62	
			<i>For >0.25 To 0.75, Add</i>	6.31	
			<i>For >2.0, Deduct</i>	-2.52	
			<i>For UV Black, Add</i>	0.87	
			<i>For Personal Protective Equipment (Arc Flash) When Working On Energized Equipment, Add</i>	7.57	
26 05 29 00-0303	C		5-1/2" Length, 18 LB Tensile Strength, Nylon Cable Ties.....	31.13	
			<i>For Up To 0.1, Add</i>	25.24	
			<i>For >0.1 To 0.25, Add</i>	12.62	
			<i>For >0.25 To 0.75, Add</i>	6.31	
			<i>For >2.0, Deduct</i>	-2.52	
			<i>For UV Black, Add</i>	0.88	
			<i>For Personal Protective Equipment (Arc Flash) When Working On Energized Equipment, Add</i>	7.57	
26 05 29 00-0304	C		6-1/2" Length, 18 LB Tensile Strength, Nylon Cable Ties.....	32.30	
			<i>For Up To 0.1, Add</i>	26.34	
			<i>For >0.1 To 0.25, Add</i>	13.17	
			<i>For >0.25 To 0.75, Add</i>	6.59	
			<i>For >2.0, Deduct</i>	-2.63	
			<i>For UV Black, Add</i>	0.89	
			<i>For Personal Protective Equipment (Arc Flash) When Working On Energized Equipment, Add</i>	7.90	
26 05 29 00-0305	C		8" Length, 18 LB Tensile Strength, Nylon Cable Ties.....	38.12	
			<i>For Up To 0.1, Add</i>	27.54	
			<i>For >0.1 To 0.25, Add</i>	13.77	
			<i>For >0.25 To 0.75, Add</i>	6.89	
			<i>For >2.0, Deduct</i>	-2.75	
			<i>For UV Black, Add</i>	1.59	
			<i>For Personal Protective Equipment (Arc Flash) When Working On Energized Equipment, Add</i>	8.26	
26 05 29 00-0306	C		4-3/4" Length, 40 LB Tensile Strength, Nylon Cable Ties.....	36.58	
			<i>For Up To 0.1, Add</i>	25.24	
			<i>For >0.1 To 0.25, Add</i>	12.62	
			<i>For >0.25 To 0.75, Add</i>	6.31	
			<i>For >2.0, Deduct</i>	-2.52	
			<i>For UV Black, Add</i>	1.70	
			<i>For Personal Protective Equipment (Arc Flash) When Working On Energized Equipment, Add</i>	7.57	
26 05 29 00-0307	C		6" Length, 40 LB Tensile Strength, Nylon Cable Ties.....	37.77	
			<i>For Up To 0.1, Add</i>	26.34	
			<i>For >0.1 To 0.25, Add</i>	13.17	
			<i>For >0.25 To 0.75, Add</i>	6.59	
			<i>For >2.0, Deduct</i>	-2.63	
			<i>For UV Black, Add</i>	1.71	
			<i>For Personal Protective Equipment (Arc Flash) When Working On Energized Equipment, Add</i>	7.90	
26 05 29 00-0308	C		8" Length, 40 LB Tensile Strength, Nylon Cable Ties.....	39.03	
			<i>For Up To 0.1, Add</i>	27.54	
			<i>For >0.1 To 0.25, Add</i>	13.77	
			<i>For >0.25 To 0.75, Add</i>	6.89	
			<i>For >2.0, Deduct</i>	-2.75	
			<i>For UV Black, Add</i>	1.72	
			<i>For Personal Protective Equipment (Arc Flash) When Working On Energized Equipment, Add</i>	8.26	
26 05 29 00-0309	C		10" Length, 40 LB Tensile Strength, Nylon Cable Ties.....	56.19	
			<i>For Up To 0.1, Add</i>	29.69	
			<i>For >0.1 To 0.25, Add</i>	14.85	
			<i>For >0.25 To 0.75, Add</i>	7.42	
			<i>For >2.0, Deduct</i>	-2.97	
			<i>For UV Black, Add</i>	3.98	
			<i>For Personal Protective Equipment (Arc Flash) When Working On Energized Equipment, Add</i>	8.91	

26 Electrical

26 05 Common Work Results for Electrical

26 05 29 Hangers and Supports for Electrical Systems



MINOR	CSI	UOM	DESCRIPTION	TOTAL DIRECT UNIT COST	DEMOLITION UNIT COST
26 05 29 00-0310	C		11-1/2" Length, 40 LB Tensile Strength, Nylon Cable Ties.....	58.58	
			<i>For Up To 0.1, Add</i>	29.69	
			<i>For >0.1 To 0.25, Add</i>	14.85	
			<i>For >0.25 To 0.75, Add</i>	7.42	
			<i>For >2.0, Deduct</i>	-2.97	
			<i>For UV Black, Add</i>	4.33	
			<i>For Personal Protective Equipment (Arc Flash) When Working On Energized Equipment, Add</i>	8.91	
26 05 29 00-0311	C		7" Length, 50 LB Tensile Strength, Nylon Cable Ties.....	40.70	
			<i>For Up To 0.1, Add</i>	27.54	
			<i>For >0.1 To 0.25, Add</i>	13.77	
			<i>For >0.25 To 0.75, Add</i>	6.89	
			<i>For >2.0, Deduct</i>	-2.75	
			<i>For UV Black, Add</i>	1.97	
			<i>For Personal Protective Equipment (Arc Flash) When Working On Energized Equipment, Add</i>	8.26	
26 05 29 00-0312	C		8" Length, 50 LB Tensile Strength, Nylon Cable Ties.....	38.58	
			<i>For Up To 0.1, Add</i>	27.54	
			<i>For >0.1 To 0.25, Add</i>	13.77	
			<i>For >0.25 To 0.75, Add</i>	6.89	
			<i>For >2.0, Deduct</i>	-2.75	
			<i>For UV Black, Add</i>	1.66	
			<i>For Personal Protective Equipment (Arc Flash) When Working On Energized Equipment, Add</i>	8.26	
26 05 29 00-0313	C		11" Length, 50 LB Tensile Strength, Nylon Cable Ties.....	56.85	
			<i>For Up To 0.1, Add</i>	29.69	
			<i>For >0.1 To 0.25, Add</i>	14.85	
			<i>For >0.25 To 0.75, Add</i>	7.42	
			<i>For >2.0, Deduct</i>	-2.97	
			<i>For UV Black, Add</i>	4.07	
			<i>For Personal Protective Equipment (Arc Flash) When Working On Energized Equipment, Add</i>	8.91	
26 05 29 00-0314	C		14-1/2" Length, 50 LB Tensile Strength, Nylon Cable Ties.....	64.94	
			<i>For Up To 0.1, Add</i>	31.55	
			<i>For >0.1 To 0.25, Add</i>	15.78	
			<i>For >0.25 To 0.75, Add</i>	7.89	
			<i>For >2.0, Deduct</i>	-3.16	
			<i>For UV Black, Add</i>	5.01	
			<i>For Personal Protective Equipment (Arc Flash) When Working On Energized Equipment, Add</i>	9.47	
26 05 29 00-0315	C		8" Length, 120 LB Tensile Strength, Nylon Cable Ties.....	63.37	
			<i>For Up To 0.1, Add</i>	27.54	
			<i>For >0.1 To 0.25, Add</i>	13.77	
			<i>For >0.25 To 0.75, Add</i>	6.89	
			<i>For >2.0, Deduct</i>	-2.75	
			<i>For UV Black, Add</i>	5.37	
			<i>For Personal Protective Equipment (Arc Flash) When Working On Energized Equipment, Add</i>	8.26	
26 05 29 00-0316	C		11" Length, 120 LB Tensile Strength, Nylon Cable Ties.....	69.35	
			<i>For Up To 0.1, Add</i>	29.69	
			<i>For >0.1 To 0.25, Add</i>	14.85	
			<i>For >0.25 To 0.75, Add</i>	7.42	
			<i>For >2.0, Deduct</i>	-2.97	
			<i>For UV Black, Add</i>	5.95	
			<i>For Personal Protective Equipment (Arc Flash) When Working On Energized Equipment, Add</i>	8.91	
26 05 29 00-0317	C		15" Length, 120 LB Tensile Strength, Nylon Cable Ties.....	83.72	
			<i>For Up To 0.1, Add</i>	31.55	
			<i>For >0.1 To 0.25, Add</i>	15.78	
			<i>For >0.25 To 0.75, Add</i>	7.89	
			<i>For >2.0, Deduct</i>	-3.16	
			<i>For UV Black, Add</i>	7.83	
			<i>For Personal Protective Equipment (Arc Flash) When Working On Energized Equipment, Add</i>	9.47	
26 05 29 00-0318	C		17" Length, 120 LB Tensile Strength, Nylon Cable Ties.....	119.12	
			<i>For Up To 0.1, Add</i>	33.65	
			<i>For >0.1 To 0.25, Add</i>	16.83	
			<i>For >0.25 To 0.75, Add</i>	8.41	
			<i>For >2.0, Deduct</i>	-3.37	
			<i>For UV Black, Add</i>	12.82	
			<i>For Personal Protective Equipment (Arc Flash) When Working On Energized Equipment, Add</i>	10.10	
26 05 29 00-0319	C		17-3/4" Length, 175 LB Tensile Strength, Nylon Cable Ties.....	115.48	
			<i>For Up To 0.1, Add</i>	33.65	
			<i>For >0.1 To 0.25, Add</i>	16.83	
			<i>For >0.25 To 0.75, Add</i>	8.41	
			<i>For >2.0, Deduct</i>	-3.37	
			<i>For UV Black, Add</i>	12.27	
			<i>For Personal Protective Equipment (Arc Flash) When Working On Energized Equipment, Add</i>	10.10	
26 05 29 00-0320	C		21-11/16" Length, 175 LB Tensile Strength, Nylon Cable Ties.....	140.37	
			<i>For Up To 0.1, Add</i>	35.22	
			<i>For >0.1 To 0.25, Add</i>	17.61	
			<i>For >0.25 To 0.75, Add</i>	8.81	
			<i>For >2.0, Deduct</i>	-3.52	
			<i>For UV Black, Add</i>	15.77	
			<i>For Personal Protective Equipment (Arc Flash) When Working On Energized Equipment, Add</i>	10.57	
26 05 29 00-0321	C		30" Length, 175 LB Tensile Strength, Nylon Cable Ties.....	162.26	
			<i>For Up To 0.1, Add</i>	36.93	
			<i>For >0.1 To 0.25, Add</i>	18.47	
			<i>For >0.25 To 0.75, Add</i>	9.23	
			<i>For >2.0, Deduct</i>	-3.69	
			<i>For UV Black, Add</i>	18.80	
			<i>For Personal Protective Equipment (Arc Flash) When Working On Energized Equipment, Add</i>	11.08	



MINOR CSI UOM DESCRIPTION	TOTAL DIRECT UNIT COST	DEMOLITION UNIT COST
26 05 29 00-0322 C 46" Length, 175 LB Tensile Strength, Nylon Cable Ties.....	221.95	
For Up To 0.1, Add	39.85	
For >0.1 To 0.25, Add	19.93	
For >0.25 To 0.75, Add	9.96	
For >2.0, Deduct	-3.99	
For UV Black, Add	27.32	
For Personal Protective Equipment (Arc Flash) When Working On Energized Equipment, Add	11.96	
26 05 29 00-0323 C 3/4" x 3/4" Self Adhesive Tie Mounts.....	40.53	
For Personal Protective Equipment (Arc Flash) When Working On Energized Equipment, Add	11.36	
26 05 29 00-0324 C 1.1" x 1.1" Tie Mounts With Screw.....	80.38	
For Personal Protective Equipment (Arc Flash) When Working On Energized Equipment, Add	22.72	
26 05 29 00-0325 EA 6" Length x 1/2" Width, Velcro Grip Cable Tie.....	2.32	
For Personal Protective Equipment (Arc Flash) When Working On Energized Equipment, Add	0.18	
26 05 29 00-0326 EA 8" Length x 1/2" Width, Velcro Grip Cable Tie.....	2.32	
For Personal Protective Equipment (Arc Flash) When Working On Energized Equipment, Add	0.15	
26 05 29 00-0327 EA 12" Length x 1/2" Width, Velcro Grip Cable Tie.....	2.85	
For Personal Protective Equipment (Arc Flash) When Working On Energized Equipment, Add	0.15	
26 05 29 00-0328 EA 15" Length x 3/4" Width, Velcro Grip Cable Tie.....	4.00	
For Personal Protective Equipment (Arc Flash) When Working On Energized Equipment, Add	0.15	
26 05 29 00-0329 EA 180" Length x 3/4" Width, Velcro Grip Cable Tie Roll.....	102.46	
Note: Cut to length.		
For Personal Protective Equipment (Arc Flash) When Working On Energized Equipment, Add	1.13	
26 05 29 00-0330 Fastening Devices For Wireway And Conduit (26 05 29)		
Note: Includes drilling of holes with power tools in concrete, brick, concrete block, wood, tile or steel and alignment of hangers and supports for bolts.		
26 05 29 00-0331 Toggle Bolts (26 05 29 00-0330)		
Note: Includes machine screw, toggle wing and drilling in concrete, concrete block, wood or steel.		
26 05 29 00-0332 EA 1/8" Diameter, 3" Length, Zinc Plated Steel, Toggle Bolt.....	9.27	
For >50 To 100, Deduct	-0.89	
For >100 To 250, Deduct	-1.79	
For >250 To 500, Deduct	-3.13	
For >500, Deduct	-4.46	
26 05 29 00-0333 EA 1/8" Diameter, 4" Length, Zinc Plated Steel, Toggle Bolt.....	9.52	
For >50 To 100, Deduct	-0.92	
For >100 To 250, Deduct	-1.84	
For >250 To 500, Deduct	-3.21	
For >500, Deduct	-4.58	
26 05 29 00-0334 EA 3/16" Diameter, 3" Length, Zinc Plated Steel, Toggle Bolt.....	9.97	
For >50 To 100, Deduct	-0.95	
For >100 To 250, Deduct	-1.89	
For >250 To 500, Deduct	-3.30	
For >500, Deduct	-4.71	
26 05 29 00-0335 EA 3/16" Diameter, 4" Length, Zinc Plated Steel, Toggle Bolt.....	10.22	
For >50 To 100, Deduct	-0.97	
For >100 To 250, Deduct	-1.94	
For >250 To 500, Deduct	-3.38	
For >500, Deduct	-4.82	
26 05 29 00-0336 EA 1/4" Diameter, 4" Length, Zinc Plated Steel, Toggle Bolt.....	10.45	
For >50 To 100, Deduct	-0.99	
For >100 To 250, Deduct	-1.98	
For >250 To 500, Deduct	-3.46	
For >500, Deduct	-4.93	
26 05 29 00-0337 EA 5/16" Diameter, 4" Length, Zinc Plated Steel, Toggle Bolt.....	11.60	
For >50 To 100, Deduct	-1.04	
For >100 To 250, Deduct	-2.07	
For >250 To 500, Deduct	-3.61	
For >500, Deduct	-5.14	
26 05 29 00-0338 EA 3/8" Diameter, 4" Length, Zinc Plated Steel, Toggle Bolt.....	12.03	
For >50 To 100, Deduct	-1.06	
For >100 To 250, Deduct	-2.13	
For >250 To 500, Deduct	-3.70	
For >500, Deduct	-5.27	
26 05 29 00-0339 Machine Screws (26 05 29 00-0330)		
Note: Includes drilling in concrete, concrete block, wood or steel.		
26 05 29 00-0340 EA #8 Diameter, 2" Length, Zinc Plated Steel, Machine Screw.....	2.76	
For >50 To 100, Deduct	-0.27	
For >100 To 250, Deduct	-0.54	
For >250 To 500, Deduct	-0.95	
For >500, Deduct	-1.35	
26 05 29 00-0341 EA #10 Diameter, 2" Length, Zinc Plated Steel, Machine Screw.....	2.80	
For >50 To 100, Deduct	-0.27	
For >100 To 250, Deduct	-0.54	
For >250 To 500, Deduct	-0.95	
For >500, Deduct	-1.36	
26 05 29 00-0342 EA 1/4" Diameter, 2" Length, Zinc Plated Steel, Machine Screw.....	3.50	
For >50 To 100, Deduct	-0.34	
For >100 To 250, Deduct	-0.68	
For >250 To 500, Deduct	-1.19	
For >500, Deduct	-1.70	

26 Electrical

26 05 Common Work Results for Electrical

26 05 29 Hangers and Supports for Electrical Systems



MINOR	CSI	UOM	DESCRIPTION	TOTAL DIRECT UNIT COST	DEMOLITION UNIT COST
26 05 29 00-0343	EA		5/16" Diameter, 2" Length, Zinc Plated Steel, Machine Screw3.63		
			<i>For >50 To 100, Deduct</i>	-0.34	
			<i>For >100 To 250, Deduct</i>	-0.69	
			<i>For >250 To 500, Deduct</i>	-1.20	
			<i>For >500, Deduct</i>	-1.71	
26 05 29 00-0344	EA		3/8" Diameter, 2" Length, Zinc Plated Steel, Machine Screw4.44		
			<i>For >50 To 100, Deduct</i>	-0.41	
			<i>For >100 To 250, Deduct</i>	-0.83	
			<i>For >250 To 500, Deduct</i>	-1.44	
			<i>For >500, Deduct</i>	-2.05	
26 05 29 00-0345			Hex Lag Bolts With Lag Shield Expansion Anchors <small>(26 05 29 00-0330)</small>		
			Note: Includes lag bolt, lag shield expansion anchor and drilling in concrete, concrete block, wood or steel.		
26 05 29 00-0346	EA		1/4" Diameter, 2" Length, Zinc Plated Steel, Hex Lag Bolt With Lag Shield Expansion Anchor4.27		
			<i>For >50 To 100, Deduct</i>	-0.36	
			<i>For >100 To 250, Deduct</i>	-0.72	
			<i>For >250 To 500, Deduct</i>	-1.25	
			<i>For >500, Deduct</i>	-1.78	
26 05 29 00-0347	EA		5/16" Diameter, 2" Length, Zinc Plated Steel, Hex Lag Bolt With Lag Shield Expansion Anchor4.23		
			<i>For >50 To 100, Deduct</i>	-0.36	
			<i>For >100 To 250, Deduct</i>	-0.72	
			<i>For >250 To 500, Deduct</i>	-1.24	
			<i>For >500, Deduct</i>	-1.77	
26 05 29 00-0348	EA		3/8" Diameter, 2" Length, Zinc Plated Steel, Hex Lag Bolt With Lag Shield Expansion Anchor5.81		
			<i>For >50 To 100, Deduct</i>	-0.45	
			<i>For >100 To 250, Deduct</i>	-0.89	
			<i>For >250 To 500, Deduct</i>	-1.54	
			<i>For >500, Deduct</i>	-2.19	
26 05 29 00-0349	EA		1/2" Diameter, 2" Length, Zinc Plated Steel, Hex Lag Bolt With Lag Shield Expansion Anchor7.32		
			<i>For >50 To 100, Deduct</i>	-0.53	
			<i>For >100 To 250, Deduct</i>	-1.07	
			<i>For >250 To 500, Deduct</i>	-1.84	
			<i>For >500, Deduct</i>	-2.60	
26 05 29 00-0350			Hanger Lag Bolts With Hex Nuts <small>(26 05 29 00-0330)</small>		
			Note: Includes hanger lag bolt (threaded one side), hex nut and drilling in concrete, concrete block, wood or steel.		
26 05 29 00-0351	EA		1/4" Diameter, 2" Length, Zinc Plated Steel, Hanger Lag Bolt With Hex Nut3.23		
			<i>For >50 To 100, Deduct</i>	-0.28	
			<i>For >100 To 250, Deduct</i>	-0.57	
			<i>For >250 To 500, Deduct</i>	-0.98	
			<i>For >500, Deduct</i>	-1.40	
26 05 29 00-0352	EA		5/16" Diameter, 2" Length, Zinc Plated Steel, Hanger Lag Bolt With Hex Nut3.28		
			<i>For >50 To 100, Deduct</i>	-0.28	
			<i>For >100 To 250, Deduct</i>	-0.57	
			<i>For >250 To 500, Deduct</i>	-0.99	
			<i>For >500, Deduct</i>	-1.40	
26 05 29 00-0353	EA		3/8" Diameter, 2-1/2" Length, Zinc Plated Steel, Hanger Lag Bolt With Hex Nut3.84		
			<i>For >50 To 100, Deduct</i>	-0.32	
			<i>For >100 To 250, Deduct</i>	-0.64	
			<i>For >250 To 500, Deduct</i>	-1.11	
			<i>For >500, Deduct</i>	-1.58	
26 05 29 00-0354			Hollow Wall Screw Anchors <small>(26 05 29 00-0330)</small>		
26 05 29 00-0355	EA		6-32 Screw Size, 5/16" Hole Diameter, 1/8" To 5/8" Grip Range, Zinc Plated Steel, Hollow Wall Screw Anchor1.91		
			<i>For >50 To 100, Deduct</i>	-0.17	
			<i>For >100 To 250, Deduct</i>	-0.34	
			<i>For >250 To 500, Deduct</i>	-0.59	
			<i>For >500, Deduct</i>	-0.84	
26 05 29 00-0356	EA		6-32 Screw Size, 5/16" Hole Diameter, 5/8" To 1-1/4" Grip Range, Zinc Plated Steel, Hollow Wall Screw Anchor1.95		
			<i>For >50 To 100, Deduct</i>	-0.17	
			<i>For >100 To 250, Deduct</i>	-0.34	
			<i>For >250 To 500, Deduct</i>	-0.59	
			<i>For >500, Deduct</i>	-0.84	
26 05 29 00-0357	EA		6-32 Screw Size, 5/16" Hole Diameter, 1-1/4" To 1-3/4" Grip Range, Zinc Plated Steel, Hollow Wall Screw Anchor2.03		
			<i>For >50 To 100, Deduct</i>	-0.17	
			<i>For >100 To 250, Deduct</i>	-0.34	
			<i>For >250 To 500, Deduct</i>	-0.60	
			<i>For >500, Deduct</i>	-0.85	
26 05 29 00-0358	EA		10-24 Screw Size, 3/8" Hole Diameter, 1/8" To 5/8" Grip Range, Zinc Plated Steel, Hollow Wall Screw Anchor2.53		
			<i>For >50 To 100, Deduct</i>	-0.20	
			<i>For >100 To 250, Deduct</i>	-0.41	
			<i>For >250 To 500, Deduct</i>	-0.70	
			<i>For >500, Deduct</i>	-1.00	
26 05 29 00-0359	EA		10-24 Screw Size, 3/8" Hole Diameter, 5/8" To 1-1/4" Grip Range, Zinc Plated Steel, Hollow Wall Screw Anchor2.63		
			<i>For >50 To 100, Deduct</i>	-0.21	
			<i>For >100 To 250, Deduct</i>	-0.41	
			<i>For >250 To 500, Deduct</i>	-0.71	
			<i>For >500, Deduct</i>	-1.01	



MINOR CSI UOM DESCRIPTION	TOTAL DIRECT UNIT COST	DEMOLITION UNIT COST
26 05 29 00-0360 EA 10-24 Screw Size, 3/8" Hole Diameter, 1-1/4" To 1-3/4" Grip Range, Zinc Plated Steel, Hollow Wall Screw Anchor	2.67	
For >50 To 100, Deduct	-0.21	
For >100 To 250, Deduct	-0.41	
For >250 To 500, Deduct	-0.71	
For >500, Deduct	-1.02	
26 05 29 00-0361 EA 1/4-20 Screw Size, 7/16" Hole Diameter, 1/8" To 5/8" Grip Range, Zinc Plated Steel, Hollow Wall Screw Anchor	2.69	
For >50 To 100, Deduct	-0.21	
For >100 To 250, Deduct	-0.42	
For >250 To 500, Deduct	-0.72	
For >500, Deduct	-1.02	
26 05 29 00-0362 EA 1/4-20 Screw Size, 7/16" Hole Diameter, 5/8" To 1-1/4" Grip Range, Zinc Plated Steel, Hollow Wall Screw Anchor	2.83	
For >50 To 100, Deduct	-0.21	
For >100 To 250, Deduct	-0.42	
For >250 To 500, Deduct	-0.73	
For >500, Deduct	-1.03	
26 05 29 00-0363 EA 1/4-20 Screw Size, 7/16" Hole Diameter, 1-1/4" To 1-3/4" Grip Range, Zinc Plated Steel, Hollow Wall Screw Anchor	2.89	
For >50 To 100, Deduct	-0.21	
For >100 To 250, Deduct	-0.43	
For >250 To 500, Deduct	-0.73	
For >500, Deduct	-1.04	
26 05 29 00-0364 Lead Screw Anchors (26 05 29 00-0330) Note: Includes screw.		
26 05 29 00-0365 EA #6-8 Screw Size, 1/4" Hole Diameter, Lead Screw Anchor With Screw	4.51	
For >50 To 100, Deduct	-0.42	
For >100 To 250, Deduct	-0.84	
For >250 To 500, Deduct	-1.47	
For >500, Deduct	-2.10	
26 05 29 00-0366 EA #10-14 Screw Size, 5/16" Hole Diameter, Lead Screw Anchor With Screw	5.34	
For >50 To 100, Deduct	-0.49	
For >100 To 250, Deduct	-0.98	
For >250 To 500, Deduct	-1.71	
For >500, Deduct	-2.44	
26 05 29 00-0367 EA #16-18 Screw Size, 5/16" Hole Diameter, Lead Screw Anchor With Screw	7.13	
For >50 To 100, Deduct	-0.63	
For >100 To 250, Deduct	-1.27	
For >250 To 500, Deduct	-2.20	
For >500, Deduct	-3.14	
26 05 29 00-0368 Nailing Anchor Hilti HPS Impact Anchor Or Equal (26 05 29 00-0330)		
26 05 29 00-0369 EA 1/4" x 1" Nail-In Drilling In Concrete, Concrete Block, Wood Or Steel	1.68	
For >50 To 100, Deduct	-0.13	
For >100 To 250, Deduct	-0.25	
For >250 To 500, Deduct	-0.43	
For >500, Deduct	-0.61	
26 05 29 00-0370 EA 1/4" x 1-3/4" Nail-In Drilling In Concrete, Concrete Block, Wood Or Steel	2.91	
For >50 To 100, Deduct	-0.24	
For >100 To 250, Deduct	-0.48	
For >250 To 500, Deduct	-0.83	
For >500, Deduct	-1.19	
26 05 29 00-0371 EA 1/4" x 2-1/8" Nail-In Drilling In Concrete, Concrete Block, Wood Or Steel	4.12	
For >50 To 100, Deduct	-0.35	
For >100 To 250, Deduct	-0.71	
For >250 To 500, Deduct	-1.23	
For >500, Deduct	-1.75	
26 05 29 00-0372 Acoustical T-Bar Clips (26 05 29 00-0330) Note: For conduit installation above suspended ceilings up to 15' height.		
26 05 29 00-0373 EA 1/2" Conduit, Push-In Acoustical T-Bar Clip	7.65	
For >50 To 100, Deduct	-0.58	
For >100 To 250, Deduct	-1.16	
For >250 To 500, Deduct	-1.99	
For >500, Deduct	-2.83	
26 05 29 00-0374 EA 3/4" Conduit, Push-In Acoustical T-Bar Clip	8.02	
For >50 To 100, Deduct	-0.61	
For >100 To 250, Deduct	-1.21	
For >250 To 500, Deduct	-2.09	
For >500, Deduct	-2.97	
26 05 29 00-0375 EA 1" Conduit, Push-In Acoustical T-Bar Clip	8.74	
For >50 To 100, Deduct	-0.65	
For >100 To 250, Deduct	-1.30	
For >250 To 500, Deduct	-2.23	
For >500, Deduct	-3.16	
26 05 29 00-0376 Threaded Rod, Accessories And Attachments (26 05 29)		
26 05 29 00-0377 Threaded Rod And Rod Accessories (26 05 29 00-0376)		
26 05 29 00-0378 Carbon Steel Threaded Rod (26 05 29 00-0377) Note: Includes plain finish.		

26 Electrical

26 05 Common Work Results for Electrical

26 05 29 Hangers and Supports for Electrical Systems



MINOR	CSI	UOM	DESCRIPTION	TOTAL DIRECT UNIT COST	DEMOLITION UNIT COST
26 05 29 00-0379	LF		3/8" Diameter, Plain Finish Steel, Low Carbon Threaded Rod <i>For Galvanized, Add</i> <i>For Zinc Coated, Add</i>	3.32 0.72 0.51	0.76
26 05 29 00-0380	LF		1/2" Diameter, Plain Finish Steel, Low Carbon Threaded Rod <i>For Galvanized, Add</i> <i>For Zinc Coated, Add</i>	4.48 1.14 0.82	0.81
26 05 29 00-0381	LF		5/8" Diameter, Plain Finish Steel, Low Carbon Threaded Rod <i>For Galvanized, Add</i> <i>For Zinc Coated, Add</i>	6.11 1.77 1.26	0.83
26 05 29 00-0382	LF		3/4" Diameter, Plain Finish Steel, Low Carbon Threaded Rod <i>For Galvanized, Add</i> <i>For Zinc Coated, Add</i>	9.77 3.22 2.29	0.86
26 05 29 00-0383	LF		7/8" Diameter, Plain Finish Steel, Low Carbon Threaded Rod <i>For Galvanized, Add</i> <i>For Zinc Coated, Add</i>	10.63 3.54 2.52	0.89
26 05 29 00-0384	LF		1" Diameter, Plain Finish Steel, Low Carbon Threaded Rod <i>For Galvanized, Add</i> <i>For Zinc Coated, Add</i>	14.45 4.97 3.54	1.00
26 05 29 00-0385	LF		1-1/8" Diameter, Plain Finish Steel, Low Carbon Threaded Rod <i>For Galvanized, Add</i> <i>For Zinc Coated, Add</i>	17.91 6.27 4.47	1.12
26 05 29 00-0386			Threaded Rod Couplings (26 05 29 00-0377)		
26 05 29 00-0387	EA		3/8" Diameter, Threaded Rod Coupling Nut.....	9.33	
26 05 29 00-0388	EA		1/2" Diameter, Threaded Rod Coupling Nut.....	10.53	
26 05 29 00-0389	EA		5/8" Diameter, Threaded Rod Coupling Nut.....	12.88	
26 05 29 00-0390	EA		3/4" Diameter, Threaded Rod Coupling Nut.....	15.37	
26 05 29 00-0391	EA		7/8" Diameter, Threaded Rod Coupling Nut.....	21.53	
26 05 29 00-0392	EA		1" Diameter, Threaded Rod Coupling Nut.....	25.50	
26 05 29 00-0393	EA		1-1/8" Diameter, Threaded Rod Coupling Nut.....	45.96	
26 05 29 00-0394			Flat Washers (26 05 29 00-0377)		
26 05 29 00-0395	EA		3/8" Inside Diameter, Zinc Plated Steel, Low Carbon Flat Washer..... <i>For Galvanized, Add</i>	0.80 0.03	0.30
26 05 29 00-0396	EA		1/2" Inside Diameter, Zinc Plated Steel, Low Carbon Flat Washer..... <i>For Galvanized, Add</i>	0.99 0.06	0.30
26 05 29 00-0397	EA		5/8" Inside Diameter, Zinc Plated Steel, Low Carbon Flat Washer..... <i>For Galvanized, Add</i>	1.25 0.12	0.30
26 05 29 00-0398	EA		3/4" Inside Diameter, Zinc Plated Steel, Low Carbon Flat Washer..... <i>For Galvanized, Add</i>	1.50 0.17	0.60
26 05 29 00-0399	EA		7/8" Inside Diameter, Zinc Plated Steel, Low Carbon Flat Washer..... <i>For Galvanized, Add</i>	1.68 0.20	0.60
26 05 29 00-0400	EA		1" Inside Diameter, Zinc Plated Steel, Low Carbon Flat Washer..... <i>For Galvanized, Add</i>	1.98 0.24	0.60
26 05 29 00-0401	EA		1-1/8" Inside Diameter, Zinc Plated Steel, Low Carbon Flat Washer..... <i>For Galvanized, Add</i>	2.21 0.27	0.60
26 05 29 00-0402			Malleable Iron Eye Sockets (26 05 29 00-0377) Note: Type 16.		
26 05 29 00-0403	EA		3/8" Rod Size, Malleable Iron Eye Socket.....	12.59	
26 05 29 00-0404	EA		1/2" Rod Size, Malleable Iron Eye Socket.....	15.14	
26 05 29 00-0405	EA		5/8" Rod Size, Malleable Iron Eye Socket.....	26.88	
26 05 29 00-0406	EA		3/4" Rod Size, Malleable Iron Eye Socket.....	38.59	
26 05 29 00-0407	EA		7/8" Rod Size, Malleable Iron Eye Socket.....	41.05	
26 05 29 00-0408			Hex Nuts (26 05 29 00-0377)		
26 05 29 00-0409	EA		3/8" Diameter, Zinc Plated Steel, Low Carbon/Grade 2 Hex Nut..... <i>For Galvanized, Add</i>	0.78 0.02	0.30
26 05 29 00-0410	EA		1/2" Diameter, Zinc Plated Steel, Low Carbon/Grade 2 Hex Nut..... <i>For Galvanized, Add</i>	0.95 0.05	0.30
26 05 29 00-0411	EA		5/8" Diameter, Zinc Plated Steel, Low Carbon/Grade 2 Hex Nut..... <i>For Galvanized, Add</i>	1.25 0.12	0.30
26 05 29 00-0412	EA		3/4" Diameter, Zinc Plated Steel, Low Carbon/Grade 2 Hex Nut..... <i>For Galvanized, Add</i>	1.46 0.16	0.60
26 05 29 00-0413	EA		7/8" Diameter, Zinc Plated Steel, Low Carbon/Grade 2 Hex Nut..... <i>For Galvanized, Add</i>	2.06 0.29	0.60
26 05 29 00-0414	EA		1" Diameter, Zinc Plated Steel, Low Carbon/Grade 2 Hex Nut..... <i>For Galvanized, Add</i>	2.59 0.40	0.60
26 05 29 00-0415	EA		1-1/8" Diameter, Zinc Plated Steel, Low Carbon/Grade 2 Hex Nut..... <i>For Galvanized, Add</i>	4.11 0.75	0.60
26 05 29 00-0416			Forged Steel Turnbuckles (26 05 29 00-0377) Note: Type 13.		
26 05 29 00-0417	EA		3/8" Thread Diameter, Forged Steel Turnbuckle Body.....	30.53	
26 05 29 00-0418	EA		1/2" Thread Diameter, Forged Steel Turnbuckle Body.....	37.92	
26 05 29 00-0419	EA		5/8" Thread Diameter, Forged Steel Turnbuckle Body.....	51.19	
26 05 29 00-0420	EA		3/4" Thread Diameter, Forged Steel Turnbuckle Body.....	63.53	
26 05 29 00-0421	EA		7/8" Thread Diameter, Forged Steel Turnbuckle Body.....	159.48	



	MINOR	CSI	UOM	DESCRIPTION	TOTAL DIRECT UNIT COST	DEMOLITION UNIT COST
	26 05 29 00-0422	EA		1" Thread Diameter, Forged Steel Turnbuckle Body	104.65	
	26 05 29 00-0423	EA		1-1/4" Thread Diameter, Forged Steel Turnbuckle Body	212.97	
26 05 29 00-0424	Attachments (26 05 29 00-0376)					
26 05 29 00-0425	Welded Beam Attachments (26 05 29 00-0424)					
	Note: Type 22.					
	26 05 29 00-0426	EA		3/8" Rod Size, Welded Beam Attachment	55.79	12.10
	26 05 29 00-0427	EA		1/2" Rod Size, Welded Beam Attachment	59.55	12.70
	26 05 29 00-0428	EA		5/8" Rod Size, Welded Beam Attachment	63.41	13.43
	26 05 29 00-0429	EA		3/4" Rod Size, Welded Beam Attachment	81.37	14.27
	26 05 29 00-0430	EA		7/8" Rod Size, Welded Beam Attachment	97.95	15.12
	26 05 29 00-0431	EA		1" Rod Size, Welded Beam Attachment	137.93	17.30
	26 05 29 00-0432	EA		1-1/8" Rod Size, Welded Beam Attachment	196.35	18.14
26 05 29 00-0433	C-Clamp Style Beam Clamps (26 05 29 00-0424)					
	Note: Type 23. Top or bottom flange mount.					
	26 05 29 00-0434	EA		3/8" Rod Size, C-Clamp Style Beam Clamp	19.02	9.09
	26 05 29 00-0435	EA		1/2" Rod Size, C-Clamp Style Beam Clamp	22.84	9.69
	26 05 29 00-0436	EA		5/8" Rod Size, C-Clamp Style Beam Clamp	26.01	10.38
	26 05 29 00-0437	EA		3/4" Rod Size, C-Clamp Style Beam Clamp	33.73	11.18
	26 05 29 00-0438	EA		7/8" Rod Size, C-Clamp Style Beam Clamp	49.51	12.12
26 05 29 00-0439	Bottom Mount I-Beam Clamps (26 05 29 00-0424)					
	Note: Type 21. For attaching threaded rod centered under beam flanges.					
	26 05 29 00-0440	EA		3/8" Rod Size, Up To 6" Flange Width, Bottom Mount I-Beam Clamp	54.12	12.12
	26 05 29 00-0441	EA		1/2" Rod Size, Up To 6" Flange Width, Bottom Mount I-Beam Clamp	80.16	13.22
	26 05 29 00-0442	EA		5/8" Rod Size, Up To 6" Flange Width, Bottom Mount I-Beam Clamp	115.14	14.54
	26 05 29 00-0443	EA		3/4" Rod Size, Up To 6" Flange Width, Bottom Mount I-Beam Clamp	137.98	16.15
	26 05 29 00-0444	EA		1" Rod Size, Up To 6" Flange Width, Bottom Mount I-Beam Clamp	336.94	18.17
26 05 29 00-0445	Steel U-Bolts (26 05 29 00-0424)					
	Note: Type 24. Includes plate and nuts.					
	26 05 29 00-0446	EA		1/2" Pipe Size, Zinc Plated Steel, U-Bolt	15.52	7.27
	26 05 29 00-0447	EA		3/4" Pipe Size, Zinc Plated Steel, U-Bolt	16.86	7.65
	26 05 29 00-0448	EA		1" Pipe Size, Zinc Plated Steel, U-Bolt	18.17	8.07
	26 05 29 00-0449	EA		1-1/4" Pipe Size, Zinc Plated Steel, U-Bolt	20.74	8.55
	26 05 29 00-0450	EA		1-1/2" Pipe Size, Zinc Plated Steel, U-Bolt	21.40	9.09
	26 05 29 00-0451	EA		2" Pipe Size, Zinc Plated Steel, U-Bolt	22.89	9.69
	26 05 29 00-0452	EA		2-1/2" Pipe Size, Zinc Plated Steel, U-Bolt	33.47	10.38
	26 05 29 00-0453	EA		3" Pipe Size, Zinc Plated Steel, U-Bolt	36.93	11.18
	26 05 29 00-0454	EA		4" Pipe Size, Zinc Plated Steel, U-Bolt	44.80	12.12
26 05 29 00-0455	Stainless Steel Threaded Rod (26 05 29 00-0376)					
	26 05 29 00-0456	LF		1/4" Diameter, 304/18-8 Stainless Steel Threaded Rod	4.11	0.60
	For 316 Stainless Steel, Add				1.17	
	26 05 29 00-0457	LF		5/16" Diameter, 304/18-8 Stainless Steel Threaded Rod	6.30	0.66
	For 316 Stainless Steel, Add				2.01	
	26 05 29 00-0458	LF		3/8" Diameter, 304/18-8 Stainless Steel Threaded Rod	8.14	0.76
	For 316 Stainless Steel, Add				2.68	
	26 05 29 00-0459	LF		7/16" Diameter, 304/18-8 Stainless Steel Threaded Rod	11.41	0.78
	For 316 Stainless Steel, Add				3.99	
	26 05 29 00-0460	LF		1/2" Diameter, 304/18-8 Stainless Steel Threaded Rod	13.74	0.81
	For 316 Stainless Steel, Add				4.91	
	26 05 29 00-0461	LF		5/8" Diameter, 304/18-8 Stainless Steel Threaded Rod	20.75	0.82
	For 316 Stainless Steel, Add				7.74	
	26 05 29 00-0462	LF		3/4" Diameter, 304/18-8 Stainless Steel Threaded Rod	29.17	0.83
	For 316 Stainless Steel, Add				11.13	
	26 05 29 00-0463	LF		7/8" Diameter, 304/18-8 Stainless Steel Threaded Rod	40.25	0.86
	For 316 Stainless Steel, Add				15.60	
	26 05 29 00-0464	LF		1" Diameter, 304/18-8 Stainless Steel Threaded Rod	51.76	1.00
	For 316 Stainless Steel, Add				20.14	
	26 05 29 00-0465	LF		1-1/4" Diameter, 304/18-8 Stainless Steel Threaded Rod	109.91	1.21
	For 316 Stainless Steel, Add				43.49	
26 05 29 00-0466	Polyvinyl Chloride (PVC) Coated Supports (26 05 29)					
26 05 29 00-0467	Polyvinyl Chloride (PVC) Coated Beam Clamps (26 05 29 00-0466)					
26 05 29 00-0468	Right Angle, Polyvinyl Chloride (PVC) Coated Beam Clamps (26 05 29 00-0467)					
	26 05 29 00-0469	EA		1/2", Right Angle, Polyvinyl Chloride (PVC) Coated Beam Clamp	66.82	24.19
	26 05 29 00-0470	EA		3/4", Right Angle, Polyvinyl Chloride (PVC) Coated Beam Clamp	72.61	26.37
	26 05 29 00-0471	EA		1", Right Angle, Polyvinyl Chloride (PVC) Coated Beam Clamp	77.34	29.02
	26 05 29 00-0472	EA		1-1/4", Right Angle, Polyvinyl Chloride (PVC) Coated Beam Clamp	93.13	32.29
	26 05 29 00-0473	EA		1-1/2", Right Angle, Polyvinyl Chloride (PVC) Coated Beam Clamp	107.72	36.29
	26 05 29 00-0474	EA		2", Right Angle, Polyvinyl Chloride (PVC) Coated Beam Clamp	129.33	39.92

26 Electrical**26 05 Common Work Results for Electrical****26 05 29 Hangers and Supports for Electrical Systems**

MINOR	CSI	UOM	DESCRIPTION	TOTAL DIRECT UNIT COST	DEMOLITION UNIT COST
26 05 29 00-0475	EA		2-1/2", Right Angle, Polyvinyl Chloride (PVC) Coated Beam Clamp.....	141.44	43.55
26 05 29 00-0476	EA		3", Right Angle, Polyvinyl Chloride (PVC) Coated Beam Clamp.....	155.88	47.17
26 05 29 00-0477	EA		3-1/2", Right Angle, Polyvinyl Chloride (PVC) Coated Beam Clamp.....	164.48	50.80
26 05 29 00-0478	EA		4", Right Angle, Polyvinyl Chloride (PVC) Coated Beam Clamp.....	177.85	54.43
26 05 29 00-0479			Parallel, Polyvinyl Chloride (PVC) Coated Beam Clamps (26 05 29 00-0467)		
26 05 29 00-0480	EA		1/2", Parallel, Polyvinyl Chloride (PVC) Coated Beam Clamp.....	71.94	24.19
26 05 29 00-0481	EA		3/4", Parallel, Polyvinyl Chloride (PVC) Coated Beam Clamp.....	76.08	26.37
26 05 29 00-0482	EA		1", Parallel, Polyvinyl Chloride (PVC) Coated Beam Clamp.....	87.73	29.02
26 05 29 00-0483	EA		1-1/4", Parallel, Polyvinyl Chloride (PVC) Coated Beam Clamp.....	96.82	32.29
26 05 29 00-0484	EA		1-1/2", Parallel, Polyvinyl Chloride (PVC) Coated Beam Clamp.....	109.14	36.29
26 05 29 00-0485	EA		2", Parallel, Polyvinyl Chloride (PVC) Coated Beam Clamp.....	126.89	39.92
26 05 29 00-0486	EA		2-1/2", Parallel, Polyvinyl Chloride (PVC) Coated Beam Clamp.....	146.07	43.55
26 05 29 00-0487	EA		3", Parallel, Polyvinyl Chloride (PVC) Coated Beam Clamp.....	162.00	47.17
26 05 29 00-0488	EA		3-1/2", Parallel, Polyvinyl Chloride (PVC) Coated Beam Clamp.....	172.20	50.80
26 05 29 00-0489	EA		4", Parallel, Polyvinyl Chloride (PVC) Coated Beam Clamp.....	178.88	54.43
26 05 29 00-0490			Edge, Polyvinyl Chloride (PVC) Coated Beam Clamps (26 05 29 00-0467)		
26 05 29 00-0491	EA		1/2", Edge, Polyvinyl Chloride (PVC) Coated Beam Clamp.....	67.80	23.95
26 05 29 00-0492	EA		3/4", Edge, Polyvinyl Chloride (PVC) Coated Beam Clamp.....	72.86	26.13
26 05 29 00-0493	EA		1", Edge, Polyvinyl Chloride (PVC) Coated Beam Clamp.....	82.56	29.02
26 05 29 00-0494	EA		1-1/4", Edge, Polyvinyl Chloride (PVC) Coated Beam Clamp.....	97.14	31.93
26 05 29 00-0495	EA		1-1/2", Edge, Polyvinyl Chloride (PVC) Coated Beam Clamp.....	127.28	36.29
26 05 29 00-0496	EA		2", Edge, Polyvinyl Chloride (PVC) Coated Beam Clamp.....	139.54	39.92
26 05 29 00-0497			Polyvinyl Chloride (PVC) Coated Conduit Straps (26 05 29 00-0466)		
26 05 29 00-0498			One Hole, Polyvinyl Chloride (PVC) Coated Steel Conduit Straps (26 05 29 00-0497)		
26 05 29 00-0499	EA		1/2", One Hole, Polyvinyl Chloride (PVC) Coated Steel Conduit Strap.....	8.49	0.72
26 05 29 00-0500	EA		3/4", One Hole, Polyvinyl Chloride (PVC) Coated Steel Conduit Strap.....	9.23	0.72
26 05 29 00-0501	EA		1", One Hole, Polyvinyl Chloride (PVC) Coated Steel Conduit Strap.....	13.61	0.72
26 05 29 00-0502	EA		1-1/4", One Hole, Polyvinyl Chloride (PVC) Coated Steel Conduit Strap.....	16.56	0.72
26 05 29 00-0503	EA		1-1/2", One Hole, Polyvinyl Chloride (PVC) Coated Steel Conduit Strap.....	21.83	0.72
26 05 29 00-0504	EA		2", One Hole, Polyvinyl Chloride (PVC) Coated Steel Conduit Strap.....	32.83	0.72
26 05 29 00-0505	EA		2-1/2", One Hole, Polyvinyl Chloride (PVC) Coated Steel Conduit Strap.....	43.76	0.72
26 05 29 00-0506	EA		3", One Hole, Polyvinyl Chloride (PVC) Coated Steel Conduit Strap.....	58.64	0.72
26 05 29 00-0507	EA		3-1/2", One Hole, Polyvinyl Chloride (PVC) Coated Steel Conduit Strap.....	103.85	0.72
26 05 29 00-0508	EA		4", One Hole, Polyvinyl Chloride (PVC) Coated Steel Conduit Strap.....	110.37	0.72
26 05 29 00-0509			Two Hole, Polyvinyl Chloride (PVC) Coated Steel Conduit Straps (26 05 29 00-0497)		
26 05 29 00-0510	EA		1/2", Two Hole, Polyvinyl Chloride (PVC) Coated Steel Conduit Strap.....	16.74	1.45
26 05 29 00-0511	EA		3/4", Two Hole, Polyvinyl Chloride (PVC) Coated Steel Conduit Strap.....	16.82	1.45
26 05 29 00-0512	EA		1", Two Hole, Polyvinyl Chloride (PVC) Coated Steel Conduit Strap.....	17.26	1.45
26 05 29 00-0513	EA		1-1/4", Two Hole, Polyvinyl Chloride (PVC) Coated Steel Conduit Strap.....	21.76	1.45
26 05 29 00-0514	EA		1-1/2", Two Hole, Polyvinyl Chloride (PVC) Coated Steel Conduit Strap.....	22.38	1.45
26 05 29 00-0515	EA		2", Two Hole, Polyvinyl Chloride (PVC) Coated Steel Conduit Strap.....	25.70	1.45
26 05 29 00-0516	EA		2-1/2", Two Hole, Polyvinyl Chloride (PVC) Coated Steel Conduit Strap.....	28.92	1.45
26 05 29 00-0517	EA		3", Two Hole, Polyvinyl Chloride (PVC) Coated Steel Conduit Strap.....	30.25	1.45
26 05 29 00-0518	EA		3-1/2", Two Hole, Polyvinyl Chloride (PVC) Coated Steel Conduit Strap.....	32.32	1.45
26 05 29 00-0519	EA		4", Two Hole, Polyvinyl Chloride (PVC) Coated Steel Conduit Strap.....	35.07	1.45
26 05 29 00-0520			Polyvinyl Chloride (PVC) Coated Clamp Back Spacer (26 05 29 00-0466)		
26 05 29 00-0521			Polyvinyl Chloride (PVC) Coated Clamp Back Spacer (26 05 29 00-0520)		
26 05 29 00-0522	EA		1/2" Polyvinyl Chloride (PVC) Coated Clamp Back Spacer.....	15.17	1.45
26 05 29 00-0523	EA		3/4" Polyvinyl Chloride (PVC) Coated Clamp Back Spacer.....	17.68	1.45
26 05 29 00-0524	EA		1" Polyvinyl Chloride (PVC) Coated Clamp Back Spacer.....	22.28	1.45
26 05 29 00-0525	EA		1-1/4" Polyvinyl Chloride (PVC) Coated Clamp Back Spacer.....	26.09	1.45
26 05 29 00-0526	EA		1-1/2" Polyvinyl Chloride (PVC) Coated Clamp Back Spacer.....	35.00	1.45
26 05 29 00-0527	EA		2" Polyvinyl Chloride (PVC) Coated Clamp Back Spacer.....	50.46	1.45
26 05 29 00-0528	EA		2-1/2" Polyvinyl Chloride (PVC) Coated Clamp Back Spacer.....	86.23	1.45
26 05 29 00-0529	EA		3" Polyvinyl Chloride (PVC) Coated Clamp Back Spacer.....	117.83	1.45
26 05 29 00-0530	EA		3-1/2" Polyvinyl Chloride (PVC) Coated Clamp Back Spacer.....	206.39	1.45
26 05 29 00-0531	EA		4" Polyvinyl Chloride (PVC) Coated Clamp Back Spacer.....	206.39	1.45
26 05 29 00-0532			Polyvinyl Chloride (PVC) Coated Threaded Rod And Accessories (26 05 29 00-0466)		
26 05 29 00-0533			Polyvinyl Chloride (PVC) Coated Threaded Rod (26 05 29 00-0532)		
26 05 29 00-0534	LF		3/8" Diameter, Polyvinyl Chloride (PVC) Coated Threaded Rod.....	10.48	0.97
26 05 29 00-0535	LF		1/2" Diameter, Polyvinyl Chloride (PVC) Coated Threaded Rod.....	12.90	1.09
26 05 29 00-0536			Attachments (26 05 29 00-0466)		
26 05 29 00-0537			Polyvinyl Chloride (PVC) Coated U-Bolts And Encapsulation Nuts (26 05 29 00-0536)		



MINOR	CSI	UOM	DESCRIPTION	TOTAL DIRECT UNIT COST	DEMOLITION UNIT COST
26 05 29 00-0538	EA		1/2" Polyvinyl Chloride (PVC) Coated U-Bolt And Encapsulated Nuts	19.70	7.27
26 05 29 00-0539	EA		3/4" Polyvinyl Chloride (PVC) Coated U-Bolt And Encapsulated Nuts	20.33	7.63
26 05 29 00-0540	EA		1" Polyvinyl Chloride (PVC) Coated U-Bolt And Encapsulated Nuts	21.41	8.12
26 05 29 00-0541	EA		1-1/4" Polyvinyl Chloride (PVC) Coated U-Bolt And Encapsulated Nuts	22.79	8.60
26 05 29 00-0542	EA		1-1/2" Polyvinyl Chloride (PVC) Coated U-Bolt And Encapsulated Nuts	24.28	9.09
26 05 29 00-0543	EA		2" Polyvinyl Chloride (PVC) Coated U-Bolt And Encapsulated Nuts	27.35	9.69
26 05 29 00-0544	EA		2-1/2" Polyvinyl Chloride (PVC) Coated U-Bolt And Encapsulated Nuts	39.92	10.42
26 05 29 00-0545	EA		3" Polyvinyl Chloride (PVC) Coated U-Bolt And Encapsulated Nuts	41.84	11.14
26 05 29 00-0546	EA		4" Polyvinyl Chloride (PVC) Coated U-Bolt And Encapsulated Nuts	44.58	12.12
26 05 29 00-0547	EA		5" Polyvinyl Chloride (PVC) Coated U-Bolt And Encapsulated Nuts	73.46	13.81
26 05 29 00-0548	EA		6" Polyvinyl Chloride (PVC) Coated U-Bolt And Encapsulated Nuts	91.19	15.99
26 05 29 00-0549			Polyvinyl Chloride (PVC) Coated Hanger Rod Beam Clamps (26 05 29 00-0536)		
26 05 29 00-0550	EA		1/4", 20 Hole, 15/16" Jaw, Polyvinyl Chloride (PVC) Coated Hanger Rod Beam Clamp	68.56	23.95
26 05 29 00-0551	EA		5/16", 18 Hole, 7/8" Jaw, Polyvinyl Chloride (PVC) Coated Hanger Rod Beam Clamp	80.74	23.95
26 05 29 00-0552	EA		3/8", 16 Hole, 1" Jaw, Polyvinyl Chloride (PVC) Coated Hanger Rod Beam Clamp	85.76	23.95
26 05 29 00-0553	EA		1/2", 13 Hole, 1" Jaw, Polyvinyl Chloride (PVC) Coated Hanger Rod Beam Clamp	94.74	25.40
26 05 29 00-0554	EA		1/2", 13 Hole, 2-1/8" Jaw, Polyvinyl Chloride (PVC) Coated Hanger Rod Beam Clamp	111.03	29.02
26 05 29 00-0555			Polyvinyl Chloride (PVC) Coated Pipe Straps (26 05 29 00-0536)		
Note: Includes stainless steel nuts and bolts.					
26 05 29 00-0556	EA		1/2" Polyvinyl Chloride (PVC) Coated Pipe Strap	22.94	7.99
26 05 29 00-0557	EA		3/4" Polyvinyl Chloride (PVC) Coated Pipe Strap	24.16	8.71
26 05 29 00-0558	EA		1" Polyvinyl Chloride (PVC) Coated Pipe Strap	26.32	9.43
26 05 29 00-0559	EA		1-1/4" Polyvinyl Chloride (PVC) Coated Pipe Strap	29.66	10.88
26 05 29 00-0560	EA		1-1/2" Polyvinyl Chloride (PVC) Coated Pipe Strap	33.94	12.34
26 05 29 00-0561	EA		2" Polyvinyl Chloride (PVC) Coated Pipe Strap	37.63	13.06
26 05 29 00-0562	EA		2-1/2" Polyvinyl Chloride (PVC) Coated Pipe Strap	41.60	14.51
26 05 29 00-0563	EA		3" Polyvinyl Chloride (PVC) Coated Pipe Strap	49.28	15.97
26 05 29 00-0564	EA		3-1/2" Polyvinyl Chloride (PVC) Coated Pipe Strap	53.77	16.69
26 05 29 00-0565	EA		4" Polyvinyl Chloride (PVC) Coated Pipe Strap	56.58	18.14
26 05 29 00-0566	EA		5" Polyvinyl Chloride (PVC) Coated Pipe Strap	60.60	20.32
26 05 29 00-0567			Polyvinyl Chloride (PVC) Coated Channel (26 05 29 00-0466)		
26 05 29 00-0568	LF		A12, Polyvinyl Chloride (PVC) Coated Channel	23.06	3.63
26 05 29 00-0569	LF		A12A, Polyvinyl Chloride (PVC) Coated Channel	40.63	5.08
26 05 29 00-0570	LF		A12P, Polyvinyl Chloride (PVC) Coated Channel	24.58	3.63
26 05 29 00-0571	LF		C14, Polyvinyl Chloride (PVC) Coated Channel	18.37	3.63
26 05 29 00-0572	LF		C14P, Polyvinyl Chloride (PVC) Coated Channel	19.31	3.63
26 05 29 00-0573			Polymer Concrete Pads (26 05 29)		
Note: Excludes excavation and backfill.					
26 05 29 00-0574			Polymer Concrete, Box Pads (26 05 29 00-0573)		
26 05 29 00-0575	EA		24" x 36", 18" Depth, Polymer Concrete, Box Pad	1,322.64	125.37
26 05 29 00-0576	EA		25" x 25", 24" Depth, Polymer Concrete, Box Pad	1,366.93	125.37
26 05 29 00-0577	EA		40" x 44", 15" Depth, Polymer Concrete, Box Pad	1,773.93	125.37
26 05 29 00-0578	EA		40" x 44", 24" Depth, Polymer Concrete, Box Pad	1,841.41	125.37
26 05 29 00-0579	EA		52" x 36", 18" Depth, Polymer Concrete, Box Pad	1,711.12	125.37
26 05 29 00-0580	EA		44" x 44", 32" Depth, Polymer Concrete, Box Pad	2,029.80	125.37
26 05 29 00-0581	EA		40" x 58", 24" Depth, Polymer Concrete, Box Pad	2,274.16	125.37
26 05 29 00-0582	EA		52" x 50", 18" Depth, Polymer Concrete, Box Pad	2,177.04	156.72
26 05 29 00-0583	EA		74" x 76", 36" Depth, Polymer Concrete, Box Pad	3,318.78	156.72
26 05 29 00-0584	EA		93" x 93", 36" Depth, Polymer Concrete, Box Pad	4,466.17	156.72
26 05 29 00-0585			Polymer Concrete, Telecommunications Equipment Pads (26 05 29 00-0573)		
26 05 29 00-0586	EA		42" x 42", 3" Thick, Polymer Concrete, Telecommunications Equipment Pad	635.24	67.08
26 05 29 00-0587	EA		48" x 46", 3" Thick, Polymer Concrete, Telecommunications Equipment Pad	756.23	67.08
26 05 29 00-0588	EA		60" x 42", 3" Thick, Polymer Concrete, Telecommunications Equipment Pad	981.26	94.03
26 05 29 00-0589	EA		54" x 48", 4" Thick, Polymer Concrete, Telecommunications Equipment Pad	1,026.22	94.03
26 05 29 00-0590	EA		57" x 60", 4" Thick, Polymer Concrete, Telecommunications Equipment Pad	1,483.99	94.03
26 05 29 00-0591	EA		72" x 60", 4" Thick, Polymer Concrete, Telecommunications Equipment Pad	1,547.62	94.03
26 05 29 00-0592	EA		64" x 72", 4" Thick, Polymer Concrete, Telecommunications Equipment Pad	1,666.17	94.03
26 05 29 00-0593	EA		72" x 64", 4" Thick, Polymer Concrete, Telecommunications Equipment Pad	1,666.17	94.03
26 05 29 00-0594	EA		76" x 84", 4" Thick, Polymer Concrete, Telecommunications Equipment Pad	3,155.52	94.03
26 05 29 00-0595	EA		96" x 84", 4" Thick, Polymer Concrete, Telecommunications Equipment Pad	3,580.49	94.03
26 05 29 00-0596			Polymer Concrete, Electrical Equipment Pads (26 05 29 00-0573)		
26 05 29 00-0597	EA		24" x 25", 2" Thick, Polymer Concrete, Electrical Equipment Pad	378.98	67.08
26 05 29 00-0598	EA		24" x 36", 2" Thick, Polymer Concrete, Electrical Equipment Pad	410.08	67.08
26 05 29 00-0599	EA		24" x 44", 2" Thick, Polymer Concrete, Electrical Equipment Pad	438.42	67.08
26 05 29 00-0600	EA		24" x 58", 2" Thick, Polymer Concrete, Electrical Equipment Pad	532.53	67.08
26 05 29 00-0601	EA		40" x 40", 3" Thick, Polymer Concrete, Electrical Equipment Pad	490.53	67.08
26 05 29 00-0602	EA		42" x 42", 3" Thick, Polymer Concrete, Electrical Equipment Pad	510.32	67.08
26 05 29 00-0603	EA		48" x 42", 4" Thick, Polymer Concrete, Electrical Equipment Pad	561.63	67.08

26 Electrical

26 05 Common Work Results for Electrical

26 05 29 Hangers and Supports for Electrical Systems



MINOR CSI UOM DESCRIPTION	TOTAL DIRECT UNIT COST	DEMOLITION UNIT COST
26 05 29 00-0604 EA 48" x 46", 3" Thick, Polymer Concrete, Electrical Equipment Pad	591.56	67.08
26 05 29 00-0605 EA 54" x 48", 4" Thick, Polymer Concrete, Electrical Equipment Pad	691.52	67.08
26 05 29 00-0606 EA 56" x 44", 3" Thick, Polymer Concrete, Electrical Equipment Pad	856.17	67.08
26 05 29 00-0607 EA 64" x 64", 4" Thick, Polymer Concrete, Electrical Equipment Pad	1,263.46	94.03
26 05 29 00-0608 EA 66" x 72", 4" Thick, Polymer Concrete, Electrical Equipment Pad	1,323.64	94.03
26 05 29 00-0609 EA 75" x 52", 4" Thick, Polymer Concrete, Electrical Equipment Pad	1,342.62	94.03
26 05 29 00-0610 EA 90" x 48", 4" Thick, Polymer Concrete, Electrical Equipment Pad	1,469.13	94.03
26 05 29 00-0611 EA 84" x 96", 4" Thick, Polymer Concrete, Electrical Equipment Pad	3,161.23	94.03
26 05 29 00-0612 EA 96" x 80", 4" Thick, Polymer Concrete, Electrical Equipment Pad	3,728.01	94.03

26 05 33 Raceway and Boxes for Electrical Systems (26 05)

26 05 33 13 Conduit for Electrical Systems (26 05 33)

26 05 33 13-0001 Conduit Assemblies With Wire (26 05 33 13)
 Note: Includes conduit, fittings and wire. Excludes hangers or supports.

26 05 33 13-0002 Electrical Metallic Tubing (EMT) Conduit Assemblies (26 05 33 13-0001)
 Note: Includes conduit, field bends, set screw connectors, set screw couplings, straps, and copper wire as indicated. Per CLF. See CSI section 26 05 19 16-0240 for larger copper conductor, 26 05 33 13-0598 for larger EMT conduit.

26 05 33 13-0003 CLF 1/2" Electrical Metallic Tubing (EMT) Conduit Assembly With 2 #12 Copper THHN And 1 #12 Copper Insulated Grounding Conductor	935.78	270.07
Note: Includes conduit, set screw connectors, set screw couplings, straps, wire as indicated. Not for use where detail is available.		
<i>For Work In Restricted Working Space, Add</i>	231.53	
<i>For 2 #12 THWN Conductor Instead Of THHN, Add</i>	1.97	
26 05 33 13-0004 CLF 1/2" Electrical Metallic Tubing (EMT) Conduit Assembly With 3 #12 Copper THHN And 1 #12 Copper Insulated Grounding Conductor	1,021.75	293.28
Note: Includes conduit, set screw connectors, set screw couplings, straps, wire as indicated. Not for use where detail is available.		
<i>For Work In Restricted Working Space, Add</i>	251.42	
<i>For 3 #12 THWN Conductor Instead Of THHN, Add</i>	2.95	
26 05 33 13-0005 CLF 1/2" Electrical Metallic Tubing (EMT) Conduit Assembly With 4 #12 Copper THHN And 1 #12 Copper Insulated Grounding Conductor	1,107.73	316.49
Note: Includes conduit, set screw connectors, set screw couplings, straps, wire as indicated. Not for use where detail is available.		
<i>For Work In Restricted Working Space, Add</i>	271.31	
<i>For 4 #12 THWN Conductor Instead Of THHN, Add</i>	3.94	
26 05 33 13-0006 CLF 1/2" Electrical Metallic Tubing (EMT) Conduit Assembly With 2 #10 Copper THHN And 1 #12 Copper Insulated Grounding Conductor	988.69	281.68
Note: Includes conduit, set screw connectors, set screw couplings, straps, wire as indicated. Not for use where detail is available.		
<i>For Work In Restricted Working Space, Add</i>	241.47	
<i>For 2 #10 THWN Conductor Instead Of THHN, Add</i>	2.95	
26 05 33 13-0007 CLF 1/2" Electrical Metallic Tubing (EMT) Conduit Assembly With 3 #10 Copper THHN And 1 #12 Copper Insulated Grounding Conductor	1,095.61	308.75
Note: Includes conduit, set screw connectors, set screw couplings, straps, wire as indicated. Not for use where detail is available.		
<i>For Work In Restricted Working Space, Add</i>	264.68	
<i>For 3 #10 THWN Conductor Instead Of THHN, Add</i>	4.42	
26 05 33 13-0008 CLF 1/2" Electrical Metallic Tubing (EMT) Conduit Assembly With 2 #8 Copper THHN And 1 #10 Copper Insulated Grounding Conductor	1,108.67	304.89
Note: Includes conduit, set screw connectors, set screw couplings, straps, wire as indicated. Not for use where detail is available.		
<i>For Work In Restricted Working Space, Add</i>	261.37	
<i>For 2 #8 THWN Conductor Instead Of THHN, Add</i>	5.14	
26 05 33 13-0009 CLF 3/4" Electrical Metallic Tubing (EMT) Conduit Assembly With 2 #12 Copper THHN And 1 #12 Copper Insulated Grounding Conductor	1,052.14	291.18
Note: Includes conduit, set screw connectors, set screw couplings, straps, wire as indicated. Not for use where detail is available.		
<i>For Work In Restricted Working Space, Add</i>	249.56	
<i>For 2 #12 THWN Conductor Instead Of THHN, Add</i>	1.97	
26 05 33 13-0010 CLF 3/4" Electrical Metallic Tubing (EMT) Conduit Assembly With 3 #12 Copper THHN And 1 #12 Copper Insulated Grounding Conductor	1,138.11	314.38
Note: Includes conduit, set screw connectors, set screw couplings, straps, wire as indicated. Not for use where detail is available.		
<i>For Work In Restricted Working Space, Add</i>	269.45	
<i>For 3 #12 THWN Conductor Instead Of THHN, Add</i>	2.95	
26 05 33 13-0011 CLF 3/4" Electrical Metallic Tubing (EMT) Conduit Assembly With 4 #12 Copper THHN And 1 #12 Copper Insulated Grounding Conductor	1,224.09	337.59
Note: Includes conduit, set screw connectors, set screw couplings, straps, wire as indicated. Not for use where detail is available.		
<i>For Work In Restricted Working Space, Add</i>	289.34	
26 05 33 13-0012 CLF 3/4" Electrical Metallic Tubing (EMT) Conduit Assembly With 5 #12 Copper THHN And 1 #12 Copper Insulated Grounding Conductor	1,310.06	360.80
Note: Includes conduit, set screw connectors, set screw couplings, straps, wire as indicated. Not for use where detail is available.		
<i>For Work In Restricted Working Space, Add</i>	309.23	
<i>For 5 #12 THWN Conductor Instead Of THHN, Add</i>	4.92	



MINOR CSI UOM DESCRIPTION	TOTAL DIRECT UNIT COST	DEMOLITION UNIT COST
26 05 33 13-0013 CLF 3/4" Electrical Metallic Tubing (EMT) Conduit Assembly With 2 #10 Copper THHN And 1 #12 Copper Insulated Grounding Conductor.....	1,105.06	302.78
Note: Includes conduit, set screw connectors, set screw couplings, straps, wire as indicated. Not for use where detail is available.		
<i>For Work In Restricted Working Space, Add</i>		
<i>For 2 #10 THWN Conductor Instead Of THHN, Add</i>		
	259.51	
	2.95	
26 05 33 13-0014 CLF 3/4" Electrical Metallic Tubing (EMT) Conduit Assembly With 3 #10 Copper THHN And 1 #12 Copper Insulated Grounding Conductor.....	1,211.97	329.86
Note: Includes conduit, set screw connectors, set screw couplings, straps, wire as indicated. Not for use where detail is available.		
<i>For Work In Restricted Working Space, Add</i>		
<i>For 3 #10 THWN Conductor Instead Of THHN, Add</i>		
	282.71	
	4.42	
26 05 33 13-0015 CLF 3/4" Electrical Metallic Tubing (EMT) Conduit Assembly With 4 #10 Copper THHN And 1 #12 Copper Insulated Grounding Conductor.....	1,318.88	356.93
Note: Includes conduit, set screw connectors, set screw couplings, straps, wire as indicated. Not for use where detail is available.		
<i>For Work In Restricted Working Space, Add</i>		
<i>For 4 #10 THWN Conductor Instead Of THHN, Add</i>		
	305.92	
	5.90	
26 05 33 13-0016 CLF 3/4" Electrical Metallic Tubing (EMT) Conduit Assembly With 5 #10 Copper THHN And 1 #12 Copper Insulated Grounding Conductor.....	1,425.78	384.00
Note: Includes conduit, set screw connectors, set screw couplings, straps, wire as indicated. Not for use where detail is available.		
<i>For Work In Restricted Working Space, Add</i>		
<i>For 5 #10 THWN Conductor Instead Of THHN, Add</i>		
	329.12	
	7.37	
26 05 33 13-0017 CLF 3/4" Electrical Metallic Tubing (EMT) Conduit Assembly With 3 #8 Copper THHN And 1 #10 Copper Insulated Grounding Conductor.....	1,375.92	360.80
Note: Includes conduit, set screw connectors, set screw couplings, straps, wire as indicated. Not for use where detail is available.		
<i>For Work In Restricted Working Space, Add</i>		
<i>For 3 #8 THWN Conductor Instead Of THHN, Add</i>		
	309.23	
	7.72	
26 05 33 13-0018 CLF 3/4" Electrical Metallic Tubing (EMT) Conduit Assembly With 4 #8 Copper THHN And 1 #10 Copper Insulated Grounding Conductor.....	1,526.82	395.61
Note: Includes conduit, set screw connectors, set screw couplings, straps, wire as indicated. Not for use where detail is available.		
<i>For Work In Restricted Working Space, Add</i>		
<i>For 4 #8 THWN Conductor Instead Of THHN, Add</i>		
	339.07	
	10.29	
26 05 33 13-0019 CLF 3/4" Electrical Metallic Tubing (EMT) Conduit Assembly With 2 #6 Copper THHN And 1 #8 Copper Insulated Grounding Conductor.....	1,380.44	349.19
Note: Includes conduit, set screw connectors, set screw couplings, straps, wire as indicated. Not for use where detail is available.		
<i>For Work In Restricted Working Space, Add</i>		
<i>For 2 #6 THWN Conductor Instead Of THHN, Add</i>		
	299.29	
	8.51	
26 05 33 13-0020 CLF 3/4" Electrical Metallic Tubing (EMT) Conduit Assembly With 3 #6 Copper THHN And 1 #8 Copper Insulated Grounding Conductor.....	1,587.06	391.74
Note: Includes conduit, set screw connectors, set screw couplings, straps, wire as indicated. Not for use where detail is available.		
<i>For Work In Restricted Working Space, Add</i>		
<i>For 3 #6 THWN Conductor Instead Of THHN, Add</i>		
	335.76	
	12.76	
26 05 33 13-0021 CLF 1" Electrical Metallic Tubing (EMT) Conduit Assembly With 2 #12 Copper THHN And 1 #12 Copper Insulated Grounding Conductor.....	1,220.93	313.39
Note: Includes conduit, set screw connectors, set screw couplings, straps, wire as indicated. Not for use where detail is available.		
<i>For Work In Restricted Working Space, Add</i>		
<i>For 2 #12 THWN Conductor Instead Of THHN, Add</i>		
	268.66	
	1.97	
26 05 33 13-0022 CLF 1" Electrical Metallic Tubing (EMT) Conduit Assembly With 3 #12 Copper THHN And 1 #12 Copper Insulated Grounding Conductor.....	1,306.90	336.60
Note: Includes conduit, set screw connectors, set screw couplings, straps, wire as indicated. Not for use where detail is available.		
<i>For Work In Restricted Working Space, Add</i>		
<i>For 3 #12 THWN Conductor Instead Of THHN, Add</i>		
	288.55	
	2.95	
26 05 33 13-0023 CLF 1" Electrical Metallic Tubing (EMT) Conduit Assembly With 4 #12 Copper THHN And 1 #12 Copper Insulated Grounding Conductor.....	1,392.88	359.81
Note: Includes conduit, set screw connectors, set screw couplings, straps, wire as indicated. Not for use where detail is available.		
<i>For Work In Restricted Working Space, Add</i>		
<i>For 4 #12 THWN Conductor Instead Of THHN, Add</i>		
	308.44	
26 05 33 13-0024 CLF 1" Electrical Metallic Tubing (EMT) Conduit Assembly With 5 #12 Copper THHN And 1 #12 Copper Insulated Grounding Conductor.....	1,478.86	383.00
Note: Includes conduit, set screw connectors, set screw couplings, straps, wire as indicated. Not for use where detail is available.		
<i>For Work In Restricted Working Space, Add</i>		
<i>For 5 #12 THWN Conductor Instead Of THHN, Add</i>		
	328.33	
	4.92	
26 05 33 13-0025 CLF 1" Electrical Metallic Tubing (EMT) Conduit Assembly With 2 #10 Copper THHN And 1 #12 Copper Insulated Grounding Conductor.....	1,273.83	325.00
Note: Includes conduit, set screw connectors, set screw couplings, straps, wire as indicated. Not for use where detail is available.		
<i>For Work In Restricted Working Space, Add</i>		
<i>For 2 #10 THWN Conductor Instead Of THHN, Add</i>		
	278.60	
	2.95	
26 05 33 13-0026 CLF 1" Electrical Metallic Tubing (EMT) Conduit Assembly With 3 #10 Copper THHN And 1 #12 Copper Insulated Grounding Conductor.....	1,380.75	352.07
Note: Includes conduit, set screw connectors, set screw couplings, straps, wire as indicated. Not for use where detail is available.		
<i>For Work In Restricted Working Space, Add</i>		
<i>For 3 #10 THWN Conductor Instead Of THHN, Add</i>		
	301.81	
	4.42	

26 Electrical

26 05 Common Work Results for Electrical

26 05 33 Raceway and Boxes for Electrical Systems



MINOR CSI	UOM	DESCRIPTION	TOTAL DIRECT UNIT COST	DEMOLITION UNIT COST
26 05 33 13-0027	CLF	1" Electrical Metallic Tubing (EMT) Conduit Assembly With 4 #10 Copper THHN And 1 #12 Copper Insulated Grounding Conductor Note: Includes conduit, set screw connectors, set screw couplings, straps, wire as indicated. Not for use where detail is available. <i>For Work In Restricted Working Space, Add</i> <i>For 4 #10 THWN Conductor Instead Of THHN, Add</i>	1,487.67 325.02 5.90	379.14
26 05 33 13-0028	CLF	1" Electrical Metallic Tubing (EMT) Conduit Assembly With 5 #10 Copper THHN And 1 #12 Copper Insulated Grounding Conductor Note: Includes conduit, set screw connectors, set screw couplings, straps, wire as indicated. Not for use where detail is available. <i>For Work In Restricted Working Space, Add</i> <i>For 5 #10 THWN Conductor Instead Of THHN, Add</i>	1,594.57 348.22 7.37	406.21
26 05 33 13-0029	CLF	1" Electrical Metallic Tubing (EMT) Conduit Assembly With 3 #8 Copper THHN And 1 #10 Copper Insulated Grounding Conductor Note: Includes conduit, set screw connectors, set screw couplings, straps, wire as indicated. Not for use where detail is available. <i>For Work In Restricted Working Space, Add</i> <i>For 3 #8 THWN Conductor Instead Of THHN, Add</i>	1,544.71 328.33 7.72	383.00
26 05 33 13-0030	CLF	1" Electrical Metallic Tubing (EMT) Conduit Assembly With 3 #6 Copper THHN And 1 #8 Copper Insulated Grounding Conductor Note: Includes conduit, set screw connectors, set screw couplings, straps, wire as indicated. Not for use where detail is available. <i>For Work In Restricted Working Space, Add</i> <i>For 3 #6 THWN Conductor Instead Of THHN, Add</i>	1,755.85 354.85 12.76	413.95
26 05 33 13-0031	CLF	1" Electrical Metallic Tubing (EMT) Conduit Assembly With 4 #6 Copper THHN And 1 #8 Copper Insulated Grounding Conductor Note: Includes conduit, set screw connectors, set screw couplings, straps, wire as indicated. Not for use where detail is available. <i>For Work In Restricted Working Space, Add</i> <i>For 4 #6 THWN Conductor Instead Of THHN, Add</i>	1,962.46 391.32 17.01	456.49
26 05 33 13-0032		Rigid Galvanized Steel (RGS) Conduit Assemblies <small>(26 05 33 13-0001)</small> Note: Includes conduit, field bends, terminations, straps, and copper wire as indicated. Per CLF. See CSI section 26 05 19 16-0240 for larger copper conductor, 26 05 33 13-0059 for larger RGS conduit.		
26 05 33 13-0033	CLF	1/2" Rigid Galvanized Steel (RGS) Conduit Assembly With 2 #12 Copper THHN And 1 #12 Copper Insulated Grounding Conductor Note: Includes conduit, terminations, straps, wire as indicated. Not for use where detail is available. <i>For Work In Restricted Working Space, Add</i> <i>For 2 #12 THWN Conductor Instead Of THHN, Add</i>	1,273.03 263.49 1.97	307.42
26 05 33 13-0034	CLF	1/2" Rigid Galvanized Steel (RGS) Conduit Assembly With 3 #12 Copper THHN And 1 #12 Copper Insulated Grounding Conductor Note: Includes conduit, terminations, straps, wire as indicated. Not for use where detail is available. <i>For Work In Restricted Working Space, Add</i> <i>For 3 #12 THWN Conductor Instead Of THHN, Add</i>	1,359.00 283.38 2.95	330.63
26 05 33 13-0035	CLF	1/2" Rigid Galvanized Steel (RGS) Conduit Assembly With 2 #10 Copper THHN And 1 #12 Copper Insulated Grounding Conductor Note: Includes conduit, terminations, straps, wire as indicated. Not for use where detail is available. <i>For Work In Restricted Working Space, Add</i> <i>For 2 #10 THWN Conductor Instead Of THHN, Add</i>	1,325.95 273.43 2.95	319.02
26 05 33 13-0036	CLF	1/2" Rigid Galvanized Steel (RGS) Conduit Assembly With 3 #10 Copper THHN And 1 #12 Copper Insulated Grounding Conductor Note: Includes conduit, terminations, straps, wire as indicated. Not for use where detail is available. <i>For Work In Restricted Working Space, Add</i> <i>For 3 #10 THWN Conductor Instead Of THHN, Add</i>	1,432.86 296.64 4.42	346.10
26 05 33 13-0037	CLF	1/2" Rigid Galvanized Steel (RGS) Conduit Assembly With 2 #8 Copper THHN And 1 #10 Copper Insulated Grounding Conductor Note: Includes conduit, terminations, straps, wire as indicated. Not for use where detail is available. <i>For Work In Restricted Working Space, Add</i> <i>For 2 #8 THWN Conductor Instead Of THHN, Add</i>	1,445.91 293.32 5.14	342.23
26 05 33 13-0038	CLF	3/4" Rigid Galvanized Steel (RGS) Conduit Assembly With 2 #12 Copper THHN And 1 #12 Copper Insulated Grounding Conductor Note: Includes conduit, terminations, straps, wire as indicated. Not for use where detail is available. <i>For Work In Restricted Working Space, Add</i> <i>For 2 #12 THWN Conductor Instead Of THHN, Add</i>	1,410.01 280.99 1.97	327.86
26 05 33 13-0039	CLF	3/4" Rigid Galvanized Steel (RGS) Conduit Assembly With 3 #12 Copper THHN And 1 #12 Copper Insulated Grounding Conductor Note: Includes conduit, terminations, straps, wire as indicated. Not for use where detail is available. <i>For Work In Restricted Working Space, Add</i> <i>For 3 #12 THWN Conductor Instead Of THHN, Add</i>	1,495.99 300.88 2.95	351.07
26 05 33 13-0040	CLF	3/4" Rigid Galvanized Steel (RGS) Conduit Assembly With 4 #12 Copper THHN And 1 #12 Copper Insulated Grounding Conductor Note: Includes conduit, terminations, straps, wire as indicated. Not for use where detail is available. <i>For Work In Restricted Working Space, Add</i>	1,581.97 320.77	374.28
26 05 33 13-0041	CLF	3/4" Rigid Galvanized Steel (RGS) Conduit Assembly With 2 #10 Copper THHN And 1 #12 Copper Insulated Grounding Conductor Note: Includes conduit, terminations, straps, wire as indicated. Not for use where detail is available. <i>For Work In Restricted Working Space, Add</i> <i>For 2 #10 THWN Conductor Instead Of THHN, Add</i>	1,462.94 290.94 2.95	339.46
26 05 33 13-0042	CLF	3/4" Rigid Galvanized Steel (RGS) Conduit Assembly With 3 #10 Copper THHN And 1 #12 Copper Insulated Grounding Conductor Note: Includes conduit, terminations, straps, wire as indicated. Not for use where detail is available. <i>For Work In Restricted Working Space, Add</i> <i>For 3 #10 THWN Conductor Instead Of THHN, Add</i>	1,569.84 314.14 4.42	366.54



MINOR CSI UOM DESCRIPTION	TOTAL DIRECT UNIT COST	DEMOLITION UNIT COST
26 05 33 13-0043 CLF 3/4" Rigid Galvanized Steel (RGS) Conduit Assembly With 4 #10 Copper THHN And 1 #12 Copper Insulated Grounding Conductor Note: Includes conduit, terminations, straps, wire as indicated. Not for use where detail is available. <i>For Work In Restricted Working Space, Add</i> <i>For 4 #10 THWN Conductor Instead Of THHN, Add</i>	1,676.76 337.35 5.90	393.61
26 05 33 13-0044 CLF 3/4" Rigid Galvanized Steel (RGS) Conduit Assembly With 3 #8 Copper THHN And 1 #10 Copper Insulated Grounding Conductor Note: Includes conduit, terminations, straps, wire as indicated. Not for use where detail is available. <i>For Work In Restricted Working Space, Add</i> <i>For 3 #8 THWN Conductor Instead Of THHN, Add</i>	1,733.80 340.66 7.72	397.48
26 05 33 13-0045 CLF 3/4" Rigid Galvanized Steel (RGS) Conduit Assembly With 4 #8 Copper THHN And 1 #10 Copper Insulated Grounding Conductor Note: Includes conduit, terminations, straps, wire as indicated. Not for use where detail is available. <i>For Work In Restricted Working Space, Add</i> <i>For 4 #8 THWN Conductor Instead Of THHN, Add</i>	1,884.70 370.50 10.29	432.29
26 05 33 13-0046 CLF 3/4" Rigid Galvanized Steel (RGS) Conduit Assembly With 2 #6 Copper THHN And 1 #8 Copper Insulated Grounding Conductor Note: Includes conduit, terminations, straps, wire as indicated. Not for use where detail is available. <i>For Work In Restricted Working Space, Add</i> <i>For 2 #6 THWN Conductor Instead Of THHN, Add</i>	1,738.32 330.72 8.51	385.88
26 05 33 13-0047 CLF 3/4" Rigid Galvanized Steel (RGS) Conduit Assembly With 3 #6 Copper THHN And 1 #8 Copper Insulated Grounding Conductor Note: Includes conduit, terminations, straps, wire as indicated. Not for use where detail is available. <i>For Work In Restricted Working Space, Add</i> <i>For 3 #6 THWN Conductor Instead Of THHN, Add</i>	1,944.93 367.18 12.76	428.42
26 05 33 13-0048 CLF 1" Rigid Galvanized Steel (RGS) Conduit Assembly With 3 #12 Copper THHN And 1 #12 Copper Insulated Grounding Conductor Note: Includes conduit, terminations, straps, wire as indicated. Not for use where detail is available. <i>For Work In Restricted Working Space, Add</i> <i>For 3 #12 THWN Conductor Instead Of THHN, Add</i>	1,838.34 335.59 2.95	391.52
26 05 33 13-0049 CLF 1" Rigid Galvanized Steel (RGS) Conduit Assembly With 4 #12 Copper THHN And 1 #12 Copper Insulated Grounding Conductor Note: Includes conduit, terminations, straps, wire as indicated. Not for use where detail is available. <i>For Work In Restricted Working Space, Add</i>	1,924.32 355.48	414.73
26 05 33 13-0050 CLF 1" Rigid Galvanized Steel (RGS) Conduit Assembly With 5 #12 Copper THHN And 1 #12 Copper Insulated Grounding Conductor Note: Includes conduit, terminations, straps, wire as indicated. Not for use where detail is available. <i>For Work In Restricted Working Space, Add</i> <i>For 5 #12 THWN Conductor Instead Of THHN, Add</i>	2,010.28 375.37 4.92	437.92
26 05 33 13-0051 CLF 1" Rigid Galvanized Steel (RGS) Conduit Assembly With 3 #10 Copper THHN And 1 #12 Copper Insulated Grounding Conductor Note: Includes conduit, terminations, straps, wire as indicated. Not for use where detail is available. <i>For Work In Restricted Working Space, Add</i> <i>For 3 #10 THWN Conductor Instead Of THHN, Add</i>	1,912.19 348.85 4.42	406.99
26 05 33 13-0052 CLF 1" Rigid Galvanized Steel (RGS) Conduit Assembly With 4 #10 Copper THHN And 1 #12 Copper Insulated Grounding Conductor Note: Includes conduit, terminations, straps, wire as indicated. Not for use where detail is available. <i>For Work In Restricted Working Space, Add</i> <i>For 4 #10 THWN Conductor Instead Of THHN, Add</i>	2,019.10 372.06 5.90	434.06
26 05 33 13-0053 CLF 1" Rigid Galvanized Steel (RGS) Conduit Assembly With 5 #10 Copper THHN And 1 #12 Copper Insulated Grounding Conductor Note: Includes conduit, terminations, straps, wire as indicated. Not for use where detail is available. <i>For Work In Restricted Working Space, Add</i> <i>For 5 #10 THWN Conductor Instead Of THHN, Add</i>	2,126.01 395.26 7.37	461.13
26 05 33 13-0054 CLF 1" Rigid Galvanized Steel (RGS) Conduit Assembly With 3 #8 Copper THHN And 1 #10 Copper Insulated Grounding Conductor Note: Includes conduit, terminations, straps, wire as indicated. Not for use where detail is available. <i>For Work In Restricted Working Space, Add</i> <i>For 3 #8 THWN Conductor Instead Of THHN, Add</i>	2,076.13 375.37 7.72	437.92
26 05 33 13-0055 CLF 1" Rigid Galvanized Steel (RGS) Conduit Assembly With 3 #6 Copper THHN And 1 #8 Copper Insulated Grounding Conductor Note: Includes conduit, terminations, straps, wire as indicated. Not for use where detail is available. <i>For Work In Restricted Working Space, Add</i> <i>For 3 #6 THWN Conductor Instead Of THHN, Add</i>	2,287.28 401.89 12.76	468.87
26 05 33 13-0056 CLF 1" Rigid Galvanized Steel (RGS) Conduit Assembly With 4 #6 Copper THHN And 1 #8 Copper Insulated Grounding Conductor Note: Includes conduit, terminations, straps, wire as indicated. Not for use where detail is available. <i>For Work In Restricted Working Space, Add</i> <i>For 4 #6 THWN Conductor Instead Of THHN, Add</i>	2,493.90 438.36 17.01	511.41
26 05 33 13-0057 Conduit <small>(26 05 33 13)</small> Note: Where 4-1/2" conduit is required, use tasks for 5" conduit. Add couplings as required at each fitting.		
26 05 33 13-0058 Conduit Installed Above Grade <small>(26 05 33 13-0057)</small>		
26 05 33 13-0059 Rigid Galvanized Steel (RGS) Or Galvanized Rigid Steel Conduit (GRC) Conduit <small>(26 05 33 13-0058)</small> Note: Exposed installation, branch and feeder conduit. Excludes supporting strap, hanger and fastening.		
26 05 33 13-0060 Rigid Galvanized Steel (RGS) Conduit With Threaded Coupling <small>(26 05 33 13-0059)</small> Note: Includes field bending for conduit up to 1".		

26 Electrical

26 05 Common Work Results for Electrical

26 05 33 Raceway and Boxes for Electrical Systems



MINOR	CSI	UOM	DESCRIPTION	TOTAL DIRECT UNIT COST	DEMOLITION UNIT COST
26 05 33	13-0061	LF	1/2" Rigid Galvanized Steel (RGS) Conduit With Threaded Coupling	9.31	2.43
			<i>For >250 To 500, Deduct</i>	-0.16	
			<i>For >500 To 1,000, Deduct</i>	-0.55	
			<i>For >1,000, Deduct</i>	-0.78	
			<i>For Installation In Metal Stud Wall, Add</i>	0.61	
			<i>For Installation In Wood Stud Wall (Includes Drilling), Add</i>	1.52	
			<i>For Installation In Concrete Beam, Slab, Etc. (Excludes Concrete), Add</i>	0.91	
			<i>For Work In Restricted Working Space, Add</i>	1.82	
			<i>For Elevated Installation >10' To 15', Add</i>	0.61	
			<i>For Elevated Installation >15' To 20', Add</i>	1.22	
			<i>For Elevated Installation >20' To 25', Add</i>	1.52	
			<i>For Elevated Installation >25' To 30', Add</i>	2.13	
			<i>For Elevated Installation >30' To 35', Add</i>	2.43	
			<i>For Elevated Installation >35' To 40', Add</i>	3.04	
			<i>For Elevated Installation >40', Add</i>	3.34	
26 05 33	13-0062	LF	3/4" Rigid Galvanized Steel (RGS) Conduit With Threaded Coupling	11.06	2.66
			<i>For >250 To 500, Deduct</i>	-0.20	
			<i>For >500 To 1,000, Deduct</i>	-0.65	
			<i>For >1,000, Deduct</i>	-0.93	
			<i>For Installation In Metal Stud Wall, Add</i>	0.71	
			<i>For Installation In Wood Stud Wall (Includes Drilling), Add</i>	1.77	
			<i>For Installation In Concrete Beam, Slab, Etc. (Excludes Concrete), Add</i>	1.06	
			<i>For Work In Restricted Working Space, Add</i>	2.12	
			<i>For Elevated Installation >10' To 15', Add</i>	0.71	
			<i>For Elevated Installation >15' To 20', Add</i>	1.41	
			<i>For Elevated Installation >20' To 25', Add</i>	1.77	
			<i>For Elevated Installation >25' To 30', Add</i>	2.47	
			<i>For Elevated Installation >30' To 35', Add</i>	2.83	
			<i>For Elevated Installation >35' To 40', Add</i>	3.54	
			<i>For Elevated Installation >40', Add</i>	3.89	
26 05 33	13-0063	LF	1" Rigid Galvanized Steel (RGS) Conduit With Threaded Coupling	15.67	3.10
			<i>For >250 To 500, Deduct</i>	-0.31	
			<i>For >500 To 1,000, Deduct</i>	-0.94	
			<i>For >1,000, Deduct</i>	-1.33	
			<i>For Installation In Metal Stud Wall, Add</i>	0.95	
			<i>For Installation In Wood Stud Wall (Includes Drilling), Add</i>	2.38	
			<i>For Installation In Concrete Beam, Slab, Etc. (Excludes Concrete), Add</i>	1.43	
			<i>For Work In Restricted Working Space, Add</i>	2.85	
			<i>For Elevated Installation >10' To 15', Add</i>	0.95	
			<i>For Elevated Installation >15' To 20', Add</i>	1.90	
			<i>For Elevated Installation >20' To 25', Add</i>	2.38	
			<i>For Elevated Installation >25' To 30', Add</i>	3.33	
			<i>For Elevated Installation >30' To 35', Add</i>	3.80	
			<i>For Elevated Installation >35' To 40', Add</i>	4.75	
			<i>For Elevated Installation >40', Add</i>	5.23	
26 05 33	13-0064	LF	1-1/4" Rigid Galvanized Steel (RGS) Conduit With Threaded Coupling	18.29	3.54
			<i>For >250 To 500, Deduct</i>	-0.41	
			<i>For >500 To 1,000, Deduct</i>	-1.12	
			<i>For >1,000, Deduct</i>	-1.58	
			<i>For Installation In Metal Stud Wall, Add</i>	1.01	
			<i>For Installation In Wood Stud Wall (Includes Drilling), Add</i>	2.52	
			<i>For Installation In Concrete Beam, Slab, Etc. (Excludes Concrete), Add</i>	1.51	
			<i>For Work In Restricted Working Space, Add</i>	3.02	
			<i>For Elevated Installation >10' To 15', Add</i>	1.01	
			<i>For Elevated Installation >15' To 20', Add</i>	2.01	
			<i>For Elevated Installation >20' To 25', Add</i>	2.52	
			<i>For Elevated Installation >25' To 30', Add</i>	3.52	
			<i>For Elevated Installation >30' To 35', Add</i>	4.02	
			<i>For Elevated Installation >35' To 40', Add</i>	5.03	
			<i>For Elevated Installation >40', Add</i>	5.53	
26 05 33	13-0065	LF	1-1/2" Rigid Galvanized Steel (RGS) Conduit With Threaded Coupling	21.13	3.98
			<i>For >250 To 500, Deduct</i>	-0.50	
			<i>For >500 To 1,000, Deduct</i>	-1.31	
			<i>For >1,000, Deduct</i>	-1.84	
			<i>For Installation In Metal Stud Wall, Add</i>	1.11	
			<i>For Installation In Wood Stud Wall (Includes Drilling), Add</i>	2.76	
			<i>For Installation In Concrete Beam, Slab, Etc. (Excludes Concrete), Add</i>	1.66	
			<i>For Work In Restricted Working Space, Add</i>	3.32	
			<i>For Elevated Installation >10' To 15', Add</i>	1.11	
			<i>For Elevated Installation >15' To 20', Add</i>	2.21	
			<i>For Elevated Installation >20' To 25', Add</i>	2.76	
			<i>For Elevated Installation >25' To 30', Add</i>	3.87	
			<i>For Elevated Installation >30' To 35', Add</i>	4.42	
			<i>For Elevated Installation >35' To 40', Add</i>	5.53	
			<i>For Elevated Installation >40', Add</i>	6.08	



MINOR CSI UOM DESCRIPTION	TOTAL DIRECT UNIT COST	DEMOLITION UNIT COST
26 05 33 13-0066 LF 2" Rigid Galvanized Steel (RGS) Conduit With Threaded Coupling	27.07	4.86
For >250 To 500, Deduct	-0.67	
For >500 To 1,000, Deduct	-1.69	
For >1,000, Deduct	-2.37	
For Installation In Metal Stud Wall, Add	1.36	
For Installation In Wood Stud Wall (Includes Drilling), Add	3.40	
For Installation In Concrete Beam, Slab, Etc. (Excludes Concrete), Add	2.04	
For Work In Restricted Working Space, Add	4.08	
For Elevated Installation >10' To 15', Add	1.36	
For Elevated Installation >15' To 20', Add	2.72	
For Elevated Installation >20' To 25', Add	3.40	
For Elevated Installation >25' To 30', Add	4.76	
For Elevated Installation >30' To 35', Add	5.44	
For Elevated Installation >35' To 40', Add	6.80	
For Elevated Installation >40', Add	7.47	
26 05 33 13-0067 LF 2-1/2" Rigid Galvanized Steel (RGS) Conduit With Threaded Coupling	40.80	6.63
For >250 To 500, Deduct	-1.12	
For >500 To 1,000, Deduct	-2.60	
For >1,000, Deduct	-3.62	
For Installation In Metal Stud Wall, Add	1.85	
For Installation In Wood Stud Wall (Includes Drilling), Add	4.62	
For Installation In Concrete Beam, Slab, Etc. (Excludes Concrete), Add	2.77	
For Work In Restricted Working Space, Add	5.54	
For Elevated Installation >10' To 15', Add	1.85	
For Elevated Installation >15' To 20', Add	3.69	
For Elevated Installation >20' To 25', Add	4.62	
For Elevated Installation >25' To 30', Add	6.46	
For Elevated Installation >30' To 35', Add	7.38	
For Elevated Installation >35' To 40', Add	9.23	
For Elevated Installation >40', Add	10.15	
26 05 33 13-0068 LF 3" Rigid Galvanized Steel (RGS) Conduit With Threaded Coupling	53.29	8.84
For >250 To 500, Deduct	-1.42	
For >500 To 1,000, Deduct	-3.38	
For >1,000, Deduct	-4.71	
For Installation In Metal Stud Wall, Add	2.49	
For Installation In Wood Stud Wall (Includes Drilling), Add	6.22	
For Installation In Concrete Beam, Slab, Etc. (Excludes Concrete), Add	3.73	
For Work In Restricted Working Space, Add	7.46	
For Elevated Installation >10' To 15', Add	2.49	
For Elevated Installation >15' To 20', Add	4.97	
For Elevated Installation >20' To 25', Add	6.22	
For Elevated Installation >25' To 30', Add	8.70	
For Elevated Installation >30' To 35', Add	9.94	
For Elevated Installation >35' To 40', Add	12.43	
For Elevated Installation >40', Add	13.67	
26 05 33 13-0069 LF 3-1/2" Rigid Galvanized Steel (RGS) Conduit With Threaded Coupling	64.20	11.05
For >250 To 500, Deduct	-1.73	
For >500 To 1,000, Deduct	-4.08	
For >1,000, Deduct	-5.68	
For Installation In Metal Stud Wall, Add	2.95	
For Installation In Wood Stud Wall (Includes Drilling), Add	7.38	
For Installation In Concrete Beam, Slab, Etc. (Excludes Concrete), Add	4.43	
For Work In Restricted Working Space, Add	8.85	
For Elevated Installation >10' To 15', Add	2.95	
For Elevated Installation >15' To 20', Add	5.90	
For Elevated Installation >20' To 25', Add	7.38	
For Elevated Installation >25' To 30', Add	10.33	
For Elevated Installation >30' To 35', Add	11.80	
For Elevated Installation >35' To 40', Add	14.76	
For Elevated Installation >40', Add	16.23	
26 05 33 13-0070 LF 4" Rigid Galvanized Steel (RGS) Conduit With Threaded Coupling	76.42	13.26
For >250 To 500, Deduct	-2.12	
For >500 To 1,000, Deduct	-4.88	
For >1,000, Deduct	-6.79	
For Installation In Metal Stud Wall, Add	3.40	
For Installation In Wood Stud Wall (Includes Drilling), Add	8.51	
For Installation In Concrete Beam, Slab, Etc. (Excludes Concrete), Add	5.11	
For Work In Restricted Working Space, Add	10.21	
For Elevated Installation >10' To 15', Add	3.40	
For Elevated Installation >15' To 20', Add	6.81	
For Elevated Installation >20' To 25', Add	8.51	
For Elevated Installation >25' To 30', Add	11.91	
For Elevated Installation >30' To 35', Add	13.62	
For Elevated Installation >35' To 40', Add	17.02	
For Elevated Installation >40', Add	18.72	

26 Electrical

26 05 Common Work Results for Electrical

26 05 33 Raceway and Boxes for Electrical Systems



MINOR CSI UOM DESCRIPTION	TOTAL DIRECT UNIT COST	DEMOLITION UNIT COST
26 05 33 13-0071 LF 5" Rigid Galvanized Steel (RGS) Conduit With Threaded Coupling	123.81	16.79
For >250 To 500, Deduct	-4.09	
For >500 To 1,000, Deduct	-8.24	
For >1,000, Deduct	-11.33	
For Installation In Metal Stud Wall, Add	4.20	
For Installation In Wood Stud Wall (Includes Drilling), Add	10.50	
For Installation In Concrete Beam, Slab, Etc. (Excludes Concrete), Add	6.30	
For Work In Restricted Working Space, Add	12.60	
For Elevated Installation >10' To 15', Add	4.20	
For Elevated Installation >15' To 20', Add	8.40	
For Elevated Installation >20' To 25', Add	10.50	
For Elevated Installation >25' To 30', Add	14.70	
For Elevated Installation >30' To 35', Add	16.80	
For Elevated Installation >35' To 40', Add	21.00	
For Elevated Installation >40', Add	23.09	
26 05 33 13-0072 LF 6" Rigid Galvanized Steel (RGS) Conduit With Threaded Coupling	168.05	21.21
For >250 To 500, Deduct	-5.75	
For >500 To 1,000, Deduct	-11.28	
For >1,000, Deduct	-15.48	
For Installation In Metal Stud Wall, Add	5.31	
For Installation In Wood Stud Wall (Includes Drilling), Add	13.26	
For Installation In Concrete Beam, Slab, Etc. (Excludes Concrete), Add	7.96	
For Work In Restricted Working Space, Add	15.92	
For Elevated Installation >10' To 15', Add	5.31	
For Elevated Installation >15' To 20', Add	10.61	
For Elevated Installation >20' To 25', Add	13.26	
For Elevated Installation >25' To 30', Add	18.57	
For Elevated Installation >30' To 35', Add	21.22	
For Elevated Installation >35' To 40', Add	26.53	
For Elevated Installation >40', Add	29.18	
26 05 33 13-0073 Rigid Galvanized Steel (RGS) 90 Degree Standard Radius Elbow <small>(26 05 33 13-0059)</small>		
See CSI section 26 05 33 13-2297 for conduit field bending.		
26 05 33 13-0074 EA 1/2" Rigid Galvanized Steel (RGS) 90 Degree Standard Radius Elbow	32.94	10.94
For Work In Restricted Working Space, Add	8.23	
For Elevated Installation >10' To 15', Add	2.74	
For Elevated Installation >15' To 20', Add	5.49	
For Elevated Installation >20' To 25', Add	6.86	
For Elevated Installation >25' To 30', Add	9.60	
For Elevated Installation >30' To 35', Add	10.98	
For Elevated Installation >35' To 40', Add	13.72	
For Elevated Installation >40', Add	15.09	
26 05 33 13-0075 EA 3/4" Rigid Galvanized Steel (RGS) 90 Degree Standard Radius Elbow	41.36	13.59
For Work In Restricted Working Space, Add	10.23	
For Elevated Installation >10' To 15', Add	3.41	
For Elevated Installation >15' To 20', Add	6.82	
For Elevated Installation >20' To 25', Add	8.53	
For Elevated Installation >25' To 30', Add	11.94	
For Elevated Installation >30' To 35', Add	13.64	
For Elevated Installation >35' To 40', Add	17.06	
For Elevated Installation >40', Add	18.76	
26 05 33 13-0076 EA 1" Rigid Galvanized Steel (RGS) 90 Degree Standard Radius Elbow	52.76	16.68
For Work In Restricted Working Space, Add	12.48	
For Elevated Installation >10' To 15', Add	4.16	
For Elevated Installation >15' To 20', Add	8.32	
For Elevated Installation >20' To 25', Add	10.40	
For Elevated Installation >25' To 30', Add	14.56	
For Elevated Installation >30' To 35', Add	16.64	
For Elevated Installation >35' To 40', Add	20.80	
For Elevated Installation >40', Add	22.88	
26 05 33 13-0077 EA 1-1/4" Rigid Galvanized Steel (RGS) 90 Degree Standard Radius Elbow	67.39	19.34
For Work In Restricted Working Space, Add	14.49	
For Elevated Installation >10' To 15', Add	4.83	
For Elevated Installation >15' To 20', Add	9.66	
For Elevated Installation >20' To 25', Add	12.08	
For Elevated Installation >25' To 30', Add	16.91	
For Elevated Installation >30' To 35', Add	19.32	
For Elevated Installation >35' To 40', Add	24.15	
For Elevated Installation >40', Add	26.57	
26 05 33 13-0078 EA 1-1/2" Rigid Galvanized Steel (RGS) 90 Degree Standard Radius Elbow	78.20	22.21
For Work In Restricted Working Space, Add	16.63	
For Elevated Installation >10' To 15', Add	5.54	
For Elevated Installation >15' To 20', Add	11.09	
For Elevated Installation >20' To 25', Add	13.86	
For Elevated Installation >25' To 30', Add	19.40	
For Elevated Installation >30' To 35', Add	22.18	
For Elevated Installation >35' To 40', Add	27.72	
For Elevated Installation >40', Add	30.49	



MINOR CSI UOM DESCRIPTION	TOTAL DIRECT UNIT COST	DEMOLITION UNIT COST
26 05 33 13-0079 EA 2" Rigid Galvanized Steel (RGS) 90 Degree Standard Radius Elbow	92.28	24.42
For Work In Restricted Working Space, Add	18.30	
For Elevated Installation >10' To 15', Add	6.10	
For Elevated Installation >15' To 20', Add	12.20	
For Elevated Installation >20' To 25', Add	15.25	
For Elevated Installation >25' To 30', Add	21.35	
For Elevated Installation >30' To 35', Add	24.40	
For Elevated Installation >35' To 40', Add	30.50	
For Elevated Installation >40', Add	33.54	
26 05 33 13-0080 EA 2-1/2" Rigid Galvanized Steel (RGS) 90 Degree Standard Radius Elbow	132.00	30.50
For Work In Restricted Working Space, Add	22.87	
For Elevated Installation >10' To 15', Add	7.62	
For Elevated Installation >15' To 20', Add	15.25	
For Elevated Installation >20' To 25', Add	19.06	
For Elevated Installation >25' To 30', Add	26.68	
For Elevated Installation >30' To 35', Add	30.50	
For Elevated Installation >35' To 40', Add	38.12	
For Elevated Installation >40', Add	41.93	
26 05 33 13-0081 EA 3" Rigid Galvanized Steel (RGS) 90 Degree Standard Radius Elbow	186.88	41.55
For Work In Restricted Working Space, Add	31.16	
For Elevated Installation >10' To 15', Add	10.39	
For Elevated Installation >15' To 20', Add	20.77	
For Elevated Installation >20' To 25', Add	25.97	
For Elevated Installation >25' To 30', Add	36.35	
For Elevated Installation >30' To 35', Add	41.54	
For Elevated Installation >35' To 40', Add	51.93	
For Elevated Installation >40', Add	57.12	
26 05 33 13-0082 EA 3-1/2" Rigid Galvanized Steel (RGS) 90 Degree Standard Radius Elbow	246.94	46.85
For Work In Restricted Working Space, Add	35.15	
For Elevated Installation >10' To 15', Add	11.72	
For Elevated Installation >15' To 20', Add	23.43	
For Elevated Installation >20' To 25', Add	29.29	
For Elevated Installation >25' To 30', Add	41.00	
For Elevated Installation >30' To 35', Add	46.86	
For Elevated Installation >35' To 40', Add	58.58	
For Elevated Installation >40', Add	64.43	
26 05 33 13-0083 EA 4" Rigid Galvanized Steel (RGS) 90 Degree Standard Radius Elbow	302.04	61.00
For Work In Restricted Working Space, Add	45.74	
For Elevated Installation >10' To 15', Add	15.25	
For Elevated Installation >15' To 20', Add	30.49	
For Elevated Installation >20' To 25', Add	38.12	
For Elevated Installation >25' To 30', Add	53.36	
For Elevated Installation >30' To 35', Add	60.99	
For Elevated Installation >35' To 40', Add	76.24	
For Elevated Installation >40', Add	83.86	
26 05 33 13-0084 EA 5" Rigid Galvanized Steel (RGS) 90 Degree Standard Radius Elbow	494.07	99.45
For Work In Restricted Working Space, Add	74.60	
For Elevated Installation >10' To 15', Add	24.87	
For Elevated Installation >15' To 20', Add	49.73	
For Elevated Installation >20' To 25', Add	62.16	
For Elevated Installation >25' To 30', Add	87.03	
For Elevated Installation >30' To 35', Add	99.46	
For Elevated Installation >35' To 40', Add	124.33	
For Elevated Installation >40', Add	136.76	
26 05 33 13-0085 EA 6" Rigid Galvanized Steel (RGS) 90 Degree Standard Radius Elbow	742.76	149.40
For Work In Restricted Working Space, Add	112.04	
For Elevated Installation >10' To 15', Add	37.35	
For Elevated Installation >15' To 20', Add	74.70	
For Elevated Installation >20' To 25', Add	93.37	
For Elevated Installation >25' To 30', Add	130.72	
For Elevated Installation >30' To 35', Add	149.39	
For Elevated Installation >35' To 40', Add	186.74	
For Elevated Installation >40', Add	205.41	
26 05 33 13-0086 Rigid Galvanized Steel (RGS) 45 Degree Standard Radius Elbow (26 05 33 13-0059)		
See CSI section 26 05 33 13-2297 for conduit field bending.		
26 05 33 13-0087 EA 1/2" Rigid Galvanized Steel (RGS) 45 Degree Standard Radius Elbow	32.94	10.94
For Work In Restricted Working Space, Add	8.23	
For Elevated Installation >10' To 15', Add	2.74	
For Elevated Installation >15' To 20', Add	5.49	
For Elevated Installation >20' To 25', Add	6.86	
For Elevated Installation >25' To 30', Add	9.60	
For Elevated Installation >30' To 35', Add	10.98	
For Elevated Installation >35' To 40', Add	13.72	
For Elevated Installation >40', Add	15.09	
26 05 33 13-0088 EA 3/4" Rigid Galvanized Steel (RGS) 45 Degree Standard Radius Elbow	41.36	13.59
For Work In Restricted Working Space, Add	10.23	
For Elevated Installation >10' To 15', Add	3.41	
For Elevated Installation >15' To 20', Add	6.82	
For Elevated Installation >20' To 25', Add	8.53	
For Elevated Installation >25' To 30', Add	11.94	
For Elevated Installation >30' To 35', Add	13.64	
For Elevated Installation >35' To 40', Add	17.06	
For Elevated Installation >40', Add	18.76	

26 Electrical

26 05 Common Work Results for Electrical

26 05 33 Raceway and Boxes for Electrical Systems



MINOR	CSI	UOM	DESCRIPTION	TOTAL DIRECT UNIT COST	DEMOLITION UNIT COST
26 05 33	13-0089	EA	1" Rigid Galvanized Steel (RGS) 45 Degree Standard Radius Elbow	52.76	16.68
			<i>For Work In Restricted Working Space, Add</i>	12.48	
			<i>For Elevated Installation >10' To 15', Add</i>	4.16	
			<i>For Elevated Installation >15' To 20', Add</i>	8.32	
			<i>For Elevated Installation >20' To 25', Add</i>	10.40	
			<i>For Elevated Installation >25' To 30', Add</i>	14.56	
			<i>For Elevated Installation >30' To 35', Add</i>	16.64	
			<i>For Elevated Installation >35' To 40', Add</i>	20.80	
			<i>For Elevated Installation >40', Add</i>	22.88	
26 05 33	13-0090	EA	1-1/4" Rigid Galvanized Steel (RGS) 45 Degree Standard Radius Elbow	67.39	19.34
			<i>For Work In Restricted Working Space, Add</i>	14.49	
			<i>For Elevated Installation >10' To 15', Add</i>	4.83	
			<i>For Elevated Installation >15' To 20', Add</i>	9.66	
			<i>For Elevated Installation >20' To 25', Add</i>	12.08	
			<i>For Elevated Installation >25' To 30', Add</i>	16.91	
			<i>For Elevated Installation >30' To 35', Add</i>	19.32	
			<i>For Elevated Installation >35' To 40', Add</i>	24.15	
			<i>For Elevated Installation >40', Add</i>	26.57	
26 05 33	13-0091	EA	1-1/2" Rigid Galvanized Steel (RGS) 45 Degree Standard Radius Elbow	78.20	22.21
			<i>For Work In Restricted Working Space, Add</i>	16.63	
			<i>For Elevated Installation >10' To 15', Add</i>	5.54	
			<i>For Elevated Installation >15' To 20', Add</i>	11.09	
			<i>For Elevated Installation >20' To 25', Add</i>	13.86	
			<i>For Elevated Installation >25' To 30', Add</i>	19.40	
			<i>For Elevated Installation >30' To 35', Add</i>	22.18	
			<i>For Elevated Installation >35' To 40', Add</i>	27.72	
			<i>For Elevated Installation >40', Add</i>	30.49	
26 05 33	13-0092	EA	2" Rigid Galvanized Steel (RGS) 45 Degree Standard Radius Elbow	92.28	24.42
			<i>For Work In Restricted Working Space, Add</i>	18.30	
			<i>For Elevated Installation >10' To 15', Add</i>	6.10	
			<i>For Elevated Installation >15' To 20', Add</i>	12.20	
			<i>For Elevated Installation >20' To 25', Add</i>	15.25	
			<i>For Elevated Installation >25' To 30', Add</i>	21.35	
			<i>For Elevated Installation >30' To 35', Add</i>	24.40	
			<i>For Elevated Installation >35' To 40', Add</i>	30.50	
			<i>For Elevated Installation >40', Add</i>	33.54	
26 05 33	13-0093	EA	2-1/2" Rigid Galvanized Steel (RGS) 45 Degree Standard Radius Elbow	129.74	30.50
			<i>For Work In Restricted Working Space, Add</i>	22.87	
			<i>For Elevated Installation >10' To 15', Add</i>	7.62	
			<i>For Elevated Installation >15' To 20', Add</i>	15.25	
			<i>For Elevated Installation >20' To 25', Add</i>	19.06	
			<i>For Elevated Installation >25' To 30', Add</i>	26.68	
			<i>For Elevated Installation >30' To 35', Add</i>	30.50	
			<i>For Elevated Installation >35' To 40', Add</i>	38.12	
			<i>For Elevated Installation >40', Add</i>	41.93	
26 05 33	13-0094	EA	3" Rigid Galvanized Steel (RGS) 45 Degree Standard Radius Elbow	178.06	41.55
			<i>For Work In Restricted Working Space, Add</i>	31.16	
			<i>For Elevated Installation >10' To 15', Add</i>	10.39	
			<i>For Elevated Installation >15' To 20', Add</i>	20.77	
			<i>For Elevated Installation >20' To 25', Add</i>	25.97	
			<i>For Elevated Installation >25' To 30', Add</i>	36.35	
			<i>For Elevated Installation >30' To 35', Add</i>	41.54	
			<i>For Elevated Installation >35' To 40', Add</i>	51.93	
			<i>For Elevated Installation >40', Add</i>	57.12	
26 05 33	13-0095	EA	3-1/2" Rigid Galvanized Steel (RGS) 45 Degree Standard Radius Elbow	234.54	46.85
			<i>For Work In Restricted Working Space, Add</i>	35.15	
			<i>For Elevated Installation >10' To 15', Add</i>	11.72	
			<i>For Elevated Installation >15' To 20', Add</i>	23.43	
			<i>For Elevated Installation >20' To 25', Add</i>	29.29	
			<i>For Elevated Installation >25' To 30', Add</i>	41.00	
			<i>For Elevated Installation >30' To 35', Add</i>	46.86	
			<i>For Elevated Installation >35' To 40', Add</i>	58.58	
			<i>For Elevated Installation >40', Add</i>	64.43	
26 05 33	13-0096	EA	4" Rigid Galvanized Steel (RGS) 45 Degree Standard Radius Elbow	285.55	61.00
			<i>For Work In Restricted Working Space, Add</i>	45.74	
			<i>For Elevated Installation >10' To 15', Add</i>	15.25	
			<i>For Elevated Installation >15' To 20', Add</i>	30.49	
			<i>For Elevated Installation >20' To 25', Add</i>	38.12	
			<i>For Elevated Installation >25' To 30', Add</i>	53.36	
			<i>For Elevated Installation >30' To 35', Add</i>	60.99	
			<i>For Elevated Installation >35' To 40', Add</i>	76.24	
			<i>For Elevated Installation >40', Add</i>	83.86	
26 05 33	13-0097	EA	5" Rigid Galvanized Steel (RGS) 45 Degree Standard Radius Elbow	494.06	99.45
			<i>For Work In Restricted Working Space, Add</i>	74.59	
			<i>For Elevated Installation >10' To 15', Add</i>	24.86	
			<i>For Elevated Installation >15' To 20', Add</i>	49.73	
			<i>For Elevated Installation >20' To 25', Add</i>	62.16	
			<i>For Elevated Installation >25' To 30', Add</i>	87.02	
			<i>For Elevated Installation >30' To 35', Add</i>	99.46	
			<i>For Elevated Installation >35' To 40', Add</i>	124.32	
			<i>For Elevated Installation >40', Add</i>	136.75	



MINOR CSI UOM DESCRIPTION	TOTAL DIRECT UNIT COST	DEMOLITION UNIT COST
26 05 33 13-0098 EA 6" Rigid Galvanized Steel (RGS) 45 Degree Standard Radius Elbow	742.76	149.40
<i>For Work In Restricted Working Space, Add</i>	112.04	
<i>For Elevated Installation >10' To 15', Add</i>	37.35	
<i>For Elevated Installation >15' To 20', Add</i>	74.70	
<i>For Elevated Installation >20' To 25', Add</i>	93.37	
<i>For Elevated Installation >25' To 30', Add</i>	130.72	
<i>For Elevated Installation >30' To 35', Add</i>	149.39	
<i>For Elevated Installation >35' To 40', Add</i>	186.74	
<i>For Elevated Installation >40', Add</i>	205.41	
 26 05 33 13-0099 Rigid Galvanized Steel (RGS) 12" Large Radius Elbow <small>(26 05 33 13-0099)</small>		
See CSI section 26 05 33 13-2297 for conduit field bending.		
26 05 33 13-0100 EA 1" Rigid Galvanized Steel (RGS) 12" Large Radius Elbow	81.17	27.30
<i>For Work In Restricted Working Space, Add</i>	16.38	
<i>For Elevated Installation >10' To 15', Add</i>	5.46	
<i>For Elevated Installation >15' To 20', Add</i>	10.92	
<i>For Elevated Installation >20' To 25', Add</i>	13.65	
<i>For Elevated Installation >25' To 30', Add</i>	19.11	
<i>For Elevated Installation >30' To 35', Add</i>	21.84	
<i>For Elevated Installation >35' To 40', Add</i>	27.30	
<i>For Elevated Installation >40', Add</i>	30.02	
26 05 33 13-0101 EA 1-1/4" Rigid Galvanized Steel (RGS) 12" Large Radius Elbow	93.55	31.60
<i>For Work In Restricted Working Space, Add</i>	18.96	
<i>For Elevated Installation >10' To 15', Add</i>	6.32	
<i>For Elevated Installation >15' To 20', Add</i>	12.64	
<i>For Elevated Installation >20' To 25', Add</i>	15.80	
<i>For Elevated Installation >25' To 30', Add</i>	22.12	
<i>For Elevated Installation >30' To 35', Add</i>	25.28	
<i>For Elevated Installation >35' To 40', Add</i>	31.61	
<i>For Elevated Installation >40', Add</i>	34.77	
26 05 33 13-0102 EA 1-1/2" Rigid Galvanized Steel (RGS) 12" Large Radius Elbow	108.16	35.91
<i>For Work In Restricted Working Space, Add</i>	21.55	
<i>For Elevated Installation >10' To 15', Add</i>	7.18	
<i>For Elevated Installation >15' To 20', Add</i>	14.36	
<i>For Elevated Installation >20' To 25', Add</i>	17.96	
<i>For Elevated Installation >25' To 30', Add</i>	25.14	
<i>For Elevated Installation >30' To 35', Add</i>	28.73	
<i>For Elevated Installation >35' To 40', Add</i>	35.91	
<i>For Elevated Installation >40', Add</i>	39.50	
26 05 33 13-0103 EA 2" Rigid Galvanized Steel (RGS) 12" Large Radius Elbow	121.83	39.50
<i>For Work In Restricted Working Space, Add</i>	23.70	
<i>For Elevated Installation >10' To 15', Add</i>	7.90	
<i>For Elevated Installation >15' To 20', Add</i>	15.80	
<i>For Elevated Installation >20' To 25', Add</i>	19.75	
<i>For Elevated Installation >25' To 30', Add</i>	27.65	
<i>For Elevated Installation >30' To 35', Add</i>	31.60	
<i>For Elevated Installation >35' To 40', Add</i>	39.51	
<i>For Elevated Installation >40', Add</i>	43.46	
 26 05 33 13-0104 Rigid Galvanized Steel (RGS) 15" Large Radius Elbow <small>(26 05 33 13-0099)</small>		
See CSI section 26 05 33 13-2297 for conduit field bending.		
26 05 33 13-0105 EA 1" Rigid Galvanized Steel (RGS) 15" Large Radius Elbow	88.06	27.30
<i>For Work In Restricted Working Space, Add</i>	16.38	
<i>For Elevated Installation >10' To 15', Add</i>	5.46	
<i>For Elevated Installation >15' To 20', Add</i>	10.92	
<i>For Elevated Installation >20' To 25', Add</i>	13.65	
<i>For Elevated Installation >25' To 30', Add</i>	19.11	
<i>For Elevated Installation >30' To 35', Add</i>	21.84	
<i>For Elevated Installation >35' To 40', Add</i>	27.30	
<i>For Elevated Installation >40', Add</i>	30.02	
26 05 33 13-0106 EA 1-1/4" Rigid Galvanized Steel (RGS) 15" Large Radius Elbow	102.41	31.60
<i>For Work In Restricted Working Space, Add</i>	18.96	
<i>For Elevated Installation >10' To 15', Add</i>	6.32	
<i>For Elevated Installation >15' To 20', Add</i>	12.64	
<i>For Elevated Installation >20' To 25', Add</i>	15.80	
<i>For Elevated Installation >25' To 30', Add</i>	22.12	
<i>For Elevated Installation >30' To 35', Add</i>	25.28	
<i>For Elevated Installation >35' To 40', Add</i>	31.61	
<i>For Elevated Installation >40', Add</i>	34.77	
26 05 33 13-0107 EA 1-1/2" Rigid Galvanized Steel (RGS) 15" Large Radius Elbow	112.20	35.91
<i>For Work In Restricted Working Space, Add</i>	21.55	
<i>For Elevated Installation >10' To 15', Add</i>	7.18	
<i>For Elevated Installation >15' To 20', Add</i>	14.36	
<i>For Elevated Installation >20' To 25', Add</i>	17.96	
<i>For Elevated Installation >25' To 30', Add</i>	25.14	
<i>For Elevated Installation >30' To 35', Add</i>	28.73	
<i>For Elevated Installation >35' To 40', Add</i>	35.91	
<i>For Elevated Installation >40', Add</i>	39.50	

26 Electrical

26 05 Common Work Results for Electrical

26 05 33 Raceway and Boxes for Electrical Systems



MINOR CSI UOM DESCRIPTION	TOTAL DIRECT UNIT COST	DEMOLITION UNIT COST
26 05 33 13-0108 EA 2" Rigid Galvanized Steel (RGS) 15" Large Radius Elbow	126.34	39.50
For Work In Restricted Working Space, Add	23.70	
For Elevated Installation >10' To 15', Add	7.90	
For Elevated Installation >15' To 20', Add	15.80	
For Elevated Installation >20' To 25', Add	19.75	
For Elevated Installation >25' To 30', Add	27.65	
For Elevated Installation >30' To 35', Add	31.60	
For Elevated Installation >35' To 40', Add	39.51	
For Elevated Installation >40', Add	43.46	
26 05 33 13-0109 EA 2-1/2" Rigid Galvanized Steel (RGS) 15" Large Radius Elbow	167.81	49.57
For Work In Restricted Working Space, Add	29.74	
For Elevated Installation >10' To 15', Add	9.91	
For Elevated Installation >15' To 20', Add	19.82	
For Elevated Installation >20' To 25', Add	24.78	
For Elevated Installation >25' To 30', Add	34.69	
For Elevated Installation >30' To 35', Add	39.65	
For Elevated Installation >35' To 40', Add	49.56	
For Elevated Installation >40', Add	54.52	
26 05 33 13-0110 EA 3" Rigid Galvanized Steel (RGS) 15" Large Radius Elbow	225.88	67.52
For Work In Restricted Working Space, Add	40.51	
For Elevated Installation >10' To 15', Add	13.50	
For Elevated Installation >15' To 20', Add	27.01	
For Elevated Installation >20' To 25', Add	33.76	
For Elevated Installation >25' To 30', Add	47.26	
For Elevated Installation >30' To 35', Add	54.01	
For Elevated Installation >35' To 40', Add	67.52	
For Elevated Installation >40', Add	74.27	
26 05 33 13-0111 Rigid Galvanized Steel (RGS) 18" Large Radius Elbow <small>(26 05 33 13-0059)</small>		
See CSI section 26 05 33 13-2297 for conduit field bending.		
26 05 33 13-0112 EA 1" Rigid Galvanized Steel (RGS) 18" Large Radius Elbow	88.39	27.30
For Work In Restricted Working Space, Add	16.38	
For Elevated Installation >10' To 15', Add	5.46	
For Elevated Installation >15' To 20', Add	10.92	
For Elevated Installation >20' To 25', Add	13.65	
For Elevated Installation >25' To 30', Add	19.11	
For Elevated Installation >30' To 35', Add	21.84	
For Elevated Installation >35' To 40', Add	27.30	
For Elevated Installation >40', Add	30.02	
26 05 33 13-0113 EA 1-1/4" Rigid Galvanized Steel (RGS) 18" Large Radius Elbow	101.53	31.60
For Work In Restricted Working Space, Add	18.96	
For Elevated Installation >10' To 15', Add	6.32	
For Elevated Installation >15' To 20', Add	12.64	
For Elevated Installation >20' To 25', Add	15.80	
For Elevated Installation >25' To 30', Add	22.12	
For Elevated Installation >30' To 35', Add	25.28	
For Elevated Installation >35' To 40', Add	31.61	
For Elevated Installation >40', Add	34.77	
26 05 33 13-0114 EA 1-1/2" Rigid Galvanized Steel (RGS) 18" Large Radius Elbow	116.56	35.91
For Work In Restricted Working Space, Add	21.55	
For Elevated Installation >10' To 15', Add	7.18	
For Elevated Installation >15' To 20', Add	14.36	
For Elevated Installation >20' To 25', Add	17.96	
For Elevated Installation >25' To 30', Add	25.14	
For Elevated Installation >30' To 35', Add	28.73	
For Elevated Installation >35' To 40', Add	35.91	
For Elevated Installation >40', Add	39.50	
26 05 33 13-0115 EA 2" Rigid Galvanized Steel (RGS) 18" Large Radius Elbow	136.10	39.50
For Work In Restricted Working Space, Add	23.70	
For Elevated Installation >10' To 15', Add	7.90	
For Elevated Installation >15' To 20', Add	15.80	
For Elevated Installation >20' To 25', Add	19.75	
For Elevated Installation >25' To 30', Add	27.65	
For Elevated Installation >30' To 35', Add	31.60	
For Elevated Installation >35' To 40', Add	39.51	
For Elevated Installation >40', Add	43.46	
26 05 33 13-0116 EA 2-1/2" Rigid Galvanized Steel (RGS) 18" Large Radius Elbow	176.91	49.57
For Work In Restricted Working Space, Add	29.74	
For Elevated Installation >10' To 15', Add	9.91	
For Elevated Installation >15' To 20', Add	19.82	
For Elevated Installation >20' To 25', Add	24.78	
For Elevated Installation >25' To 30', Add	34.69	
For Elevated Installation >30' To 35', Add	39.65	
For Elevated Installation >35' To 40', Add	49.56	
For Elevated Installation >40', Add	54.52	
26 05 33 13-0117 EA 3" Rigid Galvanized Steel (RGS) 18" Large Radius Elbow	233.21	67.52
For Work In Restricted Working Space, Add	40.51	
For Elevated Installation >10' To 15', Add	13.50	
For Elevated Installation >15' To 20', Add	27.01	
For Elevated Installation >20' To 25', Add	33.76	
For Elevated Installation >25' To 30', Add	47.26	
For Elevated Installation >30' To 35', Add	54.01	
For Elevated Installation >35' To 40', Add	67.52	
For Elevated Installation >40', Add	74.27	



MINOR CSI UOM DESCRIPTION	TOTAL DIRECT UNIT COST	DEMOLITION UNIT COST
26 05 33 13-0118 EA 3-1/2" Rigid Galvanized Steel (RGS) 18" Large Radius Elbow.....	291.06	76.13
For Work In Restricted Working Space, Add	45.68	
For Elevated Installation >10' To 15', Add	15.23	
For Elevated Installation >15' To 20', Add	30.46	
For Elevated Installation >20' To 25', Add	38.07	
For Elevated Installation >25' To 30', Add	53.30	
For Elevated Installation >30' To 35', Add	60.91	
For Elevated Installation >35' To 40', Add	76.14	
For Elevated Installation >40', Add	83.75	
26 05 33 13-0119 EA 4" Rigid Galvanized Steel (RGS) 18" Large Radius Elbow.....	353.31	99.12
For Work In Restricted Working Space, Add	59.47	
For Elevated Installation >10' To 15', Add	19.82	
For Elevated Installation >15' To 20', Add	39.65	
For Elevated Installation >20' To 25', Add	49.56	
For Elevated Installation >25' To 30', Add	69.38	
For Elevated Installation >30' To 35', Add	79.30	
For Elevated Installation >35' To 40', Add	99.12	
For Elevated Installation >40', Add	109.03	
26 05 33 13-0120 Rigid Galvanized Steel (RGS) 24" Large Radius Elbow (26 05 33 13-0059)		
See CSI section 26 05 33 13-2297 for conduit field bending.		
26 05 33 13-0121 EA 1" Rigid Galvanized Steel (RGS) 24" Large Radius Elbow.....	99.38	27.30
For Work In Restricted Working Space, Add	16.38	
For Elevated Installation >10' To 15', Add	5.46	
For Elevated Installation >15' To 20', Add	10.92	
For Elevated Installation >20' To 25', Add	13.65	
For Elevated Installation >25' To 30', Add	19.11	
For Elevated Installation >30' To 35', Add	21.84	
For Elevated Installation >35' To 40', Add	27.30	
For Elevated Installation >40', Add	30.02	
26 05 33 13-0122 EA 1-1/4" Rigid Galvanized Steel (RGS) 24" Large Radius Elbow.....	112.32	31.60
For Work In Restricted Working Space, Add	18.96	
For Elevated Installation >10' To 15', Add	6.32	
For Elevated Installation >15' To 20', Add	12.64	
For Elevated Installation >20' To 25', Add	15.80	
For Elevated Installation >25' To 30', Add	22.12	
For Elevated Installation >30' To 35', Add	25.28	
For Elevated Installation >35' To 40', Add	31.61	
For Elevated Installation >40', Add	34.77	
26 05 33 13-0123 EA 1-1/2" Rigid Galvanized Steel (RGS) 24" Large Radius Elbow.....	124.64	35.91
For Work In Restricted Working Space, Add	21.55	
For Elevated Installation >10' To 15', Add	7.18	
For Elevated Installation >15' To 20', Add	14.36	
For Elevated Installation >20' To 25', Add	17.96	
For Elevated Installation >25' To 30', Add	25.14	
For Elevated Installation >30' To 35', Add	28.73	
For Elevated Installation >35' To 40', Add	35.91	
For Elevated Installation >40', Add	39.50	
26 05 33 13-0124 EA 2" Rigid Galvanized Steel (RGS) 24" Large Radius Elbow.....	148.01	39.50
For Work In Restricted Working Space, Add	23.70	
For Elevated Installation >10' To 15', Add	7.90	
For Elevated Installation >15' To 20', Add	15.80	
For Elevated Installation >20' To 25', Add	19.75	
For Elevated Installation >25' To 30', Add	27.65	
For Elevated Installation >30' To 35', Add	31.60	
For Elevated Installation >35' To 40', Add	39.51	
For Elevated Installation >40', Add	43.46	
26 05 33 13-0125 EA 2-1/2" Rigid Galvanized Steel (RGS) 24" Large Radius Elbow.....	193.15	49.57
For Work In Restricted Working Space, Add	29.74	
For Elevated Installation >10' To 15', Add	9.91	
For Elevated Installation >15' To 20', Add	19.82	
For Elevated Installation >20' To 25', Add	24.78	
For Elevated Installation >25' To 30', Add	34.69	
For Elevated Installation >30' To 35', Add	39.65	
For Elevated Installation >35' To 40', Add	49.56	
For Elevated Installation >40', Add	54.52	
26 05 33 13-0126 EA 3" Rigid Galvanized Steel (RGS) 24" Large Radius Elbow.....	258.67	67.52
For Work In Restricted Working Space, Add	40.51	
For Elevated Installation >10' To 15', Add	13.50	
For Elevated Installation >15' To 20', Add	27.01	
For Elevated Installation >20' To 25', Add	33.76	
For Elevated Installation >25' To 30', Add	47.26	
For Elevated Installation >30' To 35', Add	54.01	
For Elevated Installation >35' To 40', Add	67.52	
For Elevated Installation >40', Add	74.27	
26 05 33 13-0127 EA 3-1/2" Rigid Galvanized Steel (RGS) 24" Large Radius Elbow.....	315.81	76.13
For Work In Restricted Working Space, Add	45.68	
For Elevated Installation >10' To 15', Add	15.23	
For Elevated Installation >15' To 20', Add	30.46	
For Elevated Installation >20' To 25', Add	38.07	
For Elevated Installation >25' To 30', Add	53.30	
For Elevated Installation >30' To 35', Add	60.91	
For Elevated Installation >35' To 40', Add	76.14	
For Elevated Installation >40', Add	83.75	

26 Electrical

26 05 Common Work Results for Electrical

26 05 33 Raceway and Boxes for Electrical Systems



MINOR CSI UOM DESCRIPTION	TOTAL DIRECT UNIT COST	DEMOLITION UNIT COST
26 05 33 13-0128 EA 4" Rigid Galvanized Steel (RGS) 24" Large Radius Elbow	373.04	99.12
For Work In Restricted Working Space, Add	59.47	
For Elevated Installation >10' To 15', Add	19.82	
For Elevated Installation >15' To 20', Add	39.65	
For Elevated Installation >20' To 25', Add	49.56	
For Elevated Installation >25' To 30', Add	69.38	
For Elevated Installation >30' To 35', Add	79.30	
For Elevated Installation >35' To 40', Add	99.12	
For Elevated Installation >40', Add	109.03	
26 05 33 13-0129 Rigid Galvanized Steel (RGS) 30" Large Radius Elbow (26 05 33 13-0059)		
See CSI section 26 05 33 13-2297 for conduit field bending.		
26 05 33 13-0130 EA 1" Rigid Galvanized Steel (RGS) 30" Large Radius Elbow	98.71	27.30
For Work In Restricted Working Space, Add	16.38	
For Elevated Installation >10' To 15', Add	5.46	
For Elevated Installation >15' To 20', Add	10.92	
For Elevated Installation >20' To 25', Add	13.65	
For Elevated Installation >25' To 30', Add	19.11	
For Elevated Installation >30' To 35', Add	21.84	
For Elevated Installation >35' To 40', Add	27.30	
For Elevated Installation >40', Add	30.02	
26 05 33 13-0131 EA 1-1/4" Rigid Galvanized Steel (RGS) 30" Large Radius Elbow	120.33	31.60
For Work In Restricted Working Space, Add	18.96	
For Elevated Installation >10' To 15', Add	6.32	
For Elevated Installation >15' To 20', Add	12.64	
For Elevated Installation >20' To 25', Add	15.80	
For Elevated Installation >25' To 30', Add	22.12	
For Elevated Installation >30' To 35', Add	25.28	
For Elevated Installation >35' To 40', Add	31.61	
For Elevated Installation >40', Add	34.77	
26 05 33 13-0132 EA 1-1/2" Rigid Galvanized Steel (RGS) 30" Large Radius Elbow	133.32	35.91
For Work In Restricted Working Space, Add	21.55	
For Elevated Installation >10' To 15', Add	7.18	
For Elevated Installation >15' To 20', Add	14.36	
For Elevated Installation >20' To 25', Add	17.96	
For Elevated Installation >25' To 30', Add	25.14	
For Elevated Installation >30' To 35', Add	28.73	
For Elevated Installation >35' To 40', Add	35.91	
For Elevated Installation >40', Add	39.50	
26 05 33 13-0133 EA 2" Rigid Galvanized Steel (RGS) 30" Large Radius Elbow	159.35	39.50
For Work In Restricted Working Space, Add	23.70	
For Elevated Installation >10' To 15', Add	7.90	
For Elevated Installation >15' To 20', Add	15.80	
For Elevated Installation >20' To 25', Add	19.75	
For Elevated Installation >25' To 30', Add	27.65	
For Elevated Installation >30' To 35', Add	31.60	
For Elevated Installation >35' To 40', Add	39.51	
For Elevated Installation >40', Add	43.46	
26 05 33 13-0134 EA 2-1/2" Rigid Galvanized Steel (RGS) 30" Large Radius Elbow	208.72	49.57
For Work In Restricted Working Space, Add	29.74	
For Elevated Installation >10' To 15', Add	9.91	
For Elevated Installation >15' To 20', Add	19.82	
For Elevated Installation >20' To 25', Add	24.78	
For Elevated Installation >25' To 30', Add	34.69	
For Elevated Installation >30' To 35', Add	39.65	
For Elevated Installation >35' To 40', Add	49.56	
For Elevated Installation >40', Add	54.52	
26 05 33 13-0135 EA 3" Rigid Galvanized Steel (RGS) 30" Large Radius Elbow	278.77	67.52
For Work In Restricted Working Space, Add	40.51	
For Elevated Installation >10' To 15', Add	13.50	
For Elevated Installation >15' To 20', Add	27.01	
For Elevated Installation >20' To 25', Add	33.76	
For Elevated Installation >25' To 30', Add	47.26	
For Elevated Installation >30' To 35', Add	54.01	
For Elevated Installation >35' To 40', Add	67.52	
For Elevated Installation >40', Add	74.27	
26 05 33 13-0136 EA 3-1/2" Rigid Galvanized Steel (RGS) 30" Large Radius Elbow	340.27	76.13
For Work In Restricted Working Space, Add	45.68	
For Elevated Installation >10' To 15', Add	15.23	
For Elevated Installation >15' To 20', Add	30.46	
For Elevated Installation >20' To 25', Add	38.07	
For Elevated Installation >25' To 30', Add	53.30	
For Elevated Installation >30' To 35', Add	60.91	
For Elevated Installation >35' To 40', Add	76.14	
For Elevated Installation >40', Add	83.75	
26 05 33 13-0137 EA 4" Rigid Galvanized Steel (RGS) 30" Large Radius Elbow	409.25	99.12
For Work In Restricted Working Space, Add	59.47	
For Elevated Installation >10' To 15', Add	19.82	
For Elevated Installation >15' To 20', Add	39.65	
For Elevated Installation >20' To 25', Add	49.56	
For Elevated Installation >25' To 30', Add	69.38	
For Elevated Installation >30' To 35', Add	79.30	
For Elevated Installation >35' To 40', Add	99.12	
For Elevated Installation >40', Add	109.03	



MINOR CSI UOM DESCRIPTION	TOTAL DIRECT UNIT COST	DEMOLITION UNIT COST
26 05 33 13-0138 EA 5" Rigid Galvanized Steel (RGS) 30" Large Radius Elbow.....	594.25	161.61
For Work In Restricted Working Space, Add	96.97	
For Elevated Installation >10' To 15', Add	32.32	
For Elevated Installation >15' To 20', Add	64.64	
For Elevated Installation >20' To 25', Add	80.81	
For Elevated Installation >25' To 30', Add	113.13	
For Elevated Installation >30' To 35', Add	129.29	
For Elevated Installation >35' To 40', Add	161.61	
For Elevated Installation >40', Add	177.77	
26 05 33 13-0139 Rigid Galvanized Steel (RGS) 36" Large Radius Elbow (26 05 33 13-0059)		
See CSI section 26 05 33 13-2297 for conduit field bending.		
26 05 33 13-0140 EA 1" Rigid Galvanized Steel (RGS) 36" Large Radius Elbow.....	104.58	27.30
For Work In Restricted Working Space, Add	16.38	
For Elevated Installation >10' To 15', Add	5.46	
For Elevated Installation >15' To 20', Add	10.92	
For Elevated Installation >20' To 25', Add	13.65	
For Elevated Installation >25' To 30', Add	19.11	
For Elevated Installation >30' To 35', Add	21.84	
For Elevated Installation >35' To 40', Add	27.30	
For Elevated Installation >40', Add	30.02	
26 05 33 13-0141 EA 1-1/4" Rigid Galvanized Steel (RGS) 36" Large Radius Elbow.....	124.28	31.60
For Work In Restricted Working Space, Add	18.96	
For Elevated Installation >10' To 15', Add	6.32	
For Elevated Installation >15' To 20', Add	12.64	
For Elevated Installation >20' To 25', Add	15.80	
For Elevated Installation >25' To 30', Add	22.12	
For Elevated Installation >30' To 35', Add	25.28	
For Elevated Installation >35' To 40', Add	31.61	
For Elevated Installation >40', Add	34.77	
26 05 33 13-0142 EA 1-1/2" Rigid Galvanized Steel (RGS) 36" Large Radius Elbow.....	148.53	35.91
For Work In Restricted Working Space, Add	21.55	
For Elevated Installation >10' To 15', Add	7.18	
For Elevated Installation >15' To 20', Add	14.36	
For Elevated Installation >20' To 25', Add	17.96	
For Elevated Installation >25' To 30', Add	25.14	
For Elevated Installation >30' To 35', Add	28.73	
For Elevated Installation >35' To 40', Add	35.91	
For Elevated Installation >40', Add	39.50	
26 05 33 13-0143 EA 2" Rigid Galvanized Steel (RGS) 36" Large Radius Elbow.....	168.21	39.50
For Work In Restricted Working Space, Add	23.70	
For Elevated Installation >10' To 15', Add	7.90	
For Elevated Installation >15' To 20', Add	15.80	
For Elevated Installation >20' To 25', Add	19.75	
For Elevated Installation >25' To 30', Add	27.65	
For Elevated Installation >30' To 35', Add	31.60	
For Elevated Installation >35' To 40', Add	39.51	
For Elevated Installation >40', Add	43.46	
26 05 33 13-0144 EA 2-1/2" Rigid Galvanized Steel (RGS) 36" Large Radius Elbow.....	227.20	49.57
For Work In Restricted Working Space, Add	29.74	
For Elevated Installation >10' To 15', Add	9.91	
For Elevated Installation >15' To 20', Add	19.82	
For Elevated Installation >20' To 25', Add	24.78	
For Elevated Installation >25' To 30', Add	34.69	
For Elevated Installation >30' To 35', Add	39.65	
For Elevated Installation >35' To 40', Add	49.56	
For Elevated Installation >40', Add	54.52	
26 05 33 13-0145 EA 3" Rigid Galvanized Steel (RGS) 36" Large Radius Elbow.....	295.96	67.52
For Work In Restricted Working Space, Add	40.51	
For Elevated Installation >10' To 15', Add	13.50	
For Elevated Installation >15' To 20', Add	27.01	
For Elevated Installation >20' To 25', Add	33.76	
For Elevated Installation >25' To 30', Add	47.26	
For Elevated Installation >30' To 35', Add	54.01	
For Elevated Installation >35' To 40', Add	67.52	
For Elevated Installation >40', Add	74.27	
26 05 33 13-0146 EA 3-1/2" Rigid Galvanized Steel (RGS) 36" Large Radius Elbow.....	371.87	76.13
For Work In Restricted Working Space, Add	45.68	
For Elevated Installation >10' To 15', Add	15.23	
For Elevated Installation >15' To 20', Add	30.46	
For Elevated Installation >20' To 25', Add	38.07	
For Elevated Installation >25' To 30', Add	53.30	
For Elevated Installation >30' To 35', Add	60.91	
For Elevated Installation >35' To 40', Add	76.14	
For Elevated Installation >40', Add	83.75	
26 05 33 13-0147 EA 4" Rigid Galvanized Steel (RGS) 36" Large Radius Elbow.....	426.29	99.12
For Work In Restricted Working Space, Add	59.47	
For Elevated Installation >10' To 15', Add	19.82	
For Elevated Installation >15' To 20', Add	39.65	
For Elevated Installation >20' To 25', Add	49.56	
For Elevated Installation >25' To 30', Add	69.38	
For Elevated Installation >30' To 35', Add	79.30	
For Elevated Installation >35' To 40', Add	99.12	
For Elevated Installation >40', Add	109.03	

26 Electrical

26 05 Common Work Results for Electrical

26 05 33 Raceway and Boxes for Electrical Systems



MINOR	CSI	UOM	DESCRIPTION	TOTAL DIRECT UNIT COST	DEMOLITION UNIT COST
26 05 33	13-0148	EA	5" Rigid Galvanized Steel (RGS) 36" Large Radius Elbow <i>For Work In Restricted Working Space, Add</i> <i>For Elevated Installation >10' To 15', Add</i> <i>For Elevated Installation >15' To 20', Add</i> <i>For Elevated Installation >20' To 25', Add</i> <i>For Elevated Installation >25' To 30', Add</i> <i>For Elevated Installation >30' To 35', Add</i> <i>For Elevated Installation >35' To 40', Add</i> <i>For Elevated Installation >40', Add</i>	733.24 96.97 32.32 64.64 80.81 113.13 129.29 161.61 177.77	161.61
26 05 33	13-0149	EA	6" Rigid Galvanized Steel (RGS) 36" Large Radius Elbow <i>For Work In Restricted Working Space, Add</i> <i>For Elevated Installation >10' To 15', Add</i> <i>For Elevated Installation >15' To 20', Add</i> <i>For Elevated Installation >20' To 25', Add</i> <i>For Elevated Installation >25' To 30', Add</i> <i>For Elevated Installation >30' To 35', Add</i> <i>For Elevated Installation >35' To 40', Add</i> <i>For Elevated Installation >40', Add</i>	936.02 145.67 48.56 97.11 121.39 169.95 194.22 242.78 267.06	242.78
26 05 33 13-0150 Rigid Galvanized Steel (RGS) 42" Large Radius Elbow <small>(26 05 33 13-0059)</small>					
See CSI section 26 05 33 13-2297 for conduit field bending.					
26 05 33	13-0151	EA	1" Rigid Galvanized Steel (RGS) 42" Large Radius Elbow <i>For Work In Restricted Working Space, Add</i> <i>For Elevated Installation >10' To 15', Add</i> <i>For Elevated Installation >15' To 20', Add</i> <i>For Elevated Installation >20' To 25', Add</i> <i>For Elevated Installation >25' To 30', Add</i> <i>For Elevated Installation >30' To 35', Add</i> <i>For Elevated Installation >35' To 40', Add</i> <i>For Elevated Installation >40', Add</i>	113.18 16.38 5.46 10.92 13.65 19.11 21.84 27.30 30.02	27.30
26 05 33	13-0152	EA	1-1/4" Rigid Galvanized Steel (RGS) 42" Large Radius Elbow <i>For Work In Restricted Working Space, Add</i> <i>For Elevated Installation >10' To 15', Add</i> <i>For Elevated Installation >15' To 20', Add</i> <i>For Elevated Installation >20' To 25', Add</i> <i>For Elevated Installation >25' To 30', Add</i> <i>For Elevated Installation >30' To 35', Add</i> <i>For Elevated Installation >35' To 40', Add</i> <i>For Elevated Installation >40', Add</i>	134.78 18.96 6.32 12.64 15.80 22.12 25.28 31.61 34.77	31.60
26 05 33	13-0153	EA	1-1/2" Rigid Galvanized Steel (RGS) 42" Large Radius Elbow <i>For Work In Restricted Working Space, Add</i> <i>For Elevated Installation >10' To 15', Add</i> <i>For Elevated Installation >15' To 20', Add</i> <i>For Elevated Installation >20' To 25', Add</i> <i>For Elevated Installation >25' To 30', Add</i> <i>For Elevated Installation >30' To 35', Add</i> <i>For Elevated Installation >35' To 40', Add</i> <i>For Elevated Installation >40', Add</i>	159.70 21.55 7.18 14.37 17.96 25.14 28.73 35.92 39.51	35.91
26 05 33	13-0154	EA	2" Rigid Galvanized Steel (RGS) 42" Large Radius Elbow <i>For Work In Restricted Working Space, Add</i> <i>For Elevated Installation >10' To 15', Add</i> <i>For Elevated Installation >15' To 20', Add</i> <i>For Elevated Installation >20' To 25', Add</i> <i>For Elevated Installation >25' To 30', Add</i> <i>For Elevated Installation >30' To 35', Add</i> <i>For Elevated Installation >35' To 40', Add</i> <i>For Elevated Installation >40', Add</i>	179.88 23.70 7.90 15.80 19.75 27.65 31.60 39.51 43.46	39.50
26 05 33	13-0155	EA	2-1/2" Rigid Galvanized Steel (RGS) 42" Large Radius Elbow <i>For Work In Restricted Working Space, Add</i> <i>For Elevated Installation >10' To 15', Add</i> <i>For Elevated Installation >15' To 20', Add</i> <i>For Elevated Installation >20' To 25', Add</i> <i>For Elevated Installation >25' To 30', Add</i> <i>For Elevated Installation >30' To 35', Add</i> <i>For Elevated Installation >35' To 40', Add</i> <i>For Elevated Installation >40', Add</i>	241.32 29.74 9.91 19.82 24.78 34.69 39.65 49.56 54.52	49.57
26 05 33	13-0156	EA	3" Rigid Galvanized Steel (RGS) 42" Large Radius Elbow <i>For Work In Restricted Working Space, Add</i> <i>For Elevated Installation >10' To 15', Add</i> <i>For Elevated Installation >15' To 20', Add</i> <i>For Elevated Installation >20' To 25', Add</i> <i>For Elevated Installation >25' To 30', Add</i> <i>For Elevated Installation >30' To 35', Add</i> <i>For Elevated Installation >35' To 40', Add</i> <i>For Elevated Installation >40', Add</i>	321.15 40.51 13.50 27.01 33.76 47.26 54.01 67.52 74.27	67.52
26 05 33	13-0157	EA	3-1/2" Rigid Galvanized Steel (RGS) 42" Large Radius Elbow <i>For Work In Restricted Working Space, Add</i> <i>For Elevated Installation >10' To 15', Add</i> <i>For Elevated Installation >15' To 20', Add</i> <i>For Elevated Installation >20' To 25', Add</i> <i>For Elevated Installation >25' To 30', Add</i> <i>For Elevated Installation >30' To 35', Add</i> <i>For Elevated Installation >35' To 40', Add</i> <i>For Elevated Installation >40', Add</i>	397.13 45.68 15.23 30.46 38.07 53.30 60.91 76.14 83.75	76.13



MINOR CSI UOM DESCRIPTION	TOTAL DIRECT UNIT COST	DEMOLITION UNIT COST
26 05 33 13-0158 EA 4" Rigid Galvanized Steel (RGS) 42" Large Radius Elbow.....	498.97	99.12
For Work In Restricted Working Space, Add	59.47	
For Elevated Installation >10' To 15', Add	19.82	
For Elevated Installation >15' To 20', Add	39.65	
For Elevated Installation >20' To 25', Add	49.56	
For Elevated Installation >25' To 30', Add	69.38	
For Elevated Installation >30' To 35', Add	79.30	
For Elevated Installation >35' To 40', Add	99.12	
For Elevated Installation >40', Add	109.03	
26 05 33 13-0159 EA 5" Rigid Galvanized Steel (RGS) 42" Large Radius Elbow.....	833.51	161.61
For Work In Restricted Working Space, Add	96.97	
For Elevated Installation >10' To 15', Add	32.32	
For Elevated Installation >15' To 20', Add	64.64	
For Elevated Installation >20' To 25', Add	80.81	
For Elevated Installation >25' To 30', Add	113.13	
For Elevated Installation >30' To 35', Add	129.29	
For Elevated Installation >35' To 40', Add	161.61	
For Elevated Installation >40', Add	177.77	
26 05 33 13-0160 EA 6" Rigid Galvanized Steel (RGS) 42" Large Radius Elbow.....	1,022.84	242.78
For Work In Restricted Working Space, Add	145.67	
For Elevated Installation >10' To 15', Add	48.56	
For Elevated Installation >15' To 20', Add	97.11	
For Elevated Installation >20' To 25', Add	121.39	
For Elevated Installation >25' To 30', Add	169.95	
For Elevated Installation >30' To 35', Add	194.22	
For Elevated Installation >35' To 40', Add	242.78	
For Elevated Installation >40', Add	267.06	
26 05 33 13-0161 Rigid Galvanized Steel (RGS) 48" Large Radius Elbow (26 05 33 13-0059)		
See CSI section 26 05 33 13-2297 for conduit field bending.		
26 05 33 13-0162 EA 1" Rigid Galvanized Steel (RGS) 48" Large Radius Elbow.....	120.34	27.30
For Work In Restricted Working Space, Add	16.38	
For Elevated Installation >10' To 15', Add	5.46	
For Elevated Installation >15' To 20', Add	10.92	
For Elevated Installation >20' To 25', Add	13.65	
For Elevated Installation >25' To 30', Add	19.11	
For Elevated Installation >30' To 35', Add	21.84	
For Elevated Installation >35' To 40', Add	27.30	
For Elevated Installation >40', Add	30.02	
26 05 33 13-0163 EA 1-1/4" Rigid Galvanized Steel (RGS) 48" Large Radius Elbow.....	142.87	31.60
For Work In Restricted Working Space, Add	18.96	
For Elevated Installation >10' To 15', Add	6.32	
For Elevated Installation >15' To 20', Add	12.64	
For Elevated Installation >20' To 25', Add	15.80	
For Elevated Installation >25' To 30', Add	22.12	
For Elevated Installation >30' To 35', Add	25.28	
For Elevated Installation >35' To 40', Add	31.61	
For Elevated Installation >40', Add	34.77	
26 05 33 13-0164 EA 1-1/2" Rigid Galvanized Steel (RGS) 48" Large Radius Elbow.....	166.76	35.91
For Work In Restricted Working Space, Add	21.55	
For Elevated Installation >10' To 15', Add	7.18	
For Elevated Installation >15' To 20', Add	14.37	
For Elevated Installation >20' To 25', Add	17.96	
For Elevated Installation >25' To 30', Add	25.14	
For Elevated Installation >30' To 35', Add	28.73	
For Elevated Installation >35' To 40', Add	35.92	
For Elevated Installation >40', Add	39.51	
26 05 33 13-0165 EA 2" Rigid Galvanized Steel (RGS) 48" Large Radius Elbow.....	201.69	39.50
For Work In Restricted Working Space, Add	23.70	
For Elevated Installation >10' To 15', Add	7.90	
For Elevated Installation >15' To 20', Add	15.80	
For Elevated Installation >20' To 25', Add	19.75	
For Elevated Installation >25' To 30', Add	27.65	
For Elevated Installation >30' To 35', Add	31.60	
For Elevated Installation >35' To 40', Add	39.51	
For Elevated Installation >40', Add	43.46	
26 05 33 13-0166 EA 2-1/2" Rigid Galvanized Steel (RGS) 48" Large Radius Elbow.....	267.38	49.57
For Work In Restricted Working Space, Add	29.74	
For Elevated Installation >10' To 15', Add	9.91	
For Elevated Installation >15' To 20', Add	19.82	
For Elevated Installation >20' To 25', Add	24.78	
For Elevated Installation >25' To 30', Add	34.69	
For Elevated Installation >30' To 35', Add	39.65	
For Elevated Installation >35' To 40', Add	49.56	
For Elevated Installation >40', Add	54.52	
26 05 33 13-0167 EA 3" Rigid Galvanized Steel (RGS) 48" Large Radius Elbow.....	346.53	67.52
For Work In Restricted Working Space, Add	40.51	
For Elevated Installation >10' To 15', Add	13.50	
For Elevated Installation >15' To 20', Add	27.01	
For Elevated Installation >20' To 25', Add	33.76	
For Elevated Installation >25' To 30', Add	47.26	
For Elevated Installation >30' To 35', Add	54.01	
For Elevated Installation >35' To 40', Add	67.52	
For Elevated Installation >40', Add	74.27	

26 Electrical

26 05 Common Work Results for Electrical

26 05 33 Raceway and Boxes for Electrical Systems



MINOR	CSI	UOM	DESCRIPTION	TOTAL DIRECT UNIT COST	DEMOLITION UNIT COST
26 05 33	13-0168	EA	3-1/2" Rigid Galvanized Steel (RGS) 48" Large Radius Elbow	428.89	76.13
			<i>For Work In Restricted Working Space, Add</i>	45.68	
			<i>For Elevated Installation >10' To 15', Add</i>	15.23	
			<i>For Elevated Installation >15' To 20', Add</i>	30.46	
			<i>For Elevated Installation >20' To 25', Add</i>	38.07	
			<i>For Elevated Installation >25' To 30', Add</i>	53.30	
			<i>For Elevated Installation >30' To 35', Add</i>	60.91	
			<i>For Elevated Installation >35' To 40', Add</i>	76.14	
			<i>For Elevated Installation >40', Add</i>	83.75	
26 05 33	13-0169	EA	4" Rigid Galvanized Steel (RGS) 48" Large Radius Elbow	537.55	99.12
			<i>For Work In Restricted Working Space, Add</i>	59.47	
			<i>For Elevated Installation >10' To 15', Add</i>	19.82	
			<i>For Elevated Installation >15' To 20', Add</i>	39.65	
			<i>For Elevated Installation >20' To 25', Add</i>	49.56	
			<i>For Elevated Installation >25' To 30', Add</i>	69.38	
			<i>For Elevated Installation >30' To 35', Add</i>	79.30	
			<i>For Elevated Installation >35' To 40', Add</i>	99.12	
			<i>For Elevated Installation >40', Add</i>	109.03	
26 05 33	13-0170	EA	5" Rigid Galvanized Steel (RGS) 48" Large Radius Elbow	864.91	161.61
			<i>For Work In Restricted Working Space, Add</i>	96.97	
			<i>For Elevated Installation >10' To 15', Add</i>	32.32	
			<i>For Elevated Installation >15' To 20', Add</i>	64.64	
			<i>For Elevated Installation >20' To 25', Add</i>	80.81	
			<i>For Elevated Installation >25' To 30', Add</i>	113.13	
			<i>For Elevated Installation >30' To 35', Add</i>	129.29	
			<i>For Elevated Installation >35' To 40', Add</i>	161.61	
			<i>For Elevated Installation >40', Add</i>	177.77	
26 05 33	13-0171	EA	6" Rigid Galvanized Steel (RGS) 48" Large Radius Elbow	1,040.41	242.78
			<i>For Work In Restricted Working Space, Add</i>	145.67	
			<i>For Elevated Installation >10' To 15', Add</i>	48.56	
			<i>For Elevated Installation >15' To 20', Add</i>	97.11	
			<i>For Elevated Installation >20' To 25', Add</i>	121.39	
			<i>For Elevated Installation >25' To 30', Add</i>	169.95	
			<i>For Elevated Installation >30' To 35', Add</i>	194.22	
			<i>For Elevated Installation >35' To 40', Add</i>	242.78	
			<i>For Elevated Installation >40', Add</i>	267.06	
26 05 33	13-0172		Rigid Galvanized Steel (RGS) Plastic Insulating Bushing <small>(26 05 33 13-0059)</small>		
26 05 33	13-0173	EA	1/2" Rigid Galvanized Steel (RGS) Plastic Insulating Bushing	14.48	7.05
			<i>For Work In Restricted Working Space, Add</i>	4.23	
			<i>For Elevated Installation >10' To 15', Add</i>	1.41	
			<i>For Elevated Installation >15' To 20', Add</i>	2.82	
			<i>For Elevated Installation >20' To 25', Add</i>	3.52	
			<i>For Elevated Installation >25' To 30', Add</i>	4.93	
			<i>For Elevated Installation >30' To 35', Add</i>	5.64	
			<i>For Elevated Installation >35' To 40', Add</i>	7.05	
			<i>For Elevated Installation >40', Add</i>	7.75	
			<i>For Personal Protective Equipment (Arc Flash) When Working On Energized Equipment, Add</i>	4.23	
26 05 33	13-0174	EA	3/4" Rigid Galvanized Steel (RGS) Plastic Insulating Bushing	15.54	7.52
			<i>For Work In Restricted Working Space, Add</i>	4.51	
			<i>For Elevated Installation >10' To 15', Add</i>	1.50	
			<i>For Elevated Installation >15' To 20', Add</i>	3.01	
			<i>For Elevated Installation >20' To 25', Add</i>	3.76	
			<i>For Elevated Installation >25' To 30', Add</i>	5.26	
			<i>For Elevated Installation >30' To 35', Add</i>	6.01	
			<i>For Elevated Installation >35' To 40', Add</i>	7.52	
			<i>For Elevated Installation >40', Add</i>	8.27	
			<i>For Personal Protective Equipment (Arc Flash) When Working On Energized Equipment, Add</i>	4.51	
26 05 33	13-0175	EA	1" Rigid Galvanized Steel (RGS) Plastic Insulating Bushing	17.68	8.45
			<i>For Work In Restricted Working Space, Add</i>	5.07	
			<i>For Elevated Installation >10' To 15', Add</i>	1.69	
			<i>For Elevated Installation >15' To 20', Add</i>	3.38	
			<i>For Elevated Installation >20' To 25', Add</i>	4.23	
			<i>For Elevated Installation >25' To 30', Add</i>	5.92	
			<i>For Elevated Installation >30' To 35', Add</i>	6.76	
			<i>For Elevated Installation >35' To 40', Add</i>	8.45	
			<i>For Elevated Installation >40', Add</i>	9.30	
			<i>For Personal Protective Equipment (Arc Flash) When Working On Energized Equipment, Add</i>	5.07	
26 05 33	13-0176	EA	1-1/4" Rigid Galvanized Steel (RGS) Plastic Insulating Bushing	19.91	9.39
			<i>For Work In Restricted Working Space, Add</i>	5.64	
			<i>For Elevated Installation >10' To 15', Add</i>	1.88	
			<i>For Elevated Installation >15' To 20', Add</i>	3.76	
			<i>For Elevated Installation >20' To 25', Add</i>	4.70	
			<i>For Elevated Installation >25' To 30', Add</i>	6.58	
			<i>For Elevated Installation >30' To 35', Add</i>	7.52	
			<i>For Elevated Installation >35' To 40', Add</i>	9.40	
			<i>For Elevated Installation >40', Add</i>	10.33	
			<i>For Personal Protective Equipment (Arc Flash) When Working On Energized Equipment, Add</i>	5.64	



MINOR CSI UOM DESCRIPTION	TOTAL DIRECT UNIT COST	DEMOLITION UNIT COST
26 05 33 13-0177 EA 1-1/2" Rigid Galvanized Steel (RGS) Plastic Insulating Bushing	25.02	11.74
For Work In Restricted Working Space, Add	7.04	
For Elevated Installation >10' To 15', Add	2.35	
For Elevated Installation >15' To 20', Add	4.70	
For Elevated Installation >20' To 25', Add	5.87	
For Elevated Installation >25' To 30', Add	8.22	
For Elevated Installation >30' To 35', Add	9.39	
For Elevated Installation >35' To 40', Add	11.74	
For Elevated Installation >40', Add	12.91	
For Personal Protective Equipment (Arc Flash) When Working On Energized Equipment, Add	7.04	
26 05 33 13-0178 EA 2" Rigid Galvanized Steel (RGS) Plastic Insulating Bushing	31.03	14.09
For Work In Restricted Working Space, Add	8.45	
For Elevated Installation >10' To 15', Add	2.82	
For Elevated Installation >15' To 20', Add	5.64	
For Elevated Installation >20' To 25', Add	7.05	
For Elevated Installation >25' To 30', Add	9.86	
For Elevated Installation >30' To 35', Add	11.27	
For Elevated Installation >35' To 40', Add	14.09	
For Elevated Installation >40', Add	15.50	
For Personal Protective Equipment (Arc Flash) When Working On Energized Equipment, Add	8.45	
26 05 33 13-0179 EA 2-1/2" Rigid Galvanized Steel (RGS) Plastic Insulating Bushing	39.17	16.44
For Work In Restricted Working Space, Add	9.86	
For Elevated Installation >10' To 15', Add	3.29	
For Elevated Installation >15' To 20', Add	6.57	
For Elevated Installation >20' To 25', Add	8.22	
For Elevated Installation >25' To 30', Add	11.50	
For Elevated Installation >30' To 35', Add	13.15	
For Elevated Installation >35' To 40', Add	16.44	
For Elevated Installation >40', Add	18.08	
For Personal Protective Equipment (Arc Flash) When Working On Energized Equipment, Add	9.86	
26 05 33 13-0180 EA 3" Rigid Galvanized Steel (RGS) Plastic Insulating Bushing	44.22	18.79
For Work In Restricted Working Space, Add	11.27	
For Elevated Installation >10' To 15', Add	3.76	
For Elevated Installation >15' To 20', Add	7.52	
For Elevated Installation >20' To 25', Add	9.40	
For Elevated Installation >25' To 30', Add	13.15	
For Elevated Installation >30' To 35', Add	15.03	
For Elevated Installation >35' To 40', Add	18.79	
For Elevated Installation >40', Add	20.67	
For Personal Protective Equipment (Arc Flash) When Working On Energized Equipment, Add	11.27	
26 05 33 13-0181 EA 3-1/2" Rigid Galvanized Steel (RGS) Plastic Insulating Bushing	51.49	17.68
For Work In Restricted Working Space, Add	12.68	
For Elevated Installation >10' To 15', Add	4.23	
For Elevated Installation >15' To 20', Add	8.45	
For Elevated Installation >20' To 25', Add	10.57	
For Elevated Installation >25' To 30', Add	14.79	
For Elevated Installation >30' To 35', Add	16.91	
For Elevated Installation >35' To 40', Add	21.14	
For Elevated Installation >40', Add	23.25	
For Personal Protective Equipment (Arc Flash) When Working On Energized Equipment, Add	12.68	
26 05 33 13-0182 EA 4" Rigid Galvanized Steel (RGS) Plastic Insulating Bushing	57.12	23.48
For Work In Restricted Working Space, Add	14.09	
For Elevated Installation >10' To 15', Add	4.70	
For Elevated Installation >15' To 20', Add	9.39	
For Elevated Installation >20' To 25', Add	11.74	
For Elevated Installation >25' To 30', Add	16.44	
For Elevated Installation >30' To 35', Add	18.78	
For Elevated Installation >35' To 40', Add	23.48	
For Elevated Installation >40', Add	25.83	
For Personal Protective Equipment (Arc Flash) When Working On Energized Equipment, Add	14.09	
26 05 33 13-0183 EA 5" Rigid Galvanized Steel (RGS) Plastic Insulating Bushing	68.98	25.83
For Work In Restricted Working Space, Add	15.50	
For Elevated Installation >10' To 15', Add	5.17	
For Elevated Installation >15' To 20', Add	10.33	
For Elevated Installation >20' To 25', Add	12.92	
For Elevated Installation >25' To 30', Add	18.08	
For Elevated Installation >30' To 35', Add	20.66	
For Elevated Installation >35' To 40', Add	25.83	
For Elevated Installation >40', Add	28.41	
For Personal Protective Equipment (Arc Flash) When Working On Energized Equipment, Add	15.50	
26 05 33 13-0184 EA 6" Rigid Galvanized Steel (RGS) Plastic Insulating Bushing	100.22	28.18
For Work In Restricted Working Space, Add	16.91	
For Elevated Installation >10' To 15', Add	5.64	
For Elevated Installation >15' To 20', Add	11.27	
For Elevated Installation >20' To 25', Add	14.09	
For Elevated Installation >25' To 30', Add	19.72	
For Elevated Installation >30' To 35', Add	22.54	
For Elevated Installation >35' To 40', Add	28.18	
For Elevated Installation >40', Add	30.99	
For Personal Protective Equipment (Arc Flash) When Working On Energized Equipment, Add	16.91	

26 05 33 13-0185 Rigid Galvanized Steel (RGS) Steel Bushing (26 05 33 13-0059)

26 Electrical

26 05 Common Work Results for Electrical

26 05 33 Raceway and Boxes for Electrical Systems



MINOR	CSI	UOM	DESCRIPTION	TOTAL DIRECT UNIT COST	DEMOLITION UNIT COST
26 05 33	13-0186	EA	1/2" Rigid Galvanized Steel (RGS) Steel Bushing	17.53	8.29
			<i>For Work In Restricted Working Space, Add</i>	4.97	
			<i>For Elevated Installation >10' To 15', Add</i>	1.66	
			<i>For Elevated Installation >15' To 20', Add</i>	3.31	
			<i>For Elevated Installation >20' To 25', Add</i>	4.14	
			<i>For Elevated Installation >25' To 30', Add</i>	5.80	
			<i>For Elevated Installation >30' To 35', Add</i>	6.63	
			<i>For Elevated Installation >35' To 40', Add</i>	8.29	
			<i>For Elevated Installation >40', Add</i>	9.11	
			<i>For Personal Protective Equipment (Arc Flash) When Working On Energized Equipment, Add</i>	4.97	
26 05 33	13-0187	EA	3/4" Rigid Galvanized Steel (RGS) Steel Bushing	19.09	8.84
			<i>For Work In Restricted Working Space, Add</i>	5.30	
			<i>For Elevated Installation >10' To 15', Add</i>	1.77	
			<i>For Elevated Installation >15' To 20', Add</i>	3.54	
			<i>For Elevated Installation >20' To 25', Add</i>	4.42	
			<i>For Elevated Installation >25' To 30', Add</i>	6.19	
			<i>For Elevated Installation >30' To 35', Add</i>	7.07	
			<i>For Elevated Installation >35' To 40', Add</i>	8.84	
			<i>For Elevated Installation >40', Add</i>	9.72	
			<i>For Personal Protective Equipment (Arc Flash) When Working On Energized Equipment, Add</i>	5.30	
26 05 33	13-0188	EA	1" Rigid Galvanized Steel (RGS) Steel Bushing	22.33	9.95
			<i>For Work In Restricted Working Space, Add</i>	5.97	
			<i>For Elevated Installation >10' To 15', Add</i>	1.99	
			<i>For Elevated Installation >15' To 20', Add</i>	3.98	
			<i>For Elevated Installation >20' To 25', Add</i>	4.97	
			<i>For Elevated Installation >25' To 30', Add</i>	6.96	
			<i>For Elevated Installation >30' To 35', Add</i>	7.96	
			<i>For Elevated Installation >35' To 40', Add</i>	9.95	
			<i>For Elevated Installation >40', Add</i>	10.94	
			<i>For Personal Protective Equipment (Arc Flash) When Working On Energized Equipment, Add</i>	5.97	
26 05 33	13-0189	EA	1-1/4" Rigid Galvanized Steel (RGS) Steel Bushing	25.12	11.05
			<i>For Work In Restricted Working Space, Add</i>	6.63	
			<i>For Elevated Installation >10' To 15', Add</i>	2.21	
			<i>For Elevated Installation >15' To 20', Add</i>	4.42	
			<i>For Elevated Installation >20' To 25', Add</i>	5.53	
			<i>For Elevated Installation >25' To 30', Add</i>	7.74	
			<i>For Elevated Installation >30' To 35', Add</i>	8.84	
			<i>For Elevated Installation >35' To 40', Add</i>	11.05	
			<i>For Elevated Installation >40', Add</i>	12.16	
			<i>For Personal Protective Equipment (Arc Flash) When Working On Energized Equipment, Add</i>	6.63	
26 05 33	13-0190	EA	1-1/2" Rigid Galvanized Steel (RGS) Steel Bushing	32.09	13.82
			<i>For Work In Restricted Working Space, Add</i>	8.29	
			<i>For Elevated Installation >10' To 15', Add</i>	2.76	
			<i>For Elevated Installation >15' To 20', Add</i>	5.53	
			<i>For Elevated Installation >20' To 25', Add</i>	6.91	
			<i>For Elevated Installation >25' To 30', Add</i>	9.67	
			<i>For Elevated Installation >30' To 35', Add</i>	11.05	
			<i>For Elevated Installation >35' To 40', Add</i>	13.82	
			<i>For Elevated Installation >40', Add</i>	15.20	
			<i>For Personal Protective Equipment (Arc Flash) When Working On Energized Equipment, Add</i>	8.29	
26 05 33	13-0191	EA	2" Rigid Galvanized Steel (RGS) Steel Bushing	37.95	16.57
			<i>For Work In Restricted Working Space, Add</i>	9.95	
			<i>For Elevated Installation >10' To 15', Add</i>	3.32	
			<i>For Elevated Installation >15' To 20', Add</i>	6.63	
			<i>For Elevated Installation >20' To 25', Add</i>	8.29	
			<i>For Elevated Installation >25' To 30', Add</i>	11.60	
			<i>For Elevated Installation >30' To 35', Add</i>	13.26	
			<i>For Elevated Installation >35' To 40', Add</i>	16.58	
			<i>For Elevated Installation >40', Add</i>	18.23	
			<i>For Personal Protective Equipment (Arc Flash) When Working On Energized Equipment, Add</i>	9.95	
26 05 33	13-0192	EA	2-1/2" Rigid Galvanized Steel (RGS) Steel Bushing	53.76	19.34
			<i>For Work In Restricted Working Space, Add</i>	11.60	
			<i>For Elevated Installation >10' To 15', Add</i>	3.87	
			<i>For Elevated Installation >15' To 20', Add</i>	7.74	
			<i>For Elevated Installation >20' To 25', Add</i>	9.67	
			<i>For Elevated Installation >25' To 30', Add</i>	13.54	
			<i>For Elevated Installation >30' To 35', Add</i>	15.47	
			<i>For Elevated Installation >35' To 40', Add</i>	19.34	
			<i>For Elevated Installation >40', Add</i>	21.27	
			<i>For Personal Protective Equipment (Arc Flash) When Working On Energized Equipment, Add</i>	11.60	
26 05 33	13-0193	EA	3" Rigid Galvanized Steel (RGS) Steel Bushing	63.99	22.10
			<i>For Work In Restricted Working Space, Add</i>	13.26	
			<i>For Elevated Installation >10' To 15', Add</i>	4.42	
			<i>For Elevated Installation >15' To 20', Add</i>	8.84	
			<i>For Elevated Installation >20' To 25', Add</i>	11.05	
			<i>For Elevated Installation >25' To 30', Add</i>	15.47	
			<i>For Elevated Installation >30' To 35', Add</i>	17.68	
			<i>For Elevated Installation >35' To 40', Add</i>	22.10	
			<i>For Elevated Installation >40', Add</i>	24.31	
			<i>For Personal Protective Equipment (Arc Flash) When Working On Energized Equipment, Add</i>	13.26	



MINOR CSI UOM DESCRIPTION	TOTAL DIRECT UNIT COST	DEMOLITION UNIT COST
26 05 33 13-0194 EA 3-1/2" Rigid Galvanized Steel (RGS) Steel Bushing.....	95.94	24.86
For Work In Restricted Working Space, Add	14.92	
For Elevated Installation >10' To 15', Add	4.97	
For Elevated Installation >15' To 20', Add	9.95	
For Elevated Installation >20' To 25', Add	12.43	
For Elevated Installation >25' To 30', Add	17.41	
For Elevated Installation >30' To 35', Add	19.89	
For Elevated Installation >35' To 40', Add	24.87	
For Elevated Installation >40', Add	27.35	
For Personal Protective Equipment (Arc Flash) When Working On Energized Equipment, Add	14.92	
26 05 33 13-0195 EA 4" Rigid Galvanized Steel (RGS) Steel Bushing.....	130.20	27.63
For Work In Restricted Working Space, Add	16.98	
For Elevated Installation >10' To 15', Add	5.53	
For Elevated Installation >15' To 20', Add	11.05	
For Elevated Installation >20' To 25', Add	13.81	
For Elevated Installation >25' To 30', Add	19.34	
For Elevated Installation >30' To 35', Add	22.10	
For Elevated Installation >35' To 40', Add	27.63	
For Elevated Installation >40', Add	30.39	
For Personal Protective Equipment (Arc Flash) When Working On Energized Equipment, Add	16.58	
26 05 33 13-0196 EA 5" Rigid Galvanized Steel (RGS) Steel Bushing.....	174.45	30.39
For Work In Restricted Working Space, Add	18.23	
For Elevated Installation >10' To 15', Add	6.08	
For Elevated Installation >15' To 20', Add	12.15	
For Elevated Installation >20' To 25', Add	15.19	
For Elevated Installation >25' To 30', Add	21.27	
For Elevated Installation >30' To 35', Add	24.31	
For Elevated Installation >35' To 40', Add	30.39	
For Elevated Installation >40', Add	33.42	
For Personal Protective Equipment (Arc Flash) When Working On Energized Equipment, Add	18.23	
26 05 33 13-0197 EA 6" Rigid Galvanized Steel (RGS) Steel Bushing.....	258.16	33.15
For Work In Restricted Working Space, Add	19.89	
For Elevated Installation >10' To 15', Add	6.63	
For Elevated Installation >15' To 20', Add	13.26	
For Elevated Installation >20' To 25', Add	16.58	
For Elevated Installation >25' To 30', Add	23.21	
For Elevated Installation >30' To 35', Add	26.52	
For Elevated Installation >35' To 40', Add	33.15	
For Elevated Installation >40', Add	36.47	
For Personal Protective Equipment (Arc Flash) When Working On Energized Equipment, Add	19.89	
26 05 33 13-0198 Rigid Galvanized Steel (RGS) Steel Insulated Bushing (26 05 33 13-0059)		
26 05 33 13-0199 EA 1/2" Rigid Galvanized Steel (RGS) Steel Insulated Bushing.....	18.67	8.29
For Work In Restricted Working Space, Add	4.97	
For Elevated Installation >10' To 15', Add	1.66	
For Elevated Installation >15' To 20', Add	3.31	
For Elevated Installation >20' To 25', Add	4.14	
For Elevated Installation >25' To 30', Add	5.80	
For Elevated Installation >30' To 35', Add	6.63	
For Elevated Installation >35' To 40', Add	8.29	
For Elevated Installation >40', Add	9.11	
For Personal Protective Equipment (Arc Flash) When Working On Energized Equipment, Add	4.97	
26 05 33 13-0200 EA 3/4" Rigid Galvanized Steel (RGS) Steel Insulated Bushing.....	20.80	8.84
For Work In Restricted Working Space, Add	5.30	
For Elevated Installation >10' To 15', Add	1.77	
For Elevated Installation >15' To 20', Add	3.54	
For Elevated Installation >20' To 25', Add	4.42	
For Elevated Installation >25' To 30', Add	6.19	
For Elevated Installation >30' To 35', Add	7.07	
For Elevated Installation >35' To 40', Add	8.84	
For Elevated Installation >40', Add	9.72	
For Personal Protective Equipment (Arc Flash) When Working On Energized Equipment, Add	5.30	
26 05 33 13-0201 EA 1" Rigid Galvanized Steel (RGS) Steel Insulated Bushing.....	24.49	9.95
For Work In Restricted Working Space, Add	5.97	
For Elevated Installation >10' To 15', Add	1.99	
For Elevated Installation >15' To 20', Add	3.98	
For Elevated Installation >20' To 25', Add	4.97	
For Elevated Installation >25' To 30', Add	6.96	
For Elevated Installation >30' To 35', Add	7.96	
For Elevated Installation >35' To 40', Add	9.95	
For Elevated Installation >40', Add	10.94	
For Personal Protective Equipment (Arc Flash) When Working On Energized Equipment, Add	5.97	
26 05 33 13-0202 EA 1-1/4" Rigid Galvanized Steel (RGS) Steel Insulated Bushing.....	28.76	11.05
For Work In Restricted Working Space, Add	6.63	
For Elevated Installation >10' To 15', Add	2.21	
For Elevated Installation >15' To 20', Add	4.42	
For Elevated Installation >20' To 25', Add	5.53	
For Elevated Installation >25' To 30', Add	7.74	
For Elevated Installation >30' To 35', Add	8.84	
For Elevated Installation >35' To 40', Add	11.05	
For Elevated Installation >40', Add	12.16	
For Personal Protective Equipment (Arc Flash) When Working On Energized Equipment, Add	6.63	

26 Electrical

26 05 Common Work Results for Electrical

26 05 33 Raceway and Boxes for Electrical Systems



MINOR CSI UOM DESCRIPTION	TOTAL DIRECT UNIT COST	DEMOLITION UNIT COST
26 05 33 13-0203 EA 1-1/2" Rigid Galvanized Steel (RGS) Steel Insulated Bushing	35.89	13.82
For Work In Restricted Working Space, Add	8.29	
For Elevated Installation >10' To 15', Add	2.76	
For Elevated Installation >15' To 20', Add	5.53	
For Elevated Installation >20' To 25', Add	6.91	
For Elevated Installation >25' To 30', Add	9.67	
For Elevated Installation >30' To 35', Add	11.05	
For Elevated Installation >35' To 40', Add	13.82	
For Elevated Installation >40', Add	15.20	
For Personal Protective Equipment (Arc Flash) When Working On Energized Equipment, Add	8.29	
26 05 33 13-0204 EA 2" Rigid Galvanized Steel (RGS) Steel Insulated Bushing.....	44.68	16.57
For Work In Restricted Working Space, Add	9.95	
For Elevated Installation >10' To 15', Add	3.32	
For Elevated Installation >15' To 20', Add	6.63	
For Elevated Installation >20' To 25', Add	8.29	
For Elevated Installation >25' To 30', Add	11.60	
For Elevated Installation >30' To 35', Add	13.26	
For Elevated Installation >35' To 40', Add	16.58	
For Elevated Installation >40', Add	18.23	
For Personal Protective Equipment (Arc Flash) When Working On Energized Equipment, Add	9.95	
26 05 33 13-0205 EA 2-1/2" Rigid Galvanized Steel (RGS) Steel Insulated Bushing	62.89	19.34
For Work In Restricted Working Space, Add	11.60	
For Elevated Installation >10' To 15', Add	3.87	
For Elevated Installation >15' To 20', Add	7.74	
For Elevated Installation >20' To 25', Add	9.67	
For Elevated Installation >25' To 30', Add	13.54	
For Elevated Installation >30' To 35', Add	15.47	
For Elevated Installation >35' To 40', Add	19.34	
For Elevated Installation >40', Add	21.27	
For Personal Protective Equipment (Arc Flash) When Working On Energized Equipment, Add	11.60	
26 05 33 13-0206 EA 3" Rigid Galvanized Steel (RGS) Steel Insulated Bushing.....	74.69	22.10
For Work In Restricted Working Space, Add	13.26	
For Elevated Installation >10' To 15', Add	4.42	
For Elevated Installation >15' To 20', Add	8.84	
For Elevated Installation >20' To 25', Add	11.05	
For Elevated Installation >25' To 30', Add	15.47	
For Elevated Installation >30' To 35', Add	17.68	
For Elevated Installation >35' To 40', Add	22.10	
For Elevated Installation >40', Add	24.31	
For Personal Protective Equipment (Arc Flash) When Working On Energized Equipment, Add	13.26	
26 05 33 13-0207 EA 3-1/2" Rigid Galvanized Steel (RGS) Steel Insulated Bushing	97.93	24.86
For Work In Restricted Working Space, Add	14.92	
For Elevated Installation >10' To 15', Add	4.97	
For Elevated Installation >15' To 20', Add	9.95	
For Elevated Installation >20' To 25', Add	12.43	
For Elevated Installation >25' To 30', Add	17.41	
For Elevated Installation >30' To 35', Add	19.89	
For Elevated Installation >35' To 40', Add	24.87	
For Elevated Installation >40', Add	27.35	
For Personal Protective Equipment (Arc Flash) When Working On Energized Equipment, Add	14.92	
26 05 33 13-0208 EA 4" Rigid Galvanized Steel (RGS) Steel Insulated Bushing.....	139.11	27.63
For Work In Restricted Working Space, Add	16.58	
For Elevated Installation >10' To 15', Add	5.53	
For Elevated Installation >15' To 20', Add	11.05	
For Elevated Installation >20' To 25', Add	13.81	
For Elevated Installation >25' To 30', Add	19.34	
For Elevated Installation >30' To 35', Add	22.10	
For Elevated Installation >35' To 40', Add	27.63	
For Elevated Installation >40', Add	30.39	
For Personal Protective Equipment (Arc Flash) When Working On Energized Equipment, Add	16.58	
26 05 33 13-0209 EA 5" Rigid Galvanized Steel (RGS) Steel Insulated Bushing.....	184.16	30.39
For Work In Restricted Working Space, Add	18.23	
For Elevated Installation >10' To 15', Add	6.08	
For Elevated Installation >15' To 20', Add	12.15	
For Elevated Installation >20' To 25', Add	15.19	
For Elevated Installation >25' To 30', Add	21.27	
For Elevated Installation >30' To 35', Add	24.31	
For Elevated Installation >35' To 40', Add	30.39	
For Elevated Installation >40', Add	33.42	
For Personal Protective Equipment (Arc Flash) When Working On Energized Equipment, Add	18.23	
26 05 33 13-0210 EA 6" Rigid Galvanized Steel (RGS) Steel Insulated Bushing.....	261.59	33.15
For Work In Restricted Working Space, Add	19.89	
For Elevated Installation >10' To 15', Add	6.63	
For Elevated Installation >15' To 20', Add	13.26	
For Elevated Installation >20' To 25', Add	16.58	
For Elevated Installation >25' To 30', Add	23.21	
For Elevated Installation >30' To 35', Add	26.52	
For Elevated Installation >35' To 40', Add	33.15	
For Elevated Installation >40', Add	36.47	
For Personal Protective Equipment (Arc Flash) When Working On Energized Equipment, Add	19.89	

26 05 33 13-0211 Rigid Galvanized Steel (RGS) Steel Insulated Grounding Bushing (26 05 33 13-0059)



MINOR CSI UOM DESCRIPTION	TOTAL DIRECT UNIT COST	DEMOLITION UNIT COST
26 05 33 13-0212 EA 1/2" Rigid Galvanized Steel (RGS) Steel Insulated Grounding Bushing.....	28.36	9.95
For Work In Restricted Working Space, Add	5.97	
For Elevated Installation >10' To 15', Add	1.99	
For Elevated Installation >15' To 20', Add	3.98	
For Elevated Installation >20' To 25', Add	4.97	
For Elevated Installation >25' To 30', Add	6.96	
For Elevated Installation >30' To 35', Add	7.96	
For Elevated Installation >35' To 40', Add	9.95	
For Elevated Installation >40', Add	10.94	
For Personal Protective Equipment (Arc Flash) When Working On Energized Equipment, Add	5.97	
26 05 33 13-0213 EA 3/4" Rigid Galvanized Steel (RGS) Steel Insulated Grounding Bushing.....	31.77	11.05
For Work In Restricted Working Space, Add	6.63	
For Elevated Installation >10' To 15', Add	2.21	
For Elevated Installation >15' To 20', Add	4.42	
For Elevated Installation >20' To 25', Add	5.53	
For Elevated Installation >25' To 30', Add	7.74	
For Elevated Installation >30' To 35', Add	8.84	
For Elevated Installation >35' To 40', Add	11.05	
For Elevated Installation >40', Add	12.16	
For Personal Protective Equipment (Arc Flash) When Working On Energized Equipment, Add	6.63	
26 05 33 13-0214 EA 1" Rigid Galvanized Steel (RGS) Steel Insulated Grounding Bushing.....	36.37	12.15
For Work In Restricted Working Space, Add	7.29	
For Elevated Installation >10' To 15', Add	2.43	
For Elevated Installation >15' To 20', Add	4.86	
For Elevated Installation >20' To 25', Add	6.08	
For Elevated Installation >25' To 30', Add	8.51	
For Elevated Installation >30' To 35', Add	9.72	
For Elevated Installation >35' To 40', Add	12.16	
For Elevated Installation >40', Add	13.37	
For Personal Protective Equipment (Arc Flash) When Working On Energized Equipment, Add	7.29	
26 05 33 13-0215 EA 1-1/4" Rigid Galvanized Steel (RGS) Steel Insulated Grounding Bushing.....	43.23	13.82
For Work In Restricted Working Space, Add	8.29	
For Elevated Installation >10' To 15', Add	2.76	
For Elevated Installation >15' To 20', Add	5.53	
For Elevated Installation >20' To 25', Add	6.91	
For Elevated Installation >25' To 30', Add	9.67	
For Elevated Installation >30' To 35', Add	11.05	
For Elevated Installation >35' To 40', Add	13.82	
For Elevated Installation >40', Add	15.20	
For Personal Protective Equipment (Arc Flash) When Working On Energized Equipment, Add	8.29	
26 05 33 13-0216 EA 1-1/2" Rigid Galvanized Steel (RGS) Steel Insulated Grounding Bushing.....	52.26	17.12
For Work In Restricted Working Space, Add	10.28	
For Elevated Installation >10' To 15', Add	3.43	
For Elevated Installation >15' To 20', Add	6.85	
For Elevated Installation >20' To 25', Add	8.57	
For Elevated Installation >25' To 30', Add	11.99	
For Elevated Installation >30' To 35', Add	13.70	
For Elevated Installation >35' To 40', Add	17.13	
For Elevated Installation >40', Add	18.84	
For Personal Protective Equipment (Arc Flash) When Working On Energized Equipment, Add	10.28	
26 05 33 13-0217 EA 2" Rigid Galvanized Steel (RGS) Steel Insulated Grounding Bushing.....	65.89	20.44
For Work In Restricted Working Space, Add	12.26	
For Elevated Installation >10' To 15', Add	4.09	
For Elevated Installation >15' To 20', Add	8.18	
For Elevated Installation >20' To 25', Add	10.22	
For Elevated Installation >25' To 30', Add	14.31	
For Elevated Installation >30' To 35', Add	16.35	
For Elevated Installation >35' To 40', Add	20.44	
For Elevated Installation >40', Add	22.48	
For Personal Protective Equipment (Arc Flash) When Working On Energized Equipment, Add	12.26	
26 05 33 13-0218 EA 2-1/2" Rigid Galvanized Steel (RGS) Steel Insulated Grounding Bushing.....	88.38	23.76
For Work In Restricted Working Space, Add	14.26	
For Elevated Installation >10' To 15', Add	4.75	
For Elevated Installation >15' To 20', Add	9.50	
For Elevated Installation >20' To 25', Add	11.88	
For Elevated Installation >25' To 30', Add	16.63	
For Elevated Installation >30' To 35', Add	19.01	
For Elevated Installation >35' To 40', Add	23.76	
For Elevated Installation >40', Add	26.14	
For Personal Protective Equipment (Arc Flash) When Working On Energized Equipment, Add	14.26	
26 05 33 13-0219 EA 3" Rigid Galvanized Steel (RGS) Steel Insulated Grounding Bushing.....	97.40	27.63
For Work In Restricted Working Space, Add	16.58	
For Elevated Installation >10' To 15', Add	5.53	
For Elevated Installation >15' To 20', Add	11.05	
For Elevated Installation >20' To 25', Add	13.81	
For Elevated Installation >25' To 30', Add	19.34	
For Elevated Installation >30' To 35', Add	22.10	
For Elevated Installation >35' To 40', Add	27.63	
For Elevated Installation >40', Add	30.39	
For Personal Protective Equipment (Arc Flash) When Working On Energized Equipment, Add	16.58	

26 Electrical

26 05 Common Work Results for Electrical

26 05 33 Raceway and Boxes for Electrical Systems



MINOR	CSI	UOM	DESCRIPTION	TOTAL DIRECT UNIT COST	DEMOLITION UNIT COST
26 05 33	13-0220	EA	3-1/2" Rigid Galvanized Steel (RGS) Steel Insulated Grounding Bushing.....	110.15	30.94
			<i>For Work In Restricted Working Space, Add</i>	18.56	
			<i>For Elevated Installation >10' To 15', Add</i>	6.19	
			<i>For Elevated Installation >15' To 20', Add</i>	12.38	
			<i>For Elevated Installation >20' To 25', Add</i>	15.47	
			<i>For Elevated Installation >25' To 30', Add</i>	21.66	
			<i>For Elevated Installation >30' To 35', Add</i>	24.75	
			<i>For Elevated Installation >35' To 40', Add</i>	30.94	
			<i>For Elevated Installation >40', Add</i>	34.03	
			<i>For Personal Protective Equipment (Arc Flash) When Working On Energized Equipment, Add</i>	18.56	
26 05 33	13-0221	EA	4" Rigid Galvanized Steel (RGS) Steel Insulated Grounding Bushing.....	142.40	34.26
			<i>For Work In Restricted Working Space, Add</i>	20.55	
			<i>For Elevated Installation >10' To 15', Add</i>	6.85	
			<i>For Elevated Installation >15' To 20', Add</i>	13.70	
			<i>For Elevated Installation >20' To 25', Add</i>	17.13	
			<i>For Elevated Installation >25' To 30', Add</i>	23.98	
			<i>For Elevated Installation >30' To 35', Add</i>	27.40	
			<i>For Elevated Installation >35' To 40', Add</i>	34.26	
			<i>For Elevated Installation >40', Add</i>	37.68	
			<i>For Personal Protective Equipment (Arc Flash) When Working On Energized Equipment, Add</i>	20.65	
26 05 33	13-0222	EA	5" Rigid Galvanized Steel (RGS) Steel Insulated Grounding Bushing.....	202.33	37.58
			<i>For Work In Restricted Working Space, Add</i>	22.54	
			<i>For Elevated Installation >10' To 15', Add</i>	7.51	
			<i>For Elevated Installation >15' To 20', Add</i>	15.03	
			<i>For Elevated Installation >20' To 25', Add</i>	18.79	
			<i>For Elevated Installation >25' To 30', Add</i>	26.30	
			<i>For Elevated Installation >30' To 35', Add</i>	30.06	
			<i>For Elevated Installation >35' To 40', Add</i>	37.57	
			<i>For Elevated Installation >40', Add</i>	41.33	
			<i>For Personal Protective Equipment (Arc Flash) When Working On Energized Equipment, Add</i>	22.54	
26 05 33	13-0223	EA	6" Rigid Galvanized Steel (RGS) Steel Insulated Grounding Bushing.....	278.94	41.44
			<i>For Work In Restricted Working Space, Add</i>	24.86	
			<i>For Elevated Installation >10' To 15', Add</i>	8.29	
			<i>For Elevated Installation >15' To 20', Add</i>	16.58	
			<i>For Elevated Installation >20' To 25', Add</i>	20.72	
			<i>For Elevated Installation >25' To 30', Add</i>	29.01	
			<i>For Elevated Installation >30' To 35', Add</i>	33.15	
			<i>For Elevated Installation >35' To 40', Add</i>	41.44	
			<i>For Elevated Installation >40', Add</i>	45.58	
			<i>For Personal Protective Equipment (Arc Flash) When Working On Energized Equipment, Add</i>	24.86	
26 05 33	13-0224		Rigid Galvanized Steel (RGS) Box Connectors With Set Screw (26 05 33 13-0059)		
26 05 33	13-0225	EA	1/2" Rigid Galvanized Steel (RGS) Box Connector With Set Screw.....	17.80	5.08
			<i>For Work In Restricted Working Space, Add</i>	3.78	
			<i>For Elevated Installation >10' To 15', Add</i>	1.26	
			<i>For Elevated Installation >15' To 20', Add</i>	2.52	
			<i>For Elevated Installation >20' To 25', Add</i>	3.15	
			<i>For Elevated Installation >25' To 30', Add</i>	4.41	
			<i>For Elevated Installation >30' To 35', Add</i>	5.04	
			<i>For Elevated Installation >35' To 40', Add</i>	6.31	
			<i>For Elevated Installation >40', Add</i>	6.94	
			<i>For Personal Protective Equipment (Arc Flash) When Working On Energized Equipment, Add</i>	3.78	
26 05 33	13-0226	EA	3/4" Rigid Galvanized Steel (RGS) Box Connector With Set Screw.....	21.81	5.85
			<i>For Work In Restricted Working Space, Add</i>	4.38	
			<i>For Elevated Installation >10' To 15', Add</i>	1.46	
			<i>For Elevated Installation >15' To 20', Add</i>	2.92	
			<i>For Elevated Installation >20' To 25', Add</i>	3.65	
			<i>For Elevated Installation >25' To 30', Add</i>	5.11	
			<i>For Elevated Installation >30' To 35', Add</i>	5.84	
			<i>For Elevated Installation >35' To 40', Add</i>	7.30	
			<i>For Elevated Installation >40', Add</i>	8.03	
			<i>For Personal Protective Equipment (Arc Flash) When Working On Energized Equipment, Add</i>	4.38	
26 05 33	13-0227	EA	1" Rigid Galvanized Steel (RGS) Box Connector With Set Screw.....	29.09	7.07
			<i>For Work In Restricted Working Space, Add</i>	5.28	
			<i>For Elevated Installation >10' To 15', Add</i>	1.76	
			<i>For Elevated Installation >15' To 20', Add</i>	3.52	
			<i>For Elevated Installation >20' To 25', Add</i>	4.40	
			<i>For Elevated Installation >25' To 30', Add</i>	6.16	
			<i>For Elevated Installation >30' To 35', Add</i>	7.04	
			<i>For Elevated Installation >35' To 40', Add</i>	8.80	
			<i>For Elevated Installation >40', Add</i>	9.68	
			<i>For Personal Protective Equipment (Arc Flash) When Working On Energized Equipment, Add</i>	5.28	
26 05 33	13-0228	EA	1-1/4" Rigid Galvanized Steel (RGS) Box Connector, Insulated With Set Screw.....	44.43	8.73
			<i>For Work In Restricted Working Space, Add</i>	6.57	
			<i>For Elevated Installation >10' To 15', Add</i>	2.19	
			<i>For Elevated Installation >15' To 20', Add</i>	4.38	
			<i>For Elevated Installation >20' To 25', Add</i>	5.48	
			<i>For Elevated Installation >25' To 30', Add</i>	7.67	
			<i>For Elevated Installation >30' To 35', Add</i>	8.76	
			<i>For Elevated Installation >35' To 40', Add</i>	10.95	
			<i>For Elevated Installation >40', Add</i>	12.05	
			<i>For Personal Protective Equipment (Arc Flash) When Working On Energized Equipment, Add</i>	6.57	



MINOR CSI UOM DESCRIPTION	TOTAL DIRECT UNIT COST	DEMOLITION UNIT COST
26 05 33 13-0229 EA 1-1/2" Rigid Galvanized Steel (RGS) Box Connector, Insulated With Set Screw	60.26	11.71
For Work In Restricted Working Space, Add	8.79	
For Elevated Installation >10' To 15', Add	2.93	
For Elevated Installation >15' To 20', Add	5.86	
For Elevated Installation >20' To 25', Add	7.33	
For Elevated Installation >25' To 30', Add	10.26	
For Elevated Installation >30' To 35', Add	11.72	
For Elevated Installation >35' To 40', Add	14.66	
For Elevated Installation >40', Add	16.12	
For Personal Protective Equipment (Arc Flash) When Working On Energized Equipment, Add	8.79	
26 05 33 13-0230 EA 2" Rigid Galvanized Steel (RGS) Box Connector, Insulated With Set Screw.....	104.57	17.57
For Work In Restricted Working Space, Add	13.17	
For Elevated Installation >10' To 15', Add	4.39	
For Elevated Installation >15' To 20', Add	8.78	
For Elevated Installation >20' To 25', Add	10.98	
For Elevated Installation >25' To 30', Add	15.37	
For Elevated Installation >30' To 35', Add	17.56	
For Elevated Installation >35' To 40', Add	21.95	
For Elevated Installation >40', Add	24.15	
For Personal Protective Equipment (Arc Flash) When Working On Energized Equipment, Add	13.17	
26 05 33 13-0231 EA 2-1/2" Rigid Galvanized Steel (RGS) Box Connector, Insulated With Set Screw	198.77	19.45
For Work In Restricted Working Space, Add	14.59	
For Elevated Installation >10' To 15', Add	4.86	
For Elevated Installation >15' To 20', Add	9.72	
For Elevated Installation >20' To 25', Add	12.16	
For Elevated Installation >25' To 30', Add	17.02	
For Elevated Installation >30' To 35', Add	19.45	
For Elevated Installation >35' To 40', Add	24.31	
For Elevated Installation >40', Add	26.74	
For Personal Protective Equipment (Arc Flash) When Working On Energized Equipment, Add	14.59	
26 05 33 13-0232 EA 3" Rigid Galvanized Steel (RGS) Box Connector, Insulated With Set Screw.....	236.62	23.54
For Work In Restricted Working Space, Add	17.67	
For Elevated Installation >10' To 15', Add	5.89	
For Elevated Installation >15' To 20', Add	11.78	
For Elevated Installation >20' To 25', Add	14.72	
For Elevated Installation >25' To 30', Add	20.61	
For Elevated Installation >30' To 35', Add	23.56	
For Elevated Installation >35' To 40', Add	29.45	
For Elevated Installation >40', Add	32.39	
For Personal Protective Equipment (Arc Flash) When Working On Energized Equipment, Add	17.67	
26 05 33 13-0233 EA 3-1/2" Rigid Galvanized Steel (RGS) Box Connector, Insulated With Set Screw	321.93	29.51
For Work In Restricted Working Space, Add	22.12	
For Elevated Installation >10' To 15', Add	7.37	
For Elevated Installation >15' To 20', Add	14.74	
For Elevated Installation >20' To 25', Add	18.43	
For Elevated Installation >25' To 30', Add	25.80	
For Elevated Installation >30' To 35', Add	29.49	
For Elevated Installation >35' To 40', Add	36.86	
For Elevated Installation >40', Add	40.55	
For Personal Protective Equipment (Arc Flash) When Working On Energized Equipment, Add	22.12	
26 05 33 13-0234 EA 4" Rigid Galvanized Steel (RGS) Box Connector, Insulated With Set Screw.....	376.45	35.36
For Work In Restricted Working Space, Add	26.52	
For Elevated Installation >10' To 15', Add	8.84	
For Elevated Installation >15' To 20', Add	17.68	
For Elevated Installation >20' To 25', Add	22.10	
For Elevated Installation >25' To 30', Add	30.94	
For Elevated Installation >30' To 35', Add	35.36	
For Elevated Installation >35' To 40', Add	44.20	
For Elevated Installation >40', Add	48.62	
For Personal Protective Equipment (Arc Flash) When Working On Energized Equipment, Add	26.52	
26 05 33 13-0235 EA 5" Rigid Galvanized Steel (RGS) Box Connector, Insulated With Set Screw.....	680.46	39.34
For Work In Restricted Working Space, Add	29.47	
For Elevated Installation >10' To 15', Add	9.82	
For Elevated Installation >15' To 20', Add	19.65	
For Elevated Installation >20' To 25', Add	24.56	
For Elevated Installation >25' To 30', Add	34.38	
For Elevated Installation >30' To 35', Add	39.30	
For Elevated Installation >35' To 40', Add	49.12	
For Elevated Installation >40', Add	54.03	
For Personal Protective Equipment (Arc Flash) When Working On Energized Equipment, Add	29.47	
26 05 33 13-0236 EA 6" Rigid Galvanized Steel (RGS) Box Connector, Insulated With Set Screw.....	815.27	44.20
For Work In Restricted Working Space, Add	33.14	
For Elevated Installation >10' To 15', Add	11.05	
For Elevated Installation >15' To 20', Add	22.10	
For Elevated Installation >20' To 25', Add	27.62	
For Elevated Installation >25' To 30', Add	38.67	
For Elevated Installation >30' To 35', Add	44.19	
For Elevated Installation >35' To 40', Add	55.24	
For Elevated Installation >40', Add	60.76	
For Personal Protective Equipment (Arc Flash) When Working On Energized Equipment, Add	33.14	

26 05 33 13-0237 Rigid Galvanized Steel (RGS) Nipples (26 05 33 13-0059)

26 Electrical

26 05 Common Work Results for Electrical

26 05 33 Raceway and Boxes for Electrical Systems



MINOR	CSI	UOM	DESCRIPTION	TOTAL DIRECT UNIT COST	DEMOLITION UNIT COST
26 05 33	13-0238	EA	1/2" x 2" Long, Rigid Galvanized Steel (RGS) Nipple	16.17	7.18
			<i>For Work In Restricted Working Space, Add</i>	4.31	
			<i>For Elevated Installation >10' To 15', Add</i>	1.44	
			<i>For Elevated Installation >15' To 20', Add</i>	2.87	
			<i>For Elevated Installation >20' To 25', Add</i>	3.59	
			<i>For Elevated Installation >25' To 30', Add</i>	5.03	
			<i>For Elevated Installation >30' To 35', Add</i>	5.75	
			<i>For Elevated Installation >35' To 40', Add</i>	7.19	
			<i>For Elevated Installation >40', Add</i>	7.90	
			<i>For Personal Protective Equipment (Arc Flash) When Working On Energized Equipment, Add</i>	4.31	
26 05 33	13-0239	EA	3/4" x 2" Long, Rigid Galvanized Steel (RGS) Nipple	18.59	8.29
			<i>For Work In Restricted Working Space, Add</i>	4.97	
			<i>For Elevated Installation >10' To 15', Add</i>	1.66	
			<i>For Elevated Installation >15' To 20', Add</i>	3.31	
			<i>For Elevated Installation >20' To 25', Add</i>	4.14	
			<i>For Elevated Installation >25' To 30', Add</i>	5.80	
			<i>For Elevated Installation >30' To 35', Add</i>	6.63	
			<i>For Elevated Installation >35' To 40', Add</i>	8.29	
			<i>For Elevated Installation >40', Add</i>	9.11	
			<i>For Personal Protective Equipment (Arc Flash) When Working On Energized Equipment, Add</i>	4.97	
26 05 33	13-0240	EA	1" x 2" Long, Rigid Galvanized Steel (RGS) Nipple	23.81	10.50
			<i>For Work In Restricted Working Space, Add</i>	6.30	
			<i>For Elevated Installation >10' To 15', Add</i>	2.10	
			<i>For Elevated Installation >15' To 20', Add</i>	4.20	
			<i>For Elevated Installation >20' To 25', Add</i>	5.25	
			<i>For Elevated Installation >25' To 30', Add</i>	7.35	
			<i>For Elevated Installation >30' To 35', Add</i>	8.40	
			<i>For Elevated Installation >35' To 40', Add</i>	10.50	
			<i>For Elevated Installation >40', Add</i>	11.54	
			<i>For Personal Protective Equipment (Arc Flash) When Working On Energized Equipment, Add</i>	6.30	
26 05 33	13-0241	EA	1-1/4" x 2" Long, Rigid Galvanized Steel (RGS) Nipple	27.90	12.15
			<i>For Work In Restricted Working Space, Add</i>	7.29	
			<i>For Elevated Installation >10' To 15', Add</i>	2.43	
			<i>For Elevated Installation >15' To 20', Add</i>	4.86	
			<i>For Elevated Installation >20' To 25', Add</i>	6.08	
			<i>For Elevated Installation >25' To 30', Add</i>	8.51	
			<i>For Elevated Installation >30' To 35', Add</i>	9.72	
			<i>For Elevated Installation >35' To 40', Add</i>	12.16	
			<i>For Elevated Installation >40', Add</i>	13.37	
			<i>For Personal Protective Equipment (Arc Flash) When Working On Energized Equipment, Add</i>	7.29	
26 05 33	13-0242	EA	1-1/2" x 2" Long, Rigid Galvanized Steel (RGS) Nipple	31.87	13.82
			<i>For Work In Restricted Working Space, Add</i>	8.29	
			<i>For Elevated Installation >10' To 15', Add</i>	2.76	
			<i>For Elevated Installation >15' To 20', Add</i>	5.52	
			<i>For Elevated Installation >20' To 25', Add</i>	6.91	
			<i>For Elevated Installation >25' To 30', Add</i>	9.67	
			<i>For Elevated Installation >30' To 35', Add</i>	11.05	
			<i>For Elevated Installation >35' To 40', Add</i>	13.81	
			<i>For Elevated Installation >40', Add</i>	15.19	
			<i>For Personal Protective Equipment (Arc Flash) When Working On Energized Equipment, Add</i>	8.29	
26 05 33	13-0243	EA	1/2" x 2-1/2" Long, Rigid Galvanized Steel (RGS) Nipple	16.31	7.18
			<i>For Work In Restricted Working Space, Add</i>	4.31	
			<i>For Elevated Installation >10' To 15', Add</i>	1.44	
			<i>For Elevated Installation >15' To 20', Add</i>	2.87	
			<i>For Elevated Installation >20' To 25', Add</i>	3.59	
			<i>For Elevated Installation >25' To 30', Add</i>	5.03	
			<i>For Elevated Installation >30' To 35', Add</i>	5.75	
			<i>For Elevated Installation >35' To 40', Add</i>	7.19	
			<i>For Elevated Installation >40', Add</i>	7.90	
			<i>For Personal Protective Equipment (Arc Flash) When Working On Energized Equipment, Add</i>	4.31	
26 05 33	13-0244	EA	3/4" x 2-1/2" Long, Rigid Galvanized Steel (RGS) Nipple	18.82	8.29
			<i>For Work In Restricted Working Space, Add</i>	4.97	
			<i>For Elevated Installation >10' To 15', Add</i>	1.66	
			<i>For Elevated Installation >15' To 20', Add</i>	3.31	
			<i>For Elevated Installation >20' To 25', Add</i>	4.14	
			<i>For Elevated Installation >25' To 30', Add</i>	5.80	
			<i>For Elevated Installation >30' To 35', Add</i>	6.63	
			<i>For Elevated Installation >35' To 40', Add</i>	8.29	
			<i>For Elevated Installation >40', Add</i>	9.11	
			<i>For Personal Protective Equipment (Arc Flash) When Working On Energized Equipment, Add</i>	4.97	
26 05 33	13-0245	EA	1" x 2-1/2" Long, Rigid Galvanized Steel (RGS) Nipple	24.06	10.50
			<i>For Work In Restricted Working Space, Add</i>	6.30	
			<i>For Elevated Installation >10' To 15', Add</i>	2.10	
			<i>For Elevated Installation >15' To 20', Add</i>	4.20	
			<i>For Elevated Installation >20' To 25', Add</i>	5.25	
			<i>For Elevated Installation >25' To 30', Add</i>	7.35	
			<i>For Elevated Installation >30' To 35', Add</i>	8.40	
			<i>For Elevated Installation >35' To 40', Add</i>	10.50	
			<i>For Elevated Installation >40', Add</i>	11.54	
			<i>For Personal Protective Equipment (Arc Flash) When Working On Energized Equipment, Add</i>	6.30	



MINOR CSI UOM DESCRIPTION	TOTAL DIRECT UNIT COST	DEMOLITION UNIT COST
26 05 33 13-0246 EA 1-1/4" x 2-1/2" Long, Rigid Galvanized Steel (RGS) Nipple.....	28.24	12.15
For Work In Restricted Working Space, Add	7.29	
For Elevated Installation >10' To 15', Add	2.43	
For Elevated Installation >15' To 20', Add	4.86	
For Elevated Installation >20' To 25', Add	6.08	
For Elevated Installation >25' To 30', Add	8.51	
For Elevated Installation >30' To 35', Add	9.72	
For Elevated Installation >35' To 40', Add	12.16	
For Elevated Installation >40', Add	13.37	
For Personal Protective Equipment (Arc Flash) When Working On Energized Equipment, Add	7.29	
26 05 33 13-0247 EA 1-1/2" x 2-1/2" Long, Rigid Galvanized Steel (RGS) Nipple.....	32.42	13.82
For Work In Restricted Working Space, Add	8.29	
For Elevated Installation >10' To 15', Add	2.76	
For Elevated Installation >15' To 20', Add	5.52	
For Elevated Installation >20' To 25', Add	6.91	
For Elevated Installation >25' To 30', Add	9.67	
For Elevated Installation >30' To 35', Add	11.05	
For Elevated Installation >35' To 40', Add	13.81	
For Elevated Installation >40', Add	15.19	
For Personal Protective Equipment (Arc Flash) When Working On Energized Equipment, Add	8.29	
26 05 33 13-0248 EA 2" x 2-1/2" Long, Rigid Galvanized Steel (RGS) Nipple.....	36.74	15.47
For Work In Restricted Working Space, Add	9.28	
For Elevated Installation >10' To 15', Add	3.09	
For Elevated Installation >15' To 20', Add	6.19	
For Elevated Installation >20' To 25', Add	7.74	
For Elevated Installation >25' To 30', Add	10.83	
For Elevated Installation >30' To 35', Add	12.38	
For Elevated Installation >35' To 40', Add	15.47	
For Elevated Installation >40', Add	17.02	
For Personal Protective Equipment (Arc Flash) When Working On Energized Equipment, Add	9.28	
26 05 33 13-0249 EA 1/2" x 3" Long, Rigid Galvanized Steel (RGS) Nipple.....	16.47	7.18
For Work In Restricted Working Space, Add	4.31	
For Elevated Installation >10' To 15', Add	1.44	
For Elevated Installation >15' To 20', Add	2.87	
For Elevated Installation >20' To 25', Add	3.59	
For Elevated Installation >25' To 30', Add	5.03	
For Elevated Installation >30' To 35', Add	5.75	
For Elevated Installation >35' To 40', Add	7.19	
For Elevated Installation >40', Add	7.90	
For Personal Protective Equipment (Arc Flash) When Working On Energized Equipment, Add	4.31	
26 05 33 13-0250 EA 3/4" x 3" Long, Rigid Galvanized Steel (RGS) Nipple.....	19.02	8.29
For Work In Restricted Working Space, Add	4.97	
For Elevated Installation >10' To 15', Add	1.66	
For Elevated Installation >15' To 20', Add	3.31	
For Elevated Installation >20' To 25', Add	4.14	
For Elevated Installation >25' To 30', Add	5.80	
For Elevated Installation >30' To 35', Add	6.63	
For Elevated Installation >35' To 40', Add	8.29	
For Elevated Installation >40', Add	9.11	
For Personal Protective Equipment (Arc Flash) When Working On Energized Equipment, Add	4.97	
26 05 33 13-0251 EA 1" x 3" Long, Rigid Galvanized Steel (RGS) Nipple.....	24.41	10.50
For Work In Restricted Working Space, Add	6.30	
For Elevated Installation >10' To 15', Add	2.10	
For Elevated Installation >15' To 20', Add	4.20	
For Elevated Installation >20' To 25', Add	5.25	
For Elevated Installation >25' To 30', Add	7.35	
For Elevated Installation >30' To 35', Add	8.40	
For Elevated Installation >35' To 40', Add	10.50	
For Elevated Installation >40', Add	11.54	
For Personal Protective Equipment (Arc Flash) When Working On Energized Equipment, Add	6.30	
26 05 33 13-0252 EA 1-1/4" x 3" Long, Rigid Galvanized Steel (RGS) Nipple.....	28.55	12.15
For Work In Restricted Working Space, Add	7.29	
For Elevated Installation >10' To 15', Add	2.43	
For Elevated Installation >15' To 20', Add	4.86	
For Elevated Installation >20' To 25', Add	6.08	
For Elevated Installation >25' To 30', Add	8.51	
For Elevated Installation >30' To 35', Add	9.72	
For Elevated Installation >35' To 40', Add	12.16	
For Elevated Installation >40', Add	13.37	
For Personal Protective Equipment (Arc Flash) When Working On Energized Equipment, Add	7.29	
26 05 33 13-0253 EA 1-1/2" x 3" Long, Rigid Galvanized Steel (RGS) Nipple.....	32.78	13.82
For Work In Restricted Working Space, Add	8.29	
For Elevated Installation >10' To 15', Add	2.76	
For Elevated Installation >15' To 20', Add	5.52	
For Elevated Installation >20' To 25', Add	6.91	
For Elevated Installation >25' To 30', Add	9.67	
For Elevated Installation >30' To 35', Add	11.05	
For Elevated Installation >35' To 40', Add	13.81	
For Elevated Installation >40', Add	15.19	
For Personal Protective Equipment (Arc Flash) When Working On Energized Equipment, Add	8.29	

26 Electrical

26 05 Common Work Results for Electrical

26 05 33 Raceway and Boxes for Electrical Systems



MINOR	CSI	UOM	DESCRIPTION	TOTAL DIRECT UNIT COST	DEMOLITION UNIT COST
26 05 33	13-0254	EA	2" x 3" Long, Rigid Galvanized Steel (RGS) Nipple	37.64	15.47
			<i>For Work In Restricted Working Space, Add</i>	9.28	
			<i>For Elevated Installation >10' To 15', Add</i>	3.09	
			<i>For Elevated Installation >15' To 20', Add</i>	6.19	
			<i>For Elevated Installation >20' To 25', Add</i>	7.74	
			<i>For Elevated Installation >25' To 30', Add</i>	10.83	
			<i>For Elevated Installation >30' To 35', Add</i>	12.38	
			<i>For Elevated Installation >35' To 40', Add</i>	15.47	
			<i>For Elevated Installation >40', Add</i>	17.02	
			<i>For Personal Protective Equipment (Arc Flash) When Working On Energized Equipment, Add</i>	9.28	
26 05 33	13-0255	EA	2-1/2" x 3" Long, Rigid Galvanized Steel (RGS) Nipple	51.41	18.79
			<i>For Work In Restricted Working Space, Add</i>	11.27	
			<i>For Elevated Installation >10' To 15', Add</i>	3.76	
			<i>For Elevated Installation >15' To 20', Add</i>	7.51	
			<i>For Elevated Installation >20' To 25', Add</i>	9.39	
			<i>For Elevated Installation >25' To 30', Add</i>	13.15	
			<i>For Elevated Installation >30' To 35', Add</i>	15.03	
			<i>For Elevated Installation >35' To 40', Add</i>	18.79	
			<i>For Elevated Installation >40', Add</i>	20.66	
			<i>For Personal Protective Equipment (Arc Flash) When Working On Energized Equipment, Add</i>	11.27	
26 05 33	13-0256	EA	3" x 3" Long, Rigid Galvanized Steel (RGS) Nipple	68.95	25.97
			<i>For Work In Restricted Working Space, Add</i>	15.58	
			<i>For Elevated Installation >10' To 15', Add</i>	5.19	
			<i>For Elevated Installation >15' To 20', Add</i>	10.39	
			<i>For Elevated Installation >20' To 25', Add</i>	12.98	
			<i>For Elevated Installation >25' To 30', Add</i>	18.18	
			<i>For Elevated Installation >30' To 35', Add</i>	20.77	
			<i>For Elevated Installation >35' To 40', Add</i>	25.97	
			<i>For Elevated Installation >40', Add</i>	28.56	
			<i>For Personal Protective Equipment (Arc Flash) When Working On Energized Equipment, Add</i>	15.58	
26 05 33	13-0257	EA	1/2" x 3-1/2" Long, Rigid Galvanized Steel (RGS) Nipple	16.67	7.18
			<i>For Work In Restricted Working Space, Add</i>	4.31	
			<i>For Elevated Installation >10' To 15', Add</i>	1.44	
			<i>For Elevated Installation >15' To 20', Add</i>	2.87	
			<i>For Elevated Installation >20' To 25', Add</i>	3.59	
			<i>For Elevated Installation >25' To 30', Add</i>	5.03	
			<i>For Elevated Installation >30' To 35', Add</i>	5.75	
			<i>For Elevated Installation >35' To 40', Add</i>	7.19	
			<i>For Elevated Installation >40', Add</i>	7.90	
			<i>For Personal Protective Equipment (Arc Flash) When Working On Energized Equipment, Add</i>	4.31	
26 05 33	13-0258	EA	3/4" x 3-1/2" Long, Rigid Galvanized Steel (RGS) Nipple	19.12	8.29
			<i>For Work In Restricted Working Space, Add</i>	4.97	
			<i>For Elevated Installation >10' To 15', Add</i>	1.66	
			<i>For Elevated Installation >15' To 20', Add</i>	3.31	
			<i>For Elevated Installation >20' To 25', Add</i>	4.14	
			<i>For Elevated Installation >25' To 30', Add</i>	5.80	
			<i>For Elevated Installation >30' To 35', Add</i>	6.63	
			<i>For Elevated Installation >35' To 40', Add</i>	8.29	
			<i>For Elevated Installation >40', Add</i>	9.11	
			<i>For Personal Protective Equipment (Arc Flash) When Working On Energized Equipment, Add</i>	4.97	
26 05 33	13-0259	EA	1" x 3-1/2" Long, Rigid Galvanized Steel (RGS) Nipple	24.87	10.50
			<i>For Work In Restricted Working Space, Add</i>	6.30	
			<i>For Elevated Installation >10' To 15', Add</i>	2.10	
			<i>For Elevated Installation >15' To 20', Add</i>	4.20	
			<i>For Elevated Installation >20' To 25', Add</i>	5.25	
			<i>For Elevated Installation >25' To 30', Add</i>	7.35	
			<i>For Elevated Installation >30' To 35', Add</i>	8.40	
			<i>For Elevated Installation >35' To 40', Add</i>	10.50	
			<i>For Elevated Installation >40', Add</i>	11.54	
			<i>For Personal Protective Equipment (Arc Flash) When Working On Energized Equipment, Add</i>	6.30	
26 05 33	13-0260	EA	1-1/4" x 3-1/2" Long, Rigid Galvanized Steel (RGS) Nipple	29.13	12.15
			<i>For Work In Restricted Working Space, Add</i>	7.29	
			<i>For Elevated Installation >10' To 15', Add</i>	2.43	
			<i>For Elevated Installation >15' To 20', Add</i>	4.86	
			<i>For Elevated Installation >20' To 25', Add</i>	6.08	
			<i>For Elevated Installation >25' To 30', Add</i>	8.51	
			<i>For Elevated Installation >30' To 35', Add</i>	9.72	
			<i>For Elevated Installation >35' To 40', Add</i>	12.16	
			<i>For Elevated Installation >40', Add</i>	13.37	
			<i>For Personal Protective Equipment (Arc Flash) When Working On Energized Equipment, Add</i>	7.29	
26 05 33	13-0261	EA	1-1/2" x 3-1/2" Long, Rigid Galvanized Steel (RGS) Nipple	33.56	13.82
			<i>For Work In Restricted Working Space, Add</i>	8.29	
			<i>For Elevated Installation >10' To 15', Add</i>	2.76	
			<i>For Elevated Installation >15' To 20', Add</i>	5.52	
			<i>For Elevated Installation >20' To 25', Add</i>	6.91	
			<i>For Elevated Installation >25' To 30', Add</i>	9.67	
			<i>For Elevated Installation >30' To 35', Add</i>	11.05	
			<i>For Elevated Installation >35' To 40', Add</i>	13.81	
			<i>For Elevated Installation >40', Add</i>	15.19	
			<i>For Personal Protective Equipment (Arc Flash) When Working On Energized Equipment, Add</i>	8.29	



MINOR	CSI	UOM	DESCRIPTION	TOTAL DIRECT UNIT COST	DEMOLITION UNIT COST
26 05 33	13-0262	EA	2" x 3-1/2" Long, Rigid Galvanized Steel (RGS), Nipple.....	38.57	15.47
			<i>For Work In Restricted Working Space, Add</i>	9.28	
			<i>For Elevated Installation >10' To 15', Add</i>	3.09	
			<i>For Elevated Installation >15' To 20', Add</i>	6.19	
			<i>For Elevated Installation >20' To 25', Add</i>	7.74	
			<i>For Elevated Installation >25' To 30', Add</i>	10.83	
			<i>For Elevated Installation >30' To 35', Add</i>	12.38	
			<i>For Elevated Installation >35' To 40', Add</i>	15.47	
			<i>For Elevated Installation >40', Add</i>	17.02	
			<i>For Personal Protective Equipment (Arc Flash) When Working On Energized Equipment, Add</i>	9.28	
26 05 33	13-0263	EA	2-1/2" x 3-1/2" Long, Rigid Galvanized Steel (RGS) Nipple.....	53.93	18.79
			<i>For Work In Restricted Working Space, Add</i>	11.27	
			<i>For Elevated Installation >10' To 15', Add</i>	3.76	
			<i>For Elevated Installation >15' To 20', Add</i>	7.51	
			<i>For Elevated Installation >20' To 25', Add</i>	9.39	
			<i>For Elevated Installation >25' To 30', Add</i>	13.15	
			<i>For Elevated Installation >30' To 35', Add</i>	15.03	
			<i>For Elevated Installation >35' To 40', Add</i>	18.79	
			<i>For Elevated Installation >40', Add</i>	20.66	
			<i>For Personal Protective Equipment (Arc Flash) When Working On Energized Equipment, Add</i>	11.27	
26 05 33	13-0264	EA	3" x 3-1/2" Long, Rigid Galvanized Steel (RGS) Nipple.....	71.13	25.97
			<i>For Work In Restricted Working Space, Add</i>	15.58	
			<i>For Elevated Installation >10' To 15', Add</i>	5.19	
			<i>For Elevated Installation >15' To 20', Add</i>	10.39	
			<i>For Elevated Installation >20' To 25', Add</i>	12.98	
			<i>For Elevated Installation >25' To 30', Add</i>	18.18	
			<i>For Elevated Installation >30' To 35', Add</i>	20.77	
			<i>For Elevated Installation >35' To 40', Add</i>	25.97	
			<i>For Elevated Installation >40', Add</i>	28.56	
			<i>For Personal Protective Equipment (Arc Flash) When Working On Energized Equipment, Add</i>	15.58	
26 05 33	13-0265	EA	1/2" x 4" Long, Rigid Galvanized Steel (RGS) Nipple.....	16.86	7.18
			<i>For Work In Restricted Working Space, Add</i>	4.31	
			<i>For Elevated Installation >10' To 15', Add</i>	1.44	
			<i>For Elevated Installation >15' To 20', Add</i>	2.87	
			<i>For Elevated Installation >20' To 25', Add</i>	3.59	
			<i>For Elevated Installation >25' To 30', Add</i>	5.03	
			<i>For Elevated Installation >30' To 35', Add</i>	5.75	
			<i>For Elevated Installation >35' To 40', Add</i>	7.19	
			<i>For Elevated Installation >40', Add</i>	7.90	
			<i>For Personal Protective Equipment (Arc Flash) When Working On Energized Equipment, Add</i>	4.31	
26 05 33	13-0266	EA	3/4" x 4" Long, Rigid Galvanized Steel (RGS) Nipple.....	19.47	8.29
			<i>For Work In Restricted Working Space, Add</i>	4.97	
			<i>For Elevated Installation >10' To 15', Add</i>	1.66	
			<i>For Elevated Installation >15' To 20', Add</i>	3.31	
			<i>For Elevated Installation >20' To 25', Add</i>	4.14	
			<i>For Elevated Installation >25' To 30', Add</i>	5.80	
			<i>For Elevated Installation >30' To 35', Add</i>	6.63	
			<i>For Elevated Installation >35' To 40', Add</i>	8.29	
			<i>For Elevated Installation >40', Add</i>	9.11	
			<i>For Personal Protective Equipment (Arc Flash) When Working On Energized Equipment, Add</i>	4.97	
26 05 33	13-0267	EA	1" x 4" Long, Rigid Galvanized Steel (RGS) Nipple.....	25.15	10.50
			<i>For Work In Restricted Working Space, Add</i>	6.30	
			<i>For Elevated Installation >10' To 15', Add</i>	2.10	
			<i>For Elevated Installation >15' To 20', Add</i>	4.20	
			<i>For Elevated Installation >20' To 25', Add</i>	5.25	
			<i>For Elevated Installation >25' To 30', Add</i>	7.35	
			<i>For Elevated Installation >30' To 35', Add</i>	8.40	
			<i>For Elevated Installation >35' To 40', Add</i>	10.50	
			<i>For Elevated Installation >40', Add</i>	11.54	
			<i>For Personal Protective Equipment (Arc Flash) When Working On Energized Equipment, Add</i>	6.30	
26 05 33	13-0268	EA	1-1/4" x 4" Long, Rigid Galvanized Steel (RGS) Nipple.....	29.41	12.15
			<i>For Work In Restricted Working Space, Add</i>	7.29	
			<i>For Elevated Installation >10' To 15', Add</i>	2.43	
			<i>For Elevated Installation >15' To 20', Add</i>	4.86	
			<i>For Elevated Installation >20' To 25', Add</i>	6.08	
			<i>For Elevated Installation >25' To 30', Add</i>	8.51	
			<i>For Elevated Installation >30' To 35', Add</i>	9.72	
			<i>For Elevated Installation >35' To 40', Add</i>	12.16	
			<i>For Elevated Installation >40', Add</i>	13.37	
			<i>For Personal Protective Equipment (Arc Flash) When Working On Energized Equipment, Add</i>	7.29	
26 05 33	13-0269	EA	1-1/2" x 4" Long, Rigid Galvanized Steel (RGS) Nipple.....	34.08	13.82
			<i>For Work In Restricted Working Space, Add</i>	8.29	
			<i>For Elevated Installation >10' To 15', Add</i>	2.76	
			<i>For Elevated Installation >15' To 20', Add</i>	5.52	
			<i>For Elevated Installation >20' To 25', Add</i>	6.91	
			<i>For Elevated Installation >25' To 30', Add</i>	9.67	
			<i>For Elevated Installation >30' To 35', Add</i>	11.05	
			<i>For Elevated Installation >35' To 40', Add</i>	13.81	
			<i>For Elevated Installation >40', Add</i>	15.19	
			<i>For Personal Protective Equipment (Arc Flash) When Working On Energized Equipment, Add</i>	8.29	

26 Electrical

26 05 Common Work Results for Electrical

26 05 33 Raceway and Boxes for Electrical Systems



MINOR	CSI	UOM	DESCRIPTION	TOTAL DIRECT UNIT COST	DEMOLITION UNIT COST
26 05 33	13-0270	EA	2" x 4" Long, Rigid Galvanized Steel (RGS) Nipple	39.37	15.47
			<i>For Work In Restricted Working Space, Add</i>	9.28	
			<i>For Elevated Installation >10' To 15', Add</i>	3.09	
			<i>For Elevated Installation >15' To 20', Add</i>	6.19	
			<i>For Elevated Installation >20' To 25', Add</i>	7.74	
			<i>For Elevated Installation >25' To 30', Add</i>	10.83	
			<i>For Elevated Installation >30' To 35', Add</i>	12.38	
			<i>For Elevated Installation >35' To 40', Add</i>	15.47	
			<i>For Elevated Installation >40', Add</i>	17.02	
			<i>For Personal Protective Equipment (Arc Flash) When Working On Energized Equipment, Add</i>	9.28	
26 05 33	13-0271	EA	2-1/2" x 4" Long, Rigid Galvanized Steel (RGS) Nipple	54.71	18.79
			<i>For Work In Restricted Working Space, Add</i>	11.27	
			<i>For Elevated Installation >10' To 15', Add</i>	3.76	
			<i>For Elevated Installation >15' To 20', Add</i>	7.51	
			<i>For Elevated Installation >20' To 25', Add</i>	9.39	
			<i>For Elevated Installation >25' To 30', Add</i>	13.15	
			<i>For Elevated Installation >30' To 35', Add</i>	15.03	
			<i>For Elevated Installation >35' To 40', Add</i>	18.79	
			<i>For Elevated Installation >40', Add</i>	20.66	
			<i>For Personal Protective Equipment (Arc Flash) When Working On Energized Equipment, Add</i>	11.27	
26 05 33	13-0272	EA	3" x 4" Long, Rigid Galvanized Steel (RGS) Nipple	72.74	25.97
			<i>For Work In Restricted Working Space, Add</i>	15.58	
			<i>For Elevated Installation >10' To 15', Add</i>	5.19	
			<i>For Elevated Installation >15' To 20', Add</i>	10.39	
			<i>For Elevated Installation >20' To 25', Add</i>	12.98	
			<i>For Elevated Installation >25' To 30', Add</i>	18.18	
			<i>For Elevated Installation >30' To 35', Add</i>	20.77	
			<i>For Elevated Installation >35' To 40', Add</i>	25.97	
			<i>For Elevated Installation >40', Add</i>	28.56	
			<i>For Personal Protective Equipment (Arc Flash) When Working On Energized Equipment, Add</i>	15.58	
26 05 33	13-0273	EA	3-1/2" x 4" Long, Rigid Galvanized Steel (RGS) Nipple	83.89	29.28
			<i>For Work In Restricted Working Space, Add</i>	17.57	
			<i>For Elevated Installation >10' To 15', Add</i>	5.86	
			<i>For Elevated Installation >15' To 20', Add</i>	11.71	
			<i>For Elevated Installation >20' To 25', Add</i>	14.64	
			<i>For Elevated Installation >25' To 30', Add</i>	20.50	
			<i>For Elevated Installation >30' To 35', Add</i>	23.42	
			<i>For Elevated Installation >35' To 40', Add</i>	29.28	
			<i>For Elevated Installation >40', Add</i>	32.21	
			<i>For Personal Protective Equipment (Arc Flash) When Working On Energized Equipment, Add</i>	17.57	
26 05 33	13-0274	EA	4" x 4" Long, Rigid Galvanized Steel (RGS) Nipple	104.68	38.13
			<i>For Work In Restricted Working Space, Add</i>	22.87	
			<i>For Elevated Installation >10' To 15', Add</i>	7.62	
			<i>For Elevated Installation >15' To 20', Add</i>	15.25	
			<i>For Elevated Installation >20' To 25', Add</i>	19.06	
			<i>For Elevated Installation >25' To 30', Add</i>	26.68	
			<i>For Elevated Installation >30' To 35', Add</i>	30.50	
			<i>For Elevated Installation >35' To 40', Add</i>	38.12	
			<i>For Elevated Installation >40', Add</i>	41.93	
			<i>For Personal Protective Equipment (Arc Flash) When Working On Energized Equipment, Add</i>	22.87	
26 05 33	13-0275	EA	1/2" x 5" Long, Rigid Galvanized Steel (RGS) Nipple	17.16	7.18
			<i>For Work In Restricted Working Space, Add</i>	4.31	
			<i>For Elevated Installation >10' To 15', Add</i>	1.44	
			<i>For Elevated Installation >15' To 20', Add</i>	2.87	
			<i>For Elevated Installation >20' To 25', Add</i>	3.59	
			<i>For Elevated Installation >25' To 30', Add</i>	5.03	
			<i>For Elevated Installation >30' To 35', Add</i>	5.75	
			<i>For Elevated Installation >35' To 40', Add</i>	7.19	
			<i>For Elevated Installation >40', Add</i>	7.90	
			<i>For Personal Protective Equipment (Arc Flash) When Working On Energized Equipment, Add</i>	4.31	
26 05 33	13-0276	EA	3/4" x 5" Long, Rigid Galvanized Steel (RGS) Nipple	19.91	8.29
			<i>For Work In Restricted Working Space, Add</i>	4.97	
			<i>For Elevated Installation >10' To 15', Add</i>	1.66	
			<i>For Elevated Installation >15' To 20', Add</i>	3.31	
			<i>For Elevated Installation >20' To 25', Add</i>	4.14	
			<i>For Elevated Installation >25' To 30', Add</i>	5.80	
			<i>For Elevated Installation >30' To 35', Add</i>	6.63	
			<i>For Elevated Installation >35' To 40', Add</i>	8.29	
			<i>For Elevated Installation >40', Add</i>	9.11	
			<i>For Personal Protective Equipment (Arc Flash) When Working On Energized Equipment, Add</i>	4.97	
26 05 33	13-0277	EA	1" x 5" Long, Rigid Galvanized Steel (RGS) Nipple	25.70	10.50
			<i>For Work In Restricted Working Space, Add</i>	6.30	
			<i>For Elevated Installation >10' To 15', Add</i>	2.10	
			<i>For Elevated Installation >15' To 20', Add</i>	4.20	
			<i>For Elevated Installation >20' To 25', Add</i>	5.25	
			<i>For Elevated Installation >25' To 30', Add</i>	7.35	
			<i>For Elevated Installation >30' To 35', Add</i>	8.40	
			<i>For Elevated Installation >35' To 40', Add</i>	10.50	
			<i>For Elevated Installation >40', Add</i>	11.54	
			<i>For Personal Protective Equipment (Arc Flash) When Working On Energized Equipment, Add</i>	6.30	



MINOR	CSI	UOM	DESCRIPTION	TOTAL DIRECT UNIT COST	DEMOLITION UNIT COST
26 05 33	13-0278	EA	1-1/4" x 5" Long, Rigid Galvanized Steel (RGS) Nipple.....	30.22	12.15
			<i>For Work In Restricted Working Space, Add</i>	7.29	
			<i>For Elevated Installation >10' To 15', Add</i>	2.43	
			<i>For Elevated Installation >15' To 20', Add</i>	4.86	
			<i>For Elevated Installation >20' To 25', Add</i>	6.08	
			<i>For Elevated Installation >25' To 30', Add</i>	8.51	
			<i>For Elevated Installation >30' To 35', Add</i>	9.72	
			<i>For Elevated Installation >35' To 40', Add</i>	12.16	
			<i>For Elevated Installation >40', Add</i>	13.37	
			<i>For Personal Protective Equipment (Arc Flash) When Working On Energized Equipment, Add</i>	7.29	
26 05 33	13-0279	EA	1-1/2" x 5" Long, Rigid Galvanized Steel (RGS) Nipple.....	34.87	13.82
			<i>For Work In Restricted Working Space, Add</i>	8.29	
			<i>For Elevated Installation >10' To 15', Add</i>	2.76	
			<i>For Elevated Installation >15' To 20', Add</i>	5.52	
			<i>For Elevated Installation >20' To 25', Add</i>	6.91	
			<i>For Elevated Installation >25' To 30', Add</i>	9.67	
			<i>For Elevated Installation >30' To 35', Add</i>	11.05	
			<i>For Elevated Installation >35' To 40', Add</i>	13.81	
			<i>For Elevated Installation >40', Add</i>	15.19	
			<i>For Personal Protective Equipment (Arc Flash) When Working On Energized Equipment, Add</i>	8.29	
26 05 33	13-0280	EA	2" x 5" Long, Rigid Galvanized Steel (RGS) Nipple.....	40.77	15.47
			<i>For Work In Restricted Working Space, Add</i>	9.28	
			<i>For Elevated Installation >10' To 15', Add</i>	3.09	
			<i>For Elevated Installation >15' To 20', Add</i>	6.19	
			<i>For Elevated Installation >20' To 25', Add</i>	7.74	
			<i>For Elevated Installation >25' To 30', Add</i>	10.83	
			<i>For Elevated Installation >30' To 35', Add</i>	12.38	
			<i>For Elevated Installation >35' To 40', Add</i>	15.47	
			<i>For Elevated Installation >40', Add</i>	17.02	
			<i>For Personal Protective Equipment (Arc Flash) When Working On Energized Equipment, Add</i>	9.28	
26 05 33	13-0281	EA	2-1/2" x 5" Long, Rigid Galvanized Steel (RGS) Nipple.....	57.82	18.79
			<i>For Work In Restricted Working Space, Add</i>	11.27	
			<i>For Elevated Installation >10' To 15', Add</i>	3.76	
			<i>For Elevated Installation >15' To 20', Add</i>	7.51	
			<i>For Elevated Installation >20' To 25', Add</i>	9.39	
			<i>For Elevated Installation >25' To 30', Add</i>	13.15	
			<i>For Elevated Installation >30' To 35', Add</i>	15.03	
			<i>For Elevated Installation >35' To 40', Add</i>	18.79	
			<i>For Elevated Installation >40', Add</i>	20.66	
			<i>For Personal Protective Equipment (Arc Flash) When Working On Energized Equipment, Add</i>	11.27	
26 05 33	13-0282	EA	3" x 5" Long, Rigid Galvanized Steel (RGS) Nipple.....	76.12	25.97
			<i>For Work In Restricted Working Space, Add</i>	15.58	
			<i>For Elevated Installation >10' To 15', Add</i>	5.19	
			<i>For Elevated Installation >15' To 20', Add</i>	10.39	
			<i>For Elevated Installation >20' To 25', Add</i>	12.98	
			<i>For Elevated Installation >25' To 30', Add</i>	18.18	
			<i>For Elevated Installation >30' To 35', Add</i>	20.77	
			<i>For Elevated Installation >35' To 40', Add</i>	25.97	
			<i>For Elevated Installation >40', Add</i>	28.56	
			<i>For Personal Protective Equipment (Arc Flash) When Working On Energized Equipment, Add</i>	15.58	
26 05 33	13-0283	EA	3-1/2" x 5" Long, Rigid Galvanized Steel (RGS) Nipple.....	87.25	29.28
			<i>For Work In Restricted Working Space, Add</i>	17.57	
			<i>For Elevated Installation >10' To 15', Add</i>	5.86	
			<i>For Elevated Installation >15' To 20', Add</i>	11.71	
			<i>For Elevated Installation >20' To 25', Add</i>	14.64	
			<i>For Elevated Installation >25' To 30', Add</i>	20.50	
			<i>For Elevated Installation >30' To 35', Add</i>	23.42	
			<i>For Elevated Installation >35' To 40', Add</i>	29.28	
			<i>For Elevated Installation >40', Add</i>	32.21	
			<i>For Personal Protective Equipment (Arc Flash) When Working On Energized Equipment, Add</i>	17.57	
26 05 33	13-0284	EA	4" x 5" Long, Rigid Galvanized Steel (RGS) Nipple.....	109.59	38.13
			<i>For Work In Restricted Working Space, Add</i>	22.87	
			<i>For Elevated Installation >10' To 15', Add</i>	7.62	
			<i>For Elevated Installation >15' To 20', Add</i>	15.25	
			<i>For Elevated Installation >20' To 25', Add</i>	19.06	
			<i>For Elevated Installation >25' To 30', Add</i>	26.68	
			<i>For Elevated Installation >30' To 35', Add</i>	30.50	
			<i>For Elevated Installation >35' To 40', Add</i>	38.12	
			<i>For Elevated Installation >40', Add</i>	41.93	
			<i>For Personal Protective Equipment (Arc Flash) When Working On Energized Equipment, Add</i>	22.87	
26 05 33	13-0285	EA	5" x 5" Long, Rigid Galvanized Steel (RGS) Nipple.....	169.70	52.49
			<i>For Work In Restricted Working Space, Add</i>	31.49	
			<i>For Elevated Installation >10' To 15', Add</i>	10.50	
			<i>For Elevated Installation >15' To 20', Add</i>	20.99	
			<i>For Elevated Installation >20' To 25', Add</i>	26.24	
			<i>For Elevated Installation >25' To 30', Add</i>	36.74	
			<i>For Elevated Installation >30' To 35', Add</i>	41.99	
			<i>For Elevated Installation >35' To 40', Add</i>	52.49	
			<i>For Elevated Installation >40', Add</i>	57.73	
			<i>For Personal Protective Equipment (Arc Flash) When Working On Energized Equipment, Add</i>	31.49	

26 Electrical

26 05 Common Work Results for Electrical

26 05 33 Raceway and Boxes for Electrical Systems



MINOR	CSI	UOM	DESCRIPTION	TOTAL DIRECT UNIT COST	DEMOLITION UNIT COST
26 05 33	13-0286	EA	6" x 5" Long, Rigid Galvanized Steel (RGS) Nipple	215.35	67.30
			<i>For Work In Restricted Working Space, Add</i>	40.40	
			<i>For Elevated Installation >10' To 15', Add</i>	13.47	
			<i>For Elevated Installation >15' To 20', Add</i>	26.94	
			<i>For Elevated Installation >20' To 25', Add</i>	33.67	
			<i>For Elevated Installation >25' To 30', Add</i>	47.14	
			<i>For Elevated Installation >30' To 35', Add</i>	53.87	
			<i>For Elevated Installation >35' To 40', Add</i>	67.34	
			<i>For Elevated Installation >40', Add</i>	74.07	
			<i>For Personal Protective Equipment (Arc Flash) When Working On Energized Equipment, Add</i>	40.40	
26 05 33	13-0287	EA	1 1/2" x 6" Long, Rigid Galvanized Steel (RGS) Nipple	17.70	7.18
			<i>For Work In Restricted Working Space, Add</i>	4.31	
			<i>For Elevated Installation >10' To 15', Add</i>	1.44	
			<i>For Elevated Installation >15' To 20', Add</i>	2.87	
			<i>For Elevated Installation >20' To 25', Add</i>	3.59	
			<i>For Elevated Installation >25' To 30', Add</i>	5.03	
			<i>For Elevated Installation >30' To 35', Add</i>	5.75	
			<i>For Elevated Installation >35' To 40', Add</i>	7.19	
			<i>For Elevated Installation >40', Add</i>	7.90	
			<i>For Personal Protective Equipment (Arc Flash) When Working On Energized Equipment, Add</i>	4.31	
26 05 33	13-0288	EA	3/4" x 6" Long, Rigid Galvanized Steel (RGS) Nipple	20.46	8.29
			<i>For Work In Restricted Working Space, Add</i>	4.97	
			<i>For Elevated Installation >10' To 15', Add</i>	1.66	
			<i>For Elevated Installation >15' To 20', Add</i>	3.31	
			<i>For Elevated Installation >20' To 25', Add</i>	4.14	
			<i>For Elevated Installation >25' To 30', Add</i>	5.80	
			<i>For Elevated Installation >30' To 35', Add</i>	6.63	
			<i>For Elevated Installation >35' To 40', Add</i>	8.29	
			<i>For Elevated Installation >40', Add</i>	9.11	
			<i>For Personal Protective Equipment (Arc Flash) When Working On Energized Equipment, Add</i>	4.97	
26 05 33	13-0289	EA	1" x 6" Long, Rigid Galvanized Steel (RGS) Nipple	26.14	10.50
			<i>For Work In Restricted Working Space, Add</i>	6.30	
			<i>For Elevated Installation >10' To 15', Add</i>	2.10	
			<i>For Elevated Installation >15' To 20', Add</i>	4.20	
			<i>For Elevated Installation >20' To 25', Add</i>	5.25	
			<i>For Elevated Installation >25' To 30', Add</i>	7.35	
			<i>For Elevated Installation >30' To 35', Add</i>	8.40	
			<i>For Elevated Installation >35' To 40', Add</i>	10.50	
			<i>For Elevated Installation >40', Add</i>	11.54	
			<i>For Personal Protective Equipment (Arc Flash) When Working On Energized Equipment, Add</i>	6.30	
26 05 33	13-0290	EA	1-1/4" x 6" Long, Rigid Galvanized Steel (RGS) Nipple	30.96	12.15
			<i>For Work In Restricted Working Space, Add</i>	7.29	
			<i>For Elevated Installation >10' To 15', Add</i>	2.43	
			<i>For Elevated Installation >15' To 20', Add</i>	4.86	
			<i>For Elevated Installation >20' To 25', Add</i>	6.08	
			<i>For Elevated Installation >25' To 30', Add</i>	8.51	
			<i>For Elevated Installation >30' To 35', Add</i>	9.72	
			<i>For Elevated Installation >35' To 40', Add</i>	12.16	
			<i>For Elevated Installation >40', Add</i>	13.37	
			<i>For Personal Protective Equipment (Arc Flash) When Working On Energized Equipment, Add</i>	7.29	
26 05 33	13-0291	EA	1-1/2" x 6" Long, Rigid Galvanized Steel (RGS) Nipple	36.53	13.82
			<i>For Work In Restricted Working Space, Add</i>	8.29	
			<i>For Elevated Installation >10' To 15', Add</i>	2.76	
			<i>For Elevated Installation >15' To 20', Add</i>	5.52	
			<i>For Elevated Installation >20' To 25', Add</i>	6.91	
			<i>For Elevated Installation >25' To 30', Add</i>	9.67	
			<i>For Elevated Installation >30' To 35', Add</i>	11.05	
			<i>For Elevated Installation >35' To 40', Add</i>	13.81	
			<i>For Elevated Installation >40', Add</i>	15.19	
			<i>For Personal Protective Equipment (Arc Flash) When Working On Energized Equipment, Add</i>	8.29	
26 05 33	13-0292	EA	2" x 6" Long, Rigid Galvanized Steel (RGS) Nipple	42.18	15.47
			<i>For Work In Restricted Working Space, Add</i>	9.28	
			<i>For Elevated Installation >10' To 15', Add</i>	3.09	
			<i>For Elevated Installation >15' To 20', Add</i>	6.19	
			<i>For Elevated Installation >20' To 25', Add</i>	7.74	
			<i>For Elevated Installation >25' To 30', Add</i>	10.83	
			<i>For Elevated Installation >30' To 35', Add</i>	12.38	
			<i>For Elevated Installation >35' To 40', Add</i>	15.47	
			<i>For Elevated Installation >40', Add</i>	17.02	
			<i>For Personal Protective Equipment (Arc Flash) When Working On Energized Equipment, Add</i>	9.28	
26 05 33	13-0293	EA	2-1/2" x 6" Long, Rigid Galvanized Steel (RGS) Nipple	60.56	18.79
			<i>For Work In Restricted Working Space, Add</i>	11.27	
			<i>For Elevated Installation >10' To 15', Add</i>	3.76	
			<i>For Elevated Installation >15' To 20', Add</i>	7.51	
			<i>For Elevated Installation >20' To 25', Add</i>	9.39	
			<i>For Elevated Installation >25' To 30', Add</i>	13.15	
			<i>For Elevated Installation >30' To 35', Add</i>	15.03	
			<i>For Elevated Installation >35' To 40', Add</i>	18.79	
			<i>For Elevated Installation >40', Add</i>	20.66	
			<i>For Personal Protective Equipment (Arc Flash) When Working On Energized Equipment, Add</i>	11.27	



MINOR CSI UOM DESCRIPTION	TOTAL DIRECT UNIT COST	DEMOLITION UNIT COST
26 05 33 13-0294 EA 3" x 6" Long, Rigid Galvanized Steel (RGS) Nipple.....	79.56	25.97
For Work In Restricted Working Space, Add	15.58	
For Elevated Installation >10' To 15', Add	5.19	
For Elevated Installation >15' To 20', Add	10.39	
For Elevated Installation >20' To 25', Add	12.98	
For Elevated Installation >25' To 30', Add	18.18	
For Elevated Installation >30' To 35', Add	20.77	
For Elevated Installation >35' To 40', Add	25.97	
For Elevated Installation >40', Add	28.56	
For Personal Protective Equipment (Arc Flash) When Working On Energized Equipment, Add	15.58	
26 05 33 13-0295 EA 3-1/2" x 6" Long, Rigid Galvanized Steel (RGS) Nipple.....	91.35	29.28
For Work In Restricted Working Space, Add	17.57	
For Elevated Installation >10' To 15', Add	5.86	
For Elevated Installation >15' To 20', Add	11.71	
For Elevated Installation >20' To 25', Add	14.64	
For Elevated Installation >25' To 30', Add	20.50	
For Elevated Installation >30' To 35', Add	23.42	
For Elevated Installation >35' To 40', Add	29.28	
For Elevated Installation >40', Add	32.21	
For Personal Protective Equipment (Arc Flash) When Working On Energized Equipment, Add	17.57	
26 05 33 13-0296 EA 4" x 6" Long, Rigid Galvanized Steel (RGS) Nipple.....	113.48	38.13
For Work In Restricted Working Space, Add	22.87	
For Elevated Installation >10' To 15', Add	7.62	
For Elevated Installation >15' To 20', Add	15.25	
For Elevated Installation >20' To 25', Add	19.06	
For Elevated Installation >25' To 30', Add	26.68	
For Elevated Installation >30' To 35', Add	30.50	
For Elevated Installation >35' To 40', Add	38.12	
For Elevated Installation >40', Add	41.93	
For Personal Protective Equipment (Arc Flash) When Working On Energized Equipment, Add	22.87	
26 05 33 13-0297 EA 5" x 6" Long, Rigid Galvanized Steel (RGS) Nipple.....	175.41	52.49
For Work In Restricted Working Space, Add	31.49	
For Elevated Installation >10' To 15', Add	10.50	
For Elevated Installation >15' To 20', Add	20.99	
For Elevated Installation >20' To 25', Add	26.24	
For Elevated Installation >25' To 30', Add	36.74	
For Elevated Installation >30' To 35', Add	41.99	
For Elevated Installation >35' To 40', Add	52.49	
For Elevated Installation >40', Add	57.73	
For Personal Protective Equipment (Arc Flash) When Working On Energized Equipment, Add	31.49	
26 05 33 13-0298 EA 6" x 6" Long, Rigid Galvanized Steel (RGS) Nipple.....	223.70	67.30
For Work In Restricted Working Space, Add	40.40	
For Elevated Installation >10' To 15', Add	13.47	
For Elevated Installation >15' To 20', Add	26.94	
For Elevated Installation >20' To 25', Add	33.67	
For Elevated Installation >25' To 30', Add	47.14	
For Elevated Installation >30' To 35', Add	53.87	
For Elevated Installation >35' To 40', Add	67.34	
For Elevated Installation >40', Add	74.07	
For Personal Protective Equipment (Arc Flash) When Working On Energized Equipment, Add	40.40	
26 05 33 13-0299 EA 1/2" x 8" Long, Rigid Galvanized Steel (RGS) Nipple.....	19.67	7.18
For Work In Restricted Working Space, Add	4.31	
For Elevated Installation >10' To 15', Add	1.44	
For Elevated Installation >15' To 20', Add	2.87	
For Elevated Installation >20' To 25', Add	3.59	
For Elevated Installation >25' To 30', Add	5.03	
For Elevated Installation >30' To 35', Add	5.75	
For Elevated Installation >35' To 40', Add	7.19	
For Elevated Installation >40', Add	7.90	
For Personal Protective Equipment (Arc Flash) When Working On Energized Equipment, Add	4.31	
26 05 33 13-0300 EA 3/4" x 8" Long, Rigid Galvanized Steel (RGS) Nipple.....	22.99	8.29
For Work In Restricted Working Space, Add	4.97	
For Elevated Installation >10' To 15', Add	1.66	
For Elevated Installation >15' To 20', Add	3.31	
For Elevated Installation >20' To 25', Add	4.14	
For Elevated Installation >25' To 30', Add	5.80	
For Elevated Installation >30' To 35', Add	6.63	
For Elevated Installation >35' To 40', Add	8.29	
For Elevated Installation >40', Add	9.11	
For Personal Protective Equipment (Arc Flash) When Working On Energized Equipment, Add	4.97	
26 05 33 13-0301 EA 1" x 8" Long, Rigid Galvanized Steel (RGS) Nipple.....	29.11	10.50
For Work In Restricted Working Space, Add	6.30	
For Elevated Installation >10' To 15', Add	2.10	
For Elevated Installation >15' To 20', Add	4.20	
For Elevated Installation >20' To 25', Add	5.25	
For Elevated Installation >25' To 30', Add	7.35	
For Elevated Installation >30' To 35', Add	8.40	
For Elevated Installation >35' To 40', Add	10.50	
For Elevated Installation >40', Add	11.54	
For Personal Protective Equipment (Arc Flash) When Working On Energized Equipment, Add	6.30	

26 Electrical

26 05 Common Work Results for Electrical

26 05 33 Raceway and Boxes for Electrical Systems



MINOR	CSI	UOM	DESCRIPTION	TOTAL DIRECT UNIT COST	DEMOLITION UNIT COST
26 05 33	13-0302	EA	1-1/4" x 8" Long, Rigid Galvanized Steel (RGS) Nipple	35.19	12.15
			<i>For Work In Restricted Working Space, Add</i>	7.29	
			<i>For Elevated Installation >10' To 15', Add</i>	2.43	
			<i>For Elevated Installation >15' To 20', Add</i>	4.86	
			<i>For Elevated Installation >20' To 25', Add</i>	6.08	
			<i>For Elevated Installation >25' To 30', Add</i>	8.51	
			<i>For Elevated Installation >30' To 35', Add</i>	9.72	
			<i>For Elevated Installation >35' To 40', Add</i>	12.16	
			<i>For Elevated Installation >40', Add</i>	13.37	
			<i>For Personal Protective Equipment (Arc Flash) When Working On Energized Equipment, Add</i>	7.29	
26 05 33	13-0303	EA	1-1/2" x 8" Long, Rigid Galvanized Steel (RGS) Nipple	41.25	13.82
			<i>For Work In Restricted Working Space, Add</i>	8.29	
			<i>For Elevated Installation >10' To 15', Add</i>	2.76	
			<i>For Elevated Installation >15' To 20', Add</i>	5.52	
			<i>For Elevated Installation >20' To 25', Add</i>	6.91	
			<i>For Elevated Installation >25' To 30', Add</i>	9.67	
			<i>For Elevated Installation >30' To 35', Add</i>	11.05	
			<i>For Elevated Installation >35' To 40', Add</i>	13.81	
			<i>For Elevated Installation >40', Add</i>	15.19	
			<i>For Personal Protective Equipment (Arc Flash) When Working On Energized Equipment, Add</i>	8.29	
26 05 33	13-0304	EA	2" x 8" Long, Rigid Galvanized Steel (RGS) Nipple	47.16	15.47
			<i>For Work In Restricted Working Space, Add</i>	9.28	
			<i>For Elevated Installation >10' To 15', Add</i>	3.09	
			<i>For Elevated Installation >15' To 20', Add</i>	6.19	
			<i>For Elevated Installation >20' To 25', Add</i>	7.74	
			<i>For Elevated Installation >25' To 30', Add</i>	10.83	
			<i>For Elevated Installation >30' To 35', Add</i>	12.38	
			<i>For Elevated Installation >35' To 40', Add</i>	15.47	
			<i>For Elevated Installation >40', Add</i>	17.02	
			<i>For Personal Protective Equipment (Arc Flash) When Working On Energized Equipment, Add</i>	9.28	
26 05 33	13-0305	EA	2-1/2" x 8" Long, Rigid Galvanized Steel (RGS) Nipple	67.80	18.79
			<i>For Work In Restricted Working Space, Add</i>	11.27	
			<i>For Elevated Installation >10' To 15', Add</i>	3.76	
			<i>For Elevated Installation >15' To 20', Add</i>	7.51	
			<i>For Elevated Installation >20' To 25', Add</i>	9.39	
			<i>For Elevated Installation >25' To 30', Add</i>	13.15	
			<i>For Elevated Installation >30' To 35', Add</i>	15.03	
			<i>For Elevated Installation >35' To 40', Add</i>	18.79	
			<i>For Elevated Installation >40', Add</i>	20.66	
			<i>For Personal Protective Equipment (Arc Flash) When Working On Energized Equipment, Add</i>	11.27	
26 05 33	13-0306	EA	3" x 8" Long, Rigid Galvanized Steel (RGS) Nipple	87.88	25.97
			<i>For Work In Restricted Working Space, Add</i>	15.58	
			<i>For Elevated Installation >10' To 15', Add</i>	5.19	
			<i>For Elevated Installation >15' To 20', Add</i>	10.39	
			<i>For Elevated Installation >20' To 25', Add</i>	12.98	
			<i>For Elevated Installation >25' To 30', Add</i>	18.18	
			<i>For Elevated Installation >30' To 35', Add</i>	20.77	
			<i>For Elevated Installation >35' To 40', Add</i>	25.97	
			<i>For Elevated Installation >40', Add</i>	28.56	
			<i>For Personal Protective Equipment (Arc Flash) When Working On Energized Equipment, Add</i>	15.58	
26 05 33	13-0307	EA	3-1/2" x 8" Long, Rigid Galvanized Steel (RGS) Nipple	99.65	29.28
			<i>For Work In Restricted Working Space, Add</i>	17.57	
			<i>For Elevated Installation >10' To 15', Add</i>	5.86	
			<i>For Elevated Installation >15' To 20', Add</i>	11.71	
			<i>For Elevated Installation >20' To 25', Add</i>	14.64	
			<i>For Elevated Installation >25' To 30', Add</i>	20.50	
			<i>For Elevated Installation >30' To 35', Add</i>	23.42	
			<i>For Elevated Installation >35' To 40', Add</i>	29.28	
			<i>For Elevated Installation >40', Add</i>	32.21	
			<i>For Personal Protective Equipment (Arc Flash) When Working On Energized Equipment, Add</i>	17.57	
26 05 33	13-0308	EA	4" x 8" Long, Rigid Galvanized Steel (RGS) Nipple	122.65	38.13
			<i>For Work In Restricted Working Space, Add</i>	22.87	
			<i>For Elevated Installation >10' To 15', Add</i>	7.62	
			<i>For Elevated Installation >15' To 20', Add</i>	15.25	
			<i>For Elevated Installation >20' To 25', Add</i>	19.06	
			<i>For Elevated Installation >25' To 30', Add</i>	26.68	
			<i>For Elevated Installation >30' To 35', Add</i>	30.50	
			<i>For Elevated Installation >35' To 40', Add</i>	38.12	
			<i>For Elevated Installation >40', Add</i>	41.93	
			<i>For Personal Protective Equipment (Arc Flash) When Working On Energized Equipment, Add</i>	22.87	
26 05 33	13-0309	EA	5" x 8" Long, Rigid Galvanized Steel (RGS) Nipple	188.63	52.49
			<i>For Work In Restricted Working Space, Add</i>	31.49	
			<i>For Elevated Installation >10' To 15', Add</i>	10.50	
			<i>For Elevated Installation >15' To 20', Add</i>	20.99	
			<i>For Elevated Installation >20' To 25', Add</i>	26.24	
			<i>For Elevated Installation >25' To 30', Add</i>	36.74	
			<i>For Elevated Installation >30' To 35', Add</i>	41.99	
			<i>For Elevated Installation >35' To 40', Add</i>	52.49	
			<i>For Elevated Installation >40', Add</i>	57.73	
			<i>For Personal Protective Equipment (Arc Flash) When Working On Energized Equipment, Add</i>	31.49	



MINOR CSI UOM DESCRIPTION	TOTAL DIRECT UNIT COST	DEMOLITION UNIT COST
26 05 33 13-0310 EA 6" x 8" Long, Rigid Galvanized Steel (RGS) Nipple.....	238.55	67.30
For Work In Restricted Working Space, Add	40.40	
For Elevated Installation >10' To 15', Add	13.47	
For Elevated Installation >15' To 20', Add	26.94	
For Elevated Installation >20' To 25', Add	33.67	
For Elevated Installation >25' To 30', Add	47.14	
For Elevated Installation >30' To 35', Add	53.87	
For Elevated Installation >35' To 40', Add	67.34	
For Elevated Installation >40', Add	74.07	
For Personal Protective Equipment (Arc Flash) When Working On Energized Equipment, Add	40.40	
26 05 33 13-0311 EA 1/2" x 10" Long, Rigid Galvanized Steel (RGS) Nipple.....	21.01	7.18
For Work In Restricted Working Space, Add	4.31	
For Elevated Installation >10' To 15', Add	1.44	
For Elevated Installation >15' To 20', Add	2.87	
For Elevated Installation >20' To 25', Add	3.59	
For Elevated Installation >25' To 30', Add	5.03	
For Elevated Installation >30' To 35', Add	6.75	
For Elevated Installation >35' To 40', Add	7.19	
For Elevated Installation >40', Add	7.90	
For Personal Protective Equipment (Arc Flash) When Working On Energized Equipment, Add	4.31	
26 05 33 13-0312 EA 3/4" x 10" Long, Rigid Galvanized Steel (RGS) Nipple.....	24.28	8.29
For Work In Restricted Working Space, Add	4.97	
For Elevated Installation >10' To 15', Add	1.66	
For Elevated Installation >15' To 20', Add	3.31	
For Elevated Installation >20' To 25', Add	4.14	
For Elevated Installation >25' To 30', Add	5.80	
For Elevated Installation >30' To 35', Add	6.63	
For Elevated Installation >35' To 40', Add	8.29	
For Elevated Installation >40', Add	9.11	
For Personal Protective Equipment (Arc Flash) When Working On Energized Equipment, Add	4.97	
26 05 33 13-0313 EA 1" x 10" Long, Rigid Galvanized Steel (RGS) Nipple.....	31.48	10.50
For Work In Restricted Working Space, Add	6.30	
For Elevated Installation >10' To 15', Add	2.10	
For Elevated Installation >15' To 20', Add	4.20	
For Elevated Installation >20' To 25', Add	5.25	
For Elevated Installation >25' To 30', Add	7.35	
For Elevated Installation >30' To 35', Add	8.40	
For Elevated Installation >35' To 40', Add	10.50	
For Elevated Installation >40', Add	11.54	
For Personal Protective Equipment (Arc Flash) When Working On Energized Equipment, Add	6.30	
26 05 33 13-0314 EA 1-1/4" x 10" Long, Rigid Galvanized Steel (RGS) Nipple.....	38.00	12.15
For Work In Restricted Working Space, Add	7.29	
For Elevated Installation >10' To 15', Add	2.43	
For Elevated Installation >15' To 20', Add	4.86	
For Elevated Installation >20' To 25', Add	6.08	
For Elevated Installation >25' To 30', Add	8.51	
For Elevated Installation >30' To 35', Add	9.72	
For Elevated Installation >35' To 40', Add	12.16	
For Elevated Installation >40', Add	13.37	
For Personal Protective Equipment (Arc Flash) When Working On Energized Equipment, Add	7.29	
26 05 33 13-0315 EA 1-1/2" x 10" Long, Rigid Galvanized Steel (RGS) Nipple.....	44.01	13.82
For Work In Restricted Working Space, Add	8.29	
For Elevated Installation >10' To 15', Add	2.76	
For Elevated Installation >15' To 20', Add	5.52	
For Elevated Installation >20' To 25', Add	6.91	
For Elevated Installation >25' To 30', Add	9.67	
For Elevated Installation >30' To 35', Add	11.05	
For Elevated Installation >35' To 40', Add	13.81	
For Elevated Installation >40', Add	15.19	
For Personal Protective Equipment (Arc Flash) When Working On Energized Equipment, Add	8.29	
26 05 33 13-0316 EA 2" x 10" Long, Rigid Galvanized Steel (RGS) Nipple.....	50.37	15.47
For Work In Restricted Working Space, Add	9.28	
For Elevated Installation >10' To 15', Add	3.09	
For Elevated Installation >15' To 20', Add	6.19	
For Elevated Installation >20' To 25', Add	7.74	
For Elevated Installation >25' To 30', Add	10.83	
For Elevated Installation >30' To 35', Add	12.38	
For Elevated Installation >35' To 40', Add	15.47	
For Elevated Installation >40', Add	17.02	
For Personal Protective Equipment (Arc Flash) When Working On Energized Equipment, Add	9.28	
26 05 33 13-0317 EA 2-1/2" x 10" Long, Rigid Galvanized Steel (RGS) Nipple.....	72.67	18.79
For Work In Restricted Working Space, Add	11.27	
For Elevated Installation >10' To 15', Add	3.76	
For Elevated Installation >15' To 20', Add	7.51	
For Elevated Installation >20' To 25', Add	9.39	
For Elevated Installation >25' To 30', Add	13.15	
For Elevated Installation >30' To 35', Add	15.03	
For Elevated Installation >35' To 40', Add	18.79	
For Elevated Installation >40', Add	20.66	
For Personal Protective Equipment (Arc Flash) When Working On Energized Equipment, Add	11.27	

26 Electrical

26 05 Common Work Results for Electrical

26 05 33 Raceway and Boxes for Electrical Systems



MINOR	CSI	UOM	DESCRIPTION	TOTAL DIRECT UNIT COST	DEMOLITION UNIT COST
26 05 33	13-0318	EA	3" x 10" Long, Rigid Galvanized Steel (RGS) Nipple	94.42	25.97
			<i>For Work In Restricted Working Space, Add</i>	15.58	
			<i>For Elevated Installation >10' To 15', Add</i>	5.19	
			<i>For Elevated Installation >15' To 20', Add</i>	10.39	
			<i>For Elevated Installation >20' To 25', Add</i>	12.98	
			<i>For Elevated Installation >25' To 30', Add</i>	18.18	
			<i>For Elevated Installation >30' To 35', Add</i>	20.77	
			<i>For Elevated Installation >35' To 40', Add</i>	25.97	
			<i>For Elevated Installation >40', Add</i>	28.56	
			<i>For Personal Protective Equipment (Arc Flash) When Working On Energized Equipment, Add</i>	15.58	
26 05 33	13-0319	EA	3-1/2" x 10" Long, Rigid Galvanized Steel (RGS) Nipple	108.26	29.28
			<i>For Work In Restricted Working Space, Add</i>	17.57	
			<i>For Elevated Installation >10' To 15', Add</i>	5.86	
			<i>For Elevated Installation >15' To 20', Add</i>	11.71	
			<i>For Elevated Installation >20' To 25', Add</i>	14.64	
			<i>For Elevated Installation >25' To 30', Add</i>	20.50	
			<i>For Elevated Installation >30' To 35', Add</i>	23.42	
			<i>For Elevated Installation >35' To 40', Add</i>	29.28	
			<i>For Elevated Installation >40', Add</i>	32.21	
			<i>For Personal Protective Equipment (Arc Flash) When Working On Energized Equipment, Add</i>	17.57	
26 05 33	13-0320	EA	4" x 10" Long, Rigid Galvanized Steel (RGS) Nipple	133.57	38.13
			<i>For Work In Restricted Working Space, Add</i>	22.87	
			<i>For Elevated Installation >10' To 15', Add</i>	7.62	
			<i>For Elevated Installation >15' To 20', Add</i>	15.25	
			<i>For Elevated Installation >20' To 25', Add</i>	19.06	
			<i>For Elevated Installation >25' To 30', Add</i>	26.68	
			<i>For Elevated Installation >30' To 35', Add</i>	30.50	
			<i>For Elevated Installation >35' To 40', Add</i>	38.12	
			<i>For Elevated Installation >40', Add</i>	41.93	
			<i>For Personal Protective Equipment (Arc Flash) When Working On Energized Equipment, Add</i>	22.87	
26 05 33	13-0321	EA	5" x 10" Long, Rigid Galvanized Steel (RGS) Nipple	203.05	52.49
			<i>For Work In Restricted Working Space, Add</i>	31.49	
			<i>For Elevated Installation >10' To 15', Add</i>	10.50	
			<i>For Elevated Installation >15' To 20', Add</i>	20.99	
			<i>For Elevated Installation >20' To 25', Add</i>	26.24	
			<i>For Elevated Installation >25' To 30', Add</i>	36.74	
			<i>For Elevated Installation >30' To 35', Add</i>	41.99	
			<i>For Elevated Installation >35' To 40', Add</i>	52.49	
			<i>For Elevated Installation >40', Add</i>	57.73	
			<i>For Personal Protective Equipment (Arc Flash) When Working On Energized Equipment, Add</i>	31.49	
26 05 33	13-0322	EA	6" x 10" Long, Rigid Galvanized Steel (RGS) Nipple	264.50	67.30
			<i>For Work In Restricted Working Space, Add</i>	40.40	
			<i>For Elevated Installation >10' To 15', Add</i>	13.47	
			<i>For Elevated Installation >15' To 20', Add</i>	26.94	
			<i>For Elevated Installation >20' To 25', Add</i>	33.67	
			<i>For Elevated Installation >25' To 30', Add</i>	47.14	
			<i>For Elevated Installation >30' To 35', Add</i>	53.87	
			<i>For Elevated Installation >35' To 40', Add</i>	67.34	
			<i>For Elevated Installation >40', Add</i>	74.07	
			<i>For Personal Protective Equipment (Arc Flash) When Working On Energized Equipment, Add</i>	40.40	
26 05 33	13-0323	EA	1/2" x 12" Long, Rigid Galvanized Steel (RGS) Nipple	22.02	7.18
			<i>For Work In Restricted Working Space, Add</i>	4.31	
			<i>For Elevated Installation >10' To 15', Add</i>	1.44	
			<i>For Elevated Installation >15' To 20', Add</i>	2.87	
			<i>For Elevated Installation >20' To 25', Add</i>	3.59	
			<i>For Elevated Installation >25' To 30', Add</i>	5.03	
			<i>For Elevated Installation >30' To 35', Add</i>	5.75	
			<i>For Elevated Installation >35' To 40', Add</i>	7.19	
			<i>For Elevated Installation >40', Add</i>	7.90	
			<i>For Personal Protective Equipment (Arc Flash) When Working On Energized Equipment, Add</i>	4.31	
26 05 33	13-0324	EA	3/4" x 12" Long, Rigid Galvanized Steel (RGS) Nipple	25.23	8.29
			<i>For Work In Restricted Working Space, Add</i>	4.97	
			<i>For Elevated Installation >10' To 15', Add</i>	1.66	
			<i>For Elevated Installation >15' To 20', Add</i>	3.31	
			<i>For Elevated Installation >20' To 25', Add</i>	4.14	
			<i>For Elevated Installation >25' To 30', Add</i>	5.80	
			<i>For Elevated Installation >30' To 35', Add</i>	6.63	
			<i>For Elevated Installation >35' To 40', Add</i>	8.29	
			<i>For Elevated Installation >40', Add</i>	9.11	
			<i>For Personal Protective Equipment (Arc Flash) When Working On Energized Equipment, Add</i>	4.97	
26 05 33	13-0325	EA	1" x 12" Long, Rigid Galvanized Steel (RGS) Nipple	32.90	10.50
			<i>For Work In Restricted Working Space, Add</i>	6.30	
			<i>For Elevated Installation >10' To 15', Add</i>	2.10	
			<i>For Elevated Installation >15' To 20', Add</i>	4.20	
			<i>For Elevated Installation >20' To 25', Add</i>	5.25	
			<i>For Elevated Installation >25' To 30', Add</i>	7.35	
			<i>For Elevated Installation >30' To 35', Add</i>	8.40	
			<i>For Elevated Installation >35' To 40', Add</i>	10.50	
			<i>For Elevated Installation >40', Add</i>	11.54	
			<i>For Personal Protective Equipment (Arc Flash) When Working On Energized Equipment, Add</i>	6.30	



MINOR CSI UOM DESCRIPTION	TOTAL DIRECT UNIT COST	DEMOLITION UNIT COST
26 05 33 13-0326 EA 1-1/4" x 12" Long, Rigid Galvanized Steel (RGS) Nipple.....	40.25	12.15
For Work In Restricted Working Space, Add	7.29	
For Elevated Installation >10' To 15', Add	2.43	
For Elevated Installation >15' To 20', Add	4.86	
For Elevated Installation >20' To 25', Add	6.08	
For Elevated Installation >25' To 30', Add	8.51	
For Elevated Installation >30' To 35', Add	9.72	
For Elevated Installation >35' To 40', Add	12.16	
For Elevated Installation >40', Add	13.37	
For Personal Protective Equipment (Arc Flash) When Working On Energized Equipment, Add	7.29	
26 05 33 13-0327 EA 1-1/2" x 12" Long, Rigid Galvanized Steel (RGS) Nipple.....	45.40	13.82
For Work In Restricted Working Space, Add	8.29	
For Elevated Installation >10' To 15', Add	2.76	
For Elevated Installation >15' To 20', Add	5.52	
For Elevated Installation >20' To 25', Add	6.91	
For Elevated Installation >25' To 30', Add	9.67	
For Elevated Installation >30' To 35', Add	11.05	
For Elevated Installation >35' To 40', Add	13.81	
For Elevated Installation >40', Add	15.19	
For Personal Protective Equipment (Arc Flash) When Working On Energized Equipment, Add	8.29	
26 05 33 13-0328 EA 2" x 12" Long, Rigid Galvanized Steel (RGS) Nipple.....	53.06	15.47
For Work In Restricted Working Space, Add	9.28	
For Elevated Installation >10' To 15', Add	3.09	
For Elevated Installation >15' To 20', Add	6.19	
For Elevated Installation >20' To 25', Add	7.74	
For Elevated Installation >25' To 30', Add	10.83	
For Elevated Installation >30' To 35', Add	12.38	
For Elevated Installation >35' To 40', Add	15.47	
For Elevated Installation >40', Add	17.02	
For Personal Protective Equipment (Arc Flash) When Working On Energized Equipment, Add	9.28	
26 05 33 13-0329 EA 2-1/2" x 12" Long, Rigid Galvanized Steel (RGS) Nipple.....	78.40	18.79
For Work In Restricted Working Space, Add	11.27	
For Elevated Installation >10' To 15', Add	3.76	
For Elevated Installation >15' To 20', Add	7.51	
For Elevated Installation >20' To 25', Add	9.39	
For Elevated Installation >25' To 30', Add	13.15	
For Elevated Installation >30' To 35', Add	15.03	
For Elevated Installation >35' To 40', Add	18.79	
For Elevated Installation >40', Add	20.66	
For Personal Protective Equipment (Arc Flash) When Working On Energized Equipment, Add	11.27	
26 05 33 13-0330 EA 3" x 12" Long, Rigid Galvanized Steel (RGS) Nipple.....	103.52	25.97
For Work In Restricted Working Space, Add	15.58	
For Elevated Installation >10' To 15', Add	5.19	
For Elevated Installation >15' To 20', Add	10.39	
For Elevated Installation >20' To 25', Add	12.98	
For Elevated Installation >25' To 30', Add	18.18	
For Elevated Installation >30' To 35', Add	20.77	
For Elevated Installation >35' To 40', Add	25.97	
For Elevated Installation >40', Add	28.56	
For Personal Protective Equipment (Arc Flash) When Working On Energized Equipment, Add	15.58	
26 05 33 13-0331 EA 3-1/2" x 12" Long, Rigid Galvanized Steel (RGS) Nipple.....	116.65	29.28
For Work In Restricted Working Space, Add	17.57	
For Elevated Installation >10' To 15', Add	5.86	
For Elevated Installation >15' To 20', Add	11.71	
For Elevated Installation >20' To 25', Add	14.64	
For Elevated Installation >25' To 30', Add	20.50	
For Elevated Installation >30' To 35', Add	23.42	
For Elevated Installation >35' To 40', Add	29.28	
For Elevated Installation >40', Add	32.21	
For Personal Protective Equipment (Arc Flash) When Working On Energized Equipment, Add	17.57	
26 05 33 13-0332 EA 4" x 12" Long, Rigid Galvanized Steel (RGS) Nipple.....	144.49	38.13
For Work In Restricted Working Space, Add	22.87	
For Elevated Installation >10' To 15', Add	7.62	
For Elevated Installation >15' To 20', Add	15.25	
For Elevated Installation >20' To 25', Add	19.06	
For Elevated Installation >25' To 30', Add	26.68	
For Elevated Installation >30' To 35', Add	30.50	
For Elevated Installation >35' To 40', Add	38.12	
For Elevated Installation >40', Add	41.93	
For Personal Protective Equipment (Arc Flash) When Working On Energized Equipment, Add	22.87	
26 05 33 13-0333 EA 5" x 12" Long, Rigid Galvanized Steel (RGS) Nipple.....	223.78	52.49
For Work In Restricted Working Space, Add	31.49	
For Elevated Installation >10' To 15', Add	10.50	
For Elevated Installation >15' To 20', Add	20.99	
For Elevated Installation >20' To 25', Add	26.24	
For Elevated Installation >25' To 30', Add	36.74	
For Elevated Installation >30' To 35', Add	41.99	
For Elevated Installation >35' To 40', Add	52.49	
For Elevated Installation >40', Add	57.73	
For Personal Protective Equipment (Arc Flash) When Working On Energized Equipment, Add	31.49	

26 Electrical

26 05 Common Work Results for Electrical

26 05 33 Raceway and Boxes for Electrical Systems



MINOR	CSI	UOM	DESCRIPTION	TOTAL DIRECT UNIT COST	DEMOLITION UNIT COST
26 05 33	13-0334	EA	6" x 12" Long, Rigid Galvanized Steel (RGS) Nipple.....	278.92	67.30
			<i>For Work In Restricted Working Space, Add</i>	40.40	
			<i>For Elevated Installation >10' To 15', Add</i>	13.47	
			<i>For Elevated Installation >15' To 20', Add</i>	26.94	
			<i>For Elevated Installation >20' To 25', Add</i>	33.67	
			<i>For Elevated Installation >25' To 30', Add</i>	47.14	
			<i>For Elevated Installation >30' To 35', Add</i>	53.87	
			<i>For Elevated Installation >35' To 40', Add</i>	67.34	
			<i>For Elevated Installation >40', Add</i>	74.07	
			<i>For Personal Protective Equipment (Arc Flash) When Working On Energized Equipment, Add</i>	40.40	
26 05 33	13-0335		Rigid Galvanized Steel (RGS) Off-Set Nipples (26 05 33 13-0059)		
26 05 33	13-0336	EA	1/2" Rigid Galvanized Steel (RGS) Off-Set Nipple.....	17.25	5.74
			<i>For Work In Restricted Working Space, Add</i>	4.34	
			<i>For Elevated Installation >10' To 15', Add</i>	1.45	
			<i>For Elevated Installation >15' To 20', Add</i>	2.90	
			<i>For Elevated Installation >20' To 25', Add</i>	3.62	
			<i>For Elevated Installation >25' To 30', Add</i>	5.07	
			<i>For Elevated Installation >30' To 35', Add</i>	5.79	
			<i>For Elevated Installation >35' To 40', Add</i>	7.24	
			<i>For Elevated Installation >40', Add</i>	7.96	
			<i>For Personal Protective Equipment (Arc Flash) When Working On Energized Equipment, Add</i>	4.34	
26 05 33	13-0337	EA	3/4" Rigid Galvanized Steel (RGS) Off-Set Nipple.....	20.71	6.63
			<i>For Work In Restricted Working Space, Add</i>	4.94	
			<i>For Elevated Installation >10' To 15', Add</i>	1.65	
			<i>For Elevated Installation >15' To 20', Add</i>	3.30	
			<i>For Elevated Installation >20' To 25', Add</i>	4.12	
			<i>For Elevated Installation >25' To 30', Add</i>	5.77	
			<i>For Elevated Installation >30' To 35', Add</i>	6.59	
			<i>For Elevated Installation >35' To 40', Add</i>	8.24	
			<i>For Elevated Installation >40', Add</i>	9.06	
			<i>For Personal Protective Equipment (Arc Flash) When Working On Energized Equipment, Add</i>	4.94	
26 05 33	13-0338	EA	1" Rigid Galvanized Steel (RGS) Off-Set Nipple.....	25.92	8.40
			<i>For Work In Restricted Working Space, Add</i>	6.32	
			<i>For Elevated Installation >10' To 15', Add</i>	2.11	
			<i>For Elevated Installation >15' To 20', Add</i>	4.22	
			<i>For Elevated Installation >20' To 25', Add</i>	5.27	
			<i>For Elevated Installation >25' To 30', Add</i>	7.38	
			<i>For Elevated Installation >30' To 35', Add</i>	8.43	
			<i>For Elevated Installation >35' To 40', Add</i>	10.54	
			<i>For Elevated Installation >40', Add</i>	11.59	
			<i>For Personal Protective Equipment (Arc Flash) When Working On Energized Equipment, Add</i>	6.32	
26 05 33	13-0339	EA	1-1/4" Rigid Galvanized Steel (RGS) Off-Set Nipple, Insulated.....	33.07	10.06
			<i>For Work In Restricted Working Space, Add</i>	7.58	
			<i>For Elevated Installation >10' To 15', Add</i>	2.53	
			<i>For Elevated Installation >15' To 20', Add</i>	5.05	
			<i>For Elevated Installation >20' To 25', Add</i>	6.32	
			<i>For Elevated Installation >25' To 30', Add</i>	8.84	
			<i>For Elevated Installation >30' To 35', Add</i>	10.10	
			<i>For Elevated Installation >35' To 40', Add</i>	12.63	
			<i>For Elevated Installation >40', Add</i>	13.89	
			<i>For Personal Protective Equipment (Arc Flash) When Working On Energized Equipment, Add</i>	7.58	
26 05 33	13-0340	EA	1-1/2" Rigid Galvanized Steel (RGS) Off-Set Nipple, Insulated.....	36.22	11.05
			<i>For Work In Restricted Working Space, Add</i>	8.30	
			<i>For Elevated Installation >10' To 15', Add</i>	2.77	
			<i>For Elevated Installation >15' To 20', Add</i>	5.53	
			<i>For Elevated Installation >20' To 25', Add</i>	6.91	
			<i>For Elevated Installation >25' To 30', Add</i>	9.68	
			<i>For Elevated Installation >30' To 35', Add</i>	11.06	
			<i>For Elevated Installation >35' To 40', Add</i>	13.83	
			<i>For Elevated Installation >40', Add</i>	15.21	
			<i>For Personal Protective Equipment (Arc Flash) When Working On Energized Equipment, Add</i>	8.30	
26 05 33	13-0341	EA	2" Rigid Galvanized Steel (RGS) Off-Set Nipple, Insulated.....	47.67	13.59
			<i>For Work In Restricted Working Space, Add</i>	10.22	
			<i>For Elevated Installation >10' To 15', Add</i>	3.41	
			<i>For Elevated Installation >15' To 20', Add</i>	6.81	
			<i>For Elevated Installation >20' To 25', Add</i>	8.52	
			<i>For Elevated Installation >25' To 30', Add</i>	11.92	
			<i>For Elevated Installation >30' To 35', Add</i>	13.62	
			<i>For Elevated Installation >35' To 40', Add</i>	17.03	
			<i>For Elevated Installation >40', Add</i>	18.73	
			<i>For Personal Protective Equipment (Arc Flash) When Working On Energized Equipment, Add</i>	10.22	
26 05 33	13-0342	EA	2-1/2" Rigid Galvanized Steel (RGS) Off-Set Nipple, Insulated.....	77.93	22.10
			<i>For Work In Restricted Working Space, Add</i>	16.58	
			<i>For Elevated Installation >10' To 15', Add</i>	5.53	
			<i>For Elevated Installation >15' To 20', Add</i>	11.05	
			<i>For Elevated Installation >20' To 25', Add</i>	13.81	
			<i>For Elevated Installation >25' To 30', Add</i>	19.34	
			<i>For Elevated Installation >30' To 35', Add</i>	22.10	
			<i>For Elevated Installation >35' To 40', Add</i>	27.63	
			<i>For Elevated Installation >40', Add</i>	30.39	
			<i>For Personal Protective Equipment (Arc Flash) When Working On Energized Equipment, Add</i>	16.58	



MINOR	CSI	UOM	DESCRIPTION	TOTAL DIRECT UNIT COST	DEMOLITION UNIT COST
26 05 33	13-0343	EA	3" Rigid Galvanized Steel (RGS) Off-Set Nipple, Insulated <i>For Work In Restricted Working Space, Add</i> <i>For Elevated Installation >10' To 15', Add</i> <i>For Elevated Installation >15' To 20', Add</i> <i>For Elevated Installation >20' To 25', Add</i> <i>For Elevated Installation >25' To 30', Add</i> <i>For Elevated Installation >30' To 35', Add</i> <i>For Elevated Installation >35' To 40', Add</i> <i>For Elevated Installation >40', Add</i> <i>For Personal Protective Equipment (Arc Flash) When Working On Energized Equipment, Add</i>	127.75 22.87 7.62 15.25 19.06 26.68 30.50 38.12 41.93 22.87	30.50
26 05 33	13-0344	EA	3-1/2" Rigid Galvanized Steel (RGS) Off-Set Nipple, Insulated <i>For Work In Restricted Working Space, Add</i> <i>For Elevated Installation >10' To 15', Add</i> <i>For Elevated Installation >15' To 20', Add</i> <i>For Elevated Installation >20' To 25', Add</i> <i>For Elevated Installation >25' To 30', Add</i> <i>For Elevated Installation >30' To 35', Add</i> <i>For Elevated Installation >35' To 40', Add</i> <i>For Elevated Installation >40', Add</i> <i>For Personal Protective Equipment (Arc Flash) When Working On Energized Equipment, Add</i>	159.12 26.87 8.96 17.91 22.39 31.35 35.83 44.79 49.26 26.87	36.02
26 05 33	13-0345	EA	4" Rigid Galvanized Steel (RGS) Off-Set Nipple, Insulated <i>For Work In Restricted Working Space, Add</i> <i>For Elevated Installation >10' To 15', Add</i> <i>For Elevated Installation >15' To 20', Add</i> <i>For Elevated Installation >20' To 25', Add</i> <i>For Elevated Installation >25' To 30', Add</i> <i>For Elevated Installation >30' To 35', Add</i> <i>For Elevated Installation >35' To 40', Add</i> <i>For Elevated Installation >40', Add</i> <i>For Personal Protective Equipment (Arc Flash) When Working On Energized Equipment, Add</i>	191.37 31.16 10.39 20.78 25.97 36.36 41.55 51.94 57.13 31.16	41.55
26 05 33	13-0346		Rigid Galvanized Steel (RGS) 3-Piece Conduit Coupling <small>(26 05 33 13-0059)</small> Note: Erickson fittings.		
26 05 33	13-0347	EA	1/2" Rigid Galvanized Steel (RGS) 3-Piece Conduit Coupling (Erickson) <i>For Work In Restricted Working Space, Add</i> <i>For Elevated Installation >10' To 15', Add</i> <i>For Elevated Installation >15' To 20', Add</i> <i>For Elevated Installation >20' To 25', Add</i> <i>For Elevated Installation >25' To 30', Add</i> <i>For Elevated Installation >30' To 35', Add</i> <i>For Elevated Installation >35' To 40', Add</i> <i>For Elevated Installation >40', Add</i> <i>For Personal Protective Equipment (Arc Flash) When Working On Energized Equipment, Add</i>	46.89 13.28 4.43 8.85 11.06 15.49 17.70 22.13 24.34 13.28	17.68
26 05 33	13-0348	EA	3/4" Rigid Galvanized Steel (RGS) 3-Piece Conduit Coupling (Erickson) <i>For Work In Restricted Working Space, Add</i> <i>For Elevated Installation >10' To 15', Add</i> <i>For Elevated Installation >15' To 20', Add</i> <i>For Elevated Installation >20' To 25', Add</i> <i>For Elevated Installation >25' To 30', Add</i> <i>For Elevated Installation >30' To 35', Add</i> <i>For Elevated Installation >35' To 40', Add</i> <i>For Elevated Installation >40', Add</i> <i>For Personal Protective Equipment (Arc Flash) When Working On Energized Equipment, Add</i>	52.78 14.82 4.94 9.88 12.35 17.29 19.76 24.70 27.16 14.82	19.78
26 05 33	13-0349	EA	1" Rigid Galvanized Steel (RGS) 3-Piece Conduit Coupling (Erickson) <i>For Work In Restricted Working Space, Add</i> <i>For Elevated Installation >10' To 15', Add</i> <i>For Elevated Installation >15' To 20', Add</i> <i>For Elevated Installation >20' To 25', Add</i> <i>For Elevated Installation >25' To 30', Add</i> <i>For Elevated Installation >30' To 35', Add</i> <i>For Elevated Installation >35' To 40', Add</i> <i>For Elevated Installation >40', Add</i> <i>For Personal Protective Equipment (Arc Flash) When Working On Energized Equipment, Add</i>	61.28 16.51 5.50 11.00 13.76 19.26 22.01 27.51 30.26 16.51	21.99
26 05 33	13-0350	EA	1-1/4" Rigid Galvanized Steel (RGS) 3-Piece Conduit Coupling (Erickson) <i>For Work In Restricted Working Space, Add</i> <i>For Elevated Installation >10' To 15', Add</i> <i>For Elevated Installation >15' To 20', Add</i> <i>For Elevated Installation >20' To 25', Add</i> <i>For Elevated Installation >25' To 30', Add</i> <i>For Elevated Installation >30' To 35', Add</i> <i>For Elevated Installation >35' To 40', Add</i> <i>For Elevated Installation >40', Add</i> <i>For Personal Protective Equipment (Arc Flash) When Working On Energized Equipment, Add</i>	73.54 18.06 6.02 12.04 15.05 21.07 24.08 30.10 33.11 18.06	24.09
26 05 33	13-0351	EA	1-1/2" Rigid Galvanized Steel (RGS) 3-Piece Conduit Coupling (Erickson) <i>For Work In Restricted Working Space, Add</i> <i>For Elevated Installation >10' To 15', Add</i> <i>For Elevated Installation >15' To 20', Add</i> <i>For Elevated Installation >20' To 25', Add</i> <i>For Elevated Installation >25' To 30', Add</i> <i>For Elevated Installation >30' To 35', Add</i> <i>For Elevated Installation >35' To 40', Add</i> <i>For Elevated Installation >40', Add</i> <i>For Personal Protective Equipment (Arc Flash) When Working On Energized Equipment, Add</i>	81.86 19.76 6.59 13.17 16.47 23.05 26.35 32.94 36.23 19.76	26.30

26 Electrical

26 05 Common Work Results for Electrical

26 05 33 Raceway and Boxes for Electrical Systems



MINOR	CSI	UOM	DESCRIPTION	TOTAL DIRECT UNIT COST	DEMOLITION UNIT COST
26 05 33	13-0352	EA	2" Rigid Galvanized Steel (RGS) 3-Piece Conduit Coupling (Erickson).....	103.35	28.51
			<i>For Work In Restricted Working Space, Add</i>	21.40	
			<i>For Elevated Installation >10' To 15', Add</i>	7.13	
			<i>For Elevated Installation >15' To 20', Add</i>	14.27	
			<i>For Elevated Installation >20' To 25', Add</i>	17.83	
			<i>For Elevated Installation >25' To 30', Add</i>	24.97	
			<i>For Elevated Installation >30' To 35', Add</i>	28.53	
			<i>For Elevated Installation >35' To 40', Add</i>	35.67	
			<i>For Elevated Installation >40', Add</i>	39.23	
			<i>For Personal Protective Equipment (Arc Flash) When Working On Energized Equipment, Add</i>	21.40	
26 05 33	13-0353	EA	2-1/2" Rigid Galvanized Steel (RGS) 3-Piece Conduit Coupling (Erickson)	162.58	35.36
			<i>For Work In Restricted Working Space, Add</i>	26.52	
			<i>For Elevated Installation >10' To 15', Add</i>	8.84	
			<i>For Elevated Installation >15' To 20', Add</i>	17.68	
			<i>For Elevated Installation >20' To 25', Add</i>	22.10	
			<i>For Elevated Installation >25' To 30', Add</i>	30.94	
			<i>For Elevated Installation >30' To 35', Add</i>	35.36	
			<i>For Elevated Installation >35' To 40', Add</i>	44.20	
			<i>For Elevated Installation >40', Add</i>	48.62	
			<i>For Personal Protective Equipment (Arc Flash) When Working On Energized Equipment, Add</i>	26.52	
26 05 33	13-0354	EA	3" Rigid Galvanized Steel (RGS) 3-Piece Conduit Coupling (Erickson).....	223.09	44.20
			<i>For Work In Restricted Working Space, Add</i>	33.15	
			<i>For Elevated Installation >10' To 15', Add</i>	11.05	
			<i>For Elevated Installation >15' To 20', Add</i>	22.10	
			<i>For Elevated Installation >20' To 25', Add</i>	27.63	
			<i>For Elevated Installation >25' To 30', Add</i>	38.68	
			<i>For Elevated Installation >30' To 35', Add</i>	44.20	
			<i>For Elevated Installation >35' To 40', Add</i>	55.25	
			<i>For Elevated Installation >40', Add</i>	60.78	
			<i>For Personal Protective Equipment (Arc Flash) When Working On Energized Equipment, Add</i>	33.15	
26 05 33	13-0355	EA	3-1/2" Rigid Galvanized Steel (RGS) 3-Piece Conduit Coupling (Erickson)	320.18	53.05
			<i>For Work In Restricted Working Space, Add</i>	39.80	
			<i>For Elevated Installation >10' To 15', Add</i>	13.27	
			<i>For Elevated Installation >15' To 20', Add</i>	26.53	
			<i>For Elevated Installation >20' To 25', Add</i>	33.16	
			<i>For Elevated Installation >25' To 30', Add</i>	46.43	
			<i>For Elevated Installation >30' To 35', Add</i>	53.06	
			<i>For Elevated Installation >35' To 40', Add</i>	66.33	
			<i>For Elevated Installation >40', Add</i>	72.96	
			<i>For Personal Protective Equipment (Arc Flash) When Working On Energized Equipment, Add</i>	39.80	
26 05 33	13-0356	EA	4" Rigid Galvanized Steel (RGS) 3-Piece Conduit Coupling (Erickson).....	364.18	57.47
			<i>For Work In Restricted Working Space, Add</i>	43.09	
			<i>For Elevated Installation >10' To 15', Add</i>	14.36	
			<i>For Elevated Installation >15' To 20', Add</i>	28.73	
			<i>For Elevated Installation >20' To 25', Add</i>	35.91	
			<i>For Elevated Installation >25' To 30', Add</i>	50.27	
			<i>For Elevated Installation >30' To 35', Add</i>	57.46	
			<i>For Elevated Installation >35' To 40', Add</i>	71.82	
			<i>For Elevated Installation >40', Add</i>	79.00	
			<i>For Personal Protective Equipment (Arc Flash) When Working On Energized Equipment, Add</i>	43.09	
26 05 33	13-0357	EA	5" Rigid Galvanized Steel (RGS) 3-Piece Conduit Coupling (Erickson).....	629.41	70.72
			<i>For Work In Restricted Working Space, Add</i>	53.04	
			<i>For Elevated Installation >10' To 15', Add</i>	17.68	
			<i>For Elevated Installation >15' To 20', Add</i>	35.36	
			<i>For Elevated Installation >20' To 25', Add</i>	44.20	
			<i>For Elevated Installation >25' To 30', Add</i>	61.88	
			<i>For Elevated Installation >30' To 35', Add</i>	70.72	
			<i>For Elevated Installation >35' To 40', Add</i>	88.40	
			<i>For Elevated Installation >40', Add</i>	97.23	
			<i>For Personal Protective Equipment (Arc Flash) When Working On Energized Equipment, Add</i>	53.04	
26 05 33	13-0358	EA	6" Rigid Galvanized Steel (RGS) 3-Piece Conduit Coupling (Erickson).....	807.71	81.77
			<i>For Work In Restricted Working Space, Add</i>	61.32	
			<i>For Elevated Installation >10' To 15', Add</i>	20.44	
			<i>For Elevated Installation >15' To 20', Add</i>	40.88	
			<i>For Elevated Installation >20' To 25', Add</i>	51.10	
			<i>For Elevated Installation >25' To 30', Add</i>	71.54	
			<i>For Elevated Installation >30' To 35', Add</i>	81.76	
			<i>For Elevated Installation >35' To 40', Add</i>	102.21	
			<i>For Elevated Installation >40', Add</i>	112.43	
			<i>For Personal Protective Equipment (Arc Flash) When Working On Energized Equipment, Add</i>	61.32	
26 05 33	13-0359		Rigid Galvanized Steel (RGS) To Electrical Metallic Tubing (EMT) Connectors <small>(26 05 33 13-0059)</small>		
26 05 33	13-0360	EA	1/2" Rigid Galvanized Steel (RGS) To Electrical Metallic Tubing (EMT) Connector	29.53	8.84
			<i>For Work In Restricted Working Space, Add</i>	6.63	
			<i>For Elevated Installation >10' To 15', Add</i>	2.21	
			<i>For Elevated Installation >15' To 20', Add</i>	4.42	
			<i>For Elevated Installation >20' To 25', Add</i>	5.53	
			<i>For Elevated Installation >25' To 30', Add</i>	7.74	
			<i>For Elevated Installation >30' To 35', Add</i>	8.84	
			<i>For Elevated Installation >35' To 40', Add</i>	11.05	
			<i>For Elevated Installation >40', Add</i>	12.16	



MINOR CSI UOM DESCRIPTION	TOTAL DIRECT UNIT COST	DEMOLITION UNIT COST
26 05 33 13-0361 EA 3/4" Rigid Galvanized Steel (RGS) To Electrical Metallic Tubing (EMT) Connector <i>For Work In Restricted Working Space, Add</i> <i>For Elevated Installation >10' To 15', Add</i> <i>For Elevated Installation >15' To 20', Add</i> <i>For Elevated Installation >20' To 25', Add</i> <i>For Elevated Installation >25' To 30', Add</i> <i>For Elevated Installation >30' To 35', Add</i> <i>For Elevated Installation >35' To 40', Add</i> <i>For Elevated Installation >40', Add</i>	33.10 7.29 2.43 4.86 6.08 8.51 9.72 12.16 13.37	9.72
26 05 33 13-0362 EA 1" Rigid Galvanized Steel (RGS) To Electrical Metallic Tubing (EMT) Connector <i>For Work In Restricted Working Space, Add</i> <i>For Elevated Installation >10' To 15', Add</i> <i>For Elevated Installation >15' To 20', Add</i> <i>For Elevated Installation >20' To 25', Add</i> <i>For Elevated Installation >25' To 30', Add</i> <i>For Elevated Installation >30' To 35', Add</i> <i>For Elevated Installation >35' To 40', Add</i> <i>For Elevated Installation >40', Add</i>	38.09 8.29 2.76 5.53 6.91 9.67 11.05 13.82 15.20	11.05
26 05 33 13-0363 EA 1-1/4" Rigid Galvanized Steel (RGS) To Electrical Metallic Tubing (EMT) Connector <i>For Work In Restricted Working Space, Add</i> <i>For Elevated Installation >10' To 15', Add</i> <i>For Elevated Installation >15' To 20', Add</i> <i>For Elevated Installation >20' To 25', Add</i> <i>For Elevated Installation >25' To 30', Add</i> <i>For Elevated Installation >30' To 35', Add</i> <i>For Elevated Installation >35' To 40', Add</i> <i>For Elevated Installation >40', Add</i>	43.65 8.95 2.98 5.97 7.46 10.44 11.94 14.92 16.41	11.93
26 05 33 13-0364 EA 1-1/2" Rigid Galvanized Steel (RGS) To Electrical Metallic Tubing (EMT) Connector <i>For Work In Restricted Working Space, Add</i> <i>For Elevated Installation >10' To 15', Add</i> <i>For Elevated Installation >15' To 20', Add</i> <i>For Elevated Installation >20' To 25', Add</i> <i>For Elevated Installation >25' To 30', Add</i> <i>For Elevated Installation >30' To 35', Add</i> <i>For Elevated Installation >35' To 40', Add</i> <i>For Elevated Installation >40', Add</i>	52.40 9.95 3.32 6.63 8.29 11.60 13.26 16.58 18.23	13.26
26 05 33 13-0365 EA 2" Rigid Galvanized Steel (RGS) To Electrical Metallic Tubing (EMT) Connector <i>For Work In Restricted Working Space, Add</i> <i>For Elevated Installation >10' To 15', Add</i> <i>For Elevated Installation >15' To 20', Add</i> <i>For Elevated Installation >20' To 25', Add</i> <i>For Elevated Installation >25' To 30', Add</i> <i>For Elevated Installation >30' To 35', Add</i> <i>For Elevated Installation >35' To 40', Add</i> <i>For Elevated Installation >40', Add</i>	64.93 10.94 3.65 7.29 9.12 12.76 14.59 18.24 20.06	14.59
26 05 33 13-0366 EA 2-1/2" Rigid Galvanized Steel (RGS) To Electrical Metallic Tubing (EMT) Connector <i>For Work In Restricted Working Space, Add</i> <i>For Elevated Installation >10' To 15', Add</i> <i>For Elevated Installation >15' To 20', Add</i> <i>For Elevated Installation >20' To 25', Add</i> <i>For Elevated Installation >25' To 30', Add</i> <i>For Elevated Installation >30' To 35', Add</i> <i>For Elevated Installation >35' To 40', Add</i> <i>For Elevated Installation >40', Add</i>	89.82 13.26 4.42 8.84 11.05 15.47 17.68 22.10 24.31	17.68
26 05 33 13-0367 EA 3" Rigid Galvanized Steel (RGS) To Electrical Metallic Tubing (EMT) Connector <i>For Work In Restricted Working Space, Add</i> <i>For Elevated Installation >10' To 15', Add</i> <i>For Elevated Installation >15' To 20', Add</i> <i>For Elevated Installation >20' To 25', Add</i> <i>For Elevated Installation >25' To 30', Add</i> <i>For Elevated Installation >30' To 35', Add</i> <i>For Elevated Installation >35' To 40', Add</i> <i>For Elevated Installation >40', Add</i>	110.91 16.58 5.53 11.05 13.81 19.34 22.10 27.63 30.39	22.10
26 05 33 13-0368 EA 3-1/2" Rigid Galvanized Steel (RGS) To Electrical Metallic Tubing (EMT) Connector <i>For Work In Restricted Working Space, Add</i> <i>For Elevated Installation >10' To 15', Add</i> <i>For Elevated Installation >15' To 20', Add</i> <i>For Elevated Installation >20' To 25', Add</i> <i>For Elevated Installation >25' To 30', Add</i> <i>For Elevated Installation >30' To 35', Add</i> <i>For Elevated Installation >35' To 40', Add</i> <i>For Elevated Installation >40', Add</i>	133.26 19.89 6.63 13.26 16.58 23.21 26.52 33.15 36.47	26.52
26 05 33 13-0369 EA 4" Rigid Galvanized Steel (RGS) To Electrical Metallic Tubing (EMT) Connector <i>For Work In Restricted Working Space, Add</i> <i>For Elevated Installation >10' To 15', Add</i> <i>For Elevated Installation >15' To 20', Add</i> <i>For Elevated Installation >20' To 25', Add</i> <i>For Elevated Installation >25' To 30', Add</i> <i>For Elevated Installation >30' To 35', Add</i> <i>For Elevated Installation >35' To 40', Add</i> <i>For Elevated Installation >40', Add</i>	151.35 21.55 7.18 14.37 17.96 25.14 28.73 35.92 39.51	28.73
26 05 33 13-0370 Rigid Galvanized Steel (RGS) Water Tight Conduit Hubs (26 05 33 13-0059)		

26 Electrical

26 05 Common Work Results for Electrical

26 05 33 Raceway and Boxes for Electrical Systems



MINOR	CSI	UOM	DESCRIPTION	TOTAL DIRECT UNIT COST	DEMOLITION UNIT COST
26 05 33	13-0371	EA	1/2" Rigid Galvanized Steel (RGS) Water Tight Conduit Hubs	24.55	9.95
			<i>For Work In Restricted Working Space, Add</i>	5.97	
			<i>For Elevated Installation >10' To 15', Add</i>	1.99	
			<i>For Elevated Installation >15' To 20', Add</i>	3.98	
			<i>For Elevated Installation >20' To 25', Add</i>	4.97	
			<i>For Elevated Installation >25' To 30', Add</i>	6.96	
			<i>For Elevated Installation >30' To 35', Add</i>	7.96	
			<i>For Elevated Installation >35' To 40', Add</i>	9.95	
			<i>For Elevated Installation >40', Add</i>	10.94	
			<i>For Personal Protective Equipment (Arc Flash) When Working On Energized Equipment, Add</i>	5.97	
26 05 33	13-0372	EA	3/4" Rigid Galvanized Steel (RGS) Water Tight Conduit Hubs	27.36	11.05
			<i>For Work In Restricted Working Space, Add</i>	6.63	
			<i>For Elevated Installation >10' To 15', Add</i>	2.21	
			<i>For Elevated Installation >15' To 20', Add</i>	4.42	
			<i>For Elevated Installation >20' To 25', Add</i>	5.53	
			<i>For Elevated Installation >25' To 30', Add</i>	7.74	
			<i>For Elevated Installation >30' To 35', Add</i>	8.84	
			<i>For Elevated Installation >35' To 40', Add</i>	11.05	
			<i>For Elevated Installation >40', Add</i>	12.16	
			<i>For Personal Protective Equipment (Arc Flash) When Working On Energized Equipment, Add</i>	6.63	
26 05 33	13-0373	EA	1" Rigid Galvanized Steel (RGS) Water Tight Conduit Hubs	33.80	13.82
			<i>For Work In Restricted Working Space, Add</i>	8.29	
			<i>For Elevated Installation >10' To 15', Add</i>	2.76	
			<i>For Elevated Installation >15' To 20', Add</i>	5.53	
			<i>For Elevated Installation >20' To 25', Add</i>	6.91	
			<i>For Elevated Installation >25' To 30', Add</i>	9.67	
			<i>For Elevated Installation >30' To 35', Add</i>	11.05	
			<i>For Elevated Installation >35' To 40', Add</i>	13.82	
			<i>For Elevated Installation >40', Add</i>	15.20	
			<i>For Personal Protective Equipment (Arc Flash) When Working On Energized Equipment, Add</i>	8.29	
26 05 33	13-0374	EA	1-1/4" Rigid Galvanized Steel (RGS) Water Tight Conduit Hubs	41.53	16.57
			<i>For Work In Restricted Working Space, Add</i>	9.95	
			<i>For Elevated Installation >10' To 15', Add</i>	3.32	
			<i>For Elevated Installation >15' To 20', Add</i>	6.63	
			<i>For Elevated Installation >20' To 25', Add</i>	8.29	
			<i>For Elevated Installation >25' To 30', Add</i>	11.60	
			<i>For Elevated Installation >30' To 35', Add</i>	13.26	
			<i>For Elevated Installation >35' To 40', Add</i>	16.58	
			<i>For Elevated Installation >40', Add</i>	18.23	
			<i>For Personal Protective Equipment (Arc Flash) When Working On Energized Equipment, Add</i>	9.95	
26 05 33	13-0375	EA	1-1/2" Rigid Galvanized Steel (RGS) Water Tight Conduit Hubs	53.41	22.10
			<i>For Work In Restricted Working Space, Add</i>	13.26	
			<i>For Elevated Installation >10' To 15', Add</i>	4.42	
			<i>For Elevated Installation >15' To 20', Add</i>	8.84	
			<i>For Elevated Installation >20' To 25', Add</i>	11.05	
			<i>For Elevated Installation >25' To 30', Add</i>	15.47	
			<i>For Elevated Installation >30' To 35', Add</i>	17.68	
			<i>For Elevated Installation >35' To 40', Add</i>	22.10	
			<i>For Elevated Installation >40', Add</i>	24.31	
			<i>For Personal Protective Equipment (Arc Flash) When Working On Energized Equipment, Add</i>	13.26	
26 05 33	13-0376	EA	2" Rigid Galvanized Steel (RGS) Water Tight Conduit Hubs	62.04	24.86
			<i>For Work In Restricted Working Space, Add</i>	14.92	
			<i>For Elevated Installation >10' To 15', Add</i>	4.97	
			<i>For Elevated Installation >15' To 20', Add</i>	9.95	
			<i>For Elevated Installation >20' To 25', Add</i>	12.43	
			<i>For Elevated Installation >25' To 30', Add</i>	17.41	
			<i>For Elevated Installation >30' To 35', Add</i>	19.89	
			<i>For Elevated Installation >35' To 40', Add</i>	24.87	
			<i>For Elevated Installation >40', Add</i>	27.35	
			<i>For Personal Protective Equipment (Arc Flash) When Working On Energized Equipment, Add</i>	14.92	
26 05 33	13-0377	EA	2-1/2" Rigid Galvanized Steel (RGS) Water Tight Conduit Hubs	76.15	27.63
			<i>For Work In Restricted Working Space, Add</i>	16.58	
			<i>For Elevated Installation >10' To 15', Add</i>	5.53	
			<i>For Elevated Installation >15' To 20', Add</i>	11.05	
			<i>For Elevated Installation >20' To 25', Add</i>	13.81	
			<i>For Elevated Installation >25' To 30', Add</i>	19.34	
			<i>For Elevated Installation >30' To 35', Add</i>	22.10	
			<i>For Elevated Installation >35' To 40', Add</i>	27.63	
			<i>For Elevated Installation >40', Add</i>	30.39	
			<i>For Personal Protective Equipment (Arc Flash) When Working On Energized Equipment, Add</i>	16.58	
26 05 33	13-0378	EA	3" Rigid Galvanized Steel (RGS) Water Tight Conduit Hubs	102.38	34.81
			<i>For Work In Restricted Working Space, Add</i>	20.89	
			<i>For Elevated Installation >10' To 15', Add</i>	6.96	
			<i>For Elevated Installation >15' To 20', Add</i>	13.92	
			<i>For Elevated Installation >20' To 25', Add</i>	17.41	
			<i>For Elevated Installation >25' To 30', Add</i>	24.37	
			<i>For Elevated Installation >30' To 35', Add</i>	27.85	
			<i>For Elevated Installation >35' To 40', Add</i>	34.81	
			<i>For Elevated Installation >40', Add</i>	38.29	
			<i>For Personal Protective Equipment (Arc Flash) When Working On Energized Equipment, Add</i>	20.89	



MINOR CSI UOM DESCRIPTION	TOTAL DIRECT UNIT COST	DEMOLITION UNIT COST
26 05 33 13-0379 EA 3-1/2" Rigid Galvanized Steel (RGS) Water Tight Conduit Hubs.....	121.59	41.99
For Work In Restricted Working Space, Add	25.19	
For Elevated Installation >10' To 15', Add	8.40	
For Elevated Installation >15' To 20', Add	16.80	
For Elevated Installation >20' To 25', Add	21.00	
For Elevated Installation >25' To 30', Add	29.39	
For Elevated Installation >30' To 35', Add	33.59	
For Elevated Installation >35' To 40', Add	41.99	
For Elevated Installation >40', Add	46.19	
For Personal Protective Equipment (Arc Flash) When Working On Energized Equipment, Add	25.19	
26 05 33 13-0380 EA 4" Rigid Galvanized Steel (RGS) Water Tight Conduit Hubs.....	149.04	49.73
For Work In Restricted Working Space, Add	29.84	
For Elevated Installation >10' To 15', Add	9.95	
For Elevated Installation >15' To 20', Add	19.89	
For Elevated Installation >20' To 25', Add	24.86	
For Elevated Installation >25' To 30', Add	34.81	
For Elevated Installation >30' To 35', Add	39.78	
For Elevated Installation >35' To 40', Add	49.73	
For Elevated Installation >40', Add	54.70	
For Personal Protective Equipment (Arc Flash) When Working On Energized Equipment, Add	29.84	
26 05 33 13-0381 Rigid Galvanized Steel (RGS) Expansion Fittings, 4" Conduit Movement <small>(26 05 33 13-0059)</small>		
<small>Note: Type AX</small>		
26 05 33 13-0382 EA 1/2" Rigid Galvanized Steel (RGS) Expansion Fitting, 4" Conduit Movement.....	102.27	17.68
For Work In Restricted Working Space, Add	13.26	
For Elevated Installation >10' To 15', Add	4.42	
For Elevated Installation >15' To 20', Add	8.84	
For Elevated Installation >20' To 25', Add	11.05	
For Elevated Installation >25' To 30', Add	15.47	
For Elevated Installation >30' To 35', Add	17.68	
For Elevated Installation >35' To 40', Add	22.11	
For Elevated Installation >40', Add	24.32	
26 05 33 13-0383 EA 3/4" Rigid Galvanized Steel (RGS) Expansion Fitting, 4" Conduit Movement.....	116.01	19.89
For Work In Restricted Working Space, Add	14.92	
For Elevated Installation >10' To 15', Add	4.97	
For Elevated Installation >15' To 20', Add	9.95	
For Elevated Installation >20' To 25', Add	12.43	
For Elevated Installation >25' To 30', Add	17.41	
For Elevated Installation >30' To 35', Add	19.89	
For Elevated Installation >35' To 40', Add	24.87	
For Elevated Installation >40', Add	27.35	
26 05 33 13-0384 EA 1" Rigid Galvanized Steel (RGS) Expansion Fitting, 4" Conduit Movement.....	136.80	22.10
For Work In Restricted Working Space, Add	16.58	
For Elevated Installation >10' To 15', Add	5.53	
For Elevated Installation >15' To 20', Add	11.05	
For Elevated Installation >20' To 25', Add	13.82	
For Elevated Installation >25' To 30', Add	19.34	
For Elevated Installation >30' To 35', Add	22.10	
For Elevated Installation >35' To 40', Add	27.63	
For Elevated Installation >40', Add	30.39	
26 05 33 13-0385 EA 1-1/4" Rigid Galvanized Steel (RGS) Expansion Fitting, 4" Conduit Movement.....	166.39	24.31
For Work In Restricted Working Space, Add	18.23	
For Elevated Installation >10' To 15', Add	6.08	
For Elevated Installation >15' To 20', Add	12.16	
For Elevated Installation >20' To 25', Add	15.20	
For Elevated Installation >25' To 30', Add	21.27	
For Elevated Installation >30' To 35', Add	24.31	
For Elevated Installation >35' To 40', Add	30.39	
For Elevated Installation >40', Add	33.43	
26 05 33 13-0386 EA 1-1/2" Rigid Galvanized Steel (RGS) Expansion Fitting, 4" Conduit Movement.....	207.44	26.52
For Work In Restricted Working Space, Add	19.89	
For Elevated Installation >10' To 15', Add	6.63	
For Elevated Installation >15' To 20', Add	13.26	
For Elevated Installation >20' To 25', Add	16.58	
For Elevated Installation >25' To 30', Add	23.21	
For Elevated Installation >30' To 35', Add	26.52	
For Elevated Installation >35' To 40', Add	33.15	
For Elevated Installation >40', Add	36.47	
26 05 33 13-0387 EA 2" Rigid Galvanized Steel (RGS) Expansion Fitting, 4" Conduit Movement.....	283.53	28.73
For Work In Restricted Working Space, Add	21.55	
For Elevated Installation >10' To 15', Add	7.18	
For Elevated Installation >15' To 20', Add	14.36	
For Elevated Installation >20' To 25', Add	17.96	
For Elevated Installation >25' To 30', Add	25.14	
For Elevated Installation >30' To 35', Add	28.73	
For Elevated Installation >35' To 40', Add	35.91	
For Elevated Installation >40', Add	39.50	

26 Electrical

26 05 Common Work Results for Electrical

26 05 33 Raceway and Boxes for Electrical Systems



MINOR	CSI	UOM	DESCRIPTION	TOTAL DIRECT UNIT COST	DEMOLITION UNIT COST
26 05 33	13-0388	EA	2-1/2" Rigid Galvanized Steel (RGS) Expansion Fitting, 4" Conduit Movement	430.64	35.36
			<i>For Work In Restricted Working Space, Add</i>	26.52	
			<i>For Elevated Installation >10' To 15', Add</i>	8.84	
			<i>For Elevated Installation >15' To 20', Add</i>	17.68	
			<i>For Elevated Installation >20' To 25', Add</i>	22.10	
			<i>For Elevated Installation >25' To 30', Add</i>	30.94	
			<i>For Elevated Installation >30' To 35', Add</i>	35.36	
			<i>For Elevated Installation >35' To 40', Add</i>	44.20	
			<i>For Elevated Installation >40', Add</i>	48.62	
26 05 33	13-0389	EA	3" Rigid Galvanized Steel (RGS) Expansion Fitting, 4" Conduit Movement	551.29	44.20
			<i>For Work In Restricted Working Space, Add</i>	33.15	
			<i>For Elevated Installation >10' To 15', Add</i>	11.05	
			<i>For Elevated Installation >15' To 20', Add</i>	22.10	
			<i>For Elevated Installation >20' To 25', Add</i>	27.63	
			<i>For Elevated Installation >25' To 30', Add</i>	38.68	
			<i>For Elevated Installation >30' To 35', Add</i>	44.20	
			<i>For Elevated Installation >35' To 40', Add</i>	55.25	
			<i>For Elevated Installation >40', Add</i>	60.78	
26 05 33	13-0390	EA	3-1/2" Rigid Galvanized Steel (RGS) Expansion Fitting, 4" Conduit Movement	800.13	53.05
			<i>For Work In Restricted Working Space, Add</i>	39.79	
			<i>For Elevated Installation >10' To 15', Add</i>	13.26	
			<i>For Elevated Installation >15' To 20', Add</i>	26.52	
			<i>For Elevated Installation >20' To 25', Add</i>	33.16	
			<i>For Elevated Installation >25' To 30', Add</i>	46.42	
			<i>For Elevated Installation >30' To 35', Add</i>	53.05	
			<i>For Elevated Installation >35' To 40', Add</i>	66.31	
			<i>For Elevated Installation >40', Add</i>	72.94	
26 05 33	13-0391	EA	4" Rigid Galvanized Steel (RGS) Expansion Fitting, 4" Conduit Movement	853.30	57.47
			<i>For Work In Restricted Working Space, Add</i>	43.09	
			<i>For Elevated Installation >10' To 15', Add</i>	14.36	
			<i>For Elevated Installation >15' To 20', Add</i>	28.73	
			<i>For Elevated Installation >20' To 25', Add</i>	35.91	
			<i>For Elevated Installation >25' To 30', Add</i>	50.27	
			<i>For Elevated Installation >30' To 35', Add</i>	57.46	
			<i>For Elevated Installation >35' To 40', Add</i>	71.82	
			<i>For Elevated Installation >40', Add</i>	79.00	
26 05 33	13-0392	EA	5" Rigid Galvanized Steel (RGS) Expansion Fitting, 4" Conduit Movement	1,299.95	70.72
			<i>For Work In Restricted Working Space, Add</i>	53.04	
			<i>For Elevated Installation >10' To 15', Add</i>	17.68	
			<i>For Elevated Installation >15' To 20', Add</i>	35.36	
			<i>For Elevated Installation >20' To 25', Add</i>	44.20	
			<i>For Elevated Installation >25' To 30', Add</i>	61.88	
			<i>For Elevated Installation >30' To 35', Add</i>	70.72	
			<i>For Elevated Installation >35' To 40', Add</i>	88.41	
			<i>For Elevated Installation >40', Add</i>	97.25	
26 05 33	13-0393	EA	6" Rigid Galvanized Steel (RGS) Expansion Fitting, 4" Conduit Movement	1,593.47	78.46
			<i>For Work In Restricted Working Space, Add</i>	58.88	
			<i>For Elevated Installation >10' To 15', Add</i>	19.63	
			<i>For Elevated Installation >15' To 20', Add</i>	39.25	
			<i>For Elevated Installation >20' To 25', Add</i>	49.07	
			<i>For Elevated Installation >25' To 30', Add</i>	68.69	
			<i>For Elevated Installation >30' To 35', Add</i>	78.50	
			<i>For Elevated Installation >35' To 40', Add</i>	98.13	
			<i>For Elevated Installation >40', Add</i>	107.94	
26 05 33	13-0394		Rigid Galvanized Steel (RGS) Expansion Fittings, 8" Conduit Movement <small>(26 05 33 13-0399)</small>		
			Note: Type AX-8		
26 05 33	13-0395	EA	1/2" Rigid Galvanized Steel (RGS) Expansion Fitting, 8" Conduit Movement	111.97	17.68
			<i>For Work In Restricted Working Space, Add</i>	13.26	
			<i>For Elevated Installation >10' To 15', Add</i>	4.42	
			<i>For Elevated Installation >15' To 20', Add</i>	8.84	
			<i>For Elevated Installation >20' To 25', Add</i>	11.05	
			<i>For Elevated Installation >25' To 30', Add</i>	15.47	
			<i>For Elevated Installation >30' To 35', Add</i>	17.68	
			<i>For Elevated Installation >35' To 40', Add</i>	22.11	
			<i>For Elevated Installation >40', Add</i>	24.32	
26 05 33	13-0396	EA	3/4" Rigid Galvanized Steel (RGS) Expansion Fitting, 8" Conduit Movement	124.61	19.89
			<i>For Work In Restricted Working Space, Add</i>	14.92	
			<i>For Elevated Installation >10' To 15', Add</i>	4.97	
			<i>For Elevated Installation >15' To 20', Add</i>	9.95	
			<i>For Elevated Installation >20' To 25', Add</i>	12.43	
			<i>For Elevated Installation >25' To 30', Add</i>	17.41	
			<i>For Elevated Installation >30' To 35', Add</i>	19.89	
			<i>For Elevated Installation >35' To 40', Add</i>	24.87	
			<i>For Elevated Installation >40', Add</i>	27.35	
26 05 33	13-0397	EA	1" Rigid Galvanized Steel (RGS) Expansion Fitting, 8" Conduit Movement	150.29	22.10
			<i>For Work In Restricted Working Space, Add</i>	16.58	
			<i>For Elevated Installation >10' To 15', Add</i>	5.53	
			<i>For Elevated Installation >15' To 20', Add</i>	11.05	
			<i>For Elevated Installation >20' To 25', Add</i>	13.82	
			<i>For Elevated Installation >25' To 30', Add</i>	19.34	
			<i>For Elevated Installation >30' To 35', Add</i>	22.10	
			<i>For Elevated Installation >35' To 40', Add</i>	27.63	
			<i>For Elevated Installation >40', Add</i>	30.39	



MINOR CSI UOM DESCRIPTION	TOTAL DIRECT UNIT COST	DEMOLITION UNIT COST
26 05 33 13-0398 EA 1-1/4" Rigid Galvanized Steel (RGS) Expansion Fitting, 8" Conduit Movement	187.64	24.31
For Work In Restricted Working Space, Add	18.23	
For Elevated Installation >10' To 15', Add	6.08	
For Elevated Installation >15' To 20', Add	12.16	
For Elevated Installation >20' To 25', Add	15.20	
For Elevated Installation >25' To 30', Add	21.27	
For Elevated Installation >30' To 35', Add	24.31	
For Elevated Installation >35' To 40', Add	30.39	
For Elevated Installation >40', Add	33.43	
26 05 33 13-0399 EA 1-1/2" Rigid Galvanized Steel (RGS) Expansion Fitting, 8" Conduit Movement	249.67	26.52
For Work In Restricted Working Space, Add	19.89	
For Elevated Installation >10' To 15', Add	6.63	
For Elevated Installation >15' To 20', Add	13.26	
For Elevated Installation >20' To 25', Add	16.58	
For Elevated Installation >25' To 30', Add	23.21	
For Elevated Installation >30' To 35', Add	26.52	
For Elevated Installation >35' To 40', Add	33.15	
For Elevated Installation >40', Add	36.47	
26 05 33 13-0400 EA 2" Rigid Galvanized Steel (RGS) Expansion Fitting, 8" Conduit Movement	303.71	28.73
For Work In Restricted Working Space, Add	21.55	
For Elevated Installation >10' To 15', Add	7.18	
For Elevated Installation >15' To 20', Add	14.36	
For Elevated Installation >20' To 25', Add	17.96	
For Elevated Installation >25' To 30', Add	25.14	
For Elevated Installation >30' To 35', Add	28.73	
For Elevated Installation >35' To 40', Add	35.91	
For Elevated Installation >40', Add	39.50	
26 05 33 13-0401 EA 2-1/2" Rigid Galvanized Steel (RGS) Expansion Fitting, 8" Conduit Movement	561.45	35.36
For Work In Restricted Working Space, Add	26.52	
For Elevated Installation >10' To 15', Add	8.84	
For Elevated Installation >15' To 20', Add	17.68	
For Elevated Installation >20' To 25', Add	22.10	
For Elevated Installation >25' To 30', Add	30.94	
For Elevated Installation >30' To 35', Add	35.36	
For Elevated Installation >35' To 40', Add	44.20	
For Elevated Installation >40', Add	48.62	
26 05 33 13-0402 EA 3" Rigid Galvanized Steel (RGS) Expansion Fitting, 8" Conduit Movement	640.62	44.20
For Work In Restricted Working Space, Add	33.15	
For Elevated Installation >10' To 15', Add	11.05	
For Elevated Installation >15' To 20', Add	22.10	
For Elevated Installation >20' To 25', Add	27.63	
For Elevated Installation >25' To 30', Add	38.68	
For Elevated Installation >30' To 35', Add	44.20	
For Elevated Installation >35' To 40', Add	55.25	
For Elevated Installation >40', Add	60.78	
26 05 33 13-0403 EA 3-1/2" Rigid Galvanized Steel (RGS) Expansion Fitting, 8" Conduit Movement	976.65	53.05
For Work In Restricted Working Space, Add	39.79	
For Elevated Installation >10' To 15', Add	13.26	
For Elevated Installation >15' To 20', Add	26.52	
For Elevated Installation >20' To 25', Add	33.16	
For Elevated Installation >25' To 30', Add	46.42	
For Elevated Installation >30' To 35', Add	53.05	
For Elevated Installation >35' To 40', Add	66.31	
For Elevated Installation >40', Add	72.94	
26 05 33 13-0404 EA 4" Rigid Galvanized Steel (RGS) Expansion Fitting, 8" Conduit Movement	1,057.32	57.47
For Work In Restricted Working Space, Add	43.09	
For Elevated Installation >10' To 15', Add	14.36	
For Elevated Installation >15' To 20', Add	28.73	
For Elevated Installation >20' To 25', Add	35.91	
For Elevated Installation >25' To 30', Add	50.27	
For Elevated Installation >30' To 35', Add	57.46	
For Elevated Installation >35' To 40', Add	71.82	
For Elevated Installation >40', Add	79.00	
26 05 33 13-0405 EA 5" Rigid Galvanized Steel (RGS) Expansion Fitting, 8" Conduit Movement	1,471.93	70.72
For Work In Restricted Working Space, Add	53.04	
For Elevated Installation >10' To 15', Add	17.68	
For Elevated Installation >15' To 20', Add	35.36	
For Elevated Installation >20' To 25', Add	44.20	
For Elevated Installation >25' To 30', Add	61.88	
For Elevated Installation >30' To 35', Add	70.72	
For Elevated Installation >35' To 40', Add	88.41	
For Elevated Installation >40', Add	97.25	
26 05 33 13-0406 EA 6" Rigid Galvanized Steel (RGS) Expansion Fitting, 8" Conduit Movement	1,814.73	78.46
For Work In Restricted Working Space, Add	58.88	
For Elevated Installation >10' To 15', Add	19.63	
For Elevated Installation >15' To 20', Add	39.25	
For Elevated Installation >20' To 25', Add	49.07	
For Elevated Installation >25' To 30', Add	68.69	
For Elevated Installation >30' To 35', Add	78.50	
For Elevated Installation >35' To 40', Add	98.13	
For Elevated Installation >40', Add	107.94	

26 05 33 13-0407 Rigid Galvanized Steel (RGS)/Intermediate Metal Conduit (IMC) Expansion Fittings, 8" Conduit Movement (26 05 33 13-0059)
 Note: Type EX

26 Electrical

26 05 Common Work Results for Electrical

26 05 33 Raceway and Boxes for Electrical Systems



MINOR	CSI	UOM	DESCRIPTION	TOTAL DIRECT UNIT COST	DEMOLITION UNIT COST
26 05 33	13-0408	EA	1/2" Rigid Galvanized Steel (RGS)/Intermediate Metal Conduit (IMC) Expansion Fitting, 8" Conduit Movement.....	126.18	17.68
			<i>For Work In Restricted Working Space, Add</i>	13.26	
			<i>For Elevated Installation >10' To 15', Add</i>	4.42	
			<i>For Elevated Installation >15' To 20', Add</i>	8.84	
			<i>For Elevated Installation >20' To 25', Add</i>	11.05	
			<i>For Elevated Installation >25' To 30', Add</i>	15.47	
			<i>For Elevated Installation >30' To 35', Add</i>	17.68	
			<i>For Elevated Installation >35' To 40', Add</i>	22.11	
			<i>For Elevated Installation >40', Add</i>	24.32	
26 05 33	13-0409	EA	3/4" Rigid Galvanized Steel (RGS)/Intermediate Metal Conduit (IMC) Expansion Fitting, 8" Conduit Movement.....	158.10	19.89
			<i>For Work In Restricted Working Space, Add</i>	14.92	
			<i>For Elevated Installation >10' To 15', Add</i>	4.97	
			<i>For Elevated Installation >15' To 20', Add</i>	9.95	
			<i>For Elevated Installation >20' To 25', Add</i>	12.43	
			<i>For Elevated Installation >25' To 30', Add</i>	17.41	
			<i>For Elevated Installation >30' To 35', Add</i>	19.89	
			<i>For Elevated Installation >35' To 40', Add</i>	24.87	
			<i>For Elevated Installation >40', Add</i>	27.35	
26 05 33	13-0410	EA	1" Rigid Galvanized Steel (RGS)/Intermediate Metal Conduit (IMC) Expansion Fitting, 8" Conduit Movement.....	195.54	22.10
			<i>For Work In Restricted Working Space, Add</i>	16.58	
			<i>For Elevated Installation >10' To 15', Add</i>	5.53	
			<i>For Elevated Installation >15' To 20', Add</i>	11.05	
			<i>For Elevated Installation >20' To 25', Add</i>	13.82	
			<i>For Elevated Installation >25' To 30', Add</i>	19.34	
			<i>For Elevated Installation >30' To 35', Add</i>	22.10	
			<i>For Elevated Installation >35' To 40', Add</i>	27.63	
			<i>For Elevated Installation >40', Add</i>	30.39	
26 05 33	13-0411	EA	1-1/4" Rigid Galvanized Steel (RGS)/Intermediate Metal Conduit (IMC) Expansion Fitting, 8" Conduit Movement.....	236.64	24.31
			<i>For Work In Restricted Working Space, Add</i>	18.23	
			<i>For Elevated Installation >10' To 15', Add</i>	6.08	
			<i>For Elevated Installation >15' To 20', Add</i>	12.16	
			<i>For Elevated Installation >20' To 25', Add</i>	15.20	
			<i>For Elevated Installation >25' To 30', Add</i>	21.27	
			<i>For Elevated Installation >30' To 35', Add</i>	24.31	
			<i>For Elevated Installation >35' To 40', Add</i>	30.39	
			<i>For Elevated Installation >40', Add</i>	33.43	
26 05 33	13-0412	EA	1-1/2" Rigid Galvanized Steel (RGS)/Intermediate Metal Conduit (IMC) Expansion Fitting, 8" Conduit Movement.....	316.01	26.52
			<i>For Work In Restricted Working Space, Add</i>	19.89	
			<i>For Elevated Installation >10' To 15', Add</i>	6.63	
			<i>For Elevated Installation >15' To 20', Add</i>	13.26	
			<i>For Elevated Installation >20' To 25', Add</i>	16.58	
			<i>For Elevated Installation >25' To 30', Add</i>	23.21	
			<i>For Elevated Installation >30' To 35', Add</i>	26.52	
			<i>For Elevated Installation >35' To 40', Add</i>	33.15	
			<i>For Elevated Installation >40', Add</i>	36.47	
26 05 33	13-0413	EA	2" Rigid Galvanized Steel (RGS)/Intermediate Metal Conduit (IMC) Expansion Fitting, 8" Conduit Movement.....	431.90	28.73
			<i>For Work In Restricted Working Space, Add</i>	21.55	
			<i>For Elevated Installation >10' To 15', Add</i>	7.18	
			<i>For Elevated Installation >15' To 20', Add</i>	14.36	
			<i>For Elevated Installation >20' To 25', Add</i>	17.96	
			<i>For Elevated Installation >25' To 30', Add</i>	25.14	
			<i>For Elevated Installation >30' To 35', Add</i>	28.73	
			<i>For Elevated Installation >35' To 40', Add</i>	35.91	
			<i>For Elevated Installation >40', Add</i>	39.50	
26 05 33	13-0414	EA	2-1/2" Rigid Galvanized Steel (RGS)/Intermediate Metal Conduit (IMC) Expansion Fitting, 8" Conduit Movement.....	666.99	35.36
			<i>For Work In Restricted Working Space, Add</i>	26.52	
			<i>For Elevated Installation >10' To 15', Add</i>	8.84	
			<i>For Elevated Installation >15' To 20', Add</i>	17.68	
			<i>For Elevated Installation >20' To 25', Add</i>	22.10	
			<i>For Elevated Installation >25' To 30', Add</i>	30.94	
			<i>For Elevated Installation >30' To 35', Add</i>	35.36	
			<i>For Elevated Installation >35' To 40', Add</i>	44.20	
			<i>For Elevated Installation >40', Add</i>	48.62	
26 05 33	13-0415	EA	3" Rigid Galvanized Steel (RGS)/Intermediate Metal Conduit (IMC) Expansion Fitting, 8" Conduit Movement.....	897.59	44.20
			<i>For Work In Restricted Working Space, Add</i>	33.15	
			<i>For Elevated Installation >10' To 15', Add</i>	11.05	
			<i>For Elevated Installation >15' To 20', Add</i>	22.10	
			<i>For Elevated Installation >20' To 25', Add</i>	27.63	
			<i>For Elevated Installation >25' To 30', Add</i>	38.68	
			<i>For Elevated Installation >30' To 35', Add</i>	44.20	
			<i>For Elevated Installation >35' To 40', Add</i>	55.25	
			<i>For Elevated Installation >40', Add</i>	60.78	
26 05 33	13-0416	EA	3-1/2" Rigid Galvanized Steel (RGS)/Intermediate Metal Conduit (IMC) Expansion Fitting, 8" Conduit Movement.....	1,342.14	53.05
			<i>For Work In Restricted Working Space, Add</i>	39.79	
			<i>For Elevated Installation >10' To 15', Add</i>	13.26	
			<i>For Elevated Installation >15' To 20', Add</i>	26.52	
			<i>For Elevated Installation >20' To 25', Add</i>	33.16	
			<i>For Elevated Installation >25' To 30', Add</i>	46.42	
			<i>For Elevated Installation >30' To 35', Add</i>	53.05	
			<i>For Elevated Installation >35' To 40', Add</i>	66.31	
			<i>For Elevated Installation >40', Add</i>	72.94	



MINOR CSI UOM DESCRIPTION	TOTAL DIRECT UNIT COST	DEMOLITION UNIT COST
26 05 33 13-0417 EA 4" Rigid Galvanized Steel (RGS)/Intermediate Metal Conduit (IMC) Expansion Fitting, 8" Conduit Movement.....	1,390.23	57.47
For Work In Restricted Working Space, Add	43.09	
For Elevated Installation >10' To 15', Add	14.36	
For Elevated Installation >15' To 20', Add	28.73	
For Elevated Installation >20' To 25', Add	35.91	
For Elevated Installation >25' To 30', Add	50.27	
For Elevated Installation >30' To 35', Add	57.46	
For Elevated Installation >35' To 40', Add	71.82	
For Elevated Installation >40', Add	79.00	
26 05 33 13-0418 EA 5" Rigid Galvanized Steel (RGS)/Intermediate Metal Conduit (IMC) Expansion Fitting, 8" Conduit Movement.....	2,085.59	70.72
For Work In Restricted Working Space, Add	53.04	
For Elevated Installation >10' To 15', Add	17.68	
For Elevated Installation >15' To 20', Add	35.36	
For Elevated Installation >20' To 25', Add	44.20	
For Elevated Installation >25' To 30', Add	61.88	
For Elevated Installation >30' To 35', Add	70.72	
For Elevated Installation >35' To 40', Add	88.41	
For Elevated Installation >40', Add	97.25	
26 05 33 13-0419 EA 6" Rigid Galvanized Steel (RGS)/Intermediate Metal Conduit (IMC) Expansion Fitting, 8" Conduit Movement.....	2,581.62	78.46
For Work In Restricted Working Space, Add	58.88	
For Elevated Installation >10' To 15', Add	19.63	
For Elevated Installation >15' To 20', Add	39.25	
For Elevated Installation >20' To 25', Add	49.07	
For Elevated Installation >25' To 30', Add	68.69	
For Elevated Installation >30' To 35', Add	78.50	
For Elevated Installation >35' To 40', Add	98.13	
For Elevated Installation >40', Add	107.94	
26 05 33 13-0420 Rigid Galvanized Steel (RGS)/Intermediate Metal Conduit (IMC) Deflection Expansion Fittings (26 05 33 13-0059)		
Note: Type DX		
26 05 33 13-0421 EA 1/2" Rigid Galvanized Steel (RGS)/Intermediate Metal Conduit (IMC) Deflection Expansion Fitting.....	213.78	17.68
For Work In Restricted Working Space, Add	13.26	
For Elevated Installation >10' To 15', Add	4.42	
For Elevated Installation >15' To 20', Add	8.84	
For Elevated Installation >20' To 25', Add	11.05	
For Elevated Installation >25' To 30', Add	15.47	
For Elevated Installation >30' To 35', Add	17.68	
For Elevated Installation >35' To 40', Add	22.11	
For Elevated Installation >40', Add	24.32	
26 05 33 13-0422 EA 3/4" Rigid Galvanized Steel (RGS)/Intermediate Metal Conduit (IMC) Deflection Expansion Fitting.....	254.17	19.89
For Work In Restricted Working Space, Add	14.92	
For Elevated Installation >10' To 15', Add	4.97	
For Elevated Installation >15' To 20', Add	9.95	
For Elevated Installation >20' To 25', Add	12.43	
For Elevated Installation >25' To 30', Add	17.41	
For Elevated Installation >30' To 35', Add	19.89	
For Elevated Installation >35' To 40', Add	24.87	
For Elevated Installation >40', Add	27.35	
26 05 33 13-0423 EA 1" Rigid Galvanized Steel (RGS)/Intermediate Metal Conduit (IMC) Deflection Expansion Fitting.....	306.40	22.10
For Work In Restricted Working Space, Add	16.58	
For Elevated Installation >10' To 15', Add	5.53	
For Elevated Installation >15' To 20', Add	11.05	
For Elevated Installation >20' To 25', Add	13.82	
For Elevated Installation >25' To 30', Add	19.34	
For Elevated Installation >30' To 35', Add	22.10	
For Elevated Installation >35' To 40', Add	27.63	
For Elevated Installation >40', Add	30.39	
26 05 33 13-0424 EA 1-1/4" Rigid Galvanized Steel (RGS)/Intermediate Metal Conduit (IMC) Deflection Expansion Fitting.....	359.47	24.31
For Work In Restricted Working Space, Add	18.23	
For Elevated Installation >10' To 15', Add	6.08	
For Elevated Installation >15' To 20', Add	12.16	
For Elevated Installation >20' To 25', Add	15.20	
For Elevated Installation >25' To 30', Add	21.27	
For Elevated Installation >30' To 35', Add	24.31	
For Elevated Installation >35' To 40', Add	30.39	
For Elevated Installation >40', Add	33.43	
26 05 33 13-0425 EA 1-1/2" Rigid Galvanized Steel (RGS)/Intermediate Metal Conduit (IMC) Deflection Expansion Fitting.....	397.36	26.52
For Work In Restricted Working Space, Add	19.89	
For Elevated Installation >10' To 15', Add	6.63	
For Elevated Installation >15' To 20', Add	13.26	
For Elevated Installation >20' To 25', Add	16.58	
For Elevated Installation >25' To 30', Add	23.21	
For Elevated Installation >30' To 35', Add	26.52	
For Elevated Installation >35' To 40', Add	33.15	
For Elevated Installation >40', Add	36.47	
26 05 33 13-0426 EA 2" Rigid Galvanized Steel (RGS)/Intermediate Metal Conduit (IMC) Deflection Expansion Fitting.....	489.35	28.73
For Work In Restricted Working Space, Add	21.55	
For Elevated Installation >10' To 15', Add	7.18	
For Elevated Installation >15' To 20', Add	14.36	
For Elevated Installation >20' To 25', Add	17.96	
For Elevated Installation >25' To 30', Add	25.14	
For Elevated Installation >30' To 35', Add	28.73	
For Elevated Installation >35' To 40', Add	35.91	
For Elevated Installation >40', Add	39.50	

26 Electrical

26 05 Common Work Results for Electrical

26 05 33 Raceway and Boxes for Electrical Systems



MINOR	CSI	UOM	DESCRIPTION	TOTAL DIRECT UNIT COST	DEMOLITION UNIT COST
26 05 33	13-0427	EA	2-1/2" Rigid Galvanized Steel (RGS)/Intermediate Metal Conduit (IMC) Deflection Expansion Fitting	645.66	35.36
			<i>For Work In Restricted Working Space, Add</i>	26.52	
			<i>For Elevated Installation >10' To 15', Add</i>	8.84	
			<i>For Elevated Installation >15' To 20', Add</i>	17.68	
			<i>For Elevated Installation >20' To 25', Add</i>	22.10	
			<i>For Elevated Installation >25' To 30', Add</i>	30.94	
			<i>For Elevated Installation >30' To 35', Add</i>	35.36	
			<i>For Elevated Installation >35' To 40', Add</i>	44.20	
			<i>For Elevated Installation >40', Add</i>	48.62	
26 05 33	13-0428	EA	3" Rigid Galvanized Steel (RGS)/Intermediate Metal Conduit (IMC) Deflection Expansion Fitting	818.55	44.20
			<i>For Work In Restricted Working Space, Add</i>	33.15	
			<i>For Elevated Installation >10' To 15', Add</i>	11.05	
			<i>For Elevated Installation >15' To 20', Add</i>	22.10	
			<i>For Elevated Installation >20' To 25', Add</i>	27.63	
			<i>For Elevated Installation >25' To 30', Add</i>	38.68	
			<i>For Elevated Installation >30' To 35', Add</i>	44.20	
			<i>For Elevated Installation >35' To 40', Add</i>	55.25	
			<i>For Elevated Installation >40', Add</i>	60.78	
26 05 33	13-0429	EA	3-1/2" Rigid Galvanized Steel (RGS)/Intermediate Metal Conduit (IMC) Deflection Expansion Fitting	922.46	53.05
			<i>For Work In Restricted Working Space, Add</i>	39.79	
			<i>For Elevated Installation >10' To 15', Add</i>	13.26	
			<i>For Elevated Installation >15' To 20', Add</i>	26.52	
			<i>For Elevated Installation >20' To 25', Add</i>	33.16	
			<i>For Elevated Installation >25' To 30', Add</i>	46.42	
			<i>For Elevated Installation >30' To 35', Add</i>	53.05	
			<i>For Elevated Installation >35' To 40', Add</i>	66.31	
			<i>For Elevated Installation >40', Add</i>	72.94	
26 05 33	13-0430	EA	4" Rigid Galvanized Steel (RGS)/Intermediate Metal Conduit (IMC) Deflection Expansion Fitting	1,115.63	57.47
			<i>For Work In Restricted Working Space, Add</i>	43.09	
			<i>For Elevated Installation >10' To 15', Add</i>	14.36	
			<i>For Elevated Installation >15' To 20', Add</i>	28.73	
			<i>For Elevated Installation >20' To 25', Add</i>	35.91	
			<i>For Elevated Installation >25' To 30', Add</i>	50.27	
			<i>For Elevated Installation >30' To 35', Add</i>	57.46	
			<i>For Elevated Installation >35' To 40', Add</i>	71.82	
			<i>For Elevated Installation >40', Add</i>	79.00	
26 05 33	13-0431	EA	5" Rigid Galvanized Steel (RGS)/Intermediate Metal Conduit (IMC) Deflection Expansion Fitting	1,896.23	70.72
			<i>For Work In Restricted Working Space, Add</i>	53.04	
			<i>For Elevated Installation >10' To 15', Add</i>	17.68	
			<i>For Elevated Installation >15' To 20', Add</i>	35.36	
			<i>For Elevated Installation >20' To 25', Add</i>	44.20	
			<i>For Elevated Installation >25' To 30', Add</i>	61.88	
			<i>For Elevated Installation >30' To 35', Add</i>	70.72	
			<i>For Elevated Installation >35' To 40', Add</i>	88.41	
			<i>For Elevated Installation >40', Add</i>	97.25	
26 05 33	13-0432	EA	6" Rigid Galvanized Steel (RGS)/Intermediate Metal Conduit (IMC) Deflection Expansion Fitting	3,000.40	78.46
			<i>For Work In Restricted Working Space, Add</i>	58.88	
			<i>For Elevated Installation >10' To 15', Add</i>	19.63	
			<i>For Elevated Installation >15' To 20', Add</i>	39.25	
			<i>For Elevated Installation >20' To 25', Add</i>	49.07	
			<i>For Elevated Installation >25' To 30', Add</i>	68.69	
			<i>For Elevated Installation >30' To 35', Add</i>	78.50	
			<i>For Elevated Installation >35' To 40', Add</i>	98.13	
			<i>For Elevated Installation >40', Add</i>	107.94	
26 05 33	13-0433		Rigid Galvanized Steel (RGS) Conduit Bonding Jumpers <small>(26 05 33 13-0059)</small>		
26 05 33	13-0434	EA	1/2" To 3/4" Conduit, 14" Bonding Jumper	57.07	8.84
			<i>For Work In Restricted Working Space, Add</i>	6.63	
			<i>For Elevated Installation >10' To 15', Add</i>	2.21	
			<i>For Elevated Installation >15' To 20', Add</i>	4.42	
			<i>For Elevated Installation >20' To 25', Add</i>	5.53	
			<i>For Elevated Installation >25' To 30', Add</i>	7.74	
			<i>For Elevated Installation >30' To 35', Add</i>	8.84	
			<i>For Elevated Installation >35' To 40', Add</i>	11.06	
			<i>For Elevated Installation >40', Add</i>	12.16	
26 05 33	13-0435	EA	1" To 1-1/4" Conduit, 14" Bonding Jumper	66.12	11.05
			<i>For Work In Restricted Working Space, Add</i>	8.29	
			<i>For Elevated Installation >10' To 15', Add</i>	2.76	
			<i>For Elevated Installation >15' To 20', Add</i>	5.53	
			<i>For Elevated Installation >20' To 25', Add</i>	6.91	
			<i>For Elevated Installation >25' To 30', Add</i>	9.67	
			<i>For Elevated Installation >30' To 35', Add</i>	11.05	
			<i>For Elevated Installation >35' To 40', Add</i>	13.82	
			<i>For Elevated Installation >40', Add</i>	15.20	
26 05 33	13-0436	EA	1-1/2" To 2" Conduit, 14" Bonding Jumper	81.36	13.26
			<i>For Work In Restricted Working Space, Add</i>	9.95	
			<i>For Elevated Installation >10' To 15', Add</i>	3.32	
			<i>For Elevated Installation >15' To 20', Add</i>	6.63	
			<i>For Elevated Installation >20' To 25', Add</i>	8.29	
			<i>For Elevated Installation >25' To 30', Add</i>	11.60	
			<i>For Elevated Installation >30' To 35', Add</i>	13.26	
			<i>For Elevated Installation >35' To 40', Add</i>	16.58	
			<i>For Elevated Installation >40', Add</i>	18.23	



MINOR CSI UOM DESCRIPTION	TOTAL DIRECT UNIT COST	DEMOLITION UNIT COST
26 05 33 13-0437 EA 2-1/2" To 3" Conduit, 14" Bonding Jumper	113.86	17.68
For Work In Restricted Working Space, Add	13.26	
For Elevated Installation >10' To 15', Add	4.42	
For Elevated Installation >15' To 20', Add	8.84	
For Elevated Installation >20' To 25', Add	11.05	
For Elevated Installation >25' To 30', Add	15.47	
For Elevated Installation >30' To 35', Add	17.68	
For Elevated Installation >35' To 40', Add	22.10	
For Elevated Installation >40', Add	24.31	
26 05 33 13-0438 EA 3-1/2" To 4" Conduit, 14" Bonding Jumper	172.40	26.52
For Work In Restricted Working Space, Add	19.89	
For Elevated Installation >10' To 15', Add	6.63	
For Elevated Installation >15' To 20', Add	13.26	
For Elevated Installation >20' To 25', Add	16.58	
For Elevated Installation >25' To 30', Add	23.21	
For Elevated Installation >30' To 35', Add	26.52	
For Elevated Installation >35' To 40', Add	33.16	
For Elevated Installation >40', Add	36.47	
26 05 33 13-0439 EA 5" To 6" Conduit, 14" Bonding Jumper	289.96	35.36
For Work In Restricted Working Space, Add	26.52	
For Elevated Installation >10' To 15', Add	8.84	
For Elevated Installation >15' To 20', Add	17.68	
For Elevated Installation >20' To 25', Add	22.10	
For Elevated Installation >25' To 30', Add	30.94	
For Elevated Installation >30' To 35', Add	35.36	
For Elevated Installation >35' To 40', Add	44.20	
For Elevated Installation >40', Add	48.62	
26 05 33 13-0440 EA 1/2" To 3/4" Conduit, 24" Bonding Jumper	63.06	8.84
For Work In Restricted Working Space, Add	6.63	
For Elevated Installation >10' To 15', Add	2.21	
For Elevated Installation >15' To 20', Add	4.42	
For Elevated Installation >20' To 25', Add	5.53	
For Elevated Installation >25' To 30', Add	7.74	
For Elevated Installation >30' To 35', Add	8.84	
For Elevated Installation >35' To 40', Add	11.06	
For Elevated Installation >40', Add	12.16	
26 05 33 13-0441 EA 1" To 1-1/4" Conduit, 24" Bonding Jumper	73.69	11.05
For Work In Restricted Working Space, Add	8.29	
For Elevated Installation >10' To 15', Add	2.76	
For Elevated Installation >15' To 20', Add	5.53	
For Elevated Installation >20' To 25', Add	6.91	
For Elevated Installation >25' To 30', Add	9.67	
For Elevated Installation >30' To 35', Add	11.05	
For Elevated Installation >35' To 40', Add	13.82	
For Elevated Installation >40', Add	15.20	
26 05 33 13-0442 EA 1-1/2" To 2" Conduit, 24" Bonding Jumper	88.29	13.26
For Work In Restricted Working Space, Add	9.95	
For Elevated Installation >10' To 15', Add	3.32	
For Elevated Installation >15' To 20', Add	6.63	
For Elevated Installation >20' To 25', Add	8.29	
For Elevated Installation >25' To 30', Add	11.60	
For Elevated Installation >30' To 35', Add	13.26	
For Elevated Installation >35' To 40', Add	16.58	
For Elevated Installation >40', Add	18.23	
26 05 33 13-0443 EA 2-1/2" To 3" Conduit, 24" Bonding Jumper	123.06	17.68
For Work In Restricted Working Space, Add	13.26	
For Elevated Installation >10' To 15', Add	4.42	
For Elevated Installation >15' To 20', Add	8.84	
For Elevated Installation >20' To 25', Add	11.05	
For Elevated Installation >25' To 30', Add	15.47	
For Elevated Installation >30' To 35', Add	17.68	
For Elevated Installation >35' To 40', Add	22.10	
For Elevated Installation >40', Add	24.31	
26 05 33 13-0444 EA 3-1/2" To 4" Conduit, 24" Bonding Jumper	184.60	26.52
For Work In Restricted Working Space, Add	19.89	
For Elevated Installation >10' To 15', Add	6.63	
For Elevated Installation >15' To 20', Add	13.26	
For Elevated Installation >20' To 25', Add	16.58	
For Elevated Installation >25' To 30', Add	23.21	
For Elevated Installation >30' To 35', Add	26.52	
For Elevated Installation >35' To 40', Add	33.16	
For Elevated Installation >40', Add	36.47	
26 05 33 13-0445 EA 5" To 6" Conduit, 24" Bonding Jumper	329.32	35.36
For Work In Restricted Working Space, Add	26.52	
For Elevated Installation >10' To 15', Add	8.84	
For Elevated Installation >15' To 20', Add	17.68	
For Elevated Installation >20' To 25', Add	22.10	
For Elevated Installation >25' To 30', Add	30.94	
For Elevated Installation >30' To 35', Add	35.36	
For Elevated Installation >35' To 40', Add	44.20	
For Elevated Installation >40', Add	48.62	

26 05 33 13-0446 Rigid Galvanized Steel (RGS) Sealing Fittings, Vertical/Horizontal (26 05 33 13-0059)

26 Electrical

26 05 Common Work Results for Electrical

26 05 33 Raceway and Boxes for Electrical Systems



MINOR	CSI	UOM	DESCRIPTION	TOTAL DIRECT UNIT COST	DEMOLITION UNIT COST
26 05 33	13-0447	EA	1/2" Rigid Galvanized Steel (RGS) Sealing Fitting, Vertical/Horizontal.....	106.78	27.63
			<i>For Work In Restricted Working Space, Add</i>	16.58	
			<i>For Elevated Installation >10' To 15', Add</i>	5.53	
			<i>For Elevated Installation >15' To 20', Add</i>	11.05	
			<i>For Elevated Installation >20' To 25', Add</i>	13.81	
			<i>For Elevated Installation >25' To 30', Add</i>	19.34	
			<i>For Elevated Installation >30' To 35', Add</i>	22.10	
			<i>For Elevated Installation >35' To 40', Add</i>	27.63	
			<i>For Elevated Installation >40', Add</i>	30.39	
			<i>For Personal Protective Equipment (Arc Flash) When Working On Energized Equipment, Add</i>	16.58	
26 05 33	13-0448	EA	3/4" Rigid Galvanized Steel (RGS) Sealing Fitting, Vertical/Horizontal.....	126.82	33.15
			<i>For Work In Restricted Working Space, Add</i>	19.89	
			<i>For Elevated Installation >10' To 15', Add</i>	6.63	
			<i>For Elevated Installation >15' To 20', Add</i>	13.26	
			<i>For Elevated Installation >20' To 25', Add</i>	16.58	
			<i>For Elevated Installation >25' To 30', Add</i>	23.21	
			<i>For Elevated Installation >30' To 35', Add</i>	26.52	
			<i>For Elevated Installation >35' To 40', Add</i>	33.15	
			<i>For Elevated Installation >40', Add</i>	36.47	
			<i>For Personal Protective Equipment (Arc Flash) When Working On Energized Equipment, Add</i>	19.89	
26 05 33	13-0449	EA	1" Rigid Galvanized Steel (RGS) Sealing Fitting, Vertical/Horizontal.....	155.14	38.68
			<i>For Work In Restricted Working Space, Add</i>	23.21	
			<i>For Elevated Installation >10' To 15', Add</i>	7.74	
			<i>For Elevated Installation >15' To 20', Add</i>	15.47	
			<i>For Elevated Installation >20' To 25', Add</i>	19.34	
			<i>For Elevated Installation >25' To 30', Add</i>	27.08	
			<i>For Elevated Installation >30' To 35', Add</i>	30.94	
			<i>For Elevated Installation >35' To 40', Add</i>	38.68	
			<i>For Elevated Installation >40', Add</i>	42.55	
			<i>For Personal Protective Equipment (Arc Flash) When Working On Energized Equipment, Add</i>	23.21	
26 05 33	13-0450	EA	1-1/4" Rigid Galvanized Steel (RGS) Sealing Fitting, Vertical/Horizontal.....	182.86	44.20
			<i>For Work In Restricted Working Space, Add</i>	26.52	
			<i>For Elevated Installation >10' To 15', Add</i>	8.84	
			<i>For Elevated Installation >15' To 20', Add</i>	17.68	
			<i>For Elevated Installation >20' To 25', Add</i>	22.10	
			<i>For Elevated Installation >25' To 30', Add</i>	30.94	
			<i>For Elevated Installation >30' To 35', Add</i>	35.36	
			<i>For Elevated Installation >35' To 40', Add</i>	44.20	
			<i>For Elevated Installation >40', Add</i>	48.62	
			<i>For Personal Protective Equipment (Arc Flash) When Working On Energized Equipment, Add</i>	26.52	
26 05 33	13-0451	EA	1-1/2" Rigid Galvanized Steel (RGS) Sealing Fitting, Vertical/Horizontal.....	241.66	49.73
			<i>For Work In Restricted Working Space, Add</i>	29.84	
			<i>For Elevated Installation >10' To 15', Add</i>	9.95	
			<i>For Elevated Installation >15' To 20', Add</i>	19.89	
			<i>For Elevated Installation >20' To 25', Add</i>	24.86	
			<i>For Elevated Installation >25' To 30', Add</i>	34.81	
			<i>For Elevated Installation >30' To 35', Add</i>	39.78	
			<i>For Elevated Installation >35' To 40', Add</i>	49.73	
			<i>For Elevated Installation >40', Add</i>	54.70	
			<i>For Personal Protective Equipment (Arc Flash) When Working On Energized Equipment, Add</i>	29.84	
26 05 33	13-0452	EA	2" Rigid Galvanized Steel (RGS) Sealing Fitting, Vertical/Horizontal.....	294.75	55.25
			<i>For Work In Restricted Working Space, Add</i>	33.15	
			<i>For Elevated Installation >10' To 15', Add</i>	11.05	
			<i>For Elevated Installation >15' To 20', Add</i>	22.10	
			<i>For Elevated Installation >20' To 25', Add</i>	27.63	
			<i>For Elevated Installation >25' To 30', Add</i>	38.68	
			<i>For Elevated Installation >30' To 35', Add</i>	44.20	
			<i>For Elevated Installation >35' To 40', Add</i>	55.25	
			<i>For Elevated Installation >40', Add</i>	60.78	
			<i>For Personal Protective Equipment (Arc Flash) When Working On Energized Equipment, Add</i>	33.15	
26 05 33	13-0453	EA	2-1/2" Rigid Galvanized Steel (RGS) Conduit Sealing Fitting, Vertical/Horizontal.....	418.88	66.30
			<i>For Work In Restricted Working Space, Add</i>	39.78	
			<i>For Elevated Installation >10' To 15', Add</i>	13.26	
			<i>For Elevated Installation >15' To 20', Add</i>	26.52	
			<i>For Elevated Installation >20' To 25', Add</i>	33.15	
			<i>For Elevated Installation >25' To 30', Add</i>	46.41	
			<i>For Elevated Installation >30' To 35', Add</i>	53.04	
			<i>For Elevated Installation >35' To 40', Add</i>	66.31	
			<i>For Elevated Installation >40', Add</i>	72.94	
			<i>For Personal Protective Equipment (Arc Flash) When Working On Energized Equipment, Add</i>	39.78	
26 05 33	13-0454	EA	3" Rigid Galvanized Steel (RGS) Sealing Fitting, Vertical/Horizontal.....	504.39	77.36
			<i>For Work In Restricted Working Space, Add</i>	46.41	
			<i>For Elevated Installation >10' To 15', Add</i>	15.47	
			<i>For Elevated Installation >15' To 20', Add</i>	30.94	
			<i>For Elevated Installation >20' To 25', Add</i>	38.68	
			<i>For Elevated Installation >25' To 30', Add</i>	54.15	
			<i>For Elevated Installation >30' To 35', Add</i>	61.88	
			<i>For Elevated Installation >35' To 40', Add</i>	77.35	
			<i>For Elevated Installation >40', Add</i>	85.09	
			<i>For Personal Protective Equipment (Arc Flash) When Working On Energized Equipment, Add</i>	46.41	



MINOR CSI UOM DESCRIPTION	TOTAL DIRECT UNIT COST	DEMOLITION UNIT COST
26 05 33 13-0455 EA 3-1/2" Rigid Galvanized Steel (RGS) Sealing Fitting, Vertical/Horizontal <i>For Work In Restricted Working Space, Add</i> <i>For Elevated Installation >10' To 15', Add</i> <i>For Elevated Installation >15' To 20', Add</i> <i>For Elevated Installation >20' To 25', Add</i> <i>For Elevated Installation >25' To 30', Add</i> <i>For Elevated Installation >30' To 35', Add</i> <i>For Elevated Installation >35' To 40', Add</i> <i>For Elevated Installation >40', Add</i> <i>For Personal Protective Equipment (Arc Flash) When Working On Energized Equipment, Add</i>	1,185.35 53.04 17.68 35.36 44.20 61.88 70.72 88.41 97.25 53.04	88.40
26 05 33 13-0456 EA 4" Rigid Galvanized Steel (RGS) Sealing Fitting, Vertical/Horizontal <i>For Work In Restricted Working Space, Add</i> <i>For Elevated Installation >10' To 15', Add</i> <i>For Elevated Installation >15' To 20', Add</i> <i>For Elevated Installation >20' To 25', Add</i> <i>For Elevated Installation >25' To 30', Add</i> <i>For Elevated Installation >30' To 35', Add</i> <i>For Elevated Installation >35' To 40', Add</i> <i>For Elevated Installation >40', Add</i> <i>For Personal Protective Equipment (Arc Flash) When Working On Energized Equipment, Add</i>	1,366.14 59.67 19.89 39.78 49.73 69.62 79.56 99.46 109.40 59.67	99.45
26 05 33 13-0457 Rigid Galvanized Steel (RGS) Threaded Couplings (26 05 33 13-0059)		
26 05 33 13-0458 EA 1/2" Rigid Galvanized Steel (RGS) Threaded Coupling..... <i>For Work In Restricted Working Space, Add</i> <i>For Elevated Installation >10' To 15', Add</i> <i>For Elevated Installation >15' To 20', Add</i> <i>For Elevated Installation >20' To 25', Add</i> <i>For Elevated Installation >25' To 30', Add</i> <i>For Elevated Installation >30' To 35', Add</i> <i>For Elevated Installation >35' To 40', Add</i> <i>For Elevated Installation >40', Add</i>	14.65 3.98 1.33 2.65 3.32 4.64 5.30 6.63 7.29	6.63
26 05 33 13-0459 EA 3/4" Rigid Galvanized Steel (RGS) Threaded Coupling..... <i>For Work In Restricted Working Space, Add</i> <i>For Elevated Installation >10' To 15', Add</i> <i>For Elevated Installation >15' To 20', Add</i> <i>For Elevated Installation >20' To 25', Add</i> <i>For Elevated Installation >25' To 30', Add</i> <i>For Elevated Installation >30' To 35', Add</i> <i>For Elevated Installation >35' To 40', Add</i> <i>For Elevated Installation >40', Add</i>	20.52 5.64 1.88 3.76 4.70 6.58 7.52 9.40 10.33	9.39
26 05 33 13-0460 EA 1" Rigid Galvanized Steel (RGS) Threaded Coupling..... <i>For Work In Restricted Working Space, Add</i> <i>For Elevated Installation >10' To 15', Add</i> <i>For Elevated Installation >15' To 20', Add</i> <i>For Elevated Installation >20' To 25', Add</i> <i>For Elevated Installation >25' To 30', Add</i> <i>For Elevated Installation >30' To 35', Add</i> <i>For Elevated Installation >35' To 40', Add</i> <i>For Elevated Installation >40', Add</i>	26.96 7.29 2.43 4.86 6.08 8.51 9.72 12.16 13.37	12.15
26 05 33 13-0461 EA 1-1/4" Rigid Galvanized Steel (RGS) Threaded Coupling..... <i>For Work In Restricted Working Space, Add</i> <i>For Elevated Installation >10' To 15', Add</i> <i>For Elevated Installation >15' To 20', Add</i> <i>For Elevated Installation >20' To 25', Add</i> <i>For Elevated Installation >25' To 30', Add</i> <i>For Elevated Installation >30' To 35', Add</i> <i>For Elevated Installation >35' To 40', Add</i> <i>For Elevated Installation >40', Add</i>	30.97 8.29 2.76 5.53 6.91 9.67 11.05 13.82 15.20	13.82
26 05 33 13-0462 EA 1-1/2" Rigid Galvanized Steel (RGS) Threaded Coupling..... <i>For Work In Restricted Working Space, Add</i> <i>For Elevated Installation >10' To 15', Add</i> <i>For Elevated Installation >15' To 20', Add</i> <i>For Elevated Installation >20' To 25', Add</i> <i>For Elevated Installation >25' To 30', Add</i> <i>For Elevated Installation >30' To 35', Add</i> <i>For Elevated Installation >35' To 40', Add</i> <i>For Elevated Installation >40', Add</i>	37.33 9.95 3.32 6.63 8.29 11.60 13.26 16.58 18.23	16.57
26 05 33 13-0463 EA 2" Rigid Galvanized Steel (RGS) Threaded Coupling..... <i>For Work In Restricted Working Space, Add</i> <i>For Elevated Installation >10' To 15', Add</i> <i>For Elevated Installation >15' To 20', Add</i> <i>For Elevated Installation >20' To 25', Add</i> <i>For Elevated Installation >25' To 30', Add</i> <i>For Elevated Installation >30' To 35', Add</i> <i>For Elevated Installation >35' To 40', Add</i> <i>For Elevated Installation >40', Add</i>	43.81 11.27 3.76 7.52 9.40 13.15 15.03 18.79 20.67	18.79
26 05 33 13-0464 EA 2-1/2" Rigid Galvanized Steel (RGS) Threaded Coupling..... <i>For Work In Restricted Working Space, Add</i> <i>For Elevated Installation >10' To 15', Add</i> <i>For Elevated Installation >15' To 20', Add</i> <i>For Elevated Installation >20' To 25', Add</i> <i>For Elevated Installation >25' To 30', Add</i> <i>For Elevated Installation >30' To 35', Add</i> <i>For Elevated Installation >35' To 40', Add</i> <i>For Elevated Installation >40', Add</i>	55.98 12.60 4.20 8.40 10.50 14.70 16.80 21.00 23.09	20.99

26 Electrical

26 05 Common Work Results for Electrical

26 05 33 Raceway and Boxes for Electrical Systems



MINOR	CSI	UOM	DESCRIPTION	TOTAL DIRECT UNIT COST	DEMOLITION UNIT COST
26 05 33	13-0465	EA	3" Rigid Galvanized Steel (RGS) Threaded Coupling.....	65.71	23.76
			<i>For Work In Restricted Working Space, Add</i>	14.26	
			<i>For Elevated Installation >10' To 15', Add</i>	4.75	
			<i>For Elevated Installation >15' To 20', Add</i>	9.50	
			<i>For Elevated Installation >20' To 25', Add</i>	11.88	
			<i>For Elevated Installation >25' To 30', Add</i>	16.63	
			<i>For Elevated Installation >30' To 35', Add</i>	19.01	
			<i>For Elevated Installation >35' To 40', Add</i>	23.76	
			<i>For Elevated Installation >40', Add</i>	26.14	
26 05 33	13-0466	EA	3-1/2" Rigid Galvanized Steel (RGS) Threaded Coupling.....	76.51	25.97
			<i>For Work In Restricted Working Space, Add</i>	15.58	
			<i>For Elevated Installation >10' To 15', Add</i>	5.19	
			<i>For Elevated Installation >15' To 20', Add</i>	10.39	
			<i>For Elevated Installation >20' To 25', Add</i>	12.98	
			<i>For Elevated Installation >25' To 30', Add</i>	18.18	
			<i>For Elevated Installation >30' To 35', Add</i>	20.77	
			<i>For Elevated Installation >35' To 40', Add</i>	25.97	
			<i>For Elevated Installation >40', Add</i>	28.56	
26 05 33	13-0467	EA	4" Threaded Rigid Galvanized Steel (RGS) Coupling.....	80.85	27.63
			<i>For Work In Restricted Working Space, Add</i>	16.58	
			<i>For Elevated Installation >10' To 15', Add</i>	5.53	
			<i>For Elevated Installation >15' To 20', Add</i>	11.05	
			<i>For Elevated Installation >20' To 25', Add</i>	13.81	
			<i>For Elevated Installation >25' To 30', Add</i>	19.34	
			<i>For Elevated Installation >30' To 35', Add</i>	22.10	
			<i>For Elevated Installation >35' To 40', Add</i>	27.63	
			<i>For Elevated Installation >40', Add</i>	30.39	
26 05 33	13-0468		Rigid Galvanized Steel (RGS) Sealing Locknut (26 05 33 13-0059)		
26 05 33	13-0469	EA	1/2" Rigid Galvanized Steel (RGS) Sealing Locknut.....	3.43	1.10
26 05 33	13-0470	EA	3/4" Rigid Galvanized Steel (RGS) Sealing Locknut.....	4.73	1.65
26 05 33	13-0471	EA	1" Rigid Galvanized Steel (RGS) Sealing Locknut.....	7.85	2.77
26 05 33	13-0472	EA	1-1/4" Rigid Galvanized Steel (RGS) Sealing Locknut.....	11.38	3.87
26 05 33	13-0473	EA	1-1/2" Rigid Galvanized Steel (RGS) Sealing Locknut.....	13.64	4.42
26 05 33	13-0474	EA	2" Rigid Galvanized Steel (RGS) Sealing Locknut.....	16.07	4.97
26 05 33	13-0475		Rigid Galvanized Steel (RGS) Fire Stop Fittings (26 05 33 13-0059)		
26 05 33	13-0476	EA	1/2" Rigid Galvanized Steel (RGS) Fire Stop Fitting.....	238.84	13.41
			<i>For Work In Restricted Working Space, Add</i>	10.06	
			<i>For Elevated Installation >10' To 15', Add</i>	3.35	
			<i>For Elevated Installation >15' To 20', Add</i>	6.71	
			<i>For Elevated Installation >20' To 25', Add</i>	8.38	
			<i>For Elevated Installation >25' To 30', Add</i>	11.74	
			<i>For Elevated Installation >30' To 35', Add</i>	13.41	
			<i>For Elevated Installation >35' To 40', Add</i>	16.77	
			<i>For Elevated Installation >40', Add</i>	18.44	
			<i>For Personal Protective Equipment (Arc Flash) When Working On Energized Equipment, Add</i>	10.06	
26 05 33	13-0477	EA	3/4" Rigid Galvanized Steel (RGS) Fire Stop Fitting.....	242.07	14.70
			<i>For Work In Restricted Working Space, Add</i>	11.03	
			<i>For Elevated Installation >10' To 15', Add</i>	3.68	
			<i>For Elevated Installation >15' To 20', Add</i>	7.35	
			<i>For Elevated Installation >20' To 25', Add</i>	9.19	
			<i>For Elevated Installation >25' To 30', Add</i>	12.87	
			<i>For Elevated Installation >30' To 35', Add</i>	14.70	
			<i>For Elevated Installation >35' To 40', Add</i>	18.38	
			<i>For Elevated Installation >40', Add</i>	20.22	
			<i>For Personal Protective Equipment (Arc Flash) When Working On Energized Equipment, Add</i>	11.03	
26 05 33	13-0478	EA	1" Rigid Galvanized Steel (RGS) Fire Stop Fitting.....	291.53	16.13
			<i>For Work In Restricted Working Space, Add</i>	12.08	
			<i>For Elevated Installation >10' To 15', Add</i>	4.03	
			<i>For Elevated Installation >15' To 20', Add</i>	8.05	
			<i>For Elevated Installation >20' To 25', Add</i>	10.07	
			<i>For Elevated Installation >25' To 30', Add</i>	14.09	
			<i>For Elevated Installation >30' To 35', Add</i>	16.10	
			<i>For Elevated Installation >35' To 40', Add</i>	20.13	
			<i>For Elevated Installation >40', Add</i>	22.14	
			<i>For Personal Protective Equipment (Arc Flash) When Working On Energized Equipment, Add</i>	12.08	
26 05 33	13-0479	EA	1-1/4" Rigid Galvanized Steel (RGS) Fire Stop Fitting.....	320.03	17.68
			<i>For Work In Restricted Working Space, Add</i>	13.27	
			<i>For Elevated Installation >10' To 15', Add</i>	4.42	
			<i>For Elevated Installation >15' To 20', Add</i>	8.85	
			<i>For Elevated Installation >20' To 25', Add</i>	11.06	
			<i>For Elevated Installation >25' To 30', Add</i>	15.48	
			<i>For Elevated Installation >30' To 35', Add</i>	17.70	
			<i>For Elevated Installation >35' To 40', Add</i>	22.12	
			<i>For Elevated Installation >40', Add</i>	24.33	
			<i>For Personal Protective Equipment (Arc Flash) When Working On Energized Equipment, Add</i>	13.27	



MINOR CSI UOM DESCRIPTION	TOTAL DIRECT UNIT COST	DEMOLITION UNIT COST
26 05 33 13-0480 EA 1-1/2" Rigid Galvanized Steel (RGS) Fire Stop Fitting.....	365.35	19.89
For Work In Restricted Working Space, Add	14.92	
For Elevated Installation >10' To 15', Add	4.97	
For Elevated Installation >15' To 20', Add	9.95	
For Elevated Installation >20' To 25', Add	12.43	
For Elevated Installation >25' To 30', Add	17.41	
For Elevated Installation >30' To 35', Add	19.89	
For Elevated Installation >35' To 40', Add	24.87	
For Elevated Installation >40', Add	27.35	
For Personal Protective Equipment (Arc Flash) When Working On Energized Equipment, Add	14.92	
26 05 33 13-0481 EA 2" Rigid Galvanized Steel (RGS) Fire Stop Fitting.....	545.57	22.10
For Work In Restricted Working Space, Add	16.86	
For Elevated Installation >10' To 15', Add	5.53	
For Elevated Installation >15' To 20', Add	11.06	
For Elevated Installation >20' To 25', Add	13.82	
For Elevated Installation >25' To 30', Add	19.35	
For Elevated Installation >30' To 35', Add	22.11	
For Elevated Installation >35' To 40', Add	27.64	
For Elevated Installation >40', Add	30.40	
For Personal Protective Equipment (Arc Flash) When Working On Energized Equipment, Add	16.58	
26 05 33 13-0482 EA 2-1/2" Rigid Galvanized Steel (RGS) Fire Stop Fitting.....	625.29	29.51
For Work In Restricted Working Space, Add	22.11	
For Elevated Installation >10' To 15', Add	7.37	
For Elevated Installation >15' To 20', Add	14.74	
For Elevated Installation >20' To 25', Add	18.43	
For Elevated Installation >25' To 30', Add	25.80	
For Elevated Installation >30' To 35', Add	29.48	
For Elevated Installation >35' To 40', Add	36.86	
For Elevated Installation >40', Add	40.54	
For Personal Protective Equipment (Arc Flash) When Working On Energized Equipment, Add	22.11	
26 05 33 13-0483 EA 3" Rigid Galvanized Steel (RGS) Fire Stop Fitting.....	693.86	32.38
For Work In Restricted Working Space, Add	24.30	
For Elevated Installation >10' To 15', Add	8.10	
For Elevated Installation >15' To 20', Add	16.20	
For Elevated Installation >20' To 25', Add	20.25	
For Elevated Installation >25' To 30', Add	28.35	
For Elevated Installation >30' To 35', Add	32.40	
For Elevated Installation >35' To 40', Add	40.50	
For Elevated Installation >40', Add	44.55	
For Personal Protective Equipment (Arc Flash) When Working On Energized Equipment, Add	24.30	
26 05 33 13-0484 EA 3-1/2" Rigid Galvanized Steel (RGS) Fire Stop Fitting.....	808.53	35.36
For Work In Restricted Working Space, Add	26.52	
For Elevated Installation >10' To 15', Add	8.84	
For Elevated Installation >15' To 20', Add	17.68	
For Elevated Installation >20' To 25', Add	22.10	
For Elevated Installation >25' To 30', Add	30.94	
For Elevated Installation >30' To 35', Add	35.36	
For Elevated Installation >35' To 40', Add	44.21	
For Elevated Installation >40', Add	48.63	
For Personal Protective Equipment (Arc Flash) When Working On Energized Equipment, Add	26.52	
26 05 33 13-0485 EA 4" Rigid Galvanized Steel (RGS) Fire Stop Fitting.....	911.49	39.78
For Work In Restricted Working Space, Add	29.84	
For Elevated Installation >10' To 15', Add	9.95	
For Elevated Installation >15' To 20', Add	19.89	
For Elevated Installation >20' To 25', Add	24.86	
For Elevated Installation >25' To 30', Add	34.81	
For Elevated Installation >30' To 35', Add	39.78	
For Elevated Installation >35' To 40', Add	49.73	
For Elevated Installation >40', Add	54.70	
For Personal Protective Equipment (Arc Flash) When Working On Energized Equipment, Add	29.84	
26 05 33 13-0486 EA 5" Rigid Galvanized Steel (RGS) Fire Stop Fitting.....	1,228.98	44.20
For Work In Restricted Working Space, Add	33.15	
For Elevated Installation >10' To 15', Add	11.05	
For Elevated Installation >15' To 20', Add	22.10	
For Elevated Installation >20' To 25', Add	27.63	
For Elevated Installation >25' To 30', Add	38.68	
For Elevated Installation >30' To 35', Add	44.20	
For Elevated Installation >35' To 40', Add	55.25	
For Elevated Installation >40', Add	60.78	
For Personal Protective Equipment (Arc Flash) When Working On Energized Equipment, Add	33.15	
26 05 33 13-0487 EA 6" Rigid Galvanized Steel (RGS) Fire Stop Fitting.....	1,532.25	49.06
For Work In Restricted Working Space, Add	36.80	
For Elevated Installation >10' To 15', Add	12.27	
For Elevated Installation >15' To 20', Add	24.53	
For Elevated Installation >20' To 25', Add	30.67	
For Elevated Installation >25' To 30', Add	42.93	
For Elevated Installation >30' To 35', Add	49.06	
For Elevated Installation >35' To 40', Add	61.33	
For Elevated Installation >40', Add	67.46	
For Personal Protective Equipment (Arc Flash) When Working On Energized Equipment, Add	36.80	

26 05 33 13-0488 Rigid Galvanized Steel (RGS) Reducing Bushings (26 05 33 13-0059)

26 Electrical

26 05 Common Work Results for Electrical

26 05 33 Raceway and Boxes for Electrical Systems



MINOR	CSI	UOM	DESCRIPTION	TOTAL DIRECT UNIT COST	DEMOLITION UNIT COST
26 05 33	13-0489	EA	3/4" x 1/2" Rigid Galvanized Steel (RGS) Reducing Bushing	18.07	8.56
			<i>For Work In Restricted Working Space, Add</i>	5.14	
			<i>For Elevated Installation >10' To 15', Add</i>	1.71	
			<i>For Elevated Installation >15' To 20', Add</i>	3.42	
			<i>For Elevated Installation >20' To 25', Add</i>	4.28	
			<i>For Elevated Installation >25' To 30', Add</i>	5.99	
			<i>For Elevated Installation >30' To 35', Add</i>	6.85	
			<i>For Elevated Installation >35' To 40', Add</i>	8.56	
			<i>For Elevated Installation >40', Add</i>	9.42	
			<i>For Personal Protective Equipment (Arc Flash) When Working On Energized Equipment, Add</i>	5.14	
26 05 33	13-0490	EA	1" x 1/2" Rigid Galvanized Steel (RGS) Reducing Bushing	19.98	9.11
			<i>For Work In Restricted Working Space, Add</i>	5.47	
			<i>For Elevated Installation >10' To 15', Add</i>	1.82	
			<i>For Elevated Installation >15' To 20', Add</i>	3.65	
			<i>For Elevated Installation >20' To 25', Add</i>	4.56	
			<i>For Elevated Installation >25' To 30', Add</i>	6.38	
			<i>For Elevated Installation >30' To 35', Add</i>	7.30	
			<i>For Elevated Installation >35' To 40', Add</i>	9.12	
			<i>For Elevated Installation >40', Add</i>	10.03	
			<i>For Personal Protective Equipment (Arc Flash) When Working On Energized Equipment, Add</i>	5.47	
26 05 33	13-0491	EA	1" x 3/4" Rigid Galvanized Steel (RGS) Reducing Bushing	20.53	9.39
			<i>For Work In Restricted Working Space, Add</i>	5.64	
			<i>For Elevated Installation >10' To 15', Add</i>	1.88	
			<i>For Elevated Installation >15' To 20', Add</i>	3.76	
			<i>For Elevated Installation >20' To 25', Add</i>	4.70	
			<i>For Elevated Installation >25' To 30', Add</i>	6.58	
			<i>For Elevated Installation >30' To 35', Add</i>	7.52	
			<i>For Elevated Installation >35' To 40', Add</i>	9.40	
			<i>For Elevated Installation >40', Add</i>	10.33	
			<i>For Personal Protective Equipment (Arc Flash) When Working On Energized Equipment, Add</i>	5.64	
26 05 33	13-0492	EA	1-1/4" x 1/2" Rigid Galvanized Steel (RGS) Reducing Bushing	23.85	9.66
			<i>For Work In Restricted Working Space, Add</i>	5.80	
			<i>For Elevated Installation >10' To 15', Add</i>	1.93	
			<i>For Elevated Installation >15' To 20', Add</i>	3.87	
			<i>For Elevated Installation >20' To 25', Add</i>	4.84	
			<i>For Elevated Installation >25' To 30', Add</i>	6.77	
			<i>For Elevated Installation >30' To 35', Add</i>	7.74	
			<i>For Elevated Installation >35' To 40', Add</i>	9.67	
			<i>For Elevated Installation >40', Add</i>	10.64	
			<i>For Personal Protective Equipment (Arc Flash) When Working On Energized Equipment, Add</i>	5.80	
26 05 33	13-0493	EA	1-1/4" x 3/4" Rigid Galvanized Steel (RGS) Reducing Bushing	24.40	9.95
			<i>For Work In Restricted Working Space, Add</i>	5.97	
			<i>For Elevated Installation >10' To 15', Add</i>	1.99	
			<i>For Elevated Installation >15' To 20', Add</i>	3.98	
			<i>For Elevated Installation >20' To 25', Add</i>	4.97	
			<i>For Elevated Installation >25' To 30', Add</i>	6.96	
			<i>For Elevated Installation >30' To 35', Add</i>	7.96	
			<i>For Elevated Installation >35' To 40', Add</i>	9.95	
			<i>For Elevated Installation >40', Add</i>	10.94	
			<i>For Personal Protective Equipment (Arc Flash) When Working On Energized Equipment, Add</i>	5.97	
26 05 33	13-0494	EA	1-1/4" x 1" Rigid Galvanized Steel (RGS) Reducing Bushing	25.50	10.50
			<i>For Work In Restricted Working Space, Add</i>	6.30	
			<i>For Elevated Installation >10' To 15', Add</i>	2.10	
			<i>For Elevated Installation >15' To 20', Add</i>	4.20	
			<i>For Elevated Installation >20' To 25', Add</i>	5.25	
			<i>For Elevated Installation >25' To 30', Add</i>	7.35	
			<i>For Elevated Installation >30' To 35', Add</i>	8.40	
			<i>For Elevated Installation >35' To 40', Add</i>	10.50	
			<i>For Elevated Installation >40', Add</i>	11.54	
			<i>For Personal Protective Equipment (Arc Flash) When Working On Energized Equipment, Add</i>	6.30	
26 05 33	13-0495	EA	1-1/2" x 1/2" Rigid Galvanized Steel (RGS) Reducing Bushing	27.56	11.05
			<i>For Work In Restricted Working Space, Add</i>	6.63	
			<i>For Elevated Installation >10' To 15', Add</i>	2.21	
			<i>For Elevated Installation >15' To 20', Add</i>	4.42	
			<i>For Elevated Installation >20' To 25', Add</i>	5.53	
			<i>For Elevated Installation >25' To 30', Add</i>	7.74	
			<i>For Elevated Installation >30' To 35', Add</i>	8.84	
			<i>For Elevated Installation >35' To 40', Add</i>	11.05	
			<i>For Elevated Installation >40', Add</i>	12.16	
			<i>For Personal Protective Equipment (Arc Flash) When Working On Energized Equipment, Add</i>	6.63	
26 05 33	13-0496	EA	1-1/2" x 3/4" Rigid Galvanized Steel (RGS) Reducing Bushing	28.12	11.33
			<i>For Work In Restricted Working Space, Add</i>	6.80	
			<i>For Elevated Installation >10' To 15', Add</i>	2.27	
			<i>For Elevated Installation >15' To 20', Add</i>	4.53	
			<i>For Elevated Installation >20' To 25', Add</i>	5.67	
			<i>For Elevated Installation >25' To 30', Add</i>	7.93	
			<i>For Elevated Installation >30' To 35', Add</i>	9.06	
			<i>For Elevated Installation >35' To 40', Add</i>	11.33	
			<i>For Elevated Installation >40', Add</i>	12.46	
			<i>For Personal Protective Equipment (Arc Flash) When Working On Energized Equipment, Add</i>	6.80	



MINOR CSI UOM DESCRIPTION	TOTAL DIRECT UNIT COST	DEMOLITION UNIT COST
26 05 33 13-0497 EA 1-1/2" x 1" Rigid Galvanized Steel (RGS) Reducing Bushing.....	29.22	11.88
For Work In Restricted Working Space, Add	7.13	
For Elevated Installation >10' To 15', Add	2.38	
For Elevated Installation >15' To 20', Add	4.75	
For Elevated Installation >20' To 25', Add	5.94	
For Elevated Installation >25' To 30', Add	8.32	
For Elevated Installation >30' To 35', Add	9.50	
For Elevated Installation >35' To 40', Add	11.88	
For Elevated Installation >40', Add	13.07	
For Personal Protective Equipment (Arc Flash) When Working On Energized Equipment, Add	7.13	
26 05 33 13-0498 EA 1-1/2" x 1-1/4" Rigid Galvanized Steel (RGS) Reducing Bushing.....	30.32	12.43
For Work In Restricted Working Space, Add	7.46	
For Elevated Installation >10' To 15', Add	2.49	
For Elevated Installation >15' To 20', Add	4.97	
For Elevated Installation >20' To 25', Add	6.22	
For Elevated Installation >25' To 30', Add	8.70	
For Elevated Installation >30' To 35', Add	9.94	
For Elevated Installation >35' To 40', Add	12.43	
For Elevated Installation >40', Add	13.67	
For Personal Protective Equipment (Arc Flash) When Working On Energized Equipment, Add	7.46	
26 05 33 13-0499 EA 2" x 1/2" Rigid Galvanized Steel (RGS) Reducing Bushing.....	36.85	12.43
For Work In Restricted Working Space, Add	7.46	
For Elevated Installation >10' To 15', Add	2.49	
For Elevated Installation >15' To 20', Add	4.97	
For Elevated Installation >20' To 25', Add	6.22	
For Elevated Installation >25' To 30', Add	8.70	
For Elevated Installation >30' To 35', Add	9.94	
For Elevated Installation >35' To 40', Add	12.43	
For Elevated Installation >40', Add	13.67	
For Personal Protective Equipment (Arc Flash) When Working On Energized Equipment, Add	7.46	
26 05 33 13-0500 EA 2" x 3/4" Rigid Galvanized Steel (RGS) Reducing Bushing.....	37.40	12.71
For Work In Restricted Working Space, Add	7.62	
For Elevated Installation >10' To 15', Add	2.54	
For Elevated Installation >15' To 20', Add	5.08	
For Elevated Installation >20' To 25', Add	6.35	
For Elevated Installation >25' To 30', Add	8.89	
For Elevated Installation >30' To 35', Add	10.16	
For Elevated Installation >35' To 40', Add	12.71	
For Elevated Installation >40', Add	13.98	
For Personal Protective Equipment (Arc Flash) When Working On Energized Equipment, Add	7.62	
26 05 33 13-0501 EA 2" x 1" Rigid Galvanized Steel (RGS) Reducing Bushing.....	38.51	13.26
For Work In Restricted Working Space, Add	7.96	
For Elevated Installation >10' To 15', Add	2.65	
For Elevated Installation >15' To 20', Add	5.30	
For Elevated Installation >20' To 25', Add	6.63	
For Elevated Installation >25' To 30', Add	9.28	
For Elevated Installation >30' To 35', Add	10.61	
For Elevated Installation >35' To 40', Add	13.26	
For Elevated Installation >40', Add	14.59	
For Personal Protective Equipment (Arc Flash) When Working On Energized Equipment, Add	7.96	
26 05 33 13-0502 EA 2" x 1-1/4" Rigid Galvanized Steel (RGS) Reducing Bushing.....	39.62	13.82
For Work In Restricted Working Space, Add	8.29	
For Elevated Installation >10' To 15', Add	2.76	
For Elevated Installation >15' To 20', Add	5.53	
For Elevated Installation >20' To 25', Add	6.91	
For Elevated Installation >25' To 30', Add	9.67	
For Elevated Installation >30' To 35', Add	11.05	
For Elevated Installation >35' To 40', Add	13.82	
For Elevated Installation >40', Add	15.20	
For Personal Protective Equipment (Arc Flash) When Working On Energized Equipment, Add	8.29	
26 05 33 13-0503 EA 2" x 1-1/2" Rigid Galvanized Steel (RGS) Reducing Bushing.....	42.38	15.20
For Work In Restricted Working Space, Add	9.12	
For Elevated Installation >10' To 15', Add	3.04	
For Elevated Installation >15' To 20', Add	6.08	
For Elevated Installation >20' To 25', Add	7.60	
For Elevated Installation >25' To 30', Add	10.64	
For Elevated Installation >30' To 35', Add	12.16	
For Elevated Installation >35' To 40', Add	15.20	
For Elevated Installation >40', Add	16.71	
For Personal Protective Equipment (Arc Flash) When Working On Energized Equipment, Add	9.12	
26 05 33 13-0504 EA 2-1/2" x 2" Rigid Galvanized Steel (RGS) Reducing Bushing.....	53.68	17.96
For Work In Restricted Working Space, Add	10.77	
For Elevated Installation >10' To 15', Add	3.59	
For Elevated Installation >15' To 20', Add	7.18	
For Elevated Installation >20' To 25', Add	8.98	
For Elevated Installation >25' To 30', Add	12.57	
For Elevated Installation >30' To 35', Add	14.36	
For Elevated Installation >35' To 40', Add	17.96	
For Elevated Installation >40', Add	19.75	
For Personal Protective Equipment (Arc Flash) When Working On Energized Equipment, Add	10.77	

26 05 33 13-0505 Rigid Galvanized Steel (RGS) Locknuts (26 05 33 13-0059)

26 Electrical

26 05 Common Work Results for Electrical

26 05 33 Raceway and Boxes for Electrical Systems



MINOR	CSI	UOM	DESCRIPTION	TOTAL DIRECT UNIT COST	DEMOLITION UNIT COST
26 05 33	13-0506	EA	1/2" Rigid Galvanized Steel (RGS) Locknuts	2.30	1.10
			<i>For Work In Restricted Working Space, Add</i>	0.66	
			<i>For Elevated Installation >10' To 15', Add</i>	0.22	
			<i>For Elevated Installation >15' To 20', Add</i>	0.44	
			<i>For Elevated Installation >20' To 25', Add</i>	0.55	
			<i>For Elevated Installation >25' To 30', Add</i>	0.77	
			<i>For Elevated Installation >30' To 35', Add</i>	0.88	
			<i>For Elevated Installation >35' To 40', Add</i>	1.11	
			<i>For Elevated Installation >40', Add</i>	1.22	
26 05 33	13-0507	EA	3/4" Rigid Galvanized Steel (RGS) Locknuts	3.44	1.65
			<i>For Work In Restricted Working Space, Add</i>	1.00	
			<i>For Elevated Installation >10' To 15', Add</i>	0.33	
			<i>For Elevated Installation >15' To 20', Add</i>	0.66	
			<i>For Elevated Installation >20' To 25', Add</i>	0.83	
			<i>For Elevated Installation >25' To 30', Add</i>	1.16	
			<i>For Elevated Installation >30' To 35', Add</i>	1.33	
			<i>For Elevated Installation >35' To 40', Add</i>	1.66	
			<i>For Elevated Installation >40', Add</i>	1.83	
26 05 33	13-0508	EA	1" Rigid Galvanized Steel (RGS) Locknuts	5.72	2.77
			<i>For Work In Restricted Working Space, Add</i>	1.66	
			<i>For Elevated Installation >10' To 15', Add</i>	0.55	
			<i>For Elevated Installation >15' To 20', Add</i>	1.10	
			<i>For Elevated Installation >20' To 25', Add</i>	1.38	
			<i>For Elevated Installation >25' To 30', Add</i>	1.93	
			<i>For Elevated Installation >30' To 35', Add</i>	2.21	
			<i>For Elevated Installation >35' To 40', Add</i>	2.76	
			<i>For Elevated Installation >40', Add</i>	3.04	
26 05 33	13-0509	EA	1-1/4" Rigid Galvanized Steel (RGS) Locknuts	8.07	3.87
			<i>For Work In Restricted Working Space, Add</i>	2.32	
			<i>For Elevated Installation >10' To 15', Add</i>	0.77	
			<i>For Elevated Installation >15' To 20', Add</i>	1.55	
			<i>For Elevated Installation >20' To 25', Add</i>	1.94	
			<i>For Elevated Installation >25' To 30', Add</i>	2.71	
			<i>For Elevated Installation >30' To 35', Add</i>	3.10	
			<i>For Elevated Installation >35' To 40', Add</i>	3.87	
			<i>For Elevated Installation >40', Add</i>	4.26	
26 05 33	13-0510	EA	1-1/2" Rigid Galvanized Steel (RGS) Locknuts	9.27	4.42
			<i>For Work In Restricted Working Space, Add</i>	2.65	
			<i>For Elevated Installation >10' To 15', Add</i>	0.88	
			<i>For Elevated Installation >15' To 20', Add</i>	1.77	
			<i>For Elevated Installation >20' To 25', Add</i>	2.21	
			<i>For Elevated Installation >25' To 30', Add</i>	3.09	
			<i>For Elevated Installation >30' To 35', Add</i>	3.54	
			<i>For Elevated Installation >35' To 40', Add</i>	4.42	
			<i>For Elevated Installation >40', Add</i>	4.86	
26 05 33	13-0511	EA	2" Rigid Galvanized Steel (RGS) Locknuts	10.48	4.97
			<i>For Work In Restricted Working Space, Add</i>	2.99	
			<i>For Elevated Installation >10' To 15', Add</i>	1.00	
			<i>For Elevated Installation >15' To 20', Add</i>	1.99	
			<i>For Elevated Installation >20' To 25', Add</i>	2.49	
			<i>For Elevated Installation >25' To 30', Add</i>	3.48	
			<i>For Elevated Installation >30' To 35', Add</i>	3.98	
			<i>For Elevated Installation >35' To 40', Add</i>	4.98	
			<i>For Elevated Installation >40', Add</i>	5.47	
26 05 33	13-0512	EA	2-1/2" Rigid Galvanized Steel (RGS) Locknuts	14.68	6.63
			<i>For Work In Restricted Working Space, Add</i>	3.98	
			<i>For Elevated Installation >10' To 15', Add</i>	1.33	
			<i>For Elevated Installation >15' To 20', Add</i>	2.65	
			<i>For Elevated Installation >20' To 25', Add</i>	3.32	
			<i>For Elevated Installation >25' To 30', Add</i>	4.64	
			<i>For Elevated Installation >30' To 35', Add</i>	5.30	
			<i>For Elevated Installation >35' To 40', Add</i>	6.63	
			<i>For Elevated Installation >40', Add</i>	7.29	
26 05 33	13-0513	EA	3" Rigid Galvanized Steel (RGS) Locknuts	18.14	8.29
			<i>For Work In Restricted Working Space, Add</i>	4.97	
			<i>For Elevated Installation >10' To 15', Add</i>	1.66	
			<i>For Elevated Installation >15' To 20', Add</i>	3.31	
			<i>For Elevated Installation >20' To 25', Add</i>	4.14	
			<i>For Elevated Installation >25' To 30', Add</i>	5.80	
			<i>For Elevated Installation >30' To 35', Add</i>	6.63	
			<i>For Elevated Installation >35' To 40', Add</i>	8.29	
			<i>For Elevated Installation >40', Add</i>	9.11	
26 05 33	13-0514	EA	3-1/2" Rigid Galvanized Steel (RGS) Locknuts	21.40	9.39
			<i>For Work In Restricted Working Space, Add</i>	5.64	
			<i>For Elevated Installation >10' To 15', Add</i>	1.88	
			<i>For Elevated Installation >15' To 20', Add</i>	3.76	
			<i>For Elevated Installation >20' To 25', Add</i>	4.70	
			<i>For Elevated Installation >25' To 30', Add</i>	6.58	
			<i>For Elevated Installation >30' To 35', Add</i>	7.52	
			<i>For Elevated Installation >35' To 40', Add</i>	9.40	
			<i>For Elevated Installation >40', Add</i>	10.33	



MINOR CSI UOM DESCRIPTION	TOTAL DIRECT UNIT COST	DEMOLITION UNIT COST
26 05 33 13-0515 EA 4" Rigid Galvanized Steel (RGS) Locknuts.....	23.99	10.50
For Work In Restricted Working Space, Add	6.30	
For Elevated Installation >10' To 15', Add	2.10	
For Elevated Installation >15' To 20', Add	4.20	
For Elevated Installation >20' To 25', Add	5.25	
For Elevated Installation >25' To 30', Add	7.35	
For Elevated Installation >30' To 35', Add	8.40	
For Elevated Installation >35' To 40', Add	10.50	
For Elevated Installation >40', Add	11.54	
26 05 33 13-0516 Rigid Galvanized Steel (RGS) Grounding Locknuts (26 05 33 13-0059)	3.51	1.10
26 05 33 13-0517 EA 1/2" Rigid Galvanized Steel (RGS) Grounding Locknuts.....	0.66	1.10
For Work In Restricted Working Space, Add	0.22	
For Elevated Installation >10' To 15', Add	0.44	
For Elevated Installation >20' To 25', Add	0.55	
For Elevated Installation >25' To 30', Add	0.77	
For Elevated Installation >30' To 35', Add	0.88	
For Elevated Installation >35' To 40', Add	1.11	
For Elevated Installation >40', Add	1.22	
26 05 33 13-0518 EA 3/4" Rigid Galvanized Steel (RGS) Grounding Locknuts.....	1.00	1.65
For Work In Restricted Working Space, Add	0.33	
For Elevated Installation >10' To 15', Add	0.66	
For Elevated Installation >15' To 20', Add	0.83	
For Elevated Installation >20' To 25', Add	1.16	
For Elevated Installation >25' To 30', Add	1.33	
For Elevated Installation >30' To 35', Add	1.66	
For Elevated Installation >35' To 40', Add	1.83	
26 05 33 13-0519 EA 1" Rigid Galvanized Steel (RGS) Grounding Locknuts.....	1.66	2.77
For Work In Restricted Working Space, Add	0.55	
For Elevated Installation >10' To 15', Add	1.10	
For Elevated Installation >15' To 20', Add	1.38	
For Elevated Installation >20' To 25', Add	1.93	
For Elevated Installation >25' To 30', Add	2.21	
For Elevated Installation >30' To 35', Add	2.76	
For Elevated Installation >35' To 40', Add	3.04	
26 05 33 13-0520 EA 1-1/4" Rigid Galvanized Steel (RGS) Grounding Locknuts.....	2.32	3.87
For Work In Restricted Working Space, Add	0.77	
For Elevated Installation >10' To 15', Add	1.55	
For Elevated Installation >15' To 20', Add	1.94	
For Elevated Installation >20' To 25', Add	2.71	
For Elevated Installation >25' To 30', Add	3.10	
For Elevated Installation >30' To 35', Add	3.87	
For Elevated Installation >35' To 40', Add	4.26	
26 05 33 13-0521 EA 1-1/2" Rigid Galvanized Steel (RGS) Grounding Locknuts.....	2.65	4.42
For Work In Restricted Working Space, Add	0.88	
For Elevated Installation >10' To 15', Add	1.77	
For Elevated Installation >15' To 20', Add	2.21	
For Elevated Installation >20' To 25', Add	3.09	
For Elevated Installation >25' To 30', Add	3.54	
For Elevated Installation >30' To 35', Add	4.42	
For Elevated Installation >35' To 40', Add	4.86	
26 05 33 13-0522 EA 2" Rigid Galvanized Steel (RGS) Grounding Locknuts.....	2.99	4.97
For Work In Restricted Working Space, Add	1.00	
For Elevated Installation >10' To 15', Add	1.99	
For Elevated Installation >15' To 20', Add	2.49	
For Elevated Installation >20' To 25', Add	3.48	
For Elevated Installation >25' To 30', Add	3.98	
For Elevated Installation >30' To 35', Add	4.97	
For Elevated Installation >35' To 40', Add	5.47	
26 05 33 13-0523 EA 2-1/2" Rigid Galvanized Steel (RGS) Grounding Locknuts.....	3.98	6.63
For Work In Restricted Working Space, Add	1.33	
For Elevated Installation >10' To 15', Add	2.65	
For Elevated Installation >15' To 20', Add	3.32	
For Elevated Installation >20' To 25', Add	4.64	
For Elevated Installation >25' To 30', Add	5.30	
For Elevated Installation >30' To 35', Add	6.63	
For Elevated Installation >35' To 40', Add	7.29	
26 05 33 13-0524 EA 3" Rigid Galvanized Steel (RGS) Grounding Locknuts.....	4.97	8.29
For Work In Restricted Working Space, Add	1.66	
For Elevated Installation >10' To 15', Add	3.31	
For Elevated Installation >15' To 20', Add	4.14	
For Elevated Installation >20' To 25', Add	5.80	
For Elevated Installation >25' To 30', Add	6.63	
For Elevated Installation >30' To 35', Add	8.29	
For Elevated Installation >35' To 40', Add	9.11	

26 Electrical

26 05 Common Work Results for Electrical

26 05 33 Raceway and Boxes for Electrical Systems



MINOR	CSI	UOM	DESCRIPTION	TOTAL DIRECT UNIT COST	DEMOLITION UNIT COST
26 05 33	13-0525	EA	3-1/2" Rigid Galvanized Steel (RGS) Grounding Locknuts	35.78	9.39
			<i>For Work In Restricted Working Space, Add</i>	5.64	
			<i>For Elevated Installation >10' To 15', Add</i>	1.88	
			<i>For Elevated Installation >15' To 20', Add</i>	3.76	
			<i>For Elevated Installation >20' To 25', Add</i>	4.70	
			<i>For Elevated Installation >25' To 30', Add</i>	6.58	
			<i>For Elevated Installation >30' To 35', Add</i>	7.52	
			<i>For Elevated Installation >35' To 40', Add</i>	9.40	
			<i>For Elevated Installation >40', Add</i>	10.33	
26 05 33	13-0526	EA	4" Rigid Galvanized Steel (RGS) Grounding Locknuts	42.90	10.50
			<i>For Work In Restricted Working Space, Add</i>	6.30	
			<i>For Elevated Installation >10' To 15', Add</i>	2.10	
			<i>For Elevated Installation >15' To 20', Add</i>	4.20	
			<i>For Elevated Installation >20' To 25', Add</i>	5.25	
			<i>For Elevated Installation >25' To 30', Add</i>	7.35	
			<i>For Elevated Installation >30' To 35', Add</i>	8.40	
			<i>For Elevated Installation >35' To 40', Add</i>	10.50	
			<i>For Elevated Installation >40', Add</i>	11.54	
26 05 33	13-0527		Rigid Galvanized Steel (RGS) Insulated Ground Bushing <small>(26 05 33 13-0059)</small>		
26 05 33	13-0528	EA	1/2" Rigid Galvanized Steel (RGS) Insulated Ground Bushing	9.88	3.32
			<i>For Work In Restricted Working Space, Add</i>	1.99	
			<i>For Elevated Installation >10' To 15', Add</i>	0.66	
			<i>For Elevated Installation >15' To 20', Add</i>	1.33	
			<i>For Elevated Installation >20' To 25', Add</i>	1.66	
			<i>For Elevated Installation >25' To 30', Add</i>	2.32	
			<i>For Elevated Installation >30' To 35', Add</i>	2.65	
			<i>For Elevated Installation >35' To 40', Add</i>	3.32	
			<i>For Elevated Installation >40', Add</i>	3.65	
26 05 33	13-0529	EA	3/4" Rigid Galvanized Steel (RGS) Insulated Ground Bushing	12.37	4.42
			<i>For Work In Restricted Working Space, Add</i>	2.65	
			<i>For Elevated Installation >10' To 15', Add</i>	0.88	
			<i>For Elevated Installation >15' To 20', Add</i>	1.77	
			<i>For Elevated Installation >20' To 25', Add</i>	2.21	
			<i>For Elevated Installation >25' To 30', Add</i>	3.09	
			<i>For Elevated Installation >30' To 35', Add</i>	3.54	
			<i>For Elevated Installation >35' To 40', Add</i>	4.42	
			<i>For Elevated Installation >40', Add</i>	4.86	
26 05 33	13-0530	EA	1" Rigid Galvanized Steel (RGS) Insulated Ground Bushing	15.80	5.52
			<i>For Work In Restricted Working Space, Add</i>	3.32	
			<i>For Elevated Installation >10' To 15', Add</i>	1.11	
			<i>For Elevated Installation >15' To 20', Add</i>	2.21	
			<i>For Elevated Installation >20' To 25', Add</i>	2.76	
			<i>For Elevated Installation >25' To 30', Add</i>	3.87	
			<i>For Elevated Installation >30' To 35', Add</i>	4.42	
			<i>For Elevated Installation >35' To 40', Add</i>	5.53	
			<i>For Elevated Installation >40', Add</i>	6.08	
26 05 33	13-0531	EA	1-1/4" Rigid Galvanized Steel (RGS) Insulated Ground Bushing	22.98	8.84
			<i>For Work In Restricted Working Space, Add</i>	5.30	
			<i>For Elevated Installation >10' To 15', Add</i>	1.77	
			<i>For Elevated Installation >15' To 20', Add</i>	3.54	
			<i>For Elevated Installation >20' To 25', Add</i>	4.42	
			<i>For Elevated Installation >25' To 30', Add</i>	6.19	
			<i>For Elevated Installation >30' To 35', Add</i>	7.07	
			<i>For Elevated Installation >35' To 40', Add</i>	8.84	
			<i>For Elevated Installation >40', Add</i>	9.72	
26 05 33	13-0532	EA	1-1/2" Rigid Galvanized Steel (RGS) Insulated Ground Bushing	25.89	9.95
			<i>For Work In Restricted Working Space, Add</i>	5.97	
			<i>For Elevated Installation >10' To 15', Add</i>	1.99	
			<i>For Elevated Installation >15' To 20', Add</i>	3.98	
			<i>For Elevated Installation >20' To 25', Add</i>	4.97	
			<i>For Elevated Installation >25' To 30', Add</i>	6.96	
			<i>For Elevated Installation >30' To 35', Add</i>	7.96	
			<i>For Elevated Installation >35' To 40', Add</i>	9.95	
			<i>For Elevated Installation >40', Add</i>	10.94	
26 05 33	13-0533	EA	2" Rigid Galvanized Steel (RGS) Insulated Ground Bushing	29.46	11.05
			<i>For Work In Restricted Working Space, Add</i>	6.63	
			<i>For Elevated Installation >10' To 15', Add</i>	2.21	
			<i>For Elevated Installation >15' To 20', Add</i>	4.42	
			<i>For Elevated Installation >20' To 25', Add</i>	5.53	
			<i>For Elevated Installation >25' To 30', Add</i>	7.74	
			<i>For Elevated Installation >30' To 35', Add</i>	8.84	
			<i>For Elevated Installation >35' To 40', Add</i>	11.05	
			<i>For Elevated Installation >40', Add</i>	12.16	
26 05 33	13-0534	EA	2-1/2" Rigid Galvanized Steel (RGS) Insulated Ground Bushing	40.74	13.26
			<i>For Work In Restricted Working Space, Add</i>	7.96	
			<i>For Elevated Installation >10' To 15', Add</i>	2.65	
			<i>For Elevated Installation >15' To 20', Add</i>	5.30	
			<i>For Elevated Installation >20' To 25', Add</i>	6.63	
			<i>For Elevated Installation >25' To 30', Add</i>	9.28	
			<i>For Elevated Installation >30' To 35', Add</i>	10.61	
			<i>For Elevated Installation >35' To 40', Add</i>	13.26	
			<i>For Elevated Installation >40', Add</i>	14.59	



MINOR CSI UOM DESCRIPTION	TOTAL DIRECT UNIT COST	DEMOLITION UNIT COST
26 05 33 13-0535 EA 3" Rigid Galvanized Steel (RGS) Insulated Ground Bushing.....	49.44	16.57
For Work In Restricted Working Space, Add	9.95	
For Elevated Installation >10' To 15', Add	3.32	
For Elevated Installation >15' To 20', Add	6.63	
For Elevated Installation >20' To 25', Add	8.29	
For Elevated Installation >25' To 30', Add	11.60	
For Elevated Installation >30' To 35', Add	13.26	
For Elevated Installation >35' To 40', Add	16.58	
For Elevated Installation >40', Add	18.23	
26 05 33 13-0536 EA 3-1/2" Rigid Galvanized Steel (RGS) Insulated Ground Bushing.....	61.03	22.10
For Work In Restricted Working Space, Add	13.26	
For Elevated Installation >10' To 15', Add	4.42	
For Elevated Installation >15' To 20', Add	8.84	
For Elevated Installation >20' To 25', Add	11.05	
For Elevated Installation >25' To 30', Add	15.47	
For Elevated Installation >30' To 35', Add	17.68	
For Elevated Installation >35' To 40', Add	22.10	
For Elevated Installation >40', Add	24.31	
26 05 33 13-0537 EA 4" Rigid Galvanized Steel (RGS) Insulated Ground Bushing.....	74.28	27.63
For Work In Restricted Working Space, Add	16.58	
For Elevated Installation >10' To 15', Add	5.53	
For Elevated Installation >15' To 20', Add	11.05	
For Elevated Installation >20' To 25', Add	13.81	
For Elevated Installation >25' To 30', Add	19.34	
For Elevated Installation >30' To 35', Add	22.10	
For Elevated Installation >35' To 40', Add	27.63	
For Elevated Installation >40', Add	30.39	
26 05 33 13-0538 Rigid Galvanized Steel (RGS) Threadless Compression Connectors (26 05 33 13-0059)		
26 05 33 13-0539 EA 1/2" Rigid Galvanized Steel (RGS) Threadless Compression Connectors.....	23.50	9.95
For Work In Restricted Working Space, Add	5.97	
For Elevated Installation >10' To 15', Add	1.99	
For Elevated Installation >15' To 20', Add	3.98	
For Elevated Installation >20' To 25', Add	4.97	
For Elevated Installation >25' To 30', Add	6.96	
For Elevated Installation >30' To 35', Add	7.96	
For Elevated Installation >35' To 40', Add	9.95	
For Elevated Installation >40', Add	10.94	
26 05 33 13-0540 EA 3/4" Rigid Galvanized Steel (RGS) Threadless Compression Connectors.....	27.91	11.05
For Work In Restricted Working Space, Add	6.63	
For Elevated Installation >10' To 15', Add	2.21	
For Elevated Installation >15' To 20', Add	4.42	
For Elevated Installation >20' To 25', Add	5.53	
For Elevated Installation >25' To 30', Add	7.74	
For Elevated Installation >30' To 35', Add	8.84	
For Elevated Installation >35' To 40', Add	11.05	
For Elevated Installation >40', Add	12.16	
26 05 33 13-0541 EA 1" Rigid Galvanized Steel (RGS) Threadless Compression Connectors.....	36.71	13.82
For Work In Restricted Working Space, Add	8.29	
For Elevated Installation >10' To 15', Add	2.76	
For Elevated Installation >15' To 20', Add	5.53	
For Elevated Installation >20' To 25', Add	6.91	
For Elevated Installation >25' To 30', Add	9.67	
For Elevated Installation >30' To 35', Add	11.05	
For Elevated Installation >35' To 40', Add	13.82	
For Elevated Installation >40', Add	15.20	
26 05 33 13-0542 EA 1-1/4" Rigid Galvanized Steel (RGS) Threadless Compression Connectors.....	50.24	16.57
For Work In Restricted Working Space, Add	9.95	
For Elevated Installation >10' To 15', Add	3.32	
For Elevated Installation >15' To 20', Add	6.63	
For Elevated Installation >20' To 25', Add	8.29	
For Elevated Installation >25' To 30', Add	11.60	
For Elevated Installation >30' To 35', Add	13.26	
For Elevated Installation >35' To 40', Add	16.58	
For Elevated Installation >40', Add	18.23	
26 05 33 13-0543 EA 1-1/2" Rigid Galvanized Steel (RGS) Threadless Compression Connectors.....	67.87	22.10
For Work In Restricted Working Space, Add	13.26	
For Elevated Installation >10' To 15', Add	4.42	
For Elevated Installation >15' To 20', Add	8.84	
For Elevated Installation >20' To 25', Add	11.05	
For Elevated Installation >25' To 30', Add	15.47	
For Elevated Installation >30' To 35', Add	17.68	
For Elevated Installation >35' To 40', Add	22.10	
For Elevated Installation >40', Add	24.31	
26 05 33 13-0544 EA 2" Rigid Galvanized Steel (RGS) Threadless Compression Connectors.....	100.66	27.63
For Work In Restricted Working Space, Add	16.58	
For Elevated Installation >10' To 15', Add	5.53	
For Elevated Installation >15' To 20', Add	11.05	
For Elevated Installation >20' To 25', Add	13.81	
For Elevated Installation >25' To 30', Add	19.34	
For Elevated Installation >30' To 35', Add	22.10	
For Elevated Installation >35' To 40', Add	27.63	
For Elevated Installation >40', Add	30.39	

26 Electrical

26 05 Common Work Results for Electrical

26 05 33 Raceway and Boxes for Electrical Systems



MINOR	CSI	UOM	DESCRIPTION	TOTAL DIRECT UNIT COST	DEMOLITION UNIT COST
26 05 33	13-0545	EA	2-1/2" Rigid Galvanized Steel (RGS) Threadless Compression Connectors	171.05	33.15
			<i>For Work In Restricted Working Space, Add</i>	19.89	
			<i>For Elevated Installation >10' To 15', Add</i>	6.63	
			<i>For Elevated Installation >15' To 20', Add</i>	13.26	
			<i>For Elevated Installation >20' To 25', Add</i>	16.58	
			<i>For Elevated Installation >25' To 30', Add</i>	23.21	
			<i>For Elevated Installation >30' To 35', Add</i>	26.52	
			<i>For Elevated Installation >35' To 40', Add</i>	33.15	
			<i>For Elevated Installation >40', Add</i>	36.47	
26 05 33	13-0546	EA	3" Rigid Galvanized Steel (RGS) Threadless Compression Connectors	216.23	38.68
			<i>For Work In Restricted Working Space, Add</i>	23.21	
			<i>For Elevated Installation >10' To 15', Add</i>	7.74	
			<i>For Elevated Installation >15' To 20', Add</i>	15.47	
			<i>For Elevated Installation >20' To 25', Add</i>	19.34	
			<i>For Elevated Installation >25' To 30', Add</i>	27.08	
			<i>For Elevated Installation >30' To 35', Add</i>	30.94	
			<i>For Elevated Installation >35' To 40', Add</i>	38.68	
			<i>For Elevated Installation >40', Add</i>	42.55	
26 05 33	13-0547	EA	3-1/2" Rigid Galvanized Steel (RGS) Threadless Compression Connectors	275.40	46.96
			<i>For Work In Restricted Working Space, Add</i>	28.18	
			<i>For Elevated Installation >10' To 15', Add</i>	9.39	
			<i>For Elevated Installation >15' To 20', Add</i>	18.79	
			<i>For Elevated Installation >20' To 25', Add</i>	23.48	
			<i>For Elevated Installation >25' To 30', Add</i>	32.88	
			<i>For Elevated Installation >30' To 35', Add</i>	37.57	
			<i>For Elevated Installation >35' To 40', Add</i>	46.97	
			<i>For Elevated Installation >40', Add</i>	51.66	
26 05 33	13-0548	EA	4" Rigid Galvanized Steel (RGS) Threadless Compression Connectors	332.66	55.25
			<i>For Work In Restricted Working Space, Add</i>	33.15	
			<i>For Elevated Installation >10' To 15', Add</i>	11.05	
			<i>For Elevated Installation >15' To 20', Add</i>	22.10	
			<i>For Elevated Installation >20' To 25', Add</i>	27.63	
			<i>For Elevated Installation >25' To 30', Add</i>	38.68	
			<i>For Elevated Installation >30' To 35', Add</i>	44.20	
			<i>For Elevated Installation >35' To 40', Add</i>	55.25	
			<i>For Elevated Installation >40', Add</i>	60.78	
26 05 33	13-0549		Rigid Galvanized Steel (RGS) Compression Coupling <small>(26 05 33 13-0059)</small>		
26 05 33	13-0550	EA	1/2" Rigid Galvanized Steel (RGS) Compression Coupling	33.46	13.82
			<i>For Work In Restricted Working Space, Add</i>	8.29	
			<i>For Elevated Installation >10' To 15', Add</i>	2.76	
			<i>For Elevated Installation >15' To 20', Add</i>	5.53	
			<i>For Elevated Installation >20' To 25', Add</i>	6.91	
			<i>For Elevated Installation >25' To 30', Add</i>	9.67	
			<i>For Elevated Installation >30' To 35', Add</i>	11.05	
			<i>For Elevated Installation >35' To 40', Add</i>	13.82	
			<i>For Elevated Installation >40', Add</i>	15.20	
26 05 33	13-0551	EA	3/4" Rigid Galvanized Steel (RGS) Compression Coupling	42.49	16.57
			<i>For Work In Restricted Working Space, Add</i>	9.95	
			<i>For Elevated Installation >10' To 15', Add</i>	3.32	
			<i>For Elevated Installation >15' To 20', Add</i>	6.63	
			<i>For Elevated Installation >20' To 25', Add</i>	8.29	
			<i>For Elevated Installation >25' To 30', Add</i>	11.60	
			<i>For Elevated Installation >30' To 35', Add</i>	13.26	
			<i>For Elevated Installation >35' To 40', Add</i>	16.58	
			<i>For Elevated Installation >40', Add</i>	18.23	
26 05 33	13-0552	EA	1" Rigid Galvanized Steel (RGS) Compression Coupling	60.49	22.10
			<i>For Work In Restricted Working Space, Add</i>	13.26	
			<i>For Elevated Installation >10' To 15', Add</i>	4.42	
			<i>For Elevated Installation >15' To 20', Add</i>	8.84	
			<i>For Elevated Installation >20' To 25', Add</i>	11.05	
			<i>For Elevated Installation >25' To 30', Add</i>	15.47	
			<i>For Elevated Installation >30' To 35', Add</i>	17.68	
			<i>For Elevated Installation >35' To 40', Add</i>	22.10	
			<i>For Elevated Installation >40', Add</i>	24.31	
26 05 33	13-0553	EA	1-1/4" Rigid Galvanized Steel (RGS) Compression Coupling	79.37	27.63
			<i>For Work In Restricted Working Space, Add</i>	16.58	
			<i>For Elevated Installation >10' To 15', Add</i>	5.53	
			<i>For Elevated Installation >15' To 20', Add</i>	11.05	
			<i>For Elevated Installation >20' To 25', Add</i>	13.81	
			<i>For Elevated Installation >25' To 30', Add</i>	19.34	
			<i>For Elevated Installation >30' To 35', Add</i>	22.10	
			<i>For Elevated Installation >35' To 40', Add</i>	27.63	
			<i>For Elevated Installation >40', Add</i>	30.39	
26 05 33	13-0554	EA	1-1/2" Rigid Galvanized Steel (RGS) Compression Coupling	97.70	33.15
			<i>For Work In Restricted Working Space, Add</i>	19.89	
			<i>For Elevated Installation >10' To 15', Add</i>	6.63	
			<i>For Elevated Installation >15' To 20', Add</i>	13.26	
			<i>For Elevated Installation >20' To 25', Add</i>	16.58	
			<i>For Elevated Installation >25' To 30', Add</i>	23.21	
			<i>For Elevated Installation >30' To 35', Add</i>	26.52	
			<i>For Elevated Installation >35' To 40', Add</i>	33.15	
			<i>For Elevated Installation >40', Add</i>	36.47	



MINOR CSI UOM DESCRIPTION	TOTAL DIRECT UNIT COST	DEMOLITION UNIT COST
26 05 33 13-0555 EA 2" Rigid Galvanized Steel (RGS) Compression Coupling	146.03	38.68
For Work In Restricted Working Space, Add	23.21	
For Elevated Installation >10' To 15', Add	7.74	
For Elevated Installation >15' To 20', Add	15.47	
For Elevated Installation >20' To 25', Add	19.34	
For Elevated Installation >25' To 30', Add	27.08	
For Elevated Installation >30' To 35', Add	30.94	
For Elevated Installation >35' To 40', Add	38.68	
For Elevated Installation >40', Add	42.55	
26 05 33 13-0556 EA 2-1/2" Rigid Galvanized Steel (RGS) Compression Coupling	233.05	44.20
For Work In Restricted Working Space, Add	26.52	
For Elevated Installation >10' To 15', Add	8.84	
For Elevated Installation >15' To 20', Add	17.68	
For Elevated Installation >20' To 25', Add	22.10	
For Elevated Installation >25' To 30', Add	30.94	
For Elevated Installation >30' To 35', Add	35.36	
For Elevated Installation >35' To 40', Add	44.20	
For Elevated Installation >40', Add	48.62	
26 05 33 13-0557 EA 3" Rigid Galvanized Steel (RGS) Compression Coupling	267.88	38.13
For Work In Restricted Working Space, Add	22.87	
For Elevated Installation >10' To 15', Add	7.62	
For Elevated Installation >15' To 20', Add	15.25	
For Elevated Installation >20' To 25', Add	19.06	
For Elevated Installation >25' To 30', Add	26.68	
For Elevated Installation >30' To 35', Add	30.50	
For Elevated Installation >35' To 40', Add	38.12	
For Elevated Installation >40', Add	41.93	
26 05 33 13-0558 EA 3-1/2" Rigid Galvanized Steel (RGS) Compression Coupling	368.30	58.02
For Work In Restricted Working Space, Add	34.81	
For Elevated Installation >10' To 15', Add	11.60	
For Elevated Installation >15' To 20', Add	23.21	
For Elevated Installation >20' To 25', Add	29.01	
For Elevated Installation >25' To 30', Add	40.61	
For Elevated Installation >30' To 35', Add	46.41	
For Elevated Installation >35' To 40', Add	58.02	
For Elevated Installation >40', Add	63.82	
26 05 33 13-0559 EA 4" Rigid Galvanized Steel (RGS) Compression Coupling	455.41	66.30
For Work In Restricted Working Space, Add	39.78	
For Elevated Installation >10' To 15', Add	13.26	
For Elevated Installation >15' To 20', Add	26.52	
For Elevated Installation >20' To 25', Add	33.15	
For Elevated Installation >25' To 30', Add	46.41	
For Elevated Installation >30' To 35', Add	53.04	
For Elevated Installation >35' To 40', Add	66.31	
For Elevated Installation >40', Add	72.94	
26 05 33 13-0560 Zinc Plated Steel Snap-in Knock Out Seal (26 05 33 13-0059)		
26 05 33 13-0561 EA 1/2" Zinc Plated Steel Snap-in Knock Out Seal	5.80	2.77
For Work In Restricted Working Space, Add	1.66	
For Elevated Installation >10' To 15', Add	0.55	
For Elevated Installation >15' To 20', Add	1.10	
For Elevated Installation >20' To 25', Add	1.38	
For Elevated Installation >25' To 30', Add	1.93	
For Elevated Installation >30' To 35', Add	2.21	
For Elevated Installation >35' To 40', Add	2.76	
For Elevated Installation >40', Add	3.04	
26 05 33 13-0562 EA 3/4" Zinc Plated Steel Snap-in Knock Out Seal	6.99	3.32
For Work In Restricted Working Space, Add	1.99	
For Elevated Installation >10' To 15', Add	0.66	
For Elevated Installation >15' To 20', Add	1.33	
For Elevated Installation >20' To 25', Add	1.66	
For Elevated Installation >25' To 30', Add	2.32	
For Elevated Installation >30' To 35', Add	2.65	
For Elevated Installation >35' To 40', Add	3.32	
For Elevated Installation >40', Add	3.65	
26 05 33 13-0563 EA 1" Zinc Plated Steel Snap-in Knock Out Seal	8.31	3.87
For Work In Restricted Working Space, Add	2.32	
For Elevated Installation >10' To 15', Add	0.77	
For Elevated Installation >15' To 20', Add	1.55	
For Elevated Installation >20' To 25', Add	1.94	
For Elevated Installation >25' To 30', Add	2.71	
For Elevated Installation >30' To 35', Add	3.10	
For Elevated Installation >35' To 40', Add	3.87	
For Elevated Installation >40', Add	4.26	
26 05 33 13-0564 EA 1-1/4" Zinc Plated Steel Snap-in Knock Out Seal	10.70	4.97
For Work In Restricted Working Space, Add	2.99	
For Elevated Installation >10' To 15', Add	1.00	
For Elevated Installation >15' To 20', Add	1.99	
For Elevated Installation >20' To 25', Add	2.49	
For Elevated Installation >25' To 30', Add	3.48	
For Elevated Installation >30' To 35', Add	3.98	
For Elevated Installation >35' To 40', Add	4.98	
For Elevated Installation >40', Add	5.47	

26 Electrical

26 05 Common Work Results for Electrical

26 05 33 Raceway and Boxes for Electrical Systems



MINOR	CSI	UOM	DESCRIPTION	TOTAL DIRECT UNIT COST	DEMOLITION UNIT COST
26 05 33	13-0565	EA	1-1/2" Zinc Plated Steel Snap-in Knock Out Seal	12.10	5.52
			<i>For Work In Restricted Working Space, Add</i>	3.32	
			<i>For Elevated Installation >10' To 15', Add</i>	1.11	
			<i>For Elevated Installation >15' To 20', Add</i>	2.21	
			<i>For Elevated Installation >20' To 25', Add</i>	2.76	
			<i>For Elevated Installation >25' To 30', Add</i>	3.87	
			<i>For Elevated Installation >30' To 35', Add</i>	4.42	
			<i>For Elevated Installation >35' To 40', Add</i>	5.53	
			<i>For Elevated Installation >40', Add</i>	6.08	
26 05 33	13-0566	EA	2" Zinc Plated Steel Snap-in Knock Out Seal	14.73	6.63
			<i>For Work In Restricted Working Space, Add</i>	3.98	
			<i>For Elevated Installation >10' To 15', Add</i>	1.33	
			<i>For Elevated Installation >15' To 20', Add</i>	2.65	
			<i>For Elevated Installation >20' To 25', Add</i>	3.32	
			<i>For Elevated Installation >25' To 30', Add</i>	4.64	
			<i>For Elevated Installation >30' To 35', Add</i>	5.30	
			<i>For Elevated Installation >35' To 40', Add</i>	6.63	
			<i>For Elevated Installation >40', Add</i>	7.29	
26 05 33	13-0567		Zinc Plated Steel 3-Piece Knock Out Seal (26 05 33 13-0059)	7.17	
26 05 33	13-0568	EA	1/2" Zinc Plated Steel 3-Piece Knock Out Seal	7.17	2.77
			<i>For Work In Restricted Working Space, Add</i>	1.66	
			<i>For Elevated Installation >10' To 15', Add</i>	0.55	
			<i>For Elevated Installation >15' To 20', Add</i>	1.10	
			<i>For Elevated Installation >20' To 25', Add</i>	1.38	
			<i>For Elevated Installation >25' To 30', Add</i>	1.93	
			<i>For Elevated Installation >30' To 35', Add</i>	2.21	
			<i>For Elevated Installation >35' To 40', Add</i>	2.76	
			<i>For Elevated Installation >40', Add</i>	3.04	
26 05 33	13-0569	EA	3/4" Zinc Plated Steel 3-Piece Knock Out Seal	8.55	3.32
			<i>For Work In Restricted Working Space, Add</i>	1.99	
			<i>For Elevated Installation >10' To 15', Add</i>	0.66	
			<i>For Elevated Installation >15' To 20', Add</i>	1.33	
			<i>For Elevated Installation >20' To 25', Add</i>	1.66	
			<i>For Elevated Installation >25' To 30', Add</i>	2.32	
			<i>For Elevated Installation >30' To 35', Add</i>	2.65	
			<i>For Elevated Installation >35' To 40', Add</i>	3.32	
			<i>For Elevated Installation >40', Add</i>	3.65	
26 05 33	13-0570	EA	1" Zinc Plated Steel 3-Piece Knock Out Seal	10.39	3.87
			<i>For Work In Restricted Working Space, Add</i>	2.32	
			<i>For Elevated Installation >10' To 15', Add</i>	0.77	
			<i>For Elevated Installation >15' To 20', Add</i>	1.55	
			<i>For Elevated Installation >20' To 25', Add</i>	1.94	
			<i>For Elevated Installation >25' To 30', Add</i>	2.71	
			<i>For Elevated Installation >30' To 35', Add</i>	3.10	
			<i>For Elevated Installation >35' To 40', Add</i>	3.87	
			<i>For Elevated Installation >40', Add</i>	4.26	
26 05 33	13-0571	EA	1-1/4" Zinc Plated Steel 3-Piece Knock Out Seal	13.36	4.97
			<i>For Work In Restricted Working Space, Add</i>	2.99	
			<i>For Elevated Installation >10' To 15', Add</i>	1.00	
			<i>For Elevated Installation >15' To 20', Add</i>	1.99	
			<i>For Elevated Installation >20' To 25', Add</i>	2.49	
			<i>For Elevated Installation >25' To 30', Add</i>	3.48	
			<i>For Elevated Installation >30' To 35', Add</i>	3.98	
			<i>For Elevated Installation >35' To 40', Add</i>	4.98	
			<i>For Elevated Installation >40', Add</i>	5.47	
26 05 33	13-0572	EA	1-1/2" Zinc Plated Steel 3-Piece Knock Out Seal	16.49	5.52
			<i>For Work In Restricted Working Space, Add</i>	3.32	
			<i>For Elevated Installation >10' To 15', Add</i>	1.11	
			<i>For Elevated Installation >15' To 20', Add</i>	2.21	
			<i>For Elevated Installation >20' To 25', Add</i>	2.76	
			<i>For Elevated Installation >25' To 30', Add</i>	3.87	
			<i>For Elevated Installation >30' To 35', Add</i>	4.42	
			<i>For Elevated Installation >35' To 40', Add</i>	5.53	
			<i>For Elevated Installation >40', Add</i>	6.08	
26 05 33	13-0573	EA	2" Zinc Plated Steel 3-Piece Knock Out Seal	19.96	6.63
			<i>For Work In Restricted Working Space, Add</i>	3.98	
			<i>For Elevated Installation >10' To 15', Add</i>	1.33	
			<i>For Elevated Installation >15' To 20', Add</i>	2.65	
			<i>For Elevated Installation >20' To 25', Add</i>	3.32	
			<i>For Elevated Installation >25' To 30', Add</i>	4.64	
			<i>For Elevated Installation >30' To 35', Add</i>	5.30	
			<i>For Elevated Installation >35' To 40', Add</i>	6.63	
			<i>For Elevated Installation >40', Add</i>	7.29	
26 05 33	13-0574	EA	2-1/2" Zinc Plated Steel 3-Piece Knock Out Seal	24.45	8.29
			<i>For Work In Restricted Working Space, Add</i>	4.97	
			<i>For Elevated Installation >10' To 15', Add</i>	1.66	
			<i>For Elevated Installation >15' To 20', Add</i>	3.31	
			<i>For Elevated Installation >20' To 25', Add</i>	4.14	
			<i>For Elevated Installation >25' To 30', Add</i>	5.80	
			<i>For Elevated Installation >30' To 35', Add</i>	6.63	
			<i>For Elevated Installation >35' To 40', Add</i>	8.29	
			<i>For Elevated Installation >40', Add</i>	9.11	



MINOR CSI UOM DESCRIPTION	TOTAL DIRECT UNIT COST	DEMOLITION UNIT COST
26 05 33 13-0575 EA 3" Zinc Plated Steel 3-Piece Knock Out Seal	28.63	9.39
For Work In Restricted Working Space, Add	5.64	
For Elevated Installation >10' To 15', Add	1.88	
For Elevated Installation >15' To 20', Add	3.76	
For Elevated Installation >20' To 25', Add	4.70	
For Elevated Installation >25' To 30', Add	6.58	
For Elevated Installation >30' To 35', Add	7.52	
For Elevated Installation >35' To 40', Add	9.40	
For Elevated Installation >40', Add	10.33	
26 05 33 13-0576 EA 3-1/2" Zinc Plated Steel 3-Piece Knock Out Seal	34.85	10.50
For Work In Restricted Working Space, Add	6.30	
For Elevated Installation >10' To 15', Add	2.10	
For Elevated Installation >15' To 20', Add	4.20	
For Elevated Installation >20' To 25', Add	5.25	
For Elevated Installation >25' To 30', Add	7.35	
For Elevated Installation >30' To 35', Add	8.40	
For Elevated Installation >35' To 40', Add	10.50	
For Elevated Installation >40', Add	11.54	
26 05 33 13-0577 EA 4" Zinc Plated Steel 3-Piece Knock Out Seal	40.99	11.60
For Work In Restricted Working Space, Add	6.96	
For Elevated Installation >10' To 15', Add	2.32	
For Elevated Installation >15' To 20', Add	4.64	
For Elevated Installation >20' To 25', Add	5.80	
For Elevated Installation >25' To 30', Add	8.12	
For Elevated Installation >30' To 35', Add	9.28	
For Elevated Installation >35' To 40', Add	11.61	
For Elevated Installation >40', Add	12.77	
26 05 33 13-0578 Rigid Galvanized Steel (RGS) Chase Nipples (26 05 33 13-0059)		
26 05 33 13-0579 EA 1/2" Rigid Galvanized Steel (RGS) Chase Nipple	13.68	6.63
For Work In Restricted Working Space, Add	3.98	
For Elevated Installation >10' To 15', Add	1.33	
For Elevated Installation >15' To 20', Add	2.65	
For Elevated Installation >20' To 25', Add	3.32	
For Elevated Installation >25' To 30', Add	4.64	
For Elevated Installation >30' To 35', Add	5.30	
For Elevated Installation >35' To 40', Add	6.63	
For Elevated Installation >40', Add	7.29	
For Personal Protective Equipment (Arc Flash) When Working On Energized Equipment, Add	3.98	
26 05 33 13-0580 EA 3/4" Rigid Galvanized Steel (RGS) Chase Nipple	16.18	7.74
For Work In Restricted Working Space, Add	4.64	
For Elevated Installation >10' To 15', Add	1.55	
For Elevated Installation >15' To 20', Add	3.09	
For Elevated Installation >20' To 25', Add	3.87	
For Elevated Installation >25' To 30', Add	5.41	
For Elevated Installation >30' To 35', Add	6.19	
For Elevated Installation >35' To 40', Add	7.74	
For Elevated Installation >40', Add	8.51	
For Personal Protective Equipment (Arc Flash) When Working On Energized Equipment, Add	4.64	
26 05 33 13-0581 EA 1" Rigid Galvanized Steel (RGS) Chase Nipple	20.33	9.39
For Work In Restricted Working Space, Add	5.64	
For Elevated Installation >10' To 15', Add	1.88	
For Elevated Installation >15' To 20', Add	3.76	
For Elevated Installation >20' To 25', Add	4.70	
For Elevated Installation >25' To 30', Add	6.58	
For Elevated Installation >30' To 35', Add	7.52	
For Elevated Installation >35' To 40', Add	9.40	
For Elevated Installation >40', Add	10.33	
For Personal Protective Equipment (Arc Flash) When Working On Energized Equipment, Add	5.64	
26 05 33 13-0582 EA 1-1/4" Rigid Galvanized Steel (RGS) Chase Nipple	24.77	11.05
For Work In Restricted Working Space, Add	6.63	
For Elevated Installation >10' To 15', Add	2.21	
For Elevated Installation >15' To 20', Add	4.42	
For Elevated Installation >20' To 25', Add	5.53	
For Elevated Installation >25' To 30', Add	7.74	
For Elevated Installation >30' To 35', Add	8.84	
For Elevated Installation >35' To 40', Add	11.05	
For Elevated Installation >40', Add	12.16	
For Personal Protective Equipment (Arc Flash) When Working On Energized Equipment, Add	6.63	
26 05 33 13-0583 EA 1-1/2" Rigid Galvanized Steel (RGS) Chase Nipple	31.07	13.82
For Work In Restricted Working Space, Add	8.29	
For Elevated Installation >10' To 15', Add	2.76	
For Elevated Installation >15' To 20', Add	5.53	
For Elevated Installation >20' To 25', Add	6.91	
For Elevated Installation >25' To 30', Add	9.67	
For Elevated Installation >30' To 35', Add	11.05	
For Elevated Installation >35' To 40', Add	13.82	
For Elevated Installation >40', Add	15.20	
For Personal Protective Equipment (Arc Flash) When Working On Energized Equipment, Add	8.29	

26 Electrical

26 05 Common Work Results for Electrical

26 05 33 Raceway and Boxes for Electrical Systems



MINOR	CSI	UOM	DESCRIPTION	TOTAL DIRECT UNIT COST	DEMOLITION UNIT COST
26 05 33	13-0584	EA	2" Rigid Galvanized Steel (RGS) Chase Nipple.....	38.73	16.57
			<i>For Work In Restricted Working Space, Add</i>	9.95	
			<i>For Elevated Installation >10' To 15', Add</i>	3.32	
			<i>For Elevated Installation >15' To 20', Add</i>	6.63	
			<i>For Elevated Installation >20' To 25', Add</i>	8.29	
			<i>For Elevated Installation >25' To 30', Add</i>	11.60	
			<i>For Elevated Installation >30' To 35', Add</i>	13.26	
			<i>For Elevated Installation >35' To 40', Add</i>	16.58	
			<i>For Elevated Installation >40', Add</i>	18.23	
			<i>For Personal Protective Equipment (Arc Flash) When Working On Energized Equipment, Add</i>	9.95	
26 05 33	13-0585	EA	2-1/2" Rigid Galvanized Steel (RGS) Chase Nipple.....	49.29	19.34
			<i>For Work In Restricted Working Space, Add</i>	11.60	
			<i>For Elevated Installation >10' To 15', Add</i>	3.87	
			<i>For Elevated Installation >15' To 20', Add</i>	7.74	
			<i>For Elevated Installation >20' To 25', Add</i>	9.67	
			<i>For Elevated Installation >25' To 30', Add</i>	13.54	
			<i>For Elevated Installation >30' To 35', Add</i>	15.47	
			<i>For Elevated Installation >35' To 40', Add</i>	19.34	
			<i>For Elevated Installation >40', Add</i>	21.27	
			<i>For Personal Protective Equipment (Arc Flash) When Working On Energized Equipment, Add</i>	11.60	
26 05 33	13-0586	EA	3" Rigid Galvanized Steel (RGS) Chase Nipple.....	55.09	22.10
			<i>For Work In Restricted Working Space, Add</i>	13.26	
			<i>For Elevated Installation >10' To 15', Add</i>	4.42	
			<i>For Elevated Installation >15' To 20', Add</i>	8.84	
			<i>For Elevated Installation >20' To 25', Add</i>	11.05	
			<i>For Elevated Installation >25' To 30', Add</i>	15.47	
			<i>For Elevated Installation >30' To 35', Add</i>	17.68	
			<i>For Elevated Installation >35' To 40', Add</i>	22.10	
			<i>For Elevated Installation >40', Add</i>	24.31	
			<i>For Personal Protective Equipment (Arc Flash) When Working On Energized Equipment, Add</i>	13.26	
26 05 33	13-0587	EA	3-1/2" Rigid Galvanized Steel (RGS) Chase Nipple.....	68.98	24.86
			<i>For Work In Restricted Working Space, Add</i>	14.92	
			<i>For Elevated Installation >10' To 15', Add</i>	4.97	
			<i>For Elevated Installation >15' To 20', Add</i>	9.95	
			<i>For Elevated Installation >20' To 25', Add</i>	12.43	
			<i>For Elevated Installation >25' To 30', Add</i>	17.41	
			<i>For Elevated Installation >30' To 35', Add</i>	19.89	
			<i>For Elevated Installation >35' To 40', Add</i>	24.87	
			<i>For Elevated Installation >40', Add</i>	27.35	
			<i>For Personal Protective Equipment (Arc Flash) When Working On Energized Equipment, Add</i>	14.92	
26 05 33	13-0588	EA	4" Rigid Galvanized Steel (RGS) Chase Nipple.....	95.59	27.63
			<i>For Work In Restricted Working Space, Add</i>	16.58	
			<i>For Elevated Installation >10' To 15', Add</i>	5.53	
			<i>For Elevated Installation >15' To 20', Add</i>	11.05	
			<i>For Elevated Installation >20' To 25', Add</i>	13.81	
			<i>For Elevated Installation >25' To 30', Add</i>	19.34	
			<i>For Elevated Installation >30' To 35', Add</i>	22.10	
			<i>For Elevated Installation >35' To 40', Add</i>	27.63	
			<i>For Elevated Installation >40', Add</i>	30.39	
			<i>For Personal Protective Equipment (Arc Flash) When Working On Energized Equipment, Add</i>	16.58	
26 05 33	13-0589		Rigid Galvanized Steel (RGS) Pulling Elbow (26 05 33 13-0059)		
26 05 33	13-0590	EA	1/2" Rigid Galvanized Steel (RGS) Pulling Elbow.....	27.21	9.95
			<i>For Work In Restricted Working Space, Add</i>	5.97	
			<i>For Elevated Installation >10' To 15', Add</i>	1.99	
			<i>For Elevated Installation >15' To 20', Add</i>	3.98	
			<i>For Elevated Installation >20' To 25', Add</i>	4.97	
			<i>For Elevated Installation >25' To 30', Add</i>	6.96	
			<i>For Elevated Installation >30' To 35', Add</i>	7.96	
			<i>For Elevated Installation >35' To 40', Add</i>	9.95	
			<i>For Elevated Installation >40', Add</i>	10.94	
26 05 33	13-0591	EA	3/4" Rigid Galvanized Steel (RGS) Pulling Elbow.....	31.61	11.60
			<i>For Work In Restricted Working Space, Add</i>	6.96	
			<i>For Elevated Installation >10' To 15', Add</i>	2.32	
			<i>For Elevated Installation >15' To 20', Add</i>	4.64	
			<i>For Elevated Installation >20' To 25', Add</i>	5.80	
			<i>For Elevated Installation >25' To 30', Add</i>	8.12	
			<i>For Elevated Installation >30' To 35', Add</i>	9.28	
			<i>For Elevated Installation >35' To 40', Add</i>	11.61	
			<i>For Elevated Installation >40', Add</i>	12.77	
26 05 33	13-0592	EA	1" Rigid Galvanized Steel (RGS) Pulling Elbow.....	40.47	13.26
			<i>For Work In Restricted Working Space, Add</i>	7.96	
			<i>For Elevated Installation >10' To 15', Add</i>	2.65	
			<i>For Elevated Installation >15' To 20', Add</i>	5.30	
			<i>For Elevated Installation >20' To 25', Add</i>	6.63	
			<i>For Elevated Installation >25' To 30', Add</i>	9.28	
			<i>For Elevated Installation >30' To 35', Add</i>	10.61	
			<i>For Elevated Installation >35' To 40', Add</i>	13.26	
			<i>For Elevated Installation >40', Add</i>	14.59	



MINOR CSI UOM DESCRIPTION	TOTAL DIRECT UNIT COST	DEMOLITION UNIT COST
26 05 33 13-0593 EA 1-1/4" Rigid Galvanized Steel (RGS) Pulling Elbow	51.93	16.57
For Work In Restricted Working Space, Add	9.95	
For Elevated Installation >10' To 15', Add	3.32	
For Elevated Installation >15' To 20', Add	6.63	
For Elevated Installation >20' To 25', Add	8.29	
For Elevated Installation >25' To 30', Add	11.60	
For Elevated Installation >30' To 35', Add	13.26	
For Elevated Installation >35' To 40', Add	16.58	
For Elevated Installation >40', Add	18.23	
26 05 33 13-0594 EA 1-1/2" Rigid Galvanized Steel (RGS) Pulling Elbow	69.59	19.89
For Work In Restricted Working Space, Add	11.93	
For Elevated Installation >10' To 15', Add	3.98	
For Elevated Installation >15' To 20', Add	7.96	
For Elevated Installation >20' To 25', Add	9.95	
For Elevated Installation >25' To 30', Add	13.92	
For Elevated Installation >30' To 35', Add	15.91	
For Elevated Installation >35' To 40', Add	19.89	
For Elevated Installation >40', Add	21.88	
26 05 33 13-0595 EA 2" Rigid Galvanized Steel (RGS) Pulling Elbow	93.59	23.21
For Work In Restricted Working Space, Add	13.92	
For Elevated Installation >10' To 15', Add	4.64	
For Elevated Installation >15' To 20', Add	9.28	
For Elevated Installation >20' To 25', Add	11.60	
For Elevated Installation >25' To 30', Add	16.24	
For Elevated Installation >30' To 35', Add	18.56	
For Elevated Installation >35' To 40', Add	23.21	
For Elevated Installation >40', Add	25.53	
26 05 33 13-0596 EA 2-1/2" Rigid Galvanized Steel (RGS) Pulling Elbow	130.94	26.52
For Work In Restricted Working Space, Add	15.92	
For Elevated Installation >10' To 15', Add	5.31	
For Elevated Installation >15' To 20', Add	10.61	
For Elevated Installation >20' To 25', Add	13.26	
For Elevated Installation >25' To 30', Add	18.57	
For Elevated Installation >30' To 35', Add	21.22	
For Elevated Installation >35' To 40', Add	26.53	
For Elevated Installation >40', Add	29.18	
26 05 33 13-0597 EA 3" Rigid Galvanized Steel (RGS) Pulling Elbow	231.31	33.15
For Work In Restricted Working Space, Add	19.89	
For Elevated Installation >10' To 15', Add	6.63	
For Elevated Installation >15' To 20', Add	13.26	
For Elevated Installation >20' To 25', Add	16.58	
For Elevated Installation >25' To 30', Add	23.21	
For Elevated Installation >30' To 35', Add	26.52	
For Elevated Installation >35' To 40', Add	33.15	
For Elevated Installation >40', Add	36.47	
26 05 33 13-0598 Electrical Metallic Tubing (EMT) Thinwall Conduit (26 05 33 13-0598)		
Note: Exposed installation, branch and feeder conduit. Excludes supporting strap, hanger and fastening.		
26 05 33 13-0599 Electrical Metallic Tubing (EMT) Thinwall Conduit (26 05 33 13-0598)		
Note: Includes field bending conduit up to and including 1".		
26 05 33 13-0600 LF 1/2" Electrical Metallic Tubing (EMT) Conduit.....	5.92	1.99
For >250 To 500, Deduct	-0.05	
For >500 To 1,000, Deduct	-0.32	
For >1,000, Deduct	-0.47	
For Installation In Metal Stud Wall, Add	0.50	
For Installation In Wood Stud Wall (Includes Drilling), Add	1.24	
For Installation In Concrete Beam, Slab, Etc. (Excludes Concrete), Add	0.75	
For Work In Restricted Working Space, Add	1.49	
For Elevated Installation >10' To 15', Add	0.50	
For Elevated Installation >15' To 20', Add	0.99	
For Elevated Installation >20' To 25', Add	1.24	
For Elevated Installation >25' To 30', Add	1.74	
For Elevated Installation >30' To 35', Add	1.99	
For Elevated Installation >35' To 40', Add	2.49	
For Elevated Installation >40', Add	2.73	
For Factory Applied Color Coating, Add	0.29	
26 05 33 13-0601 LF 3/4" Electrical Metallic Tubing (EMT) Conduit.....	7.00	2.21
For >250 To 500, Deduct	-0.07	
For >500 To 1,000, Deduct	-0.39	
For >1,000, Deduct	-0.56	
For Installation In Metal Stud Wall, Add	0.55	
For Installation In Wood Stud Wall (Includes Drilling), Add	1.38	
For Installation In Concrete Beam, Slab, Etc. (Excludes Concrete), Add	0.83	
For Work In Restricted Working Space, Add	1.66	
For Elevated Installation >10' To 15', Add	0.55	
For Elevated Installation >15' To 20', Add	1.10	
For Elevated Installation >20' To 25', Add	1.38	
For Elevated Installation >25' To 30', Add	1.93	
For Elevated Installation >30' To 35', Add	2.21	
For Elevated Installation >35' To 40', Add	2.76	
For Elevated Installation >40', Add	3.04	
For Factory Applied Color Coating, Add	0.44	

26 Electrical

26 05 Common Work Results for Electrical

26 05 33 Raceway and Boxes for Electrical Systems



MINOR	CSI	UOM	DESCRIPTION	TOTAL DIRECT UNIT COST	DEMOLITION UNIT COST
26 05 33	13-0602	LF	1" Electrical Metallic Tubing (EMT) Conduit.....	8.55	2.43
			<i>For >250 To 500, Deduct</i>	-0.12	
			<i>For >500 To 1,000, Deduct</i>	-0.49	
			<i>For >1,000, Deduct</i>	-0.70	
			<i>For Installation In Metal Stud Wall, Add</i>	0.61	
			<i>For Installation In Wood Stud Wall (Includes Drilling), Add</i>	1.52	
			<i>For Installation In Concrete Beam, Slab, Etc. (Excludes Concrete), Add</i>	0.91	
			<i>For Work In Restricted Working Space, Add</i>	1.82	
			<i>For Elevated Installation >10' To 15', Add</i>	0.61	
			<i>For Elevated Installation >15' To 20', Add</i>	1.22	
			<i>For Elevated Installation >20' To 25', Add</i>	1.52	
			<i>For Elevated Installation >25' To 30', Add</i>	2.13	
			<i>For Elevated Installation >30' To 35', Add</i>	2.43	
			<i>For Elevated Installation >35' To 40', Add</i>	3.04	
			<i>For Elevated Installation >40', Add</i>	3.34	
			<i>For Factory Applied Color Coating, Add</i>	0.74	
26 05 33	13-0603	LF	1-1/4" Electrical Metallic Tubing (EMT) Conduit.....	10.74	2.74
			<i>For >250 To 500, Deduct</i>	-0.19	
			<i>For >500 To 1,000, Deduct</i>	-0.63	
			<i>For >1,000, Deduct</i>	-0.90	
			<i>For Installation In Metal Stud Wall, Add</i>	0.69	
			<i>For Installation In Wood Stud Wall (Includes Drilling), Add</i>	1.71	
			<i>For Installation In Concrete Beam, Slab, Etc. (Excludes Concrete), Add</i>	1.03	
			<i>For Work In Restricted Working Space, Add</i>	2.06	
			<i>For Elevated Installation >10' To 15', Add</i>	0.69	
			<i>For Elevated Installation >15' To 20', Add</i>	1.37	
			<i>For Elevated Installation >20' To 25', Add</i>	1.71	
			<i>For Elevated Installation >25' To 30', Add</i>	2.40	
			<i>For Elevated Installation >30' To 35', Add</i>	2.74	
			<i>For Elevated Installation >35' To 40', Add</i>	3.43	
			<i>For Elevated Installation >40', Add</i>	3.77	
			<i>For Factory Applied Color Coating, Add</i>	1.17	
26 05 33	13-0604	LF	1-1/2" Electrical Metallic Tubing (EMT) Conduit.....	12.58	3.10
			<i>For >250 To 500, Deduct</i>	-0.24	
			<i>For >500 To 1,000, Deduct</i>	-0.75	
			<i>For >1,000, Deduct</i>	-1.06	
			<i>For Installation In Metal Stud Wall, Add</i>	0.77	
			<i>For Installation In Wood Stud Wall (Includes Drilling), Add</i>	1.94	
			<i>For Installation In Concrete Beam, Slab, Etc. (Excludes Concrete), Add</i>	1.16	
			<i>For Work In Restricted Working Space, Add</i>	2.32	
			<i>For Elevated Installation >10' To 15', Add</i>	0.77	
			<i>For Elevated Installation >15' To 20', Add</i>	1.55	
			<i>For Elevated Installation >20' To 25', Add</i>	1.94	
			<i>For Elevated Installation >25' To 30', Add</i>	2.71	
			<i>For Elevated Installation >30' To 35', Add</i>	3.10	
			<i>For Elevated Installation >35' To 40', Add</i>	3.87	
			<i>For Elevated Installation >40', Add</i>	4.26	
			<i>For Factory Applied Color Coating, Add</i>	1.45	
26 05 33	13-0605	LF	2" Electrical Metallic Tubing (EMT) Conduit.....	14.59	3.54
			<i>For >250 To 500, Deduct</i>	-0.29	
			<i>For >500 To 1,000, Deduct</i>	-0.87	
			<i>For >1,000, Deduct</i>	-1.24	
			<i>For Installation In Metal Stud Wall, Add</i>	0.88	
			<i>For Installation In Wood Stud Wall (Includes Drilling), Add</i>	2.21	
			<i>For Installation In Concrete Beam, Slab, Etc. (Excludes Concrete), Add</i>	1.33	
			<i>For Work In Restricted Working Space, Add</i>	2.65	
			<i>For Elevated Installation >10' To 15', Add</i>	0.88	
			<i>For Elevated Installation >15' To 20', Add</i>	1.77	
			<i>For Elevated Installation >20' To 25', Add</i>	2.21	
			<i>For Elevated Installation >25' To 30', Add</i>	3.09	
			<i>For Elevated Installation >30' To 35', Add</i>	3.54	
			<i>For Elevated Installation >35' To 40', Add</i>	4.42	
			<i>For Elevated Installation >40', Add</i>	4.86	
			<i>For Factory Applied Color Coating, Add</i>	1.73	
26 05 33	13-0606	LF	2-1/2" Electrical Metallic Tubing (EMT) Conduit.....	19.01	4.20
			<i>For >250 To 500, Deduct</i>	-0.43	
			<i>For >500 To 1,000, Deduct</i>	-1.16	
			<i>For >1,000, Deduct</i>	-1.64	
			<i>For Installation In Metal Stud Wall, Add</i>	1.05	
			<i>For Installation In Wood Stud Wall (Includes Drilling), Add</i>	2.63	
			<i>For Installation In Concrete Beam, Slab, Etc. (Excludes Concrete), Add</i>	1.58	
			<i>For Work In Restricted Working Space, Add</i>	3.15	
			<i>For Elevated Installation >10' To 15', Add</i>	1.05	
			<i>For Elevated Installation >15' To 20', Add</i>	2.10	
			<i>For Elevated Installation >20' To 25', Add</i>	2.63	
			<i>For Elevated Installation >25' To 30', Add</i>	3.68	
			<i>For Elevated Installation >30' To 35', Add</i>	4.20	
			<i>For Elevated Installation >35' To 40', Add</i>	5.25	
			<i>For Elevated Installation >40', Add</i>	5.78	
			<i>For Factory Applied Color Coating, Add</i>	2.55	



MINOR CSI UOM DESCRIPTION	TOTAL DIRECT UNIT COST	DEMOLITION UNIT COST
26 05 33 13-0607 LF 3" Electrical Metallic Tubing (EMT) Conduit.....	22.81	4.86
For >250 To 500, Deduct	-0.53	
For >500 To 1,000, Deduct	-1.41	
For >1,000, Deduct	-1.98	
For Installation In Metal Stud Wall, Add	1.22	
For Installation In Wood Stud Wall (Includes Drilling), Add	3.04	
For Installation In Concrete Beam, Slab, Etc. (Excludes Concrete), Add	1.82	
For Work In Restricted Working Space, Add	3.65	
For Elevated Installation >10' To 15', Add	1.22	
For Elevated Installation >15' To 20', Add	2.43	
For Elevated Installation >20' To 25', Add	3.04	
For Elevated Installation >25' To 30', Add	4.25	
For Elevated Installation >30' To 35', Add	4.86	
For Elevated Installation >35' To 40', Add	6.08	
For Elevated Installation >40', Add	6.68	
For Factory Applied Color Coating, Add	3.20	
26 05 33 13-0608 LF 3-1/2" Electrical Metallic Tubing (EMT) Conduit	28.61	5.74
For >250 To 500, Deduct	-0.71	
For >500 To 1,000, Deduct	-1.79	
For >1,000, Deduct	-2.50	
For Installation In Metal Stud Wall, Add	1.44	
For Installation In Wood Stud Wall (Includes Drilling), Add	3.59	
For Installation In Concrete Beam, Slab, Etc. (Excludes Concrete), Add	2.16	
For Work In Restricted Working Space, Add	4.31	
For Elevated Installation >10' To 15', Add	1.44	
For Elevated Installation >15' To 20', Add	2.87	
For Elevated Installation >20' To 25', Add	3.59	
For Elevated Installation >25' To 30', Add	5.03	
For Elevated Installation >30' To 35', Add	5.75	
For Elevated Installation >35' To 40', Add	7.19	
For Elevated Installation >40', Add	7.90	
For Factory Applied Color Coating, Add	4.27	
26 05 33 13-0609 LF 4" Electrical Metallic Tubing (EMT) Conduit.....	37.68	8.66
For >250 To 500, Deduct	-0.80	
For >500 To 1,000, Deduct	-2.29	
For >1,000, Deduct	-3.23	
For Installation In Metal Stud Wall, Add	2.16	
For Installation In Wood Stud Wall (Includes Drilling), Add	5.41	
For Installation In Concrete Beam, Slab, Etc. (Excludes Concrete), Add	3.25	
For Work In Restricted Working Space, Add	6.49	
For Elevated Installation >10' To 15', Add	2.16	
For Elevated Installation >15' To 20', Add	4.33	
For Elevated Installation >20' To 25', Add	5.41	
For Elevated Installation >25' To 30', Add	7.57	
For Elevated Installation >30' To 35', Add	8.66	
For Elevated Installation >35' To 40', Add	10.82	
For Elevated Installation >40', Add	11.90	
For Factory Applied Color Coating, Add	4.81	
26 05 33 13-0610 Electrical Metallic Tubing (EMT) 90 Degree Elbows (26 05 33 13-0598)		
See CSI section 26 05 33 13-2297 for conduit field bending.		
26 05 33 13-0611 Electrical Metallic Tubing (EMT) Set Screw Couplings (26 05 33 13-0598)		
26 05 33 13-0612 EA 1/2" Electrical Metallic Tubing (EMT) Set Screw Coupling.....	5.92	2.66
For Work In Restricted Working Space, Add	1.66	
For Elevated Installation >10' To 15', Add	0.55	
For Elevated Installation >15' To 20', Add	1.10	
For Elevated Installation >20' To 25', Add	1.38	
For Elevated Installation >25' To 30', Add	1.93	
For Elevated Installation >30' To 35', Add	2.21	
For Elevated Installation >35' To 40', Add	2.76	
For Elevated Installation >40', Add	3.04	
26 05 33 13-0613 EA 3/4" Electrical Metallic Tubing (EMT) Set Screw Coupling.....	7.23	2.66
For Work In Restricted Working Space, Add	1.99	
For Elevated Installation >10' To 15', Add	0.66	
For Elevated Installation >15' To 20', Add	1.33	
For Elevated Installation >20' To 25', Add	1.66	
For Elevated Installation >25' To 30', Add	2.32	
For Elevated Installation >30' To 35', Add	2.65	
For Elevated Installation >35' To 40', Add	3.32	
For Elevated Installation >40', Add	3.65	
26 05 33 13-0614 EA 1" Electrical Metallic Tubing (EMT) Set Screw Coupling.....	8.64	3.10
For Work In Restricted Working Space, Add	2.32	
For Elevated Installation >10' To 15', Add	0.77	
For Elevated Installation >15' To 20', Add	1.55	
For Elevated Installation >20' To 25', Add	1.93	
For Elevated Installation >25' To 30', Add	2.71	
For Elevated Installation >30' To 35', Add	3.09	
For Elevated Installation >35' To 40', Add	3.87	
For Elevated Installation >40', Add	4.25	

26 Electrical

26 05 Common Work Results for Electrical

26 05 33 Raceway and Boxes for Electrical Systems



MINOR	CSI	UOM	DESCRIPTION	TOTAL DIRECT UNIT COST	DEMOLITION UNIT COST
26 05 33	13-0615	EA	1-1/4" Electrical Metallic Tubing (EMT) Set Screw Coupling	11.94	3.98
			<i>For Work In Restricted Working Space, Add</i>	2.99	
			<i>For Elevated Installation >10' To 15', Add</i>	1.00	
			<i>For Elevated Installation >15' To 20', Add</i>	1.99	
			<i>For Elevated Installation >20' To 25', Add</i>	2.49	
			<i>For Elevated Installation >25' To 30', Add</i>	3.48	
			<i>For Elevated Installation >30' To 35', Add</i>	3.98	
			<i>For Elevated Installation >35' To 40', Add</i>	4.98	
			<i>For Elevated Installation >40', Add</i>	5.47	
26 05 33	13-0616	EA	1-1/2" Electrical Metallic Tubing (EMT) Set Screw Coupling	14.79	4.86
			<i>For Work In Restricted Working Space, Add</i>	3.65	
			<i>For Elevated Installation >10' To 15', Add</i>	1.22	
			<i>For Elevated Installation >15' To 20', Add</i>	2.43	
			<i>For Elevated Installation >20' To 25', Add</i>	3.04	
			<i>For Elevated Installation >25' To 30', Add</i>	4.26	
			<i>For Elevated Installation >30' To 35', Add</i>	4.86	
			<i>For Elevated Installation >35' To 40', Add</i>	6.08	
			<i>For Elevated Installation >40', Add</i>	6.69	
26 05 33	13-0617	EA	2" Electrical Metallic Tubing (EMT) Set Screw Coupling	20.07	6.63
			<i>For Work In Restricted Working Space, Add</i>	4.97	
			<i>For Elevated Installation >10' To 15', Add</i>	1.66	
			<i>For Elevated Installation >15' To 20', Add</i>	3.31	
			<i>For Elevated Installation >20' To 25', Add</i>	4.14	
			<i>For Elevated Installation >25' To 30', Add</i>	5.80	
			<i>For Elevated Installation >30' To 35', Add</i>	6.63	
			<i>For Elevated Installation >35' To 40', Add</i>	8.29	
			<i>For Elevated Installation >40', Add</i>	9.11	
26 05 33	13-0618	EA	2-1/2" Electrical Metallic Tubing (EMT) Set Screw Coupling	28.25	8.84
			<i>For Work In Restricted Working Space, Add</i>	6.63	
			<i>For Elevated Installation >10' To 15', Add</i>	2.21	
			<i>For Elevated Installation >15' To 20', Add</i>	4.42	
			<i>For Elevated Installation >20' To 25', Add</i>	5.53	
			<i>For Elevated Installation >25' To 30', Add</i>	7.74	
			<i>For Elevated Installation >30' To 35', Add</i>	8.84	
			<i>For Elevated Installation >35' To 40', Add</i>	11.06	
			<i>For Elevated Installation >40', Add</i>	12.16	
26 05 33	13-0619	EA	3" Electrical Metallic Tubing (EMT) Set Screw Coupling	37.16	10.17
			<i>For Work In Restricted Working Space, Add</i>	8.29	
			<i>For Elevated Installation >10' To 15', Add</i>	2.76	
			<i>For Elevated Installation >15' To 20', Add</i>	5.53	
			<i>For Elevated Installation >20' To 25', Add</i>	6.91	
			<i>For Elevated Installation >25' To 30', Add</i>	9.67	
			<i>For Elevated Installation >30' To 35', Add</i>	11.05	
			<i>For Elevated Installation >35' To 40', Add</i>	13.82	
			<i>For Elevated Installation >40', Add</i>	15.20	
26 05 33	13-0620	EA	3-1/2" Electrical Metallic Tubing (EMT) Set Screw Coupling	40.70	11.05
			<i>For Work In Restricted Working Space, Add</i>	9.95	
			<i>For Elevated Installation >10' To 15', Add</i>	3.32	
			<i>For Elevated Installation >15' To 20', Add</i>	6.63	
			<i>For Elevated Installation >20' To 25', Add</i>	8.29	
			<i>For Elevated Installation >25' To 30', Add</i>	11.60	
			<i>For Elevated Installation >30' To 35', Add</i>	13.26	
			<i>For Elevated Installation >35' To 40', Add</i>	16.58	
			<i>For Elevated Installation >40', Add</i>	18.23	
26 05 33	13-0621	EA	4" Electrical Metallic Tubing (EMT) Set Screw Coupling	115.02	31.38
			<i>For Work In Restricted Working Space, Add</i>	30.47	
			<i>For Elevated Installation >10' To 15', Add</i>	10.16	
			<i>For Elevated Installation >15' To 20', Add</i>	20.31	
			<i>For Elevated Installation >20' To 25', Add</i>	25.39	
			<i>For Elevated Installation >25' To 30', Add</i>	35.55	
			<i>For Elevated Installation >30' To 35', Add</i>	40.63	
			<i>For Elevated Installation >35' To 40', Add</i>	50.79	
			<i>For Elevated Installation >40', Add</i>	55.86	
26 05 33	13-0622		Electrical Metallic Tubing (EMT) Compression Couplings (26 05 33 13-0598)		
26 05 33	13-0623	EA	1/2 Electrical Metallic Tubing (EMT) Compression Coupling	7.64	2.66
			<i>For Work In Restricted Working Space, Add</i>	1.99	
			<i>For Elevated Installation >10' To 15', Add</i>	0.66	
			<i>For Elevated Installation >15' To 20', Add</i>	1.33	
			<i>For Elevated Installation >20' To 25', Add</i>	1.66	
			<i>For Elevated Installation >25' To 30', Add</i>	2.32	
			<i>For Elevated Installation >30' To 35', Add</i>	2.65	
			<i>For Elevated Installation >35' To 40', Add</i>	3.32	
			<i>For Elevated Installation >40', Add</i>	3.65	
26 05 33	13-0624	EA	3/4" Electrical Metallic Tubing (EMT) Compression Coupling	8.85	3.10
			<i>For Work In Restricted Working Space, Add</i>	2.32	
			<i>For Elevated Installation >10' To 15', Add</i>	0.77	
			<i>For Elevated Installation >15' To 20', Add</i>	1.55	
			<i>For Elevated Installation >20' To 25', Add</i>	1.94	
			<i>For Elevated Installation >25' To 30', Add</i>	2.71	
			<i>For Elevated Installation >30' To 35', Add</i>	3.10	
			<i>For Elevated Installation >35' To 40', Add</i>	3.87	
			<i>For Elevated Installation >40', Add</i>	4.26	



MINOR CSI UOM DESCRIPTION	TOTAL DIRECT UNIT COST	DEMOLITION UNIT COST
26 05 33 13-0625 EA 1" Electrical Metallic Tubing (EMT) Compression Coupling.....	12.59	4.42
For Work In Restricted Working Space, Add	3.32	
For Elevated Installation >10' To 15', Add	1.11	
For Elevated Installation >15' To 20', Add	2.21	
For Elevated Installation >20' To 25', Add	2.76	
For Elevated Installation >25' To 30', Add	3.87	
For Elevated Installation >30' To 35', Add	4.42	
For Elevated Installation >35' To 40', Add	5.53	
For Elevated Installation >40', Add	6.08	
26 05 33 13-0626 EA 1-1/4" Electrical Metallic Tubing (EMT) Compression Coupling.....	16.48	5.30
For Work In Restricted Working Space, Add	3.98	
For Elevated Installation >10' To 15', Add	1.33	
For Elevated Installation >15' To 20', Add	2.65	
For Elevated Installation >20' To 25', Add	3.32	
For Elevated Installation >25' To 30', Add	4.64	
For Elevated Installation >30' To 35', Add	5.30	
For Elevated Installation >35' To 40', Add	6.63	
For Elevated Installation >40', Add	7.29	
26 05 33 13-0627 EA 1-1/2" Electrical Metallic Tubing (EMT) Compression Coupling.....	20.00	6.19
For Work In Restricted Working Space, Add	4.64	
For Elevated Installation >10' To 15', Add	1.55	
For Elevated Installation >15' To 20', Add	3.09	
For Elevated Installation >20' To 25', Add	3.87	
For Elevated Installation >25' To 30', Add	5.41	
For Elevated Installation >30' To 35', Add	6.19	
For Elevated Installation >35' To 40', Add	7.74	
For Elevated Installation >40', Add	8.51	
26 05 33 13-0628 EA 2" Electrical Metallic Tubing (EMT) Compression Coupling.....	27.02	7.96
For Work In Restricted Working Space, Add	5.97	
For Elevated Installation >10' To 15', Add	1.99	
For Elevated Installation >15' To 20', Add	3.98	
For Elevated Installation >20' To 25', Add	4.97	
For Elevated Installation >25' To 30', Add	6.96	
For Elevated Installation >30' To 35', Add	7.96	
For Elevated Installation >35' To 40', Add	9.95	
For Elevated Installation >40', Add	10.94	
26 05 33 13-0629 EA 2-1/2" Electrical Metallic Tubing (EMT) Compression Coupling.....	45.14	10.61
For Work In Restricted Working Space, Add	7.96	
For Elevated Installation >10' To 15', Add	2.65	
For Elevated Installation >15' To 20', Add	5.30	
For Elevated Installation >20' To 25', Add	6.63	
For Elevated Installation >25' To 30', Add	9.28	
For Elevated Installation >30' To 35', Add	10.61	
For Elevated Installation >35' To 40', Add	13.26	
For Elevated Installation >40', Add	14.59	
26 05 33 13-0630 EA 3" Electrical Metallic Tubing (EMT) Compression Coupling.....	52.10	12.37
For Work In Restricted Working Space, Add	9.28	
For Elevated Installation >10' To 15', Add	3.09	
For Elevated Installation >15' To 20', Add	6.19	
For Elevated Installation >20' To 25', Add	7.74	
For Elevated Installation >25' To 30', Add	10.83	
For Elevated Installation >30' To 35', Add	12.38	
For Elevated Installation >35' To 40', Add	15.47	
For Elevated Installation >40', Add	17.02	
26 05 33 13-0631 EA 3-1/2" Electrical Metallic Tubing (EMT) Compression Coupling.....	65.15	15.47
For Work In Restricted Working Space, Add	11.60	
For Elevated Installation >10' To 15', Add	3.87	
For Elevated Installation >15' To 20', Add	7.74	
For Elevated Installation >20' To 25', Add	9.67	
For Elevated Installation >25' To 30', Add	13.54	
For Elevated Installation >30' To 35', Add	15.47	
For Elevated Installation >35' To 40', Add	19.34	
For Elevated Installation >40', Add	21.27	
26 05 33 13-0632 EA 4" Electrical Metallic Tubing (EMT) Compression Coupling.....	83.49	19.89
For Work In Restricted Working Space, Add	14.92	
For Elevated Installation >10' To 15', Add	4.97	
For Elevated Installation >15' To 20', Add	9.95	
For Elevated Installation >20' To 25', Add	12.43	
For Elevated Installation >25' To 30', Add	17.41	
For Elevated Installation >30' To 35', Add	19.89	
For Elevated Installation >35' To 40', Add	24.87	
For Elevated Installation >40', Add	27.35	
26 05 33 13-0633 Electrical Metallic Tubing (EMT) Raintight Compression Couplings (26 05 33 13-0598)		
26 05 33 13-0634 EA 1/2 Electrical Metallic Tubing (EMT) Raintight Compression Coupling.....	9.09	2.66
For Work In Restricted Working Space, Add	1.99	
For Elevated Installation >10' To 15', Add	0.66	
For Elevated Installation >15' To 20', Add	1.33	
For Elevated Installation >20' To 25', Add	1.66	
For Elevated Installation >25' To 30', Add	2.32	
For Elevated Installation >30' To 35', Add	2.65	
For Elevated Installation >35' To 40', Add	3.32	
For Elevated Installation >40', Add	3.65	
For Personal Protective Equipment (Arc Flash) When Working On Energized Equipment, Add	1.99	

26 Electrical

26 05 Common Work Results for Electrical

26 05 33 Raceway and Boxes for Electrical Systems



MINOR	CSI	UOM	DESCRIPTION	TOTAL DIRECT UNIT COST	DEMOLITION UNIT COST
26 05 33	13-0635	EA	3/4" Electrical Metallic Tubing (EMT) Raintight Compression Coupling.....	10.43	3.10
			<i>For Work In Restricted Working Space, Add</i>	2.32	
			<i>For Elevated Installation >10' To 15', Add</i>	0.77	
			<i>For Elevated Installation >15' To 20', Add</i>	1.55	
			<i>For Elevated Installation >20' To 25', Add</i>	1.94	
			<i>For Elevated Installation >25' To 30', Add</i>	2.71	
			<i>For Elevated Installation >30' To 35', Add</i>	3.10	
			<i>For Elevated Installation >35' To 40', Add</i>	3.87	
			<i>For Elevated Installation >40', Add</i>	4.26	
			<i>For Personal Protective Equipment (Arc Flash) When Working On Energized Equipment, Add</i>	2.32	
26 05 33	13-0636	EA	1" Electrical Metallic Tubing (EMT) Raintight Compression Coupling.....	15.61	4.42
			<i>For Work In Restricted Working Space, Add</i>	3.32	
			<i>For Elevated Installation >10' To 15', Add</i>	1.11	
			<i>For Elevated Installation >15' To 20', Add</i>	2.21	
			<i>For Elevated Installation >20' To 25', Add</i>	2.76	
			<i>For Elevated Installation >25' To 30', Add</i>	3.87	
			<i>For Elevated Installation >30' To 35', Add</i>	4.42	
			<i>For Elevated Installation >35' To 40', Add</i>	5.53	
			<i>For Elevated Installation >40', Add</i>	6.08	
			<i>For Personal Protective Equipment (Arc Flash) When Working On Energized Equipment, Add</i>	3.32	
26 05 33	13-0637	EA	1-1/4" Electrical Metallic Tubing (EMT) Raintight Compression Coupling.....	20.14	5.30
			<i>For Work In Restricted Working Space, Add</i>	3.98	
			<i>For Elevated Installation >10' To 15', Add</i>	1.33	
			<i>For Elevated Installation >15' To 20', Add</i>	2.65	
			<i>For Elevated Installation >20' To 25', Add</i>	3.32	
			<i>For Elevated Installation >25' To 30', Add</i>	4.64	
			<i>For Elevated Installation >30' To 35', Add</i>	5.30	
			<i>For Elevated Installation >35' To 40', Add</i>	6.63	
			<i>For Elevated Installation >40', Add</i>	7.29	
			<i>For Personal Protective Equipment (Arc Flash) When Working On Energized Equipment, Add</i>	3.98	
26 05 33	13-0638	EA	1-1/2" Electrical Metallic Tubing (EMT) Raintight Compression Coupling.....	26.51	6.19
			<i>For Work In Restricted Working Space, Add</i>	4.64	
			<i>For Elevated Installation >10' To 15', Add</i>	1.55	
			<i>For Elevated Installation >15' To 20', Add</i>	3.09	
			<i>For Elevated Installation >20' To 25', Add</i>	3.87	
			<i>For Elevated Installation >25' To 30', Add</i>	5.41	
			<i>For Elevated Installation >30' To 35', Add</i>	6.19	
			<i>For Elevated Installation >35' To 40', Add</i>	7.74	
			<i>For Elevated Installation >40', Add</i>	8.51	
			<i>For Personal Protective Equipment (Arc Flash) When Working On Energized Equipment, Add</i>	4.64	
26 05 33	13-0639	EA	2" Electrical Metallic Tubing (EMT) Raintight Compression Coupling.....	32.34	7.52
			<i>For Work In Restricted Working Space, Add</i>	5.64	
			<i>For Elevated Installation >10' To 15', Add</i>	1.88	
			<i>For Elevated Installation >15' To 20', Add</i>	3.76	
			<i>For Elevated Installation >20' To 25', Add</i>	4.70	
			<i>For Elevated Installation >25' To 30', Add</i>	6.58	
			<i>For Elevated Installation >30' To 35', Add</i>	7.52	
			<i>For Elevated Installation >35' To 40', Add</i>	9.40	
			<i>For Elevated Installation >40', Add</i>	10.33	
			<i>For Personal Protective Equipment (Arc Flash) When Working On Energized Equipment, Add</i>	5.64	
26 05 33	13-0640	EA	2-1/2" Electrical Metallic Tubing (EMT) Raintight Compression Coupling.....	43.44	10.17
			<i>For Work In Restricted Working Space, Add</i>	7.62	
			<i>For Elevated Installation >10' To 15', Add</i>	2.54	
			<i>For Elevated Installation >15' To 20', Add</i>	5.08	
			<i>For Elevated Installation >20' To 25', Add</i>	6.35	
			<i>For Elevated Installation >25' To 30', Add</i>	8.89	
			<i>For Elevated Installation >30' To 35', Add</i>	10.16	
			<i>For Elevated Installation >35' To 40', Add</i>	12.71	
			<i>For Elevated Installation >40', Add</i>	13.98	
			<i>For Personal Protective Equipment (Arc Flash) When Working On Energized Equipment, Add</i>	7.62	
26 05 33	13-0641	EA	3" Electrical Metallic Tubing (EMT) Raintight Compression Coupling.....	55.44	12.37
			<i>For Work In Restricted Working Space, Add</i>	9.28	
			<i>For Elevated Installation >10' To 15', Add</i>	3.09	
			<i>For Elevated Installation >15' To 20', Add</i>	6.19	
			<i>For Elevated Installation >20' To 25', Add</i>	7.74	
			<i>For Elevated Installation >25' To 30', Add</i>	10.83	
			<i>For Elevated Installation >30' To 35', Add</i>	12.38	
			<i>For Elevated Installation >35' To 40', Add</i>	15.47	
			<i>For Elevated Installation >40', Add</i>	17.02	
			<i>For Personal Protective Equipment (Arc Flash) When Working On Energized Equipment, Add</i>	9.28	
26 05 33	13-0642	EA	3-1/2" Electrical Metallic Tubing (EMT) Raintight Compression Coupling.....	74.12	15.47
			<i>For Work In Restricted Working Space, Add</i>	11.60	
			<i>For Elevated Installation >10' To 15', Add</i>	3.87	
			<i>For Elevated Installation >15' To 20', Add</i>	7.74	
			<i>For Elevated Installation >20' To 25', Add</i>	9.67	
			<i>For Elevated Installation >25' To 30', Add</i>	13.54	
			<i>For Elevated Installation >30' To 35', Add</i>	15.47	
			<i>For Elevated Installation >35' To 40', Add</i>	19.34	
			<i>For Elevated Installation >40', Add</i>	21.27	
			<i>For Personal Protective Equipment (Arc Flash) When Working On Energized Equipment, Add</i>	11.60	



MINOR CSI UOM DESCRIPTION	TOTAL DIRECT UNIT COST	DEMOLITION UNIT COST
26 05 33 13-0643 EA 4" Electrical Metallic Tubing (EMT) Raintight Compression Coupling.....	89.35	19.89
For Work In Restricted Working Space, Add	14.92	
For Elevated Installation >10' To 15', Add	4.97	
For Elevated Installation >15' To 20', Add	9.95	
For Elevated Installation >20' To 25', Add	12.43	
For Elevated Installation >25' To 30', Add	17.41	
For Elevated Installation >30' To 35', Add	19.89	
For Elevated Installation >35' To 40', Add	24.87	
For Elevated Installation >40', Add	27.35	
For Personal Protective Equipment (Arc Flash) When Working On Energized Equipment, Add	14.92	
26 05 33 13-0644 Electrical Metallic Tubing (EMT) Insulated Bushing (26 05 33 13-0598)		
26 05 33 13-0645 EA 1/2" Electrical Metallic Tubing (EMT) Insulated Bushing.....	7.54	2.99
For Work In Restricted Working Space, Add	2.22	
For Elevated Installation >10' To 15', Add	0.74	
For Elevated Installation >15' To 20', Add	1.48	
For Elevated Installation >20' To 25', Add	1.85	
For Elevated Installation >25' To 30', Add	2.59	
For Elevated Installation >30' To 35', Add	2.96	
For Elevated Installation >35' To 40', Add	3.70	
For Elevated Installation >40', Add	4.07	
For Personal Protective Equipment (Arc Flash) When Working On Energized Equipment, Add	2.22	
26 05 33 13-0646 EA 3/4" Electrical Metallic Tubing (EMT) Insulated Bushing.....	8.28	3.21
For Work In Restricted Working Space, Add	2.42	
For Elevated Installation >10' To 15', Add	0.81	
For Elevated Installation >15' To 20', Add	1.61	
For Elevated Installation >20' To 25', Add	2.02	
For Elevated Installation >25' To 30', Add	2.82	
For Elevated Installation >30' To 35', Add	3.23	
For Elevated Installation >35' To 40', Add	4.04	
For Elevated Installation >40', Add	4.44	
For Personal Protective Equipment (Arc Flash) When Working On Energized Equipment, Add	2.42	
26 05 33 13-0647 EA 1" Electrical Metallic Tubing (EMT) Insulated Bushing.....	10.51	3.98
For Work In Restricted Working Space, Add	2.95	
For Elevated Installation >10' To 15', Add	0.98	
For Elevated Installation >15' To 20', Add	1.97	
For Elevated Installation >20' To 25', Add	2.46	
For Elevated Installation >25' To 30', Add	3.44	
For Elevated Installation >30' To 35', Add	3.93	
For Elevated Installation >35' To 40', Add	4.92	
For Elevated Installation >40', Add	5.41	
For Personal Protective Equipment (Arc Flash) When Working On Energized Equipment, Add	2.95	
26 05 33 13-0648 EA 1-1/4" Electrical Metallic Tubing (EMT) Insulated Bushing.....	13.44	5.08
For Work In Restricted Working Space, Add	3.78	
For Elevated Installation >10' To 15', Add	1.26	
For Elevated Installation >15' To 20', Add	2.52	
For Elevated Installation >20' To 25', Add	3.15	
For Elevated Installation >25' To 30', Add	4.41	
For Elevated Installation >30' To 35', Add	5.04	
For Elevated Installation >35' To 40', Add	6.30	
For Elevated Installation >40', Add	6.93	
For Personal Protective Equipment (Arc Flash) When Working On Energized Equipment, Add	3.78	
26 05 33 13-0649 EA 1-1/2" Electrical Metallic Tubing (EMT) Insulated Bushing.....	16.02	5.85
For Work In Restricted Working Space, Add	4.41	
For Elevated Installation >10' To 15', Add	1.47	
For Elevated Installation >15' To 20', Add	2.94	
For Elevated Installation >20' To 25', Add	3.68	
For Elevated Installation >25' To 30', Add	5.15	
For Elevated Installation >30' To 35', Add	5.88	
For Elevated Installation >35' To 40', Add	7.35	
For Elevated Installation >40', Add	8.09	
For Personal Protective Equipment (Arc Flash) When Working On Energized Equipment, Add	4.41	
26 05 33 13-0650 EA 2" Electrical Metallic Tubing (EMT) Insulated Bushing.....	19.89	7.07
For Work In Restricted Working Space, Add	5.30	
For Elevated Installation >10' To 15', Add	1.77	
For Elevated Installation >15' To 20', Add	3.54	
For Elevated Installation >20' To 25', Add	4.42	
For Elevated Installation >25' To 30', Add	6.19	
For Elevated Installation >30' To 35', Add	7.07	
For Elevated Installation >35' To 40', Add	8.84	
For Elevated Installation >40', Add	9.72	
For Personal Protective Equipment (Arc Flash) When Working On Energized Equipment, Add	5.30	
26 05 33 13-0651 EA 2-1/2" Electrical Metallic Tubing (EMT) Insulated Bushing.....	29.31	9.83
For Work In Restricted Working Space, Add	7.36	
For Elevated Installation >10' To 15', Add	2.45	
For Elevated Installation >15' To 20', Add	4.91	
For Elevated Installation >20' To 25', Add	6.13	
For Elevated Installation >25' To 30', Add	8.59	
For Elevated Installation >30' To 35', Add	9.81	
For Elevated Installation >35' To 40', Add	12.27	
For Elevated Installation >40', Add	13.49	
For Personal Protective Equipment (Arc Flash) When Working On Energized Equipment, Add	7.36	

26 Electrical

26 05 Common Work Results for Electrical

26 05 33 Raceway and Boxes for Electrical Systems



MINOR	CSI	UOM	DESCRIPTION	TOTAL DIRECT UNIT COST	DEMOLITION UNIT COST
26 05 33	13-0652	EA	3" Electrical Metallic Tubing (EMT) Insulated Bushing.....	38.79	13.04
			<i>For Work In Restricted Working Space, Add</i>	9.81	
			<i>For Elevated Installation >10' To 15', Add</i>	3.27	
			<i>For Elevated Installation >15' To 20', Add</i>	6.54	
			<i>For Elevated Installation >20' To 25', Add</i>	8.18	
			<i>For Elevated Installation >25' To 30', Add</i>	11.45	
			<i>For Elevated Installation >30' To 35', Add</i>	13.08	
			<i>For Elevated Installation >35' To 40', Add</i>	16.36	
			<i>For Elevated Installation >40', Add</i>	17.99	
			<i>For Personal Protective Equipment (Arc Flash) When Working On Energized Equipment, Add</i>	9.81	
26 05 33	13-0653	EA	3-1/2" Electrical Metallic Tubing (EMT) Insulated Bushing	49.60	16.79
			<i>For Work In Restricted Working Space, Add</i>	12.63	
			<i>For Elevated Installation >10' To 15', Add</i>	4.21	
			<i>For Elevated Installation >15' To 20', Add</i>	8.42	
			<i>For Elevated Installation >20' To 25', Add</i>	10.53	
			<i>For Elevated Installation >25' To 30', Add</i>	14.74	
			<i>For Elevated Installation >30' To 35', Add</i>	16.84	
			<i>For Elevated Installation >35' To 40', Add</i>	21.05	
			<i>For Elevated Installation >40', Add</i>	23.16	
			<i>For Personal Protective Equipment (Arc Flash) When Working On Energized Equipment, Add</i>	12.63	
26 05 33	13-0654	EA	4" Electrical Metallic Tubing (EMT) Insulated Bushing.....	63.60	22.10
			<i>For Work In Restricted Working Space, Add</i>	16.58	
			<i>For Elevated Installation >10' To 15', Add</i>	5.53	
			<i>For Elevated Installation >15' To 20', Add</i>	11.05	
			<i>For Elevated Installation >20' To 25', Add</i>	13.81	
			<i>For Elevated Installation >25' To 30', Add</i>	19.34	
			<i>For Elevated Installation >30' To 35', Add</i>	22.10	
			<i>For Elevated Installation >35' To 40', Add</i>	27.63	
			<i>For Elevated Installation >40', Add</i>	30.39	
			<i>For Personal Protective Equipment (Arc Flash) When Working On Energized Equipment, Add</i>	16.58	
26 05 33	13-0655		Electrical Metallic Tubing (EMT) Straight Box Connectors With Set Screw⁽²⁶⁾		
			<small>05 33 13-0659</small>		
26 05 33	13-0656	EA	1/2" Electrical Metallic Tubing (EMT) Straight Box Connector With Set Screw.....	5.85	2.21
			<i>For Work In Restricted Working Space, Add</i>	1.66	
			<i>For Elevated Installation >10' To 15', Add</i>	0.55	
			<i>For Elevated Installation >15' To 20', Add</i>	1.10	
			<i>For Elevated Installation >20' To 25', Add</i>	1.38	
			<i>For Elevated Installation >25' To 30', Add</i>	1.93	
			<i>For Elevated Installation >30' To 35', Add</i>	2.21	
			<i>For Elevated Installation >35' To 40', Add</i>	2.76	
			<i>For Elevated Installation >40', Add</i>	3.04	
			<i>For Personal Protective Equipment (Arc Flash) When Working On Energized Equipment, Add</i>	1.66	
26 05 33	13-0657	EA	3/4" Electrical Metallic Tubing (EMT) Straight Box Connector With Set Screw.....	7.15	2.66
			<i>For Work In Restricted Working Space, Add</i>	1.99	
			<i>For Elevated Installation >10' To 15', Add</i>	0.66	
			<i>For Elevated Installation >15' To 20', Add</i>	1.33	
			<i>For Elevated Installation >20' To 25', Add</i>	1.66	
			<i>For Elevated Installation >25' To 30', Add</i>	2.32	
			<i>For Elevated Installation >30' To 35', Add</i>	2.65	
			<i>For Elevated Installation >35' To 40', Add</i>	3.32	
			<i>For Elevated Installation >40', Add</i>	3.65	
			<i>For Personal Protective Equipment (Arc Flash) When Working On Energized Equipment, Add</i>	1.99	
26 05 33	13-0658	EA	1" Electrical Metallic Tubing (EMT) Straight Box Connector With Set Screw.....	8.65	3.10
			<i>For Work In Restricted Working Space, Add</i>	2.32	
			<i>For Elevated Installation >10' To 15', Add</i>	0.77	
			<i>For Elevated Installation >15' To 20', Add</i>	1.55	
			<i>For Elevated Installation >20' To 25', Add</i>	1.94	
			<i>For Elevated Installation >25' To 30', Add</i>	2.71	
			<i>For Elevated Installation >30' To 35', Add</i>	3.10	
			<i>For Elevated Installation >35' To 40', Add</i>	3.87	
			<i>For Elevated Installation >40', Add</i>	4.26	
			<i>For Personal Protective Equipment (Arc Flash) When Working On Energized Equipment, Add</i>	2.32	
26 05 33	13-0659	EA	1-1/4" Electrical Metallic Tubing (EMT) Straight Box Connector With Set Screw.....	12.73	4.42
			<i>For Work In Restricted Working Space, Add</i>	3.32	
			<i>For Elevated Installation >10' To 15', Add</i>	1.11	
			<i>For Elevated Installation >15' To 20', Add</i>	2.21	
			<i>For Elevated Installation >20' To 25', Add</i>	2.76	
			<i>For Elevated Installation >25' To 30', Add</i>	3.87	
			<i>For Elevated Installation >30' To 35', Add</i>	4.42	
			<i>For Elevated Installation >35' To 40', Add</i>	5.53	
			<i>For Elevated Installation >40', Add</i>	6.08	
			<i>For Personal Protective Equipment (Arc Flash) When Working On Energized Equipment, Add</i>	3.32	
26 05 33	13-0660	EA	1-1/2" Electrical Metallic Tubing (EMT) Straight Box Connector With Set Screw.....	15.70	5.30
			<i>For Work In Restricted Working Space, Add</i>	3.98	
			<i>For Elevated Installation >10' To 15', Add</i>	1.33	
			<i>For Elevated Installation >15' To 20', Add</i>	2.65	
			<i>For Elevated Installation >20' To 25', Add</i>	3.32	
			<i>For Elevated Installation >25' To 30', Add</i>	4.64	
			<i>For Elevated Installation >30' To 35', Add</i>	5.30	
			<i>For Elevated Installation >35' To 40', Add</i>	6.63	
			<i>For Elevated Installation >40', Add</i>	7.29	
			<i>For Personal Protective Equipment (Arc Flash) When Working On Energized Equipment, Add</i>	3.98	



MINOR CSI UOM DESCRIPTION	TOTAL DIRECT UNIT COST	DEMOLITION UNIT COST
26 05 33 13-0661 EA 2" Electrical Metallic Tubing (EMT) Straight Box Connector With Set Screw.....	20.18	6.63
For Work In Restricted Working Space, Add	4.97	
For Elevated Installation >10' To 15', Add	1.66	
For Elevated Installation >15' To 20', Add	3.31	
For Elevated Installation >20' To 25', Add	4.14	
For Elevated Installation >25' To 30', Add	5.80	
For Elevated Installation >30' To 35', Add	6.63	
For Elevated Installation >35' To 40', Add	8.29	
For Elevated Installation >40', Add	9.11	
For Personal Protective Equipment (Arc Flash) When Working On Energized Equipment, Add	4.97	
26 05 33 13-0662 EA 2-1/2" Electrical Metallic Tubing (EMT) Straight Box Connector With Set Screw	32.16	8.84
For Work In Restricted Working Space, Add	6.63	
For Elevated Installation >10' To 15', Add	2.21	
For Elevated Installation >15' To 20', Add	4.42	
For Elevated Installation >20' To 25', Add	5.53	
For Elevated Installation >25' To 30', Add	7.74	
For Elevated Installation >30' To 35', Add	8.84	
For Elevated Installation >35' To 40', Add	11.05	
For Elevated Installation >40', Add	12.16	
For Personal Protective Equipment (Arc Flash) When Working On Energized Equipment, Add	6.63	
26 05 33 13-0663 EA 3" Electrical Metallic Tubing (EMT) Straight Box Connector With Set Screw.....	39.93	11.05
For Work In Restricted Working Space, Add	8.29	
For Elevated Installation >10' To 15', Add	2.76	
For Elevated Installation >15' To 20', Add	5.53	
For Elevated Installation >20' To 25', Add	6.91	
For Elevated Installation >25' To 30', Add	9.67	
For Elevated Installation >30' To 35', Add	11.05	
For Elevated Installation >35' To 40', Add	13.82	
For Elevated Installation >40', Add	15.20	
For Personal Protective Equipment (Arc Flash) When Working On Energized Equipment, Add	8.29	
26 05 33 13-0664 EA 3-1/2" Electrical Metallic Tubing (EMT) Straight Box Connector With Set Screw	46.97	13.26
For Work In Restricted Working Space, Add	9.95	
For Elevated Installation >10' To 15', Add	3.32	
For Elevated Installation >15' To 20', Add	6.63	
For Elevated Installation >20' To 25', Add	8.29	
For Elevated Installation >25' To 30', Add	11.60	
For Elevated Installation >30' To 35', Add	13.26	
For Elevated Installation >35' To 40', Add	16.58	
For Elevated Installation >40', Add	18.23	
For Personal Protective Equipment (Arc Flash) When Working On Energized Equipment, Add	9.95	
26 05 33 13-0665 EA 4" Electrical Metallic Tubing (EMT) Straight Box Connector With Set Screw.....	54.68	15.47
For Work In Restricted Working Space, Add	11.60	
For Elevated Installation >10' To 15', Add	3.87	
For Elevated Installation >15' To 20', Add	7.74	
For Elevated Installation >20' To 25', Add	9.67	
For Elevated Installation >25' To 30', Add	13.54	
For Elevated Installation >30' To 35', Add	15.47	
For Elevated Installation >35' To 40', Add	19.34	
For Elevated Installation >40', Add	21.27	
For Personal Protective Equipment (Arc Flash) When Working On Energized Equipment, Add	11.60	
26 05 33 13-0666 Electrical Metallic Tubing (EMT) Insulated Straight Box Connectors With Set Screw (26 05 33 13-0598)		
26 05 33 13-0667 EA 1/2" Electrical Metallic Tubing (EMT) Insulated Straight Box Connector With Set Screw	7.94	2.99
For Work In Restricted Working Space, Add	2.22	
For Elevated Installation >10' To 15', Add	0.74	
For Elevated Installation >15' To 20', Add	1.48	
For Elevated Installation >20' To 25', Add	1.85	
For Elevated Installation >25' To 30', Add	2.59	
For Elevated Installation >30' To 35', Add	2.96	
For Elevated Installation >35' To 40', Add	3.70	
For Elevated Installation >40', Add	4.07	
For Personal Protective Equipment (Arc Flash) When Working On Energized Equipment, Add	2.22	
26 05 33 13-0668 EA 3/4" Electrical Metallic Tubing (EMT) Insulated Straight Box Connector With Set Screw	8.93	3.21
For Work In Restricted Working Space, Add	2.42	
For Elevated Installation >10' To 15', Add	0.81	
For Elevated Installation >15' To 20', Add	1.61	
For Elevated Installation >20' To 25', Add	2.02	
For Elevated Installation >25' To 30', Add	2.82	
For Elevated Installation >30' To 35', Add	3.23	
For Elevated Installation >35' To 40', Add	4.04	
For Elevated Installation >40', Add	4.44	
For Personal Protective Equipment (Arc Flash) When Working On Energized Equipment, Add	2.42	
26 05 33 13-0669 EA 1" Electrical Metallic Tubing (EMT) Insulated Straight Box Connector With Set Screw	11.36	3.98
For Work In Restricted Working Space, Add	2.95	
For Elevated Installation >10' To 15', Add	0.98	
For Elevated Installation >15' To 20', Add	1.97	
For Elevated Installation >20' To 25', Add	2.46	
For Elevated Installation >25' To 30', Add	3.44	
For Elevated Installation >30' To 35', Add	3.93	
For Elevated Installation >35' To 40', Add	4.92	
For Elevated Installation >40', Add	5.41	
For Personal Protective Equipment (Arc Flash) When Working On Energized Equipment, Add	2.95	

26 Electrical

26 05 Common Work Results for Electrical

26 05 33 Raceway and Boxes for Electrical Systems



MINOR	CSI	UOM	DESCRIPTION	TOTAL DIRECT UNIT COST	DEMOLITION UNIT COST
26 05 33	13-0670	EA	1-1/4" Electrical Metallic Tubing (EMT) Insulated Straight Box Connector With Set Screw	15.15	5.08
			<i>For Work In Restricted Working Space, Add</i>	3.78	
			<i>For Elevated Installation >10' To 15', Add</i>	1.26	
			<i>For Elevated Installation >15' To 20', Add</i>	2.52	
			<i>For Elevated Installation >20' To 25', Add</i>	3.15	
			<i>For Elevated Installation >25' To 30', Add</i>	4.41	
			<i>For Elevated Installation >30' To 35', Add</i>	5.04	
			<i>For Elevated Installation >35' To 40', Add</i>	6.30	
			<i>For Elevated Installation >40', Add</i>	6.93	
			<i>For Personal Protective Equipment (Arc Flash) When Working On Energized Equipment, Add</i>	3.78	
26 05 33	13-0671	EA	1-1/2" Electrical Metallic Tubing (EMT) Insulated Straight Box Connector With Set Screw	18.09	5.85
			<i>For Work In Restricted Working Space, Add</i>	4.41	
			<i>For Elevated Installation >10' To 15', Add</i>	1.47	
			<i>For Elevated Installation >15' To 20', Add</i>	2.94	
			<i>For Elevated Installation >20' To 25', Add</i>	3.68	
			<i>For Elevated Installation >25' To 30', Add</i>	5.15	
			<i>For Elevated Installation >30' To 35', Add</i>	5.88	
			<i>For Elevated Installation >35' To 40', Add</i>	7.35	
			<i>For Elevated Installation >40', Add</i>	8.09	
			<i>For Personal Protective Equipment (Arc Flash) When Working On Energized Equipment, Add</i>	4.41	
26 05 33	13-0672	EA	2" Electrical Metallic Tubing (EMT) Insulated Straight Box Connector With Set Screw	22.33	7.07
			<i>For Work In Restricted Working Space, Add</i>	5.30	
			<i>For Elevated Installation >10' To 15', Add</i>	1.77	
			<i>For Elevated Installation >15' To 20', Add</i>	3.54	
			<i>For Elevated Installation >20' To 25', Add</i>	4.42	
			<i>For Elevated Installation >25' To 30', Add</i>	6.19	
			<i>For Elevated Installation >30' To 35', Add</i>	7.07	
			<i>For Elevated Installation >35' To 40', Add</i>	8.84	
			<i>For Elevated Installation >40', Add</i>	9.72	
			<i>For Personal Protective Equipment (Arc Flash) When Working On Energized Equipment, Add</i>	5.30	
26 05 33	13-0673	EA	2-1/2" Electrical Metallic Tubing (EMT) Insulated Straight Box Connector With Set Screw	39.76	9.83
			<i>For Work In Restricted Working Space, Add</i>	7.36	
			<i>For Elevated Installation >10' To 15', Add</i>	2.45	
			<i>For Elevated Installation >15' To 20', Add</i>	4.91	
			<i>For Elevated Installation >20' To 25', Add</i>	6.13	
			<i>For Elevated Installation >25' To 30', Add</i>	8.59	
			<i>For Elevated Installation >30' To 35', Add</i>	9.81	
			<i>For Elevated Installation >35' To 40', Add</i>	12.27	
			<i>For Elevated Installation >40', Add</i>	13.49	
			<i>For Personal Protective Equipment (Arc Flash) When Working On Energized Equipment, Add</i>	7.36	
26 05 33	13-0674	EA	3" Electrical Metallic Tubing (EMT) Insulated Straight Box Connector With Set Screw	50.93	13.04
			<i>For Work In Restricted Working Space, Add</i>	9.81	
			<i>For Elevated Installation >10' To 15', Add</i>	3.27	
			<i>For Elevated Installation >15' To 20', Add</i>	6.54	
			<i>For Elevated Installation >20' To 25', Add</i>	8.18	
			<i>For Elevated Installation >25' To 30', Add</i>	11.45	
			<i>For Elevated Installation >30' To 35', Add</i>	13.08	
			<i>For Elevated Installation >35' To 40', Add</i>	16.36	
			<i>For Elevated Installation >40', Add</i>	17.99	
			<i>For Personal Protective Equipment (Arc Flash) When Working On Energized Equipment, Add</i>	9.81	
26 05 33	13-0675	EA	3-1/2" Electrical Metallic Tubing (EMT) Insulated Straight Box Connector With Set Screw	64.87	16.79
			<i>For Work In Restricted Working Space, Add</i>	12.63	
			<i>For Elevated Installation >10' To 15', Add</i>	4.21	
			<i>For Elevated Installation >15' To 20', Add</i>	8.42	
			<i>For Elevated Installation >20' To 25', Add</i>	10.53	
			<i>For Elevated Installation >25' To 30', Add</i>	14.74	
			<i>For Elevated Installation >30' To 35', Add</i>	16.84	
			<i>For Elevated Installation >35' To 40', Add</i>	21.05	
			<i>For Elevated Installation >40', Add</i>	23.16	
			<i>For Personal Protective Equipment (Arc Flash) When Working On Energized Equipment, Add</i>	12.63	
26 05 33	13-0676	EA	4" Electrical Metallic Tubing (EMT) Insulated Straight Box Connector With Set Screw	80.31	22.10
			<i>For Work In Restricted Working Space, Add</i>	16.58	
			<i>For Elevated Installation >10' To 15', Add</i>	5.53	
			<i>For Elevated Installation >15' To 20', Add</i>	11.05	
			<i>For Elevated Installation >20' To 25', Add</i>	13.81	
			<i>For Elevated Installation >25' To 30', Add</i>	19.34	
			<i>For Elevated Installation >30' To 35', Add</i>	22.10	
			<i>For Elevated Installation >35' To 40', Add</i>	27.63	
			<i>For Elevated Installation >40', Add</i>	30.39	
			<i>For Personal Protective Equipment (Arc Flash) When Working On Energized Equipment, Add</i>	16.58	
26 05 33	13-0677	EA	Electrical Metallic Tubing (EMT) Straight Box Compression Connectors <small>(26 05 33 13-0598)</small>	7.15	2.66
			<i>For Work In Restricted Working Space, Add</i>	1.99	
			<i>For Elevated Installation >10' To 15', Add</i>	0.66	
			<i>For Elevated Installation >15' To 20', Add</i>	1.33	
			<i>For Elevated Installation >20' To 25', Add</i>	1.66	
			<i>For Elevated Installation >25' To 30', Add</i>	2.32	
			<i>For Elevated Installation >30' To 35', Add</i>	2.65	
			<i>For Elevated Installation >35' To 40', Add</i>	3.32	
			<i>For Elevated Installation >40', Add</i>	3.65	
			<i>For Personal Protective Equipment (Arc Flash) When Working On Energized Equipment, Add</i>	1.99	



MINOR CSI UOM DESCRIPTION	TOTAL DIRECT UNIT COST	DEMOLITION UNIT COST
26 05 33 13-0679 EA 3/4" Electrical Metallic Tubing (EMT) Straight Box Compression Connector <i>For Work In Restricted Working Space, Add</i> <i>For Elevated Installation >10' To 15', Add</i> <i>For Elevated Installation >15' To 20', Add</i> <i>For Elevated Installation >20' To 25', Add</i> <i>For Elevated Installation >25' To 30', Add</i> <i>For Elevated Installation >30' To 35', Add</i> <i>For Elevated Installation >35' To 40', Add</i> <i>For Elevated Installation >40', Add</i> <i>For Personal Protective Equipment (Arc Flash) When Working On Energized Equipment, Add</i>	8.53 2.32 0.77 1.55 1.94 2.71 3.10 3.87 4.26 2.32	3.10
26 05 33 13-0680 EA 1" Electrical Metallic Tubing (EMT) Straight Box Compression Connector <i>For Work In Restricted Working Space, Add</i> <i>For Elevated Installation >10' To 15', Add</i> <i>For Elevated Installation >15' To 20', Add</i> <i>For Elevated Installation >20' To 25', Add</i> <i>For Elevated Installation >25' To 30', Add</i> <i>For Elevated Installation >30' To 35', Add</i> <i>For Elevated Installation >35' To 40', Add</i> <i>For Elevated Installation >40', Add</i> <i>For Personal Protective Equipment (Arc Flash) When Working On Energized Equipment, Add</i>	12.17 3.32 1.11 2.21 2.76 3.87 4.42 5.53 6.08 3.32	4.42
26 05 33 13-0681 EA 1-1/4" Electrical Metallic Tubing (EMT) Straight Box Compression Connector <i>For Work In Restricted Working Space, Add</i> <i>For Elevated Installation >10' To 15', Add</i> <i>For Elevated Installation >15' To 20', Add</i> <i>For Elevated Installation >20' To 25', Add</i> <i>For Elevated Installation >25' To 30', Add</i> <i>For Elevated Installation >30' To 35', Add</i> <i>For Elevated Installation >35' To 40', Add</i> <i>For Elevated Installation >40', Add</i> <i>For Personal Protective Equipment (Arc Flash) When Working On Energized Equipment, Add</i>	15.38 3.98 1.33 2.65 3.32 4.64 5.30 6.63 7.29 3.98	5.30
26 05 33 13-0682 EA 1-1/2" Electrical Metallic Tubing (EMT) Straight Box Compression Connector <i>For Work In Restricted Working Space, Add</i> <i>For Elevated Installation >10' To 15', Add</i> <i>For Elevated Installation >15' To 20', Add</i> <i>For Elevated Installation >20' To 25', Add</i> <i>For Elevated Installation >25' To 30', Add</i> <i>For Elevated Installation >30' To 35', Add</i> <i>For Elevated Installation >35' To 40', Add</i> <i>For Elevated Installation >40', Add</i> <i>For Personal Protective Equipment (Arc Flash) When Working On Energized Equipment, Add</i>	18.45 4.64 1.55 3.09 3.87 5.41 6.19 7.74 8.51 4.64	6.19
26 05 33 13-0683 EA 2" Electrical Metallic Tubing (EMT) Straight Box Compression Connector <i>For Work In Restricted Working Space, Add</i> <i>For Elevated Installation >10' To 15', Add</i> <i>For Elevated Installation >15' To 20', Add</i> <i>For Elevated Installation >20' To 25', Add</i> <i>For Elevated Installation >25' To 30', Add</i> <i>For Elevated Installation >30' To 35', Add</i> <i>For Elevated Installation >35' To 40', Add</i> <i>For Elevated Installation >40', Add</i> <i>For Personal Protective Equipment (Arc Flash) When Working On Energized Equipment, Add</i>	24.21 5.97 1.99 3.98 4.97 6.96 7.96 9.95 10.94 5.97	7.96
26 05 33 13-0684 EA 2-1/2" Electrical Metallic Tubing (EMT) Straight Box Compression Connector <i>For Work In Restricted Working Space, Add</i> <i>For Elevated Installation >10' To 15', Add</i> <i>For Elevated Installation >15' To 20', Add</i> <i>For Elevated Installation >20' To 25', Add</i> <i>For Elevated Installation >25' To 30', Add</i> <i>For Elevated Installation >30' To 35', Add</i> <i>For Elevated Installation >35' To 40', Add</i> <i>For Elevated Installation >40', Add</i> <i>For Personal Protective Equipment (Arc Flash) When Working On Energized Equipment, Add</i>	39.54 7.96 2.65 5.30 6.63 9.28 10.61 13.26 14.59 7.96	10.61
26 05 33 13-0685 EA 3" Electrical Metallic Tubing (EMT) Straight Box Compression Connector <i>For Work In Restricted Working Space, Add</i> <i>For Elevated Installation >10' To 15', Add</i> <i>For Elevated Installation >15' To 20', Add</i> <i>For Elevated Installation >20' To 25', Add</i> <i>For Elevated Installation >25' To 30', Add</i> <i>For Elevated Installation >30' To 35', Add</i> <i>For Elevated Installation >35' To 40', Add</i> <i>For Elevated Installation >40', Add</i> <i>For Personal Protective Equipment (Arc Flash) When Working On Energized Equipment, Add</i>	50.18 9.95 3.32 6.63 8.29 11.60 13.26 16.58 18.23 9.95	13.26
26 05 33 13-0686 EA 3-1/2" Electrical Metallic Tubing (EMT) Straight Box Compression Connector <i>For Work In Restricted Working Space, Add</i> <i>For Elevated Installation >10' To 15', Add</i> <i>For Elevated Installation >15' To 20', Add</i> <i>For Elevated Installation >20' To 25', Add</i> <i>For Elevated Installation >25' To 30', Add</i> <i>For Elevated Installation >30' To 35', Add</i> <i>For Elevated Installation >35' To 40', Add</i> <i>For Elevated Installation >40', Add</i> <i>For Personal Protective Equipment (Arc Flash) When Working On Energized Equipment, Add</i>	64.93 11.60 3.87 7.74 9.67 13.54 15.47 19.34 21.27 11.60	15.47

26 Electrical

26 05 Common Work Results for Electrical

26 05 33 Raceway and Boxes for Electrical Systems



MINOR CSI	UOM	DESCRIPTION	TOTAL DIRECT UNIT COST	DEMOLITION UNIT COST
26 05 33 13-0687	EA	4" Electrical Metallic Tubing (EMT) Straight Box Compression Connector.....	72.67	17.68
		<i>For Work In Restricted Working Space, Add</i>	13.26	
		<i>For Elevated Installation >10' To 15', Add</i>	4.42	
		<i>For Elevated Installation >15' To 20', Add</i>	8.84	
		<i>For Elevated Installation >20' To 25', Add</i>	11.05	
		<i>For Elevated Installation >25' To 30', Add</i>	15.47	
		<i>For Elevated Installation >30' To 35', Add</i>	17.68	
		<i>For Elevated Installation >35' To 40', Add</i>	22.10	
		<i>For Elevated Installation >40', Add</i>	24.31	
		<i>For Personal Protective Equipment (Arc Flash) When Working On Energized Equipment, Add</i>	13.26	
26 05 33 13-0688		Electrical Metallic Tubing (EMT) Insulated Straight Box Compression Connectors (26 05 33 13-0598)		
26 05 33 13-0689	EA	1/2" Electrical Metallic Tubing (EMT) Insulated Straight Box Compression Connector.....	8.29	2.99
		<i>For Work In Restricted Working Space, Add</i>	2.22	
		<i>For Elevated Installation >10' To 15', Add</i>	0.74	
		<i>For Elevated Installation >15' To 20', Add</i>	1.48	
		<i>For Elevated Installation >20' To 25', Add</i>	1.85	
		<i>For Elevated Installation >25' To 30', Add</i>	2.59	
		<i>For Elevated Installation >30' To 35', Add</i>	2.96	
		<i>For Elevated Installation >35' To 40', Add</i>	3.70	
		<i>For Elevated Installation >40', Add</i>	4.07	
		<i>For Personal Protective Equipment (Arc Flash) When Working On Energized Equipment, Add</i>	2.22	
26 05 33 13-0690	EA	3/4" Electrical Metallic Tubing (EMT) Insulated Straight Box Compression Connector.....	9.31	3.21
		<i>For Work In Restricted Working Space, Add</i>	2.42	
		<i>For Elevated Installation >10' To 15', Add</i>	0.81	
		<i>For Elevated Installation >15' To 20', Add</i>	1.61	
		<i>For Elevated Installation >20' To 25', Add</i>	2.02	
		<i>For Elevated Installation >25' To 30', Add</i>	2.82	
		<i>For Elevated Installation >30' To 35', Add</i>	3.23	
		<i>For Elevated Installation >35' To 40', Add</i>	4.04	
		<i>For Elevated Installation >40', Add</i>	4.44	
		<i>For Personal Protective Equipment (Arc Flash) When Working On Energized Equipment, Add</i>	2.42	
26 05 33 13-0691	EA	1" Electrical Metallic Tubing (EMT) Insulated Straight Box Compression Connector.....	11.68	3.98
		<i>For Work In Restricted Working Space, Add</i>	2.95	
		<i>For Elevated Installation >10' To 15', Add</i>	0.98	
		<i>For Elevated Installation >15' To 20', Add</i>	1.97	
		<i>For Elevated Installation >20' To 25', Add</i>	2.46	
		<i>For Elevated Installation >25' To 30', Add</i>	3.44	
		<i>For Elevated Installation >30' To 35', Add</i>	3.93	
		<i>For Elevated Installation >35' To 40', Add</i>	4.92	
		<i>For Elevated Installation >40', Add</i>	5.41	
		<i>For Personal Protective Equipment (Arc Flash) When Working On Energized Equipment, Add</i>	2.95	
26 05 33 13-0692	EA	1-1/4" Electrical Metallic Tubing (EMT) Insulated Straight Box Compression Connector.....	16.04	5.08
		<i>For Work In Restricted Working Space, Add</i>	3.78	
		<i>For Elevated Installation >10' To 15', Add</i>	1.26	
		<i>For Elevated Installation >15' To 20', Add</i>	2.52	
		<i>For Elevated Installation >20' To 25', Add</i>	3.15	
		<i>For Elevated Installation >25' To 30', Add</i>	4.41	
		<i>For Elevated Installation >30' To 35', Add</i>	5.04	
		<i>For Elevated Installation >35' To 40', Add</i>	6.30	
		<i>For Elevated Installation >40', Add</i>	6.93	
		<i>For Personal Protective Equipment (Arc Flash) When Working On Energized Equipment, Add</i>	3.78	
26 05 33 13-0693	EA	1-1/2" Electrical Metallic Tubing (EMT) Insulated Straight Box Compression Connector.....	19.57	5.85
		<i>For Work In Restricted Working Space, Add</i>	4.41	
		<i>For Elevated Installation >10' To 15', Add</i>	1.47	
		<i>For Elevated Installation >15' To 20', Add</i>	2.94	
		<i>For Elevated Installation >20' To 25', Add</i>	3.68	
		<i>For Elevated Installation >25' To 30', Add</i>	5.15	
		<i>For Elevated Installation >30' To 35', Add</i>	5.88	
		<i>For Elevated Installation >35' To 40', Add</i>	7.35	
		<i>For Elevated Installation >40', Add</i>	8.09	
		<i>For Personal Protective Equipment (Arc Flash) When Working On Energized Equipment, Add</i>	4.41	
26 05 33 13-0694	EA	2" Electrical Metallic Tubing (EMT) Insulated Straight Box Compression Connector.....	24.49	7.07
		<i>For Work In Restricted Working Space, Add</i>	5.30	
		<i>For Elevated Installation >10' To 15', Add</i>	1.77	
		<i>For Elevated Installation >15' To 20', Add</i>	3.54	
		<i>For Elevated Installation >20' To 25', Add</i>	4.42	
		<i>For Elevated Installation >25' To 30', Add</i>	6.19	
		<i>For Elevated Installation >30' To 35', Add</i>	7.07	
		<i>For Elevated Installation >35' To 40', Add</i>	8.84	
		<i>For Elevated Installation >40', Add</i>	9.72	
		<i>For Personal Protective Equipment (Arc Flash) When Working On Energized Equipment, Add</i>	5.30	
26 05 33 13-0695	EA	2-1/2" Electrical Metallic Tubing (EMT) Insulated Straight Box Compression Connector.....	47.62	9.83
		<i>For Work In Restricted Working Space, Add</i>	7.36	
		<i>For Elevated Installation >10' To 15', Add</i>	2.45	
		<i>For Elevated Installation >15' To 20', Add</i>	4.91	
		<i>For Elevated Installation >20' To 25', Add</i>	6.13	
		<i>For Elevated Installation >25' To 30', Add</i>	8.59	
		<i>For Elevated Installation >30' To 35', Add</i>	9.81	
		<i>For Elevated Installation >35' To 40', Add</i>	12.27	
		<i>For Elevated Installation >40', Add</i>	13.49	
		<i>For Personal Protective Equipment (Arc Flash) When Working On Energized Equipment, Add</i>	7.36	



MINOR CSI UOM DESCRIPTION	TOTAL DIRECT UNIT COST	DEMOLITION UNIT COST
26 05 33 13-0696 EA 3" Electrical Metallic Tubing (EMT) Insulated Straight Box Compression Connector <i>For Work In Restricted Working Space, Add</i> <i>For Elevated Installation >10' To 15', Add</i> <i>For Elevated Installation >15' To 20', Add</i> <i>For Elevated Installation >20' To 25', Add</i> <i>For Elevated Installation >25' To 30', Add</i> <i>For Elevated Installation >30' To 35', Add</i> <i>For Elevated Installation >35' To 40', Add</i> <i>For Elevated Installation >40', Add</i> <i>For Personal Protective Equipment (Arc Flash) When Working On Energized Equipment, Add</i>	64.12 9.81 3.27 6.54 8.18 11.45 13.08 16.36 17.99 9.81	13.04
26 05 33 13-0697 EA 3-1/2" Electrical Metallic Tubing (EMT) Insulated Straight Box Compression Connector <i>For Work In Restricted Working Space, Add</i> <i>For Elevated Installation >10' To 15', Add</i> <i>For Elevated Installation >15' To 20', Add</i> <i>For Elevated Installation >20' To 25', Add</i> <i>For Elevated Installation >25' To 30', Add</i> <i>For Elevated Installation >30' To 35', Add</i> <i>For Elevated Installation >35' To 40', Add</i> <i>For Elevated Installation >40', Add</i> <i>For Personal Protective Equipment (Arc Flash) When Working On Energized Equipment, Add</i>	88.01 12.63 4.21 8.42 10.53 14.74 16.84 21.05 23.16 12.63	16.79
26 05 33 13-0698 EA 4" Electrical Metallic Tubing (EMT) Insulated Straight Box Compression Connector <i>For Work In Restricted Working Space, Add</i> <i>For Elevated Installation >10' To 15', Add</i> <i>For Elevated Installation >15' To 20', Add</i> <i>For Elevated Installation >20' To 25', Add</i> <i>For Elevated Installation >25' To 30', Add</i> <i>For Elevated Installation >30' To 35', Add</i> <i>For Elevated Installation >35' To 40', Add</i> <i>For Elevated Installation >40', Add</i> <i>For Personal Protective Equipment (Arc Flash) When Working On Energized Equipment, Add</i>	108.94 16.58 5.53 11.05 13.81 19.34 22.10 27.63 30.39 16.58	22.10
26 05 33 13-0699 Electrical Metallic Tubing (EMT) Expansion Coupling <small>(26 05 33 13-0598)</small> Note: Excludes jumper.		
26 05 33 13-0700 EA 1/2" Electrical Metallic Tubing (EMT) Expansion Coupling <i>For Work In Restricted Working Space, Add</i> <i>For Elevated Installation >10' To 15', Add</i> <i>For Elevated Installation >15' To 20', Add</i> <i>For Elevated Installation >20' To 25', Add</i> <i>For Elevated Installation >25' To 30', Add</i> <i>For Elevated Installation >30' To 35', Add</i> <i>For Elevated Installation >35' To 40', Add</i> <i>For Elevated Installation >40', Add</i>	73.19 11.03 3.68 7.35 9.19 12.87 14.71 18.39 20.22	14.70
26 05 33 13-0701 EA 3/4" Electrical Metallic Tubing (EMT) Expansion Coupling <i>For Work In Restricted Working Space, Add</i> <i>For Elevated Installation >10' To 15', Add</i> <i>For Elevated Installation >15' To 20', Add</i> <i>For Elevated Installation >20' To 25', Add</i> <i>For Elevated Installation >25' To 30', Add</i> <i>For Elevated Installation >30' To 35', Add</i> <i>For Elevated Installation >35' To 40', Add</i> <i>For Elevated Installation >40', Add</i>	88.02 13.37 4.46 8.92 11.15 15.60 17.83 22.29 24.52	17.80
26 05 33 13-0702 EA 1" Electrical Metallic Tubing (EMT) Expansion Coupling <i>For Work In Restricted Working Space, Add</i> <i>For Elevated Installation >10' To 15', Add</i> <i>For Elevated Installation >15' To 20', Add</i> <i>For Elevated Installation >20' To 25', Add</i> <i>For Elevated Installation >25' To 30', Add</i> <i>For Elevated Installation >30' To 35', Add</i> <i>For Elevated Installation >35' To 40', Add</i> <i>For Elevated Installation >40', Add</i>	107.58 16.72 5.57 11.14 13.93 19.50 22.29 27.86 30.65	22.32
26 05 33 13-0703 EA 1-1/4" Electrical Metallic Tubing (EMT) Expansion Coupling <i>For Work In Restricted Working Space, Add</i> <i>For Elevated Installation >10' To 15', Add</i> <i>For Elevated Installation >15' To 20', Add</i> <i>For Elevated Installation >20' To 25', Add</i> <i>For Elevated Installation >25' To 30', Add</i> <i>For Elevated Installation >30' To 35', Add</i> <i>For Elevated Installation >35' To 40', Add</i> <i>For Elevated Installation >40', Add</i>	141.20 20.57 6.86 13.71 17.14 23.99 27.42 34.28 37.70	27.41
26 05 33 13-0704 EA 1-1/2" Electrical Metallic Tubing (EMT) Expansion Coupling <i>For Work In Restricted Working Space, Add</i> <i>For Elevated Installation >10' To 15', Add</i> <i>For Elevated Installation >15' To 20', Add</i> <i>For Elevated Installation >20' To 25', Add</i> <i>For Elevated Installation >25' To 30', Add</i> <i>For Elevated Installation >30' To 35', Add</i> <i>For Elevated Installation >35' To 40', Add</i> <i>For Elevated Installation >40', Add</i>	178.30 24.12 8.04 16.08 20.10 28.14 32.16 40.20 44.21	32.15

26 Electrical

26 05 Common Work Results for Electrical

26 05 33 Raceway and Boxes for Electrical Systems



MINOR	CSI	UOM	DESCRIPTION	TOTAL DIRECT UNIT COST	DEMOLITION UNIT COST
26 05 33	13-0705	EA	2" Electrical Metallic Tubing (EMT) Expansion Coupling	225.21	39.12
			<i>For Work In Restricted Working Space, Add</i>	29.37	
			<i>For Elevated Installation >10' To 15', Add</i>	9.79	
			<i>For Elevated Installation >15' To 20', Add</i>	19.58	
			<i>For Elevated Installation >20' To 25', Add</i>	24.47	
			<i>For Elevated Installation >25' To 30', Add</i>	34.26	
			<i>For Elevated Installation >30' To 35', Add</i>	39.16	
			<i>For Elevated Installation >35' To 40', Add</i>	48.95	
			<i>For Elevated Installation >40', Add</i>	53.84	
26 05 33	13-0706	EA	2-1/2" Electrical Metallic Tubing (EMT) Expansion Coupling	466.54	50.28
			<i>For Work In Restricted Working Space, Add</i>	37.72	
			<i>For Elevated Installation >10' To 15', Add</i>	12.57	
			<i>For Elevated Installation >15' To 20', Add</i>	25.15	
			<i>For Elevated Installation >20' To 25', Add</i>	31.43	
			<i>For Elevated Installation >25' To 30', Add</i>	44.01	
			<i>For Elevated Installation >30' To 35', Add</i>	50.29	
			<i>For Elevated Installation >35' To 40', Add</i>	62.87	
			<i>For Elevated Installation >40', Add</i>	69.15	
26 05 33	13-0707	EA	3" Electrical Metallic Tubing (EMT) Expansion Coupling	574.66	58.79
			<i>For Work In Restricted Working Space, Add</i>	44.10	
			<i>For Elevated Installation >10' To 15', Add</i>	14.70	
			<i>For Elevated Installation >15' To 20', Add</i>	29.40	
			<i>For Elevated Installation >20' To 25', Add</i>	36.75	
			<i>For Elevated Installation >25' To 30', Add</i>	51.45	
			<i>For Elevated Installation >30' To 35', Add</i>	58.80	
			<i>For Elevated Installation >35' To 40', Add</i>	73.51	
			<i>For Elevated Installation >40', Add</i>	80.86	
26 05 33	13-0708	EA	3-1/2" Electrical Metallic Tubing (EMT) Expansion Coupling	717.92	64.09
			<i>For Work In Restricted Working Space, Add</i>	48.08	
			<i>For Elevated Installation >10' To 15', Add</i>	16.03	
			<i>For Elevated Installation >15' To 20', Add</i>	32.06	
			<i>For Elevated Installation >20' To 25', Add</i>	40.07	
			<i>For Elevated Installation >25' To 30', Add</i>	56.10	
			<i>For Elevated Installation >30' To 35', Add</i>	64.11	
			<i>For Elevated Installation >35' To 40', Add</i>	80.14	
			<i>For Elevated Installation >40', Add</i>	88.15	
26 05 33	13-0709	EA	4" Electrical Metallic Tubing (EMT) Expansion Coupling	775.02	70.72
			<i>For Work In Restricted Working Space, Add</i>	53.06	
			<i>For Elevated Installation >10' To 15', Add</i>	17.69	
			<i>For Elevated Installation >15' To 20', Add</i>	35.37	
			<i>For Elevated Installation >20' To 25', Add</i>	44.22	
			<i>For Elevated Installation >25' To 30', Add</i>	61.90	
			<i>For Elevated Installation >30' To 35', Add</i>	70.74	
			<i>For Elevated Installation >35' To 40', Add</i>	88.43	
			<i>For Elevated Installation >40', Add</i>	97.27	
26 05 33	13-0710		Electrical Metallic Tubing (EMT) To Flexible Conduit Compression Adapters		
			<small>(26 05 33 13-0598)</small>		
26 05 33	13-0711	EA	1/2" To 3/8" Electrical Metallic Tubing (EMT) To Flexible Conduit Compression Adapter	12.01	3.98
			<i>For Work In Restricted Working Space, Add</i>	2.94	
			<i>For Elevated Installation >10' To 15', Add</i>	0.98	
			<i>For Elevated Installation >15' To 20', Add</i>	1.96	
			<i>For Elevated Installation >20' To 25', Add</i>	2.45	
			<i>For Elevated Installation >25' To 30', Add</i>	3.43	
			<i>For Elevated Installation >30' To 35', Add</i>	3.92	
			<i>For Elevated Installation >35' To 40', Add</i>	4.91	
			<i>For Elevated Installation >40', Add</i>	5.40	
			<i>For Personal Protective Equipment (Arc Flash) When Working On Energized Equipment, Add</i>	2.94	
26 05 33	13-0712	EA	1/2" Electrical Metallic Tubing (EMT) To Flexible Conduit Compression Adapter	13.19	3.98
			<i>For Work In Restricted Working Space, Add</i>	2.94	
			<i>For Elevated Installation >10' To 15', Add</i>	0.98	
			<i>For Elevated Installation >15' To 20', Add</i>	1.96	
			<i>For Elevated Installation >20' To 25', Add</i>	2.45	
			<i>For Elevated Installation >25' To 30', Add</i>	3.43	
			<i>For Elevated Installation >30' To 35', Add</i>	3.92	
			<i>For Elevated Installation >35' To 40', Add</i>	4.91	
			<i>For Elevated Installation >40', Add</i>	5.40	
			<i>For Personal Protective Equipment (Arc Flash) When Working On Energized Equipment, Add</i>	2.94	
26 05 33	13-0713	EA	3/4" Electrical Metallic Tubing (EMT) To Flexible Conduit Compression Adapter	14.80	4.31
			<i>For Work In Restricted Working Space, Add</i>	3.27	
			<i>For Elevated Installation >10' To 15', Add</i>	1.09	
			<i>For Elevated Installation >15' To 20', Add</i>	2.18	
			<i>For Elevated Installation >20' To 25', Add</i>	2.73	
			<i>For Elevated Installation >25' To 30', Add</i>	3.82	
			<i>For Elevated Installation >30' To 35', Add</i>	4.36	
			<i>For Elevated Installation >35' To 40', Add</i>	5.46	
			<i>For Elevated Installation >40', Add</i>	6.00	
			<i>For Personal Protective Equipment (Arc Flash) When Working On Energized Equipment, Add</i>	3.27	



MINOR CSI UOM DESCRIPTION	TOTAL DIRECT UNIT COST	DEMOLITION UNIT COST
26 05 33 13-0714 EA 1" Electrical Metallic Tubing (EMT) To Flexible Conduit Compression Adapter.....	17.40	4.97
For Work In Restricted Working Space, Add	3.72	
For Elevated Installation >10' To 15', Add	1.24	
For Elevated Installation >15' To 20', Add	2.48	
For Elevated Installation >20' To 25', Add	3.10	
For Elevated Installation >25' To 30', Add	4.34	
For Elevated Installation >30' To 35', Add	4.96	
For Elevated Installation >35' To 40', Add	6.21	
For Elevated Installation >40', Add	6.83	
For Personal Protective Equipment (Arc Flash) When Working On Energized Equipment, Add	3.72	
26 05 33 13-0715 EA 1-1/4" Electrical Metallic Tubing (EMT) To Flexible Conduit Compression Adapter	26.31	5.97
For Work In Restricted Working Space, Add	4.90	
For Elevated Installation >10' To 15', Add	1.50	
For Elevated Installation >15' To 20', Add	3.00	
For Elevated Installation >20' To 25', Add	3.75	
For Elevated Installation >25' To 30', Add	5.25	
For Elevated Installation >30' To 35', Add	6.00	
For Elevated Installation >35' To 40', Add	7.51	
For Elevated Installation >40', Add	8.26	
For Personal Protective Equipment (Arc Flash) When Working On Energized Equipment, Add	4.50	
26 05 33 13-0716 EA 1-1/2" Electrical Metallic Tubing (EMT) To Flexible Conduit Compression Adapter	32.88	6.85
For Work In Restricted Working Space, Add	5.15	
For Elevated Installation >10' To 15', Add	1.72	
For Elevated Installation >15' To 20', Add	3.43	
For Elevated Installation >20' To 25', Add	4.29	
For Elevated Installation >25' To 30', Add	6.00	
For Elevated Installation >30' To 35', Add	6.86	
For Elevated Installation >35' To 40', Add	8.58	
For Elevated Installation >40', Add	9.43	
For Personal Protective Equipment (Arc Flash) When Working On Energized Equipment, Add	5.15	
26 05 33 13-0717 EA 2" Electrical Metallic Tubing (EMT) To Flexible Conduit Compression Adapter.....	43.37	8.62
For Work In Restricted Working Space, Add	6.43	
For Elevated Installation >10' To 15', Add	2.14	
For Elevated Installation >15' To 20', Add	4.29	
For Elevated Installation >20' To 25', Add	5.36	
For Elevated Installation >25' To 30', Add	7.50	
For Elevated Installation >30' To 35', Add	8.57	
For Elevated Installation >35' To 40', Add	10.72	
For Elevated Installation >40', Add	11.79	
For Personal Protective Equipment (Arc Flash) When Working On Energized Equipment, Add	6.43	
26 05 33 13-0718 Electrical Metallic Tubing (EMT) Pulling Elbows (26 05 33 13-0598)		
26 05 33 13-0719 EA 1/2" Electrical Metallic Tubing (EMT) Pulling Elbow With Set Screws	25.60	9.95
For Work In Restricted Working Space, Add	5.97	
For Elevated Installation >15' To 20', Add	3.98	
For Personal Protective Equipment (Arc Flash) When Working On Energized Equipment, Add	5.97	
26 05 33 13-0720 EA 3/4" Electrical Metallic Tubing (EMT) Pulling Elbow With Set Screws	29.83	11.60
For Work In Restricted Working Space, Add	6.96	
For Elevated Installation >15' To 20', Add	4.64	
For Personal Protective Equipment (Arc Flash) When Working On Energized Equipment, Add	6.96	
26 05 33 13-0721 EA 1" Electrical Metallic Tubing (EMT) Pulling Elbow With Set Screws	38.35	13.26
For Work In Restricted Working Space, Add	7.96	
For Elevated Installation >15' To 20', Add	5.30	
For Personal Protective Equipment (Arc Flash) When Working On Energized Equipment, Add	7.96	
26 05 33 13-0722 EA 1-1/4" Electrical Metallic Tubing (EMT) Pulling Elbow With Set Screws	49.42	16.57
For Work In Restricted Working Space, Add	9.95	
For Elevated Installation >15' To 20', Add	6.63	
For Personal Protective Equipment (Arc Flash) When Working On Energized Equipment, Add	9.95	
26 05 33 13-0723 Intermediate Metal Conduit (IMC) (26 05 33 13-0058)		
Note: Exposed installation, branch and feeder conduit. Excludes supporting strap, hanger and fastening.		
26 05 33 13-0724 Intermediate Metal Conduit (IMC) Conduit (26 05 33 13-0723)		
Note: Includes field bending conduit up to 1".		
26 05 33 13-0725 LF 1/2" Intermediate Metal Conduit (IMC) Conduit	8.20	2.21
For >250 To 500, Deduct	-0.12	
For >500 To 1,000, Deduct	-0.18	
For >1,000, Deduct	-0.25	
For Installation In Metal Stud Wall, Add	0.57	
For Installation In Wood Stud Wall (Includes Drilling), Add	1.44	
For Installation In Concrete Beam, Slab, Etc. (Excludes Concrete), Add	0.86	
For Work In Restricted Working Space, Add	1.72	
For Elevated Installation >10' To 15', Add	0.57	
For Elevated Installation >15' To 20', Add	1.15	
For Elevated Installation >20' To 25', Add	1.44	
For Elevated Installation >25' To 30', Add	2.01	
For Elevated Installation >30' To 35', Add	2.30	
For Elevated Installation >35' To 40', Add	2.87	
For Elevated Installation >40', Add	3.16	

26 Electrical

26 05 Common Work Results for Electrical

26 05 33 Raceway and Boxes for Electrical Systems



MINOR	CSI	UOM	DESCRIPTION	TOTAL DIRECT UNIT COST	DEMOLITION UNIT COST
26 05 33	13-0726	LF	3/4" Intermediate Metal Conduit (IMC) Conduit	9.78	2.43
			For >250 To 500, Deduct	-0.15	
			For >500 To 1,000, Deduct	-0.22	
			For >1,000, Deduct	-0.29	
			For Installation In Metal Stud Wall, Add	0.69	
			For Installation In Wood Stud Wall (Includes Drilling), Add	1.71	
			For Installation In Concrete Beam, Slab, Etc. (Excludes Concrete), Add	1.03	
			For Work In Restricted Working Space, Add	2.06	
			For Elevated Installation >10' To 15', Add	0.69	
			For Elevated Installation >15' To 20', Add	1.37	
			For Elevated Installation >20' To 25', Add	1.71	
			For Elevated Installation >25' To 30', Add	2.40	
			For Elevated Installation >30' To 35', Add	2.74	
			For Elevated Installation >35' To 40', Add	3.43	
			For Elevated Installation >40', Add	3.77	
26 05 33	13-0727	LF	1" Intermediate Metal Conduit (IMC) Conduit	13.14	2.66
			For >250 To 500, Deduct	-0.23	
			For >500 To 1,000, Deduct	-0.34	
			For >1,000, Deduct	-0.45	
			For Installation In Metal Stud Wall, Add	0.86	
			For Installation In Wood Stud Wall (Includes Drilling), Add	2.16	
			For Installation In Concrete Beam, Slab, Etc. (Excludes Concrete), Add	1.29	
			For Work In Restricted Working Space, Add	2.59	
			For Elevated Installation >10' To 15', Add	0.86	
			For Elevated Installation >15' To 20', Add	1.72	
			For Elevated Installation >20' To 25', Add	2.16	
			For Elevated Installation >25' To 30', Add	3.02	
			For Elevated Installation >30' To 35', Add	3.45	
			For Elevated Installation >35' To 40', Add	4.31	
			For Elevated Installation >40', Add	4.74	
26 05 33	13-0728	LF	1-1/4" Intermediate Metal Conduit (IMC) Conduit	15.23	5.30
			For >250 To 500, Deduct	-0.29	
			For >500 To 1,000, Deduct	-0.43	
			For >1,000, Deduct	-0.57	
			For Installation In Metal Stud Wall, Add	0.95	
			For Installation In Wood Stud Wall (Includes Drilling), Add	2.38	
			For Installation In Concrete Beam, Slab, Etc. (Excludes Concrete), Add	1.43	
			For Work In Restricted Working Space, Add	2.85	
			For Elevated Installation >10' To 15', Add	0.95	
			For Elevated Installation >15' To 20', Add	1.90	
			For Elevated Installation >20' To 25', Add	2.38	
			For Elevated Installation >25' To 30', Add	3.33	
			For Elevated Installation >30' To 35', Add	3.80	
			For Elevated Installation >35' To 40', Add	4.75	
			For Elevated Installation >40', Add	5.23	
26 05 33	13-0729	LF	1-1/2" Intermediate Metal Conduit (IMC) Conduit	17.15	3.54
			For >250 To 500, Deduct	-0.34	
			For >500 To 1,000, Deduct	-0.51	
			For >1,000, Deduct	-0.68	
			For Installation In Metal Stud Wall, Add	1.04	
			For Installation In Wood Stud Wall (Includes Drilling), Add	2.60	
			For Installation In Concrete Beam, Slab, Etc. (Excludes Concrete), Add	1.56	
			For Work In Restricted Working Space, Add	3.12	
			For Elevated Installation >10' To 15', Add	1.04	
			For Elevated Installation >15' To 20', Add	2.08	
			For Elevated Installation >20' To 25', Add	2.60	
			For Elevated Installation >25' To 30', Add	3.64	
			For Elevated Installation >30' To 35', Add	4.16	
			For Elevated Installation >35' To 40', Add	5.20	
			For Elevated Installation >40', Add	5.71	
26 05 33	13-0730	LF	2" Intermediate Metal Conduit (IMC) Conduit	21.78	3.98
			For >250 To 500, Deduct	-0.46	
			For >500 To 1,000, Deduct	-0.69	
			For >1,000, Deduct	-0.92	
			For Installation In Metal Stud Wall, Add	1.26	
			For Installation In Wood Stud Wall (Includes Drilling), Add	3.15	
			For Installation In Concrete Beam, Slab, Etc. (Excludes Concrete), Add	1.89	
			For Work In Restricted Working Space, Add	3.78	
			For Elevated Installation >10' To 15', Add	1.26	
			For Elevated Installation >15' To 20', Add	2.52	
			For Elevated Installation >20' To 25', Add	3.15	
			For Elevated Installation >25' To 30', Add	4.41	
			For Elevated Installation >30' To 35', Add	5.04	
			For Elevated Installation >35' To 40', Add	6.30	
			For Elevated Installation >40', Add	6.93	



MINOR CSI UOM DESCRIPTION	TOTAL DIRECT UNIT COST	DEMOLITION UNIT COST
26 05 33 13-0731 LF 2-1/2" Intermediate Metal Conduit (IMC) Conduit	37.01	5.30
For >250 To 500, Deduct	-1.02	
For >500 To 1,000, Deduct	-1.92	
For >1,000, Deduct	-2.03	
For Installation In Metal Stud Wall, Add	1.67	
For Installation In Wood Stud Wall (Includes Drilling), Add	4.17	
For Installation In Concrete Beam, Slab, Etc. (Excludes Concrete), Add	2.50	
For Work In Restricted Working Space, Add	5.00	
For Elevated Installation >10' To 15', Add	1.67	
For Elevated Installation >15' To 20', Add	3.34	
For Elevated Installation >20' To 25', Add	4.17	
For Elevated Installation >25' To 30', Add	5.84	
For Elevated Installation >30' To 35', Add	6.67	
For Elevated Installation >35' To 40', Add	8.34	
For Elevated Installation >40', Add	9.17	
26 05 33 13-0732 LF 3" Intermediate Metal Conduit (IMC) Conduit	47.13	6.63
For >250 To 500, Deduct	-1.25	
For >500 To 1,000, Deduct	-1.88	
For >1,000, Deduct	-2.50	
For Installation In Metal Stud Wall, Add	2.21	
For Installation In Wood Stud Wall (Includes Drilling), Add	5.53	
For Installation In Concrete Beam, Slab, Etc. (Excludes Concrete), Add	3.32	
For Work In Restricted Working Space, Add	6.63	
For Elevated Installation >10' To 15', Add	2.21	
For Elevated Installation >15' To 20', Add	4.42	
For Elevated Installation >20' To 25', Add	5.53	
For Elevated Installation >25' To 30', Add	7.74	
For Elevated Installation >30' To 35', Add	8.84	
For Elevated Installation >35' To 40', Add	11.05	
For Elevated Installation >40', Add	12.16	
26 05 33 13-0733 LF 3-1/2" Intermediate Metal Conduit (IMC) Conduit	54.29	7.96
For >250 To 500, Deduct	-1.45	
For >500 To 1,000, Deduct	-2.17	
For >1,000, Deduct	-2.90	
For Installation In Metal Stud Wall, Add	2.53	
For Installation In Wood Stud Wall (Includes Drilling), Add	6.33	
For Installation In Concrete Beam, Slab, Etc. (Excludes Concrete), Add	3.80	
For Work In Restricted Working Space, Add	7.59	
For Elevated Installation >10' To 15', Add	2.53	
For Elevated Installation >15' To 20', Add	5.06	
For Elevated Installation >20' To 25', Add	6.33	
For Elevated Installation >25' To 30', Add	8.86	
For Elevated Installation >30' To 35', Add	10.12	
For Elevated Installation >35' To 40', Add	12.65	
For Elevated Installation >40', Add	13.92	
26 05 33 13-0734 LF 4" Intermediate Metal Conduit (IMC) Conduit	63.63	9.28
For >250 To 500, Deduct	-1.71	
For >500 To 1,000, Deduct	-2.56	
For >1,000, Deduct	-3.41	
For Installation In Metal Stud Wall, Add	2.95	
For Installation In Wood Stud Wall (Includes Drilling), Add	7.38	
For Installation In Concrete Beam, Slab, Etc. (Excludes Concrete), Add	4.43	
For Work In Restricted Working Space, Add	8.85	
For Elevated Installation >10' To 15', Add	2.95	
For Elevated Installation >15' To 20', Add	5.90	
For Elevated Installation >20' To 25', Add	7.38	
For Elevated Installation >25' To 30', Add	10.33	
For Elevated Installation >30' To 35', Add	11.80	
For Elevated Installation >35' To 40', Add	14.76	
For Elevated Installation >40', Add	16.23	
26 05 33 13-0735 Intermediate Metal Conduit (IMC) 90 Degree Elbows (26 05 33 13-0723)		
See CSI section 26 05 33 13-2297 for conduit field bending.		
26 05 33 13-0736 EA 1/2" Intermediate Metal Conduit (IMC) 90 Degree Elbow	39.53	10.94
For Work In Restricted Working Space, Add	8.23	
For Elevated Installation >10' To 15', Add	2.74	
For Elevated Installation >15' To 20', Add	5.49	
For Elevated Installation >20' To 25', Add	6.86	
For Elevated Installation >25' To 30', Add	9.60	
For Elevated Installation >30' To 35', Add	10.98	
For Elevated Installation >35' To 40', Add	13.72	
For Elevated Installation >40', Add	15.09	
26 05 33 13-0737 EA 3/4" Intermediate Metal Conduit (IMC) 90 Degree Elbow	47.69	13.59
For Work In Restricted Working Space, Add	10.24	
For Elevated Installation >10' To 15', Add	3.41	
For Elevated Installation >15' To 20', Add	6.82	
For Elevated Installation >20' To 25', Add	8.53	
For Elevated Installation >25' To 30', Add	11.94	
For Elevated Installation >30' To 35', Add	13.65	
For Elevated Installation >35' To 40', Add	17.06	
For Elevated Installation >40', Add	18.77	

26 Electrical

26 05 Common Work Results for Electrical

26 05 33 Raceway and Boxes for Electrical Systems



MINOR CSI UOM DESCRIPTION	TOTAL DIRECT UNIT COST	DEMOLITION UNIT COST
26 05 33 13-0738 EA 1" Intermediate Metal Conduit (IMC) 90 Degree Elbow	60.89	16.68
For Work In Restricted Working Space, Add	12.48	
For Elevated Installation >10' To 15', Add	4.16	
For Elevated Installation >15' To 20', Add	8.32	
For Elevated Installation >20' To 25', Add	10.40	
For Elevated Installation >25' To 30', Add	14.56	
For Elevated Installation >30' To 35', Add	16.64	
For Elevated Installation >35' To 40', Add	20.80	
For Elevated Installation >40', Add	22.88	
26 05 33 13-0739 EA 1-1/4" Intermediate Metal Conduit (IMC) 90 Degree Elbow	75.34	19.34
For Work In Restricted Working Space, Add	14.49	
For Elevated Installation >10' To 15', Add	4.83	
For Elevated Installation >15' To 20', Add	9.66	
For Elevated Installation >20' To 25', Add	12.08	
For Elevated Installation >25' To 30', Add	16.91	
For Elevated Installation >30' To 35', Add	19.32	
For Elevated Installation >35' To 40', Add	24.15	
For Elevated Installation >40', Add	26.57	
26 05 33 13-0740 EA 1-1/2" Intermediate Metal Conduit (IMC) 90 Degree Elbow	89.64	22.21
For Work In Restricted Working Space, Add	16.63	
For Elevated Installation >10' To 15', Add	5.54	
For Elevated Installation >15' To 20', Add	11.09	
For Elevated Installation >20' To 25', Add	13.86	
For Elevated Installation >25' To 30', Add	19.40	
For Elevated Installation >30' To 35', Add	22.18	
For Elevated Installation >35' To 40', Add	27.72	
For Elevated Installation >40', Add	30.49	
26 05 33 13-0741 EA 2" Intermediate Metal Conduit (IMC) 90 Degree Elbow	110.22	24.42
For Work In Restricted Working Space, Add	18.30	
For Elevated Installation >10' To 15', Add	6.10	
For Elevated Installation >15' To 20', Add	12.20	
For Elevated Installation >20' To 25', Add	15.25	
For Elevated Installation >25' To 30', Add	21.35	
For Elevated Installation >30' To 35', Add	24.40	
For Elevated Installation >35' To 40', Add	30.50	
For Elevated Installation >40', Add	33.54	
26 05 33 13-0742 EA 2-1/2" Intermediate Metal Conduit (IMC) 90 Degree Elbow	159.83	30.50
For Work In Restricted Working Space, Add	22.87	
For Elevated Installation >10' To 15', Add	7.62	
For Elevated Installation >15' To 20', Add	15.25	
For Elevated Installation >20' To 25', Add	19.06	
For Elevated Installation >25' To 30', Add	26.68	
For Elevated Installation >30' To 35', Add	30.50	
For Elevated Installation >35' To 40', Add	38.12	
For Elevated Installation >40', Add	41.93	
26 05 33 13-0743 EA 3" Intermediate Metal Conduit (IMC) 90 Degree Elbow	231.84	41.55
For Work In Restricted Working Space, Add	31.16	
For Elevated Installation >10' To 15', Add	10.39	
For Elevated Installation >15' To 20', Add	20.77	
For Elevated Installation >20' To 25', Add	25.97	
For Elevated Installation >25' To 30', Add	36.35	
For Elevated Installation >30' To 35', Add	41.54	
For Elevated Installation >35' To 40', Add	51.93	
For Elevated Installation >40', Add	57.12	
26 05 33 13-0744 EA 3-1/2" Intermediate Metal Conduit (IMC) 90 Degree Elbow	343.08	46.85
For Work In Restricted Working Space, Add	35.15	
For Elevated Installation >10' To 15', Add	11.72	
For Elevated Installation >15' To 20', Add	23.43	
For Elevated Installation >20' To 25', Add	29.29	
For Elevated Installation >25' To 30', Add	41.00	
For Elevated Installation >30' To 35', Add	46.86	
For Elevated Installation >35' To 40', Add	58.58	
For Elevated Installation >40', Add	64.43	
26 05 33 13-0745 EA 4" Intermediate Metal Conduit (IMC) 90 Degree Elbow	414.55	61.00
For Work In Restricted Working Space, Add	45.74	
For Elevated Installation >10' To 15', Add	15.25	
For Elevated Installation >15' To 20', Add	30.49	
For Elevated Installation >20' To 25', Add	38.12	
For Elevated Installation >25' To 30', Add	53.36	
For Elevated Installation >30' To 35', Add	60.99	
For Elevated Installation >35' To 40', Add	76.24	
For Elevated Installation >40', Add	83.86	
26 05 33 13-0746 Intermediate Metal Conduit (IMC) Bushing Sets With Locknut <small>(26 05 33 13-0723)</small>		
26 05 33 13-0747 EA 1/2" Intermediate Metal Conduit (IMC) Bushing Set With Locknut	15.21	5.74
For Personal Protective Equipment (Arc Flash) When Working On Energized Equipment, Add	4.31	
26 05 33 13-0748 EA 3/4" Intermediate Metal Conduit (IMC) Bushing Set With Locknut	18.00	0.66
For Personal Protective Equipment (Arc Flash) When Working On Energized Equipment, Add	4.97	
26 05 33 13-0749 EA 1" Intermediate Metal Conduit (IMC) Bushing Set With Locknut	23.38	8.40
For Personal Protective Equipment (Arc Flash) When Working On Energized Equipment, Add	6.30	
26 05 33 13-0750 EA 1-1/4" Intermediate Metal Conduit (IMC) Bushing Set With Locknut	28.59	10.17
For Personal Protective Equipment (Arc Flash) When Working On Energized Equipment, Add	7.62	
26 05 33 13-0751 EA 1-1/2" Intermediate Metal Conduit (IMC) Bushing Set With Locknut	32.15	11.05
For Personal Protective Equipment (Arc Flash) When Working On Energized Equipment, Add	8.29	



MINOR CSI	UOM	DESCRIPTION	TOTAL DIRECT UNIT COST	DEMOLITION UNIT COST
26 05 33 13-0752	EA	2" Intermediate Metal Conduit (IMC) Bushing Set With Locknut..... <i>For Personal Protective Equipment (Arc Flash) When Working On Energized Equipment, Add</i>	41.74 10.28	13.70
26 05 33 13-0753	EA	2-1/2" Intermediate Metal Conduit (IMC) Bushing Set With Locknut <i>For Personal Protective Equipment (Arc Flash) When Working On Energized Equipment, Add</i>	78.55 16.58	22.10
26 05 33 13-0754	EA	3" Intermediate Metal Conduit (IMC) Bushing Set With Locknut..... <i>For Personal Protective Equipment (Arc Flash) When Working On Energized Equipment, Add</i>	95.87 22.55	30.06
26 05 33 13-0755	EA	3-1/2" Intermediate Metal Conduit (IMC) Bushing Set With Locknut <i>For Personal Protective Equipment (Arc Flash) When Working On Energized Equipment, Add</i>	126.97 26.85	35.80
26 05 33 13-0756	EA	4" Intermediate Metal Conduit (IMC) Bushing Set With Locknut..... <i>For Personal Protective Equipment (Arc Flash) When Working On Energized Equipment, Add</i>	150.20 31.16	41.55
26 05 33 13-0757		Intermediate Metal Conduit (IMC) Erickson Or "Kwik-Couple" Fittings (26 05 33 13-0723) Note: 3-Piece coupling.		
26 05 33 13-0758	EA	1/2" Intermediate Metal Conduit (IMC) Erickson Or "Kwik-Couple" Fitting..... <i>For Work In Restricted Working Space, Add</i> <i>For Elevated Installation >10' To 15', Add</i> <i>For Elevated Installation >15' To 20', Add</i> <i>For Elevated Installation >20' To 25', Add</i> <i>For Elevated Installation >25' To 30', Add</i> <i>For Elevated Installation >30' To 35', Add</i> <i>For Elevated Installation >35' To 40', Add</i> <i>For Elevated Installation >40', Add</i> <i>For Personal Protective Equipment (Arc Flash) When Working On Energized Equipment, Add</i>	50.73 13.28 4.43 8.85 11.06 15.49 17.70 22.13 24.34 13.28	17.68
26 05 33 13-0759	EA	3/4" Intermediate Metal Conduit (IMC) Erickson Or "Kwik-Couple" Fitting..... <i>For Work In Restricted Working Space, Add</i> <i>For Elevated Installation >10' To 15', Add</i> <i>For Elevated Installation >15' To 20', Add</i> <i>For Elevated Installation >20' To 25', Add</i> <i>For Elevated Installation >25' To 30', Add</i> <i>For Elevated Installation >30' To 35', Add</i> <i>For Elevated Installation >35' To 40', Add</i> <i>For Elevated Installation >40', Add</i> <i>For Personal Protective Equipment (Arc Flash) When Working On Energized Equipment, Add</i>	57.74 14.82 4.94 9.88 12.35 17.29 19.76 24.70 27.16 14.82	19.78
26 05 33 13-0760	EA	1" Intermediate Metal Conduit (IMC) Erickson Or "Kwik-Couple" Fitting..... <i>For Work In Restricted Working Space, Add</i> <i>For Elevated Installation >10' To 15', Add</i> <i>For Elevated Installation >15' To 20', Add</i> <i>For Elevated Installation >20' To 25', Add</i> <i>For Elevated Installation >25' To 30', Add</i> <i>For Elevated Installation >30' To 35', Add</i> <i>For Elevated Installation >35' To 40', Add</i> <i>For Elevated Installation >40', Add</i> <i>For Personal Protective Equipment (Arc Flash) When Working On Energized Equipment, Add</i>	71.13 16.51 5.50 11.00 13.76 19.26 22.01 27.51 30.26 16.51	21.99
26 05 33 13-0761	EA	1-1/4" Intermediate Metal Conduit (IMC) Erickson Or "Kwik-Couple" Fitting <i>For Work In Restricted Working Space, Add</i> <i>For Elevated Installation >10' To 15', Add</i> <i>For Elevated Installation >15' To 20', Add</i> <i>For Elevated Installation >20' To 25', Add</i> <i>For Elevated Installation >25' To 30', Add</i> <i>For Elevated Installation >30' To 35', Add</i> <i>For Elevated Installation >35' To 40', Add</i> <i>For Elevated Installation >40', Add</i> <i>For Personal Protective Equipment (Arc Flash) When Working On Energized Equipment, Add</i>	89.83 18.06 6.02 12.04 15.05 21.07 24.08 30.10 33.11 18.06	24.09
26 05 33 13-0762	EA	1-1/2" Intermediate Metal Conduit (IMC) Erickson Or "Kwik-Couple" Fitting <i>For Work In Restricted Working Space, Add</i> <i>For Elevated Installation >10' To 15', Add</i> <i>For Elevated Installation >15' To 20', Add</i> <i>For Elevated Installation >20' To 25', Add</i> <i>For Elevated Installation >25' To 30', Add</i> <i>For Elevated Installation >30' To 35', Add</i> <i>For Elevated Installation >35' To 40', Add</i> <i>For Elevated Installation >40', Add</i> <i>For Personal Protective Equipment (Arc Flash) When Working On Energized Equipment, Add</i>	103.05 19.76 6.59 13.17 16.47 23.05 26.35 32.94 36.23 19.76	26.30
26 05 33 13-0763	EA	2" Intermediate Metal Conduit (IMC) Erickson Or "Kwik-Couple" Fitting..... <i>For Work In Restricted Working Space, Add</i> <i>For Elevated Installation >10' To 15', Add</i> <i>For Elevated Installation >15' To 20', Add</i> <i>For Elevated Installation >20' To 25', Add</i> <i>For Elevated Installation >25' To 30', Add</i> <i>For Elevated Installation >30' To 35', Add</i> <i>For Elevated Installation >35' To 40', Add</i> <i>For Elevated Installation >40', Add</i> <i>For Personal Protective Equipment (Arc Flash) When Working On Energized Equipment, Add</i>	145.70 21.40 7.13 14.27 17.83 24.97 28.53 35.67 39.23 21.40	28.51
26 05 33 13-0764	EA	2-1/2" Intermediate Metal Conduit (IMC) Erickson Or "Kwik-Couple" Fitting <i>For Work In Restricted Working Space, Add</i> <i>For Elevated Installation >10' To 15', Add</i> <i>For Elevated Installation >15' To 20', Add</i> <i>For Elevated Installation >20' To 25', Add</i> <i>For Elevated Installation >25' To 30', Add</i> <i>For Elevated Installation >30' To 35', Add</i> <i>For Elevated Installation >35' To 40', Add</i> <i>For Elevated Installation >40', Add</i> <i>For Personal Protective Equipment (Arc Flash) When Working On Energized Equipment, Add</i>	247.48 26.52 8.84 17.68 22.10 30.94 35.36 44.20 48.62 26.52	35.36

26 Electrical

26 05 Common Work Results for Electrical

26 05 33 Raceway and Boxes for Electrical Systems



MINOR	CSI	UOM	DESCRIPTION	TOTAL DIRECT UNIT COST	DEMOLITION UNIT COST
26 05 33	13-0765	EA	3" Intermediate Metal Conduit (IMC) Erickson Or "Kwik-Couple" Fitting.....	353.09	44.20
			<i>For Work In Restricted Working Space, Add</i>	33.15	
			<i>For Elevated Installation >10' To 15', Add</i>	11.05	
			<i>For Elevated Installation >15' To 20', Add</i>	22.10	
			<i>For Elevated Installation >20' To 25', Add</i>	27.63	
			<i>For Elevated Installation >25' To 30', Add</i>	38.68	
			<i>For Elevated Installation >30' To 35', Add</i>	44.20	
			<i>For Elevated Installation >35' To 40', Add</i>	55.25	
			<i>For Elevated Installation >40', Add</i>	60.78	
			<i>For Personal Protective Equipment (Arc Flash) When Working On Energized Equipment, Add</i>	33.15	
26 05 33	13-0766	EA	3-1/2" Intermediate Metal Conduit (IMC) Erickson Or "Kwik-Couple" Fitting.....	522.39	53.05
			<i>For Work In Restricted Working Space, Add</i>	39.80	
			<i>For Elevated Installation >10' To 15', Add</i>	13.27	
			<i>For Elevated Installation >15' To 20', Add</i>	26.53	
			<i>For Elevated Installation >20' To 25', Add</i>	33.16	
			<i>For Elevated Installation >25' To 30', Add</i>	46.43	
			<i>For Elevated Installation >30' To 35', Add</i>	53.06	
			<i>For Elevated Installation >35' To 40', Add</i>	66.33	
			<i>For Elevated Installation >40', Add</i>	72.96	
			<i>For Personal Protective Equipment (Arc Flash) When Working On Energized Equipment, Add</i>	39.80	
26 05 33	13-0767	EA	4" Intermediate Metal Conduit (IMC) Erickson Or "Kwik-Couple" Fitting.....	604.96	57.47
			<i>For Work In Restricted Working Space, Add</i>	43.09	
			<i>For Elevated Installation >10' To 15', Add</i>	14.36	
			<i>For Elevated Installation >15' To 20', Add</i>	28.73	
			<i>For Elevated Installation >20' To 25', Add</i>	35.91	
			<i>For Elevated Installation >25' To 30', Add</i>	50.27	
			<i>For Elevated Installation >30' To 35', Add</i>	57.46	
			<i>For Elevated Installation >35' To 40', Add</i>	71.82	
			<i>For Elevated Installation >40', Add</i>	79.00	
			<i>For Personal Protective Equipment (Arc Flash) When Working On Energized Equipment, Add</i>	43.09	
26 05 33 13-0768 Rigid Galvanized Steel (RGS) Or Intermediate Metal Conduit (IMC) To Electrical Metallic Tubing (EMT) Connectors					
26 05 33	13-0769	EA	1/2" Rigid Galvanized Steel (RGS) Or Intermediate Metal Conduit (IMC) To Electrical Metallic Tubing (EMT) Connector.....	29.16	8.84
			<i>For Work In Restricted Working Space, Add</i>	6.63	
			<i>For Elevated Installation >10' To 15', Add</i>	2.21	
			<i>For Elevated Installation >15' To 20', Add</i>	4.42	
			<i>For Elevated Installation >20' To 25', Add</i>	5.53	
			<i>For Elevated Installation >25' To 30', Add</i>	7.74	
			<i>For Elevated Installation >30' To 35', Add</i>	8.84	
			<i>For Elevated Installation >35' To 40', Add</i>	11.05	
			<i>For Elevated Installation >40', Add</i>	12.16	
26 05 33	13-0770	EA	3/4" Rigid Galvanized Steel (RGS) Or Intermediate Metal Conduit (IMC) To Electrical Metallic Tubing (EMT) Connector.....	32.66	9.72
			<i>For Work In Restricted Working Space, Add</i>	7.29	
			<i>For Elevated Installation >10' To 15', Add</i>	2.43	
			<i>For Elevated Installation >15' To 20', Add</i>	4.86	
			<i>For Elevated Installation >20' To 25', Add</i>	6.08	
			<i>For Elevated Installation >25' To 30', Add</i>	8.51	
			<i>For Elevated Installation >30' To 35', Add</i>	9.72	
			<i>For Elevated Installation >35' To 40', Add</i>	12.16	
			<i>For Elevated Installation >40', Add</i>	13.37	
26 05 33	13-0771	EA	1" Rigid Galvanized Steel (RGS) Or Intermediate Metal Conduit (IMC) To Electrical Metallic Tubing (EMT) Connector.....	37.57	11.05
			<i>For Work In Restricted Working Space, Add</i>	8.29	
			<i>For Elevated Installation >10' To 15', Add</i>	2.76	
			<i>For Elevated Installation >15' To 20', Add</i>	5.53	
			<i>For Elevated Installation >20' To 25', Add</i>	6.91	
			<i>For Elevated Installation >25' To 30', Add</i>	9.67	
			<i>For Elevated Installation >30' To 35', Add</i>	11.05	
			<i>For Elevated Installation >35' To 40', Add</i>	13.82	
			<i>For Elevated Installation >40', Add</i>	15.20	
26 05 33	13-0772	EA	1-1/4" Rigid Galvanized Steel (RGS) Or Intermediate Metal Conduit (IMC) To Electrical Metallic Tubing (EMT) Connector.....	42.96	11.93
			<i>For Work In Restricted Working Space, Add</i>	8.95	
			<i>For Elevated Installation >10' To 15', Add</i>	2.98	
			<i>For Elevated Installation >15' To 20', Add</i>	5.97	
			<i>For Elevated Installation >20' To 25', Add</i>	7.46	
			<i>For Elevated Installation >25' To 30', Add</i>	10.44	
			<i>For Elevated Installation >30' To 35', Add</i>	11.94	
			<i>For Elevated Installation >35' To 40', Add</i>	14.92	
			<i>For Elevated Installation >40', Add</i>	16.41	
26 05 33	13-0773	EA	1-1/2" Rigid Galvanized Steel (RGS) Or Intermediate Metal Conduit (IMC) To Electrical Metallic Tubing (EMT) Connector.....	51.44	13.26
			<i>For Work In Restricted Working Space, Add</i>	9.95	
			<i>For Elevated Installation >10' To 15', Add</i>	3.32	
			<i>For Elevated Installation >15' To 20', Add</i>	6.63	
			<i>For Elevated Installation >20' To 25', Add</i>	8.29	
			<i>For Elevated Installation >25' To 30', Add</i>	11.60	
			<i>For Elevated Installation >30' To 35', Add</i>	13.26	
			<i>For Elevated Installation >35' To 40', Add</i>	16.58	
			<i>For Elevated Installation >40', Add</i>	18.23	



MINOR CSI UOM DESCRIPTION	TOTAL DIRECT UNIT COST	DEMOLITION UNIT COST
26 05 33 13-0774 EA 2" Rigid Galvanized Steel (RGS) Or Intermediate Metal Conduit (IMC) To Electrical Metallic Tubing (EMT) Connector.....	63.51	14.59
<i>For Work In Restricted Working Space, Add</i>	10.94	
<i>For Elevated Installation >10' To 15', Add</i>	3.65	
<i>For Elevated Installation >15' To 20', Add</i>	7.29	
<i>For Elevated Installation >20' To 25', Add</i>	9.12	
<i>For Elevated Installation >25' To 30', Add</i>	12.76	
<i>For Elevated Installation >30' To 35', Add</i>	14.59	
<i>For Elevated Installation >35' To 40', Add</i>	18.24	
<i>For Elevated Installation >40', Add</i>	20.06	
26 05 33 13-0775 EA 2-1/2" Rigid Galvanized Steel (RGS) Or Intermediate Metal Conduit (IMC) To Electrical Metallic Tubing (EMT) Connector.....	87.55	17.68
<i>For Work In Restricted Working Space, Add</i>	13.26	
<i>For Elevated Installation >10' To 15', Add</i>	4.42	
<i>For Elevated Installation >15' To 20', Add</i>	8.84	
<i>For Elevated Installation >20' To 25', Add</i>	11.05	
<i>For Elevated Installation >25' To 30', Add</i>	15.47	
<i>For Elevated Installation >30' To 35', Add</i>	17.68	
<i>For Elevated Installation >35' To 40', Add</i>	22.10	
<i>For Elevated Installation >40', Add</i>	24.31	
26 05 33 13-0776 EA 3" Rigid Galvanized Steel (RGS) Or Intermediate Metal Conduit (IMC) To Electrical Metallic Tubing (EMT) Connector.....	108.14	22.10
<i>For Work In Restricted Working Space, Add</i>	16.58	
<i>For Elevated Installation >10' To 15', Add</i>	5.53	
<i>For Elevated Installation >15' To 20', Add</i>	11.05	
<i>For Elevated Installation >20' To 25', Add</i>	13.81	
<i>For Elevated Installation >25' To 30', Add</i>	19.34	
<i>For Elevated Installation >30' To 35', Add</i>	22.10	
<i>For Elevated Installation >35' To 40', Add</i>	27.63	
<i>For Elevated Installation >40', Add</i>	30.39	
26 05 33 13-0777 EA 3-1/2" Rigid Galvanized Steel (RGS) Or Intermediate Metal Conduit (IMC) To Electrical Metallic Tubing (EMT) Connector.....	129.93	26.52
<i>For Work In Restricted Working Space, Add</i>	19.89	
<i>For Elevated Installation >10' To 15', Add</i>	6.63	
<i>For Elevated Installation >15' To 20', Add</i>	13.26	
<i>For Elevated Installation >20' To 25', Add</i>	16.58	
<i>For Elevated Installation >25' To 30', Add</i>	23.21	
<i>For Elevated Installation >30' To 35', Add</i>	26.52	
<i>For Elevated Installation >35' To 40', Add</i>	33.15	
<i>For Elevated Installation >40', Add</i>	36.47	
26 05 33 13-0778 EA 4" Rigid Galvanized Steel (RGS) Or Intermediate Metal Conduit (IMC) To Electrical Metallic Tubing (EMT) Connector.....	147.39	28.73
<i>For Work In Restricted Working Space, Add</i>	21.55	
<i>For Elevated Installation >10' To 15', Add</i>	7.18	
<i>For Elevated Installation >15' To 20', Add</i>	14.37	
<i>For Elevated Installation >20' To 25', Add</i>	17.96	
<i>For Elevated Installation >25' To 30', Add</i>	25.14	
<i>For Elevated Installation >30' To 35', Add</i>	28.73	
<i>For Elevated Installation >35' To 40', Add</i>	35.92	
<i>For Elevated Installation >40', Add</i>	39.51	
26 05 33 13-0779 Intermediate Metal Conduit (IMC) Rain Tight Threaded Hubs (26 05 33 13-0723)		
26 05 33 13-0780 EA 1/2" Intermediate Metal Conduit (IMC) Rain Tight Threaded Hub	25.05	8.84
<i>For Work In Restricted Working Space, Add</i>	6.63	
<i>For Elevated Installation >10' To 15', Add</i>	2.21	
<i>For Elevated Installation >15' To 20', Add</i>	4.42	
<i>For Elevated Installation >20' To 25', Add</i>	5.53	
<i>For Elevated Installation >25' To 30', Add</i>	7.74	
<i>For Elevated Installation >30' To 35', Add</i>	8.84	
<i>For Elevated Installation >35' To 40', Add</i>	11.06	
<i>For Elevated Installation >40', Add</i>	12.16	
<i>For Personal Protective Equipment (Arc Flash) When Working On Energized Equipment, Add</i>	6.63	
26 05 33 13-0781 EA 3/4" Intermediate Metal Conduit (IMC) Rain Tight Threaded Hub	32.04	11.05
<i>For Work In Restricted Working Space, Add</i>	8.29	
<i>For Elevated Installation >10' To 15', Add</i>	2.76	
<i>For Elevated Installation >15' To 20', Add</i>	5.52	
<i>For Elevated Installation >20' To 25', Add</i>	6.91	
<i>For Elevated Installation >25' To 30', Add</i>	9.67	
<i>For Elevated Installation >30' To 35', Add</i>	11.05	
<i>For Elevated Installation >35' To 40', Add</i>	13.81	
<i>For Elevated Installation >40', Add</i>	15.19	
<i>For Personal Protective Equipment (Arc Flash) When Working On Energized Equipment, Add</i>	8.29	
26 05 33 13-0782 EA 1" Intermediate Metal Conduit (IMC) Rain Tight Threaded Hub	39.67	13.26
<i>For Work In Restricted Working Space, Add</i>	9.95	
<i>For Elevated Installation >10' To 15', Add</i>	3.32	
<i>For Elevated Installation >15' To 20', Add</i>	6.63	
<i>For Elevated Installation >20' To 25', Add</i>	8.29	
<i>For Elevated Installation >25' To 30', Add</i>	11.60	
<i>For Elevated Installation >30' To 35', Add</i>	13.26	
<i>For Elevated Installation >35' To 40', Add</i>	16.58	
<i>For Elevated Installation >40', Add</i>	18.23	
<i>For Personal Protective Equipment (Arc Flash) When Working On Energized Equipment, Add</i>	9.95	

26 Electrical

26 05 Common Work Results for Electrical

26 05 33 Raceway and Boxes for Electrical Systems



MINOR	CSI	UOM	DESCRIPTION	TOTAL DIRECT UNIT COST	DEMOLITION UNIT COST
26 05 33	13-0783	EA	1-1/4" Intermediate Metal Conduit (IMC) Rain Tight Threaded Hub	47.91	15.47
			<i>For Work In Restricted Working Space, Add</i>	11.60	
			<i>For Elevated Installation >10' To 15', Add</i>	3.87	
			<i>For Elevated Installation >15' To 20', Add</i>	7.74	
			<i>For Elevated Installation >20' To 25', Add</i>	9.67	
			<i>For Elevated Installation >25' To 30', Add</i>	13.54	
			<i>For Elevated Installation >30' To 35', Add</i>	15.47	
			<i>For Elevated Installation >35' To 40', Add</i>	19.34	
			<i>For Elevated Installation >40', Add</i>	21.27	
			<i>For Personal Protective Equipment (Arc Flash) When Working On Energized Equipment, Add</i>	11.60	
26 05 33	13-0784	EA	1-1/2" Intermediate Metal Conduit (IMC) Rain Tight Threaded Hub	56.09	17.68
			<i>For Work In Restricted Working Space, Add</i>	13.26	
			<i>For Elevated Installation >10' To 15', Add</i>	4.42	
			<i>For Elevated Installation >15' To 20', Add</i>	8.84	
			<i>For Elevated Installation >20' To 25', Add</i>	11.05	
			<i>For Elevated Installation >25' To 30', Add</i>	15.47	
			<i>For Elevated Installation >30' To 35', Add</i>	17.68	
			<i>For Elevated Installation >35' To 40', Add</i>	22.10	
			<i>For Elevated Installation >40', Add</i>	24.31	
			<i>For Personal Protective Equipment (Arc Flash) When Working On Energized Equipment, Add</i>	13.26	
26 05 33	13-0785	EA	2" Intermediate Metal Conduit (IMC) Rain Tight Threaded Hub	66.90	19.89
			<i>For Work In Restricted Working Space, Add</i>	14.92	
			<i>For Elevated Installation >10' To 15', Add</i>	4.97	
			<i>For Elevated Installation >15' To 20', Add</i>	9.94	
			<i>For Elevated Installation >20' To 25', Add</i>	12.43	
			<i>For Elevated Installation >25' To 30', Add</i>	17.40	
			<i>For Elevated Installation >30' To 35', Add</i>	19.89	
			<i>For Elevated Installation >35' To 40', Add</i>	24.86	
			<i>For Elevated Installation >40', Add</i>	27.35	
			<i>For Personal Protective Equipment (Arc Flash) When Working On Energized Equipment, Add</i>	14.92	
26 05 33	13-0786	EA	2-1/2" Intermediate Metal Conduit (IMC) Rain Tight Threaded Hub	84.04	22.10
			<i>For Work In Restricted Working Space, Add</i>	16.58	
			<i>For Elevated Installation >10' To 15', Add</i>	5.53	
			<i>For Elevated Installation >15' To 20', Add</i>	11.05	
			<i>For Elevated Installation >20' To 25', Add</i>	13.81	
			<i>For Elevated Installation >25' To 30', Add</i>	19.34	
			<i>For Elevated Installation >30' To 35', Add</i>	22.10	
			<i>For Elevated Installation >35' To 40', Add</i>	27.63	
			<i>For Elevated Installation >40', Add</i>	30.39	
			<i>For Personal Protective Equipment (Arc Flash) When Working On Energized Equipment, Add</i>	16.58	
26 05 33	13-0787	EA	3" Intermediate Metal Conduit (IMC) Rain Tight Threaded Hub	99.55	24.31
			<i>For Work In Restricted Working Space, Add</i>	18.23	
			<i>For Elevated Installation >10' To 15', Add</i>	6.08	
			<i>For Elevated Installation >15' To 20', Add</i>	12.15	
			<i>For Elevated Installation >20' To 25', Add</i>	15.19	
			<i>For Elevated Installation >25' To 30', Add</i>	21.27	
			<i>For Elevated Installation >30' To 35', Add</i>	24.31	
			<i>For Elevated Installation >35' To 40', Add</i>	30.39	
			<i>For Elevated Installation >40', Add</i>	33.42	
			<i>For Personal Protective Equipment (Arc Flash) When Working On Energized Equipment, Add</i>	18.23	
26 05 33	13-0788	EA	3-1/2" Intermediate Metal Conduit (IMC) Rain Tight Threaded Hub	122.10	28.73
			<i>For Work In Restricted Working Space, Add</i>	21.55	
			<i>For Elevated Installation >10' To 15', Add</i>	7.18	
			<i>For Elevated Installation >15' To 20', Add</i>	14.37	
			<i>For Elevated Installation >20' To 25', Add</i>	17.96	
			<i>For Elevated Installation >25' To 30', Add</i>	25.14	
			<i>For Elevated Installation >30' To 35', Add</i>	28.73	
			<i>For Elevated Installation >35' To 40', Add</i>	35.92	
			<i>For Elevated Installation >40', Add</i>	39.51	
			<i>For Personal Protective Equipment (Arc Flash) When Working On Energized Equipment, Add</i>	21.55	
26 05 33	13-0789	EA	4" Intermediate Metal Conduit (IMC) Rain Tight Threaded Hub	140.78	30.94
			<i>For Work In Restricted Working Space, Add</i>	23.21	
			<i>For Elevated Installation >10' To 15', Add</i>	7.74	
			<i>For Elevated Installation >15' To 20', Add</i>	15.47	
			<i>For Elevated Installation >20' To 25', Add</i>	19.34	
			<i>For Elevated Installation >25' To 30', Add</i>	27.07	
			<i>For Elevated Installation >30' To 35', Add</i>	30.94	
			<i>For Elevated Installation >35' To 40', Add</i>	38.68	
			<i>For Elevated Installation >40', Add</i>	42.54	
			<i>For Personal Protective Equipment (Arc Flash) When Working On Energized Equipment, Add</i>	23.21	
26 05 33	13-0790		Intermediate Metal Conduit (IMC) Expansion Fittings (26 05 33 13-0723)		
26 05 33	13-0791	EA	1/2" Intermediate Metal Conduit (IMC) Expansion Fitting	171.47	17.68
			<i>For Work In Restricted Working Space, Add</i>	13.26	
			<i>For Elevated Installation >10' To 15', Add</i>	4.42	
			<i>For Elevated Installation >15' To 20', Add</i>	8.84	
			<i>For Elevated Installation >20' To 25', Add</i>	11.05	
			<i>For Elevated Installation >25' To 30', Add</i>	15.47	
			<i>For Elevated Installation >30' To 35', Add</i>	17.68	
			<i>For Elevated Installation >35' To 40', Add</i>	22.11	
			<i>For Elevated Installation >40', Add</i>	24.32	



MINOR CSI	UOM	DESCRIPTION	TOTAL DIRECT UNIT COST	DEMOLITION UNIT COST
26 05 33 13-0792	EA	3/4" Intermediate Metal Conduit (IMC) Expansion Fitting	189.72	19.89
		<i>For Work In Restricted Working Space, Add</i>	14.92	
		<i>For Elevated Installation >10' To 15', Add</i>	4.97	
		<i>For Elevated Installation >15' To 20', Add</i>	9.95	
		<i>For Elevated Installation >20' To 25', Add</i>	12.43	
		<i>For Elevated Installation >25' To 30', Add</i>	17.41	
		<i>For Elevated Installation >30' To 35', Add</i>	19.89	
		<i>For Elevated Installation >35' To 40', Add</i>	24.87	
		<i>For Elevated Installation >40', Add</i>	27.35	
26 05 33 13-0793	EA	1" Intermediate Metal Conduit (IMC) Expansion Fitting	210.84	22.10
		<i>For Work In Restricted Working Space, Add</i>	16.58	
		<i>For Elevated Installation >10' To 15', Add</i>	5.93	
		<i>For Elevated Installation >15' To 20', Add</i>	11.05	
		<i>For Elevated Installation >20' To 25', Add</i>	13.82	
		<i>For Elevated Installation >25' To 30', Add</i>	19.34	
		<i>For Elevated Installation >30' To 35', Add</i>	22.10	
		<i>For Elevated Installation >35' To 40', Add</i>	27.63	
		<i>For Elevated Installation >40', Add</i>	30.39	
26 05 33 13-0794	EA	1-1/4" Intermediate Metal Conduit (IMC) Expansion Fitting	254.85	24.31
		<i>For Work In Restricted Working Space, Add</i>	18.23	
		<i>For Elevated Installation >10' To 15', Add</i>	6.08	
		<i>For Elevated Installation >15' To 20', Add</i>	12.16	
		<i>For Elevated Installation >20' To 25', Add</i>	15.20	
		<i>For Elevated Installation >25' To 30', Add</i>	21.27	
		<i>For Elevated Installation >30' To 35', Add</i>	24.31	
		<i>For Elevated Installation >35' To 40', Add</i>	30.39	
		<i>For Elevated Installation >40', Add</i>	33.43	
26 05 33 13-0795	EA	1-1/2" Intermediate Metal Conduit (IMC) Expansion Fitting	312.47	26.52
		<i>For Work In Restricted Working Space, Add</i>	19.89	
		<i>For Elevated Installation >10' To 15', Add</i>	6.63	
		<i>For Elevated Installation >15' To 20', Add</i>	13.26	
		<i>For Elevated Installation >20' To 25', Add</i>	16.58	
		<i>For Elevated Installation >25' To 30', Add</i>	23.21	
		<i>For Elevated Installation >30' To 35', Add</i>	26.52	
		<i>For Elevated Installation >35' To 40', Add</i>	33.15	
		<i>For Elevated Installation >40', Add</i>	36.47	
26 05 33 13-0796	EA	2" Intermediate Metal Conduit (IMC) Expansion Fitting	411.29	28.73
		<i>For Work In Restricted Working Space, Add</i>	21.55	
		<i>For Elevated Installation >10' To 15', Add</i>	7.18	
		<i>For Elevated Installation >15' To 20', Add</i>	14.36	
		<i>For Elevated Installation >20' To 25', Add</i>	17.96	
		<i>For Elevated Installation >25' To 30', Add</i>	25.14	
		<i>For Elevated Installation >30' To 35', Add</i>	28.73	
		<i>For Elevated Installation >35' To 40', Add</i>	35.91	
		<i>For Elevated Installation >40', Add</i>	39.50	
26 05 33 13-0797	EA	2-1/2" Intermediate Metal Conduit (IMC) Expansion Fitting	621.63	35.36
		<i>For Work In Restricted Working Space, Add</i>	26.52	
		<i>For Elevated Installation >10' To 15', Add</i>	8.84	
		<i>For Elevated Installation >15' To 20', Add</i>	17.68	
		<i>For Elevated Installation >20' To 25', Add</i>	22.10	
		<i>For Elevated Installation >25' To 30', Add</i>	30.94	
		<i>For Elevated Installation >30' To 35', Add</i>	35.36	
		<i>For Elevated Installation >35' To 40', Add</i>	44.20	
		<i>For Elevated Installation >40', Add</i>	48.62	
26 05 33 13-0798	EA	3" Intermediate Metal Conduit (IMC) Expansion Fitting	747.20	44.20
		<i>For Work In Restricted Working Space, Add</i>	33.15	
		<i>For Elevated Installation >10' To 15', Add</i>	11.05	
		<i>For Elevated Installation >15' To 20', Add</i>	22.10	
		<i>For Elevated Installation >20' To 25', Add</i>	27.63	
		<i>For Elevated Installation >25' To 30', Add</i>	38.68	
		<i>For Elevated Installation >30' To 35', Add</i>	44.20	
		<i>For Elevated Installation >35' To 40', Add</i>	55.25	
		<i>For Elevated Installation >40', Add</i>	60.78	
26 05 33 13-0799	EA	3-1/2" Intermediate Metal Conduit (IMC) Expansion Fitting	1,042.22	53.05
		<i>For Work In Restricted Working Space, Add</i>	39.79	
		<i>For Elevated Installation >10' To 15', Add</i>	13.26	
		<i>For Elevated Installation >15' To 20', Add</i>	26.52	
		<i>For Elevated Installation >20' To 25', Add</i>	33.16	
		<i>For Elevated Installation >25' To 30', Add</i>	46.42	
		<i>For Elevated Installation >30' To 35', Add</i>	53.05	
		<i>For Elevated Installation >35' To 40', Add</i>	66.31	
		<i>For Elevated Installation >40', Add</i>	72.94	
26 05 33 13-0800	EA	4" Intermediate Metal Conduit (IMC) Expansion Fitting	1,205.64	57.47
		<i>For Work In Restricted Working Space, Add</i>	43.09	
		<i>For Elevated Installation >10' To 15', Add</i>	14.36	
		<i>For Elevated Installation >15' To 20', Add</i>	28.73	
		<i>For Elevated Installation >20' To 25', Add</i>	35.91	
		<i>For Elevated Installation >25' To 30', Add</i>	50.27	
		<i>For Elevated Installation >30' To 35', Add</i>	57.46	
		<i>For Elevated Installation >35' To 40', Add</i>	71.82	
		<i>For Elevated Installation >40', Add</i>	79.00	
26 05 33 13-0801		Intermediate Metal Conduit (IMC) Sealing Fittings, Vertical/Horizontal		

26 Electrical

26 05 Common Work Results for Electrical

26 05 33 Raceway and Boxes for Electrical Systems



MINOR	CSI	UOM	DESCRIPTION	TOTAL DIRECT UNIT COST	DEMOLITION UNIT COST
26 05 33	13-0802	EA	1/2" Intermediate Metal Conduit (IMC) Sealing Fitting, Vertical/Horizontal	104.22	27.63
			<i>For Work In Restricted Working Space, Add</i>	16.58	
			<i>For Elevated Installation >10' To 15', Add</i>	5.53	
			<i>For Elevated Installation >15' To 20', Add</i>	11.05	
			<i>For Elevated Installation >20' To 25', Add</i>	13.81	
			<i>For Elevated Installation >25' To 30', Add</i>	19.34	
			<i>For Elevated Installation >30' To 35', Add</i>	22.10	
			<i>For Elevated Installation >35' To 40', Add</i>	27.63	
			<i>For Elevated Installation >40', Add</i>	30.39	
			<i>For Personal Protective Equipment (Arc Flash) When Working On Energized Equipment, Add</i>	16.58	
26 05 33	13-0803	EA	3/4" Intermediate Metal Conduit (IMC) Sealing Fitting, Vertical/Horizontal	123.81	33.15
			<i>For Work In Restricted Working Space, Add</i>	19.89	
			<i>For Elevated Installation >10' To 15', Add</i>	6.63	
			<i>For Elevated Installation >15' To 20', Add</i>	13.26	
			<i>For Elevated Installation >20' To 25', Add</i>	16.58	
			<i>For Elevated Installation >25' To 30', Add</i>	23.21	
			<i>For Elevated Installation >30' To 35', Add</i>	26.52	
			<i>For Elevated Installation >35' To 40', Add</i>	33.15	
			<i>For Elevated Installation >40', Add</i>	36.47	
			<i>For Personal Protective Equipment (Arc Flash) When Working On Energized Equipment, Add</i>	19.89	
26 05 33	13-0804	EA	1" Intermediate Metal Conduit (IMC) Sealing Fitting, Vertical/Horizontal	151.28	38.68
			<i>For Work In Restricted Working Space, Add</i>	23.21	
			<i>For Elevated Installation >10' To 15', Add</i>	7.74	
			<i>For Elevated Installation >15' To 20', Add</i>	15.47	
			<i>For Elevated Installation >20' To 25', Add</i>	19.34	
			<i>For Elevated Installation >25' To 30', Add</i>	27.08	
			<i>For Elevated Installation >30' To 35', Add</i>	30.94	
			<i>For Elevated Installation >35' To 40', Add</i>	38.68	
			<i>For Elevated Installation >40', Add</i>	42.55	
			<i>For Personal Protective Equipment (Arc Flash) When Working On Energized Equipment, Add</i>	23.21	
26 05 33	13-0805	EA	1-1/4" Intermediate Metal Conduit (IMC) Sealing Fitting, Vertical/Horizontal	178.16	44.20
			<i>For Work In Restricted Working Space, Add</i>	26.52	
			<i>For Elevated Installation >10' To 15', Add</i>	8.84	
			<i>For Elevated Installation >15' To 20', Add</i>	17.68	
			<i>For Elevated Installation >20' To 25', Add</i>	22.10	
			<i>For Elevated Installation >25' To 30', Add</i>	30.94	
			<i>For Elevated Installation >30' To 35', Add</i>	35.36	
			<i>For Elevated Installation >35' To 40', Add</i>	44.20	
			<i>For Elevated Installation >40', Add</i>	48.62	
			<i>For Personal Protective Equipment (Arc Flash) When Working On Energized Equipment, Add</i>	26.52	
26 05 33	13-0806	EA	1-1/2" Intermediate Metal Conduit (IMC) Sealing Fitting, Vertical/Horizontal	234.59	49.73
			<i>For Work In Restricted Working Space, Add</i>	29.84	
			<i>For Elevated Installation >10' To 15', Add</i>	9.95	
			<i>For Elevated Installation >15' To 20', Add</i>	19.89	
			<i>For Elevated Installation >20' To 25', Add</i>	24.86	
			<i>For Elevated Installation >25' To 30', Add</i>	34.81	
			<i>For Elevated Installation >30' To 35', Add</i>	39.78	
			<i>For Elevated Installation >35' To 40', Add</i>	49.73	
			<i>For Elevated Installation >40', Add</i>	54.70	
			<i>For Personal Protective Equipment (Arc Flash) When Working On Energized Equipment, Add</i>	29.84	
26 05 33	13-0807	EA	2" Intermediate Metal Conduit (IMC) Sealing Fitting, Vertical/Horizontal	285.59	55.25
			<i>For Work In Restricted Working Space, Add</i>	33.15	
			<i>For Elevated Installation >10' To 15', Add</i>	11.05	
			<i>For Elevated Installation >15' To 20', Add</i>	22.10	
			<i>For Elevated Installation >20' To 25', Add</i>	27.63	
			<i>For Elevated Installation >25' To 30', Add</i>	38.68	
			<i>For Elevated Installation >30' To 35', Add</i>	44.20	
			<i>For Elevated Installation >35' To 40', Add</i>	55.25	
			<i>For Elevated Installation >40', Add</i>	60.78	
			<i>For Personal Protective Equipment (Arc Flash) When Working On Energized Equipment, Add</i>	33.15	
26 05 33	13-0808	EA	2-1/2" Intermediate Metal Conduit (IMC) Sealing Fitting, Vertical/Horizontal	404.64	66.30
			<i>For Work In Restricted Working Space, Add</i>	39.78	
			<i>For Elevated Installation >10' To 15', Add</i>	13.26	
			<i>For Elevated Installation >15' To 20', Add</i>	26.52	
			<i>For Elevated Installation >20' To 25', Add</i>	33.15	
			<i>For Elevated Installation >25' To 30', Add</i>	46.41	
			<i>For Elevated Installation >30' To 35', Add</i>	53.04	
			<i>For Elevated Installation >35' To 40', Add</i>	66.31	
			<i>For Elevated Installation >40', Add</i>	72.94	
			<i>For Personal Protective Equipment (Arc Flash) When Working On Energized Equipment, Add</i>	39.78	
26 05 33	13-0809	EA	3" Intermediate Metal Conduit (IMC) Sealing Fitting, Vertical/Horizontal	487.00	77.36
			<i>For Work In Restricted Working Space, Add</i>	46.41	
			<i>For Elevated Installation >10' To 15', Add</i>	15.47	
			<i>For Elevated Installation >15' To 20', Add</i>	30.94	
			<i>For Elevated Installation >20' To 25', Add</i>	38.68	
			<i>For Elevated Installation >25' To 30', Add</i>	54.15	
			<i>For Elevated Installation >30' To 35', Add</i>	61.88	
			<i>For Elevated Installation >35' To 40', Add</i>	77.35	
			<i>For Elevated Installation >40', Add</i>	85.09	
			<i>For Personal Protective Equipment (Arc Flash) When Working On Energized Equipment, Add</i>	46.41	



MINOR CSI UOM DESCRIPTION	TOTAL DIRECT UNIT COST	DEMOLITION UNIT COST
26 05 33 13-0810 EA 3-1/2" Intermediate Metal Conduit (IMC) Sealing Fitting, Vertical/Horizontal.....	1,135.18	88.40
For Work In Restricted Working Space, Add	53.04	
For Elevated Installation >10' To 15', Add	17.68	
For Elevated Installation >15' To 20', Add	35.36	
For Elevated Installation >20' To 25', Add	44.20	
For Elevated Installation >25' To 30', Add	61.88	
For Elevated Installation >30' To 35', Add	70.72	
For Elevated Installation >35' To 40', Add	88.41	
For Elevated Installation >40', Add	97.25	
For Personal Protective Equipment (Arc Flash) When Working On Energized Equipment, Add	53.04	
26 05 33 13-0811 EA 4" Intermediate Metal Conduit (IMC) Sealing Fitting, Vertical/Horizontal.....	1,308.08	99.45
For Work In Restricted Working Space, Add	59.67	
For Elevated Installation >10' To 15', Add	19.89	
For Elevated Installation >15' To 20', Add	39.78	
For Elevated Installation >20' To 25', Add	49.73	
For Elevated Installation >25' To 30', Add	69.62	
For Elevated Installation >30' To 35', Add	79.56	
For Elevated Installation >35' To 40', Add	99.46	
For Elevated Installation >40', Add	109.40	
For Personal Protective Equipment (Arc Flash) When Working On Energized Equipment, Add	59.67	
26 05 33 13-0812 Intermediate Metal Conduit (IMC) Threaded Couplings (26 05 33 13-0723)		
26 05 33 13-0813 EA 1/2" Intermediate Metal Conduit (IMC) Threaded Coupling.....	14.92	5.30
For Work In Restricted Working Space, Add	3.98	
For Elevated Installation >10' To 15', Add	1.33	
For Elevated Installation >15' To 20', Add	2.65	
For Elevated Installation >20' To 25', Add	3.31	
For Elevated Installation >25' To 30', Add	4.64	
For Elevated Installation >30' To 35', Add	5.30	
For Elevated Installation >35' To 40', Add	6.63	
For Elevated Installation >40', Add	7.29	
26 05 33 13-0814 EA 3/4" Intermediate Metal Conduit (IMC) Threaded Coupling.....	20.83	7.52
For Work In Restricted Working Space, Add	5.64	
For Elevated Installation >10' To 15', Add	1.88	
For Elevated Installation >15' To 20', Add	3.76	
For Elevated Installation >20' To 25', Add	4.70	
For Elevated Installation >25' To 30', Add	6.58	
For Elevated Installation >30' To 35', Add	7.52	
For Elevated Installation >35' To 40', Add	9.40	
For Elevated Installation >40', Add	10.34	
26 05 33 13-0815 EA 1" Intermediate Metal Conduit (IMC) Threaded Coupling.....	27.31	9.72
For Work In Restricted Working Space, Add	7.29	
For Elevated Installation >10' To 15', Add	2.43	
For Elevated Installation >15' To 20', Add	4.86	
For Elevated Installation >20' To 25', Add	6.07	
For Elevated Installation >25' To 30', Add	8.50	
For Elevated Installation >30' To 35', Add	9.72	
For Elevated Installation >35' To 40', Add	12.15	
For Elevated Installation >40', Add	13.36	
26 05 33 13-0816 EA 1-1/4" Intermediate Metal Conduit (IMC) Threaded Coupling.....	31.41	11.05
For Work In Restricted Working Space, Add	8.29	
For Elevated Installation >10' To 15', Add	2.76	
For Elevated Installation >15' To 20', Add	5.53	
For Elevated Installation >20' To 25', Add	6.91	
For Elevated Installation >25' To 30', Add	9.67	
For Elevated Installation >30' To 35', Add	11.05	
For Elevated Installation >35' To 40', Add	13.82	
For Elevated Installation >40', Add	15.20	
26 05 33 13-0817 EA 1-1/2" Intermediate Metal Conduit (IMC) Threaded Coupling.....	37.90	13.26
For Work In Restricted Working Space, Add	9.94	
For Elevated Installation >10' To 15', Add	3.31	
For Elevated Installation >15' To 20', Add	6.63	
For Elevated Installation >20' To 25', Add	8.28	
For Elevated Installation >25' To 30', Add	11.60	
For Elevated Installation >30' To 35', Add	13.25	
For Elevated Installation >35' To 40', Add	16.57	
For Elevated Installation >40', Add	18.22	
26 05 33 13-0818 EA 2" Intermediate Metal Conduit (IMC) Threaded Coupling.....	43.87	15.03
For Work In Restricted Working Space, Add	11.28	
For Elevated Installation >10' To 15', Add	3.76	
For Elevated Installation >15' To 20', Add	7.52	
For Elevated Installation >20' To 25', Add	9.40	
For Elevated Installation >25' To 30', Add	13.16	
For Elevated Installation >30' To 35', Add	15.04	
For Elevated Installation >35' To 40', Add	18.80	
For Elevated Installation >40', Add	20.67	
26 05 33 13-0819 EA 2-1/2" Intermediate Metal Conduit (IMC) Threaded Coupling.....	55.91	16.79
For Work In Restricted Working Space, Add	12.60	
For Elevated Installation >10' To 15', Add	4.20	
For Elevated Installation >15' To 20', Add	8.40	
For Elevated Installation >20' To 25', Add	10.50	
For Elevated Installation >25' To 30', Add	14.70	
For Elevated Installation >30' To 35', Add	16.80	
For Elevated Installation >35' To 40', Add	21.00	
For Elevated Installation >40', Add	23.09	

26 Electrical

26 05 Common Work Results for Electrical

26 05 33 Raceway and Boxes for Electrical Systems



MINOR	CSI	UOM	DESCRIPTION	TOTAL DIRECT UNIT COST	DEMOLITION UNIT COST
26 05 33	13-0820	EA	3" Intermediate Metal Conduit (IMC) Threaded Coupling	66.53	19.01
			<i>For Work In Restricted Working Space, Add</i>	14.26	
			<i>For Elevated Installation >10' To 15', Add</i>	4.75	
			<i>For Elevated Installation >15' To 20', Add</i>	9.50	
			<i>For Elevated Installation >20' To 25', Add</i>	11.88	
			<i>For Elevated Installation >25' To 30', Add</i>	16.63	
			<i>For Elevated Installation >30' To 35', Add</i>	19.01	
			<i>For Elevated Installation >35' To 40', Add</i>	23.76	
			<i>For Elevated Installation >40', Add</i>	26.14	
26 05 33	13-0821	EA	3-1/2" Intermediate Metal Conduit (IMC) Threaded Coupling	77.36	20.77
			<i>For Work In Restricted Working Space, Add</i>	15.59	
			<i>For Elevated Installation >10' To 15', Add</i>	5.20	
			<i>For Elevated Installation >15' To 20', Add</i>	10.39	
			<i>For Elevated Installation >20' To 25', Add</i>	12.99	
			<i>For Elevated Installation >25' To 30', Add</i>	18.18	
			<i>For Elevated Installation >30' To 35', Add</i>	20.78	
			<i>For Elevated Installation >35' To 40', Add</i>	25.98	
			<i>For Elevated Installation >40', Add</i>	28.57	
26 05 33	13-0822	EA	4" Intermediate Metal Conduit (IMC) Threaded Coupling	80.84	22.10
			<i>For Work In Restricted Working Space, Add</i>	16.57	
			<i>For Elevated Installation >10' To 15', Add</i>	5.52	
			<i>For Elevated Installation >15' To 20', Add</i>	11.05	
			<i>For Elevated Installation >20' To 25', Add</i>	13.81	
			<i>For Elevated Installation >25' To 30', Add</i>	19.33	
			<i>For Elevated Installation >30' To 35', Add</i>	22.09	
			<i>For Elevated Installation >35' To 40', Add</i>	27.62	
			<i>For Elevated Installation >40', Add</i>	30.38	
26 05 33	13-0823		Intermediate Metal Conduit (IMC) Reducer Bushings <small>(26 05 33 13-0723)</small>		
26 05 33	13-0824	EA	1/2" To 3/4" Intermediate Metal Conduit (IMC) Reducing Bushing	7.39	2.21
			<i>For Work In Restricted Working Space, Add</i>	1.66	
			<i>For Elevated Installation >10' To 15', Add</i>	0.55	
			<i>For Elevated Installation >15' To 20', Add</i>	1.10	
			<i>For Elevated Installation >20' To 25', Add</i>	1.38	
			<i>For Elevated Installation >25' To 30', Add</i>	1.93	
			<i>For Elevated Installation >30' To 35', Add</i>	2.21	
			<i>For Elevated Installation >35' To 40', Add</i>	2.76	
			<i>For Elevated Installation >40', Add</i>	3.04	
26 05 33	13-0825	EA	3/4" To 1" Intermediate Metal Conduit (IMC) Reducing Bushing	8.46	2.21
			<i>For Work In Restricted Working Space, Add</i>	1.66	
			<i>For Elevated Installation >10' To 15', Add</i>	0.55	
			<i>For Elevated Installation >15' To 20', Add</i>	1.10	
			<i>For Elevated Installation >20' To 25', Add</i>	1.38	
			<i>For Elevated Installation >25' To 30', Add</i>	1.93	
			<i>For Elevated Installation >30' To 35', Add</i>	2.21	
			<i>For Elevated Installation >35' To 40', Add</i>	2.76	
			<i>For Elevated Installation >40', Add</i>	3.04	
26 05 33	13-0826		Polyvinyl Chloride (PVC) Coated, Urethane Lined, Rigid Galvanized Steel (RGS) Conduit <small>(26 05 33 13-0058)</small>		
			Note: 40 mil polyvinyl chloride (PVC) coated, 2 mil urethane lined (Ocal Blue, Crouse-Hinds, Appleton or O-Z/Gedney). Used in hazardous locations. Exposed installation, branch and feeder conduit. Excludes supporting strap, hanger and fastening.		
26 05 33	13-0827		Polyvinyl Chloride (PVC) Coated, Urethane Lined, Rigid Galvanized Steel (RGS) Conduit <small>(26 05 33 13-0826)</small>		
			Note: Includes field bending for conduit up to 1".		
26 05 33	13-0828	LF	1/2" Polyvinyl Chloride (PVC) Coated, Urethane Lined, Rigid Galvanized Steel (RGS) Conduit.....	13.39	3.10
			<i>For >250 To 500, Deduct</i>	-0.48	
			<i>For >500 To 1,000, Deduct</i>	-0.81	
			<i>For >1,000, Deduct</i>	-1.15	
			<i>For Elevated Installation >10' To 15', Add</i>	0.77	
			<i>For Elevated Installation >15' To 20', Add</i>	1.55	
			<i>For Elevated Installation >20' To 25', Add</i>	1.94	
			<i>For Elevated Installation >25' To 30', Add</i>	2.71	
			<i>For Elevated Installation >30' To 35', Add</i>	3.10	
			<i>For Elevated Installation >35' To 40', Add</i>	3.87	
			<i>For Elevated Installation >40', Add</i>	4.26	
			<i>For Work In Restricted Working Space, Add</i>	2.32	
26 05 33	13-0829	LF	3/4" Polyvinyl Chloride (PVC) Coated, Urethane Lined, Rigid Galvanized Steel (RGS) Conduit.....	15.38	3.54
			<i>For >250 To 500, Deduct</i>	-0.55	
			<i>For >500 To 1,000, Deduct</i>	-0.93	
			<i>For >1,000, Deduct</i>	-1.32	
			<i>For Elevated Installation >10' To 15', Add</i>	0.88	
			<i>For Elevated Installation >15' To 20', Add</i>	1.77	
			<i>For Elevated Installation >20' To 25', Add</i>	2.21	
			<i>For Elevated Installation >25' To 30', Add</i>	3.09	
			<i>For Elevated Installation >30' To 35', Add</i>	3.54	
			<i>For Elevated Installation >35' To 40', Add</i>	4.42	
			<i>For Elevated Installation >40', Add</i>	4.86	
			<i>For Work In Restricted Working Space, Add</i>	2.65	



MINOR CSI UOM DESCRIPTION	TOTAL DIRECT UNIT COST	DEMOLITION UNIT COST
26 05 33 13-0830 LF 1" Polyvinyl Chloride (PVC) Coated, Urethane Lined, Rigid Galvanized Steel (RGS) Conduit.....	19.53	4.42
For >250 To 500, Deduct	-0.70	
For >500 To 1,000, Deduct	-1.19	
For >1,000, Deduct	-1.68	
For Elevated Installation >10' To 15', Add	1.11	
For Elevated Installation >15' To 20', Add	2.21	
For Elevated Installation >20' To 25', Add	2.76	
For Elevated Installation >25' To 30', Add	3.87	
For Elevated Installation >30' To 35', Add	4.42	
For Elevated Installation >35' To 40', Add	5.53	
For Elevated Installation >40', Add	6.08	
For Work In Restricted Working Space, Add	3.32	
26 05 33 13-0831 LF 1-1/4" Polyvinyl Chloride (PVC) Coated, Urethane Lined, Rigid Galvanized Steel (RGS) Conduit.....	24.01	5.30
For >250 To 500, Deduct	-0.87	
For >500 To 1,000, Deduct	-1.47	
For >1,000, Deduct	-2.07	
For Elevated Installation >10' To 15', Add	1.33	
For Elevated Installation >15' To 20', Add	2.65	
For Elevated Installation >20' To 25', Add	3.32	
For Elevated Installation >25' To 30', Add	4.64	
For Elevated Installation >30' To 35', Add	5.30	
For Elevated Installation >35' To 40', Add	6.63	
For Elevated Installation >40', Add	7.29	
For Work In Restricted Working Space, Add	3.98	
26 05 33 13-0832 LF 1-1/2" Polyvinyl Chloride (PVC) Coated, Urethane Lined, Rigid Galvanized Steel (RGS) Conduit.....	29.63	6.63
For >250 To 500, Deduct	-1.07	
For >500 To 1,000, Deduct	-1.81	
For >1,000, Deduct	-2.55	
For Elevated Installation >10' To 15', Add	1.66	
For Elevated Installation >15' To 20', Add	3.31	
For Elevated Installation >20' To 25', Add	4.14	
For Elevated Installation >25' To 30', Add	5.80	
For Elevated Installation >30' To 35', Add	6.63	
For Elevated Installation >35' To 40', Add	8.29	
For Elevated Installation >40', Add	9.11	
For Work In Restricted Working Space, Add	4.97	
26 05 33 13-0833 LF 2" Polyvinyl Chloride (PVC) Coated, Urethane Lined, Rigid Galvanized Steel (RGS) Conduit.....	36.91	7.96
For >250 To 500, Deduct	-1.35	
For >500 To 1,000, Deduct	-2.27	
For >1,000, Deduct	-3.19	
For Elevated Installation >10' To 15', Add	1.99	
For Elevated Installation >15' To 20', Add	3.98	
For Elevated Installation >20' To 25', Add	4.97	
For Elevated Installation >25' To 30', Add	6.96	
For Elevated Installation >30' To 35', Add	7.96	
For Elevated Installation >35' To 40', Add	9.95	
For Elevated Installation >40', Add	10.94	
For Work In Restricted Working Space, Add	5.97	
26 05 33 13-0834 LF 2-1/2" Polyvinyl Chloride (PVC) Coated, Urethane Lined, Rigid Galvanized Steel (RGS) Conduit.....	49.02	9.28
For >250 To 500, Deduct	-1.87	
For >500 To 1,000, Deduct	-3.10	
For >1,000, Deduct	-4.32	
For Elevated Installation >10' To 15', Add	2.32	
For Elevated Installation >15' To 20', Add	4.64	
For Elevated Installation >20' To 25', Add	5.80	
For Elevated Installation >25' To 30', Add	8.12	
For Elevated Installation >30' To 35', Add	9.28	
For Elevated Installation >35' To 40', Add	11.61	
For Elevated Installation >40', Add	12.77	
For Work In Restricted Working Space, Add	6.96	
26 05 33 13-0835 LF 3" Polyvinyl Chloride (PVC) Coated, Urethane Lined, Rigid Galvanized Steel (RGS) Conduit.....	61.28	11.49
For >250 To 500, Deduct	-2.35	
For >500 To 1,000, Deduct	-3.88	
For >1,000, Deduct	-5.41	
For Elevated Installation >10' To 15', Add	2.87	
For Elevated Installation >15' To 20', Add	5.75	
For Elevated Installation >20' To 25', Add	7.18	
For Elevated Installation >25' To 30', Add	10.06	
For Elevated Installation >30' To 35', Add	11.49	
For Elevated Installation >35' To 40', Add	14.37	
For Elevated Installation >40', Add	15.80	
For Work In Restricted Working Space, Add	8.62	
26 05 33 13-0836 LF 3-1/2" Polyvinyl Chloride (PVC) Coated, Urethane Lined, Rigid Galvanized Steel (RGS) Conduit.....	75.18	14.15
For >250 To 500, Deduct	-2.88	
For >500 To 1,000, Deduct	-4.75	
For >1,000, Deduct	-6.63	
For Elevated Installation >10' To 15', Add	3.54	
For Elevated Installation >15' To 20', Add	7.07	
For Elevated Installation >20' To 25', Add	8.84	
For Elevated Installation >25' To 30', Add	12.38	
For Elevated Installation >30' To 35', Add	14.14	
For Elevated Installation >35' To 40', Add	17.68	
For Elevated Installation >40', Add	19.45	
For Work In Restricted Working Space, Add	10.61	

26 Electrical

26 05 Common Work Results for Electrical

26 05 33 Raceway and Boxes for Electrical Systems



MINOR	CSI	UOM	DESCRIPTION	TOTAL DIRECT UNIT COST	DEMOLITION UNIT COST
26 05 33	13-0837	LF	4" Polyvinyl Chloride (PVC) Coated, Urethane Lined, Rigid Galvanized Steel (RGS) Conduit.....	88.93	16.79
			<i>For >250 To 500, Deduct</i>	-3.40	
			<i>For >500 To 1,000, Deduct</i>	-5.62	
			<i>For >1,000, Deduct</i>	-7.84	
			<i>For Elevated Installation >10' To 15', Add</i>	4.20	
			<i>For Elevated Installation >15' To 20', Add</i>	8.40	
			<i>For Elevated Installation >20' To 25', Add</i>	10.50	
			<i>For Elevated Installation >25' To 30', Add</i>	14.70	
			<i>For Elevated Installation >30' To 35', Add</i>	16.80	
			<i>For Elevated Installation >35' To 40', Add</i>	21.00	
			<i>For Elevated Installation >40', Add</i>	23.09	
			<i>For Work In Restricted Working Space, Add</i>	12.60	
26 05 33	13-0838	LF	5" Polyvinyl Chloride (PVC) Coated, Urethane Lined, Rigid Galvanized Steel (RGS) Conduit.....	132.92	19.89
			<i>For >250 To 500, Deduct</i>	-5.40	
			<i>For >500 To 1,000, Deduct</i>	-8.73	
			<i>For >1,000, Deduct</i>	-12.05	
			<i>For Elevated Installation >10' To 15', Add</i>	4.97	
			<i>For Elevated Installation >15' To 20', Add</i>	9.95	
			<i>For Elevated Installation >20' To 25', Add</i>	12.43	
			<i>For Elevated Installation >25' To 30', Add</i>	17.41	
			<i>For Elevated Installation >30' To 35', Add</i>	19.89	
			<i>For Elevated Installation >35' To 40', Add</i>	24.87	
			<i>For Elevated Installation >40', Add</i>	27.35	
			<i>For Work In Restricted Working Space, Add</i>	14.92	
26 05 33	13-0839	LF	6" Polyvinyl Chloride (PVC) Coated, Urethane Lined, Rigid Galvanized Steel (RGS) Conduit.....	180.30	26.52
			<i>For >250 To 500, Deduct</i>	-7.36	
			<i>For >500 To 1,000, Deduct</i>	-11.87	
			<i>For >1,000, Deduct</i>	-16.37	
			<i>For Elevated Installation >10' To 15', Add</i>	6.63	
			<i>For Elevated Installation >15' To 20', Add</i>	13.26	
			<i>For Elevated Installation >20' To 25', Add</i>	16.58	
			<i>For Elevated Installation >25' To 30', Add</i>	23.21	
			<i>For Elevated Installation >30' To 35', Add</i>	26.52	
			<i>For Elevated Installation >35' To 40', Add</i>	33.15	
			<i>For Elevated Installation >40', Add</i>	36.47	
			<i>For Work In Restricted Working Space, Add</i>	19.89	
26 05 33	13-0840		Polyvinyl Chloride (PVC) Coated, Urethane Lined, Rigid Galvanized Steel (RGS) Couplings <small>(26 05 33 13-0826)</small>		
26 05 33	13-0841	EA	1/2" Polyvinyl Chloride (PVC) Coated, Urethane Lined, Rigid Galvanized Steel (RGS) Coupling.....	19.22	6.63
			<i>For Elevated Installation >10' To 15', Add</i>	1.33	
			<i>For Elevated Installation >15' To 20', Add</i>	2.65	
			<i>For Elevated Installation >20' To 25', Add</i>	3.32	
			<i>For Elevated Installation >25' To 30', Add</i>	4.64	
			<i>For Elevated Installation >30' To 35', Add</i>	5.30	
			<i>For Elevated Installation >35' To 40', Add</i>	6.63	
			<i>For Elevated Installation >40', Add</i>	7.29	
			<i>For Work In Restricted Working Space, Add</i>	3.98	
26 05 33	13-0842	EA	3/4" Polyvinyl Chloride (PVC) Coated, Urethane Lined, Rigid Galvanized Steel (RGS) Coupling.....	25.04	9.39
			<i>For Elevated Installation >10' To 15', Add</i>	1.88	
			<i>For Elevated Installation >15' To 20', Add</i>	3.76	
			<i>For Elevated Installation >20' To 25', Add</i>	4.70	
			<i>For Elevated Installation >25' To 30', Add</i>	6.58	
			<i>For Elevated Installation >30' To 35', Add</i>	7.52	
			<i>For Elevated Installation >35' To 40', Add</i>	9.40	
			<i>For Elevated Installation >40', Add</i>	10.33	
			<i>For Work In Restricted Working Space, Add</i>	5.64	
26 05 33	13-0843	EA	1" Polyvinyl Chloride (PVC) Coated, Urethane Lined, Rigid Galvanized Steel (RGS) Coupling.....	32.42	12.15
			<i>For Elevated Installation >10' To 15', Add</i>	2.43	
			<i>For Elevated Installation >15' To 20', Add</i>	4.86	
			<i>For Elevated Installation >20' To 25', Add</i>	6.08	
			<i>For Elevated Installation >25' To 30', Add</i>	8.51	
			<i>For Elevated Installation >30' To 35', Add</i>	9.72	
			<i>For Elevated Installation >35' To 40', Add</i>	12.16	
			<i>For Elevated Installation >40', Add</i>	13.37	
			<i>For Work In Restricted Working Space, Add</i>	7.29	
26 05 33	13-0844	EA	1-1/4" Polyvinyl Chloride (PVC) Coated, Urethane Lined, Rigid Galvanized Steel (RGS) Coupling.....	37.10	13.82
			<i>For Elevated Installation >10' To 15', Add</i>	2.76	
			<i>For Elevated Installation >15' To 20', Add</i>	5.53	
			<i>For Elevated Installation >20' To 25', Add</i>	6.91	
			<i>For Elevated Installation >25' To 30', Add</i>	9.67	
			<i>For Elevated Installation >30' To 35', Add</i>	11.05	
			<i>For Elevated Installation >35' To 40', Add</i>	13.82	
			<i>For Elevated Installation >40', Add</i>	15.20	
			<i>For Work In Restricted Working Space, Add</i>	8.29	
26 05 33	13-0845	EA	1-1/2" Polyvinyl Chloride (PVC) Coated, Urethane Lined, Rigid Galvanized Steel (RGS) Coupling.....	44.40	16.57
			<i>For Elevated Installation >10' To 15', Add</i>	3.32	
			<i>For Elevated Installation >15' To 20', Add</i>	6.63	
			<i>For Elevated Installation >20' To 25', Add</i>	8.29	
			<i>For Elevated Installation >25' To 30', Add</i>	11.60	
			<i>For Elevated Installation >30' To 35', Add</i>	13.26	
			<i>For Elevated Installation >35' To 40', Add</i>	16.58	
			<i>For Elevated Installation >40', Add</i>	18.23	
			<i>For Work In Restricted Working Space, Add</i>	9.95	



MINOR CSI UOM DESCRIPTION	TOTAL DIRECT UNIT COST	DEMOLITION UNIT COST
26 05 33 13-0846 EA 2" Polyvinyl Chloride (PVC) Coated, Urethane Lined, Rigid Galvanized Steel (RGS) Coupling.....	54.05	18.79
For Elevated Installation >10' To 15', Add	3.76	
For Elevated Installation >15' To 20', Add	7.92	
For Elevated Installation >20' To 25', Add	9.40	
For Elevated Installation >25' To 30', Add	13.15	
For Elevated Installation >30' To 35', Add	15.03	
For Elevated Installation >35' To 40', Add	18.79	
For Elevated Installation >40', Add	20.67	
For Work In Restricted Working Space, Add	11.27	
26 05 33 13-0847 EA 2-1/2" Polyvinyl Chloride (PVC) Coated, Urethane Lined, Rigid Galvanized Steel (RGS) Coupling.....	82.75	18.79
For Elevated Installation >10' To 15', Add	4.20	
For Elevated Installation >15' To 20', Add	8.40	
For Elevated Installation >20' To 25', Add	10.50	
For Elevated Installation >25' To 30', Add	14.70	
For Elevated Installation >30' To 35', Add	16.80	
For Elevated Installation >35' To 40', Add	21.00	
For Elevated Installation >40', Add	23.09	
For Work In Restricted Working Space, Add	12.60	
26 05 33 13-0848 EA 3" Polyvinyl Chloride (PVC) Coated, Urethane Lined, Rigid Galvanized Steel (RGS) Coupling.....	97.02	25.97
For Elevated Installation >10' To 15', Add	4.75	
For Elevated Installation >15' To 20', Add	9.50	
For Elevated Installation >20' To 25', Add	11.88	
For Elevated Installation >25' To 30', Add	16.63	
For Elevated Installation >30' To 35', Add	19.01	
For Elevated Installation >35' To 40', Add	23.76	
For Elevated Installation >40', Add	26.14	
For Work In Restricted Working Space, Add	14.26	
26 05 33 13-0849 EA 3-1/2" Polyvinyl Chloride (PVC) Coated, Urethane Lined, Rigid Galvanized Steel (RGS) Coupling.....	115.44	25.97
For Elevated Installation >10' To 15', Add	5.19	
For Elevated Installation >15' To 20', Add	10.39	
For Elevated Installation >20' To 25', Add	12.98	
For Elevated Installation >25' To 30', Add	18.18	
For Elevated Installation >30' To 35', Add	20.77	
For Elevated Installation >35' To 40', Add	25.97	
For Elevated Installation >40', Add	28.56	
For Work In Restricted Working Space, Add	15.58	
26 05 33 13-0850 EA 4" Polyvinyl Chloride (PVC) Coated, Urethane Lined, Rigid Galvanized Steel (RGS) Coupling.....	129.50	27.63
For Elevated Installation >10' To 15', Add	5.53	
For Elevated Installation >15' To 20', Add	11.05	
For Elevated Installation >20' To 25', Add	13.81	
For Elevated Installation >25' To 30', Add	19.34	
For Elevated Installation >30' To 35', Add	22.10	
For Elevated Installation >35' To 40', Add	27.63	
For Elevated Installation >40', Add	30.39	
For Work In Restricted Working Space, Add	16.58	
26 05 33 13-0851 EA 5" Polyvinyl Chloride (PVC) Coated, Urethane Lined, Rigid Galvanized Steel (RGS) Coupling.....	308.25	33.15
For Elevated Installation >10' To 15', Add	6.63	
For Elevated Installation >15' To 20', Add	13.26	
For Elevated Installation >20' To 25', Add	16.58	
For Elevated Installation >25' To 30', Add	23.21	
For Elevated Installation >30' To 35', Add	26.52	
For Elevated Installation >35' To 40', Add	33.15	
For Elevated Installation >40', Add	36.47	
For Work In Restricted Working Space, Add	19.89	
26 05 33 13-0852 EA 6" Polyvinyl Chloride (PVC) Coated, Urethane Lined, Rigid Galvanized Steel (RGS) Coupling.....	347.64	38.68
For Elevated Installation >10' To 15', Add	7.74	
For Elevated Installation >15' To 20', Add	15.47	
For Elevated Installation >20' To 25', Add	19.34	
For Elevated Installation >25' To 30', Add	27.08	
For Elevated Installation >30' To 35', Add	30.94	
For Elevated Installation >35' To 40', Add	38.68	
For Elevated Installation >40', Add	42.55	
For Work In Restricted Working Space, Add	23.21	
26 05 33 13-0853 Polyvinyl Chloride (PVC) Coated, Urethane Lined, Rigid Galvanized Steel (RGS) Standard Radius Elbows <small>(26 05 33 13-0826)</small>		
Note: 90, 45, or 30 degree.		
26 05 33 13-0854 EA 1/2" Polyvinyl Chloride (PVC) Coated, Urethane Lined, Rigid Galvanized Steel (RGS) Standard Radius Elbow.....	56.82	17.96
For Elevated Installation >10' To 15', Add	3.59	
For Elevated Installation >15' To 20', Add	7.18	
For Elevated Installation >20' To 25', Add	8.98	
For Elevated Installation >25' To 30', Add	12.57	
For Elevated Installation >30' To 35', Add	14.36	
For Elevated Installation >35' To 40', Add	17.96	
For Elevated Installation >40', Add	19.75	
For Work In Restricted Working Space, Add	10.77	
26 05 33 13-0855 EA 3/4" Polyvinyl Chloride (PVC) Coated, Urethane Lined, Rigid Galvanized Steel (RGS) Standard Radius Elbow.....	66.24	22.27
For Elevated Installation >10' To 15', Add	4.45	
For Elevated Installation >15' To 20', Add	8.91	
For Elevated Installation >20' To 25', Add	11.13	
For Elevated Installation >25' To 30', Add	15.59	
For Elevated Installation >30' To 35', Add	17.81	
For Elevated Installation >35' To 40', Add	22.27	
For Elevated Installation >40', Add	24.49	
For Work In Restricted Working Space, Add	13.36	

26 Electrical

26 05 Common Work Results for Electrical

26 05 33 Raceway and Boxes for Electrical Systems



MINOR	CSI	UOM	DESCRIPTION	TOTAL DIRECT UNIT COST	DEMOLITION UNIT COST
26 05 33	13-0856	EA	1" Polyvinyl Chloride (PVC) Coated, Urethane Lined, Rigid Galvanized Steel (RGS) Standard Radius Elbow	79.49	27.30
			<i>For Elevated Installation >10' To 15', Add</i>	5.46	
			<i>For Elevated Installation >15' To 20', Add</i>	10.92	
			<i>For Elevated Installation >20' To 25', Add</i>	13.65	
			<i>For Elevated Installation >25' To 30', Add</i>	19.11	
			<i>For Elevated Installation >30' To 35', Add</i>	21.84	
			<i>For Elevated Installation >35' To 40', Add</i>	27.30	
			<i>For Elevated Installation >40', Add</i>	30.02	
			<i>For Work In Restricted Working Space, Add</i>	16.38	
26 05 33	13-0857	EA	1-1/4" Polyvinyl Chloride (PVC) Coated, Urethane Lined, Rigid Galvanized Steel (RGS) Standard Radius Elbow	93.80	31.60
			<i>For Elevated Installation >10' To 15', Add</i>	6.32	
			<i>For Elevated Installation >15' To 20', Add</i>	12.64	
			<i>For Elevated Installation >20' To 25', Add</i>	15.80	
			<i>For Elevated Installation >25' To 30', Add</i>	22.12	
			<i>For Elevated Installation >30' To 35', Add</i>	25.28	
			<i>For Elevated Installation >35' To 40', Add</i>	31.61	
			<i>For Elevated Installation >40', Add</i>	34.77	
			<i>For Work In Restricted Working Space, Add</i>	18.96	
26 05 33	13-0858	EA	1-1/2" Polyvinyl Chloride (PVC) Coated, Urethane Lined, Rigid Galvanized Steel (RGS) Standard Radius Elbow	109.42	35.91
			<i>For Elevated Installation >10' To 15', Add</i>	7.18	
			<i>For Elevated Installation >15' To 20', Add</i>	14.36	
			<i>For Elevated Installation >20' To 25', Add</i>	17.96	
			<i>For Elevated Installation >25' To 30', Add</i>	25.14	
			<i>For Elevated Installation >30' To 35', Add</i>	28.73	
			<i>For Elevated Installation >35' To 40', Add</i>	35.91	
			<i>For Elevated Installation >40', Add</i>	39.50	
			<i>For Work In Restricted Working Space, Add</i>	21.55	
26 05 33	13-0859	EA	2" Polyvinyl Chloride (PVC) Coated, Urethane Lined, Rigid Galvanized Steel (RGS) Standard Radius Elbow	131.48	39.50
			<i>For Elevated Installation >10' To 15', Add</i>	7.90	
			<i>For Elevated Installation >15' To 20', Add</i>	15.80	
			<i>For Elevated Installation >20' To 25', Add</i>	19.75	
			<i>For Elevated Installation >25' To 30', Add</i>	27.65	
			<i>For Elevated Installation >30' To 35', Add</i>	31.60	
			<i>For Elevated Installation >35' To 40', Add</i>	39.51	
			<i>For Elevated Installation >40', Add</i>	43.46	
			<i>For Work In Restricted Working Space, Add</i>	23.70	
26 05 33	13-0860	EA	2-1/2" Polyvinyl Chloride (PVC) Coated, Urethane Lined, Rigid Galvanized Steel (RGS) Standard Radius Elbow	197.98	49.57
			<i>For Elevated Installation >10' To 15', Add</i>	9.91	
			<i>For Elevated Installation >15' To 20', Add</i>	19.82	
			<i>For Elevated Installation >20' To 25', Add</i>	24.78	
			<i>For Elevated Installation >25' To 30', Add</i>	34.69	
			<i>For Elevated Installation >30' To 35', Add</i>	39.65	
			<i>For Elevated Installation >35' To 40', Add</i>	49.56	
			<i>For Elevated Installation >40', Add</i>	54.52	
			<i>For Work In Restricted Working Space, Add</i>	29.74	
26 05 33	13-0861	EA	3" Polyvinyl Chloride (PVC) Coated, Urethane Lined, Rigid Galvanized Steel (RGS) Standard Radius Elbow	293.00	67.52
			<i>For Elevated Installation >10' To 15', Add</i>	13.50	
			<i>For Elevated Installation >15' To 20', Add</i>	27.01	
			<i>For Elevated Installation >20' To 25', Add</i>	33.76	
			<i>For Elevated Installation >25' To 30', Add</i>	47.26	
			<i>For Elevated Installation >30' To 35', Add</i>	54.01	
			<i>For Elevated Installation >35' To 40', Add</i>	67.52	
			<i>For Elevated Installation >40', Add</i>	74.27	
			<i>For Work In Restricted Working Space, Add</i>	40.51	
26 05 33	13-0862	EA	3-1/2" Polyvinyl Chloride (PVC) Coated, Urethane Lined, Rigid Galvanized Steel (RGS) Standard Radius Elbow	359.56	76.13
			<i>For Elevated Installation >10' To 15', Add</i>	15.23	
			<i>For Elevated Installation >15' To 20', Add</i>	30.46	
			<i>For Elevated Installation >20' To 25', Add</i>	38.07	
			<i>For Elevated Installation >25' To 30', Add</i>	53.30	
			<i>For Elevated Installation >30' To 35', Add</i>	60.91	
			<i>For Elevated Installation >35' To 40', Add</i>	76.14	
			<i>For Elevated Installation >40', Add</i>	83.75	
			<i>For Work In Restricted Working Space, Add</i>	45.68	
26 05 33	13-0863	EA	4" Polyvinyl Chloride (PVC) Coated, Urethane Lined, Rigid Galvanized Steel (RGS) Standard Radius Elbow	417.35	99.12
			<i>For Elevated Installation >10' To 15', Add</i>	19.82	
			<i>For Elevated Installation >15' To 20', Add</i>	39.65	
			<i>For Elevated Installation >20' To 25', Add</i>	49.56	
			<i>For Elevated Installation >25' To 30', Add</i>	69.38	
			<i>For Elevated Installation >30' To 35', Add</i>	79.30	
			<i>For Elevated Installation >35' To 40', Add</i>	99.12	
			<i>For Elevated Installation >40', Add</i>	109.03	
			<i>For Work In Restricted Working Space, Add</i>	59.47	
26 05 33	13-0864	EA	5" Polyvinyl Chloride (PVC) Coated, Urethane Lined, Rigid Galvanized Steel (RGS) Standard Radius Elbow	851.24	161.61
			<i>For Elevated Installation >10' To 15', Add</i>	32.32	
			<i>For Elevated Installation >15' To 20', Add</i>	64.64	
			<i>For Elevated Installation >20' To 25', Add</i>	80.81	
			<i>For Elevated Installation >25' To 30', Add</i>	113.13	
			<i>For Elevated Installation >30' To 35', Add</i>	129.29	
			<i>For Elevated Installation >35' To 40', Add</i>	161.61	
			<i>For Elevated Installation >40', Add</i>	177.77	
			<i>For Work In Restricted Working Space, Add</i>	96.97	



	MINOR	CSI	UOM	DESCRIPTION	TOTAL DIRECT UNIT COST	DEMOLITION UNIT COST
26 05 33	13-0865	EA		6" Polyvinyl Chloride (PVC) Coated, Urethane Lined, Rigid Galvanized Steel (RGS) Standard Radius Elbow.....	1,334.31	242.78
				<i>For Elevated Installation >10' To 15', Add</i>	48.66	
				<i>For Elevated Installation >15' To 20', Add</i>	97.11	
				<i>For Elevated Installation >20' To 25', Add</i>	121.39	
				<i>For Elevated Installation >25' To 30', Add</i>	169.95	
				<i>For Elevated Installation >30' To 35', Add</i>	194.22	
				<i>For Elevated Installation >35' To 40', Add</i>	242.78	
				<i>For Elevated Installation >40', Add</i>	267.06	
				<i>For Work In Restricted Working Space, Add</i>	145.67	
26 05 33	13-0866			Polyvinyl Chloride (PVC) Coated, Urethane Lined, Rigid Galvanized Steel (RGS) 12" Large Radius Elbows <small>(26 05 33 13-0826)</small>		
26 05 33	13-0867	EA		1" Polyvinyl Chloride (PVC) Coated, Urethane Lined, Rigid Galvanized Steel (RGS) 12" Large Radius Elbow.....	128.77	27.30
				<i>For Elevated Installation >10' To 15', Add</i>	5.46	
				<i>For Elevated Installation >15' To 20', Add</i>	10.92	
				<i>For Elevated Installation >20' To 25', Add</i>	13.65	
				<i>For Elevated Installation >25' To 30', Add</i>	19.11	
				<i>For Elevated Installation >30' To 35', Add</i>	21.84	
				<i>For Elevated Installation >35' To 40', Add</i>	27.30	
				<i>For Elevated Installation >40', Add</i>	30.02	
				<i>For Work In Restricted Working Space, Add</i>	16.38	
26 05 33	13-0868	EA		1-1/4" Polyvinyl Chloride (PVC) Coated, Urethane Lined, Rigid Galvanized Steel (RGS) 12" Large Radius Elbow.....	145.26	31.60
				<i>For Elevated Installation >10' To 15', Add</i>	6.32	
				<i>For Elevated Installation >15' To 20', Add</i>	12.64	
				<i>For Elevated Installation >20' To 25', Add</i>	15.80	
				<i>For Elevated Installation >25' To 30', Add</i>	22.12	
				<i>For Elevated Installation >30' To 35', Add</i>	25.28	
				<i>For Elevated Installation >35' To 40', Add</i>	31.61	
				<i>For Elevated Installation >40', Add</i>	34.77	
				<i>For Work In Restricted Working Space, Add</i>	18.96	
26 05 33	13-0869	EA		1-1/2" Polyvinyl Chloride (PVC) Coated, Urethane Lined, Rigid Galvanized Steel (RGS) 12" Large Radius Elbow.....	165.75	35.91
				<i>For Elevated Installation >10' To 15', Add</i>	7.18	
				<i>For Elevated Installation >15' To 20', Add</i>	14.36	
				<i>For Elevated Installation >20' To 25', Add</i>	17.96	
				<i>For Elevated Installation >25' To 30', Add</i>	25.14	
				<i>For Elevated Installation >30' To 35', Add</i>	28.73	
				<i>For Elevated Installation >35' To 40', Add</i>	35.91	
				<i>For Elevated Installation >40', Add</i>	39.50	
				<i>For Work In Restricted Working Space, Add</i>	21.55	
26 05 33	13-0870	EA		2" Polyvinyl Chloride (PVC) Coated, Urethane Lined, Rigid Galvanized Steel (RGS) 12" Large Radius Elbow.....	196.49	39.50
				<i>For Elevated Installation >10' To 15', Add</i>	7.90	
				<i>For Elevated Installation >15' To 20', Add</i>	15.80	
				<i>For Elevated Installation >20' To 25', Add</i>	19.75	
				<i>For Elevated Installation >25' To 30', Add</i>	27.65	
				<i>For Elevated Installation >30' To 35', Add</i>	31.60	
				<i>For Elevated Installation >35' To 40', Add</i>	39.51	
				<i>For Elevated Installation >40', Add</i>	43.46	
				<i>For Work In Restricted Working Space, Add</i>	23.70	
26 05 33	13-0871	EA		2-1/2" Polyvinyl Chloride (PVC) Coated, Urethane Lined, Rigid Galvanized Steel (RGS) 12" Large Radius Elbow.....	271.55	49.57
				<i>For Elevated Installation >10' To 15', Add</i>	9.91	
				<i>For Elevated Installation >15' To 20', Add</i>	19.82	
				<i>For Elevated Installation >20' To 25', Add</i>	24.78	
				<i>For Elevated Installation >25' To 30', Add</i>	34.69	
				<i>For Elevated Installation >30' To 35', Add</i>	39.65	
				<i>For Elevated Installation >35' To 40', Add</i>	49.56	
				<i>For Elevated Installation >40', Add</i>	54.52	
				<i>For Work In Restricted Working Space, Add</i>	29.74	
26 05 33	13-0872			Polyvinyl Chloride (PVC) Coated, Urethane Lined, Rigid Galvanized Steel (RGS) 15" Large Radius Elbows <small>(26 05 33 13-0826)</small>		
26 05 33	13-0873	EA		1" Polyvinyl Chloride (PVC) Coated, Urethane Lined, Rigid Galvanized Steel (RGS) 15" Large Radius Elbow.....	142.10	27.30
				<i>For Elevated Installation >10' To 15', Add</i>	5.46	
				<i>For Elevated Installation >15' To 20', Add</i>	10.92	
				<i>For Elevated Installation >20' To 25', Add</i>	13.65	
				<i>For Elevated Installation >25' To 30', Add</i>	19.11	
				<i>For Elevated Installation >30' To 35', Add</i>	21.84	
				<i>For Elevated Installation >35' To 40', Add</i>	27.30	
				<i>For Elevated Installation >40', Add</i>	30.02	
				<i>For Work In Restricted Working Space, Add</i>	16.38	
26 05 33	13-0874	EA		1-1/4" Polyvinyl Chloride (PVC) Coated, Urethane Lined, Rigid Galvanized Steel (RGS) 15" Large Radius Elbow.....	167.28	31.60
				<i>For Elevated Installation >10' To 15', Add</i>	6.32	
				<i>For Elevated Installation >15' To 20', Add</i>	12.64	
				<i>For Elevated Installation >20' To 25', Add</i>	15.80	
				<i>For Elevated Installation >25' To 30', Add</i>	22.12	
				<i>For Elevated Installation >30' To 35', Add</i>	25.28	
				<i>For Elevated Installation >35' To 40', Add</i>	31.61	
				<i>For Elevated Installation >40', Add</i>	34.77	
				<i>For Work In Restricted Working Space, Add</i>	18.96	

26 Electrical

26 05 Common Work Results for Electrical

26 05 33 Raceway and Boxes for Electrical Systems



MINOR	CSI	UOM	DESCRIPTION	TOTAL DIRECT UNIT COST	DEMOLITION UNIT COST
26 05 33	13-0875	EA	1-1/2" Polyvinyl Chloride (PVC) Coated, Urethane Lined, Rigid Galvanized Steel (RGS) 15" Large Radius Elbow	181.54	35.91
			<i>For Elevated Installation >10' To 15', Add</i>	7.18	
			<i>For Elevated Installation >15' To 20', Add</i>	14.36	
			<i>For Elevated Installation >20' To 25', Add</i>	17.96	
			<i>For Elevated Installation >25' To 30', Add</i>	25.14	
			<i>For Elevated Installation >30' To 35', Add</i>	28.73	
			<i>For Elevated Installation >35' To 40', Add</i>	35.91	
			<i>For Elevated Installation >40', Add</i>	39.50	
			<i>For Work In Restricted Working Space, Add</i>	21.55	
26 05 33	13-0876	EA	2" Polyvinyl Chloride (PVC) Coated, Urethane Lined, Rigid Galvanized Steel (RGS) 15" Large Radius Elbow	230.92	39.50
			<i>For Elevated Installation >10' To 15', Add</i>	7.90	
			<i>For Elevated Installation >15' To 20', Add</i>	15.80	
			<i>For Elevated Installation >20' To 25', Add</i>	19.75	
			<i>For Elevated Installation >25' To 30', Add</i>	27.65	
			<i>For Elevated Installation >30' To 35', Add</i>	31.60	
			<i>For Elevated Installation >35' To 40', Add</i>	39.51	
			<i>For Elevated Installation >40', Add</i>	43.46	
			<i>For Work In Restricted Working Space, Add</i>	23.70	
26 05 33	13-0877	EA	2-1/2" Polyvinyl Chloride (PVC) Coated, Urethane Lined, Rigid Galvanized Steel (RGS) 15" Large Radius Elbow	304.76	49.57
			<i>For Elevated Installation >10' To 15', Add</i>	9.91	
			<i>For Elevated Installation >15' To 20', Add</i>	19.82	
			<i>For Elevated Installation >20' To 25', Add</i>	24.78	
			<i>For Elevated Installation >25' To 30', Add</i>	34.69	
			<i>For Elevated Installation >30' To 35', Add</i>	39.65	
			<i>For Elevated Installation >35' To 40', Add</i>	49.56	
			<i>For Elevated Installation >40', Add</i>	54.52	
			<i>For Work In Restricted Working Space, Add</i>	29.74	
26 05 33	13-0878	EA	3" Polyvinyl Chloride (PVC) Coated, Urethane Lined, Rigid Galvanized Steel (RGS) 15" Large Radius Elbow	391.47	67.52
			<i>For Elevated Installation >10' To 15', Add</i>	13.50	
			<i>For Elevated Installation >15' To 20', Add</i>	27.01	
			<i>For Elevated Installation >20' To 25', Add</i>	33.76	
			<i>For Elevated Installation >25' To 30', Add</i>	47.26	
			<i>For Elevated Installation >30' To 35', Add</i>	54.01	
			<i>For Elevated Installation >35' To 40', Add</i>	67.52	
			<i>For Elevated Installation >40', Add</i>	74.27	
			<i>For Work In Restricted Working Space, Add</i>	40.51	
26 05 33	13-0879		Polyvinyl Chloride (PVC) Coated, Urethane Lined, Rigid Galvanized Steel (RGS) 18" Large Radius Elbows		
			<small>(26 05 33 13-0826)</small>		
26 05 33	13-0880	EA	1" Polyvinyl Chloride (PVC) Coated, Urethane Lined, Rigid Galvanized Steel (RGS) 18" Large Radius Elbow	158.04	27.30
			<i>For Elevated Installation >10' To 15', Add</i>	5.46	
			<i>For Elevated Installation >15' To 20', Add</i>	10.92	
			<i>For Elevated Installation >20' To 25', Add</i>	13.65	
			<i>For Elevated Installation >25' To 30', Add</i>	19.11	
			<i>For Elevated Installation >30' To 35', Add</i>	21.84	
			<i>For Elevated Installation >35' To 40', Add</i>	27.30	
			<i>For Elevated Installation >40', Add</i>	30.02	
			<i>For Work In Restricted Working Space, Add</i>	16.38	
26 05 33	13-0881	EA	1-1/4" Polyvinyl Chloride (PVC) Coated, Urethane Lined, Rigid Galvanized Steel (RGS) 18" Large Radius Elbow	178.75	31.60
			<i>For Elevated Installation >10' To 15', Add</i>	6.32	
			<i>For Elevated Installation >15' To 20', Add</i>	12.64	
			<i>For Elevated Installation >20' To 25', Add</i>	15.80	
			<i>For Elevated Installation >25' To 30', Add</i>	22.12	
			<i>For Elevated Installation >30' To 35', Add</i>	25.28	
			<i>For Elevated Installation >35' To 40', Add</i>	31.61	
			<i>For Elevated Installation >40', Add</i>	34.77	
			<i>For Work In Restricted Working Space, Add</i>	18.96	
26 05 33	13-0882	EA	1-1/2" Polyvinyl Chloride (PVC) Coated, Urethane Lined, Rigid Galvanized Steel (RGS) 18" Large Radius Elbow	201.80	35.91
			<i>For Elevated Installation >10' To 15', Add</i>	7.18	
			<i>For Elevated Installation >15' To 20', Add</i>	14.36	
			<i>For Elevated Installation >20' To 25', Add</i>	17.96	
			<i>For Elevated Installation >25' To 30', Add</i>	25.14	
			<i>For Elevated Installation >30' To 35', Add</i>	28.73	
			<i>For Elevated Installation >35' To 40', Add</i>	35.91	
			<i>For Elevated Installation >40', Add</i>	39.50	
			<i>For Work In Restricted Working Space, Add</i>	21.55	
26 05 33	13-0883	EA	2" Polyvinyl Chloride (PVC) Coated, Urethane Lined, Rigid Galvanized Steel (RGS) 18" Large Radius Elbow	242.34	39.50
			<i>For Elevated Installation >10' To 15', Add</i>	7.90	
			<i>For Elevated Installation >15' To 20', Add</i>	15.80	
			<i>For Elevated Installation >20' To 25', Add</i>	19.75	
			<i>For Elevated Installation >25' To 30', Add</i>	27.65	
			<i>For Elevated Installation >30' To 35', Add</i>	31.60	
			<i>For Elevated Installation >35' To 40', Add</i>	39.51	
			<i>For Elevated Installation >40', Add</i>	43.46	
			<i>For Work In Restricted Working Space, Add</i>	23.70	
26 05 33	13-0884	EA	2-1/2" Polyvinyl Chloride (PVC) Coated, Urethane Lined, Rigid Galvanized Steel (RGS) 18" Large Radius Elbow	342.91	49.57
			<i>For Elevated Installation >10' To 15', Add</i>	9.91	
			<i>For Elevated Installation >15' To 20', Add</i>	19.82	
			<i>For Elevated Installation >20' To 25', Add</i>	24.78	
			<i>For Elevated Installation >25' To 30', Add</i>	34.69	
			<i>For Elevated Installation >30' To 35', Add</i>	39.65	
			<i>For Elevated Installation >35' To 40', Add</i>	49.56	
			<i>For Elevated Installation >40', Add</i>	54.52	
			<i>For Work In Restricted Working Space, Add</i>	29.74	



MINOR CSI UOM DESCRIPTION	TOTAL DIRECT UNIT COST	DEMOLITION UNIT COST
26 05 33 13-0885 EA 3" Polyvinyl Chloride (PVC) Coated, Urethane Lined, Rigid Galvanized Steel (RGS) 18" Large Radius Elbow	436.27	67.52
<i>For Elevated Installation >10' To 15', Add</i>	13.50	
<i>For Elevated Installation >15' To 20', Add</i>	27.01	
<i>For Elevated Installation >20' To 25', Add</i>	33.76	
<i>For Elevated Installation >25' To 30', Add</i>	47.26	
<i>For Elevated Installation >30' To 35', Add</i>	54.01	
<i>For Elevated Installation >35' To 40', Add</i>	67.52	
<i>For Elevated Installation >40', Add</i>	74.27	
<i>For Work In Restricted Working Space, Add</i>	40.51	
26 05 33 13-0886 EA 3-1/2" Polyvinyl Chloride (PVC) Coated, Urethane Lined, Rigid Galvanized Steel (RGS) 18" Large Radius Elbow	547.16	76.13
<i>For Elevated Installation >10' To 15', Add</i>	15.23	
<i>For Elevated Installation >15' To 20', Add</i>	30.46	
<i>For Elevated Installation >20' To 25', Add</i>	38.07	
<i>For Elevated Installation >25' To 30', Add</i>	53.30	
<i>For Elevated Installation >30' To 35', Add</i>	60.91	
<i>For Elevated Installation >35' To 40', Add</i>	76.14	
<i>For Elevated Installation >40', Add</i>	83.75	
<i>For Work In Restricted Working Space, Add</i>	45.68	
26 05 33 13-0887 EA 4" Polyvinyl Chloride (PVC) Coated, Urethane Lined, Rigid Galvanized Steel (RGS) 18" Large Radius Elbow	621.73	99.12
<i>For Elevated Installation >10' To 15', Add</i>	19.82	
<i>For Elevated Installation >15' To 20', Add</i>	39.65	
<i>For Elevated Installation >20' To 25', Add</i>	49.56	
<i>For Elevated Installation >25' To 30', Add</i>	69.38	
<i>For Elevated Installation >30' To 35', Add</i>	79.30	
<i>For Elevated Installation >35' To 40', Add</i>	99.12	
<i>For Elevated Installation >40', Add</i>	109.03	
<i>For Work In Restricted Working Space, Add</i>	59.47	
26 05 33 13-0888 Polyvinyl Chloride (PVC) Coated, Urethane Lined, Rigid Galvanized Steel (RGS) 24" Large Radius Elbows <small>(26 05 33-13-0826)</small>		
26 05 33 13-0889 EA 1" Polyvinyl Chloride (PVC) Coated, Urethane Lined, Rigid Galvanized Steel (RGS) 24" Large Radius Elbow	185.56	27.30
<i>For Elevated Installation >10' To 15', Add</i>	5.46	
<i>For Elevated Installation >15' To 20', Add</i>	10.92	
<i>For Elevated Installation >20' To 25', Add</i>	13.65	
<i>For Elevated Installation >25' To 30', Add</i>	19.11	
<i>For Elevated Installation >30' To 35', Add</i>	21.84	
<i>For Elevated Installation >35' To 40', Add</i>	27.30	
<i>For Elevated Installation >40', Add</i>	30.02	
<i>For Work In Restricted Working Space, Add</i>	16.38	
26 05 33 13-0890 EA 1-1/4" Polyvinyl Chloride (PVC) Coated, Urethane Lined, Rigid Galvanized Steel (RGS) 24" Large Radius Elbow	205.68	31.60
<i>For Elevated Installation >10' To 15', Add</i>	6.32	
<i>For Elevated Installation >15' To 20', Add</i>	12.64	
<i>For Elevated Installation >20' To 25', Add</i>	15.80	
<i>For Elevated Installation >25' To 30', Add</i>	22.12	
<i>For Elevated Installation >30' To 35', Add</i>	25.28	
<i>For Elevated Installation >35' To 40', Add</i>	31.61	
<i>For Elevated Installation >40', Add</i>	34.77	
<i>For Work In Restricted Working Space, Add</i>	18.96	
26 05 33 13-0891 EA 1-1/2" Polyvinyl Chloride (PVC) Coated, Urethane Lined, Rigid Galvanized Steel (RGS) 24" Large Radius Elbow	232.37	35.91
<i>For Elevated Installation >10' To 15', Add</i>	7.18	
<i>For Elevated Installation >15' To 20', Add</i>	14.36	
<i>For Elevated Installation >20' To 25', Add</i>	17.96	
<i>For Elevated Installation >25' To 30', Add</i>	25.14	
<i>For Elevated Installation >30' To 35', Add</i>	28.73	
<i>For Elevated Installation >35' To 40', Add</i>	35.91	
<i>For Elevated Installation >40', Add</i>	39.50	
<i>For Work In Restricted Working Space, Add</i>	21.55	
26 05 33 13-0892 EA 2" Polyvinyl Chloride (PVC) Coated, Urethane Lined, Rigid Galvanized Steel (RGS) 24" Large Radius Elbow	286.36	39.50
<i>For Elevated Installation >10' To 15', Add</i>	7.90	
<i>For Elevated Installation >15' To 20', Add</i>	15.80	
<i>For Elevated Installation >20' To 25', Add</i>	19.75	
<i>For Elevated Installation >25' To 30', Add</i>	27.65	
<i>For Elevated Installation >30' To 35', Add</i>	31.60	
<i>For Elevated Installation >35' To 40', Add</i>	39.51	
<i>For Elevated Installation >40', Add</i>	43.46	
<i>For Work In Restricted Working Space, Add</i>	23.70	
26 05 33 13-0893 EA 2-1/2" Polyvinyl Chloride (PVC) Coated, Urethane Lined, Rigid Galvanized Steel (RGS) 24" Large Radius Elbow	411.20	49.57
<i>For Elevated Installation >10' To 15', Add</i>	9.91	
<i>For Elevated Installation >15' To 20', Add</i>	19.82	
<i>For Elevated Installation >20' To 25', Add</i>	24.78	
<i>For Elevated Installation >25' To 30', Add</i>	34.69	
<i>For Elevated Installation >30' To 35', Add</i>	39.65	
<i>For Elevated Installation >35' To 40', Add</i>	49.56	
<i>For Elevated Installation >40', Add</i>	54.52	
<i>For Work In Restricted Working Space, Add</i>	29.74	
26 05 33 13-0894 EA 3" Polyvinyl Chloride (PVC) Coated, Urethane Lined, Rigid Galvanized Steel (RGS) 24" Large Radius Elbow	512.16	67.52
<i>For Elevated Installation >10' To 15', Add</i>	13.50	
<i>For Elevated Installation >15' To 20', Add</i>	27.01	
<i>For Elevated Installation >20' To 25', Add</i>	33.76	
<i>For Elevated Installation >25' To 30', Add</i>	47.26	
<i>For Elevated Installation >30' To 35', Add</i>	54.01	
<i>For Elevated Installation >35' To 40', Add</i>	67.52	
<i>For Elevated Installation >40', Add</i>	74.27	
<i>For Work In Restricted Working Space, Add</i>	40.51	

26 Electrical

26 05 Common Work Results for Electrical

26 05 33 Raceway and Boxes for Electrical Systems



MINOR	CSI	UOM	DESCRIPTION	TOTAL DIRECT UNIT COST	DEMOLITION UNIT COST
26 05 33	13-0895	EA	3-1/2" Polyvinyl Chloride (PVC) Coated, Urethane Lined, Rigid Galvanized Steel (RGS) 24" Large Radius Elbow	593.50	76.13
			<i>For Elevated Installation >10' To 15', Add</i>	15.23	
			<i>For Elevated Installation >15' To 20', Add</i>	30.46	
			<i>For Elevated Installation >20' To 25', Add</i>	38.07	
			<i>For Elevated Installation >25' To 30', Add</i>	53.30	
			<i>For Elevated Installation >30' To 35', Add</i>	60.91	
			<i>For Elevated Installation >35' To 40', Add</i>	76.14	
			<i>For Elevated Installation >40', Add</i>	83.75	
			<i>For Work In Restricted Working Space, Add</i>	45.68	
26 05 33	13-0896	EA	4" Polyvinyl Chloride (PVC) Coated, Urethane Lined, Rigid Galvanized Steel (RGS) 24" Large Radius Elbow	706.80	99.12
			<i>For Elevated Installation >10' To 15', Add</i>	19.82	
			<i>For Elevated Installation >15' To 20', Add</i>	39.65	
			<i>For Elevated Installation >20' To 25', Add</i>	49.56	
			<i>For Elevated Installation >25' To 30', Add</i>	69.38	
			<i>For Elevated Installation >30' To 35', Add</i>	79.30	
			<i>For Elevated Installation >35' To 40', Add</i>	99.12	
			<i>For Elevated Installation >40', Add</i>	109.03	
			<i>For Work In Restricted Working Space, Add</i>	59.47	
26 05 33 13-0897 Polyvinyl Chloride (PVC) Coated, Urethane Lined, Rigid Galvanized Steel (RGS) 30" Large Radius Elbows					
26 05 33	13-0898	EA	1" Polyvinyl Chloride (PVC) Coated, Urethane Lined, Rigid Galvanized Steel (RGS) 30" Large Radius Elbow	206.98	27.30
			<i>For Elevated Installation >10' To 15', Add</i>	5.46	
			<i>For Elevated Installation >15' To 20', Add</i>	10.92	
			<i>For Elevated Installation >20' To 25', Add</i>	13.65	
			<i>For Elevated Installation >25' To 30', Add</i>	19.11	
			<i>For Elevated Installation >30' To 35', Add</i>	21.84	
			<i>For Elevated Installation >35' To 40', Add</i>	27.30	
			<i>For Elevated Installation >40', Add</i>	30.02	
			<i>For Work In Restricted Working Space, Add</i>	16.38	
26 05 33	13-0899	EA	1-1/4" Polyvinyl Chloride (PVC) Coated, Urethane Lined, Rigid Galvanized Steel (RGS) 30" Large Radius Elbow	230.74	31.60
			<i>For Elevated Installation >10' To 15', Add</i>	6.32	
			<i>For Elevated Installation >15' To 20', Add</i>	12.64	
			<i>For Elevated Installation >20' To 25', Add</i>	15.80	
			<i>For Elevated Installation >25' To 30', Add</i>	22.12	
			<i>For Elevated Installation >30' To 35', Add</i>	25.28	
			<i>For Elevated Installation >35' To 40', Add</i>	31.61	
			<i>For Elevated Installation >40', Add</i>	34.77	
			<i>For Work In Restricted Working Space, Add</i>	18.96	
26 05 33	13-0900	EA	1-1/2" Polyvinyl Chloride (PVC) Coated, Urethane Lined, Rigid Galvanized Steel (RGS) 30" Large Radius Elbow	262.46	35.91
			<i>For Elevated Installation >10' To 15', Add</i>	7.18	
			<i>For Elevated Installation >15' To 20', Add</i>	14.36	
			<i>For Elevated Installation >20' To 25', Add</i>	17.96	
			<i>For Elevated Installation >25' To 30', Add</i>	25.14	
			<i>For Elevated Installation >30' To 35', Add</i>	28.73	
			<i>For Elevated Installation >35' To 40', Add</i>	35.91	
			<i>For Elevated Installation >40', Add</i>	39.50	
			<i>For Work In Restricted Working Space, Add</i>	21.55	
26 05 33	13-0901	EA	2" Polyvinyl Chloride (PVC) Coated, Urethane Lined, Rigid Galvanized Steel (RGS) 30" Large Radius Elbow	324.68	39.50
			<i>For Elevated Installation >10' To 15', Add</i>	7.90	
			<i>For Elevated Installation >15' To 20', Add</i>	15.80	
			<i>For Elevated Installation >20' To 25', Add</i>	19.75	
			<i>For Elevated Installation >25' To 30', Add</i>	27.65	
			<i>For Elevated Installation >30' To 35', Add</i>	31.60	
			<i>For Elevated Installation >35' To 40', Add</i>	39.51	
			<i>For Elevated Installation >40', Add</i>	43.46	
			<i>For Work In Restricted Working Space, Add</i>	23.70	
26 05 33	13-0902	EA	2-1/2" Polyvinyl Chloride (PVC) Coated, Urethane Lined, Rigid Galvanized Steel (RGS) 30" Large Radius Elbow	448.46	49.57
			<i>For Elevated Installation >10' To 15', Add</i>	9.97	
			<i>For Elevated Installation >15' To 20', Add</i>	19.82	
			<i>For Elevated Installation >20' To 25', Add</i>	24.78	
			<i>For Elevated Installation >25' To 30', Add</i>	34.69	
			<i>For Elevated Installation >30' To 35', Add</i>	39.65	
			<i>For Elevated Installation >35' To 40', Add</i>	49.56	
			<i>For Elevated Installation >40', Add</i>	54.52	
			<i>For Work In Restricted Working Space, Add</i>	29.74	
26 05 33	13-0903	EA	3" Polyvinyl Chloride (PVC) Coated, Urethane Lined, Rigid Galvanized Steel (RGS) 30" Large Radius Elbow	572.87	67.52
			<i>For Elevated Installation >10' To 15', Add</i>	13.50	
			<i>For Elevated Installation >15' To 20', Add</i>	27.01	
			<i>For Elevated Installation >20' To 25', Add</i>	33.76	
			<i>For Elevated Installation >25' To 30', Add</i>	47.26	
			<i>For Elevated Installation >30' To 35', Add</i>	54.01	
			<i>For Elevated Installation >35' To 40', Add</i>	67.52	
			<i>For Elevated Installation >40', Add</i>	74.27	
			<i>For Work In Restricted Working Space, Add</i>	40.51	
26 05 33	13-0904	EA	3-1/2" Polyvinyl Chloride (PVC) Coated, Urethane Lined, Rigid Galvanized Steel (RGS) 30" Large Radius Elbow	706.17	76.13
			<i>For Elevated Installation >10' To 15', Add</i>	15.23	
			<i>For Elevated Installation >15' To 20', Add</i>	30.46	
			<i>For Elevated Installation >20' To 25', Add</i>	38.07	
			<i>For Elevated Installation >25' To 30', Add</i>	53.30	
			<i>For Elevated Installation >30' To 35', Add</i>	60.91	
			<i>For Elevated Installation >35' To 40', Add</i>	76.14	
			<i>For Elevated Installation >40', Add</i>	83.75	
			<i>For Work In Restricted Working Space, Add</i>	45.68	



MINOR CSI UOM DESCRIPTION	TOTAL DIRECT UNIT COST	DEMOLITION UNIT COST
26 05 33 13-0905 EA 4" Polyvinyl Chloride (PVC) Coated, Urethane Lined, Rigid Galvanized Steel (RGS) 30" Large Radius Elbow	784.89	99.12
<i>For Elevated Installation >10' To 15', Add</i>	19.62	
<i>For Elevated Installation >15' To 20', Add</i>	39.65	
<i>For Elevated Installation >20' To 25', Add</i>	49.56	
<i>For Elevated Installation >25' To 30', Add</i>	69.38	
<i>For Elevated Installation >30' To 35', Add</i>	79.30	
<i>For Elevated Installation >35' To 40', Add</i>	99.12	
<i>For Elevated Installation >40', Add</i>	109.03	
<i>For Work In Restricted Working Space, Add</i>	59.47	
26 05 33 13-0906 EA 5" Polyvinyl Chloride (PVC) Coated, Urethane Lined, Rigid Galvanized Steel (RGS) 30" Large Radius Elbow	1,307.14	161.61
<i>For Elevated Installation >10' To 15', Add</i>	32.32	
<i>For Elevated Installation >15' To 20', Add</i>	64.64	
<i>For Elevated Installation >20' To 25', Add</i>	80.81	
<i>For Elevated Installation >25' To 30', Add</i>	113.13	
<i>For Elevated Installation >30' To 35', Add</i>	129.29	
<i>For Elevated Installation >35' To 40', Add</i>	161.61	
<i>For Elevated Installation >40', Add</i>	177.77	
<i>For Work In Restricted Working Space, Add</i>	96.97	
26 05 33 13-0907 Polyvinyl Chloride (PVC) Coated, Urethane Lined, Rigid Galvanized Steel (RGS) 36" Large Radius Elbows <small>(26 05 33 13-0926)</small>		
26 05 33 13-0908 EA 1" Polyvinyl Chloride (PVC) Coated, Urethane Lined, Rigid Galvanized Steel (RGS) 36" Large Radius Elbow	234.99	27.30
<i>For Elevated Installation >10' To 15', Add</i>	5.46	
<i>For Elevated Installation >15' To 20', Add</i>	10.92	
<i>For Elevated Installation >20' To 25', Add</i>	13.65	
<i>For Elevated Installation >25' To 30', Add</i>	19.11	
<i>For Elevated Installation >30' To 35', Add</i>	21.84	
<i>For Elevated Installation >35' To 40', Add</i>	27.30	
<i>For Elevated Installation >40', Add</i>	30.02	
<i>For Work In Restricted Working Space, Add</i>	16.38	
26 05 33 13-0909 EA 1-1/4" Polyvinyl Chloride (PVC) Coated, Urethane Lined, Rigid Galvanized Steel (RGS) 36" Large Radius Elbow	261.02	31.60
<i>For Elevated Installation >10' To 15', Add</i>	6.32	
<i>For Elevated Installation >15' To 20', Add</i>	12.64	
<i>For Elevated Installation >20' To 25', Add</i>	15.80	
<i>For Elevated Installation >25' To 30', Add</i>	22.12	
<i>For Elevated Installation >30' To 35', Add</i>	25.28	
<i>For Elevated Installation >35' To 40', Add</i>	31.61	
<i>For Elevated Installation >40', Add</i>	34.77	
<i>For Work In Restricted Working Space, Add</i>	18.96	
26 05 33 13-0910 EA 1-1/2" Polyvinyl Chloride (PVC) Coated, Urethane Lined, Rigid Galvanized Steel (RGS) 36" Large Radius Elbow	295.45	35.91
<i>For Elevated Installation >10' To 15', Add</i>	7.18	
<i>For Elevated Installation >15' To 20', Add</i>	14.36	
<i>For Elevated Installation >20' To 25', Add</i>	17.96	
<i>For Elevated Installation >25' To 30', Add</i>	25.14	
<i>For Elevated Installation >30' To 35', Add</i>	28.73	
<i>For Elevated Installation >35' To 40', Add</i>	35.91	
<i>For Elevated Installation >40', Add</i>	39.50	
<i>For Work In Restricted Working Space, Add</i>	21.55	
26 05 33 13-0911 EA 2" Polyvinyl Chloride (PVC) Coated, Urethane Lined, Rigid Galvanized Steel (RGS) 36" Large Radius Elbow	367.18	39.50
<i>For Elevated Installation >10' To 15', Add</i>	7.90	
<i>For Elevated Installation >15' To 20', Add</i>	15.80	
<i>For Elevated Installation >20' To 25', Add</i>	19.75	
<i>For Elevated Installation >25' To 30', Add</i>	27.65	
<i>For Elevated Installation >30' To 35', Add</i>	31.60	
<i>For Elevated Installation >35' To 40', Add</i>	39.51	
<i>For Elevated Installation >40', Add</i>	43.46	
<i>For Work In Restricted Working Space, Add</i>	23.70	
26 05 33 13-0912 EA 2-1/2" Polyvinyl Chloride (PVC) Coated, Urethane Lined, Rigid Galvanized Steel (RGS) 36" Large Radius Elbow	510.54	49.57
<i>For Elevated Installation >10' To 15', Add</i>	9.91	
<i>For Elevated Installation >15' To 20', Add</i>	19.82	
<i>For Elevated Installation >20' To 25', Add</i>	24.78	
<i>For Elevated Installation >25' To 30', Add</i>	34.69	
<i>For Elevated Installation >30' To 35', Add</i>	39.65	
<i>For Elevated Installation >35' To 40', Add</i>	49.56	
<i>For Elevated Installation >40', Add</i>	54.52	
<i>For Work In Restricted Working Space, Add</i>	29.74	
26 05 33 13-0913 EA 3" Polyvinyl Chloride (PVC) Coated, Urethane Lined, Rigid Galvanized Steel (RGS) 36" Large Radius Elbow	650.21	67.52
<i>For Elevated Installation >10' To 15', Add</i>	13.50	
<i>For Elevated Installation >15' To 20', Add</i>	27.01	
<i>For Elevated Installation >20' To 25', Add</i>	33.76	
<i>For Elevated Installation >25' To 30', Add</i>	47.26	
<i>For Elevated Installation >30' To 35', Add</i>	54.01	
<i>For Elevated Installation >35' To 40', Add</i>	67.52	
<i>For Elevated Installation >40', Add</i>	74.27	
<i>For Work In Restricted Working Space, Add</i>	40.51	
26 05 33 13-0914 EA 3-1/2" Polyvinyl Chloride (PVC) Coated, Urethane Lined, Rigid Galvanized Steel (RGS) 36" Large Radius Elbow	762.62	76.13
<i>For Elevated Installation >10' To 15', Add</i>	15.23	
<i>For Elevated Installation >15' To 20', Add</i>	30.46	
<i>For Elevated Installation >20' To 25', Add</i>	38.07	
<i>For Elevated Installation >25' To 30', Add</i>	53.30	
<i>For Elevated Installation >30' To 35', Add</i>	60.91	
<i>For Elevated Installation >35' To 40', Add</i>	76.14	
<i>For Elevated Installation >40', Add</i>	83.75	
<i>For Work In Restricted Working Space, Add</i>	45.68	

26 Electrical

26 05 Common Work Results for Electrical

26 05 33 Raceway and Boxes for Electrical Systems



MINOR	CSI	UOM	DESCRIPTION	TOTAL DIRECT UNIT COST	DEMOLITION UNIT COST
26 05 33	13-0915	EA	4" Polyvinyl Chloride (PVC) Coated, Urethane Lined, Rigid Galvanized Steel (RGS) 36" Large Radius Elbow <i>For Elevated Installation >10' To 15', Add</i> <i>For Elevated Installation >15' To 20', Add</i> <i>For Elevated Installation >20' To 25', Add</i> <i>For Elevated Installation >25' To 30', Add</i> <i>For Elevated Installation >30' To 35', Add</i> <i>For Elevated Installation >35' To 40', Add</i> <i>For Elevated Installation >40', Add</i> <i>For Work In Restricted Working Space, Add</i>	885.71 19.82 39.65 49.56 69.38 79.30 99.12 109.03 59.47	99.12
26 05 33	13-0916	EA	5" Polyvinyl Chloride (PVC) Coated, Urethane Lined, Rigid Galvanized Steel (RGS) 36" Large Radius Elbow <i>For Elevated Installation >10' To 15', Add</i> <i>For Elevated Installation >15' To 20', Add</i> <i>For Elevated Installation >20' To 25', Add</i> <i>For Elevated Installation >25' To 30', Add</i> <i>For Elevated Installation >30' To 35', Add</i> <i>For Elevated Installation >35' To 40', Add</i> <i>For Elevated Installation >40', Add</i> <i>For Work In Restricted Working Space, Add</i>	1,377.80 32.32 64.64 80.81 113.13 129.29 161.61 177.77 96.97	161.61
26 05 33	13-0917	EA	6" Polyvinyl Chloride (PVC) Coated, Urethane Lined, Rigid Galvanized Steel (RGS) 36" Large Radius Elbow <i>For Elevated Installation >10' To 15', Add</i> <i>For Elevated Installation >15' To 20', Add</i> <i>For Elevated Installation >20' To 25', Add</i> <i>For Elevated Installation >25' To 30', Add</i> <i>For Elevated Installation >30' To 35', Add</i> <i>For Elevated Installation >35' To 40', Add</i> <i>For Elevated Installation >40', Add</i> <i>For Work In Restricted Working Space, Add</i>	1,892.59 48.66 97.11 121.39 169.95 194.22 242.78 267.06 145.67	242.78
26 05 33 13-0918 Polyvinyl Chloride (PVC) Coated, Urethane Lined, Rigid Galvanized Steel (RGS) 42" Large Radius Elbows <small>(26 05 33 13-0926)</small>					
26 05 33	13-0919	EA	1" Polyvinyl Chloride (PVC) Coated, Urethane Lined, Rigid Galvanized Steel (RGS) 42" Large Radius Elbow <i>For Elevated Installation >10' To 15', Add</i> <i>For Elevated Installation >15' To 20', Add</i> <i>For Elevated Installation >20' To 25', Add</i> <i>For Elevated Installation >25' To 30', Add</i> <i>For Elevated Installation >30' To 35', Add</i> <i>For Elevated Installation >35' To 40', Add</i> <i>For Elevated Installation >40', Add</i> <i>For Work In Restricted Working Space, Add</i>	273.99 5.46 10.92 13.65 19.11 21.84 27.30 30.02 16.38	27.30
26 05 33	13-0920	EA	1-1/4" Polyvinyl Chloride (PVC) Coated, Urethane Lined, Rigid Galvanized Steel (RGS) 42" Large Radius Elbow <i>For Elevated Installation >10' To 15', Add</i> <i>For Elevated Installation >15' To 20', Add</i> <i>For Elevated Installation >20' To 25', Add</i> <i>For Elevated Installation >25' To 30', Add</i> <i>For Elevated Installation >30' To 35', Add</i> <i>For Elevated Installation >35' To 40', Add</i> <i>For Elevated Installation >40', Add</i> <i>For Work In Restricted Working Space, Add</i>	288.02 6.32 12.64 15.80 22.12 25.28 31.61 34.77 18.96	31.60
26 05 33	13-0921	EA	1-1/2" Polyvinyl Chloride (PVC) Coated, Urethane Lined, Rigid Galvanized Steel (RGS) 42" Large Radius Elbow <i>For Elevated Installation >10' To 15', Add</i> <i>For Elevated Installation >15' To 20', Add</i> <i>For Elevated Installation >20' To 25', Add</i> <i>For Elevated Installation >25' To 30', Add</i> <i>For Elevated Installation >30' To 35', Add</i> <i>For Elevated Installation >35' To 40', Add</i> <i>For Elevated Installation >40', Add</i> <i>For Work In Restricted Working Space, Add</i>	339.60 7.18 14.37 17.96 25.14 28.73 35.92 39.51 21.55	35.91
26 05 33	13-0922	EA	2" Polyvinyl Chloride (PVC) Coated, Urethane Lined, Rigid Galvanized Steel (RGS) 42" Large Radius Elbow <i>For Elevated Installation >10' To 15', Add</i> <i>For Elevated Installation >15' To 20', Add</i> <i>For Elevated Installation >20' To 25', Add</i> <i>For Elevated Installation >25' To 30', Add</i> <i>For Elevated Installation >30' To 35', Add</i> <i>For Elevated Installation >35' To 40', Add</i> <i>For Elevated Installation >40', Add</i> <i>For Work In Restricted Working Space, Add</i>	426.34 7.90 15.80 19.75 27.65 31.60 39.51 43.46 23.70	39.50
26 05 33	13-0923	EA	2-1/2" Polyvinyl Chloride (PVC) Coated, Urethane Lined, Rigid Galvanized Steel (RGS) 42" Large Radius Elbow <i>For Elevated Installation >10' To 15', Add</i> <i>For Elevated Installation >15' To 20', Add</i> <i>For Elevated Installation >20' To 25', Add</i> <i>For Elevated Installation >25' To 30', Add</i> <i>For Elevated Installation >30' To 35', Add</i> <i>For Elevated Installation >35' To 40', Add</i> <i>For Elevated Installation >40', Add</i> <i>For Work In Restricted Working Space, Add</i>	594.26 9.91 19.82 24.78 34.69 39.65 49.56 54.52 29.74	49.57
26 05 33	13-0924	EA	3" Polyvinyl Chloride (PVC) Coated, Urethane Lined, Rigid Galvanized Steel (RGS) 42" Large Radius Elbow <i>For Elevated Installation >10' To 15', Add</i> <i>For Elevated Installation >15' To 20', Add</i> <i>For Elevated Installation >20' To 25', Add</i> <i>For Elevated Installation >25' To 30', Add</i> <i>For Elevated Installation >30' To 35', Add</i> <i>For Elevated Installation >35' To 40', Add</i> <i>For Elevated Installation >40', Add</i> <i>For Work In Restricted Working Space, Add</i>	754.48 13.50 27.01 33.76 47.26 54.01 67.52 74.27 40.51	67.52



MINOR CSI UOM DESCRIPTION	TOTAL DIRECT UNIT COST	DEMOLITION UNIT COST
26 05 33 13-0925 EA 3-1/2" Polyvinyl Chloride (PVC) Coated, Urethane Lined, Rigid Galvanized Steel (RGS) 42" Large Radius Elbow.....	919.58	76.13
For Elevated Installation >10' To 15', Add	15.23	
For Elevated Installation >15' To 20', Add	30.46	
For Elevated Installation >20' To 25', Add	39.07	
For Elevated Installation >25' To 30', Add	53.30	
For Elevated Installation >30' To 35', Add	60.91	
For Elevated Installation >35' To 40', Add	76.14	
For Elevated Installation >40', Add	83.75	
For Work In Restricted Working Space, Add	45.68	
26 05 33 13-0926 EA 4" Polyvinyl Chloride (PVC) Coated, Urethane Lined, Rigid Galvanized Steel (RGS) 42" Large Radius Elbow.....	1,081.83	99.12
For Elevated Installation >10' To 15', Add	19.82	
For Elevated Installation >15' To 20', Add	39.65	
For Elevated Installation >20' To 25', Add	49.56	
For Elevated Installation >25' To 30', Add	69.38	
For Elevated Installation >30' To 35', Add	79.30	
For Elevated Installation >35' To 40', Add	99.12	
For Elevated Installation >40', Add	109.03	
For Work In Restricted Working Space, Add	59.47	
26 05 33 13-0927 EA 5" Polyvinyl Chloride (PVC) Coated, Urethane Lined, Rigid Galvanized Steel (RGS) 42" Large Radius Elbow.....	1,608.26	161.61
For Elevated Installation >10' To 15', Add	32.32	
For Elevated Installation >15' To 20', Add	64.64	
For Elevated Installation >20' To 25', Add	80.81	
For Elevated Installation >25' To 30', Add	113.13	
For Elevated Installation >30' To 35', Add	129.29	
For Elevated Installation >35' To 40', Add	161.61	
For Elevated Installation >40', Add	177.77	
For Work In Restricted Working Space, Add	96.97	
26 05 33 13-0928 EA 6" Polyvinyl Chloride (PVC) Coated, Urethane Lined, Rigid Galvanized Steel (RGS) 42" Large Radius Elbow.....	1,998.38	242.78
For Elevated Installation >10' To 15', Add	48.56	
For Elevated Installation >15' To 20', Add	97.11	
For Elevated Installation >20' To 25', Add	121.39	
For Elevated Installation >25' To 30', Add	169.95	
For Elevated Installation >30' To 35', Add	194.22	
For Elevated Installation >35' To 40', Add	242.78	
For Elevated Installation >40', Add	267.06	
For Work In Restricted Working Space, Add	145.67	
26 05 33 13-0929 Polyvinyl Chloride (PVC) Coated, Urethane Lined, Rigid Galvanized Steel (RGS) 48" Large Radius Elbows		
26 05 33 13-0930 EA 1" Polyvinyl Chloride (PVC) Coated, Urethane Lined, Rigid Galvanized Steel (RGS) 48" Large Radius Elbow.....	283.38	27.30
For Elevated Installation >10' To 15', Add	5.46	
For Elevated Installation >15' To 20', Add	10.92	
For Elevated Installation >20' To 25', Add	13.65	
For Elevated Installation >25' To 30', Add	19.11	
For Elevated Installation >30' To 35', Add	21.84	
For Elevated Installation >35' To 40', Add	27.30	
For Elevated Installation >40', Add	30.02	
For Work In Restricted Working Space, Add	16.38	
26 05 33 13-0931 EA 1-1/4" Polyvinyl Chloride (PVC) Coated, Urethane Lined, Rigid Galvanized Steel (RGS) 48" Large Radius Elbow.....	333.68	31.60
For Elevated Installation >10' To 15', Add	6.32	
For Elevated Installation >15' To 20', Add	12.64	
For Elevated Installation >20' To 25', Add	15.80	
For Elevated Installation >25' To 30', Add	22.12	
For Elevated Installation >30' To 35', Add	25.28	
For Elevated Installation >35' To 40', Add	31.61	
For Elevated Installation >40', Add	34.77	
For Work In Restricted Working Space, Add	18.96	
26 05 33 13-0932 EA 1-1/2" Polyvinyl Chloride (PVC) Coated, Urethane Lined, Rigid Galvanized Steel (RGS) 48" Large Radius Elbow.....	377.77	35.91
For Elevated Installation >10' To 15', Add	7.18	
For Elevated Installation >15' To 20', Add	14.37	
For Elevated Installation >20' To 25', Add	17.96	
For Elevated Installation >25' To 30', Add	25.14	
For Elevated Installation >30' To 35', Add	28.73	
For Elevated Installation >35' To 40', Add	35.92	
For Elevated Installation >40', Add	39.51	
For Work In Restricted Working Space, Add	21.55	
26 05 33 13-0933 EA 2" Polyvinyl Chloride (PVC) Coated, Urethane Lined, Rigid Galvanized Steel (RGS) 48" Large Radius Elbow.....	444.14	39.50
For Elevated Installation >10' To 15', Add	7.90	
For Elevated Installation >15' To 20', Add	15.80	
For Elevated Installation >20' To 25', Add	19.75	
For Elevated Installation >25' To 30', Add	27.65	
For Elevated Installation >30' To 35', Add	31.60	
For Elevated Installation >35' To 40', Add	39.51	
For Elevated Installation >40', Add	43.46	
For Work In Restricted Working Space, Add	23.70	
26 05 33 13-0934 EA 2-1/2" Polyvinyl Chloride (PVC) Coated, Urethane Lined, Rigid Galvanized Steel (RGS) 48" Large Radius Elbow.....	615.17	49.57
For Elevated Installation >10' To 15', Add	9.91	
For Elevated Installation >15' To 20', Add	19.82	
For Elevated Installation >20' To 25', Add	24.78	
For Elevated Installation >25' To 30', Add	34.69	
For Elevated Installation >30' To 35', Add	39.65	
For Elevated Installation >35' To 40', Add	49.56	
For Elevated Installation >40', Add	54.52	
For Work In Restricted Working Space, Add	29.74	

26 Electrical

26 05 Common Work Results for Electrical

26 05 33 Raceway and Boxes for Electrical Systems



MINOR	CSI	UOM	DESCRIPTION	TOTAL DIRECT UNIT COST	DEMOLITION UNIT COST
26 05 33	13-0935	EA	3" Polyvinyl Chloride (PVC) Coated, Urethane Lined, Rigid Galvanized Steel (RGS) 48" Large Radius Elbow	786.54	67.52
			<i>For Elevated Installation >10' To 15', Add</i>	13.50	
			<i>For Elevated Installation >15' To 20', Add</i>	27.01	
			<i>For Elevated Installation >20' To 25', Add</i>	33.76	
			<i>For Elevated Installation >25' To 30', Add</i>	47.26	
			<i>For Elevated Installation >30' To 35', Add</i>	54.01	
			<i>For Elevated Installation >35' To 40', Add</i>	67.52	
			<i>For Elevated Installation >40', Add</i>	74.27	
			<i>For Work In Restricted Working Space, Add</i>	40.51	
26 05 33	13-0936	EA	3-1/2" Polyvinyl Chloride (PVC) Coated, Urethane Lined, Rigid Galvanized Steel (RGS) 48" Large Radius Elbow	1,005.06	76.13
			<i>For Elevated Installation >10' To 15', Add</i>	15.23	
			<i>For Elevated Installation >15' To 20', Add</i>	30.46	
			<i>For Elevated Installation >20' To 25', Add</i>	38.07	
			<i>For Elevated Installation >25' To 30', Add</i>	53.30	
			<i>For Elevated Installation >30' To 35', Add</i>	60.91	
			<i>For Elevated Installation >35' To 40', Add</i>	76.14	
			<i>For Elevated Installation >40', Add</i>	83.75	
			<i>For Work In Restricted Working Space, Add</i>	45.68	
26 05 33	13-0937	EA	4" Polyvinyl Chloride (PVC) Coated, Urethane Lined, Rigid Galvanized Steel (RGS) 48" Large Radius Elbow	1,126.31	99.12
			<i>For Elevated Installation >10' To 15', Add</i>	19.62	
			<i>For Elevated Installation >15' To 20', Add</i>	39.65	
			<i>For Elevated Installation >20' To 25', Add</i>	49.56	
			<i>For Elevated Installation >25' To 30', Add</i>	69.38	
			<i>For Elevated Installation >30' To 35', Add</i>	79.30	
			<i>For Elevated Installation >35' To 40', Add</i>	99.12	
			<i>For Elevated Installation >40', Add</i>	109.03	
			<i>For Work In Restricted Working Space, Add</i>	59.47	
26 05 33	13-0938	EA	5" Polyvinyl Chloride (PVC) Coated, Urethane Lined, Rigid Galvanized Steel (RGS) 48" Large Radius Elbow	1,670.17	161.61
			<i>For Elevated Installation >10' To 15', Add</i>	32.32	
			<i>For Elevated Installation >15' To 20', Add</i>	64.64	
			<i>For Elevated Installation >20' To 25', Add</i>	80.81	
			<i>For Elevated Installation >25' To 30', Add</i>	113.13	
			<i>For Elevated Installation >30' To 35', Add</i>	129.29	
			<i>For Elevated Installation >35' To 40', Add</i>	161.61	
			<i>For Elevated Installation >40', Add</i>	177.77	
			<i>For Work In Restricted Working Space, Add</i>	96.97	
26 05 33	13-0939	EA	6" Polyvinyl Chloride (PVC) Coated, Urethane Lined, Rigid Galvanized Steel (RGS) 48" Large Radius Elbow	2,052.13	242.78
			<i>For Elevated Installation >10' To 15', Add</i>	48.56	
			<i>For Elevated Installation >15' To 20', Add</i>	97.11	
			<i>For Elevated Installation >20' To 25', Add</i>	121.39	
			<i>For Elevated Installation >25' To 30', Add</i>	169.95	
			<i>For Elevated Installation >30' To 35', Add</i>	194.22	
			<i>For Elevated Installation >35' To 40', Add</i>	242.78	
			<i>For Elevated Installation >40', Add</i>	267.06	
			<i>For Work In Restricted Working Space, Add</i>	145.67	
26 05 33	13-0940		Polyvinyl Chloride (PVC) Coated, Urethane Lined, Rigid Galvanized Steel (RGS) 45 Degree Sealight Fittings <small>(26 05 33 13-0826)</small>		
26 05 33	13-0941	EA	1/2" Polyvinyl Chloride (PVC) Coated, Urethane Lined, Rigid Galvanized Steel (RGS) 45 Degree Sealight Fitting	106.23	17.96
			<i>For Elevated Installation >10' To 15', Add</i>	3.59	
			<i>For Elevated Installation >15' To 20', Add</i>	7.18	
			<i>For Elevated Installation >20' To 25', Add</i>	8.98	
			<i>For Elevated Installation >25' To 30', Add</i>	12.57	
			<i>For Elevated Installation >30' To 35', Add</i>	14.36	
			<i>For Elevated Installation >35' To 40', Add</i>	17.96	
			<i>For Elevated Installation >40', Add</i>	19.75	
			<i>For Work In Restricted Working Space, Add</i>	10.77	
			<i>For Personal Protective Equipment (Arc Flash) When Working On Energized Equipment, Add</i>	10.77	
26 05 33	13-0942	EA	3/4" Polyvinyl Chloride (PVC) Coated, Urethane Lined, Rigid Galvanized Steel (RGS) 45 Degree Sealight Fitting	130.33	23.70
			<i>For Elevated Installation >10' To 15', Add</i>	4.74	
			<i>For Elevated Installation >15' To 20', Add</i>	9.48	
			<i>For Elevated Installation >20' To 25', Add</i>	11.85	
			<i>For Elevated Installation >25' To 30', Add</i>	16.59	
			<i>For Elevated Installation >30' To 35', Add</i>	18.96	
			<i>For Elevated Installation >35' To 40', Add</i>	23.71	
			<i>For Elevated Installation >40', Add</i>	26.08	
			<i>For Work In Restricted Working Space, Add</i>	14.22	
			<i>For Personal Protective Equipment (Arc Flash) When Working On Energized Equipment, Add</i>	14.22	
26 05 33	13-0943	EA	1" Polyvinyl Chloride (PVC) Coated, Urethane Lined, Rigid Galvanized Steel (RGS) 45 Degree Sealight Fitting	173.01	27.30
			<i>For Elevated Installation >10' To 15', Add</i>	5.46	
			<i>For Elevated Installation >15' To 20', Add</i>	10.92	
			<i>For Elevated Installation >20' To 25', Add</i>	13.65	
			<i>For Elevated Installation >25' To 30', Add</i>	19.11	
			<i>For Elevated Installation >30' To 35', Add</i>	21.84	
			<i>For Elevated Installation >35' To 40', Add</i>	27.30	
			<i>For Elevated Installation >40', Add</i>	30.02	
			<i>For Work In Restricted Working Space, Add</i>	16.38	
			<i>For Personal Protective Equipment (Arc Flash) When Working On Energized Equipment, Add</i>	16.38	



MINOR	CSI	UOM	DESCRIPTION	TOTAL DIRECT UNIT COST	DEMOLITION UNIT COST
26 05 33	13-0944	EA	1-1/4" Polyvinyl Chloride (PVC) Coated, Urethane Lined, Rigid Galvanized Steel (RGS) 45 Degree Sealtight Fitting.....	281.86	31.60
			<i>For Elevated Installation >10' To 15', Add</i>	6.32	
			<i>For Elevated Installation >15' To 20', Add</i>	12.64	
			<i>For Elevated Installation >20' To 25', Add</i>	15.80	
			<i>For Elevated Installation >25' To 30', Add</i>	22.12	
			<i>For Elevated Installation >30' To 35', Add</i>	25.28	
			<i>For Elevated Installation >35' To 40', Add</i>	31.61	
			<i>For Elevated Installation >40', Add</i>	34.77	
			<i>For Work In Restricted Working Space, Add</i>	18.96	
			<i>For Personal Protective Equipment (Arc Flash) When Working On Energized Equipment, Add</i>	18.96	
26 05 33	13-0945	EA	1-1/2" Polyvinyl Chloride (PVC) Coated, Urethane Lined, Rigid Galvanized Steel (RGS) 45 Degree Sealtight Fitting.....	311.38	35.91
			<i>For Elevated Installation >10' To 15', Add</i>	7.18	
			<i>For Elevated Installation >15' To 20', Add</i>	14.36	
			<i>For Elevated Installation >20' To 25', Add</i>	17.96	
			<i>For Elevated Installation >25' To 30', Add</i>	25.14	
			<i>For Elevated Installation >30' To 35', Add</i>	28.73	
			<i>For Elevated Installation >35' To 40', Add</i>	35.91	
			<i>For Elevated Installation >40', Add</i>	39.50	
			<i>For Work In Restricted Working Space, Add</i>	21.55	
			<i>For Personal Protective Equipment (Arc Flash) When Working On Energized Equipment, Add</i>	21.55	
26 05 33	13-0946	EA	2" Polyvinyl Chloride (PVC) Coated, Urethane Lined, Rigid Galvanized Steel (RGS) 45 Degree Sealtight Fitting.....	392.44	39.50
			<i>For Elevated Installation >10' To 15', Add</i>	7.90	
			<i>For Elevated Installation >15' To 20', Add</i>	15.80	
			<i>For Elevated Installation >20' To 25', Add</i>	19.75	
			<i>For Elevated Installation >25' To 30', Add</i>	27.65	
			<i>For Elevated Installation >30' To 35', Add</i>	31.60	
			<i>For Elevated Installation >35' To 40', Add</i>	39.51	
			<i>For Elevated Installation >40', Add</i>	43.46	
			<i>For Work In Restricted Working Space, Add</i>	23.70	
			<i>For Personal Protective Equipment (Arc Flash) When Working On Energized Equipment, Add</i>	23.70	
26 05 33	13-0947	EA	2-1/2" Polyvinyl Chloride (PVC) Coated, Urethane Lined, Rigid Galvanized Steel (RGS) 45 Degree Sealtight Fitting.....	1,059.22	49.57
			<i>For Elevated Installation >10' To 15', Add</i>	9.91	
			<i>For Elevated Installation >15' To 20', Add</i>	19.82	
			<i>For Elevated Installation >20' To 25', Add</i>	24.78	
			<i>For Elevated Installation >25' To 30', Add</i>	34.69	
			<i>For Elevated Installation >30' To 35', Add</i>	39.64	
			<i>For Elevated Installation >35' To 40', Add</i>	49.56	
			<i>For Elevated Installation >40', Add</i>	54.51	
			<i>For Work In Restricted Working Space, Add</i>	29.73	
			<i>For Personal Protective Equipment (Arc Flash) When Working On Energized Equipment, Add</i>	29.73	
26 05 33	13-0948	EA	3" Polyvinyl Chloride (PVC) Coated, Urethane Lined, Rigid Galvanized Steel (RGS) 45 Degree Sealtight Fitting.....	1,265.68	67.52
			<i>For Elevated Installation >10' To 15', Add</i>	13.50	
			<i>For Elevated Installation >15' To 20', Add</i>	27.01	
			<i>For Elevated Installation >20' To 25', Add</i>	33.76	
			<i>For Elevated Installation >25' To 30', Add</i>	47.26	
			<i>For Elevated Installation >30' To 35', Add</i>	54.02	
			<i>For Elevated Installation >35' To 40', Add</i>	67.52	
			<i>For Elevated Installation >40', Add</i>	74.27	
			<i>For Work In Restricted Working Space, Add</i>	40.51	
			<i>For Personal Protective Equipment (Arc Flash) When Working On Energized Equipment, Add</i>	40.51	
26 05 33	13-0949	EA	4" Polyvinyl Chloride (PVC) Coated, Urethane Lined, Rigid Galvanized Steel (RGS) 45 Degree Sealtight Fitting.....	1,683.33	99.12
			<i>For Elevated Installation >10' To 15', Add</i>	19.82	
			<i>For Elevated Installation >15' To 20', Add</i>	39.65	
			<i>For Elevated Installation >20' To 25', Add</i>	49.56	
			<i>For Elevated Installation >25' To 30', Add</i>	69.38	
			<i>For Elevated Installation >30' To 35', Add</i>	79.29	
			<i>For Elevated Installation >35' To 40', Add</i>	99.12	
			<i>For Elevated Installation >40', Add</i>	109.03	
			<i>For Work In Restricted Working Space, Add</i>	59.47	
			<i>For Personal Protective Equipment (Arc Flash) When Working On Energized Equipment, Add</i>	59.47	
26 05 33	13-0950		Polyvinyl Chloride (PVC) Coated, Urethane Lined, Rigid Galvanized Steel (RGS) 90 Degree Sealtight Fittings <small>(26 05 33 13-0826)</small>		
26 05 33	13-0951	EA	1/2" Polyvinyl Chloride (PVC) Coated, Urethane Lined, Rigid Galvanized Steel (RGS) 90 Degree Sealtight Fitting.....	101.95	17.96
			<i>For Elevated Installation >10' To 15', Add</i>	3.59	
			<i>For Elevated Installation >15' To 20', Add</i>	7.18	
			<i>For Elevated Installation >20' To 25', Add</i>	8.98	
			<i>For Elevated Installation >25' To 30', Add</i>	12.57	
			<i>For Elevated Installation >30' To 35', Add</i>	14.36	
			<i>For Elevated Installation >35' To 40', Add</i>	17.96	
			<i>For Elevated Installation >40', Add</i>	19.75	
			<i>For Work In Restricted Working Space, Add</i>	10.77	
			<i>For Personal Protective Equipment (Arc Flash) When Working On Energized Equipment, Add</i>	10.77	
26 05 33	13-0952	EA	3/4" Polyvinyl Chloride (PVC) Coated, Urethane Lined, Rigid Galvanized Steel (RGS) 90 Degree Sealtight Fitting.....	125.50	23.70
			<i>For Elevated Installation >10' To 15', Add</i>	4.74	
			<i>For Elevated Installation >15' To 20', Add</i>	9.48	
			<i>For Elevated Installation >20' To 25', Add</i>	11.85	
			<i>For Elevated Installation >25' To 30', Add</i>	16.59	
			<i>For Elevated Installation >30' To 35', Add</i>	18.96	
			<i>For Elevated Installation >35' To 40', Add</i>	23.71	
			<i>For Elevated Installation >40', Add</i>	26.08	
			<i>For Work In Restricted Working Space, Add</i>	14.22	
			<i>For Personal Protective Equipment (Arc Flash) When Working On Energized Equipment, Add</i>	14.22	

26 Electrical

26 05 Common Work Results for Electrical

26 05 33 Raceway and Boxes for Electrical Systems



MINOR	CSI	UOM	DESCRIPTION	TOTAL DIRECT UNIT COST	DEMOLITION UNIT COST
26 05 33	13-0953	EA	1" Polyvinyl Chloride (PVC) Coated, Urethane Lined, Rigid Galvanized Steel (RGS) 90 Degree Sealtight Fitting.....	173.01	27.30
			<i>For Elevated Installation >10' To 15', Add</i>	5.46	
			<i>For Elevated Installation >15' To 20', Add</i>	10.92	
			<i>For Elevated Installation >20' To 25', Add</i>	13.65	
			<i>For Elevated Installation >25' To 30', Add</i>	19.11	
			<i>For Elevated Installation >30' To 35', Add</i>	21.84	
			<i>For Elevated Installation >35' To 40', Add</i>	27.30	
			<i>For Elevated Installation >40', Add</i>	30.02	
			<i>For Work In Restricted Working Space, Add</i>	16.38	
			<i>For Personal Protective Equipment (Arc Flash) When Working On Energized Equipment, Add</i>	16.38	
26 05 33	13-0954	EA	1-1/4" Polyvinyl Chloride (PVC) Coated, Urethane Lined, Rigid Galvanized Steel (RGS) 90 Degree Sealtight Fitting.....	279.37	31.60
			<i>For Elevated Installation >10' To 15', Add</i>	6.32	
			<i>For Elevated Installation >15' To 20', Add</i>	12.64	
			<i>For Elevated Installation >20' To 25', Add</i>	15.80	
			<i>For Elevated Installation >25' To 30', Add</i>	22.12	
			<i>For Elevated Installation >30' To 35', Add</i>	25.28	
			<i>For Elevated Installation >35' To 40', Add</i>	31.61	
			<i>For Elevated Installation >40', Add</i>	34.77	
			<i>For Work In Restricted Working Space, Add</i>	18.96	
			<i>For Personal Protective Equipment (Arc Flash) When Working On Energized Equipment, Add</i>	18.96	
26 05 33	13-0955	EA	1-1/2" Polyvinyl Chloride (PVC) Coated, Urethane Lined, Rigid Galvanized Steel (RGS) 90 Degree Sealtight Fitting.....	301.36	35.91
			<i>For Elevated Installation >10' To 15', Add</i>	7.18	
			<i>For Elevated Installation >15' To 20', Add</i>	14.36	
			<i>For Elevated Installation >20' To 25', Add</i>	17.96	
			<i>For Elevated Installation >25' To 30', Add</i>	25.14	
			<i>For Elevated Installation >30' To 35', Add</i>	28.73	
			<i>For Elevated Installation >35' To 40', Add</i>	35.91	
			<i>For Elevated Installation >40', Add</i>	39.50	
			<i>For Work In Restricted Working Space, Add</i>	21.55	
			<i>For Personal Protective Equipment (Arc Flash) When Working On Energized Equipment, Add</i>	21.55	
26 05 33	13-0956	EA	2" Polyvinyl Chloride (PVC) Coated, Urethane Lined, Rigid Galvanized Steel (RGS) 90 Degree Sealtight Fitting.....	392.56	39.50
			<i>For Elevated Installation >10' To 15', Add</i>	7.90	
			<i>For Elevated Installation >15' To 20', Add</i>	15.80	
			<i>For Elevated Installation >20' To 25', Add</i>	19.75	
			<i>For Elevated Installation >25' To 30', Add</i>	27.65	
			<i>For Elevated Installation >30' To 35', Add</i>	31.60	
			<i>For Elevated Installation >35' To 40', Add</i>	39.51	
			<i>For Elevated Installation >40', Add</i>	43.46	
			<i>For Work In Restricted Working Space, Add</i>	23.70	
			<i>For Personal Protective Equipment (Arc Flash) When Working On Energized Equipment, Add</i>	23.70	
26 05 33	13-0957	EA	2-1/2" Polyvinyl Chloride (PVC) Coated, Urethane Lined, Rigid Galvanized Steel (RGS) 90 Degree Sealtight Fitting.....	1,016.46	49.57
			<i>For Elevated Installation >10' To 15', Add</i>	9.91	
			<i>For Elevated Installation >15' To 20', Add</i>	19.82	
			<i>For Elevated Installation >20' To 25', Add</i>	24.78	
			<i>For Elevated Installation >25' To 30', Add</i>	34.69	
			<i>For Elevated Installation >30' To 35', Add</i>	39.64	
			<i>For Elevated Installation >35' To 40', Add</i>	49.56	
			<i>For Elevated Installation >40', Add</i>	54.51	
			<i>For Work In Restricted Working Space, Add</i>	29.73	
			<i>For Personal Protective Equipment (Arc Flash) When Working On Energized Equipment, Add</i>	29.73	
26 05 33	13-0958	EA	3" Polyvinyl Chloride (PVC) Coated, Urethane Lined, Rigid Galvanized Steel (RGS) 90 Degree Sealtight Fitting.....	1,234.48	67.52
			<i>For Elevated Installation >10' To 15', Add</i>	13.50	
			<i>For Elevated Installation >15' To 20', Add</i>	27.01	
			<i>For Elevated Installation >20' To 25', Add</i>	33.76	
			<i>For Elevated Installation >25' To 30', Add</i>	47.26	
			<i>For Elevated Installation >30' To 35', Add</i>	54.02	
			<i>For Elevated Installation >35' To 40', Add</i>	67.52	
			<i>For Elevated Installation >40', Add</i>	74.27	
			<i>For Work In Restricted Working Space, Add</i>	40.51	
			<i>For Personal Protective Equipment (Arc Flash) When Working On Energized Equipment, Add</i>	40.51	
26 05 33	13-0959	EA	4" Polyvinyl Chloride (PVC) Coated, Urethane Lined, Rigid Galvanized Steel (RGS) 90 Degree Sealtight Fitting.....	1,683.25	99.12
			<i>For Elevated Installation >10' To 15', Add</i>	19.82	
			<i>For Elevated Installation >15' To 20', Add</i>	39.65	
			<i>For Elevated Installation >20' To 25', Add</i>	49.56	
			<i>For Elevated Installation >25' To 30', Add</i>	69.38	
			<i>For Elevated Installation >30' To 35', Add</i>	79.29	
			<i>For Elevated Installation >35' To 40', Add</i>	99.12	
			<i>For Elevated Installation >40', Add</i>	109.03	
			<i>For Work In Restricted Working Space, Add</i>	59.47	
			<i>For Personal Protective Equipment (Arc Flash) When Working On Energized Equipment, Add</i>	59.47	
26 05 33	13-0960		Polyvinyl Chloride (PVC) Coated, Urethane Lined, Rigid Galvanized Steel (RGS) Straight Sealtight Fittings <small>(26 05 33 13-0826)</small>		
26 05 33	13-0961	EA	1/2" Polyvinyl Chloride (PVC) Coated, Urethane Lined, Rigid Galvanized Steel (RGS) Straight Sealtight Fitting.....	92.49	17.96
			<i>For Elevated Installation >10' To 15', Add</i>	3.59	
			<i>For Elevated Installation >15' To 20', Add</i>	7.18	
			<i>For Elevated Installation >20' To 25', Add</i>	8.98	
			<i>For Elevated Installation >25' To 30', Add</i>	12.57	
			<i>For Elevated Installation >30' To 35', Add</i>	14.36	
			<i>For Elevated Installation >35' To 40', Add</i>	17.96	
			<i>For Elevated Installation >40', Add</i>	19.75	
			<i>For Work In Restricted Working Space, Add</i>	10.77	
			<i>For Personal Protective Equipment (Arc Flash) When Working On Energized Equipment, Add</i>	10.77	



MINOR CSI UOM DESCRIPTION	TOTAL DIRECT UNIT COST	DEMOLITION UNIT COST
26 05 33 13-0962 EA 3/4" Polyvinyl Chloride (PVC) Coated, Urethane Lined, Rigid Galvanized Steel (RGS) Straight Sealtight Fitting	111.13	23.70
For Elevated Installation >10' To 15', Add	4.74	
For Elevated Installation >15' To 20', Add	9.48	
For Elevated Installation >20' To 25', Add	11.85	
For Elevated Installation >25' To 30', Add	16.59	
For Elevated Installation >30' To 35', Add	18.96	
For Elevated Installation >35' To 40', Add	23.71	
For Elevated Installation >40', Add	26.08	
For Work In Restricted Working Space, Add	14.22	
For Personal Protective Equipment (Arc Flash) When Working On Energized Equipment, Add	14.22	
26 05 33 13-0963 EA 1" Polyvinyl Chloride (PVC) Coated, Urethane Lined, Rigid Galvanized Steel (RGS) Straight Sealtight Fitting	131.02	27.30
For Elevated Installation >10' To 15', Add	5.46	
For Elevated Installation >15' To 20', Add	10.92	
For Elevated Installation >20' To 25', Add	13.65	
For Elevated Installation >25' To 30', Add	19.11	
For Elevated Installation >30' To 35', Add	21.84	
For Elevated Installation >35' To 40', Add	27.30	
For Elevated Installation >40', Add	30.02	
For Work In Restricted Working Space, Add	16.38	
For Personal Protective Equipment (Arc Flash) When Working On Energized Equipment, Add	16.38	
26 05 33 13-0964 EA 1-1/4" Polyvinyl Chloride (PVC) Coated, Urethane Lined, Rigid Galvanized Steel (RGS) Straight Sealtight Fitting	184.89	31.60
For Elevated Installation >10' To 15', Add	6.32	
For Elevated Installation >15' To 20', Add	12.64	
For Elevated Installation >20' To 25', Add	15.80	
For Elevated Installation >25' To 30', Add	22.12	
For Elevated Installation >30' To 35', Add	25.28	
For Elevated Installation >35' To 40', Add	31.61	
For Elevated Installation >40', Add	34.77	
For Work In Restricted Working Space, Add	18.96	
For Personal Protective Equipment (Arc Flash) When Working On Energized Equipment, Add	18.96	
26 05 33 13-0965 EA 1-1/2" Polyvinyl Chloride (PVC) Coated, Urethane Lined, Rigid Galvanized Steel (RGS) Straight Sealtight Fitting	215.78	35.91
For Elevated Installation >10' To 15', Add	7.18	
For Elevated Installation >15' To 20', Add	14.36	
For Elevated Installation >20' To 25', Add	17.96	
For Elevated Installation >25' To 30', Add	25.14	
For Elevated Installation >30' To 35', Add	28.73	
For Elevated Installation >35' To 40', Add	35.91	
For Elevated Installation >40', Add	39.50	
For Work In Restricted Working Space, Add	21.55	
For Personal Protective Equipment (Arc Flash) When Working On Energized Equipment, Add	21.55	
26 05 33 13-0966 EA 2" Polyvinyl Chloride (PVC) Coated, Urethane Lined, Rigid Galvanized Steel (RGS) Straight Sealtight Fitting	330.72	39.50
For Elevated Installation >10' To 15', Add	7.90	
For Elevated Installation >15' To 20', Add	15.80	
For Elevated Installation >20' To 25', Add	19.75	
For Elevated Installation >25' To 30', Add	27.65	
For Elevated Installation >30' To 35', Add	31.60	
For Elevated Installation >35' To 40', Add	39.51	
For Elevated Installation >40', Add	43.46	
For Work In Restricted Working Space, Add	23.70	
For Personal Protective Equipment (Arc Flash) When Working On Energized Equipment, Add	23.70	
26 05 33 13-0967 EA 2-1/2" Polyvinyl Chloride (PVC) Coated, Urethane Lined, Rigid Galvanized Steel (RGS) Straight Sealtight Fitting	897.36	49.57
For Elevated Installation >10' To 15', Add	9.91	
For Elevated Installation >15' To 20', Add	19.82	
For Elevated Installation >20' To 25', Add	24.78	
For Elevated Installation >25' To 30', Add	34.69	
For Elevated Installation >30' To 35', Add	39.64	
For Elevated Installation >35' To 40', Add	49.56	
For Elevated Installation >40', Add	54.51	
For Work In Restricted Working Space, Add	29.73	
For Personal Protective Equipment (Arc Flash) When Working On Energized Equipment, Add	29.73	
26 05 33 13-0968 EA 3" Polyvinyl Chloride (PVC) Coated, Urethane Lined, Rigid Galvanized Steel (RGS) Straight Sealtight Fitting	1,012.04	67.52
For Elevated Installation >10' To 15', Add	13.50	
For Elevated Installation >15' To 20', Add	27.01	
For Elevated Installation >20' To 25', Add	33.76	
For Elevated Installation >25' To 30', Add	47.26	
For Elevated Installation >30' To 35', Add	54.02	
For Elevated Installation >35' To 40', Add	67.52	
For Elevated Installation >40', Add	74.27	
For Work In Restricted Working Space, Add	40.51	
For Personal Protective Equipment (Arc Flash) When Working On Energized Equipment, Add	40.51	
26 05 33 13-0969 EA 4" Polyvinyl Chloride (PVC) Coated, Urethane Lined, Rigid Galvanized Steel (RGS) Straight Sealtight Fitting	1,294.58	99.12
For Elevated Installation >10' To 15', Add	19.82	
For Elevated Installation >15' To 20', Add	39.65	
For Elevated Installation >20' To 25', Add	49.56	
For Elevated Installation >25' To 30', Add	69.38	
For Elevated Installation >30' To 35', Add	79.29	
For Elevated Installation >35' To 40', Add	99.12	
For Elevated Installation >40', Add	109.03	
For Work In Restricted Working Space, Add	59.47	
For Personal Protective Equipment (Arc Flash) When Working On Energized Equipment, Add	59.47	

26 05 33 13-0970 Polyvinyl Chloride (PVC) Coated, Urethane Lined, Rigid Galvanized Steel (RGS) 45 Degree Grounded Sealtight Fittings (26 05 33 13-0826)

26 Electrical

26 05 Common Work Results for Electrical

26 05 33 Raceway and Boxes for Electrical Systems



MINOR		TOTAL DIRECT	DEMOLITION
CSI	UOM DESCRIPTION	UNIT COST	UNIT COST
26 05 33 13-0971	EA 1/2" Polyvinyl Chloride (PVC) Coated, Urethane Lined, Rigid Galvanized Steel (RGS) 45 Degree Grounded Sealtight Fitting.....	155.80	17.96
	For Elevated Installation >10' To 15', Add	3.59	
	For Elevated Installation >15' To 20', Add	7.18	
	For Elevated Installation >20' To 25', Add	8.98	
	For Elevated Installation >25' To 30', Add	12.57	
	For Elevated Installation >30' To 35', Add	14.36	
	For Elevated Installation >35' To 40', Add	17.96	
	For Elevated Installation >40', Add	19.75	
	For Work In Restricted Working Space, Add	10.77	
	For Personal Protective Equipment (Arc Flash) When Working On Energized Equipment, Add	10.77	
26 05 33 13-0972	EA 3/4" Polyvinyl Chloride (PVC) Coated, Urethane Lined, Rigid Galvanized Steel (RGS) 45 Degree Grounded Sealtight Fitting.....	234.26	23.70
	For Elevated Installation >10' To 15', Add	4.74	
	For Elevated Installation >15' To 20', Add	9.48	
	For Elevated Installation >20' To 25', Add	11.85	
	For Elevated Installation >25' To 30', Add	16.59	
	For Elevated Installation >30' To 35', Add	18.96	
	For Elevated Installation >35' To 40', Add	23.71	
	For Elevated Installation >40', Add	26.08	
	For Work In Restricted Working Space, Add	14.22	
	For Personal Protective Equipment (Arc Flash) When Working On Energized Equipment, Add	14.22	
26 05 33 13-0973	EA 1" Polyvinyl Chloride (PVC) Coated, Urethane Lined, Rigid Galvanized Steel (RGS) 45 Degree Grounded Sealtight Fitting.....	294.08	27.30
	For Elevated Installation >10' To 15', Add	5.46	
	For Elevated Installation >15' To 20', Add	10.92	
	For Elevated Installation >20' To 25', Add	13.65	
	For Elevated Installation >25' To 30', Add	19.11	
	For Elevated Installation >30' To 35', Add	21.84	
	For Elevated Installation >35' To 40', Add	27.30	
	For Elevated Installation >40', Add	30.02	
	For Work In Restricted Working Space, Add	16.38	
	For Personal Protective Equipment (Arc Flash) When Working On Energized Equipment, Add	16.38	
26 05 33 13-0974	EA 1-1/4" Polyvinyl Chloride (PVC) Coated, Urethane Lined, Rigid Galvanized Steel (RGS) 45 Degree Grounded Sealtight Fitting.....	339.48	31.60
	For Elevated Installation >10' To 15', Add	6.32	
	For Elevated Installation >15' To 20', Add	12.64	
	For Elevated Installation >20' To 25', Add	15.80	
	For Elevated Installation >25' To 30', Add	22.12	
	For Elevated Installation >30' To 35', Add	25.28	
	For Elevated Installation >35' To 40', Add	31.61	
	For Elevated Installation >40', Add	34.77	
	For Work In Restricted Working Space, Add	18.96	
	For Personal Protective Equipment (Arc Flash) When Working On Energized Equipment, Add	18.96	
26 05 33 13-0975	EA 1-1/2" Polyvinyl Chloride (PVC) Coated, Urethane Lined, Rigid Galvanized Steel (RGS) 45 Degree Grounded Sealtight Fitting.....	385.54	35.91
	For Elevated Installation >10' To 15', Add	7.18	
	For Elevated Installation >15' To 20', Add	14.36	
	For Elevated Installation >20' To 25', Add	17.96	
	For Elevated Installation >25' To 30', Add	25.14	
	For Elevated Installation >30' To 35', Add	28.73	
	For Elevated Installation >35' To 40', Add	35.91	
	For Elevated Installation >40', Add	39.50	
	For Work In Restricted Working Space, Add	21.55	
	For Personal Protective Equipment (Arc Flash) When Working On Energized Equipment, Add	21.55	
26 05 33 13-0976	EA 2" Polyvinyl Chloride (PVC) Coated, Urethane Lined, Rigid Galvanized Steel (RGS) 45 Degree Grounded Sealtight Fitting.....	506.08	39.50
	For Elevated Installation >10' To 15', Add	7.90	
	For Elevated Installation >15' To 20', Add	15.80	
	For Elevated Installation >20' To 25', Add	19.75	
	For Elevated Installation >25' To 30', Add	27.65	
	For Elevated Installation >30' To 35', Add	31.60	
	For Elevated Installation >35' To 40', Add	39.51	
	For Elevated Installation >40', Add	43.46	
	For Work In Restricted Working Space, Add	23.70	
	For Personal Protective Equipment (Arc Flash) When Working On Energized Equipment, Add	23.70	
26 05 33 13-0977	EA 2-1/2" Polyvinyl Chloride (PVC) Coated, Urethane Lined, Rigid Galvanized Steel (RGS) 45 Degree Grounded Sealtight Fitting.....	1,579.79	49.57
	For Elevated Installation >10' To 15', Add	9.91	
	For Elevated Installation >15' To 20', Add	19.82	
	For Elevated Installation >20' To 25', Add	24.78	
	For Elevated Installation >25' To 30', Add	34.69	
	For Elevated Installation >30' To 35', Add	39.64	
	For Elevated Installation >35' To 40', Add	49.56	
	For Elevated Installation >40', Add	54.51	
	For Work In Restricted Working Space, Add	29.73	
	For Personal Protective Equipment (Arc Flash) When Working On Energized Equipment, Add	29.73	



MINOR CSI UOM DESCRIPTION	TOTAL DIRECT UNIT COST	DEMOLITION UNIT COST
26 05 33 13-0978 EA 3" Polyvinyl Chloride (PVC) Coated, Urethane Lined, Rigid Galvanized Steel (RGS) 45 Degree Grounded Sealight Fitting.....	1,846.25	67.52
<i>For Elevated Installation >10' To 15', Add</i>	13.50	
<i>For Elevated Installation >15' To 20', Add</i>	27.01	
<i>For Elevated Installation >20' To 25', Add</i>	33.76	
<i>For Elevated Installation >25' To 30', Add</i>	47.26	
<i>For Elevated Installation >30' To 35', Add</i>	54.02	
<i>For Elevated Installation >35' To 40', Add</i>	67.52	
<i>For Elevated Installation >40', Add</i>	74.27	
<i>For Work In Restricted Working Space, Add</i>	40.51	
<i>For Personal Protective Equipment (Arc Flash) When Working On Energized Equipment, Add</i>	40.51	
26 05 33 13-0979 EA 4" Polyvinyl Chloride (PVC) Coated, Urethane Lined, Rigid Galvanized Steel (RGS) 45 Degree Grounded Sealight Fitting.....	2,272.73	99.12
<i>For Elevated Installation >10' To 15', Add</i>	19.82	
<i>For Elevated Installation >15' To 20', Add</i>	39.65	
<i>For Elevated Installation >20' To 25', Add</i>	49.56	
<i>For Elevated Installation >25' To 30', Add</i>	69.38	
<i>For Elevated Installation >30' To 35', Add</i>	79.29	
<i>For Elevated Installation >35' To 40', Add</i>	99.12	
<i>For Elevated Installation >40', Add</i>	109.03	
<i>For Work In Restricted Working Space, Add</i>	59.47	
<i>For Personal Protective Equipment (Arc Flash) When Working On Energized Equipment, Add</i>	59.47	
26 05 33 13-0980 Polyvinyl Chloride (PVC) Coated, Urethane Lined, Rigid Galvanized Steel (RGS) 90 Degree Grounded Sealight Fittings <small>(26 05 33 13-0926)</small>		
26 05 33 13-0981 EA 1/2" Polyvinyl Chloride (PVC) Coated, Urethane Lined, Rigid Galvanized Steel (RGS) 90 Degree Grounded Sealight Fitting.....	172.61	17.96
<i>For Elevated Installation >10' To 15', Add</i>	3.59	
<i>For Elevated Installation >15' To 20', Add</i>	7.18	
<i>For Elevated Installation >20' To 25', Add</i>	8.98	
<i>For Elevated Installation >25' To 30', Add</i>	12.57	
<i>For Elevated Installation >30' To 35', Add</i>	14.36	
<i>For Elevated Installation >35' To 40', Add</i>	17.96	
<i>For Elevated Installation >40', Add</i>	19.75	
<i>For Work In Restricted Working Space, Add</i>	10.77	
<i>For Personal Protective Equipment (Arc Flash) When Working On Energized Equipment, Add</i>	10.77	
26 05 33 13-0982 EA 3/4" Polyvinyl Chloride (PVC) Coated, Urethane Lined, Rigid Galvanized Steel (RGS) 90 Degree Grounded Sealight Fitting.....	250.12	23.70
<i>For Elevated Installation >10' To 15', Add</i>	4.74	
<i>For Elevated Installation >15' To 20', Add</i>	9.48	
<i>For Elevated Installation >20' To 25', Add</i>	11.85	
<i>For Elevated Installation >25' To 30', Add</i>	16.59	
<i>For Elevated Installation >30' To 35', Add</i>	18.96	
<i>For Elevated Installation >35' To 40', Add</i>	23.71	
<i>For Elevated Installation >40', Add</i>	26.08	
<i>For Work In Restricted Working Space, Add</i>	14.22	
<i>For Personal Protective Equipment (Arc Flash) When Working On Energized Equipment, Add</i>	14.22	
26 05 33 13-0983 EA 1" Polyvinyl Chloride (PVC) Coated, Urethane Lined, Rigid Galvanized Steel (RGS) 90 Degree Grounded Sealight Fitting.....	297.10	27.30
<i>For Elevated Installation >10' To 15', Add</i>	5.46	
<i>For Elevated Installation >15' To 20', Add</i>	10.92	
<i>For Elevated Installation >20' To 25', Add</i>	13.65	
<i>For Elevated Installation >25' To 30', Add</i>	19.11	
<i>For Elevated Installation >30' To 35', Add</i>	21.84	
<i>For Elevated Installation >35' To 40', Add</i>	27.30	
<i>For Elevated Installation >40', Add</i>	30.02	
<i>For Work In Restricted Working Space, Add</i>	16.38	
<i>For Personal Protective Equipment (Arc Flash) When Working On Energized Equipment, Add</i>	16.38	
26 05 33 13-0984 EA 1-1/4" Polyvinyl Chloride (PVC) Coated, Urethane Lined, Rigid Galvanized Steel (RGS) 90 Degree Grounded Sealight Fitting.....	344.45	31.60
<i>For Elevated Installation >10' To 15', Add</i>	6.32	
<i>For Elevated Installation >15' To 20', Add</i>	12.64	
<i>For Elevated Installation >20' To 25', Add</i>	15.80	
<i>For Elevated Installation >25' To 30', Add</i>	22.12	
<i>For Elevated Installation >30' To 35', Add</i>	25.28	
<i>For Elevated Installation >35' To 40', Add</i>	31.61	
<i>For Elevated Installation >40', Add</i>	34.77	
<i>For Work In Restricted Working Space, Add</i>	18.96	
<i>For Personal Protective Equipment (Arc Flash) When Working On Energized Equipment, Add</i>	18.96	
26 05 33 13-0985 EA 1-1/2" Polyvinyl Chloride (PVC) Coated, Urethane Lined, Rigid Galvanized Steel (RGS) 90 Degree Grounded Sealight Fitting.....	399.18	35.91
<i>For Elevated Installation >10' To 15', Add</i>	7.18	
<i>For Elevated Installation >15' To 20', Add</i>	14.36	
<i>For Elevated Installation >20' To 25', Add</i>	17.96	
<i>For Elevated Installation >25' To 30', Add</i>	25.14	
<i>For Elevated Installation >30' To 35', Add</i>	28.73	
<i>For Elevated Installation >35' To 40', Add</i>	35.91	
<i>For Elevated Installation >40', Add</i>	39.50	
<i>For Work In Restricted Working Space, Add</i>	21.55	
<i>For Personal Protective Equipment (Arc Flash) When Working On Energized Equipment, Add</i>	21.55	

26 Electrical

26 05 Common Work Results for Electrical

26 05 33 Raceway and Boxes for Electrical Systems



MINOR		TOTAL DIRECT	DEMOLITION
CSI	UOM DESCRIPTION	UNIT COST	UNIT COST
26 05 33 13-0986	EA 2" Polyvinyl Chloride (PVC) Coated, Urethane Lined, Rigid Galvanized Steel (RGS) 90 Degree Grounded Sealight Fitting.....	625.99	39.50
	<i>For Elevated Installation >10' To 15', Add</i>	7.90	
	<i>For Elevated Installation >15' To 20', Add</i>	15.80	
	<i>For Elevated Installation >20' To 25', Add</i>	19.75	
	<i>For Elevated Installation >25' To 30', Add</i>	27.65	
	<i>For Elevated Installation >30' To 35', Add</i>	31.60	
	<i>For Elevated Installation >35' To 40', Add</i>	39.51	
	<i>For Elevated Installation >40', Add</i>	43.46	
	<i>For Work In Restricted Working Space, Add</i>	23.70	
	<i>For Personal Protective Equipment (Arc Flash) When Working On Energized Equipment, Add</i>	23.70	
26 05 33 13-0987	EA 2-1/2" Polyvinyl Chloride (PVC) Coated, Urethane Lined, Rigid Galvanized Steel (RGS) 90 Degree Grounded Sealight Fitting.....	1,760.72	49.57
	<i>For Elevated Installation >10' To 15', Add</i>	9.91	
	<i>For Elevated Installation >15' To 20', Add</i>	19.82	
	<i>For Elevated Installation >20' To 25', Add</i>	24.78	
	<i>For Elevated Installation >25' To 30', Add</i>	34.69	
	<i>For Elevated Installation >30' To 35', Add</i>	39.64	
	<i>For Elevated Installation >35' To 40', Add</i>	49.56	
	<i>For Elevated Installation >40', Add</i>	54.51	
	<i>For Work In Restricted Working Space, Add</i>	29.73	
	<i>For Personal Protective Equipment (Arc Flash) When Working On Energized Equipment, Add</i>	29.73	
26 05 33 13-0988	EA 3" Polyvinyl Chloride (PVC) Coated, Urethane Lined, Rigid Galvanized Steel (RGS) 90 Degree Grounded Sealight Fitting.....	2,477.94	67.52
	<i>For Elevated Installation >10' To 15', Add</i>	13.50	
	<i>For Elevated Installation >15' To 20', Add</i>	27.01	
	<i>For Elevated Installation >20' To 25', Add</i>	33.76	
	<i>For Elevated Installation >25' To 30', Add</i>	47.26	
	<i>For Elevated Installation >30' To 35', Add</i>	54.02	
	<i>For Elevated Installation >35' To 40', Add</i>	67.52	
	<i>For Elevated Installation >40', Add</i>	74.27	
	<i>For Work In Restricted Working Space, Add</i>	40.51	
	<i>For Personal Protective Equipment (Arc Flash) When Working On Energized Equipment, Add</i>	40.51	
26 05 33 13-0989	EA 4" Polyvinyl Chloride (PVC) Coated, Urethane Lined, Rigid Galvanized Steel (RGS) 90 Degree Grounded Sealight Fitting.....	2,592.51	99.12
	<i>For Elevated Installation >10' To 15', Add</i>	19.82	
	<i>For Elevated Installation >15' To 20', Add</i>	39.65	
	<i>For Elevated Installation >20' To 25', Add</i>	49.56	
	<i>For Elevated Installation >25' To 30', Add</i>	69.38	
	<i>For Elevated Installation >30' To 35', Add</i>	79.29	
	<i>For Elevated Installation >35' To 40', Add</i>	99.12	
	<i>For Elevated Installation >40', Add</i>	109.03	
	<i>For Work In Restricted Working Space, Add</i>	59.47	
	<i>For Personal Protective Equipment (Arc Flash) When Working On Energized Equipment, Add</i>	59.47	
26 05 33 13-0990	Polyvinyl Chloride (PVC) Coated, Urethane Lined, Rigid Galvanized Steel (RGS) Straight Grounded Sealight Fittings <small>(26 05 33 13-0926)</small>		
26 05 33 13-0991	EA 1/2" Polyvinyl Chloride (PVC) Coated, Urethane Lined, Rigid Galvanized Steel (RGS) Straight Grounded Sealight Fitting.....	137.28	17.96
	<i>For Elevated Installation >10' To 15', Add</i>	3.59	
	<i>For Elevated Installation >15' To 20', Add</i>	7.18	
	<i>For Elevated Installation >20' To 25', Add</i>	8.98	
	<i>For Elevated Installation >25' To 30', Add</i>	12.57	
	<i>For Elevated Installation >30' To 35', Add</i>	14.36	
	<i>For Elevated Installation >35' To 40', Add</i>	17.96	
	<i>For Elevated Installation >40', Add</i>	19.75	
	<i>For Work In Restricted Working Space, Add</i>	10.77	
	<i>For Personal Protective Equipment (Arc Flash) When Working On Energized Equipment, Add</i>	10.77	
26 05 33 13-0992	EA 3/4" Polyvinyl Chloride (PVC) Coated, Urethane Lined, Rigid Galvanized Steel (RGS) Straight Grounded Sealight Fitting.....	173.41	23.70
	<i>For Elevated Installation >10' To 15', Add</i>	4.74	
	<i>For Elevated Installation >15' To 20', Add</i>	9.48	
	<i>For Elevated Installation >20' To 25', Add</i>	11.85	
	<i>For Elevated Installation >25' To 30', Add</i>	16.59	
	<i>For Elevated Installation >30' To 35', Add</i>	18.96	
	<i>For Elevated Installation >35' To 40', Add</i>	23.71	
	<i>For Elevated Installation >40', Add</i>	26.08	
	<i>For Work In Restricted Working Space, Add</i>	14.22	
	<i>For Personal Protective Equipment (Arc Flash) When Working On Energized Equipment, Add</i>	14.22	
26 05 33 13-0993	EA 1" Polyvinyl Chloride (PVC) Coated, Urethane Lined, Rigid Galvanized Steel (RGS) Straight Grounded Sealight Fitting.....	207.56	27.30
	<i>For Elevated Installation >10' To 15', Add</i>	5.46	
	<i>For Elevated Installation >15' To 20', Add</i>	10.92	
	<i>For Elevated Installation >20' To 25', Add</i>	13.65	
	<i>For Elevated Installation >25' To 30', Add</i>	19.11	
	<i>For Elevated Installation >30' To 35', Add</i>	21.84	
	<i>For Elevated Installation >35' To 40', Add</i>	27.30	
	<i>For Elevated Installation >40', Add</i>	30.02	
	<i>For Work In Restricted Working Space, Add</i>	16.38	
	<i>For Personal Protective Equipment (Arc Flash) When Working On Energized Equipment, Add</i>	16.38	



MINOR CSI UOM DESCRIPTION	TOTAL DIRECT UNIT COST	DEMOLITION UNIT COST
26 05 33 13-0994 EA 1-1/4" Polyvinyl Chloride (PVC) Coated, Urethane Lined, Rigid Galvanized Steel (RGS) Straight Grounded Sealtight Fitting.....	230.24	31.60
<i>For Elevated Installation >10' To 15', Add</i>	6.32	
<i>For Elevated Installation >15' To 20', Add</i>	12.64	
<i>For Elevated Installation >20' To 25', Add</i>	15.80	
<i>For Elevated Installation >25' To 30', Add</i>	22.12	
<i>For Elevated Installation >30' To 35', Add</i>	25.28	
<i>For Elevated Installation >35' To 40', Add</i>	31.61	
<i>For Elevated Installation >40', Add</i>	34.77	
<i>For Work In Restricted Working Space, Add</i>	18.96	
<i>For Personal Protective Equipment (Arc Flash) When Working On Energized Equipment, Add</i>	18.96	
26 05 33 13-0995 EA 1-1/2" Polyvinyl Chloride (PVC) Coated, Urethane Lined, Rigid Galvanized Steel (RGS) Straight Grounded Sealtight Fitting.....	308.87	35.91
<i>For Elevated Installation >10' To 15', Add</i>	7.18	
<i>For Elevated Installation >15' To 20', Add</i>	14.36	
<i>For Elevated Installation >20' To 25', Add</i>	17.96	
<i>For Elevated Installation >25' To 30', Add</i>	25.14	
<i>For Elevated Installation >30' To 35', Add</i>	28.73	
<i>For Elevated Installation >35' To 40', Add</i>	35.91	
<i>For Elevated Installation >40', Add</i>	39.50	
<i>For Work In Restricted Working Space, Add</i>	21.55	
<i>For Personal Protective Equipment (Arc Flash) When Working On Energized Equipment, Add</i>	21.55	
26 05 33 13-0996 EA 2" Polyvinyl Chloride (PVC) Coated, Urethane Lined, Rigid Galvanized Steel (RGS) Straight Grounded Sealtight Fitting.....	434.60	39.50
<i>For Elevated Installation >10' To 15', Add</i>	7.90	
<i>For Elevated Installation >15' To 20', Add</i>	15.80	
<i>For Elevated Installation >20' To 25', Add</i>	19.75	
<i>For Elevated Installation >25' To 30', Add</i>	27.65	
<i>For Elevated Installation >30' To 35', Add</i>	31.60	
<i>For Elevated Installation >35' To 40', Add</i>	39.51	
<i>For Elevated Installation >40', Add</i>	43.46	
<i>For Work In Restricted Working Space, Add</i>	23.70	
<i>For Personal Protective Equipment (Arc Flash) When Working On Energized Equipment, Add</i>	23.70	
26 05 33 13-0997 EA 2-1/2" Polyvinyl Chloride (PVC) Coated, Urethane Lined, Rigid Galvanized Steel (RGS) Straight Grounded Sealtight Fitting.....	1,429.93	49.57
<i>For Elevated Installation >10' To 15', Add</i>	9.91	
<i>For Elevated Installation >15' To 20', Add</i>	19.82	
<i>For Elevated Installation >20' To 25', Add</i>	24.78	
<i>For Elevated Installation >25' To 30', Add</i>	34.69	
<i>For Elevated Installation >30' To 35', Add</i>	39.64	
<i>For Elevated Installation >35' To 40', Add</i>	49.56	
<i>For Elevated Installation >40', Add</i>	54.51	
<i>For Work In Restricted Working Space, Add</i>	29.73	
<i>For Personal Protective Equipment (Arc Flash) When Working On Energized Equipment, Add</i>	29.73	
26 05 33 13-0998 EA 3" Polyvinyl Chloride (PVC) Coated, Urethane Lined, Rigid Galvanized Steel (RGS) Straight Grounded Sealtight Fitting.....	1,611.92	67.52
<i>For Elevated Installation >10' To 15', Add</i>	13.50	
<i>For Elevated Installation >15' To 20', Add</i>	27.01	
<i>For Elevated Installation >20' To 25', Add</i>	33.76	
<i>For Elevated Installation >25' To 30', Add</i>	47.26	
<i>For Elevated Installation >30' To 35', Add</i>	54.02	
<i>For Elevated Installation >35' To 40', Add</i>	67.52	
<i>For Elevated Installation >40', Add</i>	74.27	
<i>For Work In Restricted Working Space, Add</i>	40.51	
<i>For Personal Protective Equipment (Arc Flash) When Working On Energized Equipment, Add</i>	40.51	
26 05 33 13-0999 EA 4" Polyvinyl Chloride (PVC) Coated, Urethane Lined, Rigid Galvanized Steel (RGS) Straight Grounded Sealtight Fitting.....	1,918.93	99.12
<i>For Elevated Installation >10' To 15', Add</i>	19.82	
<i>For Elevated Installation >15' To 20', Add</i>	39.65	
<i>For Elevated Installation >20' To 25', Add</i>	49.56	
<i>For Elevated Installation >25' To 30', Add</i>	69.38	
<i>For Elevated Installation >30' To 35', Add</i>	79.29	
<i>For Elevated Installation >35' To 40', Add</i>	99.12	
<i>For Elevated Installation >40', Add</i>	109.03	
<i>For Work In Restricted Working Space, Add</i>	59.47	
<i>For Personal Protective Equipment (Arc Flash) When Working On Energized Equipment, Add</i>	59.47	
26 05 33 13-1000 Type C, LB, LR, LL, Two Hub, Polyvinyl Chloride (PVC) Coated, Urethane Lined, Iron Conduit Bodies With Cover <small>(26 05 33 13-0826)</small>		
Note: Suitable for use in hazardous locations. Class I, Div 2.		
26 05 33 13-1001 EA 1/2" Type C, LB, LR, LL, Two Hub, Polyvinyl Chloride (PVC) Coated, Urethane Lined, Iron Conduit Bodies With Cover.....	127.52	34.48
<i>For Elevated Installation >10' To 15', Add</i>	6.90	
<i>For Elevated Installation >15' To 20', Add</i>	13.79	
<i>For Elevated Installation >20' To 25', Add</i>	17.24	
<i>For Elevated Installation >25' To 30', Add</i>	24.14	
<i>For Elevated Installation >30' To 35', Add</i>	27.58	
<i>For Elevated Installation >35' To 40', Add</i>	34.48	
<i>For Elevated Installation >40', Add</i>	37.93	
<i>For Work In Restricted Working Space, Add</i>	20.69	
<i>For Personal Protective Equipment (Arc Flash) When Working On Energized Equipment, Add</i>	20.69	

26 Electrical

26 05 Common Work Results for Electrical

26 05 33 Raceway and Boxes for Electrical Systems



MINOR		TOTAL DIRECT		DEMOLITION
CSI	UOM	DESCRIPTION	UNIT COST	UNIT COST
26 05 33	13-1002	EA 3/4" Type C, LB, LR, LL, Two Hub, Polyvinyl Chloride (PVC) Coated, Urethane Lined, Iron Conduit Bodies With Cover	143.94	39.50
		<i>For Elevated Installation >10' To 15', Add</i>	7.90	
		<i>For Elevated Installation >15' To 20', Add</i>	15.80	
		<i>For Elevated Installation >20' To 25', Add</i>	19.75	
		<i>For Elevated Installation >25' To 30', Add</i>	27.65	
		<i>For Elevated Installation >30' To 35', Add</i>	31.60	
		<i>For Elevated Installation >35' To 40', Add</i>	39.51	
		<i>For Elevated Installation >40', Add</i>	43.46	
		<i>For Work In Restricted Working Space, Add</i>	23.70	
		<i>For Personal Protective Equipment (Arc Flash) When Working On Energized Equipment, Add</i>	23.70	
26 05 33	13-1003	EA 1" Type C, LB, LR, LL, Two Hub, Polyvinyl Chloride (PVC) Coated, Urethane Lined, Iron Conduit Bodies With Cover	177.39	45.26
		<i>For Elevated Installation >10' To 15', Add</i>	9.05	
		<i>For Elevated Installation >15' To 20', Add</i>	18.10	
		<i>For Elevated Installation >20' To 25', Add</i>	22.63	
		<i>For Elevated Installation >25' To 30', Add</i>	31.68	
		<i>For Elevated Installation >30' To 35', Add</i>	36.20	
		<i>For Elevated Installation >35' To 40', Add</i>	45.26	
		<i>For Elevated Installation >40', Add</i>	49.78	
		<i>For Work In Restricted Working Space, Add</i>	27.15	
		<i>For Personal Protective Equipment (Arc Flash) When Working On Energized Equipment, Add</i>	27.15	
26 05 33	13-1004	EA 1-1/4" Type C, LB, LR, LL, Two Hub, Polyvinyl Chloride (PVC) Coated, Urethane Lined, Iron Conduit Bodies With Cover	230.99	52.43
		<i>For Elevated Installation >10' To 15', Add</i>	10.49	
		<i>For Elevated Installation >15' To 20', Add</i>	20.97	
		<i>For Elevated Installation >20' To 25', Add</i>	26.22	
		<i>For Elevated Installation >25' To 30', Add</i>	36.70	
		<i>For Elevated Installation >30' To 35', Add</i>	41.95	
		<i>For Elevated Installation >35' To 40', Add</i>	52.44	
		<i>For Elevated Installation >40', Add</i>	57.68	
		<i>For Work In Restricted Working Space, Add</i>	31.46	
		<i>For Personal Protective Equipment (Arc Flash) When Working On Energized Equipment, Add</i>	31.46	
26 05 33	13-1005	EA 1-1/2" Type C, LB, LR, LL, Two Hub, Polyvinyl Chloride (PVC) Coated, Urethane Lined, Iron Conduit Bodies With Cover	268.93	57.47
		<i>For Elevated Installation >10' To 15', Add</i>	11.49	
		<i>For Elevated Installation >15' To 20', Add</i>	22.98	
		<i>For Elevated Installation >20' To 25', Add</i>	28.73	
		<i>For Elevated Installation >25' To 30', Add</i>	40.22	
		<i>For Elevated Installation >30' To 35', Add</i>	45.97	
		<i>For Elevated Installation >35' To 40', Add</i>	57.46	
		<i>For Elevated Installation >40', Add</i>	63.21	
		<i>For Work In Restricted Working Space, Add</i>	34.48	
		<i>For Personal Protective Equipment (Arc Flash) When Working On Energized Equipment, Add</i>	34.48	
26 05 33	13-1006	EA 2" Type C, LB, LR, LL, Two Hub, Polyvinyl Chloride (PVC) Coated, Urethane Lined, Iron Conduit Bodies With Cover	364.97	68.96
		<i>For Elevated Installation >10' To 15', Add</i>	13.79	
		<i>For Elevated Installation >15' To 20', Add</i>	27.58	
		<i>For Elevated Installation >20' To 25', Add</i>	34.48	
		<i>For Elevated Installation >25' To 30', Add</i>	48.27	
		<i>For Elevated Installation >30' To 35', Add</i>	55.16	
		<i>For Elevated Installation >35' To 40', Add</i>	68.96	
		<i>For Elevated Installation >40', Add</i>	75.85	
		<i>For Work In Restricted Working Space, Add</i>	41.37	
		<i>For Personal Protective Equipment (Arc Flash) When Working On Energized Equipment, Add</i>	41.37	
26 05 33	13-1007	EA 2-1/2" Type C, LB, LR, LL, Two Hub, Polyvinyl Chloride (PVC) Coated, Urethane Lined, Iron Conduit Bodies With Cover	610.62	96.97
		<i>For Elevated Installation >10' To 15', Add</i>	19.39	
		<i>For Elevated Installation >15' To 20', Add</i>	38.79	
		<i>For Elevated Installation >20' To 25', Add</i>	48.49	
		<i>For Elevated Installation >25' To 30', Add</i>	67.88	
		<i>For Elevated Installation >30' To 35', Add</i>	77.58	
		<i>For Elevated Installation >35' To 40', Add</i>	96.97	
		<i>For Elevated Installation >40', Add</i>	106.67	
		<i>For Work In Restricted Working Space, Add</i>	58.18	
		<i>For Personal Protective Equipment (Arc Flash) When Working On Energized Equipment, Add</i>	58.18	
26 05 33	13-1008	EA 3" Type C, LB, LR, LL, Two Hub, Polyvinyl Chloride (PVC) Coated, Urethane Lined, Iron Conduit Bodies With Cover	782.75	129.29
		<i>For Elevated Installation >10' To 15', Add</i>	25.86	
		<i>For Elevated Installation >15' To 20', Add</i>	51.72	
		<i>For Elevated Installation >20' To 25', Add</i>	64.65	
		<i>For Elevated Installation >25' To 30', Add</i>	90.51	
		<i>For Elevated Installation >30' To 35', Add</i>	103.44	
		<i>For Elevated Installation >35' To 40', Add</i>	129.30	
		<i>For Elevated Installation >40', Add</i>	142.22	
		<i>For Work In Restricted Working Space, Add</i>	77.58	
		<i>For Personal Protective Equipment (Arc Flash) When Working On Energized Equipment, Add</i>	77.58	



MINOR CSI UOM DESCRIPTION	TOTAL DIRECT UNIT COST	DEMOLITION UNIT COST
26 05 33 13-1009 EA 3-1/2" Type C, LB, LR, LL, Two Hub, Polyvinyl Chloride (PVC) Coated, Urethane Lined, Iron Conduit Bodies With Cover.....	1,084.77	161.61
<i>For Elevated Installation >10' To 15', Add</i>	32.32	
<i>For Elevated Installation >15' To 20', Add</i>	64.64	
<i>For Elevated Installation >20' To 25', Add</i>	80.81	
<i>For Elevated Installation >25' To 30', Add</i>	113.13	
<i>For Elevated Installation >30' To 35', Add</i>	129.29	
<i>For Elevated Installation >35' To 40', Add</i>	161.61	
<i>For Elevated Installation >40', Add</i>	177.77	
<i>For Work In Restricted Working Space, Add</i>	96.97	
<i>For Personal Protective Equipment (Arc Flash) When Working On Energized Equipment, Add</i>	96.97	
26 05 33 13-1010 EA 4" Type C, LB, LR, LL, Two Hub, Polyvinyl Chloride (PVC) Coated, Urethane Lined, Iron Conduit Bodies With Cover.....	1,247.27	196.81
<i>For Elevated Installation >10' To 15', Add</i>	39.36	
<i>For Elevated Installation >15' To 20', Add</i>	78.72	
<i>For Elevated Installation >20' To 25', Add</i>	98.41	
<i>For Elevated Installation >25' To 30', Add</i>	137.77	
<i>For Elevated Installation >30' To 35', Add</i>	157.45	
<i>For Elevated Installation >35' To 40', Add</i>	196.81	
<i>For Elevated Installation >40', Add</i>	216.49	
<i>For Work In Restricted Working Space, Add</i>	118.09	
<i>For Personal Protective Equipment (Arc Flash) When Working On Energized Equipment, Add</i>	118.09	
26 05 33 13-1011 Type X, Four Hub, Polyvinyl Chloride (PVC) Coated, Urethane Lined, Iron Conduit Bodies With Cover <small>(26 05 33 13-0826)</small>		
Note: Suitable for use in hazardous locations. Class 1, Div 2.		
26 05 33 13-1012 EA 1/2" Type X, Four Hub, Polyvinyl Chloride (PVC) Coated, Urethane Lined, Iron Conduit Bodies With Cover.....	166.64	45.26
<i>For Elevated Installation >10' To 15', Add</i>	9.05	
<i>For Elevated Installation >15' To 20', Add</i>	18.10	
<i>For Elevated Installation >20' To 25', Add</i>	22.63	
<i>For Elevated Installation >25' To 30', Add</i>	31.68	
<i>For Elevated Installation >30' To 35', Add</i>	36.20	
<i>For Elevated Installation >35' To 40', Add</i>	45.25	
<i>For Elevated Installation >40', Add</i>	49.78	
<i>For Work In Restricted Working Space, Add</i>	27.15	
<i>For Personal Protective Equipment (Arc Flash) When Working On Energized Equipment, Add</i>	27.15	
26 05 33 13-1013 EA 3/4" Type X, Four Hub, Polyvinyl Chloride (PVC) Coated, Urethane Lined, Iron Conduit Bodies With Cover.....	189.71	50.28
<i>For Elevated Installation >10' To 15', Add</i>	10.06	
<i>For Elevated Installation >15' To 20', Add</i>	20.11	
<i>For Elevated Installation >20' To 25', Add</i>	25.14	
<i>For Elevated Installation >25' To 30', Add</i>	35.20	
<i>For Elevated Installation >30' To 35', Add</i>	40.22	
<i>For Elevated Installation >35' To 40', Add</i>	50.28	
<i>For Elevated Installation >40', Add</i>	55.31	
<i>For Work In Restricted Working Space, Add</i>	30.17	
<i>For Personal Protective Equipment (Arc Flash) When Working On Energized Equipment, Add</i>	30.17	
26 05 33 13-1014 EA 1" Type X, Four Hub, Polyvinyl Chloride (PVC) Coated, Urethane Lined, Iron Conduit Bodies With Cover.....	230.69	55.31
<i>For Elevated Installation >10' To 15', Add</i>	11.06	
<i>For Elevated Installation >15' To 20', Add</i>	22.12	
<i>For Elevated Installation >20' To 25', Add</i>	27.65	
<i>For Elevated Installation >25' To 30', Add</i>	38.71	
<i>For Elevated Installation >30' To 35', Add</i>	44.24	
<i>For Elevated Installation >35' To 40', Add</i>	55.31	
<i>For Elevated Installation >40', Add</i>	60.84	
<i>For Work In Restricted Working Space, Add</i>	33.18	
<i>For Personal Protective Equipment (Arc Flash) When Working On Energized Equipment, Add</i>	33.18	
26 05 33 13-1015 EA 1-1/4" Type X, Four Hub, Polyvinyl Chloride (PVC) Coated, Urethane Lined, Iron Conduit Bodies With Cover.....	308.36	63.21
<i>For Elevated Installation >10' To 15', Add</i>	12.64	
<i>For Elevated Installation >15' To 20', Add</i>	25.28	
<i>For Elevated Installation >20' To 25', Add</i>	31.60	
<i>For Elevated Installation >25' To 30', Add</i>	44.24	
<i>For Elevated Installation >30' To 35', Add</i>	50.56	
<i>For Elevated Installation >35' To 40', Add</i>	63.21	
<i>For Elevated Installation >40', Add</i>	69.53	
<i>For Work In Restricted Working Space, Add</i>	37.92	
<i>For Personal Protective Equipment (Arc Flash) When Working On Energized Equipment, Add</i>	37.92	
26 05 33 13-1016 EA 1-1/2" Type X, Four Hub, Polyvinyl Chloride (PVC) Coated, Urethane Lined, Iron Conduit Bodies With Cover.....	363.44	68.96
<i>For Elevated Installation >10' To 15', Add</i>	13.79	
<i>For Elevated Installation >15' To 20', Add</i>	27.58	
<i>For Elevated Installation >20' To 25', Add</i>	34.48	
<i>For Elevated Installation >25' To 30', Add</i>	48.27	
<i>For Elevated Installation >30' To 35', Add</i>	55.16	
<i>For Elevated Installation >35' To 40', Add</i>	68.96	
<i>For Elevated Installation >40', Add</i>	75.85	
<i>For Work In Restricted Working Space, Add</i>	41.37	
<i>For Personal Protective Equipment (Arc Flash) When Working On Energized Equipment, Add</i>	41.37	
26 05 33 13-1017 EA 2" Type X, Four Hub, Polyvinyl Chloride (PVC) Coated, Urethane Lined, Iron Conduit Bodies With Cover.....	493.47	84.76
<i>For Elevated Installation >10' To 15', Add</i>	16.95	
<i>For Elevated Installation >15' To 20', Add</i>	33.90	
<i>For Elevated Installation >20' To 25', Add</i>	42.38	
<i>For Elevated Installation >25' To 30', Add</i>	59.33	
<i>For Elevated Installation >30' To 35', Add</i>	67.80	
<i>For Elevated Installation >35' To 40', Add</i>	84.76	
<i>For Elevated Installation >40', Add</i>	93.23	
<i>For Work In Restricted Working Space, Add</i>	50.85	
<i>For Personal Protective Equipment (Arc Flash) When Working On Energized Equipment, Add</i>	50.85	

26 Electrical

26 05 Common Work Results for Electrical

26 05 33 Raceway and Boxes for Electrical Systems



MINOR
CSI UOM DESCRIPTION

TOTAL DIRECT DEMOLITION
UNIT COST UNIT COST

MINOR	CSI	UOM	DESCRIPTION	TOTAL DIRECT UNIT COST	DEMOLITION UNIT COST
26 05 33	13-1018		Type T Or TB, Three Hub, Polyvinyl Chloride (PVC) Coated, Urethane Lined, Iron Conduit Bodies With Cover <small>(26 05 33 13-0826)</small>		
			Note: Suitable for use in hazardous locations. Class I, Div 2.		
26 05 33	13-1019	EA	1/2" Type T Or TB, Three Hub, Polyvinyl Chloride (PVC) Coated, Urethane Lined, Iron Conduit Bodies With Cover	146.60	39.50
			For Elevated Installation >10' To 15', Add	7.90	
			For Elevated Installation >15' To 20', Add	15.80	
			For Elevated Installation >20' To 25', Add	19.75	
			For Elevated Installation >25' To 30', Add	27.65	
			For Elevated Installation >30' To 35', Add	31.60	
			For Elevated Installation >35' To 40', Add	39.54	
			For Elevated Installation >40', Add	43.46	
			For Work In Restricted Working Space, Add	23.70	
			For Personal Protective Equipment (Arc Flash) When Working On Energized Equipment, Add	23.70	
26 05 33	13-1020	EA	3/4" Type T Or TB, Three Hub, Polyvinyl Chloride (PVC) Coated, Urethane Lined, Iron Conduit Bodies With Cover	167.42	45.97
			For Elevated Installation >10' To 15', Add	9.19	
			For Elevated Installation >15' To 20', Add	18.39	
			For Elevated Installation >20' To 25', Add	22.99	
			For Elevated Installation >25' To 30', Add	32.18	
			For Elevated Installation >30' To 35', Add	36.78	
			For Elevated Installation >35' To 40', Add	45.97	
			For Elevated Installation >40', Add	50.57	
			For Work In Restricted Working Space, Add	27.58	
			For Personal Protective Equipment (Arc Flash) When Working On Energized Equipment, Add	27.58	
26 05 33	13-1021	EA	1" Type T Or TB, Three Hub, Polyvinyl Chloride (PVC) Coated, Urethane Lined, Iron Conduit Bodies With Cover	201.69	50.28
			For Elevated Installation >10' To 15', Add	10.06	
			For Elevated Installation >15' To 20', Add	20.11	
			For Elevated Installation >20' To 25', Add	25.14	
			For Elevated Installation >25' To 30', Add	35.20	
			For Elevated Installation >30' To 35', Add	40.22	
			For Elevated Installation >35' To 40', Add	50.28	
			For Elevated Installation >40', Add	55.31	
			For Work In Restricted Working Space, Add	30.17	
			For Personal Protective Equipment (Arc Flash) When Working On Energized Equipment, Add	30.17	
26 05 33	13-1022	EA	1-1/4" Type T Or TB, Three Hub, Polyvinyl Chloride (PVC) Coated, Urethane Lined, Iron Conduit Bodies With Cover	257.29	57.47
			For Elevated Installation >10' To 15', Add	11.49	
			For Elevated Installation >15' To 20', Add	22.98	
			For Elevated Installation >20' To 25', Add	28.73	
			For Elevated Installation >25' To 30', Add	40.22	
			For Elevated Installation >30' To 35', Add	45.97	
			For Elevated Installation >35' To 40', Add	57.46	
			For Elevated Installation >40', Add	63.21	
			For Work In Restricted Working Space, Add	34.48	
			For Personal Protective Equipment (Arc Flash) When Working On Energized Equipment, Add	34.48	
26 05 33	13-1023	EA	1-1/2" Type T Or TB, Three Hub, Polyvinyl Chloride (PVC) Coated, Urethane Lined, Iron Conduit Bodies With Cover	304.22	63.21
			For Elevated Installation >10' To 15', Add	12.64	
			For Elevated Installation >15' To 20', Add	25.28	
			For Elevated Installation >20' To 25', Add	31.61	
			For Elevated Installation >25' To 30', Add	44.25	
			For Elevated Installation >30' To 35', Add	50.57	
			For Elevated Installation >35' To 40', Add	63.21	
			For Elevated Installation >40', Add	69.53	
			For Work In Restricted Working Space, Add	37.93	
			For Personal Protective Equipment (Arc Flash) When Working On Energized Equipment, Add	37.93	
26 05 33	13-1024	EA	2" Type T Or TB, Three Hub, Polyvinyl Chloride (PVC) Coated, Urethane Lined, Iron Conduit Bodies With Cover	406.15	73.98
			For Elevated Installation >10' To 15', Add	14.80	
			For Elevated Installation >15' To 20', Add	29.59	
			For Elevated Installation >20' To 25', Add	36.99	
			For Elevated Installation >25' To 30', Add	51.79	
			For Elevated Installation >30' To 35', Add	59.19	
			For Elevated Installation >35' To 40', Add	73.99	
			For Elevated Installation >40', Add	81.38	
			For Work In Restricted Working Space, Add	44.39	
			For Personal Protective Equipment (Arc Flash) When Working On Energized Equipment, Add	44.39	
26 05 33	13-1025	EA	2-1/2" Type T Or TB, Three Hub, Polyvinyl Chloride (PVC) Coated, Urethane Lined, Iron Conduit Bodies With Cover	651.61	107.74
			For Elevated Installation >10' To 15', Add	21.55	
			For Elevated Installation >15' To 20', Add	43.10	
			For Elevated Installation >20' To 25', Add	53.87	
			For Elevated Installation >25' To 30', Add	75.42	
			For Elevated Installation >30' To 35', Add	86.20	
			For Elevated Installation >35' To 40', Add	107.75	
			For Elevated Installation >40', Add	118.52	
			For Work In Restricted Working Space, Add	64.65	
			For Personal Protective Equipment (Arc Flash) When Working On Energized Equipment, Add	64.65	



MINOR CSI UOM DESCRIPTION	TOTAL DIRECT UNIT COST	DEMOLITION UNIT COST
26 05 33 13-1026 EA 3" Type T Or TB, Three Hub, Polyvinyl Chloride (PVC) Coated, Urethane Lined, Iron Conduit Bodies With Cover.....	862.09	140.07
For Elevated Installation >10' To 15', Add	28.01	
For Elevated Installation >15' To 20', Add	56.02	
For Elevated Installation >20' To 25', Add	70.03	
For Elevated Installation >25' To 30', Add	98.04	
For Elevated Installation >30' To 35', Add	112.05	
For Elevated Installation >35' To 40', Add	140.06	
For Elevated Installation >40', Add	154.07	
For Work In Restricted Working Space, Add	84.04	
For Personal Protective Equipment (Arc Flash) When Working On Energized Equipment, Add	84.04	
26 05 33 13-1027 EA 3-1/2" Type T Or TB, Three Hub, Polyvinyl Chloride (PVC) Coated, Urethane Lined, Iron Conduit Bodies With Cover.....	1,181.25	172.39
For Elevated Installation >10' To 15', Add	34.48	
For Elevated Installation >15' To 20', Add	68.95	
For Elevated Installation >20' To 25', Add	86.19	
For Elevated Installation >25' To 30', Add	120.67	
For Elevated Installation >30' To 35', Add	137.91	
For Elevated Installation >35' To 40', Add	172.39	
For Elevated Installation >40', Add	189.62	
For Work In Restricted Working Space, Add	103.43	
For Personal Protective Equipment (Arc Flash) When Working On Energized Equipment, Add	103.43	
26 05 33 13-1028 EA 4" Type T Or TB, Three Hub, Polyvinyl Chloride (PVC) Coated, Urethane Lined, Iron Conduit Bodies With Cover.....	1,322.65	207.58
For Elevated Installation >10' To 15', Add	41.52	
For Elevated Installation >15' To 20', Add	83.04	
For Elevated Installation >20' To 25', Add	103.80	
For Elevated Installation >25' To 30', Add	145.31	
For Elevated Installation >30' To 35', Add	166.07	
For Elevated Installation >35' To 40', Add	207.59	
For Elevated Installation >40', Add	228.35	
For Work In Restricted Working Space, Add	124.55	
For Personal Protective Equipment (Arc Flash) When Working On Energized Equipment, Add	124.55	
26 05 33 13-1029 Replacement Iron Conduit Body Covers, Polyvinyl Chloride (PVC) Coated, Urethane Lined		
<small>(26 05 33 13-0826)</small>		
26 05 33 13-1030 EA 1/2" Replacement Iron Conduit Body Covers, Polyvinyl Chloride (PVC) Coated, Urethane Lined	29.39	4.31
For Elevated Installation >10' To 15', Add	0.86	
For Elevated Installation >15' To 20', Add	1.72	
For Elevated Installation >20' To 25', Add	2.16	
For Elevated Installation >25' To 30', Add	3.02	
For Elevated Installation >30' To 35', Add	3.45	
For Elevated Installation >35' To 40', Add	4.31	
For Elevated Installation >40', Add	4.74	
For Work In Restricted Working Space, Add	2.59	
26 05 33 13-1031 EA 3/4" Replacement Iron Conduit Body Covers, Polyvinyl Chloride (PVC) Coated, Urethane Lined	33.00	5.03
For Elevated Installation >10' To 15', Add	1.01	
For Elevated Installation >15' To 20', Add	2.01	
For Elevated Installation >20' To 25', Add	2.52	
For Elevated Installation >25' To 30', Add	3.52	
For Elevated Installation >30' To 35', Add	4.02	
For Elevated Installation >35' To 40', Add	5.03	
For Elevated Installation >40', Add	5.53	
For Work In Restricted Working Space, Add	3.02	
26 05 33 13-1032 EA 1" Replacement Iron Conduit Body Covers, Polyvinyl Chloride (PVC) Coated, Urethane Lined	43.02	6.47
For Elevated Installation >10' To 15', Add	1.29	
For Elevated Installation >15' To 20', Add	2.59	
For Elevated Installation >20' To 25', Add	3.23	
For Elevated Installation >25' To 30', Add	4.53	
For Elevated Installation >30' To 35', Add	5.17	
For Elevated Installation >35' To 40', Add	6.47	
For Elevated Installation >40', Add	7.11	
For Work In Restricted Working Space, Add	3.88	
26 05 33 13-1033 EA 1-1/4" Replacement Iron Conduit Body Covers, Polyvinyl Chloride (PVC) Coated, Urethane Lined	55.26	7.90
For Elevated Installation >10' To 15', Add	1.58	
For Elevated Installation >15' To 20', Add	3.16	
For Elevated Installation >20' To 25', Add	3.95	
For Elevated Installation >25' To 30', Add	5.53	
For Elevated Installation >30' To 35', Add	6.32	
For Elevated Installation >35' To 40', Add	7.90	
For Elevated Installation >40', Add	8.69	
For Work In Restricted Working Space, Add	4.74	
26 05 33 13-1034 EA 1-1/2" Replacement Iron Conduit Body Covers, Polyvinyl Chloride (PVC) Coated, Urethane Lined	61.95	9.33
For Elevated Installation >10' To 15', Add	1.87	
For Elevated Installation >15' To 20', Add	3.74	
For Elevated Installation >20' To 25', Add	4.67	
For Elevated Installation >25' To 30', Add	6.54	
For Elevated Installation >30' To 35', Add	7.47	
For Elevated Installation >35' To 40', Add	9.34	
For Elevated Installation >40', Add	10.27	
For Work In Restricted Working Space, Add	5.60	

26 Electrical

26 05 Common Work Results for Electrical

26 05 33 Raceway and Boxes for Electrical Systems



MINOR	CSI	UOM	DESCRIPTION	TOTAL DIRECT UNIT COST	DEMOLITION UNIT COST
26 05 33	13-1035	EA	2" Replacement Iron Conduit Body Covers, Polyvinyl Chloride (PVC) Coated, Urethane Lined	76.55	10.78
			<i>For Elevated Installation >10' To 15', Add</i>	2.15	
			<i>For Elevated Installation >15' To 20', Add</i>	4.31	
			<i>For Elevated Installation >20' To 25', Add</i>	5.39	
			<i>For Elevated Installation >25' To 30', Add</i>	7.54	
			<i>For Elevated Installation >30' To 35', Add</i>	8.62	
			<i>For Elevated Installation >35' To 40', Add</i>	10.77	
			<i>For Elevated Installation >40', Add</i>	11.85	
			<i>For Work In Restricted Working Space, Add</i>	6.46	
26 05 33	13-1036	EA	2-1/2" Replacement Iron Conduit Body Covers, Polyvinyl Chloride (PVC) Coated, Urethane Lined	98.79	12.21
			<i>For Elevated Installation >10' To 15', Add</i>	2.44	
			<i>For Elevated Installation >15' To 20', Add</i>	4.88	
			<i>For Elevated Installation >20' To 25', Add</i>	6.11	
			<i>For Elevated Installation >25' To 30', Add</i>	8.55	
			<i>For Elevated Installation >30' To 35', Add</i>	9.77	
			<i>For Elevated Installation >35' To 40', Add</i>	12.21	
			<i>For Elevated Installation >40', Add</i>	13.43	
			<i>For Work In Restricted Working Space, Add</i>	7.33	
26 05 33	13-1037	EA	3" Replacement Iron Conduit Body Covers, Polyvinyl Chloride (PVC) Coated, Urethane Lined	108.85	17.23
			<i>For Elevated Installation >10' To 15', Add</i>	3.45	
			<i>For Elevated Installation >15' To 20', Add</i>	6.90	
			<i>For Elevated Installation >20' To 25', Add</i>	8.62	
			<i>For Elevated Installation >25' To 30', Add</i>	12.07	
			<i>For Elevated Installation >30' To 35', Add</i>	13.79	
			<i>For Elevated Installation >35' To 40', Add</i>	17.24	
			<i>For Elevated Installation >40', Add</i>	18.96	
			<i>For Work In Restricted Working Space, Add</i>	10.34	
26 05 33	13-1038	EA	3-1/2" Replacement Iron Conduit Body Covers, Polyvinyl Chloride (PVC) Coated, Urethane Lined	132.05	19.39
			<i>For Elevated Installation >10' To 15', Add</i>	3.88	
			<i>For Elevated Installation >15' To 20', Add</i>	7.76	
			<i>For Elevated Installation >20' To 25', Add</i>	9.70	
			<i>For Elevated Installation >25' To 30', Add</i>	13.58	
			<i>For Elevated Installation >30' To 35', Add</i>	15.52	
			<i>For Elevated Installation >35' To 40', Add</i>	19.40	
			<i>For Elevated Installation >40', Add</i>	21.33	
			<i>For Work In Restricted Working Space, Add</i>	11.64	
26 05 33	13-1039	EA	4" Replacement Iron Conduit Body Covers, Polyvinyl Chloride (PVC) Coated, Urethane Lined	142.10	24.42
			<i>For Elevated Installation >10' To 15', Add</i>	4.88	
			<i>For Elevated Installation >15' To 20', Add</i>	9.77	
			<i>For Elevated Installation >20' To 25', Add</i>	12.21	
			<i>For Elevated Installation >25' To 30', Add</i>	17.09	
			<i>For Elevated Installation >30' To 35', Add</i>	19.54	
			<i>For Elevated Installation >35' To 40', Add</i>	24.42	
			<i>For Elevated Installation >40', Add</i>	26.86	
			<i>For Work In Restricted Working Space, Add</i>	14.65	
26 05 33	13-1040		Polyvinyl Chloride (PVC) Coated, Urethane Lined, Rigid Galvanized Steel (RGS) EYS Sealing Conduit Bodies <small>(26 05 33 13-0826)</small>		
26 05 33	13-1041	EA	1/2" Polyvinyl Chloride (PVC) Coated, Urethane Lined, Rigid Galvanized Steel (RGS) EYS Sealing Conduit Body	143.26	34.48
			<i>For Elevated Installation >10' To 15', Add</i>	6.90	
			<i>For Elevated Installation >15' To 20', Add</i>	13.79	
			<i>For Elevated Installation >20' To 25', Add</i>	17.24	
			<i>For Elevated Installation >25' To 30', Add</i>	24.14	
			<i>For Elevated Installation >30' To 35', Add</i>	27.58	
			<i>For Elevated Installation >35' To 40', Add</i>	34.48	
			<i>For Elevated Installation >40', Add</i>	37.93	
			<i>For Work In Restricted Working Space, Add</i>	20.69	
			<i>For Personal Protective Equipment (Arc Flash) When Working On Energized Equipment, Add</i>	20.69	
26 05 33	13-1042	EA	3/4" Polyvinyl Chloride (PVC) Coated, Urethane Lined, Rigid Galvanized Steel (RGS) EYS Sealing Conduit Body	158.91	39.50
			<i>For Elevated Installation >10' To 15', Add</i>	7.90	
			<i>For Elevated Installation >15' To 20', Add</i>	15.80	
			<i>For Elevated Installation >20' To 25', Add</i>	19.75	
			<i>For Elevated Installation >25' To 30', Add</i>	27.65	
			<i>For Elevated Installation >30' To 35', Add</i>	31.60	
			<i>For Elevated Installation >35' To 40', Add</i>	39.51	
			<i>For Elevated Installation >40', Add</i>	43.46	
			<i>For Work In Restricted Working Space, Add</i>	23.70	
			<i>For Personal Protective Equipment (Arc Flash) When Working On Energized Equipment, Add</i>	23.70	
26 05 33	13-1043	EA	1" Polyvinyl Chloride (PVC) Coated, Urethane Lined, Rigid Galvanized Steel (RGS) EYS Sealing Conduit Body	185.42	45.26
			<i>For Elevated Installation >10' To 15', Add</i>	9.05	
			<i>For Elevated Installation >15' To 20', Add</i>	18.10	
			<i>For Elevated Installation >20' To 25', Add</i>	22.63	
			<i>For Elevated Installation >25' To 30', Add</i>	31.68	
			<i>For Elevated Installation >30' To 35', Add</i>	36.20	
			<i>For Elevated Installation >35' To 40', Add</i>	45.25	
			<i>For Elevated Installation >40', Add</i>	49.78	
			<i>For Work In Restricted Working Space, Add</i>	27.15	
			<i>For Personal Protective Equipment (Arc Flash) When Working On Energized Equipment, Add</i>	27.15	



MINOR CSI UOM DESCRIPTION	TOTAL DIRECT UNIT COST	DEMOLITION UNIT COST
26 05 33 13-1044 EA 1-1/4" Polyvinyl Chloride (PVC) Coated, Urethane Lined, Rigid Galvanized Steel (RGS) EYS Sealing Conduit		
Body	219.83	52.43
<i>For Elevated Installation >10' To 15', Add</i>	10.49	
<i>For Elevated Installation >15' To 20', Add</i>	20.97	
<i>For Elevated Installation >20' To 25', Add</i>	26.22	
<i>For Elevated Installation >25' To 30', Add</i>	36.70	
<i>For Elevated Installation >30' To 35', Add</i>	41.95	
<i>For Elevated Installation >35' To 40', Add</i>	52.44	
<i>For Elevated Installation >40', Add</i>	57.68	
<i>For Work In Restricted Working Space, Add</i>	31.46	
<i>For Personal Protective Equipment (Arc Flash) When Working On Energized Equipment, Add</i>	31.46	
26 05 33 13-1045 EA 1-1/2" Polyvinyl Chloride (PVC) Coated, Urethane Lined, Rigid Galvanized Steel (RGS) EYS Sealing Conduit		
Body	272.07	57.47
<i>For Elevated Installation >10' To 15', Add</i>	11.49	
<i>For Elevated Installation >15' To 20', Add</i>	22.98	
<i>For Elevated Installation >20' To 25', Add</i>	28.73	
<i>For Elevated Installation >25' To 30', Add</i>	40.22	
<i>For Elevated Installation >30' To 35', Add</i>	45.97	
<i>For Elevated Installation >35' To 40', Add</i>	57.46	
<i>For Elevated Installation >40', Add</i>	63.21	
<i>For Work In Restricted Working Space, Add</i>	34.48	
<i>For Personal Protective Equipment (Arc Flash) When Working On Energized Equipment, Add</i>	34.48	
26 05 33 13-1046 EA 2" Polyvinyl Chloride (PVC) Coated, Urethane Lined, Rigid Galvanized Steel (RGS) EYS Sealing Conduit Body.....	329.59	68.96
<i>For Elevated Installation >10' To 15', Add</i>	13.79	
<i>For Elevated Installation >15' To 20', Add</i>	27.58	
<i>For Elevated Installation >20' To 25', Add</i>	34.48	
<i>For Elevated Installation >25' To 30', Add</i>	48.27	
<i>For Elevated Installation >30' To 35', Add</i>	55.16	
<i>For Elevated Installation >35' To 40', Add</i>	68.96	
<i>For Elevated Installation >40', Add</i>	75.85	
<i>For Work In Restricted Working Space, Add</i>	41.37	
<i>For Personal Protective Equipment (Arc Flash) When Working On Energized Equipment, Add</i>	41.37	
26 05 33 13-1047 EA 2-1/2" Polyvinyl Chloride (PVC) Coated, Urethane Lined, Rigid Galvanized Steel (RGS) EYS Sealing Conduit		
Body	476.72	96.97
<i>For Elevated Installation >10' To 15', Add</i>	19.39	
<i>For Elevated Installation >15' To 20', Add</i>	38.79	
<i>For Elevated Installation >20' To 25', Add</i>	48.48	
<i>For Elevated Installation >25' To 30', Add</i>	67.88	
<i>For Elevated Installation >30' To 35', Add</i>	77.57	
<i>For Elevated Installation >35' To 40', Add</i>	96.97	
<i>For Elevated Installation >40', Add</i>	106.66	
<i>For Work In Restricted Working Space, Add</i>	58.18	
<i>For Personal Protective Equipment (Arc Flash) When Working On Energized Equipment, Add</i>	58.18	
26 05 33 13-1048 EA 3" Polyvinyl Chloride (PVC) Coated, Urethane Lined, Rigid Galvanized Steel (RGS) EYS Sealing Conduit Body.....	612.26	129.29
<i>For Elevated Installation >10' To 15', Add</i>	25.86	
<i>For Elevated Installation >15' To 20', Add</i>	51.72	
<i>For Elevated Installation >20' To 25', Add</i>	64.65	
<i>For Elevated Installation >25' To 30', Add</i>	90.50	
<i>For Elevated Installation >30' To 35', Add</i>	103.43	
<i>For Elevated Installation >35' To 40', Add</i>	129.29	
<i>For Elevated Installation >40', Add</i>	142.22	
<i>For Work In Restricted Working Space, Add</i>	77.57	
<i>For Personal Protective Equipment (Arc Flash) When Working On Energized Equipment, Add</i>	77.57	
26 05 33 13-1049 EA 3-1/2" Polyvinyl Chloride (PVC) Coated, Urethane Lined, Rigid Galvanized Steel (RGS) EYS Sealing Conduit		
Body	1,205.51	161.61
<i>For Elevated Installation >10' To 15', Add</i>	32.32	
<i>For Elevated Installation >15' To 20', Add</i>	64.64	
<i>For Elevated Installation >20' To 25', Add</i>	80.81	
<i>For Elevated Installation >25' To 30', Add</i>	113.13	
<i>For Elevated Installation >30' To 35', Add</i>	129.29	
<i>For Elevated Installation >35' To 40', Add</i>	161.61	
<i>For Elevated Installation >40', Add</i>	177.77	
<i>For Work In Restricted Working Space, Add</i>	96.97	
<i>For Personal Protective Equipment (Arc Flash) When Working On Energized Equipment, Add</i>	96.97	
26 05 33 13-1050 EA 4" Polyvinyl Chloride (PVC) Coated, Urethane Lined, Rigid Galvanized Steel (RGS) EYS Sealing Conduit Body.....	1,757.45	196.81
<i>For Elevated Installation >10' To 15', Add</i>	39.36	
<i>For Elevated Installation >15' To 20', Add</i>	78.72	
<i>For Elevated Installation >20' To 25', Add</i>	98.41	
<i>For Elevated Installation >25' To 30', Add</i>	137.77	
<i>For Elevated Installation >30' To 35', Add</i>	157.45	
<i>For Elevated Installation >35' To 40', Add</i>	196.81	
<i>For Elevated Installation >40', Add</i>	216.49	
<i>For Work In Restricted Working Space, Add</i>	118.09	
<i>For Personal Protective Equipment (Arc Flash) When Working On Energized Equipment, Add</i>	118.09	
26 05 33 13-1051 Polyvinyl Chloride (PVC) Coated, Urethane Lined, Rigid Galvanized Steel (RGS) EYD Sealing Conduit Bodies <small>(26 05 33 13-0826)</small>		

26 Electrical

26 05 Common Work Results for Electrical

26 05 33 Raceway and Boxes for Electrical Systems



MINOR	CSI	UOM	DESCRIPTION	TOTAL DIRECT UNIT COST	DEMOLITION UNIT COST
26 05 33	13-1052	EA	1/2" Polyvinyl Chloride (PVC) Coated, Urethane Lined, Rigid Galvanized Steel (RGS) EYD Sealing Conduit Body.....	239.97	34.48
			<i>For Elevated Installation >10' To 15', Add</i>	6.90	
			<i>For Elevated Installation >15' To 20', Add</i>	13.79	
			<i>For Elevated Installation >20' To 25', Add</i>	17.24	
			<i>For Elevated Installation >25' To 30', Add</i>	24.14	
			<i>For Elevated Installation >30' To 35', Add</i>	27.58	
			<i>For Elevated Installation >35' To 40', Add</i>	34.48	
			<i>For Elevated Installation >40', Add</i>	37.93	
			<i>For Work In Restricted Working Space, Add</i>	20.69	
			<i>For Personal Protective Equipment (Arc Flash) When Working On Energized Equipment, Add</i>	20.69	
26 05 33	13-1053	EA	3/4" Polyvinyl Chloride (PVC) Coated, Urethane Lined, Rigid Galvanized Steel (RGS) EYD Sealing Conduit Body.....	258.91	39.50
			<i>For Elevated Installation >10' To 15', Add</i>	7.90	
			<i>For Elevated Installation >15' To 20', Add</i>	15.80	
			<i>For Elevated Installation >20' To 25', Add</i>	19.75	
			<i>For Elevated Installation >25' To 30', Add</i>	27.65	
			<i>For Elevated Installation >30' To 35', Add</i>	31.60	
			<i>For Elevated Installation >35' To 40', Add</i>	39.51	
			<i>For Elevated Installation >40', Add</i>	43.46	
			<i>For Work In Restricted Working Space, Add</i>	23.70	
			<i>For Personal Protective Equipment (Arc Flash) When Working On Energized Equipment, Add</i>	23.70	
26 05 33	13-1054	EA	1" Polyvinyl Chloride (PVC) Coated, Urethane Lined, Rigid Galvanized Steel (RGS) EYD Sealing Conduit Body.....	295.68	45.26
			<i>For Elevated Installation >10' To 15', Add</i>	9.05	
			<i>For Elevated Installation >15' To 20', Add</i>	18.10	
			<i>For Elevated Installation >20' To 25', Add</i>	22.63	
			<i>For Elevated Installation >25' To 30', Add</i>	31.68	
			<i>For Elevated Installation >30' To 35', Add</i>	36.20	
			<i>For Elevated Installation >35' To 40', Add</i>	45.25	
			<i>For Elevated Installation >40', Add</i>	49.78	
			<i>For Work In Restricted Working Space, Add</i>	27.15	
			<i>For Personal Protective Equipment (Arc Flash) When Working On Energized Equipment, Add</i>	27.15	
26 05 33	13-1055	EA	1-1/4" Polyvinyl Chloride (PVC) Coated, Urethane Lined, Rigid Galvanized Steel (RGS) EYD Sealing Conduit Body.....	331.35	52.43
			<i>For Elevated Installation >10' To 15', Add</i>	10.49	
			<i>For Elevated Installation >15' To 20', Add</i>	20.97	
			<i>For Elevated Installation >20' To 25', Add</i>	26.22	
			<i>For Elevated Installation >25' To 30', Add</i>	36.70	
			<i>For Elevated Installation >30' To 35', Add</i>	41.95	
			<i>For Elevated Installation >35' To 40', Add</i>	52.44	
			<i>For Elevated Installation >40', Add</i>	57.68	
			<i>For Work In Restricted Working Space, Add</i>	31.46	
			<i>For Personal Protective Equipment (Arc Flash) When Working On Energized Equipment, Add</i>	31.46	
26 05 33	13-1056	EA	1-1/2" Polyvinyl Chloride (PVC) Coated, Urethane Lined, Rigid Galvanized Steel (RGS) EYD Sealing Conduit Body.....	400.44	57.47
			<i>For Elevated Installation >10' To 15', Add</i>	11.49	
			<i>For Elevated Installation >15' To 20', Add</i>	22.98	
			<i>For Elevated Installation >20' To 25', Add</i>	28.73	
			<i>For Elevated Installation >25' To 30', Add</i>	40.22	
			<i>For Elevated Installation >30' To 35', Add</i>	45.97	
			<i>For Elevated Installation >35' To 40', Add</i>	57.46	
			<i>For Elevated Installation >40', Add</i>	63.21	
			<i>For Work In Restricted Working Space, Add</i>	34.48	
			<i>For Personal Protective Equipment (Arc Flash) When Working On Energized Equipment, Add</i>	34.48	
26 05 33	13-1057	EA	2" Polyvinyl Chloride (PVC) Coated, Urethane Lined, Rigid Galvanized Steel (RGS) EYD Sealing Conduit Body.....	451.70	68.96
			<i>For Elevated Installation >10' To 15', Add</i>	13.79	
			<i>For Elevated Installation >15' To 20', Add</i>	27.58	
			<i>For Elevated Installation >20' To 25', Add</i>	34.48	
			<i>For Elevated Installation >25' To 30', Add</i>	48.27	
			<i>For Elevated Installation >30' To 35', Add</i>	55.16	
			<i>For Elevated Installation >35' To 40', Add</i>	68.96	
			<i>For Elevated Installation >40', Add</i>	75.85	
			<i>For Work In Restricted Working Space, Add</i>	41.37	
			<i>For Personal Protective Equipment (Arc Flash) When Working On Energized Equipment, Add</i>	41.37	
26 05 33	13-1058	EA	2-1/2" Polyvinyl Chloride (PVC) Coated, Urethane Lined, Rigid Galvanized Steel (RGS) EYD Sealing Conduit Body.....	635.48	96.97
			<i>For Elevated Installation >10' To 15', Add</i>	19.39	
			<i>For Elevated Installation >15' To 20', Add</i>	38.79	
			<i>For Elevated Installation >20' To 25', Add</i>	48.48	
			<i>For Elevated Installation >25' To 30', Add</i>	67.88	
			<i>For Elevated Installation >30' To 35', Add</i>	77.57	
			<i>For Elevated Installation >35' To 40', Add</i>	96.97	
			<i>For Elevated Installation >40', Add</i>	106.66	
			<i>For Work In Restricted Working Space, Add</i>	58.18	
			<i>For Personal Protective Equipment (Arc Flash) When Working On Energized Equipment, Add</i>	58.18	
26 05 33	13-1059	EA	3" Polyvinyl Chloride (PVC) Coated, Urethane Lined, Rigid Galvanized Steel (RGS) EYD Sealing Conduit Body.....	884.16	129.29
			<i>For Elevated Installation >10' To 15', Add</i>	25.86	
			<i>For Elevated Installation >15' To 20', Add</i>	51.72	
			<i>For Elevated Installation >20' To 25', Add</i>	64.65	
			<i>For Elevated Installation >25' To 30', Add</i>	90.50	
			<i>For Elevated Installation >30' To 35', Add</i>	103.43	
			<i>For Elevated Installation >35' To 40', Add</i>	129.29	
			<i>For Elevated Installation >40', Add</i>	142.22	
			<i>For Work In Restricted Working Space, Add</i>	77.57	
			<i>For Personal Protective Equipment (Arc Flash) When Working On Energized Equipment, Add</i>	77.57	



MINOR CSI UOM DESCRIPTION	TOTAL DIRECT UNIT COST	DEMOLITION UNIT COST
26 05 33 13-1060 EA 3-1/2" Polyvinyl Chloride (PVC) Coated, Urethane Lined, Rigid Galvanized Steel (RGS) EYD Sealing Conduit Body <i>For Elevated Installation >10' To 15', Add</i> <i>For Elevated Installation >15' To 20', Add</i> <i>For Elevated Installation >20' To 25', Add</i> <i>For Elevated Installation >25' To 30', Add</i> <i>For Elevated Installation >30' To 35', Add</i> <i>For Elevated Installation >35' To 40', Add</i> <i>For Elevated Installation >40', Add</i> <i>For Work In Restricted Working Space, Add</i> <i>For Personal Protective Equipment (Arc Flash) When Working On Energized Equipment, Add</i>	1,284.47 32.32 64.64 80.81 113.13 129.29 161.61 177.77 96.97 96.97	161.61
26 05 33 13-1061 EA 4" Polyvinyl Chloride (PVC) Coated, Urethane Lined, Rigid Galvanized Steel (RGS) EYD Sealing Conduit Body <i>For Elevated Installation >10' To 15', Add</i> <i>For Elevated Installation >15' To 20', Add</i> <i>For Elevated Installation >20' To 25', Add</i> <i>For Elevated Installation >25' To 30', Add</i> <i>For Elevated Installation >30' To 35', Add</i> <i>For Elevated Installation >35' To 40', Add</i> <i>For Elevated Installation >40', Add</i> <i>For Work In Restricted Working Space, Add</i> <i>For Personal Protective Equipment (Arc Flash) When Working On Energized Equipment, Add</i>	1,860.77 39.36 78.72 98.41 137.77 157.45 196.81 216.49 118.09 118.09	196.81
26 05 33 13-1062 Polyvinyl Chloride (PVC) Coated, Urethane Lined, Rigid Galvanized Steel (RGS) EZS Sealing Conduit Bodies <small>(26 05 33 13-0826)</small>		
26 05 33 13-1063 EA 1/2" Polyvinyl Chloride (PVC) Coated, Urethane Lined, Rigid Galvanized Steel (RGS) EZS Sealing Conduit Body <i>For Elevated Installation >10' To 15', Add</i> <i>For Elevated Installation >15' To 20', Add</i> <i>For Elevated Installation >20' To 25', Add</i> <i>For Elevated Installation >25' To 30', Add</i> <i>For Elevated Installation >30' To 35', Add</i> <i>For Elevated Installation >35' To 40', Add</i> <i>For Elevated Installation >40', Add</i> <i>For Work In Restricted Working Space, Add</i> <i>For Personal Protective Equipment (Arc Flash) When Working On Energized Equipment, Add</i>	193.41 6.90 13.79 17.24 24.14 27.58 34.48 37.93 20.69 20.69	34.48
26 05 33 13-1064 EA 3/4" Polyvinyl Chloride (PVC) Coated, Urethane Lined, Rigid Galvanized Steel (RGS) EZS Sealing Conduit Body <i>For Elevated Installation >10' To 15', Add</i> <i>For Elevated Installation >15' To 20', Add</i> <i>For Elevated Installation >20' To 25', Add</i> <i>For Elevated Installation >25' To 30', Add</i> <i>For Elevated Installation >30' To 35', Add</i> <i>For Elevated Installation >35' To 40', Add</i> <i>For Elevated Installation >40', Add</i> <i>For Work In Restricted Working Space, Add</i> <i>For Personal Protective Equipment (Arc Flash) When Working On Energized Equipment, Add</i>	206.77 7.90 15.80 19.75 27.65 31.60 39.51 43.46 23.70 23.70	39.50
26 05 33 13-1065 EA 1" Polyvinyl Chloride (PVC) Coated, Urethane Lined, Rigid Galvanized Steel (RGS) EZS Sealing Conduit Body <i>For Elevated Installation >10' To 15', Add</i> <i>For Elevated Installation >15' To 20', Add</i> <i>For Elevated Installation >20' To 25', Add</i> <i>For Elevated Installation >25' To 30', Add</i> <i>For Elevated Installation >30' To 35', Add</i> <i>For Elevated Installation >35' To 40', Add</i> <i>For Elevated Installation >40', Add</i> <i>For Work In Restricted Working Space, Add</i> <i>For Personal Protective Equipment (Arc Flash) When Working On Energized Equipment, Add</i>	237.53 9.05 18.10 22.63 31.68 36.20 45.25 49.78 27.15 27.15	45.26
26 05 33 13-1066 EA 1-1/4" Polyvinyl Chloride (PVC) Coated, Urethane Lined, Rigid Galvanized Steel (RGS) EZS Sealing Conduit Body <i>For Elevated Installation >10' To 15', Add</i> <i>For Elevated Installation >15' To 20', Add</i> <i>For Elevated Installation >20' To 25', Add</i> <i>For Elevated Installation >25' To 30', Add</i> <i>For Elevated Installation >30' To 35', Add</i> <i>For Elevated Installation >35' To 40', Add</i> <i>For Elevated Installation >40', Add</i> <i>For Work In Restricted Working Space, Add</i> <i>For Personal Protective Equipment (Arc Flash) When Working On Energized Equipment, Add</i>	265.40 10.49 20.97 26.22 36.70 41.95 52.44 57.68 31.46 31.46	52.43
26 05 33 13-1067 EA 1-1/2" Polyvinyl Chloride (PVC) Coated, Urethane Lined, Rigid Galvanized Steel (RGS) EZS Sealing Conduit Body <i>For Elevated Installation >10' To 15', Add</i> <i>For Elevated Installation >15' To 20', Add</i> <i>For Elevated Installation >20' To 25', Add</i> <i>For Elevated Installation >25' To 30', Add</i> <i>For Elevated Installation >30' To 35', Add</i> <i>For Elevated Installation >35' To 40', Add</i> <i>For Elevated Installation >40', Add</i> <i>For Work In Restricted Working Space, Add</i> <i>For Personal Protective Equipment (Arc Flash) When Working On Energized Equipment, Add</i>	362.04 11.49 22.98 28.73 40.22 45.97 57.46 63.21 34.48 34.48	57.47
26 05 33 13-1068 EA 2" Polyvinyl Chloride (PVC) Coated, Urethane Lined, Rigid Galvanized Steel (RGS) EZS Sealing Conduit Body <i>For Elevated Installation >10' To 15', Add</i> <i>For Elevated Installation >15' To 20', Add</i> <i>For Elevated Installation >20' To 25', Add</i> <i>For Elevated Installation >25' To 30', Add</i> <i>For Elevated Installation >30' To 35', Add</i> <i>For Elevated Installation >35' To 40', Add</i> <i>For Elevated Installation >40', Add</i> <i>For Work In Restricted Working Space, Add</i> <i>For Personal Protective Equipment (Arc Flash) When Working On Energized Equipment, Add</i>	454.02 13.79 27.58 34.48 48.27 55.16 68.96 75.85 41.37 41.37	68.96

26 Electrical

26 05 Common Work Results for Electrical

26 05 33 Raceway and Boxes for Electrical Systems



MINOR		TOTAL DIRECT	DEMOLITION
CSI	UOM DESCRIPTION	UNIT COST	UNIT COST
26 05 33 13-1069	EA 2-1/2" Polyvinyl Chloride (PVC) Coated, Urethane Lined, Rigid Galvanized Steel (RGS) EZS Sealing Conduit Body	703.00	96.97
	<i>For Elevated Installation >10' To 15', Add</i>	19.39	
	<i>For Elevated Installation >15' To 20', Add</i>	38.79	
	<i>For Elevated Installation >20' To 25', Add</i>	48.48	
	<i>For Elevated Installation >25' To 30', Add</i>	67.88	
	<i>For Elevated Installation >30' To 35', Add</i>	77.57	
	<i>For Elevated Installation >35' To 40', Add</i>	96.97	
	<i>For Elevated Installation >40', Add</i>	106.66	
	<i>For Work In Restricted Working Space, Add</i>	58.18	
	<i>For Personal Protective Equipment (Arc Flash) When Working On Energized Equipment, Add</i>	58.18	
26 05 33 13-1070	EA 3" Polyvinyl Chloride (PVC) Coated, Urethane Lined, Rigid Galvanized Steel (RGS) EZS Sealing Conduit Body	1,021.53	129.29
	<i>For Elevated Installation >10' To 15', Add</i>	25.86	
	<i>For Elevated Installation >15' To 20', Add</i>	51.72	
	<i>For Elevated Installation >20' To 25', Add</i>	64.65	
	<i>For Elevated Installation >25' To 30', Add</i>	90.50	
	<i>For Elevated Installation >30' To 35', Add</i>	103.43	
	<i>For Elevated Installation >35' To 40', Add</i>	129.29	
	<i>For Elevated Installation >40', Add</i>	142.22	
	<i>For Work In Restricted Working Space, Add</i>	77.57	
	<i>For Personal Protective Equipment (Arc Flash) When Working On Energized Equipment, Add</i>	77.57	
26 05 33 13-1071	EA 3-1/2" Polyvinyl Chloride (PVC) Coated, Urethane Lined, Rigid Galvanized Steel (RGS) EZS Sealing Conduit Body	1,284.47	161.61
	<i>For Elevated Installation >10' To 15', Add</i>	32.32	
	<i>For Elevated Installation >15' To 20', Add</i>	64.64	
	<i>For Elevated Installation >20' To 25', Add</i>	80.81	
	<i>For Elevated Installation >25' To 30', Add</i>	113.13	
	<i>For Elevated Installation >30' To 35', Add</i>	129.29	
	<i>For Elevated Installation >35' To 40', Add</i>	161.61	
	<i>For Elevated Installation >40', Add</i>	177.77	
	<i>For Work In Restricted Working Space, Add</i>	96.97	
	<i>For Personal Protective Equipment (Arc Flash) When Working On Energized Equipment, Add</i>	96.97	
26 05 33 13-1072	Polyvinyl Chloride (PVC) Coated, Urethane Lined, Rigid Galvanized Steel (RGS) EZD Sealing Conduit Bodies <small>(26 05 33 13-0826)</small>		
26 05 33 13-1073	EA 1/2" Polyvinyl Chloride (PVC) Coated, Urethane Lined, Rigid Galvanized Steel (RGS) EZD Sealing Conduit Body	253.64	34.48
	<i>For Elevated Installation >10' To 15', Add</i>	6.90	
	<i>For Elevated Installation >15' To 20', Add</i>	13.79	
	<i>For Elevated Installation >20' To 25', Add</i>	17.24	
	<i>For Elevated Installation >25' To 30', Add</i>	24.14	
	<i>For Elevated Installation >30' To 35', Add</i>	27.58	
	<i>For Elevated Installation >35' To 40', Add</i>	34.48	
	<i>For Elevated Installation >40', Add</i>	37.93	
	<i>For Work In Restricted Working Space, Add</i>	20.69	
	<i>For Personal Protective Equipment (Arc Flash) When Working On Energized Equipment, Add</i>	20.69	
26 05 33 13-1074	EA 3/4" Polyvinyl Chloride (PVC) Coated, Urethane Lined, Rigid Galvanized Steel (RGS) EZD Sealing Conduit Body	281.70	39.50
	<i>For Elevated Installation >10' To 15', Add</i>	7.90	
	<i>For Elevated Installation >15' To 20', Add</i>	15.80	
	<i>For Elevated Installation >20' To 25', Add</i>	19.75	
	<i>For Elevated Installation >25' To 30', Add</i>	27.65	
	<i>For Elevated Installation >30' To 35', Add</i>	31.60	
	<i>For Elevated Installation >35' To 40', Add</i>	39.51	
	<i>For Elevated Installation >40', Add</i>	43.46	
	<i>For Work In Restricted Working Space, Add</i>	23.70	
	<i>For Personal Protective Equipment (Arc Flash) When Working On Energized Equipment, Add</i>	23.70	
26 05 33 13-1075	EA 1" Polyvinyl Chloride (PVC) Coated, Urethane Lined, Rigid Galvanized Steel (RGS) EZD Sealing Conduit Body	348.42	45.26
	<i>For Elevated Installation >10' To 15', Add</i>	9.05	
	<i>For Elevated Installation >15' To 20', Add</i>	18.10	
	<i>For Elevated Installation >20' To 25', Add</i>	22.63	
	<i>For Elevated Installation >25' To 30', Add</i>	31.68	
	<i>For Elevated Installation >30' To 35', Add</i>	36.20	
	<i>For Elevated Installation >35' To 40', Add</i>	45.25	
	<i>For Elevated Installation >40', Add</i>	49.78	
	<i>For Work In Restricted Working Space, Add</i>	27.15	
	<i>For Personal Protective Equipment (Arc Flash) When Working On Energized Equipment, Add</i>	27.15	
26 05 33 13-1076	EA 1-1/4" Polyvinyl Chloride (PVC) Coated, Urethane Lined, Rigid Galvanized Steel (RGS) EZD Sealing Conduit Body	428.88	52.43
	<i>For Elevated Installation >10' To 15', Add</i>	10.49	
	<i>For Elevated Installation >15' To 20', Add</i>	20.97	
	<i>For Elevated Installation >20' To 25', Add</i>	26.22	
	<i>For Elevated Installation >25' To 30', Add</i>	36.70	
	<i>For Elevated Installation >30' To 35', Add</i>	41.95	
	<i>For Elevated Installation >35' To 40', Add</i>	52.44	
	<i>For Elevated Installation >40', Add</i>	57.68	
	<i>For Work In Restricted Working Space, Add</i>	31.46	
	<i>For Personal Protective Equipment (Arc Flash) When Working On Energized Equipment, Add</i>	31.46	



MINOR	CSI	UOM	DESCRIPTION	TOTAL DIRECT UNIT COST	DEMOLITION UNIT COST
26 05 33	13-1077	EA	1-1/2" Polyvinyl Chloride (PVC) Coated, Urethane Lined, Rigid Galvanized Steel (RGS) EZD Sealing Conduit Body	593.01	57.47
			<i>For Elevated Installation >10' To 15', Add</i>	11.49	
			<i>For Elevated Installation >15' To 20', Add</i>	22.98	
			<i>For Elevated Installation >20' To 25', Add</i>	28.73	
			<i>For Elevated Installation >25' To 30', Add</i>	40.22	
			<i>For Elevated Installation >30' To 35', Add</i>	45.97	
			<i>For Elevated Installation >35' To 40', Add</i>	57.46	
			<i>For Elevated Installation >40', Add</i>	63.21	
			<i>For Work In Restricted Working Space, Add</i>	34.48	
			<i>For Personal Protective Equipment (Arc Flash) When Working On Energized Equipment, Add</i>	34.48	
26 05 33	13-1078	EA	2" Polyvinyl Chloride (PVC) Coated, Urethane Lined, Rigid Galvanized Steel (RGS) EZD Sealing Conduit Body	710.73	68.96
			<i>For Elevated Installation >10' To 15', Add</i>	13.79	
			<i>For Elevated Installation >15' To 20', Add</i>	27.58	
			<i>For Elevated Installation >20' To 25', Add</i>	34.48	
			<i>For Elevated Installation >25' To 30', Add</i>	48.27	
			<i>For Elevated Installation >30' To 35', Add</i>	55.16	
			<i>For Elevated Installation >35' To 40', Add</i>	68.96	
			<i>For Elevated Installation >40', Add</i>	75.85	
			<i>For Work In Restricted Working Space, Add</i>	41.37	
			<i>For Personal Protective Equipment (Arc Flash) When Working On Energized Equipment, Add</i>	41.37	
26 05 33	13-1079		Polyvinyl Chloride (PVC) Coated, Urethane Lined, Rigid Galvanized Steel (RGS) Split Couplings <small>(26 05 33 13-0826)</small>		
26 05 33	13-1080	EA	1/2" Polyvinyl Chloride (PVC) Coated, Urethane Lined, Rigid Galvanized Steel (RGS) Split Coupling	50.26	13.82
			<i>For Elevated Installation >10' To 15', Add</i>	2.76	
			<i>For Elevated Installation >15' To 20', Add</i>	5.53	
			<i>For Elevated Installation >20' To 25', Add</i>	6.91	
			<i>For Elevated Installation >25' To 30', Add</i>	9.67	
			<i>For Elevated Installation >30' To 35', Add</i>	11.05	
			<i>For Elevated Installation >35' To 40', Add</i>	13.82	
			<i>For Elevated Installation >40', Add</i>	15.20	
			<i>For Work In Restricted Working Space, Add</i>	8.29	
26 05 33	13-1081	EA	3/4" Polyvinyl Chloride (PVC) Coated, Urethane Lined, Rigid Galvanized Steel (RGS) Split Coupling	66.30	16.57
			<i>For Elevated Installation >10' To 15', Add</i>	3.32	
			<i>For Elevated Installation >15' To 20', Add</i>	6.63	
			<i>For Elevated Installation >20' To 25', Add</i>	8.29	
			<i>For Elevated Installation >25' To 30', Add</i>	11.60	
			<i>For Elevated Installation >30' To 35', Add</i>	13.26	
			<i>For Elevated Installation >35' To 40', Add</i>	16.58	
			<i>For Elevated Installation >40', Add</i>	18.23	
			<i>For Work In Restricted Working Space, Add</i>	9.95	
26 05 33	13-1082	EA	1" Polyvinyl Chloride (PVC) Coated, Urethane Lined, Rigid Galvanized Steel (RGS) Split Coupling	84.45	22.10
			<i>For Elevated Installation >10' To 15', Add</i>	4.42	
			<i>For Elevated Installation >15' To 20', Add</i>	8.84	
			<i>For Elevated Installation >20' To 25', Add</i>	11.05	
			<i>For Elevated Installation >25' To 30', Add</i>	15.47	
			<i>For Elevated Installation >30' To 35', Add</i>	17.68	
			<i>For Elevated Installation >35' To 40', Add</i>	22.10	
			<i>For Elevated Installation >40', Add</i>	24.31	
			<i>For Work In Restricted Working Space, Add</i>	13.26	
26 05 33	13-1083	EA	1-1/4" Polyvinyl Chloride (PVC) Coated, Urethane Lined, Rigid Galvanized Steel (RGS) Split Coupling	115.67	27.63
			<i>For Elevated Installation >10' To 15', Add</i>	5.53	
			<i>For Elevated Installation >15' To 20', Add</i>	11.05	
			<i>For Elevated Installation >20' To 25', Add</i>	13.81	
			<i>For Elevated Installation >25' To 30', Add</i>	19.34	
			<i>For Elevated Installation >30' To 35', Add</i>	22.10	
			<i>For Elevated Installation >35' To 40', Add</i>	27.63	
			<i>For Elevated Installation >40', Add</i>	30.39	
			<i>For Work In Restricted Working Space, Add</i>	16.58	
26 05 33	13-1084	EA	1-1/2" Polyvinyl Chloride (PVC) Coated, Urethane Lined, Rigid Galvanized Steel (RGS) Split Coupling	151.18	33.15
			<i>For Elevated Installation >10' To 15', Add</i>	6.63	
			<i>For Elevated Installation >15' To 20', Add</i>	13.26	
			<i>For Elevated Installation >20' To 25', Add</i>	16.58	
			<i>For Elevated Installation >25' To 30', Add</i>	23.21	
			<i>For Elevated Installation >30' To 35', Add</i>	26.52	
			<i>For Elevated Installation >35' To 40', Add</i>	33.15	
			<i>For Elevated Installation >40', Add</i>	36.47	
			<i>For Work In Restricted Working Space, Add</i>	19.89	
26 05 33	13-1085	EA	2" Polyvinyl Chloride (PVC) Coated, Urethane Lined, Rigid Galvanized Steel (RGS) Split Coupling	256.82	38.68
			<i>For Elevated Installation >10' To 15', Add</i>	7.74	
			<i>For Elevated Installation >15' To 20', Add</i>	15.47	
			<i>For Elevated Installation >20' To 25', Add</i>	19.34	
			<i>For Elevated Installation >25' To 30', Add</i>	27.08	
			<i>For Elevated Installation >30' To 35', Add</i>	30.94	
			<i>For Elevated Installation >35' To 40', Add</i>	38.68	
			<i>For Elevated Installation >40', Add</i>	42.55	
			<i>For Work In Restricted Working Space, Add</i>	23.21	

26 Electrical

26 05 Common Work Results for Electrical

26 05 33 Raceway and Boxes for Electrical Systems



MINOR	CSI	UOM	DESCRIPTION	TOTAL DIRECT UNIT COST	DEMOLITION UNIT COST
26 05 33	13-1086	EA	2-1/2" Polyvinyl Chloride (PVC) Coated, Urethane Lined, Rigid Galvanized Steel (RGS) Split Coupling	370.95	44.20
			<i>For Elevated Installation >10' To 15', Add</i>	8.84	
			<i>For Elevated Installation >15' To 20', Add</i>	17.68	
			<i>For Elevated Installation >20' To 25', Add</i>	22.10	
			<i>For Elevated Installation >25' To 30', Add</i>	30.94	
			<i>For Elevated Installation >30' To 35', Add</i>	35.36	
			<i>For Elevated Installation >35' To 40', Add</i>	44.20	
			<i>For Elevated Installation >40', Add</i>	48.62	
			<i>For Work In Restricted Working Space, Add</i>	26.52	
26 05 33	13-1087	EA	3" Polyvinyl Chloride (PVC) Coated, Urethane Lined, Rigid Galvanized Steel (RGS) Split Coupling	461.78	49.73
			<i>For Elevated Installation >10' To 15', Add</i>	9.95	
			<i>For Elevated Installation >15' To 20', Add</i>	19.89	
			<i>For Elevated Installation >20' To 25', Add</i>	24.86	
			<i>For Elevated Installation >25' To 30', Add</i>	34.81	
			<i>For Elevated Installation >30' To 35', Add</i>	39.78	
			<i>For Elevated Installation >35' To 40', Add</i>	49.73	
			<i>For Elevated Installation >40', Add</i>	54.70	
			<i>For Work In Restricted Working Space, Add</i>	29.84	
26 05 33	13-1088	EA	3-1/2" Polyvinyl Chloride (PVC) Coated, Urethane Lined, Rigid Galvanized Steel (RGS) Split Coupling	640.67	58.02
			<i>For Elevated Installation >10' To 15', Add</i>	11.60	
			<i>For Elevated Installation >15' To 20', Add</i>	23.21	
			<i>For Elevated Installation >20' To 25', Add</i>	29.07	
			<i>For Elevated Installation >25' To 30', Add</i>	40.61	
			<i>For Elevated Installation >30' To 35', Add</i>	46.41	
			<i>For Elevated Installation >35' To 40', Add</i>	58.02	
			<i>For Elevated Installation >40', Add</i>	63.82	
			<i>For Work In Restricted Working Space, Add</i>	34.81	
26 05 33	13-1089	EA	4" Polyvinyl Chloride (PVC) Coated, Urethane Lined, Rigid Galvanized Steel (RGS) Split Coupling	777.12	66.30
			<i>For Elevated Installation >10' To 15', Add</i>	13.26	
			<i>For Elevated Installation >15' To 20', Add</i>	26.52	
			<i>For Elevated Installation >20' To 25', Add</i>	33.15	
			<i>For Elevated Installation >25' To 30', Add</i>	46.41	
			<i>For Elevated Installation >30' To 35', Add</i>	53.04	
			<i>For Elevated Installation >35' To 40', Add</i>	66.31	
			<i>For Elevated Installation >40', Add</i>	72.94	
			<i>For Work In Restricted Working Space, Add</i>	39.78	
26 05 33	13-1090	EA	5" Polyvinyl Chloride (PVC) Coated, Urethane Lined, Rigid Galvanized Steel (RGS) Split Coupling	1,243.57	104.98
			<i>For Elevated Installation >10' To 15', Add</i>	21.00	
			<i>For Elevated Installation >15' To 20', Add</i>	41.99	
			<i>For Elevated Installation >20' To 25', Add</i>	52.49	
			<i>For Elevated Installation >25' To 30', Add</i>	73.48	
			<i>For Elevated Installation >30' To 35', Add</i>	83.98	
			<i>For Elevated Installation >35' To 40', Add</i>	104.98	
			<i>For Elevated Installation >40', Add</i>	115.47	
			<i>For Work In Restricted Working Space, Add</i>	62.99	
26 05 33	13-1091	EA	6" Polyvinyl Chloride (PVC) Coated, Urethane Lined, Rigid Galvanized Steel (RGS) Split Coupling	1,703.08	160.23
			<i>For Elevated Installation >10' To 15', Add</i>	32.05	
			<i>For Elevated Installation >15' To 20', Add</i>	64.09	
			<i>For Elevated Installation >20' To 25', Add</i>	80.12	
			<i>For Elevated Installation >25' To 30', Add</i>	112.16	
			<i>For Elevated Installation >30' To 35', Add</i>	128.19	
			<i>For Elevated Installation >35' To 40', Add</i>	160.24	
			<i>For Elevated Installation >40', Add</i>	176.26	
			<i>For Work In Restricted Working Space, Add</i>	96.14	
26 05 33	13-1092		Polyvinyl Chloride (PVC) Coated, Urethane Lined, Rigid Galvanized Steel (RGS) Pulling Elbows		
			<small>(26 05 33 13-0826)</small>		
26 05 33	13-1093	EA	1/2" Polyvinyl Chloride (PVC) Coated, Urethane Lined, Rigid Galvanized Steel (RGS) Pulling Elbow	182.79	34.48
			<i>For Elevated Installation >10' To 15', Add</i>	6.90	
			<i>For Elevated Installation >15' To 20', Add</i>	13.79	
			<i>For Elevated Installation >20' To 25', Add</i>	17.24	
			<i>For Elevated Installation >25' To 30', Add</i>	24.14	
			<i>For Elevated Installation >30' To 35', Add</i>	27.58	
			<i>For Elevated Installation >35' To 40', Add</i>	34.48	
			<i>For Elevated Installation >40', Add</i>	37.93	
			<i>For Work In Restricted Working Space, Add</i>	20.69	
26 05 33	13-1094	EA	3/4" Polyvinyl Chloride (PVC) Coated, Urethane Lined, Rigid Galvanized Steel (RGS) Pulling Elbow	215.58	38.07
			<i>For Elevated Installation >10' To 15', Add</i>	7.61	
			<i>For Elevated Installation >15' To 20', Add</i>	15.23	
			<i>For Elevated Installation >20' To 25', Add</i>	19.03	
			<i>For Elevated Installation >25' To 30', Add</i>	26.65	
			<i>For Elevated Installation >30' To 35', Add</i>	30.45	
			<i>For Elevated Installation >35' To 40', Add</i>	38.07	
			<i>For Elevated Installation >40', Add</i>	41.87	
			<i>For Work In Restricted Working Space, Add</i>	22.84	
26 05 33	13-1095	EA	1" Polyvinyl Chloride (PVC) Coated, Urethane Lined, Rigid Galvanized Steel (RGS) Pulling Elbow	238.50	45.26
			<i>For Elevated Installation >10' To 15', Add</i>	9.05	
			<i>For Elevated Installation >15' To 20', Add</i>	18.10	
			<i>For Elevated Installation >20' To 25', Add</i>	22.63	
			<i>For Elevated Installation >25' To 30', Add</i>	31.68	
			<i>For Elevated Installation >30' To 35', Add</i>	36.20	
			<i>For Elevated Installation >35' To 40', Add</i>	45.25	
			<i>For Elevated Installation >40', Add</i>	49.78	
			<i>For Work In Restricted Working Space, Add</i>	27.15	



MINOR CSI UOM DESCRIPTION	TOTAL DIRECT UNIT COST	DEMOLITION UNIT COST
26 05 33 13-1096 EA 1-1/4" Polyvinyl Chloride (PVC) Coated, Urethane Lined, Rigid Galvanized Steel (RGS) Pulling Elbow	340.38	52.43
For Elevated Installation >10' To 15', Add	10.49	
For Elevated Installation >15' To 20', Add	20.97	
For Elevated Installation >20' To 25', Add	26.22	
For Elevated Installation >25' To 30', Add	36.70	
For Elevated Installation >30' To 35', Add	41.95	
For Elevated Installation >35' To 40', Add	52.44	
For Elevated Installation >40', Add	57.68	
For Work In Restricted Working Space, Add	31.46	
26 05 33 13-1097 EA 1-1/2" Polyvinyl Chloride (PVC) Coated, Urethane Lined, Rigid Galvanized Steel (RGS) Pulling Elbow	446.77	57.47
For Elevated Installation >10' To 15', Add	11.49	
For Elevated Installation >15' To 20', Add	22.98	
For Elevated Installation >20' To 25', Add	28.73	
For Elevated Installation >25' To 30', Add	40.22	
For Elevated Installation >30' To 35', Add	45.97	
For Elevated Installation >35' To 40', Add	57.46	
For Elevated Installation >40', Add	63.21	
For Work In Restricted Working Space, Add	34.48	
26 05 33 13-1098 EA 2" Polyvinyl Chloride (PVC) Coated, Urethane Lined, Rigid Galvanized Steel (RGS) Pulling Elbow	483.55	68.96
For Elevated Installation >10' To 15', Add	13.79	
For Elevated Installation >15' To 20', Add	27.58	
For Elevated Installation >20' To 25', Add	34.48	
For Elevated Installation >25' To 30', Add	48.27	
For Elevated Installation >30' To 35', Add	55.16	
For Elevated Installation >35' To 40', Add	68.96	
For Elevated Installation >40', Add	75.85	
For Work In Restricted Working Space, Add	41.37	
26 05 33 13-1099 EA 2-1/2" Polyvinyl Chloride (PVC) Coated, Urethane Lined, Rigid Galvanized Steel (RGS) Pulling Elbow	1,129.47	95.53
For Elevated Installation >10' To 15', Add	19.11	
For Elevated Installation >15' To 20', Add	38.21	
For Elevated Installation >20' To 25', Add	47.77	
For Elevated Installation >25' To 30', Add	66.87	
For Elevated Installation >30' To 35', Add	76.43	
For Elevated Installation >35' To 40', Add	95.54	
For Elevated Installation >40', Add	105.09	
For Work In Restricted Working Space, Add	57.32	
26 05 33 13-1100 EA 3" Polyvinyl Chloride (PVC) Coated, Urethane Lined, Rigid Galvanized Steel (RGS) Pulling Elbow	1,197.21	129.29
For Elevated Installation >10' To 15', Add	25.86	
For Elevated Installation >15' To 20', Add	51.72	
For Elevated Installation >20' To 25', Add	64.65	
For Elevated Installation >25' To 30', Add	90.51	
For Elevated Installation >30' To 35', Add	103.44	
For Elevated Installation >35' To 40', Add	129.30	
For Elevated Installation >40', Add	142.22	
For Work In Restricted Working Space, Add	77.58	
26 05 33 13-1101 EA 3-1/2" Polyvinyl Chloride (PVC) Coated, Urethane Lined, Rigid Galvanized Steel (RGS) Pulling Elbow	1,949.09	161.61
For Elevated Installation >10' To 15', Add	32.32	
For Elevated Installation >15' To 20', Add	64.65	
For Elevated Installation >20' To 25', Add	80.81	
For Elevated Installation >25' To 30', Add	113.13	
For Elevated Installation >30' To 35', Add	129.30	
For Elevated Installation >35' To 40', Add	161.62	
For Elevated Installation >40', Add	177.78	
For Work In Restricted Working Space, Add	96.97	
26 05 33 13-1102 EA 4" Polyvinyl Chloride (PVC) Coated, Urethane Lined, Rigid Galvanized Steel (RGS) Pulling Elbow	2,035.26	196.81
For Elevated Installation >10' To 15', Add	39.36	
For Elevated Installation >15' To 20', Add	78.73	
For Elevated Installation >20' To 25', Add	98.41	
For Elevated Installation >25' To 30', Add	137.77	
For Elevated Installation >30' To 35', Add	157.46	
For Elevated Installation >35' To 40', Add	196.82	
For Elevated Installation >40', Add	216.50	
For Work In Restricted Working Space, Add	118.09	
26 05 33 13-1103 Polyvinyl Chloride (PVC) Coated, Urethane Lined, Rigid Galvanized Steel		
(RGS) Hazardous Locations Pulling Elbows <small>(26 05 33 13-0826)</small>		
26 05 33 13-1104 EA 1/2" Polyvinyl Chloride (PVC) Coated, Urethane Lined, Rigid Galvanized Steel (RGS) Hazardous Locations		
Pulling Elbow	263.80	34.48
For Elevated Installation >10' To 15', Add	6.90	
For Elevated Installation >15' To 20', Add	13.79	
For Elevated Installation >20' To 25', Add	17.24	
For Elevated Installation >25' To 30', Add	24.14	
For Elevated Installation >30' To 35', Add	27.58	
For Elevated Installation >35' To 40', Add	34.48	
For Elevated Installation >40', Add	37.93	
For Work In Restricted Working Space, Add	20.69	

26 Electrical

26 05 Common Work Results for Electrical

26 05 33 Raceway and Boxes for Electrical Systems



MINOR	CSI	UOM	DESCRIPTION	TOTAL DIRECT UNIT COST	DEMOLITION UNIT COST
26 05 33	13-1105	EA	3/4" Polyvinyl Chloride (PVC) Coated, Urethane Lined, Rigid Galvanized Steel (RGS) Hazardous Locations Pulling Elbow.....	300.56	39.50
			<i>For Elevated Installation >10' To 15', Add</i>	7.90	
			<i>For Elevated Installation >15' To 20', Add</i>	15.80	
			<i>For Elevated Installation >20' To 25', Add</i>	19.75	
			<i>For Elevated Installation >25' To 30', Add</i>	27.65	
			<i>For Elevated Installation >30' To 35', Add</i>	31.60	
			<i>For Elevated Installation >35' To 40', Add</i>	39.51	
			<i>For Elevated Installation >40', Add</i>	43.46	
			<i>For Work In Restricted Working Space, Add</i>	23.70	
26 05 33	13-1106	EA	1" Polyvinyl Chloride (PVC) Coated, Urethane Lined, Rigid Galvanized Steel (RGS) Hazardous Locations Pulling Elbow.....	587.01	45.26
			<i>For Elevated Installation >10' To 15', Add</i>	9.05	
			<i>For Elevated Installation >15' To 20', Add</i>	18.10	
			<i>For Elevated Installation >20' To 25', Add</i>	22.63	
			<i>For Elevated Installation >25' To 30', Add</i>	31.68	
			<i>For Elevated Installation >30' To 35', Add</i>	36.20	
			<i>For Elevated Installation >35' To 40', Add</i>	45.25	
			<i>For Elevated Installation >40', Add</i>	49.78	
			<i>For Work In Restricted Working Space, Add</i>	27.15	
26 05 33	13-1107	EA	1-1/4" Polyvinyl Chloride (PVC) Coated, Urethane Lined, Rigid Galvanized Steel (RGS) Hazardous Locations Pulling Elbow.....	616.72	52.43
			<i>For Elevated Installation >10' To 15', Add</i>	10.49	
			<i>For Elevated Installation >15' To 20', Add</i>	20.97	
			<i>For Elevated Installation >20' To 25', Add</i>	26.22	
			<i>For Elevated Installation >25' To 30', Add</i>	36.70	
			<i>For Elevated Installation >30' To 35', Add</i>	41.95	
			<i>For Elevated Installation >35' To 40', Add</i>	52.44	
			<i>For Elevated Installation >40', Add</i>	57.68	
			<i>For Work In Restricted Working Space, Add</i>	31.46	
26 05 33	13-1108	EA	1-1/2" Polyvinyl Chloride (PVC) Coated, Urethane Lined, Rigid Galvanized Steel (RGS) Hazardous Locations Pulling Elbow.....	840.42	57.47
			<i>For Elevated Installation >10' To 15', Add</i>	11.49	
			<i>For Elevated Installation >15' To 20', Add</i>	22.98	
			<i>For Elevated Installation >20' To 25', Add</i>	28.73	
			<i>For Elevated Installation >25' To 30', Add</i>	40.22	
			<i>For Elevated Installation >30' To 35', Add</i>	45.97	
			<i>For Elevated Installation >35' To 40', Add</i>	57.46	
			<i>For Elevated Installation >40', Add</i>	63.21	
			<i>For Work In Restricted Working Space, Add</i>	34.48	
26 05 33	13-1109	EA	2" Polyvinyl Chloride (PVC) Coated, Urethane Lined, Rigid Galvanized Steel (RGS) Hazardous Locations Pulling Elbow.....	897.82	68.96
			<i>For Elevated Installation >10' To 15', Add</i>	13.79	
			<i>For Elevated Installation >15' To 20', Add</i>	27.58	
			<i>For Elevated Installation >20' To 25', Add</i>	34.48	
			<i>For Elevated Installation >25' To 30', Add</i>	48.27	
			<i>For Elevated Installation >30' To 35', Add</i>	55.16	
			<i>For Elevated Installation >35' To 40', Add</i>	68.96	
			<i>For Elevated Installation >40', Add</i>	75.85	
			<i>For Work In Restricted Working Space, Add</i>	41.37	
26 05 33	13-1110	EA	2-1/2" Polyvinyl Chloride (PVC) Coated, Urethane Lined, Rigid Galvanized Steel (RGS) Hazardous Locations Pulling Elbow.....	1,719.81	96.97
			<i>For Elevated Installation >10' To 15', Add</i>	19.39	
			<i>For Elevated Installation >15' To 20', Add</i>	38.79	
			<i>For Elevated Installation >20' To 25', Add</i>	48.48	
			<i>For Elevated Installation >25' To 30', Add</i>	67.88	
			<i>For Elevated Installation >30' To 35', Add</i>	77.57	
			<i>For Elevated Installation >35' To 40', Add</i>	96.97	
			<i>For Elevated Installation >40', Add</i>	106.66	
			<i>For Work In Restricted Working Space, Add</i>	58.18	
26 05 33	13-1111	EA	3" Polyvinyl Chloride (PVC) Coated, Urethane Lined, Rigid Galvanized Steel (RGS) Hazardous Locations Pulling Elbow.....	1,814.62	129.29
			<i>For Elevated Installation >10' To 15', Add</i>	25.86	
			<i>For Elevated Installation >15' To 20', Add</i>	51.72	
			<i>For Elevated Installation >20' To 25', Add</i>	64.65	
			<i>For Elevated Installation >25' To 30', Add</i>	90.50	
			<i>For Elevated Installation >30' To 35', Add</i>	103.43	
			<i>For Elevated Installation >35' To 40', Add</i>	129.29	
			<i>For Elevated Installation >40', Add</i>	142.22	
			<i>For Work In Restricted Working Space, Add</i>	77.57	
26 05 33	13-1112	EA	3-1/2" Polyvinyl Chloride (PVC) Coated, Urethane Lined, Rigid Galvanized Steel (RGS) Hazardous Locations Pulling Elbow.....	2,653.34	161.61
			<i>For Elevated Installation >10' To 15', Add</i>	32.32	
			<i>For Elevated Installation >15' To 20', Add</i>	64.64	
			<i>For Elevated Installation >20' To 25', Add</i>	80.81	
			<i>For Elevated Installation >25' To 30', Add</i>	113.13	
			<i>For Elevated Installation >30' To 35', Add</i>	129.29	
			<i>For Elevated Installation >35' To 40', Add</i>	161.61	
			<i>For Elevated Installation >40', Add</i>	177.77	
			<i>For Work In Restricted Working Space, Add</i>	96.97	



MINOR CSI UOM DESCRIPTION	TOTAL DIRECT UNIT COST	DEMOLITION UNIT COST
26 05 33 13-1113 EA 4" Polyvinyl Chloride (PVC) Coated, Urethane Lined, Rigid Galvanized Steel (RGS) Hazardous Locations Pulling Elbow.....	3,006.99	196.81
<i>For Elevated Installation >10' To 15', Add</i>	39.36	
<i>For Elevated Installation >15' To 20', Add</i>	78.72	
<i>For Elevated Installation >20' To 25', Add</i>	98.41	
<i>For Elevated Installation >25' To 30', Add</i>	137.77	
<i>For Elevated Installation >30' To 35', Add</i>	157.45	
<i>For Elevated Installation >35' To 40', Add</i>	196.81	
<i>For Elevated Installation >40', Add</i>	216.49	
<i>For Work In Restricted Working Space, Add</i>	118.09	
26 05 33 13-1114 Polyvinyl Chloride (PVC) Coated, Urethane Lined, Rigid Galvanized Steel (RGS) Male To Male 90 Degree Malleable Elbows <small>(26 05 33 13-0826)</small>		
26 05 33 13-1115 EA 1/2" Polyvinyl Chloride (PVC) Coated, Urethane Lined, Rigid Galvanized Steel (RGS) Male To Male 90 Degree Malleable Elbow	102.05	17.96
<i>For Elevated Installation >10' To 15', Add</i>	3.59	
<i>For Elevated Installation >15' To 20', Add</i>	7.18	
<i>For Elevated Installation >20' To 25', Add</i>	8.98	
<i>For Elevated Installation >25' To 30', Add</i>	12.57	
<i>For Elevated Installation >30' To 35', Add</i>	14.36	
<i>For Elevated Installation >35' To 40', Add</i>	17.96	
<i>For Elevated Installation >40', Add</i>	19.75	
<i>For Work In Restricted Working Space, Add</i>	10.77	
26 05 33 13-1116 EA 3/4" Polyvinyl Chloride (PVC) Coated, Urethane Lined, Rigid Galvanized Steel (RGS) Male To Male 90 Degree Malleable Elbow	119.00	22.27
<i>For Elevated Installation >10' To 15', Add</i>	4.45	
<i>For Elevated Installation >15' To 20', Add</i>	8.91	
<i>For Elevated Installation >20' To 25', Add</i>	11.13	
<i>For Elevated Installation >25' To 30', Add</i>	15.59	
<i>For Elevated Installation >30' To 35', Add</i>	17.81	
<i>For Elevated Installation >35' To 40', Add</i>	22.27	
<i>For Elevated Installation >40', Add</i>	24.49	
<i>For Work In Restricted Working Space, Add</i>	13.36	
26 05 33 13-1117 EA 1" Polyvinyl Chloride (PVC) Coated, Urethane Lined, Rigid Galvanized Steel (RGS) Male To Male 90 Degree Malleable Elbow	141.91	27.30
<i>For Elevated Installation >10' To 15', Add</i>	5.46	
<i>For Elevated Installation >15' To 20', Add</i>	10.92	
<i>For Elevated Installation >20' To 25', Add</i>	13.65	
<i>For Elevated Installation >25' To 30', Add</i>	19.11	
<i>For Elevated Installation >30' To 35', Add</i>	21.64	
<i>For Elevated Installation >35' To 40', Add</i>	27.30	
<i>For Elevated Installation >40', Add</i>	30.02	
<i>For Work In Restricted Working Space, Add</i>	16.38	
26 05 33 13-1118 EA 1-1/4" Polyvinyl Chloride (PVC) Coated, Urethane Lined, Rigid Galvanized Steel (RGS) Male To Male 90 Degree Malleable Elbow	167.40	31.60
<i>For Elevated Installation >10' To 15', Add</i>	6.32	
<i>For Elevated Installation >15' To 20', Add</i>	12.64	
<i>For Elevated Installation >20' To 25', Add</i>	15.80	
<i>For Elevated Installation >25' To 30', Add</i>	22.12	
<i>For Elevated Installation >30' To 35', Add</i>	25.28	
<i>For Elevated Installation >35' To 40', Add</i>	31.61	
<i>For Elevated Installation >40', Add</i>	34.77	
<i>For Work In Restricted Working Space, Add</i>	18.96	
26 05 33 13-1119 Polyvinyl Chloride (PVC) Coated, Urethane Lined, Rigid Galvanized Steel (RGS) Female To Female 90 Degree Malleable Elbows <small>(26 05 33 13-0826)</small>		
26 05 33 13-1120 EA 1/2" Polyvinyl Chloride (PVC) Coated, Urethane Lined, Rigid Galvanized Steel (RGS) Female To Female 90 Degree Malleable Elbow	80.94	17.96
<i>For Elevated Installation >10' To 15', Add</i>	3.59	
<i>For Elevated Installation >15' To 20', Add</i>	7.18	
<i>For Elevated Installation >20' To 25', Add</i>	8.98	
<i>For Elevated Installation >25' To 30', Add</i>	12.57	
<i>For Elevated Installation >30' To 35', Add</i>	14.36	
<i>For Elevated Installation >35' To 40', Add</i>	17.96	
<i>For Elevated Installation >40', Add</i>	19.75	
<i>For Work In Restricted Working Space, Add</i>	10.77	
26 05 33 13-1121 EA 3/4" Polyvinyl Chloride (PVC) Coated, Urethane Lined, Rigid Galvanized Steel (RGS) Female To Female 90 Degree Malleable Elbow	93.67	22.27
<i>For Elevated Installation >10' To 15', Add</i>	4.45	
<i>For Elevated Installation >15' To 20', Add</i>	8.91	
<i>For Elevated Installation >20' To 25', Add</i>	11.13	
<i>For Elevated Installation >25' To 30', Add</i>	15.59	
<i>For Elevated Installation >30' To 35', Add</i>	17.81	
<i>For Elevated Installation >35' To 40', Add</i>	22.27	
<i>For Elevated Installation >40', Add</i>	24.49	
<i>For Work In Restricted Working Space, Add</i>	13.36	

26 Electrical

26 05 Common Work Results for Electrical

26 05 33 Raceway and Boxes for Electrical Systems



MINOR	CSI	UOM	DESCRIPTION	TOTAL DIRECT UNIT COST	DEMOLITION UNIT COST
26 05 33	13-1122	EA	1" Polyvinyl Chloride (PVC) Coated, Urethane Lined, Rigid Galvanized Steel (RGS) Female To Female 90 Degree Malleable Elbow.....	129.57	27.30
			<i>For Elevated Installation >10' To 15', Add</i>	5.46	
			<i>For Elevated Installation >15' To 20', Add</i>	10.92	
			<i>For Elevated Installation >20' To 25', Add</i>	13.65	
			<i>For Elevated Installation >25' To 30', Add</i>	19.11	
			<i>For Elevated Installation >30' To 35', Add</i>	21.84	
			<i>For Elevated Installation >35' To 40', Add</i>	27.30	
			<i>For Elevated Installation >40', Add</i>	30.02	
			<i>For Work In Restricted Working Space, Add</i>	16.38	
26 05 33	13-1123	EA	1-1/4" Polyvinyl Chloride (PVC) Coated, Urethane Lined, Rigid Galvanized Steel (RGS) Female To Female 90 Degree Malleable Elbow.....	167.50	31.60
			<i>For Elevated Installation >10' To 15', Add</i>	6.32	
			<i>For Elevated Installation >15' To 20', Add</i>	12.64	
			<i>For Elevated Installation >20' To 25', Add</i>	15.80	
			<i>For Elevated Installation >25' To 30', Add</i>	22.12	
			<i>For Elevated Installation >30' To 35', Add</i>	25.28	
			<i>For Elevated Installation >35' To 40', Add</i>	31.61	
			<i>For Elevated Installation >40', Add</i>	34.77	
			<i>For Work In Restricted Working Space, Add</i>	18.96	
26 05 33	13-1124	EA	1-1/2" Polyvinyl Chloride (PVC) Coated, Urethane Lined, Rigid Galvanized Steel (RGS) Female To Female 90 Degree Malleable Elbow.....	203.71	35.91
			<i>For Elevated Installation >10' To 15', Add</i>	7.18	
			<i>For Elevated Installation >15' To 20', Add</i>	14.36	
			<i>For Elevated Installation >20' To 25', Add</i>	17.96	
			<i>For Elevated Installation >25' To 30', Add</i>	25.14	
			<i>For Elevated Installation >30' To 35', Add</i>	28.73	
			<i>For Elevated Installation >35' To 40', Add</i>	35.91	
			<i>For Elevated Installation >40', Add</i>	39.50	
			<i>For Work In Restricted Working Space, Add</i>	21.55	
26 05 33	13-1125	EA	2" Polyvinyl Chloride (PVC) Coated, Urethane Lined, Rigid Galvanized Steel (RGS) Female To Female 90 Degree Malleable Elbow.....	291.07	39.50
			<i>For Elevated Installation >10' To 15', Add</i>	7.90	
			<i>For Elevated Installation >15' To 20', Add</i>	15.80	
			<i>For Elevated Installation >20' To 25', Add</i>	19.75	
			<i>For Elevated Installation >25' To 30', Add</i>	27.65	
			<i>For Elevated Installation >30' To 35', Add</i>	31.60	
			<i>For Elevated Installation >35' To 40', Add</i>	39.51	
			<i>For Elevated Installation >40', Add</i>	43.46	
			<i>For Work In Restricted Working Space, Add</i>	23.70	
26 05 33	13-1126	EA	2-1/2" Polyvinyl Chloride (PVC) Coated, Urethane Lined, Rigid Galvanized Steel (RGS) Female To Female 90 Degree Malleable Elbow.....	397.10	49.57
			<i>For Elevated Installation >10' To 15', Add</i>	9.91	
			<i>For Elevated Installation >15' To 20', Add</i>	19.82	
			<i>For Elevated Installation >20' To 25', Add</i>	24.78	
			<i>For Elevated Installation >25' To 30', Add</i>	34.69	
			<i>For Elevated Installation >30' To 35', Add</i>	39.65	
			<i>For Elevated Installation >35' To 40', Add</i>	49.56	
			<i>For Elevated Installation >40', Add</i>	54.52	
			<i>For Work In Restricted Working Space, Add</i>	29.74	
26 05 33	13-1127		Polyvinyl Chloride (PVC) Coated, Urethane Lined, Rigid Galvanized Steel (RGS) Male To Female 90 Degree Malleable Elbows <small>(26 05 33 13-0826)</small>		
26 05 33	13-1128	EA	1/2" Polyvinyl Chloride (PVC) Coated, Urethane Lined, Rigid Galvanized Steel (RGS) Male To Female 90 Degree Malleable Elbow.....	102.10	17.96
			<i>For Elevated Installation >10' To 15', Add</i>	3.59	
			<i>For Elevated Installation >15' To 20', Add</i>	7.18	
			<i>For Elevated Installation >20' To 25', Add</i>	8.98	
			<i>For Elevated Installation >25' To 30', Add</i>	12.57	
			<i>For Elevated Installation >30' To 35', Add</i>	14.36	
			<i>For Elevated Installation >35' To 40', Add</i>	17.96	
			<i>For Elevated Installation >40', Add</i>	19.75	
			<i>For Work In Restricted Working Space, Add</i>	10.77	
26 05 33	13-1129	EA	3/4" Polyvinyl Chloride (PVC) Coated, Urethane Lined, Rigid Galvanized Steel (RGS) Male To Female 90 Degree Malleable Elbow.....	121.92	22.27
			<i>For Elevated Installation >10' To 15', Add</i>	4.45	
			<i>For Elevated Installation >15' To 20', Add</i>	8.91	
			<i>For Elevated Installation >20' To 25', Add</i>	11.13	
			<i>For Elevated Installation >25' To 30', Add</i>	15.59	
			<i>For Elevated Installation >30' To 35', Add</i>	17.81	
			<i>For Elevated Installation >35' To 40', Add</i>	22.27	
			<i>For Elevated Installation >40', Add</i>	24.49	
			<i>For Work In Restricted Working Space, Add</i>	13.36	
26 05 33	13-1130	EA	1" Polyvinyl Chloride (PVC) Coated, Urethane Lined, Rigid Galvanized Steel (RGS) Male To Female 90 Degree Malleable Elbow.....	141.93	27.30
			<i>For Elevated Installation >10' To 15', Add</i>	5.46	
			<i>For Elevated Installation >15' To 20', Add</i>	10.92	
			<i>For Elevated Installation >20' To 25', Add</i>	13.65	
			<i>For Elevated Installation >25' To 30', Add</i>	19.11	
			<i>For Elevated Installation >30' To 35', Add</i>	21.84	
			<i>For Elevated Installation >35' To 40', Add</i>	27.30	
			<i>For Elevated Installation >40', Add</i>	30.02	
			<i>For Work In Restricted Working Space, Add</i>	16.38	



MINOR CSI UOM DESCRIPTION	TOTAL DIRECT UNIT COST	DEMOLITION UNIT COST
26 05 33 13-1131 EA 1-1/4" Polyvinyl Chloride (PVC) Coated, Urethane Lined, Rigid Galvanized Steel (RGS) Male To Female 90 Degree Malleable Elbow.....	167.45	31.60
<i>For Elevated Installation >10' To 15', Add</i>	6.32	
<i>For Elevated Installation >15' To 20', Add</i>	12.64	
<i>For Elevated Installation >20' To 25', Add</i>	15.80	
<i>For Elevated Installation >25' To 30', Add</i>	22.12	
<i>For Elevated Installation >30' To 35', Add</i>	25.28	
<i>For Elevated Installation >35' To 40', Add</i>	31.61	
<i>For Elevated Installation >40', Add</i>	34.77	
<i>For Work In Restricted Working Space, Add</i>	18.96	
26 05 33 13-1132 Polyvinyl Chloride (PVC) Coated, Urethane Lined, Rigid Galvanized Steel (RGS) Female To Female 45 Degree Malleable Elbows <small>(26 05 33 13-0826)</small>		
26 05 33 13-1133 EA 1/2" Polyvinyl Chloride (PVC) Coated, Urethane Lined, Rigid Galvanized Steel (RGS) Female To Female 45 Degree Malleable Elbow.....	81.02	17.96
<i>For Elevated Installation >10' To 15', Add</i>	3.59	
<i>For Elevated Installation >15' To 20', Add</i>	7.18	
<i>For Elevated Installation >20' To 25', Add</i>	8.98	
<i>For Elevated Installation >25' To 30', Add</i>	12.57	
<i>For Elevated Installation >30' To 35', Add</i>	14.36	
<i>For Elevated Installation >35' To 40', Add</i>	17.96	
<i>For Elevated Installation >40', Add</i>	19.75	
<i>For Work In Restricted Working Space, Add</i>	10.77	
26 05 33 13-1134 EA 3/4" Polyvinyl Chloride (PVC) Coated, Urethane Lined, Rigid Galvanized Steel (RGS) Female To Female 45 Degree Malleable Elbow.....	93.67	22.27
<i>For Elevated Installation >10' To 15', Add</i>	4.45	
<i>For Elevated Installation >15' To 20', Add</i>	8.91	
<i>For Elevated Installation >20' To 25', Add</i>	11.13	
<i>For Elevated Installation >25' To 30', Add</i>	15.59	
<i>For Elevated Installation >30' To 35', Add</i>	17.81	
<i>For Elevated Installation >35' To 40', Add</i>	22.27	
<i>For Elevated Installation >40', Add</i>	24.49	
<i>For Work In Restricted Working Space, Add</i>	13.36	
26 05 33 13-1135 EA 1" Polyvinyl Chloride (PVC) Coated, Urethane Lined, Rigid Galvanized Steel (RGS) Female To Female 45 Degree Malleable Elbow.....	120.83	27.30
<i>For Elevated Installation >10' To 15', Add</i>	5.46	
<i>For Elevated Installation >15' To 20', Add</i>	10.92	
<i>For Elevated Installation >20' To 25', Add</i>	13.65	
<i>For Elevated Installation >25' To 30', Add</i>	19.11	
<i>For Elevated Installation >30' To 35', Add</i>	21.64	
<i>For Elevated Installation >35' To 40', Add</i>	27.30	
<i>For Elevated Installation >40', Add</i>	30.02	
<i>For Work In Restricted Working Space, Add</i>	16.38	
26 05 33 13-1136 EA 1-1/4" Polyvinyl Chloride (PVC) Coated, Urethane Lined, Rigid Galvanized Steel (RGS) Female To Female 45 Degree Malleable Elbow.....	150.53	31.60
<i>For Elevated Installation >10' To 15', Add</i>	6.32	
<i>For Elevated Installation >15' To 20', Add</i>	12.64	
<i>For Elevated Installation >20' To 25', Add</i>	15.80	
<i>For Elevated Installation >25' To 30', Add</i>	22.12	
<i>For Elevated Installation >30' To 35', Add</i>	25.28	
<i>For Elevated Installation >35' To 40', Add</i>	31.61	
<i>For Elevated Installation >40', Add</i>	34.77	
<i>For Work In Restricted Working Space, Add</i>	18.96	
26 05 33 13-1137 EA 1-1/2" Polyvinyl Chloride (PVC) Coated, Urethane Lined, Rigid Galvanized Steel (RGS) Female To Female 45 Degree Malleable Elbow.....	176.06	35.91
<i>For Elevated Installation >10' To 15', Add</i>	7.18	
<i>For Elevated Installation >15' To 20', Add</i>	14.36	
<i>For Elevated Installation >20' To 25', Add</i>	17.96	
<i>For Elevated Installation >25' To 30', Add</i>	25.14	
<i>For Elevated Installation >30' To 35', Add</i>	28.73	
<i>For Elevated Installation >35' To 40', Add</i>	35.91	
<i>For Elevated Installation >40', Add</i>	39.50	
<i>For Work In Restricted Working Space, Add</i>	21.55	
26 05 33 13-1138 EA 2" Polyvinyl Chloride (PVC) Coated, Urethane Lined, Rigid Galvanized Steel (RGS) Female To Female 45 Degree Malleable Elbow.....	202.52	39.50
<i>For Elevated Installation >10' To 15', Add</i>	7.90	
<i>For Elevated Installation >15' To 20', Add</i>	15.80	
<i>For Elevated Installation >20' To 25', Add</i>	19.75	
<i>For Elevated Installation >25' To 30', Add</i>	27.65	
<i>For Elevated Installation >30' To 35', Add</i>	31.60	
<i>For Elevated Installation >35' To 40', Add</i>	39.51	
<i>For Elevated Installation >40', Add</i>	43.46	
<i>For Work In Restricted Working Space, Add</i>	23.70	
26 05 33 13-1139 EA 2-1/2" Polyvinyl Chloride (PVC) Coated, Urethane Lined, Rigid Galvanized Steel (RGS) Female To Female 45 Degree Malleable Elbow.....	374.52	49.57
<i>For Elevated Installation >10' To 15', Add</i>	9.91	
<i>For Elevated Installation >15' To 20', Add</i>	19.82	
<i>For Elevated Installation >20' To 25', Add</i>	24.78	
<i>For Elevated Installation >25' To 30', Add</i>	34.69	
<i>For Elevated Installation >30' To 35', Add</i>	39.65	
<i>For Elevated Installation >35' To 40', Add</i>	49.56	
<i>For Elevated Installation >40', Add</i>	54.52	
<i>For Work In Restricted Working Space, Add</i>	29.74	

26 Electrical

26 05 Common Work Results for Electrical

26 05 33 Raceway and Boxes for Electrical Systems



MINOR	CSI	UOM	DESCRIPTION	TOTAL DIRECT UNIT COST	DEMOLITION UNIT COST
26 05 33 13-1140	EA		3" Polyvinyl Chloride (PVC) Coated, Urethane Lined, Rigid Galvanized Steel (RGS) Female To Female 45 Degree Malleable Elbow.....	430.88	67.52
			<i>For Elevated Installation >10' To 15', Add</i>	13.50	
			<i>For Elevated Installation >15' To 20', Add</i>	27.01	
			<i>For Elevated Installation >20' To 25', Add</i>	33.76	
			<i>For Elevated Installation >25' To 30', Add</i>	47.26	
			<i>For Elevated Installation >30' To 35', Add</i>	54.01	
			<i>For Elevated Installation >35' To 40', Add</i>	67.52	
			<i>For Elevated Installation >40', Add</i>	74.27	
			<i>For Work In Restricted Working Space, Add</i>	40.51	
26 05 33 13-1141	EA		3-1/2" Polyvinyl Chloride (PVC) Coated, Urethane Lined, Rigid Galvanized Steel (RGS) Female To Female 45 Degree Malleable Elbow.....	465.40	76.13
			<i>For Elevated Installation >10' To 15', Add</i>	15.23	
			<i>For Elevated Installation >15' To 20', Add</i>	30.46	
			<i>For Elevated Installation >20' To 25', Add</i>	38.07	
			<i>For Elevated Installation >25' To 30', Add</i>	53.30	
			<i>For Elevated Installation >30' To 35', Add</i>	60.91	
			<i>For Elevated Installation >35' To 40', Add</i>	76.14	
			<i>For Elevated Installation >40', Add</i>	83.75	
			<i>For Work In Restricted Working Space, Add</i>	45.68	
26 05 33 13-1142	EA		4" Polyvinyl Chloride (PVC) Coated, Urethane Lined, Rigid Galvanized Steel (RGS) Female To Female 45 Degree Malleable Elbow.....	574.96	99.12
			<i>For Elevated Installation >10' To 15', Add</i>	19.82	
			<i>For Elevated Installation >15' To 20', Add</i>	39.65	
			<i>For Elevated Installation >20' To 25', Add</i>	49.56	
			<i>For Elevated Installation >25' To 30', Add</i>	69.38	
			<i>For Elevated Installation >30' To 35', Add</i>	79.30	
			<i>For Elevated Installation >35' To 40', Add</i>	99.12	
			<i>For Elevated Installation >40', Add</i>	109.03	
			<i>For Work In Restricted Working Space, Add</i>	59.47	
26 05 33 13-1143 Polyvinyl Chloride (PVC) Coated, Urethane Lined, Rigid Galvanized Steel (RGS) Service Entrance Elbows <small>(26 05 33 13-9826)</small>					
26 05 33 13-1144	EA		1/2" Polyvinyl Chloride (PVC) Coated, Urethane Lined, Rigid Galvanized Steel (RGS) Service Entrance Elbow.....	169.12	34.48
			<i>For Elevated Installation >10' To 15', Add</i>	6.90	
			<i>For Elevated Installation >15' To 20', Add</i>	13.79	
			<i>For Elevated Installation >20' To 25', Add</i>	17.24	
			<i>For Elevated Installation >25' To 30', Add</i>	24.14	
			<i>For Elevated Installation >30' To 35', Add</i>	27.58	
			<i>For Elevated Installation >35' To 40', Add</i>	34.48	
			<i>For Elevated Installation >40', Add</i>	37.93	
			<i>For Work In Restricted Working Space, Add</i>	20.69	
			<i>For Personal Protective Equipment (Arc Flash) When Working On Energized Equipment, Add</i>	20.69	
26 05 33 13-1145	EA		3/4" Polyvinyl Chloride (PVC) Coated, Urethane Lined, Rigid Galvanized Steel (RGS) Service Entrance Elbow.....	183.11	39.50
			<i>For Elevated Installation >10' To 15', Add</i>	7.90	
			<i>For Elevated Installation >15' To 20', Add</i>	15.80	
			<i>For Elevated Installation >20' To 25', Add</i>	19.75	
			<i>For Elevated Installation >25' To 30', Add</i>	27.65	
			<i>For Elevated Installation >30' To 35', Add</i>	31.60	
			<i>For Elevated Installation >35' To 40', Add</i>	39.51	
			<i>For Elevated Installation >40', Add</i>	43.46	
			<i>For Work In Restricted Working Space, Add</i>	23.70	
			<i>For Personal Protective Equipment (Arc Flash) When Working On Energized Equipment, Add</i>	23.70	
26 05 33 13-1146	EA		1" Polyvinyl Chloride (PVC) Coated, Urethane Lined, Rigid Galvanized Steel (RGS) Service Entrance Elbow.....	200.76	45.26
			<i>For Elevated Installation >10' To 15', Add</i>	9.05	
			<i>For Elevated Installation >15' To 20', Add</i>	18.10	
			<i>For Elevated Installation >20' To 25', Add</i>	22.63	
			<i>For Elevated Installation >25' To 30', Add</i>	31.68	
			<i>For Elevated Installation >30' To 35', Add</i>	36.20	
			<i>For Elevated Installation >35' To 40', Add</i>	45.25	
			<i>For Elevated Installation >40', Add</i>	49.78	
			<i>For Work In Restricted Working Space, Add</i>	27.15	
			<i>For Personal Protective Equipment (Arc Flash) When Working On Energized Equipment, Add</i>	27.15	
26 05 33 13-1147	EA		1-1/4" Polyvinyl Chloride (PVC) Coated, Urethane Lined, Rigid Galvanized Steel (RGS) Service Entrance Elbow.....	268.35	52.43
			<i>For Elevated Installation >10' To 15', Add</i>	10.49	
			<i>For Elevated Installation >15' To 20', Add</i>	20.97	
			<i>For Elevated Installation >20' To 25', Add</i>	26.22	
			<i>For Elevated Installation >25' To 30', Add</i>	36.70	
			<i>For Elevated Installation >30' To 35', Add</i>	41.95	
			<i>For Elevated Installation >35' To 40', Add</i>	52.44	
			<i>For Elevated Installation >40', Add</i>	57.68	
			<i>For Work In Restricted Working Space, Add</i>	31.46	
			<i>For Personal Protective Equipment (Arc Flash) When Working On Energized Equipment, Add</i>	31.46	
26 05 33 13-1148	EA		1-1/2" Polyvinyl Chloride (PVC) Coated, Urethane Lined, Rigid Galvanized Steel (RGS) Service Entrance Elbow.....	340.00	57.47
			<i>For Elevated Installation >10' To 15', Add</i>	11.49	
			<i>For Elevated Installation >15' To 20', Add</i>	22.98	
			<i>For Elevated Installation >20' To 25', Add</i>	28.73	
			<i>For Elevated Installation >25' To 30', Add</i>	40.22	
			<i>For Elevated Installation >30' To 35', Add</i>	45.97	
			<i>For Elevated Installation >35' To 40', Add</i>	57.46	
			<i>For Elevated Installation >40', Add</i>	63.21	
			<i>For Work In Restricted Working Space, Add</i>	34.48	
			<i>For Personal Protective Equipment (Arc Flash) When Working On Energized Equipment, Add</i>	34.48	



MINOR CSI UOM DESCRIPTION	TOTAL DIRECT UNIT COST	DEMOLITION UNIT COST
26 05 33 13-1149 Polyvinyl Chloride (PVC) Coated, Urethane Lined, Rigid Galvanized Steel (RGS) GUAB, GUAC, GUAL, GUAN Junction Boxes With Cast Iron Cover <small>(26 05 33 13-0826)</small>		
26 05 33 13-1150 EA 1/2" Polyvinyl Chloride (PVC) Coated, Urethane Lined, Rigid Galvanized Steel (RGS) GUAB, GUAC, GUAL, GUAN Junction Box With Cast Iron Cover	202.57	34.48
For Elevated Installation >10' To 15', Add	6.90	
For Elevated Installation >15' To 20', Add	13.79	
For Elevated Installation >20' To 25', Add	17.24	
For Elevated Installation >25' To 30', Add	24.14	
For Elevated Installation >30' To 35', Add	27.58	
For Elevated Installation >35' To 40', Add	34.48	
For Elevated Installation >40', Add	37.93	
For Work In Restricted Working Space, Add	20.69	
26 05 33 13-1151 EA 3/4" Polyvinyl Chloride (PVC) Coated, Urethane Lined, Rigid Galvanized Steel (RGS) GUAB, GUAC, GUAL, GUAN Junction Box With Cast Iron Cover	218.60	39.50
For Elevated Installation >10' To 15', Add	7.90	
For Elevated Installation >15' To 20', Add	15.80	
For Elevated Installation >20' To 25', Add	19.75	
For Elevated Installation >25' To 30', Add	27.65	
For Elevated Installation >30' To 35', Add	31.60	
For Elevated Installation >35' To 40', Add	39.51	
For Elevated Installation >40', Add	43.46	
For Work In Restricted Working Space, Add	23.70	
26 05 33 13-1152 EA 1" Polyvinyl Chloride (PVC) Coated, Urethane Lined, Rigid Galvanized Steel (RGS) GUAB, GUAC, GUAL, GUAN Junction Box With Cast Iron Cover	255.38	45.26
For Elevated Installation >10' To 15', Add	9.05	
For Elevated Installation >15' To 20', Add	18.10	
For Elevated Installation >20' To 25', Add	22.63	
For Elevated Installation >25' To 30', Add	31.68	
For Elevated Installation >30' To 35', Add	36.20	
For Elevated Installation >35' To 40', Add	45.25	
For Elevated Installation >40', Add	49.78	
For Work In Restricted Working Space, Add	27.15	
26 05 33 13-1153 EA 1-1/4" Polyvinyl Chloride (PVC) Coated, Urethane Lined, Rigid Galvanized Steel (RGS) GUAB, GUAC, GUAL, GUAN Junction Box With Cast Iron Cover	363.15	52.43
For Elevated Installation >10' To 15', Add	10.49	
For Elevated Installation >15' To 20', Add	20.97	
For Elevated Installation >20' To 25', Add	26.22	
For Elevated Installation >25' To 30', Add	36.70	
For Elevated Installation >30' To 35', Add	41.95	
For Elevated Installation >35' To 40', Add	52.44	
For Elevated Installation >40', Add	57.68	
For Work In Restricted Working Space, Add	31.46	
26 05 33 13-1154 EA 1-1/2" Polyvinyl Chloride (PVC) Coated, Urethane Lined, Rigid Galvanized Steel (RGS) GUAB, GUAC, GUAL, GUAN Junction Box With Cast Iron Cover	585.64	57.47
For Elevated Installation >10' To 15', Add	11.49	
For Elevated Installation >15' To 20', Add	22.98	
For Elevated Installation >20' To 25', Add	28.73	
For Elevated Installation >25' To 30', Add	40.22	
For Elevated Installation >30' To 35', Add	45.97	
For Elevated Installation >35' To 40', Add	57.46	
For Elevated Installation >40', Add	63.21	
For Work In Restricted Working Space, Add	34.48	
26 05 33 13-1155 EA 2" Polyvinyl Chloride (PVC) Coated, Urethane Lined, Rigid Galvanized Steel (RGS) GUAB, GUAC, GUAL, GUAN Junction Box With Cast Iron Cover	633.87	68.96
For Elevated Installation >10' To 15', Add	13.79	
For Elevated Installation >15' To 20', Add	27.58	
For Elevated Installation >20' To 25', Add	34.48	
For Elevated Installation >25' To 30', Add	48.27	
For Elevated Installation >30' To 35', Add	55.16	
For Elevated Installation >35' To 40', Add	68.96	
For Elevated Installation >40', Add	75.85	
For Work In Restricted Working Space, Add	41.37	
26 05 33 13-1156 Polyvinyl Chloride (PVC) Coated, Urethane Lined, Rigid Galvanized Steel (RGS) GUAT Junction Boxes With Cast Iron Cover <small>(26 05 33 13-0826)</small>		
26 05 33 13-1157 EA 1/2" Polyvinyl Chloride (PVC) Coated, Urethane Lined, Rigid Galvanized Steel (RGS) GUAT Junction Box With Cast Iron Cover	221.55	34.48
For Elevated Installation >10' To 15', Add	6.90	
For Elevated Installation >15' To 20', Add	13.79	
For Elevated Installation >20' To 25', Add	17.24	
For Elevated Installation >25' To 30', Add	24.14	
For Elevated Installation >30' To 35', Add	27.58	
For Elevated Installation >35' To 40', Add	34.48	
For Elevated Installation >40', Add	37.93	
For Work In Restricted Working Space, Add	20.69	

26 Electrical

26 05 Common Work Results for Electrical

26 05 33 Raceway and Boxes for Electrical Systems



MINOR	CSI	UOM	DESCRIPTION	TOTAL DIRECT UNIT COST	DEMOLITION UNIT COST
26 05 33	13-1158	EA	3/4" Polyvinyl Chloride (PVC) Coated, Urethane Lined, Rigid Galvanized Steel (RGS) GUAT Junction Box With Cast Iron Cover	250.26	39.50
			<i>For Elevated Installation >10' To 15', Add</i>	7.90	
			<i>For Elevated Installation >15' To 20', Add</i>	15.80	
			<i>For Elevated Installation >20' To 25', Add</i>	19.75	
			<i>For Elevated Installation >25' To 30', Add</i>	27.65	
			<i>For Elevated Installation >30' To 35', Add</i>	31.60	
			<i>For Elevated Installation >35' To 40', Add</i>	39.51	
			<i>For Elevated Installation >40', Add</i>	43.46	
			<i>For Work In Restricted Working Space, Add</i>	23.70	
26 05 33	13-1159	EA	1" Polyvinyl Chloride (PVC) Coated, Urethane Lined, Rigid Galvanized Steel (RGS) GUAT Junction Box With Cast Iron Cover	273.44	45.26
			<i>For Elevated Installation >10' To 15', Add</i>	9.05	
			<i>For Elevated Installation >15' To 20', Add</i>	18.10	
			<i>For Elevated Installation >20' To 25', Add</i>	22.63	
			<i>For Elevated Installation >25' To 30', Add</i>	31.68	
			<i>For Elevated Installation >30' To 35', Add</i>	36.20	
			<i>For Elevated Installation >35' To 40', Add</i>	45.25	
			<i>For Elevated Installation >40', Add</i>	49.78	
			<i>For Work In Restricted Working Space, Add</i>	27.15	
26 05 33	13-1160	EA	1-1/4" Polyvinyl Chloride (PVC) Coated, Urethane Lined, Rigid Galvanized Steel (RGS) GUAT Junction Box With Cast Iron Cover	381.50	52.43
			<i>For Elevated Installation >10' To 15', Add</i>	10.49	
			<i>For Elevated Installation >15' To 20', Add</i>	20.97	
			<i>For Elevated Installation >20' To 25', Add</i>	26.22	
			<i>For Elevated Installation >25' To 30', Add</i>	36.70	
			<i>For Elevated Installation >30' To 35', Add</i>	41.95	
			<i>For Elevated Installation >35' To 40', Add</i>	52.44	
			<i>For Elevated Installation >40', Add</i>	57.68	
			<i>For Work In Restricted Working Space, Add</i>	31.46	
26 05 33	13-1161	EA	1-1/2" Polyvinyl Chloride (PVC) Coated, Urethane Lined, Rigid Galvanized Steel (RGS) GUAT Junction Box With Cast Iron Cover	629.42	57.47
			<i>For Elevated Installation >10' To 15', Add</i>	11.49	
			<i>For Elevated Installation >15' To 20', Add</i>	22.98	
			<i>For Elevated Installation >20' To 25', Add</i>	28.73	
			<i>For Elevated Installation >25' To 30', Add</i>	40.22	
			<i>For Elevated Installation >30' To 35', Add</i>	45.97	
			<i>For Elevated Installation >35' To 40', Add</i>	57.46	
			<i>For Elevated Installation >40', Add</i>	63.21	
			<i>For Work In Restricted Working Space, Add</i>	34.48	
26 05 33	13-1162	EA	2" Polyvinyl Chloride (PVC) Coated, Urethane Lined, Rigid Galvanized Steel (RGS) GUAT Junction Box With Cast Iron Cover	674.05	68.96
			<i>For Elevated Installation >10' To 15', Add</i>	13.79	
			<i>For Elevated Installation >15' To 20', Add</i>	27.58	
			<i>For Elevated Installation >20' To 25', Add</i>	34.48	
			<i>For Elevated Installation >25' To 30', Add</i>	48.27	
			<i>For Elevated Installation >30' To 35', Add</i>	55.16	
			<i>For Elevated Installation >35' To 40', Add</i>	68.96	
			<i>For Elevated Installation >40', Add</i>	75.85	
			<i>For Work In Restricted Working Space, Add</i>	41.37	
26 05 33	13-1163		Polyvinyl Chloride (PVC) Coated, Urethane Lined, Rigid Galvanized Steel (RGS) GUAW, GUAX Junction Boxes With Cast Iron Cover <small>(26 05 33 13-0826)</small>		
26 05 33	13-1164	EA	1/2" Polyvinyl Chloride (PVC) Coated, Urethane Lined, Rigid Galvanized Steel (RGS) GUAW, GUAX Junction Box With Cast Iron Cover	221.69	34.48
			<i>For Elevated Installation >10' To 15', Add</i>	6.90	
			<i>For Elevated Installation >15' To 20', Add</i>	13.79	
			<i>For Elevated Installation >20' To 25', Add</i>	17.24	
			<i>For Elevated Installation >25' To 30', Add</i>	24.14	
			<i>For Elevated Installation >30' To 35', Add</i>	27.58	
			<i>For Elevated Installation >35' To 40', Add</i>	34.48	
			<i>For Elevated Installation >40', Add</i>	37.93	
			<i>For Work In Restricted Working Space, Add</i>	20.69	
26 05 33	13-1165	EA	3/4" Polyvinyl Chloride (PVC) Coated, Urethane Lined, Rigid Galvanized Steel (RGS) GUAW, GUAX Junction Box With Cast Iron Cover	244.66	39.50
			<i>For Elevated Installation >10' To 15', Add</i>	7.90	
			<i>For Elevated Installation >15' To 20', Add</i>	15.80	
			<i>For Elevated Installation >20' To 25', Add</i>	19.75	
			<i>For Elevated Installation >25' To 30', Add</i>	27.65	
			<i>For Elevated Installation >30' To 35', Add</i>	31.60	
			<i>For Elevated Installation >35' To 40', Add</i>	39.51	
			<i>For Elevated Installation >40', Add</i>	43.46	
			<i>For Work In Restricted Working Space, Add</i>	23.70	
26 05 33	13-1166	EA	1" Polyvinyl Chloride (PVC) Coated, Urethane Lined, Rigid Galvanized Steel (RGS) GUAW, GUAX Junction Box With Cast Iron Cover	290.87	45.26
			<i>For Elevated Installation >10' To 15', Add</i>	9.05	
			<i>For Elevated Installation >15' To 20', Add</i>	18.10	
			<i>For Elevated Installation >20' To 25', Add</i>	22.63	
			<i>For Elevated Installation >25' To 30', Add</i>	31.68	
			<i>For Elevated Installation >30' To 35', Add</i>	36.20	
			<i>For Elevated Installation >35' To 40', Add</i>	45.25	
			<i>For Elevated Installation >40', Add</i>	49.78	
			<i>For Work In Restricted Working Space, Add</i>	27.15	



MINOR CSI UOM DESCRIPTION	TOTAL DIRECT UNIT COST	DEMOLITION UNIT COST
26 05 33 13-1167 EA 1-1/4" Polyvinyl Chloride (PVC) Coated, Urethane Lined, Rigid Galvanized Steel (RGS) GUAW, GUAX Junction Box With Cast Iron Cover	395.48	52.43
<i>For Elevated Installation >10' To 15', Add</i>	10.49	
<i>For Elevated Installation >15' To 20', Add</i>	20.97	
<i>For Elevated Installation >20' To 25', Add</i>	26.22	
<i>For Elevated Installation >25' To 30', Add</i>	36.70	
<i>For Elevated Installation >30' To 35', Add</i>	41.95	
<i>For Elevated Installation >35' To 40', Add</i>	52.44	
<i>For Elevated Installation >40', Add</i>	57.68	
<i>For Work In Restricted Working Space, Add</i>	31.46	
26 05 33 13-1168 EA 1-1/2" Polyvinyl Chloride (PVC) Coated, Urethane Lined, Rigid Galvanized Steel (RGS) GUAW, GUAX Junction Box With Cast Iron Cover	650.29	57.47
<i>For Elevated Installation >10' To 15', Add</i>	11.49	
<i>For Elevated Installation >15' To 20', Add</i>	22.98	
<i>For Elevated Installation >20' To 25', Add</i>	28.73	
<i>For Elevated Installation >25' To 30', Add</i>	40.22	
<i>For Elevated Installation >30' To 35', Add</i>	45.97	
<i>For Elevated Installation >35' To 40', Add</i>	57.46	
<i>For Elevated Installation >40', Add</i>	63.21	
<i>For Work In Restricted Working Space, Add</i>	34.48	
26 05 33 13-1169 EA 2" Polyvinyl Chloride (PVC) Coated, Urethane Lined, Rigid Galvanized Steel (RGS) GUAW, GUAX Junction Box With Cast Iron Cover	699.76	68.96
<i>For Elevated Installation >10' To 15', Add</i>	13.79	
<i>For Elevated Installation >15' To 20', Add</i>	27.58	
<i>For Elevated Installation >20' To 25', Add</i>	34.48	
<i>For Elevated Installation >25' To 30', Add</i>	48.27	
<i>For Elevated Installation >30' To 35', Add</i>	55.16	
<i>For Elevated Installation >35' To 40', Add</i>	68.96	
<i>For Elevated Installation >40', Add</i>	75.85	
<i>For Work In Restricted Working Space, Add</i>	41.37	
26 05 33 13-1170 Polyvinyl Chloride (PVC) Coated, Urethane Lined, Rigid Galvanized Steel (RGS) GUAD Junction Boxes With Cast Iron Cover <small>(26 05 33 13-0826)</small>		
26 05 33 13-1171 EA 1/2" Polyvinyl Chloride (PVC) Coated, Urethane Lined, Rigid Galvanized Steel (RGS) GUAD Junction Box With Cast Iron Cover	274.23	34.48
<i>For Elevated Installation >10' To 15', Add</i>	6.90	
<i>For Elevated Installation >15' To 20', Add</i>	13.79	
<i>For Elevated Installation >20' To 25', Add</i>	17.24	
<i>For Elevated Installation >25' To 30', Add</i>	24.14	
<i>For Elevated Installation >30' To 35', Add</i>	27.58	
<i>For Elevated Installation >35' To 40', Add</i>	34.48	
<i>For Elevated Installation >40', Add</i>	37.93	
<i>For Work In Restricted Working Space, Add</i>	20.69	
26 05 33 13-1172 EA 3/4" Polyvinyl Chloride (PVC) Coated, Urethane Lined, Rigid Galvanized Steel (RGS) GUAD Junction Box With Cast Iron Cover	303.07	39.50
<i>For Elevated Installation >10' To 15', Add</i>	7.90	
<i>For Elevated Installation >15' To 20', Add</i>	15.80	
<i>For Elevated Installation >20' To 25', Add</i>	19.75	
<i>For Elevated Installation >25' To 30', Add</i>	27.65	
<i>For Elevated Installation >30' To 35', Add</i>	31.60	
<i>For Elevated Installation >35' To 40', Add</i>	39.51	
<i>For Elevated Installation >40', Add</i>	43.46	
<i>For Work In Restricted Working Space, Add</i>	23.70	
26 05 33 13-1173 EA 1" Polyvinyl Chloride (PVC) Coated, Urethane Lined, Rigid Galvanized Steel (RGS) GUAD Junction Box With Cast Iron Cover	328.86	45.26
<i>For Elevated Installation >10' To 15', Add</i>	9.05	
<i>For Elevated Installation >15' To 20', Add</i>	18.10	
<i>For Elevated Installation >20' To 25', Add</i>	22.63	
<i>For Elevated Installation >25' To 30', Add</i>	31.68	
<i>For Elevated Installation >30' To 35', Add</i>	36.20	
<i>For Elevated Installation >35' To 40', Add</i>	45.25	
<i>For Elevated Installation >40', Add</i>	49.78	
<i>For Work In Restricted Working Space, Add</i>	27.15	
26 05 33 13-1174 EA 1-1/4" Polyvinyl Chloride (PVC) Coated, Urethane Lined, Rigid Galvanized Steel (RGS) GUAD Junction Box With Cast Iron Cover	820.13	52.43
<i>For Elevated Installation >10' To 15', Add</i>	10.49	
<i>For Elevated Installation >15' To 20', Add</i>	20.97	
<i>For Elevated Installation >20' To 25', Add</i>	26.22	
<i>For Elevated Installation >25' To 30', Add</i>	36.70	
<i>For Elevated Installation >30' To 35', Add</i>	41.95	
<i>For Elevated Installation >35' To 40', Add</i>	52.44	
<i>For Elevated Installation >40', Add</i>	57.68	
<i>For Work In Restricted Working Space, Add</i>	31.46	
26 05 33 13-1175 Polyvinyl Chloride (PVC) Coated, Urethane Lined, Rigid Galvanized Steel (RGS) FS Series Junction Boxes <small>(26 05 33 13-0826)</small>		
Note: Excludes cover.		

26 Electrical

26 05 Common Work Results for Electrical

26 05 33 Raceway and Boxes for Electrical Systems



MINOR	CSI	UOM	DESCRIPTION	TOTAL DIRECT UNIT COST	DEMOLITION UNIT COST
26 05 33	13-1176	EA	1/2" Polyvinyl Chloride (PVC) Coated, Urethane Lined, Rigid Galvanized Steel (RGS) FS Series Junction Box	134.13	34.48
			<i>For Elevated Installation >10' To 15', Add</i>	6.90	
			<i>For Elevated Installation >15' To 20', Add</i>	13.79	
			<i>For Elevated Installation >20' To 25', Add</i>	17.24	
			<i>For Elevated Installation >25' To 30', Add</i>	24.14	
			<i>For Elevated Installation >30' To 35', Add</i>	27.58	
			<i>For Elevated Installation >35' To 40', Add</i>	34.48	
			<i>For Elevated Installation >40', Add</i>	37.93	
			<i>For Work In Restricted Working Space, Add</i>	20.69	
26 05 33	13-1177	EA	3/4" Polyvinyl Chloride (PVC) Coated, Urethane Lined, Rigid Galvanized Steel (RGS) FS Series Junction Box	147.71	39.50
			<i>For Elevated Installation >10' To 15', Add</i>	7.90	
			<i>For Elevated Installation >15' To 20', Add</i>	15.80	
			<i>For Elevated Installation >20' To 25', Add</i>	19.75	
			<i>For Elevated Installation >25' To 30', Add</i>	27.65	
			<i>For Elevated Installation >30' To 35', Add</i>	31.60	
			<i>For Elevated Installation >35' To 40', Add</i>	39.51	
			<i>For Elevated Installation >40', Add</i>	43.46	
			<i>For Work In Restricted Working Space, Add</i>	23.70	
26 05 33	13-1178	EA	1" Polyvinyl Chloride (PVC) Coated, Urethane Lined, Rigid Galvanized Steel (RGS) FS Series Junction Box	165.09	45.26
			<i>For Elevated Installation >10' To 15', Add</i>	9.05	
			<i>For Elevated Installation >15' To 20', Add</i>	18.10	
			<i>For Elevated Installation >20' To 25', Add</i>	22.63	
			<i>For Elevated Installation >25' To 30', Add</i>	31.68	
			<i>For Elevated Installation >30' To 35', Add</i>	36.20	
			<i>For Elevated Installation >35' To 40', Add</i>	45.25	
			<i>For Elevated Installation >40', Add</i>	49.78	
			<i>For Work In Restricted Working Space, Add</i>	27.15	
26 05 33	13-1179	EA	1/2" Polyvinyl Chloride (PVC) Coated, Urethane Lined, Rigid Galvanized Steel (RGS) FS Series Junction Box	148.38	34.48
			<i>For Elevated Installation >10' To 15', Add</i>	6.90	
			<i>For Elevated Installation >15' To 20', Add</i>	13.79	
			<i>For Elevated Installation >20' To 25', Add</i>	17.24	
			<i>For Elevated Installation >25' To 30', Add</i>	24.14	
			<i>For Elevated Installation >30' To 35', Add</i>	27.58	
			<i>For Elevated Installation >35' To 40', Add</i>	34.48	
			<i>For Elevated Installation >40', Add</i>	37.93	
			<i>For Work In Restricted Working Space, Add</i>	20.69	
26 05 33	13-1180	EA	3/4" Polyvinyl Chloride (PVC) Coated, Urethane Lined, Rigid Galvanized Steel (RGS) FS Series Junction Box	160.17	39.50
			<i>For Elevated Installation >10' To 15', Add</i>	7.90	
			<i>For Elevated Installation >15' To 20', Add</i>	15.80	
			<i>For Elevated Installation >20' To 25', Add</i>	19.75	
			<i>For Elevated Installation >25' To 30', Add</i>	27.65	
			<i>For Elevated Installation >30' To 35', Add</i>	31.60	
			<i>For Elevated Installation >35' To 40', Add</i>	39.51	
			<i>For Elevated Installation >40', Add</i>	43.46	
			<i>For Work In Restricted Working Space, Add</i>	23.70	
26 05 33	13-1181	EA	1" Polyvinyl Chloride (PVC) Coated, Urethane Lined, Rigid Galvanized Steel (RGS) FS Series Junction Box	182.40	45.26
			<i>For Elevated Installation >10' To 15', Add</i>	9.05	
			<i>For Elevated Installation >15' To 20', Add</i>	18.10	
			<i>For Elevated Installation >20' To 25', Add</i>	22.63	
			<i>For Elevated Installation >25' To 30', Add</i>	31.68	
			<i>For Elevated Installation >30' To 35', Add</i>	36.20	
			<i>For Elevated Installation >35' To 40', Add</i>	45.25	
			<i>For Elevated Installation >40', Add</i>	49.78	
			<i>For Work In Restricted Working Space, Add</i>	27.15	
26 05 33	13-1182		Polyvinyl Chloride (PVC) Coated, Urethane Lined, Rigid Galvanized Steel (RGS) FD Series Junction Boxes <small>(26 05 33 13-0826)</small>		
			Note: Excludes cover.		
26 05 33	13-1183	EA	1/2" Polyvinyl Chloride (PVC) Coated, Urethane Lined, Rigid Galvanized Steel (RGS) FD Series Junction Box	140.87	34.48
			<i>For Elevated Installation >10' To 15', Add</i>	6.90	
			<i>For Elevated Installation >15' To 20', Add</i>	13.79	
			<i>For Elevated Installation >20' To 25', Add</i>	17.24	
			<i>For Elevated Installation >25' To 30', Add</i>	24.14	
			<i>For Elevated Installation >30' To 35', Add</i>	27.58	
			<i>For Elevated Installation >35' To 40', Add</i>	34.48	
			<i>For Elevated Installation >40', Add</i>	37.93	
			<i>For Work In Restricted Working Space, Add</i>	20.69	
26 05 33	13-1184	EA	3/4" Polyvinyl Chloride (PVC) Coated, Urethane Lined, Rigid Galvanized Steel (RGS) FD Series Junction Box	155.29	39.50
			<i>For Elevated Installation >10' To 15', Add</i>	7.90	
			<i>For Elevated Installation >15' To 20', Add</i>	15.80	
			<i>For Elevated Installation >20' To 25', Add</i>	19.75	
			<i>For Elevated Installation >25' To 30', Add</i>	27.65	
			<i>For Elevated Installation >30' To 35', Add</i>	31.60	
			<i>For Elevated Installation >35' To 40', Add</i>	39.51	
			<i>For Elevated Installation >40', Add</i>	43.46	
			<i>For Work In Restricted Working Space, Add</i>	23.70	
26 05 33	13-1185	EA	1" Polyvinyl Chloride (PVC) Coated, Urethane Lined, Rigid Galvanized Steel (RGS) FD Series Junction Box	170.33	45.26
			<i>For Elevated Installation >10' To 15', Add</i>	9.05	
			<i>For Elevated Installation >15' To 20', Add</i>	18.10	
			<i>For Elevated Installation >20' To 25', Add</i>	22.63	
			<i>For Elevated Installation >25' To 30', Add</i>	31.68	
			<i>For Elevated Installation >30' To 35', Add</i>	36.20	
			<i>For Elevated Installation >35' To 40', Add</i>	45.25	
			<i>For Elevated Installation >40', Add</i>	49.78	
			<i>For Work In Restricted Working Space, Add</i>	27.15	



MINOR CSI UOM DESCRIPTION	TOTAL DIRECT UNIT COST	DEMOLITION UNIT COST
26 05 33 13-1186 EA 1/2" Polyvinyl Chloride (PVC) Coated, Urethane Lined, Rigid Galvanized Steel (RGS) FD Series Junction Box.....	158.01	34.48
For Elevated Installation >10' To 15', Add	6.90	
For Elevated Installation >15' To 20', Add	13.79	
For Elevated Installation >20' To 25', Add	17.24	
For Elevated Installation >25' To 30', Add	24.14	
For Elevated Installation >30' To 35', Add	27.58	
For Elevated Installation >35' To 40', Add	34.48	
For Elevated Installation >40', Add	37.93	
For Work In Restricted Working Space, Add	20.69	
26 05 33 13-1187 EA 3/4" Polyvinyl Chloride (PVC) Coated, Urethane Lined, Rigid Galvanized Steel (RGS) FD Series Junction Box.....	172.60	39.50
For Elevated Installation >10' To 15', Add	7.90	
For Elevated Installation >15' To 20', Add	15.80	
For Elevated Installation >20' To 25', Add	19.75	
For Elevated Installation >25' To 30', Add	27.65	
For Elevated Installation >30' To 35', Add	31.60	
For Elevated Installation >35' To 40', Add	39.51	
For Elevated Installation >40', Add	43.46	
For Work In Restricted Working Space, Add	28.70	
26 05 33 13-1188 EA 1" Polyvinyl Chloride (PVC) Coated, Urethane Lined, Rigid Galvanized Steel (RGS) FD Series Junction Box.....	195.20	45.26
For Elevated Installation >10' To 15', Add	9.05	
For Elevated Installation >15' To 20', Add	18.10	
For Elevated Installation >20' To 25', Add	22.63	
For Elevated Installation >25' To 30', Add	31.68	
For Elevated Installation >30' To 35', Add	36.20	
For Elevated Installation >35' To 40', Add	45.25	
For Elevated Installation >40', Add	49.78	
For Work In Restricted Working Space, Add	27.15	
26 05 33 13-1189 Polyvinyl Chloride (PVC) Coated, Urethane Lined, FS And FD Series Covers <small>(26 05 33 13-0826)</small>		
26 05 33 13-1190 EA Polyvinyl Chloride (PVC) Coated, Urethane Lined, DS23, FS And FD Series Cover	48.95	4.31
For Elevated Installation >10' To 15', Add	0.86	
For Elevated Installation >15' To 20', Add	1.72	
For Elevated Installation >20' To 25', Add	2.16	
For Elevated Installation >25' To 30', Add	3.02	
For Elevated Installation >30' To 35', Add	3.45	
For Elevated Installation >35' To 40', Add	4.31	
For Elevated Installation >40', Add	4.74	
For Work In Restricted Working Space, Add	2.59	
26 05 33 13-1191 EA Polyvinyl Chloride (PVC) Coated, Urethane Lined, DS21G, FS And FD Series Cover.....	66.47	5.03
For Elevated Installation >10' To 15', Add	1.01	
For Elevated Installation >15' To 20', Add	2.01	
For Elevated Installation >20' To 25', Add	2.52	
For Elevated Installation >25' To 30', Add	3.52	
For Elevated Installation >30' To 35', Add	4.02	
For Elevated Installation >35' To 40', Add	5.03	
For Elevated Installation >40', Add	5.53	
For Work In Restricted Working Space, Add	3.02	
26 05 33 13-1192 EA Polyvinyl Chloride (PVC) Coated, Urethane Lined, DS32G, FS And FD Series Cover.....	62.77	5.03
For Elevated Installation >10' To 15', Add	1.01	
For Elevated Installation >15' To 20', Add	2.01	
For Elevated Installation >20' To 25', Add	2.52	
For Elevated Installation >25' To 30', Add	3.52	
For Elevated Installation >30' To 35', Add	4.02	
For Elevated Installation >35' To 40', Add	5.03	
For Elevated Installation >40', Add	5.53	
For Work In Restricted Working Space, Add	3.02	
26 05 33 13-1193 EA Polyvinyl Chloride (PVC) Coated, Urethane Lined, DS100G, FS And FD Series Cover.....	55.87	5.03
For Elevated Installation >10' To 15', Add	1.01	
For Elevated Installation >15' To 20', Add	2.01	
For Elevated Installation >20' To 25', Add	2.52	
For Elevated Installation >25' To 30', Add	3.52	
For Elevated Installation >30' To 35', Add	4.02	
For Elevated Installation >35' To 40', Add	5.03	
For Elevated Installation >40', Add	5.53	
For Work In Restricted Working Space, Add	3.02	
26 05 33 13-1194 EA Polyvinyl Chloride (PVC) Coated, Urethane Lined, WLRD1, FS And FD Series Cover.....	270.33	7.18
For Elevated Installation >10' To 15', Add	1.44	
For Elevated Installation >15' To 20', Add	2.87	
For Elevated Installation >20' To 25', Add	3.59	
For Elevated Installation >25' To 30', Add	5.03	
For Elevated Installation >30' To 35', Add	5.75	
For Elevated Installation >35' To 40', Add	7.19	
For Elevated Installation >40', Add	7.90	
For Work In Restricted Working Space, Add	4.31	
26 05 33 13-1195 EA Polyvinyl Chloride (PVC) Coated, Urethane Lined, WLRS1, FS And FD Series Cover.....	240.39	7.18
For Elevated Installation >10' To 15', Add	1.44	
For Elevated Installation >15' To 20', Add	2.87	
For Elevated Installation >20' To 25', Add	3.59	
For Elevated Installation >25' To 30', Add	5.03	
For Elevated Installation >30' To 35', Add	5.75	
For Elevated Installation >35' To 40', Add	7.19	
For Elevated Installation >40', Add	7.90	
For Work In Restricted Working Space, Add	4.31	



MINOR
CSI UOM DESCRIPTION

TOTAL DIRECT DEMOLITION
UNIT COST UNIT COST

MINOR	CSI	UOM	DESCRIPTION	TOTAL DIRECT UNIT COST	DEMOLITION UNIT COST
26 05 33	13-1196		Polyvinyl Chloride (PVC) Coated, Urethane Lined, Rigid Galvanized Steel (RGS) Mogul Conduit Bodies <small>(26 05 33 13-0626)</small> Note: Includes covers.		
26 05 33	13-1197	EA	1" Polyvinyl Chloride (PVC) Coated, Urethane Lined, Rigid Galvanized Steel (RGS) BC Mogul Conduit Body 287.01	45.26	
			<i>For Elevated Installation >10' To 15', Add</i> 9.05		
			<i>For Elevated Installation >15' To 20', Add</i> 18.10		
			<i>For Elevated Installation >20' To 25', Add</i> 22.63		
			<i>For Elevated Installation >25' To 30', Add</i> 31.68		
			<i>For Elevated Installation >30' To 35', Add</i> 36.20		
			<i>For Elevated Installation >35' To 40', Add</i> 45.25		
			<i>For Elevated Installation >40', Add</i> 49.78		
			<i>For Work In Restricted Working Space, Add</i> 27.15		
26 05 33	13-1198	EA	1-1/4" Polyvinyl Chloride (PVC) Coated, Urethane Lined, Rigid Galvanized Steel (RGS) BC Mogul Conduit Body 322.58	52.43	
			<i>For Elevated Installation >10' To 15', Add</i> 10.49		
			<i>For Elevated Installation >15' To 20', Add</i> 20.97		
			<i>For Elevated Installation >20' To 25', Add</i> 26.22		
			<i>For Elevated Installation >25' To 30', Add</i> 36.70		
			<i>For Elevated Installation >30' To 35', Add</i> 41.95		
			<i>For Elevated Installation >35' To 40', Add</i> 52.44		
			<i>For Elevated Installation >40', Add</i> 57.68		
			<i>For Work In Restricted Working Space, Add</i> 31.46		
26 05 33	13-1199	EA	1-1/2" Polyvinyl Chloride (PVC) Coated, Urethane Lined, Rigid Galvanized Steel (RGS) BC Mogul Conduit Body 443.59	57.47	
			<i>For Elevated Installation >10' To 15', Add</i> 11.49		
			<i>For Elevated Installation >15' To 20', Add</i> 22.98		
			<i>For Elevated Installation >20' To 25', Add</i> 28.73		
			<i>For Elevated Installation >25' To 30', Add</i> 40.22		
			<i>For Elevated Installation >30' To 35', Add</i> 45.97		
			<i>For Elevated Installation >35' To 40', Add</i> 57.46		
			<i>For Elevated Installation >40', Add</i> 63.21		
			<i>For Work In Restricted Working Space, Add</i> 34.48		
26 05 33	13-1200	EA	2" Polyvinyl Chloride (PVC) Coated, Urethane Lined, Rigid Galvanized Steel (RGS) BC Mogul Conduit Body 528.63	68.96	
			<i>For Elevated Installation >10' To 15', Add</i> 13.79		
			<i>For Elevated Installation >15' To 20', Add</i> 27.58		
			<i>For Elevated Installation >20' To 25', Add</i> 34.48		
			<i>For Elevated Installation >25' To 30', Add</i> 48.27		
			<i>For Elevated Installation >30' To 35', Add</i> 55.16		
			<i>For Elevated Installation >35' To 40', Add</i> 68.96		
			<i>For Elevated Installation >40', Add</i> 75.85		
			<i>For Work In Restricted Working Space, Add</i> 41.37		
26 05 33	13-1201	EA	2-1/2" Polyvinyl Chloride (PVC) Coated, Urethane Lined, Rigid Galvanized Steel (RGS) BC Mogul Conduit Body 763.37	96.97	
			<i>For Elevated Installation >10' To 15', Add</i> 19.39		
			<i>For Elevated Installation >15' To 20', Add</i> 38.79		
			<i>For Elevated Installation >20' To 25', Add</i> 48.48		
			<i>For Elevated Installation >25' To 30', Add</i> 67.88		
			<i>For Elevated Installation >30' To 35', Add</i> 77.57		
			<i>For Elevated Installation >35' To 40', Add</i> 96.97		
			<i>For Elevated Installation >40', Add</i> 106.66		
			<i>For Work In Restricted Working Space, Add</i> 58.18		
26 05 33	13-1202	EA	3" Polyvinyl Chloride (PVC) Coated, Urethane Lined, Rigid Galvanized Steel (RGS) BC Mogul Conduit Body 964.06	129.29	
			<i>For Elevated Installation >10' To 15', Add</i> 25.86		
			<i>For Elevated Installation >15' To 20', Add</i> 51.72		
			<i>For Elevated Installation >20' To 25', Add</i> 64.65		
			<i>For Elevated Installation >25' To 30', Add</i> 90.50		
			<i>For Elevated Installation >30' To 35', Add</i> 103.43		
			<i>For Elevated Installation >35' To 40', Add</i> 129.29		
			<i>For Elevated Installation >40', Add</i> 142.22		
			<i>For Work In Restricted Working Space, Add</i> 77.57		
26 05 33	13-1203	EA	3-1/2" Polyvinyl Chloride (PVC) Coated, Urethane Lined, Rigid Galvanized Steel (RGS) BC Mogul Conduit Body 1,409.74	161.61	
			<i>For Elevated Installation >10' To 15', Add</i> 32.32		
			<i>For Elevated Installation >15' To 20', Add</i> 64.64		
			<i>For Elevated Installation >20' To 25', Add</i> 80.81		
			<i>For Elevated Installation >25' To 30', Add</i> 113.13		
			<i>For Elevated Installation >30' To 35', Add</i> 129.29		
			<i>For Elevated Installation >35' To 40', Add</i> 161.61		
			<i>For Elevated Installation >40', Add</i> 177.77		
			<i>For Work In Restricted Working Space, Add</i> 96.97		
26 05 33	13-1204	EA	4" Polyvinyl Chloride (PVC) Coated, Urethane Lined, Rigid Galvanized Steel (RGS) BC Mogul Conduit Body 1,748.78	196.81	
			<i>For Elevated Installation >10' To 15', Add</i> 39.36		
			<i>For Elevated Installation >15' To 20', Add</i> 78.72		
			<i>For Elevated Installation >20' To 25', Add</i> 98.41		
			<i>For Elevated Installation >25' To 30', Add</i> 137.77		
			<i>For Elevated Installation >30' To 35', Add</i> 157.45		
			<i>For Elevated Installation >35' To 40', Add</i> 196.81		
			<i>For Elevated Installation >40', Add</i> 216.49		
			<i>For Work In Restricted Working Space, Add</i> 118.09		
26 05 33	13-1205	EA	1" Polyvinyl Chloride (PVC) Coated, Urethane Lined, Rigid Galvanized Steel (RGS) BLB Mogul Conduit Body 287.01	45.26	
			<i>For Elevated Installation >10' To 15', Add</i> 9.05		
			<i>For Elevated Installation >15' To 20', Add</i> 18.10		
			<i>For Elevated Installation >20' To 25', Add</i> 22.63		
			<i>For Elevated Installation >25' To 30', Add</i> 31.68		
			<i>For Elevated Installation >30' To 35', Add</i> 36.20		
			<i>For Elevated Installation >35' To 40', Add</i> 45.25		
			<i>For Elevated Installation >40', Add</i> 49.78		
			<i>For Work In Restricted Working Space, Add</i> 27.15		



MINOR CSI UOM DESCRIPTION	TOTAL DIRECT UNIT COST	DEMOLITION UNIT COST
26 05 33 13-1206 EA 1-1/4" Polyvinyl Chloride (PVC) Coated, Urethane Lined, Rigid Galvanized Steel (RGS) BLB Mogul Conduit Body <i>For Elevated Installation >10' To 15', Add</i> <i>For Elevated Installation >15' To 20', Add</i> <i>For Elevated Installation >20' To 25', Add</i> <i>For Elevated Installation >25' To 30', Add</i> <i>For Elevated Installation >30' To 35', Add</i> <i>For Elevated Installation >35' To 40', Add</i> <i>For Elevated Installation >40', Add</i> <i>For Work In Restricted Working Space, Add</i>	322.58 10.49 20.97 26.22 36.70 41.95 52.44 57.68 31.46	52.43
26 05 33 13-1207 EA 1-1/2" Polyvinyl Chloride (PVC) Coated, Urethane Lined, Rigid Galvanized Steel (RGS) BLB Mogul Conduit Body <i>For Elevated Installation >10' To 15', Add</i> <i>For Elevated Installation >15' To 20', Add</i> <i>For Elevated Installation >20' To 25', Add</i> <i>For Elevated Installation >25' To 30', Add</i> <i>For Elevated Installation >30' To 35', Add</i> <i>For Elevated Installation >35' To 40', Add</i> <i>For Elevated Installation >40', Add</i> <i>For Work In Restricted Working Space, Add</i>	442.38 11.49 22.98 28.73 40.22 45.97 57.46 63.21 34.48	57.47
26 05 33 13-1208 EA 2" Polyvinyl Chloride (PVC) Coated, Urethane Lined, Rigid Galvanized Steel (RGS) BLB Mogul Conduit Body <i>For Elevated Installation >10' To 15', Add</i> <i>For Elevated Installation >15' To 20', Add</i> <i>For Elevated Installation >20' To 25', Add</i> <i>For Elevated Installation >25' To 30', Add</i> <i>For Elevated Installation >30' To 35', Add</i> <i>For Elevated Installation >35' To 40', Add</i> <i>For Elevated Installation >40', Add</i> <i>For Work In Restricted Working Space, Add</i>	516.44 13.79 27.58 34.48 48.27 55.16 68.96 75.85 41.37	68.96
26 05 33 13-1209 EA 2-1/2" Polyvinyl Chloride (PVC) Coated, Urethane Lined, Rigid Galvanized Steel (RGS) BLB Mogul Conduit Body <i>For Elevated Installation >10' To 15', Add</i> <i>For Elevated Installation >15' To 20', Add</i> <i>For Elevated Installation >20' To 25', Add</i> <i>For Elevated Installation >25' To 30', Add</i> <i>For Elevated Installation >30' To 35', Add</i> <i>For Elevated Installation >35' To 40', Add</i> <i>For Elevated Installation >40', Add</i> <i>For Work In Restricted Working Space, Add</i>	774.60 19.39 38.79 48.48 67.88 77.57 96.97 106.66 58.18	96.97
26 05 33 13-1210 EA 3" Polyvinyl Chloride (PVC) Coated, Urethane Lined, Rigid Galvanized Steel (RGS) BLB Mogul Conduit Body <i>For Elevated Installation >10' To 15', Add</i> <i>For Elevated Installation >15' To 20', Add</i> <i>For Elevated Installation >20' To 25', Add</i> <i>For Elevated Installation >25' To 30', Add</i> <i>For Elevated Installation >30' To 35', Add</i> <i>For Elevated Installation >35' To 40', Add</i> <i>For Elevated Installation >40', Add</i> <i>For Work In Restricted Working Space, Add</i>	1,014.43 25.86 51.72 64.65 90.50 103.43 129.29 142.22 77.57	129.29
26 05 33 13-1211 EA 3-1/2" Polyvinyl Chloride (PVC) Coated, Urethane Lined, Rigid Galvanized Steel (RGS) BLB Mogul Conduit Body <i>For Elevated Installation >10' To 15', Add</i> <i>For Elevated Installation >15' To 20', Add</i> <i>For Elevated Installation >20' To 25', Add</i> <i>For Elevated Installation >25' To 30', Add</i> <i>For Elevated Installation >30' To 35', Add</i> <i>For Elevated Installation >35' To 40', Add</i> <i>For Elevated Installation >40', Add</i> <i>For Work In Restricted Working Space, Add</i>	1,470.55 32.32 64.64 80.81 113.13 129.29 161.61 177.77 96.97	161.61
26 05 33 13-1212 EA 4" Polyvinyl Chloride (PVC) Coated, Urethane Lined, Rigid Galvanized Steel (RGS) BLB Mogul Conduit Body <i>For Elevated Installation >10' To 15', Add</i> <i>For Elevated Installation >15' To 20', Add</i> <i>For Elevated Installation >20' To 25', Add</i> <i>For Elevated Installation >25' To 30', Add</i> <i>For Elevated Installation >30' To 35', Add</i> <i>For Elevated Installation >35' To 40', Add</i> <i>For Elevated Installation >40', Add</i> <i>For Work In Restricted Working Space, Add</i>	1,786.64 39.36 78.72 98.41 137.77 157.45 196.81 216.49 118.09	196.81
26 05 33 13-1213 EA 1" Polyvinyl Chloride (PVC) Coated, Urethane Lined, Rigid Galvanized Steel (RGS) BT Mogul Conduit Body <i>For Elevated Installation >10' To 15', Add</i> <i>For Elevated Installation >15' To 20', Add</i> <i>For Elevated Installation >20' To 25', Add</i> <i>For Elevated Installation >25' To 30', Add</i> <i>For Elevated Installation >30' To 35', Add</i> <i>For Elevated Installation >35' To 40', Add</i> <i>For Elevated Installation >40', Add</i> <i>For Work In Restricted Working Space, Add</i>	287.01 9.05 18.10 22.63 31.68 36.20 45.25 49.78 27.15	45.26
26 05 33 13-1214 EA 1-1/4" Polyvinyl Chloride (PVC) Coated, Urethane Lined, Rigid Galvanized Steel (RGS) BT Mogul Conduit Body <i>For Elevated Installation >10' To 15', Add</i> <i>For Elevated Installation >15' To 20', Add</i> <i>For Elevated Installation >20' To 25', Add</i> <i>For Elevated Installation >25' To 30', Add</i> <i>For Elevated Installation >30' To 35', Add</i> <i>For Elevated Installation >35' To 40', Add</i> <i>For Elevated Installation >40', Add</i> <i>For Work In Restricted Working Space, Add</i>	322.58 10.49 20.97 26.22 36.70 41.95 52.44 57.68 31.46	52.43

26 Electrical

26 05 Common Work Results for Electrical

26 05 33 Raceway and Boxes for Electrical Systems



MINOR	CSI	UOM	DESCRIPTION	TOTAL DIRECT UNIT COST	DEMOLITION UNIT COST
26 05 33	13-1215	EA	1-1/2" Polyvinyl Chloride (PVC) Coated, Urethane Lined, Rigid Galvanized Steel (RGS) BT Mogul Conduit Body	442.38	57.47
			<i>For Elevated Installation >10' To 15', Add</i>	11.49	
			<i>For Elevated Installation >15' To 20', Add</i>	22.98	
			<i>For Elevated Installation >20' To 25', Add</i>	28.73	
			<i>For Elevated Installation >25' To 30', Add</i>	40.22	
			<i>For Elevated Installation >30' To 35', Add</i>	45.97	
			<i>For Elevated Installation >35' To 40', Add</i>	57.46	
			<i>For Elevated Installation >40', Add</i>	63.21	
			<i>For Work In Restricted Working Space, Add</i>	34.48	
26 05 33	13-1216	EA	2" Polyvinyl Chloride (PVC) Coated, Urethane Lined, Rigid Galvanized Steel (RGS) BT Mogul Conduit Body	516.44	68.96
			<i>For Elevated Installation >10' To 15', Add</i>	13.79	
			<i>For Elevated Installation >15' To 20', Add</i>	27.58	
			<i>For Elevated Installation >20' To 25', Add</i>	34.48	
			<i>For Elevated Installation >25' To 30', Add</i>	48.27	
			<i>For Elevated Installation >30' To 35', Add</i>	55.16	
			<i>For Elevated Installation >35' To 40', Add</i>	68.96	
			<i>For Elevated Installation >40', Add</i>	75.85	
			<i>For Work In Restricted Working Space, Add</i>	41.37	
26 05 33	13-1217	EA	2-1/2" Polyvinyl Chloride (PVC) Coated, Urethane Lined, Rigid Galvanized Steel (RGS) BT Mogul Conduit Body	774.60	96.97
			<i>For Elevated Installation >10' To 15', Add</i>	19.39	
			<i>For Elevated Installation >15' To 20', Add</i>	38.79	
			<i>For Elevated Installation >20' To 25', Add</i>	48.48	
			<i>For Elevated Installation >25' To 30', Add</i>	67.88	
			<i>For Elevated Installation >30' To 35', Add</i>	77.57	
			<i>For Elevated Installation >35' To 40', Add</i>	96.97	
			<i>For Elevated Installation >40', Add</i>	106.66	
			<i>For Work In Restricted Working Space, Add</i>	58.18	
26 05 33	13-1218	EA	3" Polyvinyl Chloride (PVC) Coated, Urethane Lined, Rigid Galvanized Steel (RGS) BT Mogul Conduit Body	1,014.43	129.29
			<i>For Elevated Installation >10' To 15', Add</i>	25.86	
			<i>For Elevated Installation >15' To 20', Add</i>	51.72	
			<i>For Elevated Installation >20' To 25', Add</i>	64.65	
			<i>For Elevated Installation >25' To 30', Add</i>	90.50	
			<i>For Elevated Installation >30' To 35', Add</i>	103.43	
			<i>For Elevated Installation >35' To 40', Add</i>	129.29	
			<i>For Elevated Installation >40', Add</i>	142.22	
			<i>For Work In Restricted Working Space, Add</i>	77.57	
26 05 33	13-1219	EA	3-1/2" Polyvinyl Chloride (PVC) Coated, Urethane Lined, Rigid Galvanized Steel (RGS) BT Mogul Conduit Body	1,470.55	161.61
			<i>For Elevated Installation >10' To 15', Add</i>	32.32	
			<i>For Elevated Installation >15' To 20', Add</i>	64.64	
			<i>For Elevated Installation >20' To 25', Add</i>	80.81	
			<i>For Elevated Installation >25' To 30', Add</i>	113.13	
			<i>For Elevated Installation >30' To 35', Add</i>	129.29	
			<i>For Elevated Installation >35' To 40', Add</i>	161.61	
			<i>For Elevated Installation >40', Add</i>	177.77	
			<i>For Work In Restricted Working Space, Add</i>	96.97	
26 05 33	13-1220	EA	4" Polyvinyl Chloride (PVC) Coated, Urethane Lined, Rigid Galvanized Steel (RGS) BT Mogul Conduit Body	1,786.64	196.81
			<i>For Elevated Installation >10' To 15', Add</i>	39.36	
			<i>For Elevated Installation >15' To 20', Add</i>	78.72	
			<i>For Elevated Installation >20' To 25', Add</i>	98.41	
			<i>For Elevated Installation >25' To 30', Add</i>	137.77	
			<i>For Elevated Installation >30' To 35', Add</i>	157.45	
			<i>For Elevated Installation >35' To 40', Add</i>	196.81	
			<i>For Elevated Installation >40', Add</i>	216.49	
			<i>For Work In Restricted Working Space, Add</i>	118.09	
26 05 33	13-1221	EA	1" Polyvinyl Chloride (PVC) Coated, Urethane Lined, Rigid Galvanized Steel (RGS) BUB Mogul Conduit Body	287.01	45.26
			<i>For Elevated Installation >10' To 15', Add</i>	9.05	
			<i>For Elevated Installation >15' To 20', Add</i>	18.10	
			<i>For Elevated Installation >20' To 25', Add</i>	22.63	
			<i>For Elevated Installation >25' To 30', Add</i>	31.68	
			<i>For Elevated Installation >30' To 35', Add</i>	36.20	
			<i>For Elevated Installation >35' To 40', Add</i>	45.25	
			<i>For Elevated Installation >40', Add</i>	49.78	
			<i>For Work In Restricted Working Space, Add</i>	27.15	
26 05 33	13-1222	EA	1-1/4" Polyvinyl Chloride (PVC) Coated, Urethane Lined, Rigid Galvanized Steel (RGS) BUB Mogul Conduit Body	322.58	52.43
			<i>For Elevated Installation >10' To 15', Add</i>	10.49	
			<i>For Elevated Installation >15' To 20', Add</i>	20.97	
			<i>For Elevated Installation >20' To 25', Add</i>	26.22	
			<i>For Elevated Installation >25' To 30', Add</i>	36.70	
			<i>For Elevated Installation >30' To 35', Add</i>	41.95	
			<i>For Elevated Installation >35' To 40', Add</i>	52.44	
			<i>For Elevated Installation >40', Add</i>	57.68	
			<i>For Work In Restricted Working Space, Add</i>	31.46	
26 05 33	13-1223	EA	1-1/2" Polyvinyl Chloride (PVC) Coated, Urethane Lined, Rigid Galvanized Steel (RGS) BUB Mogul Conduit Body	443.59	57.47
			<i>For Elevated Installation >10' To 15', Add</i>	11.49	
			<i>For Elevated Installation >15' To 20', Add</i>	22.98	
			<i>For Elevated Installation >20' To 25', Add</i>	28.73	
			<i>For Elevated Installation >25' To 30', Add</i>	40.22	
			<i>For Elevated Installation >30' To 35', Add</i>	45.97	
			<i>For Elevated Installation >35' To 40', Add</i>	57.46	
			<i>For Elevated Installation >40', Add</i>	63.21	
			<i>For Work In Restricted Working Space, Add</i>	34.48	



MINOR CSI UOM DESCRIPTION	TOTAL DIRECT UNIT COST	DEMOLITION UNIT COST
26 05 33 13-1224 EA 2" Polyvinyl Chloride (PVC) Coated, Urethane Lined, Rigid Galvanized Steel (RGS) BUB Mogul Conduit Body.....	523.01	68.96
For Elevated Installation >10' To 15', Add	13.79	
For Elevated Installation >15' To 20', Add	27.58	
For Elevated Installation >20' To 25', Add	34.48	
For Elevated Installation >25' To 30', Add	48.27	
For Elevated Installation >30' To 35', Add	55.16	
For Elevated Installation >35' To 40', Add	68.96	
For Elevated Installation >40', Add	75.85	
For Work In Restricted Working Space, Add	41.37	
26 05 33 13-1225 EA 2-1/2" Polyvinyl Chloride (PVC) Coated, Urethane Lined, Rigid Galvanized Steel (RGS) BUB Mogul Conduit Body.....	763.37	96.97
For Elevated Installation >10' To 15', Add	19.39	
For Elevated Installation >15' To 20', Add	38.79	
For Elevated Installation >20' To 25', Add	48.48	
For Elevated Installation >25' To 30', Add	67.88	
For Elevated Installation >30' To 35', Add	77.57	
For Elevated Installation >35' To 40', Add	96.97	
For Elevated Installation >40', Add	106.66	
For Work In Restricted Working Space, Add	58.18	
26 05 33 13-1226 EA 3" Polyvinyl Chloride (PVC) Coated, Urethane Lined, Rigid Galvanized Steel (RGS) BUB Mogul Conduit Body.....	964.06	129.29
For Elevated Installation >10' To 15', Add	25.86	
For Elevated Installation >15' To 20', Add	51.72	
For Elevated Installation >20' To 25', Add	64.65	
For Elevated Installation >25' To 30', Add	90.50	
For Elevated Installation >30' To 35', Add	103.43	
For Elevated Installation >35' To 40', Add	129.29	
For Elevated Installation >40', Add	142.22	
For Work In Restricted Working Space, Add	77.57	
26 05 33 13-1227 EA 3-1/2" Polyvinyl Chloride (PVC) Coated, Urethane Lined, Rigid Galvanized Steel (RGS) BUB Mogul Conduit Body.....	1,409.74	161.61
For Elevated Installation >10' To 15', Add	32.32	
For Elevated Installation >15' To 20', Add	64.64	
For Elevated Installation >20' To 25', Add	80.81	
For Elevated Installation >25' To 30', Add	113.13	
For Elevated Installation >30' To 35', Add	129.29	
For Elevated Installation >35' To 40', Add	161.61	
For Elevated Installation >40', Add	177.77	
For Work In Restricted Working Space, Add	96.97	
26 05 33 13-1228 EA 4" Polyvinyl Chloride (PVC) Coated, Urethane Lined, Rigid Galvanized Steel (RGS) BUB Mogul Conduit Body.....	1,764.55	196.81
For Elevated Installation >10' To 15', Add	39.36	
For Elevated Installation >15' To 20', Add	78.72	
For Elevated Installation >20' To 25', Add	98.41	
For Elevated Installation >25' To 30', Add	137.77	
For Elevated Installation >30' To 35', Add	157.45	
For Elevated Installation >35' To 40', Add	196.81	
For Elevated Installation >40', Add	216.49	
For Work In Restricted Working Space, Add	118.09	
26 05 33 13-1229 Polyvinyl Chloride (PVC) Coated, Urethane Lined, Replacement Rigid Galvanized Steel (RGS) Mogul Covers <small>(26 05 33 13-0826)</small>		
26 05 33 13-1230 EA 1" Polyvinyl Chloride (PVC) Coated, Urethane Lined, Replacement Rigid Galvanized Steel (RGS) Mogul Cover.....	140.96	6.47
For Elevated Installation >10' To 15', Add	1.29	
For Elevated Installation >15' To 20', Add	2.59	
For Elevated Installation >20' To 25', Add	3.23	
For Elevated Installation >25' To 30', Add	4.53	
For Elevated Installation >30' To 35', Add	5.17	
For Elevated Installation >35' To 40', Add	6.47	
For Elevated Installation >40', Add	7.11	
For Work In Restricted Working Space, Add	3.88	
26 05 33 13-1231 EA 1-1/4" Polyvinyl Chloride (PVC) Coated, Urethane Lined, Replacement Rigid Galvanized Steel (RGS) Mogul Cover.....	142.40	7.18
For Elevated Installation >10' To 15', Add	1.44	
For Elevated Installation >15' To 20', Add	2.87	
For Elevated Installation >20' To 25', Add	3.59	
For Elevated Installation >25' To 30', Add	5.03	
For Elevated Installation >30' To 35', Add	5.75	
For Elevated Installation >35' To 40', Add	7.19	
For Elevated Installation >40', Add	7.90	
For Work In Restricted Working Space, Add	4.31	
26 05 33 13-1232 EA 1-1/2" Polyvinyl Chloride (PVC) Coated, Urethane Lined, Replacement Rigid Galvanized Steel (RGS) Mogul Cover.....	201.29	10.06
For Elevated Installation >10' To 15', Add	2.01	
For Elevated Installation >15' To 20', Add	4.02	
For Elevated Installation >20' To 25', Add	5.03	
For Elevated Installation >25' To 30', Add	7.04	
For Elevated Installation >30' To 35', Add	8.04	
For Elevated Installation >35' To 40', Add	10.06	
For Elevated Installation >40', Add	11.06	
For Work In Restricted Working Space, Add	6.03	

26 Electrical

26 05 Common Work Results for Electrical

26 05 33 Raceway and Boxes for Electrical Systems



MINOR	CSI	UOM	DESCRIPTION	TOTAL DIRECT UNIT COST	DEMOLITION UNIT COST
26 05 33	13-1233	EA	2" Polyvinyl Chloride (PVC) Coated, Urethane Lined, Replacement Rigid Galvanized Steel (RGS) Mogul Cover	204.17	11.49
			<i>For Elevated Installation >10' To 15', Add</i>	2.30	
			<i>For Elevated Installation >15' To 20', Add</i>	4.60	
			<i>For Elevated Installation >20' To 25', Add</i>	5.75	
			<i>For Elevated Installation >25' To 30', Add</i>	8.05	
			<i>For Elevated Installation >30' To 35', Add</i>	9.20	
			<i>For Elevated Installation >35' To 40', Add</i>	11.50	
			<i>For Elevated Installation >40', Add</i>	12.64	
			<i>For Work In Restricted Working Space, Add</i>	6.90	
26 05 33	13-1234	EA	2-1/2" Polyvinyl Chloride (PVC) Coated, Urethane Lined, Replacement Rigid Galvanized Steel (RGS) Mogul Cover	356.06	13.64
			<i>For Elevated Installation >10' To 15', Add</i>	2.73	
			<i>For Elevated Installation >15' To 20', Add</i>	5.46	
			<i>For Elevated Installation >20' To 25', Add</i>	6.83	
			<i>For Elevated Installation >25' To 30', Add</i>	9.56	
			<i>For Elevated Installation >30' To 35', Add</i>	10.92	
			<i>For Elevated Installation >35' To 40', Add</i>	13.65	
			<i>For Elevated Installation >40', Add</i>	15.02	
			<i>For Work In Restricted Working Space, Add</i>	8.19	
26 05 33	13-1235	EA	3" Polyvinyl Chloride (PVC) Coated, Urethane Lined, Replacement Rigid Galvanized Steel (RGS) Mogul Cover	363.24	17.23
			<i>For Elevated Installation >10' To 15', Add</i>	3.45	
			<i>For Elevated Installation >15' To 20', Add</i>	6.90	
			<i>For Elevated Installation >20' To 25', Add</i>	8.62	
			<i>For Elevated Installation >25' To 30', Add</i>	12.07	
			<i>For Elevated Installation >30' To 35', Add</i>	13.79	
			<i>For Elevated Installation >35' To 40', Add</i>	17.24	
			<i>For Elevated Installation >40', Add</i>	18.96	
			<i>For Work In Restricted Working Space, Add</i>	10.34	
26 05 33	13-1236	EA	3-1/2" Polyvinyl Chloride (PVC) Coated, Urethane Lined, Replacement Rigid Galvanized Steel (RGS) Mogul Cover	546.39	19.39
			<i>For Elevated Installation >10' To 15', Add</i>	3.88	
			<i>For Elevated Installation >15' To 20', Add</i>	7.76	
			<i>For Elevated Installation >20' To 25', Add</i>	9.70	
			<i>For Elevated Installation >25' To 30', Add</i>	13.58	
			<i>For Elevated Installation >30' To 35', Add</i>	15.52	
			<i>For Elevated Installation >35' To 40', Add</i>	19.40	
			<i>For Elevated Installation >40', Add</i>	21.33	
			<i>For Work In Restricted Working Space, Add</i>	11.64	
26 05 33	13-1237	EA	4" Polyvinyl Chloride (PVC) Coated, Urethane Lined, Replacement Rigid Galvanized Steel (RGS) Mogul Cover	557.88	25.14
			<i>For Elevated Installation >10' To 15', Add</i>	5.03	
			<i>For Elevated Installation >15' To 20', Add</i>	10.06	
			<i>For Elevated Installation >20' To 25', Add</i>	12.57	
			<i>For Elevated Installation >25' To 30', Add</i>	17.60	
			<i>For Elevated Installation >30' To 35', Add</i>	20.11	
			<i>For Elevated Installation >35' To 40', Add</i>	25.14	
			<i>For Elevated Installation >40', Add</i>	27.65	
			<i>For Work In Restricted Working Space, Add</i>	15.08	
26 05 33	13-1238		Polyvinyl Chloride (PVC) Coated, Urethane Lined, Rigid Galvanized Steel (RGS) Expansion Fittings <small>(26 05 33 13-0826)</small>		
26 05 33	13-1239	EA	1/2" Polyvinyl Chloride (PVC) Coated, Urethane Lined, Rigid Galvanized Steel (RGS) Expansion Fitting	243.48	17.96
			<i>For Elevated Installation >10' To 15', Add</i>	3.59	
			<i>For Elevated Installation >15' To 20', Add</i>	7.18	
			<i>For Elevated Installation >20' To 25', Add</i>	8.98	
			<i>For Elevated Installation >25' To 30', Add</i>	12.57	
			<i>For Elevated Installation >30' To 35', Add</i>	14.36	
			<i>For Elevated Installation >35' To 40', Add</i>	17.96	
			<i>For Elevated Installation >40', Add</i>	19.75	
			<i>For Work In Restricted Working Space, Add</i>	10.77	
26 05 33	13-1240	EA	3/4" Polyvinyl Chloride (PVC) Coated, Urethane Lined, Rigid Galvanized Steel (RGS) Expansion Fitting	287.79	22.27
			<i>For Elevated Installation >10' To 15', Add</i>	4.45	
			<i>For Elevated Installation >15' To 20', Add</i>	8.91	
			<i>For Elevated Installation >20' To 25', Add</i>	11.13	
			<i>For Elevated Installation >25' To 30', Add</i>	15.59	
			<i>For Elevated Installation >30' To 35', Add</i>	17.81	
			<i>For Elevated Installation >35' To 40', Add</i>	22.27	
			<i>For Elevated Installation >40', Add</i>	24.49	
			<i>For Work In Restricted Working Space, Add</i>	13.36	
26 05 33	13-1241	EA	1" Polyvinyl Chloride (PVC) Coated, Urethane Lined, Rigid Galvanized Steel (RGS) Expansion Fitting	340.76	27.30
			<i>For Elevated Installation >10' To 15', Add</i>	5.46	
			<i>For Elevated Installation >15' To 20', Add</i>	10.92	
			<i>For Elevated Installation >20' To 25', Add</i>	13.65	
			<i>For Elevated Installation >25' To 30', Add</i>	19.11	
			<i>For Elevated Installation >30' To 35', Add</i>	21.84	
			<i>For Elevated Installation >35' To 40', Add</i>	27.30	
			<i>For Elevated Installation >40', Add</i>	30.02	
			<i>For Work In Restricted Working Space, Add</i>	16.38	



MINOR CSI UOM DESCRIPTION	TOTAL DIRECT UNIT COST	DEMOLITION UNIT COST
26 05 33 13-1242 EA 1-1/4" Polyvinyl Chloride (PVC) Coated, Urethane Lined, Rigid Galvanized Steel (RGS) Expansion Fitting.....	419.57	31.60
For Elevated Installation >10' To 15', Add	6.32	
For Elevated Installation >15' To 20', Add	12.64	
For Elevated Installation >20' To 25', Add	15.80	
For Elevated Installation >25' To 30', Add	22.12	
For Elevated Installation >30' To 35', Add	25.28	
For Elevated Installation >35' To 40', Add	31.61	
For Elevated Installation >40', Add	34.77	
For Work In Restricted Working Space, Add	18.96	
26 05 33 13-1243 EA 1-1/2" Polyvinyl Chloride (PVC) Coated, Urethane Lined, Rigid Galvanized Steel (RGS) Expansion Fitting.....	560.20	35.91
For Elevated Installation >10' To 15', Add	7.18	
For Elevated Installation >15' To 20', Add	14.36	
For Elevated Installation >20' To 25', Add	17.96	
For Elevated Installation >25' To 30', Add	25.14	
For Elevated Installation >30' To 35', Add	28.73	
For Elevated Installation >35' To 40', Add	35.91	
For Elevated Installation >40', Add	39.50	
For Work In Restricted Working Space, Add	21.55	
26 05 33 13-1244 EA 2" Polyvinyl Chloride (PVC) Coated, Urethane Lined, Rigid Galvanized Steel (RGS) Expansion Fitting.....	774.52	39.50
For Elevated Installation >10' To 15', Add	7.90	
For Elevated Installation >15' To 20', Add	15.80	
For Elevated Installation >20' To 25', Add	19.75	
For Elevated Installation >25' To 30', Add	27.65	
For Elevated Installation >30' To 35', Add	31.60	
For Elevated Installation >35' To 40', Add	39.51	
For Elevated Installation >40', Add	43.46	
For Work In Restricted Working Space, Add	23.70	
26 05 33 13-1245 EA 2-1/2" Polyvinyl Chloride (PVC) Coated, Urethane Lined, Rigid Galvanized Steel (RGS) Expansion Fitting.....	1,105.40	49.57
For Elevated Installation >10' To 15', Add	9.91	
For Elevated Installation >15' To 20', Add	19.82	
For Elevated Installation >20' To 25', Add	24.78	
For Elevated Installation >25' To 30', Add	34.69	
For Elevated Installation >30' To 35', Add	39.65	
For Elevated Installation >35' To 40', Add	49.56	
For Elevated Installation >40', Add	54.52	
For Work In Restricted Working Space, Add	29.74	
26 05 33 13-1246 EA 3" Polyvinyl Chloride (PVC) Coated, Urethane Lined, Rigid Galvanized Steel (RGS) Expansion Fitting.....	1,375.13	67.52
For Elevated Installation >10' To 15', Add	13.50	
For Elevated Installation >15' To 20', Add	27.01	
For Elevated Installation >20' To 25', Add	33.76	
For Elevated Installation >25' To 30', Add	47.26	
For Elevated Installation >30' To 35', Add	54.01	
For Elevated Installation >35' To 40', Add	67.52	
For Elevated Installation >40', Add	74.27	
For Work In Restricted Working Space, Add	40.51	
26 05 33 13-1247 EA 3-1/2" Polyvinyl Chloride (PVC) Coated, Urethane Lined, Rigid Galvanized Steel (RGS) Expansion Fitting.....	1,927.38	76.13
For Elevated Installation >10' To 15', Add	15.23	
For Elevated Installation >15' To 20', Add	30.46	
For Elevated Installation >20' To 25', Add	38.07	
For Elevated Installation >25' To 30', Add	53.30	
For Elevated Installation >30' To 35', Add	60.91	
For Elevated Installation >35' To 40', Add	76.14	
For Elevated Installation >40', Add	83.75	
For Work In Restricted Working Space, Add	45.68	
26 05 33 13-1248 EA 4" Polyvinyl Chloride (PVC) Coated, Urethane Lined, Rigid Galvanized Steel (RGS) Expansion Fitting.....	2,222.59	99.12
For Elevated Installation >10' To 15', Add	19.82	
For Elevated Installation >15' To 20', Add	39.65	
For Elevated Installation >20' To 25', Add	49.56	
For Elevated Installation >25' To 30', Add	69.38	
For Elevated Installation >30' To 35', Add	79.30	
For Elevated Installation >35' To 40', Add	99.12	
For Elevated Installation >40', Add	109.03	
For Work In Restricted Working Space, Add	59.47	
26 05 33 13-1249 Polyvinyl Chloride (PVC) Coated, Urethane Lined, Rigid Galvanized Steel (RGS) Expansion Fittings With Bonding Jumper <small>(26 05 33 13-0826)</small>		
26 05 33 13-1250 EA 1/2" Polyvinyl Chloride (PVC) Coated, Urethane Lined, Rigid Galvanized Steel (RGS) Expansion Fitting With Bonding Jumper	385.68	17.96
For Elevated Installation >10' To 15', Add	3.59	
For Elevated Installation >15' To 20', Add	7.18	
For Elevated Installation >20' To 25', Add	8.98	
For Elevated Installation >25' To 30', Add	12.57	
For Elevated Installation >30' To 35', Add	14.36	
For Elevated Installation >35' To 40', Add	17.96	
For Elevated Installation >40', Add	19.75	
For Work In Restricted Working Space, Add	10.77	

26 Electrical

26 05 Common Work Results for Electrical

26 05 33 Raceway and Boxes for Electrical Systems



MINOR	CSI	UOM	DESCRIPTION	TOTAL DIRECT UNIT COST	DEMOLITION UNIT COST
26 05 33	13-1251	EA	3/4" Polyvinyl Chloride (PVC) Coated, Urethane Lined, Rigid Galvanized Steel (RGS) Expansion Fitting With Bonding Jumper	400.89	22.27
			<i>For Elevated Installation >10' To 15', Add</i>	4.45	
			<i>For Elevated Installation >15' To 20', Add</i>	8.91	
			<i>For Elevated Installation >20' To 25', Add</i>	11.13	
			<i>For Elevated Installation >25' To 30', Add</i>	15.59	
			<i>For Elevated Installation >30' To 35', Add</i>	17.81	
			<i>For Elevated Installation >35' To 40', Add</i>	22.27	
			<i>For Elevated Installation >40', Add</i>	24.49	
			<i>For Work In Restricted Working Space, Add</i>	13.36	
26 05 33	13-1252	EA	1" Polyvinyl Chloride (PVC) Coated, Urethane Lined, Rigid Galvanized Steel (RGS) Expansion Fitting With Bonding Jumper	450.51	27.30
			<i>For Elevated Installation >10' To 15', Add</i>	5.46	
			<i>For Elevated Installation >15' To 20', Add</i>	10.92	
			<i>For Elevated Installation >20' To 25', Add</i>	13.65	
			<i>For Elevated Installation >25' To 30', Add</i>	19.11	
			<i>For Elevated Installation >30' To 35', Add</i>	21.84	
			<i>For Elevated Installation >35' To 40', Add</i>	27.30	
			<i>For Elevated Installation >40', Add</i>	30.02	
			<i>For Work In Restricted Working Space, Add</i>	16.38	
26 05 33	13-1253	EA	1-1/4" Polyvinyl Chloride (PVC) Coated, Urethane Lined, Rigid Galvanized Steel (RGS) Expansion Fitting With Bonding Jumper	544.99	31.60
			<i>For Elevated Installation >10' To 15', Add</i>	6.32	
			<i>For Elevated Installation >15' To 20', Add</i>	12.64	
			<i>For Elevated Installation >20' To 25', Add</i>	15.80	
			<i>For Elevated Installation >25' To 30', Add</i>	22.12	
			<i>For Elevated Installation >30' To 35', Add</i>	25.28	
			<i>For Elevated Installation >35' To 40', Add</i>	31.61	
			<i>For Elevated Installation >40', Add</i>	34.77	
			<i>For Work In Restricted Working Space, Add</i>	18.96	
26 05 33	13-1254	EA	1-1/2" Polyvinyl Chloride (PVC) Coated, Urethane Lined, Rigid Galvanized Steel (RGS) Expansion Fitting With Bonding Jumper	660.33	35.91
			<i>For Elevated Installation >10' To 15', Add</i>	7.18	
			<i>For Elevated Installation >15' To 20', Add</i>	14.36	
			<i>For Elevated Installation >20' To 25', Add</i>	17.96	
			<i>For Elevated Installation >25' To 30', Add</i>	25.14	
			<i>For Elevated Installation >30' To 35', Add</i>	28.73	
			<i>For Elevated Installation >35' To 40', Add</i>	35.91	
			<i>For Elevated Installation >40', Add</i>	39.50	
			<i>For Work In Restricted Working Space, Add</i>	21.55	
26 05 33	13-1255	EA	2" Polyvinyl Chloride (PVC) Coated, Urethane Lined, Rigid Galvanized Steel (RGS) Expansion Fitting With Bonding Jumper	843.46	39.50
			<i>For Elevated Installation >10' To 15', Add</i>	7.90	
			<i>For Elevated Installation >15' To 20', Add</i>	15.80	
			<i>For Elevated Installation >20' To 25', Add</i>	19.75	
			<i>For Elevated Installation >25' To 30', Add</i>	27.65	
			<i>For Elevated Installation >30' To 35', Add</i>	31.60	
			<i>For Elevated Installation >35' To 40', Add</i>	39.51	
			<i>For Elevated Installation >40', Add</i>	43.46	
			<i>For Work In Restricted Working Space, Add</i>	23.70	
26 05 33	13-1256	EA	2-1/2" Polyvinyl Chloride (PVC) Coated, Urethane Lined, Rigid Galvanized Steel (RGS) Expansion Fitting With Bonding Jumper	1,244.27	49.57
			<i>For Elevated Installation >10' To 15', Add</i>	9.91	
			<i>For Elevated Installation >15' To 20', Add</i>	19.82	
			<i>For Elevated Installation >20' To 25', Add</i>	24.78	
			<i>For Elevated Installation >25' To 30', Add</i>	34.69	
			<i>For Elevated Installation >30' To 35', Add</i>	39.65	
			<i>For Elevated Installation >35' To 40', Add</i>	49.56	
			<i>For Elevated Installation >40', Add</i>	54.52	
			<i>For Work In Restricted Working Space, Add</i>	29.74	
26 05 33	13-1257	EA	3" Polyvinyl Chloride (PVC) Coated, Urethane Lined, Rigid Galvanized Steel (RGS) Expansion Fitting With Bonding Jumper	1,560.70	67.52
			<i>For Elevated Installation >10' To 15', Add</i>	13.50	
			<i>For Elevated Installation >15' To 20', Add</i>	27.01	
			<i>For Elevated Installation >20' To 25', Add</i>	33.76	
			<i>For Elevated Installation >25' To 30', Add</i>	47.26	
			<i>For Elevated Installation >30' To 35', Add</i>	54.01	
			<i>For Elevated Installation >35' To 40', Add</i>	67.52	
			<i>For Elevated Installation >40', Add</i>	74.27	
			<i>For Work In Restricted Working Space, Add</i>	40.51	
26 05 33	13-1258	EA	3-1/2" Polyvinyl Chloride (PVC) Coated, Urethane Lined, Rigid Galvanized Steel (RGS) Expansion Fitting With Bonding Jumper	1,987.29	76.13
			<i>For Elevated Installation >10' To 15', Add</i>	15.23	
			<i>For Elevated Installation >15' To 20', Add</i>	30.46	
			<i>For Elevated Installation >20' To 25', Add</i>	38.07	
			<i>For Elevated Installation >25' To 30', Add</i>	53.30	
			<i>For Elevated Installation >30' To 35', Add</i>	60.91	
			<i>For Elevated Installation >35' To 40', Add</i>	76.14	
			<i>For Elevated Installation >40', Add</i>	83.75	
			<i>For Work In Restricted Working Space, Add</i>	45.68	



MINOR CSI UOM DESCRIPTION	TOTAL DIRECT UNIT COST	DEMOLITION UNIT COST
26 05 33 13-1259 EA 4" Polyvinyl Chloride (PVC) Coated, Urethane Lined, Rigid Galvanized Steel (RGS) Expansion Fitting With Bonding Jumper	2,487.92	99.12
<i>For Elevated Installation >10' To 15', Add</i>	19.82	
<i>For Elevated Installation >15' To 20', Add</i>	39.65	
<i>For Elevated Installation >20' To 25', Add</i>	49.56	
<i>For Elevated Installation >25' To 30', Add</i>	69.38	
<i>For Elevated Installation >30' To 35', Add</i>	79.30	
<i>For Elevated Installation >35' To 40', Add</i>	99.12	
<i>For Elevated Installation >40', Add</i>	109.03	
<i>For Work In Restricted Working Space, Add</i>	59.47	
26 05 33 13-1260 Polyvinyl Chloride (PVC) Coated, Urethane Lined, Rigid Galvanized Steel (RGS), STG Knockout Hubs (26 05 33 13-0826)		
26 05 33 13-1261 EA 1/2" Polyvinyl Chloride (PVC) Coated, Urethane Lined, Rigid Galvanized Steel (RGS) STG Knockout Hub	80.74	8.62
<i>For Elevated Installation >10' To 15', Add</i>	1.72	
<i>For Elevated Installation >15' To 20', Add</i>	3.45	
<i>For Elevated Installation >20' To 25', Add</i>	4.31	
<i>For Elevated Installation >25' To 30', Add</i>	6.03	
<i>For Elevated Installation >30' To 35', Add</i>	6.89	
<i>For Elevated Installation >35' To 40', Add</i>	8.62	
<i>For Elevated Installation >40', Add</i>	9.48	
<i>For Work In Restricted Working Space, Add</i>	5.17	
<i>For Personal Protective Equipment (Arc Flash) When Working On Energized Equipment, Add</i>	5.17	
26 05 33 13-1262 EA 3/4" Polyvinyl Chloride (PVC) Coated, Urethane Lined, Rigid Galvanized Steel (RGS) STG Knockout Hub	87.73	10.78
<i>For Elevated Installation >10' To 15', Add</i>	2.15	
<i>For Elevated Installation >15' To 20', Add</i>	4.31	
<i>For Elevated Installation >20' To 25', Add</i>	5.39	
<i>For Elevated Installation >25' To 30', Add</i>	7.54	
<i>For Elevated Installation >30' To 35', Add</i>	8.62	
<i>For Elevated Installation >35' To 40', Add</i>	10.77	
<i>For Elevated Installation >40', Add</i>	11.85	
<i>For Work In Restricted Working Space, Add</i>	6.46	
<i>For Personal Protective Equipment (Arc Flash) When Working On Energized Equipment, Add</i>	6.46	
26 05 33 13-1263 EA 1" Polyvinyl Chloride (PVC) Coated, Urethane Lined, Rigid Galvanized Steel (RGS) STG Knockout Hub	96.66	12.93
<i>For Elevated Installation >10' To 15', Add</i>	2.59	
<i>For Elevated Installation >15' To 20', Add</i>	5.17	
<i>For Elevated Installation >20' To 25', Add</i>	6.47	
<i>For Elevated Installation >25' To 30', Add</i>	9.05	
<i>For Elevated Installation >30' To 35', Add</i>	10.34	
<i>For Elevated Installation >35' To 40', Add</i>	12.93	
<i>For Elevated Installation >40', Add</i>	14.22	
<i>For Work In Restricted Working Space, Add</i>	7.76	
<i>For Personal Protective Equipment (Arc Flash) When Working On Energized Equipment, Add</i>	7.76	
26 05 33 13-1264 EA 1-1/4" Polyvinyl Chloride (PVC) Coated, Urethane Lined, Rigid Galvanized Steel (RGS) STG Knockout Hub	109.50	15.80
<i>For Elevated Installation >10' To 15', Add</i>	3.16	
<i>For Elevated Installation >15' To 20', Add</i>	6.32	
<i>For Elevated Installation >20' To 25', Add</i>	7.90	
<i>For Elevated Installation >25' To 30', Add</i>	11.06	
<i>For Elevated Installation >30' To 35', Add</i>	12.64	
<i>For Elevated Installation >35' To 40', Add</i>	15.80	
<i>For Elevated Installation >40', Add</i>	17.38	
<i>For Work In Restricted Working Space, Add</i>	9.48	
<i>For Personal Protective Equipment (Arc Flash) When Working On Energized Equipment, Add</i>	9.48	
26 05 33 13-1265 EA 1-1/2" Polyvinyl Chloride (PVC) Coated, Urethane Lined, Rigid Galvanized Steel (RGS) STG Knockout Hub	146.87	17.96
<i>For Elevated Installation >10' To 15', Add</i>	3.59	
<i>For Elevated Installation >15' To 20', Add</i>	7.18	
<i>For Elevated Installation >20' To 25', Add</i>	8.98	
<i>For Elevated Installation >25' To 30', Add</i>	12.57	
<i>For Elevated Installation >30' To 35', Add</i>	14.36	
<i>For Elevated Installation >35' To 40', Add</i>	17.96	
<i>For Elevated Installation >40', Add</i>	19.75	
<i>For Work In Restricted Working Space, Add</i>	10.77	
<i>For Personal Protective Equipment (Arc Flash) When Working On Energized Equipment, Add</i>	10.77	
26 05 33 13-1266 EA 2" Polyvinyl Chloride (PVC) Coated, Urethane Lined, Rigid Galvanized Steel (RGS) STG Knockout Hub	179.23	20.11
<i>For Elevated Installation >10' To 15', Add</i>	4.02	
<i>For Elevated Installation >15' To 20', Add</i>	8.04	
<i>For Elevated Installation >20' To 25', Add</i>	10.06	
<i>For Elevated Installation >25' To 30', Add</i>	14.08	
<i>For Elevated Installation >30' To 35', Add</i>	16.09	
<i>For Elevated Installation >35' To 40', Add</i>	20.11	
<i>For Elevated Installation >40', Add</i>	22.12	
<i>For Work In Restricted Working Space, Add</i>	12.07	
<i>For Personal Protective Equipment (Arc Flash) When Working On Energized Equipment, Add</i>	12.07	
26 05 33 13-1267 EA 2-1/2" Polyvinyl Chloride (PVC) Coated, Urethane Lined, Rigid Galvanized Steel (RGS) STG Knockout Hub	256.11	25.14
<i>For Elevated Installation >10' To 15', Add</i>	5.03	
<i>For Elevated Installation >15' To 20', Add</i>	10.06	
<i>For Elevated Installation >20' To 25', Add</i>	12.57	
<i>For Elevated Installation >25' To 30', Add</i>	17.60	
<i>For Elevated Installation >30' To 35', Add</i>	20.11	
<i>For Elevated Installation >35' To 40', Add</i>	25.14	
<i>For Elevated Installation >40', Add</i>	27.65	
<i>For Work In Restricted Working Space, Add</i>	15.08	
<i>For Personal Protective Equipment (Arc Flash) When Working On Energized Equipment, Add</i>	15.08	

26 Electrical

26 05 Common Work Results for Electrical

26 05 33 Raceway and Boxes for Electrical Systems



MINOR	CSI	UOM	DESCRIPTION	TOTAL DIRECT UNIT COST	DEMOLITION UNIT COST
26 05 33 13-1268	EA		3" Polyvinyl Chloride (PVC) Coated, Urethane Lined, Rigid Galvanized Steel (RGS) STG Knockout Hub 334.47	334.47	33.76
			<i>For Elevated Installation >10' To 15', Add</i>	6.75	
			<i>For Elevated Installation >15' To 20', Add</i>	13.50	
			<i>For Elevated Installation >20' To 25', Add</i>	16.88	
			<i>For Elevated Installation >25' To 30', Add</i>	23.63	
			<i>For Elevated Installation >30' To 35', Add</i>	27.01	
			<i>For Elevated Installation >35' To 40', Add</i>	33.76	
			<i>For Elevated Installation >40', Add</i>	37.14	
			<i>For Work In Restricted Working Space, Add</i>	20.26	
			<i>For Personal Protective Equipment (Arc Flash) When Working On Energized Equipment, Add</i>	20.26	
26 05 33 13-1269	EA		3-1/2" Polyvinyl Chloride (PVC) Coated, Urethane Lined, Rigid Galvanized Steel (RGS) STG Knockout Hub 426.41	426.41	38.07
			<i>For Elevated Installation >10' To 15', Add</i>	7.61	
			<i>For Elevated Installation >15' To 20', Add</i>	15.23	
			<i>For Elevated Installation >20' To 25', Add</i>	19.03	
			<i>For Elevated Installation >25' To 30', Add</i>	26.65	
			<i>For Elevated Installation >30' To 35', Add</i>	30.45	
			<i>For Elevated Installation >35' To 40', Add</i>	38.07	
			<i>For Elevated Installation >40', Add</i>	41.87	
			<i>For Work In Restricted Working Space, Add</i>	22.84	
			<i>For Personal Protective Equipment (Arc Flash) When Working On Energized Equipment, Add</i>	22.84	
26 05 33 13-1270	EA		4" Polyvinyl Chloride (PVC) Coated, Urethane Lined, Rigid Galvanized Steel (RGS) STG Knockout Hub 536.52	536.52	49.57
			<i>For Elevated Installation >10' To 15', Add</i>	9.91	
			<i>For Elevated Installation >15' To 20', Add</i>	19.82	
			<i>For Elevated Installation >20' To 25', Add</i>	24.78	
			<i>For Elevated Installation >25' To 30', Add</i>	34.69	
			<i>For Elevated Installation >30' To 35', Add</i>	39.65	
			<i>For Elevated Installation >35' To 40', Add</i>	49.56	
			<i>For Elevated Installation >40', Add</i>	54.52	
			<i>For Work In Restricted Working Space, Add</i>	29.74	
			<i>For Personal Protective Equipment (Arc Flash) When Working On Energized Equipment, Add</i>	29.74	
26 05 33 13-1271	EA		5" Polyvinyl Chloride (PVC) Coated, Urethane Lined, Rigid Galvanized Steel (RGS) STG Knockout Hub 669.58	669.58	80.44
			<i>For Elevated Installation >10' To 15', Add</i>	16.09	
			<i>For Elevated Installation >15' To 20', Add</i>	32.18	
			<i>For Elevated Installation >20' To 25', Add</i>	40.23	
			<i>For Elevated Installation >25' To 30', Add</i>	56.32	
			<i>For Elevated Installation >30' To 35', Add</i>	64.36	
			<i>For Elevated Installation >35' To 40', Add</i>	80.45	
			<i>For Elevated Installation >40', Add</i>	88.50	
			<i>For Work In Restricted Working Space, Add</i>	48.27	
			<i>For Personal Protective Equipment (Arc Flash) When Working On Energized Equipment, Add</i>	48.27	
26 05 33 13-1272	EA		6" Polyvinyl Chloride (PVC) Coated, Urethane Lined, Rigid Galvanized Steel (RGS) STG Knockout Hub 1,009.84	1,009.84	121.39
			<i>For Elevated Installation >10' To 15', Add</i>	24.28	
			<i>For Elevated Installation >15' To 20', Add</i>	48.56	
			<i>For Elevated Installation >20' To 25', Add</i>	60.70	
			<i>For Elevated Installation >25' To 30', Add</i>	84.97	
			<i>For Elevated Installation >30' To 35', Add</i>	97.11	
			<i>For Elevated Installation >35' To 40', Add</i>	121.39	
			<i>For Elevated Installation >40', Add</i>	133.53	
			<i>For Work In Restricted Working Space, Add</i>	72.83	
			<i>For Personal Protective Equipment (Arc Flash) When Working On Energized Equipment, Add</i>	72.83	
26 05 33 13-1273			Polyvinyl Chloride (PVC) Coated, Urethane Lined, Rigid Galvanized Steel (RGS), STTB Knockout Hubs (26 05 33 13-0826)		
26 05 33 13-1274	EA		1/2" Polyvinyl Chloride (PVC) Coated, Urethane Lined, Rigid Galvanized Steel (RGS) STTB Knockout Hub 121.13	121.13	8.62
			<i>For Elevated Installation >10' To 15', Add</i>	1.72	
			<i>For Elevated Installation >15' To 20', Add</i>	3.45	
			<i>For Elevated Installation >20' To 25', Add</i>	4.31	
			<i>For Elevated Installation >25' To 30', Add</i>	6.03	
			<i>For Elevated Installation >30' To 35', Add</i>	6.89	
			<i>For Elevated Installation >35' To 40', Add</i>	8.62	
			<i>For Elevated Installation >40', Add</i>	9.48	
			<i>For Work In Restricted Working Space, Add</i>	5.17	
			<i>For Personal Protective Equipment (Arc Flash) When Working On Energized Equipment, Add</i>	5.17	
26 05 33 13-1275	EA		3/4" Polyvinyl Chloride (PVC) Coated, Urethane Lined, Rigid Galvanized Steel (RGS) STTB Knockout Hub 128.42	128.42	10.78
			<i>For Elevated Installation >10' To 15', Add</i>	2.15	
			<i>For Elevated Installation >15' To 20', Add</i>	4.31	
			<i>For Elevated Installation >20' To 25', Add</i>	5.39	
			<i>For Elevated Installation >25' To 30', Add</i>	7.54	
			<i>For Elevated Installation >30' To 35', Add</i>	8.62	
			<i>For Elevated Installation >35' To 40', Add</i>	10.77	
			<i>For Elevated Installation >40', Add</i>	11.85	
			<i>For Work In Restricted Working Space, Add</i>	6.46	
			<i>For Personal Protective Equipment (Arc Flash) When Working On Energized Equipment, Add</i>	6.46	
26 05 33 13-1276	EA		1" Polyvinyl Chloride (PVC) Coated, Urethane Lined, Rigid Galvanized Steel (RGS) STTB Knockout Hub 138.24	138.24	12.93
			<i>For Elevated Installation >10' To 15', Add</i>	2.59	
			<i>For Elevated Installation >15' To 20', Add</i>	5.17	
			<i>For Elevated Installation >20' To 25', Add</i>	6.47	
			<i>For Elevated Installation >25' To 30', Add</i>	9.05	
			<i>For Elevated Installation >30' To 35', Add</i>	10.34	
			<i>For Elevated Installation >35' To 40', Add</i>	12.93	
			<i>For Elevated Installation >40', Add</i>	14.22	
			<i>For Work In Restricted Working Space, Add</i>	7.76	
			<i>For Personal Protective Equipment (Arc Flash) When Working On Energized Equipment, Add</i>	7.76	



MINOR CSI UOM DESCRIPTION	TOTAL DIRECT UNIT COST	DEMOLITION UNIT COST
26 05 33 13-1277 EA 1-1/4" Polyvinyl Chloride (PVC) Coated, Urethane Lined, Rigid Galvanized Steel (RGS) STTB Knockout Hub	167.99	15.80
For Elevated Installation >10' To 15', Add	3.16	
For Elevated Installation >15' To 20', Add	6.32	
For Elevated Installation >20' To 25', Add	7.90	
For Elevated Installation >25' To 30', Add	11.06	
For Elevated Installation >30' To 35', Add	12.64	
For Elevated Installation >35' To 40', Add	15.80	
For Elevated Installation >40', Add	17.38	
For Work In Restricted Working Space, Add	9.48	
For Personal Protective Equipment (Arc Flash) When Working On Energized Equipment, Add	9.48	
26 05 33 13-1278 EA 1-1/2" Polyvinyl Chloride (PVC) Coated, Urethane Lined, Rigid Galvanized Steel (RGS) STTB Knockout Hub	169.76	17.96
For Elevated Installation >10' To 15', Add	3.99	
For Elevated Installation >15' To 20', Add	7.18	
For Elevated Installation >20' To 25', Add	8.98	
For Elevated Installation >25' To 30', Add	12.57	
For Elevated Installation >30' To 35', Add	14.36	
For Elevated Installation >35' To 40', Add	17.96	
For Elevated Installation >40', Add	19.75	
For Work In Restricted Working Space, Add	10.77	
For Personal Protective Equipment (Arc Flash) When Working On Energized Equipment, Add	10.77	
26 05 33 13-1279 EA 2" Polyvinyl Chloride (PVC) Coated, Urethane Lined, Rigid Galvanized Steel (RGS) STTB Knockout Hub	191.98	20.11
For Elevated Installation >10' To 15', Add	4.02	
For Elevated Installation >15' To 20', Add	8.04	
For Elevated Installation >20' To 25', Add	10.06	
For Elevated Installation >25' To 30', Add	14.08	
For Elevated Installation >30' To 35', Add	16.09	
For Elevated Installation >35' To 40', Add	20.11	
For Elevated Installation >40', Add	22.12	
For Work In Restricted Working Space, Add	12.07	
For Personal Protective Equipment (Arc Flash) When Working On Energized Equipment, Add	12.07	
26 05 33 13-1280 EA 2-1/2" Polyvinyl Chloride (PVC) Coated, Urethane Lined, Rigid Galvanized Steel (RGS) STTB Knockout Hub	291.90	25.14
For Elevated Installation >10' To 15', Add	5.03	
For Elevated Installation >15' To 20', Add	10.06	
For Elevated Installation >20' To 25', Add	12.57	
For Elevated Installation >25' To 30', Add	17.60	
For Elevated Installation >30' To 35', Add	20.11	
For Elevated Installation >35' To 40', Add	25.14	
For Elevated Installation >40', Add	27.65	
For Work In Restricted Working Space, Add	15.08	
For Personal Protective Equipment (Arc Flash) When Working On Energized Equipment, Add	15.08	
26 05 33 13-1281 EA 3" Polyvinyl Chloride (PVC) Coated, Urethane Lined, Rigid Galvanized Steel (RGS) STTB Knockout Hub	349.90	33.76
For Elevated Installation >10' To 15', Add	6.75	
For Elevated Installation >15' To 20', Add	13.50	
For Elevated Installation >20' To 25', Add	16.88	
For Elevated Installation >25' To 30', Add	23.63	
For Elevated Installation >30' To 35', Add	27.01	
For Elevated Installation >35' To 40', Add	33.76	
For Elevated Installation >40', Add	37.14	
For Work In Restricted Working Space, Add	20.26	
For Personal Protective Equipment (Arc Flash) When Working On Energized Equipment, Add	20.26	
26 05 33 13-1282 EA 3-1/2" Polyvinyl Chloride (PVC) Coated, Urethane Lined, Rigid Galvanized Steel (RGS) STTB Knockout Hub	429.74	38.07
For Elevated Installation >10' To 15', Add	7.61	
For Elevated Installation >15' To 20', Add	15.23	
For Elevated Installation >20' To 25', Add	19.03	
For Elevated Installation >25' To 30', Add	26.65	
For Elevated Installation >30' To 35', Add	30.45	
For Elevated Installation >35' To 40', Add	38.07	
For Elevated Installation >40', Add	41.87	
For Work In Restricted Working Space, Add	22.84	
For Personal Protective Equipment (Arc Flash) When Working On Energized Equipment, Add	22.84	
26 05 33 13-1283 EA 4" Polyvinyl Chloride (PVC) Coated, Urethane Lined, Rigid Galvanized Steel (RGS) STTB Knockout Hub	558.04	49.57
For Elevated Installation >10' To 15', Add	9.91	
For Elevated Installation >15' To 20', Add	19.82	
For Elevated Installation >20' To 25', Add	24.78	
For Elevated Installation >25' To 30', Add	34.69	
For Elevated Installation >30' To 35', Add	39.65	
For Elevated Installation >35' To 40', Add	49.56	
For Elevated Installation >40', Add	54.52	
For Work In Restricted Working Space, Add	29.74	
For Personal Protective Equipment (Arc Flash) When Working On Energized Equipment, Add	29.74	
26 05 33 13-1284 EA 5" Polyvinyl Chloride (PVC) Coated, Urethane Lined, Rigid Galvanized Steel (RGS) STTB Knockout Hub	868.56	80.44
For Elevated Installation >10' To 15', Add	16.09	
For Elevated Installation >15' To 20', Add	32.18	
For Elevated Installation >20' To 25', Add	40.23	
For Elevated Installation >25' To 30', Add	56.32	
For Elevated Installation >30' To 35', Add	64.36	
For Elevated Installation >35' To 40', Add	80.45	
For Elevated Installation >40', Add	88.50	
For Work In Restricted Working Space, Add	48.27	
For Personal Protective Equipment (Arc Flash) When Working On Energized Equipment, Add	48.27	

26 Electrical

26 05 Common Work Results for Electrical

26 05 33 Raceway and Boxes for Electrical Systems



MINOR	CSI	UOM	DESCRIPTION	TOTAL DIRECT UNIT COST	DEMOLITION UNIT COST
26 05 33	13-1285	EA	6" Polyvinyl Chloride (PVC) Coated, Urethane Lined, Rigid Galvanized Steel (RGS) STTB Knockout Hub.....	1,419.88	121.39
			<i>For Elevated Installation >10' To 15', Add</i>	24.28	
			<i>For Elevated Installation >15' To 20', Add</i>	48.56	
			<i>For Elevated Installation >20' To 25', Add</i>	60.70	
			<i>For Elevated Installation >25' To 30', Add</i>	84.97	
			<i>For Elevated Installation >30' To 35', Add</i>	97.11	
			<i>For Elevated Installation >35' To 40', Add</i>	121.39	
			<i>For Elevated Installation >40', Add</i>	133.53	
			<i>For Work In Restricted Working Space, Add</i>	72.83	
			<i>For Personal Protective Equipment (Arc Flash) When Working On Energized Equipment, Add</i>	72.83	
26 05 33	13-1286		Polyvinyl Chloride (PVC) Coated, Urethane Lined, Rigid Galvanized Steel (RGS), STTTB Knockout Hubs (26 05 33 13-0826)		
26 05 33	13-1287	EA	1/2" Polyvinyl Chloride (PVC) Coated, Urethane Lined, Rigid Galvanized Steel (RGS) STTTB Knockout Hub	130.12	8.62
			<i>For Elevated Installation >10' To 15', Add</i>	1.72	
			<i>For Elevated Installation >15' To 20', Add</i>	3.45	
			<i>For Elevated Installation >20' To 25', Add</i>	4.31	
			<i>For Elevated Installation >25' To 30', Add</i>	6.03	
			<i>For Elevated Installation >30' To 35', Add</i>	6.89	
			<i>For Elevated Installation >35' To 40', Add</i>	8.62	
			<i>For Elevated Installation >40', Add</i>	9.48	
			<i>For Work In Restricted Working Space, Add</i>	5.17	
			<i>For Personal Protective Equipment (Arc Flash) When Working On Energized Equipment, Add</i>	5.17	
26 05 33	13-1288	EA	3/4" Polyvinyl Chloride (PVC) Coated, Urethane Lined, Rigid Galvanized Steel (RGS) STTTB Knockout Hub	136.94	10.78
			<i>For Elevated Installation >10' To 15', Add</i>	2.15	
			<i>For Elevated Installation >15' To 20', Add</i>	4.31	
			<i>For Elevated Installation >20' To 25', Add</i>	5.39	
			<i>For Elevated Installation >25' To 30', Add</i>	7.54	
			<i>For Elevated Installation >30' To 35', Add</i>	8.62	
			<i>For Elevated Installation >35' To 40', Add</i>	10.77	
			<i>For Elevated Installation >40', Add</i>	11.85	
			<i>For Work In Restricted Working Space, Add</i>	6.46	
			<i>For Personal Protective Equipment (Arc Flash) When Working On Energized Equipment, Add</i>	6.46	
26 05 33	13-1289	EA	1" Polyvinyl Chloride (PVC) Coated, Urethane Lined, Rigid Galvanized Steel (RGS) STTTB Knockout Hub	147.15	12.93
			<i>For Elevated Installation >10' To 15', Add</i>	2.59	
			<i>For Elevated Installation >15' To 20', Add</i>	5.17	
			<i>For Elevated Installation >20' To 25', Add</i>	6.47	
			<i>For Elevated Installation >25' To 30', Add</i>	9.05	
			<i>For Elevated Installation >30' To 35', Add</i>	10.34	
			<i>For Elevated Installation >35' To 40', Add</i>	12.93	
			<i>For Elevated Installation >40', Add</i>	14.22	
			<i>For Work In Restricted Working Space, Add</i>	7.76	
			<i>For Personal Protective Equipment (Arc Flash) When Working On Energized Equipment, Add</i>	7.76	
26 05 33	13-1290	EA	1-1/4" Polyvinyl Chloride (PVC) Coated, Urethane Lined, Rigid Galvanized Steel (RGS) STTTB Knockout Hub	185.03	15.80
			<i>For Elevated Installation >10' To 15', Add</i>	3.16	
			<i>For Elevated Installation >15' To 20', Add</i>	6.32	
			<i>For Elevated Installation >20' To 25', Add</i>	7.90	
			<i>For Elevated Installation >25' To 30', Add</i>	11.06	
			<i>For Elevated Installation >30' To 35', Add</i>	12.64	
			<i>For Elevated Installation >35' To 40', Add</i>	15.80	
			<i>For Elevated Installation >40', Add</i>	17.38	
			<i>For Work In Restricted Working Space, Add</i>	9.48	
			<i>For Personal Protective Equipment (Arc Flash) When Working On Energized Equipment, Add</i>	9.48	
26 05 33	13-1291	EA	1-1/2" Polyvinyl Chloride (PVC) Coated, Urethane Lined, Rigid Galvanized Steel (RGS) STTTB Knockout Hub	202.40	17.96
			<i>For Elevated Installation >10' To 15', Add</i>	3.59	
			<i>For Elevated Installation >15' To 20', Add</i>	7.18	
			<i>For Elevated Installation >20' To 25', Add</i>	8.98	
			<i>For Elevated Installation >25' To 30', Add</i>	12.57	
			<i>For Elevated Installation >30' To 35', Add</i>	14.36	
			<i>For Elevated Installation >35' To 40', Add</i>	17.96	
			<i>For Elevated Installation >40', Add</i>	19.75	
			<i>For Work In Restricted Working Space, Add</i>	10.77	
			<i>For Personal Protective Equipment (Arc Flash) When Working On Energized Equipment, Add</i>	10.77	
26 05 33	13-1292	EA	2" Polyvinyl Chloride (PVC) Coated, Urethane Lined, Rigid Galvanized Steel (RGS) STTTB Knockout Hub	214.51	20.11
			<i>For Elevated Installation >10' To 15', Add</i>	4.02	
			<i>For Elevated Installation >15' To 20', Add</i>	8.04	
			<i>For Elevated Installation >20' To 25', Add</i>	10.06	
			<i>For Elevated Installation >25' To 30', Add</i>	14.08	
			<i>For Elevated Installation >30' To 35', Add</i>	16.09	
			<i>For Elevated Installation >35' To 40', Add</i>	20.11	
			<i>For Elevated Installation >40', Add</i>	22.12	
			<i>For Work In Restricted Working Space, Add</i>	12.07	
			<i>For Personal Protective Equipment (Arc Flash) When Working On Energized Equipment, Add</i>	12.07	
26 05 33	13-1293		Polyvinyl Chloride (PVC) Coated, Urethane Lined, Rigid Galvanized Steel (RGS), UNF Conduit Unions (26 05 33 13-0826)		



MINOR CSI UOM DESCRIPTION	TOTAL DIRECT UNIT COST	DEMOLITION UNIT COST
26 05 33 13-1294 EA 1/2" Polyvinyl Chloride (PVC) Coated, Urethane Lined, Rigid Galvanized Steel (RGS) UNF Conduit Union	98.23	17.96
For Elevated Installation >10' To 15', Add	3.69	
For Elevated Installation >15' To 20', Add	7.18	
For Elevated Installation >20' To 25', Add	8.98	
For Elevated Installation >25' To 30', Add	12.57	
For Elevated Installation >30' To 35', Add	14.36	
For Elevated Installation >35' To 40', Add	17.96	
For Elevated Installation >40', Add	19.75	
For Work In Restricted Working Space, Add	10.77	
26 05 33 13-1295 EA 3/4" Polyvinyl Chloride (PVC) Coated, Urethane Lined, Rigid Galvanized Steel (RGS) UNF Conduit Union	107.99	22.27
For Elevated Installation >10' To 15', Add	4.45	
For Elevated Installation >15' To 20', Add	8.91	
For Elevated Installation >20' To 25', Add	11.13	
For Elevated Installation >25' To 30', Add	15.59	
For Elevated Installation >30' To 35', Add	17.81	
For Elevated Installation >35' To 40', Add	22.27	
For Elevated Installation >40', Add	24.49	
For Work In Restricted Working Space, Add	18.36	
26 05 33 13-1296 EA 1" Polyvinyl Chloride (PVC) Coated, Urethane Lined, Rigid Galvanized Steel (RGS) UNF Conduit Union	139.66	27.30
For Elevated Installation >10' To 15', Add	5.46	
For Elevated Installation >15' To 20', Add	10.92	
For Elevated Installation >20' To 25', Add	13.65	
For Elevated Installation >25' To 30', Add	19.11	
For Elevated Installation >30' To 35', Add	21.84	
For Elevated Installation >35' To 40', Add	27.30	
For Elevated Installation >40', Add	30.02	
For Work In Restricted Working Space, Add	16.38	
26 05 33 13-1297 EA 1-1/4" Polyvinyl Chloride (PVC) Coated, Urethane Lined, Rigid Galvanized Steel (RGS) UNF Conduit Union	200.12	31.60
For Elevated Installation >10' To 15', Add	6.32	
For Elevated Installation >15' To 20', Add	12.64	
For Elevated Installation >20' To 25', Add	15.80	
For Elevated Installation >25' To 30', Add	22.12	
For Elevated Installation >30' To 35', Add	25.28	
For Elevated Installation >35' To 40', Add	31.61	
For Elevated Installation >40', Add	34.77	
For Work In Restricted Working Space, Add	18.96	
26 05 33 13-1298 EA 1-1/2" Polyvinyl Chloride (PVC) Coated, Urethane Lined, Rigid Galvanized Steel (RGS) UNF Conduit Union	236.96	35.91
For Elevated Installation >10' To 15', Add	7.18	
For Elevated Installation >15' To 20', Add	14.36	
For Elevated Installation >20' To 25', Add	17.96	
For Elevated Installation >25' To 30', Add	25.14	
For Elevated Installation >30' To 35', Add	28.73	
For Elevated Installation >35' To 40', Add	35.91	
For Elevated Installation >40', Add	39.50	
For Work In Restricted Working Space, Add	21.55	
26 05 33 13-1299 EA 2" Polyvinyl Chloride (PVC) Coated, Urethane Lined, Rigid Galvanized Steel (RGS) UNF Conduit Union	299.09	39.50
For Elevated Installation >10' To 15', Add	7.90	
For Elevated Installation >15' To 20', Add	15.80	
For Elevated Installation >20' To 25', Add	19.75	
For Elevated Installation >25' To 30', Add	27.65	
For Elevated Installation >30' To 35', Add	31.60	
For Elevated Installation >35' To 40', Add	39.51	
For Elevated Installation >40', Add	43.46	
For Work In Restricted Working Space, Add	23.70	
26 05 33 13-1300 EA 2-1/2" Polyvinyl Chloride (PVC) Coated, Urethane Lined, Rigid Galvanized Steel (RGS) UNF Conduit Union	397.07	49.57
For Elevated Installation >10' To 15', Add	9.91	
For Elevated Installation >15' To 20', Add	19.82	
For Elevated Installation >20' To 25', Add	24.78	
For Elevated Installation >25' To 30', Add	34.69	
For Elevated Installation >30' To 35', Add	39.65	
For Elevated Installation >35' To 40', Add	49.56	
For Elevated Installation >40', Add	54.52	
For Work In Restricted Working Space, Add	29.74	
26 05 33 13-1301 EA 3" Polyvinyl Chloride (PVC) Coated, Urethane Lined, Rigid Galvanized Steel (RGS) UNF Conduit Union	509.89	49.57
For Elevated Installation >10' To 15', Add	9.91	
For Elevated Installation >15' To 20', Add	19.82	
For Elevated Installation >20' To 25', Add	24.78	
For Elevated Installation >25' To 30', Add	34.69	
For Elevated Installation >30' To 35', Add	39.65	
For Elevated Installation >35' To 40', Add	49.56	
For Elevated Installation >40', Add	54.52	
For Work In Restricted Working Space, Add	29.74	
26 05 33 13-1302 EA 3-1/2" Polyvinyl Chloride (PVC) Coated, Urethane Lined, Rigid Galvanized Steel (RGS) UNF Conduit Union	661.81	76.13
For Elevated Installation >10' To 15', Add	15.23	
For Elevated Installation >15' To 20', Add	30.46	
For Elevated Installation >20' To 25', Add	38.07	
For Elevated Installation >25' To 30', Add	53.30	
For Elevated Installation >30' To 35', Add	60.91	
For Elevated Installation >35' To 40', Add	76.14	
For Elevated Installation >40', Add	83.75	
For Work In Restricted Working Space, Add	45.68	

26 Electrical

26 05 Common Work Results for Electrical

26 05 33 Raceway and Boxes for Electrical Systems



MINOR	CSI	UOM	DESCRIPTION	TOTAL DIRECT UNIT COST	DEMOLITION UNIT COST
26 05 33	13-1303	EA	4" Polyvinyl Chloride (PVC) Coated, Urethane Lined, Rigid Galvanized Steel (RGS) UNF Conduit Union	852.48	99.12
			<i>For Elevated Installation >10' To 15', Add</i>	19.82	
			<i>For Elevated Installation >15' To 20', Add</i>	39.65	
			<i>For Elevated Installation >20' To 25', Add</i>	49.56	
			<i>For Elevated Installation >25' To 30', Add</i>	69.38	
			<i>For Elevated Installation >30' To 35', Add</i>	79.30	
			<i>For Elevated Installation >35' To 40', Add</i>	99.12	
			<i>For Elevated Installation >40', Add</i>	109.03	
			<i>For Work In Restricted Working Space, Add</i>	59.47	
26 05 33	13-1304	EA	5" Polyvinyl Chloride (PVC) Coated, Urethane Lined, Rigid Galvanized Steel (RGS) UNF Conduit Union	1,546.08	161.61
			<i>For Elevated Installation >10' To 15', Add</i>	32.32	
			<i>For Elevated Installation >15' To 20', Add</i>	64.64	
			<i>For Elevated Installation >20' To 25', Add</i>	80.81	
			<i>For Elevated Installation >25' To 30', Add</i>	113.13	
			<i>For Elevated Installation >30' To 35', Add</i>	129.29	
			<i>For Elevated Installation >35' To 40', Add</i>	161.61	
			<i>For Elevated Installation >40', Add</i>	177.77	
			<i>For Work In Restricted Working Space, Add</i>	96.97	
26 05 33	13-1305	EA	6" Polyvinyl Chloride (PVC) Coated, Urethane Lined, Rigid Galvanized Steel (RGS) UNF Conduit Union	1,941.97	242.78
			<i>For Elevated Installation >10' To 15', Add</i>	48.66	
			<i>For Elevated Installation >15' To 20', Add</i>	97.11	
			<i>For Elevated Installation >20' To 25', Add</i>	121.39	
			<i>For Elevated Installation >25' To 30', Add</i>	169.95	
			<i>For Elevated Installation >30' To 35', Add</i>	194.22	
			<i>For Elevated Installation >35' To 40', Add</i>	242.78	
			<i>For Elevated Installation >40', Add</i>	267.06	
			<i>For Work In Restricted Working Space, Add</i>	145.67	
26 05 33 13-1306 Polyvinyl Chloride (PVC) Coated, Urethane Lined, Rigid Galvanized Steel (RGS), UNY Conduit Unions <small>(26 05 33 13-0826)</small>					
26 05 33	13-1307	EA	1/2" Polyvinyl Chloride (PVC) Coated, Urethane Lined, Rigid Galvanized Steel (RGS) UNY Conduit Union	100.33	17.96
			<i>For Elevated Installation >10' To 15', Add</i>	3.59	
			<i>For Elevated Installation >15' To 20', Add</i>	7.18	
			<i>For Elevated Installation >20' To 25', Add</i>	8.98	
			<i>For Elevated Installation >25' To 30', Add</i>	12.57	
			<i>For Elevated Installation >30' To 35', Add</i>	14.36	
			<i>For Elevated Installation >35' To 40', Add</i>	17.96	
			<i>For Elevated Installation >40', Add</i>	19.75	
			<i>For Work In Restricted Working Space, Add</i>	10.77	
26 05 33	13-1308	EA	3/4" Polyvinyl Chloride (PVC) Coated, Urethane Lined, Rigid Galvanized Steel (RGS) UNY Conduit Union	116.01	22.27
			<i>For Elevated Installation >10' To 15', Add</i>	4.45	
			<i>For Elevated Installation >15' To 20', Add</i>	8.91	
			<i>For Elevated Installation >20' To 25', Add</i>	11.13	
			<i>For Elevated Installation >25' To 30', Add</i>	15.59	
			<i>For Elevated Installation >30' To 35', Add</i>	17.81	
			<i>For Elevated Installation >35' To 40', Add</i>	22.27	
			<i>For Elevated Installation >40', Add</i>	24.49	
			<i>For Work In Restricted Working Space, Add</i>	13.36	
26 05 33	13-1309	EA	1" Polyvinyl Chloride (PVC) Coated, Urethane Lined, Rigid Galvanized Steel (RGS) UNY Conduit Union	143.93	27.30
			<i>For Elevated Installation >10' To 15', Add</i>	5.46	
			<i>For Elevated Installation >15' To 20', Add</i>	10.92	
			<i>For Elevated Installation >20' To 25', Add</i>	13.65	
			<i>For Elevated Installation >25' To 30', Add</i>	19.11	
			<i>For Elevated Installation >30' To 35', Add</i>	21.84	
			<i>For Elevated Installation >35' To 40', Add</i>	27.30	
			<i>For Elevated Installation >40', Add</i>	30.02	
			<i>For Work In Restricted Working Space, Add</i>	16.38	
26 05 33	13-1310	EA	1-1/4" Polyvinyl Chloride (PVC) Coated, Urethane Lined, Rigid Galvanized Steel (RGS) UNY Conduit Union	207.97	31.60
			<i>For Elevated Installation >10' To 15', Add</i>	6.32	
			<i>For Elevated Installation >15' To 20', Add</i>	12.64	
			<i>For Elevated Installation >20' To 25', Add</i>	15.80	
			<i>For Elevated Installation >25' To 30', Add</i>	22.12	
			<i>For Elevated Installation >30' To 35', Add</i>	25.28	
			<i>For Elevated Installation >35' To 40', Add</i>	31.61	
			<i>For Elevated Installation >40', Add</i>	34.77	
			<i>For Work In Restricted Working Space, Add</i>	18.96	
26 05 33	13-1311	EA	1-1/2" Polyvinyl Chloride (PVC) Coated, Urethane Lined, Rigid Galvanized Steel (RGS) UNY Conduit Union	247.85	35.91
			<i>For Elevated Installation >10' To 15', Add</i>	7.18	
			<i>For Elevated Installation >15' To 20', Add</i>	14.36	
			<i>For Elevated Installation >20' To 25', Add</i>	17.96	
			<i>For Elevated Installation >25' To 30', Add</i>	25.14	
			<i>For Elevated Installation >30' To 35', Add</i>	28.73	
			<i>For Elevated Installation >35' To 40', Add</i>	35.91	
			<i>For Elevated Installation >40', Add</i>	39.50	
			<i>For Work In Restricted Working Space, Add</i>	21.55	
26 05 33	13-1312	EA	2" Polyvinyl Chloride (PVC) Coated, Urethane Lined, Rigid Galvanized Steel (RGS) UNY Conduit Union	322.61	39.50
			<i>For Elevated Installation >10' To 15', Add</i>	7.90	
			<i>For Elevated Installation >15' To 20', Add</i>	15.80	
			<i>For Elevated Installation >20' To 25', Add</i>	19.75	
			<i>For Elevated Installation >25' To 30', Add</i>	27.65	
			<i>For Elevated Installation >30' To 35', Add</i>	31.60	
			<i>For Elevated Installation >35' To 40', Add</i>	39.51	
			<i>For Elevated Installation >40', Add</i>	43.46	
			<i>For Work In Restricted Working Space, Add</i>	23.70	



MINOR CSI UOM DESCRIPTION	TOTAL DIRECT UNIT COST	DEMOLITION UNIT COST
26 05 33 13-1313 EA 2-1/2" Polyvinyl Chloride (PVC) Coated, Urethane Lined, Rigid Galvanized Steel (RGS) UNY Conduit Union.....	447.39	49.57
For Elevated Installation >10' To 15', Add	9.91	
For Elevated Installation >15' To 20', Add	19.82	
For Elevated Installation >20' To 25', Add	24.78	
For Elevated Installation >25' To 30', Add	34.69	
For Elevated Installation >30' To 35', Add	39.65	
For Elevated Installation >35' To 40', Add	49.56	
For Elevated Installation >40', Add	54.52	
For Work In Restricted Working Space, Add	29.74	
26 05 33 13-1314 EA 3" Polyvinyl Chloride (PVC) Coated, Urethane Lined, Rigid Galvanized Steel (RGS) UNY Conduit Union.....	561.05	49.57
For Elevated Installation >10' To 15', Add	9.91	
For Elevated Installation >15' To 20', Add	19.82	
For Elevated Installation >20' To 25', Add	24.78	
For Elevated Installation >25' To 30', Add	34.69	
For Elevated Installation >30' To 35', Add	39.65	
For Elevated Installation >35' To 40', Add	49.56	
For Elevated Installation >40', Add	54.52	
For Work In Restricted Working Space, Add	29.74	
26 05 33 13-1315 EA 3-1/2" Polyvinyl Chloride (PVC) Coated, Urethane Lined, Rigid Galvanized Steel (RGS) UNY Conduit Union.....	754.32	76.13
For Elevated Installation >10' To 15', Add	15.23	
For Elevated Installation >15' To 20', Add	30.46	
For Elevated Installation >20' To 25', Add	38.07	
For Elevated Installation >25' To 30', Add	53.30	
For Elevated Installation >30' To 35', Add	60.91	
For Elevated Installation >35' To 40', Add	76.14	
For Elevated Installation >40', Add	83.75	
For Work In Restricted Working Space, Add	45.68	
26 05 33 13-1316 EA 4" Polyvinyl Chloride (PVC) Coated, Urethane Lined, Rigid Galvanized Steel (RGS) UNY Conduit Union.....	944.65	99.12
For Elevated Installation >10' To 15', Add	19.82	
For Elevated Installation >15' To 20', Add	39.65	
For Elevated Installation >20' To 25', Add	49.56	
For Elevated Installation >25' To 30', Add	69.38	
For Elevated Installation >30' To 35', Add	79.30	
For Elevated Installation >35' To 40', Add	99.12	
For Elevated Installation >40', Add	109.03	
For Work In Restricted Working Space, Add	59.47	
26 05 33 13-1317 EA 5" Polyvinyl Chloride (PVC) Coated, Urethane Lined, Rigid Galvanized Steel (RGS) UNY Conduit Union.....	1,715.03	161.61
For Elevated Installation >10' To 15', Add	32.32	
For Elevated Installation >15' To 20', Add	64.64	
For Elevated Installation >20' To 25', Add	80.81	
For Elevated Installation >25' To 30', Add	113.13	
For Elevated Installation >30' To 35', Add	129.29	
For Elevated Installation >35' To 40', Add	161.61	
For Elevated Installation >40', Add	177.77	
For Work In Restricted Working Space, Add	96.97	
26 05 33 13-1318 EA 6" Polyvinyl Chloride (PVC) Coated, Urethane Lined, Rigid Galvanized Steel (RGS) UNY Conduit Union.....	2,214.78	242.78
For Elevated Installation >10' To 15', Add	48.56	
For Elevated Installation >15' To 20', Add	97.11	
For Elevated Installation >20' To 25', Add	121.39	
For Elevated Installation >25' To 30', Add	169.95	
For Elevated Installation >30' To 35', Add	194.22	
For Elevated Installation >35' To 40', Add	242.78	
For Elevated Installation >40', Add	267.06	
For Work In Restricted Working Space, Add	145.67	
26 05 33 13-1319 Polyvinyl Chloride (PVC) Coated, Urethane Lined, Rigid Galvanized Steel (RGS), Reducing Couplings <small>(26 05 33 13-0826)</small>		
26 05 33 13-1320 EA 3/4" x 1/2" Polyvinyl Chloride (PVC) Coated, Urethane Lined, Rigid Galvanized Steel (RGS) Reducing Coupling.....	53.65	5.74
For Elevated Installation >10' To 15', Add	1.15	
For Elevated Installation >15' To 20', Add	2.30	
For Elevated Installation >20' To 25', Add	2.87	
For Elevated Installation >25' To 30', Add	4.02	
For Elevated Installation >30' To 35', Add	4.60	
For Elevated Installation >35' To 40', Add	5.75	
For Elevated Installation >40', Add	6.32	
For Work In Restricted Working Space, Add	3.45	
26 05 33 13-1321 EA 1" x 1/2" Polyvinyl Chloride (PVC) Coated, Urethane Lined, Rigid Galvanized Steel (RGS) Reducing Coupling.....	59.07	7.18
For Elevated Installation >10' To 15', Add	1.44	
For Elevated Installation >15' To 20', Add	2.87	
For Elevated Installation >20' To 25', Add	3.59	
For Elevated Installation >25' To 30', Add	5.03	
For Elevated Installation >30' To 35', Add	5.75	
For Elevated Installation >35' To 40', Add	7.19	
For Elevated Installation >40', Add	7.90	
For Work In Restricted Working Space, Add	4.31	
26 05 33 13-1322 EA 1" x 3/4" Polyvinyl Chloride (PVC) Coated, Urethane Lined, Rigid Galvanized Steel (RGS) Reducing Coupling.....	66.94	7.18
For Elevated Installation >10' To 15', Add	1.44	
For Elevated Installation >15' To 20', Add	2.87	
For Elevated Installation >20' To 25', Add	3.59	
For Elevated Installation >25' To 30', Add	5.03	
For Elevated Installation >30' To 35', Add	5.75	
For Elevated Installation >35' To 40', Add	7.19	
For Elevated Installation >40', Add	7.90	
For Work In Restricted Working Space, Add	4.31	

26 Electrical

26 05 Common Work Results for Electrical

26 05 33 Raceway and Boxes for Electrical Systems



MINOR	CSI	UOM	DESCRIPTION	TOTAL DIRECT UNIT COST	DEMOLITION UNIT COST
26 05 33	13-1323	EA	1-1/4" x 3/4" Polyvinyl Chloride (PVC) Coated, Urethane Lined, Rigid Galvanized Steel (RGS) Reducing Coupling.....	82.49	7.90
			<i>For Elevated Installation >10' To 15', Add</i>	1.58	
			<i>For Elevated Installation >15' To 20', Add</i>	3.16	
			<i>For Elevated Installation >20' To 25', Add</i>	3.95	
			<i>For Elevated Installation >25' To 30', Add</i>	5.53	
			<i>For Elevated Installation >30' To 35', Add</i>	6.32	
			<i>For Elevated Installation >35' To 40', Add</i>	7.90	
			<i>For Elevated Installation >40', Add</i>	8.69	
			<i>For Work In Restricted Working Space, Add</i>	4.74	
26 05 33	13-1324	EA	1-1/4" x 1" Polyvinyl Chloride (PVC) Coated, Urethane Lined, Rigid Galvanized Steel (RGS) Reducing Coupling.....	87.03	7.90
			<i>For Elevated Installation >10' To 15', Add</i>	1.58	
			<i>For Elevated Installation >15' To 20', Add</i>	3.16	
			<i>For Elevated Installation >20' To 25', Add</i>	3.95	
			<i>For Elevated Installation >25' To 30', Add</i>	5.53	
			<i>For Elevated Installation >30' To 35', Add</i>	6.32	
			<i>For Elevated Installation >35' To 40', Add</i>	7.90	
			<i>For Elevated Installation >40', Add</i>	8.69	
			<i>For Work In Restricted Working Space, Add</i>	4.74	
26 05 33	13-1325	EA	1-1/2" x 3/4" Polyvinyl Chloride (PVC) Coated, Urethane Lined, Rigid Galvanized Steel (RGS) Reducing Coupling.....	75.35	9.33
			<i>For Elevated Installation >10' To 15', Add</i>	1.87	
			<i>For Elevated Installation >15' To 20', Add</i>	3.74	
			<i>For Elevated Installation >20' To 25', Add</i>	4.67	
			<i>For Elevated Installation >25' To 30', Add</i>	6.54	
			<i>For Elevated Installation >30' To 35', Add</i>	7.47	
			<i>For Elevated Installation >35' To 40', Add</i>	9.34	
			<i>For Elevated Installation >40', Add</i>	10.27	
			<i>For Work In Restricted Working Space, Add</i>	5.60	
26 05 33	13-1326	EA	1-1/2" x 1" Polyvinyl Chloride (PVC) Coated, Urethane Lined, Rigid Galvanized Steel (RGS) Reducing Coupling.....	85.50	9.33
			<i>For Elevated Installation >10' To 15', Add</i>	1.87	
			<i>For Elevated Installation >15' To 20', Add</i>	3.74	
			<i>For Elevated Installation >20' To 25', Add</i>	4.67	
			<i>For Elevated Installation >25' To 30', Add</i>	6.54	
			<i>For Elevated Installation >30' To 35', Add</i>	7.47	
			<i>For Elevated Installation >35' To 40', Add</i>	9.34	
			<i>For Elevated Installation >40', Add</i>	10.27	
			<i>For Work In Restricted Working Space, Add</i>	5.60	
26 05 33	13-1327	EA	1-1/2" x 1-1/4" Polyvinyl Chloride (PVC) Coated, Urethane Lined, Rigid Galvanized Steel (RGS) Reducing Coupling.....	131.11	9.33
			<i>For Elevated Installation >10' To 15', Add</i>	1.87	
			<i>For Elevated Installation >15' To 20', Add</i>	3.74	
			<i>For Elevated Installation >20' To 25', Add</i>	4.67	
			<i>For Elevated Installation >25' To 30', Add</i>	6.54	
			<i>For Elevated Installation >30' To 35', Add</i>	7.47	
			<i>For Elevated Installation >35' To 40', Add</i>	9.34	
			<i>For Elevated Installation >40', Add</i>	10.27	
			<i>For Work In Restricted Working Space, Add</i>	5.60	
26 05 33	13-1328	EA	2" x 3/4" Polyvinyl Chloride (PVC) Coated, Urethane Lined, Rigid Galvanized Steel (RGS) Reducing Coupling.....	145.83	10.78
			<i>For Elevated Installation >10' To 15', Add</i>	2.15	
			<i>For Elevated Installation >15' To 20', Add</i>	4.31	
			<i>For Elevated Installation >20' To 25', Add</i>	5.39	
			<i>For Elevated Installation >25' To 30', Add</i>	7.54	
			<i>For Elevated Installation >30' To 35', Add</i>	8.62	
			<i>For Elevated Installation >35' To 40', Add</i>	10.77	
			<i>For Elevated Installation >40', Add</i>	11.85	
			<i>For Work In Restricted Working Space, Add</i>	6.46	
26 05 33	13-1329	EA	2" x 1" Polyvinyl Chloride (PVC) Coated, Urethane Lined, Rigid Galvanized Steel (RGS) Reducing Coupling.....	141.89	10.78
			<i>For Elevated Installation >10' To 15', Add</i>	2.15	
			<i>For Elevated Installation >15' To 20', Add</i>	4.31	
			<i>For Elevated Installation >20' To 25', Add</i>	5.39	
			<i>For Elevated Installation >25' To 30', Add</i>	7.54	
			<i>For Elevated Installation >30' To 35', Add</i>	8.62	
			<i>For Elevated Installation >35' To 40', Add</i>	10.77	
			<i>For Elevated Installation >40', Add</i>	11.85	
			<i>For Work In Restricted Working Space, Add</i>	6.46	
26 05 33	13-1330	EA	2" x 1-1/4" Polyvinyl Chloride (PVC) Coated, Urethane Lined, Rigid Galvanized Steel (RGS) Reducing Coupling.....	149.21	10.78
			<i>For Elevated Installation >10' To 15', Add</i>	2.15	
			<i>For Elevated Installation >15' To 20', Add</i>	4.31	
			<i>For Elevated Installation >20' To 25', Add</i>	5.39	
			<i>For Elevated Installation >25' To 30', Add</i>	7.54	
			<i>For Elevated Installation >30' To 35', Add</i>	8.62	
			<i>For Elevated Installation >35' To 40', Add</i>	10.77	
			<i>For Elevated Installation >40', Add</i>	11.85	
			<i>For Work In Restricted Working Space, Add</i>	6.46	
26 05 33	13-1331	EA	2" x 1-1/2" Polyvinyl Chloride (PVC) Coated, Urethane Lined, Rigid Galvanized Steel (RGS) Reducing Coupling.....	167.61	10.78
			<i>For Elevated Installation >10' To 15', Add</i>	2.15	
			<i>For Elevated Installation >15' To 20', Add</i>	4.31	
			<i>For Elevated Installation >20' To 25', Add</i>	5.39	
			<i>For Elevated Installation >25' To 30', Add</i>	7.54	
			<i>For Elevated Installation >30' To 35', Add</i>	8.62	
			<i>For Elevated Installation >35' To 40', Add</i>	10.77	
			<i>For Elevated Installation >40', Add</i>	11.85	
			<i>For Work In Restricted Working Space, Add</i>	6.46	



MINOR CSI UOM DESCRIPTION	TOTAL DIRECT UNIT COST	DEMOLITION UNIT COST
26 05 33 13-1332 EA 2-1/2" x 1-1/2" Polyvinyl Chloride (PVC) Coated, Urethane Lined, Rigid Galvanized Steel (RGS) Reducing Coupling	166.98	12.93
For Elevated Installation >10' To 15', Add	2.59	
For Elevated Installation >15' To 20', Add	5.17	
For Elevated Installation >20' To 25', Add	6.47	
For Elevated Installation >25' To 30', Add	9.05	
For Elevated Installation >30' To 35', Add	10.34	
For Elevated Installation >35' To 40', Add	12.93	
For Elevated Installation >40', Add	14.22	
For Work In Restricted Working Space, Add	7.76	
26 05 33 13-1333 EA 3" x 2" Polyvinyl Chloride (PVC) Coated, Urethane Lined, Rigid Galvanized Steel (RGS) Reducing Coupling	213.26	17.96
For Elevated Installation >10' To 15', Add	3.99	
For Elevated Installation >15' To 20', Add	7.18	
For Elevated Installation >20' To 25', Add	8.98	
For Elevated Installation >25' To 30', Add	12.57	
For Elevated Installation >30' To 35', Add	14.37	
For Elevated Installation >35' To 40', Add	17.96	
For Elevated Installation >40', Add	19.76	
For Work In Restricted Working Space, Add	10.78	
26 05 33 13-1334 EA 3-1/2" x 2-1/2" Polyvinyl Chloride (PVC) Coated, Urethane Lined, Rigid Galvanized Steel (RGS) Reducing Coupling	312.71	20.83
For Elevated Installation >10' To 15', Add	4.17	
For Elevated Installation >15' To 20', Add	8.33	
For Elevated Installation >20' To 25', Add	10.42	
For Elevated Installation >25' To 30', Add	14.58	
For Elevated Installation >30' To 35', Add	16.66	
For Elevated Installation >35' To 40', Add	20.83	
For Elevated Installation >40', Add	22.91	
For Work In Restricted Working Space, Add	12.50	
26 05 33 13-1335 EA 4" x 3" Polyvinyl Chloride (PVC) Coated, Urethane Lined, Rigid Galvanized Steel (RGS) Reducing Coupling	418.59	28.73
For Elevated Installation >10' To 15', Add	5.75	
For Elevated Installation >15' To 20', Add	11.49	
For Elevated Installation >20' To 25', Add	14.37	
For Elevated Installation >25' To 30', Add	20.11	
For Elevated Installation >30' To 35', Add	22.99	
For Elevated Installation >35' To 40', Add	28.74	
For Elevated Installation >40', Add	31.61	
For Work In Restricted Working Space, Add	17.24	
26 05 33 13-1336 EA 5" x 4" Polyvinyl Chloride (PVC) Coated, Urethane Lined, Rigid Galvanized Steel (RGS) Reducing Coupling	524.27	39.50
For Elevated Installation >10' To 15', Add	7.90	
For Elevated Installation >15' To 20', Add	15.80	
For Elevated Installation >20' To 25', Add	19.76	
For Elevated Installation >25' To 30', Add	27.66	
For Elevated Installation >30' To 35', Add	31.61	
For Elevated Installation >35' To 40', Add	39.51	
For Elevated Installation >40', Add	43.46	
For Work In Restricted Working Space, Add	23.71	
26 05 33 13-1337 Polyvinyl Chloride (PVC) Coated, Urethane Lined, Rigid Galvanized Steel (RGS), Nipples <small>(26 05 33 13-0526)</small>		
26 05 33 13-1338 EA 1/2" x 2" Long Polyvinyl Chloride (PVC) Coated, Urethane Lined, Rigid Galvanized Steel (RGS) Nipple	34.91	8.62
For Elevated Installation >10' To 15', Add	1.72	
For Elevated Installation >15' To 20', Add	3.45	
For Elevated Installation >20' To 25', Add	4.31	
For Elevated Installation >25' To 30', Add	6.03	
For Elevated Installation >30' To 35', Add	6.89	
For Elevated Installation >35' To 40', Add	8.62	
For Elevated Installation >40', Add	9.48	
For Work In Restricted Working Space, Add	5.17	
For Personal Protective Equipment (Arc Flash) When Working On Energized Equipment, Add	5.17	
26 05 33 13-1339 EA 3/4" x 2" Long Polyvinyl Chloride (PVC) Coated, Urethane Lined, Rigid Galvanized Steel (RGS) Nipple	39.55	10.78
For Elevated Installation >10' To 15', Add	2.15	
For Elevated Installation >15' To 20', Add	4.31	
For Elevated Installation >20' To 25', Add	5.39	
For Elevated Installation >25' To 30', Add	7.54	
For Elevated Installation >30' To 35', Add	8.62	
For Elevated Installation >35' To 40', Add	10.77	
For Elevated Installation >40', Add	11.85	
For Work In Restricted Working Space, Add	6.46	
For Personal Protective Equipment (Arc Flash) When Working On Energized Equipment, Add	6.46	
26 05 33 13-1340 EA 1" x 2" Long Polyvinyl Chloride (PVC) Coated, Urethane Lined, Rigid Galvanized Steel (RGS) Nipple	46.30	13.64
For Elevated Installation >10' To 15', Add	2.73	
For Elevated Installation >15' To 20', Add	5.46	
For Elevated Installation >20' To 25', Add	6.83	
For Elevated Installation >25' To 30', Add	9.56	
For Elevated Installation >30' To 35', Add	10.92	
For Elevated Installation >35' To 40', Add	13.65	
For Elevated Installation >40', Add	15.02	
For Work In Restricted Working Space, Add	8.19	
For Personal Protective Equipment (Arc Flash) When Working On Energized Equipment, Add	8.19	

26 Electrical

26 05 Common Work Results for Electrical

26 05 33 Raceway and Boxes for Electrical Systems



MINOR	CSI	UOM	DESCRIPTION	TOTAL DIRECT UNIT COST	DEMOLITION UNIT COST
26 05 33	13-1341	EA	1-1/4" x 2" Long Polyvinyl Chloride (PVC) Coated, Urethane Lined, Rigid Galvanized Steel (RGS) Nipple.....	54.97	15.80
			<i>For Elevated Installation >10' To 15', Add</i>	3.16	
			<i>For Elevated Installation >15' To 20', Add</i>	6.32	
			<i>For Elevated Installation >20' To 25', Add</i>	7.90	
			<i>For Elevated Installation >25' To 30', Add</i>	11.06	
			<i>For Elevated Installation >30' To 35', Add</i>	12.64	
			<i>For Elevated Installation >35' To 40', Add</i>	15.80	
			<i>For Elevated Installation >40', Add</i>	17.38	
			<i>For Work In Restricted Working Space, Add</i>	9.48	
			<i>For Personal Protective Equipment (Arc Flash) When Working On Energized Equipment, Add</i>	9.48	
26 05 33	13-1342	EA	1-1/2" x 2" Long Polyvinyl Chloride (PVC) Coated, Urethane Lined, Rigid Galvanized Steel (RGS) Nipple.....	60.05	17.96
			<i>For Elevated Installation >10' To 15', Add</i>	3.59	
			<i>For Elevated Installation >15' To 20', Add</i>	7.18	
			<i>For Elevated Installation >20' To 25', Add</i>	8.98	
			<i>For Elevated Installation >25' To 30', Add</i>	12.57	
			<i>For Elevated Installation >30' To 35', Add</i>	14.36	
			<i>For Elevated Installation >35' To 40', Add</i>	17.96	
			<i>For Elevated Installation >40', Add</i>	19.75	
			<i>For Work In Restricted Working Space, Add</i>	10.77	
			<i>For Personal Protective Equipment (Arc Flash) When Working On Energized Equipment, Add</i>	10.77	
26 05 33	13-1343	EA	1/2" x 2-1/2" Long Polyvinyl Chloride (PVC) Coated, Urethane Lined, Rigid Galvanized Steel (RGS) Nipple.....	38.63	9.33
			<i>For Elevated Installation >10' To 15', Add</i>	1.87	
			<i>For Elevated Installation >15' To 20', Add</i>	3.74	
			<i>For Elevated Installation >20' To 25', Add</i>	4.67	
			<i>For Elevated Installation >25' To 30', Add</i>	6.54	
			<i>For Elevated Installation >30' To 35', Add</i>	7.47	
			<i>For Elevated Installation >35' To 40', Add</i>	9.34	
			<i>For Elevated Installation >40', Add</i>	10.27	
			<i>For Work In Restricted Working Space, Add</i>	5.60	
			<i>For Personal Protective Equipment (Arc Flash) When Working On Energized Equipment, Add</i>	5.60	
26 05 33	13-1344	EA	3/4" x 2-1/2" Long Polyvinyl Chloride (PVC) Coated, Urethane Lined, Rigid Galvanized Steel (RGS) Nipple.....	41.97	10.78
			<i>For Elevated Installation >10' To 15', Add</i>	2.15	
			<i>For Elevated Installation >15' To 20', Add</i>	4.31	
			<i>For Elevated Installation >20' To 25', Add</i>	5.39	
			<i>For Elevated Installation >25' To 30', Add</i>	7.54	
			<i>For Elevated Installation >30' To 35', Add</i>	8.62	
			<i>For Elevated Installation >35' To 40', Add</i>	10.77	
			<i>For Elevated Installation >40', Add</i>	11.85	
			<i>For Work In Restricted Working Space, Add</i>	6.46	
			<i>For Personal Protective Equipment (Arc Flash) When Working On Energized Equipment, Add</i>	6.46	
26 05 33	13-1345	EA	1" x 2-1/2" Long Polyvinyl Chloride (PVC) Coated, Urethane Lined, Rigid Galvanized Steel (RGS) Nipple.....	48.74	13.64
			<i>For Elevated Installation >10' To 15', Add</i>	2.73	
			<i>For Elevated Installation >15' To 20', Add</i>	5.46	
			<i>For Elevated Installation >20' To 25', Add</i>	6.83	
			<i>For Elevated Installation >25' To 30', Add</i>	9.56	
			<i>For Elevated Installation >30' To 35', Add</i>	10.92	
			<i>For Elevated Installation >35' To 40', Add</i>	13.65	
			<i>For Elevated Installation >40', Add</i>	15.02	
			<i>For Work In Restricted Working Space, Add</i>	8.19	
			<i>For Personal Protective Equipment (Arc Flash) When Working On Energized Equipment, Add</i>	8.19	
26 05 33	13-1346	EA	1-1/4" x 2-1/2" Long Polyvinyl Chloride (PVC) Coated, Urethane Lined, Rigid Galvanized Steel (RGS) Nipple.....	57.56	15.80
			<i>For Elevated Installation >10' To 15', Add</i>	3.16	
			<i>For Elevated Installation >15' To 20', Add</i>	6.32	
			<i>For Elevated Installation >20' To 25', Add</i>	7.90	
			<i>For Elevated Installation >25' To 30', Add</i>	11.06	
			<i>For Elevated Installation >30' To 35', Add</i>	12.64	
			<i>For Elevated Installation >35' To 40', Add</i>	15.80	
			<i>For Elevated Installation >40', Add</i>	17.38	
			<i>For Work In Restricted Working Space, Add</i>	9.48	
			<i>For Personal Protective Equipment (Arc Flash) When Working On Energized Equipment, Add</i>	9.48	
26 05 33	13-1347	EA	1-1/2" x 2-1/2" Long Polyvinyl Chloride (PVC) Coated, Urethane Lined, Rigid Galvanized Steel (RGS) Nipple.....	62.83	17.96
			<i>For Elevated Installation >10' To 15', Add</i>	3.59	
			<i>For Elevated Installation >15' To 20', Add</i>	7.18	
			<i>For Elevated Installation >20' To 25', Add</i>	8.98	
			<i>For Elevated Installation >25' To 30', Add</i>	12.57	
			<i>For Elevated Installation >30' To 35', Add</i>	14.36	
			<i>For Elevated Installation >35' To 40', Add</i>	17.96	
			<i>For Elevated Installation >40', Add</i>	19.75	
			<i>For Work In Restricted Working Space, Add</i>	10.77	
			<i>For Personal Protective Equipment (Arc Flash) When Working On Energized Equipment, Add</i>	10.77	
26 05 33	13-1348	EA	2" x 2-1/2" Long Polyvinyl Chloride (PVC) Coated, Urethane Lined, Rigid Galvanized Steel (RGS) Nipple.....	68.35	20.11
			<i>For Elevated Installation >10' To 15', Add</i>	4.02	
			<i>For Elevated Installation >15' To 20', Add</i>	8.04	
			<i>For Elevated Installation >20' To 25', Add</i>	10.06	
			<i>For Elevated Installation >25' To 30', Add</i>	14.08	
			<i>For Elevated Installation >30' To 35', Add</i>	16.09	
			<i>For Elevated Installation >35' To 40', Add</i>	20.11	
			<i>For Elevated Installation >40', Add</i>	22.12	
			<i>For Work In Restricted Working Space, Add</i>	12.07	
			<i>For Personal Protective Equipment (Arc Flash) When Working On Energized Equipment, Add</i>	12.07	



MINOR	CSI	UOM	DESCRIPTION	TOTAL DIRECT UNIT COST	DEMOLITION UNIT COST
26 05 33	13-1349	EA	1/2" x 3" Long Polyvinyl Chloride (PVC) Coated, Urethane Lined, Rigid Galvanized Steel (RGS) Nipple.....	38.79	9.33
			<i>For Elevated Installation >10' To 15', Add</i>	1.87	
			<i>For Elevated Installation >15' To 20', Add</i>	3.74	
			<i>For Elevated Installation >20' To 25', Add</i>	4.67	
			<i>For Elevated Installation >25' To 30', Add</i>	6.54	
			<i>For Elevated Installation >30' To 35', Add</i>	7.47	
			<i>For Elevated Installation >35' To 40', Add</i>	9.34	
			<i>For Elevated Installation >40', Add</i>	10.27	
			<i>For Work In Restricted Working Space, Add</i>	5.60	
			<i>For Personal Protective Equipment (Arc Flash) When Working On Energized Equipment, Add</i>	5.60	
26 05 33	13-1350	EA	3/4" x 3" Long Polyvinyl Chloride (PVC) Coated, Urethane Lined, Rigid Galvanized Steel (RGS) Nipple.....	42.14	10.78
			<i>For Elevated Installation >10' To 15', Add</i>	2.15	
			<i>For Elevated Installation >15' To 20', Add</i>	4.31	
			<i>For Elevated Installation >20' To 25', Add</i>	5.39	
			<i>For Elevated Installation >25' To 30', Add</i>	7.54	
			<i>For Elevated Installation >30' To 35', Add</i>	8.62	
			<i>For Elevated Installation >35' To 40', Add</i>	10.77	
			<i>For Elevated Installation >40', Add</i>	11.85	
			<i>For Work In Restricted Working Space, Add</i>	6.46	
			<i>For Personal Protective Equipment (Arc Flash) When Working On Energized Equipment, Add</i>	6.46	
26 05 33	13-1351	EA	1" x 3" Long Polyvinyl Chloride (PVC) Coated, Urethane Lined, Rigid Galvanized Steel (RGS) Nipple.....	49.05	13.64
			<i>For Elevated Installation >10' To 15', Add</i>	2.73	
			<i>For Elevated Installation >15' To 20', Add</i>	5.46	
			<i>For Elevated Installation >20' To 25', Add</i>	6.82	
			<i>For Elevated Installation >25' To 30', Add</i>	9.55	
			<i>For Elevated Installation >30' To 35', Add</i>	10.92	
			<i>For Elevated Installation >35' To 40', Add</i>	13.65	
			<i>For Elevated Installation >40', Add</i>	15.01	
			<i>For Work In Restricted Working Space, Add</i>	8.19	
			<i>For Personal Protective Equipment (Arc Flash) When Working On Energized Equipment, Add</i>	8.19	
26 05 33	13-1352	EA	1-1/4" x 3" Long Polyvinyl Chloride (PVC) Coated, Urethane Lined, Rigid Galvanized Steel (RGS) Nipple.....	57.90	15.80
			<i>For Elevated Installation >10' To 15', Add</i>	3.16	
			<i>For Elevated Installation >15' To 20', Add</i>	6.32	
			<i>For Elevated Installation >20' To 25', Add</i>	7.90	
			<i>For Elevated Installation >25' To 30', Add</i>	11.06	
			<i>For Elevated Installation >30' To 35', Add</i>	12.64	
			<i>For Elevated Installation >35' To 40', Add</i>	15.80	
			<i>For Elevated Installation >40', Add</i>	17.38	
			<i>For Work In Restricted Working Space, Add</i>	9.48	
			<i>For Personal Protective Equipment (Arc Flash) When Working On Energized Equipment, Add</i>	9.48	
26 05 33	13-1353	EA	1-1/2" x 3" Long Polyvinyl Chloride (PVC) Coated, Urethane Lined, Rigid Galvanized Steel (RGS) Nipple.....	63.17	17.96
			<i>For Elevated Installation >10' To 15', Add</i>	3.59	
			<i>For Elevated Installation >15' To 20', Add</i>	7.18	
			<i>For Elevated Installation >20' To 25', Add</i>	8.98	
			<i>For Elevated Installation >25' To 30', Add</i>	12.57	
			<i>For Elevated Installation >30' To 35', Add</i>	14.36	
			<i>For Elevated Installation >35' To 40', Add</i>	17.96	
			<i>For Elevated Installation >40', Add</i>	19.75	
			<i>For Work In Restricted Working Space, Add</i>	10.77	
			<i>For Personal Protective Equipment (Arc Flash) When Working On Energized Equipment, Add</i>	10.77	
26 05 33	13-1354	EA	2" x 3" Long Polyvinyl Chloride (PVC) Coated, Urethane Lined, Rigid Galvanized Steel (RGS) Nipple.....	69.22	20.11
			<i>For Elevated Installation >10' To 15', Add</i>	4.02	
			<i>For Elevated Installation >15' To 20', Add</i>	8.04	
			<i>For Elevated Installation >20' To 25', Add</i>	10.06	
			<i>For Elevated Installation >25' To 30', Add</i>	14.08	
			<i>For Elevated Installation >30' To 35', Add</i>	16.09	
			<i>For Elevated Installation >35' To 40', Add</i>	20.11	
			<i>For Elevated Installation >40', Add</i>	22.12	
			<i>For Work In Restricted Working Space, Add</i>	12.07	
			<i>For Personal Protective Equipment (Arc Flash) When Working On Energized Equipment, Add</i>	12.07	
26 05 33	13-1355	EA	1/2" x 3-1/2" Long Polyvinyl Chloride (PVC) Coated, Urethane Lined, Rigid Galvanized Steel (RGS) Nipple.....	41.09	9.33
			<i>For Elevated Installation >10' To 15', Add</i>	1.87	
			<i>For Elevated Installation >15' To 20', Add</i>	3.74	
			<i>For Elevated Installation >20' To 25', Add</i>	4.67	
			<i>For Elevated Installation >25' To 30', Add</i>	6.54	
			<i>For Elevated Installation >30' To 35', Add</i>	7.47	
			<i>For Elevated Installation >35' To 40', Add</i>	9.34	
			<i>For Elevated Installation >40', Add</i>	10.27	
			<i>For Work In Restricted Working Space, Add</i>	5.60	
			<i>For Personal Protective Equipment (Arc Flash) When Working On Energized Equipment, Add</i>	5.60	
26 05 33	13-1356	EA	3/4" x 3-1/2" Long Polyvinyl Chloride (PVC) Coated, Urethane Lined, Rigid Galvanized Steel (RGS) Nipple.....	44.43	10.78
			<i>For Elevated Installation >10' To 15', Add</i>	2.15	
			<i>For Elevated Installation >15' To 20', Add</i>	4.31	
			<i>For Elevated Installation >20' To 25', Add</i>	5.39	
			<i>For Elevated Installation >25' To 30', Add</i>	7.54	
			<i>For Elevated Installation >30' To 35', Add</i>	8.62	
			<i>For Elevated Installation >35' To 40', Add</i>	10.77	
			<i>For Elevated Installation >40', Add</i>	11.85	
			<i>For Work In Restricted Working Space, Add</i>	6.46	
			<i>For Personal Protective Equipment (Arc Flash) When Working On Energized Equipment, Add</i>	6.46	

26 Electrical

26 05 Common Work Results for Electrical

26 05 33 Raceway and Boxes for Electrical Systems



MINOR	CSI	UOM	DESCRIPTION	TOTAL DIRECT UNIT COST	DEMOLITION UNIT COST
26 05 33	13-1357	EA	1" x 3-1/2" Long Polyvinyl Chloride (PVC) Coated, Urethane Lined, Rigid Galvanized Steel (RGS) Nipple.....	51.51	13.64
			<i>For Elevated Installation >10' To 15', Add</i>	2.73	
			<i>For Elevated Installation >15' To 20', Add</i>	5.46	
			<i>For Elevated Installation >20' To 25', Add</i>	6.82	
			<i>For Elevated Installation >25' To 30', Add</i>	9.55	
			<i>For Elevated Installation >30' To 35', Add</i>	10.92	
			<i>For Elevated Installation >35' To 40', Add</i>	13.65	
			<i>For Elevated Installation >40', Add</i>	15.01	
			<i>For Work In Restricted Working Space, Add</i>	8.19	
			<i>For Personal Protective Equipment (Arc Flash) When Working On Energized Equipment, Add</i>	8.19	
26 05 33	13-1358	EA	1-1/4" x 3-1/2" Long Polyvinyl Chloride (PVC) Coated, Urethane Lined, Rigid Galvanized Steel (RGS) Nipple.....	59.30	15.80
			<i>For Elevated Installation >10' To 15', Add</i>	3.16	
			<i>For Elevated Installation >15' To 20', Add</i>	6.32	
			<i>For Elevated Installation >20' To 25', Add</i>	7.90	
			<i>For Elevated Installation >25' To 30', Add</i>	11.06	
			<i>For Elevated Installation >30' To 35', Add</i>	12.64	
			<i>For Elevated Installation >35' To 40', Add</i>	15.80	
			<i>For Elevated Installation >40', Add</i>	17.38	
			<i>For Work In Restricted Working Space, Add</i>	9.48	
			<i>For Personal Protective Equipment (Arc Flash) When Working On Energized Equipment, Add</i>	9.48	
26 05 33	13-1359	EA	1-1/2" x 3-1/2" Long Polyvinyl Chloride (PVC) Coated, Urethane Lined, Rigid Galvanized Steel (RGS) Nipple.....	64.72	17.96
			<i>For Elevated Installation >10' To 15', Add</i>	3.59	
			<i>For Elevated Installation >15' To 20', Add</i>	7.18	
			<i>For Elevated Installation >20' To 25', Add</i>	8.98	
			<i>For Elevated Installation >25' To 30', Add</i>	12.57	
			<i>For Elevated Installation >30' To 35', Add</i>	14.36	
			<i>For Elevated Installation >35' To 40', Add</i>	17.96	
			<i>For Elevated Installation >40', Add</i>	19.75	
			<i>For Work In Restricted Working Space, Add</i>	10.77	
			<i>For Personal Protective Equipment (Arc Flash) When Working On Energized Equipment, Add</i>	10.77	
26 05 33	13-1360	EA	2" x 3-1/2" Long Polyvinyl Chloride (PVC) Coated, Urethane Lined, Rigid Galvanized Steel (RGS) Nipple.....	71.93	20.11
			<i>For Elevated Installation >10' To 15', Add</i>	4.02	
			<i>For Elevated Installation >15' To 20', Add</i>	8.04	
			<i>For Elevated Installation >20' To 25', Add</i>	10.06	
			<i>For Elevated Installation >25' To 30', Add</i>	14.08	
			<i>For Elevated Installation >30' To 35', Add</i>	16.09	
			<i>For Elevated Installation >35' To 40', Add</i>	20.11	
			<i>For Elevated Installation >40', Add</i>	22.12	
			<i>For Work In Restricted Working Space, Add</i>	12.07	
			<i>For Personal Protective Equipment (Arc Flash) When Working On Energized Equipment, Add</i>	12.07	
26 05 33	13-1361	EA	2-1/2" x 3-1/2" Long Polyvinyl Chloride (PVC) Coated, Urethane Lined, Rigid Galvanized Steel (RGS) Nipple.....	99.15	24.42
			<i>For Elevated Installation >10' To 15', Add</i>	4.88	
			<i>For Elevated Installation >15' To 20', Add</i>	9.77	
			<i>For Elevated Installation >20' To 25', Add</i>	12.21	
			<i>For Elevated Installation >25' To 30', Add</i>	17.09	
			<i>For Elevated Installation >30' To 35', Add</i>	19.53	
			<i>For Elevated Installation >35' To 40', Add</i>	24.42	
			<i>For Elevated Installation >40', Add</i>	26.86	
			<i>For Work In Restricted Working Space, Add</i>	14.65	
			<i>For Personal Protective Equipment (Arc Flash) When Working On Energized Equipment, Add</i>	14.65	
26 05 33	13-1362	EA	3" x 3-1/2" Long Polyvinyl Chloride (PVC) Coated, Urethane Lined, Rigid Galvanized Steel (RGS) Nipple.....	129.09	33.76
			<i>For Elevated Installation >10' To 15', Add</i>	6.75	
			<i>For Elevated Installation >15' To 20', Add</i>	13.50	
			<i>For Elevated Installation >20' To 25', Add</i>	16.88	
			<i>For Elevated Installation >25' To 30', Add</i>	23.63	
			<i>For Elevated Installation >30' To 35', Add</i>	27.00	
			<i>For Elevated Installation >35' To 40', Add</i>	33.76	
			<i>For Elevated Installation >40', Add</i>	37.13	
			<i>For Work In Restricted Working Space, Add</i>	20.25	
			<i>For Personal Protective Equipment (Arc Flash) When Working On Energized Equipment, Add</i>	20.25	
26 05 33	13-1363	EA	1/2" x 4" Long Polyvinyl Chloride (PVC) Coated, Urethane Lined, Rigid Galvanized Steel (RGS) Nipple.....	41.26	9.33
			<i>For Elevated Installation >10' To 15', Add</i>	1.87	
			<i>For Elevated Installation >15' To 20', Add</i>	3.74	
			<i>For Elevated Installation >20' To 25', Add</i>	4.67	
			<i>For Elevated Installation >25' To 30', Add</i>	6.54	
			<i>For Elevated Installation >30' To 35', Add</i>	7.47	
			<i>For Elevated Installation >35' To 40', Add</i>	9.34	
			<i>For Elevated Installation >40', Add</i>	10.27	
			<i>For Work In Restricted Working Space, Add</i>	5.60	
			<i>For Personal Protective Equipment (Arc Flash) When Working On Energized Equipment, Add</i>	5.60	
26 05 33	13-1364	EA	3/4" x 4" Long Polyvinyl Chloride (PVC) Coated, Urethane Lined, Rigid Galvanized Steel (RGS) Nipple.....	44.75	10.78
			<i>For Elevated Installation >10' To 15', Add</i>	2.15	
			<i>For Elevated Installation >15' To 20', Add</i>	4.31	
			<i>For Elevated Installation >20' To 25', Add</i>	5.39	
			<i>For Elevated Installation >25' To 30', Add</i>	7.54	
			<i>For Elevated Installation >30' To 35', Add</i>	8.62	
			<i>For Elevated Installation >35' To 40', Add</i>	10.77	
			<i>For Elevated Installation >40', Add</i>	11.85	
			<i>For Work In Restricted Working Space, Add</i>	6.46	
			<i>For Personal Protective Equipment (Arc Flash) When Working On Energized Equipment, Add</i>	6.46	



MINOR	CSI	UOM	DESCRIPTION	TOTAL DIRECT UNIT COST	DEMOLITION UNIT COST
26 05 33	13-1365	EA	1" x 4" Long Polyvinyl Chloride (PVC) Coated, Urethane Lined, Rigid Galvanized Steel (RGS) Nipple.....	51.85	13.64
			<i>For Elevated Installation >10' To 15', Add</i>	2.73	
			<i>For Elevated Installation >15' To 20', Add</i>	5.46	
			<i>For Elevated Installation >20' To 25', Add</i>	6.82	
			<i>For Elevated Installation >25' To 30', Add</i>	9.55	
			<i>For Elevated Installation >30' To 35', Add</i>	10.92	
			<i>For Elevated Installation >35' To 40', Add</i>	13.65	
			<i>For Elevated Installation >40', Add</i>	15.01	
			<i>For Work In Restricted Working Space, Add</i>	8.19	
			<i>For Personal Protective Equipment (Arc Flash) When Working On Energized Equipment, Add</i>	8.19	
26 05 33	13-1366	EA	1-1/4" x 4" Long Polyvinyl Chloride (PVC) Coated, Urethane Lined, Rigid Galvanized Steel (RGS) Nipple.....	60.70	15.80
			<i>For Elevated Installation >10' To 15', Add</i>	3.16	
			<i>For Elevated Installation >15' To 20', Add</i>	6.32	
			<i>For Elevated Installation >20' To 25', Add</i>	7.90	
			<i>For Elevated Installation >25' To 30', Add</i>	11.06	
			<i>For Elevated Installation >30' To 35', Add</i>	12.64	
			<i>For Elevated Installation >35' To 40', Add</i>	15.80	
			<i>For Elevated Installation >40', Add</i>	17.38	
			<i>For Work In Restricted Working Space, Add</i>	9.48	
			<i>For Personal Protective Equipment (Arc Flash) When Working On Energized Equipment, Add</i>	9.48	
26 05 33	13-1367	EA	1-1/2" x 4" Long Polyvinyl Chloride (PVC) Coated, Urethane Lined, Rigid Galvanized Steel (RGS) Nipple.....	66.26	17.96
			<i>For Elevated Installation >10' To 15', Add</i>	3.59	
			<i>For Elevated Installation >15' To 20', Add</i>	7.18	
			<i>For Elevated Installation >20' To 25', Add</i>	8.98	
			<i>For Elevated Installation >25' To 30', Add</i>	12.57	
			<i>For Elevated Installation >30' To 35', Add</i>	14.36	
			<i>For Elevated Installation >35' To 40', Add</i>	17.96	
			<i>For Elevated Installation >40', Add</i>	19.75	
			<i>For Work In Restricted Working Space, Add</i>	10.77	
			<i>For Personal Protective Equipment (Arc Flash) When Working On Energized Equipment, Add</i>	10.77	
26 05 33	13-1368	EA	2" x 4" Long Polyvinyl Chloride (PVC) Coated, Urethane Lined, Rigid Galvanized Steel (RGS) Nipple.....	74.63	20.11
			<i>For Elevated Installation >10' To 15', Add</i>	4.02	
			<i>For Elevated Installation >15' To 20', Add</i>	8.04	
			<i>For Elevated Installation >20' To 25', Add</i>	10.06	
			<i>For Elevated Installation >25' To 30', Add</i>	14.08	
			<i>For Elevated Installation >30' To 35', Add</i>	16.09	
			<i>For Elevated Installation >35' To 40', Add</i>	20.11	
			<i>For Elevated Installation >40', Add</i>	22.12	
			<i>For Work In Restricted Working Space, Add</i>	12.07	
			<i>For Personal Protective Equipment (Arc Flash) When Working On Energized Equipment, Add</i>	12.07	
26 05 33	13-1369	EA	2-1/2" x 4" Long Polyvinyl Chloride (PVC) Coated, Urethane Lined, Rigid Galvanized Steel (RGS) Nipple.....	101.54	24.42
			<i>For Elevated Installation >10' To 15', Add</i>	4.88	
			<i>For Elevated Installation >15' To 20', Add</i>	9.77	
			<i>For Elevated Installation >20' To 25', Add</i>	12.21	
			<i>For Elevated Installation >25' To 30', Add</i>	17.09	
			<i>For Elevated Installation >30' To 35', Add</i>	19.53	
			<i>For Elevated Installation >35' To 40', Add</i>	24.42	
			<i>For Elevated Installation >40', Add</i>	26.86	
			<i>For Work In Restricted Working Space, Add</i>	14.65	
			<i>For Personal Protective Equipment (Arc Flash) When Working On Energized Equipment, Add</i>	14.65	
26 05 33	13-1370	EA	3" x 4" Long Polyvinyl Chloride (PVC) Coated, Urethane Lined, Rigid Galvanized Steel (RGS) Nipple.....	134.23	33.76
			<i>For Elevated Installation >10' To 15', Add</i>	6.75	
			<i>For Elevated Installation >15' To 20', Add</i>	13.50	
			<i>For Elevated Installation >20' To 25', Add</i>	16.88	
			<i>For Elevated Installation >25' To 30', Add</i>	23.63	
			<i>For Elevated Installation >30' To 35', Add</i>	27.00	
			<i>For Elevated Installation >35' To 40', Add</i>	33.76	
			<i>For Elevated Installation >40', Add</i>	37.13	
			<i>For Work In Restricted Working Space, Add</i>	20.25	
			<i>For Personal Protective Equipment (Arc Flash) When Working On Energized Equipment, Add</i>	20.25	
26 05 33	13-1371	EA	3-1/2" x 4" Long Polyvinyl Chloride (PVC) Coated, Urethane Lined, Rigid Galvanized Steel (RGS) Nipple.....	159.34	38.07
			<i>For Elevated Installation >10' To 15', Add</i>	7.61	
			<i>For Elevated Installation >15' To 20', Add</i>	15.23	
			<i>For Elevated Installation >20' To 25', Add</i>	19.03	
			<i>For Elevated Installation >25' To 30', Add</i>	26.65	
			<i>For Elevated Installation >30' To 35', Add</i>	30.45	
			<i>For Elevated Installation >35' To 40', Add</i>	38.07	
			<i>For Elevated Installation >40', Add</i>	41.87	
			<i>For Work In Restricted Working Space, Add</i>	22.84	
			<i>For Personal Protective Equipment (Arc Flash) When Working On Energized Equipment, Add</i>	22.84	
26 05 33	13-1372	EA	4" x 4" Long Polyvinyl Chloride (PVC) Coated, Urethane Lined, Rigid Galvanized Steel (RGS) Nipple.....	188.14	49.57
			<i>For Elevated Installation >10' To 15', Add</i>	9.91	
			<i>For Elevated Installation >15' To 20', Add</i>	19.82	
			<i>For Elevated Installation >20' To 25', Add</i>	24.78	
			<i>For Elevated Installation >25' To 30', Add</i>	34.69	
			<i>For Elevated Installation >30' To 35', Add</i>	39.64	
			<i>For Elevated Installation >35' To 40', Add</i>	49.56	
			<i>For Elevated Installation >40', Add</i>	54.51	
			<i>For Work In Restricted Working Space, Add</i>	29.73	
			<i>For Personal Protective Equipment (Arc Flash) When Working On Energized Equipment, Add</i>	29.73	

26 Electrical

26 05 Common Work Results for Electrical

26 05 33 Raceway and Boxes for Electrical Systems



MINOR	CSI	UOM	DESCRIPTION	TOTAL DIRECT UNIT COST	DEMOLITION UNIT COST
26 05 33	13-1373	EA	1/2" x 5" Long Polyvinyl Chloride (PVC) Coated, Urethane Lined, Rigid Galvanized Steel (RGS) Nipple	41.57	9.33
			<i>For Elevated Installation >10' To 15', Add</i>	1.87	
			<i>For Elevated Installation >15' To 20', Add</i>	3.74	
			<i>For Elevated Installation >20' To 25', Add</i>	4.67	
			<i>For Elevated Installation >25' To 30', Add</i>	6.54	
			<i>For Elevated Installation >30' To 35', Add</i>	7.47	
			<i>For Elevated Installation >35' To 40', Add</i>	9.34	
			<i>For Elevated Installation >40', Add</i>	10.27	
			<i>For Work In Restricted Working Space, Add</i>	5.60	
			<i>For Personal Protective Equipment (Arc Flash) When Working On Energized Equipment, Add</i>	5.60	
26 05 33	13-1374	EA	3/4" x 5" Long Polyvinyl Chloride (PVC) Coated, Urethane Lined, Rigid Galvanized Steel (RGS) Nipple	45.08	10.78
			<i>For Elevated Installation >10' To 15', Add</i>	2.15	
			<i>For Elevated Installation >15' To 20', Add</i>	4.31	
			<i>For Elevated Installation >20' To 25', Add</i>	5.39	
			<i>For Elevated Installation >25' To 30', Add</i>	7.54	
			<i>For Elevated Installation >30' To 35', Add</i>	8.62	
			<i>For Elevated Installation >35' To 40', Add</i>	10.77	
			<i>For Elevated Installation >40', Add</i>	11.85	
			<i>For Work In Restricted Working Space, Add</i>	6.46	
			<i>For Personal Protective Equipment (Arc Flash) When Working On Energized Equipment, Add</i>	6.46	
26 05 33	13-1375	EA	1" x 5" Long Polyvinyl Chloride (PVC) Coated, Urethane Lined, Rigid Galvanized Steel (RGS) Nipple	52.21	13.64
			<i>For Elevated Installation >10' To 15', Add</i>	2.73	
			<i>For Elevated Installation >15' To 20', Add</i>	5.46	
			<i>For Elevated Installation >20' To 25', Add</i>	6.82	
			<i>For Elevated Installation >25' To 30', Add</i>	9.55	
			<i>For Elevated Installation >30' To 35', Add</i>	10.92	
			<i>For Elevated Installation >35' To 40', Add</i>	13.65	
			<i>For Elevated Installation >40', Add</i>	15.01	
			<i>For Work In Restricted Working Space, Add</i>	8.19	
			<i>For Personal Protective Equipment (Arc Flash) When Working On Energized Equipment, Add</i>	8.19	
26 05 33	13-1376	EA	1-1/4" x 5" Long Polyvinyl Chloride (PVC) Coated, Urethane Lined, Rigid Galvanized Steel (RGS) Nipple	61.35	15.80
			<i>For Elevated Installation >10' To 15', Add</i>	3.16	
			<i>For Elevated Installation >15' To 20', Add</i>	6.32	
			<i>For Elevated Installation >20' To 25', Add</i>	7.90	
			<i>For Elevated Installation >25' To 30', Add</i>	11.06	
			<i>For Elevated Installation >30' To 35', Add</i>	12.64	
			<i>For Elevated Installation >35' To 40', Add</i>	15.80	
			<i>For Elevated Installation >40', Add</i>	17.38	
			<i>For Work In Restricted Working Space, Add</i>	9.48	
			<i>For Personal Protective Equipment (Arc Flash) When Working On Energized Equipment, Add</i>	9.48	
26 05 33	13-1377	EA	1-1/2" x 5" Long Polyvinyl Chloride (PVC) Coated, Urethane Lined, Rigid Galvanized Steel (RGS) Nipple	66.94	17.96
			<i>For Elevated Installation >10' To 15', Add</i>	3.59	
			<i>For Elevated Installation >15' To 20', Add</i>	7.18	
			<i>For Elevated Installation >20' To 25', Add</i>	8.98	
			<i>For Elevated Installation >25' To 30', Add</i>	12.57	
			<i>For Elevated Installation >30' To 35', Add</i>	14.36	
			<i>For Elevated Installation >35' To 40', Add</i>	17.96	
			<i>For Elevated Installation >40', Add</i>	19.75	
			<i>For Work In Restricted Working Space, Add</i>	10.77	
			<i>For Personal Protective Equipment (Arc Flash) When Working On Energized Equipment, Add</i>	10.77	
26 05 33	13-1378	EA	2" x 5" Long Polyvinyl Chloride (PVC) Coated, Urethane Lined, Rigid Galvanized Steel (RGS) Nipple	76.10	20.11
			<i>For Elevated Installation >10' To 15', Add</i>	4.02	
			<i>For Elevated Installation >15' To 20', Add</i>	8.04	
			<i>For Elevated Installation >20' To 25', Add</i>	10.06	
			<i>For Elevated Installation >25' To 30', Add</i>	14.08	
			<i>For Elevated Installation >30' To 35', Add</i>	16.09	
			<i>For Elevated Installation >35' To 40', Add</i>	20.11	
			<i>For Elevated Installation >40', Add</i>	22.12	
			<i>For Work In Restricted Working Space, Add</i>	12.07	
			<i>For Personal Protective Equipment (Arc Flash) When Working On Energized Equipment, Add</i>	12.07	
26 05 33	13-1379	EA	2-1/2" x 5" Long Polyvinyl Chloride (PVC) Coated, Urethane Lined, Rigid Galvanized Steel (RGS) Nipple	111.06	24.42
			<i>For Elevated Installation >10' To 15', Add</i>	4.88	
			<i>For Elevated Installation >15' To 20', Add</i>	9.77	
			<i>For Elevated Installation >20' To 25', Add</i>	12.21	
			<i>For Elevated Installation >25' To 30', Add</i>	17.09	
			<i>For Elevated Installation >30' To 35', Add</i>	19.53	
			<i>For Elevated Installation >35' To 40', Add</i>	24.42	
			<i>For Elevated Installation >40', Add</i>	26.86	
			<i>For Work In Restricted Working Space, Add</i>	14.65	
			<i>For Personal Protective Equipment (Arc Flash) When Working On Energized Equipment, Add</i>	14.65	
26 05 33	13-1380	EA	3" x 5" Long Polyvinyl Chloride (PVC) Coated, Urethane Lined, Rigid Galvanized Steel (RGS) Nipple	141.93	33.76
			<i>For Elevated Installation >10' To 15', Add</i>	6.75	
			<i>For Elevated Installation >15' To 20', Add</i>	13.50	
			<i>For Elevated Installation >20' To 25', Add</i>	16.88	
			<i>For Elevated Installation >25' To 30', Add</i>	23.63	
			<i>For Elevated Installation >30' To 35', Add</i>	27.00	
			<i>For Elevated Installation >35' To 40', Add</i>	33.76	
			<i>For Elevated Installation >40', Add</i>	37.13	
			<i>For Work In Restricted Working Space, Add</i>	20.25	
			<i>For Personal Protective Equipment (Arc Flash) When Working On Energized Equipment, Add</i>	20.25	



MINOR CSI UOM DESCRIPTION	TOTAL DIRECT UNIT COST	DEMOLITION UNIT COST
26 05 33 13-1381 EA 3-1/2" x 5" Long Polyvinyl Chloride (PVC) Coated, Urethane Lined, Rigid Galvanized Steel (RGS) Nipple.....	160.98	38.07
For Elevated Installation >10' To 15', Add	7.61	
For Elevated Installation >15' To 20', Add	15.23	
For Elevated Installation >20' To 25', Add	19.03	
For Elevated Installation >25' To 30', Add	26.65	
For Elevated Installation >30' To 35', Add	30.45	
For Elevated Installation >35' To 40', Add	38.07	
For Elevated Installation >40', Add	41.87	
For Work In Restricted Working Space, Add	22.84	
For Personal Protective Equipment (Arc Flash) When Working On Energized Equipment, Add	22.84	
26 05 33 13-1382 EA 4" x 5" Long Polyvinyl Chloride (PVC) Coated, Urethane Lined, Rigid Galvanized Steel (RGS) Nipple.....	192.53	49.57
For Elevated Installation >10' To 15', Add	9.91	
For Elevated Installation >15' To 20', Add	19.82	
For Elevated Installation >20' To 25', Add	24.78	
For Elevated Installation >25' To 30', Add	34.69	
For Elevated Installation >30' To 35', Add	39.64	
For Elevated Installation >35' To 40', Add	49.56	
For Elevated Installation >40', Add	54.51	
For Work In Restricted Working Space, Add	29.73	
For Personal Protective Equipment (Arc Flash) When Working On Energized Equipment, Add	29.73	
26 05 33 13-1383 EA 5" x 5" Long Polyvinyl Chloride (PVC) Coated, Urethane Lined, Rigid Galvanized Steel (RGS) Nipple.....	281.79	68.23
For Elevated Installation >10' To 15', Add	13.65	
For Elevated Installation >15' To 20', Add	27.29	
For Elevated Installation >20' To 25', Add	34.12	
For Elevated Installation >25' To 30', Add	47.76	
For Elevated Installation >30' To 35', Add	54.59	
For Elevated Installation >35' To 40', Add	68.24	
For Elevated Installation >40', Add	75.06	
For Work In Restricted Working Space, Add	40.94	
For Personal Protective Equipment (Arc Flash) When Working On Energized Equipment, Add	40.94	
26 05 33 13-1384 EA 1/2" x 6" Long Polyvinyl Chloride (PVC) Coated, Urethane Lined, Rigid Galvanized Steel (RGS) Nipple.....	42.18	9.33
For Elevated Installation >10' To 15', Add	1.87	
For Elevated Installation >15' To 20', Add	3.74	
For Elevated Installation >20' To 25', Add	4.67	
For Elevated Installation >25' To 30', Add	6.54	
For Elevated Installation >30' To 35', Add	7.47	
For Elevated Installation >35' To 40', Add	9.34	
For Elevated Installation >40', Add	10.27	
For Work In Restricted Working Space, Add	5.60	
For Personal Protective Equipment (Arc Flash) When Working On Energized Equipment, Add	5.60	
26 05 33 13-1385 EA 3/4" x 6" Long Polyvinyl Chloride (PVC) Coated, Urethane Lined, Rigid Galvanized Steel (RGS) Nipple.....	45.69	10.78
For Elevated Installation >10' To 15', Add	2.15	
For Elevated Installation >15' To 20', Add	4.31	
For Elevated Installation >20' To 25', Add	5.39	
For Elevated Installation >25' To 30', Add	7.54	
For Elevated Installation >30' To 35', Add	8.62	
For Elevated Installation >35' To 40', Add	10.77	
For Elevated Installation >40', Add	11.85	
For Work In Restricted Working Space, Add	6.46	
For Personal Protective Equipment (Arc Flash) When Working On Energized Equipment, Add	6.46	
26 05 33 13-1386 EA 1" x 6" Long Polyvinyl Chloride (PVC) Coated, Urethane Lined, Rigid Galvanized Steel (RGS) Nipple.....	52.86	13.64
For Elevated Installation >10' To 15', Add	2.73	
For Elevated Installation >15' To 20', Add	5.46	
For Elevated Installation >20' To 25', Add	6.82	
For Elevated Installation >25' To 30', Add	9.55	
For Elevated Installation >30' To 35', Add	10.92	
For Elevated Installation >35' To 40', Add	13.65	
For Elevated Installation >40', Add	15.01	
For Work In Restricted Working Space, Add	8.19	
For Personal Protective Equipment (Arc Flash) When Working On Energized Equipment, Add	8.19	
26 05 33 13-1387 EA 1-1/4" x 6" Long Polyvinyl Chloride (PVC) Coated, Urethane Lined, Rigid Galvanized Steel (RGS) Nipple.....	62.56	15.80
For Elevated Installation >10' To 15', Add	3.16	
For Elevated Installation >15' To 20', Add	6.32	
For Elevated Installation >20' To 25', Add	7.90	
For Elevated Installation >25' To 30', Add	11.06	
For Elevated Installation >30' To 35', Add	12.64	
For Elevated Installation >35' To 40', Add	15.80	
For Elevated Installation >40', Add	17.38	
For Work In Restricted Working Space, Add	9.48	
For Personal Protective Equipment (Arc Flash) When Working On Energized Equipment, Add	9.48	
26 05 33 13-1388 EA 1-1/2" x 6" Long Polyvinyl Chloride (PVC) Coated, Urethane Lined, Rigid Galvanized Steel (RGS) Nipple.....	68.39	17.96
For Elevated Installation >10' To 15', Add	3.59	
For Elevated Installation >15' To 20', Add	7.18	
For Elevated Installation >20' To 25', Add	8.98	
For Elevated Installation >25' To 30', Add	12.57	
For Elevated Installation >30' To 35', Add	14.36	
For Elevated Installation >35' To 40', Add	17.96	
For Elevated Installation >40', Add	19.75	
For Work In Restricted Working Space, Add	10.77	
For Personal Protective Equipment (Arc Flash) When Working On Energized Equipment, Add	10.77	

26 Electrical

26 05 Common Work Results for Electrical

26 05 33 Raceway and Boxes for Electrical Systems



MINOR	CSI	UOM	DESCRIPTION	TOTAL DIRECT UNIT COST	DEMOLITION UNIT COST
26 05 33	13-1389	EA	2" x 6" Long Polyvinyl Chloride (PVC) Coated, Urethane Lined, Rigid Galvanized Steel (RGS) Nipple	77.58	20.11
			<i>For Elevated Installation >10' To 15', Add</i>	4.02	
			<i>For Elevated Installation >15' To 20', Add</i>	8.04	
			<i>For Elevated Installation >20' To 25', Add</i>	10.06	
			<i>For Elevated Installation >25' To 30', Add</i>	14.08	
			<i>For Elevated Installation >30' To 35', Add</i>	16.09	
			<i>For Elevated Installation >35' To 40', Add</i>	20.11	
			<i>For Elevated Installation >40', Add</i>	22.12	
			<i>For Work In Restricted Working Space, Add</i>	12.07	
			<i>For Personal Protective Equipment (Arc Flash) When Working On Energized Equipment, Add</i>	12.07	
26 05 33	13-1390	EA	2-1/2" x 6" Long Polyvinyl Chloride (PVC) Coated, Urethane Lined, Rigid Galvanized Steel (RGS) Nipple	120.72	24.42
			<i>For Elevated Installation >10' To 15', Add</i>	4.88	
			<i>For Elevated Installation >15' To 20', Add</i>	9.77	
			<i>For Elevated Installation >20' To 25', Add</i>	12.21	
			<i>For Elevated Installation >25' To 30', Add</i>	17.09	
			<i>For Elevated Installation >30' To 35', Add</i>	19.53	
			<i>For Elevated Installation >35' To 40', Add</i>	24.42	
			<i>For Elevated Installation >40', Add</i>	26.86	
			<i>For Work In Restricted Working Space, Add</i>	14.65	
			<i>For Personal Protective Equipment (Arc Flash) When Working On Energized Equipment, Add</i>	14.65	
26 05 33	13-1391	EA	3" x 6" Long Polyvinyl Chloride (PVC) Coated, Urethane Lined, Rigid Galvanized Steel (RGS) Nipple	152.17	33.76
			<i>For Elevated Installation >10' To 15', Add</i>	6.75	
			<i>For Elevated Installation >15' To 20', Add</i>	13.50	
			<i>For Elevated Installation >20' To 25', Add</i>	16.88	
			<i>For Elevated Installation >25' To 30', Add</i>	23.63	
			<i>For Elevated Installation >30' To 35', Add</i>	27.00	
			<i>For Elevated Installation >35' To 40', Add</i>	33.76	
			<i>For Elevated Installation >40', Add</i>	37.13	
			<i>For Work In Restricted Working Space, Add</i>	20.25	
			<i>For Personal Protective Equipment (Arc Flash) When Working On Energized Equipment, Add</i>	20.25	
26 05 33	13-1392	EA	3-1/2" x 6" Long Polyvinyl Chloride (PVC) Coated, Urethane Lined, Rigid Galvanized Steel (RGS) Nipple	170.21	38.07
			<i>For Elevated Installation >10' To 15', Add</i>	7.61	
			<i>For Elevated Installation >15' To 20', Add</i>	15.23	
			<i>For Elevated Installation >20' To 25', Add</i>	19.03	
			<i>For Elevated Installation >25' To 30', Add</i>	26.65	
			<i>For Elevated Installation >30' To 35', Add</i>	30.45	
			<i>For Elevated Installation >35' To 40', Add</i>	38.07	
			<i>For Elevated Installation >40', Add</i>	41.87	
			<i>For Work In Restricted Working Space, Add</i>	22.84	
			<i>For Personal Protective Equipment (Arc Flash) When Working On Energized Equipment, Add</i>	22.84	
26 05 33	13-1393	EA	4" x 6" Long Polyvinyl Chloride (PVC) Coated, Urethane Lined, Rigid Galvanized Steel (RGS) Nipple	208.09	49.57
			<i>For Elevated Installation >10' To 15', Add</i>	9.91	
			<i>For Elevated Installation >15' To 20', Add</i>	19.82	
			<i>For Elevated Installation >20' To 25', Add</i>	24.78	
			<i>For Elevated Installation >25' To 30', Add</i>	34.69	
			<i>For Elevated Installation >30' To 35', Add</i>	39.64	
			<i>For Elevated Installation >35' To 40', Add</i>	49.56	
			<i>For Elevated Installation >40', Add</i>	54.51	
			<i>For Work In Restricted Working Space, Add</i>	29.73	
			<i>For Personal Protective Equipment (Arc Flash) When Working On Energized Equipment, Add</i>	29.73	
26 05 33	13-1394	EA	5" x 6" Long Polyvinyl Chloride (PVC) Coated, Urethane Lined, Rigid Galvanized Steel (RGS) Nipple	305.04	68.23
			<i>For Elevated Installation >10' To 15', Add</i>	13.65	
			<i>For Elevated Installation >15' To 20', Add</i>	27.29	
			<i>For Elevated Installation >20' To 25', Add</i>	34.12	
			<i>For Elevated Installation >25' To 30', Add</i>	47.76	
			<i>For Elevated Installation >30' To 35', Add</i>	54.59	
			<i>For Elevated Installation >35' To 40', Add</i>	68.24	
			<i>For Elevated Installation >40', Add</i>	75.06	
			<i>For Work In Restricted Working Space, Add</i>	40.94	
			<i>For Personal Protective Equipment (Arc Flash) When Working On Energized Equipment, Add</i>	40.94	
26 05 33	13-1395	EA	1/2" x 8" Long Polyvinyl Chloride (PVC) Coated, Urethane Lined, Rigid Galvanized Steel (RGS) Nipple	43.12	9.33
			<i>For Elevated Installation >10' To 15', Add</i>	1.87	
			<i>For Elevated Installation >15' To 20', Add</i>	3.74	
			<i>For Elevated Installation >20' To 25', Add</i>	4.67	
			<i>For Elevated Installation >25' To 30', Add</i>	6.54	
			<i>For Elevated Installation >30' To 35', Add</i>	7.47	
			<i>For Elevated Installation >35' To 40', Add</i>	9.34	
			<i>For Elevated Installation >40', Add</i>	10.27	
			<i>For Work In Restricted Working Space, Add</i>	5.60	
			<i>For Personal Protective Equipment (Arc Flash) When Working On Energized Equipment, Add</i>	5.60	
26 05 33	13-1396	EA	3/4" x 8" Long Polyvinyl Chloride (PVC) Coated, Urethane Lined, Rigid Galvanized Steel (RGS) Nipple	46.60	10.78
			<i>For Elevated Installation >10' To 15', Add</i>	2.15	
			<i>For Elevated Installation >15' To 20', Add</i>	4.31	
			<i>For Elevated Installation >20' To 25', Add</i>	5.39	
			<i>For Elevated Installation >25' To 30', Add</i>	7.54	
			<i>For Elevated Installation >30' To 35', Add</i>	8.62	
			<i>For Elevated Installation >35' To 40', Add</i>	10.77	
			<i>For Elevated Installation >40', Add</i>	11.85	
			<i>For Work In Restricted Working Space, Add</i>	6.46	
			<i>For Personal Protective Equipment (Arc Flash) When Working On Energized Equipment, Add</i>	6.46	



MINOR CSI UOM DESCRIPTION	TOTAL DIRECT UNIT COST	DEMOLITION UNIT COST
26 05 33 13-1397 EA 1" x 8" Long Polyvinyl Chloride (PVC) Coated, Urethane Lined, Rigid Galvanized Steel (RGS) Nipple.....	54.31	13.64
<i>For Elevated Installation >10' To 15', Add</i>	2.73	
<i>For Elevated Installation >15' To 20', Add</i>	5.46	
<i>For Elevated Installation >20' To 25', Add</i>	6.82	
<i>For Elevated Installation >25' To 30', Add</i>	9.55	
<i>For Elevated Installation >30' To 35', Add</i>	10.92	
<i>For Elevated Installation >35' To 40', Add</i>	13.65	
<i>For Elevated Installation >40', Add</i>	15.01	
<i>For Work In Restricted Working Space, Add</i>	8.19	
<i>For Personal Protective Equipment (Arc Flash) When Working On Energized Equipment, Add</i>	8.19	
26 05 33 13-1398 EA 1-1/4" x 8" Long Polyvinyl Chloride (PVC) Coated, Urethane Lined, Rigid Galvanized Steel (RGS) Nipple.....	62.87	15.80
<i>For Elevated Installation >10' To 15', Add</i>	3.16	
<i>For Elevated Installation >15' To 20', Add</i>	6.32	
<i>For Elevated Installation >20' To 25', Add</i>	7.90	
<i>For Elevated Installation >25' To 30', Add</i>	11.06	
<i>For Elevated Installation >30' To 35', Add</i>	12.64	
<i>For Elevated Installation >35' To 40', Add</i>	15.80	
<i>For Elevated Installation >40', Add</i>	17.38	
<i>For Work In Restricted Working Space, Add</i>	9.48	
<i>For Personal Protective Equipment (Arc Flash) When Working On Energized Equipment, Add</i>	9.48	
26 05 33 13-1399 EA 1-1/2" x 8" Long Polyvinyl Chloride (PVC) Coated, Urethane Lined, Rigid Galvanized Steel (RGS) Nipple.....	71.33	17.96
<i>For Elevated Installation >10' To 15', Add</i>	3.59	
<i>For Elevated Installation >15' To 20', Add</i>	7.18	
<i>For Elevated Installation >20' To 25', Add</i>	8.98	
<i>For Elevated Installation >25' To 30', Add</i>	12.57	
<i>For Elevated Installation >30' To 35', Add</i>	14.36	
<i>For Elevated Installation >35' To 40', Add</i>	17.96	
<i>For Elevated Installation >40', Add</i>	19.75	
<i>For Work In Restricted Working Space, Add</i>	10.77	
<i>For Personal Protective Equipment (Arc Flash) When Working On Energized Equipment, Add</i>	10.77	
26 05 33 13-1400 EA 2" x 8" Long Polyvinyl Chloride (PVC) Coated, Urethane Lined, Rigid Galvanized Steel (RGS) Nipple.....	84.77	20.11
<i>For Elevated Installation >10' To 15', Add</i>	4.02	
<i>For Elevated Installation >15' To 20', Add</i>	8.04	
<i>For Elevated Installation >20' To 25', Add</i>	10.06	
<i>For Elevated Installation >25' To 30', Add</i>	14.08	
<i>For Elevated Installation >30' To 35', Add</i>	16.09	
<i>For Elevated Installation >35' To 40', Add</i>	20.11	
<i>For Elevated Installation >40', Add</i>	22.12	
<i>For Work In Restricted Working Space, Add</i>	12.07	
<i>For Personal Protective Equipment (Arc Flash) When Working On Energized Equipment, Add</i>	12.07	
26 05 33 13-1401 EA 2-1/2" x 8" Long Polyvinyl Chloride (PVC) Coated, Urethane Lined, Rigid Galvanized Steel (RGS) Nipple.....	132.60	24.42
<i>For Elevated Installation >10' To 15', Add</i>	4.88	
<i>For Elevated Installation >15' To 20', Add</i>	9.77	
<i>For Elevated Installation >20' To 25', Add</i>	12.21	
<i>For Elevated Installation >25' To 30', Add</i>	17.09	
<i>For Elevated Installation >30' To 35', Add</i>	19.53	
<i>For Elevated Installation >35' To 40', Add</i>	24.42	
<i>For Elevated Installation >40', Add</i>	26.86	
<i>For Work In Restricted Working Space, Add</i>	14.65	
<i>For Personal Protective Equipment (Arc Flash) When Working On Energized Equipment, Add</i>	14.65	
26 05 33 13-1402 EA 3" x 8" Long Polyvinyl Chloride (PVC) Coated, Urethane Lined, Rigid Galvanized Steel (RGS) Nipple.....	166.18	33.76
<i>For Elevated Installation >10' To 15', Add</i>	6.75	
<i>For Elevated Installation >15' To 20', Add</i>	13.50	
<i>For Elevated Installation >20' To 25', Add</i>	16.88	
<i>For Elevated Installation >25' To 30', Add</i>	23.63	
<i>For Elevated Installation >30' To 35', Add</i>	27.00	
<i>For Elevated Installation >35' To 40', Add</i>	33.76	
<i>For Elevated Installation >40', Add</i>	37.13	
<i>For Work In Restricted Working Space, Add</i>	20.25	
<i>For Personal Protective Equipment (Arc Flash) When Working On Energized Equipment, Add</i>	20.25	
26 05 33 13-1403 EA 3-1/2" x 8" Long Polyvinyl Chloride (PVC) Coated, Urethane Lined, Rigid Galvanized Steel (RGS) Nipple.....	193.29	38.07
<i>For Elevated Installation >10' To 15', Add</i>	7.61	
<i>For Elevated Installation >15' To 20', Add</i>	15.23	
<i>For Elevated Installation >20' To 25', Add</i>	19.03	
<i>For Elevated Installation >25' To 30', Add</i>	26.65	
<i>For Elevated Installation >30' To 35', Add</i>	30.45	
<i>For Elevated Installation >35' To 40', Add</i>	38.07	
<i>For Elevated Installation >40', Add</i>	41.87	
<i>For Work In Restricted Working Space, Add</i>	22.84	
<i>For Personal Protective Equipment (Arc Flash) When Working On Energized Equipment, Add</i>	22.84	
26 05 33 13-1404 EA 4" x 8" Long Polyvinyl Chloride (PVC) Coated, Urethane Lined, Rigid Galvanized Steel (RGS) Nipple.....	231.44	49.57
<i>For Elevated Installation >10' To 15', Add</i>	9.91	
<i>For Elevated Installation >15' To 20', Add</i>	19.82	
<i>For Elevated Installation >20' To 25', Add</i>	24.78	
<i>For Elevated Installation >25' To 30', Add</i>	34.69	
<i>For Elevated Installation >30' To 35', Add</i>	39.64	
<i>For Elevated Installation >35' To 40', Add</i>	49.56	
<i>For Elevated Installation >40', Add</i>	54.51	
<i>For Work In Restricted Working Space, Add</i>	29.73	
<i>For Personal Protective Equipment (Arc Flash) When Working On Energized Equipment, Add</i>	29.73	

26 Electrical

26 05 Common Work Results for Electrical

26 05 33 Raceway and Boxes for Electrical Systems



MINOR	CSI	UOM	DESCRIPTION	TOTAL DIRECT UNIT COST	DEMOLITION UNIT COST
26 05 33	13-1405	EA	5" x 8" Long Polyvinyl Chloride (PVC) Coated, Urethane Lined, Rigid Galvanized Steel (RGS) Nipple	320.98	68.23
			<i>For Elevated Installation >10' To 15', Add</i>	13.65	
			<i>For Elevated Installation >15' To 20', Add</i>	27.29	
			<i>For Elevated Installation >20' To 25', Add</i>	34.12	
			<i>For Elevated Installation >25' To 30', Add</i>	47.76	
			<i>For Elevated Installation >30' To 35', Add</i>	54.59	
			<i>For Elevated Installation >35' To 40', Add</i>	68.24	
			<i>For Elevated Installation >40', Add</i>	75.06	
			<i>For Work In Restricted Working Space, Add</i>	40.94	
			<i>For Personal Protective Equipment (Arc Flash) When Working On Energized Equipment, Add</i>	40.94	
26 05 33	13-1406	EA	1/2" x 10" Long Polyvinyl Chloride (PVC) Coated, Urethane Lined, Rigid Galvanized Steel (RGS) Nipple	44.11	9.33
			<i>For Elevated Installation >10' To 15', Add</i>	1.87	
			<i>For Elevated Installation >15' To 20', Add</i>	3.74	
			<i>For Elevated Installation >20' To 25', Add</i>	4.67	
			<i>For Elevated Installation >25' To 30', Add</i>	6.54	
			<i>For Elevated Installation >30' To 35', Add</i>	7.47	
			<i>For Elevated Installation >35' To 40', Add</i>	9.34	
			<i>For Elevated Installation >40', Add</i>	10.27	
			<i>For Work In Restricted Working Space, Add</i>	5.60	
			<i>For Personal Protective Equipment (Arc Flash) When Working On Energized Equipment, Add</i>	5.60	
26 05 33	13-1407	EA	3/4" x 10" Long Polyvinyl Chloride (PVC) Coated, Urethane Lined, Rigid Galvanized Steel (RGS) Nipple	47.57	10.78
			<i>For Elevated Installation >10' To 15', Add</i>	2.15	
			<i>For Elevated Installation >15' To 20', Add</i>	4.31	
			<i>For Elevated Installation >20' To 25', Add</i>	5.39	
			<i>For Elevated Installation >25' To 30', Add</i>	7.54	
			<i>For Elevated Installation >30' To 35', Add</i>	8.62	
			<i>For Elevated Installation >35' To 40', Add</i>	10.77	
			<i>For Elevated Installation >40', Add</i>	11.85	
			<i>For Work In Restricted Working Space, Add</i>	6.46	
			<i>For Personal Protective Equipment (Arc Flash) When Working On Energized Equipment, Add</i>	6.46	
26 05 33	13-1408	EA	1" x 10" Long Polyvinyl Chloride (PVC) Coated, Urethane Lined, Rigid Galvanized Steel (RGS) Nipple	55.74	13.64
			<i>For Elevated Installation >10' To 15', Add</i>	2.73	
			<i>For Elevated Installation >15' To 20', Add</i>	5.46	
			<i>For Elevated Installation >20' To 25', Add</i>	6.82	
			<i>For Elevated Installation >25' To 30', Add</i>	9.55	
			<i>For Elevated Installation >30' To 35', Add</i>	10.92	
			<i>For Elevated Installation >35' To 40', Add</i>	13.65	
			<i>For Elevated Installation >40', Add</i>	15.01	
			<i>For Work In Restricted Working Space, Add</i>	8.19	
			<i>For Personal Protective Equipment (Arc Flash) When Working On Energized Equipment, Add</i>	8.19	
26 05 33	13-1409	EA	1-1/4" x 10" Long Polyvinyl Chloride (PVC) Coated, Urethane Lined, Rigid Galvanized Steel (RGS) Nipple	67.22	15.80
			<i>For Elevated Installation >10' To 15', Add</i>	3.16	
			<i>For Elevated Installation >15' To 20', Add</i>	6.32	
			<i>For Elevated Installation >20' To 25', Add</i>	7.90	
			<i>For Elevated Installation >25' To 30', Add</i>	11.06	
			<i>For Elevated Installation >30' To 35', Add</i>	12.64	
			<i>For Elevated Installation >35' To 40', Add</i>	15.80	
			<i>For Elevated Installation >40', Add</i>	17.38	
			<i>For Work In Restricted Working Space, Add</i>	9.48	
			<i>For Personal Protective Equipment (Arc Flash) When Working On Energized Equipment, Add</i>	9.48	
26 05 33	13-1410	EA	1-1/2" x 10" Long Polyvinyl Chloride (PVC) Coated, Urethane Lined, Rigid Galvanized Steel (RGS) Nipple	78.34	17.96
			<i>For Elevated Installation >10' To 15', Add</i>	3.59	
			<i>For Elevated Installation >15' To 20', Add</i>	7.18	
			<i>For Elevated Installation >20' To 25', Add</i>	8.98	
			<i>For Elevated Installation >25' To 30', Add</i>	12.57	
			<i>For Elevated Installation >30' To 35', Add</i>	14.36	
			<i>For Elevated Installation >35' To 40', Add</i>	17.96	
			<i>For Elevated Installation >40', Add</i>	19.75	
			<i>For Work In Restricted Working Space, Add</i>	10.77	
			<i>For Personal Protective Equipment (Arc Flash) When Working On Energized Equipment, Add</i>	10.77	
26 05 33	13-1411	EA	2" x 10" Long Polyvinyl Chloride (PVC) Coated, Urethane Lined, Rigid Galvanized Steel (RGS) Nipple	95.35	20.11
			<i>For Elevated Installation >10' To 15', Add</i>	4.02	
			<i>For Elevated Installation >15' To 20', Add</i>	8.04	
			<i>For Elevated Installation >20' To 25', Add</i>	10.06	
			<i>For Elevated Installation >25' To 30', Add</i>	14.08	
			<i>For Elevated Installation >30' To 35', Add</i>	16.09	
			<i>For Elevated Installation >35' To 40', Add</i>	20.11	
			<i>For Elevated Installation >40', Add</i>	22.12	
			<i>For Work In Restricted Working Space, Add</i>	12.07	
			<i>For Personal Protective Equipment (Arc Flash) When Working On Energized Equipment, Add</i>	12.07	
26 05 33	13-1412	EA	2-1/2" x 10" Long Polyvinyl Chloride (PVC) Coated, Urethane Lined, Rigid Galvanized Steel (RGS) Nipple	145.15	24.42
			<i>For Elevated Installation >10' To 15', Add</i>	4.88	
			<i>For Elevated Installation >15' To 20', Add</i>	9.77	
			<i>For Elevated Installation >20' To 25', Add</i>	12.21	
			<i>For Elevated Installation >25' To 30', Add</i>	17.09	
			<i>For Elevated Installation >30' To 35', Add</i>	19.53	
			<i>For Elevated Installation >35' To 40', Add</i>	24.42	
			<i>For Elevated Installation >40', Add</i>	26.86	
			<i>For Work In Restricted Working Space, Add</i>	14.65	
			<i>For Personal Protective Equipment (Arc Flash) When Working On Energized Equipment, Add</i>	14.65	



MINOR CSI UOM DESCRIPTION	TOTAL DIRECT UNIT COST	DEMOLITION UNIT COST
26 05 33 13-1413 EA 3" x 10" Long Polyvinyl Chloride (PVC) Coated, Urethane Lined, Rigid Galvanized Steel (RGS) Nipple.....	184.12	33.76
For Elevated Installation >10' To 15', Add	6.75	
For Elevated Installation >15' To 20', Add	13.90	
For Elevated Installation >20' To 25', Add	16.88	
For Elevated Installation >25' To 30', Add	23.63	
For Elevated Installation >30' To 35', Add	27.00	
For Elevated Installation >35' To 40', Add	33.76	
For Elevated Installation >40', Add	37.13	
For Work In Restricted Working Space, Add	20.25	
For Personal Protective Equipment (Arc Flash) When Working On Energized Equipment, Add	20.25	
26 05 33 13-1414 EA 3-1/2" x 10" Long Polyvinyl Chloride (PVC) Coated, Urethane Lined, Rigid Galvanized Steel (RGS) Nipple.....	217.54	38.07
For Elevated Installation >10' To 15', Add	7.61	
For Elevated Installation >15' To 20', Add	15.23	
For Elevated Installation >20' To 25', Add	19.03	
For Elevated Installation >25' To 30', Add	26.65	
For Elevated Installation >30' To 35', Add	30.45	
For Elevated Installation >35' To 40', Add	38.07	
For Elevated Installation >40', Add	41.87	
For Work In Restricted Working Space, Add	22.84	
For Personal Protective Equipment (Arc Flash) When Working On Energized Equipment, Add	22.84	
26 05 33 13-1415 EA 4" x 10" Long Polyvinyl Chloride (PVC) Coated, Urethane Lined, Rigid Galvanized Steel (RGS) Nipple.....	272.29	49.57
For Elevated Installation >10' To 15', Add	9.91	
For Elevated Installation >15' To 20', Add	19.82	
For Elevated Installation >20' To 25', Add	24.78	
For Elevated Installation >25' To 30', Add	34.69	
For Elevated Installation >30' To 35', Add	39.64	
For Elevated Installation >35' To 40', Add	49.56	
For Elevated Installation >40', Add	54.51	
For Work In Restricted Working Space, Add	29.73	
For Personal Protective Equipment (Arc Flash) When Working On Energized Equipment, Add	29.73	
26 05 33 13-1416 EA 5" x 10" Long Polyvinyl Chloride (PVC) Coated, Urethane Lined, Rigid Galvanized Steel (RGS) Nipple.....	352.78	68.23
For Elevated Installation >10' To 15', Add	13.65	
For Elevated Installation >15' To 20', Add	27.29	
For Elevated Installation >20' To 25', Add	34.12	
For Elevated Installation >25' To 30', Add	47.76	
For Elevated Installation >30' To 35', Add	54.59	
For Elevated Installation >35' To 40', Add	68.24	
For Elevated Installation >40', Add	75.06	
For Work In Restricted Working Space, Add	40.94	
For Personal Protective Equipment (Arc Flash) When Working On Energized Equipment, Add	40.94	
26 05 33 13-1417 EA 1 1/2" x 12" Long Polyvinyl Chloride (PVC) Coated, Urethane Lined, Rigid Galvanized Steel (RGS) Nipple.....	45.12	9.33
For Elevated Installation >10' To 15', Add	1.87	
For Elevated Installation >15' To 20', Add	3.74	
For Elevated Installation >20' To 25', Add	4.67	
For Elevated Installation >25' To 30', Add	6.54	
For Elevated Installation >30' To 35', Add	7.47	
For Elevated Installation >35' To 40', Add	9.34	
For Elevated Installation >40', Add	10.27	
For Work In Restricted Working Space, Add	5.60	
For Personal Protective Equipment (Arc Flash) When Working On Energized Equipment, Add	5.60	
26 05 33 13-1418 EA 3/4" x 12" Long Polyvinyl Chloride (PVC) Coated, Urethane Lined, Rigid Galvanized Steel (RGS) Nipple.....	48.71	10.78
For Elevated Installation >10' To 15', Add	2.15	
For Elevated Installation >15' To 20', Add	4.31	
For Elevated Installation >20' To 25', Add	5.39	
For Elevated Installation >25' To 30', Add	7.54	
For Elevated Installation >30' To 35', Add	8.62	
For Elevated Installation >35' To 40', Add	10.77	
For Elevated Installation >40', Add	11.85	
For Work In Restricted Working Space, Add	6.46	
For Personal Protective Equipment (Arc Flash) When Working On Energized Equipment, Add	6.46	
26 05 33 13-1419 EA 1" x 12" Long Polyvinyl Chloride (PVC) Coated, Urethane Lined, Rigid Galvanized Steel (RGS) Nipple.....	59.36	13.64
For Elevated Installation >10' To 15', Add	2.73	
For Elevated Installation >15' To 20', Add	5.46	
For Elevated Installation >20' To 25', Add	6.82	
For Elevated Installation >25' To 30', Add	9.55	
For Elevated Installation >30' To 35', Add	10.92	
For Elevated Installation >35' To 40', Add	13.65	
For Elevated Installation >40', Add	15.01	
For Work In Restricted Working Space, Add	8.19	
For Personal Protective Equipment (Arc Flash) When Working On Energized Equipment, Add	8.19	
26 05 33 13-1420 EA 1-1/4" x 12" Long Polyvinyl Chloride (PVC) Coated, Urethane Lined, Rigid Galvanized Steel (RGS) Nipple.....	74.36	15.80
For Elevated Installation >10' To 15', Add	3.16	
For Elevated Installation >15' To 20', Add	6.32	
For Elevated Installation >20' To 25', Add	7.90	
For Elevated Installation >25' To 30', Add	11.06	
For Elevated Installation >30' To 35', Add	12.64	
For Elevated Installation >35' To 40', Add	15.80	
For Elevated Installation >40', Add	17.38	
For Work In Restricted Working Space, Add	9.48	
For Personal Protective Equipment (Arc Flash) When Working On Energized Equipment, Add	9.48	

26 Electrical

26 05 Common Work Results for Electrical

26 05 33 Raceway and Boxes for Electrical Systems



MINOR CSI UOM DESCRIPTION	TOTAL DIRECT UNIT COST	DEMOLITION UNIT COST
26 05 33 13-1421 EA 1-1/2" x 12" Long Polyvinyl Chloride (PVC) Coated, Urethane Lined, Rigid Galvanized Steel (RGS) Nipple	86.81	17.96
For Elevated Installation >10' To 15', Add	3.59	
For Elevated Installation >15' To 20', Add	7.18	
For Elevated Installation >20' To 25', Add	8.98	
For Elevated Installation >25' To 30', Add	12.57	
For Elevated Installation >30' To 35', Add	14.36	
For Elevated Installation >35' To 40', Add	17.96	
For Elevated Installation >40', Add	19.75	
For Work In Restricted Working Space, Add	10.77	
For Personal Protective Equipment (Arc Flash) When Working On Energized Equipment, Add	10.77	
26 05 33 13-1422 EA 2" x 12" Long Polyvinyl Chloride (PVC) Coated, Urethane Lined, Rigid Galvanized Steel (RGS) Nipple	103.85	20.11
For Elevated Installation >10' To 15', Add	4.02	
For Elevated Installation >15' To 20', Add	8.04	
For Elevated Installation >20' To 25', Add	10.06	
For Elevated Installation >25' To 30', Add	14.08	
For Elevated Installation >30' To 35', Add	16.09	
For Elevated Installation >35' To 40', Add	20.11	
For Elevated Installation >40', Add	22.12	
For Work In Restricted Working Space, Add	12.07	
For Personal Protective Equipment (Arc Flash) When Working On Energized Equipment, Add	12.07	
26 05 33 13-1423 EA 2-1/2" x 12" Long Polyvinyl Chloride (PVC) Coated, Urethane Lined, Rigid Galvanized Steel (RGS) Nipple	161.91	24.42
For Elevated Installation >10' To 15', Add	4.88	
For Elevated Installation >15' To 20', Add	9.77	
For Elevated Installation >20' To 25', Add	12.21	
For Elevated Installation >25' To 30', Add	17.09	
For Elevated Installation >30' To 35', Add	19.53	
For Elevated Installation >35' To 40', Add	24.42	
For Elevated Installation >40', Add	26.86	
For Work In Restricted Working Space, Add	14.65	
For Personal Protective Equipment (Arc Flash) When Working On Energized Equipment, Add	14.65	
26 05 33 13-1424 EA 3" x 12" Long Polyvinyl Chloride (PVC) Coated, Urethane Lined, Rigid Galvanized Steel (RGS) Nipple	211.02	33.76
For Elevated Installation >10' To 15', Add	6.75	
For Elevated Installation >15' To 20', Add	13.50	
For Elevated Installation >20' To 25', Add	16.88	
For Elevated Installation >25' To 30', Add	23.63	
For Elevated Installation >30' To 35', Add	27.00	
For Elevated Installation >35' To 40', Add	33.76	
For Elevated Installation >40', Add	37.13	
For Work In Restricted Working Space, Add	20.25	
For Personal Protective Equipment (Arc Flash) When Working On Energized Equipment, Add	20.25	
26 05 33 13-1425 EA 3-1/2" x 12" Long Polyvinyl Chloride (PVC) Coated, Urethane Lined, Rigid Galvanized Steel (RGS) Nipple	232.41	38.07
For Elevated Installation >10' To 15', Add	7.61	
For Elevated Installation >15' To 20', Add	15.23	
For Elevated Installation >20' To 25', Add	19.03	
For Elevated Installation >25' To 30', Add	26.65	
For Elevated Installation >30' To 35', Add	30.45	
For Elevated Installation >35' To 40', Add	38.07	
For Elevated Installation >40', Add	41.87	
For Work In Restricted Working Space, Add	22.84	
For Personal Protective Equipment (Arc Flash) When Working On Energized Equipment, Add	22.84	
26 05 33 13-1426 EA 4" x 12" Long Polyvinyl Chloride (PVC) Coated, Urethane Lined, Rigid Galvanized Steel (RGS) Nipple	284.83	49.57
For Elevated Installation >10' To 15', Add	9.91	
For Elevated Installation >15' To 20', Add	19.82	
For Elevated Installation >20' To 25', Add	24.78	
For Elevated Installation >25' To 30', Add	34.69	
For Elevated Installation >30' To 35', Add	39.64	
For Elevated Installation >35' To 40', Add	49.56	
For Elevated Installation >40', Add	54.51	
For Work In Restricted Working Space, Add	29.73	
For Personal Protective Equipment (Arc Flash) When Working On Energized Equipment, Add	29.73	
26 05 33 13-1427 EA 5" x 12" Long Polyvinyl Chloride (PVC) Coated, Urethane Lined, Rigid Galvanized Steel (RGS) Nipple	357.32	68.23
For Elevated Installation >10' To 15', Add	13.65	
For Elevated Installation >15' To 20', Add	27.29	
For Elevated Installation >20' To 25', Add	34.12	
For Elevated Installation >25' To 30', Add	47.76	
For Elevated Installation >30' To 35', Add	54.59	
For Elevated Installation >35' To 40', Add	68.24	
For Elevated Installation >40', Add	75.06	
For Work In Restricted Working Space, Add	40.94	
For Personal Protective Equipment (Arc Flash) When Working On Energized Equipment, Add	40.94	
26 05 33 13-1428 Aluminum Rigid Conduit (ARC) <small>(26 05 33 13-0058)</small>		
Note: Exposed installation, branch and feeder conduit. Excludes supporting strap, hanger and fastening.		
26 05 33 13-1429 Aluminum Rigid Conduit (ARC) With Threaded Coupling <small>(26 05 33 13-1428)</small>		
Note: Includes field bend conduit up to 1".		
26 05 33 13-1430 LF 1/2" Aluminum Rigid Conduit (ARC) With Threaded Coupling.....	6.58	2.21
For Installation In Concrete Beam, Slab, Etc. (Excludes Concrete), Add	0.83	
For Work In Restricted Working Space, Add	1.66	
26 05 33 13-1431 LF 3/4" Aluminum Rigid Conduit (ARC) With Threaded Coupling.....	7.49	2.43
For Installation In Concrete Beam, Slab, Etc. (Excludes Concrete), Add	0.91	
For Work In Restricted Working Space, Add	1.82	
26 05 33 13-1432 LF 1" Aluminum Rigid Conduit (ARC) With Threaded Coupling.....	8.63	2.66
For Installation In Concrete Beam, Slab, Etc. (Excludes Concrete), Add	0.99	
For Work In Restricted Working Space, Add	1.99	



MINOR CSI UOM DESCRIPTION	TOTAL DIRECT UNIT COST	DEMOLITION UNIT COST
26 05 33 13-1433 LF 1-1/4" Aluminum Rigid Conduit (ARC) With Threaded Coupling <i>For Installation In Concrete Beam, Slab, Etc. (Excludes Concrete), Add For Work In Restricted Working Space, Add</i>	9.81 1.08 2.15	2.88
26 05 33 13-1434 LF 1-1/2" Aluminum Rigid Conduit (ARC) With Threaded Coupling <i>For Installation In Concrete Beam, Slab, Etc. (Excludes Concrete), Add For Work In Restricted Working Space, Add</i>	11.00 1.16 2.32	3.10
26 05 33 13-1435 LF 2" Aluminum Rigid Conduit (ARC) With Threaded Coupling..... <i>For Installation In Concrete Beam, Slab, Etc. (Excludes Concrete), Add For Work In Restricted Working Space, Add</i>	13.20 1.33 2.65	3.54
26 05 33 13-1436 LF 2-1/2" Aluminum Rigid Conduit (ARC) With Threaded Coupling <i>For Installation In Concrete Beam, Slab, Etc. (Excludes Concrete), Add For Work In Restricted Working Space, Add</i>	17.93 1.66 3.32	4.42
26 05 33 13-1437 LF 3" Aluminum Rigid Conduit (ARC) With Threaded Coupling..... <i>For Installation In Concrete Beam, Slab, Etc. (Excludes Concrete), Add For Work In Restricted Working Space, Add</i>	22.30 1.99 3.98	5.30
26 05 33 13-1438 LF 3-1/2" Aluminum Rigid Conduit (ARC) With Threaded Coupling <i>For Installation In Concrete Beam, Slab, Etc. (Excludes Concrete), Add For Work In Restricted Working Space, Add</i>	27.42 2.49 4.97	6.63
26 05 33 13-1439 LF 4" Aluminum Rigid Conduit (ARC) With Threaded Coupling..... <i>For Installation In Concrete Beam, Slab, Etc. (Excludes Concrete), Add For Work In Restricted Working Space, Add</i>	33.85 3.15 6.30	8.40
26 05 33 13-1440 LF 5" Aluminum Rigid Conduit (ARC) With Threaded Coupling..... <i>For Installation In Concrete Beam, Slab, Etc. (Excludes Concrete), Add For Work In Restricted Working Space, Add</i>	44.92 3.98 7.96	10.61
26 05 33 13-1441 LF 6" Aluminum Rigid Conduit (ARC) With Threaded Coupling..... <i>For Installation In Concrete Beam, Slab, Etc. (Excludes Concrete), Add For Work In Restricted Working Space, Add</i>	57.36 4.97 9.95	13.26
26 05 33 13-1442 Aluminum 90 Degree Elbows <small>(26 05 33 13-1428)</small>		
26 05 33 13-1443 EA 1" Aluminum 90 Degree Elbow <i>For Work In Restricted Working Space, Add</i>	39.94 8.62	11.49
26 05 33 13-1444 EA 1-1/4" Aluminum 90 Degree Elbow..... <i>For Work In Restricted Working Space, Add</i>	50.41 9.78	13.04
26 05 33 13-1445 EA 1-1/2" Aluminum 90 Degree Elbow <i>For Work In Restricted Working Space, Add</i>	61.27 11.27	15.03
26 05 33 13-1446 EA 2" Aluminum 90 Degree Elbow <i>For Work In Restricted Working Space, Add</i>	77.98 12.93	17.23
26 05 33 13-1447 EA 2-1/2" Aluminum 90 Degree Elbow <i>For Work In Restricted Working Space, Add</i>	111.27 15.75	20.99
26 05 33 13-1448 EA 3" Aluminum 90 Degree Elbow <i>For Work In Restricted Working Space, Add</i>	158.75 20.39	27.18
26 05 33 13-1449 EA 3-1/2" Aluminum 90 Degree Elbow <i>For Work In Restricted Working Space, Add</i>	217.84 22.87	30.50
26 05 33 13-1450 EA 4" Aluminum 90 Degree Elbow <i>For Work In Restricted Working Space, Add</i>	263.48 28.67	38.24
26 05 33 13-1451 EA 5" Aluminum 90 Degree Elbow <i>For Work In Restricted Working Space, Add</i>	652.26 46.74	62.33
26 05 33 13-1452 EA 6" Aluminum 90 Degree Elbow <i>For Work In Restricted Working Space, Add</i>	921.15 70.28	93.71
26 05 33 13-1453 Aluminum Bushing Set With Locknut <small>(26 05 33 13-1428)</small>		
26 05 33 13-1454 EA 1/2" Aluminum Bushing Set With Locknut..... <i>For Work In Restricted Working Space, Add For Personal Protective Equipment (Arc Flash) When Working On Energized Equipment, Add</i>	11.90 3.32 3.32	4.42
26 05 33 13-1455 EA 3/4" Aluminum Bushing Set With Locknut..... <i>For Work In Restricted Working Space, Add For Personal Protective Equipment (Arc Flash) When Working On Energized Equipment, Add</i>	17.80 4.31 4.31	5.74
26 05 33 13-1456 EA 1" Aluminum Bushing Set With Locknut..... <i>For Work In Restricted Working Space, Add For Personal Protective Equipment (Arc Flash) When Working On Energized Equipment, Add</i>	18.23 5.30 5.30	7.07
26 05 33 13-1457 EA 1-1/4" Aluminum Bushing Set With Locknut <i>For Work In Restricted Working Space, Add For Personal Protective Equipment (Arc Flash) When Working On Energized Equipment, Add</i>	20.50 5.97 5.97	7.96
26 05 33 13-1458 EA 1-1/2" Aluminum Bushing Set With Locknut <i>For Work In Restricted Working Space, Add For Personal Protective Equipment (Arc Flash) When Working On Energized Equipment, Add</i>	25.10 7.29 7.29	9.72
26 05 33 13-1459 EA 2" Aluminum Bushing Set With Locknut..... <i>For Work In Restricted Working Space, Add For Personal Protective Equipment (Arc Flash) When Working On Energized Equipment, Add</i>	30.58 8.78 8.78	11.71
26 05 33 13-1460 EA 2-1/2" Aluminum Bushing Set With Locknut <i>For Work In Restricted Working Space, Add For Personal Protective Equipment (Arc Flash) When Working On Energized Equipment, Add</i>	37.47 10.44 10.44	13.93
26 05 33 13-1461 EA 3" Aluminum Bushing Set With Locknut..... <i>For Work In Restricted Working Space, Add For Personal Protective Equipment (Arc Flash) When Working On Energized Equipment, Add</i>	43.71 11.93 11.93	15.91
26 05 33 13-1462 EA 3-1/2" Aluminum Bushing Set With Locknut <i>For Work In Restricted Working Space, Add For Personal Protective Equipment (Arc Flash) When Working On Energized Equipment, Add</i>	47.29 12.93 12.93	17.23
26 05 33 13-1463 EA 4" Aluminum Bushing Set With Locknut..... <i>For Work In Restricted Working Space, Add For Personal Protective Equipment (Arc Flash) When Working On Energized Equipment, Add</i>	51.44 13.92 13.92	18.57

26 Electrical

26 05 Common Work Results for Electrical

26 05 33 Raceway and Boxes for Electrical Systems



MINOR CSI	UOM	DESCRIPTION	TOTAL DIRECT UNIT COST	DEMOLITION UNIT COST
26 05 33 13-1464	EA	5" Aluminum Bushing Set With Locknut..... <i>For Work In Restricted Working Space, Add</i> <i>For Personal Protective Equipment (Arc Flash) When Working On Energized Equipment, Add</i>	68.17 18.56 18.56	24.75
26 05 33 13-1465	EA	6" Aluminum Bushing Set With Locknut..... <i>For Work In Restricted Working Space, Add</i> <i>For Personal Protective Equipment (Arc Flash) When Working On Energized Equipment, Add</i>	101.46 27.85 27.85	37.12
26 05 33 13-1466		Schedule 40 Polyvinyl Chloride (PVC) Conduit <small>(26 05 33 13-0058)</small> Note: Exposed installation, branch and feeder conduit. Excludes supporting strap, hanger and fastening.		
26 05 33 13-1467		Schedule 40 Polyvinyl Chloride (PVC) Conduit With Glued Couplings <small>(26 05 33 13-1466)</small> Note: Includes field bend conduit up to 1".		
26 05 33 13-1468	LF	1/2" Schedule 40 Polyvinyl Chloride (PVC) Conduit With Coupled End <i>For Schedule 60, Add</i> <i>For Schedule 80, Add</i>	5.07 0.42 0.71	1.70
26 05 33 13-1469	LF	3/4" Schedule 40 Polyvinyl Chloride (PVC) Conduit With Coupled End <i>For Schedule 60, Add</i> <i>For Schedule 80, Add</i>	5.75 0.51 0.85	1.86
26 05 33 13-1470	LF	1" Schedule 40 Polyvinyl Chloride (PVC) Conduit With Coupled End <i>For Schedule 60, Add</i> <i>For Schedule 80, Add</i>	7.08 0.68 1.12	2.17
26 05 33 13-1471	LF	1-1/4" Schedule 40 Polyvinyl Chloride (PVC) Conduit With Coupled End <i>For Schedule 60, Add</i> <i>For Schedule 80, Add</i>	8.39 0.86 1.38	2.48
26 05 33 13-1472	LF	1-1/2" Schedule 40 Polyvinyl Chloride (PVC) Conduit With Coupled End <i>For Schedule 60, Add</i> <i>For Schedule 80, Add</i>	9.86 1.02 1.64	2.89
26 05 33 13-1473	LF	2" Schedule 40 Polyvinyl Chloride (PVC) Conduit With Coupled End <i>For Schedule 60, Add</i> <i>For Schedule 80, Add</i>	11.73 1.28 2.04	3.32
26 05 33 13-1474	LF	2-1/2" Schedule 40 Polyvinyl Chloride (PVC) Conduit With Coupled End <i>For Schedule 60, Add</i> <i>For Schedule 80, Add</i>	15.34 1.87 2.91	3.94
26 05 33 13-1475	LF	3" Schedule 40 Polyvinyl Chloride (PVC) Conduit With Coupled End <i>For Schedule 60, Add</i> <i>For Schedule 80, Add</i>	17.94 2.21 3.43	4.56
26 05 33 13-1476	LF	3-1/2" Schedule 40 Polyvinyl Chloride (PVC) Conduit With Coupled End <i>For Schedule 60, Add</i> <i>For Schedule 80, Add</i>	21.84 2.77 4.28	5.38
26 05 33 13-1477	LF	4" Schedule 40 Polyvinyl Chloride (PVC) Conduit With Coupled End <i>For Schedule 60, Add</i> <i>For Schedule 80, Add</i>	25.78 3.13 4.88	6.62
26 05 33 13-1478	LF	5" Schedule 40 Polyvinyl Chloride (PVC) Conduit With Coupled End <i>For Schedule 60, Add</i> <i>For Schedule 80, Add</i>	36.73 4.52 7.03	9.32
26 05 33 13-1479	LF	6" Schedule 40 Polyvinyl Chloride (PVC) Conduit With Coupled End <i>For Schedule 60, Add</i> <i>For Schedule 80, Add</i>	48.80 5.99 9.32	12.42
26 05 33 13-1480		Schedule 40 Polyvinyl Chloride (PVC) Conduit 90 Degree Elbows <small>(26 05 33 13-1466)</small> See CSI section 26 05 33 13-2307 for conduit field bending.		
26 05 33 13-1481	EA	1/2" Schedule 40 Polyvinyl Chloride (PVC) Conduit 90 Degree Elbow See CSI section 26 05 33 13-2307 for conduit field bending. <i>For Schedule 60, Add</i> <i>For Schedule 80, Add</i>	22.13 1.39 2.57	8.28
26 05 33 13-1482	EA	3/4" Schedule 40 Polyvinyl Chloride (PVC) Conduit 90 Degree Elbow See CSI section 26 05 33 13-2307 for conduit field bending. <i>For Schedule 60, Add</i> <i>For Schedule 80, Add</i>	24.48 1.56 2.87	9.12
26 05 33 13-1483	EA	1" Schedule 40 Polyvinyl Chloride (PVC) Conduit 90 Degree Elbow See CSI section 26 05 33 13-2307 for conduit field bending. <i>For Schedule 60, Add</i> <i>For Schedule 80, Add</i>	28.54 1.96 3.52	10.36
26 05 33 13-1484	EA	1-1/4" Schedule 40 Polyvinyl Chloride (PVC) Conduit 90 Degree Elbow See CSI section 26 05 33 13-2307 for conduit field bending. <i>For Schedule 60, Add</i> <i>For Schedule 80, Add</i>	36.96 2.61 4.65	13.25
26 05 33 13-1485	EA	1-1/2" Schedule 40 Polyvinyl Chloride (PVC) Conduit 90 Degree Elbow See CSI section 26 05 33 13-2307 for conduit field bending. <i>For Schedule 60, Add</i> <i>For Schedule 80, Add</i>	46.61 3.37 5.96	16.57
26 05 33 13-1486	EA	2" Schedule 40 Polyvinyl Chloride (PVC) Conduit 90 Degree Elbow See CSI section 26 05 33 13-2307 for conduit field bending. <i>For Schedule 60, Add</i> <i>For Schedule 80, Add</i>	58.96 4.39 7.69	20.71
26 05 33 13-1487	EA	2-1/2" Schedule 40 Polyvinyl Chloride (PVC) Conduit 90 Degree Elbow See CSI section 26 05 33 13-2307 for conduit field bending. <i>For Schedule 60, Add</i> <i>For Schedule 80, Add</i>	74.85 6.29 10.67	24.84
26 05 33 13-1488	EA	3" Schedule 40 Polyvinyl Chloride (PVC) Conduit 90 Degree Elbow See CSI section 26 05 33 13-2307 for conduit field bending. <i>For Schedule 60, Add</i> <i>For Schedule 80, Add</i>	93.28 8.82 14.53	28.99



MINOR CSI UOM DESCRIPTION	TOTAL DIRECT UNIT COST	DEMOLITION UNIT COST
26 05 33 13-1489 EA 3-1/2" Schedule 40 Polyvinyl Chloride (PVC) Conduit 90 Degree Elbow..... See CSI section 26 05 33 13-2307 for conduit field bending. <i>For Schedule 60, Add</i> <i>For Schedule 80, Add</i>	116.93 11.63 18.93	35.20
26 05 33 13-1490 EA 4" Schedule 40 Polyvinyl Chloride (PVC) Conduit 90 Degree Elbow..... See CSI section 26 05 33 13-2307 for conduit field bending. <i>For Schedule 60, Add</i> <i>For Schedule 80, Add</i>	140.75 14.48 23.38	41.41
26 05 33 13-1491 EA 5" Schedule 40 Polyvinyl Chloride (PVC) Conduit 90 Degree Elbow..... See CSI section 26 05 33 13-2307 for conduit field bending. <i>For Schedule 60, Add</i> <i>For Schedule 80, Add</i>	194.99 22.87 35.89	51.77
26 05 33 13-1492 EA 6" Schedule 40 Polyvinyl Chloride (PVC) Conduit 90 Degree Elbow..... See CSI section 26 05 33 13-2307 for conduit field bending. <i>For Schedule 60, Add</i> <i>For Schedule 80, Add</i>	238.91 28.67 44.79	62.12
26 05 33 13-1493 Schedule 40 Polyvinyl Chloride (PVC) Conduit 45 Degree Elbows <small>(26 05 33 13-1466)</small>		
26 05 33 13-1494 EA 1-1/2" Schedule 40 Polyvinyl Chloride (PVC) Conduit 45 Degree Elbow..... See CSI section 26 05 33 13-2307 for conduit field bending. <i>For Schedule 60, Add</i> <i>For Schedule 80, Add</i>	22.13 1.39 2.57	8.28
26 05 33 13-1495 EA 3/4" Schedule 40 Polyvinyl Chloride (PVC) Conduit 45 Degree Elbow..... See CSI section 26 05 33 13-2307 for conduit field bending. <i>For Schedule 60, Add</i> <i>For Schedule 80, Add</i>	24.38 1.54 2.84	9.12
26 05 33 13-1496 EA 1" Schedule 40 Polyvinyl Chloride (PVC) Conduit 45 Degree Elbow..... See CSI section 26 05 33 13-2307 for conduit field bending. <i>For Schedule 60, Add</i> <i>For Schedule 80, Add</i>	28.40 1.92 3.47	10.36
26 05 33 13-1497 EA 1-1/4" Schedule 40 Polyvinyl Chloride (PVC) Conduit 45 Degree Elbow..... See CSI section 26 05 33 13-2307 for conduit field bending. <i>For Schedule 60, Add</i> <i>For Schedule 80, Add</i>	36.55 2.51 4.51	13.25
26 05 33 13-1498 EA 1-1/2" Schedule 40 Polyvinyl Chloride (PVC) Conduit 45 Degree Elbow..... See CSI section 26 05 33 13-2307 for conduit field bending. <i>For Schedule 60, Add</i> <i>For Schedule 80, Add</i>	45.69 3.14 5.64	16.57
26 05 33 13-1499 EA 2" Schedule 40 Polyvinyl Chloride (PVC) Conduit 45 Degree Elbow..... See CSI section 26 05 33 13-2307 for conduit field bending. <i>For Schedule 60, Add</i> <i>For Schedule 80, Add</i>	58.47 4.26 7.52	20.71
26 05 33 13-1500 EA 2-1/2" Schedule 40 Polyvinyl Chloride (PVC) Conduit 45 Degree Elbow..... See CSI section 26 05 33 13-2307 for conduit field bending. <i>For Schedule 60, Add</i> <i>For Schedule 80, Add</i>	73.92 6.06 10.34	24.84
26 05 33 13-1501 EA 3" Schedule 40 Polyvinyl Chloride (PVC) Conduit 45 Degree Elbow..... See CSI section 26 05 33 13-2307 for conduit field bending. <i>For Schedule 60, Add</i> <i>For Schedule 80, Add</i>	92.11 8.53 14.12	28.99
26 05 33 13-1502 EA 3-1/2" Schedule 40 Polyvinyl Chloride (PVC) Conduit 45 Degree Elbow..... See CSI section 26 05 33 13-2307 for conduit field bending. <i>For Schedule 60, Add</i> <i>For Schedule 80, Add</i>	113.64 10.81 17.77	35.20
26 05 33 13-1503 EA 4" Schedule 40 Polyvinyl Chloride (PVC) Conduit 45 Degree Elbow..... See CSI section 26 05 33 13-2307 for conduit field bending. <i>For Schedule 60, Add</i> <i>For Schedule 80, Add</i>	137.92 13.77 22.39	41.41
26 05 33 13-1504 EA 5" Schedule 40 Polyvinyl Chloride (PVC) Conduit 45 Degree Elbow..... See CSI section 26 05 33 13-2307 for conduit field bending. <i>For Schedule 60, Add</i> <i>For Schedule 80, Add</i>	191.33 21.95 34.61	51.77
26 05 33 13-1505 EA 6" Schedule 40 Polyvinyl Chloride (PVC) Conduit 45 Degree Elbow..... See CSI section 26 05 33 13-2307 for conduit field bending. <i>For Schedule 60, Add</i> <i>For Schedule 80, Add</i>	228.00 25.94 40.98	62.12
26 05 33 13-1506 Schedule 40 Polyvinyl Chloride (PVC) Conduit 18" Large Radius Elbow <small>(26 05 33 13-1466)</small>		
26 05 33 13-1507 EA 1" Schedule 40, Polyvinyl Chloride (PVC), 18" Large Radius Elbow..... <i>For Schedule 80, Add</i>	83.17 15.46	27.30
26 05 33 13-1508 EA 1-1/4" Schedule 40, Polyvinyl Chloride (PVC), 18" Large Radius Elbow..... <i>For Schedule 80, Add</i>	97.40 18.29	31.60
26 05 33 13-1509 EA 1-1/2" Schedule 40, Polyvinyl Chloride (PVC), 18" Large Radius Elbow..... <i>For Schedule 80, Add</i>	110.28 20.64	35.91
26 05 33 13-1510 EA 2" Schedule 40, Polyvinyl Chloride (PVC), 18" Large Radius Elbow..... <i>For Schedule 80, Add</i>	130.54 25.94	39.50
26 05 33 13-1511 EA 2-1/2" Schedule 40, Polyvinyl Chloride (PVC), 18" Large Radius Elbow..... <i>For Schedule 80, Add</i>	171.26 35.16	49.57
26 05 33 13-1512 EA 3" Schedule 40, Polyvinyl Chloride (PVC), 18" Large Radius Elbow..... <i>For Schedule 80, Add</i>	224.16 44.70	67.52
26 05 33 13-1513 EA 3-1/2" Schedule 40, Polyvinyl Chloride (PVC), 18" Large Radius Elbow..... <i>For Schedule 80, Add</i>	269.12 56.12	76.13

26 Electrical**26 05 Common Work Results for Electrical****26 05 33 Raceway and Boxes for Electrical Systems**

MINOR CSI	UOM	DESCRIPTION	TOTAL DIRECT UNIT COST	DEMOLITION UNIT COST
26 05 33	13-1514	EA 4" Schedule 40, Polyvinyl Chloride (PVC), 18" Large Radius Elbow <i>For Schedule 80, Add</i>	323.55 63.68	99.12
26 05 33	13-1515	Schedule 40 Polyvinyl Chloride (PVC) Conduit 24" Large Radius Elbow ^{(26 05} _{33 13-1466)}		
26 05 33	13-1516	EA 1" Schedule 40, Polyvinyl Chloride (PVC), 24" Large Radius Elbow <i>For Schedule 80, Add</i>	88.42 17.30	27.30
26 05 33	13-1517	EA 1-1/4" Schedule 40, Polyvinyl Chloride (PVC), 24" Large Radius Elbow <i>For Schedule 80, Add</i>	110.03 22.71	31.60
26 05 33	13-1518	EA 1-1/2" Schedule 40, Polyvinyl Chloride (PVC), 24" Large Radius Elbow <i>For Schedule 80, Add</i>	128.36 26.97	35.91
26 05 33	13-1519	EA 2" Schedule 40, Polyvinyl Chloride (PVC), 24" Large Radius Elbow <i>For Schedule 80, Add</i>	139.49 29.07	39.50
26 05 33	13-1520	EA 2-1/2" Schedule 40, Polyvinyl Chloride (PVC), 24" Large Radius Elbow <i>For Schedule 80, Add</i>	198.84 44.81	49.57
26 05 33	13-1521	EA 3" Schedule 40, Polyvinyl Chloride (PVC), 24" Large Radius Elbow <i>For Schedule 80, Add</i>	264.27 58.74	67.52
26 05 33	13-1522	EA 3-1/2" Schedule 40, Polyvinyl Chloride (PVC), 24" Large Radius Elbow <i>For Schedule 80, Add</i>	293.81 64.76	76.13
26 05 33	13-1523	EA 4" Schedule 40, Polyvinyl Chloride (PVC), 24" Large Radius Elbow <i>For Schedule 80, Add</i>	353.44 74.14	99.12
26 05 33	13-1524	Schedule 40 Polyvinyl Chloride (PVC) Conduit 30" Large Radius Elbow ^{(26 05} _{33 13-1466)}		
26 05 33	13-1525	EA 1" Schedule 40, Polyvinyl Chloride (PVC), 30" Large Radius Elbow <i>For Schedule 80, Add</i>	102.57 22.25	27.30
26 05 33	13-1526	EA 1-1/4" Schedule 40, Polyvinyl Chloride (PVC), 30" Large Radius Elbow <i>For Schedule 80, Add</i>	115.96 24.78	31.60
26 05 33	13-1527	EA 1-1/2" Schedule 40, Polyvinyl Chloride (PVC), 30" Large Radius Elbow <i>For Schedule 80, Add</i>	131.84 28.19	35.91
26 05 33	13-1528	EA 2" Schedule 40, Polyvinyl Chloride (PVC), 30" Large Radius Elbow <i>For Schedule 80, Add</i>	156.37 34.98	39.50
26 05 33	13-1529	EA 2-1/2" Schedule 40, Polyvinyl Chloride (PVC), 30" Large Radius Elbow <i>For Schedule 80, Add</i>	209.11 48.41	49.57
26 05 33	13-1530	EA 3" Schedule 40, Polyvinyl Chloride (PVC), 30" Large Radius Elbow <i>For Schedule 80, Add</i>	272.89 61.75	67.52
26 05 33	13-1531	EA 3-1/2" Schedule 40, Polyvinyl Chloride (PVC), 30" Large Radius Elbow <i>For Schedule 80, Add</i>	326.68 76.27	76.13
26 05 33	13-1532	EA 4" Schedule 40, Polyvinyl Chloride (PVC), 30" Large Radius Elbow <i>For Schedule 80, Add</i>	382.96 84.48	99.12
26 05 33	13-1533	Schedule 40 Polyvinyl Chloride (PVC) Conduit 36" Large Radius Elbow ^{(26 05} _{33 13-1466)}		
26 05 33	13-1534	EA 1" Schedule 40, Polyvinyl Chloride (PVC), 36" Large Radius Elbow <i>For Schedule 80, Add</i>	105.46 23.26	27.30
26 05 33	13-1535	EA 1-1/4" Schedule 40, Polyvinyl Chloride (PVC), 36" Large Radius Elbow <i>For Schedule 80, Add</i>	133.50 30.92	31.60
26 05 33	13-1536	EA 1-1/2" Schedule 40, Polyvinyl Chloride (PVC), 36" Large Radius Elbow <i>For Schedule 80, Add</i>	145.76 33.06	35.91
26 05 33	13-1537	EA 2" Schedule 40, Polyvinyl Chloride (PVC), 36" Large Radius Elbow <i>For Schedule 80, Add</i>	156.99 35.19	39.50
26 05 33	13-1538	EA 2-1/2" Schedule 40, Polyvinyl Chloride (PVC), 36" Large Radius Elbow <i>For Schedule 80, Add</i>	231.74 56.33	49.57
26 05 33	13-1539	EA 3" Schedule 40, Polyvinyl Chloride (PVC), 36" Large Radius Elbow <i>For Schedule 80, Add</i>	323.60 79.50	67.52
26 05 33	13-1540	EA 3-1/2" Schedule 40, Polyvinyl Chloride (PVC), 36" Large Radius Elbow <i>For Schedule 80, Add</i>	372.86 92.43	76.13
26 05 33	13-1541	EA 4" Schedule 40, Polyvinyl Chloride (PVC), 36" Large Radius Elbow <i>For Schedule 80, Add</i>	437.65 103.62	99.12
26 05 33	13-1542	EA 5" Schedule 40, Polyvinyl Chloride (PVC), 36" Large Radius Elbow <i>For Schedule 80, Add</i>	700.86 164.50	161.34
26 05 33	13-1543	EA 6" Schedule 40, Polyvinyl Chloride (PVC), 36" Large Radius Elbow <i>For Schedule 80, Add</i>	1,027.25 238.15	243.11
26 05 33	13-1544	Schedule 40 Polyvinyl Chloride (PVC) Conduit 48" Large Radius Elbow ^{(26 05} _{33 13-1466)}		
26 05 33	13-1545	EA 1" Schedule 40, Polyvinyl Chloride (PVC), 48" Large Radius Elbow <i>For Schedule 80, Add</i>	116.55 27.15	27.30
26 05 33	13-1546	EA 1-1/4" Schedule 40, Polyvinyl Chloride (PVC), 48" Large Radius Elbow <i>For Schedule 80, Add</i>	136.47 31.96	31.60
26 05 33	13-1547	EA 1-1/2" Schedule 40, Polyvinyl Chloride (PVC), 48" Large Radius Elbow <i>For Schedule 80, Add</i>	154.70 36.19	35.91
26 05 33	13-1548	EA 2" Schedule 40, Polyvinyl Chloride (PVC), 48" Large Radius Elbow <i>For Schedule 80, Add</i>	187.83 45.99	39.50
26 05 33	13-1549	EA 2-1/2" Schedule 40, Polyvinyl Chloride (PVC), 48" Large Radius Elbow <i>For Schedule 80, Add</i>	253.83 64.06	49.57
26 05 33	13-1550	EA 3" Schedule 40, Polyvinyl Chloride (PVC), 48" Large Radius Elbow <i>For Schedule 80, Add</i>	359.88 92.20	67.52
26 05 33	13-1551	EA 3-1/2" Schedule 40, Polyvinyl Chloride (PVC), 48" Large Radius Elbow <i>For Schedule 80, Add</i>	407.55 104.57	76.13



MINOR	CSI	UOM	DESCRIPTION	TOTAL DIRECT UNIT COST	DEMOLITION UNIT COST
26 05 33	13-1552	EA	4" Schedule 40, Polyvinyl Chloride (PVC), 48" Large Radius Elbow <i>For Schedule 80, Add</i>	497.85 124.69	99.12
26 05 33	13-1553	EA	5" Schedule 40, Polyvinyl Chloride (PVC), 48" Large Radius Elbow <i>For Schedule 80, Add</i>	736.08 176.82	161.34
26 05 33	13-1554	EA	6" Schedule 40, Polyvinyl Chloride (PVC), 48" Large Radius Elbow <i>For Schedule 80, Add</i>	1,055.76 248.13	243.11
26 05 33 13-1555 Polyvinyl Chloride (PVC) Conduit Female Adapters (26 05 33 13-1466)					
26 05 33	13-1556	EA	1/2" Polyvinyl Chloride (PVC) Conduit Female Adapter <i>For Personal Protective Equipment (Arc Flash) When Working On Energized Equipment, Add</i>	15.15 4.35	5.80
26 05 33	13-1557	EA	3/4" Polyvinyl Chloride (PVC) Conduit Female Adapter <i>For Personal Protective Equipment (Arc Flash) When Working On Energized Equipment, Add</i>	17.46 4.97	6.62
26 05 33	13-1558	EA	1" Polyvinyl Chloride (PVC) Conduit Female Adapter <i>For Personal Protective Equipment (Arc Flash) When Working On Energized Equipment, Add</i>	19.85 5.59	7.45
26 05 33	13-1559	EA	1-1/4" Polyvinyl Chloride (PVC) Conduit Female Adapter <i>For Personal Protective Equipment (Arc Flash) When Working On Energized Equipment, Add</i>	22.39 6.21	8.28
26 05 33	13-1560	EA	1-1/2" Polyvinyl Chloride (PVC) Conduit Female Adapter <i>For Personal Protective Equipment (Arc Flash) When Working On Energized Equipment, Add</i>	27.71 7.76	10.36
26 05 33	13-1561	EA	2" Polyvinyl Chloride (PVC) Conduit Female Adapter <i>For Personal Protective Equipment (Arc Flash) When Working On Energized Equipment, Add</i>	33.66 9.32	12.42
26 05 33	13-1562	EA	2-1/2" Polyvinyl Chloride (PVC) Conduit Female Adapter <i>For Personal Protective Equipment (Arc Flash) When Working On Energized Equipment, Add</i>	46.21 12.42	16.57
26 05 33	13-1563	EA	3" Polyvinyl Chloride (PVC) Conduit Female Adapter <i>For Personal Protective Equipment (Arc Flash) When Working On Energized Equipment, Add</i>	58.31 15.53	20.71
26 05 33	13-1564	EA	3-1/2" Polyvinyl Chloride (PVC) Conduit Female Adapter <i>For Personal Protective Equipment (Arc Flash) When Working On Energized Equipment, Add</i>	75.60 20.19	26.92
26 05 33	13-1565	EA	4" Polyvinyl Chloride (PVC) Conduit Female Adapter <i>For Personal Protective Equipment (Arc Flash) When Working On Energized Equipment, Add</i>	91.49 24.85	33.13
26 05 33	13-1566	EA	5" Polyvinyl Chloride (PVC) Conduit Female Adapter <i>For Personal Protective Equipment (Arc Flash) When Working On Energized Equipment, Add</i>	121.03 31.06	41.41
26 05 33	13-1567	EA	6" Polyvinyl Chloride (PVC) Conduit Female Adapter <i>For Personal Protective Equipment (Arc Flash) When Working On Energized Equipment, Add</i>	150.53 38.82	51.77
26 05 33 13-1568 Polyvinyl Chloride (PVC) Conduit Bell Ends And Plug (26 05 33 13-1466)					
26 05 33	13-1569	EA	1/2" Polyvinyl Chloride (PVC) Conduit Bell End And Plug <i>For Personal Protective Equipment (Arc Flash) When Working On Energized Equipment, Add</i>	17.75 3.73	4.97
26 05 33	13-1570	EA	3/4" Polyvinyl Chloride (PVC) Conduit Bell End And Plug <i>For Personal Protective Equipment (Arc Flash) When Working On Energized Equipment, Add</i>	20.20 4.35	5.80
26 05 33	13-1571	EA	1" Polyvinyl Chloride (PVC) Conduit Bell End And Plug <i>For Personal Protective Equipment (Arc Flash) When Working On Energized Equipment, Add</i>	22.69 4.97	6.62
26 05 33	13-1572	EA	1-1/4" Polyvinyl Chloride (PVC) Conduit Bell End And Plug <i>For Personal Protective Equipment (Arc Flash) When Working On Energized Equipment, Add</i>	27.03 5.59	7.45
26 05 33	13-1573	EA	1-1/2" Polyvinyl Chloride (PVC) Conduit Bell End And Plug <i>For Personal Protective Equipment (Arc Flash) When Working On Energized Equipment, Add</i>	30.14 6.21	8.28
26 05 33	13-1574	EA	2" Polyvinyl Chloride (PVC) Conduit Bell End And Plug <i>For Personal Protective Equipment (Arc Flash) When Working On Energized Equipment, Add</i>	36.20 7.14	9.53
26 05 33	13-1575	EA	2-1/2" Polyvinyl Chloride (PVC) Conduit Bell End And Plug <i>For Personal Protective Equipment (Arc Flash) When Working On Energized Equipment, Add</i>	40.51 8.08	10.77
26 05 33	13-1576	EA	3" Polyvinyl Chloride (PVC) Conduit Bell End And Plug <i>For Personal Protective Equipment (Arc Flash) When Working On Energized Equipment, Add</i>	45.84 9.32	12.42
26 05 33	13-1577	EA	3-1/2" Polyvinyl Chloride (PVC) Conduit Bell End And Plug <i>For Personal Protective Equipment (Arc Flash) When Working On Energized Equipment, Add</i>	54.32 10.87	14.50
26 05 33	13-1578	EA	4" Polyvinyl Chloride (PVC) Conduit Bell End And Plug <i>For Personal Protective Equipment (Arc Flash) When Working On Energized Equipment, Add</i>	59.88 12.42	16.57
26 05 33	13-1579	EA	5" Polyvinyl Chloride (PVC) Conduit Bell End And Plug <i>For Personal Protective Equipment (Arc Flash) When Working On Energized Equipment, Add</i>	75.84 13.98	18.63
26 05 33	13-1580	EA	6" Polyvinyl Chloride (PVC) Conduit Bell End And Plug <i>For Personal Protective Equipment (Arc Flash) When Working On Energized Equipment, Add</i>	85.32 15.53	20.71
26 05 33 13-1581 Polyvinyl Chloride (PVC) Conduit Terminal Adapters (26 05 33 13-1466)					
26 05 33	13-1582	EA	1/2" Polyvinyl Chloride (PVC) Conduit Male Terminal Adapter <i>For Personal Protective Equipment (Arc Flash) When Working On Energized Equipment, Add</i>	16.47 4.78	
26 05 33	13-1583	EA	3/4" Polyvinyl Chloride (PVC) Conduit Male Terminal Adapter <i>For Personal Protective Equipment (Arc Flash) When Working On Energized Equipment, Add</i>	19.98 5.73	
26 05 33	13-1584	EA	1" Polyvinyl Chloride (PVC) Conduit Male Terminal Adapter <i>For Personal Protective Equipment (Arc Flash) When Working On Energized Equipment, Add</i>	22.27 6.36	
26 05 33	13-1585	EA	1-1/4" Polyvinyl Chloride (PVC) Conduit Male Terminal Adapter <i>For Personal Protective Equipment (Arc Flash) When Working On Energized Equipment, Add</i>	25.03 7.08	
26 05 33	13-1586	EA	1-1/2" Polyvinyl Chloride (PVC) Conduit Male Terminal Adapter <i>For Personal Protective Equipment (Arc Flash) When Working On Energized Equipment, Add</i>	27.48 7.76	10.36
26 05 33	13-1587	EA	2" Polyvinyl Chloride (PVC) Conduit Male Terminal Adapter <i>For Personal Protective Equipment (Arc Flash) When Working On Energized Equipment, Add</i>	33.35 9.32	12.42
26 05 33	13-1588	EA	2-1/2" Polyvinyl Chloride (PVC) Conduit Male Terminal Adapter <i>For Personal Protective Equipment (Arc Flash) When Working On Energized Equipment, Add</i>	45.58 12.42	16.57
26 05 33	13-1589	EA	3" Polyvinyl Chloride (PVC) Conduit Male Terminal Adapter <i>For Personal Protective Equipment (Arc Flash) When Working On Energized Equipment, Add</i>	57.43 15.53	20.71
26 05 33	13-1590	EA	3-1/2" Polyvinyl Chloride (PVC) Conduit Male Terminal Adapter <i>For Personal Protective Equipment (Arc Flash) When Working On Energized Equipment, Add</i>	74.48 20.19	26.92
26 05 33	13-1591	EA	4" Polyvinyl Chloride (PVC) Conduit Male Terminal Adapter <i>For Personal Protective Equipment (Arc Flash) When Working On Energized Equipment, Add</i>	90.35 24.85	33.13

26 Electrical

26 05 Common Work Results for Electrical

26 05 33 Raceway and Boxes for Electrical Systems



MINOR	CSI	UOM	DESCRIPTION	TOTAL DIRECT UNIT COST	DEMOLITION UNIT COST
26 05 33	13-1592	EA	5" Polyvinyl Chloride (PVC) Conduit Male Terminal Adapter	118.78	41.41
			<i>For Personal Protective Equipment (Arc Flash) When Working On Energized Equipment, Add</i>	31.06	
26 05 33	13-1593	EA	6" Polyvinyl Chloride (PVC) Conduit Male Terminal Adapter	147.83	51.77
			<i>For Personal Protective Equipment (Arc Flash) When Working On Energized Equipment, Add</i>	38.82	
26 05 33 13-1594 Polyvinyl Chloride (PVC) Type C, LB, LR Or LL, Two Hub Conduit Body With Cover (26 05 33 13-1466)					
26 05 33	13-1595	EA	1/2" Polyvinyl Chloride (PVC) Type C, LB, LR Or LL, Two Hub Conduit Body With Cover	47.50	16.57
			<i>For Personal Protective Equipment (Arc Flash) When Working On Energized Equipment, Add</i>	12.42	
26 05 33	13-1596	EA	3/4" Polyvinyl Chloride (PVC) Type C, LB, LR Or LL, Two Hub Conduit Body With Cover	55.21	18.63
			<i>For Personal Protective Equipment (Arc Flash) When Working On Energized Equipment, Add</i>	13.98	
26 05 33	13-1597	EA	1" Polyvinyl Chloride (PVC) Type C, LB, LR Or LL, Two Hub Conduit Body With Cover	61.31	20.71
			<i>For Personal Protective Equipment (Arc Flash) When Working On Energized Equipment, Add</i>	15.53	
26 05 33	13-1598	EA	1-1/4" Polyvinyl Chloride (PVC) Type C, LB, LR Or LL, Two Hub Conduit Body With Cover	75.74	24.84
			<i>For Personal Protective Equipment (Arc Flash) When Working On Energized Equipment, Add</i>	18.64	
26 05 33	13-1599	EA	1-1/2" Polyvinyl Chloride (PVC) Type C, LB, LR Or LL, Two Hub Conduit Body With Cover	93.60	31.06
			<i>For Personal Protective Equipment (Arc Flash) When Working On Energized Equipment, Add</i>	23.30	
26 05 33	13-1600	EA	2" Polyvinyl Chloride (PVC) Type C, LB, LR Or LL, Two Hub Conduit Body With Cover	121.45	37.27
			<i>For Personal Protective Equipment (Arc Flash) When Working On Energized Equipment, Add</i>	27.95	
26 05 33	13-1601	EA	2-1/2" Polyvinyl Chloride (PVC) Type C, LB, LR Or LL, Two Hub Conduit Body With Cover	209.61	41.41
			<i>For Personal Protective Equipment (Arc Flash) When Working On Energized Equipment, Add</i>	31.06	
26 05 33	13-1602	EA	3" Polyvinyl Chloride (PVC) Type C, LB, LR Or LL, Two Hub Conduit Body With Cover	223.66	45.56
			<i>For Personal Protective Equipment (Arc Flash) When Working On Energized Equipment, Add</i>	34.17	
26 05 33	13-1603	EA	3-1/2" Polyvinyl Chloride (PVC) Type C, LB, LR Or LL, Two Hub Conduit Body With Cover	242.86	51.77
			<i>For Personal Protective Equipment (Arc Flash) When Working On Energized Equipment, Add</i>	38.82	
26 05 33	13-1604	EA	4" Polyvinyl Chloride (PVC) Type C, LB, LR Or LL, Two Hub Conduit Body With Cover	270.98	60.05
			<i>For Personal Protective Equipment (Arc Flash) When Working On Energized Equipment, Add</i>	45.04	
26 05 33 13-1605 Polyvinyl Chloride (PVC) Type T, Three Hub Conduit Body With Cover (26 05 33 13-1466)					
26 05 33	13-1606	EA	1/2" Polyvinyl Chloride (PVC) Type T, Three Hub Conduit Body With Cover	63.36	22.10
			<i>For Personal Protective Equipment (Arc Flash) When Working On Energized Equipment, Add</i>	16.58	
26 05 33	13-1607	EA	3/4" Polyvinyl Chloride (PVC) Type T, Three Hub Conduit Body With Cover	70.94	24.31
			<i>For Personal Protective Equipment (Arc Flash) When Working On Energized Equipment, Add</i>	18.23	
26 05 33	13-1608	EA	1" Polyvinyl Chloride (PVC) Type T, Three Hub Conduit Body With Cover	76.69	26.52
			<i>For Personal Protective Equipment (Arc Flash) When Working On Energized Equipment, Add</i>	19.89	
26 05 33	13-1609	EA	1-1/4" Polyvinyl Chloride (PVC) Type T, Three Hub Conduit Body With Cover	96.12	30.94
			<i>For Personal Protective Equipment (Arc Flash) When Working On Energized Equipment, Add</i>	23.21	
26 05 33	13-1610	EA	1-1/2" Polyvinyl Chloride (PVC) Type T, Three Hub Conduit Body With Cover	116.09	37.58
			<i>For Personal Protective Equipment (Arc Flash) When Working On Energized Equipment, Add</i>	28.18	
26 05 33	13-1611	EA	2" Polyvinyl Chloride (PVC) Type T, Three Hub Conduit Body With Cover	142.88	44.20
			<i>For Personal Protective Equipment (Arc Flash) When Working On Energized Equipment, Add</i>	33.15	
26 05 33 13-1612 Polyvinyl Chloride (PVC) Conduit Expansion Joint (26 05 33 13-1466)					
26 05 33	13-1613	EA	1/2" Polyvinyl Chloride (PVC) Conduit Expansion Joint	103.82	20.71
26 05 33	13-1614	EA	3/4" Polyvinyl Chloride (PVC) Conduit Expansion Joint	115.48	24.84
26 05 33	13-1615	EA	1" Polyvinyl Chloride (PVC) Conduit Expansion Joint	127.94	28.99
26 05 33	13-1616	EA	1-1/4" Polyvinyl Chloride (PVC) Conduit Expansion Joint	139.61	33.13
26 05 33	13-1617	EA	1-1/2" Polyvinyl Chloride (PVC) Conduit Expansion Joint	150.97	37.27
26 05 33	13-1618	EA	2" Polyvinyl Chloride (PVC) Conduit Expansion Joint	164.81	41.41
26 05 33	13-1619	EA	2-1/2" Polyvinyl Chloride (PVC) Conduit Expansion Joint	201.93	47.62
26 05 33	13-1620	EA	3" Polyvinyl Chloride (PVC) Conduit Expansion Joint	242.12	53.83
26 05 33	13-1621	EA	3-1/2" Polyvinyl Chloride (PVC) Conduit Expansion Joint	283.47	62.12
26 05 33	13-1622	EA	4" Polyvinyl Chloride (PVC) Conduit Expansion Joint	337.32	72.48
26 05 33	13-1623	EA	5" Polyvinyl Chloride (PVC) Conduit Expansion Joint	446.68	86.97
26 05 33	13-1624	EA	6" Polyvinyl Chloride (PVC) Conduit Expansion Joint	587.54	111.81
26 05 33 13-1625 Polyvinyl Chloride (PVC) Conduit End Caps (26 05 33 13-1466)					
26 05 33	13-1626	EA	1/2" Polyvinyl Chloride (PVC) Conduit End Cap	13.09	4.14
			<i>For Personal Protective Equipment (Arc Flash) When Working On Energized Equipment, Add</i>	3.11	
26 05 33	13-1627	EA	3/4" Polyvinyl Chloride (PVC) Conduit End Cap	15.46	4.97
			<i>For Personal Protective Equipment (Arc Flash) When Working On Energized Equipment, Add</i>	3.73	
26 05 33	13-1628	EA	1" Polyvinyl Chloride (PVC) Conduit End Cap	17.79	5.80
			<i>For Personal Protective Equipment (Arc Flash) When Working On Energized Equipment, Add</i>	4.35	
26 05 33	13-1629	EA	1-1/4" Polyvinyl Chloride (PVC) Conduit End Cap	21.30	6.62
			<i>For Personal Protective Equipment (Arc Flash) When Working On Energized Equipment, Add</i>	4.97	
26 05 33	13-1630	EA	1-1/2" Polyvinyl Chloride (PVC) Conduit End Cap	24.85	7.45
			<i>For Personal Protective Equipment (Arc Flash) When Working On Energized Equipment, Add</i>	5.59	
26 05 33	13-1631	EA	2" Polyvinyl Chloride (PVC) Conduit End Cap	29.40	8.28
			<i>For Personal Protective Equipment (Arc Flash) When Working On Energized Equipment, Add</i>	6.21	
26 05 33	13-1632	EA	2-1/2" Polyvinyl Chloride (PVC) Conduit End Cap	42.23	9.53
			<i>For Personal Protective Equipment (Arc Flash) When Working On Energized Equipment, Add</i>	7.14	
26 05 33	13-1633	EA	3" Polyvinyl Chloride (PVC) Conduit End Cap	46.22	10.77
			<i>For Personal Protective Equipment (Arc Flash) When Working On Energized Equipment, Add</i>	8.08	
26 05 33	13-1634	EA	3-1/2" Polyvinyl Chloride (PVC) Conduit End Cap	59.28	12.01
			<i>For Personal Protective Equipment (Arc Flash) When Working On Energized Equipment, Add</i>	9.01	
26 05 33	13-1635	EA	4" Polyvinyl Chloride (PVC) Conduit End Cap	71.92	12.84
			<i>For Personal Protective Equipment (Arc Flash) When Working On Energized Equipment, Add</i>	9.63	



MINOR CSI UOM DESCRIPTION	TOTAL DIRECT UNIT COST	DEMOLITION UNIT COST
26 05 33 13-1636 EA 5" Polyvinyl Chloride (PVC) Conduit End Cap <i>For Personal Protective Equipment (Arc Flash) When Working On Energized Equipment, Add</i>	83.62 10.87	14.50
26 05 33 13-1637 EA 6" Polyvinyl Chloride (PVC) Conduit End Cap <i>For Personal Protective Equipment (Arc Flash) When Working On Energized Equipment, Add</i>	106.00 12.42	16.57
26 05 33 13-1638 Polyvinyl Chloride (PVC) Type LB Telecommunications Conduit Bodies With Cover (Smart Pathways) <small>(26 05 33 13-1468)</small>		
26 05 33 13-1639 EA 2" Polyvinyl Chloride (PVC) Type LB Telecommunications Conduit Body With Cover (Smart Pathways EZLB200) <i>For Personal Protective Equipment (Arc Flash) When Working On Energized Equipment, Add</i>	129.26 27.95	37.27
26 05 33 13-1640 EA 3/4" To 1-1/4" Polyvinyl Chloride (PVC) Type LB Telecommunications Conduit Body With Cover (Smart Pathways KBLB121) <i>For Personal Protective Equipment (Arc Flash) When Working On Energized Equipment, Add</i>	134.98 18.64	24.84
26 05 33 13-1641 EA 1-1/2" To 2-1/2" Polyvinyl Chloride (PVC) Type LB Telecommunications Conduit Body With Cover (Smart Pathways KBLB251) <i>For Personal Protective Equipment (Arc Flash) When Working On Energized Equipment, Add</i>	326.89 31.06	41.41
26 05 33 13-1642 EA 3" To 4" Polyvinyl Chloride (PVC) Type LB Telecommunications Conduit Body With Cover (Smart Pathways KBLB401) <i>For Personal Protective Equipment (Arc Flash) When Working On Energized Equipment, Add</i>	636.12 45.04	60.05
26 05 33 13-1643 Fiberglass Reinforced Epoxy (FRE) Standard Wall (SW) Conduit <small>(26 05 33 13-0058)</small> Note: Exposed installation. Excludes supporting strap, hanger and fastening.		
26 05 33 13-1644 Fiberglass Reinforced Epoxy (FRE) Standard Wall (SW) Conduit <small>(26 05 33 13-1643)</small>		
26 05 33 13-1645 LF 1/2" Fiberglass Reinforced Epoxy (FRE) Standard Wall (SW) Conduit	10.23	1.70
26 05 33 13-1646 LF 3/4" Fiberglass Reinforced Epoxy (FRE) Standard Wall (SW) Conduit	11.40	1.86
26 05 33 13-1647 LF 1" Fiberglass Reinforced Epoxy (FRE) Standard Wall (SW) Conduit	12.57	2.15
26 05 33 13-1648 LF 1-1/4" Fiberglass Reinforced Epoxy (FRE) Standard Wall (SW) Conduit	13.73	2.48
26 05 33 13-1649 LF 1-1/2" Fiberglass Reinforced Epoxy (FRE) Standard Wall (SW) Conduit	15.37	2.89
26 05 33 13-1650 LF 2" Fiberglass Reinforced Epoxy (FRE) Standard Wall (SW) Conduit	16.63	3.32
26 05 33 13-1651 LF 2-1/2" Fiberglass Reinforced Epoxy (FRE) Standard Wall (SW) Conduit	19.84	3.94
26 05 33 13-1652 LF 3" Fiberglass Reinforced Epoxy (FRE) Standard Wall (SW) Conduit	23.39	4.56
26 05 33 13-1653 LF 3-1/2" Fiberglass Reinforced Epoxy (FRE) Standard Wall (SW) Conduit	26.96	5.38
26 05 33 13-1654 LF 4" Fiberglass Reinforced Epoxy (FRE) Standard Wall (SW) Conduit	31.57	6.62
26 05 33 13-1655 LF 5" Fiberglass Reinforced Epoxy (FRE) Standard Wall (SW) Conduit	42.02	9.32
26 05 33 13-1656 LF 6" Fiberglass Reinforced Epoxy (FRE) Standard Wall (SW) Conduit	54.49	12.42
26 05 33 13-1657 Fiberglass Reinforced Epoxy (FRE) Standard Wall (SW) Conduit 90 Degree Elbows, 12" Large Radius Elbows <small>(26 05 33 13-1643)</small>		
26 05 33 13-1658 EA 1/2" Fiberglass Reinforced Epoxy (FRE) Standard Wall (SW) Conduit 90 Degree Elbow, 12" Large Radius Elbows <i>For 24" Radius, Add</i> <i>For 36" Radius, Add</i> <i>For 48" Radius, Add</i>	131.41 9.34 13.14 16.94	8.28
26 05 33 13-1659 EA 3/4" Fiberglass Reinforced Epoxy (FRE) Standard Wall (SW) Conduit 90 Degree Elbow, 12" Large Radius Elbows <i>For 24" Radius, Add</i> <i>For 36" Radius, Add</i> <i>For 48" Radius, Add</i>	146.72 10.43 14.67 18.91	9.12
26 05 33 13-1660 EA 1" Fiberglass Reinforced Epoxy (FRE) Standard Wall (SW) Conduit 90 Degree Elbow, 12" Large Radius Elbows <i>For 24" Radius, Add</i> <i>For 36" Radius, Add</i> <i>For 48" Radius, Add</i>	151.08 10.68 15.11 19.53	10.36
26 05 33 13-1661 EA 1-1/4" Fiberglass Reinforced Epoxy (FRE) Standard Wall (SW) Conduit 90 Degree Elbow, 12" Large Radius Elbows <i>For 24" Radius, Add</i> <i>For 36" Radius, Add</i> <i>For 48" Radius, Add</i>	159.55 11.14 15.96 20.77	13.25
26 05 33 13-1662 EA 1-1/2" Fiberglass Reinforced Epoxy (FRE) Standard Wall (SW) Conduit 90 Degree Elbow, 12" Large Radius Elbows <i>For 24" Radius, Add</i> <i>For 36" Radius, Add</i> <i>For 48" Radius, Add</i>	169.08 11.65 16.91 22.17	16.57
26 05 33 13-1663 EA 2" Fiberglass Reinforced Epoxy (FRE) Standard Wall (SW) Conduit 90 Degree Elbow, 12" Large Radius Elbows <i>For 24" Radius, Add</i> <i>For 36" Radius, Add</i> <i>For 48" Radius, Add</i>	197.05 13.48 19.71 25.93	20.71
26 05 33 13-1664 EA 2-1/2" Fiberglass Reinforced Epoxy (FRE) Standard Wall (SW) Conduit 90 Degree Elbow, 12" Large Radius Elbows <i>For 24" Radius, Add</i> <i>For 36" Radius, Add</i> <i>For 48" Radius, Add</i>	236.00 16.15 23.60 31.05	24.84
26 05 33 13-1665 EA 3" Fiberglass Reinforced Epoxy (FRE) Standard Wall (SW) Conduit 90 Degree Elbow, 12" Large Radius Elbows <i>For 24" Radius, Add</i> <i>For 36" Radius, Add</i> <i>For 48" Radius, Add</i>	281.14 19.27 28.11 36.95	28.99
26 05 33 13-1666 EA 3-1/2" Fiberglass Reinforced Epoxy (FRE) Standard Wall (SW) Conduit 90 Degree Elbow, 12" Large Radius Elbows <i>For 24" Radius, Add</i> <i>For 36" Radius, Add</i> <i>For 48" Radius, Add</i>	322.74 22.01 32.27 42.54	35.20

26 Electrical

26 05 Common Work Results for Electrical

26 05 33 Raceway and Boxes for Electrical Systems



MINOR		TOTAL DIRECT	DEMOLITION
CSI	UOM DESCRIPTION	UNIT COST	UNIT COST
26 05 33 13-1667	EA 4" Fiberglass Reinforced Epoxy (FRE) Standard Wall (SW) Conduit 90 Degree Elbow, 12" Large Radius Elbows <i>For 24" Radius, Add</i> <i>For 36" Radius, Add</i> <i>For 48" Radius, Add</i>	364.36 24.74 36.44 48.13	41.41
26 05 33 13-1668	EA 5" Fiberglass Reinforced Epoxy (FRE) Standard Wall (SW) Conduit 90 Degree Elbow, 12" Large Radius Elbows <i>For 24" Radius, Add</i> <i>For 36" Radius, Add</i> <i>For 48" Radius, Add</i>	455.44 30.92 45.54 60.17	51.77
26 05 33 13-1669	EA 6" Fiberglass Reinforced Epoxy (FRE) Standard Wall (SW) Conduit 90 Degree Elbow, 12" Large Radius Elbows <i>For 24" Radius, Add</i> <i>For 36" Radius, Add</i> <i>For 48" Radius, Add</i>	562.84 38.33 56.28 74.24	62.12
26 05 33 13-1670	Fiberglass Reinforced Epoxy (FRE) Standard Wall (SW) Conduit 45 Degree Elbows, 12" Large Radius Elbows <small>(26 05 33 13-1643)</small>		
26 05 33 13-1671	EA 1/2" Fiberglass Reinforced Epoxy (FRE) Standard Wall (SW) Conduit 45 Degree Elbow, 12" Large Radius Elbows <i>For 24" Radius, Add</i> <i>For 36" Radius, Add</i> <i>For 48" Radius, Add</i>	111.48 7.84 11.15 14.45	8.28
26 05 33 13-1672	EA 3/4" Fiberglass Reinforced Epoxy (FRE) Standard Wall (SW) Conduit 45 Degree Elbow, 12" Large Radius Elbows <i>For 24" Radius, Add</i> <i>For 36" Radius, Add</i> <i>For 48" Radius, Add</i>	124.41 8.76 12.44 16.12	9.12
26 05 33 13-1673	EA 1" Fiberglass Reinforced Epoxy (FRE) Standard Wall (SW) Conduit 45 Degree Elbow, 12" Large Radius Elbows <i>For 24" Radius, Add</i> <i>For 36" Radius, Add</i> <i>For 48" Radius, Add</i>	128.54 8.99 12.85 16.71	10.36
26 05 33 13-1674	EA 1-1/4" Fiberglass Reinforced Epoxy (FRE) Standard Wall (SW) Conduit 45 Degree Elbow, 12" Large Radius Elbows <i>For 24" Radius, Add</i> <i>For 36" Radius, Add</i> <i>For 48" Radius, Add</i>	136.79 9.43 13.68 17.93	13.25
26 05 33 13-1675	EA 1-1/2" Fiberglass Reinforced Epoxy (FRE) Standard Wall (SW) Conduit 45 Degree Elbow, 12" Large Radius Elbows <i>For 24" Radius, Add</i> <i>For 36" Radius, Add</i> <i>For 48" Radius, Add</i>	146.10 9.92 14.61 19.30	16.57
26 05 33 13-1676	EA 2" Fiberglass Reinforced Epoxy (FRE) Standard Wall (SW) Conduit 45 Degree Elbow, 12" Large Radius Elbows <i>For 24" Radius, Add</i> <i>For 36" Radius, Add</i> <i>For 48" Radius, Add</i>	170.90 11.52 17.09 22.66	20.71
26 05 33 13-1677	EA 2-1/2" Fiberglass Reinforced Epoxy (FRE) Standard Wall (SW) Conduit 45 Degree Elbow, 12" Large Radius Elbows <i>For 24" Radius, Add</i> <i>For 36" Radius, Add</i> <i>For 48" Radius, Add</i>	204.70 13.80 20.47 27.14	24.84
26 05 33 13-1678	EA 3" Fiberglass Reinforced Epoxy (FRE) Standard Wall (SW) Conduit 45 Degree Elbow, 12" Large Radius Elbows <i>For 24" Radius, Add</i> <i>For 36" Radius, Add</i> <i>For 48" Radius, Add</i>	243.58 16.46 24.36 32.26	28.99
26 05 33 13-1679	EA 3-1/2" Fiberglass Reinforced Epoxy (FRE) Standard Wall (SW) Conduit 45 Degree Elbow, 12" Large Radius Elbows <i>For 24" Radius, Add</i> <i>For 36" Radius, Add</i> <i>For 48" Radius, Add</i>	280.49 18.84 28.05 37.26	35.20
26 05 33 13-1680	EA 4" Fiberglass Reinforced Epoxy (FRE) Standard Wall (SW) Conduit 45 Degree Elbow, 12" Large Radius Elbows <i>For 24" Radius, Add</i> <i>For 36" Radius, Add</i> <i>For 48" Radius, Add</i>	317.41 21.22 31.74 42.26	41.41
26 05 33 13-1681	EA 5" Fiberglass Reinforced Epoxy (FRE) Standard Wall (SW) Conduit 45 Degree Elbow, 12" Large Radius Elbows <i>For 24" Radius, Add</i> <i>For 36" Radius, Add</i> <i>For 48" Radius, Add</i>	396.76 26.52 39.68 52.83	51.77
26 05 33 13-1682	EA 6" Fiberglass Reinforced Epoxy (FRE) Standard Wall (SW) Conduit 45 Degree Elbow, 12" Large Radius Elbows <i>For 24" Radius, Add</i> <i>For 36" Radius, Add</i> <i>For 48" Radius, Add</i>	489.48 32.83 48.95 65.07	62.12
26 05 33 13-1683	Fiberglass Reinforced Epoxy (FRE) Standard Wall (SW) Conduit 30 Degree Elbows, 12" Large Radius Elbows <small>(26 05 33 13-1643)</small>		
26 05 33 13-1684	EA 1/2" Fiberglass Reinforced Epoxy (FRE) Standard Wall (SW) Conduit 30 Degree Elbow, 12" Large Radius Elbows <i>For 24" Radius, Add</i> <i>For 36" Radius, Add</i> <i>For 48" Radius, Add</i>	103.87 7.32 10.39 13.45	7.45
26 05 33 13-1685	EA 3/4" Fiberglass Reinforced Epoxy (FRE) Standard Wall (SW) Conduit 30 Degree Elbow, 12" Large Radius Elbows <i>For 24" Radius, Add</i> <i>For 36" Radius, Add</i> <i>For 48" Radius, Add</i>	115.93 8.18 11.59 15.00	8.20
26 05 33 13-1686	EA 1" Fiberglass Reinforced Epoxy (FRE) Standard Wall (SW) Conduit 30 Degree Elbow, 12" Large Radius Elbows <i>For 24" Radius, Add</i> <i>For 36" Radius, Add</i> <i>For 48" Radius, Add</i>	119.69 8.39 11.97 15.54	9.32



MINOR CSI UOM DESCRIPTION	TOTAL DIRECT UNIT COST	DEMOLITION UNIT COST
26 05 33 13-1687 EA 1-1/4" Fiberglass Reinforced Epoxy (FRE) Standard Wall (SW) Conduit 30 Degree Elbow, 12" Large Radius		
Elbows.....	127.16	11.93
<i>For 24" Radius, Add</i>	8.79	
<i>For 36" Radius, Add</i>	12.72	
<i>For 48" Radius, Add</i>	16.64	
26 05 33 13-1688 EA 1-1/2" Fiberglass Reinforced Epoxy (FRE) Standard Wall (SW) Conduit 30 Degree Elbow, 12" Large Radius		
Elbows.....	135.58	14.91
<i>For 24" Radius, Add</i>	9.24	
<i>For 36" Radius, Add</i>	13.56	
<i>For 48" Radius, Add</i>	17.88	
26 05 33 13-1689 EA 2" Fiberglass Reinforced Epoxy (FRE) Standard Wall (SW) Conduit 30 Degree Elbow, 12" Large Radius Elbows	158.45	18.63
<i>For 24" Radius, Add</i>	10.72	
<i>For 36" Radius, Add</i>	15.85	
<i>For 48" Radius, Add</i>	20.97	
26 05 33 13-1690 EA 2-1/2" Fiberglass Reinforced Epoxy (FRE) Standard Wall (SW) Conduit 30 Degree Elbow, 12" Large Radius		
Elbows.....	189.80	22.36
<i>For 24" Radius, Add</i>	12.84	
<i>For 36" Radius, Add</i>	18.98	
<i>For 48" Radius, Add</i>	25.12	
26 05 33 13-1691 EA 3" Fiberglass Reinforced Epoxy (FRE) Standard Wall (SW) Conduit 30 Degree Elbow, 12" Large Radius Elbows	225.89	26.10
<i>For 24" Radius, Add</i>	15.31	
<i>For 36" Radius, Add</i>	22.59	
<i>For 48" Radius, Add</i>	29.87	
26 05 33 13-1692 EA 3-1/2" Fiberglass Reinforced Epoxy (FRE) Standard Wall (SW) Conduit 30 Degree Elbow, 12" Large Radius		
Elbows.....	259.96	31.68
<i>For 24" Radius, Add</i>	17.52	
<i>For 36" Radius, Add</i>	26.00	
<i>For 48" Radius, Add</i>	34.48	
26 05 33 13-1693 EA 4" Fiberglass Reinforced Epoxy (FRE) Standard Wall (SW) Conduit 30 Degree Elbow, 12" Large Radius Elbows	294.02	37.27
<i>For 24" Radius, Add</i>	19.72	
<i>For 36" Radius, Add</i>	29.40	
<i>For 48" Radius, Add</i>	39.08	
26 05 33 13-1694 EA 5" Fiberglass Reinforced Epoxy (FRE) Standard Wall (SW) Conduit 30 Degree Elbow, 12" Large Radius Elbows	367.52	46.59
<i>For 24" Radius, Add</i>	24.65	
<i>For 36" Radius, Add</i>	36.75	
<i>For 48" Radius, Add</i>	48.85	
26 05 33 13-1695 EA 6" Fiberglass Reinforced Epoxy (FRE) Standard Wall (SW) Conduit 30 Degree Elbow, 12" Large Radius Elbows	453.58	55.91
<i>For 24" Radius, Add</i>	30.52	
<i>For 36" Radius, Add</i>	45.36	
<i>For 48" Radius, Add</i>	60.19	
26 05 33 13-1696 Fiberglass Reinforced Epoxy (FRE) Standard Wall (SW) Conduit 22-1/2 Degree Elbows, 12" Large Radius Elbows		
<small>(26 05 33 13-1643)</small>		
26 05 33 13-1697 EA 1/2" Fiberglass Reinforced Epoxy (FRE) Standard Wall (SW) Conduit 22-1/2 Degree Elbow, 12" Large Radius		
Elbows.....	98.33	7.45
<i>For 24" Radius, Add</i>	6.91	
<i>For 36" Radius, Add</i>	9.83	
<i>For 48" Radius, Add</i>	12.76	
26 05 33 13-1698 EA 3/4" Fiberglass Reinforced Epoxy (FRE) Standard Wall (SW) Conduit 22-1/2 Degree Elbow, 12" Large Radius		
Elbows.....	109.73	8.20
<i>For 24" Radius, Add</i>	7.72	
<i>For 36" Radius, Add</i>	10.97	
<i>For 48" Radius, Add</i>	14.23	
26 05 33 13-1699 EA 1" Fiberglass Reinforced Epoxy (FRE) Standard Wall (SW) Conduit 22-1/2 Degree Elbow, 12" Large Radius		
Elbows.....	113.43	9.32
<i>For 24" Radius, Add</i>	7.93	
<i>For 36" Radius, Add</i>	11.34	
<i>For 48" Radius, Add</i>	14.76	
26 05 33 13-1700 EA 1-1/4" Fiberglass Reinforced Epoxy (FRE) Standard Wall (SW) Conduit 22-1/2 Degree Elbow, 12" Large Radius		
Elbows.....	120.84	11.93
<i>For 24" Radius, Add</i>	8.32	
<i>For 36" Radius, Add</i>	12.08	
<i>For 48" Radius, Add</i>	15.85	
26 05 33 13-1701 EA 1-1/2" Fiberglass Reinforced Epoxy (FRE) Standard Wall (SW) Conduit 22-1/2 Degree Elbow, 12" Large Radius		
Elbows.....	129.19	14.91
<i>For 24" Radius, Add</i>	8.76	
<i>For 36" Radius, Add</i>	12.92	
<i>For 48" Radius, Add</i>	17.08	
26 05 33 13-1702 EA 2" Fiberglass Reinforced Epoxy (FRE) Standard Wall (SW) Conduit 22-1/2 Degree Elbow, 12" Large Radius		
Elbows.....	151.19	18.63
<i>For 24" Radius, Add</i>	10.17	
<i>For 36" Radius, Add</i>	15.12	
<i>For 48" Radius, Add</i>	20.06	
26 05 33 13-1703 EA 2-1/2" Fiberglass Reinforced Epoxy (FRE) Standard Wall (SW) Conduit 22-1/2 Degree Elbow, 12" Large Radius		
Elbows.....	181.11	22.36
<i>For 24" Radius, Add</i>	12.19	
<i>For 36" Radius, Add</i>	18.11	
<i>For 48" Radius, Add</i>	24.04	
26 05 33 13-1704 EA 3" Fiberglass Reinforced Epoxy (FRE) Standard Wall (SW) Conduit 22-1/2 Degree Elbow, 12" Large Radius		
Elbows.....	215.46	26.10
<i>For 24" Radius, Add</i>	14.53	
<i>For 36" Radius, Add</i>	21.55	
<i>For 48" Radius, Add</i>	28.56	

26 Electrical

26 05 Common Work Results for Electrical

26 05 33 Raceway and Boxes for Electrical Systems



MINOR CSI	UOM	DESCRIPTION	TOTAL DIRECT UNIT COST	DEMOLITION UNIT COST
26 05 33 13-1705	EA	3-1/2" Fiberglass Reinforced Epoxy (FRE) Standard Wall (SW) Conduit 22-1/2 Degree Elbow, 12" Large Radius Elbows.....	248.23	31.68
		For 24" Radius, Add	16.64	
		For 36" Radius, Add	24.82	
		For 48" Radius, Add	33.01	
26 05 33 13-1706	EA	4" Fiberglass Reinforced Epoxy (FRE) Standard Wall (SW) Conduit 22-1/2 Degree Elbow, 12" Large Radius Elbows.....	280.96	37.27
		For 24" Radius, Add	18.74	
		For 36" Radius, Add	28.10	
		For 48" Radius, Add	37.45	
26 05 33 13-1707	EA	5" Fiberglass Reinforced Epoxy (FRE) Standard Wall (SW) Conduit 22-1/2 Degree Elbow, 12" Large Radius Elbows.....	351.21	46.59
		For 24" Radius, Add	23.43	
		For 36" Radius, Add	35.12	
		For 48" Radius, Add	46.81	
26 05 33 13-1708	EA	6" Fiberglass Reinforced Epoxy (FRE) Standard Wall (SW) Conduit 22-1/2 Degree Elbow, 12" Large Radius Elbows.....	433.20	55.91
		For 24" Radius, Add	29.00	
		For 36" Radius, Add	43.32	
		For 48" Radius, Add	57.64	
26 05 33 13-1709 Fiberglass Reinforced Epoxy (FRE) Standard Wall (SW) Conduit Double Bell Couplings (26 05 33 13-1643)				
26 05 33 13-1710	EA	1/2" Fiberglass Reinforced Epoxy (FRE) Standard Wall (SW) Conduit Double Bell Coupling.....	60.33	5.80
26 05 33 13-1711	EA	3/4" Fiberglass Reinforced Epoxy (FRE) Standard Wall (SW) Conduit Double Bell Coupling.....	67.65	6.62
26 05 33 13-1712	EA	1" Fiberglass Reinforced Epoxy (FRE) Standard Wall (SW) Conduit Double Bell Coupling.....	70.23	7.45
26 05 33 13-1713	EA	1-1/4" Fiberglass Reinforced Epoxy (FRE) Standard Wall (SW) Conduit Double Bell Coupling.....	72.74	8.28
26 05 33 13-1714	EA	1-1/2" Fiberglass Reinforced Epoxy (FRE) Standard Wall (SW) Conduit Double Bell Coupling.....	78.96	10.36
26 05 33 13-1715	EA	2" Fiberglass Reinforced Epoxy (FRE) Standard Wall (SW) Conduit Double Bell Coupling.....	94.27	12.42
26 05 33 13-1716	EA	2-1/2" Fiberglass Reinforced Epoxy (FRE) Standard Wall (SW) Conduit Double Bell Coupling.....	117.48	16.57
26 05 33 13-1717	EA	3" Fiberglass Reinforced Epoxy (FRE) Standard Wall (SW) Conduit Double Bell Coupling.....	143.06	20.71
26 05 33 13-1718	EA	3-1/2" Fiberglass Reinforced Epoxy (FRE) Standard Wall (SW) Conduit Double Bell Coupling.....	170.00	26.92
26 05 33 13-1719	EA	4" Fiberglass Reinforced Epoxy (FRE) Standard Wall (SW) Conduit Double Bell Coupling.....	196.93	33.13
26 05 33 13-1720	EA	5" Fiberglass Reinforced Epoxy (FRE) Standard Wall (SW) Conduit Double Bell Coupling.....	246.16	41.41
26 05 33 13-1721	EA	6" Fiberglass Reinforced Epoxy (FRE) Standard Wall (SW) Conduit Double Bell Coupling.....	307.64	51.77
26 05 33 13-1722 Fiberglass Reinforced Epoxy (FRE) Standard Wall (SW) Conduit Radius Double Bell Couplings (26 05 33 13-1643)				
26 05 33 13-1723	EA	1/2" Fiberglass Reinforced Epoxy (FRE) Standard Wall (SW) Conduit Radius Double Bell Coupling.....	40.36	5.80
26 05 33 13-1724	EA	3/4" Fiberglass Reinforced Epoxy (FRE) Standard Wall (SW) Conduit Radius Double Bell Coupling.....	45.30	6.62
26 05 33 13-1725	EA	1" Fiberglass Reinforced Epoxy (FRE) Standard Wall (SW) Conduit Radius Double Bell Coupling.....	47.67	7.45
26 05 33 13-1726	EA	1-1/4" Fiberglass Reinforced Epoxy (FRE) Standard Wall (SW) Conduit Radius Double Bell Coupling.....	50.05	8.28
26 05 33 13-1727	EA	1-1/2" Fiberglass Reinforced Epoxy (FRE) Standard Wall (SW) Conduit Radius Double Bell Coupling.....	55.53	10.36
26 05 33 13-1728	EA	2" Fiberglass Reinforced Epoxy (FRE) Standard Wall (SW) Conduit Radius Double Bell Coupling.....	60.88	12.42
26 05 33 13-1729	EA	2-1/2" Fiberglass Reinforced Epoxy (FRE) Standard Wall (SW) Conduit Radius Double Bell Coupling.....	77.19	16.57
26 05 33 13-1730	EA	3" Fiberglass Reinforced Epoxy (FRE) Standard Wall (SW) Conduit Radius Double Bell Coupling.....	94.72	20.71
26 05 33 13-1731	EA	3-1/2" Fiberglass Reinforced Epoxy (FRE) Standard Wall (SW) Conduit Radius Double Bell Coupling.....	115.62	26.92
26 05 33 13-1732	EA	4" Fiberglass Reinforced Epoxy (FRE) Standard Wall (SW) Conduit Radius Double Bell Coupling.....	136.51	33.13
26 05 33 13-1733	EA	5" Fiberglass Reinforced Epoxy (FRE) Standard Wall (SW) Conduit Radius Double Bell Coupling.....	170.69	41.41
26 05 33 13-1734	EA	6" Fiberglass Reinforced Epoxy (FRE) Standard Wall (SW) Conduit Radius Double Bell Coupling.....	213.31	51.77
26 05 33 13-1735 Fiberglass Reinforced Epoxy (FRE) Standard Wall (SW) Conduit Sleeve Couplings (26 05 33 13-1643)				
26 05 33 13-1736	EA	1/2" Fiberglass Reinforced Epoxy (FRE) Standard Wall (SW) Conduit Sleeve Coupling.....	46.65	4.76
26 05 33 13-1737	EA	3/4" Fiberglass Reinforced Epoxy (FRE) Standard Wall (SW) Conduit Sleeve Coupling.....	52.30	6.62
26 05 33 13-1738	EA	1" Fiberglass Reinforced Epoxy (FRE) Standard Wall (SW) Conduit Sleeve Coupling.....	54.75	7.45
26 05 33 13-1739	EA	1-1/4" Fiberglass Reinforced Epoxy (FRE) Standard Wall (SW) Conduit Sleeve Coupling.....	57.05	8.28
26 05 33 13-1740	EA	1-1/2" Fiberglass Reinforced Epoxy (FRE) Standard Wall (SW) Conduit Sleeve Coupling.....	63.05	10.36
26 05 33 13-1741	EA	2" Fiberglass Reinforced Epoxy (FRE) Standard Wall (SW) Conduit Sleeve Coupling.....	75.31	12.42
26 05 33 13-1742	EA	2-1/2" Fiberglass Reinforced Epoxy (FRE) Standard Wall (SW) Conduit Sleeve Coupling.....	94.49	16.57
26 05 33 13-1743	EA	3" Fiberglass Reinforced Epoxy (FRE) Standard Wall (SW) Conduit Sleeve Coupling.....	115.45	20.71
26 05 33 13-1744	EA	3-1/2" Fiberglass Reinforced Epoxy (FRE) Standard Wall (SW) Conduit Sleeve Coupling.....	138.94	26.92
26 05 33 13-1745	EA	4" Fiberglass Reinforced Epoxy (FRE) Standard Wall (SW) Conduit Sleeve Coupling.....	162.41	33.13
26 05 33 13-1746	EA	5" Fiberglass Reinforced Epoxy (FRE) Standard Wall (SW) Conduit Sleeve Coupling.....	202.99	41.41
26 05 33 13-1747	EA	6" Fiberglass Reinforced Epoxy (FRE) Standard Wall (SW) Conduit Sleeve Coupling.....	253.78	51.77
26 05 33 13-1748 Fiberglass Reinforced Epoxy (FRE) Standard Wall (SW) Conduit Expansion Joints (26 05 33 13-1643)				
26 05 33 13-1749	EA	1/2" Fiberglass Reinforced Epoxy (FRE) Standard Wall (SW) Conduit Expansion Joint.....	87.19	20.71
26 05 33 13-1750	EA	3/4" Fiberglass Reinforced Epoxy (FRE) Standard Wall (SW) Conduit Expansion Joint.....	101.42	24.84
26 05 33 13-1751	EA	1" Fiberglass Reinforced Epoxy (FRE) Standard Wall (SW) Conduit Expansion Joint.....	112.21	28.99
26 05 33 13-1752	EA	1-1/4" Fiberglass Reinforced Epoxy (FRE) Standard Wall (SW) Conduit Expansion Joint.....	122.81	33.13
26 05 33 13-1753	EA	1-1/2" Fiberglass Reinforced Epoxy (FRE) Standard Wall (SW) Conduit Expansion Joint.....	134.09	37.27
26 05 33 13-1754	EA	2" Fiberglass Reinforced Epoxy (FRE) Standard Wall (SW) Conduit Expansion Joint.....	152.22	41.41
26 05 33 13-1755	EA	2-1/2" Fiberglass Reinforced Epoxy (FRE) Standard Wall (SW) Conduit Expansion Joint.....	177.50	47.62
26 05 33 13-1756	EA	3" Fiberglass Reinforced Epoxy (FRE) Standard Wall (SW) Conduit Expansion Joint.....	204.71	53.83
26 05 33 13-1757	EA	3-1/2" Fiberglass Reinforced Epoxy (FRE) Standard Wall (SW) Conduit Expansion Joint.....	234.18	62.12



MINOR CSI UOM DESCRIPTION	TOTAL DIRECT UNIT COST	DEMOLITION UNIT COST
26 05 33 13-1758 EA 4" Fiberglass Reinforced Epoxy (FRE) Standard Wall (SW) Conduit Expansion Joint.....	268.82	72.48
26 05 33 13-1759 EA 5" Fiberglass Reinforced Epoxy (FRE) Standard Wall (SW) Conduit Expansion Joint.....	316.62	82.82
26 05 33 13-1760 EA 6" Fiberglass Reinforced Epoxy (FRE) Standard Wall (SW) Conduit Expansion Joint.....	369.89	93.18
26 05 33 13-1761 Fiberglass Reinforced Epoxy (FRE) Standard Wall (SW) Conduit O-Ring Expansion Joints <small>(26 05 33 13-1643)</small>		
26 05 33 13-1762 EA 1/2" Fiberglass Reinforced Epoxy (FRE) Standard Wall (SW) Conduit O-Ring Expansion Joint.....	101.59	20.71
26 05 33 13-1763 EA 3/4" Fiberglass Reinforced Epoxy (FRE) Standard Wall (SW) Conduit O-Ring Expansion Joint.....	117.55	24.84
26 05 33 13-1764 EA 1" Fiberglass Reinforced Epoxy (FRE) Standard Wall (SW) Conduit O-Ring Expansion Joint.....	128.43	28.99
26 05 33 13-1765 EA 1-1/4" Fiberglass Reinforced Epoxy (FRE) Standard Wall (SW) Conduit O-Ring Expansion Joint.....	139.20	33.13
26 05 33 13-1766 EA 1-1/2" Fiberglass Reinforced Epoxy (FRE) Standard Wall (SW) Conduit O-Ring Expansion Joint.....	150.61	37.27
26 05 33 13-1767 EA 2" Fiberglass Reinforced Epoxy (FRE) Standard Wall (SW) Conduit O-Ring Expansion Joint.....	171.08	41.41
26 05 33 13-1768 EA 2-1/2" Fiberglass Reinforced Epoxy (FRE) Standard Wall (SW) Conduit O-Ring Expansion Joint.....	200.14	47.62
26 05 33 13-1769 EA 3" Fiberglass Reinforced Epoxy (FRE) Standard Wall (SW) Conduit O-Ring Expansion Joint.....	231.88	53.83
26 05 33 13-1770 EA 3-1/2" Fiberglass Reinforced Epoxy (FRE) Standard Wall (SW) Conduit O-Ring Expansion Joint.....	264.76	62.12
26 05 33 13-1771 EA 4" Fiberglass Reinforced Epoxy (FRE) Standard Wall (SW) Conduit O-Ring Expansion Joint.....	302.81	72.48
26 05 33 13-1772 EA 5" Fiberglass Reinforced Epoxy (FRE) Standard Wall (SW) Conduit O-Ring Expansion Joint.....	359.22	82.82
26 05 33 13-1773 EA 6" Fiberglass Reinforced Epoxy (FRE) Standard Wall (SW) Conduit O-Ring Expansion Joint.....	423.14	93.18
26 05 33 13-1774 Fiberglass Reinforced Epoxy (FRE) Standard Wall (SW) Conduit Adapters <small>(26 05 33 13-1643)</small>		
26 05 33 13-1775 EA 1/2" Fiberglass Reinforced Epoxy (FRE) Standard Wall (SW) Conduit Adapter.....	132.95	5.80
26 05 33 13-1776 EA 3/4" Fiberglass Reinforced Epoxy (FRE) Standard Wall (SW) Conduit Adapter.....	148.16	6.62
26 05 33 13-1777 EA 1" Fiberglass Reinforced Epoxy (FRE) Standard Wall (SW) Conduit Adapter.....	154.26	7.45
26 05 33 13-1778 EA 1-1/4" Fiberglass Reinforced Epoxy (FRE) Standard Wall (SW) Conduit Adapter.....	160.56	8.28
26 05 33 13-1779 EA 1-1/2" Fiberglass Reinforced Epoxy (FRE) Standard Wall (SW) Conduit Adapter.....	167.90	10.36
26 05 33 13-1780 EA 2" Fiberglass Reinforced Epoxy (FRE) Standard Wall (SW) Conduit Adapter.....	186.60	12.42
26 05 33 13-1781 EA 2-1/2" Fiberglass Reinforced Epoxy (FRE) Standard Wall (SW) Conduit Adapter.....	228.08	16.57
26 05 33 13-1782 EA 3" Fiberglass Reinforced Epoxy (FRE) Standard Wall (SW) Conduit Adapter.....	275.65	20.71
26 05 33 13-1783 EA 3-1/2" Fiberglass Reinforced Epoxy (FRE) Standard Wall (SW) Conduit Adapter.....	319.17	26.92
26 05 33 13-1784 EA 4" Fiberglass Reinforced Epoxy (FRE) Standard Wall (SW) Conduit Adapter.....	362.69	33.13
26 05 33 13-1785 EA 5" Fiberglass Reinforced Epoxy (FRE) Standard Wall (SW) Conduit Adapter.....	453.47	41.41
26 05 33 13-1786 EA 6" Fiberglass Reinforced Epoxy (FRE) Standard Wall (SW) Conduit Adapter.....	564.12	51.77
26 05 33 13-1787 Fiberglass Reinforced Epoxy (FRE) Standard Wall (SW) Conduit O-Ring Expansion/Deflection Joints <small>(26 05 33 13-1643)</small>		
26 05 33 13-1788 EA 1/2" Fiberglass Reinforced Epoxy (FRE) Standard Wall (SW) Conduit O-Ring Expansion/Deflection Joint.....	126.60	20.71
26 05 33 13-1789 EA 3/4" Fiberglass Reinforced Epoxy (FRE) Standard Wall (SW) Conduit O-Ring Expansion/Deflection Joint.....	145.28	24.84
26 05 33 13-1790 EA 1" Fiberglass Reinforced Epoxy (FRE) Standard Wall (SW) Conduit O-Ring Expansion/Deflection Joint.....	175.21	28.99
26 05 33 13-1791 EA 1-1/4" Fiberglass Reinforced Epoxy (FRE) Standard Wall (SW) Conduit O-Ring Expansion/Deflection Joint.....	221.33	33.13
26 05 33 13-1792 EA 1-1/2" Fiberglass Reinforced Epoxy (FRE) Standard Wall (SW) Conduit O-Ring Expansion/Deflection Joint.....	283.05	37.27
26 05 33 13-1793 EA 2" Fiberglass Reinforced Epoxy (FRE) Standard Wall (SW) Conduit O-Ring Expansion/Deflection Joint.....	384.93	41.41
26 05 33 13-1794 EA 2-1/2" Fiberglass Reinforced Epoxy (FRE) Standard Wall (SW) Conduit O-Ring Expansion/Deflection Joint.....	561.87	47.62
26 05 33 13-1795 EA 3" Fiberglass Reinforced Epoxy (FRE) Standard Wall (SW) Conduit O-Ring Expansion/Deflection Joint.....	683.66	53.83
26 05 33 13-1796 EA 3-1/2" Fiberglass Reinforced Epoxy (FRE) Standard Wall (SW) Conduit O-Ring Expansion/Deflection Joint.....	830.57	62.12
26 05 33 13-1797 EA 4" Fiberglass Reinforced Epoxy (FRE) Standard Wall (SW) Conduit O-Ring Expansion/Deflection Joint.....	982.65	72.48
26 05 33 13-1798 EA 5" Fiberglass Reinforced Epoxy (FRE) Standard Wall (SW) Conduit O-Ring Expansion/Deflection Joint.....	1,159.09	82.82
26 05 33 13-1799 EA 6" Fiberglass Reinforced Epoxy (FRE) Standard Wall (SW) Conduit O-Ring Expansion/Deflection Joint.....	1,849.17	93.18
26 05 33 13-1800 Fiberglass Reinforced Epoxy (FRE) Standard Wall (SW) Type LB, LR Or LL, Two Hub Conduit Body And Cover <small>(26 05 33 13-1643)</small>		
26 05 33 13-1801 EA 1/2" Fiberglass Reinforced Epoxy (FRE) Standard Wall (SW) Type LB, LR Or LL, Two Hub Conduit Body And Cover.....	107.65	16.57
<i>For Personal Protective Equipment (Arc Flash) When Working On Energized Equipment, Add</i>	12.42	
26 05 33 13-1802 EA 3/4" Fiberglass Reinforced Epoxy (FRE) Standard Wall (SW) Type LB, LR Or LL, Two Hub Conduit Body And Cover.....	125.59	18.63
<i>For Personal Protective Equipment (Arc Flash) When Working On Energized Equipment, Add</i>	13.98	
26 05 33 13-1803 EA 1" Fiberglass Reinforced Epoxy (FRE) Standard Wall (SW) Type LB, LR Or LL, Two Hub Conduit Body And Cover.....	172.21	20.71
<i>For Personal Protective Equipment (Arc Flash) When Working On Energized Equipment, Add</i>	15.53	
26 05 33 13-1804 EA 1-1/4" Fiberglass Reinforced Epoxy (FRE) Standard Wall (SW) Type LB, LR Or LL, Two Hub Conduit Body And Cover.....	210.90	24.84
<i>For Personal Protective Equipment (Arc Flash) When Working On Energized Equipment, Add</i>	18.64	
26 05 33 13-1805 EA 1-1/2" Fiberglass Reinforced Epoxy (FRE) Standard Wall (SW) Type LB, LR Or LL, Two Hub Conduit Body And Cover.....	268.94	31.06
<i>For Personal Protective Equipment (Arc Flash) When Working On Energized Equipment, Add</i>	23.30	
26 05 33 13-1806 EA 2" Fiberglass Reinforced Epoxy (FRE) Standard Wall (SW) Type LB, LR Or LL, Two Hub Conduit Body And Cover.....	376.57	37.27
<i>For Personal Protective Equipment (Arc Flash) When Working On Energized Equipment, Add</i>	27.95	
26 05 33 13-1807 EA 2-1/2" Fiberglass Reinforced Epoxy (FRE) Standard Wall (SW) Type LB, LR Or LL, Two Hub Conduit Body And Cover.....	640.07	43.49
<i>For Personal Protective Equipment (Arc Flash) When Working On Energized Equipment, Add</i>	32.61	
26 05 33 13-1808 EA 3" Fiberglass Reinforced Epoxy (FRE) Standard Wall (SW) Type LB, LR Or LL, Two Hub Conduit Body And Cover.....	832.72	49.70
<i>For Personal Protective Equipment (Arc Flash) When Working On Energized Equipment, Add</i>	37.27	
26 05 33 13-1809 EA 3-1/2" Type LB, LR Or LL, Two Hub Fiberglass Reinforced Epoxy (FRE) Standard Wall (SW) Conduit Body And Cover.....	1,003.98	57.98
<i>For Personal Protective Equipment (Arc Flash) When Working On Energized Equipment, Add</i>	43.49	

26 Electrical**26 05 Common Work Results for Electrical****26 05 33 Raceway and Boxes for Electrical Systems**

SAN BERNARDINO
COUNTY

MINOR CSI UOM DESCRIPTION	TOTAL DIRECT UNIT COST	DEMOLITION UNIT COST
26 05 33 13-1810 EA 4" Fiberglass Reinforced Epoxy (FRE) Standard Wall (SW) Type LB, LR Or LL, Two Hub Conduit Body And Cover <i>For Personal Protective Equipment (Arc Flash) When Working On Energized Equipment, Add</i>	1,175.24 49.70	66.26
26 05 33 13-1811 EA 5" Fiberglass Reinforced Epoxy (FRE) Standard Wall (SW) Type LB, LR Or LL, Two Hub Conduit Body And Cover <i>For Personal Protective Equipment (Arc Flash) When Working On Energized Equipment, Add</i>	1,390.78 55.91	74.54
26 05 33 13-1812 EA 6" Fiberglass Reinforced Epoxy (FRE) Standard Wall (SW) Type LB, LR Or LL, Two Hub Conduit Body And Cover <i>For Personal Protective Equipment (Arc Flash) When Working On Energized Equipment, Add</i>	1,579.75 62.12	82.82
26 05 33 13-1813 Explosion Proof Conduit Fittings <small>(26 05 33 13-0058)</small> Note: For use with Rigid Galvanized Steel (RGS), Electrical Metallic Tubing (EMT) and Intermediate Metal Conduit (IMC) conduit.		
26 05 33 13-1814 Explosion Proof Malleable Iron Conduit Unions <small>(26 05 33 13-1813)</small>		
26 05 33 13-1815 EA 1/2" Explosion Proof Malleable Iron Conduit Union	46.37	9.21
26 05 33 13-1816 EA 3/4" Explosion Proof Malleable Iron Conduit Union	57.58	10.18
26 05 33 13-1817 EA 1" Explosion Proof Malleable Iron Conduit Union	92.25	13.57
26 05 33 13-1818 EA 1-1/4" Explosion Proof Malleable Iron Conduit Union	123.14	15.02
26 05 33 13-1819 EA 1-1/2" Explosion Proof Malleable Iron Conduit Union	155.14	18.41
26 05 33 13-1820 EA 2" Explosion Proof Malleable Iron Conduit Union	193.84	21.32
26 05 33 13-1821 EA 2-1/2" Explosion Proof Malleable Iron Conduit Union	295.69	30.48
26 05 33 13-1822 EA 3" Explosion Proof Malleable Iron Conduit Union	376.68	36.29
26 05 33 13-1823 EA 3-1/2" Explosion Proof Malleable Iron Conduit Union	638.65	43.55
26 05 33 13-1824 EA 4" Explosion Proof Malleable Iron Conduit Union	674.05	55.64
26 05 33 13-1825 Explosion Proof Malleable Iron Conduit Bodies <small>(26 05 33 13-1813)</small>		
26 05 33 13-1826 EA 1/2" Explosion Proof Malleable Iron Two Hub Conduit Body	165.45	29.07
26 05 33 13-1827 EA 3/4" Explosion Proof Malleable Iron Two Hub Conduit Body	186.42	32.96
26 05 33 13-1828 EA 1" Explosion Proof Malleable Iron Two Hub Conduit Body	219.13	36.35
26 05 33 13-1829 EA 1/2" Explosion Proof Malleable Iron Three Hub Conduit Body	185.38	36.35
26 05 33 13-1830 EA 3/4" Explosion Proof Malleable Iron Three Hub Conduit Body	220.75	43.62
26 05 33 13-1831 EA 1" Explosion Proof Malleable Iron Three Hub Conduit Body	261.86	49.91
26 05 33 13-1832 Explosion Proof Malleable Iron Conduit Sealing Fitting, Horizontal/Vertical <small>(26 05 33 13-1813)</small> Note: Includes sealing gasket and lock nut.		
26 05 33 13-1833 EA 1/2" x 1" Explosion Proof Malleable Iron Conduit Sealing Fitting, Horizontal/Vertical <i>For Personal Protective Equipment (Arc Flash) When Working On Energized Equipment, Add</i>	136.77 18.17	24.23
26 05 33 13-1834 EA 3/4" x 1" Explosion Proof Malleable Iron Conduit Sealing Fitting, Horizontal/Vertical <i>For Personal Protective Equipment (Arc Flash) When Working On Energized Equipment, Add</i>	138.87 20.35	27.13
26 05 33 13-1835 EA 1" x 1-1/2" Explosion Proof Malleable Iron Conduit Sealing Fitting, Horizontal/Vertical <i>For Personal Protective Equipment (Arc Flash) When Working On Energized Equipment, Add</i>	151.62 22.17	29.56
26 05 33 13-1836 EA 1-1/4" x 2" Explosion Proof Malleable Iron Conduit Sealing Fitting, Horizontal/Vertical <i>For Personal Protective Equipment (Arc Flash) When Working On Energized Equipment, Add</i>	195.49 27.26	36.35
26 05 33 13-1837 EA 1-1/2" x 2" Explosion Proof Malleable Iron Conduit Sealing Fitting, Horizontal/Vertical <i>For Personal Protective Equipment (Arc Flash) When Working On Energized Equipment, Add</i>	250.97 31.98	42.64
26 05 33 13-1838 EA 2" x 2-1/2" Explosion Proof Malleable Iron Conduit Sealing Fitting, Horizontal/Vertical <i>For Personal Protective Equipment (Arc Flash) When Working On Energized Equipment, Add</i>	324.94 36.35	48.46
26 05 33 13-1839 EA 2-1/2" x 3" Explosion Proof Malleable Iron Conduit Sealing Fitting, Horizontal/Vertical <i>For Personal Protective Equipment (Arc Flash) When Working On Energized Equipment, Add</i>	461.26 54.43	72.57
26 05 33 13-1840 EA 3" x 4" Explosion Proof Malleable Iron Conduit Sealing Fitting, Horizontal/Vertical <i>For Personal Protective Equipment (Arc Flash) When Working On Energized Equipment, Add</i>	583.30 68.22	90.96
26 05 33 13-1841 EA 3-1/2" x 4" Explosion Proof Malleable Iron Conduit Sealing Fitting, Horizontal/Vertical <i>For Personal Protective Equipment (Arc Flash) When Working On Energized Equipment, Add</i>	834.46 75.11	100.15
26 05 33 13-1842 EA 4" x 5" Explosion Proof Malleable Iron Conduit Sealing Fitting, Horizontal/Vertical <i>For Personal Protective Equipment (Arc Flash) When Working On Energized Equipment, Add</i>	1,084.41 81.64	108.86
26 05 33 13-1843 Explosion Proof Flexible Conduit Couplings <small>(26 05 33 13-1813)</small>		
26 05 33 13-1844 EA 1/2" x 12" Explosion Proof Flexible Conduit Coupling	386.93	11.14
26 05 33 13-1845 EA 3/4" x 15" Explosion Proof Flexible Conduit Coupling	507.00	12.60
26 05 33 13-1846 Conduit Installed Below Grade <small>(26 05 33 13-0057)</small> Note: By direct burial in trench or in concrete slabs or duct banks. Includes detectable warning tape for underground conduits. Excludes trenching, backfilling and concrete.		
26 05 33 13-1847 Schedule 40 Polyvinyl Chloride (PVC) Conduit, Direct Burial <small>(26 05 33 13-1846)</small>		
26 05 33 13-1848 Schedule 40 Polyvinyl Chloride (PVC) Conduit With Coupled End, Direct Burial <small>(26 05 33 13-1847)</small> Note: Includes field bend conduit up to 1".		
26 05 33 13-1849 LF 1/2" Schedule 40 Polyvinyl Chloride (PVC) Conduit With Coupled End, Direct Burial <i>For Schedule 60, Add</i> <i>For Schedule 80, Add</i>	4.19 0.37 0.62	
26 05 33 13-1850 LF 3/4" Schedule 40 Polyvinyl Chloride (PVC) Conduit With Coupled End, Direct Burial <i>For Schedule 60, Add</i> <i>For Schedule 80, Add</i>	4.72 0.45 0.74	



MINOR CSI UOM DESCRIPTION	TOTAL DIRECT UNIT COST	DEMOLITION UNIT COST
26 05 33 13-1851 LF 1" Schedule 40 Polyvinyl Chloride (PVC) Conduit With Coupled End, Direct Burial..... <i>For Schedule 60, Add</i> <i>For Schedule 80, Add</i>	5.53 0.60 0.96	
26 05 33 13-1852 LF 1-1/4" Schedule 40 Polyvinyl Chloride (PVC) Conduit With Coupled End, Direct Burial..... <i>For Schedule 60, Add</i> <i>For Schedule 80, Add</i>	6.32 0.75 1.18	
26 05 33 13-1853 LF 1-1/2" Schedule 40 Polyvinyl Chloride (PVC) Conduit With Coupled End, Direct Burial..... <i>For Schedule 60, Add</i> <i>For Schedule 80, Add</i>	7.02 0.88 1.36	
26 05 33 13-1854 LF 2" Schedule 40 Polyvinyl Chloride (PVC) Conduit With Coupled End, Direct Burial..... <i>For Schedule 60, Add</i> <i>For Schedule 80, Add</i>	8.11 1.10 1.67	
26 05 33 13-1855 LF 2-1/2" Schedule 40 Polyvinyl Chloride (PVC) Conduit With Coupled End, Direct Burial..... <i>For Schedule 60, Add</i> <i>For Schedule 80, Add</i>	10.42 1.62 2.42	
26 05 33 13-1856 LF 3" Schedule 40 Polyvinyl Chloride (PVC) Conduit With Coupled End, Direct Burial..... <i>For Schedule 60, Add</i> <i>For Schedule 80, Add</i>	11.73 1.90 2.81	
26 05 33 13-1857 LF 3-1/2" Schedule 40 Polyvinyl Chloride (PVC) Conduit With Coupled End, Direct Burial..... <i>For Schedule 60, Add</i> <i>For Schedule 80, Add</i>	13.82 2.37 3.48	
26 05 33 13-1858 LF 4" Schedule 40 Polyvinyl Chloride (PVC) Conduit With Coupled End, Direct Burial..... <i>For Schedule 60, Add</i> <i>For Schedule 80, Add</i>	14.90 2.59 3.79	
26 05 33 13-1859 LF 5" Schedule 40 Polyvinyl Chloride (PVC) Conduit With Coupled End, Direct Burial..... <i>For Schedule 60, Add</i> <i>For Schedule 80, Add</i>	19.39 3.66 5.30	
26 05 33 13-1860 LF 6" Schedule 40 Polyvinyl Chloride (PVC) Conduit With Coupled End, Direct Burial..... <i>For Schedule 60, Add</i> <i>For Schedule 80, Add</i>	23.95 4.75 6.83	
26 05 33 13-1861 Schedule 40 Polyvinyl Chloride (PVC) Conduit 90 Degree Elbows, Direct Burial <small>(26 05 33 13-1847)</small> See CSI section 26 05 33 13-2307 for conduit field bending.		
26 05 33 13-1862 EA 1/2" Schedule 40 Polyvinyl Chloride (PVC) Conduit 90 Degree Elbow, Direct Burial <i>For Schedule 60, Add</i> <i>For Schedule 80, Add</i>	27.30 1.65 3.09	
26 05 33 13-1863 EA 3/4" Schedule 40 Polyvinyl Chloride (PVC) Conduit 90 Degree Elbow, Direct Burial <i>For Schedule 60, Add</i> <i>For Schedule 80, Add</i>	32.76 1.98 3.70	
26 05 33 13-1864 EA 1" Schedule 40 Polyvinyl Chloride (PVC) Conduit 90 Degree Elbow, Direct Burial <i>For Schedule 60, Add</i> <i>For Schedule 80, Add</i>	38.89 2.48 4.55	
26 05 33 13-1865 EA 1-1/4" Schedule 40 Polyvinyl Chloride (PVC) Conduit 90 Degree Elbow, Direct Burial <i>For Schedule 60, Add</i> <i>For Schedule 80, Add</i>	45.24 3.03 5.48	
26 05 33 13-1866 EA 1-1/2" Schedule 40 Polyvinyl Chloride (PVC) Conduit 90 Degree Elbow, Direct Burial <i>For Schedule 60, Add</i> <i>For Schedule 80, Add</i>	51.79 3.63 6.48	
26 05 33 13-1867 EA 2" Schedule 40 Polyvinyl Chloride (PVC) Conduit 90 Degree Elbow, Direct Burial <i>For Schedule 60, Add</i> <i>For Schedule 80, Add</i>	58.96 4.39 7.69	
26 05 33 13-1868 EA 2-1/2" Schedule 40 Polyvinyl Chloride (PVC) Conduit 90 Degree Elbow, Direct Burial <i>For Schedule 60, Add</i> <i>For Schedule 80, Add</i>	69.67 6.03 10.15	
26 05 33 13-1869 EA 3" Schedule 40 Polyvinyl Chloride (PVC) Conduit 90 Degree Elbow, Direct Burial <i>For Schedule 60, Add</i> <i>For Schedule 80, Add</i>	82.92 8.31 13.49	
26 05 33 13-1870 EA 3-1/2" Schedule 40 Polyvinyl Chloride (PVC) Conduit 90 Degree Elbow, Direct Burial <i>For Schedule 60, Add</i> <i>For Schedule 80, Add</i>	101.41 10.86 17.37	
26 05 33 13-1871 EA 4" Schedule 40 Polyvinyl Chloride (PVC) Conduit 90 Degree Elbow, Direct Burial <i>For Schedule 60, Add</i> <i>For Schedule 80, Add</i>	120.04 13.45 21.31	
26 05 33 13-1872 EA 5" Schedule 40 Polyvinyl Chloride (PVC) Conduit 90 Degree Elbow, Direct Burial <i>For Schedule 60, Add</i> <i>For Schedule 80, Add</i>	158.76 21.05 32.27	
26 05 33 13-1873 EA 6" Schedule 40 Polyvinyl Chloride (PVC) Conduit 90 Degree Elbow, Direct Burial <i>For Schedule 60, Add</i> <i>For Schedule 80, Add</i>	187.14 26.08 39.62	
26 05 33 13-1874 Schedule 40 Polyvinyl Chloride (PVC) Conduit 45 Degree Elbows, Direct Burial <small>(26 05 33 13-1847)</small> See CSI section 26 05 33 13-2307 for conduit field bending.		
26 05 33 13-1875 EA 1/2" Schedule 40 Polyvinyl Chloride (PVC) Conduit 45 Degree Elbow, Direct Burial <i>For Schedule 60, Add</i> <i>For Schedule 80, Add</i>	27.30 1.65 3.09	
26 05 33 13-1876 EA 3/4" Schedule 40 Polyvinyl Chloride (PVC) Conduit 45 Degree Elbow, Direct Burial <i>For Schedule 60, Add</i> <i>For Schedule 80, Add</i>	32.66 1.95 3.67	

26 Electrical

26 05 Common Work Results for Electrical

26 05 33 Raceway and Boxes for Electrical Systems



MINOR	CSI	UOM	DESCRIPTION	TOTAL DIRECT UNIT COST	DEMOLITION UNIT COST
26 05 33	13-1877	EA	1" Schedule 40 Polyvinyl Chloride (PVC) Conduit 45 Degree Elbow, Direct Burial	38.75	
			<i>For Schedule 60, Add</i>	2.44	
			<i>For Schedule 80, Add</i>	4.51	
26 05 33	13-1878	EA	1-1/4" Schedule 40 Polyvinyl Chloride (PVC) Conduit 45 Degree Elbow, Direct Burial	44.83	
			<i>For Schedule 60, Add</i>	2.93	
			<i>For Schedule 80, Add</i>	5.34	
26 05 33	13-1879	EA	1-1/2" Schedule 40 Polyvinyl Chloride (PVC) Conduit 45 Degree Elbow, Direct Burial	50.87	
			<i>For Schedule 60, Add</i>	3.40	
			<i>For Schedule 80, Add</i>	6.16	
26 05 33	13-1880	EA	2" Schedule 40 Polyvinyl Chloride (PVC) Conduit 45 Degree Elbow, Direct Burial	58.47	
			<i>For Schedule 60, Add</i>	4.26	
			<i>For Schedule 80, Add</i>	7.52	
26 05 33	13-1881	EA	2-1/2" Schedule 40 Polyvinyl Chloride (PVC) Conduit 45 Degree Elbow, Direct Burial	68.74	
			<i>For Schedule 60, Add</i>	5.80	
			<i>For Schedule 80, Add</i>	9.82	
26 05 33	13-1882	EA	3" Schedule 40 Polyvinyl Chloride (PVC) Conduit 45 Degree Elbow, Direct Burial	81.75	
			<i>For Schedule 60, Add</i>	6.01	
			<i>For Schedule 80, Add</i>	13.08	
26 05 33	13-1883	EA	3-1/2" Schedule 40 Polyvinyl Chloride (PVC) Conduit 45 Degree Elbow, Direct Burial	98.12	
			<i>For Schedule 60, Add</i>	10.03	
			<i>For Schedule 80, Add</i>	16.22	
26 05 33	13-1884	EA	4" Schedule 40 Polyvinyl Chloride (PVC) Conduit 45 Degree Elbow, Direct Burial	117.21	
			<i>For Schedule 60, Add</i>	12.74	
			<i>For Schedule 80, Add</i>	20.32	
26 05 33	13-1885	EA	5" Schedule 40 Polyvinyl Chloride (PVC) Conduit 45 Degree Elbow, Direct Burial	155.10	
			<i>For Schedule 60, Add</i>	20.14	
			<i>For Schedule 80, Add</i>	30.99	
26 05 33	13-1886	EA	6" Schedule 40 Polyvinyl Chloride (PVC) Conduit 45 Degree Elbow, Direct Burial	176.23	
			<i>For Schedule 60, Add</i>	23.35	
			<i>For Schedule 80, Add</i>	35.80	
26 05 33 13-1887 Polyvinyl Chloride (PVC) Conduit Female Adapters, Direct Burial <small>(26 05 33 13-1847)</small>					
26 05 33	13-1888	EA	1/2" Polyvinyl Chloride (PVC) Conduit Female Adapter, Direct Burial	15.15	
			<i>For Personal Protective Equipment (Arc Flash) When Working On Energized Equipment, Add</i>	4.35	
26 05 33	13-1889	EA	3/4" Polyvinyl Chloride (PVC) Conduit Female Adapter, Direct Burial	17.46	
			<i>For Personal Protective Equipment (Arc Flash) When Working On Energized Equipment, Add</i>	4.97	
26 05 33	13-1890	EA	1" Polyvinyl Chloride (PVC) Conduit Female Adapter, Direct Burial	19.85	
			<i>For Personal Protective Equipment (Arc Flash) When Working On Energized Equipment, Add</i>	5.59	
26 05 33	13-1891	EA	1-1/4" Polyvinyl Chloride (PVC) Conduit Female Adapter, Direct Burial	22.39	
			<i>For Personal Protective Equipment (Arc Flash) When Working On Energized Equipment, Add</i>	6.21	
26 05 33	13-1892	EA	1-1/2" Polyvinyl Chloride (PVC) Conduit Female Adapter, Direct Burial	24.61	
			<i>For Personal Protective Equipment (Arc Flash) When Working On Energized Equipment, Add</i>	6.83	
26 05 33	13-1893	EA	2" Polyvinyl Chloride (PVC) Conduit Female Adapter, Direct Burial	27.44	
			<i>For Personal Protective Equipment (Arc Flash) When Working On Energized Equipment, Add</i>	7.45	
26 05 33	13-1894	EA	2-1/2" Polyvinyl Chloride (PVC) Conduit Female Adapter, Direct Burial	32.76	
			<i>For Personal Protective Equipment (Arc Flash) When Working On Energized Equipment, Add</i>	8.39	
26 05 33	13-1895	EA	3" Polyvinyl Chloride (PVC) Conduit Female Adapter, Direct Burial	37.60	
			<i>For Personal Protective Equipment (Arc Flash) When Working On Energized Equipment, Add</i>	9.32	
26 05 33	13-1896	EA	3-1/2" Polyvinyl Chloride (PVC) Conduit Female Adapter, Direct Burial	44.53	
			<i>For Personal Protective Equipment (Arc Flash) When Working On Energized Equipment, Add</i>	10.87	
26 05 33	13-1897	EA	4" Polyvinyl Chloride (PVC) Conduit Female Adapter, Direct Burial	50.08	
			<i>For Personal Protective Equipment (Arc Flash) When Working On Energized Equipment, Add</i>	12.42	
26 05 33	13-1898	EA	5" Polyvinyl Chloride (PVC) Conduit Female Adapter, Direct Burial	64.09	
			<i>For Personal Protective Equipment (Arc Flash) When Working On Energized Equipment, Add</i>	13.98	
26 05 33	13-1899	EA	6" Polyvinyl Chloride (PVC) Conduit Female Adapter, Direct Burial	72.89	
			<i>For Personal Protective Equipment (Arc Flash) When Working On Energized Equipment, Add</i>	15.53	
26 05 33 13-1900 Polyvinyl Chloride (PVC) Conduit Bell Ends And Plug, Direct Burial <small>(26 05 33 13-1847)</small>					
26 05 33	13-1901	EA	1/2" Polyvinyl Chloride (PVC) Conduit Bell End And Plug, Direct Burial	17.75	
26 05 33	13-1902	EA	3/4" Polyvinyl Chloride (PVC) Conduit Bell End And Plug, Direct Burial	20.20	
26 05 33	13-1903	EA	1" Polyvinyl Chloride (PVC) Conduit Bell End And Plug, Direct Burial	22.69	
26 05 33	13-1904	EA	1-1/4" Polyvinyl Chloride (PVC) Conduit Bell End And Plug, Direct Burial	29.11	
26 05 33	13-1905	EA	1-1/2" Polyvinyl Chloride (PVC) Conduit Bell End And Plug, Direct Burial	32.21	
26 05 33	13-1906	EA	2" Polyvinyl Chloride (PVC) Conduit Bell End And Plug, Direct Burial	36.20	
26 05 33	13-1907	EA	2-1/2" Polyvinyl Chloride (PVC) Conduit Bell End And Plug, Direct Burial	40.51	
26 05 33	13-1908	EA	3" Polyvinyl Chloride (PVC) Conduit Bell End And Plug, Direct Burial	45.84	
26 05 33	13-1909	EA	3-1/2" Polyvinyl Chloride (PVC) Conduit Bell End And Plug, Direct Burial	54.32	
26 05 33	13-1910	EA	4" Polyvinyl Chloride (PVC) Conduit Bell End And Plug, Direct Burial	59.88	
26 05 33	13-1911	EA	5" Polyvinyl Chloride (PVC) Conduit Bell End And Plug, Direct Burial	75.84	
26 05 33	13-1912	EA	6" Polyvinyl Chloride (PVC) Conduit Bell End And Plug, Direct Burial	85.32	
26 05 33 13-1913 Polyvinyl Chloride (PVC) Conduit Male Terminal Adapters, Direct Burial <small>(26 05 33 13-1847)</small>					
26 05 33	13-1914	EA	1/2" Polyvinyl Chloride (PVC) Conduit Male Terminal Adapters, Direct Burial	15.04	
26 05 33	13-1915	EA	3/4" Polyvinyl Chloride (PVC) Conduit Male Terminal Adapters, Direct Burial	17.46	
26 05 33	13-1916	EA	1" Polyvinyl Chloride (PVC) Conduit Male Terminal Adapters, Direct Burial	19.70	
26 05 33	13-1917	EA	1-1/4" Polyvinyl Chloride (PVC) Conduit Male Terminal Adapters, Direct Burial	22.13	
26 05 33	13-1918	EA	1-1/2" Polyvinyl Chloride (PVC) Conduit Male Terminal Adapter, Direct Burial	24.38	
26 05 33	13-1919	EA	2" Polyvinyl Chloride (PVC) Conduit Male Terminal Adapter, Direct Burial	27.13	
26 05 33	13-1920	EA	2-1/2" Polyvinyl Chloride (PVC) Conduit Male Terminal Adapter, Direct Burial	32.13	



MINOR	CSI	UOM	DESCRIPTION	TOTAL DIRECT UNIT COST	DEMOLITION UNIT COST
26 05 33 13-1921	EA		3" Polyvinyl Chloride (PVC) Conduit Male Terminal Adapter, Direct Burial	36.72	
26 05 33 13-1922	EA		3-1/2" Polyvinyl Chloride (PVC) Conduit Male Terminal Adapter, Direct Burial	43.41	
26 05 33 13-1923	EA		4" Polyvinyl Chloride (PVC) Conduit Male Terminal Adapter, Direct Burial	48.94	
26 05 33 13-1924	EA		5" Polyvinyl Chloride (PVC) Conduit Male Terminal Adapter, Direct Burial	61.84	
26 05 33 13-1925	EA		6" Polyvinyl Chloride (PVC) Conduit Male Terminal Adapter, Direct Burial	70.19	
26 05 33 13-1926			Polyvinyl Chloride (PVC) Coated, Urethane Lined, Rigid Galvanized Steel (RGS) Conduit, Direct Burial <small>(26 05 33 13-1846)</small>		
			Note: 40 mil Polyvinyl Chloride (PVC) coated, 2 mil urethane lined (Ocal Blue, Crouse-Hinds, Appleton or O-Z/Gedney).		
26 05 33 13-1927			Polyvinyl Chloride (PVC) Coated, Urethane Lined, Rigid Galvanized Steel (RGS) Conduit, Direct Burial <small>(26 05 33 13-1926)</small>		
			Note: Includes field bending for conduit up to 1".		
26 05 33 13-1928	LF		1/2" Polyvinyl Chloride (PVC) Coated, Urethane Lined, Rigid Galvanized Steel (RGS) Conduit, Direct Burial	11.73	2.32
			For >250 To 500, Deduct	-0.43	
			For >500 To 1,000, Deduct	-0.73	
			For >1,000, Deduct	-1.02	
26 05 33 13-1929	LF		3/4" Polyvinyl Chloride (PVC) Coated, Urethane Lined, Rigid Galvanized Steel (RGS) Conduit, Direct Burial	13.17	2.88
			For >250 To 500, Deduct	-0.49	
			For >500 To 1,000, Deduct	-0.82	
			For >1,000, Deduct	-1.15	
26 05 33 13-1930	LF		1" Polyvinyl Chloride (PVC) Coated, Urethane Lined, Rigid Galvanized Steel (RGS) Conduit, Direct Burial	16.22	3.21
			For >250 To 500, Deduct	-0.62	
			For >500 To 1,000, Deduct	-1.02	
			For >1,000, Deduct	-1.43	
26 05 33 13-1931	LF		1-1/4" Polyvinyl Chloride (PVC) Coated, Urethane Lined, Rigid Galvanized Steel (RGS) Conduit, Direct Burial	19.59	4.31
			For >250 To 500, Deduct	-0.76	
			For >500 To 1,000, Deduct	-1.25	
			For >1,000, Deduct	-1.74	
26 05 33 13-1932	LF		1-1/2" Polyvinyl Chloride (PVC) Coated, Urethane Lined, Rigid Galvanized Steel (RGS) Conduit, Direct Burial	23.01	4.86
			For >250 To 500, Deduct	-0.90	
			For >500 To 1,000, Deduct	-1.48	
			For >1,000, Deduct	-2.05	
26 05 33 13-1933	LF		2" Polyvinyl Chloride (PVC) Coated, Urethane Lined, Rigid Galvanized Steel (RGS) Conduit, Direct Burial	29.17	5.30
			For >250 To 500, Deduct	-1.15	
			For >500 To 1,000, Deduct	-1.88	
			For >1,000, Deduct	-2.61	
26 05 33 13-1934	LF		2-1/2" Polyvinyl Chloride (PVC) Coated, Urethane Lined, Rigid Galvanized Steel (RGS) Conduit, Direct Burial	42.38	7.96
			For >250 To 500, Deduct	-1.70	
			For >500 To 1,000, Deduct	-2.76	
			For >1,000, Deduct	-3.82	
26 05 33 13-1935	LF		3" Polyvinyl Chloride (PVC) Coated, Urethane Lined, Rigid Galvanized Steel (RGS) Conduit, Direct Burial	54.65	9.95
			For >250 To 500, Deduct	-2.18	
			For >500 To 1,000, Deduct	-3.55	
			For >1,000, Deduct	-4.91	
26 05 33 13-1936	LF		3-1/2" Polyvinyl Chloride (PVC) Coated, Urethane Lined, Rigid Galvanized Steel (RGS) Conduit, Direct Burial	67.45	10.50
			For >250 To 500, Deduct	-2.68	
			For >500 To 1,000, Deduct	-4.37	
			For >1,000, Deduct	-6.05	
26 05 33 13-1937	LF		4" Polyvinyl Chloride (PVC) Coated, Urethane Lined, Rigid Galvanized Steel (RGS) Conduit, Direct Burial	80.09	11.60
			For >250 To 500, Deduct	-3.18	
			For >500 To 1,000, Deduct	-5.18	
			For >1,000, Deduct	-7.18	
26 05 33 13-1938	LF		5" Polyvinyl Chloride (PVC) Coated, Urethane Lined, Rigid Galvanized Steel (RGS) Conduit, Direct Burial	125.18	16.02
			For >250 To 500, Deduct	-5.21	
			For >500 To 1,000, Deduct	-8.34	
			For >1,000, Deduct	-11.47	
26 05 33 13-1939	LF		6" Polyvinyl Chloride (PVC) Coated, Urethane Lined, Rigid Galvanized Steel (RGS) Conduit, Direct Burial	167.05	20.99
			For >250 To 500, Deduct	-7.03	
			For >500 To 1,000, Deduct	-11.20	
			For >1,000, Deduct	-15.38	
26 05 33 13-1940			Polyvinyl Chloride (PVC) Coated, Urethane Lined, Rigid Galvanized Steel (RGS) Couplings, Direct Burial <small>(26 05 33 13-1926)</small>		
26 05 33 13-1941	EA		1/2" Polyvinyl Chloride (PVC) Coated, Urethane Lined, Rigid Galvanized Steel (RGS) Coupling, Direct Burial.....	12.59	3.32
26 05 33 13-1942	EA		3/4" Polyvinyl Chloride (PVC) Coated, Urethane Lined, Rigid Galvanized Steel (RGS) Coupling, Direct Burial.....	15.09	4.42
26 05 33 13-1943	EA		1" Polyvinyl Chloride (PVC) Coated, Urethane Lined, Rigid Galvanized Steel (RGS) Coupling, Direct Burial.....	19.16	5.52
26 05 33 13-1944	EA		1-1/4" Polyvinyl Chloride (PVC) Coated, Urethane Lined, Rigid Galvanized Steel (RGS) Coupling, Direct Burial	21.62	6.08
26 05 33 13-1945	EA		1-1/2" Polyvinyl Chloride (PVC) Coated, Urethane Lined, Rigid Galvanized Steel (RGS) Coupling, Direct Burial	25.62	7.18
26 05 33 13-1946	EA		2" Polyvinyl Chloride (PVC) Coated, Urethane Lined, Rigid Galvanized Steel (RGS) Coupling, Direct Burial.....	33.04	8.29
26 05 33 13-1947	EA		2-1/2" Polyvinyl Chloride (PVC) Coated, Urethane Lined, Rigid Galvanized Steel (RGS) Coupling, Direct Burial	60.65	9.95
26 05 33 13-1948	EA		3" Polyvinyl Chloride (PVC) Coated, Urethane Lined, Rigid Galvanized Steel (RGS) Coupling, Direct Burial.....	77.13	13.82
26 05 33 13-1949	EA		3-1/2" Polyvinyl Chloride (PVC) Coated, Urethane Lined, Rigid Galvanized Steel (RGS) Coupling, Direct Burial	95.55	16.02
26 05 33 13-1950	EA		4" Polyvinyl Chloride (PVC) Coated, Urethane Lined, Rigid Galvanized Steel (RGS) Coupling, Direct Burial.....	118.45	22.10
26 05 33 13-1951	EA		5" Polyvinyl Chloride (PVC) Coated, Urethane Lined, Rigid Galvanized Steel (RGS) Coupling, Direct Burial.....	302.73	30.39
26 05 33 13-1952	EA		6" Polyvinyl Chloride (PVC) Coated, Urethane Lined, Rigid Galvanized Steel (RGS) Coupling, Direct Burial.....	304.54	17.12

26 Electrical**26 05 Common Work Results for Electrical****26 05 33 Raceway and Boxes for Electrical Systems**
 MINOR
 CSI UOM DESCRIPTION

 TOTAL DIRECT DEMOLITION
 UNIT COST UNIT COST

MINOR	CSI	UOM	DESCRIPTION	TOTAL DIRECT UNIT COST	DEMOLITION UNIT COST
26 05 33	13-1953		Polyvinyl Chloride (PVC) Coated, Urethane Lined, Rigid Galvanized Steel (RGS) Standard Radius Elbows, Direct Burial <small>(26 05 33 13-1926)</small> Note: 90, 45, or 30 degree.		
26 05 33	13-1954	EA	1/2" Polyvinyl Chloride (PVC) Coated, Urethane Lined, Rigid Galvanized Steel (RGS) Standard Radius Elbow, Direct Burial	48.54	13.82
26 05 33	13-1955	EA	3/4" Polyvinyl Chloride (PVC) Coated, Urethane Lined, Rigid Galvanized Steel (RGS) Standard Radius Elbow, Direct Burial	55.97	17.12
26 05 33	13-1956	EA	1" Polyvinyl Chloride (PVC) Coated, Urethane Lined, Rigid Galvanized Steel (RGS) Standard Radius Elbow, Direct Burial	66.89	20.99
26 05 33	13-1957	EA	1-1/4" Polyvinyl Chloride (PVC) Coated, Urethane Lined, Rigid Galvanized Steel (RGS) Standard Radius Elbow, Direct Burial	79.21	24.31
26 05 33	13-1958	EA	1-1/2" Polyvinyl Chloride (PVC) Coated, Urethane Lined, Rigid Galvanized Steel (RGS) Standard Radius Elbow, Direct Burial	92.85	27.63
26 05 33	13-1959	EA	2" Polyvinyl Chloride (PVC) Coated, Urethane Lined, Rigid Galvanized Steel (RGS) Standard Radius Elbow, Direct Burial	113.24	30.39
26 05 33	13-1960	EA	2-1/2" Polyvinyl Chloride (PVC) Coated, Urethane Lined, Rigid Galvanized Steel (RGS) Standard Radius Elbow, Direct Burial	175.10	38.13
26 05 33	13-1961	EA	3" Polyvinyl Chloride (PVC) Coated, Urethane Lined, Rigid Galvanized Steel (RGS) Standard Radius Elbow, Direct Burial	261.84	51.93
26 05 33	13-1962	EA	3-1/2" Polyvinyl Chloride (PVC) Coated, Urethane Lined, Rigid Galvanized Steel (RGS) Standard Radius Elbow, Direct Burial	324.42	58.57
26 05 33	13-1963	EA	4" Polyvinyl Chloride (PVC) Coated, Urethane Lined, Rigid Galvanized Steel (RGS) Standard Radius Elbow, Direct Burial	371.61	76.24
26 05 33	13-1964	EA	5" Polyvinyl Chloride (PVC) Coated, Urethane Lined, Rigid Galvanized Steel (RGS) Standard Radius Elbow, Direct Burial	776.65	124.32
26 05 33	13-1965	EA	6" Polyvinyl Chloride (PVC) Coated, Urethane Lined, Rigid Galvanized Steel (RGS) Standard Radius Elbow, Direct Burial	1,222.25	186.76
26 05 33	13-1966		Polyvinyl Chloride (PVC) Coated, Urethane Lined, Rigid Galvanized Steel (RGS) 12" Large Radius Elbows, Direct Burial <small>(26 05 33 13-1926)</small>		
26 05 33	13-1967	EA	1" Polyvinyl Chloride (PVC) Coated, Urethane Lined, Rigid Galvanized Steel (RGS) 12" Large Radius Elbow, Direct Burial	116.17	20.99
26 05 33	13-1968	EA	1-1/4" Polyvinyl Chloride (PVC) Coated, Urethane Lined, Rigid Galvanized Steel (RGS) 12" Large Radius Elbow, Direct Burial	130.67	24.31
26 05 33	13-1969	EA	1-1/2" Polyvinyl Chloride (PVC) Coated, Urethane Lined, Rigid Galvanized Steel (RGS) 12" Large Radius Elbow, Direct Burial	149.18	27.63
26 05 33	13-1970	EA	2" Polyvinyl Chloride (PVC) Coated, Urethane Lined, Rigid Galvanized Steel (RGS) 12" Large Radius Elbow, Direct Burial	178.25	30.39
26 05 33	13-1971	EA	2-1/2" Polyvinyl Chloride (PVC) Coated, Urethane Lined, Rigid Galvanized Steel (RGS) 12" Large Radius Elbow, Direct Burial	248.67	38.13
26 05 33	13-1972		Polyvinyl Chloride (PVC) Coated, Urethane Lined, Rigid Galvanized Steel (RGS) 15" Large Radius Elbows, Direct Burial <small>(26 05 33 13-1926)</small>		
26 05 33	13-1973	EA	1" Polyvinyl Chloride (PVC) Coated, Urethane Lined, Rigid Galvanized Steel (RGS) 15" Large Radius Elbow, Direct Burial	129.50	20.99
26 05 33	13-1974	EA	1-1/4" Polyvinyl Chloride (PVC) Coated, Urethane Lined, Rigid Galvanized Steel (RGS) 15" Large Radius Elbow, Direct Burial	152.69	24.31
26 05 33	13-1975	EA	1-1/2" Polyvinyl Chloride (PVC) Coated, Urethane Lined, Rigid Galvanized Steel (RGS) 15" Large Radius Elbow, Direct Burial	164.97	27.63
26 05 33	13-1976	EA	2" Polyvinyl Chloride (PVC) Coated, Urethane Lined, Rigid Galvanized Steel (RGS) 15" Large Radius Elbow, Direct Burial	212.68	30.39
26 05 33	13-1977	EA	2-1/2" Polyvinyl Chloride (PVC) Coated, Urethane Lined, Rigid Galvanized Steel (RGS) 15" Large Radius Elbow, Direct Burial	281.88	38.13
26 05 33	13-1978	EA	3" Polyvinyl Chloride (PVC) Coated, Urethane Lined, Rigid Galvanized Steel (RGS) 15" Large Radius Elbow, Direct Burial	360.31	51.93
26 05 33	13-1979		Polyvinyl Chloride (PVC) Coated, Urethane Lined, Rigid Galvanized Steel (RGS) 18" Large Radius Elbows, Direct Burial <small>(26 05 33 13-1926)</small>		
26 05 33	13-1980	EA	1" Polyvinyl Chloride (PVC) Coated, Urethane Lined, Rigid Galvanized Steel (RGS) 18" Large Radius Elbow, Direct Burial	145.44	20.99
26 05 33	13-1981	EA	1-1/4" Polyvinyl Chloride (PVC) Coated, Urethane Lined, Rigid Galvanized Steel (RGS) 18" Large Radius Elbow, Direct Burial	164.16	24.31
26 05 33	13-1982	EA	1-1/2" Polyvinyl Chloride (PVC) Coated, Urethane Lined, Rigid Galvanized Steel (RGS) 18" Large Radius Elbow, Direct Burial	185.23	27.63
26 05 33	13-1983	EA	2" Polyvinyl Chloride (PVC) Coated, Urethane Lined, Rigid Galvanized Steel (RGS) 18" Large Radius Elbow, Direct Burial	224.10	30.39
26 05 33	13-1984	EA	2-1/2" Polyvinyl Chloride (PVC) Coated, Urethane Lined, Rigid Galvanized Steel (RGS) 18" Large Radius Elbow, Direct Burial	320.03	38.13
26 05 33	13-1985	EA	3" Polyvinyl Chloride (PVC) Coated, Urethane Lined, Rigid Galvanized Steel (RGS) 18" Large Radius Elbow, Direct Burial	405.11	51.93
26 05 33	13-1986	EA	3-1/2" Polyvinyl Chloride (PVC) Coated, Urethane Lined, Rigid Galvanized Steel (RGS) 18" Large Radius Elbow, Direct Burial	512.02	58.57
26 05 33	13-1987	EA	4" Polyvinyl Chloride (PVC) Coated, Urethane Lined, Rigid Galvanized Steel (RGS) 18" Large Radius Elbow, Direct Burial	575.99	76.24
26 05 33	13-1988		Polyvinyl Chloride (PVC) Coated, Urethane Lined, Rigid Galvanized Steel (RGS) 24" Large Radius Elbows, Direct Burial <small>(26 05 33 13-1926)</small>		



MINOR CSI UOM DESCRIPTION	TOTAL DIRECT UNIT COST	DEMOLITION UNIT COST
26 05 33 13-1989 EA 1" Polyvinyl Chloride (PVC) Coated, Urethane Lined, Rigid Galvanized Steel (RGS) 24" Large Radius Elbow, Direct Burial.....	172.96	20.99
26 05 33 13-1990 EA 1-1/4" Polyvinyl Chloride (PVC) Coated, Urethane Lined, Rigid Galvanized Steel (RGS) 24" Large Radius Elbow, Direct Burial.....	191.09	24.31
26 05 33 13-1991 EA 1-1/2" Polyvinyl Chloride (PVC) Coated, Urethane Lined, Rigid Galvanized Steel (RGS) 24" Large Radius Elbow, Direct Burial.....	215.80	27.63
26 05 33 13-1992 EA 2" Polyvinyl Chloride (PVC) Coated, Urethane Lined, Rigid Galvanized Steel (RGS) 24" Large Radius Elbow, Direct Burial.....	268.12	30.39
26 05 33 13-1993 EA 2-1/2" Polyvinyl Chloride (PVC) Coated, Urethane Lined, Rigid Galvanized Steel (RGS) 24" Large Radius Elbow, Direct Burial.....	388.32	38.13
26 05 33 13-1994 EA 3" Polyvinyl Chloride (PVC) Coated, Urethane Lined, Rigid Galvanized Steel (RGS) 24" Large Radius Elbow, Direct Burial.....	481.00	51.93
26 05 33 13-1995 EA 3-1/2" Polyvinyl Chloride (PVC) Coated, Urethane Lined, Rigid Galvanized Steel (RGS) 24" Large Radius Elbow, Direct Burial.....	558.36	58.57
26 05 33 13-1996 EA 4" Polyvinyl Chloride (PVC) Coated, Urethane Lined, Rigid Galvanized Steel (RGS) 24" Large Radius Elbow, Direct Burial.....	661.06	76.24
26 05 33 13-1997 Polyvinyl Chloride (PVC) Coated, Urethane Lined, Rigid Galvanized Steel (RGS) 30" Large Radius Elbows, Direct Burial <small>(26 05 33 13-1926)</small>		
26 05 33 13-1998 EA 1" Polyvinyl Chloride (PVC) Coated, Urethane Lined, Rigid Galvanized Steel (RGS) 30" Large Radius Elbow, Direct Burial.....	194.39	20.99
26 05 33 13-1999 EA 1-1/4" Polyvinyl Chloride (PVC) Coated, Urethane Lined, Rigid Galvanized Steel (RGS) 30" Large Radius Elbow, Direct Burial.....	216.15	24.31
26 05 33 13-2000 EA 1-1/2" Polyvinyl Chloride (PVC) Coated, Urethane Lined, Rigid Galvanized Steel (RGS) 30" Large Radius Elbow, Direct Burial.....	245.89	27.63
26 05 33 13-2001 EA 2" Polyvinyl Chloride (PVC) Coated, Urethane Lined, Rigid Galvanized Steel (RGS) 30" Large Radius Elbow, Direct Burial.....	306.44	30.39
26 05 33 13-2002 EA 2-1/2" Polyvinyl Chloride (PVC) Coated, Urethane Lined, Rigid Galvanized Steel (RGS) 30" Large Radius Elbow, Direct Burial.....	425.58	38.13
26 05 33 13-2003 EA 3" Polyvinyl Chloride (PVC) Coated, Urethane Lined, Rigid Galvanized Steel (RGS) 30" Large Radius Elbow, Direct Burial.....	541.71	51.93
26 05 33 13-2004 EA 3-1/2" Polyvinyl Chloride (PVC) Coated, Urethane Lined, Rigid Galvanized Steel (RGS) 30" Large Radius Elbow, Direct Burial.....	671.03	58.57
26 05 33 13-2005 EA 4" Polyvinyl Chloride (PVC) Coated, Urethane Lined, Rigid Galvanized Steel (RGS) 30" Large Radius Elbow, Direct Burial.....	739.15	76.24
26 05 33 13-2006 EA 5" Polyvinyl Chloride (PVC) Coated, Urethane Lined, Rigid Galvanized Steel (RGS) 30" Large Radius Elbow, Direct Burial.....	1,232.55	124.32
26 05 33 13-2007 Polyvinyl Chloride (PVC) Coated, Urethane Lined, Rigid Galvanized Steel (RGS) 36" Large Radius Elbows, Direct Burial <small>(26 05 33 13-1926)</small>		
26 05 33 13-2008 EA 1" Polyvinyl Chloride (PVC) Coated, Urethane Lined, Rigid Galvanized Steel (RGS) 36" Large Radius Elbow, Direct Burial.....	222.39	20.99
26 05 33 13-2009 EA 1-1/4" Polyvinyl Chloride (PVC) Coated, Urethane Lined, Rigid Galvanized Steel (RGS) 36" Large Radius Elbow, Direct Burial.....	246.43	24.31
26 05 33 13-2010 EA 1-1/2" Polyvinyl Chloride (PVC) Coated, Urethane Lined, Rigid Galvanized Steel (RGS) 36" Large Radius Elbow, Direct Burial.....	278.88	27.63
26 05 33 13-2011 EA 2" Polyvinyl Chloride (PVC) Coated, Urethane Lined, Rigid Galvanized Steel (RGS) 36" Large Radius Elbow, Direct Burial.....	348.94	30.39
26 05 33 13-2012 EA 2-1/2" Polyvinyl Chloride (PVC) Coated, Urethane Lined, Rigid Galvanized Steel (RGS) 36" Large Radius Elbow, Direct Burial.....	487.66	38.13
26 05 33 13-2013 EA 3" Polyvinyl Chloride (PVC) Coated, Urethane Lined, Rigid Galvanized Steel (RGS) 36" Large Radius Elbow, Direct Burial.....	619.05	51.93
26 05 33 13-2014 EA 3-1/2" Polyvinyl Chloride (PVC) Coated, Urethane Lined, Rigid Galvanized Steel (RGS) 36" Large Radius Elbow, Direct Burial.....	727.48	58.57
26 05 33 13-2015 EA 4" Polyvinyl Chloride (PVC) Coated, Urethane Lined, Rigid Galvanized Steel (RGS) 36" Large Radius Elbow, Direct Burial.....	839.97	76.24
26 05 33 13-2016 EA 5" Polyvinyl Chloride (PVC) Coated, Urethane Lined, Rigid Galvanized Steel (RGS) 36" Large Radius Elbow, Direct Burial.....	1,303.21	124.32
26 05 33 13-2017 EA 6" Polyvinyl Chloride (PVC) Coated, Urethane Lined, Rigid Galvanized Steel (RGS) 36" Large Radius Elbow, Direct Burial.....	1,780.53	186.76
26 05 33 13-2018 Polyvinyl Chloride (PVC) Coated, Urethane Lined, Rigid Galvanized Steel (RGS) 42" Large Radius Elbows, Direct Burial <small>(26 05 33 13-1926)</small>		
26 05 33 13-2019 EA 1" Polyvinyl Chloride (PVC) Coated, Urethane Lined, Rigid Galvanized Steel (RGS) 42" Large Radius Elbow, Direct Burial.....	261.40	20.99
26 05 33 13-2020 EA 1-1/4" Polyvinyl Chloride (PVC) Coated, Urethane Lined, Rigid Galvanized Steel (RGS) 42" Large Radius Elbow, Direct Burial.....	273.43	24.31
26 05 33 13-2021 EA 1-1/2" Polyvinyl Chloride (PVC) Coated, Urethane Lined, Rigid Galvanized Steel (RGS) 42" Large Radius Elbow, Direct Burial.....	323.02	27.63
26 05 33 13-2022 EA 2" Polyvinyl Chloride (PVC) Coated, Urethane Lined, Rigid Galvanized Steel (RGS) 42" Large Radius Elbow, Direct Burial.....	408.10	30.39
26 05 33 13-2023 EA 2-1/2" Polyvinyl Chloride (PVC) Coated, Urethane Lined, Rigid Galvanized Steel (RGS) 42" Large Radius Elbow, Direct Burial.....	571.39	38.13
26 05 33 13-2024 EA 3" Polyvinyl Chloride (PVC) Coated, Urethane Lined, Rigid Galvanized Steel (RGS) 42" Large Radius Elbow, Direct Burial.....	723.32	51.93
26 05 33 13-2025 EA 3-1/2" Polyvinyl Chloride (PVC) Coated, Urethane Lined, Rigid Galvanized Steel (RGS) 42" Large Radius Elbow, Direct Burial.....	884.44	58.57
26 05 33 13-2026 EA 4" Polyvinyl Chloride (PVC) Coated, Urethane Lined, Rigid Galvanized Steel (RGS) 42" Large Radius Elbow, Direct Burial.....	1,036.09	76.24

26 Electrical**26 05 Common Work Results for Electrical****26 05 33 Raceway and Boxes for Electrical Systems**

MINOR CSI UOM DESCRIPTION	TOTAL DIRECT UNIT COST	DEMOLITION UNIT COST
26 05 33 13-2027 EA 5" Polyvinyl Chloride (PVC) Coated, Urethane Lined, Rigid Galvanized Steel (RGS) 42" Large Radius Elbow, Direct Burial.....	1,533.67	124.32
26 05 33 13-2028 EA 6" Polyvinyl Chloride (PVC) Coated, Urethane Lined, Rigid Galvanized Steel (RGS) 42" Large Radius Elbow, Direct Burial.....	1,886.32	186.76
26 05 33 13-2029 Polyvinyl Chloride (PVC) Coated, Urethane Lined, Rigid Galvanized Steel (RGS) 48" Large Radius Elbows, Direct Burial (26 05 33 13-1926)		
26 05 33 13-2030 EA 1" Polyvinyl Chloride (PVC) Coated, Urethane Lined, Rigid Galvanized Steel (RGS) 48" Large Radius Elbow, Direct Burial.....	270.79	20.99
26 05 33 13-2031 EA 1-1/4" Polyvinyl Chloride (PVC) Coated, Urethane Lined, Rigid Galvanized Steel (RGS) 48" Large Radius Elbow, Direct Burial.....	319.09	24.31
26 05 33 13-2032 EA 1-1/2" Polyvinyl Chloride (PVC) Coated, Urethane Lined, Rigid Galvanized Steel (RGS) 48" Large Radius Elbow, Direct Burial.....	361.19	27.63
26 05 33 13-2033 EA 2" Polyvinyl Chloride (PVC) Coated, Urethane Lined, Rigid Galvanized Steel (RGS) 48" Large Radius Elbow, Direct Burial.....	425.90	30.39
26 05 33 13-2034 EA 2-1/2" Polyvinyl Chloride (PVC) Coated, Urethane Lined, Rigid Galvanized Steel (RGS) 48" Large Radius Elbow, Direct Burial.....	592.30	38.13
26 05 33 13-2035 EA 3" Polyvinyl Chloride (PVC) Coated, Urethane Lined, Rigid Galvanized Steel (RGS) 48" Large Radius Elbow, Direct Burial.....	755.39	51.93
26 05 33 13-2036 EA 3-1/2" Polyvinyl Chloride (PVC) Coated, Urethane Lined, Rigid Galvanized Steel (RGS) 48" Large Radius Elbow, Direct Burial.....	969.92	58.57
26 05 33 13-2037 EA 4" Polyvinyl Chloride (PVC) Coated, Urethane Lined, Rigid Galvanized Steel (RGS) 48" Large Radius Elbow, Direct Burial.....	1,080.57	76.24
26 05 33 13-2038 EA 5" Polyvinyl Chloride (PVC) Coated, Urethane Lined, Rigid Galvanized Steel (RGS) 48" Large Radius Elbow, Direct Burial.....	1,595.58	124.32
26 05 33 13-2039 EA 6" Polyvinyl Chloride (PVC) Coated, Urethane Lined, Rigid Galvanized Steel (RGS) 48" Large Radius Elbow, Direct Burial.....	1,940.07	186.76
26 05 33 13-2040 Polyvinyl Chloride (PVC) Coated, Urethane Lined, Rigid Galvanized Steel (RGS), UNF Conduit Unions, Direct Burial (26 05 33 13-1926)		
26 05 33 13-2041 EA 1/2" Polyvinyl Chloride (PVC) Coated, Urethane Lined, Rigid Galvanized Steel (RGS) UNF Conduit Union, Direct Burial.....	89.95	13.82
26 05 33 13-2042 EA 3/4" Polyvinyl Chloride (PVC) Coated, Urethane Lined, Rigid Galvanized Steel (RGS) UNF Conduit Union, Direct Burial.....	97.72	17.12
26 05 33 13-2043 EA 1" Polyvinyl Chloride (PVC) Coated, Urethane Lined, Rigid Galvanized Steel (RGS) UNF Conduit Union, Direct Burial.....	127.06	20.99
26 05 33 13-2044 EA 1-1/4" Polyvinyl Chloride (PVC) Coated, Urethane Lined, Rigid Galvanized Steel (RGS) UNF Conduit Union, Direct Burial.....	185.53	24.31
26 05 33 13-2045 EA 1-1/2" Polyvinyl Chloride (PVC) Coated, Urethane Lined, Rigid Galvanized Steel (RGS) UNF Conduit Union, Direct Burial.....	220.39	27.63
26 05 33 13-2046 EA 2" Polyvinyl Chloride (PVC) Coated, Urethane Lined, Rigid Galvanized Steel (RGS) UNF Conduit Union, Direct Burial.....	280.85	30.39
26 05 33 13-2047 EA 2-1/2" Polyvinyl Chloride (PVC) Coated, Urethane Lined, Rigid Galvanized Steel (RGS) UNF Conduit Union, Direct Burial.....	374.19	38.13
26 05 33 13-2048 EA 3" Polyvinyl Chloride (PVC) Coated, Urethane Lined, Rigid Galvanized Steel (RGS) UNF Conduit Union, Direct Burial.....	487.01	38.13
26 05 33 13-2049 EA 3-1/2" Polyvinyl Chloride (PVC) Coated, Urethane Lined, Rigid Galvanized Steel (RGS) UNF Conduit Union, Direct Burial.....	626.67	58.57
26 05 33 13-2050 EA 4" Polyvinyl Chloride (PVC) Coated, Urethane Lined, Rigid Galvanized Steel (RGS) UNF Conduit Union, Direct Burial.....	806.74	76.24
26 05 33 13-2051 EA 5" Polyvinyl Chloride (PVC) Coated, Urethane Lined, Rigid Galvanized Steel (RGS) UNF Conduit Union, Direct Burial.....	1,471.49	124.32
26 05 33 13-2052 EA 6" Polyvinyl Chloride (PVC) Coated, Urethane Lined, Rigid Galvanized Steel (RGS) UNF Conduit Union, Direct Burial.....	1,829.91	186.76
26 05 33 13-2053 Polyvinyl Chloride (PVC) Coated, Urethane Lined, Rigid Galvanized Steel (RGS), UNY Conduit Unions, Direct Burial (26 05 33 13-1926)		
26 05 33 13-2054 EA 1/2" Polyvinyl Chloride (PVC) Coated, Urethane Lined, Rigid Galvanized Steel (RGS) UNY Conduit Union, Direct Burial.....	92.05	13.82
26 05 33 13-2055 EA 3/4" Polyvinyl Chloride (PVC) Coated, Urethane Lined, Rigid Galvanized Steel (RGS) UNY Conduit Union, Direct Burial.....	105.74	17.12
26 05 33 13-2056 EA 1" Polyvinyl Chloride (PVC) Coated, Urethane Lined, Rigid Galvanized Steel (RGS) UNY Conduit Union, Direct Burial.....	131.33	20.99
26 05 33 13-2057 EA 1-1/4" Polyvinyl Chloride (PVC) Coated, Urethane Lined, Rigid Galvanized Steel (RGS) UNY Conduit Union, Direct Burial.....	193.38	24.31
26 05 33 13-2058 EA 1-1/2" Polyvinyl Chloride (PVC) Coated, Urethane Lined, Rigid Galvanized Steel (RGS) UNY Conduit Union, Direct Burial.....	231.28	27.63
26 05 33 13-2059 EA 2" Polyvinyl Chloride (PVC) Coated, Urethane Lined, Rigid Galvanized Steel (RGS) UNY Conduit Union, Direct Burial.....	304.37	30.39
26 05 33 13-2060 EA 2-1/2" Polyvinyl Chloride (PVC) Coated, Urethane Lined, Rigid Galvanized Steel (RGS) UNY Conduit Union, Direct Burial.....	424.51	38.13
26 05 33 13-2061 EA 3" Polyvinyl Chloride (PVC) Coated, Urethane Lined, Rigid Galvanized Steel (RGS) UNY Conduit Union, Direct Burial.....	538.17	38.13
26 05 33 13-2062 EA 3-1/2" Polyvinyl Chloride (PVC) Coated, Urethane Lined, Rigid Galvanized Steel (RGS) UNY Conduit Union, Direct Burial.....	719.18	58.57
26 05 33 13-2063 EA 4" Polyvinyl Chloride (PVC) Coated, Urethane Lined, Rigid Galvanized Steel (RGS) UNY Conduit Union, Direct Burial.....	898.91	76.24
26 05 33 13-2064 EA 5" Polyvinyl Chloride (PVC) Coated, Urethane Lined, Rigid Galvanized Steel (RGS) UNY Conduit Union, Direct Burial.....	1,640.44	124.32



MINOR	CSI	UOM	DESCRIPTION	TOTAL DIRECT UNIT COST	DEMOLITION UNIT COST
26 05 33	13-2065	EA	6" Polyvinyl Chloride (PVC) Coated, Urethane Lined, Rigid Galvanized Steel (RGS) UNY Conduit Union, Direct Burial.....	2,102.72	186.76
26 05 33 13-2066 Polyvinyl Chloride (PVC) Coated, Urethane Lined, Rigid Galvanized Steel (RGS), Nipples, Direct Burial <small>(26 05 33 13-1926)</small>					
26 05 33	13-2067	EA	1/2" x 2" Long Polyvinyl Chloride (PVC) Coated, Urethane Lined, Rigid Galvanized Steel (RGS) Nipple, Direct Burial.....	30.94	6.63
			<i>For Personal Protective Equipment (Arc Flash) When Working On Energized Equipment, Add</i>	3.98	
26 05 33	13-2068	EA	3/4" x 2" Long Polyvinyl Chloride (PVC) Coated, Urethane Lined, Rigid Galvanized Steel (RGS) Nipple, Direct Burial.....	34.58	8.29
			<i>For Personal Protective Equipment (Arc Flash) When Working On Energized Equipment, Add</i>	4.97	
26 05 33	13-2069	EA	1" x 2" Long Polyvinyl Chloride (PVC) Coated, Urethane Lined, Rigid Galvanized Steel (RGS) Nipple, Direct Burial.....	39.99	10.50
			<i>For Personal Protective Equipment (Arc Flash) When Working On Energized Equipment, Add</i>	6.30	
26 05 33	13-2070	EA	1-1/4" x 2" Long Polyvinyl Chloride (PVC) Coated, Urethane Lined, Rigid Galvanized Steel (RGS) Nipple, Direct Burial.....	47.68	12.15
			<i>For Personal Protective Equipment (Arc Flash) When Working On Energized Equipment, Add</i>	7.29	
26 05 33	13-2071	EA	1-1/2" x 2" Long Polyvinyl Chloride (PVC) Coated, Urethane Lined, Rigid Galvanized Steel (RGS) Nipple, Direct Burial.....	51.77	13.82
			<i>For Personal Protective Equipment (Arc Flash) When Working On Energized Equipment, Add</i>	8.29	
26 05 33	13-2072	EA	1/2" x 2-1/2" Long Polyvinyl Chloride (PVC) Coated, Urethane Lined, Rigid Galvanized Steel (RGS) Nipple, Direct Burial.....	34.32	7.18
			<i>For Personal Protective Equipment (Arc Flash) When Working On Energized Equipment, Add</i>	4.31	
26 05 33	13-2073	EA	3/4" x 2-1/2" Long Polyvinyl Chloride (PVC) Coated, Urethane Lined, Rigid Galvanized Steel (RGS) Nipple, Direct Burial.....	37.00	8.29
			<i>For Personal Protective Equipment (Arc Flash) When Working On Energized Equipment, Add</i>	4.97	
26 05 33	13-2074	EA	1" x 2-1/2" Long Polyvinyl Chloride (PVC) Coated, Urethane Lined, Rigid Galvanized Steel (RGS) Nipple, Direct Burial.....	42.43	10.50
			<i>For Personal Protective Equipment (Arc Flash) When Working On Energized Equipment, Add</i>	6.30	
26 05 33	13-2075	EA	1-1/4" x 2-1/2" Long Polyvinyl Chloride (PVC) Coated, Urethane Lined, Rigid Galvanized Steel (RGS) Nipple, Direct Burial.....	50.27	12.15
			<i>For Personal Protective Equipment (Arc Flash) When Working On Energized Equipment, Add</i>	7.29	
26 05 33	13-2076	EA	1-1/2" x 2-1/2" Long Polyvinyl Chloride (PVC) Coated, Urethane Lined, Rigid Galvanized Steel (RGS) Nipple, Direct Burial.....	54.55	13.82
			<i>For Personal Protective Equipment (Arc Flash) When Working On Energized Equipment, Add</i>	8.29	
26 05 33	13-2077	EA	2" x 2-1/2" Long Polyvinyl Chloride (PVC) Coated, Urethane Lined, Rigid Galvanized Steel (RGS) Nipple, Direct Burial.....	59.07	15.47
			<i>For Personal Protective Equipment (Arc Flash) When Working On Energized Equipment, Add</i>	9.28	
26 05 33	13-2078	EA	1/2" x 3" Long Polyvinyl Chloride (PVC) Coated, Urethane Lined, Rigid Galvanized Steel (RGS) Nipple, Direct Burial.....	34.48	7.18
			<i>For Personal Protective Equipment (Arc Flash) When Working On Energized Equipment, Add</i>	4.31	
26 05 33	13-2079	EA	3/4" x 3" Long Polyvinyl Chloride (PVC) Coated, Urethane Lined, Rigid Galvanized Steel (RGS) Nipple, Direct Burial.....	37.17	8.29
			<i>For Personal Protective Equipment (Arc Flash) When Working On Energized Equipment, Add</i>	4.97	
26 05 33	13-2080	EA	1" x 3" Long Polyvinyl Chloride (PVC) Coated, Urethane Lined, Rigid Galvanized Steel (RGS) Nipple, Direct Burial.....	42.75	10.50
			<i>For Personal Protective Equipment (Arc Flash) When Working On Energized Equipment, Add</i>	6.30	
26 05 33	13-2081	EA	1-1/4" x 3" Long Polyvinyl Chloride (PVC) Coated, Urethane Lined, Rigid Galvanized Steel (RGS) Nipple, Direct Burial.....	50.61	12.15
			<i>For Personal Protective Equipment (Arc Flash) When Working On Energized Equipment, Add</i>	7.29	
26 05 33	13-2082	EA	1-1/2" x 3" Long Polyvinyl Chloride (PVC) Coated, Urethane Lined, Rigid Galvanized Steel (RGS) Nipple, Direct Burial.....	54.88	13.82
			<i>For Personal Protective Equipment (Arc Flash) When Working On Energized Equipment, Add</i>	8.29	
26 05 33	13-2083	EA	2" x 3" Long Polyvinyl Chloride (PVC) Coated, Urethane Lined, Rigid Galvanized Steel (RGS) Nipple, Direct Burial.....	59.94	15.47
			<i>For Personal Protective Equipment (Arc Flash) When Working On Energized Equipment, Add</i>	9.28	
26 05 33	13-2084	EA	1/2" x 3-1/2" Long Polyvinyl Chloride (PVC) Coated, Urethane Lined, Rigid Galvanized Steel (RGS) Nipple, Direct Burial.....	36.78	7.18
			<i>For Personal Protective Equipment (Arc Flash) When Working On Energized Equipment, Add</i>	4.31	
26 05 33	13-2085	EA	3/4" x 3-1/2" Long Polyvinyl Chloride (PVC) Coated, Urethane Lined, Rigid Galvanized Steel (RGS) Nipple, Direct Burial.....	39.46	8.29
			<i>For Personal Protective Equipment (Arc Flash) When Working On Energized Equipment, Add</i>	4.97	
26 05 33	13-2086	EA	1" x 3-1/2" Long Polyvinyl Chloride (PVC) Coated, Urethane Lined, Rigid Galvanized Steel (RGS) Nipple, Direct Burial.....	45.21	10.50
			<i>For Personal Protective Equipment (Arc Flash) When Working On Energized Equipment, Add</i>	6.30	
26 05 33	13-2087	EA	1-1/4" x 3-1/2" Long Polyvinyl Chloride (PVC) Coated, Urethane Lined, Rigid Galvanized Steel (RGS) Nipple, Direct Burial.....	52.01	12.15
			<i>For Personal Protective Equipment (Arc Flash) When Working On Energized Equipment, Add</i>	7.29	
26 05 33	13-2088	EA	1-1/2" x 3-1/2" Long Polyvinyl Chloride (PVC) Coated, Urethane Lined, Rigid Galvanized Steel (RGS) Nipple, Direct Burial.....	56.43	13.82
			<i>For Personal Protective Equipment (Arc Flash) When Working On Energized Equipment, Add</i>	8.29	
26 05 33	13-2089	EA	2" x 3-1/2" Long Polyvinyl Chloride (PVC) Coated, Urethane Lined, Rigid Galvanized Steel (RGS) Nipple, Direct Burial.....	62.65	15.47
			<i>For Personal Protective Equipment (Arc Flash) When Working On Energized Equipment, Add</i>	9.28	
26 05 33	13-2090	EA	2-1/2" x 3-1/2" Long Polyvinyl Chloride (PVC) Coated, Urethane Lined, Rigid Galvanized Steel (RGS) Nipple, Direct Burial.....	87.89	18.79
			<i>For Personal Protective Equipment (Arc Flash) When Working On Energized Equipment, Add</i>	11.27	
26 05 33	13-2091	EA	3" x 3-1/2" Long Polyvinyl Chloride (PVC) Coated, Urethane Lined, Rigid Galvanized Steel (RGS) Nipple, Direct Burial.....	113.51	25.97
			<i>For Personal Protective Equipment (Arc Flash) When Working On Energized Equipment, Add</i>	15.58	
26 05 33	13-2092	EA	1/2" x 4" Long Polyvinyl Chloride (PVC) Coated, Urethane Lined, Rigid Galvanized Steel (RGS) Nipple, Direct Burial.....	36.95	7.18
			<i>For Personal Protective Equipment (Arc Flash) When Working On Energized Equipment, Add</i>	4.31	

26 Electrical**26 05 Common Work Results for Electrical****26 05 33 Raceway and Boxes for Electrical Systems**

MINOR CSI	UOM	DESCRIPTION	TOTAL DIRECT UNIT COST	DEMOLITION UNIT COST
26 05 33 13-2093	EA	3/4" x 4" Long Polyvinyl Chloride (PVC) Coated, Urethane Lined, Rigid Galvanized Steel (RGS) Nipple, Direct Burial	39.78	8.29
		<i>For Personal Protective Equipment (Arc Flash) When Working On Energized Equipment, Add</i>	4.97	
26 05 33 13-2094	EA	1" x 4" Long Polyvinyl Chloride (PVC) Coated, Urethane Lined, Rigid Galvanized Steel (RGS) Nipple, Direct Burial	45.55	10.50
		<i>For Personal Protective Equipment (Arc Flash) When Working On Energized Equipment, Add</i>	6.30	
26 05 33 13-2095	EA	1-1/4" x 4" Long Polyvinyl Chloride (PVC) Coated, Urethane Lined, Rigid Galvanized Steel (RGS) Nipple, Direct Burial	53.41	12.15
		<i>For Personal Protective Equipment (Arc Flash) When Working On Energized Equipment, Add</i>	7.29	
26 05 33 13-2096	EA	1-1/2" x 4" Long Polyvinyl Chloride (PVC) Coated, Urethane Lined, Rigid Galvanized Steel (RGS) Nipple, Direct Burial	57.97	13.82
		<i>For Personal Protective Equipment (Arc Flash) When Working On Energized Equipment, Add</i>	8.29	
26 05 33 13-2097	EA	2" x 4" Long Polyvinyl Chloride (PVC) Coated, Urethane Lined, Rigid Galvanized Steel (RGS) Nipple, Direct Burial	65.35	15.47
		<i>For Personal Protective Equipment (Arc Flash) When Working On Energized Equipment, Add</i>	9.28	
26 05 33 13-2098	EA	2-1/2" x 4" Long Polyvinyl Chloride (PVC) Coated, Urethane Lined, Rigid Galvanized Steel (RGS) Nipple, Direct Burial	90.28	18.79
		<i>For Personal Protective Equipment (Arc Flash) When Working On Energized Equipment, Add</i>	11.27	
26 05 33 13-2099	EA	3" x 4" Long Polyvinyl Chloride (PVC) Coated, Urethane Lined, Rigid Galvanized Steel (RGS) Nipple, Direct Burial	118.65	25.97
		<i>For Personal Protective Equipment (Arc Flash) When Working On Energized Equipment, Add</i>	15.58	
26 05 33 13-2100	EA	3-1/2" x 4" Long Polyvinyl Chloride (PVC) Coated, Urethane Lined, Rigid Galvanized Steel (RGS) Nipple, Direct Burial	141.77	29.28
		<i>For Personal Protective Equipment (Arc Flash) When Working On Energized Equipment, Add</i>	17.57	
26 05 33 13-2101	EA	4" x 4" Long Polyvinyl Chloride (PVC) Coated, Urethane Lined, Rigid Galvanized Steel (RGS) Nipple, Direct Burial	165.27	38.13
		<i>For Personal Protective Equipment (Arc Flash) When Working On Energized Equipment, Add</i>	22.87	
26 05 33 13-2102	EA	1/2" x 5" Long Polyvinyl Chloride (PVC) Coated, Urethane Lined, Rigid Galvanized Steel (RGS) Nipple, Direct Burial	37.26	7.18
		<i>For Personal Protective Equipment (Arc Flash) When Working On Energized Equipment, Add</i>	4.31	
26 05 33 13-2103	EA	3/4" x 5" Long Polyvinyl Chloride (PVC) Coated, Urethane Lined, Rigid Galvanized Steel (RGS) Nipple, Direct Burial	40.11	8.29
		<i>For Personal Protective Equipment (Arc Flash) When Working On Energized Equipment, Add</i>	4.97	
26 05 33 13-2104	EA	1" x 5" Long Polyvinyl Chloride (PVC) Coated, Urethane Lined, Rigid Galvanized Steel (RGS) Nipple, Direct Burial	45.91	10.50
		<i>For Personal Protective Equipment (Arc Flash) When Working On Energized Equipment, Add</i>	6.30	
26 05 33 13-2105	EA	1-1/4" x 5" Long Polyvinyl Chloride (PVC) Coated, Urethane Lined, Rigid Galvanized Steel (RGS) Nipple, Direct Burial	54.06	12.15
		<i>For Personal Protective Equipment (Arc Flash) When Working On Energized Equipment, Add</i>	7.29	
26 05 33 13-2106	EA	1-1/2" x 5" Long Polyvinyl Chloride (PVC) Coated, Urethane Lined, Rigid Galvanized Steel (RGS) Nipple, Direct Burial	58.65	13.82
		<i>For Personal Protective Equipment (Arc Flash) When Working On Energized Equipment, Add</i>	8.29	
26 05 33 13-2107	EA	2" x 5" Long Polyvinyl Chloride (PVC) Coated, Urethane Lined, Rigid Galvanized Steel (RGS) Nipple, Direct Burial	66.82	15.47
		<i>For Personal Protective Equipment (Arc Flash) When Working On Energized Equipment, Add</i>	9.28	
26 05 33 13-2108	EA	2-1/2" x 5" Long Polyvinyl Chloride (PVC) Coated, Urethane Lined, Rigid Galvanized Steel (RGS) Nipple, Direct Burial	99.80	18.79
		<i>For Personal Protective Equipment (Arc Flash) When Working On Energized Equipment, Add</i>	11.27	
26 05 33 13-2109	EA	3" x 5" Long Polyvinyl Chloride (PVC) Coated, Urethane Lined, Rigid Galvanized Steel (RGS) Nipple, Direct Burial	126.35	25.97
		<i>For Personal Protective Equipment (Arc Flash) When Working On Energized Equipment, Add</i>	15.58	
26 05 33 13-2110	EA	3-1/2" x 5" Long Polyvinyl Chloride (PVC) Coated, Urethane Lined, Rigid Galvanized Steel (RGS) Nipple, Direct Burial	143.41	29.28
		<i>For Personal Protective Equipment (Arc Flash) When Working On Energized Equipment, Add</i>	17.57	
26 05 33 13-2111	EA	4" x 5" Long Polyvinyl Chloride (PVC) Coated, Urethane Lined, Rigid Galvanized Steel (RGS) Nipple, Direct Burial	169.66	38.13
		<i>For Personal Protective Equipment (Arc Flash) When Working On Energized Equipment, Add</i>	22.87	
26 05 33 13-2112	EA	5" x 5" Long Polyvinyl Chloride (PVC) Coated, Urethane Lined, Rigid Galvanized Steel (RGS) Nipple, Direct Burial	250.29	52.49
		<i>For Personal Protective Equipment (Arc Flash) When Working On Energized Equipment, Add</i>	31.49	
26 05 33 13-2113	EA	1/2" x 6" Long Polyvinyl Chloride (PVC) Coated, Urethane Lined, Rigid Galvanized Steel (RGS) Nipple, Direct Burial	37.87	7.18
		<i>For Personal Protective Equipment (Arc Flash) When Working On Energized Equipment, Add</i>	4.31	
26 05 33 13-2114	EA	3/4" x 6" Long Polyvinyl Chloride (PVC) Coated, Urethane Lined, Rigid Galvanized Steel (RGS) Nipple, Direct Burial	40.72	8.29
		<i>For Personal Protective Equipment (Arc Flash) When Working On Energized Equipment, Add</i>	4.97	
26 05 33 13-2115	EA	1" x 6" Long Polyvinyl Chloride (PVC) Coated, Urethane Lined, Rigid Galvanized Steel (RGS) Nipple, Direct Burial	46.56	10.50
		<i>For Personal Protective Equipment (Arc Flash) When Working On Energized Equipment, Add</i>	6.30	
26 05 33 13-2116	EA	1-1/4" x 6" Long Polyvinyl Chloride (PVC) Coated, Urethane Lined, Rigid Galvanized Steel (RGS) Nipple, Direct Burial	55.27	12.15
		<i>For Personal Protective Equipment (Arc Flash) When Working On Energized Equipment, Add</i>	7.29	
26 05 33 13-2117	EA	1-1/2" x 6" Long Polyvinyl Chloride (PVC) Coated, Urethane Lined, Rigid Galvanized Steel (RGS) Nipple, Direct Burial	60.10	13.82
		<i>For Personal Protective Equipment (Arc Flash) When Working On Energized Equipment, Add</i>	8.29	
26 05 33 13-2118	EA	2" x 6" Long Polyvinyl Chloride (PVC) Coated, Urethane Lined, Rigid Galvanized Steel (RGS) Nipple, Direct Burial	68.30	15.47
		<i>For Personal Protective Equipment (Arc Flash) When Working On Energized Equipment, Add</i>	9.28	
26 05 33 13-2119	EA	2-1/2" x 6" Long Polyvinyl Chloride (PVC) Coated, Urethane Lined, Rigid Galvanized Steel (RGS) Nipple, Direct Burial	109.46	18.79
		<i>For Personal Protective Equipment (Arc Flash) When Working On Energized Equipment, Add</i>	11.27	
26 05 33 13-2120	EA	3" x 6" Long Polyvinyl Chloride (PVC) Coated, Urethane Lined, Rigid Galvanized Steel (RGS) Nipple, Direct Burial	136.59	25.97
		<i>For Personal Protective Equipment (Arc Flash) When Working On Energized Equipment, Add</i>	15.58	



MINOR CSI UOM DESCRIPTION	TOTAL DIRECT UNIT COST	DEMOLITION UNIT COST
26 05 33 13-2121 EA 3-1/2" x 6" Long Polyvinyl Chloride (PVC) Coated, Urethane Lined, Rigid Galvanized Steel (RGS) Nipple, Direct		
Burial	152.64	29.28
<i>For Personal Protective Equipment (Arc Flash) When Working On Energized Equipment, Add</i>	17.57	
26 05 33 13-2122 EA 4" x 6" Long Polyvinyl Chloride (PVC) Coated, Urethane Lined, Rigid Galvanized Steel (RGS) Nipple, Direct		
Burial	185.22	38.13
<i>For Personal Protective Equipment (Arc Flash) When Working On Energized Equipment, Add</i>	22.87	
26 05 33 13-2123 EA 5" x 6" Long Polyvinyl Chloride (PVC) Coated, Urethane Lined, Rigid Galvanized Steel (RGS) Nipple, Direct		
Burial	273.54	52.49
<i>For Personal Protective Equipment (Arc Flash) When Working On Energized Equipment, Add</i>	31.49	
26 05 33 13-2124 EA 1/2" x 8" Long Polyvinyl Chloride (PVC) Coated, Urethane Lined, Rigid Galvanized Steel (RGS) Nipple, Direct		
Burial	38.81	7.18
<i>For Personal Protective Equipment (Arc Flash) When Working On Energized Equipment, Add</i>	4.31	
26 05 33 13-2125 EA 3/4" x 8" Long Polyvinyl Chloride (PVC) Coated, Urethane Lined, Rigid Galvanized Steel (RGS) Nipple, Direct		
Burial	41.63	8.29
<i>For Personal Protective Equipment (Arc Flash) When Working On Energized Equipment, Add</i>	4.97	
26 05 33 13-2126 EA 1" x 8" Long Polyvinyl Chloride (PVC) Coated, Urethane Lined, Rigid Galvanized Steel (RGS) Nipple, Direct		
Burial	48.01	10.50
<i>For Personal Protective Equipment (Arc Flash) When Working On Energized Equipment, Add</i>	6.30	
26 05 33 13-2127 EA 1-1/4" x 8" Long Polyvinyl Chloride (PVC) Coated, Urethane Lined, Rigid Galvanized Steel (RGS) Nipple, Direct		
Burial	55.58	12.15
<i>For Personal Protective Equipment (Arc Flash) When Working On Energized Equipment, Add</i>	7.29	
26 05 33 13-2128 EA 1-1/2" x 8" Long Polyvinyl Chloride (PVC) Coated, Urethane Lined, Rigid Galvanized Steel (RGS) Nipple, Direct		
Burial	63.04	13.82
<i>For Personal Protective Equipment (Arc Flash) When Working On Energized Equipment, Add</i>	8.29	
26 05 33 13-2129 EA 2" x 8" Long Polyvinyl Chloride (PVC) Coated, Urethane Lined, Rigid Galvanized Steel (RGS) Nipple, Direct		
Burial	75.49	15.47
<i>For Personal Protective Equipment (Arc Flash) When Working On Energized Equipment, Add</i>	9.28	
26 05 33 13-2130 EA 2-1/2" x 8" Long Polyvinyl Chloride (PVC) Coated, Urethane Lined, Rigid Galvanized Steel (RGS) Nipple, Direct		
Burial	121.34	18.79
<i>For Personal Protective Equipment (Arc Flash) When Working On Energized Equipment, Add</i>	11.27	
26 05 33 13-2131 EA 3" x 8" Long Polyvinyl Chloride (PVC) Coated, Urethane Lined, Rigid Galvanized Steel (RGS) Nipple, Direct		
Burial	150.60	25.97
<i>For Personal Protective Equipment (Arc Flash) When Working On Energized Equipment, Add</i>	15.58	
26 05 33 13-2132 EA 3-1/2" x 8" Long Polyvinyl Chloride (PVC) Coated, Urethane Lined, Rigid Galvanized Steel (RGS) Nipple, Direct		
Burial	175.72	29.28
<i>For Personal Protective Equipment (Arc Flash) When Working On Energized Equipment, Add</i>	17.57	
26 05 33 13-2133 EA 4" x 8" Long Polyvinyl Chloride (PVC) Coated, Urethane Lined, Rigid Galvanized Steel (RGS) Nipple, Direct		
Burial	208.57	38.13
<i>For Personal Protective Equipment (Arc Flash) When Working On Energized Equipment, Add</i>	22.87	
26 05 33 13-2134 EA 5" x 8" Long Polyvinyl Chloride (PVC) Coated, Urethane Lined, Rigid Galvanized Steel (RGS) Nipple, Direct		
Burial	289.48	52.49
<i>For Personal Protective Equipment (Arc Flash) When Working On Energized Equipment, Add</i>	31.49	
26 05 33 13-2135 EA 1/2" x 10" Long Polyvinyl Chloride (PVC) Coated, Urethane Lined, Rigid Galvanized Steel (RGS) Nipple, Direct		
Burial	39.80	7.18
<i>For Personal Protective Equipment (Arc Flash) When Working On Energized Equipment, Add</i>	4.31	
26 05 33 13-2136 EA 3/4" x 10" Long Polyvinyl Chloride (PVC) Coated, Urethane Lined, Rigid Galvanized Steel (RGS) Nipple, Direct		
Burial	42.60	8.29
<i>For Personal Protective Equipment (Arc Flash) When Working On Energized Equipment, Add</i>	4.97	
26 05 33 13-2137 EA 1" x 10" Long Polyvinyl Chloride (PVC) Coated, Urethane Lined, Rigid Galvanized Steel (RGS) Nipple, Direct		
Burial	49.44	10.50
<i>For Personal Protective Equipment (Arc Flash) When Working On Energized Equipment, Add</i>	6.30	
26 05 33 13-2138 EA 1-1/4" x 10" Long Polyvinyl Chloride (PVC) Coated, Urethane Lined, Rigid Galvanized Steel (RGS) Nipple, Direct		
Burial	59.93	12.15
<i>For Personal Protective Equipment (Arc Flash) When Working On Energized Equipment, Add</i>	7.29	
26 05 33 13-2139 EA 1-1/2" x 10" Long Polyvinyl Chloride (PVC) Coated, Urethane Lined, Rigid Galvanized Steel (RGS) Nipple, Direct		
Burial	70.05	13.82
<i>For Personal Protective Equipment (Arc Flash) When Working On Energized Equipment, Add</i>	8.29	
26 05 33 13-2140 EA 2" x 10" Long Polyvinyl Chloride (PVC) Coated, Urethane Lined, Rigid Galvanized Steel (RGS) Nipple, Direct		
Burial	86.07	15.47
<i>For Personal Protective Equipment (Arc Flash) When Working On Energized Equipment, Add</i>	9.28	
26 05 33 13-2141 EA 2-1/2" x 10" Long Polyvinyl Chloride (PVC) Coated, Urethane Lined, Rigid Galvanized Steel (RGS) Nipple, Direct		
Burial	133.89	18.79
<i>For Personal Protective Equipment (Arc Flash) When Working On Energized Equipment, Add</i>	11.27	
26 05 33 13-2142 EA 3" x 10" Long Polyvinyl Chloride (PVC) Coated, Urethane Lined, Rigid Galvanized Steel (RGS) Nipple, Direct		
Burial	168.54	25.97
<i>For Personal Protective Equipment (Arc Flash) When Working On Energized Equipment, Add</i>	15.58	
26 05 33 13-2143 EA 3-1/2" x 10" Long Polyvinyl Chloride (PVC) Coated, Urethane Lined, Rigid Galvanized Steel (RGS) Nipple, Direct		
Burial	199.97	29.28
<i>For Personal Protective Equipment (Arc Flash) When Working On Energized Equipment, Add</i>	17.57	
26 05 33 13-2144 EA 4" x 10" Long Polyvinyl Chloride (PVC) Coated, Urethane Lined, Rigid Galvanized Steel (RGS) Nipple, Direct		
Burial	249.42	38.13
<i>For Personal Protective Equipment (Arc Flash) When Working On Energized Equipment, Add</i>	22.87	
26 05 33 13-2145 EA 5" x 10" Long Polyvinyl Chloride (PVC) Coated, Urethane Lined, Rigid Galvanized Steel (RGS) Nipple, Direct		
Burial	321.28	52.49
<i>For Personal Protective Equipment (Arc Flash) When Working On Energized Equipment, Add</i>	31.49	
26 05 33 13-2146 EA 1/2" x 12" Long Polyvinyl Chloride (PVC) Coated, Urethane Lined, Rigid Galvanized Steel (RGS) Nipple, Direct		
Burial	40.81	7.18
<i>For Personal Protective Equipment (Arc Flash) When Working On Energized Equipment, Add</i>	4.31	
26 05 33 13-2147 EA 3/4" x 12" Long Polyvinyl Chloride (PVC) Coated, Urethane Lined, Rigid Galvanized Steel (RGS) Nipple, Direct		
Burial	43.74	8.29
<i>For Personal Protective Equipment (Arc Flash) When Working On Energized Equipment, Add</i>	4.97	
26 05 33 13-2148 EA 1" x 12" Long Polyvinyl Chloride (PVC) Coated, Urethane Lined, Rigid Galvanized Steel (RGS) Nipple, Direct		
Burial	53.06	10.50
<i>For Personal Protective Equipment (Arc Flash) When Working On Energized Equipment, Add</i>	6.30	

26 Electrical

26 05 Common Work Results for Electrical

26 05 33 Raceway and Boxes for Electrical Systems



MINOR	CSI	UOM	DESCRIPTION	TOTAL DIRECT UNIT COST	DEMOLITION UNIT COST
26 05 33	13-2149	EA	1-1/4" x 12" Long Polyvinyl Chloride (PVC) Coated, Urethane Lined, Rigid Galvanized Steel (RGS) Nipple, Direct Burial	67.07	12.15
			<i>For Personal Protective Equipment (Arc Flash) When Working On Energized Equipment, Add</i>	7.29	
26 05 33	13-2150	EA	1-1/2" x 12" Long Polyvinyl Chloride (PVC) Coated, Urethane Lined, Rigid Galvanized Steel (RGS) Nipple, Direct Burial	78.52	13.82
			<i>For Personal Protective Equipment (Arc Flash) When Working On Energized Equipment, Add</i>	8.29	
26 05 33	13-2151	EA	2" x 12" Long Polyvinyl Chloride (PVC) Coated, Urethane Lined, Rigid Galvanized Steel (RGS) Nipple, Direct Burial	94.57	15.47
			<i>For Personal Protective Equipment (Arc Flash) When Working On Energized Equipment, Add</i>	9.28	
26 05 33	13-2152	EA	2-1/2" x 12" Long Polyvinyl Chloride (PVC) Coated, Urethane Lined, Rigid Galvanized Steel (RGS) Nipple, Direct Burial	150.65	18.79
			<i>For Personal Protective Equipment (Arc Flash) When Working On Energized Equipment, Add</i>	11.27	
26 05 33	13-2153	EA	3" x 12" Long Polyvinyl Chloride (PVC) Coated, Urethane Lined, Rigid Galvanized Steel (RGS) Nipple, Direct Burial	195.44	25.97
			<i>For Personal Protective Equipment (Arc Flash) When Working On Energized Equipment, Add</i>	15.58	
26 05 33	13-2154	EA	3-1/2" x 12" Long Polyvinyl Chloride (PVC) Coated, Urethane Lined, Rigid Galvanized Steel (RGS) Nipple, Direct Burial	214.84	29.28
			<i>For Personal Protective Equipment (Arc Flash) When Working On Energized Equipment, Add</i>	17.57	
26 05 33	13-2155	EA	4" x 12" Long Polyvinyl Chloride (PVC) Coated, Urethane Lined, Rigid Galvanized Steel (RGS) Nipple, Direct Burial	261.96	38.13
			<i>For Personal Protective Equipment (Arc Flash) When Working On Energized Equipment, Add</i>	22.87	
26 05 33	13-2156	EA	5" x 12" Long Polyvinyl Chloride (PVC) Coated, Urethane Lined, Rigid Galvanized Steel (RGS) Nipple, Direct Burial	325.82	52.49
			<i>For Personal Protective Equipment (Arc Flash) When Working On Energized Equipment, Add</i>	31.49	
26 05 33	13-2157		Fiberglass Reinforced Epoxy (FRE) Standard Wall (SW) Conduit <small>(26 05 33 13-1846)</small> Note: Direct burial or encased application.		
26 05 33	13-2158		Fiberglass Reinforced Epoxy (FRE) Standard Wall (SW) Conduit <small>(26 05 33 13-2157)</small>		
26 05 33	13-2159	LF	1/2" Fiberglass Reinforced Epoxy (FRE) Standard Wall (SW) Conduit, Direct Burial	9.35	1.34
			<i>For Work In Restricted Working Space, Add</i>	1.01	
26 05 33	13-2160	LF	3/4" Fiberglass Reinforced Epoxy (FRE) Standard Wall (SW) Conduit, Direct Burial	10.37	1.45
			<i>For Work In Restricted Working Space, Add</i>	1.09	
26 05 33	13-2161	LF	1" Fiberglass Reinforced Epoxy (FRE) Standard Wall (SW) Conduit, Direct Burial	11.02	1.55
			<i>For Work In Restricted Working Space, Add</i>	1.17	
26 05 33	13-2162	LF	1-1/4" Fiberglass Reinforced Epoxy (FRE) Standard Wall (SW) Conduit, Direct Burial	11.66	1.65
			<i>For Work In Restricted Working Space, Add</i>	1.24	
26 05 33	13-2163	LF	1-1/2" Fiberglass Reinforced Epoxy (FRE) Standard Wall (SW) Conduit, Direct Burial	12.53	1.76
			<i>For Work In Restricted Working Space, Add</i>	1.32	
26 05 33	13-2164	LF	2" Fiberglass Reinforced Epoxy (FRE) Standard Wall (SW) Conduit, Direct Burial	13.01	1.86
			<i>For Work In Restricted Working Space, Add</i>	1.40	
26 05 33	13-2165	LF	2-1/2" Fiberglass Reinforced Epoxy (FRE) Standard Wall (SW) Conduit, Direct Burial	14.92	1.96
			<i>For Work In Restricted Working Space, Add</i>	1.48	
26 05 33	13-2166	LF	3" Fiberglass Reinforced Epoxy (FRE) Standard Wall (SW) Conduit, Direct Burial	17.18	2.07
			<i>For Work In Restricted Working Space, Add</i>	1.55	
26 05 33	13-2167	LF	3-1/2" Fiberglass Reinforced Epoxy (FRE) Standard Wall (SW) Conduit, Direct Burial	18.94	2.17
			<i>For Work In Restricted Working Space, Add</i>	1.63	
26 05 33	13-2168	LF	4" Fiberglass Reinforced Epoxy (FRE) Standard Wall (SW) Conduit, Direct Burial	20.69	2.27
			<i>For Work In Restricted Working Space, Add</i>	1.71	
26 05 33	13-2169	LF	5" Fiberglass Reinforced Epoxy (FRE) Standard Wall (SW) Conduit, Direct Burial	24.68	2.38
			<i>For Work In Restricted Working Space, Add</i>	1.79	
26 05 33	13-2170	LF	6" Fiberglass Reinforced Epoxy (FRE) Standard Wall (SW) Conduit, Direct Burial	29.64	2.48
			<i>For Work In Restricted Working Space, Add</i>	1.86	
26 05 33	13-2171		Fiberglass Reinforced Epoxy (FRE) Standard Wall (SW) Conduit 90 Degree Elbows, 12" Large Radius Elbows <small>(26 05 33 13-2157)</small>		
26 05 33	13-2172	EA	1/2" Fiberglass Reinforced Epoxy (FRE) Standard Wall (SW) Conduit 90 Degree Elbow, 12" Large Radius Elbows, Direct Burial	136.58	10.36
			<i>For Work In Restricted Working Space, Add</i>	7.76	
			<i>For 24" Radius, Add</i>	9.60	
			<i>For 36" Radius, Add</i>	13.66	
			<i>For 48" Radius, Add</i>	17.72	
26 05 33	13-2173	EA	3/4" Fiberglass Reinforced Epoxy (FRE) Standard Wall (SW) Conduit 90 Degree Elbow, 12" Large Radius Elbows, Direct Burial	155.00	12.42
			<i>For Work In Restricted Working Space, Add</i>	9.32	
			<i>For 24" Radius, Add</i>	10.85	
			<i>For 36" Radius, Add</i>	15.50	
			<i>For 48" Radius, Add</i>	20.15	
26 05 33	13-2174	EA	1" Fiberglass Reinforced Epoxy (FRE) Standard Wall (SW) Conduit 90 Degree Elbow, 12" Large Radius Elbows, Direct Burial	161.43	14.50
			<i>For Work In Restricted Working Space, Add</i>	10.87	
			<i>For 24" Radius, Add</i>	11.20	
			<i>For 36" Radius, Add</i>	16.14	
			<i>For 48" Radius, Add</i>	21.08	
26 05 33	13-2175	EA	1-1/4" Fiberglass Reinforced Epoxy (FRE) Standard Wall (SW) Conduit 90 Degree Elbow, 12" Large Radius Elbows, Direct Burial	167.83	16.57
			<i>For Work In Restricted Working Space, Add</i>	12.42	
			<i>For 24" Radius, Add</i>	11.55	
			<i>For 36" Radius, Add</i>	16.78	
			<i>For 48" Radius, Add</i>	22.01	



MINOR CSI UOM DESCRIPTION	TOTAL DIRECT UNIT COST	DEMOLITION UNIT COST
26 05 33 13-2176 EA 1-1/2" Fiberglass Reinforced Epoxy (FRE) Standard Wall (SW) Conduit 90 Degree Elbow, 12" Large Radius Elbows, Direct Burial	174.26	18.63
For Work In Restricted Working Space, Add	13.98	
For 24" Radius, Add	11.90	
For 36" Radius, Add	17.43	
For 48" Radius, Add	22.95	
26 05 33 13-2177 EA 2" Fiberglass Reinforced Epoxy (FRE) Standard Wall (SW) Conduit 90 Degree Elbow, 12" Large Radius Elbows, Direct Burial	197.05	20.71
For Work In Restricted Working Space, Add	15.53	
For 24" Radius, Add	13.48	
For 36" Radius, Add	19.71	
For 48" Radius, Add	25.93	
26 05 33 13-2178 EA 2-1/2" Fiberglass Reinforced Epoxy (FRE) Standard Wall (SW) Conduit 90 Degree Elbow, 12" Large Radius Elbows, Direct Burial	230.82	22.78
For Work In Restricted Working Space, Add	17.08	
For 24" Radius, Add	15.89	
For 36" Radius, Add	23.08	
For 48" Radius, Add	30.28	
26 05 33 13-2179 EA 3" Fiberglass Reinforced Epoxy (FRE) Standard Wall (SW) Conduit 90 Degree Elbow, 12" Large Radius Elbows, Direct Burial	270.78	24.84
For Work In Restricted Working Space, Add	18.64	
For 24" Radius, Add	18.76	
For 36" Radius, Add	27.08	
For 48" Radius, Add	35.40	
26 05 33 13-2180 EA 3-1/2" Fiberglass Reinforced Epoxy (FRE) Standard Wall (SW) Conduit 90 Degree Elbow, 12" Large Radius Elbows, Direct Burial	307.22	28.99
For Work In Restricted Working Space, Add	21.74	
For 24" Radius, Add	21.23	
For 36" Radius, Add	30.72	
For 48" Radius, Add	40.21	
26 05 33 13-2181 EA 4" Fiberglass Reinforced Epoxy (FRE) Standard Wall (SW) Conduit 90 Degree Elbow, 12" Large Radius Elbows, Direct Burial	343.65	37.27
For Work In Restricted Working Space, Add	24.85	
For 24" Radius, Add	23.70	
For 36" Radius, Add	34.37	
For 48" Radius, Add	45.03	
26 05 33 13-2182 EA 5" Fiberglass Reinforced Epoxy (FRE) Standard Wall (SW) Conduit 90 Degree Elbow, 12" Large Radius Elbows, Direct Burial	419.21	37.27
For Work In Restricted Working Space, Add	27.95	
For 24" Radius, Add	29.11	
For 36" Radius, Add	41.92	
For 48" Radius, Add	54.73	
26 05 33 13-2183 EA 6" Fiberglass Reinforced Epoxy (FRE) Standard Wall (SW) Conduit 90 Degree Elbow, 12" Large Radius Elbows, Direct Burial	511.07	41.41
For Work In Restricted Working Space, Add	31.06	
For 24" Radius, Add	35.74	
For 36" Radius, Add	51.11	
For 48" Radius, Add	66.47	
26 05 33 13-2184 Fiberglass Reinforced Epoxy (FRE) Standard Wall (SW) Conduit Double Bell Couplings <small>(26 05 33 13-2157)</small>		
26 05 33 13-2185 EA 1/2" Fiberglass Reinforced Epoxy (FRE) Standard Wall (SW) Conduit Double Bell Coupling, Direct Burial	60.33	5.80
For Work In Restricted Working Space, Add	4.35	
26 05 33 13-2186 EA 3/4" Fiberglass Reinforced Epoxy (FRE) Standard Wall (SW) Conduit Double Bell Coupling, Direct Burial	67.65	6.62
For Work In Restricted Working Space, Add	4.97	
26 05 33 13-2187 EA 1" Fiberglass Reinforced Epoxy (FRE) Standard Wall (SW) Conduit Double Bell Coupling, Direct Burial	70.23	7.45
For Work In Restricted Working Space, Add	5.59	
26 05 33 13-2188 EA 1-1/4" Fiberglass Reinforced Epoxy (FRE) Standard Wall (SW) Conduit Double Bell Coupling, Direct Burial	72.74	8.28
For Work In Restricted Working Space, Add	6.21	
26 05 33 13-2189 EA 1-1/2" Fiberglass Reinforced Epoxy (FRE) Standard Wall (SW) Conduit Double Bell Coupling, Direct Burial	75.86	9.12
For Work In Restricted Working Space, Add	6.83	
26 05 33 13-2190 EA 2" Fiberglass Reinforced Epoxy (FRE) Standard Wall (SW) Conduit Double Bell Coupling, Direct Burial	88.05	9.94
For Work In Restricted Working Space, Add	7.45	
26 05 33 13-2191 EA 2-1/2" Fiberglass Reinforced Epoxy (FRE) Standard Wall (SW) Conduit Double Bell Coupling, Direct Burial	104.03	11.18
For Work In Restricted Working Space, Add	8.39	
26 05 33 13-2192 EA 3" Fiberglass Reinforced Epoxy (FRE) Standard Wall (SW) Conduit Double Bell Coupling, Direct Burial	122.35	12.42
For Work In Restricted Working Space, Add	9.32	
26 05 33 13-2193 EA 3-1/2" Fiberglass Reinforced Epoxy (FRE) Standard Wall (SW) Conduit Double Bell Coupling, Direct Burial	138.93	14.50
For Work In Restricted Working Space, Add	10.87	
26 05 33 13-2194 EA 4" Fiberglass Reinforced Epoxy (FRE) Standard Wall (SW) Conduit Double Bell Coupling, Direct Burial	155.52	16.57
For Work In Restricted Working Space, Add	12.42	
26 05 33 13-2195 EA 5" Fiberglass Reinforced Epoxy (FRE) Standard Wall (SW) Conduit Double Bell Coupling, Direct Burial	189.22	18.63
For Work In Restricted Working Space, Add	13.98	
26 05 33 13-2196 EA 6" Fiberglass Reinforced Epoxy (FRE) Standard Wall (SW) Conduit Double Bell Coupling, Direct Burial	230.00	20.71
For Work In Restricted Working Space, Add	15.53	
26 05 33 13-2197 Fiberglass Reinforced Epoxy (FRE) Standard Wall (SW) Conduit Radius Double Bell Couplings <small>(26 05 33 13-2157)</small>		
26 05 33 13-2198 EA 1/2" Fiberglass Reinforced Epoxy (FRE) Standard Wall (SW) Conduit Radius Double Bell Coupling, Direct Burial	40.36	5.80
For Work In Restricted Working Space, Add	4.35	
26 05 33 13-2199 EA 3/4" Fiberglass Reinforced Epoxy (FRE) Standard Wall (SW) Conduit Radius Double Bell Coupling, Direct Burial	45.30	6.62
For Work In Restricted Working Space, Add	4.97	

26 Electrical

26 05 Common Work Results for Electrical

26 05 33 Raceway and Boxes for Electrical Systems



MINOR	CSI	UOM	DESCRIPTION	TOTAL DIRECT UNIT COST	DEMOLITION UNIT COST
26 05 33	13-2200	EA	1" Fiberglass Reinforced Epoxy (FRE) Standard Wall (SW) Conduit Radius Double Bell Coupling, Direct Burial.....	47.67	7.45
			<i>For Work In Restricted Working Space, Add</i>	5.59	
26 05 33	13-2201	EA	1-1/4" Fiberglass Reinforced Epoxy (FRE) Standard Wall (SW) Conduit Radius Double Bell Coupling, Direct Burial.....	50.05	8.28
			<i>For Work In Restricted Working Space, Add</i>	6.21	
26 05 33	13-2202	EA	1-1/2" Fiberglass Reinforced Epoxy (FRE) Standard Wall (SW) Conduit Radius Double Bell Coupling, Direct Burial.....	52.43	9.12
			<i>For Work In Restricted Working Space, Add</i>	6.83	
26 05 33	13-2203	EA	2" Fiberglass Reinforced Epoxy (FRE) Standard Wall (SW) Conduit Radius Double Bell Coupling, Direct Burial.....	54.66	9.94
			<i>For Work In Restricted Working Space, Add</i>	7.45	
26 05 33	13-2204	EA	2-1/2" Fiberglass Reinforced Epoxy (FRE) Standard Wall (SW) Conduit Radius Double Bell Coupling, Direct Burial.....	63.74	11.18
			<i>For Work In Restricted Working Space, Add</i>	8.39	
26 05 33	13-2205	EA	3" Fiberglass Reinforced Epoxy (FRE) Standard Wall (SW) Conduit Radius Double Bell Coupling, Direct Burial.....	74.01	12.42
			<i>For Work In Restricted Working Space, Add</i>	9.32	
26 05 33	13-2206	EA	3-1/2" Fiberglass Reinforced Epoxy (FRE) Standard Wall (SW) Conduit Radius Double Bell Coupling, Direct Burial.....	84.55	14.50
			<i>For Work In Restricted Working Space, Add</i>	10.87	
26 05 33	13-2207	EA	4" Fiberglass Reinforced Epoxy (FRE) Standard Wall (SW) Conduit Radius Double Bell Coupling, Direct Burial.....	95.10	16.57
			<i>For Work In Restricted Working Space, Add</i>	12.42	
26 05 33	13-2208	EA	5" Fiberglass Reinforced Epoxy (FRE) Standard Wall (SW) Conduit Radius Double Bell Coupling, Direct Burial.....	113.75	18.63
			<i>For Work In Restricted Working Space, Add</i>	13.98	
26 05 33	13-2209	EA	6" Fiberglass Reinforced Epoxy (FRE) Standard Wall (SW) Conduit Radius Double Bell Coupling, Direct Burial.....	135.67	20.71
			<i>For Work In Restricted Working Space, Add</i>	15.53	
26 05 33 13-2210 Fiberglass Reinforced Epoxy (FRE) Standard Wall (SW) Conduit Sleeve Couplings (26 05 33 13-2157)					
26 05 33	13-2211	EA	1/2" Fiberglass Reinforced Epoxy (FRE) Standard Wall (SW) Conduit Sleeve Coupling, Direct Burial.....	40.43	3.32
			<i>For Work In Restricted Working Space, Add</i>	2.48	
26 05 33	13-2212	EA	3/4" Fiberglass Reinforced Epoxy (FRE) Standard Wall (SW) Conduit Sleeve Coupling, Direct Burial.....	45.05	3.73
			<i>For Work In Restricted Working Space, Add</i>	2.80	
26 05 33	13-2213	EA	1" Fiberglass Reinforced Epoxy (FRE) Standard Wall (SW) Conduit Sleeve Coupling, Direct Burial.....	46.48	4.14
			<i>For Work In Restricted Working Space, Add</i>	3.11	
26 05 33	13-2214	EA	1-1/4" Fiberglass Reinforced Epoxy (FRE) Standard Wall (SW) Conduit Sleeve Coupling, Direct Burial.....	47.73	4.56
			<i>For Work In Restricted Working Space, Add</i>	3.42	
26 05 33	13-2215	EA	1-1/2" Fiberglass Reinforced Epoxy (FRE) Standard Wall (SW) Conduit Sleeve Coupling, Direct Burial.....	49.59	4.97
			<i>For Work In Restricted Working Space, Add</i>	3.73	
26 05 33	13-2216	EA	2" Fiberglass Reinforced Epoxy (FRE) Standard Wall (SW) Conduit Sleeve Coupling, Direct Burial.....	58.75	5.80
			<i>For Work In Restricted Working Space, Add</i>	4.35	
26 05 33	13-2217	EA	2-1/2" Fiberglass Reinforced Epoxy (FRE) Standard Wall (SW) Conduit Sleeve Coupling, Direct Burial.....	70.68	7.04
			<i>For Work In Restricted Working Space, Add</i>	5.28	
26 05 33	13-2218	EA	3" Fiberglass Reinforced Epoxy (FRE) Standard Wall (SW) Conduit Sleeve Coupling, Direct Burial.....	84.39	8.28
			<i>For Work In Restricted Working Space, Add</i>	6.21	
26 05 33	13-2219	EA	3-1/2" Fiberglass Reinforced Epoxy (FRE) Standard Wall (SW) Conduit Sleeve Coupling, Direct Burial.....	97.52	10.36
			<i>For Work In Restricted Working Space, Add</i>	7.76	
26 05 33	13-2220	EA	4" Fiberglass Reinforced Epoxy (FRE) Standard Wall (SW) Conduit Sleeve Coupling, Direct Burial.....	110.65	12.42
			<i>For Work In Restricted Working Space, Add</i>	9.32	
26 05 33	13-2221	EA	5" Fiberglass Reinforced Epoxy (FRE) Standard Wall (SW) Conduit Sleeve Coupling, Direct Burial.....	135.69	14.50
			<i>For Work In Restricted Working Space, Add</i>	10.87	
26 05 33	13-2222	EA	6" Fiberglass Reinforced Epoxy (FRE) Standard Wall (SW) Conduit Sleeve Coupling, Direct Burial.....	165.78	16.57
			<i>For Work In Restricted Working Space, Add</i>	12.42	
26 05 33 13-2223 Fiberglass Reinforced Epoxy (FRE) Standard Wall (SW) Conduit Expansion Joints (26 05 33 13-2157)					
26 05 33	13-2224	EA	1/2" Fiberglass Reinforced Epoxy (FRE) Standard Wall (SW) Conduit Expansion Joint, Direct Burial.....	87.19	20.71
			<i>For Work In Restricted Working Space, Add</i>	15.53	
26 05 33	13-2225	EA	3/4" Fiberglass Reinforced Epoxy (FRE) Standard Wall (SW) Conduit Expansion Joint, Direct Burial.....	101.42	24.84
			<i>For Work In Restricted Working Space, Add</i>	18.64	
26 05 33	13-2226	EA	1" Fiberglass Reinforced Epoxy (FRE) Standard Wall (SW) Conduit Expansion Joint, Direct Burial.....	112.21	28.99
			<i>For Work In Restricted Working Space, Add</i>	21.74	
26 05 33	13-2227	EA	1-1/4" Fiberglass Reinforced Epoxy (FRE) Standard Wall (SW) Conduit Expansion Joint, Direct Burial.....	122.81	33.13
			<i>For Work In Restricted Working Space, Add</i>	24.85	
26 05 33	13-2228	EA	1-1/2" Fiberglass Reinforced Epoxy (FRE) Standard Wall (SW) Conduit Expansion Joint, Direct Burial.....	128.91	35.20
			<i>For Work In Restricted Working Space, Add</i>	26.40	
26 05 33	13-2229	EA	2" Fiberglass Reinforced Epoxy (FRE) Standard Wall (SW) Conduit Expansion Joint, Direct Burial.....	141.87	37.27
			<i>For Work In Restricted Working Space, Add</i>	27.95	
26 05 33	13-2230	EA	2-1/2" Fiberglass Reinforced Epoxy (FRE) Standard Wall (SW) Conduit Expansion Joint, Direct Burial.....	156.79	39.34
			<i>For Work In Restricted Working Space, Add</i>	29.51	
26 05 33	13-2231	EA	3" Fiberglass Reinforced Epoxy (FRE) Standard Wall (SW) Conduit Expansion Joint, Direct Burial.....	173.65	41.41
			<i>For Work In Restricted Working Space, Add</i>	31.06	
26 05 33	13-2232	EA	3-1/2" Fiberglass Reinforced Epoxy (FRE) Standard Wall (SW) Conduit Expansion Joint, Direct Burial.....	187.59	43.49
			<i>For Work In Restricted Working Space, Add</i>	32.61	
26 05 33	13-2233	EA	4" Fiberglass Reinforced Epoxy (FRE) Standard Wall (SW) Conduit Expansion Joint, Direct Burial.....	201.53	45.56
			<i>For Work In Restricted Working Space, Add</i>	34.17	
26 05 33	13-2234	EA	5" Fiberglass Reinforced Epoxy (FRE) Standard Wall (SW) Conduit Expansion Joint, Direct Burial.....	228.62	47.62
			<i>For Work In Restricted Working Space, Add</i>	35.72	
26 05 33	13-2235	EA	6" Fiberglass Reinforced Epoxy (FRE) Standard Wall (SW) Conduit Expansion Joint, Direct Burial.....	261.18	49.70
			<i>For Work In Restricted Working Space, Add</i>	37.27	



MINOR CSI UOM DESCRIPTION	TOTAL DIRECT UNIT COST	DEMOLITION UNIT COST
------------------------------	---------------------------	-------------------------

26 05 33 13-2236 Fiberglass Reinforced Epoxy (FRE) Standard Wall (SW) Conduit O-Ring Expansion Joints (26 05 33 13-2157)

26 05 33 13-2237	EA 1/2" Fiberglass Reinforced Epoxy (FRE) Standard Wall (SW) Conduit O-Ring Expansion Joint, Direct Burial	101.59	20.71
	<i>For Work In Restricted Working Space, Add</i>	15.53	
26 05 33 13-2238	EA 3/4" Fiberglass Reinforced Epoxy (FRE) Standard Wall (SW) Conduit O-Ring Expansion Joint, Direct Burial	117.55	24.84
	<i>For Work In Restricted Working Space, Add</i>	18.64	
26 05 33 13-2239	EA 1" Fiberglass Reinforced Epoxy (FRE) Standard Wall (SW) Conduit O-Ring Expansion Joint, Direct Burial	128.43	28.99
	<i>For Work In Restricted Working Space, Add</i>	21.74	
26 05 33 13-2240	EA 1-1/4" Fiberglass Reinforced Epoxy (FRE) Standard Wall (SW) Conduit O-Ring Expansion Joint, Direct Burial	139.20	33.13
	<i>For Work In Restricted Working Space, Add</i>	24.85	
26 05 33 13-2241	EA 1-1/2" Fiberglass Reinforced Epoxy (FRE) Standard Wall (SW) Conduit O-Ring Expansion Joint, Direct Burial	145.43	35.20
	<i>For Work In Restricted Working Space, Add</i>	26.40	
26 05 33 13-2242	EA 2" Fiberglass Reinforced Epoxy (FRE) Standard Wall (SW) Conduit O-Ring Expansion Joint, Direct Burial	160.73	37.27
	<i>For Work In Restricted Working Space, Add</i>	27.95	
26 05 33 13-2243	EA 2-1/2" Fiberglass Reinforced Epoxy (FRE) Standard Wall (SW) Conduit O-Ring Expansion Joint, Direct Burial	179.43	39.34
	<i>For Work In Restricted Working Space, Add</i>	29.51	
26 05 33 13-2244	EA 3" Fiberglass Reinforced Epoxy (FRE) Standard Wall (SW) Conduit O-Ring Expansion Joint, Direct Burial	200.82	41.41
	<i>For Work In Restricted Working Space, Add</i>	31.06	
26 05 33 13-2245	EA 3-1/2" Fiberglass Reinforced Epoxy (FRE) Standard Wall (SW) Conduit O-Ring Expansion Joint, Direct Burial	218.17	43.49
	<i>For Work In Restricted Working Space, Add</i>	32.61	
26 05 33 13-2246	EA 4" Fiberglass Reinforced Epoxy (FRE) Standard Wall (SW) Conduit O-Ring Expansion Joint, Direct Burial	235.52	45.56
	<i>For Work In Restricted Working Space, Add</i>	34.17	
26 05 33 13-2247	EA 5" Fiberglass Reinforced Epoxy (FRE) Standard Wall (SW) Conduit O-Ring Expansion Joint, Direct Burial	271.22	47.62
	<i>For Work In Restricted Working Space, Add</i>	35.72	
26 05 33 13-2248	EA 6" Fiberglass Reinforced Epoxy (FRE) Standard Wall (SW) Conduit O-Ring Expansion Joint, Direct Burial	314.43	49.70
	<i>For Work In Restricted Working Space, Add</i>	37.27	

26 05 33 13-2249 Fiberglass Reinforced Epoxy (FRE) Standard Wall (SW) Conduit Adapters (26 05 33 13-2157)

26 05 33 13-2250	EA 1/2" Fiberglass Reinforced Epoxy (FRE) Standard Wall (SW) Conduit Adapter, Direct Burial	132.95	5.80
	<i>For Work In Restricted Working Space, Add</i>	4.35	
26 05 33 13-2251	EA 3/4" Fiberglass Reinforced Epoxy (FRE) Standard Wall (SW) Conduit Adapter, Direct Burial	148.16	6.62
	<i>For Work In Restricted Working Space, Add</i>	4.97	
26 05 33 13-2252	EA 1" Fiberglass Reinforced Epoxy (FRE) Standard Wall (SW) Conduit Adapter, Direct Burial	154.26	7.45
	<i>For Work In Restricted Working Space, Add</i>	5.59	
26 05 33 13-2253	EA 1-1/4" Fiberglass Reinforced Epoxy (FRE) Standard Wall (SW) Conduit Adapter, Direct Burial	160.56	8.28
	<i>For Work In Restricted Working Space, Add</i>	6.21	
26 05 33 13-2254	EA 1-1/2" Fiberglass Reinforced Epoxy (FRE) Standard Wall (SW) Conduit Adapter, Direct Burial	164.80	9.12
	<i>For Work In Restricted Working Space, Add</i>	6.83	
26 05 33 13-2255	EA 2" Fiberglass Reinforced Epoxy (FRE) Standard Wall (SW) Conduit Adapter, Direct Burial	180.38	9.94
	<i>For Work In Restricted Working Space, Add</i>	7.45	
26 05 33 13-2256	EA 2-1/2" Fiberglass Reinforced Epoxy (FRE) Standard Wall (SW) Conduit Adapter, Direct Burial	214.63	11.18
	<i>For Work In Restricted Working Space, Add</i>	8.39	
26 05 33 13-2257	EA 3" Fiberglass Reinforced Epoxy (FRE) Standard Wall (SW) Conduit Adapter, Direct Burial	254.94	12.42
	<i>For Work In Restricted Working Space, Add</i>	9.32	
26 05 33 13-2258	EA 3-1/2" Fiberglass Reinforced Epoxy (FRE) Standard Wall (SW) Conduit Adapter, Direct Burial	288.10	14.50
	<i>For Work In Restricted Working Space, Add</i>	10.87	
26 05 33 13-2259	EA 4" Fiberglass Reinforced Epoxy (FRE) Standard Wall (SW) Conduit Adapter, Direct Burial	321.28	16.57
	<i>For Work In Restricted Working Space, Add</i>	12.42	
26 05 33 13-2260	EA 5" Fiberglass Reinforced Epoxy (FRE) Standard Wall (SW) Conduit Adapter, Direct Burial	396.53	18.63
	<i>For Work In Restricted Working Space, Add</i>	13.98	
26 05 33 13-2261	EA 6" Fiberglass Reinforced Epoxy (FRE) Standard Wall (SW) Conduit Adapter, Direct Burial	486.48	20.71
	<i>For Work In Restricted Working Space, Add</i>	15.53	

26 05 33 13-2262 Fiberglass Reinforced Epoxy (FRE) Standard Wall (SW) Conduit O-Ring Expansion/Deflection Joints (26 05 33 13-2157)

26 05 33 13-2263	EA 1/2" Fiberglass Reinforced Epoxy (FRE) Standard Wall (SW) Conduit O-Ring Expansion/Deflection Joint, Direct Burial	126.60	20.71
	<i>For Work In Restricted Working Space, Add</i>	15.53	
26 05 33 13-2264	EA 3/4" Fiberglass Reinforced Epoxy (FRE) Standard Wall (SW) Conduit O-Ring Expansion/Deflection Joint, Direct Burial	145.28	24.84
	<i>For Work In Restricted Working Space, Add</i>	18.64	
26 05 33 13-2265	EA 1" Fiberglass Reinforced Epoxy (FRE) Standard Wall (SW) Conduit O-Ring Expansion/Deflection Joint, Direct Burial	175.21	28.99
	<i>For Work In Restricted Working Space, Add</i>	21.74	
26 05 33 13-2266	EA 1-1/4" Fiberglass Reinforced Epoxy (FRE) Standard Wall (SW) Conduit O-Ring Expansion/Deflection Joint, Direct Burial	221.33	33.13
	<i>For Work In Restricted Working Space, Add</i>	24.85	
26 05 33 13-2267	EA 1-1/2" Fiberglass Reinforced Epoxy (FRE) Standard Wall (SW) Conduit O-Ring Expansion/Deflection Joint, Direct Burial	277.87	35.20
	<i>For Work In Restricted Working Space, Add</i>	26.40	
26 05 33 13-2268	EA 2" Fiberglass Reinforced Epoxy (FRE) Standard Wall (SW) Conduit O-Ring Expansion/Deflection Joint, Direct Burial	374.58	37.27
	<i>For Work In Restricted Working Space, Add</i>	27.95	
26 05 33 13-2269	EA 2-1/2" Fiberglass Reinforced Epoxy (FRE) Standard Wall (SW) Conduit O-Ring Expansion/Deflection Joint, Direct Burial	541.16	39.34
	<i>For Work In Restricted Working Space, Add</i>	29.51	
26 05 33 13-2270	EA 3" Fiberglass Reinforced Epoxy (FRE) Standard Wall (SW) Conduit O-Ring Expansion/Deflection Joint, Direct Burial	652.60	41.41
	<i>For Work In Restricted Working Space, Add</i>	31.06	

26 Electrical

26 05 Common Work Results for Electrical

26 05 33 Raceway and Boxes for Electrical Systems



MINOR	CSI	UOM	DESCRIPTION	TOTAL DIRECT UNIT COST	DEMOLITION UNIT COST
-------	-----	-----	-------------	------------------------	----------------------

26 05 33 13-2271	EA		3-1/2" Fiberglass Reinforced Epoxy (FRE) Standard Wall (SW) Conduit O-Ring Expansion/Deflection Joint, Direct Burial	783.98	43.49
			<i>For Work In Restricted Working Space, Add</i>	32.61	
26 05 33 13-2272	EA		4" Fiberglass Reinforced Epoxy (FRE) Standard Wall (SW) Conduit O-Ring Expansion/Deflection Joint, Direct Burial	915.36	45.56
			<i>For Work In Restricted Working Space, Add</i>	34.17	
26 05 33 13-2273	EA		5" Fiberglass Reinforced Epoxy (FRE) Standard Wall (SW) Conduit O-Ring Expansion/Deflection Joint, Direct Burial	1,071.09	47.62
			<i>For Work In Restricted Working Space, Add</i>	35.72	
26 05 33 13-2274	EA		6" Fiberglass Reinforced Epoxy (FRE) Standard Wall (SW) Conduit O-Ring Expansion/Deflection Joint, Direct Burial	1,740.46	49.70
			<i>For Work In Restricted Working Space, Add</i>	37.27	

26 05 33 13-2275 Spacers (26 05 33 13-1846)

Note: For concrete encasement applications. See CSI section 03 30 53 00-0001 for concrete., 26 05 33 13-1846 for conduit.

26 05 33 13-2276	EA		1" Base Spacers, Average 4" Wide, Direct Burial	11.15	
26 05 33 13-2277	EA		1" Intermediate Spacers, Average 4" Wide, Direct Burial	11.96	
26 05 33 13-2278	EA		1-1/4" Base Spacer, Average 4" Wide, Direct Burial	13.25	
26 05 33 13-2279	EA		1-1/4" Intermediate Spacers, Average 4" Wide, Direct Burial	14.23	
26 05 33 13-2280	EA		1-1/2" Base Spacer, Average 4" Wide, Direct Burial	13.38	
26 05 33 13-2281	EA		1-1/2" Intermediate Spacers, Average 4" Wide, Direct Burial	14.33	
26 05 33 13-2282	EA		2" Base Spacer, Average 4" Wide, Direct Burial	16.56	
26 05 33 13-2283	EA		2" Intermediate Spacers, Average 4" Wide, Direct Burial	15.37	
26 05 33 13-2284	EA		2-1/2" Base Spacer, Average 4" Wide, Direct Burial	18.29	
26 05 33 13-2285	EA		2-1/2" Intermediate Spacers, Average 4" Wide, Direct Burial	17.69	
26 05 33 13-2286	EA		3" Base Spacer, Average 4" Wide, Direct Burial	20.89	
26 05 33 13-2287	EA		3" Intermediate Spacers, Average 4" Wide, Direct Burial	19.97	
26 05 33 13-2288	EA		3-1/2" Base Spacer, Average 4" Wide, Direct Burial	22.64	
26 05 33 13-2289	EA		3-1/2" Intermediate Spacers, Average 4" Wide, Direct Burial	21.66	
26 05 33 13-2290	EA		4" Base Spacer, Average 4" Wide, Direct Burial	23.34	
26 05 33 13-2291	EA		4" Intermediate Spacers, Average 4" Wide, Direct Burial	22.26	
26 05 33 13-2292	EA		5" Base Spacer, Average 4" Wide, Direct Burial	25.82	
26 05 33 13-2293	EA		5" Intermediate Spacers, Average 4" Wide, Direct Burial	24.54	
26 05 33 13-2294	EA		6" Base Spacer, Average 4" Wide, Direct Burial	29.29	
26 05 33 13-2295	EA		6" Intermediate Spacers, Average 4" Wide, Direct Burial	28.21	

26 05 33 13-2296 Conduit Field Bending (26 05 33 13-0057)

26 05 33 13-2297 Metallic Conduit Field Bending (26 05 33 13-2296)

Note: For use with Rigid Galvanized Steel (RGS), Electrical Metallic Tubing (EMT), Intermediate Metal Conduit (IMC) and aluminum conduits.

26 05 33 13-2298	EA		1-1/4" Metallic Conduit Field Bending	18.64	
26 05 33 13-2299	EA		1-1/2" Metallic Conduit Field Bending	24.85	
26 05 33 13-2300	EA		2" Metallic Conduit Field Bending	31.05	
26 05 33 13-2301	EA		2-1/2" Metallic Conduit Field Bending	43.47	
26 05 33 13-2302	EA		3" Metallic Conduit Field Bending	55.90	
26 05 33 13-2303	EA		3-1/2" Metallic Conduit Field Bending	68.32	
26 05 33 13-2304	EA		4" Metallic Conduit Field Bending	80.74	
26 05 33 13-2305	EA		5" Metallic Conduit Field Bending	99.37	
26 05 33 13-2306	EA		6" Metallic Conduit Field Bending	118.01	

26 05 33 13-2307 Plastic Conduit Field Bending (26 05 33 13-2296)

Note: For PVC conduits.

26 05 33 13-2308	EA		1" Plastic Conduit Field Bending	28.57	
26 05 33 13-2309	EA		1-1/4" Plastic Conduit Field Bending	31.05	
26 05 33 13-2310	EA		1-1/2" Plastic Conduit Field Bending	37.26	
26 05 33 13-2311	EA		2" Plastic Conduit Field Bending	49.69	
26 05 33 13-2312	EA		2-1/2" Plastic Conduit Field Bending	62.11	
26 05 33 13-2313	EA		3" Plastic Conduit Field Bending	74.53	
26 05 33 13-2314	EA		3-1/2" Plastic Conduit Field Bending	86.95	
26 05 33 13-2315	EA		4" Plastic Conduit Field Bending	99.37	
26 05 33 13-2316	EA		5" Plastic Conduit Field Bending	111.79	
26 05 33 13-2317	EA		6" Plastic Conduit Field Bending	124.22	

26 05 33 13-2318 Cut And Thread Existing In-Place Threaded Conduit (26 05 33 13-0057)

Note: For use when connecting conduit to an existing in-place system.

26 05 33 13-2319	EA		1/2", Cut And Thread Existing In-Place Threaded Conduit	36.35	
			<i>For Work In Restricted Working Space, Add</i>	10.91	
26 05 33 13-2320	EA		3/4", Cut And Thread Existing In-Place Threaded Conduit	39.98	
			<i>For Work In Restricted Working Space, Add</i>	11.99	
26 05 33 13-2321	EA		1", Cut And Thread Existing In-Place Threaded Conduit	43.62	
			<i>For Work In Restricted Working Space, Add</i>	13.09	
26 05 33 13-2322	EA		1-1/4", Cut And Thread Existing In-Place Threaded Conduit	47.25	
			<i>For Work In Restricted Working Space, Add</i>	14.18	
26 05 33 13-2323	EA		1-1/2", Cut And Thread Existing In-Place Threaded Conduit	49.67	
			<i>For Work In Restricted Working Space, Add</i>	14.90	
26 05 33 13-2324	EA		2", Cut And Thread Existing In-Place Threaded Conduit	52.09	
			<i>For Work In Restricted Working Space, Add</i>	15.63	



MINOR CSI UOM DESCRIPTION	TOTAL DIRECT UNIT COST	DEMOLITION UNIT COST
26 05 33 13-2325 EA 2-1/2", Cut And Thread Existing In-Place Threaded Conduit..... <i>For Work In Restricted Working Space, Add</i>	54.52 16.36	
26 05 33 13-2326 EA 3", Cut And Thread Existing In-Place Threaded Conduit..... <i>For Work In Restricted Working Space, Add</i>	56.94 17.08	
26 05 33 13-2327 EA 3-1/2", Cut And Thread Existing In-Place Threaded Conduit..... <i>For Work In Restricted Working Space, Add</i>	58.15 17.45	
26 05 33 13-2328 EA 4", Cut And Thread Existing In-Place Threaded Conduit..... <i>For Work In Restricted Working Space, Add</i>	59.37 17.81	
26 05 33 13-2329 EA 5", Cut And Thread Existing In-Place Threaded Conduit..... <i>For Work In Restricted Working Space, Add</i>	61.79 18.54	
26 05 33 13-2330 EA 6", Cut And Thread Existing In-Place Threaded Conduit..... <i>For Work In Restricted Working Space, Add</i>	64.21 19.26	
26 05 33 13-2331 Flexible Conduit (26 05 33 13-0057)		
26 05 33 13-2332 Flexible Liquid Tight Metallic Conduit And Connectors (26 05 33 13-2331) Note: Steel inner core with PVC cover.		
26 05 33 13-2333 Flexible Liquid Tight Metallic Conduit (26 05 33 13-2332)		
26 05 33 13-2334 LF 3/8" Flexible Liquid Tight Metallic Conduit..... <i>For Installation In Concrete Beam, Slab, Etc. (Excludes Concrete), Add</i> <i>For Work In Restricted Working Space, Add</i>	4.65 0.50 1.00	1.32
26 05 33 13-2335 LF 1/2" Flexible Liquid Tight Metallic Conduit..... <i>For Installation In Concrete Beam, Slab, Etc. (Excludes Concrete), Add</i> <i>For Work In Restricted Working Space, Add</i>	4.84 0.50 1.00	1.32
26 05 33 13-2336 LF 3/4" Flexible Liquid Tight Metallic Conduit..... <i>For Installation In Concrete Beam, Slab, Etc. (Excludes Concrete), Add</i> <i>For Work In Restricted Working Space, Add</i>	6.49 0.66 1.33	1.76
26 05 33 13-2337 LF 1" Flexible Liquid Tight Metallic Conduit..... <i>For Installation In Concrete Beam, Slab, Etc. (Excludes Concrete), Add</i> <i>For Work In Restricted Working Space, Add</i>	7.54 0.66 1.33	1.76
26 05 33 13-2338 LF 1-1/4" Flexible Liquid Tight Metallic Conduit..... <i>For Installation In Concrete Beam, Slab, Etc. (Excludes Concrete), Add</i> <i>For Work In Restricted Working Space, Add</i>	9.77 0.83 1.66	2.21
26 05 33 13-2339 LF 1-1/2" Flexible Liquid Tight Metallic Conduit..... <i>For Installation In Concrete Beam, Slab, Etc. (Excludes Concrete), Add</i> <i>For Work In Restricted Working Space, Add</i>	12.60 0.99 1.99	2.66
26 05 33 13-2340 LF 2" Flexible Liquid Tight Metallic Conduit..... <i>For Installation In Concrete Beam, Slab, Etc. (Excludes Concrete), Add</i> <i>For Work In Restricted Working Space, Add</i>	16.57 1.33 2.65	3.54
26 05 33 13-2341 LF 2-1/2" Flexible Liquid Tight Metallic Conduit..... <i>For Installation In Concrete Beam, Slab, Etc. (Excludes Concrete), Add</i> <i>For Work In Restricted Working Space, Add</i>	22.71 1.49 2.99	3.98
26 05 33 13-2342 LF 3" Flexible Liquid Tight Metallic Conduit..... <i>For Installation In Concrete Beam, Slab, Etc. (Excludes Concrete), Add</i> <i>For Work In Restricted Working Space, Add</i>	33.62 1.82 3.65	4.86
26 05 33 13-2343 LF 4" Flexible Liquid Tight Metallic Conduit..... <i>For Installation In Concrete Beam, Slab, Etc. (Excludes Concrete), Add</i> <i>For Work In Restricted Working Space, Add</i>	46.11 2.32 4.64	6.19
26 05 33 13-2344 Straight Liquid Tight Connector (26 05 33 13-2332)		
26 05 33 13-2345 EA 3/8" Straight Liquid Tight Connector..... <i>For Work In Restricted Working Space, Add</i> <i>For Personal Protective Equipment (Arc Flash) When Working On Energized Equipment, Add</i>	12.63 2.65 2.65	3.54
26 05 33 13-2346 EA 1/2" Straight Liquid Tight Connector..... <i>For Work In Restricted Working Space, Add</i> <i>For Personal Protective Equipment (Arc Flash) When Working On Energized Equipment, Add</i>	12.63 2.65 2.65	3.54
26 05 33 13-2347 EA 3/4" Straight Liquid Tight Connector..... <i>For Work In Restricted Working Space, Add</i> <i>For Personal Protective Equipment (Arc Flash) When Working On Energized Equipment, Add</i>	15.37 2.99 2.99	3.98
26 05 33 13-2348 EA 1" Straight Liquid Tight Connector..... <i>For Work In Restricted Working Space, Add</i> <i>For Personal Protective Equipment (Arc Flash) When Working On Energized Equipment, Add</i>	20.73 3.32 3.32	4.42
26 05 33 13-2349 EA 1-1/4" Straight Liquid Tight Connector..... <i>For Work In Restricted Working Space, Add</i> <i>For Personal Protective Equipment (Arc Flash) When Working On Energized Equipment, Add</i>	26.79 3.65 3.65	4.86
26 05 33 13-2350 EA 1-1/2" Straight Liquid Tight Connector..... <i>For Work In Restricted Working Space, Add</i> <i>For Personal Protective Equipment (Arc Flash) When Working On Energized Equipment, Add</i>	34.14 3.98 3.98	5.30
26 05 33 13-2351 EA 2" Straight Liquid Tight Connector..... <i>For Work In Restricted Working Space, Add</i> <i>For Personal Protective Equipment (Arc Flash) When Working On Energized Equipment, Add</i>	47.28 4.64 4.64	6.19
26 05 33 13-2352 EA 2-1/2" Straight Liquid Tight Connector..... <i>For Work In Restricted Working Space, Add</i> <i>For Personal Protective Equipment (Arc Flash) When Working On Energized Equipment, Add</i>	164.29 5.97 5.97	7.96
26 05 33 13-2353 EA 3" Straight Liquid Tight Connector..... <i>For Work In Restricted Working Space, Add</i> <i>For Personal Protective Equipment (Arc Flash) When Working On Energized Equipment, Add</i>	212.23 6.30 6.30	8.40
26 05 33 13-2354 EA 4" Straight Liquid Tight Connector..... <i>For Work In Restricted Working Space, Add</i> <i>For Personal Protective Equipment (Arc Flash) When Working On Energized Equipment, Add</i>	259.33 9.28 9.28	12.37

26 Electrical**26 05 Common Work Results for Electrical****26 05 33 Raceway and Boxes for Electrical Systems**

SAN BERNARDINO
COUNTY

MINOR
CSI UOM DESCRIPTION

TOTAL DIRECT DEMOLITION
UNIT COST UNIT COST

MINOR	CSI	UOM	DESCRIPTION	TOTAL DIRECT UNIT COST	DEMOLITION UNIT COST
26 05 33	13-2355		90 Degree Angle Liquid Tight Connector (26 05 33 13-2332)		
26 05 33	13-2356	EA	3/8" 90 Degree Angle Liquid Tight Connector.....	18.47	4.86
			<i>For Work In Restricted Working Space, Add</i>	3.65	
			<i>For Personal Protective Equipment (Arc Flash) When Working On Energized Equipment, Add</i>	3.65	
26 05 33	13-2357	EA	1/2" 90 Degree Angle Liquid Tight Connector.....	19.29	4.86
			<i>For Work In Restricted Working Space, Add</i>	3.65	
			<i>For Personal Protective Equipment (Arc Flash) When Working On Energized Equipment, Add</i>	3.65	
26 05 33	13-2358	EA	3/4" 90 Degree Angle Liquid Tight Connector.....	21.85	5.30
			<i>For Work In Restricted Working Space, Add</i>	3.98	
			<i>For Personal Protective Equipment (Arc Flash) When Working On Energized Equipment, Add</i>	3.98	
26 05 33	13-2359	EA	1" 90 Degree Angle Liquid Tight Connector.....	31.08	6.19
			<i>For Work In Restricted Working Space, Add</i>	4.64	
			<i>For Personal Protective Equipment (Arc Flash) When Working On Energized Equipment, Add</i>	4.64	
26 05 33	13-2360	EA	1-1/4" 90 Degree Angle Liquid Tight Connector.....	39.40	6.68
			<i>For Work In Restricted Working Space, Add</i>	4.97	
			<i>For Personal Protective Equipment (Arc Flash) When Working On Energized Equipment, Add</i>	4.97	
26 05 33	13-2361	EA	1-1/2" 90 Degree Angle Liquid Tight Connector.....	48.00	7.07
			<i>For Work In Restricted Working Space, Add</i>	5.30	
			<i>For Personal Protective Equipment (Arc Flash) When Working On Energized Equipment, Add</i>	5.30	
26 05 33	13-2362	EA	2" 90 Degree Angle Liquid Tight Connector.....	63.80	7.96
			<i>For Work In Restricted Working Space, Add</i>	5.97	
			<i>For Personal Protective Equipment (Arc Flash) When Working On Energized Equipment, Add</i>	5.97	
26 05 33	13-2363	EA	2-1/2" 90 Degree Angle Liquid Tight Connector.....	230.10	8.40
			<i>For Work In Restricted Working Space, Add</i>	6.30	
			<i>For Personal Protective Equipment (Arc Flash) When Working On Energized Equipment, Add</i>	6.30	
26 05 33	13-2364	EA	3" 90 Degree Angle Liquid Tight Connector.....	271.94	9.72
			<i>For Work In Restricted Working Space, Add</i>	7.29	
			<i>For Personal Protective Equipment (Arc Flash) When Working On Energized Equipment, Add</i>	7.29	
26 05 33	13-2365	EA	4" 90 Degree Angle Liquid Tight Connector.....	375.76	15.47
			<i>For Work In Restricted Working Space, Add</i>	11.60	
			<i>For Personal Protective Equipment (Arc Flash) When Working On Energized Equipment, Add</i>	11.60	
26 05 33	13-2366		45 Degree Angle Connector (26 05 33 13-2332)		
26 05 33	13-2367	EA	3/8" 45 Degree Angle Liquid Tight Connector.....	18.20	4.86
			<i>For Work In Restricted Working Space, Add</i>	3.65	
			<i>For Personal Protective Equipment (Arc Flash) When Working On Energized Equipment, Add</i>	3.65	
26 05 33	13-2368	EA	1/2" 45 Degree Angle Liquid Tight Connector.....	18.39	4.86
			<i>For Work In Restricted Working Space, Add</i>	3.65	
			<i>For Personal Protective Equipment (Arc Flash) When Working On Energized Equipment, Add</i>	3.65	
26 05 33	13-2369	EA	3/4" 45 Degree Angle Liquid Tight Connector.....	21.85	5.30
			<i>For Work In Restricted Working Space, Add</i>	3.98	
			<i>For Personal Protective Equipment (Arc Flash) When Working On Energized Equipment, Add</i>	3.98	
26 05 33	13-2370	EA	1" 45 Degree Angle Liquid Tight Connector.....	33.31	6.19
			<i>For Work In Restricted Working Space, Add</i>	4.64	
			<i>For Personal Protective Equipment (Arc Flash) When Working On Energized Equipment, Add</i>	4.64	
26 05 33	13-2371	EA	1-1/4" 45 Degree Angle Liquid Tight Connector.....	37.96	6.63
			<i>For Work In Restricted Working Space, Add</i>	4.97	
			<i>For Personal Protective Equipment (Arc Flash) When Working On Energized Equipment, Add</i>	4.97	
26 05 33	13-2372	EA	1-1/2" 45 Degree Angle Liquid Tight Connector.....	42.62	7.07
			<i>For Work In Restricted Working Space, Add</i>	5.30	
			<i>For Personal Protective Equipment (Arc Flash) When Working On Energized Equipment, Add</i>	5.30	
26 05 33	13-2373		Flexible Metallic Conduit And Connectors (26 05 33 13-2331)		
26 05 33	13-2374		Flexible Steel Conduit (26 05 33 13-2373)		
26 05 33	13-2375	LF	3/8" Flexible Metallic Conduit.....	4.34	1.45
			<i>For Flexible Aluminum Conduit, Add</i>	0.13	
			<i>For Installation In Concrete Beam, Slab, Etc. (Excludes Concrete), Add</i>	0.53	
			<i>For Installation In Metal Stud Wall, Add</i>	0.36	
			<i>For Installation In Wood Stud Wall (Includes Drilling), Add</i>	0.89	
			<i>For Work In Restricted Working Space, Add</i>	1.07	
26 05 33	13-2376	LF	1/2" Flexible Metallic Conduit.....	4.50	1.45
			<i>For Flexible Aluminum Conduit, Add</i>	0.14	
			<i>For Installation In Concrete Beam, Slab, Etc. (Excludes Concrete), Add</i>	0.54	
			<i>For Installation In Metal Stud Wall, Add</i>	0.36	
			<i>For Installation In Wood Stud Wall (Includes Drilling), Add</i>	0.91	
			<i>For Work In Restricted Working Space, Add</i>	1.09	
26 05 33	13-2377	LF	3/4" Flexible Metallic Conduit.....	5.11	1.93
			<i>For Flexible Aluminum Conduit, Add</i>	0.19	
			<i>For Installation In Concrete Beam, Slab, Etc. (Excludes Concrete), Add</i>	0.59	
			<i>For Installation In Metal Stud Wall, Add</i>	0.39	
			<i>For Installation In Wood Stud Wall (Includes Drilling), Add</i>	0.98	
			<i>For Work In Restricted Working Space, Add</i>	1.18	
26 05 33	13-2378	LF	1" Flexible Metallic Conduit.....	6.44	1.93
			<i>For Flexible Aluminum Conduit, Add</i>	0.36	
			<i>For Installation In Concrete Beam, Slab, Etc. (Excludes Concrete), Add</i>	0.63	
			<i>For Installation In Metal Stud Wall, Add</i>	0.42	
			<i>For Installation In Wood Stud Wall (Includes Drilling), Add</i>	1.06	
			<i>For Work In Restricted Working Space, Add</i>	1.27	



MINOR CSI UOM DESCRIPTION	TOTAL DIRECT UNIT COST	DEMOLITION UNIT COST
26 05 33 13-2379 LF 1-1/4" Flexible Metallic Conduit	7.36	2.42
For Flexible Aluminum Conduit, Add	0.48	
For Installation In Concrete Beam, Slab, Etc. (Excludes Concrete), Add	0.67	
For Installation In Metal Stud Wall, Add	0.45	
For Installation In Wood Stud Wall (Includes Drilling), Add	1.12	
For Work In Restricted Working Space, Add	1.34	
26 05 33 13-2380 LF 1-1/2" Flexible Metallic Conduit	9.71	2.91
For Flexible Aluminum Conduit, Add	0.83	
For Installation In Concrete Beam, Slab, Etc. (Excludes Concrete), Add	0.70	
For Installation In Metal Stud Wall, Add	0.47	
For Installation In Wood Stud Wall (Includes Drilling), Add	1.17	
For Work In Restricted Working Space, Add	1.40	
26 05 33 13-2381 LF 2" Flexible Metallic Conduit.....	11.04	3.87
For Flexible Aluminum Conduit, Add	1.02	
For Installation In Concrete Beam, Slab, Etc. (Excludes Concrete), Add	0.73	
For Installation In Metal Stud Wall, Add	0.48	
For Installation In Wood Stud Wall (Includes Drilling), Add	1.21	
For Work In Restricted Working Space, Add	1.45	
26 05 33 13-2382 LF 2-1/2" Flexible Steel Conduit	13.54	4.35
For Flexible Aluminum Conduit, Add	1.24	
For Installation In Concrete Beam, Slab, Etc. (Excludes Concrete), Add	0.91	
For Installation In Metal Stud Wall, Add	0.60	
For Installation In Wood Stud Wall (Includes Drilling), Add	1.51	
For Work In Restricted Working Space, Add	1.81	
26 05 33 13-2383 LF 3" Flexible Metallic Conduit.....	20.29	5.32
For Flexible Aluminum Conduit, Add	2.15	
For Installation In Concrete Beam, Slab, Etc. (Excludes Concrete), Add	1.09	
For Installation In Metal Stud Wall, Add	0.73	
For Installation In Wood Stud Wall (Includes Drilling), Add	1.82	
For Work In Restricted Working Space, Add	2.18	
26 05 33 13-2384 LF 3-1/2" Flexible Metallic Conduit	24.90	5.80
For Flexible Aluminum Conduit, Add	2.71	
For Installation In Concrete Beam, Slab, Etc. (Excludes Concrete), Add	1.27	
For Installation In Metal Stud Wall, Add	0.85	
For Installation In Wood Stud Wall (Includes Drilling), Add	2.12	
For Work In Restricted Working Space, Add	2.54	
26 05 33 13-2385 LF 4" Flexible Metallic Conduit.....	28.62	6.78
For Flexible Aluminum Conduit, Add	3.13	
For Installation In Concrete Beam, Slab, Etc. (Excludes Concrete), Add	1.45	
For Installation In Metal Stud Wall, Add	0.97	
For Installation In Wood Stud Wall (Includes Drilling), Add	2.42	
For Work In Restricted Working Space, Add	2.90	
26 05 33 13-2386 Plain Squeeze Type Straight Connector (26 05 33 13-2373)		
26 05 33 13-2387 EA 3/8" Flexible Straight Connectors, Plain.....	7.44	3.87
For Work In Restricted Working Space, Add	1.63	
For Personal Protective Equipment (Arc Flash) When Working On Energized Equipment, Add	1.63	
26 05 33 13-2388 EA 1/2" Flexible Straight Connectors, Plain.....	9.21	4.35
For Work In Restricted Working Space, Add	1.81	
For Personal Protective Equipment (Arc Flash) When Working On Energized Equipment, Add	1.81	
26 05 33 13-2389 EA 3/4" Flexible Straight Connectors, Plain.....	10.60	5.32
For Work In Restricted Working Space, Add	2.18	
For Personal Protective Equipment (Arc Flash) When Working On Energized Equipment, Add	2.18	
26 05 33 13-2390 EA 1" Flexible Straight Connectors, Plain.....	17.01	5.80
For Work In Restricted Working Space, Add	2.90	
For Personal Protective Equipment (Arc Flash) When Working On Energized Equipment, Add	2.90	
26 05 33 13-2391 EA 1-1/4" Flexible Straight Connectors, Plain	24.11	6.78
For Work In Restricted Working Space, Add	3.63	
For Personal Protective Equipment (Arc Flash) When Working On Energized Equipment, Add	3.63	
26 05 33 13-2392 EA 1-1/2" Flexible Straight Connectors, Plain	31.80	8.23
For Work In Restricted Working Space, Add	4.54	
For Personal Protective Equipment (Arc Flash) When Working On Energized Equipment, Add	4.54	
26 05 33 13-2393 EA 2" Flexible Straight Connectors, Plain.....	41.86	8.23
For Work In Restricted Working Space, Add	5.44	
For Personal Protective Equipment (Arc Flash) When Working On Energized Equipment, Add	5.44	
26 05 33 13-2394 EA 2-1/2" Flexible Straight Connectors, Plain	67.77	10.16
For Work In Restricted Working Space, Add	6.35	
For Personal Protective Equipment (Arc Flash) When Working On Energized Equipment, Add	6.35	
26 05 33 13-2395 EA 3" Flexible Straight Connectors, Plain.....	88.80	11.12
For Work In Restricted Working Space, Add	7.26	
For Personal Protective Equipment (Arc Flash) When Working On Energized Equipment, Add	7.26	
26 05 33 13-2396 EA 3-1/2" Flexible Straight Connectors, Plain	277.08	13.06
For Work In Restricted Working Space, Add	8.16	
For Personal Protective Equipment (Arc Flash) When Working On Energized Equipment, Add	8.16	
26 05 33 13-2397 EA 4" Flexible Straight Connectors, Plain.....	346.35	15.97
For Work In Restricted Working Space, Add	9.07	
For Personal Protective Equipment (Arc Flash) When Working On Energized Equipment, Add	9.07	
26 05 33 13-2398 Insulated Throat Squeeze Type Straight Connector (26 05 33 13-2373)		
26 05 33 13-2399 EA 1/2" Flexible Straight Connectors, Insulated.....	10.31	4.35
For Work In Restricted Working Space, Add	1.81	
For Personal Protective Equipment (Arc Flash) When Working On Energized Equipment, Add	1.81	

26 Electrical

26 05 Common Work Results for Electrical

26 05 33 Raceway and Boxes for Electrical Systems



MINOR	CSI	UOM	DESCRIPTION	TOTAL DIRECT UNIT COST	DEMOLITION UNIT COST
26 05 33	13-2400	EA	3/4" Flexible Straight Connectors, Insulated	12.04	5.32
			<i>For Work In Restricted Working Space, Add</i>	2.18	
			<i>For Personal Protective Equipment (Arc Flash) When Working On Energized Equipment, Add</i>	2.18	
26 05 33	13-2401	EA	1" Flexible Straight Connectors, Insulated	18.96	5.80
			<i>For Work In Restricted Working Space, Add</i>	2.90	
			<i>For Personal Protective Equipment (Arc Flash) When Working On Energized Equipment, Add</i>	2.90	
26 05 33	13-2402	EA	1-1/4" Flexible Straight Connectors, Insulated	27.70	6.78
			<i>For Work In Restricted Working Space, Add</i>	3.63	
			<i>For Personal Protective Equipment (Arc Flash) When Working On Energized Equipment, Add</i>	3.63	
26 05 33	13-2403	EA	1-1/2" Flexible Straight Connectors, Insulated	38.18	7.26
			<i>For Work In Restricted Working Space, Add</i>	4.54	
			<i>For Personal Protective Equipment (Arc Flash) When Working On Energized Equipment, Add</i>	4.54	
26 05 33	13-2404	EA	2" Flexible Straight Connectors, Insulated	53.12	8.23
			<i>For Work In Restricted Working Space, Add</i>	5.44	
			<i>For Personal Protective Equipment (Arc Flash) When Working On Energized Equipment, Add</i>	5.44	
26 05 33	13-2405	EA	2-1/2" Flexible Straight Connectors, Insulated	91.87	10.16
			<i>For Work In Restricted Working Space, Add</i>	6.35	
			<i>For Personal Protective Equipment (Arc Flash) When Working On Energized Equipment, Add</i>	6.35	
26 05 33	13-2406	EA	3" Flexible Straight Connectors, Insulated	117.20	11.12
			<i>For Work In Restricted Working Space, Add</i>	7.26	
			<i>For Personal Protective Equipment (Arc Flash) When Working On Energized Equipment, Add</i>	7.26	
26 05 33	13-2407	EA	3-1/2" Flexible Straight Connectors, Insulated	320.86	13.06
			<i>For Work In Restricted Working Space, Add</i>	8.16	
			<i>For Personal Protective Equipment (Arc Flash) When Working On Energized Equipment, Add</i>	8.16	
26 05 33	13-2408	EA	4" Flexible Straight Connectors, Insulated	412.17	15.97
			<i>For Work In Restricted Working Space, Add</i>	9.07	
			<i>For Personal Protective Equipment (Arc Flash) When Working On Energized Equipment, Add</i>	9.07	
26 05 33 13-2409 Plain Squeeze Type 90 Degree Connector <small>(26 05 33 13-2373)</small>					
26 05 33	13-2410	EA	3/8" Flexible 90 Degree Connector, Plain	10.46	4.84
			<i>For Work In Restricted Working Space, Add</i>	2.18	
			<i>For Personal Protective Equipment (Arc Flash) When Working On Energized Equipment, Add</i>	2.18	
26 05 33	13-2411	EA	1/2" Flexible 90 Degree Connector, Plain	13.83	5.32
			<i>For Work In Restricted Working Space, Add</i>	2.54	
			<i>For Personal Protective Equipment (Arc Flash) When Working On Energized Equipment, Add</i>	2.54	
26 05 33	13-2412	EA	3/4" Flexible 90 Degree Connector, Plain	18.06	5.80
			<i>For Work In Restricted Working Space, Add</i>	2.90	
			<i>For Personal Protective Equipment (Arc Flash) When Working On Energized Equipment, Add</i>	2.90	
26 05 33	13-2413	EA	1" Flexible 90 Degree Connector, Plain	25.34	6.78
			<i>For Work In Restricted Working Space, Add</i>	3.63	
			<i>For Personal Protective Equipment (Arc Flash) When Working On Energized Equipment, Add</i>	3.63	
26 05 33	13-2414	EA	1-1/4" Flexible 90 Degree Connector, Plain	39.65	7.26
			<i>For Work In Restricted Working Space, Add</i>	4.35	
			<i>For Personal Protective Equipment (Arc Flash) When Working On Energized Equipment, Add</i>	4.35	
26 05 33	13-2415	EA	1-1/2" Flexible 90 Degree Connector, Plain	62.08	8.47
			<i>For Work In Restricted Working Space, Add</i>	5.44	
			<i>For Personal Protective Equipment (Arc Flash) When Working On Energized Equipment, Add</i>	5.44	
26 05 33	13-2416	EA	2" Flexible 90 Degree Connector, Plain	74.91	10.40
			<i>For Work In Restricted Working Space, Add</i>	6.17	
			<i>For Personal Protective Equipment (Arc Flash) When Working On Energized Equipment, Add</i>	6.17	
26 05 33	13-2417	EA	2-1/2" Flexible 90 Degree Connector, Plain	165.83	11.12
			<i>For Work In Restricted Working Space, Add</i>	7.26	
			<i>For Personal Protective Equipment (Arc Flash) When Working On Energized Equipment, Add</i>	7.26	
26 05 33	13-2418	EA	3" Flexible 90 Degree Connector, Plain	213.16	13.06
			<i>For Work In Restricted Working Space, Add</i>	8.16	
			<i>For Personal Protective Equipment (Arc Flash) When Working On Energized Equipment, Add</i>	8.16	
26 05 33	13-2419	EA	3-1/2" Flexible 90 Degree Connector, Plain	453.11	15.97
			<i>For Work In Restricted Working Space, Add</i>	9.07	
			<i>For Personal Protective Equipment (Arc Flash) When Working On Energized Equipment, Add</i>	9.07	
26 05 33	13-2420	EA	4" Flexible 90 Degree Connector, Plain	810.09	18.14
			<i>For Work In Restricted Working Space, Add</i>	10.89	
			<i>For Personal Protective Equipment (Arc Flash) When Working On Energized Equipment, Add</i>	10.89	
26 05 33 13-2421 Insulated Throat Squeeze Type 90 Degree Connector <small>(26 05 33 13-2373)</small>					
26 05 33	13-2422	EA	1/2" Flexible 90 Degree Connector, Insulated	15.35	5.32
			<i>For Work In Restricted Working Space, Add</i>	2.54	
			<i>For Personal Protective Equipment (Arc Flash) When Working On Energized Equipment, Add</i>	2.54	
26 05 33	13-2423	EA	3/4" Flexible 90 Degree Connector, Insulated	19.93	5.80
			<i>For Work In Restricted Working Space, Add</i>	2.90	
			<i>For Personal Protective Equipment (Arc Flash) When Working On Energized Equipment, Add</i>	2.90	
26 05 33	13-2424	EA	1" Flexible 90 Degree Connector, Insulated	25.34	6.78
			<i>For Work In Restricted Working Space, Add</i>	3.63	
			<i>For Personal Protective Equipment (Arc Flash) When Working On Energized Equipment, Add</i>	3.63	
26 05 33	13-2425	EA	1-1/4" Flexible 90 Degree Connector, Insulated	46.30	7.26
			<i>For Work In Restricted Working Space, Add</i>	4.35	
			<i>For Personal Protective Equipment (Arc Flash) When Working On Energized Equipment, Add</i>	4.35	
26 05 33	13-2426	EA	1-1/2" Flexible 90 Degree Connector, Insulated	74.15	8.47
			<i>For Work In Restricted Working Space, Add</i>	5.44	
			<i>For Personal Protective Equipment (Arc Flash) When Working On Energized Equipment, Add</i>	5.44	
26 05 33	13-2427	EA	2" Flexible 90 Degree Connector, Insulated	94.53	10.40
			<i>For Work In Restricted Working Space, Add</i>	6.17	
			<i>For Personal Protective Equipment (Arc Flash) When Working On Energized Equipment, Add</i>	6.17	



MINOR CSI UOM DESCRIPTION	TOTAL DIRECT UNIT COST	DEMOLITION UNIT COST
26 05 33 13-2428 EA 2-1/2" Flexible 90 Degree Connector, Insulated <i>For Work In Restricted Working Space, Add</i> <i>For Personal Protective Equipment (Arc Flash) When Working On Energized Equipment, Add</i>	227.17 7.26 7.26	11.12
26 05 33 13-2429 EA 3" Flexible 90 Degree Connector, Insulated <i>For Work In Restricted Working Space, Add</i> <i>For Personal Protective Equipment (Arc Flash) When Working On Energized Equipment, Add</i>	279.62 8.16 8.16	13.06
26 05 33 13-2430 EA 3-1/2" Flexible 90 Degree Connector, Insulated <i>For Work In Restricted Working Space, Add</i> <i>For Personal Protective Equipment (Arc Flash) When Working On Energized Equipment, Add</i>	754.34 9.07 9.07	15.97
26 05 33 13-2431 EA 4" Flexible 90 Degree Connector, Insulated <i>For Work In Restricted Working Space, Add</i> <i>For Personal Protective Equipment (Arc Flash) When Working On Energized Equipment, Add</i>	1,125.59 10.89 10.89	18.14
26 05 33 13-2432 Plain Squeeze Type 45 Degree Connector <small>(26 05 33 13-2373)</small>		
26 05 33 13-2433 EA 3/8" Flexible 45 Degree Connector, Plain <i>For Work In Restricted Working Space, Add</i> <i>For Personal Protective Equipment (Arc Flash) When Working On Energized Equipment, Add</i>	11.68 2.18 2.18	4.84
26 05 33 13-2434 EA 1/2" Flexible 45 Degree Connector, Plain <i>For Work In Restricted Working Space, Add</i> <i>For Personal Protective Equipment (Arc Flash) When Working On Energized Equipment, Add</i>	15.79 2.54 2.54	5.32
26 05 33 13-2435 EA 3/4" Flexible 45 Degree Connector, Plain <i>For Work In Restricted Working Space, Add</i> <i>For Personal Protective Equipment (Arc Flash) When Working On Energized Equipment, Add</i>	20.25 2.90 2.90	5.80
26 05 33 13-2436 Insulated Squeeze Type 45 Degree Connector <small>(26 05 33 13-2373)</small>		
26 05 33 13-2437 EA 3/8" Flexible 45 Degree Connector, Insulated <i>For Work In Restricted Working Space, Add</i> <i>For Personal Protective Equipment (Arc Flash) When Working On Energized Equipment, Add</i>	12.53 2.18 2.18	5.80
26 05 33 13-2438 EA 1/2" Flexible 45 Degree Connector, Insulated <i>For Work In Restricted Working Space, Add</i> <i>For Personal Protective Equipment (Arc Flash) When Working On Energized Equipment, Add</i>	17.17 2.54 2.54	5.32
26 05 33 13-2439 EA 3/4" Flexible 45 Degree Connector, Insulated <i>For Work In Restricted Working Space, Add</i> <i>For Personal Protective Equipment (Arc Flash) When Working On Energized Equipment, Add</i>	22.21 2.90 2.90	5.80
26 05 33 13-2440 Plain Screw-In Connector <small>(26 05 33 13-2373)</small>		
26 05 33 13-2441 EA 3/8" Flexible Steel Screw-in Connector, Plain <i>For Work In Restricted Working Space, Add</i> <i>For Personal Protective Equipment (Arc Flash) When Working On Energized Equipment, Add</i>	6.18 1.63 1.63	3.87
26 05 33 13-2442 EA 1/2" Flexible Steel Screw-in Connector, Plain <i>For Work In Restricted Working Space, Add</i> <i>For Personal Protective Equipment (Arc Flash) When Working On Energized Equipment, Add</i>	6.66 1.81 1.81	4.35
26 05 33 13-2443 EA 3/4" Flexible Steel Screw-in Connector, Plain <i>For Work In Restricted Working Space, Add</i> <i>For Personal Protective Equipment (Arc Flash) When Working On Energized Equipment, Add</i>	8.50 2.18 2.18	5.32
26 05 33 13-2444 EA 1" Flexible Steel Screw-in Connector, Plain <i>For Work In Restricted Working Space, Add</i> <i>For Personal Protective Equipment (Arc Flash) When Working On Energized Equipment, Add</i>	12.17 2.90 2.90	5.80
26 05 33 13-2445 EA 1-1/4" Flexible Steel Screw-in Connector, Plain <i>For Work In Restricted Working Space, Add</i> <i>For Personal Protective Equipment (Arc Flash) When Working On Energized Equipment, Add</i>	17.96 3.63 3.63	6.78
26 05 33 13-2446 EA 1-1/2" Flexible Steel Screw-in Connector, Plain <i>For Work In Restricted Working Space, Add</i> <i>For Personal Protective Equipment (Arc Flash) When Working On Energized Equipment, Add</i>	21.94 4.54 4.54	7.26
26 05 33 13-2447 EA 2" Flexible Steel Screw-in Connector, Plain <i>For Work In Restricted Working Space, Add</i> <i>For Personal Protective Equipment (Arc Flash) When Working On Energized Equipment, Add</i>	32.31 5.44 5.44	8.23
26 05 33 13-2448 Insulated Screw-In Connector <small>(26 05 33 13-2373)</small>		
26 05 33 13-2449 EA 3/8" Flexible Steel Screw-in Connector, Insulated <i>For Work In Restricted Working Space, Add</i> <i>For Personal Protective Equipment (Arc Flash) When Working On Energized Equipment, Add</i>	6.54 1.63 1.63	3.87
26 05 33 13-2450 EA 1/2" Flexible Steel Screw-in Connector, Insulated <i>For Work In Restricted Working Space, Add</i> <i>For Personal Protective Equipment (Arc Flash) When Working On Energized Equipment, Add</i>	6.94 1.81 1.81	4.35
26 05 33 13-2451 EA 3/4" Flexible Steel Screw-in Connector, Insulated <i>For Work In Restricted Working Space, Add</i> <i>For Personal Protective Equipment (Arc Flash) When Working On Energized Equipment, Add</i>	9.25 2.18 2.18	5.32
26 05 33 13-2452 EA 1" Flexible Steel Screw-in Connector, Insulated <i>For Work In Restricted Working Space, Add</i> <i>For Personal Protective Equipment (Arc Flash) When Working On Energized Equipment, Add</i>	13.31 2.90 2.90	5.80
26 05 33 13-2453 EA 1-1/4" Flexible Steel Screw-in Connector, Insulated <i>For Work In Restricted Working Space, Add</i> <i>For Personal Protective Equipment (Arc Flash) When Working On Energized Equipment, Add</i>	19.57 3.63 3.63	6.78
26 05 33 13-2454 EA 1-1/2" Flexible Steel Screw-in Connector, Insulated <i>For Work In Restricted Working Space, Add</i> <i>For Personal Protective Equipment (Arc Flash) When Working On Energized Equipment, Add</i>	23.88 4.54 4.54	7.26
26 05 33 13-2455 EA 2" Flexible Steel Screw-in Connector, Insulated <i>For Work In Restricted Working Space, Add</i> <i>For Personal Protective Equipment (Arc Flash) When Working On Energized Equipment, Add</i>	34.01 5.44 5.44	8.23

26 Electrical**26 05 Common Work Results for Electrical****26 05 33 Raceway and Boxes for Electrical Systems**
 MINOR
 CSI UOM DESCRIPTION

 TOTAL DIRECT DEMOLITION
 UNIT COST UNIT COST

MINOR	CSI	UOM	DESCRIPTION	TOTAL DIRECT UNIT COST	DEMOLITION UNIT COST
26 05 33	13-2456		Screw-In Coupling (26 05 33 13-2373)		
26 05 33	13-2457	EA	3/8" Flexible Steel Screw-in Coupling	7.36	4.35
			<i>For Work In Restricted Working Space, Add</i>	1.81	
26 05 33	13-2458	EA	3/4" Flexible Steel Screw-in Coupling	9.68	5.32
			<i>For Work In Restricted Working Space, Add</i>	2.18	
26 05 33	13-2459		Flexible To Electrical Metallic Tubing (EMT) Coupling (26 05 33 13-2373)		
26 05 33	13-2460	EA	3/8" Flexible Steel To Electrical Metallic Tubing (EMT) Coupling	9.94	3.87
			<i>For Work In Restricted Working Space, Add</i>	1.63	
26 05 33	13-2461	EA	1/2" Flexible Steel To Electrical Metallic Tubing (EMT) Coupling	13.55	4.35
			<i>For Work In Restricted Working Space, Add</i>	1.81	
26 05 33	13-2462	EA	3/4" Flexible Steel To Electrical Metallic Tubing (EMT) Coupling	17.94	5.32
			<i>For Work In Restricted Working Space, Add</i>	2.18	
26 05 33	13-2463		Die Cast Squeeze Type Straight Connector (26 05 33 13-2373)		
26 05 33	13-2464	EA	3/8" Flexible Straight Connector, Die Cast.....	6.40	3.87
			<i>For Work In Restricted Working Space, Add</i>	1.63	
			<i>For Personal Protective Equipment (Arc Flash) When Working On Energized Equipment, Add</i>	1.63	
26 05 33	13-2465	EA	1/2" Flexible Straight Connector, Die Cast.....	7.24	4.35
			<i>For Work In Restricted Working Space, Add</i>	1.81	
			<i>For Personal Protective Equipment (Arc Flash) When Working On Energized Equipment, Add</i>	1.81	
26 05 33	13-2466	EA	3/4" Flexible Straight Connector, Die Cast.....	9.00	5.32
			<i>For Work In Restricted Working Space, Add</i>	2.18	
			<i>For Personal Protective Equipment (Arc Flash) When Working On Energized Equipment, Add</i>	2.18	
26 05 33	13-2467	EA	1" Flexible Straight Connector, Die Cast.....	13.56	5.80
			<i>For Work In Restricted Working Space, Add</i>	2.90	
			<i>For Personal Protective Equipment (Arc Flash) When Working On Energized Equipment, Add</i>	2.90	
26 05 33	13-2468	EA	1-1/4" Flexible Straight Connector, Die Cast.....	18.30	6.78
			<i>For Work In Restricted Working Space, Add</i>	3.63	
			<i>For Personal Protective Equipment (Arc Flash) When Working On Energized Equipment, Add</i>	3.63	
26 05 33	13-2469	EA	1-1/2" Flexible Straight Connector, Die Cast.....	24.85	7.26
			<i>For Work In Restricted Working Space, Add</i>	4.54	
			<i>For Personal Protective Equipment (Arc Flash) When Working On Energized Equipment, Add</i>	4.54	
26 05 33	13-2470	EA	2" Flexible Straight Connector, Die Cast.....	32.15	8.23
			<i>For Work In Restricted Working Space, Add</i>	5.44	
			<i>For Personal Protective Equipment (Arc Flash) When Working On Energized Equipment, Add</i>	5.44	
26 05 33	13-2471		Die Cast Squeeze Type 90 Degree Connector (26 05 33 13-2373)		
26 05 33	13-2472	EA	3/8" Flexible 90 Degree Connector, Die Cast.....	8.49	4.84
			<i>For Work In Restricted Working Space, Add</i>	2.18	
			<i>For Personal Protective Equipment (Arc Flash) When Working On Energized Equipment, Add</i>	2.18	
26 05 33	13-2473	EA	1/2" Flexible 90 Degree Connector, Die Cast.....	10.53	5.32
			<i>For Work In Restricted Working Space, Add</i>	2.54	
			<i>For Personal Protective Equipment (Arc Flash) When Working On Energized Equipment, Add</i>	2.54	
26 05 33	13-2474	EA	3/4" Flexible 90 Degree Connector, Die Cast.....	12.78	5.80
			<i>For Work In Restricted Working Space, Add</i>	2.90	
			<i>For Personal Protective Equipment (Arc Flash) When Working On Energized Equipment, Add</i>	2.90	
26 05 33	13-2475	EA	1" Flexible 90 Degree Connector, Die Cast.....	20.32	6.78
			<i>For Work In Restricted Working Space, Add</i>	3.63	
			<i>For Personal Protective Equipment (Arc Flash) When Working On Energized Equipment, Add</i>	3.63	
26 05 33	13-2476	EA	1-1/4" Flexible 90 Degree Connector, Die Cast.....	28.86	7.26
			<i>For Work In Restricted Working Space, Add</i>	4.35	
			<i>For Personal Protective Equipment (Arc Flash) When Working On Energized Equipment, Add</i>	4.35	
26 05 33	13-2477	EA	1-1/2" Flexible 90 Degree Connector, Die Cast.....	44.92	8.47
			<i>For Work In Restricted Working Space, Add</i>	5.44	
			<i>For Personal Protective Equipment (Arc Flash) When Working On Energized Equipment, Add</i>	5.44	
26 05 33	13-2478	EA	2" Flexible 90 Degree Connector, Die Cast.....	53.74	10.40
			<i>For Work In Restricted Working Space, Add</i>	6.17	
			<i>For Personal Protective Equipment (Arc Flash) When Working On Energized Equipment, Add</i>	6.17	
26 05 33	13-2479		Flexible Liquid Tight Non-Metallic Conduit And Connectors (26 05 33 13-2331)		
26 05 33	13-2480		Flexible Liquid Tight Non-Metallic Conduit (26 05 33 13-2479)		
26 05 33	13-2481	LF	3/8" Flexible Liquid Tight Non-Metallic Conduit.....	4.20	1.32
			<i>For Work In Restricted Working Space, Add</i>	1.00	
26 05 33	13-2482	LF	1/2" Flexible Liquid Tight Non-Metallic Conduit.....	4.27	1.32
			<i>For Work In Restricted Working Space, Add</i>	1.00	
26 05 33	13-2483	LF	3/4" Flexible Liquid Tight Non-Metallic Conduit.....	5.74	1.76
			<i>For Work In Restricted Working Space, Add</i>	1.33	
26 05 33	13-2484	LF	1" Flexible Liquid Tight Non-Metallic Conduit.....	7.08	1.76
			<i>For Work In Restricted Working Space, Add</i>	1.33	
26 05 33	13-2485	LF	1-1/4" Flexible Liquid Tight Non-Metallic Conduit	8.98	2.21
			<i>For Work In Restricted Working Space, Add</i>	1.66	
26 05 33	13-2486	LF	1-1/2" Flexible Liquid Tight Non-Metallic Conduit	11.44	2.66
			<i>For Work In Restricted Working Space, Add</i>	1.99	
26 05 33	13-2487	LF	2" Flexible Liquid Tight Non-Metallic Conduit.....	14.71	3.54
			<i>For Work In Restricted Working Space, Add</i>	2.65	



	MINOR CSI UOM	DESCRIPTION	TOTAL DIRECT UNIT COST	DEMOLITION UNIT COST
26 05 33 13-2488		Liquid Tight Non-Metallic Straight Connector <small>(26 05 33 13-2479)</small>		
26 05 33 13-2489	EA	3/8" Liquid Tight Non-Metallic Straight Connector <i>For Work In Restricted Working Space, Add</i> <i>For Personal Protective Equipment (Arc Flash) When Working On Energized Equipment, Add</i>	12.08 2.65 2.65	3.54
26 05 33 13-2490	EA	1/2" Liquid Tight Non-Metallic Straight Connector <i>For Work In Restricted Working Space, Add</i> <i>For Personal Protective Equipment (Arc Flash) When Working On Energized Equipment, Add</i>	12.08 2.65 2.65	3.54
26 05 33 13-2491	EA	3/4" Liquid Tight Non-Metallic Straight Connector <i>For Work In Restricted Working Space, Add</i> <i>For Personal Protective Equipment (Arc Flash) When Working On Energized Equipment, Add</i>	14.74 2.99 2.99	3.98
26 05 33 13-2492	EA	1" Liquid Tight Non-Metallic Straight Connector <i>For Work In Restricted Working Space, Add</i> <i>For Personal Protective Equipment (Arc Flash) When Working On Energized Equipment, Add</i>	18.25 3.32 3.32	4.42
26 05 33 13-2493	EA	1-1/4" Liquid Tight Non-Metallic Straight Connector <i>For Work In Restricted Working Space, Add</i> <i>For Personal Protective Equipment (Arc Flash) When Working On Energized Equipment, Add</i>	25.07 3.65 3.65	4.86
26 05 33 13-2494	EA	1-1/2" Liquid Tight Non-Metallic Straight Connector <i>For Work In Restricted Working Space, Add</i> <i>For Personal Protective Equipment (Arc Flash) When Working On Energized Equipment, Add</i>	31.24 3.98 3.98	5.30
26 05 33 13-2495	EA	2" Liquid Tight Non-Metallic Straight Connector <i>For Work In Restricted Working Space, Add</i> <i>For Personal Protective Equipment (Arc Flash) When Working On Energized Equipment, Add</i>	48.45 4.64 4.64	6.19
26 05 33 13-2496		Liquid Tight Non-Metallic 90 Degree Angle Connector <small>(26 05 33 13-2479)</small>		
26 05 33 13-2497	EA	3/8" Liquid Tight Non-Metallic 90 Degree Angle Connector <i>For Work In Restricted Working Space, Add</i> <i>For Personal Protective Equipment (Arc Flash) When Working On Energized Equipment, Add</i>	17.42 3.65 3.65	4.86
26 05 33 13-2498	EA	1/2" Liquid Tight Non-Metallic 90 Degree Angle Connector <i>For Work In Restricted Working Space, Add</i> <i>For Personal Protective Equipment (Arc Flash) When Working On Energized Equipment, Add</i>	17.42 3.65 3.65	4.86
26 05 33 13-2499	EA	3/4" Liquid Tight Non-Metallic 90 Degree Angle Connector <i>For Work In Restricted Working Space, Add</i> <i>For Personal Protective Equipment (Arc Flash) When Working On Energized Equipment, Add</i>	21.36 3.98 3.98	5.30
26 05 33 13-2500	EA	1" Liquid Tight Non-Metallic 90 Degree Angle Connector <i>For Work In Restricted Working Space, Add</i> <i>For Personal Protective Equipment (Arc Flash) When Working On Energized Equipment, Add</i>	30.09 4.64 4.64	6.19
26 05 33 13-2501	EA	1-1/4" Liquid Tight Non-Metallic 90 Degree Angle Connector <i>For Work In Restricted Working Space, Add</i> <i>For Personal Protective Equipment (Arc Flash) When Working On Energized Equipment, Add</i>	31.11 4.97 4.97	6.63
26 05 33 13-2502	EA	1-1/2" Liquid Tight Non-Metallic 90 Degree Angle Connector <i>For Work In Restricted Working Space, Add</i> <i>For Personal Protective Equipment (Arc Flash) When Working On Energized Equipment, Add</i>	48.88 5.30 5.30	7.07
26 05 33 13-2503	EA	2" Liquid Tight Non-Metallic 90 Degree Angle Connector <i>For Work In Restricted Working Space, Add</i> <i>For Personal Protective Equipment (Arc Flash) When Working On Energized Equipment, Add</i>	65.53 5.97 5.97	7.96
26 05 33 13-2504		Liquid Tight Non-Metallic 45 Degree Angle Connector <small>(26 05 33 13-2479)</small>		
26 05 33 13-2505	EA	3/8" Liquid Tight Non-Metallic 45 Degree Angle Connector <i>For Work In Restricted Working Space, Add</i> <i>For Personal Protective Equipment (Arc Flash) When Working On Energized Equipment, Add</i>	17.42 3.65 3.65	4.86
26 05 33 13-2506	EA	1/2" Liquid Tight Non-Metallic 45 Degree Angle Connector <i>For Work In Restricted Working Space, Add</i> <i>For Personal Protective Equipment (Arc Flash) When Working On Energized Equipment, Add</i>	17.42 3.65 3.65	4.86
26 05 33 13-2507	EA	3/4" Liquid Tight Non-Metallic 45 Degree Angle Connector <i>For Work In Restricted Working Space, Add</i> <i>For Personal Protective Equipment (Arc Flash) When Working On Energized Equipment, Add</i>	21.36 3.98 3.98	5.30
26 05 33 13-2508	EA	1" Liquid Tight Non-Metallic 45 Degree Angle Connector <i>For Work In Restricted Working Space, Add</i> <i>For Personal Protective Equipment (Arc Flash) When Working On Energized Equipment, Add</i>	30.09 4.64 4.64	6.19
26 05 33 13-2509	EA	1-1/4" Liquid Tight Non-Metallic 45 Degree Angle Connector <i>For Work In Restricted Working Space, Add</i> <i>For Personal Protective Equipment (Arc Flash) When Working On Energized Equipment, Add</i>	31.11 4.97 4.97	6.63
26 05 33 13-2510	EA	1-1/2" Liquid Tight Non-Metallic 45 Degree Angle Connector <i>For Work In Restricted Working Space, Add</i> <i>For Personal Protective Equipment (Arc Flash) When Working On Energized Equipment, Add</i>	48.88 5.30 5.30	7.07
26 05 33 13-2511	EA	2" Liquid Tight Non-Metallic 45 Degree Angle Connector <i>For Work In Restricted Working Space, Add</i> <i>For Personal Protective Equipment (Arc Flash) When Working On Energized Equipment, Add</i>	65.53 5.97 5.97	7.96
26 05 33 13-2512		Blue ENT Electrical Non-Metallic Tubing <small>(26 05 33 13-2331)</small> Note: Carlon - FLEX-PLUS.		
26 05 33 13-2513		Blue ENT Electrical Non-Metallic Tubing <small>(26 05 33 13-2512)</small>		
26 05 33 13-2514	LF	1/2" Blue ENT Electrical Non-Metallic Tubing <i>For Work In Restricted Working Space, Add</i>	4.93 1.09	1.45
26 05 33 13-2515	LF	3/4" Blue ENT Electrical Non-Metallic Tubing <i>For Work In Restricted Working Space, Add</i>	6.65 1.45	1.93
26 05 33 13-2516	LF	1" Blue ENT Electrical Non-Metallic Tubing <i>For Work In Restricted Working Space, Add</i>	7.76 1.45	1.93

26 Electrical

26 05 Common Work Results for Electrical

26 05 33 Raceway and Boxes for Electrical Systems



MINOR	CSI	UOM	DESCRIPTION	TOTAL DIRECT UNIT COST	DEMOLITION UNIT COST
-------	-----	-----	-------------	------------------------	----------------------

26 05 33 13-2517			Terminal Adapter <small>(26 05 33 13-2512)</small>		
26 05 33 13-2518	EA		1/2" Quick Connect Terminal Adapter For Blue ENT Electrical Non-Metallic Tubing.....	11.80	3.87
			<i>For Work In Restricted Working Space, Add</i>	2.90	
			<i>For Personal Protective Equipment (Arc Flash) When Working On Energized Equipment, Add</i>	2.90	
26 05 33 13-2519	EA		3/4" Quick Connect Terminal Adapter For Blue ENT Electrical Non-Metallic Tubing.....	14.77	4.35
			<i>For Work In Restricted Working Space, Add</i>	3.26	
			<i>For Personal Protective Equipment (Arc Flash) When Working On Energized Equipment, Add</i>	3.26	
26 05 33 13-2520	EA		1" Quick Connect Terminal Adapter For Blue ENT Electrical Non-Metallic Tubing.....	17.11	4.84
			<i>For Work In Restricted Working Space, Add</i>	3.63	
			<i>For Personal Protective Equipment (Arc Flash) When Working On Energized Equipment, Add</i>	3.63	

26 05 33 13-2521			Coupling <small>(26 05 33 13-2512)</small>		
26 05 33 13-2522	EA		1/2" Quick Connect Coupling For Blue ENT Electrical Non-Metallic Tubing.....	11.52	3.87
			<i>For Work In Restricted Working Space, Add</i>	2.90	
26 05 33 13-2523	EA		3/4" Quick Connect Coupling For Blue ENT Electrical Non-Metallic Tubing.....	13.29	4.35
			<i>For Work In Restricted Working Space, Add</i>	3.26	
26 05 33 13-2524	EA		1" Quick Connect Coupling For Blue ENT Electrical Non-Metallic Tubing.....	15.72	4.84
			<i>For Work In Restricted Working Space, Add</i>	3.63	

26 05 33 13-2525			Conduit Accessories <small>(26 05 33 13-0057)</small>		
26 05 33 13-2526			All-Weather Corrosion Protection Tape For Pipe Or Conduit <small>(26 05 33 13-2525)</small>		
			Note: Priced by the linear feet of pipe or conduit the tape is installed on.		
26 05 33 13-2527	LF		Pipe Or Conduit Wrap For 1/2" Diameter Pipe, 10 Mil, All-Weather Corrosion Protection Tape (3M Scotchrap 50).....	3.71	
26 05 33 13-2528	LF		Pipe Or Conduit Wrap For 3/4" Diameter Pipe, 10 Mil, All-Weather Corrosion Protection Tape (3M Scotchrap 50).....	3.33	
26 05 33 13-2529	LF		Pipe Or Conduit Wrap For 1" Diameter Pipe, 10 Mil, All-Weather Corrosion Protection Tape (3M Scotchrap 50).....	3.82	
26 05 33 13-2530	LF		Pipe Or Conduit Wrap For 1-1/4" Diameter Pipe, 10 Mil, All-Weather Corrosion Protection Tape (3M Scotchrap 50).....	4.43	
26 05 33 13-2531	LF		Pipe Or Conduit Wrap For 1-1/2" Diameter Pipe, 10 Mil, All-Weather Corrosion Protection Tape (3M Scotchrap 50).....	4.98	
26 05 33 13-2532	LF		Pipe Or Conduit Wrap For 2" Diameter Pipe, 10 Mil, All-Weather Corrosion Protection Tape (3M Scotchrap 50).....	5.90	
26 05 33 13-2533	LF		Pipe Or Conduit Wrap For 2-1/2" Diameter Pipe, 10 Mil, All-Weather Corrosion Protection Tape (3M Scotchrap 50).....	6.89	
26 05 33 13-2534	LF		Pipe Or Conduit Wrap For 3" Diameter Pipe, 10 Mil, All-Weather Corrosion Protection Tape (3M Scotchrap 50).....	7.72	
26 05 33 13-2535	LF		Pipe Or Conduit Wrap For 4" Diameter Pipe, 10 Mil, All-Weather Corrosion Protection Tape (3M Scotchrap 50).....	9.55	
26 05 33 13-2536	LF		Pipe Or Conduit Wrap For 5" Diameter Pipe, 10 Mil, All-Weather Corrosion Protection Tape (3M Scotchrap 50).....	10.86	

26 05 33 13-2537			Metallic Conduit Bodies <small>(26 05 33 13-0057)</small>		
26 05 33 13-2538			Threaded, Cast Aluminum Conduit Body <small>(26 05 33 13-2537)</small>		
			Note: For use with Rigid Galvanized Steel (RGS), Galvanized Rigid Steel Conduit (GRC), Intermediate Metal Conduit (IMC), or Aluminum Rigid Conduit (ARC)		
26 05 33 13-2539			Type LB, Threaded, Two Hub Cast Aluminum Conduit Body With Cover <small>(26 05 33 13-2538)</small>		
26 05 33 13-2540	EA		1/2" Type LB, Threaded, Two Hub Cast Aluminum Conduit Body With Cover.....	62.60	21.21
			<i>For Mogul LB, Add</i>	4.51	
			<i>For Work In Restricted Working Space, Add</i>	15.92	
			<i>For Elevated Installation >10' To 15', Add</i>	5.31	
			<i>For Elevated Installation >15' To 20', Add</i>	10.61	
			<i>For Elevated Installation >20' To 25', Add</i>	13.26	
			<i>For Elevated Installation >25' To 30', Add</i>	18.57	
			<i>For Elevated Installation >30' To 35', Add</i>	21.22	
			<i>For Elevated Installation >35' To 40', Add</i>	26.53	
			<i>For Elevated Installation >40', Add</i>	29.18	
			<i>For Personal Protective Equipment (Arc Flash) When Working On Energized Equipment, Add</i>	15.92	
26 05 33 13-2541	EA		3/4" Type LB, Threaded, Two Hub Cast Aluminum Conduit Body With Cover.....	73.74	24.31
			<i>For Mogul LB, Add</i>	6.69	
			<i>For Work In Restricted Working Space, Add</i>	18.23	
			<i>For Elevated Installation >10' To 15', Add</i>	6.08	
			<i>For Elevated Installation >15' To 20', Add</i>	12.15	
			<i>For Elevated Installation >20' To 25', Add</i>	15.19	
			<i>For Elevated Installation >25' To 30', Add</i>	21.27	
			<i>For Elevated Installation >30' To 35', Add</i>	24.31	
			<i>For Elevated Installation >35' To 40', Add</i>	30.39	
			<i>For Elevated Installation >40', Add</i>	33.42	
			<i>For Personal Protective Equipment (Arc Flash) When Working On Energized Equipment, Add</i>	18.23	
26 05 33 13-2542	EA		1" Type LB, Threaded, Two Hub Cast Aluminum Conduit Body With Cover.....	89.18	28.29
			<i>For Mogul LB, Add</i>	10.31	
			<i>For Work In Restricted Working Space, Add</i>	21.22	
			<i>For Elevated Installation >10' To 15', Add</i>	7.07	
			<i>For Elevated Installation >15' To 20', Add</i>	14.14	
			<i>For Elevated Installation >20' To 25', Add</i>	17.68	
			<i>For Elevated Installation >25' To 30', Add</i>	24.75	
			<i>For Elevated Installation >30' To 35', Add</i>	28.29	
			<i>For Elevated Installation >35' To 40', Add</i>	35.36	
			<i>For Elevated Installation >40', Add</i>	38.90	
			<i>For Personal Protective Equipment (Arc Flash) When Working On Energized Equipment, Add</i>	21.22	



MINOR CSI UOM DESCRIPTION	TOTAL DIRECT UNIT COST	DEMOLITION UNIT COST
26 05 33 13-2543 EA 1-1/4" Type LB, Threaded, Two Hub Cast Aluminum Conduit Body With Cover	108.23	32.27
For Mogul LB, Add	16.64	
For Work In Restricted Working Space, Add	24.20	
For Elevated Installation >10' To 15', Add	8.07	
For Elevated Installation >15' To 20', Add	16.13	
For Elevated Installation >20' To 25', Add	20.17	
For Elevated Installation >25' To 30', Add	28.23	
For Elevated Installation >30' To 35', Add	32.27	
For Elevated Installation >35' To 40', Add	40.34	
For Elevated Installation >40', Add	44.37	
For Personal Protective Equipment (Arc Flash) When Working On Energized Equipment, Add	24.20	
26 05 33 13-2544 EA 1-1/2" Type LB, Threaded, Two Hub Cast Aluminum Conduit Body With Cover	123.96	35.36
For Mogul LB, Add	22.25	
For Work In Restricted Working Space, Add	26.52	
For Elevated Installation >10' To 15', Add	8.84	
For Elevated Installation >15' To 20', Add	17.68	
For Elevated Installation >20' To 25', Add	22.10	
For Elevated Installation >25' To 30', Add	30.94	
For Elevated Installation >30' To 35', Add	35.36	
For Elevated Installation >35' To 40', Add	44.20	
For Elevated Installation >40', Add	48.62	
For Personal Protective Equipment (Arc Flash) When Working On Energized Equipment, Add	26.52	
26 05 33 13-2545 EA 2" Type LB, Threaded, Two Hub Cast Aluminum Conduit Body With Cover	163.52	42.44
For Mogul LB, Add	37.78	
For Work In Restricted Working Space, Add	31.82	
For Elevated Installation >10' To 15', Add	10.61	
For Elevated Installation >15' To 20', Add	21.22	
For Elevated Installation >20' To 25', Add	26.52	
For Elevated Installation >25' To 30', Add	37.13	
For Elevated Installation >30' To 35', Add	42.43	
For Elevated Installation >35' To 40', Add	53.04	
For Elevated Installation >40', Add	58.34	
For Personal Protective Equipment (Arc Flash) When Working On Energized Equipment, Add	31.82	
26 05 33 13-2546 EA 2-1/2" Type LB, Threaded, Two Hub Cast Aluminum Conduit Body With Cover	276.30	59.67
For Mogul LB, Add	87.88	
For Work In Restricted Working Space, Add	44.75	
For Elevated Installation >10' To 15', Add	14.92	
For Elevated Installation >15' To 20', Add	29.84	
For Elevated Installation >20' To 25', Add	37.30	
For Elevated Installation >25' To 30', Add	52.21	
For Elevated Installation >30' To 35', Add	59.67	
For Elevated Installation >35' To 40', Add	74.59	
For Elevated Installation >40', Add	82.05	
For Personal Protective Equipment (Arc Flash) When Working On Energized Equipment, Add	44.75	
26 05 33 13-2547 EA 3" Type LB, Threaded, Two Hub Cast Aluminum Conduit Body With Cover	363.04	79.56
For Mogul LB, Add	113.15	
For Work In Restricted Working Space, Add	59.67	
For Elevated Installation >10' To 15', Add	19.89	
For Elevated Installation >15' To 20', Add	39.78	
For Elevated Installation >20' To 25', Add	49.73	
For Elevated Installation >25' To 30', Add	69.62	
For Elevated Installation >30' To 35', Add	79.56	
For Elevated Installation >35' To 40', Add	99.46	
For Elevated Installation >40', Add	109.40	
For Personal Protective Equipment (Arc Flash) When Working On Energized Equipment, Add	59.67	
26 05 33 13-2548 EA 3-1/2" Type LB, Threaded, Two Hub Cast Aluminum Conduit Body With Cover	483.37	99.45
For Mogul LB, Add	163.62	
For Work In Restricted Working Space, Add	74.59	
For Elevated Installation >10' To 15', Add	24.86	
For Elevated Installation >15' To 20', Add	49.73	
For Elevated Installation >20' To 25', Add	62.16	
For Elevated Installation >25' To 30', Add	87.02	
For Elevated Installation >30' To 35', Add	99.45	
For Elevated Installation >35' To 40', Add	124.32	
For Elevated Installation >40', Add	136.75	
For Personal Protective Equipment (Arc Flash) When Working On Energized Equipment, Add	74.59	
26 05 33 13-2549 EA 4" Type LB, Threaded, Two Hub Cast Aluminum Conduit Body With Cover	628.97	121.11
For Mogul LB, Add	229.50	
For Work In Restricted Working Space, Add	90.83	
For Elevated Installation >10' To 15', Add	30.28	
For Elevated Installation >15' To 20', Add	60.56	
For Elevated Installation >20' To 25', Add	75.70	
For Elevated Installation >25' To 30', Add	105.97	
For Elevated Installation >30' To 35', Add	121.11	
For Elevated Installation >35' To 40', Add	151.39	
For Elevated Installation >40', Add	166.53	
For Personal Protective Equipment (Arc Flash) When Working On Energized Equipment, Add	90.83	

26 05 33 13-2550 Type LL Or LR, Threaded, Two Hub Cast Aluminum Conduit Body With Cover (26 05 33 13-2538)

26 Electrical

26 05 Common Work Results for Electrical

26 05 33 Raceway and Boxes for Electrical Systems



MINOR	CSI	UOM	DESCRIPTION	TOTAL DIRECT UNIT COST	DEMOLITION UNIT COST
26 05 33	13-2551	EA	1/2" Type LL Or LR, Threaded, Two Hub Cast Aluminum Conduit Body With Cover	63.76	21.21
			<i>For Mogul LB, Add</i>	5.38	
			<i>For Work In Restricted Working Space, Add</i>	15.92	
			<i>For Elevated Installation >10' To 15', Add</i>	5.31	
			<i>For Elevated Installation >15' To 20', Add</i>	10.61	
			<i>For Elevated Installation >20' To 25', Add</i>	13.26	
			<i>For Elevated Installation >25' To 30', Add</i>	18.57	
			<i>For Elevated Installation >30' To 35', Add</i>	21.22	
			<i>For Elevated Installation >35' To 40', Add</i>	26.53	
			<i>For Elevated Installation >40', Add</i>	29.18	
			<i>For Personal Protective Equipment (Arc Flash) When Working On Energized Equipment, Add</i>	15.92	
26 05 33	13-2552	EA	3/4" Type LL Or LR, Threaded, Two Hub Cast Aluminum Conduit Body With Cover	74.87	24.31
			<i>For Mogul LB, Add</i>	7.54	
			<i>For Work In Restricted Working Space, Add</i>	18.23	
			<i>For Elevated Installation >10' To 15', Add</i>	6.08	
			<i>For Elevated Installation >15' To 20', Add</i>	12.16	
			<i>For Elevated Installation >20' To 25', Add</i>	15.19	
			<i>For Elevated Installation >25' To 30', Add</i>	21.27	
			<i>For Elevated Installation >30' To 35', Add</i>	24.31	
			<i>For Elevated Installation >35' To 40', Add</i>	30.39	
			<i>For Elevated Installation >40', Add</i>	33.42	
			<i>For Personal Protective Equipment (Arc Flash) When Working On Energized Equipment, Add</i>	18.23	
26 05 33	13-2553	EA	1" Type LL Or LR, Threaded, Two Hub Cast Aluminum Conduit Body With Cover	91.46	28.29
			<i>For Mogul LB, Add</i>	12.02	
			<i>For Work In Restricted Working Space, Add</i>	21.22	
			<i>For Elevated Installation >10' To 15', Add</i>	7.07	
			<i>For Elevated Installation >15' To 20', Add</i>	14.14	
			<i>For Elevated Installation >20' To 25', Add</i>	17.68	
			<i>For Elevated Installation >25' To 30', Add</i>	24.75	
			<i>For Elevated Installation >30' To 35', Add</i>	28.29	
			<i>For Elevated Installation >35' To 40', Add</i>	35.36	
			<i>For Elevated Installation >40', Add</i>	38.90	
			<i>For Personal Protective Equipment (Arc Flash) When Working On Energized Equipment, Add</i>	21.22	
26 05 33	13-2554	EA	1-1/4" Type LL Or LR, Threaded, Two Hub Cast Aluminum Conduit Body With Cover	111.01	32.27
			<i>For Mogul LB, Add</i>	18.72	
			<i>For Work In Restricted Working Space, Add</i>	24.20	
			<i>For Elevated Installation >10' To 15', Add</i>	8.07	
			<i>For Elevated Installation >15' To 20', Add</i>	16.13	
			<i>For Elevated Installation >20' To 25', Add</i>	20.17	
			<i>For Elevated Installation >25' To 30', Add</i>	28.23	
			<i>For Elevated Installation >30' To 35', Add</i>	32.27	
			<i>For Elevated Installation >35' To 40', Add</i>	40.34	
			<i>For Elevated Installation >40', Add</i>	44.37	
			<i>For Personal Protective Equipment (Arc Flash) When Working On Energized Equipment, Add</i>	24.20	
26 05 33	13-2555	EA	1-1/2" Type LL Or LR, Threaded, Two Hub Cast Aluminum Conduit Body With Cover	128.69	35.36
			<i>For Mogul LB, Add</i>	25.80	
			<i>For Work In Restricted Working Space, Add</i>	26.52	
			<i>For Elevated Installation >10' To 15', Add</i>	8.84	
			<i>For Elevated Installation >15' To 20', Add</i>	17.68	
			<i>For Elevated Installation >20' To 25', Add</i>	22.10	
			<i>For Elevated Installation >25' To 30', Add</i>	30.94	
			<i>For Elevated Installation >30' To 35', Add</i>	35.36	
			<i>For Elevated Installation >35' To 40', Add</i>	44.20	
			<i>For Elevated Installation >40', Add</i>	48.62	
			<i>For Personal Protective Equipment (Arc Flash) When Working On Energized Equipment, Add</i>	26.52	
26 05 33	13-2556	EA	2" Type LL Or LR, Threaded, Two Hub Cast Aluminum Conduit Body With Cover	173.67	42.44
			<i>For Mogul LB, Add</i>	45.39	
			<i>For Work In Restricted Working Space, Add</i>	31.82	
			<i>For Elevated Installation >10' To 15', Add</i>	10.61	
			<i>For Elevated Installation >15' To 20', Add</i>	21.22	
			<i>For Elevated Installation >20' To 25', Add</i>	26.52	
			<i>For Elevated Installation >25' To 30', Add</i>	37.13	
			<i>For Elevated Installation >30' To 35', Add</i>	42.43	
			<i>For Elevated Installation >35' To 40', Add</i>	53.04	
			<i>For Elevated Installation >40', Add</i>	58.34	
			<i>For Personal Protective Equipment (Arc Flash) When Working On Energized Equipment, Add</i>	31.82	
26 05 33	13-2557	EA	2-1/2" Type LL Or LR, Threaded, Two Hub Cast Aluminum Conduit Body With Cover	271.18	59.67
			<i>For Mogul LB, Add</i>	84.04	
			<i>For Work In Restricted Working Space, Add</i>	44.75	
			<i>For Elevated Installation >10' To 15', Add</i>	14.92	
			<i>For Elevated Installation >15' To 20', Add</i>	29.84	
			<i>For Elevated Installation >20' To 25', Add</i>	37.30	
			<i>For Elevated Installation >25' To 30', Add</i>	52.21	
			<i>For Elevated Installation >30' To 35', Add</i>	59.67	
			<i>For Elevated Installation >35' To 40', Add</i>	74.59	
			<i>For Elevated Installation >40', Add</i>	82.05	
			<i>For Personal Protective Equipment (Arc Flash) When Working On Energized Equipment, Add</i>	44.75	



MINOR CSI UOM DESCRIPTION	TOTAL DIRECT UNIT COST	DEMOLITION UNIT COST
26 05 33 13-2558 EA 3" Type LL Or LR, Threaded, Two Hub Cast Aluminum Conduit Body With Cover	345.82	79.56
For Mogul LB, Add	100.24	
For Work In Restricted Working Space, Add	59.67	
For Elevated Installation >10' To 15', Add	19.89	
For Elevated Installation >15' To 20', Add	39.78	
For Elevated Installation >20' To 25', Add	49.73	
For Elevated Installation >25' To 30', Add	69.62	
For Elevated Installation >30' To 35', Add	79.56	
For Elevated Installation >35' To 40', Add	99.46	
For Elevated Installation >40', Add	109.40	
For Personal Protective Equipment (Arc Flash) When Working On Energized Equipment, Add	59.67	
26 05 33 13-2559 EA 3-1/2" Type LL Or LR, Threaded, Two Hub Cast Aluminum Conduit Body With Cover	498.06	99.45
For Mogul LB, Add	174.64	
For Work In Restricted Working Space, Add	74.59	
For Elevated Installation >10' To 15', Add	24.86	
For Elevated Installation >15' To 20', Add	49.73	
For Elevated Installation >20' To 25', Add	62.16	
For Elevated Installation >25' To 30', Add	87.02	
For Elevated Installation >30' To 35', Add	99.45	
For Elevated Installation >35' To 40', Add	124.32	
For Elevated Installation >40', Add	136.75	
For Personal Protective Equipment (Arc Flash) When Working On Energized Equipment, Add	74.59	
26 05 33 13-2560 EA 4" Type LL Or LR, Threaded, Two Hub Cast Aluminum Conduit Body With Cover	658.99	121.11
For Mogul LB, Add	252.02	
For Work In Restricted Working Space, Add	90.83	
For Elevated Installation >10' To 15', Add	30.28	
For Elevated Installation >15' To 20', Add	60.56	
For Elevated Installation >20' To 25', Add	75.70	
For Elevated Installation >25' To 30', Add	105.97	
For Elevated Installation >30' To 35', Add	121.11	
For Elevated Installation >35' To 40', Add	151.39	
For Elevated Installation >40', Add	166.53	
For Personal Protective Equipment (Arc Flash) When Working On Energized Equipment, Add	90.83	
26 05 33 13-2561 Type T, Threaded, Three Hub Cast Aluminum Conduit Body With Cover <small>(26 05 33 13-2539)</small>		
26 05 33 13-2562 EA 1/2" Type T, Threaded, Three Hub Cast Aluminum Conduit Body With Cover	73.43	24.31
For Work In Restricted Working Space, Add	18.23	
For Elevated Installation >10' To 15', Add	6.08	
For Elevated Installation >15' To 20', Add	12.15	
For Elevated Installation >20' To 25', Add	15.19	
For Elevated Installation >25' To 30', Add	21.27	
For Elevated Installation >30' To 35', Add	24.31	
For Elevated Installation >35' To 40', Add	30.39	
For Elevated Installation >40', Add	33.42	
For Personal Protective Equipment (Arc Flash) When Working On Energized Equipment, Add	18.23	
26 05 33 13-2563 EA 3/4" Type T, Threaded, Three Hub Cast Aluminum Conduit Body With Cover	87.02	28.29
For Work In Restricted Working Space, Add	21.22	
For Elevated Installation >10' To 15', Add	7.07	
For Elevated Installation >15' To 20', Add	14.14	
For Elevated Installation >20' To 25', Add	17.68	
For Elevated Installation >25' To 30', Add	24.75	
For Elevated Installation >30' To 35', Add	28.29	
For Elevated Installation >35' To 40', Add	35.36	
For Elevated Installation >40', Add	38.90	
For Personal Protective Equipment (Arc Flash) When Working On Energized Equipment, Add	21.22	
26 05 33 13-2564 EA 1" Type T, Threaded, Three Hub Cast Aluminum Conduit Body With Cover	100.43	30.94
For Work In Restricted Working Space, Add	23.21	
For Elevated Installation >10' To 15', Add	7.74	
For Elevated Installation >15' To 20', Add	15.47	
For Elevated Installation >20' To 25', Add	19.34	
For Elevated Installation >25' To 30', Add	27.08	
For Elevated Installation >30' To 35', Add	30.94	
For Elevated Installation >35' To 40', Add	38.68	
For Elevated Installation >40', Add	42.55	
For Personal Protective Equipment (Arc Flash) When Working On Energized Equipment, Add	23.21	
26 05 33 13-2565 EA 1-1/4" Type T, Threaded, Three Hub Cast Aluminum Conduit Body With Cover	123.37	35.36
For Work In Restricted Working Space, Add	26.52	
For Elevated Installation >10' To 15', Add	8.84	
For Elevated Installation >15' To 20', Add	17.68	
For Elevated Installation >20' To 25', Add	22.10	
For Elevated Installation >25' To 30', Add	30.94	
For Elevated Installation >30' To 35', Add	35.36	
For Elevated Installation >35' To 40', Add	44.20	
For Elevated Installation >40', Add	48.62	
For Personal Protective Equipment (Arc Flash) When Working On Energized Equipment, Add	26.52	
26 05 33 13-2566 EA 1-1/2" Type T, Threaded, Three Hub Cast Aluminum Conduit Body With Cover	142.69	38.90
For Work In Restricted Working Space, Add	29.18	
For Elevated Installation >10' To 15', Add	9.73	
For Elevated Installation >15' To 20', Add	19.45	
For Elevated Installation >20' To 25', Add	24.31	
For Elevated Installation >25' To 30', Add	34.04	
For Elevated Installation >30' To 35', Add	38.90	
For Elevated Installation >35' To 40', Add	48.63	
For Elevated Installation >40', Add	53.49	
For Personal Protective Equipment (Arc Flash) When Working On Energized Equipment, Add	29.18	

26 Electrical

26 05 Common Work Results for Electrical

26 05 33 Raceway and Boxes for Electrical Systems



MINOR	CSI	UOM	DESCRIPTION	TOTAL DIRECT UNIT COST	DEMOLITION UNIT COST
26 05 33	13-2567	EA	2" Type T, Threaded, Three Hub Cast Aluminum Conduit Body With Cover	191.54	45.53
			<i>For Work In Restricted Working Space, Add</i>	34.15	
			<i>For Elevated Installation >10' To 15', Add</i>	11.38	
			<i>For Elevated Installation >15' To 20', Add</i>	22.76	
			<i>For Elevated Installation >20' To 25', Add</i>	28.46	
			<i>For Elevated Installation >25' To 30', Add</i>	39.84	
			<i>For Elevated Installation >30' To 35', Add</i>	45.53	
			<i>For Elevated Installation >35' To 40', Add</i>	56.91	
			<i>For Elevated Installation >40', Add</i>	62.60	
			<i>For Personal Protective Equipment (Arc Flash) When Working On Energized Equipment, Add</i>	34.15	
26 05 33	13-2568	EA	2-1/2" Type T, Threaded, Three Hub Cast Aluminum Conduit Body With Cover	303.08	66.30
			<i>For Work In Restricted Working Space, Add</i>	49.73	
			<i>For Elevated Installation >10' To 15', Add</i>	16.58	
			<i>For Elevated Installation >15' To 20', Add</i>	33.15	
			<i>For Elevated Installation >20' To 25', Add</i>	41.44	
			<i>For Elevated Installation >25' To 30', Add</i>	58.01	
			<i>For Elevated Installation >30' To 35', Add</i>	66.30	
			<i>For Elevated Installation >35' To 40', Add</i>	82.88	
			<i>For Elevated Installation >40', Add</i>	91.16	
			<i>For Personal Protective Equipment (Arc Flash) When Working On Energized Equipment, Add</i>	49.73	
26 05 33	13-2569	EA	3" Type T, Threaded, Three Hub Cast Aluminum Conduit Body With Cover	391.53	86.19
			<i>For Work In Restricted Working Space, Add</i>	64.64	
			<i>For Elevated Installation >10' To 15', Add</i>	21.55	
			<i>For Elevated Installation >15' To 20', Add</i>	43.10	
			<i>For Elevated Installation >20' To 25', Add</i>	53.87	
			<i>For Elevated Installation >25' To 30', Add</i>	75.42	
			<i>For Elevated Installation >30' To 35', Add</i>	86.19	
			<i>For Elevated Installation >35' To 40', Add</i>	107.74	
			<i>For Elevated Installation >40', Add</i>	118.51	
			<i>For Personal Protective Equipment (Arc Flash) When Working On Energized Equipment, Add</i>	64.64	
26 05 33	13-2570	EA	3-1/2" Type T, Threaded, Three Hub Cast Aluminum Conduit Body With Cover	630.85	106.08
			<i>For Work In Restricted Working Space, Add</i>	79.56	
			<i>For Elevated Installation >10' To 15', Add</i>	26.52	
			<i>For Elevated Installation >15' To 20', Add</i>	53.04	
			<i>For Elevated Installation >20' To 25', Add</i>	66.30	
			<i>For Elevated Installation >25' To 30', Add</i>	92.82	
			<i>For Elevated Installation >30' To 35', Add</i>	106.08	
			<i>For Elevated Installation >35' To 40', Add</i>	132.61	
			<i>For Elevated Installation >40', Add</i>	145.87	
			<i>For Personal Protective Equipment (Arc Flash) When Working On Energized Equipment, Add</i>	79.56	
26 05 33	13-2571	EA	4" Type T, Threaded, Three Hub Cast Aluminum Conduit Body With Cover	721.94	127.75
			<i>For Work In Restricted Working Space, Add</i>	95.81	
			<i>For Elevated Installation >10' To 15', Add</i>	31.94	
			<i>For Elevated Installation >15' To 20', Add</i>	63.87	
			<i>For Elevated Installation >20' To 25', Add</i>	79.84	
			<i>For Elevated Installation >25' To 30', Add</i>	111.77	
			<i>For Elevated Installation >30' To 35', Add</i>	127.74	
			<i>For Elevated Installation >35' To 40', Add</i>	159.68	
			<i>For Elevated Installation >40', Add</i>	175.64	
			<i>For Personal Protective Equipment (Arc Flash) When Working On Energized Equipment, Add</i>	95.81	
26 05 33	13-2572		Type C, Threaded, Two Hub Cast Aluminum Conduit Body With Cover <small>(26 05 33 13-2538)</small>		
26 05 33	13-2573	EA	1/2" Type C, Threaded, Two Hub Cast Aluminum Conduit Body With Cover	64.00	21.21
			<i>For Work In Restricted Working Space, Add</i>	15.92	
			<i>For Elevated Installation >10' To 15', Add</i>	5.31	
			<i>For Elevated Installation >15' To 20', Add</i>	10.61	
			<i>For Elevated Installation >20' To 25', Add</i>	13.26	
			<i>For Elevated Installation >25' To 30', Add</i>	18.57	
			<i>For Elevated Installation >30' To 35', Add</i>	21.22	
			<i>For Elevated Installation >35' To 40', Add</i>	26.53	
			<i>For Elevated Installation >40', Add</i>	29.18	
			<i>For Personal Protective Equipment (Arc Flash) When Working On Energized Equipment, Add</i>	15.92	
26 05 33	13-2574	EA	3/4" Type C, Threaded, Two Hub Cast Aluminum Conduit Body With Cover	74.07	24.31
			<i>For Work In Restricted Working Space, Add</i>	18.23	
			<i>For Elevated Installation >10' To 15', Add</i>	6.08	
			<i>For Elevated Installation >15' To 20', Add</i>	12.15	
			<i>For Elevated Installation >20' To 25', Add</i>	15.19	
			<i>For Elevated Installation >25' To 30', Add</i>	21.27	
			<i>For Elevated Installation >30' To 35', Add</i>	24.31	
			<i>For Elevated Installation >35' To 40', Add</i>	30.39	
			<i>For Elevated Installation >40', Add</i>	33.42	
			<i>For Personal Protective Equipment (Arc Flash) When Working On Energized Equipment, Add</i>	18.23	
26 05 33	13-2575	EA	1" Type C, Threaded, Two Hub Cast Aluminum Conduit Body With Cover	89.43	27.85
			<i>For Work In Restricted Working Space, Add</i>	20.89	
			<i>For Elevated Installation >10' To 15', Add</i>	6.96	
			<i>For Elevated Installation >15' To 20', Add</i>	13.92	
			<i>For Elevated Installation >20' To 25', Add</i>	17.41	
			<i>For Elevated Installation >25' To 30', Add</i>	24.37	
			<i>For Elevated Installation >30' To 35', Add</i>	27.85	
			<i>For Elevated Installation >35' To 40', Add</i>	34.81	
			<i>For Elevated Installation >40', Add</i>	38.29	
			<i>For Personal Protective Equipment (Arc Flash) When Working On Energized Equipment, Add</i>	20.89	



MINOR CSI UOM DESCRIPTION	TOTAL DIRECT UNIT COST	DEMOLITION UNIT COST
26 05 33 13-2576 EA 1-1/4" Type C, Threaded, Two Hub Cast Aluminum Conduit Body With Cover.....	109.91	32.27
For Work In Restricted Working Space, Add	24.20	
For Elevated Installation >10' To 15', Add	8.07	
For Elevated Installation >15' To 20', Add	16.13	
For Elevated Installation >20' To 25', Add	20.17	
For Elevated Installation >25' To 30', Add	28.23	
For Elevated Installation >30' To 35', Add	32.27	
For Elevated Installation >35' To 40', Add	40.34	
For Elevated Installation >40', Add	44.37	
For Personal Protective Equipment (Arc Flash) When Working On Energized Equipment, Add	24.20	
26 05 33 13-2577 EA 1-1/2" Type C, Threaded, Two Hub Cast Aluminum Conduit Body With Cover.....	123.19	35.36
For Work In Restricted Working Space, Add	26.52	
For Elevated Installation >10' To 15', Add	8.84	
For Elevated Installation >15' To 20', Add	17.68	
For Elevated Installation >20' To 25', Add	22.10	
For Elevated Installation >25' To 30', Add	30.94	
For Elevated Installation >30' To 35', Add	35.36	
For Elevated Installation >35' To 40', Add	44.20	
For Elevated Installation >40', Add	48.62	
For Personal Protective Equipment (Arc Flash) When Working On Energized Equipment, Add	26.52	
26 05 33 13-2578 EA 2" Type C, Threaded, Two Hub Cast Aluminum Conduit Body With Cover.....	163.60	42.44
For Work In Restricted Working Space, Add	31.82	
For Elevated Installation >10' To 15', Add	10.61	
For Elevated Installation >15' To 20', Add	21.22	
For Elevated Installation >20' To 25', Add	26.52	
For Elevated Installation >25' To 30', Add	37.13	
For Elevated Installation >30' To 35', Add	42.43	
For Elevated Installation >35' To 40', Add	53.04	
For Elevated Installation >40', Add	58.34	
For Personal Protective Equipment (Arc Flash) When Working On Energized Equipment, Add	31.82	
26 05 33 13-2579 EA 2-1/2" Type C, Threaded, Two Hub Cast Aluminum Conduit Body With Cover.....	266.86	59.67
For Work In Restricted Working Space, Add	44.75	
For Elevated Installation >10' To 15', Add	14.92	
For Elevated Installation >15' To 20', Add	29.84	
For Elevated Installation >20' To 25', Add	37.30	
For Elevated Installation >25' To 30', Add	52.21	
For Elevated Installation >30' To 35', Add	59.67	
For Elevated Installation >35' To 40', Add	74.59	
For Elevated Installation >40', Add	82.05	
For Personal Protective Equipment (Arc Flash) When Working On Energized Equipment, Add	44.75	
26 05 33 13-2580 EA 3" Type C, Threaded, Two Hub Cast Aluminum Conduit Body With Cover.....	343.06	79.56
For Work In Restricted Working Space, Add	59.67	
For Elevated Installation >10' To 15', Add	19.89	
For Elevated Installation >15' To 20', Add	39.78	
For Elevated Installation >20' To 25', Add	49.73	
For Elevated Installation >25' To 30', Add	69.62	
For Elevated Installation >30' To 35', Add	79.56	
For Elevated Installation >35' To 40', Add	99.46	
For Elevated Installation >40', Add	109.40	
For Personal Protective Equipment (Arc Flash) When Working On Energized Equipment, Add	59.67	
26 05 33 13-2581 EA 3-1/2" Type C, Threaded, Two Hub Cast Aluminum Conduit Body With Cover.....	489.23	99.45
For Work In Restricted Working Space, Add	74.59	
For Elevated Installation >10' To 15', Add	24.86	
For Elevated Installation >15' To 20', Add	49.73	
For Elevated Installation >20' To 25', Add	62.16	
For Elevated Installation >25' To 30', Add	87.02	
For Elevated Installation >30' To 35', Add	99.45	
For Elevated Installation >35' To 40', Add	124.32	
For Elevated Installation >40', Add	136.75	
For Personal Protective Equipment (Arc Flash) When Working On Energized Equipment, Add	74.59	
26 05 33 13-2582 EA 4" Type C, Threaded, Two Hub Cast Aluminum Conduit Body With Cover.....	631.73	121.11
For Work In Restricted Working Space, Add	90.83	
For Elevated Installation >10' To 15', Add	30.28	
For Elevated Installation >15' To 20', Add	60.56	
For Elevated Installation >20' To 25', Add	75.70	
For Elevated Installation >25' To 30', Add	105.97	
For Elevated Installation >30' To 35', Add	121.11	
For Elevated Installation >35' To 40', Add	151.39	
For Elevated Installation >40', Add	166.53	
For Personal Protective Equipment (Arc Flash) When Working On Energized Equipment, Add	90.83	
26 05 33 13-2583 Type X, Threaded, Four Hub Cast Aluminum Conduit Body With Cover <small>(26 05 33 13-2538)</small>		
26 05 33 13-2584 EA 1/2" Type X, Threaded, Four Hub Cast Aluminum Conduit Body With Cover.....	85.16	27.85
For Work In Restricted Working Space, Add	20.89	
For Elevated Installation >10' To 15', Add	6.96	
For Elevated Installation >15' To 20', Add	13.92	
For Elevated Installation >20' To 25', Add	17.41	
For Elevated Installation >25' To 30', Add	24.37	
For Elevated Installation >30' To 35', Add	27.85	
For Elevated Installation >35' To 40', Add	34.81	
For Elevated Installation >40', Add	38.29	
For Personal Protective Equipment (Arc Flash) When Working On Energized Equipment, Add	20.89	

26 Electrical

26 05 Common Work Results for Electrical

26 05 33 Raceway and Boxes for Electrical Systems



MINOR CSI UOM DESCRIPTION	TOTAL DIRECT UNIT COST	DEMOLITION UNIT COST
26 05 33 13-2585 EA 3/4" Type X, Threaded, Four Hub Cast Aluminum Conduit Body With Cover.....	98.38	30.94
For Work In Restricted Working Space, Add	23.21	
For Elevated Installation >10' To 15', Add	7.74	
For Elevated Installation >15' To 20', Add	15.47	
For Elevated Installation >20' To 25', Add	19.34	
For Elevated Installation >25' To 30', Add	27.08	
For Elevated Installation >30' To 35', Add	30.94	
For Elevated Installation >35' To 40', Add	38.68	
For Elevated Installation >40', Add	42.55	
For Personal Protective Equipment (Arc Flash) When Working On Energized Equipment, Add	23.21	
26 05 33 13-2586 EA 1" Type X, Threaded, Four Hub Cast Aluminum Conduit Body With Cover.....	120.65	34.04
For Work In Restricted Working Space, Add	25.53	
For Elevated Installation >10' To 15', Add	8.51	
For Elevated Installation >15' To 20', Add	17.02	
For Elevated Installation >20' To 25', Add	21.27	
For Elevated Installation >25' To 30', Add	29.78	
For Elevated Installation >30' To 35', Add	34.04	
For Elevated Installation >35' To 40', Add	42.55	
For Elevated Installation >40', Add	46.80	
For Personal Protective Equipment (Arc Flash) When Working On Energized Equipment, Add	25.53	
26 05 33 13-2587 EA 1-1/4" Type X, Threaded, Four Hub Cast Aluminum Conduit Body With Cover.....	139.12	38.90
For Work In Restricted Working Space, Add	29.18	
For Elevated Installation >10' To 15', Add	9.73	
For Elevated Installation >15' To 20', Add	19.45	
For Elevated Installation >20' To 25', Add	24.31	
For Elevated Installation >25' To 30', Add	34.04	
For Elevated Installation >30' To 35', Add	38.90	
For Elevated Installation >35' To 40', Add	48.63	
For Elevated Installation >40', Add	53.49	
For Personal Protective Equipment (Arc Flash) When Working On Energized Equipment, Add	29.18	
26 05 33 13-2588 EA 1-1/2" Type X, Threaded, Four Hub Cast Aluminum Conduit Body With Cover.....	179.42	42.44
For Work In Restricted Working Space, Add	31.82	
For Elevated Installation >10' To 15', Add	10.61	
For Elevated Installation >15' To 20', Add	21.22	
For Elevated Installation >20' To 25', Add	26.52	
For Elevated Installation >25' To 30', Add	37.13	
For Elevated Installation >30' To 35', Add	42.43	
For Elevated Installation >35' To 40', Add	53.04	
For Elevated Installation >40', Add	58.34	
For Personal Protective Equipment (Arc Flash) When Working On Energized Equipment, Add	31.82	
26 05 33 13-2589 EA 2" Type X, Threaded, Four Hub Cast Aluminum Conduit Body With Cover.....	216.87	52.16
For Work In Restricted Working Space, Add	39.12	
For Elevated Installation >10' To 15', Add	13.04	
For Elevated Installation >15' To 20', Add	26.08	
For Elevated Installation >20' To 25', Add	32.60	
For Elevated Installation >25' To 30', Add	45.64	
For Elevated Installation >30' To 35', Add	52.16	
For Elevated Installation >35' To 40', Add	65.20	
For Elevated Installation >40', Add	71.71	
For Personal Protective Equipment (Arc Flash) When Working On Energized Equipment, Add	39.12	
26 05 33 13-2590 EA 2-1/2" Type X, Threaded, Four Hub Cast Aluminum Conduit Body With Cover.....	405.75	76.46
For Work In Restricted Working Space, Add	57.35	
For Elevated Installation >10' To 15', Add	19.12	
For Elevated Installation >15' To 20', Add	38.24	
For Elevated Installation >20' To 25', Add	47.80	
For Elevated Installation >25' To 30', Add	66.91	
For Elevated Installation >30' To 35', Add	76.47	
For Elevated Installation >35' To 40', Add	95.59	
For Elevated Installation >40', Add	105.15	
For Personal Protective Equipment (Arc Flash) When Working On Energized Equipment, Add	57.35	
26 05 33 13-2591 EA 3" Type X, Threaded, Four Hub Cast Aluminum Conduit Body With Cover.....	499.99	99.45
For Work In Restricted Working Space, Add	74.59	
For Elevated Installation >10' To 15', Add	24.86	
For Elevated Installation >15' To 20', Add	49.73	
For Elevated Installation >20' To 25', Add	62.16	
For Elevated Installation >25' To 30', Add	87.02	
For Elevated Installation >30' To 35', Add	99.45	
For Elevated Installation >35' To 40', Add	124.32	
For Elevated Installation >40', Add	136.75	
For Personal Protective Equipment (Arc Flash) When Working On Energized Equipment, Add	74.59	
26 05 33 13-2592 EA 3-1/2" Type X, Threaded, Four Hub Cast Aluminum Conduit Body With Cover.....	714.81	122.88
For Work In Restricted Working Space, Add	92.82	
For Elevated Installation >10' To 15', Add	30.94	
For Elevated Installation >15' To 20', Add	61.88	
For Elevated Installation >20' To 25', Add	77.35	
For Elevated Installation >25' To 30', Add	108.29	
For Elevated Installation >30' To 35', Add	123.76	
For Elevated Installation >35' To 40', Add	154.71	
For Elevated Installation >40', Add	170.18	
For Personal Protective Equipment (Arc Flash) When Working On Energized Equipment, Add	92.82	



MINOR CSI UOM DESCRIPTION	TOTAL DIRECT UNIT COST	DEMOLITION UNIT COST
26 05 33 13-2593 EA 4" Type X, Threaded, Four Hub Cast Aluminum Conduit Body With Cover.....	863.64	147.64
For Work In Restricted Working Space, Add	110.72	
For Elevated Installation >10' To 15', Add	36.91	
For Elevated Installation >15' To 20', Add	73.82	
For Elevated Installation >20' To 25', Add	92.27	
For Elevated Installation >25' To 30', Add	129.18	
For Elevated Installation >30' To 35', Add	147.63	
For Elevated Installation >35' To 40', Add	184.54	
For Elevated Installation >40', Add	202.99	
For Personal Protective Equipment (Arc Flash) When Working On Energized Equipment, Add	110.72	
26 05 33 13-2594 Threaded, Malleable Iron Conduit Body <small>(26 05 33 13-2537)</small>		
Note: For use with Rigid Galvanized Steel (RGS), Galvanized Rigid Steel Conduit (GRC), or Intermediate Metal Conduit (IMC)		
26 05 33 13-2595 Type LB, Threaded, Two Hub Malleable Iron Conduit Body With Cover <small>(26 05 33 13-2594)</small>		
26 05 33 13-2596 EA 1/2" Type LB, Threaded, Two Hub Malleable Iron Conduit Body With Cover.....	65.85	21.21
For Work In Restricted Working Space, Add	15.92	
For Elevated Installation >10' To 15', Add	5.31	
For Elevated Installation >15' To 20', Add	10.61	
For Elevated Installation >20' To 25', Add	13.26	
For Elevated Installation >25' To 30', Add	18.57	
For Elevated Installation >30' To 35', Add	21.22	
For Elevated Installation >35' To 40', Add	26.53	
For Elevated Installation >40', Add	29.18	
For Personal Protective Equipment (Arc Flash) When Working On Energized Equipment, Add	15.92	
26 05 33 13-2597 EA 3/4" Type LB, Threaded, Two Hub Malleable Iron Conduit Body With Cover.....	76.46	24.31
For Work In Restricted Working Space, Add	18.23	
For Elevated Installation >10' To 15', Add	6.08	
For Elevated Installation >15' To 20', Add	12.15	
For Elevated Installation >20' To 25', Add	15.19	
For Elevated Installation >25' To 30', Add	21.27	
For Elevated Installation >30' To 35', Add	24.31	
For Elevated Installation >35' To 40', Add	30.39	
For Elevated Installation >40', Add	33.42	
For Personal Protective Equipment (Arc Flash) When Working On Energized Equipment, Add	18.23	
26 05 33 13-2598 EA 1" Type LB, Threaded, Two Hub Malleable Iron Conduit Body With Cover.....	94.10	28.29
For Work In Restricted Working Space, Add	21.22	
For Elevated Installation >10' To 15', Add	7.07	
For Elevated Installation >15' To 20', Add	14.14	
For Elevated Installation >20' To 25', Add	17.68	
For Elevated Installation >25' To 30', Add	24.75	
For Elevated Installation >30' To 35', Add	28.29	
For Elevated Installation >35' To 40', Add	35.36	
For Elevated Installation >40', Add	38.90	
For Personal Protective Equipment (Arc Flash) When Working On Energized Equipment, Add	21.22	
26 05 33 13-2599 EA 1-1/4" Type LB, Threaded, Two Hub Malleable Iron Conduit Body With Cover.....	122.62	32.27
For Work In Restricted Working Space, Add	24.20	
For Elevated Installation >10' To 15', Add	8.07	
For Elevated Installation >15' To 20', Add	16.13	
For Elevated Installation >20' To 25', Add	20.17	
For Elevated Installation >25' To 30', Add	28.23	
For Elevated Installation >30' To 35', Add	32.27	
For Elevated Installation >35' To 40', Add	40.34	
For Elevated Installation >40', Add	44.37	
For Personal Protective Equipment (Arc Flash) When Working On Energized Equipment, Add	24.20	
26 05 33 13-2600 EA 1-1/2" Type LB, Threaded, Two Hub Malleable Iron Conduit Body With Cover.....	139.86	35.36
For Work In Restricted Working Space, Add	26.52	
For Elevated Installation >10' To 15', Add	8.84	
For Elevated Installation >15' To 20', Add	17.68	
For Elevated Installation >20' To 25', Add	22.10	
For Elevated Installation >25' To 30', Add	30.94	
For Elevated Installation >30' To 35', Add	35.36	
For Elevated Installation >35' To 40', Add	44.20	
For Elevated Installation >40', Add	48.62	
For Personal Protective Equipment (Arc Flash) When Working On Energized Equipment, Add	26.52	
26 05 33 13-2601 EA 2" Type LB, Threaded, Two Hub Malleable Iron Conduit Body With Cover.....	192.21	42.44
For Work In Restricted Working Space, Add	31.83	
For Elevated Installation >10' To 15', Add	10.61	
For Elevated Installation >15' To 20', Add	21.22	
For Elevated Installation >20' To 25', Add	26.52	
For Elevated Installation >25' To 30', Add	37.13	
For Elevated Installation >30' To 35', Add	42.44	
For Elevated Installation >35' To 40', Add	53.05	
For Elevated Installation >40', Add	58.35	
For Personal Protective Equipment (Arc Flash) When Working On Energized Equipment, Add	31.83	
26 05 33 13-2602 EA 2-1/2" Type LB, Threaded, Two Hub Malleable Iron Conduit Body With Cover.....	325.47	59.67
For Work In Restricted Working Space, Add	44.76	
For Elevated Installation >10' To 15', Add	14.92	
For Elevated Installation >15' To 20', Add	29.84	
For Elevated Installation >20' To 25', Add	37.30	
For Elevated Installation >25' To 30', Add	52.22	
For Elevated Installation >30' To 35', Add	59.68	
For Elevated Installation >35' To 40', Add	74.60	
For Elevated Installation >40', Add	82.05	
For Personal Protective Equipment (Arc Flash) When Working On Energized Equipment, Add	44.76	

26 Electrical

26 05 Common Work Results for Electrical

26 05 33 Raceway and Boxes for Electrical Systems



MINOR	CSI	UOM	DESCRIPTION	TOTAL DIRECT UNIT COST	DEMOLITION UNIT COST
26 05 33	13-2603	EA	3" Type LB, Threaded, Two Hub Malleable Iron Conduit Body With Cover	461.89	79.56
			<i>For Work In Restricted Working Space, Add</i>	59.68	
			<i>For Elevated Installation >10' To 15', Add</i>	19.89	
			<i>For Elevated Installation >15' To 20', Add</i>	39.78	
			<i>For Elevated Installation >20' To 25', Add</i>	49.73	
			<i>For Elevated Installation >25' To 30', Add</i>	69.62	
			<i>For Elevated Installation >30' To 35', Add</i>	79.57	
			<i>For Elevated Installation >35' To 40', Add</i>	99.46	
			<i>For Elevated Installation >40', Add</i>	109.41	
			<i>For Personal Protective Equipment (Arc Flash) When Working On Energized Equipment, Add</i>	59.68	
26 05 33	13-2604	EA	3-1/2" Type LB, Threaded, Two Hub Malleable Iron Conduit Body With Cover	637.95	99.45
			<i>For Work In Restricted Working Space, Add</i>	74.59	
			<i>For Elevated Installation >10' To 15', Add</i>	24.86	
			<i>For Elevated Installation >15' To 20', Add</i>	49.73	
			<i>For Elevated Installation >20' To 25', Add</i>	62.16	
			<i>For Elevated Installation >25' To 30', Add</i>	87.02	
			<i>For Elevated Installation >30' To 35', Add</i>	99.45	
			<i>For Elevated Installation >35' To 40', Add</i>	124.32	
			<i>For Elevated Installation >40', Add</i>	136.75	
			<i>For Personal Protective Equipment (Arc Flash) When Working On Energized Equipment, Add</i>	74.59	
26 05 33	13-2605	EA	4" Type LB, Threaded, Two Hub Malleable Iron Conduit Body With Cover	763.16	121.11
			<i>For Work In Restricted Working Space, Add</i>	90.84	
			<i>For Elevated Installation >10' To 15', Add</i>	30.28	
			<i>For Elevated Installation >15' To 20', Add</i>	60.56	
			<i>For Elevated Installation >20' To 25', Add</i>	75.70	
			<i>For Elevated Installation >25' To 30', Add</i>	105.98	
			<i>For Elevated Installation >30' To 35', Add</i>	121.12	
			<i>For Elevated Installation >35' To 40', Add</i>	151.40	
			<i>For Elevated Installation >40', Add</i>	166.53	
			<i>For Personal Protective Equipment (Arc Flash) When Working On Energized Equipment, Add</i>	90.84	
26 05 33	13-2606		Type LL Or LR, Threaded, Two Hub Malleable Iron Conduit Body With Cover <small>(26 05 33 13-2594)</small>		
26 05 33	13-2607	EA	1/2" Type LL Or LR, Threaded, Two Hub Malleable Iron Conduit Body With Cover	68.81	21.21
			<i>For Personal Protective Equipment (Arc Flash) When Working On Energized Equipment, Add</i>	15.92	
26 05 33	13-2608	EA	3/4" Type LL Or LR, Threaded, Two Hub Malleable Iron Conduit Body With Cover	77.33	24.31
			<i>For Personal Protective Equipment (Arc Flash) When Working On Energized Equipment, Add</i>	18.23	
26 05 33	13-2609	EA	1" Type LL Or LR, Threaded, Two Hub Malleable Iron Conduit Body With Cover	98.63	28.29
			<i>For Personal Protective Equipment (Arc Flash) When Working On Energized Equipment, Add</i>	21.22	
26 05 33	13-2610	EA	1-1/4" Type LL Or LR, Threaded, Two Hub Malleable Iron Conduit Body With Cover	125.65	32.27
			<i>For Personal Protective Equipment (Arc Flash) When Working On Energized Equipment, Add</i>	24.20	
26 05 33	13-2611	EA	1-1/2" Type LL Or LR, Threaded, Two Hub Malleable Iron Conduit Body With Cover	143.57	35.36
			<i>For Personal Protective Equipment (Arc Flash) When Working On Energized Equipment, Add</i>	26.52	
26 05 33	13-2612	EA	2" Type LL Or LR, Threaded, Two Hub Malleable Iron Conduit Body With Cover	184.60	42.44
			<i>For Personal Protective Equipment (Arc Flash) When Working On Energized Equipment, Add</i>	31.83	
26 05 33	13-2613	EA	2-1/2" Type LL Or LR, Threaded, Two Hub Malleable Iron Conduit Body With Cover	283.20	59.67
			<i>For Personal Protective Equipment (Arc Flash) When Working On Energized Equipment, Add</i>	44.76	
26 05 33	13-2614	EA	3" Type LL Or LR, Threaded, Two Hub Malleable Iron Conduit Body With Cover	385.89	79.56
			<i>For Personal Protective Equipment (Arc Flash) When Working On Energized Equipment, Add</i>	59.68	
26 05 33	13-2615	EA	3-1/2" Type LL Or LR, Threaded, Two Hub Malleable Iron Conduit Body With Cover	682.71	99.45
			<i>For Personal Protective Equipment (Arc Flash) When Working On Energized Equipment, Add</i>	74.59	
26 05 33	13-2616	EA	4" Type LL Or LR, Threaded, Two Hub Malleable Iron Conduit Body With Cover	796.18	121.11
			<i>For Personal Protective Equipment (Arc Flash) When Working On Energized Equipment, Add</i>	90.84	
26 05 33	13-2617		Type T, Threaded, Three Hub Malleable Iron Conduit Body With Cover <small>(26 05 33 13-2594)</small>		
26 05 33	13-2618	EA	1/2" Type T, Threaded, Three Hub Malleable Iron Conduit Body With Cover	81.90	24.31
			<i>For Work In Restricted Working Space, Add</i>	18.23	
			<i>For Elevated Installation >10' To 15', Add</i>	6.08	
			<i>For Elevated Installation >15' To 20', Add</i>	12.15	
			<i>For Elevated Installation >20' To 25', Add</i>	15.19	
			<i>For Elevated Installation >25' To 30', Add</i>	21.27	
			<i>For Elevated Installation >30' To 35', Add</i>	24.31	
			<i>For Elevated Installation >35' To 40', Add</i>	30.39	
			<i>For Elevated Installation >40', Add</i>	33.42	
			<i>For Personal Protective Equipment (Arc Flash) When Working On Energized Equipment, Add</i>	18.23	
26 05 33	13-2619	EA	3/4" Type T, Threaded, Three Hub Malleable Iron Conduit Body With Cover	96.53	28.29
			<i>For Work In Restricted Working Space, Add</i>	21.55	
			<i>For Elevated Installation >10' To 15', Add</i>	7.18	
			<i>For Elevated Installation >15' To 20', Add</i>	14.36	
			<i>For Elevated Installation >20' To 25', Add</i>	17.96	
			<i>For Elevated Installation >25' To 30', Add</i>	25.14	
			<i>For Elevated Installation >30' To 35', Add</i>	28.73	
			<i>For Elevated Installation >35' To 40', Add</i>	35.91	
			<i>For Elevated Installation >40', Add</i>	39.50	
			<i>For Personal Protective Equipment (Arc Flash) When Working On Energized Equipment, Add</i>	21.55	



MINOR	CSI	UOM	DESCRIPTION	TOTAL DIRECT UNIT COST	DEMOLITION UNIT COST
26 05 33	13-2620	EA	1" Type T, Threaded, Three Hub Malleable Iron Conduit Body With Cover.....	114.73	30.94
			<i>For Work In Restricted Working Space, Add</i>	23.21	
			<i>For Elevated Installation >10' To 15', Add</i>	7.74	
			<i>For Elevated Installation >15' To 20', Add</i>	15.47	
			<i>For Elevated Installation >20' To 25', Add</i>	19.34	
			<i>For Elevated Installation >25' To 30', Add</i>	27.08	
			<i>For Elevated Installation >30' To 35', Add</i>	30.94	
			<i>For Elevated Installation >35' To 40', Add</i>	38.68	
			<i>For Elevated Installation >40', Add</i>	42.55	
			<i>For Personal Protective Equipment (Arc Flash) When Working On Energized Equipment, Add</i>	23.21	
26 05 33	13-2621	EA	1-1/4" Type T, Threaded, Three Hub Malleable Iron Conduit Body With Cover	145.21	35.36
			<i>For Work In Restricted Working Space, Add</i>	26.19	
			<i>For Elevated Installation >10' To 15', Add</i>	8.73	
			<i>For Elevated Installation >15' To 20', Add</i>	17.46	
			<i>For Elevated Installation >20' To 25', Add</i>	21.83	
			<i>For Elevated Installation >25' To 30', Add</i>	30.56	
			<i>For Elevated Installation >30' To 35', Add</i>	34.92	
			<i>For Elevated Installation >35' To 40', Add</i>	48.65	
			<i>For Elevated Installation >40', Add</i>	48.02	
			<i>For Personal Protective Equipment (Arc Flash) When Working On Energized Equipment, Add</i>	26.19	
26 05 33	13-2622	EA	1-1/2" Type T, Threaded, Three Hub Malleable Iron Conduit Body With Cover	166.84	38.90
			<i>For Work In Restricted Working Space, Add</i>	29.18	
			<i>For Elevated Installation >10' To 15', Add</i>	9.73	
			<i>For Elevated Installation >15' To 20', Add</i>	19.45	
			<i>For Elevated Installation >20' To 25', Add</i>	24.31	
			<i>For Elevated Installation >25' To 30', Add</i>	34.04	
			<i>For Elevated Installation >30' To 35', Add</i>	38.90	
			<i>For Elevated Installation >35' To 40', Add</i>	48.63	
			<i>For Elevated Installation >40', Add</i>	53.49	
			<i>For Personal Protective Equipment (Arc Flash) When Working On Energized Equipment, Add</i>	29.18	
26 05 33	13-2623	EA	2" Type T, Threaded, Three Hub Malleable Iron Conduit Body With Cover.....	222.84	45.53
			<i>For Work In Restricted Working Space, Add</i>	34.15	
			<i>For Elevated Installation >10' To 15', Add</i>	11.38	
			<i>For Elevated Installation >15' To 20', Add</i>	22.76	
			<i>For Elevated Installation >20' To 25', Add</i>	28.46	
			<i>For Elevated Installation >25' To 30', Add</i>	39.84	
			<i>For Elevated Installation >30' To 35', Add</i>	45.53	
			<i>For Elevated Installation >35' To 40', Add</i>	56.91	
			<i>For Elevated Installation >40', Add</i>	62.60	
			<i>For Personal Protective Equipment (Arc Flash) When Working On Energized Equipment, Add</i>	34.15	
26 05 33	13-2624	EA	2-1/2" Type T, Threaded, Three Hub Malleable Iron Conduit Body With Cover	280.13	66.30
			<i>For Work In Restricted Working Space, Add</i>	49.73	
			<i>For Elevated Installation >10' To 15', Add</i>	16.58	
			<i>For Elevated Installation >15' To 20', Add</i>	33.15	
			<i>For Elevated Installation >20' To 25', Add</i>	41.44	
			<i>For Elevated Installation >25' To 30', Add</i>	58.01	
			<i>For Elevated Installation >30' To 35', Add</i>	66.30	
			<i>For Elevated Installation >35' To 40', Add</i>	82.88	
			<i>For Elevated Installation >40', Add</i>	91.16	
			<i>For Personal Protective Equipment (Arc Flash) When Working On Energized Equipment, Add</i>	49.73	
26 05 33	13-2625	EA	3" Type T, Threaded, Three Hub Malleable Iron Conduit Body With Cover.....	405.54	86.19
			<i>For Work In Restricted Working Space, Add</i>	64.64	
			<i>For Elevated Installation >10' To 15', Add</i>	21.55	
			<i>For Elevated Installation >15' To 20', Add</i>	43.10	
			<i>For Elevated Installation >20' To 25', Add</i>	53.87	
			<i>For Elevated Installation >25' To 30', Add</i>	75.42	
			<i>For Elevated Installation >30' To 35', Add</i>	86.19	
			<i>For Elevated Installation >35' To 40', Add</i>	107.74	
			<i>For Elevated Installation >40', Add</i>	118.51	
			<i>For Personal Protective Equipment (Arc Flash) When Working On Energized Equipment, Add</i>	64.64	
26 05 33	13-2626	EA	3-1/2" Type T, Threaded, Three Hub Malleable Iron Conduit Body With Cover	719.96	106.08
			<i>For Work In Restricted Working Space, Add</i>	79.56	
			<i>For Elevated Installation >10' To 15', Add</i>	26.52	
			<i>For Elevated Installation >15' To 20', Add</i>	53.04	
			<i>For Elevated Installation >20' To 25', Add</i>	66.30	
			<i>For Elevated Installation >25' To 30', Add</i>	92.82	
			<i>For Elevated Installation >30' To 35', Add</i>	106.08	
			<i>For Elevated Installation >35' To 40', Add</i>	132.61	
			<i>For Elevated Installation >40', Add</i>	145.87	
			<i>For Personal Protective Equipment (Arc Flash) When Working On Energized Equipment, Add</i>	79.56	
26 05 33	13-2627	EA	4" Type T, Threaded, Three Hub Malleable Iron Conduit Body With Cover.....	831.72	127.75
			<i>For Work In Restricted Working Space, Add</i>	96.14	
			<i>For Elevated Installation >10' To 15', Add</i>	32.05	
			<i>For Elevated Installation >15' To 20', Add</i>	64.09	
			<i>For Elevated Installation >20' To 25', Add</i>	80.12	
			<i>For Elevated Installation >25' To 30', Add</i>	112.16	
			<i>For Elevated Installation >30' To 35', Add</i>	128.19	
			<i>For Elevated Installation >35' To 40', Add</i>	160.24	
			<i>For Elevated Installation >40', Add</i>	176.26	
			<i>For Personal Protective Equipment (Arc Flash) When Working On Energized Equipment, Add</i>	96.14	

26 05 33 13-2628 Type C, Threaded, Two Hub Malleable Iron Conduit Body With Cover (26 05 33 13-2594)

26 Electrical

26 05 Common Work Results for Electrical

26 05 33 Raceway and Boxes for Electrical Systems



MINOR	CSI	UOM	DESCRIPTION	TOTAL DIRECT UNIT COST	DEMOLITION UNIT COST
26 05 33	13-2629	EA	1/2" Type C, Threaded, Two Hub Malleable Iron Conduit Body With Cover	66.06	21.21
			<i>For Work In Restricted Working Space, Add</i>	15.91	
			<i>For Elevated Installation >10' To 15', Add</i>	5.30	
			<i>For Elevated Installation >15' To 20', Add</i>	10.61	
			<i>For Elevated Installation >20' To 25', Add</i>	13.26	
			<i>For Elevated Installation >25' To 30', Add</i>	18.56	
			<i>For Elevated Installation >30' To 35', Add</i>	21.22	
			<i>For Elevated Installation >35' To 40', Add</i>	26.52	
			<i>For Elevated Installation >40', Add</i>	29.17	
			<i>For Personal Protective Equipment (Arc Flash) When Working On Energized Equipment, Add</i>	15.91	
26 05 33	13-2630	EA	3/4" Type C, Threaded, Two Hub Malleable Iron Conduit Body With Cover	80.30	24.31
			<i>For Work In Restricted Working Space, Add</i>	18.23	
			<i>For Elevated Installation >10' To 15', Add</i>	6.08	
			<i>For Elevated Installation >15' To 20', Add</i>	12.16	
			<i>For Elevated Installation >20' To 25', Add</i>	15.20	
			<i>For Elevated Installation >25' To 30', Add</i>	21.27	
			<i>For Elevated Installation >30' To 35', Add</i>	24.31	
			<i>For Elevated Installation >35' To 40', Add</i>	30.39	
			<i>For Elevated Installation >40', Add</i>	33.43	
			<i>For Personal Protective Equipment (Arc Flash) When Working On Energized Equipment, Add</i>	18.23	
26 05 33	13-2631	EA	1" Type C, Threaded, Two Hub Malleable Iron Conduit Body With Cover	94.07	27.85
			<i>For Work In Restricted Working Space, Add</i>	20.89	
			<i>For Elevated Installation >10' To 15', Add</i>	6.96	
			<i>For Elevated Installation >15' To 20', Add</i>	13.92	
			<i>For Elevated Installation >20' To 25', Add</i>	17.41	
			<i>For Elevated Installation >25' To 30', Add</i>	24.37	
			<i>For Elevated Installation >30' To 35', Add</i>	27.85	
			<i>For Elevated Installation >35' To 40', Add</i>	34.81	
			<i>For Elevated Installation >40', Add</i>	38.29	
			<i>For Personal Protective Equipment (Arc Flash) When Working On Energized Equipment, Add</i>	20.89	
26 05 33	13-2632	EA	1-1/4" Type C, Threaded, Two Hub Malleable Iron Conduit Body With Cover	128.20	32.27
			<i>For Work In Restricted Working Space, Add</i>	24.20	
			<i>For Elevated Installation >10' To 15', Add</i>	8.07	
			<i>For Elevated Installation >15' To 20', Add</i>	16.13	
			<i>For Elevated Installation >20' To 25', Add</i>	20.17	
			<i>For Elevated Installation >25' To 30', Add</i>	28.23	
			<i>For Elevated Installation >30' To 35', Add</i>	32.27	
			<i>For Elevated Installation >35' To 40', Add</i>	40.34	
			<i>For Elevated Installation >40', Add</i>	44.37	
			<i>For Personal Protective Equipment (Arc Flash) When Working On Energized Equipment, Add</i>	24.20	
26 05 33	13-2633	EA	1-1/2" Type C, Threaded, Two Hub Malleable Iron Conduit Body With Cover	150.32	35.36
			<i>For Work In Restricted Working Space, Add</i>	26.52	
			<i>For Elevated Installation >10' To 15', Add</i>	8.84	
			<i>For Elevated Installation >15' To 20', Add</i>	17.68	
			<i>For Elevated Installation >20' To 25', Add</i>	22.10	
			<i>For Elevated Installation >25' To 30', Add</i>	30.94	
			<i>For Elevated Installation >30' To 35', Add</i>	35.36	
			<i>For Elevated Installation >35' To 40', Add</i>	44.20	
			<i>For Elevated Installation >40', Add</i>	48.62	
			<i>For Personal Protective Equipment (Arc Flash) When Working On Energized Equipment, Add</i>	26.52	
26 05 33	13-2634	EA	2" Type C, Threaded, Two Hub Malleable Iron Conduit Body With Cover	195.20	42.44
			<i>For Work In Restricted Working Space, Add</i>	31.83	
			<i>For Elevated Installation >10' To 15', Add</i>	10.61	
			<i>For Elevated Installation >15' To 20', Add</i>	21.22	
			<i>For Elevated Installation >20' To 25', Add</i>	26.52	
			<i>For Elevated Installation >25' To 30', Add</i>	37.13	
			<i>For Elevated Installation >30' To 35', Add</i>	42.44	
			<i>For Elevated Installation >35' To 40', Add</i>	53.05	
			<i>For Elevated Installation >40', Add</i>	58.35	
			<i>For Personal Protective Equipment (Arc Flash) When Working On Energized Equipment, Add</i>	31.83	
26 05 33	13-2635	EA	2-1/2" Type C, Threaded, Two Hub Malleable Iron Conduit Body With Cover	432.89	111.94
			<i>For Work In Restricted Working Space, Add</i>	83.92	
			<i>For Elevated Installation >10' To 15', Add</i>	27.97	
			<i>For Elevated Installation >15' To 20', Add</i>	55.95	
			<i>For Elevated Installation >20' To 25', Add</i>	69.93	
			<i>For Elevated Installation >25' To 30', Add</i>	97.91	
			<i>For Elevated Installation >30' To 35', Add</i>	111.89	
			<i>For Elevated Installation >35' To 40', Add</i>	139.87	
			<i>For Elevated Installation >40', Add</i>	153.85	
			<i>For Personal Protective Equipment (Arc Flash) When Working On Energized Equipment, Add</i>	83.92	
26 05 33	13-2636	EA	3" Type C, Threaded, Two Hub Malleable Iron Conduit Body With Cover	417.81	79.56
			<i>For Work In Restricted Working Space, Add</i>	59.68	
			<i>For Elevated Installation >10' To 15', Add</i>	19.89	
			<i>For Elevated Installation >15' To 20', Add</i>	39.78	
			<i>For Elevated Installation >20' To 25', Add</i>	49.73	
			<i>For Elevated Installation >25' To 30', Add</i>	69.62	
			<i>For Elevated Installation >30' To 35', Add</i>	79.57	
			<i>For Elevated Installation >35' To 40', Add</i>	99.46	
			<i>For Elevated Installation >40', Add</i>	109.41	
			<i>For Personal Protective Equipment (Arc Flash) When Working On Energized Equipment, Add</i>	59.68	



MINOR CSI UOM DESCRIPTION	TOTAL DIRECT UNIT COST	DEMOLITION UNIT COST
26 05 33 13-2637 EA 3-1/2" Type C, Threaded, Two Hub Malleable Iron Conduit Body With Cover.....	682.71	99.45
For Work In Restricted Working Space, Add	74.59	
For Elevated Installation >10' To 15', Add	24.86	
For Elevated Installation >15' To 20', Add	49.73	
For Elevated Installation >20' To 25', Add	62.16	
For Elevated Installation >25' To 30', Add	87.02	
For Elevated Installation >30' To 35', Add	99.45	
For Elevated Installation >35' To 40', Add	124.32	
For Elevated Installation >40', Add	136.75	
For Personal Protective Equipment (Arc Flash) When Working On Energized Equipment, Add	74.59	
26 05 33 13-2638 EA 4" Type C, Threaded, Two Hub Malleable Iron Conduit Body With Cover.....	796.16	121.11
For Work In Restricted Working Space, Add	90.83	
For Elevated Installation >10' To 15', Add	30.28	
For Elevated Installation >15' To 20', Add	60.55	
For Elevated Installation >20' To 25', Add	75.69	
For Elevated Installation >25' To 30', Add	105.97	
For Elevated Installation >30' To 35', Add	121.11	
For Elevated Installation >35' To 40', Add	151.39	
For Elevated Installation >40', Add	166.52	
For Personal Protective Equipment (Arc Flash) When Working On Energized Equipment, Add	90.83	
26 05 33 13-2639 Type X, Threaded, Four Hub Malleable Iron Conduit Body With Cover <small>(26 05 33 13-2594)</small>		
26 05 33 13-2640 EA 1/2" Type X, Threaded, Four Hub Malleable Iron Conduit Body With Cover.....	93.05	27.85
For Work In Restricted Working Space, Add	20.89	
For Elevated Installation >10' To 15', Add	6.96	
For Elevated Installation >15' To 20', Add	13.92	
For Elevated Installation >20' To 25', Add	17.41	
For Elevated Installation >25' To 30', Add	24.37	
For Elevated Installation >30' To 35', Add	27.85	
For Elevated Installation >35' To 40', Add	34.81	
For Elevated Installation >40', Add	38.29	
For Personal Protective Equipment (Arc Flash) When Working On Energized Equipment, Add	20.89	
26 05 33 13-2641 EA 3/4" Type X, Threaded, Four Hub Malleable Iron Conduit Body With Cover.....	101.66	30.94
For Work In Restricted Working Space, Add	23.21	
For Elevated Installation >10' To 15', Add	7.74	
For Elevated Installation >15' To 20', Add	15.47	
For Elevated Installation >20' To 25', Add	19.34	
For Elevated Installation >25' To 30', Add	27.08	
For Elevated Installation >30' To 35', Add	30.94	
For Elevated Installation >35' To 40', Add	38.68	
For Elevated Installation >40', Add	42.55	
For Personal Protective Equipment (Arc Flash) When Working On Energized Equipment, Add	23.21	
26 05 33 13-2642 EA 1" Type X, Threaded, Four Hub Malleable Iron Conduit Body With Cover.....	118.44	34.04
For Work In Restricted Working Space, Add	25.53	
For Elevated Installation >10' To 15', Add	8.51	
For Elevated Installation >15' To 20', Add	17.02	
For Elevated Installation >20' To 25', Add	21.27	
For Elevated Installation >25' To 30', Add	29.78	
For Elevated Installation >30' To 35', Add	34.04	
For Elevated Installation >35' To 40', Add	42.55	
For Elevated Installation >40', Add	46.80	
For Personal Protective Equipment (Arc Flash) When Working On Energized Equipment, Add	25.53	
26 05 33 13-2643 EA 1-1/4" Type X, Threaded, Four Hub Malleable Iron Conduit Body With Cover.....	141.28	38.90
For Work In Restricted Working Space, Add	29.18	
For Elevated Installation >10' To 15', Add	9.73	
For Elevated Installation >15' To 20', Add	19.45	
For Elevated Installation >20' To 25', Add	24.31	
For Elevated Installation >25' To 30', Add	34.04	
For Elevated Installation >30' To 35', Add	38.90	
For Elevated Installation >35' To 40', Add	48.63	
For Elevated Installation >40', Add	53.49	
For Personal Protective Equipment (Arc Flash) When Working On Energized Equipment, Add	29.18	
26 05 33 13-2644 EA 1-1/2" Type X, Threaded, Four Hub Malleable Iron Conduit Body With Cover.....	163.53	42.44
For Work In Restricted Working Space, Add	31.82	
For Elevated Installation >10' To 15', Add	10.61	
For Elevated Installation >15' To 20', Add	21.22	
For Elevated Installation >20' To 25', Add	26.52	
For Elevated Installation >25' To 30', Add	37.13	
For Elevated Installation >30' To 35', Add	42.43	
For Elevated Installation >35' To 40', Add	53.04	
For Elevated Installation >40', Add	58.34	
For Personal Protective Equipment (Arc Flash) When Working On Energized Equipment, Add	31.82	
26 05 33 13-2645 EA 2" Type X, Threaded, Four Hub Malleable Iron Conduit Body With Cover.....	230.40	52.16
For Work In Restricted Working Space, Add	39.12	
For Elevated Installation >10' To 15', Add	13.04	
For Elevated Installation >15' To 20', Add	26.08	
For Elevated Installation >20' To 25', Add	32.60	
For Elevated Installation >25' To 30', Add	45.64	
For Elevated Installation >30' To 35', Add	52.16	
For Elevated Installation >35' To 40', Add	65.20	
For Elevated Installation >40', Add	71.71	
For Personal Protective Equipment (Arc Flash) When Working On Energized Equipment, Add	39.12	

26 Electrical

26 05 Common Work Results for Electrical

26 05 33 Raceway and Boxes for Electrical Systems



MINOR	CSI	UOM	DESCRIPTION	TOTAL DIRECT UNIT COST	DEMOLITION UNIT COST
26 05 33	13-2646	EA	2-1/2" Type X, Threaded, Four Hub Malleable Iron Conduit Body With Cover	369.75	76.46
			<i>For Work In Restricted Working Space, Add</i>	57.35	
			<i>For Elevated Installation >10' To 15', Add</i>	19.12	
			<i>For Elevated Installation >15' To 20', Add</i>	38.24	
			<i>For Elevated Installation >20' To 25', Add</i>	47.80	
			<i>For Elevated Installation >25' To 30', Add</i>	66.91	
			<i>For Elevated Installation >30' To 35', Add</i>	76.47	
			<i>For Elevated Installation >35' To 40', Add</i>	95.59	
			<i>For Elevated Installation >40', Add</i>	105.15	
			<i>For Personal Protective Equipment (Arc Flash) When Working On Energized Equipment, Add</i>	57.35	
26 05 33	13-2647	EA	3" Type X, Threaded, Four Hub Malleable Iron Conduit Body With Cover	545.36	99.45
			<i>For Work In Restricted Working Space, Add</i>	74.59	
			<i>For Elevated Installation >10' To 15', Add</i>	24.86	
			<i>For Elevated Installation >15' To 20', Add</i>	49.73	
			<i>For Elevated Installation >20' To 25', Add</i>	62.16	
			<i>For Elevated Installation >25' To 30', Add</i>	87.02	
			<i>For Elevated Installation >30' To 35', Add</i>	99.45	
			<i>For Elevated Installation >35' To 40', Add</i>	124.32	
			<i>For Elevated Installation >40', Add</i>	136.75	
			<i>For Personal Protective Equipment (Arc Flash) When Working On Energized Equipment, Add</i>	74.59	
26 05 33	13-2648	EA	3-1/2" Type X, Threaded, Four Hub Malleable Iron Conduit Body With Cover	820.33	122.88
			<i>For Work In Restricted Working Space, Add</i>	92.16	
			<i>For Elevated Installation >10' To 15', Add</i>	30.72	
			<i>For Elevated Installation >15' To 20', Add</i>	61.44	
			<i>For Elevated Installation >20' To 25', Add</i>	76.80	
			<i>For Elevated Installation >25' To 30', Add</i>	107.52	
			<i>For Elevated Installation >30' To 35', Add</i>	122.88	
			<i>For Elevated Installation >35' To 40', Add</i>	153.60	
			<i>For Elevated Installation >40', Add</i>	168.96	
			<i>For Personal Protective Equipment (Arc Flash) When Working On Energized Equipment, Add</i>	92.16	
26 05 33	13-2649	EA	4" Type X, Threaded, Four Hub Malleable Iron Conduit Body With Cover	913.90	147.64
			<i>For Work In Restricted Working Space, Add</i>	110.72	
			<i>For Elevated Installation >10' To 15', Add</i>	36.91	
			<i>For Elevated Installation >15' To 20', Add</i>	73.82	
			<i>For Elevated Installation >20' To 25', Add</i>	92.27	
			<i>For Elevated Installation >25' To 30', Add</i>	129.18	
			<i>For Elevated Installation >30' To 35', Add</i>	147.63	
			<i>For Elevated Installation >35' To 40', Add</i>	184.54	
			<i>For Elevated Installation >40', Add</i>	202.99	
			<i>For Personal Protective Equipment (Arc Flash) When Working On Energized Equipment, Add</i>	110.72	
26 05 33	13-2650		Set Screw, Cast Aluminum Conduit Body <small>(26 05 33 13-2537)</small>		
			Note: For use with Electrical Metallic Tubing (EMT)		
26 05 33	13-2651		Type LB, Set Screw, Two Hub Cast Aluminum Conduit Body With Cover <small>(26 05 33 13-2650)</small>		
26 05 33	13-2652	EA	1/2" Type LB, Set Screw, Two Hub Cast Aluminum Conduit Body With Cover	32.10	8.40
			<i>For Work In Restricted Working Space, Add</i>	6.30	
			<i>For Elevated Installation >10' To 15', Add</i>	2.10	
			<i>For Elevated Installation >15' To 20', Add</i>	4.20	
			<i>For Elevated Installation >20' To 25', Add</i>	5.25	
			<i>For Elevated Installation >25' To 30', Add</i>	7.35	
			<i>For Elevated Installation >30' To 35', Add</i>	8.40	
			<i>For Elevated Installation >35' To 40', Add</i>	10.50	
			<i>For Elevated Installation >40', Add</i>	11.54	
			<i>For Personal Protective Equipment (Arc Flash) When Working On Energized Equipment, Add</i>	6.30	
26 05 33	13-2653	EA	3/4" Type LB, Set Screw, Two Hub Cast Aluminum Conduit Body With Cover	40.98	11.05
			<i>For Work In Restricted Working Space, Add</i>	8.29	
			<i>For Elevated Installation >10' To 15', Add</i>	2.76	
			<i>For Elevated Installation >15' To 20', Add</i>	5.53	
			<i>For Elevated Installation >20' To 25', Add</i>	6.91	
			<i>For Elevated Installation >25' To 30', Add</i>	9.67	
			<i>For Elevated Installation >30' To 35', Add</i>	11.05	
			<i>For Elevated Installation >35' To 40', Add</i>	13.82	
			<i>For Elevated Installation >40', Add</i>	15.20	
			<i>For Personal Protective Equipment (Arc Flash) When Working On Energized Equipment, Add</i>	8.29	
26 05 33	13-2654	EA	1" Type LB, Set Screw, Two Hub Cast Aluminum Conduit Body With Cover	55.82	13.70
			<i>For Work In Restricted Working Space, Add</i>	10.28	
			<i>For Elevated Installation >10' To 15', Add</i>	3.43	
			<i>For Elevated Installation >15' To 20', Add</i>	6.85	
			<i>For Elevated Installation >20' To 25', Add</i>	8.57	
			<i>For Elevated Installation >25' To 30', Add</i>	11.99	
			<i>For Elevated Installation >30' To 35', Add</i>	13.70	
			<i>For Elevated Installation >35' To 40', Add</i>	17.13	
			<i>For Elevated Installation >40', Add</i>	18.84	
			<i>For Personal Protective Equipment (Arc Flash) When Working On Energized Equipment, Add</i>	10.28	
26 05 33	13-2655	EA	1-1/4" Type LB, Set Screw, Two Hub Cast Aluminum Conduit Body With Cover	72.65	16.79
			<i>For Work In Restricted Working Space, Add</i>	12.60	
			<i>For Elevated Installation >10' To 15', Add</i>	4.20	
			<i>For Elevated Installation >15' To 20', Add</i>	8.40	
			<i>For Elevated Installation >20' To 25', Add</i>	10.50	
			<i>For Elevated Installation >25' To 30', Add</i>	14.70	
			<i>For Elevated Installation >30' To 35', Add</i>	16.80	
			<i>For Elevated Installation >35' To 40', Add</i>	21.00	
			<i>For Elevated Installation >40', Add</i>	23.09	
			<i>For Personal Protective Equipment (Arc Flash) When Working On Energized Equipment, Add</i>	12.60	



MINOR CSI UOM DESCRIPTION	TOTAL DIRECT UNIT COST	DEMOLITION UNIT COST
26 05 33 13-2656 EA 1-1/2" Type LB, Set Screw, Two Hub Cast Aluminum Conduit Body With Cover	96.32	19.45
For Work In Restricted Working Space, Add	14.59	
For Elevated Installation >10' To 15', Add	4.86	
For Elevated Installation >15' To 20', Add	9.72	
For Elevated Installation >20' To 25', Add	12.16	
For Elevated Installation >25' To 30', Add	17.02	
For Elevated Installation >30' To 35', Add	19.45	
For Elevated Installation >35' To 40', Add	24.31	
For Elevated Installation >40', Add	26.74	
For Personal Protective Equipment (Arc Flash) When Working On Energized Equipment, Add	14.59	
26 05 33 13-2657 EA 2" Type LB, Set Screw, Two Hub Cast Aluminum Conduit Body With Cover	128.66	22.10
For Work In Restricted Working Space, Add	16.58	
For Elevated Installation >10' To 15', Add	5.53	
For Elevated Installation >15' To 20', Add	11.05	
For Elevated Installation >20' To 25', Add	13.81	
For Elevated Installation >25' To 30', Add	19.34	
For Elevated Installation >30' To 35', Add	22.10	
For Elevated Installation >35' To 40', Add	27.63	
For Elevated Installation >40', Add	30.39	
For Personal Protective Equipment (Arc Flash) When Working On Energized Equipment, Add	16.58	
26 05 33 13-2658 Type LL Or LR, Set Screw, Two Hub Cast Aluminum Conduit Body With Cover <small>(26 05 33 13-2650)</small>		
26 05 33 13-2659 EA 1/2" Type LL Or LR, Set Screw, Two Hub Cast Aluminum Conduit Body With Cover	32.41	8.40
For Work In Restricted Working Space, Add	6.30	
For Elevated Installation >10' To 15', Add	2.10	
For Elevated Installation >15' To 20', Add	4.20	
For Elevated Installation >20' To 25', Add	5.25	
For Elevated Installation >25' To 30', Add	7.35	
For Elevated Installation >30' To 35', Add	8.40	
For Elevated Installation >35' To 40', Add	10.50	
For Elevated Installation >40', Add	11.54	
For Personal Protective Equipment (Arc Flash) When Working On Energized Equipment, Add	6.30	
26 05 33 13-2660 EA 3/4" Type LL Or LR, Set Screw, Two Hub Cast Aluminum Conduit Body With Cover	42.16	11.05
For Work In Restricted Working Space, Add	8.29	
For Elevated Installation >10' To 15', Add	2.76	
For Elevated Installation >15' To 20', Add	5.53	
For Elevated Installation >20' To 25', Add	6.91	
For Elevated Installation >25' To 30', Add	9.67	
For Elevated Installation >30' To 35', Add	11.05	
For Elevated Installation >35' To 40', Add	13.82	
For Elevated Installation >40', Add	15.20	
For Personal Protective Equipment (Arc Flash) When Working On Energized Equipment, Add	8.29	
26 05 33 13-2661 EA 1" Type LL Or LR, Set Screw, Two Hub Cast Aluminum Conduit Body With Cover	51.74	13.70
For Work In Restricted Working Space, Add	10.28	
For Elevated Installation >10' To 15', Add	3.43	
For Elevated Installation >15' To 20', Add	6.85	
For Elevated Installation >20' To 25', Add	8.57	
For Elevated Installation >25' To 30', Add	11.99	
For Elevated Installation >30' To 35', Add	13.70	
For Elevated Installation >35' To 40', Add	17.13	
For Elevated Installation >40', Add	18.84	
For Personal Protective Equipment (Arc Flash) When Working On Energized Equipment, Add	10.28	
26 05 33 13-2662 EA 1-1/4" Type LL Or LR, Set Screw, Two Hub Cast Aluminum Conduit Body With Cover	72.31	16.79
For Work In Restricted Working Space, Add	12.60	
For Elevated Installation >10' To 15', Add	4.20	
For Elevated Installation >15' To 20', Add	8.40	
For Elevated Installation >20' To 25', Add	10.50	
For Elevated Installation >25' To 30', Add	14.70	
For Elevated Installation >30' To 35', Add	16.80	
For Elevated Installation >35' To 40', Add	21.00	
For Elevated Installation >40', Add	23.09	
For Personal Protective Equipment (Arc Flash) When Working On Energized Equipment, Add	12.60	
26 05 33 13-2663 EA 1-1/2" Type LL Or LR, Set Screw, Two Hub Cast Aluminum Conduit Body With Cover	89.54	19.45
For Work In Restricted Working Space, Add	14.59	
For Elevated Installation >10' To 15', Add	4.86	
For Elevated Installation >15' To 20', Add	9.72	
For Elevated Installation >20' To 25', Add	12.16	
For Elevated Installation >25' To 30', Add	17.02	
For Elevated Installation >30' To 35', Add	19.45	
For Elevated Installation >35' To 40', Add	24.31	
For Elevated Installation >40', Add	26.74	
For Personal Protective Equipment (Arc Flash) When Working On Energized Equipment, Add	14.59	
26 05 33 13-2664 EA 2" Type LL Or LR, Set Screw, Two Hub Cast Aluminum Conduit Body With Cover	128.07	22.10
For Work In Restricted Working Space, Add	16.58	
For Elevated Installation >10' To 15', Add	5.53	
For Elevated Installation >15' To 20', Add	11.05	
For Elevated Installation >20' To 25', Add	13.81	
For Elevated Installation >25' To 30', Add	19.34	
For Elevated Installation >30' To 35', Add	22.10	
For Elevated Installation >35' To 40', Add	27.63	
For Elevated Installation >40', Add	30.39	
For Personal Protective Equipment (Arc Flash) When Working On Energized Equipment, Add	16.58	

26 Electrical

26 05 Common Work Results for Electrical

26 05 33 Raceway and Boxes for Electrical Systems



MINOR
CSI UOM DESCRIPTION

TOTAL DIRECT DEMOLITION
UNIT COST UNIT COST

MINOR	CSI	UOM	DESCRIPTION	TOTAL DIRECT UNIT COST	DEMOLITION UNIT COST
26 05 33	13-2665		Type T, Set Screw, Three Hub Cast Aluminum Conduit Body With Cover ⁽²⁶⁾		
			<small>05 33 13-2650</small>		
26 05 33	13-2666	EA	1/2" Type T, Set Screw, Three Hub Cast Aluminum Conduit Body With Cover.....	41.62	11.05
			<i>For Work In Restricted Working Space, Add</i>	8.29	
			<i>For Elevated Installation >10' To 15', Add</i>	2.76	
			<i>For Elevated Installation >15' To 20', Add</i>	5.53	
			<i>For Elevated Installation >20' To 25', Add</i>	6.91	
			<i>For Elevated Installation >25' To 30', Add</i>	9.67	
			<i>For Elevated Installation >30' To 35', Add</i>	11.05	
			<i>For Elevated Installation >35' To 40', Add</i>	13.82	
			<i>For Elevated Installation >40', Add</i>	15.20	
			<i>For Personal Protective Equipment (Arc Flash) When Working On Energized Equipment, Add</i>	8.29	
26 05 33	13-2667	EA	3/4" Type T, Set Screw, Three Hub Cast Aluminum Conduit Body With Cover.....	54.42	13.70
			<i>For Work In Restricted Working Space, Add</i>	10.28	
			<i>For Elevated Installation >10' To 15', Add</i>	3.43	
			<i>For Elevated Installation >15' To 20', Add</i>	6.85	
			<i>For Elevated Installation >20' To 25', Add</i>	8.57	
			<i>For Elevated Installation >25' To 30', Add</i>	11.99	
			<i>For Elevated Installation >30' To 35', Add</i>	13.70	
			<i>For Elevated Installation >35' To 40', Add</i>	17.13	
			<i>For Elevated Installation >40', Add</i>	18.84	
			<i>For Personal Protective Equipment (Arc Flash) When Working On Energized Equipment, Add</i>	10.28	
26 05 33	13-2668	EA	1" Type T, Set Screw, Three Hub Cast Aluminum Conduit Body With Cover.....	65.55	16.79
			<i>For Work In Restricted Working Space, Add</i>	12.60	
			<i>For Elevated Installation >10' To 15', Add</i>	4.20	
			<i>For Elevated Installation >15' To 20', Add</i>	8.40	
			<i>For Elevated Installation >20' To 25', Add</i>	10.50	
			<i>For Elevated Installation >25' To 30', Add</i>	14.70	
			<i>For Elevated Installation >30' To 35', Add</i>	16.80	
			<i>For Elevated Installation >35' To 40', Add</i>	21.00	
			<i>For Elevated Installation >40', Add</i>	23.09	
			<i>For Personal Protective Equipment (Arc Flash) When Working On Energized Equipment, Add</i>	12.60	
26 05 33	13-2669	EA	1-1/4" Type T, Set Screw, Three Hub Cast Aluminum Conduit Body With Cover.....	91.51	19.45
			<i>For Work In Restricted Working Space, Add</i>	15.25	
			<i>For Elevated Installation >10' To 15', Add</i>	5.08	
			<i>For Elevated Installation >15' To 20', Add</i>	10.17	
			<i>For Elevated Installation >20' To 25', Add</i>	12.71	
			<i>For Elevated Installation >25' To 30', Add</i>	17.79	
			<i>For Elevated Installation >30' To 35', Add</i>	20.33	
			<i>For Elevated Installation >35' To 40', Add</i>	25.42	
			<i>For Elevated Installation >40', Add</i>	27.96	
			<i>For Personal Protective Equipment (Arc Flash) When Working On Energized Equipment, Add</i>	15.25	
26 05 33	13-2670	EA	1-1/2" Type T, Set Screw, Three Hub Cast Aluminum Conduit Body With Cover.....	117.98	22.10
			<i>For Work In Restricted Working Space, Add</i>	17.90	
			<i>For Elevated Installation >10' To 15', Add</i>	5.97	
			<i>For Elevated Installation >15' To 20', Add</i>	11.93	
			<i>For Elevated Installation >20' To 25', Add</i>	14.92	
			<i>For Elevated Installation >25' To 30', Add</i>	20.88	
			<i>For Elevated Installation >30' To 35', Add</i>	23.87	
			<i>For Elevated Installation >35' To 40', Add</i>	29.84	
			<i>For Elevated Installation >40', Add</i>	32.82	
			<i>For Personal Protective Equipment (Arc Flash) When Working On Energized Equipment, Add</i>	17.90	
26 05 33	13-2671	EA	2" Type T, Set Screw, Three Hub Cast Aluminum Conduit Body With Cover.....	160.14	24.75
			<i>For Work In Restricted Working Space, Add</i>	20.55	
			<i>For Elevated Installation >10' To 15', Add</i>	6.85	
			<i>For Elevated Installation >15' To 20', Add</i>	13.70	
			<i>For Elevated Installation >20' To 25', Add</i>	17.13	
			<i>For Elevated Installation >25' To 30', Add</i>	23.98	
			<i>For Elevated Installation >30' To 35', Add</i>	27.40	
			<i>For Elevated Installation >35' To 40', Add</i>	34.26	
			<i>For Elevated Installation >40', Add</i>	37.68	
			<i>For Personal Protective Equipment (Arc Flash) When Working On Energized Equipment, Add</i>	20.55	
26 05 33	13-2672		Type C, Set Screw, Two Hub Cast Aluminum Conduit Body With Cover ^(26 05)		
			<small>33 13-2650</small>		
26 05 33	13-2673	EA	1/2" Type C, Set Screw, Two Hub Cast Aluminum Conduit Body With Cover.....	33.40	8.40
			<i>For Work In Restricted Working Space, Add</i>	6.30	
			<i>For Elevated Installation >10' To 15', Add</i>	2.10	
			<i>For Elevated Installation >15' To 20', Add</i>	4.20	
			<i>For Elevated Installation >20' To 25', Add</i>	5.25	
			<i>For Elevated Installation >25' To 30', Add</i>	7.35	
			<i>For Elevated Installation >30' To 35', Add</i>	8.40	
			<i>For Elevated Installation >35' To 40', Add</i>	10.50	
			<i>For Elevated Installation >40', Add</i>	11.54	
			<i>For Personal Protective Equipment (Arc Flash) When Working On Energized Equipment, Add</i>	6.30	
26 05 33	13-2674	EA	3/4" Type C, Set Screw, Two Hub Cast Aluminum Conduit Body With Cover.....	44.76	11.05
			<i>For Work In Restricted Working Space, Add</i>	8.29	
			<i>For Elevated Installation >10' To 15', Add</i>	2.76	
			<i>For Elevated Installation >15' To 20', Add</i>	5.53	
			<i>For Elevated Installation >20' To 25', Add</i>	6.91	
			<i>For Elevated Installation >25' To 30', Add</i>	9.67	
			<i>For Elevated Installation >30' To 35', Add</i>	11.05	
			<i>For Elevated Installation >35' To 40', Add</i>	13.82	
			<i>For Elevated Installation >40', Add</i>	15.20	
			<i>For Personal Protective Equipment (Arc Flash) When Working On Energized Equipment, Add</i>	8.29	



MINOR CSI UOM DESCRIPTION	TOTAL DIRECT UNIT COST	DEMOLITION UNIT COST
26 05 33 13-2675 EA 1" Type C, Set Screw, Two Hub Cast Aluminum Conduit Body With Cover <i>For Work In Restricted Working Space, Add</i> <i>For Elevated Installation >10' To 15', Add</i> <i>For Elevated Installation >15' To 20', Add</i> <i>For Elevated Installation >20' To 25', Add</i> <i>For Elevated Installation >25' To 30', Add</i> <i>For Elevated Installation >30' To 35', Add</i> <i>For Elevated Installation >35' To 40', Add</i> <i>For Elevated Installation >40', Add</i> <i>For Personal Protective Equipment (Arc Flash) When Working On Energized Equipment, Add</i>	57.30 10.28 3.43 6.85 8.57 11.99 13.70 17.13 18.84 10.28	13.70
26 05 33 13-2676 EA 1-1/4" Type C, Set Screw, Two Hub Cast Aluminum Conduit Body With Cover <i>For Work In Restricted Working Space, Add</i> <i>For Elevated Installation >10' To 15', Add</i> <i>For Elevated Installation >15' To 20', Add</i> <i>For Elevated Installation >20' To 25', Add</i> <i>For Elevated Installation >25' To 30', Add</i> <i>For Elevated Installation >30' To 35', Add</i> <i>For Elevated Installation >35' To 40', Add</i> <i>For Elevated Installation >40', Add</i> <i>For Personal Protective Equipment (Arc Flash) When Working On Energized Equipment, Add</i>	74.42 12.60 4.20 8.40 10.50 14.70 16.80 21.00 23.09 12.60	16.79
26 05 33 13-2677 EA 1-1/2" Type C, Set Screw, Two Hub Cast Aluminum Conduit Body With Cover <i>For Work In Restricted Working Space, Add</i> <i>For Elevated Installation >10' To 15', Add</i> <i>For Elevated Installation >15' To 20', Add</i> <i>For Elevated Installation >20' To 25', Add</i> <i>For Elevated Installation >25' To 30', Add</i> <i>For Elevated Installation >30' To 35', Add</i> <i>For Elevated Installation >35' To 40', Add</i> <i>For Elevated Installation >40', Add</i> <i>For Personal Protective Equipment (Arc Flash) When Working On Energized Equipment, Add</i>	90.75 14.59 4.86 9.72 12.16 17.02 19.45 24.31 26.74 14.59	19.45
26 05 33 13-2678 EA 2" Type C, Set Screw, Two Hub Cast Aluminum Conduit Body With Cover <i>For Work In Restricted Working Space, Add</i> <i>For Elevated Installation >10' To 15', Add</i> <i>For Elevated Installation >15' To 20', Add</i> <i>For Elevated Installation >20' To 25', Add</i> <i>For Elevated Installation >25' To 30', Add</i> <i>For Elevated Installation >30' To 35', Add</i> <i>For Elevated Installation >35' To 40', Add</i> <i>For Elevated Installation >40', Add</i> <i>For Personal Protective Equipment (Arc Flash) When Working On Energized Equipment, Add</i>	139.39 16.58 5.53 11.05 13.81 19.34 22.10 27.63 30.39 16.58	22.10
26 05 33 13-2679 Aluminum Type LB Telecommunications Conduit Bodies With Cover (Smart Pathways) <small>(26 05 33 13-2537)</small>		
26 05 33 13-2680 EA 3/4" To 1-1/4" Aluminum Type LB Telecommunications Conduit Body With Cover (Smart Pathways KBLB120) <i>For Personal Protective Equipment (Arc Flash) When Working On Energized Equipment, Add</i>	157.30 18.17	24.20
26 05 33 13-2681 EA 1-1/2" To 2-1/2" Aluminum Type LB Telecommunications Conduit Body With Cover (Smart Pathways KBLB250) <i>For Personal Protective Equipment (Arc Flash) When Working On Energized Equipment, Add</i>	587.64 33.58	44.75
26 05 33 13-2682 EA 3" To 4" Aluminum Type LB Telecommunications Conduit Body With Cover (Smart Pathways KBLB400) <i>For Personal Protective Equipment (Arc Flash) When Working On Energized Equipment, Add</i>	1,130.40 68.13	90.83
26 05 33 13-2683 Replacement Covers And Gaskets For Conduit Body <small>(26 05 33 13-2537)</small>		
26 05 33 13-2684 Replacement Stamped Aluminum Conduit Body Cover <small>(26 05 33 13-2683)</small>		
26 05 33 13-2685 EA 1/2" Replacement Stamped Aluminum Conduit Body Cover	11.75	4.31
26 05 33 13-2686 EA 3/4" Replacement Stamped Aluminum Conduit Body Cover	14.43	5.03
26 05 33 13-2687 EA 1" Replacement Stamped Aluminum Conduit Body Cover	18.48	6.47
26 05 33 13-2688 EA 1-1/4" Replacement Stamped Aluminum Conduit Body Cover	22.48	7.90
26 05 33 13-2689 EA 1-1/2" Replacement Stamped Aluminum Conduit Body Cover	27.73	9.33
26 05 33 13-2690 EA 2" Replacement Stamped Aluminum Conduit Body Cover	32.94	10.78
26 05 33 13-2691 EA 2-1/2" Replacement Stamped Aluminum Conduit Body Cover	44.14	12.21
26 05 33 13-2692 EA 3" Replacement Stamped Aluminum Conduit Body Cover	56.57	17.23
26 05 33 13-2693 EA 3-1/2" Replacement Stamped Aluminum Conduit Body Cover	61.39	19.39
26 05 33 13-2694 EA 4" Replacement Stamped Aluminum Conduit Body Cover	77.35	24.42
26 05 33 13-2695 Replacement Cast Steel Conduit Body Cover <small>(26 05 33 13-2683)</small>		
26 05 33 13-2696 EA 1/2" Replacement Cast Steel Conduit Body Cover	13.88	4.31
26 05 33 13-2697 EA 3/4" Replacement Cast Steel Conduit Body Cover	16.29	5.03
26 05 33 13-2698 EA 1" Replacement Cast Steel Conduit Body Cover	23.06	6.47
26 05 33 13-2699 EA 1-1/4" Replacement Cast Steel Conduit Body Cover	28.68	7.90
26 05 33 13-2700 EA 1-1/2" Replacement Cast Steel Conduit Body Cover	34.95	9.33
26 05 33 13-2701 EA 2" Replacement Cast Steel Conduit Body Cover	41.20	10.78
26 05 33 13-2702 EA 2-1/2" Replacement Cast Steel Conduit Body Cover	47.42	12.21
26 05 33 13-2703 EA 3" Replacement Cast Steel Conduit Body Cover	64.32	17.23
26 05 33 13-2704 EA 3-1/2" Replacement Cast Steel Conduit Body Cover	73.59	19.39
26 05 33 13-2705 EA 4" Replacement Cast Steel Conduit Body Cover	92.79	24.42
26 05 33 13-2706 Replacement Velbuna Composition Conduit Body Gasket <small>(26 05 33 13-2683)</small>		
26 05 33 13-2707 EA 1/2" Replacement Velbuna Composition Conduit Body Gasket	10.79	4.31
26 05 33 13-2708 EA 3/4" Replacement Velbuna Composition Conduit Body Gasket	12.30	5.03

26 Electrical**26 05 Common Work Results for Electrical****26 05 33 Raceway and Boxes for Electrical Systems**

SAN BERNARDINO
COUNTY

MINOR
CSI UOM DESCRIPTION

TOTAL DIRECT DEMOLITION
UNIT COST UNIT COST

26 05 33 13-2709	EA	1" Replacement Velbuna Composition Conduit Body Gasket.....	16.10	6.47
26 05 33 13-2710	EA	1-1/4" Replacement Velbuna Composition Conduit Body Gasket.....	21.04	7.90
26 05 33 13-2711	EA	1-1/2" Replacement Velbuna Composition Conduit Body Gasket.....	23.92	9.33
26 05 33 13-2712	EA	2" Replacement Velbuna Composition Conduit Body Gasket.....	28.54	10.78
26 05 33 13-2713	EA	2-1/2" Replacement Velbuna Composition Conduit Body Gasket.....	38.12	12.21
26 05 33 13-2714	EA	3" Replacement Velbuna Composition Conduit Body Gasket.....	49.06	17.23
26 05 33 13-2715	EA	3-1/2" Replacement Velbuna Composition Conduit Body Gasket.....	54.27	19.39
26 05 33 13-2716	EA	4" Replacement Velbuna Composition Conduit Body Gasket.....	64.21	24.42

26 05 33 13-2717 Replacement Neoprene Conduit Body Gasket (26 05 33 13-2683)

26 05 33 13-2718	EA	1/2" Replacement Neoprene Conduit Body Gasket.....	12.27	4.31
26 05 33 13-2719	EA	3/4" Replacement Neoprene Conduit Body Gasket.....	13.71	5.03
26 05 33 13-2720	EA	1" Replacement Neoprene Conduit Body Gasket.....	17.95	6.47
26 05 33 13-2721	EA	1-1/4" Replacement Neoprene Conduit Body Gasket.....	21.99	7.90
26 05 33 13-2722	EA	1-1/2" Replacement Neoprene Conduit Body Gasket.....	24.87	9.33
26 05 33 13-2723	EA	2" Replacement Neoprene Conduit Body Gasket.....	28.64	10.78
26 05 33 13-2724	EA	2-1/2" Replacement Neoprene Conduit Body Gasket.....	38.35	12.21
26 05 33 13-2725	EA	3" Replacement Neoprene Conduit Body Gasket.....	49.29	17.23
26 05 33 13-2726	EA	3-1/2" Replacement Neoprene Conduit Body Gasket.....	55.85	19.39
26 05 33 13-2727	EA	4" Replacement Neoprene Conduit Body Gasket.....	65.79	24.42

26 05 33 16 Boxes for Electrical Systems (26 05 33)

See CSI section 26 27 16 00-0000 for larger junction boxes and enclosures.

26 05 33 16-0001 Steel Junction, Device, And Fixture Boxes, Rings And Covers (26 05 33 16)

Note: Thin wall metal. See CSI section 26 27 26 00-0003 for steel box/receptacle assemblies, 26 27 26 00-0126 for steel box/switch assemblies.

26 05 33 16-0002 4" Square Steel Boxes, Rings And Covers (26 05 33 16-0001)

26 05 33 16-0003	EA	1-1/2" Depth, 4" Square Steel Box.....	41.22	18.14
		For Stud Bracket, Add	1.21	
26 05 33 16-0004	EA	2-1/8" Depth, 4" Square Steel Box.....	43.46	18.14
		For Stud Bracket, Add	2.17	
26 05 33 16-0005	EA	3-1/2" Depth, 4" Square Steel Box.....	51.15	18.14
		For Stud Bracket, Add	2.37	
26 05 33 16-0006	EA	1-1/2" Depth, 4" Square Steel Extension Ring.....	35.15	12.10
26 05 33 16-0007	EA	2-1/8" Depth, 4" Square Steel Extension Ring.....	27.37	12.10
26 05 33 16-0008	EA	1/2" Depth, 1 Gang, 4" Square Steel Mud Ring.....	14.45	6.04
26 05 33 16-0009	EA	5/8" Depth, 1 Gang, 4" Square Steel Mud Ring.....	14.81	6.04
26 05 33 16-0010	EA	3/4" Depth, 1 Gang, 4" Square Steel Mud Ring.....	15.07	6.04
26 05 33 16-0011	EA	1" Depth, 1 Gang, 4" Square Steel Mud Ring.....	15.90	6.04
26 05 33 16-0012	EA	1-1/4" Depth, 1 Gang, 4" Square Steel Mud Ring.....	16.14	6.04
26 05 33 16-0013	EA	1-1/2" Depth, 1 Gang, 4" Square Steel Mud Ring.....	18.80	6.04
26 05 33 16-0014	EA	1/2" Depth, 2 Gang, 4" Square Steel Mud Ring.....	15.46	6.04
26 05 33 16-0015	EA	5/8" Depth, 2 Gang, 4" Square Steel Mud Ring.....	15.72	6.04
26 05 33 16-0016	EA	3/4" Depth, 2 Gang, 4" Square Steel Mud Ring.....	16.03	6.04
26 05 33 16-0017	EA	1" Depth, 2 Gang, 4" Square Steel Mud Ring.....	18.76	6.04
26 05 33 16-0018	EA	1-1/4" Depth, 2 Gang, 4" Square Steel Mud Ring.....	19.32	6.04
26 05 33 16-0019	EA	1-1/2" Depth, 2 Gang, 4" Square Steel Mud Ring.....	22.78	6.04
26 05 33 16-0020	EA	3/4" Depth, Fixture Cover, 4" Square Mud Rings.....	16.79	6.04
26 05 33 16-0021	EA	1" Depth, Fixture Cover, 4" Square Mud Rings.....	18.99	6.04
26 05 33 16-0022	EA	One Toggle Switch, 4" Square Steel Exposed Work Cover.....	15.42	6.04
26 05 33 16-0023	EA	Two Toggle Switches, 4" Square Steel Exposed Work Cover.....	15.62	6.04
26 05 33 16-0024	EA	One Duplex Receptacle, 4" Square Steel Exposed Work Cover.....	15.37	6.04
26 05 33 16-0025	EA	Two Duplex Receptacles, 4" Square Steel Exposed Work Cover.....	15.96	6.04
26 05 33 16-0026	EA	One Toggle Switch And One Duplex Receptacle, 4" Square Steel Exposed Work Cover.....	16.45	6.04
26 05 33 16-0027	EA	One Toggle Switch And One 1.406" Diameter Receptacle, 4" Square Steel Exposed Work Cover.....	22.55	6.04
26 05 33 16-0028	EA	One 1.406" Diameter Receptacle, 4" Square Steel Exposed Work Cover.....	16.36	6.04
26 05 33 16-0029	EA	Two 1.406" Diameter Receptacles, 4" Square Steel Exposed Work Cover.....	22.55	6.04
26 05 33 16-0030	EA	One 1.620" Diameter Receptacle, 4" Square Steel Exposed Work Cover.....	16.36	6.04
26 05 33 16-0031	EA	One 1.719" Diameter Receptacle, 4" Square Steel Exposed Work Cover.....	17.79	6.04
26 05 33 16-0032	EA	One 2.165" Diameter Receptacle, 4" Square Steel Exposed Work Cover.....	22.55	6.04
26 05 33 16-0033	EA	One 2.480" Diameter Receptacle, 4" Square Steel Exposed Work Cover.....	22.55	6.04
26 05 33 16-0034	EA	Flat, 4" Square Steel Exposed Work Cover.....	13.68	6.04

26 05 33 16-0035 4-11/16" Square Steel Boxes, Rings And Covers (26 05 33 16-0001)

26 05 33 16-0036	EA	1-1/2" Depth, 4-11/16" Square Steel Box.....	49.51	18.14
26 05 33 16-0037	EA	2-1/8" Depth, 4-11/16" Square Steel Box.....	44.44	18.14
		For Stud Bracket, Add	1.14	
26 05 33 16-0038	EA	3-1/4" Depth, 4-11/16" Square Steel Box.....	69.90	18.14
26 05 33 16-0039	EA	1-1/2" Depth, 4-11/16" Square Extension Ring.....	37.27	12.10
26 05 33 16-0040	EA	2-1/8" Depth, 4-11/16" Square Extension Ring.....	38.52	12.10
26 05 33 16-0041	EA	1/2" Depth, 1 Gang, 4-11/16" Square Steel Mud Ring.....	19.52	6.04
26 05 33 16-0042	EA	5/8" Depth, 1 Gang, 4-11/16" Square Steel Mud Ring.....	19.58	6.04
26 05 33 16-0043	EA	3/4" Depth, 1 Gang, 4-11/16" Square Steel Mud Ring.....	21.74	6.04
26 05 33 16-0044	EA	1" Depth, 1 Gang, 4-11/16" Square Steel Mud Ring.....	20.87	6.04
26 05 33 16-0045	EA	1-1/4" Depth, 1 Gang, 4-11/16" Square Steel Mud Ring.....	20.68	6.04
26 05 33 16-0046	EA	1-1/2" Depth, 1 Gang, 4-11/16" Square Steel Mud Ring.....	29.67	6.04
26 05 33 16-0047	EA	1/2" Depth, 2 Gang, 4-11/16" Square Steel Mud Ring.....	21.24	6.04



MINOR CSI UOM DESCRIPTION	TOTAL DIRECT UNIT COST	DEMOLITION UNIT COST
26 05 33 16-0048 EA 5/8" Depth, 2 Gang, 4-11/16" Square Steel Mud Ring.....	21.71	6.04
26 05 33 16-0049 EA 3/4" Depth, 2 Gang, 4-11/16" Square Steel Mud Ring.....	21.74	6.04
26 05 33 16-0050 EA 1" Depth, 2 Gang, 4-11/16" Square Steel Mud Ring.....	24.92	6.04
26 05 33 16-0051 EA 1-1/4" Depth, 2 Gang, 4-11/16" Square Steel Mud Ring.....	25.58	6.04
26 05 33 16-0052 EA 1-1/2" Depth, 2 Gang, 4-11/16" Square Steel Mud Ring.....	33.28	6.04
26 05 33 16-0053 EA 1/2" Depth, Fixture Cover, 4-11/16" Square Steel Mud Ring.....	20.82	6.04
26 05 33 16-0054 EA 5/8" Depth, Fixture Cover, 4-11/16" Square Steel Mud Ring.....	21.05	6.04
26 05 33 16-0055 EA One Toggle Switch, 4-11/16" Square Steel Exposed Work Cover.....	27.01	6.04
26 05 33 16-0056 EA Two Toggle Switches, 4-11/16" Square Steel Exposed Work Cover.....	28.68	6.04
26 05 33 16-0057 EA One Duplex Receptacle, 4-11/16" Square Steel Exposed Work Cover.....	26.52	6.04
26 05 33 16-0058 EA Two Duplex Receptacles, 4-11/16" Square Steel Exposed Work Cover.....	24.70	6.04
26 05 33 16-0059 EA One Toggle Switch And One Duplex Receptacle, 4-11/16" Square Steel Exposed Work Cover.....	30.79	6.04
26 05 33 16-0060 EA One 1.594" Diameter Receptacle, 4-11/16" Square Steel Exposed Work Cover.....	28.67	6.04
26 05 33 16-0061 EA One 2.141" Diameter Receptacle, 4-11/16" Square Steel Exposed Work Cover.....	28.67	6.04
26 05 33 16-0062 EA One 2.625" Diameter Receptacle, 4-11/16" Square Steel Exposed Work Cover.....	28.67	6.04
26 05 33 16-0063 EA Flat, 4-11/16" Square Steel Exposed Work Cover.....	15.04	6.04
26 05 33 16-0064 Steel Square Box Brackets (26 05 33 16-0001)		
26 05 33 16-0064 EA 16" Or 24" Width Box Bracket, For Multiple 1-1/2" And 2-1/8" Deep Boxes.....	20.44	9.08
26 05 33 16-0066 EA Single Box Bracket, One 4" Or 4-11/16" Square Box.....	15.63	6.05
26 05 33 16-0067 EA 16" Box Bracket, Up To Three 4" Or 4-11/16" Square Boxes.....	25.84	9.08
26 05 33 16-0068 EA 24" Box Bracket, Up To Four 4" Or 4-11/16" Square Boxes.....	28.62	9.08
26 05 33 16-0069 4" Octagon Steel Boxes And Covers (26 05 33 16-0001)		
26 05 33 16-0070 EA 1-1/2" Depth, 4" Steel Octagon Box.....	34.28	15.12
For Stud Bracket, Add	2.94	
26 05 33 16-0071 EA 2-1/8" Depth, 4" Steel Octagon Box.....	36.24	15.12
26 05 33 16-0072 EA Flat, 4" Octagon Steel Exposed Work Cover.....	13.55	6.04
26 05 33 16-0073 4" Steel Octagonal Concrete Rings And Steel Covers (26 05 33 16-0001)		
Note: Placed in concrete slabs or walls.		
26 05 33 16-0074 EA 2" Depth, 4" Steel Octagonal Concrete Ring.....	57.24	
26 05 33 16-0075 EA 2-1/2" Depth, 4" Steel Octagonal Concrete Ring.....	61.12	
26 05 33 16-0076 EA 3" Depth, 4" Steel Octagonal Concrete Ring.....	63.91	
26 05 33 16-0077 EA 3-1/2" Depth, 4" Steel Octagonal Concrete Ring.....	66.60	
26 05 33 16-0078 EA 4" Depth, 4" Steel Octagonal Concrete Ring.....	74.41	
26 05 33 16-0079 EA 5" Depth, 4" Steel Octagonal Concrete Ring.....	82.56	
26 05 33 16-0080 EA 6" Depth, 4" Steel Octagonal Concrete Ring.....	88.58	
26 05 33 16-0081 EA Flat, 4" Steel Octagonal Concrete Cover.....	16.25	6.04
26 05 33 16-0082 4-1/2" Steel Gang Boxes (26 05 33 16-0001)		
26 05 33 16-0083 EA 2 Device, 1-5/8" Depth, 4-1/2" Steel Gang Box.....	62.03	15.12
26 05 33 16-0084 EA 3 Device, 1-5/8" Depth, 4-1/2" Steel Gang Box.....	68.49	16.33
26 05 33 16-0085 EA 4 Device, 1-5/8" Depth, 4-1/2" Steel Gang Box.....	84.26	18.14
26 05 33 16-0086 EA 5 Device, 1-5/8" Depth, 4-1/2" Steel Gang Box.....	114.72	19.95
26 05 33 16-0087 EA 6 Device, 1-5/8" Depth, 4-1/2" Steel Gang Box.....	180.12	21.77
26 05 33 16-0088 EA 2 Device, 2-1/2" Depth, 4-1/2" Steel Gang Box.....	92.30	15.12
26 05 33 16-0089 EA 3 Device, 2-1/2" Depth, 4-1/2" Steel Gang Box.....	100.74	16.33
26 05 33 16-0090 EA 4 Device, 2-1/2" Depth, 4-1/2" Steel Gang Box.....	138.72	18.14
26 05 33 16-0091 EA 5 Device, 2-1/2" Depth, 4-1/2" Steel Gang Box.....	182.44	19.95
26 05 33 16-0092 EA 6 Device, 2-1/2" Depth, 4-1/2" Steel Gang Box.....	314.01	21.77
26 05 33 16-0093 EA 2 Device, Gang Box Mud Ring.....	27.84	6.04
26 05 33 16-0094 EA 3 Device, Gang Box Mud Ring.....	28.35	6.04
26 05 33 16-0095 EA 4 Device, Gang Box Mud Ring.....	34.18	6.04
26 05 33 16-0096 EA 5 Device, Gang Box Mud Ring.....	44.21	6.04
26 05 33 16-0097 EA 6 Device, Gang Box Mud Ring.....	66.20	6.04
26 05 33 16-0098 EA 2 Device, Gang Box Flat Cover.....	22.83	6.04
26 05 33 16-0099 EA 3 Device, Gang Box Flat Cover.....	28.29	6.04
26 05 33 16-0100 EA 4 Device, Gang Box Flat Cover.....	35.54	6.04
26 05 33 16-0101 EA 5 Device, Gang Box Flat Cover.....	44.77	6.04
26 05 33 16-0102 EA 6 Device, Gang Box Flat Cover.....	67.76	6.04
26 05 33 16-0103 Steel Switch Boxes (26 05 33 16-0001)		
26 05 33 16-0104 EA 2-1/2" Depth, 3" x 2", Stud Bracket, Steel Switch Box.....	38.05	15.12
26 05 33 16-0105 EA 2-3/4" Depth, 3" x 2", Stud Bracket, Steel Switch Box.....	38.90	15.12
26 05 33 16-0106 EA 3-1/2" Depth, 3" x 2", Stud Bracket, Steel Switch Box.....	43.27	15.12
26 05 33 16-0107 EA 2-1/2" Depth, 2 Device, Stud Bracket, Steel Box.....	53.09	15.12
26 05 33 16-0108 EA 2-1/2" Depth, 3 Device, Stud Bracket, Steel Box.....	53.94	15.12
26 05 33 16-0109 EA 2-1/2" Depth, 4 Device, Stud Bracket, Steel Box.....	67.24	15.12
26 05 33 16-0110 4" x 2" Steel Handy Boxes, Extension Rings And Covers (26 05 33 16-0001)		
26 05 33 16-0111 EA 1-1/2" Deep, 4" x 2" Steel Handy Box.....	34.06	15.12
For Stud Bracket, Add	4.73	

26 Electrical

26 05 Common Work Results for Electrical

26 05 33 Raceway and Boxes for Electrical Systems



MINOR CSI	UOM	DESCRIPTION	TOTAL DIRECT UNIT COST	DEMOLITION UNIT COST
26 05 33 16-0112	EA	1-7/8" Deep, 4" x 2" Steel Handy Box.....	34.97	15.12
		<i>For Stud Bracket, Add</i>	2.04	
26 05 33 16-0113	EA	2-1/8" Deep, 4" x 2" Steel Handy Box.....	36.98	15.12
		<i>For Stud Bracket, Add</i>	2.77	
26 05 33 16-0114	EA	1-1/2" Deep, 4" x 2" Steel Handy Box Extension Ring.....	23.63	9.07
26 05 33 16-0115	EA	1-7/8" Deep, 4" x 2" Steel Handy Box Extension Ring.....	22.73	9.07
26 05 33 16-0116	EA	GFI Receptacle, 2" x 4" Steel Handy Box Exposed Work Cover.....	8.02	3.03
26 05 33 16-0117	EA	1.406" Diameter Receptacle, 4" x 2" Steel Handy Box Exposed Work Cover.....	8.19	3.03
26 05 33 16-0118	EA	Duplex Receptacle, 4" x 2" Steel Handy Box Exposed Work Cover.....	7.34	3.03
26 05 33 16-0119	EA	Toggle Switch, 4" x 2" Steel Handy Box Exposed Work Cover.....	7.40	3.03
26 05 33 16-0120	EA	1.594" Diameter Receptacle, 4" x 2" Steel Handy Box Exposed Work Cover.....	9.13	3.03
26 05 33 16-0121	EA	Flat, 2" x 4" Steel Handy Box Exposed Work Cover.....	7.40	3.03
26 05 33 16-0122		3"-1/2" Depth, 3-3/4" Steel Masonry Boxes <small>(26 05 33 16-0001)</small>		
26 05 33 16-0123	EA	1 Device, 3"-1/2" Depth, 3-3/4" Steel Masonry Box.....	52.98	21.17
26 05 33 16-0124	EA	2 Device, 3"-1/2" Depth, 3-3/4" Steel Masonry Box.....	60.81	22.38
26 05 33 16-0125	EA	3 Device, 3"-1/2" Depth, 3-3/4" Steel Masonry Box.....	71.42	24.19
26 05 33 16-0126	EA	4 Device, 3"-1/2" Depth, 3-3/4" Steel Masonry Box.....	82.48	26.61
26 05 33 16-0127		Cast Boxes <small>(26 05 33 16)</small>		
		Note: For flush or surface mount.		
26 05 33 16-0128		Cast Iron Alloy Boxes <small>(26 05 33 16-0127)</small>		
		See CSI section 26 27 26 00-0263 for box covers.		
26 05 33 16-0129		Shallow, Single Gang Cast Iron Alloy Boxes <small>(26 05 33 16-0128)</small>		
		Note: Up to 2" deep boxes.		
26 05 33 16-0130	EA	1/2" Depth, Type FS, Shallow, Single Gang Cast Iron Alloy Box..... Note: One hub.	100.98	36.29
26 05 33 16-0131	EA	3/4" Depth, Type FS, Shallow, Single Gang Cast Iron Alloy Box..... Note: One hub.	109.37	42.33
26 05 33 16-0132	EA	1" Depth, Type FS, Shallow, Single Gang Cast Iron Alloy Box..... Note: One hub.	129.06	51.40
26 05 33 16-0133	EA	1/2" Depth, Type FSC, Shallow, Single Gang Cast Iron Alloy Box..... Note: Two hub.	126.75	48.38
26 05 33 16-0134	EA	3/4" Depth, Type FSC, Shallow, Single Gang Cast Iron Alloy Box..... Note: Two hub.	161.24	57.46
26 05 33 16-0135	EA	1/2" Depth, Type FSL, Shallow, Single Gang Cast Iron Alloy Box..... Note: Two hub.	126.26	48.38
26 05 33 16-0136	EA	3/4" Depth, Type FSL, Shallow, Single Gang Cast Iron Alloy Box..... Note: Two hubs.	151.70	57.46
26 05 33 16-0137	EA	1/2" Depth, Type FSR, Shallow, Single Gang Cast Iron Alloy Box..... Note: Two hubs.	129.33	48.38
26 05 33 16-0138	EA	3/4" Depth, Type FSR, Shallow, Single Gang Cast Iron Alloy Box..... Note: Two hubs.	151.74	57.46
26 05 33 16-0139	EA	1/2" Depth, Type FSS, Shallow, Single Gang Cast Iron Alloy Box..... Note: Two hubs.	126.26	48.38
26 05 33 16-0140	EA	3/4" Depth, Type FSS, Shallow, Single Gang Cast Iron Alloy Box..... Note: Two hubs.	147.96	57.46
26 05 33 16-0141	EA	1/2" Depth, Type FSCA, Shallow, Single Gang Cast Iron Alloy Box..... Note: Three hubs.	150.96	60.47
26 05 33 16-0142	EA	3/4" Depth, Type FSCA, Shallow, Single Gang Cast Iron Alloy Box..... Note: Three hubs.	178.83	72.57
26 05 33 16-0143	EA	1/2" Depth, Type FSCC, Shallow, Single Gang Cast Iron Alloy Box..... Note: Three hubs.	156.84	60.47
26 05 33 16-0144	EA	3/4" Depth, Type FSCC, Shallow, Single Gang Cast Iron Alloy Box..... Note: Three hubs.	201.26	72.57
26 05 33 16-0145	EA	1/2" Depth, Type FSCT, Shallow, Single Gang Cast Iron Alloy Box..... Note: Three hubs.	160.69	60.47
26 05 33 16-0146	EA	3/4" Depth, Type FSCT, Shallow, Single Gang Cast Iron Alloy Box..... Note: Three hubs.	192.04	72.57
26 05 33 16-0147	EA	1/2" Depth, Type FST, Shallow, Single Gang Cast Iron Alloy Box..... Note: Three hubs.	150.46	60.47
26 05 33 16-0148	EA	3/4" Depth, Type FST, Shallow, Single Gang Cast Iron Alloy Box..... Note: Three hubs.	194.63	72.57
26 05 33 16-0149	EA	1/2" Depth, Type FSX, Shallow, Single Gang Cast Iron Alloy Box..... Note: Four hubs.	190.98	72.57
26 05 33 16-0150	EA	3/4" Depth, Type FSX, Shallow, Single Gang Cast Iron Alloy Box..... Note: Four hubs.	230.42	87.69
26 05 33 16-0151		Deep, Single Gang Cast Iron Alloy Boxes <small>(26 05 33 16-0128)</small>		
		Note: >2" deep boxes.		
26 05 33 16-0152	EA	1/2" Depth, Type FD, Deep, Single Gang Cast Iron Alloy Box..... Note: One hub.	105.31	36.29
26 05 33 16-0153	EA	3/4" Depth, Type FD, Deep, Single Gang Cast Iron Alloy Box..... Note: One hub.	121.39	42.33
26 05 33 16-0154	EA	1" Depth, Type FD, Deep, Single Gang Cast Iron Alloy Box..... Note: One hub.	142.92	51.40
26 05 33 16-0155	EA	1/2" Depth, Type FDC, Deep, Single Gang Cast Iron Alloy Box..... Note: Two hubs.	134.67	48.38



MINOR CSI UOM DESCRIPTION	TOTAL DIRECT UNIT COST	DEMOLITION UNIT COST
26 05 33 16-0156 EA 3/4" Depth, Type FDC, Deep, Single Gang Cast Iron Alloy Box Note: Two hubs.	155.77	57.46
26 05 33 16-0157 EA 1" Depth, Type FDC, Deep, Single Gang Cast Iron Alloy Box Note: Two hubs.	187.33	69.54
26 05 33 16-0158 EA 3/4" Depth, Type FDS, Deep, Single Gang Cast Iron Alloy Box Note: Two hubs.	166.57	57.46
26 05 33 16-0159 EA 3/4" Depth, Type FDCC, Deep, Single Gang Cast Iron Alloy Box Note: Three hubs.	214.05	72.57
26 05 33 16-0160 Shallow, Two Gang Cast Iron Alloy Boxes (26 05 33 16-0128) Note: Up to 2" deep boxes.		
26 05 33 16-0161 EA 1/2" Depth, Type FS, Shallow, Two Gang Cast Iron Alloy Box Note: One hub.	120.66	39.31
26 05 33 16-0162 EA 3/4" Depth, Type FS, Shallow, Two Gang Cast Iron Alloy Box Note: One hub.	134.02	45.36
26 05 33 16-0163 EA 1" Depth, Type FS, Shallow, Two Gang Cast Iron Alloy Box Note: One hub.	156.03	54.43
26 05 33 16-0164 EA 1/2" Depth, Type FSC, Shallow, Two Gang Cast Iron Alloy Box Note: Two hubs.	146.93	51.40
26 05 33 16-0165 EA 3/4" Depth, Type FSC, Shallow, Two Gang Cast Iron Alloy Box Note: Two hubs.	167.30	60.47
26 05 33 16-0166 Deep, Two Gang Cast Iron Alloy Boxes (26 05 33 16-0128) Note: >2" deep boxes.		
26 05 33 16-0167 EA 1/2" Depth, Type FD, Deep, Two Gang Cast Iron Alloy Box Note: One hub.	133.66	39.31
26 05 33 16-0168 EA 3/4" Depth, Type FD, Deep, Two Gang Cast Iron Alloy Box Note: One hub.	146.26	45.36
26 05 33 16-0169 EA 1/2" Depth, Type FDC, Deep, Two Gang Cast Iron Alloy Box Note: Two hubs.	166.50	51.40
26 05 33 16-0170 EA 3/4" Depth, Type FDC, Deep, Two Gang Cast Iron Alloy Box Note: Two hubs.	187.98	60.47
26 05 33 16-0171 Cast Aluminum Boxes (26 05 33 16-0127) See CSI section 26 27 26 00-0263 for box covers.		
26 05 33 16-0172 Shallow, Single Gang Cast Aluminum Boxes (26 05 33 16-0171) Note: Up to 2" deep boxes.		
26 05 33 16-0173 EA 1/2" Depth, Type FS, Shallow, Single Gang Cast Aluminum Box Note: One hub.	88.88	30.24
26 05 33 16-0174 EA 3/4" Depth, Type FS, Shallow, Single Gang Cast Aluminum Box Note: One hub.	102.11	36.29
26 05 33 16-0175 EA 1" Depth, Type FS, Shallow, Single Gang Cast Aluminum Box Note: One hub.	114.46	45.36
26 05 33 16-0176 EA 1/2" Depth, Type FSA, Shallow, Single Gang Cast Aluminum Box Note: One hub.	83.83	30.24
26 05 33 16-0177 EA 3/4" Depth, Type FSA, Shallow, Single Gang Cast Aluminum Box Note: One hub.	105.67	36.29
26 05 33 16-0178 EA 1/2" Depth, Type FSC, Shallow, Single Gang Cast Aluminum Box Note: Two hubs.	113.57	42.33
26 05 33 16-0179 EA 3/4" Depth, Type FSC, Shallow, Single Gang Cast Aluminum Box Note: Two hubs.	136.54	51.40
26 05 33 16-0180 EA 1" Depth, Type FSC, Shallow, Single Gang Cast Aluminum Box Note: Two hubs.	171.14	63.50
26 05 33 16-0181 EA 1/2" Depth, Type FSL, Shallow, Single Gang Cast Aluminum Box Note: Two hubs.	122.35	42.33
26 05 33 16-0182 EA 3/4" Depth, Type FSL, Shallow, Single Gang Cast Aluminum Box Note: Two hubs.	132.27	51.40
26 05 33 16-0183 EA 1/2" Depth, Type FSLB, Shallow, Single Gang Cast Aluminum Box Note: Two hubs.	117.36	42.33
26 05 33 16-0184 EA 3/4" Depth, Type FSLB, Shallow, Single Gang Cast Aluminum Box Note: Two hubs.	135.25	51.40
26 05 33 16-0185 EA 1/2" Depth, Type FSR, Shallow, Single Gang Cast Aluminum Box Note: Two hubs.	114.13	42.33
26 05 33 16-0186 EA 3/4" Depth, Type FSR, Shallow, Single Gang Cast Aluminum Box Note: Two hubs.	135.25	51.40
26 05 33 16-0187 EA 1/2" Depth, Type FSS, Shallow, Single Gang Cast Aluminum Box Note: Two hubs.	106.69	42.33
26 05 33 16-0188 EA 3/4" Depth, Type FSS, Shallow, Single Gang Cast Aluminum Box Note: Two hubs.	143.17	51.40
26 05 33 16-0189 EA 1/2" Depth, Type FSCA, Shallow, Single Gang Cast Aluminum Box Note: Three hubs.	136.01	54.43
26 05 33 16-0190 EA 3/4" Depth, Type FSCA, Shallow, Single Gang Cast Aluminum Box Note: Three hubs.	165.32	66.53
26 05 33 16-0191 EA 1/2" Depth, Type FSCT, Shallow, Single Gang Cast Aluminum Box Note: Three hubs.	143.73	54.43
26 05 33 16-0192 EA 3/4" Depth, Type FSCT, Shallow, Single Gang Cast Aluminum Box Note: Three hubs.	192.06	66.53
26 05 33 16-0193 EA 1/2" Depth, Type FSCT, Shallow, Single Gang Cast Aluminum Box Note: Three hubs.	143.08	54.43

26 Electrical**26 05 Common Work Results for Electrical****26 05 33 Raceway and Boxes for Electrical Systems**

MINOR CSI	UOM	DESCRIPTION	TOTAL DIRECT UNIT COST	DEMOLITION UNIT COST
26 05 33 16-0194	EA	3/4" Depth, Type FSCT, Shallow, Single Gang Cast Aluminum Box Note: Three hubs.	175.49	66.53
26 05 33 16-0195	EA	3/4" Depth, Type FST, Shallow, Single Gang Cast Aluminum Box Note: Three hubs.	177.79	66.53
26 05 33 16-0196	EA	1/2" Depth, Type FSX, Shallow, Single Gang Cast Aluminum Box Note: Four hubs.	174.49	66.53
26 05 33 16-0197	EA	3/4" Depth, Type FSX, Shallow, Single Gang Cast Aluminum Box Note: Four hubs.	213.08	81.64
26 05 33 16-0198		Deep, Single Gang Cast Aluminum Boxes (26 05 33 16-0171) Note: >2" deep boxes.		
26 05 33 16-0199	EA	1/2" Depth, Type FD, Deep, Single Gang Cast Aluminum Box Note: One hub.	97.83	30.24
26 05 33 16-0200	EA	3/4" Depth, Type FD, Deep, Single Gang Cast Aluminum Box Note: One hub.	117.22	36.29
26 05 33 16-0201	EA	1" Depth, Type FD, Deep, Single Gang Cast Aluminum Box Note: One hub.	135.23	45.36
26 05 33 16-0202	EA	3/4" Depth, Type FDA, Deep, Single Gang Cast Aluminum Box Note: One hub.	125.39	36.29
26 05 33 16-0203	EA	1/2" Depth, Type FDC, Deep, Single Gang Cast Aluminum Box Note: Two hubs.	125.14	42.33
26 05 33 16-0204	EA	3/4" Depth, Type FDC, Deep, Single Gang Cast Aluminum Box Note: Two hubs.	150.76	51.40
26 05 33 16-0205	EA	1" Depth, Type FDC, Deep, Single Gang Cast Aluminum Box Note: Two hubs.	169.81	63.50
26 05 33 16-0206	EA	3/4" Depth, Type FDS, Deep, Single Gang Cast Aluminum Box Note: Two hubs.	152.65	51.40
26 05 33 16-0207	EA	3/4" Depth, Type FDCC, Deep, Single Gang Cast Aluminum Box Note: Three hubs.	187.42	66.53
26 05 33 16-0208		Shallow, Two Gang Cast Aluminum Boxes (26 05 33 16-0171) Note: Up to 2" deep boxes.		
26 05 33 16-0209	EA	1/2" Depth, Type FS, Shallow, Two Gang Cast Aluminum Box Note: One hub.	116.43	33.26
26 05 33 16-0210	EA	3/4" Depth, Type FS, Shallow, Two Gang Cast Aluminum Box Note: One hub.	133.56	39.31
26 05 33 16-0211	EA	1" Depth, Type FS, Shallow, Two Gang Cast Aluminum Box Note: One hub.	144.65	48.38
26 05 33 16-0212	EA	1/2" Depth, Type FSC, Shallow, Two Gang Cast Aluminum Box Note: Two hubs.	146.26	45.36
26 05 33 16-0213	EA	3/4" Depth, Type FSC, Shallow, Two Gang Cast Aluminum Box Note: Two hubs.	150.80	54.43
26 05 33 16-0214	EA	1" Depth, Type FSC, Shallow, Two Gang Cast Aluminum Box Note: Two hubs.	186.12	66.53
26 05 33 16-0215		Deep, Two Gang Cast Aluminum Boxes (26 05 33 16-0171) Note: >2" deep boxes.		
26 05 33 16-0216	EA	1/2" Depth, Type FD, Deep, Two Gang Cast Aluminum Box Note: One hub.	116.33	33.26
26 05 33 16-0217	EA	3/4" Depth, Type FD, Deep, Two Gang Cast Aluminum Box Note: One hub.	134.78	39.31
26 05 33 16-0218	EA	1/2" Depth, Type FDC, Deep, Two Gang Cast Aluminum Box Note: Two hubs.	149.05	45.36
26 05 33 16-0219	EA	3/4" Depth, Type FDC, Deep, Two Gang Cast Aluminum Box Note: Two hubs.	169.51	54.43
26 05 33 16-0220	EA	1/2" Depth, Type FDC, Deep, Two Gang Cast Aluminum Box Note: Two hubs.	149.05	45.36
26 05 33 16-0221	EA	3/4" Depth, Type FDC, Deep, Two Gang Cast Aluminum Box Note: Two hubs.	169.51	54.43
26 05 33 16-0222		Shallow, Three Gang Cast Aluminum Boxes (26 05 33 16-0171) Note: Up to 2" deep boxes.		
26 05 33 16-0223	EA	1/2" Depth, Type FSC, Shallow, Three Gang Cast Aluminum Box Note: Two hubs.	156.59	48.38
26 05 33 16-0224	EA	3/4" Depth, Type FSC, Shallow, Three Gang Cast Aluminum Box Note: Two hubs.	176.33	57.46
26 05 33 16-0225		Deep, Three Gang Cast Aluminum Boxes (26 05 33 16-0171) Note: >2" deep boxes.		
26 05 33 16-0226	EA	3/4" Depth, Type FD, Deep, Three Gang Cast Aluminum Box Note: One hub.	176.00	42.33
26 05 33 16-0227	EA	1" Depth, Type FD, Deep, Three Gang Cast Aluminum Box Note: One hub.	197.01	51.40
26 05 33 16-0228		Cast Aluminum Explosion Proof Outlet Bodies (26 05 33 16-0127) Note: Class I, Div. 1 & 2; Class II, Div. 1 & 2; and Class III.		
26 05 33 16-0229	EA	1/2" Depth, Type GRSS, 7 Opening, Cast Aluminum Explosion Proof Outlet Body.....	183.01	48.38



MINOR CSI UOM DESCRIPTION	TOTAL DIRECT UNIT COST	DEMOLITION UNIT COST
26 05 33 16-0230 EA 3/4" Depth, Type GRSS, 7 Opening, Cast Aluminum Explosion Proof Outlet Body	225.79	54.43
26 05 33 16-0231 EA 1" Depth, Type GRSS, 7 Opening, Cast Aluminum Explosion Proof Outlet Body	208.56	60.47
26 05 33 16-0232 EA 1/2" Depth, Type GRSSA, 13 Opening, Cast Aluminum Explosion Proof Outlet Body	202.97	54.43
26 05 33 16-0233 EA 3/4" Depth, 13 Hubs, Explosion Proof Conduit Outlet Box With Cover Cast Aluminum, Type GRSSA	246.37	60.47
26 05 33 16-0234 Non Metallic (PVC) Boxes <small>(26 05 33 16)</small> See CSI section 26 27 26 00-0263 for box covers.		
26 05 33 16-0235 Shallow, Single Gang Non Metallic (PVC) Boxes <small>(26 05 33 16-0234)</small>		
26 05 33 16-0236 EA 1/2" Depth, Type FSE, Shallow, Single Gang Non Metallic (PVC) Box	62.61	25.40
Note: One hub.		
26 05 33 16-0237 EA 3/4" Depth, Type FSE, Shallow, Single Gang Non Metallic (PVC) Box	71.45	29.64
Note: One hub.		
26 05 33 16-0238 EA 1" Depth, Type FSE, Shallow, Single Gang Non Metallic (PVC) Box	81.05	35.98
Note: One hub.		
26 05 33 16-0239 EA 1/2" Depth, Type FSC, Shallow, Single Gang Non Metallic (PVC) Box	79.91	33.87
Note: Two hubs.		
26 05 33 16-0240 EA 3/4" Depth, Type FSC, Shallow, Single Gang Non Metallic (PVC) Box	93.83	40.22
Note: Two hubs.		
26 05 33 16-0241 EA 1" Depth, Type FSC, Shallow, Single Gang Non Metallic (PVC) Box	113.81	48.69
Note: Two hubs.		
26 05 33 16-0242 EA 1/2" Depth, Type FSS, Shallow, Single Gang Non Metallic (PVC) Box	80.22	33.87
Note: Two hubs.		
26 05 33 16-0243 EA 3/4" Depth, Type FSS, Shallow, Single Gang Non Metallic (PVC) Box	92.99	40.22
Note: Two hubs.		
26 05 33 16-0244 EA 1" Depth, Type FSS, Shallow, Single Gang Non Metallic (PVC) Box	110.96	48.69
Note: Two hubs.		
26 05 33 16-0245 EA 1/2" Depth, Type FSCC, Shallow, Single Gang Non Metallic (PVC) Box	101.38	42.33
Note: Three hubs.		
26 05 33 16-0246 EA 3/4" Depth, Type FSCC, Shallow, Single Gang Non Metallic (PVC) Box	115.02	50.80
Note: Three hubs.		
26 05 33 16-0247 EA 1" Depth, Type FSCC, Shallow, Single Gang Non Metallic (PVC) Box	135.20	61.39
Note: Three hubs.		
26 05 33 16-0248 Deep, Single Gang Non Metallic (PVC) Boxes <small>(26 05 33 16-0234)</small>		
26 05 33 16-0249 EA No Hub, Type FD, Deep, Single Gang Non Metallic (PVC) Box	63.53	25.40
Note: No hubs.		
26 05 33 16-0250 EA 1/2" Depth, Type FDE, Deep, Single Gang Non Metallic (PVC) Box	61.92	25.40
Note: One hub.		
26 05 33 16-0251 EA 3/4" Depth, Type FDE, Deep, Single Gang Non Metallic (PVC) Box	73.64	29.64
Note: One hub.		
26 05 33 16-0252 EA 1" Depth, Type FDE, Deep, Single Gang Non Metallic (PVC) Box	81.94	35.98
Note: One hub.		
26 05 33 16-0253 EA 1/2" Depth, Type FDC, Deep, Single Gang Non Metallic (PVC) Box	81.72	33.87
Note: Two hubs.		
26 05 33 16-0254 EA 3/4" Depth, Type FDC, Deep, Single Gang Non Metallic (PVC) Box	91.46	40.22
Note: Two hubs.		
26 05 33 16-0255 EA 1" Depth, Type FDC, Deep, Single Gang Non Metallic (PVC) Box	109.20	48.69
Note: Two hubs.		
26 05 33 16-0256 Shallow, Two Gang Non Metallic (PVC) Boxes <small>(26 05 33 16-0234)</small>		
26 05 33 16-0257 EA 1/2" Depth, Type FSE, Shallow, Two Gang Non Metallic (PVC) Box	67.32	27.52
Note: One hub.		
26 05 33 16-0258 EA 3/4" Depth, Type FSE, Shallow, Two Gang Non Metallic (PVC) Box	77.08	31.75
Note: One hub.		
26 05 33 16-0259 EA 1" Depth, Type FSE, Shallow, Two Gang Non Metallic (PVC) Box	85.44	38.10
Note: One hub.		
26 05 33 16-0260 EA 1/2" Depth, Type FSC, Shallow, Two Gang Non Metallic (PVC) Box	82.14	35.98
Note: Two hubs.		
26 05 33 16-0261 EA 3/4" Depth, Type FSC, Shallow, Two Gang Non Metallic (PVC) Box	101.99	42.33
Note: Two hubs.		
26 05 33 16-0262 EA 1" Depth, Type FSC, Shallow, Two Gang Non Metallic (PVC) Box	120.54	50.80
Note: Two hubs.		
26 05 33 16-0263 EA 1/2" Depth, Type FSS, Shallow, Two Gang Non Metallic (PVC) Box	84.28	35.98
Note: Two hubs.		
26 05 33 16-0264 EA 3/4" Depth, Type FSS, Shallow, Two Gang Non Metallic (PVC) Box	107.92	42.33
Note: Two hubs.		
26 05 33 16-0265 EA 1" Depth, Type FSS, Shallow, Two Gang Non Metallic (PVC) Box	115.79	50.80
Note: Two hubs.		
26 05 33 16-0266 EA 1/2" Depth, Type FSCC, Shallow, Two Gang Non Metallic (PVC) Box	102.96	44.45
Note: Three hubs.		
26 05 33 16-0267 EA 3/4" Depth, Type FSCC, Shallow, Two Gang Non Metallic (PVC) Box	136.54	52.92
Note: Three hubs.		
26 05 33 16-0268 EA 1" Depth, Type FSCC, Shallow, Two Gang Non Metallic (PVC) Box	139.29	63.50
Note: Three hubs.		
26 05 33 16-0269 Poke Thru Units <small>(26 05 33 16)</small>		
26 05 33 16-0270 Surface Poke Thru Units <small>(26 05 33 16-0269)</small> Note: Excludes concrete drilling.		

26 Electrical

26 05 Common Work Results for Electrical

26 05 33 Raceway and Boxes for Electrical Systems



MINOR	CSI	UOM	DESCRIPTION	TOTAL DIRECT UNIT COST	DEMOLITION UNIT COST
26 05 33	16-0271	EA	Single 20 Amperes, Duplex Receptacle RC3 Power And Communications Poke Thru Unit Note: Tile or carpet with brushed aluminum flange with black nonmetallic cover. Excludes communication jacks. Wiremold RC3ATCAL.	572.16	45.36
26 05 33	16-0272	EA	Retrofit Kit Upgrades Existing RC3 Series Power And Communications Poke Thru Unit To Meet Scrub Water Requirements Note: Includes 20 Amp duplex receptacle. Tile or carpet with brushed aluminum flange with black nonmetallic cover. Wiremold RC3KTCAL.	365.26	
26 05 33	16-0273	EA	20 Amperes, Replacement Duplex Receptacle For RC3 Series Power And Communications Poke Thru Unit..... Note: Wiremold RC37REC.	49.41	12.10
26 05 33	16-0274	EA	Abandonment Plate For RC3 Series Power And Communications Poke Thru Unit..... Note: Wiremold RC3APTCBK.	61.12	6.04
26 05 33	16-0275	EA	Four 20 Amperes, Receptacles RC4 Power And Communications Poke Thru Unit Note: Tile or carpet with brushed aluminum flange with black nonmetallic cover. Excludes communication jacks. Wiremold RC4ATCAL.	647.59	48.38
26 05 33	16-0276	EA	Retrofit Kit Upgrades Existing RC4 Series Power And Communications Poke Thru Unit To Meet Scrub Water Requirements Note: Includes two 20 Amp duplex receptacles. Tile or carpet with brushed aluminum flange with black nonmetallic cover. Excludes communication jacks. Wiremold RC4KTCAL.	341.68	
26 05 33	16-0277	EA	Two 20 Amperes, Replacement Duplex Receptacles For RC4 Series Power And Communications Poke Thru Unit Note: Wiremold RC4REC2.	85.12	18.14
26 05 33	16-0278	EA	Abandonment Plate For RC4 Series Power And Communications Poke Thru Unit..... Note: Wiremold RC4APTCBK.	61.12	6.04
26 05 33	16-0279	EA	Abandonment Plug For RC4 Series Power And Communications Poke Thru Unit..... Note: Wiremold ABPLUG4.	179.01	12.10
26 05 33	16-0280	EA	Four Jack RC9AMD Communications Poke Thru Unit..... Note: Tile or carpet with brushed aluminum flange with black nonmetallic cover. Includes bezels to accept four Ortronics TracJack inserts and two Ortronics Series II inserts. Excludes communication jacks. Wiremold RC9AMDTCAL.	511.78	42.33
26 05 33	16-0281	EA	Abandonment Plate For RC9 Series Communications Poke Thru Unit Note: Wiremold RC9APTCBK.	42.17	6.04
26 05 33	16-0282	EA	Eight Jack AMD8 Communications Poke Thru Unit..... Note: Tile or carpet with brushed aluminum flange with black nonmetallic cover. Includes bezels to accept eight Ortronics TracJack inserts and four Ortronics Series II inserts. Excludes communication jacks. Wiremold AMD8ATCAL.	509.39	42.33
26 05 33	16-0283	EA	Communication Conduit Adapter For Poke Thru Units Note: Includes two conduit connections for communication systems. Wiremold COM75.	59.04	6.04
26 05 33	16-0284		Recessed Poke Thru Units (26 05 33 16-0269) Note: Excludes concrete drilling.		
26 05 33	16-0285		Evolution 6AT Poke Thru Units (26 05 33 16-0284) Note: Excludes concrete drilling.		
26 05 33	16-0286	EA	Recessed Prewired Assembly With Surface Style Cover (Wiremold 6ATCP) Note: For carpet, tile, wood and laminate floors. For use in 6" diameter cored hole. Devices are recessed 3 1/4" below floor surface. Die-cast aluminum cover assembly is available in the following finishes: (BK) painted black, (GY) painted gray, (NK) nickel, (BS) brass, and (BZ) bronze.	893.78	48.38
26 05 33	16-0287	EA	Recessed Prewired Assembly With Flush Style Cover (Wiremold 6ATP)..... Note: For tile, wood and laminate floors. For use in 6" diameter cored hole. Devices are recessed 3 1/4" below floor surface. Die-cast aluminum cover assembly is available in the following finishes: (BK) painted black, (GY) painted gray, (NK) nickel, (BS) brass, and (BZ) bronze.	893.89	48.38
26 05 33	16-0288	EA	Recessed Assembly With Surface Style Cover (Wiremold 6ATC)..... Note: For carpet, tile, wood and laminate floors. For use in 6" diameter cored hole. Devices are recessed 3 1/4" below floor surface. Diecast aluminum cover is available in the following finishes: (BK) painted black, (GY) painted gray, (NK) nickel, (BS) brass, and (BZ) bronze.	851.74	48.38
26 05 33	16-0289	EA	Recessed Assembly With Flush Style Cover (Wiremold 6AT)..... Note: For tile, wood or laminate floors. For use in 6" diameter cored hole. Devices are recessed 3 1/4" below floor surface. Die-cast aluminum cover is available in the following finishes: (BK) painted black, (GY) painted gray, (NK) nickel, (BS) brass, and (BZ) bronze.	851.74	48.38
26 05 33	16-0290	EA	Recessed Prewired Audio/Video Assembly With Surface Style Cover (Wiremold 6ATCPA)..... Note: For carpet, tile, wood and laminate floors. For use in 6" diameter cored hole. Devices are recessed 3 1/4" below floor surface. Die-cast aluminum cover assembly is available in the following finishes: (BK) painted black, (GY) painted gray, (NK) nickel, (BS) brass, and (BZ) bronze.	893.78	48.38
26 05 33	16-0291	EA	Recessed Prewired Audio/Video Assembly With Flush Style Cover (Wiremold 6ATPA)..... Note: For tile, wood and laminate floors. For use in 6" diameter cored hole. Devices are recessed 3 1/4" below floor surface. Die-cast aluminum cover assembly is available in the following finishes: (BK) painted black, (GY) painted gray, (NK) nickel, (BS) brass, and (BZ) bronze.	893.78	48.38
26 05 33	16-0292	EA	Recessed Furniture Feed Assembly With Surface Style Cover (Wiremold 6ATCFF)..... Note: For carpet, tile, wood and laminate floors. For use in 6" diameter cored hole. Die-cast aluminum cover assembly provides one (1) 3/4" trade size screw plug opening and one (1) concentric 2"-1 1/4" trade size screw plug opening and is available in the following finishes: (BK) painted black, (GY) painted gray, (NK) nickel, (BS) brass, and (BZ) bronze.	816.15	48.38
26 05 33	16-0293	EA	Recessed Assembly With Disposable Plate (Wiremold 6STC)..... Note: Includes 6" core hole poke-thru stem assembly with a disposable plate. Devices are recessed 3 1/4" below floor surface. No cover assembly is included. No device plates are included. For use with the following cover assemblies (purchased separately): 6CTC, 6CT, and 6CFFTC Series.	510.81	45.36
26 05 33	16-0294	EA	Recessed Prewired Audio/Video Assembly With Disposable Plate (Wiremold 6STCPAV) Note: Includes 6" core hole poke-thru stem assembly with a disposable plate. Devices are recessed 3 1/4" below floor surface. No cover assembly is included. For use with the following cover assemblies(purchased separately): 6CTC and 6CT Series.	548.00	45.36
26 05 33	16-0295	EA	Recessed Prewired Assembly With Disposable Plate (Wiremold 6STCP) Note: Includes 6" core hole poke-thru stem assembly with a disposable plate. Devices are recessed 3 1/4" below floor surface. No cover assembly is included. For use with the following cover assemblies (purchased separately): 6CTC and 6CT Series.	551.68	45.36



MINOR CSI UOM DESCRIPTION	TOTAL DIRECT UNIT COST	DEMOLITION UNIT COST
26 05 33 16-0296 EA 6" Pre-Pour Poke-Thru Sleeve (Wiremold 6PPS)..... Note: Nonmetallic sleeve attaches to structural decking and maintains 6"-6 1/8" diameter cast in core hole. Unit includes three (3) attachment legs, two (2) end caps and three (3) thumb screws.	155.71	24.19
26 05 33 16-0297 EA Surface Style Cover Assembly (Wiremold 6CTC)..... Note: Die-cast aluminum cover assembly. Cover assembly is available in the following finishes: black (BK), gray (GY), nickel (NK), brass (BS), and bronze (BZ). 6CTC Series cover assemblies designed for use with 6STC, 6STCP, and 6STCPAV Poke-Thru Stem Assemblies.	360.67	12.10
26 05 33 16-0298 EA Flush Style Cover Assembly (Wiremold 6CT)..... Note: Die-cast aluminum cover assembly. Cover assembly is available in the following finishes: black (BK), gray (GY), nickel (NK), brass (BS), and bronze (BZ). 6CT Series cover assemblies designed for use with 6STC, 6STCP and 6STCPAV Poke-Thru Stem Assemblies. Includes one (1) 6TS Tile Shim.	360.67	12.10
26 05 33 16-0299 EA Furniture Feed Cover Assembly (Wiremold 6CFFTC)..... Note: Surface style, die-cast aluminum cover assembly, with one (1) 3/4" trade size screw plug opening, and one (1) concentric 2"-1 1/4" trade size screw plug opening. Cover assembly is available in finishes: black (BK), gray(GY), nickel (NK), brass (BS), and bronze (BZ). 6CFFTC Series Cover Assemblies designed for use with 6STC Poke- Thru Stem Assembly. Includes one (1) 3/4" and one (1) 2" trade size conduit fittings and one (1) divider to separate services.	299.69	12.10
26 05 33 16-0300 EA Tile Shim (Wiremold 6TS)..... Note: Used for floor coverings greater than 5/16" The 6TS will allow the top surface of the cover to be flush with the finished floor. Includes: two (2) 1/8" thick shims and two (2) 1/16" thick shims. Up to a total of 3/8" of adjustment.	43.27	3.03
26 05 33 16-0301 EA Device Mounting Plate (Wiremold 6AAP)..... Note: Device plate that will accept up to two (2) Extron® Electronics AAP style plates. For use in the center compartment only. Devices supplied by others.	20.94	6.04
26 05 33 16-0302 EA Device Mounting Plate (Wiremold 6ACT8A)..... Note: Device plate that will accept up to eight (8) ports of communication devices. For use in the center compartment only. Devices supplied by others.	24.25	6.04
26 05 33 16-0303 EA Device Mounting Plate (Wiremold 6B)..... Note: Device plate used to blank off center compartment, when no devices are used.	20.85	6.04
26 05 33 16-0304 EA Device Mounting Plate (Wiremold 6DEC)..... Note: Device plate that will accept Decorator style devices such as 20 amperes receptacles, GFCIs, 106 adapters or A/V devices. For use in the center compartment only. Devices supplied by others.	20.91	6.04
26 05 33 16-0305 EA Device Mounting Plate (Wiremold 6DP)..... Note: Device plate that will accept standard 20 amperes duplex receptacle or duplex Turnlok receptacle. For use in the center compartment only. Devices supplied by others.	20.77	6.04
26 05 33 16-0306 EA Device Mounting Plate (Wiremold 6MAAP)..... Note: Device plate that will accept up to six (6) Extron® Electronics MAAP style plates. For use in the center compartment only. Devices supplied by others.	24.60	6.04
26 05 33 16-0307 EA Device Mounting Plate (Wiremold 6MAAP2A)..... Note: Combination device plate that will accept up to three (3) Extron® Electronics MAAP style plates, and up to two (2) ports of communication devices. For use in the center compartment only. Devices supplied by others.	24.33	6.04
26 05 33 16-0308 EA Mosaic Mounting Plate (Wiremold 6MOS)..... Note: Device plate will accept two (2) standard [45mm x 45mm] or one (1) standard [45mm x 90mm] Mosaic style device(s). Devices supplied by others.	24.93	6.04
26 05 33 16-0309 EA Device Mounting Plate (Wiremold 6S1)..... Note: Receptacle opening 1 3/8". For 6" poke-thru units only.	20.45	6.04
26 05 33 16-0310 EA Device Mounting Plate (Wiremold 6S2)..... Note: Receptacle opening 1 9/16". For 6" poke-thru units only.	20.47	6.04
26 05 33 16-0311 EA Device Mounting Plate (Wiremold 6SER)..... Note: Device plate that will accept up to four (4) Ortronics® Series II dual modular inserts. For use in the center compartment only. Devices supplied by others.	20.18	6.04
26 05 33 16-0312 EA Device Mounting Plate (Wiremold 6TRAC)..... Note: Device plate that will accept up to eight (8) Ortronics® TracJack devices. For use in the center compartment only. Devices supplied by others.	20.18	6.04
26 05 33 16-0313 EA 20 Amperes, Duplex Receptacles (Wiremold 68REC)..... Note: Two (2) proprietary 20 amperes duplex power receptacles with mounting plates. Designed to fit in either of the two side compartments in both the 6ATC and the 8ATC Series Poke-Thru Devices. Receptacle can be wired as a standard or isolated ground device.	48.94	9.07
26 05 33 16-0314 EA Device Mounting Plate (Wiremold 68B)..... Note: Blank plate. Used to blank off either of the side compartments when no devices or cabling are to be used.	18.44	6.04
26 05 33 16-0315 EA Device Mounting Plate (Wiremold 68MAAP)..... Note: Device plate that will accept up to two (2) Extron® Electronics MAAP device plates. For use in either of the two side compartments only. Not for use in the center compartment. Extron Devices supplied by others.	18.92	6.04
26 05 33 16-0316 EA 20 Amperes, Duplex Receptacles (Wiremold 68REC-25)..... Note: Two (2) proprietary 20 amperes duplex power receptacles with mounting plates and 25' leads. Designed to fit in either of the two side compartments in both the 6ATC and the 8ATC Series Poke-Thru Devices. Receptacle can be wired as a standard or isolated	154.98	10.88
26 05 33 16-0317 EA Device Mounting Plate (Wiremold 682A)..... Note: Device plate that will accept up to two (2) ports of communication devices. For use in either of the two side compartments only. Not for use in the center compartment. Communication devices supplied by others.	24.03	6.04
26 05 33 16-0318 EA Bottom Housing Assembly (Wiremold 5PHTA)..... Note: Half-gang pass through housing assembly. Designed to allow pass through of communication cables when no conduit is required. For use on side compartments only.	25.05	6.04
26 05 33 16-0319 EA Bottom Housing Assembly (Wiremold 5BLH)..... Note: Half-gang blank housing assembly. Designed to blank off compartment when no cable pass through is required. For use on side compartments only. Includes tunnels for 6" and 8" poke-thru devices.	25.78	6.04
26 05 33 16-0320 EA Bottom Housing Assembly (Wiremold 152CHA)..... Note: One and a half-gang 2" trade size conduit housing assembly. Recommended for use with furniture feed devices (6ATCFF). Covers the center compartment and one of the side compartments.	39.42	12.10
26 05 33 16-0321 EA Bottom Housing Assembly (Wiremold 575CHA)..... Note: Half-gang 3/4" trade size conduit housing assembly. Includes junction box attached to 3/4" trade size conduit for electrical power connections. For use on side compartments only.	45.09	15.12
26 05 33 16-0322 EA Bottom Housing Assembly (Wiremold 175CHA)..... Note: One-gang 3/4" trade size conduit housing assembly. Includes junction box attached to 3/4" trade size conduit for electrical power connections.	49.82	15.12

26 Electrical

26 05 Common Work Results for Electrical

26 05 33 Raceway and Boxes for Electrical Systems



MINOR CSI UOM DESCRIPTION	TOTAL DIRECT UNIT COST	DEMOLITION UNIT COST
26 05 33 16-0323 EA Bottom Housing Assembly (Wiremold 1125CHA)..... Note: One-gang 1 1/4" trade size conduit housing assembly.	37.82	12.10
26 05 33 16-0324 EA Bottom Housing Assembly (Wiremold 1PTHA)..... Note: One-gang pass through housing assembly. Designed to allow pass through of communication cables when no conduit is required.	24.88	6.04
26 05 33 16-0325 EA Bottom Housing Assembly (Wiremold 1BLH)..... Note: One-gang blank housing assembly. Designed to blank off compartment when no cable pass through is required.	24.88	6.04
26 05 33 16-0326 EA Bottom Housing Assembly (Wiremold 15FFHA)..... Note: One and a half-gang pass through conduit housing assembly. Used for furniture feed applications on the center compartment only. Only for use with 6AT Series units.	26.24	6.04
26 05 33 16-0327 EA Bottom Housing Assembly (Wiremold 1BHA)..... Note: One-gang bottom housing assembly. Designed to accept 175CHA, 1125CHA, 1PTHA, and 1BLH plates.	27.16	6.04
26 05 33 16-0328 Evolution 8AT Poke Thru Units (26 05 33 16-0284) Note: Excludes concrete drilling.		
26 05 33 16-0329 EA Recessed Prewired Assembly With Surface Style Cover (Wiremold 8ATCP)..... Note: For carpet, tile, wood and laminate floors. For use in 8" diameter cored hole. Devices are recessed 3 1/4" below floor surface. Die-cast aluminum cover assembly is available in the following finishes: (BK) painted black, (GY) painted gray, (NK) nickel, (BS) brass, and (BZ) bronze.	1,173.44	48.38
26 05 33 16-0330 EA Recessed Prewired Assembly With Flush Style Cover (Wiremold 8ATP)..... Note: For tile, wood and laminate floors. For use in 8" diameter cored hole. Devices are recessed 3 1/4" [83mm] below floor surface. Die-cast aluminum cover assembly is available in the following finishes: (BK) painted black, (GY) painted gray, (NK) nickel, (BS) brass, and (BZ) bronze.	1,116.70	48.38
26 05 33 16-0331 EA Recessed Prewired Assembly With Flush Style Cover (Wiremold 8AT2P)..... Note: For tile, wood and laminate floors. For use in 8" diameter cored hole. Devices are recessed 3 1/4" [83mm] below floor surface. Die-cast aluminum cover assembly is available in the following finishes: (BK) painted black, (GY) painted gray, (NK) nickel, (BS) brass, and (BZ) bronze.	1,186.28	48.38
26 05 33 16-0332 EA Recessed Assembly With Surface Style Cover (Wiremold 8ATC)..... Note: For carpet, tile, wood and laminate floors. For use in 8" diameter cored hole. Devices are recessed 3 1/4" below floor surface. Diecast aluminum cover assembly is available in the following finishes: (BK) painted black, (GY) painted gray, (NK) nickel, (BS) brass, and (BZ) bronze.	1,106.03	48.38
26 05 33 16-0333 EA Recessed Assembly With Flush Style Cover (Wiremold 8AT)..... Note: For tile, wood and laminate floors. For use in 8" diameter cored hole. Devices are recessed 3 1/4" below floor surface. Diecast aluminum cover assembly is available in the following finishes: (BK) painted black, (GY) painted gray, (NK) nickel, (BS) brass, and (BZ) bronze.	1,095.90	48.38
26 05 33 16-0334 EA Recessed Assembly With Disposable Plate (Wiremold 8STC)..... Note: Includes 8" core hole poke-thru stem assembly with a disposable plate. Devices are recessed 3 1/4" below floor surface. No cover assembly is included. For use with the following cover assemblies (purchased separately): 8CTC and 8CT Series.	660.93	45.36
26 05 33 16-0335 EA Recessed Prewired Assembly With Disposable Plate (Wiremold 8STCP)..... Note: Includes 8" core hole poke-thru stem assembly with a disposable plate. Devices are recessed 3 1/4" below floor surface. No cover assembly is included. For use with the following cover assemblies (purchased separately): 8CTC and 8CT Series.	740.85	45.36
26 05 33 16-0336 EA 8" Pre-Pour Poke-Thru Sleeve (Wiremold 8PPS)..... Note: Nonmetallic sleeve attaches to structural decking and maintains 8"-8 1/8" diameter cast in core hole. Unit includes three (3) attachment legs, two (2) end caps and three (3) thumb screws.	186.91	24.19
26 05 33 16-0337 EA Surface Style Cover Assembly (Wiremold 8CTC)..... Note: Die-cast aluminum cover assembly. Cover assembly is available in the following finishes: (BK) painted black, (GY) painted gray, (NK) nickel, (BS) brass, and (BZ) bronze. 8CTC Series Cover Assemblies designed for use with 8STC and 8STCP Poke-Thru Stem Assemblies.	390.10	12.10
26 05 33 16-0338 EA Flush Style Cover Assembly (Wiremold 8CT)..... Note: Die-cast aluminum cover assembly. Cover assembly is available in the following finishes: (BK) painted black, (GY) painted gray, (NK) nickel, (BS) brass, and (BZ) bronze. 8CTC Series Cover Assemblies designed for use with 8STC and 8STCP Poke-Thru Stem Assemblies. Includes one (1) 8TS Tile Shim.	390.10	12.10
26 05 33 16-0339 EA Tile Shim (Wiremold 8TS)..... Note: Used for floor coverings greater than 5/16". The 8TS will allow the top surface of the cover to be flush with the finished floor. Includes: two (2) 1/8" thick shims and two (2) 1/16" thick shims. Up to a total of 3/8" [9.5mm] of adjustment.	67.54	3.03
26 05 33 16-0340 EA Device Mounting Plate (Wiremold 8B)..... Note: Singlegang device plate used to blank off any one (1) of the three (3) gangs in the center compartment, when no devices are used.	21.65	6.04
26 05 33 16-0341 EA Device Mounting Plate (Wiremold 8DP)..... Note: Singlegang device plate that accepts standard 20 amperes duplex receptacle or a duplex Turnlok receptacle. Fits in any one (1) of the three (3) gangs in the center compartment. Devices supplied by others.	21.78	6.04
26 05 33 16-0342 EA Device Mounting Plate (Wiremold 8DEC)..... Note: Singlegang device plate that will accept Decorator style devices such as 20 amperes receptacles, GGCIs, 106 adapters or A/V devices. Fits in any one (1) of the three (3) gangs in the center compartment. Devices supplied by others.	21.92	6.04
26 05 33 16-0343 EA Device Mounting Plate (Wiremold 8ACT6A)..... Note: Singlegang device plate that will accept up to six (6) ports of communication devices. Fits in any one (1) of the three (3) gangs in the center compartment. Devices supplied by others.	25.47	6.04
26 05 33 16-0344 EA Mosaic Mounting Plate (Wiremold 8MOS)..... Note: Device plate accepts three (3) standard Mosaic devices. Devices supplied by others.	30.92	6.04
26 05 33 16-0345 EA Crestron Double Gang Plate (Wiremold 8CREST)..... Note: Device plate accepts Crestron double-gang decorator style devices.	30.87	6.04
26 05 33 16-0346 EA Device Mounting Plate (Wiremold 8S1)..... Note: Receptacle opening 1 3/8". For 8" poke-thru units only.	20.99	6.04
26 05 33 16-0347 EA Device Mounting Plate (Wiremold 8S2)..... Note: Receptacle opening 1 9/16". For 8" poke-thru units only.	21.26	6.04
26 05 33 16-0348 EA Device Mounting Plate (Wiremold 8TRAC)..... Note: Singlegang device plate that will accept up to six (6) Ortronics TraJack devices. Fits in any one (1) of the three (3) gangs in the center compartment. Devices supplied by others.	20.99	6.04



MINOR CSI UOM DESCRIPTION	TOTAL DIRECT UNIT COST	DEMOLITION UNIT COST
26 05 33 16-0349 EA Device Mounting Plate (Wiremold 8SER).....	20.99	6.04
Note: Singlegang device plate that will accept up to three (3) Ortronics Series II dual modular inserts. Fits in any one (1) of the three (3) gangs in the center compartment. Devices supplied by others.		
26 05 33 16-0350 EA Device Mounting Plate (Wiremold 8MAAP).....	30.43	6.04
Note: Singlegang device plate that will accept up to four (4) Extron® Electronics MAAP style plates. Fits in any one (1) of the three (3) gangs in the center compartment. Devices supplied by others.		
26 05 33 16-0351 EA Device Mounting Plate (Wiremold 8AAP).....	25.31	6.04
Note: Twogang device plate that will accept up to four (4) Extron® Electronics AAP style plates. 8AAP takes up 2 of the 3 gangs in the center compartment. Devices supplied by others.		
26 05 33 16-0352 EA 8" Divider (Wiremold 8DIV).....	29.23	6.04
Note: Divider allows for separation of services when required.		
26 05 33 16-0353 EA Bottom Housing Assembly (Wiremold 22CHA).....	39.42	12.10
Note: Two-gang 2" trade size conduit housing assembly. Used on 8AT Series devices. Covers two (2) of the three (3) gangs in the center compartment. Only for use with 8AT Series units.		
26 05 33 23 Surface Raceways for Electrical Systems (26 05 33)		
26 05 33 23-0001 Raceways (26 05 33 23)		
26 05 33 23-0002 Wireway With Screw Cover (26 05 33 23-0001)		
Note: Also known as wire trough. Galvanized steel construction. Mounted exposed on flat wall surface.		
26 05 33 23-0003 2-1/2" x 2-1/2", Wireway With Screw Cover (26 05 33 23-0002)		
26 05 33 23-0004 LF 2-1/2" x 2-1/2", NEMA 1, Surface Mounted Wireway With Screw Cover.....	27.29	5.52
For Combination Hinged Screw Cover, Add		
For Concrete Or Masonry Surface, Add		
26 05 33 23-0005 EA 2-1/2" x 2-1/2", End Plate For Surface Mounted Wireway With Screw Cover.....	22.46	8.29
For Combination Hinged Screw Cover, Add		
26 05 33 23-0006 EA 2-1/2" x 2-1/2", Coupling For Surface Mounted Wireway With Screw Cover.....	26.55	10.34
For Combination Hinged Screw Cover, Add		
26 05 33 23-0007 EA 2-1/2" x 2-1/2", Panel Adapter For Surface Mounted Wireway With Screw Cover.....	55.94	19.34
For Combination Hinged Screw Cover, Add		
26 05 33 23-0008 EA 2-1/2" x 2-1/2", Elbow For Surface Mounted Wireway With Screw Cover.....	90.32	19.34
For Combination Hinged Screw Cover, Add		
26 05 33 23-0009 EA 2-1/2" x 2-1/2", Tee For Surface Mounted Wireway With Screw Cover.....	133.81	27.52
For Combination Hinged Screw Cover, Add		
26 05 33 23-0010 EA 2-1/2" x 2-1/2", Cross For Surface Mounted Wireway With Screw Cover.....	150.22	30.39
For Combination Hinged Screw Cover, Add		
26 05 33 23-0011 4" x 4", Wireway With Screw Cover (26 05 33 23-0002)		
26 05 33 23-0012 LF 4" x 4", NEMA 1, Surface Mounted Wireway With Screw Cover.....	33.42	6.96
For Combination Hinged Screw Cover, Add		
For Concrete Or Masonry Surface, Add		
26 05 33 23-0013 LF 4" x 4", NEMA 3R, Surface Mounted Wireway With Screw Cover.....	60.09	6.96
For Combination Hinged Screw Cover, Add		
For Concrete Or Masonry Surface, Add		
26 05 33 23-0014 EA 4" x 4", End Plate For Surface Mounted Wireway With Screw Cover.....	18.29	6.08
For Combination Hinged Screw Cover, Add		
26 05 33 23-0015 EA 4" x 4", Coupling For Surface Mounted Wireway With Screw Cover.....	29.35	11.60
For Combination Hinged Screw Cover, Add		
26 05 33 23-0016 EA 4" x 4", Panel Adapter For Surface Mounted Wireway With Screw Cover.....	66.05	23.65
For Combination Hinged Screw Cover, Add		
26 05 33 23-0017 EA 4" x 4", Elbow For Surface Mounted Wireway With Screw Cover.....	103.86	23.65
For Combination Hinged Screw Cover, Add		
26 05 33 23-0018 EA 4" x 4", Tee For Surface Mounted Wireway With Screw Cover.....	147.12	30.72
For Combination Hinged Screw Cover, Add		
26 05 33 23-0019 EA 4" x 4", Cross For Surface Mounted Wireway With Screw Cover.....	169.94	35.91
For Combination Hinged Screw Cover, Add		
26 05 33 23-0020 6" x 6", Wireway With Screw Cover (26 05 33 23-0002)		
26 05 33 23-0021 LF 6" x 6", NEMA 1, Surface Mounted Wireway With Screw Cover.....	49.98	8.29
For Combination Hinged Screw Cover, Add		
For Concrete Or Masonry Surface, Add		
26 05 33 23-0022 LF 6" x 6", NEMA 3R, Surface Mounted Wireway With Screw Cover.....	96.75	8.29
For Combination Hinged Screw Cover, Add		
For Concrete Or Masonry Surface, Add		
26 05 33 23-0023 EA 6" x 6", End Plate For Surface Mounted Wireway With Screw Cover.....	23.15	6.63
For Combination Hinged Screw Cover, Add		
26 05 33 23-0024 EA 6" x 6", Coupling For Surface Mounted Wireway With Screw Cover.....	37.51	13.82
For Combination Hinged Screw Cover, Add		
26 05 33 23-0025 EA 6" x 6", Panel Adapter For Surface Mounted Wireway With Screw Cover.....	93.34	27.52
For Combination Hinged Screw Cover, Add		
26 05 33 23-0026 EA 6" x 6", Elbow For Surface Mounted Wireway With Screw Cover.....	133.26	27.52
For Combination Hinged Screw Cover, Add		
26 05 33 23-0027 EA 6" x 6", Tee For Surface Mounted Wireway With Screw Cover.....	209.42	34.37
For Combination Hinged Screw Cover, Add		
26 05 33 23-0028 EA 6" x 6", Cross For Surface Mounted Wireway With Screw Cover.....	226.98	39.78
For Combination Hinged Screw Cover, Add		
26 05 33 23-0029 8" x 8", Wireway With Screw Cover (26 05 33 23-0002)		

26 Electrical

26 05 Common Work Results for Electrical

26 05 33 Raceway and Boxes for Electrical Systems



MINOR	CSI	UOM	DESCRIPTION	TOTAL DIRECT UNIT COST	DEMOLITION UNIT COST
26 05 33	23-0030	LF	8" x 8", NEMA 1, Surface Mounted Wireway With Screw Cover <i>For Combination Hinged Screw Cover, Add</i> <i>For Concrete Or Masonry Surface, Add</i>	80.65 3.13 0.90	9.06
26 05 33	23-0031	LF	8" x 8", NEMA 3R, Surface Mounted Wireway With Screw Cover <i>For Combination Hinged Screw Cover, Add</i> <i>For Concrete Or Masonry Surface, Add</i>	147.25 6.46 0.90	9.06
26 05 33	23-0032	EA	8" x 8", End Plate For Surface Mounted Wireway With Screw Cover <i>For Combination Hinged Screw Cover, Add</i>	25.49 0.56	7.18
26 05 33	23-0033	EA	8" x 8", Coupling For Surface Mounted Wireway With Screw Cover <i>For Combination Hinged Screw Cover, Add</i>	40.96 0.56	14.92
26 05 33	23-0034	EA	8" x 8", Panel Adapter For Surface Mounted Wireway With Screw Cover <i>For Combination Hinged Screw Cover, Add</i>	104.15 2.18	30.28
26 05 33	23-0035	EA	8" x 8", Elbow For Surface Mounted Wireway With Screw Cover <i>For Combination Hinged Screw Cover, Add</i>	168.99 5.42	30.28
26 05 33	23-0036	EA	8" x 8", Tee For Surface Mounted Wireway With Screw Cover <i>For Combination Hinged Screw Cover, Add</i>	251.85 8.86	37.36
26 05 33	23-0037	EA	8" x 8", Cross For Surface Mounted Wireway With Screw Cover <i>For Combination Hinged Screw Cover, Add</i>	351.60 13.05	45.31
26 05 33	23-0038		10" x 10", Wireway With Screw Cover <small>(26 05 33 23-0002)</small>		
26 05 33	23-0039	LF	10" x 10", NEMA 1, Surface Mounted Wireway With Screw Cover <i>For Combination Hinged Screw Cover, Add</i> <i>For Concrete Or Masonry Surface, Add</i>	117.08 4.80 1.05	10.50
26 05 33	23-0040	LF	10" x 10", NEMA 3R, Surface Mounted Wireway With Screw Cover <i>For Combination Hinged Screw Cover, Add</i> <i>For Concrete Or Masonry Surface, Add</i>	207.21 9.31 1.05	10.50
26 05 33	23-0041	EA	10" x 10", End Plate For Surface Mounted Wireway With Screw Cover <i>For Combination Hinged Screw Cover, Add</i>	35.67 0.96	8.29
26 05 33	23-0042	EA	10" x 10", Coupling For Surface Mounted Wireway With Screw Cover <i>For Combination Hinged Screw Cover, Add</i>	52.25 0.96	16.57
26 05 33	23-0043	EA	10" x 10", Panel Adapter For Surface Mounted Wireway With Screw Cover <i>For Combination Hinged Screw Cover, Add</i>	138.93 3.65	32.93
26 05 33	23-0044	EA	10" x 10", Elbow For Surface Mounted Wireway With Screw Cover <i>For Combination Hinged Screw Cover, Add</i>	267.55 10.08	32.93
26 05 33	23-0045	EA	10" x 10", Tee For Surface Mounted Wireway With Screw Cover <i>For Combination Hinged Screw Cover, Add</i>	404.63 16.08	41.55
26 05 33	23-0046	EA	10" x 10", Cross For Surface Mounted Wireway With Screw Cover <i>For Combination Hinged Screw Cover, Add</i>	577.24 24.17	46.96
26 05 33	23-0047		12" x 12", Wireway With Screw Cover <small>(26 05 33 23-0002)</small>		
26 05 33	23-0048	LF	12" x 12", NEMA 1, Surface Mounted Wireway With Screw Cover <i>For Combination Hinged Screw Cover, Add</i> <i>For Concrete Or Masonry Surface, Add</i>	137.49 5.60 1.27	12.71
26 05 33	23-0049	LF	12" x 12", NEMA 3R, Surface Mounted Wireway With Screw Cover <i>For Combination Hinged Screw Cover, Add</i> <i>For Concrete Or Masonry Surface, Add</i>	228.06 10.13 1.27	12.71
26 05 33	23-0050	EA	12" x 12", End Plate For Surface Mounted Wireway With Screw Cover <i>For Combination Hinged Screw Cover, Add</i>	46.87 1.46	8.84
26 05 33	23-0051	EA	12" x 12", Coupling For Surface Mounted Wireway With Screw Cover <i>For Combination Hinged Screw Cover, Add</i>	64.55 1.46	17.68
26 05 33	23-0052	EA	12" x 12", Panel Adapter For Surface Mounted Wireway With Screw Cover <i>For Combination Hinged Screw Cover, Add</i>	182.21 5.52	35.91
26 05 33	23-0053	EA	12" x 12", Elbow For Surface Mounted Wireway With Screw Cover <i>For Combination Hinged Screw Cover, Add</i>	352.54 14.04	35.91
26 05 33	23-0054	EA	12" x 12", Tee For Surface Mounted Wireway With Screw Cover <i>For Combination Hinged Screw Cover, Add</i>	454.65 18.31	44.20
26 05 33	23-0055	EA	12" x 12", Cross For Surface Mounted Wireway With Screw Cover <i>For Combination Hinged Screw Cover, Add</i>	740.71 32.06	49.73
26 05 33	23-0056		Surface Metal Raceways <small>(26 05 33 23-0001)</small> Note: Exposed on flat wall surface.		
26 05 33	23-0057		One Piece Surface Metal Raceways <small>(26 05 33 23-0056)</small> Note: Exposed installations on masonry, concrete block or drywall walls or ceilings. (Wiremold or approved equal).		
26 05 33	23-0058		3/4" x 17/32" One Piece Surface Metal Raceways (Wiremold #500) <small>(26 05 33 23-0057)</small> Note: Available in ivory.		
26 05 33	23-0059	LF	3/4" x 17/32" One Piece Surface Metal Raceway (Wiremold #500) <i>For Concrete Or Masonry Surface, Add</i>	5.01 0.17	1.65
26 05 33	23-0060	EA	Bushing (Wiremold #502)	4.83	2.21
26 05 33	23-0061	EA	One Or Two Hole Strap (Wiremold #504)	4.88	2.21
26 05 33	23-0062	EA	Connection Cover (Wiremold #506)	5.07	2.21
26 05 33	23-0063	EA	Flat 90 Degree Elbow (Wiremold #511)	7.81	2.66
26 05 33	23-0064	EA	Flat 45 Degree Elbow (Wiremold #512)	13.24	2.77
26 05 33	23-0065	EA	Adjustable Internal Elbow (Wiremold #517)	9.74	3.32
26 05 33	23-0066	EA	Adjustable External Elbow (Wiremold #518)	9.51	3.32



MINOR CSI UOM DESCRIPTION	TOTAL DIRECT UNIT COST	DEMOLITION UNIT COST
---------------------------	------------------------	----------------------

26 05 33 23-0067	3/4" x 21/32" One Piece Surface Metal Raceways (Wiremold #700) ^(26 05 33 23-0057)		
	Note: Available in ivory and white.		
26 05 33 23-0068	LF 3/4" x 21/32" One Piece Surface Metal Raceway (Wiremold #700).....	6.29	2.21
	For Concrete Or Masonry Surface, Add	0.22	
26 05 33 23-0069	EA Bushing (Wiremold #702).....	4.95	2.21
26 05 33 23-0070	EA One Or Two Hole Strap (Wiremold #704).....	5.11	2.21
26 05 33 23-0071	EA Connection Cover (Wiremold #706).....	5.15	2.21
26 05 33 23-0072	EA Flat 90 Degree Elbow (Wiremold #711).....	11.40	4.42
26 05 33 23-0073	EA Flat 45 Degree Elbow (Wiremold #712).....	18.18	4.42
26 05 33 23-0074	EA Adjustable Internal Elbow (Wiremold #717).....	12.32	4.42
26 05 33 23-0075	EA Adjustable External Elbow (Wiremold #718).....	11.89	4.42

26 05 33 23-0076	One Piece Surface Metal Raceways Fittings (Wiremold #500 And 700 Fittings) ^(26 05 33 23-0057)		
	Note: Available in ivory.		
26 05 33 23-0077	EA 18" Flex Fitting, For #500 Or 700 (Wiremold #5700F).....	35.03	3.32
26 05 33 23-0078	EA Galvanized Coupling For #500 Or 700 (Wiremold #5701).....	5.09	2.21
26 05 33 23-0079	EA Supporting Clip, For #500 Or 700 (Wiremold #5703).....	5.09	2.21
26 05 33 23-0080	EA Ground Clamp (Wiremold #5709).....	15.08	3.32
26 05 33 23-0081	EA Grounding Connector (Wiremold #5709GC).....	12.68	3.32
26 05 33 23-0082	EA L Or R (Left Or Right) Twisted Internal Ell (Wiremold #5711).....	14.34	4.42
26 05 33 23-0083	EA Tee (Wiremold #5715).....	16.07	5.52
26 05 33 23-0084	EA 2-1/2" x 2-3/8" x 2-1/2" Corner Box (Wiremold #5719).....	28.49	4.42
26 05 33 23-0085	EA Utility Box For #500 Or #700 (Wiremold #57242).....	21.82	4.42
26 05 33 23-0086	EA 2-3/8" Diameter, Blank Cover (Wiremold #5731).....	11.68	2.77
26 05 33 23-0087	EA 3" Diameter, Outlet Box (Wiremold #5733).....	27.12	4.42
26 05 33 23-0088	EA 4-3/4" Square x 1-3/8" Deep, Distribution Box (Wiremold #5735).....	27.01	4.42
26 05 33 23-0089	EA 4-3/8" Blank Cover (Wiremold #5736).....	12.40	2.77
26 05 33 23-0090	EA 4-3/4" Diameter, Extension Box/Open Base (Wiremold #5737).....	24.50	4.42
26 05 33 23-0091	EA 5-1/2" Diameter, Extension Box/Open Base (Wiremold #5737A).....	23.63	4.42
26 05 33 23-0092	EA 4-3/4" Diameter, Fixture Box/Solid Base (Wiremold #5738).....	23.83	4.42
26 05 33 23-0093	EA 5-1/2" Diameter, Fixture Box/Solid Base (Wiremold #5738A).....	23.83	4.42
26 05 33 23-0094	EA 5-1/2" Diameter, Fan Box/Solid Base (Wiremold #5738AF).....	27.01	4.42
26 05 33 23-0095	EA 6-3/8" Diameter, Fixture Box/Solid Base (Wiremold #5739).....	26.68	4.42
26 05 33 23-0096	EA 6-3/8" Diameter, Extension Box/Open Base (Wiremold #5739A).....	28.50	4.42
26 05 33 23-0097	EA Standard Switch Box For #500, Or #700 (Wiremold #57240).....	31.89	7.18
26 05 33 23-0098	EA Duplex Receptacle And Box, Ground, For #500 Or #700 (Wiremold #57243G).....	50.19	13.82
26 05 33 23-0099	EA 2-13/16" x 4-5/8" x 1-3/8" Switch And Receptacle Box For Shallow Type Switches (Wiremold #5741).....	23.88	7.18
26 05 33 23-0100	EA 1 Gang, 4-5/8" x 2-7/8" x 2-3/4" Extra Deep Switch And Receptacle Box (Wiremold #5744).....	38.32	7.18
26 05 33 23-0101	EA 2 Gang, 4-3/4" x 4-3/4" x 2-3/4" Extra Deep Switch And Receptacle Box (Wiremold #5744-2).....	44.06	7.18
26 05 33 23-0102	EA 3 Gang, 4-5/8" x 6-1/2" x 2-3/4" Extra Deep Switch And Receptacle Box (Wiremold #5744-3).....	67.36	7.18
26 05 33 23-0103	EA 1 Gang, Signal Box (Wiremold #5744S).....	34.77	6.08
26 05 33 23-0104	EA 2 Gang, Signal Box (Wiremold #5744S-2).....	38.90	6.08
26 05 33 23-0105	EA 3 Gang, Signal Box (Wiremold #5744S-3).....	62.85	6.08
26 05 33 23-0106	EA 4-5/8" x 2-7/8" x 1-3/4" Combination Switch And Receptacle Box With 1/2" KO's (Wiremold #5745).....	24.98	7.18
26 05 33 23-0107	EA 4-5/8" x 2-7/8" x 1-3/8", 1 Gang, Shallow Switch And Receptacle Box For Standard Shallow Devices (Wiremold #5747).....	21.85	7.18
26 05 33 23-0108	EA 4-3/4" x 4-3/4" x 1-3/8", 2 Gang, Shallow Switch And Receptacle Box For Standard Shallow Devices (Wiremold #5747-2).....	31.11	7.18
26 05 33 23-0109	EA 4-5/8" x 6-1/2" x 2-3/4", 3 Gang, Shallow Switch And Receptacle Box For Standard Shallow Devices (Wiremold #5747-3).....	61.40	7.18
26 05 33 23-0110	EA 4-5/8" x 2-7/8" x 1-3/4", 1 Gang, Switch And Receptacle Box For Deep Devices (Wiremold #5748).....	23.42	7.18
26 05 33 23-0111	EA 4-3/4" x 4-3/4" x 1-3/4", 2 Gang, Switch And Receptacle Box For Deep Devices (Wiremold #5748-2).....	32.99	7.18
26 05 33 23-0112	EA 4-5/8" x 6-1/2" x 1-3/4", 3 Gang, Switch And Receptacle Box For Deep Devices (Wiremold #5748-3).....	59.66	7.18
26 05 33 23-0113	EA 4-5/8" x 8-11/32" x 1-3/4", 4 Gang, Switch And Receptacle Box For Deep Devices (Wiremold #5748-4).....	88.99	7.18
26 05 33 23-0114	EA 4-5/8" x 10-5/32" x 1-3/4", 5 Gang, Switch And Receptacle Box For Deep Devices (Wiremold #5748-5).....	147.33	7.18
26 05 33 23-0115	EA 4-5/8" x 11-31/32" x 1-3/4", 6 Gang, Switch And Receptacle Box For Deep Devices (Wiremold #5748-6).....	149.94	7.18
26 05 33 23-0116	EA 4-3/8" x 2-7/8" x 15/16" Shallow Switch And Receptacle Box For Shallow Duplex Devices (Wiremold #5748-S).....	23.12	7.18
26 05 33 23-0117	EA 4-5/8" x 2-7/8" x 15/16", 1 Gang, Flush-Type Extension Adapter (Wiremold #5751).....	22.45	7.18
26 05 33 23-0118	EA 4-3/4" x 4-3/4" x 15/16", 2 Gang, Flush-Type Extension Adapter (Wiremold #5751-2).....	30.17	7.18
26 05 33 23-0119	EA 4-5/8" x 6-1/2" x 15/16", 3 Gang, Flush-Type Extension Adapter (Wiremold #5751-3).....	60.24	7.18
26 05 33 23-0120	EA 4-5/8" x 2-7/8" x 1-3/4", 1 Gang, Deep Flush-Type Extension Adapter (Wiremold #5751A).....	24.35	7.18
26 05 33 23-0121	EA 4-11/16" x 4-11/16" x 1-3/8", 2 Gang, Alarm Device Box (Wiremold #5752).....	31.79	7.18
26 05 33 23-0122	EA 4-11/16" x 4-11/16" x 2-3/4", 2 Gang, Extra Deep Alarm Device Box (Wiremold #5753).....	46.22	7.18
26 05 33 23-0123	EA Blank Extension Box (Wiremold #5760).....	16.02	2.77
26 05 33 23-0124	EA 1/2" Special Nipple (Wiremold #5780).....	15.24	2.77
26 05 33 23-0125	EA 1/2" Box Connector (Wiremold #5781A).....	10.02	2.77
26 05 33 23-0126	EA 3/4" Box Connector (Wiremold #5781A).....	19.15	3.32
26 05 33 23-0127	EA 1/2" Conduit Connector (Wiremold #5782).....	10.11	2.77
26 05 33 23-0128	EA 3/4" Conduit Connector (Wiremold #5782A).....	24.10	3.32
26 05 33 23-0129	EA 1/2" Elbow Conduit Connector (Wiremold #5784).....	21.55	3.32
26 05 33 23-0130	EA Combination Connector, To Any 3-1/4" Or 4" Outlet Box (Wiremold #5785).....	11.79	3.32
26 05 33 23-0131	EA Offset Connector (Wiremold #5786).....	19.97	3.32
26 05 33 23-0132	EA Armor Cable Connector (Wiremold #5790B).....	10.27	2.77
26 05 33 23-0133	EA 1/2" Electrical Metallic Tubing (EMT) Connector, For #500 Or 700 (Wiremold #5791).....	9.12	2.21

26 05 33 23-0134	1-9/16" x 11/32" One Piece Surface Metal Raceways (Wiremold #1500) ^(26 05 33 23-0057)		
	Note: Galvanized finish.		

26 Electrical
26 05 Common Work Results for Electrical
26 05 33 Raceway and Boxes for Electrical Systems



MINOR CSI UOM DESCRIPTION TOTAL DIRECT UNIT COST DEMOLITION UNIT COST

26 05 33 23-0135	LF	1-9/16" x 11/32" One Piece Surface Metal Raceway (Wiremold #1500-10)	9.11	2.77
		<i>For Concrete Or Masonry Surface, Add</i>	0.28	
26 05 33 23-0136	EA	Wire Clip (Wiremold #1500WC)	5.61	2.21
26 05 33 23-0137	EA	Bushing (Wiremold #1502)	6.62	2.77
26 05 33 23-0138	EA	2-Hole Strap (Wiremold #1504)	7.47	3.32
26 05 33 23-0139	EA	Flat Elbow (Wiremold #1511)	29.21	10.50
26 05 33 23-0140	EA	Internal Elbow (Wiremold #1517)	30.23	10.50
26 05 33 23-0141	EA	Adapter Fitting (Wiremold #1517B)	32.60	10.50
26 05 33 23-0142	EA	External Elbow (Wiremold #1518)	32.40	10.50
26 05 33 23-0143	EA	Utility Box (Wiremold #1528)	29.57	7.18
26 05 33 23-0144	EA	Junction Box (Wiremold #1542D)	30.52	7.18
26 05 33 23-0145	EA	Duplex Receptacle (Wiremold #1543GL)	59.85	13.82
26 05 33 23-0146	EA	Single Receptacle Box (Wiremold #1546A)	31.46	7.18
26 05 33 23-0147	EA	Duplex Receptacle Box (Wiremold #1546B)	38.69	7.18
26 05 33 23-0148	EA	Telephone Box (Wiremold #1546T)	37.94	7.18
26 05 33 23-0149	EA	Combination Connection (Wiremold #1585)	18.35	3.32

26 05 33 23-0150 2-7/32" x 28/32" One Piece Surface Metal Raceways (Wiremold #2600) (26 05 33 23-0057)

		Note: Galvanized finish.		
26 05 33 23-0151	LF	2-7/32" x 28/32" One Piece Surface Metal Raceway (Wiremold #2600-10)	15.72	4.97
		<i>For Concrete Or Masonry Surface, Add</i>	0.50	
26 05 33 23-0152	EA	Wire Clip (Wiremold #2600WC)	5.81	2.21
26 05 33 23-0153	EA	Fiber Bushing (Wiremold #2602)	6.58	2.21
26 05 33 23-0154	EA	2-5/8", 90 Degree Flat Elbow (Wiremold #2611)	25.01	3.87
26 05 33 23-0155	EA	5" Diameter, Junction Box (Wiremold #2642D)	37.52	5.52
26 05 33 23-0156	EA	Service Fitting (Wiremold #2686FO)	36.36	6.63

26 05 33 23-0157 Two Piece Surface Metal Raceways (26 05 33 23-0056)

Note: Exposed installations on masonry, concrete block or drywall walls or ceilings. (Wiremold or approved equal).

26 05 33 23-0158 1-9/32" x 3/4" Two Piece Surface Metal Raceways (Wiremold #2000) (26 05 33 23-0157)

26 05 33 23-0159	LF	1-9/32" x 3/4" Two Piece Surface Metal Raceway Base And Cover (Wiremold #2000BC)	9.03	2.77
		<i>For Concrete Or Masonry Surface, Add</i>	0.28	
26 05 33 23-0160	EA	Wire Clip (Wiremold #2000WC)	4.22	2.21
26 05 33 23-0161	EA	Coupling (Wiremold #2001)	11.08	2.77
26 05 33 23-0162	EA	Supporting Clip (Wiremold #2003)	5.61	1.65
26 05 33 23-0163	EA	Cover Clip (Wiremold #2006)	5.17	1.65
26 05 33 23-0164	EA	Ground Clamp (Wiremold #2009)	13.88	2.77
26 05 33 23-0165	EA	Entrance End Fitting (Wiremold #2010A2)	26.58	8.29
26 05 33 23-0166	EA	Entrance End Fitting (Wiremold #2010A3)	46.45	11.05
26 05 33 23-0167	EA	Blank End Fitting (Wiremold #2010B)	6.87	2.77
26 05 33 23-0168	EA	Flat 90 Degree Elbow (Wiremold #2011)	22.84	7.18
26 05 33 23-0169	EA	Tee (Wiremold #2015)	42.76	10.39
26 05 33 23-0170	EA	Internal Corner Coupling (Wiremold #2017TC)	14.36	5.52
26 05 33 23-0171	EA	Single Gang Device Box (Wiremold #2048)	34.88	9.83
26 05 33 23-0172	EA	2-Gang device Box (Wiremold #2048-2)	56.48	10.94
26 05 33 23-0173	EA	Flush Plate Adapter (Wiremold #2051H)	37.71	10.94
26 05 33 23-0174	EA	Side Reducing Connector (Wiremold #2089)	32.24	5.52
26 05 33 23-0175	EA	#2089E End Reducing Connector	13.14	2.77

26 05 33 23-0176 1-7/8" x 7/8" Two Piece Surface Metal Raceways (Wiremold #2400) (26 05 33 23-0157)

Note: Available in gray enamel (G) or ivory (V).

26 05 33 23-0177	LF	1-7/8" x 7/8" Two Piece Surface Metal Raceway Base (Wiremold #2400B)	7.56	2.77
		<i>For Concrete Or Masonry Surface, Add</i>	0.28	
26 05 33 23-0178	LF	1-7/8" x 7/8" Divided Two Piece Surface Metal Raceway Base (Wiremold #2400BD)	8.37	2.77
		<i>For Concrete Or Masonry Surface, Add</i>	0.28	
26 05 33 23-0179	LF	Raceway Cover (Wiremold #2400C)	3.18	0.55
26 05 33 23-0180	EA	Wire Clip (Wiremold #2400WC)	4.21	2.21
26 05 33 23-0181	EA	Coupling (Wiremold #2401)	10.96	2.77
26 05 33 23-0182	EA	Divided Raceway Coupling (Wiremold #2401D)	9.42	2.77
26 05 33 23-0183	EA	Cover Clip (Wiremold #2406)	5.18	1.65
26 05 33 23-0184	EA	Device Bracket Frame (Wiremold #2407-2CM)	39.75	8.29
26 05 33 23-0185	EA	Device Bracket Frame (Wiremold #2407-2TJ)	37.97	8.29
26 05 33 23-0186	EA	Ground Clamp (Wiremold #2409)	10.56	2.21
26 05 33 23-0187	EA	End Fitting (Wiremold #2410A)	25.24	8.29
26 05 33 23-0188	EA	Blank End (Wiremold #2410B)	6.92	2.77
26 05 33 23-0189	EA	Divided Blank End Fitting (Wiremold #2410BD)	7.02	2.77
26 05 33 23-0190	EA	Entrance End Fitting (Wiremold #2410C)	39.58	8.29
26 05 33 23-0191	EA	Divided Entrance End Fitting (Wiremold #2410D)	37.86	8.29
26 05 33 23-0192	EA	Divided Entrance End Fitting (Wiremold #2410DFO)	63.55	8.29
26 05 33 23-0193	EA	Full Cap Entrance End Fitting (Wiremold #2410FC)	48.14	8.29
26 05 33 23-0194	EA	Divided Flat 90 Degree Elbow (Wiremold #2411D)	28.57	8.29
26 05 33 23-0195	EA	Radiused Divided Flat 90 Degree Elbow (Wiremold #2411DFO)	47.18	8.29
26 05 33 23-0196	EA	Radiused Flat 90 Degree Elbow (Wiremold #2411FO)	42.03	8.18
26 05 33 23-0197	EA	Flat 90 Degree Elbow (Wiremold #2411M)	27.13	8.29
26 05 33 23-0198	EA	Radiused Divided Tee (Wiremold #2415DFO)	50.81	8.18



MINOR	CSI	UOM	DESCRIPTION	TOTAL DIRECT UNIT COST	DEMOLITION UNIT COST
26 05 33	23-0199	EA	Radiused Tee (Wiremold #2415FO).....	48.20	8.18
26 05 33	23-0200	EA	Tee (Wiremold #2415M).....	32.62	8.18
26 05 33	23-0201	EA	Divided Internal Coupling (Wiremold #2417D).....	26.82	8.18
26 05 33	23-0202	EA	Radiused Divided Internal Coupling (Wiremold #2417DFO).....	43.47	8.18
26 05 33	23-0203	EA	Radiused Internal Coupling (Wiremold #2417FO).....	42.11	8.18
26 05 33	23-0204	EA	Internal Coupling (Wiremold #2417M).....	25.91	8.18
26 05 33	23-0205	EA	Radiused Divided External Coupling (Wiremold #2418DFO).....	47.47	8.18
26 05 33	23-0206	EA	Radiused External Coupling (Wiremold #2418FO).....	46.66	8.18
26 05 33	23-0207	EA	External Coupling (Wiremold #2418M).....	32.02	8.18
26 05 33	23-0208	EA	1 Gang, Extra Deep Switch And Receptacle (Wiremold #2444).....	43.26	7.18
26 05 33	23-0209	EA	2 Gang, Extra Deep Switch And Receptacle Box (Wiremold #2444-2).....	48.27	7.18
26 05 33	23-0210	EA	Over Raceway, Extra Deep Switch And Receptacle Box, 2 Gang (Wiremold #2444-2LS).....	48.52	7.18
26 05 33	23-0211	EA	Divided, 1 Gang, Extra Deep Switch And Receptacle (Wiremold #2444D).....	46.41	7.18
26 05 33	23-0212	EA	Divided, 2 Gang, Extra Deep Switch And Receptacle Box (Wiremold #2444D-2A).....	66.38	7.18
26 05 33	23-0213	EA	Divided, Over Raceway, 2 Gang, Extra Deep Switch And Receptacle Box (Wiremold #2444D-2N).....	58.17	7.18
26 05 33	23-0214	EA	4-5/8" x 2-7/8" x 1-3/4", 1 Gang, Switch And Receptacle Box For Shallow Devices (Wiremold #2448).....	29.66	7.18
26 05 33	23-0215	EA	4-3/4" x 4-3/4" x 1-3/4", 2 Gang, Switch And Receptacle Box For Shallow Devices (Wiremold #2448-2).....	47.16	7.18
26 05 33	23-0216	EA	Device Bracket Type Adapter Plate (Wiremold #2450).....	14.32	2.77
26 05 33	23-0217	EA	4-1/2" x 4-1/2" Back Feed Fitting (Wiremold #2451H).....	33.43	8.29
26 05 33	23-0218	EA	Bridge Fitting For 2400/700/500 (Wiremold #2475D).....	104.44	8.29
26 05 33	23-0219	EA	Side Reducing Connector (Wiremold #2489).....	29.79	4.42
26 05 33	23-0220		2-3/4" x 1-17/32" Two Piece Surface Metal Raceways (Wiremold #3000) (26 05 33 23-0157)		
			Note: Available in gray enamel (G) or ivory (V).		
26 05 33	23-0221	LF	2-3/4" x 1-17/32" Two Piece Surface Metal Raceway Base (Wiremold #3000B).....	14.30	4.97
			For Concrete Or Masonry Surface, Add	0.50	
26 05 33	23-0222	LF	Raceway Cover (Wiremold #3000CE).....	3.36	0.55
26 05 33	23-0223	EA	Wire Clips For Conductors (Wiremold #3000WC).....	5.45	2.21
26 05 33	23-0224	EA	Couplings (Wiremold #3001).....	14.12	2.21
26 05 33	23-0225	EA	Rigid Inside Coupling (Wiremold #3001A).....	13.87	2.77
26 05 33	23-0226	EA	Supporting Clip (Wiremold #3003).....	10.27	2.77
26 05 33	23-0227	EA	Clip Cover (Wiremold #3006E).....	5.92	2.21
26 05 33	23-0228	EA	Device Brackets (Wiremold #3007C).....	15.27	4.42
26 05 33	23-0229	EA	C-Hanger (Wiremold #3008C).....	15.13	3.32
26 05 33	23-0230	EA	Entrance End Fitting For Connecting To 1/2" Conduit Or Armored Connectors (Wiremold #3010AE).....	35.39	10.50
26 05 33	23-0231	EA	Blank End Fittings (Wiremold #3010B).....	12.98	4.42
26 05 33	23-0232	EA	Entrance End Fitting For Connecting To Rigid Or Flexible Conduit (Wiremold #3010C).....	39.14	10.50
26 05 33	23-0233	EA	Flat 90 Degree Elbow (Wiremold #3011E).....	58.72	13.70
26 05 33	23-0234	EA	Wall Box Connector (Wiremold #3014C).....	42.10	13.82
26 05 33	23-0235	EA	Tee Fitting (Wiremold #3015E).....	80.64	17.12
26 05 33	23-0236	EA	Internal Corner Coupling (Wiremold #3017TCE).....	38.25	10.50
26 05 33	23-0237	EA	External Corner (Wiremold #3018AE).....	47.07	10.50
26 05 33	23-0238	EA	Single Receptacle Cover With Face Diameters Of 1.38"-1.4" (Wiremold #3027AE).....	33.75	10.50
26 05 33	23-0239	EA	Utility Box (Wiremold #3028).....	56.82	10.50
26 05 33	23-0240	EA	Single Receptacle Cover With Face Diameters Of 1.56"-1.57" (Wiremold #3033JE).....	18.31	2.77
26 05 33	23-0241	EA	Blank Cover (Wiremold #3036HE).....	20.02	2.77
26 05 33	23-0242	EA	Switch Cover (Wiremold #3040CE).....	18.26	2.77
26 05 33	23-0243	EA	Duplex Receptacle Cover (Wiremold #3043BE).....	21.14	3.32
26 05 33	23-0244	EA	15 Amperes, 125 Volt Duplex Grounding Receptacle And Cover (Wiremold #3043GE).....	55.34	14.37
26 05 33	23-0245	EA	2 Gang, Extra Deep Switch And Receptacle Box (Wiremold #3044-2).....	63.92	10.50
26 05 33	23-0246	EA	Duplex Receptacle Cover (Wiremold #3046BE).....	18.42	3.32
26 05 33	23-0247	EA	Tap Off Fitting (Wiremold #3046H-2).....	20.78	2.77
26 05 33	23-0248	EA	1-15/16" Deep x 6" Long, Circuit Breaker Housing (Wiremold #3046KD).....	82.35	6.63
26 05 33	23-0249	EA	2-3/4" Deep x 7-3/8" Long, Circuit Breaker Housing (Wiremold #3046KTSQ).....	201.81	6.63
26 05 33	23-0250	EA	1-13/16" Deep x 7-3/8" Long, Circuit Breaker Housing (Wiremold #3046QOU).....	71.64	6.63
26 05 33	23-0251	EA	1-13/16" Deep x 7-15/16" Long x 2-13/16" Wide, Bump Up Device Plate Cover (Wiremold #3046S).....	77.57	6.63
26 05 33	23-0252	EA	1-13/32" Deep x 7-15/16" Long x 2-13/16" Wide, Bump Up Device Plate Cover (Wiremold #3046U).....	77.57	6.63
26 05 33	23-0253	EA	Rectangular Receptacle Cover (Wiremold #3048R).....	24.56	3.32
26 05 33	23-0254		4-3/4" x 1-3/4" Two Piece Surface Metal Raceways (Wiremold #4000) (26 05 33 23-0157)		
			Note: Available in gray enamel (G) or ivory (V).		
26 05 33	23-0255	LF	4-3/4" x 1-3/4" Two Piece Surface Metal Raceway Base (Wiremold #4000B-10).....	17.60	4.97
			For Concrete Or Masonry Surface, Add	0.54	
26 05 33	23-0256	LF	Raceway Cover (Wiremold #4000C).....	6.20	0.55
26 05 33	23-0257	LF	Divider (Wiremold #4000D).....	3.01	0.55
26 05 33	23-0258	EA	Wire Clips For Conductors (Wiremold #4000WC).....	6.75	2.77
26 05 33	23-0259	EA	Couplings (Wiremold #4001A).....	17.54	3.32
26 05 33	23-0260	EA	Divider Clip (Wiremold #4001D).....	8.26	3.32
26 05 33	23-0261	EA	Seam Clip (Wiremold #4006).....	8.41	3.32
26 05 33	23-0262	EA	Single Device Fitting (Wiremold #4007C-1R).....	35.04	7.18
26 05 33	23-0263	EA	Blank End Fittings (Wiremold #4010B).....	18.64	4.42
26 05 33	23-0264	EA	Entrance End Fitting (Wiremold #4010DFO).....	71.56	17.01
26 05 33	23-0265	EA	Flat 90 Degree Elbow (Wiremold #4011).....	66.54	13.82
26 05 33	23-0266	EA	Radiused Flat 90 Degree Elbow (Wiremold #4011FO).....	78.61	13.82
26 05 33	23-0267	EA	Internal Or External 45 Degree Elbow (Wiremold #4012TX).....	72.44	17.12
26 05 33	23-0268	EA	Wall Box Connector (Wiremold #4014A).....	96.58	17.12
26 05 33	23-0269	EA	Tee Fitting (Wiremold #4015).....	107.17	17.12
26 05 33	23-0270	EA	Divided Tee Fitting (Wiremold #4015D).....	111.43	17.12

26 Electrical

26 05 Common Work Results for Electrical

26 05 33 Raceway and Boxes for Electrical Systems



MINOR
CSI UOM DESCRIPTION

TOTAL DIRECT UNIT COST DEMOLITION UNIT COST

26 05 33 23-0271	EA	Radiused Full Capacity Divided Tee Fitting (Wiremold #4015DFO)	133.09	17.12
26 05 33 23-0272	EA	Radiused Tee Fitting (Wiremold #4015FO)	133.50	17.12
26 05 33 23-0273	EA	Internal Elbow (Wiremold #4017)	58.86	17.12
26 05 33 23-0274	EA	Internal Elbow (Wiremold #4017FO)	105.31	17.12
26 05 33 23-0275	EA	Inverted Internal Elbow (Wiremold #4017N)	65.25	17.12
26 05 33 23-0276	EA	Internal Corner Coupling (Wiremold #4017TCA)	55.48	17.12
26 05 33 23-0277	EA	External Elbow (Wiremold #4018)	87.68	17.12
26 05 33 23-0278	EA	Radiused External Elbow (Wiremold #4018FO)	101.99	17.12
26 05 33 23-0279	EA	Single Locking Receptacle And Two RJ11/45 Modulaular Connectors Outlet Cover (Wiremold #4046ARJ)	86.33	7.18
26 05 33 23-0280	EA	Double Duplex Receptacle Outlet Cover (Wiremold #4046B-2)	91.55	7.18
26 05 33 23-0281	EA	Duplex Receptacle And Two RJ11/45 Modular Connector Cover (Wiremold #4046DRJ)	91.55	7.18
26 05 33 23-0282	EA	Double Duplex Receptacle And Four RJ11/45 Modular Connector Cover (Wiremold #4046DRJ-2)	122.42	7.18
26 05 33 23-0283	EA	Tap-Off Fitting (Wiremold #4046H-2)	25.64	7.18
26 05 33 23-0284	EA	Combination Single Receptacle And Phone Outlet Center (Wiremold #4046JRJ)	78.59	3.32
26 05 33 23-0285	EA	Rectangular Receptacle And Two RJ11/45 Modular Connector Cover (Wiremold #4046RRJ)	93.71	7.18
26 05 33 23-0286	EA	1 Gang Device Plate (Wiremold #G4047C-1)	25.45	7.18
26 05 33 23-0287	EA	2 Gang Device Plate (Wiremold #G4047C-2)	29.71	7.18
26 05 33 23-0288	EA	Device Mounting Bracket (Wiremold #4050)	28.88	5.52
26 05 33 23-0289	EA	#4000 To #3000 Take-off Connector (Wiremold #4074A)	135.14	17.12
26 05 33 23-0290	EA	Bridge Fitting (Wiremold #4075D)	121.76	17.12
26 05 33 23-0291	EA	Bridge Fitting (Wiremold #4075DA)	121.76	17.12
26 05 33 23-0292	EA	Panel Connector (Wiremold #4086A)	97.75	32.60
26 05 33 23-0293	EA	Reducing Connector Fitting (Wiremold #4089)	60.19	17.12

26 05 33 23-0294 4-3/4" x 3-9/16" Two Piece Surface Metal Raceways (Wiremold #6000) (26.05 33 23-0157)

Note: Available in gray enamel (G) or ivory (V).

26 05 33 23-0295	LF	4-3/4" x 3-9/16" Two Piece Surface Metal Raceway Base (Wiremold #6000B-10)	25.19	6.08
		<i>For Concrete Or Masonry Surface, Add</i>	<i>0.61</i>	
26 05 33 23-0296	LF	Raceway Cover (Wiremold #6000C)	7.23	1.65
26 05 33 23-0297	LF	Divider (Wiremold #6000DA)	7.58	1.65
26 05 33 23-0298	EA	Wire Clips For Conductors (Wiremold #6000WC)	7.64	2.77
26 05 33 23-0299	EA	Couplings (Wiremold #6001A)	21.18	5.52
26 05 33 23-0300	EA	Divider Clip (Wiremold #6001D)	9.78	2.77
26 05 33 23-0301	EA	Converter Coupling (Wiremold #6001TX)	27.07	7.18
26 05 33 23-0302	EA	Connection Cover (Wiremold #6006)	25.72	7.18
26 05 33 23-0303	EA	Single Gang Device Plate (Wiremold #6007C-1)	26.95	7.18
26 05 33 23-0304	EA	Two Gang Device Plate (Wiremold #6007C-2)	29.46	7.18
26 05 33 23-0305	EA	C-Hanger (Wiremold #6008A)	42.81	10.50
26 05 33 23-0306	EA	Blank End Fittings (Wiremold #6010B)	46.50	16.57
26 05 33 23-0307	EA	Combination Flat Elbow (Wiremold #6011TX)	86.37	16.57
26 05 33 23-0308	EA	Internal-External 45 Degree Elbow (Wiremold #6012TX)	87.78	15.91
26 05 33 23-0309	EA	Connector Fitting (Wiremold #6014A)	124.91	17.12
26 05 33 23-0310	EA	Combination Internal-External Elbow (Wiremold #6017TX)	89.57	18.79
26 05 33 23-0311	EA	Circuit Breaker Housing (Wiremold #6046KD)	155.19	18.79
26 05 33 23-0312	EA	#6000 To #6000 Take-off Connector (Wiremold #6074)	149.67	16.57
26 05 33 23-0313	EA	#6000 To #4000 Take-off Connector (Wiremold #6074A)	161.85	16.57
26 05 33 23-0314	EA	Panel Connector (Wiremold #6086)	99.85	38.46

26 05 33 23-0315 Two Piece Surface Aluminum Raceways (26 05 33 23-0056)

Note: Exposed installations on masonry, concrete block or drywall walls or ceilings. (Wiremold or approved equal).

26 05 33 23-0316 1-7/16" x 1-1/8" Two Piece Surface Aluminum Raceways (Wiremold #AL2000) (26 05 33 23-0315)

26 05 33 23-0317	LF	1-7/16" x 1-1/8" Two Piece Surface Aluminum Raceway Base (Wiremold #AL2000B)	11.74	2.77
		<i>For Concrete Or Masonry Surface, Add</i>	<i>0.28</i>	
26 05 33 23-0318	LF	Aluminum Raceway Cover (Wiremold #AL2000C)	6.03	0.55
26 05 33 23-0319	EA	Wire Clip (Wiremold #AL2000WC)	5.63	2.21
26 05 33 23-0320	EA	Coupling (Wiremold #AL2001)	12.14	2.77
26 05 33 23-0321	EA	Supporting Clip (Wiremold #AL2003)	6.11	1.65
26 05 33 23-0322	EA	Cover Clip (Wiremold #AL2006)	7.85	1.65
26 05 33 23-0323	EA	Ground Clamp (Wiremold #AL2009)	11.14	2.77
26 05 33 23-0324	EA	Entrance End Fitting (Wiremold #AL2010A)	31.03	8.29
26 05 33 23-0325	EA	Blank End Fitting (Wiremold #AL2010B)	10.02	2.77
26 05 33 23-0326	EA	Flat 90 Degree Elbow (Wiremold #AL2011)	36.49	7.18
26 05 33 23-0327	EA	Tee (Wiremold #AL2015)	49.33	10.39
26 05 33 23-0328	EA	Internal Corner Elbow (Wiremold #AL2017)	33.25	5.52
26 05 33 23-0329	EA	External Corner Elbow (Wiremold #AL2018)	33.17	5.52
26 05 33 23-0330	EA	2 To 15 Amperes, In-Line Receptacle (Wiremold #AL2043)	53.82	10.94
26 05 33 23-0331	EA	4-13/16" Round Fixture Box (Wiremold #AL2038)	128.02	9.83
26 05 33 23-0332	EA	4-1/2" x 3" x 2-1/4" D Box (Wiremold #AL2044)	55.74	9.83
26 05 33 23-0333	EA	4-5/8" x 4-7/8" x 2-1/2" D Box (Wiremold #AL2044-2)	117.48	10.94
26 05 33 23-0334	EA	Single Gang Shallow Device Box (Wiremold #AL2047)	57.80	9.83
26 05 33 23-0335	EA	2-Gang Shallow Device Box (Wiremold #AL2047-2)	103.58	10.94
26 05 33 23-0336	EA	Flush Plate Adapter (Wiremold #AL2051H)	43.03	10.94

26 05 33 23-0337 2" x 1-9/32" Two Piece Surface Aluminum Raceways (Wiremold #AL2400) (26 05 33 23-0315)



MINOR	CSI	UOM	DESCRIPTION	TOTAL DIRECT UNIT COST	DEMOLITION UNIT COST
26 05 33	23-0338	LF	2" x 1-9/32" Two Piece Surface Aluminum Raceway Base (Wiremold #AL2400B)	13.30	2.77
			<i>For Concrete Or Masonry Surface, Add</i>	0.28	
26 05 33	23-0339	LF	Aluminum Raceway Cover (Wiremold #AL2400C)	6.27	0.55
26 05 33	23-0340	EA	Wire Clip (Wiremold #AL2400WC)	7.87	2.21
26 05 33	23-0341	EA	Coupling (Wiremold #AL2401)	14.26	2.77
26 05 33	23-0342	EA	Cover Clip (Wiremold #AL2406)	10.36	1.65
26 05 33	23-0343	EA	Ground Clamp (Wiremold #AL2409)	9.07	2.21
26 05 33	23-0344	EA	Blank End (Wiremold #AL2410B)	11.21	2.77
26 05 33	23-0345	EA	End Fitting (Wiremold #AL2410B2)	23.46	8.29
26 05 33	23-0346	EA	Flat 90 Degree Elbow (Wiremold #AL2411)	44.42	8.29
26 05 33	23-0347	EA	Tee (Wiremold #AL2415)	48.64	8.18
26 05 33	23-0348	EA	Fourway Fitting (Wiremold #AL2416)	57.48	8.18
26 05 33	23-0349	EA	Internal Coupling (Wiremold #AL2417)	44.27	8.18
26 05 33	23-0350	EA	External Coupling (Wiremold #AL2418)	47.82	8.18
26 05 33	23-0351	EA	4-1/2" x 4-1/2" Back Feed Fitting (Wiremold #AL2451H)	39.42	8.29
26 05 33 23-0352 2-7/8" x 1-7/8" Two Piece Surface Aluminum Raceways (Wiremold #AL3300) (26 05 33 23-0315)					
26 05 33	23-0353	LF	2-7/8" x 1-7/8" Two Piece Surface Aluminum Raceway Base (Wiremold #AL3300B)	21.80	4.97
			<i>For Concrete Or Masonry Surface, Add</i>	0.50	
26 05 33	23-0354	LF	Aluminum Raceway Cover (Wiremold #AL3300CE)	6.48	0.55
26 05 33	23-0355	LF	Raceway Divider (Wiremold #AL3300D)	5.34	4.97
26 05 33	23-0356	EA	Wire Clips For Conductors (Wiremold #AL3300WC)	10.40	2.21
26 05 33	23-0357	EA	Couplings (Wiremold #AL3301)	18.78	2.21
26 05 33	23-0358	EA	Divider Coupling (Wiremold #AL3301D)	15.72	2.77
26 05 33	23-0359	EA	Ground Clamp (Wiremold #AL3309)	10.54	2.21
26 05 33	23-0360	EA	Blank End Fittings (Wiremold #AL3310B)	21.95	4.42
26 05 33	23-0361	EA	End Fitting (Wiremold #AL3310B1)	35.43	10.50
26 05 33	23-0362	EA	Flat 90 Degree Elbow (Wiremold #AL3311)	109.00	13.70
			Note: Includes two (2) AL3301 couplings.		
26 05 33	23-0363	EA	Tee Fitting (Wiremold #AL3315)	124.95	17.12
			Note: Includes three (3) AL3301 couplings.		
26 05 33	23-0364	EA	Cross Fitting (Wiremold #AL3316)	141.47	17.12
			Note: Includes four (4) AL3301 couplings.		
26 05 33	23-0365	EA	Internal Elbow (Wiremold #AL3317)	102.29	10.50
			Note: Includes two (2) AL3301 couplings.		
26 05 33	23-0366	EA	External Elbow (Wiremold #AL3318)	102.40	10.50
			Note: Includes two (2) AL3301 couplings.		
26 05 33	23-0367	EA	Duplex Receptacle Cover (Wiremold #AL3346D)	22.63	3.32
26 05 33	23-0368	EA	Single Receptacle Cover (Wiremold #AL3346E)	22.49	3.32
26 05 33	23-0369	EA	GFCI/ Surge Receptacle Cover (Wiremold #AL3346G)	22.25	3.32
26 05 33	23-0370	EA	Single Device Cover Plate (Wiremold #AL3356R)	22.30	2.77
26 05 33 23-0371 5" x 2" Two Piece Surface Aluminum Raceways (Wiremold #AL5200) (26 05 33 23-0315)					
26 05 33	23-0372	LF	5" x 2" Two Piece Surface Aluminum Raceway Base (Wiremold #AL5200B-10)	23.74	4.97
			<i>For Concrete Or Masonry Surface, Add</i>	0.54	
26 05 33	23-0373	LF	Aluminum Raceway Cover (Wiremold #AL5200C)	9.39	0.55
26 05 33	23-0374	LF	Divider (Wiremold #AL5200D)	5.56	0.55
26 05 33	23-0375	EA	Wire Clips For Conductors (Wiremold #AL5200WC)	7.82	2.77
26 05 33	23-0376	EA	Wire Clips For Conductors (Wiremold #AL5200WC2)	6.66	2.77
26 05 33	23-0377	EA	Wire Clips For Conductors (Wiremold #AL5200WC3)	6.62	2.77
26 05 33	23-0378	EA	Couplings (Wiremold #AL5201)	15.89	3.32
26 05 33	23-0379	EA	Cover Clip (Wiremold #AL5206)	13.69	3.32
26 05 33	23-0880	EA	Ground Adapter (Wiremold #AL5209)	17.35	3.32
26 05 33	23-0381	EA	Blank End Fittings (Wiremold #AL5210B)	18.02	4.42
26 05 33	23-0382	EA	Blank End Fittings (Wiremold #AL5210B1)	19.23	4.42
26 05 33	23-0383	EA	Blank End Fittings (Wiremold #AL5210B2)	19.49	4.42
26 05 33	23-0384	EA	Blank End Fittings (Wiremold #AL5210B3)	18.95	4.42
26 05 33	23-0385	EA	Flat 90 Degree Elbow (Wiremold #AL5211)	95.73	13.82
			Note: Includes two (2) pairs of AL5201 couplings.		
26 05 33	23-0386	EA	Wall Box Connector (Wiremold #AL5214)	77.48	17.12
26 05 33	23-0387	EA	Tee Fitting (Wiremold #AL5215)	112.35	17.12
			Note: Includes three (3) pairs of AL5201 couplings.		
26 05 33	23-0388	EA	Four Way Fitting (Wiremold #AL5216)	122.67	17.12
			Note: Includes four (4) pairs of AL5201 couplings.		
26 05 33	23-0389	EA	Internal Elbow (Wiremold #AL5217)	100.35	17.12
			Note: Includes two (2) pairs of AL5201 couplings.		
26 05 33	23-0390	EA	Internal Corner Coupling (Wiremold #AL5217A)	46.01	17.12
26 05 33	23-0391	EA	Inverted Internal Elbow (Wiremold #AL5217N)	102.97	17.12
26 05 33	23-0392	EA	External Elbow (Wiremold #AL5218)	101.16	17.12
			Note: Includes two (2) pairs of AL5201 couplings.		
26 05 33	23-0393	EA	Blank Device Cover Plate (Wiremold #AL5246B)	21.56	3.32
26 05 33	23-0394	EA	Receptacle Device Cover Plate (Wiremold #AL5246D)	25.34	3.32
26 05 33	23-0395	EA	Double Receptacle Device Cover Plate (Wiremold #AL5246DD)	29.86	3.32
26 05 33	23-0396	EA	Device Cover Plate (Wiremold #AL5246F)	28.07	3.32
26 05 33	23-0397	EA	Device Cover Plate (Wiremold #AL5246G)	26.01	3.32
26 05 33	23-0398	EA	Offset Divider (Wiremold #AL5260)	25.22	7.18

26 Electrical

26 05 Common Work Results for Electrical

26 05 33 Raceway and Boxes for Electrical Systems



MINOR	CSI	UOM	DESCRIPTION	TOTAL DIRECT UNIT COST	DEMOLITION UNIT COST
26 05 33 23-0399			3" x 2-1/4" Two Piece Surface Aluminum Raceways (Wiremold #ALA3800) <small>(26 05 33 23-0315)</small>		
26 05 33 23-0400	LF		Single Channel, 3" x 2-1/4" Two Piece Surface Aluminum Raceway Base (Wiremold #ALA3800B-10).....	21.34	4.97
26 05 33 23-0401	EA		Cover Clip (Wiremold #ALA3806).....	10.46	3.32
26 05 33 23-0402	EA		Blank End Fittings (Wiremold #ALA3810B).....	17.87	4.42
26 05 33 23-0403	EA		Entrance End Cap Fittings (Wiremold #ALA3810B1).....	19.09	4.42
26 05 33 23-0404	EA		Flat 90 Degree Elbow (Wiremold #ALA3811).....	94.78	13.82
			Note: Includes two (2) ALA01 couplings.		
26 05 33 23-0405	EA		Flat Tee Fitting (Wiremold #ALA3815).....	98.77	17.12
			Note: Includes three (3) ALA01 couplings.		
26 05 33 23-0406	EA		Internal Elbow (Wiremold #ALA3817).....	96.46	17.12
			Note: Includes two (2) ALA01 couplings.		
26 05 33 23-0407	EA		Inverted Internal Elbow (Wiremold #ALA3817N).....	112.50	17.12
			Note: Includes two (2) ALA01 couplings.		
26 05 33 23-0408	EA		External Elbow (Wiremold #ALA3818).....	97.65	17.12
			Note: Includes two (2) ALA01 couplings.		
26 05 33 23-0409			6" x 2-1/4" Two Piece Surface Aluminum Raceways (Wiremold #ALA4800) <small>(26 05 33 23-0315)</small>		
26 05 33 23-0410	LF		Two Channel, 6" x 2-1/4" Two Piece Surface Aluminum Raceway Base (Wiremold #ALA4800B-10).....	33.11	4.97
26 05 33 23-0411	EA		Cover Clip (Wiremold #ALA4806).....	14.59	3.32
26 05 33 23-0412	EA		Blank End Fittings (Wiremold #ALA4810B).....	19.13	4.42
26 05 33 23-0413	EA		Entrance End Cap Fittings (Wiremold #ALA4810B2).....	21.16	4.42
26 05 33 23-0414	EA		Flat 90 Degree Elbow (Wiremold #ALA4811).....	120.60	13.82
			Note: Includes four (4) ALA01 couplings.		
26 05 33 23-0415	EA		Flat Tee Fitting (Wiremold #ALA4815).....	164.59	17.12
			Note: Includes six (6) ALA01 couplings.		
26 05 33 23-0416	EA		Internal Elbow (Wiremold #ALA4817).....	112.62	17.12
			Note: Includes four (4) ALA01 couplings.		
26 05 33 23-0417	EA		Inverted Internal Elbow (Wiremold #ALA4817N).....	131.78	17.12
			Note: Includes four (4) ALA01 couplings.		
26 05 33 23-0418	EA		External Elbow (Wiremold #ALA4818).....	118.02	17.12
			Note: Includes four (4) ALA01 couplings.		
26 05 33 23-0419			Two Piece Surface Aluminum Raceways Fittings (Wiremold #ALA3800 And #ALA4800) <small>(26 05 33 23-0315)</small>		
			See CSI section 26 27 26 00-0010 for receptacles.		
26 05 33 23-0420	LF		3" Wide Aluminum Raceway Cover (Wiremold #ALAC-5).....	7.12	0.55
			Note: For use with ALA3800 single channel raceway and ALA4800 dual channel raceway.		
26 05 33 23-0421	EA		Wire Clips (Wiremold #ALAWC).....	6.61	2.77
26 05 33 23-0422	EA		Slide Couplings (Wiremold #ALA01).....	16.76	3.32
26 05 33 23-0423	EA		Grounding Adapter (Wiremold #ALA09).....	14.51	3.32
26 05 33 23-0424	EA		Bend Radius Control Insert For Flat Elbow (Wiremold #ALA11R).....	39.54	13.82
26 05 33 23-0425	EA		Internal Corner Coupling (Wiremold #ALA17A).....	47.35	17.12
26 05 33 23-0426	EA		Bend Radius Control Insert For Internal And External Elbow (Wiremold #ALA17/18R).....	43.58	13.82
26 05 33 23-0427	EA		Blank Cover Plate (Wiremold #ALA-BL).....	17.52	3.32
26 05 33 23-0428	EA		Duplex Receptacle Cover Plate (Wiremold #ALA-DR).....	18.63	3.32
26 05 33 23-0429	EA		Single Receptacle Cover Plate, 1.40" Diameter Opening (Wiremold #ALA-E).....	19.36	3.32
26 05 33 23-0430	EA		Single Receptacle Cover Plate, 1.59" Diameter Opening (Wiremold #ALA-F).....	24.78	3.32
26 05 33 23-0431	EA		GFCI/Surge/Decorator Cover Plate (Wiremold #ALA-G).....	18.77	3.32
26 05 33 23-0432	EA		Single Receptacle Cover Plate, 2.13" Diameter Opening (Wiremold #ALA-J).....	19.37	3.32
26 05 33 23-0433	EA		Toggle Switch Cover Plate (Wiremold #ALA-N).....	19.85	3.32
26 05 33 23-0434	EA		Active LPB Cover Plate (Wiremold #ALA-LPB).....	25.21	3.32
26 05 33 23-0435	EA		Active MAB Cover Plate (Wiremold #ALA-MAB).....	23.75	3.32
26 05 33 23-0436	EA		Ortronics Cover Plate (Wiremold #ALA-MABRT).....	27.24	3.32
26 05 33 23-0437	EA		1-3/4" x 2-3/4" Cover Plate (Wiremold #ALA-SG).....	23.63	3.32
26 05 33 23-0438	EA		Active 2A Cover Plate (Wiremold #ALA-2A).....	26.35	3.32
26 05 33 23-0439	EA		Ortronics Communications Cover Plate (Wiremold #ALA-ABRT).....	24.18	3.32
26 05 33 23-0440	EA		3/4" Grommet/Mousehole Cover Plate (Wiremold #ALA-Z).....	19.81	3.32
26 05 33 23-0441	EA		Ortronics Low Profile Cover Plate (Wiremold #ALA-LPB3S2).....	24.39	3.32
26 05 33 23-0442			Surface Non-Metallic Raceways <small>(26 05 33 23-0001)</small>		
			Note: Exposed on flat wall surface.		
26 05 33 23-0443			One Piece Surface Non-Metallic Raceways <small>(26 05 33 23-0442)</small>		
			Note: Exposed on flat wall surface. (Wiremold or approved equal).		
26 05 33 23-0444			7/8" x 7/16" One Piece Surface Non-Metallic Raceways (Wiremold #400) <small>(26 05 33 23-0443)</small>		
26 05 33 23-0445	LF		7/8" x 7/16" One Piece Surface Non-Metallic Raceway Base And Cover (Wiremold #400BAC).....	7.07	2.21
			For Concrete Or Masonry Surface, Add	0.22	
26 05 33 23-0446	EA		Wire Clip (Wiremold #400WC).....	4.98	2.21
26 05 33 23-0447	EA		Cover Clip (Wiremold #406).....	5.33	2.21
26 05 33 23-0448	EA		Blank End Clip (Wiremold #410B).....	10.14	4.42
26 05 33 23-0449	EA		Flat 90 Degree Elbow (Wiremold #411).....	12.34	4.42
26 05 33 23-0450	EA		Tee (Wiremold #415).....	15.56	5.52
26 05 33 23-0451	EA		Internal Elbow (Wiremold #417).....	12.06	4.42
26 05 33 23-0452	EA		External Elbow (Wiremold #418).....	12.06	4.42



MINOR CSI UOM DESCRIPTION	TOTAL DIRECT UNIT COST	DEMOLITION UNIT COST
26 05 33 23-0453 1-5/16" x 7/16" One Piece Surface Non-Metallic Raceways (Wiremold #800) <small>(26 05 33 23-0443)</small>		
26 05 33 23-0454 LF 1-5/16" x 7/16" One Piece Surface Non-Metallic Raceway Base And Cover (Wiremold #800BAC).....	7.44	2.21
For Concrete Or Masonry Surface, Add	0.22	
26 05 33 23-0455 EA Wire Clip (Wiremold #800WC).....	4.92	2.21
26 05 33 23-0456 EA Cover Clip (Wiremold #806).....	5.03	2.21
26 05 33 23-0457 EA Entrance End Fitting (Wiremold #810A2).....	15.56	4.42
26 05 33 23-0458 EA Blank End Fitting (Wiremold #810B).....	9.93	4.42
26 05 33 23-0459 EA Flat 90 Degree Elbow (Wiremold #811).....	11.56	4.42
26 05 33 23-0460 EA Tee (Wiremold #815).....	14.52	5.52
26 05 33 23-0461 EA Internal Elbow (Wiremold #817).....	11.32	4.42
26 05 33 23-0462 EA External Elbow (Wiremold #818).....	11.32	4.42
26 05 33 23-0463 EA End Reducer, #800 To #400 (Wiremold #889A).....	12.85	4.42
26 05 33 23-0464 2-1/4" x 11/16" One Piece Surface Non-Metallic Raceways (Wiremold #2300) <small>(26 05 33 23-0443)</small>		
26 05 33 23-0465 LF 2-1/4" x 11/16" One Piece Surface Non-Metallic Raceway Base And Cover (Wiremold #2300BAC).....	8.56	2.21
For Concrete Or Masonry Surface, Add	0.22	
26 05 33 23-0466 LF 2-1/4" x 11/16" One Piece Surface Non-Metallic Divided Raceway Base And Cover (Wiremold #2300BACD).....	9.12	2.21
For Concrete Or Masonry Surface, Add	0.22	
26 05 33 23-0467 EA Wire Clip (Wiremold #2300WC).....	5.16	2.21
26 05 33 23-0468 EA Cover Clip (Wiremold #2306).....	5.45	2.21
26 05 33 23-0469 EA Entrance End Fitting (Wiremold #2310A).....	16.83	4.42
26 05 33 23-0470 EA Blank End Fitting (Wiremold #2310B).....	10.46	4.42
26 05 33 23-0471 EA Divided Entrance End Fitting (Wiremold #2310DFO).....	19.00	4.42
26 05 33 23-0472 EA Flat 90 Degree Elbow (Wiremold #2311).....	11.74	4.42
26 05 33 23-0473 EA Divided Flat 90 Degree Elbow (Wiremold #2311DFO).....	12.66	4.42
26 05 33 23-0474 EA Tee (Wiremold #2315).....	14.60	5.52
26 05 33 23-0475 EA Internal Elbow (Wiremold #2317).....	11.74	4.42
26 05 33 23-0476 EA Divided Internal Elbow (Wiremold #2317DFO).....	12.67	4.42
26 05 33 23-0477 EA External Elbow (Wiremold #2318).....	11.77	4.42
26 05 33 23-0478 EA Divided External Elbow (Wiremold #2318DFO).....	12.84	4.42
26 05 33 23-0479 EA End Reducer, #2300 To #400 (Wiremold #2389).....	12.85	4.42
26 05 33 23-0480 EA End Reducer, #2300 To #800 (Wiremold #2389A).....	13.44	4.42
26 05 33 23-0481 One Piece Surface Non-Metallic Raceway Fittings (Wiremold #400, #800 Or #2300) <small>(26 05 33 23-0443)</small>		
26 05 33 23-0482 EA Blank Cover, 4-1/2" Diameter (Wiremold #2336).....	14.45	3.87
26 05 33 23-0483 EA Extension Box, 5-1/2" Diameter (Wiremold #2337A).....	23.93	4.42
26 05 33 23-0484 EA -A Fixture Box, 5-1/2" Diameter (Wiremold #233).....	24.07	4.42
26 05 33 23-0485 EA Extra Deep Device Box, 1 Gang, 2-3/4" Deep x 4-3/4" Long x 3" Wide (Wiremold #2344).....	21.66	4.42
26 05 33 23-0486 EA Extra Deep Device Box, 2 Gang, 2-3/4" Deep x 4-3/4" Long x 4-7/8" Wide (Wiremold #2344-2).....	25.20	4.42
26 05 33 23-0487 EA Extra Deep Divided Device Box, 1 Gang, 2-3/4" Deep x 4-3/4" Long x 3" Wide (Wiremold #2344D).....	23.66	4.42
26 05 33 23-0488 EA Deep Divided Device Box, 2 Gang, 2-1/4" Deep x 4-3/4" Long x 4-7/8" Wide (Wiremold #2344SD-2A).....	25.75	4.42
26 05 33 23-0489 EA 1-Gang Standard Device Box, 1-3/8" Deep x 4-3/4" Long x 3" Wide (Wiremold #2347).....	21.27	7.18
26 05 33 23-0490 EA 2-Gang Standard Device Box, 1-3/8" Deep x 4-3/4" Long x 4-7/8" Wide (Wiremold #2347-2).....	24.38	7.18
26 05 33 23-0491 EA 1-Gang Deep Device Box, 1-3/4" Deep x 4-3/4" Long x 3" Wide (Wiremold #2348).....	22.18	7.18
26 05 33 23-0492 EA 2-Gang Deep Device Box, 1-3/4" Deep x 4-3/4" Long x 4-7/8" Wide (Wiremold #2348-2).....	26.86	7.18
26 05 33 23-0493 EA 3-Gang Deep Device Box, 1-3/4" Deep x 5" Long x 7" Wide (Wiremold #2348-3).....	32.31	7.18
26 05 33 23-0494 EA 1-Gang Deep Device Box With Magnetic Backing, 1-3/4" Deep x 4-3/4" Long x 3" Wide (Wiremold #2348AMP).....	30.57	7.18
26 05 33 23-0495 EA 1-Gang Divided Deep Device Box, 1-3/4" Deep x 4-3/4" Long x 3" Wide (Wiremold #2348D).....	27.61	7.18
26 05 33 23-0496 EA Shallow Device And Extension Box, 7/8" Deep x 4-3/4" Long x 3" Wide (Wiremold #2348S/51).....	20.80	7.18
26 05 33 23-0497 3/4" x 3/8" One Piece Surface Non-Metallic Raceways (Wiremold #2700) <small>(26 05 33 23-0443)</small>		
26 05 33 23-0498 LF 3/4" x 3/8" One Piece Surface Non-Metallic Raceway Base And Cover (Wiremold #2700).....	6.18	2.21
For Concrete Or Masonry Surface, Add	0.22	
26 05 33 23-0499 EA 3/4" Wire Clip (Wiremold #2700WC).....	2.58	1.10
26 05 33 23-0500 EA Cover Clip (Wiremold #2706).....	4.08	1.10
26 05 33 23-0501 EA Blank End (Wiremold #2710B).....	6.28	2.21
26 05 33 23-0502 EA Flat 90 Degree Elbow (Wiremold #2711).....	7.42	2.77
26 05 33 23-0503 EA Tee (Wiremold #2715).....	11.87	4.97
26 05 33 23-0504 EA Internal Elbow (Wiremold #2717).....	8.53	3.32
26 05 33 23-0505 EA External Elbow (Wiremold #2718).....	8.52	3.32
26 05 33 23-0506 EA Drop Ceiling Connector (Wiremold #2786).....	10.08	3.87
26 05 33 23-0507 1" x 1/2" One Piece Surface Non-Metallic Raceways (Wiremold #2800) <small>(26 05 33 23-0443)</small>		
26 05 33 23-0508 LF 1" x 1/2" One Piece Surface Non-Metallic Raceway Base And Cover (Wiremold #2800).....	7.74	2.77
For Concrete Or Masonry Surface, Add	0.28	
26 05 33 23-0509 EA 1" Wire Clip (Wiremold #2800WC).....	3.80	1.65
26 05 33 23-0510 EA Cover Clip (Wiremold #2806).....	5.11	1.65
26 05 33 23-0511 EA Blank End (Wiremold #2810B).....	7.31	2.77
26 05 33 23-0512 EA Flat 90 Degree Elbow (Wiremold #2811).....	9.62	3.87
26 05 33 23-0513 EA Radiused Flat 90 Degree Elbow (Wiremold #2811FO).....	10.26	3.87
26 05 33 23-0514 EA Tee (Wiremold #2815).....	14.03	6.08

26 Electrical**26 05 Common Work Results for Electrical****26 05 33 Raceway and Boxes for Electrical Systems**

SAN BERNARDINO
COUNTY

MINOR
CSI UOM DESCRIPTION

TOTAL DIRECT DEMOLITION
UNIT COST UNIT COST

26 05 33 23-0515	EA	Internal Elbow (Wiremold #2817).....	10.69	4.42
26 05 33 23-0516	EA	External Elbow (Wiremold #2818)	10.72	4.42
26 05 33 23-0517	EA	Radiused Tee (Wiremold #2815FO)	14.90	6.08
26 05 33 23-0518	EA	Radiused Internal Elbow (Wiremold #2817FO).....	11.48	4.42
26 05 33 23-0519	EA	Radiused External Elbow (Wiremold #2818FO)	11.36	4.42
26 05 33 23-0520	EA	Drop Ceiling Connector (Wiremold #2886)	12.07	4.97
26 05 33 23-0521	EA	Reducer, #2800 To #2700 (Wiremold #2889).....	10.67	4.42

26 05 33 23-0522 1-1/2" x 3/4" One Piece Surface Non-Metallic Raceways (Wiremold #2900)

26 05 33 23-0523	LF	1-1/2" x 3/4" One Piece Surface Non-Metallic Raceway Base And Cover (Wiremold #2900)	9.42	3.32
		<i>For Concrete Or Masonry Surface, Add</i>	0.33	
26 05 33 23-0524	EA	1-1/2" Wire Clip (Wiremold #2900WC)	5.01	2.21
26 05 33 23-0525	EA	Cover Clip (Wiremold #2906).....	6.36	2.21
26 05 33 23-0526	EA	Blank End (Wiremold #2910B).....	8.57	3.32
26 05 33 23-0527	EA	Flat 90 Degree Elbow (Wiremold #2911).....	10.79	4.42
26 05 33 23-0528	EA	Radiused Flat 90 Degree Elbow (Wiremold #2911FO).....	11.82	4.42
26 05 33 23-0529	EA	Tee (Wiremold #2915)	15.21	6.63
26 05 33 23-0530	EA	Radiused Tee (Wiremold #2915FO)	16.26	6.63
26 05 33 23-0531	EA	Internal Elbow (Wiremold #2917).....	11.90	4.97
26 05 33 23-0532	EA	Radiused Internal Elbow (Wiremold #2917FO).....	12.97	4.97
26 05 33 23-0533	EA	External Elbow (Wiremold #2918)	11.89	4.97
26 05 33 23-0534	EA	Radiused External Elbow (Wiremold #2918FO)	13.26	4.97
26 05 33 23-0535	EA	Drop Ceiling Connector (Wiremold #2986)	12.07	4.97
26 05 33 23-0536	EA	Reducer, #2900 To #2800 (Wiremold #2989).....	13.41	5.52
26 05 33 23-0537	EA	Reducer, #2900 To #2700 (Wiremold #2989A)	13.06	5.52

26 05 33 23-0538 Two Piece Surface Non-Metallic Raceways (26 05 33 23-0442)

Note: Exposed on flat wall surface. (Wiremold or approved equal).

26 05 33 23-0539 5" x 1" Two Piece Surface Non-Metallic Raceways (Wiremold #500) (26 05 33 23-0538)

26 05 33 23-0540	LF	5" x 1" Two Piece Surface Non-Metallic Raceway Base (Wiremold #5000B).....	14.99	4.97
		<i>For Concrete Or Masonry Surface, Add</i>	0.50	
26 05 33 23-0541	LF	Black, Gray Or White, Cover (Wiremold #5000C).....	14.22	4.97
26 05 33 23-0542	LF	Oak Veneer, Cover (Wiremold #5000COA).....	27.29	4.97
26 05 33 23-0543	LF	Maple Wood Veneer, Cover (Wiremold #5000CW).....	22.12	4.97
26 05 33 23-0544	LF	Black, Gray Or White, Quarter Round Trim (Wiremold #5000T).....	2.03	0.55
26 05 33 23-0545	LF	Oak Veneer, Quarter Round Trim (Wiremold #5000TOA).....	8.58	0.55
26 05 33 23-0546	LF	Maple Wood Veneer, Quarter Round Trim (Wiremold #5000TW)	5.30	0.55
26 05 33 23-0547	EA	Base Coupling (Wiremold #5001).....	13.70	5.52
26 05 33 23-0548	EA	Blank/Coax Adapter (Wiremold #5004).....	7.72	2.77
26 05 33 23-0549	EA	Low Voltage Blank Plate (Wiremold #5005).....	10.36	3.32
26 05 33 23-0550	EA	Cover Clip (Wiremold #5006).....	14.80	5.52
26 05 33 23-0551	EA	Internal Wire Guard (Wiremold #5006A).....	13.80	5.52
26 05 33 23-0552	EA	Device Bracket, (Wiremold #5007C).....	15.85	5.52
26 05 33 23-0553	EA	Device Plate (Wiremold #5007C-1)	28.59	11.05
26 05 33 23-0554	EA	Deep Device Plate (Wiremold #5007C-2).....	29.64	11.05
26 05 33 23-0555	EA	Right Or Left End Cap (Wiremold #5010).....	24.80	10.50
26 05 33 23-0556	EA	Entrance End Feed (Wiremold #5010A).....	48.51	17.12
26 05 33 23-0557	EA	Internal Base Elbow (Wiremold #5017B)	33.45	13.82
26 05 33 23-0558	EA	Internal Cover Elbow (Wiremold #5017C).....	30.34	11.05
26 05 33 23-0559	EA	Internal Elbow Wire Guard (Wiremold #5017WG).....	20.70	8.29
26 05 33 23-0560	EA	External Base Elbow (Wiremold #5018B).....	33.38	13.82
26 05 33 23-0561	EA	External Cover Elbow (Wiremold #5018C)	30.62	11.05
26 05 33 23-0562	EA	External Elbow Wire Guard (Wiremold #5018WG).....	13.52	5.52

26 05 33 23-0563 5-1/4" x 1-11/16" Two Piece Surface Non-Metallic Raceways (Wiremold #5400) (26 05 33 23-0538)

26 05 33 23-0564	LF	5-1/4" x 1-11/16", Two Compartment, Two Piece Surface Non-Metallic Raceway Base (Wiremold #5400TB)	16.11	4.97
		<i>For Concrete Or Masonry Surface, Add</i>	0.50	
26 05 33 23-0565	LF	Full Width Cover (Wiremold #5400C)	5.62	0.55
26 05 33 23-0566	LF	Twin Snap Cover (Wiremold #5400TC)	3.61	0.55
26 05 33 23-0567	EA	Twin Snap Cover Wire Clips (Wiremold #5400TWC)	6.18	2.77
26 05 33 23-0568	EA	Cover Clip (Wiremold #5406A).....	10.46	3.32
26 05 33 23-0569	EA	Twin Cover Clip (Wiremold #5406T).....	8.80	3.32
26 05 33 23-0570	EA	Base Seam Clip (Wiremold #5406TB).....	7.86	3.32
26 05 33 23-0571	EA	L Or R (Left Or Right) Transition Fitting (Wiremold #5408).....	59.68	17.12
26 05 33 23-0572	EA	End Cap (Wiremold #5410)	29.15	10.50
26 05 33 23-0573	EA	Radiused Divided Entrance Cap Fitting (Wiremold #5410DFO)	57.27	17.12
26 05 33 23-0574	EA	Radiused Flat 90 Degree Elbow (Wiremold #5411FO).....	52.28	13.82
26 05 33 23-0575	EA	Tee Fitting (Wiremold #5415)	60.26	17.12
26 05 33 23-0576	EA	Radiused Tee Fitting (Wiremold #5415FO)	63.12	17.12
26 05 33 23-0577	EA	Radiused Internal Elbow (Wiremold #5417FO).....	49.77	17.12
26 05 33 23-0578	EA	External Elbow (Wiremold #5418)	50.49	17.12
26 05 33 23-0579	EA	Radiused External Elbow (Wiremold #5418FO)	51.15	17.12
26 05 33 23-0580	EA	5-5/32" x 6" Device Bracket (Wiremold #5450)	24.17	5.52
26 05 33 23-0581	EA	7-19/32" x 7-1/2" Device Bracket (Wiremold #5450A3).....	31.98	5.52
26 05 33 23-0582	EA	2-1/2" x 4-7/8" Twin Snap Device Bracket (Wiremold #5450T).....	18.40	5.52



MINOR CSI UOM DESCRIPTION	TOTAL DIRECT UNIT COST	DEMOLITION UNIT COST
26 05 33 23-0583 EA Transition Fitting (Wiremold #5474).....	52.49	17.12
26 05 33 23-0584 6-11/16" x 1-11/16" Two Piece Surface Non-Metallic Raceways (Wiremold #5500) <small>(26 05 33 23-0538)</small>		
26 05 33 23-0585 LF 6-11/16" x 1-11/16", Three Compartment Divided, Two Piece Surface Non-Metallic Raceway Base (Wiremold #5500BD3).....	19.92	4.97
<i>For Concrete Or Masonry Surface, Add</i>	0.50	
26 05 33 23-0586 LF Cover (Wiremold #5500C).....	7.22	0.55
26 05 33 23-0587 EA Wire Clips (Wiremold #5500WC).....	7.18	2.77
26 05 33 23-0588 EA Cover Clip (Wiremold #5506).....	11.64	3.32
26 05 33 23-0589 EA Base Seam Clip Fitting (Wiremold #5506B).....	8.26	3.32
26 05 33 23-0590 EA Modular Furniture Adapter (Wiremold #5507AD).....	10.85	3.32
26 05 33 23-0591 EA Blank Faceplate (Wiremold #5507B).....	10.90	3.32
26 05 33 23-0592 EA Duplex Receptacle Faceplate (Wiremold #5507D).....	10.95	3.32
26 05 33 23-0593 EA Dual RJ Connector Faceplate (Wiremold #5507FRJ).....	10.95	3.32
26 05 33 23-0594 EA Rectangular Receptacle Faceplate (Wiremold #5507R).....	10.84	3.32
26 05 33 23-0595 EA Dual RJ Connector Faceplate (Wiremold #5507RJ).....	10.87	3.32
26 05 33 23-0596 EA Rectangular Spacer Fitting (Wiremold #5507S).....	10.78	3.32
26 05 33 23-0597 EA Switch Faceplate (Wiremold #5507SW).....	10.81	3.32
26 05 33 23-0598 EA Twistlock Faceplate (Wiremold #5507T1).....	10.90	3.32
26 05 33 23-0599 EA Single Receptacle Faceplate (Wiremold #5507T2).....	10.67	3.32
26 05 33 23-0600 EA 6-5/8" x 6" Device Bracket (Wiremold #5550).....	28.47	5.52
26 05 33 23-0601 EA 9-5/8" x 7-1/2" Device Bracket (Wiremold #5550A4).....	38.28	5.52
26 05 33 23-0602 EA End Cap (Wiremold #5510).....	31.40	10.50
26 05 33 23-0603 EA Entrance End Fitting (Wiremold #5510D).....	64.51	17.12
26 05 33 23-0604 EA Radiused Flat 90 Degree Elbow (Wiremold #5511FO).....	58.87	13.82
26 05 33 23-0605 EA Backfeed Connector (Wiremold #5514A).....	47.29	13.82
26 05 33 23-0606 EA Tee Fitting (Wiremold #5515).....	67.79	17.12
26 05 33 23-0607 EA Radiused Internal Elbow (Wiremold #5517FO).....	54.38	17.12
26 05 33 23-0608 EA External Elbow (Wiremold #5518).....	55.72	17.12
26 05 33 23-0609 EA Radiused External Elbow (Wiremold #5518FO).....	58.55	17.12
26 05 33 23-0610 EA Transition Fitting (Wiremold #5574).....	53.03	17.12
26 05 33 23-0611 EA Transition Fitting (Wiremold #5574A).....	71.35	17.12
26 05 33 23-0612 Surface Cable Protection System <small>(26 05 33 23)</small>		
26 05 33 23-0613 EA 35-1/2" Long x 18-9/16" Wide x 3" High, Three Channel, Heavy Duty Polyurethane, Surface Cable Protector (Yellow Jacket® CP-YJHD-3).....	599.25	
Note: Modular interlocking design with hinged lid.		
26 05 33 23-0614 EA 35-3/4" Long x 19-3/4" Wide x 1-7/8" High, Five Channel, Heavy Duty Polyurethane, Surface Cable Protector (Yellow Jacket® CP-YJHD-5).....	451.91	
Note: Modular interlocking design with hinged lid.		
26 05 36 Cable Trays for Electrical Systems <small>(26 05)</small>		
26 05 36 00-0001 Cable Trays <small>(26 05 36)</small>		
Note: Excludes supporting hangers.		
26 05 36 00-0002 Ladder Bottom Galvanized Steel Cable Tray <small>(26 05 36 00-0001)</small>		
26 05 36 00-0003 4-5/8" High, Straight Sections, Ladder Bottom Galvanized Steel Cable Tray <small>(26 05 36 00-0002)</small>		
26 05 36 00-0004 4" Rung Spacing, 4-5/8" High, Straight Sections, Ladder Bottom Galvanized Steel Cable Tray <small>(26 05 36 00-0003)</small>		
26 05 36 00-0005 LF 6" Wide, 4" Rung Spacing, 4-5/8" High, Straight Sections, Ladder Bottom Galvanized Steel Cable Tray.....	40.64	11.62
<i>For 3-5/8" Overall Height Instead Of 4-5/8", Deduct</i>	-3.09	
26 05 36 00-0006 LF 9" Wide, 4" Rung Spacing, 4-5/8" High, Straight Sections, Ladder Bottom Galvanized Steel Cable Tray.....	43.92	12.46
<i>For 3-5/8" Overall Height Instead Of 4-5/8", Deduct</i>	-3.36	
26 05 36 00-0007 LF 12" Wide, 4" Rung Spacing, 4-5/8" High, Straight Sections, Ladder Bottom Galvanized Steel Cable Tray.....	48.01	13.43
<i>For 3-5/8" Overall Height Instead Of 4-5/8", Deduct</i>	-3.68	
26 05 36 00-0008 LF 18" Wide, 4" Rung Spacing, 4-5/8" High, Straight Sections, Ladder Bottom Galvanized Steel Cable Tray.....	53.44	14.27
<i>For 3-5/8" Overall Height Instead Of 4-5/8", Deduct</i>	-4.16	
26 05 36 00-0009 LF 24" Wide, 4" Rung Spacing, 4-5/8" High, Straight Sections, Ladder Bottom Galvanized Steel Cable Tray.....	58.66	14.75
<i>For 3-5/8" Overall Height Instead Of 4-5/8", Deduct</i>	-4.64	
26 05 36 00-0010 LF 30" Wide, 4" Rung Spacing, 4-5/8" High, Straight Sections, Ladder Bottom Galvanized Steel Cable Tray.....	71.48	17.06
<i>For 3-5/8" Overall Height Instead Of 4-5/8", Deduct</i>	-5.73	
26 05 36 00-0011 LF 36" Wide, 4" Rung Spacing, 4-5/8" High, Straight Sections, Ladder Bottom Galvanized Steel Cable Tray.....	80.21	19.47
<i>For 3-5/8" Overall Height Instead Of 4-5/8", Deduct</i>	-6.40	
26 05 36 00-0012 6" Rung Spacing, 4-5/8" High, Straight Sections, Ladder Bottom Galvanized Steel Cable Tray <small>(26 05 36 00-0003)</small>		
26 05 36 00-0013 LF 6" Wide, 6" Rung Spacing, 4-5/8" High, Straight Sections, Ladder Bottom Galvanized Steel Cable Tray.....	38.34	11.37
<i>For 3-5/8" Overall Height Instead Of 4-5/8", Deduct</i>	-2.88	
26 05 36 00-0014 LF 9" Wide, 6" Rung Spacing, 4-5/8" High, Straight Sections, Ladder Bottom Galvanized Steel Cable Tray.....	41.47	12.10
<i>For 3-5/8" Overall Height Instead Of 4-5/8", Deduct</i>	-3.14	
26 05 36 00-0015 LF 12" Wide, 6" Rung Spacing, 4-5/8" High, Straight Sections, Ladder Bottom Galvanized Steel Cable Tray.....	44.27	13.18
<i>For 3-5/8" Overall Height Instead Of 4-5/8", Deduct</i>	-3.33	
26 05 36 00-0016 LF 18" Wide, 6" Rung Spacing, 4-5/8" High, Straight Sections, Ladder Bottom Galvanized Steel Cable Tray.....	48.53	13.91
<i>For 3-5/8" Overall Height Instead Of 4-5/8", Deduct</i>	-3.70	



MINOR	CSI	UOM	DESCRIPTION	TOTAL DIRECT UNIT COST	DEMOLITION UNIT COST
26 05 36 00-0017	LF		24" Wide, 6" Rung Spacing, 4-5/8" High, Straight Sections, Ladder Bottom Galvanized Steel Cable Tray	52.32	14.39
			<i>For 3-5/8" Overall Height Instead Of 4-5/8", Deduct</i>	-4.04	
26 05 36 00-0018	LF		30" Wide, 6" Rung Spacing, 4-5/8" High, Straight Sections, Ladder Bottom Galvanized Steel Cable Tray	61.50	16.57
			<i>For 3-5/8" Overall Height Instead Of 4-5/8", Deduct</i>	-4.77	
26 05 36 00-0019	LF		36" Wide, 6" Rung Spacing, 4-5/8" High, Straight Sections, Ladder Bottom Galvanized Steel Cable Tray	67.20	18.14
			<i>For 3-5/8" Overall Height Instead Of 4-5/8", Deduct</i>	-5.21	
26 05 36 00-0020 9" Rung Spacing, 4-5/8" High, Straight Sections, Ladder Bottom Galvanized Steel Cable Tray (26 05 36 00-0003)					
26 05 36 00-0021	LF		6" Wide, 9" Rung Spacing, 4-5/8" High, Straight Sections, Ladder Bottom Galvanized Steel Cable Tray	36.93	11.24
			<i>For 3-5/8" Overall Height Instead Of 4-5/8", Deduct</i>	-2.76	
26 05 36 00-0022	LF		9" Wide, 9" Rung Spacing, 4-5/8" High, Straight Sections, Ladder Bottom Galvanized Steel Cable Tray	38.04	11.62
			<i>For 3-5/8" Overall Height Instead Of 4-5/8", Deduct</i>	-2.83	
26 05 36 00-0023	LF		12" Wide, 9" Rung Spacing, 4-5/8" High, Straight Sections, Ladder Bottom Galvanized Steel Cable Tray	41.90	12.34
			<i>For 3-5/8" Overall Height Instead Of 4-5/8", Deduct</i>	-3.16	
26 05 36 00-0024	LF		18" Wide, 9" Rung Spacing, 4-5/8" High, Straight Sections, Ladder Bottom Galvanized Steel Cable Tray	45.90	12.94
			<i>For 3-5/8" Overall Height Instead Of 4-5/8", Deduct</i>	-3.51	
26 05 36 00-0025	LF		24" Wide, 9" Rung Spacing, 4-5/8" High, Straight Sections, Ladder Bottom Galvanized Steel Cable Tray	49.74	13.31
			<i>For 3-5/8" Overall Height Instead Of 4-5/8", Deduct</i>	-3.86	
26 05 36 00-0026	LF		30" Wide, 9" Rung Spacing, 4-5/8" High, Straight Sections, Ladder Bottom Galvanized Steel Cable Tray	54.22	14.51
			<i>For 3-5/8" Overall Height Instead Of 4-5/8", Deduct</i>	-4.22	
26 05 36 00-0027	LF		36" Wide, 9" Rung Spacing, 4-5/8" High, Straight Sections, Ladder Bottom Galvanized Steel Cable Tray	58.26	15.72
			<i>For 3-5/8" Overall Height Instead Of 4-5/8", Deduct</i>	-4.52	
26 05 36 00-0028 12" Rung Spacing, 4-5/8" High, Straight Sections, Ladder Bottom Galvanized Steel Cable Tray (26 05 36 00-0003)					
26 05 36 00-0029	LF		6" Wide, 12" Rung Spacing, 4-5/8" High, Straight Sections, Ladder Bottom Galvanized Steel Cable Tray	35.83	10.76
			<i>For 3-5/8" Overall Height Instead Of 4-5/8", Deduct</i>	-2.68	
26 05 36 00-0030	LF		9" Wide, 12" Rung Spacing, 4-5/8" High, Straight Sections, Ladder Bottom Galvanized Steel Cable Tray	36.57	11.00
			<i>For 3-5/8" Overall Height Instead Of 4-5/8", Deduct</i>	-2.74	
26 05 36 00-0031	LF		12" Wide, 12" Rung Spacing, 4-5/8" High, Straight Sections, Ladder Bottom Galvanized Steel Cable Tray	38.74	11.62
			<i>For 3-5/8" Overall Height Instead Of 4-5/8", Deduct</i>	-2.91	
26 05 36 00-0032	LF		18" Wide, 12" Rung Spacing, 4-5/8" High, Straight Sections, Ladder Bottom Galvanized Steel Cable Tray	41.03	12.22
			<i>For 3-5/8" Overall Height Instead Of 4-5/8", Deduct</i>	-3.09	
26 05 36 00-0033	LF		24" Wide, 12" Rung Spacing, 4-5/8" High, Straight Sections, Ladder Bottom Galvanized Steel Cable Tray	42.74	12.22
			<i>For 3-5/8" Overall Height Instead Of 4-5/8", Deduct</i>	-3.26	
26 05 36 00-0034	LF		30" Wide, 12" Rung Spacing, 4-5/8" High, Straight Sections, Ladder Bottom Galvanized Steel Cable Tray	47.24	13.18
			<i>For 3-5/8" Overall Height Instead Of 4-5/8", Deduct</i>	-3.63	
26 05 36 00-0035	LF		36" Wide, 12" Rung Spacing, 4-5/8" High, Straight Sections, Ladder Bottom Galvanized Steel Cable Tray	49.76	13.79
			<i>For 3-5/8" Overall Height Instead Of 4-5/8", Deduct</i>	-3.82	
26 05 36 00-0036 18" Rung Spacing, 4-5/8" High, Straight Sections, Ladder Bottom Galvanized Steel Cable Tray (26 05 36 00-0003)					
26 05 36 00-0037	LF		6" Wide, 18" Rung Spacing, 4-5/8" High, Straight Sections, Ladder Bottom Galvanized Steel Cable Tray	35.34	10.52
			<i>For 3-5/8" Overall Height Instead Of 4-5/8", Deduct</i>	-2.65	
26 05 36 00-0038	LF		9" Wide, 18" Rung Spacing, 4-5/8" High, Straight Sections, Ladder Bottom Galvanized Steel Cable Tray	35.96	10.76
			<i>For 3-5/8" Overall Height Instead Of 4-5/8", Deduct</i>	-2.70	
26 05 36 00-0039	LF		12" Wide, 18" Rung Spacing, 4-5/8" High, Straight Sections, Ladder Bottom Galvanized Steel Cable Tray	38.12	11.37
			<i>For 3-5/8" Overall Height Instead Of 4-5/8", Deduct</i>	-2.86	
26 05 36 00-0040	LF		18" Wide, 18" Rung Spacing, 4-5/8" High, Straight Sections, Ladder Bottom Galvanized Steel Cable Tray	40.03	11.86
			<i>For 3-5/8" Overall Height Instead Of 4-5/8", Deduct</i>	-3.01	
26 05 36 00-0041	LF		24" Wide, 18" Rung Spacing, 4-5/8" High, Straight Sections, Ladder Bottom Galvanized Steel Cable Tray	40.69	11.98
			<i>For 3-5/8" Overall Height Instead Of 4-5/8", Deduct</i>	-3.07	
26 05 36 00-0042	LF		30" Wide, 18" Rung Spacing, 4-5/8" High, Straight Sections, Ladder Bottom Galvanized Steel Cable Tray	43.24	12.82
			<i>For 3-5/8" Overall Height Instead Of 4-5/8", Deduct</i>	-3.25	
26 05 36 00-0043	LF		36" Wide, 18" Rung Spacing, 4-5/8" High, Straight Sections, Ladder Bottom Galvanized Steel Cable Tray	45.10	13.55
			<i>For 3-5/8" Overall Height Instead Of 4-5/8", Deduct</i>	-3.38	
26 05 36 00-0044 4" Rung Spacing, 4-5/8" High, Ladder Bottom Galvanized Steel Cable Tray Fittings (26 05 36 00-0002)					
26 05 36 00-0045 12" Radius, Horizontal 90 Degree Elbows, 4" Rung Spacing, 4-5/8" High, Ladder Bottom Galvanized Steel Cable Tray Fitting (26 05 36 00-0044)					
26 05 36 00-0046	EA		6" Wide, 12" Radius, Horizontal 90 Degree Elbows, 4" Rung Spacing, 4-5/8" High, Ladder Bottom Galvanized Steel Cable Tray Fitting	317.13	121.32
			<i>For 3-5/8" Overall Height Instead Of 4-5/8", Deduct</i>	-21.61	
26 05 36 00-0047	EA		9" Wide, 12" Radius, Horizontal 90 Degree Elbows, 4" Rung Spacing, 4-5/8" High, Ladder Bottom Galvanized Steel Cable Tray Fitting	354.43	138.13
			<i>For 3-5/8" Overall Height Instead Of 4-5/8", Deduct</i>	-23.93	
26 05 36 00-0048	EA		12" Wide, 12" Radius, Horizontal 90 Degree Elbows, 4" Rung Spacing, 4-5/8" High, Ladder Bottom Galvanized Steel Cable Tray Fitting	389.61	152.77
			<i>For 3-5/8" Overall Height Instead Of 4-5/8", Deduct</i>	-26.23	
26 05 36 00-0049	EA		18" Wide, 12" Radius, Horizontal 90 Degree Elbows, 4" Rung Spacing, 4-5/8" High, Ladder Bottom Galvanized Steel Cable Tray Fitting	487.30	187.23
			<i>For 3-5/8" Overall Height Instead Of 4-5/8", Deduct</i>	-33.13	
26 05 36 00-0050	EA		24" Wide, 12" Radius, Horizontal 90 Degree Elbows, 4" Rung Spacing, 4-5/8" High, Ladder Bottom Galvanized Steel Cable Tray Fitting	555.42	214.94
			<i>For 3-5/8" Overall Height Instead Of 4-5/8", Deduct</i>	-37.63	



	MINOR	CSI	UOM	DESCRIPTION	TOTAL DIRECT UNIT COST	DEMOLITION UNIT COST
26 05 36 00-0051	EA			30" Wide, 12" Radius, Horizontal 90 Degree Elbows, 4" Rung Spacing, 4-5/8" High, Ladder Bottom Galvanized Steel Cable Tray Fitting	662.39	241.91
				<i>For 3-5/8" Overall Height Instead Of 4-5/8", Deduct</i>	-46.08	
26 05 36 00-0052	EA			36" Wide, 12" Radius, Horizontal 90 Degree Elbows, 4" Rung Spacing, 4-5/8" High, Ladder Bottom Galvanized Steel Cable Tray Fitting	763.84	276.50
				<i>For 3-5/8" Overall Height Instead Of 4-5/8", Deduct</i>	-53.34	
26 05 36 00-0053				24" Radius, Horizontal 90 Degree Elbows, 4" Rung Spacing, 4-5/8" High, Ladder Bottom Galvanized Steel Cable Tray Fitting <small>(26 05 36 00-0044)</small>		
26 05 36 00-0054	EA			6" Wide, 24" Radius, Horizontal 90 Degree Elbows, 4" Rung Spacing, 4-5/8" High, Ladder Bottom Galvanized Steel Cable Tray Fitting	447.59	126.15
				<i>For 3-5/8" Overall Height Instead Of 4-5/8", Deduct</i>	-34.25	
26 05 36 00-0055	EA			9" Wide, 24" Radius, Horizontal 90 Degree Elbows, 4" Rung Spacing, 4-5/8" High, Ladder Bottom Galvanized Steel Cable Tray Fitting	486.33	145.02
				<i>For 3-5/8" Overall Height Instead Of 4-5/8", Deduct</i>	-36.55	
26 05 36 00-0056	EA			12" Wide, 24" Radius, Horizontal 90 Degree Elbows, 4" Rung Spacing, 4-5/8" High, Ladder Bottom Galvanized Steel Cable Tray Fitting	522.53	161.23
				<i>For 3-5/8" Overall Height Instead Of 4-5/8", Deduct</i>	-38.81	
26 05 36 00-0057	EA			18" Wide, 24" Radius, Horizontal 90 Degree Elbows, 4" Rung Spacing, 4-5/8" High, Ladder Bottom Galvanized Steel Cable Tray Fitting	607.58	200.29
				<i>For 3-5/8" Overall Height Instead Of 4-5/8", Deduct</i>	-44.07	
26 05 36 00-0058	EA			24" Wide, 24" Radius, Horizontal 90 Degree Elbows, 4" Rung Spacing, 4-5/8" High, Ladder Bottom Galvanized Steel Cable Tray Fitting	681.08	232.35
				<i>For 3-5/8" Overall Height Instead Of 4-5/8", Deduct</i>	-48.75	
26 05 36 00-0059	EA			30" Wide, 24" Radius, Horizontal 90 Degree Elbows, 4" Rung Spacing, 4-5/8" High, Ladder Bottom Galvanized Steel Cable Tray Fitting	758.97	263.67
				<i>For 3-5/8" Overall Height Instead Of 4-5/8", Deduct</i>	-53.92	
26 05 36 00-0060	EA			36" Wide, 24" Radius, Horizontal 90 Degree Elbows, 4" Rung Spacing, 4-5/8" High, Ladder Bottom Galvanized Steel Cable Tray Fitting	888.76	305.41
				<i>For 3-5/8" Overall Height Instead Of 4-5/8", Deduct</i>	-63.42	
26 05 36 00-0061				36" Radius, Horizontal 90 Degree Elbows, 4" Rung Spacing, 4-5/8" High, Ladder Bottom Galvanized Steel Cable Tray Fitting <small>(26 05 36 00-0044)</small>		
26 05 36 00-0062	EA			6" Wide, 36" Radius, Horizontal 90 Degree Elbows, 4" Rung Spacing, 4-5/8" High, Ladder Bottom Galvanized Steel Cable Tray Fitting	482.63	131.84
				<i>For 3-5/8" Overall Height Instead Of 4-5/8", Deduct</i>	-37.28	
26 05 36 00-0063	EA			9" Wide, 36" Radius, Horizontal 90 Degree Elbows, 4" Rung Spacing, 4-5/8" High, Ladder Bottom Galvanized Steel Cable Tray Fitting	531.78	152.64
				<i>For 3-5/8" Overall Height Instead Of 4-5/8", Deduct</i>	-40.46	
26 05 36 00-0064	EA			12" Wide, 36" Radius, Horizontal 90 Degree Elbows, 4" Rung Spacing, 4-5/8" High, Ladder Bottom Galvanized Steel Cable Tray Fitting	574.98	170.79
				<i>For 3-5/8" Overall Height Instead Of 4-5/8", Deduct</i>	-43.26	
26 05 36 00-0065	EA			18" Wide, 36" Radius, Horizontal 90 Degree Elbows, 4" Rung Spacing, 4-5/8" High, Ladder Bottom Galvanized Steel Cable Tray Fitting	690.50	214.94
				<i>For 3-5/8" Overall Height Instead Of 4-5/8", Deduct</i>	-51.14	
26 05 36 00-0066	EA			24" Wide, 36" Radius, Horizontal 90 Degree Elbows, 4" Rung Spacing, 4-5/8" High, Ladder Bottom Galvanized Steel Cable Tray Fitting	785.65	252.31
				<i>For 3-5/8" Overall Height Instead Of 4-5/8", Deduct</i>	-57.54	
26 05 36 00-0067	EA			30" Wide, 36" Radius, Horizontal 90 Degree Elbows, 4" Rung Spacing, 4-5/8" High, Ladder Bottom Galvanized Steel Cable Tray Fitting	921.92	290.28
				<i>For 3-5/8" Overall Height Instead Of 4-5/8", Deduct</i>	-68.00	
26 05 36 00-0068	EA			36" Wide, 36" Radius, Horizontal 90 Degree Elbows, 4" Rung Spacing, 4-5/8" High, Ladder Bottom Galvanized Steel Cable Tray Fitting	1,046.66	341.09
				<i>For 3-5/8" Overall Height Instead Of 4-5/8", Deduct</i>	-76.25	
26 05 36 00-0069				12" Radius, Horizontal 45 Degree Elbows, 4" Rung Spacing, 4-5/8" High, Ladder Bottom Galvanized Steel Cable Tray Fitting <small>(26 05 36 00-0044)</small>		
26 05 36 00-0070	EA			6" Wide, 12" Radius, Horizontal 45 Degree Elbows, 4" Rung Spacing, 4-5/8" High, Ladder Bottom Galvanized Steel Cable Tray Fitting	235.95	87.93
				<i>For 60 Degree Bend, Deduct</i>	-44.17	
				<i>For 30 Degree Bend, Deduct</i>	-78.50	
				<i>For 3-5/8" Overall Height Instead Of 4-5/8", Deduct</i>	-16.27	
26 05 36 00-0071	EA			9" Wide, 12" Radius, Horizontal 45 Degree Elbows, 4" Rung Spacing, 4-5/8" High, Ladder Bottom Galvanized Steel Cable Tray Fitting	268.80	105.47
				<i>For 60 Degree Bend, Deduct</i>	-48.29	
				<i>For 30 Degree Bend, Deduct</i>	-86.35	
				<i>For 3-5/8" Overall Height Instead Of 4-5/8", Deduct</i>	-18.10	
26 05 36 00-0072	EA			12" Wide, 12" Radius, Horizontal 45 Degree Elbows, 4" Rung Spacing, 4-5/8" High, Ladder Bottom Galvanized Steel Cable Tray Fitting	298.34	120.96
				<i>For 60 Degree Bend, Deduct</i>	-52.09	
				<i>For 30 Degree Bend, Deduct</i>	-93.53	
				<i>For 3-5/8" Overall Height Instead Of 4-5/8", Deduct</i>	-19.75	
26 05 36 00-0073	EA			18" Wide, 12" Radius, Horizontal 45 Degree Elbows, 4" Rung Spacing, 4-5/8" High, Ladder Bottom Galvanized Steel Cable Tray Fitting	356.97	152.89
				<i>For 60 Degree Bend, Deduct</i>	-59.21	
				<i>For 30 Degree Bend, Deduct</i>	-107.17	
				<i>For 3-5/8" Overall Height Instead Of 4-5/8", Deduct</i>	-22.96	

26 Electrical

26 05 Common Work Results for Electrical

26 05 36 Cable Trays for Electrical Systems



MINOR	CSI	UOM	DESCRIPTION	TOTAL DIRECT UNIT COST	DEMOLITION UNIT COST
26 05 36 00-0074	EA		24" Wide, 12" Radius, Horizontal 45 Degree Elbows, 4" Rung Spacing, 4-5/8" High, Ladder Bottom Galvanized Steel Cable Tray Fitting	443.49	187.23
			<i>For 60 Degree Bend, Deduct</i>	-74.58	
			<i>For 30 Degree Bend, Deduct</i>	-134.70	
			<i>For 3-5/8" Overall Height Instead Of 4-5/8", Deduct</i>	-28.75	
26 05 36 00-0075	EA		30" Wide, 12" Radius, Horizontal 45 Degree Elbows, 4" Rung Spacing, 4-5/8" High, Ladder Bottom Galvanized Steel Cable Tray Fitting	526.21	214.94
			<i>For 60 Degree Bend, Deduct</i>	-91.25	
			<i>For 30 Degree Bend, Deduct</i>	-164.02	
			<i>For 3-5/8" Overall Height Instead Of 4-5/8", Deduct</i>	-34.71	
26 05 36 00-0076	EA		36" Wide, 12" Radius, Horizontal 45 Degree Elbows, 4" Rung Spacing, 4-5/8" High, Ladder Bottom Galvanized Steel Cable Tray Fitting	595.80	252.31
			<i>For 60 Degree Bend, Deduct</i>	-99.89	
			<i>For 30 Degree Bend, Deduct</i>	-180.49	
			<i>For 3-5/8" Overall Height Instead Of 4-5/8", Deduct</i>	-38.55	
26 05 36 00-0077			24" Radius, Horizontal 45 Degree Elbows, 4" Rung Spacing, 4-5/8" High, Ladder Bottom Galvanized Steel Cable Tray Fitting <small>(26 05 36 00-0044)</small>		
26 05 36 00-0078	EA		6" Wide, 24" Radius, Horizontal 45 Degree Elbows, 4" Rung Spacing, 4-5/8" High, Ladder Bottom Galvanized Steel Cable Tray Fitting	264.29	90.71
			<i>For 60 Degree Bend, Deduct</i>	-52.46	
			<i>For 30 Degree Bend, Deduct</i>	-92.47	
			<i>For 3-5/8" Overall Height Instead Of 4-5/8", Deduct</i>	-18.87	
26 05 36 00-0079	EA		9" Wide, 24" Radius, Horizontal 45 Degree Elbows, 4" Rung Spacing, 4-5/8" High, Ladder Bottom Galvanized Steel Cable Tray Fitting	302.74	109.34
			<i>For 60 Degree Bend, Deduct</i>	-57.98	
			<i>For 30 Degree Bend, Deduct</i>	-102.72	
			<i>For 3-5/8" Overall Height Instead Of 4-5/8", Deduct</i>	-21.16	
26 05 36 00-0080	EA		12" Wide, 24" Radius, Horizontal 45 Degree Elbows, 4" Rung Spacing, 4-5/8" High, Ladder Bottom Galvanized Steel Cable Tray Fitting	345.51	126.28
			<i>For 60 Degree Bend, Deduct</i>	-65.62	
			<i>For 30 Degree Bend, Deduct</i>	-116.38	
			<i>For 3-5/8" Overall Height Instead Of 4-5/8", Deduct</i>	-24.03	
26 05 36 00-0081	EA		18" Wide, 24" Radius, Horizontal 45 Degree Elbows, 4" Rung Spacing, 4-5/8" High, Ladder Bottom Galvanized Steel Cable Tray Fitting	407.53	161.23
			<i>For 60 Degree Bend, Deduct</i>	-72.66	
			<i>For 30 Degree Bend, Deduct</i>	-130.07	
			<i>For 3-5/8" Overall Height Instead Of 4-5/8", Deduct</i>	-27.31	
26 05 36 00-0082	EA		24" Wide, 24" Radius, Horizontal 45 Degree Elbows, 4" Rung Spacing, 4-5/8" High, Ladder Bottom Galvanized Steel Cable Tray Fitting	501.70	200.29
			<i>For 60 Degree Bend, Deduct</i>	-88.80	
			<i>For 30 Degree Bend, Deduct</i>	-159.12	
			<i>For 3-5/8" Overall Height Instead Of 4-5/8", Deduct</i>	-33.48	
26 05 36 00-0083	EA		30" Wide, 24" Radius, Horizontal 45 Degree Elbows, 4" Rung Spacing, 4-5/8" High, Ladder Bottom Galvanized Steel Cable Tray Fitting	587.98	232.35
			<i>For 60 Degree Bend, Deduct</i>	-104.98	
			<i>For 30 Degree Bend, Deduct</i>	-187.88	
			<i>For 3-5/8" Overall Height Instead Of 4-5/8", Deduct</i>	-39.44	
26 05 36 00-0084	EA		36" Wide, 24" Radius, Horizontal 45 Degree Elbows, 4" Rung Spacing, 4-5/8" High, Ladder Bottom Galvanized Steel Cable Tray Fitting	690.96	276.62
			<i>For 60 Degree Bend, Deduct</i>	-122.00	
			<i>For 30 Degree Bend, Deduct</i>	-218.70	
			<i>For 3-5/8" Overall Height Instead Of 4-5/8", Deduct</i>	-46.05	
26 05 36 00-0085			36" Radius, Horizontal 45 Degree Elbows, 4" Rung Spacing, 4-5/8" High, Ladder Bottom Galvanized Steel Cable Tray Fitting <small>(26 05 36 00-0044)</small>		
26 05 36 00-0086	EA		6" Wide, 36" Radius, Horizontal 45 Degree Elbows, 4" Rung Spacing, 4-5/8" High, Ladder Bottom Galvanized Steel Cable Tray Fitting	318.42	93.62
			<i>For 60 Degree Bend, Deduct</i>	-69.21	
			<i>For 30 Degree Bend, Deduct</i>	-120.55	
			<i>For 3-5/8" Overall Height Instead Of 4-5/8", Deduct</i>	-24.04	
26 05 36 00-0087	EA		9" Wide, 36" Radius, Horizontal 45 Degree Elbows, 4" Rung Spacing, 4-5/8" High, Ladder Bottom Galvanized Steel Cable Tray Fitting	361.05	113.69
			<i>For 60 Degree Bend, Deduct</i>	-75.57	
			<i>For 30 Degree Bend, Deduct</i>	-132.27	
			<i>For 3-5/8" Overall Height Instead Of 4-5/8", Deduct</i>	-26.63	
26 05 36 00-0088	EA		12" Wide, 36" Radius, Horizontal 45 Degree Elbows, 4" Rung Spacing, 4-5/8" High, Ladder Bottom Galvanized Steel Cable Tray Fitting	395.16	131.96
			<i>For 60 Degree Bend, Deduct</i>	-79.82	
			<i>For 30 Degree Bend, Deduct</i>	-140.37	
			<i>For 3-5/8" Overall Height Instead Of 4-5/8", Deduct</i>	-28.52	
26 05 36 00-0089	EA		18" Wide, 36" Radius, Horizontal 45 Degree Elbows, 4" Rung Spacing, 4-5/8" High, Ladder Bottom Galvanized Steel Cable Tray Fitting	474.58	170.79
			<i>For 60 Degree Bend, Deduct</i>	-91.12	
			<i>For 30 Degree Bend, Deduct</i>	-161.36	
			<i>For 3-5/8" Overall Height Instead Of 4-5/8", Deduct</i>	-33.22	
26 05 36 00-0090	EA		24" Wide, 36" Radius, Horizontal 45 Degree Elbows, 4" Rung Spacing, 4-5/8" High, Ladder Bottom Galvanized Steel Cable Tray Fitting	559.07	214.94
			<i>For 60 Degree Bend, Deduct</i>	-102.09	
			<i>For 30 Degree Bend, Deduct</i>	-182.09	
			<i>For 3-5/8" Overall Height Instead Of 4-5/8", Deduct</i>	-37.99	



MINOR CSI UOM DESCRIPTION	TOTAL DIRECT UNIT COST	DEMOLITION UNIT COST
26 05 36 00-0091 EA 30" Wide, 36" Radius, Horizontal 45 Degree Elbows, 4" Rung Spacing, 4-5/8" High, Ladder Bottom Galvanized Steel Cable Tray Fitting	679.78	252.31
<i>For 60 Degree Bend, Deduct</i>	-127.60	
<i>For 30 Degree Bend, Deduct</i>	-226.68	
<i>For 3-5/8" Overall Height Instead Of 4-5/8", Deduct</i>	-46.95	
26 05 36 00-0092 EA 36" Wide, 36" Radius, Horizontal 45 Degree Elbows, 4" Rung Spacing, 4-5/8" High, Ladder Bottom Galvanized Steel Cable Tray Fitting	797.48	305.41
<i>For 60 Degree Bend, Deduct</i>	-146.08	
<i>For 30 Degree Bend, Deduct</i>	-260.44	
<i>For 3-5/8" Overall Height Instead Of 4-5/8", Deduct</i>	-54.30	
26 05 36 00-0093 12" Radius, Vertical 90 Degree Elbows, 4" Rung Spacing, 4-5/8" High, Ladder Bottom Galvanized Steel Cable Tray Fitting (26 05 36 00-0044)		
26 05 36 00-0094 EA 6" Wide, 12" Radius, Vertical 90 Degree Elbows, 4" Rung Spacing, 4-5/8" High, Ladder Bottom Galvanized Steel Cable Tray Fitting	343.39	120.96
<i>For 3-5/8" Overall Height Instead Of 4-5/8", Deduct</i>	-24.26	
26 05 36 00-0095 EA 9" Wide, 12" Radius, Vertical 90 Degree Elbows, 4" Rung Spacing, 4-5/8" High, Ladder Bottom Galvanized Steel Cable Tray Fitting	375.36	138.13
<i>For 3-5/8" Overall Height Instead Of 4-5/8", Deduct</i>	-26.02	
26 05 36 00-0096 EA 12" Wide, 12" Radius, Vertical 90 Degree Elbows, 4" Rung Spacing, 4-5/8" High, Ladder Bottom Galvanized Steel Cable Tray Fitting	404.48	152.77
<i>For 3-5/8" Overall Height Instead Of 4-5/8", Deduct</i>	-27.72	
26 05 36 00-0097 EA 18" Wide, 12" Radius, Vertical 90 Degree Elbows, 4" Rung Spacing, 4-5/8" High, Ladder Bottom Galvanized Steel Cable Tray Fitting	468.53	187.23
<i>For 3-5/8" Overall Height Instead Of 4-5/8", Deduct</i>	-31.25	
26 05 36 00-0098 EA 24" Wide, 12" Radius, Vertical 90 Degree Elbows, 4" Rung Spacing, 4-5/8" High, Ladder Bottom Galvanized Steel Cable Tray Fitting	521.26	214.94
<i>For 3-5/8" Overall Height Instead Of 4-5/8", Deduct</i>	-34.21	
26 05 36 00-0099 EA 30" Wide, 12" Radius, Vertical 90 Degree Elbows, 4" Rung Spacing, 4-5/8" High, Ladder Bottom Galvanized Steel Cable Tray Fitting	579.20	241.91
<i>For 3-5/8" Overall Height Instead Of 4-5/8", Deduct</i>	-37.76	
26 05 36 00-0100 EA 36" Wide, 12" Radius, Vertical 90 Degree Elbows, 4" Rung Spacing, 4-5/8" High, Ladder Bottom Galvanized Steel Cable Tray Fitting	642.80	276.13
<i>For 3-5/8" Overall Height Instead Of 4-5/8", Deduct</i>	-41.27	
26 05 36 00-0101 24" Radius, Vertical 90 Degree Elbows, 4" Rung Spacing, 4-5/8" High, Ladder Bottom Galvanized Steel Cable Tray Fitting (26 05 36 00-0044)		
26 05 36 00-0102 EA 6" Wide, 24" Radius, Vertical 90 Degree Elbows, 4" Rung Spacing, 4-5/8" High, Ladder Bottom Galvanized Steel Cable Tray Fitting	410.75	126.15
<i>For 3-5/8" Overall Height Instead Of 4-5/8", Deduct</i>	-30.56	
26 05 36 00-0103 EA 9" Wide, 24" Radius, Vertical 90 Degree Elbows, 4" Rung Spacing, 4-5/8" High, Ladder Bottom Galvanized Steel Cable Tray Fitting	447.27	145.14
<i>For 3-5/8" Overall Height Instead Of 4-5/8", Deduct</i>	-32.63	
26 05 36 00-0104 EA 12" Wide, 24" Radius, Vertical 90 Degree Elbows, 4" Rung Spacing, 4-5/8" High, Ladder Bottom Galvanized Steel Cable Tray Fitting	482.30	161.23
<i>For 3-5/8" Overall Height Instead Of 4-5/8", Deduct</i>	-34.79	
26 05 36 00-0105 EA 18" Wide, 24" Radius, Vertical 90 Degree Elbows, 4" Rung Spacing, 4-5/8" High, Ladder Bottom Galvanized Steel Cable Tray Fitting	558.68	200.29
<i>For 3-5/8" Overall Height Instead Of 4-5/8", Deduct</i>	-39.18	
26 05 36 00-0106 EA 24" Wide, 24" Radius, Vertical 90 Degree Elbows, 4" Rung Spacing, 4-5/8" High, Ladder Bottom Galvanized Steel Cable Tray Fitting	623.51	232.35
<i>For 3-5/8" Overall Height Instead Of 4-5/8", Deduct</i>	-42.99	
26 05 36 00-0107 EA 30" Wide, 24" Radius, Vertical 90 Degree Elbows, 4" Rung Spacing, 4-5/8" High, Ladder Bottom Galvanized Steel Cable Tray Fitting	688.88	263.67
<i>For 3-5/8" Overall Height Instead Of 4-5/8", Deduct</i>	-46.91	
26 05 36 00-0108 EA 36" Wide, 24" Radius, Vertical 90 Degree Elbows, 4" Rung Spacing, 4-5/8" High, Ladder Bottom Galvanized Steel Cable Tray Fitting	789.40	305.41
<i>For 3-5/8" Overall Height Instead Of 4-5/8", Deduct</i>	-53.49	
26 05 36 00-0109 36" Radius, Vertical 90 Degree Elbows, 4" Rung Spacing, 4-5/8" High, Ladder Bottom Galvanized Steel Cable Tray Fitting (26 05 36 00-0044)		
26 05 36 00-0110 EA 6" Wide, 36" Radius, Vertical 90 Degree Elbows, 4" Rung Spacing, 4-5/8" High, Ladder Bottom Galvanized Steel Cable Tray Fitting	490.32	131.84
<i>For 3-5/8" Overall Height Instead Of 4-5/8", Deduct</i>	-38.04	
26 05 36 00-0111 EA 9" Wide, 36" Radius, Vertical 90 Degree Elbows, 4" Rung Spacing, 4-5/8" High, Ladder Bottom Galvanized Steel Cable Tray Fitting	534.87	152.77
<i>For 3-5/8" Overall Height Instead Of 4-5/8", Deduct</i>	-40.76	
26 05 36 00-0112 EA 12" Wide, 36" Radius, Vertical 90 Degree Elbows, 4" Rung Spacing, 4-5/8" High, Ladder Bottom Galvanized Steel Cable Tray Fitting	568.33	170.79
<i>For 3-5/8" Overall Height Instead Of 4-5/8", Deduct</i>	-42.60	
26 05 36 00-0113 EA 18" Wide, 36" Radius, Vertical 90 Degree Elbows, 4" Rung Spacing, 4-5/8" High, Ladder Bottom Galvanized Steel Cable Tray Fitting	664.69	214.94
<i>For 3-5/8" Overall Height Instead Of 4-5/8", Deduct</i>	-48.56	
26 05 36 00-0114 EA 24" Wide, 36" Radius, Vertical 90 Degree Elbows, 4" Rung Spacing, 4-5/8" High, Ladder Bottom Galvanized Steel Cable Tray Fitting	730.24	252.31
<i>For 3-5/8" Overall Height Instead Of 4-5/8", Deduct</i>	-52.00	
26 05 36 00-0115 EA 30" Wide, 36" Radius, Vertical 90 Degree Elbows, 4" Rung Spacing, 4-5/8" High, Ladder Bottom Galvanized Steel Cable Tray Fitting	835.86	290.28
<i>For 3-5/8" Overall Height Instead Of 4-5/8", Deduct</i>	-59.40	



MINOR	CSI	UOM	DESCRIPTION	TOTAL DIRECT UNIT COST	DEMOLITION UNIT COST
26 05 36 00-0116	EA		36" Wide, 36" Radius, Vertical 90 Degree Elbows, 4" Rung Spacing, 4-5/8" High, Ladder Bottom Galvanized Steel Cable Tray Fitting <i>For 3-5/8" Overall Height Instead Of 4-5/8", Deduct</i>	943.26 -65.91	341.09
26 05 36 00-0117			12" Radius, Horizontal Tees, 4" Rung Spacing, 4-5/8" High, Ladder Bottom Galvanized Steel Cable Tray Fitting <small>(26 05 36 00-0044)</small>		
26 05 36 00-0118	EA		6" Wide, 12" Radius, Horizontal Tees, 4" Rung Spacing, 4-5/8" High, Ladder Bottom Galvanized Steel Cable Tray Fitting <i>For 3-5/8" Overall Height Instead Of 4-5/8", Deduct</i>	614.32 -42.07	232.35
26 05 36 00-0119	EA		9" Wide, 12" Radius, Horizontal Tees, 4" Rung Spacing, 4-5/8" High, Ladder Bottom Galvanized Steel Cable Tray Fitting <i>For 3-5/8" Overall Height Instead Of 4-5/8", Deduct</i>	664.65 -45.44	252.31
26 05 36 00-0120	EA		12" Wide, 12" Radius, Horizontal Tees, 4" Rung Spacing, 4-5/8" High, Ladder Bottom Galvanized Steel Cable Tray Fitting <i>For 3-5/8" Overall Height Instead Of 4-5/8", Deduct</i>	697.16 -47.74	263.67
26 05 36 00-0121	EA		18" Wide, 12" Radius, Horizontal Tees, 4" Rung Spacing, 4-5/8" High, Ladder Bottom Galvanized Steel Cable Tray Fitting <i>For 3-5/8" Overall Height Instead Of 4-5/8", Deduct</i>	778.75 -53.68	290.28
26 05 36 00-0122	EA		24" Wide, 12" Radius, Horizontal Tees, 4" Rung Spacing, 4-5/8" High, Ladder Bottom Galvanized Steel Cable Tray Fitting <i>For 3-5/8" Overall Height Instead Of 4-5/8", Deduct</i>	882.88 -61.43	322.22
26 05 36 00-0123	EA		30" Wide, 12" Radius, Horizontal Tees, 4" Rung Spacing, 4-5/8" High, Ladder Bottom Galvanized Steel Cable Tray Fitting <i>For 3-5/8" Overall Height Instead Of 4-5/8", Deduct</i>	983.06 -69.83	341.70
26 05 36 00-0124	EA		36" Wide, 12" Radius, Horizontal Tees, 4" Rung Spacing, 4-5/8" High, Ladder Bottom Galvanized Steel Cable Tray Fitting <i>For 3-5/8" Overall Height Instead Of 4-5/8", Deduct</i>	1,112.58 -79.02	386.81
26 05 36 00-0125			24" Radius, Horizontal Tees, 4" Rung Spacing, 4-5/8" High, Ladder Bottom Galvanized Steel Cable Tray Fitting <small>(26 05 36 00-0044)</small>		
26 05 36 00-0126	EA		6" Wide, 24" Radius, Horizontal Tees, 4" Rung Spacing, 4-5/8" High, Ladder Bottom Galvanized Steel Cable Tray Fitting <i>For 3-5/8" Overall Height Instead Of 4-5/8", Deduct</i>	776.52 -56.62	252.31
26 05 36 00-0127	EA		9" Wide, 24" Radius, Horizontal Tees, 4" Rung Spacing, 4-5/8" High, Ladder Bottom Galvanized Steel Cable Tray Fitting <i>For 3-5/8" Overall Height Instead Of 4-5/8", Deduct</i>	833.87 -60.34	276.62
26 05 36 00-0128	EA		12" Wide, 24" Radius, Horizontal Tees, 4" Rung Spacing, 4-5/8" High, Ladder Bottom Galvanized Steel Cable Tray Fitting <i>For 3-5/8" Overall Height Instead Of 4-5/8", Deduct</i>	870.29 -62.84	290.28
26 05 36 00-0129	EA		18" Wide, 24" Radius, Horizontal Tees, 4" Rung Spacing, 4-5/8" High, Ladder Bottom Galvanized Steel Cable Tray Fitting <i>For 3-5/8" Overall Height Instead Of 4-5/8", Deduct</i>	954.08 -68.55	322.22
26 05 36 00-0130	EA		24" Wide, 24" Radius, Horizontal Tees, 4" Rung Spacing, 4-5/8" High, Ladder Bottom Galvanized Steel Cable Tray Fitting <i>For 3-5/8" Overall Height Instead Of 4-5/8", Deduct</i>	1,059.05 -75.67	362.86
26 05 36 00-0131	EA		30" Wide, 24" Radius, Horizontal Tees, 4" Rung Spacing, 4-5/8" High, Ladder Bottom Galvanized Steel Cable Tray Fitting <i>For 3-5/8" Overall Height Instead Of 4-5/8", Deduct</i>	1,139.70 -81.73	386.81
26 05 36 00-0132	EA		36" Wide, 24" Radius, Horizontal Tees, 4" Rung Spacing, 4-5/8" High, Ladder Bottom Galvanized Steel Cable Tray Fitting <i>For 3-5/8" Overall Height Instead Of 4-5/8", Deduct</i>	1,378.75 -100.64	446.92
26 05 36 00-0133			36" Radius, Horizontal Tees, 4" Rung Spacing, 4-5/8" High, Ladder Bottom Galvanized Steel Cable Tray Fitting <small>(26 05 36 00-0044)</small>		
26 05 36 00-0134	EA		6" Wide, 36" Radius, Horizontal Tees, 4" Rung Spacing, 4-5/8" High, Ladder Bottom Galvanized Steel Cable Tray Fitting <i>For 3-5/8" Overall Height Instead Of 4-5/8", Deduct</i>	993.20 -76.27	276.62
26 05 36 00-0135	EA		9" Wide, 36" Radius, Horizontal Tees, 4" Rung Spacing, 4-5/8" High, Ladder Bottom Galvanized Steel Cable Tray Fitting <i>For 3-5/8" Overall Height Instead Of 4-5/8", Deduct</i>	1,061.65 -80.71	305.41
26 05 36 00-0136	EA		12" Wide, 36" Radius, Horizontal Tees, 4" Rung Spacing, 4-5/8" High, Ladder Bottom Galvanized Steel Cable Tray Fitting <i>For 3-5/8" Overall Height Instead Of 4-5/8", Deduct</i>	1,126.97 -85.84	322.22
26 05 36 00-0137	EA		18" Wide, 36" Radius, Horizontal Tees, 4" Rung Spacing, 4-5/8" High, Ladder Bottom Galvanized Steel Cable Tray Fitting <i>For 3-5/8" Overall Height Instead Of 4-5/8", Deduct</i>	1,238.73 -93.63	362.86
26 05 36 00-0138	EA		24" Wide, 36" Radius, Horizontal Tees, 4" Rung Spacing, 4-5/8" High, Ladder Bottom Galvanized Steel Cable Tray Fitting <i>For 3-5/8" Overall Height Instead Of 4-5/8", Deduct</i>	1,405.69 -106.05	414.27
26 05 36 00-0139	EA		30" Wide, 36" Radius, Horizontal Tees, 4" Rung Spacing, 4-5/8" High, Ladder Bottom Galvanized Steel Cable Tray Fitting <i>For 3-5/8" Overall Height Instead Of 4-5/8", Deduct</i>	1,524.52 -115.21	446.92
26 05 36 00-0140	EA		36" Wide, 36" Radius, Horizontal Tees, 4" Rung Spacing, 4-5/8" High, Ladder Bottom Galvanized Steel Cable Tray Fitting <i>For 3-5/8" Overall Height Instead Of 4-5/8", Deduct</i>	1,716.38 -127.69	527.36
26 05 36 00-0141			12" Radius, Vertical Tees, 4" Rung Spacing, 4-5/8" High, Ladder Bottom Galvanized Steel Cable Tray Fitting <small>(26 05 36 00-0044)</small>		



MINOR CSI UOM DESCRIPTION	TOTAL DIRECT UNIT COST	DEMOLITION UNIT COST
26 05 36 00-0142 EA 6" Wide, 12" Radius, Vertical Tees, 4" Rung Spacing, 4-5/8" High, Ladder Bottom Galvanized Steel Cable Tray Fitting.....	744.75	214.94
For 3-5/8" Overall Height Instead Of 4-5/8", Deduct	-56.56	
26 05 36 00-0143 EA 9" Wide, 12" Radius, Vertical Tees, 4" Rung Spacing, 4-5/8" High, Ladder Bottom Galvanized Steel Cable Tray Fitting.....	762.26	223.40
For 3-5/8" Overall Height Instead Of 4-5/8", Deduct	-57.61	
26 05 36 00-0144 EA 12" Wide, 12" Radius, Vertical Tees, 4" Rung Spacing, 4-5/8" High, Ladder Bottom Galvanized Steel Cable Tray Fitting.....	780.44	232.35
For 3-5/8" Overall Height Instead Of 4-5/8", Deduct	-58.69	
26 05 36 00-0145 EA 18" Wide, 12" Radius, Vertical Tees, 4" Rung Spacing, 4-5/8" High, Ladder Bottom Galvanized Steel Cable Tray Fitting.....	820.60	252.31
For 3-5/8" Overall Height Instead Of 4-5/8", Deduct	-61.03	
26 05 36 00-0146 EA 24" Wide, 12" Radius, Vertical Tees, 4" Rung Spacing, 4-5/8" High, Ladder Bottom Galvanized Steel Cable Tray Fitting.....	846.33	263.67
For 3-5/8" Overall Height Instead Of 4-5/8", Deduct	-62.66	
26 05 36 00-0147 EA 30" Wide, 12" Radius, Vertical Tees, 4" Rung Spacing, 4-5/8" High, Ladder Bottom Galvanized Steel Cable Tray Fitting.....	917.75	290.28
For 3-5/8" Overall Height Instead Of 4-5/8", Deduct	-67.58	
26 05 36 00-0148 EA 36" Wide, 12" Radius, Vertical Tees, 4" Rung Spacing, 4-5/8" High, Ladder Bottom Galvanized Steel Cable Tray Fitting.....	987.98	322.22
For 3-5/8" Overall Height Instead Of 4-5/8", Deduct	-71.94	
26 05 36 00-0149 24" Radius, Vertical Tees, 4" Rung Spacing, 4-5/8" High, Ladder Bottom Galvanized Steel Cable Tray Fitting (26 05 36 00-0044)		
26 05 36 00-0150 EA 6" Wide, 24" Radius, Vertical Tees, 4" Rung Spacing, 4-5/8" High, Ladder Bottom Galvanized Steel Cable Tray Fitting.....	1,085.55	232.35
For 3-5/8" Overall Height Instead Of 4-5/8", Deduct	-89.20	
26 05 36 00-0151 EA 9" Wide, 24" Radius, Vertical Tees, 4" Rung Spacing, 4-5/8" High, Ladder Bottom Galvanized Steel Cable Tray Fitting.....	1,111.71	241.91
For 3-5/8" Overall Height Instead Of 4-5/8", Deduct	-91.01	
26 05 36 00-0152 EA 12" Wide, 24" Radius, Vertical Tees, 4" Rung Spacing, 4-5/8" High, Ladder Bottom Galvanized Steel Cable Tray Fitting.....	1,139.27	252.31
For 3-5/8" Overall Height Instead Of 4-5/8", Deduct	-92.90	
26 05 36 00-0153 EA 18" Wide, 24" Radius, Vertical Tees, 4" Rung Spacing, 4-5/8" High, Ladder Bottom Galvanized Steel Cable Tray Fitting.....	1,200.00	276.62
For 3-5/8" Overall Height Instead Of 4-5/8", Deduct	-96.95	
26 05 36 00-0154 EA 24" Wide, 24" Radius, Vertical Tees, 4" Rung Spacing, 4-5/8" High, Ladder Bottom Galvanized Steel Cable Tray Fitting.....	1,243.20	290.28
For 3-5/8" Overall Height Instead Of 4-5/8", Deduct	-100.13	
26 05 36 00-0155 EA 30" Wide, 24" Radius, Vertical Tees, 4" Rung Spacing, 4-5/8" High, Ladder Bottom Galvanized Steel Cable Tray Fitting.....	1,316.82	322.22
For 3-5/8" Overall Height Instead Of 4-5/8", Deduct	-104.83	
26 05 36 00-0156 EA 36" Wide, 24" Radius, Vertical Tees, 4" Rung Spacing, 4-5/8" High, Ladder Bottom Galvanized Steel Cable Tray Fitting.....	1,418.40	362.86
For 3-5/8" Overall Height Instead Of 4-5/8", Deduct	-111.60	
26 05 36 00-0157 36" Radius, Vertical Tees, 4" Rung Spacing, 4-5/8" High, Ladder Bottom Galvanized Steel Cable Tray Fitting (26 05 36 00-0044)		
26 05 36 00-0158 EA 6" Wide, 36" Radius, Vertical Tees, 4" Rung Spacing, 4-5/8" High, Ladder Bottom Galvanized Steel Cable Tray Fitting.....	1,725.76	252.31
For 3-5/8" Overall Height Instead Of 4-5/8", Deduct	-151.55	
26 05 36 00-0159 EA 9" Wide, 36" Radius, Vertical Tees, 4" Rung Spacing, 4-5/8" High, Ladder Bottom Galvanized Steel Cable Tray Fitting.....	1,761.66	263.67
For 3-5/8" Overall Height Instead Of 4-5/8", Deduct	-154.19	
26 05 36 00-0160 EA 12" Wide, 36" Radius, Vertical Tees, 4" Rung Spacing, 4-5/8" High, Ladder Bottom Galvanized Steel Cable Tray Fitting.....	1,800.06	276.62
For 3-5/8" Overall Height Instead Of 4-5/8", Deduct	-156.96	
26 05 36 00-0161 EA 18" Wide, 36" Radius, Vertical Tees, 4" Rung Spacing, 4-5/8" High, Ladder Bottom Galvanized Steel Cable Tray Fitting.....	1,865.12	305.41
For 3-5/8" Overall Height Instead Of 4-5/8", Deduct	-161.06	
26 05 36 00-0162 EA 24" Wide, 36" Radius, Vertical Tees, 4" Rung Spacing, 4-5/8" High, Ladder Bottom Galvanized Steel Cable Tray Fitting.....	1,910.10	322.22
For 3-5/8" Overall Height Instead Of 4-5/8", Deduct	-164.16	
26 05 36 00-0163 EA 30" Wide, 36" Radius, Vertical Tees, 4" Rung Spacing, 4-5/8" High, Ladder Bottom Galvanized Steel Cable Tray Fitting.....	2,028.63	362.86
For 3-5/8" Overall Height Instead Of 4-5/8", Deduct	-172.62	
26 05 36 00-0164 EA 36" Wide, 36" Radius, Vertical Tees, 4" Rung Spacing, 4-5/8" High, Ladder Bottom Galvanized Steel Cable Tray Fitting.....	2,131.18	414.27
For 3-5/8" Overall Height Instead Of 4-5/8", Deduct	-178.60	
26 05 36 00-0165 12" Radius, Horizontal Crosses, 4" Rung Spacing, 4-5/8" High, Ladder Bottom Galvanized Steel Cable Tray Fitting (26 05 36 00-0044)		
26 05 36 00-0166 EA 6" Wide, 12" Radius, Horizontal Crosses, 4" Rung Spacing, 4-5/8" High, Ladder Bottom Galvanized Steel Cable Tray Fitting.....	765.19	290.28
For 3-5/8" Overall Height Instead Of 4-5/8", Deduct	-52.33	
26 05 36 00-0167 EA 9" Wide, 12" Radius, Horizontal Crosses, 4" Rung Spacing, 4-5/8" High, Ladder Bottom Galvanized Steel Cable Tray Fitting.....	804.00	305.41
For 3-5/8" Overall Height Instead Of 4-5/8", Deduct	-54.95	



MINOR	CSI	UOM	DESCRIPTION	TOTAL DIRECT UNIT COST	DEMOLITION UNIT COST
26 05 36 00-0168	EA		12" Wide, 12" Radius, Horizontal Crosses, 4" Rung Spacing, 4-5/8" High, Ladder Bottom Galvanized Steel Cable Tray Fitting.....	859.15	322.22
			<i>For 3-5/8" Overall Height Instead Of 4-5/8", Deduct</i>	-59.06	
26 05 36 00-0169	EA		18" Wide, 12" Radius, Horizontal Crosses, 4" Rung Spacing, 4-5/8" High, Ladder Bottom Galvanized Steel Cable Tray Fitting.....	922.03	341.70
			<i>For 3-5/8" Overall Height Instead Of 4-5/8", Deduct</i>	-63.73	
26 05 36 00-0170	EA		24" Wide, 12" Radius, Horizontal Crosses, 4" Rung Spacing, 4-5/8" High, Ladder Bottom Galvanized Steel Cable Tray Fitting.....	1,038.00	386.81
			<i>For 3-5/8" Overall Height Instead Of 4-5/8", Deduct</i>	-71.56	
26 05 36 00-0171	EA		30" Wide, 12" Radius, Horizontal Crosses, 4" Rung Spacing, 4-5/8" High, Ladder Bottom Galvanized Steel Cable Tray Fitting.....	1,161.60	414.27
			<i>For 3-5/8" Overall Height Instead Of 4-5/8", Deduct</i>	-81.64	
26 05 36 00-0172	EA		36" Wide, 12" Radius, Horizontal Crosses, 4" Rung Spacing, 4-5/8" High, Ladder Bottom Galvanized Steel Cable Tray Fitting.....	1,270.26	446.92
			<i>For 3-5/8" Overall Height Instead Of 4-5/8", Deduct</i>	-89.79	
26 05 36 00-0173			24" Radius, Horizontal Crosses, 4" Rung Spacing, 4-5/8" High, Ladder Bottom Galvanized Steel Cable Tray Fitting <small>(26 05 36 00-0044)</small>		
26 05 36 00-0174	EA		6" Wide, 24" Radius, Horizontal Crosses, 4" Rung Spacing, 4-5/8" High, Ladder Bottom Galvanized Steel Cable Tray Fitting.....	1,082.90	322.22
			<i>For 3-5/8" Overall Height Instead Of 4-5/8", Deduct</i>	-81.44	
26 05 36 00-0175	EA		9" Wide, 24" Radius, Horizontal Crosses, 4" Rung Spacing, 4-5/8" High, Ladder Bottom Galvanized Steel Cable Tray Fitting.....	1,132.22	341.70
			<i>For 3-5/8" Overall Height Instead Of 4-5/8", Deduct</i>	-84.75	
26 05 36 00-0176	EA		12" Wide, 24" Radius, Horizontal Crosses, 4" Rung Spacing, 4-5/8" High, Ladder Bottom Galvanized Steel Cable Tray Fitting.....	1,184.48	362.86
			<i>For 3-5/8" Overall Height Instead Of 4-5/8", Deduct</i>	-88.21	
26 05 36 00-0177	EA		18" Wide, 24" Radius, Horizontal Crosses, 4" Rung Spacing, 4-5/8" High, Ladder Bottom Galvanized Steel Cable Tray Fitting.....	1,261.75	386.81
			<i>For 3-5/8" Overall Height Instead Of 4-5/8", Deduct</i>	-93.94	
26 05 36 00-0178	EA		24" Wide, 24" Radius, Horizontal Crosses, 4" Rung Spacing, 4-5/8" High, Ladder Bottom Galvanized Steel Cable Tray Fitting.....	1,402.48	446.92
			<i>For 3-5/8" Overall Height Instead Of 4-5/8", Deduct</i>	-103.01	
26 05 36 00-0179	EA		30" Wide, 24" Radius, Horizontal Crosses, 4" Rung Spacing, 4-5/8" High, Ladder Bottom Galvanized Steel Cable Tray Fitting.....	1,508.12	483.81
			<i>For 3-5/8" Overall Height Instead Of 4-5/8", Deduct</i>	-110.49	
26 05 36 00-0180	EA		36" Wide, 24" Radius, Horizontal Crosses, 4" Rung Spacing, 4-5/8" High, Ladder Bottom Galvanized Steel Cable Tray Fitting.....	1,692.65	527.36
			<i>For 3-5/8" Overall Height Instead Of 4-5/8", Deduct</i>	-125.31	
26 05 36 00-0181			36" Radius, Horizontal Crosses, 4" Rung Spacing, 4-5/8" High, Ladder Bottom Galvanized Steel Cable Tray Fitting <small>(26 05 36 00-0044)</small>		
26 05 36 00-0182	EA		6" Wide, 36" Radius, Horizontal Crosses, 4" Rung Spacing, 4-5/8" High, Ladder Bottom Galvanized Steel Cable Tray Fitting.....	1,367.55	362.86
			<i>For 3-5/8" Overall Height Instead Of 4-5/8", Deduct</i>	-106.52	
26 05 36 00-0183	EA		9" Wide, 36" Radius, Horizontal Crosses, 4" Rung Spacing, 4-5/8" High, Ladder Bottom Galvanized Steel Cable Tray Fitting.....	1,441.42	386.81
			<i>For 3-5/8" Overall Height Instead Of 4-5/8", Deduct</i>	-111.91	
26 05 36 00-0184	EA		12" Wide, 36" Radius, Horizontal Crosses, 4" Rung Spacing, 4-5/8" High, Ladder Bottom Galvanized Steel Cable Tray Fitting.....	1,520.95	414.27
			<i>For 3-5/8" Overall Height Instead Of 4-5/8", Deduct</i>	-117.58	
26 05 36 00-0185	EA		18" Wide, 36" Radius, Horizontal Crosses, 4" Rung Spacing, 4-5/8" High, Ladder Bottom Galvanized Steel Cable Tray Fitting.....	1,660.13	446.92
			<i>For 3-5/8" Overall Height Instead Of 4-5/8", Deduct</i>	-128.77	
26 05 36 00-0186	EA		24" Wide, 36" Radius, Horizontal Crosses, 4" Rung Spacing, 4-5/8" High, Ladder Bottom Galvanized Steel Cable Tray Fitting.....	1,896.06	527.36
			<i>For 3-5/8" Overall Height Instead Of 4-5/8", Deduct</i>	-145.66	
26 05 36 00-0187	EA		30" Wide, 36" Radius, Horizontal Crosses, 4" Rung Spacing, 4-5/8" High, Ladder Bottom Galvanized Steel Cable Tray Fitting.....	2,067.88	579.60
			<i>For 3-5/8" Overall Height Instead Of 4-5/8", Deduct</i>	-158.48	
26 05 36 00-0188	EA		36" Wide, 36" Radius, Horizontal Crosses, 4" Rung Spacing, 4-5/8" High, Ladder Bottom Galvanized Steel Cable Tray Fitting.....	2,262.64	645.65
			<i>For 3-5/8" Overall Height Instead Of 4-5/8", Deduct</i>	-172.46	
26 05 36 00-0189			12" Radius, Vertical Crosses, 4" Rung Spacing, 4-5/8" High, Ladder Bottom Galvanized Steel Cable Tray Fitting <small>(26 05 36 00-0044)</small>		
26 05 36 00-0190	EA		6" Wide, 12" Radius, Vertical Crosses, 4" Rung Spacing, 4-5/8" High, Ladder Bottom Galvanized Steel Cable Tray Fitting.....	891.81	290.28
			<i>For 3-5/8" Overall Height Instead Of 4-5/8", Deduct</i>	-64.99	
26 05 36 00-0191	EA		9" Wide, 12" Radius, Vertical Crosses, 4" Rung Spacing, 4-5/8" High, Ladder Bottom Galvanized Steel Cable Tray Fitting.....	936.91	305.53
			<i>For 3-5/8" Overall Height Instead Of 4-5/8", Deduct</i>	-68.23	
26 05 36 00-0192	EA		12" Wide, 12" Radius, Vertical Crosses, 4" Rung Spacing, 4-5/8" High, Ladder Bottom Galvanized Steel Cable Tray Fitting.....	1,003.99	322.22
			<i>For 3-5/8" Overall Height Instead Of 4-5/8", Deduct</i>	-73.55	
26 05 36 00-0193	EA		18" Wide, 12" Radius, Vertical Crosses, 4" Rung Spacing, 4-5/8" High, Ladder Bottom Galvanized Steel Cable Tray Fitting.....	1,080.90	341.82
			<i>For 3-5/8" Overall Height Instead Of 4-5/8", Deduct</i>	-79.61	
26 05 36 00-0194	EA		24" Wide, 12" Radius, Vertical Crosses, 4" Rung Spacing, 4-5/8" High, Ladder Bottom Galvanized Steel Cable Tray Fitting.....	1,214.96	386.81
			<i>For 3-5/8" Overall Height Instead Of 4-5/8", Deduct</i>	-89.26	



MINOR CSI UOM DESCRIPTION	TOTAL DIRECT UNIT COST	DEMOLITION UNIT COST
26 05 36 00-0195 EA 30" Wide, 12" Radius, Vertical Crosses, 4" Rung Spacing, 4-5/8" High, Ladder Bottom Galvanized Steel Cable Tray Fitting.....	1,373.97	414.39
<i>For 3-5/8" Overall Height Instead Of 4-5/8", Deduct</i>	-102.86	
26 05 36 00-0196 EA 36" Wide, 12" Radius, Vertical Crosses, 4" Rung Spacing, 4-5/8" High, Ladder Bottom Galvanized Steel Cable Tray Fitting.....	1,505.80	446.32
<i>For 3-5/8" Overall Height Instead Of 4-5/8", Deduct</i>	-113.39	
26 05 36 00-0197 24" Radius, Vertical Crosses, 4" Rung Spacing, 4-5/8" High, Ladder Bottom Galvanized Steel Cable Tray Fitting <small>(26 05 36 00-0044)</small>		
26 05 36 00-0198 EA 6" Wide, 24" Radius, Vertical Crosses, 4" Rung Spacing, 4-5/8" High, Ladder Bottom Galvanized Steel Cable Tray Fitting.....	1,328.52	322.22
<i>For 3-5/8" Overall Height Instead Of 4-5/8", Deduct</i>	-106.00	
26 05 36 00-0199 EA 9" Wide, 24" Radius, Vertical Crosses, 4" Rung Spacing, 4-5/8" High, Ladder Bottom Galvanized Steel Cable Tray Fitting.....	1,385.47	341.70
<i>For 3-5/8" Overall Height Instead Of 4-5/8", Deduct</i>	-110.07	
26 05 36 00-0200 EA 12" Wide, 24" Radius, Vertical Crosses, 4" Rung Spacing, 4-5/8" High, Ladder Bottom Galvanized Steel Cable Tray Fitting.....	1,445.36	362.86
<i>For 3-5/8" Overall Height Instead Of 4-5/8", Deduct</i>	-114.30	
26 05 36 00-0201 EA 18" Wide, 24" Radius, Vertical Crosses, 4" Rung Spacing, 4-5/8" High, Ladder Bottom Galvanized Steel Cable Tray Fitting.....	1,539.40	386.81
<i>For 3-5/8" Overall Height Instead Of 4-5/8", Deduct</i>	-121.70	
26 05 36 00-0202 EA 24" Wide, 24" Radius, Vertical Crosses, 4" Rung Spacing, 4-5/8" High, Ladder Bottom Galvanized Steel Cable Tray Fitting.....	1,698.44	446.92
<i>For 3-5/8" Overall Height Instead Of 4-5/8", Deduct</i>	-132.60	
26 05 36 00-0203 EA 30" Wide, 24" Radius, Vertical Crosses, 4" Rung Spacing, 4-5/8" High, Ladder Bottom Galvanized Steel Cable Tray Fitting.....	1,823.91	483.81
<i>For 3-5/8" Overall Height Instead Of 4-5/8", Deduct</i>	-142.07	
26 05 36 00-0204 EA 36" Wide, 24" Radius, Vertical Crosses, 4" Rung Spacing, 4-5/8" High, Ladder Bottom Galvanized Steel Cable Tray Fitting.....	2,058.79	527.36
<i>For 3-5/8" Overall Height Instead Of 4-5/8", Deduct</i>	-161.93	
26 05 36 00-0205 36" Radius, Vertical Crosses, 4" Rung Spacing, 4-5/8" High, Ladder Bottom Galvanized Steel Cable Tray Fitting <small>(26 05 36 00-0044)</small>		
26 05 36 00-0206 EA 6" Wide, 36" Radius, Vertical Crosses, 4" Rung Spacing, 4-5/8" High, Ladder Bottom Galvanized Steel Cable Tray Fitting.....	1,710.80	362.86
<i>For 3-5/8" Overall Height Instead Of 4-5/8", Deduct</i>	-140.84	
26 05 36 00-0207 EA 9" Wide, 36" Radius, Vertical Crosses, 4" Rung Spacing, 4-5/8" High, Ladder Bottom Galvanized Steel Cable Tray Fitting.....	1,799.93	386.81
<i>For 3-5/8" Overall Height Instead Of 4-5/8", Deduct</i>	-147.76	
26 05 36 00-0208 EA 12" Wide, 36" Radius, Vertical Crosses, 4" Rung Spacing, 4-5/8" High, Ladder Bottom Galvanized Steel Cable Tray Fitting.....	1,894.72	414.27
<i>For 3-5/8" Overall Height Instead Of 4-5/8", Deduct</i>	-154.95	
26 05 36 00-0209 EA 18" Wide, 36" Radius, Vertical Crosses, 4" Rung Spacing, 4-5/8" High, Ladder Bottom Galvanized Steel Cable Tray Fitting.....	2,072.03	446.92
<i>For 3-5/8" Overall Height Instead Of 4-5/8", Deduct</i>	-169.96	
26 05 36 00-0210 EA 24" Wide, 36" Radius, Vertical Crosses, 4" Rung Spacing, 4-5/8" High, Ladder Bottom Galvanized Steel Cable Tray Fitting.....	2,353.73	527.36
<i>For 3-5/8" Overall Height Instead Of 4-5/8", Deduct</i>	-191.42	
26 05 36 00-0211 EA 30" Wide, 36" Radius, Vertical Crosses, 4" Rung Spacing, 4-5/8" High, Ladder Bottom Galvanized Steel Cable Tray Fitting.....	2,563.68	579.60
<i>For 3-5/8" Overall Height Instead Of 4-5/8", Deduct</i>	-208.06	
26 05 36 00-0212 EA 36" Wide, 36" Radius, Vertical Crosses, 4" Rung Spacing, 4-5/8" High, Ladder Bottom Galvanized Steel Cable Tray Fitting.....	2,796.59	645.65
<i>For 3-5/8" Overall Height Instead Of 4-5/8", Deduct</i>	-225.85	
26 05 36 00-0213 6" Rung Spacing, 4-5/8" High, Ladder Bottom Galvanized Steel Cable Tray Fittings <small>(26 05 36 00-0002)</small>		
26 05 36 00-0214 12" Radius, Horizontal 90 Degree Elbows, 6" Rung Spacing, 4-5/8" High, Ladder Bottom Galvanized Steel Cable Tray Fitting <small>(26 05 36 00-0213)</small>		
26 05 36 00-0215 EA 6" Wide, 12" Radius, Horizontal 90 Degree Elbows, 6" Rung Spacing, 4-5/8" High, Ladder Bottom Galvanized Steel Cable Tray Fitting.....	300.70	121.32
<i>For 3-5/8" Overall Height Instead Of 4-5/8", Deduct</i>	-19.96	
26 05 36 00-0216 EA 9" Wide, 12" Radius, Horizontal 90 Degree Elbows, 6" Rung Spacing, 4-5/8" High, Ladder Bottom Galvanized Steel Cable Tray Fitting.....	336.70	138.13
<i>For 3-5/8" Overall Height Instead Of 4-5/8", Deduct</i>	-22.16	
26 05 36 00-0217 EA 12" Wide, 12" Radius, Horizontal 90 Degree Elbows, 6" Rung Spacing, 4-5/8" High, Ladder Bottom Galvanized Steel Cable Tray Fitting.....	370.32	152.77
<i>For 3-5/8" Overall Height Instead Of 4-5/8", Deduct</i>	-24.31	
26 05 36 00-0218 EA 18" Wide, 12" Radius, Horizontal 90 Degree Elbows, 6" Rung Spacing, 4-5/8" High, Ladder Bottom Galvanized Steel Cable Tray Fitting.....	462.27	187.23
<i>For 3-5/8" Overall Height Instead Of 4-5/8", Deduct</i>	-30.62	
26 05 36 00-0219 EA 24" Wide, 12" Radius, Horizontal 90 Degree Elbows, 6" Rung Spacing, 4-5/8" High, Ladder Bottom Galvanized Steel Cable Tray Fitting.....	527.26	214.94
<i>For 3-5/8" Overall Height Instead Of 4-5/8", Deduct</i>	-34.81	
26 05 36 00-0220 EA 30" Wide, 12" Radius, Horizontal 90 Degree Elbows, 6" Rung Spacing, 4-5/8" High, Ladder Bottom Galvanized Steel Cable Tray Fitting.....	625.35	241.91
<i>For 3-5/8" Overall Height Instead Of 4-5/8", Deduct</i>	-42.38	



MINOR	CSI	UOM	DESCRIPTION	TOTAL DIRECT UNIT COST	DEMOLITION UNIT COST
26 05 36 00-0221	EA		36" Wide, 12" Radius, Horizontal 90 Degree Elbows, 6" Rung Spacing, 4-5/8" High, Ladder Bottom Galvanized Steel Cable Tray Fitting <i>For 3-5/8" Overall Height Instead Of 4-5/8", Deduct</i>	720.55 -49.01	276.50
26 05 36 00-0222			24" Radius, Horizontal 90 Degree Elbows, 6" Rung Spacing, 4-5/8" High, Ladder Bottom Galvanized Steel Cable Tray Fitting <small>(26 05 36 00-0213)</small>		
26 05 36 00-0223	EA		6" Wide, 24" Radius, Horizontal 90 Degree Elbows, 6" Rung Spacing, 4-5/8" High, Ladder Bottom Galvanized Steel Cable Tray Fitting <i>For 3-5/8" Overall Height Instead Of 4-5/8", Deduct</i>	413.69 -30.86	126.15
26 05 36 00-0224	EA		9" Wide, 24" Radius, Horizontal 90 Degree Elbows, 6" Rung Spacing, 4-5/8" High, Ladder Bottom Galvanized Steel Cable Tray Fitting <i>For 3-5/8" Overall Height Instead Of 4-5/8", Deduct</i>	451.39 -33.05	145.02
26 05 36 00-0225	EA		12" Wide, 24" Radius, Horizontal 90 Degree Elbows, 6" Rung Spacing, 4-5/8" High, Ladder Bottom Galvanized Steel Cable Tray Fitting <i>For 3-5/8" Overall Height Instead Of 4-5/8", Deduct</i>	486.28 -35.19	161.23
26 05 36 00-0226	EA		18" Wide, 24" Radius, Horizontal 90 Degree Elbows, 6" Rung Spacing, 4-5/8" High, Ladder Bottom Galvanized Steel Cable Tray Fitting <i>For 3-5/8" Overall Height Instead Of 4-5/8", Deduct</i>	568.46 -40.16	200.29
26 05 36 00-0227	EA		24" Wide, 24" Radius, Horizontal 90 Degree Elbows, 6" Rung Spacing, 4-5/8" High, Ladder Bottom Galvanized Steel Cable Tray Fitting <i>For 3-5/8" Overall Height Instead Of 4-5/8", Deduct</i>	639.09 -44.55	232.35
26 05 36 00-0228	EA		30" Wide, 24" Radius, Horizontal 90 Degree Elbows, 6" Rung Spacing, 4-5/8" High, Ladder Bottom Galvanized Steel Cable Tray Fitting <i>For 3-5/8" Overall Height Instead Of 4-5/8", Deduct</i>	713.33 -49.36	263.67
26 05 36 00-0229	EA		36" Wide, 24" Radius, Horizontal 90 Degree Elbows, 6" Rung Spacing, 4-5/8" High, Ladder Bottom Galvanized Steel Cable Tray Fitting <i>For 3-5/8" Overall Height Instead Of 4-5/8", Deduct</i>	834.51 -58.00	305.41
26 05 36 00-0230			36" Radius, Horizontal 90 Degree Elbows, 6" Rung Spacing, 4-5/8" High, Ladder Bottom Galvanized Steel Cable Tray Fitting <small>(26 05 36 00-0213)</small>		
26 05 36 00-0231	EA		6" Wide, 36" Radius, Horizontal 90 Degree Elbows, 6" Rung Spacing, 4-5/8" High, Ladder Bottom Galvanized Steel Cable Tray Fitting <i>For 3-5/8" Overall Height Instead Of 4-5/8", Deduct</i>	445.07 -33.52	131.84
26 05 36 00-0232	EA		9" Wide, 36" Radius, Horizontal 90 Degree Elbows, 6" Rung Spacing, 4-5/8" High, Ladder Bottom Galvanized Steel Cable Tray Fitting <i>For 3-5/8" Overall Height Instead Of 4-5/8", Deduct</i>	492.14 -36.50	152.64
26 05 36 00-0233	EA		12" Wide, 36" Radius, Horizontal 90 Degree Elbows, 6" Rung Spacing, 4-5/8" High, Ladder Bottom Galvanized Steel Cable Tray Fitting <i>For 3-5/8" Overall Height Instead Of 4-5/8", Deduct</i>	533.51 -39.11	170.79
26 05 36 00-0234	EA		18" Wide, 36" Radius, Horizontal 90 Degree Elbows, 6" Rung Spacing, 4-5/8" High, Ladder Bottom Galvanized Steel Cable Tray Fitting <i>For 3-5/8" Overall Height Instead Of 4-5/8", Deduct</i>	643.04 -46.39	214.94
26 05 36 00-0235	EA		24" Wide, 36" Radius, Horizontal 90 Degree Elbows, 6" Rung Spacing, 4-5/8" High, Ladder Bottom Galvanized Steel Cable Tray Fitting <i>For 3-5/8" Overall Height Instead Of 4-5/8", Deduct</i>	733.50 -52.32	252.31
26 05 36 00-0236	EA		30" Wide, 36" Radius, Horizontal 90 Degree Elbows, 6" Rung Spacing, 4-5/8" High, Ladder Bottom Galvanized Steel Cable Tray Fitting <i>For 3-5/8" Overall Height Instead Of 4-5/8", Deduct</i>	859.33 -61.74	290.28
26 05 36 00-0237	EA		36" Wide, 36" Radius, Horizontal 90 Degree Elbows, 6" Rung Spacing, 4-5/8" High, Ladder Bottom Galvanized Steel Cable Tray Fitting <i>For 3-5/8" Overall Height Instead Of 4-5/8", Deduct</i>	978.34 -69.41	341.09
26 05 36 00-0238			12" Radius, Horizontal 45 Degree Elbows, 6" Rung Spacing, 4-5/8" High, Ladder Bottom Galvanized Steel Cable Tray Fitting <small>(26 05 36 00-0213)</small>		
26 05 36 00-0239	EA		6" Wide, 12" Radius, Horizontal 45 Degree Elbows, 6" Rung Spacing, 4-5/8" High, Ladder Bottom Galvanized Steel Cable Tray Fitting <i>For 60 Degree Bend, Deduct</i> <i>For 30 Degree Bend, Deduct</i> <i>For 3-5/8" Overall Height Instead Of 4-5/8", Deduct</i>	223.17 -39.95 -71.47 -14.99	87.93
26 05 36 00-0240	EA		9" Wide, 12" Radius, Horizontal 45 Degree Elbows, 6" Rung Spacing, 4-5/8" High, Ladder Bottom Galvanized Steel Cable Tray Fitting <i>For 60 Degree Bend, Deduct</i> <i>For 30 Degree Bend, Deduct</i> <i>For 3-5/8" Overall Height Instead Of 4-5/8", Deduct</i>	255.50 -43.90 -79.03 -16.77	105.47
26 05 36 00-0241	EA		12" Wide, 12" Radius, Horizontal 45 Degree Elbows, 6" Rung Spacing, 4-5/8" High, Ladder Bottom Galvanized Steel Cable Tray Fitting <i>For 60 Degree Bend, Deduct</i> <i>For 30 Degree Bend, Deduct</i> <i>For 3-5/8" Overall Height Instead Of 4-5/8", Deduct</i>	284.52 -47.53 -85.93 -18.37	120.96
26 05 36 00-0242	EA		18" Wide, 12" Radius, Horizontal 45 Degree Elbows, 6" Rung Spacing, 4-5/8" High, Ladder Bottom Galvanized Steel Cable Tray Fitting <i>For 60 Degree Bend, Deduct</i> <i>For 30 Degree Bend, Deduct</i> <i>For 3-5/8" Overall Height Instead Of 4-5/8", Deduct</i>	342.36 -54.39 -99.14 -21.50	152.89
26 05 36 00-0243	EA		24" Wide, 12" Radius, Horizontal 45 Degree Elbows, 6" Rung Spacing, 4-5/8" High, Ladder Bottom Galvanized Steel Cable Tray Fitting <i>For 60 Degree Bend, Deduct</i> <i>For 30 Degree Bend, Deduct</i> <i>For 3-5/8" Overall Height Instead Of 4-5/8", Deduct</i>	424.72 -68.38 -124.38 -26.87	187.23



MINOR CSI UOM DESCRIPTION	TOTAL DIRECT UNIT COST	DEMOLITION UNIT COST
26 05 36 00-0244 EA 30" Wide, 12" Radius, Horizontal 45 Degree Elbows, 6" Rung Spacing, 4-5/8" High, Ladder Bottom Galvanized Steel Cable Tray Fitting	502.22	214.94
<i>For 60 Degree Bend, Deduct</i>	-83.33	
<i>For 30 Degree Bend, Deduct</i>	-150.83	
<i>For 3-5/8" Overall Height Instead Of 4-5/8", Deduct</i>	-32.31	
26 05 36 00-0245 EA 36" Wide, 12" Radius, Horizontal 45 Degree Elbows, 6" Rung Spacing, 4-5/8" High, Ladder Bottom Galvanized Steel Cable Tray Fitting	570.77	252.31
<i>For 60 Degree Bend, Deduct</i>	-91.63	
<i>For 30 Degree Bend, Deduct</i>	-166.73	
<i>For 3-5/8" Overall Height Instead Of 4-5/8", Deduct</i>	36.05	
26 05 36 00-0246 24" Radius, Horizontal 45 Degree Elbows, 6" Rung Spacing, 4-5/8" High, Ladder Bottom Galvanized Steel Cable Tray Fitting (26 05 36 00-0213)		
26 05 36 00-0247 EA 6" Wide, 24" Radius, Horizontal 45 Degree Elbows, 6" Rung Spacing, 4-5/8" High, Ladder Bottom Galvanized Steel Cable Tray Fitting	248.12	90.71
<i>For 60 Degree Bend, Deduct</i>	-47.12	
<i>For 30 Degree Bend, Deduct</i>	-83.58	
<i>For 3-5/8" Overall Height Instead Of 4-5/8", Deduct</i>	-17.26	
26 05 36 00-0248 EA 9" Wide, 24" Radius, Horizontal 45 Degree Elbows, 6" Rung Spacing, 4-5/8" High, Ladder Bottom Galvanized Steel Cable Tray Fitting	285.53	109.34
<i>For 60 Degree Bend, Deduct</i>	-52.31	
<i>For 30 Degree Bend, Deduct</i>	-93.25	
<i>For 3-5/8" Overall Height Instead Of 4-5/8", Deduct</i>	-19.44	
26 05 36 00-0249 EA 12" Wide, 24" Radius, Horizontal 45 Degree Elbows, 6" Rung Spacing, 4-5/8" High, Ladder Bottom Galvanized Steel Cable Tray Fitting	326.22	126.28
<i>For 60 Degree Bend, Deduct</i>	-59.25	
<i>For 30 Degree Bend, Deduct</i>	-105.77	
<i>For 3-5/8" Overall Height Instead Of 4-5/8", Deduct</i>	-22.10	
26 05 36 00-0250 EA 18" Wide, 24" Radius, Horizontal 45 Degree Elbows, 6" Rung Spacing, 4-5/8" High, Ladder Bottom Galvanized Steel Cable Tray Fitting	387.71	161.23
<i>For 60 Degree Bend, Deduct</i>	-66.12	
<i>For 30 Degree Bend, Deduct</i>	-119.16	
<i>For 3-5/8" Overall Height Instead Of 4-5/8", Deduct</i>	-25.33	
26 05 36 00-0251 EA 24" Wide, 24" Radius, Horizontal 45 Degree Elbows, 6" Rung Spacing, 4-5/8" High, Ladder Bottom Galvanized Steel Cable Tray Fitting	477.71	200.29
<i>For 60 Degree Bend, Deduct</i>	-80.88	
<i>For 30 Degree Bend, Deduct</i>	-145.92	
<i>For 3-5/8" Overall Height Instead Of 4-5/8", Deduct</i>	-31.08	
26 05 36 00-0252 EA 30" Wide, 24" Radius, Horizontal 45 Degree Elbows, 6" Rung Spacing, 4-5/8" High, Ladder Bottom Galvanized Steel Cable Tray Fitting	559.29	232.35
<i>For 60 Degree Bend, Deduct</i>	-95.51	
<i>For 30 Degree Bend, Deduct</i>	-172.10	
<i>For 3-5/8" Overall Height Instead Of 4-5/8", Deduct</i>	-36.57	
26 05 36 00-0253 EA 36" Wide, 24" Radius, Horizontal 45 Degree Elbows, 6" Rung Spacing, 4-5/8" High, Ladder Bottom Galvanized Steel Cable Tray Fitting	658.10	276.62
<i>For 60 Degree Bend, Deduct</i>	-111.15	
<i>For 30 Degree Bend, Deduct</i>	-200.62	
<i>For 3-5/8" Overall Height Instead Of 4-5/8", Deduct</i>	-42.76	
26 05 36 00-0254 36" Radius, Horizontal 45 Degree Elbows, 6" Rung Spacing, 4-5/8" High, Ladder Bottom Galvanized Steel Cable Tray Fitting (26 05 36 00-0213)		
26 05 36 00-0255 EA 6" Wide, 36" Radius, Horizontal 45 Degree Elbows, 6" Rung Spacing, 4-5/8" High, Ladder Bottom Galvanized Steel Cable Tray Fitting	295.21	93.62
<i>For 60 Degree Bend, Deduct</i>	-61.55	
<i>For 30 Degree Bend, Deduct</i>	-107.78	
<i>For 3-5/8" Overall Height Instead Of 4-5/8", Deduct</i>	-21.72	
26 05 36 00-0256 EA 9" Wide, 36" Radius, Horizontal 45 Degree Elbows, 6" Rung Spacing, 4-5/8" High, Ladder Bottom Galvanized Steel Cable Tray Fitting	336.54	113.69
<i>For 60 Degree Bend, Deduct</i>	-67.48	
<i>For 30 Degree Bend, Deduct</i>	-118.79	
<i>For 3-5/8" Overall Height Instead Of 4-5/8", Deduct</i>	-24.18	
26 05 36 00-0257 EA 12" Wide, 36" Radius, Horizontal 45 Degree Elbows, 6" Rung Spacing, 4-5/8" High, Ladder Bottom Galvanized Steel Cable Tray Fitting	370.13	131.96
<i>For 60 Degree Bend, Deduct</i>	-71.56	
<i>For 30 Degree Bend, Deduct</i>	-126.60	
<i>For 3-5/8" Overall Height Instead Of 4-5/8", Deduct</i>	-26.02	
26 05 36 00-0258 EA 18" Wide, 36" Radius, Horizontal 45 Degree Elbows, 6" Rung Spacing, 4-5/8" High, Ladder Bottom Galvanized Steel Cable Tray Fitting	447.46	170.79
<i>For 60 Degree Bend, Deduct</i>	-82.17	
<i>For 30 Degree Bend, Deduct</i>	-146.45	
<i>For 3-5/8" Overall Height Instead Of 4-5/8", Deduct</i>	-30.51	
26 05 36 00-0259 EA 24" Wide, 36" Radius, Horizontal 45 Degree Elbows, 6" Rung Spacing, 4-5/8" High, Ladder Bottom Galvanized Steel Cable Tray Fitting	530.38	214.94
<i>For 60 Degree Bend, Deduct</i>	-92.62	
<i>For 30 Degree Bend, Deduct</i>	-166.31	
<i>For 3-5/8" Overall Height Instead Of 4-5/8", Deduct</i>	-35.12	
26 05 36 00-0260 EA 30" Wide, 36" Radius, Horizontal 45 Degree Elbows, 6" Rung Spacing, 4-5/8" High, Ladder Bottom Galvanized Steel Cable Tray Fitting	642.74	252.31
<i>For 60 Degree Bend, Deduct</i>	-115.38	
<i>For 30 Degree Bend, Deduct</i>	-206.31	
<i>For 3-5/8" Overall Height Instead Of 4-5/8", Deduct</i>	-43.25	

26 Electrical**26 05 Common Work Results for Electrical****26 05 36 Cable Trays for Electrical Systems**

SAN BERNARDINO
COUNTY

MINOR	CSI	UOM	DESCRIPTION	TOTAL DIRECT UNIT COST	DEMOLITION UNIT COST
26 05 36 00-0261	EA		36" Wide, 36" Radius, Horizontal 45 Degree Elbows, 6" Rung Spacing, 4-5/8" High, Ladder Bottom Galvanized Steel Cable Tray Fitting	756.28	305.41
			<i>For 60 Degree Bend, Deduct</i>	-132.49	
			<i>For 30 Degree Bend, Deduct</i>	-237.78	
			<i>For 3-5/8" Overall Height Instead Of 4-5/8", Deduct</i>	-50.18	
26 05 36 00-0262			12" Radius, Vertical 90 Degree Elbows, 6" Rung Spacing, 4-5/8" High, Ladder Bottom Galvanized Steel Cable Tray Fitting <small>(26 05 36 00-0213)</small>		
26 05 36 00-0263	EA		6" Wide, 12" Radius, Vertical 90 Degree Elbows, 6" Rung Spacing, 4-5/8" High, Ladder Bottom Galvanized Steel Cable Tray Fitting	332.05	120.96
			<i>For 3-5/8" Overall Height Instead Of 4-5/8", Deduct</i>	-23.13	
26 05 36 00-0264	EA		9" Wide, 12" Radius, Vertical 90 Degree Elbows, 6" Rung Spacing, 4-5/8" High, Ladder Bottom Galvanized Steel Cable Tray Fitting	363.75	138.13
			<i>For 3-5/8" Overall Height Instead Of 4-5/8", Deduct</i>	-24.86	
26 05 36 00-0265	EA		12" Wide, 12" Radius, Vertical 90 Degree Elbows, 6" Rung Spacing, 4-5/8" High, Ladder Bottom Galvanized Steel Cable Tray Fitting	392.48	152.77
			<i>For 3-5/8" Overall Height Instead Of 4-5/8", Deduct</i>	-26.52	
26 05 36 00-0266	EA		18" Wide, 12" Radius, Vertical 90 Degree Elbows, 6" Rung Spacing, 4-5/8" High, Ladder Bottom Galvanized Steel Cable Tray Fitting	456.01	187.23
			<i>For 3-5/8" Overall Height Instead Of 4-5/8", Deduct</i>	-30.00	
26 05 36 00-0267	EA		24" Wide, 12" Radius, Vertical 90 Degree Elbows, 6" Rung Spacing, 4-5/8" High, Ladder Bottom Galvanized Steel Cable Tray Fitting	508.22	214.94
			<i>For 3-5/8" Overall Height Instead Of 4-5/8", Deduct</i>	-32.91	
26 05 36 00-0268	EA		30" Wide, 12" Radius, Vertical 90 Degree Elbows, 6" Rung Spacing, 4-5/8" High, Ladder Bottom Galvanized Steel Cable Tray Fitting	565.11	241.91
			<i>For 3-5/8" Overall Height Instead Of 4-5/8", Deduct</i>	-36.35	
26 05 36 00-0269	EA		36" Wide, 12" Radius, Vertical 90 Degree Elbows, 6" Rung Spacing, 4-5/8" High, Ladder Bottom Galvanized Steel Cable Tray Fitting	628.19	276.13
			<i>For 3-5/8" Overall Height Instead Of 4-5/8", Deduct</i>	-39.81	
26 05 36 00-0270			24" Radius, Vertical 90 Degree Elbows, 6" Rung Spacing, 4-5/8" High, Ladder Bottom Galvanized Steel Cable Tray Fitting <small>(26 05 36 00-0213)</small>		
26 05 36 00-0271	EA		6" Wide, 24" Radius, Vertical 90 Degree Elbows, 6" Rung Spacing, 4-5/8" High, Ladder Bottom Galvanized Steel Cable Tray Fitting	394.72	126.15
			<i>For 3-5/8" Overall Height Instead Of 4-5/8", Deduct</i>	-28.96	
26 05 36 00-0272	EA		9" Wide, 24" Radius, Vertical 90 Degree Elbows, 6" Rung Spacing, 4-5/8" High, Ladder Bottom Galvanized Steel Cable Tray Fitting	430.85	145.14
			<i>For 3-5/8" Overall Height Instead Of 4-5/8", Deduct</i>	-30.99	
26 05 36 00-0273	EA		12" Wide, 24" Radius, Vertical 90 Degree Elbows, 6" Rung Spacing, 4-5/8" High, Ladder Bottom Galvanized Steel Cable Tray Fitting	465.22	161.23
			<i>For 3-5/8" Overall Height Instead Of 4-5/8", Deduct</i>	-33.08	
26 05 36 00-0274	EA		18" Wide, 24" Radius, Vertical 90 Degree Elbows, 6" Rung Spacing, 4-5/8" High, Ladder Bottom Galvanized Steel Cable Tray Fitting	540.69	200.29
			<i>For 3-5/8" Overall Height Instead Of 4-5/8", Deduct</i>	-37.38	
26 05 36 00-0275	EA		24" Wide, 24" Radius, Vertical 90 Degree Elbows, 6" Rung Spacing, 4-5/8" High, Ladder Bottom Galvanized Steel Cable Tray Fitting	604.61	232.35
			<i>For 3-5/8" Overall Height Instead Of 4-5/8", Deduct</i>	-41.10	
26 05 36 00-0276	EA		30" Wide, 24" Radius, Vertical 90 Degree Elbows, 6" Rung Spacing, 4-5/8" High, Ladder Bottom Galvanized Steel Cable Tray Fitting	668.93	263.67
			<i>For 3-5/8" Overall Height Instead Of 4-5/8", Deduct</i>	-44.92	
26 05 36 00-0277	EA		36" Wide, 24" Radius, Vertical 90 Degree Elbows, 6" Rung Spacing, 4-5/8" High, Ladder Bottom Galvanized Steel Cable Tray Fitting	766.97	305.41
			<i>For 3-5/8" Overall Height Instead Of 4-5/8", Deduct</i>	-51.24	
26 05 36 00-0278			36" Radius, Vertical 90 Degree Elbows, 6" Rung Spacing, 4-5/8" High, Ladder Bottom Galvanized Steel Cable Tray Fitting <small>(26 05 36 00-0213)</small>		
26 05 36 00-0279	EA		6" Wide, 36" Radius, Vertical 90 Degree Elbows, 6" Rung Spacing, 4-5/8" High, Ladder Bottom Galvanized Steel Cable Tray Fitting	468.67	131.84
			<i>For 3-5/8" Overall Height Instead Of 4-5/8", Deduct</i>	-35.88	
26 05 36 00-0280	EA		9" Wide, 36" Radius, Vertical 90 Degree Elbows, 6" Rung Spacing, 4-5/8" High, Ladder Bottom Galvanized Steel Cable Tray Fitting	512.44	152.77
			<i>For 3-5/8" Overall Height Instead Of 4-5/8", Deduct</i>	-38.52	
26 05 36 00-0281	EA		12" Wide, 36" Radius, Vertical 90 Degree Elbows, 6" Rung Spacing, 4-5/8" High, Ladder Bottom Galvanized Steel Cable Tray Fitting	545.64	170.79
			<i>For 3-5/8" Overall Height Instead Of 4-5/8", Deduct</i>	-40.33	
26 05 36 00-0282	EA		18" Wide, 36" Radius, Vertical 90 Degree Elbows, 6" Rung Spacing, 4-5/8" High, Ladder Bottom Galvanized Steel Cable Tray Fitting	640.17	214.94
			<i>For 3-5/8" Overall Height Instead Of 4-5/8", Deduct</i>	-46.10	
26 05 36 00-0283	EA		24" Wide, 36" Radius, Vertical 90 Degree Elbows, 6" Rung Spacing, 4-5/8" High, Ladder Bottom Galvanized Steel Cable Tray Fitting	705.46	252.31
			<i>For 3-5/8" Overall Height Instead Of 4-5/8", Deduct</i>	-49.52	
26 05 36 00-0284	EA		30" Wide, 36" Radius, Vertical 90 Degree Elbows, 6" Rung Spacing, 4-5/8" High, Ladder Bottom Galvanized Steel Cable Tray Fitting	807.70	290.28
			<i>For 3-5/8" Overall Height Instead Of 4-5/8", Deduct</i>	-56.58	
26 05 36 00-0285	EA		36" Wide, 36" Radius, Vertical 90 Degree Elbows, 6" Rung Spacing, 4-5/8" High, Ladder Bottom Galvanized Steel Cable Tray Fitting	913.27	341.09
			<i>For 3-5/8" Overall Height Instead Of 4-5/8", Deduct</i>	-62.91	



	MINOR	CSI	UOM	DESCRIPTION	TOTAL DIRECT UNIT COST	DEMOLITION UNIT COST
26 05 36 00-0286				12" Radius, Horizontal Tees, 6" Rung Spacing, 4-5/8" High, Ladder Bottom Galvanized Steel Cable Tray Fitting <small>(26 05 36 00-0213)</small>		
26 05 36 00-0287	EA			6" Wide, 12" Radius, Horizontal Tees, 6" Rung Spacing, 4-5/8" High, Ladder Bottom Galvanized Steel Cable Tray Fitting.....	596.85	232.35
				<i>For 3-5/8" Overall Height Instead Of 4-5/8", Deduct</i>	-40.33	
26 05 36 00-0288	EA			9" Wide, 12" Radius, Horizontal Tees, 6" Rung Spacing, 4-5/8" High, Ladder Bottom Galvanized Steel Cable Tray Fitting.....	645.87	252.31
				<i>For 3-5/8" Overall Height Instead Of 4-5/8", Deduct</i>	-43.56	
26 05 36 00-0289	EA			12" Wide, 12" Radius, Horizontal Tees, 6" Rung Spacing, 4-5/8" High, Ladder Bottom Galvanized Steel Cable Tray Fitting.....	677.34	263.67
				<i>For 3-5/8" Overall Height Instead Of 4-5/8", Deduct</i>	-45.76	
26 05 36 00-0290	EA			18" Wide, 12" Radius, Horizontal Tees, 6" Rung Spacing, 4-5/8" High, Ladder Bottom Galvanized Steel Cable Tray Fitting.....	756.06	290.28
				<i>For 3-5/8" Overall Height Instead Of 4-5/8", Deduct</i>	-51.42	
26 05 36 00-0291	EA			24" Wide, 12" Radius, Horizontal Tees, 6" Rung Spacing, 4-5/8" High, Ladder Bottom Galvanized Steel Cable Tray Fitting.....	856.28	322.22
				<i>For 3-5/8" Overall Height Instead Of 4-5/8", Deduct</i>	-58.77	
26 05 36 00-0292	EA			30" Wide, 12" Radius, Horizontal Tees, 6" Rung Spacing, 4-5/8" High, Ladder Bottom Galvanized Steel Cable Tray Fitting.....	951.24	341.70
				<i>For 3-5/8" Overall Height Instead Of 4-5/8", Deduct</i>	-66.65	
26 05 36 00-0293	EA			36" Wide, 12" Radius, Horizontal Tees, 6" Rung Spacing, 4-5/8" High, Ladder Bottom Galvanized Steel Cable Tray Fitting.....	1,076.59	386.81
				<i>For 3-5/8" Overall Height Instead Of 4-5/8", Deduct</i>	-75.42	
26 05 36 00-0294				24" Radius, Horizontal Tees, 6" Rung Spacing, 4-5/8" High, Ladder Bottom Galvanized Steel Cable Tray Fitting <small>(26 05 36 00-0213)</small>		
26 05 36 00-0295	EA			6" Wide, 24" Radius, Horizontal Tees, 6" Rung Spacing, 4-5/8" High, Ladder Bottom Galvanized Steel Cable Tray Fitting.....	749.14	252.31
				<i>For 3-5/8" Overall Height Instead Of 4-5/8", Deduct</i>	-53.89	
26 05 36 00-0296	EA			9" Wide, 24" Radius, Horizontal Tees, 6" Rung Spacing, 4-5/8" High, Ladder Bottom Galvanized Steel Cable Tray Fitting.....	805.18	276.62
				<i>For 3-5/8" Overall Height Instead Of 4-5/8", Deduct</i>	-57.47	
26 05 36 00-0297	EA			12" Wide, 24" Radius, Horizontal Tees, 6" Rung Spacing, 4-5/8" High, Ladder Bottom Galvanized Steel Cable Tray Fitting.....	840.56	290.28
				<i>For 3-5/8" Overall Height Instead Of 4-5/8", Deduct</i>	-59.87	
26 05 36 00-0298	EA			18" Wide, 24" Radius, Horizontal Tees, 6" Rung Spacing, 4-5/8" High, Ladder Bottom Galvanized Steel Cable Tray Fitting.....	922.00	322.22
				<i>For 3-5/8" Overall Height Instead Of 4-5/8", Deduct</i>	-65.35	
26 05 36 00-0299	EA			24" Wide, 24" Radius, Horizontal Tees, 6" Rung Spacing, 4-5/8" High, Ladder Bottom Galvanized Steel Cable Tray Fitting.....	1,024.10	362.86
				<i>For 3-5/8" Overall Height Instead Of 4-5/8", Deduct</i>	-72.17	
26 05 36 00-0300	EA			30" Wide, 24" Radius, Horizontal Tees, 6" Rung Spacing, 4-5/8" High, Ladder Bottom Galvanized Steel Cable Tray Fitting.....	1,101.63	386.81
				<i>For 3-5/8" Overall Height Instead Of 4-5/8", Deduct</i>	-77.93	
26 05 36 00-0301	EA			36" Wide, 24" Radius, Horizontal Tees, 6" Rung Spacing, 4-5/8" High, Ladder Bottom Galvanized Steel Cable Tray Fitting.....	1,329.98	446.92
				<i>For 3-5/8" Overall Height Instead Of 4-5/8", Deduct</i>	-95.76	
26 05 36 00-0302				36" Radius, Horizontal Tees, 6" Rung Spacing, 4-5/8" High, Ladder Bottom Galvanized Steel Cable Tray Fitting <small>(26 05 36 00-0213)</small>		
26 05 36 00-0303	EA			6" Wide, 36" Radius, Horizontal Tees, 6" Rung Spacing, 4-5/8" High, Ladder Bottom Galvanized Steel Cable Tray Fitting.....	952.26	276.62
				<i>For 3-5/8" Overall Height Instead Of 4-5/8", Deduct</i>	-72.18	
26 05 36 00-0304	EA			9" Wide, 36" Radius, Horizontal Tees, 6" Rung Spacing, 4-5/8" High, Ladder Bottom Galvanized Steel Cable Tray Fitting.....	1,019.15	305.41
				<i>For 3-5/8" Overall Height Instead Of 4-5/8", Deduct</i>	-76.46	
26 05 36 00-0305	EA			12" Wide, 36" Radius, Horizontal Tees, 6" Rung Spacing, 4-5/8" High, Ladder Bottom Galvanized Steel Cable Tray Fitting.....	1,081.60	322.22
				<i>For 3-5/8" Overall Height Instead Of 4-5/8", Deduct</i>	-81.31	
26 05 36 00-0306	EA			18" Wide, 36" Radius, Horizontal Tees, 6" Rung Spacing, 4-5/8" High, Ladder Bottom Galvanized Steel Cable Tray Fitting.....	1,189.96	362.86
				<i>For 3-5/8" Overall Height Instead Of 4-5/8", Deduct</i>	-88.76	
26 05 36 00-0307	EA			24" Wide, 36" Radius, Horizontal Tees, 6" Rung Spacing, 4-5/8" High, Ladder Bottom Galvanized Steel Cable Tray Fitting.....	1,350.67	414.27
				<i>For 3-5/8" Overall Height Instead Of 4-5/8", Deduct</i>	-100.55	
26 05 36 00-0308	EA			30" Wide, 36" Radius, Horizontal Tees, 6" Rung Spacing, 4-5/8" High, Ladder Bottom Galvanized Steel Cable Tray Fitting.....	1,464.54	446.92
				<i>For 3-5/8" Overall Height Instead Of 4-5/8", Deduct</i>	-109.21	
26 05 36 00-0309	EA			36" Wide, 36" Radius, Horizontal Tees, 6" Rung Spacing, 4-5/8" High, Ladder Bottom Galvanized Steel Cable Tray Fitting.....	1,651.97	527.36
				<i>For 3-5/8" Overall Height Instead Of 4-5/8", Deduct</i>	-121.25	
26 05 36 00-0310				12" Radius, Vertical Tees, 6" Rung Spacing, 4-5/8" High, Ladder Bottom Galvanized Steel Cable Tray Fitting <small>(26 05 36 00-0213)</small>		
26 05 36 00-0311	EA			6" Wide, 12" Radius, Vertical Tees, 6" Rung Spacing, 4-5/8" High, Ladder Bottom Galvanized Steel Cable Tray Fitting.....	715.02	214.94
				<i>For 3-5/8" Overall Height Instead Of 4-5/8", Deduct</i>	-53.59	



MINOR CSI	UOM	DESCRIPTION	TOTAL DIRECT UNIT COST	DEMOLITION UNIT COST
26 05 36 00-0312	EA	9" Wide, 12" Radius, Vertical Tees, 6" Rung Spacing, 4-5/8" High, Ladder Bottom Galvanized Steel Cable Tray Fitting.....	732.27	223.40
		<i>For 3-5/8" Overall Height Instead Of 4-5/8", Deduct</i>	-54.61	
26 05 36 00-0313	EA	12" Wide, 12" Radius, Vertical Tees, 6" Rung Spacing, 4-5/8" High, Ladder Bottom Galvanized Steel Cable Tray Fitting.....	750.19	232.35
		<i>For 3-5/8" Overall Height Instead Of 4-5/8", Deduct</i>	-55.66	
26 05 36 00-0314	EA	18" Wide, 12" Radius, Vertical Tees, 6" Rung Spacing, 4-5/8" High, Ladder Bottom Galvanized Steel Cable Tray Fitting.....	789.82	252.31
		<i>For 3-5/8" Overall Height Instead Of 4-5/8", Deduct</i>	-57.95	
26 05 36 00-0315	EA	24" Wide, 12" Radius, Vertical Tees, 6" Rung Spacing, 4-5/8" High, Ladder Bottom Galvanized Steel Cable Tray Fitting.....	815.03	263.67
		<i>For 3-5/8" Overall Height Instead Of 4-5/8", Deduct</i>	-59.53	
26 05 36 00-0316	EA	30" Wide, 12" Radius, Vertical Tees, 6" Rung Spacing, 4-5/8" High, Ladder Bottom Galvanized Steel Cable Tray Fitting.....	884.37	290.28
		<i>For 3-5/8" Overall Height Instead Of 4-5/8", Deduct</i>	-64.25	
26 05 36 00-0317	EA	36" Wide, 12" Radius, Vertical Tees, 6" Rung Spacing, 4-5/8" High, Ladder Bottom Galvanized Steel Cable Tray Fitting.....	953.29	322.22
		<i>For 3-5/8" Overall Height Instead Of 4-5/8", Deduct</i>	-68.47	
26 05 36 00-0318		24" Radius, Vertical Tees, 6" Rung Spacing, 4-5/8" High, Ladder Bottom Galvanized Steel Cable Tray Fitting <small>(26 05 36 00-0213)</small>		
26 05 36 00-0319	EA	6" Wide, 24" Radius, Vertical Tees, 6" Rung Spacing, 4-5/8" High, Ladder Bottom Galvanized Steel Cable Tray Fitting.....	1,031.83	232.35
		<i>For 3-5/8" Overall Height Instead Of 4-5/8", Deduct</i>	-83.82	
26 05 36 00-0320	EA	9" Wide, 24" Radius, Vertical Tees, 6" Rung Spacing, 4-5/8" High, Ladder Bottom Galvanized Steel Cable Tray Fitting.....	1,057.21	241.91
		<i>For 3-5/8" Overall Height Instead Of 4-5/8", Deduct</i>	-85.56	
26 05 36 00-0321	EA	12" Wide, 24" Radius, Vertical Tees, 6" Rung Spacing, 4-5/8" High, Ladder Bottom Galvanized Steel Cable Tray Fitting.....	1,083.98	252.31
		<i>For 3-5/8" Overall Height Instead Of 4-5/8", Deduct</i>	-87.37	
26 05 36 00-0322	EA	18" Wide, 24" Radius, Vertical Tees, 6" Rung Spacing, 4-5/8" High, Ladder Bottom Galvanized Steel Cable Tray Fitting.....	1,143.15	276.62
		<i>For 3-5/8" Overall Height Instead Of 4-5/8", Deduct</i>	-91.27	
26 05 36 00-0323	EA	24" Wide, 24" Radius, Vertical Tees, 6" Rung Spacing, 4-5/8" High, Ladder Bottom Galvanized Steel Cable Tray Fitting.....	1,184.79	290.28
		<i>For 3-5/8" Overall Height Instead Of 4-5/8", Deduct</i>	-94.29	
26 05 36 00-0324	EA	30" Wide, 24" Radius, Vertical Tees, 6" Rung Spacing, 4-5/8" High, Ladder Bottom Galvanized Steel Cable Tray Fitting.....	1,256.84	322.22
		<i>For 3-5/8" Overall Height Instead Of 4-5/8", Deduct</i>	-98.83	
26 05 36 00-0325	EA	36" Wide, 24" Radius, Vertical Tees, 6" Rung Spacing, 4-5/8" High, Ladder Bottom Galvanized Steel Cable Tray Fitting.....	1,355.82	362.86
		<i>For 3-5/8" Overall Height Instead Of 4-5/8", Deduct</i>	-105.34	
26 05 36 00-0326		36" Radius, Vertical Tees, 6" Rung Spacing, 4-5/8" High, Ladder Bottom Galvanized Steel Cable Tray Fitting <small>(26 05 36 00-0213)</small>		
26 05 36 00-0327	EA	6" Wide, 36" Radius, Vertical Tees, 6" Rung Spacing, 4-5/8" High, Ladder Bottom Galvanized Steel Cable Tray Fitting.....	1,625.36	252.31
		<i>For 3-5/8" Overall Height Instead Of 4-5/8", Deduct</i>	-141.51	
26 05 36 00-0328	EA	9" Wide, 36" Radius, Vertical Tees, 6" Rung Spacing, 4-5/8" High, Ladder Bottom Galvanized Steel Cable Tray Fitting.....	1,659.96	263.67
		<i>For 3-5/8" Overall Height Instead Of 4-5/8", Deduct</i>	-144.02	
26 05 36 00-0329	EA	12" Wide, 36" Radius, Vertical Tees, 6" Rung Spacing, 4-5/8" High, Ladder Bottom Galvanized Steel Cable Tray Fitting.....	1,697.05	276.62
		<i>For 3-5/8" Overall Height Instead Of 4-5/8", Deduct</i>	-146.66	
26 05 36 00-0330	EA	18" Wide, 36" Radius, Vertical Tees, 6" Rung Spacing, 4-5/8" High, Ladder Bottom Galvanized Steel Cable Tray Fitting.....	1,760.80	305.41
		<i>For 3-5/8" Overall Height Instead Of 4-5/8", Deduct</i>	-150.63	
26 05 36 00-0331	EA	24" Wide, 36" Radius, Vertical Tees, 6" Rung Spacing, 4-5/8" High, Ladder Bottom Galvanized Steel Cable Tray Fitting.....	1,804.48	322.22
		<i>For 3-5/8" Overall Height Instead Of 4-5/8", Deduct</i>	-153.59	
26 05 36 00-0332	EA	30" Wide, 36" Radius, Vertical Tees, 6" Rung Spacing, 4-5/8" High, Ladder Bottom Galvanized Steel Cable Tray Fitting.....	1,919.10	362.86
		<i>For 3-5/8" Overall Height Instead Of 4-5/8", Deduct</i>	-161.67	
26 05 36 00-0333	EA	36" Wide, 36" Radius, Vertical Tees, 6" Rung Spacing, 4-5/8" High, Ladder Bottom Galvanized Steel Cable Tray Fitting.....	2,020.35	414.27
		<i>For 3-5/8" Overall Height Instead Of 4-5/8", Deduct</i>	-167.52	
26 05 36 00-0334		12" Radius, Horizontal Crosses, 6" Rung Spacing, 4-5/8" High, Ladder Bottom Galvanized Steel Cable Tray Fitting <small>(26 05 36 00-0213)</small>		
26 05 36 00-0335	EA	6" Wide, 12" Radius, Horizontal Crosses, 6" Rung Spacing, 4-5/8" High, Ladder Bottom Galvanized Steel Cable Tray Fitting.....	743.55	290.28
		<i>For 3-5/8" Overall Height Instead Of 4-5/8", Deduct</i>	-50.16	
26 05 36 00-0336	EA	9" Wide, 12" Radius, Horizontal Crosses, 6" Rung Spacing, 4-5/8" High, Ladder Bottom Galvanized Steel Cable Tray Fitting.....	781.31	305.41
		<i>For 3-5/8" Overall Height Instead Of 4-5/8", Deduct</i>	-52.68	
26 05 36 00-0337	EA	12" Wide, 12" Radius, Horizontal Crosses, 6" Rung Spacing, 4-5/8" High, Ladder Bottom Galvanized Steel Cable Tray Fitting.....	834.38	322.22
		<i>For 3-5/8" Overall Height Instead Of 4-5/8", Deduct</i>	-56.58	
26 05 36 00-0338	EA	18" Wide, 12" Radius, Horizontal Crosses, 6" Rung Spacing, 4-5/8" High, Ladder Bottom Galvanized Steel Cable Tray Fitting.....	894.91	341.70
		<i>For 3-5/8" Overall Height Instead Of 4-5/8", Deduct</i>	-61.02	



MINOR CSI UOM DESCRIPTION	TOTAL DIRECT UNIT COST	DEMOLITION UNIT COST
26 05 36 00-0339 EA 24" Wide, 12" Radius, Horizontal Crosses, 6" Rung Spacing, 4-5/8" High, Ladder Bottom Galvanized Steel Cable Tray Fitting.....	1,007.75	386.81
<i>For 3-5/8" Overall Height Instead Of 4-5/8", Deduct</i>	-68.54	
26 05 36 00-0340 EA 30" Wide, 12" Radius, Horizontal Crosses, 6" Rung Spacing, 4-5/8" High, Ladder Bottom Galvanized Steel Cable Tray Fitting.....	1,125.35	414.27
<i>For 3-5/8" Overall Height Instead Of 4-5/8", Deduct</i>	-78.02	
26 05 36 00-0341 EA 36" Wide, 12" Radius, Horizontal Crosses, 6" Rung Spacing, 4-5/8" High, Ladder Bottom Galvanized Steel Cable Tray Fitting.....	1,229.84	446.92
<i>For 3-5/8" Overall Height Instead Of 4-5/8", Deduct</i>	-85.74	
26 05 36 00-0342 24" Radius, Horizontal Crosses, 6" Rung Spacing, 4-5/8" High, Ladder Bottom Galvanized Steel Cable Tray Fitting <small>(26 05 36 00-0213)</small>		
26 05 36 00-0343 EA 6" Wide, 24" Radius, Horizontal Crosses, 6" Rung Spacing, 4-5/8" High, Ladder Bottom Galvanized Steel Cable Tray Fitting.....	1,040.92	322.22
<i>For 3-5/8" Overall Height Instead Of 4-5/8", Deduct</i>	-77.24	
26 05 36 00-0344 EA 9" Wide, 24" Radius, Horizontal Crosses, 6" Rung Spacing, 4-5/8" High, Ladder Bottom Galvanized Steel Cable Tray Fitting.....	1,088.93	341.70
<i>For 3-5/8" Overall Height Instead Of 4-5/8", Deduct</i>	-80.42	
26 05 36 00-0345 EA 12" Wide, 24" Radius, Horizontal Crosses, 6" Rung Spacing, 4-5/8" High, Ladder Bottom Galvanized Steel Cable Tray Fitting.....	1,139.89	362.86
<i>For 3-5/8" Overall Height Instead Of 4-5/8", Deduct</i>	-83.75	
26 05 36 00-0346 EA 18" Wide, 24" Radius, Horizontal Crosses, 6" Rung Spacing, 4-5/8" High, Ladder Bottom Galvanized Steel Cable Tray Fitting.....	1,214.28	386.81
<i>For 3-5/8" Overall Height Instead Of 4-5/8", Deduct</i>	-89.19	
26 05 36 00-0347 EA 24" Wide, 24" Radius, Horizontal Crosses, 6" Rung Spacing, 4-5/8" High, Ladder Bottom Galvanized Steel Cable Tray Fitting.....	1,351.89	446.92
<i>For 3-5/8" Overall Height Instead Of 4-5/8", Deduct</i>	-97.95	
26 05 36 00-0348 EA 30" Wide, 24" Radius, Horizontal Crosses, 6" Rung Spacing, 4-5/8" High, Ladder Bottom Galvanized Steel Cable Tray Fitting.....	1,454.14	483.81
<i>For 3-5/8" Overall Height Instead Of 4-5/8", Deduct</i>	-105.10	
26 05 36 00-0349 EA 36" Wide, 24" Radius, Horizontal Crosses, 6" Rung Spacing, 4-5/8" High, Ladder Bottom Galvanized Steel Cable Tray Fitting.....	1,630.07	527.36
<i>For 3-5/8" Overall Height Instead Of 4-5/8", Deduct</i>	-119.06	
26 05 36 00-0350 36" Radius, Horizontal Crosses, 6" Rung Spacing, 4-5/8" High, Ladder Bottom Galvanized Steel Cable Tray Fitting <small>(26 05 36 00-0213)</small>		
26 05 36 00-0351 EA 6" Wide, 36" Radius, Horizontal Crosses, 6" Rung Spacing, 4-5/8" High, Ladder Bottom Galvanized Steel Cable Tray Fitting.....	1,308.88	362.86
<i>For 3-5/8" Overall Height Instead Of 4-5/8", Deduct</i>	-100.65	
26 05 36 00-0352 EA 9" Wide, 36" Radius, Horizontal Crosses, 6" Rung Spacing, 4-5/8" High, Ladder Bottom Galvanized Steel Cable Tray Fitting.....	1,380.14	386.81
<i>For 3-5/8" Overall Height Instead Of 4-5/8", Deduct</i>	-105.78	
26 05 36 00-0353 EA 12" Wide, 36" Radius, Horizontal Crosses, 6" Rung Spacing, 4-5/8" High, Ladder Bottom Galvanized Steel Cable Tray Fitting.....	1,457.06	414.27
<i>For 3-5/8" Overall Height Instead Of 4-5/8", Deduct</i>	-111.19	
26 05 36 00-0354 EA 18" Wide, 36" Radius, Horizontal Crosses, 6" Rung Spacing, 4-5/8" High, Ladder Bottom Galvanized Steel Cable Tray Fitting.....	1,589.72	446.92
<i>For 3-5/8" Overall Height Instead Of 4-5/8", Deduct</i>	-121.73	
26 05 36 00-0355 EA 24" Wide, 36" Radius, Horizontal Crosses, 6" Rung Spacing, 4-5/8" High, Ladder Bottom Galvanized Steel Cable Tray Fitting.....	1,817.83	527.36
<i>For 3-5/8" Overall Height Instead Of 4-5/8", Deduct</i>	-137.83	
26 05 36 00-0356 EA 30" Wide, 36" Radius, Horizontal Crosses, 6" Rung Spacing, 4-5/8" High, Ladder Bottom Galvanized Steel Cable Tray Fitting.....	1,983.12	579.60
<i>For 3-5/8" Overall Height Instead Of 4-5/8", Deduct</i>	-150.01	
26 05 36 00-0357 EA 36" Wide, 36" Radius, Horizontal Crosses, 6" Rung Spacing, 4-5/8" High, Ladder Bottom Galvanized Steel Cable Tray Fitting.....	2,171.37	645.65
<i>For 3-5/8" Overall Height Instead Of 4-5/8", Deduct</i>	-163.33	
26 05 36 00-0358 12" Radius, Vertical Crosses, 6" Rung Spacing, 4-5/8" High, Ladder Bottom Galvanized Steel Cable Tray Fitting <small>(26 05 36 00-0213)</small>		
26 05 36 00-0359 EA 6" Wide, 12" Radius, Vertical Crosses, 6" Rung Spacing, 4-5/8" High, Ladder Bottom Galvanized Steel Cable Tray Fitting.....	860.43	290.28
<i>For 3-5/8" Overall Height Instead Of 4-5/8", Deduct</i>	-61.85	
26 05 36 00-0360 EA 9" Wide, 12" Radius, Vertical Crosses, 6" Rung Spacing, 4-5/8" High, Ladder Bottom Galvanized Steel Cable Tray Fitting.....	904.01	305.53
<i>For 3-5/8" Overall Height Instead Of 4-5/8", Deduct</i>	-64.94	
26 05 36 00-0361 EA 12" Wide, 12" Radius, Vertical Crosses, 6" Rung Spacing, 4-5/8" High, Ladder Bottom Galvanized Steel Cable Tray Fitting.....	968.07	322.22
<i>For 3-5/8" Overall Height Instead Of 4-5/8", Deduct</i>	-69.96	
26 05 36 00-0362 EA 18" Wide, 12" Radius, Vertical Crosses, 6" Rung Spacing, 4-5/8" High, Ladder Bottom Galvanized Steel Cable Tray Fitting.....	1,041.58	341.82
<i>For 3-5/8" Overall Height Instead Of 4-5/8", Deduct</i>	-75.67	
26 05 36 00-0363 EA 24" Wide, 12" Radius, Vertical Crosses, 6" Rung Spacing, 4-5/8" High, Ladder Bottom Galvanized Steel Cable Tray Fitting.....	1,171.10	386.81
<i>For 3-5/8" Overall Height Instead Of 4-5/8", Deduct</i>	-84.87	
26 05 36 00-0364 EA 30" Wide, 12" Radius, Vertical Crosses, 6" Rung Spacing, 4-5/8" High, Ladder Bottom Galvanized Steel Cable Tray Fitting.....	1,321.41	414.39
<i>For 3-5/8" Overall Height Instead Of 4-5/8", Deduct</i>	-97.61	
26 05 36 00-0365 EA 36" Wide, 12" Radius, Vertical Crosses, 6" Rung Spacing, 4-5/8" High, Ladder Bottom Galvanized Steel Cable Tray Fitting.....	1,447.19	446.32
<i>For 3-5/8" Overall Height Instead Of 4-5/8", Deduct</i>	-107.53	



MINOR
 CSI UOM DESCRIPTION

TOTAL DIRECT DEMOLITION
 UNIT COST UNIT COST

26 05 36 00-0366		24" Radius, Vertical Crosses, 6" Rung Spacing, 4-5/8" High, Ladder Bottom Galvanized Steel Cable Tray Fitting <small>(26 05 36 00-0213)</small>		
26 05 36 00-0367	EA	6" Wide, 24" Radius, Vertical Crosses, 6" Rung Spacing, 4-5/8" High, Ladder Bottom Galvanized Steel Cable Tray Fitting.....	1,267.64	322.22
		<i>For 3-5/8" Overall Height Instead Of 4-5/8", Deduct</i>	-99.91	
26 05 36 00-0368	EA	9" Wide, 24" Radius, Vertical Crosses, 6" Rung Spacing, 4-5/8" High, Ladder Bottom Galvanized Steel Cable Tray Fitting.....	1,322.70	341.70
		<i>For 3-5/8" Overall Height Instead Of 4-5/8", Deduct</i>	-103.80	
26 05 36 00-0369	EA	12" Wide, 24" Radius, Vertical Crosses, 6" Rung Spacing, 4-5/8" High, Ladder Bottom Galvanized Steel Cable Tray Fitting.....	1,380.69	362.86
		<i>For 3-5/8" Overall Height Instead Of 4-5/8", Deduct</i>	-107.83	
26 05 36 00-0370	EA	18" Wide, 24" Radius, Vertical Crosses, 6" Rung Spacing, 4-5/8" High, Ladder Bottom Galvanized Steel Cable Tray Fitting.....	1,470.58	386.81
		<i>For 3-5/8" Overall Height Instead Of 4-5/8", Deduct</i>	-114.82	
26 05 36 00-0371	EA	24" Wide, 24" Radius, Vertical Crosses, 6" Rung Spacing, 4-5/8" High, Ladder Bottom Galvanized Steel Cable Tray Fitting.....	1,625.08	446.92
		<i>For 3-5/8" Overall Height Instead Of 4-5/8", Deduct</i>	-125.27	
26 05 36 00-0372	EA	30" Wide, 24" Radius, Vertical Crosses, 6" Rung Spacing, 4-5/8" High, Ladder Bottom Galvanized Steel Cable Tray Fitting.....	1,745.64	483.81
		<i>For 3-5/8" Overall Height Instead Of 4-5/8", Deduct</i>	-134.25	
26 05 36 00-0373	EA	36" Wide, 24" Radius, Vertical Crosses, 6" Rung Spacing, 4-5/8" High, Ladder Bottom Galvanized Steel Cable Tray Fitting.....	1,968.04	527.36
		<i>For 3-5/8" Overall Height Instead Of 4-5/8", Deduct</i>	-152.85	
26 05 36 00-0374		36" Radius, Vertical Crosses, 6" Rung Spacing, 4-5/8" High, Ladder Bottom Galvanized Steel Cable Tray Fitting <small>(26 05 36 00-0213)</small>		
26 05 36 00-0375	EA	6" Wide, 36" Radius, Vertical Crosses, 6" Rung Spacing, 4-5/8" High, Ladder Bottom Galvanized Steel Cable Tray Fitting.....	1,625.72	362.86
		<i>For 3-5/8" Overall Height Instead Of 4-5/8", Deduct</i>	-132.33	
26 05 36 00-0376	EA	9" Wide, 36" Radius, Vertical Crosses, 6" Rung Spacing, 4-5/8" High, Ladder Bottom Galvanized Steel Cable Tray Fitting.....	1,711.07	386.81
		<i>For 3-5/8" Overall Height Instead Of 4-5/8", Deduct</i>	-138.87	
26 05 36 00-0377	EA	12" Wide, 36" Radius, Vertical Crosses, 6" Rung Spacing, 4-5/8" High, Ladder Bottom Galvanized Steel Cable Tray Fitting.....	1,802.08	414.27
		<i>For 3-5/8" Overall Height Instead Of 4-5/8", Deduct</i>	-145.69	
26 05 36 00-0378	EA	18" Wide, 36" Radius, Vertical Crosses, 6" Rung Spacing, 4-5/8" High, Ladder Bottom Galvanized Steel Cable Tray Fitting.....	1,969.93	446.92
		<i>For 3-5/8" Overall Height Instead Of 4-5/8", Deduct</i>	-159.75	
26 05 36 00-0379	EA	24" Wide, 36" Radius, Vertical Crosses, 6" Rung Spacing, 4-5/8" High, Ladder Bottom Galvanized Steel Cable Tray Fitting.....	2,240.29	527.36
		<i>For 3-5/8" Overall Height Instead Of 4-5/8", Deduct</i>	-180.08	
26 05 36 00-0380	EA	30" Wide, 36" Radius, Vertical Crosses, 6" Rung Spacing, 4-5/8" High, Ladder Bottom Galvanized Steel Cable Tray Fitting.....	2,440.79	579.60
		<i>For 3-5/8" Overall Height Instead Of 4-5/8", Deduct</i>	-195.78	
26 05 36 00-0381	EA	36" Wide, 36" Radius, Vertical Crosses, 6" Rung Spacing, 4-5/8" High, Ladder Bottom Galvanized Steel Cable Tray Fitting.....	2,664.24	645.65
		<i>For 3-5/8" Overall Height Instead Of 4-5/8", Deduct</i>	-212.62	
26 05 36 00-0382		9" Rung Spacing, 4-5/8" High, Ladder Bottom Galvanized Steel Cable Tray Fittings <small>(26 05 36 00-0202)</small>		
26 05 36 00-0383		12" Radius, Horizontal 90 Degree Elbows, 9" Rung Spacing, 4-5/8" High, Ladder Bottom Galvanized Steel Cable Tray Fitting <small>(26 05 36 00-0382)</small>		
26 05 36 00-0384	EA	6" Wide, 12" Radius, Horizontal 90 Degree Elbows, 9" Rung Spacing, 4-5/8" High, Ladder Bottom Galvanized Steel Cable Tray Fitting.....	284.28	121.32
		<i>For 3-5/8" Overall Height Instead Of 4-5/8", Deduct</i>	-78.32	
26 05 36 00-0385	EA	9" Wide, 12" Radius, Horizontal 90 Degree Elbows, 9" Rung Spacing, 4-5/8" High, Ladder Bottom Galvanized Steel Cable Tray Fitting.....	318.97	138.13
		<i>For 3-5/8" Overall Height Instead Of 4-5/8", Deduct</i>	-20.38	
26 05 36 00-0386	EA	12" Wide, 12" Radius, Horizontal 90 Degree Elbows, 9" Rung Spacing, 4-5/8" High, Ladder Bottom Galvanized Steel Cable Tray Fitting.....	351.02	152.77
		<i>For 3-5/8" Overall Height Instead Of 4-5/8", Deduct</i>	-22.38	
26 05 36 00-0387	EA	18" Wide, 12" Radius, Horizontal 90 Degree Elbows, 9" Rung Spacing, 4-5/8" High, Ladder Bottom Galvanized Steel Cable Tray Fitting.....	437.23	187.23
		<i>For 3-5/8" Overall Height Instead Of 4-5/8", Deduct</i>	-28.12	
26 05 36 00-0388	EA	24" Wide, 12" Radius, Horizontal 90 Degree Elbows, 9" Rung Spacing, 4-5/8" High, Ladder Bottom Galvanized Steel Cable Tray Fitting.....	499.09	214.94
		<i>For 3-5/8" Overall Height Instead Of 4-5/8", Deduct</i>	-32.00	
26 05 36 00-0389	EA	30" Wide, 12" Radius, Horizontal 90 Degree Elbows, 9" Rung Spacing, 4-5/8" High, Ladder Bottom Galvanized Steel Cable Tray Fitting.....	588.32	241.91
		<i>For 3-5/8" Overall Height Instead Of 4-5/8", Deduct</i>	-38.67	
26 05 36 00-0390	EA	36" Wide, 12" Radius, Horizontal 90 Degree Elbows, 9" Rung Spacing, 4-5/8" High, Ladder Bottom Galvanized Steel Cable Tray Fitting.....	677.26	276.50
		<i>For 3-5/8" Overall Height Instead Of 4-5/8", Deduct</i>	-44.69	
26 05 36 00-0391		24" Radius, Horizontal 90 Degree Elbows, 9" Rung Spacing, 4-5/8" High, Ladder Bottom Galvanized Steel Cable Tray Fitting <small>(26 05 36 00-0382)</small>		



MINOR	CSI	UOM	DESCRIPTION	TOTAL DIRECT UNIT COST	DEMOLITION UNIT COST
26 05 36 00-0392	EA		6" Wide, 24" Radius, Horizontal 90 Degree Elbows, 9" Rung Spacing, 4-5/8" High, Ladder Bottom Galvanized Steel Cable Tray Fitting	379.79	126.15
			<i>For 3-5/8" Overall Height Instead Of 4-5/8", Deduct</i>	-27.47	
26 05 36 00-0393	EA		9" Wide, 24" Radius, Horizontal 90 Degree Elbows, 9" Rung Spacing, 4-5/8" High, Ladder Bottom Galvanized Steel Cable Tray Fitting	416.44	145.02
			<i>For 3-5/8" Overall Height Instead Of 4-5/8", Deduct</i>	-29.56	
26 05 36 00-0394	EA		12" Wide, 24" Radius, Horizontal 90 Degree Elbows, 9" Rung Spacing, 4-5/8" High, Ladder Bottom Galvanized Steel Cable Tray Fitting	450.03	161.23
			<i>For 3-5/8" Overall Height Instead Of 4-5/8", Deduct</i>	-31.56	
26 05 36 00-0395	EA		18" Wide, 24" Radius, Horizontal 90 Degree Elbows, 9" Rung Spacing, 4-5/8" High, Ladder Bottom Galvanized Steel Cable Tray Fitting	529.34	200.29
			<i>For 3-5/8" Overall Height Instead Of 4-5/8", Deduct</i>	-36.25	
26 05 36 00-0396	EA		24" Wide, 24" Radius, Horizontal 90 Degree Elbows, 9" Rung Spacing, 4-5/8" High, Ladder Bottom Galvanized Steel Cable Tray Fitting	597.11	232.35
			<i>For 3-5/8" Overall Height Instead Of 4-5/8", Deduct</i>	-40.35	
26 05 36 00-0397	EA		30" Wide, 24" Radius, Horizontal 90 Degree Elbows, 9" Rung Spacing, 4-5/8" High, Ladder Bottom Galvanized Steel Cable Tray Fitting	667.69	263.67
			<i>For 3-5/8" Overall Height Instead Of 4-5/8", Deduct</i>	-44.79	
26 05 36 00-0398	EA		36" Wide, 24" Radius, Horizontal 90 Degree Elbows, 9" Rung Spacing, 4-5/8" High, Ladder Bottom Galvanized Steel Cable Tray Fitting	780.27	305.41
			<i>For 3-5/8" Overall Height Instead Of 4-5/8", Deduct</i>	-52.57	
26 05 36 00-0399			36" Radius, Horizontal 90 Degree Elbows, 9" Rung Spacing, 4-5/8" High, Ladder Bottom Galvanized Steel Cable Tray Fitting		
			<small>(26 05 36 00-0382)</small>		
26 05 36 00-0400	EA		6" Wide, 36" Radius, Horizontal 90 Degree Elbows, 9" Rung Spacing, 4-5/8" High, Ladder Bottom Galvanized Steel Cable Tray Fitting	407.52	131.84
			<i>For 3-5/8" Overall Height Instead Of 4-5/8", Deduct</i>	-29.76	
26 05 36 00-0401	EA		9" Wide, 36" Radius, Horizontal 90 Degree Elbows, 9" Rung Spacing, 4-5/8" High, Ladder Bottom Galvanized Steel Cable Tray Fitting	452.50	152.64
			<i>For 3-5/8" Overall Height Instead Of 4-5/8", Deduct</i>	-32.53	
26 05 36 00-0402	EA		12" Wide, 36" Radius, Horizontal 90 Degree Elbows, 9" Rung Spacing, 4-5/8" High, Ladder Bottom Galvanized Steel Cable Tray Fitting	492.05	170.79
			<i>For 3-5/8" Overall Height Instead Of 4-5/8", Deduct</i>	-34.97	
26 05 36 00-0403	EA		18" Wide, 36" Radius, Horizontal 90 Degree Elbows, 9" Rung Spacing, 4-5/8" High, Ladder Bottom Galvanized Steel Cable Tray Fitting	595.58	214.94
			<i>For 3-5/8" Overall Height Instead Of 4-5/8", Deduct</i>	-41.64	
26 05 36 00-0404	EA		24" Wide, 36" Radius, Horizontal 90 Degree Elbows, 9" Rung Spacing, 4-5/8" High, Ladder Bottom Galvanized Steel Cable Tray Fitting	681.34	252.31
			<i>For 3-5/8" Overall Height Instead Of 4-5/8", Deduct</i>	-47.11	
26 05 36 00-0405	EA		30" Wide, 36" Radius, Horizontal 90 Degree Elbows, 9" Rung Spacing, 4-5/8" High, Ladder Bottom Galvanized Steel Cable Tray Fitting	796.75	290.28
			<i>For 3-5/8" Overall Height Instead Of 4-5/8", Deduct</i>	-55.48	
26 05 36 00-0406	EA		36" Wide, 36" Radius, Horizontal 90 Degree Elbows, 9" Rung Spacing, 4-5/8" High, Ladder Bottom Galvanized Steel Cable Tray Fitting	910.01	341.09
			<i>For 3-5/8" Overall Height Instead Of 4-5/8", Deduct</i>	-62.58	
26 05 36 00-0407			12" Radius, Horizontal 45 Degree Elbows, 9" Rung Spacing, 4-5/8" High, Ladder Bottom Galvanized Steel Cable Tray Fitting		
			<small>(26 05 36 00-0382)</small>		
26 05 36 00-0408	EA		6" Wide, 12" Radius, Horizontal 45 Degree Elbows, 9" Rung Spacing, 4-5/8" High, Ladder Bottom Galvanized Steel Cable Tray Fitting	210.39	87.93
			<i>For 60 Degree Bend, Deduct</i>	-35.73	
			<i>For 30 Degree Bend, Deduct</i>	-64.44	
			<i>For 3-5/8" Overall Height Instead Of 4-5/8", Deduct</i>	-13.71	
26 05 36 00-0409	EA		9" Wide, 12" Radius, Horizontal 45 Degree Elbows, 9" Rung Spacing, 4-5/8" High, Ladder Bottom Galvanized Steel Cable Tray Fitting	242.20	105.47
			<i>For 60 Degree Bend, Deduct</i>	-39.52	
			<i>For 30 Degree Bend, Deduct</i>	-71.72	
			<i>For 3-5/8" Overall Height Instead Of 4-5/8", Deduct</i>	-15.44	
26 05 36 00-0410	EA		12" Wide, 12" Radius, Horizontal 45 Degree Elbows, 9" Rung Spacing, 4-5/8" High, Ladder Bottom Galvanized Steel Cable Tray Fitting	270.70	120.96
			<i>For 60 Degree Bend, Deduct</i>	-42.97	
			<i>For 30 Degree Bend, Deduct</i>	-78.33	
			<i>For 3-5/8" Overall Height Instead Of 4-5/8", Deduct</i>	-16.99	
26 05 36 00-0411	EA		18" Wide, 12" Radius, Horizontal 45 Degree Elbows, 9" Rung Spacing, 4-5/8" High, Ladder Bottom Galvanized Steel Cable Tray Fitting	327.76	152.89
			<i>For 60 Degree Bend, Deduct</i>	-49.57	
			<i>For 30 Degree Bend, Deduct</i>	-91.11	
			<i>For 3-5/8" Overall Height Instead Of 4-5/8", Deduct</i>	-20.04	
26 05 36 00-0412	EA		24" Wide, 12" Radius, Horizontal 45 Degree Elbows, 9" Rung Spacing, 4-5/8" High, Ladder Bottom Galvanized Steel Cable Tray Fitting	405.94	187.23
			<i>For 60 Degree Bend, Deduct</i>	-62.19	
			<i>For 30 Degree Bend, Deduct</i>	-114.05	
			<i>For 3-5/8" Overall Height Instead Of 4-5/8", Deduct</i>	-24.99	
26 05 36 00-0413	EA		30" Wide, 12" Radius, Horizontal 45 Degree Elbows, 9" Rung Spacing, 4-5/8" High, Ladder Bottom Galvanized Steel Cable Tray Fitting	478.23	214.94
			<i>For 60 Degree Bend, Deduct</i>	-75.41	
			<i>For 30 Degree Bend, Deduct</i>	-137.63	
			<i>For 3-5/8" Overall Height Instead Of 4-5/8", Deduct</i>	-29.91	
26 05 36 00-0414	EA		36" Wide, 12" Radius, Horizontal 45 Degree Elbows, 9" Rung Spacing, 4-5/8" High, Ladder Bottom Galvanized Steel Cable Tray Fitting	545.73	252.31
			<i>For 60 Degree Bend, Deduct</i>	-83.36	
			<i>For 30 Degree Bend, Deduct</i>	-152.96	
			<i>For 3-5/8" Overall Height Instead Of 4-5/8", Deduct</i>	-33.55	



MINOR
 CSI UOM DESCRIPTION

TOTAL DIRECT DEMOLITION
 UNIT COST UNIT COST

26 05 36 00-0415	24" Radius, Horizontal 45 Degree Elbows, 9" Rung Spacing, 4-5/8" High, Ladder Bottom Galvanized Steel Cable Tray Fitting <small>(26 05 36 00-0382)</small>		
26 05 36 00-0416	EA 6" Wide, 24" Radius, Horizontal 45 Degree Elbows, 9" Rung Spacing, 4-5/8" High, Ladder Bottom Galvanized Steel Cable Tray Fitting	231.95	90.71
	For 60 Degree Bend, Deduct	-41.79	
	For 30 Degree Bend, Deduct	-74.68	
	For 3-5/8" Overall Height Instead Of 4-5/8", Deduct	-15.64	
26 05 36 00-0417	EA 9" Wide, 24" Radius, Horizontal 45 Degree Elbows, 9" Rung Spacing, 4-5/8" High, Ladder Bottom Galvanized Steel Cable Tray Fitting	268.32	109.34
	For 60 Degree Bend, Deduct	-46.63	
	For 30 Degree Bend, Deduct	-83.79	
	For 3-5/8" Overall Height Instead Of 4-5/8", Deduct	-17.72	
26 05 36 00-0418	EA 12" Wide, 24" Radius, Horizontal 45 Degree Elbows, 9" Rung Spacing, 4-5/8" High, Ladder Bottom Galvanized Steel Cable Tray Fitting	306.92	126.28
	For 60 Degree Bend, Deduct	-52.88	
	For 30 Degree Bend, Deduct	-95.16	
	For 3-5/8" Overall Height Instead Of 4-5/8", Deduct	-20.17	
26 05 36 00-0419	EA 18" Wide, 24" Radius, Horizontal 45 Degree Elbows, 9" Rung Spacing, 4-5/8" High, Ladder Bottom Galvanized Steel Cable Tray Fitting	367.89	161.23
	For 60 Degree Bend, Deduct	-59.58	
	For 30 Degree Bend, Deduct	-108.26	
	For 3-5/8" Overall Height Instead Of 4-5/8", Deduct	-23.35	
26 05 36 00-0420	EA 24" Wide, 24" Radius, Horizontal 45 Degree Elbows, 9" Rung Spacing, 4-5/8" High, Ladder Bottom Galvanized Steel Cable Tray Fitting	453.72	200.29
	For 60 Degree Bend, Deduct	-72.96	
	For 30 Degree Bend, Deduct	-132.73	
	For 3-5/8" Overall Height Instead Of 4-5/8", Deduct	-28.68	
26 05 36 00-0421	EA 30" Wide, 24" Radius, Horizontal 45 Degree Elbows, 9" Rung Spacing, 4-5/8" High, Ladder Bottom Galvanized Steel Cable Tray Fitting	530.61	232.35
	For 60 Degree Bend, Deduct	-86.05	
	For 30 Degree Bend, Deduct	-156.32	
	For 3-5/8" Overall Height Instead Of 4-5/8", Deduct	-33.70	
26 05 36 00-0422	EA 36" Wide, 24" Radius, Horizontal 45 Degree Elbows, 9" Rung Spacing, 4-5/8" High, Ladder Bottom Galvanized Steel Cable Tray Fitting	625.24	276.62
	For 60 Degree Bend, Deduct	-100.31	
	For 30 Degree Bend, Deduct	-182.55	
	For 3-5/8" Overall Height Instead Of 4-5/8", Deduct	-39.48	
26 05 36 00-0423	36" Radius, Horizontal 45 Degree Elbows, 9" Rung Spacing, 4-5/8" High, Ladder Bottom Galvanized Steel Cable Tray Fitting <small>(26 05 36 00-0382)</small>		
26 05 36 00-0424	EA 6" Wide, 36" Radius, Horizontal 45 Degree Elbows, 9" Rung Spacing, 4-5/8" High, Ladder Bottom Galvanized Steel Cable Tray Fitting	272.00	93.62
	For 60 Degree Bend, Deduct	-53.89	
	For 30 Degree Bend, Deduct	-95.02	
	For 3-5/8" Overall Height Instead Of 4-5/8", Deduct	-19.40	
26 05 36 00-0425	EA 9" Wide, 36" Radius, Horizontal 45 Degree Elbows, 9" Rung Spacing, 4-5/8" High, Ladder Bottom Galvanized Steel Cable Tray Fitting	312.03	113.69
	For 60 Degree Bend, Deduct	-59.39	
	For 30 Degree Bend, Deduct	-105.31	
	For 3-5/8" Overall Height Instead Of 4-5/8", Deduct	-21.73	
26 05 36 00-0426	EA 12" Wide, 36" Radius, Horizontal 45 Degree Elbows, 9" Rung Spacing, 4-5/8" High, Ladder Bottom Galvanized Steel Cable Tray Fitting	345.09	131.96
	For 60 Degree Bend, Deduct	-63.30	
	For 30 Degree Bend, Deduct	-112.83	
	For 3-5/8" Overall Height Instead Of 4-5/8", Deduct	-23.51	
26 05 36 00-0427	EA 18" Wide, 36" Radius, Horizontal 45 Degree Elbows, 9" Rung Spacing, 4-5/8" High, Ladder Bottom Galvanized Steel Cable Tray Fitting	420.34	170.79
	For 60 Degree Bend, Deduct	-73.22	
	For 30 Degree Bend, Deduct	-131.53	
	For 3-5/8" Overall Height Instead Of 4-5/8", Deduct	-27.80	
26 05 36 00-0428	EA 24" Wide, 36" Radius, Horizontal 45 Degree Elbows, 9" Rung Spacing, 4-5/8" High, Ladder Bottom Galvanized Steel Cable Tray Fitting	501.70	214.94
	For 60 Degree Bend, Deduct	-83.16	
	For 30 Degree Bend, Deduct	-150.54	
	For 3-5/8" Overall Height Instead Of 4-5/8", Deduct	-32.26	
26 05 36 00-0429	EA 30" Wide, 36" Radius, Horizontal 45 Degree Elbows, 9" Rung Spacing, 4-5/8" High, Ladder Bottom Galvanized Steel Cable Tray Fitting	605.71	252.31
	For 60 Degree Bend, Deduct	-103.16	
	For 30 Degree Bend, Deduct	-185.94	
	For 3-5/8" Overall Height Instead Of 4-5/8", Deduct	-39.54	
26 05 36 00-0430	EA 36" Wide, 36" Radius, Horizontal 45 Degree Elbows, 9" Rung Spacing, 4-5/8" High, Ladder Bottom Galvanized Steel Cable Tray Fitting	715.08	305.41
	For 60 Degree Bend, Deduct	-118.89	
	For 30 Degree Bend, Deduct	-215.12	
	For 3-5/8" Overall Height Instead Of 4-5/8", Deduct	-46.06	
26 05 36 00-0431	12" Radius, Vertical 90 Degree Elbows, 9" Rung Spacing, 4-5/8" High, Ladder Bottom Galvanized Steel Cable Tray Fitting <small>(26 05 36 00-0382)</small>		



MINOR CSI UOM DESCRIPTION	TOTAL DIRECT UNIT COST	DEMOLITION UNIT COST
26 05 36 00-0432 EA 6" Wide, 12" Radius, Vertical 90 Degree Elbows, 9" Rung Spacing, 4-5/8" High, Ladder Bottom Galvanized Steel Cable Tray Fitting <i>For 3-5/8" Overall Height Instead Of 4-5/8", Deduct</i>	315.03 -21.42	120.96
26 05 36 00-0433 EA 9" Wide, 12" Radius, Vertical 90 Degree Elbows, 9" Rung Spacing, 4-5/8" High, Ladder Bottom Galvanized Steel Cable Tray Fitting <i>For 3-5/8" Overall Height Instead Of 4-5/8", Deduct</i>	346.35 -23.12	138.13
26 05 36 00-0434 EA 12" Wide, 12" Radius, Vertical 90 Degree Elbows, 9" Rung Spacing, 4-5/8" High, Ladder Bottom Galvanized Steel Cable Tray Fitting <i>For 3-5/8" Overall Height Instead Of 4-5/8", Deduct</i>	374.49 -24.72	152.77
26 05 36 00-0435 EA 18" Wide, 12" Radius, Vertical 90 Degree Elbows, 9" Rung Spacing, 4-5/8" High, Ladder Bottom Galvanized Steel Cable Tray Fitting <i>For 3-5/8" Overall Height Instead Of 4-5/8", Deduct</i>	437.23 -28.12	187.23
26 05 36 00-0436 EA 24" Wide, 12" Radius, Vertical 90 Degree Elbows, 9" Rung Spacing, 4-5/8" High, Ladder Bottom Galvanized Steel Cable Tray Fitting <i>For 3-5/8" Overall Height Instead Of 4-5/8", Deduct</i>	488.66 -30.95	214.94
26 05 36 00-0437 EA 30" Wide, 12" Radius, Vertical 90 Degree Elbows, 9" Rung Spacing, 4-5/8" High, Ladder Bottom Galvanized Steel Cable Tray Fitting <i>For 3-5/8" Overall Height Instead Of 4-5/8", Deduct</i>	543.99 -34.24	241.91
26 05 36 00-0438 EA 36" Wide, 12" Radius, Vertical 90 Degree Elbows, 9" Rung Spacing, 4-5/8" High, Ladder Bottom Galvanized Steel Cable Tray Fitting <i>For 3-5/8" Overall Height Instead Of 4-5/8", Deduct</i>	606.29 -37.62	276.13
26 05 36 00-0439 24" Radius, Vertical 90 Degree Elbows, 9" Rung Spacing, 4-5/8" High, Ladder Bottom Galvanized Steel Cable Tray Fitting <small>(26 05 36 00-0382)</small>		
26 05 36 00-0440 EA 6" Wide, 24" Radius, Vertical 90 Degree Elbows, 9" Rung Spacing, 4-5/8" High, Ladder Bottom Galvanized Steel Cable Tray Fitting <i>For 3-5/8" Overall Height Instead Of 4-5/8", Deduct</i>	370.66 -26.55	126.15
26 05 36 00-0441 EA 9" Wide, 24" Radius, Vertical 90 Degree Elbows, 9" Rung Spacing, 4-5/8" High, Ladder Bottom Galvanized Steel Cable Tray Fitting <i>For 3-5/8" Overall Height Instead Of 4-5/8", Deduct</i>	406.20 -28.52	145.14
26 05 36 00-0442 EA 12" Wide, 24" Radius, Vertical 90 Degree Elbows, 9" Rung Spacing, 4-5/8" High, Ladder Bottom Galvanized Steel Cable Tray Fitting <i>For 3-5/8" Overall Height Instead Of 4-5/8", Deduct</i>	439.60 -30.52	161.23
26 05 36 00-0443 EA 18" Wide, 24" Radius, Vertical 90 Degree Elbows, 9" Rung Spacing, 4-5/8" High, Ladder Bottom Galvanized Steel Cable Tray Fitting <i>For 3-5/8" Overall Height Instead Of 4-5/8", Deduct</i>	513.70 -34.68	200.29
26 05 36 00-0444 EA 24" Wide, 24" Radius, Vertical 90 Degree Elbows, 9" Rung Spacing, 4-5/8" High, Ladder Bottom Galvanized Steel Cable Tray Fitting <i>For 3-5/8" Overall Height Instead Of 4-5/8", Deduct</i>	576.25 -38.27	232.35
26 05 36 00-0445 EA 30" Wide, 24" Radius, Vertical 90 Degree Elbows, 9" Rung Spacing, 4-5/8" High, Ladder Bottom Galvanized Steel Cable Tray Fitting <i>For 3-5/8" Overall Height Instead Of 4-5/8", Deduct</i>	639.01 -41.93	263.67
26 05 36 00-0446 EA 36" Wide, 24" Radius, Vertical 90 Degree Elbows, 9" Rung Spacing, 4-5/8" High, Ladder Bottom Galvanized Steel Cable Tray Fitting <i>For 3-5/8" Overall Height Instead Of 4-5/8", Deduct</i>	733.33 -47.88	305.41
26 05 36 00-0447 36" Radius, Vertical 90 Degree Elbows, 9" Rung Spacing, 4-5/8" High, Ladder Bottom Galvanized Steel Cable Tray Fitting <small>(26 05 36 00-0382)</small>		
26 05 36 00-0448 EA 6" Wide, 36" Radius, Vertical 90 Degree Elbows, 9" Rung Spacing, 4-5/8" High, Ladder Bottom Galvanized Steel Cable Tray Fitting <i>For 3-5/8" Overall Height Instead Of 4-5/8", Deduct</i>	436.21 -32.63	131.84
26 05 36 00-0449 EA 9" Wide, 36" Radius, Vertical 90 Degree Elbows, 9" Rung Spacing, 4-5/8" High, Ladder Bottom Galvanized Steel Cable Tray Fitting <i>For 3-5/8" Overall Height Instead Of 4-5/8", Deduct</i>	478.80 -35.15	152.77
26 05 36 00-0450 EA 12" Wide, 36" Radius, Vertical 90 Degree Elbows, 9" Rung Spacing, 4-5/8" High, Ladder Bottom Galvanized Steel Cable Tray Fitting <i>For 3-5/8" Overall Height Instead Of 4-5/8", Deduct</i>	511.61 -36.92	170.79
26 05 36 00-0451 EA 18" Wide, 36" Radius, Vertical 90 Degree Elbows, 9" Rung Spacing, 4-5/8" High, Ladder Bottom Galvanized Steel Cable Tray Fitting <i>For 3-5/8" Overall Height Instead Of 4-5/8", Deduct</i>	603.40 -42.43	214.94
26 05 36 00-0452 EA 24" Wide, 36" Radius, Vertical 90 Degree Elbows, 9" Rung Spacing, 4-5/8" High, Ladder Bottom Galvanized Steel Cable Tray Fitting <i>For 3-5/8" Overall Height Instead Of 4-5/8", Deduct</i>	668.30 -45.80	252.31
26 05 36 00-0453 EA 30" Wide, 36" Radius, Vertical 90 Degree Elbows, 9" Rung Spacing, 4-5/8" High, Ladder Bottom Galvanized Steel Cable Tray Fitting <i>For 3-5/8" Overall Height Instead Of 4-5/8", Deduct</i>	765.45 -52.35	290.28
26 05 36 00-0454 EA 36" Wide, 36" Radius, Vertical 90 Degree Elbows, 9" Rung Spacing, 4-5/8" High, Ladder Bottom Galvanized Steel Cable Tray Fitting <i>For 3-5/8" Overall Height Instead Of 4-5/8", Deduct</i>	868.29 -58.41	341.09
26 05 36 00-0455 12" Radius, Horizontal Tees, 9" Rung Spacing, 4-5/8" High, Ladder Bottom Galvanized Steel Cable Tray Fitting <small>(26 05 36 00-0382)</small>		
26 05 36 00-0456 EA 6" Wide, 12" Radius, Horizontal Tees, 9" Rung Spacing, 4-5/8" High, Ladder Bottom Galvanized Steel Cable Tray Fitting <i>For 3-5/8" Overall Height Instead Of 4-5/8", Deduct</i>	561.90 -36.83	232.35
26 05 36 00-0457 EA 9" Wide, 12" Radius, Horizontal Tees, 9" Rung Spacing, 4-5/8" High, Ladder Bottom Galvanized Steel Cable Tray Fitting <i>For 3-5/8" Overall Height Instead Of 4-5/8", Deduct</i>	608.32 -39.80	252.31



MINOR CSI	UOM	DESCRIPTION	TOTAL DIRECT UNIT COST	DEMOLITION UNIT COST
26 05 36 00-0458	EA	12" Wide, 12" Radius, Horizontal Tees, 9" Rung Spacing, 4-5/8" High, Ladder Bottom Galvanized Steel Cable Tray Fitting.....	637.70	283.67
		<i>For 3-5/8" Overall Height Instead Of 4-5/8", Deduct</i>	-41.79	
26 05 36 00-0459	EA	18" Wide, 12" Radius, Horizontal Tees, 9" Rung Spacing, 4-5/8" High, Ladder Bottom Galvanized Steel Cable Tray Fitting.....	710.69	290.28
		<i>For 3-5/8" Overall Height Instead Of 4-5/8", Deduct</i>	-46.88	
26 05 36 00-0460	EA	24" Wide, 12" Radius, Horizontal Tees, 9" Rung Spacing, 4-5/8" High, Ladder Bottom Galvanized Steel Cable Tray Fitting.....	803.09	322.22
		<i>For 3-5/8" Overall Height Instead Of 4-5/8", Deduct</i>	-53.45	
26 05 36 00-0461	EA	30" Wide, 12" Radius, Horizontal Tees, 9" Rung Spacing, 4-5/8" High, Ladder Bottom Galvanized Steel Cable Tray Fitting.....	887.61	341.70
		<i>For 3-5/8" Overall Height Instead Of 4-5/8", Deduct</i>	-60.29	
26 05 36 00-0462	EA	36" Wide, 12" Radius, Horizontal Tees, 9" Rung Spacing, 4-5/8" High, Ladder Bottom Galvanized Steel Cable Tray Fitting.....	1,004.62	386.81
		<i>For 3-5/8" Overall Height Instead Of 4-5/8", Deduct</i>	-68.23	
26 05 36 00-0463		24" Radius, Horizontal Tees, 9" Rung Spacing, 4-5/8" High, Ladder Bottom Galvanized Steel Cable Tray Fitting <small>(26 05 36 00-0382)</small>		
26 05 36 00-0464	EA	6" Wide, 24" Radius, Horizontal Tees, 9" Rung Spacing, 4-5/8" High, Ladder Bottom Galvanized Steel Cable Tray Fitting.....	694.38	252.31
		<i>For 3-5/8" Overall Height Instead Of 4-5/8", Deduct</i>	-48.41	
26 05 36 00-0465	EA	9" Wide, 24" Radius, Horizontal Tees, 9" Rung Spacing, 4-5/8" High, Ladder Bottom Galvanized Steel Cable Tray Fitting.....	747.81	276.62
		<i>For 3-5/8" Overall Height Instead Of 4-5/8", Deduct</i>	-51.73	
26 05 36 00-0466	EA	12" Wide, 24" Radius, Horizontal Tees, 9" Rung Spacing, 4-5/8" High, Ladder Bottom Galvanized Steel Cable Tray Fitting.....	781.10	290.28
		<i>For 3-5/8" Overall Height Instead Of 4-5/8", Deduct</i>	-53.92	
26 05 36 00-0467	EA	18" Wide, 24" Radius, Horizontal Tees, 9" Rung Spacing, 4-5/8" High, Ladder Bottom Galvanized Steel Cable Tray Fitting.....	857.85	322.22
		<i>For 3-5/8" Overall Height Instead Of 4-5/8", Deduct</i>	-58.93	
26 05 36 00-0468	EA	24" Wide, 24" Radius, Horizontal Tees, 9" Rung Spacing, 4-5/8" High, Ladder Bottom Galvanized Steel Cable Tray Fitting.....	954.22	362.86
		<i>For 3-5/8" Overall Height Instead Of 4-5/8", Deduct</i>	-65.18	
26 05 36 00-0469	EA	30" Wide, 24" Radius, Horizontal Tees, 9" Rung Spacing, 4-5/8" High, Ladder Bottom Galvanized Steel Cable Tray Fitting.....	1,025.48	386.81
		<i>For 3-5/8" Overall Height Instead Of 4-5/8", Deduct</i>	-70.31	
26 05 36 00-0470	EA	36" Wide, 24" Radius, Horizontal Tees, 9" Rung Spacing, 4-5/8" High, Ladder Bottom Galvanized Steel Cable Tray Fitting.....	1,232.45	446.92
		<i>For 3-5/8" Overall Height Instead Of 4-5/8", Deduct</i>	-86.01	
26 05 36 00-0471		36" Radius, Horizontal Tees, 9" Rung Spacing, 4-5/8" High, Ladder Bottom Galvanized Steel Cable Tray Fitting <small>(26 05 36 00-0382)</small>		
26 05 36 00-0472	EA	6" Wide, 36" Radius, Horizontal Tees, 9" Rung Spacing, 4-5/8" High, Ladder Bottom Galvanized Steel Cable Tray Fitting.....	870.37	276.62
		<i>For 3-5/8" Overall Height Instead Of 4-5/8", Deduct</i>	-63.99	
26 05 36 00-0473	EA	9" Wide, 36" Radius, Horizontal Tees, 9" Rung Spacing, 4-5/8" High, Ladder Bottom Galvanized Steel Cable Tray Fitting.....	934.13	305.41
		<i>For 3-5/8" Overall Height Instead Of 4-5/8", Deduct</i>	-67.96	
26 05 36 00-0474	EA	12" Wide, 36" Radius, Horizontal Tees, 9" Rung Spacing, 4-5/8" High, Ladder Bottom Galvanized Steel Cable Tray Fitting.....	990.85	322.22
		<i>For 3-5/8" Overall Height Instead Of 4-5/8", Deduct</i>	-72.23	
26 05 36 00-0475	EA	18" Wide, 36" Radius, Horizontal Tees, 9" Rung Spacing, 4-5/8" High, Ladder Bottom Galvanized Steel Cable Tray Fitting.....	1,092.43	362.86
		<i>For 3-5/8" Overall Height Instead Of 4-5/8", Deduct</i>	-79.00	
26 05 36 00-0476	EA	24" Wide, 36" Radius, Horizontal Tees, 9" Rung Spacing, 4-5/8" High, Ladder Bottom Galvanized Steel Cable Tray Fitting.....	1,240.62	414.27
		<i>For 3-5/8" Overall Height Instead Of 4-5/8", Deduct</i>	-89.54	
26 05 36 00-0477	EA	30" Wide, 36" Radius, Horizontal Tees, 9" Rung Spacing, 4-5/8" High, Ladder Bottom Galvanized Steel Cable Tray Fitting.....	1,344.58	446.92
		<i>For 3-5/8" Overall Height Instead Of 4-5/8", Deduct</i>	-97.22	
26 05 36 00-0478	EA	36" Wide, 36" Radius, Horizontal Tees, 9" Rung Spacing, 4-5/8" High, Ladder Bottom Galvanized Steel Cable Tray Fitting.....	1,523.15	527.36
		<i>For 3-5/8" Overall Height Instead Of 4-5/8", Deduct</i>	-108.36	
26 05 36 00-0479		12" Radius, Vertical Tees, 9" Rung Spacing, 4-5/8" High, Ladder Bottom Galvanized Steel Cable Tray Fitting <small>(26 05 36 00-0382)</small>		
26 05 36 00-0480	EA	6" Wide, 12" Radius, Vertical Tees, 9" Rung Spacing, 4-5/8" High, Ladder Bottom Galvanized Steel Cable Tray Fitting.....	655.56	214.94
		<i>For 3-5/8" Overall Height Instead Of 4-5/8", Deduct</i>	-47.64	
26 05 36 00-0481	EA	9" Wide, 12" Radius, Vertical Tees, 9" Rung Spacing, 4-5/8" High, Ladder Bottom Galvanized Steel Cable Tray Fitting.....	672.29	223.40
		<i>For 3-5/8" Overall Height Instead Of 4-5/8", Deduct</i>	-48.61	
26 05 36 00-0482	EA	12" Wide, 12" Radius, Vertical Tees, 9" Rung Spacing, 4-5/8" High, Ladder Bottom Galvanized Steel Cable Tray Fitting.....	689.68	232.35
		<i>For 3-5/8" Overall Height Instead Of 4-5/8", Deduct</i>	-49.61	
26 05 36 00-0483	EA	18" Wide, 12" Radius, Vertical Tees, 9" Rung Spacing, 4-5/8" High, Ladder Bottom Galvanized Steel Cable Tray Fitting.....	728.28	252.31
		<i>For 3-5/8" Overall Height Instead Of 4-5/8", Deduct</i>	-51.80	
26 05 36 00-0484	EA	24" Wide, 12" Radius, Vertical Tees, 9" Rung Spacing, 4-5/8" High, Ladder Bottom Galvanized Steel Cable Tray Fitting.....	752.45	263.67
		<i>For 3-5/8" Overall Height Instead Of 4-5/8", Deduct</i>	-53.27	



MINOR CSI UOM DESCRIPTION	TOTAL DIRECT UNIT COST	DEMOLITION UNIT COST
26 05 36 00-0485 EA 30" Wide, 12" Radius, Vertical Tees, 9" Rung Spacing, 4-5/8" High, Ladder Bottom Galvanized Steel Cable Tray Fitting.....	817.61	290.28
<i>For 3-5/8" Overall Height Instead Of 4-5/8", Deduct</i>	-57.57	
26 05 36 00-0486 EA 36" Wide, 12" Radius, Vertical Tees, 9" Rung Spacing, 4-5/8" High, Ladder Bottom Galvanized Steel Cable Tray Fitting.....	883.93	322.22
<i>For 3-5/8" Overall Height Instead Of 4-5/8", Deduct</i>	-61.54	
26 05 36 00-0487 24" Radius, Vertical Tees, 9" Rung Spacing, 4-5/8" High, Ladder Bottom Galvanized Steel Cable Tray Fitting <small>(26 05 36 00-0382)</small>		
26 05 36 00-0488 EA 6" Wide, 24" Radius, Vertical Tees, 9" Rung Spacing, 4-5/8" High, Ladder Bottom Galvanized Steel Cable Tray Fitting.....	924.39	232.35
<i>For 3-5/8" Overall Height Instead Of 4-5/8", Deduct</i>	-73.08	
26 05 36 00-0489 EA 9" Wide, 24" Radius, Vertical Tees, 9" Rung Spacing, 4-5/8" High, Ladder Bottom Galvanized Steel Cable Tray Fitting.....	948.20	241.91
<i>For 3-5/8" Overall Height Instead Of 4-5/8", Deduct</i>	-74.66	
26 05 36 00-0490 EA 12" Wide, 24" Radius, Vertical Tees, 9" Rung Spacing, 4-5/8" High, Ladder Bottom Galvanized Steel Cable Tray Fitting.....	973.41	252.31
<i>For 3-5/8" Overall Height Instead Of 4-5/8", Deduct</i>	-76.31	
26 05 36 00-0491 EA 18" Wide, 24" Radius, Vertical Tees, 9" Rung Spacing, 4-5/8" High, Ladder Bottom Galvanized Steel Cable Tray Fitting.....	1,029.45	276.62
<i>For 3-5/8" Overall Height Instead Of 4-5/8", Deduct</i>	-79.90	
26 05 36 00-0492 EA 24" Wide, 24" Radius, Vertical Tees, 9" Rung Spacing, 4-5/8" High, Ladder Bottom Galvanized Steel Cable Tray Fitting.....	1,067.96	290.28
<i>For 3-5/8" Overall Height Instead Of 4-5/8", Deduct</i>	-82.61	
26 05 36 00-0493 EA 30" Wide, 24" Radius, Vertical Tees, 9" Rung Spacing, 4-5/8" High, Ladder Bottom Galvanized Steel Cable Tray Fitting.....	1,136.88	322.22
<i>For 3-5/8" Overall Height Instead Of 4-5/8", Deduct</i>	-86.83	
26 05 36 00-0494 EA 36" Wide, 24" Radius, Vertical Tees, 9" Rung Spacing, 4-5/8" High, Ladder Bottom Galvanized Steel Cable Tray Fitting.....	1,230.64	362.86
<i>For 3-5/8" Overall Height Instead Of 4-5/8", Deduct</i>	-92.83	
26 05 36 00-0495 36" Radius, Vertical Tees, 9" Rung Spacing, 4-5/8" High, Ladder Bottom Galvanized Steel Cable Tray Fitting <small>(26 05 36 00-0382)</small>		
26 05 36 00-0496 EA 6" Wide, 36" Radius, Vertical Tees, 9" Rung Spacing, 4-5/8" High, Ladder Bottom Galvanized Steel Cable Tray Fitting.....	1,424.56	252.31
<i>For 3-5/8" Overall Height Instead Of 4-5/8", Deduct</i>	-121.43	
26 05 36 00-0497 EA 9" Wide, 36" Radius, Vertical Tees, 9" Rung Spacing, 4-5/8" High, Ladder Bottom Galvanized Steel Cable Tray Fitting.....	1,456.55	263.67
<i>For 3-5/8" Overall Height Instead Of 4-5/8", Deduct</i>	-123.68	
26 05 36 00-0498 EA 12" Wide, 36" Radius, Vertical Tees, 9" Rung Spacing, 4-5/8" High, Ladder Bottom Galvanized Steel Cable Tray Fitting.....	1,491.03	276.62
<i>For 3-5/8" Overall Height Instead Of 4-5/8", Deduct</i>	-126.06	
26 05 36 00-0499 EA 18" Wide, 36" Radius, Vertical Tees, 9" Rung Spacing, 4-5/8" High, Ladder Bottom Galvanized Steel Cable Tray Fitting.....	1,552.18	305.41
<i>For 3-5/8" Overall Height Instead Of 4-5/8", Deduct</i>	-129.77	
26 05 36 00-0500 EA 24" Wide, 36" Radius, Vertical Tees, 9" Rung Spacing, 4-5/8" High, Ladder Bottom Galvanized Steel Cable Tray Fitting.....	1,593.25	322.22
<i>For 3-5/8" Overall Height Instead Of 4-5/8", Deduct</i>	-132.47	
26 05 36 00-0501 EA 30" Wide, 36" Radius, Vertical Tees, 9" Rung Spacing, 4-5/8" High, Ladder Bottom Galvanized Steel Cable Tray Fitting.....	1,700.05	362.86
<i>For 3-5/8" Overall Height Instead Of 4-5/8", Deduct</i>	-139.77	
26 05 36 00-0502 EA 36" Wide, 36" Radius, Vertical Tees, 9" Rung Spacing, 4-5/8" High, Ladder Bottom Galvanized Steel Cable Tray Fitting.....	1,798.69	414.27
<i>For 3-5/8" Overall Height Instead Of 4-5/8", Deduct</i>	-145.35	
26 05 36 00-0503 12" Radius, Horizontal Crosses, 9" Rung Spacing, 4-5/8" High, Ladder Bottom Galvanized Steel Cable Tray Fitting <small>(26 05 36 00-0382)</small>		
26 05 36 00-0504 EA 6" Wide, 12" Radius, Horizontal Crosses, 9" Rung Spacing, 4-5/8" High, Ladder Bottom Galvanized Steel Cable Tray Fitting.....	700.26	290.28
<i>For 3-5/8" Overall Height Instead Of 4-5/8", Deduct</i>	-45.84	
26 05 36 00-0505 EA 9" Wide, 12" Radius, Horizontal Crosses, 9" Rung Spacing, 4-5/8" High, Ladder Bottom Galvanized Steel Cable Tray Fitting.....	735.94	305.41
<i>For 3-5/8" Overall Height Instead Of 4-5/8", Deduct</i>	-48.14	
26 05 36 00-0506 EA 12" Wide, 12" Radius, Horizontal Crosses, 9" Rung Spacing, 4-5/8" High, Ladder Bottom Galvanized Steel Cable Tray Fitting.....	784.83	322.22
<i>For 3-5/8" Overall Height Instead Of 4-5/8", Deduct</i>	-51.63	
26 05 36 00-0507 EA 18" Wide, 12" Radius, Horizontal Crosses, 9" Rung Spacing, 4-5/8" High, Ladder Bottom Galvanized Steel Cable Tray Fitting.....	840.67	341.70
<i>For 3-5/8" Overall Height Instead Of 4-5/8", Deduct</i>	-55.59	
26 05 36 00-0508 EA 24" Wide, 12" Radius, Horizontal Crosses, 9" Rung Spacing, 4-5/8" High, Ladder Bottom Galvanized Steel Cable Tray Fitting.....	947.24	386.81
<i>For 3-5/8" Overall Height Instead Of 4-5/8", Deduct</i>	-62.49	
26 05 36 00-0509 EA 30" Wide, 12" Radius, Horizontal Crosses, 9" Rung Spacing, 4-5/8" High, Ladder Bottom Galvanized Steel Cable Tray Fitting.....	1,052.85	414.27
<i>For 3-5/8" Overall Height Instead Of 4-5/8", Deduct</i>	-70.77	
26 05 36 00-0510 EA 36" Wide, 12" Radius, Horizontal Crosses, 9" Rung Spacing, 4-5/8" High, Ladder Bottom Galvanized Steel Cable Tray Fitting.....	1,149.00	446.92
<i>For 3-5/8" Overall Height Instead Of 4-5/8", Deduct</i>	-77.66	



MINOR
 CSI UOM DESCRIPTION

TOTAL DIRECT DEMOLITION
 UNIT COST UNIT COST

26 05 36 00-0511		24" Radius, Horizontal Crosses, 9" Rung Spacing, 4-5/8" High, Ladder Bottom Galvanized Steel Cable Tray Fitting <small>(26 05 36 00-0382)</small>		
26 05 36 00-0512	EA	6" Wide, 24" Radius, Horizontal Crosses, 9" Rung Spacing, 4-5/8" High, Ladder Bottom Galvanized Steel Cable Tray Fitting.....	956.95	322.22
		<i>For 3-5/8" Overall Height Instead Of 4-5/8", Deduct</i>	-68.84	
26 05 36 00-0513	EA	9" Wide, 24" Radius, Horizontal Crosses, 9" Rung Spacing, 4-5/8" High, Ladder Bottom Galvanized Steel Cable Tray Fitting.....	1,002.35	341.70
		<i>For 3-5/8" Overall Height Instead Of 4-5/8", Deduct</i>	-71.76	
26 05 36 00-0514	EA	12" Wide, 24" Radius, Horizontal Crosses, 9" Rung Spacing, 4-5/8" High, Ladder Bottom Galvanized Steel Cable Tray Fitting.....	1,050.70	362.86
		<i>For 3-5/8" Overall Height Instead Of 4-5/8", Deduct</i>	-74.83	
26 05 36 00-0515	EA	18" Wide, 24" Radius, Horizontal Crosses, 9" Rung Spacing, 4-5/8" High, Ladder Bottom Galvanized Steel Cable Tray Fitting.....	1,119.36	386.81
		<i>For 3-5/8" Overall Height Instead Of 4-5/8", Deduct</i>	-79.70	
26 05 36 00-0516	EA	24" Wide, 24" Radius, Horizontal Crosses, 9" Rung Spacing, 4-5/8" High, Ladder Bottom Galvanized Steel Cable Tray Fitting.....	1,250.70	446.92
		<i>For 3-5/8" Overall Height Instead Of 4-5/8", Deduct</i>	-87.83	
26 05 36 00-0517	EA	30" Wide, 24" Radius, Horizontal Crosses, 9" Rung Spacing, 4-5/8" High, Ladder Bottom Galvanized Steel Cable Tray Fitting.....	1,346.17	483.81
		<i>For 3-5/8" Overall Height Instead Of 4-5/8", Deduct</i>	-94.30	
26 05 36 00-0518	EA	36" Wide, 24" Radius, Horizontal Crosses, 9" Rung Spacing, 4-5/8" High, Ladder Bottom Galvanized Steel Cable Tray Fitting.....	1,504.89	527.36
		<i>For 3-5/8" Overall Height Instead Of 4-5/8", Deduct</i>	-106.54	
26 05 36 00-0519		36" Radius, Horizontal Crosses, 9" Rung Spacing, 4-5/8" High, Ladder Bottom Galvanized Steel Cable Tray Fitting <small>(26 05 36 00-0382)</small>		
26 05 36 00-0520	EA	6" Wide, 36" Radius, Horizontal Crosses, 9" Rung Spacing, 4-5/8" High, Ladder Bottom Galvanized Steel Cable Tray Fitting.....	1,191.53	362.86
		<i>For 3-5/8" Overall Height Instead Of 4-5/8", Deduct</i>	-88.91	
26 05 36 00-0521	EA	9" Wide, 36" Radius, Horizontal Crosses, 9" Rung Spacing, 4-5/8" High, Ladder Bottom Galvanized Steel Cable Tray Fitting.....	1,257.57	386.81
		<i>For 3-5/8" Overall Height Instead Of 4-5/8", Deduct</i>	-93.52	
26 05 36 00-0522	EA	12" Wide, 36" Radius, Horizontal Crosses, 9" Rung Spacing, 4-5/8" High, Ladder Bottom Galvanized Steel Cable Tray Fitting.....	1,329.28	414.27
		<i>For 3-5/8" Overall Height Instead Of 4-5/8", Deduct</i>	-98.41	
26 05 36 00-0523	EA	18" Wide, 36" Radius, Horizontal Crosses, 9" Rung Spacing, 4-5/8" High, Ladder Bottom Galvanized Steel Cable Tray Fitting.....	1,448.90	446.92
		<i>For 3-5/8" Overall Height Instead Of 4-5/8", Deduct</i>	-107.65	
26 05 36 00-0524	EA	24" Wide, 36" Radius, Horizontal Crosses, 9" Rung Spacing, 4-5/8" High, Ladder Bottom Galvanized Steel Cable Tray Fitting.....	1,661.36	527.36
		<i>For 3-5/8" Overall Height Instead Of 4-5/8", Deduct</i>	-122.19	
26 05 36 00-0525	EA	30" Wide, 36" Radius, Horizontal Crosses, 9" Rung Spacing, 4-5/8" High, Ladder Bottom Galvanized Steel Cable Tray Fitting.....	1,813.62	579.60
		<i>For 3-5/8" Overall Height Instead Of 4-5/8", Deduct</i>	-133.06	
26 05 36 00-0526	EA	36" Wide, 36" Radius, Horizontal Crosses, 9" Rung Spacing, 4-5/8" High, Ladder Bottom Galvanized Steel Cable Tray Fitting.....	1,988.82	645.65
		<i>For 3-5/8" Overall Height Instead Of 4-5/8", Deduct</i>	-145.08	
26 05 36 00-0527		12" Radius, Vertical Crosses, 9" Rung Spacing, 4-5/8" High, Ladder Bottom Galvanized Steel Cable Tray Fitting <small>(26 05 36 00-0382)</small>		
26 05 36 00-0528	EA	6" Wide, 12" Radius, Vertical Crosses, 9" Rung Spacing, 4-5/8" High, Ladder Bottom Galvanized Steel Cable Tray Fitting.....	797.66	290.28
		<i>For 3-5/8" Overall Height Instead Of 4-5/8", Deduct</i>	-55.58	
26 05 36 00-0529	EA	9" Wide, 12" Radius, Vertical Crosses, 9" Rung Spacing, 4-5/8" High, Ladder Bottom Galvanized Steel Cable Tray Fitting.....	838.21	305.53
		<i>For 3-5/8" Overall Height Instead Of 4-5/8", Deduct</i>	-58.36	
26 05 36 00-0530	EA	12" Wide, 12" Radius, Vertical Crosses, 9" Rung Spacing, 4-5/8" High, Ladder Bottom Galvanized Steel Cable Tray Fitting.....	896.22	322.22
		<i>For 3-5/8" Overall Height Instead Of 4-5/8", Deduct</i>	-62.77	
26 05 36 00-0531	EA	18" Wide, 12" Radius, Vertical Crosses, 9" Rung Spacing, 4-5/8" High, Ladder Bottom Galvanized Steel Cable Tray Fitting.....	962.93	341.82
		<i>For 3-5/8" Overall Height Instead Of 4-5/8", Deduct</i>	-67.81	
26 05 36 00-0532	EA	24" Wide, 12" Radius, Vertical Crosses, 9" Rung Spacing, 4-5/8" High, Ladder Bottom Galvanized Steel Cable Tray Fitting.....	1,083.37	386.81
		<i>For 3-5/8" Overall Height Instead Of 4-5/8", Deduct</i>	-76.10	
26 05 36 00-0533	EA	30" Wide, 12" Radius, Vertical Crosses, 9" Rung Spacing, 4-5/8" High, Ladder Bottom Galvanized Steel Cable Tray Fitting.....	1,216.29	414.39
		<i>For 3-5/8" Overall Height Instead Of 4-5/8", Deduct</i>	-87.09	
26 05 36 00-0534	EA	36" Wide, 12" Radius, Vertical Crosses, 9" Rung Spacing, 4-5/8" High, Ladder Bottom Galvanized Steel Cable Tray Fitting.....	1,329.97	446.32
		<i>For 3-5/8" Overall Height Instead Of 4-5/8", Deduct</i>	-95.80	
26 05 36 00-0535		24" Radius, Vertical Crosses, 9" Rung Spacing, 4-5/8" High, Ladder Bottom Galvanized Steel Cable Tray Fitting <small>(26 05 36 00-0382)</small>		
26 05 36 00-0536	EA	6" Wide, 24" Radius, Vertical Crosses, 9" Rung Spacing, 4-5/8" High, Ladder Bottom Galvanized Steel Cable Tray Fitting.....	1,145.88	322.22
		<i>For 3-5/8" Overall Height Instead Of 4-5/8", Deduct</i>	-87.73	



MINOR CSI UOM DESCRIPTION	TOTAL DIRECT UNIT COST	DEMOLITION UNIT COST
26 05 36 00-0537 EA 9" Wide, 24" Radius, Vertical Crosses, 9" Rung Spacing, 4-5/8" High, Ladder Bottom Galvanized Steel Cable Tray Fitting.....	1,197.16	341.70
<i>For 3-5/8" Overall Height Instead Of 4-5/8", Deduct</i>	-91.24	
26 05 36 00-0538 EA 12" Wide, 24" Radius, Vertical Crosses, 9" Rung Spacing, 4-5/8" High, Ladder Bottom Galvanized Steel Cable Tray Fitting.....	1,251.37	362.86
<i>For 3-5/8" Overall Height Instead Of 4-5/8", Deduct</i>	-94.90	
26 05 36 00-0539 EA 18" Wide, 24" Radius, Vertical Crosses, 9" Rung Spacing, 4-5/8" High, Ladder Bottom Galvanized Steel Cable Tray Fitting.....	1,332.94	386.81
<i>For 3-5/8" Overall Height Instead Of 4-5/8", Deduct</i>	-101.06	
26 05 36 00-0540 EA 24" Wide, 24" Radius, Vertical Crosses, 9" Rung Spacing, 4-5/8" High, Ladder Bottom Galvanized Steel Cable Tray Fitting.....	1,478.36	446.92
<i>For 3-5/8" Overall Height Instead Of 4-5/8", Deduct</i>	-110.60	
26 05 36 00-0541 EA 30" Wide, 24" Radius, Vertical Crosses, 9" Rung Spacing, 4-5/8" High, Ladder Bottom Galvanized Steel Cable Tray Fitting.....	1,589.09	483.81
<i>For 3-5/8" Overall Height Instead Of 4-5/8", Deduct</i>	-118.59	
26 05 36 00-0542 EA 36" Wide, 24" Radius, Vertical Crosses, 9" Rung Spacing, 4-5/8" High, Ladder Bottom Galvanized Steel Cable Tray Fitting.....	1,786.53	527.36
<i>For 3-5/8" Overall Height Instead Of 4-5/8", Deduct</i>	-134.70	
26 05 36 00-0543 36" Radius, Vertical Crosses, 9" Rung Spacing, 4-5/8" High, Ladder Bottom Galvanized Steel Cable Tray Fitting <small>(26 05 36 00-0382)</small>		
26 05 36 00-0544 EA 6" Wide, 36" Radius, Vertical Crosses, 9" Rung Spacing, 4-5/8" High, Ladder Bottom Galvanized Steel Cable Tray Fitting.....	1,455.56	362.86
<i>For 3-5/8" Overall Height Instead Of 4-5/8", Deduct</i>	-115.32	
26 05 36 00-0545 EA 9" Wide, 36" Radius, Vertical Crosses, 9" Rung Spacing, 4-5/8" High, Ladder Bottom Galvanized Steel Cable Tray Fitting.....	1,533.35	386.81
<i>For 3-5/8" Overall Height Instead Of 4-5/8", Deduct</i>	-121.10	
26 05 36 00-0546 EA 12" Wide, 36" Radius, Vertical Crosses, 9" Rung Spacing, 4-5/8" High, Ladder Bottom Galvanized Steel Cable Tray Fitting.....	1,616.79	414.27
<i>For 3-5/8" Overall Height Instead Of 4-5/8", Deduct</i>	-127.16	
26 05 36 00-0547 EA 18" Wide, 36" Radius, Vertical Crosses, 9" Rung Spacing, 4-5/8" High, Ladder Bottom Galvanized Steel Cable Tray Fitting.....	1,765.74	446.92
<i>For 3-5/8" Overall Height Instead Of 4-5/8", Deduct</i>	-139.33	
26 05 36 00-0548 EA 24" Wide, 36" Radius, Vertical Crosses, 9" Rung Spacing, 4-5/8" High, Ladder Bottom Galvanized Steel Cable Tray Fitting.....	2,013.41	527.36
<i>For 3-5/8" Overall Height Instead Of 4-5/8", Deduct</i>	-157.39	
26 05 36 00-0549 EA 30" Wide, 36" Radius, Vertical Crosses, 9" Rung Spacing, 4-5/8" High, Ladder Bottom Galvanized Steel Cable Tray Fitting.....	2,195.01	579.60
<i>For 3-5/8" Overall Height Instead Of 4-5/8", Deduct</i>	-171.20	
26 05 36 00-0550 EA 36" Wide, 36" Radius, Vertical Crosses, 9" Rung Spacing, 4-5/8" High, Ladder Bottom Galvanized Steel Cable Tray Fitting.....	2,399.55	645.65
<i>For 3-5/8" Overall Height Instead Of 4-5/8", Deduct</i>	-186.15	
26 05 36 00-0551 12" Rung Spacing, 4-5/8" High, Ladder Bottom Galvanized Steel Cable Tray Fittings <small>(26 05 36 00-0202)</small>		
26 05 36 00-0552 12" Radius, Horizontal 90 Degree Elbows, 12" Rung Spacing, 4-5/8" High, Ladder Bottom Galvanized Steel Cable Tray Fitting <small>(26 05 36 00-0551)</small>		
26 05 36 00-0553 EA 6" Wide, 12" Radius, Horizontal 90 Degree Elbows, 12" Rung Spacing, 4-5/8" High, Ladder Bottom Galvanized Steel Cable Tray Fitting.....	278.53	121.32
<i>For 3-5/8" Overall Height Instead Of 4-5/8", Deduct</i>	-17.75	
26 05 36 00-0554 EA 9" Wide, 12" Radius, Horizontal 90 Degree Elbows, 12" Rung Spacing, 4-5/8" High, Ladder Bottom Galvanized Steel Cable Tray Fitting.....	312.76	138.13
<i>For 3-5/8" Overall Height Instead Of 4-5/8", Deduct</i>	-19.76	
26 05 36 00-0555 EA 12" Wide, 12" Radius, Horizontal 90 Degree Elbows, 12" Rung Spacing, 4-5/8" High, Ladder Bottom Galvanized Steel Cable Tray Fitting.....	344.26	152.77
<i>For 3-5/8" Overall Height Instead Of 4-5/8", Deduct</i>	-21.70	
26 05 36 00-0556 EA 18" Wide, 12" Radius, Horizontal 90 Degree Elbows, 12" Rung Spacing, 4-5/8" High, Ladder Bottom Galvanized Steel Cable Tray Fitting.....	428.47	187.23
<i>For 3-5/8" Overall Height Instead Of 4-5/8", Deduct</i>	-27.24	
26 05 36 00-0557 EA 24" Wide, 12" Radius, Horizontal 90 Degree Elbows, 12" Rung Spacing, 4-5/8" High, Ladder Bottom Galvanized Steel Cable Tray Fitting.....	489.23	214.94
<i>For 3-5/8" Overall Height Instead Of 4-5/8", Deduct</i>	-31.01	
26 05 36 00-0558 EA 30" Wide, 12" Radius, Horizontal 90 Degree Elbows, 12" Rung Spacing, 4-5/8" High, Ladder Bottom Galvanized Steel Cable Tray Fitting.....	575.36	241.91
<i>For 3-5/8" Overall Height Instead Of 4-5/8", Deduct</i>	-37.38	
26 05 36 00-0559 EA 36" Wide, 12" Radius, Horizontal 90 Degree Elbows, 12" Rung Spacing, 4-5/8" High, Ladder Bottom Galvanized Steel Cable Tray Fitting.....	662.11	276.50
<i>For 3-5/8" Overall Height Instead Of 4-5/8", Deduct</i>	-43.17	
26 05 36 00-0560 24" Radius, Horizontal 90 Degree Elbows, 12" Rung Spacing, 4-5/8" High, Ladder Bottom Galvanized Steel Cable Tray Fitting <small>(26 05 36 00-0551)</small>		
26 05 36 00-0561 EA 6" Wide, 24" Radius, Horizontal 90 Degree Elbows, 12" Rung Spacing, 4-5/8" High, Ladder Bottom Galvanized Steel Cable Tray Fitting.....	367.92	126.15
<i>For 3-5/8" Overall Height Instead Of 4-5/8", Deduct</i>	-26.28	
26 05 36 00-0562 EA 9" Wide, 24" Radius, Horizontal 90 Degree Elbows, 12" Rung Spacing, 4-5/8" High, Ladder Bottom Galvanized Steel Cable Tray Fitting.....	404.21	145.02
<i>For 3-5/8" Overall Height Instead Of 4-5/8", Deduct</i>	-28.34	



MINOR CSI	UOM	DESCRIPTION	TOTAL DIRECT UNIT COST	DEMOLITION UNIT COST
26 05 36 00-0563	EA	12" Wide, 24" Radius, Horizontal 90 Degree Elbows, 12" Rung Spacing, 4-5/8" High, Ladder Bottom Galvanized Steel Cable Tray Fitting	437.35	181.23
		<i>For 3-5/8" Overall Height Instead Of 4-5/8", Deduct</i>	-30.30	
26 05 36 00-0564	EA	18" Wide, 24" Radius, Horizontal 90 Degree Elbows, 12" Rung Spacing, 4-5/8" High, Ladder Bottom Galvanized Steel Cable Tray Fitting	515.65	200.29
		<i>For 3-5/8" Overall Height Instead Of 4-5/8", Deduct</i>	-34.88	
26 05 36 00-0565	EA	24" Wide, 24" Radius, Horizontal 90 Degree Elbows, 12" Rung Spacing, 4-5/8" High, Ladder Bottom Galvanized Steel Cable Tray Fitting	582.41	232.35
		<i>For 3-5/8" Overall Height Instead Of 4-5/8", Deduct</i>	-38.88	
26 05 36 00-0566	EA	30" Wide, 24" Radius, Horizontal 90 Degree Elbows, 12" Rung Spacing, 4-5/8" High, Ladder Bottom Galvanized Steel Cable Tray Fitting	651.72	263.67
		<i>For 3-5/8" Overall Height Instead Of 4-5/8", Deduct</i>	-43.20	
26 05 36 00-0567	EA	36" Wide, 24" Radius, Horizontal 90 Degree Elbows, 12" Rung Spacing, 4-5/8" High, Ladder Bottom Galvanized Steel Cable Tray Fitting	761.29	305.41
		<i>For 3-5/8" Overall Height Instead Of 4-5/8", Deduct</i>	-50.68	
26 05 36 00-0568		36" Radius, Horizontal 90 Degree Elbows, 12" Rung Spacing, 4-5/8" High, Ladder Bottom Galvanized Steel Cable Tray Fitting <small>(26 05 36 00-0561)</small>		
26 05 36 00-0569	EA	6" Wide, 36" Radius, Horizontal 90 Degree Elbows, 12" Rung Spacing, 4-5/8" High, Ladder Bottom Galvanized Steel Cable Tray Fitting	394.38	131.84
		<i>For 3-5/8" Overall Height Instead Of 4-5/8", Deduct</i>	-28.45	
26 05 36 00-0570	EA	9" Wide, 36" Radius, Horizontal 90 Degree Elbows, 12" Rung Spacing, 4-5/8" High, Ladder Bottom Galvanized Steel Cable Tray Fitting	438.63	152.64
		<i>For 3-5/8" Overall Height Instead Of 4-5/8", Deduct</i>	-31.15	
26 05 36 00-0571	EA	12" Wide, 36" Radius, Horizontal 90 Degree Elbows, 12" Rung Spacing, 4-5/8" High, Ladder Bottom Galvanized Steel Cable Tray Fitting	477.54	170.79
		<i>For 3-5/8" Overall Height Instead Of 4-5/8", Deduct</i>	-33.52	
26 05 36 00-0572	EA	18" Wide, 36" Radius, Horizontal 90 Degree Elbows, 12" Rung Spacing, 4-5/8" High, Ladder Bottom Galvanized Steel Cable Tray Fitting	578.97	214.94
		<i>For 3-5/8" Overall Height Instead Of 4-5/8", Deduct</i>	-39.98	
26 05 36 00-0573	EA	24" Wide, 36" Radius, Horizontal 90 Degree Elbows, 12" Rung Spacing, 4-5/8" High, Ladder Bottom Galvanized Steel Cable Tray Fitting	663.09	252.31
		<i>For 3-5/8" Overall Height Instead Of 4-5/8", Deduct</i>	-45.28	
26 05 36 00-0574	EA	30" Wide, 36" Radius, Horizontal 90 Degree Elbows, 12" Rung Spacing, 4-5/8" High, Ladder Bottom Galvanized Steel Cable Tray Fitting	774.84	290.28
		<i>For 3-5/8" Overall Height Instead Of 4-5/8", Deduct</i>	-53.29	
26 05 36 00-0575	EA	36" Wide, 36" Radius, Horizontal 90 Degree Elbows, 12" Rung Spacing, 4-5/8" High, Ladder Bottom Galvanized Steel Cable Tray Fitting	886.10	341.09
		<i>For 3-5/8" Overall Height Instead Of 4-5/8", Deduct</i>	-60.19	
26 05 36 00-0576		12" Radius, Horizontal 45 Degree Elbows, 12" Rung Spacing, 4-5/8" High, Ladder Bottom Galvanized Steel Cable Tray Fitting <small>(26 05 36 00-0551)</small>		
26 05 36 00-0577	EA	6" Wide, 12" Radius, Horizontal 45 Degree Elbows, 12" Rung Spacing, 4-5/8" High, Ladder Bottom Galvanized Steel Cable Tray Fitting	205.92	87.93
		<i>For 60 Degree Bend, Deduct</i>	-34.26	
		<i>For 30 Degree Bend, Deduct</i>	-61.98	
		<i>For 3-5/8" Overall Height Instead Of 4-5/8", Deduct</i>	-13.27	
26 05 36 00-0578	EA	9" Wide, 12" Radius, Horizontal 45 Degree Elbows, 12" Rung Spacing, 4-5/8" High, Ladder Bottom Galvanized Steel Cable Tray Fitting	237.54	105.47
		<i>For 60 Degree Bend, Deduct</i>	-37.98	
		<i>For 30 Degree Bend, Deduct</i>	-69.15	
		<i>For 3-5/8" Overall Height Instead Of 4-5/8", Deduct</i>	-14.97	
26 05 36 00-0579	EA	12" Wide, 12" Radius, Horizontal 45 Degree Elbows, 12" Rung Spacing, 4-5/8" High, Ladder Bottom Galvanized Steel Cable Tray Fitting	265.86	120.96
		<i>For 60 Degree Bend, Deduct</i>	-41.37	
		<i>For 30 Degree Bend, Deduct</i>	-75.67	
		<i>For 3-5/8" Overall Height Instead Of 4-5/8", Deduct</i>	-16.51	
26 05 36 00-0580	EA	18" Wide, 12" Radius, Horizontal 45 Degree Elbows, 12" Rung Spacing, 4-5/8" High, Ladder Bottom Galvanized Steel Cable Tray Fitting	322.65	152.89
		<i>For 60 Degree Bend, Deduct</i>	-47.88	
		<i>For 30 Degree Bend, Deduct</i>	-88.30	
		<i>For 3-5/8" Overall Height Instead Of 4-5/8", Deduct</i>	-19.53	
26 05 36 00-0581	EA	24" Wide, 12" Radius, Horizontal 45 Degree Elbows, 12" Rung Spacing, 4-5/8" High, Ladder Bottom Galvanized Steel Cable Tray Fitting	399.37	187.23
		<i>For 60 Degree Bend, Deduct</i>	-60.02	
		<i>For 30 Degree Bend, Deduct</i>	-110.43	
		<i>For 3-5/8" Overall Height Instead Of 4-5/8", Deduct</i>	-24.33	
26 05 36 00-0582	EA	30" Wide, 12" Radius, Horizontal 45 Degree Elbows, 12" Rung Spacing, 4-5/8" High, Ladder Bottom Galvanized Steel Cable Tray Fitting	469.83	214.94
		<i>For 60 Degree Bend, Deduct</i>	-72.64	
		<i>For 30 Degree Bend, Deduct</i>	-133.01	
		<i>For 3-5/8" Overall Height Instead Of 4-5/8", Deduct</i>	-29.07	
26 05 36 00-0583	EA	36" Wide, 12" Radius, Horizontal 45 Degree Elbows, 12" Rung Spacing, 4-5/8" High, Ladder Bottom Galvanized Steel Cable Tray Fitting	536.97	252.31
		<i>For 60 Degree Bend, Deduct</i>	-80.47	
		<i>For 30 Degree Bend, Deduct</i>	-148.14	
		<i>For 3-5/8" Overall Height Instead Of 4-5/8", Deduct</i>	-32.67	
26 05 36 00-0584		24" Radius, Horizontal 45 Degree Elbows, 12" Rung Spacing, 4-5/8" High, Ladder Bottom Galvanized Steel Cable Tray Fitting <small>(26 05 36 00-0551)</small>		



MINOR CSI UOM DESCRIPTION	TOTAL DIRECT UNIT COST	DEMOLITION UNIT COST
26 05 36 00-0585 EA 6" Wide, 24" Radius, Horizontal 45 Degree Elbows, 12" Rung Spacing, 4-5/8" High, Ladder Bottom Galvanized Steel Cable Tray Fitting	226.29	90.71
<i>For 60 Degree Bend, Deduct</i>	-39.92	
<i>For 30 Degree Bend, Deduct</i>	-71.57	
<i>For 3-5/8" Overall Height Instead Of 4-5/8", Deduct</i>	-15.07	
26 05 36 00-0586 EA 9" Wide, 24" Radius, Horizontal 45 Degree Elbows, 12" Rung Spacing, 4-5/8" High, Ladder Bottom Galvanized Steel Cable Tray Fitting	262.29	109.34
<i>For 60 Degree Bend, Deduct</i>	-44.64	
<i>For 30 Degree Bend, Deduct</i>	-80.47	
<i>For 3-5/8" Overall Height Instead Of 4-5/8", Deduct</i>	-17.12	
26 05 36 00-0587 EA 12" Wide, 24" Radius, Horizontal 45 Degree Elbows, 12" Rung Spacing, 4-5/8" High, Ladder Bottom Galvanized Steel Cable Tray Fitting	300.16	126.28
<i>For 60 Degree Bend, Deduct</i>	-50.65	
<i>For 30 Degree Bend, Deduct</i>	-91.44	
<i>For 3-5/8" Overall Height Instead Of 4-5/8", Deduct</i>	-19.49	
26 05 36 00-0588 EA 18" Wide, 24" Radius, Horizontal 45 Degree Elbows, 12" Rung Spacing, 4-5/8" High, Ladder Bottom Galvanized Steel Cable Tray Fitting	360.95	161.23
<i>For 60 Degree Bend, Deduct</i>	-57.29	
<i>For 30 Degree Bend, Deduct</i>	-104.45	
<i>For 3-5/8" Overall Height Instead Of 4-5/8", Deduct</i>	-22.66	
26 05 36 00-0589 EA 24" Wide, 24" Radius, Horizontal 45 Degree Elbows, 12" Rung Spacing, 4-5/8" High, Ladder Bottom Galvanized Steel Cable Tray Fitting	445.32	200.29
<i>For 60 Degree Bend, Deduct</i>	-70.19	
<i>For 30 Degree Bend, Deduct</i>	-128.11	
<i>For 3-5/8" Overall Height Instead Of 4-5/8", Deduct</i>	-27.84	
26 05 36 00-0590 EA 30" Wide, 24" Radius, Horizontal 45 Degree Elbows, 12" Rung Spacing, 4-5/8" High, Ladder Bottom Galvanized Steel Cable Tray Fitting	520.57	232.35
<i>For 60 Degree Bend, Deduct</i>	-82.74	
<i>For 30 Degree Bend, Deduct</i>	-150.80	
<i>For 3-5/8" Overall Height Instead Of 4-5/8", Deduct</i>	-32.70	
26 05 36 00-0591 EA 36" Wide, 24" Radius, Horizontal 45 Degree Elbows, 12" Rung Spacing, 4-5/8" High, Ladder Bottom Galvanized Steel Cable Tray Fitting	613.74	276.62
<i>For 60 Degree Bend, Deduct</i>	-96.52	
<i>For 30 Degree Bend, Deduct</i>	-176.22	
<i>For 3-5/8" Overall Height Instead Of 4-5/8", Deduct</i>	-38.33	
26 05 36 00-0592 36" Radius, Horizontal 45 Degree Elbows, 12" Rung Spacing, 4-5/8" High, Ladder Bottom Galvanized Steel Cable Tray Fitting <small>(26 05 36 00-0551)</small>		
26 05 36 00-0593 EA 6" Wide, 36" Radius, Horizontal 45 Degree Elbows, 12" Rung Spacing, 4-5/8" High, Ladder Bottom Galvanized Steel Cable Tray Fitting	263.87	93.62
<i>For 60 Degree Bend, Deduct</i>	-51.21	
<i>For 30 Degree Bend, Deduct</i>	-90.55	
<i>For 3-5/8" Overall Height Instead Of 4-5/8", Deduct</i>	-18.59	
26 05 36 00-0594 EA 9" Wide, 36" Radius, Horizontal 45 Degree Elbows, 12" Rung Spacing, 4-5/8" High, Ladder Bottom Galvanized Steel Cable Tray Fitting	303.45	113.69
<i>For 60 Degree Bend, Deduct</i>	-56.56	
<i>For 30 Degree Bend, Deduct</i>	-100.59	
<i>For 3-5/8" Overall Height Instead Of 4-5/8", Deduct</i>	-20.87	
26 05 36 00-0595 EA 12" Wide, 36" Radius, Horizontal 45 Degree Elbows, 12" Rung Spacing, 4-5/8" High, Ladder Bottom Galvanized Steel Cable Tray Fitting	336.33	131.96
<i>For 60 Degree Bend, Deduct</i>	-60.41	
<i>For 30 Degree Bend, Deduct</i>	-108.01	
<i>For 3-5/8" Overall Height Instead Of 4-5/8", Deduct</i>	-22.64	
26 05 36 00-0596 EA 18" Wide, 36" Radius, Horizontal 45 Degree Elbows, 12" Rung Spacing, 4-5/8" High, Ladder Bottom Galvanized Steel Cable Tray Fitting	410.84	170.79
<i>For 60 Degree Bend, Deduct</i>	-70.09	
<i>For 30 Degree Bend, Deduct</i>	-126.31	
<i>For 3-5/8" Overall Height Instead Of 4-5/8", Deduct</i>	-26.85	
26 05 36 00-0597 EA 24" Wide, 36" Radius, Horizontal 45 Degree Elbows, 12" Rung Spacing, 4-5/8" High, Ladder Bottom Galvanized Steel Cable Tray Fitting	491.66	214.94
<i>For 60 Degree Bend, Deduct</i>	-79.85	
<i>For 30 Degree Bend, Deduct</i>	-145.02	
<i>For 3-5/8" Overall Height Instead Of 4-5/8", Deduct</i>	-31.25	
26 05 36 00-0598 EA 30" Wide, 36" Radius, Horizontal 45 Degree Elbows, 12" Rung Spacing, 4-5/8" High, Ladder Bottom Galvanized Steel Cable Tray Fitting	592.75	252.31
<i>For 60 Degree Bend, Deduct</i>	-98.88	
<i>For 30 Degree Bend, Deduct</i>	-178.82	
<i>For 3-5/8" Overall Height Instead Of 4-5/8", Deduct</i>	-38.25	
26 05 36 00-0599 EA 36" Wide, 36" Radius, Horizontal 45 Degree Elbows, 12" Rung Spacing, 4-5/8" High, Ladder Bottom Galvanized Steel Cable Tray Fitting	700.66	305.41
<i>For 60 Degree Bend, Deduct</i>	-114.13	
<i>For 30 Degree Bend, Deduct</i>	-207.19	
<i>For 3-5/8" Overall Height Instead Of 4-5/8", Deduct</i>	-44.61	
26 05 36 00-0600 12" Radius, Vertical 90 Degree Elbows, 12" Rung Spacing, 4-5/8" High, Ladder Bottom Galvanized Steel Cable Tray Fitting <small>(26 05 36 00-0551)</small>		
26 05 36 00-0601 EA 6" Wide, 12" Radius, Vertical 90 Degree Elbows, 12" Rung Spacing, 4-5/8" High, Ladder Bottom Galvanized Steel Cable Tray Fitting	307.09	120.96
<i>For 3-5/8" Overall Height Instead Of 4-5/8", Deduct</i>	-20.63	
26 05 36 00-0602 EA 9" Wide, 12" Radius, Vertical 90 Degree Elbows, 12" Rung Spacing, 4-5/8" High, Ladder Bottom Galvanized Steel Cable Tray Fitting	338.22	138.13
<i>For 3-5/8" Overall Height Instead Of 4-5/8", Deduct</i>	-22.31	



MINOR	CSI	UOM	DESCRIPTION	TOTAL DIRECT UNIT COST	DEMOLITION UNIT COST
26 05 36 00-0603	EA		12" Wide, 12" Radius, Vertical 90 Degree Elbows, 12" Rung Spacing, 4-5/8" High, Ladder Bottom Galvanized Steel Cable Tray Fitting	366.09	152.77
			<i>For 3-5/8" Overall Height Instead Of 4-5/8", Deduct</i>	-23.88	
26 05 36 00-0604	EA		18" Wide, 12" Radius, Vertical 90 Degree Elbows, 12" Rung Spacing, 4-5/8" High, Ladder Bottom Galvanized Steel Cable Tray Fitting	428.47	187.23
			<i>For 3-5/8" Overall Height Instead Of 4-5/8", Deduct</i>	-27.24	
26 05 36 00-0605	EA		24" Wide, 12" Radius, Vertical 90 Degree Elbows, 12" Rung Spacing, 4-5/8" High, Ladder Bottom Galvanized Steel Cable Tray Fitting	479.53	214.94
			<i>For 3-5/8" Overall Height Instead Of 4-5/8", Deduct</i>	-30.04	
26 05 36 00-0606	EA		30" Wide, 12" Radius, Vertical 90 Degree Elbows, 12" Rung Spacing, 4-5/8" High, Ladder Bottom Galvanized Steel Cable Tray Fitting	534.13	241.91
			<i>For 3-5/8" Overall Height Instead Of 4-5/8", Deduct</i>	-33.25	
26 05 36 00-0607	EA		36" Wide, 12" Radius, Vertical 90 Degree Elbows, 12" Rung Spacing, 4-5/8" High, Ladder Bottom Galvanized Steel Cable Tray Fitting	596.06	276.13
			<i>For 3-5/8" Overall Height Instead Of 4-5/8", Deduct</i>	-36.59	
26 05 36 00-0608			24" Radius, Vertical 90 Degree Elbows, 12" Rung Spacing, 4-5/8" High, Ladder Bottom Galvanized Steel Cable Tray Fitting <small>(26 05 36 00-0551)</small>		
26 05 36 00-0609	EA		6" Wide, 24" Radius, Vertical 90 Degree Elbows, 12" Rung Spacing, 4-5/8" High, Ladder Bottom Galvanized Steel Cable Tray Fitting	359.43	126.15
			<i>For 3-5/8" Overall Height Instead Of 4-5/8", Deduct</i>	-25.43	
26 05 36 00-0610	EA		9" Wide, 24" Radius, Vertical 90 Degree Elbows, 12" Rung Spacing, 4-5/8" High, Ladder Bottom Galvanized Steel Cable Tray Fitting	394.70	145.14
			<i>For 3-5/8" Overall Height Instead Of 4-5/8", Deduct</i>	-27.37	
26 05 36 00-0611	EA		12" Wide, 24" Radius, Vertical 90 Degree Elbows, 12" Rung Spacing, 4-5/8" High, Ladder Bottom Galvanized Steel Cable Tray Fitting	427.64	161.23
			<i>For 3-5/8" Overall Height Instead Of 4-5/8", Deduct</i>	-29.32	
26 05 36 00-0612	EA		18" Wide, 24" Radius, Vertical 90 Degree Elbows, 12" Rung Spacing, 4-5/8" High, Ladder Bottom Galvanized Steel Cable Tray Fitting	501.10	200.29
			<i>For 3-5/8" Overall Height Instead Of 4-5/8", Deduct</i>	-33.42	
26 05 36 00-0613	EA		24" Wide, 24" Radius, Vertical 90 Degree Elbows, 12" Rung Spacing, 4-5/8" High, Ladder Bottom Galvanized Steel Cable Tray Fitting	563.01	232.35
			<i>For 3-5/8" Overall Height Instead Of 4-5/8", Deduct</i>	-36.94	
26 05 36 00-0614	EA		30" Wide, 24" Radius, Vertical 90 Degree Elbows, 12" Rung Spacing, 4-5/8" High, Ladder Bottom Galvanized Steel Cable Tray Fitting	625.04	263.67
			<i>For 3-5/8" Overall Height Instead Of 4-5/8", Deduct</i>	-40.53	
26 05 36 00-0615	EA		36" Wide, 24" Radius, Vertical 90 Degree Elbows, 12" Rung Spacing, 4-5/8" High, Ladder Bottom Galvanized Steel Cable Tray Fitting	717.63	305.41
			<i>For 3-5/8" Overall Height Instead Of 4-5/8", Deduct</i>	-46.31	
26 05 36 00-0616			36" Radius, Vertical 90 Degree Elbows, 12" Rung Spacing, 4-5/8" High, Ladder Bottom Galvanized Steel Cable Tray Fitting <small>(26 05 36 00-0551)</small>		
26 05 36 00-0617	EA		6" Wide, 36" Radius, Vertical 90 Degree Elbows, 12" Rung Spacing, 4-5/8" High, Ladder Bottom Galvanized Steel Cable Tray Fitting	421.06	131.84
			<i>For 3-5/8" Overall Height Instead Of 4-5/8", Deduct</i>	-31.12	
26 05 36 00-0618	EA		9" Wide, 36" Radius, Vertical 90 Degree Elbows, 12" Rung Spacing, 4-5/8" High, Ladder Bottom Galvanized Steel Cable Tray Fitting	463.10	152.77
			<i>For 3-5/8" Overall Height Instead Of 4-5/8", Deduct</i>	-33.58	
26 05 36 00-0619	EA		12" Wide, 36" Radius, Vertical 90 Degree Elbows, 12" Rung Spacing, 4-5/8" High, Ladder Bottom Galvanized Steel Cable Tray Fitting	495.73	170.79
			<i>For 3-5/8" Overall Height Instead Of 4-5/8", Deduct</i>	-35.34	
26 05 36 00-0620	EA		18" Wide, 36" Radius, Vertical 90 Degree Elbows, 12" Rung Spacing, 4-5/8" High, Ladder Bottom Galvanized Steel Cable Tray Fitting	586.24	214.94
			<i>For 3-5/8" Overall Height Instead Of 4-5/8", Deduct</i>	-40.71	
26 05 36 00-0621	EA		24" Wide, 36" Radius, Vertical 90 Degree Elbows, 12" Rung Spacing, 4-5/8" High, Ladder Bottom Galvanized Steel Cable Tray Fitting	650.96	252.31
			<i>For 3-5/8" Overall Height Instead Of 4-5/8", Deduct</i>	-44.07	
26 05 36 00-0622	EA		30" Wide, 36" Radius, Vertical 90 Degree Elbows, 12" Rung Spacing, 4-5/8" High, Ladder Bottom Galvanized Steel Cable Tray Fitting	745.74	290.28
			<i>For 3-5/8" Overall Height Instead Of 4-5/8", Deduct</i>	-50.38	
26 05 36 00-0623	EA		36" Wide, 36" Radius, Vertical 90 Degree Elbows, 12" Rung Spacing, 4-5/8" High, Ladder Bottom Galvanized Steel Cable Tray Fitting	847.29	341.09
			<i>For 3-5/8" Overall Height Instead Of 4-5/8", Deduct</i>	-56.31	
26 05 36 00-0624			12" Radius, Horizontal Tees, 12" Rung Spacing, 4-5/8" High, Ladder Bottom Galvanized Steel Cable Tray Fitting <small>(26 05 36 00-0551)</small>		
26 05 36 00-0625	EA		6" Wide, 12" Radius, Horizontal Tees, 12" Rung Spacing, 4-5/8" High, Ladder Bottom Galvanized Steel Cable Tray Fitting	544.43	232.35
			<i>For 3-5/8" Overall Height Instead Of 4-5/8", Deduct</i>	-35.08	
26 05 36 00-0626	EA		9" Wide, 12" Radius, Horizontal Tees, 12" Rung Spacing, 4-5/8" High, Ladder Bottom Galvanized Steel Cable Tray Fitting	589.55	252.31
			<i>For 3-5/8" Overall Height Instead Of 4-5/8", Deduct</i>	-37.93	
26 05 36 00-0627	EA		12" Wide, 12" Radius, Horizontal Tees, 12" Rung Spacing, 4-5/8" High, Ladder Bottom Galvanized Steel Cable Tray Fitting	617.88	263.67
			<i>For 3-5/8" Overall Height Instead Of 4-5/8", Deduct</i>	-39.81	
26 05 36 00-0628	EA		18" Wide, 12" Radius, Horizontal Tees, 12" Rung Spacing, 4-5/8" High, Ladder Bottom Galvanized Steel Cable Tray Fitting	688.00	290.28
			<i>For 3-5/8" Overall Height Instead Of 4-5/8", Deduct</i>	-44.61	
26 05 36 00-0629	EA		24" Wide, 12" Radius, Horizontal Tees, 12" Rung Spacing, 4-5/8" High, Ladder Bottom Galvanized Steel Cable Tray Fitting	776.49	322.22
			<i>For 3-5/8" Overall Height Instead Of 4-5/8", Deduct</i>	-50.79	



MINOR CSI UOM DESCRIPTION	TOTAL DIRECT UNIT COST	DEMOLITION UNIT COST
26 05 36 00-0630 EA 30" Wide, 12" Radius, Horizontal Tees, 12" Rung Spacing, 4-5/8" High, Ladder Bottom Galvanized Steel Cable Tray Fitting.....	855.80	341.70
<i>For 3-5/8" Overall Height Instead Of 4-5/8", Deduct</i>	-57.11	
26 05 36 00-0631 EA 36" Wide, 12" Radius, Horizontal Tees, 12" Rung Spacing, 4-5/8" High, Ladder Bottom Galvanized Steel Cable Tray Fitting.....	968.63	386.81
<i>For 3-5/8" Overall Height Instead Of 4-5/8", Deduct</i>	-64.63	
26 05 36 00-0632 24" Radius, Horizontal Tees, 12" Rung Spacing, 4-5/8" High, Ladder Bottom Galvanized Steel Cable Tray Fitting <small>(26 05 36 00-0551)</small>		
26 05 36 00-0633 EA 6" Wide, 24" Radius, Horizontal Tees, 12" Rung Spacing, 4-5/8" High, Ladder Bottom Galvanized Steel Cable Tray Fitting.....	667.00	252.31
<i>For 3-5/8" Overall Height Instead Of 4-5/8", Deduct</i>	-45.67	
26 05 36 00-0634 EA 9" Wide, 24" Radius, Horizontal Tees, 12" Rung Spacing, 4-5/8" High, Ladder Bottom Galvanized Steel Cable Tray Fitting.....	719.12	276.62
<i>For 3-5/8" Overall Height Instead Of 4-5/8", Deduct</i>	-48.86	
26 05 36 00-0635 EA 12" Wide, 24" Radius, Horizontal Tees, 12" Rung Spacing, 4-5/8" High, Ladder Bottom Galvanized Steel Cable Tray Fitting.....	751.37	290.28
<i>For 3-5/8" Overall Height Instead Of 4-5/8", Deduct</i>	-50.95	
26 05 36 00-0636 EA 18" Wide, 24" Radius, Horizontal Tees, 12" Rung Spacing, 4-5/8" High, Ladder Bottom Galvanized Steel Cable Tray Fitting.....	825.77	322.22
<i>For 3-5/8" Overall Height Instead Of 4-5/8", Deduct</i>	-55.72	
26 05 36 00-0637 EA 24" Wide, 24" Radius, Horizontal Tees, 12" Rung Spacing, 4-5/8" High, Ladder Bottom Galvanized Steel Cable Tray Fitting.....	919.27	362.86
<i>For 3-5/8" Overall Height Instead Of 4-5/8", Deduct</i>	-61.69	
26 05 36 00-0638 EA 30" Wide, 24" Radius, Horizontal Tees, 12" Rung Spacing, 4-5/8" High, Ladder Bottom Galvanized Steel Cable Tray Fitting.....	987.40	386.81
<i>For 3-5/8" Overall Height Instead Of 4-5/8", Deduct</i>	-66.50	
26 05 36 00-0639 EA 36" Wide, 24" Radius, Horizontal Tees, 12" Rung Spacing, 4-5/8" High, Ladder Bottom Galvanized Steel Cable Tray Fitting.....	1,183.68	446.92
<i>For 3-5/8" Overall Height Instead Of 4-5/8", Deduct</i>	-81.13	
26 05 36 00-0640 36" Radius, Horizontal Tees, 12" Rung Spacing, 4-5/8" High, Ladder Bottom Galvanized Steel Cable Tray Fitting <small>(26 05 36 00-0551)</small>		
26 05 36 00-0641 EA 6" Wide, 36" Radius, Horizontal Tees, 12" Rung Spacing, 4-5/8" High, Ladder Bottom Galvanized Steel Cable Tray Fitting.....	829.43	276.62
<i>For 3-5/8" Overall Height Instead Of 4-5/8", Deduct</i>	-59.90	
26 05 36 00-0642 EA 9" Wide, 36" Radius, Horizontal Tees, 12" Rung Spacing, 4-5/8" High, Ladder Bottom Galvanized Steel Cable Tray Fitting.....	891.62	305.41
<i>For 3-5/8" Overall Height Instead Of 4-5/8", Deduct</i>	-63.71	
26 05 36 00-0643 EA 12" Wide, 36" Radius, Horizontal Tees, 12" Rung Spacing, 4-5/8" High, Ladder Bottom Galvanized Steel Cable Tray Fitting.....	945.47	322.22
<i>For 3-5/8" Overall Height Instead Of 4-5/8", Deduct</i>	-67.69	
26 05 36 00-0644 EA 18" Wide, 36" Radius, Horizontal Tees, 12" Rung Spacing, 4-5/8" High, Ladder Bottom Galvanized Steel Cable Tray Fitting.....	1,043.66	362.86
<i>For 3-5/8" Overall Height Instead Of 4-5/8", Deduct</i>	-74.13	
26 05 36 00-0645 EA 24" Wide, 36" Radius, Horizontal Tees, 12" Rung Spacing, 4-5/8" High, Ladder Bottom Galvanized Steel Cable Tray Fitting.....	1,185.59	414.27
<i>For 3-5/8" Overall Height Instead Of 4-5/8", Deduct</i>	-84.04	
26 05 36 00-0646 EA 30" Wide, 36" Radius, Horizontal Tees, 12" Rung Spacing, 4-5/8" High, Ladder Bottom Galvanized Steel Cable Tray Fitting.....	1,284.60	446.92
<i>For 3-5/8" Overall Height Instead Of 4-5/8", Deduct</i>	-91.22	
26 05 36 00-0647 EA 36" Wide, 36" Radius, Horizontal Tees, 12" Rung Spacing, 4-5/8" High, Ladder Bottom Galvanized Steel Cable Tray Fitting.....	1,458.73	527.36
<i>For 3-5/8" Overall Height Instead Of 4-5/8", Deduct</i>	-101.92	
26 05 36 00-0648 12" Radius, Vertical Tees, 12" Rung Spacing, 4-5/8" High, Ladder Bottom Galvanized Steel Cable Tray Fitting <small>(26 05 36 00-0551)</small>		
26 05 36 00-0649 EA 6" Wide, 12" Radius, Vertical Tees, 12" Rung Spacing, 4-5/8" High, Ladder Bottom Galvanized Steel Cable Tray Fitting.....	625.83	214.94
<i>For 3-5/8" Overall Height Instead Of 4-5/8", Deduct</i>	-44.67	
26 05 36 00-0650 EA 9" Wide, 12" Radius, Vertical Tees, 12" Rung Spacing, 4-5/8" High, Ladder Bottom Galvanized Steel Cable Tray Fitting.....	642.30	223.40
<i>For 3-5/8" Overall Height Instead Of 4-5/8", Deduct</i>	-45.61	
26 05 36 00-0651 EA 12" Wide, 12" Radius, Vertical Tees, 12" Rung Spacing, 4-5/8" High, Ladder Bottom Galvanized Steel Cable Tray Fitting.....	659.43	232.35
<i>For 3-5/8" Overall Height Instead Of 4-5/8", Deduct</i>	-46.58	
26 05 36 00-0652 EA 18" Wide, 12" Radius, Vertical Tees, 12" Rung Spacing, 4-5/8" High, Ladder Bottom Galvanized Steel Cable Tray Fitting.....	697.51	252.31
<i>For 3-5/8" Overall Height Instead Of 4-5/8", Deduct</i>	-48.72	
26 05 36 00-0653 EA 24" Wide, 12" Radius, Vertical Tees, 12" Rung Spacing, 4-5/8" High, Ladder Bottom Galvanized Steel Cable Tray Fitting.....	721.15	263.67
<i>For 3-5/8" Overall Height Instead Of 4-5/8", Deduct</i>	-50.14	
26 05 36 00-0654 EA 30" Wide, 12" Radius, Vertical Tees, 12" Rung Spacing, 4-5/8" High, Ladder Bottom Galvanized Steel Cable Tray Fitting.....	784.23	290.28
<i>For 3-5/8" Overall Height Instead Of 4-5/8", Deduct</i>	-54.23	
26 05 36 00-0655 EA 36" Wide, 12" Radius, Vertical Tees, 12" Rung Spacing, 4-5/8" High, Ladder Bottom Galvanized Steel Cable Tray Fitting.....	849.24	322.22
<i>For 3-5/8" Overall Height Instead Of 4-5/8", Deduct</i>	-58.07	



MINOR
 CSI UOM DESCRIPTION

TOTAL DIRECT DEMOLITION
 UNIT COST UNIT COST

26 05 36 00-0656		24" Radius, Vertical Tees, 12" Rung Spacing, 4-5/8" High, Ladder Bottom Galvanized Steel Cable Tray Fitting <small>(26 05 36 00-0551)</small>		
26 05 36 00-0657	EA	6" Wide, 24" Radius, Vertical Tees, 12" Rung Spacing, 4-5/8" High, Ladder Bottom Galvanized Steel Cable Tray Fitting.....	870.67	232.35
		<i>For 3-5/8" Overall Height Instead Of 4-5/8", Deduct</i>	-67.71	
26 05 36 00-0658	EA	9" Wide, 24" Radius, Vertical Tees, 12" Rung Spacing, 4-5/8" High, Ladder Bottom Galvanized Steel Cable Tray Fitting.....	893.70	241.91
		<i>For 3-5/8" Overall Height Instead Of 4-5/8", Deduct</i>	-69.21	
26 05 36 00-0659	EA	12" Wide, 24" Radius, Vertical Tees, 12" Rung Spacing, 4-5/8" High, Ladder Bottom Galvanized Steel Cable Tray Fitting.....	918.13	252.31
		<i>For 3-5/8" Overall Height Instead Of 4-5/8", Deduct</i>	-70.79	
26 05 36 00-0660	EA	18" Wide, 24" Radius, Vertical Tees, 12" Rung Spacing, 4-5/8" High, Ladder Bottom Galvanized Steel Cable Tray Fitting.....	972.60	276.62
		<i>For 3-5/8" Overall Height Instead Of 4-5/8", Deduct</i>	-74.21	
26 05 36 00-0661	EA	24" Wide, 24" Radius, Vertical Tees, 12" Rung Spacing, 4-5/8" High, Ladder Bottom Galvanized Steel Cable Tray Fitting.....	1,009.54	290.28
		<i>For 3-5/8" Overall Height Instead Of 4-5/8", Deduct</i>	-76.76	
26 05 36 00-0662	EA	30" Wide, 24" Radius, Vertical Tees, 12" Rung Spacing, 4-5/8" High, Ladder Bottom Galvanized Steel Cable Tray Fitting.....	1,076.90	322.22
		<i>For 3-5/8" Overall Height Instead Of 4-5/8", Deduct</i>	-80.84	
26 05 36 00-0663	EA	36" Wide, 24" Radius, Vertical Tees, 12" Rung Spacing, 4-5/8" High, Ladder Bottom Galvanized Steel Cable Tray Fitting.....	1,168.05	362.86
		<i>For 3-5/8" Overall Height Instead Of 4-5/8", Deduct</i>	-86.57	
26 05 36 00-0664		36" Radius, Vertical Tees, 12" Rung Spacing, 4-5/8" High, Ladder Bottom Galvanized Steel Cable Tray Fitting <small>(26 05 36 00-0551)</small>		
26 05 36 00-0665	EA	6" Wide, 36" Radius, Vertical Tees, 12" Rung Spacing, 4-5/8" High, Ladder Bottom Galvanized Steel Cable Tray Fitting.....	1,324.16	252.31
		<i>For 3-5/8" Overall Height Instead Of 4-5/8", Deduct</i>	-111.39	
26 05 36 00-0666	EA	9" Wide, 36" Radius, Vertical Tees, 12" Rung Spacing, 4-5/8" High, Ladder Bottom Galvanized Steel Cable Tray Fitting.....	1,354.85	263.67
		<i>For 3-5/8" Overall Height Instead Of 4-5/8", Deduct</i>	-113.51	
26 05 36 00-0667	EA	12" Wide, 36" Radius, Vertical Tees, 12" Rung Spacing, 4-5/8" High, Ladder Bottom Galvanized Steel Cable Tray Fitting.....	1,388.02	276.62
		<i>For 3-5/8" Overall Height Instead Of 4-5/8", Deduct</i>	-115.75	
26 05 36 00-0668	EA	18" Wide, 36" Radius, Vertical Tees, 12" Rung Spacing, 4-5/8" High, Ladder Bottom Galvanized Steel Cable Tray Fitting.....	1,447.87	305.41
		<i>For 3-5/8" Overall Height Instead Of 4-5/8", Deduct</i>	-119.33	
26 05 36 00-0669	EA	24" Wide, 36" Radius, Vertical Tees, 12" Rung Spacing, 4-5/8" High, Ladder Bottom Galvanized Steel Cable Tray Fitting.....	1,487.63	322.22
		<i>For 3-5/8" Overall Height Instead Of 4-5/8", Deduct</i>	-121.91	
26 05 36 00-0670	EA	30" Wide, 36" Radius, Vertical Tees, 12" Rung Spacing, 4-5/8" High, Ladder Bottom Galvanized Steel Cable Tray Fitting.....	1,590.52	362.86
		<i>For 3-5/8" Overall Height Instead Of 4-5/8", Deduct</i>	-128.81	
26 05 36 00-0671	EA	36" Wide, 36" Radius, Vertical Tees, 12" Rung Spacing, 4-5/8" High, Ladder Bottom Galvanized Steel Cable Tray Fitting.....	1,687.85	414.27
		<i>For 3-5/8" Overall Height Instead Of 4-5/8", Deduct</i>	-134.27	
26 05 36 00-0672		12" Radius, Horizontal Crosses, 12" Rung Spacing, 4-5/8" High, Ladder Bottom Galvanized Steel Cable Tray Fitting <small>(26 05 36 00-0551)</small>		
26 05 36 00-0673	EA	6" Wide, 12" Radius, Horizontal Crosses, 12" Rung Spacing, 4-5/8" High, Ladder Bottom Galvanized Steel Cable Tray Fitting.....	678.61	290.28
		<i>For 3-5/8" Overall Height Instead Of 4-5/8", Deduct</i>	-43.67	
26 05 36 00-0674	EA	9" Wide, 12" Radius, Horizontal Crosses, 12" Rung Spacing, 4-5/8" High, Ladder Bottom Galvanized Steel Cable Tray Fitting.....	713.25	305.41
		<i>For 3-5/8" Overall Height Instead Of 4-5/8", Deduct</i>	-45.87	
26 05 36 00-0675	EA	12" Wide, 12" Radius, Horizontal Crosses, 12" Rung Spacing, 4-5/8" High, Ladder Bottom Galvanized Steel Cable Tray Fitting.....	760.06	322.22
		<i>For 3-5/8" Overall Height Instead Of 4-5/8", Deduct</i>	-49.15	
26 05 36 00-0676	EA	18" Wide, 12" Radius, Horizontal Crosses, 12" Rung Spacing, 4-5/8" High, Ladder Bottom Galvanized Steel Cable Tray Fitting.....	813.55	341.70
		<i>For 3-5/8" Overall Height Instead Of 4-5/8", Deduct</i>	-52.88	
26 05 36 00-0677	EA	24" Wide, 12" Radius, Horizontal Crosses, 12" Rung Spacing, 4-5/8" High, Ladder Bottom Galvanized Steel Cable Tray Fitting.....	916.99	386.81
		<i>For 3-5/8" Overall Height Instead Of 4-5/8", Deduct</i>	-59.46	
26 05 36 00-0678	EA	30" Wide, 12" Radius, Horizontal Crosses, 12" Rung Spacing, 4-5/8" High, Ladder Bottom Galvanized Steel Cable Tray Fitting.....	1,016.61	414.27
		<i>For 3-5/8" Overall Height Instead Of 4-5/8", Deduct</i>	-67.14	
26 05 36 00-0679	EA	36" Wide, 12" Radius, Horizontal Crosses, 12" Rung Spacing, 4-5/8" High, Ladder Bottom Galvanized Steel Cable Tray Fitting.....	1,108.58	446.92
		<i>For 3-5/8" Overall Height Instead Of 4-5/8", Deduct</i>	-73.62	
26 05 36 00-0680		24" Radius, Horizontal Crosses, 12" Rung Spacing, 4-5/8" High, Ladder Bottom Galvanized Steel Cable Tray Fitting <small>(26 05 36 00-0551)</small>		
26 05 36 00-0681	EA	6" Wide, 24" Radius, Horizontal Crosses, 12" Rung Spacing, 4-5/8" High, Ladder Bottom Galvanized Steel Cable Tray Fitting.....	914.96	322.22
		<i>For 3-5/8" Overall Height Instead Of 4-5/8", Deduct</i>	-64.64	



MINOR	CSI	UOM	DESCRIPTION	TOTAL DIRECT UNIT COST	DEMOLITION UNIT COST
26 05 36 00-0682	EA		9" Wide, 24" Radius, Horizontal Crosses, 12" Rung Spacing, 4-5/8" High, Ladder Bottom Galvanized Steel Cable Tray Fitting.....	959.07	341.70
			<i>For 3-5/8" Overall Height Instead Of 4-5/8", Deduct</i>	-67.43	
26 05 36 00-0683	EA		12" Wide, 24" Radius, Horizontal Crosses, 12" Rung Spacing, 4-5/8" High, Ladder Bottom Galvanized Steel Cable Tray Fitting.....	1,006.11	362.86
			<i>For 3-5/8" Overall Height Instead Of 4-5/8", Deduct</i>	-70.37	
26 05 36 00-0684	EA		18" Wide, 24" Radius, Horizontal Crosses, 12" Rung Spacing, 4-5/8" High, Ladder Bottom Galvanized Steel Cable Tray Fitting.....	1,071.90	386.81
			<i>For 3-5/8" Overall Height Instead Of 4-5/8", Deduct</i>	-74.95	
26 05 36 00-0685	EA		24" Wide, 24" Radius, Horizontal Crosses, 12" Rung Spacing, 4-5/8" High, Ladder Bottom Galvanized Steel Cable Tray Fitting.....	1,200.11	446.92
			<i>For 3-5/8" Overall Height Instead Of 4-5/8", Deduct</i>	-82.77	
26 05 36 00-0686	EA		30" Wide, 24" Radius, Horizontal Crosses, 12" Rung Spacing, 4-5/8" High, Ladder Bottom Galvanized Steel Cable Tray Fitting.....	1,292.19	483.81
			<i>For 3-5/8" Overall Height Instead Of 4-5/8", Deduct</i>	-88.90	
26 05 36 00-0687	EA		36" Wide, 24" Radius, Horizontal Crosses, 12" Rung Spacing, 4-5/8" High, Ladder Bottom Galvanized Steel Cable Tray Fitting.....	1,442.30	527.36
			<i>For 3-5/8" Overall Height Instead Of 4-5/8", Deduct</i>	-100.28	
26 05 36 00-0688			36" Radius, Horizontal Crosses, 12" Rung Spacing, 4-5/8" High, Ladder Bottom Galvanized Steel Cable Tray Fitting <small>(26 05 36 00-0681)</small>		
26 05 36 00-0689	EA		6" Wide, 36" Radius, Horizontal Crosses, 12" Rung Spacing, 4-5/8" High, Ladder Bottom Galvanized Steel Cable Tray Fitting.....	1,132.85	362.86
			<i>For 3-5/8" Overall Height Instead Of 4-5/8", Deduct</i>	-83.05	
26 05 36 00-0690	EA		9" Wide, 36" Radius, Horizontal Crosses, 12" Rung Spacing, 4-5/8" High, Ladder Bottom Galvanized Steel Cable Tray Fitting.....	1,196.29	386.81
			<i>For 3-5/8" Overall Height Instead Of 4-5/8", Deduct</i>	-87.39	
26 05 36 00-0691	EA		12" Wide, 36" Radius, Horizontal Crosses, 12" Rung Spacing, 4-5/8" High, Ladder Bottom Galvanized Steel Cable Tray Fitting.....	1,265.39	414.27
			<i>For 3-5/8" Overall Height Instead Of 4-5/8", Deduct</i>	-92.02	
26 05 36 00-0692	EA		18" Wide, 36" Radius, Horizontal Crosses, 12" Rung Spacing, 4-5/8" High, Ladder Bottom Galvanized Steel Cable Tray Fitting.....	1,378.49	446.92
			<i>For 3-5/8" Overall Height Instead Of 4-5/8", Deduct</i>	-100.61	
26 05 36 00-0693	EA		24" Wide, 36" Radius, Horizontal Crosses, 12" Rung Spacing, 4-5/8" High, Ladder Bottom Galvanized Steel Cable Tray Fitting.....	1,583.13	527.36
			<i>For 3-5/8" Overall Height Instead Of 4-5/8", Deduct</i>	-114.36	
26 05 36 00-0694	EA		30" Wide, 36" Radius, Horizontal Crosses, 12" Rung Spacing, 4-5/8" High, Ladder Bottom Galvanized Steel Cable Tray Fitting.....	1,728.86	579.60
			<i>For 3-5/8" Overall Height Instead Of 4-5/8", Deduct</i>	-124.58	
26 05 36 00-0695	EA		36" Wide, 36" Radius, Horizontal Crosses, 12" Rung Spacing, 4-5/8" High, Ladder Bottom Galvanized Steel Cable Tray Fitting.....	1,897.55	645.65
			<i>For 3-5/8" Overall Height Instead Of 4-5/8", Deduct</i>	-135.95	
26 05 36 00-0696			12" Radius, Vertical Crosses, 12" Rung Spacing, 4-5/8" High, Ladder Bottom Galvanized Steel Cable Tray Fitting <small>(26 05 36 00-0651)</small>		
26 05 36 00-0697	EA		6" Wide, 12" Radius, Vertical Crosses, 12" Rung Spacing, 4-5/8" High, Ladder Bottom Galvanized Steel Cable Tray Fitting.....	766.27	290.28
			<i>For 3-5/8" Overall Height Instead Of 4-5/8", Deduct</i>	-52.44	
26 05 36 00-0698	EA		9" Wide, 12" Radius, Vertical Crosses, 12" Rung Spacing, 4-5/8" High, Ladder Bottom Galvanized Steel Cable Tray Fitting.....	805.32	305.53
			<i>For 3-5/8" Overall Height Instead Of 4-5/8", Deduct</i>	-55.07	
26 05 36 00-0699	EA		12" Wide, 12" Radius, Vertical Crosses, 12" Rung Spacing, 4-5/8" High, Ladder Bottom Galvanized Steel Cable Tray Fitting.....	860.30	322.22
			<i>For 3-5/8" Overall Height Instead Of 4-5/8", Deduct</i>	-59.18	
26 05 36 00-0700	EA		18" Wide, 12" Radius, Vertical Crosses, 12" Rung Spacing, 4-5/8" High, Ladder Bottom Galvanized Steel Cable Tray Fitting.....	923.60	341.82
			<i>For 3-5/8" Overall Height Instead Of 4-5/8", Deduct</i>	-63.88	
26 05 36 00-0701	EA		24" Wide, 12" Radius, Vertical Crosses, 12" Rung Spacing, 4-5/8" High, Ladder Bottom Galvanized Steel Cable Tray Fitting.....	1,039.51	386.81
			<i>For 3-5/8" Overall Height Instead Of 4-5/8", Deduct</i>	-71.71	
26 05 36 00-0702	EA		30" Wide, 12" Radius, Vertical Crosses, 12" Rung Spacing, 4-5/8" High, Ladder Bottom Galvanized Steel Cable Tray Fitting.....	1,163.73	414.39
			<i>For 3-5/8" Overall Height Instead Of 4-5/8", Deduct</i>	-81.84	
26 05 36 00-0703	EA		36" Wide, 12" Radius, Vertical Crosses, 12" Rung Spacing, 4-5/8" High, Ladder Bottom Galvanized Steel Cable Tray Fitting.....	1,271.36	446.32
			<i>For 3-5/8" Overall Height Instead Of 4-5/8", Deduct</i>	-89.94	
26 05 36 00-0704			24" Radius, Vertical Crosses, 12" Rung Spacing, 4-5/8" High, Ladder Bottom Galvanized Steel Cable Tray Fitting <small>(26 05 36 00-0651)</small>		
26 05 36 00-0705	EA		6" Wide, 24" Radius, Vertical Crosses, 12" Rung Spacing, 4-5/8" High, Ladder Bottom Galvanized Steel Cable Tray Fitting.....	1,085.00	322.22
			<i>For 3-5/8" Overall Height Instead Of 4-5/8", Deduct</i>	-81.65	
26 05 36 00-0706	EA		9" Wide, 24" Radius, Vertical Crosses, 12" Rung Spacing, 4-5/8" High, Ladder Bottom Galvanized Steel Cable Tray Fitting.....	1,134.39	341.70
			<i>For 3-5/8" Overall Height Instead Of 4-5/8", Deduct</i>	-84.97	
26 05 36 00-0707	EA		12" Wide, 24" Radius, Vertical Crosses, 12" Rung Spacing, 4-5/8" High, Ladder Bottom Galvanized Steel Cable Tray Fitting.....	1,186.71	362.86
			<i>For 3-5/8" Overall Height Instead Of 4-5/8", Deduct</i>	-88.43	
26 05 36 00-0708	EA		18" Wide, 24" Radius, Vertical Crosses, 12" Rung Spacing, 4-5/8" High, Ladder Bottom Galvanized Steel Cable Tray Fitting.....	1,264.12	386.81
			<i>For 3-5/8" Overall Height Instead Of 4-5/8", Deduct</i>	-94.18	

26 Electrical

26 05 Common Work Results for Electrical

26 05 36 Cable Trays for Electrical Systems



MINOR	CSI	UOM	DESCRIPTION	TOTAL DIRECT UNIT COST	DEMOLITION UNIT COST
26 05 36 00-0709	EA		24" Wide, 24" Radius, Vertical Crosses, 12" Rung Spacing, 4-5/8" High, Ladder Bottom Galvanized Steel Cable Tray Fitting.....	1,405.01	446.92
			<i>For 3-5/8" Overall Height Instead Of 4-5/8", Deduct</i>	-103.26	
26 05 36 00-0710	EA		30" Wide, 24" Radius, Vertical Crosses, 12" Rung Spacing, 4-5/8" High, Ladder Bottom Galvanized Steel Cable Tray Fitting.....	1,510.82	483.81
			<i>For 3-5/8" Overall Height Instead Of 4-5/8", Deduct</i>	-110.76	
26 05 36 00-0711	EA		36" Wide, 24" Radius, Vertical Crosses, 12" Rung Spacing, 4-5/8" High, Ladder Bottom Galvanized Steel Cable Tray Fitting.....	1,695.78	527.36
			<i>For 3-5/8" Overall Height Instead Of 4-5/8", Deduct</i>	-125.63	
26 05 36 00-0712			36" Radius, Vertical Crosses, 12" Rung Spacing, 4-5/8" High, Ladder Bottom Galvanized Steel Cable Tray Fitting <small>(26 05 36 00-0551)</small>		
26 05 36 00-0713	EA		6" Wide, 36" Radius, Vertical Crosses, 12" Rung Spacing, 4-5/8" High, Ladder Bottom Galvanized Steel Cable Tray Fitting.....	1,370.49	362.86
			<i>For 3-5/8" Overall Height Instead Of 4-5/8", Deduct</i>	-106.81	
26 05 36 00-0714	EA		9" Wide, 36" Radius, Vertical Crosses, 12" Rung Spacing, 4-5/8" High, Ladder Bottom Galvanized Steel Cable Tray Fitting.....	1,444.49	386.81
			<i>For 3-5/8" Overall Height Instead Of 4-5/8", Deduct</i>	-112.21	
26 05 36 00-0715	EA		12" Wide, 36" Radius, Vertical Crosses, 12" Rung Spacing, 4-5/8" High, Ladder Bottom Galvanized Steel Cable Tray Fitting.....	1,524.15	414.27
			<i>For 3-5/8" Overall Height Instead Of 4-5/8", Deduct</i>	-117.90	
26 05 36 00-0716	EA		18" Wide, 36" Radius, Vertical Crosses, 12" Rung Spacing, 4-5/8" High, Ladder Bottom Galvanized Steel Cable Tray Fitting.....	1,663.65	446.92
			<i>For 3-5/8" Overall Height Instead Of 4-5/8", Deduct</i>	-129.13	
26 05 36 00-0717	EA		24" Wide, 36" Radius, Vertical Crosses, 12" Rung Spacing, 4-5/8" High, Ladder Bottom Galvanized Steel Cable Tray Fitting.....	1,899.97	527.36
			<i>For 3-5/8" Overall Height Instead Of 4-5/8", Deduct</i>	-146.05	
26 05 36 00-0718	EA		30" Wide, 36" Radius, Vertical Crosses, 12" Rung Spacing, 4-5/8" High, Ladder Bottom Galvanized Steel Cable Tray Fitting.....	2,072.11	579.60
			<i>For 3-5/8" Overall Height Instead Of 4-5/8", Deduct</i>	-158.91	
26 05 36 00-0719	EA		36" Wide, 36" Radius, Vertical Crosses, 12" Rung Spacing, 4-5/8" High, Ladder Bottom Galvanized Steel Cable Tray Fitting.....	2,267.20	645.65
			<i>For 3-5/8" Overall Height Instead Of 4-5/8", Deduct</i>	-172.92	
26 05 36 00-0720			Dropout Or End Plates And Reducers <small>(26 05 36 00-0002)</small>		
26 05 36 00-0721			Straight Reducers <small>(26 05 36 00-0720)</small>		
26 05 36 00-0722	EA		9"-6" Reducer, Steel Cable Tray.....	268.77	89.27
			<i>For 3-5/8" Overall Height Instead Of 4-5/8", Deduct</i>	-19.44	
26 05 36 00-0723	EA		12"-9" Reducer, Steel Cable Tray.....	283.67	96.64
			<i>For 3-5/8" Overall Height Instead Of 4-5/8", Deduct</i>	-20.31	
26 05 36 00-0724	EA		18"-12" Reducer, Steel Cable Tray.....	308.54	111.52
			<i>For 3-5/8" Overall Height Instead Of 4-5/8", Deduct</i>	-21.56	
26 05 36 00-0725	EA		24"-18" Reducer, Steel Cable Tray.....	340.24	129.06
			<i>For 3-5/8" Overall Height Instead Of 4-5/8", Deduct</i>	-23.27	
26 05 36 00-0726	EA		30"-24" Reducer, Steel Cable Tray.....	369.69	145.14
			<i>For 3-5/8" Overall Height Instead Of 4-5/8", Deduct</i>	-24.87	
26 05 36 00-0727	EA		36"-30" Reducer, Steel Cable Tray.....	419.83	165.83
			<i>For 3-5/8" Overall Height Instead Of 4-5/8", Deduct</i>	-28.16	
26 05 36 00-0728			Reducers <small>(26 05 36 00-0720)</small>		
26 05 36 00-0729	EA		18"-6" Reducer, Steel Cable Tray.....	313.86	111.64
			<i>For 3-5/8" Overall Height Instead Of 4-5/8", Deduct</i>	-22.08	
26 05 36 00-0730	EA		24"-12" Reducer, Steel Cable Tray.....	345.77	129.18
			<i>For 3-5/8" Overall Height Instead Of 4-5/8", Deduct</i>	-23.81	
26 05 36 00-0731	EA		30"-12" Reducer, Steel Cable Tray.....	379.93	145.02
			<i>For 3-5/8" Overall Height Instead Of 4-5/8", Deduct</i>	-25.91	
26 05 36 00-0732	EA		30"-18" Reducer, Steel Cable Tray.....	384.95	144.90
			<i>For 3-5/8" Overall Height Instead Of 4-5/8", Deduct</i>	-26.42	
26 05 36 00-0733	EA		36"-12" Reducer, Steel Cable Tray.....	422.44	165.83
			<i>For 3-5/8" Overall Height Instead Of 4-5/8", Deduct</i>	-28.42	
26 05 36 00-0734	EA		36"-18" Reducer, Steel Cable Tray.....	434.91	170.18
			<i>For 3-5/8" Overall Height Instead Of 4-5/8", Deduct</i>	-29.31	
26 05 36 00-0735	EA		36"-24" Reducer, Steel Cable Tray.....	449.19	175.62
			<i>For 3-5/8" Overall Height Instead Of 4-5/8", Deduct</i>	-30.28	
26 05 36 00-0736			Dropout Or End Plate <small>(26 05 36 00-0720)</small>		
26 05 36 00-0737	EA		6" Dropout Or End Plate, Steel Cable Tray.....	73.90	36.29
26 05 36 00-0738	EA		9" Dropout Or End Plate, Steel Cable Tray.....	84.85	41.49
26 05 36 00-0739	EA		12" Dropout Or End Plate, Steel Cable Tray.....	91.59	44.63
26 05 36 00-0740	EA		18" Dropout Or End Plate, Steel Cable Tray.....	108.13	52.74
26 05 36 00-0741	EA		24" Dropout Or End Plate, Steel Cable Tray.....	121.27	58.06
26 05 36 00-0742	EA		30" Dropout Or End Plate, Steel Cable Tray.....	134.39	64.47
26 05 36 00-0743	EA		36" Dropout Or End Plate, Steel Cable Tray.....	151.73	72.57
26 05 36 00-0744			Ladder Bottom Aluminum Cable Tray <small>(26 05 36 00-0001)</small>		
			Note: 4-5/8" Height		



MINOR CSI UOM DESCRIPTION	TOTAL DIRECT UNIT COST	DEMOLITION UNIT COST
26 05 36 00-0745 Straight Tray Sections <small>(26 05 36 00-0744)</small>		
26 05 36 00-0746 4" Rung Spacing <small>(26 05 36 00-0745)</small>		
26 05 36 00-0747 LF 6" Aluminum Cable Tray, 4" Rung Spacing, Straight Section	131.67	8.47
For Class 12C Instead Of Class 12B, Add	18.33	
For 3-5/8" Overall Height Instead Of 4-5/8", Deduct	-12.46	
For 6" Overall Height Instead Of 4-5/8", Add	6.58	
26 05 36 00-0748 LF 9" Aluminum Cable Tray, 4" Rung Spacing, Straight Section	139.26	8.95
For Class 12C Instead Of Class 12B, Add	19.40	
For 3-5/8" Overall Height Instead Of 4-5/8", Deduct	-13.18	
For 6" Overall Height Instead Of 4-5/8", Add	6.96	
26 05 36 00-0749 LF 12" Aluminum Cable Tray, 4" Rung Spacing, Straight Section	146.84	9.31
For Class 12C Instead Of Class 12B, Add	20.47	
For 3-5/8" Overall Height Instead Of 4-5/8", Deduct	-13.91	
For 6" Overall Height Instead Of 4-5/8", Add	7.34	
26 05 36 00-0750 LF 18" Aluminum Cable Tray, 4" Rung Spacing, Straight Section	163.20	10.16
For Class 12C Instead Of Class 12B, Add	22.78	
For 3-5/8" Overall Height Instead Of 4-5/8", Deduct	-15.47	
For 6" Overall Height Instead Of 4-5/8", Add	8.16	
26 05 36 00-0751 LF 24" Aluminum Cable Tray, 4" Rung Spacing, Straight Section	188.87	10.88
For Class 12C Instead Of Class 12B, Add	26.53	
For 3-5/8" Overall Height Instead Of 4-5/8", Deduct	-17.98	
For 6" Overall Height Instead Of 4-5/8", Add	9.44	
26 05 36 00-0752 LF 30" Aluminum Cable Tray, 4" Rung Spacing, Straight Section	207.30	11.62
For Class 12C Instead Of Class 12B, Add	29.17	
For 3-5/8" Overall Height Instead Of 4-5/8", Deduct	-19.77	
For 6" Overall Height Instead Of 4-5/8", Add	10.37	
26 05 36 00-0753 LF 36" Aluminum Cable Tray, 4" Rung Spacing, Straight Section	223.53	12.34
For Class 12C Instead Of Class 12B, Add	31.47	
For 3-5/8" Overall Height Instead Of 4-5/8", Deduct	-21.32	
For 6" Overall Height Instead Of 4-5/8", Add	11.18	
26 05 36 00-0754 6" Rung Spacing <small>(26 05 36 00-0745)</small>		
26 05 36 00-0755 LF 6" Aluminum Cable Tray, 6" Rung Spacing, Straight Section	120.99	8.47
For Class 12C Instead Of Class 12B, Add	16.73	
For 3-5/8" Overall Height Instead Of 4-5/8", Deduct	-11.39	
For 6" Overall Height Instead Of 4-5/8", Add	6.05	
26 05 36 00-0756 LF 9" Aluminum Cable Tray, 6" Rung Spacing, Straight Section	127.95	8.95
For Class 12C Instead Of Class 12B, Add	17.71	
For 3-5/8" Overall Height Instead Of 4-5/8", Deduct	-12.05	
For 6" Overall Height Instead Of 4-5/8", Add	6.40	
26 05 36 00-0757 LF 12" Aluminum Cable Tray, 6" Rung Spacing, Straight Section	134.91	9.31
For Class 12C Instead Of Class 12B, Add	18.68	
For 3-5/8" Overall Height Instead Of 4-5/8", Deduct	-12.71	
For 6" Overall Height Instead Of 4-5/8", Add	6.75	
26 05 36 00-0758 LF 18" Aluminum Cable Tray, 6" Rung Spacing, Straight Section	149.92	10.16
For Class 12C Instead Of Class 12B, Add	20.79	
For 3-5/8" Overall Height Instead Of 4-5/8", Deduct	-14.14	
For 6" Overall Height Instead Of 4-5/8", Add	7.50	
26 05 36 00-0759 LF 24" Aluminum Cable Tray, 6" Rung Spacing, Straight Section	173.34	10.88
For Class 12C Instead Of Class 12B, Add	24.20	
For 3-5/8" Overall Height Instead Of 4-5/8", Deduct	-16.43	
For 6" Overall Height Instead Of 4-5/8", Add	8.67	
26 05 36 00-0760 LF 30" Aluminum Cable Tray, 6" Rung Spacing, Straight Section	190.21	11.62
For Class 12C Instead Of Class 12B, Add	26.60	
For 3-5/8" Overall Height Instead Of 4-5/8", Deduct	-18.06	
For 6" Overall Height Instead Of 4-5/8", Add	9.51	
26 05 36 00-0761 LF 36" Aluminum Cable Tray, 6" Rung Spacing, Straight Section	205.09	12.34
For Class 12C Instead Of Class 12B, Add	28.70	
For 3-5/8" Overall Height Instead Of 4-5/8", Deduct	-19.48	
For 6" Overall Height Instead Of 4-5/8", Add	10.25	
26 05 36 00-0762 9" Rung Spacing <small>(26 05 36 00-0745)</small>		
26 05 36 00-0763 LF 6" Aluminum Cable Tray, 9" Rung Spacing, Straight Section	107.37	8.11
For Class 12C Instead Of Class 12B, Add	14.75	
For 3-5/8" Overall Height Instead Of 4-5/8", Deduct	-10.06	
For 6" Overall Height Instead Of 4-5/8", Add	5.37	
26 05 36 00-0764 LF 9" Aluminum Cable Tray, 9" Rung Spacing, Straight Section	108.48	8.47
For Class 12C Instead Of Class 12B, Add	14.86	
For 3-5/8" Overall Height Instead Of 4-5/8", Deduct	-10.14	
For 6" Overall Height Instead Of 4-5/8", Add	5.42	
26 05 36 00-0765 LF 12" Aluminum Cable Tray, 9" Rung Spacing, Straight Section	116.46	8.95
For Class 12C Instead Of Class 12B, Add	15.99	
For 3-5/8" Overall Height Instead Of 4-5/8", Deduct	-10.90	
For 6" Overall Height Instead Of 4-5/8", Add	5.82	
26 05 36 00-0766 LF 18" Aluminum Cable Tray, 9" Rung Spacing, Straight Section	124.32	9.55
For Class 12C Instead Of Class 12B, Add	17.06	
For 3-5/8" Overall Height Instead Of 4-5/8", Deduct	-11.64	
For 6" Overall Height Instead Of 4-5/8", Add	6.22	
26 05 36 00-0767 LF 24" Aluminum Cable Tray, 9" Rung Spacing, Straight Section	141.57	9.92
For Class 12C Instead Of Class 12B, Add	19.59	
For 3-5/8" Overall Height Instead Of 4-5/8", Deduct	-13.33	
For 6" Overall Height Instead Of 4-5/8", Add	7.08	

26 Electrical

26 05 Common Work Results for Electrical

26 05 36 Cable Trays for Electrical Systems



MINOR	CSI	UOM	DESCRIPTION	TOTAL DIRECT UNIT COST	DEMOLITION UNIT COST
26 05 36 00-0768	LF	30"	Aluminum Cable Tray, 9" Rung Spacing, Straight Section <i>For Class 12C Instead Of Class 12B, Add</i> <i>For 3-5/8" Overall Height Instead Of 4-5/8", Deduct</i> <i>For 6" Overall Height Instead Of 4-5/8", Add</i>	156.98 21.76 -14.81 7.85	10.64
26 05 36 00-0769	LF	36"	Aluminum Cable Tray, 9" Rung Spacing, Straight Section <i>For Class 12C Instead Of Class 12B, Add</i> <i>For 3-5/8" Overall Height Instead Of 4-5/8", Deduct</i> <i>For 6" Overall Height Instead Of 4-5/8", Add</i>	166.35 23.01 -15.67 8.32	11.62
26 05 36 00-0770			12" Rung Spacing <small>(26 05 36 00-0745)</small>		
26 05 36 00-0771	LF	6"	Aluminum Cable Tray, 12" Rung Spacing, Straight Section <i>For Class 12C Instead Of Class 12B, Add</i> <i>For 3-5/8" Overall Height Instead Of 4-5/8", Deduct</i> <i>For 6" Overall Height Instead Of 4-5/8", Add</i>	105.33 14.49 -9.88 5.27	7.86
26 05 36 00-0772	LF	9"	Aluminum Cable Tray, 12" Rung Spacing, Straight Section <i>For Class 12C Instead Of Class 12B, Add</i> <i>For 3-5/8" Overall Height Instead Of 4-5/8", Deduct</i> <i>For 6" Overall Height Instead Of 4-5/8", Add</i>	108.32 14.59 -9.95 5.32	8.11
26 05 36 00-0773	LF	12"	Aluminum Cable Tray, 12" Rung Spacing, Straight Section <i>For Class 12C Instead Of Class 12B, Add</i> <i>For 3-5/8" Overall Height Instead Of 4-5/8", Deduct</i> <i>For 6" Overall Height Instead Of 4-5/8", Add</i>	110.25 15.10 -10.31 5.51	8.59
26 05 36 00-0774	LF	18"	Aluminum Cable Tray, 12" Rung Spacing, Straight Section <i>For Class 12C Instead Of Class 12B, Add</i> <i>For 3-5/8" Overall Height Instead Of 4-5/8", Deduct</i> <i>For 6" Overall Height Instead Of 4-5/8", Add</i>	116.82 16.00 -10.92 5.84	9.07
26 05 36 00-0775	LF	24"	Aluminum Cable Tray, 12" Rung Spacing, Straight Section <i>For Class 12C Instead Of Class 12B, Add</i> <i>For 3-5/8" Overall Height Instead Of 4-5/8", Deduct</i> <i>For 6" Overall Height Instead Of 4-5/8", Add</i>	128.49 17.73 -12.08 6.42	9.19
26 05 36 00-0776	LF	30"	Aluminum Cable Tray, 12" Rung Spacing, Straight Section <i>For Class 12C Instead Of Class 12B, Add</i> <i>For 3-5/8" Overall Height Instead Of 4-5/8", Deduct</i> <i>For 6" Overall Height Instead Of 4-5/8", Add</i>	137.78 18.98 -12.93 6.89	10.16
26 05 36 00-0777	LF	36"	Aluminum Cable Tray, 12" Rung Spacing, Straight Section <i>For Class 12C Instead Of Class 12B, Add</i> <i>For 3-5/8" Overall Height Instead Of 4-5/8", Deduct</i> <i>For 6" Overall Height Instead Of 4-5/8", Add</i>	145.45 19.99 -13.63 7.27	11.00
26 05 36 00-0778			18" Rung Spacing <small>(26 05 36 00-0745)</small>		
26 05 36 00-0779	LF	6"	Aluminum Cable Tray, 18" Rung Spacing, Straight Section <i>For Class 12C Instead Of Class 12B, Add</i> <i>For 3-5/8" Overall Height Instead Of 4-5/8", Deduct</i> <i>For 6" Overall Height Instead Of 4-5/8", Add</i>	104.45 14.39 -9.81 5.22	7.62
26 05 36 00-0780	LF	9"	Aluminum Cable Tray, 18" Rung Spacing, Straight Section <i>For Class 12C Instead Of Class 12B, Add</i> <i>For 3-5/8" Overall Height Instead Of 4-5/8", Deduct</i> <i>For 6" Overall Height Instead Of 4-5/8", Add</i>	103.88 14.26 -9.73 5.19	7.99
26 05 36 00-0781	LF	12"	Aluminum Cable Tray, 18" Rung Spacing, Straight Section <i>For Class 12C Instead Of Class 12B, Add</i> <i>For 3-5/8" Overall Height Instead Of 4-5/8", Deduct</i> <i>For 6" Overall Height Instead Of 4-5/8", Add</i>	109.65 15.07 -10.28 5.48	8.23
26 05 36 00-0782	LF	18"	Aluminum Cable Tray, 18" Rung Spacing, Straight Section <i>For Class 12C Instead Of Class 12B, Add</i> <i>For 3-5/8" Overall Height Instead Of 4-5/8", Deduct</i> <i>For 6" Overall Height Instead Of 4-5/8", Add</i>	115.57 15.89 -10.83 5.78	8.71
26 05 36 00-0783	LF	24"	Aluminum Cable Tray, 18" Rung Spacing, Straight Section <i>For Class 12C Instead Of Class 12B, Add</i> <i>For 3-5/8" Overall Height Instead Of 4-5/8", Deduct</i> <i>For 6" Overall Height Instead Of 4-5/8", Add</i>	123.61 17.07 -11.63 6.18	8.83
26 05 36 00-0784	LF	30"	Aluminum Cable Tray, 18" Rung Spacing, Straight Section <i>For Class 12C Instead Of Class 12B, Add</i> <i>For 3-5/8" Overall Height Instead Of 4-5/8", Deduct</i> <i>For 6" Overall Height Instead Of 4-5/8", Add</i>	128.60 17.69 -12.06 6.43	9.67
26 05 36 00-0785	LF	36"	Aluminum Cable Tray, 18" Rung Spacing, Straight Section <i>For Class 12C Instead Of Class 12B, Add</i> <i>For 3-5/8" Overall Height Instead Of 4-5/8", Deduct</i> <i>For 6" Overall Height Instead Of 4-5/8", Add</i>	135.34 18.54 -12.66 6.77	10.52
26 05 36 00-0786			4" Rung Tray Fittings <small>(26 05 36 00-0744)</small>		
26 05 36 00-0787			90 Degree, 12" Radius Horizontal Elbows <small>(26 05 36 00-0786)</small>		
26 05 36 00-0788	EA	6"	Horizontal 90 Degree Elbow, 4" Rung Spacing, 12" Radius, Aluminum Cable Tray <i>For 3-5/8" Overall Height Instead Of 4-5/8", Deduct</i> <i>For 6" Overall Height Instead Of 4-5/8", Add</i>	353.45 -25.24 17.67	121.32
26 05 36 00-0789	EA	9"	Horizontal 90 Degree Elbow, 4" Rung Spacing, 12" Radius, Aluminum Cable Tray <i>For 3-5/8" Overall Height Instead Of 4-5/8", Deduct</i> <i>For 6" Overall Height Instead Of 4-5/8", Add</i>	385.45 -27.03 19.27	138.13
26 05 36 00-0790	EA	12"	Horizontal 90 Degree Elbow, 4" Rung Spacing, 12" Radius, Aluminum Cable Tray <i>For 3-5/8" Overall Height Instead Of 4-5/8", Deduct</i> <i>For 6" Overall Height Instead Of 4-5/8", Add</i>	438.41 -31.11 21.92	152.77



MINOR CSI UOM DESCRIPTION	TOTAL DIRECT UNIT COST	DEMOLITION UNIT COST
26 05 36 00-0791 EA 18" Horizontal 90 Degree Elbow, 4" Rung Spacing, 12" Radius, Aluminum Cable Tray.....	518.93	187.23
<i>For 3-5/8" Overall Height Instead Of 4-5/8", Deduct</i>	-36.29	
<i>For 6" Overall Height Instead Of 4-5/8", Add</i>	25.95	
26 05 36 00-0792 EA 24" Horizontal 90 Degree Elbow, 4" Rung Spacing, 12" Radius, Aluminum Cable Tray.....	614.94	214.94
<i>For 3-5/8" Overall Height Instead Of 4-5/8", Deduct</i>	-43.58	
<i>For 6" Overall Height Instead Of 4-5/8", Add</i>	30.75	
26 05 36 00-0793 EA 30" Horizontal 90 Degree Elbow, 4" Rung Spacing, 12" Radius, Aluminum Cable Tray.....	675.16	241.91
<i>For 3-5/8" Overall Height Instead Of 4-5/8", Deduct</i>	-47.36	
<i>For 6" Overall Height Instead Of 4-5/8", Add</i>	33.76	
26 05 36 00-0794 EA 36" Horizontal 90 Degree Elbow, 4" Rung Spacing, 12" Radius, Aluminum Cable Tray.....	790.26	276.50
<i>For 3-5/8" Overall Height Instead Of 4-5/8", Deduct</i>	-55.99	
<i>For 6" Overall Height Instead Of 4-5/8", Add</i>	39.51	
26 05 36 00-0795 90 Degree, 24" Radius Horizontal Elbows <small>(26 05 36 00-0786)</small>		
26 05 36 00-0796 EA 6" Horizontal 90 Degree Elbow, 4" Rung Spacing, 24" Radius, Aluminum Cable Tray.....	478.44	126.15
<i>For 3-5/8" Overall Height Instead Of 4-5/8", Deduct</i>	-37.33	
<i>For 6" Overall Height Instead Of 4-5/8", Add</i>	23.92	
26 05 36 00-0797 EA 9" Horizontal 90 Degree Elbow, 4" Rung Spacing, 24" Radius, Aluminum Cable Tray.....	521.37	145.02
<i>For 3-5/8" Overall Height Instead Of 4-5/8", Deduct</i>	-40.05	
<i>For 6" Overall Height Instead Of 4-5/8", Add</i>	26.07	
26 05 36 00-0798 EA 12" Horizontal 90 Degree Elbow, 4" Rung Spacing, 24" Radius, Aluminum Cable Tray.....	561.85	161.23
<i>For 3-5/8" Overall Height Instead Of 4-5/8", Deduct</i>	-42.75	
<i>For 6" Overall Height Instead Of 4-5/8", Add</i>	28.09	
26 05 36 00-0799 EA 18" Horizontal 90 Degree Elbow, 4" Rung Spacing, 24" Radius, Aluminum Cable Tray.....	651.72	200.29
<i>For 3-5/8" Overall Height Instead Of 4-5/8", Deduct</i>	-48.48	
<i>For 6" Overall Height Instead Of 4-5/8", Add</i>	32.59	
26 05 36 00-0800 EA 24" Horizontal 90 Degree Elbow, 4" Rung Spacing, 24" Radius, Aluminum Cable Tray.....	735.79	232.35
<i>For 3-5/8" Overall Height Instead Of 4-5/8", Deduct</i>	-54.22	
<i>For 6" Overall Height Instead Of 4-5/8", Add</i>	36.79	
26 05 36 00-0801 EA 30" Horizontal 90 Degree Elbow, 4" Rung Spacing, 24" Radius, Aluminum Cable Tray.....	820.68	263.67
<i>For 3-5/8" Overall Height Instead Of 4-5/8", Deduct</i>	-60.09	
<i>For 6" Overall Height Instead Of 4-5/8", Add</i>	41.03	
26 05 36 00-0802 EA 36" Horizontal 90 Degree Elbow, 4" Rung Spacing, 24" Radius, Aluminum Cable Tray.....	938.12	305.41
<i>For 3-5/8" Overall Height Instead Of 4-5/8", Deduct</i>	-68.36	
<i>For 6" Overall Height Instead Of 4-5/8", Add</i>	46.91	
26 05 36 00-0803 90 Degree, 36" Radius Horizontal Elbows <small>(26 05 36 00-0786)</small>		
26 05 36 00-0804 EA 6" Horizontal 90 Degree Elbow, 4" Rung Spacing, 36" Radius, Aluminum Cable Tray.....	514.74	131.84
<i>For 3-5/8" Overall Height Instead Of 4-5/8", Deduct</i>	-40.49	
<i>For 6" Overall Height Instead Of 4-5/8", Add</i>	25.74	
26 05 36 00-0805 EA 9" Horizontal 90 Degree Elbow, 4" Rung Spacing, 36" Radius, Aluminum Cable Tray.....	556.95	152.64
<i>For 3-5/8" Overall Height Instead Of 4-5/8", Deduct</i>	-42.98	
<i>For 6" Overall Height Instead Of 4-5/8", Add</i>	27.85	
26 05 36 00-0806 EA 12" Horizontal 90 Degree Elbow, 4" Rung Spacing, 36" Radius, Aluminum Cable Tray.....	621.84	170.79
<i>For 3-5/8" Overall Height Instead Of 4-5/8", Deduct</i>	-47.95	
<i>For 6" Overall Height Instead Of 4-5/8", Add</i>	31.09	
26 05 36 00-0807 EA 18" Horizontal 90 Degree Elbow, 4" Rung Spacing, 36" Radius, Aluminum Cable Tray.....	737.52	214.94
<i>For 3-5/8" Overall Height Instead Of 4-5/8", Deduct</i>	-55.84	
<i>For 6" Overall Height Instead Of 4-5/8", Add</i>	36.88	
26 05 36 00-0808 EA 24" Horizontal 90 Degree Elbow, 4" Rung Spacing, 36" Radius, Aluminum Cable Tray.....	849.62	252.31
<i>For 3-5/8" Overall Height Instead Of 4-5/8", Deduct</i>	-63.93	
<i>For 6" Overall Height Instead Of 4-5/8", Add</i>	42.48	
26 05 36 00-0809 EA 30" Horizontal 90 Degree Elbow, 4" Rung Spacing, 36" Radius, Aluminum Cable Tray.....	955.00	290.28
<i>For 3-5/8" Overall Height Instead Of 4-5/8", Deduct</i>	-71.31	
<i>For 6" Overall Height Instead Of 4-5/8", Add</i>	47.75	
26 05 36 00-0810 EA 36" Horizontal 90 Degree Elbow, 4" Rung Spacing, 36" Radius, Aluminum Cable Tray.....	1,108.54	341.09
<i>For 3-5/8" Overall Height Instead Of 4-5/8", Deduct</i>	-82.43	
<i>For 6" Overall Height Instead Of 4-5/8", Add</i>	55.43	
26 05 36 00-0811 45 Degree, 12" Radius Horizontal Elbows <small>(26 05 36 00-0786)</small>		
26 05 36 00-0812 EA 6" Horizontal 45 Degree Elbow, 4" Rung Spacing, 12" Radius, Aluminum Cable Tray.....	246.10	87.93
<i>For 60 Degree Bend, Deduct</i>	-47.52	
<i>For 30 Degree Bend, Deduct</i>	-84.08	
<i>For 3-5/8" Overall Height Instead Of 4-5/8", Deduct</i>	-17.29	
<i>For 6" Overall Height Instead Of 4-5/8", Add</i>	12.31	
26 05 36 00-0813 EA 9" Horizontal 45 Degree Elbow, 4" Rung Spacing, 12" Radius, Aluminum Cable Tray.....	279.13	105.47
<i>For 60 Degree Bend, Deduct</i>	-51.70	
<i>For 30 Degree Bend, Deduct</i>	-92.03	
<i>For 3-5/8" Overall Height Instead Of 4-5/8", Deduct</i>	-19.13	
<i>For 6" Overall Height Instead Of 4-5/8", Add</i>	13.96	
26 05 36 00-0814 EA 12" Horizontal 45 Degree Elbow, 4" Rung Spacing, 12" Radius, Aluminum Cable Tray.....	308.85	120.96
<i>For 60 Degree Bend, Deduct</i>	-55.55	
<i>For 30 Degree Bend, Deduct</i>	-99.31	
<i>For 3-5/8" Overall Height Instead Of 4-5/8", Deduct</i>	-20.81	
<i>For 6" Overall Height Instead Of 4-5/8", Add</i>	15.44	
26 05 36 00-0815 EA 18" Horizontal 45 Degree Elbow, 4" Rung Spacing, 12" Radius, Aluminum Cable Tray.....	381.16	152.89
<i>For 60 Degree Bend, Deduct</i>	-67.19	
<i>For 30 Degree Bend, Deduct</i>	-120.48	
<i>For 3-5/8" Overall Height Instead Of 4-5/8", Deduct</i>	-25.38	
<i>For 6" Overall Height Instead Of 4-5/8", Add</i>	19.06	

26 Electrical

26 05 Common Work Results for Electrical

26 05 36 Cable Trays for Electrical Systems



MINOR	CSI	UOM	DESCRIPTION	TOTAL DIRECT UNIT COST	DEMOLITION UNIT COST
26 05 36 00-0816	EA		24" Horizontal 45 Degree Elbow, 4" Rung Spacing, 12" Radius, Aluminum Cable Tray.....	469.12	187.23
			<i>For 60 Degree Bend, Deduct</i>	-83.04	
			<i>For 30 Degree Bend, Deduct</i>	-148.80	
			<i>For 3-5/8" Overall Height Instead Of 4-5/8", Deduct</i>	-31.31	
			<i>For 6" Overall Height Instead Of 4-5/8", Add</i>	23.46	
26 05 36 00-0817	EA		30" Horizontal 45 Degree Elbow, 4" Rung Spacing, 12" Radius, Aluminum Cable Tray.....	538.32	214.94
			<i>For 60 Degree Bend, Deduct</i>	-95.24	
			<i>For 30 Degree Bend, Deduct</i>	-170.68	
			<i>For 3-5/8" Overall Height Instead Of 4-5/8", Deduct</i>	-35.92	
			<i>For 6" Overall Height Instead Of 4-5/8", Add</i>	26.92	
26 05 36 00-0818	EA		36" Horizontal 45 Degree Elbow, 4" Rung Spacing, 12" Radius, Aluminum Cable Tray.....	608.27	252.31
			<i>For 60 Degree Bend, Deduct</i>	-104.00	
			<i>For 30 Degree Bend, Deduct</i>	-187.35	
			<i>For 3-5/8" Overall Height Instead Of 4-5/8", Deduct</i>	-39.80	
			<i>For 6" Overall Height Instead Of 4-5/8", Add</i>	30.41	
26 05 36 00-0819			45 Degree, 24" Radius Horizontal Elbows <small>(26 05 36 00-0796)</small>		
26 05 36 00-0820	EA		6" Horizontal 45 Degree Elbow, 4" Rung Spacing, 24" Radius, Aluminum Cable Tray.....	285.19	90.71
			<i>For 60 Degree Bend, Deduct</i>	-69.36	
			<i>For 30 Degree Bend, Deduct</i>	-103.97	
			<i>For 3-5/8" Overall Height Instead Of 4-5/8", Deduct</i>	-20.96	
			<i>For 6" Overall Height Instead Of 4-5/8", Add</i>	14.26	
26 05 36 00-0821	EA		9" Horizontal 45 Degree Elbow, 4" Rung Spacing, 24" Radius, Aluminum Cable Tray.....	331.66	109.34
			<i>For 60 Degree Bend, Deduct</i>	-67.53	
			<i>For 30 Degree Bend, Deduct</i>	-118.62	
			<i>For 3-5/8" Overall Height Instead Of 4-5/8", Deduct</i>	-24.05	
			<i>For 6" Overall Height Instead Of 4-5/8", Add</i>	16.58	
26 05 36 00-0822	EA		12" Horizontal 45 Degree Elbow, 4" Rung Spacing, 24" Radius, Aluminum Cable Tray.....	363.66	126.28
			<i>For 60 Degree Bend, Deduct</i>	-71.61	
			<i>For 30 Degree Bend, Deduct</i>	-126.36	
			<i>For 3-5/8" Overall Height Instead Of 4-5/8", Deduct</i>	-25.84	
			<i>For 6" Overall Height Instead Of 4-5/8", Add</i>	18.18	
26 05 36 00-0823	EA		18" Horizontal 45 Degree Elbow, 4" Rung Spacing, 24" Radius, Aluminum Cable Tray.....	433.52	161.23
			<i>For 60 Degree Bend, Deduct</i>	-81.24	
			<i>For 30 Degree Bend, Deduct</i>	-144.36	
			<i>For 3-5/8" Overall Height Instead Of 4-5/8", Deduct</i>	-29.91	
			<i>For 6" Overall Height Instead Of 4-5/8", Add</i>	21.68	
26 05 36 00-0824	EA		24" Horizontal 45 Degree Elbow, 4" Rung Spacing, 24" Radius, Aluminum Cable Tray.....	525.30	200.29
			<i>For 60 Degree Bend, Deduct</i>	-96.58	
			<i>For 30 Degree Bend, Deduct</i>	-172.10	
			<i>For 3-5/8" Overall Height Instead Of 4-5/8", Deduct</i>	-35.84	
			<i>For 6" Overall Height Instead Of 4-5/8", Add</i>	26.27	
26 05 36 00-0825	EA		30" Horizontal 45 Degree Elbow, 4" Rung Spacing, 24" Radius, Aluminum Cable Tray.....	617.03	232.35
			<i>For 60 Degree Bend, Deduct</i>	-114.57	
			<i>For 30 Degree Bend, Deduct</i>	-203.85	
			<i>For 3-5/8" Overall Height Instead Of 4-5/8", Deduct</i>	-42.34	
			<i>For 6" Overall Height Instead Of 4-5/8", Add</i>	30.85	
26 05 36 00-0826	EA		36" Horizontal 45 Degree Elbow, 4" Rung Spacing, 24" Radius, Aluminum Cable Tray.....	702.29	276.62
			<i>For 60 Degree Bend, Deduct</i>	-125.74	
			<i>For 30 Degree Bend, Deduct</i>	-224.93	
			<i>For 3-5/8" Overall Height Instead Of 4-5/8", Deduct</i>	-47.18	
			<i>For 6" Overall Height Instead Of 4-5/8", Add</i>	35.11	
26 05 36 00-0827			45 Degree, 36" Radius Horizontal Elbows <small>(26 05 36 00-0796)</small>		
26 05 36 00-0828	EA		6" Horizontal 45 Degree Elbow, 4" Rung Spacing, 36" Radius, Aluminum Cable Tray.....	336.00	93.62
			<i>For 60 Degree Bend, Deduct</i>	-75.01	
			<i>For 30 Degree Bend, Deduct</i>	-130.22	
			<i>For 3-5/8" Overall Height Instead Of 4-5/8", Deduct</i>	-25.80	
			<i>For 6" Overall Height Instead Of 4-5/8", Add</i>	16.80	
26 05 36 00-0829	EA		9" Horizontal 45 Degree Elbow, 4" Rung Spacing, 36" Radius, Aluminum Cable Tray.....	373.34	113.69
			<i>For 60 Degree Bend, Deduct</i>	-79.63	
			<i>For 30 Degree Bend, Deduct</i>	-139.03	
			<i>For 3-5/8" Overall Height Instead Of 4-5/8", Deduct</i>	-27.86	
			<i>For 6" Overall Height Instead Of 4-5/8", Add</i>	18.67	
26 05 36 00-0830	EA		12" Horizontal 45 Degree Elbow, 4" Rung Spacing, 36" Radius, Aluminum Cable Tray.....	407.63	131.96
			<i>For 60 Degree Bend, Deduct</i>	-83.94	
			<i>For 30 Degree Bend, Deduct</i>	-147.22	
			<i>For 3-5/8" Overall Height Instead Of 4-5/8", Deduct</i>	-29.77	
			<i>For 6" Overall Height Instead Of 4-5/8", Add</i>	20.38	
26 05 36 00-0831	EA		18" Horizontal 45 Degree Elbow, 4" Rung Spacing, 36" Radius, Aluminum Cable Tray.....	491.60	170.79
			<i>For 60 Degree Bend, Deduct</i>	-96.74	
			<i>For 30 Degree Bend, Deduct</i>	-170.72	
			<i>For 3-5/8" Overall Height Instead Of 4-5/8", Deduct</i>	-34.92	
			<i>For 6" Overall Height Instead Of 4-5/8", Add</i>	24.58	
26 05 36 00-0832	EA		24" Horizontal 45 Degree Elbow, 4" Rung Spacing, 36" Radius, Aluminum Cable Tray.....	611.11	214.94
			<i>For 60 Degree Bend, Deduct</i>	-119.26	
			<i>For 30 Degree Bend, Deduct</i>	-210.72	
			<i>For 3-5/8" Overall Height Instead Of 4-5/8", Deduct</i>	-43.20	
			<i>For 6" Overall Height Instead Of 4-5/8", Add</i>	30.56	
26 05 36 00-0833	EA		30" Horizontal 45 Degree Elbow, 4" Rung Spacing, 36" Radius, Aluminum Cable Tray.....	688.72	252.31
			<i>For 60 Degree Bend, Deduct</i>	-130.55	
			<i>For 30 Degree Bend, Deduct</i>	-231.60	
			<i>For 3-5/8" Overall Height Instead Of 4-5/8", Deduct</i>	-47.84	
			<i>For 6" Overall Height Instead Of 4-5/8", Add</i>	34.44	



MINOR CSI UOM DESCRIPTION	TOTAL DIRECT UNIT COST	DEMOLITION UNIT COST
26 05 36 00-0834 EA 36" Horizontal 45 Degree Elbow, 4" Rung Spacing, 36" Radius, Aluminum Cable Tray.....	804.04	305.41
<i>For 60 Degree Bend, Deduct</i>	-148.25	
<i>For 30 Degree Bend, Deduct</i>	-264.05	
<i>For 3-5/8" Overall Height Instead Of 4-5/8", Deduct</i>	-54.95	
<i>For 6" Overall Height Instead Of 4-5/8", Add</i>	40.20	
26 05 36 00-0835 90 Degree, 12" Radius Vertical Risers <small>(26 05 36 00-0786)</small>		
26 05 36 00-0836 EA 6" Vertical Riser 90 Degree, 4" Rung Spacing, 12" Radius, Aluminum Cable Tray	389.71	120.96
<i>For 3-5/8" Overall Height Instead Of 4-5/8", Deduct</i>	-28.89	
<i>For 6" Overall Height Instead Of 4-5/8", Add</i>	19.49	
26 05 36 00-0837 EA 9" Vertical Riser 90 Degree, 4" Rung Spacing, 12" Radius, Aluminum Cable Tray	428.68	138.13
<i>For 3-5/8" Overall Height Instead Of 4-5/8", Deduct</i>	-31.35	
<i>For 6" Overall Height Instead Of 4-5/8", Add</i>	21.43	
26 05 36 00-0838 EA 12" Vertical Riser 90 Degree, 4" Rung Spacing, 12" Radius, Aluminum Cable Tray	456.33	152.77
<i>For 3-5/8" Overall Height Instead Of 4-5/8", Deduct</i>	-32.91	
<i>For 6" Overall Height Instead Of 4-5/8", Add</i>	22.82	
26 05 36 00-0839 EA 18" Vertical Riser 90 Degree, 4" Rung Spacing, 12" Radius, Aluminum Cable Tray	520.70	187.23
<i>For 3-5/8" Overall Height Instead Of 4-5/8", Deduct</i>	-36.47	
<i>For 6" Overall Height Instead Of 4-5/8", Add</i>	26.04	
26 05 36 00-0840 EA 24" Vertical Riser 90 Degree, 4" Rung Spacing, 12" Radius, Aluminum Cable Tray	577.18	214.94
<i>For 3-5/8" Overall Height Instead Of 4-5/8", Deduct</i>	-39.80	
<i>For 6" Overall Height Instead Of 4-5/8", Add</i>	28.86	
26 05 36 00-0841 EA 30" Vertical Riser 90 Degree, 4" Rung Spacing, 12" Radius, Aluminum Cable Tray	632.34	241.91
<i>For 3-5/8" Overall Height Instead Of 4-5/8", Deduct</i>	-43.08	
<i>For 6" Overall Height Instead Of 4-5/8", Add</i>	31.62	
26 05 36 00-0842 EA 36" Vertical Riser 90 Degree, 4" Rung Spacing, 12" Radius, Aluminum Cable Tray	696.26	276.13
<i>For 3-5/8" Overall Height Instead Of 4-5/8", Deduct</i>	-46.61	
<i>For 6" Overall Height Instead Of 4-5/8", Add</i>	34.81	
26 05 36 00-0843 90 Degree, 24" Radius Vertical Risers <small>(26 05 36 00-0786)</small>		
26 05 36 00-0844 EA 6" Vertical Riser 90 Degree, 4" Rung Spacing, 24" Radius, Aluminum Cable Tray	413.79	126.15
<i>For 3-5/8" Overall Height Instead Of 4-5/8", Deduct</i>	-30.87	
<i>For 6" Overall Height Instead Of 4-5/8", Add</i>	20.69	
26 05 36 00-0845 EA 9" Vertical Riser 90 Degree, 4" Rung Spacing, 24" Radius, Aluminum Cable Tray	453.97	145.14
<i>For 3-5/8" Overall Height Instead Of 4-5/8", Deduct</i>	-33.30	
<i>For 6" Overall Height Instead Of 4-5/8", Add</i>	22.70	
26 05 36 00-0846 EA 12" Vertical Riser 90 Degree, 4" Rung Spacing, 24" Radius, Aluminum Cable Tray	485.99	161.23
<i>For 3-5/8" Overall Height Instead Of 4-5/8", Deduct</i>	-35.16	
<i>For 6" Overall Height Instead Of 4-5/8", Add</i>	24.30	
26 05 36 00-0847 EA 18" Vertical Riser 90 Degree, 4" Rung Spacing, 24" Radius, Aluminum Cable Tray	562.93	200.29
<i>For 3-5/8" Overall Height Instead Of 4-5/8", Deduct</i>	-39.61	
<i>For 6" Overall Height Instead Of 4-5/8", Add</i>	28.15	
26 05 36 00-0848 EA 24" Vertical Riser 90 Degree, 9" Rung Spacing, 24" Radius, Aluminum Cable Tray	630.03	232.35
<i>For 3-5/8" Overall Height Instead Of 4-5/8", Deduct</i>	-43.64	
<i>For 6" Overall Height Instead Of 4-5/8", Add</i>	31.50	
26 05 36 00-0849 EA 30" Vertical Riser 90 Degree, 4" Rung Spacing, 24" Radius, Aluminum Cable Tray	696.04	263.67
<i>For 3-5/8" Overall Height Instead Of 4-5/8", Deduct</i>	-47.63	
<i>For 6" Overall Height Instead Of 4-5/8", Add</i>	34.80	
26 05 36 00-0850 EA 36" Vertical Riser 90 Degree, 4" Rung Spacing, 24" Radius, Aluminum Cable Tray	782.69	305.41
<i>For 3-5/8" Overall Height Instead Of 4-5/8", Deduct</i>	-52.82	
<i>For 6" Overall Height Instead Of 4-5/8", Add</i>	39.13	
26 05 36 00-0851 90 Degree, 36" Radius Vertical Risers <small>(26 05 36 00-0786)</small>		
26 05 36 00-0852 EA 6" Vertical Riser 90 Degree, 4" Rung Spacing, 36" Radius, Aluminum Cable Tray	534.44	131.84
<i>For 3-5/8" Overall Height Instead Of 4-5/8", Deduct</i>	-42.46	
<i>For 6" Overall Height Instead Of 4-5/8", Add</i>	26.72	
26 05 36 00-0853 EA 9" Vertical Riser 90 Degree, 4" Rung Spacing, 36" Radius, Aluminum Cable Tray	576.05	152.77
<i>For 3-5/8" Overall Height Instead Of 4-5/8", Deduct</i>	-44.88	
<i>For 6" Overall Height Instead Of 4-5/8", Add</i>	28.80	
26 05 36 00-0854 EA 12" Vertical Riser 90 Degree, 4" Rung Spacing, 36" Radius, Aluminum Cable Tray	626.77	170.79
<i>For 3-5/8" Overall Height Instead Of 4-5/8", Deduct</i>	-48.44	
<i>For 6" Overall Height Instead Of 4-5/8", Add</i>	31.34	
26 05 36 00-0855 EA 18" Vertical Riser 90 Degree, 4" Rung Spacing, 36" Radius, Aluminum Cable Tray	713.99	214.94
<i>For 3-5/8" Overall Height Instead Of 4-5/8", Deduct</i>	-53.49	
<i>For 6" Overall Height Instead Of 4-5/8", Add</i>	35.70	
26 05 36 00-0856 EA 24" Vertical Riser 90 Degree, 4" Rung Spacing, 36" Radius, Aluminum Cable Tray	789.96	252.31
<i>For 3-5/8" Overall Height Instead Of 4-5/8", Deduct</i>	-57.97	
<i>For 6" Overall Height Instead Of 4-5/8", Add</i>	39.50	
26 05 36 00-0857 EA 30" Vertical Riser 90 Degree, 4" Rung Spacing, 36" Radius, Aluminum Cable Tray	880.58	290.28
<i>For 3-5/8" Overall Height Instead Of 4-5/8", Deduct</i>	-63.87	
<i>For 6" Overall Height Instead Of 4-5/8", Add</i>	44.03	
26 05 36 00-0858 EA 36" Vertical Riser 90 Degree, 4" Rung Spacing, 36" Radius, Aluminum Cable Tray	982.26	341.09
<i>For 3-5/8" Overall Height Instead Of 4-5/8", Deduct</i>	-69.81	
<i>For 6" Overall Height Instead Of 4-5/8", Add</i>	49.11	
26 05 36 00-0859 12" Radius Horizontal Tees <small>(26 05 36 00-0786)</small>		
26 05 36 00-0860 EA 6" Horizontal Tee, 4" Rung Spacing, 12" Radius, Aluminum Cable Tray	604.17	232.35
<i>For 3-5/8" Overall Height Instead Of 4-5/8", Deduct</i>	-41.06	
<i>For 6" Overall Height Instead Of 4-5/8", Add</i>	30.21	



MINOR	CSI	UOM	DESCRIPTION	TOTAL DIRECT UNIT COST	DEMOLITION UNIT COST
26 05 36 00-0861	EA		9" Horizontal Tee, 4" Rung Spacing, 12" Radius, Aluminum Cable Tray <i>For 3-5/8" Overall Height Instead Of 4-5/8", Deduct</i> <i>For 6" Overall Height Instead Of 4-5/8", Add</i>	651.78 -44.15 32.59	252.31
26 05 36 00-0862	EA		12" Horizontal Tee, 4" Rung Spacing, 12" Radius, Aluminum Cable Tray <i>For 3-5/8" Overall Height Instead Of 4-5/8", Deduct</i> <i>For 6" Overall Height Instead Of 4-5/8", Add</i>	674.29 -45.45 33.71	263.67
26 05 36 00-0863	EA		18" Horizontal Tee, 4" Rung Spacing, 12" Radius, Aluminum Cable Tray <i>For 3-5/8" Overall Height Instead Of 4-5/8", Deduct</i> <i>For 6" Overall Height Instead Of 4-5/8", Add</i>	764.83 -52.29 38.24	290.28
26 05 36 00-0864	EA		24" Horizontal Tee, 4" Rung Spacing, 12" Radius, Aluminum Cable Tray <i>For 3-5/8" Overall Height Instead Of 4-5/8", Deduct</i> <i>For 6" Overall Height Instead Of 4-5/8", Add</i>	846.57 -57.80 42.33	322.22
26 05 36 00-0865	EA		30" Horizontal Tee, 4" Rung Spacing, 12" Radius, Aluminum Cable Tray <i>For 3-5/8" Overall Height Instead Of 4-5/8", Deduct</i> <i>For 6" Overall Height Instead Of 4-5/8", Add</i>	928.74 -64.40 46.44	341.70
26 05 36 00-0866	EA		36" Horizontal Tee, 4" Rung Spacing, 12" Radius, Aluminum Cable Tray <i>For 3-5/8" Overall Height Instead Of 4-5/8", Deduct</i> <i>For 6" Overall Height Instead Of 4-5/8", Add</i>	1,075.16 -75.28 53.76	386.81
26 05 36 00-0867 24" Radius Horizontal Tees (26 05 36 00-0786)					
26 05 36 00-0868	EA		6" Horizontal Tee, 4" Rung Spacing, 24" Radius, Aluminum Cable Tray <i>For 3-5/8" Overall Height Instead Of 4-5/8", Deduct</i> <i>For 6" Overall Height Instead Of 4-5/8", Add</i>	790.51 -58.02 39.53	252.31
26 05 36 00-0869	EA		9" Horizontal Tee, 4" Rung Spacing, 24" Radius, Aluminum Cable Tray <i>For 3-5/8" Overall Height Instead Of 4-5/8", Deduct</i> <i>For 6" Overall Height Instead Of 4-5/8", Add</i>	852.24 -62.18 42.61	276.62
26 05 36 00-0870	EA		12" Horizontal Tee, 4" Rung Spacing, 24" Radius, Aluminum Cable Tray <i>For 3-5/8" Overall Height Instead Of 4-5/8", Deduct</i> <i>For 6" Overall Height Instead Of 4-5/8", Add</i>	885.78 -64.39 44.29	290.28
26 05 36 00-0871	EA		18" Horizontal Tee, 4" Rung Spacing, 24" Radius, Aluminum Cable Tray <i>For 3-5/8" Overall Height Instead Of 4-5/8", Deduct</i> <i>For 6" Overall Height Instead Of 4-5/8", Add</i>	974.63 -70.61 48.73	322.22
26 05 36 00-0872	EA		24" Horizontal Tee, 4" Rung Spacing, 24" Radius, Aluminum Cable Tray <i>For 3-5/8" Overall Height Instead Of 4-5/8", Deduct</i> <i>For 6" Overall Height Instead Of 4-5/8", Add</i>	1,081.44 -77.91 54.07	362.86
26 05 36 00-0873	EA		30" Horizontal Tee, 4" Rung Spacing, 24" Radius, Aluminum Cable Tray <i>For 3-5/8" Overall Height Instead Of 4-5/8", Deduct</i> <i>For 6" Overall Height Instead Of 4-5/8", Add</i>	1,167.65 -84.53 58.38	386.81
26 05 36 00-0874	EA		36" Horizontal Tee, 4" Rung Spacing, 24" Radius, Aluminum Cable Tray <i>For 3-5/8" Overall Height Instead Of 4-5/8", Deduct</i> <i>For 6" Overall Height Instead Of 4-5/8", Add</i>	1,545.16 -117.28 77.26	446.92
26 05 36 00-0875 36" Radius Horizontal Tees (26 05 36 00-0786)					
26 05 36 00-0876	EA		6" Horizontal Tee, 4" Rung Spacing, 36" Radius, Aluminum Cable Tray <i>For 3-5/8" Overall Height Instead Of 4-5/8", Deduct</i> <i>For 6" Overall Height Instead Of 4-5/8", Add</i>	983.86 -75.34 49.19	276.62
26 05 36 00-0877	EA		9" Horizontal Tee, 4" Rung Spacing, 36" Radius, Aluminum Cable Tray <i>For 3-5/8" Overall Height Instead Of 4-5/8", Deduct</i> <i>For 6" Overall Height Instead Of 4-5/8", Add</i>	1,046.20 -79.17 52.31	305.41
26 05 36 00-0878	EA		12" Horizontal Tee, 4" Rung Spacing, 36" Radius, Aluminum Cable Tray <i>For 3-5/8" Overall Height Instead Of 4-5/8", Deduct</i> <i>For 6" Overall Height Instead Of 4-5/8", Add</i>	1,124.03 -85.55 56.20	322.22
26 05 36 00-0879	EA		18" Horizontal Tee, 4" Rung Spacing, 36" Radius, Aluminum Cable Tray <i>For 3-5/8" Overall Height Instead Of 4-5/8", Deduct</i> <i>For 6" Overall Height Instead Of 4-5/8", Add</i>	1,223.73 -92.13 61.19	362.86
26 05 36 00-0880	EA		24" Horizontal Tee, 4" Rung Spacing, 36" Radius, Aluminum Cable Tray <i>For 3-5/8" Overall Height Instead Of 4-5/8", Deduct</i> <i>For 6" Overall Height Instead Of 4-5/8", Add</i>	1,373.36 -102.82 68.67	414.27
26 05 36 00-0881	EA		30" Horizontal Tee, 4" Rung Spacing, 36" Radius, Aluminum Cable Tray <i>For 3-5/8" Overall Height Instead Of 4-5/8", Deduct</i> <i>For 6" Overall Height Instead Of 4-5/8", Add</i>	1,609.19 -123.68 80.46	446.92
26 05 36 00-0882	EA		36" Horizontal Tee, 4" Rung Spacing, 36" Radius, Aluminum Cable Tray <i>For 3-5/8" Overall Height Instead Of 4-5/8", Deduct</i> <i>For 6" Overall Height Instead Of 4-5/8", Add</i>	1,839.47 -140.00 91.97	527.36
26 05 36 00-0883 12" Radius Vertical Tees (26 05 36 00-0786)					
26 05 36 00-0884	EA		6" Vertical Tee, 4" Rung Spacing, 12" Radius, Aluminum Cable Tray <i>For 3-5/8" Overall Height Instead Of 4-5/8", Deduct</i> <i>For 6" Overall Height Instead Of 4-5/8", Add</i>	845.61 -66.65 42.28	214.94
26 05 36 00-0885	EA		9" Vertical Tee, 4" Rung Spacing, 12" Radius, Aluminum Cable Tray <i>For 3-5/8" Overall Height Instead Of 4-5/8", Deduct</i> <i>For 6" Overall Height Instead Of 4-5/8", Add</i>	873.96 -68.78 43.70	223.40
26 05 36 00-0886	EA		12" Vertical Tee, 4" Rung Spacing, 12" Radius, Aluminum Cable Tray <i>For 3-5/8" Overall Height Instead Of 4-5/8", Deduct</i> <i>For 6" Overall Height Instead Of 4-5/8", Add</i>	892.30 -69.87 44.62	232.35
26 05 36 00-0887	EA		18" Vertical Tee, 4" Rung Spacing, 12" Radius, Aluminum Cable Tray <i>For 3-5/8" Overall Height Instead Of 4-5/8", Deduct</i> <i>For 6" Overall Height Instead Of 4-5/8", Add</i>	936.36 -72.61 46.82	252.31
26 05 36 00-0888	EA		24" Vertical Tee, 4" Rung Spacing, 12" Radius, Aluminum Cable Tray <i>For 3-5/8" Overall Height Instead Of 4-5/8", Deduct</i> <i>For 6" Overall Height Instead Of 4-5/8", Add</i>	997.99 -77.82 49.90	263.67



MINOR CSI UOM DESCRIPTION	TOTAL DIRECT UNIT COST	DEMOLITION UNIT COST
26 05 36 00-0889 EA 30" Vertical Tee, 4" Rung Spacing, 12" Radius, Aluminum Cable Tray <i>For 3-5/8" Overall Height Instead Of 4-5/8", Deduct</i> <i>For 6" Overall Height Instead Of 4-5/8", Add</i>	1,052.96 -81.11 52.65	290.28
26 05 36 00-0890 EA 36" Vertical Tee, 4" Rung Spacing, 12" Radius, Aluminum Cable Tray <i>For 3-5/8" Overall Height Instead Of 4-5/8", Deduct</i> <i>For 6" Overall Height Instead Of 4-5/8", Add</i>	1,124.03 -85.55 56.20	322.22
26 05 36 00-0891 24" Radius Vertical Tees <small>(26 05 36 00-0786)</small>		
26 05 36 00-0892 EA 6" Vertical Tee, 4" Rung Spacing, 24" Radius, Aluminum Cable Tray <i>For 3-5/8" Overall Height Instead Of 4-5/8", Deduct</i> <i>For 6" Overall Height Instead Of 4-5/8", Add</i>	1,212.45 -101.69 60.62	232.35
26 05 36 00-0893 EA 9" Vertical Tee, 4" Rung Spacing, 24" Radius, Aluminum Cable Tray <i>For 3-5/8" Overall Height Instead Of 4-5/8", Deduct</i> <i>For 6" Overall Height Instead Of 4-5/8", Add</i>	1,239.12 -103.75 61.96	241.91
26 05 36 00-0894 EA 12" Vertical Tee, 4" Rung Spacing, 24" Radius, Aluminum Cable Tray <i>For 3-5/8" Overall Height Instead Of 4-5/8", Deduct</i> <i>For 6" Overall Height Instead Of 4-5/8", Add</i>	1,267.18 -105.69 63.36	252.31
26 05 36 00-0895 EA 18" Vertical Tee, 4" Rung Spacing, 24" Radius, Aluminum Cable Tray <i>For 3-5/8" Overall Height Instead Of 4-5/8", Deduct</i> <i>For 6" Overall Height Instead Of 4-5/8", Add</i>	1,332.47 -110.20 66.62	276.62
26 05 36 00-0896 EA 24" Vertical Tee, 4" Rung Spacing, 24" Radius, Aluminum Cable Tray <i>For 3-5/8" Overall Height Instead Of 4-5/8", Deduct</i> <i>For 6" Overall Height Instead Of 4-5/8", Add</i>	1,376.67 -113.48 68.83	290.28
26 05 36 00-0897 EA 30" Vertical Tee, 4" Rung Spacing, 24" Radius, Aluminum Cable Tray <i>For 3-5/8" Overall Height Instead Of 4-5/8", Deduct</i> <i>For 6" Overall Height Instead Of 4-5/8", Add</i>	1,451.29 -118.27 72.56	322.22
26 05 36 00-0898 EA 36" Vertical Tee, 4" Rung Spacing, 24" Radius, Aluminum Cable Tray <i>For 3-5/8" Overall Height Instead Of 4-5/8", Deduct</i> <i>For 6" Overall Height Instead Of 4-5/8", Add</i>	1,600.79 -129.84 80.04	362.86
26 05 36 00-0899 36" Radius Vertical Tee <small>(26 05 36 00-0786)</small>		
26 05 36 00-0900 EA 6" Vertical Tee, 4" Rung Spacing, 36" Radius, Aluminum Cable Tray <i>For 3-5/8" Overall Height Instead Of 4-5/8", Deduct</i> <i>For 6" Overall Height Instead Of 4-5/8", Add</i>	1,990.54 -178.03 99.53	252.31
26 05 36 00-0901 EA 9" Vertical Tee, 4" Rung Spacing, 36" Radius, Aluminum Cable Tray <i>For 3-5/8" Overall Height Instead Of 4-5/8", Deduct</i> <i>For 6" Overall Height Instead Of 4-5/8", Add</i>	2,029.87 -181.01 101.49	263.67
26 05 36 00-0902 EA 12" Vertical Tee, 4" Rung Spacing, 36" Radius, Aluminum Cable Tray <i>For 3-5/8" Overall Height Instead Of 4-5/8", Deduct</i> <i>For 6" Overall Height Instead Of 4-5/8", Add</i>	2,071.69 -184.12 103.58	276.62
26 05 36 00-0903 EA 18" Vertical Tee, 4" Rung Spacing, 36" Radius, Aluminum Cable Tray <i>For 3-5/8" Overall Height Instead Of 4-5/8", Deduct</i> <i>For 6" Overall Height Instead Of 4-5/8", Add</i>	2,140.22 -188.57 107.01	305.41
26 05 36 00-0904 EA 24" Vertical Tee, 4" Rung Spacing, 36" Radius, Aluminum Cable Tray <i>For 3-5/8" Overall Height Instead Of 4-5/8", Deduct</i> <i>For 6" Overall Height Instead Of 4-5/8", Add</i>	2,188.63 -192.01 109.43	322.22
26 05 36 00-0905 EA 30" Vertical Tee, 4" Rung Spacing, 36" Radius, Aluminum Cable Tray <i>For 3-5/8" Overall Height Instead Of 4-5/8", Deduct</i> <i>For 6" Overall Height Instead Of 4-5/8", Add</i>	2,317.46 -201.51 115.87	362.86
26 05 36 00-0906 EA 36" Vertical Tee, 4" Rung Spacing, 36" Radius, Aluminum Cable Tray <i>For 3-5/8" Overall Height Instead Of 4-5/8", Deduct</i> <i>For 6" Overall Height Instead Of 4-5/8", Add</i>	2,423.45 -207.83 121.17	414.27
26 05 36 00-0907 12" Radius Horizontal Crosses <small>(26 05 36 00-0786)</small>		
26 05 36 00-0908 EA 6" Horizontal Cross, 4" Rung Spacing, 12" Radius, Aluminum Cable Tray <i>For 3-5/8" Overall Height Instead Of 4-5/8", Deduct</i> <i>For 6" Overall Height Instead Of 4-5/8", Add</i>	786.17 -54.43 39.31	290.28
26 05 36 00-0909 EA 9" Horizontal Cross, 4" Rung Spacing, 12" Radius, Aluminum Cable Tray <i>For 3-5/8" Overall Height Instead Of 4-5/8", Deduct</i> <i>For 6" Overall Height Instead Of 4-5/8", Add</i>	843.44 -58.89 42.17	305.41
26 05 36 00-0910 EA 12" Horizontal Cross, 4" Rung Spacing, 12" Radius, Aluminum Cable Tray <i>For 3-5/8" Overall Height Instead Of 4-5/8", Deduct</i> <i>For 6" Overall Height Instead Of 4-5/8", Add</i>	875.03 -60.65 43.75	322.22
26 05 36 00-0911 EA 18" Horizontal Cross, 4" Rung Spacing, 12" Radius, Aluminum Cable Tray <i>For 3-5/8" Overall Height Instead Of 4-5/8", Deduct</i> <i>For 6" Overall Height Instead Of 4-5/8", Add</i>	978.54 -69.38 48.93	341.70
26 05 36 00-0912 EA 24" Horizontal Cross, 4" Rung Spacing, 12" Radius, Aluminum Cable Tray <i>For 3-5/8" Overall Height Instead Of 4-5/8", Deduct</i> <i>For 6" Overall Height Instead Of 4-5/8", Add</i>	1,068.05 -74.57 53.40	386.81
26 05 36 00-0913 EA 30" Horizontal Cross, 4" Rung Spacing, 12" Radius, Aluminum Cable Tray <i>For 3-5/8" Overall Height Instead Of 4-5/8", Deduct</i> <i>For 6" Overall Height Instead Of 4-5/8", Add</i>	1,188.38 -84.32 59.42	414.27
26 05 36 00-0914 EA 36" Horizontal Cross, 4" Rung Spacing, 12" Radius, Aluminum Cable Tray <i>For 3-5/8" Overall Height Instead Of 4-5/8", Deduct</i> <i>For 6" Overall Height Instead Of 4-5/8", Add</i>	1,367.30 -99.49 68.37	446.92
26 05 36 00-0915 24" Radius Horizontal Crosses <small>(26 05 36 00-0786)</small>		
26 05 36 00-0916 EA 6" Horizontal Cross, 4" Rung Spacing, 24" Radius, Aluminum Cable Tray <i>For 3-5/8" Overall Height Instead Of 4-5/8", Deduct</i> <i>For 6" Overall Height Instead Of 4-5/8", Add</i>	1,116.92 -84.84 55.85	322.22



MINOR	CSI	UOM	DESCRIPTION	TOTAL DIRECT UNIT COST	DEMOLITION UNIT COST
26 05 36 00-0917	EA		9" Horizontal Cross, 4" Rung Spacing, 24" Radius, Aluminum Cable Tray.....	1,167.07	341.70
			<i>For 3-5/8" Overall Height Instead Of 4-5/8", Deduct</i>	-88.23	
			<i>For 6" Overall Height Instead Of 4-5/8", Add</i>	58.35	
26 05 36 00-0918	EA		12" Horizontal Cross, 4" Rung Spacing, 24" Radius, Aluminum Cable Tray.....	1,220.17	362.86
			<i>For 3-5/8" Overall Height Instead Of 4-5/8", Deduct</i>	-91.78	
			<i>For 6" Overall Height Instead Of 4-5/8", Add</i>	61.01	
26 05 36 00-0919	EA		18" Horizontal Cross, 4" Rung Spacing, 24" Radius, Aluminum Cable Tray.....	1,292.15	386.81
			<i>For 3-5/8" Overall Height Instead Of 4-5/8", Deduct</i>	-96.98	
			<i>For 6" Overall Height Instead Of 4-5/8", Add</i>	64.61	
26 05 36 00-0920	EA		24" Horizontal Cross, 4" Rung Spacing, 24" Radius, Aluminum Cable Tray.....	1,449.12	446.92
			<i>For 3-5/8" Overall Height Instead Of 4-5/8", Deduct</i>	-107.67	
			<i>For 6" Overall Height Instead Of 4-5/8", Add</i>	72.46	
26 05 36 00-0921	EA		30" Horizontal Cross, 4" Rung Spacing, 24" Radius, Aluminum Cable Tray.....	1,525.07	483.81
			<i>For 3-5/8" Overall Height Instead Of 4-5/8", Deduct</i>	-112.19	
			<i>For 6" Overall Height Instead Of 4-5/8", Add</i>	76.25	
26 05 36 00-0922	EA		36" Horizontal Cross, 4" Rung Spacing, 24" Radius, Aluminum Cable Tray.....	1,689.26	527.36
			<i>For 3-5/8" Overall Height Instead Of 4-5/8", Deduct</i>	-124.98	
			<i>For 6" Overall Height Instead Of 4-5/8", Add</i>	84.46	
26 05 36 00-0923			36" Radius Horizontal Crosses (26 05 36 00-0786)		
26 05 36 00-0924	EA		6" Horizontal Cross, 4" Rung Spacing, 36" Radius, Aluminum Cable Tray.....	1,287.76	362.86
			<i>For 3-5/8" Overall Height Instead Of 4-5/8", Deduct</i>	-98.54	
			<i>For 6" Overall Height Instead Of 4-5/8", Add</i>	64.39	
26 05 36 00-0925	EA		9" Horizontal Cross, 4" Rung Spacing, 36" Radius, Aluminum Cable Tray.....	1,322.77	386.81
			<i>For 3-5/8" Overall Height Instead Of 4-5/8", Deduct</i>	-100.04	
			<i>For 6" Overall Height Instead Of 4-5/8", Add</i>	66.14	
26 05 36 00-0926	EA		12" Horizontal Cross, 4" Rung Spacing, 36" Radius, Aluminum Cable Tray.....	1,409.08	414.27
			<i>For 3-5/8" Overall Height Instead Of 4-5/8", Deduct</i>	-106.39	
			<i>For 6" Overall Height Instead Of 4-5/8", Add</i>	70.45	
26 05 36 00-0927	EA		18" Horizontal Cross, 4" Rung Spacing, 36" Radius, Aluminum Cable Tray.....	1,548.72	446.92
			<i>For 3-5/8" Overall Height Instead Of 4-5/8", Deduct</i>	-117.63	
			<i>For 6" Overall Height Instead Of 4-5/8", Add</i>	77.44	
26 05 36 00-0928	EA		24" Horizontal Cross, 4" Rung Spacing, 36" Radius, Aluminum Cable Tray.....	1,875.04	527.36
			<i>For 3-5/8" Overall Height Instead Of 4-5/8", Deduct</i>	-143.55	
			<i>For 6" Overall Height Instead Of 4-5/8", Add</i>	93.75	
26 05 36 00-0929	EA		30" Horizontal Cross, 4" Rung Spacing, 36" Radius, Aluminum Cable Tray.....	2,068.82	579.60
			<i>For 3-5/8" Overall Height Instead Of 4-5/8", Deduct</i>	-158.58	
			<i>For 6" Overall Height Instead Of 4-5/8", Add</i>	103.44	
26 05 36 00-0930	EA		36" Horizontal Cross, 4" Rung Spacing, 36" Radius, Aluminum Cable Tray.....	2,303.33	645.65
			<i>For 3-5/8" Overall Height Instead Of 4-5/8", Deduct</i>	-176.53	
			<i>For 6" Overall Height Instead Of 4-5/8", Add</i>	115.17	
26 05 36 00-0931			12" Radius Vertical Cross (26 05 36 00-0786)		
26 05 36 00-0932	EA		6" Vertical Cross, 4" Rung Spacing, 12" Radius, Aluminum Cable Tray.....	786.17	290.28
			<i>For 3-5/8" Overall Height Instead Of 4-5/8", Deduct</i>	-54.43	
			<i>For 6" Overall Height Instead Of 4-5/8", Add</i>	39.31	
26 05 36 00-0933	EA		9" Vertical Cross, 4" Rung Spacing, 12" Radius, Aluminum Cable Tray.....	843.62	305.53
			<i>For 3-5/8" Overall Height Instead Of 4-5/8", Deduct</i>	-58.90	
			<i>For 6" Overall Height Instead Of 4-5/8", Add</i>	42.18	
26 05 36 00-0934	EA		12" Vertical Cross, 4" Rung Spacing, 12" Radius, Aluminum Cable Tray.....	874.94	322.22
			<i>For 3-5/8" Overall Height Instead Of 4-5/8", Deduct</i>	-60.64	
			<i>For 6" Overall Height Instead Of 4-5/8", Add</i>	43.75	
26 05 36 00-0935	EA		18" Vertical Cross, 4" Rung Spacing, 12" Radius, Aluminum Cable Tray.....	978.75	341.82
			<i>For 3-5/8" Overall Height Instead Of 4-5/8", Deduct</i>	-69.39	
			<i>For 6" Overall Height Instead Of 4-5/8", Add</i>	48.94	
26 05 36 00-0936	EA		24" Vertical Cross, 4" Rung Spacing, 12" Radius, Aluminum Cable Tray.....	1,068.05	386.81
			<i>For 3-5/8" Overall Height Instead Of 4-5/8", Deduct</i>	-74.57	
			<i>For 6" Overall Height Instead Of 4-5/8", Add</i>	53.40	
26 05 36 00-0937	EA		30" Vertical Cross, 4" Rung Spacing, 12" Radius, Aluminum Cable Tray.....	1,188.70	414.39
			<i>For 3-5/8" Overall Height Instead Of 4-5/8", Deduct</i>	-84.34	
			<i>For 6" Overall Height Instead Of 4-5/8", Add</i>	59.44	
26 05 36 00-0938	EA		36" Vertical Cross, 4" Rung Spacing, 12" Radius, Aluminum Cable Tray.....	1,366.38	446.32
			<i>For 3-5/8" Overall Height Instead Of 4-5/8", Deduct</i>	-99.44	
			<i>For 6" Overall Height Instead Of 4-5/8", Add</i>	68.32	
26 05 36 00-0939			24" Radius Vertical Crosses (26 05 36 00-0786)		
26 05 36 00-0940	EA		6" Vertical Cross, 4" Rung Spacing, 24" Radius, Aluminum Cable Tray.....	1,116.92	322.22
			<i>For 3-5/8" Overall Height Instead Of 4-5/8", Deduct</i>	-84.84	
			<i>For 6" Overall Height Instead Of 4-5/8", Add</i>	55.85	
26 05 36 00-0941	EA		9" Vertical Cross, 4" Rung Spacing, 24" Radius, Aluminum Cable Tray.....	1,167.07	341.70
			<i>For 3-5/8" Overall Height Instead Of 4-5/8", Deduct</i>	-88.23	
			<i>For 6" Overall Height Instead Of 4-5/8", Add</i>	58.35	
26 05 36 00-0942	EA		12" Vertical Cross, 4" Rung Spacing, 24" Radius, Aluminum Cable Tray.....	1,220.17	362.86
			<i>For 3-5/8" Overall Height Instead Of 4-5/8", Deduct</i>	-91.78	
			<i>For 6" Overall Height Instead Of 4-5/8", Add</i>	61.01	
26 05 36 00-0943	EA		18" Vertical Cross, 4" Rung Spacing, 24" Radius, Aluminum Cable Tray.....	1,292.15	386.81
			<i>For 3-5/8" Overall Height Instead Of 4-5/8", Deduct</i>	-96.98	
			<i>For 6" Overall Height Instead Of 4-5/8", Add</i>	64.61	
26 05 36 00-0944	EA		24" Vertical Cross, 4" Rung Spacing, 24" Radius, Aluminum Cable Tray.....	1,449.12	446.92
			<i>For 3-5/8" Overall Height Instead Of 4-5/8", Deduct</i>	-107.67	
			<i>For 6" Overall Height Instead Of 4-5/8", Add</i>	72.46	



MINOR CSI UOM DESCRIPTION	TOTAL DIRECT UNIT COST	DEMOLITION UNIT COST
26 05 36 00-0945 EA 30" Vertical Cross, 4" Rung Spacing, 24" Radius, Aluminum Cable Tray..... <i>For 3-5/8" Overall Height Instead Of 4-5/8", Deduct</i>	1,560.49 -115.73	483.81
26 05 36 00-0946 EA 36" Vertical Cross, 4" Rung Spacing, 24" Radius, Aluminum Cable Tray..... <i>For 3-5/8" Overall Height Instead Of 4-5/8", Deduct</i>	1,729.19 -128.97	527.36
26 05 36 00-0947 36" Radius Vertical Crosses <small>(26 05 36 00-0786)</small>		
26 05 36 00-0948 EA 6" Vertical Cross, 4" Rung Spacing, 36" Radius, Aluminum Cable Tray..... <i>For 3-5/8" Overall Height Instead Of 4-5/8", Deduct</i>	1,595.10 -129.27	362.86
26 05 36 00-0949 EA 9" Vertical Cross, 4" Rung Spacing, 36" Radius, Aluminum Cable Tray..... <i>For 3-5/8" Overall Height Instead Of 4-5/8", Deduct</i>	1,676.33 -135.40	386.81
26 05 36 00-0950 EA 12" Vertical Cross, 4" Rung Spacing, 36" Radius, Aluminum Cable Tray..... <i>For 3-5/8" Overall Height Instead Of 4-5/8", Deduct</i>	1,783.86 -143.87	414.27
26 05 36 00-0951 EA 18" Vertical Cross, 4" Rung Spacing, 36" Radius, Aluminum Cable Tray..... <i>For 3-5/8" Overall Height Instead Of 4-5/8", Deduct</i>	1,910.49 -153.81	446.92
26 05 36 00-0952 EA 24" Vertical Cross, 4" Rung Spacing, 36" Radius, Aluminum Cable Tray..... <i>For 3-5/8" Overall Height Instead Of 4-5/8", Deduct</i>	2,323.25 -188.37	527.36
26 05 36 00-0953 EA 30" Vertical Cross, 4" Rung Spacing, 36" Radius, Aluminum Cable Tray..... <i>For 3-5/8" Overall Height Instead Of 4-5/8", Deduct</i>	2,565.05 -208.20	579.60
26 05 36 00-0954 EA 36" Vertical Cross, 4" Rung Spacing, 36" Radius, Aluminum Cable Tray..... <i>For 3-5/8" Overall Height Instead Of 4-5/8", Deduct</i>	2,855.59 -231.75	645.65
26 05 36 00-0955 6" Rung Tray Fittings <small>(26 05 36 00-0744)</small>		
26 05 36 00-0956 90 Degree, 12" Radius Horizontal Elbows <small>(26 05 36 00-0955)</small>		
26 05 36 00-0957 EA 6" Horizontal 90 Degree Elbow, 6" Rung Spacing, 12" Radius, Aluminum Cable Tray..... <i>For 3-5/8" Overall Height Instead Of 4-5/8", Deduct</i>	331.83 -23.08	121.32
26 05 36 00-0958 EA 9" Horizontal 90 Degree Elbow, 6" Rung Spacing, 12" Radius, Aluminum Cable Tray..... <i>For 3-5/8" Overall Height Instead Of 4-5/8", Deduct</i>	363.29 -24.81	138.13
26 05 36 00-0959 EA 12" Horizontal 90 Degree Elbow, 6" Rung Spacing, 12" Radius, Aluminum Cable Tray..... <i>For 3-5/8" Overall Height Instead Of 4-5/8", Deduct</i>	412.14 -28.49	152.77
26 05 36 00-0960 EA 18" Horizontal 90 Degree Elbow, 6" Rung Spacing, 12" Radius, Aluminum Cable Tray..... <i>For 3-5/8" Overall Height Instead Of 4-5/8", Deduct</i>	489.37 -33.33	187.23
26 05 36 00-0961 EA 24" Horizontal 90 Degree Elbow, 6" Rung Spacing, 12" Radius, Aluminum Cable Tray..... <i>For 3-5/8" Overall Height Instead Of 4-5/8", Deduct</i>	578.27 -39.91	214.94
26 05 36 00-0962 EA 30" Horizontal 90 Degree Elbow, 6" Rung Spacing, 12" Radius, Aluminum Cable Tray..... <i>For 3-5/8" Overall Height Instead Of 4-5/8", Deduct</i>	636.30 -43.47	241.91
26 05 36 00-0963 EA 36" Horizontal 90 Degree Elbow, 6" Rung Spacing, 12" Radius, Aluminum Cable Tray..... <i>For 3-5/8" Overall Height Instead Of 4-5/8", Deduct</i>	743.20 -51.28	276.50
26 05 36 00-0964 90 Degree, 24" Radius Horizontal Elbows <small>(26 05 36 00-0955)</small>		
26 05 36 00-0965 EA 6" Horizontal 90 Degree Elbow, 6" Rung Spacing, 24" Radius, Aluminum Cable Tray..... <i>For 3-5/8" Overall Height Instead Of 4-5/8", Deduct</i>	440.13 -33.50	126.15
26 05 36 00-0966 EA 9" Horizontal 90 Degree Elbow, 6" Rung Spacing, 24" Radius, Aluminum Cable Tray..... <i>For 3-5/8" Overall Height Instead Of 4-5/8", Deduct</i>	481.42 -36.06	145.02
26 05 36 00-0967 EA 12" Horizontal 90 Degree Elbow, 6" Rung Spacing, 24" Radius, Aluminum Cable Tray..... <i>For 3-5/8" Overall Height Instead Of 4-5/8", Deduct</i>	519.98 -38.56	161.23
26 05 36 00-0968 EA 18" Horizontal 90 Degree Elbow, 6" Rung Spacing, 24" Radius, Aluminum Cable Tray..... <i>For 3-5/8" Overall Height Instead Of 4-5/8", Deduct</i>	606.30 -43.94	200.29
26 05 36 00-0969 EA 24" Horizontal 90 Degree Elbow, 6" Rung Spacing, 24" Radius, Aluminum Cable Tray..... <i>For 3-5/8" Overall Height Instead Of 4-5/8", Deduct</i>	685.99 -49.24	232.35
26 05 36 00-0970 EA 30" Horizontal 90 Degree Elbow, 6" Rung Spacing, 24" Radius, Aluminum Cable Tray..... <i>For 3-5/8" Overall Height Instead Of 4-5/8", Deduct</i>	766.23 -54.65	263.67
26 05 36 00-0971 EA 36" Horizontal 90 Degree Elbow, 6" Rung Spacing, 24" Radius, Aluminum Cable Tray..... <i>For 3-5/8" Overall Height Instead Of 4-5/8", Deduct</i>	876.82 -62.23	305.41
26 05 36 00-0972 90 Degree, 36" Radius Horizontal Elbows <small>(26 05 36 00-0955)</small>		

26 Electrical

26 05 Common Work Results for Electrical

26 05 36 Cable Trays for Electrical Systems



MINOR CSI UOM DESCRIPTION	TOTAL DIRECT UNIT COST	DEMOLITION UNIT COST
26 05 36 00-0973 EA 6" Horizontal 90 Degree Elbow, 6" Rung Spacing, 36" Radius, Aluminum Cable Tray.....	472.60	131.84
For 3-5/8" Overall Height Instead Of 4-5/8", Deduct	-36.27	
For 6" Overall Height Instead Of 4-5/8", Add	23.63	
26 05 36 00-0974 EA 9" Horizontal 90 Degree Elbow, 6" Rung Spacing, 36" Radius, Aluminum Cable Tray.....	513.71	152.64
For 3-5/8" Overall Height Instead Of 4-5/8", Deduct	-38.66	
For 6" Overall Height Instead Of 4-5/8", Add	25.69	
26 05 36 00-0975 EA 12" Horizontal 90 Degree Elbow, 6" Rung Spacing, 36" Radius, Aluminum Cable Tray.....	573.69	170.79
For 3-5/8" Overall Height Instead Of 4-5/8", Deduct	-43.13	
For 6" Overall Height Instead Of 4-5/8", Add	28.68	
26 05 36 00-0976 EA 18" Horizontal 90 Degree Elbow, 6" Rung Spacing, 36" Radius, Aluminum Cable Tray.....	683.34	214.94
For 3-5/8" Overall Height Instead Of 4-5/8", Deduct	-50.42	
For 6" Overall Height Instead Of 4-5/8", Add	34.17	
26 05 36 00-0977 EA 24" Horizontal 90 Degree Elbow, 6" Rung Spacing, 36" Radius, Aluminum Cable Tray.....	788.32	252.31
For 3-5/8" Overall Height Instead Of 4-5/8", Deduct	-57.80	
For 6" Overall Height Instead Of 4-5/8", Add	39.42	
26 05 36 00-0978 EA 30" Horizontal 90 Degree Elbow, 6" Rung Spacing, 36" Radius, Aluminum Cable Tray.....	887.69	290.28
For 3-5/8" Overall Height Instead Of 4-5/8", Deduct	-64.58	
For 6" Overall Height Instead Of 4-5/8", Add	44.38	
26 05 36 00-0979 EA 36" Horizontal 90 Degree Elbow, 6" Rung Spacing, 36" Radius, Aluminum Cable Tray.....	1,031.38	341.09
For 3-5/8" Overall Height Instead Of 4-5/8", Deduct	-74.72	
For 6" Overall Height Instead Of 4-5/8", Add	51.57	
26 05 36 00-0980 45 Degree, 12" Radius Horizontal Elbows (26 05 36 00-0955)		
26 05 36 00-0981 EA 6" Horizontal 45 Degree Elbow, 6" Rung Spacing, 12" Radius, Aluminum Cable Tray.....	231.87	87.93
For 60 Degree Bend, Deduct	-42.82	
For 30 Degree Bend, Deduct	-76.25	
For 3-5/8" Overall Height Instead Of 4-5/8", Deduct	-15.86	
For 6" Overall Height Instead Of 4-5/8", Add	11.59	
26 05 36 00-0982 EA 9" Horizontal 45 Degree Elbow, 6" Rung Spacing, 12" Radius, Aluminum Cable Tray.....	264.36	105.47
For 60 Degree Bend, Deduct	-46.83	
For 30 Degree Bend, Deduct	-83.90	
For 3-5/8" Overall Height Instead Of 4-5/8", Deduct	-17.65	
For 6" Overall Height Instead Of 4-5/8", Add	13.22	
26 05 36 00-0983 EA 12" Horizontal 45 Degree Elbow, 6" Rung Spacing, 12" Radius, Aluminum Cable Tray.....	293.53	120.96
For 60 Degree Bend, Deduct	-50.50	
For 30 Degree Bend, Deduct	-90.89	
For 3-5/8" Overall Height Instead Of 4-5/8", Deduct	-19.27	
For 6" Overall Height Instead Of 4-5/8", Add	14.68	
26 05 36 00-0984 EA 18" Horizontal 45 Degree Elbow, 6" Rung Spacing, 12" Radius, Aluminum Cable Tray.....	363.10	152.89
For 60 Degree Bend, Deduct	-61.23	
For 30 Degree Bend, Deduct	-110.55	
For 3-5/8" Overall Height Instead Of 4-5/8", Deduct	-23.57	
For 6" Overall Height Instead Of 4-5/8", Add	18.16	
26 05 36 00-0985 EA 24" Horizontal 45 Degree Elbow, 6" Rung Spacing, 12" Radius, Aluminum Cable Tray.....	446.69	187.23
For 60 Degree Bend, Deduct	-75.63	
For 30 Degree Bend, Deduct	-136.46	
For 3-5/8" Overall Height Instead Of 4-5/8", Deduct	-29.07	
For 6" Overall Height Instead Of 4-5/8", Add	22.33	
26 05 36 00-0986 EA 30" Horizontal 45 Degree Elbow, 6" Rung Spacing, 12" Radius, Aluminum Cable Tray.....	512.60	214.94
For 60 Degree Bend, Deduct	-86.76	
For 30 Degree Bend, Deduct	-156.54	
For 3-5/8" Overall Height Instead Of 4-5/8", Deduct	-33.35	
For 6" Overall Height Instead Of 4-5/8", Add	25.63	
26 05 36 00-0987 EA 36" Horizontal 45 Degree Elbow, 6" Rung Spacing, 12" Radius, Aluminum Cable Tray.....	581.46	252.31
For 60 Degree Bend, Deduct	-95.15	
For 30 Degree Bend, Deduct	-172.61	
For 3-5/8" Overall Height Instead Of 4-5/8", Deduct	-37.12	
For 6" Overall Height Instead Of 4-5/8", Add	29.07	
26 05 36 00-0988 45 Degree, 24" Radius Horizontal Elbows (26 05 36 00-0955)		
26 05 36 00-0989 EA 6" Horizontal 45 Degree Elbow, 6" Rung Spacing, 24" Radius, Aluminum Cable Tray.....	266.04	90.71
For 60 Degree Bend, Deduct	-53.04	
For 30 Degree Bend, Deduct	-93.43	
For 3-5/8" Overall Height Instead Of 4-5/8", Deduct	-19.05	
For 6" Overall Height Instead Of 4-5/8", Add	13.30	
26 05 36 00-0990 EA 9" Horizontal 45 Degree Elbow, 6" Rung Spacing, 24" Radius, Aluminum Cable Tray.....	310.32	109.34
For 60 Degree Bend, Deduct	-60.49	
For 30 Degree Bend, Deduct	-106.89	
For 3-5/8" Overall Height Instead Of 4-5/8", Deduct	-21.92	
For 6" Overall Height Instead Of 4-5/8", Add	15.52	
26 05 36 00-0991 EA 12" Horizontal 45 Degree Elbow, 6" Rung Spacing, 24" Radius, Aluminum Cable Tray.....	341.77	126.28
For 60 Degree Bend, Deduct	-64.39	
For 30 Degree Bend, Deduct	-114.32	
For 3-5/8" Overall Height Instead Of 4-5/8", Deduct	-23.66	
For 6" Overall Height Instead Of 4-5/8", Add	17.09	
26 05 36 00-0992 EA 18" Horizontal 45 Degree Elbow, 6" Rung Spacing, 24" Radius, Aluminum Cable Tray.....	409.98	161.23
For 60 Degree Bend, Deduct	-73.47	
For 30 Degree Bend, Deduct	-131.41	
For 3-5/8" Overall Height Instead Of 4-5/8", Deduct	-27.56	
For 6" Overall Height Instead Of 4-5/8", Add	20.50	



MINOR CSI UOM DESCRIPTION	TOTAL DIRECT UNIT COST	DEMOLITION UNIT COST
26 05 36 00-0993 EA 24" Horizontal 45 Degree Elbow, 6" Rung Spacing, 24" Radius, Aluminum Cable Tray.....	497.94	200.29
For 60 Degree Bend, Deduct	-87.56	
For 30 Degree Bend, Deduct	-157.05	
For 3-5/8" Overall Height Instead Of 4-5/8", Deduct	-33.11	
For 6" Overall Height Instead Of 4-5/8", Add	24.90	
26 05 36 00-0994 EA 30" Horizontal 45 Degree Elbow, 6" Rung Spacing, 24" Radius, Aluminum Cable Tray.....	584.20	232.35
For 60 Degree Bend, Deduct	-103.73	
For 30 Degree Bend, Deduct	-185.80	
For 3-5/8" Overall Height Instead Of 4-5/8", Deduct	-39.06	
For 6" Overall Height Instead Of 4-5/8", Add	29.21	
26 05 36 00-0995 EA 36" Horizontal 45 Degree Elbow, 6" Rung Spacing, 24" Radius, Aluminum Cable Tray.....	667.82	276.62
For 60 Degree Bend, Deduct	-114.36	
For 30 Degree Bend, Deduct	-205.97	
For 3-5/8" Overall Height Instead Of 4-5/8", Deduct	-43.73	
For 6" Overall Height Instead Of 4-5/8", Add	33.39	
26 05 36 00-0996 45 Degree, 36" Radius Horizontal Elbows <small>(26 05 36 00-0955)</small>		
26 05 36 00-0997 EA 6" Horizontal 45 Degree Elbow, 6" Rung Spacing, 36" Radius, Aluminum Cable Tray.....	310.28	93.62
For 60 Degree Bend, Deduct	-66.52	
For 30 Degree Bend, Deduct	-116.07	
For 3-5/8" Overall Height Instead Of 4-5/8", Deduct	-23.23	
For 6" Overall Height Instead Of 4-5/8", Add	15.51	
26 05 36 00-0998 EA 9" Horizontal 45 Degree Elbow, 6" Rung Spacing, 36" Radius, Aluminum Cable Tray.....	347.07	113.69
For 60 Degree Bend, Deduct	-70.96	
For 30 Degree Bend, Deduct	-124.58	
For 3-5/8" Overall Height Instead Of 4-5/8", Deduct	-25.23	
For 6" Overall Height Instead Of 4-5/8", Add	17.35	
26 05 36 00-0999 EA 12" Horizontal 45 Degree Elbow, 6" Rung Spacing, 36" Radius, Aluminum Cable Tray.....	380.82	131.96
For 60 Degree Bend, Deduct	-75.09	
For 30 Degree Bend, Deduct	-132.48	
For 3-5/8" Overall Height Instead Of 4-5/8", Deduct	-27.09	
For 6" Overall Height Instead Of 4-5/8", Add	19.04	
26 05 36 00-1000 EA 18" Horizontal 45 Degree Elbow, 6" Rung Spacing, 36" Radius, Aluminum Cable Tray.....	462.04	170.79
For 60 Degree Bend, Deduct	-86.99	
For 30 Degree Bend, Deduct	-154.47	
For 3-5/8" Overall Height Instead Of 4-5/8", Deduct	-31.97	
For 6" Overall Height Instead Of 4-5/8", Add	23.10	
26 05 36 00-1001 EA 24" Horizontal 45 Degree Elbow, 6" Rung Spacing, 36" Radius, Aluminum Cable Tray.....	574.99	214.94
For 60 Degree Bend, Deduct	-107.34	
For 30 Degree Bend, Deduct	-190.85	
For 3-5/8" Overall Height Instead Of 4-5/8", Deduct	-39.59	
For 6" Overall Height Instead Of 4-5/8", Add	28.75	
26 05 36 00-1002 EA 30" Horizontal 45 Degree Elbow, 6" Rung Spacing, 36" Radius, Aluminum Cable Tray.....	650.41	252.31
For 60 Degree Bend, Deduct	-117.91	
For 30 Degree Bend, Deduct	-210.53	
For 3-5/8" Overall Height Instead Of 4-5/8", Deduct	-44.01	
For 6" Overall Height Instead Of 4-5/8", Add	32.52	
26 05 36 00-1003 EA 36" Horizontal 45 Degree Elbow, 6" Rung Spacing, 36" Radius, Aluminum Cable Tray.....	761.90	305.41
For 60 Degree Bend, Deduct	-134.34	
For 30 Degree Bend, Deduct	-240.87	
For 3-5/8" Overall Height Instead Of 4-5/8", Deduct	-50.74	
For 6" Overall Height Instead Of 4-5/8", Add	38.10	
26 05 36 00-1004 90 Degree, 12" Radius Vertical Risers <small>(26 05 36 00-0955)</small>		
26 05 36 00-1005 EA 6" Vertical Riser 90 Degree, 6" Rung Spacing, 12" Radius, Aluminum Cable Tray	374.66	120.96
For 3-5/8" Overall Height Instead Of 4-5/8", Deduct	-27.39	
For 6" Overall Height Instead Of 4-5/8", Add	18.73	
26 05 36 00-1006 EA 9" Vertical Riser 90 Degree, 6" Rung Spacing, 12" Radius, Aluminum Cable Tray	412.81	138.13
For 3-5/8" Overall Height Instead Of 4-5/8", Deduct	-29.77	
For 6" Overall Height Instead Of 4-5/8", Add	20.64	
26 05 36 00-1007 EA 12" Vertical Riser 90 Degree, 6" Rung Spacing, 12" Radius, Aluminum Cable Tray	440.19	152.77
For 3-5/8" Overall Height Instead Of 4-5/8", Deduct	-31.29	
For 6" Overall Height Instead Of 4-5/8", Add	22.01	
26 05 36 00-1008 EA 18" Vertical Riser 90 Degree, 6" Rung Spacing, 12" Radius, Aluminum Cable Tray	504.01	187.23
For 3-5/8" Overall Height Instead Of 4-5/8", Deduct	-34.80	
For 6" Overall Height Instead Of 4-5/8", Add	25.20	
26 05 36 00-1009 EA 24" Vertical Riser 90 Degree, 6" Rung Spacing, 12" Radius, Aluminum Cable Tray	559.66	214.94
For 3-5/8" Overall Height Instead Of 4-5/8", Deduct	-38.05	
For 6" Overall Height Instead Of 4-5/8", Add	27.98	
26 05 36 00-1010 EA 30" Vertical Riser 90 Degree, 6" Rung Spacing, 12" Radius, Aluminum Cable Tray	614.00	241.91
For 3-5/8" Overall Height Instead Of 4-5/8", Deduct	-41.24	
For 6" Overall Height Instead Of 4-5/8", Add	30.70	
26 05 36 00-1011 EA 36" Vertical Riser 90 Degree, 6" Rung Spacing, 12" Radius, Aluminum Cable Tray	677.38	276.13
For 3-5/8" Overall Height Instead Of 4-5/8", Deduct	-44.73	
For 6" Overall Height Instead Of 4-5/8", Add	33.87	
26 05 36 00-1012 90 Degree, 24" Radius Vertical Risers <small>(26 05 36 00-0955)</small>		
26 05 36 00-1013 EA 6" Vertical Riser 90 Degree, 6" Rung Spacing, 24" Radius, Aluminum Cable Tray	397.51	126.15
For 3-5/8" Overall Height Instead Of 4-5/8", Deduct	-29.24	
For 6" Overall Height Instead Of 4-5/8", Add	19.88	

26 Electrical**26 05 Common Work Results for Electrical****26 05 36 Cable Trays for Electrical Systems**

SAN BERNARDINO
COUNTY

MINOR	CSI	UOM	DESCRIPTION	TOTAL DIRECT UNIT COST	DEMOLITION UNIT COST
26 05 36 00-1014	EA		9" Vertical Riser 90 Degree, 6" Rung Spacing, 24" Radius, Aluminum Cable Tray <i>For 3-5/8" Overall Height Instead Of 4-5/8", Deduct</i> <i>For 6" Overall Height Instead Of 4-5/8", Add</i>	437.01 -31.61 21.85	145.14
26 05 36 00-1015	EA		12" Vertical Riser 90 Degree, 6" Rung Spacing, 24" Radius, Aluminum Cable Tray <i>For 3-5/8" Overall Height Instead Of 4-5/8", Deduct</i> <i>For 6" Overall Height Instead Of 4-5/8", Add</i>	468.61 -33.42 23.43	161.23
26 05 36 00-1016	EA		18" Vertical Riser 90 Degree, 6" Rung Spacing, 24" Radius, Aluminum Cable Tray <i>For 3-5/8" Overall Height Instead Of 4-5/8", Deduct</i> <i>For 6" Overall Height Instead Of 4-5/8", Add</i>	544.59 -37.77 27.23	200.29
26 05 36 00-1017	EA		24" Vertical Riser 90 Degree, 6" Rung Spacing, 24" Radius, Aluminum Cable Tray <i>For 3-5/8" Overall Height Instead Of 4-5/8", Deduct</i> <i>For 6" Overall Height Instead Of 4-5/8", Add</i>	610.60 -41.70 30.53	232.35
26 05 36 00-1018	EA		30" Vertical Riser 90 Degree, 6" Rung Spacing, 24" Radius, Aluminum Cable Tray <i>For 3-5/8" Overall Height Instead Of 4-5/8", Deduct</i> <i>For 6" Overall Height Instead Of 4-5/8", Add</i>	675.52 -45.58 33.78	263.67
26 05 36 00-1019	EA		36" Vertical Riser 90 Degree, 6" Rung Spacing, 24" Radius, Aluminum Cable Tray <i>For 3-5/8" Overall Height Instead Of 4-5/8", Deduct</i> <i>For 6" Overall Height Instead Of 4-5/8", Add</i>	760.80 -50.63 38.04	305.41
26 05 36 00-1020			90 Degree, 36" Radius Vertical Risers (26 05 36 00-0955)		
26 05 36 00-1021	EA		6" Vertical Riser 90 Degree, 6" Rung Spacing, 36" Radius, Aluminum Cable Tray <i>For 3-5/8" Overall Height Instead Of 4-5/8", Deduct</i> <i>For 6" Overall Height Instead Of 4-5/8", Add</i>	509.26 -39.94 25.46	131.84
26 05 36 00-1022	EA		9" Vertical Riser 90 Degree, 6" Rung Spacing, 36" Radius, Aluminum Cable Tray <i>For 3-5/8" Overall Height Instead Of 4-5/8", Deduct</i> <i>For 6" Overall Height Instead Of 4-5/8", Add</i>	550.33 -42.31 27.52	152.77
26 05 36 00-1023	EA		12" Vertical Riser 90 Degree, 6" Rung Spacing, 36" Radius, Aluminum Cable Tray <i>For 3-5/8" Overall Height Instead Of 4-5/8", Deduct</i> <i>For 6" Overall Height Instead Of 4-5/8", Add</i>	599.41 -45.70 29.97	170.79
26 05 36 00-1024	EA		18" Vertical Riser 90 Degree, 6" Rung Spacing, 36" Radius, Aluminum Cable Tray <i>For 3-5/8" Overall Height Instead Of 4-5/8", Deduct</i> <i>For 6" Overall Height Instead Of 4-5/8", Add</i>	685.53 -50.64 34.28	214.94
26 05 36 00-1025	EA		24" Vertical Riser 90 Degree, 6" Rung Spacing, 36" Radius, Aluminum Cable Tray <i>For 3-5/8" Overall Height Instead Of 4-5/8", Deduct</i> <i>For 6" Overall Height Instead Of 4-5/8", Add</i>	760.41 -55.01 38.02	252.31
26 05 36 00-1026	EA		30" Vertical Riser 90 Degree, 6" Rung Spacing, 36" Radius, Aluminum Cable Tray <i>For 3-5/8" Overall Height Instead Of 4-5/8", Deduct</i> <i>For 6" Overall Height Instead Of 4-5/8", Add</i>	848.84 -60.69 42.44	290.28
26 05 36 00-1027	EA		36" Vertical Riser 90 Degree, 6" Rung Spacing, 36" Radius, Aluminum Cable Tray <i>For 3-5/8" Overall Height Instead Of 4-5/8", Deduct</i> <i>For 6" Overall Height Instead Of 4-5/8", Add</i>	949.15 -66.50 47.46	341.09
26 05 36 00-1028			12" Radius Horizontal Tees (26 05 36 00-0955)		
26 05 36 00-1029	EA		6" Horizontal Tee, 6" Rung Spacing, 12" Radius, Aluminum Cable Tray <i>For 3-5/8" Overall Height Instead Of 4-5/8", Deduct</i> <i>For 6" Overall Height Instead Of 4-5/8", Add</i>	587.48 -39.39 29.37	232.35
26 05 36 00-1030	EA		9" Horizontal Tee, 6" Rung Spacing, 12" Radius, Aluminum Cable Tray <i>For 3-5/8" Overall Height Instead Of 4-5/8", Deduct</i> <i>For 6" Overall Height Instead Of 4-5/8", Add</i>	633.99 -42.37 31.70	252.31
26 05 36 00-1031	EA		12" Horizontal Tee, 6" Rung Spacing, 12" Radius, Aluminum Cable Tray <i>For 3-5/8" Overall Height Instead Of 4-5/8", Deduct</i> <i>For 6" Overall Height Instead Of 4-5/8", Add</i>	656.23 -43.65 32.81	263.67
26 05 36 00-1032	EA		18" Horizontal Tee, 6" Rung Spacing, 12" Radius, Aluminum Cable Tray <i>For 3-5/8" Overall Height Instead Of 4-5/8", Deduct</i> <i>For 6" Overall Height Instead Of 4-5/8", Add</i>	743.21 -50.13 37.16	290.28
26 05 36 00-1033	EA		24" Horizontal Tee, 6" Rung Spacing, 12" Radius, Aluminum Cable Tray <i>For 3-5/8" Overall Height Instead Of 4-5/8", Deduct</i> <i>For 6" Overall Height Instead Of 4-5/8", Add</i>	822.76 -55.42 41.14	322.22
26 05 36 00-1034	EA		30" Horizontal Tee, 6" Rung Spacing, 12" Radius, Aluminum Cable Tray <i>For 3-5/8" Overall Height Instead Of 4-5/8", Deduct</i> <i>For 6" Overall Height Instead Of 4-5/8", Add</i>	901.10 -61.64 45.06	341.70
26 05 36 00-1035	EA		36" Horizontal Tee, 6" Rung Spacing, 12" Radius, Aluminum Cable Tray <i>For 3-5/8" Overall Height Instead Of 4-5/8", Deduct</i> <i>For 6" Overall Height Instead Of 4-5/8", Add</i>	1,042.05 -71.97 52.10	386.81
26 05 36 00-1036			24" Radius Horizontal Tees (26 05 36 00-0955)		
26 05 36 00-1037	EA		6" Horizontal Tee, 6" Rung Spacing, 24" Radius, Aluminum Cable Tray <i>For 3-5/8" Overall Height Instead Of 4-5/8", Deduct</i> <i>For 6" Overall Height Instead Of 4-5/8", Add</i>	762.05 -55.18 38.10	252.31
26 05 36 00-1038	EA		9" Horizontal Tee, 6" Rung Spacing, 24" Radius, Aluminum Cable Tray <i>For 3-5/8" Overall Height Instead Of 4-5/8", Deduct</i> <i>For 6" Overall Height Instead Of 4-5/8", Add</i>	822.14 -59.17 41.11	276.62
26 05 36 00-1039	EA		12" Horizontal Tee, 6" Rung Spacing, 24" Radius, Aluminum Cable Tray <i>For 3-5/8" Overall Height Instead Of 4-5/8", Deduct</i> <i>For 6" Overall Height Instead Of 4-5/8", Add</i>	854.85 -61.29 42.74	290.28
26 05 36 00-1040	EA		18" Horizontal Tee, 6" Rung Spacing, 24" Radius, Aluminum Cable Tray <i>For 3-5/8" Overall Height Instead Of 4-5/8", Deduct</i> <i>For 6" Overall Height Instead Of 4-5/8", Add</i>	940.97 -67.24 47.05	322.22
26 05 36 00-1041	EA		24" Horizontal Tee, 6" Rung Spacing, 24" Radius, Aluminum Cable Tray <i>For 3-5/8" Overall Height Instead Of 4-5/8", Deduct</i> <i>For 6" Overall Height Instead Of 4-5/8", Add</i>	1,044.77 -74.24 52.24	362.86



MINOR	CSI	UOM	DESCRIPTION	TOTAL DIRECT UNIT COST	DEMOLITION UNIT COST
26 05 36 00-1042	EA		30" Horizontal Tee, 6" Rung Spacing, 24" Radius, Aluminum Cable Tray <i>For 3-5/8" Overall Height Instead Of 4-5/8", Deduct</i> <i>For 6" Overall Height Instead Of 4-5/8", Add</i>	1,127.43 -80.51 56.37	386.81
26 05 36 00-1043	EA		36" Horizontal Tee, 6" Rung Spacing, 24" Radius, Aluminum Cable Tray <i>For 3-5/8" Overall Height Instead Of 4-5/8", Deduct</i> <i>For 6" Overall Height Instead Of 4-5/8", Add</i>	1,483.60 -111.12 74.18	446.92
26 05 36 00-1044			36" Radius Horizontal Tees <small>(26 05 36 00-0955)</small>		
26 05 36 00-1045	EA		6" Horizontal Tee, 6" Rung Spacing, 36" Radius, Aluminum Cable Tray <i>For 3-5/8" Overall Height Instead Of 4-5/8", Deduct</i> <i>For 6" Overall Height Instead Of 4-5/8", Add</i>	943.64 -71.32 47.18	276.62
26 05 36 00-1046	EA		9" Horizontal Tee, 6" Rung Spacing, 36" Radius, Aluminum Cable Tray <i>For 3-5/8" Overall Height Instead Of 4-5/8", Deduct</i> <i>For 6" Overall Height Instead Of 4-5/8", Add</i>	1,004.88 -75.04 50.24	305.41
26 05 36 00-1047	EA		12" Horizontal Tee, 6" Rung Spacing, 36" Radius, Aluminum Cable Tray <i>For 3-5/8" Overall Height Instead Of 4-5/8", Deduct</i> <i>For 6" Overall Height Instead Of 4-5/8", Add</i>	1,078.88 -81.03 53.94	322.22
26 05 36 00-1048	EA		18" Horizontal Tee, 6" Rung Spacing, 36" Radius, Aluminum Cable Tray <i>For 3-5/8" Overall Height Instead Of 4-5/8", Deduct</i> <i>For 6" Overall Height Instead Of 4-5/8", Add</i>	1,176.11 -87.37 58.81	362.86
26 05 36 00-1049	EA		24" Horizontal Tee, 6" Rung Spacing, 36" Radius, Aluminum Cable Tray <i>For 3-5/8" Overall Height Instead Of 4-5/8", Deduct</i> <i>For 6" Overall Height Instead Of 4-5/8", Add</i>	1,320.82 -97.56 66.04	414.27
26 05 36 00-1050	EA		30" Horizontal Tee, 6" Rung Spacing, 36" Radius, Aluminum Cable Tray <i>For 3-5/8" Overall Height Instead Of 4-5/8", Deduct</i> <i>For 6" Overall Height Instead Of 4-5/8", Add</i>	1,542.70 -117.03 77.14	446.92
26 05 36 00-1051	EA		36" Horizontal Tee, 6" Rung Spacing, 36" Radius, Aluminum Cable Tray <i>For 3-5/8" Overall Height Instead Of 4-5/8", Deduct</i> <i>For 6" Overall Height Instead Of 4-5/8", Add</i>	1,765.59 -132.61 88.28	527.36
26 05 36 00-1052			12" Radius Vertical Tees <small>(26 05 36 00-0955)</small>		
26 05 36 00-1053	EA		6" Vertical Tee, 6" Rung Spacing, 12" Radius, Aluminum Cable Tray <i>For 3-5/8" Overall Height Instead Of 4-5/8", Deduct</i> <i>For 6" Overall Height Instead Of 4-5/8", Add</i>	808.12 -62.90 40.41	214.94
26 05 36 00-1054	EA		9" Vertical Tee, 6" Rung Spacing, 12" Radius, Aluminum Cable Tray <i>For 3-5/8" Overall Height Instead Of 4-5/8", Deduct</i> <i>For 6" Overall Height Instead Of 4-5/8", Add</i>	835.38 -64.92 41.77	223.40
26 05 36 00-1055	EA		12" Vertical Tee, 6" Rung Spacing, 12" Radius, Aluminum Cable Tray <i>For 3-5/8" Overall Height Instead Of 4-5/8", Deduct</i> <i>For 6" Overall Height Instead Of 4-5/8", Add</i>	853.45 -65.99 42.67	232.35
26 05 36 00-1056	EA		18" Vertical Tee, 6" Rung Spacing, 12" Radius, Aluminum Cable Tray <i>For 3-5/8" Overall Height Instead Of 4-5/8", Deduct</i> <i>For 6" Overall Height Instead Of 4-5/8", Add</i>	896.68 -68.64 44.83	252.31
26 05 36 00-1057	EA		24" Vertical Tee, 6" Rung Spacing, 12" Radius, Aluminum Cable Tray <i>For 3-5/8" Overall Height Instead Of 4-5/8", Deduct</i> <i>For 6" Overall Height Instead Of 4-5/8", Add</i>	955.03 -73.53 47.75	263.67
26 05 36 00-1058	EA		30" Vertical Tee, 6" Rung Spacing, 12" Radius, Aluminum Cable Tray <i>For 3-5/8" Overall Height Instead Of 4-5/8", Deduct</i> <i>For 6" Overall Height Instead Of 4-5/8", Add</i>	1,009.18 -76.73 50.46	290.28
26 05 36 00-1059	EA		36" Vertical Tee, 6" Rung Spacing, 12" Radius, Aluminum Cable Tray <i>For 3-5/8" Overall Height Instead Of 4-5/8", Deduct</i> <i>For 6" Overall Height Instead Of 4-5/8", Add</i>	1,078.88 -81.03 53.94	322.22
26 05 36 00-1060			24" Radius Vertical Tees <small>(26 05 36 00-0955)</small>		
26 05 36 00-1061	EA		6" Vertical Tee, 6" Rung Spacing, 24" Radius, Aluminum Cable Tray <i>For 3-5/8" Overall Height Instead Of 4-5/8", Deduct</i> <i>For 6" Overall Height Instead Of 4-5/8", Add</i>	1,148.97 -95.54 57.45	232.35
26 05 36 00-1062	EA		9" Vertical Tee, 6" Rung Spacing, 24" Radius, Aluminum Cable Tray <i>For 3-5/8" Overall Height Instead Of 4-5/8", Deduct</i> <i>For 6" Overall Height Instead Of 4-5/8", Add</i>	1,174.81 -97.32 58.74	241.91
26 05 36 00-1063	EA		12" Vertical Tee, 6" Rung Spacing, 24" Radius, Aluminum Cable Tray <i>For 3-5/8" Overall Height Instead Of 4-5/8", Deduct</i> <i>For 6" Overall Height Instead Of 4-5/8", Add</i>	1,202.05 -99.18 60.10	252.31
26 05 36 00-1064	EA		18" Vertical Tee, 6" Rung Spacing, 24" Radius, Aluminum Cable Tray <i>For 3-5/8" Overall Height Instead Of 4-5/8", Deduct</i> <i>For 6" Overall Height Instead Of 4-5/8", Add</i>	1,265.43 -103.50 63.27	276.62
26 05 36 00-1065	EA		24" Vertical Tee, 6" Rung Spacing, 24" Radius, Aluminum Cable Tray <i>For 3-5/8" Overall Height Instead Of 4-5/8", Deduct</i> <i>For 6" Overall Height Instead Of 4-5/8", Add</i>	1,307.99 -106.61 65.40	290.28
26 05 36 00-1066	EA		30" Vertical Tee, 6" Rung Spacing, 24" Radius, Aluminum Cable Tray <i>For 3-5/8" Overall Height Instead Of 4-5/8", Deduct</i> <i>For 6" Overall Height Instead Of 4-5/8", Add</i>	1,380.97 -111.24 69.05	322.22
26 05 36 00-1067	EA		36" Vertical Tee, 6" Rung Spacing, 24" Radius, Aluminum Cable Tray <i>For 3-5/8" Overall Height Instead Of 4-5/8", Deduct</i> <i>For 6" Overall Height Instead Of 4-5/8", Add</i>	1,524.17 -122.18 76.21	362.86
26 05 36 00-1068			36" Radius Vertical Tees <small>(26 05 36 00-0955)</small>		
26 05 36 00-1069	EA		6" Vertical Tee, 6" Rung Spacing, 36" Radius, Aluminum Cable Tray <i>For 3-5/8" Overall Height Instead Of 4-5/8", Deduct</i> <i>For 6" Overall Height Instead Of 4-5/8", Add</i>	1,869.77 -165.95 93.49	252.31



MINOR	CSI	UOM	DESCRIPTION	TOTAL DIRECT UNIT COST	DEMOLITION UNIT COST
26 05 36 00-1070	EA		9" Vertical Tee, 6" Rung Spacing, 36" Radius, Aluminum Cable Tray <i>For 3-5/8" Overall Height Instead Of 4-5/8", Deduct</i> <i>For 6" Overall Height Instead Of 4-5/8", Add</i>	1,907.53 -168.78 95.38	263.67
26 05 36 00-1071	EA		12" Vertical Tee, 6" Rung Spacing, 36" Radius, Aluminum Cable Tray <i>For 3-5/8" Overall Height Instead Of 4-5/8", Deduct</i> <i>For 6" Overall Height Instead Of 4-5/8", Add</i>	1,947.79 -171.73 97.39	276.62
26 05 36 00-1072	EA		18" Vertical Tee, 6" Rung Spacing, 36" Radius, Aluminum Cable Tray <i>For 3-5/8" Overall Height Instead Of 4-5/8", Deduct</i> <i>For 6" Overall Height Instead Of 4-5/8", Add</i>	2,014.75 -176.02 100.74	305.41
26 05 36 00-1073	EA		24" Vertical Tee, 6" Rung Spacing, 36" Radius, Aluminum Cable Tray <i>For 3-5/8" Overall Height Instead Of 4-5/8", Deduct</i> <i>For 6" Overall Height Instead Of 4-5/8", Add</i>	2,061.59 -179.30 103.08	322.22
26 05 36 00-1074	EA		30" Vertical Tee, 6" Rung Spacing, 36" Radius, Aluminum Cable Tray <i>For 3-5/8" Overall Height Instead Of 4-5/8", Deduct</i> <i>For 6" Overall Height Instead Of 4-5/8", Add</i>	2,185.72 -188.33 109.29	362.86
26 05 36 00-1075	EA		36" Vertical Tee, 6" Rung Spacing, 36" Radius, Aluminum Cable Tray <i>For 3-5/8" Overall Height Instead Of 4-5/8", Deduct</i> <i>For 6" Overall Height Instead Of 4-5/8", Add</i>	2,290.13 -194.49 114.51	414.27
26 05 36 00-1076			12" Radius Horizontal Crosses (26 05 36 00-0955)		
26 05 36 00-1077	EA		6" Horizontal Cross, 6" Rung Spacing, 12" Radius, Aluminum Cable Tray <i>For 3-5/8" Overall Height Instead Of 4-5/8", Deduct</i> <i>For 6" Overall Height Instead Of 4-5/8", Add</i>	762.91 -52.10 38.15	290.28
26 05 36 00-1078	EA		9" Horizontal Cross, 6" Rung Spacing, 12" Radius, Aluminum Cable Tray <i>For 3-5/8" Overall Height Instead Of 4-5/8", Deduct</i> <i>For 6" Overall Height Instead Of 4-5/8", Add</i>	817.72 -56.32 40.89	305.41
26 05 36 00-1079	EA		12" Horizontal Cross, 6" Rung Spacing, 12" Radius, Aluminum Cable Tray <i>For 3-5/8" Overall Height Instead Of 4-5/8", Deduct</i> <i>For 6" Overall Height Instead Of 4-5/8", Add</i>	849.03 -58.05 42.45	322.22
26 05 36 00-1080	EA		18" Horizontal Cross, 6" Rung Spacing, 12" Radius, Aluminum Cable Tray <i>For 3-5/8" Overall Height Instead Of 4-5/8", Deduct</i> <i>For 6" Overall Height Instead Of 4-5/8", Add</i>	947.07 -66.23 47.35	341.70
26 05 36 00-1081	EA		24" Horizontal Cross, 6" Rung Spacing, 12" Radius, Aluminum Cable Tray <i>For 3-5/8" Overall Height Instead Of 4-5/8", Deduct</i> <i>For 6" Overall Height Instead Of 4-5/8", Add</i>	1,035.49 -71.31 51.77	386.81
26 05 36 00-1082	EA		30" Horizontal Cross, 6" Rung Spacing, 12" Radius, Aluminum Cable Tray <i>For 3-5/8" Overall Height Instead Of 4-5/8", Deduct</i> <i>For 6" Overall Height Instead Of 4-5/8", Add</i>	1,150.07 -80.49 57.50	414.27
26 05 36 00-1083	EA		36" Horizontal Cross, 6" Rung Spacing, 12" Radius, Aluminum Cable Tray <i>For 3-5/8" Overall Height Instead Of 4-5/8", Deduct</i> <i>For 6" Overall Height Instead Of 4-5/8", Add</i>	1,319.42 -94.70 65.97	446.92
26 05 36 00-1084			24" Radius Horizontal Crosses (26 05 36 00-0955)		
26 05 36 00-1085	EA		6" Horizontal Cross, 6" Rung Spacing, 24" Radius, Aluminum Cable Tray <i>For 3-5/8" Overall Height Instead Of 4-5/8", Deduct</i> <i>For 6" Overall Height Instead Of 4-5/8", Add</i>	1,072.31 -80.38 53.62	322.22
26 05 36 00-1086	EA		9" Horizontal Cross, 6" Rung Spacing, 24" Radius, Aluminum Cable Tray <i>For 3-5/8" Overall Height Instead Of 4-5/8", Deduct</i> <i>For 6" Overall Height Instead Of 4-5/8", Add</i>	1,121.10 -83.64 56.06	341.70
26 05 36 00-1087	EA		12" Horizontal Cross, 6" Rung Spacing, 24" Radius, Aluminum Cable Tray <i>For 3-5/8" Overall Height Instead Of 4-5/8", Deduct</i> <i>For 6" Overall Height Instead Of 4-5/8", Add</i>	1,172.83 -87.04 58.64	362.86
26 05 36 00-1088	EA		18" Horizontal Cross, 6" Rung Spacing, 24" Radius, Aluminum Cable Tray <i>For 3-5/8" Overall Height Instead Of 4-5/8", Deduct</i> <i>For 6" Overall Height Instead Of 4-5/8", Add</i>	1,242.35 -92.00 62.12	386.81
26 05 36 00-1089	EA		24" Horizontal Cross, 6" Rung Spacing, 24" Radius, Aluminum Cable Tray <i>For 3-5/8" Overall Height Instead Of 4-5/8", Deduct</i> <i>For 6" Overall Height Instead Of 4-5/8", Add</i>	1,394.94 -102.25 69.75	446.92
26 05 36 00-1090	EA		30" Horizontal Cross, 6" Rung Spacing, 24" Radius, Aluminum Cable Tray <i>For 3-5/8" Overall Height Instead Of 4-5/8", Deduct</i> <i>For 6" Overall Height Instead Of 4-5/8", Add</i>	1,502.48 -109.93 75.12	483.81
26 05 36 00-1091	EA		36" Horizontal Cross, 6" Rung Spacing, 24" Radius, Aluminum Cable Tray <i>For 3-5/8" Overall Height Instead Of 4-5/8", Deduct</i> <i>For 6" Overall Height Instead Of 4-5/8", Add</i>	1,663.80 -122.43 83.19	527.36
26 05 36 00-1092			36" Radius Horizontal Crosses (26 05 36 00-0955)		
26 05 36 00-1093	EA		6" Horizontal Cross, 6" Rung Spacing, 36" Radius, Aluminum Cable Tray <i>For 3-5/8" Overall Height Instead Of 4-5/8", Deduct</i> <i>For 6" Overall Height Instead Of 4-5/8", Add</i>	1,235.22 -93.28 61.76	362.86
26 05 36 00-1094	EA		9" Horizontal Cross, 6" Rung Spacing, 36" Radius, Aluminum Cable Tray <i>For 3-5/8" Overall Height Instead Of 4-5/8", Deduct</i> <i>For 6" Overall Height Instead Of 4-5/8", Add</i>	1,301.46 -97.91 65.07	386.81
26 05 36 00-1095	EA		12" Horizontal Cross, 6" Rung Spacing, 36" Radius, Aluminum Cable Tray <i>For 3-5/8" Overall Height Instead Of 4-5/8", Deduct</i> <i>For 6" Overall Height Instead Of 4-5/8", Add</i>	1,386.49 -104.13 69.32	414.27
26 05 36 00-1096	EA		18" Horizontal Cross, 6" Rung Spacing, 36" Radius, Aluminum Cable Tray <i>For 3-5/8" Overall Height Instead Of 4-5/8", Deduct</i> <i>For 6" Overall Height Instead Of 4-5/8", Add</i>	1,486.88 -111.45 74.34	446.92
26 05 36 00-1097	EA		24" Horizontal Cross, 6" Rung Spacing, 36" Radius, Aluminum Cable Tray <i>For 3-5/8" Overall Height Instead Of 4-5/8", Deduct</i> <i>For 6" Overall Height Instead Of 4-5/8", Add</i>	1,798.42 -135.89 89.92	527.36



MINOR CSI UOM DESCRIPTION	TOTAL DIRECT UNIT COST	DEMOLITION UNIT COST
26 05 36 00-1098 EA 30" Horizontal Cross, 6" Rung Spacing, 36" Radius, Aluminum Cable Tray..... <i>For 3-5/8" Overall Height Instead Of 4-5/8", Deduct</i> <i>For 6" Overall Height Instead Of 4-5/8", Add</i>	1,983.99 -150.10 99.20	579.60
26 05 36 00-1099 EA 36" Horizontal Cross, 6" Rung Spacing, 36" Radius, Aluminum Cable Tray..... <i>For 3-5/8" Overall Height Instead Of 4-5/8", Deduct</i> <i>For 6" Overall Height Instead Of 4-5/8", Add</i>	2,208.93 -167.09 110.45	645.65
26 05 36 00-1100 12" Radius Vertical Crosses <small>(26 05 36 00-0955)</small>		
26 05 36 00-1101 EA 6" Vertical Cross, 6" Rung Spacing, 12" Radius, Aluminum Cable Tray..... <i>For 3-5/8" Overall Height Instead Of 4-5/8", Deduct</i> <i>For 6" Overall Height Instead Of 4-5/8", Add</i>	762.91 -52.10 38.15	290.28
26 05 36 00-1102 EA 9" Vertical Cross, 6" Rung Spacing, 12" Radius, Aluminum Cable Tray..... <i>For 3-5/8" Overall Height Instead Of 4-5/8", Deduct</i> <i>For 6" Overall Height Instead Of 4-5/8", Add</i>	817.90 -56.33 40.90	305.53
26 05 36 00-1103 EA 12" Vertical Cross, 6" Rung Spacing, 12" Radius, Aluminum Cable Tray..... <i>For 3-5/8" Overall Height Instead Of 4-5/8", Deduct</i> <i>For 6" Overall Height Instead Of 4-5/8", Add</i>	848.94 -58.04 42.45	322.22
26 05 36 00-1104 EA 18" Vertical Cross, 6" Rung Spacing, 12" Radius, Aluminum Cable Tray..... <i>For 3-5/8" Overall Height Instead Of 4-5/8", Deduct</i> <i>For 6" Overall Height Instead Of 4-5/8", Add</i>	947.28 -66.24 47.36	341.82
26 05 36 00-1105 EA 24" Vertical Cross, 6" Rung Spacing, 12" Radius, Aluminum Cable Tray..... <i>For 3-5/8" Overall Height Instead Of 4-5/8", Deduct</i> <i>For 6" Overall Height Instead Of 4-5/8", Add</i>	1,035.49 -71.31 51.77	386.81
26 05 36 00-1106 EA 30" Vertical Cross, 6" Rung Spacing, 12" Radius, Aluminum Cable Tray..... <i>For 3-5/8" Overall Height Instead Of 4-5/8", Deduct</i> <i>For 6" Overall Height Instead Of 4-5/8", Add</i>	1,150.39 -80.50 57.52	414.39
26 05 36 00-1107 EA 36" Vertical Cross, 6" Rung Spacing, 12" Radius, Aluminum Cable Tray..... <i>For 3-5/8" Overall Height Instead Of 4-5/8", Deduct</i> <i>For 6" Overall Height Instead Of 4-5/8", Add</i>	1,318.50 -94.66 65.93	446.32
26 05 36 00-1108 24" Radius Vertical Crosses <small>(26 05 36 00-0955)</small>		
26 05 36 00-1109 EA 6" Vertical Cross, 6" Rung Spacing, 24" Radius, Aluminum Cable Tray..... <i>For 3-5/8" Overall Height Instead Of 4-5/8", Deduct</i> <i>For 6" Overall Height Instead Of 4-5/8", Add</i>	1,072.31 -80.38 53.62	322.22
26 05 36 00-1110 EA 9" Vertical Cross, 6" Rung Spacing, 24" Radius, Aluminum Cable Tray..... <i>For 3-5/8" Overall Height Instead Of 4-5/8", Deduct</i> <i>For 6" Overall Height Instead Of 4-5/8", Add</i>	1,121.10 -83.64 56.06	341.70
26 05 36 00-1111 EA 12" Vertical Cross, 6" Rung Spacing, 24" Radius, Aluminum Cable Tray..... <i>For 3-5/8" Overall Height Instead Of 4-5/8", Deduct</i> <i>For 6" Overall Height Instead Of 4-5/8", Add</i>	1,172.83 -87.04 58.64	362.86
26 05 36 00-1112 EA 18" Vertical Cross, 6" Rung Spacing, 24" Radius, Aluminum Cable Tray..... <i>For 3-5/8" Overall Height Instead Of 4-5/8", Deduct</i> <i>For 6" Overall Height Instead Of 4-5/8", Add</i>	1,242.35 -92.00 62.12	386.81
26 05 36 00-1113 EA 24" Vertical Cross, 6" Rung Spacing, 24" Radius, Aluminum Cable Tray..... <i>For 3-5/8" Overall Height Instead Of 4-5/8", Deduct</i> <i>For 6" Overall Height Instead Of 4-5/8", Add</i>	1,394.94 -102.25 69.75	446.92
26 05 36 00-1114 EA 30" Vertical Cross, 6" Rung Spacing, 24" Radius, Aluminum Cable Tray..... <i>For 3-5/8" Overall Height Instead Of 4-5/8", Deduct</i> <i>For 6" Overall Height Instead Of 4-5/8", Add</i>	1,502.48 -109.93 75.12	483.81
26 05 36 00-1115 EA 36" Vertical Cross, 6" Rung Spacing, 24" Radius, Aluminum Cable Tray..... <i>For 3-5/8" Overall Height Instead Of 4-5/8", Deduct</i> <i>For 6" Overall Height Instead Of 4-5/8", Add</i>	1,663.80 -122.43 83.19	527.36
26 05 36 00-1116 36" Radius Vertical Crosses <small>(26 05 36 00-0955)</small>		
26 05 36 00-1117 EA 6" Vertical Cross, 6" Rung Spacing, 36" Radius, Aluminum Cable Tray..... <i>For 3-5/8" Overall Height Instead Of 4-5/8", Deduct</i> <i>For 6" Overall Height Instead Of 4-5/8", Add</i>	1,518.92 -121.65 75.95	362.86
26 05 36 00-1118 EA 9" Vertical Cross, 6" Rung Spacing, 36" Radius, Aluminum Cable Tray..... <i>For 3-5/8" Overall Height Instead Of 4-5/8", Deduct</i> <i>For 6" Overall Height Instead Of 4-5/8", Add</i>	1,596.98 -127.46 79.85	386.81
26 05 36 00-1119 EA 12" Vertical Cross, 6" Rung Spacing, 36" Radius, Aluminum Cable Tray..... <i>For 3-5/8" Overall Height Instead Of 4-5/8", Deduct</i> <i>For 6" Overall Height Instead Of 4-5/8", Add</i>	1,699.74 -135.46 84.99	414.27
26 05 36 00-1120 EA 18" Vertical Cross, 6" Rung Spacing, 36" Radius, Aluminum Cable Tray..... <i>For 3-5/8" Overall Height Instead Of 4-5/8", Deduct</i> <i>For 6" Overall Height Instead Of 4-5/8", Add</i>	1,820.82 -144.84 91.04	446.92
26 05 36 00-1121 EA 24" Vertical Cross, 6" Rung Spacing, 36" Radius, Aluminum Cable Tray..... <i>For 3-5/8" Overall Height Instead Of 4-5/8", Deduct</i> <i>For 6" Overall Height Instead Of 4-5/8", Add</i>	2,212.16 -177.27 110.61	527.36
26 05 36 00-1122 EA 30" Vertical Cross, 6" Rung Spacing, 36" Radius, Aluminum Cable Tray..... <i>For 3-5/8" Overall Height Instead Of 4-5/8", Deduct</i> <i>For 6" Overall Height Instead Of 4-5/8", Add</i>	2,442.05 -195.90 122.10	579.60
26 05 36 00-1123 EA 36" Vertical Cross, 6" Rung Spacing, 36" Radius, Aluminum Cable Tray..... <i>For 3-5/8" Overall Height Instead Of 4-5/8", Deduct</i> <i>For 6" Overall Height Instead Of 4-5/8", Add</i>	2,718.70 -218.07 135.94	645.65
26 05 36 00-1124 9" Rung Tray Fittings <small>(26 05 36 00-0744)</small>		
26 05 36 00-1125 90 Degree, 12" Radius Horizontal Elbows <small>(26 05 36 00-1124)</small>		

26 Electrical
26 05 Common Work Results for Electrical
26 05 36 Cable Trays for Electrical Systems



MINOR	CSI	UOM	DESCRIPTION	TOTAL DIRECT UNIT COST	DEMOLITION UNIT COST
26 05 36 00-1126	EA		6" Horizontal 90 Degree Elbow, 9" Rung Spacing, 12" Radius, Aluminum Cable Tray..... <i>For 3-5/8" Overall Height Instead Of 4-5/8", Deduct</i> <i>For 6" Overall Height Instead Of 4-5/8", Add</i>	310.21 -20.91 15.51	121.32
26 05 36 00-1127	EA		9" Horizontal 90 Degree Elbow, 9" Rung Spacing, 12" Radius, Aluminum Cable Tray..... <i>For 3-5/8" Overall Height Instead Of 4-5/8", Deduct</i> <i>For 6" Overall Height Instead Of 4-5/8", Add</i>	341.12 -22.60 17.06	138.13
26 05 36 00-1128	EA		12" Horizontal 90 Degree Elbow, 9" Rung Spacing, 12" Radius, Aluminum Cable Tray..... <i>For 3-5/8" Overall Height Instead Of 4-5/8", Deduct</i> <i>For 6" Overall Height Instead Of 4-5/8", Add</i>	385.87 -25.86 19.29	152.77
26 05 36 00-1129	EA		18" Horizontal 90 Degree Elbow, 9" Rung Spacing, 12" Radius, Aluminum Cable Tray..... <i>For 3-5/8" Overall Height Instead Of 4-5/8", Deduct</i> <i>For 6" Overall Height Instead Of 4-5/8", Add</i>	459.82 -30.38 22.99	187.23
26 05 36 00-1130	EA		24" Horizontal 90 Degree Elbow, 9" Rung Spacing, 12" Radius, Aluminum Cable Tray..... <i>For 3-5/8" Overall Height Instead Of 4-5/8", Deduct</i> <i>For 6" Overall Height Instead Of 4-5/8", Add</i>	541.60 -36.25 27.08	214.94
26 05 36 00-1131	EA		30" Horizontal 90 Degree Elbow, 9" Rung Spacing, 12" Radius, Aluminum Cable Tray..... <i>For 3-5/8" Overall Height Instead Of 4-5/8", Deduct</i> <i>For 6" Overall Height Instead Of 4-5/8", Add</i>	597.45 -39.59 29.87	241.91
26 05 36 00-1132	EA		36" Horizontal 90 Degree Elbow, 9" Rung Spacing, 12" Radius, Aluminum Cable Tray..... <i>For 3-5/8" Overall Height Instead Of 4-5/8", Deduct</i> <i>For 6" Overall Height Instead Of 4-5/8", Add</i>	696.13 -46.57 34.81	276.50
26 05 36 00-1133			90 Degree, 24" Radius Horizontal Elbows <small>(26 05 36 00-1124)</small>		
26 05 36 00-1134	EA		6" Horizontal 90 Degree Elbow, 9" Rung Spacing, 24" Radius, Aluminum Cable Tray..... <i>For 3-5/8" Overall Height Instead Of 4-5/8", Deduct</i> <i>For 6" Overall Height Instead Of 4-5/8", Add</i>	401.82 -29.67 20.09	126.15
26 05 36 00-1135	EA		9" Horizontal 90 Degree Elbow, 9" Rung Spacing, 24" Radius, Aluminum Cable Tray..... <i>For 3-5/8" Overall Height Instead Of 4-5/8", Deduct</i> <i>For 6" Overall Height Instead Of 4-5/8", Add</i>	441.47 -32.06 22.07	145.02
26 05 36 00-1136	EA		12" Horizontal 90 Degree Elbow, 9" Rung Spacing, 24" Radius, Aluminum Cable Tray..... <i>For 3-5/8" Overall Height Instead Of 4-5/8", Deduct</i> <i>For 6" Overall Height Instead Of 4-5/8", Add</i>	478.12 -34.37 23.91	161.23
26 05 36 00-1137	EA		18" Horizontal 90 Degree Elbow, 9" Rung Spacing, 24" Radius, Aluminum Cable Tray..... <i>For 3-5/8" Overall Height Instead Of 4-5/8", Deduct</i> <i>For 6" Overall Height Instead Of 4-5/8", Add</i>	560.87 -39.40 28.04	200.29
26 05 36 00-1138	EA		24" Horizontal 90 Degree Elbow, 9" Rung Spacing, 24" Radius, Aluminum Cable Tray..... <i>For 3-5/8" Overall Height Instead Of 4-5/8", Deduct</i> <i>For 6" Overall Height Instead Of 4-5/8", Add</i>	636.19 -44.26 31.81	232.35
26 05 36 00-1139	EA		30" Horizontal 90 Degree Elbow, 9" Rung Spacing, 24" Radius, Aluminum Cable Tray..... <i>For 3-5/8" Overall Height Instead Of 4-5/8", Deduct</i> <i>For 6" Overall Height Instead Of 4-5/8", Add</i>	711.77 -49.20 35.59	263.67
26 05 36 00-1140	EA		36" Horizontal 90 Degree Elbow, 9" Rung Spacing, 24" Radius, Aluminum Cable Tray..... <i>For 3-5/8" Overall Height Instead Of 4-5/8", Deduct</i> <i>For 6" Overall Height Instead Of 4-5/8", Add</i>	815.53 -56.10 40.78	305.41
26 05 36 00-1141			90 Degree, 36" Radius Horizontal Elbows <small>(26 05 36 00-1124)</small>		
26 05 36 00-1142	EA		6" Horizontal 90 Degree Elbow, 9" Rung Spacing, 36" Radius, Aluminum Cable Tray..... <i>For 3-5/8" Overall Height Instead Of 4-5/8", Deduct</i> <i>For 6" Overall Height Instead Of 4-5/8", Add</i>	430.46 -32.06 21.52	131.84
26 05 36 00-1143	EA		9" Horizontal 90 Degree Elbow, 9" Rung Spacing, 36" Radius, Aluminum Cable Tray..... <i>For 3-5/8" Overall Height Instead Of 4-5/8", Deduct</i> <i>For 6" Overall Height Instead Of 4-5/8", Add</i>	470.48 -34.33 23.52	152.64
26 05 36 00-1144	EA		12" Horizontal 90 Degree Elbow, 9" Rung Spacing, 36" Radius, Aluminum Cable Tray..... <i>For 3-5/8" Overall Height Instead Of 4-5/8", Deduct</i> <i>For 6" Overall Height Instead Of 4-5/8", Add</i>	525.53 -38.32 26.28	170.79
26 05 36 00-1145	EA		18" Horizontal 90 Degree Elbow, 9" Rung Spacing, 36" Radius, Aluminum Cable Tray..... <i>For 3-5/8" Overall Height Instead Of 4-5/8", Deduct</i> <i>For 6" Overall Height Instead Of 4-5/8", Add</i>	629.17 -45.00 31.46	214.94
26 05 36 00-1146	EA		24" Horizontal 90 Degree Elbow, 9" Rung Spacing, 36" Radius, Aluminum Cable Tray..... <i>For 3-5/8" Overall Height Instead Of 4-5/8", Deduct</i> <i>For 6" Overall Height Instead Of 4-5/8", Add</i>	727.03 -51.68 36.35	252.31
26 05 36 00-1147	EA		30" Horizontal 90 Degree Elbow, 9" Rung Spacing, 36" Radius, Aluminum Cable Tray..... <i>For 3-5/8" Overall Height Instead Of 4-5/8", Deduct</i> <i>For 6" Overall Height Instead Of 4-5/8", Add</i>	820.38 -57.85 41.02	290.28
26 05 36 00-1148	EA		36" Horizontal 90 Degree Elbow, 9" Rung Spacing, 36" Radius, Aluminum Cable Tray..... <i>For 3-5/8" Overall Height Instead Of 4-5/8", Deduct</i> <i>For 6" Overall Height Instead Of 4-5/8", Add</i>	954.21 -67.00 47.71	341.09
26 05 36 00-1149			45 Degree, 12" Radius Horizontal Elbows <small>(26 05 36 00-1124)</small>		
26 05 36 00-1150	EA		6" Horizontal 45 Degree Elbow, 9" Rung Spacing, 12" Radius, Aluminum Cable Tray..... <i>For 60 Degree Bend, Deduct</i> <i>For 30 Degree Bend, Deduct</i> <i>For 3-5/8" Overall Height Instead Of 4-5/8", Deduct</i> <i>For 6" Overall Height Instead Of 4-5/8", Add</i>	217.64 -38.13 -68.43 -14.44 10.88	87.93
26 05 36 00-1151	EA		9" Horizontal 45 Degree Elbow, 9" Rung Spacing, 12" Radius, Aluminum Cable Tray..... <i>For 60 Degree Bend, Deduct</i> <i>For 30 Degree Bend, Deduct</i> <i>For 3-5/8" Overall Height Instead Of 4-5/8", Deduct</i> <i>For 6" Overall Height Instead Of 4-5/8", Add</i>	249.58 -41.95 -75.77 -16.17 12.48	105.47



MINOR CSI UOM DESCRIPTION	TOTAL DIRECT UNIT COST	DEMOLITION UNIT COST
26 05 36 00-1152 EA 12" Horizontal 45 Degree Elbow, 9" Rung Spacing, 12" Radius, Aluminum Cable Tray.....	278.21	120.96
<i>For 60 Degree Bend, Deduct</i>	-45.44	
<i>For 30 Degree Bend, Deduct</i>	-82.46	
<i>For 3-5/8" Overall Height Instead Of 4-5/8", Deduct</i>	-17.74	
<i>For 6" Overall Height Instead Of 4-5/8", Add</i>	13.91	
26 05 36 00-1153 EA 18" Horizontal 45 Degree Elbow, 9" Rung Spacing, 12" Radius, Aluminum Cable Tray.....	345.04	152.89
<i>For 60 Degree Bend, Deduct</i>	-55.27	
<i>For 30 Degree Bend, Deduct</i>	-100.61	
<i>For 3-5/8" Overall Height Instead Of 4-5/8", Deduct</i>	-21.77	
<i>For 6" Overall Height Instead Of 4-5/8", Add</i>	17.25	
26 05 36 00-1154 EA 24" Horizontal 45 Degree Elbow, 9" Rung Spacing, 12" Radius, Aluminum Cable Tray.....	424.25	187.23
<i>For 60 Degree Bend, Deduct</i>	-68.23	
<i>For 30 Degree Bend, Deduct</i>	-124.12	
<i>For 3-5/8" Overall Height Instead Of 4-5/8", Deduct</i>	-26.82	
<i>For 6" Overall Height Instead Of 4-5/8", Add</i>	21.21	
26 05 36 00-1155 EA 30" Horizontal 45 Degree Elbow, 9" Rung Spacing, 12" Radius, Aluminum Cable Tray.....	486.88	214.94
<i>For 60 Degree Bend, Deduct</i>	-78.27	
<i>For 30 Degree Bend, Deduct</i>	-142.39	
<i>For 3-5/8" Overall Height Instead Of 4-5/8", Deduct</i>	-30.77	
<i>For 6" Overall Height Instead Of 4-5/8", Add</i>	24.34	
26 05 36 00-1156 EA 36" Horizontal 45 Degree Elbow, 9" Rung Spacing, 12" Radius, Aluminum Cable Tray.....	554.64	252.31
<i>For 60 Degree Bend, Deduct</i>	-86.30	
<i>For 30 Degree Bend, Deduct</i>	-157.86	
<i>For 3-5/8" Overall Height Instead Of 4-5/8", Deduct</i>	-34.44	
<i>For 6" Overall Height Instead Of 4-5/8", Add</i>	27.73	
26 05 36 00-1157 45 Degree, 24" Radius Horizontal Elbows <small>(26 05 36 00-1124)</small>		
26 05 36 00-1158 EA 6" Horizontal 45 Degree Elbow, 9" Rung Spacing, 24" Radius, Aluminum Cable Tray.....	246.88	90.71
<i>For 60 Degree Bend, Deduct</i>	-46.72	
<i>For 30 Degree Bend, Deduct</i>	-82.90	
<i>For 3-5/8" Overall Height Instead Of 4-5/8", Deduct</i>	-17.13	
<i>For 6" Overall Height Instead Of 4-5/8", Add</i>	12.34	
26 05 36 00-1159 EA 9" Horizontal 45 Degree Elbow, 9" Rung Spacing, 24" Radius, Aluminum Cable Tray.....	288.98	109.34
<i>For 60 Degree Bend, Deduct</i>	-53.44	
<i>For 30 Degree Bend, Deduct</i>	-95.15	
<i>For 3-5/8" Overall Height Instead Of 4-5/8", Deduct</i>	-19.79	
<i>For 6" Overall Height Instead Of 4-5/8", Add</i>	14.45	
26 05 36 00-1160 EA 12" Horizontal 45 Degree Elbow, 9" Rung Spacing, 24" Radius, Aluminum Cable Tray.....	319.88	126.28
<i>For 60 Degree Bend, Deduct</i>	-57.16	
<i>For 30 Degree Bend, Deduct</i>	-102.28	
<i>For 3-5/8" Overall Height Instead Of 4-5/8", Deduct</i>	-21.47	
<i>For 6" Overall Height Instead Of 4-5/8", Add</i>	15.99	
26 05 36 00-1161 EA 18" Horizontal 45 Degree Elbow, 9" Rung Spacing, 24" Radius, Aluminum Cable Tray.....	386.45	161.23
<i>For 60 Degree Bend, Deduct</i>	-65.71	
<i>For 30 Degree Bend, Deduct</i>	-118.47	
<i>For 3-5/8" Overall Height Instead Of 4-5/8", Deduct</i>	-25.21	
<i>For 6" Overall Height Instead Of 4-5/8", Add</i>	19.32	
26 05 36 00-1162 EA 24" Horizontal 45 Degree Elbow, 9" Rung Spacing, 24" Radius, Aluminum Cable Tray.....	470.58	200.29
<i>For 60 Degree Bend, Deduct</i>	-78.53	
<i>For 30 Degree Bend, Deduct</i>	-142.00	
<i>For 3-5/8" Overall Height Instead Of 4-5/8", Deduct</i>	-30.37	
<i>For 6" Overall Height Instead Of 4-5/8", Add</i>	23.53	
26 05 36 00-1163 EA 30" Horizontal 45 Degree Elbow, 9" Rung Spacing, 24" Radius, Aluminum Cable Tray.....	551.36	232.35
<i>For 60 Degree Bend, Deduct</i>	-92.90	
<i>For 30 Degree Bend, Deduct</i>	-167.74	
<i>For 3-5/8" Overall Height Instead Of 4-5/8", Deduct</i>	-35.78	
<i>For 6" Overall Height Instead Of 4-5/8", Add</i>	27.57	
26 05 36 00-1164 EA 36" Horizontal 45 Degree Elbow, 9" Rung Spacing, 24" Radius, Aluminum Cable Tray.....	633.34	276.62
<i>For 60 Degree Bend, Deduct</i>	-102.98	
<i>For 30 Degree Bend, Deduct</i>	-187.00	
<i>For 3-5/8" Overall Height Instead Of 4-5/8", Deduct</i>	-40.29	
<i>For 6" Overall Height Instead Of 4-5/8", Add</i>	31.67	
26 05 36 00-1165 45 Degree, 36" Radius Horizontal Elbows <small>(26 05 36 00-1124)</small>		
26 05 36 00-1166 EA 6" Horizontal 45 Degree Elbow, 9" Rung Spacing, 36" Radius, Aluminum Cable Tray.....	284.56	93.62
<i>For 60 Degree Bend, Deduct</i>	-58.04	
<i>For 30 Degree Bend, Deduct</i>	-101.93	
<i>For 3-5/8" Overall Height Instead Of 4-5/8", Deduct</i>	-20.66	
<i>For 6" Overall Height Instead Of 4-5/8", Add</i>	14.23	
26 05 36 00-1167 EA 9" Horizontal 45 Degree Elbow, 9" Rung Spacing, 36" Radius, Aluminum Cable Tray.....	320.80	113.69
<i>For 60 Degree Bend, Deduct</i>	-62.29	
<i>For 30 Degree Bend, Deduct</i>	-110.13	
<i>For 3-5/8" Overall Height Instead Of 4-5/8", Deduct</i>	-22.61	
<i>For 6" Overall Height Instead Of 4-5/8", Add</i>	16.04	
26 05 36 00-1168 EA 12" Horizontal 45 Degree Elbow, 9" Rung Spacing, 36" Radius, Aluminum Cable Tray.....	354.00	131.96
<i>For 60 Degree Bend, Deduct</i>	-66.24	
<i>For 30 Degree Bend, Deduct</i>	-117.73	
<i>For 3-5/8" Overall Height Instead Of 4-5/8", Deduct</i>	-24.40	
<i>For 6" Overall Height Instead Of 4-5/8", Add</i>	17.70	
26 05 36 00-1169 EA 18" Horizontal 45 Degree Elbow, 9" Rung Spacing, 36" Radius, Aluminum Cable Tray.....	432.49	170.79
<i>For 60 Degree Bend, Deduct</i>	-77.23	
<i>For 30 Degree Bend, Deduct</i>	-138.21	
<i>For 3-5/8" Overall Height Instead Of 4-5/8", Deduct</i>	-29.01	
<i>For 6" Overall Height Instead Of 4-5/8", Add</i>	21.62	

26 Electrical
26 05 Common Work Results for Electrical
26 05 36 Cable Trays for Electrical Systems



MINOR CSI	UOM	DESCRIPTION	TOTAL DIRECT UNIT COST	DEMOLITION UNIT COST
26 05 36 00-1170	EA	24" Horizontal 45 Degree Elbow, 9" Rung Spacing, 36" Radius, Aluminum Cable Tray.....	538.87	214.94
		<i>For 60 Degree Bend, Deduct</i>	-95.43	
		<i>For 30 Degree Bend, Deduct</i>	-170.98	
		<i>For 3-5/8" Overall Height Instead Of 4-5/8", Deduct</i>	-35.97	
		<i>For 6" Overall Height Instead Of 4-5/8", Add</i>	26.94	
26 05 36 00-1171	EA	30" Horizontal 45 Degree Elbow, 9" Rung Spacing, 36" Radius, Aluminum Cable Tray.....	612.10	252.31
		<i>For 60 Degree Bend, Deduct</i>	-105.26	
		<i>For 30 Degree Bend, Deduct</i>	-189.46	
		<i>For 3-5/8" Overall Height Instead Of 4-5/8", Deduct</i>	-40.18	
		<i>For 6" Overall Height Instead Of 4-5/8", Add</i>	30.61	
26 05 36 00-1172	EA	36" Horizontal 45 Degree Elbow, 9" Rung Spacing, 36" Radius, Aluminum Cable Tray.....	719.76	305.41
		<i>For 60 Degree Bend, Deduct</i>	-120.44	
		<i>For 30 Degree Bend, Deduct</i>	-217.70	
		<i>For 3-5/8" Overall Height Instead Of 4-5/8", Deduct</i>	-46.52	
		<i>For 6" Overall Height Instead Of 4-5/8", Add</i>	35.99	
26 05 36 00-1173		90 Degree, 12" Radius Vertical Risers <small>(26 05 36 00-1124)</small>		
26 05 36 00-1174	EA	6" Vertical Riser 90 Degree, 9" Rung Spacing, 12" Radius, Aluminum Cable Tray	352.09	120.96
		<i>For 3-5/8" Overall Height Instead Of 4-5/8", Deduct</i>	-25.13	
		<i>For 6" Overall Height Instead Of 4-5/8", Add</i>	17.60	
26 05 36 00-1175	EA	9" Vertical Riser 90 Degree, 9" Rung Spacing, 12" Radius, Aluminum Cable Tray	389.01	138.13
		<i>For 3-5/8" Overall Height Instead Of 4-5/8", Deduct</i>	-27.39	
		<i>For 6" Overall Height Instead Of 4-5/8", Add</i>	19.45	
26 05 36 00-1176	EA	12" Vertical Riser 90 Degree, 9" Rung Spacing, 12" Radius, Aluminum Cable Tray	415.97	152.77
		<i>For 3-5/8" Overall Height Instead Of 4-5/8", Deduct</i>	-28.87	
		<i>For 6" Overall Height Instead Of 4-5/8", Add</i>	20.80	
26 05 36 00-1177	EA	18" Vertical Riser 90 Degree, 9" Rung Spacing, 12" Radius, Aluminum Cable Tray	478.98	187.23
		<i>For 3-5/8" Overall Height Instead Of 4-5/8", Deduct</i>	-32.30	
		<i>For 6" Overall Height Instead Of 4-5/8", Add</i>	23.95	
26 05 36 00-1178	EA	24" Vertical Riser 90 Degree, 9" Rung Spacing, 12" Radius, Aluminum Cable Tray	533.39	214.94
		<i>For 3-5/8" Overall Height Instead Of 4-5/8", Deduct</i>	-35.43	
		<i>For 6" Overall Height Instead Of 4-5/8", Add</i>	26.67	
26 05 36 00-1179	EA	30" Vertical Riser 90 Degree, 9" Rung Spacing, 12" Radius, Aluminum Cable Tray	586.50	241.91
		<i>For 3-5/8" Overall Height Instead Of 4-5/8", Deduct</i>	-38.49	
		<i>For 6" Overall Height Instead Of 4-5/8", Add</i>	29.33	
26 05 36 00-1180	EA	36" Vertical Riser 90 Degree, 9" Rung Spacing, 12" Radius, Aluminum Cable Tray	649.06	276.13
		<i>For 3-5/8" Overall Height Instead Of 4-5/8", Deduct</i>	-41.89	
		<i>For 6" Overall Height Instead Of 4-5/8", Add</i>	32.45	
26 05 36 00-1181		90 Degree, 24" Radius Vertical Risers <small>(26 05 36 00-1124)</small>		
26 05 36 00-1182	EA	6" Vertical Riser 90 Degree, 9" Rung Spacing, 24" Radius, Aluminum Cable Tray	373.09	126.15
		<i>For 3-5/8" Overall Height Instead Of 4-5/8", Deduct</i>	-26.80	
		<i>For 6" Overall Height Instead Of 4-5/8", Add</i>	18.65	
26 05 36 00-1183	EA	9" Vertical Riser 90 Degree, 9" Rung Spacing, 24" Radius, Aluminum Cable Tray	411.56	145.14
		<i>For 3-5/8" Overall Height Instead Of 4-5/8", Deduct</i>	-29.06	
		<i>For 6" Overall Height Instead Of 4-5/8", Add</i>	20.58	
26 05 36 00-1184	EA	12" Vertical Riser 90 Degree, 9" Rung Spacing, 24" Radius, Aluminum Cable Tray	442.55	161.23
		<i>For 3-5/8" Overall Height Instead Of 4-5/8", Deduct</i>	-30.82	
		<i>For 6" Overall Height Instead Of 4-5/8", Add</i>	22.13	
26 05 36 00-1185	EA	18" Vertical Riser 90 Degree, 9" Rung Spacing, 24" Radius, Aluminum Cable Tray	517.09	200.29
		<i>For 3-5/8" Overall Height Instead Of 4-5/8", Deduct</i>	-35.02	
		<i>For 6" Overall Height Instead Of 4-5/8", Add</i>	25.85	
26 05 36 00-1186	EA	24" Vertical Riser 90 Degree, 9" Rung Spacing, 24" Radius, Aluminum Cable Tray	581.46	232.35
		<i>For 3-5/8" Overall Height Instead Of 4-5/8", Deduct</i>	-38.79	
		<i>For 6" Overall Height Instead Of 4-5/8", Add</i>	29.07	
26 05 36 00-1187	EA	30" Vertical Riser 90 Degree, 9" Rung Spacing, 24" Radius, Aluminum Cable Tray	644.73	263.67
		<i>For 3-5/8" Overall Height Instead Of 4-5/8", Deduct</i>	-42.50	
		<i>For 6" Overall Height Instead Of 4-5/8", Add</i>	32.24	
26 05 36 00-1188	EA	36" Vertical Riser 90 Degree, 9" Rung Spacing, 24" Radius, Aluminum Cable Tray	727.97	305.41
		<i>For 3-5/8" Overall Height Instead Of 4-5/8", Deduct</i>	-47.34	
		<i>For 6" Overall Height Instead Of 4-5/8", Add</i>	36.40	
26 05 36 00-1189		90 Degree, 36" Radius Vertical Risers <small>(26 05 36 00-1124)</small>		
26 05 36 00-1190	EA	6" Vertical Riser 90 Degree, 9" Rung Spacing, 36" Radius, Aluminum Cable Tray	471.50	131.84
		<i>For 3-5/8" Overall Height Instead Of 4-5/8", Deduct</i>	-36.16	
		<i>For 6" Overall Height Instead Of 4-5/8", Add</i>	23.58	
26 05 36 00-1191	EA	9" Vertical Riser 90 Degree, 9" Rung Spacing, 36" Radius, Aluminum Cable Tray	511.74	152.77
		<i>For 3-5/8" Overall Height Instead Of 4-5/8", Deduct</i>	-38.45	
		<i>For 6" Overall Height Instead Of 4-5/8", Add</i>	25.59	
26 05 36 00-1192	EA	12" Vertical Riser 90 Degree, 9" Rung Spacing, 36" Radius, Aluminum Cable Tray	558.36	170.79
		<i>For 3-5/8" Overall Height Instead Of 4-5/8", Deduct</i>	-41.60	
		<i>For 6" Overall Height Instead Of 4-5/8", Add</i>	27.92	
26 05 36 00-1193	EA	18" Vertical Riser 90 Degree, 9" Rung Spacing, 36" Radius, Aluminum Cable Tray	642.85	214.94
		<i>For 3-5/8" Overall Height Instead Of 4-5/8", Deduct</i>	-46.37	
		<i>For 6" Overall Height Instead Of 4-5/8", Add</i>	32.14	
26 05 36 00-1194	EA	24" Vertical Riser 90 Degree, 9" Rung Spacing, 36" Radius, Aluminum Cable Tray	716.08	252.31
		<i>For 3-5/8" Overall Height Instead Of 4-5/8", Deduct</i>	-50.58	
		<i>For 6" Overall Height Instead Of 4-5/8", Add</i>	35.80	
26 05 36 00-1195	EA	30" Vertical Riser 90 Degree, 9" Rung Spacing, 36" Radius, Aluminum Cable Tray	801.22	290.28
		<i>For 3-5/8" Overall Height Instead Of 4-5/8", Deduct</i>	-55.93	
		<i>For 6" Overall Height Instead Of 4-5/8", Add</i>	40.06	



MINOR CSI UOM DESCRIPTION	TOTAL DIRECT UNIT COST	DEMOLITION UNIT COST
26 05 36 00-1196 EA 36" Vertical Riser 90 Degree, 9" Rung Spacing, 36" Radius, Aluminum Cable Tray <i>For 3-5/8" Overall Height Instead Of 4-5/8", Deduct</i> <i>For 6" Overall Height Instead Of 4-5/8", Add</i>	899.48 -61.53 44.97	341.09
26 05 36 00-1197 12" Radius Horizontal Tees <small>(26 05 36 00-1124)</small>		
26 05 36 00-1198 EA 6" Horizontal Tee, 9" Rung Spacing, 12" Radius, Aluminum Cable Tray <i>For 3-5/8" Overall Height Instead Of 4-5/8", Deduct</i> <i>For 6" Overall Height Instead Of 4-5/8", Add</i>	554.10 -36.05 27.71	232.35
26 05 36 00-1199 EA 9" Horizontal Tee, 9" Rung Spacing, 12" Radius, Aluminum Cable Tray <i>For 3-5/8" Overall Height Instead Of 4-5/8", Deduct</i> <i>For 6" Overall Height Instead Of 4-5/8", Add</i>	598.42 -38.87 29.92	252.31
26 05 36 00-1200 EA 12" Horizontal Tee, 9" Rung Spacing, 12" Radius, Aluminum Cable Tray <i>For 3-5/8" Overall Height Instead Of 4-5/8", Deduct</i> <i>For 6" Overall Height Instead Of 4-5/8", Add</i>	620.11 -40.04 31.01	263.67
26 05 36 00-1201 EA 18" Horizontal Tee, 9" Rung Spacing, 12" Radius, Aluminum Cable Tray <i>For 3-5/8" Overall Height Instead Of 4-5/8", Deduct</i> <i>For 6" Overall Height Instead Of 4-5/8", Add</i>	699.98 -45.81 35.00	290.28
26 05 36 00-1202 EA 24" Horizontal Tee, 9" Rung Spacing, 12" Radius, Aluminum Cable Tray <i>For 3-5/8" Overall Height Instead Of 4-5/8", Deduct</i> <i>For 6" Overall Height Instead Of 4-5/8", Add</i>	775.15 -50.66 38.76	322.22
26 05 36 00-1203 EA 30" Horizontal Tee, 9" Rung Spacing, 12" Radius, Aluminum Cable Tray <i>For 3-5/8" Overall Height Instead Of 4-5/8", Deduct</i> <i>For 6" Overall Height Instead Of 4-5/8", Add</i>	845.83 -56.11 42.29	341.70
26 05 36 00-1204 EA 36" Horizontal Tee, 9" Rung Spacing, 12" Radius, Aluminum Cable Tray <i>For 3-5/8" Overall Height Instead Of 4-5/8", Deduct</i> <i>For 6" Overall Height Instead Of 4-5/8", Add</i>	975.83 -65.35 48.79	386.81
26 05 36 00-1205 24" Radius Horizontal Tees <small>(26 06 36 00-1124)</small>		
26 05 36 00-1206 EA 6" Horizontal Tee, 9" Rung Spacing, 24" Radius, Aluminum Cable Tray <i>For 3-5/8" Overall Height Instead Of 4-5/8", Deduct</i> <i>For 6" Overall Height Instead Of 4-5/8", Add</i>	705.14 -49.49 35.26	252.31
26 05 36 00-1207 EA 9" Horizontal Tee, 9" Rung Spacing, 24" Radius, Aluminum Cable Tray <i>For 3-5/8" Overall Height Instead Of 4-5/8", Deduct</i> <i>For 6" Overall Height Instead Of 4-5/8", Add</i>	761.95 -53.15 38.10	276.62
26 05 36 00-1208 EA 12" Horizontal Tee, 9" Rung Spacing, 24" Radius, Aluminum Cable Tray <i>For 3-5/8" Overall Height Instead Of 4-5/8", Deduct</i> <i>For 6" Overall Height Instead Of 4-5/8", Add</i>	793.01 -55.11 39.65	290.28
26 05 36 00-1209 EA 18" Horizontal Tee, 9" Rung Spacing, 24" Radius, Aluminum Cable Tray <i>For 3-5/8" Overall Height Instead Of 4-5/8", Deduct</i> <i>For 6" Overall Height Instead Of 4-5/8", Add</i>	873.66 -60.51 43.68	322.22
26 05 36 00-1210 EA 24" Horizontal Tee, 9" Rung Spacing, 24" Radius, Aluminum Cable Tray <i>For 3-5/8" Overall Height Instead Of 4-5/8", Deduct</i> <i>For 6" Overall Height Instead Of 4-5/8", Add</i>	971.44 -66.91 48.57	362.86
26 05 36 00-1211 EA 30" Horizontal Tee, 9" Rung Spacing, 24" Radius, Aluminum Cable Tray <i>For 3-5/8" Overall Height Instead Of 4-5/8", Deduct</i> <i>For 6" Overall Height Instead Of 4-5/8", Add</i>	1,046.98 -72.46 52.35	386.81
26 05 36 00-1212 EA 36" Horizontal Tee, 9" Rung Spacing, 24" Radius, Aluminum Cable Tray <i>For 3-5/8" Overall Height Instead Of 4-5/8", Deduct</i> <i>For 6" Overall Height Instead Of 4-5/8", Add</i>	1,360.46 -98.81 68.02	446.92
26 05 36 00-1213 36" Radius Horizontal Tees <small>(26 05 36 00-1124)</small>		
26 05 36 00-1214 EA 6" Horizontal Tee, 9" Rung Spacing, 36" Radius, Aluminum Cable Tray <i>For 3-5/8" Overall Height Instead Of 4-5/8", Deduct</i> <i>For 6" Overall Height Instead Of 4-5/8", Add</i>	863.19 -63.27 43.16	276.62
26 05 36 00-1215 EA 9" Horizontal Tee, 9" Rung Spacing, 36" Radius, Aluminum Cable Tray <i>For 3-5/8" Overall Height Instead Of 4-5/8", Deduct</i> <i>For 6" Overall Height Instead Of 4-5/8", Add</i>	922.24 -66.77 46.11	305.41
26 05 36 00-1216 EA 12" Horizontal Tee, 9" Rung Spacing, 36" Radius, Aluminum Cable Tray <i>For 3-5/8" Overall Height Instead Of 4-5/8", Deduct</i> <i>For 6" Overall Height Instead Of 4-5/8", Add</i>	988.58 -72.00 49.43	322.22
26 05 36 00-1217 EA 18" Horizontal Tee, 9" Rung Spacing, 36" Radius, Aluminum Cable Tray <i>For 3-5/8" Overall Height Instead Of 4-5/8", Deduct</i> <i>For 6" Overall Height Instead Of 4-5/8", Add</i>	1,080.89 -77.85 54.04	362.86
26 05 36 00-1218 EA 24" Horizontal Tee, 9" Rung Spacing, 36" Radius, Aluminum Cable Tray <i>For 3-5/8" Overall Height Instead Of 4-5/8", Deduct</i> <i>For 6" Overall Height Instead Of 4-5/8", Add</i>	1,215.74 -87.06 60.79	414.27
26 05 36 00-1219 EA 30" Horizontal Tee, 9" Rung Spacing, 36" Radius, Aluminum Cable Tray <i>For 3-5/8" Overall Height Instead Of 4-5/8", Deduct</i> <i>For 6" Overall Height Instead Of 4-5/8", Add</i>	1,409.72 -103.73 70.49	446.92
26 05 36 00-1220 EA 36" Horizontal Tee, 9" Rung Spacing, 36" Radius, Aluminum Cable Tray <i>For 3-5/8" Overall Height Instead Of 4-5/8", Deduct</i> <i>For 6" Overall Height Instead Of 4-5/8", Add</i>	1,617.83 -117.83 80.89	527.36
26 05 36 00-1221 12" Radius Vertical Tees <small>(26 05 36 00-1124)</small>		
26 05 36 00-1222 EA 6" Vertical Tee, 9" Rung Spacing, 12" Radius, Aluminum Cable Tray <i>For 3-5/8" Overall Height Instead Of 4-5/8", Deduct</i> <i>For 6" Overall Height Instead Of 4-5/8", Add</i>	733.15 -55.40 36.66	214.94
26 05 36 00-1223 EA 9" Vertical Tee, 9" Rung Spacing, 12" Radius, Aluminum Cable Tray <i>For 3-5/8" Overall Height Instead Of 4-5/8", Deduct</i> <i>For 6" Overall Height Instead Of 4-5/8", Add</i>	758.21 -57.20 37.91	223.40

26 Electrical

26 05 Common Work Results for Electrical

26 05 36 Cable Trays for Electrical Systems



MINOR CSI UOM DESCRIPTION	TOTAL DIRECT UNIT COST	DEMOLITION UNIT COST
26 05 36 00-1224 EA 12" Vertical Tee, 9" Rung Spacing, 12" Radius, Aluminum Cable Tray.....	775.74	232.35
For 3-5/8" Overall Height Instead Of 4-5/8", Deduct	-58.22	
For 6" Overall Height Instead Of 4-5/8", Add	38.79	
26 05 36 00-1225 EA 18" Vertical Tee, 9" Rung Spacing, 12" Radius, Aluminum Cable Tray.....	817.33	252.31
For 3-5/8" Overall Height Instead Of 4-5/8", Deduct	-60.71	
For 6" Overall Height Instead Of 4-5/8", Add	40.87	
26 05 36 00-1226 EA 24" Vertical Tee, 9" Rung Spacing, 12" Radius, Aluminum Cable Tray.....	869.11	263.67
For 3-5/8" Overall Height Instead Of 4-5/8", Deduct	-64.94	
For 6" Overall Height Instead Of 4-5/8", Add	43.46	
26 05 36 00-1227 EA 30" Vertical Tee, 9" Rung Spacing, 12" Radius, Aluminum Cable Tray.....	921.62	290.28
For 3-5/8" Overall Height Instead Of 4-5/8", Deduct	-67.97	
For 6" Overall Height Instead Of 4-5/8", Add	46.08	
26 05 36 00-1228 EA 36" Vertical Tee, 9" Rung Spacing, 12" Radius, Aluminum Cable Tray.....	988.58	322.22
For 3-5/8" Overall Height Instead Of 4-5/8", Deduct	-72.00	
For 6" Overall Height Instead Of 4-5/8", Add	49.43	
26 05 36 00-1229 24" Radius Vertical Tees (26 05 36 00-1124)		
26 05 36 00-1230 EA 6" Vertical Tee, 9" Rung Spacing, 24" Radius, Aluminum Cable Tray.....	1,022.01	232.35
For 3-5/8" Overall Height Instead Of 4-5/8", Deduct	-82.84	
For 6" Overall Height Instead Of 4-5/8", Add	51.10	
26 05 36 00-1231 EA 9" Vertical Tee, 9" Rung Spacing, 24" Radius, Aluminum Cable Tray.....	1,046.21	241.91
For 3-5/8" Overall Height Instead Of 4-5/8", Deduct	-84.46	
For 6" Overall Height Instead Of 4-5/8", Add	52.31	
26 05 36 00-1232 EA 12" Vertical Tee, 9" Rung Spacing, 24" Radius, Aluminum Cable Tray.....	1,071.80	252.31
For 3-5/8" Overall Height Instead Of 4-5/8", Deduct	-86.15	
For 6" Overall Height Instead Of 4-5/8", Add	53.59	
26 05 36 00-1233 EA 18" Vertical Tee, 9" Rung Spacing, 24" Radius, Aluminum Cable Tray.....	1,131.35	276.62
For 3-5/8" Overall Height Instead Of 4-5/8", Deduct	-90.09	
For 6" Overall Height Instead Of 4-5/8", Add	56.57	
26 05 36 00-1234 EA 24" Vertical Tee, 9" Rung Spacing, 24" Radius, Aluminum Cable Tray.....	1,170.63	290.28
For 3-5/8" Overall Height Instead Of 4-5/8", Deduct	-92.87	
For 6" Overall Height Instead Of 4-5/8", Add	58.53	
26 05 36 00-1235 EA 30" Vertical Tee, 9" Rung Spacing, 24" Radius, Aluminum Cable Tray.....	1,240.32	322.22
For 3-5/8" Overall Height Instead Of 4-5/8", Deduct	-97.18	
For 6" Overall Height Instead Of 4-5/8", Add	62.02	
26 05 36 00-1236 EA 36" Vertical Tee, 9" Rung Spacing, 24" Radius, Aluminum Cable Tray.....	1,370.94	362.86
For 3-5/8" Overall Height Instead Of 4-5/8", Deduct	-106.86	
For 6" Overall Height Instead Of 4-5/8", Add	68.55	
26 05 36 00-1237 36" Radius Vertical Tees (26 05 36 00-1124)		
26 05 36 00-1238 EA 6" Vertical Tee, 9" Rung Spacing, 36" Radius, Aluminum Cable Tray.....	1,628.23	252.31
For 3-5/8" Overall Height Instead Of 4-5/8", Deduct	-141.80	
For 6" Overall Height Instead Of 4-5/8", Add	81.41	
26 05 36 00-1239 EA 9" Vertical Tee, 9" Rung Spacing, 36" Radius, Aluminum Cable Tray.....	1,662.86	263.67
For 3-5/8" Overall Height Instead Of 4-5/8", Deduct	-144.31	
For 6" Overall Height Instead Of 4-5/8", Add	83.14	
26 05 36 00-1240 EA 12" Vertical Tee, 9" Rung Spacing, 36" Radius, Aluminum Cable Tray.....	1,699.98	276.62
For 3-5/8" Overall Height Instead Of 4-5/8", Deduct	-146.95	
For 6" Overall Height Instead Of 4-5/8", Add	85.00	
26 05 36 00-1241 EA 18" Vertical Tee, 9" Rung Spacing, 36" Radius, Aluminum Cable Tray.....	1,763.80	305.41
For 3-5/8" Overall Height Instead Of 4-5/8", Deduct	-150.93	
For 6" Overall Height Instead Of 4-5/8", Add	88.19	
26 05 36 00-1242 EA 24" Vertical Tee, 9" Rung Spacing, 36" Radius, Aluminum Cable Tray.....	1,807.51	322.22
For 3-5/8" Overall Height Instead Of 4-5/8", Deduct	-153.90	
For 6" Overall Height Instead Of 4-5/8", Add	90.38	
26 05 36 00-1243 EA 30" Vertical Tee, 9" Rung Spacing, 36" Radius, Aluminum Cable Tray.....	1,922.23	362.86
For 3-5/8" Overall Height Instead Of 4-5/8", Deduct	-161.98	
For 6" Overall Height Instead Of 4-5/8", Add	96.11	
26 05 36 00-1244 EA 36" Vertical Tee, 9" Rung Spacing, 36" Radius, Aluminum Cable Tray.....	2,023.51	414.27
For 3-5/8" Overall Height Instead Of 4-5/8", Deduct	-167.83	
For 6" Overall Height Instead Of 4-5/8", Add	101.18	
26 05 36 00-1245 12" Radius Horizontal Crosses (26 05 36 00-1124)		
26 05 36 00-1246 EA 6" Horizontal Cross, 9" Rung Spacing, 12" Radius, Aluminum Cable Tray.....	716.40	290.28
For 3-5/8" Overall Height Instead Of 4-5/8", Deduct	-47.45	
For 6" Overall Height Instead Of 4-5/8", Add	35.82	
26 05 36 00-1247 EA 9" Horizontal Cross, 9" Rung Spacing, 12" Radius, Aluminum Cable Tray.....	766.27	305.41
For 3-5/8" Overall Height Instead Of 4-5/8", Deduct	-51.17	
For 6" Overall Height Instead Of 4-5/8", Add	38.31	
26 05 36 00-1248 EA 12" Horizontal Cross, 9" Rung Spacing, 12" Radius, Aluminum Cable Tray.....	797.04	322.22
For 3-5/8" Overall Height Instead Of 4-5/8", Deduct	-52.85	
For 6" Overall Height Instead Of 4-5/8", Add	39.85	
26 05 36 00-1249 EA 18" Horizontal Cross, 9" Rung Spacing, 12" Radius, Aluminum Cable Tray.....	884.14	341.70
For 3-5/8" Overall Height Instead Of 4-5/8", Deduct	-59.94	
For 6" Overall Height Instead Of 4-5/8", Add	44.21	
26 05 36 00-1250 EA 24" Horizontal Cross, 9" Rung Spacing, 12" Radius, Aluminum Cable Tray.....	970.36	386.81
For 3-5/8" Overall Height Instead Of 4-5/8", Deduct	-64.80	
For 6" Overall Height Instead Of 4-5/8", Add	48.52	
26 05 36 00-1251 EA 30" Horizontal Cross, 9" Rung Spacing, 12" Radius, Aluminum Cable Tray.....	1,073.45	414.27
For 3-5/8" Overall Height Instead Of 4-5/8", Deduct	-72.83	
For 6" Overall Height Instead Of 4-5/8", Add	53.67	



MINOR CSI UOM DESCRIPTION	TOTAL DIRECT UNIT COST	DEMOLITION UNIT COST
26 05 36 00-1252 EA 36" Horizontal Cross, 9" Rung Spacing, 12" Radius, Aluminum Cable Tray..... <i>For 3-5/8" Overall Height Instead Of 4-5/8", Deduct</i> <i>For 6" Overall Height Instead Of 4-5/8", Add</i>	1,223.65 -85.13 61.18	446.92
26 05 36 00-1253 24" Radius Horizontal Crosses <small>(26 05 36 00-1124)</small>		
26 05 36 00-1254 EA 6" Horizontal Cross, 9" Rung Spacing, 24" Radius, Aluminum Cable Tray..... <i>For 3-5/8" Overall Height Instead Of 4-5/8", Deduct</i> <i>For 6" Overall Height Instead Of 4-5/8", Add</i>	983.11 -71.46 49.16	322.22
26 05 36 00-1255 EA 9" Horizontal Cross, 9" Rung Spacing, 24" Radius, Aluminum Cable Tray..... <i>For 3-5/8" Overall Height Instead Of 4-5/8", Deduct</i> <i>For 6" Overall Height Instead Of 4-5/8", Add</i>	1,029.16 -74.44 51.46	341.70
26 05 36 00-1256 EA 12" Horizontal Cross, 9" Rung Spacing, 24" Radius, Aluminum Cable Tray..... <i>For 3-5/8" Overall Height Instead Of 4-5/8", Deduct</i> <i>For 6" Overall Height Instead Of 4-5/8", Add</i>	1,078.15 -77.58 53.91	362.86
26 05 36 00-1257 EA 18" Horizontal Cross, 9" Rung Spacing, 24" Radius, Aluminum Cable Tray..... <i>For 3-5/8" Overall Height Instead Of 4-5/8", Deduct</i> <i>For 6" Overall Height Instead Of 4-5/8", Add</i>	1,142.75 -82.04 57.14	386.81
26 05 36 00-1258 EA 24" Horizontal Cross, 9" Rung Spacing, 24" Radius, Aluminum Cable Tray..... <i>For 3-5/8" Overall Height Instead Of 4-5/8", Deduct</i> <i>For 6" Overall Height Instead Of 4-5/8", Add</i>	1,286.58 -91.42 64.33	446.92
26 05 36 00-1259 EA 30" Horizontal Cross, 9" Rung Spacing, 24" Radius, Aluminum Cable Tray..... <i>For 3-5/8" Overall Height Instead Of 4-5/8", Deduct</i> <i>For 6" Overall Height Instead Of 4-5/8", Add</i>	1,386.46 -98.33 69.32	483.81
26 05 36 00-1260 EA 36" Horizontal Cross, 9" Rung Spacing, 24" Radius, Aluminum Cable Tray..... <i>For 3-5/8" Overall Height Instead Of 4-5/8", Deduct</i> <i>For 6" Overall Height Instead Of 4-5/8", Add</i>	1,533.00 -109.35 76.65	527.36
26 05 36 00-1261 36" Radius Horizontal Crosses <small>(26 05 36 00-1124)</small>		
26 05 36 00-1262 EA 6" Horizontal Cross, 9" Rung Spacing, 36" Radius, Aluminum Cable Tray..... <i>For 3-5/8" Overall Height Instead Of 4-5/8", Deduct</i> <i>For 6" Overall Height Instead Of 4-5/8", Add</i>	1,130.14 -82.78 56.51	362.86
26 05 36 00-1263 EA 9" Horizontal Cross, 9" Rung Spacing, 36" Radius, Aluminum Cable Tray..... <i>For 3-5/8" Overall Height Instead Of 4-5/8", Deduct</i> <i>For 6" Overall Height Instead Of 4-5/8", Add</i>	1,192.00 -86.96 59.60	386.81
26 05 36 00-1264 EA 12" Horizontal Cross, 9" Rung Spacing, 36" Radius, Aluminum Cable Tray..... <i>For 3-5/8" Overall Height Instead Of 4-5/8", Deduct</i> <i>For 6" Overall Height Instead Of 4-5/8", Add</i>	1,270.47 -92.53 63.52	414.27
26 05 36 00-1265 EA 18" Horizontal Cross, 9" Rung Spacing, 36" Radius, Aluminum Cable Tray..... <i>For 3-5/8" Overall Height Instead Of 4-5/8", Deduct</i> <i>For 6" Overall Height Instead Of 4-5/8", Add</i>	1,363.20 -99.08 68.16	446.92
26 05 36 00-1266 EA 24" Horizontal Cross, 9" Rung Spacing, 36" Radius, Aluminum Cable Tray..... <i>For 3-5/8" Overall Height Instead Of 4-5/8", Deduct</i> <i>For 6" Overall Height Instead Of 4-5/8", Add</i>	1,645.19 -120.57 82.26	527.36
26 05 36 00-1267 EA 30" Horizontal Cross, 9" Rung Spacing, 36" Radius, Aluminum Cable Tray..... <i>For 3-5/8" Overall Height Instead Of 4-5/8", Deduct</i> <i>For 6" Overall Height Instead Of 4-5/8", Add</i>	1,814.34 -133.13 90.72	579.60
26 05 36 00-1268 EA 36" Horizontal Cross, 9" Rung Spacing, 36" Radius, Aluminum Cable Tray..... <i>For 3-5/8" Overall Height Instead Of 4-5/8", Deduct</i> <i>For 6" Overall Height Instead Of 4-5/8", Add</i>	2,020.12 -148.21 101.01	645.65
26 05 36 00-1269 12" Radius Vertical Crosses <small>(26 05 36 00-1124)</small>		
26 05 36 00-1270 EA 6" Vertical Cross, 9" Rung Spacing, 12" Radius, Aluminum Cable Tray..... <i>For 3-5/8" Overall Height Instead Of 4-5/8", Deduct</i> <i>For 6" Overall Height Instead Of 4-5/8", Add</i>	716.40 -47.45 35.82	290.28
26 05 36 00-1271 EA 9" Vertical Cross, 9" Rung Spacing, 12" Radius, Aluminum Cable Tray..... <i>For 3-5/8" Overall Height Instead Of 4-5/8", Deduct</i> <i>For 6" Overall Height Instead Of 4-5/8", Add</i>	766.27 -51.17 38.31	305.41
26 05 36 00-1272 EA 12" Vertical Cross, 9" Rung Spacing, 12" Radius, Aluminum Cable Tray..... <i>For 3-5/8" Overall Height Instead Of 4-5/8", Deduct</i> <i>For 6" Overall Height Instead Of 4-5/8", Add</i>	797.04 -52.85 39.85	322.22
26 05 36 00-1273 EA 18" Vertical Cross, 9" Rung Spacing, 12" Radius, Aluminum Cable Tray..... <i>For 3-5/8" Overall Height Instead Of 4-5/8", Deduct</i> <i>For 6" Overall Height Instead Of 4-5/8", Add</i>	884.14 -59.94 44.21	341.70
26 05 36 00-1274 EA 24" Vertical Cross, 9" Rung Spacing, 12" Radius, Aluminum Cable Tray..... <i>For 3-5/8" Overall Height Instead Of 4-5/8", Deduct</i> <i>For 6" Overall Height Instead Of 4-5/8", Add</i>	970.36 -64.80 48.52	386.81
26 05 36 00-1275 EA 30" Vertical Cross, 9" Rung Spacing, 12" Radius, Aluminum Cable Tray..... <i>For 3-5/8" Overall Height Instead Of 4-5/8", Deduct</i> <i>For 6" Overall Height Instead Of 4-5/8", Add</i>	1,073.45 -72.83 53.67	414.27
26 05 36 00-1276 EA 36" Vertical Cross, 9" Rung Spacing, 12" Radius, Aluminum Cable Tray..... <i>For 3-5/8" Overall Height Instead Of 4-5/8", Deduct</i> <i>For 6" Overall Height Instead Of 4-5/8", Add</i>	1,221.82 -85.03 61.09	445.71
26 05 36 00-1277 24" Radius Vertical Crosses <small>(26 05 36 00-1124)</small>		
26 05 36 00-1278 EA 6" Vertical Cross, 9" Rung Spacing, 24" Radius, Aluminum Cable Tray..... <i>For 3-5/8" Overall Height Instead Of 4-5/8", Deduct</i> <i>For 6" Overall Height Instead Of 4-5/8", Add</i>	983.11 -71.46 49.16	322.22
26 05 36 00-1279 EA 9" Vertical Cross, 9" Rung Spacing, 24" Radius, Aluminum Cable Tray..... <i>For 3-5/8" Overall Height Instead Of 4-5/8", Deduct</i> <i>For 6" Overall Height Instead Of 4-5/8", Add</i>	1,029.16 -74.44 51.46	341.70

26 Electrical

26 05 Common Work Results for Electrical

26 05 36 Cable Trays for Electrical Systems



MINOR CSI	UOM	DESCRIPTION	TOTAL DIRECT UNIT COST	DEMOLITION UNIT COST
26 05 36 00-1280	EA	12" Vertical Cross, 9" Rung Spacing, 24" Radius, Aluminum Cable Tray <i>For 3-5/8" Overall Height Instead Of 4-5/8", Deduct</i> <i>For 6" Overall Height Instead Of 4-5/8", Add</i>	1,078.15 -77.58 53.91	362.86
26 05 36 00-1281	EA	18" Vertical Cross, 9" Rung Spacing, 24" Radius, Aluminum Cable Tray <i>For 3-5/8" Overall Height Instead Of 4-5/8", Deduct</i> <i>For 6" Overall Height Instead Of 4-5/8", Add</i>	1,142.75 -82.04 57.14	386.81
26 05 36 00-1282	EA	24" Vertical Cross, 9" Rung Spacing, 24" Radius, Aluminum Cable Tray <i>For 3-5/8" Overall Height Instead Of 4-5/8", Deduct</i> <i>For 6" Overall Height Instead Of 4-5/8", Add</i>	1,286.58 -91.42 64.33	446.92
26 05 36 00-1283	EA	30" Vertical Cross, 9" Rung Spacing, 24" Radius, Aluminum Cable Tray <i>For 3-5/8" Overall Height Instead Of 4-5/8", Deduct</i> <i>For 6" Overall Height Instead Of 4-5/8", Add</i>	1,386.46 -98.33 69.32	483.81
26 05 36 00-1284	EA	36" Vertical Cross, 9" Rung Spacing, 24" Radius, Aluminum Cable Tray <i>For 3-5/8" Overall Height Instead Of 4-5/8", Deduct</i> <i>For 6" Overall Height Instead Of 4-5/8", Add</i>	1,583.00 -109.35 76.65	527.36
26 05 36 00-1285		36" Radius Vertical Crosses <small>(26 05 36 00-1124)</small>		
26 05 36 00-1286	EA	6" Vertical Cross, 9" Rung Spacing, 36" Radius, Aluminum Cable Tray <i>For 3-5/8" Overall Height Instead Of 4-5/8", Deduct</i> <i>For 6" Overall Height Instead Of 4-5/8", Add</i>	1,366.56 -106.42 68.33	362.86
26 05 36 00-1287	EA	9" Vertical Cross, 9" Rung Spacing, 36" Radius, Aluminum Cable Tray <i>For 3-5/8" Overall Height Instead Of 4-5/8", Deduct</i> <i>For 6" Overall Height Instead Of 4-5/8", Add</i>	1,438.27 -111.59 71.91	386.81
26 05 36 00-1288	EA	12" Vertical Cross, 9" Rung Spacing, 36" Radius, Aluminum Cable Tray <i>For 3-5/8" Overall Height Instead Of 4-5/8", Deduct</i> <i>For 6" Overall Height Instead Of 4-5/8", Add</i>	1,531.51 -118.63 76.58	414.27
26 05 36 00-1289	EA	18" Vertical Cross, 9" Rung Spacing, 36" Radius, Aluminum Cable Tray <i>For 3-5/8" Overall Height Instead Of 4-5/8", Deduct</i> <i>For 6" Overall Height Instead Of 4-5/8", Add</i>	1,641.48 -126.91 82.07	446.92
26 05 36 00-1290	EA	24" Vertical Cross, 9" Rung Spacing, 36" Radius, Aluminum Cable Tray <i>For 3-5/8" Overall Height Instead Of 4-5/8", Deduct</i> <i>For 6" Overall Height Instead Of 4-5/8", Add</i>	1,989.97 -155.05 99.50	527.36
26 05 36 00-1291	EA	30" Vertical Cross, 9" Rung Spacing, 36" Radius, Aluminum Cable Tray <i>For 3-5/8" Overall Height Instead Of 4-5/8", Deduct</i> <i>For 6" Overall Height Instead Of 4-5/8", Add</i>	2,196.06 -171.30 109.80	579.60
26 05 36 00-1292	EA	36" Vertical Cross, 9" Rung Spacing, 36" Radius, Aluminum Cable Tray <i>For 3-5/8" Overall Height Instead Of 4-5/8", Deduct</i> <i>For 6" Overall Height Instead Of 4-5/8", Add</i>	2,444.93 -190.69 122.25	645.65
26 05 36 00-1293		12" Rung Tray Fittings <small>(26 05 36 00-0744)</small>		
26 05 36 00-1294		90 Degree, 12" Radius Horizontal Elbows <small>(26 05 36 00-1293)</small>		
26 05 36 00-1295	EA	6" Horizontal 90 Degree Elbow, 12" Rung Spacing, 12" Radius, Aluminum Cable Tray <i>For 3-5/8" Overall Height Instead Of 4-5/8", Deduct</i> <i>For 6" Overall Height Instead Of 4-5/8", Add</i>	302.65 -20.16 15.13	121.32
26 05 36 00-1296	EA	9" Horizontal 90 Degree Elbow, 12" Rung Spacing, 12" Radius, Aluminum Cable Tray <i>For 3-5/8" Overall Height Instead Of 4-5/8", Deduct</i> <i>For 6" Overall Height Instead Of 4-5/8", Add</i>	333.36 -21.82 16.67	138.13
26 05 36 00-1297	EA	12" Horizontal 90 Degree Elbow, 12" Rung Spacing, 12" Radius, Aluminum Cable Tray <i>For 3-5/8" Overall Height Instead Of 4-5/8", Deduct</i> <i>For 6" Overall Height Instead Of 4-5/8", Add</i>	376.68 -24.94 18.83	152.77
26 05 36 00-1298	EA	18" Horizontal 90 Degree Elbow, 12" Rung Spacing, 12" Radius, Aluminum Cable Tray <i>For 3-5/8" Overall Height Instead Of 4-5/8", Deduct</i> <i>For 6" Overall Height Instead Of 4-5/8", Add</i>	449.48 -29.35 22.47	187.23
26 05 36 00-1299	EA	24" Horizontal 90 Degree Elbow, 12" Rung Spacing, 12" Radius, Aluminum Cable Tray <i>For 3-5/8" Overall Height Instead Of 4-5/8", Deduct</i> <i>For 6" Overall Height Instead Of 4-5/8", Add</i>	528.77 -34.96 26.44	214.94
26 05 36 00-1300	EA	30" Horizontal 90 Degree Elbow, 12" Rung Spacing, 12" Radius, Aluminum Cable Tray <i>For 3-5/8" Overall Height Instead Of 4-5/8", Deduct</i> <i>For 6" Overall Height Instead Of 4-5/8", Add</i>	583.85 -38.23 29.19	241.91
26 05 36 00-1301	EA	36" Horizontal 90 Degree Elbow, 12" Rung Spacing, 12" Radius, Aluminum Cable Tray <i>For 3-5/8" Overall Height Instead Of 4-5/8", Deduct</i> <i>For 6" Overall Height Instead Of 4-5/8", Add</i>	679.66 -44.93 33.98	276.50
26 05 36 00-1302		90 Degree, 24" Radius Horizontal Elbows <small>(26 05 36 00-1293)</small>		
26 05 36 00-1303	EA	6" Horizontal 90 Degree Elbow, 12" Rung Spacing, 24" Radius, Aluminum Cable Tray <i>For 3-5/8" Overall Height Instead Of 4-5/8", Deduct</i> <i>For 6" Overall Height Instead Of 4-5/8", Add</i>	388.41 -28.33 19.42	126.15
26 05 36 00-1304	EA	9" Horizontal 90 Degree Elbow, 12" Rung Spacing, 24" Radius, Aluminum Cable Tray <i>For 3-5/8" Overall Height Instead Of 4-5/8", Deduct</i> <i>For 6" Overall Height Instead Of 4-5/8", Add</i>	427.49 -30.66 21.37	145.02
26 05 36 00-1305	EA	12" Horizontal 90 Degree Elbow, 12" Rung Spacing, 24" Radius, Aluminum Cable Tray <i>For 3-5/8" Overall Height Instead Of 4-5/8", Deduct</i> <i>For 6" Overall Height Instead Of 4-5/8", Add</i>	463.47 -32.91 23.17	161.23
26 05 36 00-1306	EA	18" Horizontal 90 Degree Elbow, 12" Rung Spacing, 24" Radius, Aluminum Cable Tray <i>For 3-5/8" Overall Height Instead Of 4-5/8", Deduct</i> <i>For 6" Overall Height Instead Of 4-5/8", Add</i>	544.98 -37.81 27.25	200.29
26 05 36 00-1307	EA	24" Horizontal 90 Degree Elbow, 12" Rung Spacing, 24" Radius, Aluminum Cable Tray <i>For 3-5/8" Overall Height Instead Of 4-5/8", Deduct</i> <i>For 6" Overall Height Instead Of 4-5/8", Add</i>	618.75 -42.52 30.94	232.35



MINOR CSI UOM DESCRIPTION	TOTAL DIRECT UNIT COST	DEMOLITION UNIT COST
26 05 36 00-1308 EA 30" Horizontal 90 Degree Elbow, 12" Rung Spacing, 24" Radius, Aluminum Cable Tray..... <i>For 3-5/8" Overall Height Instead Of 4-5/8", Deduct</i> <i>For 6" Overall Height Instead Of 4-5/8", Add</i>	692.72 -47.30 34.64	263.67
26 05 36 00-1309 EA 36" Horizontal 90 Degree Elbow, 12" Rung Spacing, 24" Radius, Aluminum Cable Tray..... <i>For 3-5/8" Overall Height Instead Of 4-5/8", Deduct</i> <i>For 6" Overall Height Instead Of 4-5/8", Add</i>	794.08 -53.96 39.70	305.41
26 05 36 00-1310 90 Degree, 36" Radius Horizontal Elbows <small>(26 05 36 00-1293)</small>		
26 05 36 00-1311 EA 6" Horizontal 90 Degree Elbow, 12" Rung Spacing, 36" Radius, Aluminum Cable Tray..... <i>For 3-5/8" Overall Height Instead Of 4-5/8", Deduct</i> <i>For 6" Overall Height Instead Of 4-5/8", Add</i>	415.71 -30.53 20.79	131.84
26 05 36 00-1312 EA 9" Horizontal 90 Degree Elbow, 12" Rung Spacing, 36" Radius, Aluminum Cable Tray..... <i>For 3-5/8" Overall Height Instead Of 4-5/8", Deduct</i> <i>For 6" Overall Height Instead Of 4-5/8", Add</i>	455.35 -32.82 22.77	152.64
26 05 36 00-1313 EA 12" Horizontal 90 Degree Elbow, 12" Rung Spacing, 36" Radius, Aluminum Cable Tray..... <i>For 3-5/8" Overall Height Instead Of 4-5/8", Deduct</i> <i>For 6" Overall Height Instead Of 4-5/8", Add</i>	508.67 -36.63 25.43	170.79
26 05 36 00-1314 EA 18" Horizontal 90 Degree Elbow, 12" Rung Spacing, 36" Radius, Aluminum Cable Tray..... <i>For 3-5/8" Overall Height Instead Of 4-5/8", Deduct</i> <i>For 6" Overall Height Instead Of 4-5/8", Add</i>	610.20 -43.11 30.51	214.94
26 05 36 00-1315 EA 24" Horizontal 90 Degree Elbow, 12" Rung Spacing, 36" Radius, Aluminum Cable Tray..... <i>For 3-5/8" Overall Height Instead Of 4-5/8", Deduct</i> <i>For 6" Overall Height Instead Of 4-5/8", Add</i>	705.58 -49.53 35.28	252.31
26 05 36 00-1316 EA 30" Horizontal 90 Degree Elbow, 12" Rung Spacing, 36" Radius, Aluminum Cable Tray..... <i>For 3-5/8" Overall Height Instead Of 4-5/8", Deduct</i> <i>For 6" Overall Height Instead Of 4-5/8", Add</i>	796.82 -55.49 39.84	290.28
26 05 36 00-1317 EA 36" Horizontal 90 Degree Elbow, 12" Rung Spacing, 36" Radius, Aluminum Cable Tray..... <i>For 3-5/8" Overall Height Instead Of 4-5/8", Deduct</i> <i>For 6" Overall Height Instead Of 4-5/8", Add</i>	927.20 -64.30 46.36	341.09
26 05 36 00-1318 45 Degree, 12" Radius Horizontal Elbows <small>(26 05 36 00-1293)</small>		
26 05 36 00-1319 EA 6" Horizontal 45 Degree Elbow, 12" Rung Spacing, 12" Radius, Aluminum Cable Tray..... <i>For 60 Degree Bend, Deduct</i> <i>For 30 Degree Bend, Deduct</i> <i>For 3-5/8" Overall Height Instead Of 4-5/8", Deduct</i> <i>For 6" Overall Height Instead Of 4-5/8", Add</i>	212.66 -36.48 -65.69 -13.94 10.63	87.93
26 05 36 00-1320 EA 9" Horizontal 45 Degree Elbow, 12" Rung Spacing, 12" Radius, Aluminum Cable Tray..... <i>For 60 Degree Bend, Deduct</i> <i>For 30 Degree Bend, Deduct</i> <i>For 3-5/8" Overall Height Instead Of 4-5/8", Deduct</i> <i>For 6" Overall Height Instead Of 4-5/8", Add</i>	244.41 -40.24 -72.93 -15.66 12.22	105.47
26 05 36 00-1321 EA 12" Horizontal 45 Degree Elbow, 12" Rung Spacing, 12" Radius, Aluminum Cable Tray..... <i>For 60 Degree Bend, Deduct</i> <i>For 30 Degree Bend, Deduct</i> <i>For 3-5/8" Overall Height Instead Of 4-5/8", Deduct</i> <i>For 6" Overall Height Instead Of 4-5/8", Add</i>	272.84 -43.67 -79.51 -17.20 13.64	120.96
26 05 36 00-1322 EA 18" Horizontal 45 Degree Elbow, 12" Rung Spacing, 12" Radius, Aluminum Cable Tray..... <i>For 60 Degree Bend, Deduct</i> <i>For 30 Degree Bend, Deduct</i> <i>For 3-5/8" Overall Height Instead Of 4-5/8", Deduct</i> <i>For 6" Overall Height Instead Of 4-5/8", Add</i>	338.72 -53.19 -97.14 -21.14 16.94	152.89
26 05 36 00-1323 EA 24" Horizontal 45 Degree Elbow, 12" Rung Spacing, 12" Radius, Aluminum Cable Tray..... <i>For 60 Degree Bend, Deduct</i> <i>For 30 Degree Bend, Deduct</i> <i>For 3-5/8" Overall Height Instead Of 4-5/8", Deduct</i> <i>For 6" Overall Height Instead Of 4-5/8", Add</i>	416.40 -65.64 -119.80 -26.04 20.82	187.23
26 05 36 00-1324 EA 30" Horizontal 45 Degree Elbow, 12" Rung Spacing, 12" Radius, Aluminum Cable Tray..... <i>For 60 Degree Bend, Deduct</i> <i>For 30 Degree Bend, Deduct</i> <i>For 3-5/8" Overall Height Instead Of 4-5/8", Deduct</i> <i>For 6" Overall Height Instead Of 4-5/8", Add</i>	477.87 -75.30 -137.43 -29.87 23.89	214.94
26 05 36 00-1325 EA 36" Horizontal 45 Degree Elbow, 12" Rung Spacing, 12" Radius, Aluminum Cable Tray..... <i>For 60 Degree Bend, Deduct</i> <i>For 30 Degree Bend, Deduct</i> <i>For 3-5/8" Overall Height Instead Of 4-5/8", Deduct</i> <i>For 6" Overall Height Instead Of 4-5/8", Add</i>	545.25 -83.20 -152.69 -33.50 27.26	252.31
26 05 36 00-1326 45 Degree, 24" Radius Horizontal Elbows <small>(26 05 36 00-1293)</small>		
26 05 36 00-1327 EA 6" Horizontal 45 Degree Elbow, 12" Rung Spacing, 24" Radius, Aluminum Cable Tray..... <i>For 60 Degree Bend, Deduct</i> <i>For 30 Degree Bend, Deduct</i> <i>For 3-5/8" Overall Height Instead Of 4-5/8", Deduct</i> <i>For 6" Overall Height Instead Of 4-5/8", Add</i>	240.18 -44.50 -79.21 -16.46 12.01	90.71
26 05 36 00-1328 EA 9" Horizontal 45 Degree Elbow, 12" Rung Spacing, 24" Radius, Aluminum Cable Tray..... <i>For 60 Degree Bend, Deduct</i> <i>For 30 Degree Bend, Deduct</i> <i>For 3-5/8" Overall Height Instead Of 4-5/8", Deduct</i> <i>For 6" Overall Height Instead Of 4-5/8", Add</i>	281.51 -50.98 -91.04 -19.04 14.08	109.34

26 Electrical

26 05 Common Work Results for Electrical

26 05 36 Cable Trays for Electrical Systems



MINOR	CSI	UOM	DESCRIPTION	TOTAL DIRECT UNIT COST	DEMOLITION UNIT COST
26 05 36 00-1329	EA		12" Horizontal 45 Degree Elbow, 12" Rung Spacing, 24" Radius, Aluminum Cable Tray.....	312.22	126.28
			<i>For 60 Degree Bend, Deduct</i>	-54.63	
			<i>For 30 Degree Bend, Deduct</i>	-98.07	
			<i>For 3-5/8" Overall Height Instead Of 4-5/8", Deduct</i>	-20.70	
			<i>For 6" Overall Height Instead Of 4-5/8", Add</i>	15.61	
26 05 36 00-1330	EA		18" Horizontal 45 Degree Elbow, 12" Rung Spacing, 24" Radius, Aluminum Cable Tray.....	378.22	161.23
			<i>For 60 Degree Bend, Deduct</i>	-62.99	
			<i>For 30 Degree Bend, Deduct</i>	-113.94	
			<i>For 3-5/8" Overall Height Instead Of 4-5/8", Deduct</i>	-24.38	
			<i>For 6" Overall Height Instead Of 4-5/8", Add</i>	18.91	
26 05 36 00-1331	EA		24" Horizontal 45 Degree Elbow, 12" Rung Spacing, 24" Radius, Aluminum Cable Tray.....	461.00	200.29
			<i>For 60 Degree Bend, Deduct</i>	-75.37	
			<i>For 30 Degree Bend, Deduct</i>	-136.73	
			<i>For 3-5/8" Overall Height Instead Of 4-5/8", Deduct</i>	-29.41	
			<i>For 6" Overall Height Instead Of 4-5/8", Add</i>	23.05	
26 05 36 00-1332	EA		30" Horizontal 45 Degree Elbow, 12" Rung Spacing, 24" Radius, Aluminum Cable Tray.....	539.87	232.35
			<i>For 60 Degree Bend, Deduct</i>	-89.11	
			<i>For 30 Degree Bend, Deduct</i>	-161.42	
			<i>For 3-5/8" Overall Height Instead Of 4-5/8", Deduct</i>	-34.63	
			<i>For 6" Overall Height Instead Of 4-5/8", Add</i>	26.99	
26 05 36 00-1333	EA		36" Horizontal 45 Degree Elbow, 12" Rung Spacing, 24" Radius, Aluminum Cable Tray.....	621.27	276.62
			<i>For 60 Degree Bend, Deduct</i>	-99.00	
			<i>For 30 Degree Bend, Deduct</i>	-180.37	
			<i>For 3-5/8" Overall Height Instead Of 4-5/8", Deduct</i>	-39.08	
			<i>For 6" Overall Height Instead Of 4-5/8", Add</i>	31.06	
26 05 36 00-1334			45 Degree, 36" Radius Horizontal Elbows <small>(26 05 36 00-1293)</small>		
26 05 36 00-1335	EA		6" Horizontal 45 Degree Elbow, 12" Rung Spacing, 36" Radius, Aluminum Cable Tray.....	275.55	93.62
			<i>For 60 Degree Bend, Deduct</i>	-55.06	
			<i>For 30 Degree Bend, Deduct</i>	-96.97	
			<i>For 3-5/8" Overall Height Instead Of 4-5/8", Deduct</i>	-19.76	
			<i>For 6" Overall Height Instead Of 4-5/8", Add</i>	13.78	
26 05 36 00-1336	EA		9" Horizontal 45 Degree Elbow, 12" Rung Spacing, 36" Radius, Aluminum Cable Tray.....	311.61	113.69
			<i>For 60 Degree Bend, Deduct</i>	-59.26	
			<i>For 30 Degree Bend, Deduct</i>	-105.07	
			<i>For 3-5/8" Overall Height Instead Of 4-5/8", Deduct</i>	-21.69	
			<i>For 6" Overall Height Instead Of 4-5/8", Add</i>	15.58	
26 05 36 00-1337	EA		12" Horizontal 45 Degree Elbow, 12" Rung Spacing, 36" Radius, Aluminum Cable Tray.....	344.61	131.96
			<i>For 60 Degree Bend, Deduct</i>	-63.14	
			<i>For 30 Degree Bend, Deduct</i>	-112.56	
			<i>For 3-5/8" Overall Height Instead Of 4-5/8", Deduct</i>	-23.47	
			<i>For 6" Overall Height Instead Of 4-5/8", Add</i>	17.23	
26 05 36 00-1338	EA		18" Horizontal 45 Degree Elbow, 12" Rung Spacing, 36" Radius, Aluminum Cable Tray.....	422.15	170.79
			<i>For 60 Degree Bend, Deduct</i>	-73.82	
			<i>For 30 Degree Bend, Deduct</i>	-132.53	
			<i>For 3-5/8" Overall Height Instead Of 4-5/8", Deduct</i>	-27.98	
			<i>For 6" Overall Height Instead Of 4-5/8", Add</i>	21.11	
26 05 36 00-1339	EA		24" Horizontal 45 Degree Elbow, 12" Rung Spacing, 36" Radius, Aluminum Cable Tray.....	526.23	214.94
			<i>For 60 Degree Bend, Deduct</i>	-91.25	
			<i>For 30 Degree Bend, Deduct</i>	-164.03	
			<i>For 3-5/8" Overall Height Instead Of 4-5/8", Deduct</i>	-34.71	
			<i>For 6" Overall Height Instead Of 4-5/8", Add</i>	26.31	
26 05 36 00-1340	EA		30" Horizontal 45 Degree Elbow, 12" Rung Spacing, 36" Radius, Aluminum Cable Tray.....	598.69	252.31
			<i>For 60 Degree Bend, Deduct</i>	-100.84	
			<i>For 30 Degree Bend, Deduct</i>	-182.08	
			<i>For 3-5/8" Overall Height Instead Of 4-5/8", Deduct</i>	-38.84	
			<i>For 6" Overall Height Instead Of 4-5/8", Add</i>	29.93	
26 05 36 00-1341	EA		36" Horizontal 45 Degree Elbow, 12" Rung Spacing, 36" Radius, Aluminum Cable Tray.....	705.01	305.41
			<i>For 60 Degree Bend, Deduct</i>	-115.57	
			<i>For 30 Degree Bend, Deduct</i>	-209.58	
			<i>For 3-5/8" Overall Height Instead Of 4-5/8", Deduct</i>	-45.05	
			<i>For 6" Overall Height Instead Of 4-5/8", Add</i>	35.25	
26 05 36 00-1342			90 Degree, 12" Radius Vertical Risers <small>(26 05 36 00-1293)</small>		
26 05 36 00-1343	EA		6" Vertical Riser 90 Degree, 12" Rung Spacing, 12" Radius, Aluminum Cable Tray.....	337.04	120.96
			<i>For 3-5/8" Overall Height Instead Of 4-5/8", Deduct</i>	-23.62	
			<i>For 6" Overall Height Instead Of 4-5/8", Add</i>	16.85	
26 05 36 00-1344	EA		9" Vertical Riser 90 Degree, 12" Rung Spacing, 12" Radius, Aluminum Cable Tray.....	373.14	138.13
			<i>For 3-5/8" Overall Height Instead Of 4-5/8", Deduct</i>	-25.80	
			<i>For 6" Overall Height Instead Of 4-5/8", Add</i>	18.66	
26 05 36 00-1345	EA		12" Vertical Riser 90 Degree, 12" Rung Spacing, 12" Radius, Aluminum Cable Tray.....	399.83	152.77
			<i>For 3-5/8" Overall Height Instead Of 4-5/8", Deduct</i>	-27.26	
			<i>For 6" Overall Height Instead Of 4-5/8", Add</i>	19.99	
26 05 36 00-1346	EA		18" Vertical Riser 90 Degree, 12" Rung Spacing, 12" Radius, Aluminum Cable Tray.....	462.28	187.23
			<i>For 3-5/8" Overall Height Instead Of 4-5/8", Deduct</i>	-30.63	
			<i>For 6" Overall Height Instead Of 4-5/8", Add</i>	23.11	
26 05 36 00-1347	EA		24" Vertical Riser 90 Degree, 12" Rung Spacing, 12" Radius, Aluminum Cable Tray.....	515.88	214.94
			<i>For 3-5/8" Overall Height Instead Of 4-5/8", Deduct</i>	-33.67	
			<i>For 6" Overall Height Instead Of 4-5/8", Add</i>	25.79	
26 05 36 00-1348	EA		30" Vertical Riser 90 Degree, 12" Rung Spacing, 12" Radius, Aluminum Cable Tray.....	568.17	241.91
			<i>For 3-5/8" Overall Height Instead Of 4-5/8", Deduct</i>	-36.66	
			<i>For 6" Overall Height Instead Of 4-5/8", Add</i>	28.41	



MINOR CSI UOM DESCRIPTION	TOTAL DIRECT UNIT COST	DEMOLITION UNIT COST
26 05 36 00-1349 EA 36" Vertical Riser 90 Degree, 12" Rung Spacing, 12" Radius, Aluminum Cable Tray <i>For 3-5/8" Overall Height Instead Of 4-5/8", Deduct</i> <i>For 6" Overall Height Instead Of 4-5/8", Add</i>	630.18 -40.01 31.51	276.13
26 05 36 00-1350 90 Degree, 24" Radius Vertical Risers (26 05 36 00-1293)		
26 05 36 00-1351 EA 6" Vertical Riser 90 Degree, 12" Rung Spacing, 24" Radius, Aluminum Cable Tray <i>For 3-5/8" Overall Height Instead Of 4-5/8", Deduct</i> <i>For 6" Overall Height Instead Of 4-5/8", Add</i>	356.81 -25.17 17.84	126.15
26 05 36 00-1352 EA 9" Vertical Riser 90 Degree, 12" Rung Spacing, 24" Radius, Aluminum Cable Tray <i>For 3-5/8" Overall Height Instead Of 4-5/8", Deduct</i> <i>For 6" Overall Height Instead Of 4-5/8", Add</i>	394.60 -27.36 19.73	145.14
26 05 36 00-1353 EA 12" Vertical Riser 90 Degree, 12" Rung Spacing, 24" Radius, Aluminum Cable Tray <i>For 3-5/8" Overall Height Instead Of 4-5/8", Deduct</i> <i>For 6" Overall Height Instead Of 4-5/8", Add</i>	425.17 -29.08 21.26	161.23
26 05 36 00-1354 EA 18" Vertical Riser 90 Degree, 12" Rung Spacing, 24" Radius, Aluminum Cable Tray <i>For 3-5/8" Overall Height Instead Of 4-5/8", Deduct</i> <i>For 6" Overall Height Instead Of 4-5/8", Add</i>	498.76 -33.19 24.94	200.29
26 05 36 00-1355 EA 24" Vertical Riser 90 Degree, 12" Rung Spacing, 24" Radius, Aluminum Cable Tray <i>For 3-5/8" Overall Height Instead Of 4-5/8", Deduct</i> <i>For 6" Overall Height Instead Of 4-5/8", Add</i>	562.03 -36.84 28.10	232.35
26 05 36 00-1356 EA 30" Vertical Riser 90 Degree, 12" Rung Spacing, 24" Radius, Aluminum Cable Tray <i>For 3-5/8" Overall Height Instead Of 4-5/8", Deduct</i> <i>For 6" Overall Height Instead Of 4-5/8", Add</i>	624.21 -40.45 31.21	263.67
26 05 36 00-1357 EA 36" Vertical Riser 90 Degree, 12" Rung Spacing, 24" Radius, Aluminum Cable Tray <i>For 3-5/8" Overall Height Instead Of 4-5/8", Deduct</i> <i>For 6" Overall Height Instead Of 4-5/8", Add</i>	706.08 -45.16 35.30	305.41
26 05 36 00-1358 90 Degree, 36" Radius Vertical Risers (26 05 36 00-1293)		
26 05 36 00-1359 EA 6" Vertical Riser 90 Degree, 12" Rung Spacing, 36" Radius, Aluminum Cable Tray <i>For 3-5/8" Overall Height Instead Of 4-5/8", Deduct</i> <i>For 6" Overall Height Instead Of 4-5/8", Add</i>	446.33 -33.65 22.32	131.84
26 05 36 00-1360 EA 9" Vertical Riser 90 Degree, 12" Rung Spacing, 36" Radius, Aluminum Cable Tray <i>For 3-5/8" Overall Height Instead Of 4-5/8", Deduct</i> <i>For 6" Overall Height Instead Of 4-5/8", Add</i>	486.02 -35.88 24.30	152.77
26 05 36 00-1361 EA 12" Vertical Riser 90 Degree, 12" Rung Spacing, 36" Radius, Aluminum Cable Tray <i>For 3-5/8" Overall Height Instead Of 4-5/8", Deduct</i> <i>For 6" Overall Height Instead Of 4-5/8", Add</i>	531.00 -38.86 26.55	170.79
26 05 36 00-1362 EA 18" Vertical Riser 90 Degree, 12" Rung Spacing, 36" Radius, Aluminum Cable Tray <i>For 3-5/8" Overall Height Instead Of 4-5/8", Deduct</i> <i>For 6" Overall Height Instead Of 4-5/8", Add</i>	614.39 -43.53 30.72	214.94
26 05 36 00-1363 EA 24" Vertical Riser 90 Degree, 12" Rung Spacing, 36" Radius, Aluminum Cable Tray <i>For 3-5/8" Overall Height Instead Of 4-5/8", Deduct</i> <i>For 6" Overall Height Instead Of 4-5/8", Add</i>	686.53 -47.63 34.33	252.31
26 05 36 00-1364 EA 30" Vertical Riser 90 Degree, 12" Rung Spacing, 36" Radius, Aluminum Cable Tray <i>For 3-5/8" Overall Height Instead Of 4-5/8", Deduct</i> <i>For 6" Overall Height Instead Of 4-5/8", Add</i>	769.48 -52.76 38.47	290.28
26 05 36 00-1365 EA 36" Vertical Riser 90 Degree, 12" Rung Spacing, 36" Radius, Aluminum Cable Tray <i>For 3-5/8" Overall Height Instead Of 4-5/8", Deduct</i> <i>For 6" Overall Height Instead Of 4-5/8", Add</i>	866.38 -58.22 43.32	341.09
26 05 36 00-1366 12" Radius Horizontal Tees (26 05 36 00-1293)		
26 05 36 00-1367 EA 6" Horizontal Tee, 12" Rung Spacing, 12" Radius, Aluminum Cable Tray <i>For 3-5/8" Overall Height Instead Of 4-5/8", Deduct</i> <i>For 6" Overall Height Instead Of 4-5/8", Add</i>	537.40 -34.38 26.87	232.35
26 05 36 00-1368 EA 9" Horizontal Tee, 12" Rung Spacing, 12" Radius, Aluminum Cable Tray <i>For 3-5/8" Overall Height Instead Of 4-5/8", Deduct</i> <i>For 6" Overall Height Instead Of 4-5/8", Add</i>	580.63 -37.04 29.03	252.31
26 05 36 00-1369 EA 12" Horizontal Tee, 12" Rung Spacing, 12" Radius, Aluminum Cable Tray <i>For 3-5/8" Overall Height Instead Of 4-5/8", Deduct</i> <i>For 6" Overall Height Instead Of 4-5/8", Add</i>	602.05 -38.23 30.10	263.67
26 05 36 00-1370 EA 18" Horizontal Tee, 12" Rung Spacing, 12" Radius, Aluminum Cable Tray <i>For 3-5/8" Overall Height Instead Of 4-5/8", Deduct</i> <i>For 6" Overall Height Instead Of 4-5/8", Add</i>	678.36 -43.65 33.92	290.28
26 05 36 00-1371 EA 24" Horizontal Tee, 12" Rung Spacing, 12" Radius, Aluminum Cable Tray <i>For 3-5/8" Overall Height Instead Of 4-5/8", Deduct</i> <i>For 6" Overall Height Instead Of 4-5/8", Add</i>	751.34 -48.28 37.57	322.22
26 05 36 00-1372 EA 30" Horizontal Tee, 12" Rung Spacing, 12" Radius, Aluminum Cable Tray <i>For 3-5/8" Overall Height Instead Of 4-5/8", Deduct</i> <i>For 6" Overall Height Instead Of 4-5/8", Add</i>	818.19 -53.35 40.91	341.70
26 05 36 00-1373 EA 36" Horizontal Tee, 12" Rung Spacing, 12" Radius, Aluminum Cable Tray <i>For 3-5/8" Overall Height Instead Of 4-5/8", Deduct</i> <i>For 6" Overall Height Instead Of 4-5/8", Add</i>	942.73 -62.04 47.14	386.81
26 05 36 00-1374 24" Radius Horizontal Tees (26 05 36 00-1293)		
26 05 36 00-1375 EA 6" Horizontal Tee, 12" Rung Spacing, 24" Radius, Aluminum Cable Tray <i>For 3-5/8" Overall Height Instead Of 4-5/8", Deduct</i> <i>For 6" Overall Height Instead Of 4-5/8", Add</i>	676.68 -46.64 33.83	252.31
26 05 36 00-1376 EA 9" Horizontal Tee, 12" Rung Spacing, 24" Radius, Aluminum Cable Tray <i>For 3-5/8" Overall Height Instead Of 4-5/8", Deduct</i> <i>For 6" Overall Height Instead Of 4-5/8", Add</i>	731.85 -50.14 36.59	276.62

26 Electrical
26 05 Common Work Results for Electrical
26 05 36 Cable Trays for Electrical Systems



MINOR CSI	UOM	DESCRIPTION	TOTAL DIRECT UNIT COST	DEMOLITION UNIT COST
26 05 36 00-1377	EA	12" Horizontal Tee, 12" Rung Spacing, 24" Radius, Aluminum Cable Tray <i>For 3-5/8" Overall Height Instead Of 4-5/8", Deduct</i> <i>For 6" Overall Height Instead Of 4-5/8", Add</i>	762.09 -52.02 38.10	290.28
26 05 36 00-1378	EA	18" Horizontal Tee, 12" Rung Spacing, 24" Radius, Aluminum Cable Tray <i>For 3-5/8" Overall Height Instead Of 4-5/8", Deduct</i> <i>For 6" Overall Height Instead Of 4-5/8", Add</i>	840.00 -57.15 42.00	322.22
26 05 36 00-1379	EA	24" Horizontal Tee, 12" Rung Spacing, 24" Radius, Aluminum Cable Tray <i>For 3-5/8" Overall Height Instead Of 4-5/8", Deduct</i> <i>For 6" Overall Height Instead Of 4-5/8", Add</i>	934.77 -63.24 46.74	362.86
26 05 36 00-1380	EA	30" Horizontal Tee, 12" Rung Spacing, 24" Radius, Aluminum Cable Tray <i>For 3-5/8" Overall Height Instead Of 4-5/8", Deduct</i> <i>For 6" Overall Height Instead Of 4-5/8", Add</i>	1,006.76 -68.44 50.34	386.81
26 05 36 00-1381	EA	36" Horizontal Tee, 12" Rung Spacing, 24" Radius, Aluminum Cable Tray <i>For 3-5/8" Overall Height Instead Of 4-5/8", Deduct</i> <i>For 6" Overall Height Instead Of 4-5/8", Add</i>	1,298.89 -92.65 64.94	446.92
26 05 36 00-1382		36" Radius Horizontal Tees <small>(26 05 36 00-1293)</small>		
26 05 36 00-1383	EA	6" Horizontal Tee, 12" Rung Spacing, 36" Radius, Aluminum Cable Tray <i>For 3-5/8" Overall Height Instead Of 4-5/8", Deduct</i> <i>For 6" Overall Height Instead Of 4-5/8", Add</i>	822.97 -59.25 41.15	276.62
26 05 36 00-1384	EA	9" Horizontal Tee, 12" Rung Spacing, 36" Radius, Aluminum Cable Tray <i>For 3-5/8" Overall Height Instead Of 4-5/8", Deduct</i> <i>For 6" Overall Height Instead Of 4-5/8", Add</i>	880.93 -62.64 44.05	305.41
26 05 36 00-1385	EA	12" Horizontal Tee, 12" Rung Spacing, 36" Radius, Aluminum Cable Tray <i>For 3-5/8" Overall Height Instead Of 4-5/8", Deduct</i> <i>For 6" Overall Height Instead Of 4-5/8", Add</i>	943.43 -67.49 47.17	322.22
26 05 36 00-1386	EA	18" Horizontal Tee, 12" Rung Spacing, 36" Radius, Aluminum Cable Tray <i>For 3-5/8" Overall Height Instead Of 4-5/8", Deduct</i> <i>For 6" Overall Height Instead Of 4-5/8", Add</i>	1,033.28 -73.09 51.66	362.86
26 05 36 00-1387	EA	24" Horizontal Tee, 12" Rung Spacing, 36" Radius, Aluminum Cable Tray <i>For 3-5/8" Overall Height Instead Of 4-5/8", Deduct</i> <i>For 6" Overall Height Instead Of 4-5/8", Add</i>	1,163.21 -81.80 58.16	414.27
26 05 36 00-1388	EA	30" Horizontal Tee, 12" Rung Spacing, 36" Radius, Aluminum Cable Tray <i>For 3-5/8" Overall Height Instead Of 4-5/8", Deduct</i> <i>For 6" Overall Height Instead Of 4-5/8", Add</i>	1,343.22 -97.08 67.16	446.92
26 05 36 00-1389	EA	36" Horizontal Tee, 12" Rung Spacing, 36" Radius, Aluminum Cable Tray <i>For 3-5/8" Overall Height Instead Of 4-5/8", Deduct</i> <i>For 6" Overall Height Instead Of 4-5/8", Add</i>	1,543.95 -110.44 77.20	527.36
26 05 36 00-1390		12" Radius Vertical Tees <small>(26 05 36 00-1293)</small>		
26 05 36 00-1391	EA	6" Vertical Tee, 12" Rung Spacing, 12" Radius, Aluminum Cable Tray <i>For 3-5/8" Overall Height Instead Of 4-5/8", Deduct</i> <i>For 6" Overall Height Instead Of 4-5/8", Add</i>	695.66 -51.65 34.78	214.94
26 05 36 00-1392	EA	9" Vertical Tee, 12" Rung Spacing, 12" Radius, Aluminum Cable Tray <i>For 3-5/8" Overall Height Instead Of 4-5/8", Deduct</i> <i>For 6" Overall Height Instead Of 4-5/8", Add</i>	719.63 -53.34 35.98	223.40
26 05 36 00-1393	EA	12" Vertical Tee, 12" Rung Spacing, 12" Radius, Aluminum Cable Tray <i>For 3-5/8" Overall Height Instead Of 4-5/8", Deduct</i> <i>For 6" Overall Height Instead Of 4-5/8", Add</i>	736.88 -54.33 36.84	232.35
26 05 36 00-1394	EA	18" Vertical Tee, 12" Rung Spacing, 12" Radius, Aluminum Cable Tray <i>For 3-5/8" Overall Height Instead Of 4-5/8", Deduct</i> <i>For 6" Overall Height Instead Of 4-5/8", Add</i>	777.65 -56.74 38.88	252.31
26 05 36 00-1395	EA	24" Vertical Tee, 12" Rung Spacing, 12" Radius, Aluminum Cable Tray <i>For 3-5/8" Overall Height Instead Of 4-5/8", Deduct</i> <i>For 6" Overall Height Instead Of 4-5/8", Add</i>	826.15 -60.64 41.31	263.67
26 05 36 00-1396	EA	30" Vertical Tee, 12" Rung Spacing, 12" Radius, Aluminum Cable Tray <i>For 3-5/8" Overall Height Instead Of 4-5/8", Deduct</i> <i>For 6" Overall Height Instead Of 4-5/8", Add</i>	877.84 -63.59 43.89	290.28
26 05 36 00-1397	EA	36" Vertical Tee, 12" Rung Spacing, 12" Radius, Aluminum Cable Tray <i>For 3-5/8" Overall Height Instead Of 4-5/8", Deduct</i> <i>For 6" Overall Height Instead Of 4-5/8", Add</i>	943.43 -67.49 47.17	322.22
26 05 36 00-1398		24" Radius Vertical Tees <small>(26 05 36 00-1293)</small>		
26 05 36 00-1399	EA	6" Vertical Tee, 12" Rung Spacing, 24" Radius, Aluminum Cable Tray <i>For 3-5/8" Overall Height Instead Of 4-5/8", Deduct</i> <i>For 6" Overall Height Instead Of 4-5/8", Add</i>	958.52 -76.49 47.93	232.35
26 05 36 00-1400	EA	9" Vertical Tee, 12" Rung Spacing, 24" Radius, Aluminum Cable Tray <i>For 3-5/8" Overall Height Instead Of 4-5/8", Deduct</i> <i>For 6" Overall Height Instead Of 4-5/8", Add</i>	981.90 -78.03 49.10	241.91
26 05 36 00-1401	EA	12" Vertical Tee, 12" Rung Spacing, 24" Radius, Aluminum Cable Tray <i>For 3-5/8" Overall Height Instead Of 4-5/8", Deduct</i> <i>For 6" Overall Height Instead Of 4-5/8", Add</i>	1,006.68 -79.64 50.33	252.31
26 05 36 00-1402	EA	18" Vertical Tee, 12" Rung Spacing, 24" Radius, Aluminum Cable Tray <i>For 3-5/8" Overall Height Instead Of 4-5/8", Deduct</i> <i>For 6" Overall Height Instead Of 4-5/8", Add</i>	1,064.31 -83.38 53.22	276.62
26 05 36 00-1403	EA	24" Vertical Tee, 12" Rung Spacing, 24" Radius, Aluminum Cable Tray <i>For 3-5/8" Overall Height Instead Of 4-5/8", Deduct</i> <i>For 6" Overall Height Instead Of 4-5/8", Add</i>	1,101.94 -86.00 55.10	290.28
26 05 36 00-1404	EA	30" Vertical Tee, 12" Rung Spacing, 24" Radius, Aluminum Cable Tray <i>For 3-5/8" Overall Height Instead Of 4-5/8", Deduct</i> <i>For 6" Overall Height Instead Of 4-5/8", Add</i>	1,170.00 -90.15 58.50	322.22



MINOR CSI UOM DESCRIPTION	TOTAL DIRECT UNIT COST	DEMOLITION UNIT COST
26 05 36 00-1405 EA 36" Vertical Tee, 12" Rung Spacing, 24" Radius, Aluminum Cable Tray..... <i>For 3-5/8" Overall Height Instead Of 4-5/8", Deduct</i> <i>For 6" Overall Height Instead Of 4-5/8", Add</i>	1,294.32 -99.19 64.72	362.86
26 05 36 00-1406 36" Radius Vertical Tees <small>(26 05 36 00-1293)</small>		
26 05 36 00-1407 EA 6" Vertical Tee, 12" Rung Spacing, 36" Radius, Aluminum Cable Tray..... <i>For 3-5/8" Overall Height Instead Of 4-5/8", Deduct</i> <i>For 6" Overall Height Instead Of 4-5/8", Add</i>	1,507.47 -129.72 75.37	252.31
26 05 36 00-1408 EA 9" Vertical Tee, 12" Rung Spacing, 36" Radius, Aluminum Cable Tray..... <i>For 3-5/8" Overall Height Instead Of 4-5/8", Deduct</i> <i>For 6" Overall Height Instead Of 4-5/8", Add</i>	1,540.53 -132.08 77.03	263.67
26 05 36 00-1409 EA 12" Vertical Tee, 12" Rung Spacing, 36" Radius, Aluminum Cable Tray..... <i>For 3-5/8" Overall Height Instead Of 4-5/8", Deduct</i> <i>For 6" Overall Height Instead Of 4-5/8", Add</i>	1,576.08 -134.56 78.80	276.62
26 05 36 00-1410 EA 18" Vertical Tee, 12" Rung Spacing, 36" Radius, Aluminum Cable Tray..... <i>For 3-5/8" Overall Height Instead Of 4-5/8", Deduct</i> <i>For 6" Overall Height Instead Of 4-5/8", Add</i>	1,638.33 -138.38 81.92	305.41
26 05 36 00-1411 EA 24" Vertical Tee, 12" Rung Spacing, 36" Radius, Aluminum Cable Tray..... <i>For 3-5/8" Overall Height Instead Of 4-5/8", Deduct</i> <i>For 6" Overall Height Instead Of 4-5/8", Add</i>	1,680.47 -141.19 84.02	322.22
26 05 36 00-1412 EA 30" Vertical Tee, 12" Rung Spacing, 36" Radius, Aluminum Cable Tray..... <i>For 3-5/8" Overall Height Instead Of 4-5/8", Deduct</i> <i>For 6" Overall Height Instead Of 4-5/8", Add</i>	1,790.48 -148.81 89.52	362.86
26 05 36 00-1413 EA 36" Vertical Tee, 12" Rung Spacing, 36" Radius, Aluminum Cable Tray..... <i>For 3-5/8" Overall Height Instead Of 4-5/8", Deduct</i> <i>For 6" Overall Height Instead Of 4-5/8", Add</i>	1,890.19 -154.50 94.51	414.27
26 05 36 00-1414 12" Radius Horizontal Crosses <small>(26 05 36 00-1293)</small>		
26 05 36 00-1415 EA 6" Horizontal Cross, 12" Rung Spacing, 12" Radius, Aluminum Cable Tray..... <i>For 3-5/8" Overall Height Instead Of 4-5/8", Deduct</i> <i>For 6" Overall Height Instead Of 4-5/8", Add</i>	693.14 -45.12 34.66	290.28
26 05 36 00-1416 EA 9" Horizontal Cross, 12" Rung Spacing, 12" Radius, Aluminum Cable Tray..... <i>For 3-5/8" Overall Height Instead Of 4-5/8", Deduct</i> <i>For 6" Overall Height Instead Of 4-5/8", Add</i>	740.55 -48.60 37.03	305.41
26 05 36 00-1417 EA 12" Horizontal Cross, 12" Rung Spacing, 12" Radius, Aluminum Cable Tray..... <i>For 3-5/8" Overall Height Instead Of 4-5/8", Deduct</i> <i>For 6" Overall Height Instead Of 4-5/8", Add</i>	771.05 -50.25 38.55	322.22
26 05 36 00-1418 EA 18" Horizontal Cross, 12" Rung Spacing, 12" Radius, Aluminum Cable Tray..... <i>For 3-5/8" Overall Height Instead Of 4-5/8", Deduct</i> <i>For 6" Overall Height Instead Of 4-5/8", Add</i>	852.67 -56.79 42.63	341.70
26 05 36 00-1419 EA 24" Horizontal Cross, 12" Rung Spacing, 12" Radius, Aluminum Cable Tray..... <i>For 3-5/8" Overall Height Instead Of 4-5/8", Deduct</i> <i>For 6" Overall Height Instead Of 4-5/8", Add</i>	937.80 -61.54 46.89	386.81
26 05 36 00-1420 EA 30" Horizontal Cross, 12" Rung Spacing, 12" Radius, Aluminum Cable Tray..... <i>For 3-5/8" Overall Height Instead Of 4-5/8", Deduct</i> <i>For 6" Overall Height Instead Of 4-5/8", Add</i>	1,035.15 -69.00 51.76	414.27
26 05 36 00-1421 EA 36" Horizontal Cross, 12" Rung Spacing, 12" Radius, Aluminum Cable Tray..... <i>For 3-5/8" Overall Height Instead Of 4-5/8", Deduct</i> <i>For 6" Overall Height Instead Of 4-5/8", Add</i>	1,175.76 -80.34 58.79	446.92
26 05 36 00-1422 24" Radius Horizontal Crosses <small>(26 05 36 00-1293)</small>		
26 05 36 00-1423 EA 6" Horizontal Cross, 12" Rung Spacing, 24" Radius, Aluminum Cable Tray..... <i>For 3-5/8" Overall Height Instead Of 4-5/8", Deduct</i> <i>For 6" Overall Height Instead Of 4-5/8", Add</i>	938.51 -67.00 46.93	322.22
26 05 36 00-1424 EA 9" Horizontal Cross, 12" Rung Spacing, 24" Radius, Aluminum Cable Tray..... <i>For 3-5/8" Overall Height Instead Of 4-5/8", Deduct</i> <i>For 6" Overall Height Instead Of 4-5/8", Add</i>	983.19 -69.85 49.16	341.70
26 05 36 00-1425 EA 12" Horizontal Cross, 12" Rung Spacing, 24" Radius, Aluminum Cable Tray..... <i>For 3-5/8" Overall Height Instead Of 4-5/8", Deduct</i> <i>For 6" Overall Height Instead Of 4-5/8", Add</i>	1,030.81 -72.84 51.54	362.86
26 05 36 00-1426 EA 18" Horizontal Cross, 12" Rung Spacing, 24" Radius, Aluminum Cable Tray..... <i>For 3-5/8" Overall Height Instead Of 4-5/8", Deduct</i> <i>For 6" Overall Height Instead Of 4-5/8", Add</i>	1,092.95 -77.06 54.65	386.81
26 05 36 00-1427 EA 24" Horizontal Cross, 12" Rung Spacing, 24" Radius, Aluminum Cable Tray..... <i>For 3-5/8" Overall Height Instead Of 4-5/8", Deduct</i> <i>For 6" Overall Height Instead Of 4-5/8", Add</i>	1,232.40 -86.00 61.62	446.92
26 05 36 00-1428 EA 30" Horizontal Cross, 12" Rung Spacing, 24" Radius, Aluminum Cable Tray..... <i>For 3-5/8" Overall Height Instead Of 4-5/8", Deduct</i> <i>For 6" Overall Height Instead Of 4-5/8", Add</i>	1,328.45 -92.53 66.42	483.81
26 05 36 00-1429 EA 36" Horizontal Cross, 12" Rung Spacing, 24" Radius, Aluminum Cable Tray..... <i>For 3-5/8" Overall Height Instead Of 4-5/8", Deduct</i> <i>For 6" Overall Height Instead Of 4-5/8", Add</i>	1,467.60 -102.81 73.38	527.36
26 05 36 00-1430 36" Radius Horizontal Crosses <small>(26 05 36 00-1293)</small>		
26 05 36 00-1431 EA 6" Horizontal Cross, 12" Rung Spacing, 36" Radius, Aluminum Cable Tray..... <i>For 3-5/8" Overall Height Instead Of 4-5/8", Deduct</i> <i>For 6" Overall Height Instead Of 4-5/8", Add</i>	1,077.61 -77.52 53.88	362.86
26 05 36 00-1432 EA 9" Horizontal Cross, 12" Rung Spacing, 36" Radius, Aluminum Cable Tray..... <i>For 3-5/8" Overall Height Instead Of 4-5/8", Deduct</i> <i>For 6" Overall Height Instead Of 4-5/8", Add</i>	1,137.28 -81.49 56.86	386.81

26 Electrical

26 05 Common Work Results for Electrical

26 05 36 Cable Trays for Electrical Systems



MINOR CSI UOM DESCRIPTION	TOTAL DIRECT UNIT COST	DEMOLITION UNIT COST
26 05 36 00-1433 EA 12" Horizontal Cross, 12" Rung Spacing, 36" Radius, Aluminum Cable Tray.....	1,212.46	414.27
For 3-5/8" Overall Height Instead Of 4-5/8", Deduct	-86.73	
For 6" Overall Height Instead Of 4-5/8", Add	60.62	
26 05 36 00-1434 EA 18" Horizontal Cross, 12" Rung Spacing, 36" Radius, Aluminum Cable Tray.....	1,301.36	446.92
For 3-5/8" Overall Height Instead Of 4-5/8", Deduct	-92.90	
For 6" Overall Height Instead Of 4-5/8", Add	65.07	
26 05 36 00-1435 EA 24" Horizontal Cross, 12" Rung Spacing, 36" Radius, Aluminum Cable Tray.....	1,568.57	527.36
For 3-5/8" Overall Height Instead Of 4-5/8", Deduct	-112.91	
For 6" Overall Height Instead Of 4-5/8", Add	78.43	
26 05 36 00-1436 EA 30" Horizontal Cross, 12" Rung Spacing, 36" Radius, Aluminum Cable Tray.....	1,729.51	579.60
For 3-5/8" Overall Height Instead Of 4-5/8", Deduct	-124.65	
For 6" Overall Height Instead Of 4-5/8", Add	86.48	
26 05 36 00-1437 EA 36" Horizontal Cross, 12" Rung Spacing, 36" Radius, Aluminum Cable Tray.....	1,925.72	645.65
For 3-5/8" Overall Height Instead Of 4-5/8", Deduct	-138.77	
For 6" Overall Height Instead Of 4-5/8", Add	96.29	
26 05 36 00-1438 12" Radius Vertical Crosses (26 05 36 00-1293)		
26 05 36 00-1439 EA 6" Vertical Cross, 12" Rung Spacing, 12" Radius, Aluminum Cable Tray.....	693.14	290.28
For 3-5/8" Overall Height Instead Of 4-5/8", Deduct	-45.12	
For 6" Overall Height Instead Of 4-5/8", Add	34.66	
26 05 36 00-1440 EA 9" Vertical Cross, 12" Rung Spacing, 12" Radius, Aluminum Cable Tray.....	740.73	305.53
For 3-5/8" Overall Height Instead Of 4-5/8", Deduct	-48.61	
For 6" Overall Height Instead Of 4-5/8", Add	37.04	
26 05 36 00-1441 EA 12" Vertical Cross, 12" Rung Spacing, 12" Radius, Aluminum Cable Tray.....	770.96	322.22
For 3-5/8" Overall Height Instead Of 4-5/8", Deduct	-50.25	
For 6" Overall Height Instead Of 4-5/8", Add	38.55	
26 05 36 00-1442 EA 18" Vertical Cross, 12" Rung Spacing, 12" Radius, Aluminum Cable Tray.....	852.88	341.82
For 3-5/8" Overall Height Instead Of 4-5/8", Deduct	-56.80	
For 6" Overall Height Instead Of 4-5/8", Add	42.64	
26 05 36 00-1443 EA 24" Vertical Cross, 12" Rung Spacing, 12" Radius, Aluminum Cable Tray.....	937.80	386.81
For 3-5/8" Overall Height Instead Of 4-5/8", Deduct	-61.54	
For 6" Overall Height Instead Of 4-5/8", Add	46.89	
26 05 36 00-1444 EA 30" Vertical Cross, 12" Rung Spacing, 12" Radius, Aluminum Cable Tray.....	1,035.47	414.39
For 3-5/8" Overall Height Instead Of 4-5/8", Deduct	-69.01	
For 6" Overall Height Instead Of 4-5/8", Add	51.77	
26 05 36 00-1445 EA 36" Vertical Cross, 12" Rung Spacing, 12" Radius, Aluminum Cable Tray.....	1,174.84	446.32
For 3-5/8" Overall Height Instead Of 4-5/8", Deduct	-80.29	
For 6" Overall Height Instead Of 4-5/8", Add	58.74	
26 05 36 00-1446 24" Radius Vertical Crosses (26 05 36 00-1295)		
26 05 36 00-1447 EA 6" Vertical Cross, 12" Rung Spacing, 24" Radius, Aluminum Cable Tray.....	938.51	322.22
For 3-5/8" Overall Height Instead Of 4-5/8", Deduct	-67.00	
For 6" Overall Height Instead Of 4-5/8", Add	46.93	
26 05 36 00-1448 EA 9" Vertical Cross, 12" Rung Spacing, 24" Radius, Aluminum Cable Tray.....	983.19	341.70
For 3-5/8" Overall Height Instead Of 4-5/8", Deduct	-69.85	
For 6" Overall Height Instead Of 4-5/8", Add	49.16	
26 05 36 00-1449 EA 12" Vertical Cross, 12" Rung Spacing, 24" Radius, Aluminum Cable Tray.....	1,030.81	362.86
For 3-5/8" Overall Height Instead Of 4-5/8", Deduct	-72.84	
For 6" Overall Height Instead Of 4-5/8", Add	51.54	
26 05 36 00-1450 EA 18" Vertical Cross, 12" Rung Spacing, 24" Radius, Aluminum Cable Tray.....	1,092.95	386.81
For 3-5/8" Overall Height Instead Of 4-5/8", Deduct	-77.06	
For 6" Overall Height Instead Of 4-5/8", Add	54.65	
26 05 36 00-1451 EA 24" Vertical Cross, 12" Rung Spacing, 24" Radius, Aluminum Cable Tray.....	1,232.40	446.92
For 3-5/8" Overall Height Instead Of 4-5/8", Deduct	-86.00	
For 6" Overall Height Instead Of 4-5/8", Add	61.62	
26 05 36 00-1452 EA 30" Vertical Cross, 12" Rung Spacing, 24" Radius, Aluminum Cable Tray.....	1,328.45	483.81
For 3-5/8" Overall Height Instead Of 4-5/8", Deduct	-92.53	
For 6" Overall Height Instead Of 4-5/8", Add	66.42	
26 05 36 00-1453 EA 36" Vertical Cross, 12" Rung Spacing, 24" Radius, Aluminum Cable Tray.....	1,467.60	527.36
For 3-5/8" Overall Height Instead Of 4-5/8", Deduct	-102.81	
For 6" Overall Height Instead Of 4-5/8", Add	73.38	
26 05 36 00-1454 36" Radius Vertical Crosses (26 05 36 00-1293)		
26 05 36 00-1455 EA 6" Vertical Cross, 12" Rung Spacing, 36" Radius, Aluminum Cable Tray.....	1,290.38	362.86
For 3-5/8" Overall Height Instead Of 4-5/8", Deduct	-98.80	
For 6" Overall Height Instead Of 4-5/8", Add	64.52	
26 05 36 00-1456 EA 9" Vertical Cross, 12" Rung Spacing, 36" Radius, Aluminum Cable Tray.....	1,358.92	386.81
For 3-5/8" Overall Height Instead Of 4-5/8", Deduct	-103.66	
For 6" Overall Height Instead Of 4-5/8", Add	67.95	
26 05 36 00-1457 EA 12" Vertical Cross, 12" Rung Spacing, 36" Radius, Aluminum Cable Tray.....	1,447.40	414.27
For 3-5/8" Overall Height Instead Of 4-5/8", Deduct	-110.22	
For 6" Overall Height Instead Of 4-5/8", Add	72.37	
26 05 36 00-1458 EA 18" Vertical Cross, 12" Rung Spacing, 36" Radius, Aluminum Cable Tray.....	1,551.81	446.92
For 3-5/8" Overall Height Instead Of 4-5/8", Deduct	-117.94	
For 6" Overall Height Instead Of 4-5/8", Add	77.59	
26 05 36 00-1459 EA 24" Vertical Cross, 12" Rung Spacing, 36" Radius, Aluminum Cable Tray.....	1,878.87	527.36
For 3-5/8" Overall Height Instead Of 4-5/8", Deduct	-143.94	
For 6" Overall Height Instead Of 4-5/8", Add	93.94	
26 05 36 00-1460 EA 30" Vertical Cross, 12" Rung Spacing, 36" Radius, Aluminum Cable Tray.....	2,073.06	579.60
For 3-5/8" Overall Height Instead Of 4-5/8", Deduct	-159.00	
For 6" Overall Height Instead Of 4-5/8", Add	103.65	



MINOR CSI UOM DESCRIPTION	TOTAL DIRECT UNIT COST	DEMOLITION UNIT COST
26 05 36 00-1461 EA 36" Vertical Cross, 12" Rung Spacing, 36" Radius, Aluminum Cable Tray..... <i>For 3-5/8" Overall Height Instead Of 4-5/8", Deduct</i> <i>For 6" Overall Height Instead Of 4-5/8", Add</i>	2,308.05 -177.00 115.40	645.65
26 05 36 00-1462 Dropout Or End Plates And Reducers (26 05 36 00-0744)		
26 05 36 00-1463 Straight Reducers (26 05 36 00-1462)		
26 05 36 00-1464 EA 9"-6" Reducer, Aluminum Cable Tray..... <i>For 3-5/8" Overall Height Instead Of 4-5/8", Deduct</i> <i>For 6" Overall Height Instead Of 4-5/8", Add</i>	271.94 -19.75 13.60	89.27
26 05 36 00-1465 EA 12"-9" Reducer, Aluminum Cable Tray..... <i>For 3-5/8" Overall Height Instead Of 4-5/8", Deduct</i> <i>For 6" Overall Height Instead Of 4-5/8", Add</i>	286.97 -20.64 14.35	96.64
26 05 36 00-1466 EA 18"-12" Reducer, Aluminum Cable Tray..... <i>For 3-5/8" Overall Height Instead Of 4-5/8", Deduct</i> <i>For 6" Overall Height Instead Of 4-5/8", Add</i>	314.58 -22.16 15.73	111.52
26 05 36 00-1467 EA 24"-18" Reducer, Aluminum Cable Tray..... <i>For 3-5/8" Overall Height Instead Of 4-5/8", Deduct</i> <i>For 6" Overall Height Instead Of 4-5/8", Add</i>	346.41 -23.89 17.32	129.06
26 05 36 00-1468 EA 30"-24" Reducer, Aluminum Cable Tray..... <i>For 3-5/8" Overall Height Instead Of 4-5/8", Deduct</i> <i>For 6" Overall Height Instead Of 4-5/8", Add</i>	375.99 -25.50 18.80	145.14
26 05 36 00-1469 EA 36"-30" Reducer, Aluminum Cable Tray..... <i>For 3-5/8" Overall Height Instead Of 4-5/8", Deduct</i> <i>For 6" Overall Height Instead Of 4-5/8", Add</i>	418.69 -28.05 20.93	165.83
26 05 36 00-1470 Reducers (26 05 36 00-1462)		
26 05 36 00-1471 EA 18"-6" Reducer, Aluminum Cable Tray..... <i>For 3-5/8" Overall Height Instead Of 4-5/8", Deduct</i> <i>For 6" Overall Height Instead Of 4-5/8", Add</i>	314.69 -22.17 15.73	111.64
26 05 36 00-1472 EA 24"-12" Reducer, Aluminum Cable Tray..... <i>For 3-5/8" Overall Height Instead Of 4-5/8", Deduct</i> <i>For 6" Overall Height Instead Of 4-5/8", Add</i>	346.72 -23.90 17.34	129.18
26 05 36 00-1473 EA 30"-12" Reducer, Aluminum Cable Tray..... <i>For 3-5/8" Overall Height Instead Of 4-5/8", Deduct</i> <i>For 6" Overall Height Instead Of 4-5/8", Add</i>	375.80 -25.49 18.79	145.02
26 05 36 00-1474 EA 30"-18" Reducer, Aluminum Cable Tray..... <i>For 3-5/8" Overall Height Instead Of 4-5/8", Deduct</i> <i>For 6" Overall Height Instead Of 4-5/8", Add</i>	378.34 -25.76 18.92	144.90
26 05 36 00-1475 EA 36"-12" Reducer, Aluminum Cable Tray..... <i>For 3-5/8" Overall Height Instead Of 4-5/8", Deduct</i> <i>For 6" Overall Height Instead Of 4-5/8", Add</i>	415.95 -27.78 20.80	165.83
26 05 36 00-1476 EA 36"-18" Reducer, Aluminum Cable Tray..... <i>For 3-5/8" Overall Height Instead Of 4-5/8", Deduct</i> <i>For 6" Overall Height Instead Of 4-5/8", Add</i>	425.95 -28.41 21.30	170.18
26 05 36 00-1477 EA 36"-24" Reducer, Aluminum Cable Tray..... <i>For 3-5/8" Overall Height Instead Of 4-5/8", Deduct</i> <i>For 6" Overall Height Instead Of 4-5/8", Add</i>	440.48 -29.41 22.02	175.62
26 05 36 00-1478 Dropout Or End Plate (26 05 36 00-1462)		
26 05 36 00-1479 EA 6" Dropout Or End Plate, Aluminum Cable Tray.....	76.75	36.29
26 05 36 00-1480 EA 9" Dropout Or End Plate, Aluminum Cable Tray.....	86.45	41.49
26 05 36 00-1481 EA 12" Dropout Or End Plate, Aluminum Cable Tray.....	93.26	44.63
26 05 36 00-1482 EA 18" Dropout Or End Plate, Aluminum Cable Tray.....	113.23	52.74
26 05 36 00-1483 EA 24" Dropout Or End Plate, Aluminum Cable Tray.....	126.45	58.06
26 05 36 00-1484 EA 30" Dropout Or End Plate, Aluminum Cable Tray.....	142.83	64.47
26 05 36 00-1485 EA 36" Dropout Or End Plate, Aluminum Cable Tray.....	160.23	72.57
26 05 36 00-1486 Solid Bottom Cable Tray (26 05 36 00-0001) Note: 3-5/8" Height.		
26 05 36 00-1487 Solid Bottom Galvanized Steel Straight Tray Sections (26 05 36 00-1486)		
26 05 36 00-1488 LF 6" Solid Bottom Steel Cable Tray, Straight Section..... <i>For 4-5/8" Overall Height Instead Of 3-5/8", Add</i>	30.64 3.01	9.43
26 05 36 00-1489 LF 12" Solid Bottom Steel Cable Tray, Straight Section..... <i>For 4-5/8" Overall Height Instead Of 3-5/8", Add</i>	38.15 3.79	11.62
26 05 36 00-1490 LF 18" Solid Bottom Steel Cable Tray, Straight Section..... <i>For 4-5/8" Overall Height Instead Of 3-5/8", Add</i>	50.95 4.86	16.69
26 05 36 00-1491 LF 24" Solid Bottom Steel Cable Tray, Straight Section..... <i>For 4-5/8" Overall Height Instead Of 3-5/8", Add</i>	58.94 5.65	19.11
26 05 36 00-1492 LF 30" Solid Bottom Steel Cable Tray, Straight Section..... <i>For 4-5/8" Overall Height Instead Of 3-5/8", Add</i>	70.65 6.74	23.10
26 05 36 00-1493 LF 36" Solid Bottom Steel Cable Tray, Straight Section..... <i>For 4-5/8" Overall Height Instead Of 3-5/8", Add</i>	90.10 9.10	26.49
26 05 36 00-1494 Solid Bottom Galvanized Steel Cable Tray Fittings (26 05 36 00-1486)		
26 05 36 00-1495 90 Degree, 12" Radius Horizontal Elbows (26 05 36 00-1494)		

26 Electrical

26 05 Common Work Results for Electrical

26 05 36 Cable Trays for Electrical Systems



MINOR	CSI	UOM	DESCRIPTION	TOTAL DIRECT UNIT COST	DEMOLITION UNIT COST
26 05 36 00-1496	EA		6" Horizontal 90 Degree Elbow, Solid Bottom, 12" Radius, Steel Cable Tray.....	313.90	121.08
			<i>For 4-5/8" Overall Height Instead Of 3-5/8", Add</i>	26.91	
26 05 36 00-1497	EA		12" Horizontal 90 Degree Elbow, Solid Bottom, 12" Radius, Steel Cable Tray.....	409.56	170.30
			<i>For 4-5/8" Overall Height Instead Of 3-5/8", Add</i>	33.04	
26 05 36 00-1498	EA		18" Horizontal 90 Degree Elbow, Solid Bottom, 12" Radius, Steel Cable Tray.....	501.85	214.94
			<i>For 4-5/8" Overall Height Instead Of 3-5/8", Add</i>	39.45	
26 05 36 00-1499	EA		24" Horizontal 90 Degree Elbow, Solid Bottom, 12" Radius, Steel Cable Tray.....	615.14	264.04
			<i>For 4-5/8" Overall Height Instead Of 3-5/8", Add</i>	48.26	
26 05 36 00-1500	EA		30" Horizontal 90 Degree Elbow, Solid Bottom, 12" Radius, Steel Cable Tray.....	718.56	306.01
			<i>For 4-5/8" Overall Height Instead Of 3-5/8", Add</i>	56.79	
26 05 36 00-1501	EA		36" Horizontal 90 Degree Elbow, Solid Bottom, 12" Radius, Steel Cable Tray.....	807.26	341.70
			<i>For 4-5/8" Overall Height Instead Of 3-5/8", Add</i>	64.14	
26 05 36 00-1502			90 Degree, 24" Radius Horizontal Elbows <small>(26 05 36 00-1494)</small>		
26 05 36 00-1503	EA		6" Horizontal 90 Degree Elbow, Solid Bottom, 24" Radius, Steel Cable Tray.....	369.42	126.03
			<i>For 4-5/8" Overall Height Instead Of 3-5/8", Add</i>	34.40	
26 05 36 00-1504	EA		12" Horizontal 90 Degree Elbow, Solid Bottom, 24" Radius, Steel Cable Tray.....	488.89	181.55
			<i>For 4-5/8" Overall Height Instead Of 3-5/8", Add</i>	43.06	
26 05 36 00-1505	EA		18" Horizontal 90 Degree Elbow, Solid Bottom, 24" Radius, Steel Cable Tray.....	602.55	232.35
			<i>For 4-5/8" Overall Height Instead Of 3-5/8", Add</i>	51.66	
26 05 36 00-1506	EA		24" Horizontal 90 Degree Elbow, Solid Bottom, 24" Radius, Steel Cable Tray.....	735.07	290.28
			<i>For 4-5/8" Overall Height Instead Of 3-5/8", Add</i>	61.88	
26 05 36 00-1507	EA		30" Horizontal 90 Degree Elbow, Solid Bottom, 24" Radius, Steel Cable Tray.....	862.28	341.09
			<i>For 4-5/8" Overall Height Instead Of 3-5/8", Add</i>	72.50	
26 05 36 00-1508	EA		36" Horizontal 90 Degree Elbow, Solid Bottom, 24" Radius, Steel Cable Tray.....	974.52	386.81
			<i>For 4-5/8" Overall Height Instead Of 3-5/8", Add</i>	81.70	
26 05 36 00-1509			90 Degree, 36" Radius Horizontal Elbows <small>(26 05 36 00-1494)</small>		
26 05 36 00-1510	EA		6" Horizontal 90 Degree Elbow, Solid Bottom, 36" Radius, Steel Cable Tray.....	452.75	131.72
			<i>For 4-5/8" Overall Height Instead Of 3-5/8", Add</i>	45.97	
26 05 36 00-1511	EA		12" Horizontal 90 Degree Elbow, Solid Bottom, 36" Radius, Steel Cable Tray.....	585.54	193.89
			<i>For 4-5/8" Overall Height Instead Of 3-5/8", Add</i>	55.53	
26 05 36 00-1512	EA		18" Horizontal 90 Degree Elbow, Solid Bottom, 36" Radius, Steel Cable Tray.....	741.95	252.67
			<i>For 4-5/8" Overall Height Instead Of 3-5/8", Add</i>	69.18	
26 05 36 00-1513	EA		24" Horizontal 90 Degree Elbow, Solid Bottom, 36" Radius, Steel Cable Tray.....	884.82	322.22
			<i>For 4-5/8" Overall Height Instead Of 3-5/8", Add</i>	79.01	
26 05 36 00-1514	EA		30" Horizontal 90 Degree Elbow, Solid Bottom, 36" Radius, Steel Cable Tray.....	1,062.01	386.81
			<i>For 4-5/8" Overall Height Instead Of 3-5/8", Add</i>	94.83	
26 05 36 00-1515	EA		36" Horizontal 90 Degree Elbow, Solid Bottom, 36" Radius, Steel Cable Tray.....	1,211.83	445.71
			<i>For 4-5/8" Overall Height Instead Of 3-5/8", Add</i>	107.48	
26 05 36 00-1516			45 Degree, 12" Radius Horizontal Elbows <small>(26 05 36 00-1494)</small>		
26 05 36 00-1517	EA		6" Horizontal 45 Degree Elbow, Solid Bottom, 12" Radius, Steel Cable Tray.....	285.99	121.08
			<i>For 4-5/8" Overall Height Instead Of 3-5/8", Add</i>	22.71	
26 05 36 00-1518	EA		12" Horizontal 45 Degree Elbow, Solid Bottom, 12" Radius, Steel Cable Tray.....	378.15	170.30
			<i>For 4-5/8" Overall Height Instead Of 3-5/8", Add</i>	28.33	
26 05 36 00-1519	EA		18" Horizontal 45 Degree Elbow, Solid Bottom, 12" Radius, Steel Cable Tray.....	465.53	214.70
			<i>For 4-5/8" Overall Height Instead Of 3-5/8", Add</i>	34.04	
26 05 36 00-1520	EA		24" Horizontal 45 Degree Elbow, Solid Bottom, 12" Radius, Steel Cable Tray.....	570.75	263.67
			<i>For 4-5/8" Overall Height Instead Of 3-5/8", Add</i>	41.66	
26 05 36 00-1521	EA		30" Horizontal 45 Degree Elbow, Solid Bottom, 12" Radius, Steel Cable Tray.....	666.40	306.01
			<i>For 4-5/8" Overall Height Instead Of 3-5/8", Add</i>	48.97	
26 05 36 00-1522	EA		36" Horizontal 45 Degree Elbow, Solid Bottom, 12" Radius, Steel Cable Tray.....	746.74	341.09
			<i>For 4-5/8" Overall Height Instead Of 3-5/8", Add</i>	55.17	
26 05 36 00-1523			45 Degree, 24" Radius Horizontal Elbows <small>(26 05 36 00-1494)</small>		
26 05 36 00-1524	EA		6" Horizontal 45 Degree Elbow, Solid Bottom, 24" Radius, Steel Cable Tray.....	329.74	126.15
			<i>For 4-5/8" Overall Height Instead Of 3-5/8", Add</i>	28.43	
26 05 36 00-1525	EA		12" Horizontal 45 Degree Elbow, Solid Bottom, 24" Radius, Steel Cable Tray.....	442.03	181.43
			<i>For 4-5/8" Overall Height Instead Of 3-5/8", Add</i>	36.07	
26 05 36 00-1526	EA		18" Horizontal 45 Degree Elbow, Solid Bottom, 24" Radius, Steel Cable Tray.....	549.20	232.60
			<i>For 4-5/8" Overall Height Instead Of 3-5/8", Add</i>	43.61	
26 05 36 00-1527	EA		24" Horizontal 45 Degree Elbow, Solid Bottom, 24" Radius, Steel Cable Tray.....	672.26	290.28
			<i>For 4-5/8" Overall Height Instead Of 3-5/8", Add</i>	52.46	
26 05 36 00-1528	EA		30" Horizontal 45 Degree Elbow, Solid Bottom, 24" Radius, Steel Cable Tray.....	789.87	341.70
			<i>For 4-5/8" Overall Height Instead Of 3-5/8", Add</i>	61.53	
26 05 36 00-1529	EA		36" Horizontal 45 Degree Elbow, Solid Bottom, 24" Radius, Steel Cable Tray.....	892.08	386.81
			<i>For 4-5/8" Overall Height Instead Of 3-5/8", Add</i>	69.34	
26 05 36 00-1530			45 Degree, 36" Radius Horizontal Elbows <small>(26 05 36 00-1494)</small>		
26 05 36 00-1531	EA		6" Horizontal 45 Degree Elbow, Solid Bottom, 36" Radius, Steel Cable Tray.....	394.75	131.84
			<i>For 4-5/8" Overall Height Instead Of 3-5/8", Add</i>	37.24	
26 05 36 00-1532	EA		12" Horizontal 45 Degree Elbow, Solid Bottom, 36" Radius, Steel Cable Tray.....	489.87	175.75
			<i>For 4-5/8" Overall Height Instead Of 3-5/8", Add</i>	44.18	
26 05 36 00-1533	EA		18" Horizontal 45 Degree Elbow, Solid Bottom, 36" Radius, Steel Cable Tray.....	661.75	252.67
			<i>For 4-5/8" Overall Height Instead Of 3-5/8", Add</i>	57.15	
26 05 36 00-1534	EA		24" Horizontal 45 Degree Elbow, Solid Bottom, 36" Radius, Steel Cable Tray.....	798.85	322.83
			<i>For 4-5/8" Overall Height Instead Of 3-5/8", Add</i>	66.02	



MINOR CSI UOM DESCRIPTION	TOTAL DIRECT UNIT COST	DEMOLITION UNIT COST
26 05 36 00-1535 EA 30" Horizontal 45 Degree Elbow, Solid Bottom, 36" Radius, Steel Cable Tray..... <i>For 4-5/8" Overall Height Instead Of 3-5/8", Add</i>	957.70 79.18	386.81
26 05 36 00-1536 EA 36" Horizontal 45 Degree Elbow, Solid Bottom, 36" Radius, Steel Cable Tray..... <i>For 4-5/8" Overall Height Instead Of 3-5/8", Add</i>	1,036.44 89.99	446.92
26 05 36 00-1537 90 Degree, 12" Radius Vertical Risers (26 05 36 00-1494)		
26 05 36 00-1538 EA 6" Vertical Riser 90 Degree, Solid Bottom, 12" Radius, Steel Cable Tray <i>For 4-5/8" Overall Height Instead Of 3-5/8", Add</i>	338.04 30.59	120.71
26 05 36 00-1539 EA 12" Vertical Riser 90 Degree, Solid Bottom, 12" Radius, Steel Cable Tray <i>For 4-5/8" Overall Height Instead Of 3-5/8", Add</i>	427.51 35.73	170.30
26 05 36 00-1540 EA 18" Vertical Riser 90 Degree, Solid Bottom, 12" Radius, Steel Cable Tray <i>For 4-5/8" Overall Height Instead Of 3-5/8", Add</i>	504.09 39.79	214.94
26 05 36 00-1541 EA 24" Vertical Riser 90 Degree, Solid Bottom, 12" Radius, Steel Cable Tray <i>For 4-5/8" Overall Height Instead Of 3-5/8", Add</i>	610.65 47.58	264.04
26 05 36 00-1542 EA 30" Vertical Riser 90 Degree, Solid Bottom, 12" Radius, Steel Cable Tray <i>For 4-5/8" Overall Height Instead Of 3-5/8", Add</i>	691.64 52.75	306.01
26 05 36 00-1543 EA 36" Vertical Riser 90 Degree, Solid Bottom, 12" Radius, Steel Cable Tray <i>For 4-5/8" Overall Height Instead Of 3-5/8", Add</i>	756.84 56.69	341.09
26 05 36 00-1544 90 Degree, 24" Radius Vertical Risers (26 05 36 00-1494)		
26 05 36 00-1545 EA 6" Vertical Riser 90 Degree, Solid Bottom, 24" Radius, Steel Cable Tray <i>For 4-5/8" Overall Height Instead Of 3-5/8", Add</i>	403.07 39.45	126.03
26 05 36 00-1546 EA 12" Vertical Riser 90 Degree, Solid Bottom, 24" Radius, Steel Cable Tray <i>For 4-5/8" Overall Height Instead Of 3-5/8", Add</i>	513.57 46.77	181.55
26 05 36 00-1547 EA 18" Vertical Riser 90 Degree, Solid Bottom, 24" Radius, Steel Cable Tray <i>For 4-5/8" Overall Height Instead Of 3-5/8", Add</i>	616.01 53.68	232.35
26 05 36 00-1548 EA 24" Vertical Riser 90 Degree, Solid Bottom, 24" Radius, Steel Cable Tray <i>For 4-5/8" Overall Height Instead Of 3-5/8", Add</i>	732.83 61.54	290.28
26 05 36 00-1549 EA 30" Vertical Riser 90 Degree, Solid Bottom, 24" Radius, Steel Cable Tray <i>For 4-5/8" Overall Height Instead Of 3-5/8", Add</i>	830.87 67.79	341.09
26 05 36 00-1550 EA 36" Vertical Riser 90 Degree, Solid Bottom, 24" Radius, Steel Cable Tray <i>For 4-5/8" Overall Height Instead Of 3-5/8", Add</i>	931.90 75.31	386.81
26 05 36 00-1551 90 Degree, 36" Radius Vertical Risers (26 05 36 00-1494)		
26 05 36 00-1552 EA 6" Vertical Riser 90 Degree, Solid Bottom, 36" Radius, Steel Cable Tray <i>For 4-5/8" Overall Height Instead Of 3-5/8", Add</i>	481.92 50.34	131.72
26 05 36 00-1553 EA 12" Vertical Riser 90 Degree, Solid Bottom, 36" Radius, Steel Cable Tray <i>For 4-5/8" Overall Height Instead Of 3-5/8", Add</i>	587.47 58.76	176.11
26 05 36 00-1554 EA 18" Vertical Riser 90 Degree, Solid Bottom, 36" Radius, Steel Cable Tray <i>For 4-5/8" Overall Height Instead Of 3-5/8", Add</i>	741.95 69.18	252.67
26 05 36 00-1555 EA 24" Vertical Riser 90 Degree, Solid Bottom, 36" Radius, Steel Cable Tray <i>For 4-5/8" Overall Height Instead Of 3-5/8", Add</i>	889.30 79.69	322.22
26 05 36 00-1556 EA 30" Vertical Riser 90 Degree, Solid Bottom, 36" Radius, Steel Cable Tray <i>For 4-5/8" Overall Height Instead Of 3-5/8", Add</i>	1,028.36 89.78	386.81
26 05 36 00-1557 EA 36" Vertical Riser 90 Degree, Solid Bottom, 36" Radius, Steel Cable Tray <i>For 4-5/8" Overall Height Instead Of 3-5/8", Add</i>	1,160.23 99.74	445.71
26 05 36 00-1558 12" Radius Horizontal Tees (26 05 36 00-1494)		
26 05 36 00-1559 EA 6" Horizontal Tee, Solid Bottom, 12" Radius, Steel Cable Tray <i>For 4-5/8" Overall Height Instead Of 3-5/8", Add</i>	544.22 42.92	232.35
26 05 36 00-1560 EA 12" Horizontal Tee, Solid Bottom, 12" Radius, Steel Cable Tray <i>For 4-5/8" Overall Height Instead Of 3-5/8", Add</i>	653.54 49.73	289.80
26 05 36 00-1561 EA 18" Horizontal Tee, Solid Bottom, 12" Radius, Steel Cable Tray <i>For 4-5/8" Overall Height Instead Of 3-5/8", Add</i>	771.37 58.76	341.70
26 05 36 00-1562 EA 24" Horizontal Tee, Solid Bottom, 12" Radius, Steel Cable Tray <i>For 4-5/8" Overall Height Instead Of 3-5/8", Add</i>	918.53 68.58	415.11
26 05 36 00-1563 EA 30" Horizontal Tee, Solid Bottom, 12" Radius, Steel Cable Tray <i>For 4-5/8" Overall Height Instead Of 3-5/8", Add</i>	1,002.78 75.94	446.92
26 05 36 00-1564 EA 36" Horizontal Tee, Solid Bottom, 12" Radius, Steel Cable Tray <i>For 4-5/8" Overall Height Instead Of 3-5/8", Add</i>	1,175.15 88.37	527.36
26 05 36 00-1565 24" Radius Horizontal Tees (26 05 36 00-1494)		
26 05 36 00-1566 EA 6" Horizontal Tee, Solid Bottom, 24" Radius, Steel Cable Tray <i>For 4-5/8" Overall Height Instead Of 3-5/8", Add</i>	665.09 57.71	252.31
26 05 36 00-1567 EA 12" Horizontal Tee, Solid Bottom, 24" Radius, Steel Cable Tray <i>For 4-5/8" Overall Height Instead Of 3-5/8", Add</i>	822.00 69.59	322.22
26 05 36 00-1568 EA 18" Horizontal Tee, Solid Bottom, 24" Radius, Steel Cable Tray <i>For 4-5/8" Overall Height Instead Of 3-5/8", Add</i>	961.06 79.69	386.81
26 05 36 00-1569 EA 24" Horizontal Tee, Solid Bottom, 24" Radius, Steel Cable Tray <i>For 4-5/8" Overall Height Instead Of 3-5/8", Add</i>	1,234.85 104.59	483.81
26 05 36 00-1570 EA 30" Horizontal Tee, Solid Bottom, 24" Radius, Steel Cable Tray <i>For 4-5/8" Overall Height Instead Of 3-5/8", Add</i>	1,345.65 113.95	527.36
26 05 36 00-1571 EA 36" Horizontal Tee, Solid Bottom, 24" Radius, Steel Cable Tray <i>For 4-5/8" Overall Height Instead Of 3-5/8", Add</i>	1,580.86 129.52	645.65
26 05 36 00-1572 36" Radius Horizontal Tees (26 05 36 00-1494)		



MINOR	CSI	UOM	DESCRIPTION	TOTAL DIRECT UNIT COST	DEMOLITION UNIT COST
26 05 36 00-1573	EA		6" Horizontal Tee, Solid Bottom, 36" Radius, Steel Cable Tray <i>For 4-5/8" Overall Height Instead Of 3-5/8", Add</i>	844.57 80.59	276.62
26 05 36 00-1574	EA		12" Horizontal Tee, Solid Bottom, 36" Radius, Steel Cable Tray <i>For 4-5/8" Overall Height Instead Of 3-5/8", Add</i>	1,033.26 94.51	362.86
26 05 36 00-1575	EA		18" Horizontal Tee, Solid Bottom, 36" Radius, Steel Cable Tray <i>For 4-5/8" Overall Height Instead Of 3-5/8", Add</i>	1,211.42 107.23	446.92
26 05 36 00-1576	EA		24" Horizontal Tee, Solid Bottom, 36" Radius, Steel Cable Tray <i>For 4-5/8" Overall Height Instead Of 3-5/8", Add</i>	1,478.01 133.80	527.36
26 05 36 00-1577	EA		30" Horizontal Tee, Solid Bottom, 36" Radius, Steel Cable Tray <i>For 4-5/8" Overall Height Instead Of 3-5/8", Add</i>	1,619.77 146.05	581.54
26 05 36 00-1578	EA		36" Horizontal Tee, Solid Bottom, 36" Radius, Steel Cable Tray <i>For 4-5/8" Overall Height Instead Of 3-5/8", Add</i>	1,882.55 161.43	725.72
26 05 36 00-1579			12" Radius Vertical Tees <small>(26 05 36 00-1494)</small>		
26 05 36 00-1580	EA		6" Vertical Tee, Solid Bottom, 12" Radius, Steel Cable Tray <i>For 4-5/8" Overall Height Instead Of 3-5/8", Add</i>	645.17 58.06	232.35
26 05 36 00-1581	EA		12" Vertical Tee, Solid Bottom, 12" Radius, Steel Cable Tray <i>For 4-5/8" Overall Height Instead Of 3-5/8", Add</i>	753.02 64.57	290.28
26 05 36 00-1582	EA		18" Vertical Tee, Solid Bottom, 12" Radius, Steel Cable Tray <i>For 4-5/8" Overall Height Instead Of 3-5/8", Add</i>	810.79 67.97	322.22
26 05 36 00-1583	EA		24" Vertical Tee, Solid Bottom, 12" Radius, Steel Cable Tray <i>For 4-5/8" Overall Height Instead Of 3-5/8", Add</i>	869.01 73.51	341.09
26 05 36 00-1584	EA		30" Vertical Tee, Solid Bottom, 12" Radius, Steel Cable Tray <i>For 4-5/8" Overall Height Instead Of 3-5/8", Add</i>	965.55 80.36	386.81
26 05 36 00-1585	EA		36" Vertical Tee, Solid Bottom, 12" Radius, Steel Cable Tray <i>For 4-5/8" Overall Height Instead Of 3-5/8", Add</i>	1,076.81 87.04	446.92
26 05 36 00-1586			24" Radius Vertical Tees <small>(26 05 36 00-1494)</small>		
26 05 36 00-1587	EA		6" Vertical Tee, Solid Bottom, 24" Radius, Steel Cable Tray <i>For 4-5/8" Overall Height Instead Of 3-5/8", Add</i>	801.94 78.24	252.31
26 05 36 00-1588	EA		12" Vertical Tee, Solid Bottom, 24" Radius, Steel Cable Tray <i>For 4-5/8" Overall Height Instead Of 3-5/8", Add</i>	936.42 86.75	322.22
26 05 36 00-1589	EA		18" Vertical Tee, Solid Bottom, 24" Radius, Steel Cable Tray <i>For 4-5/8" Overall Height Instead Of 3-5/8", Add</i>	1,024.29 93.17	362.86
26 05 36 00-1590	EA		24" Vertical Tee, Solid Bottom, 24" Radius, Steel Cable Tray <i>For 4-5/8" Overall Height Instead Of 3-5/8", Add</i>	1,084.45 98.19	386.81
26 05 36 00-1591	EA		30" Vertical Tee, Solid Bottom, 24" Radius, Steel Cable Tray <i>For 4-5/8" Overall Height Instead Of 3-5/8", Add</i>	1,227.12 109.59	446.92
26 05 36 00-1592	EA		36" Vertical Tee, Solid Bottom, 24" Radius, Steel Cable Tray <i>For 4-5/8" Overall Height Instead Of 3-5/8", Add</i>	1,383.79 119.67	527.36
26 05 36 00-1593			36" Radius Vertical Tees <small>(26 05 36 00-1494)</small>		
26 05 36 00-1594	EA		6" Vertical Tee, Solid Bottom, 36" Radius, Steel Cable Tray <i>For 4-5/8" Overall Height Instead Of 3-5/8", Add</i>	1,054.75 112.19	276.13
26 05 36 00-1595	EA		12" Vertical Tee, Solid Bottom, 36" Radius, Steel Cable Tray <i>For 4-5/8" Overall Height Instead Of 3-5/8", Add</i>	1,210.49 121.10	362.86
26 05 36 00-1596	EA		18" Vertical Tee, Solid Bottom, 36" Radius, Steel Cable Tray <i>For 4-5/8" Overall Height Instead Of 3-5/8", Add</i>	1,340.96 132.11	414.27
26 05 36 00-1597	EA		24" Vertical Tee, Solid Bottom, 36" Radius, Steel Cable Tray <i>For 4-5/8" Overall Height Instead Of 3-5/8", Add</i>	1,417.81 138.19	446.92
26 05 36 00-1598	EA		30" Vertical Tee, Solid Bottom, 36" Radius, Steel Cable Tray <i>For 4-5/8" Overall Height Instead Of 3-5/8", Add</i>	1,664.21 161.73	527.36
26 05 36 00-1599	EA		36" Vertical Tee, Solid Bottom, 36" Radius, Steel Cable Tray <i>For 4-5/8" Overall Height Instead Of 3-5/8", Add</i>	1,796.14 172.81	579.60
26 05 36 00-1600			12" Radius Horizontal Crosses <small>(26 05 36 00-1494)</small>		
26 05 36 00-1601	EA		6" Horizontal Cross, Solid Bottom, 12" Radius, Steel Cable Tray <i>For 4-5/8" Overall Height Instead Of 3-5/8", Add</i>	672.26 52.46	290.28
26 05 36 00-1602	EA		12" Horizontal Cross, Solid Bottom, 12" Radius, Steel Cable Tray <i>For 4-5/8" Overall Height Instead Of 3-5/8", Add</i>	773.61 59.10	341.70
26 05 36 00-1603	EA		18" Horizontal Cross, Solid Bottom, 12" Radius, Steel Cable Tray <i>For 4-5/8" Overall Height Instead Of 3-5/8", Add</i>	930.41 70.52	414.27
26 05 36 00-1604	EA		24" Horizontal Cross, Solid Bottom, 12" Radius, Steel Cable Tray <i>For 4-5/8" Overall Height Instead Of 3-5/8", Add</i>	1,075.57 80.70	483.81
26 05 36 00-1605	EA		30" Horizontal Cross, Solid Bottom, 12" Radius, Steel Cable Tray <i>For 4-5/8" Overall Height Instead Of 3-5/8", Add</i>	1,266.70 93.40	579.60
26 05 36 00-1606	EA		36" Horizontal Cross, Solid Bottom, 12" Radius, Steel Cable Tray <i>For 4-5/8" Overall Height Instead Of 3-5/8", Add</i>	1,405.87 103.27	645.65
26 05 36 00-1607			24" Radius Horizontal Crosses <small>(26 05 36 00-1494)</small>		
26 05 36 00-1608	EA		6" Horizontal Cross, Solid Bottom, 24" Radius, Steel Cable Tray <i>For 4-5/8" Overall Height Instead Of 3-5/8", Add</i>	881.29 78.39	322.83
26 05 36 00-1609	EA		12" Horizontal Cross, Solid Bottom, 24" Radius, Steel Cable Tray <i>For 4-5/8" Overall Height Instead Of 3-5/8", Add</i>	1,028.36 89.78	386.81
26 05 36 00-1610	EA		18" Horizontal Cross, Solid Bottom, 24" Radius, Steel Cable Tray <i>For 4-5/8" Overall Height Instead Of 3-5/8", Add</i>	1,234.85 104.59	483.81
26 05 36 00-1611	EA		24" Horizontal Cross, Solid Bottom, 24" Radius, Steel Cable Tray <i>For 4-5/8" Overall Height Instead Of 3-5/8", Add</i>	1,518.81 130.90	581.54



MINOR CSI UOM DESCRIPTION	TOTAL DIRECT UNIT COST	DEMOLITION UNIT COST
26 05 36 00-1612 EA 30" Horizontal Cross, Solid Bottom, 24" Radius, Steel Cable Tray..... <i>For 4-5/8" Overall Height Instead Of 3-5/8", Add</i>	1,670.59 142.98	645.65
26 05 36 00-1613 EA 36" Horizontal Cross, Solid Bottom, 24" Radius, Steel Cable Tray..... <i>For 4-5/8" Overall Height Instead Of 3-5/8", Add</i>	1,837.68 154.70	725.72
26 05 36 00-1614 36" Radius Horizontal Crosses (26 05 36 00-1494)		
26 05 36 00-1615 EA 6" Horizontal Cross, Solid Bottom, 36" Radius, Steel Cable Tray..... <i>For 4-5/8" Overall Height Instead Of 3-5/8", Add</i>	1,165.62 114.37	362.86
26 05 36 00-1616 EA 12" Horizontal Cross, Solid Bottom, 36" Radius, Steel Cable Tray..... <i>For 4-5/8" Overall Height Instead Of 3-5/8", Add</i>	1,361.73 129.78	446.92
26 05 36 00-1617 EA 18" Horizontal Cross, Solid Bottom, 36" Radius, Steel Cable Tray..... <i>For 4-5/8" Overall Height Instead Of 3-5/8", Add</i>	1,642.20 149.41	581.54
26 05 36 00-1618 EA 24" Horizontal Cross, Solid Bottom, 36" Radius, Steel Cable Tray..... <i>For 4-5/8" Overall Height Instead Of 3-5/8", Add</i>	1,872.50 173.27	645.65
26 05 36 00-1619 EA 30" Horizontal Cross, Solid Bottom, 36" Radius, Steel Cable Tray..... <i>For 4-5/8" Overall Height Instead Of 3-5/8", Add</i>	2,073.24 190.03	725.72
26 05 36 00-1620 EA 36" Horizontal Cross, Solid Bottom, 36" Radius, Steel Cable Tray..... <i>For 4-5/8" Overall Height Instead Of 3-5/8", Add</i>	2,300.54 207.01	828.41
26 05 36 00-1621 Straight Reducers (26 05 36 00-1494)		
26 05 36 00-1622 EA 12"-6" Reducer, Solid Bottom, Steel Cable Tray..... <i>For 4-5/8" Overall Height Instead Of 3-5/8", Add</i>	271.20 24.55	96.76
26 05 36 00-1623 EA 18"-12" Reducer, Solid Bottom, Steel Cable Tray..... <i>For 4-5/8" Overall Height Instead Of 3-5/8", Add</i>	294.43 25.94	109.34
26 05 36 00-1624 EA 24"-18" Reducer, Solid Bottom, Steel Cable Tray..... <i>For 4-5/8" Overall Height Instead Of 3-5/8", Add</i>	326.65 28.00	126.03
26 05 36 00-1625 EA 30"-24" Reducer, Solid Bottom, Steel Cable Tray..... <i>For 4-5/8" Overall Height Instead Of 3-5/8", Add</i>	367.54 30.94	145.14
26 05 36 00-1626 EA 36"-30" Reducer, Solid Bottom, Steel Cable Tray..... <i>For 4-5/8" Overall Height Instead Of 3-5/8", Add</i>	398.42 32.93	160.99
26 05 36 00-1627 Reducers (26 05 36 00-1494)		
26 05 36 00-1628 EA 18"-6" Reducer, Solid Bottom, Steel Cable Tray..... <i>For 4-5/8" Overall Height Instead Of 3-5/8", Add</i>	294.54 25.94	109.46
26 05 36 00-1629 EA 24"-12" Reducer, Solid Bottom, Steel Cable Tray..... <i>For 4-5/8" Overall Height Instead Of 3-5/8", Add</i>	324.84 27.68	126.28
26 05 36 00-1630 EA 30"-12" Reducer, Solid Bottom, Steel Cable Tray..... <i>For 4-5/8" Overall Height Instead Of 3-5/8", Add</i>	362.86 30.26	145.02
26 05 36 00-1631 EA 30"-18" Reducer, Solid Bottom, Steel Cable Tray..... <i>For 4-5/8" Overall Height Instead Of 3-5/8", Add</i>	364.91 30.58	144.90
26 05 36 00-1632 EA 36"-12" Reducer, Solid Bottom, Steel Cable Tray..... <i>For 4-5/8" Overall Height Instead Of 3-5/8", Add</i>	396.17 32.60	160.99
26 05 36 00-1633 EA 36"-18" Reducer, Solid Bottom, Steel Cable Tray..... <i>For 4-5/8" Overall Height Instead Of 3-5/8", Add</i>	398.42 32.93	160.99
26 05 36 00-1634 EA 36"-24" Reducer, Solid Bottom, Steel Cable Tray..... <i>For 4-5/8" Overall Height Instead Of 3-5/8", Add</i>	401.15 33.29	161.23
26 05 36 00-1635 Dropout Or End Plate (26 05 36 00-1494)		
26 05 36 00-1636 EA 6" Dropout Or End Plate, Solid Bottom, Steel Cable Tray.....	83.35	36.29
26 05 36 00-1637 EA 12" Dropout Or End Plate, Solid Bottom, Steel Cable Tray.....	102.27	44.27
26 05 36 00-1638 EA 18" Dropout Or End Plate, Solid Bottom, Steel Cable Tray.....	118.08	52.50
26 05 36 00-1639 EA 24" Dropout Or End Plate, Solid Bottom, Steel Cable Tray.....	132.77	58.06
26 05 36 00-1640 EA 30" Dropout Or End Plate, Solid Bottom, Steel Cable Tray.....	147.80	64.47
26 05 36 00-1641 EA 36" Dropout Or End Plate, Solid Bottom, Steel Cable Tray.....	164.15	72.57
26 05 36 00-1642 Solid Bottom Aluminum Straight Cable Tray Sections (26 05 36 00-1486)		
26 05 36 00-1643 LF 6" Solid Bottom Aluminum Cable Tray, Straight Section..... <i>For 4-5/8" Overall Height Instead Of 3-5/8", Add</i>	27.08 2.79	7.62
26 05 36 00-1644 LF 12" Solid Bottom Aluminum Cable Tray, Straight Section..... <i>For 4-5/8" Overall Height Instead Of 3-5/8", Add</i>	33.70 3.57	8.95
26 05 36 00-1645 LF 18" Solid Bottom Aluminum Cable Tray, Straight Section..... <i>For 4-5/8" Overall Height Instead Of 3-5/8", Add</i>	43.09 4.52	11.62
26 05 36 00-1646 LF 24" Solid Bottom Aluminum Cable Tray, Straight Section..... <i>For 4-5/8" Overall Height Instead Of 3-5/8", Add</i>	51.14 5.54	12.82
26 05 36 00-1647 LF 30" Solid Bottom Aluminum Cable Tray, Straight Section..... <i>For 4-5/8" Overall Height Instead Of 3-5/8", Add</i>	62.79 6.66	16.57
26 05 36 00-1648 LF 36" Solid Bottom Steel Aluminum Tray, Straight Section..... <i>For 4-5/8" Overall Height Instead Of 3-5/8", Add</i>	74.51 8.15	18.14
26 05 36 00-1649 Solid Bottom Aluminum Cable Tray Fittings (26 05 36 00-1486)		
26 05 36 00-1650 90 Degree, 12" Radius Horizontal Elbows (26 05 36 00-1649)		
26 05 36 00-1651 EA 6" Horizontal 90 Degree Elbow, Solid Bottom, 12" Radius, Aluminum Cable Tray..... <i>For 4-5/8" Overall Height Instead Of 3-5/8", Add</i>	317.23 27.41	121.08
26 05 36 00-1652 EA 12" Horizontal 90 Degree Elbow, Solid Bottom, 12" Radius, Aluminum Cable Tray..... <i>For 4-5/8" Overall Height Instead Of 3-5/8", Add</i>	384.04 32.20	152.40

26 Electrical**26 05 Common Work Results for Electrical****26 05 36 Cable Trays for Electrical Systems**

MINOR CSI	UOM	DESCRIPTION	TOTAL DIRECT UNIT COST	DEMOLITION UNIT COST
26 05 36 00-1653	EA	18" Horizontal 90 Degree Elbow, Solid Bottom, 12" Radius, Aluminum Cable Tray <i>For 4-5/8" Overall Height Instead Of 3-5/8", Add</i>	443.28 38.05	170.67
26 05 36 00-1654	EA	24" Horizontal 90 Degree Elbow, Solid Bottom, 12" Radius, Aluminum Cable Tray <i>For 4-5/8" Overall Height Instead Of 3-5/8", Add</i>	516.40 44.05	200.42
26 05 36 00-1655	EA	30" Horizontal 90 Degree Elbow, Solid Bottom, 12" Radius, Aluminum Cable Tray <i>For 4-5/8" Overall Height Instead Of 3-5/8", Add</i>	609.65 52.68	232.60
26 05 36 00-1656	EA	36" Horizontal 90 Degree Elbow, Solid Bottom, 12" Radius, Aluminum Cable Tray <i>For 4-5/8" Overall Height Instead Of 3-5/8", Add</i>	689.20 59.37	264.04
26 05 36 00-1657		90 Degree, 24" Radius Horizontal Elbows <small>(26 05 36 00-1649)</small>		
26 05 36 00-1658	EA	6" Horizontal 90 Degree Elbow, Solid Bottom, 24" Radius, Aluminum Cable Tray <i>For 4-5/8" Overall Height Instead Of 3-5/8", Add</i>	374.37 35.14	126.03
26 05 36 00-1659	EA	12" Horizontal 90 Degree Elbow, Solid Bottom, 24" Radius, Aluminum Cable Tray <i>For 4-5/8" Overall Height Instead Of 3-5/8", Add</i>	463.94 42.69	161.47
26 05 36 00-1660	EA	18" Horizontal 90 Degree Elbow, Solid Bottom, 24" Radius, Aluminum Cable Tray <i>For 4-5/8" Overall Height Instead Of 3-5/8", Add</i>	524.36 48.42	181.43
26 05 36 00-1661	EA	24" Horizontal 90 Degree Elbow, Solid Bottom, 24" Radius, Aluminum Cable Tray <i>For 4-5/8" Overall Height Instead Of 3-5/8", Add</i>	632.59 59.06	214.94
26 05 36 00-1662	EA	30" Horizontal 90 Degree Elbow, Solid Bottom, 24" Radius, Aluminum Cable Tray <i>For 4-5/8" Overall Height Instead Of 3-5/8", Add</i>	734.00 68.10	251.95
26 05 36 00-1663	EA	36" Horizontal 90 Degree Elbow, Solid Bottom, 24" Radius, Aluminum Cable Tray <i>For 4-5/8" Overall Height Instead Of 3-5/8", Add</i>	844.75 78.33	290.28
26 05 36 00-1664		90 Degree, 36" Radius Horizontal Elbows <small>(26 05 36 00-1649)</small>		
26 05 36 00-1665	EA	6" Horizontal 90 Degree Elbow, Solid Bottom, 36" Radius, Aluminum Cable Tray <i>For 4-5/8" Overall Height Instead Of 3-5/8", Add</i>	463.08 47.52	131.72
26 05 36 00-1666	EA	12" Horizontal 90 Degree Elbow, Solid Bottom, 36" Radius, Aluminum Cable Tray <i>For 4-5/8" Overall Height Instead Of 3-5/8", Add</i>	577.36 58.10	171.03
26 05 36 00-1667	EA	18" Horizontal 90 Degree Elbow, Solid Bottom, 36" Radius, Aluminum Cable Tray <i>For 4-5/8" Overall Height Instead Of 3-5/8", Add</i>	669.57 68.13	193.89
26 05 36 00-1668	EA	24" Horizontal 90 Degree Elbow, Solid Bottom, 36" Radius, Aluminum Cable Tray <i>For 4-5/8" Overall Height Instead Of 3-5/8", Add</i>	758.45 75.10	231.98
26 05 36 00-1669	EA	30" Horizontal 90 Degree Elbow, Solid Bottom, 36" Radius, Aluminum Cable Tray <i>For 4-5/8" Overall Height Instead Of 3-5/8", Add</i>	881.45 86.12	276.62
26 05 36 00-1670	EA	36" Horizontal 90 Degree Elbow, Solid Bottom, 36" Radius, Aluminum Cable Tray <i>For 4-5/8" Overall Height Instead Of 3-5/8", Add</i>	1,028.83 100.71	321.73
26 05 36 00-1671		45 Degree, 12" Radius Horizontal Elbows <small>(26 05 36 00-1649)</small>		
26 05 36 00-1672	EA	6" Horizontal 45 Degree Elbow, Solid Bottom, 12" Radius, Aluminum Cable Tray <i>For 4-5/8" Overall Height Instead Of 3-5/8", Add</i>	291.95 23.61	121.08
26 05 36 00-1673	EA	12" Horizontal 45 Degree Elbow, Solid Bottom, 12" Radius, Aluminum Cable Tray <i>For 4-5/8" Overall Height Instead Of 3-5/8", Add</i>	355.45 27.91	152.40
26 05 36 00-1674	EA	18" Horizontal 45 Degree Elbow, Solid Bottom, 12" Radius, Aluminum Cable Tray <i>For 4-5/8" Overall Height Instead Of 3-5/8", Add</i>	408.07 32.79	170.55
26 05 36 00-1675	EA	24" Horizontal 45 Degree Elbow, Solid Bottom, 12" Radius, Aluminum Cable Tray <i>For 4-5/8" Overall Height Instead Of 3-5/8", Add</i>	475.57 38.00	200.05
26 05 36 00-1676	EA	30" Horizontal 45 Degree Elbow, Solid Bottom, 12" Radius, Aluminum Cable Tray <i>For 4-5/8" Overall Height Instead Of 3-5/8", Add</i>	560.81 45.35	232.60
26 05 36 00-1677	EA	36" Horizontal 45 Degree Elbow, Solid Bottom, 12" Radius, Aluminum Cable Tray <i>For 4-5/8" Overall Height Instead Of 3-5/8", Add</i>	633.13 51.08	263.31
26 05 36 00-1678		45 Degree, 24" Radius Horizontal Elbows <small>(26 05 36 00-1649)</small>		
26 05 36 00-1679	EA	6" Horizontal 45 Degree Elbow, Solid Bottom, 24" Radius, Aluminum Cable Tray <i>For 4-5/8" Overall Height Instead Of 3-5/8", Add</i>	338.38 29.73	126.15
26 05 36 00-1680	EA	12" Horizontal 45 Degree Elbow, Solid Bottom, 24" Radius, Aluminum Cable Tray <i>For 4-5/8" Overall Height Instead Of 3-5/8", Add</i>	420.82 36.24	161.23
26 05 36 00-1681	EA	18" Horizontal 45 Degree Elbow, Solid Bottom, 24" Radius, Aluminum Cable Tray <i>For 4-5/8" Overall Height Instead Of 3-5/8", Add</i>	476.13 41.12	181.79
26 05 36 00-1682	EA	24" Horizontal 45 Degree Elbow, Solid Bottom, 24" Radius, Aluminum Cable Tray <i>For 4-5/8" Overall Height Instead Of 3-5/8", Add</i>	572.24 50.01	214.94
26 05 36 00-1683	EA	30" Horizontal 45 Degree Elbow, Solid Bottom, 24" Radius, Aluminum Cable Tray <i>For 4-5/8" Overall Height Instead Of 3-5/8", Add</i>	666.08 57.80	252.67
26 05 36 00-1684	EA	36" Horizontal 45 Degree Elbow, Solid Bottom, 24" Radius, Aluminum Cable Tray <i>For 4-5/8" Overall Height Instead Of 3-5/8", Add</i>	765.35 66.42	290.28
26 05 36 00-1685		45 Degree, 36" Radius Horizontal Elbows <small>(26 05 36 00-1649)</small>		
26 05 36 00-1686	EA	6" Horizontal 45 Degree Elbow, Solid Bottom, 36" Radius, Aluminum Cable Tray <i>For 4-5/8" Overall Height Instead Of 3-5/8", Add</i>	409.80 39.49	131.84
26 05 36 00-1687	EA	12" Horizontal 45 Degree Elbow, Solid Bottom, 36" Radius, Aluminum Cable Tray <i>For 4-5/8" Overall Height Instead Of 3-5/8", Add</i>	512.50 48.43	170.67
26 05 36 00-1688	EA	18" Horizontal 45 Degree Elbow, Solid Bottom, 36" Radius, Aluminum Cable Tray <i>For 4-5/8" Overall Height Instead Of 3-5/8", Add</i>	593.33 56.69	193.89
26 05 36 00-1689	EA	24" Horizontal 45 Degree Elbow, Solid Bottom, 36" Radius, Aluminum Cable Tray <i>For 4-5/8" Overall Height Instead Of 3-5/8", Add</i>	677.65 62.88	232.60
26 05 36 00-1690	EA	30" Horizontal 45 Degree Elbow, Solid Bottom, 36" Radius, Aluminum Cable Tray <i>For 4-5/8" Overall Height Instead Of 3-5/8", Add</i>	788.94 72.25	276.62
26 05 36 00-1691	EA	36" Horizontal 45 Degree Elbow, Solid Bottom, 36" Radius, Aluminum Cable Tray <i>For 4-5/8" Overall Height Instead Of 3-5/8", Add</i>	922.35 84.55	322.83



MINOR	CSI	UOM	DESCRIPTION	TOTAL DIRECT UNIT COST	DEMOLITION UNIT COST
26 05 36 00-1692			90 Degree, 12" Radius Vertical Risers <small>(26 05 36 00-1649)</small>		
26 05 36 00-1693	EA		6" Vertical Riser 90 Degree, Solid Bottom, 12" Radius, Aluminum Cable Tray.....	338.35	120.71
			<i>For 4-5/8" Overall Height Instead Of 3-5/8", Add</i>	30.63	
26 05 36 00-1694	EA		12" Vertical Riser 90 Degree, Solid Bottom, 12" Radius, Aluminum Cable Tray.....	396.67	152.40
			<i>For 4-5/8" Overall Height Instead Of 3-5/8", Add</i>	34.09	
26 05 36 00-1695	EA		18" Vertical Riser 90 Degree, Solid Bottom, 12" Radius, Aluminum Cable Tray.....	445.08	170.67
			<i>For 4-5/8" Overall Height Instead Of 3-5/8", Add</i>	38.32	
26 05 36 00-1696	EA		24" Vertical Riser 90 Degree, Solid Bottom, 12" Radius, Aluminum Cable Tray.....	503.76	200.42
			<i>For 4-5/8" Overall Height Instead Of 3-5/8", Add</i>	42.15	
26 05 36 00-1697	EA		30" Vertical Riser 90 Degree, Solid Bottom, 12" Radius, Aluminum Cable Tray.....	588.14	232.60
			<i>For 4-5/8" Overall Height Instead Of 3-5/8", Add</i>	46.45	
26 05 36 00-1698	EA		36" Vertical Riser 90 Degree, Solid Bottom, 12" Radius, Aluminum Cable Tray.....	624.76	263.31
			<i>For 4-5/8" Overall Height Instead Of 3-5/8", Add</i>	49.83	
26 05 36 00-1699			90 Degree, 24" Radius Vertical Risers <small>(26 05 36 00-1649)</small>		
26 05 36 00-1700	EA		6" Vertical Riser 90 Degree, Solid Bottom, 24" Radius, Aluminum Cable Tray.....	405.05	126.03
			<i>For 4-5/8" Overall Height Instead Of 3-5/8", Add</i>	39.74	
26 05 36 00-1701	EA		12" Vertical Riser 90 Degree, Solid Bottom, 24" Radius, Aluminum Cable Tray.....	480.18	161.47
			<i>For 4-5/8" Overall Height Instead Of 3-5/8", Add</i>	45.12	
26 05 36 00-1702	EA		18" Vertical Riser 90 Degree, Solid Bottom, 24" Radius, Aluminum Cable Tray.....	529.77	181.43
			<i>For 4-5/8" Overall Height Instead Of 3-5/8", Add</i>	49.23	
26 05 36 00-1703	EA		24" Vertical Riser 90 Degree, Solid Bottom, 24" Radius, Aluminum Cable Tray.....	605.52	214.94
			<i>For 4-5/8" Overall Height Instead Of 3-5/8", Add</i>	55.00	
26 05 36 00-1704	EA		30" Vertical Riser 90 Degree, Solid Bottom, 24" Radius, Aluminum Cable Tray.....	681.66	251.95
			<i>For 4-5/8" Overall Height Instead Of 3-5/8", Add</i>	60.25	
26 05 36 00-1705	EA		36" Vertical Riser 90 Degree, Solid Bottom, 24" Radius, Aluminum Cable Tray.....	772.57	290.28
			<i>For 4-5/8" Overall Height Instead Of 3-5/8", Add</i>	67.50	
26 05 36 00-1706			90 Degree, 36" Radius Vertical Risers <small>(26 05 36 00-1649)</small>		
26 05 36 00-1707	EA		6" Vertical Riser 90 Degree, Solid Bottom, 36" Radius, Aluminum Cable Tray.....	475.71	131.72
			<i>For 4-5/8" Overall Height Instead Of 3-5/8", Add</i>	49.41	
26 05 36 00-1708	EA		12" Vertical Riser 90 Degree, Solid Bottom, 36" Radius, Aluminum Cable Tray.....	573.76	171.03
			<i>For 4-5/8" Overall Height Instead Of 3-5/8", Add</i>	57.56	
26 05 36 00-1709	EA		18" Vertical Riser 90 Degree, Solid Bottom, 36" Radius, Aluminum Cable Tray.....	637.08	193.89
			<i>For 4-5/8" Overall Height Instead Of 3-5/8", Add</i>	63.26	
26 05 36 00-1710	EA		24" Vertical Riser 90 Degree, Solid Bottom, 36" Radius, Aluminum Cable Tray.....	713.33	231.98
			<i>For 4-5/8" Overall Height Instead Of 3-5/8", Add</i>	68.33	
26 05 36 00-1711	EA		30" Vertical Riser 90 Degree, Solid Bottom, 36" Radius, Aluminum Cable Tray.....	821.89	276.62
			<i>For 4-5/8" Overall Height Instead Of 3-5/8", Add</i>	77.19	
26 05 36 00-1712	EA		36" Vertical Riser 90 Degree, Solid Bottom, 36" Radius, Aluminum Cable Tray.....	911.52	321.73
			<i>For 4-5/8" Overall Height Instead Of 3-5/8", Add</i>	83.11	
26 05 36 00-1713			12" Radius Horizontal Tees <small>(26 05 36 00-1649)</small>		
26 05 36 00-1714	EA		6" Horizontal Tee, Solid Bottom, 12" Radius, Aluminum Cable Tray.....	565.85	232.35
			<i>For 4-5/8" Overall Height Instead Of 3-5/8", Add</i>	46.16	
26 05 36 00-1715	EA		12" Horizontal Tee, Solid Bottom, 12" Radius, Aluminum Cable Tray.....	655.44	263.31
			<i>For 4-5/8" Overall Height Instead Of 3-5/8", Add</i>	54.43	
26 05 36 00-1716	EA		18" Horizontal Tee, Solid Bottom, 12" Radius, Aluminum Cable Tray.....	727.45	290.28
			<i>For 4-5/8" Overall Height Instead Of 3-5/8", Add</i>	60.74	
26 05 36 00-1717	EA		24" Horizontal Tee, Solid Bottom, 12" Radius, Aluminum Cable Tray.....	810.56	322.83
			<i>For 4-5/8" Overall Height Instead Of 3-5/8", Add</i>	67.78	
26 05 36 00-1718	EA		30" Horizontal Tee, Solid Bottom, 12" Radius, Aluminum Cable Tray.....	958.76	386.81
			<i>For 4-5/8" Overall Height Instead Of 3-5/8", Add</i>	79.34	
26 05 36 00-1719	EA		36" Horizontal Tee, Solid Bottom, 12" Radius, Aluminum Cable Tray.....	1,167.30	483.81
			<i>For 4-5/8" Overall Height Instead Of 3-5/8", Add</i>	94.46	
26 05 36 00-1720			24" Radius Horizontal Tees <small>(26 05 36 00-1649)</small>		
26 05 36 00-1721	EA		6" Horizontal Tee, Solid Bottom, 24" Radius, Aluminum Cable Tray.....	714.73	252.31
			<i>For 4-5/8" Overall Height Instead Of 3-5/8", Add</i>	65.15	
26 05 36 00-1722	EA		12" Horizontal Tee, Solid Bottom, 24" Radius, Aluminum Cable Tray.....	815.88	290.28
			<i>For 4-5/8" Overall Height Instead Of 3-5/8", Add</i>	74.00	
26 05 36 00-1723	EA		18" Horizontal Tee, Solid Bottom, 24" Radius, Aluminum Cable Tray.....	912.47	322.22
			<i>For 4-5/8" Overall Height Instead Of 3-5/8", Add</i>	83.16	
26 05 36 00-1724	EA		24" Horizontal Tee, Solid Bottom, 24" Radius, Aluminum Cable Tray.....	1,104.94	386.81
			<i>For 4-5/8" Overall Height Instead Of 3-5/8", Add</i>	101.27	
26 05 36 00-1725	EA		30" Horizontal Tee, Solid Bottom, 24" Radius, Aluminum Cable Tray.....	1,329.73	483.81
			<i>For 4-5/8" Overall Height Instead Of 3-5/8", Add</i>	118.82	
26 05 36 00-1726	EA		36" Horizontal Tee, Solid Bottom, 24" Radius, Aluminum Cable Tray.....	1,468.11	528.93
			<i>For 4-5/8" Overall Height Instead Of 3-5/8", Add</i>	132.06	
26 05 36 00-1727			36" Radius Horizontal Tees <small>(26 05 36 00-1649)</small>		
26 05 36 00-1728	EA		6" Horizontal Tee, Solid Bottom, 36" Radius, Aluminum Cable Tray.....	939.20	276.62
			<i>For 4-5/8" Overall Height Instead Of 3-5/8", Add</i>	94.79	
26 05 36 00-1729	EA		12" Horizontal Tee, Solid Bottom, 36" Radius, Aluminum Cable Tray.....	1,060.46	322.22
			<i>For 4-5/8" Overall Height Instead Of 3-5/8", Add</i>	105.36	

26 Electrical

26 05 Common Work Results for Electrical

26 05 36 Cable Trays for Electrical Systems



MINOR CSI	UOM	DESCRIPTION	TOTAL DIRECT UNIT COST	DEMOLITION UNIT COST
26 05 36 00-1730	EA	18" Horizontal Tee, Solid Bottom, 36" Radius, Aluminum Cable Tray <i>For 4-5/8" Overall Height Instead Of 3-5/8", Add</i>	1,209.35 120.93	362.86
26 05 36 00-1731	EA	24" Horizontal Tee, Solid Bottom, 36" Radius, Aluminum Cable Tray <i>For 4-5/8" Overall Height Instead Of 3-5/8", Add</i>	1,446.80 142.72	445.71
26 05 36 00-1732	EA	30" Horizontal Tee, Solid Bottom, 36" Radius, Aluminum Cable Tray <i>For 4-5/8" Overall Height Instead Of 3-5/8", Add</i>	1,745.21 164.86	581.54
26 05 36 00-1733	EA	36" Horizontal Tee, Solid Bottom, 36" Radius, Aluminum Cable Tray <i>For 4-5/8" Overall Height Instead Of 3-5/8", Add</i>	1,942.36 183.75	645.65
26 05 36 00-1734		12" Radius Vertical Tees (26 05 36 00-1649)		
26 05 36 00-1735	EA	6" Vertical Tee, Solid Bottom, 12" Radius, Aluminum Cable Tray <i>For 4-5/8" Overall Height Instead Of 3-5/8", Add</i>	641.65 57.53	232.35
26 05 36 00-1736	EA	12" Vertical Tee, Solid Bottom, 12" Radius, Aluminum Cable Tray <i>For 4-5/8" Overall Height Instead Of 3-5/8", Add</i>	699.39 60.96	263.67
26 05 36 00-1737	EA	18" Vertical Tee, Solid Bottom, 12" Radius, Aluminum Cable Tray <i>For 4-5/8" Overall Height Instead Of 3-5/8", Add</i>	730.96 63.62	276.13
26 05 36 00-1738	EA	24" Vertical Tee, Solid Bottom, 12" Radius, Aluminum Cable Tray <i>For 4-5/8" Overall Height Instead Of 3-5/8", Add</i>	771.80 67.47	289.80
26 05 36 00-1739	EA	30" Vertical Tee, Solid Bottom, 12" Radius, Aluminum Cable Tray <i>For 4-5/8" Overall Height Instead Of 3-5/8", Add</i>	851.11 73.96	322.22
26 05 36 00-1740	EA	36" Vertical Tee, Solid Bottom, 12" Radius, Aluminum Cable Tray <i>For 4-5/8" Overall Height Instead Of 3-5/8", Add</i>	976.81 82.05	386.81
26 05 36 00-1741		24" Radius Vertical Tees (26 05 36 00-1649)		
26 05 36 00-1742	EA	6" Vertical Tee, Solid Bottom, 24" Radius, Aluminum Cable Tray <i>For 4-5/8" Overall Height Instead Of 3-5/8", Add</i>	795.94 77.34	252.31
26 05 36 00-1743	EA	12" Vertical Tee, Solid Bottom, 24" Radius, Aluminum Cable Tray <i>For 4-5/8" Overall Height Instead Of 3-5/8", Add</i>	880.85 83.75	290.28
26 05 36 00-1744	EA	18" Vertical Tee, Solid Bottom, 24" Radius, Aluminum Cable Tray <i>For 4-5/8" Overall Height Instead Of 3-5/8", Add</i>	933.17 89.07	305.41
26 05 36 00-1745	EA	24" Vertical Tee, Solid Bottom, 24" Radius, Aluminum Cable Tray <i>For 4-5/8" Overall Height Instead Of 3-5/8", Add</i>	997.29 95.88	322.22
26 05 36 00-1746	EA	30" Vertical Tee, Solid Bottom, 24" Radius, Aluminum Cable Tray <i>For 4-5/8" Overall Height Instead Of 3-5/8", Add</i>	1,110.09 106.04	362.86
26 05 36 00-1747	EA	36" Vertical Tee, Solid Bottom, 24" Radius, Aluminum Cable Tray <i>For 4-5/8" Overall Height Instead Of 3-5/8", Add</i>	1,275.35 117.01	445.71
26 05 36 00-1748		36" Radius Vertical Tees (26 05 36 00-1649)		
26 05 36 00-1749	EA	6" Vertical Tee, Solid Bottom, 36" Radius, Aluminum Cable Tray <i>For 4-5/8" Overall Height Instead Of 3-5/8", Add</i>	1,046.78 110.99	276.13
26 05 36 00-1750	EA	12" Vertical Tee, Solid Bottom, 36" Radius, Aluminum Cable Tray <i>For 4-5/8" Overall Height Instead Of 3-5/8", Add</i>	1,144.10 118.57	318.35
26 05 36 00-1751	EA	18" Vertical Tee, Solid Bottom, 36" Radius, Aluminum Cable Tray <i>For 4-5/8" Overall Height Instead Of 3-5/8", Add</i>	1,218.09 125.87	341.09
26 05 36 00-1752	EA	24" Vertical Tee, Solid Bottom, 36" Radius, Aluminum Cable Tray <i>For 4-5/8" Overall Height Instead Of 3-5/8", Add</i>	1,272.52 130.40	362.86
26 05 36 00-1753	EA	30" Vertical Tee, Solid Bottom, 36" Radius, Aluminum Cable Tray <i>For 4-5/8" Overall Height Instead Of 3-5/8", Add</i>	1,412.26 142.80	414.27
26 05 36 00-1754	EA	36" Vertical Tee, Solid Bottom, 36" Radius, Aluminum Cable Tray <i>For 4-5/8" Overall Height Instead Of 3-5/8", Add</i>	1,958.43 55.86	527.36
26 05 36 00-1755		12" Radius Horizontal Crosses (26 05 36 00-1649)		
26 05 36 00-1756	EA	6" Horizontal Cross, Solid Bottom, 12" Radius, Aluminum Cable Tray <i>For 4-5/8" Overall Height Instead Of 3-5/8", Add</i>	666.90 56.08	263.67
26 05 36 00-1757	EA	12" Horizontal Cross, Solid Bottom, 12" Radius, Aluminum Cable Tray <i>For 4-5/8" Overall Height Instead Of 3-5/8", Add</i>	740.08 62.63	290.28
26 05 36 00-1758	EA	18" Horizontal Cross, Solid Bottom, 12" Radius, Aluminum Cable Tray <i>For 4-5/8" Overall Height Instead Of 3-5/8", Add</i>	860.75 72.27	341.09
26 05 36 00-1759	EA	24" Horizontal Cross, Solid Bottom, 12" Radius, Aluminum Cable Tray <i>For 4-5/8" Overall Height Instead Of 3-5/8", Add</i>	1,022.44 84.33	414.27
26 05 36 00-1760	EA	30" Horizontal Cross, Solid Bottom, 12" Radius, Aluminum Cable Tray <i>For 4-5/8" Overall Height Instead Of 3-5/8", Add</i>	1,118.34 93.46	445.71
26 05 36 00-1761	EA	36" Horizontal Cross, Solid Bottom, 12" Radius, Aluminum Cable Tray <i>For 4-5/8" Overall Height Instead Of 3-5/8", Add</i>	1,296.67 106.34	528.93
26 05 36 00-1762		24" Radius Horizontal Crosses (26 05 36 00-1649)		
26 05 36 00-1763	EA	6" Horizontal Cross, Solid Bottom, 24" Radius, Aluminum Cable Tray <i>For 4-5/8" Overall Height Instead Of 3-5/8", Add</i>	881.62 83.79	290.77
26 05 36 00-1764	EA	12" Horizontal Cross, Solid Bottom, 24" Radius, Aluminum Cable Tray <i>For 4-5/8" Overall Height Instead Of 3-5/8", Add</i>	997.29 95.88	322.22
26 05 36 00-1765	EA	18" Horizontal Cross, Solid Bottom, 24" Radius, Aluminum Cable Tray <i>For 4-5/8" Overall Height Instead Of 3-5/8", Add</i>	1,144.65 107.22	386.81
26 05 36 00-1766	EA	24" Horizontal Cross, Solid Bottom, 24" Radius, Aluminum Cable Tray <i>For 4-5/8" Overall Height Instead Of 3-5/8", Add</i>	1,413.09 131.11	485.14
26 05 36 00-1767	EA	30" Horizontal Cross, Solid Bottom, 24" Radius, Aluminum Cable Tray <i>For 4-5/8" Overall Height Instead Of 3-5/8", Add</i>	1,549.33 144.24	528.93
26 05 36 00-1768	EA	36" Horizontal Cross, Solid Bottom, 24" Radius, Aluminum Cable Tray <i>For 4-5/8" Overall Height Instead Of 3-5/8", Add</i>	1,770.91 158.03	645.65



MINOR CSI UOM DESCRIPTION	TOTAL DIRECT UNIT COST	DEMOLITION UNIT COST
26 05 36 00-1769 36" Radius Horizontal Crosses <small>(26 05 36 00-1649)</small>		
26 05 36 00-1770 EA 6" Horizontal Cross, Solid Bottom, 36" Radius, Aluminum Cable Tray <i>For 4-5/8" Overall Height Instead Of 3-5/8", Add</i>	1,213.86 128.37	322.22
26 05 36 00-1771 EA 12" Horizontal Cross, Solid Bottom, 36" Radius, Aluminum Cable Tray <i>For 4-5/8" Overall Height Instead Of 3-5/8", Add</i>	1,335.68 139.88	362.86
26 05 36 00-1772 EA 18" Horizontal Cross, Solid Bottom, 36" Radius, Aluminum Cable Tray <i>For 4-5/8" Overall Height Instead Of 3-5/8", Add</i>	1,556.91 159.06	446.92
26 05 36 00-1773 EA 24" Horizontal Cross, Solid Bottom, 36" Radius, Aluminum Cable Tray <i>For 4-5/8" Overall Height Instead Of 3-5/8", Add</i>	1,853.49 181.11	581.54
26 05 36 00-1774 EA 30" Horizontal Cross, Solid Bottom, 36" Radius, Aluminum Cable Tray <i>For 4-5/8" Overall Height Instead Of 3-5/8", Add</i>	2,032.59 197.28	645.65
26 05 36 00-1775 EA 36" Horizontal Cross, Solid Bottom, 36" Radius, Aluminum Cable Tray <i>For 4-5/8" Overall Height Instead Of 3-5/8", Add</i>	2,328.46 228.32	725.72
26 05 36 00-1776 Straight Reducers <small>(26 05 36 00-1649)</small>		
26 05 36 00-1777 EA 12"-6" Reducer, Solid Bottom, Aluminum Cable Tray <i>For 4-5/8" Overall Height Instead Of 3-5/8", Add</i>	250.22 23.70	82.97
26 05 36 00-1778 EA 18"-12" Reducer, Solid Bottom, Aluminum Cable Tray <i>For 4-5/8" Overall Height Instead Of 3-5/8", Add</i>	276.52 25.38	96.64
26 05 36 00-1779 EA 24"-18" Reducer, Solid Bottom, Aluminum Cable Tray <i>For 4-5/8" Overall Height Instead Of 3-5/8", Add</i>	304.98 27.52	109.34
26 05 36 00-1780 EA 30"-24" Reducer, Solid Bottom, Aluminum Cable Tray <i>For 4-5/8" Overall Height Instead Of 3-5/8", Add</i>	343.83 30.55	126.15
26 05 36 00-1781 EA 36"-30" Reducer, Solid Bottom, Aluminum Cable Tray <i>For 4-5/8" Overall Height Instead Of 3-5/8", Add</i>	382.29 33.19	144.90
26 05 36 00-1782 Reducers <small>(26 05 36 00-1649)</small>		
26 05 36 00-1783 EA 18"-6" Reducer, Solid Bottom, Aluminum Cable Tray <i>For 4-5/8" Overall Height Instead Of 3-5/8", Add</i>	274.80 25.11	96.64
26 05 36 00-1784 EA 24"-12" Reducer, Solid Bottom, Aluminum Cable Tray <i>For 4-5/8" Overall Height Instead Of 3-5/8", Add</i>	303.51 27.27	109.58
26 05 36 00-1785 EA 30"-12" Reducer, Solid Bottom, Aluminum Cable Tray <i>For 4-5/8" Overall Height Instead Of 3-5/8", Add</i>	340.08 30.00	126.03
26 05 36 00-1786 EA 30"-18" Reducer, Solid Bottom, Aluminum Cable Tray <i>For 4-5/8" Overall Height Instead Of 3-5/8", Add</i>	341.73 30.26	126.03
26 05 36 00-1787 EA 36"-12" Reducer, Solid Bottom, Aluminum Cable Tray <i>For 4-5/8" Overall Height Instead Of 3-5/8", Add</i>	382.29 33.19	144.90
26 05 36 00-1788 EA 36"-18" Reducer, Solid Bottom, Aluminum Cable Tray <i>For 4-5/8" Overall Height Instead Of 3-5/8", Add</i>	384.09 33.46	144.90
26 05 36 00-1789 EA 36"-24" Reducer, Solid Bottom, Aluminum Cable Tray <i>For 4-5/8" Overall Height Instead Of 3-5/8", Add</i>	388.09 34.02	145.14
26 05 36 00-1790 Dropout Or End Plate <small>(26 05 36 00-1649)</small>		
26 05 36 00-1791 EA 6" Dropout Or End Plate, Solid Bottom, Aluminum Cable Tray.....	83.30	36.29
26 05 36 00-1792 EA 12" Dropout Or End Plate, Solid Bottom, Aluminum Cable Tray.....	99.59	44.27
26 05 36 00-1793 EA 18" Dropout Or End Plate, Solid Bottom, Aluminum Cable Tray.....	118.43	52.50
26 05 36 00-1794 EA 24" Dropout Or End Plate, Solid Bottom, Aluminum Cable Tray.....	130.78	58.06
26 05 36 00-1795 EA 30" Dropout Or End Plate, Solid Bottom, Aluminum Cable Tray.....	147.12	64.47
26 05 36 00-1796 EA 36" Dropout Or End Plate, Solid Bottom, Aluminum Cable Tray.....	166.98	72.57
26 05 36 00-1797 Vented Bottom Cable Tray <small>(26 05 36 00-0001)</small> Note: 6" Height.		
26 05 36 00-1798 Vented Bottom Galvanized Steel Cable Tray <small>(26 05 36 00-1797)</small>		
26 05 36 00-1799 LF 6" Vented Bottom Steel Cable Tray, Straight Section..... <i>For 4-5/8" Overall Height Instead Of 6", Deduct</i>	39.56 -2.90	12.70
26 05 36 00-1800 LF 12" Vented Bottom Steel Cable Tray, Straight Section..... <i>For 4-5/8" Overall Height Instead Of 6", Deduct</i>	46.54 -3.45	14.51
26 05 36 00-1801 LF 18" Vented Bottom Steel Cable Tray, Straight Section..... <i>For 4-5/8" Overall Height Instead Of 6", Deduct</i>	54.78 -4.09	16.69
26 05 36 00-1802 LF 24" Vented Bottom Steel Cable Tray, Straight Section..... <i>For 4-5/8" Overall Height Instead Of 6", Deduct</i>	62.86 -4.69	19.11
26 05 36 00-1803 LF 30" Vented Bottom Steel Cable Tray, Straight Section..... <i>For 4-5/8" Overall Height Instead Of 6", Deduct</i>	82.94 -6.37	23.10
26 05 36 00-1804 LF 36" Vented Bottom Steel Cable Tray, Straight Section..... <i>For 4-5/8" Overall Height Instead Of 6", Deduct</i>	98.13 -7.39	29.02
26 05 36 00-1805 Vented Bottom Galvanized Steel Cable Tray Fittings <small>(26 05 36 00-1797)</small>		
26 05 36 00-1806 90 Degree, 12" Radius Horizontal Elbows <small>(26 05 36 00-1805)</small>		
26 05 36 00-1807 EA 6" Horizontal 90 Degree Elbow, Vented Bottom, 12" Radius, Steel Cable Tray <i>For 4-5/8" Overall Height Instead Of 6", Deduct</i>	367.77 -24.04	152.89
26 05 36 00-1808 EA 12" Horizontal 90 Degree Elbow, Vented Bottom, 12" Radius, Steel Cable Tray <i>For 4-5/8" Overall Height Instead Of 6", Deduct</i>	478.95 -30.66	206.83
26 05 36 00-1809 EA 18" Horizontal 90 Degree Elbow, Vented Bottom, 12" Radius, Steel Cable Tray <i>For 4-5/8" Overall Height Instead Of 6", Deduct</i>	593.74 -37.40	263.67



MINOR CSI UOM DESCRIPTION	TOTAL DIRECT UNIT COST	DEMOLITION UNIT COST
26 05 36 00-1810 EA 24" Horizontal 90 Degree Elbow, Vented Bottom, 12" Radius, Steel Cable Tray <i>For 4-5/8" Overall Height Instead Of 6", Deduct</i>	728.20 -45.92	322.83
26 05 36 00-1811 EA 30" Horizontal 90 Degree Elbow, Vented Bottom, 12" Radius, Steel Cable Tray <i>For 4-5/8" Overall Height Instead Of 6", Deduct</i>	821.48 -51.85	363.59
26 05 36 00-1812 EA 36" Horizontal 90 Degree Elbow, Vented Bottom, 12" Radius, Steel Cable Tray <i>For 4-5/8" Overall Height Instead Of 6", Deduct</i>	941.26 -59.53	415.11
26 05 36 00-1813 90 Degree, 24" Radius Horizontal Elbows (26 05 36 00-1805)		
26 05 36 00-1814 EA 6" Horizontal 90 Degree Elbow, Vented Bottom, 24" Radius, Steel Cable Tray <i>For 4-5/8" Overall Height Instead Of 6", Deduct</i>	435.45 -30.12	161.11
26 05 36 00-1815 EA 12" Horizontal 90 Degree Elbow, Vented Bottom, 24" Radius, Steel Cable Tray <i>For 4-5/8" Overall Height Instead Of 6", Deduct</i>	564.65 -37.85	223.40
26 05 36 00-1816 EA 18" Horizontal 90 Degree Elbow, Vented Bottom, 24" Radius, Steel Cable Tray <i>For 4-5/8" Overall Height Instead Of 6", Deduct</i>	716.21 -47.43	290.28
26 05 36 00-1817 EA 24" Horizontal 90 Degree Elbow, Vented Bottom, 24" Radius, Steel Cable Tray <i>For 4-5/8" Overall Height Instead Of 6", Deduct</i>	866.75 -56.44	362.86
26 05 36 00-1818 EA 30" Horizontal 90 Degree Elbow, Vented Bottom, 24" Radius, Steel Cable Tray <i>For 4-5/8" Overall Height Instead Of 6", Deduct</i>	926.87 -61.45	374.83
26 05 36 00-1819 EA 36" Horizontal 90 Degree Elbow, Vented Bottom, 24" Radius, Steel Cable Tray <i>For 4-5/8" Overall Height Instead Of 6", Deduct</i>	1,157.08 -75.39	483.81
26 05 36 00-1820 90 Degree, 36" Radius Horizontal Elbows (26 05 36 00-1805)		
26 05 36 00-1821 EA 6" Horizontal 90 Degree Elbow, Vented Bottom, 36" Radius, Steel Cable Tray <i>For 4-5/8" Overall Height Instead Of 6", Deduct</i>	533.24 -39.13	170.30
26 05 36 00-1822 EA 12" Horizontal 90 Degree Elbow, Vented Bottom, 36" Radius, Steel Cable Tray <i>For 4-5/8" Overall Height Instead Of 6", Deduct</i>	688.93 -48.71	242.27
26 05 36 00-1823 EA 18" Horizontal 90 Degree Elbow, Vented Bottom, 36" Radius, Steel Cable Tray <i>For 4-5/8" Overall Height Instead Of 6", Deduct</i>	880.32 -61.13	322.83
26 05 36 00-1824 EA 24" Horizontal 90 Degree Elbow, Vented Bottom, 36" Radius, Steel Cable Tray <i>For 4-5/8" Overall Height Instead Of 6", Deduct</i>	1,051.65 -70.65	414.27
26 05 36 00-1825 EA 30" Horizontal 90 Degree Elbow, Vented Bottom, 36" Radius, Steel Cable Tray <i>For 4-5/8" Overall Height Instead Of 6", Deduct</i>	1,212.01 -80.88	483.81
26 05 36 00-1826 EA 36" Horizontal 90 Degree Elbow, Vented Bottom, 36" Radius, Steel Cable Tray <i>For 4-5/8" Overall Height Instead Of 6", Deduct</i>	1,418.21 -93.52	579.60
26 05 36 00-1827 45 Degree, 12" Radius Horizontal Elbows (26 05 36 00-1805)		
26 05 36 00-1828 EA 6" Horizontal 45 Degree Elbow, Vented Bottom, 12" Radius, Steel Cable Tray <i>For 4-5/8" Overall Height Instead Of 6", Deduct</i>	343.13 -21.57	153.01
26 05 36 00-1829 EA 12" Horizontal 45 Degree Elbow, Vented Bottom, 12" Radius, Steel Cable Tray <i>For 4-5/8" Overall Height Instead Of 6", Deduct</i>	449.43 -27.70	206.83
26 05 36 00-1830 EA 18" Horizontal 45 Degree Elbow, Vented Bottom, 12" Radius, Steel Cable Tray <i>For 4-5/8" Overall Height Instead Of 6", Deduct</i>	559.17 -33.97	263.31
26 05 36 00-1831 EA 24" Horizontal 45 Degree Elbow, Vented Bottom, 12" Radius, Steel Cable Tray <i>For 4-5/8" Overall Height Instead Of 6", Deduct</i>	685.41 -41.69	322.22
26 05 36 00-1832 EA 30" Horizontal 45 Degree Elbow, Vented Bottom, 12" Radius, Steel Cable Tray <i>For 4-5/8" Overall Height Instead Of 6", Deduct</i>	774.07 -47.11	363.59
26 05 36 00-1833 EA 36" Horizontal 45 Degree Elbow, Vented Bottom, 12" Radius, Steel Cable Tray <i>For 4-5/8" Overall Height Instead Of 6", Deduct</i>	884.83 -53.96	414.27
26 05 36 00-1834 45 Degree, 24" Radius Horizontal Elbows (26 05 36 00-1805)		
26 05 36 00-1835 EA 6" Horizontal 45 Degree Elbow, Vented Bottom, 24" Radius, Steel Cable Tray <i>For 4-5/8" Overall Height Instead Of 6", Deduct</i>	398.98 -26.46	161.23
26 05 36 00-1836 EA 12" Horizontal 45 Degree Elbow, Vented Bottom, 24" Radius, Steel Cable Tray <i>For 4-5/8" Overall Height Instead Of 6", Deduct</i>	522.35 -33.62	223.40
26 05 36 00-1837 EA 18" Horizontal 45 Degree Elbow, Vented Bottom, 24" Radius, Steel Cable Tray <i>For 4-5/8" Overall Height Instead Of 6", Deduct</i>	665.85 -42.36	290.77
26 05 36 00-1838 EA 24" Horizontal 45 Degree Elbow, Vented Bottom, 24" Radius, Steel Cable Tray <i>For 4-5/8" Overall Height Instead Of 6", Deduct</i>	809.12 -50.67	362.86
26 05 36 00-1839 EA 30" Horizontal 45 Degree Elbow, Vented Bottom, 24" Radius, Steel Cable Tray <i>For 4-5/8" Overall Height Instead Of 6", Deduct</i>	927.61 -58.16	415.11
26 05 36 00-1840 EA 36" Horizontal 45 Degree Elbow, Vented Bottom, 24" Radius, Steel Cable Tray <i>For 4-5/8" Overall Height Instead Of 6", Deduct</i>	1,079.92 -67.67	483.81
26 05 36 00-1841 45 Degree, 36" Radius Horizontal Elbows (26 05 36 00-1805)		
26 05 36 00-1842 EA 6" Horizontal 45 Degree Elbow, Vented Bottom, 36" Radius, Steel Cable Tray <i>For 4-5/8" Overall Height Instead Of 6", Deduct</i>	478.92 -33.67	170.67
26 05 36 00-1843 EA 12" Horizontal 45 Degree Elbow, Vented Bottom, 36" Radius, Steel Cable Tray <i>For 4-5/8" Overall Height Instead Of 6", Deduct</i>	625.11 -42.38	241.55
26 05 36 00-1844 EA 18" Horizontal 45 Degree Elbow, Vented Bottom, 36" Radius, Steel Cable Tray <i>For 4-5/8" Overall Height Instead Of 6", Deduct</i>	805.02 -53.60	322.83
26 05 36 00-1845 EA 24" Horizontal 45 Degree Elbow, Vented Bottom, 36" Radius, Steel Cable Tray <i>For 4-5/8" Overall Height Instead Of 6", Deduct</i>	973.75 -62.78	415.11
26 05 36 00-1846 EA 30" Horizontal 45 Degree Elbow, Vented Bottom, 36" Radius, Steel Cable Tray <i>For 4-5/8" Overall Height Instead Of 6", Deduct</i>	1,122.77 -71.96	483.81
26 05 36 00-1847 EA 36" Horizontal 45 Degree Elbow, Vented Bottom, 36" Radius, Steel Cable Tray <i>For 4-5/8" Overall Height Instead Of 6", Deduct</i>	1,321.84 -83.73	581.54



MINOR CSI UOM DESCRIPTION	TOTAL DIRECT UNIT COST	DEMOLITION UNIT COST
26 05 36 00-1848 90 Degree, 12" Radius Vertical Risers <small>(26 05 36 00-1805)</small>		
26 05 36 00-1849 EA 6" Vertical Riser 90 Degree, Vented Bottom, 12" Radius, Steel Cable Tray.....	399.88	152.40
For 4-5/8" Overall Height Instead Of 6", Deduct	-27.28	
26 05 36 00-1850 EA 12" Vertical Riser 90 Degree, Vented Bottom, 12" Radius, Steel Cable Tray.....	507.47	206.83
For 4-5/8" Overall Height Instead Of 6", Deduct	-33.57	
26 05 36 00-1851 EA 18" Vertical Riser 90 Degree, Vented Bottom, 12" Radius, Steel Cable Tray.....	604.31	263.67
For 4-5/8" Overall Height Instead Of 6", Deduct	-38.46	
26 05 36 00-1852 EA 24" Vertical Riser 90 Degree, Vented Bottom, 12" Radius, Steel Cable Tray.....	726.09	322.83
For 4-5/8" Overall Height Instead Of 6", Deduct	-45.71	
26 05 36 00-1853 EA 30" Vertical Riser 90 Degree, Vented Bottom, 12" Radius, Steel Cable Tray.....	798.24	363.59
For 4-5/8" Overall Height Instead Of 6", Deduct	-49.53	
26 05 36 00-1854 EA 36" Vertical Riser 90 Degree, Vented Bottom, 12" Radius, Steel Cable Tray.....	893.19	414.27
For 4-5/8" Overall Height Instead Of 6", Deduct	-54.80	
26 05 36 00-1855 90 Degree, 24" Radius Vertical Risers <small>(26 05 36 00-1805)</small>		
26 05 36 00-1856 EA 6" Vertical Riser 90 Degree, Vented Bottom, 24" Radius, Steel Cable Tray.....	477.70	161.11
For 4-5/8" Overall Height Instead Of 6", Deduct	-34.34	
26 05 36 00-1857 EA 12" Vertical Riser 90 Degree, Vented Bottom, 24" Radius, Steel Cable Tray.....	594.23	223.40
For 4-5/8" Overall Height Instead Of 6", Deduct	-40.80	
26 05 36 00-1858 EA 18" Vertical Riser 90 Degree, Vented Bottom, 24" Radius, Steel Cable Tray.....	728.89	290.28
For 4-5/8" Overall Height Instead Of 6", Deduct	-48.70	
26 05 36 00-1859 EA 24" Vertical Riser 90 Degree, Vented Bottom, 24" Radius, Steel Cable Tray.....	858.30	362.86
For 4-5/8" Overall Height Instead Of 6", Deduct	-55.59	
26 05 36 00-1860 EA 30" Vertical Riser 90 Degree, Vented Bottom, 24" Radius, Steel Cable Tray.....	975.59	414.27
For 4-5/8" Overall Height Instead Of 6", Deduct	-63.04	
26 05 36 00-1861 EA 36" Vertical Riser 90 Degree, Vented Bottom, 24" Radius, Steel Cable Tray.....	1,104.26	483.81
For 4-5/8" Overall Height Instead Of 6", Deduct	-70.11	
26 05 36 00-1862 90 Degree, 36" Radius Vertical Risers <small>(26 05 36 00-1805)</small>		
26 05 36 00-1863 EA 6" Vertical Riser 90 Degree, Vented Bottom, 36" Radius, Steel Cable Tray.....	567.04	170.30
For 4-5/8" Overall Height Instead Of 6", Deduct	-42.51	
26 05 36 00-1864 EA 12" Vertical Riser 90 Degree, Vented Bottom, 36" Radius, Steel Cable Tray.....	703.72	242.27
For 4-5/8" Overall Height Instead Of 6", Deduct	-50.19	
26 05 36 00-1865 EA 18" Vertical Riser 90 Degree, Vented Bottom, 36" Radius, Steel Cable Tray.....	871.87	322.83
For 4-5/8" Overall Height Instead Of 6", Deduct	-60.28	
26 05 36 00-1866 EA 24" Vertical Riser 90 Degree, Vented Bottom, 36" Radius, Steel Cable Tray.....	1,047.43	414.27
For 4-5/8" Overall Height Instead Of 6", Deduct	-70.22	
26 05 36 00-1867 EA 30" Vertical Riser 90 Degree, Vented Bottom, 36" Radius, Steel Cable Tray.....	1,171.87	483.81
For 4-5/8" Overall Height Instead Of 6", Deduct	-76.87	
26 05 36 00-1868 EA 36" Vertical Riser 90 Degree, Vented Bottom, 36" Radius, Steel Cable Tray.....	1,371.73	579.60
For 4-5/8" Overall Height Instead Of 6", Deduct	-88.87	
26 05 36 00-1869 12" Radius Horizontal Tees <small>(26 05 36 00-1805)</small>		
26 05 36 00-1870 EA 6" Horizontal Tee, Vented Bottom, 12" Radius, Steel Cable Tray.....	654.94	290.28
For 4-5/8" Overall Height Instead Of 6", Deduct	-41.30	
26 05 36 00-1871 EA 12" Horizontal Tee, Vented Bottom, 12" Radius, Steel Cable Tray.....	793.71	362.13
For 4-5/8" Overall Height Instead Of 6", Deduct	-49.19	
26 05 36 00-1872 EA 18" Horizontal Tee, Vented Bottom, 12" Radius, Steel Cable Tray.....	907.45	415.11
For 4-5/8" Overall Height Instead Of 6", Deduct	-56.15	
26 05 36 00-1873 EA 24" Horizontal Tee, Vented Bottom, 12" Radius, Steel Cable Tray.....	1,055.67	483.81
For 4-5/8" Overall Height Instead Of 6", Deduct	-65.25	
26 05 36 00-1874 EA 30" Horizontal Tee, Vented Bottom, 12" Radius, Steel Cable Tray.....	1,164.24	527.36
For 4-5/8" Overall Height Instead Of 6", Deduct	-72.47	
26 05 36 00-1875 EA 36" Horizontal Tee, Vented Bottom, 12" Radius, Steel Cable Tray.....	1,278.77	579.60
For 4-5/8" Overall Height Instead Of 6", Deduct	-79.57	
26 05 36 00-1876 24" Radius Horizontal Tees <small>(26 05 36 00-1805)</small>		
26 05 36 00-1877 EA 6" Horizontal Tee, Vented Bottom, 24" Radius, Steel Cable Tray.....	820.20	322.22
For 4-5/8" Overall Height Instead Of 6", Deduct	-55.17	
26 05 36 00-1878 EA 12" Horizontal Tee, Vented Bottom, 24" Radius, Steel Cable Tray.....	998.83	414.27
For 4-5/8" Overall Height Instead Of 6", Deduct	-65.36	
26 05 36 00-1879 EA 18" Horizontal Tee, Vented Bottom, 24" Radius, Steel Cable Tray.....	1,150.74	483.81
For 4-5/8" Overall Height Instead Of 6", Deduct	-74.76	
26 05 36 00-1880 EA 24" Horizontal Tee, Vented Bottom, 24" Radius, Steel Cable Tray.....	1,413.99	579.60
For 4-5/8" Overall Height Instead Of 6", Deduct	-93.10	
26 05 36 00-1881 EA 30" Horizontal Tee, Vented Bottom, 24" Radius, Steel Cable Tray.....	1,562.02	645.65
For 4-5/8" Overall Height Instead Of 6", Deduct	-102.40	
26 05 36 00-1882 EA 36" Horizontal Tee, Vented Bottom, 24" Radius, Steel Cable Tray.....	1,746.17	725.72
For 4-5/8" Overall Height Instead Of 6", Deduct	-114.14	
26 05 36 00-1883 36" Radius Horizontal Tees <small>(26 05 36 00-1805)</small>		
26 05 36 00-1884 EA 6" Horizontal Tee, Vented Bottom, 36" Radius, Steel Cable Tray.....	1,010.42	362.86
For 4-5/8" Overall Height Instead Of 6", Deduct	-70.80	
26 05 36 00-1885 EA 12" Horizontal Tee, Vented Bottom, 36" Radius, Steel Cable Tray.....	1,269.05	483.81
For 4-5/8" Overall Height Instead Of 6", Deduct	-86.59	
26 05 36 00-1886 EA 18" Horizontal Tee, Vented Bottom, 36" Radius, Steel Cable Tray.....	1,474.13	581.54
For 4-5/8" Overall Height Instead Of 6", Deduct	-98.95	

26 Electrical**26 05 Common Work Results for Electrical****26 05 36 Cable Trays for Electrical Systems**

MINOR CSI UOM DESCRIPTION	TOTAL DIRECT UNIT COST	DEMOLITION UNIT COST
26 05 36 00-1887 EA 24" Horizontal Tee, Vented Bottom, 36" Radius, Steel Cable Tray..... <i>For 4-5/8" Overall Height Instead Of 6", Deduct</i>	1,818.00 -121.32	725.72
26 05 36 00-1888 EA 30" Horizontal Tee, Vented Bottom, 36" Radius, Steel Cable Tray..... <i>For 4-5/8" Overall Height Instead Of 6", Deduct</i>	2,031.46 -133.79	832.27
26 05 36 00-1889 EA 36" Horizontal Tee, Vented Bottom, 36" Radius, Steel Cable Tray..... <i>For 4-5/8" Overall Height Instead Of 6", Deduct</i>	2,369.01 -156.48	965.09
26 05 36 00-1890 12" Radius Vertical Tees (26 05 36 00-1805)		
26 05 36 00-1891 EA 6" Vertical Tee, Vented Bottom, 12" Radius, Steel Cable Tray..... <i>For 4-5/8" Overall Height Instead Of 6", Deduct</i>	769.03 -52.71	290.28
26 05 36 00-1892 EA 12" Vertical Tee, Vented Bottom, 12" Radius, Steel Cable Tray..... <i>For 4-5/8" Overall Height Instead Of 6", Deduct</i>	894.22 -59.18	362.86
26 05 36 00-1893 EA 18" Vertical Tee, Vented Bottom, 12" Radius, Steel Cable Tray..... <i>For 4-5/8" Overall Height Instead Of 6", Deduct</i>	940.53 -61.82	386.81
26 05 36 00-1894 EA 24" Vertical Tee, Vented Bottom, 12" Radius, Steel Cable Tray..... <i>For 4-5/8" Overall Height Instead Of 6", Deduct</i>	1,003.06 -65.79	414.27
26 05 36 00-1895 EA 30" Vertical Tee, Vented Bottom, 12" Radius, Steel Cable Tray..... <i>For 4-5/8" Overall Height Instead Of 6", Deduct</i>	1,076.49 -70.41	446.92
26 05 36 00-1896 EA 36" Vertical Tee, Vented Bottom, 12" Radius, Steel Cable Tray..... <i>For 4-5/8" Overall Height Instead Of 6", Deduct</i>	1,217.06 -77.76	527.36
26 05 36 00-1897 24" Radius Vertical Tees (26 05 36 00-1805)		
26 05 36 00-1898 EA 6" Vertical Tee, Vented Bottom, 24" Radius, Steel Cable Tray..... <i>For 4-5/8" Overall Height Instead Of 6", Deduct</i>	919.50 -65.10	322.22
26 05 36 00-1899 EA 12" Vertical Tee, Vented Bottom, 24" Radius, Steel Cable Tray..... <i>For 4-5/8" Overall Height Instead Of 6", Deduct</i>	1,091.79 -74.66	414.27
26 05 36 00-1900 EA 18" Vertical Tee, Vented Bottom, 24" Radius, Steel Cable Tray..... <i>For 4-5/8" Overall Height Instead Of 6", Deduct</i>	1,165.23 -79.28	446.92
26 05 36 00-1901 EA 24" Vertical Tee, Vented Bottom, 24" Radius, Steel Cable Tray..... <i>For 4-5/8" Overall Height Instead Of 6", Deduct</i>	1,258.49 -85.53	483.81
26 05 36 00-1902 EA 30" Vertical Tee, Vented Bottom, 24" Radius, Steel Cable Tray..... <i>For 4-5/8" Overall Height Instead Of 6", Deduct</i>	1,354.39 -91.49	527.36
26 05 36 00-1903 EA 36" Vertical Tee, Vented Bottom, 24" Radius, Steel Cable Tray..... <i>For 4-5/8" Overall Height Instead Of 6", Deduct</i>	1,591.60 -105.36	645.65
26 05 36 00-1904 36" Radius Vertical Tees (26 05 36 00-1805)		
26 05 36 00-1905 EA 6" Vertical Tee, Vented Bottom, 36" Radius, Steel Cable Tray..... <i>For 4-5/8" Overall Height Instead Of 6", Deduct</i>	1,212.03 -91.03	362.13
26 05 36 00-1906 EA 12" Vertical Tee, Vented Bottom, 36" Radius, Steel Cable Tray..... <i>For 4-5/8" Overall Height Instead Of 6", Deduct</i>	1,429.62 -102.64	483.81
26 05 36 00-1907 EA 18" Vertical Tee, Vented Bottom, 36" Radius, Steel Cable Tray..... <i>For 4-5/8" Overall Height Instead Of 6", Deduct</i>	1,523.41 -108.39	527.36
26 05 36 00-1908 EA 24" Vertical Tee, Vented Bottom, 36" Radius, Steel Cable Tray..... <i>For 4-5/8" Overall Height Instead Of 6", Deduct</i>	1,655.83 -117.12	581.54
26 05 36 00-1909 EA 30" Vertical Tee, Vented Bottom, 36" Radius, Steel Cable Tray..... <i>For 4-5/8" Overall Height Instead Of 6", Deduct</i>	1,868.37 -133.03	645.65
26 05 36 00-1910 EA 36" Vertical Tee, Vented Bottom, 36" Radius, Steel Cable Tray..... <i>For 4-5/8" Overall Height Instead Of 6", Deduct</i>	2,183.59 -149.32	828.41
26 05 36 00-1911 12" Radius Horizontal Crosses (26 05 36 00-1805)		
26 05 36 00-1912 EA 6" Horizontal Cross, Vented Bottom, 12" Radius, Steel Cable Tray..... <i>For 4-5/8" Overall Height Instead Of 6", Deduct</i>	824.50 -52.21	362.86
26 05 36 00-1913 EA 12" Horizontal Cross, Vented Bottom, 12" Radius, Steel Cable Tray..... <i>For 4-5/8" Overall Height Instead Of 6", Deduct</i>	913.79 -56.78	415.11
26 05 36 00-1914 EA 18" Horizontal Cross, Vented Bottom, 12" Radius, Steel Cable Tray..... <i>For 4-5/8" Overall Height Instead Of 6", Deduct</i>	1,053.55 -65.04	483.81
26 05 36 00-1915 EA 24" Horizontal Cross, Vented Bottom, 12" Radius, Steel Cable Tray..... <i>For 4-5/8" Overall Height Instead Of 6", Deduct</i>	1,225.95 -74.29	579.60
26 05 36 00-1916 EA 30" Horizontal Cross, Vented Bottom, 12" Radius, Steel Cable Tray..... <i>For 4-5/8" Overall Height Instead Of 6", Deduct</i>	1,363.84 -82.77	643.35
26 05 36 00-1917 EA 36" Horizontal Cross, Vented Bottom, 12" Radius, Steel Cable Tray..... <i>For 4-5/8" Overall Height Instead Of 6", Deduct</i>	1,537.01 -93.22	725.72
26 05 36 00-1918 24" Radius Horizontal Crosses (26 05 36 00-1805)		
26 05 36 00-1919 EA 6" Horizontal Cross, Vented Bottom, 24" Radius, Steel Cable Tray..... <i>For 4-5/8" Overall Height Instead Of 6", Deduct</i>	1,036.33 -69.04	415.11
26 05 36 00-1920 EA 12" Horizontal Cross, Vented Bottom, 24" Radius, Steel Cable Tray..... <i>For 4-5/8" Overall Height Instead Of 6", Deduct</i>	1,167.64 -76.45	483.81
26 05 36 00-1921 EA 18" Horizontal Cross, Vented Bottom, 24" Radius, Steel Cable Tray..... <i>For 4-5/8" Overall Height Instead Of 6", Deduct</i>	1,363.28 -88.02	579.60
26 05 36 00-1922 EA 24" Horizontal Cross, Vented Bottom, 24" Radius, Steel Cable Tray..... <i>For 4-5/8" Overall Height Instead Of 6", Deduct</i>	1,714.48 -110.97	725.72
26 05 36 00-1923 EA 30" Horizontal Cross, Vented Bottom, 24" Radius, Steel Cable Tray..... <i>For 4-5/8" Overall Height Instead Of 6", Deduct</i>	1,938.51 -124.81	828.41
26 05 36 00-1924 EA 36" Horizontal Cross, Vented Bottom, 24" Radius, Steel Cable Tray..... <i>For 4-5/8" Overall Height Instead Of 6", Deduct</i>	2,199.99 -139.58	965.09



MINOR CSI UOM DESCRIPTION	TOTAL DIRECT UNIT COST	DEMOLITION UNIT COST
26 05 36 00-1925 36" Radius Horizontal Crosses <small>(26 05 36 00-1805)</small>		
26 05 36 00-1926 EA 6" Horizontal Cross, Vented Bottom, 36" Radius, Steel Cable Tray <i>For 4-5/8" Overall Height Instead Of 6", Deduct</i>	1,387.37 -98.42	483.81
26 05 36 00-1927 EA 12" Horizontal Cross, Vented Bottom, 36" Radius, Steel Cable Tray <i>For 4-5/8" Overall Height Instead Of 6", Deduct</i>	1,579.77 -109.32	581.54
26 05 36 00-1928 EA 18" Horizontal Cross, Vented Bottom, 36" Radius, Steel Cable Tray <i>For 4-5/8" Overall Height Instead Of 6", Deduct</i>	1,832.79 -122.80	725.72
26 05 36 00-1929 EA 24" Horizontal Cross, Vented Bottom, 36" Radius, Steel Cable Tray <i>For 4-5/8" Overall Height Instead Of 6", Deduct</i>	2,367.05 -155.85	970.17
26 05 36 00-1930 EA 30" Horizontal Cross, Vented Bottom, 36" Radius, Steel Cable Tray <i>For 4-5/8" Overall Height Instead Of 6", Deduct</i>	2,762.33 -179.32	1,162.97
26 05 36 00-1931 EA 36" Horizontal Cross, Vented Bottom, 36" Radius, Steel Cable Tray <i>For 4-5/8" Overall Height Instead Of 6", Deduct</i>	3,306.42 -209.69	1,451.44
26 05 36 00-1932 Straight Reducers <small>(26 05 36 00-1805)</small>		
26 05 36 00-1933 EA 12"-6" Reducer, Vented Bottom, Steel Cable Tray <i>For 4-5/8" Overall Height Instead Of 6", Deduct</i>	312.68 -20.97	123.61
26 05 36 00-1934 EA 18"-12" Reducer, Vented Bottom, Steel Cable Tray <i>For 4-5/8" Overall Height Instead Of 6", Deduct</i>	341.04 -22.60	138.13
26 05 36 00-1935 EA 24"-18" Reducer, Vented Bottom, Steel Cable Tray <i>For 4-5/8" Overall Height Instead Of 6", Deduct</i>	386.61 -25.25	160.99
26 05 36 00-1936 EA 30"-24" Reducer, Vented Bottom, Steel Cable Tray <i>For 4-5/8" Overall Height Instead Of 6", Deduct</i>	424.92 -27.37	181.43
26 05 36 00-1937 EA 36"-30" Reducer, Vented Bottom, Steel Cable Tray <i>For 4-5/8" Overall Height Instead Of 6", Deduct</i>	464.01 -29.75	199.81
26 05 36 00-1938 Reducers <small>(26 05 36 00-1805)</small>		
26 05 36 00-1939 EA 18"-6" Reducer, Vented Bottom, Steel Cable Tray <i>For 4-5/8" Overall Height Instead Of 6", Deduct</i>	341.04 -22.60	138.13
26 05 36 00-1940 EA 24"-12" Reducer, Vented Bottom, Steel Cable Tray <i>For 4-5/8" Overall Height Instead Of 6", Deduct</i>	384.99 -25.06	161.23
26 05 36 00-1941 EA 30"-12" Reducer, Vented Bottom, Steel Cable Tray <i>For 4-5/8" Overall Height Instead Of 6", Deduct</i>	422.51 -27.15	181.19
26 05 36 00-1942 EA 30"-18" Reducer, Vented Bottom, Steel Cable Tray <i>For 4-5/8" Overall Height Instead Of 6", Deduct</i>	424.32 -27.34	181.07
26 05 36 00-1943 EA 36"-12" Reducer, Vented Bottom, Steel Cable Tray <i>For 4-5/8" Overall Height Instead Of 6", Deduct</i>	461.90 -29.54	199.81
26 05 36 00-1944 EA 36"-18" Reducer, Vented Bottom, Steel Cable Tray <i>For 4-5/8" Overall Height Instead Of 6", Deduct</i>	464.01 -29.75	199.81
26 05 36 00-1945 EA 36"-24" Reducer, Vented Bottom, Steel Cable Tray <i>For 4-5/8" Overall Height Instead Of 6", Deduct</i>	466.86 -30.00	200.29
26 05 36 00-1946 Dropout Or End Plate <small>(26 05 36 00-1805)</small>		
26 05 36 00-1947 EA 6" Dropout Or End Plate, Vented Bottom, Steel Cable Tray <i>For 4-5/8" Overall Height Instead Of 6", Deduct</i>	99.84 -118.37	44.63
26 05 36 00-1948 EA 12" Dropout Or End Plate, Vented Bottom, Steel Cable Tray <i>For 4-5/8" Overall Height Instead Of 6", Deduct</i>	118.37 -130.48	52.38
26 05 36 00-1949 EA 18" Dropout Or End Plate, Vented Bottom, Steel Cable Tray <i>For 4-5/8" Overall Height Instead Of 6", Deduct</i>	130.48 -146.72	57.82
26 05 36 00-1950 EA 24" Dropout Or End Plate, Vented Bottom, Steel Cable Tray <i>For 4-5/8" Overall Height Instead Of 6", Deduct</i>	146.72 -162.85	64.47
26 05 36 00-1951 EA 30" Dropout Or End Plate, Vented Bottom, Steel Cable Tray <i>For 4-5/8" Overall Height Instead Of 6", Deduct</i>	162.85 -190.88	72.45
26 05 36 00-1952 EA 36" Dropout Or End Plate, Vented Bottom, Steel Cable Tray <i>For 4-5/8" Overall Height Instead Of 6", Deduct</i>	190.88 -219.88	86.60
26 05 36 00-1953 Vented Bottom Aluminum Cable Tray <small>(26 05 36 00-1797)</small>		
26 05 36 00-1954 LF 6" Vented Bottom Aluminum Cable Tray, Straight Section <i>For 4-5/8" Overall Height Instead Of 6", Deduct</i>	36.11 -2.82	9.43
26 05 36 00-1955 LF 9" Vented Bottom Aluminum Cable Tray, Straight Section <i>For 4-5/8" Overall Height Instead Of 6", Deduct</i>	40.05 -3.14	10.40
26 05 36 00-1956 LF 12" Vented Bottom Aluminum Cable Tray, Straight Section <i>For 4-5/8" Overall Height Instead Of 6", Deduct</i>	44.80 -3.51	11.62
26 05 36 00-1957 LF 18" Vented Bottom Aluminum Cable Tray, Straight Section <i>For 4-5/8" Overall Height Instead Of 6", Deduct</i>	52.15 -4.13	12.94
26 05 36 00-1958 LF 24" Vented Bottom Aluminum Cable Tray, Straight Section <i>For 4-5/8" Overall Height Instead Of 6", Deduct</i>	59.82 -4.79	14.39
26 05 36 00-1959 LF 30" Vented Bottom Aluminum Cable Tray, Straight Section <i>For 4-5/8" Overall Height Instead Of 6", Deduct</i>	75.88 -6.21	16.57
26 05 36 00-1960 LF 36" Vented Bottom Aluminum Cable Tray, Straight Section <i>For 4-5/8" Overall Height Instead Of 6", Deduct</i>	84.50 -6.83	19.47
26 05 36 00-1961 Vented Bottom Aluminum Cable Tray Fittings <small>(26 05 36 00-1797)</small>		
26 05 36 00-1962 90 Degree, 12" Radius Horizontal Elbows <small>(26 05 36 00-1961)</small>		
26 05 36 00-1963 EA 6" Horizontal 90 Degree Elbow, Vented Bottom, 12" Radius, Aluminum Cable Tray <i>For 4-5/8" Overall Height Instead Of 6", Deduct</i>	428.46 -30.11	152.89
26 05 36 00-1964 EA 9" Horizontal 90 Degree Elbow, Vented Bottom, 12" Radius, Aluminum Cable Tray <i>For 4-5/8" Overall Height Instead Of 6", Deduct</i>	465.48 -32.72	165.95
26 05 36 00-1965 EA 12" Horizontal 90 Degree Elbow, Vented Bottom, 12" Radius, Aluminum Cable Tray <i>For 4-5/8" Overall Height Instead Of 6", Deduct</i>	512.83 -35.71	186.87
26 05 36 00-1966 EA 18" Horizontal 90 Degree Elbow, Vented Bottom, 12" Radius, Aluminum Cable Tray <i>For 4-5/8" Overall Height Instead Of 6", Deduct</i>	579.33 -40.67	207.07



MINOR CSI	UOM	DESCRIPTION	TOTAL DIRECT UNIT COST	DEMOLITION UNIT COST
26 05 36 00-1967	EA	24" Horizontal 90 Degree Elbow, Vented Bottom, 12" Radius, Aluminum Cable Tray..... <i>For 4-5/8" Overall Height Instead Of 6", Deduct</i>	693.05 -48.25	252.67
26 05 36 00-1968	EA	30" Horizontal 90 Degree Elbow, Vented Bottom, 12" Radius, Aluminum Cable Tray..... <i>For 4-5/8" Overall Height Instead Of 6", Deduct</i>	819.43 -57.71	290.77
26 05 36 00-1969	EA	36" Horizontal 90 Degree Elbow, Vented Bottom, 12" Radius, Aluminum Cable Tray..... <i>For 4-5/8" Overall Height Instead Of 6", Deduct</i>	903.12 -63.41	322.83
26 05 36 00-1970		90 Degree, 24" Radius Horizontal Elbows <small>(26 05 36 00-1961)</small>		
26 05 36 00-1971	EA	6" Horizontal 90 Degree Elbow, Vented Bottom, 24" Radius, Aluminum Cable Tray..... <i>For 4-5/8" Overall Height Instead Of 6", Deduct</i>	520.31 -38.60	161.11
26 05 36 00-1972	EA	12" Horizontal 90 Degree Elbow, Vented Bottom, 24" Radius, Aluminum Cable Tray..... <i>For 4-5/8" Overall Height Instead Of 6", Deduct</i>	628.33 -46.15	200.29
26 05 36 00-1973	EA	18" Horizontal 90 Degree Elbow, Vented Bottom, 24" Radius, Aluminum Cable Tray..... <i>For 4-5/8" Overall Height Instead Of 6", Deduct</i>	712.28 -52.67	223.40
26 05 36 00-1974	EA	24" Horizontal 90 Degree Elbow, Vented Bottom, 24" Radius, Aluminum Cable Tray..... <i>For 4-5/8" Overall Height Instead Of 6", Deduct</i>	847.98 -61.79	276.13
26 05 36 00-1975	EA	30" Horizontal 90 Degree Elbow, Vented Bottom, 24" Radius, Aluminum Cable Tray..... <i>For 4-5/8" Overall Height Instead Of 6", Deduct</i>	979.26 -71.12	321.73
26 05 36 00-1976	EA	36" Horizontal 90 Degree Elbow, Vented Bottom, 24" Radius, Aluminum Cable Tray..... <i>For 4-5/8" Overall Height Instead Of 6", Deduct</i>	1,083.13 -78.07	362.86
26 05 36 00-1977		90 Degree, 36" Radius Horizontal Elbows <small>(26 05 36 00-1961)</small>		
26 05 36 00-1978	EA	6" Horizontal 90 Degree Elbow, Vented Bottom, 36" Radius, Aluminum Cable Tray..... <i>For 4-5/8" Overall Height Instead Of 6", Deduct</i>	638.93 -49.70	170.30
26 05 36 00-1979	EA	12" Horizontal 90 Degree Elbow, Vented Bottom, 36" Radius, Aluminum Cable Tray..... <i>For 4-5/8" Overall Height Instead Of 6", Deduct</i>	764.04 -58.47	215.18
26 05 36 00-1980	EA	18" Horizontal 90 Degree Elbow, Vented Bottom, 36" Radius, Aluminum Cable Tray..... <i>For 4-5/8" Overall Height Instead Of 6", Deduct</i>	864.45 -66.26	242.27
26 05 36 00-1981	EA	24" Horizontal 90 Degree Elbow, Vented Bottom, 36" Radius, Aluminum Cable Tray..... <i>For 4-5/8" Overall Height Instead Of 6", Deduct</i>	1,012.60 -75.81	305.41
26 05 36 00-1982	EA	30" Horizontal 90 Degree Elbow, Vented Bottom, 36" Radius, Aluminum Cable Tray..... <i>For 4-5/8" Overall Height Instead Of 6", Deduct</i>	1,084.94 -83.83	295.98
26 05 36 00-1983	EA	36" Horizontal 90 Degree Elbow, Vented Bottom, 36" Radius, Aluminum Cable Tray..... <i>For 4-5/8" Overall Height Instead Of 6", Deduct</i>	1,332.38 -98.72	414.27
26 05 36 00-1984		45 Degree, 12" Radius Horizontal Elbows <small>(26 05 36 00-1961)</small>		
26 05 36 00-1985	EA	6" Horizontal 45 Degree Elbow, Vented Bottom, 12" Radius, Aluminum Cable Tray..... <i>For 4-5/8" Overall Height Instead Of 6", Deduct</i>	390.46 -26.30	153.01
26 05 36 00-1986	EA	9" Horizontal 45 Degree Elbow, Vented Bottom, 12" Radius, Aluminum Cable Tray..... <i>For 4-5/8" Overall Height Instead Of 6", Deduct</i>	424.19 -28.57	166.19
26 05 36 00-1987	EA	12" Horizontal 45 Degree Elbow, Vented Bottom, 12" Radius, Aluminum Cable Tray..... <i>For 4-5/8" Overall Height Instead Of 6", Deduct</i>	468.51 -31.28	186.87
26 05 36 00-1988	EA	18" Horizontal 45 Degree Elbow, Vented Bottom, 12" Radius, Aluminum Cable Tray..... <i>For 4-5/8" Overall Height Instead Of 6", Deduct</i>	527.42 -35.50	206.83
26 05 36 00-1989	EA	24" Horizontal 45 Degree Elbow, Vented Bottom, 12" Radius, Aluminum Cable Tray..... <i>For 4-5/8" Overall Height Instead Of 6", Deduct</i>	632.65 -42.24	252.31
26 05 36 00-1990	EA	30" Horizontal 45 Degree Elbow, Vented Bottom, 12" Radius, Aluminum Cable Tray..... <i>For 4-5/8" Overall Height Instead Of 6", Deduct</i>	745.77 -50.35	290.77
26 05 36 00-1991	EA	36" Horizontal 45 Degree Elbow, Vented Bottom, 12" Radius, Aluminum Cable Tray..... <i>For 4-5/8" Overall Height Instead Of 6", Deduct</i>	821.84 -55.33	322.22
26 05 36 00-1992		45 Degree, 24" Radius Horizontal Elbows <small>(26 05 36 00-1961)</small>		
26 05 36 00-1993	EA	6" Horizontal 45 Degree Elbow, Vented Bottom, 24" Radius, Aluminum Cable Tray..... <i>For 4-5/8" Overall Height Instead Of 6", Deduct</i>	465.17 -33.08	161.23
26 05 36 00-1994	EA	12" Horizontal 45 Degree Elbow, Vented Bottom, 24" Radius, Aluminum Cable Tray..... <i>For 4-5/8" Overall Height Instead Of 6", Deduct</i>	563.53 -39.67	200.29
26 05 36 00-1995	EA	18" Horizontal 45 Degree Elbow, Vented Bottom, 24" Radius, Aluminum Cable Tray..... <i>For 4-5/8" Overall Height Instead Of 6", Deduct</i>	637.97 -45.15	223.77
26 05 36 00-1996	EA	24" Horizontal 45 Degree Elbow, Vented Bottom, 24" Radius, Aluminum Cable Tray..... <i>For 4-5/8" Overall Height Instead Of 6", Deduct</i>	763.38 -53.29	276.62
26 05 36 00-1997	EA	30" Horizontal 45 Degree Elbow, Vented Bottom, 24" Radius, Aluminum Cable Tray..... <i>For 4-5/8" Overall Height Instead Of 6", Deduct</i>	883.68 -61.47	322.83
26 05 36 00-1998	EA	36" Horizontal 45 Degree Elbow, Vented Bottom, 24" Radius, Aluminum Cable Tray..... <i>For 4-5/8" Overall Height Instead Of 6", Deduct</i>	977.89 -67.55	362.86
26 05 36 00-1999		45 Degree, 36" Radius Horizontal Elbows <small>(26 05 36 00-1961)</small>		
26 05 36 00-2000	EA	6" Horizontal 45 Degree Elbow, Vented Bottom, 36" Radius, Aluminum Cable Tray..... <i>For 4-5/8" Overall Height Instead Of 6", Deduct</i>	561.36 -41.91	170.67
26 05 36 00-2001	EA	12" Horizontal 45 Degree Elbow, Vented Bottom, 36" Radius, Aluminum Cable Tray..... <i>For 4-5/8" Overall Height Instead Of 6", Deduct</i>	674.02 -49.51	214.70
26 05 36 00-2002	EA	18" Horizontal 45 Degree Elbow, Vented Bottom, 36" Radius, Aluminum Cable Tray..... <i>For 4-5/8" Overall Height Instead Of 6", Deduct</i>	763.09 -56.12	242.27
26 05 36 00-2003	EA	24" Horizontal 45 Degree Elbow, Vented Bottom, 36" Radius, Aluminum Cable Tray..... <i>For 4-5/8" Overall Height Instead Of 6", Deduct</i>	902.68 -64.77	306.01
26 05 36 00-2004	EA	30" Horizontal 45 Degree Elbow, Vented Bottom, 36" Radius, Aluminum Cable Tray..... <i>For 4-5/8" Overall Height Instead Of 6", Deduct</i>	1,030.95 -74.62	341.70
26 05 36 00-2005	EA	36" Horizontal 45 Degree Elbow, Vented Bottom, 36" Radius, Aluminum Cable Tray..... <i>For 4-5/8" Overall Height Instead Of 6", Deduct</i>	1,192.72 -84.67	415.11



MINOR	CSI	UOM	DESCRIPTION	TOTAL DIRECT UNIT COST	DEMOLITION UNIT COST
-------	-----	-----	-------------	------------------------	----------------------

26 05 36 00-2006 90 Degree, 12" Radius Vertical Risers <small>(26 05 36 00-1961)</small>					
26 05 36 00-2007	EA		6" Vertical Riser 90 Degree, Vented Bottom, 12" Radius, Aluminum Cable Tray	465.59	152.40
			<i>For 4-5/8" Overall Height Instead Of 6", Deduct</i>	-39.85	
26 05 36 00-2008	EA		9" Vertical Riser 90 Degree, Vented Bottom, 12" Radius, Aluminum Cable Tray	499.98	165.59
			<i>For 4-5/8" Overall Height Instead Of 6", Deduct</i>	-36.20	
26 05 36 00-2009	EA		12" Vertical Riser 90 Degree, Vented Bottom, 12" Radius, Aluminum Cable Tray	538.00	186.87
			<i>For 4-5/8" Overall Height Instead Of 6", Deduct</i>	-38.23	
26 05 36 00-2010	EA		18" Vertical Riser 90 Degree, Vented Bottom, 12" Radius, Aluminum Cable Tray	579.33	207.07
			<i>For 4-5/8" Overall Height Instead Of 6", Deduct</i>	-40.67	
26 05 36 00-2011	EA		24" Vertical Riser 90 Degree, Vented Bottom, 12" Radius, Aluminum Cable Tray	680.46	252.67
			<i>For 4-5/8" Overall Height Instead Of 6", Deduct</i>	-46.99	
26 05 36 00-2012	EA		30" Vertical Riser 90 Degree, Vented Bottom, 12" Radius, Aluminum Cable Tray	756.49	290.77
			<i>For 4-5/8" Overall Height Instead Of 6", Deduct</i>	-51.42	
26 05 36 00-2013	EA		36" Vertical Riser 90 Degree, Vented Bottom, 12" Radius, Aluminum Cable Tray	811.52	322.22
			<i>For 4-5/8" Overall Height Instead Of 6", Deduct</i>	-54.30	

26 05 36 00-2014 90 Degree, 24" Radius Vertical Risers <small>(26 05 36 00-1961)</small>					
26 05 36 00-2015	EA		6" Vertical Riser 90 Degree, Vented Bottom, 24" Radius, Aluminum Cable Tray	553.04	161.11
			<i>For 4-5/8" Overall Height Instead Of 6", Deduct</i>	-41.88	
26 05 36 00-2016	EA		12" Vertical Riser 90 Degree, Vented Bottom, 24" Radius, Aluminum Cable Tray	643.44	200.29
			<i>For 4-5/8" Overall Height Instead Of 6", Deduct</i>	-47.66	
26 05 36 00-2017	EA		18" Vertical Riser 90 Degree, Vented Bottom, 24" Radius, Aluminum Cable Tray	709.76	223.40
			<i>For 4-5/8" Overall Height Instead Of 6", Deduct</i>	-52.36	
26 05 36 00-2018	EA		24" Vertical Riser 90 Degree, Vented Bottom, 24" Radius, Aluminum Cable Tray	803.36	276.62
			<i>For 4-5/8" Overall Height Instead Of 6", Deduct</i>	-57.29	
26 05 36 00-2019	EA		30" Vertical Riser 90 Degree, Vented Bottom, 24" Radius, Aluminum Cable Tray	897.12	322.22
			<i>For 4-5/8" Overall Height Instead Of 6", Deduct</i>	-62.86	
26 05 36 00-2020	EA		36" Vertical Riser 90 Degree, Vented Bottom, 24" Radius, Aluminum Cable Tray	982.43	362.86
			<i>For 4-5/8" Overall Height Instead Of 6", Deduct</i>	-68.00	

26 05 36 00-2021 90 Degree, 36" Radius Vertical Risers <small>(26 05 36 00-1961)</small>					
26 05 36 00-2022	EA		6" Vertical Riser 90 Degree, Vented Bottom, 36" Radius, Aluminum Cable Tray	636.41	170.30
			<i>For 4-5/8" Overall Height Instead Of 6", Deduct</i>	-49.44	
26 05 36 00-2023	EA		12" Vertical Riser 90 Degree, Vented Bottom, 36" Radius, Aluminum Cable Tray	736.35	215.18
			<i>For 4-5/8" Overall Height Instead Of 6", Deduct</i>	-55.70	
26 05 36 00-2024	EA		18" Vertical Riser 90 Degree, Vented Bottom, 36" Radius, Aluminum Cable Tray	826.68	242.27
			<i>For 4-5/8" Overall Height Instead Of 6", Deduct</i>	-62.48	
26 05 36 00-2025	EA		24" Vertical Riser 90 Degree, Vented Bottom, 36" Radius, Aluminum Cable Tray	967.28	305.41
			<i>For 4-5/8" Overall Height Instead Of 6", Deduct</i>	-71.28	
26 05 36 00-2026	EA		30" Vertical Riser 90 Degree, Vented Bottom, 36" Radius, Aluminum Cable Tray	1,073.00	341.70
			<i>For 4-5/8" Overall Height Instead Of 6", Deduct</i>	-78.83	
26 05 36 00-2027	EA		36" Vertical Riser 90 Degree, Vented Bottom, 36" Radius, Aluminum Cable Tray	1,209.02	414.27
			<i>For 4-5/8" Overall Height Instead Of 6", Deduct</i>	-86.38	

26 05 36 00-2028 12" Radius Horizontal Tees <small>(26 05 36 00-1961)</small>					
26 05 36 00-2029	EA		6" Horizontal Tee, Vented Bottom, 12" Radius, Aluminum Cable Tray	748.17	290.28
			<i>For 4-5/8" Overall Height Instead Of 6", Deduct</i>	-50.63	
26 05 36 00-2030	EA		9" Horizontal Tee, Vented Bottom, 12" Radius, Aluminum Cable Tray	780.97	305.41
			<i>For 4-5/8" Overall Height Instead Of 6", Deduct</i>	-52.64	
26 05 36 00-2031	EA		12" Horizontal Tee, Vented Bottom, 12" Radius, Aluminum Cable Tray	830.71	321.73
			<i>For 4-5/8" Overall Height Instead Of 6", Deduct</i>	-56.26	
26 05 36 00-2032	EA		18" Horizontal Tee, Vented Bottom, 12" Radius, Aluminum Cable Tray	948.39	363.59
			<i>For 4-5/8" Overall Height Instead Of 6", Deduct</i>	-64.54	
26 05 36 00-2033	EA		24" Horizontal Tee, Vented Bottom, 12" Radius, Aluminum Cable Tray	1,083.13	414.27
			<i>For 4-5/8" Overall Height Instead Of 6", Deduct</i>	-73.79	
26 05 36 00-2034	EA		30" Horizontal Tee, Vented Bottom, 12" Radius, Aluminum Cable Tray	1,226.82	483.81
			<i>For 4-5/8" Overall Height Instead Of 6", Deduct</i>	-82.36	
26 05 36 00-2035	EA		36" Horizontal Tee, Vented Bottom, 12" Radius, Aluminum Cable Tray	1,357.38	527.36
			<i>For 4-5/8" Overall Height Instead Of 6", Deduct</i>	-91.79	

26 05 36 00-2036 24" Radius Horizontal Tees <small>(26 05 36 00-1961)</small>					
26 05 36 00-2037	EA		6" Horizontal Tee, Vented Bottom, 24" Radius, Aluminum Cable Tray	939.92	322.22
			<i>For 4-5/8" Overall Height Instead Of 6", Deduct</i>	-67.14	
26 05 36 00-2038	EA		12" Horizontal Tee, Vented Bottom, 24" Radius, Aluminum Cable Tray	1,061.78	362.13
			<i>For 4-5/8" Overall Height Instead Of 6", Deduct</i>	-76.00	
26 05 36 00-2039	EA		18" Horizontal Tee, Vented Bottom, 24" Radius, Aluminum Cable Tray	1,193.91	414.27
			<i>For 4-5/8" Overall Height Instead Of 6", Deduct</i>	-84.87	
26 05 36 00-2040	EA		24" Horizontal Tee, Vented Bottom, 24" Radius, Aluminum Cable Tray	1,433.63	482.48
			<i>For 4-5/8" Overall Height Instead Of 6", Deduct</i>	-103.15	
26 05 36 00-2041	EA		30" Horizontal Tee, Vented Bottom, 24" Radius, Aluminum Cable Tray	1,648.96	581.54
			<i>For 4-5/8" Overall Height Instead Of 6", Deduct</i>	-116.44	
26 05 36 00-2042	EA		36" Horizontal Tee, Vented Bottom, 24" Radius, Aluminum Cable Tray	1,869.17	645.65
			<i>For 4-5/8" Overall Height Instead Of 6", Deduct</i>	-133.11	

26 05 36 00-2043	36" Radius Horizontal Tees <small>(26 05 36 00-1961)</small>				
------------------	---	--	--	--	--

26 Electrical**26 05 Common Work Results for Electrical****26 05 36 Cable Trays for Electrical Systems**

MINOR CSI UOM DESCRIPTION	TOTAL DIRECT UNIT COST	DEMOLITION UNIT COST
26 05 36 00-2044 EA 6" Horizontal Tee, Vented Bottom, 36" Radius, Aluminum Cable Tray <i>For 4-5/8" Overall Height Instead Of 6", Deduct</i>	1,251.82 -94.94	362.86
26 05 36 00-2045 EA 12" Horizontal Tee, Vented Bottom, 36" Radius, Aluminum Cable Tray <i>For 4-5/8" Overall Height Instead Of 6", Deduct</i>	1,433.09 -108.79	414.27
26 05 36 00-2046 EA 18" Horizontal Tee, Vented Bottom, 36" Radius, Aluminum Cable Tray <i>For 4-5/8" Overall Height Instead Of 6", Deduct</i>	1,516.89 -118.02	404.11
26 05 36 00-2047 EA 24" Horizontal Tee, Vented Bottom, 36" Radius, Aluminum Cable Tray <i>For 4-5/8" Overall Height Instead Of 6", Deduct</i>	1,947.98 -146.49	579.60
26 05 36 00-2048 EA 30" Horizontal Tee, Vented Bottom, 36" Radius, Aluminum Cable Tray <i>For 4-5/8" Overall Height Instead Of 6", Deduct</i>	2,259.24 -165.20	728.62
26 05 36 00-2049 EA 36" Horizontal Tee, Vented Bottom, 36" Radius, Aluminum Cable Tray <i>For 4-5/8" Overall Height Instead Of 6", Deduct</i>	2,589.24 -189.89	828.41
26 05 36 00-2050 12" Radius Vertical Tees (26 05 36 00-1961)		
26 05 36 00-2051 EA 6" Vertical Tee, Vented Bottom, 12" Radius, Aluminum Cable Tray <i>For 4-5/8" Overall Height Instead Of 6", Deduct</i>	846.36 -60.45	290.28
26 05 36 00-2052 EA 9" Vertical Tee, Vented Bottom, 12" Radius, Aluminum Cable Tray <i>For 4-5/8" Overall Height Instead Of 6", Deduct</i>	874.13 -61.96	305.41
26 05 36 00-2053 EA 12" Vertical Tee, Vented Bottom, 12" Radius, Aluminum Cable Tray <i>For 4-5/8" Overall Height Instead Of 6", Deduct</i>	929.85 -66.13	322.22
26 05 36 00-2054 EA 18" Vertical Tee, Vented Bottom, 12" Radius, Aluminum Cable Tray <i>For 4-5/8" Overall Height Instead Of 6", Deduct</i>	964.74 -68.00	341.70
26 05 36 00-2055 EA 24" Vertical Tee, Vented Bottom, 12" Radius, Aluminum Cable Tray <i>For 4-5/8" Overall Height Instead Of 6", Deduct</i>	1,008.91 -70.71	362.13
26 05 36 00-2056 EA 30" Vertical Tee, Vented Bottom, 12" Radius, Aluminum Cable Tray <i>For 4-5/8" Overall Height Instead Of 6", Deduct</i>	1,067.71 -74.53	386.81
26 05 36 00-2057 EA 36" Vertical Tee, Vented Bottom, 12" Radius, Aluminum Cable Tray <i>For 4-5/8" Overall Height Instead Of 6", Deduct</i>	1,183.56 -81.21	445.71
26 05 36 00-2058 24" Radius Vertical Tees (26 05 36 00-1961)		
26 05 36 00-2059 EA 6" Vertical Tee, Vented Bottom, 24" Radius, Aluminum Cable Tray <i>For 4-5/8" Overall Height Instead Of 6", Deduct</i>	1,050.70 -78.22	322.22
26 05 36 00-2060 EA 12" Vertical Tee, Vented Bottom, 24" Radius, Aluminum Cable Tray <i>For 4-5/8" Overall Height Instead Of 6", Deduct</i>	1,157.45 -85.57	362.13
26 05 36 00-2061 EA 18" Vertical Tee, Vented Bottom, 24" Radius, Aluminum Cable Tray <i>For 4-5/8" Overall Height Instead Of 6", Deduct</i>	1,236.40 -91.40	386.81
26 05 36 00-2062 EA 24" Vertical Tee, Vented Bottom, 24" Radius, Aluminum Cable Tray <i>For 4-5/8" Overall Height Instead Of 6", Deduct</i>	1,319.79 -97.46	414.27
26 05 36 00-2063 EA 30" Vertical Tee, Vented Bottom, 24" Radius, Aluminum Cable Tray <i>For 4-5/8" Overall Height Instead Of 6", Deduct</i>	1,422.74 -105.13	445.71
26 05 36 00-2064 EA 36" Vertical Tee, Vented Bottom, 24" Radius, Aluminum Cable Tray <i>For 4-5/8" Overall Height Instead Of 6", Deduct</i>	1,573.95 -113.32	528.93
26 05 36 00-2065 36" Radius Vertical Tees (26 05 36 00-1961)		
26 05 36 00-2066 EA 6" Vertical Tee, Vented Bottom, 36" Radius, Aluminum Cable Tray <i>For 4-5/8" Overall Height Instead Of 6", Deduct</i>	1,396.64 -109.49	362.13
26 05 36 00-2067 EA 12" Vertical Tee, Vented Bottom, 36" Radius, Aluminum Cable Tray <i>For 4-5/8" Overall Height Instead Of 6", Deduct</i>	1,533.80 -118.86	414.27
26 05 36 00-2068 EA 18" Vertical Tee, Vented Bottom, 36" Radius, Aluminum Cable Tray <i>For 4-5/8" Overall Height Instead Of 6", Deduct</i>	1,611.57 -124.01	445.71
26 05 36 00-2069 EA 24" Vertical Tee, Vented Bottom, 36" Radius, Aluminum Cable Tray <i>For 4-5/8" Overall Height Instead Of 6", Deduct</i>	1,740.06 -133.58	485.14
26 05 36 00-2070 EA 30" Vertical Tee, Vented Bottom, 36" Radius, Aluminum Cable Tray <i>For 4-5/8" Overall Height Instead Of 6", Deduct</i>	1,888.66 -144.79	528.93
26 05 36 00-2071 EA 36" Vertical Tee, Vented Bottom, 36" Radius, Aluminum Cable Tray <i>For 4-5/8" Overall Height Instead Of 6", Deduct</i>	2,129.71 -159.36	643.35
26 05 36 00-2072 12" Radius Horizontal Crosses (26 05 36 00-1961)		
26 05 36 00-2073 EA 6" Horizontal Cross, Vented Bottom, 12" Radius, Aluminum Cable Tray <i>For 4-5/8" Overall Height Instead Of 6", Deduct</i>	866.91 -59.84	322.22
26 05 36 00-2074 EA 9" Horizontal Cross, Vented Bottom, 12" Radius, Aluminum Cable Tray <i>For 4-5/8" Overall Height Instead Of 6", Deduct</i>	921.94 -63.72	341.70
26 05 36 00-2075 EA 12" Horizontal Cross, Vented Bottom, 12" Radius, Aluminum Cable Tray <i>For 4-5/8" Overall Height Instead Of 6", Deduct</i>	968.53 -66.55	363.59
26 05 36 00-2076 EA 18" Horizontal Cross, Vented Bottom, 12" Radius, Aluminum Cable Tray <i>For 4-5/8" Overall Height Instead Of 6", Deduct</i>	1,070.54 -72.54	414.27
26 05 36 00-2077 EA 24" Horizontal Cross, Vented Bottom, 12" Radius, Aluminum Cable Tray <i>For 4-5/8" Overall Height Instead Of 6", Deduct</i>	1,227.18 -82.51	482.48
26 05 36 00-2078 EA 30" Horizontal Cross, Vented Bottom, 12" Radius, Aluminum Cable Tray <i>For 4-5/8" Overall Height Instead Of 6", Deduct</i>	1,390.08 -95.18	525.90
26 05 36 00-2079 EA 36" Horizontal Cross, Vented Bottom, 12" Radius, Aluminum Cable Tray <i>For 4-5/8" Overall Height Instead Of 6", Deduct</i>	1,695.44 -115.74	645.65
26 05 36 00-2080 24" Radius Horizontal Crosses (26 05 36 00-1961)		
26 05 36 00-2081 EA 6" Horizontal Cross, Vented Bottom, 24" Radius, Aluminum Cable Tray <i>For 4-5/8" Overall Height Instead Of 6", Deduct</i>	1,197.64 -89.47	363.59
26 05 36 00-2082 EA 12" Horizontal Cross, Vented Bottom, 24" Radius, Aluminum Cable Tray <i>For 4-5/8" Overall Height Instead Of 6", Deduct</i>	1,337.42 -99.22	414.27



MINOR CSI UOM DESCRIPTION	TOTAL DIRECT UNIT COST	DEMOLITION UNIT COST
26 05 36 00-2083 EA 18" Horizontal Cross, Vented Bottom, 24" Radius, Aluminum Cable Tray..... <i>For 4-5/8" Overall Height Instead Of 6", Deduct</i>	1,501.61 -109.95	482.48
26 05 36 00-2084 EA 24" Horizontal Cross, Vented Bottom, 24" Radius, Aluminum Cable Tray..... <i>For 4-5/8" Overall Height Instead Of 6", Deduct</i>	1,771.74 -128.87	579.60
26 05 36 00-2085 EA 30" Horizontal Cross, Vented Bottom, 24" Radius, Aluminum Cable Tray..... <i>For 4-5/8" Overall Height Instead Of 6", Deduct</i>	1,940.89 -140.48	643.35
26 05 36 00-2086 EA 36" Horizontal Cross, Vented Bottom, 24" Radius, Aluminum Cable Tray..... <i>For 4-5/8" Overall Height Instead Of 6", Deduct</i>	2,362.64 -167.23	828.41
26 05 36 00-2087 36" Radius Horizontal Crosses (26 05 36 00-1961)		
26 05 36 00-2088 EA 6" Horizontal Cross, Vented Bottom, 36" Radius, Aluminum Cable Tray..... <i>For 4-5/8" Overall Height Instead Of 6", Deduct</i>	1,659.68 -131.45	414.27
26 05 36 00-2089 EA 12" Horizontal Cross, Vented Bottom, 36" Radius, Aluminum Cable Tray..... <i>For 4-5/8" Overall Height Instead Of 6", Deduct</i>	1,840.77 -143.65	485.14
26 05 36 00-2090 EA 18" Horizontal Cross, Vented Bottom, 36" Radius, Aluminum Cable Tray..... <i>For 4-5/8" Overall Height Instead Of 6", Deduct</i>	2,086.46 -160.34	579.60
26 05 36 00-2091 EA 24" Horizontal Cross, Vented Bottom, 36" Radius, Aluminum Cable Tray..... <i>For 4-5/8" Overall Height Instead Of 6", Deduct</i>	2,511.01 -190.38	728.62
26 05 36 00-2092 EA 30" Horizontal Cross, Vented Bottom, 36" Radius, Aluminum Cable Tray..... <i>For 4-5/8" Overall Height Instead Of 6", Deduct</i>	2,796.98 -210.34	832.27
26 05 36 00-2093 EA 36" Horizontal Cross, Vented Bottom, 36" Radius, Aluminum Cable Tray..... <i>For 4-5/8" Overall Height Instead Of 6", Deduct</i>	3,244.92 -244.07	965.09
26 05 36 00-2094 Straight Reducers (26 05 36 00-1961)		
26 05 36 00-2095 EA 9"-6" Reducer, Vented Bottom, Aluminum Cable Tray..... <i>For 4-5/8" Overall Height Instead Of 6", Deduct</i>	322.49 -24.18	96.76
26 05 36 00-2096 EA 12"-9" Reducer, Vented Bottom, Aluminum Cable Tray..... <i>For 4-5/8" Overall Height Instead Of 6", Deduct</i>	338.57 -25.36	101.97
26 05 36 00-2097 EA 18"-12" Reducer, Vented Bottom, Aluminum Cable Tray..... <i>For 4-5/8" Overall Height Instead Of 6", Deduct</i>	382.73 -28.20	120.83
26 05 36 00-2098 EA 24"-18" Reducer, Vented Bottom, Aluminum Cable Tray..... <i>For 4-5/8" Overall Height Instead Of 6", Deduct</i>	423.81 -30.88	138.01
26 05 36 00-2099 EA 30"-24" Reducer, Vented Bottom, Aluminum Cable Tray..... <i>For 4-5/8" Overall Height Instead Of 6", Deduct</i>	467.69 -33.33	161.23
26 05 36 00-2100 EA 36"-30" Reducer, Vented Bottom, Aluminum Cable Tray..... <i>For 4-5/8" Overall Height Instead Of 6", Deduct</i>	508.23 -35.73	181.07
26 05 36 00-2101 Reducers (26 05 36 00-1961)		
26 05 36 00-2102 EA 12"-6" Reducer, Vented Bottom, Aluminum Cable Tray..... <i>For 4-5/8" Overall Height Instead Of 6", Deduct</i>	338.29 -25.35	101.73
26 05 36 00-2103 EA 18"-6" Reducer, Vented Bottom, Aluminum Cable Tray..... <i>For 4-5/8" Overall Height Instead Of 6", Deduct</i>	382.59 -28.19	120.83
26 05 36 00-2104 EA 18"-9" Reducer, Vented Bottom, Aluminum Cable Tray..... <i>For 4-5/8" Overall Height Instead Of 6", Deduct</i>	382.59 -28.19	120.83
26 05 36 00-2105 EA 24"-6" Reducer, Vented Bottom, Aluminum Cable Tray..... <i>For 4-5/8" Overall Height Instead Of 6", Deduct</i>	423.98 -30.89	138.13
26 05 36 00-2106 EA 24"-9" Reducer, Vented Bottom, Aluminum Cable Tray..... <i>For 4-5/8" Overall Height Instead Of 6", Deduct</i>	423.98 -30.89	138.13
26 05 36 00-2107 EA 24"-12" Reducer, Vented Bottom, Aluminum Cable Tray..... <i>For 4-5/8" Overall Height Instead Of 6", Deduct</i>	424.33 -30.91	138.25
26 05 36 00-2108 EA 30"-12" Reducer, Vented Bottom, Aluminum Cable Tray..... <i>For 4-5/8" Overall Height Instead Of 6", Deduct</i>	472.47 -33.82	161.11
26 05 36 00-2109 EA 30"-18" Reducer, Vented Bottom, Aluminum Cable Tray..... <i>For 4-5/8" Overall Height Instead Of 6", Deduct</i>	467.20 -33.31	160.99
26 05 36 00-2110 EA 36"-12" Reducer, Vented Bottom, Aluminum Cable Tray..... <i>For 4-5/8" Overall Height Instead Of 6", Deduct</i>	508.23 -35.73	181.07
26 05 36 00-2111 EA 36"-18" Reducer, Vented Bottom, Aluminum Cable Tray..... <i>For 4-5/8" Overall Height Instead Of 6", Deduct</i>	508.23 -35.73	181.07
26 05 36 00-2112 EA 36"-24" Reducer, Vented Bottom, Aluminum Cable Tray..... <i>For 4-5/8" Overall Height Instead Of 6", Deduct</i>	508.83 -35.76	181.43
26 05 36 00-2113 Dropout Or End Plate (26 05 36 00-1961)		
26 05 36 00-2114 EA 6" Dropout Or End Plate, Vented Bottom, Aluminum Cable Tray.....	107.36	44.63
26 05 36 00-2115 EA 9" Dropout Or End Plate, Vented Bottom, Aluminum Cable Tray.....	117.16	48.75
26 05 36 00-2116 EA 12" Dropout Or End Plate, Vented Bottom, Aluminum Cable Tray.....	126.23	52.38
26 05 36 00-2117 EA 18" Dropout Or End Plate, Vented Bottom, Aluminum Cable Tray.....	143.32	57.82
26 05 36 00-2118 EA 24" Dropout Or End Plate, Vented Bottom, Aluminum Cable Tray.....	164.18	64.47
26 05 36 00-2119 EA 30" Dropout Or End Plate, Vented Bottom, Aluminum Cable Tray.....	181.23	72.45
26 05 36 00-2120 EA 36" Dropout Or End Plate, Vented Bottom, Aluminum Cable Tray.....	207.51	82.97
26 05 36 00-2121 Cable Tray Covers And Dividers (26 05 36 00-0001)		
26 05 36 00-2122 Galvanized Steel Covers (26 05 36 00-2121)		
26 05 36 00-2123 Ventilated Straight Sections (26 05 36 00-2122)		
26 05 36 00-2124 LF 6" Steel Cable Tray Cover, Straight Section.....	10.35	2.17
26 05 36 00-2125 LF 9" Steel Cable Tray Cover, Straight Section.....	12.47	2.54
26 05 36 00-2126 LF 12" Steel Cable Tray Cover, Straight Section.....	14.65	2.91

26 Electrical
26 05 Common Work Results for Electrical
26 05 36 Cable Trays for Electrical Systems



MINOR CSI UOM DESCRIPTION	TOTAL DIRECT UNIT COST	DEMOLITION UNIT COST
26 05 36 00-2127 LF 18" Steel Cable Tray Cover, Straight Section	19.86	3.87
26 05 36 00-2128 LF 24" Steel Cable Tray Cover, Straight Section	25.21	5.20
26 05 36 00-2129 LF 30" Steel Cable Tray Cover, Straight Section	30.58	6.41
26 05 36 00-2130 LF 36" Steel Cable Tray Cover, Straight Section	143.91	72.69
26 05 36 00-2131 90 Degree, 12" Radius Horizontal Elbows (26 05 36 00-2122)		
26 05 36 00-2132 EA 6" Horizontal 90 Degree Elbow, 12" Radius, Steel Cable Tray Cover.....	62.60	7.74
26 05 36 00-2133 EA 9" Horizontal 90 Degree Elbow, 12" Radius, Steel Cable Tray Cover.....	70.05	9.07
26 05 36 00-2134 EA 12" Horizontal 90 Degree Elbow, 12" Radius, Steel Cable Tray Cover.....	75.96	10.76
26 05 36 00-2135 EA 18" Horizontal 90 Degree Elbow, 12" Radius, Steel Cable Tray Cover.....	103.25	13.79
26 05 36 00-2136 EA 24" Horizontal 90 Degree Elbow, 12" Radius, Steel Cable Tray Cover.....	126.49	17.54
26 05 36 00-2137 EA 30" Horizontal 90 Degree Elbow, 12" Radius, Steel Cable Tray Cover.....	152.79	19.47
26 05 36 00-2138 EA 36" Horizontal 90 Degree Elbow, 12" Radius, Steel Cable Tray Cover.....	184.54	23.22
26 05 36 00-2139 90 Degree, 24" Radius Horizontal Elbows (26 05 36 00-2122)		
26 05 36 00-2140 EA 6" Horizontal 90 Degree Elbow, 24" Radius, Steel Cable Tray Cover.....	96.66	8.59
26 05 36 00-2141 EA 9" Horizontal 90 Degree Elbow, 24" Radius, Steel Cable Tray Cover.....	101.20	10.04
26 05 36 00-2142 EA 12" Horizontal 90 Degree Elbow, 24" Radius, Steel Cable Tray Cover.....	114.23	12.10
26 05 36 00-2143 EA 18" Horizontal 90 Degree Elbow, 24" Radius, Steel Cable Tray Cover.....	141.73	15.36
26 05 36 00-2144 EA 24" Horizontal 90 Degree Elbow, 24" Radius, Steel Cable Tray Cover.....	173.84	19.35
26 05 36 00-2145 EA 30" Horizontal 90 Degree Elbow, 24" Radius, Steel Cable Tray Cover.....	223.11	22.26
26 05 36 00-2146 EA 36" Horizontal 90 Degree Elbow, 24" Radius, Steel Cable Tray Cover.....	259.53	26.37
26 05 36 00-2147 90 Degree, 36" Radius Horizontal Elbows (26 05 36 00-2122)		
26 05 36 00-2148 EA 6" Horizontal 90 Degree Elbow, 36" Radius, Steel Cable Tray Cover.....	136.48	9.67
26 05 36 00-2149 EA 9" Horizontal 90 Degree Elbow, 36" Radius, Steel Cable Tray Cover.....	151.73	11.12
26 05 36 00-2150 EA 12" Horizontal 90 Degree Elbow, 36" Radius, Steel Cable Tray Cover.....	164.56	13.79
26 05 36 00-2151 EA 18" Horizontal 90 Degree Elbow, 36" Radius, Steel Cable Tray Cover.....	208.58	16.09
26 05 36 00-2152 EA 24" Horizontal 90 Degree Elbow, 36" Radius, Steel Cable Tray Cover.....	252.71	22.38
26 05 36 00-2153 EA 30" Horizontal 90 Degree Elbow, 36" Radius, Steel Cable Tray Cover.....	297.73	25.28
26 05 36 00-2154 EA 36" Horizontal 90 Degree Elbow, 36" Radius, Steel Cable Tray Cover.....	348.32	29.02
26 05 36 00-2155 45 Degree, 12" Radius Horizontal Elbows (26 05 36 00-2122)		
26 05 36 00-2156 EA 6" Horizontal 45 Degree Elbow, 12" Radius, Steel Cable Tray Cover.....	48.24	7.74
For 60 Degree Bend, Deduct	-12.94	
For 30 Degree Bend, Deduct	-22.00	
26 05 36 00-2157 EA 9" Horizontal 45 Degree Elbow, 12" Radius, Steel Cable Tray Cover.....	57.38	9.07
For 60 Degree Bend, Deduct	-15.46	
For 30 Degree Bend, Deduct	-26.27	
26 05 36 00-2158 EA 12" Horizontal 45 Degree Elbow, 12" Radius, Steel Cable Tray Cover.....	64.34	10.76
For 60 Degree Bend, Deduct	-17.12	
For 30 Degree Bend, Deduct	-29.14	
26 05 36 00-2159 EA 18" Horizontal 45 Degree Elbow, 12" Radius, Steel Cable Tray Cover.....	77.96	13.18
For 60 Degree Bend, Deduct	-20.67	
For 30 Degree Bend, Deduct	-35.19	
26 05 36 00-2160 EA 24" Horizontal 45 Degree Elbow, 12" Radius, Steel Cable Tray Cover.....	91.00	15.24
For 60 Degree Bend, Deduct	-24.17	
For 30 Degree Bend, Deduct	-41.13	
26 05 36 00-2161 EA 30" Horizontal 45 Degree Elbow, 12" Radius, Steel Cable Tray Cover.....	106.44	17.54
For 60 Degree Bend, Deduct	-28.38	
For 30 Degree Bend, Deduct	-48.28	
26 05 36 00-2162 EA 36" Horizontal 45 Degree Elbow, 12" Radius, Steel Cable Tray Cover.....	118.88	19.35
For 60 Degree Bend, Deduct	-31.81	
For 30 Degree Bend, Deduct	-54.09	
26 05 36 00-2163 45 Degree, 24" Radius Horizontal Elbows (26 05 36 00-2122)		
26 05 36 00-2164 EA 6" Horizontal 45 Degree Elbow, 24" Radius, Steel Cable Tray Cover.....	66.03	8.59
For 60 Degree Bend, Deduct	-18.51	
For 30 Degree Bend, Deduct	-31.32	
26 05 36 00-2165 EA 9" Horizontal 45 Degree Elbow, 24" Radius, Steel Cable Tray Cover.....	74.79	10.04
For 60 Degree Bend, Deduct	-20.84	
For 30 Degree Bend, Deduct	-35.29	
26 05 36 00-2166 EA 12" Horizontal 45 Degree Elbow, 24" Radius, Steel Cable Tray Cover.....	85.71	12.10
For 60 Degree Bend, Deduct	-23.64	
For 30 Degree Bend, Deduct	-40.07	
26 05 36 00-2167 EA 18" Horizontal 45 Degree Elbow, 24" Radius, Steel Cable Tray Cover.....	99.23	14.51
For 60 Degree Bend, Deduct	-27.17	
For 30 Degree Bend, Deduct	-46.10	
26 05 36 00-2168 EA 24" Horizontal 45 Degree Elbow, 24" Radius, Steel Cable Tray Cover.....	114.32	16.57
For 60 Degree Bend, Deduct	-31.35	
For 30 Degree Bend, Deduct	-53.18	
26 05 36 00-2169 EA 30" Horizontal 45 Degree Elbow, 24" Radius, Steel Cable Tray Cover.....	142.19	19.35
For 60 Degree Bend, Deduct	-39.49	
For 30 Degree Bend, Deduct	-66.89	
26 05 36 00-2170 EA 36" Horizontal 45 Degree Elbow, 24" Radius, Steel Cable Tray Cover.....	157.68	22.38
For 60 Degree Bend, Deduct	-43.47	
For 30 Degree Bend, Deduct	-73.69	



MINOR	CSI	UOM	DESCRIPTION	TOTAL DIRECT UNIT COST	DEMOLITION UNIT COST
26 05 36 00-2171			45 Degree, 36" Radius Horizontal Elbows <small>(26 05 36 00-2122)</small>		
26 05 36 00-2172	EA		6" Horizontal 45 Degree Elbow, 36" Radius, Steel Cable Tray Cover <i>For 60 Degree Bend, Deduct</i> <i>For 30 Degree Bend, Deduct</i>	91.08 -26.36 -44.47	9.67
26 05 36 00-2173	EA		9" Horizontal 45 Degree Elbow, 36" Radius, Steel Cable Tray Cover <i>For 60 Degree Bend, Deduct</i> <i>For 30 Degree Bend, Deduct</i>	103.14 -29.75 -50.21	11.12
26 05 36 00-2174	EA		12" Horizontal 45 Degree Elbow, 36" Radius, Steel Cable Tray Cover <i>For 60 Degree Bend, Deduct</i> <i>For 30 Degree Bend, Deduct</i>	115.91 -32.97 -55.72	13.79
26 05 36 00-2175	EA		18" Horizontal 45 Degree Elbow, 36" Radius, Steel Cable Tray Cover <i>For 60 Degree Bend, Deduct</i> <i>For 30 Degree Bend, Deduct</i>	132.24 -37.76 -63.79	15.36
26 05 36 00-2176	EA		24" Horizontal 45 Degree Elbow, 36" Radius, Steel Cable Tray Cover <i>For 60 Degree Bend, Deduct</i> <i>For 30 Degree Bend, Deduct</i>	161.18 -46.00 -77.71	18.75
26 05 36 00-2177	EA		30" Horizontal 45 Degree Elbow, 36" Radius, Steel Cable Tray Cover <i>For 60 Degree Bend, Deduct</i> <i>For 30 Degree Bend, Deduct</i>	178.80 -50.44 -85.30	22.38
26 05 36 00-2178	EA		36" Horizontal 45 Degree Elbow, 36" Radius, Steel Cable Tray Cover <i>For 60 Degree Bend, Deduct</i> <i>For 30 Degree Bend, Deduct</i>	211.48 -60.51 -102.19	24.19
26 05 36 00-2179			90 Degree, 12" Radius Vertical Risers <small>(26 05 36 00-2122)</small>		
26 05 36 00-2180	EA		6" Vertical Riser 90 Degree, 12" Radius, Steel Cable Tray Cover	54.33	7.74
26 05 36 00-2181	EA		9" Vertical Riser 90 Degree, 12" Radius, Steel Cable Tray Cover	57.38	9.07
26 05 36 00-2182	EA		12" Vertical Riser 90 Degree, 12" Radius, Steel Cable Tray Cover	63.28	10.76
26 05 36 00-2183	EA		18" Vertical Riser 90 Degree, 12" Radius, Steel Cable Tray Cover	73.76	13.18
26 05 36 00-2184	EA		24" Vertical Riser 90 Degree, 12" Radius, Steel Cable Tray Cover	81.27	17.06
26 05 36 00-2185	EA		30" Vertical Riser 90 Degree, 12" Radius, Steel Cable Tray Cover	90.46	19.47
26 05 36 00-2186	EA		36" Vertical Riser 90 Degree, 12" Radius, Steel Cable Tray Cover	113.67	23.22
26 05 36 00-2187			90 Degree, 24" Radius Vertical Risers <small>(26 05 36 00-2122)</small>		
26 05 36 00-2188	EA		6" Vertical Riser 90 Degree, 24" Radius, Steel Cable Tray Cover	64.97	8.59
26 05 36 00-2189	EA		9" Vertical Riser 90 Degree, 24" Radius, Steel Cable Tray Cover	72.68	10.04
26 05 36 00-2190	EA		12" Vertical Riser 90 Degree, 24" Radius, Steel Cable Tray Cover	78.31	12.10
26 05 36 00-2191	EA		18" Vertical Riser 90 Degree, 24" Radius, Steel Cable Tray Cover	101.31	14.51
26 05 36 00-2192	EA		24" Vertical Riser 90 Degree, 24" Radius, Steel Cable Tray Cover	117.83	18.75
26 05 36 00-2193	EA		30" Vertical Riser 90 Degree, 24" Radius, Steel Cable Tray Cover	135.45	22.38
26 05 36 00-2194	EA		36" Vertical Riser 90 Degree, 24" Radius, Steel Cable Tray Cover	156.01	26.37
26 05 36 00-2195			90 Degree, 36" Radius Vertical Risers <small>(26 05 36 00-2122)</small>		
26 05 36 00-2196	EA		6" Vertical Riser 90 Degree, 36" Radius, Steel Cable Tray Cover	75.21	9.67
26 05 36 00-2197	EA		9" Vertical Riser 90 Degree, 36" Radius, Steel Cable Tray Cover	93.63	11.12
26 05 36 00-2198	EA		12" Vertical Riser 90 Degree, 36" Radius, Steel Cable Tray Cover	107.52	13.79
26 05 36 00-2199	EA		18" Vertical Riser 90 Degree, 36" Radius, Steel Cable Tray Cover	132.24	15.36
26 05 36 00-2200	EA		24" Vertical Riser 90 Degree, 36" Radius, Steel Cable Tray Cover	154.07	21.41
26 05 36 00-2201	EA		30" Vertical Riser 90 Degree, 36" Radius, Steel Cable Tray Cover	183.64	25.28
26 05 36 00-2202	EA		36" Vertical Riser 90 Degree, 36" Radius, Steel Cable Tray Cover	215.22	29.02
26 05 36 00-2203			12" Radius Horizontal Tees <small>(26 05 36 00-2122)</small>		
26 05 36 00-2204	EA		6" Horizontal Tee, 12" Radius, Steel Cable Tray Cover.....	96.05	12.58
26 05 36 00-2205	EA		9" Horizontal Tee, 12" Radius, Steel Cable Tray Cover.....	101.31	14.51
26 05 36 00-2206	EA		12" Horizontal Tee, 12" Radius, Steel Cable Tray Cover.....	114.98	17.06
26 05 36 00-2207	EA		18" Horizontal Tee, 12" Radius, Steel Cable Tray Cover.....	137.97	19.35
26 05 36 00-2208	EA		24" Horizontal Tee, 12" Radius, Steel Cable Tray Cover.....	170.35	22.38
26 05 36 00-2209	EA		30" Horizontal Tee, 12" Radius, Steel Cable Tray Cover.....	210.00	32.17
26 05 36 00-2210	EA		36" Horizontal Tee, 12" Radius, Steel Cable Tray Cover.....	252.40	38.59
26 05 36 00-2211			24" Radius Horizontal Tees <small>(26 05 36 00-2122)</small>		
26 05 36 00-2212	EA		6" Horizontal Tee, 24" Radius, Steel Cable Tray Cover.....	140.31	13.18
26 05 36 00-2213	EA		9" Horizontal Tee, 24" Radius, Steel Cable Tray Cover.....	160.76	15.36
26 05 36 00-2214	EA		12" Horizontal Tee, 24" Radius, Steel Cable Tray Cover.....	169.65	18.14
26 05 36 00-2215	EA		18" Horizontal Tee, 24" Radius, Steel Cable Tray Cover.....	214.17	20.81
26 05 36 00-2216	EA		24" Horizontal Tee, 24" Radius, Steel Cable Tray Cover.....	314.88	24.19
26 05 36 00-2217	EA		30" Horizontal Tee, 24" Radius, Steel Cable Tray Cover.....	373.21	36.29
26 05 36 00-2218	EA		36" Horizontal Tee, 24" Radius, Steel Cable Tray Cover.....	418.76	44.63
26 05 36 00-2219			36" Radius Horizontal Tees <small>(26 05 36 00-2122)</small>		
26 05 36 00-2220	EA		6" Horizontal Tee, 36" Radius, Steel Cable Tray Cover.....	236.37	13.79
26 05 36 00-2221	EA		9" Horizontal Tee, 36" Radius, Steel Cable Tray Cover.....	244.46	16.09
26 05 36 00-2222	EA		12" Horizontal Tee, 36" Radius, Steel Cable Tray Cover.....	273.14	19.35
26 05 36 00-2223	EA		18" Horizontal Tee, 36" Radius, Steel Cable Tray Cover.....	320.42	22.38

26 Electrical**26 05 Common Work Results for Electrical****26 05 36 Cable Trays for Electrical Systems**

MINOR CSI UOM DESCRIPTION	TOTAL DIRECT UNIT COST	DEMOLITION UNIT COST
26 05 36 00-2224 EA 24" Horizontal Tee, 36" Radius, Steel Cable Tray Cover.....	415.88	26.37
26 05 36 00-2225 EA 30" Horizontal Tee, 36" Radius, Steel Cable Tray Cover.....	472.83	41.61
26 05 36 00-2226 EA 36" Horizontal Tee, 36" Radius, Steel Cable Tray Cover.....	546.16	52.62
26 05 36 00-2227 12" Radius Horizontal Crosses (26 05 36 00-2122)		
26 05 36 00-2228 EA 6" Horizontal Cross, 12" Radius, Steel Cable Tray Cover.....	140.40	17.06
26 05 36 00-2229 EA 9" Horizontal Cross, 12" Radius, Steel Cable Tray Cover.....	148.55	18.14
26 05 36 00-2230 EA 12" Horizontal Cross, 12" Radius, Steel Cable Tray Cover.....	164.38	19.35
26 05 36 00-2231 EA 18" Horizontal Cross, 12" Radius, Steel Cable Tray Cover.....	193.59	22.38
26 05 36 00-2232 EA 24" Horizontal Cross, 12" Radius, Steel Cable Tray Cover.....	243.77	32.17
26 05 36 00-2233 EA 30" Horizontal Cross, 12" Radius, Steel Cable Tray Cover.....	281.90	38.59
26 05 36 00-2234 EA 36" Horizontal Cross, 12" Radius, Steel Cable Tray Cover.....	322.60	41.49
26 05 36 00-2235 24" Radius Horizontal Crosses (26 05 36 00-2122)		
26 05 36 00-2236 EA 6" Horizontal Cross, 24" Radius, Steel Cable Tray Cover.....	243.67	18.14
26 05 36 00-2237 EA 9" Horizontal Cross, 24" Radius, Steel Cable Tray Cover.....	264.69	19.35
26 05 36 00-2238 EA 12" Horizontal Cross, 24" Radius, Steel Cable Tray Cover.....	283.90	20.81
26 05 36 00-2239 EA 18" Horizontal Cross, 24" Radius, Steel Cable Tray Cover.....	338.12	24.19
26 05 36 00-2240 EA 24" Horizontal Cross, 24" Radius, Steel Cable Tray Cover.....	423.86	36.29
26 05 36 00-2241 EA 30" Horizontal Cross, 24" Radius, Steel Cable Tray Cover.....	484.17	44.63
26 05 36 00-2242 EA 36" Horizontal Cross, 24" Radius, Steel Cable Tray Cover.....	541.05	48.26
26 05 36 00-2243 36" Radius Horizontal Crosses (26 05 36 00-2122)		
26 05 36 00-2244 EA 6" Horizontal Cross, 36" Radius, Steel Cable Tray Cover.....	389.35	19.35
26 05 36 00-2245 EA 9" Horizontal Cross, 36" Radius, Steel Cable Tray Cover.....	404.33	20.81
26 05 36 00-2246 EA 12" Horizontal Cross, 36" Radius, Steel Cable Tray Cover.....	426.06	22.38
26 05 36 00-2247 EA 18" Horizontal Cross, 36" Radius, Steel Cable Tray Cover.....	491.94	26.37
26 05 36 00-2248 EA 24" Horizontal Cross, 36" Radius, Steel Cable Tray Cover.....	639.69	41.49
26 05 36 00-2249 EA 30" Horizontal Cross, 36" Radius, Steel Cable Tray Cover.....	700.79	52.86
26 05 36 00-2250 EA 36" Horizontal Cross, 36" Radius, Steel Cable Tray Cover.....	751.72	58.06
26 05 36 00-2251 Reducers (26 05 36 00-2122)		
26 05 36 00-2252 EA 9"-6" Reducer, Steel Cable Tray Covers.....	62.66	9.07
26 05 36 00-2253 EA 12"-6" Reducer, Steel Cable Tray Covers.....	67.55	10.76
26 05 36 00-2254 EA 12"-9" Reducer, Steel Cable Tray Covers.....	67.55	10.76
26 05 36 00-2255 EA 18"-6" Reducer, Steel Cable Tray Covers.....	74.81	13.18
26 05 36 00-2256 EA 18"-12" Reducer, Steel Cable Tray Covers.....	74.81	13.18
26 05 36 00-2257 EA 24"-12" Reducer, Steel Cable Tray Covers.....	91.80	14.51
26 05 36 00-2258 EA 24"-18" Reducer, Steel Cable Tray Covers.....	98.14	14.51
26 05 36 00-2259 EA 30"-12" Reducer, Steel Cable Tray Covers.....	95.28	16.57
26 05 36 00-2260 EA 30"-18" Reducer, Steel Cable Tray Covers.....	101.62	16.57
26 05 36 00-2261 EA 30"-24" Reducer, Steel Cable Tray Covers.....	105.84	16.57
26 05 36 00-2262 EA 36"-12" Reducer, Steel Cable Tray Covers.....	110.46	18.14
26 05 36 00-2263 EA 36"-18" Reducer, Steel Cable Tray Covers.....	112.58	18.14
26 05 36 00-2264 EA 36"-24" Reducer, Steel Cable Tray Covers.....	114.69	18.14
26 05 36 00-2265 EA 36"-30" Reducer, Steel Cable Tray Covers.....	115.75	18.14
26 05 36 00-2266 Aluminum Covers (26 05 36 00-2121)		
26 05 36 00-2267 Ventilated Straight Sections (26 05 36 00-2266)		
26 05 36 00-2268 LF 6" Aluminum Cable Tray Cover, Straight Section.....	11.57	2.17
26 05 36 00-2269 LF 9" Aluminum Cable Tray Cover, Straight Section.....	13.79	2.54
26 05 36 00-2270 LF 12" Aluminum Cable Tray Cover, Straight Section.....	16.20	2.91
26 05 36 00-2271 LF 18" Aluminum Cable Tray Cover, Straight Section.....	21.55	3.87
26 05 36 00-2272 LF 24" Aluminum Cable Tray Cover, Straight Section.....	27.72	5.20
26 05 36 00-2273 LF 30" Aluminum Cable Tray Cover, Straight Section.....	31.52	6.41
26 05 36 00-2274 LF 36" Aluminum Cable Tray Cover, Straight Section.....	143.29	72.69
26 05 36 00-2275 90 Degree, 12" Radius Horizontal Elbows (26 05 36 00-2266)		
26 05 36 00-2276 EA 6" Horizontal 90 Degree Elbow, 12" Radius, Aluminum Cable Tray Cover.....	62.10	7.74
26 05 36 00-2277 EA 9" Horizontal 90 Degree Elbow, 12" Radius, Aluminum Cable Tray Cover.....	66.41	9.07
26 05 36 00-2278 EA 12" Horizontal 90 Degree Elbow, 12" Radius, Aluminum Cable Tray Cover.....	73.42	10.76
26 05 36 00-2279 EA 18" Horizontal 90 Degree Elbow, 12" Radius, Aluminum Cable Tray Cover.....	95.63	13.79
26 05 36 00-2280 EA 24" Horizontal 90 Degree Elbow, 12" Radius, Aluminum Cable Tray Cover.....	121.19	17.54
26 05 36 00-2281 EA 30" Horizontal 90 Degree Elbow, 12" Radius, Aluminum Cable Tray Cover.....	142.42	19.47
26 05 36 00-2282 EA 36" Horizontal 90 Degree Elbow, 12" Radius, Aluminum Cable Tray Cover.....	173.40	23.22
26 05 36 00-2283 90 Degree, 24" Radius Horizontal Elbows (26 05 36 00-2266)		
26 05 36 00-2284 EA 6" Horizontal 90 Degree Elbow, 24" Radius, Aluminum Cable Tray Cover.....	81.58	8.59
26 05 36 00-2285 EA 9" Horizontal 90 Degree Elbow, 24" Radius, Aluminum Cable Tray Cover.....	100.04	10.04
26 05 36 00-2286 EA 12" Horizontal 90 Degree Elbow, 24" Radius, Aluminum Cable Tray Cover.....	112.10	12.10
26 05 36 00-2287 EA 18" Horizontal 90 Degree Elbow, 24" Radius, Aluminum Cable Tray Cover.....	134.52	15.36
26 05 36 00-2288 EA 24" Horizontal 90 Degree Elbow, 24" Radius, Aluminum Cable Tray Cover.....	166.93	19.35



MINOR CSI UOM DESCRIPTION	TOTAL DIRECT UNIT COST	DEMOLITION UNIT COST
26 05 36 00-2289 EA 30" Horizontal 90 Degree Elbow, 24" Radius, Aluminum Cable Tray Cover.....	201.74	22.26
26 05 36 00-2290 EA 36" Horizontal 90 Degree Elbow, 24" Radius, Aluminum Cable Tray Cover.....	247.05	26.37
26 05 36 00-2291 90 Degree, 36" Radius Horizontal Elbows <small>(26 05 36 00-2266)</small>		
26 05 36 00-2292 EA 6" Horizontal 90 Degree Elbow, 36" Radius, Aluminum Cable Tray Cover.....	131.45	9.67
26 05 36 00-2293 EA 9" Horizontal 90 Degree Elbow, 36" Radius, Aluminum Cable Tray Cover.....	144.72	11.12
26 05 36 00-2294 EA 12" Horizontal 90 Degree Elbow, 36" Radius, Aluminum Cable Tray Cover.....	166.19	13.79
26 05 36 00-2295 EA 18" Horizontal 90 Degree Elbow, 36" Radius, Aluminum Cable Tray Cover.....	197.85	16.09
26 05 36 00-2296 EA 24" Horizontal 90 Degree Elbow, 36" Radius, Aluminum Cable Tray Cover.....	244.51	22.38
26 05 36 00-2297 EA 30" Horizontal 90 Degree Elbow, 36" Radius, Aluminum Cable Tray Cover.....	281.44	25.28
26 05 36 00-2298 EA 36" Horizontal 90 Degree Elbow, 36" Radius, Aluminum Cable Tray Cover.....	328.27	29.02
26 05 36 00-2299 45 Degree, 12" Radius Horizontal Elbows <small>(26 05 36 00-2266)</small>		
26 05 36 00-2300 EA 6" Horizontal 45 Degree Elbow, 12" Radius, Aluminum Cable Tray Cover.....	49.29	7.74
<i>For 60 Degree Bend, Deduct</i>	-13.28	
<i>For 30 Degree Bend, Deduct</i>	-22.57	
26 05 36 00-2301 EA 9" Horizontal 45 Degree Elbow, 12" Radius, Aluminum Cable Tray Cover.....	52.52	9.07
<i>For 60 Degree Bend, Deduct</i>	-13.85	
<i>For 30 Degree Bend, Deduct</i>	-23.59	
26 05 36 00-2302 EA 12" Horizontal 45 Degree Elbow, 12" Radius, Aluminum Cable Tray Cover.....	59.75	10.76
<i>For 60 Degree Bend, Deduct</i>	-15.61	
<i>For 30 Degree Bend, Deduct</i>	-26.61	
26 05 36 00-2303 EA 18" Horizontal 45 Degree Elbow, 12" Radius, Aluminum Cable Tray Cover.....	70.05	13.18
<i>For 60 Degree Bend, Deduct</i>	-18.06	
<i>For 30 Degree Bend, Deduct</i>	-30.84	
26 05 36 00-2304 EA 24" Horizontal 45 Degree Elbow, 12" Radius, Aluminum Cable Tray Cover.....	78.93	15.24
<i>For 60 Degree Bend, Deduct</i>	-20.18	
<i>For 30 Degree Bend, Deduct</i>	-34.49	
26 05 36 00-2305 EA 30" Horizontal 45 Degree Elbow, 12" Radius, Aluminum Cable Tray Cover.....	96.64	17.54
<i>For 60 Degree Bend, Deduct</i>	-25.15	
<i>For 30 Degree Bend, Deduct</i>	-42.89	
26 05 36 00-2306 EA 36" Horizontal 45 Degree Elbow, 12" Radius, Aluminum Cable Tray Cover.....	113.47	19.35
<i>For 60 Degree Bend, Deduct</i>	-30.03	
<i>For 30 Degree Bend, Deduct</i>	-51.12	
26 05 36 00-2307 45 Degree, 24" Radius Horizontal Elbows <small>(26 05 36 00-2266)</small>		
26 05 36 00-2308 EA 6" Horizontal 45 Degree Elbow, 24" Radius, Aluminum Cable Tray Cover.....	56.48	8.59
<i>For 60 Degree Bend, Deduct</i>	-15.36	
<i>For 30 Degree Bend, Deduct</i>	-26.07	
26 05 36 00-2309 EA 9" Horizontal 45 Degree Elbow, 24" Radius, Aluminum Cable Tray Cover.....	70.12	10.04
<i>For 60 Degree Bend, Deduct</i>	-19.30	
<i>For 30 Degree Bend, Deduct</i>	-32.72	
26 05 36 00-2310 EA 12" Horizontal 45 Degree Elbow, 24" Radius, Aluminum Cable Tray Cover.....	75.77	12.10
<i>For 60 Degree Bend, Deduct</i>	-20.36	
<i>For 30 Degree Bend, Deduct</i>	-34.60	
26 05 36 00-2311 EA 18" Horizontal 45 Degree Elbow, 24" Radius, Aluminum Cable Tray Cover.....	91.55	14.51
<i>For 60 Degree Bend, Deduct</i>	-24.64	
<i>For 30 Degree Bend, Deduct</i>	-41.87	
26 05 36 00-2312 EA 24" Horizontal 45 Degree Elbow, 24" Radius, Aluminum Cable Tray Cover.....	111.05	16.57
<i>For 60 Degree Bend, Deduct</i>	-30.28	
<i>For 30 Degree Bend, Deduct</i>	-51.38	
26 05 36 00-2313 EA 30" Horizontal 45 Degree Elbow, 24" Radius, Aluminum Cable Tray Cover.....	128.50	19.35
<i>For 60 Degree Bend, Deduct</i>	-34.97	
<i>For 30 Degree Bend, Deduct</i>	-59.36	
26 05 36 00-2314 EA 36" Horizontal 45 Degree Elbow, 24" Radius, Aluminum Cable Tray Cover.....	148.38	22.38
<i>For 60 Degree Bend, Deduct</i>	-40.40	
<i>For 30 Degree Bend, Deduct</i>	-68.57	
26 05 36 00-2315 45 Degree, 36" Radius Horizontal Elbows <small>(26 05 36 00-2266)</small>		
26 05 36 00-2316 EA 6" Horizontal 45 Degree Elbow, 36" Radius, Aluminum Cable Tray Cover.....	88.74	9.67
<i>For 60 Degree Bend, Deduct</i>	-25.59	
<i>For 30 Degree Bend, Deduct</i>	-43.18	
26 05 36 00-2317 EA 9" Horizontal 45 Degree Elbow, 36" Radius, Aluminum Cable Tray Cover.....	97.70	11.12
<i>For 60 Degree Bend, Deduct</i>	-27.96	
<i>For 30 Degree Bend, Deduct</i>	-47.21	
26 05 36 00-2318 EA 12" Horizontal 45 Degree Elbow, 36" Radius, Aluminum Cable Tray Cover.....	106.30	13.79
<i>For 60 Degree Bend, Deduct</i>	-29.80	
<i>For 30 Degree Bend, Deduct</i>	-50.43	
26 05 36 00-2319 EA 18" Horizontal 45 Degree Elbow, 36" Radius, Aluminum Cable Tray Cover.....	125.99	15.36
<i>For 60 Degree Bend, Deduct</i>	-35.70	
<i>For 30 Degree Bend, Deduct</i>	-60.35	
26 05 36 00-2320 EA 24" Horizontal 45 Degree Elbow, 36" Radius, Aluminum Cable Tray Cover.....	153.06	18.75
<i>For 60 Degree Bend, Deduct</i>	-43.32	
<i>For 30 Degree Bend, Deduct</i>	-73.25	
26 05 36 00-2321 EA 30" Horizontal 45 Degree Elbow, 36" Radius, Aluminum Cable Tray Cover.....	176.16	22.38
<i>For 60 Degree Bend, Deduct</i>	-49.57	
<i>For 30 Degree Bend, Deduct</i>	-83.85	
26 05 36 00-2322 EA 36" Horizontal 45 Degree Elbow, 36" Radius, Aluminum Cable Tray Cover.....	198.49	24.19
<i>For 60 Degree Bend, Deduct</i>	-56.22	
<i>For 30 Degree Bend, Deduct</i>	-95.05	

26 Electrical**26 05 Common Work Results for Electrical****26 05 36 Cable Trays for Electrical Systems**
 MINOR
 CSI UOM DESCRIPTION

 TOTAL DIRECT DEMOLITION
 UNIT COST UNIT COST

MINOR	CSI	UOM	DESCRIPTION	TOTAL DIRECT UNIT COST	DEMOLITION UNIT COST
26 05 36 00-2323			90 Degree, 12" Radius Vertical Risers <small>(26 05 36 00-2266)</small>		
	EA		6" Vertical Riser 90 Degree, 12" Radius, Aluminum Cable Tray Cover	54.81	7.74
	EA		9" Vertical Riser 90 Degree, 12" Radius, Aluminum Cable Tray Cover	57.33	9.07
	EA		12" Vertical Riser 90 Degree, 12" Radius, Aluminum Cable Tray Cover	63.81	10.76
	EA		18" Vertical Riser 90 Degree, 12" Radius, Aluminum Cable Tray Cover	75.43	13.18
	EA		24" Vertical Riser 90 Degree, 12" Radius, Aluminum Cable Tray Cover	84.01	17.06
	EA		30" Vertical Riser 90 Degree, 12" Radius, Aluminum Cable Tray Cover	88.99	19.47
	EA		36" Vertical Riser 90 Degree, 12" Radius, Aluminum Cable Tray Cover	107.06	23.22
26 05 36 00-2331			90 Degree, 24" Radius Vertical Risers <small>(26 05 36 00-2266)</small>		
	EA		6" Vertical Riser 90 Degree, 24" Radius, Aluminum Cable Tray Cover	62.34	8.59
	EA		9" Vertical Riser 90 Degree, 24" Radius, Aluminum Cable Tray Cover	69.05	10.04
	EA		12" Vertical Riser 90 Degree, 24" Radius, Aluminum Cable Tray Cover	76.84	12.10
	EA		18" Vertical Riser 90 Degree, 24" Radius, Aluminum Cable Tray Cover	92.58	14.51
	EA		24" Vertical Riser 90 Degree, 24" Radius, Aluminum Cable Tray Cover	106.01	18.75
	EA		30" Vertical Riser 90 Degree, 24" Radius, Aluminum Cable Tray Cover	133.38	22.38
	EA		36" Vertical Riser 90 Degree, 24" Radius, Aluminum Cable Tray Cover	148.75	26.37
26 05 36 00-2339			90 Degree, 36" Radius Vertical Risers <small>(26 05 36 00-2266)</small>		
	EA		6" Vertical Riser 90 Degree, 36" Radius, Aluminum Cable Tray Cover	71.61	9.67
	EA		9" Vertical Riser 90 Degree, 36" Radius, Aluminum Cable Tray Cover	87.02	11.12
	EA		12" Vertical Riser 90 Degree, 36" Radius, Aluminum Cable Tray Cover	102.08	13.79
	EA		18" Vertical Riser 90 Degree, 36" Radius, Aluminum Cable Tray Cover	121.72	15.36
	EA		24" Vertical Riser 90 Degree, 36" Radius, Aluminum Cable Tray Cover	149.02	21.41
	EA		30" Vertical Riser 90 Degree, 36" Radius, Aluminum Cable Tray Cover	185.27	25.28
	EA		36" Vertical Riser 90 Degree, 36" Radius, Aluminum Cable Tray Cover	202.18	29.02
26 05 36 00-2347			12" Radius Horizontal Tees <small>(26 05 36 00-2266)</small>		
	EA		6" Horizontal Tee, 12" Radius, Aluminum Cable Tray Cover	89.44	12.58
	EA		9" Horizontal Tee, 12" Radius, Aluminum Cable Tray Cover	96.85	14.51
	EA		12" Horizontal Tee, 12" Radius, Aluminum Cable Tray Cover	109.57	17.06
	EA		18" Horizontal Tee, 12" Radius, Aluminum Cable Tray Cover	128.50	19.35
	EA		24" Horizontal Tee, 12" Radius, Aluminum Cable Tray Cover	159.06	22.38
	EA		30" Horizontal Tee, 12" Radius, Aluminum Cable Tray Cover	196.84	32.17
	EA		36" Horizontal Tee, 12" Radius, Aluminum Cable Tray Cover	237.46	38.59
26 05 36 00-2355			24" Radius Horizontal Tees <small>(26 05 36 00-2266)</small>		
	EA		6" Horizontal Tee, 24" Radius, Aluminum Cable Tray Cover	133.13	13.18
	EA		9" Horizontal Tee, 24" Radius, Aluminum Cable Tray Cover	149.49	15.36
	EA		12" Horizontal Tee, 24" Radius, Aluminum Cable Tray Cover	169.12	18.14
	EA		18" Horizontal Tee, 24" Radius, Aluminum Cable Tray Cover	197.01	20.81
	EA		24" Horizontal Tee, 24" Radius, Aluminum Cable Tray Cover	298.81	24.19
	EA		30" Horizontal Tee, 24" Radius, Aluminum Cable Tray Cover	346.89	36.29
	EA		36" Horizontal Tee, 24" Radius, Aluminum Cable Tray Cover	392.80	44.63
26 05 36 00-2363			36" Radius Horizontal Tees <small>(26 05 36 00-2266)</small>		
	EA		6" Horizontal Tee, 36" Radius, Aluminum Cable Tray Cover	226.00	13.79
	EA		9" Horizontal Tee, 36" Radius, Aluminum Cable Tray Cover	234.15	16.09
	EA		12" Horizontal Tee, 36" Radius, Aluminum Cable Tray Cover	260.96	19.35
	EA		18" Horizontal Tee, 36" Radius, Aluminum Cable Tray Cover	295.90	22.38
	EA		24" Horizontal Tee, 36" Radius, Aluminum Cable Tray Cover	373.14	26.37
	EA		30" Horizontal Tee, 36" Radius, Aluminum Cable Tray Cover	439.00	41.61
	EA		36" Horizontal Tee, 36" Radius, Aluminum Cable Tray Cover	504.42	52.62
26 05 36 00-2371			12" Radius Horizontal Crosses <small>(26 05 36 00-2266)</small>		
	EA		6" Horizontal Cross, 12" Radius, Aluminum Cable Tray Cover	133.14	17.06
	EA		9" Horizontal Cross, 12" Radius, Aluminum Cable Tray Cover	141.37	18.14
	EA		12" Horizontal Cross, 12" Radius, Aluminum Cable Tray Cover	156.28	19.35
	EA		18" Horizontal Cross, 12" Radius, Aluminum Cable Tray Cover	186.84	22.38
	EA		24" Horizontal Cross, 12" Radius, Aluminum Cable Tray Cover	226.72	32.17
	EA		30" Horizontal Cross, 12" Radius, Aluminum Cable Tray Cover	269.45	38.59
	EA		36" Horizontal Cross, 12" Radius, Aluminum Cable Tray Cover	306.28	41.49
26 05 36 00-2379			24" Radius Horizontal Crosses <small>(26 05 36 00-2266)</small>		
	EA		6" Horizontal Cross, 24" Radius, Aluminum Cable Tray Cover	235.44	18.14
	EA		9" Horizontal Cross, 24" Radius, Aluminum Cable Tray Cover	252.41	19.35
	EA		12" Horizontal Cross, 24" Radius, Aluminum Cable Tray Cover	271.80	20.81
	EA		18" Horizontal Cross, 24" Radius, Aluminum Cable Tray Cover	315.90	24.19
	EA		24" Horizontal Cross, 24" Radius, Aluminum Cable Tray Cover	389.58	36.29
	EA		30" Horizontal Cross, 24" Radius, Aluminum Cable Tray Cover	458.96	44.63



MINOR CSI UOM DESCRIPTION	TOTAL DIRECT UNIT COST	DEMOLITION UNIT COST
26 05 36 00-2386 EA 36" Horizontal Cross, 24" Radius, Aluminum Cable Tray Cover.....	497.20	48.26
26 05 36 00-2387 36" Radius Horizontal Crosses (26 05 36 00-2266)		
26 05 36 00-2388 EA 6" Horizontal Cross, 36" Radius, Aluminum Cable Tray Cover.....	361.40	19.35
26 05 36 00-2389 EA 9" Horizontal Cross, 36" Radius, Aluminum Cable Tray Cover.....	378.67	20.81
26 05 36 00-2390 EA 12" Horizontal Cross, 36" Radius, Aluminum Cable Tray Cover.....	407.02	22.38
26 05 36 00-2391 EA 18" Horizontal Cross, 36" Radius, Aluminum Cable Tray Cover.....	450.07	26.37
26 05 36 00-2392 EA 24" Horizontal Cross, 36" Radius, Aluminum Cable Tray Cover.....	571.45	41.49
26 05 36 00-2393 EA 30" Horizontal Cross, 36" Radius, Aluminum Cable Tray Cover.....	665.10	52.86
26 05 36 00-2394 EA 36" Horizontal Cross, 36" Radius, Aluminum Cable Tray Cover.....	727.20	58.06
26 05 36 00-2395 Reducers (26 05 36 00-2266)		
26 05 36 00-2396 EA 9"-6" Reducer, Aluminum Cable Tray Covers.....	67.48	9.07
26 05 36 00-2397 EA 12"-6" Reducer, Aluminum Cable Tray Covers.....	72.40	10.76
26 05 36 00-2398 EA 12"-9" Reducer, Aluminum Cable Tray Covers.....	72.40	10.76
26 05 36 00-2399 EA 18"-6" Reducer, Aluminum Cable Tray Covers.....	81.83	13.18
26 05 36 00-2400 EA 18"-12" Reducer, Aluminum Cable Tray Covers.....	81.83	13.18
26 05 36 00-2401 EA 24"-12" Reducer, Aluminum Cable Tray Covers.....	90.44	14.51
26 05 36 00-2402 EA 24"-18" Reducer, Aluminum Cable Tray Covers.....	98.94	14.51
26 05 36 00-2403 EA 30"-12" Reducer, Aluminum Cable Tray Covers.....	104.60	16.57
26 05 36 00-2404 EA 30"-18" Reducer, Aluminum Cable Tray Covers.....	107.78	16.57
26 05 36 00-2405 EA 30"-24" Reducer, Aluminum Cable Tray Covers.....	109.98	16.57
26 05 36 00-2406 EA 36"-12" Reducer, Aluminum Cable Tray Covers.....	115.66	18.14
26 05 36 00-2407 EA 36"-18" Reducer, Aluminum Cable Tray Covers.....	117.80	18.14
26 05 36 00-2408 EA 36"-24" Reducer, Aluminum Cable Tray Covers.....	118.87	18.14
26 05 36 00-2409 EA 36"-30" Reducer, Aluminum Cable Tray Covers.....	119.94	18.14
26 05 36 00-2410 Galvanized Steel Dividers (26 05 36 00-2121)		
26 05 36 00-2411 Straight Dividers (26 05 36 00-2410)		
26 05 36 00-2412 LF 3" Deep Galvanized Steel Divider Strip, Straight.....	10.65	2.91
26 05 36 00-2413 LF 4" Deep Galvanized Steel Divider Strip, Straight.....	12.51	3.15
26 05 36 00-2414 LF 6" Deep Galvanized Steel Divider Strip, Straight.....	15.45	3.63
26 05 36 00-2415 3" Deep Vertical Dividers (26 05 36 00-2410)		
26 05 36 00-2416 EA Vertical Divider, 3" Deep, 12" Radius, 30 Degree, Steel Cable Tray.....	63.12	20.81
26 05 36 00-2417 EA Vertical Divider, 3" Deep, 12" Radius, 45 Degree, Steel Cable Tray.....	71.61	21.53
26 05 36 00-2418 EA Vertical Divider, 3" Deep, 12" Radius, 60 Degree, Steel Cable Tray.....	75.28	22.38
26 05 36 00-2419 EA Vertical Divider, 3" Deep, 12" Radius, 90 Degree, Steel Cable Tray.....	86.25	23.22
26 05 36 00-2420 EA Vertical Divider, 3" Deep, 24" Radius, 30 Degree, Steel Cable Tray.....	82.02	23.22
26 05 36 00-2421 EA Vertical Divider, 3" Deep, 24" Radius, 45 Degree, Steel Cable Tray.....	88.87	24.19
26 05 36 00-2422 EA Vertical Divider, 3" Deep, 24" Radius, 60 Degree, Steel Cable Tray.....	103.36	25.28
26 05 36 00-2423 EA Vertical Divider, 3" Deep, 24" Radius, 90 Degree, Steel Cable Tray.....	127.48	26.37
26 05 36 00-2424 EA Vertical Divider, 3" Deep, 36" Radius, 30 Degree, Steel Cable.....	102.13	26.37
26 05 36 00-2425 EA Vertical Divider, 3" Deep, 36" Radius, 45 Degree, Steel Cable Tray.....	113.69	27.70
26 05 36 00-2426 EA Vertical Divider, 3" Deep, 36" Radius, 60 Degree, Steel Cable Tray.....	127.61	29.02
26 05 36 00-2427 EA Vertical Divider, 3" Deep, 36" Radius, 90 Degree, Steel Cable Tray.....	160.78	30.60
26 05 36 00-2428 4" Deep Vertical Dividers (26 05 36 00-2410)		
26 05 36 00-2429 EA Vertical Divider, 4" Deep, 12" Radius, 30 Degree, Steel Cable Tray.....	72.14	21.53
26 05 36 00-2430 EA Vertical Divider, 4" Deep, 12" Radius, 45 Degree, Steel Cable Tray.....	79.51	22.38
26 05 36 00-2431 EA Vertical Divider, 4" Deep, 12" Radius, 60 Degree, Steel Cable Tray.....	86.25	23.22
26 05 36 00-2432 EA Vertical Divider, 4" Deep, 12" Radius, 90 Degree, Steel Cable Tray.....	98.38	24.19
26 05 36 00-2433 EA Vertical Divider, 4" Deep, 24" Radius, 30 Degree, Steel Cable Tray.....	98.38	24.19
26 05 36 00-2434 EA Vertical Divider, 4" Deep, 24" Radius, 45 Degree, Steel Cable Tray.....	114.98	25.28
26 05 36 00-2435 EA Vertical Divider, 4" Deep, 24" Radius, 60 Degree, Steel Cable Tray.....	126.43	26.37
26 05 36 00-2436 EA Vertical Divider, 4" Deep, 24" Radius, 90 Degree, Steel Cable Tray.....	155.94	27.70
26 05 36 00-2437 EA Vertical Divider, 4" Deep, 36" Radius, 30 Degree, Steel Cable Tray.....	109.70	25.28
26 05 36 00-2438 EA Vertical Divider, 4" Deep, 36" Radius, 45 Degree, Steel Cable Tray.....	121.15	26.37
26 05 36 00-2439 EA Vertical Divider, 4" Deep, 36" Radius, 60 Degree, Steel Cable Tray.....	143.27	27.70
26 05 36 00-2440 EA Vertical Divider, 4" Deep, 36" Radius, 90 Degree, Steel Cable Tray.....	180.43	29.02
26 05 36 00-2441 6" Deep Vertical Dividers (26 05 36 00-2410)		
26 05 36 00-2442 EA Vertical Divider, 6" Deep, 12" Radius, 30 Degree, Steel Cable Tray.....	79.89	24.19
26 05 36 00-2443 EA Vertical Divider, 6" Deep, 12" Radius, 45 Degree, Steel Cable Tray.....	86.46	25.28
26 05 36 00-2444 EA Vertical Divider, 6" Deep, 12" Radius, 60 Degree, Steel Cable Tray.....	94.74	26.37
26 05 36 00-2445 EA Vertical Divider, 6" Deep, 12" Radius, 90 Degree, Steel Cable Tray.....	109.46	27.70
26 05 36 00-2446 EA Vertical Divider, 6" Deep, 24" Radius, 30 Degree, Steel Cable Tray.....	100.19	25.28
26 05 36 00-2447 EA Vertical Divider, 6" Deep, 24" Radius, 45 Degree, Steel Cable Tray.....	116.92	26.37
26 05 36 00-2448 EA Vertical Divider, 6" Deep, 24" Radius, 60 Degree, Steel Cable Tray.....	129.53	27.70
26 05 36 00-2449 EA Vertical Divider, 6" Deep, 24" Radius, 90 Degree, Steel Cable Tray.....	158.24	29.02
26 05 36 00-2450 EA Vertical Divider, 6" Deep, 36" Radius, 30 Degree, Steel Cable Tray.....	111.64	26.37
26 05 36 00-2451 EA Vertical Divider, 6" Deep, 36" Radius, 45 Degree, Steel Cable Tray.....	129.53	27.70
26 05 36 00-2452 EA Vertical Divider, 6" Deep, 36" Radius, 60 Degree, Steel Cable Tray.....	158.24	29.02

26 Electrical
26 05 Common Work Results for Electrical
26 05 36 Cable Trays for Electrical Systems



MINOR	CSI	UOM	DESCRIPTION	TOTAL DIRECT UNIT COST	DEMOLITION UNIT COST
26 05 36 00-2453	EA		Vertical Divider, 6" Deep, 36" Radius, 90 Degree, Steel Cable Tray	192.47	30.60
26 05 36 00-2454			Horizontal Dividers (26 05 36 00-2410)		
26 05 36 00-2455	EA		3" Deep Horizontal Fitting Divider Strip, Steel Cable Tray	69.93	17.54
26 05 36 00-2456	EA		4" Deep Horizontal Fitting Divider Strip, Steel Cable Tray	77.71	19.35
26 05 36 00-2457	EA		6" Deep Horizontal Fitting Divider Strip, Steel Cable Tray	93.90	21.53
26 05 36 00-2458			Aluminum Dividers (26 05 36 00-2121)		
26 05 36 00-2459			Straight Dividers (26 05 36 00-2458)		
26 05 36 00-2460	LF		3" Deep Aluminum Divider Strip, Straight	10.48	2.79
26 05 36 00-2461	LF		4" Deep Aluminum Divider Strip, Straight	12.35	3.03
26 05 36 00-2462	LF		6" Deep Aluminum Divider Strip, Straight	15.19	3.39
26 05 36 00-2463			3" Deep Vertical Dividers (26 05 36 00-2458)		
26 05 36 00-2464	EA		Vertical Divider, 3" Deep, 12" Radius, 30 Degree, Aluminum Cable Tray.....	56.80	20.07
26 05 36 00-2465	EA		Vertical Divider, 3" Deep, 12" Radius, 45 Degree, Aluminum Cable Tray.....	62.21	20.81
26 05 36 00-2466	EA		Vertical Divider, 3" Deep, 12" Radius, 60 Degree, Aluminum Cable Tray.....	68.11	21.53
26 05 36 00-2467	EA		Vertical Divider, 3" Deep, 12" Radius, 90 Degree, Aluminum Cable Tray.....	78.15	22.38
26 05 36 00-2468	EA		Vertical Divider, 3" Deep, 24" Radius, 30 Degree, Aluminum Cable Tray.....	76.11	22.38
26 05 36 00-2469	EA		Vertical Divider, 3" Deep, 24" Radius, 45 Degree, Aluminum Cable Tray.....	83.70	23.22
26 05 36 00-2470	EA		Vertical Divider, 3" Deep, 24" Radius, 60 Degree, Aluminum Cable Tray.....	96.52	24.19
26 05 36 00-2471	EA		Vertical Divider, 3" Deep, 24" Radius, 90 Degree, Aluminum Cable Tray.....	118.78	25.28
26 05 36 00-2472	EA		Vertical Divider, 3" Deep, 36" Radius, 30 Degree, Aluminum Cable Tray.....	101.40	25.28
26 05 36 00-2473	EA		Vertical Divider, 3" Deep, 36" Radius, 45 Degree, Aluminum Cable Tray.....	120.72	26.37
26 05 36 00-2474	EA		Vertical Divider, 3" Deep, 36" Radius, 60 Degree, Aluminum Cable Tray.....	145.27	27.70
26 05 36 00-2475	EA		Vertical Divider, 3" Deep, 36" Radius, 90 Degree, Aluminum Cable Tray.....	178.24	29.02
26 05 36 00-2476			4" Deep Vertical Dividers (26 05 36 00-2458)		
26 05 36 00-2477	EA		Vertical Divider, 4" Deep, 12" Radius, 30 Degree, Aluminum Cable Tray.....	67.63	20.81
26 05 36 00-2478	EA		Vertical Divider, 4" Deep, 12" Radius, 45 Degree, Aluminum Cable Tray.....	74.15	21.53
26 05 36 00-2479	EA		Vertical Divider, 4" Deep, 12" Radius, 60 Degree, Aluminum Cable Tray.....	81.22	22.38
26 05 36 00-2480	EA		Vertical Divider, 4" Deep, 12" Radius, 90 Degree, Aluminum Cable Tray.....	90.86	23.22
26 05 36 00-2481	EA		Vertical Divider, 4" Deep, 24" Radius, 30 Degree, Aluminum Cable Tray.....	89.84	23.22
26 05 36 00-2482	EA		Vertical Divider, 4" Deep, 24" Radius, 45 Degree, Aluminum Cable Tray.....	103.68	24.19
26 05 36 00-2483	EA		Vertical Divider, 4" Deep, 24" Radius, 60 Degree, Aluminum Cable Tray.....	116.74	25.28
26 05 36 00-2484	EA		Vertical Divider, 4" Deep, 24" Radius, 90 Degree, Aluminum Cable Tray.....	146.29	26.37
26 05 36 00-2485	EA		Vertical Divider, 4" Deep, 36" Radius, 30 Degree, Aluminum Cable Tray.....	120.04	24.19
26 05 36 00-2486	EA		Vertical Divider, 4" Deep, 36" Radius, 45 Degree, Aluminum Cable Tray.....	144.35	25.28
26 05 36 00-2487	EA		Vertical Divider, 4" Deep, 36" Radius, 60 Degree, Aluminum Cable Tray.....	168.78	26.37
26 05 36 00-2488	EA		Vertical Divider, 4" Deep, 36" Radius, 90 Degree, Aluminum Cable Tray.....	203.55	27.70
26 05 36 00-2489			6" Deep Vertical Dividers (26 05 36 00-2458)		
26 05 36 00-2490	EA		Vertical Divider, 6" Deep, 12" Radius, 30 Degree, Aluminum Cable Tray.....	74.91	23.22
26 05 36 00-2491	EA		Vertical Divider, 6" Deep, 12" Radius, 45 Degree, Aluminum Cable Tray.....	83.23	24.19
26 05 36 00-2492	EA		Vertical Divider, 6" Deep, 12" Radius, 60 Degree, Aluminum Cable Tray.....	87.08	25.28
26 05 36 00-2493	EA		Vertical Divider, 6" Deep, 12" Radius, 90 Degree, Aluminum Cable Tray.....	97.20	26.37
26 05 36 00-2494	EA		Vertical Divider, 6" Deep, 24" Radius, 30 Degree, Aluminum Cable Tray.....	93.45	24.19
26 05 36 00-2495	EA		Vertical Divider, 6" Deep, 24" Radius, 45 Degree, Aluminum Cable Tray.....	114.69	25.28
26 05 36 00-2496	EA		Vertical Divider, 6" Deep, 24" Radius, 60 Degree, Aluminum Cable Tray.....	123.79	26.37
26 05 36 00-2497	EA		Vertical Divider, 6" Deep, 24" Radius, 90 Degree, Aluminum Cable Tray.....	154.47	27.70
26 05 36 00-2498	EA		Vertical Divider, 6" Deep, 36" Radius, 30 Degree, Aluminum Cable Tray.....	122.87	25.28
26 05 36 00-2499	EA		Vertical Divider, 6" Deep, 36" Radius, 45 Degree, Aluminum Cable Tray.....	152.42	26.37
26 05 36 00-2500	EA		Vertical Divider, 6" Deep, 36" Radius, 60 Degree, Aluminum Cable Tray.....	173.90	27.70
26 05 36 00-2501	EA		Vertical Divider, 6" Deep, 36" Radius, 90 Degree, Aluminum Cable Tray.....	201.76	29.02
26 05 36 00-2502			Horizontal Dividers (26 05 36 00-2458)		
26 05 36 00-2503	EA		3" Deep Horizontal Fitting Divider Strip, Aluminum Cable Tray	64.92	16.57
26 05 36 00-2504	EA		4" Deep Horizontal Fitting Divider Strip, Aluminum Cable Tray	71.14	18.14
26 05 36 00-2505	EA		6" Deep Horizontal Fitting Divider Strip, Aluminum Cable Tray	87.58	20.07
26 05 36 00-2506			Cable Tray Wall Brackets (26 05 36 00-0001)		
26 05 36 00-2507			Wall Brackets (26 05 36 00-2506)		
26 05 36 00-2508	EA		6" Wide Cable Tray Wall Bracket.....	85.92	24.19
26 05 36 00-2509	EA		9" Wide Cable Tray Wall Bracket.....	89.03	25.28
26 05 36 00-2510	EA		12" Wide Cable Tray Wall Bracket.....	97.49	26.37
26 05 36 00-2511	EA		18" Wide Cable Tray Wall Bracket.....	103.45	27.70
26 05 36 00-2512	EA		24" Wide Cable Tray Wall Bracket.....	112.27	29.02
26 05 36 00-2513	EA		30" Wide Cable Tray Wall Bracket.....	133.06	30.60
26 05 36 00-2514	EA		36" Wide Cable Tray Wall Bracket.....	158.73	32.65



MINOR CSI UOM DESCRIPTION	TOTAL DIRECT UNIT COST	DEMOLITION UNIT COST
26 05 36 00-2515	Fiberglass Cable Tray <small>(26 05 36 00-0001)</small>	
26 05 36 00-2516	Ladder Bottom Fiberglass Cable Tray <small>(26 05 36 00-2515)</small>	
	Note: Excludes hangers and support system.	
26 05 36 00-2517	Straight Tray Sections <small>(26 05 36 00-2516)</small>	
26 05 36 00-2518	LF 6" Fiberglass Cable Tray - Straight Section, 12" Rung Spacing	11.80
	<i>For 9" Rung Spacing, Add</i>	0.24
	<i>For 6" Rung Spacing, Add</i>	1.04
	<i>For 4" Rung Spacing, Add</i>	1.91
	<i>For 18" Rung Spacing, Deduct</i>	-0.17
	<i>For Solid Bottom, Add</i>	2.81
	<i>For Vented Trough Bottom, Add</i>	3.39
26 05 36 00-2519	LF 9" Fiberglass Cable Tray - Straight Section, 12" Rung Spacing	13.23
	<i>For 9" Rung Spacing, Add</i>	0.25
	<i>For 6" Rung Spacing, Add</i>	1.08
	<i>For 4" Rung Spacing, Add</i>	1.98
	<i>For 18" Rung Spacing, Deduct</i>	-0.18
	<i>For Solid Bottom, Add</i>	3.06
	<i>For Vented Trough Bottom, Add</i>	3.63
26 05 36 00-2520	LF 12" Fiberglass Cable Tray - Straight Section, 12" Rung Spacing	14.65
	<i>For 9" Rung Spacing, Add</i>	0.26
	<i>For 6" Rung Spacing, Add</i>	1.11
	<i>For 4" Rung Spacing, Add</i>	2.03
	<i>For 18" Rung Spacing, Deduct</i>	-0.18
	<i>For Solid Bottom, Add</i>	3.31
	<i>For Vented Trough Bottom, Add</i>	3.86
26 05 36 00-2521	LF 18" Fiberglass Cable Tray - Straight Section, 12" Rung Spacing	17.63
	<i>For 9" Rung Spacing, Add</i>	0.28
	<i>For 6" Rung Spacing, Add</i>	1.19
	<i>For 4" Rung Spacing, Add</i>	2.19
	<i>For 18" Rung Spacing, Deduct</i>	-0.20
	<i>For Solid Bottom, Add</i>	3.84
	<i>For Vented Trough Bottom, Add</i>	4.39
26 05 36 00-2522	LF 24" Fiberglass Cable Tray - Straight Section, 12" Rung Spacing	20.58
	<i>For 9" Rung Spacing, Add</i>	0.30
	<i>For 6" Rung Spacing, Add</i>	1.27
	<i>For 4" Rung Spacing, Add</i>	2.33
	<i>For 18" Rung Spacing, Deduct</i>	-0.21
	<i>For Solid Bottom, Add</i>	4.36
	<i>For Vented Trough Bottom, Add</i>	4.90
26 05 36 00-2523	LF 30" Fiberglass Cable Tray - Straight Section, 12" Rung Spacing	22.50
	<i>For 9" Rung Spacing, Add</i>	0.32
	<i>For 6" Rung Spacing, Add</i>	1.38
	<i>For 4" Rung Spacing, Add</i>	2.53
	<i>For 18" Rung Spacing, Deduct</i>	-0.23
	<i>For Solid Bottom, Add</i>	4.76
	<i>For Vented Trough Bottom, Add</i>	5.34
26 05 36 00-2524	LF 36" Fiberglass Cable Tray - Straight Section, 12" Rung Spacing	24.46
	<i>For 9" Rung Spacing, Add</i>	0.35
	<i>For 6" Rung Spacing, Add</i>	1.49
	<i>For 4" Rung Spacing, Add</i>	2.74
	<i>For 18" Rung Spacing, Deduct</i>	-0.25
	<i>For Solid Bottom, Add</i>	5.16
	<i>For Vented Trough Bottom, Add</i>	5.79
26 05 36 00-2525	90 Degree Horizontal Elbows <small>(26 05 36 00-2516)</small>	
26 05 36 00-2526	EA 6" Horizontal 90 Degree Elbow, Fiberglass Cable Tray	64.45
	<i>For 9" Rung Spacing, Add</i>	0.99
	<i>For 6" Rung Spacing, Add</i>	4.22
	<i>For 4" Rung Spacing, Add</i>	7.74
	<i>For 18" Rung Spacing, Deduct</i>	-0.70
	<i>For Solid Bottom, Add</i>	13.89
	<i>For Vented Trough Bottom, Add</i>	15.80
	<i>For 60 Degree Bend, Deduct</i>	-12.92
	<i>For 45 Degree Bend, Deduct</i>	-17.83
	<i>For 30 Degree Bend, Deduct</i>	-22.75
26 05 36 00-2527	EA 9" Horizontal 90 Degree Elbow, Fiberglass Cable Tray	72.10
	<i>For 9" Rung Spacing, Add</i>	1.04
	<i>For 6" Rung Spacing, Add</i>	4.47
	<i>For 4" Rung Spacing, Add</i>	8.19
	<i>For 18" Rung Spacing, Deduct</i>	-0.74
	<i>For Solid Bottom, Add</i>	15.28
	<i>For Vented Trough Bottom, Add</i>	17.20
	<i>For 60 Degree Bend, Deduct</i>	-14.06
	<i>For 45 Degree Bend, Deduct</i>	-19.45
	<i>For 30 Degree Bend, Deduct</i>	-24.84

26 Electrical

26 05 Common Work Results for Electrical

26 05 36 Cable Trays for Electrical Systems



MINOR CSI UOM DESCRIPTION	TOTAL DIRECT UNIT COST	DEMOLITION UNIT COST
26 05 36 00-2528 EA 12" Horizontal 90 Degree Elbow, Fiberglass Cable Tray	84.61	35.44
For 9" Rung Spacing, Add	1.10	
For 6" Rung Spacing, Add	4.71	
For 4" Rung Spacing, Add	8.63	
For 18" Rung Spacing, Deduct	-0.78	
For Solid Bottom, Add	17.40	
For Vented Trough Bottom, Add	19.21	
For 60 Degree Bend, Deduct	-15.68	
For 45 Degree Bend, Deduct	-21.79	
For 30 Degree Bend, Deduct	-27.91	
26 05 36 00-2529 EA 18" Horizontal 90 Degree Elbow, Fiberglass Cable Tray	100.15	42.81
For 9" Rung Spacing, Add	1.26	
For 6" Rung Spacing, Add	5.41	
For 4" Rung Spacing, Add	9.91	
For 18" Rung Spacing, Deduct	-0.90	
For Solid Bottom, Add	20.43	
For Vented Trough Bottom, Add	22.43	
For 60 Degree Bend, Deduct	-18.31	
For 45 Degree Bend, Deduct	-25.48	
For 30 Degree Bend, Deduct	-32.65	
26 05 36 00-2530 EA 24" Horizontal 90 Degree Elbow, Fiberglass Cable Tray	113.42	49.23
For 9" Rung Spacing, Add	1.39	
For 6" Rung Spacing, Add	5.95	
For 4" Rung Spacing, Add	10.90	
For 18" Rung Spacing, Deduct	-0.99	
For Solid Bottom, Add	22.96	
For Vented Trough Bottom, Add	25.08	
For 60 Degree Bend, Deduct	-20.46	
For 45 Degree Bend, Deduct	-28.51	
For 30 Degree Bend, Deduct	-36.56	
26 05 36 00-2531 EA 30" Horizontal 90 Degree Elbow, Fiberglass Cable Tray	124.18	52.50
For 9" Rung Spacing, Add	1.59	
For 6" Rung Spacing, Add	6.83	
For 4" Rung Spacing, Add	12.53	
For 18" Rung Spacing, Deduct	-1.14	
For Solid Bottom, Add	25.46	
For Vented Trough Bottom, Add	28.05	
For 60 Degree Bend, Deduct	-22.90	
For 45 Degree Bend, Deduct	-31.84	
For 30 Degree Bend, Deduct	-40.78	
26 05 36 00-2532 EA 36" Horizontal 90 Degree Elbow, Fiberglass Cable Tray	136.99	56.49
For 9" Rung Spacing, Add	1.83	
For 6" Rung Spacing, Add	7.85	
For 4" Rung Spacing, Add	14.39	
For 18" Rung Spacing, Deduct	-1.31	
For Solid Bottom, Add	28.40	
For Vented Trough Bottom, Add	31.51	
For 60 Degree Bend, Deduct	-25.73	
For 45 Degree Bend, Deduct	-35.72	
For 30 Degree Bend, Deduct	-45.71	
26 05 36 00-2533 Inside Or Outside Vertical Risers (26 05 36 00-2516)		
26 05 36 00-2534 EA 6" Vertical Inside Or Outside Riser 90, Fiberglass Cable Tray	93.85	24.19
For 9" Rung Spacing, Add	2.01	
For 6" Rung Spacing, Add	8.64	
For 4" Rung Spacing, Add	15.83	
For 18" Rung Spacing, Deduct	-1.44	
For Solid Bottom, Add	22.71	
For Vented Trough Bottom, Add	27.56	
For 60 Degree Bend, Deduct	-22.63	
For 45 Degree Bend, Deduct	-30.77	
For 30 Degree Bend, Deduct	-38.92	
26 05 36 00-2535 EA 9" Vertical Inside Or Outside Riser 90, Fiberglass	100.72	28.18
For 9" Rung Spacing, Add	2.04	
For 6" Rung Spacing, Add	8.76	
For 4" Rung Spacing, Add	16.06	
For 18" Rung Spacing, Deduct	-1.46	
For Solid Bottom, Add	23.87	
For Vented Trough Bottom, Add	28.65	
For 60 Degree Bend, Deduct	-23.50	
For 45 Degree Bend, Deduct	-32.04	
For 30 Degree Bend, Deduct	-40.58	
26 05 36 00-2536 EA 12" Vertical Inside Or Outside Riser 90, Fiberglass Cable Tray	112.41	35.44
For 9" Rung Spacing, Add	2.07	
For 6" Rung Spacing, Add	8.88	
For 4" Rung Spacing, Add	16.28	
For 18" Rung Spacing, Deduct	-1.48	
For Solid Bottom, Add	25.74	
For Vented Trough Bottom, Add	30.33	
For 60 Degree Bend, Deduct	-24.85	
For 45 Degree Bend, Deduct	-34.03	
For 30 Degree Bend, Deduct	-43.20	



MINOR CSI UOM DESCRIPTION	TOTAL DIRECT UNIT COST	DEMOLITION UNIT COST
26 05 36 00-2537 EA 18" Vertical Inside Or Outside Riser 90, Fiberglass Cable Tray	125.08	42.81
For 9" Rung Spacing, Add	2.13	
For 6" Rung Spacing, Add	9.15	
For 4" Rung Spacing, Add	16.77	
For 18" Rung Spacing, Deduct	-1.52	
For Solid Bottom, Add	27.91	
For Vented Trough Bottom, Add	32.40	
For 60 Degree Bend, Deduct	-26.53	
For 45 Degree Bend, Deduct	-36.45	
For 30 Degree Bend, Deduct	46.36	
26 05 36 00-2538 EA 24" Vertical Inside Or Outside Riser 90, Fiberglass Cable Tray	136.38	49.23
For 9" Rung Spacing, Add	2.19	
For 6" Rung Spacing, Add	9.39	
For 4" Rung Spacing, Add	17.22	
For 18" Rung Spacing, Deduct	-1.57	
For Solid Bottom, Add	29.85	
For Vented Trough Bottom, Add	34.26	
For 60 Degree Bend, Deduct	-28.04	
For 45 Degree Bend, Deduct	-38.61	
For 30 Degree Bend, Deduct	49.19	
26 05 36 00-2539 EA 30" Vertical Inside Or Outside Riser 90, Fiberglass Cable Tray	142.83	52.50
For 9" Rung Spacing, Add	2.25	
For 6" Rung Spacing, Add	9.63	
For 4" Rung Spacing, Add	17.66	
For 18" Rung Spacing, Deduct	-1.61	
For Solid Bottom, Add	31.06	
For Vented Trough Bottom, Add	35.51	
For 60 Degree Bend, Deduct	-29.05	
For 45 Degree Bend, Deduct	-40.05	
For 30 Degree Bend, Deduct	51.04	
26 05 36 00-2540 EA 36" Vertical Inside Or Outside Riser 90, Fiberglass Cable Tray	155.60	56.49
For 9" Rung Spacing, Add	2.48	
For 6" Rung Spacing, Add	10.64	
For 4" Rung Spacing, Add	19.51	
For 18" Rung Spacing, Deduct	-1.77	
For Solid Bottom, Add	33.98	
For Vented Trough Bottom, Add	38.96	
For 60 Degree Bend, Deduct	-31.87	
For 45 Degree Bend, Deduct	-43.91	
For 30 Degree Bend, Deduct	55.95	
26 05 36 00-2541 Horizontal Tees <small>(26 05 36 00-2516)</small>		
26 05 36 00-2542 EA 6" Horizontal Tee, Fiberglass Cable Tray	140.39	60.47
For 9" Rung Spacing, Add	1.74	
For 6" Rung Spacing, Add	7.45	
For 4" Rung Spacing, Add	13.66	
For 18" Rung Spacing, Deduct	-1.24	
For Solid Bottom, Add	28.51	
For Vented Trough Bottom, Add	31.21	
26 05 36 00-2543 EA 9" Horizontal Tee, Fiberglass Cable Tray	158.10	71.00
For 9" Rung Spacing, Add	1.81	
For 6" Rung Spacing, Add	7.75	
For 4" Rung Spacing, Add	14.20	
For 18" Rung Spacing, Deduct	-1.29	
For Solid Bottom, Add	31.46	
For Vented Trough Bottom, Add	33.97	
26 05 36 00-2544 EA 12" Horizontal Tee, Fiberglass Cable Tray	180.63	84.67
For 9" Rung Spacing, Add	1.88	
For 6" Rung Spacing, Add	8.04	
For 4" Rung Spacing, Add	14.75	
For 18" Rung Spacing, Deduct	-1.34	
For Solid Bottom, Add	35.14	
For Vented Trough Bottom, Add	37.33	
26 05 36 00-2545 EA 18" Horizontal Tee, Fiberglass Cable Tray	201.73	95.19
For 9" Rung Spacing, Add	2.07	
For 6" Rung Spacing, Add	8.85	
For 4" Rung Spacing, Add	16.23	
For 18" Rung Spacing, Deduct	-1.48	
For Solid Bottom, Add	39.11	
For Vented Trough Bottom, Add	41.44	
26 05 36 00-2546 EA 24" Horizontal Tee, Fiberglass Cable Tray	212.08	99.18
For 9" Rung Spacing, Add	2.22	
For 6" Rung Spacing, Add	9.50	
For 4" Rung Spacing, Add	17.41	
For 18" Rung Spacing, Deduct	-1.58	
For Solid Bottom, Add	41.31	
For Vented Trough Bottom, Add	43.92	
26 05 36 00-2547 EA 30" Horizontal Tee, Fiberglass Cable Tray	227.19	104.86
For 9" Rung Spacing, Add	2.45	
For 6" Rung Spacing, Add	10.49	
For 4" Rung Spacing, Add	19.24	
For 18" Rung Spacing, Deduct	-1.75	
For Solid Bottom, Add	44.57	
For Vented Trough Bottom, Add	47.64	

26 Electrical

26 05 Common Work Results for Electrical

26 05 36 Cable Trays for Electrical Systems



MINOR	CSI	UOM	DESCRIPTION	TOTAL DIRECT UNIT COST	DEMOLITION UNIT COST
26 05 36 00-2548	EA		36" Horizontal Tee, Fiberglass Cable Tray	246.62	112.97
			<i>For 9" Rung Spacing, Add</i>	2.70	
			<i>For 6" Rung Spacing, Add</i>	11.59	
			<i>For 4" Rung Spacing, Add</i>	21.25	
			<i>For 18" Rung Spacing, Deduct</i>	-1.93	
			<i>For Solid Bottom, Add</i>	48.59	
			<i>For Vented Trough Bottom, Add</i>	52.08	
26 05 36 00-2549			Horizontal Crosses <small>(26 05 36 00-2516)</small>		
26 05 36 00-2550	EA		6" Horizontal Cross, Fiberglass Cable Tray	220.91	104.86
			<i>For 9" Rung Spacing, Add</i>	2.23	
			<i>For 6" Rung Spacing, Add</i>	9.55	
			<i>For 4" Rung Spacing, Add</i>	17.51	
			<i>For 18" Rung Spacing, Deduct</i>	-1.59	
			<i>For Solid Bottom, Add</i>	42.69	
			<i>For Vented Trough Bottom, Add</i>	45.12	
26 05 36 00-2551	EA		9" Horizontal Cross, Fiberglass Cable Tray	234.89	112.97
			<i>For 9" Rung Spacing, Add</i>	2.29	
			<i>For 6" Rung Spacing, Add</i>	9.83	
			<i>For 4" Rung Spacing, Add</i>	18.03	
			<i>For 18" Rung Spacing, Deduct</i>	-1.64	
			<i>For Solid Bottom, Add</i>	45.07	
			<i>For Vented Trough Bottom, Add</i>	47.39	
26 05 36 00-2552	EA		12" Horizontal Cross, Fiberglass Cable Tray	248.88	121.08
			<i>For 9" Rung Spacing, Add</i>	2.36	
			<i>For 6" Rung Spacing, Add</i>	10.12	
			<i>For 4" Rung Spacing, Add</i>	18.55	
			<i>For 18" Rung Spacing, Deduct</i>	-1.69	
			<i>For Solid Bottom, Add</i>	47.45	
			<i>For Vented Trough Bottom, Add</i>	49.66	
26 05 36 00-2553	EA		18" Horizontal Cross, Fiberglass Cable Tray	266.35	129.06
			<i>For 9" Rung Spacing, Add</i>	2.55	
			<i>For 6" Rung Spacing, Add</i>	10.92	
			<i>For 4" Rung Spacing, Add</i>	20.03	
			<i>For 18" Rung Spacing, Deduct</i>	-1.82	
			<i>For Solid Bottom, Add</i>	50.88	
			<i>For Vented Trough Bottom, Add</i>	53.32	
26 05 36 00-2554	EA		24" Horizontal Cross, Fiberglass Cable Tray	282.56	137.16
			<i>For 9" Rung Spacing, Add</i>	2.69	
			<i>For 6" Rung Spacing, Add</i>	11.54	
			<i>For 4" Rung Spacing, Add</i>	21.16	
			<i>For 18" Rung Spacing, Deduct</i>	-1.92	
			<i>For Solid Bottom, Add</i>	53.93	
			<i>For Vented Trough Bottom, Add</i>	56.48	
26 05 36 00-2555	EA		30" Horizontal Cross, Fiberglass Cable Tray	301.47	145.26
			<i>For 9" Rung Spacing, Add</i>	2.93	
			<i>For 6" Rung Spacing, Add</i>	12.56	
			<i>For 4" Rung Spacing, Add</i>	23.03	
			<i>For 18" Rung Spacing, Deduct</i>	-2.09	
			<i>For Solid Bottom, Add</i>	57.78	
			<i>For Vented Trough Bottom, Add</i>	60.72	
26 05 36 00-2556	EA		36" Horizontal Cross, Fiberglass Cable Tray	325.98	155.66
			<i>For 9" Rung Spacing, Add</i>	3.24	
			<i>For 6" Rung Spacing, Add</i>	13.88	
			<i>For 4" Rung Spacing, Add</i>	25.45	
			<i>For 18" Rung Spacing, Deduct</i>	-2.31	
			<i>For Solid Bottom, Add</i>	62.78	
			<i>For Vented Trough Bottom, Add</i>	66.19	
26 05 36 00-2557			Horizontal Wyes <small>(26 05 36 00-2516)</small>		
26 05 36 00-2558	EA		6" Horizontal Wye, Fiberglass Cable Tray	135.37	60.47
			<i>For 9" Rung Spacing, Add</i>	1.56	
			<i>For 6" Rung Spacing, Add</i>	6.70	
			<i>For 4" Rung Spacing, Add</i>	12.28	
			<i>For 18" Rung Spacing, Deduct</i>	-1.12	
			<i>For Solid Bottom, Add</i>	27.00	
			<i>For Vented Trough Bottom, Add</i>	29.20	
26 05 36 00-2559	EA		9" Horizontal Wye, Fiberglass Cable Tray	143.23	64.59
			<i>For 9" Rung Spacing, Add</i>	1.63	
			<i>For 6" Rung Spacing, Add</i>	6.97	
			<i>For 4" Rung Spacing, Add</i>	12.78	
			<i>For 18" Rung Spacing, Deduct</i>	-1.16	
			<i>For Solid Bottom, Add</i>	28.46	
			<i>For Vented Trough Bottom, Add</i>	30.68	
26 05 36 00-2560	EA		12" Horizontal Wye, Fiberglass Cable Tray	175.25	84.67
			<i>For 9" Rung Spacing, Add</i>	1.69	
			<i>For 6" Rung Spacing, Add</i>	7.24	
			<i>For 4" Rung Spacing, Add</i>	13.27	
			<i>For 18" Rung Spacing, Deduct</i>	-1.21	
			<i>For Solid Bottom, Add</i>	33.53	
			<i>For Vented Trough Bottom, Add</i>	35.18	



MINOR CSI UOM DESCRIPTION	TOTAL DIRECT UNIT COST	DEMOLITION UNIT COST
26 05 36 00-2561 EA 18" Horizontal Wye, Fiberglass Cable Tray	195.82	95.19
<i>For 9" Rung Spacing, Add</i>	1.66	
<i>For 6" Rung Spacing, Add</i>	7.96	
<i>For 4" Rung Spacing, Add</i>	14.60	
<i>For 18" Rung Spacing, Deduct</i>	-1.33	
<i>For Solid Bottom, Add</i>	37.34	
<i>For Vented Trough Bottom, Add</i>	39.08	
26 05 36 00-2562 EA 24" Horizontal Wye, Fiberglass Cable Tray	205.63	99.18
<i>For 9" Rung Spacing, Add</i>	1.99	
<i>For 6" Rung Spacing, Add</i>	8.53	
<i>For 4" Rung Spacing, Add</i>	15.64	
<i>For 18" Rung Spacing, Deduct</i>	-1.42	
<i>For Solid Bottom, Add</i>	39.37	
<i>For Vented Trough Bottom, Add</i>	41.34	
26 05 36 00-2563 EA 30" Horizontal Wye, Fiberglass Cable Tray	220.19	104.86
<i>For 9" Rung Spacing, Add</i>	2.20	
<i>For 6" Rung Spacing, Add</i>	9.44	
<i>For 4" Rung Spacing, Add</i>	17.31	
<i>For 18" Rung Spacing, Deduct</i>	-1.57	
<i>For Solid Bottom, Add</i>	42.47	
<i>For Vented Trough Bottom, Add</i>	44.84	
26 05 36 00-2564 EA 36" Horizontal Wye, Fiberglass Cable Tray	238.89	112.97
<i>For 9" Rung Spacing, Add</i>	2.43	
<i>For 6" Rung Spacing, Add</i>	10.43	
<i>For 4" Rung Spacing, Add</i>	19.13	
<i>For 18" Rung Spacing, Deduct</i>	-1.74	
<i>For Solid Bottom, Add</i>	46.27	
<i>For Vented Trough Bottom, Add</i>	48.99	
26 05 36 00-2565 Straight Reducers <small>(26 05 36 00-2516)</small>		
26 05 36 00-2566 EA 9"-6" Reducer, Fiberglass Cable Tray	61.57	24.19
<i>For 9" Rung Spacing, Add</i>	0.89	
<i>For 6" Rung Spacing, Add</i>	3.79	
<i>For 4" Rung Spacing, Add</i>	6.95	
<i>For 18" Rung Spacing, Deduct</i>	-0.63	
<i>For Solid Bottom, Add</i>	13.03	
<i>For Vented Trough Bottom, Add</i>	14.65	
26 05 36 00-2567 EA 12"-9" Reducer, Fiberglass Cable Tray	67.99	28.18
<i>For 9" Rung Spacing, Add</i>	0.90	
<i>For 6" Rung Spacing, Add</i>	3.85	
<i>For 4" Rung Spacing, Add</i>	7.06	
<i>For 18" Rung Spacing, Deduct</i>	-0.64	
<i>For Solid Bottom, Add</i>	14.05	
<i>For Vented Trough Bottom, Add</i>	15.56	
26 05 36 00-2568 EA 18"-12" Reducer, Fiberglass Cable Tray	74.39	32.29
<i>For 9" Rung Spacing, Add</i>	0.91	
<i>For 6" Rung Spacing, Add</i>	3.90	
<i>For 4" Rung Spacing, Add</i>	7.15	
<i>For 18" Rung Spacing, Deduct</i>	-0.65	
<i>For Solid Bottom, Add</i>	15.06	
<i>For Vented Trough Bottom, Add</i>	16.45	
26 05 36 00-2569 EA 24"-18" Reducer, Fiberglass Cable Tray	80.12	35.44
<i>For 9" Rung Spacing, Add</i>	0.94	
<i>For 6" Rung Spacing, Add</i>	4.04	
<i>For 4" Rung Spacing, Add</i>	7.40	
<i>For 18" Rung Spacing, Deduct</i>	-0.67	
<i>For Solid Bottom, Add</i>	16.05	
<i>For Vented Trough Bottom, Add</i>	17.41	
26 05 36 00-2570 EA 30"-24" Reducer, Fiberglass Cable Tray	89.45	38.71
<i>For 9" Rung Spacing, Add</i>	1.10	
<i>For 6" Rung Spacing, Add</i>	4.71	
<i>For 4" Rung Spacing, Add</i>	8.63	
<i>For 18" Rung Spacing, Deduct</i>	-0.78	
<i>For Solid Bottom, Add</i>	18.13	
<i>For Vented Trough Bottom, Add</i>	19.81	
26 05 36 00-2571 EA 36"-30" Reducer, Fiberglass Cable Tray	100.56	42.81
<i>For 9" Rung Spacing, Add</i>	1.28	
<i>For 6" Rung Spacing, Add</i>	5.47	
<i>For 4" Rung Spacing, Add</i>	10.03	
<i>For 18" Rung Spacing, Deduct</i>	-0.91	
<i>For Solid Bottom, Add</i>	20.55	
<i>For Vented Trough Bottom, Add</i>	22.60	
26 05 36 00-2572 Vertical Tees <small>(26 05 36 00-2516)</small>		
26 05 36 00-2573 EA 6" Vertical Tee, Fiberglass Cable Tray	185.59	60.47
<i>For 9" Rung Spacing, Add</i>	3.32	
<i>For 6" Rung Spacing, Add</i>	14.23	
<i>For 4" Rung Spacing, Add</i>	26.09	
<i>For 18" Rung Spacing, Deduct</i>	-2.37	
<i>For Solid Bottom, Add</i>	42.07	
<i>For Vented Trough Bottom, Add</i>	49.29	

26 Electrical

26 05 Common Work Results for Electrical

26 05 36 Cable Trays for Electrical Systems



MINOR	CSI	UOM	DESCRIPTION	TOTAL DIRECT UNIT COST	DEMOLITION UNIT COST
26 05 36 00-2574	EA		9" Vertical Tee, Fiberglass Cable Tray	192.81	64.59
			<i>For 9" Rung Spacing, Add</i>	3.36	
			<i>For 6" Rung Spacing, Add</i>	14.41	
			<i>For 4" Rung Spacing, Add</i>	26.42	
			<i>For 18" Rung Spacing, Deduct</i>	-2.40	
			<i>For Solid Bottom, Add</i>	43.33	
			<i>For Vented Trough Bottom, Add</i>	50.52	
26 05 36 00-2575	EA		12" Vertical Tee, Fiberglass Cable Tray	224.21	84.67
			<i>For 9" Rung Spacing, Add</i>	3.40	
			<i>For 6" Rung Spacing, Add</i>	14.58	
			<i>For 4" Rung Spacing, Add</i>	26.73	
			<i>For 18" Rung Spacing, Deduct</i>	-2.43	
			<i>For Solid Bottom, Add</i>	48.21	
			<i>For Vented Trough Bottom, Add</i>	54.76	
26 05 36 00-2576	EA		18" Vertical Tee, Fiberglass Cable Tray	242.63	95.19
			<i>For 9" Rung Spacing, Add</i>	3.50	
			<i>For 6" Rung Spacing, Add</i>	14.99	
			<i>For 4" Rung Spacing, Add</i>	27.47	
			<i>For 18" Rung Spacing, Deduct</i>	-2.50	
			<i>For Solid Bottom, Add</i>	51.38	
			<i>For Vented Trough Bottom, Add</i>	57.80	
26 05 36 00-2577	EA		24" Vertical Tee, Fiberglass Cable Tray	251.18	99.18
			<i>For 9" Rung Spacing, Add</i>	3.58	
			<i>For 6" Rung Spacing, Add</i>	15.36	
			<i>For 4" Rung Spacing, Add</i>	28.16	
			<i>For 18" Rung Spacing, Deduct</i>	-2.56	
			<i>For Solid Bottom, Add</i>	53.04	
			<i>For Vented Trough Bottom, Add</i>	59.56	
26 05 36 00-2578	EA		30" Vertical Tee, Fiberglass Cable Tray	261.99	104.86
			<i>For 9" Rung Spacing, Add</i>	3.67	
			<i>For 6" Rung Spacing, Add</i>	15.71	
			<i>For 4" Rung Spacing, Add</i>	28.81	
			<i>For 18" Rung Spacing, Deduct</i>	-2.62	
			<i>For Solid Bottom, Add</i>	55.01	
			<i>For Vented Trough Bottom, Add</i>	61.56	
26 05 36 00-2579	EA		36" Vertical Tee, Fiberglass Cable Tray	285.06	112.97
			<i>For 9" Rung Spacing, Add</i>	4.05	
			<i>For 6" Rung Spacing, Add</i>	17.36	
			<i>For 4" Rung Spacing, Add</i>	31.82	
			<i>For 18" Rung Spacing, Deduct</i>	-2.89	
			<i>For Solid Bottom, Add</i>	60.12	
			<i>For Vented Trough Bottom, Add</i>	67.46	
26 05 36 00-2580			Flextray™ Cable Tray <small>(26 05 36 00-0001)</small>		
26 05 36 00-2581			Flextray™ Cable Tray Straight Sections <small>(26 05 36 00-2580)</small>		
			Note: Includes splicing and splice bars.		
26 05 36 00-2582	LF		2" Deep x 2" Wide Flextray™ Cable, Electroplated Zinc Galvanized Finish	32.27	7.62
26 05 36 00-2583	LF		2" Deep x 4" Wide Flextray™ Cable, Electroplated Zinc Galvanized Finish	42.24	8.13
26 05 36 00-2584	LF		2" Deep x 6" Wide Flextray™ Cable, Electroplated Zinc Galvanized Finish	44.44	8.49
26 05 36 00-2585	LF		2" Deep x 8" Wide Flextray™ Cable, Electroplated Zinc Galvanized Finish	46.70	8.93
26 05 36 00-2586	LF		2" Deep x 12" Wide Flextray™ Cable, Electroplated Zinc Galvanized Finish	50.27	9.36
26 05 36 00-2587	LF		2" Deep x 16" Wide Flextray™ Cable, Electroplated Zinc Galvanized Finish	54.29	9.80
26 05 36 00-2588	LF		2" Deep x 18" Wide Flextray™ Cable, Electroplated Zinc Galvanized Finish	55.28	10.23
26 05 36 00-2589	LF		2" Deep x 20" Wide Flextray™ Cable, Electroplated Zinc Galvanized Finish	57.51	10.52
26 05 36 00-2590	LF		2" Deep x 24" Wide Flextray™ Cable, Electroplated Zinc Galvanized Finish	58.66	10.81
26 05 36 00-2591	LF		4" Deep x 4" Wide Flextray™ Cable, Electroplated Zinc Galvanized Finish	43.54	8.95
26 05 36 00-2592	LF		4" Deep x 6" Wide Flextray™ Cable, Electroplated Zinc Galvanized Finish	47.86	9.31
26 05 36 00-2593	LF		4" Deep x 8" Wide Flextray™ Cable, Electroplated Zinc Galvanized Finish	52.27	9.80
26 05 36 00-2594	LF		4" Deep x 12" Wide Flextray™ Cable, Electroplated Zinc Galvanized Finish	55.65	10.28
26 05 36 00-2595	LF		4" Deep x 16" Wide Flextray™ Cable, Electroplated Zinc Galvanized Finish	59.43	10.76
26 05 36 00-2596	LF		4" Deep x 18" Wide Flextray™ Cable, Electroplated Zinc Galvanized Finish	64.66	11.24
26 05 36 00-2597	LF		4" Deep x 20" Wide Flextray™ Cable, Electroplated Zinc Galvanized Finish	68.84	11.62
26 05 36 00-2598	LF		4" Deep x 24" Wide Flextray™ Cable, Electroplated Zinc Galvanized Finish	71.79	11.86
26 05 36 00-2599	LF		4" Deep x 30" Wide Flextray™ Cable, Electroplated Zinc Galvanized Finish	94.20	12.70
26 05 36 00-2600	LF		6" Deep x 8" Wide Flextray™ Cable, Electroplated Zinc Galvanized Finish	58.29	10.76
26 05 36 00-2601	LF		6" Deep x 12" Wide Flextray™ Cable, Electroplated Zinc Galvanized Finish	67.35	11.24
26 05 36 00-2602	LF		6" Deep x 16" Wide Flextray™ Cable, Electroplated Zinc Galvanized Finish	70.46	11.74
26 05 36 00-2603	LF		6" Deep x 18" Wide Flextray™ Cable, Electroplated Zinc Galvanized Finish	76.41	12.34
26 05 36 00-2604	LF		6" Deep x 20" Wide Flextray™ Cable, Electroplated Zinc Galvanized Finish	78.95	12.58
26 05 36 00-2605	LF		6" Deep x 24" Wide Flextray™ Cable, Electroplated Zinc Galvanized Finish	99.56	12.94
26 05 36 00-2606			Flextray™ Cable Tray Bends <small>(26 05 36 00-2580)</small>		
			Note: Includes field fabricated bend and 90 degree kit.		
26 05 36 00-2607	EA		2" Deep x 2" Wide Flextray™ Cable Bend, Electroplated Zinc Galvanized Finish	24.23	5.68
			Note: Field Fabricated		
26 05 36 00-2608	EA		2" Deep x 4" Wide Flextray™ Cable Bend, Electroplated Zinc Galvanized Finish	31.69	6.04
			Note: Field Fabricated		
26 05 36 00-2609	EA		2" Deep x 6" Wide Flextray™ Cable Bend, Electroplated Zinc Galvanized Finish	44.44	8.47
			Note: Field Fabricated		
26 05 36 00-2610	EA		2" Deep x 8" Wide Flextray™ Cable Bend, Electroplated Zinc Galvanized Finish	70.13	13.43
			Note: Field Fabricated		



MINOR CSI UOM DESCRIPTION	TOTAL DIRECT UNIT COST	DEMOLITION UNIT COST
26 05 36 00-2611 EA 2" Deep x 12" Wide Flextray™ Cable Bend, Electroplated Zinc Galvanized Finish.....	100.54	18.75
Note: Field Fabricated		
26 05 36 00-2612 EA 2" Deep x 16" Wide Flextray™ Cable Bend, Electroplated Zinc Galvanized Finish.....	135.76	24.55
Note: Field Fabricated		
26 05 36 00-2613 EA 2" Deep x 18" Wide Flextray™ Cable Bend, Electroplated Zinc Galvanized Finish.....	152.48	30.72
Note: Field Fabricated		
26 05 36 00-2614 EA 2" Deep x 20" Wide Flextray™ Cable Bend, Electroplated Zinc Galvanized Finish.....	181.36	36.89
Note: Field Fabricated		
26 05 36 00-2615 EA 2" Deep x 24" Wide Flextray™ Cable Bend, Electroplated Zinc Galvanized Finish.....	234.71	43.31
Note: Field Fabricated		
26 05 36 00-2616 EA 4" Deep x 4" Wide Flextray™ Cable Bend, Electroplated Zinc Galvanized Finish.....	32.60	6.65
Note: Field Fabricated		
26 05 36 00-2617 EA 4" Deep x 6" Wide Flextray™ Cable Bend, Electroplated Zinc Galvanized Finish.....	47.90	9.31
Note: Field Fabricated		
26 05 36 00-2618 EA 4" Deep x 8" Wide Flextray™ Cable Bend, Electroplated Zinc Galvanized Finish.....	78.38	14.75
Note: Field Fabricated		
26 05 36 00-2619 EA 4" Deep x 12" Wide Flextray™ Cable Bend, Electroplated Zinc Galvanized Finish.....	111.31	20.57
Note: Field Fabricated		
26 05 36 00-2620 EA 4" Deep x 16" Wide Flextray™ Cable Bend, Electroplated Zinc Galvanized Finish.....	148.51	26.97
Note: Field Fabricated		
26 05 36 00-2621 EA 4" Deep x 18" Wide Flextray™ Cable Bend, Electroplated Zinc Galvanized Finish.....	177.91	33.74
Note: Field Fabricated		
26 05 36 00-2622 EA 4" Deep x 20" Wide Flextray™ Cable Bend, Electroplated Zinc Galvanized Finish.....	216.10	40.52
Note: Field Fabricated		
26 05 36 00-2623 EA 4" Deep x 24" Wide Flextray™ Cable Bend, Electroplated Zinc Galvanized Finish.....	287.19	47.54
Note: Field Fabricated		
26 05 36 00-2624 EA 4" Deep x 30" Wide Flextray™ Cable Bend, Electroplated Zinc Galvanized Finish.....	471.14	63.50
Note: Field Fabricated		
26 05 36 00-2625 EA 6" Deep x 8" Wide Flextray™ Cable Bend, Electroplated Zinc Galvanized Finish.....	87.36	16.09
Note: Field Fabricated		
26 05 36 00-2626 EA 6" Deep x 12" Wide Flextray™ Cable Bend, Electroplated Zinc Galvanized Finish.....	134.74	22.50
Note: Field Fabricated		
26 05 36 00-2627 EA 6" Deep x 16" Wide Flextray™ Cable Bend, Electroplated Zinc Galvanized Finish.....	176.17	29.40
Note: Field Fabricated		
26 05 36 00-2628 EA 6" Deep x 18" Wide Flextray™ Cable Bend, Electroplated Zinc Galvanized Finish.....	209.70	36.89
Note: Field Fabricated		
26 05 36 00-2629 EA 6" Deep x 20" Wide Flextray™ Cable Bend, Electroplated Zinc Galvanized Finish.....	247.35	44.15
Note: Field Fabricated		
26 05 36 00-2630 EA 6" Deep x 24" Wide Flextray™ Cable Bend, Electroplated Zinc Galvanized Finish.....	398.22	51.88
Note: Field Fabricated		
26 05 36 00-2631 Flextray™ Cable Tray Brackets (26 05 36 00-2580)		
26 05 36 00-2632 EA 6" Shelf Bracket, Electroplated Zinc Galvanized Finish, Flextray™.....	58.44	15.97
26 05 36 00-2633 EA 8" Shelf Bracket, Electroplated Zinc Galvanized Finish, Flextray™.....	63.70	15.97
26 05 36 00-2634 EA 12" Shelf Bracket, Electroplated Zinc Galvanized Finish, Flextray™.....	72.66	15.97
26 05 36 00-2635 EA 16" Shelf Bracket, Electroplated Zinc Galvanized Finish, Flextray™.....	91.40	17.42
26 05 36 00-2636 EA 18" Shelf Bracket, Electroplated Zinc Galvanized Finish, Flextray™.....	99.23	17.42
26 05 36 00-2637 EA 20" Shelf Bracket, Electroplated Zinc Galvanized Finish, Flextray™.....	101.85	17.42
26 05 36 00-2638 EA 24" Shelf Bracket, Electroplated Zinc Galvanized Finish, Flextray™.....	104.17	17.42
26 05 39 Underfloor Raceways for Electrical Systems (26 05)		
26 05 39 00-0001 Underfloor Ducts (26 05 39)		
26 05 39 00-0002 Straight Duct Sections 10' Long, 14 Gauge Steel (26 05 39 00-0001)		
26 05 39 00-0003 Standard Ducts, 3.8 Square Inches (26 05 39 00-0002)		
26 05 39 00-0004 EA Standard Underfloor Straight Duct Blank Without Inserts, 10' Long, 14 Gauge, 3.8 Square Inches.....	107.70	21.29
26 05 39 00-0005 EA Standard Underfloor Straight Duct With 7/8" Inserts On 24" Centers, 10' Long, 14 Gauge, 3.8 Square Inches.....	135.89	24.92
26 05 39 00-0006 Large Capacity Ducts, 8.9 Square Inches (26 05 39 00-0002)		
26 05 39 00-0007 EA Large Capacity Underfloor Straight Duct Blank Without Inserts, 10' Long, 14 Gauge, 8.9 Square Inches.....	180.76	26.97
26 05 39 00-0008 EA Large Capacity Underfloor Straight Duct With 7/8" Inserts On 24" Centers, 10' Long, 14 Gauge, 8.9 Square Inches.....	207.22	29.88
26 05 39 00-0009 Junction Boxes (26 05 39 00-0001)		
26 05 39 00-0010 One Level Junction Boxes (26 05 39 00-0009)		
26 05 39 00-0011 EA 1 Level UF Duct Junction Box, 1 Standard Duct Without Partitions In Box.....	275.35	42.33
26 05 39 00-0012 EA 1 Level UF Duct Junction Box, 1 Large Duct Without Partitions In Box.....	312.14	45.36
26 05 39 00-0013 EA 1 Level UF Duct Junction Box, 1 Standard And Large Duct Per Side With Partitions In Box.....	506.83	42.33
Note: Isolate each duct and form a continuous raceway through the box in both directions.		
26 05 39 00-0014 EA 1 Level UF Duct Junction Box, 2 Standard Ducts Per Side With Partitions In Box.....	342.33	45.36
26 05 39 00-0015 EA 1 Level UF Duct Junction Box, 3 Standard Ducts Per Side With Partitions In Box.....	545.25	59.63
26 05 39 00-0016 EA 1 Level UF Duct Junction Box, 2 Large Ducts Per Side With Partitions In Box Duct.....	767.96	64.83
26 05 39 00-0017 Two Level Junction Boxes (26 05 39 00-0009)		

26 Electrical**26 05 Common Work Results for Electrical****26 05 39 Underfloor Raceways for Electrical Systems**

MINOR CSI UOM DESCRIPTION	TOTAL DIRECT UNIT COST	DEMOLITION UNIT COST
26 05 39 00-0018 EA 2 Level UF Duct Junction Box, 2 Standard Duct Cross, Intersects At Right Angles, Raceway Bottom Level.....	1,178.70	42.81
Note: Accepts two standard ducts to form a continuous raceway at right angles to the top level raceway.		
26 05 39 00-0019 EA 2 Level UF Duct Junction Box, 2 Large Duct Bottom Level: Accepts Two Large Capacity Ducts.....	1,356.79	45.36
26 05 39 00-0020 Elbow Fittings (26 05 39 00-0001)		
26 05 39 00-0021 90 Degree Horizontal Elbow (26 05 39 00-0020)		
26 05 39 00-0022 EA Underfloor Standard Duct Horizontal Elbow Fitting, 90 Degree	135.28	15.60
26 05 39 00-0023 EA Underfloor Large Duct Horizontal Elbow Fitting, 90 Degree	139.43	15.60
26 05 39 00-0024 90 Degree Vertical Elbow (26 05 39 00-0020)		
26 05 39 00-0025 EA Underfloor Standard Duct Vertical Elbow Fitting, 90 Degree	74.90	15.60
26 05 39 00-0026 EA Underfloor Large Duct Vertical Elbow Fitting, 90 Degree.....	76.55	15.60
26 05 39 00-0027 Offset Elbow (26 05 39 00-0020)		
Note: Two elbows required for crossover or crossunder.		
26 05 39 00-0028 EA Underfloor Standard Duct Offset Elbow 45 Degree, 2 Required For Over-Under	74.90	18.14
26 05 39 00-0029 EA Underfloor Large Duct Offset Elbow 45 Degree, 2 Required For Over-Under	76.55	18.14
26 05 39 00-0030 Couplings (26 05 39 00-0001)		
26 05 39 00-0031 Sleeve Couplings (26 05 39 00-0030)		
26 05 39 00-0032 EA Underfloor Standard Duct Sleeve Coupling	47.39	24.19
26 05 39 00-0033 EA Underfloor Large Duct Sleeve Coupling.....	73.48	24.19
26 05 39 00-0034 Expansion Couplings (26 05 39 00-0030)		
26 05 39 00-0035 EA Underfloor Standard Duct Expansion Coupling	106.95	24.19
26 05 39 00-0036 EA Underfloor Large Duct Expansion Coupling	109.02	25.52
26 05 39 00-0037 Reducing Couplings (26 05 39 00-0030)		
26 05 39 00-0038 EA Reducing Coupling, Large To Standard Duct Underfloor Duct Coupling	106.30	3.63
26 05 39 00-0039 Duct Supports (26 05 39 00-0001)		
26 05 39 00-0040 Combination Support And Coupling (26 05 39 00-0039)		
Note: Includes leveling legs and anchoring feet.		
26 05 39 00-0041 EA 1 Standard Duct Support And Coupling With Legs With Leveling Legs And Anchor Feet	108.55	50.80
26 05 39 00-0042 EA 2 Standard Duct Support And Coupling With Legs With Leveling Legs And Anchor Feet	120.92	50.80
26 05 39 00-0043 EA 3 Standard Duct Support And Coupling With Legs With Leveling Legs And Anchor Feet	133.38	50.80
26 05 39 00-0044 EA 1 Large Duct Support And Coupling With Legs With Leveling Legs And Anchor Feet	120.92	56.85
26 05 39 00-0045 EA 2 Large Duct Support And Coupling With Legs With Leveling Legs And Anchor Feet	146.12	56.85
26 05 39 00-0046 EA 1 Standard And 1 Large Duct Support And Coupling With Leveling Legs And Anchor Feet.....	133.38	60.47
26 05 39 00-0047 EA 2 Standard And 1 Large Duct Support And Coupling With Leveling Legs And Anchor Feet.....	133.38	60.47
26 05 39 00-0048 EA 1 Standard And 2 Large Duct Support And Coupling With Leveling Legs And Anchor Feet.....	146.12	60.47
26 05 39 00-0049 Duct Support Only (26 05 39 00-0039)		
Note: Includes leveling legs and anchoring feet.		
26 05 39 00-0050 EA 1 Underfloor Duct Support Only With Leveling Legs And Anchor Feet.....	98.03	44.75
26 05 39 00-0051 EA 2 Underfloor Duct Support Only With Leveling Legs And Anchor Feet.....	115.36	44.75
26 05 39 00-0052 EA 3 Underfloor Duct Support Only With Leveling Legs And Anchor Feet.....	134.06	44.75
26 05 39 00-0053 Underfloor Duct Accessories (26 05 39 00-0001)		
26 05 39 00-0054 Plugs For Unused Junction Box Openings And Duct Ends (26 05 39 00-0053)		
26 05 39 00-0055 EA Standard Plugs For Unused Junction Box Opening And Underfloor Duct Ends	27.74	3.63
26 05 39 00-0056 EA Large Plugs For Unused Junction Box Opening And Underfloor Duct Ends.....	28.38	3.63
26 05 39 00-0057 Conduit Adapters (26 05 39 00-0053)		
26 05 39 00-0058 EA One 1-1/4" Conduit To Standard Duct Underfloor Conduit To Duct, Adapter	40.27	6.04
26 05 39 00-0059 EA Two 1-1/4" Conduit To Standard Duct Underfloor Conduit To Duct, Adapter	42.77	6.04
26 05 39 00-0060 EA One 2" Conduit To Standard Duct Underfloor Conduit To Duct, Adapter	41.52	6.04
26 05 39 00-0061 EA Three 1-1/4" Conduit To Large Duct Underfloor Conduit To Duct, Adapter	42.79	6.04
26 05 39 00-0062 Holders And Caps (26 05 39 00-0053)		
26 05 39 00-0063 EA Tile Holder, Underfloor Duct Accessories	258.70	50.80
26 05 39 00-0064 EA Terrazzo Holder, Underfloor Duct Accessories	497.91	50.80
26 05 39 00-0065 EA Closing Caps For Inserts, Underfloor Duct Accessories	3.34	1.21



MINOR CSI UOM DESCRIPTION	TOTAL DIRECT UNIT COST	DEMOLITION UNIT COST
------------------------------	---------------------------	-------------------------

26 05 39 00-0066	Underfloor Dust Pans <small>(26 05 39 00-0001)</small>	113.80		6.63
26 05 39 00-0067	EA Underfloor Dust Carpet Pan.....			

26 05 43 Underground Ducts and Raceways for Electrical Systems (26 05)

Note: Includes warning tape. See CSI section 33 71 19 23-0000 for underground trenched ductbank.

26 05 43 00-0001	Precast Concrete Trenches, One Piece Pedestrian Trench <small>(26 05 43)</small>			
	Note: Rated for 200 PSF Pedestrian Weight. Excludes excavation, removal of dirt and sand bedding.			
26 05 43 00-0002	10" Wide Pedestrian Trench <small>(26 05 43 00-0001)</small>			
26 05 43 00-0003	LF Base, Solid Bottom 10" Wide x 15" Deep Pedestrian Trench	86.25		
26 05 43 00-0004	LF Base, Open Bottom 10" Wide x 15" Deep Pedestrian Trench	82.51		
26 05 43 00-0005	LF Base, Solid Bottom 10" Wide x 24" Deep Pedestrian Trench	119.79		
26 05 43 00-0006	LF Base, Open Bottom 10" Wide x 24" Deep Pedestrian Trench	114.59		
26 05 43 00-0007	EA End Wall, 10" Wide x 15" Deep Pedestrian Trench	58.53		
26 05 43 00-0008	EA End Wall, 10" Wide x 24" Deep Pedestrian Trench	69.45		
26 05 43 00-0009	LF Lid, Concrete, 10" Wide Pedestrian Trench.....	57.51		
26 05 43 00-0010	20" Wide Pedestrian Trench <small>(26 05 43 00-0001)</small>			
26 05 43 00-0011	LF Base, Solid Bottom 20" Wide x 15" Deep Pedestrian Trench	109.39		
26 05 43 00-0012	LF Base, Open Bottom 20" Wide x 15" Deep Pedestrian Trench	102.77		
26 05 43 00-0013	LF Base, Solid Bottom 20" Wide x 24" Deep Pedestrian Trench	148.27		
26 05 43 00-0014	LF Base, Open Bottom 20" Wide x 24" Deep Pedestrian Trench	142.24		
26 05 43 00-0015	EA End Wall, 20" Wide x 15" Deep Pedestrian Trench	73.28		
26 05 43 00-0016	EA End Wall, 20" Wide x 24" Deep Pedestrian Trench	106.78		
26 05 43 00-0017	LF Lid, Concrete, 20" Wide Pedestrian Trench.....	71.90		
26 05 43 00-0018	30" Wide Pedestrian Trench <small>(26 05 43 00-0001)</small>			
26 05 43 00-0019	LF Base, Solid Bottom 30" Wide x 15" Deep Pedestrian Trench	139.87		
26 05 43 00-0020	LF Base, Open Bottom 30" Wide x 15" Deep Pedestrian Trench	164.13		
26 05 43 00-0021	LF Base, Solid Bottom 30" Wide x 24" Deep Pedestrian Trench	174.97		
26 05 43 00-0022	LF Base, Open Bottom 30" Wide x 24" Deep Pedestrian Trench	168.10		
26 05 43 00-0023	EA End Wall, 30" Wide x 15" Deep Pedestrian Trench	105.21		
26 05 43 00-0024	EA End Wall, 30" Wide x 24" Deep Pedestrian Trench	142.57		
26 05 43 00-0025	LF Lid, Concrete, 30" Wide Pedestrian Trench.....	89.75		
26 05 43 00-0026	40" Wide Pedestrian Trench <small>(26 05 43 00-0001)</small>			
26 05 43 00-0027	LF Base, Solid Bottom 40" Wide x 15" Deep Pedestrian Trench	167.66		
26 05 43 00-0028	LF Base, Open Bottom 40" Wide x 15" Deep Pedestrian Trench	161.41		
26 05 43 00-0029	LF Base, Solid Bottom 40" Wide x 24" Deep Pedestrian Trench	205.15		
26 05 43 00-0030	LF Base, Open Bottom 40" Wide x 24" Deep Pedestrian Trench	197.50		
26 05 43 00-0031	EA End Wall, 40" Wide x 15" Deep Pedestrian Trench	134.67		
26 05 43 00-0032	EA End Wall, 40" Wide x 24" Deep Pedestrian Trench	182.28		
26 05 43 00-0033	LF Lid, Concrete, 40" Wide Pedestrian Trench.....	106.10		
26 05 43 00-0034	Precast Concrete Trenches, One Piece Medium Vehicle Trench <small>(26 05 43)</small>			
	Note: Rated for 7000 lbs Gross Vehicle Weight. Excludes excavation, removal of dirt and sand bedding.			
26 05 43 00-0035	10" Wide Medium Vehicle Trench <small>(26 05 43 00-0034)</small>			
26 05 43 00-0036	LF Base, Solid Bottom 10" Wide x 15" Deep Medium Vehicle Trench	104.63		
26 05 43 00-0037	LF Base, Open Bottom 10" Wide x 15" Deep Medium Vehicle Trench	99.77		
26 05 43 00-0038	LF Base, Solid Bottom 10" Wide x 24" Deep Medium Vehicle Trench	145.29		
26 05 43 00-0039	LF Base Open Bottom 10" Wide x 24" Deep Medium Vehicle Trench	138.57		
26 05 43 00-0040	EA End Wall, 10" Wide x 15" Deep Medium Vehicle Trench	68.74		
26 05 43 00-0041	EA End Wall, 10" Wide x 24" Deep Medium Vehicle Trench	80.15		
26 05 43 00-0042	LF Lid, Concrete 10" Wide Medium Vehicle Trench	69.76		
26 05 43 00-0043	LF Lid, Galvanized Steel 10" Wide Medium Vehicle Trench	308.98		
26 05 43 00-0044	20" Wide Medium Vehicle Trench <small>(26 05 43 00-0034)</small>			
26 05 43 00-0045	LF Base, Solid Bottom 20" Wide x 15" Deep Medium Vehicle Trench	131.83		
26 05 43 00-0046	LF Base, Open Bottom 20" Wide x 15" Deep Medium Vehicle Trench	123.29		
26 05 43 00-0047	LF Base, Solid Bottom 20" Wide x 24" Deep Medium Vehicle Trench	177.85		
26 05 43 00-0048	LF Base Open Bottom 20" Wide x 24" Deep Medium Vehicle Trench	170.06		
26 05 43 00-0049	EA End Wall, 20" Wide x 15" Deep Medium Vehicle Trench	85.10		
26 05 43 00-0050	EA End Wall, 20" Wide x 24" Deep Medium Vehicle Trench	124.17		
26 05 43 00-0051	LF Lid, Concrete 20" Wide Medium Vehicle Trench	87.22		
26 05 43 00-0052	LF Lid, Galvanized Steel 20" Wide Medium Vehicle Trench	409.75		
26 05 43 00-0053	30" Wide Medium Vehicle Trench <small>(26 05 43 00-0034)</small>			
26 05 43 00-0054	LF Base, Solid Bottom 30" Wide x 15" Deep Medium Vehicle Trench	133.05		
26 05 43 00-0055	LF Base, Open Bottom 30" Wide x 15" Deep Medium Vehicle Trench	159.39		
26 05 43 00-0056	LF Base, Solid Bottom 30" Wide x 24" Deep Medium Vehicle Trench	208.63		
26 05 43 00-0057	LF Base Open Bottom 30" Wide x 24" Deep Medium Vehicle Trench	199.75		

26 Electrical**26 05 Common Work Results for Electrical****26 05 43 Underground Ducts and Raceways for Electrical Systems**

SAN BERNARDINO
COUNTY

MINOR	CSI	UOM	DESCRIPTION	TOTAL DIRECT UNIT COST	DEMOLITION UNIT COST
26 05 43 00-0058	EA		End Wall, 30" Wide x 15" Deep Medium Vehicle Trench.....	121.52	
26 05 43 00-0059	EA		End Wall, 30" Wide x 24" Deep Medium Vehicle Trench.....	166.70	
26 05 43 00-0060	LF		Lid, Concrete 30" Wide Medium Vehicle Trench.....	109.15	
26 05 43 00-0061	LF		Lid, Galvanized Steel 30" Wide Medium Vehicle Trench.....	511.50	
26 05 43 00-0062			40" Wide Medium Vehicle Trench (26 05 43 00-0034)		
26 05 43 00-0063	LF		Base, Solid Bottom 40" Wide x 15" Deep Medium Vehicle Trench.....	198.26	
26 05 43 00-0064	LF		Base, Open Bottom 40" Wide x 15" Deep Medium Vehicle Trench.....	190.19	
26 05 43 00-0065	LF		Base, Solid Bottom 40" Wide x 24" Deep Medium Vehicle Trench.....	242.68	
26 05 43 00-0066	LF		Base Open Bottom 40" Wide x 24" Deep Medium Vehicle Trench.....	232.78	
26 05 43 00-0067	EA		End Wall, 40" Wide x 15" Deep Medium Vehicle Trench.....	155.56	
26 05 43 00-0068	EA		End Wall, 40" Wide x 24" Deep Medium Vehicle Trench.....	213.10	
26 05 43 00-0069	LF		Lid, Concrete 40" Wide Medium Vehicle Trench.....	128.54	
26 05 43 00-0070	LF		Lid, Galvanized Steel 40" Wide Medium Vehicle Trench.....	695.39	
26 05 43 00-0071			Precast Concrete Trenches, One Piece H20 Road Crossing Trench (26 05 43)		
			Note: H20 Rated for 32000 lbs Gross Vehicle Weight. Excludes excavation, removal of dirt and sand bedding.		
26 05 43 00-0072			10" Wide H20 Road Crossing Trench (26 05 43 00-0071)		
26 05 43 00-0073	LF		Base, Solid Bottom for Concrete Lid, 10" Wide x 16" Deep Road Crossing Trench.....	225.80	
26 05 43 00-0074	LF		Base, Open Bottom for Concrete Lid, 10" Wide x 16" Deep Road Crossing Trench.....	214.91	
26 05 43 00-0075	LF		Base, Solid Bottom for Concrete Lid, 10" Wide x 24" Deep Road Crossing Trench.....	282.15	
26 05 43 00-0076	LF		Base, Open Bottom for Concrete Lid, 10" Wide x 24" Deep Road Crossing Trench.....	268.41	
26 05 43 00-0077	LF		Base, Solid Bottom for Galvanized Steel Lid, 10" Wide x 16" Deep Road Crossing Trench.....	216.83	
26 05 43 00-0078	LF		Base, Open Bottom for Galvanized Steel Lid, 10" Wide x 16" Deep Road Crossing Trench.....	206.46	
26 05 43 00-0079	LF		Base, Solid Bottom for Galvanized Steel Lid, 10" Wide x 24" Deep Road Crossing Trench.....	273.17	
26 05 43 00-0080	LF		Base, Open Bottom for Galvanized Steel Lid, 10" Wide x 24" Deep Road Crossing Trench.....	259.99	
26 05 43 00-0081	EA		End Wall for Concrete Lid, 10" Wide x 16" Deep Road Crossing Trench.....	149.50	
26 05 43 00-0082	EA		End Wall for Concrete Lid, 10" Wide x 24" Deep Road Crossing Trench.....	202.38	
26 05 43 00-0083	EA		End Wall for Galvanized Steel Lid, 10" Wide x 16" Deep Road Crossing Trench.....	135.26	
26 05 43 00-0084	EA		End Wall for Galvanized Steel Lid, 10" Wide x 24" Deep Road Crossing Trench.....	187.83	
26 05 43 00-0085	LF		Lid, Concrete 10" Wide Road Crossing Trench.....	104.32	
26 05 43 00-0086	LF		Lid, Galvanized Steel 10" Wide Road Crossing Trench.....	335.28	
26 05 43 00-0087			20" Wide H20 Road Crossing Trench (26 05 43 00-0071)		
26 05 43 00-0088	LF		Base, Solid Bottom for Concrete Lid, 20" Wide x 16" Deep Road Crossing Trench.....	239.54	
26 05 43 00-0089	LF		Base, Open Bottom for Concrete Lid, 20" Wide x 16" Deep Road Crossing Trench.....	228.37	
26 05 43 00-0090	LF		Base, Solid Bottom for Concrete Lid, 20" Wide x 24" Deep Road Crossing Trench.....	316.97	
26 05 43 00-0091	LF		Base, Open Bottom for Concrete Lid, 20" Wide x 24" Deep Road Crossing Trench.....	302.03	
26 05 43 00-0092	LF		Base, Solid Bottom for Galvanized Steel Lid, 20" Wide x 16" Deep Road Crossing Trench.....	239.54	
26 05 43 00-0093	LF		Base, Open Bottom for Galvanized Steel Lid, 20" Wide x 16" Deep Road Crossing Trench.....	228.37	
26 05 43 00-0094	LF		Base, Solid Bottom for Galvanized Steel Lid, 20" Wide x 24" Deep Road Crossing Trench.....	308.00	
26 05 43 00-0095	LF		Base, Open Bottom for Galvanized Steel Lid, 20" Wide x 24" Deep Road Crossing Trench.....	293.61	
26 05 43 00-0096	EA		End Wall for Concrete Lid, 20" Wide x 16" Deep Road Crossing Trench.....	213.52	
26 05 43 00-0097	EA		End Wall for Concrete Lid, 20" Wide x 24" Deep Road Crossing Trench.....	290.64	
26 05 43 00-0098	EA		End Wall for Galvanized Steel Lid, 20" Wide x 16" Deep Road Crossing Trench.....	192.78	
26 05 43 00-0099	EA		End Wall for Galvanized Steel Lid, 20" Wide x 24" Deep Road Crossing Trench.....	269.91	
26 05 43 00-0100	LF		Lid, Concrete 20" Wide Road Crossing Trench.....	116.37	
26 05 43 00-0101	LF		Lid, Galvanized Steel 20" Wide Road Crossing Trench.....	497.32	
26 05 43 00-0102			30" Wide H20 Road Crossing Trench (26 05 43 00-0071)		
26 05 43 00-0103	LF		Base, Solid Bottom for Concrete Lid, 30" Wide x 16" Deep Road Crossing Trench.....	283.07	
26 05 43 00-0104	LF		Base, Open Bottom for Concrete Lid, 30" Wide x 16" Deep Road Crossing Trench.....	270.29	
26 05 43 00-0105	LF		Base, Solid Bottom for Concrete Lid, 30" Wide x 24" Deep Road Crossing Trench.....	349.98	
26 05 43 00-0106	LF		Base, Open Bottom for Concrete Lid, 30" Wide x 24" Deep Road Crossing Trench.....	334.10	
26 05 43 00-0107	LF		Base, Solid Bottom for Galvanized Steel Lid, 30" Wide x 16" Deep Road Crossing Trench.....	274.10	
26 05 43 00-0108	LF		Base, Open Bottom for Galvanized Steel Lid, 30" Wide x 16" Deep Road Crossing Trench.....	261.84	
26 05 43 00-0109	LF		Base, Solid Bottom for Galvanized Steel Lid, 30" Wide x 24" Deep Road Crossing Trench.....	341.00	
26 05 43 00-0110	LF		Base, Open Bottom for Galvanized Steel Lid, 30" Wide x 24" Deep Road Crossing Trench.....	325.38	
26 05 43 00-0111	EA		End Wall for Concrete Lid, 30" Wide x 16" Deep Road Crossing Trench.....	284.90	
26 05 43 00-0112	EA		End Wall for Concrete Lid, 30" Wide x 24" Deep Road Crossing Trench.....	377.11	
26 05 43 00-0113	EA		End Wall for Galvanized Steel Lid, 30" Wide x 16" Deep Road Crossing Trench.....	257.67	
26 05 43 00-0114	EA		End Wall for Galvanized Steel Lid, 30" Wide x 24" Deep Road Crossing Trench.....	349.89	
26 05 43 00-0115	LF		Lid, Concrete 30" Wide Road Crossing Trench.....	147.27	
26 05 43 00-0116	LF		Lid, Galvanized Steel 30" Wide Road Crossing Trench.....	623.61	
26 05 43 00-0117			40" Wide H20 Road Crossing Trench (26 05 43 00-0071)		
26 05 43 00-0118	LF		Base, Solid Bottom for Concrete Lid, 40" Wide x 16" Deep Road Crossing Trench.....	312.69	
26 05 43 00-0119	LF		Base, Open Bottom for Concrete Lid, 40" Wide x 16" Deep Road Crossing Trench.....	298.95	
26 05 43 00-0120	LF		Base, Solid Bottom for Concrete Lid, 40" Wide x 24" Deep Road Crossing Trench.....	384.92	
26 05 43 00-0121	LF		Base, Open Bottom for Concrete Lid, 40" Wide x 24" Deep Road Crossing Trench.....	367.69	
26 05 43 00-0122	LF		Base, Solid Bottom for Galvanized Steel Lid, 40" Wide x 16" Deep Road Crossing Trench.....	303.71	
26 05 43 00-0123	LF		Base, Open Bottom for Galvanized Steel Lid, 40" Wide x 16" Deep Road Crossing Trench.....	290.53	
26 05 43 00-0124	LF		Base, Solid Bottom for Galvanized Steel Lid, 40" Wide x 24" Deep Road Crossing Trench.....	375.95	
26 05 43 00-0125	LF		Base, Open Bottom for Galvanized Steel Lid, 40" Wide x 24" Deep Road Crossing Trench.....	359.24	
26 05 43 00-0126	EA		End Wall for Concrete Lid, 40" Wide x 16" Deep Road Crossing Trench.....	353.59	



MINOR CSI UOM DESCRIPTION	TOTAL DIRECT UNIT COST	DEMOLITION UNIT COST
26 05 43 00-0127 EA End Wall for Concrete Lid, 40" Wide x 24" Deep Road Crossing Trench	467.76	
26 05 43 00-0128 EA End Wall for Galvanized Steel Lid, 40" Wide x 16" Deep Road Crossing Trench.....	320.18	
26 05 43 00-0129 EA End Wall for Galvanized Steel Lid, 40" Wide x 24" Deep Road Crossing Trench.....	434.34	
26 05 43 00-0130 LF Lid, Concrete 40" Wide Road Crossing Trench	177.89	
26 05 43 00-0131 LF Lid, Galvanized Steel 40" Wide Road Crossing Trench.....	847.93	

26 05 46 Utility Poles for Electrical Systems (26 05)

26 05 46 00-0001 Wood Poles (26 05 46)

26 05 46 00-0002 Wood Pole, Class 3, Penta-Treated To 8 LB Retention (26 05 46 00-0001)

Note: Machine dig and set.

26 05 46 00-0003 EA 25' Treated Wood Pole, Class 3, Machine Dig And Set.....	960.02	317.42
For Class 1 Pole, Add	113.77	
For Class 2 Pole, Add	65.01	
For Class 4 Pole, Deduct	-32.51	
For Class 5 Pole, Deduct	-97.52	
For Class 6 Pole, Deduct	-130.02	
26 05 46 00-0004 EA 30' Treated Wood Pole, Class 3, Machine Dig And Set.....	1,145.74	352.18
For Class 1 Pole, Add	154.47	
For Class 2 Pole, Add	88.27	
For Class 4 Pole, Deduct	-44.13	
For Class 5 Pole, Deduct	-132.40	
For Class 6 Pole, Deduct	-176.54	
26 05 46 00-0005 EA 35' Treated Wood Pole, Class 3, Machine Dig And Set.....	1,486.42	465.79
For Class 1 Pole, Add	194.24	
For Class 2 Pole, Add	111.00	
For Class 4 Pole, Deduct	-55.50	
For Class 5 Pole, Deduct	-166.49	
For Class 6 Pole, Deduct	-221.99	
26 05 46 00-0006 EA 40' Treated Wood Pole, Class 3, Machine Dig And Set.....	1,698.48	512.30
For Class 1 Pole, Add	235.87	
For Class 2 Pole, Add	134.78	
For Class 4 Pole, Deduct	-67.39	
For Class 5 Pole, Deduct	-202.17	
For Class 6 Pole, Deduct	-269.56	
26 05 46 00-0007 EA 45' Treated Wood Pole, Class 3, Machine Dig And Set.....	1,939.42	570.60
For Class 1 Pole, Add	279.34	
For Class 2 Pole, Add	159.62	
For Class 4 Pole, Deduct	-79.81	
For Class 5 Pole, Deduct	-239.43	
For Class 6 Pole, Deduct	-319.24	
26 05 46 00-0008 EA 50' Treated Wood Pole, Class 3, Machine Dig And Set.....	2,205.69	640.39
For Class 1 Pole, Add	323.74	
For Class 2 Pole, Add	184.99	
For Class 4 Pole, Deduct	-92.50	
For Class 5 Pole, Deduct	-277.49	
For Class 6 Pole, Deduct	-369.98	
26 05 46 00-0009 EA 55' Treated Wood Pole, Class 3, Machine Dig And Set.....	2,465.90	704.35
For Class 1 Pole, Add	369.99	
For Class 2 Pole, Add	211.42	
For Class 4 Pole, Deduct	-105.71	
For Class 5 Pole, Deduct	-317.13	
For Class 6 Pole, Deduct	-422.84	
26 05 46 00-0010 EA 60' Treated Wood Pole, Class 3, Machine Dig And Set.....	2,754.28	774.55
For Class 1 Pole, Add	421.78	
For Class 2 Pole, Add	241.02	
For Class 4 Pole, Deduct	-120.51	
For Class 5 Pole, Deduct	-361.53	
For Class 6 Pole, Deduct	-482.04	
26 05 46 00-0011 EA 65' Treated Wood Pole, Class 3, Machine Dig And Set.....	4,465.20	844.20
For Class 1 Pole, Add	971.86	
For Class 2 Pole, Add	555.35	
For Class 4 Pole, Deduct	-277.67	
For Class 5 Pole, Deduct	-833.02	
For Class 6 Pole, Deduct	-1,110.70	
26 05 46 00-0012 EA 70' Treated Wood Pole, Class 3, Machine Dig And Set.....	4,900.37	898.03
For Class 1 Pole, Add	1,086.50	
For Class 2 Pole, Add	620.86	
For Class 4 Pole, Deduct	-310.43	
For Class 5 Pole, Deduct	-931.29	
For Class 6 Pole, Deduct	-1,241.72	
26 05 46 00-0013 EA 75' Treated Wood Pole, Class 3, Machine Dig And Set.....	5,383.71	959.16
For Class 1 Pole, Add	1,212.87	
For Class 2 Pole, Add	693.07	
For Class 4 Pole, Deduct	-346.53	
For Class 5 Pole, Deduct	-1,039.60	
For Class 6 Pole, Deduct	-1,386.14	

26 05 46 00-0014 Removal And Relocation Of Wood Poles With Cross Arm (26 05 46 00-0001)

26 05 46 00-0015 LF Removal And Relocation Of Up To 75' Wood Pole With Cross Arms.....	27.04
--	-------

26 Electrical**26 05 Common Work Results for Electrical****26 05 46 Utility Poles for Electrical Systems**

SAN BERNARDINO
COUNTY

MINOR CSI UOM DESCRIPTION	TOTAL DIRECT UNIT COST	DEMOLITION UNIT COST
26 05 46 00-0016	Crossarms <small>(26 05 46)</small> Note: Includes hardware and braces.	
26 05 46 00-0017	Wood Single Arm Crossarms <small>(26 05 46 00-0016)</small>	
26 05 46 00-0018 EA	3-1/2" x 4-1/2" x 5'-7", Single Arm Wood Crossarm, With Hardware And Braces.....	230.09 94.67
26 05 46 00-0019 EA	3-1/2" x 4-1/2" x 8'-0", Single Arm Wood Crossarm, With Hardware And Braces.....	278.31 94.67
26 05 46 00-0020 EA	3-3/4" x 4-3/4" x 10'-0", Single Arm Wood Crossarm, With Hardware And Braces.....	292.27 121.72
26 05 46 00-0021	Wood Double Arm Crossarms <small>(26 05 46 00-0016)</small>	
26 05 46 00-0022 EA	3-1/2" x 4-1/2" x 5'-7", Double Arm Wood Crossarm, With Hardware And Braces.....	593.19 263.73
26 05 46 00-0023 EA	3-1/2" x 4-1/2" x 8'-0", Double Arm Wood Crossarm, With Hardware And Braces.....	631.45 263.73
26 05 46 00-0024 EA	3-3/4" x 4-3/4" x 10'-0", Double Arm Wood Crossarm, With Hardware And Braces.....	657.51 263.73
26 05 46 00-0025	Fiberglass Crossarms <small>(26 05 46 00-0016)</small> Note: Includes hardware.	
26 05 46 00-0026	Single Phase, 15 Degree Angle <small>(26 05 46 00-0025)</small>	
26 05 46 00-0027 EA	Fiberglass Cutout And Arrestor Bracket, 18", Minimum Ultimate Load 800 LB.....	242.87
26 05 46 00-0028 EA	Fiberglass Insulator Bracket, 14", 11/16" Diameter Hole, Minimum Ultimate Load 1,200 LB.....	309.52 56.80
26 05 46 00-0029 EA	Fiberglass Insulator Bracket, 14", 1" Lead Threaded, Minimum Ultimate Load 1,200 LB.....	323.05 60.86
26 05 46 00-0030	Two Phase, 15 Degree Angle <small>(26 05 46 00-0025)</small>	
26 05 46 00-0031 EA	Fiberglass Insulator Bracket, 36", Minimum Ultimate Load 1,200 LB.....	386.94 73.03
26 05 46 00-0032	Fiberglass Crossarm Accessories <small>(26 05 46 00-0025)</small>	
26 05 46 00-0033 EA	Fiberglass Deadend Crossarm, 36", Minimum Ultimate Load 7,000 LB Per Conductor.....	654.65 93.32
26 05 46 00-0034 EA	Fiberglass Deadend Crossarm, 36", Minimum Ultimate Load 12,000 LB Per Conductor.....	776.06 113.61
26 05 46 00-0035 EA	Pole Top Pin, Hot Dip Galvanized, 18", 1" Lead Threaded.....	113.85 16.23
26 05 46 00-0036 EA	Three Phase Equipment Mounting Bracket.....	569.26 81.14
26 05 46 00-0037 EA	Fiberglass Bull Horn Crossarm.....	449.75 135.24
26 05 46 00-0038	Insulator Support System <small>(26 05 46 00-0016)</small>	
26 05 46 00-0039	Epoxy Construction Units, In Place Mounting <small>(26 05 46 00-0038)</small> Note: Includes hardware.	
26 05 46 00-0040 EA	1-1/2" Diameter x 19" Long Pole Side Pins Vertical (1 Arm Installed), In Place Mounting.....	135.07
26 05 46 00-0041 EA	1-1/2" Diameter x 15" Long Pole Top Pins, In Place Mounting.....	110.16
26 05 46 00-0042 EA	Deadend Arms, In Place Mounting.....	317.22
26 05 46 00-0043 EA	1-1/2" Diameter x 18" Long Pole Side Pins Vertical (2 Arms Installed), In Place Mounting.....	215.50
26 05 46 00-0044	Epoxy Construction Units, Grounding Mounting <small>(26 05 46 00-0038)</small> Note: Includes hardware.	
26 05 46 00-0045 EA	1-1/2" Diameter x 18" Long Pole Side Pins Vertical, Grounding Mounting.....	95.93
26 05 46 00-0046 EA	1-1/2" Diameter x 15" Long Pole Top Pins, Grounding Mounting.....	84.08
26 05 46 00-0047 EA	Deadend Arms, Grounding Mounting.....	291.14
26 05 46 00-0048	Guying <small>(26 05 46)</small> Note: Includes cable, anchor and rod assembly, guy marker.	
26 05 46 00-0049	Down Guy <small>(26 05 46 00-0048)</small>	
26 05 46 00-0050 EA	Down Guy For 25' To 40' Pole.....	965.52 378.69
26 05 46 00-0051 EA	Down Guy For 45' To 60' Pole.....	985.11 378.69
26 05 46 00-0052 EA	Down Guy For 65' To 75' Pole.....	1,025.40 378.69
26 05 46 00-0053 EA	Guy Guard, Plastic.....	43.21
26 05 46 00-0054	Head Guy, 50' Spans <small>(26 05 46 00-0048)</small>	
26 05 46 00-0055 EA	Head Guy (50' Span), For 25' To 40' Pole.....	1,377.33 581.55
26 05 46 00-0056 EA	Head Guy (50' Span), For 45' To 60' Pole.....	1,377.33 581.55
26 05 46 00-0057 EA	Head Guy (50' Span), For 65' To 75' Pole.....	1,377.33 581.55
26 05 46 00-0058	Guy Strain Insulators Additional Insulators <small>(26 05 46 00-0048)</small> Note: As required at same material cost and labor.	
26 05 46 00-0059 EA	Guy Strain Insulator.....	575.86 284.02
26 05 46 00-0060	Insulators <small>(26 05 46)</small>	
26 05 46 00-0061	Pin Insulator With Pin <small>(26 05 46 00-0060)</small>	
26 05 46 00-0062 EA	5 KV Class 55-3, Pin Insulator With Pin.....	182.28 81.14
26 05 46 00-0063 EA	15 KV Class 55-5, Pin Insulator With Pin.....	187.97 81.14



MINOR CSI UOM DESCRIPTION	TOTAL DIRECT UNIT COST	DEMOLITION UNIT COST
26 05 46 00-0064 Suspension Insulator <small>(26 05 46 00-0060)</small> Note: Includes clevis and strain clamp.		
26 05 46 00-0065 EA 5 KV Class 52-2, Suspension Insulator, With Clevis And Strain Clamp.....	232.12	108.20
26 05 46 00-0066 EA 15 KV Class 52-4, Suspension Insulator, With Clevis And Strain Clamp.....	247.58	108.20
26 05 46 00-0067 EA 25 KV Class 2 x 52-4, Suspension Insulator, With Clevis And Strain Clamp.....	348.63	135.24
26 05 46 00-0068 EA 50 KV Class 4 x 52-4, Suspension Insulator, With Clevis And Strain Clamp.....	554.06	216.39
26 05 46 00-0069 Spool Insulator With Clevis <small>(26 05 46 00-0060)</small>		
26 05 46 00-0070 EA 5 KV Class 53-5, Spool Insulator With Clevis	77.28	33.81
26 05 46 00-0071 EA 15 KV Class, Spool Insulator With Clevis	248.22	121.72
26 05 46 00-0072 EA 25 KV Class, Spool Insulator With Clevis	321.80	121.72
26 05 46 00-0073 Secondary Rack <small>(26 05 46 00-0060)</small>		
26 05 46 00-0074 EA 1 Spool Secondary Rack	153.45	67.63
26 05 46 00-0075 EA 2 Spool Secondary Rack	158.45	86.28
26 05 46 00-0076 EA 3 Spool Secondary Rack	237.21	114.96
26 05 46 00-0077 EA 4 Spool Secondary Rack	266.41	114.96
26 05 46 00-0078 Outdoor Load Break Switches <small>(26 05 46)</small> Note: 3-Phase, group operated, 3-insulator, vertical break, high strength pin insulators worm gear operating mechanism operating rods, mechanisms, and switch bases are galvanized steel.		
26 05 46 00-0079 7.2 KV Outdoor Load Break Switches <small>(26 05 46 00-0078)</small>		
26 05 46 00-0080 EA 600 Amperes, 7.2 KV, Outdoor Load Break Switch, 3 Phase Vertical Break, 3 Insulator.....	4,880.39	459.83
26 05 46 00-0081 EA 1,200 Amperes, 7.2 KV, Outdoor Load Break Switch, 3 Phase Vertical Break, 3 Insulator.....	9,588.39	459.83
26 05 46 00-0082 EA 1,600 Amperes, 7.2 KV, Outdoor Load Break Switch, 3 Phase Vertical Break, 3 Insulator.....	14,283.64	777.65
26 05 46 00-0083 EA 2,000 Amperes, 7.2 KV, Outdoor Load Break Switch, 3 Phase Vertical Break, 3 Insulator.....	14,563.30	777.65
26 05 46 00-0084 14.4 KV Outdoor Load Break Switches <small>(26 05 46 00-0078)</small>		
26 05 46 00-0085 EA 600 Amperes, 14.4 KV, Outdoor Load Break Switch, 3 Phase Vertical Break, 3 Insulator.....	5,970.29	459.83
26 05 46 00-0086 EA 1,200 Amperes, 14.4 KV, Outdoor Load Break Switch, 3 Phase Vertical Break, 3 Insulator.....	11,337.56	459.83
26 05 46 00-0087 EA 1,600 Amperes, 14.4 KV, Outdoor Load Break Switch, 3 Phase Vertical Break, 3 Insulator.....	14,283.64	777.65
26 05 46 00-0088 EA 2,000 Amperes, 14.4 KV, Outdoor Load Break Switch, 3 Phase Vertical Break, 3 Insulator.....	14,563.30	777.65
26 05 46 00-0089 23 KV Outdoor Load Break Switches <small>(26 05 46 00-0078)</small>		
26 05 46 00-0090 EA 600 Amperes, 23 KV, Outdoor Load Break Switch, 3 Phase Vertical Break, 3 Insulator.....	6,581.41	534.22
26 05 46 00-0091 EA 1,200 Amperes, 23 KV, Outdoor Load Break Switch, 3 Phase Vertical Break, 3 Insulator.....	12,404.29	534.22
26 05 46 00-0092 EA 1,600 Amperes, 23 KV, Outdoor Load Break Switch, 3 Phase Vertical Break, 3 Insulator.....	14,917.44	919.67
26 05 46 00-0093 EA 2,000 Amperes, 23 KV, Outdoor Load Break Switch, 3 Phase Vertical Break, 3 Insulator.....	15,206.25	919.67
26 05 46 00-0094 Square Distribution Poles <small>(26 05 46)</small>		
26 05 46 00-0095 Square Steel Tapered Shaft Distribution Poles <small>(26 05 46 00-0094)</small>		
26 05 46 00-0096 EA 20', Steel Taped Shaft Distribution Pole	3,908.89	574.79
26 05 46 00-0097 EA 25', Steel Taped Shaft Distribution Pole	4,369.68	608.61
26 05 46 00-0098 EA 30', Steel Taped Shaft Distribution Pole	4,736.00	676.22
26 05 46 00-0099 EA 35', Steel Taped Shaft Distribution Pole	5,242.29	743.85
26 05 46 00-0100 EA 40', Steel Taped Shaft Distribution Pole	7,173.04	811.47
26 05 46 00-0101 Square Prestressed Concrete Distribution Poles <small>(26 05 46 00-0094)</small>		
26 05 46 00-0102 EA 30', Prestressed Concrete Square Pole For Distribution.....	4,873.26	1,014.69
26 05 46 00-0103 EA 35', Prestressed Concrete Square Pole For Distribution.....	5,496.81	1,112.88
26 05 46 00-0104 EA 40', Prestressed Concrete Square Pole For Distribution.....	6,443.78	1,243.81
26 05 46 00-0105 EA 45', Prestressed Concrete Square Pole For Distribution.....	7,259.04	1,374.73
26 05 46 00-0106 EA 50', Prestressed Concrete Square Pole For Distribution.....	5,722.57	1,669.33
26 05 46 00-0107 EA 55', Prestressed Concrete Square Pole For Distribution.....	10,236.30	1,963.91
26 05 46 00-0108 EA 60', Prestressed Concrete Square Pole For Distribution.....	12,069.46	2,225.76
26 05 46 00-0109 EA 65', Prestressed Concrete Square Pole For Distribution.....	14,573.60	2,749.47
26 05 46 00-0110 EA 70', Prestressed Concrete Square Pole For Distribution.....	16,319.47	3,011.32
26 05 46 00-0111 Aluminum Tapered Poles <small>(26 05 46)</small>		
26 05 46 00-0112 Aluminum Tapered Round Seamless Shaft Poles <small>(26 05 46 00-0111)</small>		
26 05 46 00-0113 EA 20', Aluminum Tapered Round Seamless Shaft Pole For Distribution.....	3,361.14	507.16
26 05 46 00-0114 EA 25', Aluminum Tapered Round Seamless Shaft Pole For Distribution.....	4,695.94	540.98
26 05 46 00-0115 EA 30', Aluminum Tapered Round Seamless Shaft Pole For Distribution.....	5,400.74	608.61
26 05 46 00-0116 EA 35', Aluminum Tapered Round Seamless Shaft Pole For Distribution.....	6,407.34	676.22
26 05 46 00-0117 EA 40', Aluminum Tapered Round Seamless Shaft Pole For Distribution.....	9,703.74	743.85
26 05 46 00-0118 Steel Service Poles Distribution <small>(26 05 46)</small> Note: Direct embedded, bearing plate on base end, pole cap on top end, grounding nut, galvanized finish.		

26 Electrical**26 05 Common Work Results for Electrical****26 05 46 Utility Poles for Electrical Systems**

SAN BERNARDINO
COUNTY

MINOR
CSI UOM DESCRIPTION

TOTAL DIRECT DEMOLITION
UNIT COST UNIT COST

MINOR	CSI	UOM	DESCRIPTION	TOTAL DIRECT UNIT COST	DEMOLITION UNIT COST
26 05 46 00-0119			Round Tapered Pole <small>(26 05 46 00-0118)</small>		
	EA		40', Galvanized Steel Tapered Round Pole For Distribution.....	4,699.28	811.47
	EA		45', Galvanized Steel Tapered Round Pole For Distribution.....	5,455.24	879.09
	EA		50', Galvanized Steel Tapered Round Pole For Distribution.....	5,813.17	946.71
	EA		55', Galvanized Steel Tapered Round Pole For Distribution.....	6,843.16	1,081.96
	EA		60', Galvanized Steel Tapered Round Pole For Distribution.....	8,453.00	1,217.20
	EA		65', Galvanized Steel Tapered Round Pole For Distribution.....	9,979.86	1,538.39
	EA		70', Galvanized Steel Tapered Round Pole For Distribution.....	11,111.87	1,745.26
	EA		75', Galvanized Steel Tapered Round Pole For Distribution.....	12,283.68	1,963.91
	EA		80', Galvanized Steel Tapered Round Pole For Distribution.....	13,786.55	2,225.76
	EA		85', Galvanized Steel Tapered Round Pole For Distribution.....	14,731.55	2,356.69
	EA		90', Galvanized Steel Tapered Round Pole For Distribution.....	15,990.24	2,618.54
	EA		95', Galvanized Steel Tapered Round Pole For Distribution.....	17,595.68	2,945.86
	EA		100', Galvanized Steel Tapered Round Pole For Distribution.....	19,428.41	3,338.64
26 05 46 00-0133			12 Sided Tapered <small>(26 05 46 00-0118)</small>		
	EA		40', Galvanized Steel Tapered 12 Sided Pole For Distribution.....	7,996.92	811.47
	EA		45', Galvanized Steel Tapered 12 Sided Pole For Distribution.....	8,824.32	879.09
	EA		50', Galvanized Steel Tapered 12 Sided Pole For Distribution.....	9,770.50	946.71
	EA		55', Galvanized Steel Tapered 12 Sided Pole For Distribution.....	10,738.02	1,081.96
	EA		60', Galvanized Steel Tapered 12 Sided Pole For Distribution.....	14,255.23	1,217.20
	EA		65', Galvanized Steel Tapered 12 Sided Pole For Distribution.....	15,817.77	1,538.39
	EA		70', Galvanized Steel Tapered 12 Sided Pole For Distribution.....	18,322.32	1,745.26
	EA		75', Galvanized Steel Tapered 12 Sided Pole For Distribution.....	19,721.40	1,963.91
	EA		80', Galvanized Steel Tapered 12 Sided Pole For Distribution.....	21,214.94	2,225.76
	EA		85', Galvanized Steel Tapered 12 Sided Pole For Distribution.....	22,476.82	2,356.69
	EA		90', Galvanized Steel Tapered 12 Sided Pole For Distribution.....	25,513.56	2,618.54
	EA		95', Galvanized Steel Tapered 12 Sided Pole For Distribution.....	27,092.32	2,945.86
	EA		100', Galvanized Steel Tapered 12 Sided Pole For Distribution.....	28,987.39	3,338.64
	EA		105', Galvanized Steel Tapered 12 Sided Pole For Distribution.....	31,013.18	3,731.42
26 05 46 00-0148			Standard Options For Round, 12 Sided and Octagonal Tapered Poles <small>(26 05 46 00-0118)</small>		
	EA		Ladder Clips.....	23.18	
	EA		Coal Tar Epoxy Coating From Base To 1' Above Ground Line.....	173.91	
	EA		Ground Sleeve-2' At Ground Line.....	174.92	
26 05 46 00-0152			Arms With Baseplates And Endplates <small>(26 05 46 00-0118)</small>		
	EA		4' Arm With Baseplate And Endplate.....	840.33	135.24
	EA		5' Arm With Baseplate And Endplate.....	917.60	135.24
	EA		6' Arm With Baseplate And Endplate.....	1,131.18	202.87
	EA		7' Arm With Baseplate And Endplate.....	1,198.76	202.87
	EA		8' Arm With Baseplate And Endplate.....	1,410.25	270.49
	EA		9' Arm With Baseplate And Endplate.....	1,487.48	270.49
	EA		10' Arm With Baseplate And Endplate.....	1,980.13	338.12
	EA		11' Arm With Baseplate And Endplate.....	2,066.82	338.12
26 05 46 00-0161			Standard Vangs Load Bearing At Any Angle <small>(26 05 46 00-0118)</small>		
	EA		15,000 LB Standard Vangs Load Bearing At Any Angle.....	334.21	135.24
	EA		30,000 LB Standard Vangs Load Bearing At Any Angle.....	381.55	135.24
	EA		45,000 LB Standard Vangs Load Bearing At Any Angle.....	446.28	135.24
26 05 46 00-0165			Armless Construction Brackets <small>(26 05 46 00-0118)</small>		
26 05 46 00-0166			Verticals Insulator And Equipment Bracket <small>(26 05 46 00-0165)</small>		
	EA		7" 1 Position Vertical Insulation And Equipment Bracket.....	341.93	135.24
	EA		12" 1 Position Vertical Insulation And Equipment Bracket.....	371.82	135.24
	EA		12" 3 Position Vertical Insulation And Equipment Bracket.....	420.38	135.24
	EA		18" 1 Position Vertical Insulation And Equipment Bracket.....	587.20	202.87
	EA		18" 3 Position Vertical Insulation And Equipment Bracket.....	615.55	202.87
26 05 46 00-0172			Horizontal And Multiple Insulator Brackets <small>(26 05 46 00-0165)</small>		
	EA		Sidepole 1 7/8" Clearance Horizontal And Multiple Insulation Brackets.....	318.66	135.24
	EA		Sidepole 2" Clearance Horizontal And Multiple Insulation Brackets.....	381.46	135.24
	EA		Sidepole 9" Clearance Horizontal And Multiple Insulation Brackets.....	556.78	202.87
	EA		Sidepole 10" Clearance Horizontal And Multiple Insulation Brackets.....	705.01	202.87
	EA		Sidepole 15" Clearance Horizontal And Multiple Insulation Brackets.....	902.21	270.49
	EA		Sidepole 20" Clearance Horizontal And Multiple Insulation Brackets.....	980.88	270.49
26 05 46 00-0179			Pole Top Bracket And Pins <small>(26 05 46 00-0165)</small>		
	EA		Pole Top Pin - 5".....	327.77	135.24
	EA		Pole Top Bracket - 5".....	343.02	135.24



MINOR CSI UOM DESCRIPTION	TOTAL DIRECT UNIT COST	DEMOLITION UNIT COST
26 05 46 00-0182 Angle Pins <small>(26 05 46 00-0165)</small>		
26 05 46 00-0183 EA Angle Pin - 25 Degree, 6".....	325.71	135.24
26 05 46 00-0184 EA Angle Pin - 25 Degree, 7 1/4".....	375.24	135.24
26 05 46 00-0185 Static And Neutral Wire Brackets <small>(26 05 46 00-0165)</small>		
26 05 46 00-0186 EA Neutral Wire Extension Bracket.....	340.13	135.24
26 05 46 00-0187 EA Static Wire Support Bracket.....	345.12	135.24
26 05 46 00-0188 Cutout, Arrestor And Terminator Brackets <small>(26 05 46 00-0165)</small>		
26 05 46 00-0189 EA Cutout And Arrestor, With Mounting Bracket.....	304.99	135.24
26 05 46 00-0190 EA Equipment Mounting T Bracket.....	327.57	135.24
26 05 46 00-0191 EA 15 KV Cutout.....	430.91	
26 05 46 00-0192 EA 9/10 KV Arrestor.....	399.15	135.24
26 05 46 00-0193 Spacer Cable, Conduit Support And Cluster Bracket <small>(26 05 46 00-0165)</small>		
26 05 46 00-0194 EA Parallel Cable Spacer.....	375.97	135.24
26 05 46 00-0195 EA Conduit Standoff Support Bracket.....	360.03	135.24
26 05 46 00-0196 EA Three Transformer Pole Mounted Cluster Bracket.....	912.66	135.24
26 05 46 00-0197 15 KV, 200 Amperes, Solenoid Operated High Voltage Switch <small>(26 05 46 00-0165)</small>		
Note: Includes pole mounting bracket.		
26 05 46 00-0198 EA 15 KV, 1 Phase, Solenoid Switch With Pole Bracket.....	2,075.60	338.12
26 05 46 00-0199 Octagonal Tapered <small>(26 05 46 00-0118)</small>		
26 05 46 00-0200 EA 40', Galvanized Steel Tapered Octagonal Pole For Distribution.....	8,242.01	811.47
26 05 46 00-0201 EA 45', Galvanized Steel Tapered Octagonal Pole For Distribution.....	9,096.16	879.09
26 05 46 00-0202 EA 50', Galvanized Steel Tapered Octagonal Pole For Distribution.....	10,073.54	946.71
26 05 46 00-0203 EA 55', Galvanized Steel Tapered Octagonal Pole For Distribution.....	11,067.79	1,149.58
26 05 46 00-0204 EA 60', Galvanized Steel Tapered Octagonal Pole For Distribution.....	14,709.78	1,217.20
26 05 46 00-0205 EA 65', Galvanized Steel Tapered Octagonal Pole For Distribution.....	16,307.98	1,538.39
26 05 46 00-0206 EA 70', Galvanized Steel Tapered Octagonal Pole For Distribution.....	18,892.74	1,636.59
26 05 46 00-0207 EA 75', Galvanized Steel Tapered Octagonal Pole For Distribution.....	20,329.69	1,963.91
26 05 46 00-0208 EA 80', Galvanized Steel Tapered Octagonal Pole For Distribution.....	21,858.87	2,094.83
26 05 46 00-0209 EA 85', Galvanized Steel Tapered Octagonal Pole For Distribution.....	23,158.65	2,356.69
26 05 46 00-0210 EA 90', Galvanized Steel Tapered Octagonal Pole For Distribution.....	26,291.20	2,487.62
26 05 46 00-0211 EA 95', Galvanized Steel Tapered Octagonal Pole For Distribution.....	27,910.07	2,945.86
26 05 46 00-0212 EA 100', Galvanized Steel Tapered Octagonal Pole For Distribution.....	29,845.25	3,142.25
26 05 46 00-0213 EA 105', Galvanized Steel Tapered Octagonal Pole For Distribution.....	31,915.60	3,535.04
26 05 46 00-0214 Removal And Relocation Of Steel Service Poles <small>(26 05 46 00-0118)</small>		
26 05 46 00-0215 LF Removal And Relocation Of Steel Service Poles With Arms Up To 60'.....		47.33
26 05 46 00-0216 Special Steel Bases For Poles <small>(26 05 46 00-0118)</small>		
26 05 46 00-0217 EA Spin-In Steel Base For Poles.....	292.14	
26 05 46 00-0218 EA Series 3, 25' Pole And less.....	325.24	67.63
26 05 46 00-0219 EA Series 4, 40' Pole And less.....	387.75	77.77
26 05 46 00-0220 EA Series 5, 50' Pole And less.....	443.50	84.53
26 05 53 Identification for Electrical Systems <small>(26 05)</small>		
26 05 53 00-0001 Conduit Markers Pressure-Sensitive <small>(26 05 53)</small>		
Note: Stick-on, includes arrow tape.		
26 05 53 00-0002 EA 1/2" Outside Diameter Pressure Sensitive Marker Stick-on.....	12.74	
26 05 53 00-0003 EA 3/4" Outside Diameter Pressure Sensitive Marker Stick-on.....	13.35	
26 05 53 00-0004 EA 1" Outside Diameter Pressure Sensitive Marker Stick-on.....	14.57	
26 05 53 00-0005 EA 1-1/4" Outside Diameter Pressure Sensitive Marker Stick-on.....	14.81	
26 05 53 00-0006 EA 1-1/2" Outside Diameter Pressure Sensitive Marker Stick-on.....	15.05	
26 05 53 00-0007 EA 2" Outside Diameter Pressure Sensitive Marker Stick-on.....	15.42	
26 05 53 00-0008 EA 2-1/2" Outside Diameter Pressure Sensitive Marker Stick-on.....	17.59	
26 05 53 00-0009 EA 3" Outside Diameter Pressure Sensitive Marker Stick-on.....	18.07	
26 05 53 00-0010 EA 3-1/2" Outside Diameter Pressure Sensitive Marker Stick-on.....	18.44	
26 05 53 00-0011 EA 4" Outside Diameter Pressure Sensitive Marker Stick-on.....	18.81	
26 05 53 00-0012 EA 4-1/2" Outside Diameter Pressure Sensitive Marker Stick-on.....	19.57	
26 05 53 00-0013 EA 5" Outside Diameter Pressure Sensitive Marker Stick-on.....	20.38	
26 05 53 00-0014 EA 6" Outside Diameter Pressure Sensitive Marker Stick-on.....	21.09	
26 05 53 00-0015 EA 7" Outside Diameter Pressure Sensitive Marker Stick-on.....	21.81	
26 05 53 00-0016 EA 8" Outside Diameter Pressure Sensitive Marker Stick-on.....	23.64	
26 05 53 00-0017 EA 10" Outside Diameter Pressure Sensitive Marker Stick-on.....	24.97	

26 Electrical**26 05 Common Work Results for Electrical****26 05 53 Identification for Electrical Systems**

SAN BERNARDINO
COUNTY

MINOR
CSI UOM DESCRIPTION

TOTAL DIRECT DEMOLITION
UNIT COST UNIT COST

26 05 53 00-0018 Labeling Existing Electrical Wires (26 05 53)

Note: Self-adhesive vinyl coated white cloth

26 05 53 00-0019 EA Labeling Existing Wire 3.73

26 05 53 00-0020 Equipment Labeling (26 05 53)

26 05 53 00-0021 EA Label Both Ends Of One 4 Pair Cable 23.81
 26 05 53 00-0022 EA Label single gang face plate (2 labels required) 19.04
 26 05 53 00-0023 EA Label two gang face plate (4 labels required) 28.57
 26 05 53 00-0024 EA Label both ends of a Siamese (dual 4 Pair cable) 23.81

26 05 83 Wiring Connections (26 05)**26 05 83 00-0001 Tape Wrapped Compression Connectors** (26 05 83)

26 05 83 00-0002 EA #6 AWG Compression Connection, Tape Wrapped Low Voltage, To 600 Volt 16.87 5.44
 26 05 83 00-0003 EA #4 AWG Compression Connection, Tape Wrapped Low Voltage, To 600 Volt 18.56 6.04
 26 05 83 00-0004 EA #2 AWG Compression Connection, Tape Wrapped Low Voltage, To 600 Volt 20.20 6.65
 26 05 83 00-0005 EA 1/0 AWG Compression Connection, Tape Wrapped Low Voltage, To 600 Volt 23.51 7.26
 26 05 83 00-0006 EA 2/0 AWG Compression Connection, Tape Wrapped Low Voltage, To 600 Volt 25.28 7.86
 26 05 83 00-0007 EA 3/0 AWG Compression Connection, Tape Wrapped Low Voltage, To 600 Volt 28.11 8.47
 26 05 83 00-0008 EA 4/0 AWG Compression Connection, Tape Wrapped Low Voltage, To 600 Volt 30.14 9.07
 26 05 83 00-0009 EA 250 MCM Compression Connection, Tape Wrapped Low Voltage, To 600 Volt 32.88 9.67
 26 05 83 00-0010 EA 300 MCM Compression Connection, Tape Wrapped Low Voltage, To 600 Volt 36.36 10.88
 26 05 83 00-0011 EA 350 MCM Compression Connection, Tape Wrapped Low Voltage, To 600 Volt 38.10 11.50
 26 05 83 00-0012 EA 400 MCM Compression Connection, Tape Wrapped Low Voltage, To 600 Volt 42.65 12.10
 26 05 83 00-0013 EA 500 MCM Compression Connection, Tape Wrapped Low Voltage, To 600 Volt 46.58 12.70
 26 05 83 00-0014 EA 750 MCM Compression Connection, Tape Wrapped Low Voltage, To 600 Volt 52.16 13.91
 26 05 83 00-0015 EA 1,000 MCM Compression Connection, Tape Wrapped Low Voltage, To 600 Volt 60.66 15.72

26 05 83 00-0016 One Hole Compression Lugs (26 05 83)

26 05 83 00-0017 EA #22-18 AWG Low Voltage (To 600 Volt) One Hole Compression Lug 21.19 15.72
 26 05 83 00-0018 EA #16-14 AWG Low Voltage (To 600 Volt) One Hole Compression Lug 21.37 15.72
 26 05 83 00-0019 EA #12-10 AWG Low Voltage (To 600 Volt) One Hole Compression Lug 24.21 16.94
 26 05 83 00-0020 EA #8 AWG Low Voltage (To 600 Volt) One Hole Compression Lug 30.31 18.75
 26 05 83 00-0021 EA #6 AWG Low Voltage (To 600 Volt) One Hole Compression Lug 42.38 24.19
 26 05 83 00-0022 EA #4 AWG Low Voltage (To 600 Volt) One Hole Compression Lug 49.39 24.19
 26 05 83 00-0023 EA #2 AWG Low Voltage (To 600 Volt) One Hole Compression Lug 56.84 24.19
 26 05 83 00-0024 EA 1/0 AWG Low Voltage (To 600 Volt) One Hole Compression Lug 69.79 36.29
 26 05 83 00-0025 EA 2/0 AWG Low Voltage (To 600 Volt) One Hole Compression Lug 81.60 36.29
 26 05 83 00-0026 EA 3/0 AWG Low Voltage (To 600 Volt) One Hole Compression Lug 95.41 36.29
 26 05 83 00-0027 EA 4/0 AWG Low Voltage (To 600 Volt) One Hole Compression Lug 114.94 48.38
 26 05 83 00-0028 EA 250 MCM Low Voltage (To 600 Volt) One Hole Compression Lug 136.27 72.57
 26 05 83 00-0029 EA 300 MCM Low Voltage (To 600 Volt) One Hole Compression Lug 155.92 72.57
 26 05 83 00-0030 EA 350 MCM Low Voltage (To 600 Volt) One Hole Compression Lug 167.50 72.57
 26 05 83 00-0031 EA 400 MCM Low Voltage (To 600 Volt) One Hole Compression Lug 182.64 84.67
 26 05 83 00-0032 EA 500 MCM Low Voltage (To 600 Volt) One Hole Compression Lug 199.78 84.67
 26 05 83 00-0033 EA 750 MCM Low Voltage (To 600 Volt) One Hole Compression Lug 216.99 96.76
 26 05 83 00-0034 EA 1,000 MCM Low Voltage (To 600 Volt) One Hole Compression Lug 256.24 108.86

26 05 83 00-0035 Two Hole Compression Lugs (26 05 83)

26 05 83 00-0036 EA #8 AWG Low Voltage (To 600 Volt) Two Hole Compression Lug 43.45 20.57
 26 05 83 00-0037 EA #6 AWG Low Voltage (To 600 Volt) Two Hole Compression Lug 46.76 21.89
 26 05 83 00-0038 EA #4 AWG Low Voltage (To 600 Volt) Two Hole Compression Lug 49.18 21.89
 26 05 83 00-0039 EA #2 AWG Low Voltage (To 600 Volt) Two Hole Compression Lug 56.60 25.16
 26 05 83 00-0040 EA 1/0 AWG Low Voltage (To 600 Volt) Two Hole Compression Lug 69.53 31.45
 26 05 83 00-0041 EA 2/0 AWG Low Voltage (To 600 Volt) Two Hole Compression Lug 81.34 37.37
 26 05 83 00-0042 EA 3/0 AWG Low Voltage (To 600 Volt) Two Hole Compression Lug 95.11 43.79
 26 05 83 00-0043 EA 4/0 AWG Low Voltage (To 600 Volt) Two Hole Compression Lug 114.60 53.10
 26 05 83 00-0044 EA 250 MCM Low Voltage (To 600 Volt) Two Hole Compression Lug 135.88 63.02
 26 05 83 00-0045 EA 300 MCM Low Voltage (To 600 Volt) Two Hole Compression Lug 155.47 71.97
 26 05 83 00-0046 EA 350 MCM Low Voltage (To 600 Volt) Two Hole Compression Lug 167.03 77.53
 26 05 83 00-0047 EA 400 MCM Low Voltage (To 600 Volt) Two Hole Compression Lug 182.08 83.95
 26 05 83 00-0048 EA 500 MCM Low Voltage (To 600 Volt) Two Hole Compression Lug 199.15 91.68
 26 05 83 00-0049 EA 750 MCM Low Voltage (To 600 Volt) Two Hole Compression Lug 217.93 99.42
 26 05 83 00-0050 EA 1,000 MCM Low Voltage (To 600 Volt) Two Hole Compression Lug 270.73 120.96

26 05 83 00-0051 Tape Wrapped Split Bolt Connectors (26 05 83)

26 05 83 00-0052 EA #8 AWG Split Bolt Connectors, Wrapped, Low Voltage, To 600 Volt 64.31 48.38
 26 05 83 00-0053 EA #6 AWG Split Bolt Connectors, Wrapped, Low Voltage, To 600 Volt 70.72 52.01
 26 05 83 00-0054 EA #4 AWG Split Bolt Connectors, Wrapped, Low Voltage, To 600 Volt 80.67 54.43
 26 05 83 00-0055 EA #2 AWG Split Bolt Connectors, Wrapped, Low Voltage, To 600 Volt 93.94 60.47
 26 05 83 00-0056 EA 1/0 AWG Split Bolt Connectors, Wrapped, Low Voltage, To 600 Volt 111.21 66.53
 26 05 83 00-0057 EA 2/0 AWG Split Bolt Connectors, Wrapped, Low Voltage, To 600 Volt 125.67 72.57
 26 05 83 00-0058 EA 3/0 AWG Split Bolt Connectors, Wrapped, Low Voltage, To 600 Volt 157.42 78.62
 26 05 83 00-0059 EA 4/0 AWG Split Bolt Connectors, Wrapped, Low Voltage, To 600 Volt 168.95 84.67
 26 05 83 00-0060 EA 250 MCM Split Bolt Connectors, Wrapped, Low Voltage, To 600 Volt 178.19 90.71



MINOR CSI UOM DESCRIPTION	TOTAL DIRECT UNIT COST	DEMOLITION UNIT COST
26 05 83 00-0061 EA 300 MCM Split Bolt Connectors, Wrapped, Low Voltage, To 600 Volt	204.72	99.79
26 05 83 00-0062 EA 350 MCM Split Bolt Connectors, Wrapped, Low Voltage, To 600 Volt	231.26	145.14
26 05 83 00-0063 EA 400 MCM Split Bolt Connectors, Wrapped, Low Voltage, To 600 Volt	253.81	120.96
26 05 83 00-0064 EA 500 MCM Split Bolt Connectors, Wrapped, Low Voltage, To 600 Volt	276.36	163.28
26 05 83 00-0065 EA 750 MCM Split Bolt Connectors, Wrapped, Low Voltage, To 600 Volt	309.19	169.34
26 05 83 00-0066 EA 1,000 MCM Split Bolt Connectors, Wrapped, Low Voltage, To 600 Volt	352.80	181.43
26 05 83 00-0067 Cable Termination Lugs Handwrapped, No Stress Cone (26 05 83)		
26 05 83 00-0068 EA #8 Or #6 AWG Cable Termination Lugs, Wrapped, No Stress Cones, Low Volt, To 600 Volt	109.84	48.38
For Personal Protective Equipment (Arc Flash) When Working On Energized Equipment, Add	25.40	
26 05 83 00-0069 EA #4 AWG Cable Termination Lugs, Wrapped, No Stress Cones, Low Volt, To 600 Volt	121.79	48.38
For Personal Protective Equipment (Arc Flash) When Working On Energized Equipment, Add	28.80	
26 05 83 00-0070 EA 1/0 AWG Cable Termination Lugs, Wrapped, No Stress Cones, Low Volt, To 600 Volt	168.29	72.57
For Personal Protective Equipment (Arc Flash) When Working On Energized Equipment, Add	40.32	
26 05 83 00-0071 EA 4/0 AWG Cable Termination Lugs, Wrapped, No Stress Cones, Low Volt, To 600 Volt	190.48	72.57
For Personal Protective Equipment (Arc Flash) When Working On Energized Equipment, Add	46.52	
26 05 83 00-0072 EA 300 MCM Cable Termination Lugs, Wrapped, No Stress Cones, Low Volt, To 600 Volt	228.46	90.71
For Personal Protective Equipment (Arc Flash) When Working On Energized Equipment, Add	54.98	
26 05 83 00-0073 EA 500 MCM Cable Termination Lugs, Wrapped, No Stress Cones, Low Volt, To 600 Volt	320.20	120.96
For Personal Protective Equipment (Arc Flash) When Working On Energized Equipment, Add	75.60	
26 05 83 00-0074 Terminal Blocks (26 05 83)		
Note: Labor excludes wire termination.		
26 05 83 00-0075 EA Power Distribution Block, 250 MCM 3 Phase Terminal Block, No Labor Wire Termination, 600 Volt	1,101.72	447.53
For Personal Protective Equipment (Arc Flash) When Working On Energized Equipment, Add	268.78	
26 05 83 00-0076 EA #22 To #10 Wire Size, 12 Point, 600 Volt Terminal Block	307.74	60.57
For Personal Protective Equipment (Arc Flash) When Working On Energized Equipment, Add	36.70	
26 05 83 00-0077 EA #8 To #2 Wire Size, 12 Point, 600 Volt Terminal Block	342.19	60.57
For Personal Protective Equipment (Arc Flash) When Working On Energized Equipment, Add	37.09	
26 05 83 00-0078 Parallel Gutter Tap Or Motor Connection (26 05 83)		
26 05 83 00-0079 EA #8 AWG Parallel Gutter Tap, Versitap, Insulation With Duct Seal And Tap	43.44	21.89
26 05 83 00-0080 EA #6 AWG Parallel Gutter Tap, Versitap, Insulation With Duct Seal And Tap	46.76	21.89
26 05 83 00-0081 EA #4 AWG Parallel Gutter Tap, Versitap, Insulation With Duct Seal And Tap	49.18	21.89
26 05 83 00-0082 EA #2 AWG Parallel Gutter Tap, Versitap, Insulation With Duct Seal And Tap	56.60	25.16
26 05 83 00-0083 EA 1/0 AWG Parallel Gutter Tap, Versitap, Insulation With Duct Seal And Tap	69.53	31.45
26 05 83 00-0084 EA 2/0 AWG Parallel Gutter Tap, Versitap, Insulation With Duct Seal And Tap	81.34	37.37
26 05 83 00-0085 EA 3/0 AWG Parallel Gutter Tap, Versitap, Insulation With Duct Seal And Tap	95.11	43.79
26 05 83 00-0086 EA 4/0 AWG Parallel Gutter Tap, Versitap, Insulation With Duct Seal And Tap	114.60	53.10
26 05 83 00-0087 EA 250 MCM Parallel Gutter Tap, Versitap, Insulation With Duct Seal And Tap	135.88	63.02
26 05 83 00-0088 EA 300 MCM Parallel Gutter Tap, Versitap, Insulation With Duct Seal And Tap	155.47	71.97
26 05 83 00-0089 EA 350 MCM Parallel Gutter Tap, Versitap, Insulation With Duct Seal And Tap	167.03	77.53
26 05 83 00-0090 EA 400 MCM Parallel Gutter Tap, Versitap, Insulation With Duct Seal And Tap	182.08	83.95
26 05 83 00-0091 EA 500 MCM Parallel Gutter Tap, Versitap, Insulation With Duct Seal And Tap	199.15	91.68
26 05 83 00-0092 EA 750 MCM Parallel Gutter Tap, Versitap, Insulation With Duct Seal And Tap	199.71	91.68
26 05 83 00-0093 EA #8 AWG Parallel Gutter Tap, Versitap, Insulating Cover	43.44	21.89
26 05 83 00-0094 EA #6 AWG Parallel Gutter Tap, Versitap, Insulating Cover	46.76	21.89
26 05 83 00-0095 EA #4 AWG Parallel Gutter Tap, Versitap, Insulating Cover	49.18	21.89
26 05 83 00-0096 EA #2 AWG Parallel Gutter Tap, Versitap, Insulating Cover	56.60	25.16
26 05 83 00-0097 EA 1/0 AWG Parallel Gutter Tap, Versitap, Insulating Cover	69.53	31.45
26 05 83 00-0098 EA 2/0 AWG Parallel Gutter Tap, Versitap, Insulating Cover	81.34	37.37
26 05 83 00-0099 EA 3/0 AWG Parallel Gutter Tap, Versitap, Insulating Cover	95.11	43.79
26 05 83 00-0100 EA 4/0 AWG Parallel Gutter Tap, Versitap, Insulating Cover	114.60	53.10
26 05 83 00-0101 EA 250 MCM Parallel Gutter Tap, Versitap, Insulating Cover	135.88	63.02
26 05 83 00-0102 EA 300 MCM Parallel Gutter Tap, Versitap, Insulating Cover	155.47	71.97
26 05 83 00-0103 EA 350 MCM Parallel Gutter Tap, Versitap, Insulating Cover	167.03	77.53
26 05 83 00-0104 EA 400 MCM Parallel Gutter Tap, Versitap, Insulating Cover	182.08	83.95
26 05 83 00-0105 EA 500 MCM Parallel Gutter Tap, Versitap, Insulating Cover	199.15	91.68
26 05 83 00-0106 EA 750 MCM Parallel Gutter Tap, Versitap, Insulating Cover	199.71	91.68
26 05 83 00-0107 Copper Mechanical Lugs (26 05 83)		
26 05 83 00-0108 EA #8 Copper Mechanical Lugs	34.53	15.12
For Personal Protective Equipment (Arc Flash) When Working On Energized Equipment, Add	9.07	
26 05 83 00-0109 EA #6 Copper Mechanical Lugs	41.43	18.26
For Personal Protective Equipment (Arc Flash) When Working On Energized Equipment, Add	10.96	
26 05 83 00-0110 EA #4 Copper Mechanical Lugs	47.86	21.17
For Personal Protective Equipment (Arc Flash) When Working On Energized Equipment, Add	12.70	
26 05 83 00-0111 EA #2 Copper Mechanical Lugs	62.71	26.97
For Personal Protective Equipment (Arc Flash) When Working On Energized Equipment, Add	16.20	
26 05 83 00-0112 EA 1/0 Copper Mechanical Lugs	84.46	36.29
For Personal Protective Equipment (Arc Flash) When Working On Energized Equipment, Add	21.77	
26 05 83 00-0113 EA 2/0 Copper Mechanical Lugs	100.78	42.09
For Personal Protective Equipment (Arc Flash) When Working On Energized Equipment, Add	25.29	
26 05 83 00-0114 EA 3/0 Copper Mechanical Lugs	117.92	48.38
For Personal Protective Equipment (Arc Flash) When Working On Energized Equipment, Add	29.03	
26 05 83 00-0115 EA 4/0 Copper Mechanical Lugs	134.32	54.31
For Personal Protective Equipment (Arc Flash) When Working On Energized Equipment, Add	32.55	

26 Electrical
26 05 Common Work Results for Electrical
26 05 83 Wiring Connections



MINOR CSI UOM DESCRIPTION	TOTAL DIRECT UNIT COST	DEMOLITION UNIT COST
26 05 83 00-0116 EA 250 MCM Copper Mechanical Lugs.....	153.95	60.47
For Personal Protective Equipment (Arc Flash) When Working On Energized Equipment, Add	36.29	
26 05 83 00-0117 EA 300 MCM Copper Mechanical Lugs.....	173.30	66.53
For Personal Protective Equipment (Arc Flash) When Working On Energized Equipment, Add	39.93	
26 05 83 00-0118 EA 350 MCM Copper Mechanical Lugs.....	192.57	72.57
For Personal Protective Equipment (Arc Flash) When Working On Energized Equipment, Add	43.54	
26 05 83 00-0119 EA 400 MCM Copper Mechanical Lugs.....	211.71	78.62
For Personal Protective Equipment (Arc Flash) When Working On Energized Equipment, Add	47.14	
26 05 83 00-0120 EA 500 MCM Copper Mechanical Lugs.....	231.15	84.67
For Personal Protective Equipment (Arc Flash) When Working On Energized Equipment, Add	50.80	
26 05 83 00-0121 EA 750 MCM Copper Mechanical Lugs.....	261.93	96.40
For Personal Protective Equipment (Arc Flash) When Working On Energized Equipment, Add	57.87	
26 05 83 00-0122 EA 1,000 MCM Copper Mechanical Lugs.....	296.57	108.86
For Personal Protective Equipment (Arc Flash) When Working On Energized Equipment, Add	65.31	
26 05 83 00-0123 Gel Connectors (26 05 83)		
26 05 83 00-0124 EA 3 Port, #14 to 2/0, Push On Gel Stub Splice Kit.....	65.00	
Note: Kit contains connector, gel filled cap and cap clamp.		
For Personal Protective Equipment (Arc Flash) When Working On Energized Equipment, Add	3.64	
26 05 83 00-0125 EA 4 Port, #14 to 2, Gel Tap Splice Kit.....	62.77	
For Personal Protective Equipment (Arc Flash) When Working On Energized Equipment, Add	4.36	
26 05 83 00-0126 Other Connections (26 05 83)		
26 05 83 00-0127 EA #14 AWG Motor Connection, Spade Lug, Machine Bolt/Nut, Insulated With Tape.....	12.21	5.52
For Personal Protective Equipment (Arc Flash) When Working On Energized Equipment, Add	3.32	
26 05 83 00-0128 EA #12 AWG Motor Connection, Spade Lug, Machine Bolt/Nut, Insulated With Tape.....	12.33	5.52
For Personal Protective Equipment (Arc Flash) When Working On Energized Equipment, Add	3.32	
26 05 83 00-0129 EA #10 AWG Motor Connection, Spade Lug, Machine Bolt/Nut, Insulated With Tape.....	12.45	5.52
For Personal Protective Equipment (Arc Flash) When Working On Energized Equipment, Add	3.32	
26 05 83 00-0130 Motor/Equipment Connections And Terminations (26 05 83)		
Note: Includes rotation testing. If equipment rating is other than horsepower (KW, CFM, tons, Btu/Hr, etc.) convert units to horsepower and select proper circuit characteristics. Includes material conduit (6 LF max.), connectors and conductors. To connect electrical wiring to all new or existing equipment motors. See CSI section 23 05 13 00-0000 for motors, 23 05 13 00-0216 for motor mounting.		
26 05 83 00-0131 AC Single Phase, 230 Volt (26 05 83 00-0130)		
26 05 83 00-0132 EA <1/2 HP AC Motor Single Phase, 230 Volt Motor/Equipment, Connection, Termination And Rotation Testing.....	74.76	30.24
26 05 83 00-0133 EA 1/2 HP AC Motor Single Phase, 230 Volt Motor/Equipment, Connection, Termination And Rotation Testing.....	74.28	30.24
26 05 83 00-0134 EA 3/4 HP AC Motor Single Phase, 230 Volt Motor/Equipment, Connection, Termination And Rotation Testing.....	86.95	36.29
26 05 83 00-0135 EA 1 HP AC Motor Single Phase, 230 Volt Motor/Equipment, Connection, Termination And Rotation Testing.....	106.15	45.36
26 05 83 00-0136 EA 1-1/2 HP AC Motor Single Phase, 230 Volt Motor/Equipment, Connection, Termination And Rotation Testing.....	107.11	45.36
26 05 83 00-0137 EA 2 HP AC Motor Single Phase, 230 Volt Motor/Equipment, Connection, Termination And Rotation Testing.....	107.30	45.36
26 05 83 00-0138 EA 3 HP AC Motor Single Phase, 230 Volt Motor/Equipment, Connection, Termination And Rotation Testing.....	110.46	45.36
26 05 83 00-0139 EA 5 HP AC Motor Single Phase, 230 Volt Motor/Equipment, Connection, Termination And Rotation Testing.....	141.10	60.47
26 05 83 00-0140 EA 7-1/2 HP AC Motor Single Phase, 230 Volt Motor/Equipment, Connection, Termination And Rotation Testing.....	144.64	60.47
26 05 83 00-0141 EA 10 HP AC Motor Single Phase, 230 Volt Motor/Equipment, Connection, Termination And Rotation Testing.....	182.83	75.60
26 05 83 00-0142 AC Three Phase, 230 Volt (26 05 83 00-0130)		
26 05 83 00-0143 EA 1/2 HP AC Motor Three Phase, 230 Volt Motor/Equipment, Connection, Termination And Rotation Testing.....	74.28	30.24
26 05 83 00-0144 EA 3/4 HP AC Motor Three Phase, 230 Volt Motor/Equipment, Connection, Termination And Rotation Testing.....	86.95	36.29
26 05 83 00-0145 EA 1 HP AC Motor Three Phase, 230 Volt Motor/Equipment, Connection, Termination And Rotation Testing.....	106.15	45.36
26 05 83 00-0146 EA 1-1/2 HP AC Motor Three Phase, 230 Volt Motor/Equipment, Connection, Termination And Rotation Testing.....	107.11	45.36
26 05 83 00-0147 EA 2 HP AC Motor Three Phase, 230 Volt Motor/Equipment, Connection, Termination And Rotation Testing.....	107.30	45.36
26 05 83 00-0148 EA 3 HP AC Motor Three Phase, 230 Volt Motor/Equipment, Connection, Termination And Rotation Testing.....	110.46	45.36
26 05 83 00-0149 EA 5 HP AC Motor Three Phase, 230 Volt Motor/Equipment, Connection, Termination And Rotation Testing.....	141.10	60.47
26 05 83 00-0150 EA 7-1/2 HP AC Motor Three Phase, 230 Volt Motor/Equipment, Connection, Termination And Rotation Testing.....	144.64	60.47
26 05 83 00-0151 EA 10 HP AC Motor Three Phase, 230 Volt Motor/Equipment, Connection, Termination And Rotation Testing.....	182.83	75.60
26 05 83 00-0152 EA 15 HP AC Motor Three Phase, 230 Volt Motor/Equipment, Connection, Termination And Rotation Testing.....	187.62	75.60
26 05 83 00-0153 EA 20 HP AC Motor Three Phase, 230 Volt Motor/Equipment, Connection, Termination And Rotation Testing.....	236.74	90.71
26 05 83 00-0154 EA 25 HP AC Motor Three Phase, 230 Volt Motor/Equipment, Connection, Termination And Rotation Testing.....	244.05	90.71
26 05 83 00-0155 EA 30 HP AC Motor Three Phase, 230 Volt Motor/Equipment, Connection, Termination And Rotation Testing.....	333.00	120.96
26 05 83 00-0156 EA 40 HP AC Motor Three Phase, 230 Volt Motor/Equipment, Connection, Termination And Rotation Testing.....	417.44	151.19
26 05 83 00-0157 EA 50 HP AC Motor Three Phase, 230 Volt Motor/Equipment, Connection, Termination And Rotation Testing.....	491.92	181.43
26 05 83 00-0158 EA 60 HP AC Motor Three Phase, 230 Volt Motor/Equipment, Connection, Termination And Rotation Testing.....	585.56	211.67
26 05 83 00-0159 EA 75 HP AC Motor Three Phase, 230 Volt Motor/Equipment, Connection, Termination And Rotation Testing.....	673.08	241.91
26 05 83 00-0160 EA 100 HP AC Motor Three Phase, 230 Volt Motor/Equipment, Connection, Termination And Rotation Testing.....	835.36	302.38
26 05 83 00-0161 EA 125 HP AC Motor Three Phase, 230 Volt Motor/Equipment, Connection, Termination And Rotation Testing.....	986.54	359.84
26 05 83 00-0162 EA 150 HP AC Motor Three Phase, 230 Volt Motor/Equipment, Connection, Termination And Rotation Testing.....	1,168.46	419.71
26 05 83 00-0163 EA 200 HP AC Motor Three Phase, 230 Volt Motor/Equipment, Connection, Termination And Rotation Testing.....	1,664.93	629.44
26 05 83 00-0164 AC Three Phase, 460 Volt (26 05 83 00-0130)		
26 05 83 00-0165 EA 1/2 HP AC Motor Three Phase, 460 Volt Motor/Equipment, Connection, Termination And Rotation Testing.....	74.28	30.24
26 05 83 00-0166 EA 3/4 HP AC Motor Three Phase, 460 Volt Motor/Equipment, Connection, Termination And Rotation Testing.....	86.95	36.29
26 05 83 00-0167 EA 1 HP AC Motor Three Phase, 460 Volt Motor/Equipment, Connection, Termination And Rotation Testing.....	106.15	45.36
26 05 83 00-0168 EA 1-1/2 HP AC Motor Three Phase, 460 Volt Motor/Equipment, Connection, Termination And Rotation Testing.....	107.11	45.36
26 05 83 00-0169 EA 2 HP AC Motor Three Phase, 460 Volt Motor/Equipment, Connection, Termination And Rotation Testing.....	107.30	45.36



MINOR	CSI	UOM	DESCRIPTION	TOTAL DIRECT UNIT COST	DEMOLITION UNIT COST
26 05 83 00-0170	EA		3 HP AC Motor Three Phase, 460 Volt Motor/Equipment, Connection, Termination And Rotation Testing.....	110.46	45.36
26 05 83 00-0171	EA		5 HP AC Motor Three Phase, 460 Volt Motor/Equipment, Connection, Termination And Rotation Testing.....	141.10	60.47
26 05 83 00-0172	EA		7-1/2 HP AC Motor Three Phase, 460 Volt Motor/Equipment, Connection, Termination And Rotation Testing.....	144.64	60.47
26 05 83 00-0173	EA		10 HP AC Motor Three Phase, 460 Volt Motor/Equipment, Connection, Termination And Rotation Testing.....	182.83	75.60
26 05 83 00-0174	EA		15 HP AC Motor Three Phase, 460 Volt Motor/Equipment, Connection, Termination And Rotation Testing.....	187.62	75.60
26 05 83 00-0175	EA		20 HP AC Motor Three Phase, 460 Volt Motor/Equipment, Connection, Termination And Rotation Testing.....	236.76	90.71
26 05 83 00-0176	EA		25 HP AC Motor Three Phase, 460 Volt Motor/Equipment, Connection, Termination And Rotation Testing.....	244.03	90.71
26 05 83 00-0177	EA		30 HP AC Motor Three Phase, 460 Volt Motor/Equipment, Connection, Termination And Rotation Testing.....	333.00	120.96
26 05 83 00-0178	EA		40 HP AC Motor Three Phase, 460 Volt Motor/Equipment, Connection, Termination And Rotation Testing.....	417.81	151.44
26 05 83 00-0179	EA		50 HP AC Motor Three Phase, 460 Volt Motor/Equipment, Connection, Termination And Rotation Testing.....	491.92	181.43
26 05 83 00-0180	EA		60 HP AC Motor Three Phase, 460 Volt Motor/Equipment, Connection, Termination And Rotation Testing.....	585.56	211.67
26 05 83 00-0181	EA		75 HP AC Motor Three Phase, 460 Volt Motor/Equipment, Connection, Termination And Rotation Testing.....	673.08	241.91
26 05 83 00-0182	EA		100 HP AC Motor Three Phase, 460 Volt Motor/Equipment, Connection, Termination And Rotation Testing.....	835.36	302.38
26 05 83 00-0183	EA		125 HP AC Motor Three Phase, 460 Volt Motor/Equipment, Connection, Termination And Rotation Testing.....	986.88	359.96
26 05 83 00-0184	EA		150 HP AC Motor Three Phase, 460 Volt Motor/Equipment, Connection, Termination And Rotation Testing.....	1,168.92	419.95
26 05 83 00-0185	EA		200 HP AC Motor Three Phase, 460 Volt Motor/Equipment, Connection, Termination And Rotation Testing.....	1,665.98	629.93

26 05 83 00-0186			AC Single Phase, 120 Volt (26 05 83 00-0130)		
26 05 83 00-0187	EA		1/2 HP AC And Less Single Phase, 120 Volt Motor/Equipment, Connection, Termination And Rotation Testing.....	74.76	30.24
26 05 83 00-0188			Motor Moisture Sensor (26 05 83 00-0130)		
26 05 83 00-0189	EA		Motor Moisture Sensor Located In Winding.....	711.64	

26 09 Instrumentation and Control for Electrical Systems (26)

Note: Includes testing of new devices and certification.

26 09 13 Electrical Power Monitoring (26 09)

26 09 13 00-0001			Vending Machine Energy Usage Controls (26 09 13)		
26 09 13 00-0002	EA		Wallmount VendingMiser® With PIR Occupany Sensor (Energy Miser VM150).....	411.88	12.12
26 09 13 00-0003	EA		Wallmount VendingMiser® With 14' Data Cable (Energy Miser VM151).....	365.44	6.05
26 09 13 00-0004	EA		Weatherproof Wallmount VendingMiser® With PIR Occupany Sensor (Energy Miser VM151).....	432.07	12.12
26 09 13 00-0005	EA		Weatherproof Wallmount VendingMiser® With 14' Data Cable (Energy Miser VM161).....	385.63	6.05
26 09 13 00-0006	EA		Velcro Mounted Easy-Install VendingMiser® With PIR Occupany Sensor (Energy Miser VM170).....	399.77	9.69
26 09 13 00-0007	EA		Velcro Mounted Easy-Install VendingMiser® With 14' Data Cable (Energy Miser VM171).....	359.38	4.85
26 09 13 00-0008	EA		Weatherproof Velcro Mounted Easy-Install VendingMiser® With PIR Occupany Sensor (Energy Miser VM180).....	419.96	9.69
26 09 13 00-0009	EA		Weatherproof Velcro Mounted Easy-Install VendingMiser® With 14' Data Cable (Energy Miser VM181).....	379.57	4.85
26 09 13 00-0010	EA		Wallmount CoolerMiser With PIR Occupany Sensor (Energy Miser CM150).....	373.51	12.12
26 09 13 00-0011	EA		Wallmount CoolerMiser With 14' Data Cable (Energy Miser CM151).....	327.08	6.05
26 09 13 00-0012	EA		Velcro Mounted Easy-Install CoolerMiser With PIR Occupany Sensor (Energy Miser CM170).....	361.40	9.69
26 09 13 00-0013	EA		Velcro Mounted Easy-Install CoolerMiser With 14' Data Cable (Energy Miser CM171).....	321.02	4.85
26 09 13 00-0014	EA		Wallmount SnackMiser With PIR Occupany Sensor (Energy Miser SM150).....	373.51	12.12
26 09 13 00-0015	EA		Wallmount SnackMiser With 14' Data Cable (Energy Miser SM151).....	327.08	6.05
26 09 13 00-0016	EA		Velcro Mounted Easy-Install SnackMiser With PIR Occupany Sensor (Energy Miser SM170).....	361.40	9.69
26 09 13 00-0017	EA		Velcro Mounted Easy-Install SnackMiser With 14' Data Cable (Energy Miser SM171).....	321.02	4.85
26 09 13 00-0018	EA		1200 Watt, Multi Plug Load, Wallmount PlugMiser With PIR Occupany Sensor (Energy Miser PM150).....	373.51	12.12
26 09 13 00-0019	EA		1200 Watt, Multi Plug Load, Wallmount PlugMiser With 14' Data Cable (Energy Miser PM151).....	327.08	6.05
26 09 13 00-0020	EA		1200 Watt, Multi Plug Load, Table Leg Mount PlugMiser With PIR Occupany Sensor (Energy Miser PM190).....	373.51	12.12
26 09 13 00-0021	EA		Wattsup Line Logger (Energy Miser 60500).....	282.66	18.17
26 09 13 00-0022	EA		Wattsup Pro Line Logger (Energy Miser 60501).....	353.33	18.17
26 09 13 00-0023	EA		Test Drive Kit And Wallmount VendingMiser® With PIR Occupany Sensor (Energy Miser TD150).....	674.37	24.23
26 09 13 00-0024	EA		Test Drive Kit And Velcro Mounted Easy-Install VendingMiser® With PIR Occupany Sensor (Energy Miser TD170).....	662.25	21.80
26 09 13 00-0025			Work Station Energy Usage Controls (26 09 13)		
26 09 13 00-0026	EA		Power Strip With Personal Sensor (Wattstopper IDP-3050-A).....	177.57	12.12

26 09 23 Lighting Control Devices (26 09)

26 09 23 00-0001			Lighting Contactors (26 09 23)		
26 09 23 00-0002			Electrically Held, Lighting Contactors (26 09 23 00-0001)		
26 09 23 00-0003			NEMA 1 Enclosure, Electrically Held, Lighting Contactors (26 09 23 00-0002)		
26 09 23 00-0004			2-Pole, NEMA 1 Enclosure, Electrically Held, Lighting Contactors (26 09 23 00-0003)		
26 09 23 00-0005	EA		20 Amperes, 2 Pole, NEMA 1 Enclosure, Electrically Held, Lighting Contactor.....	491.98	96.76
			<i>For Personal Protective Equipment (Arc Flash) When Working On Energized Equipment, Add</i>	58.06	
26 09 23 00-0006	EA		30 Amperes, 2 Pole, NEMA 1 Enclosure, Electrically Held, Lighting Contactor.....	608.01	108.86
			<i>For Personal Protective Equipment (Arc Flash) When Working On Energized Equipment, Add</i>	65.31	
26 09 23 00-0007	EA		60 Amperes, 2 Pole, NEMA 1 Enclosure, Electrically Held, Lighting Contactor.....	1,138.14	169.34
			<i>For Personal Protective Equipment (Arc Flash) When Working On Energized Equipment, Add</i>	101.60	
26 09 23 00-0008	EA		100 Amperes, 2 Pole, NEMA 1 Enclosure, Electrically Held, Lighting Contactor.....	1,772.39	229.81
			<i>For Personal Protective Equipment (Arc Flash) When Working On Energized Equipment, Add</i>	137.89	



MINOR CSI	UOM	DESCRIPTION	TOTAL DIRECT UNIT COST	DEMOLITION UNIT COST
26 09 23 00-0009	EA	200 Amperes, 2 Pole, NEMA 1 Enclosure, Electrically Held, Lighting Contactor..... <i>For Personal Protective Equipment (Arc Flash) When Working On Energized Equipment, Add</i>	3,691.95 181.43	302.38
26 09 23 00-0010		3-Pole, NEMA 1 Enclosure, Electrically Held, Lighting Contactors (26 09 23 00-0003)		
26 09 23 00-0011	EA	20 Amperes, 3 Pole, NEMA 1 Enclosure, Electrically Held, Lighting Contactor..... <i>For Personal Protective Equipment (Arc Flash) When Working On Energized Equipment, Add</i>	555.59 65.31	108.86
26 09 23 00-0012	EA	30 Amperes, 3 Pole, NEMA 1 Enclosure, Electrically Held, Lighting Contactor..... <i>For Personal Protective Equipment (Arc Flash) When Working On Energized Equipment, Add</i>	666.65 72.57	120.96
26 09 23 00-0013	EA	60 Amperes, 3 Pole, NEMA 1 Enclosure, Electrically Held, Lighting Contactor..... <i>For Personal Protective Equipment (Arc Flash) When Working On Energized Equipment, Add</i>	1,232.44 116.12	193.53
26 09 23 00-0014	EA	100 Amperes, 3 Pole, NEMA 1 Enclosure, Electrically Held, Lighting Contactor..... <i>For Personal Protective Equipment (Arc Flash) When Working On Energized Equipment, Add</i>	1,914.25 152.40	254.00
26 09 23 00-0015	EA	200 Amperes, 3 Pole, NEMA 1 Enclosure, Electrically Held, Lighting Contactor..... <i>For Personal Protective Equipment (Arc Flash) When Working On Energized Equipment, Add</i>	3,963.15 199.57	332.62
26 09 23 00-0016		4-Pole, NEMA 1 Enclosure, Electrically Held, Lighting Contactors (26 09 23 00-0003)		
26 09 23 00-0017	EA	20 Amperes, 4 Pole, NEMA 1 Enclosure, Electrically Held, Lighting Contactor..... <i>For Personal Protective Equipment (Arc Flash) When Working On Energized Equipment, Add</i>	654.18 72.57	120.96
26 09 23 00-0018	EA	30 Amperes, 4 Pole, NEMA 1 Enclosure, Electrically Held, Lighting Contactor..... <i>For Personal Protective Equipment (Arc Flash) When Working On Energized Equipment, Add</i>	785.14 79.83	133.04
26 09 23 00-0019	EA	60 Amperes, 4 Pole, NEMA 1 Enclosure, Electrically Held, Lighting Contactor..... <i>For Personal Protective Equipment (Arc Flash) When Working On Energized Equipment, Add</i>	1,490.73 130.63	217.71
26 09 23 00-0020	EA	100 Amperes, 4 Pole, NEMA 1 Enclosure, Electrically Held, Lighting Contactor..... <i>For Personal Protective Equipment (Arc Flash) When Working On Energized Equipment, Add</i>	2,289.79 166.91	278.20
26 09 23 00-0021	EA	200 Amperes, 4 Pole, NEMA 1 Enclosure, Electrically Held, Lighting Contactor..... <i>For Personal Protective Equipment (Arc Flash) When Working On Energized Equipment, Add</i>	5,059.25 217.72	362.86
26 09 23 00-0022		NEMA 4 Enclosure, Electrically Held, Lighting Contactors (26 09 23 00-0002)		
26 09 23 00-0023		2-Pole, NEMA 4 Enclosure, Electrically Held, Lighting Contactors (26 09 23 00-0002)		
26 09 23 00-0024	EA	20 Amperes, 2 Pole, NEMA 4 Enclosure, Electrically Held, Lighting Contactor..... <i>For Personal Protective Equipment (Arc Flash) When Working On Energized Equipment, Add</i>	809.25 58.06	96.76
26 09 23 00-0025	EA	30 Amperes, 2 Pole, NEMA 4 Enclosure, Electrically Held, Lighting Contactor..... <i>For Personal Protective Equipment (Arc Flash) When Working On Energized Equipment, Add</i>	1,028.66 65.31	108.86
26 09 23 00-0026	EA	60 Amperes, 2 Pole, NEMA 4 Enclosure, Electrically Held, Lighting Contactor..... <i>For Personal Protective Equipment (Arc Flash) When Working On Energized Equipment, Add</i>	1,976.96 101.60	169.34
26 09 23 00-0027	EA	100 Amperes, 2 Pole, NEMA 4 Enclosure, Electrically Held, Lighting Contactor..... <i>For Personal Protective Equipment (Arc Flash) When Working On Energized Equipment, Add</i>	2,963.80 137.89	229.81
26 09 23 00-0028	EA	200 Amperes, 2 Pole, NEMA 4 Enclosure, Electrically Held, Lighting Contactor..... <i>For Personal Protective Equipment (Arc Flash) When Working On Energized Equipment, Add</i>	5,725.46 181.43	302.38
26 09 23 00-0029		3-Pole, NEMA 4 Enclosure, Electrically Held, Lighting Contactors (26 09 23 00-0022)		
26 09 23 00-0030	EA	20 Amperes, 3 Pole, NEMA 4 Enclosure, Electrically Held, Lighting Contactor..... <i>For Personal Protective Equipment (Arc Flash) When Working On Energized Equipment, Add</i>	839.70 65.31	108.86
26 09 23 00-0031	EA	30 Amperes, 3 Pole, NEMA 4 Enclosure, Electrically Held, Lighting Contactor..... <i>For Personal Protective Equipment (Arc Flash) When Working On Energized Equipment, Add</i>	1,087.30 72.57	120.96
26 09 23 00-0032	EA	60 Amperes, 3 Pole, NEMA 4 Enclosure, Electrically Held, Lighting Contactor..... <i>For Personal Protective Equipment (Arc Flash) When Working On Energized Equipment, Add</i>	2,073.72 116.12	193.53
26 09 23 00-0033	EA	100 Amperes, 3 Pole, NEMA 4 Enclosure, Electrically Held, Lighting Contactor..... <i>For Personal Protective Equipment (Arc Flash) When Working On Energized Equipment, Add</i>	3,104.85 152.40	254.00
26 09 23 00-0034	EA	200 Amperes, 3 Pole, NEMA 4 Enclosure, Electrically Held, Lighting Contactor..... <i>For Personal Protective Equipment (Arc Flash) When Working On Energized Equipment, Add</i>	5,995.85 199.57	332.62
26 09 23 00-0035		4-Pole, NEMA 4 Enclosure, Electrically Held, Lighting Contactors (26 09 23 00-0022)		
26 09 23 00-0036	EA	20 Amperes, 4 Pole, NEMA 4 Enclosure, Electrically Held, Lighting Contactor..... <i>For Personal Protective Equipment (Arc Flash) When Working On Energized Equipment, Add</i>	907.82 72.57	120.96
26 09 23 00-0037	EA	30 Amperes, 4 Pole, NEMA 4 Enclosure, Electrically Held, Lighting Contactor..... <i>For Personal Protective Equipment (Arc Flash) When Working On Energized Equipment, Add</i>	1,205.78 79.83	133.04
26 09 23 00-0038	EA	60 Amperes, 4 Pole, NEMA 4 Enclosure, Electrically Held, Lighting Contactor..... <i>For Personal Protective Equipment (Arc Flash) When Working On Energized Equipment, Add</i>	2,659.18 130.63	217.71
26 09 23 00-0039	EA	100 Amperes, 4 Pole, NEMA 4 Enclosure, Electrically Held, Lighting Contactor..... <i>For Personal Protective Equipment (Arc Flash) When Working On Energized Equipment, Add</i>	3,807.55 166.91	278.20
26 09 23 00-0040	EA	200 Amperes, 4 Pole, NEMA 4 Enclosure, Electrically Held, Lighting Contactor..... <i>For Personal Protective Equipment (Arc Flash) When Working On Energized Equipment, Add</i>	7,993.91 217.72	362.86
26 09 23 00-0041		Mechanically Held, Lighting Contactors (26 09 23 00-0001)		
26 09 23 00-0042		NEMA 1 Enclosure, Mechanically Held, Lighting Contactors (26 09 23 00-0041)		
26 09 23 00-0043		2-Pole, NEMA 1 Enclosure, Mechanically Held, Lighting Contactors (26 09 23 00-0042)		
26 09 23 00-0044	EA	20 Amperes, 2 Pole, NEMA 1 Enclosure, Mechanically Held, Lighting Contactor..... <i>For Personal Protective Equipment (Arc Flash) When Working On Energized Equipment, Add</i>	723.21 58.06	96.76
26 09 23 00-0045	EA	30 Amperes, 2 Pole, NEMA 1 Enclosure, Mechanically Held, Lighting Contactor..... <i>For Personal Protective Equipment (Arc Flash) When Working On Energized Equipment, Add</i>	822.85 65.31	108.86
26 09 23 00-0046	EA	60 Amperes, 2 Pole, NEMA 1 Enclosure, Mechanically Held, Lighting Contactor..... <i>For Personal Protective Equipment (Arc Flash) When Working On Energized Equipment, Add</i>	1,556.32 101.60	169.34



MINOR CSI UOM DESCRIPTION	TOTAL DIRECT UNIT COST	DEMOLITION UNIT COST
26 09 23 00-0047 EA 100 Amperes, 2 Pole, NEMA 1 Enclosure, Mechanically Held, Lighting Contactor <i>For Personal Protective Equipment (Arc Flash) When Working On Energized Equipment, Add</i>	2,168.43 137.89	229.81
26 09 23 00-0048 EA 200 Amperes, 2 Pole, NEMA 1 Enclosure, Mechanically Held, Lighting Contactor <i>For Personal Protective Equipment (Arc Flash) When Working On Energized Equipment, Add</i>	4,977.65 181.43	302.38
26 09 23 00-0049 3-Pole, NEMA 1 Enclosure, Mechanically Held, Lighting Contactors <small>(26 09 23 00-0042)</small>		
26 09 23 00-0050 EA 20 Amperes, 3 Pole, NEMA 1 Enclosure, Mechanically Held, Lighting Contactor <i>For Personal Protective Equipment (Arc Flash) When Working On Energized Equipment, Add</i>	773.38 65.31	108.86
26 09 23 00-0051 EA 30 Amperes, 3 Pole, NEMA 1 Enclosure, Mechanically Held, Lighting Contactor <i>For Personal Protective Equipment (Arc Flash) When Working On Energized Equipment, Add</i>	883.12 72.57	120.96
26 09 23 00-0052 EA 60 Amperes, 3 Pole, NEMA 1 Enclosure, Mechanically Held, Lighting Contactor <i>For Personal Protective Equipment (Arc Flash) When Working On Energized Equipment, Add</i>	1,653.08 116.12	193.53
26 09 23 00-0053 EA 100 Amperes, 3 Pole, NEMA 1 Enclosure, Mechanically Held, Lighting Contactor <i>For Personal Protective Equipment (Arc Flash) When Working On Energized Equipment, Add</i>	2,311.12 152.40	254.00
26 09 23 00-0054 EA 200 Amperes, 3 Pole, NEMA 1 Enclosure, Mechanically Held, Lighting Contactor <i>For Personal Protective Equipment (Arc Flash) When Working On Energized Equipment, Add</i>	5,597.34 199.57	332.62
26 09 23 00-0055 4-Pole, NEMA 1 Enclosure, Mechanically Held, Lighting Contactors <small>(26 09 23 00-0042)</small>		
26 09 23 00-0056 EA 20 Amperes, 4 Pole, NEMA 1 Enclosure, Mechanically Held, Lighting Contactor <i>For Personal Protective Equipment (Arc Flash) When Working On Energized Equipment, Add</i>	835.22 72.57	120.96
26 09 23 00-0057 EA 30 Amperes, 4 Pole, NEMA 1 Enclosure, Mechanically Held, Lighting Contactor <i>For Personal Protective Equipment (Arc Flash) When Working On Energized Equipment, Add</i>	941.75 79.83	133.04
26 09 23 00-0058 EA 60 Amperes, 4 Pole, NEMA 1 Enclosure, Mechanically Held, Lighting Contactor <i>For Personal Protective Equipment (Arc Flash) When Working On Energized Equipment, Add</i>	1,933.51 130.63	217.71
26 09 23 00-0059 EA 100 Amperes, 4 Pole, NEMA 1 Enclosure, Mechanically Held, Lighting Contactor <i>For Personal Protective Equipment (Arc Flash) When Working On Energized Equipment, Add</i>	2,710.43 166.91	278.20
26 09 23 00-0060 EA 200 Amperes, 4 Pole, NEMA 1 Enclosure, Mechanically Held, Lighting Contactor <i>For Personal Protective Equipment (Arc Flash) When Working On Energized Equipment, Add</i>	6,754.94 217.72	362.86
26 09 23 00-0061 NEMA 4 Enclosure, Mechanically Held, Lighting Contactors <small>(26 09 23 00-0041)</small>		
26 09 23 00-0062 2-Pole, NEMA 4 Enclosure, Mechanically Held, Lighting Contactors <small>(26 09 23 00-0061)</small>		
26 09 23 00-0063 EA 20 Amperes, 2 Pole, NEMA 4 Enclosure, Mechanically Held, Lighting Contactor <i>For Personal Protective Equipment (Arc Flash) When Working On Energized Equipment, Add</i>	1,080.81 58.06	96.76
26 09 23 00-0064 EA 30 Amperes, 2 Pole, NEMA 4 Enclosure, Mechanically Held, Lighting Contactor <i>For Personal Protective Equipment (Arc Flash) When Working On Energized Equipment, Add</i>	1,243.49 65.31	108.86
26 09 23 00-0065 EA 60 Amperes, 2 Pole, NEMA 4 Enclosure, Mechanically Held, Lighting Contactor <i>For Personal Protective Equipment (Arc Flash) When Working On Energized Equipment, Add</i>	2,397.61 101.60	169.34
26 09 23 00-0066 EA 100 Amperes, 2 Pole, NEMA 4 Enclosure, Mechanically Held, Lighting Contactor <i>For Personal Protective Equipment (Arc Flash) When Working On Energized Equipment, Add</i>	3,359.84 137.89	229.81
26 09 23 00-0067 EA 200 Amperes, 2 Pole, NEMA 4 Enclosure, Mechanically Held, Lighting Contactor <i>For Personal Protective Equipment (Arc Flash) When Working On Energized Equipment, Add</i>	7,009.53 181.43	302.38
26 09 23 00-0068 3-Pole, NEMA 4 Enclosure, Mechanically Held, Lighting Contactors <small>(26 09 23 00-0061)</small>		
26 09 23 00-0069 EA 20 Amperes, 3 Pole, NEMA 4 Enclosure, Mechanically Held, Lighting Contactor <i>For Personal Protective Equipment (Arc Flash) When Working On Energized Equipment, Add</i>	1,142.63 65.31	108.86
26 09 23 00-0070 EA 30 Amperes, 3 Pole, NEMA 4 Enclosure, Mechanically Held, Lighting Contactor <i>For Personal Protective Equipment (Arc Flash) When Working On Energized Equipment, Add</i>	1,303.77 72.57	120.96
26 09 23 00-0071 EA 60 Amperes, 3 Pole, NEMA 4 Enclosure, Mechanically Held, Lighting Contactor <i>For Personal Protective Equipment (Arc Flash) When Working On Energized Equipment, Add</i>	2,494.37 116.12	193.53
26 09 23 00-0072 EA 100 Amperes, 3 Pole, NEMA 4 Enclosure, Mechanically Held, Lighting Contactor <i>For Personal Protective Equipment (Arc Flash) When Working On Energized Equipment, Add</i>	3,503.35 152.40	254.00
26 09 23 00-0073 EA 200 Amperes, 3 Pole, NEMA 4 Enclosure, Mechanically Held, Lighting Contactor <i>For Personal Protective Equipment (Arc Flash) When Working On Energized Equipment, Add</i>	7,630.86 199.57	332.62
26 09 23 00-0074 4-Pole, NEMA 4 Enclosure, Mechanically Held, Lighting Contactors <small>(26 09 23 00-0061)</small>		
26 09 23 00-0075 EA 20 Amperes, 4 Pole, NEMA 4 Enclosure, Mechanically Held, Lighting Contactor <i>For Personal Protective Equipment (Arc Flash) When Working On Energized Equipment, Add</i>	1,208.96 72.57	120.96
26 09 23 00-0076 EA 30 Amperes, 4 Pole, NEMA 4 Enclosure, Mechanically Held, Lighting Contactor <i>For Personal Protective Equipment (Arc Flash) When Working On Energized Equipment, Add</i>	1,362.40 79.83	133.04
26 09 23 00-0077 EA 60 Amperes, 4 Pole, NEMA 4 Enclosure, Mechanically Held, Lighting Contactor <i>For Personal Protective Equipment (Arc Flash) When Working On Energized Equipment, Add</i>	3,101.96 130.63	217.71
26 09 23 00-0078 EA 100 Amperes, 4 Pole, NEMA 4 Enclosure, Mechanically Held, Lighting Contactor <i>For Personal Protective Equipment (Arc Flash) When Working On Energized Equipment, Add</i>	4,228.19 166.91	278.20
26 09 23 00-0079 EA 200 Amperes, 4 Pole, NEMA 4 Enclosure, Mechanically Held, Lighting Contactor <i>For Personal Protective Equipment (Arc Flash) When Working On Energized Equipment, Add</i>	9,629.74 217.72	362.86
26 09 23 00-0080 Combination Lighting Contactors <small>(26 09 23)</small> Note: Up to 600 volt.		
26 09 23 00-0081 Electrically Held, Combination Lighting Contactors <small>(26 09 23 00-0080)</small>		
26 09 23 00-0082 NEMA 1 Enclosure, Electrically Held, Combination Lighting Contactors <small>(26 09 23 00-0081)</small>		

MINOR
CSI UOM DESCRIPTIONTOTAL DIRECT DEMOLITION
UNIT COST UNIT COST

MINOR	CSI	UOM	DESCRIPTION	TOTAL DIRECT UNIT COST	DEMOLITION UNIT COST
26 09 23 00-0083			3-Pole, NEMA 1 Enclosure, Electrically Held, Combination Lighting Contactors <small>(26 09 23 00-0082)</small>		
26 09 23 00-0084	EA		30 Amperes, 3 Pole, NEMA 1 Enclosure, Electrically Held, Combination Lighting Contactor With Fused Disconnect Switch	1,391.50	133.04
			<i>For Personal Protective Equipment (Arc Flash) When Working On Energized Equipment, Add</i>	79.83	
26 09 23 00-0085	EA		60 Amperes, 3 Pole, NEMA 1 Enclosure, Electrically Held, Combination Lighting Contactor With Fused Disconnect Switch	2,182.12	212.88
			<i>For Personal Protective Equipment (Arc Flash) When Working On Energized Equipment, Add</i>	127.73	
26 09 23 00-0086	EA		100 Amperes, 3 Pole, NEMA 1 Enclosure, Electrically Held, Combination Lighting Contactor With Fused Disconnect Switch	3,518.07	279.40
			<i>For Personal Protective Equipment (Arc Flash) When Working On Energized Equipment, Add</i>	167.64	
26 09 23 00-0087	EA		200 Amperes, 3 Pole, NEMA 1 Enclosure, Electrically Held, Combination Lighting Contactor With Fused Disconnect Switch	6,410.45	365.88
			<i>For Personal Protective Equipment (Arc Flash) When Working On Energized Equipment, Add</i>	219.53	
26 09 23 00-0088			NEMA 4 Enclosure, Electrically Held, Combination Lighting Contactors <small>(26 09 23 00-0081)</small>		
26 09 23 00-0089			3-Pole, NEMA 4 Enclosure, Electrically Held, Combination Lighting Contactors <small>(26 09 23 00-0088)</small>		
26 09 23 00-0090	EA		30 Amperes, 3 Pole, NEMA 4 Enclosure, Electrically Held, Combination Lighting Contactor With Fused Disconnect Switch	2,511.99	133.04
			<i>For Personal Protective Equipment (Arc Flash) When Working On Energized Equipment, Add</i>	79.83	
26 09 23 00-0091	EA		60 Amperes, 3 Pole, NEMA 4 Enclosure, Electrically Held, Combination Lighting Contactor With Fused Disconnect Switch	3,908.97	212.88
			<i>For Personal Protective Equipment (Arc Flash) When Working On Energized Equipment, Add</i>	127.73	
26 09 23 00-0092	EA		100 Amperes, 3 Pole, NEMA 4 Enclosure, Electrically Held, Combination Lighting Contactor With Fused Disconnect Switch	6,531.45	279.40
			<i>For Personal Protective Equipment (Arc Flash) When Working On Energized Equipment, Add</i>	167.64	
26 09 23 00-0093	EA		200 Amperes, 3 Pole, NEMA 4 Enclosure, Electrically Held, Combination Lighting Contactor With Fused Disconnect Switch	10,265.12	365.88
			<i>For Personal Protective Equipment (Arc Flash) When Working On Energized Equipment, Add</i>	219.53	
26 09 23 00-0094			Mechanically Held, Combination Lighting Contactors <small>(26 09 23 00-0080)</small>		
26 09 23 00-0095			NEMA 1 Enclosure, Mechanically Held, Combination Lighting Contactors <small>(26 09 23 00-0094)</small>		
26 09 23 00-0096			3-Pole, NEMA 1 Enclosure, Mechanically Held, Combination Lighting Contactors <small>(26 09 23 00-0095)</small>		
26 09 23 00-0097	EA		30 Amperes, 3 Pole, NEMA 1 Enclosure, Mechanically Held, Combination Lighting Contactor With Fused Disconnect Switch	1,519.42	133.04
			<i>For Personal Protective Equipment (Arc Flash) When Working On Energized Equipment, Add</i>	79.83	
26 09 23 00-0098	EA		60 Amperes, 3 Pole, NEMA 1 Enclosure, Mechanically Held, Combination Lighting Contactor With Fused Disconnect Switch	2,624.90	212.88
			<i>For Personal Protective Equipment (Arc Flash) When Working On Energized Equipment, Add</i>	127.73	
26 09 23 00-0099	EA		100 Amperes, 3 Pole, NEMA 1 Enclosure, Mechanically Held, Combination Lighting Contactor With Fused Disconnect Switch	3,937.48	279.40
			<i>For Personal Protective Equipment (Arc Flash) When Working On Energized Equipment, Add</i>	167.64	
26 09 23 00-0100	EA		200 Amperes, 3 Pole, NEMA 1 Enclosure, Mechanically Held, Combination Lighting Contactor With Fused Disconnect Switch	7,602.27	365.88
			<i>For Personal Protective Equipment (Arc Flash) When Working On Energized Equipment, Add</i>	219.53	
26 09 23 00-0101			NEMA 4 Enclosure, Mechanically Held, Combination Lighting Contactors <small>(26 09 23 00-0094)</small>		
26 09 23 00-0102			3-Pole, NEMA 4 Enclosure, Mechanically Held, Combination Lighting Contactors <small>(26 09 23 00-0101)</small>		
26 09 23 00-0103	EA		30 Amperes, 3 Pole, NEMA 4 Enclosure, Mechanically Held, Combination Lighting Contactor With Fused Disconnect Switch	2,641.13	133.04
			<i>For Personal Protective Equipment (Arc Flash) When Working On Energized Equipment, Add</i>	79.83	
26 09 23 00-0104	EA		60 Amperes, 3 Pole, NEMA 4 Enclosure, Mechanically Held, Combination Lighting Contactor With Fused Disconnect Switch	4,354.21	212.88
			<i>For Personal Protective Equipment (Arc Flash) When Working On Energized Equipment, Add</i>	127.73	
26 09 23 00-0105	EA		100 Amperes, 3 Pole, NEMA 4 Enclosure, Mechanically Held, Combination Lighting Contactor With Fused Disconnect Switch	6,952.09	279.40
			<i>For Personal Protective Equipment (Arc Flash) When Working On Energized Equipment, Add</i>	167.64	
26 09 23 00-0106	EA		200 Amperes, 3 Pole, NEMA 4 Enclosure, Mechanically Held, Combination Lighting Contactor With Fused Disconnect Switch	11,456.94	365.88
			<i>For Personal Protective Equipment (Arc Flash) When Working On Energized Equipment, Add</i>	219.53	
26 09 23 00-0107			Photo-Cell, Relay, Lighting Arrester, Receptacle And Bracket <small>(26 09 23)</small>		
26 09 23 00-0108	EA		105 To 130 Volt Relay, Photo-Cell, Lighting Arrester, Receptacle And Bracket	138.32	31.45
			<i>For Personal Protective Equipment (Arc Flash) When Working On Energized Equipment, Add</i>	18.90	
26 09 23 00-0109	EA		105 To 285 Volt Relay, Photo-Cell, Lighting Arrester, Receptacle And Bracket	150.81	31.45
			<i>For Personal Protective Equipment (Arc Flash) When Working On Energized Equipment, Add</i>	18.90	
26 09 23 00-0110			Dimming Module System (Lutron Grafik Eye) <small>(26 09 23)</small>		



MINOR CSI UOM DESCRIPTION	TOTAL DIRECT UNIT COST	DEMOLITION UNIT COST
26 09 23 00-0111 EA 2,000 Watt Dimming Capacity, 120/277 Volt, Dimming Module System (Lutron Grafik Eye Hi-Power HP-2).....	1,681.41	120.96
<i>For Personal Protective Equipment (Arc Flash) When Working On Energized Equipment, Add</i>	72.57	
26 09 23 00-0112 EA 4,000 Watt Dimming Capacity, 120/277 Volt, Dimming Module System (Lutron Grafik Eye Hi-Power HP-4).....	2,170.31	120.96
<i>For Personal Protective Equipment (Arc Flash) When Working On Energized Equipment, Add</i>	72.57	
26 09 23 00-0113 EA 6,000 Watt Dimming Capacity, 120/277 Volt, Dimming Module System (Lutron Grafik Eye Hi-Power HP-6).....	2,667.92	120.96
<i>For Personal Protective Equipment (Arc Flash) When Working On Energized Equipment, Add</i>	72.57	
26 09 23 00-0114 Dimming Module Contol (Leviton) (26 09 23)		
26 09 23 00-0115 EA 5 Amperes, Wireless Dimming Module (Leviton WSD05-9D0).....	217.70	15.15
<i>For Personal Protective Equipment (Arc Flash) When Working On Energized Equipment, Add</i>	9.09	
26 09 23 00-0116 Light Control Panels (26 09 23)		
26 09 23 00-0117 Lighting Control Panels (Watt Stopper) (26 09 23 00-0116)		
26 09 23 00-0118 Lighting Control Panels (Watt Stopper) (26 09 23 00-0117)		
26 09 23 00-0119 EA 4 Relays, Surface Mount, Lighting Control Panel (Watt Stopper LP8S-4).....	1,782.70	169.61
<i>For Personal Protective Equipment (Arc Flash) When Working On Energized Equipment, Add</i>	101.77	
26 09 23 00-0120 EA 8 Relays, Surface Mount, Lighting Control Panel (Watt Stopper LP8S-8).....	1,675.63	181.73
<i>For Personal Protective Equipment (Arc Flash) When Working On Energized Equipment, Add</i>	109.04	
26 09 23 00-0121 EA 8 Relays, Surface Mount, Lighting Control Panel With Group Switching Card (Watt Stopper LP8S-8-G).....	1,880.76	181.73
<i>For Personal Protective Equipment (Arc Flash) When Working On Energized Equipment, Add</i>	109.04	
26 09 23 00-0122 EA 8 Relays, Surface Mount, Lighting Control Panel With DIN Rail (Watt Stopper LP24S-8).....	2,798.74	181.73
<i>For Personal Protective Equipment (Arc Flash) When Working On Energized Equipment, Add</i>	109.04	
26 09 23 00-0123 EA 8 Relays, Surface Mount, Lighting Control Panel With Group Switching Card And DIN Rail (Watt Stopper LP24S-8-G).....	3,039.57	181.73
<i>For Personal Protective Equipment (Arc Flash) When Working On Energized Equipment, Add</i>	109.04	
26 09 23 00-0124 EA 4 Relays, Flush Mount, Lighting Control Panel (Watt Stopper LP8F-4).....	1,979.98	169.61
<i>For Personal Protective Equipment (Arc Flash) When Working On Energized Equipment, Add</i>	101.77	
26 09 23 00-0125 EA 8 Relays, Flush Mount, Lighting Control Panel (Watt Stopper LP8F-8).....	2,124.52	181.73
<i>For Personal Protective Equipment (Arc Flash) When Working On Energized Equipment, Add</i>	109.04	
26 09 23 00-0126 EA 8 Relays, Flush Mount, Lighting Control Panel With Group Switching Card (Watt Stopper LP8F-8-G).....	2,365.11	181.73
<i>For Personal Protective Equipment (Arc Flash) When Working On Energized Equipment, Add</i>	109.04	
26 09 23 00-0127 EA 8 Relays, Flush Mount, Lighting Control Panel With DIN Rail (Watt Stopper LP24F-8).....	2,894.98	181.73
<i>For Personal Protective Equipment (Arc Flash) When Working On Energized Equipment, Add</i>	109.04	
26 09 23 00-0128 EA 8 Relays, Flush Mount, Lighting Control Panel With Group Switching Card And DIN Rail (Watt Stopper LP24F-8-G).....	3,135.80	181.73
<i>For Personal Protective Equipment (Arc Flash) When Working On Energized Equipment, Add</i>	109.04	
26 09 23 00-0129 Accessories For Lighting Control Panels (Watt Stopper) (26 09 23 00-0117)		
26 09 23 00-0130 EA Low Voltage Photocell For Watt Stopper Lighting Control Panels (Watt Stopper EM-24A2).....	174.93	30.29
<i>For Personal Protective Equipment (Arc Flash) When Working On Energized Equipment, Add</i>	18.17	
26 09 23 00-0131 EA Automatic Control Switch For Watt Stopper Lighting Control Panels (Watt Stopper AS-100-W).....	134.78	24.23
<i>For Personal Protective Equipment (Arc Flash) When Working On Energized Equipment, Add</i>	14.54	
26 09 23 00-0132 EA Low Voltage Momentary Switch For Watt Stopper Lighting Control Panels (Watt Stopper DCC2).....	72.90	24.23
<i>For Personal Protective Equipment (Arc Flash) When Working On Energized Equipment, Add</i>	14.54	
26 09 23 00-0133 Lighting Control Panels (Synergy) (26 09 23 00-0116)		
26 09 23 00-0134 Lighting Control Panels (Synergy) (26 09 23 00-0133)		
26 09 23 00-0135 EA 8 Relays, Surface Mount, Lighting Control Panel (Synergy SwitchPak SPAK 8S).....	2,667.68	181.73
<i>For Personal Protective Equipment (Arc Flash) When Working On Energized Equipment, Add</i>	109.04	
26 09 23 00-0136 Accessories For Lighting Control Panels (Synergy) (26 09 23 00-0133)		
26 09 23 00-0137 EA Outdoor Photocell For Synergy SwitchPak Lighting Control Panels (Synergy LSA-APS-OL).....	653.43	30.29
<i>For Personal Protective Equipment (Arc Flash) When Working On Energized Equipment, Add</i>	18.17	
26 09 23 00-0138 EA Sweepswitch, Line Voltage Override Switch For Synergy SwitchPak Lighting Control Panels (Synergy SSPL-20).....	253.11	12.12
<i>For Personal Protective Equipment (Arc Flash) When Working On Energized Equipment, Add</i>	7.27	
26 09 23 00-0139 EA Override Switch For Synergy SwitchPak Lighting Control Panels (Synergy LVPS-2BT).....	144.06	18.17
<i>For Personal Protective Equipment (Arc Flash) When Working On Energized Equipment, Add</i>	10.91	
26 09 23 00-0140 Lighting Switching Panels (Lutron) (26 09 23 00-0116)		
26 09 23 00-0141 Lighting Switching Panels (Lutron) (26 09 23 00-0140)		
26 09 23 00-0142 EA 8 Switch Legs, Surface Mount, Feed-Through, Lighting Switching Panels (Lutron Softswitch128® XPS8-FT).....	2,172.87	181.73
<i>For Personal Protective Equipment (Arc Flash) When Working On Energized Equipment, Add</i>	109.04	
26 09 23 00-0143 EA 12 Switch Legs, Surface Mount, Feed-Through, Lighting Switching Panels (Lutron Softswitch128® XPS12-FT).....	2,975.79	193.85
<i>For Personal Protective Equipment (Arc Flash) When Working On Energized Equipment, Add</i>	116.30	
26 09 23 00-0144 EA 16 Switch Legs, Surface Mount, Feed-Through, Lighting Switching Panels (Lutron Softswitch128® XPS16-FT).....	3,893.86	205.95
<i>For Personal Protective Equipment (Arc Flash) When Working On Energized Equipment, Add</i>	123.57	
26 09 23 00-0145 Wireless (ZigBee) LED Lighting Control Panels (PlanLED GigaTera) (26 09 23 00-0116)		
26 09 23 00-0146 EA 6 Zone, Surface Mount, 0 To 10 Volt Dimming, Wireless (ZigBee) LED Lighting Control Panel (PlanLED GigaTera IPC6Z).....	1,456.10	169.61
<i>For Personal Protective Equipment (Arc Flash) When Working On Energized Equipment, Add</i>	101.77	

26 Electrical**26 09 Instrumentation and Control for Electrical Systems****26 09 23 Lighting Control Devices**

SAN BERNARDINO
COUNTY

MINOR CSI UOM DESCRIPTION	TOTAL DIRECT UNIT COST	DEMOLITION UNIT COST
26 09 23 00-0147 EA 12 Zone, Surface Mount, 0 To 10 Volt Dimming, Wireless (ZigBee) LED Lighting Control Panel (PlanLED GigaTera IPC12Z)	1,659.18	189.61
<i>For Personal Protective Equipment (Arc Flash) When Working On Energized Equipment, Add</i>	<i>101.77</i>	
26 09 23 00-0148 EA 18 Zone, Surface Mount, 0 To 10 Volt Dimming, Wireless (ZigBee) LED Lighting Control Panel (PlanLED GigaTera IPC18Z)	1,862.24	169.61
<i>For Personal Protective Equipment (Arc Flash) When Working On Energized Equipment, Add</i>	<i>101.77</i>	
26 09 23 00-0149 Power Filters (26 09 23 00-0116)		
26 09 23 00-0150 EA 600 Amperes, 480/277 Volt, 4 Conductor Power Filter With 80" X 60" X 17" Enclosure	39,390.12	1,007.90
26 09 23 00-0151 EA 200 Amperes, 480/277 Volt, 4 Conductor Power Filter With 25" X 40" X 17" Enclosure	23,301.01	438.21
26 09 23 00-0152 Signal Filters (26 09 23 00-0116)		
26 09 23 00-0153 EA 0.5 Amperes, 125 Volt, 500 Conductor Signal Filter With 19" X 36-3/4" X 19-1/8 Case	18,028.12	916.34
26 09 23 00-0154 EA 0.5 Amperes, 125 Volt, 200 Conductor Signal Filter With 29" X 40" X 11" Case	12,332.21	560.01
26 09 23 00-0155 EA 0.5 Amperes, 125 Volt, 3 Pair Conductor Signal Filter With 12" X 12" X 4" Case	6,879.33	325.12
26 09 23 00-0156 EA 5 Amperes, 24 Volt DC, 5 Volt, 2 - 1 Pair Conductor Signal Filter With Case	9,370.94	325.12
26 09 23 00-0157 Lighting Control Devices (Encelium) (26 09 23)		
26 09 23 00-0158 EA 8 Port, G4, Wired Energy Control Unit, GreenBus II™ (120V) With Polaris 3D™ (Encelium EN-ECU-G4-P3D)	15,383.64	121.16
Note: Excludes GB II cable.		
26 09 23 00-0159 EA Server, System Support Unit (SSU) (Encelium EN-SSU-1U)	7,034.80	121.16
Note: Excludes GB II and Ethernet cable.		
26 09 23 00-0160 EA Server, System Support Unit (SSU), VIRTUAL (Encelium EN-SW-SSUVIRT)	3,663.10	121.16
Note: Excludes GB II and Ethernet cable.		
26 09 23 00-0161 EA Server, System Support Unit (SSU) With BACnet (Encelium EN-SSU-BIF-KIT)	15,474.10	121.16
Note: Excludes GB II and Ethernet cable.		
26 09 23 00-0162 EA Isolated, Wired Luminaire Control Module (Encelium EN-iLCM-1R10V-GB2-BK)	122.14	15.15
Note: Excludes GB II cable.		
26 09 23 00-0163 EA Damp Rated, Isolated, Wired Luminaire Control Module (Encelium EN-iLCM-1R10V-GB2-BK/DR)	188.94	15.15
Note: Excludes GB II cable.		
26 09 23 00-0164 EA Wired Area Lighting Controller, Heavy Duty Relay With 0-10V Dimming (Encelium EN-ALC-1R10V-GB2-BK)	238.09	30.29
Note: Excludes GB II cable.		
26 09 23 00-0165 EA Damp Rated, Wired Area Lighting Controller, Heavy Duty Relay With 0-10V Dimming (Encelium EN-ALC-1R10V-GB2-BK-DR)	287.20	30.29
Note: Excludes GB II cable.		
26 09 23 00-0166 EA Wired Sensor Interface Module (Encelium EN-SIM-AI/SPS-GB2-BK)	152.42	30.29
Note: Excludes GB II cable.		
26 09 23 00-0167 EA Damp Rated, Wired Sensor Interface Module (Encelium EN-SIM-AI/SPS-GB2-BK/DR)	219.22	30.29
Note: Excludes GB II cable.		
26 09 23 00-0168 EA 16 Port, Rack Mounted, Wired Ethernet Switch (Encelium ETH-700)	551.75	60.57
Note: Excludes cable.		
26 09 23 00-0169 EA Rack Mounted, Wired Power Bar (Encelium PWR-700)	414.51	60.57
26 09 23 00-0170 EA Rack Mounted, Wired Power Bar With Surge Protection (Encelium PWR-800)	759.50	60.57
26 09 23 00-0171 EA Wall Mounted, 4U Mounting Rack (Encelium RCK-700)	259.42	60.57
26 09 23 00-0172 EA 4 Port, 10/100 VPN, Dual WAN, Wired Router (Encelium RV042)	851.40	60.57
Note: Excludes cable.		
26 09 23 00-0173 EA Wired BACnet Interface (Encelium BIF-600)	8,923.90	242.30
Note: Excludes cable.		
26 09 23 00-0174 EA Wired AV Interface (Encelium EN-SW-AVINT)	6,605.19	60.57
Note: Excludes cable.		
26 09 23 00-0175 EA Two Button, GB2, Wired Wall Station (Encelium EN-WS-2B-GB2-WH)	247.48	15.15
Note: Includes white finish. Excludes GB II cable.		
26 09 23 00-0176 EA 3 Scene, GB2, Wired Wall Station (Encelium EN-WS-SC3-GB2-WH)	301.75	15.15
Note: Includes white finish. Excludes GB II cable.		
26 09 23 00-0177 EA 3 Zone, GB2, Wired Wall Station (Encelium EN-WS-ZC3-GB2-WH)	288.65	15.15
Note: Includes white finish. Excludes GB II cable.		
26 09 23 00-0178 EA 5 Scene, GB2, Wired Wall Station (Encelium EN-WS-SC5-GB2-WH)	301.75	15.15
Note: Includes white finish. Excludes GB II cable.		
26 09 23 00-0179 EA 6 Zone, GB2, Wired Wall Station (Encelium EN-WS-ZC6-GB2-WH)	288.65	15.15
Note: Includes white finish. Excludes GB II cable.		
26 09 23 00-0180 EA Rocket Switch, GB2, Wired Wall Station (Encelium EN-WS-R-GB2-WT)	218.14	15.15
Note: Includes white finish. Excludes GB II cable.		
26 09 23 00-0181 EA Scene Controller, GB2, Wired Wall Station (Encelium EN-WS-SC3D-GB2-WT)	301.75	15.15
Note: Includes white finish. Excludes GB II cable.		
26 09 23 00-0182 EA 3 Zone Controller, GB2, Wired Wall Station (Encelium EN-WS-ZC3-GB2-WT)	288.65	15.15
Note: Includes white finish. Excludes GB II cable.		
26 09 23 00-0183 EA Wired Key Switch Controller (Encelium KSW-300)	212.86	15.15
Note: Excludes GB II cable.		
26 09 23 00-0184 EA Wall Station Surface Mount Kit (Encelium EN-SMK-ZB-WH)	90.73	15.15
Note: Includes white finish.		
26 09 23 00-0185 EA 1/2' Length, Pre-Terminated, GreenBus II™ Cable (Encelium EN-PTC-0.5FT-GB2)	74.30	30.29
26 09 23 00-0186 EA 1' Length, Pre-Terminated, GreenBus II™ Cable (Encelium EN-PTC-01FT-GB2)	74.88	30.29
26 09 23 00-0187 EA 5' Length, Pre-Terminated, GreenBus II™ Cable (Encelium EN-PTC-05FT-GB2)	79.50	30.29
26 09 23 00-0188 EA 10' Length, Pre-Terminated, GreenBus II™ Cable (Encelium EN-PTC-10FT-GB2)	84.07	30.29
26 09 23 00-0189 EA 15' Length, Pre-Terminated, GreenBus II™ Cable (Encelium EN-PTC-15FT-GB2)	89.52	30.29
26 09 23 00-0190 EA 20' Length, Pre-Terminated, GreenBus II™ Cable (Encelium EN-PTC-20FT-GB2)	94.43	30.29
26 09 23 00-0191 EA 25' Length, Pre-Terminated, GreenBus II™ Cable (Encelium EN-PTC-25FT-GB2)	100.47	30.29
26 09 23 00-0192 EA 50' Length, Pre-Terminated, GreenBus II™ Cable (Encelium EN-PTC-50FT-GB2)	127.76	30.29
26 09 23 00-0193 EA 1,000' Box, GreenBus II™ Cable (Encelium EN-BC-1000FT-GB2)	817.54	30.29
26 09 23 00-0194 EA Box Of 50, Greenbus II™ Connectors (Encelium EN-CON-50-GB2)	199.06	30.29



MINOR CSI UOM DESCRIPTION	TOTAL DIRECT UNIT COST	DEMOLITION UNIT COST
26 09 23 00-0195 EA 1,000' Box, Category 5, Network Cable (Encelium NWC-400-B).....	1,055.21	30.29
26 09 23 00-0196 EA Indoor Wired Photo Sensor (Encelium PHS-700).....	618.49	60.57
Note: Excludes GB II cable.		
26 09 23 00-0197 EA Outdoor Wired Photo Sensor (Encelium PHS-800).....	618.49	60.57
Note: Excludes GB II cable.		
26 09 23 00-0198 EA Skylight Wired Photo Sensor (Encelium PHS-900).....	618.49	60.57
Note: Excludes GB II cable.		
26 09 23 00-0199 EA 450 SF, 360 Degree, Passive Infrared, Ceiling Mounted, Wired Occupancy Sensor (Encelium SCP-0450).....	322.76	60.57
Note: Excludes GB II cable.		
26 09 23 00-0200 EA 1,500 SF, 360 Degree, Passive Infrared, Ceiling Mounted, Wired Occupancy Sensor (Encelium SCP-1500).....	312.84	60.57
Note: Excludes GB II cable.		
26 09 23 00-0201 EA 2,500 SF, Wide View, Passive Infrared, Wall Mounted, Wired Occupancy Sensor (Encelium SWP-WV00).....	319.45	60.57
Note: Excludes GB II cable.		
26 09 23 00-0202 EA High-Bay, Passive Infrared, Wall Mounted, Wired Occupancy Sensor (Encelium SWP-HBAY).....	352.51	60.57
Note: Excludes GB II cable.		
26 09 23 00-0203 EA Long-Range, Passive Infrared, Wall Mounted, Wired Occupancy Sensor (Encelium SWP-LRNG).....	319.45	60.57
Note: Excludes GB II cable.		
26 09 23 00-0204 EA 120-277 Volt AC, No Neutral, Passive Infrared, Wall Switch Mounted, Wired Occupancy Sensor (Encelium SSP-LNV).....	253.37	60.57
Note: Excludes GB II cable.		
26 09 23 00-0205 EA High Bay, Passive Infrared, Fixture Mounted, Wired Occupancy Sensor (Encelium WSP-EM24V).....	268.47	60.57
Note: Excludes GB II cable.		
26 09 23 00-0206 EA High Bay, Passive Infrared, Surface Mounted, Wired Occupancy Sensor (Encelium WSP-EM24V).....	268.47	60.57
Note: Excludes GB II cable.		
26 09 23 00-0207 EA 360 Degree Lens, Wired Occupancy Sensor (Encelium WS-PL-360).....	142.57	60.57
Note: Excludes GB II cable.		
26 09 23 00-0208 EA Passive Infrared, Wall Switch Mounted, Wired Occupancy Sensor (Encelium PW-100-24).....	327.63	60.57
Note: Excludes GB II cable.		
26 09 23 00-0209 EA Hallway, Wired Occupancy Sensor (Encelium HW-13).....	462.36	60.57
Note: Excludes GB II cable.		
26 09 23 00-0210 EA 500 SF, 180 Degree, (Multi) Passive Infrared And Ultrasonic, Ceiling Mounted, Wired Occupancy Sensor (Encelium SCM-0500).....	405.38	60.57
Note: Excludes GB II cable.		
26 09 23 00-0211 EA 1,000 SF, 360 Degree, (Multi) Passive Infrared And Ultrasonic, Ceiling Mounted, Wired Occupancy Sensor (Encelium SCM-1000).....	431.82	60.57
Note: Excludes GB II cable.		
26 09 23 00-0212 EA 2,000 SF, 360 Degree, (Multi) Passive Infrared And Ultrasonic, Ceiling Mounted, Wired Occupancy Sensor (Encelium SCM-2000).....	445.05	60.57
Note: Excludes GB II cable.		
26 09 23 00-0213 EA 1,200 SF, (Multi) Passive Infrared And Ultrasonic, Wall Mounted, Wired Occupancy Sensor (Encelium SWM-1200).....	402.07	60.57
Note: Excludes GB II cable.		
26 09 23 00-0214 EA 120-277 Volt AC, No Neutral, Passive Infrared And Ultrasonic, Wall Switch Mounted, Wired Occupancy Sensor (Encelium SSM-LNV).....	335.99	60.57
Note: Excludes GB II cable.		
26 09 23 00-0215 EA 500 SF, 180 Degree, Dual Technology, Ceiling Mounted, Wired Occupancy Sensor (Encelium OSC05-M0W).....	419.60	60.57
Note: Excludes GB II cable.		
26 09 23 00-0216 EA 1,200 SF, 360 Degree, Dual Technology, Wall Mounted, Wired Occupancy Sensor (Encelium OSW12-M0W).....	416.13	60.57
Note: Excludes GB II cable.		
26 09 23 00-0217 EA 2,000 SF, 360 Degree, Dual Technology, Ceiling Mounted, Wired Occupancy Sensor (Encelium OSC20-M0W).....	461.23	60.57
Note: Excludes GB II cable.		
26 09 23 00-0218 EA 1,000 SF, 360 Degree, Dual Technology, Ceiling Mounted, Wired Occupancy Sensor (Encelium OSC10-M0W).....	447.37	60.57
Note: Excludes GB II cable.		
26 09 23 00-0219 EA Dual Technology, Wall Switch Mounted, Wired Occupancy Sensor (Encelium DW-100-24).....	481.25	60.57
Note: Excludes GB II cable.		
26 09 23 00-0220 EA Dual Technology, Wall Switch Mounted, Wired Occupancy Sensor (Encelium WSD-PDT-LV).....	447.50	60.57
Note: Excludes GB II cable.		
26 09 23 00-0221 EA Wide View, Dual Technology, Wired Occupancy Sensor (Encelium WV-PDT).....	447.50	60.57
Note: Excludes GB II cable.		
26 09 23 00-0222 EA 10A, 120V, Single Relay, UL924 Automatic Load Control Relay (ALCR) (Encelium ESRU1C).....	295.20	60.57
26 09 23 00-0223 EA 10A, 277V, Single Relay, UL924 Automatic Load Control Relay (ALCR) (Encelium ESRH1C).....	315.97	60.57
26 09 23 00-0224 EA 20A, 120V, Dual Relay, UL924 Automatic Load Control Relay (ALCR) (Encelium ESR01P).....	551.28	60.57
26 09 23 00-0225 EA 20A, 277V, Dual Relay, UL924 Automatic Load Control Relay (ALCR) (Encelium ESR02P).....	589.42	60.57
26 09 23 00-0226 EA 10A, 120V, Dual Relay, UL924 Automatic Load Control Relay (ALCR) (Encelium ESR2401D).....	435.55	60.57
26 09 23 00-0227 EA 10A, 277V, Dual Relay, UL924 Automatic Load Control Relay (ALCR) (Encelium ESR2402D).....	453.98	60.57
26 09 23 00-0228 EA 24 Circuit, Relay Module (Encelium EN-RPM-24C-GB2).....	1,299.89	121.16
Note: Excludes GB II cable and enclosure.		
26 09 23 00-0229 EA 24 Circuit, 120/277V, Relay Panel With Relay Module (Encelium EN-RP-24C-GB2-120/277V).....	4,066.43	484.60
Note: Excludes GB II cable.		
26 09 23 00-0230 EA 12 Relays, 24 Circuit, 120-347V, Emergency Relay Panel (Encelium EN-RPA12R120-347V).....	5,924.78	484.60
Note: Excludes GB II cable.		
26 09 23 00-0231 EA 24 Relays, 24 Circuit, 120-347V, Emergency Relay Panel (Encelium EN-RPA24R120-347V).....	7,783.10	484.60
Note: Excludes GB II cable.		
26 09 23 00-0232 EA Wired Phase Cut Dimming Module (Encelium EN-PCDM-GB2).....	649.95	60.57
Note: Excludes GB II cable.		
26 09 23 00-0233 EA Wired DALI Bridge (Encelium EN-DB-1L-GB2).....	744.39	60.57
Note: Excludes GB II cable.		
26 09 23 00-0234 EA Wireless Manager (Encelium EN-WM-ZB-P3D).....	2,009.71	60.57
Note: Includes white finish.		
26 09 23 00-0235 EA Wireless Control Module (Encelium EN-WCM-ZB).....	274.61	30.29
26 09 23 00-0236 EA Damp Rated, Wireless Control Module (Encelium EN-WCM-ZB-DR).....	324.97	30.29
26 09 23 00-0237 EA Wireless Area Lighting Controller (Encelium EN-ALC-ZB-BK).....	326.22	30.29
26 09 23 00-0238 EA Damp Rated, Wireless Area Lighting Controller (Encelium EN-ALC-ZB-BK-DR).....	338.10	30.29

26 Electrical**26 09 Instrumentation and Control for Electrical Systems****26 09 23 Lighting Control Devices**

SAN BERNARDINO
COUNTY

MINOR CSI UOM DESCRIPTION	TOTAL DIRECT UNIT COST	DEMOLITION UNIT COST
26 09 23 00-0239 EA 2 Button Switch, Wireless Wall Station (Encelium EN-WS-2B-ZB-WH)..... Note: Includes white finish.	244.33	15.15
26 09 23 00-0240 EA 3 Scene Control, Wireless Wall Station (Encelium EN-WS-SC3-ZB-WH) Note: Includes white finish.	244.33	15.15
26 09 23 00-0241 EA 3 Zone Control, Wireless Wall Station (Encelium EN-WS-ZC3-ZB-WH)..... Note: Includes white finish.	244.33	15.15
26 09 23 00-0242 EA 5 Scene Control, Wireless Wall Station (Encelium EN-WS-SC5-ZB-WH) Note: Includes white finish.	244.33	15.15
26 09 23 00-0243 EA 6 Zone Control, Wireless Wall Station (Encelium EN-WS-ZC6-ZB-WH)..... Note: Includes white finish.	244.33	15.15
26 09 23 00-0244 EA Single Zone On/Off, Wireless Rocker Switch (Encelium WSS0S-DOW).....	252.51	15.15
26 09 23 00-0245 EA 315 MHz, Wireless Photocell (Encelium TAP-17C).....	536.64	60.57
26 09 23 00-0246 EA 450 SF, Ceiling Mounted, Wireless Sensor With Photocell (Encelium EN-SCPPH-0450-ZB).....	335.20	60.57
26 09 23 00-0247 EA 1,500 SF, Ceiling Mounted, Wireless Sensor With Photocell (Encelium EN-SCPPH-1500-ZB).....	335.20	60.57
26 09 23 00-0248 EA 1,500 SF, Damp Rated, Ceiling Mounted, Wireless Sensor With Photocell (Encelium EN-SCPPH-1500-ZB-DR).....	385.56	60.57
26 09 23 00-0249 EA 450 SF, Damp Rated, Ceiling Mounted, Wireless Sensor With Photocell (Encelium EN-SCPPH-0450-ZB-DR).....	385.56	60.57
26 09 23 00-0250 EA 2 Button Switch, Wireless Wall Station (Encelium EN-WS-2B-ZB-WH)..... Note: Includes white finish.	244.33	15.15
26 09 23 00-0251 EA 3 Scene Control, Wireless Wall Station (Encelium EN-WS-SC3-ZB-WH) Note: Includes white finish.	244.33	15.15
26 09 23 00-0252 EA 3 Zone Control, Wireless Wall Station (Encelium EN-WS-ZC3-ZB-WH)..... Note: Includes white finish.	244.33	15.15
26 09 23 00-0253 EA 5 Scene Control, Wireless Wall Station (Encelium EN-WS-SC5-ZB-WH) Note: Includes white finish.	244.33	15.15
26 09 23 00-0254 EA 6 Zone Control, Wireless Wall Station (Encelium EN-WS-ZC6-ZB-WH)..... Note: Includes white finish.	244.33	15.15
26 09 23 00-0255 EA Single Zone On/Off, Wireless Rocker Switch (Encelium WSS0S-DOW)..... Note: Includes white finish.	252.51	15.15
26 09 23 00-0256 EA 315 MHz, Wireless Photocell (Encelium TAP-17C).....	536.64	60.57
26 09 23 00-0257 EA 3 Zone Control, Wireless Wall Station (Encelium EN-WS-ZC3-ZB-WH).....	244.33	15.15
26 09 23 00-0258 EA 5 Scene Control, Wireless Wall Station (Encelium EN-WS-SC5-ZB-WH)	244.33	15.15
26 09 23 00-0259 EA 6 Zone Control, Wireless Wall Station (Encelium EN-WS-ZC6-ZB-WH).....	244.33	15.15
26 09 23 00-0260 EA Single Zone On/Off, Wireless Rocker Switch (Encelium WSS0S-DOW).....	252.51	15.15
26 09 23 00-0261 EA 315 MHz, Wireless Photocell (Encelium TAP-17C).....	536.64	60.57
26 09 23 00-0262 EA 450 SF, Ceiling Mounted, Wireless Sensor With Photocell (Encelium EN-SCPPH-0450-ZB).....	335.20	60.57
26 09 23 00-0263 EA 1,500 SF, Ceiling Mounted, Wireless Sensor With Photocell (Encelium EN-SCPPH-1500-ZB).....	335.20	60.57
26 09 23 00-0264 EA 1,500 SF, Damp Rated, Ceiling Mounted, Wireless Sensor With Photocell (Encelium EN-SCPPH-1500-ZB-DR).....	385.56	60.57
26 09 23 00-0265 EA 450 SF, Damp Rated, Ceiling Mounted, Wireless Sensor With Photocell (Encelium EN-SCPPH-0450-ZB-DR).....	385.56	60.57
26 09 23 00-0266 EA 2 Button Switch, Wireless Wall Station (Encelium EN-WS-2B-ZB-WH)..... Note: Includes white finish.	244.33	15.15
26 09 23 00-0267 EA 3 Scene Control, Wireless, Wall Station (Encelium EN-WS-SC3-ZB-WH) Note: Includes white finish.	244.33	15.15
26 09 23 00-0268 EA 3 Zone Control, Wireless Wall Station (Encelium EN-WS-ZC3-ZB-WH)..... Note: Includes white finish.	244.33	15.15
26 09 23 00-0269 EA 5 Scene Control, Wireless Wall Station (Encelium EN-WS-SC5-ZB-WH) Note: Includes white finish.	244.33	15.15
26 09 23 00-0270 EA 6 Zone Control, Wireless Wall Station (Encelium EN-WS-ZC6-ZB-WH)..... Note: Includes white finish.	244.33	15.15
26 09 23 00-0271 EA Single Zone On/Off, Wireless Rocker Switch (Encelium WSS0S-DOW).....	252.51	15.15
26 09 23 00-0272 EA 315 MHz, Wireless Photocell (Encelium TAP-17C).....	536.64	60.57
26 09 23 00-0273 EA Ceiling Mounted, Wireless Mounting Kit (Encelium EN-SCPPH-MK-ZB).....	150.11	60.57
26 09 23 00-0274 EA Wireless Ethernet Transceiver Unit (cns-enocean Connectivity Kit).....	702.33	60.57
26 09 23 00-0275 Lighting Control Sensors (26 09 23)		
26 09 23 00-0276 EA DALIMulti Sensor, 600 SF (Fifthlight FLT-MTS6-DALI).....	374.31	27.25
26 09 23 00-0277 EA DALIMulti Sensor, 1,200 SF (Fifthlight FLT-MTS12-DALI).....	374.31	27.25
26 09 23 00-0278 EA Smart Multi-sensor (LG 9SD131VVDA.ALWB000).....	327.89	27.25
26 09 23 00-0279 EA Zigbee Dongle (LG 9CM2315VD2.AWP01U).....	98.83	18.17
26 09 23 00-0280 EA Clip for Performance Troffer (LG BKTT015122.BUAAWAA).....	7.99	
26 09 23 00-0281 EA Clip for Downlight (BKTC015123.BUAAWAA).....	64.33	
26 09 23 00-0282 EA Clip for Tube (LG BKTTU015121.BUAAWAA).....	11.37	
26 09 23 00-0283 Radio Controlled Devices (Lutron) (26 09 23)		
26 09 23 00-0284 Tabletop Transmitters For Radio Controlled Devices (26 09 23 00-0283)		
26 09 23 00-0285 Switched Lighting Controls, Tabletop Wireless Transmitter (26 09 23 00-0284)		
26 09 23 00-0286 EA One Zone Of On/Off Switched Lighting Controls, Tabletop Wireless Transmitter (Lutron RTA-TX-SW-B-WH).....	493.42	18.17
26 09 23 00-0287 EA Two Zones Of On/Off Switched Lighting Controls, Tabletop Wireless Transmitter (Lutron RTA-TX-2SW-B-WH).....	641.63	18.17
26 09 23 00-0288 EA Three Zones Of On/Off Switched Lighting Controls, Tabletop Wireless Transmitter (Lutron RTA-TX-3SW-B-WH).....	808.36	18.17
26 09 23 00-0289 Dimmable Lighting Controls, Tabletop Wireless Transmitter (26 09 23 00-0284)		
26 09 23 00-0290 EA One Zone Of Dimmable Lighting Controls, Tabletop Wireless Transmitter (Lutron RTA-TX-L-B-WH).....	493.42	18.17
26 09 23 00-0291 EA Two Zones Of Dimmable Lighting Controls, Tabletop Wireless Transmitter (Lutron RTA-TX-2L-B-WH).....	586.05	18.17
26 09 23 00-0292 EA Three Zones Of Dimmable Lighting Controls, Tabletop Wireless Transmitter (Lutron RTA-TX-3L-B-WH).....	808.36	18.17
26 09 23 00-0293 EA One Zone Of Four Pre Set Lighting Levels And Dimmable Lighting Controls, Tabletop Wireless Transmitter (Lutron RTA-TX-L-WH).....	493.42	18.17
26 09 23 00-0294 EA Two Zones Of Four Pre Set Lighting Levels And Dimmable Lighting Controls, Tabletop Wireless Transmitter (Lutron RTA-TX-2L-WH).....	641.63	18.17



MINOR CSI UOM DESCRIPTION	TOTAL DIRECT UNIT COST	DEMOLITION UNIT COST
26 09 23 00-0295 EA Three Zones Of Four Pre Set Lighting Levels And Dimmable Lighting Controls, Tabletop Wireless Transmitter (Lutron RTA-TX-3L-WH).....	808.36	18.17
26 09 23 00-0296 Dimmable And Switched Lighting Controls, Tabletop Wireless Transmitter (26 09 23 00-0284)		
26 09 23 00-0297 EA One Zone Of Dimmable Lighting Controls And One Zone Of On/Off Switched Lighting Controls, Tabletop Wireless Transmitter (Lutron RTA-TX-LSW-B-WH).....	641.63	18.17
26 09 23 00-0298 EA Two Zones Of Dimmable Lighting Controls And One Zone Of On/Off Switched Lighting Controls, Tabletop Wireless Transmitter (Lutron RTA-TX-2LSW-B-WH).....	808.36	18.17
26 09 23 00-0299 EA One Zone Of Dimmable Lighting Controls And Two Zones Of On/Off Switched Lighting Controls, Tabletop Wireless Transmitter (Lutron RTA-TX-L2SW-B-WH).....	808.36	18.17
26 09 23 00-0300 Dimmable Lighting Controls And Shade Or Projection Controls, Tabletop Wireless Transmitter (26 09 23 00-0284)		
26 09 23 00-0301 EA One Zone Of Open/Stop/Close Motorized Shade Controls, Tabletop Wireless Transmitter (Lutron RTA-TX-C3-B-WH).....	493.42	18.17
26 09 23 00-0302 EA Two Zones Of Open/Stop/Close Motorized Shade Controls, Tabletop Wireless Transmitter (Lutron RTA-TX-2C3-B-WH).....	641.63	18.17
26 09 23 00-0303 EA One Zone Of Dimmable Lighting Controls And One Zone Of Output Switch Projection Screen Controls, Tabletop Wireless Transmitter (Lutron RTA-TX-LC2-B-WH).....	586.05	18.17
26 09 23 00-0304 EA Two Zones Of Dimmable Lighting Controls And One Zone Of Output Switch Projection Screen Controls, Tabletop Wireless Transmitter (Lutron RTA-TX-2LC2-B-WH).....	715.73	18.17
26 09 23 00-0305 EA One Zone Of Dimmable Lighting Controls And One Zone Of Open/Stop/Close Motorized Shade Controls, Tabletop Wireless Transmitter (Lutron RTA-TX-LC3-B-WH).....	641.63	18.17
26 09 23 00-0306 EA Two Zones Of Dimmable Lighting Controls And One Zone Of Open/Stop/Close Motorized Shade Controls, Tabletop Wireless Transmitter (Lutron RTA-TX-2LC3-B-WH).....	771.31	18.17
26 09 23 00-0307 EA One Zone Of Dimmable Lighting Controls And Two Zones Of Open/Stop/Close Motorized Shade Controls, Tabletop Wireless Transmitter (Lutron RTA-TX-L2C3-B-WH).....	641.63	18.17
26 09 23 00-0308 Dimmable Lighting Controls And Sivoia QED Shade Controls, Tabletop Wireless Transmitter (26 09 23 00-0284)		
26 09 23 00-0309 EA One Zone Of Sivoia QED Open/Stop/Preset Motorized Shade Controls, Tabletop Wireless Transmitter (Lutron RTA-TX-Q-B-WH).....	493.42	18.17
26 09 23 00-0310 EA Two Zones Of Sivoia QED Open/Stop/Preset Motorized Shade Controls, Tabletop Wireless Transmitter (Lutron RTA-TX-2Q-B-WH).....	641.63	18.17
26 09 23 00-0311 EA One Zone Of Dimmable Lighting Controls And One Zone Of Sivoia QED Open/Stop/Preset Motorized Shade Controls, Tabletop Wireless Transmitter (Lutron RTA-TX-LQ-B-WH).....	641.63	18.17
26 09 23 00-0312 EA Two Zones Of Dimmable Lighting Controls And One Zone Of Sivoia QED Open/Stop/Preset Motorized Shade Controls, Tabletop Wireless Transmitter (Lutron RTA-TX-2LQ-B-WH).....	808.36	18.17
26 09 23 00-0313 EA One Zone Of Dimmable Lighting Controls And Two Zones Of Sivoia QED Open/Stop/Preset Motorized Shade Controls, Tabletop Wireless Transmitter (Lutron RTA-TX-L2Q-B-WH).....	641.63	18.17
26 09 23 00-0314 EA One Zone Of Dimmable Lighting Controls, One Zone Of Sivoia QED Open/Stop/Preset Motorized Shade Controls, One Zone Of Output Controls, Tabletop Wireless Transmitter (Lutron RTA-TX-LQC2-B-WH).....	808.36	18.17
26 09 23 00-0315 Output Switch Closure Controls, Tabletop Wireless Transmitter (26 09 23 00-0284)		
26 09 23 00-0316 EA Five Buttons Of Output Switch Closures For Grafik Eye Systems, Tabletop Wireless Transmitter (Lutron RTA-TX-C5-WH).....	493.42	18.17
26 09 23 00-0317 EA Nine Buttons Of Output Switch Closures For Grafik Eye Systems, Tabletop Wireless Transmitter (Lutron RTA-TX-C5C4-WH).....	641.63	18.17
26 09 23 00-0318 EA Thirteen Buttons Of Output Switch Closures For Grafik Eye Systems, Tabletop Wireless Transmitter (Lutron RTA-TX-C52C4-WH).....	808.36	18.17
26 09 23 00-0319 Accessories For Tabletop Wireless Transmitter (26 09 23 00-0284)		
26 09 23 00-0320 EA Security Mounting Brackets For Tabletop Wireless Transmitters (Lutron RTA-SEC-WH).....	104.39	18.17
26 09 23 00-0321 Wall Box Transmitters For Radio Controlled Devices (26 09 23 00-0283)		
26 09 23 00-0322 EA On/Off Switched Lighting Controls, Wall Box Wireless Transmitter (Lutron RTA-WX-2BSW-WH).....	456.37	18.17
26 09 23 00-0323 EA Dimmable Lighting Controls, Wall Box Wireless Transmitter (Lutron RTA-WX-2B-WH).....	493.42	18.17
26 09 23 00-0324 EA Four Preset Lighting Level And Dimmable Lighting Controls, Wall Box Wireless Transmitter (Lutron RTA-WX-5B-WH).....	493.42	18.17
26 09 23 00-0325 EA Open/Stop/Close Motorized Shade Controls, Wall Box Wireless Transmitter (Lutron RTA-WX-C3LB-WH).....	493.42	18.17
26 09 23 00-0326 EA Up/Down Projection Screen Controls, Wall Box Wireless Transmitter (Lutron RTA-WX-C2LB-WH).....	493.42	18.17
26 09 23 00-0327 EA Open/Stop/Close Sivoia QED Shade Controls, Wall Box Wireless Transmitter (Lutron RTA-WX-Q3LB-WH).....	493.42	18.17
26 09 23 00-0328 Interfaces For Radio Controlled Devices (26 09 23 00-0283)		
26 09 23 00-0329 EA Incandescent And Magnetic Low Voltage Lighting Interface For Radio Controlled Devices (Lutron FDI-INC-2000).....	456.37	18.17
26 09 23 00-0330 EA Lutron Tu-Wire Ballast Interface For Radio Controlled Devices (Lutron FDI-INC-2000).....	456.37	18.17
26 09 23 00-0331 EA Electronic Low Voltage Lighting Interface For Radio Controlled Devices (Lutron FDI-ELV-1000).....	456.37	18.17
26 09 23 00-0332 EA Sivoia QED Controllable Window Treatments Contact Closure Interface For Radio Controlled Devices (Lutron SVQ-CCI-8).....	926.92	18.17
26 09 23 00-0333 EA RS-232 Interface For Radio Controlled Devices (Lutron RTA-RS232).....	1,327.07	18.17
26 09 23 00-0334 EA Switch Closure Input Interface For Radio Controlled (Lutron RTA-SCI).....	1,327.07	18.17

26 Electrical**26 09 Instrumentation and Control for Electrical Systems****26 09 23 Lighting Control Devices**

SAN BERNARDINO
COUNTY

MINOR CSI UOM DESCRIPTION	TOTAL DIRECT UNIT COST	DEMOLITION UNIT COST
26 09 23 00-0335 Fluorescent Controllers For Radio Controlled Devices <small>(26 09 23 00-0283)</small>		
26 09 23 00-0336 EA On/Off Switched Fluorescent Controllers For Radio Controlled Devices (Lutron RTA-RX-SW)	586.05	18.17
26 09 23 00-0337 EA Dimmable Fluorescent Controllers For Radio Controlled Devices (Lutron RTA-RX-F)	660.15	18.17
26 09 23 00-0338 EA Switch Closures And Dimmable Fluorescent Controllers For Radio Controlled Devices (Lutron RTA-RX-F-SC)	771.31	18.17
26 09 23 00-0339 AC Motor Group Controllers For Radio Controlled Devices <small>(26 09 23 00-0283)</small>		
26 09 23 00-0340 EA Up To Two Motors, AC Motor Group Controllers For Radio Controlled Devices (Lutron WC-2M-GC)	863.93	18.17
26 09 23 00-0341 EA Up To Four Motors, AC Motor Group Controllers For Radio Controlled Devices (Lutron WC-4M-GC)	1,188.13	18.17
26 09 23 00-0342 RF Wireless Technology, Switches And Dimmers (Lutron® Maestro Wireless®) <small>(26 09 23)</small>		
26 09 23 00-0343 RF Wireless Technology, Switches (Lutron® Maestro Wireless®) <small>(26 09 23 00-0342)</small>		
26 09 23 00-0344 EA 6 Amperes Lighting, 3 Amperes Fan, RF Wireless Technology, Electronic Switch (Lutron® Maestro Wireless® MRF2-6ANS)	133.72	24.23
26 09 23 00-0345 EA 8 Amperes Lighting, 5.8 Amperes Fan, RF Wireless Technology, Spec Grade Electronic Switch (Lutron® Maestro Wireless® MRF2-8ANS-120)	157.31	24.23
26 09 23 00-0346 EA 8 Amperes Lighting, 3 Amperes Fan, RF Wireless Technology, Spec Grade Electronic Switch (Lutron® Maestro Wireless® MRF2-8S-DV)	245.21	24.23
26 09 23 00-0347 EA 120 Volt, Claro® Gloss Finish, RF Wireless Technology, Companion Switch (Lutron® Maestro Wireless® MA-AS)	94.38	24.23
26 09 23 00-0348 EA 277 Volt, Claro® Gloss Finish, RF Wireless Technology, Companion Switch (Lutron® Maestro Wireless® MA-AS-277)	114.98	24.23
26 09 23 00-0349 EA 120 Volt, Satin Colors® Satin Finish, RF Wireless Technology, Companion Switch (Lutron® Maestro Wireless® MSC-AS)	103.02	24.23
26 09 23 00-0350 EA 277 Volt, Satin Colors® Satin Finish, RF Wireless Technology, Companion Switch (Lutron® Maestro Wireless® MSC-AS-277)	124.05	24.23
26 09 23 00-0351 RF Wireless Technology, Dimmers (Lutron® Maestro Wireless®) <small>(26 09 23 00-0342)</small>		
26 09 23 00-0352 EA 600 Watt, 120 Volt, RF Wireless Technology, Incandescent Dimmer (Lutron® Maestro Wireless® MRF2-600M)	128.28	24.23
26 09 23 00-0353 EA 600 Watt, 120 Volt, RF Wireless Technology, Magnetic Low Voltage Dimmer (Lutron® Maestro Wireless® MRF2-6MLV)	139.17	24.23
26 09 23 00-0354 EA 600 Watt, 120 Volt, RF Wireless Technology, Spec Grade Neutral Wire Dimmer (Lutron® Maestro Wireless® MRF2-6ND-120)	166.38	24.23
26 09 23 00-0355 EA 1,000 Watt, 120 Volt, RF Wireless Technology, Spec Grade Dimmer (Lutron® Maestro Wireless® MRF2-10D-120)	178.49	30.29
26 09 23 00-0356 EA 600 Watt, 120 Volt, RF Wireless Technology, Electronic Low-Voltage Dimmer (Lutron® Maestro Wireless® MRF2-6ELV-120)	219.89	24.23
26 09 23 00-0357 EA 120 Volt, Claro® Gloss Finish, RF Wireless Technology, Companion Dimmer (Lutron® Maestro Wireless® MA-R)	73.40	24.23
26 09 23 00-0358 EA 277 Volt, Claro® Gloss Finish, RF Wireless Technology, Companion Dimmer (Lutron® Maestro Wireless® MA-R-277)	88.37	24.23
26 09 23 00-0359 EA 120 Volt, Satin Colors® Satin Finish, RF Wireless Technology, Companion Dimmer (Lutron® Maestro Wireless® MSC-AD)	78.86	24.23
26 09 23 00-0360 EA 277 Volt, Satin Colors® Satin Finish, RF Wireless Technology, Companion Dimmer (Lutron® Maestro Wireless® MSC-AD-277)	93.81	24.23
26 09 23 00-0361 EA 6 Amperes, 120/277 Volt, RF Wireless Technology, 3-Wire Fluorescent Spec Grade Neutral Wire Dimmer (Lutron® Maestro Wireless® MRF2-F6AN-DV)	248.08	42.40
26 09 23 00-0362 Removal And Reinstallation Of Occupancy Sensors <small>(26 09 23)</small>		
Note: Includes storage, cleaning and supply materials.		
26 09 23 00-0363 EA Removal And Reinstallation Of Ceiling Mounted Occupancy Sensor	81.77	
Note: Includes storing and cleaning.		
26 09 23 00-0364 EA Removal And Reinstallation Of Wall Mounted Occupancy Sensor	54.52	
Note: Includes storing and cleaning.		
26 09 23 00-0365 Occupancy Sensors (Watt Stopper) <small>(26 09 23)</small>		
Note: Includes testing of new devices and certification.		
26 09 23 00-0366 Occupancy Sensors <small>(26 09 23 00-0365)</small>		
Note: Exclude boxes.		
26 09 23 00-0367 Wall Switch Mounted Occupancy Sensors <small>(26 09 23 00-0366)</small>		
26 09 23 00-0368 Ultrasonic, Wall Switch Mounted Occupancy Sensors <small>(26 09 23 00-0367)</small>		
26 09 23 00-0369 EA Ultrasonic, Wall Switch Mounted Occupancy Sensor (Watt Stopper UW-100)	125.57	12.12
<i>For Personal Protective Equipment (Arc Flash) When Working On Energized Equipment, Add</i> 7.27		
26 09 23 00-0370 EA Dual Relay, Ultrasonic, Wall Switch Mounted Occupancy Sensor (Watt Stopper UW-200)	148.01	12.12
<i>For Personal Protective Equipment (Arc Flash) When Working On Energized Equipment, Add</i> 7.27		
26 09 23 00-0371 Passive Infrared, Wall Switch Mounted Occupancy Sensors <small>(26 09 23 00-0367)</small>		
26 09 23 00-0372 EA Nightlight, Passive Infrared, Wall Switch Mounted Occupancy Sensor (Watt Stopper WN-100)	103.87	12.12
<i>For Personal Protective Equipment (Arc Flash) When Working On Energized Equipment, Add</i> 7.27		
26 09 23 00-0373 EA Passive Infrared, Wall Switch Mounted Occupancy Sensor (Watt Stopper WS)	97.07	12.12
<i>For Personal Protective Equipment (Arc Flash) When Working On Energized Equipment, Add</i> 7.27		
26 09 23 00-0374 EA Passive Infrared, Wall Switch Mounted Occupancy Sensor (Watt Stopper PW-100)	109.77	12.12
<i>For Personal Protective Equipment (Arc Flash) When Working On Energized Equipment, Add</i> 7.27		



MINOR CSI UOM DESCRIPTION	TOTAL DIRECT UNIT COST	DEMOLITION UNIT COST
26 09 23 00-0375 EA Dual Relay, Passive Infrared, Wall Switch Mounted Occupancy Sensor (Watt Stopper PW-200).....	126.93	12.12
<i>For Personal Protective Equipment (Arc Flash) When Working On Energized Equipment, Add</i>	7.27	
26 09 23 00-0376 EA Dimmable, Passive Infrared, Wall Switch Mounted Occupancy Sensor (Watt Stopper WD).....	125.52	12.12
<i>For Personal Protective Equipment (Arc Flash) When Working On Energized Equipment, Add</i>	7.27	
26 09 23 00-0377 Passive Infrared And Ultrasonic, Wall Switch Mounted Occupancy Sensors		
<i>(26 09 23 00-0367)</i>		
26 09 23 00-0378 EA Passive Infrared And Ultrasonic, Wall Switch Mounted Occupancy Sensor (Watt Stopper DW-100).....	182.19	12.12
<i>For Personal Protective Equipment (Arc Flash) When Working On Energized Equipment, Add</i>	7.27	
26 09 23 00-0379 EA Dual Relay, Passive Infrared And Ultrasonic, Wall Switch Mounted Occupancy Sensor (Watt Stopper DW-200).....	196.38	12.12
<i>For Personal Protective Equipment (Arc Flash) When Working On Energized Equipment, Add</i>	7.27	
26 09 23 00-0380 Wall Switch Mounted Occupancy Sensor Accessories		
<i>(26 09 23 00-0367)</i>		
26 09 23 00-0381 EA Single Gang, Plastic Switch Plate Cover For Occupancy Sensors (Watt Stopper ASP).....	7.41	3.03
26 09 23 00-0382 EA One Side Blank, Double Gang, Plastic Switch Plate Cover For Occupancy Sensors (Watt Stopper ASP).....	8.54	3.03
26 09 23 00-0383 EA Switch Option, Double Gang, Plastic Switch Plate Cover For Occupancy Sensors (Watt Stopper ASP).....	8.54	3.03
26 09 23 00-0384 Ceiling Mounted Occupancy Sensors		
<i>(26 09 23 00-0366)</i>		
26 09 23 00-0385 Ultrasonic, Ceiling Mounted Occupancy Sensors		
<i>(26 09 23 00-0384)</i>		
26 09 23 00-0386 25 KHZ Ultrasonic, Ceiling Mounted Occupancy Sensors		
<i>(26 09 23 00-0385)</i>		
26 09 23 00-0387 EA 500 SF 360 Degree Coverage, 25 KHZ Ultrasonic, Ceiling Mounted Occupancy Sensor (Watt Stopper W-500A).....	166.86	27.25
26 09 23 00-0388 EA 1,000 SF 360 Degree Coverage, 25 KHZ Ultrasonic, Ceiling Mounted Occupancy Sensor (Watt Stopper W-1000A).....	191.27	27.25
26 09 23 00-0389 EA 2,000 SF 360 Degree Coverage, 25 KHZ Ultrasonic, Ceiling Mounted Occupancy Sensor (Watt Stopper W-2000A).....	215.86	27.25
26 09 23 00-0390 EA 90 LF Hallway Coverage, 25 KHZ Ultrasonic, Ceiling Mounted Occupancy Sensor (Watt Stopper W-2000H).....	213.64	27.25
26 09 23 00-0391 32 KHZ Ultrasonic, Ceiling Mounted Occupancy Sensors		
<i>(26 09 23 00-0385)</i>		
26 09 23 00-0392 EA 600 SF 360 Degree Coverage, 32 KHZ Ultrasonic, Ceiling Mounted Occupancy Sensor (Watt Stopper WT-605).....	181.31	27.25
26 09 23 00-0393 EA 1,100 SF 360 Degree Coverage, 32 KHZ Ultrasonic, Ceiling Mounted Occupancy Sensor (Watt Stopper WT-1105).....	206.06	27.25
26 09 23 00-0394 EA 2,205 SF 360 Degree Coverage, 32 KHZ Ultrasonic, Ceiling Mounted Occupancy Sensor (Watt Stopper WT-2205).....	229.51	27.25
26 09 23 00-0395 EA 90 LF Hallway Coverage, 32 KHZ Ultrasonic, Ceiling Mounted Occupancy Sensor (Watt Stopper WT-2255).....	233.48	27.25
26 09 23 00-0396 EA 600 SF 360 Degree Coverage, Isolated Relay, 32 KHZ Ultrasonic, Ceiling Mounted Occupancy Sensor (Watt Stopper WT-600).....	196.10	27.25
26 09 23 00-0397 EA 1,100 SF 360 Degree Coverage, Isolated Relay, 32 KHZ Ultrasonic, Ceiling Mounted Occupancy Sensor (Watt Stopper WT-1100).....	221.48	27.25
26 09 23 00-0398 EA 2,200 SF 360 Degree Coverage, Isolated Relay, 32 KHZ Ultrasonic, Ceiling Mounted Occupancy Sensor (Watt Stopper WT-2200).....	246.75	27.25
26 09 23 00-0399 EA 90 LF Hallway Coverage, Isolated Relay, 32 KHZ Ultrasonic, Ceiling Mounted Occupancy Sensor (Watt Stopper WT-2250).....	254.03	27.25
26 09 23 00-0400 40 KHZ Ultrasonic, Ceiling Mounted Occupancy Sensors		
<i>(26 09 23 00-0385)</i>		
26 09 23 00-0401 EA 500 SF 360 Degree Coverage, Isolated Relay, 40 KHZ Ultrasonic, Ceiling Mounted Occupancy Sensor (Watt Stopper UT-300-1).....	188.46	27.25
26 09 23 00-0402 EA 1,000 SF 360 Degree Coverage, Isolated Relay, 40 KHZ Ultrasonic, Ceiling Mounted Occupancy Sensor (Watt Stopper UT-300-2).....	218.04	27.25
26 09 23 00-0403 EA 2,000 SF 360 Degree Coverage, Isolated Relay, 40 KHZ Ultrasonic, Ceiling Mounted Occupancy Sensor (Watt Stopper UT-300-3).....	242.80	27.25
26 09 23 00-0404 EA 500 SF 360 Degree Coverage, Panel Integrating, 40 KHZ Ultrasonic, Ceiling Mounted Occupancy Sensor (Watt Stopper UT-305-1).....	177.56	27.25
26 09 23 00-0405 EA 1,000 SF 360 Degree Coverage, Panel Integrating, 40 KHZ Ultrasonic, Ceiling Mounted Occupancy Sensor (Watt Stopper UT-305-2).....	214.84	27.25
26 09 23 00-0406 EA 2,000 SF 360 Degree Coverage, Panel Integrating, 40 KHZ Ultrasonic, Ceiling Mounted Occupancy Sensor (Watt Stopper UT-305-3).....	226.91	27.25
26 09 23 00-0407 EA 500 SF 360 Degree Coverage, Line Voltage, 40 KHZ Ultrasonic, Ceiling Mounted Occupancy Sensor (Watt Stopper UT-355-1).....	190.00	27.25
26 09 23 00-0408 EA 1,000 SF 360 Degree Coverage, Line Voltage, 40 KHZ Ultrasonic, Ceiling Mounted Occupancy Sensor (Watt Stopper UT-355-2).....	211.46	27.25
26 09 23 00-0409 EA 2,000 SF 360 Degree Coverage, Line Voltage, 40 KHZ Ultrasonic, Ceiling Mounted Occupancy Sensor (Watt Stopper UT-355-3).....	237.96	27.25
26 09 23 00-0410 Passive Infrared, Ceiling Mounted Occupancy Sensors		
<i>(26 09 23 00-0384)</i>		
26 09 23 00-0411 EA 30 Segment, 5 Level Lens, Passive Infrared, Ceiling Mounted Occupancy Sensor (Watt Stopper WPIR).....	138.37	27.25
26 09 23 00-0412 EA HVAC/BAS, Passive Infrared, Ceiling Mounted Occupancy Sensor (Watt Stopper CI-12/24).....	141.25	27.25
26 09 23 00-0413 EA Passive Infrared, Ceiling Mounted Occupancy Sensor (Watt Stopper CI-205).....	148.08	27.25
26 09 23 00-0414 EA Line Voltage, Passive Infrared, Ceiling Mounted Occupancy Sensor (Watt Stopper CI-355).....	166.40	27.25
<i>For Personal Protective Equipment (Arc Flash) When Working On Energized Equipment, Add</i>	16.36	
26 09 23 00-0415 EA Low Profile, Isolated Relay, Passive Infrared, Ceiling Mounted Occupancy Sensor (Watt Stopper CI-305).....	168.62	27.25
26 09 23 00-0416 EA Isolated Relay, Passive Infrared, Ceiling Mounted Occupancy Sensor (Watt Stopper CI-200).....	178.20	27.25
26 09 23 00-0417 EA Low Profile, Passive Infrared, Ceiling Mounted Occupancy Sensor (Watt Stopper CI-300).....	193.54	27.25

26 Electrical**26 09 Instrumentation and Control for Electrical Systems****26 09 23 Lighting Control Devices**

SAN BERNARDINO
COUNTY

MINOR CSI UOM DESCRIPTION	TOTAL DIRECT UNIT COST	DEMOLITION UNIT COST
26 09 23 00-0418 Passive Infrared And Ultrasonic, Ceiling Mounted Occupancy Sensors <small>(26 09 23 00-0384)</small>		
26 09 23 00-0419 EA 1,000 SF 360 Degree Coverage, Line Voltage, Passive Infrared, Ceiling Mounted Occupancy Sensor (Watt Stopper DT-355).....	229.30	27.25
26 09 23 00-0420 EA 1,000 SF 360 Degree Coverage, Isolated Relay, Passive Infrared, Ceiling Mounted Occupancy Sensor (Watt Stopper DT-300).....	261.76	27.25
26 09 23 00-0421 EA 1,000 SF 360 Degree Coverage, Passive Infrared, Ceiling Mounted Occupancy Sensor (Watt Stopper DT-305).....	222.41	27.25
26 09 23 00-0422 Ceiling/Wall Mounted Occupancy Sensors <small>(26 09 23 00-0366)</small>		
26 09 23 00-0423 Passive Infrared, Ceiling/Wall Mounted Occupancy Sensors <small>(26 09 23 00-0422)</small>		
26 09 23 00-0424 EA 120 LF Coverage, Low Temperature, Passive Infrared, Ceiling/Wall Mounted Occupancy Sensor (Watt Stopper CB-100-1/3).....	281.21	27.25
26 09 23 00-0425 EA 2,000 SF Coverage, Low Temperature, Passive Infrared, Ceiling/Wall Mounted Occupancy Sensor (Watt Stopper CB-100).....	281.21	27.25
26 09 23 00-0426 Passive Infrared And Ultrasonic, Ceiling/Wall Mounted Occupancy Sensors <small>(26 09 23 00-0422)</small>		
26 09 23 00-0427 EA 2,000 SF Coverage, Passive Infrared And Ultrasonic, Ceiling/Wall Mounted Occupancy Sensor (Watt Stopper DT-200).....	261.76	27.25
26 09 23 00-0428 Occupancy Sensor Power Packs <small>(26 09 23 00-0365)</small>		
26 09 23 00-0429 Single Voltage, Occupancy Sensor Power Packs <small>(26 09 23 00-0428)</small>		
26 09 23 00-0430 EA 220 To 240 Volt AC, 20 Amperes, Occupancy Sensor Power Pack (Watt Stopper B230E-P).....	93.84	24.23
<i>For Personal Protective Equipment (Arc Flash) When Working On Energized Equipment, Add</i>	14.54	
26 09 23 00-0431 EA 347 Volt AC, 15 Amperes, Occupancy Sensor Power Pack (Watt Stopper B347D-P).....	85.60	24.23
<i>For Personal Protective Equipment (Arc Flash) When Working On Energized Equipment, Add</i>	14.54	
26 09 23 00-0432 Auxiliary, Occupancy Sensor Power Packs <small>(26 09 23 00-0428)</small>		
26 09 23 00-0433 EA 120, 277 Or 347 Volt AC, 20 Amperes, Auxiliary Occupancy Sensor Power Pack (Watt Stopper S120/277/347E-P).....	78.81	24.23
<i>For Personal Protective Equipment (Arc Flash) When Working On Energized Equipment, Add</i>	14.54	
26 09 23 00-0434 Universal Voltage, Power Packs For Occupancy Sensors <small>(26 09 23 00-0428)</small>		
26 09 23 00-0435 EA 120/277 Volt AC, 20 Amperes, Dual Voltage, Occupancy Sensor Power Pack (Watt Stopper BZ-100).....	103.66	24.23
<i>For Personal Protective Equipment (Arc Flash) When Working On Energized Equipment, Add</i>	14.54	
26 09 23 00-0436 Form C, Occupancy Sensor Power Packs <small>(26 09 23 00-0428)</small>		
26 09 23 00-0437 EA 120 Volt AC, Form C, Occupancy Sensor Power Pack (Watt Stopper A120C-P).....	94.22	24.23
<i>For Personal Protective Equipment (Arc Flash) When Working On Energized Equipment, Add</i>	14.54	
26 09 23 00-0438 EA 277 Volt AC, Form C, Occupancy Sensor Power Pack (Watt Stopper A277C-P).....	94.29	24.23
<i>For Personal Protective Equipment (Arc Flash) When Working On Energized Equipment, Add</i>	14.54	
26 09 23 00-0439 Two Relay, Occupancy Sensor Power Packs <small>(26 09 23 00-0428)</small>		
26 09 23 00-0440 EA 120 Volt AC, Two Relay, Occupancy Sensor Power Pack (Watt Stopper C120E-P).....	118.11	24.23
<i>For Personal Protective Equipment (Arc Flash) When Working On Energized Equipment, Add</i>	14.54	
26 09 23 00-0441 EA 277 Volt AC, Two Relay, Occupancy Sensor Power Pack (Watt Stopper C277E-P).....	119.75	24.23
<i>For Personal Protective Equipment (Arc Flash) When Working On Energized Equipment, Add</i>	14.54	
26 09 23 00-0442 Occupancy Sensor Power Supplies <small>(26 09 23 00-0428)</small>		
26 09 23 00-0443 EA 120 Volt AC, Occupancy Sensor Power Supply (Watt Stopper BZ-150).....	111.49	24.23
<i>For Personal Protective Equipment (Arc Flash) When Working On Energized Equipment, Add</i>	14.54	
26 09 23 00-0444 EA 277 Volt AC, Occupancy Sensor Power Supply (Watt Stopper AT-277).....	238.92	24.23
<i>For Personal Protective Equipment (Arc Flash) When Working On Energized Equipment, Add</i>	14.54	
26 09 23 00-0445 Intelligent, Occupancy Sensor Power Packs <small>(26 09 23 00-0428)</small>		
26 09 23 00-0446 EA 120/277 Volt AC, Two Relays, Two Dimming Channels, Intelligent Occupancy Sensor Power Pack (Watt Stopper LC-100).....	315.54	24.23
26 09 23 00-0447 DIN Rail Mounted, Occupancy Sensor Power Packs <small>(26 09 23 00-0428)</small>		
26 09 23 00-0448 EA 120/230/277 Volt AC, DIN Rail Mounted, Occupancy Sensor Power Pack (Watt Stopper BD-100).....	102.73	24.23
26 09 23 00-0449 Occupancy Sensor Accessories <small>(26 09 23 00-0365)</small>		
26 09 23 00-0450 Protective Cages For Occupancy Sensors <small>(26 09 23 00-0449)</small>		
26 09 23 00-0451 EA Protective Cage For Occupancy Sensors (Watt Stopper WC).....	58.65	9.08
26 09 23 00-0452 Mounting Brackets For Occupancy Sensors <small>(26 09 23 00-0449)</small>		



MINOR CSI UOM DESCRIPTION	TOTAL DIRECT UNIT COST	DEMOLITION UNIT COST
26 09 23 00-0453 EA Mounting Bracket For Occupancy Sensor (Watt Stopper MB)..... Note: Includes J-plate for mounting to HID fixtures or L-plate for mounting to fluorescent fixtures, walls, shelves and girders.	46.46	15.15
26 09 23 00-0454 Occupancy/Lighting Logger (26 09 23 00-0449) Note: Logs when a space is occupied/vacant and when lighting is on/off.		
26 09 23 00-0455 EA Occupancy/Lighting Logger With Connector Cable (Watt Stopper IT-200).....	434.25	51.49
26 09 23 00-0456 Digital Time Light Switches (26 09 23 00-0365)		
26 09 23 00-0457 EA Preset Time, Wall Switch Mounted, Digital Time Light Switch (Watt Stopper TS-400).....	93.85	12.12
26 09 23 00-0458 Occupancy Sensors (Sensor Switch) (26 09 23) Note: Includes testing of new devices and certification.		
26 09 23 00-0459 Occupancy Sensors (Sensor Switch) (26 09 23 00-0458) Note: Exclude boxes		
26 09 23 00-0460 Wall Switch Mount Occupancy Sensors (Sensor Switch) (26 09 23 00-0459)		
26 09 23 00-0461 Passive Infrared, Wall Switch Mount Occupancy Sensors (Sensor Switch) (26 09 23 00-0460)		
26 09 23 00-0462 EA Single Pole, Low Voltage, Passive Infrared, Wall Switch Mount Occupancy Sensor (Sensor Switch WSD LV)..... For Low Temp/High Humidity Option, Add For Low Voltage Relay Option, Add	209.48 14.03 16.84	12.12
26 09 23 00-0463 EA Nightlight, Line Voltage, Passive Infrared, Wall Switch Mount Occupancy Sensor (Sensor Switch WSD NL)..... For Personal Protective Equipment (Arc Flash) When Working On Energized Equipment, Add	147.73 7.27	12.12
26 09 23 00-0464 EA Single Pole, Line Voltage, Fully Automatic, Passive Infrared, Wall Switch Mount Occupancy Sensor (Sensor Switch WSD)..... For Low Temp/High Humidity Option, Add For Photocell (Inhibit Mode Only) Option, Add For Personal Protective Equipment (Arc Flash) When Working On Energized Equipment, Add	140.94 14.03 16.84 7.27	12.12
26 09 23 00-0465 EA Single Pole, Line Voltage, Semi-Automatic, Passive Infrared, Wall Switch Mount Occupancy Sensor (Sensor Switch WSD SA)..... For Low Temp/High Humidity Option, Add For Photocell (Inhibit Mode Only) Option, Add For Personal Protective Equipment (Arc Flash) When Working On Energized Equipment, Add	140.94 14.03 16.84 7.27	12.12
26 09 23 00-0466 EA 2-Pole, Line Voltage, Passive Infrared, Wall Switch Mount Occupancy Sensor (Sensor Switch WSD 2P)..... For Low Temp/High Humidity Option, Add For Photocell (Inhibit Mode Only) Option, Add For Personal Protective Equipment (Arc Flash) When Working On Energized Equipment, Add	178.61 14.03 16.84 7.27	12.12
26 09 23 00-0467 EA Single Pole, Passive Infrared, Large Area, Wall Switch Mount Occupancy Sensor (Sensor Switch LWS)..... For Low Temp/High Humidity Option, Add For Photocell (Inhibit Mode Only) Option, Add	178.61 14.03 16.84	12.12
26 09 23 00-0468 EA 2-Pole, Passive Infrared, Large Area, Wall Switch Mount Occupancy Sensor (Sensor Switch LWS 2P)..... For Low Temp/High Humidity Option, Add For Photocell (Inhibit Mode Only) Option, Add	217.21 14.03 16.84	12.12
26 09 23 00-0469 EA Single Pole, Passive Infrared, Internally Powered, Wall Switch Mount Occupancy Sensor (Sensor Switch IPD)..... For Low Temp/High Humidity Option, Add For Photocell (Inhibit Mode Only) Option, Add	178.61 14.03 16.84	12.12
26 09 23 00-0470 Dual Technology, Wall Switch Mount Occupancy Sensors (Sensor Switch) (26 09 23 00-0460) Note: Includes passive infrared and microphonics detection		
26 09 23 00-0471 EA Single Pole, Low Voltage, Passive Infrared, Wall Switch Mount Occupancy Sensor (Sensor Switch WSD PDT LV)..... For Low Temp/High Humidity Option, Add For Low Voltage Relay Option, Add	271.23 14.03 16.84	12.12
26 09 23 00-0472 EA Nightlight, Line Voltage, Dual Technology, Wall Switch Mount Occupancy Sensor (Sensor Switch WSD PDT NL)..... For Personal Protective Equipment (Arc Flash) When Working On Energized Equipment, Add	209.48 7.27	12.12
26 09 23 00-0473 EA Single Pole, Line Voltage, Fully Automatic, Passive Infrared, Wall Switch Mount Occupancy Sensor (Sensor Switch WSD PDT)..... For Low Temp/High Humidity Option, Add For Photocell (Inhibit Mode Only) Option, Add For Personal Protective Equipment (Arc Flash) When Working On Energized Equipment, Add	204.86 14.03 16.84 7.27	12.12
26 09 23 00-0474 EA Single Pole, Line Voltage, Semi-Automatic, Passive Infrared, Wall Switch Mount Occupancy Sensor (Sensor Switch WSD PDT SA)..... For Low Temp/High Humidity Option, Add For Photocell (Inhibit Mode Only) Option, Add For Personal Protective Equipment (Arc Flash) When Working On Energized Equipment, Add	204.86 14.03 16.84 7.27	12.12
26 09 23 00-0475 EA 2-Pole, Line Voltage, Passive Infrared, Wall Switch Mount Occupancy Sensor (Sensor Switch WSD PDT 2P)..... For Low Temp/High Humidity Option, Add For Photocell (Inhibit Mode Only) Option, Add For Personal Protective Equipment (Arc Flash) When Working On Energized Equipment, Add	240.36 14.03 16.84 7.27	12.12
26 09 23 00-0476 EA Single Pole, Dual Technology, Large Area, Wall Switch Mount Occupancy Sensor (Sensor Switch LWS PDT)..... For Low Temp/High Humidity Option, Add For Photocell (Inhibit Mode Only) Option, Add	240.36 14.03 16.84	12.12
26 09 23 00-0477 EA 2-Pole, Dual Technology, Large Area, Wall Switch Mount Occupancy Sensor (Sensor Switch LWS PDT 2P)..... For Low Temp/High Humidity Option, Add For Photocell (Inhibit Mode Only) Option, Add	258.88 14.03 16.84	12.12
26 09 23 00-0478 Wall Switch Mount Occupancy Sensor Accessories (Sensor Switch) (26 09 23 00-0460)		

26 Electrical

26 09 Instrumentation and Control for Electrical Systems

26 09 23 Lighting Control Devices



MINOR	CSI	UOM	DESCRIPTION	TOTAL DIRECT UNIT COST	DEMOLITION UNIT COST
26 09 23 00-0479	EA		One Blank, 2-Gang, Plastic Switch Plate Cover For Occupancy Sensors (Sensor Switch WS BPX)	18.40	3.03
26 09 23 00-0480	EA		One Switch, 2-Gang, Plastic Switch Plate Cover For Occupancy Sensors (Sensor Switch WS SPX)	18.40	3.03
26 09 23 00-0481	EA		Two Blanks, 3-Gang, Plastic Switch Plate Cover For Occupancy Sensors (Sensor Switch WS BPX 3)	36.93	3.03
26 09 23 00-0482	EA		Two Switches, 3-Gang, Plastic Switch Plate Cover For Occupancy Sensors (Sensor Switch WS SPX 3)	36.93	3.03
26 09 23 00-0483			360 Degree View Occupancy Sensors (Sensor Switch) (26 09 23 00-0459)		
26 09 23 00-0484			Passive Infrared, 360 Degree View Occupancy Sensors (Sensor Switch) (26 09 23 00-0483)		
			Note: One photocell or dimming option per occupancy sensor		
26 09 23 00-0485	EA		Low Voltage, Passive Infrared, Ceiling Mount, Standard Range, 360 Degree View Occupancy Sensor (Sensor Switch CM 9)	239.77	27.25
			For Low Temp/High Humidity Option, Add	14.03	
			For Low Voltage Relay Option, Add	16.84	
			For Photocell (Inhibit Mode Only) Option, Add	16.84	
			For Occupancy Controlled Dimming Option, Add	28.07	
			For Photocell Option With Dimming Capability, Add	42.10	
26 09 23 00-0486	EA		Low Voltage, Passive Infrared, Recessed Mount, Standard Range, 360 Degree View Occupancy Sensor (Sensor Switch RM 9)	239.77	27.25
			For Low Temp/High Humidity Option, Add	14.03	
			For Low Voltage Relay Option, Add	16.84	
			For Photocell (Inhibit Mode Only) Option, Add	16.84	
			For Occupancy Controlled Dimming Option, Add	28.07	
			For Photocell Option With Dimming Capability, Add	42.10	
26 09 23 00-0487	EA		Low Voltage, Passive Infrared, Fixture (Box) Mount, Standard Range, 360 Degree View Occupancy Sensor (Sensor Switch CMB 9)	239.77	27.25
			For Low Temp/High Humidity Option, Add	14.03	
			For Low Voltage Relay Option, Add	16.84	
			For Photocell (Inhibit Mode Only) Option, Add	16.84	
			For Occupancy Controlled Dimming Option, Add	28.07	
			For Photocell Option With Dimming Capability, Add	42.10	
26 09 23 00-0488	EA		Single Pole, Line Voltage, Passive Infrared, Ceiling Mount, Standard Range, 360 Degree View Occupancy Sensor (Sensor Switch CMR 9)	255.21	27.25
			For Low Temp/High Humidity Option, Add	14.03	
			For Photocell (Inhibit Mode Only) Option, Add	16.84	
			For Occupancy Controlled Dimming Option, Add	28.07	
			For Photocell Option With Dimming Capability, Add	42.10	
			For Personal Protective Equipment (Arc Flash) When Working On Energized Equipment, Add	16.36	
26 09 23 00-0489	EA		Single Pole, Line Voltage, Passive Infrared, Recessed Mount, Standard Range, 360 Degree View Occupancy Sensor (Sensor Switch RMR 9)	255.21	27.25
			For Low Temp/High Humidity Option, Add	14.03	
			For Photocell (Inhibit Mode Only) Option, Add	16.84	
			For Occupancy Controlled Dimming Option, Add	28.07	
			For Photocell Option With Dimming Capability, Add	42.10	
			For Personal Protective Equipment (Arc Flash) When Working On Energized Equipment, Add	16.36	
26 09 23 00-0490	EA		Single Pole, Line Voltage, Passive Infrared, Fixture (Box) Mount, Standard Range, 360 Degree View Occupancy Sensor (Sensor Switch CMRB 9)	205.81	27.25
			For Low Temp/High Humidity Option, Add	14.03	
			For Photocell (Inhibit Mode Only) Option, Add	16.84	
			For Occupancy Controlled Dimming Option, Add	28.07	
			For Photocell Option With Dimming Capability, Add	42.10	
			For Personal Protective Equipment (Arc Flash) When Working On Energized Equipment, Add	16.36	
26 09 23 00-0491	EA		2-Pole, Line Voltage, Passive Infrared, Ceiling Mount, Standard Range, 360 Degree View Occupancy Sensor (Sensor Switch CMR 9 2P)	316.96	27.25
			For Low Temp/High Humidity Option, Add	14.03	
			For Photocell (Inhibit Mode Only) Option, Add	16.84	
			For Photocell Option With Dual Zone On/Off, Add	42.10	
			For Personal Protective Equipment (Arc Flash) When Working On Energized Equipment, Add	16.36	
26 09 23 00-0492	EA		2-Pole, Line Voltage, Passive Infrared, Recessed Mount, Standard Range, 360 Degree View Occupancy Sensor (Sensor Switch RMR 9 2P)	316.96	27.25
			For Low Temp/High Humidity Option, Add	14.03	
			For Photocell (Inhibit Mode Only) Option, Add	16.84	
			For Photocell Option With Dual Zone On/Off, Add	42.10	
			For Personal Protective Equipment (Arc Flash) When Working On Energized Equipment, Add	16.36	
26 09 23 00-0493	EA		2-Pole, Line Voltage, Passive Infrared, Fixture (Box) Mount, Standard Range, 360 Degree View Occupancy Sensor (Sensor Switch CMRB 9 2P)	267.56	27.25
			For Low Temp/High Humidity Option, Add	14.03	
			For Photocell (Inhibit Mode Only) Option, Add	16.84	
			For Photocell Option With Dual Zone On/Off, Add	42.10	
			For Personal Protective Equipment (Arc Flash) When Working On Energized Equipment, Add	16.36	
26 09 23 00-0494	EA		Low Voltage, Passive Infrared, Ceiling Mount, Extended Range, 360 Degree View Occupancy Sensor (Sensor Switch CM 10)	239.77	27.25
			For Low Temp/High Humidity Option, Add	14.03	
			For Low Voltage Relay Option, Add	16.84	
			For Photocell (Inhibit Mode Only) Option, Add	16.84	
			For Occupancy Controlled Dimming Option, Add	28.07	
			For Photocell Option With Dimming Capability, Add	42.10	
26 09 23 00-0495	EA		Low Voltage, Passive Infrared, Recessed Mount, Extended Range, 360 Degree View Occupancy Sensor (Sensor Switch RM 10)	239.77	27.25
			For Low Temp/High Humidity Option, Add	14.03	
			For Low Voltage Relay Option, Add	16.84	
			For Photocell (Inhibit Mode Only) Option, Add	16.84	
			For Occupancy Controlled Dimming Option, Add	28.07	
			For Photocell Option With Dimming Capability, Add	42.10	



MINOR CSI UOM DESCRIPTION	TOTAL DIRECT UNIT COST	DEMOLITION UNIT COST
26 09 23 00-0496 EA Low Voltage, Passive Infrared, Fixture (Box) Mount, Extended Range, 360 Degree View Occupancy Sensor (Sensor Switch CMB 10)	239.77	27.25
<i>For Low Temp/High Humidity Option, Add</i>	14.03	
<i>For Low Voltage Relay Option, Add</i>	16.84	
<i>For Photocell (Inhibit Mode Only) Option, Add</i>	16.84	
<i>For Occupancy Controlled Dimming Option, Add</i>	28.07	
<i>For Photocell Option With Dimming Capability, Add</i>	42.10	
26 09 23 00-0497 EA Single Pole, Line Voltage, Passive Infrared, Ceiling Mount, Extended Range, 360 Degree View Occupancy Sensor (Sensor Switch CMR 10)	255.21	27.25
<i>For Low Temp/High Humidity Option, Add</i>	14.03	
<i>For Photocell (Inhibit Mode Only) Option, Add</i>	16.84	
<i>For Occupancy Controlled Dimming Option, Add</i>	28.07	
<i>For Photocell Option With Dimming Capability, Add</i>	42.10	
26 09 23 00-0498 EA Single Pole, Line Voltage, Passive Infrared, Recessed Mount, Extended Range, 360 Degree View Occupancy Sensor (Sensor Switch RMR 10)	255.21	27.25
<i>For Low Temp/High Humidity Option, Add</i>	14.03	
<i>For Photocell (Inhibit Mode Only) Option, Add</i>	16.84	
<i>For Occupancy Controlled Dimming Option, Add</i>	28.07	
<i>For Photocell Option With Dimming Capability, Add</i>	42.10	
<i>For Personal Protective Equipment (Arc Flash) When Working On Energized Equipment, Add</i>	16.36	
26 09 23 00-0499 EA Single Pole, Line Voltage, Passive Infrared, Fixture (Box) Mount, Extended Range, 360 Degree View Occupancy Sensor (Sensor Switch CMRB 10)	205.81	27.25
<i>For Low Temp/High Humidity Option, Add</i>	14.03	
<i>For Photocell (Inhibit Mode Only) Option, Add</i>	16.84	
<i>For Occupancy Controlled Dimming Option, Add</i>	28.07	
<i>For Photocell Option With Dimming Capability, Add</i>	42.10	
<i>For Personal Protective Equipment (Arc Flash) When Working On Energized Equipment, Add</i>	16.36	
26 09 23 00-0500 EA 2-Pole, Line Voltage, Passive Infrared, Ceiling Mount, Extended Range, 360 Degree View Occupancy Sensor (Sensor Switch CMR 10 2P)	316.96	27.25
<i>For Low Temp/High Humidity Option, Add</i>	14.03	
<i>For Photocell (Inhibit Mode Only) Option, Add</i>	16.84	
<i>For Photocell Option With Dual Zone On/Off, Add</i>	42.10	
<i>For Personal Protective Equipment (Arc Flash) When Working On Energized Equipment, Add</i>	16.36	
26 09 23 00-0501 EA 2-Pole, Line Voltage, Passive Infrared, Recessed Mount, Extended Range, 360 Degree View Occupancy Sensor (Sensor Switch RMR 10 2P)	316.96	27.25
<i>For Low Temp/High Humidity Option, Add</i>	14.03	
<i>For Photocell (Inhibit Mode Only) Option, Add</i>	16.84	
<i>For Photocell Option With Dual Zone On/Off, Add</i>	42.10	
<i>For Personal Protective Equipment (Arc Flash) When Working On Energized Equipment, Add</i>	16.36	
26 09 23 00-0502 EA 2-Pole, Line Voltage, Passive Infrared, Fixture (Box) Mount, Extended Range, 360 Degree View Occupancy Sensor (Sensor Switch CMRB 10 2P)	267.56	27.25
<i>For Low Temp/High Humidity Option, Add</i>	14.03	
<i>For Photocell (Inhibit Mode Only) Option, Add</i>	16.84	
<i>For Photocell Option With Dual Zone On/Off, Add</i>	42.10	
<i>For Personal Protective Equipment (Arc Flash) When Working On Energized Equipment, Add</i>	16.36	
26 09 23 00-0503 Dual Technology, 360 Degree View Occupancy Sensors (Sensor Switch) ^(26 09 23 00-0483)		
Note: One photocell or dimming option per occupancy sensor. Includes passive infrared and microphonics detection		
26 09 23 00-0504 EA Low Voltage, Dual Technology, Ceiling Mount, Standard Range, 360 Degree View Occupancy Sensor (Sensor Switch CM PDT 9)	301.52	27.25
<i>For Low Temp/High Humidity Option, Add</i>	14.03	
<i>For Low Voltage Relay Option, Add</i>	16.84	
<i>For Photocell (Inhibit Mode Only) Option, Add</i>	16.84	
<i>For Occupancy Controlled Dimming Option, Add</i>	28.07	
<i>For Photocell Option With Dimming Capability, Add</i>	42.10	
26 09 23 00-0505 EA Low Voltage, Dual Technology, Recessed Mount, Standard Range, 360 Degree View Occupancy Sensor (Sensor Switch RM PDT 9)	301.52	27.25
<i>For Low Temp/High Humidity Option, Add</i>	14.03	
<i>For Low Voltage Relay Option, Add</i>	16.84	
<i>For Photocell (Inhibit Mode Only) Option, Add</i>	16.84	
<i>For Occupancy Controlled Dimming Option, Add</i>	28.07	
<i>For Photocell Option With Dimming Capability, Add</i>	42.10	
26 09 23 00-0506 EA Low Voltage, Dual Technology, Fixture (Box) Mount, Standard Range, 360 Degree View Occupancy Sensor (Sensor Switch CMB PDT 9)	301.52	27.25
<i>For Low Temp/High Humidity Option, Add</i>	14.03	
<i>For Low Voltage Relay Option, Add</i>	16.84	
<i>For Photocell (Inhibit Mode Only) Option, Add</i>	16.84	
<i>For Occupancy Controlled Dimming Option, Add</i>	28.07	
<i>For Photocell Option With Dimming Capability, Add</i>	42.10	
26 09 23 00-0507 EA Single Pole, Line Voltage, Dual Technology, Ceiling Mount, Standard Range, 360 Degree View Occupancy Sensor (Sensor Switch CMR PDT 9)	286.09	27.25
<i>For Low Temp/High Humidity Option, Add</i>	14.03	
<i>For Photocell (Inhibit Mode Only) Option, Add</i>	16.84	
<i>For Occupancy Controlled Dimming Option, Add</i>	28.07	
<i>For Photocell Option With Dimming Capability, Add</i>	42.10	
<i>For Personal Protective Equipment (Arc Flash) When Working On Energized Equipment, Add</i>	16.36	
26 09 23 00-0508 EA Single Pole, Line Voltage, Dual Technology, Recessed Mount, Standard Range, 360 Degree View Occupancy Sensor (Sensor Switch RMR PDT 9)	286.09	27.25
<i>For Low Temp/High Humidity Option, Add</i>	14.03	
<i>For Photocell (Inhibit Mode Only) Option, Add</i>	16.84	
<i>For Occupancy Controlled Dimming Option, Add</i>	28.07	
<i>For Photocell Option With Dimming Capability, Add</i>	42.10	
<i>For Personal Protective Equipment (Arc Flash) When Working On Energized Equipment, Add</i>	16.36	

26 Electrical

26 09 Instrumentation and Control for Electrical Systems

26 09 23 Lighting Control Devices



MINOR	CSI	UOM	DESCRIPTION	TOTAL DIRECT UNIT COST	DEMOLITION UNIT COST
26 09 23 00-0509	EA		Single Pole, Line Voltage, Dual Technology, Fixture (Box) Mount, Standard Range, 360 Degree View Occupancy Sensor (Sensor Switch CMRB PDT 9)	236.69	27.25
			<i>For Low Temp/High Humidity Option, Add</i>	14.03	
			<i>For Photocell (Inhibit Mode Only) Option, Add</i>	16.84	
			<i>For Occupancy Controlled Dimming Option, Add</i>	28.07	
			<i>For Photocell Option With Dimming Capability, Add</i>	42.10	
			<i>For Personal Protective Equipment (Arc Flash) When Working On Energized Equipment, Add</i>	16.36	
26 09 23 00-0510	EA		2-Pole, Line Voltage, Dual Technology, Ceiling Mount, Standard Range, 360 Degree View Occupancy Sensor (Sensor Switch CMR PDT 9 2P)	347.84	27.25
			<i>For Low Temp/High Humidity Option, Add</i>	14.03	
			<i>For Photocell (Inhibit Mode Only) Option, Add</i>	16.84	
			<i>For Photocell Option With Dual Zone On/Off, Add</i>	42.10	
			<i>For Personal Protective Equipment (Arc Flash) When Working On Energized Equipment, Add</i>	16.36	
26 09 23 00-0511	EA		2-Pole, Line Voltage, Dual Technology, Recessed Mount, Standard Range, 360 Degree View Occupancy Sensor (Sensor Switch RMR PDT 9 2P)	347.84	27.25
			<i>For Low Temp/High Humidity Option, Add</i>	14.03	
			<i>For Photocell (Inhibit Mode Only) Option, Add</i>	16.84	
			<i>For Photocell Option With Dual Zone On/Off, Add</i>	42.10	
			<i>For Personal Protective Equipment (Arc Flash) When Working On Energized Equipment, Add</i>	16.36	
26 09 23 00-0512	EA		2-Pole, Line Voltage, Dual Technology, Fixture (Box) Mount, Standard Range, 360 Degree View Occupancy Sensor (Sensor Switch CMRB PDT 9 2P)	298.44	27.25
			<i>For Low Temp/High Humidity Option, Add</i>	14.03	
			<i>For Photocell (Inhibit Mode Only) Option, Add</i>	16.84	
			<i>For Photocell Option With Dual Zone On/Off, Add</i>	42.10	
			<i>For Personal Protective Equipment (Arc Flash) When Working On Energized Equipment, Add</i>	16.36	
26 09 23 00-0513	EA		Low Voltage, Dual Technology, Ceiling Mount, Extended Range, 360 Degree View Occupancy Sensor (Sensor Switch CM PDT 10)	301.52	27.25
			<i>For Low Temp/High Humidity Option, Add</i>	14.03	
			<i>For Low Voltage Relay Option, Add</i>	16.84	
			<i>For Photocell (Inhibit Mode Only) Option, Add</i>	16.84	
			<i>For Occupancy Controlled Dimming Option, Add</i>	28.07	
			<i>For Photocell Option With Dimming Capability, Add</i>	42.10	
26 09 23 00-0514	EA		Low Voltage, Dual Technology, Recessed Mount, Extended Range, 360 Degree View Occupancy Sensor (Sensor Switch RM PDT 10)	301.52	27.25
			<i>For Low Temp/High Humidity Option, Add</i>	14.03	
			<i>For Low Voltage Relay Option, Add</i>	16.84	
			<i>For Photocell (Inhibit Mode Only) Option, Add</i>	16.84	
			<i>For Occupancy Controlled Dimming Option, Add</i>	28.07	
			<i>For Photocell Option With Dimming Capability, Add</i>	42.10	
26 09 23 00-0515	EA		Low Voltage, Dual Technology, Fixture (Box) Mount, Extended Range, 360 Degree View Occupancy Sensor (Sensor Switch CMB PDT 10)	301.52	27.25
			<i>For Low Temp/High Humidity Option, Add</i>	14.03	
			<i>For Low Voltage Relay Option, Add</i>	16.84	
			<i>For Photocell (Inhibit Mode Only) Option, Add</i>	16.84	
			<i>For Occupancy Controlled Dimming Option, Add</i>	28.07	
			<i>For Photocell Option With Dimming Capability, Add</i>	42.10	
26 09 23 00-0516	EA		Single Pole, Line Voltage, Dual Technology, Ceiling Mount, Extended Range, 360 Degree View Occupancy Sensor (Sensor Switch CMR PDT 10)	286.09	27.25
			<i>For Low Temp/High Humidity Option, Add</i>	14.03	
			<i>For Photocell (Inhibit Mode Only) Option, Add</i>	16.84	
			<i>For Occupancy Controlled Dimming Option, Add</i>	28.07	
			<i>For Photocell Option With Dimming Capability, Add</i>	42.10	
			<i>For Personal Protective Equipment (Arc Flash) When Working On Energized Equipment, Add</i>	16.36	
26 09 23 00-0517	EA		Single Pole, Line Voltage, Dual Technology, Recessed Mount, Extended Range, 360 Degree View Occupancy Sensor (Sensor Switch RMR PDT 10)	286.09	27.25
			<i>For Low Temp/High Humidity Option, Add</i>	14.03	
			<i>For Photocell (Inhibit Mode Only) Option, Add</i>	16.84	
			<i>For Occupancy Controlled Dimming Option, Add</i>	28.07	
			<i>For Photocell Option With Dimming Capability, Add</i>	42.10	
			<i>For Personal Protective Equipment (Arc Flash) When Working On Energized Equipment, Add</i>	16.36	
26 09 23 00-0518	EA		Single Pole, Line Voltage, Dual Technology, Fixture (Box) Mount, Extended Range, 360 Degree View Occupancy Sensor (Sensor Switch CMRB PDT 10)	236.69	27.25
			<i>For Low Temp/High Humidity Option, Add</i>	14.03	
			<i>For Photocell (Inhibit Mode Only) Option, Add</i>	16.84	
			<i>For Occupancy Controlled Dimming Option, Add</i>	28.07	
			<i>For Photocell Option With Dimming Capability, Add</i>	42.10	
			<i>For Personal Protective Equipment (Arc Flash) When Working On Energized Equipment, Add</i>	16.36	
26 09 23 00-0519	EA		2-Pole, Line Voltage, Dual Technology, Ceiling Mount, Extended Range, 360 Degree View Occupancy Sensor (Sensor Switch CMR PDT 10 2P)	347.84	27.25
			<i>For Low Temp/High Humidity Option, Add</i>	14.03	
			<i>For Photocell (Inhibit Mode Only) Option, Add</i>	16.84	
			<i>For Photocell Option With Dual Zone On/Off, Add</i>	42.10	
			<i>For Personal Protective Equipment (Arc Flash) When Working On Energized Equipment, Add</i>	16.36	
26 09 23 00-0520	EA		2-Pole, Line Voltage, Dual Technology, Recessed Mount, Extended Range, 360 Degree View Occupancy Sensor (Sensor Switch RMR PDT 10 2P)	347.84	27.25
			<i>For Low Temp/High Humidity Option, Add</i>	14.03	
			<i>For Photocell (Inhibit Mode Only) Option, Add</i>	16.84	
			<i>For Photocell Option With Dual Zone On/Off, Add</i>	42.10	
			<i>For Personal Protective Equipment (Arc Flash) When Working On Energized Equipment, Add</i>	16.36	
26 09 23 00-0521	EA		2-Pole, Line Voltage, Dual Technology, Fixture (Box) Mount, Extended Range, 360 Degree View Occupancy Sensor (Sensor Switch CMRB PDT 10 2P)	298.44	27.25
			<i>For Low Temp/High Humidity Option, Add</i>	14.03	
			<i>For Photocell (Inhibit Mode Only) Option, Add</i>	16.84	
			<i>For Photocell Option With Dual Zone On/Off, Add</i>	42.10	
			<i>For Personal Protective Equipment (Arc Flash) When Working On Energized Equipment, Add</i>	16.36	



MINOR CSI UOM DESCRIPTION	TOTAL DIRECT UNIT COST	DEMOLITION UNIT COST
26 09 23 00-0522 Wide View And Hallway Occupancy Sensors (Sensor Switch) <small>(26 09 23 00-0459)</small>		
26 09 23 00-0523 Passive Infrared, Wide View And Hallway Occupancy Sensors (Sensor Switch) <small>(26 09 23 00-0522)</small>		
26 09 23 00-0524 EA Low Voltage, Passive Infrared, Wall Mount, Wide View Occupancy Sensor (Sensor Switch WV 16)	239.77	27.25
For Low Temp/High Humidity Option, Add	14.03	
For Low Voltage Relay Option, Add	16.84	
For Photocell (Inhibit Mode Only) Option, Add	16.84	
For Ceiling Mount, Add	28.07	
26 09 23 00-0525 EA Low Voltage, Passive Infrared, Wall Mount, Hallway Occupancy Sensor (Sensor Switch HW 13)	270.65	27.25
For Low Temp/High Humidity Option, Add	14.03	
For Low Voltage Relay Option, Add	16.84	
For Photocell (Inhibit Mode Only) Option, Add	16.84	
For Ceiling Mount, Add	28.07	
26 09 23 00-0526 EA Line Voltage, Passive Infrared, Wall Mount, Hallway Occupancy Sensor (Sensor Switch HWR 13)	332.40	27.25
For Low Temp/High Humidity Option, Add	14.03	
For Ceiling Mount, Add	28.07	
26 09 23 00-0527 EA Single Pole, Line Voltage, Passive Infrared, Wall Mount, Wide View Occupancy Sensor (Sensor Switch WVR 16)	316.96	27.25
For Low Temp/High Humidity Option, Add	14.03	
For Photocell (Inhibit Mode Only) Option, Add	16.84	
For Ceiling Mount, Add	28.07	
For Personal Protective Equipment (Arc Flash) When Working On Energized Equipment, Add	16.36	
26 09 23 00-0528 EA 2-Pole, Line Voltage, Passive Infrared, Wall Mount, Wide View Occupancy Sensor (Sensor Switch WVR 16 2P)	378.71	27.25
For Low Temp/High Humidity Option, Add	14.03	
For Photocell (Inhibit Mode Only) Option, Add	16.84	
For Ceiling Mount, Add	28.07	
For Personal Protective Equipment (Arc Flash) When Working On Energized Equipment, Add	16.36	
26 09 23 00-0529 Dual Technology, Wide View And Hallway Occupancy Sensors (Sensor Switch) <small>(26 09 23 00-0522)</small>		
Note: Includes passive infrared and microphonics detection		
26 09 23 00-0530 EA Low Voltage, Dual Technology, Wall Mount, Wide View Occupancy Sensor (Sensor Switch WV PDT 16)	301.52	27.25
For Low Temp/High Humidity Option, Add	14.03	
For Low Voltage Relay Option, Add	16.84	
For Photocell (Inhibit Mode Only) Option, Add	16.84	
For Ceiling Mount, Add	28.07	
26 09 23 00-0531 EA Single Pole, Line Voltage, Dual Technology, Wall Mount, Wide View Occupancy Sensor (Sensor Switch WVR PDT 16)	347.84	27.25
For Low Temp/High Humidity Option, Add	14.03	
For Photocell (Inhibit Mode Only) Option, Add	16.84	
For Ceiling Mount, Add	28.07	
For Personal Protective Equipment (Arc Flash) When Working On Energized Equipment, Add	16.36	
26 09 23 00-0532 EA 2-Pole, Line Voltage, Dual Technology, Wall Mount, Wide View Occupancy Sensor (Sensor Switch WVR PDT 16 2P)	409.59	27.25
For Low Temp/High Humidity Option, Add	14.03	
For Photocell (Inhibit Mode Only) Option, Add	16.84	
For Ceiling Mount, Add	28.07	
For Personal Protective Equipment (Arc Flash) When Working On Energized Equipment, Add	16.36	
26 09 23 00-0533 High Bay Occupancy Sensors (Sensor Switch) <small>(26 09 23 00-0459)</small>		
26 09 23 00-0534 Passive Infrared, High Bay Occupancy Sensors (Sensor Switch) <small>(26 09 23 00-0533)</small>		
26 09 23 00-0535 EA Low Voltage, Passive Infrared, Ceiling Mount, 360 Degree View, High Bay Occupancy Sensor (Sensor Switch CM 6)	239.77	27.25
For Low Temp/High Humidity Option, Add	14.03	
For Low Voltage Relay Option, Add	16.84	
For Photocell Option, Add	28.07	
For Occupancy Controlled Dimming Option, Add	28.07	
26 09 23 00-0536 EA Low Voltage, Passive Infrared, Recessed Mount, 360 Degree View, High Bay Occupancy Sensor (Sensor Switch RM 6)	239.77	27.25
For Low Temp/High Humidity Option, Add	14.03	
For Low Voltage Relay Option, Add	16.84	
For Photocell Option, Add	28.07	
For Occupancy Controlled Dimming Option, Add	28.07	
26 09 23 00-0537 EA Low Voltage, Passive Infrared, Fixture (Box) Mount, 360 Degree View, High Bay Occupancy Sensor (Sensor Switch CMB 6)	239.77	27.25
For Low Temp/High Humidity Option, Add	14.03	
For Low Voltage Relay Option, Add	16.84	
For Photocell Option, Add	28.07	
For Occupancy Controlled Dimming Option, Add	28.07	
26 09 23 00-0538 EA Single Pole, Line Voltage, Passive Infrared, Ceiling Mount, 360 Degree View, High Bay Occupancy Sensor (Sensor Switch CMR 6)	205.81	27.25
For Low Temp/High Humidity Option, Add	14.03	
For Start To High, HID Option, Add	16.84	
For Photocell Option, Add	28.07	
For Occupancy Controlled Dimming Option, Add	28.07	
For Personal Protective Equipment (Arc Flash) When Working On Energized Equipment, Add	16.36	

26 Electrical

26 09 Instrumentation and Control for Electrical Systems

26 09 23 Lighting Control Devices



MINOR	CSI	UOM	DESCRIPTION	TOTAL DIRECT UNIT COST	DEMOLITION UNIT COST
26 09 23 00-0539	EA		Single Pole, Line Voltage, Passive Infrared, Recessed Mount, 360 Degree View, High Bay Occupancy Sensor (Sensor Switch RMR 6)	205.81	27.25
			<i>For Low Temp/High Humidity Option, Add</i>	14.03	
			<i>For Start To High, HID Option, Add</i>	16.84	
			<i>For Photocell Option, Add</i>	28.07	
			<i>For Occupancy Controlled Dimming Option, Add</i>	28.07	
			<i>For Personal Protective Equipment (Arc Flash) When Working On Energized Equipment, Add</i>	16.36	
26 09 23 00-0540	EA		Single Pole, Line Voltage, Passive Infrared, Fixture (Box) Mount, 360 Degree View, High Bay Occupancy Sensor (Sensor Switch CMRB 6)	205.81	27.25
			<i>For Low Temp/High Humidity Option, Add</i>	14.03	
			<i>For Start To High, HID Option, Add</i>	16.84	
			<i>For Photocell Option, Add</i>	28.07	
			<i>For Occupancy Controlled Dimming Option, Add</i>	28.07	
			<i>For Personal Protective Equipment (Arc Flash) When Working On Energized Equipment, Add</i>	16.36	
26 09 23 00-0541	EA		2-Pole, Line Voltage, Passive Infrared, Ceiling Mount, 360 Degree View, High Bay Occupancy Sensor (Sensor Switch CMR 6 2P)	267.56	27.25
			<i>For Low Temp/High Humidity Option, Add</i>	14.03	
			<i>For Photocell Option, Add</i>	28.07	
			<i>For Personal Protective Equipment (Arc Flash) When Working On Energized Equipment, Add</i>	16.36	
26 09 23 00-0542	EA		2-Pole, Line Voltage, Passive Infrared, Recessed Mount, 360 Degree View, High Bay Occupancy Sensor (Sensor Switch RMR 6 2P)	267.56	27.25
			<i>For Low Temp/High Humidity Option, Add</i>	14.03	
			<i>For Photocell Option, Add</i>	28.07	
			<i>For Personal Protective Equipment (Arc Flash) When Working On Energized Equipment, Add</i>	16.36	
26 09 23 00-0543	EA		2-Pole, Line Voltage, Passive Infrared, Fixture (Box) Mount, 360 Degree View, High Bay Occupancy Sensor (Sensor Switch CMRB 6 2P)	267.56	27.25
			<i>For Low Temp/High Humidity Option, Add</i>	14.03	
			<i>For Photocell Option, Add</i>	28.07	
			<i>For Personal Protective Equipment (Arc Flash) When Working On Energized Equipment, Add</i>	16.36	
26 09 23 00-0544	EA		208/240 Volt AC, Line Voltage, Passive Infrared, Ceiling Mount, 360 Degree View, High Bay Occupancy Sensor (Sensor Switch CMR 6 208)	227.42	27.25
			<i>For Low Temp/High Humidity Option, Add</i>	14.03	
			<i>For Photocell Option, Add</i>	28.07	
			<i>For Personal Protective Equipment (Arc Flash) When Working On Energized Equipment, Add</i>	16.36	
26 09 23 00-0545	EA		208/240 Volt AC, Line Voltage, Passive Infrared, Recessed Mount, 360 Degree View, High Bay Occupancy Sensor (Sensor Switch RMR 6 208)	227.42	27.25
			<i>For Low Temp/High Humidity Option, Add</i>	14.03	
			<i>For Photocell Option, Add</i>	28.07	
			<i>For Personal Protective Equipment (Arc Flash) When Working On Energized Equipment, Add</i>	16.36	
26 09 23 00-0546	EA		208/240 Volt AC, Line Voltage, Passive Infrared, Fixture (Box) Mount, 360 Degree View, High Bay Occupancy Sensor (Sensor Switch CMRB 6 208)	227.42	27.25
			<i>For Low Temp/High Humidity Option, Add</i>	14.03	
			<i>For Photocell Option, Add</i>	28.07	
			<i>For Personal Protective Equipment (Arc Flash) When Working On Energized Equipment, Add</i>	16.36	
26 09 23 00-0547	EA		480 Volt AC, Line Voltage, Passive Infrared, Ceiling Mount, 360 Degree View, High Bay Occupancy Sensor (Sensor Switch CMR 6 480)	227.42	27.25
			<i>For Low Temp/High Humidity Option, Add</i>	14.03	
			<i>For Photocell Option, Add</i>	28.07	
			<i>For Personal Protective Equipment (Arc Flash) When Working On Energized Equipment, Add</i>	16.36	
26 09 23 00-0548	EA		480 Volt AC, Line Voltage, Passive Infrared, Recessed Mount, 360 Degree View, High Bay Occupancy Sensor (Sensor Switch RMR 6 480)	227.42	27.25
			<i>For Low Temp/High Humidity Option, Add</i>	14.03	
			<i>For Photocell Option, Add</i>	28.07	
			<i>For Personal Protective Equipment (Arc Flash) When Working On Energized Equipment, Add</i>	16.36	
26 09 23 00-0549	EA		480 Volt AC, Line Voltage, Passive Infrared, Fixture (Box) Mount, 360 Degree View, High Bay Occupancy Sensor (Sensor Switch CMRB 6 480)	227.42	27.25
			<i>For Low Temp/High Humidity Option, Add</i>	14.03	
			<i>For Photocell Option, Add</i>	28.07	
			<i>For Personal Protective Equipment (Arc Flash) When Working On Energized Equipment, Add</i>	16.36	
26 09 23 00-0550	EA		Low Voltage, Passive Infrared, Surface Mount, Bi-Directional Aisle Way View, High Bay Occupancy Sensor (Sensor Switch HM 50)	270.65	27.25
			<i>For Low Temp/High Humidity Option, Add</i>	14.03	
			<i>For Low Voltage Relay Option, Add</i>	16.84	
			<i>For Occupancy Controlled Dimming Option, Add</i>	28.07	
26 09 23 00-0551	EA		Low Voltage, Passive Infrared, Recessed Mount, Bi-Directional Aisle Way View, High Bay Occupancy Sensor (Sensor Switch RM 50)	270.65	27.25
			<i>For Low Temp/High Humidity Option, Add</i>	14.03	
			<i>For Low Voltage Relay Option, Add</i>	16.84	
			<i>For Occupancy Controlled Dimming Option, Add</i>	28.07	
26 09 23 00-0552	EA		Low Voltage, Passive Infrared, Fixture (Box) Mount, Bi-Directional Aisle Way View, High Bay Occupancy Sensor (Sensor Switch CMB 50)	270.65	27.25
			<i>For Low Temp/High Humidity Option, Add</i>	14.03	
			<i>For Low Voltage Relay Option, Add</i>	16.84	
			<i>For Photocell Option, Add</i>	28.07	
			<i>For Occupancy Controlled Dimming Option, Add</i>	28.07	
26 09 23 00-0553	EA		Single Pole, Line Voltage, Passive Infrared, Surface Mount, Bi-Directional Aisle Way View, High Bay Occupancy Sensor (Sensor Switch HMR 50)	329.31	27.25
			<i>For Low Temp/High Humidity Option, Add</i>	14.03	
			<i>For Start To High, HID Option, Add</i>	16.84	
			<i>For Occupancy Controlled Dimming Option, Add</i>	28.07	
			<i>For Personal Protective Equipment (Arc Flash) When Working On Energized Equipment, Add</i>	16.36	
26 09 23 00-0554	EA		Single Pole, Line Voltage, Passive Infrared, Recessed Mount, Bi-Directional Aisle Way View, High Bay Occupancy Sensor (Sensor Switch RMR 50)	329.31	27.25
			<i>For Low Temp/High Humidity Option, Add</i>	14.03	
			<i>For Start To High, HID Option, Add</i>	16.84	
			<i>For Occupancy Controlled Dimming Option, Add</i>	28.07	
			<i>For Personal Protective Equipment (Arc Flash) When Working On Energized Equipment, Add</i>	16.36	



MINOR CSI UOM DESCRIPTION	TOTAL DIRECT UNIT COST	DEMOLITION UNIT COST
26 09 23 00-0555 EA Single Pole, Line Voltage, Passive Infrared, Fixture (Box) Mount, Bi-Directional Aisle Way View, High Bay Occupancy Sensor (Sensor Switch CMRB 50).....	329.31	27.25
<i>For Low Temp/High Humidity Option, Add</i>	14.03	
<i>For Start To High, HID Option, Add</i>	16.84	
<i>For Photocell Option, Add</i>	28.07	
<i>For Occupancy Controlled Dimming Option, Add</i>	28.07	
<i>For Personal Protective Equipment (Arc Flash) When Working On Energized Equipment, Add</i>	16.36	
26 09 23 00-0556 EA 2-Pole, Line Voltage, Recessed Mount, Passive Infrared, Bi-Directional Aisle Way View, High Bay Occupancy Sensor (Sensor Switch RMR 50 2P)	289.17	27.25
<i>For Low Temp/High Humidity Option, Add</i>	14.03	
<i>For Personal Protective Equipment (Arc Flash) When Working On Energized Equipment, Add</i>	16.36	
26 09 23 00-0557 EA 2-Pole, Line Voltage, Passive Infrared, Fixture (Box) Mount, Bi-Directional Aisle Way View, High Bay Occupancy Sensor (Sensor Switch CMRB 50 2P)	289.17	27.25
<i>For Low Temp/High Humidity Option, Add</i>	14.03	
<i>For Photocell Option, Add</i>	28.07	
<i>For Personal Protective Equipment (Arc Flash) When Working On Energized Equipment, Add</i>	16.36	
26 09 23 00-0558 EA 208/240 Volt AC, Line Voltage, Passive Infrared, Recessed Mount, Bi-Directional Aisle Way View, High Bay Occupancy Sensor (Sensor Switch RMR 50 208).....	242.86	27.25
<i>For Low Temp/High Humidity Option, Add</i>	14.03	
<i>For Personal Protective Equipment (Arc Flash) When Working On Energized Equipment, Add</i>	16.36	
26 09 23 00-0559 EA 208/240 Volt AC, Line Voltage, Passive Infrared, Fixture (Box) Mount, Bi-Directional Aisle Way View, High Bay Occupancy Sensor (Sensor Switch CMRB 50 208).....	242.86	27.25
<i>For Low Temp/High Humidity Option, Add</i>	14.03	
<i>For Photocell Option, Add</i>	28.07	
<i>For Personal Protective Equipment (Arc Flash) When Working On Energized Equipment, Add</i>	16.36	
26 09 23 00-0560 EA 480 Volt AC, Line Voltage, Passive Infrared, Recessed Mount, Bi-Directional Aisle Way View, High Bay Occupancy Sensor (Sensor Switch RMR 50 480).....	242.86	27.25
<i>For Low Temp/High Humidity Option, Add</i>	14.03	
<i>For Personal Protective Equipment (Arc Flash) When Working On Energized Equipment, Add</i>	16.36	
26 09 23 00-0561 EA 480 Volt AC, Line Voltage, Passive Infrared, Fixture (Box) Mount, Bi-Directional Aisle Way View, High Bay Occupancy Sensor (Sensor Switch CMRB 50 480).....	242.86	27.25
<i>For Low Temp/High Humidity Option, Add</i>	14.03	
<i>For Photocell Option, Add</i>	28.07	
<i>For Personal Protective Equipment (Arc Flash) When Working On Energized Equipment, Add</i>	16.36	
26 09 23 00-0562 EA Low Voltage, Passive Infrared, Surface Mount, End Of Aisle Way View, High Bay Occupancy Sensor (Sensor Switch HM 10)	270.65	27.25
<i>For Low Temp/High Humidity Option, Add</i>	14.03	
<i>For Low Voltage Relay Option, Add</i>	16.84	
<i>For Occupancy Controlled Dimming Option, Add</i>	28.07	
26 09 23 00-0563 EA Low Voltage, Passive Infrared, Fixture (Box) Mount, End Of Aisle Way View, High Bay Occupancy Sensor (Sensor Switch HMB 10)	270.65	27.25
<i>For Low Temp/High Humidity Option, Add</i>	14.03	
<i>For Low Voltage Relay Option, Add</i>	16.84	
<i>For Occupancy Controlled Dimming Option, Add</i>	28.07	
26 09 23 00-0564 EA Single Pole, Line Voltage, Passive Infrared, Surface Mount, End Of Aisle Way View, High Bay Occupancy Sensor (Sensor Switch HMR 10)	329.31	27.25
<i>For Low Temp/High Humidity Option, Add</i>	14.03	
<i>For Start To High, HID Option, Add</i>	16.84	
<i>For Occupancy Controlled Dimming Option, Add</i>	28.07	
<i>For Personal Protective Equipment (Arc Flash) When Working On Energized Equipment, Add</i>	16.36	
26 09 23 00-0565 EA Single Pole, Line Voltage, Passive Infrared, Fixture (Box) Mount, End Of Aisle Way View, High Bay Occupancy Sensor (Sensor Switch HMRB 10)	329.31	27.25
<i>For Low Temp/High Humidity Option, Add</i>	14.03	
<i>For Start To High, HID Option, Add</i>	16.84	
<i>For Occupancy Controlled Dimming Option, Add</i>	28.07	
<i>For Personal Protective Equipment (Arc Flash) When Working On Energized Equipment, Add</i>	16.36	
26 09 23 00-0566 EA 2-Pole, Line Voltage, Passive Infrared, Fixture (Box) Mount, End Of Aisle Way View, High Bay Occupancy Sensor (Sensor Switch HMRB 10 2P)	316.96	27.25
<i>For Low Temp/High Humidity Option, Add</i>	14.03	
<i>For Personal Protective Equipment (Arc Flash) When Working On Energized Equipment, Add</i>	16.36	
26 09 23 00-0567 EA 480 Volt AC, Line Voltage, Passive Infrared, Fixture (Box) Mount, End Of Aisle Way View, High Bay Occupancy Sensor (Sensor Switch HMRB 10 480)	286.09	27.25
<i>For Low Temp/High Humidity Option, Add</i>	14.03	
<i>For Personal Protective Equipment (Arc Flash) When Working On Energized Equipment, Add</i>	16.36	
26 09 23 00-0568 EA 208/240 Volt AC, Line Voltage, Passive Infrared, Fixture (Box) Mount, End Of Aisle Way View, High Bay Occupancy Sensor (Sensor Switch HMRB 10 208).....	286.09	27.25
<i>For Low Temp/High Humidity Option, Add</i>	14.03	
<i>For Personal Protective Equipment (Arc Flash) When Working On Energized Equipment, Add</i>	16.36	
26 09 23 00-0569 Occupancy Sensor Power Packs (Sensor Switch) (26 09 23 00-0458)		
26 09 23 00-0570 EA Single Pole, 20 Amperes, 120/277 Volt AC, Occupancy Sensor Power Pack With Relay Circuit Protection (Sensor Switch PP20).....	134.91	24.23
<i>For Personal Protective Equipment (Arc Flash) When Working On Energized Equipment, Add</i>	14.54	
26 09 23 00-0571 EA 2-Pole, 20 Amperes, 120/277 Volt AC, Occupancy Sensor Power Pack With Relay Circuit Protection (Sensor Switch PP20 2P).....	196.66	24.23
<i>For Personal Protective Equipment (Arc Flash) When Working On Energized Equipment, Add</i>	14.54	
26 09 23 00-0572 EA Single Pole, 20 Amperes, 120/277 Volt AC, Occupancy Sensor Power Pack Without Relay Circuit Protection (Sensor Switch MP20).....	104.04	24.23
<i>For Personal Protective Equipment (Arc Flash) When Working On Energized Equipment, Add</i>	14.54	
26 09 23 00-0573 EA 2-Pole, 20 Amperes, 120/277 Volt AC, Occupancy Sensor Slave Pack Without Relay Circuit Protection (Sensor Switch MSP20)	94.77	24.23
<i>For Personal Protective Equipment (Arc Flash) When Working On Energized Equipment, Add</i>	14.54	
26 09 23 00-0574 EA 20 Amperes, 120/277 Volt AC, Occupancy Sensor Slave Pack (Sensor Switch SP20)	125.65	24.23
<i>For Personal Protective Equipment (Arc Flash) When Working On Energized Equipment, Add</i>	14.54	

26 Electrical

26 09 Instrumentation and Control for Electrical Systems

26 09 23 Lighting Control Devices



MINOR CSI	UOM	DESCRIPTION	TOTAL DIRECT UNIT COST	DEMOLITION UNIT COST
26 09 23 00-0575	EA	120/277 Volt AC, High Intensity Discharge (HID) Power Pack With 20 Minute Start To High Override (Sensor Switch PP20 SH).....	202.84	24.23
		<i>For Low Temp/High Humidity Option, Add</i>	14.03	
		<i>For Personal Protective Equipment (Arc Flash) When Working On Energized Equipment, Add</i>	14.54	
26 09 23 00-0576	EA	120/277 Volt AC, 2-Pole, Power Pack With Alternating Relays (Sensor Switch PP 2PAR).....	202.84	24.23
		<i>For Low Temp/High Humidity Option, Add</i>	14.03	
		<i>For Personal Protective Equipment (Arc Flash) When Working On Energized Equipment, Add</i>	14.54	
26 09 23 00-0577	EA	120/277 Volt AC, Power Pack With Momentary Contacts For Latching Contactors Or Relays (Sensor Switch PP 2PM).....	202.84	24.23
		<i>For Low Temp/High Humidity Option, Add</i>	14.03	
		<i>For Personal Protective Equipment (Arc Flash) When Working On Energized Equipment, Add</i>	14.54	
26 09 23 00-0578		Daylighting Control (Sensor Switch) <small>(26 09 23 00-0458)</small>		
26 09 23 00-0579	EA	Low Voltage, Ceiling Mount, On-Off Switching Photocell (Sensor Switch CM PC).....	208.90	27.25
		<i>For Low Temp/High Humidity Option, Add</i>	14.03	
		<i>For Dual Zone Option, Add</i>	42.10	
26 09 23 00-0580	EA	Low Voltage, Recessed Mount, On-Off Switching Photocell (Sensor Switch RM PC).....	208.90	27.25
		<i>For Low Temp/High Humidity Option, Add</i>	14.03	
		<i>For Dual Zone Option, Add</i>	42.10	
26 09 23 00-0581	EA	Low Voltage, Fixture (Box) Mount, On-Off Switching Photocell (Sensor Switch CMB PC).....	208.90	27.25
		<i>For Low Temp/High Humidity Option, Add</i>	14.03	
		<i>For Dual Zone Option, Add</i>	42.10	
26 09 23 00-0582	EA	Line Voltage, Ceiling Mount, On-Off Switching Photocell (Sensor Switch CMR PC).....	208.90	27.25
		<i>For Low Temp/High Humidity Option, Add</i>	14.03	
		<i>For 480 Volt AC Option, Add</i>	19.65	
		<i>For Dual Zone Option, Add</i>	42.10	
		<i>For Personal Protective Equipment (Arc Flash) When Working On Energized Equipment, Add</i>	16.36	
26 09 23 00-0583	EA	Line Voltage, Recessed Mount, On-Off Switching Photocell (Sensor Switch RMR PC).....	208.90	27.25
		<i>For Low Temp/High Humidity Option, Add</i>	14.03	
		<i>For 480 Volt AC Option, Add</i>	19.65	
		<i>For Dual Zone Option, Add</i>	42.10	
		<i>For Personal Protective Equipment (Arc Flash) When Working On Energized Equipment, Add</i>	16.36	
26 09 23 00-0584	EA	Line Voltage, Fixture (Box) Mount, On-Off Switching Photocell (Sensor Switch CMRB PC).....	208.90	27.25
		<i>For Low Temp/High Humidity Option, Add</i>	14.03	
		<i>For 480 Volt AC Option, Add</i>	19.65	
		<i>For Dual Zone Option, Add</i>	42.10	
		<i>For Personal Protective Equipment (Arc Flash) When Working On Energized Equipment, Add</i>	16.36	
26 09 23 00-0585	EA	Low Voltage, Ceiling Mount, Automatic Dimming Control Photocell (Sensor Switch CM ADC).....	208.90	27.25
		<i>For Low Temp/High Humidity Option, Add</i>	14.03	
		<i>For Dual Zone Option, Add</i>	42.10	
26 09 23 00-0586	EA	Low Voltage, Recessed Mount, Automatic Dimming Control Photocell (Sensor Switch RM ADC).....	208.90	27.25
		<i>For Low Temp/High Humidity Option, Add</i>	14.03	
		<i>For Dual Zone Option, Add</i>	42.10	
26 09 23 00-0587	EA	Low Voltage, Fixture (Box) Mount, Automatic Dimming Control Photocell (Sensor Switch CMB ADC).....	208.90	27.25
		<i>For Low Temp/High Humidity Option, Add</i>	14.03	
		<i>For Dual Zone Option, Add</i>	42.10	
26 09 23 00-0588	EA	Line Voltage, Ceiling Mount, Automatic Dimming Control Photocell (Sensor Switch CMR ADC).....	208.90	27.25
		<i>For Low Temp/High Humidity Option, Add</i>	14.03	
		<i>For Dual Zone Option, Add</i>	42.10	
		<i>For Personal Protective Equipment (Arc Flash) When Working On Energized Equipment, Add</i>	16.36	
26 09 23 00-0589	EA	Line Voltage, Recessed Mount, Automatic Dimming Control Photocell (Sensor Switch RMR ADC).....	208.90	27.25
		<i>For Low Temp/High Humidity Option, Add</i>	14.03	
		<i>For Dual Zone Option, Add</i>	42.10	
		<i>For Personal Protective Equipment (Arc Flash) When Working On Energized Equipment, Add</i>	16.36	
26 09 23 00-0590	EA	Line Voltage, Fixture (Box) Mount, Automatic Dimming Control Photocell (Sensor Switch CMRB ADC).....	208.90	27.25
		<i>For Low Temp/High Humidity Option, Add</i>	14.03	
		<i>For Dual Zone Option, Add</i>	42.10	
		<i>For Personal Protective Equipment (Arc Flash) When Working On Energized Equipment, Add</i>	16.36	
26 09 23 00-0591	EA	Low Voltage, Ceiling Mount, Combination On/Off And Dimming Control Photocell (Sensor Switch CM PC ADC).....	301.52	27.25
		<i>For Low Temp/High Humidity Option, Add</i>	14.03	
		<i>For Dual Zone Option, Add</i>	42.10	
26 09 23 00-0592	EA	Low Voltage, Recessed Mount, Combination On/Off And Dimming Control Photocell (Sensor Switch RM PC ADC).....	301.52	27.25
		<i>For Low Temp/High Humidity Option, Add</i>	14.03	
		<i>For Dual Zone Option, Add</i>	42.10	
26 09 23 00-0593	EA	Low Voltage, Fixture (Box) Mount, Combination On/Off And Dimming Control Photocell (Sensor Switch CMB PC ADC).....	301.52	27.25
		<i>For Low Temp/High Humidity Option, Add</i>	14.03	
		<i>For Dual Zone Option, Add</i>	42.10	
26 09 23 00-0594	EA	Line Voltage, Ceiling Mount, Combination On/Off And Dimming Control Photocell (Sensor Switch CMR PC ADC).....	301.52	27.25
		<i>For Low Temp/High Humidity Option, Add</i>	14.03	
		<i>For Dual Zone Option, Add</i>	42.10	
		<i>For Personal Protective Equipment (Arc Flash) When Working On Energized Equipment, Add</i>	16.36	
26 09 23 00-0595	EA	Line Voltage, Recessed Mount, Combination On/Off And Dimming Control Photocell (Sensor Switch RMR PC ADC).....	301.52	27.25
		<i>For Low Temp/High Humidity Option, Add</i>	14.03	
		<i>For Dual Zone Option, Add</i>	42.10	
		<i>For Personal Protective Equipment (Arc Flash) When Working On Energized Equipment, Add</i>	16.36	
26 09 23 00-0596	EA	Line Voltage, Fixture (Box) Mount, Combination On/Off And Dimming Control Photocell (Sensor Switch CMRB PC ADC).....	301.52	27.25
		<i>For Low Temp/High Humidity Option, Add</i>	14.03	
		<i>For Dual Zone Option, Add</i>	42.10	
		<i>For Personal Protective Equipment (Arc Flash) When Working On Energized Equipment, Add</i>	16.36	



	MINOR CSI UOM DESCRIPTION		TOTAL DIRECT UNIT COST	DEMOLITION UNIT COST
26 09 23 00-0597		Occupancy Sensors (Sensor Switch nLight®) (26 09 23) Note: Includes testing of new devices and certification.		
26 09 23 00-0598		Occupancy Sensors (Sensor Switch nLight®) (26 09 23 00-0597) Note: Excludes boxes.		
26 09 23 00-0599		Wall Switch Mount Occupancy Sensors (Sensor Switch nLight®) (26 09 23 00-0599)		
26 09 23 00-0600		Dual Technology, Wall Switch Mount Occupancy Sensors (Sensor Switch nLight®) (26 09 23 00-0599) Note: Includes passive infrared and microphonics detection		
26 09 23 00-0601	EA	Low Voltage, Dual Technology, Wall Switch Mount Occupancy Sensor With Raise/Lower Dim Control (Sensor Switch nLight® nWSX PDT LV DX).....	325.67	12.12
26 09 23 00-0602		360 Degree View Occupancy Sensors (Sensor Switch nLight®) (26 09 23 00-0598)		
26 09 23 00-0603		Passive Infrared, 360 Degree View Occupancy Sensors (Sensor Switch nLight®) (26 09 23 00-0602) Note: One photocell or dimming option per occupancy sensor		
26 09 23 00-0604	EA	Low Voltage, Passive Infrared, Ceiling Mount, Standard Range, 360 Degree View Occupancy Sensor (Sensor Switch nLight® nCM 9).....	385.76	27.25
26 09 23 00-0605	EA	Low Voltage, Passive Infrared, Ceiling Mount, Extended Range, 360 Degree View Occupancy Sensor (Sensor Switch nLight® nCM 10).....	385.76	27.25
26 09 23 00-0606	EA	Low Voltage, Passive Infrared, Ceiling Mount, Extended Range, 360 Degree View Occupancy Sensor With Auto Dimming Control Photocell (Sensor Switch nLight® nCM 10 ADC).....	385.76	27.25
26 09 23 00-0607		Dual Technology, 360 Degree View Occupancy Sensors (Sensor Switch nLight®) (26 09 23 00-0602) Note: One photocell or dimming option per occupancy sensor. Includes passive infrared and microphonics detection		
26 09 23 00-0608	EA	Low Voltage, Dual Technology, Ceiling Mount, Standard Range, 360 Degree View Occupancy Sensor (Sensor Switch nLight® nCM PDT 9).....	452.01	27.25
26 09 23 00-0609	EA	Low Voltage, Dual Technology, Ceiling Mount, Extended Range, 360 Degree View Occupancy Sensor (Sensor Switch nLight® nCM PDT 10).....	452.01	27.25
26 09 23 00-0610	EA	2-Channel, Low Voltage, Dual Technology, Ceiling Mount, Extended Range, 360 Degree View Occupancy Sensor (Sensor Switch nLight® nCM PDT 10 2P).....	468.55	27.25
26 09 23 00-0611		Wide View And Hallway Occupancy Sensors (Sensor Switch nLight®) (26 09 23 00-0598)		
26 09 23 00-0612		Dual Technology, Wide View And Hallway Occupancy Sensors (Sensor Switch nLight®) (26 09 23 00-0611) Note: Includes passive infrared and microphonics detection		
26 09 23 00-0613	EA	Low Voltage, Dual Technology, Corner/Ceiling Mount, Wide View Occupancy Sensor (Sensor Switch nLight® nWV PDT 16).....	452.01	27.25
26 09 23 00-0614		High Bay Occupancy Sensors (Sensor Switch nLight®) (26 09 23 00-0598)		
26 09 23 00-0615		Passive Infrared, High Bay Occupancy Sensors (Sensor Switch nLight®) (26 09 23 00-0614)		
26 09 23 00-0616	EA	Low Voltage, Passive Infrared, Fixture (Box) Mount, 360 Degree View, High Bay Occupancy Sensor (Sensor Switch nLight® nCMB 6).....	385.76	27.25
26 09 23 00-0617		Occupancy Sensor Power Packs (Sensor Switch nLight®) (26 09 23 00-0597)		
26 09 23 00-0618	EA	150mA At 15 Volt DC Output, 120-277 Volt AC Input, Standard Power Supply (Sensor Switch nLight® PS-150).....	131.27	24.23
26 09 23 00-0619	EA	250mA At 15 Volt DC Output, 120-277 Volt AC Input, Standard Power Supply (Sensor Switch nLight® PS-250).....	164.42	24.23
26 09 23 00-0620	EA	30mA/Port At 15 Volt DC Output, 120-277 Volt AC Input, Dimming Power Pack (Sensor Switch nLight® nEPP5 D KO).....	220.71	24.23
26 09 23 00-0621	EA	System Power Pack and Relay, Switching Module (Sensor Switch nLight® nPP 16).....	220.71	24.23
26 09 23 00-0622		Occupancy Sensor Accessories (Sensor Switch nLight®) (26 09 23 00-0597)		
26 09 23 00-0623	EA	RS232 AV Integrator (Sensor Switch nLight® nIO X).....	468.55	27.25
26 09 23 00-0624	EA	8 Port, Aggregation Bridge With Power Supply (Sensor Switch nLight® nBRG 8 KIT).....	377.27	27.25
26 09 23 00-0625		Daylighting Controls (Sensor Switch nLight®) (26 09 23 00-0597)		
26 09 23 00-0626	EA	Low Voltage, Ceiling Mount, Automatic Dimming Control Photocell (Sensor Switch nLight® nCM ADC).....	319.51	27.25
26 09 23 00-0627		Controls (Sensor Switch nLight®) (26 09 23 00-0597)		
26 09 23 00-0628	EA	On/Off And Raise/Lower Control, Push Button Digital Wall Switch, WallPod® Station (Sensor Switch nLight® nPODM DX).....	210.21	27.25
26 09 23 00-0629	EA	1 Scene Controller (2 Buttons), Push Button Digital Wall Switch, WallPod® Station (Sensor Switch nLight® nPODM 1SB).....	302.98	27.25
26 09 23 00-0630	EA	On/Off Push Button Digital Wall Switch, WallPod® Station (Sensor Switch nLight® nPODM).....	700.45	27.25
26 09 23 00-0631	EA	3-1/2" Screen, High Resolution Touch Screen Controller, WallPod® Station (Sensor Switch nLight® nPOD GFX).....	700.45	27.25



MINOR CSI UOM DESCRIPTION	TOTAL DIRECT UNIT COST	DEMOLITION UNIT COST
26 09 23 00-0632 EA 3-1/2" Screen, Touch Screen Clock And Network Interface Controller, Gateway (Sensor Switch nLight® nGWY2).....	2,621.65	27.25
26 09 23 00-0633 Occupancy Sensors (Lutron) <small>(26 09 23)</small> Note: Includes testing of new devices and certification.		
26 09 23 00-0634 Wireless Occupancy Sensors <small>(26 09 23 00-0633)</small>		
26 09 23 00-0635 EA Wireless, Passive Infrared, Ceiling Mount, 360 Degree View Occupancy/Vacancy Sensor (Lutron® LRF2-OCR2B-P-WH)	156.44	27.25
26 09 23 00-0636 EA Wireless, Passive Infrared, Ceiling Mount, 360 Degree View Vacancy Sensor (Lutron® LRF2-VCR2B-P-WH)	163.29	27.25
26 09 23 00-0637 EA Wireless, Passive Infrared, Hallway Wall Mount, Occupancy/Vacancy Sensor (Lutron® LRF2-OHLB-P-WH)	158.07	27.25
26 09 23 00-0638 EA Wireless, Passive Infrared, Hallway Wall Mount, Vacancy Sensor (Lutron® LRF2-VHLB-P-WH)	167.12	27.25
26 09 23 00-0639 EA Wireless, Passive Infrared, 90 Degree Corner Mount, Occupancy/Vacancy Sensor (Lutron® LRF2-OKLB-P-WH)	160.10	27.25
26 09 23 00-0640 EA Wireless, Passive Infrared, 90 Degree Corner Mount, Vacancy Sensor (Lutron® LRF2-VKLB-P-WH)	167.12	27.25
26 09 23 00-0641 EA Wireless, Passive Infrared, 180 Degree Wall Mount, Occupancy/Vacancy Sensor (Lutron® LRF2-OWLBP-WH)	156.44	27.25
26 09 23 00-0642 EA Wireless, Passive Infrared, 180 Degree Wall Mount, Vacancy Sensor (Lutron® LRF2-VWLB-P-WH)	160.10	27.25
26 09 23 00-0643 EA Wireless, Passive Infrared, Ceiling Mount, 360 Degree View, High Bay Occupancy Sensor (Lutron® FHB140NP24V).....	158.07	27.25
26 09 23 00-0644 EA Wireless, Dual Technology, Ceiling Mount, 500 SF Coverage, 180 Degree View Occupancy Sensor (Lutron® LOS-CDT-500-WH)	243.35	27.25
26 09 23 00-0645 EA Wireless, Dual Technology, Ceiling Mount, 500 SF Coverage, 180 Degree View Occupancy Sensor With Relay (Lutron® LOS-CDT-500R-WH).....	259.60	27.25
26 09 23 00-0646 EA Wireless, Dual Technology, Ceiling Mount, 1,000 SF Coverage, 180 Degree View Occupancy Sensor (Lutron® LOS-CDT-1000-WH).....	296.15	27.25
26 09 23 00-0647 EA Wireless, Dual Technology, Ceiling Mount, 1,000 SF Coverage, 180 Degree View Occupancy Sensor With Relay (Lutron® LOS-CDT-1000R-WH).....	312.40	27.25
26 09 23 00-0648 EA Wireless, Dual Technology, Ceiling Mount, 2,000 SF Coverage, 360 Degree View Occupancy Sensor (Lutron® LOS-CDT-2000-WH).....	320.52	27.25
26 09 23 00-0649 EA Wireless, Dual Technology, Ceiling Mount, 2,000 SF Coverage, 360 Degree View Occupancy Sensor With Relay (Lutron® LOS-CDT-2000R-WH).....	336.77	27.25
26 09 23 00-0650 EA Wireless, Passive Infrared, Ceiling Mount, 450 SF Coverage, 360 Degree View Occupancy Sensor (Lutron® LOS-CIR-450-WH).....	192.18	27.25
26 09 23 00-0651 EA Wireless, Passive Infrared, Ceiling Mount, 1,000 SF Coverage, 360 Degree View Occupancy Sensor (Lutron® LOS-CIR-1500-WH).....	202.74	27.25
26 09 23 00-0652 EA Wireless, Ultrasonic, Ceiling Mount, 500 SF Coverage, 180 Degree View Occupancy Sensor (Lutron® LOS-CUS-500-WH)	237.26	27.25
26 09 23 00-0653 EA Wireless, Ultrasonic, Ceiling Mount, 1,000 SF Coverage, 180 Degree View Occupancy Sensor (Lutron® LOS-CUS-1000-WH)	263.66	27.25
26 09 23 00-0654 EA Wireless, Ultrasonic, Ceiling Mount, 2,000 SF Coverage, 360 Degree View Occupancy Sensor (Lutron® LOS-CUS-2000-WH)	283.97	27.25
26 09 23 00-0655 EA Wireless, Passive Infrared, 1,600 SF Coverage, 110 Degree Wall Mount, Occupancy Sensor (Lutron® LOS-WIR-WH)	245.39	27.25
26 09 23 00-0656 EA Wireless, Passive Infrared, RF Daylight Sensor (Lutron® LRF2-DCRB-WH).....	225.67	27.25
26 09 23 00-0657 EA Wireless, Dual Technology, Wall Mount, 1,000 SF Coverage, 180 Degree View Occupancy Sensor (Lutron® LOS-SIR-HD-WH).....	188.97	27.25
26 09 23 00-0658 EA Wireless, Dual Technology, Wall Mount, 1,000 SF Coverage, 180 Degree View Occupancy Sensor, Dual Circuit (Lutron® LOS-S2IR-HD-WH).....	232.24	27.25
26 09 23 00-0659 EA Wireless, Switch and Ceiling Retrofit Sensor (Lutron® MRF2-1S8A-10C)	281.67	27.25
26 09 23 00-0660 EA Wireless, Switch and Hallway Retrofit Sensor (Lutron® MRF2-1S8A-10H).....	298.87	27.25
26 09 23 00-0661 EA Wireless, Switch and Corner Retrofit Sensor (Lutron® MRF2-1S8A-10K).....	298.87	27.25
26 09 23 00-0662 EA Wireless, Switch and Wall Retrofit Sensor (Lutron® MRF2-1S8A-10W).....	298.87	27.25
26 09 23 00-0663 EA Wireless, Switch and Vacancy Retrofit Sensor (Lutron® MRF2-1S8A-10V).....	314.63	27.25
26 09 23 00-0664 EA Wireless, Two Switchs and Wall Retrofit Sensor (Lutron® MRF2-2S8A-10W).....	510.12	39.37
26 09 23 00-0665 Nodes And Modules <small>(26 09 23 00-0633)</small>		
26 09 23 00-0666 EA 0 Wired Inputs, Ceiling Mount, QS Sensor Module (Lutron® QSM2-XW-C).....	253.51	27.25
26 09 23 00-0667 EA 0 Wired Inputs, Junction Box Ceiling Mount, QS Sensor Module (Lutron® QSM2-XW-J).....	253.51	27.25
26 09 23 00-0668 EA 4 Wired Inputs, Ceiling Mount, QS Sensor Module (Lutron® QSM2-4W-C)	320.52	27.25
26 09 23 00-0669 EA 4 Wired Inputs, Junction Box Ceiling Mount, QS Sensor Module (Lutron® QSM2-4W-J)	320.52	27.25
26 09 23 00-0670 EA 120 Volt, Gang Box Mount, 3-Wire Fluorescent Power Module (Lutron® PHPM-3F-120-WH).....	409.83	30.29
26 09 23 00-0671 EA 120 Volt, Gang Box Mount, Switching Power Module (Lutron® PHPM-SW-DV-WH).....	409.83	30.29
26 09 23 00-0672 EA 120 Volt, Gang Box Mount, Phase Adaptive Power Module (Lutron® PHPM-PA-120-WH)	497.15	30.29
26 09 23 00-0673 EA 120 Volt, Gang Box Mount, Phase Adaptive Power Module With 3-Wire Fluorescent Input (Lutron® PHPM-WBX-120-WH)	509.33	30.29
26 09 23 00-0674 EA 120/277 Volt, Gang Box Mount, 3-Wire Fluorescent Power Module (Lutron® PHPM-3F-DV-WH).....	629.15	30.29
26 09 23 00-0675 EA 120/277 Volt, Gang Box Mount, Phase Adaptive Power Module (Lutron® PHPM-PA-DV-WH)	667.73	30.29
26 09 23 00-0676 EA 120/277 Volt, Gang Box Mount, Phase Adaptive Power Module With 3-Wire Fluorescent Input (Lutron® PHPM-WBX-DV-WH).....	706.31	30.29
26 09 23 00-0677 EA 1 Circuit, Surface Mount, HP Hi-Power Dimming Module System (Lutron® HP-2).....	1,909.32	48.46
26 09 23 00-0678 EA 2 Circuits, Surface Mount, HP Hi-Power Dimming Module System (Lutron® HP-4).....	1,875.75	54.52
26 09 23 00-0679 EA 3 Circuits, Surface Mount, HP Hi-Power Dimming Module System (Lutron® HP-6).....	2,750.92	60.57
26 09 23 00-0680 Other Accessories <small>(26 09 23 00-0633)</small>		
26 09 23 00-0681 EA Pico® Wireless Control Wallplate Adapter (Lutron® PJ)	40.61	
26 09 23 00-0682 EA Pico® Wireless Control (Lutron® PJ)	52.02	
26 09 23 00-0683 EA 4-Scene Wireless Remote Control (Lutron® GRX-IT-WH)	154.25	
26 09 23 00-0684 EA 8-Scene Wireless Remote Control (Lutron® GRX-8IT-WH)	294.37	
26 09 23 00-0685 EA 4 Button, EcoSystem® Wall Control With Raise/Lower (Lutron® CC-4BRL).....	308.80	27.25
26 09 23 00-0686 EA seeTouch® QS Wallstation (Lutron® QSWS2).....	391.11	27.25
26 09 23 00-0687 EA seeTouch® QS Wallstation With Infrared Receiver (Lutron® QSWS2).....	391.11	27.25



MINOR CSI UOM DESCRIPTION	TOTAL DIRECT UNIT COST	DEMOLITION UNIT COST
26 09 23 00-0688 EA 120/277 Volt, Energi Savr Node™ With Softswitch®, Fixture Controller (Lutron® QSN-4S16-S).....	641.33	30.29
26 09 23 00-0689 EA 120/277 Volt, Energi Savr Node™ For 0-10 V Models, Fixture Controller (Lutron® QSN-4T16-S).....	878.92	30.29
26 09 23 00-0690 EA Control Interface (Lutron® QSE-CI-NWK-E).....	1,057.67	27.25
26 09 23 00-0691 EA 1 EcoSystem® Digital Link, Energi Savr Node™, Digital Fixture Controller (Lutron® QSN-1ECO-S).....	1,049.56	27.25
26 09 23 00-0692 EA 2 EcoSystem® Digital Links, Energi Savr Node™, Digital Fixture Controller (Lutron® QSN-2ECO-S).....	1,404.94	27.25
26 09 23 00-0693 MLF 5 Conductor, Non-Plenum, Low Voltage Grafik Eye Cable (Lutron® GRX-CBL-346S).....	2,302.53	846.68
26 09 23 00-0694 MLF 5 Conductor, Plenum Rated, Low Voltage Grafik Eye Cable (Lutron® GRX-PCBL-346S).....	3,114.81	846.68
26 09 23 00-0695 Fixture Mounted Occupancy Sensors (Leviton) (26 09 23)		
Note: Includes testing of new devices and certification.		
26 09 23 00-0696 EA 120-347 Volt, Passive Infrared, Fixture Mount, 360 Degree View, High Bay Occupancy Sensor (Leviton® OSFHU-ITW).....	149.94	27.25
26 09 23 00-0697 EA 480 Volt, Passive Infrared, Fixture Mount, 360 Degree View, High Bay Occupancy Sensor (Leviton® OSFHU-14W).....	131.26	27.25
26 09 23 00-0698 EA 120-347 Volt, Passive Infrared, Fixture Mount, 360 Degree View, Cold Storage Occupancy Sensor (Leviton® OSFHU-CTW).....	165.38	27.25
26 09 23 00-0699 EA 480 Volt, Passive Infrared, Fixture Mount, 360 Degree View, Cold Storage Occupancy Sensor (Leviton® OSFHU-C4W).....	131.26	27.25
26 09 23 00-0700 EA 120-347 Volt, Dual Detection Occupancy Wall Sensor Switch (Lithonia WSX-PDT).....	217.80	12.10
26 09 23 00-0701 Wireless Enabled Communication Devices For Streetlights (26 09 23)		
Note: Includes testing of new devices and certification.		
26 09 23 00-0702 Wireless Enabled Communication Nodes For Streetlights (Roam®) (26 09 23 00-0701)		
26 09 23 00-0703 EA 120/244/277 Voltage, Wireless Enabled Communication Node For Streetlights (Roam® REN127 NM1).....	331.97	
26 09 23 00-0704 EA 480 Voltage, Wireless Enabled Communication Node For Streetlights (Roam® REN480 NM1).....	464.47	
26 09 23 00-0705 Wireless Enabled Communication Devices For Streetlights (Roam®) (26 09 23 00-0701)		
26 09 23 00-0706 EA Retrofit Receptacle Kit (Roam® DUR103).....	57.05	
Note: For adapting light fixtures for use with a NEMA locking type photocontrol.		
26 09 23 00-0707 EA Wireless Enabled Backbone And Data Backhaul Device, Gateway (Roam® REG127).....	13,385.06	67.68
26 09 23 00-0708 Counter Mounted Consolets (26 09 23)		
26 09 23 00-0709 EA 20" x 24" Type 12, Oil Tight Consolets, Counter Mounted (Schaefer's SPCL-20C24).....	656.37	151.19
26 09 23 00-0710 Lighting Console And Stations (26 09 23)		
26 09 23 00-0711 EA 80 Channel, 40 Faders, Lighting Console (ETC ColorSource CS40).....	4,731.53	151.19
For Lighting Console Dust Cover (ETC ColorSource CS40DC), Add		102.42
For Lighting Console Case (ETC ColorSourcePart 11866), Add		1,092.05
26 09 23 00-0712 EA 10 Preset, Lighting Control Station (Doug Fleenor PRE10-A2).....	3,267.86	90.71
26 09 23 00-0713 Theatre Lighting Console (26 09 23)		
26 09 23 00-0714 EA Theatre Lighting Console (ETC Colorsouce 20).....	3,398.95	181.43
26 09 23 00-0715 Lighting Controls (Daintree Networks) (26 09 23)		
Note: Includes testing of new devices and certification.		
26 09 23 00-0716 Wireless Sensors (26 09 23 00-0715)		
26 09 23 00-0717 EA Battery Powered, Passive Infrared, Ceiling Mount, 500 SF Coverage, 360 Degree View, Wireless Occupancy Sensor (Daintree Networks WOS2-CM-S).....	187.02	27.25
26 09 23 00-0718 EA Battery Powered, Passive Infrared, Ceiling Mount, 1,000 SF Coverage, 360 Degree View, Wireless Occupancy Sensor (Daintree Networks WOS2-CM-E).....	187.02	27.25
26 09 23 00-0719 EA Battery Powered, Passive Infrared, Wall Mount, Long-Range Lens, Wireless Occupancy Sensor (Daintree Networks WOS2-WM-L).....	187.02	27.25
Note: 8' to 12' install height.		
26 09 23 00-0720 EA Battery Powered, Passive Infrared, Wall Mount, Wide-Angle Lens, Wireless Occupancy Sensor (Daintree Networks WOS2-WM-W).....	187.02	27.25
Note: 8' to 12' install height.		
26 09 23 00-0721 EA Battery Powered, Wireless Photosensor (Daintree Networks WPS1).....	160.52	27.25
Note: 8' to 12' install height.		
26 09 23 00-0722 Wireless Adaptors (26 09 23 00-0715)		
26 09 23 00-0723 EA Line Voltage, Wireless Adapter (Daintree Networks WA100).....	218.44	36.35
Note: Includes on/off, 0-10V dimming and alternate/bi-level switching. Includes inputs for occupancy controller and photo sensor, and mounting bracket.		
26 09 23 00-0724 EA Line Voltage, Wireless Adapter With Power Monitoring (Daintree Networks WA100-PM).....	244.94	36.35
Note: Includes on/off, 0-10V dimming and alternate/bi-level switching. Includes inputs for occupancy controller and photo sensor, power monitoring, and mounting bracket.		
26 09 23 00-0725 EA Line Voltage, Wireless Fixture Adapter (Daintree Networks WFA100).....	170.74	36.35
Note: Includes on/off and 0-10V dimming.		
26 09 23 00-0726 EA Line Voltage, Wireless Fixture Adapter With Sensor Inputs (Daintree Networks WFA100-SN).....	183.99	36.35
Note: Includes on/off and 0-10V dimming. Includes inputs for occupancy controller and photo sensor.		

26 Electrical**26 09 Instrumentation and Control for Electrical Systems****26 09 23 Lighting Control Devices**

SAN BERNARDINO
COUNTY

MINOR CSI UOM DESCRIPTION	TOTAL DIRECT UNIT COST	DEMOLITION UNIT COST
26 09 23 00-0727 EA Line Voltage, Wireless General Purpose Adapter (Daintree Networks WGA100) Note: Includes mounting bracket.	271.44	36.35
26 09 23 00-0728 Controllers <small>(26 09 23 00-0715)</small>		
26 09 23 00-0729 EA Site System Controller (Daintree Networks SC51) Note: For single facility up to 1,000 wireless nodes. Excludes node licenses. Does not support CS-MFM.	2,744.60	60.57
26 09 23 00-0730 EA Enterprise System Controller (Daintree Networks SC71) Note: For single or multiple facilities up to 10,000 wireless nodes. Excludes node licenses. Up to 4,000 zones per facility. Single facility included, additional facilities require purchase of CS-MFM per facility. Includes rack rails.	4,599.55	60.57
26 09 23 00-0731 EA Wireless Area Controller (Daintree Networks WAC50) Note: Maximum capacity of 100 wireless nodes. Excludes node licenses.	1,094.05	
26 09 23 00-0732 EA BACnet Server (Daintree Networks CS-BAC) Note: Requires purchase of additional CS-BAC-5 licenses for systems with more than 1,000 nodes.	5,394.54	60.57
26 09 23 00-0733 Other Accessories <small>(26 09 23 00-0715)</small>		
26 09 23 00-0734 EA 10 To 30 Volt AC, Wireless Thermostat (Daintree Networks WTS10) Note: Includes 1 year of SUS.	439.15	60.57
26 09 23 00-0735 EA Battery Powered, Wireless Wall Dimmer (Daintree Networks VWD1) Note: Includes 1 year of SUS.	191.94	36.35
26 09 23 00-0736 EA SafePlug Model 1203 Wireless Plug Load Controller, Dual Receptacle (Daintree Networks RSP-1203) Note: ControlScope interoperable version is 9916 003 ZB HA or later.	289.22	12.12
26 09 23 00-0737 EA SafePlug 1621 Reset Link Key (Daintree Networks RSP-1621) Note: Required to reset a Safeplug 1203 to default settings.	18.55	
26 09 23 00-0738 Software And Support <small>(26 09 23 00-0715)</small>		
26 09 23 00-0739 EA Regular Node License Bundle (25 Regular Wireless Nodes) (Daintree Networks N25) Note: Includes 1 year of SUS.	1,828.46	
26 09 23 00-0740 EA Software Updates and Support - 1 Year Extension (5 Wireless Nodes) (Daintree Networks SUS1-5) Note: Node total must match the number of wireless node licenses purchased or installed on the system.	119.25	
26 09 23 00-0741 EA Software Updates and Support - 3 Year Extension (5 Wireless Nodes) (Daintree Networks SUS3-5) Note: Node total must match the number of wireless node licenses purchased or installed on the system.	291.49	
26 09 23 00-0742 EA Thermostat Node License Bundle (5 Thermostat Wireless Nodes) (Daintree Networks T5) Note: Includes 1 year of SUS.	1,563.46	
26 09 23 00-0743 EA BACnet Supplemental Node License Bundle (5 Additional Wireless Nodes) (Daintree Networks CS-BAC-5) Note: Requires CS-BAC; Supports additional wireless nodes above 1,000. Node total must match the number of wireless node licenses purchased or installed on the system.	26.50	
26 09 23 00-0744 EA Multi-Facility Management (per additional facility) (Daintree Networks CS-MFM) Note: Requires SC71.	1,033.48	
26 09 23 00-0745 HR Engineering Assistance (Daintree Networks EAH1)	397.49	
26 09 23 00-0746 DAY Engineering Assistance (Daintree Networks EA1)	3,179.92	
26 09 23 00-0747 EA 2-Year Hardware Warranty Extension (Daintree Networks HWE2-SC51) Note: Extends total hardware warranty to 3 years. Can be purchased before expiry of the included 1-year warranty.	847.98	
26 09 23 00-0748 EA 2-Year Hardware Warranty Extension (Daintree Networks HWE2-SC71) Note: Extends total hardware warranty to 3 years. Can be purchased before expiry of the included 1-year warranty.	1,563.46	
26 09 23 00-0749 Emergency Lighting Controls <small>(26 09 23)</small>		
26 09 23 00-0750 Emergency Lighting Control Units (Watt Stopper ELCU) <small>(26 09 23 00-0749)</small>		
Note: The ELCU monitors a single circuit and can be wired either as a control device, so that emergency lighting follows the control of normal lighting, or as a bypass device to shunt emergency power around a control device when normal power fails. Includes integral push-to-test button and LED indicator for emergency and normal power.		
26 09 23 00-0751 EA DIN Rail Mount, Emergency Lighting Control/Bypass Shunt Unit (Watt Stopper ELCU-100)	216.95	30.29
26 09 23 00-0752 EA 1/2" Knockout Mount, Emergency Lighting Control/Bypass Shunt Unit (Watt Stopper ELCU-200)	216.95	30.29
26 09 23 00-0753 Emergency Shunt Relays (Lighting Control & Design GR 2001™) <small>(26 09 23 00-0749)</small>		
Note: Normally-closed, electrically-held relay to be wired in parallel with a wall switch. Manually controlled emergency lighting will be automatically shunted on during a power outage. Includes two-gang NEMA 1 junction box, voltage-separating barrier and plaster ring separating normal and emergency power. Excludes wall plate and switch.		
26 09 23 00-0754 EA 1 Emergency Shunt Relay And NEMA 1 Enclosure (Lighting Control & Design GR 2001™)	384.04	42.40
26 09 23 00-0755 EA 2 Emergency Shunt Relays And NEMA 1 Enclosure (Lighting Control & Design GR 2001™)	524.25	48.46
26 09 23 00-0756 EA 2 Emergency Shunt Relays And NEMA 1 Enclosure (Lighting Control & Design GR 2001™ Dual)	707.48	54.52
Note: Controls normal and emergency lighting from single-pole wall switch.		
26 09 23 00-0757 Photocells <small>(26 09 23)</small>		
26 09 23 00-0758 EA Plug-In Photocell For Lighting Fixtures (Intermac® LC2000)	94.05	
26 09 23 00-0759 EA Wired Photocell For Lighting Fixtures (Intermac® K4021C)	214.77	
26 09 23 00-0760 Outdoor Lighting Motion Sensors <small>(26 09 23)</small>		
26 09 23 00-0761 EA 70' Range, 180 Degree Detection Zone, 8 Amperes, Switching Capacity, Polycarbonate Housing, Outdoor Motion Sensor (Lithonia OMS 1000)	124.86	30.29
26 09 23 00-0762 EA 70' Range, 200 Degree Detection Zone, 10 Amperes, Switching Capacity, Cast Aluminum Housing, Outdoor Motion Sensor (Lithonia OMS 2000)	136.51	30.29



MINOR CSI UOM DESCRIPTION	TOTAL DIRECT UNIT COST	DEMOLITION UNIT COST
26 09 23 00-0763 EA 30' Range, 360 Degree Detection Zone, Line Voltage, Plastic Housing, IP66 Rated, Outdoor Motion Sensor With Photocell (SensorSwitch SBOR)..... <i>For Personal Protective Equipment (Arc Flash) When Working On Energized Equipment, Add</i>	569.27 18.17	30.29
26 09 23 00-0764 Street Light Controls (26 09 23)		
26 09 23 00-0765 Photo Controls (26 09 23 00-0764)		
26 09 23 00-0766 EA Photo Control, 120 Volt As Manufactured By Cooper Lighting #RA1014	98.91	
26 09 23 00-0767 EA Photo Control, Multi-Tap As Manufactured By Cooper Lighting #RA1016.....	113.31	
26 09 23 00-0768 Connector Node (26 09 23 00-0764)		
26 09 23 00-0769 EA Outdoor Lighting Connector Node (Philips City Touch LLC7260).....	515.30	3.24
26 09 23 00-0770 Lighting Control Devices (Legrand) (26 09 23)		
26 09 23 00-0771 EA Line-Voltage Wall Switch Occupancy Sensors (Legrand DW-100).....	236.32	27.25
26 09 23 00-0772 EA Line-Voltage Dimming Wall Switch Occupancy Sensors (Legrand DW-311).....	319.42	27.25
26 09 23 00-0773 EA Dual Technology, Ceiling Mount, Occupancy Sensor (Legrand LMDC-100).....	511.61	39.37
26 09 23 00-0774 EA 1 Relay Digital Room Controller, 0-10V Dimming (Legrand LMRC-211).....	384.23	27.25
26 09 23 00-0775 EA 2 Relay Digital Room Controller, 0-10V Dimming (Legrand LMRC-212).....	526.66	33.32
26 09 23 00-0776 EA 1 Button, Digital Dimming Wall Switch (Legrand LMDM-101).....	176.71	27.25
26 09 23 00-0777 EA 4 Button, Digital Wall Switch (Legrand LMSW-104).....	226.05	45.43
26 10 Medium-Voltage Electrical Distribution (26)		
26 11 Substations (26 10)		
26 11 13 Primary Unit Substations (26 11)		
26 11 13 00-0001 "Switchyard" Substation Primary Incoming Section (26 11 13)		
26 11 13 00-0002 Outdoor Oil Circuit Breakers "Switchyard" (26 11 13 00-0001)		
Note: Type SP 14.4 thru 69 KV 1200 amp. Frame mounted. Standard equipment		
26 11 13 00-0003 EA 14.4 KV, 500 MVA, Outdoor Oil Circuit Breaker Type SP, 1,200 Amperes, "Switchyard" Substation..... <i>For Personal Protective Equipment (Arc Flash) When Working On Energized Equipment, Add</i>	57,987.40 1,281.05	2,099.06
26 11 13 00-0004 EA 23.0 KV, 750 MVA, Outdoor Oil Circuit Breaker Type SP, 1,200 Amperes, "Switchyard" Substation..... <i>For Personal Protective Equipment (Arc Flash) When Working On Energized Equipment, Add</i>	71,141.32 1,601.30	2,654.69
26 11 13 00-0005 EA 34.5 KV, 1,500 MVA, Outdoor Oil Circuit Breaker Type SP, 1,200 Amperes, "Switchyard" Substation..... <i>For Personal Protective Equipment (Arc Flash) When Working On Energized Equipment, Add</i>	80,541.83 1,601.30	2,654.69
26 11 13 00-0006 EA 46 KV, 2,500 MVA, Outdoor Oil Circuit Breaker Type SP, 1,200 Amperes, "Switchyard" Substation..... <i>For Personal Protective Equipment (Arc Flash) When Working On Energized Equipment, Add</i>	92,581.80 1,708.06	2,654.69
26 11 13 00-0007 EA 69 KV, 3,500 MVA, Outdoor Oil Circuit Breaker Type SP, 1,200 Amperes, "Switchyard" Substation..... <i>For Personal Protective Equipment (Arc Flash) When Working On Energized Equipment, Add</i>	105,042.82 1,970.84	3,272.07
26 11 13 00-0008 Accessories For Outdoor Oil Circuit Breakers (26 11 13 00-0001)		
26 11 13 00-0009 EA Reclosure Relay, Adjustable, 3 Shot, #179	1,612.32	221.01
<i>For Personal Protective Equipment (Arc Flash) When Working On Energized Equipment, Add</i>	130.86	
26 11 13 00-0010 EA Overcurrent Relay, 1 Phase, #51/51N.....	521.63	160.23
<i>For Personal Protective Equipment (Arc Flash) When Working On Energized Equipment, Add</i>	87.28	
26 11 13 00-0011 EA Directional Overcurrent Relay, Three-Phase, Device No. 67.....	776.41	160.23
<i>For Personal Protective Equipment (Arc Flash) When Working On Energized Equipment, Add</i>	108.75	
26 11 13 00-0012 EA Voltage Relay, Under Or Over- Voltage, Device No. 27 Or 59, Three-Phase.....	614.36	160.23
<i>For Personal Protective Equipment (Arc Flash) When Working On Energized Equipment, Add</i>	87.28	
26 11 13 00-0013 EA Differential Relay Package, Complete, Device No. 87.....	2,298.37	541.47
<i>For Personal Protective Equipment (Arc Flash) When Working On Energized Equipment, Add</i>	326.95	
26 11 13 00-0014 "Switchyard", Substation Transformer Section (26 11 13)		
Note: Standard NEMA design two winding three phase, 60 Hz. oil filled load tap changer 10% Range		
26 11 13 00-0015 14.4 KV Nominal Primary (26 11 13 00-0014)		
26 11 13 00-0016 EA 1,000 KVA, 14.4 KV Primary, Substation Switchyard, 2 Winding, 3 Phase, Oil Filled	33,530.44	2,099.06
<i>For 50 Hz Operation, Add</i>	3,511.23	
<i>For Forced Air Cooling, Add</i>	3,511.23	
<i>For External Control Panel, Add</i>	877.81	
<i>For Internally Mounted Current Transformers And Linear Couplers, Add</i>	292.60	
<i>For Lightning Arrester On 15 kV Transformer Station Type And Mounting, Add</i>	1,463.01	
<i>For Lightning Arrester On 34.5 kV Transformer Station Type And Mounting, Add</i>	3,657.54	
<i>For Lightning Arrester On 69 kV Transformer Station Type And Mounting, Add</i>	4,389.04	
26 11 13 00-0017 EA 2,000 KVA, 14.4 KV Primary, Substation Switchyard, 2 Winding, 3 Phase, Oil Filled	38,371.32	2,630.00
<i>For 50 Hz Operation, Add</i>	3,964.04	
<i>For Forced Air Cooling, Add</i>	3,964.04	
<i>For External Control Panel, Add</i>	991.01	
<i>For Internally Mounted Current Transformers And Linear Couplers, Add</i>	330.34	
<i>For Lightning Arrester On 15 kV Transformer Station Type And Mounting, Add</i>	1,651.68	
<i>For Lightning Arrester On 34.5 kV Transformer Station Type And Mounting, Add</i>	4,129.21	
<i>For Lightning Arrester On 69 kV Transformer Station Type And Mounting, Add</i>	4,955.05	

26 Electrical
26 10 Medium-Voltage Electrical Distribution
26 11 Substations



MINOR	CSI	UOM	DESCRIPTION	TOTAL DIRECT UNIT COST	DEMOLITION UNIT COST
26 11 13 00-0018	EA		5,000 KVA, 14.4 KV Primary, Substation Switchyard, 2 Winding, 3 Phase, Oil Filled	58,993.32	3,704.23
			<i>For 50 Hz Operation, Add</i>	6,168.23	
			<i>For Forced Air Cooling, Add</i>	6,168.23	
			<i>For External Control Panel, Add</i>	1,542.06	
			<i>For Internally Mounted Current Transformers And Linear Couplers, Add</i>	514.02	
			<i>For Lightning Arrester On 15 kV Transformer Station Type And Mounting, Add</i>	2,570.10	
			<i>For Lightning Arrester On 34.5 kV Transformer Station Type And Mounting, Add</i>	6,425.24	
			<i>For Lightning Arrester On 69 kV Transformer Station Type And Mounting, Add</i>	7,710.29	
26 11 13 00-0019	EA		7,500 KVA, 14.4 KV Primary, Substation Switchyard, 2 Winding, 3 Phase, Oil Filled	85,397.68	4,451.52
			<i>For 50 Hz Operation, Add</i>	9,095.56	
			<i>For Forced Air Cooling, Add</i>	9,095.56	
			<i>For External Control Panel, Add</i>	2,273.89	
			<i>For Internally Mounted Current Transformers And Linear Couplers, Add</i>	757.96	
			<i>For Lightning Arrester On 15 kV Transformer Station Type And Mounting, Add</i>	3,789.82	
			<i>For Lightning Arrester On 34.5 kV Transformer Station Type And Mounting, Add</i>	9,474.54	
			<i>For Lightning Arrester On 69 kV Transformer Station Type And Mounting, Add</i>	11,369.45	
26 11 13 00-0020	EA		10,000 KVA, 14.4 KV Primary, Substation Switchyard, 2 Winding, 3 Phase, Oil Filled	105,222.52	5,760.79
			<i>For 50 Hz Operation, Add</i>	11,186.50	
			<i>For Forced Air Cooling, Add</i>	11,186.50	
			<i>For External Control Panel, Add</i>	2,796.63	
			<i>For Internally Mounted Current Transformers And Linear Couplers, Add</i>	932.21	
			<i>For Lightning Arrester On 15 kV Transformer Station Type And Mounting, Add</i>	4,661.04	
			<i>For Lightning Arrester On 34.5 kV Transformer Station Type And Mounting, Add</i>	11,652.61	
			<i>For Lightning Arrester On 69 kV Transformer Station Type And Mounting, Add</i>	13,983.13	
26 11 13 00-0021			23 KV Nominal Primary (26 11 13 00-0014)		
26 11 13 00-0022	EA		1,000 KVA, 23 KV Primary, Substation Switchyard, 2 Winding, 3 Phase, Oil Filled	37,524.74	2,839.91
			<i>For 50 Hz Operation, Add</i>	3,862.45	
			<i>For External Control Panel, Add</i>	965.61	
			<i>For Internally Mounted Current Transformers And Linear Couplers, Add</i>	321.87	
			<i>For Lightning Arrester On 15 kV Transformer Station Type And Mounting, Add</i>	1,609.35	
			<i>For Lightning Arrester On 34.5 kV Transformer Station Type And Mounting, Add</i>	4,023.38	
			<i>For Lightning Arrester On 69 kV Transformer Station Type And Mounting, Add</i>	4,828.06	
			<i>For Forced Air Cooling, Add</i>	2,574.96	
26 11 13 00-0023	EA		2,000 KVA, 23 KV Primary, Substation Switchyard, 2 Winding, 3 Phase, Oil Filled	42,867.68	2,839.91
			<i>For 50 Hz Operation, Add</i>	4,370.66	
			<i>For External Control Panel, Add</i>	1,092.67	
			<i>For Internally Mounted Current Transformers And Linear Couplers, Add</i>	364.22	
			<i>For Lightning Arrester On 15 kV Transformer Station Type And Mounting, Add</i>	1,821.11	
			<i>For Lightning Arrester On 34.5 kV Transformer Station Type And Mounting, Add</i>	4,552.77	
			<i>For Lightning Arrester On 69 kV Transformer Station Type And Mounting, Add</i>	5,463.33	
			<i>For Forced Air Cooling, Add</i>	2,913.77	
26 11 13 00-0024	EA		5,000 KVA, 23 KV Primary, Substation Switchyard, 2 Winding, 3 Phase, Oil Filled	68,654.49	4,198.12
			<i>For 50 Hz Operation, Add</i>	7,213.70	
			<i>For External Control Panel, Add</i>	1,803.43	
			<i>For Internally Mounted Current Transformers And Linear Couplers, Add</i>	601.14	
			<i>For Lightning Arrester On 15 kV Transformer Station Type And Mounting, Add</i>	3,005.71	
			<i>For Lightning Arrester On 34.5 kV Transformer Station Type And Mounting, Add</i>	7,514.28	
			<i>For Lightning Arrester On 69 kV Transformer Station Type And Mounting, Add</i>	9,017.13	
			<i>For Forced Air Cooling, Add</i>	4,809.14	
26 11 13 00-0025	EA		7,500 KVA, 23 KV Primary, Substation Switchyard, 2 Winding, 3 Phase, Oil Filled	92,154.16	5,760.79
			<i>For 50 Hz Operation, Add</i>	9,618.30	
			<i>For External Control Panel, Add</i>	2,404.58	
			<i>For Internally Mounted Current Transformers And Linear Couplers, Add</i>	801.53	
			<i>For Lightning Arrester On 15 kV Transformer Station Type And Mounting, Add</i>	4,007.63	
			<i>For Lightning Arrester On 34.5 kV Transformer Station Type And Mounting, Add</i>	10,019.06	
			<i>For Lightning Arrester On 69 kV Transformer Station Type And Mounting, Add</i>	12,022.88	
			<i>For Forced Air Cooling, Add</i>	6,412.20	
26 11 13 00-0026	EA		10,000 KVA, 23 KV Primary, Substation Switchyard, 2 Winding, 3 Phase, Oil Filled	113,934.78	5,760.79
			<i>For 50 Hz Operation, Add</i>	12,231.98	
			<i>For External Control Panel, Add</i>	3,057.99	
			<i>For Internally Mounted Current Transformers And Linear Couplers, Add</i>	1,019.33	
			<i>For Lightning Arrester On 15 kV Transformer Station Type And Mounting, Add</i>	5,096.66	
			<i>For Lightning Arrester On 34.5 kV Transformer Station Type And Mounting, Add</i>	12,741.64	
			<i>For Lightning Arrester On 69 kV Transformer Station Type And Mounting, Add</i>	15,289.97	
			<i>For Forced Air Cooling, Add</i>	8,154.65	
26 11 13 00-0027			34.5 KV Nominal Primary (26 11 13 00-0014)		
26 11 13 00-0028	EA		1,000 KVA, 34.5 KV Primary, Substation Switchyard, 2 Winding, 3 Phase, Oil Filled	47,102.80	3,395.54
			<i>For 50 Hz Operation, Add</i>	4,878.88	
			<i>For External Control Panel, Add</i>	1,219.72	
			<i>For Internally Mounted Current Transformers And Linear Couplers, Add</i>	406.57	
			<i>For Lightning Arrester On 15 kV Transformer Station Type And Mounting, Add</i>	2,032.87	
			<i>For Lightning Arrester On 34.5 kV Transformer Station Type And Mounting, Add</i>	5,082.16	
			<i>For Lightning Arrester On 69 kV Transformer Station Type And Mounting, Add</i>	6,098.60	
			<i>For Forced Air Cooling, Add</i>	3,252.58	
26 11 13 00-0029	EA		2,000 KVA, 34.5 KV Primary, Substation Switchyard, 2 Winding, 3 Phase, Oil Filled	56,891.43	5,309.39
			<i>For 50 Hz Operation, Add</i>	5,895.30	
			<i>For External Control Panel, Add</i>	1,473.83	
			<i>For Internally Mounted Current Transformers And Linear Couplers, Add</i>	491.28	
			<i>For Lightning Arrester On 15 kV Transformer Station Type And Mounting, Add</i>	2,456.38	
			<i>For Lightning Arrester On 34.5 kV Transformer Station Type And Mounting, Add</i>	6,140.94	
			<i>For Lightning Arrester On 69 kV Transformer Station Type And Mounting, Add</i>	7,369.13	
			<i>For Forced Air Cooling, Add</i>	3,930.20	



MINOR CSI UOM DESCRIPTION	TOTAL DIRECT UNIT COST	DEMOLITION UNIT COST
26 11 13 00-0030 EA 5,000 KVA, 34.5 KV Primary, Substation Switchyard, 2 Winding, 3 Phase, Oil Filled For 50 Hz Operation, Add For External Control Panel, Add For Internally Mounted Current Transformers And Linear Couplers, Add For Lightning Arrester On 15 kV Transformer Station Type And Mounting, Add For Lightning Arrester On 34.5 kV Transformer Station Type And Mounting, Add For Lightning Arrester On 69 kV Transformer Station Type And Mounting, Add For Forced Air Cooling, Add	78,631.04 8,154.68 2,038.67 679.56 3,397.78 8,494.46 10,193.35 5,436.45	5,309.39
26 11 13 00-0031 EA 7,500 KVA, 34.5 KV Primary, Substation Switchyard, 2 Winding, 3 Phase, Oil Filled For 50 Hz Operation, Add For External Control Panel, Add For Internally Mounted Current Transformers And Linear Couplers, Add For Lightning Arrester On 15 kV Transformer Station Type And Mounting, Add For Lightning Arrester On 34.5 kV Transformer Station Type And Mounting, Add For Lightning Arrester On 69 kV Transformer Station Type And Mounting, Add For Forced Air Cooling, Add	100,866.35 10,663.76 2,665.94 888.65 4,443.24 11,108.09 13,329.71 7,109.18	5,629.87
26 11 13 00-0032 EA 10,000 KVA, 34.5 KV Primary, Substation Switchyard, 2 Winding, 3 Phase, Oil Filled For 50 Hz Operation, Add For External Control Panel, Add For Internally Mounted Current Transformers And Linear Couplers, Add For Lightning Arrester On 15 kV Transformer Station Type And Mounting, Add For Lightning Arrester On 34.5 kV Transformer Station Type And Mounting, Add For Lightning Arrester On 69 kV Transformer Station Type And Mounting, Add For Forced Air Cooling, Add	173,924.84 19,027.53 4,756.88 1,585.63 7,928.14 19,820.34 23,784.41 12,685.02	7,201.00
26 11 13 00-0033 46 KV Nominal Primary (26 11 13 00-0014)		
26 11 13 00-0034 EA 1,000 KVA, 46 KV Primary, Substation Switchyard, 2 Winding, 3 Phase, Oil Filled For 50 Hz Operation, Add For External Control Panel, Add For Internally Mounted Current Transformers And Linear Couplers, Add For Lightning Arrester On 15 kV Transformer Station Type And Mounting, Add For Lightning Arrester On 34.5 kV Transformer Station Type And Mounting, Add For Lightning Arrester On 69 kV Transformer Station Type And Mounting, Add For Forced Air Cooling, Add	72,081.26 7,718.08 1,929.52 643.17 3,215.87 8,039.67 9,647.60 5,145.39	3,951.17
26 11 13 00-0035 EA 2,000 KVA, 46 KV Primary, Substation Switchyard, 2 Winding, 3 Phase, Oil Filled For 50 Hz Operation, Add For External Control Panel, Add For Internally Mounted Current Transformers And Linear Couplers, Add For Lightning Arrester On 15 kV Transformer Station Type And Mounting, Add For Lightning Arrester On 34.5 kV Transformer Station Type And Mounting, Add For Lightning Arrester On 69 kV Transformer Station Type And Mounting, Add For Forced Air Cooling, Add	81,457.87 8,750.11 2,187.53 729.18 3,645.88 9,114.70 10,937.64 5,833.41	3,951.17
26 11 13 00-0036 EA 5,000 KVA, 46 KV Primary, Substation Switchyard, 2 Winding, 3 Phase, Oil Filled For 50 Hz Operation, Add For External Control Panel, Add For Internally Mounted Current Transformers And Linear Couplers, Add For Lightning Arrester On 15 kV Transformer Station Type And Mounting, Add For Lightning Arrester On 34.5 kV Transformer Station Type And Mounting, Add For Lightning Arrester On 69 kV Transformer Station Type And Mounting, Add For Forced Air Cooling, Add	112,756.91 12,249.78 3,062.45 1,020.82 5,104.08 12,760.19 15,312.23 8,166.52	5,309.39
26 11 13 00-0037 EA 7,500 KVA, 46 KV Primary, Substation Switchyard, 2 Winding, 3 Phase, Oil Filled For 50 Hz Operation, Add For External Control Panel, Add For Internally Mounted Current Transformers And Linear Couplers, Add For Lightning Arrester On 15 kV Transformer Station Type And Mounting, Add For Lightning Arrester On 34.5 kV Transformer Station Type And Mounting, Add For Lightning Arrester On 69 kV Transformer Station Type And Mounting, Add For Forced Air Cooling, Add	138,025.06 14,719.55 3,679.89 1,226.63 6,133.15 15,332.87 18,399.44 9,813.04	7,201.00
26 11 13 00-0038 EA 10,000 KVA, 46 KV Primary, Substation Switchyard, 2 Winding, 3 Phase, Oil Filled For 50 Hz Operation, Add For External Control Panel, Add For Internally Mounted Current Transformers And Linear Couplers, Add For Lightning Arrester On 15 kV Transformer Station Type And Mounting, Add For Lightning Arrester On 34.5 kV Transformer Station Type And Mounting, Add For Lightning Arrester On 69 kV Transformer Station Type And Mounting, Add For Forced Air Cooling, Add	195,759.41 21,647.67 5,411.92 1,803.97 9,019.86 22,549.66 27,059.59 14,431.78	7,201.00
26 11 13 00-0039 69 KV Nominal Primary (26 11 13 00-0014)		
26 11 13 00-0040 EA 1,000 KVA, 69 KV Primary, Substation Switchyard, 2 Winding, 3 Phase, Oil Filled For 50 Hz Operation, Add For External Control Panel, Add For Internally Mounted Current Transformers And Linear Couplers, Add For Lightning Arrester On 15 kV Transformer Station Type And Mounting, Add For Lightning Arrester On 34.5 kV Transformer Station Type And Mounting, Add For Lightning Arrester On 69 kV Transformer Station Type And Mounting, Add For Forced Air Cooling, Add	103,572.72 11,403.89 2,850.97 950.32 4,751.62 11,879.05 14,254.86 7,602.59	4,198.12
26 11 13 00-0041 EA 2,000 KVA, 69 KV Primary, Substation Switchyard, 2 Winding, 3 Phase, Oil Filled For 50 Hz Operation, Add For External Control Panel, Add For Internally Mounted Current Transformers And Linear Couplers, Add For Lightning Arrester On 15 kV Transformer Station Type And Mounting, Add For Lightning Arrester On 34.5 kV Transformer Station Type And Mounting, Add For Lightning Arrester On 69 kV Transformer Station Type And Mounting, Add For Forced Air Cooling, Add	119,018.60 13,001.19 3,250.30 1,083.43 5,417.16 13,542.90 16,251.48 8,667.46	5,309.39



MINOR	CSI	UOM	DESCRIPTION	TOTAL DIRECT UNIT COST	DEMOLITION UNIT COST
26 11 13 00-0042	EA		5,000 KVA, 69 KV Primary, Substation Switchyard, 2 Winding, 3 Phase, Oil Filled For 50 Hz Operation, Add For External Control Panel, Add For Internally Mounted Current Transformers And Linear Couplers, Add For Lightning Arrester On 15 kV Transformer Station Type And Mounting, Add For Lightning Arrester On 34.5 kV Transformer Station Type And Mounting, Add For Lightning Arrester On 69 kV Transformer Station Type And Mounting, Add For Forced Air Cooling, Add	163,282.36 18,312.84 4,578.21 1,526.07 7,630.35 19,075.87 22,891.05 12,208.56	5,309.39
26 11 13 00-0043	EA		7,500 KVA, 69 KV Primary, Substation Switchyard, 2 Winding, 3 Phase, Oil Filled For 50 Hz Operation, Add For External Control Panel, Add For Internally Mounted Current Transformers And Linear Couplers, Add For Lightning Arrester On 15 kV Transformer Station Type And Mounting, Add For Lightning Arrester On 34.5 kV Transformer Station Type And Mounting, Add For Lightning Arrester On 69 kV Transformer Station Type And Mounting, Add For Forced Air Cooling, Add	173,291.34 18,951.51 4,737.88 1,579.29 7,896.46 19,741.15 23,689.38 12,634.34	7,201.00
26 11 13 00-0044	EA		10,000 KVA, 69 KV Primary, Substation Switchyard, 2 Winding, 3 Phase, Oil Filled For 50 Hz Operation, Add For External Control Panel, Add For Internally Mounted Current Transformers And Linear Couplers, Add For Lightning Arrester On 15 kV Transformer Station Type And Mounting, Add For Lightning Arrester On 34.5 kV Transformer Station Type And Mounting, Add For Lightning Arrester On 69 kV Transformer Station Type And Mounting, Add For Forced Air Cooling, Add	226,605.02 25,349.15 6,337.29 2,112.43 10,562.15 26,405.36 31,686.44 16,899.43	7,201.00
26 11 13 00-0045			Circuit Breakers Fluarc SF6 13.8 KV <small>(26 11 13)</small>		
26 11 13 00-0046	EA		1,200 Amperes, 500 MVA, Fluarc Breaker, 13.8 KV Substation, Secondary Distribution Section	61,879.21	1,031.51
26 11 13 00-0047	EA		1,200 Amperes, 750 MVA, Fluarc Breaker, 13.8 KV Substation, Secondary Distribution Section	67,924.12	1,031.51
26 11 13 00-0048	EA		1,200 Amperes, 1,000 MVA, Fluarc Breaker, 13.8 KV Substation, Secondary Distribution Section	77,350.03	1,281.31
26 11 13 00-0049	EA		2,000 Amperes, 500 MVA, Fluarc Breaker, 13.8 KV Substation, Secondary Distribution Section	72,382.88	1,540.71
26 11 13 00-0050	EA		2,000 Amperes, 750 MVA, Fluarc Breaker, 13.8 KV Substation, Secondary Distribution Section	81,514.99	1,540.71
26 11 13 00-0051	EA		2,000 Amperes, 1,000 MVA, Fluarc Breaker, 13.8 KV Substation, Secondary Distribution Section	93,001.47	1,789.97
26 11 13 00-0052	EA		3,000 Amperes, 500 MVA, Fluarc Breaker, 13.8 KV Substation, Secondary Distribution Section	95,905.90	2,045.04
26 11 13 00-0053	EA		3,000 Amperes, 750 MVA, Fluarc Breaker, 13.8 KV Substation, Secondary Distribution Section	107,275.90	2,045.04
26 11 13 00-0054	EA		3,000 Amperes, 1,000 MVA, Fluarc Breaker, 13.8 KV Substation, Secondary Distribution Section	112,463.66	2,296.60
26 11 16			Secondary Unit Substations <small>(26 11)</small>		
26 11 16 11			Secondary Unit Substations with Switchgear Secondary <small>(26 11 16)</small>		
26 11 16 11-0001			Substation Primary Incoming Section <small>(26 11 16 11)</small>		
26 11 16 11-0002			Manual Transferring Fused Load Break Switches <small>(26 11 16 11-0001)</small> Note: 15 KV 600 Amp 3 pole 2 position floor mounted. Type, metal compartment includes weatherproofing, fuses, transformer throat, pothead terminations thru 500 MCM, with surge protection. Manual transferring of one line to an alternate incoming line.		
26 11 16 11-0003	EA		112.5 Thru 1,500 KVA Transformers Load Switch, 600 Amperes, 3 Pole, 2 Position	38,952.81	1,514.75
26 11 16 11-0004	EA		2,000 And 2,500 KVA Transformers Load Switch, 600 Amperes, 3 Pole, 2 Position	44,960.47	1,514.75
26 11 16 11-0005			Automatic Transferring Fused Load Break Switches <small>(26 11 16 11-0001)</small> Note: Items are equipped with 3 pole - 2 position selector switch for automatic transferring one line to an alternate incoming line.		
26 11 16 11-0006	EA		112.5 Thru 1,500 KVA Transformers Load Switch, 600 Amperes, 3 Pole, 2 Position Selector Switch	55,108.03	1,514.75
26 11 16 11-0007	EA		2,000 And 2,500 KVA Transformers Load Switch, 600 Amperes, 3 Pole, 2 Position Selector Switch	59,017.86	1,514.75
26 11 16 11-0008			Accessories For Substation Fused Load Break Switches <small>(26 11 16 11-0001)</small>		
26 11 16 11-0009	EA		Primary Lightning Arrestors Accessories, Secondary Distribution Section	16,678.09	
26 11 16 11-0010	EA		Key Interlock Accessories, Secondary Distribution Section	1,623.39	
26 11 16 11-0011			Oil Filled Substation Transformers <small>(26 11 16 11)</small> Note: 112-1/2 KVA thru 2500 KVA standard NEMA design 3 phase cover mounted manual tap changer, liquid level gauge with alarm contacts, thermometer with alarm contacts, pressure vacuum gauge, automatic control for auxiliary cooling equipment. Weatherproof.		
26 11 16 11-0012			Substation, Primary 13.8 KV Secondary 480Y/277 Or 480 Volt, 60 HZ <small>(26 11 16 11-0011)</small>		
26 11 16 11-0013	EA		75 KVA, Substation, Secondary 480 Y / 277 Volt, Primary 13.8 KV, Oil Transformer, Weatherproof For Forced Air Cooling, 750 KVA And Above Rating 15% Thru 2,499 kV And 25% For 2,500 kV, Add For Control Power Transformer On Fans And Auxiliary, Add For Internal Mounted Current Transformer And Linear Coupler, Add	29,426.44 1,930.20 827.23 275.74	926.06
26 11 16 11-0014	EA		112.5 KVA, Substation, Secondary 480 Y / 277 Volt, Primary 13.8 KV, Oil Transformer, Weatherproof For Forced Air Cooling, 750 KVA And Above Rating 15% Thru 2,499 kV And 25% For 2,500 kV, Add For Control Power Transformer On Fans And Auxiliary, Add For Internal Mounted Current Transformer And Linear Coupler, Add	43,408.46 2,883.01 1,235.58 411.86	1,111.26
26 11 16 11-0015	EA		150 KVA, Substation, Secondary 480 Y / 277 Volt, Primary 13.8 KV, Oil Transformer, Weatherproof For Forced Air Cooling, 750 KVA And Above Rating 15% Thru 2,499 kV And 25% For 2,500 kV, Add For Control Power Transformer On Fans And Auxiliary, Add For Internal Mounted Current Transformer And Linear Coupler, Add	49,148.90 3,267.56 1,400.38 466.79	1,234.75



MINOR CSI UOM DESCRIPTION	TOTAL DIRECT UNIT COST	DEMOLITION UNIT COST
26 11 16 11-0016 EA 225 KVA, Substation, Secondary 480 Y / 277 Volt, Primary 13.8 KV, Oil Transformer, Weatherproof..... <i>For Forced Air Cooling, 750 KVA And Above Rating 15% Thru 2,499 kV And 25% For 2,500 kV, Add</i> <i>For Control Power Transformer On Fans And Auxiliary, Add</i> <i>For Internal Mounted Current Transformer And Linear Coupler, Add</i>	58,093.31 3,850.45 1,650.19 550.06	1,543.42
26 11 16 11-0017 EA 300 KVA, Substation, Secondary 480 Y / 277 Volt, Primary 13.8 KV, Oil Transformer, Weatherproof..... <i>For Forced Air Cooling, 750 KVA And Above Rating 15% Thru 2,499 kV And 25% For 2,500 kV, Add</i> <i>For Control Power Transformer On Fans And Auxiliary, Add</i> <i>For Internal Mounted Current Transformer And Linear Coupler, Add</i>	64,618.67 4,255.37 1,823.73 607.91	1,913.85
26 11 16 11-0018 EA 500 KVA, Substation, Secondary 480 Y / 277 Volt, Primary 13.8 KV, Oil Transformer, Weatherproof..... <i>For Forced Air Cooling, 750 KVA And Above Rating 15% Thru 2,499 kV And 25% For 2,500 kV, Add</i> <i>For Control Power Transformer On Fans And Auxiliary, Add</i> <i>For Internal Mounted Current Transformer And Linear Coupler, Add</i>	68,864.34 4,492.06 1,925.17 641.72	2,346.01
26 11 16 11-0019 EA 750 KVA, Substation, Secondary 480 Y / 277 Volt, Primary 13.8 KV, Oil Transformer, Weatherproof..... <i>For Forced Air Cooling, 750 KVA And Above Rating 15% Thru 2,499 kV And 25% For 2,500 kV, Add</i> <i>For Control Power Transformer On Fans And Auxiliary, Add</i> <i>For Internal Mounted Current Transformer And Linear Coupler, Add</i>	80,526.17 5,239.25 2,245.39 748.46	2,839.91
26 11 16 11-0020 EA 1,000 KVA, Substation, Secondary 480 Y / 277 Volt, Primary 13.8 KV, Oil Transformer, Weatherproof..... <i>For Forced Air Cooling, 750 KVA And Above Rating 15% Thru 2,499 kV And 25% For 2,500 kV, Add</i> <i>For Control Power Transformer On Fans And Auxiliary, Add</i> <i>For Internal Mounted Current Transformer And Linear Coupler, Add</i>	85,752.86 5,570.54 2,387.37 795.79	3,086.85
26 11 16 11-0021 EA 1,500 KVA, Substation, Secondary 480 Y / 277 Volt, Primary 13.8 KV, Oil Transformer, Weatherproof..... <i>For Forced Air Cooling, 750 KVA And Above Rating 15% Thru 2,499 kV And 25% For 2,500 kV, Add</i> <i>For Control Power Transformer On Fans And Auxiliary, Add</i> <i>For Internal Mounted Current Transformer And Linear Coupler, Add</i>	95,866.41 6,235.27 2,672.26 890.75	3,395.54
26 11 16 11-0022 EA 2,000 KVA, Substation, Secondary 480 Y / 277 Volt, Primary 13.8 KV, Oil Transformer, Weatherproof..... <i>For Forced Air Cooling, 750 KVA And Above Rating 15% Thru 2,499 kV And 25% For 2,500 kV, Add</i> <i>For Control Power Transformer On Fans And Auxiliary, Add</i> <i>For Internal Mounted Current Transformer And Linear Coupler, Add</i>	110,999.61 7,242.74 3,104.03 1,034.68	3,765.96
26 11 16 11-0023 EA 2,500 KVA, Substation, Secondary 480 Y / 277 Volt, Primary 13.8 KV, Oil Transformer, Weatherproof..... <i>For Forced Air Cooling, 750 KVA And Above Rating 15% Thru 2,499 kV And 25% For 2,500 kV, Add</i> <i>For Control Power Transformer On Fans And Auxiliary, Add</i> <i>For Internal Mounted Current Transformer And Linear Coupler, Add</i>	121,910.11 7,958.94 3,410.97 1,136.99	4,105.51
26 11 16 11-0024 Substation, Primary 13.8 KV Secondary 208Y/120 Volt, 60 HZ <small>(26 11 16 11-0011)</small>		
26 11 16 11-0025 EA 75 KVA, Substation, Secondary 208 Y / 120 Volt, Primary 13.8 KV, Oil Transformer, Weatherproof..... <i>For Forced Air Cooling, 750 KVA And Above Rating 15% Thru 2,499 kV And 25% For 2,500 kV, Add</i> <i>For Control Power Transformer On Fans And Auxiliary, Add</i> <i>For Internal Mounted Current Transformer And Linear Coupler, Add</i>	28,050.80 1,833.91 785.96 261.99	926.06
26 11 16 11-0026 EA 112.5 KVA, Substation, Secondary 208 Y / 120 Volt, Primary 13.8 KV, Oil Transformer, Weatherproof..... <i>For Forced Air Cooling, 750 KVA And Above Rating 15% Thru 2,499 kV And 25% For 2,500 kV, Add</i> <i>For Control Power Transformer On Fans And Auxiliary, Add</i> <i>For Internal Mounted Current Transformer And Linear Coupler, Add</i>	42,591.97 2,851.79 1,222.20 407.40	926.06
26 11 16 11-0027 EA 150 KVA, Substation, Secondary 208 Y / 120 Volt, Primary 13.8 KV, Oil Transformer, Weatherproof..... <i>For Forced Air Cooling, 750 KVA And Above Rating 15% Thru 2,499 kV And 25% For 2,500 kV, Add</i> <i>For Control Power Transformer On Fans And Auxiliary, Add</i> <i>For Internal Mounted Current Transformer And Linear Coupler, Add</i>	49,118.46 3,265.43 1,399.47 466.49	1,234.75
26 11 16 11-0028 EA 225 KVA, Substation, Secondary 208 Y / 120 Volt, Primary 13.8 KV, Oil Transformer, Weatherproof..... <i>For Forced Air Cooling, 750 KVA And Above Rating 15% Thru 2,499 kV And 25% For 2,500 kV, Add</i> <i>For Control Power Transformer On Fans And Auxiliary, Add</i> <i>For Internal Mounted Current Transformer And Linear Coupler, Add</i>	58,145.69 3,854.12 1,651.77 550.59	1,543.42
26 11 16 11-0029 EA 300 KVA, Substation, Secondary 208 Y / 120 Volt, Primary 13.8 KV, Oil Transformer, Weatherproof..... <i>For Forced Air Cooling, 750 KVA And Above Rating 15% Thru 2,499 kV And 25% For 2,500 kV, Add</i> <i>For Control Power Transformer On Fans And Auxiliary, Add</i> <i>For Internal Mounted Current Transformer And Linear Coupler, Add</i>	69,964.11 4,629.55 1,984.09 661.36	1,913.85
26 11 16 11-0030 EA 500 KVA, Substation, Secondary 208 Y / 120 Volt, Primary 13.8 KV, Oil Transformer, Weatherproof..... <i>For Forced Air Cooling, 750 KVA And Above Rating 15% Thru 2,499 kV And 25% For 2,500 kV, Add</i> <i>For Control Power Transformer On Fans And Auxiliary, Add</i> <i>For Internal Mounted Current Transformer And Linear Coupler, Add</i>	75,520.37 4,957.98 2,124.85 708.28	2,346.01
26 11 16 11-0031 EA 750 KVA, Substation, Secondary 208 Y / 120 Volt, Primary 13.8 KV, Oil Transformer, Weatherproof..... <i>For Forced Air Cooling, 750 KVA And Above Rating 15% Thru 2,499 kV And 25% For 2,500 kV, Add</i> <i>For Control Power Transformer On Fans And Auxiliary, Add</i> <i>For Internal Mounted Current Transformer And Linear Coupler, Add</i>	83,599.67 5,454.39 2,337.60 779.20	2,839.91
26 11 16 11-0032 EA 1,000 KVA, Substation, Secondary 208 Y / 120 Volt, Primary 13.8 KV, Oil Transformer, Weatherproof..... <i>For Forced Air Cooling, 750 KVA And Above Rating 15% Thru 2,499 kV And 25% For 2,500 kV, Add</i> <i>For Control Power Transformer On Fans And Auxiliary, Add</i> <i>For Internal Mounted Current Transformer And Linear Coupler, Add</i>	91,047.24 5,941.15 2,546.21 848.74	3,086.85
26 11 16 11-0033 EA 1,500 KVA, Substation, Secondary 208 Y / 120 Volt, Primary 13.8 KV, Oil Transformer, Weatherproof..... <i>For Forced Air Cooling, 750 KVA And Above Rating 15% Thru 2,499 kV And 25% For 2,500 kV, Add</i> <i>For Control Power Transformer On Fans And Auxiliary, Add</i> <i>For Internal Mounted Current Transformer And Linear Coupler, Add</i>	102,712.86 6,714.53 2,877.65 959.22	3,395.54
26 11 16 11-0034 Accessories For Oil Filled Substation Transformers <small>(26 11 16 11-0011)</small>		
26 11 16 11-0035 EA Sudden Pressure Relay.....	8,357.67	
26 11 16 11-0036 EA Throats Or Flanges (HV Or LV).....	16,592.82	
26 11 16 11-0037 EA Lightning Arrestors (3 - 1 Pole).....	10,925.73	
26 11 16 11-0038 EA Single Feeder Switch With Fuses 3 Pole, 2 Position, Open-Close Close) Fuse Type - CLE (80E To 125 X).....	60,632.32	
26 11 16 11-0039 EA Oil Fuse Cutout, 15 KV, 200 Amperes, Free Standing Air Filled Terminal Compartment, 15 KV - 200 Amp Cutout	56,727.58	
26 11 16 11-0040 Reinforced Concrete Curb With 6" Slab <small>(26 11 16 11-0011)</small>		
Note: For transformer liquid containment area.		
26 11 16 11-0041 EA 112.5 KVA, Reinforced Curb With 6" Slab, Transformer Liquid Containment Area	6,734.23	1,235.15
26 11 16 11-0042 EA 150 KVA, Reinforced Curb With 6" Slab, Transformer Liquid Containment Area	6,734.23	1,235.15

26 Electrical
26 10 Medium-Voltage Electrical Distribution
26 11 Substations



MINOR	CSI	UOM	DESCRIPTION	TOTAL DIRECT UNIT COST	DEMOLITION UNIT COST
26 11 16 11-0043	EA		225 KVA, Reinforced Curb With 6" Slab, Transformer Liquid Containment Area	6,734.23	1,235.15
26 11 16 11-0044	EA		300 KVA, Reinforced Curb With 6" Slab, Transformer Liquid Containment Area	6,734.23	1,235.15
26 11 16 11-0045	EA		500 KVA, Reinforced Curb With 6" Slab, Transformer Liquid Containment Area	6,734.23	1,235.15
26 11 16 11-0046	EA		750 KVA, Reinforced Curb With 6" Slab, Transformer Liquid Containment Area	6,734.23	1,235.15
26 11 16 11-0047	EA		1,000 KVA, Reinforced Curb With 6" Slab, Transformer Liquid Containment Area	6,734.23	1,235.15
26 11 16 11-0048	EA		1,500 KVA, Reinforced Curb With 6" Slab, Transformer Liquid Containment Area	8,201.03	1,424.16
26 11 16 11-0049			Dry Type Substation Transformer <small>(26 11 16 11)</small>		
			Note: Standard NEMA design 3 phase - 150 C rise - 60 Hz self-cooled, ventilated.		
26 11 16 11-0050			Primary 4.16 Or 4.8 KV Secondary 208 Y/120 Or 240 Volt <small>(26 11 16 11-0049)</small>		
			Note: Primary 4.160 or 4.8 KV (delta or wye).		
26 11 16 11-0051	EA		112.5 KVA, Substation, Secondary 208 Y / 120 Volt Or 240 Volt, Primary 4.16 Or 4.8 KV, Dry Transformer	51,749.49	987.79
			<i>For Gas Filled Transformers, Add</i>	29,864.35	
			<i>For Single Phase Transformers, Deduct</i>	-1,244.35	
			<i>For Dry Type Unit, Add</i>	11,147.82	
26 11 16 11-0052	EA		150 KVA, Substation, Secondary 208 Y / 120 Volt Or 240 Volt, Primary 4.16 Or 4.8 KV, Dry Transformer	51,872.97	1,049.53
			<i>For Gas Filled Transformers, Add</i>	29,864.35	
			<i>For Single Phase Transformers, Deduct</i>	-1,244.35	
			<i>For Dry Type Unit, Add</i>	11,160.17	
26 11 16 11-0053	EA		225 KVA, Substation, Secondary 208 Y / 120 Volt Or 240 Volt, Primary 4.16 Or 4.8 KV, Dry Transformer	52,891.72	1,234.75
			<i>For Gas Filled Transformers, Add</i>	30,253.34	
			<i>For Single Phase Transformers, Deduct</i>	-1,260.56	
			<i>For Dry Type Unit, Add</i>	11,339.84	
26 11 16 11-0054	EA		300 KVA, Substation, Secondary 208 Y / 120 Volt Or 240 Volt, Primary 4.16 Or 4.8 KV, Dry Transformer	58,381.52	1,358.22
			<i>For Gas Filled Transformers, Add</i>	33,399.05	
			<i>For Single Phase Transformers, Deduct</i>	-1,391.63	
			<i>For Dry Type Unit, Add</i>	12,517.96	
26 11 16 11-0055	EA		500 KVA, Substation, Secondary 208 Y / 120 Volt Or 240 Volt, Primary 4.16 Or 4.8 KV, Dry Transformer	64,735.98	1,605.16
			<i>For Gas Filled Transformers, Add</i>	36,915.39	
			<i>For Single Phase Transformers, Deduct</i>	-1,538.14	
			<i>For Dry Type Unit, Add</i>	13,856.68	
26 11 16 11-0056	EA		750 KVA, Substation, Secondary 208 Y / 120 Volt Or 240 Volt, Primary 4.16 Or 4.8 KV, Dry Transformer	75,005.99	1,852.11
			<i>For Gas Filled Transformers, Add</i>	42,781.06	
			<i>For Single Phase Transformers, Deduct</i>	-1,782.54	
			<i>For Dry Type Unit, Add</i>	16,056.81	
26 11 16 11-0057	EA		1,000 KVA, Substation, Secondary 208 Y / 120 Volt Or 240 Volt, Primary 4.16 Or 4.8 KV, Dry Transformer	87,039.12	2,222.54
			<i>For Gas Filled Transformers, Add</i>	49,556.43	
			<i>For Single Phase Transformers, Deduct</i>	-2,064.85	
			<i>For Dry Type Unit, Add</i>	18,615.20	
26 11 16 11-0058	EA		1,500 KVA, Substation, Secondary 208 Y / 120 Volt Or 240 Volt, Primary 4.16 Or 4.8 KV, Dry Transformer	102,980.79	2,469.48
			<i>For Gas Filled Transformers, Add</i>	58,825.10	
			<i>For Single Phase Transformers, Deduct</i>	-2,451.05	
			<i>For Dry Type Unit, Add</i>	22,063.10	
26 11 16 11-0059	EA		2,000 KVA, Substation, Secondary 208 Y / 120 Volt Or 240 Volt, Primary 4.16 Or 4.8 KV, Dry Transformer	133,832.31	2,592.95
			<i>For Gas Filled Transformers, Add</i>	77,187.84	
			<i>For Single Phase Transformers, Deduct</i>	-3,216.16	
			<i>For Dry Type Unit, Add</i>	28,820.80	
26 11 16 11-0060			Primary 4.16 Or 4.8 KV Secondary 480 Y/277 Or 480 Volt <small>(26 11 16 11-0049)</small>		
			Note: Primary 4.16 or 4.8 KV (delta or wye).		
26 11 16 11-0061	EA		112.5 KVA, Substation, Secondary 480 Y / 277 Volt Or 480 Volt, Primary 4.16 Or 4.8 KV, Dry Transformer	49,983.15	987.79
			<i>For Gas Filled Transformers, Add</i>	28,804.54	
			<i>For Single Phase Transformers, Deduct</i>	-1,200.19	
			<i>For Dry Type Unit, Add</i>	10,759.22	
26 11 16 11-0062	EA		150 KVA, Substation, Secondary 480 Y / 277 Volt Or 480 Volt, Primary 4.16 Or 4.8 KV, Dry Transformer	51,872.97	1,049.53
			<i>For Gas Filled Transformers, Add</i>	29,864.35	
			<i>For Single Phase Transformers, Deduct</i>	-1,244.35	
			<i>For Dry Type Unit, Add</i>	11,160.17	
26 11 16 11-0063	EA		225 KVA, Substation, Secondary 480 Y / 277 Volt Or 480 Volt, Primary 4.16 Or 4.8 KV, Dry Transformer	52,891.72	1,234.75
			<i>For Gas Filled Transformers, Add</i>	30,253.34	
			<i>For Single Phase Transformers, Deduct</i>	-1,260.56	
			<i>For Dry Type Unit, Add</i>	11,339.84	
26 11 16 11-0064	EA		300 KVA, Substation, Secondary 480 Y / 277 Volt Or 480 Volt, Primary 4.16 Or 4.8 KV, Dry Transformer	58,381.52	1,358.22
			<i>For Gas Filled Transformers, Add</i>	33,399.05	
			<i>For Single Phase Transformers, Deduct</i>	-1,391.63	
			<i>For Dry Type Unit, Add</i>	12,517.96	
26 11 16 11-0065	EA		500 KVA, Substation, Secondary 480 Y / 277 Volt Or 480 Volt, Primary 4.16 Or 4.8 KV, Dry Transformer	64,735.98	1,605.16
			<i>For Gas Filled Transformers, Add</i>	36,915.39	
			<i>For Single Phase Transformers, Deduct</i>	-1,538.14	
			<i>For Dry Type Unit, Add</i>	13,856.68	
26 11 16 11-0066	EA		750 KVA, Substation, Secondary 480 Y / 277 Volt Or 480 Volt, Primary 4.16 Or 4.8 KV, Dry Transformer	75,005.99	1,852.11
			<i>For Gas Filled Transformers, Add</i>	42,781.06	
			<i>For Single Phase Transformers, Deduct</i>	-1,782.54	
			<i>For Dry Type Unit, Add</i>	16,056.81	
26 11 16 11-0067	EA		1,000 KVA, Substation, Secondary 480 Y / 277 Volt Or 480 Volt, Primary 4.16 Or 4.8 KV, Dry Transformer	87,039.12	2,222.54
			<i>For Gas Filled Transformers, Add</i>	49,556.43	
			<i>For Single Phase Transformers, Deduct</i>	-2,064.85	
			<i>For Dry Type Unit, Add</i>	18,615.20	
26 11 16 11-0068	EA		1,500 KVA, Substation, Secondary 480 Y / 277 Volt Or 480 Volt, Primary 4.16 Or 4.8 KV, Dry Transformer	102,980.79	2,469.48
			<i>For Gas Filled Transformers, Add</i>	58,825.10	
			<i>For Single Phase Transformers, Deduct</i>	-2,451.05	
			<i>For Dry Type Unit, Add</i>	22,063.10	



MINOR CSI UOM DESCRIPTION	TOTAL DIRECT UNIT COST	DEMOLITION UNIT COST
26 11 16 11-0069 EA 2,000 KVA, Substation, Secondary 480 Y / 277 Volt Or 480 Volt, Primary 4.16 Or 4.8 KV, Dry Transformer <i>For Gas Filled Transformers, Add</i> <i>For Single Phase Transformers, Deduct</i> <i>For Dry Type Unit, Add</i>	133,832.31 77,187.84 -3,216.16 28,820.80	2,592.95
26 11 16 11-0070 EA 2,500 KVA, Substation, Secondary 480 Y / 277 Volt Or 480 Volt, Primary 4.16 Or 4.8 KV, Dry Transformer <i>For Gas Filled Transformers, Add</i> <i>For Single Phase Transformers, Deduct</i> <i>For Dry Type Unit, Add</i>	146,974.53 84,925.00 -3,538.54 31,682.45	2,716.43
26 11 16 11-0071 EA 3,000 KVA, Substation, Secondary 480 Y / 277 Volt Or 480 Volt, Primary 4.16 Or 4.8 KV, Dry Transformer <i>For Gas Filled Transformers, Add</i> <i>For Single Phase Transformers, Deduct</i> <i>For Dry Type Unit, Add</i>	164,154.82 95,085.01 -3,961.88 35,432.48	2,839.91
26 11 16 11-0072 EA 3,750 KVA, Substation, Secondary 480 Y / 277 Volt Or 480 Volt, Primary 4.16 Or 4.8 KV, Dry Transformer <i>For Gas Filled Transformers, Add</i> <i>For Single Phase Transformers, Deduct</i> <i>For Dry Type Unit, Add</i>	189,395.92 110,081.50 -4,586.73 40,955.89	2,963.38
26 11 16 11-0073 Primary 13.8 KV (Delta Or Wye) Secondary 208 Y/120 Or 240 Volt <small>(26 11 16 11-0049)</small>		
26 11 16 11-0074 EA 112.5 KVA, Substation, Secondary 208 Y / 120 Volt Or 240 Volt, Primary 13.8 KV, Dry Transformer <i>For Gas Filled Transformers, Add</i> <i>For Single Phase Transformers, Deduct</i> <i>For Dry Type Unit, Add</i>	55,651.64 32,057.46 -1,335.73 11,976.66	1,111.26
26 11 16 11-0075 EA 150 KVA, Substation, Secondary 208 Y / 120 Volt Or 240 Volt, Primary 13.8 KV, Dry Transformer <i>For Gas Filled Transformers, Add</i> <i>For Single Phase Transformers, Deduct</i> <i>For Dry Type Unit, Add</i>	57,531.23 33,111.13 -1,379.63 12,375.35	1,173.00
26 11 16 11-0076 EA 225 KVA, Substation, Secondary 208 Y / 120 Volt Or 240 Volt, Primary 13.8 KV, Dry Transformer <i>For Gas Filled Transformers, Add</i> <i>For Single Phase Transformers, Deduct</i> <i>For Dry Type Unit, Add</i>	61,500.69 35,270.56 -1,469.61 13,204.18	1,358.22
26 11 16 11-0077 EA 300 KVA, Substation, Secondary 208 Y / 120 Volt Or 240 Volt, Primary 13.8 KV, Dry Transformer <i>For Gas Filled Transformers, Add</i> <i>For Single Phase Transformers, Deduct</i> <i>For Dry Type Unit, Add</i>	64,912.75 37,169.62 -1,548.73 13,925.20	1,481.69
26 11 16 11-0078 EA 500 KVA, Substation, Secondary 208 Y / 120 Volt Or 240 Volt, Primary 13.8 KV, Dry Transformer <i>For Gas Filled Transformers, Add</i> <i>For Single Phase Transformers, Deduct</i> <i>For Dry Type Unit, Add</i>	74,003.49 42,327.73 -1,763.66 15,865.90	1,728.64
26 11 16 11-0079 EA 750 KVA, Substation, Secondary 208 Y / 120 Volt Or 240 Volt, Primary 13.8 KV, Dry Transformer <i>For Gas Filled Transformers, Add</i> <i>For Single Phase Transformers, Deduct</i> <i>For Dry Type Unit, Add</i>	81,986.45 46,821.17 -1,950.88 17,562.88	1,975.58
26 11 16 11-0080 EA 1,000 KVA, Substation, Secondary 208 Y / 120 Volt Or 240 Volt, Primary 13.8 KV, Dry Transformer <i>For Gas Filled Transformers, Add</i> <i>For Single Phase Transformers, Deduct</i> <i>For Dry Type Unit, Add</i>	95,719.56 54,616.52 -2,275.69 20,495.26	2,346.01
26 11 16 11-0081 EA 1,500 KVA, Substation, Secondary 208 Y / 120 Volt Or 240 Volt, Primary 13.8 KV, Dry Transformer <i>For Gas Filled Transformers, Add</i> <i>For Single Phase Transformers, Deduct</i> <i>For Dry Type Unit, Add</i>	116,097.49 66,546.95 -2,772.79 24,919.14	2,592.95
26 11 16 11-0082 EA 2,000 KVA, Substation, Secondary 208 Y / 120 Volt Or 240 Volt, Primary 13.8 KV, Dry Transformer <i>For Gas Filled Transformers, Add</i> <i>For Single Phase Transformers, Deduct</i> <i>For Dry Type Unit, Add</i>	140,501.37 81,041.11 -3,376.71 30,258.36	2,716.43
26 11 16 11-0083 Primary 13.8 KV (Delta Or Wye) Secondary 480 Y/277 Or 480 Volt <small>(26 11 16 11-0049)</small>		
26 11 16 11-0084 EA 112.5 KVA, Substation, Secondary 480 Y / 277 Volt Or 480 Volt, Primary 13.8 KV, Dry Transformer <i>For Gas Filled Transformers, Add</i> <i>For Single Phase Transformers, Deduct</i> <i>For Dry Type Unit, Add</i>	55,651.64 32,057.46 -1,335.73 11,976.66	1,111.26
26 11 16 11-0085 EA 150 KVA, Substation, Secondary 480 Y / 277 Volt Or 480 Volt, Primary 13.8 KV, Dry Transformer <i>For Gas Filled Transformers, Add</i> <i>For Single Phase Transformers, Deduct</i> <i>For Dry Type Unit, Add</i>	57,531.23 33,111.13 -1,379.63 12,375.35	1,173.00
26 11 16 11-0086 EA 225 KVA, Substation, Secondary 480 Y / 277 Volt Or 480 Volt, Primary 13.8 KV, Dry Transformer <i>For Gas Filled Transformers, Add</i> <i>For Single Phase Transformers, Deduct</i> <i>For Dry Type Unit, Add</i>	61,500.69 35,270.56 -1,469.61 13,204.18	1,358.22
26 11 16 11-0087 EA 300 KVA, Substation, Secondary 480 Y / 277 Volt Or 480 Volt, Primary 13.8 KV, Dry Transformer <i>For Gas Filled Transformers, Add</i> <i>For Single Phase Transformers, Deduct</i> <i>For Dry Type Unit, Add</i>	64,912.75 37,169.62 -1,548.73 13,925.20	1,481.69
26 11 16 11-0088 EA 500 KVA, Substation, Secondary 480 Y / 277 Volt Or 480 Volt, Primary 13.8 KV, Dry Transformer <i>For Gas Filled Transformers, Add</i> <i>For Single Phase Transformers, Deduct</i> <i>For Dry Type Unit, Add</i>	74,003.49 42,327.73 -1,763.66 15,865.90	1,728.64
26 11 16 11-0089 EA 750 KVA, Substation, Secondary 480 Y / 277 Volt Or 480 Volt, Primary 13.8 KV, Dry Transformer <i>For Gas Filled Transformers, Add</i> <i>For Single Phase Transformers, Deduct</i> <i>For Dry Type Unit, Add</i>	71,776.41 40,695.14 -1,695.63 15,316.67	1,975.58



MINOR CSI UOM DESCRIPTION	TOTAL DIRECT UNIT COST	DEMOLITION UNIT COST
26 11 16 11-0090 EA 1,000 KVA, Substation, Secondary 480 Y / 277 Volt Or 480 Volt, Primary 13.8 KV, Dry Transformer For Gas Filled Transformers, Add For Single Phase Transformers, Deduct For Dry Type Unit, Add	74,744.18 42,031.30 -1,751.30 15,880.68	2,346.01
26 11 16 11-0091 EA 1,500 KVA, Substation, Secondary 480 Y / 277 Volt Or 480 Volt, Primary 13.8 KV, Dry Transformer For Gas Filled Transformers, Add For Single Phase Transformers, Deduct For Dry Type Unit, Add	92,065.72 52,127.89 -2,172.00 19,632.15	2,592.95
26 11 16 11-0092 EA 2,000 KVA, Substation, Secondary 480 Y / 277 Volt Or 480 Volt, Primary 13.8 KV, Dry Transformer For Gas Filled Transformers, Add For Single Phase Transformers, Deduct For Dry Type Unit, Add	109,353.02 62,352.10 -2,598.00 23,405.72	2,716.43
26 11 16 11-0093 EA 2,500 KVA, Substation, Secondary 480 Y / 277 Volt Or 480 Volt, Primary 13.8 KV, Dry Transformer For Gas Filled Transformers, Add For Single Phase Transformers, Deduct For Dry Type Unit, Add	122,338.88 69,995.44 -2,916.48 26,232.98	2,839.91
26 11 16 11-0094 EA 3,000 KVA, Substation, Secondary 480 Y / 277 Volt Or 480 Volt, Primary 13.8 KV, Dry Transformer For Gas Filled Transformers, Add For Single Phase Transformers, Deduct For Dry Type Unit, Add	143,809.45 82,729.62 -3,447.07 30,926.87	2,963.38
26 11 16 11-0095 EA 3,750 KVA, Substation, Secondary 480 Y / 277 Volt Or 480 Volt, Primary 13.8 KV, Dry Transformer For Gas Filled Transformers, Add For Single Phase Transformers, Deduct For Dry Type Unit, Add	176,624.52 102,270.49 -4,261.27 38,116.55	3,086.85

26 12 Medium-Voltage Transformers (26 10)

26 12 13 Liquid-Filled, Medium-Voltage Transformers (26 12)

26 12 13 00-0001 Removal And Relocation Of Transformers (26 12 13)

26 12 13 00-0002 EA Removal And Relocation Of Up To 37.5 KVA Oil Filled Transformer	1,275.89	
26 12 13 00-0003 EA Removal And Relocation Of >37.5 To 100 KVA Oil Filled Transformers	2,348.01	

26 12 13 00-0004 Single Phase Oil Filled Distribution Transformers (26 12 13)

Note: Self-protected type, CSP, external secondary breaker handle, external tap changer.

26 12 13 00-0005 Primary 4.16/4.8 KV Ground Y Secondary 120/240 Volt, 4-2.5 Percent Taps FCBN, Class A, 95 KV BIL. Rated To 5 KVA (26 12 13 00-0004)

26 12 13 00-0006 EA 10 KVA Transformer Primary 4.16 / 4.8 KV Ground Y, Secondary 120/240 Volt, 4 Taps, Oil Filled, 1 Phase	6,722.25	510.35
26 12 13 00-0007 EA 15 KVA Transformer Primary 4.16 / 4.8 KV Ground Y, Secondary 120/240 Volt, 4 Taps, Oil Filled, 1 Phase	8,047.29	637.93
26 12 13 00-0008 EA 25 KVA Transformer Primary 4.16 / 4.8 KV Ground Y, Secondary 120/240 Volt, 4 Taps, Oil Filled, 1 Phase	9,337.40	765.52
26 12 13 00-0009 EA 37.5 KVA Transformer Primary 4.16 / 4.8 KV Ground Y, Secondary 120/240 Volt, 4 Taps, Oil Filled, 1 Phase	12,111.69	956.91
26 12 13 00-0010 EA 50 KVA Transformer Primary 4.16 / 4.8 KV Ground Y, Secondary 120/240 Volt, 4 Taps, Oil Filled, 1 Phase	14,366.79	1,148.29
26 12 13 00-0011 EA 75 KVA Transformer Primary 4.16 / 4.8 KV Ground Y, Secondary 120/240 Volt, 4 Taps, Oil Filled, 1 Phase	20,126.35	1,339.67
26 12 13 00-0012 EA 100 KVA Transformer Primary 4.16 / 4.8 KV Ground Y, Secondary 120/240 Volt, 4 Taps, Oil Filled, 1 Phase	23,833.89	1,594.84

26 12 13 00-0013 Primary 4.16/4.8 KV Ground Y Secondary 120/240 Volt, 2-2.5 Percent Taps FCAN And FCBN. Rated To 5 KVA (26 12 13 00-0004)

26 12 13 00-0014 EA 10 KVA Transformer Primary 4.16 / 4.8 KV Ground Y, Secondary 120/240 Volt, 2 Taps, Oil Filled, 1 Phase	6,722.25	510.35
26 12 13 00-0015 EA 15 KVA Transformer Primary 4.16 / 4.8 KV Ground Y, Secondary 120/240 Volt, 2 Taps, Oil Filled, 1 Phase	8,203.86	637.93
26 12 13 00-0016 EA 25 KVA Transformer Primary 4.16 / 4.8 KV Ground Y, Secondary 120/240 Volt, 2 Taps, Oil Filled, 1 Phase	9,337.40	765.52
26 12 13 00-0017 EA 37.5 KVA Transformer Primary 4.16 / 4.8 KV Ground Y, Secondary 120/240 Volt, 2 Taps, Oil Filled, 1 Phase	12,111.69	956.91
26 12 13 00-0018 EA 50 KVA Transformer Primary 4.16 / 4.8 KV Ground Y, Secondary 120/240 Volt, 2 Taps, Oil Filled, 1 Phase	14,366.79	1,148.29
26 12 13 00-0019 EA 75 KVA Transformer Primary 4.16 / 4.8 KV Ground Y, Secondary 120/240 Volt, 2 Taps, Oil Filled, 1 Phase	18,517.06	1,339.67
26 12 13 00-0020 EA 100 KVA Transformer Primary 4.16 / 4.8 KV Ground Y, Secondary 120/240 Volt, 2 Taps, Oil Filled, 1 Phase	23,016.67	1,594.84

26 12 13 00-0021 Primary 13.8/14.4 KV Ground Y Secondary 120/240V 2-2.5 Percent Taps FCBN And FCAN (26 12 13 00-0004)

26 12 13 00-0022 EA 10 KVA Transformer Primary 13.8 / 14.4 KV Ground Y, Secondary 120/240 Volt, 2 Taps, Oil Filled, 1 Phase	6,539.60	510.35
26 12 13 00-0023 EA 15 KVA Transformer Primary 13.8 / 14.4 KV Ground Y, Secondary 120/240 Volt, 2 Taps, Oil Filled, 1 Phase	7,551.50	637.93
26 12 13 00-0024 EA 25 KVA Transformer Primary 13.8 / 14.4 KV Ground Y, Secondary 120/240 Volt, 2 Taps, Oil Filled, 1 Phase	8,847.07	765.52
26 12 13 00-0025 EA 37.5 KVA Transformer Primary 13.8 / 14.4 KV Ground Y, Secondary 120/240 Volt, 2 Taps, Oil Filled, 1 Phase	11,998.53	956.91
26 12 13 00-0026 EA 50 KVA Transformer Primary 13.8 / 14.4 KV Ground Y, Secondary 120/240 Volt, 2 Taps, Oil Filled, 1 Phase	13,889.03	1,148.29
26 12 13 00-0027 EA 75 KVA Transformer Primary 13.8 / 14.4 KV Ground Y, Secondary 120/240 Volt, 2 Taps, Oil Filled, 1 Phase	18,818.80	1,339.67
26 12 13 00-0028 EA 100 KVA Transformer Primary 13.8 / 14.4 KV Ground Y, Secondary 120/240 Volt, 2 Taps, Oil Filled, 1 Phase	23,092.11	1,594.84

26 12 13 00-0029 Primary 13.8/14.4 KV Ground Y Secondary 240/480 Volt, 2-2.5 Percent Taps FCBN And FCAN (26 12 13 00-0004)

26 12 13 00-0030 EA 10 KVA Transformer Primary 13.8 / 14.4 KV Ground Y, Secondary 240/480 Volt, 2 Taps, Oil Filled, 1 Phase	7,387.65	510.35
26 12 13 00-0031 EA 15 KVA Transformer Primary 13.8 / 14.4 KV Ground Y, Secondary 240/480 Volt, 2 Taps, Oil Filled, 1 Phase	8,425.65	637.93
26 12 13 00-0032 EA 25 KVA Transformer Primary 13.8 / 14.4 KV Ground Y, Secondary 240/480 Volt, 2 Taps, Oil Filled, 1 Phase	11,137.18	765.52
26 12 13 00-0033 EA 37.5 KVA Transformer Primary 13.8 / 14.4 KV Ground Y, Secondary 240/480 Volt, 2 Taps, Oil Filled, 1 Phase	14,037.19	956.91
26 12 13 00-0034 EA 50 KVA Transformer Primary 13.8 / 14.4 KV Ground Y, Secondary 240/480 Volt, 2 Taps, Oil Filled, 1 Phase	16,174.40	1,148.29
26 12 13 00-0035 EA 75 KVA Transformer Primary 13.8 / 14.4 KV Ground Y, Secondary 240/480 Volt, 2 Taps, Oil Filled, 1 Phase	22,198.70	1,339.67
26 12 13 00-0036 EA 100 KVA Transformer Primary 13.8 / 14.4 KV Ground Y, Secondary 240/480 Volt, 2 Taps, Oil Filled, 1 Phase	28,548.38	1,594.84



MINOR CSI UOM DESCRIPTION	TOTAL DIRECT UNIT COST	DEMOLITION UNIT COST
------------------------------	---------------------------	-------------------------

26 12 13 00-0037	Transformer Platforms <small>(26 12 13 00-0004)</small>		
26 12 13 00-0038	EA Transformer Platforms, 75 - 167 KVA.....	5,369.50	861.86

26 12 13 00-0039	Primary 24.9 KV, Ground Y Secondary 240/480 Volt, 2-2.5 Percent Tops FCBN Auto FCAN <small>(26 12 13 00-0004)</small>		
26 12 13 00-0040	EA 10 KVA Transformer Primary 24.9 KV Ground Y, Secondary 240/480 Volt, 2 Taps, Oil Filled, 1 Phase.....	8,160.99	510.35
26 12 13 00-0041	EA 15 KVA Transformer Primary 24.9 KV Ground Y, Secondary 240/480 Volt, 2 Taps, Oil Filled, 1 Phase.....	9,127.82	637.93
26 12 13 00-0042	EA 25 KVA Transformer Primary 24.9 KV Ground Y, Secondary 240/480 Volt, 2 Taps, Oil Filled, 1 Phase.....	11,138.41	765.52
26 12 13 00-0043	EA 37.5 KVA Transformer Primary 24.9 KV Ground Y, Secondary 240/480 Volt, 2 Taps, Oil Filled, 1 Phase.....	14,035.69	956.91
26 12 13 00-0044	EA 50 KVA Transformer Primary 24.9 KV Ground Y, Secondary 240/480 Volt, 2 Taps, Oil Filled, 1 Phase.....	16,301.46	1,212.08
26 12 13 00-0045	EA 75 KVA Transformer Primary 24.9 KV Ground Y, Secondary 240/480 Volt, 2 Taps, Oil Filled, 1 Phase.....	22,202.45	1,339.67
26 12 13 00-0046	EA 100 KVA Transformer Primary 24.9 KV Ground Y, Secondary 240/480 Volt, 2 Taps, Oil Filled, 1 Phase.....	28,548.38	1,594.84
26 12 13 00-0047	EA 167 KVA Transformer Primary 24.9 KV Ground Y, Secondary 240/480 Volt, 2 Taps, Oil Filled, 1 Phase.....	38,218.58	2,041.40
26 12 13 00-0048	EA 250 KVA Transformer Primary 24.9 KV Ground Y, Secondary 240/480 Volt, 2 Taps, Oil Filled, 1 Phase.....	48,873.57	2,743.13
26 12 13 00-0049	EA 333 KVA Transformer Primary 24.9 KV Ground Y, Secondary 240/480 Volt, 2 Taps, Oil Filled, 1 Phase.....	57,262.81	3,189.69
26 12 13 00-0050	EA 500 KVA Transformer Primary 24.9 KV Ground Y, Secondary 240/480 Volt, 2 Taps, Oil Filled, 1 Phase.....	72,955.16	3,444.86

26 12 13 00-0051	Primary 4.8 KV Ground Y Secondary 120/240V 4-2.5 Percent Taps FCBN, Class A, 95 KV BIL <small>(26 12 13 00-0004)</small>		
26 12 13 00-0052	EA 10 KVA Transformer Primary 4.8 KV Ground Y, Secondary 120/240 Volt, 4 Taps, Oil Filled, 1 Phase.....	6,722.25	624.92
26 12 13 00-0053	EA 15 KVA Transformer Primary 4.8 KV Ground Y, Secondary 120/240 Volt, 4 Taps, Oil Filled, 1 Phase.....	8,047.29	781.09
26 12 13 00-0054	EA 25 KVA Transformer Primary 4.8 KV Ground Y, Secondary 120/240 Volt, 4 Taps, Oil Filled, 1 Phase.....	9,336.88	936.37
26 12 13 00-0055	EA 37.5 KVA Transformer Primary 4.8 KV Ground Y, Secondary 120/240 Volt, 4 Taps, Oil Filled, 1 Phase.....	12,112.93	1,173.42
26 12 13 00-0056	EA 50 KVA Transformer Primary 4.8 KV Ground Y, Secondary 120/240 Volt, 4 Taps, Oil Filled, 1 Phase.....	14,365.61	1,405.63
26 12 13 00-0057	EA 75 KVA Transformer Primary 4.8 KV Ground Y, Secondary 120/240 Volt, 4 Taps, Oil Filled, 1 Phase.....	20,124.75	1,637.07
26 12 13 00-0058	EA 100 KVA Transformer Primary 4.8 KV Ground Y, Secondary 120/240 Volt, 4 Taps, Oil Filled, 1 Phase.....	23,833.89	1,952.86

26 12 13 00-0059	Primary 4.8 KV Ground Y Secondary 120/240V 2-2.5 Percent Taps FCAN And FCBN <small>(26 12 13 00-0004)</small>		
26 12 13 00-0060	EA 10 KVA Transformer Primary 4.8 KV Ground Y, Secondary 120/240 Volt, 2 Taps, Oil Filled, 1 Phase.....	6,722.25	624.92
26 12 13 00-0061	EA 15 KVA Transformer Primary 4.8 KV Ground Y, Secondary 120/240 Volt, 2 Taps, Oil Filled, 1 Phase.....	8,203.86	781.09
26 12 13 00-0062	EA 25 KVA Transformer Primary 4.8 KV Ground Y, Secondary 120/240 Volt, 2 Taps, Oil Filled, 1 Phase.....	9,336.88	936.37
26 12 13 00-0063	EA 37.5 KVA Transformer Primary 4.8 KV Ground Y, Secondary 120/240 Volt, 2 Taps, Oil Filled, 1 Phase.....	12,112.93	1,173.42
26 12 13 00-0064	EA 50 KVA Transformer Primary 4.8 KV Ground Y, Secondary 120/240 Volt, 2 Taps, Oil Filled, 1 Phase.....	14,365.61	1,405.63
26 12 13 00-0065	EA 75 KVA Transformer Primary 4.8 KV Ground Y, Secondary 120/240 Volt, 2 Taps, Oil Filled, 1 Phase.....	18,515.46	1,637.07
26 12 13 00-0066	EA 100 KVA Transformer Primary 4.8 KV Ground Y, Secondary 120/240 Volt, 2 Taps, Oil Filled, 1 Phase.....	23,016.67	1,952.86

26 12 13 00-0067	Primary 7.2 To 14.4 KV Ground Y <small>(26 12 13 00-0004)</small>		
26 12 13 00-0068	Primary 7.2 To 14.4 KV Ground Y Secondary 120 / 240 V 2-2.5 Percent Taps FCBN And FCAN <small>(26 12 13 00-0067)</small>		
26 12 13 00-0069	EA 10 KVA Transformer Primary 7.2 - 14.4 KV Ground Y, Secondary 120/240 Volt, 2 Taps, Oil Filled, 1 Phase.....	5,349.94	510.35
26 12 13 00-0070	EA 15 KVA Transformer Primary 7.2 - 14.4 KV Ground Y, Secondary 120/240 Volt, 2 Taps, Oil Filled, 1 Phase.....	6,364.22	637.93
26 12 13 00-0071	EA 25 KVA Transformer Primary 7.2 - 14.4 KV Ground Y, Secondary 120/240 Volt, 2 Taps, Oil Filled, 1 Phase.....	7,341.16	765.52
26 12 13 00-0072	EA 37.5 KVA Transformer Primary 7.2 - 14.4 KV Ground Y, Secondary 120/240 Volt, 2 Taps, Oil Filled, 1 Phase.....	9,626.16	956.91
26 12 13 00-0073	EA 50 KVA Transformer Primary 7.2 - 14.4 KV Ground Y, Secondary 120/240 Volt, 2 Taps, Oil Filled, 1 Phase.....	12,081.20	1,148.29
26 12 13 00-0074	EA 75 KVA Transformer Primary 7.2 - 14.4 KV Ground Y, Secondary 120/240 Volt, 2 Taps, Oil Filled, 1 Phase.....	19,279.31	1,339.67
26 12 13 00-0075	EA 100 KVA Transformer Primary 7.2 - 14.4 KV Ground Y, Secondary 120/240 Volt, 2 Taps, Oil Filled, 1 Phase.....	22,167.19	1,594.84

26 12 13 00-0076	Primary 7.2 To 14.4 KV Ground Y Secondary 240 / 480 V 2-2.5 Pct Taps FCBN And FCAN <small>(26 12 13 00-0067)</small>		
26 12 13 00-0077	EA 10 KVA Transformer Primary 7.2 - 14.4 KV Ground Y, Secondary 240/480 Volt, 2 Taps, Oil Filled, 1 Phase.....	4,934.81	510.35
26 12 13 00-0078	EA 15 KVA Transformer Primary 7.2 - 14.4 KV Ground Y, Secondary 240/480 Volt, 2 Taps, Oil Filled, 1 Phase.....	5,842.34	637.93
26 12 13 00-0079	EA 25 KVA Transformer Primary 7.2 - 14.4 KV Ground Y, Secondary 240/480 Volt, 2 Taps, Oil Filled, 1 Phase.....	7,103.94	765.52
26 12 13 00-0080	EA 37.5 KVA Transformer Primary 7.2 - 14.4 KV Ground Y, Secondary 240/480 Volt, 2 Taps, Oil Filled, 1 Phase.....	9,151.72	956.91
26 12 13 00-0081	EA 50 KVA Transformer Primary 7.2 - 14.4 KV Ground Y, Secondary 240/480 Volt, 2 Taps, Oil Filled, 1 Phase.....	11,428.84	1,148.29
26 12 13 00-0082	EA 75 KVA Transformer Primary 7.2 - 14.4 KV Ground Y, Secondary 240/480 Volt, 2 Taps, Oil Filled, 1 Phase.....	16,907.12	1,339.67
26 12 13 00-0083	EA 100 KVA Transformer Primary 7.2 - 14.4 KV Ground Y, Secondary 240/480 Volt, 2 Taps, Oil Filled, 1 Phase.....	19,795.01	1,594.84

26 12 13 00-0084	3 Phase Oil Filled Distribution Transformers <small>(26 12 13)</small>		
26 12 13 00-0085	Primary 4.16/4.8 KV Ground Y Secondary 120/240 Volt <small>(26 12 13 00-0084)</small>		
Note: 4-2.5 Percent taps FCBN, Class A, 95 KV BIL.			
26 12 13 00-0086	EA 112.5 KVA Transformer Primary 4.16 / 4.8 KV Ground Y, Secondary 120/240 Volt, 4 Taps, Oil Filled, 3 Phase.....	24,474.92	1,786.22
26 12 13 00-0087	EA 150 KVA Transformer Primary 4.16 / 4.8 KV Ground Y, Secondary 120/240 Volt, 4 Taps, Oil Filled, 3 Phase.....	30,724.18	1,913.81
26 12 13 00-0088	EA 225 KVA Transformer Primary 4.16 / 4.8 KV Ground Y, Secondary 120/240 Volt, 4 Taps, Oil Filled, 3 Phase.....	40,812.87	2,424.16
26 12 13 00-0089	EA 300 KVA Transformer Primary 4.16 / 4.8 KV Ground Y, Secondary 120/240 Volt, 4 Taps, Oil Filled, 3 Phase.....	53,308.46	3,062.10
26 12 13 00-0090	EA 500 KVA Transformer Primary 4.16 / 4.8 KV Ground Y, Secondary 120/240 Volt, 4 Taps, Oil Filled, 3 Phase.....	78,818.82	3,444.86
26 12 13 00-0091	EA 750 KVA Transformer Primary 4.16 / 4.8 KV Ground Y, Secondary 120/240 Volt, 4 Taps, Oil Filled, 3 Phase.....	120,461.23	4,593.15

26 12 16 Dry-Type, Medium-Voltage Transformers (26 12)



MINOR
CSI UOM DESCRIPTION

TOTAL DIRECT DEMOLITION
UNIT COST UNIT COST

26 12 16 00-0001	Removal and Relocation of Transformers ^(26 12 16)		
26 12 16 00-0002	EA Removal And Relocation Of Up To 37.5 KVA "Dry Type" Transformer	512.42	
26 12 16 00-0003	EA Removal And Relocation Of >37.5 To 112.5 KVA "Dry Type" Transformer	2,277.41	
26 12 19	Pad-Mounted, Liquid-Filled, Medium-Voltage Transformers ^(26 12)		
26 12 19 00-0001	Single Phase Pad Mounted Distribution Transformers ^(26 12 19) Note: Designed for residential and multi-family buildings. UL listed.		
26 12 19 00-0002	Mini Pak - Single Phase KVA 25 Thru 167 - 95 KV BIL.- Oil Filled ^(26 12 19 00-0001) Note: Self actuating pressure relief device, taps, 4-1/2 % below or 2-1/2 % above and below. Designed for loop feed grounded wye distribution system.		
26 12 19 00-0003	Primary, 4.16/4.8 KV Ground Y Or Delta ^(26 12 19 00-0002) Note: 2.4 To 24.94 KV ground Y / 14.4 KV secondary - 240/120 Volt, 480/240 Volt, 277 V. Rated to 5 KVA.		
26 12 19 00-0004	EA 25 KVA, Primary 4.16 / 4.8 KV Ground Y / 2.4 - 24.94 KV Ground Y / 14.4 KV, Secondary 240/120 Volt, 480/240 Volt, 277 Volt	16,000.93	617.37
26 12 19 00-0005	EA 37.5 KVA, Primary 4.16 / 4.8 KV Ground Y / 2.4 - 24.94 KV Ground Y / 14.4 KV, Secondary 240/120 Volt, 480/240 Volt, 277 Volt	17,366.65	740.85
26 12 19 00-0006	EA 50 KVA, Primary 4.16 / 4.8 KV Ground Y / 2.4 - 24.94 KV Ground Y / 14.4 KV, Secondary 240/120 Volt, 480/240 Volt, 277 Volt	20,713.73	864.32
26 12 19 00-0007	EA 75 KVA, Primary 4.16 / 4.8 KV Ground Y / 2.4 - 24.94 KV Ground Y / 14.4 KV, Secondary 240/120 Volt, 480/240 Volt, 277 Volt	25,717.99	926.06
26 12 19 00-0008	EA 100 KVA, Primary 4.16 / 4.8 KV Ground Y / 2.4 - 24.94 KV Ground Y / 14.4 KV, Secondary 240/120 Volt, 480/240 Volt, 277 Volt	29,236.23	987.79
26 12 19 00-0009	EA 167 KVA, Primary 4.16 / 4.8 KV Ground Y / 2.4 - 24.94 KV Ground Y / 14.4 KV, Secondary 240/120 Volt, 480/240 Volt, 277 Volt	38,257.26	1,296.48
26 12 19 00-0010	Factory Modifications Material Cost Only ^(26 12 19 00-0002)		
26 12 19 00-0011	EA Loadbreaker Current Limiting Fuse Factory Modifications	3,535.69	
26 12 19 00-0012	EA Loadbreaker Oil Switch, 2 Position Factory Modifications	3,715.03	
26 12 19 00-0013	EA Loadbreaker Inserts, Factory Modifications	4,086.53	
26 12 19 00-0014	Distribution - Single Phase Multiple Building Transformer ^(26 12 19 00-0001) Note: KVA 25 to 250, KVA BIL-95, 125, 150 standard features. Oil filled, self-actuating pressure relief device, lighting arrester mounted. Pad HV/LV barrier, etc. with taps 4-1/2 % below or 2-1/2 % above and below.		
26 12 19 00-0015	Primary, 4.16/4.8 KVA Ground Y Or Delta ^(26 12 19 00-0014) Note: 2.4 To 34.5 KV ground Y / 19.9 KV secondary - 240/120 V, 120/240 V, 240/480 V, 480/240 V, 277V. Rated to 5 KVA.		
26 12 19 00-0016	EA 25 KVA, Primary 4.16 / 4.8 KV Ground Y / 2.4 - 24.94 KV Ground Y / 14.4 KV, Secondary 240/120 Volt, 480/240 Volt, 277 Volt	20,265.01	617.37
26 12 19 00-0017	EA 37.5 KVA, Primary 4.16 / 4.8 KV Ground Y / 2.4 - 24.94 KV Ground Y / 14.4 KV, Secondary 240/120 Volt, 480/240 Volt, 277 Volt	22,749.36	617.37
26 12 19 00-0018	EA 50 KVA, Primary 4.16 / 4.8 KV Ground Y / 2.4 - 24.94 KV Ground Y / 14.4 KV, Secondary 240/120 Volt, 480/240 Volt, 277 Volt	24,390.90	845.80
26 12 19 00-0019	EA 75 KVA, Primary 4.16 / 4.8 KV Ground Y / 2.4 - 24.94 KV Ground Y / 14.4 KV, Secondary 240/120 Volt, 480/240 Volt, 277 Volt	30,586.15	845.80
26 12 19 00-0020	EA 100 KVA, Primary 4.16 / 4.8 KV Ground Y / 2.4 - 24.94 KV Ground Y / 14.4 KV, Secondary 240/120 Volt, 480/240 Volt, 277 Volt	34,358.50	1,111.26
26 12 19 00-0021	EA 167 KVA, Primary 4.16 / 4.8 KV Ground Y / 2.4 - 24.94 KV Ground Y / 14.4 KV, Secondary 240/120 Volt, 480/240 Volt, 277 Volt	41,187.17	1,111.26
26 12 19 00-0022	EA 250 KVA, Primary 4.16 / 4.8 KV Ground Y / 2.4 - 24.94 KV Ground Y / 14.4 KV, Secondary 240/120 Volt, 480/240 Volt, 277 Volt	66,847.51	1,543.42
26 12 19 00-0023	Factory Modifications Material Cost Only ^(26 12 19 00-0014)		
26 12 19 00-0024	EA Loadbreaker Current Limiting Fuse Factory Modifications	4,714.25	
26 12 19 00-0025	EA Lightning Arrestors, Factory Modifications	1,194.46	
26 12 19 00-0026	EA Loadbreaker Oil Switch, 2 Position Factory Modifications	3,715.03	
26 12 19 00-0027	EA Loop Feed Air Switch, Factory Modifications	6,046.53	
26 12 19 00-0028	EA Loadbreaker Inserts (Two), Factory Modifications	1,614.12	
26 12 19 00-0029	EA Bay-O-Net Fuse 25 Thru 167 KVA Factory Modifications	1,396.34	
26 12 19 00-0030	Primary, 12.47 KV Ground Y Or Delta ^(26 12 19 00-0014) Note: 7.2 To 34.5 KV ground Y / 19.9 KV secondary - 240/120 V, 120/240 V, 240/480 V, 480/240 V, 277V. Rated to 5 KVA.		
26 12 19 00-0031	EA 25 KVA, Primary 12.47 KV Ground Y / 7.2 - 34.5 KV Ground Y / 19.9 KV, Secondary 240/120 Volt, 480/240 Volt, 277 Volt	22,002.49	617.37
26 12 19 00-0032	EA 37.5 KVA, Primary 12.47 KV Ground Y / 7.2 - 34.5 KV Ground Y / 19.9 KV, Secondary 240/120 Volt, 480/240 Volt, 277 Volt	23,336.27	617.37
26 12 19 00-0033	EA 50 KVA, Primary 12.47 KV Ground Y / 7.2 - 34.5 KV Ground Y / 19.9 KV, Secondary 240/120 Volt, 480/240 Volt, 277 Volt	24,163.63	845.80
26 12 19 00-0034	EA 75 KVA, Primary 12.47 KV Ground Y / 7.2 - 34.5 KV Ground Y / 19.9 KV, Secondary 240/120 Volt, 480/240 Volt, 277 Volt	29,210.80	845.80
26 12 19 00-0035	EA 100 KVA, Primary 12.47 KV Ground Y / 7.2 - 34.5 KV Ground Y / 19.9 KV, Secondary 240/120 Volt, 480/240 Volt, 277 Volt	37,230.38	1,111.26
26 12 19 00-0036	EA 167 KVA, Primary 12.47 KV Ground Y / 7.2 - 34.5 KV Ground Y / 19.9 KV, Secondary 240/120 Volt, 480/240 Volt, 277 Volt	46,268.65	1,111.39



MINOR CSI UOM DESCRIPTION	TOTAL DIRECT UNIT COST	DEMOLITION UNIT COST
26 12 19 00-0037 EA 250 KVA, Primary 12.47 KV Ground Y / 7.2 - 34.5 KV Ground Y / 19.9 KV, Secondary 240/120 Volt, 480/240 Volt, 277 Volt.....	58,755.08	1,543.42
26 12 19 00-0038 Oil Filled Distribution Transformer Single Phase Cluster Mounted (26 12 19 00-0001) Note: Conventional type.		
26 12 19 00-0039 13.8/14.4 KV Ground Y Or Delta Primary 120/240V (26 12 19 00-0038) Note: 2.5 Taps FCBN and FCAN.		
26 12 19 00-0040 EA 10 KVA, 13.8 - 14.4 KV Primary, 120/240 Volt Secondary, Oil Filled Distribution Transformer, 1 Phase.....	14,622.44	432.79
26 12 19 00-0041 EA 37.5 KVA, 13.8 - 14.4 KV Primary, 120/240 Volt Secondary, Oil Filled Distribution Transformer, 1 Phase.....	18,052.09	608.61
26 12 19 00-0042 EA 50 KVA, 13.8 - 14.4 KV Primary, 120/240 Volt Secondary, Oil Filled Distribution Transformer, 1 Phase.....	27,719.61	973.77
26 12 19 00-0043 EA 100 KVA, 13.8 - 14.4 KV Primary, 120/240 Volt Secondary, Oil Filled Distribution Transformer, 1 Phase.....	50,059.85	973.77
26 12 19 00-0044 EA 167 KVA, 13.8 - 14.4 KV Primary, 120/240 Volt Secondary, Oil Filled Distribution Transformer, 1 Phase.....	69,105.01	1,595.89
26 12 19 00-0045 EA 250 KVA, 13.8 - 14.4 KV Primary, 120/240 Volt Secondary, Oil Filled Distribution Transformer, 1 Phase.....	93,161.07	1,595.89
26 12 19 00-0046 Oil Filled Distribution Transformer Single Phase (26 12 19 00-0001)		
26 12 19 00-0047 7.2 KV Primary, 120/240 Volt Secondary (26 12 19 00-0046)		
26 12 19 00-0048 EA 10 KVA, 7.2 KV Primary, 120/240 Volt Secondary, Oil Filled Distribution Transformer, 1 Phase.....	14,159.84	459.83
26 12 19 00-0049 EA 15 KVA, 7.2 KV Primary, 120/240 Volt Secondary, Oil Filled Distribution Transformer, 1 Phase.....	15,446.60	459.83
26 12 19 00-0050 EA 25 KVA, 7.2 KV Primary, 120/240 Volt Secondary, Oil Filled Distribution Transformer, 1 Phase.....	18,250.34	649.18
26 12 19 00-0051 EA 37.5 KVA, 7.2 KV Primary, 120/240 Volt Secondary, Oil Filled Distribution Transformer, 1 Phase.....	23,434.70	649.18
26 12 19 00-0052 EA 50 KVA, 7.2 KV Primary, 120/240 Volt Secondary, Oil Filled Distribution Transformer, 1 Phase.....	26,976.95	879.09
26 12 19 00-0053 EA 100 KVA, 7.2 KV Primary, 120/240 Volt Secondary, Oil Filled Distribution Transformer, 1 Phase.....	48,878.42	1,352.45
26 12 19 00-0054 EA 167 KVA, 7.2 KV Primary, 120/240 Volt Secondary, Oil Filled Distribution Transformer, 1 Phase.....	68,179.82	1,352.45
26 12 19 00-0055 EA 250 KVA, 7.2 KV Primary, 120/240 Volt Secondary, Oil Filled Distribution Transformer, 1 Phase.....	91,732.94	1,690.56
26 12 19 00-0056 7.2 KV Primary, 240/480 Volt Secondary (26 12 19 00-0046)		
26 12 19 00-0057 EA 10 KVA, 7.2 KV Primary, 240/480 Volt Secondary, Oil Filled Distribution Transformer, 1 Phase.....	14,159.84	459.83
26 12 19 00-0058 EA 15 KVA, 7.2 KV Primary, 240/480 Volt Secondary, Oil Filled Distribution Transformer, 1 Phase.....	15,447.07	459.83
26 12 19 00-0059 EA 25 KVA, 7.2 KV Primary, 240/480 Volt Secondary, Oil Filled Distribution Transformer, 1 Phase.....	18,250.34	649.18
26 12 19 00-0060 EA 37.5 KVA, 7.2 KV Primary, 240/480 Volt Secondary, Oil Filled Distribution Transformer, 1 Phase.....	23,434.70	649.18
26 12 19 00-0061 EA 50 KVA, 7.2 KV Primary, 240/480 Volt Secondary, Oil Filled Distribution Transformer, 1 Phase.....	26,976.95	879.09
26 12 19 00-0062 EA 75 KVA, 7.2 KV Primary, 240/480 Volt Secondary, Oil Filled Distribution Transformer, 1 Phase.....	41,982.14	1,190.16
26 12 19 00-0063 EA 100 KVA, 7.2 KV Primary, 240/480 Volt Secondary, Oil Filled Distribution Transformer, 1 Phase.....	48,878.42	1,190.16
26 12 19 00-0064 EA 167 KVA, 7.2 KV Primary, 240/480 Volt Secondary, Oil Filled Distribution Transformer, 1 Phase.....	68,179.82	1,501.22
26 12 19 00-0065 EA 250 KVA, 7.2 KV Primary, 240/480 Volt Secondary, Oil Filled Distribution Transformer, 1 Phase.....	91,732.94	1,690.56
26 12 19 00-0066 2.4 KV Primary, 277 Volt Secondary (26 12 19 00-0046)		
26 12 19 00-0067 EA 10 KVA, 2.4 KV Primary, 277 Volt Secondary, Oil Filled Distribution Transformer, 1 Phase.....	15,611.52	459.83
26 12 19 00-0068 EA 15 KVA, 2.4 KV Primary, 277 Volt Secondary, Oil Filled Distribution Transformer, 1 Phase.....	17,028.64	459.83
26 12 19 00-0069 EA 25 KVA, 2.4 KV Primary, 277 Volt Secondary, Oil Filled Distribution Transformer, 1 Phase.....	20,126.03	649.18
26 12 19 00-0070 EA 37.5 KVA, 2.4 KV Primary, 277 Volt Secondary, Oil Filled Distribution Transformer, 1 Phase.....	25,830.83	649.18
26 12 19 00-0071 EA 50 KVA, 2.4 KV Primary, 277 Volt Secondary, Oil Filled Distribution Transformer, 1 Phase.....	29,731.35	879.09
26 12 19 00-0072 EA 75 KVA, 2.4 KV Primary, 277 Volt Secondary, Oil Filled Distribution Transformer, 1 Phase.....	46,124.74	1,190.16
26 12 19 00-0073 EA 100 KVA, 2.4 KV Primary, 277 Volt Secondary, Oil Filled Distribution Transformer, 1 Phase.....	53,951.49	1,190.16
26 12 19 00-0074 EA 167 KVA, 2.4 KV Primary, 277 Volt Secondary, Oil Filled Distribution Transformer, 1 Phase.....	75,300.30	1,501.22
26 12 19 00-0075 EA 250 KVA, 2.4 KV Primary, 277 Volt Secondary, Oil Filled Distribution Transformer, 1 Phase.....	101,385.59	1,690.56
26 12 19 00-0076 2.4 KV Primary, 120/240 Volt Secondary (26 12 19 00-0046)		
26 12 19 00-0077 EA 10 KVA, 2.4 KV Primary, 120/240 Volt Secondary, Oil Filled Distribution Transformer, 1 Phase.....	14,159.84	459.83
26 12 19 00-0078 EA 15 KVA, 2.4 KV Primary, 120/240 Volt Secondary, Oil Filled Distribution Transformer, 1 Phase.....	15,446.60	459.83
26 12 19 00-0079 EA 25 KVA, 2.4 KV Primary, 120/240 Volt Secondary, Oil Filled Distribution Transformer, 1 Phase.....	18,250.34	883.28
26 12 19 00-0080 EA 37.5 KVA, 2.4 KV Primary, 120/240 Volt Secondary, Oil Filled Distribution Transformer, 1 Phase.....	23,434.70	1,190.16
26 12 19 00-0081 EA 50 KVA, 2.4 KV Primary, 120/240 Volt Secondary, Oil Filled Distribution Transformer, 1 Phase.....	26,976.95	879.09
26 12 19 00-0082 EA 75 KVA, 2.4 KV Primary, 120/240 Volt Secondary, Oil Filled Distribution Transformer, 1 Phase.....	41,794.60	1,190.16
26 12 19 00-0083 EA 100 KVA, 2.4 KV Primary, 120/240 Volt Secondary, Oil Filled Distribution Transformer, 1 Phase.....	48,868.94	1,190.16
26 12 19 00-0084 2.4 KV Primary, 240/480 Volt Secondary (26 12 19 00-0046)		
26 12 19 00-0085 EA 10 KVA, 2.4 KV Primary, 240/480 Volt Secondary, Oil Filled Distribution Transformer, 1 Phase.....	14,159.84	459.83
26 12 19 00-0086 EA 15 KVA, 2.4 KV Primary, 240/480 Volt Secondary, Oil Filled Distribution Transformer, 1 Phase.....	15,446.60	459.83
26 12 19 00-0087 EA 25 KVA, 2.4 KV Primary, 240/480 Volt Secondary, Oil Filled Distribution Transformer, 1 Phase.....	18,250.34	649.18
26 12 19 00-0088 EA 37.5 KVA, 2.4 KV Primary, 240/480 Volt Secondary, Oil Filled Distribution Transformer, 1 Phase.....	23,434.70	649.18
26 12 19 00-0089 EA 50 KVA, 2.4 KV Primary, 240/480 Volt Secondary, Oil Filled Distribution Transformer, 1 Phase.....	26,976.95	879.09
26 12 19 00-0090 EA 75 KVA, 2.4 KV Primary, 240/480 Volt Secondary, Oil Filled Distribution Transformer, 1 Phase.....	41,794.60	1,190.16
26 12 19 00-0091 EA 100 KVA, 2.4 KV Primary, 240/480 Volt Secondary, Oil Filled Distribution Transformer, 1 Phase.....	48,868.94	1,190.16
26 12 19 00-0092 2.4 KV x 7.2 KV Primary, 120/240 Volt Secondary (26 12 19 00-0046)		
26 12 19 00-0093 EA 10 KVA, 2.4 KV x 7.2 KV Primary, 120/240 Volt Secondary, Oil Filled Distribution Transformer, 1 Phase.....	11,903.54	473.36
26 12 19 00-0094 EA 15 KVA, 2.4 KV x 7.2 KV Primary, 120/240 Volt Secondary, Oil Filled Distribution Transformer, 1 Phase.....	12,898.32	527.45
26 12 19 00-0095 EA 25 KVA, 2.4 KV x 7.2 KV Primary, 120/240 Volt Secondary, Oil Filled Distribution Transformer, 1 Phase.....	15,790.26	581.55
26 12 19 00-0096 EA 37 KVA, 2.4 KV x 7.2 KV Primary, 120/240 Volt Secondary, Oil Filled Distribution Transformer, 1 Phase.....	19,959.27	811.47
26 12 19 00-0097 EA 50 KVA, 2.4 KV x 7.2 KV Primary, 120/240 Volt Secondary, Oil Filled Distribution Transformer, 1 Phase.....	22,170.21	946.71
26 12 19 00-0098 EA 75 KVA, 2.4 KV x 7.2 KV Primary, 120/240 Volt Secondary, Oil Filled Distribution Transformer, 1 Phase.....	31,021.26	1,109.01



MINOR CSI UOM DESCRIPTION	TOTAL DIRECT UNIT COST	DEMOLITION UNIT COST
------------------------------	---------------------------	-------------------------

26 12 19 00-0099 EA 100 KVA, 2.4 KV x 7.2 KV Primary, 120/240 Volt Secondary, Oil Filled Distribution Transformer, 1 Phase.....	37,458.15	1,271.30
26 12 19 00-0100 EA 167 KVA, 2.4 KV x 7.2 KV Primary, 120/240 Volt Secondary, Oil Filled Distribution Transformer, 1 Phase.....	59,347.71	1,622.94
26 12 19 00-0101 EA 250 KVA, 2.4 KV x 7.2 KV Primary, 120/240 Volt Secondary, Oil Filled Distribution Transformer, 1 Phase.....	82,815.42	1,825.81

26 13 Medium-Voltage Switchgear (26 10)

26 13 16 Medium-Voltage Fusible Interrupter Switchgear (26 13)

26 13 16 00-0001 "Switchyard", Substation Secondary Distribution Section (26 13 16)
 Note: Medium voltage, metal clad switchgear, 3 phase, 3 wire with ground. Includes breaker element, housing, control switch two lamps - 3 cable terminals.

26 13 16 00-0002 4.16 Or 4.8 KV Switchgear Sections, With Air Circuit Breaker, Secondary Distribution Section (26 13 16 00-0001)

26 13 16 00-0003 EA 1,200 Amperes, 75 MVA, 4.16 Or 4.8 KV Switchgear, With Air Circuit Breaker, Secondary Distribution Section.....	13,660.42	1,406.55
<i>For Weatherproofing, Add</i>	2,808.06	
26 13 16 00-0004 EA 1,200 Amperes, 250 MVA, 4.16 Or 4.8 KV Switchgear, With Air Circuit Breaker, Secondary Distribution Section.....	14,323.11	1,406.55
<i>For Weatherproofing, Add</i>	2,953.85	
26 13 16 00-0005 EA 1,200 Amperes, 350 MVA, 4.16 Or 4.8 KV Switchgear, With Air Circuit Breaker, Secondary Distribution Section.....	19,464.58	1,791.99
<i>For Weatherproofing, Add</i>	4,044.94	
26 13 16 00-0006 EA 2,000 Amperes, 250 MVA, 4.16 Or 4.8 KV Switchgear, With Air Circuit Breaker, Secondary Distribution Section.....	26,439.45	1,791.99
<i>For Weatherproofing, Add</i>	5,549.25	
26 13 16 00-0007 EA 2,000 Amperes, 350 MVA, 4.16 Or 4.8 KV Switchgear, With Air Circuit Breaker, Secondary Distribution Section.....	37,775.45	2,163.92
<i>For Weatherproofing, Add</i>	8,007.16	
26 13 16 00-0008 EA 3,000 Amperes, 350 MVA, 4.16 Or 4.8 KV Switchgear, With Air Circuit Breaker, Secondary Distribution Section.....	34,537.19	2,163.92
<i>For Weatherproofing, Add</i>	7,279.42	

26 13 16 00-0009 7.2 KV Switchgear Sections, With Air Circuit Breaker, Secondary Distribution Section (26 13 16 00-0001)

26 13 16 00-0010 EA 1,200 Amperes, 500 MVA, 7.2 KV Switchgear, With Air Circuit Breaker, Secondary Distribution Section	20,268.19	1,622.94
<i>For Weatherproofing, Add</i>	4,241.37	
26 13 16 00-0011 EA 2,000 Amperes, 500 MVA, 7.2 KV Switchgear, With Air Circuit Breaker, Secondary Distribution Section	24,914.71	2,028.68
<i>For Weatherproofing, Add</i>	5,196.94	
26 13 16 00-0012 EA 3,000 Amperes, 500 MVA, 7.2 KV Switchgear, With Air Circuit Breaker, Secondary Distribution Section	34,929.20	2,434.41
<i>For Weatherproofing, Add</i>	7,352.24	

26 13 16 00-0013 13.8 KV Switchgear Sections, With Air Circuit Breaker, Secondary Distribution Section (26 13 16 00-0001)

26 13 16 00-0014 EA 1,200 Amperes, 500 MVA, 13.8 KV Switchgear, With Air Circuit Breaker, Secondary Distribution Section	19,585.55	1,622.94
<i>For Weatherproofing, Add</i>	4,073.32	
26 13 16 00-0015 EA 1,200 Amperes, 750 MVA, 13.8 KV Switchgear, With Air Circuit Breaker, Secondary Distribution Section	26,888.17	1,622.94
<i>For Weatherproofing, Add</i>	5,640.99	
26 13 16 00-0016 EA 1,200 Amperes, 1,000 MVA, 13.8 KV Switchgear, With Air Circuit Breaker, Secondary Distribution Section.....	39,153.89	2,163.92
<i>For Weatherproofing, Add</i>	8,295.10	
26 13 16 00-0017 EA 2,000 Amperes, 500 MVA, 13.8 KV Switchgear, With Air Circuit Breaker, Secondary Distribution Section	24,645.44	2,163.92
<i>For Weatherproofing, Add</i>	5,121.45	
26 13 16 00-0018 EA 2,000 Amperes, 750 MVA, 13.8 KV Switchgear, With Air Circuit Breaker, Secondary Distribution Section	35,641.16	2,704.90
<i>For Weatherproofing, Add</i>	7,501.73	
26 13 16 00-0019 EA 2,000 Amperes, 1,000 MVA, 13.8 KV Switchgear, With Air Circuit Breaker, Secondary Distribution Section.....	49,732.35	2,704.90
<i>For Weatherproofing, Add</i>	10,560.91	
26 13 16 00-0020 EA 3,000 Amperes, 500 MVA, 13.8 KV Switchgear, With Air Circuit Breaker, Secondary Distribution Section	34,351.47	2,704.90
<i>For Weatherproofing, Add</i>	7,206.69	
26 13 16 00-0021 EA 3,000 Amperes, 750 MVA, 13.8 KV Switchgear, With Air Circuit Breaker, Secondary Distribution Section	47,486.35	2,704.90
<i>For Weatherproofing, Add</i>	10,057.40	
26 13 16 00-0022 EA 3,000 Amperes, 1,000 MVA, 13.8 KV Switchgear, With Air Circuit Breaker, Secondary Distribution Section.....	61,432.52	2,704.90
<i>For Weatherproofing, Add</i>	13,088.71	

26 13 16 00-0023 4.16 Or 4.8 KV Switchgear Section, Without Air Circuit Breaker, Secondary Distribution Section (26 13 16 00-0001)

26 13 16 00-0024 EA 1,200 Amperes, 250 MVA, 4.16 Or 4.8 KV Switchgear, Without Air Circuit Breaker, Secondary Distribution Section.....	6,186.78	885.85
<i>For Weatherproofing, Add</i>	1,236.85	
26 13 16 00-0025 EA 1,200 Amperes, 350 MVA, 4.16 Or 4.8 KV Switchgear, Without Air Circuit Breaker, Secondary Distribution Section.....	7,983.36	885.85
<i>For Weatherproofing, Add</i>	1,632.10	
26 13 16 00-0026 EA 2,000 Amperes, 250 MVA, 4.16 Or 4.8 KV Switchgear, Without Air Circuit Breaker, Secondary Distribution Section.....	8,705.02	1,176.63
<i>For Weatherproofing, Add</i>	1,750.74	
26 13 16 00-0027 EA 2,000 Amperes, 350 MVA, 4.16 Or 4.8 KV Switchgear, Without Air Circuit Breaker, Secondary Distribution Section.....	10,786.91	1,453.89
<i>For Weatherproofing, Add</i>	2,169.53	
26 13 16 00-0028 EA 3,000 Amperes, 350 MVA, 4.16 Or 4.8 KV Switchgear, Without Air Circuit Breaker, Secondary Distribution Section.....	14,423.04	1,453.89
<i>For Weatherproofing, Add</i>	2,969.47	

26 13 16 00-0029 7.2 KV Switchgear Section, Without Air Circuit Breaker, Secondary Distribution Section (26 13 16 00-0001)



MINOR	CSI	UOM	DESCRIPTION	TOTAL DIRECT UNIT COST	DEMOLITION UNIT COST
26 13 16 00-0030	EA		1,200 Amperes, 500 MVA, 7.2 KV Switchgear, Without Air Circuit Breaker, Secondary Distribution Section <i>For Weatherproofing, Add</i>	7,802.62 1,575.06	1,352.45
26 13 16 00-0031	EA		2,000 Amperes, 500 MVA, 7.2 KV Switchgear, Without Air Circuit Breaker, Secondary Distribution Section <i>For Weatherproofing, Add</i>	10,203.18 2,063.34	1,352.45
26 13 16 00-0032	EA		3,000 Amperes, 500 MVA, 7.2 KV Switchgear, Without Air Circuit Breaker, Secondary Distribution Section <i>For Weatherproofing, Add</i>	15,476.81 3,184.22	1,352.45
26 13 16 00-0033			13.8 KV Switchgear Section, Without Air Circuit Breaker, Secondary Distribution Section <small>(26 13 16 00-0001)</small>		
26 13 16 00-0034	EA		1,200 Amperes, 500 MVA, 13.8 KV Switchgear, Without Air Circuit Breaker, Secondary Distribution Section <i>For Weatherproofing, Add</i>	8,069.43 1,615.09	1,149.58
26 13 16 00-0035	EA		1,200 Amperes, 750 MVA, 13.8 KV Switchgear, Without Air Circuit Breaker, Secondary Distribution Section <i>For Weatherproofing, Add</i>	8,589.38 1,729.47	1,149.58
26 13 16 00-0036	EA		1,200 Amperes, 1,000 MVA, 13.8 KV Switchgear, Without Air Circuit Breaker, Secondary Distribution Section <i>For Weatherproofing, Add</i>	12,259.87 2,497.44	1,420.07
26 13 16 00-0037	EA		2,000 Amperes, 500 MVA, 13.8 KV Switchgear, Without Air Circuit Breaker, Secondary Distribution Section <i>For Weatherproofing, Add</i>	11,027.56 2,166.99	1,704.09
26 13 16 00-0038	EA		2,000 Amperes, 750 MVA, 13.8 KV Switchgear, Without Air Circuit Breaker, Secondary Distribution Section <i>For Weatherproofing, Add</i>	13,477.79 2,726.04	1,704.09
26 13 16 00-0039	EA		2,000 Amperes, 1,000 MVA, 13.8 KV Switchgear, Without Air Circuit Breaker, Secondary Distribution Section <i>For Weatherproofing, Add</i>	15,504.08 3,131.63	1,988.10
26 13 16 00-0040	EA		3,000 Amperes, 500 MVA, 13.8 KV Switchgear, Without Air Circuit Breaker, Secondary Distribution Section <i>For Weatherproofing, Add</i>	14,616.21 2,896.81	2,272.11
26 13 16 00-0041	EA		3,000 Amperes, 750 MVA, 13.8 KV Switchgear, Without Air Circuit Breaker, Secondary Distribution Section <i>For Weatherproofing, Add</i>	16,295.18 3,266.18	2,272.11
26 13 16 00-0042	EA		3,000 Amperes, 1,000 MVA, 13.8 KV Switchgear, Without Air Circuit Breaker, Secondary Distribution Section <i>For Weatherproofing, Add</i>	20,021.03 4,046.02	2,542.60
26 13 16 00-0043			Accessories For Substation Secondary Distribution Sections <small>(26 13 16 00-0001)</small>		
26 13 16 00-0044	EA		1,200 Amperes, Transformer Throat Connection Accessories, Secondary Distribution Section <i>For Personal Protective Equipment (Arc Flash) When Working On Energized Equipment, Add</i>	3,995.49 514.24	857.04
26 13 16 00-0045	EA		2,000 Amperes, Transformer Throat Connection Accessories, Secondary Distribution Section <i>For Personal Protective Equipment (Arc Flash) When Working On Energized Equipment, Add</i>	4,966.85 570.65	951.05
26 13 16 00-0046	EA		3,000 Amperes, Transformer Throat Connection Accessories, Secondary Distribution Section <i>For Personal Protective Equipment (Arc Flash) When Working On Energized Equipment, Add</i>	6,460.58 686.52	1,144.18
26 13 16 00-0047	EA		3-Phase Pothead Termination Accessories, Secondary Distribution Section	4,317.40	1,720.72
26 13 16 00-0048	EA		5 KV, 15 KVA, Control Power Transformer Accessories, Secondary Distribution Section	4,751.29	110.50
26 13 16 00-0049	EA		5 KV, 30 KVA, Control Power Transformer Accessories, Secondary Distribution Section	6,338.28	110.50
26 13 16 00-0050	EA		5 KV, 75 KVA, Control Power Transformer Accessories, Secondary Distribution Section	11,587.04	110.50
26 13 16 00-0051	EA		15 KV, 15 KVA, Control Power Transformer Accessories, Secondary Distribution Section	9,111.18	110.50
26 13 16 00-0052	EA		15 KV, 30 KVA, Control Power Transformer Accessories, Secondary Distribution Section	9,944.26	110.50
26 13 16 00-0053	EA		15 KV, 75 KVA, Control Power Transformer Accessories, Secondary Distribution Section	13,527.62	110.50
26 13 16 00-0054	EA		6 KV, 3-Phase Lightning Arrester Accessories, Secondary Distribution Section	2,165.36	110.50
26 13 16 00-0055	EA		9 KV, 3-Phase Lightning Arrester Accessories, Secondary Distribution Section	2,444.31	110.50
26 13 16 00-0056	EA		15 KV, 3-Phase Lightning Arrester Accessories, Secondary Distribution Section	3,700.33	110.50
26 13 16 00-0057	EA		Overcurrent Phase Protection, Time And Instantaneous Device 67 <i>For Personal Protective Equipment (Arc Flash) When Working On Energized Equipment, Add</i>	2,377.21 66.30	110.50
26 13 16 00-0058	EA		AC Ammeter With Switch <i>For Personal Protective Equipment (Arc Flash) When Working On Energized Equipment, Add</i>	944.77 66.30	110.50
26 13 16 00-0059	EA		AC Voltmeter With Switch And Potential Transformer <i>For Personal Protective Equipment (Arc Flash) When Working On Energized Equipment, Add</i>	944.77 66.30	110.50
26 13 16 00-0060	EA		Indicating Wattmeter <i>For Personal Protective Equipment (Arc Flash) When Working On Energized Equipment, Add</i>	1,385.06 66.30	110.50
26 13 16 00-0061	EA		Indicating Varmeter <i>For Personal Protective Equipment (Arc Flash) When Working On Energized Equipment, Add</i>	1,629.32 66.30	110.50
26 13 16 00-0062	EA		Indicating Watt-hour Meter, 2 Element <i>For Personal Protective Equipment (Arc Flash) When Working On Energized Equipment, Add</i>	1,032.22 66.30	110.50
26 13 16 00-0063	EA		Ground Protection, Time Or Instantaneous Device 67N <i>For Personal Protective Equipment (Arc Flash) When Working On Energized Equipment, Add</i>	2,748.77 66.30	110.50
26 13 16 00-0064	EA		Differential Generator Protection Single Phase NEMA Device 87	4,493.45	110.50
26 13 16 00-0065	EA		Current Transformers 5 And 15 KV Single Secondary	648.48	110.50
26 13 16 00-0066	EA		Potential Transformers 5 KV And 15 KV With Primary Fuses	3,006.73	110.50
26 13 19			Medium-Voltage Vacuum Interrupter Switchgear <small>(26 13)</small>		
26 13 19 00-0001			Vacuum Circuit Breakers 13.8 KV <small>(26 13 19)</small>		
26 13 19 00-0002	EA		1,200 Amperes, 500 MVA, Vacuum Circuit Breaker, 13.8 KV Substation, Secondary Distribution Section	48,590.91	1,690.56
26 13 19 00-0003	EA		1,200 Amperes, 750 MVA, Vacuum Circuit Breaker, 13.8 KV Substation, Secondary Distribution Section	53,685.44	2,136.87
26 13 19 00-0004	EA		1,200 Amperes, 1,000 MVA, Vacuum Circuit Breaker, 13.8 KV Substation, Secondary Distribution Section	60,963.03	2,136.87
26 13 19 00-0005	EA		2,000 Amperes, 500 MVA, Vacuum Circuit Breaker, 13.8 KV Substation, Secondary Distribution Section	55,636.80	1,690.56
26 13 19 00-0006	EA		2,000 Amperes, 750 MVA, Vacuum Circuit Breaker, 13.8 KV Substation, Secondary Distribution Section	62,535.24	1,690.56
26 13 19 00-0007	EA		2,000 Amperes, 1,000 MVA, Vacuum Circuit Breaker, 13.8 KV Substation, Secondary Distribution Section	71,286.99	1,988.10
26 13 19 00-0008	EA		3,000 Amperes, 500 MVA, Vacuum Circuit Breaker, 13.8 KV Substation, Secondary Distribution Section	73,608.57	2,272.11
26 13 19 00-0009	EA		3,000 Amperes, 750 MVA, Vacuum Circuit Breaker, 13.8 KV Substation, Secondary Distribution Section	80,542.05	2,272.11
26 13 19 00-0010	EA		3,000 Amperes, 1,000 MVA, Vacuum Circuit Breaker, 13.8 KV Substation, Secondary Distribution Section	88,022.61	2,556.13
26 13 29			Medium-Voltage Compartmentalized Switchgear <small>(26 13)</small>		

26	Electrical
26 10	Medium-Voltage Electrical Distribution
26 13	Medium-Voltage Switchgear



MINOR CSI UOM DESCRIPTION	TOTAL DIRECT UNIT COST	DEMOLITION UNIT COST
26 13 29 00-0001 Substation Secondary Distribution Section <small>(26 13 29)</small> Note: Low voltage drawout switchgear 277/480 volt, 3 phase 4 wire.		
26 13 29 00-0002 Switchgear Compartment Complete With Air Circuit Breaker <small>(26 13 29 00-0001)</small> Note: With solid state long - time and instantaneous trips.		
26 13 29 00-0003 EA 800 Amperes, 277/480 Volt Switchgear, With Air Circuit Breaker, Manual DS-206.....	15,501.07	1,072.15
26 13 29 00-0004 EA 1,600 Amperes, 277/480 Volt Switchgear, Without Air Circuit Breaker, Manual DS-416.....	24,554.10	1,620.99
26 13 29 00-0005 EA 2,000 Amperes, 277/480 Volt Switchgear, With Air Circuit Breaker, Manual DS-420.....	33,250.55	1,991.14
26 13 29 00-0006 EA 3,200 Amperes, 277/480 Volt Switchgear, With Air Circuit Breaker, Manual DS-632.....	55,073.59	2,310.24
26 13 29 00-0007 EA 4,000 Amperes, 277/480 Volt Switchgear, With Air Circuit Breaker, Manual DS-840.....	70,742.34	2,629.33
26 13 29 00-0008 Switchgear Compartment Without Circuit Breaker <small>(26 13 29 00-0001)</small>		
26 13 29 00-0009 EA 800 Amperes, 277/480 Volt Switchgear, Without Air Circuit Breaker, Secondary Distribution Section.....	6,864.76	325.47
26 13 29 00-0010 EA 1,600 Amperes, 277/480 Volt Switchgear, Without Air Circuit Breaker, Secondary Distribution Section.....	7,932.21	325.47
26 13 29 00-0011 EA 2,000 Amperes, 277/480 Volt Switchgear, Without Air Circuit Breaker, Secondary Distribution Section.....	10,377.20	478.64
26 13 29 00-0012 EA 3,200 Amperes, 277/480 Volt Switchgear, Without Air Circuit Breaker, Secondary Distribution Section.....	14,806.80	478.64
26 13 29 00-0013 EA 4,000 Amperes, 277/480 Volt Switchgear, Without Air Circuit Breaker, Secondary Distribution Section.....	24,697.10	702.00
26 13 29 00-0014 Switchgear Compartment, Blank, Use As Filler Or Metering <small>(26 13 29 00-0001)</small> Note: No provisions for future breaker.		
26 13 29 00-0015 EA 600 To 2,000 Amperes, Blank Section Filler, Secondary Distribution Section.....	6,477.32	363.77
For Personal Protective Equipment (Arc Flash) When Working On Energized Equipment, Add	208.00	
26 13 29 00-0016 EA 3,000 Amperes, Blank Section Filler, Secondary Distribution Section.....	8,134.51	363.77
For Personal Protective Equipment (Arc Flash) When Working On Energized Equipment, Add	244.18	
26 13 29 00-0017 EA 4,000 Amperes, Blank Section Filler, Secondary Distribution Section.....	10,558.13	561.61
For Personal Protective Equipment (Arc Flash) When Working On Energized Equipment, Add	351.00	
26 13 29 00-0018 Accessories For Substation Secondary Distribution <small>(26 13 29 00-0001)</small>		
26 13 29 00-0019 EA Short Time Delay Accessories, Secondary Distribution Section.....	3,600.59	
For Personal Protective Equipment (Arc Flash) When Working On Energized Equipment, Add	66.30	
26 13 29 00-0020 EA Key Interlock Accessories, Secondary Distribution Section.....	2,788.88	
For Personal Protective Equipment (Arc Flash) When Working On Energized Equipment, Add	66.30	
26 13 29 00-0021 EA Ammeter And Switch Complete Accessories, Secondary Distribution Section.....	8,960.95	110.50
For Personal Protective Equipment (Arc Flash) When Working On Energized Equipment, Add	66.30	
26 13 29 00-0022 EA Voltmeter And Switch Complete Accessories, Secondary Distribution Section.....	8,960.95	110.50
For Personal Protective Equipment (Arc Flash) When Working On Energized Equipment, Add	66.30	
26 13 29 00-0023 EA Wattmeter - Complete Accessories, Secondary Distribution Section.....	11,870.86	110.50
For Personal Protective Equipment (Arc Flash) When Working On Energized Equipment, Add	66.30	
26 13 29 00-0024 EA Watt-hour Meter - Complete Accessories, Secondary Distribution Section.....	15,393.38	110.50
For Personal Protective Equipment (Arc Flash) When Working On Energized Equipment, Add	66.30	
26 13 29 00-0025 EA Circuit Breaker Lifting Device Accessories, Secondary Distribution Section.....	6,628.26	126.03
For Personal Protective Equipment (Arc Flash) When Working On Energized Equipment, Add	75.60	
26 13 29 00-0026 EA Weatherproofing, Per Vertical Section Accessories, Secondary Distribution Section.....	19,426.21	1,866.54
For Personal Protective Equipment (Arc Flash) When Working On Energized Equipment, Add	1,119.94	
26 13 29 00-0027 EA Current Transformer, Single Section 5 To 800 Single Secondary 5 To 800.....	4,029.42	110.50
26 13 29 00-0028 EA Potential Transformers Each With Fuses Accessories, Secondary Distribution Section.....	4,742.43	110.50
26 13 29 00-0029 EA Shunt Trip And Auxiliary Switch Accessories, Secondary Distribution Section.....	2,535.42	55.25
For Personal Protective Equipment (Arc Flash) When Working On Energized Equipment, Add	33.15	
26 13 29 00-0030 EA 3 Current Limiting Fuses 15 KV Accessories, Secondary Distribution Section.....	19,349.83	110.50
For Personal Protective Equipment (Arc Flash) When Working On Energized Equipment, Add	66.30	
26 13 29 00-0031 EA 3 Phase Surge Capacitors 15 KV Accessories, Secondary Distribution Section.....	2,412.90	55.25
26 18 Medium-Voltage Circuit Protection Devices <small>(26 10)</small>		
26 18 36 Medium-Voltage Enclosed Fuses <small>(26 18)</small>		
26 18 36 00-0001 Sectionalizing Switch <small>(26 18 36)</small>		
26 18 36 00-0002 Pad Mounted Metal Enclosed Oil Filled Switching Units <small>(26 18 36 00-0001)</small> Note: 15 KV - 25 KV.		
26 18 36 00-0003 Sectionalizing Tapping And Fusing Underground Feeders <small>(26 18 36 00-0002)</small> Note: 200 Amp replaceable bushing wells recessed locking assembly oil level and oil fill plugs.		
26 18 36 00-0004 EA 3 Phase, 1 Switch Up And 2 Switch Downstream Tapping And Fusing Underground.....	59,065.34	926.06
26 18 36 00-0005 EA 3 Phase, 2 Switch Up And 2 Switch Downstream Tapping And Fusing Underground.....	66,432.45	926.06
26 19 High-Voltage Circuit Protection <small>(26 10)</small>		
26 19 18 Protection Devices <small>(26 19)</small>		
26 19 18 00-0001 Primary Fuse Cutouts <small>(26 19 18)</small> Note: Interrupting rating RMS, amperes - 25,000 symmetric and 40,000 asymmetric.		
26 19 18 00-0002 Non-Loadbreak Current Limiting Primary Fuse Cutouts <small>(26 19 18 00-0001)</small> Note: Includes the fuse and cut-out switch.		
26 19 18 00-0003 8.3 KV-95 KV-BIL Non-Loadbreak Current Limiting <small>(26 19 18 00-0002)</small>		
26 19 18 00-0004 EA 15 A Primary Fuse Cutout 8.3 KV - 95 KV Non-Loadbreak Current Limiting.....	744.33	338.12
For Personal Protective Equipment (Arc Flash) When Working On Energized Equipment, Add	162.29	



MINOR CSI UOM DESCRIPTION	TOTAL DIRECT UNIT COST	DEMOLITION UNIT COST
26 19 18 00-0005 EA 25 A Primary Fuse Cutout 8.3 KV - 95 KV Non-Loadbreak Current Limiting <i>For Personal Protective Equipment (Arc Flash) When Working On Energized Equipment, Add</i>	879.57 202.87	338.12
26 19 18 00-0006 EA 40 A Primary Fuse Cutout 8.3 KV - 95 KV Non-Loadbreak Current Limiting <i>For Personal Protective Equipment (Arc Flash) When Working On Energized Equipment, Add</i>	1,014.37 243.31	338.12
26 19 18 00-0007 EA 100 A Primary Fuse Cutout 8.3 KV - 95 KV Non-Loadbreak Current Limiting <i>For Personal Protective Equipment (Arc Flash) When Working On Energized Equipment, Add</i>	1,033.80 243.45	338.12
26 19 18 00-0008 EA 200 A Primary Fuse Cutout 8.3 KV - 95 KV Non-Loadbreak Current Limiting <i>For Personal Protective Equipment (Arc Flash) When Working On Energized Equipment, Add</i>	1,033.80 243.45	338.12
26 19 18 00-0009 17.1 KV-95 KV-BIL Non-Loadbreak Current Limiting (26 19 18 00-0002)		
26 19 18 00-0010 EA 15 A Primary Fuse Cutout 17.1 KV - 95 KV Non-Loadbreak Current Limiting <i>For Personal Protective Equipment (Arc Flash) When Working On Energized Equipment, Add</i>	744.33 162.29	270.49
26 19 18 00-0011 17.1 KV-125 KV-BIL Non-Loadbreak Current Limiting (26 19 18 00-0002)		
26 19 18 00-0012 EA 15 A Primary Fuse Cutout 17.1 KV - 125 KV Non-Loadbreak Current Limiting <i>For Personal Protective Equipment (Arc Flash) When Working On Energized Equipment, Add</i>	769.98 162.29	270.49
26 19 18 00-0013 Fuseholders (26 19 18 00-0002) Note: Including current limiting fuse.		
26 19 18 00-0014 EA 15 A 8.3 KV Primary Fuseholder With Fuse Non-Loadbreak Current Limiting <i>For Personal Protective Equipment (Arc Flash) When Working On Energized Equipment, Add</i>	636.24 162.29	338.12
26 19 18 00-0015 EA 25 A 8.3 KV Primary Fuseholder With Fuse Non-Loadbreak Current Limiting <i>For Personal Protective Equipment (Arc Flash) When Working On Energized Equipment, Add</i>	771.48 202.87	338.12
26 19 18 00-0016 EA 40 A 8.3 KV Primary Fuseholder With Fuse Non-Loadbreak Current Limiting <i>For Personal Protective Equipment (Arc Flash) When Working On Energized Equipment, Add</i>	906.28 243.31	338.12
26 19 18 00-0017 EA 100 A 8.3 KV Primary Fuseholder With Fuse Non-Loadbreak Current Limiting <i>For Personal Protective Equipment (Arc Flash) When Working On Energized Equipment, Add</i>	645.12 162.29	338.12
26 19 18 00-0018 EA 200 A 8.3 KV Primary Fuseholder With Fuse Non-Loadbreak Current Limiting <i>For Personal Protective Equipment (Arc Flash) When Working On Energized Equipment, Add</i>	780.36 202.87	338.12
26 19 18 00-0019 EA 15 A 17.1 KV Primary Fuseholder With Fuse Non-Loadbreak Current Limiting <i>For Personal Protective Equipment (Arc Flash) When Working On Energized Equipment, Add</i>	636.24 162.29	270.49
26 19 18 00-0020 Accessories (26 19 18 00-0002)		
26 19 18 00-0021 EA Hot Line Clamp <i>For Personal Protective Equipment (Arc Flash) When Working On Energized Equipment, Add</i>	94.09 20.29	30.43
26 19 18 00-0022 EA Stirrup	102.23	30.43
26 19 18 00-0023 Loadbreak Current Limiting Primary Fuse Cutouts (26 19 18 00-0001) Note: Includes fuse, cutout switch, crossarm mounting bracket and fuse holder.		
26 19 18 00-0024 8.3 KV-95 KV BIL Loadbreak Current Limiting (26 19 18 00-0023)		
26 19 18 00-0025 EA 15 A Primary Fuse Cutout 8.3 KV - 95 KV Loadbreak Current Limiting <i>For Personal Protective Equipment (Arc Flash) When Working On Energized Equipment, Add</i>	944.01 162.29	338.12
26 19 18 00-0026 EA 25 A Primary Fuse Cutout 8.3 KV - 95 KV Loadbreak Current Limiting <i>For Personal Protective Equipment (Arc Flash) When Working On Energized Equipment, Add</i>	1,079.25 202.87	338.12
26 19 18 00-0027 EA 40 A Primary Fuse Cutout 8.3 KV - 95 KV Loadbreak Current Limiting <i>For Personal Protective Equipment (Arc Flash) When Working On Energized Equipment, Add</i>	1,214.05 243.31	338.12
26 19 18 00-0028 EA 100 A Primary Fuse Cutout 8.3 KV - 95 KV Loadbreak Current Limiting <i>For Personal Protective Equipment (Arc Flash) When Working On Energized Equipment, Add</i>	1,252.10 243.45	338.12
26 19 18 00-0029 EA 200 A Primary Fuse Cutout 8.3 KV - 95 KV Loadbreak Current Limiting <i>For Personal Protective Equipment (Arc Flash) When Working On Energized Equipment, Add</i>	1,252.10 243.45	338.12
26 19 18 00-0030 17.1 KV-95 KV BIL Loadbreak Current Limiting (26 19 18 00-0023)		
26 19 18 00-0031 EA 15 A Primary Fuse Cutout 17.1 KV - 95 KV Loadbreak Current Limiting <i>For Personal Protective Equipment (Arc Flash) When Working On Energized Equipment, Add</i>	944.01 162.29	270.49
26 19 18 00-0032 17.1 KV-125 KV BIL Loadbreak Current Limiting (26 19 18 00-0023)		
26 19 18 00-0033 EA 15 A Primary Fuse Cutout 17.1 KV - 125 KV Loadbreak Current Limiting <i>For Personal Protective Equipment (Arc Flash) When Working On Energized Equipment, Add</i>	944.01 162.29	270.49
26 19 18 00-0034 Fuseholders (26 19 18 00-0023) Note: Includes current limiting fuses.		
26 19 18 00-0035 EA 15 Amperes, 8.3 KV Primary Fuseholder With Fuse Loadbreak Current Limiting <i>For Personal Protective Equipment (Arc Flash) When Working On Energized Equipment, Add</i>	645.40 162.29	338.12
26 19 18 00-0036 EA 25 Amperes, 8.3 KV Primary Fuseholder With Fuse Loadbreak Current Limiting <i>For Personal Protective Equipment (Arc Flash) When Working On Energized Equipment, Add</i>	780.64 202.87	338.12
26 19 18 00-0037 EA 40 Amperes, 8.3 KV Primary Fuseholder With Fuse Loadbreak Current Limiting <i>For Personal Protective Equipment (Arc Flash) When Working On Energized Equipment, Add</i>	915.44 243.31	338.12
26 19 18 00-0038 EA 15 Amperes, 17.1 KV Primary Fuseholder With Fuse Loadbreak Current Limiting <i>For Personal Protective Equipment (Arc Flash) When Working On Energized Equipment, Add</i>	645.40 162.29	338.12
26 19 18 00-0039 Pole Mounted Capacitors (26 19 18 00-0023)		
26 19 18 00-0040 EA Capacitors - Pole Mounted 6 KVAR	1,683.45	272.66



MINOR
CSI UOM DESCRIPTION

TOTAL DIRECT DEMOLITION
UNIT COST UNIT COST

26 19 80 Transmission and Distribution Accessories (26 19)

26 19 80 60 Structure Assemblies (26 19 80)

26 19 80 60-0001 Pole Structure Assemblies (26 19 80 60)

26 19 80 60-0002 5 KV Pole Structure Assemblies (26 19 80 60-0001)

Note: Includes insulator with pin, bayonet, bolts, washers, and neutral wire brackets.

26 19 80 60-0003	EA	Type OH-1, Single Phase, 5 KV, Pole Assembly Insulation With Pin, Bayonet, Bolts, Washer	550.65	256.96
26 19 80 60-0004	EA	Type OH-2, Single Phase, 5 KV, Pole Assembly Insulation With Pin, Bayonet, Bolts, Washer	920.44	432.79
26 19 80 60-0005	EA	Type OH-3, Single Phase, 5 KV, Pole Assembly Insulation With Pin, Bayonet, Bolts, Washer	1,036.18	338.12
26 19 80 60-0006	EA	Type OH-4, Single Phase, 5 KV, Pole Assembly Insulation With Pin, Bayonet, Bolts, Washer	589.97	175.82
26 19 80 60-0007	EA	Type OH-5, Single Phase, 5 KV, Pole Assembly Insulation With Pin, Bayonet, Bolts, Washer	750.49	243.44
26 19 80 60-0008	EA	Type OH-6, Single Phase, 5 KV, Pole Assembly Insulation With Pin, Bayonet, Bolts, Washer	1,317.78	486.88
26 19 80 60-0009	EA	Type OH-7, Three Phase, 5 KV, Pole Assembly Insulation With Pin, Bayonet, Bolts, Washer	1,032.36	365.16
26 19 80 60-0010	EA	Type OH-8, Three Phase, 5 KV, Pole Assembly Insulation With Pin, Bayonet, Bolts, Washer	1,892.87	730.32
26 19 80 60-0011	EA	Type OH-9, Three Phase, 5 KV, Pole Assembly Insulation With Pin, Bayonet, Bolts, Washer	2,150.30	825.00
26 19 80 60-0012	EA	Type OH-10, Three Phase, 5 KV, Pole Assembly Insulation With Pin, Bayonet, Bolts, Washer	1,171.40	405.73
26 19 80 60-0013	EA	Type OH-11, Three Phase, 5 KV, Pole Assembly Insulation With Pin, Bayonet, Bolts, Washer	1,001.05	432.79
26 19 80 60-0014	EA	Type OH-12, Three Phase, 5 KV, Pole Assembly Insulation With Pin, Bayonet, Bolts, Washer	1,885.75	879.09
26 19 80 60-0015	EA	Type OH-13, Three Phase, 5 KV, Pole Assembly Insulation With Pin, Bayonet, Bolts, Washer	1,426.32	527.45
26 19 80 60-0016	EA	Type OH-14, Three Phase, 5 KV, Pole Assembly Insulation With Pin, Bayonet, Bolts, Washer	894.26	378.69
26 19 80 60-0017	EA	Type OH-15, Three Phase, 5 KV, Pole Assembly Insulation With Pin, Bayonet, Bolts, Washer	1,686.80	770.90
26 19 80 60-0018	EA	Type OH-16, Three Phase, 5 KV, Pole Assembly Insulation With Pin, Bayonet, Bolts, Washer	1,314.82	392.21

26 19 80 60-0019 15 KV Pole Structure Assemblies (26 19 80 60-0001)

Note: Includes insulator with pin, bayonet, bolts, washers, and neutral wire brackets.

26 19 80 60-0020	EA	Type OH-1, Single Phase, 15 KV, Pole Assembly Insulation With Pin, Bayonet, Bolts, Washer	576.30	256.96
26 19 80 60-0021	EA	Type OH-2, Single Phase, 15 KV, Pole Assembly Insulation With Pin, Bayonet, Bolts, Washer	957.08	432.79
26 19 80 60-0022	EA	Type OH-3, Single Phase, 15 KV, Pole Assembly Insulation With Pin, Bayonet, Bolts, Washer	1,160.75	338.12
26 19 80 60-0023	EA	Type OH-4, Single Phase, 15 KV, Pole Assembly Insulation With Pin, Bayonet, Bolts, Washer	633.94	175.82
26 19 80 60-0024	EA	Type OH-5, Single Phase, 15 KV, Pole Assembly Insulation With Pin, Bayonet, Bolts, Washer	812.77	229.92
26 19 80 60-0025	EA	Type OH-6, Single Phase, 15 KV, Pole Assembly Insulation With Pin, Bayonet, Bolts, Washer	1,442.35	486.88
26 19 80 60-0026	EA	Type OH-7, Three Phase, 15 KV, Pole Assembly Insulation With Pin, Bayonet, Bolts, Washer	1,123.95	365.16
26 19 80 60-0027	EA	Type OH-8, Three Phase, 15 KV, Pole Assembly Insulation With Pin, Bayonet, Bolts, Washer	2,079.73	730.32
26 19 80 60-0028	EA	Type OH-9, Three Phase, 15 KV, Pole Assembly Insulation With Pin, Bayonet, Bolts, Washer	2,403.11	825.00
26 19 80 60-0029	EA	Type OH-10, Three Phase, 15 KV, Pole Assembly Insulation With Pin, Bayonet, Bolts, Washer	1,295.97	405.73
26 19 80 60-0030	EA	Type OH-11, Three Phase, 15 KV, Pole Assembly Insulation With Pin, Bayonet, Bolts, Washer	1,048.67	432.79
26 19 80 60-0031	EA	Type OH-12, Three Phase, 15 KV, Pole Assembly Insulation With Pin, Bayonet, Bolts, Washer	1,933.37	879.09
26 19 80 60-0032	EA	Type OH-13, Three Phase, 15 KV, Pole Assembly Insulation With Pin, Bayonet, Bolts, Washer	1,521.58	527.45
26 19 80 60-0033	EA	Type OH-14, Three Phase, 15 KV, Pole Assembly Insulation With Pin, Bayonet, Bolts, Washer	941.88	365.16
26 19 80 60-0034	EA	Type OH-15, Three Phase, 15 KV, Pole Assembly Insulation With Pin, Bayonet, Bolts, Washer	1,734.42	770.90
26 19 80 60-0035	EA	Type OH-16, Three Phase, 15 KV, Pole Assembly Insulation With Pin, Bayonet, Bolts, Washer	1,410.08	473.36

26 19 80 60-0036 25 KV Pole Structure Assemblies (26 19 80 60-0001)

Note: Includes insulator with pin, bayonet, bolts, washers, and neutral wire brackets.

26 19 80 60-0037	EA	Type OH-3, Single Phase, 25 KV, Pole Assembly Insulation With Pin, Bayonet, Bolts, Washer	1,731.98	405.73
26 19 80 60-0038	EA	Type OH-4, Single Phase, 25 KV, Pole Assembly Insulation With Pin, Bayonet, Bolts, Washer	1,057.33	202.87
26 19 80 60-0039	EA	Type OH-5, Single Phase, 25 KV, Pole Assembly Insulation With Pin, Bayonet, Bolts, Washer	1,533.85	311.06
26 19 80 60-0040	EA	Type OH-6, Single Phase, 25 KV, Pole Assembly Insulation With Pin, Bayonet, Bolts, Washer	2,033.68	635.65
26 19 80 60-0041	EA	Type OH-7, Three Phase, 25 KV, Pole Assembly Insulation With Pin, Bayonet, Bolts, Washer	1,929.31	473.36
26 19 80 60-0042	EA	Type OH-8, Three Phase, 25 KV, Pole Assembly Insulation With Pin, Bayonet, Bolts, Washer	3,126.94	933.19
26 19 80 60-0043	EA	Type OH-9, Three Phase, 25 KV, Pole Assembly Insulation With Pin, Bayonet, Bolts, Washer	2,993.02	1,054.91
26 19 80 60-0044	EA	Type OH-13, Three Phase, 25 KV, Pole Assembly Insulation With Pin, Bayonet, Bolts, Washer	2,092.30	615.36
26 19 80 60-0045	EA	Type OH-16, Three Phase, 25 KV, Pole Assembly Insulation With Pin, Bayonet, Bolts, Washer	1,824.56	615.36

26 19 80 60-0046 50 KV Pole Structure Assemblies (26 19 80 60-0001)

Note: Includes insulator with pin, bayonet, bolts, washers, and neutral wire brackets.

26 19 80 60-0047	EA	Type OH-3, Single Phase, 50 KV, Pole Assembly Insulation With Pin, Bayonet, Bolts, Washer	2,326.90	554.51
26 19 80 60-0048	EA	Type OH-4, Single Phase, 50 KV, Pole Assembly Insulation With Pin, Bayonet, Bolts, Washer	1,264.62	284.02
26 19 80 60-0049	EA	Type OH-5, Single Phase, 50 KV, Pole Assembly Insulation With Pin, Bayonet, Bolts, Washer	1,608.77	446.31
26 19 80 60-0050	EA	Type OH-6, Single Phase, 50 KV, Pole Assembly Insulation With Pin, Bayonet, Bolts, Washer	3,027.03	906.14
26 19 80 60-0051	EA	Type OH-7, Three Phase, 50 KV, Pole Assembly Insulation With Pin, Bayonet, Bolts, Washer	2,319.73	676.22
26 19 80 60-0052	EA	Type OH-8, Three Phase, 50 KV, Pole Assembly Insulation With Pin, Bayonet, Bolts, Washer	4,459.93	1,352.45
26 19 80 60-0053	EA	Type OH-9, Three Phase, 50 KV, Pole Assembly Insulation With Pin, Bayonet, Bolts, Washer	5,269.76	1,501.22
26 19 80 60-0054	EA	Type OH-10, Three Phase, 50 KV, Pole Assembly Insulation With Pin, Bayonet, Bolts, Washer	2,684.28	730.32
26 19 80 60-0055	EA	Type OH-13, Three Phase, 50 KV, Pole Assembly Insulation With Pin, Bayonet, Bolts, Washer	2,712.80	845.28
26 19 80 60-0056	EA	Type OH-16, Three Phase, 50 KV, Pole Assembly Insulation With Pin, Bayonet, Bolts, Washer	2,613.36	797.95

26 19 80 60-0057 Overhead To Underground Conversion Structures (26 19 80 60)

Note: Includes insulator with pin, bolts, washers, crossarms, fused cut out, arrestors, ground rods, clamps, conduit, molding, cable termination and neutral wire brackets. Excludes pole.

26 19 80 60-0058 5 KV Structures (26 19 80 60-0057)

Note: Excludes pole.

26 19 80 60-0059	EA	(3 Wire Dead End), 5 KV, Overhead To Underground Conversion Structures, Without Poles	5,608.12	2,704.90
26 19 80 60-0060	EA	(3 Wire Tangent), 5 KV, Overhead To Underground Conversion Structures, Without Poles	5,608.12	2,704.90



MINOR CSI UOM DESCRIPTION	TOTAL DIRECT UNIT COST	DEMOLITION UNIT COST
26 19 80 60-0061 EA (4 Wire Tangent), 5 KV, Overhead To Underground Conversion Structures, Without Poles.....	5,608.12	2,704.90
26 19 80 60-0062 EA (4 Wire Dead End), 5 KV, Overhead To Underground Conversion Structures, Without Poles.....	5,608.12	2,704.90
26 19 80 60-0063 15 KV Structures <small>(26 19 80 60-0057)</small> Note: Excludes pole.		
26 19 80 60-0064 EA (3 Wire Dead End), 15 KV, Overhead To Underground Conversion Structures, Without Poles.....	5,780.52	2,704.90
26 19 80 60-0065 EA (3 Wire Tangent), 15 KV, Overhead To Underground Conversion Structures, Without Poles.....	5,780.52	2,704.90
26 19 80 60-0066 EA (4 Wire Tangent), 15 KV, Overhead To Underground Conversion Structures, Without Poles.....	5,780.52	2,704.90
26 19 80 60-0067 EA (4 Wire Dead End), 15 KV, Overhead To Underground Conversion Structures, Without Poles.....	5,780.52	2,704.90
26 19 80 60-0068 25 KV Structures <small>(26 19 80 60-0057)</small> Note: Excludes pole.		
26 19 80 60-0069 EA (3 Wire Dead End), 25 KV, Overhead To Underground Conversion Structures, Without Poles.....	5,968.58	2,704.90
26 19 80 60-0070 EA (3 Wire Tangent), 25 KV, Overhead To Underground Conversion Structures, Without Poles.....	5,968.58	2,704.90
26 19 80 60-0071 EA (4 Wire Tangent), 25 KV, Overhead To Underground Conversion Structures, Without Poles.....	5,968.58	2,704.90
26 19 80 60-0072 EA (4 Wire Dead End), 25 KV, Overhead To Underground Conversion Structures, Without Poles.....	5,968.58	2,704.90
26 19 80 60-0073 Transformer Stations <small>(26 19 80 60)</small> Note: Includes insulator with pin, bolts, washers, crossarms, fused cut out, arrestors, ground rods, clamps, conduit, molding, cable termination, neutral wire brackets and transformer mounting bracket(s). Excludes pole and transformer.		
26 19 80 60-0074 5 KV Station <small>(26 19 80 60-0073)</small>		
26 19 80 60-0075 EA (Single Transformer, 1 Phase, 4 Wire Tangent), 5 KV Transformer Station Without Pole.....	8,994.95	3,605.63
26 19 80 60-0076 EA (Double Transformer, 1 Phase, 3 Wire Tangent), 5 KV Transformer Station Without Pole.....	10,082.99	4,057.35
26 19 80 60-0077 EA (Triple Transformer, 3 Phase, 4 Wire Tangent), 5 KV Transformer Station Without Pole.....	11,171.02	4,507.72
26 19 80 60-0078 EA (Triple Transformer, 3 Phase, 4 Wire Dead End), 5 KV Transformer Station Without Pole.....	11,171.02	4,507.72
26 19 80 60-0079 EA (Single Transformer, 1 Phase, 2 Wire Tangent), 5 KV Transformer Station Without Pole.....	8,994.95	3,605.63
26 19 80 60-0080 15 KV Stations <small>(26 19 80 60-0073)</small>		
26 19 80 60-0081 EA (Single Transformer, 1 Phase, 4 Wire Tangent), 15 KV Transformer Station Without Pole.....	9,261.42	3,604.61
26 19 80 60-0082 EA (Double Transformer, 1 Phase, 3 Wire Tangent), 15 KV Transformer Station Without Pole.....	10,349.45	4,057.35
26 19 80 60-0083 EA (Triple Transformer, 3 Phase, 4 Wire Tangent), 15 KV Transformer Station Without Pole.....	11,437.48	4,507.72
26 19 80 60-0084 EA (Triple Transformer, 3 Phase, 4 Wire Dead End), 15 KV Transformer Station Without Pole.....	11,437.48	4,507.72
26 19 80 60-0085 EA (Single Transformer, 1 Phase, 2 Wire Tangent), 15 KV Transformer Station Without Pole.....	9,261.42	3,605.63
26 19 80 60-0086 25 KV Stations <small>(26 19 80 60-0073)</small>		
26 19 80 60-0087 EA (Single Transformer, 1 Phase, 4 Wire Tangent), 25 KV Transformer Station Without Pole.....	9,552.10	3,605.63
26 19 80 60-0088 EA (Double Transformer, 1 Phase, 3 Wire Tangent), 25 KV Transformer Station Without Pole.....	10,640.14	4,057.35
26 19 80 60-0089 EA (Triple Transformer, 3 Phase, 4 Wire Tangent), 25 KV Transformer Station Without Pole.....	11,728.17	4,507.72
26 19 80 60-0090 EA (Triple Transformer, 3 Phase, 4 Wire Dead End), 25 KV Transformer Station Without Pole.....	11,728.17	4,507.72
26 19 80 60-0091 EA (Single Transformer, 1 Phase, 2 Wire Tangent), 25 KV Transformer Station Without Pole.....	9,552.10	3,605.63

26 20 Low-Voltage Electrical Distribution (26)

26 21 Low-Voltage Electrical Service Entrance (26 20)

See CSI section 26 05 13 00-0000 for wire and cables.

26 21 13 Low-Voltage Overhead Electrical Service Entrance (26 21)

26 21 13 00-0001	Service Drop Cable And Weatherheads	<small>(26 21 13)</small>		
26 21 13 00-0002	600 Volt Insulated Stranded Conductors	<small>(26 21 13 00-0001)</small>		
26 21 13 00-0003	Aluminum Duplex ACSR Neutral	<small>(26 21 13 00-0002)</small>		
26 21 13 00-0004	LF #6 AWG, 600 Volt, Aluminum Duplex ACSR With Neutral Cable Service Drop, Stranded Cable.....		8.96	3.22
26 21 13 00-0005	LF #4 AWG, 600 Volt, Aluminum Duplex ACSR With Neutral Cable Service Drop, Stranded Cable.....		10.92	3.81
26 21 13 00-0006	LF #2 AWG, 600 Volt, Aluminum Duplex ACSR With Neutral Cable Service Drop, Stranded Cable.....		13.18	4.30
26 21 13 00-0007	LF 1/0 AWG, 600 Volt, Aluminum Duplex ACSR With Neutral Cable Service Drop, Stranded Cable.....		18.04	5.41
26 21 13 00-0008	Aluminum Triplex ACSR Neutral	<small>(26 21 13 00-0002)</small>		
26 21 13 00-0009	LF #6 AWG, 600 Volt, Aluminum Triplex ACSR With Neutral Cable Service Drop, Stranded Cable.....		11.13	3.81
26 21 13 00-0010	LF #4 AWG, 600 Volt, Aluminum Triplex ACSR With Neutral Cable Service Drop, Stranded Cable.....		12.90	4.30
26 21 13 00-0011	LF #2 AWG, 600 Volt, Aluminum Triplex ACSR With Neutral Cable Service Drop, Stranded Cable.....		16.44	5.41
26 21 13 00-0012	LF 1/0 AWG, 600 Volt, Aluminum Triplex ACSR With Neutral Cable Service Drop, Stranded Cable.....		20.92	6.60
26 21 13 00-0013	LF 2/0 AWG, 600 Volt, Aluminum Triplex ACSR With Neutral Cable Service Drop, Stranded Cable.....		27.09	8.73
26 21 13 00-0014	LF 4/0 AWG, 600 Volt, Aluminum Triplex ACSR With Neutral Cable Service Drop, Stranded Cable.....		35.04	10.82
26 21 13 00-0015	LF 336 MCM, 600 Volt, Aluminum Triplex ACSR With Neutral Cable Service Drop, Stranded Cable.....		49.24	12.88
26 21 13 00-0016	Aluminum Quadruplex ACSR Neutral	<small>(26 21 13 00-0002)</small>		
26 21 13 00-0017	LF #6 AWG, 600 Volt, Aluminum Quadruplex ACSR With Neutral Cable Service Drop, Stranded Cable.....		12.95	4.30
26 21 13 00-0018	LF #4 AWG, 600 Volt, Aluminum Quadruplex ACSR With Neutral Cable Service Drop, Stranded Cable.....		16.43	5.41
26 21 13 00-0019	LF #2 AWG, 600 Volt, Aluminum Quadruplex ACSR With Neutral Cable Service Drop, Stranded Cable.....		21.30	6.94



MINOR CSI UOM DESCRIPTION TOTAL DIRECT UNIT COST DEMOLITION UNIT COST

26 21 13 00-0020	LF	1/0 AWG, 600 Volt, Aluminum Quadruplex ACSR With Neutral Cable Service Drop, Stranded Cable	28.35	8.73
26 21 13 00-0021	LF	2/0 AWG, 600 Volt, Aluminum Quadruplex ACSR With Neutral Cable Service Drop, Stranded Cable	31.66	9.66
26 21 13 00-0022	LF	3/0 AWG, 600 Volt, Aluminum Quadruplex ACSR With Neutral Cable Service Drop, Stranded Cable	37.14	10.82
26 21 13 00-0023	LF	4/0 AWG, 600 Volt, Aluminum Quadruplex ACSR With Neutral Cable Service Drop, Stranded Cable	43.47	12.88
26 21 13 00-0024	LF	336 MCM, 600 Volt, Aluminum Quadruplex ACSR With Neutral Cable Service Drop, Stranded Cable	57.16	14.23

26 21 13 00-0025 Weatherproof Conduit Hubs (26 21 13 00-0002)

26 21 13 00-0026	EA	1/2" Weatherproof Conduit Hubs	56.09	21.29
26 21 13 00-0027	EA	3/4" Weatherproof Conduit Hubs	63.99	24.19
26 21 13 00-0028	EA	1" Weatherproof Conduit Hubs	74.34	27.09
26 21 13 00-0029	EA	1-1/4" Weatherproof Conduit Hubs	103.71	36.29
26 21 13 00-0030	EA	1-1/2" Weatherproof Conduit Hubs	114.07	39.19
26 21 13 00-0031	EA	2" Weatherproof Conduit Hubs	147.44	45.48
26 21 13 00-0032	EA	2-1/2" Weatherproof Conduit Hubs	193.76	51.28
26 21 13 00-0033	EA	3" Weatherproof Conduit Hubs	250.30	60.47
26 21 13 00-0034	EA	4" Weatherproof Conduit Hubs	443.14	120.96

26 21 13 00-0035 Service Entrance Cap, Threaded Weatherhead, Galvanized (26 21 13 00-0002)

26 21 13 00-0036	EA	1/2" Galvanized Threaded Service Entrance Weatherhead Cap For #14 Through #10 AWG Cable Service	62.52	21.29
26 21 13 00-0037	EA	3/4" Galvanized Threaded Service Entrance Weatherhead Cap For #12 Through #8 AWG Cable Service	71.69	24.19
26 21 13 00-0038	EA	1" Galvanized Threaded Service Entrance Weatherhead Cap For #6 AWG Cable Service	82.05	27.09
26 21 13 00-0039	EA	1-1/4" Galvanized Threaded Service Entrance Weatherhead Cap For #4 Through #2 AWG Cable Service	110.25	36.29
26 21 13 00-0040	EA	1-1/2" Galvanized Threaded Service Entrance Weatherhead Cap For #4 Through #2 AWG Cable Service	124.60	39.19
26 21 13 00-0041	EA	2" Galvanized Threaded Service Entrance Weatherhead Cap For 1/0 Through 2/0 AWG Cable Service	163.42	45.48
26 21 13 00-0042	EA	2-1/2" Galvanized Threaded Service Entrance Weatherhead Cap For 3/0 Through 4/0 Cable Service	273.74	51.28
26 21 13 00-0043	EA	3" Galvanized Threaded Service Entrance Weatherhead Cap For 250 Through 350 MCM Cable Service	311.72	60.47
26 21 13 00-0044	EA	4" Galvanized Threaded Service Entrance Weatherhead Cap For 600 Through 750 MCM Cable Service	513.55	120.96

26 21 13 00-0045 Service Entrance Cap, Clamp-On Weatherhead, Aluminum (26 21 13 00-0002)

26 21 13 00-0046	EA	1/2" Aluminum Clamp-On Service Entrance Weatherhead Cap For #14 To #12 AWG Cable Service	60.49	21.29
26 21 13 00-0047	EA	3/4" Aluminum Clamp-On Service Entrance Weatherhead Cap For #10 To #8 AWG Cable Service	68.27	24.19
26 21 13 00-0048	EA	1" Aluminum Clamp-On Service Entrance Weatherhead Cap For #6 AWG Cable Service	77.43	26.97
26 21 13 00-0049	EA	1-1/4" Aluminum Clamp-On Service Entrance Weatherhead Cap For #4 To #2 AWG Cable Service	102.95	36.29
26 21 13 00-0050	EA	1-1/2" Aluminum Clamp-On Service Entrance Weatherhead Cap For #4 To #2 AWG Cable Service	114.74	39.19
26 21 13 00-0051	EA	2" Aluminum Clamp-On Service Entrance Weatherhead Cap For 1/0 To 2/0 AWG Cable Service	135.24	45.48
26 21 13 00-0052	EA	2-1/2" Aluminum Clamp-On Service Entrance Weatherhead Cap For 3/0 To 4/0 Cable Service	220.89	51.28
26 21 13 00-0053	EA	3" Aluminum Clamp-On Service Entrance Weatherhead Cap For 250 To 350 MCM Cable Service	285.14	60.47
26 21 13 00-0054	EA	3-1/2" Aluminum Clamp-On Service Entrance Weatherhead Cap For 400 To 500 MCM Cable Service	401.69	90.71
26 21 13 00-0055	EA	4" Aluminum Clamp-On Service Entrance Weatherhead Cap For 600 To 750 MCM Cable Service	481.91	120.96

26 21 13 00-0056 Service Entrance Cap, Threaded Weatherhead, Polyvinyl Chloride (PVC) (26 21 13 00-0002)

26 21 13 00-0057	EA	1/2" Polyvinyl Chloride (PVC) Threaded Service Entrance Weatherhead Cap For #14 To #12 AWG Cable Service	58.55	21.29
26 21 13 00-0058	EA	3/4" Polyvinyl Chloride (PVC) Threaded Service Entrance Weatherhead Cap For #10 To #8 AWG Cable Service	67.00	24.19
26 21 13 00-0059	EA	1" Polyvinyl Chloride (PVC) Threaded Service Entrance Weatherhead Cap For #6 AWG Cable Service	76.13	26.97
26 21 13 00-0060	EA	1-1/4" Polyvinyl Chloride (PVC) Threaded Service Entrance Weatherhead Cap For #4 To #2 AWG Cable Service	101.40	36.29
26 21 13 00-0061	EA	1-1/2" Polyvinyl Chloride (PVC) Threaded Service Entrance Weatherhead Cap For #4 To #2 AWG Cable Service	110.49	39.19
26 21 13 00-0062	EA	2" Polyvinyl Chloride (PVC) Threaded Service Entrance Weatherhead Cap For 1/0 To 2/0 AWG Cable Service	135.80	45.48
26 21 13 00-0063	EA	2-1/2" Polyvinyl Chloride (PVC) Threaded Service Entrance Weatherhead Cap For 3/0 To 4/0 Cable Service	230.00	51.28
26 21 13 00-0064	EA	3" Polyvinyl Chloride (PVC) Threaded Service Entrance Weatherhead Cap For 250 To 350 MCM Cable Service	257.38	60.47
26 21 13 00-0065	EA	3-1/2" Polyvinyl Chloride (PVC) Threaded Service Entrance Weatherhead Cap For 400 To 500 MCM Cable Service	443.83	90.71
26 21 13 00-0066	EA	4" Polyvinyl Chloride (PVC) Threaded Service Entrance Weatherhead Cap For 600 To 750 MCM Cable Service	615.27	120.96

26 21 16 Low-Voltage Underground Electrical Service Entrance (26 21)

26 21 16 00-0001 Aluminum Triplex For Underground Service, Direct Burial (26 21 16)

Note: Excludes excavation and backfill.

26 21 16 00-0002	MLF	#6 AWG, 600 Volt, Aluminum Triplex URD With Neutral Cable, Stranded Cable, Direct Burial	4,929.28	1,202.19
26 21 16 00-0003	MLF	#4 AWG, 600 Volt, Aluminum Triplex URD With Neutral Cable, Stranded Cable, Direct Burial	5,739.25	1,272.92
26 21 16 00-0004	MLF	#2 AWG, 600 Volt, Aluminum Triplex URD With Neutral Cable, Stranded Cable, Direct Burial	6,926.93	1,352.45
26 21 16 00-0005	MLF	1/0 AWG, 600 Volt, Aluminum Triplex URD With Neutral Cable, Stranded Cable, Direct Burial	8,446.35	1,352.45
26 21 16 00-0006	MLF	2/0 AWG, 600 Volt, Aluminum Triplex URD With Neutral Cable, Stranded Cable, Direct Burial	9,461.13	1,442.66
26 21 16 00-0007	MLF	3/0 AWG, 600 Volt, Aluminum Triplex URD With Neutral Cable, Stranded Cable, Direct Burial	11,286.93	1,664.59
26 21 16 00-0008	MLF	4/0 AWG, 600 Volt, Aluminum Triplex URD With Neutral Cable, Stranded Cable, Direct Burial	13,718.91	2,163.92

26 22 Low-Voltage Transformers (26 20)

26 22 13 Low-Voltage Distribution Transformers (26 22)

26 22 13 00-0001 Single Phase General Purpose "Dry Type" Transformers (26 22 13)

Note: 60 HZ type EP and EPT 115 C rise, 185 C insulation, type DT-3 and DS-3 150 C rise, 220 C insulation. Indoor Use. Wall mounted for up to 10 KVA, floor mounted for 15 KVA and larger. DT-3 and DS-3 use weathershields for outdoor placement. UL listed.



MINOR	CSI	UOM	DESCRIPTION	TOTAL DIRECT UNIT COST	DEMOLITION UNIT COST
26 22	13 00-0002		480 Volt, 120/240 Volt, General Purpose Dry Type Transformers (26 22 13 00-0001)		
			Note: 2-2.5 Percent taps above and 4-2.5 percent taps below.		
26 22	13 00-0003	EA	1 KVA, 480 Volt - 120/240 Volt Transformer, Dry, 1 Phase, 60 Hertz, General Purpose.....	1,127.11	310.54
26 22	13 00-0004	EA	3 KVA, 480 Volt - 120/240 Volt Transformer, Dry, 1 Phase, 60 Hertz, General Purpose.....	1,515.66	372.65
26 22	13 00-0005	EA	5 KVA, 480 Volt - 120/240 Volt Transformer, Dry, 1 Phase, 60 Hertz, General Purpose.....	1,878.06	388.79
26 22	13 00-0006	EA	7.5 KVA, 480 Volt - 120/240 Volt Transformer, Dry, 1 Phase, 60 Hertz, General Purpose.....	2,243.60	403.70
26 22	13 00-0007	EA	10 KVA, 480 Volt - 120/240 Volt Transformer, Dry, 1 Phase, 60 Hertz, General Purpose.....	3,120.71	434.75
26 22	13 00-0008	EA	15 KVA, 480 Volt - 120/240 Volt Transformer, Dry, 1 Phase, 60 Hertz, General Purpose.....	3,695.18	465.81
			For Stainless Steel Core With High Magnetic Permeability And Low Loss, Add	138.18	
			For Silicon Steel Core With High Magnetic Permeability And Low Loss, Add	207.27	
26 22	13 00-0009	EA	25 KVA, 480 Volt - 120/240 Volt Transformer, Dry, 1 Phase, 60 Hertz, General Purpose.....	4,043.99	496.86
			For Stainless Steel Core With High Magnetic Permeability And Low Loss, Add	152.51	
			For Silicon Steel Core With High Magnetic Permeability And Low Loss, Add	228.77	
26 22	13 00-0010	EA	37.5 KVA, 480 Volt - 120/240 Volt Transformer, Dry, 1 Phase, 60 Hertz, General Purpose.....	3,961.41	558.97
			For Stainless Steel Core With High Magnetic Permeability And Low Loss, Add	142.17	
			For Silicon Steel Core With High Magnetic Permeability And Low Loss, Add	213.26	
26 22	13 00-0011	EA	50 KVA, 480 Volt - 120/240 Volt Transformer, Dry, 1 Phase, 60 Hertz, General Purpose.....	4,702.13	621.08
			For Stainless Steel Core With High Magnetic Permeability And Low Loss, Add	173.00	
			For Silicon Steel Core With High Magnetic Permeability And Low Loss, Add	259.50	
26 22	13 00-0012	EA	75 KVA, 480 Volt - 120/240 Volt Transformer, Dry, 1 Phase, 60 Hertz, General Purpose.....	6,180.62	745.29
			For Stainless Steel Core With High Magnetic Permeability And Low Loss, Add	234.50	
			For Silicon Steel Core With High Magnetic Permeability And Low Loss, Add	351.75	
26 22	13 00-0013	EA	100 KVA, 480 Volt - 120/240 Volt Transformer, Dry, 1 Phase, 60 Hertz, General Purpose.....	7,804.89	869.51
			For Stainless Steel Core With High Magnetic Permeability And Low Loss, Add	303.29	
			For Silicon Steel Core With High Magnetic Permeability And Low Loss, Add	454.94	
26 22	13 00-0014	EA	167 KVA, 480 Volt - 120/240 Volt Transformer, Dry, 1 Phase, 60 Hertz, General Purpose.....	12,297.25	1,117.95
			For Stainless Steel Core With High Magnetic Permeability And Low Loss, Add	503.07	
			For Silicon Steel Core With High Magnetic Permeability And Low Loss, Add	754.60	
26 22	13 00-0015	EA	250 KVA, 480 Volt - 120/240 Volt Transformer, Dry, 1 Phase, 60 Hertz, General Purpose.....	21,820.13	1,366.37
			For Stainless Steel Core With High Magnetic Permeability And Low Loss, Add	954.37	
			For Silicon Steel Core With High Magnetic Permeability And Low Loss, Add	1,431.55	
26 22	13 00-0016	EA	333 KVA, 480 Volt - 120/240 Volt Transformer, Dry, 1 Phase, 60 Hertz, General Purpose.....	33,900.06	1,552.70
			For Stainless Steel Core With High Magnetic Permeability And Low Loss, Add	1,539.73	
			For Silicon Steel Core With High Magnetic Permeability And Low Loss, Add	2,309.60	
26 22	13 00-0017		240 x 480 Volt, 120/240 Volt, General Purpose Dry Type Transformers (26 22 13 00-0001)		
			Note: 1-10 Percent x 2-5 percent FCBN taps.		
26 22	13 00-0018	EA	3 KVA, 240 x 480 Volt - 120/240 Volt Transformer, 1 Phase, 60 Hertz, General Purpose, Dry.....	1,280.16	372.65
26 22	13 00-0019	EA	5 KVA, 240 x 480 Volt - 120/240 Volt Transformer, 1 Phase, 60 Hertz, General Purpose, Dry.....	1,500.69	388.17
26 22	13 00-0020	EA	7.5 KVA, 240 x 480 Volt - 120/240 Volt Transformer, 1 Phase, 60 Hertz, General Purpose, Dry.....	1,821.77	403.70
26 22	13 00-0021	EA	10 KVA, 240 x 480 Volt - 120/240 Volt Transformer, 1 Phase, 60 Hertz, General Purpose, Dry.....	2,128.75	434.75
26 22	13 00-0022		240 x 480 Volt, 120/240 Volt, General Purpose Dry Type Transformers (26 22 13 00-0001)		
			Note: 2-5 Percent x 4 - 2.5 percent FCBN taps.		
26 22	13 00-0023	EA	15 KVA, 240 x 480 Volt - 120/240 Volt Transformer, 1 Phase, 60 Hertz, General Purpose, Dry.....	3,695.18	465.81
26 22	13 00-0024	EA	25 KVA, 240 x 480 Volt - 120/240 Volt Transformer, 1 Phase, 60 Hertz, General Purpose, Dry.....	4,043.99	496.86
26 22	13 00-0025		1 Phase Mounting Brackets (26 22 13 00-0001)		
26 22	13 00-0026	EA	1 Phase Mounting Brackets (Set Of 2) For Transformers Up To 100 KVA.....	607.97	221.01
26 22	13 00-0027		1 Phase Weathershields (26 22 13 00-0001)		
			Note: Use with types DT-3 and DS-3.		
26 22	13 00-0028	EA	37.5 KVA 1 Phase Weathershields, Set Of 2.....	99.55	
26 22	13 00-0029	EA	50 KVA 1 Phase Weathershields, Set Of 2.....	126.90	
26 22	13 00-0030	EA	75 KVA 1 Phase Weathershields, Set Of 2.....	151.32	
26 22	13 00-0031	EA	100 KVA 1 Phase Weathershields, Set Of 2.....	180.52	
26 22	13 00-0032	EA	167 KVA 1 Phase Weathershields, Set Of 2.....	244.23	
26 22	13 00-0033	EA	250 KVA 1 Phase Weathershields, Set Of 2.....	292.02	
26 22	13 00-0034	EA	333 KVA 1 Phase Weathershields, Set Of 2.....	358.39	
26 22	13 00-0035		Packaged Power Supply (26 22 13 00-0001)		
			Note: 2-5 Percent FCBN taps.		
26 22	13 00-0036	EA	5 KVA, 480 Volt - 120/240 Volt, Transformer With 6 - 1 Pole / 3 - 2 Pole Max 20 Amperes Breakers.....	2,239.92	388.17
26 22	13 00-0037	EA	7.5 KVA, 480 Volt - 120/240 Volt, Transformer With 8 - 1 Pole / 4 - 2 Pole Max 30 Amperes Breakers.....	2,518.73	403.70
26 22	13 00-0038	EA	10 KVA, 480 Volt - 120/240 Volt, Transformer With 10 - 1 Pole / 5 - 2 Pole Max 40 Amperes Breakers.....	2,728.42	434.75
26 22	13 00-0039	EA	15 KVA, 480 Volt - 120/240 Volt, Transformer With 16 - 1 Pole / 8 - 2 Pole Max 60 Amperes Breakers.....	3,344.28	465.81
26 22	13 00-0040	EA	25 KVA, 480 Volt - 120/240 Volt, Transformer With 24 - 1 Pole / 12 - 2 Pole Max 100 Amperes Breakers.....	4,592.41	496.86
26 22	13 00-0041		240 Volt, 120/240 Volt, Single Phase Isolation Transformer Computer Grade (26 22 13 00-0001)		
26 22	13 00-0042	EA	0.5 KVA, 1 Phase, 240 Volt - 120/240 Volt, Isolation Transformer.....	1,660.68	279.49
26 22	13 00-0043	EA	1 KVA, 1 Phase, 240 Volt - 120/240 Volt, Isolation Transformer.....	2,333.37	310.54
26 22	13 00-0044	EA	2.5 KVA, 1 Phase, 240 Volt - 120/240 Volt, Isolation Transformer.....	2,723.05	372.65
26 22	13 00-0045	EA	5 KVA, 1 Phase, 240 Volt - 120/240 Volt, Isolation Transformer.....	3,006.31	388.17

26 Electrical
26 20 Low-Voltage Electrical Distribution
26 22 Low-Voltage Transformers



MINOR	CSI	UOM	DESCRIPTION	TOTAL DIRECT UNIT COST	DEMOLITION UNIT COST
26 22 13 00-0046	EA		7.5 KVA, 1 Phase, 240 Volt - 120/240 Volt, Isolation Transformer	3,382.47	403.70
26 22 13 00-0047	EA		10 KVA, 1 Phase, 240 Volt - 120/240 Volt, Isolation Transformer	4,347.18	434.75
26 22 13 00-0048	EA		15 KVA, 1 Phase, 240 Volt - 120/240 Volt, Isolation Transformer	5,625.15	465.81
26 22 13 00-0049			1 Phase, 208/600 Volt, Dry General Purpose Transformer (26 22 13 00-0001)		
26 22 13 00-0050	EA		15 KVA, 208/600 Volt, Transformer, 1 Phase, 60 Hertz, General Purpose, Dry	6,905.63	465.81
26 22 13 00-0051	EA		25 KVA, 208/600 Volt, Transformer, 1 Phase, 60 Hertz, General Purpose, Dry	7,165.75	496.86
26 22 13 00-0052	EA		30 KVA, 208/600 Volt, Transformer, 1 Phase, 60 Hertz, General Purpose, Dry	7,446.94	527.91
26 22 13 00-0053	EA		37.5 KVA, 208/600 Volt, Transformer, 1 Phase, 60 Hertz, General Purpose, Dry	9,800.37	558.97
26 22 13 00-0054	EA		45 KVA, 208/600 Volt, Transformer, 1 Phase, 60 Hertz, General Purpose, Dry	10,185.93	590.02
26 22 13 00-0055	EA		50 KVA, 208/600 Volt, Transformer, 1 Phase, 60 Hertz, General Purpose, Dry	13,551.19	621.08
26 22 13 00-0056			3 Phase General Purpose "Dry Type" Transformer (26 22 13)		
Note: 60 HZ type EP and EPT 115 C rise, 185 C insulation, type DT-3 and DS-3 150 C rise, 220 C insulation. Indoor use. Wall mounted for up to 10 KVA, floor mounted for 15 KVA and larger. DT-3 and DS-3 use weathershields for outdoor placement. UL listed.					
26 22 13 00-0057			Packaged Power Supply (26 22 13 00-0056)		
Note: 2-5 Percent FCBN taps.					
26 22 13 00-0058	EA		15 KVA, 480 Volt - 208/120 Volt, Transformer With 12 - 1 Pole / 4 - 3 Pole Max, 40 Amperes Breakers	9,685.83	1,335.32
For Stainless Steel Core With High Magnetic Permeability And Low Loss, Add				350.76	
For Silicon Steel Core With High Magnetic Permeability And Low Loss, Add				526.14	
26 22 13 00-0059	EA		22.5 KVA, 480 Volt - 208/120 Volt, Transformer With 18 - 1 Pole / 6 - 3 Pole Max, 60 Amperes Breakers	11,550.30	1,428.48
For Stainless Steel Core With High Magnetic Permeability And Low Loss, Add				434.67	
For Silicon Steel Core With High Magnetic Permeability And Low Loss, Add				652.00	
26 22 13 00-0060	EA		30 KVA, 480 Volt - 208/120 Volt, Transformer With 24 - 1 Pole / 8 - 3 Pole Max, 80 Amperes Breakers	13,772.00	1,552.70
For Stainless Steel Core With High Magnetic Permeability And Low Loss, Add				533.33	
For Silicon Steel Core With High Magnetic Permeability And Low Loss, Add				800.00	
26 22 13 00-0061			Drive Isolation Transformers (26 22 13 00-0056)		
Note: Only use in step-up applications.					
26 22 13 00-0062			230 Volt Drive Isolation Transformers (26 22 13 00-0061)		
26 22 13 00-0063	EA		7.5 KVA, 230 Volt, 3 Phase, Delta Primary: 460/266 Volt, 3 Phase, Secondary, Drive Isolation Transformers	7,202.65	496.86
26 22 13 00-0064	EA		11 KVA, 230 Volt, 3 Phase, Delta Primary: 460/266 Volt, 3 Phase, Secondary, Drive Isolation Transformers	8,426.03	527.91
26 22 13 00-0065	EA		15 KVA, 230 Volt, 3 Phase, Delta Primary: 460/266 Volt, 3 Phase, Secondary, Drive Isolation Transformers	8,720.40	558.97
26 22 13 00-0066	EA		20 KVA, 230 Volt, 3 Phase, Delta Primary: 460/266 Volt, 3 Phase, Secondary, Drive Isolation Transformers	10,290.60	590.02
26 22 13 00-0067	EA		27 KVA, 230 Volt, 3 Phase, Delta Primary: 460/266 Volt, 3 Phase, Secondary, Drive Isolation Transformers	10,653.26	652.13
26 22 13 00-0068	EA		34 KVA, 230 Volt, 3 Phase, Delta Primary: 460/266 Volt, 3 Phase, Secondary, Drive Isolation Transformers	11,712.69	714.24
26 22 13 00-0069	EA		40 KVA, 230 Volt, 3 Phase, Delta Primary: 460/266 Volt, 3 Phase, Secondary, Drive Isolation Transformers	13,242.82	776.35
26 22 13 00-0070	EA		51 KVA, 230 Volt, 3 Phase, Delta Primary: 460/266 Volt, 3 Phase, Secondary, Drive Isolation Transformers	15,407.95	869.51
26 22 13 00-0071	EA		63 KVA, 230 Volt, 3 Phase, Delta Primary: 460/266 Volt, 3 Phase, Secondary, Drive Isolation Transformers	16,674.68	900.57
26 22 13 00-0072	EA		75 KVA, 230 Volt, 3 Phase, Delta Primary: 460/266 Volt, 3 Phase, Secondary, Drive Isolation Transformers	19,248.23	931.62
26 22 13 00-0073	EA		93 KVA, 230 Volt, 3 Phase, Delta Primary: 460/266 Volt, 3 Phase, Secondary, Drive Isolation Transformers	24,212.43	962.68
26 22 13 00-0074	EA		118 KVA, 230 Volt, 3 Phase, Delta Primary: 460/266 Volt, 3 Phase, Secondary, Drive Isolation Transformers	27,183.41	1,180.05
26 22 13 00-0075	EA		145 KVA, 230 Volt, 3 Phase, Delta Primary: 460/266 Volt, 3 Phase, Secondary, Drive Isolation Transformers	30,320.74	1,242.16
26 22 13 00-0076	EA		175 KVA, 230 Volt, 3 Phase, Delta Primary: 460/266 Volt, 3 Phase, Secondary, Drive Isolation Transformers	34,733.91	1,304.26
26 22 13 00-0077	EA		220 KVA, 230 Volt, 3 Phase, Delta Primary: 460/266 Volt, 3 Phase, Secondary, Drive Isolation Transformers	42,368.71	1,552.70
26 22 13 00-0078	EA		275 KVA, 230 Volt, 3 Phase, Delta Primary: 460/266 Volt, 3 Phase, Secondary, Drive Isolation Transformers	56,132.10	1,832.19
26 22 13 00-0079	EA		330 KVA, 230 Volt, 3 Phase, Delta Primary: 460/266 Volt, 3 Phase, Secondary, Drive Isolation Transformers	59,248.44	2,018.50
26 22 13 00-0080	EA		440 KVA, 230 Volt, 3 Phase, Delta Primary: 460/266 Volt, 3 Phase, Secondary, Drive Isolation Transformers	72,153.68	2,235.89
26 22 13 00-0081	EA		550 KVA, 230 Volt, 3 Phase, Delta Primary: 460/266 Volt, 3 Phase, Secondary, Drive Isolation Transformers	89,056.96	2,484.32
26 22 13 00-0082			208V Drive Isolation Transformers (26 22 13 00-0061)		
26 22 13 00-0083	EA		7.5 KVA, 208 Volt, 3 Phase, Delta Primary: 460/266 Volt, 3 Phase, Secondary, Drive Isolation Transformers	7,518.69	496.86
26 22 13 00-0084	EA		11 KVA, 208 Volt, 3 Phase, Delta Primary: 460/266 Volt, 3 Phase, Secondary, Drive Isolation Transformers	8,801.18	527.91
26 22 13 00-0085	EA		15 KVA, 208 Volt, 3 Phase, Delta Primary: 460/266 Volt, 3 Phase, Secondary, Drive Isolation Transformers	9,107.36	558.97
26 22 13 00-0086	EA		20 KVA, 208 Volt, 3 Phase, Delta Primary: 460/266 Volt, 3 Phase, Secondary, Drive Isolation Transformers	10,754.33	590.02
26 22 13 00-0087	EA		27 KVA, 208 Volt, 3 Phase, Delta Primary: 460/266 Volt, 3 Phase, Secondary, Drive Isolation Transformers	11,129.12	652.13
26 22 13 00-0088	EA		30 KVA, 208 Volt, 3 Phase, Delta Primary: 460/266 Volt, 3 Phase, Secondary, Drive Isolation Transformers	12,174.04	683.19
26 22 13 00-0089	EA		45 KVA, 208 Volt, 3 Phase, Delta Primary: 460/266 Volt, 3 Phase, Secondary, Drive Isolation Transformers	13,899.95	807.40
26 22 13 00-0090	EA		51 KVA, 208 Volt, 3 Phase, Delta Primary: 460/266 Volt, 3 Phase, Secondary, Drive Isolation Transformers	16,103.70	869.51
26 22 13 00-0091	EA		63 KVA, 208 Volt, 3 Phase, Delta Primary: 460/266 Volt, 3 Phase, Secondary, Drive Isolation Transformers	17,431.74	900.57
26 22 13 00-0092	EA		75 KVA, 208 Volt, 3 Phase, Delta Primary: 460/266 Volt, 3 Phase, Secondary, Drive Isolation Transformers	20,133.12	931.62
26 22 13 00-0093	EA		93 KVA, 208 Volt, 3 Phase, Delta Primary: 460/266 Volt, 3 Phase, Secondary, Drive Isolation Transformers	25,346.85	962.68
26 22 13 00-0094	EA		118 KVA, 208 Volt, 3 Phase, Delta Primary: 460/266 Volt, 3 Phase, Secondary, Drive Isolation Transformers	28,446.91	1,180.05
26 22 13 00-0095	EA		145 KVA, 208 Volt, 3 Phase, Delta Primary: 460/266 Volt, 3 Phase, Secondary, Drive Isolation Transformers	31,737.61	1,242.16
26 22 13 00-0096	EA		175 KVA, 208 Volt, 3 Phase, Delta Primary: 460/266 Volt, 3 Phase, Secondary, Drive Isolation Transformers	36,369.10	1,304.26
26 22 13 00-0097	EA		220 KVA, 208 Volt, 3 Phase, Delta Primary: 460/266 Volt, 3 Phase, Secondary, Drive Isolation Transformers	44,367.22	1,552.70
26 22 13 00-0098			480 Volt x 208Y/120 Volt, 2-2.5 Percent FCBN Taps (26 22 13 00-0056)		
26 22 13 00-0099	EA		9 KVA, 480 x 208 Y / 120 Volt, Transformer, 3 Phase, 60 Hertz, General Purpose, Dry	5,070.45	512.39
26 22 13 00-0100	EA		15 KVA, 480 x 208 Y / 120 Volt, Transformer, 3 Phase, 60 Hertz, General Purpose, Dry	6,669.10	558.97
For Stainless Steel Core With High Magnetic Permeability And Low Loss, Add				277.56	
For Silicon Steel Core With High Magnetic Permeability And Low Loss, Add				416.34	



MINOR CSI UOM DESCRIPTION	TOTAL DIRECT UNIT COST	DEMOLITION UNIT COST
------------------------------	---------------------------	-------------------------

26 22 13 00-0101	480 Volt x 208Y/120 Volt, 2-2.5 Percent FCAN And 4-2.5 Percent FCBN Taps <small>(26 22 13 00-0056)</small>		
26 22 13 00-0102	EA 30 KVA, 480 x 208 Y / 120 Volt, Transformer, 3 Phase, 60 Hertz, General Purpose, Dry..... For Stainless Steel Core With High Magnetic Permeability And Low Loss, Add For Silicon Steel Core With High Magnetic Permeability And Low Loss, Add For K4 Factor Rating, Add For K13 Factor Rating, Add For K20 Factor Rating, Add	7,464.16 304.89 457.33 4,268.45 6,097.79 7,927.13	683.19
26 22 13 00-0103	EA 37.5 KVA, 480 x 208 Y / 120 Volt, Transformer, 3 Phase, 60 Hertz, General Purpose, Dry..... For Stainless Steel Core With High Magnetic Permeability And Low Loss, Add For Silicon Steel Core With High Magnetic Permeability And Low Loss, Add For K4 Factor Rating, Add For K13 Factor Rating, Add For K20 Factor Rating, Add	9,027.80 376.86 565.29 5,276.05 7,537.21 9,798.37	745.29
26 22 13 00-0104	EA 45 KVA, 480 x 208 Y / 120 Volt, Transformer, 3 Phase, 60 Hertz, General Purpose, Dry..... For Stainless Steel Core With High Magnetic Permeability And Low Loss, Add For Silicon Steel Core With High Magnetic Permeability And Low Loss, Add For K4 Factor Rating, Add For K13 Factor Rating, Add For K20 Factor Rating, Add	9,432.81 390.90 586.35 5,472.60 7,818.00 10,163.40	807.40
26 22 13 00-0105	EA 50 KVA, 480 x 208 Y / 120 Volt, Transformer, 3 Phase, 60 Hertz, General Purpose, Dry..... For Stainless Steel Core With High Magnetic Permeability And Low Loss, Add For Silicon Steel Core With High Magnetic Permeability And Low Loss, Add For K4 Factor Rating, Add For K13 Factor Rating, Add For K20 Factor Rating, Add	12,424.50 534.27 801.41 7,479.83 10,685.47 13,891.11	869.51
26 22 13 00-0106	EA 75 KVA, 480 x 208 Y / 120 Volt, Transformer, 3 Phase, 60 Hertz, General Purpose, Dry..... For Stainless Steel Core With High Magnetic Permeability And Low Loss, Add For Silicon Steel Core With High Magnetic Permeability And Low Loss, Add For K4 Factor Rating, Add For K13 Factor Rating, Add For K20 Factor Rating, Add	12,237.22 518.70 778.05 7,261.79 10,373.98 13,486.17	931.62
26 22 13 00-0107	EA 112.5 KVA, 480 x 208 Y / 120 Volt, Transformer, 3 Phase, 60 Hertz, General Purpose, Dry..... For Stainless Steel Core With High Magnetic Permeability And Low Loss, Add For Silicon Steel Core With High Magnetic Permeability And Low Loss, Add For K4 Factor Rating, Add For K13 Factor Rating, Add For K20 Factor Rating, Add	15,240.88 650.25 975.37 9,103.49 13,004.99 16,906.49	1,117.95
26 22 13 00-0108	EA 150 KVA, 480 x 208 Y / 120 Volt, Transformer, 3 Phase, 60 Hertz, General Purpose, Dry..... For Stainless Steel Core With High Magnetic Permeability And Low Loss, Add For Silicon Steel Core With High Magnetic Permeability And Low Loss, Add For K4 Factor Rating, Add For K13 Factor Rating, Add For K20 Factor Rating, Add	19,828.48 867.21 1,300.81 12,140.91 17,344.16 22,547.41	1,242.16
26 22 13 00-0109	EA 225 KVA, 480 x 208 Y / 120 Volt, Transformer, 3 Phase, 60 Hertz, General Purpose, Dry..... For Stainless Steel Core With High Magnetic Permeability And Low Loss, Add For Silicon Steel Core With High Magnetic Permeability And Low Loss, Add For K4 Factor Rating, Add For K13 Factor Rating, Add For K20 Factor Rating, Add	27,069.60 1,198.21 1,797.32 16,774.94 23,964.20 31,153.46	1,552.70
26 22 13 00-0110	EA 300 KVA, 480 x 208 Y / 120 Volt, Transformer, 3 Phase, 60 Hertz, General Purpose, Dry..... For Stainless Steel Core With High Magnetic Permeability And Low Loss, Add For Silicon Steel Core With High Magnetic Permeability And Low Loss, Add For K4 Factor Rating, Add For K13 Factor Rating, Add For K20 Factor Rating, Add	32,989.38 1,456.93 2,185.40 20,397.08 29,138.69 37,880.30	1,925.34
26 22 13 00-0111	EA 500 KVA, 480 x 208 Y / 120 Volt, Transformer, 3 Phase, 60 Hertz, General Purpose, Dry..... For Stainless Steel Core With High Magnetic Permeability And Low Loss, Add For Silicon Steel Core With High Magnetic Permeability And Low Loss, Add For K4 Factor Rating, Add For K13 Factor Rating, Add For K20 Factor Rating, Add	47,389.10 2,133.44 3,200.17 29,868.22 42,668.89 55,469.56	2,360.10
26 22 13 00-0112	EA 750 KVA, 480 x 208 Y / 120 Volt, Transformer, 3 Phase, 60 Hertz, General Purpose, Dry..... For Stainless Steel Core With High Magnetic Permeability And Low Loss, Add For Silicon Steel Core With High Magnetic Permeability And Low Loss, Add For K4 Factor Rating, Add For K13 Factor Rating, Add For K20 Factor Rating, Add	109,793.11 5,203.96 7,805.94 72,855.43 104,079.18 135,302.93	2,839.91
26 22 13 00-0113	EA 1,000 KVA, 480 x 208 Y / 120 Volt, Transformer, 3 Phase, 60 Hertz, General Purpose, Dry..... For Stainless Steel Core With High Magnetic Permeability And Low Loss, Add For Silicon Steel Core With High Magnetic Permeability And Low Loss, Add For K4 Factor Rating, Add For K13 Factor Rating, Add For K20 Factor Rating, Add	144,778.71 6,928.40 10,392.59 96,997.54 138,567.91 180,138.28	3,105.40
26 22 13 00-0114	480 Volt x 208Y/120 Volt, 2-2.5 Percent FCAN And 2-2.5 Percent FCBN Taps <small>(26 22 13 00-0056)</small>		
26 22 13 00-0115	EA 6 KVA, 480 x 208 Y / 120 Volt, Transformer, 3 Phase, 60 Hertz, General Purpose, Dry..... For K4 Factor Rating, Add For K13 Factor Rating, Add For K20 Factor Rating, Add	4,115.85 2,207.22 3,153.17 4,099.12	481.33

26 Electrical
26 20 Low-Voltage Electrical Distribution
26 22 Low-Voltage Transformers



MINOR	CSI	UOM	DESCRIPTION	TOTAL DIRECT UNIT COST	DEMOLITION UNIT COST
26 22 13 00-0116	EA		9 KVA, 480 x 208 Y / 120 Volt, Transformer, 3 Phase, 60 Hertz, General Purpose, Dry <i>For K4 Factor Rating, Add</i> <i>For K13 Factor Rating, Add</i> <i>For K20 Factor Rating, Add</i>	5,070.45 2,831.97 4,045.67 5,259.37	512.39
26 22 13 00-0117	EA		15 KVA, 480 x 208 Y / 120 Volt, Transformer, 3 Phase, 60 Hertz, General Purpose, Dry <i>For Stainless Steel Core With High Magnetic Permeability And Low Loss, Add</i> <i>For Silicon Steel Core With High Magnetic Permeability And Low Loss, Add</i> <i>For K4 Factor Rating, Add</i> <i>For K13 Factor Rating, Add</i> <i>For K20 Factor Rating, Add</i>	6,669.10 277.56 416.34 3,885.81 5,551.15 7,216.50	558.97
26 22 13 00-0118			480 Volt x 480Y/277 Volt, 2-2.5 Percent FCAN And 4 Percent FCBN Taps <small>(26 22 13 00-0056)</small>		
26 22 13 00-0119	EA		30 KVA, 480 x 480 Y / 277 Volt, Transformer, 3 Phase, 60 Hertz, General Purpose, Dry <i>For Stainless Steel Core With High Magnetic Permeability And Low Loss, Add</i> <i>For Silicon Steel Core With High Magnetic Permeability And Low Loss, Add</i> <i>For K4 Factor Rating, Add</i> <i>For K13 Factor Rating, Add</i> <i>For K20 Factor Rating, Add</i>	12,973.77 580.37 870.56 8,125.18 11,607.40 15,089.62	683.19
26 22 13 00-0120	EA		45 KVA, 480 x 480 Y / 277 Volt, Transformer, 3 Phase, 60 Hertz, General Purpose, Dry <i>For Stainless Steel Core With High Magnetic Permeability And Low Loss, Add</i> <i>For Silicon Steel Core With High Magnetic Permeability And Low Loss, Add</i> <i>For K4 Factor Rating, Add</i> <i>For K13 Factor Rating, Add</i> <i>For K20 Factor Rating, Add</i>	14,531.53 645.84 968.75 9,041.70 12,916.72 16,791.74	807.40
26 22 13 00-0121	EA		75 KVA, 480 x 480 Y / 277 Volt, Transformer, 3 Phase, 60 Hertz, General Purpose, Dry <i>For Stainless Steel Core With High Magnetic Permeability And Low Loss, Add</i> <i>For Silicon Steel Core With High Magnetic Permeability And Low Loss, Add</i> <i>For K4 Factor Rating, Add</i> <i>For K13 Factor Rating, Add</i> <i>For K20 Factor Rating, Add</i>	21,508.04 982.24 1,473.36 13,751.36 19,644.80 25,538.24	931.62
26 22 13 00-0122	EA		112.5 KVA, 480 x 480 Y / 277 Volt, Transformer, 3 Phase, 60 Hertz, General Purpose, Dry <i>For Stainless Steel Core With High Magnetic Permeability And Low Loss, Add</i> <i>For Silicon Steel Core With High Magnetic Permeability And Low Loss, Add</i> <i>For K4 Factor Rating, Add</i> <i>For K13 Factor Rating, Add</i> <i>For K20 Factor Rating, Add</i>	27,015.01 1,238.96 1,858.43 17,345.38 24,779.12 32,212.86	1,117.95
26 22 13 00-0123	EA		150 KVA, 480 x 480 Y / 277 Volt, Transformer, 3 Phase, 60 Hertz, General Purpose, Dry <i>For Stainless Steel Core With High Magnetic Permeability And Low Loss, Add</i> <i>For Silicon Steel Core With High Magnetic Permeability And Low Loss, Add</i> <i>For K4 Factor Rating, Add</i> <i>For K13 Factor Rating, Add</i> <i>For K20 Factor Rating, Add</i>	32,564.50 1,504.01 2,256.01 21,056.13 30,080.18 39,104.23	1,242.16
26 22 13 00-0124	EA		225 KVA, 480 x 480 Y / 277 Volt, Transformer, 3 Phase, 60 Hertz, General Purpose, Dry <i>For Stainless Steel Core With High Magnetic Permeability And Low Loss, Add</i> <i>For Silicon Steel Core With High Magnetic Permeability And Low Loss, Add</i> <i>For K4 Factor Rating, Add</i> <i>For K13 Factor Rating, Add</i> <i>For K20 Factor Rating, Add</i>	41,752.59 1,932.36 2,898.54 27,053.03 38,647.19 50,241.35	1,552.70
26 22 13 00-0125	EA		300 KVA, 480 x 480 Y / 277 Volt, Transformer, 3 Phase, 60 Hertz, General Purpose, Dry <i>For Stainless Steel Core With High Magnetic Permeability And Low Loss, Add</i> <i>For Silicon Steel Core With High Magnetic Permeability And Low Loss, Add</i> <i>For K4 Factor Rating, Add</i> <i>For K13 Factor Rating, Add</i> <i>For K20 Factor Rating, Add</i>	50,755.96 2,345.26 3,517.90 32,833.69 46,905.27 60,976.85	1,925.34
26 22 13 00-0126	EA		500 KVA, 480 x 480 Y / 277 Volt, Transformer, 3 Phase, 60 Hertz, General Purpose, Dry <i>For Stainless Steel Core With High Magnetic Permeability And Low Loss, Add</i> <i>For Silicon Steel Core With High Magnetic Permeability And Low Loss, Add</i> <i>For K4 Factor Rating, Add</i> <i>For K13 Factor Rating, Add</i> <i>For K20 Factor Rating, Add</i>	81,759.59 3,851.97 5,777.95 53,927.57 77,039.38 100,151.19	2,360.10
26 22 13 00-0127			3 Phase 60 Hz K20 Dry Type Transformers <small>(26 22 13 00-0056)</small>		
26 22 13 00-0128			3 Phase 60 Hz K20 Dry Type Transformers, 115 C Rise <small>(26 22 13 00-0127)</small> Note: 220 C insulation 480 V-208 Y/120 V, 2-2.5 Percent above and 4-2.5 percent taps below.		
26 22 13 00-0129	EA		15 KVA, 480 Volt - 208 Y / 120 Volt Transformer, 3 Phase, 60 Hertz, K20	6,222.85	558.97
26 22 13 00-0130	EA		30 KVA, 480 Volt - 208 Y / 120 Volt Transformer, 3 Phase, 60 Hertz, K20	9,452.81	683.19
26 22 13 00-0131	EA		45 KVA, 480 Volt - 208 Y / 120 Volt Transformer, 3 Phase, 60 Hertz, K20	13,928.36	807.40
26 22 13 00-0132	EA		75 KVA, 480 Volt - 208 Y / 120 Volt Transformer, 3 Phase, 60 Hertz, K20	17,825.25	931.62
26 22 13 00-0133	EA		112.5 KVA, 480 Volt - 208 Y / 120 Volt Transformer, 3 Phase, 60 Hertz, K20	26,858.09	1,117.95
26 22 13 00-0134	EA		150 KVA, 480 Volt - 208 Y / 120 Volt Transformer, 3 Phase, 60 Hertz, K20	32,701.80	1,242.16
26 22 13 00-0135	EA		225 KVA, 480 Volt - 208 Y / 120 Volt Transformer, 3 Phase, 60 Hertz, K20	38,001.15	1,552.70
26 22 13 00-0136	EA		300 KVA, 480 Volt - 208 Y / 120 Volt Transformer, 3 Phase, 60 Hertz, K20	60,509.70	1,925.34
26 22 13 00-0137			3 Phase 60 Hz K20 Dry Type Transformers, 80 C Rise <small>(26 22 13 00-0127)</small> Note: 220 C insulation 480 V-208 Y/120 V, 2-2.5 Percent above and 4-2.5 percent taps below.		
26 22 13 00-0138	EA		15 KVA, 480 Volt - 208 Y / 120 Volt Transformer, 3 Phase, 60 Hertz, K20	7,247.75	558.97
26 22 13 00-0139	EA		30 KVA, 480 Volt - 208 Y / 120 Volt Transformer, 3 Phase, 60 Hertz, K20	11,071.08	683.19
26 22 13 00-0140	EA		45 KVA, 480 Volt - 208 Y / 120 Volt Transformer, 3 Phase, 60 Hertz, K20	16,390.09	807.40
26 22 13 00-0141	EA		75 KVA, 480 Volt - 208 Y / 120 Volt Transformer, 3 Phase, 60 Hertz, K20	21,012.75	931.62
26 22 13 00-0142	EA		112.5 KVA, 480 Volt - 208 Y / 120 Volt Transformer, 3 Phase, 60 Hertz, K20	31,781.55	1,117.95
26 22 13 00-0143	EA		150 KVA, 480 Volt - 208 Y / 120 Volt Transformer, 3 Phase, 60 Hertz, K20	38,748.25	1,242.16



MINOR CSI UOM DESCRIPTION	TOTAL DIRECT UNIT COST	DEMOLITION UNIT COST
26 22 13 00-0144 EA 225 KVA, 480 Volt - 208 Y / 120 Volt Transformer, 3 Phase, 60 Hertz, K20	44,979.32	1,552.70
26 22 13 00-0145 EA 300 KVA, 480 Volt - 208 Y / 120 Volt Transformer, 3 Phase, 60 Hertz, K20	71,842.48	1,925.34
26 22 13 00-0146 NEMA Premium Efficient Dry Type Transformers (26 22 13 00-0056)		
26 22 13 00-0147 Aluminum Windings, NEMA Premium Efficient Dry Type Transformers (26 22 13 00-0146)		
Note: Two taps at 2.5%, four at -2.5%.		
26 22 13 00-0148 150 Degree C Temperature Rise, Aluminum Windings, NEMA Premium Efficient Dry Type Transformers (26 22 13 00-0147)		
26 22 13 00-0149 EA 15 kVA, 480 Volt Delta 208Y/120 Volt, 3 Phase, K-1, NEMA 2 Enclosure, 150 Degree C Temperature Rise, Aluminum Windings, NEMA Premium Efficient Dry Type Transformer	3,310.79	555.63
26 22 13 00-0150 EA 30 kVA, 480 Volt Delta 208Y/120 Volt, 3 Phase, K-1, NEMA 2 Enclosure, 150 Degree C Temperature Rise, Aluminum Windings, NEMA Premium Efficient Dry Type Transformer	4,039.16	679.10
26 22 13 00-0151 EA 45 kVA, 480 Volt Delta 208Y/120 Volt, 3 Phase, K-1, NEMA 2 Enclosure, 150 Degree C Temperature Rise, Aluminum Windings, NEMA Premium Efficient Dry Type Transformer	4,862.83	802.59
26 22 13 00-0152 EA 75 kVA, 480 Volt Delta 208Y/120 Volt, 3 Phase, K-1, NEMA 2 Enclosure, 150 Degree C Temperature Rise, Aluminum Windings, NEMA Premium Efficient Dry Type Transformer	6,468.06	926.06
26 22 13 00-0153 EA 112.5 kVA, 480 Volt Delta 208Y/120 Volt, 3 Phase, K-1, NEMA 2 Enclosure, 150 Degree C Temperature Rise, Aluminum Windings, NEMA Premium Efficient Dry Type Transformer	8,602.04	1,111.26
26 22 13 00-0154 EA 150 kVA, 480 Volt Delta 208Y/120 Volt, 3 Phase, K-1, NEMA 2 Enclosure, 150 Degree C Temperature Rise, Aluminum Windings, NEMA Premium Efficient Dry Type Transformer	10,641.47	1,234.75
26 22 13 00-0155 EA 225 kVA, 480 Volt Delta 208Y/120 Volt, 3 Phase, K-1, NEMA 2 Enclosure, 150 Degree C Temperature Rise, Aluminum Windings, NEMA Premium Efficient Dry Type Transformer	14,071.17	1,543.42
26 22 13 00-0156 EA 300 kVA, 480 Volt Delta 208Y/120 Volt, 3 Phase, K-1, NEMA 2 Enclosure, 150 Degree C Temperature Rise, Aluminum Windings, NEMA Premium Efficient Dry Type Transformer	19,704.08	1,913.85
26 22 13 00-0157 115 Degree C Temperature Rise, Aluminum Windings, NEMA Premium Efficient Dry Type Transformers (26 22 13 00-0147)		
26 22 13 00-0158 EA 15 kVA, 480 Volt Delta 208Y/120 Volt, 3 Phase, K-1, NEMA 2 Enclosure, 115 Degree C Temperature Rise, Aluminum Windings, NEMA Premium Efficient Dry Type Transformer	3,972.57	555.63
26 22 13 00-0159 EA 30 kVA, 480 Volt Delta 208Y/120 Volt, 3 Phase, K-1, NEMA 2 Enclosure, 115 Degree C Temperature Rise, Aluminum Windings, NEMA Premium Efficient Dry Type Transformer	4,840.78	679.10
26 22 13 00-0160 EA 45 kVA, 480 Volt Delta 208Y/120 Volt, 3 Phase, K-1, NEMA 2 Enclosure, 115 Degree C Temperature Rise, Aluminum Windings, NEMA Premium Efficient Dry Type Transformer	5,840.34	802.59
26 22 13 00-0161 EA 75 kVA, 480 Volt Delta 208Y/120 Volt, 3 Phase, K-1, NEMA 2 Enclosure, 115 Degree C Temperature Rise, Aluminum Windings, NEMA Premium Efficient Dry Type Transformer	7,853.07	926.06
26 22 13 00-0162 EA 112.5 kVA, 480 Volt Delta 208Y/120 Volt, 3 Phase, K-1, NEMA 2 Enclosure, 115 Degree C Temperature Rise, Aluminum Windings, NEMA Premium Efficient Dry Type Transformer	10,031.58	1,111.26
26 22 13 00-0163 EA 150 kVA, 480 Volt Delta 208Y/120 Volt, 3 Phase, K-1, NEMA 2 Enclosure, 115 Degree C Temperature Rise, Aluminum Windings, NEMA Premium Efficient Dry Type Transformer	13,093.07	1,234.75
26 22 13 00-0164 EA 225 kVA, 480 Volt Delta 208Y/120 Volt, 3 Phase, K-1, NEMA 2 Enclosure, 115 Degree C Temperature Rise, Aluminum Windings, NEMA Premium Efficient Dry Type Transformer	17,366.68	1,543.42
26 22 13 00-0165 EA 300 kVA, 480 Volt Delta 208Y/120 Volt, 3 Phase, K-1, NEMA 2 Enclosure, 115 Degree C Temperature Rise, Aluminum Windings, NEMA Premium Efficient Dry Type Transformer	24,466.99	1,913.85
26 22 13 00-0166 80 Degree C Temperature Rise, Aluminum Windings, NEMA Premium Efficient Dry Type Transformers (26 22 13 00-0147)		
26 22 13 00-0167 EA 15 kVA, 480 Volt Delta 208Y/120 Volt, 3 Phase, K-1, NEMA 2 Enclosure, 80 Degree C Temperature Rise, Aluminum Windings, NEMA Premium Efficient Dry Type Transformer	4,631.68	555.63
26 22 13 00-0168 EA 30 kVA, 480 Volt Delta 208Y/120 Volt, 3 Phase, K-1, NEMA 2 Enclosure, 80 Degree C Temperature Rise, Aluminum Windings, NEMA Premium Efficient Dry Type Transformer	5,644.62	679.10
26 22 13 00-0169 EA 45 kVA, 480 Volt Delta 208Y/120 Volt, 3 Phase, K-1, NEMA 2 Enclosure, 80 Degree C Temperature Rise, Aluminum Windings, NEMA Premium Efficient Dry Type Transformer	6,817.87	802.59
26 22 13 00-0170 EA 75 kVA, 480 Volt Delta 208Y/120 Volt, 3 Phase, K-1, NEMA 2 Enclosure, 80 Degree C Temperature Rise, Aluminum Windings, NEMA Premium Efficient Dry Type Transformer	9,235.85	926.06
26 22 13 00-0171 EA 112.5 kVA, 480 Volt Delta 208Y/120 Volt, 3 Phase, K-1, NEMA 2 Enclosure, 80 Degree C Temperature Rise, Aluminum Windings, NEMA Premium Efficient Dry Type Transformer	11,835.21	1,111.26
26 22 13 00-0172 EA 150 kVA, 480 Volt Delta 208Y/120 Volt, 3 Phase, K-1, NEMA 2 Enclosure, 80 Degree C Temperature Rise, Aluminum Windings, NEMA Premium Efficient Dry Type Transformer	15,544.67	1,234.75
26 22 13 00-0173 EA 225 kVA, 480 Volt Delta 208Y/120 Volt, 3 Phase, K-1, NEMA 2 Enclosure, 80 Degree C Temperature Rise, Aluminum Windings, NEMA Premium Efficient Dry Type Transformer	20,662.20	1,543.42
26 22 13 00-0174 EA 300 kVA, 480 Volt Delta 208Y/120 Volt, 3 Phase, K-1, NEMA 2 Enclosure, 80 Degree C Temperature Rise, Aluminum Windings, NEMA Premium Efficient Dry Type Transformer	29,229.90	1,913.85
26 22 13 00-0175 Copper Windings, NEMA Premium Efficient Dry Type Transformers (26 22 13 00-0146)		
Note: Two taps at 2.5%, four at -2.5%.		
26 22 13 00-0176 150 Degree C Temperature Rise, Copper Windings, NEMA Premium Efficient Dry Type Transformers (26 22 13 00-0175)		
26 22 13 00-0177 EA 15 kVA, 480 Volt Delta 208Y/120 Volt, 3 Phase K-1, NEMA 2 Enclosure, 150 Degree C Temperature Rise, Copper Windings, NEMA Premium Efficient Dry Type Transformer	4,411.23	555.63
26 22 13 00-0178 EA 30 kVA, 480 Volt Delta 208Y/120 Volt, 3 Phase K-1, NEMA 2 Enclosure, 150 Degree C Temperature Rise, Copper Windings, NEMA Premium Efficient Dry Type Transformer	5,377.41	679.10
26 22 13 00-0179 EA 45 kVA, 480 Volt Delta 208Y/120 Volt, 3 Phase K-1, NEMA 2 Enclosure, 150 Degree C Temperature Rise, Copper Windings, NEMA Premium Efficient Dry Type Transformer	6,490.54	802.59
26 22 13 00-0180 EA 75 kVA, 480 Volt Delta 208Y/120 Volt, 3 Phase K-1, NEMA 2 Enclosure, 150 Degree C Temperature Rise, Copper Windings, NEMA Premium Efficient Dry Type Transformer	8,774.92	926.06

26 Electrical**26 20 Low-Voltage Electrical Distribution****26 22 Low-Voltage Transformers**

SAN BERNARDINO
COUNTY

MINOR CSI	UOM	DESCRIPTION	TOTAL DIRECT UNIT COST	DEMOLITION UNIT COST
26 22 13 00-0181	EA	112.5 kVA, 480 Volt Delta 208Y/120 Volt, 3 Phase K-1, NEMA 2 Enclosure, 150 Degree C Temperature Rise, Copper Windings, NEMA Premium Efficient Dry Type Transformer.....	11,861.92	1,111.26
26 22 13 00-0182	EA	150 kVA, 480 Volt Delta 208Y/120 Volt, 3 Phase K-1, NEMA 2 Enclosure, 150 Degree C Temperature Rise, Copper Windings, NEMA Premium Efficient Dry Type Transformer.....	14,812.08	1,234.75
26 22 13 00-0183	EA	225 kVA, 480 Volt Delta 208Y/120 Volt, 3 Phase K-1, NEMA 2 Enclosure, 150 Degree C Temperature Rise, Copper Windings, NEMA Premium Efficient Dry Type Transformer.....	19,675.77	1,543.42
26 22 13 00-0184	EA	300 kVA, 480 Volt Delta 208Y/120 Volt, 3 Phase K-1, NEMA 2 Enclosure, 150 Degree C Temperature Rise, Copper Windings, NEMA Premium Efficient Dry Type Transformer.....	27,807.04	1,913.85
26 22 13 00-0185		115 Degree C Temperature Rise, Copper Windings, NEMA Premium Efficient Dry Type Transformers <small>(26 22 13 00-0175)</small>		
26 22 13 00-0186	EA	15 kVA, 480 Volt Delta 208Y/120 Volt, 3 Phase K-1, NEMA 2 Enclosure, 115 Degree C Temperature Rise, Copper Windings, NEMA Premium Efficient Dry Type Transformer.....	5,070.34	555.63
26 22 13 00-0187	EA	30 kVA, 480 Volt Delta 208Y/120 Volt, 3 Phase K-1, NEMA 2 Enclosure, 115 Degree C Temperature Rise, Copper Windings, NEMA Premium Efficient Dry Type Transformer.....	6,181.26	679.10
26 22 13 00-0188	EA	45 kVA, 480 Volt Delta 208Y/120 Volt, 3 Phase K-1, NEMA 2 Enclosure, 115 Degree C Temperature Rise, Copper Windings, NEMA Premium Efficient Dry Type Transformer.....	7,468.07	802.59
26 22 13 00-0189	EA	75 kVA, 480 Volt Delta 208Y/120 Volt, 3 Phase K-1, NEMA 2 Enclosure, 115 Degree C Temperature Rise, Copper Windings, NEMA Premium Efficient Dry Type Transformer.....	10,159.93	926.06
26 22 13 00-0190	EA	112.5 kVA, 480 Volt Delta 208Y/120 Volt, 3 Phase K-1, NEMA 2 Enclosure, 115 Degree C Temperature Rise, Copper Windings, NEMA Premium Efficient Dry Type Transformer.....	15,371.21	1,111.26
26 22 13 00-0191	EA	150 kVA, 480 Volt Delta 208Y/120 Volt, 3 Phase K-1, NEMA 2 Enclosure, 115 Degree C Temperature Rise, Copper Windings, NEMA Premium Efficient Dry Type Transformer.....	19,323.37	1,234.75
26 22 13 00-0192	EA	225 kVA, 480 Volt Delta 208Y/120 Volt, 3 Phase K-1, NEMA 2 Enclosure, 115 Degree C Temperature Rise, Copper Windings, NEMA Premium Efficient Dry Type Transformer.....	24,654.68	1,543.42
26 22 13 00-0193	EA	300 kVA, 480 Volt Delta 208Y/120 Volt, 3 Phase K-1, NEMA 2 Enclosure, 115 Degree C Temperature Rise, Copper Windings, NEMA Premium Efficient Dry Type Transformer.....	36,600.28	1,913.85
26 22 13 00-0194		80 Degree C Temperature Rise, Copper Windings, NEMA Premium Efficient Dry Type Transformers <small>(26 22 13 00-0175)</small>		
26 22 13 00-0195	EA	15 kVA, 480 Volt Delta 208Y/120 Volt, 3 Phase K-1, NEMA 2 Enclosure, 80 Degree C Temperature Rise, Copper Windings, NEMA Premium Efficient Dry Type Transformer.....	5,731.66	555.63
26 22 13 00-0196	EA	30 kVA, 480 Volt Delta 208Y/120 Volt, 3 Phase K-1, NEMA 2 Enclosure, 80 Degree C Temperature Rise, Copper Windings, NEMA Premium Efficient Dry Type Transformer.....	6,985.09	679.10
26 22 13 00-0197	EA	45 kVA, 480 Volt Delta 208Y/120 Volt, 3 Phase K-1, NEMA 2 Enclosure, 80 Degree C Temperature Rise, Copper Windings, NEMA Premium Efficient Dry Type Transformer.....	8,445.58	802.59
26 22 13 00-0198	EA	75 kVA, 480 Volt Delta 208Y/120 Volt, 3 Phase K-1, NEMA 2 Enclosure, 80 Degree C Temperature Rise, Copper Windings, NEMA Premium Efficient Dry Type Transformer.....	11,542.71	926.06
26 22 13 00-0199	EA	112.5 kVA, 480 Volt Delta 208Y/120 Volt, 3 Phase K-1, NEMA 2 Enclosure, 80 Degree C Temperature Rise, Copper Windings, NEMA Premium Efficient Dry Type Transformer.....	18,190.22	1,111.26
26 22 13 00-0200	EA	150 kVA, 480 Volt Delta 208Y/120 Volt, 3 Phase K-1, NEMA 2 Enclosure, 80 Degree C Temperature Rise, Copper Windings, NEMA Premium Efficient Dry Type Transformer.....	23,413.83	1,234.75
26 22 13 00-0201	EA	225 kVA, 480 Volt Delta 208Y/120 Volt, 3 Phase K-1, NEMA 2 Enclosure, 80 Degree C Temperature Rise, Copper Windings, NEMA Premium Efficient Dry Type Transformer.....	29,631.35	1,543.42
26 22 13 00-0202	EA	300 kVA, 480 Volt Delta 208Y/120 Volt, 3 Phase K-1, NEMA 2 Enclosure, 80 Degree C Temperature Rise, Copper Windings, NEMA Premium Efficient Dry Type Transformer.....	43,623.29	1,913.85
26 22 13 00-0203		3 Phase Weathershields <small>(26 22 13 00-0056)</small> Note: Use with type DT-3 and DS-3.		
26 22 13 00-0204	EA	45-112.5 KVA 3 Phase Weathershields With DT-3, DS-3, Set Of 2	1,348.56	
26 22 13 00-0205	EA	150-300 KVA 3 Phase Weathershields With DT-3, DS-3, Set Of 2	2,290.10	
26 22 13 00-0206	EA	500-1,000 KVA 3 Phase Weathershields With DT-3, DS-3, Set Of 2	2,290.10	
26 22 13 00-0207		Three Phase Mounting Brackets <small>(26 22 13 00-0056)</small>		
26 22 13 00-0208	EA	3 Phase Mounting Brackets (Set Of 2) For Transformers Up To 112.5 KVA	1,161.89	221.01
26 22 13 00-0209		Pad Mounted Commercial Type Distribution Transformers UL Listed <small>(26 22 13)</small>		
26 22 13 00-0210		Distribution 3 Phase Oil Filled Transformer <small>(26 22 13 00-0209)</small> Note: Designed for loads as shopping centers, institutions, and industrial plants with underground distribution. KVA-75 thru 1000, 3 phase 95 thru 150 KV BIL standard features. With taps 4-1/2 percent below - 2-1/2 percent above and below.		
26 22 13 00-0211		Factory Modifications <small>(26 22 13 00-0210)</small> Note: For use with series 4100 3 phase transformers.		
26 22 13 00-0212	EA	Current Limiting Fuse 95 KV Series 4100, 3 Phase Transformer, Factory Modification	2,471.05	
26 22 13 00-0213	EA	Lightning Arrestors 9-10 KV Series 4100, 3 Phase Transformer, Factory Modification	401.82	
26 22 13 00-0214	EA	Loadbreaker Oil Switch, 2 Position Series 4100, 3 Phase Transformer, Factory Modification.....	1,607.28	
26 22 13 00-0215	EA	Loop Feed Air Switch Series 4100, 3 Phase Transformer, Factory Modification	4,630.67	
26 22 13 00-0216	EA	Loadbreaker Inserts Series 4100, 3 Phase Transformer, Factory Modification	567.28	
26 22 13 00-0217	EA	Lightning Arrestors, 15 KV Series 4100, 3 Phase Transformer, Factory Modification	449.09	
26 22 13 00-0218		Accessories For Transformer Liquid Containment Area <small>(26 22 13 00-0210)</small> Note: Reinforced concrete curb with 6" slab.		
26 22 13 00-0219	EA	Containment Area For 75 KVA	6,881.98	2,065.13
		<i>For Personal Protective Equipment (Arc Flash) When Working On Energized Equipment, Add</i>	1,376.77	



MINOR CSI UOM DESCRIPTION	TOTAL DIRECT UNIT COST	DEMOLITION UNIT COST
26 22 13 00-0220 EA Containment Area For 112.5 KVA..... <i>For Personal Protective Equipment (Arc Flash) When Working On Energized Equipment, Add</i>	6,881.98 1,376.77	2,065.13
26 22 13 00-0221 EA Containment Area For 150 KVA..... <i>For Personal Protective Equipment (Arc Flash) When Working On Energized Equipment, Add</i>	6,881.98 1,376.77	2,065.13
26 22 13 00-0222 EA Containment Area For 225 KVA..... <i>For Personal Protective Equipment (Arc Flash) When Working On Energized Equipment, Add</i>	6,881.98 1,376.77	2,065.13
26 22 13 00-0223 EA Containment Area For 300 KVA..... <i>For Personal Protective Equipment (Arc Flash) When Working On Energized Equipment, Add</i>	6,874.58 1,374.55	2,065.13
26 22 13 00-0224 EA Containment Area For 500 KVA..... <i>For Personal Protective Equipment (Arc Flash) When Working On Energized Equipment, Add</i>	6,874.58 1,374.55	2,065.13
26 22 13 00-0225 EA Containment Area For 750 KVA..... <i>For Personal Protective Equipment (Arc Flash) When Working On Energized Equipment, Add</i>	6,940.76 1,374.55	2,065.13
26 22 13 00-0226 EA Containment Area For 1,000 KVA..... <i>For Personal Protective Equipment (Arc Flash) When Working On Energized Equipment, Add</i>	7,900.40 1,374.55	2,065.13
26 22 13 00-0227 Primary 4.16 / 4.8 KV, Ground Y / 7.2 - 14.4 KV, Secondary 480 Y / 277 Volt, 480 Volt, 95 KV BIL <small>(26 22 13 00-0210)</small> Note: Rated to 5 KVA.		
26 22 13 00-0228 EA 45 KVA, Primary 4.16 / 4.8 KV Ground Y / 7.2 - 14.4 KV, Secondary 480 Y / 277 Volt, 480 Volt, 3 Phase, Oil Transformer, Pad Mounted.....	15,238.07	1,481.69
26 22 13 00-0229 EA 75 KVA, Primary 4.16 / 4.8 KV Ground Y / 7.2 - 14.4 KV, Secondary 480 Y / 277 Volt, 480 Volt, 3 Phase, Oil Transformer, Pad Mounted.....	16,656.25	1,481.69
26 22 13 00-0230 EA 112.5 KVA, Primary 4.16 / 4.8 KV Ground Y / 7.2 - 14.4 KV, Secondary 480 Y / 277 Volt, 480 Volt, 3 Phase, Oil Transformer, Pad Mounted.....	17,601.71	1,481.69
26 22 13 00-0231 EA 150 KVA, Primary 4.16 / 4.8 KV Ground Y / 7.2 - 14.4 KV, Secondary 480 Y / 277 Volt, 480 Volt, 3 Phase, Oil Transformer, Pad Mounted.....	20,438.09	1,481.69
26 22 13 00-0232 EA 225 KVA, Primary 4.16 / 4.8 KV Ground Y / 7.2 - 14.4 KV, Secondary 480 Y / 277 Volt, 480 Volt, 3 Phase, Oil Transformer, Pad Mounted.....	21,905.78	2,222.54
26 22 13 00-0233 EA 300 KVA, Primary 4.16 / 4.8 KV Ground Y / 7.2 - 14.4 KV, Secondary 480 Y / 277 Volt, 480 Volt, 3 Phase, Oil Transformer, Pad Mounted.....	22,851.24	2,222.54
26 22 13 00-0234 EA 500 KVA, Primary 4.16 / 4.8 KV Ground Y / 7.2 - 14.4 KV, Secondary 480 Y / 277 Volt, 480 Volt, 3 Phase, Oil Transformer, Pad Mounted.....	34,196.76	2,222.54
26 22 13 00-0235 EA 750 KVA, Primary 4.16 / 4.8 KV Ground Y / 7.2 - 14.4 KV, Secondary 480 Y / 277 Volt, 480 Volt, 3 Phase, Oil Transformer, Pad Mounted.....	43,712.56	2,963.38
26 22 13 00-0236 EA 1,000 KVA, Primary 4.16 / 4.8 KV Ground Y / 7.2 - 14.4 KV, Secondary 480 Y / 277 Volt, 480 Volt, 3 Phase, Oil Transformer, Pad Mounted.....	56,003.54	2,963.38
26 22 13 00-0237 Primary 4.16 / 4.8 KV, Ground Y / 7.2 - 14.4 KV, Secondary 208 Y / 120 Volt, 95 BIL <small>(26 22 13 00-0210)</small> Note: Rated to 5 KVA.		
26 22 13 00-0238 EA 45 KVA, Primary 4.16 / 4.8 KV Ground Y / 7.2 - 14.4 KV, Secondary 208 Y / 120 Volt, 3 Phase, Oil Transformer, Pad Mounted.....	15,710.79	1,481.69
26 22 13 00-0239 EA 75 KVA, Primary 4.16 / 4.8 KV Ground Y / 7.2 - 14.4 KV, Secondary 208 Y / 120 Volt, 3 Phase, Oil Transformer, Pad Mounted.....	17,601.71	1,481.69
26 22 13 00-0240 EA 112.5 KVA, Primary 4.16 / 4.8 KV Ground Y / 7.2 - 14.4 KV, Secondary 208 Y / 120 Volt, 3 Phase, Oil Transformer, Pad Mounted.....	18,074.44	1,481.69
26 22 13 00-0241 EA 150 KVA, Primary 4.16 / 4.8 KV Ground Y / 7.2 - 14.4 KV, Secondary 208 Y / 120 Volt, 3 Phase, Oil Transformer, Pad Mounted.....	18,547.17	1,481.69
26 22 13 00-0242 EA 225 KVA, Primary 4.16 / 4.8 KV Ground Y / 7.2 - 14.4 KV, Secondary 208 Y / 120 Volt, 3 Phase, Oil Transformer, Pad Mounted.....	21,905.78	2,222.54
26 22 13 00-0243 EA 300 KVA, Primary 4.16 / 4.8 KV Ground Y / 7.2 - 14.4 KV, Secondary 208 Y / 120 Volt, 3 Phase, Oil Transformer, Pad Mounted.....	23,796.70	2,222.54
26 22 13 00-0244 EA 500 KVA, Primary 4.16 / 4.8 KV Ground Y / 7.2 - 14.4 KV, Secondary 208 Y / 120 Volt, 3 Phase, Oil Transformer, Pad Mounted.....	34,196.76	2,222.54
26 22 13 00-0245 EA 750 KVA, Primary 4.16 / 4.8 KV Ground Y / 7.2 - 14.4 KV, Secondary 208 Y / 120 Volt, 3 Phase, Oil Transformer, Pad Mounted.....	44,185.29	2,963.38
26 22 13 00-0246 EA 1,000 KVA, Primary 4.16 / 4.8 KV Ground Y / 7.2 - 14.4 KV, Secondary 208 Y / 120 Volt, 3 Phase, Oil Transformer, Pad Mounted.....	56,003.54	2,963.38
26 22 13 00-0247 Primary 5 KV Or 15 KV, Secondary 277/480 Volt <small>(26 22 13 00-0209)</small> Note: 4-2.5 Percent taps FCAN and FCBN. Pad mounted.		
26 22 13 00-0248 EA 150 KVA Transformer Primary 5 KV Or 15 KV, Secondary 277/480 Volt, 4 Taps, Oil Filled, 3 Phase.....	57,917.96	1,964.85
26 22 13 00-0249 EA 225 KVA Transformer Primary 5 KV Or 15 KV, Secondary 277/480 Volt, 4 Taps, Oil Filled, 3 Phase.....	63,164.22	2,319.54
26 22 13 00-0250 EA 300 KVA Transformer Primary 5 KV Or 15 KV, Secondary 277/480 Volt, 4 Taps, Oil Filled, 3 Phase.....	70,791.19	2,834.99
26 22 13 00-0251 EA 500 KVA Transformer Primary 5 KV Or 15 KV, Secondary 277/480 Volt, 4 Taps, Oil Filled, 3 Phase.....	84,428.31	3,189.69
26 22 13 00-0252 EA 750 KVA Transformer Primary 5 KV Or 15 KV, Secondary 277/480 Volt, 4 Taps, Oil Filled, 3 Phase.....	104,129.60	3,357.47
26 22 13 00-0253 EA 1,000 KVA Transformer Primary 5 KV Or 15 KV, Secondary 277/480 Volt, 4 Taps, Oil Filled, 3 Phase.....	125,420.74	4,905.74
26 22 13 00-0254 EA 1,500 KVA Transformer Primary 5 KV Or 15 KV, Secondary 277/480 Volt, 4 Taps, Oil Filled, 3 Phase.....	147,758.42	5,550.05
26 22 13 00-0255 EA 2,000 KVA Transformer Primary 5 KV Or 15 KV, Secondary 277/480 Volt, 4 Taps, Oil Filled, 3 Phase.....	185,287.97	6,379.37
26 22 13 00-0256 EA 2,500 KVA Transformer Primary 5 KV Or 15 KV, Secondary 277/480 Volt, 4 Taps, Oil Filled, 3 Phase.....	205,224.78	6,698.34
26 22 13 00-0257 EA 3,000 KVA Transformer Primary 5 KV Or 15 KV, Secondary 277/480 Volt, 4 Taps, Oil Filled, 3 Phase.....	216,219.08	7,464.12
26 22 13 00-0258 EA 3,750 KVA Transformer Primary 5 KV Or 15 KV, Secondary 277/480 Volt, 4 Taps, Oil Filled, 3 Phase.....	248,921.58	7,974.47
26 22 13 00-0259 Pad Mounted Transformer 15 KV - 480 Volt, Oil Filled <small>(26 22 13 00-0209)</small>		
26 22 13 00-0260 EA 1,500 KVA Pad Mounted Transformer, 15 KV - 480 Volt, Oil Filled.....	99,396.75	5,502.62
26 22 13 00-0261 EA 2,000 KVA Pad Mounted Transformer, 15 KV - 480 Volt, Oil Filled.....	122,435.20	6,328.05
26 22 13 00-0262 EA 2,500 KVA Pad Mounted Transformer, 15 KV - 480 Volt, Oil Filled.....	139,367.34	6,661.06
26 22 13 00-0263 EA 3,000 KVA Pad Mounted Transformer, 15 KV - 480 Volt, Oil Filled.....	147,921.45	7,444.74



MINOR	CSI	UOM	DESCRIPTION	TOTAL DIRECT UNIT COST	DEMOLITION UNIT COST
-------	-----	-----	-------------	------------------------	----------------------

26 22	13 00-0264	EA	3,750 KVA Pad Mounted Transformer, 15 KV - 480 Volt, Oil Filled.....	166,029.61	7,670.34
-------	------------	----	--	------------	----------

26 22 13 00-0265 Silicone Filled Distribution Transformers, 3 Phase <small>(26 22 13 00-0209)</small>					
Note: Primary 5 KV or 15 KV, secondary 277/480 V, 4-2.5 percent taps FCAN and FCBN. Pad mounted.					
26 22	13 00-0266	EA	225 KVA Transformer Primary 5 KV Or 15 KV, Secondary 277/480 Volt, 4 Taps, Silicon Filled, 3 Phase	100,756.54	2,319.54
26 22	13 00-0267	EA	300 KVA Transformer Primary 5 KV Or 15 KV, Secondary 277/480 Volt, 4 Taps, Silicon Filled, 3 Phase	107,929.40	2,834.99
26 22	13 00-0268	EA	500 KVA Transformer Primary 5 KV Or 15 KV, Secondary 277/480 Volt, 4 Taps, Silicon Filled, 3 Phase	126,540.64	3,189.69
26 22	13 00-0269	EA	750 KVA Transformer Primary 5 KV Or 15 KV, Secondary 277/480 Volt, 4 Taps, Silicon Filled, 3 Phase	153,703.11	3,357.47
26 22	13 00-0270	EA	1,000 KVA Transformer Primary 5 KV Or 15 KV, Secondary 277/480 Volt, 4 Taps, Silicon Filled, 3 Phase	183,629.10	4,905.74
26 22	13 00-0271	EA	1,500 KVA Transformer Primary 5 KV Or 15 KV, Secondary 277/480 Volt, 4 Taps, Silicon Filled, 3 Phase	234,023.04	5,550.05
26 22	13 00-0272	EA	2,000 KVA Transformer Primary 5 KV Or 15 KV, Secondary 277/480 Volt, 4 Taps, Silicon Filled, 3 Phase	284,937.99	6,379.37
26 22	13 00-0273	EA	2,500 KVA Transformer Primary 5 KV Or 15 KV, Secondary 277/480 Volt, 4 Taps, Silicon Filled, 3 Phase	326,368.19	6,698.34

26 22 13 00-0274 Foam Core Poly Transformer Pads <small>(26 22 13)</small>					
26 22	13 00-0275	EA	Single Phase Foam Core Poly Pads.....	366.59	41.39
Note: Excludes site prep.					

26 24 Switchboards and Panelboards (26 20)

26 24 13 Switchboards <small>(26 24)</small>					
Note: Installation of free-standing building distribution switchboards. Switchboard sections to be mounted on 4" concrete pad. Includes material, handling, unloading at job site, assembly and installation, wiring connections, testing and cleanup. Exclude concrete pad and foundation.					

26 24	13 00-0001		Fusible Switch Type 240 Volt, 3 Phase, 3 Wire <small>(26 24 13)</small>		
26 24	13 00-0002		Incoming Service Section Main Device Only <small>(26 24 13 00-0001)</small>		
Note: Copper bus, non-metering type, with fuses.					
26 24	13 00-0003	EA	400 Amperes, 240 Volt, 3 Phase, 4 Wire, Distribution Switchboard With Main Switch	3,986.22	1,057.97
26 24	13 00-0004	EA	600 Amperes, 240 Volt, 3 Phase, 4 Wire, Distribution Switchboard With Main Switch	4,400.09	1,119.06
26 24	13 00-0005	EA	800 Amperes, 240 Volt, 3 Phase, 4 Wire, Distribution Switchboard With Main Switch	6,976.26	1,269.40
26 24	13 00-0006	EA	1,200 Amperes, 240 Volt, 3 Phase, 4 Wire, Distribution Switchboard With Main Switch	7,513.33	1,360.84
26 24	13 00-0007	EA	1,600 Amperes, 240 Volt, 3 Phase, 4 Wire, Distribution Switchboard With Main Switch	11,878.44	1,450.95
26 24	13 00-0008	EA	2,000 Amperes, 240 Volt, 3 Phase, 4 Wire, Distribution Switchboard With Main Switch	13,226.63	1,542.76
26 24	13 00-0009	EA	400 Amperes, 240 Volt, 3 Phase, 4 Wire, Distribution Switchboard With MC Main Breaker.....	4,772.19	1,057.97
26 24	13 00-0010	EA	600 Amperes, 240 Volt, 3 Phase, 4 Wire, Distribution Switchboard With MC Main Breaker.....	6,056.53	1,119.06
26 24	13 00-0011	EA	800 Amperes, 240 Volt, 3 Phase, 4 Wire, Distribution Switchboard With MC Main Breaker.....	8,371.24	1,270.49
26 24	13 00-0012	EA	1,200 Amperes, 240 Volt, 3 Phase, 4 Wire, Distribution Switchboard With MC Main Breaker.....	11,360.28	1,360.84
26 24	13 00-0013	EA	1,600 Amperes, 240 Volt, 3 Phase, 4 Wire, Distribution Switchboard With MC Main Breaker.....	11,878.44	1,452.41
26 24	13 00-0014	EA	2,000 Amperes, 240 Volt, 3 Phase, 4 Wire, Distribution Switchboard With MC Main Breaker.....	13,226.63	1,542.76
26 24	13 00-0015	EA	2,500 Amperes, 240 Volt, 3 Phase, 4 Wire, Distribution Switchboard With MC Main Breaker.....	15,836.61	1,612.91
26 24	13 00-0016	EA	3,000 Amperes, 240 Volt, 3 Phase, 4 Wire, Distribution Switchboard With MC Main Breaker.....	17,932.12	1,727.94
26 24	13 00-0017	EA	4,000 Amperes, 240 Volt, 3 Phase, 4 Wire, Distribution Switchboard With MC Main Breaker.....	21,122.33	1,862.68
26 24	13 00-0018	EA	400 Amperes, 240 Volt, 3 Phase, 4 Wire, Distribution Switchboard With Main Lug.....	2,759.78	937.39
26 24	13 00-0019	EA	600 Amperes, 240 Volt, 3 Phase, 4 Wire, Distribution Switchboard With Main Lug.....	3,038.38	997.98
26 24	13 00-0020	EA	800 Amperes, 240 Volt, 3 Phase, 4 Wire, Distribution Switchboard With Main Lug.....	3,481.68	1,148.81
26 24	13 00-0021	EA	1,000 Amperes, 240 Volt, 3 Phase, 4 Wire, Distribution Switchboard With Main Lug.....	3,745.43	1,197.07
26 24	13 00-0022	EA	1,200 Amperes, 240 Volt, 3 Phase, 4 Wire, Distribution Switchboard With Main Lug.....	3,978.75	1,240.26
26 24	13 00-0023	EA	1,600 Amperes, 240 Volt, 3 Phase, 4 Wire, Distribution Switchboard With Main Lug.....	4,351.97	1,329.76
26 24	13 00-0024	EA	2,000 Amperes, 240 Volt, 3 Phase, 4 Wire, Distribution Switchboard With Main Lug.....	4,703.61	1,420.96

26 24 13 00-0025 Branch Breaker Units <small>(26 24 13 00-0001)</small>					
Note: Includes branch breaker(s) and portion of distribution section occupied by that breaker. 240 V, 3 pole. Use upper range to determine breaker unless designing for future expansion.					
26 24	13 00-0026	EA	15 To 60 Amperes, 240 Volt, MC Branch Breaker.....	328.86	36.89
For Personal Protective Equipment (Arc Flash) When Working On Energized Equipment, Add				22.13	
26 24	13 00-0027	EA	70 To 100 Amperes, 240 Volt, MC Branch Breaker.....	482.80	58.06
For Personal Protective Equipment (Arc Flash) When Working On Energized Equipment, Add				34.84	
26 24	13 00-0028	EA	125 To 225 Amperes, 240 Volt, MC Branch Breaker.....	1,284.60	105.83
For Personal Protective Equipment (Arc Flash) When Working On Energized Equipment, Add				63.50	
26 24	13 00-0029	EA	100 To 400 Amperes, 240 Volt, MC Branch Breaker.....	2,268.60	137.89
For Personal Protective Equipment (Arc Flash) When Working On Energized Equipment, Add				82.73	
26 24	13 00-0030	EA	300 To 600 Amperes, 240 Volt, MC Branch Breaker.....	4,063.44	338.67
For Personal Protective Equipment (Arc Flash) When Working On Energized Equipment, Add				203.17	
26 24	13 00-0031	EA	400 To 800 Amperes, 240 Volt, MC Branch Breaker.....	6,456.43	338.67
For Personal Protective Equipment (Arc Flash) When Working On Energized Equipment, Add				203.17	
26 24	13 00-0032	EA	600 To 1,200 Amperes, 240 Volt, MC Branch Breaker.....	10,480.93	603.56
For Personal Protective Equipment (Arc Flash) When Working On Energized Equipment, Add				362.13	

26 24 13 00-0033 Fusible Switch Type 480 Volt, 3 Phase, 3 Wire <small>(26 24 13)</small>					
26 24	13 00-0033		Incoming Service Section Main Device Only <small>(26 24 13 00-0033)</small>		
Note: Copper bus, non-metering type, with fuses.					
26 24	13 00-0035	EA	400 Amperes, 480 Volt, 3 Phase, 3 Wire, Distribution Switchboard With Main Switch	5,631.66	1,372.82
26 24	13 00-0036	EA	600 Amperes, 480 Volt, 3 Phase, 3 Wire, Distribution Switchboard With Main Switch	6,273.57	1,372.82
26 24	13 00-0037	EA	800 Amperes, 480 Volt, 3 Phase, 3 Wire, Distribution Switchboard With Main Switch	9,158.31	1,784.06
26 24	13 00-0038	EA	1,200 Amperes, 480 Volt, 3 Phase, 3 Wire, Distribution Switchboard With Main Switch	10,353.69	1,784.06



MINOR CSI UOM DESCRIPTION	TOTAL DIRECT UNIT COST	DEMOLITION UNIT COST
------------------------------	---------------------------	-------------------------

26 24 13 00-0039 Fusible Switch Type 120/240 Volt, 1 Phase, 3 Wire (26 24 13)

26 24 13 00-0040 Incoming Service Section Main Device Only (26 24 13 00-0039)

Note: Copper bus, non-metering type, with fuses.

26 24 13 00-0041	EA 200/400 Amperes, 120/240 Volt, 1 Phase, 3 Wire, Distribution Switchboard With Main Switch.....	3,583.71	937.39
26 24 13 00-0042	EA 600 Amperes, 120/240 Volt, 1 Phase, 3 Wire, Distribution Switchboard With Main Switch.....	3,979.18	997.98
26 24 13 00-0043	EA 800 Amperes, 120/240 Volt, 1 Phase, 3 Wire, Distribution Switchboard With Main Switch.....	6,004.40	1,148.81
26 24 13 00-0044	EA 1,200 Amperes, 120/240 Volt, 1 Phase, 3 Wire, Distribution Switchboard With Main Switch.....	6,521.60	1,239.29
26 24 13 00-0045	EA 200/400 Amperes, 120/240 Volt, 1 Phase, 3 Wire, Distribution Switchboard With MC Main Breaker.....	4,329.82	937.39
26 24 13 00-0046	EA 600 Amperes, 120/240 Volt, 1 Phase, 3 Wire, Distribution Switchboard With MC Main Breaker.....	5,423.58	997.98
26 24 13 00-0047	EA 800 Amperes, 120/240 Volt, 1 Phase, 3 Wire, Distribution Switchboard With MC Main Breaker.....	7,554.02	1,148.81
26 24 13 00-0048	EA 1,200 Amperes, 120/240 Volt, 1 Phase, 3 Wire, Distribution Switchboard With MC Main Breaker.....	10,747.98	1,239.29
26 24 13 00-0049	EA 2,000 Amperes, 120/240 Volt, 1 Phase, 3 Wire, Distribution Switchboard With MC Main Breaker.....	12,602.46	1,390.96
26 24 13 00-0050	EA 200/400 Amperes, 120/240 Volt, 1 Phase, 3 Wire, Distribution Switchboard With Main Lug.....	2,547.85	816.31
26 24 13 00-0051	EA 600 Amperes, 120/240 Volt, 1 Phase, 3 Wire, Distribution Switchboard With Main Lug.....	2,846.04	877.03
26 24 13 00-0052	EA 800 Amperes, 120/240 Volt, 1 Phase, 3 Wire, Distribution Switchboard With Main Lug.....	3,340.59	1,027.86
26 24 13 00-0053	EA 1,000 Amperes, 120/240 Volt, 1 Phase, 3 Wire, Distribution Switchboard With Main Lug.....	3,588.62	1,076.12
26 24 13 00-0054	EA 1,200 Amperes, 120/240 Volt, 1 Phase, 3 Wire, Distribution Switchboard With Main Lug.....	3,827.70	1,119.06
26 24 13 00-0055	EA 1,600 Amperes, 120/240 Volt, 1 Phase, 3 Wire, Distribution Switchboard With Main Lug.....	4,149.44	1,197.07
26 24 13 00-0056	EA 2,000 Amperes, 120/240 Volt, 1 Phase, 3 Wire, Distribution Switchboard With Main Lug.....	4,463.16	1,269.40
26 24 13 00-0057	EA 2,500 Amperes, 120/240 Volt, 1 Phase, 3 Wire, Distribution Switchboard With Main Lug.....	5,539.25	1,572.39
26 24 13 00-0058	EA 3,000 Amperes, 120/240 Volt, 1 Phase, 3 Wire, Distribution Switchboard With Main Lug.....	6,191.63	1,723.58
26 24 13 00-0059	EA 4,000 Amperes, 120/240 Volt, 1 Phase, 3 Wire, Distribution Switchboard With Main Lug.....	7,244.45	1,859.66

26 24 13 00-0060 Branch Breaker Units (26 24 13 00-0039)

Note: Includes branch breaker(s) and portion of distribution section occupied by that breaker. 240 V, 2 pole. Use upper range to determine breaker unless designing for future expansion.

26 24 13 00-0061	EA 15 To 60 Amperes, 120 / 240 Volt, MC Branch Breaker.....	179.84	32.05
	<i>For Personal Protective Equipment (Arc Flash) When Working On Energized Equipment, Add</i>	19.23	
26 24 13 00-0062	EA 70 To 100 Amperes, 120 / 240 Volt, MC Branch Breaker.....	286.27	53.22
	<i>For Personal Protective Equipment (Arc Flash) When Working On Energized Equipment, Add</i>	31.93	
26 24 13 00-0063	EA 125 To 225 Amperes, 120 / 240 Volt, MC Branch Breaker.....	850.24	74.38
	<i>For Personal Protective Equipment (Arc Flash) When Working On Energized Equipment, Add</i>	44.63	
26 24 13 00-0064	EA 100 To 400 Amperes, 120 / 240 Volt, MC Branch Breaker.....	2,415.09	95.55
	<i>For Personal Protective Equipment (Arc Flash) When Working On Energized Equipment, Add</i>	57.33	
26 24 13 00-0065	EA 300 To 600 Amperes, 120/240 Volt, MC Branch Breaker.....	3,824.74	232.84
	<i>For Personal Protective Equipment (Arc Flash) When Working On Energized Equipment, Add</i>	139.69	
26 24 13 00-0066	EA 400 To 800 Amperes, 120/240 Volt, MC Branch Breaker.....	5,412.62	232.84
	<i>For Personal Protective Equipment (Arc Flash) When Working On Energized Equipment, Add</i>	139.69	
26 24 13 00-0067	EA 600 To 1,200 Amperes, 120/240 Volt, MC Branch Breaker.....	8,940.12	444.50
	<i>For Personal Protective Equipment (Arc Flash) When Working On Energized Equipment, Add</i>	266.73	

26 24 13 00-0068 Fusible Switch Type 120/208 Volt, 3 Phase, 4 Wire (26 24 13)

26 24 13 00-0069 Incoming Service Section Main Device Only (26 24 13 00-0068)

Note: Copper bus, non-metering type, with fuses.

26 24 13 00-0070	EA 400 Amperes, 120/208 Volt, 3 Phase, 4 Wire, Distribution Switchboard With Main Switch.....	3,987.71	1,057.97
26 24 13 00-0071	EA 600 Amperes, 120/208 Volt, 3 Phase, 4 Wire, Distribution Switchboard With Main Switch.....	4,398.44	1,119.06
26 24 13 00-0072	EA 800 Amperes, 120/208 Volt, 3 Phase, 4 Wire, Distribution Switchboard With Main Switch.....	6,974.12	1,269.40
26 24 13 00-0073	EA 1,200 Amperes, 120/208 Volt, 3 Phase, 4 Wire, Distribution Switchboard With Main Switch.....	7,510.88	1,360.84
26 24 13 00-0074	EA 1,600 Amperes, 120/208 Volt, 3 Phase, 4 Wire, Distribution Switchboard With Main Switch.....	11,872.86	1,450.95
26 24 13 00-0075	EA 2,000 Amperes, 120/208 Volt, 3 Phase, 4 Wire, Distribution Switchboard With Main Switch.....	13,226.63	1,542.76
26 24 13 00-0076	EA 400 Amperes, 120/208 Volt, 3 Phase, 4 Wire, Distribution Switchboard With MC Main Breaker.....	4,773.68	1,057.97
26 24 13 00-0077	EA 600 Amperes, 120/208 Volt, 3 Phase, 4 Wire, Distribution Switchboard With MC Main Breaker.....	6,054.88	1,119.06
26 24 13 00-0078	EA 800 Amperes, 120/208 Volt, 3 Phase, 4 Wire, Distribution Switchboard With MC Main Breaker.....	8,371.24	1,270.49
26 24 13 00-0079	EA 1,200 Amperes, 120/208 Volt, 3 Phase, 4 Wire, Distribution Switchboard With MC Main Breaker.....	11,357.83	1,360.84
26 24 13 00-0080	EA 1,600 Amperes, 120/208 Volt, 3 Phase, 4 Wire, Distribution Switchboard With MC Main Breaker.....	11,875.64	1,452.41
26 24 13 00-0081	EA 2,000 Amperes, 120/208 Volt, 3 Phase, 4 Wire, Distribution Switchboard With MC Main Breaker.....	13,226.63	1,542.76
26 24 13 00-0082	EA 400 Amperes, 120/208 Volt, 3 Phase, 4 Wire, Distribution Switchboard With Main Lug.....	2,883.83	937.39
26 24 13 00-0083	EA 600 Amperes, 120/208 Volt, 3 Phase, 4 Wire, Distribution Switchboard With Main Lug.....	3,212.34	997.98
26 24 13 00-0084	EA 800 Amperes, 120/208 Volt, 3 Phase, 4 Wire, Distribution Switchboard With Main Lug.....	3,742.14	1,148.81
26 24 13 00-0085	EA 1,000 Amperes, 120/208 Volt, 3 Phase, 4 Wire, Distribution Switchboard With Main Lug.....	4,017.12	1,197.07
26 24 13 00-0086	EA 1,200 Amperes, 120/208 Volt, 3 Phase, 4 Wire, Distribution Switchboard With Main Lug.....	4,282.10	1,240.26
26 24 13 00-0087	EA 1,600 Amperes, 120/208 Volt, 3 Phase, 4 Wire, Distribution Switchboard With Main Lug.....	4,644.34	1,329.76
26 24 13 00-0088	EA 2,000 Amperes, 120/208 Volt, 3 Phase, 4 Wire, Distribution Switchboard With Main Lug.....	5,011.74	1,420.96
26 24 13 00-0089	EA 2,500 Amperes, 120/208 Volt, 3 Phase, 4 Wire, Distribution Switchboard With Main Lug.....	5,932.29	1,614.73
26 24 13 00-0090	EA 3,000 Amperes, 120/208 Volt, 3 Phase, 4 Wire, Distribution Switchboard With Main Lug.....	6,549.54	1,727.82
26 24 13 00-0091	EA 4,000 Amperes, 120/208 Volt, 3 Phase, 4 Wire, Distribution Switchboard With Main Lug.....	7,689.65	1,856.63

26 24 13 00-0092 Branch Breaker Units (26 24 13 00-0068)

Note: Includes branch breaker(s) and portion of distribution section occupied by that breaker. 120/208 V, 3 pole. Use upper range to determine breaker unless designing for future expansion.

26 24 13 00-0093	EA 15 To 60 Amperes, 120/208 Volt, MC Branch Breaker.....	328.86	36.89
	<i>For Personal Protective Equipment (Arc Flash) When Working On Energized Equipment, Add</i>	22.13	
26 24 13 00-0094	EA 70 To 100 Amperes, 120/208 Volt, MC Branch Breaker.....	482.80	58.06
	<i>For Personal Protective Equipment (Arc Flash) When Working On Energized Equipment, Add</i>	34.84	
26 24 13 00-0095	EA 125 To 225 Amperes, 120/208 Volt, MC Branch Breaker.....	1,284.60	105.83
	<i>For Personal Protective Equipment (Arc Flash) When Working On Energized Equipment, Add</i>	63.50	

26 Electrical**26 20 Low-Voltage Electrical Distribution****26 24 Switchboards and Panelboards**

SAN BERNARDINO
COUNTY

MINOR CSI UOM DESCRIPTION	TOTAL DIRECT UNIT COST	DEMOLITION UNIT COST
26 24 13 00-0096 EA 100 To 400 Amperes, 120/208 Volt, MC Branch Breaker.....	2,268.60	137.89
<i>For Personal Protective Equipment (Arc Flash) When Working On Energized Equipment, Add</i>	82.73	
26 24 13 00-0097 EA 300 To 600 Amperes, 120/208 Volt, MC Branch Breaker.....	4,063.44	338.67
<i>For Personal Protective Equipment (Arc Flash) When Working On Energized Equipment, Add</i>	203.17	
26 24 13 00-0098 EA 400 To 800 Amperes, 120/208 Volt, MC Branch Breaker.....	6,456.43	338.67
<i>For Personal Protective Equipment (Arc Flash) When Working On Energized Equipment, Add</i>	203.17	
26 24 13 00-0099 EA 600 To 1,200 Amperes, 120/208 Volt, MC Branch Breaker.....	10,480.93	603.56
<i>For Personal Protective Equipment (Arc Flash) When Working On Energized Equipment, Add</i>	362.13	
26 24 13 00-0100 Fusible Switch Type 277/480 Volt, 3 Phase, 4 Wire (26 24 13)		
26 24 13 00-0101 Incoming Service Section Main Device Only (26 24 13 00-0100)		
Note: Copper bus, non-metering type, with fuses.		
26 24 13 00-0102 EA 400 Amperes, 480/277 Volt, 3 Phase, 4 Wire, Distribution Switchboard With Main Switch.....	5,188.12	1,450.95
26 24 13 00-0103 EA 600 Amperes, 480/277 Volt, 3 Phase, 4 Wire, Distribution Switchboard With Main Switch.....	5,682.58	1,542.76
26 24 13 00-0104 EA 800 Amperes, 480/277 Volt, 3 Phase, 4 Wire, Distribution Switchboard With Main Switch.....	7,970.11	1,722.01
26 24 13 00-0105 EA 1,200 Amperes, 480/277 Volt, 3 Phase, 4 Wire, Distribution Switchboard With Main Switch.....	8,703.15	1,843.81
26 24 13 00-0106 EA 400 Amperes, 480/277 Volt, 3 Phase, 4 Wire, Distribution Switchboard With MC Main Breaker.....	6,522.52	1,450.95
26 24 13 00-0107 EA 600 Amperes, 480/277 Volt, 3 Phase, 4 Wire, Distribution Switchboard With MC Main Breaker.....	8,673.42	1,542.76
26 24 13 00-0108 EA 800 Amperes, 480/277 Volt, 3 Phase, 4 Wire, Distribution Switchboard With MC Main Breaker.....	9,821.79	1,723.95
26 24 13 00-0109 EA 1,200 Amperes, 480/277 Volt, 3 Phase, 4 Wire, Distribution Switchboard With MC Main Breaker.....	12,323.71	1,843.81
26 24 13 00-0110 EA 1,600 Amperes, 480/277 Volt, 3 Phase, 4 Wire, Distribution Switchboard With MC Main Breaker.....	12,903.07	1,966.10
26 24 13 00-0111 EA 2,000 Amperes, 480/277 Volt, 3 Phase, 4 Wire, Distribution Switchboard With MC Main Breaker.....	14,317.66	2,088.26
26 24 13 00-0112 EA 400 Amperes, 480/277 Volt, 3 Phase, 4 Wire, Distribution Switchboard With Main Lug.....	2,883.83	937.39
26 24 13 00-0113 EA 600 Amperes, 480/277 Volt, 3 Phase, 4 Wire, Distribution Switchboard With Main Lug.....	3,212.34	997.98
26 24 13 00-0114 EA 800 Amperes, 480/277 Volt, 3 Phase, 4 Wire, Distribution Switchboard With Main Lug.....	3,742.14	1,148.81
26 24 13 00-0115 EA 1,000 Amperes, 480/277 Volt, 3 Phase, 4 Wire, Distribution Switchboard With Main Lug.....	4,017.12	1,197.07
26 24 13 00-0116 EA 1,200 Amperes, 480/277 Volt, 3 Phase, 4 Wire, Distribution Switchboard With Main Lug.....	4,282.10	1,240.26
26 24 13 00-0117 EA 1,600 Amperes, 480/277 Volt, 3 Phase, 4 Wire, Distribution Switchboard With Main Lug.....	4,644.34	1,329.76
26 24 13 00-0118 EA 2,000 Amperes, 480/277 Volt, 3 Phase, 4 Wire, Distribution Switchboard With Main Lug.....	5,011.74	1,420.96
26 24 13 00-0119 Branch Breaker Units (26 24 13 00-0100)		
Note: Includes branch breaker(s) and portion of distribution section occupied by that breaker. 480 V, 3 pole. Use upper range to determine breaker unless designing for future expansion.		
26 24 13 00-0120 EA 15 To 60 Amperes, 480/277 Volt, MC Branch Breaker.....	671.63	36.89
<i>For Personal Protective Equipment (Arc Flash) When Working On Energized Equipment, Add</i>	22.13	
26 24 13 00-0121 EA 70 To 100 Amperes, 480/277 Volt, MC Branch Breaker.....	777.74	58.06
<i>For Personal Protective Equipment (Arc Flash) When Working On Energized Equipment, Add</i>	34.84	
26 24 13 00-0122 EA 125 To 225 Amperes, 480/277 Volt, MC Branch Breaker.....	1,410.54	105.83
<i>For Personal Protective Equipment (Arc Flash) When Working On Energized Equipment, Add</i>	63.50	
26 24 13 00-0123 EA 100 To 400 Amperes, 480/277 Volt, MC Branch Breaker.....	2,268.60	137.89
<i>For Personal Protective Equipment (Arc Flash) When Working On Energized Equipment, Add</i>	82.73	
26 24 13 00-0124 EA 300 To 600 Amperes, 480/277 Volt, MC Branch Breaker.....	5,437.69	338.67
<i>For Personal Protective Equipment (Arc Flash) When Working On Energized Equipment, Add</i>	203.17	
26 24 13 00-0125 EA 400 To 800 Amperes, 480/277 Volt, MC Branch Breaker.....	5,560.45	338.67
<i>For Personal Protective Equipment (Arc Flash) When Working On Energized Equipment, Add</i>	203.17	
26 24 13 00-0126 EA 600 To 1,200 Amperes, 480/277 Volt, MC Branch Breaker.....	8,936.09	603.56
<i>For Personal Protective Equipment (Arc Flash) When Working On Energized Equipment, Add</i>	362.13	
26 24 13 00-0127 Fusible Branch Circuit Switch (26 24 13)		
Note: Includes switch fuses, and portion of distribution section occupied by that branch device.		
26 24 13 00-0128 240 Volt, 2 Pole Twin Branch Switch Units (26 24 13 00-0127)		
26 24 13 00-0129 EA 30/30 Amperes, 240 Volt, 2 Pole Twin Branch Switch Unit.....	705.12	94.95
<i>For Electrical Interlock Kit, Add</i>	278.71	
26 24 13 00-0130 EA 30/60 Amperes, 240 Volt, 2 Pole Twin Branch Switch Unit.....	702.73	94.95
<i>For Electrical Interlock Kit, Add</i>	278.71	
26 24 13 00-0131 EA 60/60 Amperes, 240 Volt, 2 Pole Twin Branch Switch Unit.....	702.73	94.95
<i>For Electrical Interlock Kit, Add</i>	278.71	
26 24 13 00-0132 EA 60/100 Amperes, 240 Volt, 2 Pole Twin Branch Switch Unit.....	1,097.42	125.19
<i>For Electrical Interlock Kit, Add</i>	278.71	
26 24 13 00-0133 EA 100/100 Amperes, 240 Volt, 2 Pole Twin Branch Switch Unit.....	1,097.42	125.19
<i>For Electrical Interlock Kit, Add</i>	278.71	
26 24 13 00-0134 240 Volt, 2 Pole Single Branch Switch Units (26 24 13 00-0127)		
26 24 13 00-0135 EA 100 Amperes, 240 Volt, 2 Pole Single Branch Switch Unit.....	803.01	93.14
<i>For Electrical Interlock Kit, Add</i>	267.00	
26 24 13 00-0136 EA 200 Amperes, 240 Volt, 2 Pole Single Branch Switch Unit.....	1,161.03	93.14
<i>For Electrical Interlock Kit, Add</i>	267.00	
26 24 13 00-0137 EA 400 Amperes, 240 Volt, 2 Pole Single Branch Switch Unit.....	2,986.90	250.98
26 24 13 00-0138 240 Volt, 3 Pole Twin Branch Switch Units (26 24 13 00-0127)		
26 24 13 00-0139 EA 30/30 Amperes, 240 Volt, 3 Pole Twin Branch Switch Unit.....	900.20	107.05
<i>For Electrical Interlock Kit, Add</i>	278.71	
26 24 13 00-0140 EA 30/60 Amperes, 240 Volt, 3 Pole Twin Branch Switch Unit.....	897.81	107.05
<i>For Electrical Interlock Kit, Add</i>	278.71	
26 24 13 00-0141 EA 60/60 Amperes, 240 Volt, 3 Pole Twin Branch Switch Unit.....	897.81	107.05
<i>For Electrical Interlock Kit, Add</i>	278.71	



MINOR CSI UOM DESCRIPTION	TOTAL DIRECT UNIT COST	DEMOLITION UNIT COST
26 24 13 00-0142 EA 60/100 Amperes, 240 Volt, 3 Pole Twin Branch Switch Unit <i>For Electrical Interlock Kit, Add</i>	1,348.35 278.71	143.33
26 24 13 00-0143 EA 100/100 Amperes, 240 Volt, 3 Pole Twin Branch Switch Unit <i>For Electrical Interlock Kit, Add</i>	1,348.35 278.71	143.33
26 24 13 00-0144 240 Volt, 3 Pole Single Branch Switch Units (26 24 13 00-0127)		
26 24 13 00-0145 EA 100 Amperes, 240 Volt, 3 Pole Single Branch Switch Unit <i>For Electrical Interlock Kit, Add</i>	970.82 278.71	105.23
26 24 13 00-0146 EA 200 Amperes, 240 Volt, 3 Pole Single Branch Switch Unit <i>For Electrical Interlock Kit, Add</i>	1,554.47 267.00	105.23
26 24 13 00-0147 EA 400 Amperes, 240 Volt, 3 Pole Single Branch Switch Unit	3,987.71	280.97
26 24 13 00-0148 EA 600 Amperes, 240 Volt, 3 Pole Single Branch Switch Unit	5,685.14	359.96
26 24 13 00-0149 EA 800 Amperes, 240 Volt, 3 Pole Single Branch Switch Unit	10,539.66	487.68
26 24 13 00-0150 600 Volt, 3 Pole Twin Branch Switch Units (26 24 13 00-0127)		
26 24 13 00-0151 EA 30/30 Amperes, 600 Volt, 3 Pole Twin Branch Switch Unit <i>For Electrical Interlock Kit, Add</i>	1,261.61 278.71	107.05
26 24 13 00-0152 EA 30/60 Amperes, 600 Volt, 3 Pole Twin Branch Switch Unit <i>For Electrical Interlock Kit, Add</i>	1,259.20 278.71	107.05
26 24 13 00-0153 EA 60/60 Amperes, 600 Volt, 3 Pole Twin Branch Switch Unit <i>For Electrical Interlock Kit, Add</i>	1,261.61 278.71	107.05
26 24 13 00-0154 EA 60/100 Amperes, 600 Volt, 3 Pole Twin Branch Switch Unit <i>For Electrical Interlock Kit, Add</i>	1,893.67 278.71	143.33
26 24 13 00-0155 EA 100/100 Amperes, 600 Volt, 3 Pole Twin Branch Switch Unit <i>For Electrical Interlock Kit, Add</i>	1,934.03 278.71	143.33
26 24 13 00-0156 EA 200/200 Amperes, 600 Volt, 3 Pole Twin Branch Switch Unit <i>For Electrical Interlock Kit, Add</i>	4,090.98 278.71	187.48
26 24 13 00-0157 600 Volt, 3 Pole, Single Branch Switch Units (26 24 13 00-0127)		
26 24 13 00-0158 EA 100 Amperes, 600 Volt, 3 Pole Single Branch Switch Unit <i>For Electrical Interlock Kit, Add</i>	1,360.08 278.71	105.23
26 24 13 00-0159 EA 200 Amperes, 600 Volt, 3 Pole Single Branch Switch Unit <i>For Electrical Interlock Kit, Add</i>	2,048.65 267.00	105.23
26 24 13 00-0160 EA 400 Amperes, 600 Volt, 3 Pole Single Branch Switch Unit <i>For Electrical Interlock Kit, Add</i>	4,990.11 267.00	280.97
26 24 13 00-0161 EA 600 Amperes, 600 Volt, 3 Pole Single Branch Switch Unit	6,064.55	359.96
26 24 13 00-0162 EA 800 Amperes, 600 Volt, 3 Pole Single Branch Switch Unit	10,539.66	487.68
26 24 13 00-0163 Service And Distribution Structures (26 24 13)		
26 24 13 00-0164 Distribution Section 600 Volt, 250 Volt DC (26 24 13 00-0163)		
26 24 13 00-0165 600 Amperes, 4 Wire, Main Bus (26 24 13 00-0164)		
26 24 13 00-0166 EA 14 Watt Distribution Section, 600 Amperes, 4 Wire, 600 Volt AC, 250 Volt DC, Main Bus	2,740.37	1,112.76
26 24 13 00-0167 EA 24 To 30 Watt Distribution Section, 600 Amperes, 4 Wire, 600 Volt AC, 250 Volt DC, Main Bus	3,249.76	1,112.76
26 24 13 00-0168 EA 34 To 38 Watt Distribution Section, 600 Amperes, 4 Wire, 600 Volt AC, 250 Volt DC, Main Bus	3,619.49	1,415.15
26 24 13 00-0169 EA 42 To 48 Watt Distribution Section, 600 Amperes, 4 Wire, 600 Volt AC, 250 Volt DC, Main Bus	4,010.24	1,415.15
26 24 13 00-0170 800 Amperes, 4 Wire, Main Bus (26 24 13 00-0164)		
26 24 13 00-0171 EA 14 Watt Distribution Section, 800 Amperes, 4 Wire, 600 Volt AC, 250 Volt DC, Main Bus	3,095.97	1,288.15
26 24 13 00-0172 EA 24 To 30 Watt Distribution Section, 800 Amperes, 4 Wire, 600 Volt AC, 250 Volt DC, Main Bus	3,589.91	1,288.15
26 24 13 00-0173 EA 34 To 38 Watt Distribution Section, 800 Amperes, 4 Wire, 600 Volt AC, 250 Volt DC, Main Bus	4,010.24	1,596.58
26 24 13 00-0174 EA 42 To 48 Watt Distribution Section, 800 Amperes, 4 Wire, 600 Volt AC, 250 Volt DC, Main Bus	4,361.27	1,596.58
26 24 13 00-0175 1,200 Amperes, 4 Wire, Main Bus (26 24 13 00-0164)		
26 24 13 00-0176 EA 14 Watt Distribution Section, 1,200 Amperes, 4 Wire, 600 Volt AC, 250 Volt DC, Main Bus	3,646.35	1,572.39
26 24 13 00-0177 EA 24 To 30 Watt Distribution Section, 1,200 Amperes, 4 Wire, 600 Volt AC, 250 Volt DC, Main Bus	4,153.50	1,572.39
26 24 13 00-0178 EA 34 To 38 Watt Distribution Section, 1,200 Amperes, 4 Wire, 600 Volt AC, 250 Volt DC, Main Bus	4,601.25	1,935.25
26 24 13 00-0179 EA 42 To 48 Watt Distribution Section, 1,200 Amperes, 4 Wire, 600 Volt AC, 250 Volt DC, Main Bus	5,115.51	1,935.25
26 24 13 00-0180 1,600 Amperes, 4 Wire, Main Bus (26 24 13 00-0164)		
26 24 13 00-0181 EA 14 Watt Distribution Section, 1,600 Amperes, 4 Wire, 600 Volt AC, 250 Volt DC, Main Bus	4,445.53	1,723.58
26 24 13 00-0182 EA 24 To 30 Watt Distribution Section, 1,600 Amperes, 4 Wire, 600 Volt AC, 250 Volt DC, Main Bus	5,058.40	1,723.58
26 24 13 00-0183 EA 34 To 38 Watt Distribution Section, 1,600 Amperes, 4 Wire, 600 Volt AC, 250 Volt DC, Main Bus	5,592.82	2,128.78
26 24 13 00-0184 EA 42 To 48 Watt Distribution Section, 1,600 Amperes, 4 Wire, 600 Volt AC, 250 Volt DC, Main Bus	6,040.79	2,128.78
26 24 13 00-0185 2,000 Amperes, 4 Wire, Main Bus (26 24 13 00-0164)		
26 24 13 00-0186 EA 14 Watt Distribution Section, 2,000 Amperes, 4 Wire, 600 Volt AC, 250 Volt DC, Main Bus	4,669.77	1,729.63
26 24 13 00-0187 EA 24 To 30 Watt Distribution Section, 2,000 Amperes, 4 Wire, 600 Volt AC, 250 Volt DC, Main Bus	5,335.32	1,947.34
26 24 13 00-0188 EA 34 To 38 Watt Distribution Section, 2,000 Amperes, 4 Wire, 600 Volt AC, 250 Volt DC, Main Bus	5,437.76	1,947.34
26 24 13 00-0189 EA 42 To 48 Watt Distribution Section, 2,000 Amperes, 4 Wire, 600 Volt AC, 250 Volt DC, Main Bus	5,675.10	2,056.20



MINOR CSI UOM DESCRIPTION	TOTAL DIRECT UNIT COST	DEMOLITION UNIT COST
26 24 13 00-0190 3,000 Amperes, 4 Wire, Main Bus <small>(26 24 13 00-0164)</small>		
26 24 13 00-0191 EA 24 To 30 Watt Distribution Section, 3,000 Amperes, 4 Wire, 600 Volt AC, 250 Volt DC, Main Bus.....	6,309.25	1,947.34
26 24 13 00-0192 EA 34 To 38 Watt Distribution Section, 3,000 Amperes, 4 Wire, 600 Volt AC, 250 Volt DC, Main Bus.....	6,410.16	1,947.34
26 24 13 00-0193 EA 42 To 48 Watt Distribution Section, 3,000 Amperes, 4 Wire, 600 Volt AC, 250 Volt DC, Main Bus.....	6,647.50	2,056.20
26 24 13 00-0194 4,000 Amperes, 4 Wire, Main Bus <small>(26 24 13 00-0164)</small>		
26 24 13 00-0195 EA 24 To 30 Watt Distribution Section, 4,000 Amperes, 4 Wire, 600 Volt AC, 250 Volt DC, Main Bus.....	6,464.31	2,056.20
26 24 13 00-0196 EA 34 To 38 Watt Distribution Section, 4,000 Amperes, 4 Wire, 600 Volt AC, 250 Volt DC, Main Bus.....	6,647.50	2,056.20
26 24 13 00-0197 EA 42 To 48 Watt Distribution Section, 4,000 Amperes, 4 Wire, 600 Volt AC, 250 Volt DC, Main Bus.....	6,733.21	2,056.20
26 24 13 00-0198 Pull Boy, Horizontal Mounted Across Top Of Switch Board <small>(26 24 13 00-0164)</small>		
26 24 13 00-0199 EA 18 - 24" Wide, 30" High, Open Bottom, Pull Boy Horizontal Mounted, Top Of Switchboard.....	560.01	145.14
26 24 13 00-0200 EA Drilled Bottom For Pull Boy.....	631.91	145.14
26 24 13 00-0201 EA Cable Supports In Pull Box.....	220.09	36.29
<i>For Personal Protective Equipment (Arc Flash) When Working On Energized Equipment, Add</i>	<i>20.16</i>	
26 24 13 00-0202 Underground Pull Sections <small>(26 24 13 00-0164)</small>		
<i>Note: Excludes no bus or terminal.</i>		
26 24 13 00-0203 EA 12 To 20" Wide, 15 - 20" Deep, Underground Pull Section Without Bus Or Terminal.....	549.34	169.34
26 24 13 00-0204 EA 24 To 28" Wide, 20" Deep, Underground Pull Section Without Bus Or Terminal.....	936.51	217.71
26 24 13 00-0205 EA 24 To 28" Wide, 30" Deep, Underground Pull Section Without Bus Or Terminal.....	936.51	217.71
26 24 13 00-0206 EA 14 To 20" Wide, 36" Deep, Underground Pull Section Without Bus Or Terminal.....	706.50	169.34
26 24 13 00-0207 EA 28 To 30" Wide, 36" Deep, Underground Pull Section Without Bus Or Terminal.....	1,001.94	247.95
26 24 13 00-0208 EA 14 To 20" Wide, 42 - 60" Deep, Underground Pull Section Without Bus Or Terminal.....	1,147.24	247.95
26 24 13 00-0209 EA 26 To 30" Wide, 42 - 60" Deep, Underground Pull Section Without Bus Or Terminal.....	1,207.30	320.53
26 24 13 00-0210 EA 38" Wide, 42 - 60" Deep, Underground Pull Section Without Bus Or Terminal.....	1,280.48	320.53
26 24 13 00-0211 Switchboard Sections <small>(26 24 13 00-0163)</small>		
26 24 13 00-0212 EA 600 Amperes, 480 Volt, 4 Wire, Switchboard Incoming No Switch Circuit.....	4,356.91	1,007.90
26 24 13 00-0213 EA 800 Amperes, 480 Volt, 4 Wire, Switchboard Incoming No Switch Circuit.....	4,769.70	1,095.60
26 24 13 00-0214 EA 1,200 Amperes, 480 Volt, 4 Wire, Switchboard Incoming No Switch Circuit.....	5,989.06	1,399.91
26 24 13 00-0215 EA 1,600 Amperes, 480 Volt, 4 Wire, Switchboard Incoming No Switch Circuit.....	6,548.96	1,527.15
26 24 13 00-0216 EA 2,000 Amperes, 480 Volt, 4 Wire, Switchboard Incoming No Switch Circuit.....	6,983.51	1,625.73
26 24 13 00-0217 EA 400 Amperes, 480 Volt, Switchboard Incoming For Switch Circuit Section.....	5,093.26	884.17
26 24 13 00-0218 EA 200 Amperes, Distribution Section Subfeeder Lug-Rated.....	2,996.30	839.90
26 24 13 00-0219 EA 400 Amperes, Distribution Section Subfeeder Lug-Rated.....	3,314.40	910.78
26 24 13 00-0220 EA 120/208 Or 277/480 Volt, 4 Wire, Distribution Section Aluminum Bus.....	7,721.60	1,007.90
26 24 13 00-0221 EA 800 Amperes, Switchboard Distribution Section Aluminum Bus Less Breaker.....	8,291.51	1,010.56
26 24 13 00-0222 EA 1,000 Amperes, Switchboard Distribution Section Aluminum Bus Less Breaker.....	9,103.41	1,128.25
26 24 13 00-0223 EA 15 To 60 Amperes, 240 Volt, 1 Phase, Feed Section Circuit Breaker FA Frame.....	171.98	60.47
<i>For Personal Protective Equipment (Arc Flash) When Working On Energized Equipment, Add</i>	<i>36.94</i>	
26 24 13 00-0224 EA 70 To 100 Amperes, 240 Volt, 3 Phase, Feed Section Circuit Breaker FA Frame.....	209.22	61.57
<i>For Personal Protective Equipment (Arc Flash) When Working On Energized Equipment, Add</i>	<i>43.63</i>	
26 24 13 00-0225 EA 70 To 225 Amperes, 480 Volt, 3 Phase, Feed Section Circuit Breaker KA Frame.....	917.26	72.69
<i>For Personal Protective Equipment (Arc Flash) When Working On Energized Equipment, Add</i>	<i>94.01</i>	
26 24 13 00-0226 EA 125 To 400 Amperes, 480 Volt, 3 Phase, Feed Section Circuit Breaker LA Frame.....	1,508.46	156.64
<i>For Personal Protective Equipment (Arc Flash) When Working On Energized Equipment, Add</i>	<i>130.90</i>	
26 24 13 00-0227 EA 100 Amperes, 240 Volt HIC, 3 Phase, Switchboard Feed Section Branch Circuit Breaker.....	611.62	218.20
<i>For Personal Protective Equipment (Arc Flash) When Working On Energized Equipment, Add</i>	<i>75.60</i>	
26 24 13 00-0228 EA 225 Amperes, 240 Volt HIC, 3 Phase, Switchboard Feed Section Branch Circuit Breaker.....	1,670.47	126.03
<i>For Personal Protective Equipment (Arc Flash) When Working On Energized Equipment, Add</i>	<i>94.01</i>	
26 24 13 00-0229 Switchboard, Structure Per Section Copper, 480 Volt <small>(26 24 13 00-0163)</small>		
26 24 13 00-0230 EA 225 Amperes, 480 Volt, Copper, Structure Per Section, Switchboard.....	2,259.30	524.93
26 24 13 00-0231 EA 400 Amperes, 480 Volt, Copper, Structure Per Section, Switchboard.....	3,203.25	709.87
26 24 13 00-0232 EA 600 Amperes, 480 Volt, Copper, Structure Per Section, Switchboard.....	3,612.93	863.96
26 24 13 00-0233 EA 800 Amperes, 480 Volt, Copper, Structure Per Section, Switchboard.....	4,590.58	1,209.53
26 24 13 00-0234 EA 1,200 Amperes, 480 Volt, Copper, Structure Per Section, Switchboard.....	5,692.28	1,511.91
26 24 13 00-0235 EA 1,600 Amperes, 480 Volt, Copper, Structure Per Section, Switchboard.....	6,229.77	1,511.91
26 24 13 00-0236 EA 2,000 Amperes, 480 Volt, Copper, Structure Per Section, Switchboard.....	7,733.37	2,015.93
26 24 13 00-0237 EA 2,500 Amperes, 480 Volt, Copper, Structure Per Section, Switchboard.....	8,763.99	2,015.93
26 24 13 00-0238 EA 3,000 Amperes, 480 Volt, Copper, Structure Per Section, Switchboard.....	10,314.10	2,399.84
26 24 13 00-0239 EA 4,000 Amperes, 480 Volt, Copper, Structure Per Section, Switchboard.....	12,210.54	2,399.84
26 24 13 00-0240 Main Devices <small>(26 24 13)</small>		
26 24 13 00-0241 Power Circuit Breakers <small>(26 24 13 00-0240)</small>		
26 24 13 00-0242 DSL Breaker With Current Limiters And Amptector <small>(26 24 13 00-0241)</small>		
<i>Note: 11 Static trip not applicable to ground-fault or plug in test feature. Manually operated.</i>		
26 24 13 00-0243 EA 50 To 800 Amperes, DSL-206, Main Breaker With Current Limiter, Amptector Static Trip.....	7,766.67	1,270.00
<i>For Personal Protective Equipment (Arc Flash) When Working On Energized Equipment, Add</i>	<i>760.39</i>	
26 24 13 00-0244 EA 50 To 1,600 Amperes, DSL-416, Main Breaker With Current Limiter, Amptector Static Trip.....	14,116.78	2,116.68
<i>For Personal Protective Equipment (Arc Flash) When Working On Energized Equipment, Add</i>	<i>1,268.74</i>	



MINOR CSI UOM DESCRIPTION	TOTAL DIRECT UNIT COST	DEMOLITION UNIT COST
26 24 13 00-0245 EA 1,200 To 3,200 Amperes, DSL-632, Main Breaker With Current Limiter, Amptector Static Trip.....	31,447.37	3,556.02
For Personal Protective Equipment (Arc Flash) When Working On Energized Equipment, Add	2,114.57	
26 24 13 00-0246 EA 4,000 Amperes, DSL-840, Main Breaker With Current Limiter, Amptector Static Trip.....	50,711.28	5,757.37
For Personal Protective Equipment (Arc Flash) When Working On Energized Equipment, Add	3,516.08	
26 24 13 00-0247 EA Ground-Fault Trip All Power Breakers - Factory Installed.....	2,580.85	
26 24 13 00-0248 EA Key Interlock All Power Breakers - Factory Installed.....	383.31	
26 24 13 00-0249 EA Short Time Delay Selective Trip - Factory Installed.....	437.28	
26 24 13 00-0250 EA Shunt Trip Manually Open Breakers - Factory Installed.....	314.96	
26 24 13 00-0251 DSL Breaker Electrical Operated And Amptector <small>(26 24 13 00-0241)</small>		
Note: 11 Static trip not applicable to ground-fault or plug in test feature. Manually operated.		
26 24 13 00-0252 EA 50 To 800 Amperes, DSL-206, Main Breaker, Electrical Operated With Amptector Static Trip.....	9,058.44	1,330.49
For Personal Protective Equipment (Arc Flash) When Working On Energized Equipment, Add	802.08	
26 24 13 00-0253 EA 50 To 1,600 Amperes, DSL-416, Main Breaker, Electrical Operated With Amptector Static Trip.....	16,755.20	2,237.64
For Personal Protective Equipment (Arc Flash) When Working On Energized Equipment, Add	1,336.01	
26 24 13 00-0254 EA 1,200 To 3,200 Amperes, DSL-632, Main Breaker, Electrical Operated With Amptector Static Trip.....	35,257.93	3,689.07
For Personal Protective Equipment (Arc Flash) When Working On Energized Equipment, Add	2,223.41	
26 24 13 00-0255 EA 4,000 Amperes, DSL-840, Main Breaker, Electrical Operated With Amptector Static Trip.....	54,585.36	6,047.66
For Personal Protective Equipment (Arc Flash) When Working On Energized Equipment, Add	3,717.82	
26 24 13 00-0256 DS Breakers With Amptector Static Trip, Manually Operated <small>(26 24 13 00-0241)</small>		
Note: Includes integral ground fault and plug-in test provision. Excludes system, add price from section drawout mounted manually operated.		
26 24 13 00-0257 EA 50 To 800 Amperes, DS-206, Main Breaker With Groundfault, Amptector Static Trip.....	6,224.82	1,161.15
For Personal Protective Equipment (Arc Flash) When Working On Energized Equipment, Add	697.81	
26 24 13 00-0258 EA 50 To 1,600 Amperes, DS-416, Main Breaker With Groundfault, Amptector Static Trip.....	11,336.41	1,947.34
For Personal Protective Equipment (Arc Flash) When Working On Energized Equipment, Add	1,163.01	
26 24 13 00-0259 EA 2,000 Amperes, DS-420, Main Breaker With Groundfault, Amptector Static Trip.....	16,902.30	3,265.73
For Personal Protective Equipment (Arc Flash) When Working On Energized Equipment, Add	1,938.35	
26 24 13 00-0260 EA 1,200 To 3,200 Amperes, DS-632, Main Breaker With Groundfault, Amptector Static Trip.....	29,115.88	5,261.46
For Personal Protective Equipment (Arc Flash) When Working On Energized Equipment, Add	3,228.29	
26 24 13 00-0261 EA 4,000 Amperes, DS-840, Main Breaker With Groundfault, Amptector Static Trip.....	47,434.64	8,587.67
For Personal Protective Equipment (Arc Flash) When Working On Energized Equipment, Add	5,367.74	
26 24 13 00-0262 DS Breakers With Amptector Static Trip, Electrically Operated <small>(26 24 13 00-0241)</small>		
Note: Includes integral ground fault and plug-in test provision. Excludes system, add price from section drawout mounted electrical operated.		
26 24 13 00-0263 EA 50 To 800 Amperes, DS-206, Main Breaker, Electrical Operated With Groundfault, Amptector Static Trip.....	7,270.13	1,112.76
For Personal Protective Equipment (Arc Flash) When Working On Energized Equipment, Add	665.55	
26 24 13 00-0264 EA 50 To 1,600 Amperes, DS-416, Main Breaker, Electrical Operated With Groundfault, Amptector Static Trip.....	13,506.29	1,862.68
For Personal Protective Equipment (Arc Flash) When Working On Energized Equipment, Add	1,108.98	
26 24 13 00-0265 EA 2,000 Amperes, DS-420, Main Breaker, Electrical Operated With Groundfault, Amptector Static Trip.....	19,359.71	3,096.40
For Personal Protective Equipment (Arc Flash) When Working On Energized Equipment, Add	1,851.32	
26 24 13 00-0266 EA 1,200 To 3,200 Amperes, DS-632, Main Breaker, Electrical Operated With Groundfault, Amptector Static Trip.....	31,965.49	5,043.74
For Personal Protective Equipment (Arc Flash) When Working On Energized Equipment, Add	3,085.54	
26 24 13 00-0267 EA 4,000 Amperes, DS-840, Main Breaker, Electrical Operated With Groundfault, Amptector Static Trip.....	50,140.19	8,648.15
For Personal Protective Equipment (Arc Flash) When Working On Energized Equipment, Add	5,154.25	
26 24 13 00-0268 Molded Case Circuit Breakers Conventional <small>(26 24 13 00-0241)</small>		
26 24 13 00-0269 EA 70 To 225 Amperes, 3 Pole, Conventional Molded Case Circuit Breaker.....	2,778.02	1,016.01
For Personal Protective Equipment (Arc Flash) When Working On Energized Equipment, Add	585.26	
26 24 13 00-0270 EA 125 To 400 Amperes, 3 Pole, Conventional Molded Case Circuit Breaker.....	3,961.29	1,016.01
For Personal Protective Equipment (Arc Flash) When Working On Energized Equipment, Add	636.59	
26 24 13 00-0271 EA 300 To 600 Amperes, 3 Pole, Conventional Molded Case Circuit Breaker.....	4,390.09	1,209.53
For Personal Protective Equipment (Arc Flash) When Working On Energized Equipment, Add	697.81	
26 24 13 00-0272 EA 400 To 800 Amperes, 3 Pole, Conventional Molded Case Circuit Breaker.....	5,184.80	1,209.53
For Personal Protective Equipment (Arc Flash) When Working On Energized Equipment, Add	755.96	
26 24 13 00-0273 EA 600 To 1,200 Amperes, 3 Pole, Conventional Molded Case Circuit Breaker.....	7,559.30	1,451.44
For Personal Protective Equipment (Arc Flash) When Working On Energized Equipment, Add	828.45	
26 24 13 00-0274 EA 1,000 To 2,000 Amperes, 3 Pole, Conventional Molded Case Circuit Breaker.....	12,021.61	1,451.44
For Personal Protective Equipment (Arc Flash) When Working On Energized Equipment, Add	916.31	
26 24 13 00-0275 EA Shunt Trip, Factory Installed.....	330.25	
26 24 13 00-0276 EA Groundfault Trip Complete Interrupting Circuit, Factory Installed.....	76.45	
26 24 13 00-0277 Switchboard Branch Breaker 480 Volt <small>(26 24 13 00-0240)</small>		
26 24 13 00-0278 EA 60 Amperes, 3 Phase, 480 Volt Switchboard Branch Breaker.....	546.73	87.69
For Personal Protective Equipment (Arc Flash) When Working On Energized Equipment, Add	52.59	
26 24 13 00-0279 EA 100 Amperes, 3 Phase, 480 Volt Switchboard Branch Breaker.....	648.41	116.36
For Personal Protective Equipment (Arc Flash) When Working On Energized Equipment, Add	69.78	
26 24 13 00-0280 EA 225 Amperes, 3 Phase, 480 Volt Switchboard Branch Breaker.....	1,831.03	175.14
For Personal Protective Equipment (Arc Flash) When Working On Energized Equipment, Add	105.12	
26 24 13 00-0281 EA 400 Amperes, 3 Phase, 480 Volt Switchboard Branch Breaker.....	2,417.08	219.77
For Personal Protective Equipment (Arc Flash) When Working On Energized Equipment, Add	131.85	
26 24 13 00-0282 EA 600 Amperes, 3 Phase, 480 Volt Switchboard Branch Breaker.....	2,933.37	294.76
For Personal Protective Equipment (Arc Flash) When Working On Energized Equipment, Add	176.83	
26 24 13 00-0283 EA 800 Amperes, 3 Phase, 480 Volt Switchboard Branch Breaker.....	3,548.63	377.98
For Personal Protective Equipment (Arc Flash) When Working On Energized Equipment, Add	226.79	

26 Electrical
26 20 Low-Voltage Electrical Distribution
26 24 Switchboards and Panelboards



MINOR	CSI	UOM	DESCRIPTION	TOTAL DIRECT UNIT COST	DEMOLITION UNIT COST
26 24 13 00-0284	EA		1,000 Amperes, 3 Phase, 480 Volt Switchboard Branch Breaker.....	5,699.07	575.98
			<i>For Personal Protective Equipment (Arc Flash) When Working On Energized Equipment, Add</i>	345.58	
26 24 13 00-0285	EA		1,200 Amperes, 3 Phase, 480 Volt Switchboard Branch Breaker.....	5,699.07	575.98
			<i>For Personal Protective Equipment (Arc Flash) When Working On Energized Equipment, Add</i>	345.58	
26 24 13 00-0286	EA		1,600 Amperes, 3 Phase, 480 Volt Switchboard Branch Breaker.....	7,992.90	806.40
			<i>For Personal Protective Equipment (Arc Flash) When Working On Energized Equipment, Add</i>	483.81	
26 24 13 00-0287	EA		2,000 Amperes, 3 Phase, 480 Volt Switchboard Branch Breaker.....	10,028.90	1,209.53
			<i>For Personal Protective Equipment (Arc Flash) When Working On Energized Equipment, Add</i>	725.72	
26 24 13 00-0288			Switchboard 277/480 Volt Main Breaker (26 24 13 00-0240)		
26 24 13 00-0289	EA		400 Amperes, 277/480 Volt, Main Breaker, Switchboard.....	6,437.55	524.93
			<i>For Personal Protective Equipment (Arc Flash) When Working On Energized Equipment, Add</i>	314.98	
26 24 13 00-0290	EA		600 Amperes, 277/480 Volt, Main Breaker, Switchboard.....	6,537.36	574.89
			<i>For Personal Protective Equipment (Arc Flash) When Working On Energized Equipment, Add</i>	344.93	
26 24 13 00-0291	EA		800 Amperes, 277/480 Volt, Main Breaker, Switchboard.....	7,115.51	863.96
			<i>For Personal Protective Equipment (Arc Flash) When Working On Energized Equipment, Add</i>	518.37	
26 24 13 00-0292	EA		1,200 Amperes, 277/480 Volt, Main Breaker, Switchboard.....	12,097.74	1,209.53
			<i>For Personal Protective Equipment (Arc Flash) When Working On Energized Equipment, Add</i>	725.72	
26 24 13 00-0293	EA		1,600 Amperes, 277/480 Volt, Main Breaker, Switchboard.....	12,354.64	1,337.98
			<i>For Personal Protective Equipment (Arc Flash) When Working On Energized Equipment, Add</i>	802.79	
26 24 13 00-0294	EA		2,000 Amperes, 277/480 Volt, Main Breaker, Switchboard.....	16,482.60	2,399.84
			<i>For Personal Protective Equipment (Arc Flash) When Working On Energized Equipment, Add</i>	1,439.92	
26 24 13 00-0295			Branch Or Distribution Devices (26 24 13)		
26 24 13 00-0296			3 Pole, Panel Mounted, Molded Case Circuit Breakers (26 24 13 00-0295)		
			Note: Includes certified refurbished circuit breakers.		
26 24 13 00-0297	EA		15 To 60 Amperes, 600 Volt, Type EHB, 3 Pole, Panel Mounted, Molded Case Circuit Breaker.....	621.45	43.55
			<i>For Personal Protective Equipment (Arc Flash) When Working On Energized Equipment, Add</i>	29.03	
26 24 13 00-0298	EA		70 To 100 Amperes, 600 Volt, Type EHB, 3 Pole, Panel Mounted, Molded Case Circuit Breaker.....	627.29	54.43
			<i>For Personal Protective Equipment (Arc Flash) When Working On Energized Equipment, Add</i>	36.29	
26 24 13 00-0299	EA		125 To 150 Amperes, 600 Volt, Type FB, 3 Pole, Panel Mounted, Molded Case Circuit Breaker.....	1,511.53	65.31
			<i>For Personal Protective Equipment (Arc Flash) When Working On Energized Equipment, Add</i>	43.54	
26 24 13 00-0300	EA		70 To 225 Amperes, 600 Volt, Type JDB, 3 Pole, Panel Mounted, Molded Case Circuit Breaker.....	2,192.18	84.67
			<i>For Personal Protective Equipment (Arc Flash) When Working On Energized Equipment, Add</i>	56.24	
26 24 13 00-0301	EA		125 To 400 Amperes, 600 Volt, Type LBB, 3 Pole, Panel Mounted, Molded Case Circuit Breaker.....	3,091.16	104.50
			<i>For Personal Protective Equipment (Arc Flash) When Working On Energized Equipment, Add</i>	69.67	
26 24 13 00-0302	EA		300 To 600 Amperes, 600 Volt, Type LC, 3 Pole, Panel Mounted, Molded Case Circuit Breaker.....	4,049.12	122.16
			<i>For Personal Protective Equipment (Arc Flash) When Working On Energized Equipment, Add</i>	81.64	
26 24 13 00-0303	EA		900 To 1,000 Amperes, 600 Volt, Type NB, 3 Pole, Panel Mounted, Molded Case Circuit Breaker.....	6,182.69	137.89
			<i>For Personal Protective Equipment (Arc Flash) When Working On Energized Equipment, Add</i>	92.17	
26 24 13 00-0304			2 Pole, Panel Mounted, Molded Case Circuit Breakers (26 24 13 00-0295)		
			Note: Includes certified refurbished circuit breakers.		
26 24 13 00-0305	EA		15 To 60 Amperes, 600 Volt, Type EHB, 2 Pole, Panel Mounted, Molded Case Circuit Breaker.....	428.12	32.65
			<i>For Personal Protective Equipment (Arc Flash) When Working On Energized Equipment, Add</i>	21.77	
26 24 13 00-0306	EA		70 To 100 Amperes, 600 Volt, Type EHB, 2 Pole, Panel Mounted, Molded Case Circuit Breaker.....	550.01	43.55
			<i>For Personal Protective Equipment (Arc Flash) When Working On Energized Equipment, Add</i>	29.03	
26 24 13 00-0307	EA		125 To 150 Amperes, 600 Volt, Type FB, 2 Pole, Panel Mounted, Molded Case Circuit Breaker.....	1,506.53	54.43
			<i>For Personal Protective Equipment (Arc Flash) When Working On Energized Equipment, Add</i>	36.29	
26 24 13 00-0308	EA		70 To 225 Amperes, 600 Volt, Type JDB, 2 Pole, Panel Mounted, Molded Case Circuit Breaker.....	2,387.76	60.47
			<i>For Personal Protective Equipment (Arc Flash) When Working On Energized Equipment, Add</i>	39.91	
26 24 13 00-0309	EA		125 To 400 Amperes, 600 Volt, Type LBB, 2 Pole, Panel Mounted, Molded Case Circuit Breaker.....	2,522.73	78.62
			<i>For Personal Protective Equipment (Arc Flash) When Working On Energized Equipment, Add</i>	52.61	
26 24 13 00-0310	EA		900 To 1,000 Amperes, 600 Volt, Type NB, 2 Pole, Panel Mounted, Molded Case Circuit Breaker.....	5,719.53	114.30
			<i>For Personal Protective Equipment (Arc Flash) When Working On Energized Equipment, Add</i>	76.20	
26 24 13 00-0311			Meter Devices And Instrumentation (26 24 13)		
			Note: Factory installed accessories.		
26 24 13 00-0312			Compartments For Instrument Transformers And Metering Devices (26 24 13 00-0311)		
26 24 13 00-0313	EA		Compartment For, Up To 800 Amperes, Primary Current Transformer.....	399.05	
26 24 13 00-0314	EA		Compartment For, 1,000 To 1,500 Amperes, Primary Current Transformer.....	576.41	
26 24 13 00-0315	EA		Compartment For, 2,000 To 6,000 Amperes, Primary Current Transformer.....	678.85	
26 24 13 00-0316			Instruments (26 24 13 00-0311)		
26 24 13 00-0317	EA		AC Voltmeter.....	544.30	
26 24 13 00-0318	EA		AC Ammeter.....	544.30	
26 24 13 00-0319	EA		AC Wattmeter.....	1,454.02	
26 24 13 00-0320	EA		Variometer.....	1,642.08	
26 24 13 00-0321	EA		Power Factor Meter.....	1,311.83	
26 24 13 00-0322	EA		Frequency Meter.....	1,447.91	
26 24 13 00-0323	EA		200 Volt-Amperes Max Potential Transformer.....	489.26	
26 24 13 00-0324	EA		AC Watt-hour Meter Indicating 1 Or 2 Element With Test Block And Plug Block.....	1,842.37	
26 24 13 00-0325	EA		AC Watt-hour Meter Recording 2 Element With Recording KW Demand Type R-2.....	3,082.34	
26 24 13 00-0326	EA		Weatherproof, Modify Meter.....	3,043.54	
26 24 13 00-0327	EA		Control Switch Resistor Type 130 V.....	73.36	
26 24 13 00-0328	EA		Metering Instrument: Voltage, Amperes And Watt Hour.....	3,718.08	



MINOR	CSI	UOM	DESCRIPTION	TOTAL DIRECT UNIT COST	DEMOLITION UNIT COST
26 24 16			Panelboards ^(26 24)		
26 24 16 00-0001			Branch Circuit Panelboard ^(26 24 16) Note: Includes wiring connections, drilling hole (or removing knock-out on residential units), labeling and testing. All NEMA 3R panelboards include weatherproof hubs. Copper bussing. Panelboards with less than a 30 circuit capacity do not have the door in a door trim front option.		
26 24 16 00-0002			Assembled Lighting And Power Panelboards ^(26 24 16 00-0001) Note: Includes main lugs or breaker (as indicated). 20 Amp, 1 pole branch circuit plug-on breakers (the number of which is indicated). Panelboard box, trim and connection of main service cable from meter.		
26 24 16 00-0003			120/240 Volt, 3 Wire, 1 Phase, Main Lugs Assembled Panelboards ^(26 24 16 00-0002)		
26 24 16 00-0004	EA		100 Ampere Rating, 120/240 Volt, 3 Wire, 1 Phase, Main Lugs, 12 Circuit Capacity Assembled Panelboard With Eight 20 Ampere Breakers <i>For NEMA 3R Panelboard, Add</i>	1,209.51 1,467.11	344.71
26 24 16 00-0005	EA		100 Ampere Rating, 120/240 Volt, 3 Wire, 1 Phase, Main Lugs, 20 Circuit Capacity Assembled Panelboard With Ten 20 Ampere Breakers <i>For NEMA 3R Panelboard, Add</i>	1,380.04 1,467.11	344.71
26 24 16 00-0006	EA		100 Ampere Rating, 120/240 Volt, 3 Wire, 1 Phase, Main Lugs, 20 Circuit Capacity Assembled Panelboard With Twelve 20 Ampere Breakers <i>For NEMA 3R Panelboard, Add</i>	1,571.43 1,467.11	477.77
26 24 16 00-0007	EA		100 Ampere Rating, 120/240 Volt, 3 Wire, 1 Phase, Main Lugs, 20 Circuit Capacity Assembled Panelboard With Fourteen 20 Ampere Breakers <i>For NEMA 3R Panelboard, Add</i>	1,763.94 1,467.11	477.77
26 24 16 00-0008	EA		100 Ampere Rating, 120/240 Volt, 3 Wire, 1 Phase, Main Lugs, 20 Circuit Capacity Assembled Panelboard With Sixteen 20 Ampere Breakers <i>For NEMA 3R Panelboard, Add</i>	1,946.10 1,467.11	598.72
26 24 16 00-0009	EA		100 Ampere Rating, 120/240 Volt, 3 Wire, 1 Phase, Main Lugs, 24 Circuit Capacity Assembled Panelboard With Eighteen 20 Ampere Breakers <i>For NEMA 3R Panelboard, Add</i>	2,132.95 1,467.11	598.72
26 24 16 00-0010	EA		100 Ampere Rating, 120/240 Volt, 3 Wire, 1 Phase, Main Lugs, 24 Circuit Capacity Assembled Panelboard With Twenty 20 Ampere Breakers <i>For NEMA 3R Panelboard, Add</i>	2,313.21 1,467.11	689.44
26 24 16 00-0011	EA		225 Ampere Rating, 120/240 Volt, 3 Wire, 1 Phase, Main Lugs, 30 Circuit Capacity Assembled Panelboard With Twenty-Two 20 Ampere Breakers <i>For NEMA 3R Panelboard, Add</i> <i>For Door-In-Door (Hinged) Trim Front, Add</i>	2,785.37 1,613.42 117.90	882.96
26 24 16 00-0012	EA		225 Ampere Rating, 120/240 Volt, 3 Wire, 1 Phase, Main Lugs, 30 Circuit Capacity Assembled Panelboard With Twenty-Four 20 Ampere Breakers <i>For NEMA 3R Panelboard, Add</i> <i>For Door-In-Door (Hinged) Trim Front, Add</i>	2,936.53 1,613.42 117.90	882.96
26 24 16 00-0013	EA		225 Ampere Rating, 120/240 Volt, 3 Wire, 1 Phase, Main Lugs, 30 Circuit Capacity Assembled Panelboard With Twenty-Six 20 Ampere Breakers <i>For NEMA 3R Panelboard, Add</i> <i>For Door-In-Door (Hinged) Trim Front, Add</i>	3,083.00 1,613.42 117.90	1,009.96
26 24 16 00-0014	EA		225 Ampere Rating, 120/240 Volt, 3 Wire, 1 Phase, Main Lugs, 42 Circuit Capacity Assembled Panelboard With Twenty-Eight 20 Ampere Breakers <i>For NEMA 3R Panelboard, Add</i> <i>For Door-In-Door (Hinged) Trim Front, Add</i>	3,318.05 1,905.84 201.35	1,009.96
26 24 16 00-0015	EA		225 Ampere Rating, 120/240 Volt, 3 Wire, 1 Phase, Main Lugs, 42 Circuit Capacity Assembled Panelboard With Thirty 20 Ampere Breakers <i>For NEMA 3R Panelboard, Add</i> <i>For Door-In-Door (Hinged) Trim Front, Add</i>	3,461.85 1,905.84 201.35	1,136.96
26 24 16 00-0016	EA		225 Ampere Rating, 120/240 Volt, 3 Wire, 1 Phase, Main Lugs, 42 Circuit Capacity Assembled Panelboard With Thirty-Two 20 Ampere Breakers <i>For NEMA 3R Panelboard, Add</i> <i>For Door-In-Door (Hinged) Trim Front, Add</i>	3,677.73 1,905.84 201.35	1,136.96
26 24 16 00-0017	EA		225 Ampere Rating, 120/240 Volt, 3 Wire, 1 Phase, Main Lugs, 42 Circuit Capacity Assembled Panelboard With Thirty-Four 20 Ampere Breakers <i>For NEMA 3R Panelboard, Add</i> <i>For Door-In-Door (Hinged) Trim Front, Add</i>	3,812.51 1,905.84 201.35	1,257.92
26 24 16 00-0018	EA		225 Ampere Rating, 120/240 Volt, 3 Wire, 1 Phase, Main Lugs, 42 Circuit Capacity Assembled Panelboard With Thirty-Six 20 Ampere Breakers <i>For NEMA 3R Panelboard, Add</i> <i>For Door-In-Door (Hinged) Trim Front, Add</i>	4,025.88 1,905.84 201.35	1,257.92
26 24 16 00-0019	EA		225 Ampere Rating, 120/240 Volt, 3 Wire, 1 Phase, Main Lugs, 42 Circuit Capacity Assembled Panelboard With Thirty-Eight 20 Ampere Breakers <i>For NEMA 3R Panelboard, Add</i> <i>For Door-In-Door (Hinged) Trim Front, Add</i>	4,225.02 1,905.84 201.35	1,390.96
26 24 16 00-0020	EA		225 Ampere Rating, 120/240 Volt, 3 Wire, 1 Phase, Main Lugs, 54 Circuit Capacity Assembled Panelboard With Forty 20 Ampere Breakers <i>For NEMA 3R Panelboard, Add</i> <i>For Door-In-Door (Hinged) Trim Front, Add</i>	4,360.13 1,983.59 257.34	1,390.96
26 24 16 00-0021	EA		225 Ampere Rating, 120/240 Volt, 3 Wire, 1 Phase, Main Lugs, 54 Circuit Capacity Assembled Panelboard With Forty-Two 20 Ampere Breakers <i>For NEMA 3R Panelboard, Add</i> <i>For Door-In-Door (Hinged) Trim Front, Add</i>	4,563.84 1,983.59 257.34	1,390.96
26 24 16 00-0022			120/240 Volt, 3 Wire, 1 Phase, Main Breaker Assembled Panelboards ^(26 24 16 00-0002)		
26 24 16 00-0023	EA		50 Ampere Rating, 120/240 Volt, 3 Wire, 1 Phase, Up To 50 Ampere Main Breaker, 12 Circuit Capacity Assembled Panelboard With Eight 20 Ampere Breakers <i>For NEMA 3R Panelboard, Add</i>	1,415.16 1,467.11	332.62



MINOR	CSI	UOM	DESCRIPTION	TOTAL DIRECT UNIT COST	DEMOLITION UNIT COST
26 24 16 00-0024	EA		50 Ampere Rating, 120/240 Volt, 3 Wire, 1 Phase, Up To 50 Ampere Main Breaker, 12 Circuit Capacity Assembled Panelboard With Ten 20 Ampere Breakers.....	1,588.31	332.62
			<i>For NEMA 3R Panelboard, Add</i>	1,467.11	
26 24 16 00-0025	EA		100 Ampere Rating, 120/240 Volt, 3 Wire, 1 Phase, >50 To 100 Ampere Main Breaker, 20 Circuit Capacity Assembled Panelboard With Twelve 20 Ampere Breakers.....	1,993.60	568.48
			<i>For NEMA 3R Panelboard, Add</i>	1,467.11	
26 24 16 00-0026	EA		100 Ampere Rating, 120/240 Volt, 3 Wire, 1 Phase, >50 To 100 Ampere Main Breaker, 20 Circuit Capacity Assembled Panelboard With Fourteen 20 Ampere Breakers.....	2,258.71	568.48
			<i>For NEMA 3R Panelboard, Add</i>	1,467.11	
26 24 16 00-0027	EA		100 Ampere Rating, 120/240 Volt, 3 Wire, 1 Phase, >50 To 100 Ampere Main Breaker, 20 Circuit Capacity Assembled Panelboard With Sixteen 20 Ampere Breakers.....	2,444.45	695.48
			<i>For NEMA 3R Panelboard, Add</i>	1,467.11	
26 24 16 00-0028	EA		100 Ampere Rating, 120/240 Volt, 3 Wire, 1 Phase, >50 To 100 Ampere Main Breaker, 24 Circuit Capacity Assembled Panelboard With Eighteen 20 Ampere Breakers.....	2,638.44	695.48
			<i>For NEMA 3R Panelboard, Add</i>	1,467.11	
26 24 16 00-0029	EA		100 Ampere Rating, 120/240 Volt, 3 Wire, 1 Phase, >50 To 100 Ampere Main Breaker, 24 Circuit Capacity Assembled Panelboard With Twenty 20 Ampere Breakers.....	2,810.14	834.58
			<i>For NEMA 3R Panelboard, Add</i>	1,467.11	
26 24 16 00-0030	EA		225 Ampere Rating, 120/240 Volt, 3 Wire, 1 Phase, >100 To 225 Ampere Main Breaker, 30 Circuit Capacity Assembled Panelboard With Twenty-Two 20 Ampere Breakers.....	3,394.75	834.58
			<i>For NEMA 3R Panelboard, Add</i>	1,613.42	
			<i>For Door-In-Door (Hinged) Trim Front, Add</i>	117.90	
26 24 16 00-0031	EA		225 Ampere Rating, 120/240 Volt, 3 Wire, 1 Phase, >100 To 225 Ampere Main Breaker, 30 Circuit Capacity Assembled Panelboard With Twenty-Four 20 Ampere Breakers.....	3,548.78	1,022.05
			<i>For NEMA 3R Panelboard, Add</i>	1,613.42	
			<i>For Door-In-Door (Hinged) Trim Front, Add</i>	117.90	
26 24 16 00-0032	EA		225 Ampere Rating, 120/240 Volt, 3 Wire, 1 Phase, >100 To 225 Ampere Main Breaker, 30 Circuit Capacity Assembled Panelboard With Twenty-Six 20 Ampere Breakers.....	3,716.54	1,022.05
			<i>For NEMA 3R Panelboard, Add</i>	1,613.42	
			<i>For Door-In-Door (Hinged) Trim Front, Add</i>	117.90	
26 24 16 00-0033	EA		225 Ampere Rating, 120/240 Volt, 3 Wire, 1 Phase, >100 To 225 Ampere Main Breaker, 42 Circuit Capacity Assembled Panelboard With Twenty-Eight 20 Ampere Breakers.....	3,900.76	1,149.06
			<i>For NEMA 3R Panelboard, Add</i>	1,905.84	
			<i>For Door-In-Door (Hinged) Trim Front, Add</i>	201.35	
26 24 16 00-0034	EA		225 Ampere Rating, 120/240 Volt, 3 Wire, 1 Phase, >100 To 225 Ampere Main Breaker, 42 Circuit Capacity Assembled Panelboard With Thirty 20 Ampere Breakers.....	4,049.18	1,149.06
			<i>For NEMA 3R Panelboard, Add</i>	1,905.84	
			<i>For Door-In-Door (Hinged) Trim Front, Add</i>	201.35	
26 24 16 00-0035	EA		225 Ampere Rating, 120/240 Volt, 3 Wire, 1 Phase, >100 To 225 Ampere Main Breaker, 42 Circuit Capacity Assembled Panelboard With Thirty-Two 20 Ampere Breakers.....	4,207.76	1,257.92
			<i>For NEMA 3R Panelboard, Add</i>	1,905.84	
			<i>For Door-In-Door (Hinged) Trim Front, Add</i>	201.35	
26 24 16 00-0036	EA		225 Ampere Rating, 120/240 Volt, 3 Wire, 1 Phase, >100 To 225 Ampere Main Breaker, 42 Circuit Capacity Assembled Panelboard With Thirty-Four 20 Ampere Breakers.....	4,378.06	1,257.92
			<i>For NEMA 3R Panelboard, Add</i>	1,905.84	
			<i>For Door-In-Door (Hinged) Trim Front, Add</i>	201.35	
26 24 16 00-0037	EA		225 Ampere Rating, 120/240 Volt, 3 Wire, 1 Phase, >100 To 225 Ampere Main Breaker, 42 Circuit Capacity Assembled Panelboard With Thirty-Six 20 Ampere Breakers.....	4,562.00	1,487.73
			<i>For NEMA 3R Panelboard, Add</i>	1,905.84	
			<i>For Door-In-Door (Hinged) Trim Front, Add</i>	201.35	
26 24 16 00-0038	EA		225 Ampere Rating, 120/240 Volt, 3 Wire, 1 Phase, >100 To 225 Ampere Main Breaker, 42 Circuit Capacity Assembled Panelboard With Thirty-Eight 20 Ampere Breakers.....	4,761.90	1,487.73
			<i>For NEMA 3R Panelboard, Add</i>	1,905.84	
			<i>For Door-In-Door (Hinged) Trim Front, Add</i>	201.35	
26 24 16 00-0039	EA		225 Ampere Rating, 120/240 Volt, 3 Wire, 1 Phase, >100 To 225 Ampere Main Breaker, 54 Circuit Capacity Assembled Panelboard With Forty 20 Ampere Breakers.....	4,980.68	1,487.73
			<i>For NEMA 3R Panelboard, Add</i>	1,983.59	
			<i>For Door-In-Door (Hinged) Trim Front, Add</i>	257.34	
26 24 16 00-0040	EA		225 Ampere Rating, 120/240 Volt, 3 Wire, 1 Phase, >100 To 225 Ampere Main Breaker, 54 Circuit Capacity Assembled Panelboard With Forty-Two 20 Ampere Breakers.....	5,114.74	1,572.39
			<i>For NEMA 3R Panelboard, Add</i>	1,983.59	
			<i>For Door-In-Door (Hinged) Trim Front, Add</i>	257.34	
26 24 16 00-0041			120/208 Volt, 4 Wire, 3 Phase, Main Lugs Assembled Panelboards <small>(26 24 16 00-0002)</small>		
26 24 16 00-0042	EA		100 Ampere Rating, 120/208 Volt, 4 Wire, 3 Phase, Main Lugs, 12 Circuit Capacity Assembled Panelboard With Eight 20 Ampere Breakers.....	1,455.36	393.10
			<i>For NEMA 3R Panelboard, Add</i>	1,467.11	
26 24 16 00-0043	EA		100 Ampere Rating, 120/208 Volt, 4 Wire, 3 Phase, Main Lugs, 20 Circuit Capacity Assembled Panelboard With Ten 20 Ampere Breakers.....	1,638.08	393.10
			<i>For NEMA 3R Panelboard, Add</i>	1,467.11	
26 24 16 00-0044	EA		100 Ampere Rating, 120/208 Volt, 4 Wire, 3 Phase, Main Lugs, 20 Circuit Capacity Assembled Panelboard With Twelve 20 Ampere Breakers.....	1,844.55	526.15
			<i>For NEMA 3R Panelboard, Add</i>	1,467.11	
26 24 16 00-0045	EA		100 Ampere Rating, 120/208 Volt, 4 Wire, 3 Phase, Main Lugs, 20 Circuit Capacity Assembled Panelboard With Fourteen 20 Ampere Breakers.....	2,060.19	526.15
			<i>For NEMA 3R Panelboard, Add</i>	1,467.11	
26 24 16 00-0046	EA		100 Ampere Rating, 120/208 Volt, 4 Wire, 3 Phase, Main Lugs, 20 Circuit Capacity Assembled Panelboard With Sixteen 20 Ampere Breakers.....	2,254.31	647.10
			<i>For NEMA 3R Panelboard, Add</i>	1,467.11	
26 24 16 00-0047	EA		100 Ampere Rating, 120/208 Volt, 4 Wire, 3 Phase, Main Lugs, 24 Circuit Capacity Assembled Panelboard With Eighteen 20 Ampere Breakers.....	2,462.10	647.10
			<i>For NEMA 3R Panelboard, Add</i>	1,467.11	



MINOR CSI UOM DESCRIPTION	TOTAL DIRECT UNIT COST	DEMOLITION UNIT COST
26 24 16 00-0048 EA 100 Ampere Rating, 120/208 Volt, 4 Wire, 3 Phase, Main Lugs, 24 Circuit Capacity Assembled Panelboard With Twenty 20 Ampere Breakers <i>For NEMA 3R Panelboard, Add</i>	2,657.17 1,467.11	768.05
26 24 16 00-0049 EA 100 Ampere Rating, 120/208 Volt, 4 Wire, 3 Phase, Main Lugs, 30 Circuit Capacity Assembled Panelboard With Twenty-Two 20 Ampere Breakers <i>For NEMA 3R Panelboard, Add</i> <i>For Door-In-Door (Hinged) Trim Front, Add</i>	2,861.46 1,613.42 117.90	768.05
26 24 16 00-0050 EA 100 Ampere Rating, 120/208 Volt, 4 Wire, 3 Phase, Main Lugs, 30 Circuit Capacity Assembled Panelboard With Twenty-Four 20 Ampere Breakers <i>For NEMA 3R Panelboard, Add</i> <i>For Door-In-Door (Hinged) Trim Front, Add</i>	3,048.48 1,613.42 117.90	901.10
26 24 16 00-0051 EA 100 Ampere Rating, 120/208 Volt, 4 Wire, 3 Phase, Main Lugs, 30 Circuit Capacity Assembled Panelboard With Twenty-Six 20 Ampere Breakers <i>For NEMA 3R Panelboard, Add</i> <i>For Door-In-Door (Hinged) Trim Front, Add</i>	3,263.80 1,613.42 117.90	901.10
26 24 16 00-0052 EA 100 Ampere Rating, 120/208 Volt, 4 Wire, 3 Phase, Main Lugs, 30 Circuit Capacity Assembled Panelboard With Twenty-Eight 20 Ampere Breakers <i>For NEMA 3R Panelboard, Add</i> <i>For Door-In-Door (Hinged) Trim Front, Add</i>	3,485.69 1,613.42 117.90	1,040.19
26 24 16 00-0053 EA 100 Ampere Rating, 120/208 Volt, 4 Wire, 3 Phase, Main Lugs, 30 Circuit Capacity Assembled Panelboard With Thirty 20 Ampere Breakers <i>For NEMA 3R Panelboard, Add</i> <i>For Door-In-Door (Hinged) Trim Front, Add</i>	3,700.95 1,613.42 117.90	1,040.19
26 24 16 00-0054 EA 225 Ampere Rating, 120/208 Volt, 4 Wire, 3 Phase, Main Lugs, 42 Circuit Capacity Assembled Panelboard With Thirty-Two 20 Ampere Breakers <i>For NEMA 3R Panelboard, Add</i> <i>For Door-In-Door (Hinged) Trim Front, Add</i>	4,138.84 1,905.84 201.35	1,257.92
26 24 16 00-0055 EA 225 Ampere Rating, 120/208 Volt, 4 Wire, 3 Phase, Main Lugs, 42 Circuit Capacity Assembled Panelboard With Thirty-Four 20 Ampere Breakers <i>For NEMA 3R Panelboard, Add</i> <i>For Door-In-Door (Hinged) Trim Front, Add</i>	4,290.64 1,905.84 201.35	1,257.92
26 24 16 00-0056 EA 225 Ampere Rating, 120/208 Volt, 4 Wire, 3 Phase, Main Lugs, 42 Circuit Capacity Assembled Panelboard With Thirty-Six 20 Ampere Breakers <i>For NEMA 3R Panelboard, Add</i> <i>For Door-In-Door (Hinged) Trim Front, Add</i>	4,540.35 1,905.84 201.35	1,397.00
26 24 16 00-0057 EA 225 Ampere Rating, 120/208 Volt, 4 Wire, 3 Phase, Main Lugs, 42 Circuit Capacity Assembled Panelboard With Thirty-Eight 20 Ampere Breakers <i>For NEMA 3R Panelboard, Add</i> <i>For Door-In-Door (Hinged) Trim Front, Add</i>	4,770.92 1,905.84 201.35	1,397.00
26 24 16 00-0058 EA 225 Ampere Rating, 120/208 Volt, 4 Wire, 3 Phase, Main Lugs, 54 Circuit Capacity Assembled Panelboard With Forty 20 Ampere Breakers <i>For NEMA 3R Panelboard, Add</i> <i>For Door-In-Door (Hinged) Trim Front, Add</i>	4,930.51 1,983.59 257.34	1,524.01
26 24 16 00-0059 EA 225 Ampere Rating, 120/208 Volt, 4 Wire, 3 Phase, Main Lugs, 54 Circuit Capacity Assembled Panelboard With Forty-Two 20 Ampere Breakers <i>For NEMA 3R Panelboard, Add</i> <i>For Door-In-Door (Hinged) Trim Front, Add</i>	5,164.94 1,983.59 257.34	1,524.01
26 24 16 00-0060 EA 400 Ampere Rating, 120/208 Volt, 4 Wire, 3 Phase, Main Lugs, 42 Circuit Capacity Assembled Panelboard With Thirty-Two 20 Ampere Breakers <i>For NEMA 3R Panelboard, Add</i> <i>For Door-In-Door (Hinged) Trim Front, Add</i>	4,972.93 1,905.84 201.35	1,352.26
26 24 16 00-0061 EA 400 Ampere Rating, 120/208 Volt, 4 Wire, 3 Phase, Main Lugs, 42 Circuit Capacity Assembled Panelboard With Thirty-Four 20 Ampere Breakers <i>For NEMA 3R Panelboard, Add</i> <i>For Door-In-Door (Hinged) Trim Front, Add</i>	5,140.28 1,905.84 201.35	1,421.20
26 24 16 00-0062 EA 400 Ampere Rating, 120/208 Volt, 4 Wire, 3 Phase, Main Lugs, 42 Circuit Capacity Assembled Panelboard With Thirty-Six 20 Ampere Breakers <i>For NEMA 3R Panelboard, Add</i> <i>For Door-In-Door (Hinged) Trim Front, Add</i>	5,401.95 1,905.84 201.35	1,496.80
26 24 16 00-0063 EA 400 Ampere Rating, 120/208 Volt, 4 Wire, 3 Phase, Main Lugs, 42 Circuit Capacity Assembled Panelboard With Thirty-Eight 20 Ampere Breakers <i>For NEMA 3R Panelboard, Add</i> <i>For Door-In-Door (Hinged) Trim Front, Add</i>	5,650.97 1,905.84 201.35	1,584.49
26 24 16 00-0064 EA 400 Ampere Rating, 120/208 Volt, 4 Wire, 3 Phase, Main Lugs, 54 Circuit Capacity Assembled Panelboard With Forty 20 Ampere Breakers <i>For NEMA 3R Panelboard, Add</i> <i>For Door-In-Door (Hinged) Trim Front, Add</i>	5,821.39 1,983.59 257.34	1,632.87
26 24 16 00-0065 EA 400 Ampere Rating, 120/208 Volt, 4 Wire, 3 Phase, Main Lugs, 54 Circuit Capacity Assembled Panelboard With Forty-Two 20 Ampere Breakers <i>For NEMA 3R Panelboard, Add</i> <i>For Door-In-Door (Hinged) Trim Front, Add</i>	6,101.98 1,983.59 257.34	1,732.66
26 24 16 00-0066 120/208 Volt, 4 Wire, 3 Phase, Main Breaker Assembled Panelboards (26 24 16 00-0002)		
26 24 16 00-0067 EA 50 Ampere Rating, 120/208 Volt, 4 Wire, 3 Phase, Up To 50 Ampere Main Breaker, 12 Circuit Capacity Assembled Panelboard With Eight 20 Ampere Breakers <i>For NEMA 3R Panelboard, Add</i>	1,708.54 1,467.11	381.00
26 24 16 00-0068 EA 50 Ampere Rating, 120/208 Volt, 4 Wire, 3 Phase, Up To 50 Ampere Main Breaker, 20 Circuit Capacity Assembled Panelboard With Ten 20 Ampere Breakers <i>For NEMA 3R Panelboard, Add</i>	1,893.73 1,467.11	381.00
26 24 16 00-0069 EA 50 Ampere Rating, 120/208 Volt, 4 Wire, 3 Phase, Up To 50 Ampere Main Breaker, 20 Circuit Capacity Assembled Panelboard With Twelve 20 Ampere Breakers <i>For NEMA 3R Panelboard, Add</i>	2,111.75 1,467.11	501.95

26 Electrical**26 20 Low-Voltage Electrical Distribution****26 24 Switchboards and Panelboards**

SAN BERNARDINO
COUNTY

MINOR CSI	UOM	DESCRIPTION	TOTAL DIRECT UNIT COST	DEMOLITION UNIT COST
26 24 16 00-0070	EA	50 Ampere Rating, 120/208 Volt, 4 Wire, 3 Phase, Up To 50 Ampere Main Breaker, 20 Circuit Capacity Assembled Panelboard With Fourteen 20 Ampere Breakers	2,406.33	501.95
		<i>For NEMA 3R Panelboard, Add</i>	1,467.11	
26 24 16 00-0071	EA	100 Ampere Rating, 120/208 Volt, 4 Wire, 3 Phase, >50 To 100 Ampere Main Breaker, 20 Circuit Capacity Assembled Panelboard With Sixteen 20 Ampere Breakers	2,869.74	755.95
		<i>For NEMA 3R Panelboard, Add</i>	1,467.11	
26 24 16 00-0072	EA	100 Ampere Rating, 120/208 Volt, 4 Wire, 3 Phase, >50 To 100 Ampere Main Breaker, 24 Circuit Capacity Assembled Panelboard With Eighteen 20 Ampere Breakers	3,058.75	755.95
		<i>For NEMA 3R Panelboard, Add</i>	1,467.11	
26 24 16 00-0073	EA	100 Ampere Rating, 120/208 Volt, 4 Wire, 3 Phase, >50 To 100 Ampere Main Breaker, 24 Circuit Capacity Assembled Panelboard With Twenty 20 Ampere Breakers	3,264.76	882.96
		<i>For NEMA 3R Panelboard, Add</i>	1,467.11	
26 24 16 00-0074	EA	100 Ampere Rating, 120/208 Volt, 4 Wire, 3 Phase, >50 To 100 Ampere Main Breaker, 30 Circuit Capacity Assembled Panelboard With Twenty-Two 20 Ampere Breakers	3,438.16	882.96
		<i>For NEMA 3R Panelboard, Add</i>	1,613.42	
		<i>For Door-In-Door (Hinged) Trim Front, Add</i>	117.90	
26 24 16 00-0075	EA	100 Ampere Rating, 120/208 Volt, 4 Wire, 3 Phase, >50 To 100 Ampere Main Breaker, 30 Circuit Capacity Assembled Panelboard With Twenty-Four 20 Ampere Breakers	3,668.50	1,022.05
		<i>For NEMA 3R Panelboard, Add</i>	1,613.42	
		<i>For Door-In-Door (Hinged) Trim Front, Add</i>	117.90	
26 24 16 00-0076	EA	100 Ampere Rating, 120/208 Volt, 4 Wire, 3 Phase, >50 To 100 Ampere Main Breaker, 30 Circuit Capacity Assembled Panelboard With Twenty-Six 20 Ampere Breakers	3,829.47	1,022.05
		<i>For NEMA 3R Panelboard, Add</i>	1,613.42	
		<i>For Door-In-Door (Hinged) Trim Front, Add</i>	117.90	
26 24 16 00-0077	EA	100 Ampere Rating, 120/208 Volt, 4 Wire, 3 Phase, >50 To 100 Ampere Main Breaker, 30 Circuit Capacity Assembled Panelboard With Twenty-Eight 20 Ampere Breakers	4,081.80	1,149.06
		<i>For NEMA 3R Panelboard, Add</i>	1,613.42	
		<i>For Door-In-Door (Hinged) Trim Front, Add</i>	117.90	
26 24 16 00-0078	EA	100 Ampere Rating, 120/208 Volt, 4 Wire, 3 Phase, >50 To 100 Ampere Main Breaker, 30 Circuit Capacity Assembled Panelboard With Thirty 20 Ampere Breakers	4,295.98	1,149.06
		<i>For NEMA 3R Panelboard, Add</i>	1,613.42	
		<i>For Door-In-Door (Hinged) Trim Front, Add</i>	117.90	
26 24 16 00-0079	EA	225 Ampere Rating, 120/208 Volt, 4 Wire, 3 Phase, >100 To 225 Ampere Main Breaker, 42 Circuit Capacity Assembled Panelboard With Thirty-Two 20 Ampere Breakers	5,035.45	1,330.49
		<i>For NEMA 3R Panelboard, Add</i>	1,905.84	
		<i>For Door-In-Door (Hinged) Trim Front, Add</i>	201.35	
26 24 16 00-0080	EA	225 Ampere Rating, 120/208 Volt, 4 Wire, 3 Phase, >100 To 225 Ampere Main Breaker, 42 Circuit Capacity Assembled Panelboard With Thirty-Four 20 Ampere Breakers	5,262.43	1,403.06
		<i>For NEMA 3R Panelboard, Add</i>	1,905.84	
		<i>For Door-In-Door (Hinged) Trim Front, Add</i>	201.35	
26 24 16 00-0081	EA	225 Ampere Rating, 120/208 Volt, 4 Wire, 3 Phase, >100 To 225 Ampere Main Breaker, 42 Circuit Capacity Assembled Panelboard With Thirty-Six 20 Ampere Breakers	5,361.39	1,403.06
		<i>For NEMA 3R Panelboard, Add</i>	1,905.84	
		<i>For Door-In-Door (Hinged) Trim Front, Add</i>	201.35	
26 24 16 00-0082	EA	225 Ampere Rating, 120/208 Volt, 4 Wire, 3 Phase, >100 To 225 Ampere Main Breaker, 42 Circuit Capacity Assembled Panelboard With Thirty-Eight 20 Ampere Breakers	5,617.44	1,584.49
		<i>For NEMA 3R Panelboard, Add</i>	1,905.84	
		<i>For Door-In-Door (Hinged) Trim Front, Add</i>	201.35	
26 24 16 00-0083	EA	225 Ampere Rating, 120/208 Volt, 4 Wire, 3 Phase, >100 To 225 Ampere Main Breaker, 54 Circuit Capacity Assembled Panelboard With Forty 20 Ampere Breakers	5,792.50	1,584.49
		<i>For NEMA 3R Panelboard, Add</i>	1,983.59	
		<i>For Door-In-Door (Hinged) Trim Front, Add</i>	257.34	
26 24 16 00-0084	EA	225 Ampere Rating, 120/208 Volt, 4 Wire, 3 Phase, >100 To 225 Ampere Main Breaker, 54 Circuit Capacity Assembled Panelboard With Forty-Two- 20 Ampere Breakers	5,913.08	1,584.49
		<i>For NEMA 3R Panelboard, Add</i>	1,983.59	
		<i>For Door-In-Door (Hinged) Trim Front, Add</i>	257.34	
26 24 16 00-0085	EA	400 Ampere Rating, 120/208 Volt, 4 Wire, 3 Phase, >225 To 400 Ampere Main Breaker, 42 Circuit Capacity Assembled Panelboard With Thirty-Two 20 Ampere Breakers	5,895.41	1,457.49
		<i>For NEMA 3R Panelboard, Add</i>	1,905.84	
		<i>For Door-In-Door (Hinged) Trim Front, Add</i>	201.35	
26 24 16 00-0086	EA	400 Ampere Rating, 120/208 Volt, 4 Wire, 3 Phase, >225 To 400 Ampere Main Breaker, 42 Circuit Capacity Assembled Panelboard With Thirty-Four 20 Ampere Breakers	6,144.68	1,542.16
		<i>For NEMA 3R Panelboard, Add</i>	1,905.84	
		<i>For Door-In-Door (Hinged) Trim Front, Add</i>	201.35	
26 24 16 00-0087	EA	400 Ampere Rating, 120/208 Volt, 4 Wire, 3 Phase, >225 To 400 Ampere Main Breaker, 42 Circuit Capacity Assembled Panelboard With Thirty-Six 20 Ampere Breakers	6,247.25	1,584.49
		<i>For NEMA 3R Panelboard, Add</i>	1,905.84	
		<i>For Door-In-Door (Hinged) Trim Front, Add</i>	201.35	
26 24 16 00-0088	EA	400 Ampere Rating, 120/208 Volt, 4 Wire, 3 Phase, >225 To 400 Ampere Main Breaker, 42 Circuit Capacity Assembled Panelboard With Thirty-Eight 20 Ampere Breakers	6,524.29	1,681.24
		<i>For NEMA 3R Panelboard, Add</i>	1,905.84	
		<i>For Door-In-Door (Hinged) Trim Front, Add</i>	201.35	
26 24 16 00-0089	EA	400 Ampere Rating, 120/208 Volt, 4 Wire, 3 Phase, >225 To 400 Ampere Main Breaker, 54 Circuit Capacity Assembled Panelboard With Forty 20 Ampere Breakers	6,698.61	1,729.63
		<i>For NEMA 3R Panelboard, Add</i>	1,983.59	
		<i>For Door-In-Door (Hinged) Trim Front, Add</i>	257.34	
26 24 16 00-0090	EA	400 Ampere Rating, 120/208 Volt, 4 Wire, 3 Phase, >225 To 400 Ampere Main Breaker, 54 Circuit Capacity Assembled Panelboard With Forty-Two 20 Ampere Breakers	6,867.28	1,790.11
		<i>For NEMA 3R Panelboard, Add</i>	1,983.59	
		<i>For Door-In-Door (Hinged) Trim Front, Add</i>	257.34	
26 24 16 00-0091		480 Volt, 3 Wire, 3 Phase, Main Lugs Assembled Panelboards (26 24 16 00-0092)		
26 24 16 00-0092	EA	100 Ampere Rating, 480 Volt, 3 Wire, 3 Phase, Main Lugs, 12 Circuit Capacity Assembled Panelboard With Eight 20 Ampere Breakers	1,627.27	387.05
		<i>For NEMA 3R Panelboard, Add</i>	1,467.11	



MINOR CSI UOM DESCRIPTION	TOTAL DIRECT UNIT COST	DEMOLITION UNIT COST
26 24 16 00-0093 EA 100 Ampere Rating, 480 Volt, 3 Wire, 3 Phase, Main Lugs, 20 Circuit Capacity Assembled Panelboard With Ten 20 Ampere Breakers.....	1,866.43	387.05
<i>For NEMA 3R Panelboard, Add</i>	1,467.11	
26 24 16 00-0094 EA 100 Ampere Rating, 480 Volt, 3 Wire, 3 Phase, Main Lugs, 20 Circuit Capacity Assembled Panelboard With Twelve 20 Ampere Breakers.....	2,095.21	532.19
<i>For NEMA 3R Panelboard, Add</i>	1,467.11	
26 24 16 00-0095 EA 100 Ampere Rating, 480 Volt, 3 Wire, 3 Phase, Main Lugs, 20 Circuit Capacity Assembled Panelboard With Fourteen 20 Ampere Breakers.....	2,334.34	532.19
<i>For NEMA 3R Panelboard, Add</i>	1,467.11	
26 24 16 00-0096 EA 100 Ampere Rating, 480 Volt, 3 Wire, 3 Phase, Main Lugs, 20 Circuit Capacity Assembled Panelboard With Sixteen 20 Ampere Breakers.....	2,556.53	665.24
<i>For NEMA 3R Panelboard, Add</i>	1,467.11	
26 24 16 00-0097 EA 100 Ampere Rating, 480 Volt, 3 Wire, 3 Phase, Main Lugs, 24 Circuit Capacity Assembled Panelboard With Eighteen 20 Ampere Breakers.....	2,791.31	665.24
<i>For NEMA 3R Panelboard, Add</i>	1,467.11	
26 24 16 00-0098 EA 100 Ampere Rating, 480 Volt, 3 Wire, 3 Phase, Main Lugs, 24 Circuit Capacity Assembled Panelboard With Twenty 20 Ampere Breakers.....	3,036.86	804.34
<i>For NEMA 3R Panelboard, Add</i>	1,467.11	
26 24 16 00-0099 EA 100 Ampere Rating, 480 Volt, 3 Wire, 3 Phase, Main Lugs, 30 Circuit Capacity Assembled Panelboard With Twenty-Two 20 Ampere Breakers.....	3,260.87	804.34
<i>For NEMA 3R Panelboard, Add</i>	1,613.42	
<i>For Door-In-Door (Hinged) Trim Front, Add</i>	117.90	
26 24 16 00-0100 EA 100 Ampere Rating, 480 Volt, 3 Wire, 3 Phase, Main Lugs, 30 Circuit Capacity Assembled Panelboard With Twenty-Four 20 Ampere Breakers.....	3,508.38	955.53
<i>For NEMA 3R Panelboard, Add</i>	1,613.42	
<i>For Door-In-Door (Hinged) Trim Front, Add</i>	117.90	
26 24 16 00-0101 EA 100 Ampere Rating, 480 Volt, 3 Wire, 3 Phase, Main Lugs, 30 Circuit Capacity Assembled Panelboard With Twenty-Six 20 Ampere Breakers.....	3,746.90	955.53
<i>For NEMA 3R Panelboard, Add</i>	1,613.42	
<i>For Door-In-Door (Hinged) Trim Front, Add</i>	117.90	
26 24 16 00-0102 EA 100 Ampere Rating, 480 Volt, 3 Wire, 3 Phase, Main Lugs, 30 Circuit Capacity Assembled Panelboard With Twenty-Eight 20 Ampere Breakers.....	3,965.21	1,088.58
<i>For NEMA 3R Panelboard, Add</i>	1,613.42	
<i>For Door-In-Door (Hinged) Trim Front, Add</i>	117.90	
26 24 16 00-0103 EA 100 Ampere Rating, 480 Volt, 3 Wire, 3 Phase, Main Lugs, 30 Circuit Capacity Assembled Panelboard With Thirty 20 Ampere Breakers.....	4,199.99	1,088.58
<i>For NEMA 3R Panelboard, Add</i>	1,613.42	
<i>For Door-In-Door (Hinged) Trim Front, Add</i>	117.90	
26 24 16 00-0104 EA 225 Ampere Rating, 480 Volt, 3 Wire, 3 Phase, Main Lugs, 42 Circuit Capacity Assembled Panelboard With Thirty-Two 20 Ampere Breakers.....	4,707.24	1,324.43
<i>For NEMA 3R Panelboard, Add</i>	1,905.84	
<i>For Door-In-Door (Hinged) Trim Front, Add</i>	201.35	
26 24 16 00-0105 EA 225 Ampere Rating, 480 Volt, 3 Wire, 3 Phase, Main Lugs, 42 Circuit Capacity Assembled Panelboard With Thirty-Four 20 Ampere Breakers.....	4,941.74	1,324.43
<i>For NEMA 3R Panelboard, Add</i>	1,905.84	
<i>For Door-In-Door (Hinged) Trim Front, Add</i>	201.35	
26 24 16 00-0106 EA 225 Ampere Rating, 480 Volt, 3 Wire, 3 Phase, Main Lugs, 42 Circuit Capacity Assembled Panelboard With Thirty-Six 20 Ampere Breakers.....	5,192.20	1,451.44
<i>For NEMA 3R Panelboard, Add</i>	1,905.84	
<i>For Door-In-Door (Hinged) Trim Front, Add</i>	201.35	
26 24 16 00-0107 EA 225 Ampere Rating, 480 Volt, 3 Wire, 3 Phase, Main Lugs, 42 Circuit Capacity Assembled Panelboard With Thirty-Eight 20 Ampere Breakers.....	5,371.68	1,451.44
<i>For NEMA 3R Panelboard, Add</i>	1,905.84	
<i>For Door-In-Door (Hinged) Trim Front, Add</i>	201.35	
26 24 16 00-0108 EA 225 Ampere Rating, 480 Volt, 3 Wire, 3 Phase, Main Lugs, 54 Circuit Capacity Assembled Panelboard With Forty 20 Ampere Breakers.....	5,651.75	1,602.63
<i>For NEMA 3R Panelboard, Add</i>	1,983.59	
<i>For Door-In-Door (Hinged) Trim Front, Add</i>	257.34	
26 24 16 00-0109 EA 225 Ampere Rating, 480 Volt, 3 Wire, 3 Phase, Main Lugs, 54 Circuit Capacity Assembled Panelboard With Forty-Two 20 Ampere Breakers.....	5,848.15	1,602.63
<i>For NEMA 3R Panelboard, Add</i>	1,983.59	
<i>For Door-In-Door (Hinged) Trim Front, Add</i>	257.34	
26 24 16 00-0110 480 Volt, 3 Wire, 3 Phase, Main Breaker Assembled Panelboards (26 24 16 00-0002)		
26 24 16 00-0111 EA 50 Ampere Rating, 480 Volt, 3 Wire, 3 Phase, Up To 50 Amp Main Breaker, 12 Circuit Capacity Assembled Panelboard With Eight 20 Ampere Breakers.....	2,061.66	411.24
<i>For NEMA 3R Panelboard, Add</i>	1,467.11	
26 24 16 00-0112 EA 50 Ampere Rating, 480 Volt, 3 Wire, 3 Phase, Up To 50 Amp Main Breaker, 20 Circuit Capacity Assembled Panelboard With Ten 20 Ampere Breakers.....	2,295.09	447.53
<i>For NEMA 3R Panelboard, Add</i>	1,467.11	
26 24 16 00-0113 EA 50 Ampere Rating, 480 Volt, 3 Wire, 3 Phase, Up To 50 Amp Main Breaker, 20 Circuit Capacity Assembled Panelboard With Twelve 20 Ampere Breakers.....	2,531.23	556.38
<i>For NEMA 3R Panelboard, Add</i>	1,467.11	
26 24 16 00-0114 EA 100 Ampere Rating, 480 Volt, 3 Wire, 3 Phase, >50 To 100 Amp Main Breaker, 20 Circuit Capacity Assembled Panelboard With Fourteen 20 Ampere Breakers.....	3,046.84	677.34
<i>For NEMA 3R Panelboard, Add</i>	1,467.11	
26 24 16 00-0115 EA 100 Ampere Rating, 480 Volt, 3 Wire, 3 Phase, >50 To 100 Amp Main Breaker, 20 Circuit Capacity Assembled Panelboard With Sixteen 20 Ampere Breakers.....	3,273.85	749.91
<i>For NEMA 3R Panelboard, Add</i>	1,467.11	
26 24 16 00-0116 EA 100 Ampere Rating, 480 Volt, 3 Wire, 3 Phase, >50 To 100 Amp Main Breaker, 24 Circuit Capacity Assembled Panelboard With Eighteen 20 Ampere Breakers.....	3,479.60	810.39
<i>For NEMA 3R Panelboard, Add</i>	1,467.11	
26 24 16 00-0117 EA 100 Ampere Rating, 480 Volt, 3 Wire, 3 Phase, >50 To 100 Ampere Main Breaker, 24 Circuit Capacity Assembled Panelboard With Twenty 20 Ampere Breakers.....	3,707.71	882.96
<i>For NEMA 3R Panelboard, Add</i>	1,467.11	

26 Electrical
26 20 Low-Voltage Electrical Distribution
26 24 Switchboards and Panelboards



MINOR	CSI	UOM	DESCRIPTION	TOTAL DIRECT UNIT COST	DEMOLITION UNIT COST
26 24	16 00-0118	EA	100 Ampere Rating, 480 Volt, 3 Wire, 3 Phase, >50 To 100 Ampere Main Breaker, 30 Circuit Capacity Assembled Panelboard With Twenty-Two 20 Ampere Breakers.....	3,926.72	955.53
			<i>For NEMA 3R Panelboard, Add</i>	1,613.42	
			<i>For Door-In-Door (Hinged) Trim Front, Add</i>	117.90	
26 24	16 00-0119	EA	100 Ampere Rating, 480 Volt, 3 Wire, 3 Phase, >50 To 100 Ampere Main Breaker, 30 Circuit Capacity Assembled Panelboard With Twenty-Four 20 Ampere Breakers.....	4,125.98	1,016.01
			<i>For NEMA 3R Panelboard, Add</i>	1,613.42	
			<i>For Door-In-Door (Hinged) Trim Front, Add</i>	117.90	
26 24	16 00-0120	EA	100 Ampere Rating, 480 Volt, 3 Wire, 3 Phase, >50 To 100 Ampere Main Breaker, 30 Circuit Capacity Assembled Panelboard With Twenty-Six 20 Ampere Breakers.....	4,340.70	1,076.48
			<i>For NEMA 3R Panelboard, Add</i>	1,613.42	
			<i>For Door-In-Door (Hinged) Trim Front, Add</i>	117.90	
26 24	16 00-0121	EA	100 Ampere Rating, 480 Volt, 3 Wire, 3 Phase, >50 To 100 Ampere Main Breaker, 30 Circuit Capacity Assembled Panelboard With Twenty-Eight 20 Ampere Breakers.....	4,574.14	1,149.06
			<i>For NEMA 3R Panelboard, Add</i>	1,613.42	
			<i>For Door-In-Door (Hinged) Trim Front, Add</i>	117.90	
26 24	16 00-0122	EA	100 Ampere Rating, 480 Volt, 3 Wire, 3 Phase, >50 To 100 Ampere Main Breaker, 30 Circuit Capacity Assembled Panelboard With Thirty 20 Ampere Breakers.....	4,830.51	1,239.77
			<i>For NEMA 3R Panelboard, Add</i>	1,613.42	
			<i>For Door-In-Door (Hinged) Trim Front, Add</i>	117.90	
26 24	16 00-0123	EA	225 Ampere Rating, 480 Volt, 3 Wire, 3 Phase, >100 To 225 Ampere Main Breaker, 42 Circuit Capacity Assembled Panelboard With Thirty-Two 20 Ampere Breakers.....	6,026.61	1,378.86
			<i>For NEMA 3R Panelboard, Add</i>	1,905.84	
			<i>For Door-In-Door (Hinged) Trim Front, Add</i>	201.35	
26 24	16 00-0124	EA	225 Ampere Rating, 480 Volt, 3 Wire, 3 Phase, >100 To 225 Ampere Main Breaker, 42 Circuit Capacity Assembled Panelboard With Thirty-Four 20 Ampere Breakers.....	6,271.88	1,463.53
			<i>For NEMA 3R Panelboard, Add</i>	1,905.84	
			<i>For Door-In-Door (Hinged) Trim Front, Add</i>	201.35	
26 24	16 00-0125	EA	225 Ampere Rating, 480 Volt, 3 Wire, 3 Phase, >100 To 225 Ampere Main Breaker, 42 Circuit Capacity Assembled Panelboard With Thirty-Six 20 Ampere Breakers.....	6,442.46	1,499.82
			<i>For NEMA 3R Panelboard, Add</i>	1,905.84	
			<i>For Door-In-Door (Hinged) Trim Front, Add</i>	201.35	
26 24	16 00-0126	EA	225 Ampere Rating, 480 Volt, 3 Wire, 3 Phase, >100 To 225 Ampere Main Breaker, 42 Circuit Capacity Assembled Panelboard With Thirty-Eight 20 Ampere Breakers.....	6,719.90	1,596.58
			<i>For NEMA 3R Panelboard, Add</i>	1,905.84	
			<i>For Door-In-Door (Hinged) Trim Front, Add</i>	201.35	
26 24	16 00-0127	EA	225 Ampere Rating, 480 Volt, 3 Wire, 3 Phase, >100 To 225 Ampere Main Breaker, 54 Circuit Capacity Assembled Panelboard With Forty 20 Ampere Breakers.....	6,908.86	1,657.06
			<i>For NEMA 3R Panelboard, Add</i>	1,983.59	
			<i>For Door-In-Door (Hinged) Trim Front, Add</i>	257.34	
26 24	16 00-0128	EA	225 Ampere Rating, 480 Volt, 3 Wire, 3 Phase, >100 To 225 Ampere Main Breaker, 54 Circuit Capacity Assembled Panelboard With Forty-Two 20 Ampere Breakers.....	7,105.29	1,709.07
			<i>For NEMA 3R Panelboard, Add</i>	1,983.59	
			<i>For Door-In-Door (Hinged) Trim Front, Add</i>	257.34	
26 24	16 00-0129		277/480 Volt, 4 Wire, 3 Phase, Main Lugs Assembled Panelboards (26 24 16 00-0002)		
26 24	16 00-0130	EA	100 Ampere Rating, 277/480 Volt, 4 Wire, 3 Phase, Main Lugs, 12 Circuit Capacity Assembled Panelboard With Eight 20 Ampere Breakers.....	1,968.03	423.34
			<i>For NEMA 3R Panelboard, Add</i>	1,467.11	
26 24	16 00-0131	EA	100 Ampere Rating, 277/480 Volt, 4 Wire, 3 Phase, Main Lugs, 20 Circuit Capacity Assembled Panelboard With Ten 20 Ampere Breakers.....	2,232.23	423.34
			<i>For NEMA 3R Panelboard, Add</i>	1,467.11	
26 24	16 00-0132	EA	100 Ampere Rating, 277/480 Volt, 4 Wire, 3 Phase, Main Lugs, 20 Circuit Capacity Assembled Panelboard With Twelve 20 Ampere Breakers.....	2,489.08	562.44
			<i>For NEMA 3R Panelboard, Add</i>	1,467.11	
26 24	16 00-0133	EA	100 Ampere Rating, 277/480 Volt, 4 Wire, 3 Phase, Main Lugs, 20 Circuit Capacity Assembled Panelboard With Fourteen 20 Ampere Breakers.....	2,748.19	562.44
			<i>For NEMA 3R Panelboard, Add</i>	1,467.11	
26 24	16 00-0134	EA	100 Ampere Rating, 277/480 Volt, 4 Wire, 3 Phase, Main Lugs, 20 Circuit Capacity Assembled Panelboard With Sixteen 20 Ampere Breakers.....	3,011.82	695.48
			<i>For NEMA 3R Panelboard, Add</i>	1,467.11	
26 24	16 00-0135	EA	100 Ampere Rating, 277/480 Volt, 4 Wire, 3 Phase, Main Lugs, 24 Circuit Capacity Assembled Panelboard With Eighteen 20 Ampere Breakers.....	3,269.60	695.48
			<i>For NEMA 3R Panelboard, Add</i>	1,467.11	
26 24	16 00-0136	EA	100 Ampere Rating, 277/480 Volt, 4 Wire, 3 Phase, Main Lugs, 24 Circuit Capacity Assembled Panelboard With Twenty 20 Ampere Breakers.....	3,531.94	834.58
			<i>For NEMA 3R Panelboard, Add</i>	1,467.11	
26 24	16 00-0137	EA	100 Ampere Rating, 277/480 Volt, 4 Wire, 3 Phase, Main Lugs, 30 Circuit Capacity Assembled Panelboard With Twenty-Two 20 Ampere Breakers.....	3,793.09	834.58
			<i>For NEMA 3R Panelboard, Add</i>	1,613.42	
			<i>For Door-In-Door (Hinged) Trim Front, Add</i>	117.90	
26 24	16 00-0138	EA	100 Ampere Rating, 277/480 Volt, 4 Wire, 3 Phase, Main Lugs, 30 Circuit Capacity Assembled Panelboard With Twenty-Four 20 Ampere Breakers.....	4,080.26	979.72
			<i>For NEMA 3R Panelboard, Add</i>	1,613.42	
			<i>For Door-In-Door (Hinged) Trim Front, Add</i>	117.90	
26 24	16 00-0139	EA	100 Ampere Rating, 277/480 Volt, 4 Wire, 3 Phase, Main Lugs, 30 Circuit Capacity Assembled Panelboard With Twenty-Six 20 Ampere Breakers.....	4,317.60	979.72
			<i>For NEMA 3R Panelboard, Add</i>	1,613.42	
			<i>For Door-In-Door (Hinged) Trim Front, Add</i>	117.90	
26 24	16 00-0140	EA	100 Ampere Rating, 277/480 Volt, 4 Wire, 3 Phase, Main Lugs, 30 Circuit Capacity Assembled Panelboard With Twenty-Eight 20 Ampere Breakers.....	4,569.49	985.76
			<i>For NEMA 3R Panelboard, Add</i>	1,613.42	
			<i>For Door-In-Door (Hinged) Trim Front, Add</i>	117.90	



MINOR	CSI	UOM	DESCRIPTION	TOTAL DIRECT UNIT COST	DEMOLITION UNIT COST
26 24 16 00-0141	EA		100 Ampere Rating, 277/480 Volt, 4 Wire, 3 Phase, Main Lugs, 32 Circuit Capacity Assembled Panelboard With Thirty 20 Ampere Breakers.....	4,838.93	985.76
			For NEMA 3R Panelboard, Add	1,613.42	
			For Door-In-Door (Hinged) Trim Front, Add	117.90	
26 24 16 00-0142	EA		225 Ampere Rating, 277/480 Volt, 4 Wire, 3 Phase, Main Lugs, 42 Circuit Capacity Assembled Panelboard With Thirty-Two 20 Ampere Breakers.....	5,518.24	1,366.77
			For NEMA 3R Panelboard, Add	1,905.84	
			For Door-In-Door (Hinged) Trim Front, Add	201.35	
26 24 16 00-0143	EA		225 Ampere Rating, 277/480 Volt, 4 Wire, 3 Phase, Main Lugs, 42 Circuit Capacity Assembled Panelboard With Thirty-Four 20 Ampere Breakers.....	5,793.55	1,366.77
			For NEMA 3R Panelboard, Add	1,905.84	
			For Door-In-Door (Hinged) Trim Front, Add	201.35	
26 24 16 00-0144	EA		225 Ampere Rating, 277/480 Volt, 4 Wire, 3 Phase, Main Lugs, 42 Circuit Capacity Assembled Panelboard With Thirty-Six 20 Ampere Breakers.....	6,001.52	1,439.34
			For NEMA 3R Panelboard, Add	1,905.84	
			For Door-In-Door (Hinged) Trim Front, Add	201.35	
26 24 16 00-0145	EA		225 Ampere Rating, 277/480 Volt, 4 Wire, 3 Phase, Main Lugs, 42 Circuit Capacity Assembled Panelboard With Thirty-Eight 20 Ampere Breakers.....	6,304.02	1,536.10
			For NEMA 3R Panelboard, Add	1,905.84	
			For Door-In-Door (Hinged) Trim Front, Add	201.35	
26 24 16 00-0146	EA		225 Ampere Rating, 277/480 Volt, 4 Wire, 3 Phase, Main Lugs, 54 Circuit Capacity Assembled Panelboard With Forty 20 Ampere Breakers.....	6,527.42	1,536.10
			For NEMA 3R Panelboard, Add	1,983.59	
			For Door-In-Door (Hinged) Trim Front, Add	257.34	
26 24 16 00-0147	EA		225 Ampere Rating, 277/480 Volt, 4 Wire, 3 Phase, Main Lugs, 54 Circuit Capacity Assembled Panelboard With Forty-Two 20 Ampere Breakers.....	6,865.37	1,681.24
			For NEMA 3R Panelboard, Add	1,983.59	
			For Door-In-Door (Hinged) Trim Front, Add	257.34	
26 24 16 00-0148			277/480 Volt, 4 Wire, 3 Phase, Main Breaker Assembled Panelboards <small>(26 24 16 00-0002)</small>		
26 24 16 00-0149	EA		50 Ampere Rating, 277/480 Volt, 4 Wire, 3 Phase, 50 Ampere Main Breaker, 20 Circuit Capacity Assembled Panelboard With Eight 20 Ampere Breakers.....	2,548.17	520.10
			For NEMA 3R Panelboard, Add	1,467.11	
26 24 16 00-0150	EA		50 Ampere Rating, 277/480 Volt, 4 Wire, 3 Phase, 50 Ampere Main Breaker, 20 Circuit Capacity Assembled Panelboard With Ten 20 Ampere Breakers.....	2,819.08	520.10
			For NEMA 3R Panelboard, Add	1,467.11	
26 24 16 00-0151	EA		50 Ampere Rating, 277/480 Volt, 4 Wire, 3 Phase, 50 Ampere Main Breaker, 20 Circuit Capacity Assembled Panelboard With Twelve 20 Ampere Breakers.....	3,079.05	689.44
			For NEMA 3R Panelboard, Add	1,467.11	
26 24 16 00-0152	EA		100 Ampere Rating, 277/480 Volt, 4 Wire, 3 Phase, >50 To 100 Ampere Main Breaker, 20 Circuit Capacity Assembled Panelboard With Fourteen 20 Ampere Breakers.....	3,670.32	689.44
			For NEMA 3R Panelboard, Add	1,467.11	
26 24 16 00-0153	EA		100 Ampere Rating, 277/480 Volt, 4 Wire, 3 Phase, >50 To 100 Ampere Main Breaker, 20 Circuit Capacity Assembled Panelboard With Sixteen 20 Ampere Breakers.....	3,923.03	870.86
			For NEMA 3R Panelboard, Add	1,467.11	
26 24 16 00-0154	EA		100 Ampere Rating, 277/480 Volt, 4 Wire, 3 Phase, >50 To 100 Ampere Main Breaker, 24 Circuit Capacity Assembled Panelboard With Eighteen 20 Ampere Breakers.....	4,175.32	870.86
			For NEMA 3R Panelboard, Add	1,467.11	
26 24 16 00-0155	EA		100 Ampere Rating, 277/480 Volt, 4 Wire, 3 Phase, >50 To 100 Ampere Main Breaker, 24 Circuit Capacity Assembled Panelboard With Twenty 20 Ampere Breakers.....	4,418.50	997.86
			For NEMA 3R Panelboard, Add	1,467.11	
26 24 16 00-0156	EA		100 Ampere Rating, 277/480 Volt, 4 Wire, 3 Phase, >50 To 100 Ampere Main Breaker, 30 Circuit Capacity Assembled Panelboard With Twenty-Two 20 Ampere Breakers.....	4,641.92	997.86
			For NEMA 3R Panelboard, Add	1,613.42	
			For Door-In-Door (Hinged) Trim Front, Add	117.90	
26 24 16 00-0157	EA		100 Ampere Rating, 277/480 Volt, 4 Wire, 3 Phase, >50 To 100 Ampere Main Breaker, 30 Circuit Capacity Assembled Panelboard With Twenty-Four 20 Ampere Breakers.....	4,880.82	1,136.96
			For NEMA 3R Panelboard, Add	1,613.42	
			For Door-In-Door (Hinged) Trim Front, Add	117.90	
26 24 16 00-0158	EA		100 Ampere Rating, 277/480 Volt, 4 Wire, 3 Phase, >50 To 100 Ampere Main Breaker, 30 Circuit Capacity Assembled Panelboard With Twenty-Six 20 Ampere Breakers.....	5,138.42	1,136.96
			For NEMA 3R Panelboard, Add	1,613.42	
			For Door-In-Door (Hinged) Trim Front, Add	117.90	
26 24 16 00-0159	EA		100 Ampere Rating, 277/480 Volt, 4 Wire, 3 Phase, >50 To 100 Ampere Main Breaker, 30 Circuit Capacity Assembled Panelboard With Twenty-Eight 20 Ampere Breakers.....	5,357.51	1,257.92
			For NEMA 3R Panelboard, Add	1,613.42	
			For Door-In-Door (Hinged) Trim Front, Add	117.90	
26 24 16 00-0160	EA		100 Ampere Rating, 277/480 Volt, 4 Wire, 3 Phase, >50 To 100 Ampere Main Breaker, 30 Circuit Capacity Assembled Panelboard With Thirty 20 Ampere Breakers.....	5,588.32	1,257.92
			For NEMA 3R Panelboard, Add	1,613.42	
			For Door-In-Door (Hinged) Trim Front, Add	117.90	
26 24 16 00-0161	EA		225 Ampere Rating, 277/480 Volt, 4 Wire, 3 Phase, >100 To 225 Ampere Main Breaker, 42 Circuit Capacity Assembled Panelboard With Thirty-Two 20 Ampere Breakers.....	7,235.97	1,487.73
			For NEMA 3R Panelboard, Add	1,905.84	
			For Door-In-Door (Hinged) Trim Front, Add	201.35	
26 24 16 00-0162	EA		225 Ampere Rating, 277/480 Volt, 4 Wire, 3 Phase, >100 To 225 Ampere Main Breaker, 42 Circuit Capacity Assembled Panelboard With Thirty-Four 20 Ampere Breakers.....	7,519.28	1,487.73
			For NEMA 3R Panelboard, Add	1,905.84	
			For Door-In-Door (Hinged) Trim Front, Add	201.35	
26 24 16 00-0163	EA		225 Ampere Rating, 277/480 Volt, 4 Wire, 3 Phase, >100 To 225 Ampere Main 42 Circuit Capacity Assembled Panelboard With Thirty-Six 20 Ampere Breakers.....	7,723.48	1,626.82
			For NEMA 3R Panelboard, Add	1,905.84	
			For Door-In-Door (Hinged) Trim Front, Add	201.35	

26 Electrical
26 20 Low-Voltage Electrical Distribution
26 24 Switchboards and Panelboards



MINOR CSI	UOM	DESCRIPTION	TOTAL DIRECT UNIT COST	DEMOLITION UNIT COST
26 24 16 00-0164	EA	225 Ampere Rating, 277/480 Volt, 4 Wire, 3 Phase, >100 To 225 Ampere Main Breaker, 42 Circuit Capacity Assembled Panelboard With Thirty-Eight 20 Ampere Breakers.....	8,042.26	1,626.82
		<i>For NEMA 3R Panelboard, Add</i>	1,905.84	
		<i>For Door-In-Door (Hinged) Trim Front, Add</i>	201.35	
26 24 16 00-0165	EA	225 Ampere Rating, 277/480 Volt, 4 Wire, 3 Phase, >100 To 225 Ampere Main Breaker, 54 Circuit Capacity Assembled Panelboard With Forty 20 Ampere Breakers.....	8,266.88	1,778.01
		<i>For NEMA 3R Panelboard, Add</i>	1,983.59	
		<i>For Door-In-Door (Hinged) Trim Front, Add</i>	257.34	
26 24 16 00-0166	EA	225 Ampere Rating, 277/480 Volt, 4 Wire, 3 Phase, >100 To 225 Ampere Main Breaker, 54 Circuit Capacity Assembled Panelboard With Forty-Two 20 Ampere Breakers.....	8,499.77	1,778.01
		<i>For NEMA 3R Panelboard, Add</i>	1,983.59	
		<i>For Door-In-Door (Hinged) Trim Front, Add</i>	257.34	
26 24 16 00-0167	EA	400 Ampere Rating, 277/480 Volt, 4 Wire, 3 Phase, >225 To 400 Ampere Main Breaker, 54 Circuit Capacity Assembled Panelboard With Forty-Two 20 Ampere Breakers.....	10,044.96	1,980.01
		<i>For NEMA 3R Panelboard, Add</i>	1,983.59	
		<i>For Door-In-Door (Hinged) Trim Front, Add</i>	257.34	
26 24 16 00-0168	EA	600 Ampere Rating, 277/480 Volt, 4 Wire, 3 Phase, >400 To 600 Ampere Main Breaker, 54 Circuit Capacity Assembled Panelboard With Forty-Two 20 Ampere Breakers.....	12,218.27	2,376.72
		<i>For NEMA 3R Panelboard, Add</i>	1,983.59	
		<i>For Door-In-Door (Hinged) Trim Front, Add</i>	257.34	
26 24 16 00-0169		Unassembled Lighting And Power Panelboards <small>(26 24 16 00-0001)</small> Note: Includes the main device (lugs or breaker), connection of main service cable from meter and that portion of the panel box, trim and interior occupied by that device. Spaces include that portion of the panel box, trim and interior reserved by that space. The maximum single pole capacity of the panelboard main device (lugs, breakers) is indicated. Excludes branch breakers. A complete panelboard will be the sum of main device and the branch circuit breakers and spaces (within the capacity of the main device). See CSI section 26 28 16 13-0001 for circuit breakers.		
26 24 16 00-0170		240 Volt AC, 48 Volt DC, 3 Wire, 1 Phase Unassembled Panelboards <small>(26 24 16 00-0169)</small> Note: As manufactured by Square D or equal. Accepts plug-on and bolt-on breakers.		
26 24 16 00-0171		Main Lugs, NEMA 1, 240 Volt AC, 48 Volt DC, 3 Wire, 1 Phase Unassembled Panelboards <small>(26 24 16 00-0170)</small>		
26 24 16 00-0172	EA	100 Ampere Rating, 12 Circuit Capacity, Main Lugs, NEMA 1, 240 Volt AC, 48 Volt DC, 3 Wire, 1 Phase, Unassembled Panelboard.....	615.11	
26 24 16 00-0173	EA	100 Ampere Rating, 20 Circuit Capacity, Main Lugs, NEMA 1, 240 Volt AC, 48 Volt DC, 3 Wire, 1 Phase, Unassembled Panelboard.....	709.45	
26 24 16 00-0174	EA	225 Ampere Rating, 30 Circuit Capacity, Main Lugs, NEMA 1, 240 Volt AC, 48 Volt DC, 3 Wire, 1 Phase, Unassembled Panelboard.....	973.50	
		<i>For Door-In-Door (Hinged) Trim Front, Add</i>	117.90	
26 24 16 00-0175	EA	225 Ampere Rating, 42 Circuit Capacity, Main Lugs, NEMA 1, 240 Volt AC, 48 Volt DC, 3 Wire, 1 Phase, Unassembled Panelboard.....	1,125.15	
		<i>For Door-In-Door (Hinged) Trim Front, Add</i>	201.35	
26 24 16 00-0176	EA	225 Ampere Rating, 54 Circuit Capacity, Main Lugs, NEMA 1, 240 Volt AC, 48 Volt DC, 3 Wire, 1 Phase, Unassembled Panelboard.....	1,274.64	
		<i>For Door-In-Door (Hinged) Trim Front, Add</i>	257.34	
26 24 16 00-0177	EA	400 Ampere Rating, 30 Circuit Capacity, Main Lugs, NEMA 1, 240 Volt AC, 48 Volt DC, 3 Wire, 1 Phase, Unassembled Panelboard.....	1,428.88	
		<i>For Door-In-Door (Hinged) Trim Front, Add</i>	117.90	
26 24 16 00-0178	EA	400 Ampere Rating, 42 Circuit Capacity, Main Lugs, NEMA 1, 240 Volt AC, 48 Volt DC, 3 Wire, 1 Phase, Unassembled Panelboard.....	1,552.66	
		<i>For Door-In-Door (Hinged) Trim Front, Add</i>	201.35	
26 24 16 00-0179	EA	400 Ampere Rating, 54 Circuit Capacity, Main Lugs, NEMA 1, 240 Volt AC, 48 Volt DC, 3 Wire, 1 Phase, Unassembled Panelboard.....	1,701.87	
		<i>For Door-In-Door (Hinged) Trim Front, Add</i>	257.34	
26 24 16 00-0180	EA	600 Ampere Rating, 30 Circuit Capacity, Main Lugs, NEMA 1, 240 Volt AC, 48 Volt DC, 3 Wire, 1 Phase, Unassembled Panelboard.....	1,878.11	
		<i>For Door-In-Door (Hinged) Trim Front, Add</i>	117.90	
26 24 16 00-0181	EA	600 Ampere Rating, 42 Circuit Capacity, Main Lugs, NEMA 1, 240 Volt AC, 48 Volt DC, 3 Wire, 1 Phase, Unassembled Panelboard.....	2,002.29	
		<i>For Door-In-Door (Hinged) Trim Front, Add</i>	201.35	
26 24 16 00-0182	EA	600 Ampere Rating, 54 Circuit Capacity, Main Lugs, NEMA 1, 240 Volt AC, 48 Volt DC, 3 Wire, 1 Phase, Unassembled Panelboard.....	2,191.10	
		<i>For Door-In-Door (Hinged) Trim Front, Add</i>	257.34	
26 24 16 00-0183		Main Breaker, NEMA 1, 240 Volt AC, 48 Volt DC, 3 Wire, 1 Phase Unassembled Panelboards <small>(26 24 16 00-0170)</small>		
26 24 16 00-0184	EA	100 Ampere Rating, 12 Circuit Capacity, Main Breaker, NEMA 1, 240 Volt AC, 48 Volt DC, 3 Wire, 1 Phase, Unassembled Panelboard.....	917.20	
26 24 16 00-0185	EA	100 Ampere Rating, 20 Circuit Capacity, Main Breaker, NEMA 1, 240 Volt AC, 48 Volt DC, 3 Wire, 1 Phase, Unassembled Panelboard.....	1,042.04	
26 24 16 00-0186	EA	225 Ampere Rating, 30 Circuit Capacity, Main Breaker, NEMA 1, 240 Volt AC, 48 Volt DC, 3 Wire, 1 Phase, Unassembled Panelboard.....	1,675.31	
		<i>For Door-In-Door (Hinged) Trim Front, Add</i>	117.90	
26 24 16 00-0187	EA	225 Ampere Rating, 42 Circuit Capacity, Main Breaker, NEMA 1, 240 Volt AC, 48 Volt DC, 3 Wire, 1 Phase, Unassembled Panelboard.....	1,863.56	
		<i>For Door-In-Door (Hinged) Trim Front, Add</i>	201.35	
26 24 16 00-0188	EA	225 Ampere Rating, 54 Circuit Capacity, Main Breaker, NEMA 1, 240 Volt AC, 48 Volt DC, 3 Wire, 1 Phase, Unassembled Panelboard.....	2,041.92	
		<i>For Door-In-Door (Hinged) Trim Front, Add</i>	257.34	



MINOR CSI UOM DESCRIPTION	TOTAL DIRECT UNIT COST	DEMOLITION UNIT COST
26 24 16 00-0189 EA 400 Ampere Rating, 30 Circuit Capacity, Main Breaker, NEMA 1, 240 Volt AC, 48 Volt DC, 3 Wire, 1 Phase, Unassembled Panelboard	3,498.83	
<i>For Door-In-Door (Hinged) Trim Front, Add</i>	117.90	
26 24 16 00-0190 EA 400 Ampere Rating, 42 Circuit Capacity, Main Breaker, NEMA 1, 240 Volt AC, 48 Volt DC, 3 Wire, 1 Phase, Unassembled Panelboard	3,717.27	
<i>For Door-In-Door (Hinged) Trim Front, Add</i>	201.35	
26 24 16 00-0191 EA 400 Ampere Rating, 54 Circuit Capacity, Main Breaker, NEMA 1, 240 Volt AC, 48 Volt DC, 3 Wire, 1 Phase, Unassembled Panelboard	3,912.66	
<i>For Door-In-Door (Hinged) Trim Front, Add</i>	257.34	
26 24 16 00-0192 Main Lugs, NEMA 3R, 5, Or 12, 240 Volt AC, 48 Volt DC, 3 Wire, 1 Phase Unassembled Panelboards <small>(26 24 16 00-0170)</small>		
26 24 16 00-0193 EA 100 Ampere Rating, 12 Circuit Capacity, Main Lugs, NEMA 3R, 5, Or 12, 240 Volt AC, 48 Volt DC, 3 Wire, 1 Phase, Unassembled Panelboard	1,224.76	
26 24 16 00-0194 EA 100 Ampere Rating, 20 Circuit Capacity, Main Lugs, NEMA 3R, 5, Or 12, 240 Volt AC, 48 Volt DC, 3 Wire, 1 Phase, Unassembled Panelboard	1,312.14	
26 24 16 00-0195 EA 225 Ampere Rating, 30 Circuit Capacity, Main Lugs, NEMA 3R, 5, Or 12, 240 Volt AC, 48 Volt DC, 3 Wire, 1 Phase, Unassembled Panelboard	1,561.67	
26 24 16 00-0196 EA 225 Ampere Rating, 42 Circuit Capacity, Main Lugs, NEMA 3R, 5, Or 12, 240 Volt AC, 48 Volt DC, 3 Wire, 1 Phase, Unassembled Panelboard	1,710.42	
26 24 16 00-0197 EA 225 Ampere Rating, 54 Circuit Capacity, Main Lugs, NEMA 3R, 5, Or 12, 240 Volt AC, 48 Volt DC, 3 Wire, 1 Phase, Unassembled Panelboard	1,848.88	
26 24 16 00-0198 EA 400 Ampere Rating, 30 Circuit Capacity, Main Lugs, NEMA 3R, 5, Or 12, 240 Volt AC, 48 Volt DC, 3 Wire, 1 Phase, Unassembled Panelboard	2,115.76	
26 24 16 00-0199 EA 400 Ampere Rating, 42 Circuit Capacity, Main Lugs, NEMA 3R, 5, Or 12, 240 Volt AC, 48 Volt DC, 3 Wire, 1 Phase, Unassembled Panelboard	2,231.99	
26 24 16 00-0200 EA 400 Ampere Rating, 54 Circuit Capacity, Main Lugs, NEMA 3R, 5, Or 12, 240 Volt AC, 48 Volt DC, 3 Wire, 1 Phase, Unassembled Panelboard	2,374.23	
26 24 16 00-0201 EA 600 Ampere Rating, 30 Circuit Capacity, Main Lugs, NEMA 3R, 5, Or 12, 240 Volt AC, 48 Volt DC, 3 Wire, 1 Phase, Unassembled Panelboard	2,603.89	
26 24 16 00-0202 EA 600 Ampere Rating, 42 Circuit Capacity, Main Lugs, NEMA 3R, 5, Or 12, 240 Volt AC, 48 Volt DC, 3 Wire, 1 Phase, Unassembled Panelboard	2,723.63	
26 24 16 00-0203 EA 600 Ampere Rating, 54 Circuit Capacity, Main Lugs, NEMA 3R, 5, Or 12, 240 Volt AC, 48 Volt DC, 3 Wire, 1 Phase, Unassembled Panelboard	2,901.58	
26 24 16 00-0204 Main Breaker, NEMA 3R, 5, Or 12, 240 Volt AC, 48 Volt DC, 3 Wire, 1 Phase Unassembled Panelboards <small>(26 24 16 00-0170)</small>		
26 24 16 00-0205 EA 100 Ampere Rating, 12 Circuit Capacity, Main Breaker, NEMA 3R, 5, Or 12, 240 Volt AC, 48 Volt DC, 3 Wire, 1 Phase, Unassembled Panelboard	1,519.88	
26 24 16 00-0206 EA 100 Ampere Rating, 20 Circuit Capacity, Main Breaker, NEMA 3R, 5, Or 12, 240 Volt AC, 48 Volt DC, 3 Wire, 1 Phase, Unassembled Panelboard	1,637.18	
26 24 16 00-0207 EA 225 Ampere Rating, 30 Circuit Capacity, Main Breaker, NEMA 3R, 5, Or 12, 240 Volt AC, 48 Volt DC, 3 Wire, 1 Phase, Unassembled Panelboard	2,376.12	
26 24 16 00-0208 EA 225 Ampere Rating, 42 Circuit Capacity, Main Breaker, NEMA 3R, 5, Or 12, 240 Volt AC, 48 Volt DC, 3 Wire, 1 Phase, Unassembled Panelboard	2,550.44	
26 24 16 00-0209 EA 225 Ampere Rating, 54 Circuit Capacity, Main Breaker, NEMA 3R, 5, Or 12, 240 Volt AC, 48 Volt DC, 3 Wire, 1 Phase, Unassembled Panelboard	2,718.34	
26 24 16 00-0210 EA 400 Ampere Rating, 30 Circuit Capacity, Main Breaker, NEMA 3R, 5, Or 12, 240 Volt AC, 48 Volt DC, 3 Wire, 1 Phase, Unassembled Panelboard	4,160.74	
26 24 16 00-0211 EA 400 Ampere Rating, 42 Circuit Capacity, Main Breaker, NEMA 3R, 5, Or 12, 240 Volt AC, 48 Volt DC, 3 Wire, 1 Phase, Unassembled Panelboard	4,372.22	
26 24 16 00-0212 EA 400 Ampere Rating, 54 Circuit Capacity, Main Breaker, NEMA 3R, 5, Or 12, 240 Volt AC, 48 Volt DC, 3 Wire, 1 Phase, Unassembled Panelboard	4,565.86	
26 24 16 00-0213 240 Volt AC, 48 Volt DC, 4 Wire, 3 Phase Unassembled Panelboards <small>(26 24 16 00-0169)</small>		
<i>Note: As manufactured by Square D or equal. Accepts plug-on and bolt-on breakers</i>		
26 24 16 00-0214 Main Lugs, NEMA 1, 240 Volt AC, 48 Volt DC, 4 Wire, 3 Phase Unassembled Panelboards <small>(26 24 16 00-0213)</small>		
26 24 16 00-0215 EA 100 Ampere Rating, 12 Circuit Capacity, Main Lugs, NEMA 1, 240 Volt AC, 48 Volt DC, 4 Wire, 3 Phase, Unassembled Panelboard	694.66	
26 24 16 00-0216 EA 100 Ampere Rating, 24 Circuit Capacity, Main Lugs, NEMA 1, 240 Volt AC, 48 Volt DC, 4 Wire, 3 Phase, Unassembled Panelboard	818.27	
26 24 16 00-0217 EA 100 Ampere Rating, 30 Circuit Capacity, Main Lugs, NEMA 1, 240 Volt AC, 48 Volt DC, 4 Wire, 3 Phase, Unassembled Panelboard	923.63	
<i>For Door-In-Door (Hinged) Trim Front, Add</i>	117.90	
26 24 16 00-0218 EA 225 Ampere Rating, 30 Circuit Capacity, Main Lugs, NEMA 1, 240 Volt AC, 48 Volt DC, 4 Wire, 3 Phase, Unassembled Panelboard	1,051.03	
<i>For Door-In-Door (Hinged) Trim Front, Add</i>	117.90	
26 24 16 00-0219 EA 225 Ampere Rating, 42 Circuit Capacity, Main Lugs, NEMA 1, 240 Volt AC, 48 Volt DC, 4 Wire, 3 Phase, Unassembled Panelboard	1,210.70	
<i>For Door-In-Door (Hinged) Trim Front, Add</i>	201.35	
26 24 16 00-0220 EA 225 Ampere Rating, 54 Circuit Capacity, Main Lugs, NEMA 1, 240 Volt AC, 48 Volt DC, 4 Wire, 3 Phase, Unassembled Panelboard	1,342.08	
<i>For Door-In-Door (Hinged) Trim Front, Add</i>	257.34	
26 24 16 00-0221 EA 400 Ampere Rating, 30 Circuit Capacity, Main Lugs, NEMA 1, 240 Volt AC, 48 Volt DC, 4 Wire, 3 Phase, Unassembled Panelboard	1,548.33	
<i>For Door-In-Door (Hinged) Trim Front, Add</i>	117.90	

26 Electrical**26 20 Low-Voltage Electrical Distribution****26 24 Switchboards and Panelboards**

SAN BERNARDINO
COUNTY

MINOR CSI	UOM	DESCRIPTION	TOTAL DIRECT UNIT COST	DEMOLITION UNIT COST
26 24 16 00-0222	EA	400 Ampere Rating, 42 Circuit Capacity, Main Lugs, NEMA 1, 240 Volt AC, 48 Volt DC, 4 Wire, 3 Phase, Unassembled Panelboard	1,670.03	
		<i>For Door-In-Door (Hinged) Trim Front, Add</i>	201.35	
26 24 16 00-0223	EA	400 Ampere Rating, 54 Circuit Capacity, Main Lugs, NEMA 1, 240 Volt AC, 48 Volt DC, 4 Wire, 3 Phase, Unassembled Panelboard	1,805.23	
		<i>For Door-In-Door (Hinged) Trim Front, Add</i>	257.34	
26 24 16 00-0224	EA	600 Ampere Rating, 30 Circuit Capacity, Main Lugs, NEMA 1, 240 Volt AC, 48 Volt DC, 4 Wire, 3 Phase, Unassembled Panelboard	2,010.32	
		<i>For Door-In-Door (Hinged) Trim Front, Add</i>	117.90	
26 24 16 00-0225	EA	600 Ampere Rating, 42 Circuit Capacity, Main Lugs, NEMA 1, 240 Volt AC, 48 Volt DC, 4 Wire, 3 Phase, Unassembled Panelboard	2,215.64	
		<i>For Door-In-Door (Hinged) Trim Front, Add</i>	201.35	
26 24 16 00-0226	EA	600 Ampere Rating, 54 Circuit Capacity, Main Lugs, NEMA 1, 240 Volt AC, 48 Volt DC, 4 Wire, 3 Phase, Unassembled Panelboard	2,612.14	
		<i>For Door-In-Door (Hinged) Trim Front, Add</i>	257.34	
26 24 16 00-0227		Main Breaker, NEMA 1, 240 Volt AC, 48 Volt DC, 4 Wire, 3 Phase Unassembled Panelboards <small>(26 24 16 00-0213)</small>		
26 24 16 00-0228	EA	100 Ampere Rating, 12 Circuit Capacity, Main Breaker, NEMA 1, 240 Volt AC, 48 Volt DC, 4 Wire, 3 Phase, Unassembled Panelboard	1,074.01	
26 24 16 00-0229	EA	100 Ampere Rating, 24 Circuit Capacity, Main Breaker, NEMA 1, 240 Volt AC, 48 Volt DC, 4 Wire, 3 Phase, Unassembled Panelboard	1,212.30	
26 24 16 00-0230	EA	100 Ampere Rating, 30 Circuit Capacity, Main Breaker, NEMA 1, 240 Volt AC, 48 Volt DC, 4 Wire, 3 Phase, Unassembled Panelboard	1,402.08	
		<i>For Door-In-Door (Hinged) Trim Front, Add</i>	117.90	
26 24 16 00-0231	EA	225 Ampere Rating, 30 Circuit Capacity, Main Breaker, NEMA 1, 240 Volt AC, 48 Volt DC, 4 Wire, 3 Phase, Unassembled Panelboard	2,065.58	
		<i>For Door-In-Door (Hinged) Trim Front, Add</i>	117.90	
26 24 16 00-0232	EA	225 Ampere Rating, 42 Circuit Capacity, Main Breaker, NEMA 1, 240 Volt AC, 48 Volt DC, 4 Wire, 3 Phase, Unassembled Panelboard	2,238.36	
		<i>For Door-In-Door (Hinged) Trim Front, Add</i>	201.35	
26 24 16 00-0233	EA	225 Ampere Rating, 54 Circuit Capacity, Main Breaker, NEMA 1, 240 Volt AC, 48 Volt DC, 4 Wire, 3 Phase, Unassembled Panelboard	2,403.72	
		<i>For Door-In-Door (Hinged) Trim Front, Add</i>	257.34	
26 24 16 00-0234	EA	400 Ampere Rating, 30 Circuit Capacity, Main Breaker, NEMA 1, 240 Volt AC, 48 Volt DC, 4 Wire, 3 Phase, Unassembled Panelboard	3,310.86	
		<i>For Door-In-Door (Hinged) Trim Front, Add</i>	117.90	
26 24 16 00-0235	EA	400 Ampere Rating, 42 Circuit Capacity, Main Breaker, NEMA 1, 240 Volt AC, 48 Volt DC, 4 Wire, 3 Phase, Unassembled Panelboard	3,515.44	
		<i>For Door-In-Door (Hinged) Trim Front, Add</i>	201.35	
26 24 16 00-0236	EA	400 Ampere Rating, 54 Circuit Capacity, Main Breaker, NEMA 1, 240 Volt AC, 48 Volt DC, 4 Wire, 3 Phase, Unassembled Panelboard	3,684.52	
		<i>For Door-In-Door (Hinged) Trim Front, Add</i>	257.34	
26 24 16 00-0237		Main Lugs, NEMA 3R, 5, Or 12, 240 Volt AC, 48 Volt DC, 4 Wire, 3 Phase Unassembled Panelboards <small>(26 24 16 00-0213)</small>		
26 24 16 00-0238	EA	100 Ampere Rating, 12 Circuit Capacity, Main Lugs, NEMA 3R, 5, Or 12, 240 Volt AC, 48 Volt DC, 4 Wire, 3 Phase, Unassembled Panelboard	1,304.32	
26 24 16 00-0239	EA	100 Ampere Rating, 24 Circuit Capacity, Main Lugs, NEMA 3R, 5, Or 12, 240 Volt AC, 48 Volt DC, 4 Wire, 3 Phase, Unassembled Panelboard	1,420.96	
26 24 16 00-0240	EA	100 Ampere Rating, 30 Circuit Capacity, Main Lugs, NEMA 3R, 5, Or 12, 240 Volt AC, 48 Volt DC, 4 Wire, 3 Phase, Unassembled Panelboard	1,518.77	
26 24 16 00-0241	EA	225 Ampere Rating, 30 Circuit Capacity, Main Lugs, NEMA 3R, 5, Or 12, 240 Volt AC, 48 Volt DC, 4 Wire, 3 Phase, Unassembled Panelboard	1,639.20	
26 24 16 00-0242	EA	225 Ampere Rating, 42 Circuit Capacity, Main Lugs, NEMA 3R, 5, Or 12, 240 Volt AC, 48 Volt DC, 4 Wire, 3 Phase, Unassembled Panelboard	1,795.97	
26 24 16 00-0243	EA	225 Ampere Rating, 54 Circuit Capacity, Main Lugs, NEMA 3R, 5, Or 12, 240 Volt AC, 48 Volt DC, 4 Wire, 3 Phase, Unassembled Panelboard	1,916.32	
26 24 16 00-0244	EA	400 Ampere Rating, 30 Circuit Capacity, Main Lugs, NEMA 3R, 5, Or 12, 240 Volt AC, 48 Volt DC, 4 Wire, 3 Phase, Unassembled Panelboard	2,235.21	
26 24 16 00-0245	EA	400 Ampere Rating, 42 Circuit Capacity, Main Lugs, NEMA 3R, 5, Or 12, 240 Volt AC, 48 Volt DC, 4 Wire, 3 Phase, Unassembled Panelboard	2,349.36	
26 24 16 00-0246	EA	400 Ampere Rating, 54 Circuit Capacity, Main Lugs, NEMA 3R, 5, Or 12, 240 Volt AC, 48 Volt DC, 4 Wire, 3 Phase, Unassembled Panelboard	2,477.60	
26 24 16 00-0247	EA	600 Ampere Rating, 30 Circuit Capacity, Main Lugs, NEMA 3R, 5, Or 12, 240 Volt AC, 48 Volt DC, 4 Wire, 3 Phase, Unassembled Panelboard	2,736.10	
26 24 16 00-0248	EA	600 Ampere Rating, 42 Circuit Capacity, Main Lugs, NEMA 3R, 5, Or 12, 240 Volt AC, 48 Volt DC, 4 Wire, 3 Phase, Unassembled Panelboard	2,928.06	
26 24 16 00-0249	EA	600 Ampere Rating, 54 Circuit Capacity, Main Lugs, NEMA 3R, 5, Or 12, 240 Volt AC, 48 Volt DC, 4 Wire, 3 Phase, Unassembled Panelboard	3,324.57	
26 24 16 00-0250		Main Breaker, NEMA 3R, 5, Or 12, 240 Volt AC, 48 Volt DC, 4 Wire, 3 Phase Unassembled Panelboards <small>(26 24 16 00-0213)</small>		
26 24 16 00-0251	EA	100 Ampere Rating, 12 Circuit Capacity, Main Breaker, NEMA 3R, 5, Or 12, 240 Volt AC, 48 Volt DC, 4 Wire, 3 Phase, Unassembled Panelboard	1,676.70	
26 24 16 00-0252	EA	100 Ampere Rating, 24 Circuit Capacity, Main Breaker, NEMA 3R, 5, Or 12, 240 Volt AC, 48 Volt DC, 4 Wire, 3 Phase, Unassembled Panelboard	1,807.44	
26 24 16 00-0253	EA	100 Ampere Rating, 30 Circuit Capacity, Main Breaker, NEMA 3R, 5, Or 12, 240 Volt AC, 48 Volt DC, 4 Wire, 3 Phase, Unassembled Panelboard	1,993.15	



MINOR CSI UOM DESCRIPTION	TOTAL DIRECT UNIT COST	DEMOLITION UNIT COST
26 24 16 00-0254 EA 225 Ampere Rating, 30 Circuit Capacity, Main Breaker, NEMA 3R, 5, Or 12, 240 Volt AC, 48 Volt DC, 4 Wire, 3 Phase, Unassembled Panelboard	2,766.40	
26 24 16 00-0255 EA 225 Ampere Rating, 42 Circuit Capacity, Main Breaker, NEMA 3R, 5, Or 12, 240 Volt AC, 48 Volt DC, 4 Wire, 3 Phase, Unassembled Panelboard	2,925.24	
26 24 16 00-0256 EA 225 Ampere Rating, 54 Circuit Capacity, Main Breaker, NEMA 3R, 5, Or 12, 240 Volt AC, 48 Volt DC, 4 Wire, 3 Phase, Unassembled Panelboard	3,080.15	
26 24 16 00-0257 EA 400 Ampere Rating, 30 Circuit Capacity, Main Breaker, NEMA 3R, 5, Or 12, 240 Volt AC, 48 Volt DC, 4 Wire, 3 Phase, Unassembled Panelboard	4,581.50	
26 24 16 00-0258 EA 400 Ampere Rating, 42 Circuit Capacity, Main Breaker, NEMA 3R, 5, Or 12, 240 Volt AC, 48 Volt DC, 4 Wire, 3 Phase, Unassembled Panelboard	4,792.11	
26 24 16 00-0259 EA 400 Ampere Rating, 54 Circuit Capacity, Main Breaker, NEMA 3R, 5, Or 12, 240 Volt AC, 48 Volt DC, 4 Wire, 3 Phase, Unassembled Panelboard	4,971.42	
26 24 16 00-0260 480Y/277 Volt AC, 3 Wire, 1 Phase, Unassembled Panelboards <small>(26 24 16 00-0169)</small>		
Note: As manufactured by Square D or equal.		
26 24 16 00-0261 Main Lugs, NEMA 1, 480Y/277 Volt AC, 3 Wire, 1 Phase, Unassembled Panelboards <small>(26 24 16 00-0260)</small>		
26 24 16 00-0262 EA 125 Ampere Rating, 12 Circuit Capacity, Main Lugs, NEMA 1, 480Y/277 Volt AC, 3 Wire, 1 Phase, Unassembled Panelboard	986.16	
26 24 16 00-0263 EA 125 Ampere Rating, 18 Circuit Capacity, Main Lugs, NEMA 1, 480Y/277 Volt AC, 3 Wire, 1 Phase, Unassembled Panelboard	1,085.41	
26 24 16 00-0264 EA 250 Ampere Rating, 30 Circuit Capacity, Main Lugs, NEMA 1, 480Y/277 Volt AC, 3 Wire, 1 Phase, Unassembled Panelboard	1,503.87	
For Door-In-Door (Hinged) Trim Front, Add	117.90	
26 24 16 00-0265 EA 250 Ampere Rating, 42 Circuit Capacity, Main Lugs, NEMA 1, 480Y/277 Volt AC, 3 Wire, 1 Phase, Unassembled Panelboard	1,679.32	
For Door-In-Door (Hinged) Trim Front, Add	201.35	
26 24 16 00-0266 EA 250 Ampere Rating, 54 Circuit Capacity, Main Lugs, NEMA 1, 480Y/277 Volt AC, 3 Wire, 1 Phase, Unassembled Panelboard	1,831.33	
For Door-In-Door (Hinged) Trim Front, Add	257.34	
26 24 16 00-0267 EA 400 Ampere Rating, 30 Circuit Capacity, Main Lugs, NEMA 1, 480Y/277 Volt AC, 3 Wire, 1 Phase, Unassembled Panelboard	1,836.82	
For Door-In-Door (Hinged) Trim Front, Add	117.90	
26 24 16 00-0268 EA 400 Ampere Rating, 42 Circuit Capacity, Main Lugs, NEMA 1, 480Y/277 Volt AC, 3 Wire, 1 Phase, Unassembled Panelboard	1,938.86	
For Door-In-Door (Hinged) Trim Front, Add	201.35	
26 24 16 00-0269 EA 400 Ampere Rating, 54 Circuit Capacity, Main Lugs, NEMA 1, 480Y/277 Volt AC, 3 Wire, 1 Phase, Unassembled Panelboard	2,108.16	
For Door-In-Door (Hinged) Trim Front, Add	257.34	
26 24 16 00-0270 EA 600 Ampere Rating, 30 Circuit Capacity, Main Lugs, NEMA 1, 480Y/277 Volt AC, 3 Wire, 1 Phase, Unassembled Panelboard	2,256.51	
For Door-In-Door (Hinged) Trim Front, Add	117.90	
26 24 16 00-0271 EA 600 Ampere Rating, 42 Circuit Capacity, Main Lugs, NEMA 1, 480Y/277 Volt AC, 3 Wire, 1 Phase, Unassembled Panelboard	2,419.10	
For Door-In-Door (Hinged) Trim Front, Add	201.35	
26 24 16 00-0272 EA 600 Ampere Rating, 54 Circuit Capacity, Main Lugs, NEMA 1, 480Y/277 Volt AC, 3 Wire, 1 Phase, Unassembled Panelboard	2,644.00	
For Door-In-Door (Hinged) Trim Front, Add	257.34	
26 24 16 00-0273 Main Breaker, NEMA 1, 480Y/277 Volt AC, 3 Wire, 1 Phase, Unassembled Panelboards <small>(26 24 16 00-0260)</small>		
26 24 16 00-0274 EA 100 Ampere Rating, 12 Circuit Capacity, Main Breaker, NEMA 1, 480Y/277 Volt AC, 3 Wire, 1 Phase, Unassembled Panelboard	2,004.26	
26 24 16 00-0275 EA 100 Ampere Rating, 18 Circuit Capacity, Main Breaker, NEMA 1, 480Y/277 Volt AC, 3 Wire, 1 Phase, Unassembled Panelboard	2,067.39	
26 24 16 00-0276 EA 125 Ampere Rating, 18 Circuit Capacity, Main Breaker, NEMA 1, 480Y/277 Volt AC, 3 Wire, 1 Phase, Unassembled Panelboard	2,245.64	
26 24 16 00-0277 EA 125 Ampere Rating, 30 Circuit Capacity, Main Breaker, NEMA 1, 480Y/277 Volt AC, 3 Wire, 1 Phase, Unassembled Panelboard	2,369.77	
For Door-In-Door (Hinged) Trim Front, Add	117.90	
26 24 16 00-0278 EA 125 Ampere Rating, 42 Circuit Capacity, Main Breaker, NEMA 1, 480Y/277 Volt AC, 3 Wire, 1 Phase, Unassembled Panelboard	2,623.78	
For Door-In-Door (Hinged) Trim Front, Add	201.35	
26 24 16 00-0279 EA 250 Ampere Rating, 30 Circuit Capacity, Main Breaker, NEMA 1, 480Y/277 Volt AC, 3 Wire, 1 Phase, Unassembled Panelboard	3,408.25	
For Door-In-Door (Hinged) Trim Front, Add	117.90	
26 24 16 00-0280 EA 250 Ampere Rating, 42 Circuit Capacity, Main Breaker, NEMA 1, 480Y/277 Volt AC, 3 Wire, 1 Phase, Unassembled Panelboard	3,563.08	
For Door-In-Door (Hinged) Trim Front, Add	201.35	
26 24 16 00-0281 EA 250 Ampere Rating, 54 Circuit Capacity, Main Breaker, NEMA 1, 480Y/277 Volt AC, 3 Wire, 1 Phase, Unassembled Panelboard	3,764.25	
For Door-In-Door (Hinged) Trim Front, Add	257.34	
26 24 16 00-0282 EA 400 Ampere Rating, 30 Circuit Capacity, Main Breaker, NEMA 1, 480Y/277 Volt AC, 3 Wire, 1 Phase, Unassembled Panelboard	3,901.45	
For Door-In-Door (Hinged) Trim Front, Add	117.90	
26 24 16 00-0283 EA 400 Ampere Rating, 42 Circuit Capacity, Main Breaker, NEMA 1, 480Y/277 Volt AC, 3 Wire, 1 Phase, Unassembled Panelboard	4,118.83	
For Door-In-Door (Hinged) Trim Front, Add	201.35	
26 24 16 00-0284 EA 400 Ampere Rating, 54 Circuit Capacity, Main Breaker, NEMA 1, 480Y/277 Volt AC, 3 Wire, 1 Phase, Unassembled Panelboard	4,313.85	
For Door-In-Door (Hinged) Trim Front, Add	257.34	



MINOR
 CSI UOM DESCRIPTION

TOTAL DIRECT DEMOLITION
 UNIT COST UNIT COST

26 24 16 00-0285 Main Lugs, NEMA 3R, 5, Or 12, 480Y/277 Volt AC, 3 Wire, 1 Phase, Unassembled Panelboards (26 24 16 00-0285)

26 24 16 00-0286	EA	125 Ampere Rating, 12 Circuit Capacity, Main Lugs, NEMA 3R, 5, Or 12, 480Y/277 Volt AC, 3 Wire, 1 Phase, Unassembled Panelboard	1,574.92
26 24 16 00-0287	EA	125 Ampere Rating, 18 Circuit Capacity, Main Lugs, NEMA 3R, 5, Or 12, 480Y/277 Volt AC, 3 Wire, 1 Phase, Unassembled Panelboard	1,674.16
26 24 16 00-0288	EA	250 Ampere Rating, 30 Circuit Capacity, Main Lugs, NEMA 3R, 5, Or 12, 480Y/277 Volt AC, 3 Wire, 1 Phase, Unassembled Panelboard	2,078.69
26 24 16 00-0289	EA	250 Ampere Rating, 42 Circuit Capacity, Main Lugs, NEMA 3R, 5, Or 12, 480Y/277 Volt AC, 3 Wire, 1 Phase, Unassembled Panelboard	2,355.17
26 24 16 00-0290	EA	250 Ampere Rating, 54 Circuit Capacity, Main Lugs, NEMA 3R, 5, Or 12, 480Y/277 Volt AC, 3 Wire, 1 Phase, Unassembled Panelboard	2,495.56
26 24 16 00-0291	EA	400 Ampere Rating, 30 Circuit Capacity, Main Lugs, NEMA 3R, 5, Or 12, 480Y/277 Volt AC, 3 Wire, 1 Phase, Unassembled Panelboard	2,501.05
26 24 16 00-0292	EA	400 Ampere Rating, 42 Circuit Capacity, Main Lugs, NEMA 3R, 5, Or 12, 480Y/277 Volt AC, 3 Wire, 1 Phase, Unassembled Panelboard	2,585.68
26 24 16 00-0293	EA	400 Ampere Rating, 54 Circuit Capacity, Main Lugs, NEMA 3R, 5, Or 12, 480Y/277 Volt AC, 3 Wire, 1 Phase, Unassembled Panelboard	2,730.01
26 24 16 00-0294	EA	600 Ampere Rating, 30 Circuit Capacity, Main Lugs, NEMA 3R, 5, Or 12, 480Y/277 Volt AC, 3 Wire, 1 Phase, Unassembled Panelboard	2,936.42
26 24 16 00-0295	EA	600 Ampere Rating, 42 Circuit Capacity, Main Lugs, NEMA 3R, 5, Or 12, 480Y/277 Volt AC, 3 Wire, 1 Phase, Unassembled Panelboard	3,084.83
26 24 16 00-0296	EA	600 Ampere Rating, 54 Circuit Capacity, Main Lugs, NEMA 3R, 5, Or 12, 480Y/277 Volt AC, 3 Wire, 1 Phase, Unassembled Panelboard	3,279.28

26 24 16 00-0297 Main Breaker, NEMA 3R, 5, Or 12, 480Y/277 Volt AC, 3 Wire, 1 Phase, Unassembled Panelboards (26 24 16 00-0297)

26 24 16 00-0298	EA	100 Ampere Rating, 12 Circuit Capacity, Main Breaker, NEMA 3R, 5, Or 12, 480Y/277 Volt AC, 3 Wire, 1 Phase, Unassembled Panelboard	2,718.43
26 24 16 00-0299	EA	100 Ampere Rating, 18 Circuit Capacity, Main Breaker, NEMA 3R, 5, Or 12, 480Y/277 Volt AC, 3 Wire, 1 Phase, Unassembled Panelboard	2,781.56
26 24 16 00-0300	EA	125 Ampere Rating, 18 Circuit Capacity, Main Breaker, NEMA 3R, 5, Or 12, 480Y/277 Volt AC, 3 Wire, 1 Phase, Unassembled Panelboard	2,825.68
26 24 16 00-0301	EA	125 Ampere Rating, 30 Circuit Capacity, Main Breaker, NEMA 3R, 5, Or 12, 480Y/277 Volt AC, 3 Wire, 1 Phase, Unassembled Panelboard	2,944.59
26 24 16 00-0302	EA	125 Ampere Rating, 42 Circuit Capacity, Main Breaker, NEMA 3R, 5, Or 12, 480Y/277 Volt AC, 3 Wire, 1 Phase, Unassembled Panelboard	3,299.63
26 24 16 00-0303	EA	250 Ampere Rating, 30 Circuit Capacity, Main Breaker, NEMA 3R, 5, Or 12, 480Y/277 Volt AC, 3 Wire, 1 Phase, Unassembled Panelboard	4,072.48
26 24 16 00-0304	EA	250 Ampere Rating, 42 Circuit Capacity, Main Breaker, NEMA 3R, 5, Or 12, 480Y/277 Volt AC, 3 Wire, 1 Phase, Unassembled Panelboard	4,209.89
26 24 16 00-0305	EA	250 Ampere Rating, 54 Circuit Capacity, Main Breaker, NEMA 3R, 5, Or 12, 480Y/277 Volt AC, 3 Wire, 1 Phase, Unassembled Panelboard	4,386.09
26 24 16 00-0306	EA	400 Ampere Rating, 30 Circuit Capacity, Main Breaker, NEMA 3R, 5, Or 12, 480Y/277 Volt AC, 3 Wire, 1 Phase, Unassembled Panelboard	4,523.30
26 24 16 00-0307	EA	400 Ampere Rating, 42 Circuit Capacity, Main Breaker, NEMA 3R, 5, Or 12, 480Y/277 Volt AC, 3 Wire, 1 Phase, Unassembled Panelboard	4,724.76
26 24 16 00-0308	EA	400 Ampere Rating, 54 Circuit Capacity, Main Breaker, NEMA 3R, 5, Or 12, 480Y/277 Volt AC, 3 Wire, 1 Phase, Unassembled Panelboard	4,917.42

26 24 16 00-0309 480Y/277 Volt AC, 4 Wire, 3 Phase, Unassembled Panelboards (26 24 16 00-0169)

Note: As manufactured by Square D or equal.

26 24 16 00-0310 Main Lugs, NEMA 1, 480Y/277 Volt AC, 4 Wire, 3 Phase, Unassembled Panelboards (26 24 16 00-0309)

26 24 16 00-0311	EA	125 Ampere Rating, 12 Circuit Capacity, 277/480 Volt, 4 Wire, 3 Phase, NEMA 1, Main Lugs, Unassembled Panelboard	1,025.65
26 24 16 00-0312	EA	125 Ampere Rating, 18 Circuit Capacity, 277/480 Volt, 4 Wire, 3 Phase, NEMA 1, Main Lugs, Unassembled Panelboard	1,125.47
26 24 16 00-0313	EA	125 Ampere Rating, 30 Circuit Capacity, 277/480 Volt, 4 Wire, 3 Phase, NEMA 1, Main Lugs, Unassembled Panelboard	1,303.94
		<i>For Door-In-Door (Hinged) Trim Front, Add</i>	117.90
26 24 16 00-0314	EA	250 Ampere Rating, 30 Circuit Capacity, 277/480 Volt, 4 Wire, 3 Phase, NEMA 1, Main Lugs, Unassembled Panelboard	1,561.98
		<i>For Door-In-Door (Hinged) Trim Front, Add</i>	117.90
26 24 16 00-0315	EA	250 Ampere Rating, 42 Circuit Capacity, 277/480 Volt, 4 Wire, 3 Phase, NEMA 1, Main Lugs, Unassembled Panelboard	1,738.71
		<i>For Door-In-Door (Hinged) Trim Front, Add</i>	201.35
26 24 16 00-0316	EA	250 Ampere Rating, 54 Circuit Capacity, 277/480 Volt, 4 Wire, 3 Phase, NEMA 1, Main Lugs, Unassembled Panelboard	1,889.61
		<i>For Door-In-Door (Hinged) Trim Front, Add</i>	257.34
26 24 16 00-0317	EA	400 Ampere Rating, 30 Circuit Capacity, 277/480 Volt, 4 Wire, 3 Phase, NEMA 1, Main Lugs, Unassembled Panelboard	1,913.54
		<i>For Door-In-Door (Hinged) Trim Front, Add</i>	117.90
26 24 16 00-0318	EA	400 Ampere Rating, 42 Circuit Capacity, 277/480 Volt, 4 Wire, 3 Phase, NEMA 1, Main Lugs, Unassembled Panelboard	2,034.08
		<i>For Door-In-Door (Hinged) Trim Front, Add</i>	201.35



MINOR CSI UOM DESCRIPTION	TOTAL DIRECT UNIT COST	DEMOLITION UNIT COST
26 24 16 00-0319 EA 400 Ampere Rating, 54 Circuit Capacity, 277/480 Volt, 4 Wire, 3 Phase, NEMA 1, Main Lugs, Unassembled Panelboard	2,202.07	
<i>For Door-In-Door (Hinged) Trim Front, Add</i>	257.34	
26 24 16 00-0320 EA 600 Ampere Rating, 30 Circuit Capacity, 277/480 Volt, 4 Wire, 3 Phase, NEMA 1, Main Lugs, Unassembled Panelboard	2,350.57	
<i>For Door-In-Door (Hinged) Trim Front, Add</i>	117.90	
26 24 16 00-0321 EA 600 Ampere Rating, 42 Circuit Capacity, 277/480 Volt, 4 Wire, 3 Phase, NEMA 1, Main Lugs, Unassembled Panelboard	2,514.08	
<i>For Door-In-Door (Hinged) Trim Front, Add</i>	201.35	
26 24 16 00-0322 EA 600 Ampere Rating, 54 Circuit Capacity, 277/480 Volt, 4 Wire, 3 Phase, NEMA 1, Main Lugs, Unassembled Panelboard	2,739.88	
<i>For Door-In-Door (Hinged) Trim Front, Add</i>	257.34	
26 24 16 00-0323 Main Breaker, NEMA 1, 480Y/277 Volt AC, 4 Wire, 3 Phase, Unassembled Panelboards <small>(26 24 16 00-0309)</small>		
26 24 16 00-0324 EA 100 Ampere Rating, 12 Circuit Capacity, 277/480 Volt, 4 Wire, 3 Phase, NEMA 1, Main Breaker, Unassembled Panelboard	2,207.48	
26 24 16 00-0325 EA 100 Ampere Rating, 18 Circuit Capacity, 277/480 Volt, 4 Wire, 3 Phase, NEMA 1, Main Breaker, Unassembled Panelboard	2,271.19	
26 24 16 00-0326 EA 100 Ampere Rating, 30 Circuit Capacity, 277/480 Volt, 4 Wire, 3 Phase, NEMA 1, Main Breaker, Unassembled Panelboard	2,462.28	
<i>For Door-In-Door (Hinged) Trim Front, Add</i>	117.90	
26 24 16 00-0327 EA 125 Ampere Rating, 18 Circuit Capacity, 277/480 Volt, 4 Wire, 3 Phase, NEMA 1, Main Breaker, Unassembled Panelboard	2,524.99	
26 24 16 00-0328 EA 125 Ampere Rating, 30 Circuit Capacity, 277/480 Volt, 4 Wire, 3 Phase, NEMA 1, Main Breaker, Unassembled Panelboard	2,649.60	
<i>For Door-In-Door (Hinged) Trim Front, Add</i>	117.90	
26 24 16 00-0329 EA 125 Ampere Rating, 42 Circuit Capacity, 277/480 Volt, 4 Wire, 3 Phase, NEMA 1, Main Breaker, Unassembled Panelboard	2,902.99	
<i>For Door-In-Door (Hinged) Trim Front, Add</i>	201.35	
26 24 16 00-0330 EA 250 Ampere Rating, 30 Circuit Capacity, 277/480 Volt, 4 Wire, 3 Phase, NEMA 1, Main Breaker, Unassembled Panelboard	3,735.86	
<i>For Door-In-Door (Hinged) Trim Front, Add</i>	117.90	
26 24 16 00-0331 EA 250 Ampere Rating, 42 Circuit Capacity, 277/480 Volt, 4 Wire, 3 Phase, NEMA 1, Main Breaker, Unassembled Panelboard	3,892.56	
<i>For Door-In-Door (Hinged) Trim Front, Add</i>	201.35	
26 24 16 00-0332 EA 250 Ampere Rating, 54 Circuit Capacity, 277/480 Volt, 4 Wire, 3 Phase, NEMA 1, Main Breaker, Unassembled Panelboard	4,091.60	
<i>For Door-In-Door (Hinged) Trim Front, Add</i>	257.34	
26 24 16 00-0333 EA 400 Ampere Rating, 30 Circuit Capacity, 277/480 Volt, 4 Wire, 3 Phase, NEMA 1, Main Breaker, Unassembled Panelboard	4,294.02	
<i>For Door-In-Door (Hinged) Trim Front, Add</i>	117.90	
26 24 16 00-0334 EA 400 Ampere Rating, 42 Circuit Capacity, 277/480 Volt, 4 Wire, 3 Phase, NEMA 1, Main Breaker, Unassembled Panelboard	4,513.42	
<i>For Door-In-Door (Hinged) Trim Front, Add</i>	201.35	
26 24 16 00-0335 EA 400 Ampere Rating, 54 Circuit Capacity, 277/480 Volt, 4 Wire, 3 Phase, NEMA 1, Main Breaker, Unassembled Panelboard	4,708.39	
<i>For Door-In-Door (Hinged) Trim Front, Add</i>	257.34	
26 24 16 00-0336 Main Lugs, NEMA 3R, 5, Or 12, 480Y/277 Volt AC, 4 Wire, 3 Phase, Unassembled Panelboards <small>(26 24 16 00-0309)</small>		
26 24 16 00-0337 EA 125 Ampere Rating, 12 Circuit Capacity, 277/480 Volt, 4 Wire, 3 Phase, NEMA 3R, 5, 12, Main Lugs, Unassembled Panelboard	1,614.40	
26 24 16 00-0338 EA 125 Ampere Rating, 18 Circuit Capacity, 277/480 Volt, 4 Wire, 3 Phase, NEMA 3R, 5, 12, Main Lugs, Unassembled Panelboard	1,714.22	
26 24 16 00-0339 EA 125 Ampere Rating, 30 Circuit Capacity, 277/480 Volt, 4 Wire, 3 Phase, NEMA 3R, 5, 12, Main Lugs, Unassembled Panelboard	1,883.98	
26 24 16 00-0340 EA 250 Ampere Rating, 30 Circuit Capacity, 277/480 Volt, 4 Wire, 3 Phase, NEMA 3R, 5, 12, Main Lugs, Unassembled Panelboard	2,136.80	
26 24 16 00-0341 EA 250 Ampere Rating, 42 Circuit Capacity, 277/480 Volt, 4 Wire, 3 Phase, NEMA 3R, 5, 12, Main Lugs, Unassembled Panelboard	2,414.55	
26 24 16 00-0342 EA 250 Ampere Rating, 54 Circuit Capacity, 277/480 Volt, 4 Wire, 3 Phase, NEMA 3R, 5, 12, Main Lugs, Unassembled Panelboard	2,553.84	
26 24 16 00-0343 EA 400 Ampere Rating, 30 Circuit Capacity, 277/480 Volt, 4 Wire, 3 Phase, NEMA 3R, 5, 12, Main Lugs, Unassembled Panelboard	2,579.52	
26 24 16 00-0344 EA 400 Ampere Rating, 42 Circuit Capacity, 277/480 Volt, 4 Wire, 3 Phase, NEMA 3R, 5, 12, Main Lugs, Unassembled Panelboard	2,680.90	
26 24 16 00-0345 EA 400 Ampere Rating, 54 Circuit Capacity, 277/480 Volt, 4 Wire, 3 Phase, NEMA 3R, 5, 12, Main Lugs, Unassembled Panelboard	2,823.92	
26 24 16 00-0346 EA 600 Ampere Rating, 30 Circuit Capacity, 277/480 Volt, 4 Wire, 3 Phase, NEMA 3R, 5, 12, Main Lugs, Unassembled Panelboard	3,030.48	
26 24 16 00-0347 EA 600 Ampere Rating, 42 Circuit Capacity, 277/480 Volt, 4 Wire, 3 Phase, NEMA 3R, 5, 12, Main Lugs, Unassembled Panelboard	3,179.47	
26 24 16 00-0348 EA 600 Ampere Rating, 54 Circuit Capacity, 277/480 Volt, 4 Wire, 3 Phase, NEMA 3R, 5, 12, Main Lugs, Unassembled Panelboard	3,373.92	
26 24 16 00-0349 Main Breaker, NEMA 3R, 5, Or 12, 480Y/277 Volt AC, 4 Wire, 3 Phase, Unassembled Panelboards <small>(26 24 16 00-0309)</small>		
26 24 16 00-0350 EA 100 Ampere Rating, 12 Circuit Capacity, 277/480 Volt, 4 Wire, 3 Phase, NEMA 3R, 5, 12, Main Breaker, Unassembled Panelboard	2,782.30	



MINOR CSI	UOM	DESCRIPTION	TOTAL DIRECT UNIT COST	DEMOLITION UNIT COST
26 24 16 00-0351	EA	100 Ampere Rating, 18 Circuit Capacity, 277/480 Volt, 4 Wire, 3 Phase, NEMA 3R, 5, 12, Main Breaker, Unassembled Panelboard	2,846.01	
26 24 16 00-0352	EA	100 Ampere Rating, 30 Circuit Capacity, 277/480 Volt, 4 Wire, 3 Phase, NEMA 3R, 5, 12, Main Breaker, Unassembled Panelboard	3,138.13	
26 24 16 00-0353	EA	125 Ampere Rating, 18 Circuit Capacity, 277/480 Volt, 4 Wire, 3 Phase, NEMA 3R, 5, 12, Main Breaker, Unassembled Panelboard	3,105.03	
26 24 16 00-0354	EA	125 Ampere Rating, 30 Circuit Capacity, 277/480 Volt, 4 Wire, 3 Phase, NEMA 3R, 5, 12, Main Breaker, Unassembled Panelboard	3,224.42	
26 24 16 00-0355	EA	125 Ampere Rating, 42 Circuit Capacity, 277/480 Volt, 4 Wire, 3 Phase, NEMA 3R, 5, 12, Main Breaker, Unassembled Panelboard	3,578.84	
26 24 16 00-0356	EA	250 Ampere Rating, 30 Circuit Capacity, 277/480 Volt, 4 Wire, 3 Phase, NEMA 3R, 5, 12, Main Breaker, Unassembled Panelboard	4,400.09	
26 24 16 00-0357	EA	250 Ampere Rating, 42 Circuit Capacity, 277/480 Volt, 4 Wire, 3 Phase, NEMA 3R, 5, 12, Main Breaker, Unassembled Panelboard	4,539.38	
26 24 16 00-0358	EA	250 Ampere Rating, 54 Circuit Capacity, 277/480 Volt, 4 Wire, 3 Phase, NEMA 3R, 5, 12, Main Breaker, Unassembled Panelboard	4,713.45	
26 24 16 00-0359	EA	400 Ampere Rating, 30 Circuit Capacity, 277/480 Volt, 4 Wire, 3 Phase, NEMA 3R, 5, 12, Main Breaker, Unassembled Panelboard	4,915.87	
26 24 16 00-0360	EA	400 Ampere Rating, 42 Circuit Capacity, 277/480 Volt, 4 Wire, 3 Phase, NEMA 3R, 5, 12, Main Breaker, Unassembled Panelboard	5,119.01	
26 24 16 00-0361	EA	400 Ampere Rating, 54 Circuit Capacity, 277/480 Volt, 4 Wire, 3 Phase, NEMA 3R, 5, 12, Main Breaker, Unassembled Panelboard	5,311.08	
26 24 16 00-0362		600 Volt AC, 250 Volt DC, 3 Phase, Unassembled Panelboards <small>(26 24 16 00-0169)</small> Note: Square D I-Line or equal.		
26 24 16 00-0363		Main Lugs, NEMA 1, 600 Volt AC, 250 Volt DC, 3 Phase, Unassembled Panelboards <small>(26 24 16 00-0362)</small>		
26 24 16 00-0364	EA	400 Ampere Rating, 27" Breaker Mounting Space, 250 Ampere Maximum Branch Breaker Size, Main Lugs, NEMA 1, 600 Volt AC, 250 Volt DC, 3 Phase, Unassembled Panelboard	1,805.48	359.70
		<i>For Personal Protective Equipment (Arc Flash) When Working On Energized Equipment, Add</i>	215.82	
26 24 16 00-0365	EA	400 Ampere Rating, 45" Breaker Mounted Space, 250 Ampere Maximum Branch Breaker Size, Main Lugs, NEMA 1, 600 Volt AC, 250 Volt DC, 3 Phase, Unassembled Panelboard	2,096.50	359.59
		<i>For Personal Protective Equipment (Arc Flash) When Working On Energized Equipment, Add</i>	215.76	
26 24 16 00-0366	EA	400 Ampere Rating, 63" Breaker Mounting Space, 250 Ampere Maximum Branch Breaker Size, Main Lugs, NEMA 1, 600 Volt AC, 250 Volt DC, 3 Phase, Unassembled Panelboard	2,315.67	359.59
		<i>For Personal Protective Equipment (Arc Flash) When Working On Energized Equipment, Add</i>	215.76	
26 24 16 00-0367	EA	600 Ampere Rating, 27" Breaker Mounting Space, 250 Ampere Maximum Branch Breaker Size, Main Lugs, NEMA 1, 600 Volt AC, 250 Volt DC, 3 Phase, Unassembled Panelboard	2,693.48	590.53
		<i>For Personal Protective Equipment (Arc Flash) When Working On Energized Equipment, Add</i>	354.32	
26 24 16 00-0368	EA	600 Ampere Rating, 45" Breaker Mounting Space, 250 Ampere Maximum Branch Breaker Size, Main Lugs, NEMA 1, 600 Volt AC, 250 Volt DC, 3 Phase, Unassembled Panelboard	2,863.11	590.53
		<i>For Personal Protective Equipment (Arc Flash) When Working On Energized Equipment, Add</i>	354.32	
26 24 16 00-0369	EA	600 Ampere Rating, 63" Breaker Mounting Space, 250 Ampere Maximum Branch Breaker Size, Main Lugs, NEMA 1, 600 Volt AC, 250 Volt DC, 3 Phase, Unassembled Panelboard	3,049.25	590.53
		<i>For Personal Protective Equipment (Arc Flash) When Working On Energized Equipment, Add</i>	354.32	
26 24 16 00-0370	EA	800 Ampere Rating, 27" Breaker Mounting Space, 250 Ampere Maximum Branch Breaker Size, Main Lugs, NEMA 1, 600 Volt AC, 250 Volt DC, 3 Phase, Unassembled Panelboard	3,336.82	785.02
		<i>For Personal Protective Equipment (Arc Flash) When Working On Energized Equipment, Add</i>	470.99	
26 24 16 00-0371	EA	800 Ampere Rating, 45" Breaker Mounting Space, 250 Ampere Maximum Branch Breaker Size, Main Lugs, NEMA 1, 600 Volt AC, 250 Volt DC, 3 Phase, Unassembled Panelboard	3,500.74	787.34
		<i>For Personal Protective Equipment (Arc Flash) When Working On Energized Equipment, Add</i>	472.43	
26 24 16 00-0372	EA	800 Ampere Rating, 63" Breaker Mounting Space, 250 Ampere Maximum Branch Breaker Size, Main Lugs, NEMA 1, 600 Volt AC, 250 Volt DC, 3 Phase, Unassembled Panelboard	3,566.49	785.02
		<i>For Personal Protective Equipment (Arc Flash) When Working On Energized Equipment, Add</i>	470.99	
26 24 16 00-0373	EA	800 Ampere Rating, 99" Breaker Mounting Space, 250 Ampere Maximum Branch Breaker Size, Main Lugs, NEMA 1, 600 Volt AC, 250 Volt DC, 3 Phase, Unassembled Panelboard	4,104.65	785.02
		<i>For Personal Protective Equipment (Arc Flash) When Working On Energized Equipment, Add</i>	470.99	
26 24 16 00-0374	EA	1,200 Ampere Rating, 27" Breaker Mounting Space, 600 Ampere Maximum Branch Breaker Size, Main Lugs, NEMA 1, 600 Volt AC, 250 Volt DC, 3 Phase, Unassembled Panelboard	5,395.21	1,181.07
		<i>For Personal Protective Equipment (Arc Flash) When Working On Energized Equipment, Add</i>	708.65	
26 24 16 00-0375	EA	1,200 Ampere Rating, 45" Breaker Mounting Space, 600 Ampere Maximum Branch Breaker Size, Main Lugs, NEMA 1, 600 Volt AC, 250 Volt DC, 3 Phase, Unassembled Panelboard	5,761.49	1,181.07
		<i>For Personal Protective Equipment (Arc Flash) When Working On Energized Equipment, Add</i>	708.65	
26 24 16 00-0376	EA	1,200 Ampere Rating, 63" Breaker Mounting Space, 600 Ampere Maximum Branch Breaker Size, Main Lugs, NEMA 1, 600 Volt AC, 250 Volt DC, 3 Phase, Unassembled Panelboard	6,060.97	1,181.07
		<i>For Personal Protective Equipment (Arc Flash) When Working On Energized Equipment, Add</i>	708.65	
26 24 16 00-0377	EA	1,200 Ampere Rating, 99" Breaker Mounting Space, 600 Ampere Maximum Branch Breaker Size, Main Lugs, NEMA 1, 600 Volt AC, 250 Volt DC, 3 Phase, Unassembled Panelboard	6,426.50	1,181.07
		<i>For Personal Protective Equipment (Arc Flash) When Working On Energized Equipment, Add</i>	708.65	
26 24 16 00-0378		Main Breaker, NEMA 1, 600 Volt AC, 250 Volt DC, 3 Phase, Unassembled Panelboards <small>(26 24 16 00-0362)</small>		
26 24 16 00-0379	EA	225 Ampere Rating, 36" Breaker Mounting Space, 250 Ampere Maximum Branch Breaker Size, Main Breaker, NEMA 1, 600 Volt AC, 250 Volt DC, 3 Phase, Unassembled Panelboard	3,394.62	367.31
		<i>For Personal Protective Equipment (Arc Flash) When Working On Energized Equipment, Add</i>	220.38	
26 24 16 00-0380	EA	400 Ampere Rating, 27" Breaker Mounting Space, 250 Ampere Maximum Branch Breaker Size, Main Breaker, NEMA 1, 600 Volt AC, 250 Volt DC, 3 Phase, Unassembled Panelboard	4,437.49	416.60
		<i>For Personal Protective Equipment (Arc Flash) When Working On Energized Equipment, Add</i>	249.98	
26 24 16 00-0381	EA	400 Ampere Rating, 45" Breaker Mounting Space, 250 Ampere Maximum Branch Breaker Size, Main Breaker, NEMA 1, 600 Volt AC, 250 Volt DC, 3 Phase, Unassembled Panelboard	4,649.16	416.60
		<i>For Personal Protective Equipment (Arc Flash) When Working On Energized Equipment, Add</i>	249.98	



MINOR CSI UOM DESCRIPTION	TOTAL DIRECT UNIT COST	DEMOLITION UNIT COST
26 24 16 00-0382 EA 400 Ampere Rating, 81" Breaker Mounting Space, 250 Ampere Maximum Branch Breaker Size, Main Breaker, NEMA 1, 600 Volt AC, 250 Volt DC, 3 Phase, Unassembled Panelboard.....	5,272.13	416.60
<i>For Personal Protective Equipment (Arc Flash) When Working On Energized Equipment, Add</i>	249.98	
26 24 16 00-0383 EA 600 Ampere Rating, 36" Breaker Mounting Space, 250 Ampere Maximum Branch Breaker Size, Main Breaker, NEMA 1, 600 Volt AC, 250 Volt DC, 3 Phase, Unassembled Panelboard.....	6,916.40	682.92
<i>For Personal Protective Equipment (Arc Flash) When Working On Energized Equipment, Add</i>	409.78	
26 24 16 00-0384 EA 600 Ampere Rating, 72" Breaker Mounting Space, 250 Ampere Maximum Branch Breaker Size, Main Breaker, NEMA 1, 600 Volt AC, 250 Volt DC, 3 Phase, Unassembled Panelboard.....	7,266.79	684.79
<i>For Personal Protective Equipment (Arc Flash) When Working On Energized Equipment, Add</i>	410.87	
26 24 16 00-0385 EA 600 Ampere Rating, 72" Breaker Mounting Space, 600 Ampere Maximum Branch Breaker Size, Main Breaker, NEMA 1, 600 Volt AC, 250 Volt DC, 3 Phase, Unassembled Panelboard.....	7,554.38	682.92
<i>For Personal Protective Equipment (Arc Flash) When Working On Energized Equipment, Add</i>	409.78	
26 24 16 00-0386 EA 800 Ampere Rating, 36" Breaker Mounting Space, 250 Ampere Maximum Branch Breaker Size, Main Breaker, NEMA 1, 600 Volt AC, 250 Volt DC, 3 Phase, Unassembled Panelboard.....	8,759.09	912.98
<i>For Personal Protective Equipment (Arc Flash) When Working On Energized Equipment, Add</i>	547.82	
26 24 16 00-0387 EA 800 Ampere Rating, 72" Breaker Mounting Space, 250 Ampere Maximum Branch Breaker Size, Main Breaker, NEMA 1, 600 Volt AC, 250 Volt DC, 3 Phase, Unassembled Panelboard.....	9,172.21	909.79
<i>For Personal Protective Equipment (Arc Flash) When Working On Energized Equipment, Add</i>	545.88	
26 24 16 00-0388 EA 800 Ampere Rating, 72" Breaker Mounting Space, 600 Ampere Maximum Branch Breaker Size, Main Breaker, NEMA 1, 600 Volt AC, 250 Volt DC, 3 Phase, Unassembled Panelboard.....	9,585.02	909.79
<i>For Personal Protective Equipment (Arc Flash) When Working On Energized Equipment, Add</i>	545.88	
26 24 16 00-0389 Residential Lighting And Power Panelboards <small>(26 24 16 00-0001)</small>		
See CSI section 26 28 16 13-0001 for circuit breakers.		
26 24 16 00-0390 Residential Type Unassembled Load Center <small>(26 24 16 00-0388)</small>		
Note: Interior box and cover, includes ground bar kit.		
26 24 16 00-0391 Main Lug Load Center, Single Phase, 3 Wire, 120/240 Volt <small>(26 24 16 00-0390)</small>		
26 24 16 00-0392 EA 30 Ampere Rating, 2 Circuit, Main Lug Load Center, 3 Wire, 120/240 Volt, Single Phase, Unassembled Panelboard.....	157.68	60.47
26 24 16 00-0393 EA 70 Ampere Rating, 4 Circuit, Main Lug Load Center, 3 Wire, 120/240 Volt, Single Phase, Unassembled Panelboard.....	538.37	241.91
26 24 16 00-0394 EA 100 Ampere Rating, 8 Circuit, Main Lug Load Center, 3 Wire, 120/240 Volt, Single Phase, Unassembled Panelboard.....	808.74	345.32
26 24 16 00-0395 EA 125 Ampere Rating, 24 Circuit, Main Lug Load Center, 3 Wire, 120/240 Volt, Single Phase, Unassembled Panelboard.....	1,725.65	725.84
26 24 16 00-0396 EA 150 Ampere Rating, 30 Circuit, Main Lug Load Center, 3 Wire, 120/240 Volt, Single Phase, Unassembled Panelboard.....	1,885.34	786.19
26 24 16 00-0397 Main Lug Load Center, 3 Phase, 4 Wire, 208 Y/120 Volt AC <small>(26 24 16 00-0390)</small>		
Note: 3 Phase, 4 wire, 240/120 Volt AC Delta; 3 phase, 3 wire, 240 Volt AC Delta.		
26 24 16 00-0398 EA 60 Ampere Rating, 3 Circuit, Main Lug Load Center, 3 Phase 4 Wire, 208 Y/120 Volt AC, 3 Phase 4 Wire 240/120 Volt AC Delta, 3 Phase 3 Wire 240 Volt AC Delta, Unassembled Panelboard.....	215.26	66.53
26 24 16 00-0399 EA 125 Ampere Rating, 3 Circuit, Main Lug Load Center, 3 Phase 4 Wire, 208 Y/120 Volt AC, 3 Phase 4 Wire 240/120 Volt AC Delta, 3 Phase 3 Wire 240 Volt AC Delta, Unassembled Panelboard.....	373.92	72.57
26 24 16 00-0400 Main Lug Load Center, Single Phase, 3 Wire, 120/240 Volt, Rainproof <small>(26 24 16 00-0390)</small>		
26 24 16 00-0401 EA 40 Ampere Rating, 2 Circuit, Main Lug Load Center, 3 Wire 120/240 Volt, 1 Phase, Rainproof, Unassembled Panelboard.....	218.62	66.53
26 24 16 00-0402 EA 70 Ampere Rating, 4 Circuit, Main Lug Load Center, 3 Wire 120/240 Volt, 1 Phase, Rainproof, Unassembled Panelboard.....	243.44	72.57
26 24 16 00-0403 EA 100 Ampere Rating, 8 Circuit, Main Lug Load Center, 3 Wire 120/240 Volt, 1 Phase, Rainproof, Unassembled Panelboard.....	876.02	345.32
26 24 16 00-0404 EA 150 Ampere Rating, 30 Circuit, Main Lug Load Center, 3 Wire 120/240 Volt, 1 Phase, Rainproof, Unassembled Panelboard.....	1,987.73	786.19
26 24 16 00-0405 Main Lug Load Center, 3 Phase, 4 Wire, 208 Y/120 Volt AC <small>(26 24 16 00-0390)</small>		
Note: 3 Phase, 4 wire, 240/120 Volt AC Delta; 3 phase, 3 wire, 240 Volt AC Delta, Rainproof.		
26 24 16 00-0406 EA 60 Ampere Rating, 3 Circuit, Main Lug Load Center, 3 Phase 4 Wire, 208 Y/120 Volt AC, 3 Phase 4 Wire 240/120 Volt AC Delta, 3 Phase 3 Wire 240 Volt AC Delta, Rainproof, Unassembled Panelboard.....	266.46	66.53
26 24 16 00-0407 EA 125 Ampere Rating, 20 Circuit, Main Lug Load Center, 3 Phase 4 Wire, 208 Y/120 Volt AC, 3 Phase 4 Wire 240/120 Volt AC Delta, 3 Phase 3 Wire 240 Volt AC Delta, Rainproof, Unassembled Panelboard.....	1,913.03	725.84
26 24 16 00-0408 Main Breaker Load Center, Single Phase, 3 Wire, 120/240 Volt <small>(26 24 16 00-0390)</small>		
26 24 16 00-0409 EA 125 Ampere Rating, 24 Circuit, Main Breaker Load Center, 3 Wire, 120/240 Volt, Single Phase, Unassembled Panelboard.....	2,044.53	725.84
26 24 16 00-0410 EA 150 Ampere Rating, 30 Circuit, Main Breaker Load Center, 3 Wire, 120/240 Volt, Single Phase, Unassembled Panelboard.....	2,218.85	786.19
26 24 16 00-0411 EA 300 Ampere Rating, 42 Circuit, Main Breaker Load Center, 3 Wire, 120/240 Volt, Single Phase, Unassembled Panelboard.....	7,413.85	1,209.53
26 24 16 00-0412 Main Breaker Load Center, 3 Phase, 4 Wire, 208 Y/120 Volt AC <small>(26 24 16 00-0390)</small>		
Note: 3 Phase, 4 wire, 240/120 Volt AC Delta; 3 phase, 3 wire, 240 V Delta.		
26 24 16 00-0413 EA 125 Ampere Rating, 30 Circuit, Main Breaker Load Center, 3 Phase 4 Wire, 208 Y/120 Volt AC, 3 Phase 4 Wire 240/120 Volt AC Delta, 3 Phase 3 Wire 240 Volt AC Delta, Unassembled Panelboard.....	2,894.11	725.84
26 24 16 00-0414 EA 150 Ampere Rating, 40 Circuit, Main Breaker Load Center, 3 Phase 4 Wire, 208 Y/120 Volt AC, 3 Phase 4 Wire 240/120 Volt AC Delta, 3 Phase 3 Wire 240 Volt AC Delta, Unassembled Panelboard.....	3,155.47	786.19



MINOR CSI	UOM	DESCRIPTION	TOTAL DIRECT UNIT COST	DEMOLITION UNIT COST
26 24 16 00-0415	EA	300 Ampere Rating, 42 Circuit, Main Breaker Load Center, 3 Phase 4 Wire, 208 Y/120 Volt AC, 3 Phase 4 Wire 240/120 Volt AC Delta, 3 Phase 3 Wire 240 Volt AC Delta, Unassembled Panelboard	8,128.71	1,209.53
26 24 16 00-0416		Main Breaker Load Center, Single Phase, 3 Wire, 120/240 Volt, Rainproof <small>(26 24 16 00-0390)</small>		
26 24 16 00-0417	EA	125 Ampere Rating, 24 Circuit, Main Breaker Load Center, 3 Wire 120/240 Volt, 1 Phase, Rainproof, Unassembled Panelboard	2,139.61	725.84
26 24 16 00-0418	EA	150 Ampere Rating, 30 Circuit, Main Breaker Load Center, 3 Wire 120/240 Volt, 1 Phase, Rainproof, Unassembled Panelboard	2,381.22	786.19
26 24 16 00-0419		Main Breaker Load Center, 3 Phase 4 Wire, 208 Y/120 Volt AC <small>(26 24 16 00-0390)</small>		
Note: 3 Phase, 4 wire, 240/120 Volt AC Delta; 3 phase, 3 wire, 240 Volt AC Delta, Rainproof.				
26 24 16 00-0420	EA	125 Ampere Rating, 30 Circuit, Main Breaker Load Center, 3 Phase 4 Wire, 208 Y/120 Volt AC, 3 Phase 4 Wire 240/120 Volt AC Delta, 3 Phase 3 Wire 240 Volt AC Delta, Rainproof, Unassembled Panelboard	3,051.80	725.84
26 24 16 00-0421	EA	155 Ampere Rating, 30 Circuit, Main Breaker Load Center, 3 Phase 4 Wire, 208 Y/120 Volt AC, 3 Phase 4 Wire 240/120 Volt AC Delta, 3 Phase 3 Wire 240 Volt AC Delta, Rainproof, Unassembled Panelboard	3,172.58	786.19
26 24 16 00-0422		Residential Type Assembled Load Center <small>(26 24 16 00-0389)</small>		
26 24 16 00-0423		Main Lug Load Center, 3 Wire, 20 Amperes, 120/240 Volt, 1 Phase <small>(26 24 16 00-0422)</small>		
Note: Includes 1 pole plug-in breaker.				
26 24 16 00-0424	EA	100 Ampere Rating, Main Lugs, Indoor 8 Circuits, 3 Wire, 120/240 Volt, 1 Phase, Assembled Panelboard With 20 Ampere, 1 Pole Plug-In Breakers	809.17	345.32
26 24 16 00-0425	EA	100 Ampere Rating, Main Lugs, Indoor 12 Circuits, 3 Wire, 120/240 Volt, 1 Phase, Assembled Panelboard With 20 Ampere, 1 Pole Plug-In Breakers	980.86	403.38
26 24 16 00-0426	EA	100 Ampere Rating, Main Lugs, Rainproof, 8 Circuits, 3 Wire, 120/240 Volt, 1 Phase, Assembled Panelboard With 20 Ampere, 1 Pole Plug-In Breakers	825.27	345.32
26 24 16 00-0427	EA	100 Ampere Rating, Main Lugs, Rainproof, 12 Circuits, 3 Wire, 120/240 Volt, 1 Phase, Assembled Panelboard With 20 Ampere, 1 Pole Plug-In Breakers	985.25	403.38
26 24 16 00-0428	EA	200 Ampere Rating, Main Lugs, Indoor, 8 Circuits, 3 Wire, 120/240 Volt, 1 Phase, Assembled Panelboard With 20 Ampere, 1 Pole Plug-In Breakers	1,417.62	537.64
26 24 16 00-0429	EA	200 Ampere Rating, Main Lugs, Indoor, 20 Circuits, 3 Wire, 120/240 Volt, 1 Phase, Assembled Panelboard With 20 Ampere, 1 Pole Plug-In Breakers	1,675.29	645.29
26 24 16 00-0430	EA	200 Ampere Rating, Main Lugs, Indoor, 24 Circuits, 3 Wire, 120/240 Volt, 1 Phase, Assembled Panelboard With 20 Ampere, 1 Pole Plug-In Breakers	1,917.43	744.47
26 24 16 00-0431	EA	200 Ampere Rating, Main Lugs, Indoor, 30 Circuits, 3 Wire, 120/240 Volt, 1 Phase, Assembled Panelboard With 20 Ampere, 1 Pole Plug-In Breakers	2,109.19	805.92
26 24 16 00-0432	EA	200 Ampere Rating, Main Lugs, Indoor, 42 Circuits, 3 Wire, 120/240 Volt, 1 Phase, Assembled Panelboard With 20 Ampere, 1 Pole Plug-In Breakers	3,157.76	1,209.53
26 24 16 00-0433	EA	200 Ampere Rating, Main Lugs, Rainproof, 16 Circuits, 3 Wire, 120/240 Volt, 1 Phase, Assembled Panelboard With 20 Ampere, 1 Pole Plug-In Breakers	1,474.67	537.64
26 24 16 00-0434	EA	200 Ampere Rating, Main Lugs, Rainproof, 20 Circuits, 3 Wire, 120/240 Volt, 1 Phase, Assembled Panelboard With 20 Ampere, 1 Pole Plug-In Breakers	1,729.41	645.29
26 24 16 00-0435	EA	200 Ampere Rating, Main Lugs, Rainproof, 24 Circuits, 3 Wire, 120/240 Volt, 1 Phase, Assembled Panelboard With 20 Ampere, 1 Pole Plug-In Breakers	1,971.56	744.47
26 24 16 00-0436	EA	200 Ampere Rating, Main Lugs, Rainproof, 30 Circuits, 3 Wire, 120/240 Volt, 1 Phase, Assembled Panelboard With 20 Ampere, 1 Pole Plug-In Breakers	2,160.39	805.92
26 24 16 00-0437	EA	200 Ampere Rating, Main Lugs, Rainproof, 42 Circuits, 3 Wire, 120/240 Volt, 1 Phase, Assembled Panelboard With 20 Ampere, 1 Pole Plug-In Breakers	3,325.98	1,209.53
26 24 16 00-0438	EA	400 Ampere Rating, Main Lugs, Indoor, 42 Circuits, 3 Wire, 120/240 Volt, 1 Phase, Assembled Panelboard With 20 Ampere, 1 Pole Plug-In Breakers	3,850.75	1,343.91
26 24 16 00-0439	EA	400 Ampere Rating, Main Lugs, Rainproof, 42 Circuits, 3 Wire, 120/240 Volt, 1 Phase, Assembled Panelboard With 20 Ampere, 1 Pole Plug-In Breakers	4,026.28	1,343.91
26 24 16 00-0440		Main Lug Load Center, 4 Wire, 20 Amperes, 120/208 Volt <small>(26 24 16 00-0422)</small>		
Note: Includes 1 pole plug-in breaker.				
26 24 16 00-0441	EA	125 Ampere Rating, Main Lugs, Indoor, 12 Circuit, 4 Wire, 120/208 Volt, Assembled Panelboard With 20 Ampere, 1 Pole Plug-In Breakers	1,062.78	403.38
26 24 16 00-0442	EA	125 Ampere Rating, Main Lugs, Indoor, 18 Circuit, 4 Wire, 120/208 Volt, Assembled Panelboard With 20 Ampere, 1 Pole Plug-In Breakers	1,585.46	604.77
26 24 16 00-0443	EA	125 Ampere Rating, Main Lugs, Rainproof, 12 Circuits, 4 Wire, 120/208 Volt, Assembled Panelboard With 20 Ampere, 1 Pole Plug-In Breakers	1,111.05	403.38
26 24 16 00-0444	EA	125 Ampere Rating, Main Lugs, Rainproof, 18 Circuits, 4 Wire, 120/208 Volt, Assembled Panelboard With 20 Ampere, 1 Pole Plug-In Breakers	1,629.35	604.77
26 24 16 00-0445	EA	200 Ampere Rating, Main Lugs, Indoor, 24 Circuit, 4 Wire, 120/208 Volt, Assembled Panelboard With 20 Ampere, 1 Pole Plug-In Breakers	2,000.81	744.47
26 24 16 00-0446	EA	200 Ampere Rating, Main Lugs, Indoor, 30 Circuit, 4 Wire, 120/208 Volt, Assembled Panelboard With 20 Ampere, 1 Pole Plug-In Breakers	2,183.19	806.40
26 24 16 00-0447	EA	200 Ampere Rating, Main Lugs, Indoor, 36 Circuit, 4 Wire, 120/208 Volt, Assembled Panelboard With 20 Ampere, 1 Pole Plug-In Breakers	2,667.26	967.98
26 24 16 00-0448	EA	200 Ampere Rating, Main Lugs, Indoor, 42 Circuit, 4 Wire, 120/208 Volt, Assembled Panelboard With 20 Ampere, 1 Pole Plug-In Breakers	3,216.27	1,209.53
26 24 16 00-0449	EA	200 Ampere Rating, Main Lugs, Rainproof, 24 Circuits, 4 Wire, 120/208 Volt, Assembled Panelboard With 20 Ampere, 1 Pole Plug-In Breakers	2,052.01	744.47
26 24 16 00-0450	EA	200 Ampere Rating, Main Lugs, Rainproof, 30 Circuits, 4 Wire, 120/208 Volt, Assembled Panelboard With 20 Ampere, 1 Pole Plug-In Breakers	2,240.84	805.92
26 24 16 00-0451	EA	200 Ampere Rating, Main Lugs, Rainproof, 36 Circuits, 4 Wire, 120/208 Volt, Assembled Panelboard With 20 Ampere, 1 Pole Plug-In Breakers	2,863.50	967.26
26 24 16 00-0452	EA	200 Ampere Rating, Main Lugs, Rainproof, 42 Circuits, 4 Wire, 120/208 Volt, Assembled Panelboard With 20 Ampere, 1 Pole Plug-In Breakers	3,413.75	1,209.53



MINOR CSI UOM DESCRIPTION	TOTAL DIRECT UNIT COST	DEMOLITION UNIT COST
26 24 16 00-0453 EA 400 Ampere Rating, Main Lugs, Indoor, 42 Circuit, 4 Wire, 120/208 Volt, Assembled Panelboard With 20 Ampere, 1 Pole Plug-In Breakers.....	3,894.63	1,343.91
26 24 16 00-0454 EA 400 Ampere Rating, Main Lugs, Rainproof, 42 Circuits, 4 Wire, 120/208 Volt, Assembled Panelboard With 20 Ampere, 1 Pole Plug-In Breakers.....	4,070.16	1,343.91
26 24 16 00-0455 Main Breaker Load Center, 3 Wire, 20 Amperes, 120/240 Volt, 1 Phase <small>(26 24 16 00-0422)</small> Note: Includes 1 pole plug-in breaker.		
26 24 16 00-0456 EA 125 Ampere Rating, Main Breaker, Indoor, 12 Circuit, 3 Wire, 120/240 Volt, 1 Phase, Assembled Panelboard With 20 Ampere, 1 Pole Plug-In Breakers.....	1,056.92	403.38
26 24 16 00-0457 EA 125 Ampere Rating, Main Breaker, Indoor, 18 Circuit, 3 Wire, 120/240 Volt, 1 Phase, Assembled Panelboard With 20 Ampere, 1 Pole Plug-In Breakers.....	1,564.98	604.77
26 24 16 00-0458 EA 200 Ampere Rating, Main Breaker, Indoor, 20 Circuit, 3 Wire, 120/240 Volt, 1 Phase, Assembled Panelboard With 20 Ampere, 1 Pole Plug-In Breakers.....	1,795.24	645.29
26 24 16 00-0459 EA 200 Ampere Rating, Main Breaker, Indoor, 24 Circuit, 3 Wire, 120/240 Volt, 1 Phase, Assembled Panelboard With 20 Ampere, 1 Pole Plug-In Breakers.....	2,060.05	744.83
26 24 16 00-0460 EA 200 Ampere Rating, Main Breaker, Indoor, 30 Circuit, 3 Wire, 120/240 Volt, 1 Phase, Assembled Panelboard With 20 Ampere, 1 Pole Plug-In Breakers.....	2,263.64	806.40
26 24 16 00-0461 EA 200 Ampere Rating, Main Breaker, Indoor, 40 Circuit, 3 Wire, 120/240 Volt, 1 Phase, Assembled Panelboard With 20 Ampere, 1 Pole Plug-In Breakers.....	2,999.07	1,075.27
26 24 16 00-0462 EA 200 Ampere Rating, Main Breaker, Rainproof, 20 Circuits, 3 Wire, 120/240 Volt, 1 Phase, Assembled Panelboard With 20 Ampere, 1 Pole Plug-In Breakers.....	1,809.87	645.29
26 24 16 00-0463 EA 200 Ampere Rating, Main Breaker, Rainproof, 24 Circuits, 3 Wire, 120/240 Volt, 1 Phase, Assembled Panelboard With 20 Ampere, 1 Pole Plug-In Breakers.....	2,088.58	744.47
26 24 16 00-0464 EA 200 Ampere Rating, Main Breaker, Rainproof, 30 Circuits, 3 Wire, 120/240 Volt, 1 Phase, Assembled Panelboard With 20 Ampere, 1 Pole Plug-In Breakers.....	2,270.10	805.92
26 24 16 00-0465 EA 200 Ampere Rating, Main Breaker, Rainproof, 40 Circuits, 3 Wire, 120/240 Volt, 1 Phase, Assembled Panelboard With 20 Ampere, 1 Pole Plug-In Breakers.....	2,918.62	1,075.27
26 24 16 00-0466 EA 400 Ampere Rating, Main Breaker, Indoor, 42 Circuit, 3 Wire, 120/240 Volt, 1 Phase, Assembled Panelboard With 20 Ampere, 1 Pole Plug-In Breakers.....	5,357.40	1,343.91
26 24 16 00-0467 EA 400 Ampere Rating, Main Breaker, Rainproof, 42 Circuits, 3 Wire, 120/240 Volt, 1 Phase, Assembled Panelboard With 20 Ampere, 1 Pole Plug-In Breakers.....	5,649.96	1,343.91
26 24 16 00-0468 Main Breaker Load Center, 4 Wire, 20 Amperes, 120/208 Volt <small>(26 24 16 00-0422)</small> Note: Includes 1 pole plug-in breaker.		
26 24 16 00-0469 EA 200 Ampere Rating, Main Breaker, Indoor, 30 Circuit, 4 Wire, 120/208 Volt, Assembled Panelboard With 20 Ampere, 1 Pole Plug-In Breakers.....	2,673.22	806.40
26 24 16 00-0470 EA 200 Ampere Rating, Main Breaker, Indoor, 42 Circuit, 4 Wire, 120/208 Volt, Assembled Panelboard With 20 Ampere, 1 Pole Plug-In Breakers.....	3,684.36	1,209.53
26 24 16 00-0471 EA 200 Ampere Rating, Main Breaker, Rainproof, 30 Circuits, 4 Wire, 120/208 Volt, Assembled Panelboard With 20 Ampere, 1 Pole Plug-In Breakers.....	2,760.13	805.92
26 24 16 00-0472 EA 200 Ampere Rating, Main Breaker, Rainproof, 42 Circuits, 4 Wire, 120/208 Volt, Assembled Panelboard With 20 Ampere, 1 Pole Plug-In Breakers.....	3,772.13	1,209.53
26 24 16 00-0473 Panel Mounted Accessories And Fuseholders <small>(26 24 16 00-0001)</small>		
26 24 16 00-0474 Midget Finger-Safe Fuse Holders <small>(26 24 16 00-0473)</small> Note: 30 Amp capacity. Excludes fuse.		
26 24 16 00-0475 EA 1 Pole Midget Finger-Safe Fuse Holder.....	76.49	21.77
For Personal Protective Equipment (Arc Flash) When Working On Energized Equipment, Add	14.51	
26 24 16 00-0476 EA 1 Pole With Indicator Midget Finger-Safe Fuse Holder.....	89.81	21.77
For Personal Protective Equipment (Arc Flash) When Working On Energized Equipment, Add	14.51	
26 24 16 00-0477 EA 2 Pole Midget Finger-Safe Fuse Holder.....	123.21	32.65
For Personal Protective Equipment (Arc Flash) When Working On Energized Equipment, Add	21.77	
26 24 16 00-0478 EA 2 Pole With Indicators Midget Finger-Safe Fuse Holder.....	157.97	32.65
For Personal Protective Equipment (Arc Flash) When Working On Energized Equipment, Add	21.77	
26 24 16 00-0479 EA 3 Pole Midget Finger-Safe Fuse Holder.....	180.70	43.55
For Personal Protective Equipment (Arc Flash) When Working On Energized Equipment, Add	29.03	
26 24 16 00-0480 EA 3 Pole With Indicators Midget Finger-Safe Fuse Holder.....	226.86	43.55
For Personal Protective Equipment (Arc Flash) When Working On Energized Equipment, Add	29.03	
26 24 16 00-0481 EA 3 Pole With 4th Neutral Pole Midget Finger-Safe Fuse Holder.....	265.49	43.55
Note: With indicators.		
For Personal Protective Equipment (Arc Flash) When Working On Energized Equipment, Add	29.03	
26 24 16 00-0482 EA 3 Pole With 4th Neutral Pole Midget Finger-Safe Fuse Holder.....	214.29	43.55
For Personal Protective Equipment (Arc Flash) When Working On Energized Equipment, Add	29.03	
26 24 16 00-0483 EA 4 Pole Midget Finger-Safe Fuse Holder.....	227.55	54.43
For Personal Protective Equipment (Arc Flash) When Working On Energized Equipment, Add	36.29	
26 24 16 00-0484 EA 4 Pole With Indicator Midget Finger-Safe Fuse Holder.....	278.26	54.43
For Personal Protective Equipment (Arc Flash) When Working On Energized Equipment, Add	36.29	
26 24 16 00-0485 EA 12 To 24 Volt DC Midget Finger-Safe Fuse Holder.....	89.85	21.77
Note: With indicator.		
For Personal Protective Equipment (Arc Flash) When Working On Energized Equipment, Add	14.51	
26 24 16 00-0486 EA 20 To 24 Volt DC Midget Finger-Safe Fuse Holder.....	96.93	21.77
Note: With indicator.		
For Personal Protective Equipment (Arc Flash) When Working On Energized Equipment, Add	14.51	
26 24 16 00-0487 EA 35 To 48 Volt DC Midget Finger-Safe Fuse Holder.....	91.16	21.77
Note: With indicator.		
For Personal Protective Equipment (Arc Flash) When Working On Energized Equipment, Add	14.51	
26 24 16 00-0488 Removal And Reinstallation Of Panelboards <small>(26 24 16 00-0001)</small> Note: Includes storage, cleaning and supply materials.		

26 Electrical**26 20 Low-Voltage Electrical Distribution****26 24 Switchboards and Panelboards**

SAN BERNARDINO
COUNTY

MINOR
CSI UOM DESCRIPTION

TOTAL DIRECT DEMOLITION
UNIT COST UNIT COST

26 24 16 00-0489	EA	Removal And Reinstallation Of Up To 42 Circuit Capacity Panelboards With Breakers.....	1,517.81	
		Note: Includes removal and reinstallation of main wiring to panelboard.		
		<i>For Personal Protective Equipment (Arc Flash) When Working On Energized Equipment, Add</i>	453.57	
26 24 16 00-0490	EA	Removal And Reinstallation Of Breaker, 1-2-3 Pole, Any Amperage	80.32	
		<i>For Personal Protective Equipment (Arc Flash) When Working On Energized Equipment, Add</i>	23.59	
26 24 16 00-0491	EA	Panelboard Filler Plate, Fits 1" Opening.....	5.48	
		<i>For Personal Protective Equipment (Arc Flash) When Working On Energized Equipment, Add</i>	1.13	

26 24 19 Motor-Control Centers (26 24)

26 24 19 00-0001		Combination Starters With Molded Case Circuit Breakers (26 24 19)		
		Note: Includes NEMA I enclosure of indoor installation, vertical free standing floor mounted sections (90" high x 20" wide x 16" o 20" Deep), fully factory assembled and wired internally.		
26 24 19 00-0002		230 Volt Combination With Molded Case Circuit, Full Volt (26 24 19 00-0001)		
		Note: 1-Speed non-reversing.		
26 24 19 00-0003	EA	230 Volt, Full Volt, 1 Speed, Non-Reversing, 7-1/2 HP Combination With Molded Case Circuit	2,406.00	110.50
		<i>For Personal Protective Equipment (Arc Flash) When Working On Energized Equipment, Add</i>	66.30	
26 24 19 00-0004	EA	230 Volt, Full Volt, 1 Speed, Non-Reversing, 15 HP Combination With Molded Case Circuit	2,849.02	116.03
		<i>For Personal Protective Equipment (Arc Flash) When Working On Energized Equipment, Add</i>	69.62	
26 24 19 00-0005	EA	230 Volt, Full Volt, 1 Speed, Non-Reversing, 30 HP Combination With Molded Case Circuit	4,238.26	121.56
		<i>For Personal Protective Equipment (Arc Flash) When Working On Energized Equipment, Add</i>	72.93	
26 24 19 00-0006	EA	230 Volt, Full Volt, 1 Speed, Non-Reversing, 50 HP Combination With Molded Case Circuit	7,681.08	143.66
		<i>For Personal Protective Equipment (Arc Flash) When Working On Energized Equipment, Add</i>	86.19	
26 24 19 00-0007	EA	230 Volt, Full Volt, 1 Speed, Non-Reversing, 100 HP Combination With Molded Case Circuit	15,466.46	165.75
		<i>For Personal Protective Equipment (Arc Flash) When Working On Energized Equipment, Add</i>	99.46	
26 24 19 00-0008	EA	230 Volt, Full Volt, 1 Speed, Non-Reversing, 200 HP Combination With Molded Case Circuit	26,019.64	221.01
		<i>For Personal Protective Equipment (Arc Flash) When Working On Energized Equipment, Add</i>	132.60	
26 24 19 00-0009		480 Volt Combination With Molded Case Circuit, Full Volt (26 24 19 00-0001)		
		Note: 1-Speed non-reversing.		
26 24 19 00-0010	EA	480 Volt, Full Volt, 1 Speed, Non-Reversing, 10 HP Combination With Molded Case Circuit	2,406.00	110.50
		<i>For Personal Protective Equipment (Arc Flash) When Working On Energized Equipment, Add</i>	66.30	
26 24 19 00-0011	EA	480 Volt, Full Volt, 1 Speed, Non-Reversing, 25 HP Combination With Molded Case Circuit	2,849.02	116.03
		<i>For Personal Protective Equipment (Arc Flash) When Working On Energized Equipment, Add</i>	69.62	
26 24 19 00-0012	EA	480 Volt, Full Volt, 1 Speed, Non-Reversing, 30 HP Combination With Molded Case Circuit	4,238.26	121.56
		<i>For Personal Protective Equipment (Arc Flash) When Working On Energized Equipment, Add</i>	72.93	
26 24 19 00-0013	EA	480 Volt, Full Volt, 1 Speed, Non-Reversing, 100 HP Combination With Molded Case Circuit	7,681.08	143.66
		<i>For Personal Protective Equipment (Arc Flash) When Working On Energized Equipment, Add</i>	86.19	
26 24 19 00-0014	EA	480 Volt, Full Volt, 1 Speed, Non-Reversing, 200 HP Combination With Molded Case Circuit	15,466.46	165.75
		<i>For Personal Protective Equipment (Arc Flash) When Working On Energized Equipment, Add</i>	99.46	
26 24 19 00-0015	EA	480 Volt, Full Volt, 1 Speed, Non-Reversing, 400 HP Combination With Molded Case Circuit	26,019.64	221.01
		<i>For Personal Protective Equipment (Arc Flash) When Working On Energized Equipment, Add</i>	132.60	
26 24 19 00-0016		230 Volt Combination With Molded Case Circuit, Full Volt (26 24 19 00-0001)		
		Note: 1-Speed reversing.		
26 24 19 00-0017	EA	230 Volt, Full Volt, 1 Speed, Reversing, 7-1/2 HP Combination With Molded Case Circuit	3,484.78	110.50
		<i>For Personal Protective Equipment (Arc Flash) When Working On Energized Equipment, Add</i>	66.30	
26 24 19 00-0018	EA	230 Volt, Full Volt, 1 Speed, Reversing, 15 HP Combination With Molded Case Circuit	4,643.18	116.03
		<i>For Personal Protective Equipment (Arc Flash) When Working On Energized Equipment, Add</i>	69.62	
26 24 19 00-0019	EA	230 Volt, Full Volt, 1 Speed, Reversing, 30 HP Combination With Molded Case Circuit	6,654.09	121.56
		<i>For Personal Protective Equipment (Arc Flash) When Working On Energized Equipment, Add</i>	72.93	
26 24 19 00-0020	EA	230 Volt, Full Volt, 1 Speed, Reversing, 50 HP Combination With Molded Case Circuit	11,639.66	143.66
		<i>For Personal Protective Equipment (Arc Flash) When Working On Energized Equipment, Add</i>	86.19	
26 24 19 00-0021	EA	230 Volt, Full Volt, 1 Speed, Reversing, 100 HP Combination With Molded Case Circuit	22,905.93	165.75
		<i>For Personal Protective Equipment (Arc Flash) When Working On Energized Equipment, Add</i>	99.46	
26 24 19 00-0022	EA	230 Volt, Full Volt, 1 Speed, Reversing, 200 HP Combination With Molded Case Circuit	39,472.41	221.01
		<i>For Personal Protective Equipment (Arc Flash) When Working On Energized Equipment, Add</i>	132.60	
26 24 19 00-0023		480 Volt Combination With Molded Case Circuit, Full Volt (26 24 19 00-0001)		
		Note: 1-Speed reversing.		
26 24 19 00-0024	EA	480 Volt, Full Volt, 1 Speed, Reversing, 10 HP Combination With Molded Case Circuit	3,484.78	110.50
		<i>For Personal Protective Equipment (Arc Flash) When Working On Energized Equipment, Add</i>	66.30	
26 24 19 00-0025	EA	480 Volt, Full Volt, 1 Speed, Reversing, 25 HP Combination With Molded Case Circuit	4,643.18	116.03
		<i>For Personal Protective Equipment (Arc Flash) When Working On Energized Equipment, Add</i>	69.62	
26 24 19 00-0026	EA	480 Volt, Full Volt, 1 Speed, Reversing, 50 HP Combination With Molded Case Circuit	6,654.09	121.56
		<i>For Personal Protective Equipment (Arc Flash) When Working On Energized Equipment, Add</i>	72.93	
26 24 19 00-0027	EA	480 Volt, Full Volt, 1 Speed, Reversing, 100 HP Combination With Molded Case Circuit	11,639.66	143.66
		<i>For Personal Protective Equipment (Arc Flash) When Working On Energized Equipment, Add</i>	86.19	
26 24 19 00-0028	EA	480 Volt, Full Volt, 1 Speed, Reversing, 200 HP Combination With Molded Case Circuit	22,905.93	165.75
		<i>For Personal Protective Equipment (Arc Flash) When Working On Energized Equipment, Add</i>	99.46	
26 24 19 00-0029	EA	480 Volt, Full Volt, 1 Speed, Reversing, 400 HP Combination With Molded Case Circuit	39,472.41	221.01
		<i>For Personal Protective Equipment (Arc Flash) When Working On Energized Equipment, Add</i>	132.60	
26 24 19 00-0030		230 Volt Combination With Molded Case Circuit, Full Volt (26 24 19 00-0001)		
		Note: 2-Speed non-reversing, 2 wind.		
26 24 19 00-0031	EA	230 Volt, Full Volt, 2 Speed, 2 Wind Starter, Non-Reverse, 7-1/2 HP Combination With Molded Case Circuit	4,241.33	176.81
		<i>For Personal Protective Equipment (Arc Flash) When Working On Energized Equipment, Add</i>	106.08	



MINOR CSI UOM DESCRIPTION	TOTAL DIRECT UNIT COST	DEMOLITION UNIT COST
26 24 19 00-0032 EA 230 Volt, Full Volt, 2 Speed, 2 Wind Starter, Non-Reverse, 15 HP Combination With Molded Case Circuit.....	5,831.33	187.86
<i>For Personal Protective Equipment (Arc Flash) When Working On Energized Equipment, Add</i>	112.71	
26 24 19 00-0033 EA 230 Volt, Full Volt, 2 Speed, 2 Wind Starter, Non-Reverse, 30 HP Combination With Molded Case Circuit.....	8,582.37	198.91
<i>For Personal Protective Equipment (Arc Flash) When Working On Energized Equipment, Add</i>	119.34	
26 24 19 00-0034 EA 230 Volt, Full Volt, 2 Speed, 2 Wind Starter, Non-Reverse, 50 HP Combination With Molded Case Circuit.....	15,332.02	226.54
<i>For Personal Protective Equipment (Arc Flash) When Working On Energized Equipment, Add</i>	135.92	
26 24 19 00-0035 EA 230 Volt, Full Volt, 2 Speed, 2 Wind Starter, Non-Reverse, 100 HP Combination With Molded Case Circuit.....	25,394.98	265.21
<i>For Personal Protective Equipment (Arc Flash) When Working On Energized Equipment, Add</i>	159.13	
26 24 19 00-0036 480 Volt Combination With Molded Case Circuit, Full Volt <small>(26 24 19 00-0001)</small>		
Note: 2-Speed non-reversing, 2 wind.		
26 24 19 00-0037 EA 480 Volt, Full Volt, 2 Speed, 2 Wind Starter, Non-Reverse, 10 HP Combination With Molded Case Circuit.....	4,241.33	176.81
<i>For Personal Protective Equipment (Arc Flash) When Working On Energized Equipment, Add</i>	106.08	
26 24 19 00-0038 EA 480 Volt, Full Volt, 2 Speed, 2 Wind Starter, Non-Reverse, 25 HP Combination With Molded Case Circuit.....	5,831.33	187.86
<i>For Personal Protective Equipment (Arc Flash) When Working On Energized Equipment, Add</i>	112.71	
26 24 19 00-0039 EA 480 Volt, Full Volt, 2 Speed, 2 Wind Starter, Non-Reverse, 50 HP Combination With Molded Case Circuit.....	8,582.37	198.91
<i>For Personal Protective Equipment (Arc Flash) When Working On Energized Equipment, Add</i>	119.34	
26 24 19 00-0040 EA 480 Volt, Full Volt, 2 Speed, 2 Wind Starter, Non-Reverse, 100 HP Combination With Molded Case Circuit.....	15,332.02	226.54
<i>For Personal Protective Equipment (Arc Flash) When Working On Energized Equipment, Add</i>	135.92	
26 24 19 00-0041 EA 480 Volt, Full Volt, 2 Speed, 2 Wind Starter, Non-Reverse, 200 HP Combination With Molded Case Circuit.....	25,394.98	265.21
<i>For Personal Protective Equipment (Arc Flash) When Working On Energized Equipment, Add</i>	159.13	
26 24 19 00-0042 230 Volt Combination With Molded Case Circuit, Full Volt <small>(26 24 19 00-0001)</small>		
Note: 2-Speed non-reversing, 2 wind.		
26 24 19 00-0043 EA 230 Volt, Full Volt, 2 Speed, 1 Wind Starter, Non-Reverse, 7-1/2 HP Combination With Molded Case Circuit.....	4,894.97	110.50
<i>For Personal Protective Equipment (Arc Flash) When Working On Energized Equipment, Add</i>	66.30	
26 24 19 00-0044 EA 230 Volt, Full Volt, 2 Speed, 1 Wind Starter, Non-Reverse, 15 HP Combination With Molded Case Circuit.....	7,282.99	116.03
<i>For Personal Protective Equipment (Arc Flash) When Working On Energized Equipment, Add</i>	69.62	
26 24 19 00-0045 EA 230 Volt, Full Volt, 2 Speed, 1 Wind Starter, Non-Reverse, 30 HP Combination With Molded Case Circuit.....	9,968.14	121.56
<i>For Personal Protective Equipment (Arc Flash) When Working On Energized Equipment, Add</i>	72.93	
26 24 19 00-0046 EA 230 Volt, Full Volt, 2 Speed, 1 Wind Starter, Non-Reverse, 50 HP Combination With Molded Case Circuit.....	18,722.59	143.66
<i>For Personal Protective Equipment (Arc Flash) When Working On Energized Equipment, Add</i>	86.19	
26 24 19 00-0047 EA 230 Volt, Full Volt, 2 Speed, 1 Wind Starter, Non-Reverse, 100 HP Combination With Molded Case Circuit.....	32,434.41	165.75
<i>For Personal Protective Equipment (Arc Flash) When Working On Energized Equipment, Add</i>	99.46	
26 24 19 00-0048 480 Volt Combination With Molded Case Circuit, Full Volt <small>(26 24 19 00-0001)</small>		
Note: 2-Speed non-reversing, 1 wind.		
26 24 19 00-0049 EA 480 Volt, Full Volt, 2 Speed, 1 Wind Starter, Non-Reverse, 10 HP Combination With Molded Case Circuit.....	4,894.97	110.50
<i>For Personal Protective Equipment (Arc Flash) When Working On Energized Equipment, Add</i>	66.30	
26 24 19 00-0050 EA 480 Volt, Full Volt, 2 Speed, 1 Wind Starter, Non-Reverse, 25 HP Combination With Molded Case Circuit.....	7,282.99	116.03
<i>For Personal Protective Equipment (Arc Flash) When Working On Energized Equipment, Add</i>	69.62	
26 24 19 00-0051 EA 480 Volt, Full Volt, 2 Speed, 1 Wind Starter, Non-Reverse, 50 HP Combination With Molded Case Circuit.....	9,968.14	121.56
<i>For Personal Protective Equipment (Arc Flash) When Working On Energized Equipment, Add</i>	72.93	
26 24 19 00-0052 EA 480 Volt, Full Volt, 2 Speed, 1 Wind Starter, Non-Reverse, 100 HP Combination With Molded Case Circuit.....	18,722.59	143.66
<i>For Personal Protective Equipment (Arc Flash) When Working On Energized Equipment, Add</i>	86.19	
26 24 19 00-0053 EA 480 Volt, Full Volt, 2 Speed, 1 Wind Starter, Non-Reverse, 200 HP Combination With Molded Case Circuit.....	32,434.41	165.75
<i>For Personal Protective Equipment (Arc Flash) When Working On Energized Equipment, Add</i>	99.46	
26 24 19 00-0054 230 Volt Combination With Molded Case Circuit <small>(26 24 19 00-0001)</small>		
Note: Reducing volt, auto-transformer.		
26 24 19 00-0055 EA 230 Volt, Reduced Volt, Auto Transformer, 15 HP Combination With Molded Case Circuit.....	7,237.28	116.03
26 24 19 00-0056 EA 230 Volt, Reduced Volt, Auto Transformer, 30 HP Combination With Molded Case Circuit.....	11,078.54	127.08
26 24 19 00-0057 EA 230 Volt, Reduced Volt, Auto Transformer, 50 HP Combination With Molded Case Circuit.....	18,670.02	143.66
26 24 19 00-0058 EA 230 Volt, Reduced Volt, Auto Transformer, 100 HP Combination With Molded Case Circuit.....	28,878.09	165.75
26 24 19 00-0059 EA 230 Volt, Reduced Volt, Auto Transformer, 200 HP Combination With Molded Case Circuit.....	49,400.86	221.01
26 24 19 00-0060 480 Volt Combination With Molded Case Circuit <small>(26 24 19 00-0001)</small>		
Note: Reducing volt, auto-transformer.		
26 24 19 00-0061 EA 480 Volt, Reduced Volt, Auto Transformer, 25 HP Combination With Molded Case Circuit.....	7,237.28	116.03
26 24 19 00-0062 EA 480 Volt, Reduced Volt, Auto Transformer, 50 HP Combination With Molded Case Circuit.....	11,078.54	127.08
26 24 19 00-0063 EA 480 Volt, Reduced Volt, Auto Transformer, 100 HP Combination With Molded Case Circuit.....	18,670.02	143.66
26 24 19 00-0064 EA 480 Volt, Reduced Volt, Auto Transformer, 200 HP Combination With Molded Case Circuit.....	28,878.09	165.75
26 24 19 00-0065 EA 480 Volt, Reduced Volt, Auto Transformer, 400 HP Combination With Molded Case Circuit.....	49,400.86	221.01
26 24 19 00-0066 230 Volt Combination With Molded Case Circuit <small>(26 24 19 00-0001)</small>		
Note: Reducing volt, part winding.		
26 24 19 00-0067 EA 230 Volt, Reduced Volt, Part Winding Starters, 10 HP Combination With Molded Case Circuit.....	4,947.56	176.81
<i>For Personal Protective Equipment (Arc Flash) When Working On Energized Equipment, Add</i>	106.08	
26 24 19 00-0068 EA 230 Volt, Reduced Volt, Part Winding Starters, 25 HP Combination With Molded Case Circuit.....	6,390.14	204.43
<i>For Personal Protective Equipment (Arc Flash) When Working On Energized Equipment, Add</i>	122.66	
26 24 19 00-0069 EA 230 Volt, Reduced Volt, Part Winding Starters, 50 HP Combination With Molded Case Circuit.....	11,229.45	226.54
<i>For Personal Protective Equipment (Arc Flash) When Working On Energized Equipment, Add</i>	135.92	
26 24 19 00-0070 EA 230 Volt, Reduced Volt, Part Winding Starters, 75 HP Combination With Molded Case Circuit.....	19,134.07	276.26
<i>For Personal Protective Equipment (Arc Flash) When Working On Energized Equipment, Add</i>	165.76	
26 24 19 00-0071 EA 230 Volt, Reduced Volt, Part Winding Starters, 150 HP Combination With Molded Case Circuit.....	26,284.88	353.61
<i>For Personal Protective Equipment (Arc Flash) When Working On Energized Equipment, Add</i>	212.18	

26 Electrical**26 20 Low-Voltage Electrical Distribution****26 24 Switchboards and Panelboards**MINOR
CSI UOM DESCRIPTIONTOTAL DIRECT DEMOLITION
UNIT COST UNIT COST

26 24 19 00-0072	480 Volt Combination With Molded Case Circuit (26 24 19 00-0001) Note: Reducing volt, part winding.		
26 24 19 00-0073	EA 480 Volt, Reduced Volt, Part Winding Starters, 15 HP Combination With Molded Case Circuit.....	4,947.56	176.81
	<i>For Personal Protective Equipment (Arc Flash) When Working On Energized Equipment, Add</i>	106.08	
26 24 19 00-0074	EA 480 Volt, Reduced Volt, Part Winding Starters, 40 HP Combination With Molded Case Circuit.....	6,390.14	204.43
	<i>For Personal Protective Equipment (Arc Flash) When Working On Energized Equipment, Add</i>	122.66	
26 24 19 00-0075	EA 480 Volt, Reduced Volt, Part Winding Starters, 75 HP Combination With Molded Case Circuit.....	11,229.45	226.54
	<i>For Personal Protective Equipment (Arc Flash) When Working On Energized Equipment, Add</i>	135.92	
26 24 19 00-0076	EA 480 Volt, Reduced Volt, Part Winding Starters, 150 HP Combination With Molded Case Circuit.....	19,134.07	276.26
	<i>For Personal Protective Equipment (Arc Flash) When Working On Energized Equipment, Add</i>	165.76	
26 24 19 00-0077	EA 480 Volt, Reduced Volt, Part Winding Starters, 350 HP Combination With Molded Case Circuit.....	26,284.88	353.61
	<i>For Personal Protective Equipment (Arc Flash) When Working On Energized Equipment, Add</i>	212.18	
26 24 19 00-0078	230 Volt Combination With Molded Case Circuit (26 24 19 00-0001) Note: Reducing volt, energy saver.		
26 24 19 00-0079	EA 230 Volt, Energy Saver Solid State Reduced Volt Starter With MCP, 7-1/2 HP Combination With Molded Case Circuit.....	20,413.90	143.66
	<i>For Personal Protective Equipment (Arc Flash) When Working On Energized Equipment, Add</i>	86.19	
26 24 19 00-0080	EA 230 Volt, Energy Saver Solid State Reduced Volt Starter With MCP, 15 HP Combination With Molded Case Circuit.....	21,657.25	176.81
	<i>For Personal Protective Equipment (Arc Flash) When Working On Energized Equipment, Add</i>	106.08	
26 24 19 00-0081	EA 230 Volt, Energy Saver Solid State Reduced Volt Starter With MCP, 30 HP Combination With Molded Case Circuit.....	23,915.77	204.43
	<i>For Personal Protective Equipment (Arc Flash) When Working On Energized Equipment, Add</i>	122.66	
26 24 19 00-0082	EA 230 Volt, Energy Saver Solid State Reduced Volt Starter With MCP, 50 HP Combination With Molded Case Circuit.....	36,205.98	226.54
	<i>For Personal Protective Equipment (Arc Flash) When Working On Energized Equipment, Add</i>	135.92	
26 24 19 00-0083	EA 230 Volt, Energy Saver Solid State Reduced Volt Starter With MCP, 100 HP Combination With Molded Case Circuit.....	49,376.52	276.26
	<i>For Personal Protective Equipment (Arc Flash) When Working On Energized Equipment, Add</i>	165.76	
26 24 19 00-0084	EA 230 Volt, Energy Saver Solid State Reduced Volt Starter With MCP, 200 HP Combination With Molded Case Circuit.....	67,006.59	353.61
	<i>For Personal Protective Equipment (Arc Flash) When Working On Energized Equipment, Add</i>	212.18	
26 24 19 00-0085	480 Volt Combination With Molded Case Circuit (26 24 19 00-0001) Note: Reducing volt, energy saver.		
26 24 19 00-0086	EA 480 Volt, Energy Saver Solid State Reduced Volt Starter With MCP, 10 HP Combination With Molded Case Circuit.....	20,413.90	143.66
	<i>For Personal Protective Equipment (Arc Flash) When Working On Energized Equipment, Add</i>	86.19	
26 24 19 00-0087	EA 480 Volt, Energy Saver Solid State Reduced Volt Starter With MCP, 25 HP Combination With Molded Case Circuit.....	21,657.25	176.81
	<i>For Personal Protective Equipment (Arc Flash) When Working On Energized Equipment, Add</i>	106.08	
26 24 19 00-0088	EA 480 Volt, Energy Saver Solid State Reduced Volt Starter With MCP, 50 HP Combination With Molded Case Circuit.....	23,915.77	204.43
	<i>For Personal Protective Equipment (Arc Flash) When Working On Energized Equipment, Add</i>	122.66	
26 24 19 00-0089	EA 480 Volt, Energy Saver Solid State Reduced Volt Starter With MCP, 100 HP Combination With Molded Case Circuit.....	36,205.98	226.54
	<i>For Personal Protective Equipment (Arc Flash) When Working On Energized Equipment, Add</i>	135.92	
26 24 19 00-0090	EA 480 Volt, Energy Saver Solid State Reduced Volt Starter With MCP, 200 HP Combination With Molded Case Circuit.....	49,376.52	276.26
	<i>For Personal Protective Equipment (Arc Flash) When Working On Energized Equipment, Add</i>	165.76	
26 24 19 00-0091	EA 480 Volt, Energy Saver Solid State Reduced Volt Starter With MCP, 400 HP Combination With Molded Case Circuit.....	67,006.59	353.61
	<i>For Personal Protective Equipment (Arc Flash) When Working On Energized Equipment, Add</i>	212.18	
26 24 19 00-0092	Combination Starters With Current Limiting Circuit Breakers (26 24 19) Note: Includes NEMA I enclosure of indoor installation, vertical free standing floor mounted sections (90" high x 20" wide x 16" to 20" deep), fully factory assembled and wired internally.		
26 24 19 00-0093	230 Volt Combination Starters With Current Limiting Circuit (26 24 19 00-0092) Note: Full volt, 1-speed non-reversing.		
26 24 19 00-0094	EA 230 Volt, Full Volt, 1 Speed, Non-Reversing, 7-1/2 HP Combination Starters With Current Limiting Circuit.....	3,217.37	110.50
	<i>For Personal Protective Equipment (Arc Flash) When Working On Energized Equipment, Add</i>	66.30	
26 24 19 00-0095	EA 230 Volt, Full Volt, 1 Speed, Non-Reversing, 15 HP Combination Starters With Current Limiting Circuit.....	3,660.39	116.03
	<i>For Personal Protective Equipment (Arc Flash) When Working On Energized Equipment, Add</i>	69.62	
26 24 19 00-0096	EA 230 Volt, Full Volt, 1 Speed, Non-Reversing, 30 HP Combination Starters With Current Limiting Circuit.....	5,657.59	121.56
	<i>For Personal Protective Equipment (Arc Flash) When Working On Energized Equipment, Add</i>	72.93	
26 24 19 00-0097	EA 230 Volt, Full Volt, 1 Speed, Non-Reversing, 50 HP Combination Starters With Current Limiting Circuit.....	10,421.46	143.66
	<i>For Personal Protective Equipment (Arc Flash) When Working On Energized Equipment, Add</i>	86.19	
26 24 19 00-0098	EA 230 Volt, Full Volt, 1 Speed, Non-Reversing, 100 HP Combination Starters With Current Limiting Circuit.....	18,652.52	165.75
	<i>For Personal Protective Equipment (Arc Flash) When Working On Energized Equipment, Add</i>	99.46	
26 24 19 00-0099	EA 230 Volt, Full Volt, 1 Speed, Non-Reversing, 200 HP Combination Starters With Current Limiting Circuit.....	30,401.05	221.01
	<i>For Personal Protective Equipment (Arc Flash) When Working On Energized Equipment, Add</i>	132.60	
26 24 19 00-0100	480 Volt Combination Starters With Current Limiting Circuit (26 24 19 00-0092) Note: Full volt, 1-speed non-reversing.		
26 24 19 00-0101	EA 480 Volt, Full Volt, 1 Speed, Non-Reversing, 10 HP Combination Starters With Current Limiting Circuit.....	3,217.37	110.50
	<i>For Personal Protective Equipment (Arc Flash) When Working On Energized Equipment, Add</i>	66.30	
26 24 19 00-0102	EA 480 Volt, Full Volt, 1 Speed, Non-Reversing, 25 HP Combination Starters With Current Limiting Circuit.....	3,660.39	116.03
	<i>For Personal Protective Equipment (Arc Flash) When Working On Energized Equipment, Add</i>	69.62	



MINOR CSI UOM DESCRIPTION	TOTAL DIRECT UNIT COST	DEMOLITION UNIT COST
26 24 19 00-0103 EA 480 Volt, Full Volt, 1 Speed, Non-Reversing, 50 HP Combination Starters With Current Limiting Circuit.....	5,657.59	121.56
<i>For Personal Protective Equipment (Arc Flash) When Working On Energized Equipment, Add</i>	72.93	
26 24 19 00-0104 EA 480 Volt, Full Volt, 1 Speed, Non-Reversing, 100 HP Combination Starters With Current Limiting Circuit.....	10,421.46	143.66
<i>For Personal Protective Equipment (Arc Flash) When Working On Energized Equipment, Add</i>	86.19	
26 24 19 00-0105 EA 480 Volt, Full Volt, 1 Speed, Non-Reversing, 200 HP Combination Starters With Current Limiting Circuit.....	18,652.52	165.75
<i>For Personal Protective Equipment (Arc Flash) When Working On Energized Equipment, Add</i>	99.46	
26 24 19 00-0106 EA 480 Volt, Full Volt, 1 Speed, Non-Reversing, 400 HP Combination Starters With Current Limiting Circuit.....	30,401.05	221.01
<i>For Personal Protective Equipment (Arc Flash) When Working On Energized Equipment, Add</i>	132.60	
26 24 19 00-0107 230 Volt Combination Starters With Current Limiting Circuit (26 24 19 00-0092)		
Note: Full volt, 1-speed reversing.		
26 24 19 00-0108 EA 230 Volt, Full Volt, 1 Speed, Reversing, 7-1/2 HP Combination Starters With Current Limiting Circuit.....	4,289.30	110.50
<i>For Personal Protective Equipment (Arc Flash) When Working On Energized Equipment, Add</i>	66.30	
26 24 19 00-0109 EA 230 Volt, Full Volt, 1 Speed, Reversing, 15 HP Combination Starters With Current Limiting Circuit.....	5,438.55	116.03
<i>For Personal Protective Equipment (Arc Flash) When Working On Energized Equipment, Add</i>	69.62	
26 24 19 00-0110 EA 230 Volt, Full Volt, 1 Speed, Reversing, 30 HP Combination Starters With Current Limiting Circuit.....	8,041.42	121.56
<i>For Personal Protective Equipment (Arc Flash) When Working On Energized Equipment, Add</i>	72.93	
26 24 19 00-0111 EA 230 Volt, Full Volt, 1 Speed, Reversing, 50 HP Combination Starters With Current Limiting Circuit.....	14,343.47	143.66
<i>For Personal Protective Equipment (Arc Flash) When Working On Energized Equipment, Add</i>	86.19	
26 24 19 00-0112 EA 230 Volt, Full Volt, 1 Speed, Reversing, 100 HP Combination Starters With Current Limiting Circuit.....	26,028.00	165.75
<i>For Personal Protective Equipment (Arc Flash) When Working On Energized Equipment, Add</i>	99.46	
26 24 19 00-0113 480 Volt Combination Starters With Current Limiting Circuit (26 24 19 00-0092)		
Note: Full volt, 1-speed reversing.		
26 24 19 00-0114 EA 480 Volt, Full Volt, 1 Speed, Reversing, 10 HP Combination Starters With Current Limiting Circuit.....	4,289.30	110.50
<i>For Personal Protective Equipment (Arc Flash) When Working On Energized Equipment, Add</i>	66.30	
26 24 19 00-0115 EA 480 Volt, Full Volt, 1 Speed, Reversing, 25 HP Combination Starters With Current Limiting Circuit.....	5,438.55	116.03
<i>For Personal Protective Equipment (Arc Flash) When Working On Energized Equipment, Add</i>	69.62	
26 24 19 00-0116 EA 480 Volt, Full Volt, 1 Speed, Reversing, 50 HP Combination Starters With Current Limiting Circuit.....	8,041.42	121.56
<i>For Personal Protective Equipment (Arc Flash) When Working On Energized Equipment, Add</i>	72.93	
26 24 19 00-0117 EA 480 Volt, Full Volt, 1 Speed, Reversing, 100 HP Combination Starters With Current Limiting Circuit.....	14,343.47	143.66
<i>For Personal Protective Equipment (Arc Flash) When Working On Energized Equipment, Add</i>	86.19	
26 24 19 00-0118 EA 480 Volt, Full Volt, 1 Speed, Reversing, 200 HP Combination Starters With Current Limiting Circuit.....	26,028.00	165.75
<i>For Personal Protective Equipment (Arc Flash) When Working On Energized Equipment, Add</i>	99.46	
26 24 19 00-0119 230 Volt Combination Starters With Current Limiting Circuit (26 24 19 00-0092)		
Note: Full volt, 2-speed non-reversing, 2 wind.		
26 24 19 00-0120 EA 230 Volt, Full Volt, 2 Speed, 2 Wind Starter, Non-Reverse, 7-1/2 HP Combination Starters With Current Limiting Circuit.....	5,032.13	176.81
<i>For Personal Protective Equipment (Arc Flash) When Working On Energized Equipment, Add</i>	106.08	
26 24 19 00-0121 EA 230 Volt, Full Volt, 2 Speed, 2 Wind Starter, Non-Reverse, 15 HP Combination Starters With Current Limiting Circuit.....	6,610.70	187.86
<i>For Personal Protective Equipment (Arc Flash) When Working On Energized Equipment, Add</i>	112.71	
26 24 19 00-0122 EA 230 Volt, Full Volt, 2 Speed, 2 Wind Starter, Non-Reverse, 30 HP Combination Starters With Current Limiting Circuit.....	9,946.84	198.91
<i>For Personal Protective Equipment (Arc Flash) When Working On Energized Equipment, Add</i>	119.34	
26 24 19 00-0123 EA 230 Volt, Full Volt, 2 Speed, 2 Wind Starter, Non-Reverse, 50 HP Combination Starters With Current Limiting Circuit.....	18,003.83	226.54
<i>For Personal Protective Equipment (Arc Flash) When Working On Energized Equipment, Add</i>	135.92	
26 24 19 00-0124 EA 230 Volt, Full Volt, 2 Speed, 2 Wind Starter, Non-Reverse, 100 HP Combination Starters With Current Limiting Circuit.....	28,491.90	265.21
<i>For Personal Protective Equipment (Arc Flash) When Working On Energized Equipment, Add</i>	159.13	
26 24 19 00-0125 480 Volt Combination Starters With Current Limiting Circuit (26 24 19 00-0092)		
Note: Full volt, 2-speed non-reversing, 2 wind.		
26 24 19 00-0126 EA 480 Volt, Full Volt, 2 Speed, 2 Wind Starter, Non-Reverse, 10 HP Combination Starters With Current Limiting Circuit.....	5,032.13	176.81
<i>For Personal Protective Equipment (Arc Flash) When Working On Energized Equipment, Add</i>	106.08	
26 24 19 00-0127 EA 480 Volt, Full Volt, 2 Speed, 2 Wind Starter, Non-Reverse, 25 HP Combination Starters With Current Limiting Circuit.....	6,610.70	187.86
<i>For Personal Protective Equipment (Arc Flash) When Working On Energized Equipment, Add</i>	112.71	
26 24 19 00-0128 EA 480 Volt, Full Volt, 2 Speed, 2 Wind Starter, Non-Reverse, 50 HP Combination Starters With Current Limiting Circuit.....	9,946.84	198.91
<i>For Personal Protective Equipment (Arc Flash) When Working On Energized Equipment, Add</i>	119.34	
26 24 19 00-0129 EA 480 Volt, Full Volt, 2 Speed, 2 Wind Starter, Non-Reverse, 100 HP Combination Starters With Current Limiting Circuit.....	18,003.83	226.54
<i>For Personal Protective Equipment (Arc Flash) When Working On Energized Equipment, Add</i>	135.92	
26 24 19 00-0130 EA 480 Volt, Full Volt, 2 Speed, 2 Wind Starter, Non-Reverse, 200 HP Combination Starters With Current Limiting Circuit.....	28,491.90	265.21
<i>For Personal Protective Equipment (Arc Flash) When Working On Energized Equipment, Add</i>	159.13	
26 24 19 00-0131 230 Volt Combination Starters With Current Limiting Circuit (26 24 19 00-0092)		
Note: Full volt, 2-speed non-reversing, 1 wind.		
26 24 19 00-0132 EA 230 Volt, Full Volt, 2 Speed, 1 Wind Starter, Non-Reverse, 7-1/2 HP Combination Starters With Current Limiting Circuit.....	5,796.28	165.75
<i>For Personal Protective Equipment (Arc Flash) When Working On Energized Equipment, Add</i>	99.46	
26 24 19 00-0133 EA 230 Volt, Full Volt, 2 Speed, 1 Wind Starter, Non-Reverse, 15 HP Combination Starters With Current Limiting Circuit.....	8,170.19	176.81
<i>For Personal Protective Equipment (Arc Flash) When Working On Energized Equipment, Add</i>	106.08	



MINOR CSI	UOM	DESCRIPTION	TOTAL DIRECT UNIT COST	DEMOLITION UNIT COST
26 24 19 00-0134	EA	230 Volt, Full Volt, 2 Speed, 1 Wind Starter, Non-Reverse, 30 HP Combination Starters With Current Limiting Circuit <i>For Personal Protective Equipment (Arc Flash) When Working On Energized Equipment, Add</i>	11,458.36 112.71	187.86
26 24 19 00-0135	EA	230 Volt, Full Volt, 2 Speed, 1 Wind Starter, Non-Reverse, 50 HP Combination Starters With Current Limiting Circuit <i>For Personal Protective Equipment (Arc Flash) When Working On Energized Equipment, Add</i>	21,506.05 129.29	215.48
26 24 19 00-0136	EA	230 Volt, Full Volt, 2 Speed, 1 Wind Starter, Non-Reverse, 100 HP Combination Starters With Current Limiting Circuit <i>For Personal Protective Equipment (Arc Flash) When Working On Energized Equipment, Add</i>	35,646.44 152.50	254.16
26 24 19 00-0137		480 Volt Combination Starters With Current Limiting Circuit <small>(26 24 19 00-0092)</small> Note: Full volt, 2-speed non-reversing, 1 wind.		
26 24 19 00-0138	EA	480 Volt, Full Volt, 2 Speed, 1 Wind Starter, Non-Reverse, 10 HP Combination Starters With Current Limiting Circuit <i>For Personal Protective Equipment (Arc Flash) When Working On Energized Equipment, Add</i>	5,796.28 99.46	165.75
26 24 19 00-0139	EA	480 Volt, Full Volt, 2 Speed, 1 Wind Starter, Non-Reverse, 25 HP Combination Starters With Current Limiting Circuit <i>For Personal Protective Equipment (Arc Flash) When Working On Energized Equipment, Add</i>	8,170.19 106.08	176.81
26 24 19 00-0140	EA	480 Volt, Full Volt, 2 Speed, 1 Wind Starter, Non-Reverse, 50 HP Combination Starters With Current Limiting Circuit <i>For Personal Protective Equipment (Arc Flash) When Working On Energized Equipment, Add</i>	11,458.36 112.71	187.86
26 24 19 00-0141	EA	480 Volt, Full Volt, 2 Speed, 1 Wind Starter, Non-Reverse, 100 HP Combination Starters With Current Limiting Circuit <i>For Personal Protective Equipment (Arc Flash) When Working On Energized Equipment, Add</i>	21,506.05 129.29	215.48
26 24 19 00-0142	EA	480 Volt, Full Volt, 2 Speed, 1 Wind Starter, Non-Reverse, 200 HP Combination Starters With Current Limiting Circuit <i>For Personal Protective Equipment (Arc Flash) When Working On Energized Equipment, Add</i>	35,646.44 152.50	254.16
26 24 19 00-0143		230 Volt Combination Starters With Current Limiting Circuit <small>(26 24 19 00-0092)</small> Note: Reduced volt, auto-transformer.		
26 24 19 00-0144	EA	230 Volt, Reduced Volt, Auto Transformer, 15 HP Combination Starters With Current Limiting Circuit <i>For Personal Protective Equipment (Arc Flash) When Working On Energized Equipment, Add</i>	8,005.23 69.62	116.03
26 24 19 00-0145	EA	230 Volt, Reduced Volt, Auto Transformer, 30 HP Combination Starters With Current Limiting Circuit <i>For Personal Protective Equipment (Arc Flash) When Working On Energized Equipment, Add</i>	12,888.70 76.25	127.08
26 24 19 00-0146	EA	230 Volt, Reduced Volt, Auto Transformer, 50 HP Combination Starters With Current Limiting Circuit <i>For Personal Protective Equipment (Arc Flash) When Working On Energized Equipment, Add</i>	21,780.66 86.19	143.66
26 24 19 00-0147	EA	230 Volt, Reduced Volt, Auto Transformer, 100 HP Combination Starters With Current Limiting Circuit <i>For Personal Protective Equipment (Arc Flash) When Working On Energized Equipment, Add</i>	32,994.37 99.46	165.75
26 24 19 00-0148	EA	230 Volt, Reduced Volt, Auto Transformer, 200 HP Combination Starters With Current Limiting Circuit <i>For Personal Protective Equipment (Arc Flash) When Working On Energized Equipment, Add</i>	54,285.09 132.60	221.01
26 24 19 00-0149		480 Volt Combination Starters With Current Limiting Circuit <small>(26 24 19 00-0092)</small> Note: Reduced volt, auto-transformer.		
26 24 19 00-0150	EA	480 Volt, Reduced Volt, Auto Transformer, 25 HP Combination Starters With Current Limiting Circuit <i>For Personal Protective Equipment (Arc Flash) When Working On Energized Equipment, Add</i>	8,005.23 69.62	116.03
26 24 19 00-0151	EA	480 Volt, Reduced Volt, Auto Transformer, 50 HP Combination Starters With Current Limiting Circuit <i>For Personal Protective Equipment (Arc Flash) When Working On Energized Equipment, Add</i>	12,888.70 76.25	127.08
26 24 19 00-0152	EA	480 Volt, Reduced Volt, Auto Transformer, 100 HP Combination Starters With Current Limiting Circuit <i>For Personal Protective Equipment (Arc Flash) When Working On Energized Equipment, Add</i>	21,780.66 86.19	143.66
26 24 19 00-0153	EA	480 Volt, Reduced Volt, Auto Transformer, 200 HP Combination Starters With Current Limiting Circuit <i>For Personal Protective Equipment (Arc Flash) When Working On Energized Equipment, Add</i>	32,994.37 99.46	165.75
26 24 19 00-0154	EA	480 Volt, Reduced Volt, Auto Transformer, 400 HP Combination Starters With Current Limiting Circuit <i>For Personal Protective Equipment (Arc Flash) When Working On Energized Equipment, Add</i>	54,285.09 132.60	221.01
26 24 19 00-0155		230 Volt Combination Starters With Current Limiting Circuit <small>(26 24 19 00-0092)</small> Note: Reduced volt, part winding.		
26 24 19 00-0156	EA	230 Volt, Reduced Volt, Part Winding Starters, 10 HP Combination Starters With Current Limiting Circuit <i>For Personal Protective Equipment (Arc Flash) When Working On Energized Equipment, Add</i>	5,738.36 106.08	176.81
26 24 19 00-0157	EA	230 Volt, Reduced Volt, Part Winding Starters, 25 HP Combination Starters With Current Limiting Circuit <i>For Personal Protective Equipment (Arc Flash) When Working On Energized Equipment, Add</i>	7,164.95 122.66	204.43
26 24 19 00-0158	EA	230 Volt, Reduced Volt, Part Winding Starters, 50 HP Combination Starters With Current Limiting Circuit <i>For Personal Protective Equipment (Arc Flash) When Working On Energized Equipment, Add</i>	12,584.78 135.92	226.54
26 24 19 00-0159	EA	230 Volt, Reduced Volt, Part Winding Starters, 75 HP Combination Starters With Current Limiting Circuit <i>For Personal Protective Equipment (Arc Flash) When Working On Energized Equipment, Add</i>	22,283.56 165.76	276.26
26 24 19 00-0160	EA	230 Volt, Reduced Volt, Part Winding Starters, 150 HP Combination Starters With Current Limiting Circuit <i>For Personal Protective Equipment (Arc Flash) When Working On Energized Equipment, Add</i>	32,871.85 212.18	353.61
26 24 19 00-0161		480 Volt Combination Starters With Current Limiting Circuit <small>(26 24 19 00-0092)</small> Note: Reduced volt, part winding.		
26 24 19 00-0162	EA	480 Volt, Reduced Volt, Part Winding Starters, 15 HP Combination Starters With Current Limiting Circuit <i>For Personal Protective Equipment (Arc Flash) When Working On Energized Equipment, Add</i>	5,738.36 106.08	176.81
26 24 19 00-0163	EA	480 Volt, Reduced Volt, Part Winding Starters, 40 HP Combination Starters With Current Limiting Circuit <i>For Personal Protective Equipment (Arc Flash) When Working On Energized Equipment, Add</i>	7,164.95 122.66	204.43
26 24 19 00-0164	EA	480 Volt, Reduced Volt, Part Winding Starters, 75 HP Combination Starters With Current Limiting Circuit <i>For Personal Protective Equipment (Arc Flash) When Working On Energized Equipment, Add</i>	12,584.78 135.92	226.54
26 24 19 00-0165	EA	480 Volt, Reduced Volt, Part Winding Starters, 150 HP Combination Starters With Current Limiting Circuit <i>For Personal Protective Equipment (Arc Flash) When Working On Energized Equipment, Add</i>	22,283.56 165.76	276.26
26 24 19 00-0166	EA	480 Volt, Reduced Volt, Part Winding Starters, 350 HP Combination Starters With Current Limiting Circuit <i>For Personal Protective Equipment (Arc Flash) When Working On Energized Equipment, Add</i>	32,871.85 212.18	353.61



MINOR CSI UOM DESCRIPTION	TOTAL DIRECT UNIT COST	DEMOLITION UNIT COST
26 24 19 00-0167 230 Volt Combination Starters With Current Limiting Circuit (26 24 19 00-0092) Note: Reduced volt, energy saving		
26 24 19 00-0168 EA 230 Volt, Energy Saver Solid State Reduced Volt Starter With MCP, 7.5 HP Combination Starters With Current Limiting Circuit.....	21,069.85	143.66
For Personal Protective Equipment (Arc Flash) When Working On Energized Equipment, Add	86.19	
26 24 19 00-0169 EA 230 Volt, Energy Saver Solid State Reduced Volt Starter With MCP, 15 HP Combination Starters With Current Limiting Circuit.....	22,306.34	176.81
For Personal Protective Equipment (Arc Flash) When Working On Energized Equipment, Add	106.08	
26 24 19 00-0170 EA 230 Volt, Energy Saver Solid State Reduced Volt Starter With MCP, 30 HP Combination Starters With Current Limiting Circuit.....	24,542.01	204.43
For Personal Protective Equipment (Arc Flash) When Working On Energized Equipment, Add	122.66	
26 24 19 00-0171 EA 230 Volt, Energy Saver Solid State Reduced Volt Starter With MCP, 50 HP Combination Starters With Current Limiting Circuit.....	36,724.80	226.54
For Personal Protective Equipment (Arc Flash) When Working On Energized Equipment, Add	135.92	
26 24 19 00-0172 EA 230 Volt, Energy Saver Solid State Reduced Volt Starter With MCP, 100 HP Combination Starters With Current Limiting Circuit.....	49,778.78	276.26
For Personal Protective Equipment (Arc Flash) When Working On Energized Equipment, Add	165.76	
26 24 19 00-0173 EA 230 Volt, Energy Saver Solid State Reduced Volt Starter With MCP, 200 HP Combination Starters With Current Limiting Circuit.....	69,765.26	353.61
For Personal Protective Equipment (Arc Flash) When Working On Energized Equipment, Add	212.18	
26 24 19 00-0174 480 Volt Combination Starters With Current Limiting Circuit (26 24 19 00-0092) Note: Reduced volt, energy saving		
26 24 19 00-0175 EA 480 Volt, Energy Saver Solid State Reduced Volt Starter With MCP, 10 HP Combination Starters With Current Limiting Circuit.....	21,069.90	143.66
For Personal Protective Equipment (Arc Flash) When Working On Energized Equipment, Add	86.21	
26 24 19 00-0176 EA 480 Volt, Energy Saver Solid State Reduced Volt Starter With MCP, 25 HP Combination Starters With Current Limiting Circuit.....	22,306.34	176.81
For Personal Protective Equipment (Arc Flash) When Working On Energized Equipment, Add	106.08	
26 24 19 00-0177 EA 480 Volt, Energy Saver Solid State Reduced Volt Starter With MCP, 50 HP Combination Starters With Current Limiting Circuit.....	24,542.01	204.43
For Personal Protective Equipment (Arc Flash) When Working On Energized Equipment, Add	122.66	
26 24 19 00-0178 EA 480 Volt, Energy Saver Solid State Reduced Volt Starter With MCP, 100 HP Combination Starters With Current Limiting Circuit.....	36,724.80	226.54
For Personal Protective Equipment (Arc Flash) When Working On Energized Equipment, Add	135.92	
26 24 19 00-0179 EA 480 Volt, Energy Saver Solid State Reduced Volt Starter With MCP, 200 HP Combination Starters With Current Limiting Circuit.....	49,778.78	276.26
For Personal Protective Equipment (Arc Flash) When Working On Energized Equipment, Add	165.76	
26 24 19 00-0180 EA 480 Volt, Energy Saver Solid State Reduced Volt Starter With MCP, 400 HP Combination Starters With Current Limiting Circuit.....	69,765.26	353.61
For Personal Protective Equipment (Arc Flash) When Working On Energized Equipment, Add	212.18	
26 24 19 00-0181 Combination Starters With Fusible Switch (26 24 19) Note: Includes NEMA I enclosure of indoor installation, vertical free standing floor mounted sections (90" high x 20" wide x 16" to 20" deep), fully factory assembled and Wired Internally.		
26 24 19 00-0182 230 Volt Combination Starters With Fusible Switch, Full Volt (26 24 19 00-0181) Note: 1-Speed non-reversing.		
26 24 19 00-0183 EA 7-1/2 HP, 230 Volt, Combination Starters With Fusible Switch, Full Volt, 1 Speed Non-Reversing.....	2,140.88	110.50
For Personal Protective Equipment (Arc Flash) When Working On Energized Equipment, Add	66.30	
26 24 19 00-0184 EA 15 HP, 230 Volt, Combination Starters With Fusible Switch, Full Volt, 1 Speed Non-Reversing.....	2,951.87	116.03
For Personal Protective Equipment (Arc Flash) When Working On Energized Equipment, Add	69.62	
26 24 19 00-0185 EA 30 HP, 230 Volt, Combination Starters With Fusible Switch, Full Volt, 1 Speed Non-Reversing.....	4,974.21	121.56
For Personal Protective Equipment (Arc Flash) When Working On Energized Equipment, Add	72.93	
26 24 19 00-0186 EA 50 HP, 230 Volt, Combination Starters With Fusible Switch, Full Volt, 1 Speed Non-Reversing.....	8,771.29	143.66
For Personal Protective Equipment (Arc Flash) When Working On Energized Equipment, Add	86.19	
26 24 19 00-0187 EA 100 HP, 230 Volt, Combination Starters With Fusible Switch, Full Volt, 1 Speed Non-Reversing.....	14,236.83	165.75
For Personal Protective Equipment (Arc Flash) When Working On Energized Equipment, Add	99.46	
26 24 19 00-0188 EA 200 HP, 230 Volt, Combination Starters With Fusible Switch, Full Volt, 1 Speed Non-Reversing.....	25,391.11	221.01
For Personal Protective Equipment (Arc Flash) When Working On Energized Equipment, Add	132.60	
26 24 19 00-0189 480 Volt Combination Starters With Fusible Switch, Full Volt (26 24 19 00-0181) Note: 1-Speed non-reversing.		
26 24 19 00-0190 EA 10 HP, 480 Volt, Combination Starters With Fusible Switch, Full Volt, 1 Speed Non-Reversing.....	2,140.88	110.50
For Personal Protective Equipment (Arc Flash) When Working On Energized Equipment, Add	66.30	
26 24 19 00-0191 EA 25 HP, 480 Volt, Combination Starters With Fusible Switch, Full Volt, 1 Speed Non-Reversing.....	2,951.87	116.03
For Personal Protective Equipment (Arc Flash) When Working On Energized Equipment, Add	69.62	
26 24 19 00-0192 EA 50 HP, 480 Volt, Combination Starters With Fusible Switch, Full Volt, 1 Speed Non-Reversing.....	4,974.21	121.56
For Personal Protective Equipment (Arc Flash) When Working On Energized Equipment, Add	72.93	
26 24 19 00-0193 EA 100 HP, 480 Volt, Combination Starters With Fusible Switch, Full Volt, 1 Speed Non-Reversing.....	8,771.29	143.66
For Personal Protective Equipment (Arc Flash) When Working On Energized Equipment, Add	86.19	
26 24 19 00-0194 EA 200 HP, 480 Volt, Combination Starters With Fusible Switch, Full Volt, 1 Speed Non-Reversing.....	14,236.83	165.75
For Personal Protective Equipment (Arc Flash) When Working On Energized Equipment, Add	99.46	
26 24 19 00-0195 EA 400 HP, 480 Volt, Combination Starters With Fusible Switch, Full Volt, 1 Speed Non-Reversing.....	25,391.11	221.01
For Personal Protective Equipment (Arc Flash) When Working On Energized Equipment, Add	132.60	
26 24 19 00-0196 230 Volt Combination Starters With Fusible Switch, Full Volt (26 24 19 00-0181) Note: 1-Speed reversing.		



MINOR	CSI	UOM	DESCRIPTION	TOTAL DIRECT UNIT COST	DEMOLITION UNIT COST
26 24 19 00-0197	EA		7-1/2 HP, 230 Volt, Combination Starters With Fusible Switch, Full Volt, 1 Speed Reversing.....	3,455.07	110.50
			<i>For Personal Protective Equipment (Arc Flash) When Working On Energized Equipment, Add</i>	66.30	
26 24 19 00-0198	EA		15 HP, 230 Volt, Combination Starters With Fusible Switch, Full Volt, 1 Speed Reversing.....	5,146.00	116.03
			<i>For Personal Protective Equipment (Arc Flash) When Working On Energized Equipment, Add</i>	69.62	
26 24 19 00-0199	EA		30 HP, 230 Volt, Combination Starters With Fusible Switch, Full Volt, 1 Speed Reversing.....	8,231.12	121.56
			<i>For Personal Protective Equipment (Arc Flash) When Working On Energized Equipment, Add</i>	72.93	
26 24 19 00-0200	EA		50 HP, 230 Volt, Combination Starters With Fusible Switch, Full Volt, 1 Speed Reversing.....	13,413.25	143.66
			<i>For Personal Protective Equipment (Arc Flash) When Working On Energized Equipment, Add</i>	86.19	
26 24 19 00-0201	EA		100 HP, 230 Volt, Combination Starters With Fusible Switch, Full Volt, 1 Speed Reversing.....	20,634.09	165.75
			<i>For Personal Protective Equipment (Arc Flash) When Working On Energized Equipment, Add</i>	99.46	
26 24 19 00-0202	EA		200 HP, 230 Volt, Combination Starters With Fusible Switch, Full Volt, 1 Speed Reversing.....	35,072.72	221.01
			<i>For Personal Protective Equipment (Arc Flash) When Working On Energized Equipment, Add</i>	132.60	
26 24 19 00-0203			480 Volt Combination Starters With Fusible Switch, Full Volt <small>(26 24 19 00-0181)</small>		
			Note: 1-Speed reversing.		
26 24 19 00-0204	EA		10 HP, 480 Volt, Combination Starters With Fusible Switch, Full Volt, 1 Speed Reversing.....	3,455.07	110.50
			<i>For Personal Protective Equipment (Arc Flash) When Working On Energized Equipment, Add</i>	66.30	
26 24 19 00-0205	EA		25 HP, 480 Volt, Combination Starters With Fusible Switch, Full Volt, 1 Speed Reversing.....	5,146.00	116.03
			<i>For Personal Protective Equipment (Arc Flash) When Working On Energized Equipment, Add</i>	69.62	
26 24 19 00-0206	EA		50 HP, 480 Volt, Combination Starters With Fusible Switch, Full Volt, 1 Speed Reversing.....	8,231.12	121.56
			<i>For Personal Protective Equipment (Arc Flash) When Working On Energized Equipment, Add</i>	72.93	
26 24 19 00-0207	EA		100 HP, 480 Volt, Combination Starters With Fusible Switch, Full Volt, 1 Speed Reversing.....	13,413.25	143.66
			<i>For Personal Protective Equipment (Arc Flash) When Working On Energized Equipment, Add</i>	86.19	
26 24 19 00-0208	EA		200 HP, 480 Volt, Combination Starters With Fusible Switch, Full Volt, 1 Speed Reversing.....	20,634.09	165.75
			<i>For Personal Protective Equipment (Arc Flash) When Working On Energized Equipment, Add</i>	99.46	
26 24 19 00-0209	EA		400 HP, 480 Volt, Combination Starters With Fusible Switch, Full Volt, 1 Speed Reversing.....	35,072.72	221.01
			<i>For Personal Protective Equipment (Arc Flash) When Working On Energized Equipment, Add</i>	132.60	
26 24 19 00-0210			230 Volt Combination Starters With Fusible Switch, Full Volt <small>(26 24 19 00-0181)</small>		
			Note: 2-Speed non-reversing, 2 wind.		
26 24 19 00-0211	EA		10 HP, 230 Volt, Combination Starters With Fusible Switch, Full Volt, 2 Speed Non-Reversing, 2 Wind Starter	4,049.34	176.81
			<i>For Personal Protective Equipment (Arc Flash) When Working On Energized Equipment, Add</i>	106.08	
26 24 19 00-0212	EA		15 HP, 230 Volt, Combination Starters With Fusible Switch, Full Volt, 2 Speed Non-Reversing, 2 Wind Starter	5,566.20	187.86
			<i>For Personal Protective Equipment (Arc Flash) When Working On Energized Equipment, Add</i>	112.71	
26 24 19 00-0213	EA		30 HP, 230 Volt, Combination Starters With Fusible Switch, Full Volt, 2 Speed Non-Reversing, 2 Wind Starter	8,753.78	198.91
			<i>For Personal Protective Equipment (Arc Flash) When Working On Energized Equipment, Add</i>	119.34	
26 24 19 00-0214	EA		50 HP, 230 Volt, Combination Starters With Fusible Switch, Full Volt, 2 Speed Non-Reversing, 2 Wind Starter	15,629.14	226.54
			<i>For Personal Protective Equipment (Arc Flash) When Working On Energized Equipment, Add</i>	135.92	
26 24 19 00-0215	EA		100 HP, 230 Volt, Combination Starters With Fusible Switch, Full Volt, 2 Speed Non-Reversing, 2 Wind Starter	24,894.44	265.21
			<i>For Personal Protective Equipment (Arc Flash) When Working On Energized Equipment, Add</i>	159.13	
26 24 19 00-0216			480 Volt Combination Starters With Fusible Switch, Full Volt <small>(26 24 19 00-0181)</small>		
			Note: 2-Speed non-reversing, 2 wind.		
26 24 19 00-0217	EA		10 HP, 480 Volt, Combination Starters With Fusible Switch, Full Volt, 2 Speed Non-Reversing, 2 Wind Starter	4,049.34	176.81
			<i>For Personal Protective Equipment (Arc Flash) When Working On Energized Equipment, Add</i>	106.08	
26 24 19 00-0218	EA		25 HP, 480 Volt, Combination Starters With Fusible Switch, Full Volt, 2 Speed Non-Reversing, 2 Wind Starter	5,566.20	187.86
			<i>For Personal Protective Equipment (Arc Flash) When Working On Energized Equipment, Add</i>	112.71	
26 24 19 00-0219	EA		50 HP, 480 Volt, Combination Starters With Fusible Switch, Full Volt, 2 Speed Non-Reversing, 2 Wind Starter	8,753.78	198.91
			<i>For Personal Protective Equipment (Arc Flash) When Working On Energized Equipment, Add</i>	119.34	
26 24 19 00-0220	EA		100 HP, 480 Volt, Combination Starters With Fusible Switch, Full Volt, 2 Speed Non-Reversing, 2 Wind Starter	15,629.14	226.54
			<i>For Personal Protective Equipment (Arc Flash) When Working On Energized Equipment, Add</i>	135.92	
26 24 19 00-0221	EA		200 HP, 480 Volt, Combination Starters With Fusible Switch, Full Volt, 2 Speed Non-Reversing, 2 Wind Starter	24,894.44	265.21
			<i>For Personal Protective Equipment (Arc Flash) When Working On Energized Equipment, Add</i>	159.13	
26 24 19 00-0222			230 Volt Combination Starters With Fusible Switch, Full Volt <small>(26 24 19 00-0181)</small>		
			Note: 2-Speed non-reversing, 1 wind.		
26 24 19 00-0223	EA		7-1/2 HP, 230 Volt, Combination Starters With Fusible Switch, Full Volt, 2 Speed Non-Reversing, 1 Wind Starter	4,616.13	110.50
			<i>For Personal Protective Equipment (Arc Flash) When Working On Energized Equipment, Add</i>	66.30	
26 24 19 00-0224	EA		15 HP, 230 Volt, Combination Starters With Fusible Switch, Full Volt, 2 Speed Non-Reversing, 1 Wind Starter	7,036.15	116.03
			<i>For Personal Protective Equipment (Arc Flash) When Working On Energized Equipment, Add</i>	69.62	
26 24 19 00-0225	EA		30 HP, 230 Volt, Combination Starters With Fusible Switch, Full Volt, 2 Speed Non-Reversing, 1 Wind Starter	10,128.13	121.56
			<i>For Personal Protective Equipment (Arc Flash) When Working On Energized Equipment, Add</i>	72.93	
26 24 19 00-0226	EA		50 HP, 230 Volt, Combination Starters With Fusible Switch, Full Volt, 2 Speed Non-Reversing, 1 Wind Starter	20,409.33	143.66
			<i>For Personal Protective Equipment (Arc Flash) When Working On Energized Equipment, Add</i>	86.19	
26 24 19 00-0227			480 Volt Combination Starters With Fusible Switch, Full Volt <small>(26 24 19 00-0181)</small>		
			Note: 2-Speed non-reversing, 1 wind.		
26 24 19 00-0228	EA		10 HP, 480 Volt, Combination Starters With Fusible Switch, Full Volt, 2 Speed Non-Reversing, 1 Wind Starter	4,616.13	110.50
			<i>For Personal Protective Equipment (Arc Flash) When Working On Energized Equipment, Add</i>	66.30	
26 24 19 00-0229	EA		25 HP, 480 Volt, Combination Starters With Fusible Switch, Full Volt, 2 Speed Non-Reversing, 1 Wind Starter	7,036.15	116.03
			<i>For Personal Protective Equipment (Arc Flash) When Working On Energized Equipment, Add</i>	69.62	
26 24 19 00-0230	EA		50 HP, 480 Volt, Combination Starters With Fusible Switch, Full Volt, 2 Speed Non-Reversing, 1 Wind Starter	10,128.13	121.56
			<i>For Personal Protective Equipment (Arc Flash) When Working On Energized Equipment, Add</i>	72.93	
26 24 19 00-0231	EA		100 HP, 480 Volt, Combination Starters With Fusible Switch, Full Volt, 2 Speed Non-Reversing, 1 Wind Starter	20,409.33	143.66
			<i>For Personal Protective Equipment (Arc Flash) When Working On Energized Equipment, Add</i>	86.19	
26 24 19 00-0232			230 Volt Combination Starters With Fusible Switch, Reduced Volt <small>(26 24 19 00-0181)</small>		
			Note: Auto-transformer.		



MINOR CSI UOM DESCRIPTION	TOTAL DIRECT UNIT COST	DEMOLITION UNIT COST
26 24 19 00-0233 EA 15 HP, 230 Volt, Combination Starters With Fusible Switch, Reduced Volt, Auto-Transformer <i>For Personal Protective Equipment (Arc Flash) When Working On Energized Equipment, Add</i>	6,988.16 69.62	116.03
26 24 19 00-0234 EA 30 HP, 230 Volt, Combination Starters With Fusible Switch, Reduced Volt, Auto-Transformer <i>For Personal Protective Equipment (Arc Flash) When Working On Energized Equipment, Add</i>	12,333.31 76.25	127.08
26 24 19 00-0235 EA 50 HP, 230 Volt, Combination Starters With Fusible Switch, Reduced Volt, Auto-Transformer <i>For Personal Protective Equipment (Arc Flash) When Working On Energized Equipment, Add</i>	20,544.17 86.19	143.66
26 24 19 00-0236 EA 100 HP, 230 Volt, Combination Starters With Fusible Switch, Reduced Volt, Auto-Transformer <i>For Personal Protective Equipment (Arc Flash) When Working On Energized Equipment, Add</i>	27,429.05 99.46	165.75
26 24 19 00-0237 EA 200 HP, 230 Volt, Combination Starters With Fusible Switch, Reduced Volt, Auto-Transformer <i>For Personal Protective Equipment (Arc Flash) When Working On Energized Equipment, Add</i>	46,077.66 132.60	221.01
26 24 19 00-0238 480 Volt Combination Starters With Fusible Switch, Reduced Volt <small>(26 24 19 00-0181)</small> Note: Auto-transformer.		
26 24 19 00-0239 EA 25 HP, 480 Volt, Combination Starters With Fusible Switch, Reduced Volt, Auto-Transformer <i>For Personal Protective Equipment (Arc Flash) When Working On Energized Equipment, Add</i>	6,988.16 69.62	116.03
26 24 19 00-0240 EA 50 HP, 480 Volt, Combination Starters With Fusible Switch, Reduced Volt, Auto-Transformer <i>For Personal Protective Equipment (Arc Flash) When Working On Energized Equipment, Add</i>	12,333.31 76.25	127.08
26 24 19 00-0241 EA 100 HP, 480 Volt, Combination Starters With Fusible Switch, Reduced Volt, Auto-Transformer <i>For Personal Protective Equipment (Arc Flash) When Working On Energized Equipment, Add</i>	20,544.17 86.19	143.66
26 24 19 00-0242 EA 200 HP, 480 Volt, Combination Starters With Fusible Switch, Reduced Volt, Auto-Transformer <i>For Personal Protective Equipment (Arc Flash) When Working On Energized Equipment, Add</i>	27,429.05 99.46	165.75
26 24 19 00-0243 EA 400 HP, 480 Volt, Combination Starters With Fusible Switch, Reduced Volt, Auto-Transformer <i>For Personal Protective Equipment (Arc Flash) When Working On Energized Equipment, Add</i>	46,077.66 132.60	221.01
26 24 19 00-0244 230 Volt Combination Starters With Fusible Switch, Reduced Volt <small>(26 24 19 00-0181)</small> Note: Part winding.		
26 24 19 00-0245 EA 10 HP, 230 Volt, Combination Starters With Fusible Switch, Reduced Volt, Part Winding Starters <i>For Personal Protective Equipment (Arc Flash) When Working On Energized Equipment, Add</i>	4,977.28 106.08	176.81
26 24 19 00-0246 EA 25 HP, 230 Volt, Combination Starters With Fusible Switch, Reduced Volt, Part Winding Starters <i>For Personal Protective Equipment (Arc Flash) When Working On Energized Equipment, Add</i>	6,586.70 122.66	204.43
26 24 19 00-0247 EA 50 HP, 230 Volt, Combination Starters With Fusible Switch, Reduced Volt, Part Winding Starters <i>For Personal Protective Equipment (Arc Flash) When Working On Energized Equipment, Add</i>	10,479.78 135.92	226.54
26 24 19 00-0248 EA 75 HP, 230 Volt, Combination Starters With Fusible Switch, Reduced Volt, Part Winding Starters <i>For Personal Protective Equipment (Arc Flash) When Working On Energized Equipment, Add</i>	20,877.95 165.76	276.26
26 24 19 00-0249 480 Volt Combination Starters With Fusible Switch, Reduced Volt <small>(26 24 19 00-0181)</small> Note: Part winding.		
26 24 19 00-0250 EA 15 HP, 480 Volt, Combination Starters With Fusible Switch, Reduced Volt, Part Winding Starters <i>For Personal Protective Equipment (Arc Flash) When Working On Energized Equipment, Add</i>	4,977.28 106.08	176.81
26 24 19 00-0251 EA 40 HP, 480 Volt, Combination Starters With Fusible Switch, Reduced Volt, Part Winding Starters <i>For Personal Protective Equipment (Arc Flash) When Working On Energized Equipment, Add</i>	6,586.70 122.66	204.43
26 24 19 00-0252 EA 75 HP, 480 Volt, Combination Starters With Fusible Switch, Reduced Volt, Part Winding Starters <i>For Personal Protective Equipment (Arc Flash) When Working On Energized Equipment, Add</i>	10,479.78 135.92	226.54
26 24 19 00-0253 EA 150 HP, 480 Volt, Combination Starters With Fusible Switch, Reduced Volt, Part Winding Starters..... <i>For Personal Protective Equipment (Arc Flash) When Working On Energized Equipment, Add</i>	20,877.95 165.76	276.26
26 24 19 00-0254 230 Volt Combination Starters With Fusible Switch, Reduced Volt <small>(26 24 19 00-0181)</small> Note: Energy saver.		
26 24 19 00-0255 EA 7.5 HP, 230 Volt, Combination Starters With Fusible Switch, Reduced Volt, Energy Saver Solid State Starter With MCP <i>For Personal Protective Equipment (Arc Flash) When Working On Energized Equipment, Add</i>	20,411.61 86.19	143.66
26 24 19 00-0256 EA 15 HP, 230 Volt, Combination Starters With Fusible Switch, Reduced Volt, Energy Saver Solid State Starter With MCP <i>For Personal Protective Equipment (Arc Flash) When Working On Energized Equipment, Add</i>	21,657.25 106.08	176.81
26 24 19 00-0257 EA 30 HP, 230 Volt, Combination Starters With Fusible Switch, Reduced Volt, Energy Saver Solid State Starter With MCP <i>For Personal Protective Equipment (Arc Flash) When Working On Energized Equipment, Add</i>	23,915.77 122.66	204.43
26 24 19 00-0258 EA 50 HP, 230 Volt, Combination Starters With Fusible Switch, Reduced Volt, Energy Saver Solid State Starter With MCP <i>For Personal Protective Equipment (Arc Flash) When Working On Energized Equipment, Add</i>	36,205.98 135.92	226.54
26 24 19 00-0259 EA 100 HP, 230 Volt, Combination Starters With Fusible Switch, Reduced Volt, Energy Saver Solid State Starter With MCP <i>For Personal Protective Equipment (Arc Flash) When Working On Energized Equipment, Add</i>	49,376.52 165.76	276.26
26 24 19 00-0260 EA 200 HP, 230 Volt, Combination Starters With Fusible Switch, Reduced Volt, Energy Saver Solid State Starter With MCP <i>For Personal Protective Equipment (Arc Flash) When Working On Energized Equipment, Add</i>	67,006.59 212.18	353.61
26 24 19 00-0261 480 Volt Combination Starters With Fusible Switch, Reduced Volt <small>(26 24 19 00-0181)</small> Note: Energy saver.		
26 24 19 00-0262 EA 10 HP, 480 Volt, Combination Starters With Fusible Switch, Reduced Volt, Energy Saver Solid State Starter With MCP <i>For Personal Protective Equipment (Arc Flash) When Working On Energized Equipment, Add</i>	20,411.61 86.19	143.66
26 24 19 00-0263 EA 25 HP, 480 Volt, Combination Starters With Fusible Switch, Reduced Volt, Energy Saver Solid State Starter With MCP <i>For Personal Protective Equipment (Arc Flash) When Working On Energized Equipment, Add</i>	21,657.25 106.08	176.81
26 24 19 00-0264 EA 50 HP, 480 Volt, Combination Starters With Fusible Switch, Reduced Volt, Energy Saver Solid State Starter With MCP <i>For Personal Protective Equipment (Arc Flash) When Working On Energized Equipment, Add</i>	23,915.77 122.66	204.43



MINOR	CSI	UOM	DESCRIPTION	TOTAL DIRECT UNIT COST	DEMOLITION UNIT COST
26 24	19 00-0265	EA	100 HP, 480 Volt, Combination Starters With Fusible Switch, Reduced Volt, Energy Saver Solid State Starter With MCP.....	36,205.98	226.54
			<i>For Personal Protective Equipment (Arc Flash) When Working On Energized Equipment, Add</i>	135.92	
26 24	19 00-0266	EA	200 HP, 480 Volt, Combination Starters With Fusible Switch, Reduced Volt, Energy Saver Solid State Starter With MCP.....	49,376.52	276.26
			<i>For Personal Protective Equipment (Arc Flash) When Working On Energized Equipment, Add</i>	165.76	
26 24	19 00-0267	EA	400 HP, 480 Volt, Combination Starters With Fusible Switch, Reduced Volt, Energy Saver Solid State Starter With MCP.....	67,006.59	353.61
			<i>For Personal Protective Equipment (Arc Flash) When Working On Energized Equipment, Add</i>	212.18	
26 24 19 00-0268 Starter Accessories (26 24 19)					
Note: Additional options or accessories for the Combination Starters					
26 24 19 00-0269 Starter Modifications (26 24 19 00-0268)					
26 24	19 00-0270	EA	Size 1, 2, 50 VA, 60 Hertz, Standard Control Circuit Transformer	180.33	
26 24	19 00-0271	EA	Size 3, 4, 150 VA, 60 Hertz, Standard Control Circuit Transformer	356.55	
26 24	19 00-0272	EA	Size 5, 6, 50 VA, 60 Hertz, Control Circuit Transformer.....	509.68	
26 24	19 00-0273	EA	Extra 50 VA, 60 Hertz, Control Circuit Transformer, All Sizes	127.99	
26 24	19 00-0274	EA	Extra 100 VA, 60 Hertz, Control Circuit Transformer, All Sizes	180.56	
26 24	19 00-0275	EA	Extra 150 VA, 60 Hertz, Control Circuit Transformer, All Sizes	303.98	
26 24	19 00-0276	EA	Overload Relay Heater Elements, 3 Per Starter	75.42	
26 24	19 00-0277	EA	N.O. Overload Relay Alarm	64.00	
26 24	19 00-0278	EA	Control Circuit Fuses, Primary/Secondary	117.16	
26 24	19 00-0279	EA	Control Devices Type PB2 Mount On Device, 2 Unit Pushbutton	144.85	
26 24	19 00-0280	EA	Control Devices Type PB2 Mount On Device, 3 Unit Pushbutton	283.31	
26 24	19 00-0281	EA	Control Devices Type PB2 Mount On Device, 2 Or 3 Post Select	144.85	
26 24	19 00-0282	EA	Control Devices Type PB2 Mount On Device, Individual Light Full V	166.15	
26 24	19 00-0283	EA	Control Devices Type PB2 Mount On Device, Individual Light Transformer	200.24	
26 24	19 00-0284	EA	Control Devices Type PB2 Mount On Device, Individual Light Push To	236.45	
26 24	19 00-0285	EA	Blank Devices Panel	44.73	
26 24	19 00-0286	EA	Oversize Or Special Color Starter.....	70.30	
26 24	19 00-0287	EA	Mini Voltmeter/Ammeter With Current Transformer.....	618.95	
26 24	19 00-0288	EA	Mini Elapsed Time Meters, Non Resettable.....	561.44	
26 24	19 00-0289	EA	Panel Elapsed Time Meter, Resettable	830.77	
26 24	19 00-0290	EA	Terminal Blocks, Side Mounted, Press Connection, Plug-In Press.....	70.30	
26 24	19 00-0291	EA	Terminal Blocks, Side Mounted, Press Connection, Plug-In Screw.....	100.12	
26 24	19 00-0292	EA	Terminal Blocks, Front Mounted, Press Connection, Standard.....	70.30	
26 24	19 00-0293	EA	Terminal Blocks, Front Mounted, Press Connection, Plug-In.....	100.12	
26 24	19 00-0294	EA	Terminal Blocks, Front Mounted, Press Connection, Screw-Type Utility.....	100.12	
26 24	19 00-0295	EA	Terminal Blocks, Front Mounted, Press Connection, Plug-In Screw Type.....	144.85	
26 24	19 00-0296	EA	MOR - A Solid State Modular Overload Relay.....	360.00	
26 24	19 00-0297	EA	Heater Module	76.29	
26 24	19 00-0298	EA	LAM - Long Acceleration Module.....	473.93	
26 24	19 00-0299	EA	JAM - Jam Protection Module.....	543.29	
26 24	19 00-0300	EA	PUM - Phase Unbalance Module.....	1,031.10	
26 24	19 00-0301	EA	ULM - Underload Module	494.74	
26 24	19 00-0302	EA	Wiring To Common Control Circuit Transformer.....	108.66	
26 24	19 00-0303	EA	Handle Operator Separable Source Control Circuit.....	203.45	
26 24	19 00-0304	EA	Type SIS Control Wire	85.54	
26 24	19 00-0305	EA	Ring Or Spade Terminals Control.....	108.66	
26 24	19 00-0306	EA	Ring Terminals Power.....	108.66	
26 24	19 00-0307	EA	14 Gauge Control Wire.....	85.54	
26 24	19 00-0308	EA	Wiremakers.....	108.66	
26 24	19 00-0309	EA	Wiring Diagram On Door.....	64.73	
26 24	19 00-0310	EA	Special Color Or Type Control Wire.....	78.60	
26 24	19 00-0311	EA	Current Transformer 12.5 VA.....	617.27	
26 24	19 00-0312	EA	Ground Fault Relay-Instant Non-Adjust, Size 1 Thru 4.....	1,972.03	
26 24	19 00-0313	EA	Ground Fault Relay-Instant Non-Adjust, Size 5 Thru 6.....	2,219.40	
26 24 19 00-0314 Control Relays And Special Components (26 24 19 00-0268)					
26 24	19 00-0315	EA	600 Volt, 2 Pole, Control Relays	568.96	
26 24	19 00-0316	EA	600 Volt, 4 Pole, Control Relays	672.08	
26 24	19 00-0317	EA	600 Volt, 6 Pole, Control Relays	786.25	
26 24	19 00-0318	EA	600 Volt, 8 Pole, Control Relays	874.63	
26 24	19 00-0319	EA	Pneumatic Timer, Control Relays	756.77	
26 24	19 00-0320	EA	Motor Driven Timer, Control Relays.....	1,972.01	
26 24	19 00-0321	EA	7 Days Time Switch, Control Relays.....	2,482.05	
26 24	19 00-0322	EA	24 Hour Time Switch, Control Relays.....	696.00	
26 24	19 00-0323	EA	Phase Voltage, Control Relays	1,183.94	
26 24	19 00-0324	EA	Two Circuit Alternator, Control Relays.....	1,657.15	
26 24	19 00-0325	EA	Manual 120 Volt, Control Relays	162.03	
26 24	19 00-0326	EA	Over-Current Relay, Control Relays	4,411.06	
26 24	19 00-0327	EA	UV-Relay, Control Relays	3,735.99	
26 24	19 00-0328	EA	Over-Current Relay, Control Relays	3,735.99	
26 24	19 00-0329	EA	Teleductor, Control Relays	1,220.77	
26 24	19 00-0330	EA	Current Transducer, Control Relays	3,283.00	
26 24	19 00-0331	EA	Watt Transducer, Control Relays.....	6,566.01	
26 24	19 00-0332	EA	Control Relays, Blank, Add For Each 1x.....	222.80	
26 24	19 00-0333	EA	Control Relays, Fixed Mounted Back Pan, 20" Structure With Wireway.....	333.27	
26 24	19 00-0334	EA	Control Relays, Fixed Mounted Back Pan, 24" Structure With Wireway.....	375.62	



MINOR CSI UOM DESCRIPTION	TOTAL DIRECT UNIT COST	DEMOLITION UNIT COST
26 24 19 00-0335 EA Control Relays, Fixed Mounted Back Pan, 280" Structure With Wireway.....	417.97	
26 24 19 00-0336 EA Control Relays, Fixed Mounted Back Pan, 20" Structure Without Wireway.....	375.62	
26 24 19 00-0337 EA Control Relays, Fixed Mounted Back Pan, 24" Structure Without Wireway.....	417.97	
26 24 19 00-0338 EA Control Relays, Fixed Mounted Back Pan, 2820" Structure Without Wireway.....	440.07	
26 24 19 00-0339 Circuit Breaker Modifications/Accessories (26 24 19 00-0268)		
26 24 19 00-0340 EA Shunt Trip, Circuit Breaker.....	391.40	
26 24 19 00-0341 EA Auxiliary Switch, Circuit Breaker.....	135.19	
26 24 19 00-0342 EA Key Interlock, Circuit Breaker.....	486.25	
26 24 19 00-0343 EA GFR Ground Fault, Circuit Breaker.....	2,241.56	
26 24 19 00-0344 EA Seltronic Breaker, Circuit Breaker.....	1,298.49	
26 24 19 00-0345 Incoming Line And Feeder Circuit Breakers (26 24 19 00-0268)		
26 24 19 00-0346 EA Incoming Line And Feeder Circuit Breaker, Standard Mold, Type A, B, 100.....	1,511.22	71.82
<i>For Personal Protective Equipment (Arc Flash) When Working On Energized Equipment, Add</i>	43.09	
26 24 19 00-0347 EA Incoming Line And Feeder Circuit Breaker, Standard Mold, Type A, B, 150.....	2,617.47	110.50
<i>For Personal Protective Equipment (Arc Flash) When Working On Energized Equipment, Add</i>	66.30	
26 24 19 00-0348 EA Incoming Line And Feeder Circuit Breaker, Standard Mold, Type A, B, 100/100.....	2,523.05	71.82
<i>For Personal Protective Equipment (Arc Flash) When Working On Energized Equipment, Add</i>	43.09	
26 24 19 00-0349 EA Incoming Line And Feeder Circuit Breaker, Standard Mold, Type A, B, 100/150.....	3,627.17	110.50
<i>For Personal Protective Equipment (Arc Flash) When Working On Energized Equipment, Add</i>	66.30	
26 24 19 00-0350 EA Incoming Line And Feeder Circuit Breaker, Standard Mold, Type A, B, 150/150.....	4,658.18	110.50
<i>For Personal Protective Equipment (Arc Flash) When Working On Energized Equipment, Add</i>	66.30	
26 24 19 00-0351 EA Incoming Line And Feeder Circuit Breaker, Standard Mold, Type A, B, 250.....	2,879.79	143.66
<i>For Personal Protective Equipment (Arc Flash) When Working On Energized Equipment, Add</i>	86.21	
26 24 19 00-0352 EA Incoming Line And Feeder Circuit Breaker, Standard Mold, Type A, B, 400.....	4,669.95	154.70
<i>For Personal Protective Equipment (Arc Flash) When Working On Energized Equipment, Add</i>	92.84	
26 24 19 00-0353 EA Incoming Line And Feeder Circuit Breaker, Standard Mold, Type A, B, 600.....	6,159.79	198.91
<i>For Personal Protective Equipment (Arc Flash) When Working On Energized Equipment, Add</i>	119.29	
26 24 19 00-0354 EA Incoming Line And Feeder Circuit Breaker, Standard Mold, Type A, B, 800.....	7,247.75	303.88
<i>For Personal Protective Equipment (Arc Flash) When Working On Energized Equipment, Add</i>	182.39	
26 24 19 00-0355 EA Incoming Line And Feeder Circuit Breaker, Standard Mold, Type A, B, 1200.....	10,265.16	458.60
<i>For Personal Protective Equipment (Arc Flash) When Working On Energized Equipment, Add</i>	275.38	
26 24 19 00-0356 EA Incoming Line And Feeder Circuit Breaker, Standard Mold, Type A, B, 2000.....	22,492.90	607.78
<i>For Personal Protective Equipment (Arc Flash) When Working On Energized Equipment, Add</i>	364.35	
26 24 19 00-0357 EA Incoming Line And Feeder Circuit Breaker, Standard Mold, Type A, B, 2500.....	33,606.21	762.48
<i>For Personal Protective Equipment (Arc Flash) When Working On Energized Equipment, Add</i>	457.06	
26 24 19 00-0358 EA Incoming Line And Feeder Circuit Breaker, Standard Mold, Type A, B, 3000.....	56,057.29	883.92
<i>For Personal Protective Equipment (Arc Flash) When Working On Energized Equipment, Add</i>	530.87	
26 24 19 00-0359 EA Incoming Line And Feeder Circuit Breaker, Current Limiting Mold, Case Circuit Breakers, 50.....	1,815.83	71.82
<i>For Personal Protective Equipment (Arc Flash) When Working On Energized Equipment, Add</i>	43.09	
26 24 19 00-0360 EA Incoming Line And Feeder Circuit Breaker, Current Limiting Mold, Case Circuit Breakers, 150.....	2,913.56	110.50
<i>For Personal Protective Equipment (Arc Flash) When Working On Energized Equipment, Add</i>	66.30	
26 24 19 00-0361 EA Incoming Line And Feeder Circuit Breaker, Current Limiting Mold, Case Circuit Breakers, 50.....	1,815.83	71.82
<i>For Personal Protective Equipment (Arc Flash) When Working On Energized Equipment, Add</i>	43.09	
26 24 19 00-0362 EA Incoming Line And Feeder Circuit Breaker, Current Limiting Mold, Case Circuit Breakers, 50/50.....	2,913.56	110.50
<i>For Personal Protective Equipment (Arc Flash) When Working On Energized Equipment, Add</i>	66.30	
26 24 19 00-0363 EA Incoming Line And Feeder Circuit Breaker, Current Limiting Mold, Case Circuit Breakers, 50/150.....	3,087.55	71.82
<i>For Personal Protective Equipment (Arc Flash) When Working On Energized Equipment, Add</i>	43.09	
26 24 19 00-0364 EA Incoming Line And Feeder Circuit Breaker, Current Limiting Mold, Case Circuit Breakers, 150/150.....	4,227.88	110.50
<i>For Personal Protective Equipment (Arc Flash) When Working On Energized Equipment, Add</i>	66.30	
26 24 19 00-0365 EA Incoming Line And Feeder Circuit Breaker, Current Limiting Mold, Case Circuit Breakers, 50.....	5,246.11	110.50
<i>For Personal Protective Equipment (Arc Flash) When Working On Energized Equipment, Add</i>	66.30	
26 24 19 00-0366 EA Incoming Line And Feeder Circuit Breaker, Current Limiting Mold, Case Circuit Breakers, 100.....	2,766.58	110.50
<i>For Personal Protective Equipment (Arc Flash) When Working On Energized Equipment, Add</i>	66.30	
26 24 19 00-0367 EA Incoming Line And Feeder Circuit Breaker, Current Limiting Mold, Case Circuit Breakers, 400.....	7,009.17	303.88
<i>For Personal Protective Equipment (Arc Flash) When Working On Energized Equipment, Add</i>	182.39	
26 24 19 00-0368 EA Incoming Line And Feeder Circuit Breaker, Current Limiting Mold, Case Circuit Breakers, 125-225.....	7,009.17	303.88
<i>For Personal Protective Equipment (Arc Flash) When Working On Energized Equipment, Add</i>	182.39	
26 24 19 00-0369 EA Incoming Line And Feeder Circuit Breaker, Current Limiting Mold, Case Circuit Breakers, 125-400.....	9,439.09	331.51
<i>For Personal Protective Equipment (Arc Flash) When Working On Energized Equipment, Add</i>	198.82	
26 24 19 00-0370 EA Incoming Line And Feeder Circuit Breaker, Current Limiting Mold, Case Circuit Breakers, 300-600.....	11,786.25	386.76
<i>For Personal Protective Equipment (Arc Flash) When Working On Energized Equipment, Add</i>	231.96	
26 24 19 00-0371 EA Incoming Line And Feeder Circuit Breaker, Current Limiting Mold, Case Circuit Breakers, 300-800.....	13,562.69	458.60
<i>For Personal Protective Equipment (Arc Flash) When Working On Energized Equipment, Add</i>	275.38	
26 24 19 00-0372 Incoming Line And Feeder Fusible Switches (26 24 19 00-0268)		
26 24 19 00-0373 EA 30 To 60 Amperes, Incoming Line And Feeder Fusible Switches.....	1,853.20	110.50
26 24 19 00-0374 EA Incoming Line And Feeder Fusible Switches, 30 Dual / 60 Dual.....	2,868.11	110.50
26 24 19 00-0375 EA 100 Amperes, Incoming Line And Feeder Fusible Switches.....	2,615.20	138.13
26 24 19 00-0376 EA 200 Amperes, Incoming Line And Feeder Fusible Switches.....	4,248.99	165.75
26 24 19 00-0377 EA 400 Amperes, Incoming Line And Feeder Fusible Switches.....	8,367.74	209.95
26 24 19 00-0378 EA 600 Amperes, Incoming Line And Feeder Fusible Switches.....	11,735.98	276.26
26 24 19 00-0379 EA 800 Amperes, Incoming Line And Feeder Fusible Switches.....	28,523.85	370.19
26 24 19 00-0380 EA 1,200 Amperes, Incoming Line And Feeder Fusible Switches.....	32,188.17	513.85
26 24 19 00-0381 Dry Type Distribution Transformers (26 24 19 00-0268)		
26 24 19 00-0382 EA 500 VA, Phase 1, Dry Type Distribution Transformers.....	1,452.78	



MINOR TOTAL DIRECT DEMOLITION
 CSI UOM DESCRIPTION UNIT COST UNIT COST

26 24 19 00-0383	EA	750 VA, Phase 1, Dry Type Distribution Transformers	1,499.65	
26 24 19 00-0384	EA	1,000 VA, Phase 1, Dry Type Distribution Transformers	1,548.64	
26 24 19 00-0385	EA	1,500 VA, Phase 1, Dry Type Distribution Transformers	1,776.57	
26 24 19 00-0386	EA	2,000 VA, Phase 1, Dry Type Distribution Transformers	1,925.69	
26 24 19 00-0387	EA	3,000 VA, Phase 1, Dry Type Distribution Transformers	2,480.65	
26 24 19 00-0388	EA	5,000 VA, Phase 1, Dry Type Distribution Transformers	2,620.12	
26 24 19 00-0389	EA	7,500 VA, Phase 1, Dry Type Distribution Transformers	2,952.43	
26 24 19 00-0390	EA	9,000 VA, Phase 3, Dry Type Distribution Transformers	6,863.45	
26 24 19 00-0391	EA	10,000 VA, Phase 1, Dry Type Distribution Transformers	3,642.61	
26 24 19 00-0392	EA	15,000 VA, Phase 1, Dry Type Distribution Transformers	5,046.40	
26 24 19 00-0393	EA	15,000 VA, Phase 3, Dry Type Distribution Transformers	7,864.64	
26 24 19 00-0394	EA	20,000 VA, Phase 1, Dry Type Distribution Transformers	7,283.10	
26 24 19 00-0395	EA	30,000 VA, Phase 1, Dry Type Distribution Transformers	10,092.81	
26 24 19 00-0396	EA	30,000 VA, Phase 3, Dry Type Distribution Transformers	11,859.93	
26 24 19 00-0397	EA	45,000 VA, Phase 1, Dry Type Distribution Transformers	16,428.20	

26 24 19 00-0398 Metering Equipment (26 24 19 00-0268)

26 24 19 00-0399	EA	Metering Equipment, Voltmeter, Panel Type	685.92	
26 24 19 00-0400	EA	Metering Equipment, Voltmeter, Switchboard Type	1,499.65	
26 24 19 00-0401	EA	Metering Equipment, Ammeter, Panel	617.75	
26 24 19 00-0402	EA	Metering Equipment, Ammeter, Switchboard Type	1,499.65	
26 24 19 00-0403	EA	Metering Equipment, Voltmeter/Ammeter, Switch	832.90	
26 24 19 00-0404	EA	Metering Equipment, Control Switch, 4 Circuits	884.03	
26 24 19 00-0405	EA	Add For Additional Circuits	127.15	
26 24 19 00-0406	EA	Metering Equipment, Indicating Wattmeter	3,093.03	
26 24 19 00-0407	EA	Metering Equipment, Indicating Power Factor	3,240.01	
26 24 19 00-0408	EA	Metering Equipment, Integrating Watt-hour	2,856.58	
26 24 19 00-0409	EA	Add For Demand Attachment	832.28	
26 24 19 00-0410	EA	800 Amperes, Metering Equipment, Current Transformer	854.20	
26 24 19 00-0411	EA	1,000 Amperes, Metering Equipment, Current Transformer	1,474.09	
26 24 19 00-0412	EA	2,000 Amperes, Metering Equipment, Current Transformer	1,716.93	
26 24 19 00-0413	EA	Metering Equipment, Potential Transformer	1,431.48	
26 24 19 00-0414	EA	Metering Equipment, Surge Arrester	1,540.12	
26 24 19 00-0415	EA	Metering Equipment, Ground Detector System	1,177.99	

26 24 19 00-0416 Current Limiting Reactors (26 24 19 00-0268)

26 24 19 00-0417	EA	600 Amperes, Current Limiting Reactors	26,292.85	
26 24 19 00-0418	EA	800 Amperes, Current Limiting Reactors	38,290.04	
26 24 19 00-0419	EA	1,000 Amperes, Current Limiting Reactors	50,314.92	
26 24 19 00-0420	EA	1,200 Amperes, Current Limiting Reactors	76,588.60	

26 24 19 00-0421 Incoming Line Cable Space Requirements, Main Lugs Only (26 24 19 00-0268)

26 24 19 00-0422	EA	Incoming Line Cable Space Requirement, 350 MCC, 2 Screw	495.96	
26 24 19 00-0423	EA	Incoming Line Cable Space Requirement, 350 MCC, 2 Crimp	495.96	
26 24 19 00-0424	EA	Incoming Line Cable Space Requirement, 350 MCC, 4 Screw	685.67	
26 24 19 00-0425	EA	Incoming Line Cable Space Requirement, 350 MCC, 4 Crimp	1,254.77	
26 24 19 00-0426	EA	Incoming Line Cable Space Requirement, 600 MCC, 2 Screw	685.67	
26 24 19 00-0427	EA	Incoming Line Cable Space Requirement, 600 MCC, 2 Crimp	875.37	
26 24 19 00-0428	EA	Incoming Line Cable Space Requirement, 600 MCC, 4 Screw	875.37	
26 24 19 00-0429	EA	Incoming Line Cable Space Requirement, 600 MCC, 4 Crimp	1,252.48	
26 24 19 00-0430	EA	Incoming Line Cable Space Requirement, 750 MCC, 2 Screw	875.37	
26 24 19 00-0431	EA	Incoming Line Cable Space Requirement, 750 MCC, 2 Crimp	1,252.48	
26 24 19 00-0432	EA	Incoming Line Cable Space Requirement, 750 MCC, 4 Screw	1,065.07	
26 24 19 00-0433	EA	Incoming Line Cable Space Requirement, 750 MCC, 4 Crimp	3,453.47	
26 24 19 00-0434	EA	Incoming Line Cable Space Requirement, 1,000 MCC, 2 Screw	1,065.07	
26 24 19 00-0435	EA	Incoming Line Cable Space Requirement, 1,000 MCC, 2 Crimp	1,252.48	
26 24 19 00-0436	EA	Incoming Line Cable Space Requirement, 1,000 MCC, 4 Screw	3,453.47	
26 24 19 00-0437	EA	Incoming Line Cable Space Requirement, 1,000 MCC, 4 Crimp	3,453.47	
26 24 19 00-0438	EA	Bus Duct Transition Pull Box	1,036.34	
26 24 19 00-0439	EA	Throat And Transition To Substation	2,000.64	
26 24 19 00-0440	EA	Service Entrance Label	433.27	
26 24 19 00-0441	EA	Type W To 5 Star - 10" Transition	905.64	
26 24 19 00-0442	EA	600 Amperes, Sub Feed Lugs On Main Bus	552.54	

26 24 19 00-0443 Standard Structures And Structure Options/Modifications (26 24 19 00-0268)

26 24 19 00-0444	EA	Standard Structure Add For Each Additional 4" Of Structure Width	286.10	
26 24 19 00-0445	EA	Standard Structure Add For 8" Vertical Wireway In Lieu Of 4"	286.10	
26 24 19 00-0446	EA	Standard Structure Single Corner Section "L", 16" Depth	885.06	
26 24 19 00-0447	EA	Standard Structure Single Corner Section "L", 21" Depth	998.26	
26 24 19 00-0448	EA	Standard Structure Unused Space/Future Space	85.42	
26 24 19 00-0449	EA	Standard Structure NEMA 12 Dustproof	230.53	
26 24 19 00-0450	EA	Standard Structure Bottom Plate For NEMA 1 Gasket Enclosure	48.37	
26 24 19 00-0451	EA	Standard Structure 150 Watt Space	207.89	
26 24 19 00-0452	EA	Standard Structure Thermostat For Space Heater Control	672.76	
26 24 19 00-0453	EA	Standard Structure Rear Hinged Structure Door, 72" High	207.89	
26 24 19 00-0454	EA	Standard Structure NEMA 2 Drip Shield On Top Of MCC	434.63	



MINOR CSI UOM DESCRIPTION	TOTAL DIRECT UNIT COST	DEMOLITION UNIT COST
26 24 19 00-0455 EA Standard Structure NEMA 3R N-Walk In Front Mounted.....	6,200.46	
26 24 19 00-0456 EA Standard Structure NEMA 3R N-Walk In Back-to-back.....	7,166.82	
26 24 19 00-0457 EA Standard Structure NEMA 3R Walk-In Aisle Front Mounted.....	7,173.76	
26 24 19 00-0458 Installation Hours For Vertical Sections (26 24 19 00-0268)		
26 24 19 00-0459 EA Install Vertical Section, 230/480 Volt, 1 Section, 600 Amperes.....	663.00	331.51
26 24 19 00-0460 EA Install Vertical Section, 230/480 Volt, 2 Section, 600 Amperes.....	994.49	497.27
26 24 19 00-0461 EA Install Vertical Section, 230/480 Volt, 3 Section, 600 Amperes.....	1,105.04	552.52
26 24 19 00-0462 EA Install Vertical Section, 230/480 Volt, 4 Section, 600 Amperes.....	1,326.17	663.03
26 24 19 00-0463 EA Bolt To Floor, Vertical Section, 230/480 Volt, 600 Amperes.....	110.50	55.25
26 24 19 00-0464 EA Install Vertical Section, 230/480 Volt, 1 Section, 800 Amperes.....	663.00	331.51
26 24 19 00-0465 EA Install Vertical Section, 230/480 Volt, 2 Section, 800 Amperes.....	994.49	497.27
26 24 19 00-0466 EA Install Vertical Section, 230/480 Volt, 3 Section, 800 Amperes.....	1,105.04	552.52
26 24 19 00-0467 EA Install Vertical Section, 230/480 Volt, 4 Section, 800 Amperes.....	1,326.17	663.03
26 24 19 00-0468 EA Bolt To Floor, Vertical Section, 230/480 Volt, 800 Amperes.....	110.50	55.25
26 24 19 00-0469 EA Install Vertical Section, 230/480 Volt, 1 Section, 1,200 Amperes.....	773.55	386.76
26 24 19 00-0470 EA Install Vertical Section, 230/480 Volt, 2 Section, 1,200 Amperes.....	994.49	497.27
26 24 19 00-0471 EA Install Vertical Section, 230/480 Volt, 3 Section, 1,200 Amperes.....	1,326.17	663.03
26 24 19 00-0472 EA Install Vertical Section, 230/480 Volt, 4 Section, 1,200 Amperes.....	1,546.86	773.42
26 24 19 00-0473 EA Bolt To Floor, Vertical Section, 230/480 Volt, 1,200 Amperes.....	165.75	82.88
26 24 19 00-0474 EA Install Vertical Section, 230/480 Volt, 1 Section, 1,600 Amperes.....	884.03	442.01
26 24 19 00-0475 EA Install Vertical Section, 230/480 Volt, 2 Section, 1,600 Amperes.....	1,215.65	607.78
26 24 19 00-0476 EA Install Vertical Section, 230/480 Volt, 3 Section, 1,600 Amperes.....	1,546.86	773.42
26 24 19 00-0477 EA Install Vertical Section, 230/480 Volt, 4 Section, 1,600 Amperes.....	1,767.76	883.92
26 24 19 00-0478 EA Bolt To Floor, Vertical Section, 230/480 Volt, 1,600 Amperes.....	221.01	110.50
26 24 19 00-0479 EA Install Vertical Section, 230/480 Volt, 1 Section, 2,000 Amperes.....	884.03	442.01
26 24 19 00-0480 EA Install Vertical Section, 230/480 Volt, 2 Section, 2,000 Amperes.....	1,326.17	663.03
26 24 19 00-0481 EA Install Vertical Section, 230/480 Volt, 3 Section, 2,000 Amperes.....	1,657.39	828.67
26 24 19 00-0482 EA Install Vertical Section, 230/480 Volt, 4 Section, 2,000 Amperes.....	1,878.69	939.40
26 24 19 00-0483 EA Bolt To Floor, Vertical Section, 230/480 Volt, 2,000 Amperes.....	221.01	110.50
26 24 19 00-0484 Motor Control Centers (26 24 19)		
26 24 19 00-0485 2.4 KV Motor Control Centers (26 24 19 00-0484)		
26 24 19 00-0486 EA 2.4 KV CL 11-202, Squirrel Cage Motor Control, 100 To 300 Hp.....	16,737.49	221.01
For Personal Protective Equipment (Arc Flash) When Working On Energized Equipment, Add	132.60	
26 24 19 00-0487 EA 2.4 KV CL 11-202, Squirrel Cage Motor Control, 400 Hp.....	16,737.49	221.01
For Personal Protective Equipment (Arc Flash) When Working On Energized Equipment, Add	132.60	
26 24 19 00-0488 EA 2.4 KV CL 11-202, Squirrel Cage Motor Control, 600 Hp.....	16,737.49	221.01
For Personal Protective Equipment (Arc Flash) When Working On Energized Equipment, Add	132.60	
26 24 19 00-0489 EA 2.4 KV CL 11-202, Squirrel Cage Motor Control, 700 Hp.....	16,792.78	248.63
For Personal Protective Equipment (Arc Flash) When Working On Energized Equipment, Add	149.19	
26 24 19 00-0490 EA 2.4 KV CL 11-202, Squirrel Cage Motor Control, 1,000 Hp.....	17,834.69	276.26
For Personal Protective Equipment (Arc Flash) When Working On Energized Equipment, Add	165.76	
26 24 19 00-0491 EA 2,400 KV CL 11-202, Squirrel Cage Motor Control, 1,250 Hp.....	17,889.93	303.88
For Personal Protective Equipment (Arc Flash) When Working On Energized Equipment, Add	182.33	
26 24 19 00-0492 EA 2.4 KV CL 11-202, Squirrel Cage Motor Control, 1,500 Hp.....	17,945.17	331.51
For Personal Protective Equipment (Arc Flash) When Working On Energized Equipment, Add	198.90	
26 24 19 00-0493 EA 2.4 KV CL 11-202, Squirrel Cage Motor Control, 1,750 Hp.....	18,055.72	386.76
For Personal Protective Equipment (Arc Flash) When Working On Energized Equipment, Add	232.07	
26 24 19 00-0494 EA 2.4 KV CL 11-202, Squirrel Cage Motor Control, 2,000 Hp.....	18,166.20	442.01
For Personal Protective Equipment (Arc Flash) When Working On Energized Equipment, Add	265.21	
26 24 19 00-0495 EA 2.4 KV CL 11-202, Squirrel Cage Motor Control, 2,250 Hp.....	30,575.51	497.27
For Personal Protective Equipment (Arc Flash) When Working On Energized Equipment, Add	298.35	
26 24 19 00-0496 EA 2.4 KV CL 11-202, Squirrel Cage Motor Control, 2,500 Hp.....	32,818.93	552.52
For Personal Protective Equipment (Arc Flash) When Working On Energized Equipment, Add	331.51	
26 24 19 00-0497 EA 2.4 KV CL 13-202, Wound Rotor Motor Control, 100 Hp.....	24,826.42	221.01
For Personal Protective Equipment (Arc Flash) When Working On Energized Equipment, Add	132.60	
26 24 19 00-0498 EA 2.4 KV CL 13-202, Wound Rotor Motor Control, 150 Hp.....	25,864.23	237.58
For Personal Protective Equipment (Arc Flash) When Working On Energized Equipment, Add	142.55	
26 24 19 00-0499 EA 2.4 KV CL 13-202, Wound Rotor Motor Control, 200 Hp.....	29,382.78	259.68
For Personal Protective Equipment (Arc Flash) When Working On Energized Equipment, Add	155.81	
26 24 19 00-0500 EA 2.4 KV CL 13-202, Wound Rotor Motor Control, 300 Hp.....	32,704.94	276.26
For Personal Protective Equipment (Arc Flash) When Working On Energized Equipment, Add	165.76	
26 24 19 00-0501 EA 2.4 KV CL 13-202, Wound Rotor Motor Control, 400 Hp.....	35,584.04	320.47
For Personal Protective Equipment (Arc Flash) When Working On Energized Equipment, Add	192.29	
26 24 19 00-0502 EA 2.4 KV CL 13-202, Wound Rotor Motor Control, 600 Hp.....	38,986.97	342.56
For Personal Protective Equipment (Arc Flash) When Working On Energized Equipment, Add	205.54	
26 24 19 00-0503 EA 2.4 KV CL 13-202, Wound Rotor Motor Control, 700 Hp.....	42,387.90	364.67
For Personal Protective Equipment (Arc Flash) When Working On Energized Equipment, Add	218.79	
26 24 19 00-0504 EA 2.4 KV CL 13-202, Wound Rotor Motor Control, 1,000 Hp.....	46,422.98	397.81
For Personal Protective Equipment (Arc Flash) When Working On Energized Equipment, Add	238.70	
26 24 19 00-0505 EA 2.4 KV CL 13-202, Wound Rotor Motor Control, 1,250 Hp.....	54,020.24	442.01
For Personal Protective Equipment (Arc Flash) When Working On Energized Equipment, Add	265.21	
26 24 19 00-0506 EA 2.4 KV CL 13-202, Wound Rotor Motor Control, 1,500 Hp.....	58,526.67	469.65
For Personal Protective Equipment (Arc Flash) When Working On Energized Equipment, Add	281.81	
26 24 19 00-0507 EA 2.4 KV CL 13-202, Wound Rotor Motor Control, 1,750 Hp.....	89,369.71	552.52
For Personal Protective Equipment (Arc Flash) When Working On Energized Equipment, Add	331.51	
26 24 19 00-0508 EA 2.4 KV CL 13-202, Wound Rotor Motor Control, 2,000 Hp.....	95,221.11	607.78
For Personal Protective Equipment (Arc Flash) When Working On Energized Equipment, Add	364.70	



MINOR	CSI	UOM	DESCRIPTION	TOTAL DIRECT UNIT COST	DEMOLITION UNIT COST
26 24	19 00-0509	EA	2.4 KV CL 13-202, Wound Rotor Motor Control, 2,250 Hp.....	100,314.96	663.03
			<i>For Personal Protective Equipment (Arc Flash) When Working On Energized Equipment, Add</i>	397.85	
26 24	19 00-0510	EA	2.4 KV CL 13-202, Wound Rotor Motor Control, 2,500 Hp.....	109,232.12	718.39
			<i>For Personal Protective Equipment (Arc Flash) When Working On Energized Equipment, Add</i>	431.04	
26 24	19 00-0511	EA	2.4 KV CL 14-202, Synchronous Motor Control, 100 To 300 Hp.....	23,425.11	221.01
			<i>For Personal Protective Equipment (Arc Flash) When Working On Energized Equipment, Add</i>	132.60	
26 24	19 00-0512	EA	2.4 KV CL 14-202, Synchronous Motor Control, 400 Hp.....	23,480.40	248.63
			<i>For Personal Protective Equipment (Arc Flash) When Working On Energized Equipment, Add</i>	149.19	
26 24	19 00-0513	EA	2.4 KV CL 14-202, Synchronous Motor Control, 600 Hp.....	23,535.62	276.26
			<i>For Personal Protective Equipment (Arc Flash) When Working On Energized Equipment, Add</i>	165.76	
26 24	19 00-0514	EA	2.4 KV CL 14-202, Synchronous Motor Control, 700 Hp.....	23,590.86	303.88
			<i>For Personal Protective Equipment (Arc Flash) When Working On Energized Equipment, Add</i>	182.33	
26 24	19 00-0515	EA	2.4 KV CL 14-202, Synchronous Motor Control, 1,000 Hp.....	23,650.09	331.51
			<i>For Personal Protective Equipment (Arc Flash) When Working On Energized Equipment, Add</i>	198.90	
26 24	19 00-0516	EA	2,400 Volt CL 14-202, Synchronous Motor Control, 1,250 HP.....	23,705.39	359.13
			<i>For Personal Protective Equipment (Arc Flash) When Working On Energized Equipment, Add</i>	215.49	
26 24	19 00-0517	EA	2.4 KV CL 14-202, Synchronous Motor Control, 1,500 Hp.....	23,760.64	386.76
			<i>For Personal Protective Equipment (Arc Flash) When Working On Energized Equipment, Add</i>	232.07	
26 24	19 00-0518	EA	2.4 KV CL 14-202, Synchronous Motor Control, 1,750 Hp.....	23,981.58	497.27
			<i>For Personal Protective Equipment (Arc Flash) When Working On Energized Equipment, Add</i>	298.35	
26 24	19 00-0519	EA	2.4 KV CL 14-202, Synchronous Motor Control, 2,000 Hp.....	40,842.08	552.52
			<i>For Personal Protective Equipment (Arc Flash) When Working On Energized Equipment, Add</i>	331.51	
26 24	19 00-0520	EA	2.4 KV CL 14-202, Synchronous Motor Control, 2,250 Hp.....	40,952.69	607.78
			<i>For Personal Protective Equipment (Arc Flash) When Working On Energized Equipment, Add</i>	364.70	
26 24	19 00-0521	EA	2.4 KV CL 14-202, Synchronous Motor Control, 2,500 Hp.....	43,184.11	663.03
			<i>For Personal Protective Equipment (Arc Flash) When Working On Energized Equipment, Add</i>	397.85	
26 24	19 00-0522	EA	Add For Reversing Starters, 100 To 700 HP.....	9,210.93	
			<i>For Personal Protective Equipment (Arc Flash) When Working On Energized Equipment, Add</i>	66.30	
26 24	19 00-0523	EA	Add For Reversing Starters, 1,000 To 1,500 HP.....	9,490.00	
			<i>For Personal Protective Equipment (Arc Flash) When Working On Energized Equipment, Add</i>	66.30	
26 24	19 00-0524	EA	Add For Reversing Starters, 1,750 To 2,500 HP.....	14,523.16	
			<i>For Personal Protective Equipment (Arc Flash) When Working On Energized Equipment, Add</i>	66.30	
26 24 19 00-0525 4.8 KV Motor Control Centers (26 24 19 00-0484)					
26 24	19 00-0526	EA	4.8 KV CL 11-202, Squirrel Cage Motor Control, 100 To 600 HP.....	18,224.24	331.51
			<i>For Personal Protective Equipment (Arc Flash) When Working On Energized Equipment, Add</i>	198.90	
26 24	19 00-0527	EA	4.8 KV CL 11-202, Squirrel Cage Motor Control, 700 HP.....	18,279.54	359.13
			<i>For Personal Protective Equipment (Arc Flash) When Working On Energized Equipment, Add</i>	215.49	
26 24	19 00-0528	EA	4.8 KV CL 11-202, Squirrel Cage Motor Control, 1,000 HP.....	18,334.79	386.76
			<i>For Personal Protective Equipment (Arc Flash) When Working On Energized Equipment, Add</i>	232.07	
26 24	19 00-0529	EA	4.8 KV CL 11-202, Squirrel Cage Motor Control, 1,250 HP.....	18,390.07	414.39
			<i>For Personal Protective Equipment (Arc Flash) When Working On Energized Equipment, Add</i>	248.65	
26 24	19 00-0530	EA	4.8 KV CL 11-202, Squirrel Cage Motor Control, 1,500 HP.....	19,422.00	442.01
			<i>For Personal Protective Equipment (Arc Flash) When Working On Energized Equipment, Add</i>	265.21	
26 24	19 00-0531	EA	4.8 KV CL 11-202, Squirrel Cage Motor Control, 1,750 HP.....	19,477.32	469.65
			<i>For Personal Protective Equipment (Arc Flash) When Working On Energized Equipment, Add</i>	281.81	
26 24	19 00-0532	EA	4.8 KV CL 11-202, Squirrel Cage Motor Control, 2,000 HP.....	19,532.46	497.27
			<i>For Personal Protective Equipment (Arc Flash) When Working On Energized Equipment, Add</i>	298.35	
26 24	19 00-0533	EA	4.8 KV CL 11-202, Squirrel Cage Motor Control, 2,250 HP.....	19,587.81	524.90
			<i>For Personal Protective Equipment (Arc Flash) When Working On Energized Equipment, Add</i>	314.95	
26 24	19 00-0534	EA	4.8 KV CL 11-202, Squirrel Cage Motor Control, 2,500 HP.....	19,643.01	552.52
			<i>For Personal Protective Equipment (Arc Flash) When Working On Energized Equipment, Add</i>	331.51	
26 24	19 00-0535	EA	4.8 KV CL 11-202, Squirrel Cage Motor Control, 3,000 HP.....	33,260.32	718.39
			<i>For Personal Protective Equipment (Arc Flash) When Working On Energized Equipment, Add</i>	431.04	
26 24	19 00-0536	EA	4.8 KV CL 11-202, Squirrel Cage Motor Control, 3,500 HP.....	33,370.38	773.42
			<i>For Personal Protective Equipment (Arc Flash) When Working On Energized Equipment, Add</i>	464.06	
26 24	19 00-0537	EA	4.8 KV CL 11-202, Squirrel Cage Motor Control, 4,000 HP.....	35,603.81	828.67
			<i>For Personal Protective Equipment (Arc Flash) When Working On Energized Equipment, Add</i>	497.22	
26 24	19 00-0538	EA	4.8 KV CL 11-202, Squirrel Cage Motor Control, 4,500 HP.....	35,714.18	883.92
			<i>For Personal Protective Equipment (Arc Flash) When Working On Energized Equipment, Add</i>	530.33	
26 24	19 00-0539	EA	4.8 KV CL 13-202, Wound Rotor Motor Control, 100 HP.....	25,330.46	331.51
			<i>For Personal Protective Equipment (Arc Flash) When Working On Energized Equipment, Add</i>	198.90	
26 24	19 00-0540	EA	4.8 KV CL 13-202, Wound Rotor Motor Control, 150 HP.....	25,664.83	359.13
			<i>For Personal Protective Equipment (Arc Flash) When Working On Energized Equipment, Add</i>	215.49	
26 24	19 00-0541	EA	4.8 KV CL 13-202, Wound Rotor Motor Control, 200 HP.....	29,926.01	386.76
			<i>For Personal Protective Equipment (Arc Flash) When Working On Energized Equipment, Add</i>	232.07	
26 24	19 00-0542	EA	4.8 KV CL 13-202, Wound Rotor Motor Control, 300 HP.....	33,260.32	414.39
			<i>For Personal Protective Equipment (Arc Flash) When Working On Energized Equipment, Add</i>	248.65	
26 24	19 00-0543	EA	4.8 KV CL 13-202, Wound Rotor Motor Control, 400 HP.....	36,106.18	442.01
			<i>For Personal Protective Equipment (Arc Flash) When Working On Energized Equipment, Add</i>	265.21	
26 24	19 00-0544	EA	4.8 KV CL 13-202, Wound Rotor Motor Control, 600 HP.....	39,520.26	469.65
			<i>For Personal Protective Equipment (Arc Flash) When Working On Energized Equipment, Add</i>	281.81	
26 24	19 00-0545	EA	4.8 KV CL 13-202, Wound Rotor Motor Control, 700 HP.....	42,724.86	497.27
			<i>For Personal Protective Equipment (Arc Flash) When Working On Energized Equipment, Add</i>	298.35	
26 24	19 00-0546	EA	4.8 KV CL 13-202, Wound Rotor Motor Control, 1,000 HP.....	46,956.24	524.90
			<i>For Personal Protective Equipment (Arc Flash) When Working On Energized Equipment, Add</i>	314.95	
26 24	19 00-0547	EA	4.8 KV CL 13-202, Wound Rotor Motor Control, 1,250 HP.....	54,386.76	552.52
			<i>For Personal Protective Equipment (Arc Flash) When Working On Energized Equipment, Add</i>	331.51	
26 24	19 00-0548	EA	4.8 KV CL 13-202, Wound Rotor Motor Control, 1,500 HP.....	59,437.33	580.15
			<i>For Personal Protective Equipment (Arc Flash) When Working On Energized Equipment, Add</i>	348.10	
26 24	19 00-0549	EA	4.8 KV CL 13-202, Wound Rotor Motor Control, 1,750 HP.....	64,543.14	635.40
			<i>For Personal Protective Equipment (Arc Flash) When Working On Energized Equipment, Add</i>	381.26	



MINOR	CSI	UOM	DESCRIPTION	TOTAL DIRECT UNIT COST	DEMOLITION UNIT COST
26 24 19 00-0550	EA		4.8 KV CL 13-202, Wound Rotor Motor Control, 2,000 HP <i>For Personal Protective Equipment (Arc Flash) When Working On Energized Equipment, Add</i>	68,762.53 397.65	663.03
26 24 19 00-0551	EA		4.8 KV CL 13-202, Wound Rotor Motor Control, 2,250 HP <i>For Personal Protective Equipment (Arc Flash) When Working On Energized Equipment, Add</i>	72,742.54 414.39	690.65
26 24 19 00-0552	EA		4.8 KV CL 13-202, Wound Rotor Motor Control, 2,500 HP <i>For Personal Protective Equipment (Arc Flash) When Working On Energized Equipment, Add</i>	76,309.59 431.04	718.39
26 24 19 00-0553	EA		4.8 KV CL 13-202, Wound Rotor Motor Control, 3,000 HP <i>For Personal Protective Equipment (Arc Flash) When Working On Energized Equipment, Add</i>	124,108.41 530.33	883.92
26 24 19 00-0554	EA		4.8 KV CL 13-202, Wound Rotor Motor Control, 3,500 HP <i>For Personal Protective Equipment (Arc Flash) When Working On Energized Equipment, Add</i>	138,013.19 563.61	939.40
26 24 19 00-0555	EA		4.8 KV CL 13-202, Wound Rotor Motor Control, 4,000 HP <i>For Personal Protective Equipment (Arc Flash) When Working On Energized Equipment, Add</i>	165,880.61 596.70	994.54
26 24 19 00-0556	EA		4.8 KV CL 13-202, Wound Rotor Motor Control, 4,500 HP <i>For Personal Protective Equipment (Arc Flash) When Working On Energized Equipment, Add</i>	175,458.57 596.70	994.54
26 24 19 00-0557	EA		4.8 KV CL 14-202, Synchronous Motor Control, 100 To 600 HP <i>For Personal Protective Equipment (Arc Flash) When Working On Energized Equipment, Add</i>	25,018.43 232.07	386.76
26 24 19 00-0558	EA		4.8 KV CL 14-202, Synchronous Motor Control, 700 HP <i>For Personal Protective Equipment (Arc Flash) When Working On Energized Equipment, Add</i>	25,073.71 248.65	414.39
26 24 19 00-0559	EA		4.8 KV CL 14-202, Synchronous Motor Control, 1,000 HP <i>For Personal Protective Equipment (Arc Flash) When Working On Energized Equipment, Add</i>	25,128.91 265.21	442.01
26 24 19 00-0560	EA		4.8 KV CL 14-202, Synchronous Motor Control, 1,250 HP <i>For Personal Protective Equipment (Arc Flash) When Working On Energized Equipment, Add</i>	25,184.23 281.81	469.65
26 24 19 00-0561	EA		4.8 KV CL 14-202, Synchronous Motor Control, 1,500 HP <i>For Personal Protective Equipment (Arc Flash) When Working On Energized Equipment, Add</i>	27,340.34 298.35	497.27
26 24 19 00-0562	EA		4.8 KV CL 14-202, Synchronous Motor Control, 1,750 HP <i>For Personal Protective Equipment (Arc Flash) When Working On Energized Equipment, Add</i>	27,395.69 314.95	524.90
26 24 19 00-0563	EA		4.8 KV CL 14-202, Synchronous Motor Control, 2,000 HP <i>For Personal Protective Equipment (Arc Flash) When Working On Energized Equipment, Add</i>	27,450.89 331.51	552.52
26 24 19 00-0564	EA		4.8 KV CL 14-202, Synchronous Motor Control, 2,250 HP <i>For Personal Protective Equipment (Arc Flash) When Working On Energized Equipment, Add</i>	27,506.17 348.10	580.15
26 24 19 00-0565	EA		4.8 KV CL 14-202, Synchronous Motor Control, 2,500 HP <i>For Personal Protective Equipment (Arc Flash) When Working On Energized Equipment, Add</i>	27,561.50 364.70	607.78
26 24 19 00-0566	EA		4.8 KV CL 14-202, Synchronous Motor Control, 3,000 HP <i>For Personal Protective Equipment (Arc Flash) When Working On Energized Equipment, Add</i>	27,892.71 464.06	773.42
26 24 19 00-0567	EA		4.8 KV CL 14-202, Synchronous Motor Control, 3,500 HP <i>For Personal Protective Equipment (Arc Flash) When Working On Energized Equipment, Add</i>	45,032.26 497.22	828.67
26 24 19 00-0568	EA		4.8 KV CL 14-202, Synchronous Motor Control, 4,000 HP <i>For Personal Protective Equipment (Arc Flash) When Working On Energized Equipment, Add</i>	47,255.56 530.33	883.92
26 24 19 00-0569	EA		4.8 KV CL 14-202, Synchronous Motor Control, 4,500 HP <i>For Personal Protective Equipment (Arc Flash) When Working On Energized Equipment, Add</i>	47,255.56 530.33	883.92
26 24 19 00-0570	EA		Add For Reversing Starters, 100 To 1,250 HP <i>For Personal Protective Equipment (Arc Flash) When Working On Energized Equipment, Add</i>	10,528.86 66.30	
26 24 19 00-0571	EA		Add For Reversing Starters, 1,500 To 2,500 HP <i>For Personal Protective Equipment (Arc Flash) When Working On Energized Equipment, Add</i>	10,848.84 66.30	
26 24 19 00-0572	EA		Add For Reversing Starters, 3,000 To 4,500 HP <i>For Personal Protective Equipment (Arc Flash) When Working On Energized Equipment, Add</i>	16,619.86 66.30	
26 24 19 00-0573			2.4/4.8 KV Motor Control Centers, Accessories (26 24 19 00-0484)		
26 24 19 00-0574	EA		2.4/4.8 KV Load Break Disconnect Switch 600 Amperes	13,698.22	221.01
26 24 19 00-0575	EA		2.4/4.8 KV Load Break Disconnect Switch 1,200 Amperes	16,458.46	331.51
26 24 19 00-0576	EA		2.4/4.8 KV NEMA 3 Weather Resistant	5,396.19	
26 24 19 00-0577	EA		2.4/4.8 KV Space Heaters	266.60	16.57
26 24 19 00-0578	EA		2.4/4.8 KV Potential Transformer Fused	1,563.32	
26 24 19 00-0579	EA		2.4/4.8 KV Current Transformer 600 Volt, 5 KVA	838.80	
26 24 19 00-0580	EA		2.4/4.8 KV Control Transformer 4 KVA Max	2,498.11	
26 24 19 00-0581	EA		2.4/4.8 KV Pushbuttons Each	159.99	
26 24 19 00-0582	EA		2.4/4.8 KV Selector Switch Each	530.25	
26 24 19 00-0583	EA		2.4/4.8 KV Indicating Light	159.99	
26 24 19 00-0584	EA		2.4/4.8 KV Push To Test Light	484.54	
26 24 19 00-0585	EA		2.4/4.8 KV AC Voltmeter, Switchboard Type	1,289.05	
26 24 19 00-0586	EA		2.4/4.8 KV AC Ammeter, Switchboard Type	1,289.05	
26 24 19 00-0587	EA		2.4/4.8 KV Power Factor Meter	3,855.73	
26 24 19 00-0588	EA		2.4/4.8 KV Watt Hr Meter, 2 Element Drawout	2,658.10	
26 24 19 00-0589	EA		2.4/4.8 KV Operation Counter	517.69	16.57
26 24 19 00-0590	EA		2.4/4.8 KV Phase Failure Protection	3,726.25	55.25
26 24 19 00-0591	EA		2.4/4.8 KV Ground Protection	7,122.18	27.63
26 24 19 00-0592	EA		2.4/4.8 KV Synchronous Motor DC Protection	2,774.15	27.63
26 24 19 00-0593	EA		2.4/4.8 KV Lightning Arresters	5,103.10	16.57
26 24 19 00-0594	EA		2.4/4.8 KV Portable Lifting Mechanism	7,390.20	
26 24 19 00-0595	EA		2.4/4.8 KV Auxiliary Timing Relay	600.80	55.25
26 24 19 00-0596	EA		2.4/4.8 KV Auxiliary Control Relay	434.73	55.25
26 24 19 00-0597			Incoming Section And Feeder Air Circuit Breakers (26 24 19 00-0484)		
Note: 3 Pole. Includes structure.					
26 24 19 00-0598	EA		Incoming Section MCC, Air Circuit Breaker, 70 - 100 Amperes, 14,000 Ampere IC, 3-Pole, With Structure Included	1,271.29	331.41
26 24 19 00-0599	EA		Incoming Section MCC, Air Circuit Breaker, 125 - 225 Amperes, 22,000 Ampere IC, 3-Pole, With Structure Included	2,205.37	586.62
26 24 19 00-0600	EA		Incoming Section MCC, Air Circuit Breaker, 125 - 400 Amperes, 30,000 Ampere IC, 3-Pole, With Structure Included	2,631.92	751.12



MINOR	CSI	UOM	DESCRIPTION	TOTAL DIRECT UNIT COST	DEMOLITION UNIT COST
26 24	19 00-0601	EA	Incoming Section MCC, Air Circuit Breaker, 125 - 600 Amperes, 30,000 Ampere IC, 3-Pole, With Structure Included.....	4,227.75	1,209.53
26 24	19 00-0602	EA	Incoming Section MCC, Air Circuit Breaker, 125 - 1,200 Amperes, 30,000 Ampere IC, 3-Pole, With Structure Included.....	4,977.51	1,330.49
26 24	19 00-0603	EA	Incoming Section MCC, Air Circuit Breaker, 125 - 2,000 Amperes, 30,000 Ampere IC, 3-Pole, With Structure Included.....	6,444.00	1,475.63
26 24	19 00-0604	EA	Incoming Section MCC, Air Circuit Breaker, 125 - 400 Amperes, 45,000 Ampere IC, 3-Pole, With Structure Included.....	7,498.71	1,729.63
26 24	19 00-0605	EA	Incoming Section MCC, Air Circuit Breaker, 125 - 400 Amperes, 100,000 Ampere IC, 3-Pole, With Structure Included.....	13,046.61	2,015.08
26 24 19 00-0606 Main Lugs Only (26 24 19 00-0484)					
26 24	19 00-0607	EA	600 Amperes Incoming Section, Main Lugs.....	1,000.76	423.34
26 24	19 00-0608	EA	800 Amperes Incoming Section, Main Lugs.....	1,086.39	423.34
26 24	19 00-0609	EA	1,200 Amperes Incoming Section, Main Lugs.....	1,520.64	665.24
26 24	19 00-0610	EA	2,000 Amperes Incoming Section, Main Lugs.....	3,764.21	1,209.53
26 24	19 00-0611	EA	3,000 Amperes Incoming Section, Main Lugs.....	5,729.40	1,753.82
26 24	19 00-0612	EA	4,000 Amperes Incoming Section, Main Lugs.....	8,188.39	2,419.06
26 24 19 00-0613 Incoming Main Circuit Breaker Structure (26 24 19 00-0484)					
Note: Includes structure, main breaker, 42 KA bus bracing, 600 A tin plated copper bus, NEMA 1 enclosure, 15" cabinet depth, and 1/4" x 2" tin plated copper horizontal ground bus.					
26 24	19 00-0614	EA	225 Amperes, Main Circuit Breaker Section.....	6,868.47	585.30
			For 800 Amperes, Tin Plated Copper Bus, Add	182.00	
			For 1,200 Amperes, Tin Plated Copper Bus, Add	334.00	
			For NEMA 1 With Gaskets, Add	97.00	
			For NEMA 12, Add	245.00	
			For 20" Cabinet Depth, Add	108.00	
26 24	19 00-0615	EA	400 Amperes, Main Circuit Breaker Section.....	14,606.67	751.85
			For 800 Amperes, Tin Plated Copper Bus, Add	182.00	
			For 1,200 Amperes, Tin Plated Copper Bus, Add	334.00	
			For NEMA 1 With Gaskets, Add	97.00	
			For NEMA 12, Add	245.00	
			For 20" Cabinet Depth, Add	108.00	
26 24	19 00-0616	EA	600 Amperes, Main Circuit Breaker Section.....	15,145.03	1,171.06
			For 800 Amperes, Tin Plated Copper Bus, Add	182.00	
			For 1,200 Amperes, Tin Plated Copper Bus, Add	334.00	
			For NEMA 1 With Gaskets, Add	97.00	
			For NEMA 12, Add	245.00	
			For 20" Cabinet Depth, Add	108.00	
26 24	19 00-0617	EA	800 Amperes, Main Circuit Breaker Section.....	21,545.49	1,171.06
			For 800 Amperes, Tin Plated Copper Bus, Add	182.00	
			For 1,200 Amperes, Tin Plated Copper Bus, Add	334.00	
			For NEMA 1 With Gaskets, Add	97.00	
			For NEMA 12, Add	245.00	
			For 20" Cabinet Depth, Add	108.00	
26 24	19 00-0618	EA	1,200 Amperes, Main Circuit Breaker Section.....	31,204.62	1,325.05
			For 800 Amperes, Tin Plated Copper Bus, Add	182.00	
			For 1,200 Amperes, Tin Plated Copper Bus, Add	334.00	
			For NEMA 1 With Gaskets, Add	97.00	
			For NEMA 12, Add	245.00	
			For 20" Cabinet Depth, Add	108.00	
26 24 19 00-0619 Incoming Fusible Main Disconnect Section (26 24 19 00-0484)					
Note: Includes structure, fuses, 42 KA bus bracing, 600 A tin plated copper bus, NEMA 1 enclosure, 15" cabinet depth, and 1/4" x 2" tin plated copper horizontal ground bus.					
26 24	19 00-0620	EA	200 Amperes, Fusible Main Disconnect Section.....	5,959.76	586.02
			For 800 Amperes, Tin Plated Copper Bus, Add	182.00	
			For 1,200 Amperes, Tin Plated Copper Bus, Add	334.00	
			For NEMA 1 With Gaskets, Add	97.00	
			For NEMA 12, Add	245.00	
			For 20" Cabinet Depth, Add	108.00	
26 24	19 00-0621	EA	400 Amperes, Fusible Main Disconnect Section.....	8,231.88	752.21
			For 800 Amperes, Tin Plated Copper Bus, Add	182.00	
			For 1,200 Amperes, Tin Plated Copper Bus, Add	334.00	
			For NEMA 1 With Gaskets, Add	97.00	
			For NEMA 12, Add	245.00	
			For 20" Cabinet Depth, Add	108.00	
26 24	19 00-0622	EA	600 Amperes, Fusible Main Disconnect Section.....	16,098.03	1,172.04
			For 800 Amperes, Tin Plated Copper Bus, Add	182.00	
			For 1,200 Amperes, Tin Plated Copper Bus, Add	334.00	
			For NEMA 1 With Gaskets, Add	97.00	
			For NEMA 12, Add	245.00	
			For 20" Cabinet Depth, Add	108.00	
26 24	19 00-0623	EA	800 Amperes, Fusible Main Disconnect Section.....	18,723.62	1,172.04
			For 800 Amperes, Tin Plated Copper Bus, Add	182.00	
			For 1,200 Amperes, Tin Plated Copper Bus, Add	334.00	
			For NEMA 1 With Gaskets, Add	97.00	
			For NEMA 12, Add	245.00	
			For 20" Cabinet Depth, Add	108.00	



MINOR	CSI	UOM	DESCRIPTION	TOTAL DIRECT UNIT COST	DEMOLITION UNIT COST
26 24 19 00-0624	EA		1,200 Amperes, Fusible Main Disconnect Section..... <i>For 800 Amperes, Tin Plated Copper Bus, Add</i> <i>For 1,200 Amperes, Tin Plated Copper Bus, Add</i> <i>For NEMA 1 With Gaskets, Add</i> <i>For NEMA 12, Add</i> <i>For 20" Cabinet Depth, Add</i>	26,387.45 182.00 334.00 97.00 245.00 108.00	1,326.25
26 24 19 00-0625			Circuit Breaker Combination Starters (26 24 19 00-0484)		
26 24 19 00-0626			Class I, Type A (26 24 19 00-0625)		
26 24 19 00-0627	EA		Size 1, Class I, Type A Circuit Breaker Combination Starter..... <i>For Personal Protective Equipment (Arc Flash) When Working On Energized Equipment, Add</i>	1,061.68 139.99	245.53
26 24 19 00-0628	EA		Size 2, Class I, Type A Circuit Breaker Combination Starter..... <i>For Personal Protective Equipment (Arc Flash) When Working On Energized Equipment, Add</i>	1,235.18 155.07	245.53
26 24 19 00-0629	EA		Size 3, Class I, Type A Circuit Breaker Combination Starter..... <i>For Personal Protective Equipment (Arc Flash) When Working On Energized Equipment, Add</i>	1,793.44 208.54	348.34
26 24 19 00-0630	EA		Size 4, Class I, Type A Circuit Breaker Combination Starter..... <i>For Personal Protective Equipment (Arc Flash) When Working On Energized Equipment, Add</i>	2,921.82 274.89	458.42
26 24 19 00-0631	EA		Size 5, Class I, Type A Circuit Breaker Combination Starter..... <i>For Personal Protective Equipment (Arc Flash) When Working On Energized Equipment, Add</i>	5,237.69 343.62	573.32
26 24 19 00-0632			Class I, Type B (26 24 19 00-0625)		
26 24 19 00-0633	EA		Size 1, Class I, Type B Circuit Breaker Combination Starter..... <i>For Personal Protective Equipment (Arc Flash) When Working On Energized Equipment, Add</i>	1,005.04 120.95	214.08
26 24 19 00-0634	EA		Size 2, Class I, Type B Circuit Breaker Combination Starter..... <i>For Personal Protective Equipment (Arc Flash) When Working On Energized Equipment, Add</i>	1,172.32 136.21	214.08
26 24 19 00-0635	EA		Size 3, Class I, Type B Circuit Breaker Combination Starter..... <i>For Personal Protective Equipment (Arc Flash) When Working On Energized Equipment, Add</i>	1,718.58 186.08	309.64
26 24 19 00-0636	EA		Size 4, Class I, Type B Circuit Breaker Combination Starter..... <i>For Personal Protective Equipment (Arc Flash) When Working On Energized Equipment, Add</i>	2,845.46 251.99	419.71
26 24 19 00-0637	EA		Size 5, Class I, Type B Circuit Breaker Combination Starter..... <i>For Personal Protective Equipment (Arc Flash) When Working On Energized Equipment, Add</i>	5,176.11 325.14	535.83
26 24 19 00-0638			Class I, Type C (26 24 19 00-0625)		
26 24 19 00-0639	EA		Size 1, Class I, Type C Circuit Breaker Combination Starter..... <i>For Personal Protective Equipment (Arc Flash) When Working On Energized Equipment, Add</i>	1,059.25 109.56	198.36
26 24 19 00-0640	EA		Size 2, Class I, Type C Circuit Breaker Combination Starter..... <i>For Personal Protective Equipment (Arc Flash) When Working On Energized Equipment, Add</i>	1,321.27 128.67	198.36
26 24 19 00-0641	EA		Size 3, Class I, Type C Circuit Breaker Combination Starter..... <i>For Personal Protective Equipment (Arc Flash) When Working On Energized Equipment, Add</i>	1,838.38 177.87	296.34
26 24 19 00-0642	EA		Size 4, Class I, Type C Circuit Breaker Combination Starter..... <i>For Personal Protective Equipment (Arc Flash) When Working On Energized Equipment, Add</i>	2,972.16 245.84	410.03
26 24 19 00-0643	EA		Size 5, Class I, Type C Circuit Breaker Combination Starter..... <i>For Personal Protective Equipment (Arc Flash) When Working On Energized Equipment, Add</i>	5,293.81 314.98	526.15
26 24 19 00-0644			Class II, Type B (26 24 19 00-0625)		
26 24 19 00-0645	EA		Size 1, Class II, Type B Circuit Breaker Combination Starter..... <i>For Personal Protective Equipment (Arc Flash) When Working On Energized Equipment, Add</i>	1,064.33 166.15	293.91
26 24 19 00-0646	EA		Size 2, Class II, Type B Circuit Breaker Combination Starter..... <i>For Personal Protective Equipment (Arc Flash) When Working On Energized Equipment, Add</i>	1,468.46 185.51	293.91
26 24 19 00-0647	EA		Size 3, Class II, Type B Circuit Breaker Combination Starter..... <i>For Personal Protective Equipment (Arc Flash) When Working On Energized Equipment, Add</i>	2,079.55 234.41	391.89
26 24 19 00-0648	EA		Size 4, Class II, Type B Circuit Breaker Combination Starter..... <i>For Personal Protective Equipment (Arc Flash) When Working On Energized Equipment, Add</i>	3,391.27 302.38	501.95
26 24 19 00-0649	EA		Size 5, Class II, Type B Circuit Breaker Combination Starter..... <i>For Personal Protective Equipment (Arc Flash) When Working On Energized Equipment, Add</i>	6,107.89 368.76	613.23
26 24 19 00-0650			Class II, Type C (26 24 19 00-0625)		
26 24 19 00-0651	EA		Size 1, Class II, Type C Circuit Breaker Combination Starter..... <i>For Personal Protective Equipment (Arc Flash) When Working On Energized Equipment, Add</i>	1,325.68 159.15	278.20
26 24 19 00-0652	EA		Size 2, Class II, Type C Circuit Breaker Combination Starter..... <i>For Personal Protective Equipment (Arc Flash) When Working On Energized Equipment, Add</i>	1,521.62 173.78	278.20
26 24 19 00-0653	EA		Size 3, Class II, Type C Circuit Breaker Combination Starter..... <i>For Personal Protective Equipment (Arc Flash) When Working On Energized Equipment, Add</i>	2,205.42 227.36	379.79
26 24 19 00-0654	EA		Size 4, Class II, Type C Circuit Breaker Combination Starter..... <i>For Personal Protective Equipment (Arc Flash) When Working On Energized Equipment, Add</i>	3,509.09 293.58	489.87
26 24 19 00-0655	EA		Size 5, Class II, Type C Circuit Breaker Combination Starter..... <i>For Personal Protective Equipment (Arc Flash) When Working On Energized Equipment, Add</i>	6,242.45 364.32	604.77
26 24 19 00-0656			Fused Disconnect Combination Starter (26 24 19 00-0484)		
26 24 19 00-0657			Class I, Type A (26 24 19 00-0656)		
26 24 19 00-0658	EA		Size 1, Class I, Type A Fused Disconnect Combination Starter..... <i>For Personal Protective Equipment (Arc Flash) When Working On Energized Equipment, Add</i>	969.73 136.21	226.18
26 24 19 00-0659	EA		Size 2, Class I, Type A Fused Disconnect Combination Starter..... <i>For Personal Protective Equipment (Arc Flash) When Working On Energized Equipment, Add</i>	1,459.67 185.51	309.64

26 Electrical**26 20 Low-Voltage Electrical Distribution****26 24 Switchboards and Panelboards**

SAN BERNARDINO
COUNTY

MINOR CSI UOM DESCRIPTION	TOTAL DIRECT UNIT COST	DEMOLITION UNIT COST
26 24 19 00-0660 EA Size 3, Class I, Type A Fused Disconnect Combination Starter	2,313.24	402.77
<i>For Personal Protective Equipment (Arc Flash) When Working On Energized Equipment, Add</i>	241.91	
26 24 19 00-0661 EA Size 4, Class I, Type A Fused Disconnect Combination Starter	3,165.57	564.85
<i>For Personal Protective Equipment (Arc Flash) When Working On Energized Equipment, Add</i>	339.76	
26 24 19 00-0662 EA Size 5, Class I, Type A Fused Disconnect Combination Starter	5,524.92	719.67
<i>For Personal Protective Equipment (Arc Flash) When Working On Energized Equipment, Add</i>	431.98	
26 24 19 00-0663 Class I, Type B <small>(26 24 19 00-0656)</small>		
26 24 19 00-0664 EA Size 1, Class I, Type B Fused Disconnect Combination Starter	985.27	201.99
<i>For Personal Protective Equipment (Arc Flash) When Working On Energized Equipment, Add</i>	120.95	
26 24 19 00-0665 EA Size 2, Class I, Type B Fused Disconnect Combination Starter	1,827.38	276.98
<i>For Personal Protective Equipment (Arc Flash) When Working On Energized Equipment, Add</i>	166.15	
26 24 19 00-0666 EA Size 3, Class I, Type B Fused Disconnect Combination Starter	1,960.96	370.12
<i>For Personal Protective Equipment (Arc Flash) When Working On Energized Equipment, Add</i>	222.34	
26 24 19 00-0667 EA Size 4, Class I, Type B Fused Disconnect Combination Starter	3,273.92	534.61
<i>For Personal Protective Equipment (Arc Flash) When Working On Energized Equipment, Add</i>	321.68	
26 24 19 00-0668 EA Size 5, Class I, Type B Fused Disconnect Combination Starter	5,616.61	679.76
<i>For Personal Protective Equipment (Arc Flash) When Working On Energized Equipment, Add</i>	408.63	
26 24 19 00-0669 Class I, Type C <small>(26 24 19 00-0656)</small>		
26 24 19 00-0670 EA Size 1, Class I, Type C Fused Disconnect Combination Starter	1,040.89	188.69
<i>For Personal Protective Equipment (Arc Flash) When Working On Energized Equipment, Add</i>	113.25	
26 24 19 00-0671 EA Size 2, Class I, Type C Fused Disconnect Combination Starter	1,399.52	256.42
<i>For Personal Protective Equipment (Arc Flash) When Working On Energized Equipment, Add</i>	155.07	
26 24 19 00-0672 EA Size 3, Class I, Type C Fused Disconnect Combination Starter	2,128.21	356.81
<i>For Personal Protective Equipment (Arc Flash) When Working On Energized Equipment, Add</i>	215.99	
26 24 19 00-0673 EA Size 4, Class I, Type C Fused Disconnect Combination Starter	3,440.02	526.15
<i>For Personal Protective Equipment (Arc Flash) When Working On Energized Equipment, Add</i>	314.98	
26 24 19 00-0674 EA Size 5, Class I, Type C Fused Disconnect Combination Starter	5,315.42	672.50
<i>For Personal Protective Equipment (Arc Flash) When Working On Energized Equipment, Add</i>	403.18	
26 24 19 00-0675 Class II, Type B <small>(26 24 19 00-0656)</small>		
26 24 19 00-0676 EA Size 1, Class II, Type B Fused Disconnect Combination Starter	1,245.01	283.03
<i>For Personal Protective Equipment (Arc Flash) When Working On Energized Equipment, Add</i>	169.88	
26 24 19 00-0677 EA Size 2, Class II, Type B Fused Disconnect Combination Starter	1,607.33	353.18
<i>For Personal Protective Equipment (Arc Flash) When Working On Energized Equipment, Add</i>	211.46	
26 24 19 00-0678 EA Size 3, Class II, Type B Fused Disconnect Combination Starter	2,326.23	454.79
<i>For Personal Protective Equipment (Arc Flash) When Working On Energized Equipment, Add</i>	272.42	
26 24 19 00-0679 EA Size 4, Class II, Type B Fused Disconnect Combination Starter	3,777.95	613.23
<i>For Personal Protective Equipment (Arc Flash) When Working On Energized Equipment, Add</i>	368.76	
26 24 19 00-0680 EA Size 5, Class II, Type B Fused Disconnect Combination Starter	6,456.09	765.64
<i>For Personal Protective Equipment (Arc Flash) When Working On Energized Equipment, Add</i>	458.15	
26 24 19 00-0681 Class II, Type C <small>(26 24 19 00-0656)</small>		
26 24 19 00-0682 EA Size 1, Class II, Type C Fused Disconnect Combination Starter	1,290.53	266.10
<i>For Personal Protective Equipment (Arc Flash) When Working On Energized Equipment, Add</i>	159.15	
26 24 19 00-0683 EA Size 2, Class II, Type C Fused Disconnect Combination Starter	1,679.07	333.83
<i>For Personal Protective Equipment (Arc Flash) When Working On Energized Equipment, Add</i>	200.25	
26 24 19 00-0684 EA Size 3, Class II, Type C Fused Disconnect Combination Starter	2,465.61	434.22
<i>For Personal Protective Equipment (Arc Flash) When Working On Energized Equipment, Add</i>	260.67	
26 24 19 00-0685 EA Size 4, Class II, Type C Fused Disconnect Combination Starter	3,927.19	598.72
<i>For Personal Protective Equipment (Arc Flash) When Working On Energized Equipment, Add</i>	359.98	
26 24 19 00-0686 EA Size 5, Class II, Type C Fused Disconnect Combination Starter	6,599.62	741.44
<i>For Personal Protective Equipment (Arc Flash) When Working On Energized Equipment, Add</i>	444.68	
26 24 19 00-0687 Space Complete With Bus And Hardware <small>(26 24 19 00-0484)</small>		
26 24 19 00-0688 Circuit Breaker Type <small>(26 24 19 00-0687)</small>		
26 24 19 00-0689 EA Circuit Breaker Type, Size 1 Space Complete With Bus And Hardware	300.08	82.25
26 24 19 00-0690 EA Circuit Breaker Type, Size 2 Space Complete With Bus And Hardware	300.08	82.25
26 24 19 00-0691 EA Circuit Breaker Type, Size 3 Space Complete With Bus And Hardware	445.90	119.75
26 24 19 00-0692 EA Circuit Breaker Type, Size 4 Space Complete With Bus And Hardware	529.60	157.24
26 24 19 00-0693 EA Circuit Breaker Type, Size 5 Space Complete With Bus And Hardware	888.47	239.49
26 24 19 00-0694 Fused Disconnect Type <small>(26 24 19 00-0687)</small>		
26 24 19 00-0695 EA Fused Disconnect Type, Size 1 Space Complete With Bus And Hardware	300.08	82.25
26 24 19 00-0696 EA Fused Disconnect Type, Size 2 Space Complete With Bus And Hardware	398.11	119.75
26 24 19 00-0697 EA Fused Disconnect Type, Size 3 Space Complete With Bus And Hardware	552.99	157.24
26 24 19 00-0698 EA Fused Disconnect Type, Size 4 Space Complete With Bus And Hardware	953.74	239.49
26 24 19 00-0699 EA Fused Disconnect Type, Size 5 Space Complete With Bus And Hardware	1,329.83	348.34
26 24 19 00-0700 Blank Space For Future Expansion <small>(26 24 19 00-0687)</small>		
Note: Factory modified no labor costs.		
26 24 19 00-0701 EA Blank Space For Future Expansion, Size 1 Factory Modified, No Crew Costs	136.19	
26 24 19 00-0702 EA Blank Space For Future Expansion, Size 2 Factory Modified, No Crew Costs	136.19	



MINOR	CSI	UOM	DESCRIPTION	TOTAL DIRECT UNIT COST	DEMOLITION UNIT COST
26 24 19 00-0703	EA		Blank Space For Future Expansion, Size 3 Factory Modified, No Crew Costs	206.48	
26 24 19 00-0704	EA		Blank Space For Future Expansion, Size 4 Factory Modified, No Crew Costs	206.48	
26 24 19 00-0705	EA		Blank Space For Future Expansion, Size 5 Factory Modified, No Crew Costs	410.77	
26 24 19 00-0706			Structure Combination Of Starters To 72" High (26 24 19 00-0687)		
26 24 19 00-0707	EA		Structure Combination Of Starters To 72" High	3,487.14	636.68
26 24 19 00-0708			Motor Control Center Basic Distribution Section (26 24 19 00-0484)		
26 24 19 00-0709	EA		20" Wide Basic Section With Vertical Wireway	5,855.44	1,657.78
			For 20" Cabinet Depth, Add	108.00	
			For 800 Amperes, Tin Plated Copper Bus, Add	182.00	
			For 1,200 Amperes, Tin Plated Copper Bus, Add	334.00	
			For 1,600 Amperes, Tin Plated Copper Bus, Add	402.00	
			For 2,000 Amperes, Tin Plated Copper Bus, Add	506.00	
			For NEMA 1 With Gasket, Add	97.00	
			For NEMA 12, Add	245.00	
			For 600 Amperes, Tin Plated Copper Vertical, Add	210.00	
26 24 19 00-0710	EA		25"-35" Wide Basic Section (No Vertical Wireway)	5,855.44	1,657.78
			For 20" Cabinet Depth, Add	108.00	
			For 800 Amperes, Tin Plated Copper Bus, Add	182.00	
			For 1,200 Amperes, Tin Plated Copper Bus, Add	334.00	
			For 1,600 Amperes, Tin Plated Copper Bus, Add	402.00	
			For 2,000 Amperes, Tin Plated Copper Bus, Add	506.00	
			For NEMA 1 With Gasket, Add	97.00	
			For NEMA 12, Add	245.00	
			For 600 Amperes, Tin Plated Copper Vertical, Add	210.00	
26 24 19 00-0711	EA		25" Wide Basic Section With 9" Wide Vertical Wireway	6,453.92	1,657.78
			For 20" Cabinet Depth, Add	108.00	
			For 800 Amperes, Tin Plated Copper Bus, Add	182.00	
			For 1,200 Amperes, Tin Plated Copper Bus, Add	334.00	
			For 1,600 Amperes, Tin Plated Copper Bus, Add	402.00	
			For 2,000 Amperes, Tin Plated Copper Bus, Add	506.00	
			For NEMA 1 With Gasket, Add	97.00	
			For NEMA 12, Add	245.00	
			For 600 Amperes, Tin Plated Copper Vertical, Add	210.00	
26 24 19 00-0712	EA		Corner Section	6,453.92	1,657.78
			For 20" Cabinet Depth, Add	108.00	
			For 800 Amperes, Tin Plated Copper Bus, Add	182.00	
			For 1,200 Amperes, Tin Plated Copper Bus, Add	334.00	
			For 1,600 Amperes, Tin Plated Copper Bus, Add	402.00	
			For 2,000 Amperes, Tin Plated Copper Bus, Add	506.00	
			For NEMA 1 With Gasket, Add	97.00	
			For NEMA 12, Add	245.00	
			For 600 Amperes, Tin Plated Copper Vertical, Add	210.00	
26 24 19 00-0713			Motor Control Center Starters With HMCP Circuit Breaker (26 24 19 00-0484)		
			Note: Includes door, unit support pan, heater elements, and NEMA 1 with gasket, or NEMA 12 enclosure. Line voltages of 208 V, 240 V, 480 V, and 600 V.		
26 24 19 00-0714			FVNR Starters With HMCP Circuit Breaker (26 24 19 00-0713)		
26 24 19 00-0715	EA		Class 1, Type A, Size 1 FVNR Starters With HMCP Circuit Breaker	1,506.99	232.84
			For Personal Protective Equipment (Arc Flash) When Working On Energized Equipment, Add	139.69	
26 24 19 00-0716	EA		Class 1, Type A, Size 2 FVNR Starters With HMCP Circuit Breaker	1,677.30	258.23
			For Personal Protective Equipment (Arc Flash) When Working On Energized Equipment, Add	154.94	
26 24 19 00-0717	EA		Class 1, Type A, Size 3 FVNR Starters With HMCP Circuit Breaker	2,901.64	347.14
			For Personal Protective Equipment (Arc Flash) When Working On Energized Equipment, Add	208.30	
26 24 19 00-0718	EA		Class 1, Type A, Size 4 FVNR Starters With HMCP Circuit Breaker	4,205.83	457.68
			For Personal Protective Equipment (Arc Flash) When Working On Energized Equipment, Add	274.64	
26 24 19 00-0719	EA		Class 1, Type A, Size 5 FVNR Starters With HMCP Circuit Breaker	9,558.36	571.99
			For Personal Protective Equipment (Arc Flash) When Working On Energized Equipment, Add	343.23	
26 24 19 00-0720	EA		Class 1, Type A, Size 6 FVNR Starters With HMCP Circuit Breaker	22,308.00	571.99
			For Personal Protective Equipment (Arc Flash) When Working On Energized Equipment, Add	343.23	
26 24 19 00-0721	EA		Class 1, Type B, Size 1 FVNR Starters With HMCP Circuit Breaker	1,519.36	201.39
			For Personal Protective Equipment (Arc Flash) When Working On Energized Equipment, Add	120.83	
26 24 19 00-0722	EA		Class 1, Type B, Size 2 FVNR Starters With HMCP Circuit Breaker	1,713.55	226.78
			For Personal Protective Equipment (Arc Flash) When Working On Energized Equipment, Add	136.07	
26 24 19 00-0723	EA		Class 1, Type B, Size 3 FVNR Starters With HMCP Circuit Breaker	2,963.83	309.64
			For Personal Protective Equipment (Arc Flash) When Working On Energized Equipment, Add	185.78	
26 24 19 00-0724	EA		Class 1, Type B, Size 4 FVNR Starters With HMCP Circuit Breaker	4,206.11	419.71
			For Personal Protective Equipment (Arc Flash) When Working On Energized Equipment, Add	251.85	
26 24 19 00-0725	EA		Class 1, Type B, Size 5 FVNR Starters With HMCP Circuit Breaker	9,574.35	541.87
			For Personal Protective Equipment (Arc Flash) When Working On Energized Equipment, Add	325.14	
26 24 19 00-0726	EA		Class 1, Type B, Size 6 FVNR Starters With HMCP Circuit Breaker	22,461.17	541.87
			For Personal Protective Equipment (Arc Flash) When Working On Energized Equipment, Add	325.14	
26 24 19 00-0727			Two Speed 2-Winding (TS2W) With HMCP Circuit Breaker (26 24 19 00-0713)		
26 24 19 00-0728	EA		Class 1, Type A, Size 1 Two Speed 2-Winding (TS2W) With HMCP Circuit Breaker	2,408.57	291.38
			For Personal Protective Equipment (Arc Flash) When Working On Energized Equipment, Add	174.79	
26 24 19 00-0729	EA		Class 1, Type A, Size 2 Two Speed 2-Winding (TS2W) With HMCP Circuit Breaker	2,952.71	322.34
			For Personal Protective Equipment (Arc Flash) When Working On Energized Equipment, Add	193.42	



MINOR CSI UOM DESCRIPTION	TOTAL DIRECT UNIT COST	DEMOLITION UNIT COST
26 24 19 00-0730 EA Class 1, Type A, Size 3 Two Speed 2-Winding (TS2W) With HMCP Circuit Breaker.....	4,860.00	433.25
For Personal Protective Equipment (Arc Flash) When Working On Energized Equipment, Add	259.93	
26 24 19 00-0731 EA Class 1, Type A, Size 4 Two Speed 2-Winding (TS2W) With HMCP Circuit Breaker.....	8,349.99	572.71
For Personal Protective Equipment (Arc Flash) When Working On Energized Equipment, Add	343.62	
26 24 19 00-0732 EA Class 1, Type A, Size 5 Two Speed 2-Winding (TS2W) With HMCP Circuit Breaker.....	15,059.75	716.53
For Personal Protective Equipment (Arc Flash) When Working On Energized Equipment, Add	429.93	
26 24 19 00-0733 EA Class 1, Type B, Size 1 Two Speed 2-Winding (TS2W) With HMCP Circuit Breaker.....	2,443.48	251.59
For Personal Protective Equipment (Arc Flash) When Working On Energized Equipment, Add	150.94	
26 24 19 00-0734 EA Class 1, Type B, Size 2 Two Speed 2-Winding (TS2W) With HMCP Circuit Breaker.....	3,012.59	283.64
For Personal Protective Equipment (Arc Flash) When Working On Energized Equipment, Add	170.20	
26 24 19 00-0735 EA Class 1, Type B, Size 3 Two Speed 2-Winding (TS2W) With HMCP Circuit Breaker.....	4,944.34	387.66
For Personal Protective Equipment (Arc Flash) When Working On Energized Equipment, Add	232.60	
26 24 19 00-0736 EA Class 1, Type B, Size 4 Two Speed 2-Winding (TS2W) With HMCP Circuit Breaker.....	8,368.95	524.93
For Personal Protective Equipment (Arc Flash) When Working On Energized Equipment, Add	314.98	
26 24 19 00-0737 EA Class 1, Type B, Size 5 Two Speed 2-Winding (TS2W) With HMCP Circuit Breaker.....	15,097.04	677.94
For Personal Protective Equipment (Arc Flash) When Working On Energized Equipment, Add	406.79	
26 24 19 00-0738 Two Speed 1-Winding (TS1W) With HMCP Circuit Breaker <small>(26 24 19 00-0713)</small>		
26 24 19 00-0739 EA Class 1, Type A, Size 1 Two Speed 1-Winding (TS1W) With HMCP Circuit Breaker.....	2,837.38	291.38
For Personal Protective Equipment (Arc Flash) When Working On Energized Equipment, Add	174.79	
26 24 19 00-0740 EA Class 1, Type A, Size 2 Two Speed 1-Winding (TS1W) With HMCP Circuit Breaker.....	3,747.46	322.34
For Personal Protective Equipment (Arc Flash) When Working On Energized Equipment, Add	193.42	
26 24 19 00-0741 EA Class 1, Type A, Size 3 Two Speed 1-Winding (TS1W) With HMCP Circuit Breaker.....	7,061.20	433.25
For Personal Protective Equipment (Arc Flash) When Working On Energized Equipment, Add	259.93	
26 24 19 00-0742 EA Class 1, Type A, Size 4 Two Speed 1-Winding (TS1W) With HMCP Circuit Breaker.....	9,614.57	572.71
For Personal Protective Equipment (Arc Flash) When Working On Energized Equipment, Add	343.62	
26 24 19 00-0743 EA Class 1, Type A, Size 5 Two Speed 1-Winding (TS1W) With HMCP Circuit Breaker.....	19,247.05	716.53
For Personal Protective Equipment (Arc Flash) When Working On Energized Equipment, Add	429.93	
26 24 19 00-0744 EA Class 1, Type B, Size 1 Two Speed 1-Winding (TS1W) With HMCP Circuit Breaker.....	2,672.29	251.59
For Personal Protective Equipment (Arc Flash) When Working On Energized Equipment, Add	150.94	
26 24 19 00-0745 EA Class 1, Type B, Size 2 Two Speed 1-Winding (TS1W) With HMCP Circuit Breaker.....	3,807.34	283.64
For Personal Protective Equipment (Arc Flash) When Working On Energized Equipment, Add	170.20	
26 24 19 00-0746 EA Class 1, Type B, Size 3 Two Speed 1-Winding (TS1W) With HMCP Circuit Breaker.....	7,145.53	387.66
For Personal Protective Equipment (Arc Flash) When Working On Energized Equipment, Add	232.60	
26 24 19 00-0747 EA Class 1, Type B, Size 4 Two Speed 1-Winding (TS1W) With HMCP Circuit Breaker.....	9,633.53	524.93
For Personal Protective Equipment (Arc Flash) When Working On Energized Equipment, Add	314.98	
26 24 19 00-0748 EA Class 1, Type B, Size 5 Two Speed 1-Winding (TS1W) With HMCP Circuit Breaker.....	19,284.34	677.94
For Personal Protective Equipment (Arc Flash) When Working On Energized Equipment, Add	406.79	
26 24 19 00-0749 Motor Control Center Starters With Fusible Disconnect <small>(26 24 19 00-0484)</small>		
Note: Includes fuses, door, unit support pan, heater elements, and NEMA 1 with gasket, or NEMA 12 enclosure. Line voltages of 208 V, 240 V, 480 V, and 600 V.		
26 24 19 00-0750 FVNR Starters With Fusible Disconnect <small>(26 24 19 00-0749)</small>		
26 24 19 00-0751 EA Class 1, Type A, Size 1 FVNR Starters With Fusible Disconnect.....	1,218.27	227.03
26 24 19 00-0752 EA Class 1, Type A, Size 2 FVNR Starters With Fusible Disconnect.....	1,588.81	308.55
26 24 19 00-0753 EA Class 1, Type A, Size 3 FVNR Starters With Fusible Disconnect.....	2,642.35	402.05
26 24 19 00-0754 EA Class 1, Type A, Size 4 FVNR Starters With Fusible Disconnect.....	4,448.80	566.30
26 24 19 00-0755 EA Class 1, Type A, Size 5 FVNR Starters With Fusible Disconnect.....	8,913.00	719.91
26 24 19 00-0756 EA Class 1, Type A, Size 6 FVNR Starters With Fusible Disconnect.....	22,525.93	719.91
26 24 19 00-0757 EA Class 1, Type B, Size 1 FVNR Starters With Fusible Disconnect.....	1,241.12	201.27
26 24 19 00-0758 EA Class 1, Type B, Size 2 FVNR Starters With Fusible Disconnect.....	1,623.65	276.38
26 24 19 00-0759 EA Class 1, Type B, Size 3 FVNR Starters With Fusible Disconnect.....	2,716.56	370.60
26 24 19 00-0760 EA Class 1, Type B, Size 4 FVNR Starters With Fusible Disconnect.....	4,464.83	536.19
26 24 19 00-0761 EA Class 1, Type B, Size 5 FVNR Starters With Fusible Disconnect.....	8,911.44	681.09
26 24 19 00-0762 EA Class 1, Type B, Size 6 FVNR Starters With Fusible Disconnect.....	22,861.66	681.09
26 24 19 00-0763 Two Speed 2-Winding (TS2W) With Fusible Disconnect <small>(26 24 19 00-0749)</small>		
26 24 19 00-0764 EA Class 1, Type A, Size 1 Two Speed 2-Winding (TS2W) With Fusible Disconnect.....	2,092.29	284.24
26 24 19 00-0765 EA Class 1, Type A, Size 2 Two Speed 2-Winding (TS2W) With Fusible Disconnect.....	2,914.62	385.72
26 24 19 00-0766 EA Class 1, Type A, Size 3 Two Speed 2-Winding (TS2W) With Fusible Disconnect.....	4,506.99	502.32
26 24 19 00-0767 EA Class 1, Type A, Size 4 Two Speed 2-Winding (TS2W) With Fusible Disconnect.....	9,426.61	709.87
26 24 19 00-0768 EA Class 1, Type A, Size 5 Two Speed 2-Winding (TS2W) With Fusible Disconnect.....	15,317.08	830.71
26 24 19 00-0769 EA Class 1, Type B, Size 1 Two Speed 2-Winding (TS2W) With Fusible Disconnect.....	2,140.42	251.59
26 24 19 00-0770 EA Class 1, Type B, Size 2 Two Speed 2-Winding (TS2W) With Fusible Disconnect.....	2,970.89	345.20
26 24 19 00-0771 EA Class 1, Type B, Size 3 Two Speed 2-Winding (TS2W) With Fusible Disconnect.....	4,605.36	463.74
26 24 19 00-0772 EA Class 1, Type B, Size 4 Two Speed 2-Winding (TS2W) With Fusible Disconnect.....	9,459.35	668.99
26 24 19 00-0773 EA Class 1, Type B, Size 5 Two Speed 2-Winding (TS2W) With Fusible Disconnect.....	15,336.80	783.42
26 24 19 00-0774 Two Speed 1-Winding (TS1W) With Fusible Disconnect <small>(26 24 19 00-0749)</small>		
26 24 19 00-0775 EA Class 1, Type A, Size 1 Two Speed 1-Winding (TS1W) With Fusible Disconnect.....	2,437.04	284.24
26 24 19 00-0776 EA Class 1, Type A, Size 2 Two Speed 1-Winding (TS1W) With Fusible Disconnect.....	3,721.57	385.72
26 24 19 00-0777 EA Class 1, Type A, Size 3 Two Speed 1-Winding (TS1W) With Fusible Disconnect.....	6,731.06	502.32
26 24 19 00-0778 EA Class 1, Type A, Size 4 Two Speed 1-Winding (TS1W) With Fusible Disconnect.....	9,890.34	709.87
26 24 19 00-0779 EA Class 1, Type A, Size 5 Two Speed 1-Winding (TS1W) With Fusible Disconnect.....	18,653.19	830.71
26 24 19 00-0780 EA Class 1, Type B, Size 1 Two Speed 1-Winding (TS1W) With Fusible Disconnect.....	2,486.19	251.59
26 24 19 00-0781 EA Class 1, Type B, Size 2 Two Speed 1-Winding (TS1W) With Fusible Disconnect.....	3,777.84	345.20
26 24 19 00-0782 EA Class 1, Type B, Size 3 Two Speed 1-Winding (TS1W) With Fusible Disconnect.....	6,829.44	463.74



MINOR	CSI	UOM	DESCRIPTION	TOTAL DIRECT UNIT COST	DEMOLITION UNIT COST
26 24 19 00-0783	EA		Class 1, Type B, Size 4 Two Speed 1-Winding (TS1W) With Fusible Disconnect.....	9,923.09	668.99
26 24 19 00-0784	EA		Class 1, Type B, Size 5 Two Speed 1-Winding (TS1W) With Fusible Disconnect.....	18,672.91	783.42
26 24 19 00-0785			Tin Plated Copper Bus Bar And Ground Bus Bar Splice Kit (26 24 19 00-0484)		
			Note: Per section. Labor is included in basic distribution section.		
26 24 19 00-0786	EA		600 Amperes, Horizontal Tin Plated Copper Bus Kit.....	262.16	
			<i>For Personal Protective Equipment (Arc Flash) When Working On Energized Equipment, Add</i>	9.09	
26 24 19 00-0787	EA		800 Amperes, Horizontal Tin Plated Copper Bus Kit.....	321.14	
			<i>For Personal Protective Equipment (Arc Flash) When Working On Energized Equipment, Add</i>	9.09	
26 24 19 00-0788	EA		1,200 Amperes, Horizontal Tin Plated Copper Bus Kit.....	386.18	
			<i>For Personal Protective Equipment (Arc Flash) When Working On Energized Equipment, Add</i>	10.91	
26 24 19 00-0789	EA		1,600 Amperes, Horizontal Tin Plated Copper Bus Kit.....	502.11	
			<i>For Personal Protective Equipment (Arc Flash) When Working On Energized Equipment, Add</i>	10.91	
26 24 19 00-0790	EA		2,000 Amperes, Horizontal Tin Plated Copper Bus Kit.....	841.72	
			<i>For Personal Protective Equipment (Arc Flash) When Working On Energized Equipment, Add</i>	12.72	
26 24 19 00-0791	EA		1/4" x 2" Horizontal Tin Plated Copper Ground Bus Kit.....	150.33	
			<i>For Personal Protective Equipment (Arc Flash) When Working On Energized Equipment, Add</i>	7.27	
26 24 19 00-0792			Disconnect Switch For Motor Control Centers (26 24 19 00-0484)		
26 24 19 00-0793			3 Pole Circuit Breaker Disconnect For Motor Control Center (26 24 19 00-0792)		
			Note: Includes door, unit support pan, inverse time (Thermal Magnetic) circuit breaker, and NEMA 1, NEMA 1 with gasket, or NEMA 12 enclosure. Class 1 type A (no starters).		
26 24 19 00-0794	EA		150 Amperes Rating, 15 To 100 Amperes Trip Range, 3 Pole Circuit Breaker Disconnect.....	910.20	174.78
26 24 19 00-0795	EA		150 Amperes Rating, 125 To 150 Amperes Trip Range, 3 Pole Circuit Breaker Disconnect.....	1,569.33	193.53
26 24 19 00-0796	EA		225 Amperes Rating, 70 To 225 Amperes Trip Range, 3 Pole Circuit Breaker Disconnect.....	1,919.68	260.66
26 24 19 00-0797	EA		400 Amperes Rating, 125 To 400 Amperes Trip Range, 3 Pole Circuit Breaker Disconnect.....	3,166.72	343.51
26 24 19 00-0798	EA		600 Amperes Rating, 300 To 600 Amperes Trip Range, 3 Pole Circuit Breaker Disconnect.....	5,436.79	429.38
26 24 19 00-0799	EA		800 Amperes Rating, 400 To 800 Amperes Trip Range, 3 Pole Circuit Breaker Disconnect.....	6,189.36	429.38
26 24 19 00-0800	EA		1,200 Amperes Rating, 600 To 1,200 Amperes Trip Range, 3 Pole Circuit Breaker Disconnect.....	12,678.42	537.64
26 24 19 00-0801			Fusible Disconnect Switch For Motor Control Center (26 24 19 00-0792)		
			Note: Includes door, unit support pan, fuses and NEMA 1, NEMA 1 with gasket, or NEMA 12 enclosure. Class 1 type A (no starters).		
26 24 19 00-0802	EA		30 Amperes Switch Rating, Fusible Disconnect Switch With 30 Amperes Fuse Clips.....	843.26	169.94
26 24 19 00-0803	EA		60 Amperes Switch Rating, Fusible Disconnect Switch With 60 Amperes Fuse Clips.....	997.18	231.62
26 24 19 00-0804	EA		100 Amperes Switch Rating, Fusible Disconnect Switch With 100 Amperes Fuse Clips.....	1,364.54	296.34
26 24 19 00-0805	EA		200 Amperes Switch Rating, Fusible Disconnect Switch With 200 Amperes Fuse Clips.....	2,531.70	424.55
26 24 19 00-0806	EA		400 Amperes Switch Rating, Fusible Disconnect Switch With 400 Amperes Fuse Clips.....	4,477.07	539.94
26 24 19 00-0807	EA		600 Amperes Switch Rating, Fusible Disconnect Switch With 600 Amperes Fuse Clips.....	10,212.68	539.94
26 24 19 00-0808	EA		800 Amperes Switch Rating, Fusible Disconnect Switch With 800 Amperes Fuse Clips.....	12,625.89	674.92
26 24 19 00-0809	EA		1,200 Amperes Switch Rating, Fusible Disconnect Switch With 1,200 Amperes Fuse Clips.....	18,629.98	674.92
26 24 19 00-0810			Control Circuit Transformer (26 24 19 00-0484)		
26 24 19 00-0811	EA		Control Circuit Transformer, Size 1 Factory Installed.....	72.66	
26 24 19 00-0812	EA		Control Circuit Transformer, Size 2 Factory Installed.....	72.66	
26 24 19 00-0813	EA		Control Circuit Transformer, Size 3 Factory Installed.....	139.93	
26 24 19 00-0814	EA		Control Circuit Transformer, Size 4 Factory Installed.....	139.93	
26 24 19 00-0815	EA		Control Circuit Transformer, Size 5 Factory Installed.....	194.40	
26 24 19 00-0816	EA		Control Circuit Fuse And Holder Small Dim, Dual Element Time Delay.....	55.21	13.69
26 24 19 00-0817			Cover Mounted Control Devices (26 24 19 00-0484)		
26 24 19 00-0818	EA		Control Device, 2 Unit Push Button Station Cover Mounted.....	123.06	24.19
			<i>For Personal Protective Equipment (Arc Flash) When Working On Energized Equipment, Add</i>	15.12	
26 24 19 00-0819	EA		Control Device, 2-3 Unit Selector Switch Cover Mounted.....	138.35	24.19
			<i>For Personal Protective Equipment (Arc Flash) When Working On Energized Equipment, Add</i>	18.90	
26 24 19 00-0820	EA		Control Device, Pilot Light Cover Mounted.....	115.79	24.19
			<i>For Personal Protective Equipment (Arc Flash) When Working On Energized Equipment, Add</i>	11.33	
26 24 19 00-0821	EA		Control Device, Hand-Off-Auto Switch Cover Mounted With Pilot Light.....	315.94	82.25
			<i>For Personal Protective Equipment (Arc Flash) When Working On Energized Equipment, Add</i>	49.57	
26 24 19 00-0822	EA		Auxiliary Contact Add Per Starter.....	375.44	31.33
			<i>For Personal Protective Equipment (Arc Flash) When Working On Energized Equipment, Add</i>	18.80	
26 24 19 00-0823			Extra Interlocks (26 24 19 00-0484)		
			Note: Per contact.		
26 24 19 00-0824	EA		Extra Interlocks, Class I, Type A Per Contact.....	80.28	15.72
			<i>For Personal Protective Equipment (Arc Flash) When Working On Energized Equipment, Add</i>	11.33	
26 24 19 00-0825	EA		Extra Interlocks, Class I, Type B Per Contact.....	110.66	15.72
			<i>For Personal Protective Equipment (Arc Flash) When Working On Energized Equipment, Add</i>	11.33	
26 24 19 00-0826	EA		Extra Interlocks, Class I, Type C Per Contact.....	122.62	15.72
			<i>For Personal Protective Equipment (Arc Flash) When Working On Energized Equipment, Add</i>	9.45	
26 24 19 00-0827	EA		Extra Interlocks, Class II, Type B Per Contact.....	110.24	15.72
			<i>For Personal Protective Equipment (Arc Flash) When Working On Energized Equipment, Add</i>	7.56	
26 24 19 00-0828	EA		Extra Interlocks, Class II, Type C Per Contact.....	116.22	15.72
			<i>For Personal Protective Equipment (Arc Flash) When Working On Energized Equipment, Add</i>	5.71	

26 Electrical**26 20 Low-Voltage Electrical Distribution****26 24 Switchboards and Panelboards**

SAN BERNARDINO
COUNTY

MINOR
CSI UOM DESCRIPTION

TOTAL DIRECT DEMOLITION
UNIT COST UNIT COST

26 24 19 00-0829	Special Cabinet Provisions <small>(26 24 19 00-0484)</small>		
26 24 19 00-0830	EA Provisions For Bus Duct Entrance Special Cabinet Provisions.....	909.56	
26 24 19 00-0831	Nameplate Requirements <small>(26 24 19 00-0484)</small>		
26 24 19 00-0832	EA Special Cabinet Nameplate Requirements.....	32.29	
26 24 19 00-0833	Auxiliary Relays <small>(26 24 19 00-0484)</small>		
26 24 19 00-0834	EA Industrial Control Relay, 10 Amperes, Class A600 With 2 Contacts.....	180.17	30.29
	<i>For Personal Protective Equipment (Arc Flash) When Working On Energized Equipment, Add</i>	18.17	
26 24 19 00-0835	EA Timing Relay, Solid State, DPDT 0.1-10 Sec Variable, Off-Delay.....	170.45	27.25
	<i>For Personal Protective Equipment (Arc Flash) When Working On Energized Equipment, Add</i>	18.17	
26 24 19 00-0836	EA General Purpose Control Relay, 240 Volt AC, 10 Amperes, With Base.....	97.94	27.25
	<i>For Personal Protective Equipment (Arc Flash) When Working On Energized Equipment, Add</i>	18.17	
26 24 19 00-0837	Motor Control Center Accessories <small>(26 24 19 00-0484)</small>		
26 24 19 00-0838	Lighting Transformer With Circuit Breaker <small>(26 24 19 00-0837)</small>		
	Note: For 240 V, 480 V, or 600 V primary. Includes door, unit support pan, and NEMA 1, NEMA 1 with gasket, or NEMA 12 enclosure for MCC only.		
26 24 19 00-0839	EA 1 Phase, 5 KVA, 120/240 Volt Secondary Lighting Transformer With Circuit Breaker.....	5,300.59	388.17
26 24 19 00-0840	EA 1 Phase, 7.5 KVA, 120/240 Volt Secondary Lighting Transformer With Circuit Breaker.....	5,511.04	403.70
26 24 19 00-0841	EA 1 Phase, 10 KVA, 120/240 Volt Secondary Lighting Transformer With Circuit Breaker.....	6,029.12	434.75
26 24 19 00-0842	EA 1 Phase, 15 KVA, 120/240 Volt Secondary Lighting Transformer With Circuit Breaker.....	7,571.90	465.81
26 24 19 00-0843	EA 1 Phase, 25 KVA, 120/240 Volt Secondary Lighting Transformer With Circuit Breaker.....	10,169.28	496.86
26 24 19 00-0844	EA 1 Phase, 37.5 KVA, 120/240 Volt Secondary Lighting Transformer With Circuit Breaker.....	12,487.41	558.97
26 24 19 00-0845	EA 1 Phase, 50 KVA, 120/240 Volt Secondary Lighting Transformer With Circuit Breaker.....	16,397.70	621.08
26 24 19 00-0846	EA 3 Phase, 10 KVA, 120/208 Volt Secondary Lighting Transformer With Circuit Breaker.....	9,591.12	512.39
26 24 19 00-0847	EA 3 Phase, 15 KVA, 120/208 Volt Secondary Lighting Transformer With Circuit Breaker.....	10,420.47	558.97
26 24 19 00-0848	EA 3 Phase, 25 KVA, 120/208 Volt Secondary Lighting Transformer With Circuit Breaker.....	11,916.44	621.08
26 24 19 00-0849	EA 3 Phase, 30 KVA, 120/208 Volt Secondary Lighting Transformer With Circuit Breaker.....	12,644.26	683.19
26 24 19 00-0850	EA 3 Phase, 37.5 KVA, 120/208 Volt Secondary Lighting Transformer With Circuit Breaker.....	15,248.31	745.29
26 24 19 00-0851	EA 3 Phase, 45 KVA, 120/208 Volt Secondary Lighting Transformer With Circuit Breaker.....	15,736.93	807.40
26 24 19 00-0852	Bolt-On Lighting Panel <small>(26 24 19 00-0837)</small>		
	Note: Includes door, T-handle, unit support pan, neutral bar (10 KA IC RMS), and NEMA 1, NEMA 1 with gasket, or NEMA 12 enclosure. For MCC only.		
26 24 19 00-0853	EA 18 Circuit Bolt-On Lighting Panel, MLO, 1 Phase, 3 Wire, 120/240 Volt.....	2,245.58	629.44
26 24 19 00-0854	EA 30 Circuit Bolt-On Lighting Panel, MLO, 1 Phase, 3 Wire, 120/240 Volt.....	3,503.04	1,095.60
26 24 19 00-0855	EA 42 Circuit Bolt-On Lighting Panel, MLO, 1 Phase, 3 Wire, 120/240 Volt.....	4,655.76	1,482.28
26 24 19 00-0856	EA 18 Circuit Bolt-On Lighting Panel, MLO, 3 Phase, 4 Wire, 120/208 Volt.....	2,348.79	681.09
26 24 19 00-0857	EA 30 Circuit Bolt-On Lighting Panel, MLO, 3 Phase, 4 Wire, 120/208 Volt.....	3,456.42	1,072.25
26 24 19 00-0858	EA 42 Circuit Bolt-On Lighting Panel, MLO, 3 Phase, 4 Wire, 120/208 Volt.....	4,841.04	1,574.93
26 24 19 00-0859	EA 18 Circuit Bolt-On Lighting Panel, MCB, 1 Phase, 3 Wire, 120/240 Volt.....	3,784.80	730.08
26 24 19 00-0860	EA 30 Circuit Bolt-On Lighting Panel, MCB, 1 Phase, 3 Wire, 120/240 Volt.....	5,042.52	1,172.04
26 24 19 00-0861	EA 42 Circuit Bolt-On Lighting Panel, MCB, 1 Phase, 3 Wire, 120/240 Volt.....	6,302.40	1,574.93
26 24 19 00-0862	EA 18 Circuit Bolt-On Lighting Panel, MCB, 3 Phase, 4 Wire, 120/208 Volt.....	3,899.63	787.40
26 24 19 00-0863	EA 30 Circuit Bolt-On Lighting Panel, MCB, 3 Phase, 4 Wire, 120/208 Volt.....	5,042.52	1,172.04
26 24 19 00-0864	EA 42 Circuit Bolt-On Lighting Panel, MCB, 3 Phase, 4 Wire, 120/208 Volt.....	6,404.01	1,625.73
26 24 19 00-0865	Factory Installed Bolt-On Branch Circuit Breaker <small>(26 24 19 00-0837)</small>		
	Note: For MCC lighting panel only.		
26 24 19 00-0866	EA 15 To 30 Amperes, 1 Pole, Bolt-On Branch Circuit Breaker.....	22.49	
26 24 19 00-0867	EA 15 To 30 Amperes, 1 Pole (GFI) Bolt-On Branch Circuit Breaker.....	280.31	
26 24 19 00-0868	EA 15 To 50 Amperes, 2 Pole, Bolt-On Branch Circuit Breaker.....	43.95	
26 24 19 00-0869	EA 60 To 100 Amperes, 2 Pole, Bolt-On Branch Circuit Breaker.....	101.19	
26 24 19 00-0870	EA 15 To 50 Amperes, 3 Pole, Bolt-On Branch Circuit Breaker.....	118.57	
26 24 19 00-0871	EA 60 To 100 Amperes, 3 Pole, Bolt-On Branch Circuit Breaker.....	179.89	
26 24 19 00-0872	Blank Unit Door (BUD) <small>(26 24 19 00-0837)</small>		
	Note: With NEMA 1, NEMA 1 with gasket, or NEMA 12 enclosure. Factory installed.		
26 24 19 00-0873	EA 6" High Blank Unit Door (BUD) With NEMA 1, NEMA 1 With Gasket, Or NEMA 12 Enclosure.....	74.75	
26 24 19 00-0874	EA 12" High Blank Unit Door (BUD) With NEMA 1, NEMA 1 With Gasket, Or NEMA 12 Enclosure.....	89.70	
26 24 19 00-0875	EA 18" High Blank Unit Door (BUD) With NEMA 1, NEMA 1 With Gasket, Or NEMA 12 Enclosure.....	134.55	
26 24 19 00-0876	EA 24" High Blank Unit Door (BUD) With NEMA 1, NEMA 1 With Gasket, Or NEMA 12 Enclosure.....	179.40	
26 24 19 00-0877	EA 30" High Blank Unit Door (BUD) With NEMA 1, NEMA 1 With Gasket, Or NEMA 12 Enclosure.....	269.10	
26 24 19 00-0878	EA 48" High Blank Unit Door (BUD) With NEMA 1, NEMA 1 With Gasket, Or NEMA 12 Enclosure.....	313.95	
26 24 19 00-0879	EA 72" High Blank Unit Door (BUD) With NEMA 1, NEMA 1 With Gasket, Or NEMA 12 Enclosure.....	358.80	

26 25 Enclosed Bus Assemblies (26 20)**26 25 13 Low-Voltage Busways** (26 25)



MINOR CSI UOM DESCRIPTION	TOTAL DIRECT UNIT COST	DEMOLITION UNIT COST
26 25 13 00-0001 Plug-In Bus Duct <small>(26 25 13)</small>		
Note: Based on an average of 100' horizontal run with a 15' maximum mounting height. Each 100' of bus duct includes 2 elbows, 1 end cap, and switchboard stub. Excludes hangers with anchors and hardware support.		
26 25 13 00-0002 600 Volt, 3-Phase, 3-Wire, Copper Conductors <small>(26 25 13 00-0001)</small>		
26 25 13 00-0003 LF 225 Amperes, Bus Duct 600 Volt, 3 Phase, 3 Wire Copper Conductors	267.92	36.29
For Up To 25, Add	66.98	
For >25 To 50, Add	40.19	
For >50 To 100, Add	20.09	
26 25 13 00-0004 LF 400 Amperes, Bus Duct 600 Volt, 3 Phase, 3 Wire Copper Conductors	376.06	36.29
For Up To 25, Add	94.02	
For >25 To 50, Add	56.41	
For >50 To 100, Add	28.20	
26 25 13 00-0005 LF 600 Amperes, Bus Duct 600 Volt, 3 Phase, 3 Wire Copper Conductors	475.10	48.38
For Up To 25, Add	118.78	
For >25 To 50, Add	71.27	
For >50 To 100, Add	35.63	
26 25 13 00-0006 LF 800 Amperes, Bus Duct 600 Volt, 3 Phase, 3 Wire Copper Conductors	651.74	48.38
For Up To 25, Add	162.94	
For >25 To 50, Add	97.76	
For >50 To 100, Add	48.88	
26 25 13 00-0007 LF 1,000 Amperes, Bus Duct 600 Volt, 3 Phase, 3 Wire Copper Conductors	687.83	60.47
For Up To 25, Add	171.96	
For >25 To 50, Add	103.17	
For >50 To 100, Add	51.59	
26 25 13 00-0008 LF 1,350 Amperes, Bus Duct 600 Volt, 3 Phase, 3 Wire Copper Conductors	953.04	60.47
For Up To 25, Add	238.26	
For >25 To 50, Add	142.96	
For >50 To 100, Add	71.48	
26 25 13 00-0009 LF 1,600 Amperes, Bus Duct 600 Volt, 3 Phase, 3 Wire Copper Conductors	1,112.77	63.50
For Up To 25, Add	278.19	
For >25 To 50, Add	166.92	
For >50 To 100, Add	83.46	
26 25 13 00-0010 LF 2,000 Amperes Bus Duct 600 Volt, 3 Phase, 3 Wire Copper Conductors	1,350.95	65.31
For Up To 25, Add	337.74	
For >25 To 50, Add	202.64	
For >50 To 100, Add	101.32	
26 25 13 00-0011 LF 2,500 Amperes Bus Duct 600 Volt, 3 Phase, 3 Wire Copper Conductors	1,663.45	68.94
For Up To 25, Add	415.86	
For >25 To 50, Add	249.52	
For >50 To 100, Add	124.76	
26 25 13 00-0012 LF 3,000 Amperes Bus Duct 600 Volt, 3 Phase, 3 Wire Copper Conductors	1,920.99	80.44
For Up To 25, Add	480.25	
For >25 To 50, Add	288.15	
For >50 To 100, Add	144.07	
26 25 13 00-0013 LF 4,000 Amperes Bus Duct 600 Volt, 3 Phase, 3 Wire Copper Conductors	2,221.32	87.69
For Up To 25, Add	555.33	
For >25 To 50, Add	333.20	
For >50 To 100, Add	166.60	
26 25 13 00-0014 277/480 Volt, 3-Phase, 4-Wire, 100% Neutral, Copper Conductors <small>(26 25 13 00-0001)</small>		
26 25 13 00-0015 LF 225 Amperes Bus Duct 277/480 Volt, 3 Phase, 4 Wire Copper Conductors	430.47	36.29
For Up To 25, Add	107.62	
For >25 To 50, Add	64.57	
For >50 To 100, Add	32.29	
26 25 13 00-0016 LF 400 Amperes Bus Duct 277/480 Volt, 3 Phase, 4 Wire Copper Conductors	618.16	36.29
For Up To 25, Add	154.54	
For >25 To 50, Add	92.72	
For >50 To 100, Add	46.36	
26 25 13 00-0017 LF 600 Amperes Bus Duct 277/480 Volt, 3 Phase, 4 Wire Copper Conductors	698.93	48.38
For Up To 25, Add	174.73	
For >25 To 50, Add	104.84	
For >50 To 100, Add	52.42	
26 25 13 00-0018 LF 800 Amperes Bus Duct 277/480 Volt, 3 Phase, 4 Wire Copper Conductors	886.32	48.38
For Up To 25, Add	221.58	
For >25 To 50, Add	132.95	
For >50 To 100, Add	66.47	
26 25 13 00-0019 LF 1,000 Amperes Bus Duct 277/480 Volt, 3 Phase, 4 Wire Copper Conductors	1,079.32	60.47
For Up To 25, Add	269.83	
For >25 To 50, Add	161.90	
For >50 To 100, Add	80.95	
26 25 13 00-0020 LF 1,350 Amperes Bus Duct 277/480 Volt, 3 Phase, 4 Wire Copper Conductors	1,394.43	60.47
For Up To 25, Add	348.61	
For >25 To 50, Add	209.16	
For >50 To 100, Add	104.58	
26 25 13 00-0021 LF 1,600 Amperes Bus Duct 277/480 Volt, 3 Phase, 4 Wire Copper Conductors	1,799.91	62.65
For Up To 25, Add	449.98	
For >25 To 50, Add	269.99	
For >50 To 100, Add	134.99	
26 25 13 00-0022 LF 2,000 Amperes Bus Duct 277/480 Volt, 3 Phase, 4 Wire Copper Conductors	2,164.47	65.31
For Up To 25, Add	541.12	
For >25 To 50, Add	324.67	
For >50 To 100, Add	162.34	

26 Electrical
26 20 Low-Voltage Electrical Distribution
26 25 Enclosed Bus Assemblies



MINOR CSI UOM DESCRIPTION	TOTAL DIRECT UNIT COST	DEMOLITION UNIT COST
26 25 13 00-0023 LF 2,500 Amperes Bus Duct 277/480 Volt, 3 Phase, 4 Wire Copper Conductors.....	2,680.43	68.34
For Up To 25, Add	670.11	
For >25 To 50, Add	402.06	
For >50 To 100, Add	201.03	
26 25 13 00-0024 LF 3,000 Amperes Bus Duct 277/480 Volt, 3 Phase, 4 Wire Copper Conductors.....	3,094.46	80.44
For Up To 25, Add	773.62	
For >25 To 50, Add	464.17	
For >50 To 100, Add	232.08	
26 25 13 00-0025 LF 4,000 Amperes Bus Duct 277/480 Volt, 3 Phase, 4 Wire Copper Conductors.....	3,585.26	87.69
For Up To 25, Add	896.32	
For >25 To 50, Add	537.79	
For >50 To 100, Add	268.89	
26 25 13 00-0026 Cable Tap Boxes (26 25 13 00-0001)		
26 25 13 00-0027 600 Volt, 3-Phase, 3-Wire, Copper Conductors (26 25 13 00-0026)		
26 25 13 00-0028 EA 225 Amperes Cable Tap Box, 600 Volt, 3 Phase, 3 Wire	2,160.28	169.34
26 25 13 00-0029 EA 400 Amperes Cable Tap Box, 600 Volt, 3 Phase, 3 Wire	2,238.81	169.34
26 25 13 00-0030 EA 600 Amperes Cable Tap Box, 600 Volt, 3 Phase, 3 Wire	2,424.12	229.81
26 25 13 00-0031 EA 800 Amperes Cable Tap Box, 600 Volt, 3 Phase, 3 Wire	2,583.95	229.81
26 25 13 00-0032 EA 1,000 Amperes Cable Tap Box, 600 Volt, 3 Phase, 3 Wire	2,774.22	302.38
26 25 13 00-0033 EA 1,350 Amperes Cable Tap Box, 600 Volt, 3 Phase, 3 Wire	3,040.60	302.38
26 25 13 00-0034 277/480 Volt, 3-Phase, 4-Wire, 100% Neutral, Copper Conductors (26 25 13 00-0026)		
26 25 13 00-0035 EA 225 Amperes Cable Tap Box 277/480 Volt, 3 Phase, 4 Wire	2,238.81	332.62
26 25 13 00-0036 EA 400 Amperes Cable Tap Box 277/480 Volt, 3 Phase, 4 Wire	2,438.00	332.62
26 25 13 00-0037 EA 600 Amperes Cable Tap Box 277/480 Volt, 3 Phase, 4 Wire	2,610.47	453.57
26 25 13 00-0038 EA 800 Amperes Cable Tap Box 277/480 Volt, 3 Phase, 4 Wire	2,934.19	453.57
26 25 13 00-0039 EA 1,000 Amperes Cable Tap Box 277/480 Volt, 3 Phase, 4 Wire	3,091.67	604.77
26 25 13 00-0040 EA 1,350 Amperes Cable Tap Box 277/480 Volt, 3 Phase, 4 Wire	3,515.14	604.77
26 25 13 00-0041 Bus Duct Plug-In Circuit Breaker (26 25 13 00-0001)		
26 25 13 00-0042 240 Volt, 3-Phase (26 25 13 00-0041)		
26 25 13 00-0043 EA 60 Amperes, 240 Volt, 3 Phase, Bus Duct Plug-In Circuit Breaker	983.21	120.96
For Personal Protective Equipment (Arc Flash) When Working On Energized Equipment, Add	66.17	
26 25 13 00-0044 EA 100 Amperes, 240 Volt, 3 Phase, Bus Duct Plug-In Circuit Breaker	1,936.44	120.96
For Personal Protective Equipment (Arc Flash) When Working On Energized Equipment, Add	84.94	
26 25 13 00-0045 600 Volt, 3-Phase (26 25 13 00-0041)		
26 25 13 00-0046 EA 60 Amperes, 600 Volt, 3 Phase, Bus Duct Plug-in Circuit Breaker	1,873.87	120.96
For Personal Protective Equipment (Arc Flash) When Working On Energized Equipment, Add	66.17	
26 25 13 00-0047 EA 100 Amperes, 600 Volt, 3 Phase, Bus Duct Plug-in Circuit Breaker	2,426.77	120.96
For Personal Protective Equipment (Arc Flash) When Working On Energized Equipment, Add	84.94	
26 25 13 00-0048 120/208 Volt, 3-Phase, 4-Wire (26 25 13 00-0041)		
26 25 13 00-0049 EA 60 Amperes, 120/208 Volt, 3 Phase, 4 Wire, Bus Duct Plug-in Circuit Breaker	1,131.98	145.14
For Personal Protective Equipment (Arc Flash) When Working On Energized Equipment, Add	75.60	
26 25 13 00-0050 EA 100 Amperes, 120/208 Volt, 3 Phase, 4 Wire, Bus Duct Plug-in Circuit Breaker	1,354.06	145.14
For Personal Protective Equipment (Arc Flash) When Working On Energized Equipment, Add	94.49	
26 25 13 00-0051 277/480 Volt, 3-Phase, 4-Wire (26 25 13 00-0041)		
26 25 13 00-0052 EA 60 Amperes, 277/480 Volt, 3 Phase, 4 Wire, Bus Duct Plug-In Circuit Breaker	1,291.07	145.14
For Personal Protective Equipment (Arc Flash) When Working On Energized Equipment, Add	75.60	
26 25 13 00-0053 EA 100 Amperes, 277/480 Volt, 3 Phase, 4 Wire, Bus Duct Plug-In Circuit Breaker	1,977.03	145.14
For Personal Protective Equipment (Arc Flash) When Working On Energized Equipment, Add	94.49	
26 25 13 00-0054 EA 225 Amperes, 277/480 Volt, 3 Phase, 4 Wire, Bus Duct Plug-In Circuit Breaker	2,921.58	501.95
For Personal Protective Equipment (Arc Flash) When Working On Energized Equipment, Add	217.54	
26 25 13 00-0055 EA 400 Amperes, 277/480 Volt, 3 Phase, 4 Wire, Bus Duct Plug-In Circuit Breaker	6,953.38	501.95
For Personal Protective Equipment (Arc Flash) When Working On Energized Equipment, Add	472.47	
26 25 13 00-0056 EA 600 Amperes, 277/480 Volt, 3 Phase, 4 Wire, Bus Duct Plug-In Circuit Breaker	7,823.09	1,451.44
For Personal Protective Equipment (Arc Flash) When Working On Energized Equipment, Add	657.35	
26 25 13 00-0057 EA 800 Amperes, 277/480 Volt, 3 Phase, 4 Wire, Bus Duct Plug-In Circuit Breaker	9,931.01	1,451.44
For Personal Protective Equipment (Arc Flash) When Working On Energized Equipment, Add	1,163.01	
26 25 13 00-0058 Bus Duct Plug-In Fusible Switch (26 25 13 00-0001)		
26 25 13 00-0059 240 Volt, 3-Pole, 3-Fuse (26 25 13 00-0058)		
26 25 13 00-0060 EA 30 Amperes, 240 Volt, 3 Phase, 3 Fuses, Bus Duct Plug-in Fusible Switch	981.03	120.96
26 25 13 00-0061 EA 60 Amperes, 240 Volt, 3 Phase, 3 Fuses, Bus Duct Plug-in Fusible Switch	1,079.91	120.96
26 25 13 00-0062 EA 100 Amperes, 240 Volt, 3 Phase, 3 Fuses, Bus Duct Plug-in Fusible Switch	1,488.83	145.14
26 25 13 00-0063 EA 200 Amperes, 240 Volt, 3 Phase, 3 Fuses, Bus Duct Plug-in Fusible Switch	2,515.44	290.28
26 25 13 00-0064 EA 400 Amperes, 240 Volt, 3 Phase, 3 Fuses, Bus Duct Plug-in Fusible Switch	6,333.27	653.15
26 25 13 00-0065 EA 600 Amperes, 240 Volt, 3 Phase, 3 Fuses, Bus Duct Plug-in Fusible Switch	9,508.68	1,136.96



MINOR CSI UOM DESCRIPTION	TOTAL DIRECT UNIT COST	DEMOLITION UNIT COST
------------------------------	---------------------------	-------------------------

26 25 13 00-0066	600 Volt, 3-Pole, 3-Fuse <small>(26 25 13 00-0058)</small>		
26 25 13 00-0067	EA 30 Amperes, 600 Volt, 3 Phase, 3 Fuses, Bus Duct Plug-in Fusible Switch	1,016.94	133.04
26 25 13 00-0068	EA 60 Amperes, 600 Volt, 3 Phase, 3 Fuses, Bus Duct Plug-in Fusible Switch	1,113.45	133.04
26 25 13 00-0069	EA 100 Amperes, 600 Volt, 3 Phase, 3 Fuses, Bus Duct Plug-in Fusible Switch	1,498.80	133.04
26 25 13 00-0070	EA 200 Amperes, 600 Volt, 3 Phase, 3 Fuses, Bus Duct Plug-in Fusible Switch	2,573.27	278.20
26 25 13 00-0071	EA 400 Amperes, 600 Volt, 3 Phase, 3 Fuses, Bus Duct Plug-in Fusible Switch	6,300.97	628.95
26 25 13 00-0072	EA 600 Amperes, 600 Volt, 3 Phase, 3 Fuses, Bus Duct Plug-in Fusible Switch	9,737.77	1,209.53
26 25 13 00-0073	EA 800 Amperes, 600 Volt, 3 Phase, 3 Fuses, Bus Duct Plug-in Fusible Switch	15,890.54	1,572.99

26 25 13 00-0074	120/208 Volt, 4-pole, 3 Fuse <small>(26 25 13 00-0058)</small>		
26 25 13 00-0075	EA 30 Amperes, 120/208 Volt, 4 Phase, 3 Fuses, Bus Duct Plug-in Fusible Switch	1,134.36	157.24
26 25 13 00-0076	EA 60 Amperes, 120/208 Volt, 4 Phase, 3 Fuses, Bus Duct Plug-in Fusible Switch	1,221.56	157.24
26 25 13 00-0077	EA 100 Amperes, 120/208 Volt, 4 Phase, 3 Fuses, Bus Duct Plug-in Fusible Switch	1,651.21	157.24
26 25 13 00-0078	EA 200 Amperes, 120/208 Volt, 4 Phase, 3 Fuses, Bus Duct Plug-in Fusible Switch	2,798.18	326.57
26 25 13 00-0079	EA 400 Amperes, 120/208 Volt, 4 Phase, 3 Fuses, Bus Duct Plug-in Fusible Switch	6,957.11	725.72
26 25 13 00-0080	EA 600 AAmperes, 120/208 Volt, 4 Phase, 3 Fuses, Bus Duct Plug-in Fusible Switch	10,134.62	1,112.76

26 25 13 00-0081	277/480 Volt, 4-pole, 3-Fuse <small>(26 25 13 00-0058)</small>		
26 25 13 00-0082	EA 30 Amperes, 277/480 Volt, 4 Phase, 3 Fuses, Bus Duct Plug-in Fusible Switch	1,170.94	157.24
26 25 13 00-0083	EA 60 Amperes, 277/480 Volt, 4 Phase, 3 Fuses, Bus Duct Plug-in Fusible Switch	1,258.15	133.42
26 25 13 00-0084	EA 100 Amperes, 277/480 Volt, 4 Phase, 3 Fuses, Bus Duct Plug-in Fusible Switch	1,759.47	181.43
26 25 13 00-0085	EA 200 Amperes, 277/480 Volt, 4 Phase, 3 Fuses, Bus Duct Plug-in Fusible Switch	2,914.16	326.57
26 25 13 00-0086	EA 400 Amperes, 277/480 Volt, 4 Phase, 3 Fuses, Bus Duct Plug-in Fusible Switch	6,957.11	725.72
26 25 13 00-0087	EA 600 Amperes, 277/480 Volt, 4 Phase, 3 Fuses, Bus Duct Plug-in Fusible Switch	10,134.62	1,112.76
26 25 13 00-0088	EA 800 Amperes, 277/480 Volt, 4 Phase, 3 Fuses, Bus Duct Plug-in Fusible Switch	15,983.96	1,475.63

26 25 13 00-0089	Non-Segregated Bus Duct <small>(26 25 13)</small>		
	Note: Based on an average of 100' horizontal run with a 15' maximum mounting height. Each 100' of bus duct includes 2 elbows, 1 end cap, and switchboard stub. Excludes hangers with anchors and hardware support.		

26 25 13 00-0090	600 Volt, 3 Phase, 3 Wire, Totally Enclosed Non-Ventilated, Copper Conductors <small>(26 25 13 00-0089)</small>		
	Note: Hazardous or seismic locations.		
26 25 13 00-0091	LF 1,200 Amperes, 600 Volt, 3 Phase, 3 Wire Copper Conductors, Non-Segregated Bus Duct	1,422.91	50.80
	For Up To 25, Add	355.73	
	For >25 To 50, Add	213.44	
	For >50 To 100, Add	106.72	
26 25 13 00-0092	LF 1,600 Amperes, 600 Volt, 3 Phase, 3 Wire Copper Conductors, Non-Segregated Bus Duct	1,579.22	54.43
	For Up To 25, Add	394.81	
	For >25 To 50, Add	236.88	
	For >50 To 100, Add	118.44	
26 25 13 00-0093	LF 2,000 Amperes, 600 Volt, 3 Phase, 3 Wire Copper Conductors, Non-Segregated Bus Duct	2,099.13	62.90
	For Up To 25, Add	524.78	
	For >25 To 50, Add	314.87	
	For >50 To 100, Add	157.43	
26 25 13 00-0094	LF 2,500 Amperes, 600 Volt, 3 Phase, 3 Wire Copper Conductors, Non-Segregated Bus Duct	2,335.26	74.99
	For Up To 25, Add	583.82	
	For >25 To 50, Add	350.29	
	For >50 To 100, Add	175.14	
26 25 13 00-0095	LF 3,200 Amperes, 600 Volt, 3 Phase, 3 Wire Copper Conductors, Non-Segregated Bus Duct	3,230.61	87.08
	For Up To 25, Add	807.65	
	For >25 To 50, Add	484.59	
	For >50 To 100, Add	242.30	
26 25 13 00-0096	LF 4,000 Amperes, 600 Volt, 3 Phase, 3 Wire Copper Conductors, Non-Segregated Bus Duct	4,639.57	108.86
	For Up To 25, Add	1,159.89	
	For >25 To 50, Add	695.94	
	For >50 To 100, Add	347.97	
26 25 13 00-0097	LF 5,000 Amperes, 600 Volt, 3 Phase, 3 Wire Copper Conductors, Non-Segregated Bus Duct	5,050.65	129.42
	For Up To 25, Add	1,262.66	
	For >25 To 50, Add	757.60	
	For >50 To 100, Add	378.80	
26 25 13 00-0098	LF 6,000 Amperes, 600 Volt, 3 Phase, 3 Wire Copper Conductors, Non-Segregated Bus Duct	5,732.88	149.98
	For Up To 25, Add	1,433.22	
	For >25 To 50, Add	859.93	
	For >50 To 100, Add	429.97	

26 25 13 00-0099	600 Volt, 3 Phase, 4 Wire, Totally Enclosed Non-Ventilated, Copper Conductors <small>(26 25 13 00-0089)</small>		
	Note: Hazardous or seismic locations.		
26 25 13 00-0100	LF 1,200 Amperes, 600 Volt, 3 Phase, 4 Wire Copper Conductors, Non-Segregated Bus Duct	1,819.17	50.80
	For Up To 25, Add	454.79	
	For >25 To 50, Add	272.88	
	For >50 To 100, Add	136.44	
26 25 13 00-0101	LF 1,600 Amperes, 600 Volt, 3 Phase, 4 Wire Copper Conductors, Non-Segregated Bus Duct	2,019.93	54.43
	For Up To 25, Add	504.98	
	For >25 To 50, Add	302.99	
	For >50 To 100, Add	151.49	

26	Electrical
26 20	Low-Voltage Electrical Distribution
26 25	Enclosed Bus Assemblies



MINOR	CSI	UOM	DESCRIPTION	TOTAL DIRECT UNIT COST	DEMOLITION UNIT COST
-------	-----	-----	-------------	------------------------	----------------------

26 25 13 00-0102	LF	2,000 Amperes, 600 Volt, 3 Phase, 4 Wire Copper Conductors, Non-Segregated Bus Duct	2,690.93	62.90
		<i>For Up To 25, Add</i>	672.73	
		<i>For >25 To 50, Add</i>	403.64	
		<i>For >50 To 100, Add</i>	201.82	
26 25 13 00-0103	LF	2,500 Amperes, 600 Volt, 3 Phase, 4 Wire Copper Conductors, Non-Segregated Bus Duct	2,990.77	74.99
		<i>For Up To 25, Add</i>	747.69	
		<i>For >25 To 50, Add</i>	448.62	
		<i>For >50 To 100, Add</i>	224.31	
26 25 13 00-0104	LF	3,200 Amperes, 600 Volt, 3 Phase, 4 Wire Copper Conductors, Non-Segregated Bus Duct	4,146.84	87.08
		<i>For Up To 25, Add</i>	1,036.71	
		<i>For >25 To 50, Add</i>	622.03	
		<i>For >50 To 100, Add</i>	311.01	
26 25 13 00-0105	LF	4,000 Amperes, 600 Volt, 3 Phase, 4 Wire Copper Conductors, Non-Segregated Bus Duct	5,965.39	108.86
		<i>For Up To 25, Add</i>	1,491.35	
		<i>For >25 To 50, Add</i>	894.81	
		<i>For >50 To 100, Add</i>	447.40	
26 25 13 00-0106	LF	5,000 Amperes, 600 Volt, 3 Phase, 4 Wire Copper Conductors, Non-Segregated Bus Duct	6,488.32	129.42
		<i>For Up To 25, Add</i>	1,622.08	
		<i>For >25 To 50, Add</i>	973.25	
		<i>For >50 To 100, Add</i>	486.62	
26 25 13 00-0107	LF	6,000 Amperes, 600 Volt, 3 Phase, 4 Wire Copper Conductors, Non-Segregated Bus Duct	7,362.38	149.98
		<i>For Up To 25, Add</i>	1,840.60	
		<i>For >25 To 50, Add</i>	1,104.36	
		<i>For >50 To 100, Add</i>	552.18	

26 25 16 Low-Voltage Cablebus Systems (26 25)

26 25 16 00-0001 Feeder Bus Duct (26 25 16)
 Note: Based on an average of 100' horizontal run with a 15' maximum mounting height. Each 100' of bus duct includes 2 elbows, 1 end cap, and switchboard stub. Excludes hangers with anchors and hardware support.

26 25 16 00-0002 600 Volt, 3 Phase, 3 Wire, Ventilated Low Impedance (26 25 16 00-0001)
 Note: Copper conductors.

26 25 16 00-0003	LF	800 Amperes, 600 Volt, 3 Phase, 3 Wire Copper Conductors, Bus Duct With Supports	777.01	50.80
		<i>For Up To 25, Add</i>	194.25	
		<i>For >25 To 50, Add</i>	116.55	
		<i>For >50 To 100, Add</i>	58.28	
26 25 16 00-0004	LF	1,000 Amperes, 600 Volt, 3 Phase, 3 Wire Copper Conductors, Bus Duct With Supports	788.26	50.80
		<i>For Up To 25, Add</i>	197.07	
		<i>For >25 To 50, Add</i>	118.24	
		<i>For >50 To 100, Add</i>	59.12	
26 25 16 00-0005	LF	1,350 Amperes, 600 Volt, 3 Phase, 3 Wire Copper Conductors, Bus Duct With Supports	1,029.42	50.80
		<i>For Up To 25, Add</i>	257.36	
		<i>For >25 To 50, Add</i>	154.41	
		<i>For >50 To 100, Add</i>	77.21	
26 25 16 00-0006	LF	1,600 Amperes, 600 Volt, 3 Phase, 3 Wire Copper Conductors, Bus Duct With Supports	1,234.92	50.80
		<i>For Up To 25, Add</i>	308.73	
		<i>For >25 To 50, Add</i>	185.24	
		<i>For >50 To 100, Add</i>	92.62	
26 25 16 00-0007	LF	2,000 Amperes, 600 Volt, 3 Phase, 3 Wire Copper Conductors, Bus Duct With Supports	1,508.49	50.80
		<i>For Up To 25, Add</i>	377.12	
		<i>For >25 To 50, Add</i>	226.27	
		<i>For >50 To 100, Add</i>	113.14	
26 25 16 00-0008	LF	3,000 Amperes, 600 Volt, 3 Phase, 3 Wire Copper Conductors, Bus Duct With Supports	2,059.00	120.96
		<i>For Up To 25, Add</i>	514.75	
		<i>For >25 To 50, Add</i>	308.85	
		<i>For >50 To 100, Add</i>	154.43	
26 25 16 00-0009	LF	4,000 Amperes, 600 Volt, 3 Phase, 3 Wire Copper Conductors, Bus Duct With Supports	2,843.20	120.96
		<i>For Up To 25, Add</i>	710.80	
		<i>For >25 To 50, Add</i>	426.48	
		<i>For >50 To 100, Add</i>	213.24	
26 25 16 00-0010	LF	5,000 Amperes, 600 Volt, 3 Phase, 3 Wire Copper Conductors, Bus Duct With Supports	3,363.94	120.96
		<i>For Up To 25, Add</i>	840.99	
		<i>For >25 To 50, Add</i>	504.59	
		<i>For >50 To 100, Add</i>	252.30	
26 25 16 00-0011	LF	6,000 Amperes, 600 Volt, 3 Phase, 3 Wire Copper Conductors, Bus Duct With Supports	4,141.46	120.96
		<i>For Up To 25, Add</i>	1,035.37	
		<i>For >25 To 50, Add</i>	621.22	
		<i>For >50 To 100, Add</i>	310.61	
26 25 16 00-0012		277/480 Volt, 3 Phase, 4 Wire, Half Neutral, Ventilated (26 25 16 00-0001) Note: Low impedance, copper conductors.		
26 25 16 00-0013	LF	800 Amperes, 277/480 Volt, 3 Phase, 4 Wire Copper Conductors, Bus Duct With Supports	889.51	54.43
		<i>For Up To 25, Add</i>	222.38	
		<i>For >25 To 50, Add</i>	133.43	
		<i>For >50 To 100, Add</i>	66.71	
26 25 16 00-0014	LF	1,000 Amperes, 277/480 Volt, 3 Phase, 4 Wire Copper Conductors, Bus Duct With Supports	904.46	54.43
		<i>For Up To 25, Add</i>	226.12	
		<i>For >25 To 50, Add</i>	135.67	
		<i>For >50 To 100, Add</i>	67.83	
26 25 16 00-0015	LF	1,350 Amperes, 277/480 Volt, 3 Phase, 4 Wire Copper Conductors, Bus Duct With Supports	1,161.95	54.43
		<i>For Up To 25, Add</i>	290.49	
		<i>For >25 To 50, Add</i>	174.29	
		<i>For >50 To 100, Add</i>	87.15	



MINOR CSI UOM DESCRIPTION	TOTAL DIRECT UNIT COST	DEMOLITION UNIT COST
26 25 16 00-0016 LF 1,600 Amperes, 277/480 Volt, 3 Phase, 4 Wire Copper Conductors, Bus Duct With Supports <i>For Up To 25, Add</i> <i>For >25 To 50, Add</i> <i>For >50 To 100, Add</i>	1,377.30 344.33 206.60 103.30	54.43
26 25 16 00-0017 LF 2,000 Amperes, 277/480 Volt, 3 Phase, 4 Wire Copper Conductors, Bus Duct With Supports <i>For Up To 25, Add</i> <i>For >25 To 50, Add</i> <i>For >50 To 100, Add</i>	1,663.09 415.77 249.46 124.73	54.43
26 25 16 00-0018 LF 3,000 Amperes, 277/480 Volt, 3 Phase, 4 Wire Copper Conductors, Bus Duct With Supports <i>For Up To 25, Add</i> <i>For >25 To 50, Add</i> <i>For >50 To 100, Add</i>	2,553.18 638.30 382.98 191.49	93.14
26 25 16 00-0019 LF 4,000 Amperes, 277/480 Volt, 3 Phase, 4 Wire Copper Conductors, Bus Duct With Supports <i>For Up To 25, Add</i> <i>For >25 To 50, Add</i> <i>For >50 To 100, Add</i>	3,201.87 800.47 480.28 240.14	93.14
26 25 16 00-0020 LF 5,000 Amperes, 277/480 Volt, 3 Phase, 4 Wire Copper Conductors, Bus Duct With Supports <i>For Up To 25, Add</i> <i>For >25 To 50, Add</i> <i>For >50 To 100, Add</i>	3,788.95 947.24 568.34 284.17	172.96
26 25 16 00-0021 LF 6,000 Amperes, 277/480 Volt, 3 Phase, 4 Wire Copper Conductors, Bus Duct With Supports <i>For Up To 25, Add</i> <i>For >25 To 50, Add</i> <i>For >50 To 100, Add</i>	4,670.13 1,167.53 700.52 350.26	172.96

26 27 Low-Voltage Distribution Equipment (26 20)

26 27 13 Electricity Metering (26 27)

26 27 13 00-0001 Revenue Metering (26 27 13)

26 27 13 00-0002 Meter Socket Base (26 27 13 00-0001)

Note: NEMA 3R.		
26 27 13 00-0003 EA 100 Amperes, 1 Phase, 3 Wire, 4 Terminal Meter Socket With Bypass	275.10	78.62
26 27 13 00-0004 EA 100 Amperes, 1 Phase, 3 Wire, 5 Terminal Meter Socket With Bypass	291.64	78.62
26 27 13 00-0005 EA 200 Amperes, 1 Phase, 3 Wire, 4 Terminal Meter Socket With Bypass	375.44	96.76
26 27 13 00-0006 EA 200 Amperes, 1 Phase, 3 Wire, 5 Terminal Meter Socket With Bypass	380.14	96.76
26 27 13 00-0007 EA 200 Amperes, 3 Phase, 4 Wire, 7 Terminal Meter Socket With Bypass And Jaw Release	734.16	108.86
26 27 13 00-0008 EA 320 Amperes, 3 Phase, 4 Wire, 7 Terminal Meter Socket With Bypass And Jaw Release	976.10	120.96
26 27 13 00-0009 EA 400 Amperes, 3 Phase, 4 Wire, 7 Terminal Meter Socket With Bypass And Jaw Release	2,410.30	133.04
26 27 13 00-0010 EA Combination Motor And Current Transformer Cabinet, 15 To 30 Amperes, 13 Terminal, Underground, With Test Switch And Transformer, Socket Base	2,771.86	604.77

26 27 13 00-0011 Meter Device (26 27 13 00-0001)

Note: Direct read, with 15 minute demand.		
26 27 13 00-0012 EA 100 To 200 Amperes, 120 Volt, Or 240 Volt, 1 Phase, KWH Meter.....	272.20	24.19
<i>For Personal Protective Equipment (Arc Flash) When Working On Energized Equipment, Add</i>		
	14.88	
26 27 13 00-0013 EA 200 Amperes, 120 Volt, Or 240 Volt, 3 Phase, KWH Meter.....	766.34	24.23
<i>For Personal Protective Equipment (Arc Flash) When Working On Energized Equipment, Add</i>		
	15.14	

26 27 13 00-0014 Current Transformer Enclosure (26 27 13 00-0001)

26 27 13 00-0015 EA 18" x 24" x 9", NEMA 3R, Screwed Cover, Current Transformer Enclosure	569.03	157.24
---	--------	--------

26 27 13 00-0016 120/240 Volt Meter Center And Main Breaker, Indoor Housing (26 27 13 00-0001)

26 27 13 00-0017 800 Amperes Bus, 4 Jaw Sockets, 125 Amperes Max., 2 Pole (26 27 13 00-0016)

26 27 13 00-0018 EA 3 Meters And Main, 120/240 Volt, 800 Amperes Bus, 4 Jaw Sockets, 125 Amperes Max	1,060.88	75.60
26 27 13 00-0019 EA 4 Meters And Main, 120/240 Volt, 800 Amperes Bus, 4 Jaw Sockets, 125 Amperes Max	1,396.12	90.71
26 27 13 00-0020 EA 5 Meters And Main, 120/240 Volt, 800 Amperes Bus, 4 Jaw Sockets, 125 Amperes Max	1,729.59	105.83
26 27 13 00-0021 EA 6 Meters And Main, 120/240 Volt, 800 Amperes Bus, 4 Jaw Sockets, 125 Amperes Max	2,004.21	120.96
26 27 13 00-0022 EA 7 Meters And Main, 120/240 Volt, 800 Amperes Bus, 4 Jaw Sockets, 125 Amperes Max	2,608.80	136.07
26 27 13 00-0023 EA 8 Meters And Main, 120/240 Volt, 800 Amperes Bus, 4 Jaw Sockets, 125 Amperes Max	2,817.41	151.19
26 27 13 00-0024 EA 10 Meters And Main, 120/240 Volt, 800 Amperes Bus, 4 Jaw Sockets, 125 Amperes Max	3,288.15	181.43

26 27 13 00-0025 1,200 Amperes Bus, 4 Jaw Sockets, 200 Amperes Max., 2 Pole (26 27 13 00-0016)

26 27 13 00-0026 EA 3 Meters And Main, 120/240 Volt, 1,200 Amperes Bus, 4 Jaw Sockets, 200 Amperes Max	1,952.73	75.60
26 27 13 00-0027 EA 4 Meters And Main, 120/240 Volt, 1,200 Amperes Bus, 4 Jaw Sockets, 200 Amperes Max	2,571.61	90.71
26 27 13 00-0028 EA 6 Meters And Main, 120/240 Volt, 1,200 Amperes Bus, 4 Jaw Sockets, 200 Amperes Max	3,541.79	120.96
26 27 13 00-0029 EA 7 Meters And Main, 120/240 Volt, 1,200 Amperes Bus, 4 Jaw Sockets, 200 Amperes Max	3,928.74	136.07
26 27 13 00-0030 EA 8 Meters And Main, 120/240 Volt, 1,200 Amperes Bus, 4 Jaw Sockets, 200 Amperes Max	4,940.02	151.19

26 27 13 00-0031 800 Amperes Bus, 4 Jaw Sockets, 42,000 Amperes Interrupting Capacity, 2 Pole (26 27 13 00-0016)

26 27 13 00-0032 EA 3 Meters And Main, 120/240 Volt, 800 Amperes Bus, 4 Jaw Sockets, 42,000 Amperes Interrupting Capacity	1,624.36	105.83
26 27 13 00-0033 EA 4 Meters And Main, 120/240 Volt, 800 Amperes Bus, 4 Jaw Sockets, 42,000 Amperes Interrupting Capacity	2,132.64	120.96
26 27 13 00-0034 EA 5 Meters And Main, 120/240 Volt, 800 Amperes Bus, 4 Jaw Sockets, 42,000 Amperes Interrupting Capacity	2,608.80	136.07
26 27 13 00-0035 EA 6 Meters And Main, 120/240 Volt, 800 Amperes Bus, 4 Jaw Sockets, 42,000 Amperes Interrupting Capacity	3,067.13	151.19

26 Electrical**26 20 Low-Voltage Electrical Distribution****26 27 Low-Voltage Distribution Equipment**

SAN BERNARDINO
COUNTY

MINOR CSI UOM DESCRIPTION	TOTAL DIRECT UNIT COST	DEMOLITION UNIT COST
26 27 13 00-0036 EA 7 Meters And Main, 120/240 Volt, 800 Amperes Bus, 4 Jaw Sockets, 42,000 Amperes Interrupting Capacity	3,864.36	166.31
26 27 13 00-0037 EA 8 Meters And Main, 120/240 Volt, 800 Amperes Bus, 4 Jaw Sockets, 42,000 Amperes Interrupting Capacity	4,055.14	181.43
26 27 13 00-0038 EA 10 Meters And Main, 120/240 Volt, 800 Amperes Bus, 4 Jaw Sockets, 42,000 Amperes Interrupting Capacity	5,025.29	211.67
26 27 13 00-0039 1,200 Amperes Bus, 4 Jaw Sockets, 42,000 Amperes Interrupting Capacity, 2 Pole <small>(26 27 13 00-0016)</small>		
26 27 13 00-0040 EA 3 Meters And Main, 120/240 Volt, 1,200 Amperes Bus, 4 Jaw Sockets, 42,000 Amperes Interrupting Capacity	2,512.64	105.83
26 27 13 00-0041 EA 4 Meters And Main, 120/240 Volt, 1,200 Amperes Bus, 4 Jaw Sockets, 42,000 Amperes Interrupting Capacity	3,292.05	120.96
26 27 13 00-0042 EA 6 Meters And Main, 120/240 Volt, 1,200 Amperes Bus, 4 Jaw Sockets, 42,000 Amperes Interrupting Capacity	4,636.79	151.19
26 27 13 00-0043 EA 7 Meters And Main, 120/240 Volt, 1,200 Amperes Bus, 4 Jaw Sockets, 42,000 Amperes Interrupting Capacity	4,970.26	166.31
26 27 13 00-0044 EA 8 Meters And Main, 120/240 Volt, 1,200 Amperes Bus, 4 Jaw Sockets, 42,000 Amperes Interrupting Capacity	6,356.09	181.43
26 27 13 00-0045 120/208 Volt Meter Center And Main Breaker, Indoor Housing <small>(26 27 13 00-0001)</small>		
26 27 13 00-0046 800 Amperes Bus, 5 Jaw Sockets, 125 Amperes Max., 2 Pole <small>(26 27 13 00-0045)</small>		
26 27 13 00-0047 EA 3 Meters And Main, 120/208 Volt, 800 Amperes Bus, 5 Jaw Sockets, 125 Amperes Max	1,155.32	90.71
26 27 13 00-0048 EA 4 Meters And Main, 120/208 Volt, 800 Amperes Bus, 5 Jaw Sockets, 125 Amperes Max	1,510.20	105.83
26 27 13 00-0049 EA 5 Meters And Main, 120/208 Volt, 800 Amperes Bus, 5 Jaw Sockets, 125 Amperes Max	1,863.30	120.96
26 27 13 00-0050 EA 6 Meters And Main, 120/208 Volt, 800 Amperes Bus, 5 Jaw Sockets, 125 Amperes Max	2,162.87	136.07
26 27 13 00-0051 EA 7 Meters And Main, 120/208 Volt, 800 Amperes Bus, 5 Jaw Sockets, 125 Amperes Max	2,656.67	151.19
26 27 13 00-0052 EA 8 Meters And Main, 120/208 Volt, 800 Amperes Bus, 5 Jaw Sockets, 125 Amperes Max	2,865.48	166.31
26 27 13 00-0053 EA 10 Meters And Main, 120/208 Volt, 800 Amperes Bus, 5 Jaw Sockets, 125 Amperes Max	3,532.43	196.55
26 27 13 00-0054 1,200 Amperes Bus, 5 Jaw Sockets, 10,000 Amperes Interrupting Capacity, 2 Pole <small>(26 27 13 00-0045)</small>		
26 27 13 00-0055 EA 3 Meters And Main, 120/208 Volt, 1,200 Amperes Bus, 5 Jaw Sockets, 10,000 Amperes Interrupting Capacity	2,054.33	90.71
26 27 13 00-0056 EA 4 Meters And Main, 120/208 Volt, 1,200 Amperes Bus, 5 Jaw Sockets, 10,000 Amperes Interrupting Capacity	2,708.87	105.83
26 27 13 00-0057 EA 6 Meters And Main, 120/208 Volt, 1,200 Amperes Bus, 5 Jaw Sockets, 10,000 Amperes Interrupting Capacity	3,910.90	136.07
26 27 13 00-0058 EA 7 Meters And Main, 120/208 Volt, 1,200 Amperes Bus, 5 Jaw Sockets, 10,000 Amperes Interrupting Capacity	4,297.88	151.19
26 27 13 00-0059 EA 8 Meters And Main, 120/208 Volt, 1,200 Amperes Bus, 5 Jaw Sockets, 10,000 Amperes Interrupting Capacity	5,202.18	166.31
26 27 13 00-0060 800 Amperes Bus, 5 Jaw Sockets, 42,000 Amperes Interrupting Capacity, 2 Pole <small>(26 27 13 00-0045)</small>		
26 27 13 00-0061 EA 3 Meters And Main, 120/208 Volt, 800 Amperes Bus, 5 Jaw Sockets, 42,000 Amperes Interrupting Capacity	1,718.84	120.96
26 27 13 00-0062 EA 4 Meters And Main, 120/208 Volt, 800 Amperes Bus, 5 Jaw Sockets, 42,000 Amperes Interrupting Capacity	2,234.25	136.07
26 27 13 00-0063 EA 5 Meters And Main, 120/208 Volt, 800 Amperes Bus, 5 Jaw Sockets, 42,000 Amperes Interrupting Capacity	2,763.93	151.19
26 27 13 00-0064 EA 6 Meters And Main, 120/208 Volt, 800 Amperes Bus, 5 Jaw Sockets, 42,000 Amperes Interrupting Capacity	3,222.27	166.31
26 27 13 00-0065 EA 7 Meters And Main, 120/208 Volt, 800 Amperes Bus, 5 Jaw Sockets, 42,000 Amperes Interrupting Capacity	4,055.18	181.43
26 27 13 00-0066 EA 8 Meters And Main, 120/208 Volt, 800 Amperes Bus, 5 Jaw Sockets, 42,000 Amperes Interrupting Capacity	4,245.92	196.55
26 27 13 00-0067 EA 10 Meters And Main, 120/208 Volt, 800 Amperes Bus, 5 Jaw Sockets, 42,000 Amperes Interrupting Capacity	5,287.46	226.78
26 27 13 00-0068 1,200 Amperes Bus, 5 Jaw Sockets, 42,000 Amperes Interrupting Capacity, 2 Pole <small>(26 27 13 00-0045)</small>		
26 27 13 00-0069 EA 3 Meters And Main, 120/208 Volt, 1,200 Amperes Bus, 5 Jaw Sockets, 42,000 Amperes Interrupting Capacity	2,632.10	120.96
26 27 13 00-0070 EA 4 Meters And Main, 120/208 Volt, 1,200 Amperes Bus, 5 Jaw Sockets, 42,000 Amperes Interrupting Capacity	3,465.01	136.07
26 27 13 00-0071 EA 6 Meters And Main, 120/208 Volt, 1,200 Amperes Bus, 5 Jaw Sockets, 42,000 Amperes Interrupting Capacity	4,970.30	166.31
26 27 13 00-0072 EA 7 Meters And Main, 120/208 Volt, 1,200 Amperes Bus, 5 Jaw Sockets, 42,000 Amperes Interrupting Capacity	5,196.72	181.43
26 27 13 00-0073 EA 8 Meters And Main, 120/208 Volt, 1,200 Amperes Bus, 5 Jaw Sockets, 42,000 Amperes Interrupting Capacity	6,600.41	196.55
26 27 13 00-0074 120/240 Volt Meter Center And Main Breaker, NEMA 3R Housing <small>(26 27 13 00-0001)</small>		
26 27 13 00-0075 800 Amperes Bus, 4 Jaw Sockets, 10,000 Amperes Interrupting Capacity, 2 Pole <small>(26 27 13 00-0074)</small>		
26 27 13 00-0076 EA 3 Meters And Main, 120/240 Volt, 800 Amperes Bus, 4 Jaw Sockets, 10,000 Amperes Interrupting Capacity	1,060.88	75.60
26 27 13 00-0077 EA 4 Meters And Main, 120/240 Volt, 800 Amperes Bus, 4 Jaw Sockets, 10,000 Amperes Interrupting Capacity	1,396.12	90.71
26 27 13 00-0078 EA 6 Meters And Main, 120/240 Volt, 800 Amperes Bus, 4 Jaw Sockets, 10,000 Amperes Interrupting Capacity	2,004.21	120.96
26 27 13 00-0079 EA 7 Meters And Main, 120/240 Volt, 800 Amperes Bus, 4 Jaw Sockets, 10,000 Amperes Interrupting Capacity	2,608.80	136.07
26 27 13 00-0080 EA 8 Meters And Main, 120/240 Volt, 800 Amperes Bus, 4 Jaw Sockets, 10,000 Amperes Interrupting Capacity	3,227.66	151.19
26 27 13 00-0081 1,200 Amperes Bus, 4 Jaw Sockets, 10,000 Amperes Interrupting Capacity, 2 Pole <small>(26 27 13 00-0074)</small>		
26 27 13 00-0082 EA 3 Meters And Main, 120/240 Volt, 1,200 Amperes Bus, 4 Jaw Sockets, 10,000 Amperes Interrupting Capacity	1,952.73	75.60
26 27 13 00-0083 EA 4 Meters And Main, 120/240 Volt, 1,200 Amperes Bus, 4 Jaw Sockets, 10,000 Amperes Interrupting Capacity	2,571.59	90.71
26 27 13 00-0084 EA 6 Meters And Main, 120/240 Volt, 1,200 Amperes Bus, 4 Jaw Sockets, 10,000 Amperes Interrupting Capacity	3,720.14	120.96
26 27 13 00-0085 EA 7 Meters And Main, 120/240 Volt, 1,200 Amperes Bus, 4 Jaw Sockets, 10,000 Amperes Interrupting Capacity	4,107.11	136.07
26 27 13 00-0086 EA 8 Meters And Main, 120/240 Volt, 1,200 Amperes Bus, 4 Jaw Sockets, 10,000 Amperes Interrupting Capacity	4,940.02	151.19
26 27 13 00-0087 800 Amperes Bus, 4 Jaw Sockets, 42,000 Amperes Interrupting Capacity, 2 Pole <small>(26 27 13 00-0074)</small>		
26 27 13 00-0088 EA 3 Meters And Main, 120/240 Volt, 800 Amperes Bus, 4 Jaw Sockets, 42,000 Amperes Interrupting Capacity	1,624.36	105.83



MINOR CSI UOM DESCRIPTION	TOTAL DIRECT UNIT COST	DEMOLITION UNIT COST
26 27 13 00-0089 EA 4 Meters And Main, 120/240 Volt, 800 Amperes Bus, 4 Jaw Sockets, 42,000 Amperes Interrupting Capacity	2,132.64	120.96
26 27 13 00-0090 EA 6 Meters And Main, 120/240 Volt, 800 Amperes Bus, 4 Jaw Sockets, 42,000 Amperes Interrupting Capacity	3,067.13	151.19
26 27 13 00-0091 EA 7 Meters And Main, 120/240 Volt, 800 Amperes Bus, 4 Jaw Sockets, 42,000 Amperes Interrupting Capacity	3,864.36	166.31
26 27 13 00-0092 EA 8 Meters And Main, 120/240 Volt, 800 Amperes Bus, 4 Jaw Sockets, 42,000 Amperes Interrupting Capacity	4,055.14	181.43
26 27 13 00-0093 1,200 Amperes Bus, 4 Jaw Sockets, 42,000 Amperes Interrupting Capacity, 2 Pole (26 27 13 00-0074)		
26 27 13 00-0094 EA 3 Meters And Main, 120/240 Volt, 1,200 Amperes Bus, 4 Jaw Sockets, 42,000 Amperes Interrupting Capacity	2,512.66	105.83
26 27 13 00-0095 EA 4 Meters And Main, 120/240 Volt, 1,200 Amperes Bus, 4 Jaw Sockets, 42,000 Amperes Interrupting Capacity	3,292.05	120.96
26 27 13 00-0096 EA 6 Meters And Main, 120/240 Volt, 1,200 Amperes Bus, 4 Jaw Sockets, 42,000 Amperes Interrupting Capacity	4,636.79	151.19
26 27 13 00-0097 EA 7 Meters And Main, 120/240 Volt, 1,200 Amperes Bus, 4 Jaw Sockets, 42,000 Amperes Interrupting Capacity	4,970.26	166.31
26 27 13 00-0098 EA 8 Meters And Main, 120/240 Volt, 1,200 Amperes Bus, 4 Jaw Sockets, 42,000 Amperes Interrupting Capacity	6,356.13	181.43
26 27 13 00-0099 120/208 Volt Meter Center And Main Breaker, NEMA 3R Housing (26 27 13 00-0001)		
26 27 13 00-0100 800 Amperes Bus, 5 Jaw Sockets, 10,000 Amperes Interrupting Capacity, 2 Pole (26 27 13 00-0099)		
26 27 13 00-0101 EA 3 Meters And Main, 120/208 Volt, 800 Amperes Bus, 5 Jaw Sockets, 10,000 Amperes Interrupting Capacity	1,155.32	90.71
26 27 13 00-0102 EA 4 Meters And Main, 120/208 Volt, 800 Amperes Bus, 5 Jaw Sockets, 10,000 Amperes Interrupting Capacity	1,510.20	105.83
26 27 13 00-0103 EA 6 Meters And Main, 120/208 Volt, 800 Amperes Bus, 5 Jaw Sockets, 10,000 Amperes Interrupting Capacity	2,162.87	136.07
26 27 13 00-0104 EA 7 Meters And Main, 120/208 Volt, 800 Amperes Bus, 5 Jaw Sockets, 10,000 Amperes Interrupting Capacity	2,835.24	151.19
26 27 13 00-0105 EA 8 Meters And Main, 120/208 Volt, 800 Amperes Bus, 5 Jaw Sockets, 10,000 Amperes Interrupting Capacity	3,222.23	166.31
26 27 13 00-0106 1,200 Amperes Bus, 5 Jaw Sockets, 10,000 Amperes Interrupting Capacity, 2 Pole (26 27 13 00-0099)		
26 27 13 00-0107 EA 3 Meters And Main, 120/208 Volt, 1,200 Amperes Bus, 5 Jaw Sockets, 10,000 Amperes Interrupting Capacity	2,054.31	90.71
26 27 13 00-0108 EA 4 Meters And Main, 120/208 Volt, 1,200 Amperes Bus, 5 Jaw Sockets, 10,000 Amperes Interrupting Capacity	2,708.85	105.83
26 27 13 00-0109 EA 6 Meters And Main, 120/208 Volt, 1,200 Amperes Bus, 5 Jaw Sockets, 10,000 Amperes Interrupting Capacity	3,732.53	136.07
26 27 13 00-0110 EA 7 Meters And Main, 120/208 Volt, 1,200 Amperes Bus, 5 Jaw Sockets, 10,000 Amperes Interrupting Capacity	4,119.51	151.19
26 27 13 00-0111 EA 8 Meters And Main, 120/208 Volt, 1,200 Amperes Bus, 5 Jaw Sockets, 10,000 Amperes Interrupting Capacity	5,202.14	166.31
26 27 13 00-0112 800 Amperes Bus, 5 Jaw Sockets, 42,000 Amperes Interrupting Capacity, 2 Pole (26 27 13 00-0099)		
26 27 13 00-0113 EA 3 Meters And Main, 120/208 Volt, 800 Amperes Bus, 5 Jaw Sockets, 42,000 Amperes Interrupting Capacity	1,718.82	120.96
26 27 13 00-0114 EA 4 Meters And Main, 120/208 Volt, 800 Amperes Bus, 5 Jaw Sockets, 42,000 Amperes Interrupting Capacity	2,234.22	136.07
26 27 13 00-0115 EA 6 Meters And Main, 120/208 Volt, 800 Amperes Bus, 5 Jaw Sockets, 42,000 Amperes Interrupting Capacity	3,222.23	166.31
26 27 13 00-0116 EA 7 Meters And Main, 120/208 Volt, 800 Amperes Bus, 5 Jaw Sockets, 42,000 Amperes Interrupting Capacity	4,055.14	181.43
26 27 13 00-0117 EA 8 Meters And Main, 120/208 Volt, 800 Amperes Bus, 5 Jaw Sockets, 42,000 Amperes Interrupting Capacity	4,245.92	196.55
26 27 13 00-0118 1,200 Amperes Bus, 5 Jaw Sockets, 42,000 Amperes Interrupting Capacity, 2 Pole (26 27 13 00-0099)		
26 27 13 00-0119 EA 3 Meters And Main, 120/208 Volt, 1,200 Amperes Bus, 5 Jaw Sockets, 42,000 Amperes Interrupting Capacity	2,632.08	120.96
26 27 13 00-0120 EA 4 Meters And Main, 120/208 Volt, 1,200 Amperes Bus, 5 Jaw Sockets, 42,000 Amperes Interrupting Capacity	3,464.98	136.07
26 27 13 00-0121 EA 6 Meters And Main, 120/208 Volt, 1,200 Amperes Bus, 5 Jaw Sockets, 42,000 Amperes Interrupting Capacity	4,970.26	166.31
26 27 13 00-0122 EA 7 Meters And Main, 120/208 Volt, 1,200 Amperes Bus, 5 Jaw Sockets, 42,000 Amperes Interrupting Capacity	5,196.72	181.43
26 27 13 00-0123 EA 8 Meters And Main, 120/208 Volt, 1,200 Amperes Bus, 5 Jaw Sockets, 42,000 Amperes Interrupting Capacity	6,600.41	196.55
26 27 13 00-0124 Watt/Hour Meters (26 27 13)		
26 27 13 00-0125 EA Single Phase M-90 Meter, Socket, NEMA 3R Enclosure	1,129.83	72.57
26 27 13 00-0126 EA Three Phase M-90 Meter/Main Breaker Combination With Socket, NEMA 3R Enclosure	3,435.94	145.14
26 27 13 00-0127 EA Three Phase M-90 Meter In Line Secondary With Socket, NEMA 3R Enclosure	1,823.98	108.86
26 27 13 00-0128 EA Three Phase M-90 Meter, Primary Side Transformer Mount With Socket Totally Enclosed, NEMA 3R Enclosure	2,231.34	108.86
26 27 13 00-0129 EA Three Phase M-90 Meter, Primary Side Pole Mount With Socket, NEMA 3R Enclosure	1,883.81	108.86
26 27 13 00-0130 EA C.T. For M-90 Meter On Primary Side, NEMA 3R Enclosure	1,275.86	100.39
26 27 13 00-0131 EA P.T. For M-90 Meter On Primary Side, NEMA 3R Enclosure	2,181.07	181.43
26 27 13 00-0132 Watt/Hour Meter Systems (26 27 13)		
Note: Includes NEMA 3R enclosure with C.T. and NEMA 3R C.T. enclosure. systems with main breakers include an additional NEMA 3R enclosure.		
26 27 13 00-0133 Watt/Hour Meter System Without Main Breaker (26 27 13 00-0132)		
26 27 13 00-0134 EA 400 Amperes System; 200 Amperes M-90 Meter And Enclosure	5,586.86	725.84
26 27 13 00-0135 EA 600 To 800 Amperes System; 200 Amperes M-90 Meter And Enclosure	6,548.25	725.84
26 27 13 00-0136 Watt/Hour Meter System With Main Breaker (26 27 13 00-0132)		
26 27 13 00-0137 EA 400 Amperes System; 400 Amperes Main Breaker, 200 Amperes M-90 Meter And Enclosure	9,807.81	725.84
26 27 13 00-0138 EA 600 Amperes System; 600 Amperes Main Breaker, 200 Amperes M-90 Meter And Enclosure	11,904.15	725.84
26 27 13 00-0139 EA 800 Amperes System; 800 Amperes Main Breaker, 200 Amperes M-90 Meter And Enclosure	12,793.20	725.84
26 27 16 Electrical Cabinets and Enclosures (26 27)		



MINOR
 CSI UOM DESCRIPTION

TOTAL DIRECT DEMOLITION
 UNIT COST UNIT COST

Note: Can be used as enclosure or pull/junction boxes.

26 27 16 00-0001	EA	NEMA 1 Enclosures, Lockable (26 27 16)		
26 27 16 00-0002	EA	Hinged Cover, Galvanized Steel NEMA 1 Enclosures (26 27 16 00-0001)		
26 27 16 00-0003	EA	4" Depth, Hinged Cover, Galvanized Steel NEMA 1 Enclosures (26 27 16 00-0002)		
26 27 16 00-0004	EA	6" x 4" x 4", Hinged Cover, Galvanized Steel NEMA 1 Enclosure	77.04	24.19
26 27 16 00-0005	EA	6" x 6" x 4", Hinged Cover, Galvanized Steel NEMA 1 Enclosure	86.45	26.61
26 27 16 00-0006	EA	8" x 6" x 4", Hinged Cover, Galvanized Steel NEMA 1 Enclosure	95.93	29.02
26 27 16 00-0007	EA	8" x 8" x 4", Hinged Cover, Galvanized Steel NEMA 1 Enclosure	112.00	33.87
26 27 16 00-0008	EA	10" x 8" x 4", Hinged Cover, Galvanized Steel NEMA 1 Enclosure	122.03	36.29
26 27 16 00-0009	EA	10" x 10" x 4", Hinged Cover, Galvanized Steel NEMA 1 Enclosure	132.82	38.71
26 27 16 00-0010	EA	12" x 8" x 4", Hinged Cover, Galvanized Steel NEMA 1 Enclosure	132.44	38.71
26 27 16 00-0011	EA	12" x 10" x 4", Hinged Cover, Galvanized Steel NEMA 1 Enclosure	143.48	41.12
26 27 16 00-0012	EA	12" x 12" x 4" Hinged Cover, Galvanized Steel NEMA 1 Enclosure	155.11	43.55
26 27 16 00-0013	EA	16" x 12" x 4", Hinged Cover, Galvanized Steel NEMA 1 Enclosure	201.02	58.06
26 27 16 00-0014	EA	16" x 16" x 4" Hinged Cover, Galvanized Steel NEMA 1 Enclosure	243.87	70.16
26 27 16 00-0015	EA	18" x 12" x 4" Hinged Cover, Galvanized Steel NEMA 1 Enclosure	231.61	67.73
26 27 16 00-0016	EA	6" Depth, Hinged Cover, Galvanized Steel NEMA 1 Enclosures (26 27 16 00-0002)		
26 27 16 00-0017	EA	6" x 6" x 6", Hinged Cover, Galvanized Steel NEMA 1 Enclosure	96.67	29.02
26 27 16 00-0018	EA	8" x 8" x 6", Hinged Cover, Galvanized Steel NEMA 1 Enclosure	117.48	33.87
26 27 16 00-0019	EA	10" x 8" x 6", Hinged Cover, Galvanized Steel NEMA 1 Enclosure	140.18	41.12
26 27 16 00-0020	EA	10" x 10" x 6", Hinged Cover, Galvanized Steel NEMA 1 Enclosure	151.52	43.55
26 27 16 00-0021	EA	12" x 10" x 6", Hinged Cover, Galvanized Steel NEMA 1 Enclosure	163.08	45.96
26 27 16 00-0022	EA	12" x 12" x 6", Hinged Cover, Galvanized Steel NEMA 1 Enclosure	175.19	48.38
26 27 16 00-0023	EA	16" x 12" x 6", Hinged Cover, Galvanized Steel NEMA 1 Enclosure	222.35	62.90
26 27 16 00-0024	EA	16" x 16" x 6", Hinged Cover, Galvanized Steel NEMA 1 Enclosure	269.50	77.41
26 27 16 00-0025	EA	18" x 12" x 6", Hinged Cover, Galvanized Steel NEMA 1 Enclosure	259.86	74.99
26 27 16 00-0026	EA	18" x 18" x 6", Hinged Cover, Galvanized Steel NEMA 1 Enclosure	338.49	96.76
26 27 16 00-0027	EA	24" x 18" x 6", Hinged Cover, Galvanized Steel NEMA 1 Enclosure	435.42	111.28
26 27 16 00-0028	EA	24" x 24" x 6", Hinged Cover, Galvanized Steel NEMA 1 Enclosure	498.00	120.96
26 27 16 00-0029	EA	30" x 24" x 6", Hinged Cover, Galvanized Steel NEMA 1 Enclosure	554.89	128.21
26 27 16 00-0030	EA	36" x 24" x 6", Hinged Cover, Galvanized Steel NEMA 1 Enclosure	605.72	133.04
26 27 16 00-0031	EA	24-1/2" x 12-1/2" x 6-1/2", Hinged Cover, Galvanized Steel NEMA 1 Enclosure (Control Products MH3803L)	409.18	96.76
26 27 16 00-0032	EA	Screw Cover, Galvanized Steel NEMA 1 Enclosures (26 27 16 00-0001)		
26 27 16 00-0033	EA	3" Depth, Screw Cover, Galvanized Steel NEMA 1 Enclosures (26 27 16 00-0032)		
26 27 16 00-0034	EA	4" x 4" x 3" Screw Cover, Galvanized Steel NEMA 1 Enclosure	52.65	16.94
26 27 16 00-0035	EA	6" x 6" x 3" Screw Cover, Galvanized Steel NEMA 1 Enclosure	75.24	24.19
26 27 16 00-0036	EA	8" x 6" x 3" Screw Cover, Galvanized Steel NEMA 1 Enclosure	83.92	26.61
26 27 16 00-0037	EA	4" Depth, Screw Cover, Galvanized Steel NEMA 1 Enclosures (26 27 16 00-0032)		
26 27 16 00-0038	EA	4" x 4" x 4" Screw Cover, Galvanized Steel NEMA 1 Enclosure	58.88	19.35
26 27 16 00-0039	EA	6" x 4" x 4" Screw Cover, Galvanized Steel NEMA 1 Enclosure	73.00	24.19
26 27 16 00-0040	EA	6" x 6" x 4" Screw Cover, Galvanized Steel NEMA 1 Enclosure	81.54	26.61
26 27 16 00-0041	EA	8" x 6" x 4" Screw Cover, Galvanized Steel NEMA 1 Enclosure	90.20	29.02
26 27 16 00-0042	EA	8" x 8" x 4" Screw Cover, Galvanized Steel NEMA 1 Enclosure	105.25	33.87
26 27 16 00-0043	EA	10" x 8" x 4" Screw Cover, Galvanized Steel NEMA 1 Enclosure	114.31	36.29
26 27 16 00-0044	EA	10" x 10" x 4" Screw Cover, Galvanized Steel NEMA 1 Enclosure	123.84	38.71
26 27 16 00-0045	EA	12" x 8" x 4" Screw Cover, Galvanized Steel NEMA 1 Enclosure	123.50	38.71
26 27 16 00-0046	EA	12" x 10" x 4" Screw Cover, Galvanized Steel NEMA 1 Enclosure	133.43	41.12
26 27 16 00-0047	EA	12" x 12" x 4" Screw Cover, Galvanized Steel NEMA 1 Enclosure	143.66	43.55
26 27 16 00-0048	EA	16" x 12" x 4" Screw Cover, Galvanized Steel NEMA 1 Enclosure	187.97	58.06
26 27 16 00-0049	EA	16" x 16" x 4" Screw Cover, Galvanized Steel NEMA 1 Enclosure	232.95	72.57
26 27 16 00-0050	EA	18" x 12" x 4" Screw Cover, Galvanized Steel NEMA 1 Enclosure	216.18	67.73
26 27 16 00-0051	EA	18" x 18" x 4" Screw Cover, Galvanized Steel NEMA 1 Enclosure	279.98	87.08
26 27 16 00-0052	EA	24" x 24" x 4" Screw Cover, Galvanized Steel NEMA 1 Enclosure	403.42	108.86
26 27 16 00-0053	EA	6" Depth, Screw Cover, Galvanized Steel NEMA 1 Enclosures (26 27 16 00-0032)		
26 27 16 00-0054	EA	6" x 6" x 6" Screw Cover, Galvanized Steel NEMA 1 Enclosure	90.69	29.02
26 27 16 00-0055	EA	8" x 6" x 6" Screw Cover, Galvanized Steel NEMA 1 Enclosure	100.02	31.45
26 27 16 00-0056	EA	8" x 8" x 6" Screw Cover, Galvanized Steel NEMA 1 Enclosure	115.28	36.29
26 27 16 00-0057	EA	10" x 8" x 6" Screw Cover, Galvanized Steel NEMA 1 Enclosure	130.88	41.12
26 27 16 00-0058	EA	10" x 10" x 6" Screw Cover, Galvanized Steel NEMA 1 Enclosure	140.97	43.55
26 27 16 00-0059	EA	12" x 10" x 6" Screw Cover, Galvanized Steel NEMA 1 Enclosure	151.15	45.96
26 27 16 00-0060	EA	12" x 12" x 6" Screw Cover, Galvanized Steel NEMA 1 Enclosure	161.75	48.38
26 27 16 00-0061	EA	16" x 12" x 6" Screw Cover, Galvanized Steel NEMA 1 Enclosure	207.14	62.90
26 27 16 00-0062	EA	16" x 16" x 6" Screw Cover, Galvanized Steel NEMA 1 Enclosure	254.52	77.41
26 27 16 00-0063	EA	18" x 12" x 6" Screw Cover, Galvanized Steel NEMA 1 Enclosure	241.96	74.99
26 27 16 00-0064	EA	18" x 18" x 6" Screw Cover, Galvanized Steel NEMA 1 Enclosure	314.57	96.76
26 27 16 00-0065	EA	24" x 18" x 6" Screw Cover, Galvanized Steel NEMA 1 Enclosure	392.42	111.28
26 27 16 00-0066	EA	24" x 24" x 6" Screw Cover, Galvanized Steel NEMA 1 Enclosure	449.42	120.96
26 27 16 00-0067	EA	30" x 24" x 6" Screw Cover, Galvanized Steel NEMA 1 Enclosure	485.13	128.21
26 27 16 00-0068	EA	36" x 24" x 6" Screw Cover, Galvanized Steel NEMA 1 Enclosure	530.29	133.04



MINOR CSI UOM DESCRIPTION	TOTAL DIRECT UNIT COST	DEMOLITION UNIT COST
26 27 16 00-0069 8" Depth, Screw Cover, Galvanized Steel NEMA 1 Enclosures <small>(26 27 16 00-0032)</small>		
26 27 16 00-0070 EA 8" x 8" x 8" Screw Cover, Galvanized Steel NEMA 1 Enclosure.....	130.88	41.12
26 27 16 00-0071 EA 12" x 12" x 8" Screw Cover, Galvanized Steel NEMA 1 Enclosure.....	178.41	53.22
26 27 16 00-0072 EA 16" x 12" x 8" Screw Cover, Galvanized Steel NEMA 1 Enclosure.....	226.83	67.73
26 27 16 00-0073 EA 16" x 16" x 8" Screw Cover, Galvanized Steel NEMA 1 Enclosure.....	281.56	84.67
26 27 16 00-0074 EA 18" x 12" x 8" Screw Cover, Galvanized Steel NEMA 1 Enclosure.....	269.15	82.25
26 27 16 00-0075 EA 18" x 18" x 8" Screw Cover, Galvanized Steel NEMA 1 Enclosure.....	333.42	101.61
26 27 16 00-0076 EA 24" x 12" x 8" Screw Cover, Galvanized Steel NEMA 1 Enclosure.....	371.95	116.12
26 27 16 00-0077 EA 24" x 18" x 8" Screw Cover, Galvanized Steel NEMA 1 Enclosure.....	430.90	123.37
26 27 16 00-0078 EA 24" x 24" x 8" Screw Cover, Galvanized Steel NEMA 1 Enclosure.....	495.57	133.04
26 27 16 00-0079 EA 30" x 24" x 8" Screw Cover, Galvanized Steel NEMA 1 Enclosure.....	527.24	140.30
26 27 16 00-0080 EA 30" x 30" x 8" Screw Cover, Galvanized Steel NEMA 1 Enclosure.....	553.81	145.14
26 27 16 00-0081 EA 36" x 24" x 8" Screw Cover, Galvanized Steel NEMA 1 Enclosure.....	568.28	145.14
26 27 16 00-0082 10" Depth, Screw Cover, Galvanized Steel NEMA 1 Enclosures <small>(26 27 16 00-0032)</small>		
26 27 16 00-0083 EA 18" x 12" x 10" Screw Cover, Galvanized Steel NEMA 1 Enclosure.....	305.40	91.92
26 27 16 00-0084 EA 18" x 18" x 10" Screw Cover, Galvanized Steel NEMA 1 Enclosure.....	401.82	118.53
26 27 16 00-0085 EA 24" x 12" x 10" Screw Cover, Galvanized Steel NEMA 1 Enclosure.....	407.00	125.79
26 27 16 00-0086 EA 24" x 18" x 10" Screw Cover, Galvanized Steel NEMA 1 Enclosure.....	526.68	135.47
26 27 16 00-0087 EA 24" x 24" x 10" Screw Cover, Galvanized Steel NEMA 1 Enclosure.....	605.85	149.98
26 27 16 00-0088 EA 30" x 24" x 10" Screw Cover, Galvanized Steel NEMA 1 Enclosure.....	671.80	154.82
26 27 16 00-0089 EA 36" x 24" x 10" Screw Cover, Galvanized Steel NEMA 1 Enclosure.....	716.51	162.08
26 27 16 00-0090 12" Depth, Screw Cover, Galvanized Steel NEMA 1 Enclosures <small>(26 27 16 00-0032)</small>		
26 27 16 00-0091 EA 18" x 18" x 12", Screw Cover, Galvanized Steel NEMA 1 Enclosure.....	443.59	130.63
26 27 16 00-0092 EA 24" x 12" x 12", Screw Cover, Galvanized Steel NEMA 1 Enclosure.....	442.18	137.89
26 27 16 00-0093 EA 24" x 18" x 12", Screw Cover, Galvanized Steel NEMA 1 Enclosure.....	579.13	149.98
26 27 16 00-0094 EA 24" x 24" x 12", Screw Cover, Galvanized Steel NEMA 1 Enclosure.....	661.36	164.49
26 27 16 00-0095 EA 30" x 24" x 12", Screw Cover, Galvanized Steel NEMA 1 Enclosure.....	741.51	171.75
26 27 16 00-0096 EA 36" x 24" x 12", Screw Cover, Galvanized Steel NEMA 1 Enclosure.....	782.00	179.01
26 27 16 00-0097 NEMA 1 Enclosures For Up To 6 Boards, Lockable <small>(26 27 16)</small>		
26 27 16 00-0098 4.5" Depth, Hinged Cover, Powder Coated Steel, NEMA 1 Enclosures <small>(26 27 16 00-0097)</small>		
26 27 16 00-0099 EA 24" High x 18" Wide x 4.5" Deep, 18 Gauge, Powder Coated Steel, NEMA 1 Enclosure (RS2 Technologies NCL-12).....	1,177.45	106.44
26 27 16 00-0100 NEMA 12 Enclosures, Lockable <small>(26 27 16)</small>		
Note: Dust-tight enclosures.		
26 27 16 00-0101 Hinged Cover, Galvanized Steel NEMA 12 Enclosures <small>(26 27 16 00-0100)</small>		
26 27 16 00-0102 4" Depth, Hinged Cover, Galvanized Steel NEMA 12 Enclosures <small>(26 27 16 00-0101)</small>		
26 27 16 00-0103 EA 4" x 4" x 4" Hinged Cover, Galvanized Steel NEMA 12 Enclosure.....	111.03	19.35
26 27 16 00-0104 EA 6" x 6" x 4" Hinged Cover, Galvanized Steel NEMA 12 Enclosure.....	144.46	26.61
26 27 16 00-0105 EA 8" x 8" x 4" Hinged Cover, Galvanized Steel NEMA 12 Enclosure.....	178.62	33.87
26 27 16 00-0106 EA 10" x 8" x 4" Hinged Cover, Galvanized Steel NEMA 12 Enclosure.....	193.41	36.29
26 27 16 00-0107 EA 12" x 6" x 4" Hinged Cover, Galvanized Steel NEMA 12 Enclosure.....	217.32	38.71
26 27 16 00-0108 EA 12" x 10" x 4" Hinged Cover, Galvanized Steel NEMA 12 Enclosure.....	234.16	41.12
26 27 16 00-0109 6" Depth, Hinged Cover, Galvanized Steel NEMA 12 Enclosures <small>(26 27 16 00-0101)</small>		
26 27 16 00-0110 EA 6" x 6" x 6" Hinged Cover, Galvanized Steel NEMA 12 Enclosure.....	160.42	29.02
26 27 16 00-0111 EA 8" x 6" x 6" Hinged Cover, Galvanized Steel NEMA 12 Enclosure.....	176.80	31.45
26 27 16 00-0112 Screw Cover, Galvanized Steel NEMA 12 Enclosures <small>(26 27 16 00-0100)</small>		
26 27 16 00-0113 4" Depth, Screw Cover, Galvanized Steel NEMA 12 Enclosures <small>(26 27 16 00-0112)</small>		
26 27 16 00-0114 EA 4" x 4" x 4" Screw Cover, Galvanized Steel NEMA 12 Enclosure.....	224.18	19.35
26 27 16 00-0115 EA 6" x 6" x 4" Screw Cover, Galvanized Steel NEMA 12 Enclosure.....	268.54	26.61
26 27 16 00-0116 EA 8" x 6" x 4" Screw Cover, Galvanized Steel NEMA 12 Enclosure.....	303.79	29.02
26 27 16 00-0117 EA 8" x 8" x 4" Screw Cover, Galvanized Steel NEMA 12 Enclosure.....	347.50	33.87
26 27 16 00-0118 EA 10" x 8" x 4" Screw Cover, Galvanized Steel NEMA 12 Enclosure.....	357.25	36.29
26 27 16 00-0119 EA 10" x 10" x 4" Screw Cover, Galvanized Steel NEMA 12 Enclosure.....	422.38	38.71
26 27 16 00-0120 EA 12" x 10" x 4" Screw Cover, Galvanized Steel NEMA 12 Enclosure.....	453.57	41.12
26 27 16 00-0121 EA 12" x 12" x 4" Screw Cover, Galvanized Steel NEMA 12 Enclosure.....	516.48	43.55
26 27 16 00-0122 6" Depth, Screw Cover, Galvanized Steel NEMA 12 Enclosures <small>(26 27 16 00-0112)</small>		
26 27 16 00-0123 EA 6" x 6" x 6" Screw Cover, Galvanized Steel NEMA 12 Enclosure.....	327.32	29.02
26 27 16 00-0124 EA 8" x 6" x 6" Screw Cover, Galvanized Steel NEMA 12 Enclosure.....	370.18	31.45
26 27 16 00-0125 EA 8" x 8" x 6" Screw Cover, Galvanized Steel NEMA 12 Enclosure.....	403.28	36.29
26 27 16 00-0126 EA 10" x 10" x 6" Screw Cover, Galvanized Steel NEMA 12 Enclosure.....	476.91	43.55

26	Electrical
26 20	Low-Voltage Electrical Distribution
26 27	Low-Voltage Distribution Equipment



MINOR	CSI	UOM	DESCRIPTION	TOTAL DIRECT UNIT COST	DEMOLITION UNIT COST
			26 27 16 00-0127 EA 12" x 12" x 6" Screw Cover, Galvanized Steel NEMA 12 Enclosure.....	517.81	48.38
			26 27 16 00-0128 EA 16" x 14" x 6" Screw Cover, Galvanized Steel NEMA 12 Enclosure.....	719.53	62.90
			26 27 16 00-0129 EA 18" x 18" x 6" Screw Cover, Galvanized Steel NEMA 12 Enclosure.....	1,115.09	96.76
			26 27 16 00-0130 EA 24" x 16" x 6" Screw Cover, Galvanized Steel NEMA 12 Enclosure.....	1,462.33	111.28
			26 27 16 00-0131 EA 24" x 24" x 6" Screw Cover, Galvanized Steel NEMA 12 Enclosure.....	1,649.20	120.96
26 27 16 00-0132			8" Depth, Screw Cover, Galvanized Steel NEMA 12 Enclosures (26 27 16 00-0112)		
	EA		26 27 16 00-0133 24" x 18" x 8" Screw Cover, Galvanized Steel NEMA 12 Enclosure.....	1,523.99	123.37
	EA		26 27 16 00-0134 24" x 24" x 8" Screw Cover, Galvanized Steel NEMA 12 Enclosure.....	1,757.31	133.04
	EA		26 27 16 00-0135 30" x 24" x 8" Screw Cover, Galvanized Steel NEMA 12 Enclosure.....	1,932.35	140.30
	EA		26 27 16 00-0136 30" x 30" x 8" Screw Cover, Galvanized Steel NEMA 12 Enclosure.....	2,131.54	145.14
	EA		26 27 16 00-0137 36" x 24" x 8" Screw Cover, Galvanized Steel NEMA 12 Enclosure.....	2,101.98	145.14
26 27 16 00-0138			Double Door, Floor Mounted, Galvanized Steel NEMA 12 Enclosures (26 27 16 00-0100)		
26 27 16 00-0139			8" Depth, Double Door, Floor Mounted, Galvanized Steel NEMA 12 Enclosures (26 27 16 00-0138)		
	EA		26 27 16 00-0140 60" x 48" x 8" Double Door, Floor Mounted, Galvanized Steel NEMA 12 Enclosure.....	6,751.72	196.55
26 27 16 00-0141			10" Depth, Double Door, Floor Mounted, Galvanized Steel NEMA 12 Enclosures (26 27 16 00-0138)		
	EA		26 27 16 00-0142 60" x 48" x 10" Double Door, Floor Mounted, Galvanized Steel NEMA 12 Enclosure.....	6,815.42	217.71
	EA		26 27 16 00-0143 60" x 60" x 10" Double Door, Floor Mounted, Galvanized Steel NEMA 12 Enclosure.....	7,819.46	232.84
	EA		26 27 16 00-0144 72" x 60" x 10" Double Door, Floor Mounted, Galvanized Steel NEMA 12 Enclosure.....	8,993.64	290.28
	EA		26 27 16 00-0145 72" x 72" x 10" Double Door, Floor Mounted, Galvanized Steel NEMA 12 Enclosure.....	10,040.87	342.30
26 27 16 00-0146			12" Depth, Double Door, Floor Mounted, Galvanized Steel NEMA 12 Enclosures (26 27 16 00-0138)		
	EA		26 27 16 00-0147 60" x 48" x 12" Double Door, Floor Mounted, Galvanized Steel NEMA 12 Enclosure.....	7,259.96	342.30
	EA		26 27 16 00-0148 60" x 60" x 12" Double Door, Floor Mounted, Galvanized Steel NEMA 12 Enclosure.....	8,094.77	362.86
	EA		26 27 16 00-0149 72" x 60" x 12" Double Door, Floor Mounted, Galvanized Steel NEMA 12 Enclosure.....	9,196.32	387.05
	EA		26 27 16 00-0150 72" x 72" x 12" Double Door, Floor Mounted, Galvanized Steel NEMA 12 Enclosure.....	10,151.74	387.05
26 27 16 00-0151			NEMA 3 Enclosures, Lockable (26 27 16)		
			Note: Can be used underground or encased in concrete.		
26 27 16 00-0152			2" Depth, Screw Cover, Galvanized Cast Iron NEMA 3 Enclosures (26 27 16 00-0151)		
	EA		26 27 16 00-0153 4" x 4" x 2" Screw Cover, Galvanized Cast Iron NEMA 3 Enclosure.....	300.41	84.67
26 27 16 00-0154			3" Depth, Screw Cover, Galvanized Cast Iron NEMA 3 Enclosures (26 27 16 00-0151)		
	EA		26 27 16 00-0155 4" x 4" x 3" Screw Cover, Galvanized Cast Iron NEMA 3 Enclosure.....	321.15	84.67
	EA		26 27 16 00-0156 5" x 5" x 3" Screw Cover, Galvanized Cast Iron NEMA 3 Enclosure.....	405.71	87.69
	EA		26 27 16 00-0157 6" x 4" x 3" Screw Cover, Galvanized Cast Iron NEMA 3 Enclosure.....	419.82	87.69
	EA		26 27 16 00-0158 6" x 6" x 3" Screw Cover, Galvanized Cast Iron NEMA 3 Enclosure.....	523.03	90.71
26 27 16 00-0159			4" Depth, Screw Cover, Galvanized Cast Iron NEMA 3 Enclosures (26 27 16 00-0151)		
	EA		26 27 16 00-0160 4" x 4" x 4" Screw Cover, Galvanized Cast Iron NEMA 3 Enclosure.....	401.90	87.69
	EA		26 27 16 00-0161 5" x 5" x 4" Screw Cover, Galvanized Cast Iron NEMA 3 Enclosure.....	438.80	87.69
	EA		26 27 16 00-0162 6" x 4" x 4" Screw Cover, Galvanized Cast Iron NEMA 3 Enclosure.....	457.26	90.71
	EA		26 27 16 00-0163 6" x 6" x 4" Screw Cover, Galvanized Cast Iron NEMA 3 Enclosure.....	570.61	90.71
	EA		26 27 16 00-0164 8" x 6" x 4" Screw Cover, Galvanized Cast Iron NEMA 3 Enclosure.....	626.60	96.76
	EA		26 27 16 00-0165 8" x 8" x 4" Screw Cover, Galvanized Cast Iron NEMA 3 Enclosure.....	674.17	102.81
	EA		26 27 16 00-0166 10" x 6" x 4" Screw Cover, Galvanized Cast Iron NEMA 3 Enclosure.....	701.14	102.81
	EA		26 27 16 00-0167 10" x 8" x 4" Screw Cover, Galvanized Cast Iron NEMA 3 Enclosure.....	830.08	105.83
	EA		26 27 16 00-0168 12" x 6" x 4" Screw Cover, Galvanized Cast Iron NEMA 3 Enclosure.....	899.18	108.86
	EA		26 27 16 00-0169 12" x 12" x 4" Screw Cover, Galvanized Cast Iron NEMA 3 Enclosure.....	1,224.81	120.96
26 27 16 00-0170			6" Depth, Screw Cover, Galvanized Cast Iron NEMA 3 Enclosures (26 27 16 00-0151)		
	EA		26 27 16 00-0171 6" x 6" x 6", Screw Cover, Galvanized Cast Iron NEMA 3 Enclosure.....	602.19	93.74
	EA		26 27 16 00-0172 8" x 6" x 6", Screw Cover, Galvanized Cast Iron NEMA 3 Enclosure.....	756.15	105.83
	EA		26 27 16 00-0173 8" x 8" x 6", Screw Cover, Galvanized Cast Iron NEMA 3 Enclosure.....	882.61	108.86
	EA		26 27 16 00-0174 10" x 8" x 6", Screw Cover, Galvanized Cast Iron NEMA 3 Enclosure.....	1,014.17	111.88
	EA		26 27 16 00-0175 10" x 10" x 6", Screw Cover, Galvanized Cast Iron NEMA 3 Enclosure.....	1,077.76	111.88
	EA		26 27 16 00-0176 12" x 8" x 6", Screw Cover, Galvanized Cast Iron NEMA 3 Enclosure.....	1,224.47	120.96
	EA		26 27 16 00-0177 12" x 12" x 6", Screw Cover, Galvanized Cast Iron NEMA 3 Enclosure.....	1,415.51	136.07
	EA		26 27 16 00-0178 16" x 6" x 6", Screw Cover, Galvanized Cast Iron NEMA 3 Enclosure.....	1,334.22	130.03
	EA		26 27 16 00-0179 18" x 12" x 6", Screw Cover, Galvanized Cast Iron NEMA 3 Enclosure.....	2,591.64	241.91
	EA		26 27 16 00-0180 18" x 18" x 6", Screw Cover, Galvanized Cast Iron NEMA 3 Enclosure.....	4,464.60	302.38
26 27 16 00-0181			8" Depth, Screw Cover, Galvanized Cast Iron NEMA 3 Enclosures (26 27 16 00-0151)		



MINOR CSI UOM DESCRIPTION	TOTAL DIRECT UNIT COST	DEMOLITION UNIT COST
26 27 16 00-0182 EA 8" x 8" x 8" Screw Cover, Galvanized Cast Iron NEMA 3 Enclosure	1,088.35	114.90
26 27 16 00-0183 EA 12" x 8" x 8" Screw Cover, Galvanized Cast Iron NEMA 3 Enclosure	1,631.97	151.19
26 27 16 00-0184 EA 12" x 12" x 8" Screw Cover, Galvanized Cast Iron NEMA 3 Enclosure	1,657.94	151.19
26 27 16 00-0185 EA 16" x 12" x 8" Screw Cover, Galvanized Cast Iron NEMA 3 Enclosure	2,250.91	226.78
26 27 16 00-0186 EA 18" x 12" x 8" Screw Cover, Galvanized Cast Iron NEMA 3 Enclosure	2,952.40	241.91
26 27 16 00-0187 EA 24" x 24" x 8" Screw Cover, Galvanized Cast Iron NEMA 3 Enclosure	7,450.83	423.34
26 27 16 00-0188 10" Depth, Screw Cover, Galvanized Cast Iron NEMA 3 Enclosures (26 27 16 00-0151)		
26 27 16 00-0189 EA 18" x 12" x 10" Screw Cover, Galvanized Cast Iron NEMA 3 Enclosure	3,932.33	302.38
26 27 16 00-0190 12" Depth, Screw Cover, Galvanized Cast Iron NEMA 3 Enclosures (26 27 16 00-0151)		
26 27 16 00-0191 EA 18" x 18" x 12" Screw Cover, Galvanized Cast Iron NEMA 3 Enclosure	6,025.82	362.86
26 27 16 00-0192 EA 24" x 12" x 12" Screw Cover, Galvanized Cast Iron NEMA 3 Enclosure	4,962.98	332.62
26 27 16 00-0193 NEMA 3R Enclosures, Lockable (26 27 16) Note: Rain-tight enclosures.		
26 27 16 00-0194 Hinged Cover, Galvanized Steel NEMA 3R Enclosures (26 27 16 00-0193)		
26 27 16 00-0195 4" Depth, Hinged Cover, Galvanized Steel NEMA 3R Enclosures (26 27 16 00-0194)		
26 27 16 00-0196 EA 6" x 4" x 4" Hinged Cover, Galvanized Steel NEMA 3R Enclosure	104.87	24.19
26 27 16 00-0197 EA 6" x 6" x 4" Hinged Cover, Galvanized Steel NEMA 3R Enclosure	115.82	26.61
26 27 16 00-0198 EA 8" x 6" x 4" Hinged Cover, Galvanized Steel NEMA 3R Enclosure	173.98	29.02
26 27 16 00-0199 6" Depth, Hinged Cover, Galvanized Steel NEMA 3R Enclosures (26 27 16 00-0194)		
26 27 16 00-0200 EA 8" x 8" x 6" Hinged Cover, Galvanized Steel NEMA 3R Enclosure	219.06	36.29
26 27 16 00-0201 EA 10" x 8" x 6" Hinged Cover, Galvanized Steel NEMA 3R Enclosure	244.65	41.12
26 27 16 00-0202 EA 12" x 10" x 6" Hinged Cover, Galvanized Steel NEMA 3R Enclosure	287.62	45.96
26 27 16 00-0203 EA 12" x 12" x 6" Hinged Cover, Galvanized Steel NEMA 3R Enclosure	311.27	48.38
26 27 16 00-0204 EA 16" x 12" x 6" Hinged Cover, Galvanized Steel NEMA 3R Enclosure	405.28	62.90
26 27 16 00-0205 EA 16" x 16" x 6" Hinged Cover, Galvanized Steel NEMA 3R Enclosure	484.10	77.41
26 27 16 00-0206 EA 18" x 18" x 6" Hinged Cover, Galvanized Steel NEMA 3R Enclosure	550.89	96.76
26 27 16 00-0207 8" Depth, Hinged Cover, Galvanized Steel NEMA 3R Enclosures (26 27 16 00-0194)		
26 27 16 00-0208 EA 24" x 20" x 8" Hinged Cover, Galvanized Steel NEMA 3R Enclosure	842.51	123.37
26 27 16 00-0209 EA 24" x 24" x 8" Hinged Cover, Galvanized Steel NEMA 3R Enclosure	935.32	133.04
26 27 16 00-0210 EA 30" x 24" x 8" Hinged Cover, Galvanized Steel NEMA 3R Enclosure	1,055.24	140.30
26 27 16 00-0211 EA 30" x 30" x 8" Hinged Cover, Galvanized Steel NEMA 3R Enclosure	1,110.49	145.14
26 27 16 00-0212 10" Depth, Hinged Cover, Galvanized Steel NEMA 3R Enclosures (26 27 16 00-0194)		
26 27 16 00-0213 EA 12" x 48" x 10" Hinged Cover, Galvanized Steel NEMA 3R Enclosure	1,045.42	149.98
26 27 16 00-0214 EA 12" x 54" x 10" Hinged Cover, Galvanized Steel NEMA 3R Enclosure	1,180.97	169.34
26 27 16 00-0215 EA 12" x 60" x 10" Hinged Cover, Galvanized Steel NEMA 3R Enclosure	1,307.39	187.48
26 27 16 00-0216 EA 12" x 66" x 10" Hinged Cover, Galvanized Steel NEMA 3R Enclosure	1,440.51	206.83
26 27 16 00-0217 EA 12" x 72" x 10" Hinged Cover, Galvanized Steel NEMA 3R Enclosure	1,568.15	224.97
26 27 16 00-0218 EA 18" x 18" x 10" Hinged Cover, Galvanized Steel NEMA 3R Enclosure	675.42	118.53
26 27 16 00-0219 EA 24" x 24" x 10" Hinged Cover, Galvanized Steel NEMA 3R Enclosure	1,045.42	149.98
26 27 16 00-0220 EA 30" x 24" x 10" Hinged Cover, Galvanized Steel NEMA 3R Enclosure	1,243.47	154.82
26 27 16 00-0221 EA 36" x 36" x 10" Hinged Cover, Galvanized Steel NEMA 3R Enclosure	1,580.70	169.34
26 27 16 00-0222 12" Depth, Hinged Cover, Galvanized Steel NEMA 3R Enclosures (26 27 16 00-0194)		
26 27 16 00-0223 EA 12" x 48" x 12" Hinged Cover, Galvanized Steel NEMA 3R Enclosure	1,020.46	119.75
26 27 16 00-0224 EA 12" x 54" x 12" Hinged Cover, Galvanized Steel NEMA 3R Enclosure	1,144.13	134.26
26 27 16 00-0225 EA 12" x 60" x 12" Hinged Cover, Galvanized Steel NEMA 3R Enclosure	1,266.60	148.77
26 27 16 00-0226 EA 12" x 66" x 12" Hinged Cover, Galvanized Steel NEMA 3R Enclosure	1,401.04	164.49
26 27 16 00-0227 EA 12" x 72" x 12" Hinged Cover, Galvanized Steel NEMA 3R Enclosure	1,524.72	179.01
26 27 16 00-0228 EA 18" x 24" x 12" Hinged Cover, Galvanized Steel NEMA 3R Enclosure	762.36	89.51
26 27 16 00-0229 EA 18" x 32" x 12" Hinged Cover, Galvanized Steel NEMA 3R Enclosure	1,020.46	119.75
26 27 16 00-0230 EA 18" x 36" x 12" Hinged Cover, Galvanized Steel NEMA 3R Enclosure	1,144.13	134.26
26 27 16 00-0231 EA 18" x 42" x 12" Hinged Cover, Galvanized Steel NEMA 3R Enclosure	1,347.27	157.24
26 27 16 00-0232 EA 18" x 48" x 12" Hinged Cover, Galvanized Steel NEMA 3R Enclosure	1,524.72	179.01
26 27 16 00-0233 EA 30" x 30" x 12" Hinged Cover, Galvanized Steel NEMA 3R Enclosure	1,447.55	176.59
26 27 16 00-0234 EA 36" x 24" x 12" Hinged Cover, Galvanized Steel NEMA 3R Enclosure	1,524.72	179.01
26 27 16 00-0235 EA 36" x 30" x 12" Hinged Cover, Galvanized Steel NEMA 3R Enclosure	1,607.27	183.85
26 27 16 00-0236 EA 36" x 36" x 12" Hinged Cover, Galvanized Steel NEMA 3R Enclosure	1,793.15	193.53
26 27 16 00-0237 EA 42" x 30" x 12" Hinged Cover, Galvanized Steel NEMA 3R Enclosure	1,946.49	203.20
26 27 16 00-0238 Screw Cover, Galvanized Steel NEMA 3R Enclosures (26 27 16 00-0193)		
26 27 16 00-0239 4" Depth, Screw Cover, Galvanized Steel NEMA 3R Enclosures (26 27 16 00-0238)		
26 27 16 00-0240 EA 4" x 4" x 4", Screw Cover, Galvanized Steel NEMA 3R Enclosure	73.56	19.35
26 27 16 00-0241 EA 6" x 4" x 4", Screw Cover, Galvanized Steel NEMA 3R Enclosure	88.82	24.19



MINOR CSI UOM DESCRIPTION	TOTAL DIRECT UNIT COST	DEMOLITION UNIT COST
26 27 16 00-0242 EA 6" x 6" x 4", Screw Cover, Galvanized Steel NEMA 3R Enclosure	98.09	26.61
26 27 16 00-0243 EA 8" x 6" x 4", Screw Cover, Galvanized Steel NEMA 3R Enclosure	108.82	29.02
26 27 16 00-0244 EA 8" x 8" x 4", Screw Cover, Galvanized Steel NEMA 3R Enclosure	126.34	33.87
26 27 16 00-0245 EA 10" x 8" x 4", Screw Cover, Galvanized Steel NEMA 3R Enclosure	137.79	36.29
26 27 16 00-0246 EA 10" x 10" x 4", Screw Cover, Galvanized Steel NEMA 3R Enclosure	150.26	38.71
26 27 16 00-0247 EA 12" x 8" x 4", Screw Cover, Galvanized Steel NEMA 3R Enclosure	149.57	38.71
26 27 16 00-0248 EA 12" x 10" x 4", Screw Cover, Galvanized Steel NEMA 3R Enclosure	163.64	41.12
26 27 16 00-0249 EA 12" x 12" x 4", Screw Cover, Galvanized Steel NEMA 3R Enclosure	176.12	43.55
26 27 16 00-0250 EA 18" x 12" x 4", Screw Cover, Galvanized Steel NEMA 3R Enclosure	265.83	67.73
26 27 16 00-0251 EA 18" x 18" x 4", Screw Cover, Galvanized Steel NEMA 3R Enclosure	355.01	87.08
26 27 16 00-0252 6" Depth, Screw Cover, Galvanized Steel NEMA 3R Enclosures (26 27 16 00-0238)		
26 27 16 00-0253 EA 6" x 6" x 6" Screw Cover, Galvanized Steel NEMA 3R Enclosure	101.94	29.02
26 27 16 00-0254 EA 8" x 8" x 6" Screw Cover, Galvanized Steel NEMA 3R Enclosure	139.64	36.29
26 27 16 00-0255 EA 10" x 8" x 6" Screw Cover, Galvanized Steel NEMA 3R Enclosure	158.19	41.12
26 27 16 00-0256 EA 10" x 10" x 6" Screw Cover, Galvanized Steel NEMA 3R Enclosure	171.62	43.55
26 27 16 00-0257 EA 12" x 8" x 6" Screw Cover, Galvanized Steel NEMA 3R Enclosure	170.60	43.55
26 27 16 00-0258 EA 12" x 10" x 6" Screw Cover, Galvanized Steel NEMA 3R Enclosure	184.85	45.96
26 27 16 00-0259 EA 12" x 12" x 6" Screw Cover, Galvanized Steel NEMA 3R Enclosure	199.24	48.38
26 27 16 00-0260 EA 16" x 12" x 6" Screw Cover, Galvanized Steel NEMA 3R Enclosure	260.06	62.90
26 27 16 00-0261 EA 18" x 12" x 6" Screw Cover, Galvanized Steel NEMA 3R Enclosure	298.98	74.99
26 27 16 00-0262 EA 18" x 18" x 6" Screw Cover, Galvanized Steel NEMA 3R Enclosure	399.47	96.76
26 27 16 00-0263 EA 24" x 12" x 6" Screw Cover, Galvanized Steel NEMA 3R Enclosure	416.53	104.02
26 27 16 00-0264 EA 24" x 18" x 6" Screw Cover, Galvanized Steel NEMA 3R Enclosure	477.31	111.28
26 27 16 00-0265 EA 24" x 24" x 6" Screw Cover, Galvanized Steel NEMA 3R Enclosure	538.33	120.96
26 27 16 00-0266 8" Depth, Screw Cover, Galvanized Steel NEMA 3R Enclosures (26 27 16 00-0238)		
26 27 16 00-0267 EA 12" x 12" x 8", Screw Cover, Galvanized Steel NEMA 3R Enclosure	223.15	53.22
26 27 16 00-0268 EA 18" x 12" x 8", Screw Cover, Galvanized Steel NEMA 3R Enclosure	322.36	82.25
26 27 16 00-0269 EA 18" x 18" x 8", Screw Cover, Galvanized Steel NEMA 3R Enclosure	442.08	106.44
26 27 16 00-0270 EA 24" x 18" x 8", Screw Cover, Galvanized Steel NEMA 3R Enclosure	528.10	123.37
26 27 16 00-0271 EA 24" x 24" x 8", Screw Cover, Galvanized Steel NEMA 3R Enclosure	598.56	133.04
26 27 16 00-0272 EA 30" x 24" x 8", Screw Cover, Galvanized Steel NEMA 3R Enclosure	666.19	140.30
26 27 16 00-0273 10" Depth, Screw Cover, Galvanized Steel NEMA 3R Enclosures (26 27 16 00-0238)		
26 27 16 00-0274 EA 18" x 18" x 10" Screw Cover, Galvanized Steel NEMA 3R Enclosure	487.53	118.53
26 27 16 00-0275 EA 24" x 24" x 10" Screw Cover, Galvanized Steel NEMA 3R Enclosure	657.60	149.98
26 27 16 00-0276 EA 30" x 24" x 10" Screw Cover, Galvanized Steel NEMA 3R Enclosure	723.03	154.82
26 27 16 00-0277 12" Depth, Screw Cover, Galvanized Steel NEMA 3R Enclosures (26 27 16 00-0238)		
26 27 16 00-0278 EA 24" x 24" x 12" Screw Cover, Galvanized Steel NEMA 3R Enclosure	726.66	164.49
26 27 16 00-0279 EA 30" x 30" x 12" Screw Cover, Galvanized Steel NEMA 3R Enclosure	1,020.21	179.01
26 27 16 00-0280 EA 36" x 30" x 12" Screw Cover, Galvanized Steel NEMA 3R Enclosure	1,054.57	183.85
26 27 16 00-0281 EA 36" x 36" x 12" Screw Cover, Galvanized Steel NEMA 3R Enclosure	1,236.84	193.53
26 27 16 00-0282 NEMA 4 Enclosures, Lockable (26 27 16)		
Note: Water-tight enclosures.		
26 27 16 00-0283 Hinge Cover, Painted Steel NEMA 4 Enclosures (26 27 16 00-0282)		
26 27 16 00-0284 EA 4" x 4" x 3" Hinge Cover, Painted Steel NEMA 4 Enclosure	117.67	16.94
26 27 16 00-0285 EA 6" x 4" x 3" Hinge Cover, Painted Steel NEMA 4 Enclosure	137.21	20.57
26 27 16 00-0286 EA 8" x 6" x 3.5" Hinge Cover, Painted Steel NEMA 4 Enclosure	171.49	26.61
26 27 16 00-0287 EA 6" x 6" x 4" Hinge Cover, Painted Steel NEMA 4 Enclosure	162.93	26.61
26 27 16 00-0288 EA 10" x 8" x 4" Hinge Cover, Painted Steel NEMA 4 Enclosure	217.61	36.29
26 27 16 00-0289 EA 12" x 10" x 5" Hinge Cover, Painted Steel NEMA 4 Enclosure	271.43	43.55
26 27 16 00-0290 EA 10" x 8" x 6" Hinge Cover, Painted Steel NEMA 4 Enclosure	250.57	41.12
26 27 16 00-0291 EA 12" x 12" x 6" Hinge Cover, Painted Steel NEMA 4 Enclosure	292.04	48.38
26 27 16 00-0292 EA 14" x 12" x 6" Hinge Cover, Painted Steel NEMA 4 Enclosure	343.88	55.64
26 27 16 00-0293 EA 16" x 14" x 6" Hinge Cover, Painted Steel NEMA 4 Enclosure	416.32	70.16
26 27 16 00-0294 Clamp Cover, Painted Steel NEMA 4 Enclosures (26 27 16 00-0282)		
26 27 16 00-0295 EA 4" x 4" x 3" Clamp Cover, Painted Steel NEMA 4 Enclosure	107.72	16.94
26 27 16 00-0296 EA 6" x 6" x 4" Clamp Cover, Painted Steel NEMA 4 Enclosure	153.01	26.61
26 27 16 00-0297 Screw Cover, Fiberglass NEMA 4 Or 4x Enclosures (26 27 16 00-0282)		
26 27 16 00-0298 EA 6" x 6" x 4", Screw Cover, Fiberglass NEMA 4 Or 4X Enclosure	134.91	23.22
26 27 16 00-0299 EA 8" x 6" x 4", Screw Cover, Fiberglass NEMA 4 Or 4X Enclosure	143.23	25.16
26 27 16 00-0300 EA 10" x 8" x 6", Screw Cover, Fiberglass NEMA 4 Or 4X Enclosure	175.44	32.90
26 27 16 00-0301 EA 12" x 10" x 6", Screw Cover, Fiberglass NEMA 4 Or 4X Enclosure	205.44	36.29
26 27 16 00-0302 EA 14" x 12" x 8", Screw Cover, Fiberglass NEMA 4 Enclosure	265.97	45.96
26 27 16 00-0303 EA 16" x 14" x 8", Screw Cover, Fiberglass NEMA 4 Enclosure	310.83	54.43
26 27 16 00-0304 EA 18" x 16" x 10", Screw Cover, Fiberglass NEMA 4 Enclosure	435.66	87.08



MINOR	CSI	UOM	DESCRIPTION	TOTAL DIRECT UNIT COST	DEMOLITION UNIT COST
-------	-----	-----	-------------	------------------------	----------------------

26 27 16 00-0305			NEMA 4X Enclosures, Lockable (26 27 16)		
			Note: Water-tight enclosures.		
26 27 16 00-0306			Clamp Cover, Aluminum NEMA 4X Enclosures (26 27 16 00-0305)		
26 27 16 00-0307	EA		6" x 4" x 3" Clamp Cover, Aluminum NEMA 4X Enclosure	237.01	19.35
26 27 16 00-0308	EA		6" x 6" x 4" Clamp Cover, Aluminum NEMA 4X Enclosure	278.69	26.61
26 27 16 00-0309	EA		10" x 8" x 4" Clamp Cover, Aluminum NEMA 4X Enclosure	352.74	36.29
26 27 16 00-0310	EA		12" x 10" x 5" Clamp Cover, Aluminum NEMA 4X Enclosure	428.33	43.55
26 27 16 00-0311	EA		14" x 12" x 6" Clamp Cover, Aluminum NEMA 4X Enclosure	527.69	55.64
26 27 16 00-0312	EA		16" x 14" x 6" Clamp Cover, Aluminum NEMA 4X Enclosure	622.27	70.16

26 27 16 00-0313			Clamp Cover, 304 Stainless Steel NEMA 4X Enclosures (26 27 16 00-0305)		
26 27 16 00-0314	EA		4" x 4" x 3", Clamp Cover, 304 Stainless Steel NEMA 4X Enclosure	333.09	16.94
			For 316 Stainless Steel, Add	46.52	
26 27 16 00-0315	EA		6" x 4" x 4", Clamp Cover, 304 Stainless Steel NEMA 4X Enclosure	432.52	24.19
			For 316 Stainless Steel, Add	59.53	
26 27 16 00-0316	EA		6" x 6" x 4", Clamp Cover, 304 Stainless Steel NEMA 4X Enclosure	490.38	26.61
			For 316 Stainless Steel, Add	67.82	
26 27 16 00-0317	EA		8" x 6" x 4", Clamp Cover, 304 Stainless Steel NEMA 4X Enclosure	561.71	29.02
			For 316 Stainless Steel, Add	78.26	
26 27 16 00-0318	EA		10" x 8" x 4", Clamp Cover, 304 Stainless Steel NEMA 4X Enclosure	689.66	36.29
			For 316 Stainless Steel, Add	95.83	
26 27 16 00-0319	EA		12" x 10" x 6", Clamp Cover, 304 Stainless Steel NEMA 4X Enclosure	971.70	45.96
			For 316 Stainless Steel, Add	137.09	
26 27 16 00-0320	EA		14" x 12" x 6", Clamp Cover, 304 Stainless Steel NEMA 4X Enclosure	1,211.93	55.64
			For 316 Stainless Steel, Add	171.65	
26 27 16 00-0321	EA		16" x 14" x 6", Clamp Cover, 304 Stainless Steel NEMA 4X Enclosure	1,460.03	70.16
			For 316 Stainless Steel, Add	205.54	

26 27 16 00-0322			Screw Cover, Polycarbonate NEMA 4X Enclosures (26 27 16 00-0305)		
			Note: NEMA 3R, 4, 4X and 12 rated.		
26 27 16 00-0323	EA		6" x 6" x 4" Screw Cover, Polycarbonate NEMA 4X Enclosure With Opaque Cover	145.59	26.61
26 27 16 00-0324	EA		8" x 6" x 4" Screw Cover, Polycarbonate NEMA 4X Enclosure With Opaque Cover	164.12	29.02
26 27 16 00-0325	EA		8" x 8" x 4" Screw Cover, Polycarbonate NEMA 4X Enclosure With Opaque Cover	187.67	33.87
26 27 16 00-0326	EA		10" x 8" x 4" Screw Cover, Polycarbonate NEMA 4X Enclosure With Opaque Cover	204.11	36.29
26 27 16 00-0327	EA		12" x 10" x 4" Screw Cover, Polycarbonate NEMA 4X Enclosure With Opaque Cover	235.97	41.12
26 27 16 00-0328	EA		10" x 8" x 6" Screw Cover, Polycarbonate NEMA 4X Enclosure With Opaque Cover	221.40	41.12
26 27 16 00-0329	EA		12" x 10" x 6" Screw Cover, Polycarbonate NEMA 4X Enclosure With Opaque Cover	258.40	45.96
26 27 16 00-0330	EA		14" x 12" x 6" Screw Cover, Polycarbonate NEMA 4X Enclosure With Opaque Cover	324.27	55.64
26 27 16 00-0331	EA		16" x 14" x 8" Screw Cover, Polycarbonate NEMA 4X Enclosure With Opaque Cover	413.12	76.20
26 27 16 00-0332	EA		18" x 16" x 10" Screw Cover, Polycarbonate NEMA 4X Enclosure With Opaque Cover	529.45	109.70
26 27 16 00-0333	EA		6" x 6" x 4" Screw Cover, Polycarbonate NEMA 4X Enclosure With Clear Cover	157.04	26.61
26 27 16 00-0334	EA		8" x 6" x 4" Screw Cover, Polycarbonate NEMA 4X Enclosure With Clear Cover	177.65	29.02
26 27 16 00-0335	EA		8" x 8" x 4" Screw Cover, Polycarbonate NEMA 4X Enclosure With Clear Cover	202.23	33.87
26 27 16 00-0336	EA		10" x 8" x 4" Screw Cover, Polycarbonate NEMA 4X Enclosure With Clear Cover	221.79	36.29
26 27 16 00-0337	EA		12" x 10" x 4" Screw Cover, Polycarbonate NEMA 4X Enclosure With Clear Cover	254.69	41.12
26 27 16 00-0338	EA		10" x 8" x 6" Screw Cover, Polycarbonate NEMA 4X Enclosure With Clear Cover	239.10	41.12
26 27 16 00-0339	EA		12" x 10" x 6" Screw Cover, Polycarbonate NEMA 4X Enclosure With Clear Cover	282.40	45.96
26 27 16 00-0340	EA		14" x 12" x 6" Screw Cover, Polycarbonate NEMA 4X Enclosure With Clear Cover	336.75	55.64
26 27 16 00-0341	EA		16" x 14" x 8" Screw Cover, Polycarbonate NEMA 4X Enclosure With Clear Cover	439.14	76.20
26 27 16 00-0342	EA		18" x 16" x 10" Screw Cover, Polycarbonate NEMA 4X Enclosure With Clear Cover	557.53	109.70

26 27 16 00-0343			Hinged Cover, Polycarbonate NEMA 4X Enclosures (26 27 16 00-0305)		
			Note: NEMA 3R, 4, 4X and 12 rated.		
26 27 16 00-0344	EA		6" x 6" x 4" Hinged Cover, Polycarbonate NEMA 4X Enclosure With Opaque Cover	177.85	26.61
26 27 16 00-0345	EA		8" x 6" x 4" Hinged Cover, Polycarbonate NEMA 4X Enclosure With Opaque Cover	190.13	29.02
26 27 16 00-0346	EA		8" x 8" x 4" Hinged Cover, Polycarbonate NEMA 4X Enclosure With Opaque Cover	215.75	33.87
26 27 16 00-0347	EA		10" x 8" x 4" Hinged Cover, Polycarbonate NEMA 4X Enclosure With Opaque Cover	233.24	36.29
26 27 16 00-0348	EA		12" x 10" x 4" Hinged Cover, Polycarbonate NEMA 4X Enclosure With Opaque Cover	276.55	41.12
26 27 16 00-0349	EA		10" x 8" x 6" Hinged Cover, Polycarbonate NEMA 4X Enclosure With Opaque Cover	253.66	41.12
26 27 16 00-0350	EA		12" x 10" x 6" Hinged Cover, Polycarbonate NEMA 4X Enclosure With Opaque Cover	312.55	45.96
26 27 16 00-0351	EA		14" x 12" x 6" Hinged Cover, Polycarbonate NEMA 4X Enclosure With Opaque Cover	371.09	55.64
26 27 16 00-0352	EA		16" x 14" x 8" Hinged Cover, Polycarbonate NEMA 4X Enclosure With Opaque Cover	453.70	76.20
26 27 16 00-0353	EA		18" x 16" x 10" Hinged Cover, Polycarbonate NEMA 4X Enclosure With Opaque Cover	582.50	109.70
26 27 16 00-0354	EA		6" x 6" x 4" Hinged Cover, Polycarbonate NEMA 4X Enclosure With Clear Cover	186.17	26.61
26 27 16 00-0355	EA		8" x 6" x 4" Hinged Cover, Polycarbonate NEMA 4X Enclosure With Clear Cover	205.73	29.02
26 27 16 00-0356	EA		8" x 8" x 4" Hinged Cover, Polycarbonate NEMA 4X Enclosure With Clear Cover	230.31	33.87
26 27 16 00-0357	EA		10" x 8" x 4" Hinged Cover, Polycarbonate NEMA 4X Enclosure With Clear Cover	248.83	36.29
26 27 16 00-0358	EA		12" x 10" x 4" Hinged Cover, Polycarbonate NEMA 4X Enclosure With Clear Cover	297.35	41.12
26 27 16 00-0359	EA		10" x 8" x 6" Hinged Cover, Polycarbonate NEMA 4X Enclosure With Clear Cover	271.34	41.12
26 27 16 00-0360	EA		12" x 10" x 6" Hinged Cover, Polycarbonate NEMA 4X Enclosure With Clear Cover	334.41	45.96
26 27 16 00-0361	EA		14" x 12" x 6" Hinged Cover, Polycarbonate NEMA 4X Enclosure With Clear Cover	381.50	55.64
26 27 16 00-0362	EA		16" x 14" x 8" Hinged Cover, Polycarbonate NEMA 4X Enclosure With Clear Cover	488.02	76.20
26 27 16 00-0363	EA		18" x 16" x 10" Hinged Cover, Polycarbonate NEMA 4X Enclosure With Clear Cover	618.92	109.70

26 27 16 00-0364			NEMA 7/9 Enclosures, Lockable (26 27 16)		
			Note: Nominal inside dimensions.		

26 Electrical**26 20 Low-Voltage Electrical Distribution****26 27 Low-Voltage Distribution Equipment**

SAN BERNARDINO
COUNTY

MINOR	CSI	UOM	DESCRIPTION	TOTAL DIRECT UNIT COST	DEMOLITION UNIT COST
26 27 16 00-0365			4" Depth, Hinged/Bolted Cover, Cast Aluminum Explosion Proof NEMA 7/9 Enclosures <small>(26 27 16 00-0364)</small>		
26 27 16 00-0366	EA		6" x 6" x 4" Hinged/Bolted Cover, Cast Aluminum Explosion Proof NEMA 7/9 Enclosure	1,283.27	136.07
			<i>For Mounting Pan, Add</i>	53.52	
26 27 16 00-0367	EA		6" x 8" x 4" Hinged/Bolted Cover, Cast Aluminum Explosion Proof NEMA 7/9 Enclosure	1,030.03	145.14
			<i>For Mounting Pan, Add</i>	99.73	
26 27 16 00-0368	EA		8" x 10" x 4" Hinged/Bolted Cover, Cast Aluminum Explosion Proof NEMA 7/9 Enclosure	1,991.16	163.28
			<i>For Mounting Pan, Add</i>	137.53	
26 27 16 00-0369			6" Depth, Hinged/Bolted Cover, Cast Aluminum Explosion Proof NEMA 7/9 Enclosures <small>(26 27 16 00-0364)</small>		
26 27 16 00-0370	EA		8" x 8" x 6" Hinged/Bolted Cover, Cast Aluminum Explosion Proof NEMA 7/9 Enclosure	1,773.95	163.28
			<i>For Mounting Pan, Add</i>	69.93	
26 27 16 00-0371	EA		8" x 10" x 6" Hinged/Bolted Cover, Cast Aluminum Explosion Proof NEMA 7/9 Enclosure	2,303.14	167.82
			<i>For Mounting Pan, Add</i>	137.53	
26 27 16 00-0372	EA		8" x 12" x 6" Hinged/Bolted Cover, Cast Aluminum Explosion Proof NEMA 7/9 Enclosure	2,358.45	181.43
			<i>For Mounting Pan, Add</i>	105.20	
26 27 16 00-0373	EA		10" x 10" x 6" Hinged/Bolted Cover, Cast Aluminum Explosion Proof NEMA 7/9 Enclosure	2,419.50	181.43
			<i>For Mounting Pan, Add</i>	123.08	
26 27 16 00-0374	EA		10" x 14" x 6" Hinged/Bolted Cover, Cast Aluminum Explosion Proof NEMA 7/9 Enclosure	3,415.34	226.78
			<i>For Mounting Pan, Add</i>	161.48	
26 27 16 00-0375	EA		12" x 12" x 6" Hinged/Bolted Cover, Cast Aluminum Explosion Proof NEMA 7/9 Enclosure	3,217.88	204.11
			<i>For Mounting Pan, Add</i>	100.82	
26 27 16 00-0376	EA		12" x 18" x 6" Hinged/Bolted Cover, Cast Aluminum Explosion Proof NEMA 7/9 Enclosure	3,331.75	226.78
			<i>For Mounting Pan, Add</i>	150.86	
26 27 16 00-0377	EA		12" x 24" x 6" Hinged/Bolted Cover, Cast Aluminum Explosion Proof NEMA 7/9 Enclosure	5,157.33	408.21
			<i>For Mounting Pan, Add</i>	202.97	
26 27 16 00-0378	EA		14" x 14" x 6" Hinged/Bolted Cover, Cast Aluminum Explosion Proof NEMA 7/9 Enclosure	4,085.27	272.14
			<i>For Mounting Pan, Add</i>	197.62	
26 27 16 00-0379	EA		16" x 16" x 6" Hinged/Bolted Cover, Cast Aluminum Explosion Proof NEMA 7/9 Enclosure	5,379.26	453.57
			<i>For Mounting Pan, Add</i>	181.43	
26 27 16 00-0380	EA		18" x 18" x 6" Hinged/Bolted Cover, Cast Aluminum Explosion Proof NEMA 7/9 Enclosure	6,430.47	453.57
			<i>For Mounting Pan, Add</i>	294.94	
26 27 16 00-0381			8" Depth, Hinged/Bolted Cover, Cast Aluminum Explosion Proof NEMA 7/9 Enclosures <small>(26 27 16 00-0364)</small>		
26 27 16 00-0382	EA		8" x 12" x 8" Hinged/Bolted Cover, Cast Aluminum Explosion Proof NEMA 7/9 Enclosure	2,751.24	204.11
			<i>For Mounting Pan, Add</i>	105.20	
26 27 16 00-0383	EA		10" x 10" x 8" Hinged/Bolted Cover, Cast Aluminum Explosion Proof NEMA 7/9 Enclosure	2,770.21	204.11
			<i>For Mounting Pan, Add</i>	123.08	
26 27 16 00-0384	EA		10" x 14" x 8" Hinged/Bolted Cover, Cast Aluminum Explosion Proof NEMA 7/9 Enclosure	3,131.57	204.11
			<i>For Mounting Pan, Add</i>	161.48	
26 27 16 00-0385	EA		12" x 12" x 8" Hinged/Bolted Cover, Cast Aluminum Explosion Proof NEMA 7/9 Enclosure	3,470.22	226.78
			<i>For Mounting Pan, Add</i>	100.82	
26 27 16 00-0386	EA		12" x 18" x 8" Hinged/Bolted Cover, Cast Aluminum Explosion Proof NEMA 7/9 Enclosure	5,059.45	408.21
			<i>For Mounting Pan, Add</i>	150.86	
26 27 16 00-0387	EA		12" x 24" x 8" Hinged/Bolted Cover, Cast Aluminum Explosion Proof NEMA 7/9 Enclosure	6,157.09	498.94
			<i>For Mounting Pan, Add</i>	202.97	
26 27 16 00-0388	EA		12" x 36" x 8" Hinged/Bolted Cover, Cast Aluminum Explosion Proof NEMA 7/9 Enclosure	9,633.41	589.65
			<i>For Mounting Pan, Add</i>	305.24	
26 27 16 00-0389	EA		14" x 14" x 8" Hinged/Bolted Cover, Cast Aluminum Explosion Proof NEMA 7/9 Enclosure	5,553.57	498.94
			<i>For Mounting Pan, Add</i>	197.62	
26 27 16 00-0390	EA		16" x 16" x 8" Hinged/Bolted Cover, Cast Aluminum Explosion Proof NEMA 7/9 Enclosure	5,702.28	498.94
			<i>For Mounting Pan, Add</i>	181.43	
26 27 16 00-0391	EA		16" x 24" x 8" Hinged/Bolted Cover, Cast Aluminum Explosion Proof NEMA 7/9 Enclosure	8,458.29	544.29
			<i>For Mounting Pan, Add</i>	271.95	
26 27 16 00-0392	EA		18" x 18" x 8" Hinged/Bolted Cover, Cast Aluminum Explosion Proof NEMA 7/9 Enclosure	6,995.44	498.94
			<i>For Mounting Pan, Add</i>	294.94	
26 27 16 00-0393	EA		18" x 24" x 8" Hinged/Bolted Cover, Cast Aluminum Explosion Proof NEMA 7/9 Enclosure	9,321.39	544.29
			<i>For Mounting Pan, Add</i>	431.29	
26 27 16 00-0394	EA		18" x 30" x 8" Hinged/Bolted Cover, Cast Aluminum Explosion Proof NEMA 7/9 Enclosure	9,258.26	544.29
			<i>For Mounting Pan, Add</i>	574.97	
26 27 16 00-0395	EA		18" x 36" x 8" Hinged/Bolted Cover, Cast Aluminum Explosion Proof NEMA 7/9 Enclosure	14,351.39	725.72
			<i>For Mounting Pan, Add</i>	718.61	
26 27 16 00-0396	EA		24" x 24" x 8" Hinged/Bolted Cover, Cast Aluminum Explosion Proof NEMA 7/9 Enclosure	10,929.66	589.65
			<i>For Mounting Pan, Add</i>	668.18	
26 27 16 00-0397	EA		24" x 36" x 8" Hinged/Bolted Cover, Cast Aluminum Explosion Proof NEMA 7/9 Enclosure	19,771.72	907.15
			<i>For Mounting Pan, Add</i>	914.73	
26 27 16 00-0398			10" Depth, Hinged/Bolted Cover, Cast Aluminum Explosion Proof NEMA 7/9 Enclosures <small>(26 27 16 00-0364)</small>		
26 27 16 00-0399	EA		12" x 36" x 10" Hinged/Bolted Cover, Cast Aluminum Explosion Proof NEMA 7/9 Enclosure	10,015.96	589.65
			<i>For Mounting Pan, Add</i>	305.24	
26 27 16 00-0400	EA		16" x 24" x 10" Hinged/Bolted Cover, Cast Aluminum Explosion Proof NEMA 7/9 Enclosure	9,220.24	544.29
			<i>For Mounting Pan, Add</i>	271.95	
26 27 16 00-0401	EA		18" x 24" x 10" Hinged/Bolted Cover, Cast Aluminum Explosion Proof NEMA 7/9 Enclosure	10,044.42	589.65
			<i>For Mounting Pan, Add</i>	431.29	



MINOR CSI UOM DESCRIPTION	TOTAL DIRECT UNIT COST	DEMOLITION UNIT COST
26 27 16 00-0402 EA 18" x 36" x 10" Hinged/Bolted Cover, Cast Aluminum Explosion Proof NEMA 7/9 Enclosure..... <i>For Mounting Pan, Add</i>	12,667.59 718.61	635.01
26 27 16 00-0403 EA 24" x 24" x 10" Hinged/Bolted Cover, Cast Aluminum Explosion Proof NEMA 7/9 Enclosure..... <i>For Mounting Pan, Add</i>	11,222.72 668.18	635.01
26 27 16 00-0404 EA 24" x 36" x 10" Hinged/Bolted Cover, Cast Aluminum Explosion Proof NEMA 7/9 Enclosure..... <i>For Mounting Pan, Add</i>	21,524.21 914.73	907.15
26 27 16 00-0405 12" Depth, Hinged/Bolted Cover, Cast Aluminum Explosion Proof NEMA 7/9 Enclosures (26 27 16 00-0364)		
26 27 16 00-0406 EA 12" x 24" x 12" Hinged/Bolted Cover, Cast Aluminum Explosion Proof NEMA 7/9 Enclosure..... <i>For Mounting Pan, Add</i>	6,293.53 202.97	498.94
26 27 16 00-0407 Breaker Enclosures (26 27 16)		
See CSI section 26 24 16 00-0001 for lighting and power panel boards.		
26 27 16 00-0408 15 To 100 Amperes, F-Frame Breaker Enclosures (26 27 16 00-0407)		
26 27 16 00-0409 EA NEMA 1, Painted Steel, 15 To 100 Amperes, F-Frame Breaker Enclosure.....	399.77	96.76
26 27 16 00-0410 EA NEMA 3R, Painted Steel, 15 To 100 Amperes, F-Frame Breaker Enclosure.....	739.13	96.76
26 27 16 00-0411 EA NEMA 3/3R/4/4X/5/12, Stainless Steel, 15 To 100 Amperes, F-Frame Breaker Enclosure.....	1,827.60	133.04
26 27 16 00-0412 EA NEMA 7, Cast Aluminum, 15 To 100 Amperes, F-Frame Breaker Enclosure.....	2,479.23	145.14
26 27 16 00-0413 EA NEMA 9, Cast Aluminum, 15 To 100 Amperes, F-Frame Breaker Enclosure.....	1,805.96	145.14
26 27 16 00-0414 EA NEMA 12, Painted Steel, 15 To 100 Amperes, F-Frame Breaker Enclosure.....	631.66	133.04
26 27 16 00-0415 15 To 250 Amperes, H Or J-Frame Breaker Enclosures (26 27 16 00-0407)		
26 27 16 00-0416 EA NEMA 1, Painted Steel, 15 To 250 Amperes, H Or J-Frame Breaker Enclosure.....	639.28	133.04
26 27 16 00-0417 EA NEMA 3R, Painted Steel, 15 To 250 Amperes, H Or J-Frame Breaker Enclosure.....	1,182.72	133.04
26 27 16 00-0418 EA NEMA 3/3R/4/4X/5/12, Stainless Steel, 15 To 250 Amperes, H Or J-Frame Breaker Enclosure.....	4,054.19	169.34
26 27 16 00-0419 EA NEMA 12, Painted Steel, 15 To 250 Amperes, H Or J-Frame Breaker Enclosure.....	973.73	169.34
26 27 16 00-0420 125 To 400 Amperes, L-Frame Breaker Enclosures (26 27 16 00-0407)		
26 27 16 00-0421 EA NEMA 1, Painted Steel, 125 To 400 Amperes, L-Frame Breaker Enclosure.....	998.12	266.10
26 27 16 00-0422 EA NEMA 3R, Painted Steel, 125 To 400 Amperes, L-Frame Breaker Enclosure.....	2,338.21	266.10
26 27 16 00-0423 EA NEMA 3/3R/4/4X/5/12, Stainless Steel, 125 To 400 Amperes, L-Frame Breaker Enclosure.....	6,867.76	338.67
26 27 16 00-0424 EA NEMA 12, Painted Steel, 125 To 400 Amperes, L-Frame Breaker Enclosure.....	1,662.58	338.67
26 27 16 00-0425 300 To 800 Amperes, M-Frame Breaker Enclosures (26 27 16 00-0407)		
26 27 16 00-0426 EA NEMA 1, Painted Steel, 300 To 800 Amperes, M-Frame Breaker Enclosure.....	1,955.59	508.01
26 27 16 00-0427 EA NEMA 3R, Painted Steel, 300 To 800 Amperes, M-Frame Breaker Enclosure.....	3,371.97	508.01
26 27 16 00-0428 EA NEMA 3/3R/4/4X/5/12, Stainless Steel, 300 To 800 Amperes, M-Frame Breaker Enclosure.....	12,354.59	653.15
26 27 16 00-0429 EA NEMA 12, Painted Steel, 300 To 800 Amperes, M-Frame Breaker Enclosure.....	6,672.71	653.15
26 27 16 00-0430 250 To 1,200 Amperes, P-Frame Breaker Enclosures (26 27 16 00-0407)		
26 27 16 00-0431 EA NEMA 1, Painted Steel, 250 To 1,200 Amperes, P-Frame Breaker Enclosure.....	2,390.98	508.01
26 27 16 00-0432 EA NEMA 3R, Painted Steel, 250 To 1,200 Amperes, P-Frame Breaker Enclosure.....	4,060.52	508.01
26 27 16 00-0433 EA NEMA 3R/5/12, Painted Steel, 250 To 1,200 Amperes, P-Frame Breaker Enclosure.....	8,396.81	653.15
26 27 16 00-0434 Legend Plates (26 27 16)		
26 27 16 00-0435 EA 3" Phenolic Plastic Cabinet Legend Plate Engraved With 1/2" Letters.....	20.86	6.04
26 27 16 00-0436 EA 3" Engraved Aluminum Cabinet Legend Plate Engraved With 1/2" Letters.....	28.42	6.04
26 27 19 Multi-Outlet Assemblies (26 27)		
26 27 19 00-0001 Surface Metal Raceway, Preassembled With Outlets (26 27 19)		
Note: Exposed installations on masonry, concrete block or drywall walls or ceilings. (Wiremold or approved equal).		
26 27 19 00-0002 LF Single Circuit, Plugmold #2000, 3' With Outlets 6" On Center..... <i>For Concrete Or Masonry Surface, Add</i>	29.89 0.88	8.83
26 27 19 00-0003 LF Single Circuit, Plugmold #2000, 6' With Outlets 6" On Center..... <i>For Concrete Or Masonry Surface, Add</i>	23.23 0.64	6.29
26 27 19 00-0004 LF Single Circuit, Plugmold #2000, 6' With Outlets 9" On Center..... <i>For Concrete Or Masonry Surface, Add</i>	21.80 0.66	6.65
26 27 19 00-0005 LF Single Circuit, Plugmold #2000, 6' With Outlets 12" On Center..... <i>For Concrete Or Masonry Surface, Add</i>	24.14 0.64	6.29
26 27 19 00-0006 LF Single Circuit, Plugmold #2000, 6' With Outlets 18" On Center..... <i>For Concrete Or Masonry Surface, Add</i>	19.44 0.64	6.41
26 27 19 00-0007 LF Two Circuits, Plugmold #2000, 6' With Outlets 9" On Center..... <i>For Concrete Or Masonry Surface, Add</i>	27.13 0.64	6.29
26 27 19 00-0008 LF Two Circuits, Plugmold #2000, 6' With Outlets 12" On Center..... <i>For Concrete Or Masonry Surface, Add</i>	23.87 0.64	6.29
26 27 19 00-0009 LF Two Circuits, Plugmold #2000, 6' With Outlets 18" On Center..... <i>For Concrete Or Masonry Surface, Add</i>	25.83 0.64	6.29

26	Electrical
26 20	Low-Voltage Electrical Distribution
26 27	Low-Voltage Distribution Equipment



SAN BERNARDINO
COUNTY

MINOR
CSI UOM DESCRIPTION

TOTAL DIRECT DEMOLITION
UNIT COST UNIT COST

26 27 23 Indoor Service Poles (26 27)

26 27 23 00-0001	Communication And Power Poles <small>(26 27 23)</small>		
	Note: Includes separate compartments for power and communication cable. Includes removable cover plates with knock-outs for modular jacks and openings to accept modular furniture adapters for communication devices. Includes all necessary mounting plates and assemblies. Excludes electrical and communications wire, power outlets and communication devices. Wiremold Tele-Power Pole series.		
26 27 23 00-0002	Steel Communication And Power Poles <small>(26 27 23 00-0001)</small>		
26 27 23 00-0003	2-1/4" Width, Steel Communication And Power Poles <small>(26 27 23 00-0002)</small>		
26 27 23 00-0004	2-1/4" Width, Steel Communication And Power Poles <small>(26 27 23 00-0003)</small>		
26 27 23 00-0005	EA 2-1/4" x 2-5/16", 10'-5" Height, Enamel Finish, Steel Communication And Power Pole.....	327.68	53.60
26 27 23 00-0006	EA 2-1/4" x 2-5/16", 12'-5" Height, Enamel Finish, Steel Communication And Power Pole.....	356.32	53.60
26 27 23 00-0007	EA 2-1/4" x 2-5/16", 15'-5" Height, Enamel Finish, Steel Communication And Power Pole.....	389.45	53.60
26 27 23 00-0008	Additional Cover Plates For 2-1/4" Width, Steel Communication And Power Poles <small>(26 27 23 00-0003)</small>		
	Note: Excludes receptacles, communication jacks and wiring.		
26 27 23 00-0009	EA Add-On 2-1/4" Width Steel Cover Plate For Two Duplex Receptacles And One Single Receptacle.....	67.08	11.05
26 27 23 00-0010	EA Add-On 2-1/4" Width Steel Cover Plate For Three Duplex Receptacles.....	58.04	11.05
26 27 23 00-0011	EA Add-On 2-1/4" Width Steel Cover Plate For Two Duplex Receptacles And One GFCI Receptacle.....	65.83	11.05
26 27 23 00-0012	EA Add-On 2-1/4" Width Steel Cover Plate For Data And A/V Modular Devices.....	48.55	11.05
26 27 23 00-0013	EA Add-On 2-1/4" Width Steel Cover Plate Radius Control Entrance End Fitting.....	39.84	11.05
26 27 23 00-0014	2-3/4" Width, Steel Communication And Power Poles <small>(26 27 23 00-0002)</small>		
26 27 23 00-0015	2-3/4" Width, Steel Communication And Power Poles <small>(26 27 23 00-0014)</small>		
26 27 23 00-0016	EA 2-3/4" x 1-17/32", 10'-5" Height, Enamel Finish, Steel Communication And Power Pole.....	425.90	53.60
26 27 23 00-0017	EA 2-3/4" x 1-17/32", 12'-5" Height, Enamel Finish, Steel Communication And Power Pole.....	487.47	53.60
26 27 23 00-0018	EA 2-3/4" x 1-17/32", 15'-5" Height, Enamel Finish, Steel Communication And Power Pole.....	520.69	53.60
26 27 23 00-0019	Additional Cover Plates For 2-3/4" Width, Steel Communication And Power Poles <small>(26 27 23 00-0014)</small>		
	Note: Excludes receptacles and communication jacks.		
26 27 23 00-0020	EA Add-On 2-3/4" Width Steel Cover Plate For One Single Receptacle.....	44.70	11.05
26 27 23 00-0021	EA Add-On 2-3/4" Width Steel Cover Plate For One Duplex Receptacle.....	40.11	11.05
26 27 23 00-0022	EA Add-On 2-3/4" Width Steel Cover Plate For Data And A/V Modular Devices.....	43.40	11.05
26 27 23 00-0023	3" Width, Steel Communication And Power Poles <small>(26 27 23 00-0002)</small>		
26 27 23 00-0024	3" Width, Steel Communication And Power Poles <small>(26 27 23 00-0023)</small>		
26 27 23 00-0025	EA 3" x 2-3/4", 10'-5" Height, Enamel Finish, Steel Communication And Power Pole.....	556.36	53.60
26 27 23 00-0026	EA 3" x 2-3/4", 12'-5" Height, Enamel Finish, Steel Communication And Power Pole.....	630.46	53.60
26 27 23 00-0027	EA 3" x 2-3/4", 15'-5" Height, Enamel Finish, Steel Communication And Power Pole.....	679.31	53.60
26 27 23 00-0028	Additional Cover Plates For 3" Width, Steel Communication And Power Poles <small>(26 27 23 00-0023)</small>		
	Note: Excludes receptacles and communication jacks.		
26 27 23 00-0029	EA Add-On 3" Width Steel Steel Cover Plate For One Single Receptacle.....	44.70	11.05
26 27 23 00-0030	EA Add-On 3" Width Steel Cover Plate For One Duplex Receptacle.....	40.11	11.05
26 27 23 00-0031	EA Add-On 3" Width Steel Cover Plate For Data And A/V Modular Devices.....	43.40	11.05
26 27 23 00-0032	Aluminum Communication And Power Poles <small>(26 27 23 00-0001)</small>		
26 27 23 00-0033	2-1/8" Width, Aluminum Communication And Power Poles <small>(26 27 23 00-0032)</small>		
26 27 23 00-0034	2-1/8" Width, Aluminum Communication And Power Poles <small>(26 27 23 00-0033)</small>		
26 27 23 00-0035	EA 2-1/8" x 2-3/8", 10'-5" Height, Satin Anodized Finish, Aluminum Communication And Power Pole.....	445.18	53.60
26 27 23 00-0036	EA 2-1/8" x 2-3/8", 12'-5" Height, Satin Anodized Finish, Aluminum Communication And Power Pole.....	496.99	53.60
26 27 23 00-0037	EA 2-1/8" x 2-3/8", 15'-5" Height, Satin Anodized Finish, Aluminum Communication And Power Pole.....	555.07	53.60
26 27 23 00-0038	Additional Cover Plates For 2-1/8" Width, Aluminum Communication And Power Poles <small>(26 27 23 00-0033)</small>		
26 27 23 00-0039	EA Add-On 2-1/8" Width Aluminum Cover Plate For Two Duplex Receptacles And One Single Receptacle.....	68.85	11.05
26 27 23 00-0040	EA Add-On 2-1/8" Width Aluminum Cover Plate For Three Duplex Receptacles.....	70.31	11.05
26 27 23 00-0041	EA Add-On 2-1/8" Width Aluminum Cover Plate For Two Duplex Receptacles And One GFCI Receptacle.....	75.18	11.05
26 27 23 00-0042	EA Add-On 2-1/8" Width Aluminum Cover Plate For Data And A/V Modular Devices.....	51.28	11.05
26 27 23 00-0043	EA Add-On 2-1/8" Width Aluminum Radius Control Entrance End Fitting.....	39.84	11.05
26 27 23 00-0044	2-1/4" Width, Aluminum Communication And Power Poles <small>(26 27 23 00-0032)</small>		
26 27 23 00-0045	EA 2-1/4" x 2-5/16", 10'-2" Height, Satin Anodized Finish, Aluminum Communication And Power Pole.....	429.00	53.60



MINOR CSI UOM DESCRIPTION	TOTAL DIRECT UNIT COST	DEMOLITION UNIT COST
26 27 23 00-0046 EA 2-1/4" x 2-5/16", 12'-8" Height, Satin Anodized Finish, Aluminum Communication And Power Pole.....	482.14	53.60
26 27 23 00-0047 EA 2-1/4" x 2-5/16", 15'-2" Height, Satin Anodized Finish, Aluminum Communication And Power Pole.....	544.74	53.60
26 27 23 00-0048 5" Width, Aluminum Communication And Power Poles (26 27 23 00-0032)		
26 27 23 00-0049 EA 5" x 4-3/4", 10'-2" Height, Satin Anodized Finish, Aluminum Communication And Power Pole.....	902.29	53.60
26 27 23 00-0050 EA 5" x 4-3/4", 12'-8" Height, Satin Anodized Finish, Aluminum Communication And Power Pole.....	1,032.61	53.60
26 27 23 00-0051 EA 5" x 4-3/4", 15'-2" Height, Satin Anodized Finish, Aluminum Communication And Power Pole.....	1,178.57	53.60
26 27 23 00-0052 2" Diameter, Round Aluminum Communication And Power Pole (26 27 23 00-0032)		
26 27 23 00-0053 EA 2" Diameter, 10'-4" Height, Satin Anodized Finish, Aluminum Communication And Power Pole.....	488.39	53.60
26 27 23 00-0054 EA 2" Diameter, 10'-4" Height, Painted White Finish, Aluminum Communication And Power Pole.....	462.13	53.60
26 27 23 00-0055 EA 2" Diameter, 10'-4" Height, Polished Anodized Finish, Aluminum Communication And Power Pole.....	593.20	53.60
26 27 26 Wiring Devices (26 27)		
Note: Includes device, installation, wire connections, support clips (where necessary) and testing. Assemblies include outlet device, cover plate, mounting and appropriate box.		
26 27 26 00-0001 Receptacles (26 27 26)		
26 27 26 00-0002 General Use Receptacles (26 27 26 00-0001)		
26 27 26 00-0003 Receptacle Assemblies (26 27 26 00-0002)		
Note: Includes 4" square steel box, bracket, mud ring, receptacle and cover plate.		
26 27 26 00-0004 EA 15 Amperes, 1 Gang, NEMA 5-15, Duplex Receptacle Assembly.....	103.05	42.94
26 27 26 00-0005 EA 20 Amperes, 1 Gang, NEMA 5-20, Duplex Receptacle Assembly.....	110.11	45.96
26 27 26 00-0006 EA 15 Amperes, 2 Gang, NEMA 5-15, Duplex Receptacle Assembly.....	131.74	53.03
26 27 26 00-0007 EA 20 Amperes, 2 Gang, NEMA 5-20, Duplex Receptacle Assembly.....	145.87	61.09
26 27 26 00-0008 EA 15 Amperes, 1 Gang, GFI, Duplex Receptacle Assembly.....	116.83	42.94
26 27 26 00-0009 EA 20 Amperes, 1 Gang, GFI, Duplex Receptacle Assembly.....	124.61	45.96
26 27 26 00-0010 Receptacle Components (26 27 26 00-0002)		
26 27 26 00-0011 EA 15 Amperes, 125 Volt, 1 Phase, NEMA 5-15, Single Receptacle.....	27.95	12.10
26 27 26 00-0012 EA 15 Amperes, 125 Volt, 1 Phase, NEMA 5-15, Duplex Receptacle.....	27.14	12.10
26 27 26 00-0013 EA 15 Amperes, 120/277 Volt, 3 Wire, Single Receptacle.....	31.88	12.10
26 27 26 00-0014 EA 15 Amperes, 120/277 Volt, 3 Wire, Duplex Receptacle.....	34.62	12.10
26 27 26 00-0015 EA 15 Amperes, 250 Volt, 1 Phase, NEMA 6-15, Single Receptacle.....	44.16	15.12
26 27 26 00-0016 EA 15 Amperes, 250 Volt, 1 Phase, NEMA 6-15, Duplex Receptacle.....	53.16	15.12
26 27 26 00-0017 EA 20 Amperes, 125 Volt, 1 Phase, NEMA 5-20, Single Receptacle.....	29.00	12.10
26 27 26 00-0018 EA 20 Amperes, 125 Volt, 1 Phase, NEMA 5-20, Duplex Receptacle.....	28.16	12.10
26 27 26 00-0019 EA 20 Amperes, 120/277 Volt, Single Receptacle.....	40.51	12.10
26 27 26 00-0020 EA 20 Amperes, 120/277 Volt, Duplex Receptacle.....	33.76	12.10
26 27 26 00-0021 EA 20 Amperes, 250 Volt, 1 Phase, NEMA 6-20, Single Receptacle.....	44.16	15.12
26 27 26 00-0022 EA 20 Amperes, 250 Volt, 1 Phase, NEMA 6-20, Duplex Receptacle.....	53.16	15.12
26 27 26 00-0023 EA 20 Amperes, 125/250 Volt, 1 Phase, NEMA 14-20, Single Receptacle.....	82.02	15.12
26 27 26 00-0024 EA 20 Amperes, 250 Volt, 3 Phase, NEMA 15-20, Single Receptacle.....	82.02	15.12
26 27 26 00-0025 EA 25 Amperes, 120/277 Volt, Duplex Receptacle.....	69.55	18.14
26 27 26 00-0026 Specialty Receptacles (26 27 26 00-0001)		
26 27 26 00-0027 Specialty Receptacles (26 27 26 00-0026)		
26 27 26 00-0028 EA 30 Amperes, 125 Volt, 1 Phase, NEMA 5-30, Single Receptacle.....	62.75	21.17
26 27 26 00-0029 EA 30 Amperes, 250 Volt, 1 Phase, NEMA 6-30, Single Receptacle.....	62.75	21.17
26 27 26 00-0030 EA 30 Amperes, 125/250 Volt, NEMA 10-30, Single Receptacles.....	82.34	21.17
26 27 26 00-0031 EA 30 Amperes, 125/250 Volt, 1 Phase, NEMA 14-30, Single Receptacle.....	94.11	21.17
26 27 26 00-0032 EA 30 Amperes, 250 Volt, 3 Phase, NEMA 15-30, Single Receptacle.....	100.16	24.19
26 27 26 00-0033 EA 50 Amperes, 125 Volt, 1 Phase, NEMA 5-50, Single Receptacle.....	92.68	24.19
26 27 26 00-0034 EA 50 Amperes, 250 Volt, 1 Phase, NEMA 6-50, Single Receptacle.....	90.57	24.19
26 27 26 00-0035 EA 50 Amperes, 277 Volt, NEMA 7-50, Single Receptacle.....	79.70	24.19
26 27 26 00-0036 EA 50 Amperes, 125/250 Volt, NEMA 10-50, Single Receptacle.....	99.61	24.19
26 27 26 00-0037 EA 50 Amperes, 125/250 Volt, 1 Phase, NEMA 14-50, Single Receptacle.....	111.67	24.19
26 27 26 00-0038 EA 50 Amperes, 250 Volt, 3 Phase, NEMA 15-50, Single Receptacle.....	117.72	27.21
26 27 26 00-0039 EA 60 Amperes, 125/250 Volt, 1 Phase, NEMA 14-60, Single Receptacle.....	129.51	30.24
26 27 26 00-0040 EA 60 Amperes, 250 Volt, 3 Phase, NEMA 15-60, Single Receptacle.....	141.61	36.29
26 27 26 00-0041 EA 100 Amperes, 480 Volt, 3 Phase, Joy Receptacle With Box, Complete.....	1,336.83	284.24
26 27 26 00-0042 EA 400 Amperes, 4 Pole Weatherproof Generator Receptacle With Box, Complete.....	3,240.63	347.74
26 27 26 00-0043 EA 30 Amperes, 230 Volt, Dryer Receptacle.....	74.79	24.19
26 27 26 00-0044 EA 60 Amperes, 230 Volt, Range Receptacle.....	109.56	36.29
26 27 26 00-0045 EA 15 Or 20 Amperes, 120/277 Volt, Clock Hanger Receptacle.....	69.55	15.12
26 27 26 00-0046 EA Cable Reel With 20 Amperes, 120 Volt Receptacle, Complete.....	1,409.08	368.31
26 27 26 00-0047 Isolated Ground Receptacles (26 27 26 00-0026)		
26 27 26 00-0048 EA 15 Amperes, 125 Volt, NEMA 5-15R Isolated Ground Receptacle, Simplex.....	91.11	12.10
Note: 2 Pole, 3 wire.		
26 27 26 00-0049 EA 20 Amperes, 120 Volt Isolated Ground Receptacles, Simplex.....	59.31	15.12
26 27 26 00-0050 EA 20 Amperes, 120 Volt Isolated Ground Receptacles, Duplex.....	59.10	15.12
26 27 26 00-0051 EA 30 Amperes, 120 Volt Isolated Ground Receptacles, Simplex.....	82.44	24.19

26 Electrical
26 20 Low-Voltage Electrical Distribution
26 27 Low-Voltage Distribution Equipment



MINOR	CSI	UOM	DESCRIPTION	TOTAL DIRECT UNIT COST	DEMOLITION UNIT COST
26 27 26 00-0052	EA		Locking 15 Amperes, 250 Volt Isolated Ground Receptacles	66.24	15.12
26 27 26 00-0053	EA		Locking 15 Amperes, 277 Volt Isolated Ground Receptacles	60.85	15.12
26 27 26 00-0054	EA		Locking 20 Amperes, 120/208 Volt Isolated Ground Receptacles	83.76	18.14
26 27 26 00-0055	EA		Locking 20 Amperes, 277/480 Volt Isolated Ground Receptacles	66.97	18.14
26 27 26 00-0056	EA		Locking 20 Amperes, 347/600 Volt Isolated Ground Receptacles	85.75	18.14
26 27 26 00-0057	EA		Locking 30 Amperes, 120/208 Volt Isolated Ground Receptacles	104.05	18.14
26 27 26 00-0058	EA		Locking 30 Amperes, 277 Volt Isolated Ground Receptacles	103.23	24.19
26 27 26 00-0059			Explosion Proof Receptacles (26 27 26 00-0026)		
26 27 26 00-0060	EA		1/2", 20 Amperes, 2 Watt, 3 Pole, Type CPS Explosion Proof Receptacle Assembly	917.53	30.24
26 27 26 00-0061	EA		3/4", 20 Amperes, 2 Watt, 3 Pole, Type CPS Explosion Proof Receptacle Assembly	845.18	33.26
26 27 26 00-0062	EA		3/4", 30 Amperes, 2 Watt, 3 Pole, Type CES/CESD Explosion Proof Receptacle Assembly	1,404.97	60.47
26 27 26 00-0063	EA		3/4", 30 Amperes, 3 Watt, 4 Pole, Type CES/CESD Explosion Proof Receptacle Assembly	1,770.42	60.47
26 27 26 00-0064	EA		1-1/4", 60 Amperes, 2 Watt, 4 Pole, Type CES/CESD Explosion Proof Receptacle Assembly	2,239.66	90.71
26 27 26 00-0065	EA		1-1/4", 60 Amperes, 3 Watt, 4 Pole, Type CES/CESD Explosion Proof Receptacle Assembly	2,133.86	90.71
26 27 26 00-0066			Ground Fault Circuit Interrupter (GFCI) (26 27 26 00-0026)		
26 27 26 00-0067	EA		15 Amperes, Ground Fault Circuit Interrupter (GFCI), Duplex Receptacle	37.90	15.12
26 27 26 00-0068	EA		20 Amperes, Ground Fault Circuit Interrupter (GFCI), Duplex Receptacle	54.77	18.14
26 27 26 00-0069			Arc Fault Circuit Interrupter (AFCI) (26 27 26 00-0026)		
26 27 26 00-0070	EA		15 Amperes, 125 Volt Duplex Arc Fault Circuit Interrupter (AFCI), Tamper Resistant Receptacle	67.94	15.12
26 27 26 00-0071	EA		20 Amperes, 125 Volt Duplex Arc Fault Circuit Interrupter (AFCI), Tamper Resistant Receptacle	74.61	15.12
26 27 26 00-0072			Locking Receptacle (26 27 26 00-0026)		
26 27 26 00-0073	EA		NEMA L5-15, 125 Volt, 2 Pole, 15 Amperes, Locking Receptacle	55.37	15.12
26 27 26 00-0074	EA		NEMA L6-15, 250 Volt, 2 Pole, 15 Amperes, Locking Receptacle	68.41	15.12
26 27 26 00-0075	EA		NEMA L5-20, 125 Volt, 2 Pole, 20 Amperes, Locking Receptacle	61.27	18.14
26 27 26 00-0076	EA		NEMA L6-20, 250 Volt, 2 Pole, 20 Amperes, Locking Receptacle	60.69	18.14
26 27 26 00-0077	EA		NEMA L8-20, 480 Volt, 2 Pole, 20 Amperes, Locking Receptacle	72.16	18.14
26 27 26 00-0078	EA		NEMA L9-20, 600 Volt, 2 Pole, 20 Amperes, Locking Receptacle	86.99	18.14
26 27 26 00-0079	EA		NEMA L10-20, 125/250 Volt, 3 Pole, 20 Amperes, Locking Receptacle	85.35	18.14
26 27 26 00-0080	EA		NEMA L14-20, 125/250 Volt, 3 Pole, 20 Amperes, Locking Receptacle	74.51	18.14
26 27 26 00-0081	EA		NEMA L5-30, 125 Volt, 2 Pole, 30 Amperes, Locking Receptacle	84.64	24.19
26 27 26 00-0082	EA		NEMA L6-30, 250 Volt, 2 Pole, 30 Amperes, Locking Receptacle	86.02	24.19
26 27 26 00-0083	EA		NEMA L15-30, 250 Volt, 3 Pole, 30 Amperes, Locking Receptacle	110.64	24.19
26 27 26 00-0084			Weathertight Pin And Sleeve Receptacle (26 27 26 00-0026)		
26 27 26 00-0085	EA		20 Amperes, 2 Pole, 3 Wire, 125 Volt, Watertight Pin And Sleeve Receptacle (Hubbell 320R4W)	278.48	60.47
26 27 26 00-0086	EA		20 Amperes, 2 Pole, 3 Wire, 250 Volt, Watertight Pin And Sleeve Receptacle (Hubbell 320R6W)	277.83	60.47
26 27 26 00-0087	EA		20 Amperes, 2 Pole, 3 Wire, 480 Volt, Watertight Pin And Sleeve Receptacle (Hubbell 320R7W)	290.12	60.47
26 27 26 00-0088	EA		20 Amperes, 3 Pole, 4 Wire, 125/250 Volt, Watertight Pin And Sleeve Receptacle (Hubbell 420R12W)	354.30	66.53
26 27 26 00-0089	EA		20 Amperes, 3 Pole, 4 Wire, 250 Volt, Watertight Pin And Sleeve Receptacle (Hubbell 420R9W)	355.33	66.53
26 27 26 00-0090	EA		20 Amperes, 3 Pole, 4 Wire, 480 Volt, Watertight Pin And Sleeve Receptacle (Hubbell 420R7W)	352.96	66.53
26 27 26 00-0091	EA		30 Amperes, 2 Pole, 3 Wire, 125 Volt, Watertight Pin And Sleeve Receptacle (Hubbell 330R4W)	423.33	74.38
26 27 26 00-0092	EA		30 Amperes, 2 Pole, 3 Wire, 250 Volt, Watertight Pin And Sleeve Receptacle (Hubbell 330R6W)	403.35	74.38
26 27 26 00-0093	EA		30 Amperes, 2 Pole, 3 Wire, 480 Volt, Watertight Pin And Sleeve Receptacle (Hubbell 330R7W)	434.63	74.38
26 27 26 00-0094	EA		30 Amperes, 3 Pole, 4 Wire, 125/250 Volt, Watertight Pin And Sleeve Receptacle (Hubbell 430R12W)	438.68	81.64
26 27 26 00-0095	EA		30 Amperes, 3 Pole, 4 Wire, 250 Volt, Watertight Pin And Sleeve Receptacle (Hubbell 430R9W)	438.29	81.64
26 27 26 00-0096	EA		30 Amperes, 3 Pole, 4 Wire, 480 Volt, Watertight Pin And Sleeve Receptacle (Hubbell 430R7W)	441.12	81.64
26 27 26 00-0097	EA		60 Amperes, 2 Pole, 3 Wire, 125 Volt, Watertight Pin And Sleeve Receptacle (Hubbell 360R4W)	618.06	96.76
26 27 26 00-0098	EA		60 Amperes, 2 Pole, 3 Wire, 250 Volt, Watertight Pin And Sleeve Receptacle (Hubbell 360R6W)	593.87	96.76
26 27 26 00-0099	EA		60 Amperes, 2 Pole, 3 Wire, 480 Volt, Watertight Pin And Sleeve Receptacle (Hubbell 360R7W)	609.62	96.76
26 27 26 00-0100	EA		60 Amperes, 3 Pole, 4 Wire, 125/250 Volt, Watertight Pin And Sleeve Receptacle (Hubbell 460R12W)	678.89	107.65
26 27 26 00-0101	EA		60 Amperes, 3 Pole, 4 Wire, 250 Volt, Watertight Pin And Sleeve Receptacle (Hubbell 460R9W)	679.36	107.65
26 27 26 00-0102	EA		60 Amperes, 3 Pole, 4 Wire, 480 Volt, Watertight Pin And Sleeve Receptacle (Hubbell 460R7W)	679.82	107.65
26 27 26 00-0103	EA		100 Amperes, 2 Pole, 3 Wire, 250 Volt, Watertight Pin And Sleeve Receptacle (Hubbell 3100R6W)	755.57	120.96
26 27 26 00-0104	EA		100 Amperes, 2 Pole, 3 Wire, 480 Volt, Watertight Pin And Sleeve Receptacle (Hubbell 3100R7W)	786.59	120.96
26 27 26 00-0105	EA		100 Amperes, 3 Pole, 4 Wire, 125/250 Volt, Watertight Pin And Sleeve Receptacle (Hubbell 4100R12W)	846.11	133.04
26 27 26 00-0106	EA		100 Amperes, 3 Pole, 4 Wire, 250 Volt, Watertight Pin And Sleeve Receptacle (Hubbell 4100R9W)	843.78	133.04
26 27 26 00-0107	EA		100 Amperes, 3 Pole, 4 Wire, 480 Volt, Watertight Pin And Sleeve Receptacle (Hubbell 4100R7W)	848.16	133.04
26 27 26 00-0108			Corrosion Resistant Receptacle (26 27 26 00-0026)		
26 27 26 00-0109	EA		15/20 Amperes, 125 Volt Corrosion Resistant, Power Receptacles	72.21	12.10
26 27 26 00-0110	EA		15/20 Amperes, 250 Volt Corrosion Resistant, Power Receptacles	143.72	15.12
26 27 26 00-0111			Tamper Resistant Receptacle (26 27 26 00-0026)		
26 27 26 00-0112	EA		15 Amperes, 125 Volt Duplex Tamper Resistant Receptacle	29.79	12.10
			Note: Pass & Seymour 3232-TR.		
26 27 26 00-0113	EA		20 Amperes, 125 Volt Duplex Tamper Resistant Receptacle	32.67	12.10
			Note: Pass & Seymour TR20.		
26 27 26 00-0114	EA		15 Amperes, 125 Volt Single Specification Grade Tamper Resistant Receptacle	40.94	12.10
			Note: Pass & Seymour TR5251.		



MINOR CSI UOM DESCRIPTION	TOTAL DIRECT UNIT COST	DEMOLITION UNIT COST
26 27 26 00-0115 EA 20 Amperes, 125 Volt Single Specification Grade Tamper Resistant Receptacle..... Note: Pass & Seymour TR5351.	44.82	12.10
26 27 26 00-0116 EA 15 Amperes, 125 Volt Duplex Ground Fault Circuit Interrupter (GFCI), Tamper Resistant Receptacle..... Note: Pass & Seymour S1595-TR*CC8.	68.11	12.10
26 27 26 00-0117 EA 15 Amperes, 125 Volt Duplex Ground Fault Circuit Interrupter (GFCI), Specification Grade Tamper Resistant Receptacle..... Note: Pass & Seymour 1595-TRS.	73.67	12.10
26 27 26 00-0118 EA 20 Amperes, 125 Volt Duplex Ground Fault Circuit Interrupter (GFCI), Specification Grade Tamper Resistant Receptacle..... Note: Pass & Seymour 2095-TRS.	78.97	12.10
26 27 26 00-0119 USB Charger/Duplex Tamper-Resistant Receptacles (26 27 26 00-0026)		
26 27 26 00-0120 EA 15 Amperes, 125 Volt Duplex USB Charger/Duplex Tamper-Resistant Receptacle.....	70.14	12.10
26 27 26 00-0121 EA 20 Amperes, 125 Volt Duplex USB Charger/Duplex Tamper-Resistant Receptacle.....	75.89	12.10
26 27 26 00-0122 Television Receptacle (26 27 26 00-0001)		
26 27 26 00-0123 EA TV Receptacle With Cover (Type F), Complete.....	76.31	28.06
26 27 26 00-0124 Switches (26 27 26)		
26 27 26 00-0125 Switches (26 27 26 00-0124)		
26 27 26 00-0126 Switch Assemblies (26 27 26 00-0125)		
Note: Includes 4" square steel box, bracket, mud ring, switch and cover plate.		
26 27 26 00-0127 EA 1 Gang, 15 Amperes, 120/277 Volt, SPST, Switch Assembly.....	106.27	42.33
26 27 26 00-0128 EA 1 Gang, 20 Amperes, 120/277 Volt, SPST, Switch Assembly.....	114.02	45.96
26 27 26 00-0129 EA 2 Gang, 15 Amperes, 120/277 Volt, SPST, Switch Assembly.....	141.21	55.33
26 27 26 00-0130 EA 2 Gang, 20 Amperes, 120/277 Volt, SPST, Switch Assembly.....	154.30	61.39
26 27 26 00-0131 EA 3 Gang, 15 Amperes, 120/277 Volt, SPST, Switch Assembly.....	243.19	94.95
26 27 26 00-0132 EA 3 Gang, 20 Amperes, 120/277 Volt, SPST, Switch Assembly.....	262.83	104.02
26 27 26 00-0133 EA 4 Gang, 15 Amperes, 120/277 Volt, SPST, Switch Assembly.....	278.25	107.35
26 27 26 00-0134 EA 4 Gang, 20 Amperes, 120/277 Volt, SPST, Switch Assembly.....	304.42	119.44
26 27 26 00-0135 Switch Components (26 27 26 00-0125)		
26 27 26 00-0136 EA 15 Amperes, 120/277 Volt, SPST Switch.....	31.57	12.10
26 27 26 00-0137 EA 15 Amperes, 120/277 Volt, 3-Way Switch.....	39.94	15.12
26 27 26 00-0138 EA 15 Amperes, 120/277 Volt, 4-Way Switch.....	76.53	24.19
26 27 26 00-0139 EA 15 Amperes, 120/277 Volt, DPST Switch.....	35.87	12.10
26 27 26 00-0140 EA 15 Amperes, 120/277 Volt, Thermal Switch.....	66.95	15.12
26 27 26 00-0141 EA 20 Amperes, 120/277 Volt, SPST Switch.....	38.12	15.12
26 27 26 00-0142 EA 20 Amperes, 120/277 Volt, 3-Way Switch.....	47.07	18.14
26 27 26 00-0143 EA 20 Amperes, 120/277 Volt, 4-Way Switch.....	102.08	24.19
26 27 26 00-0144 EA 20 Amperes, 120/277 Volt, DPST Switch.....	45.01	15.12
26 27 26 00-0145 EA 20 Amperes, 120/277 Volt, DPDT Switch.....	48.06	15.12
26 27 26 00-0146 EA 15 Amperes, 120/277 Volt, Single Pole, Toggle, Three Position, Center Off, Momentary Contact Switch.....	83.88	15.15
26 27 26 00-0147 EA 15 Amperes, 120/277 Volt, Key Operated, Single Pole, Three Position, Center Off, Momentary Contact Switch.....	105.81	15.15
26 27 26 00-0148 EA Momentary Contact Switch With Separate Neon Pilot..... Note: Neon Pilot is 125 V, 1 / 125W.	80.63	18.17
26 27 26 00-0149 EA 20 Amperes, 125 Volt AC, Single Pole, Maintained Contact Switch With Center Off..... Note: Or 250 VAC 10 Amp, double throw BAT handle.	57.63	21.17
26 27 26 00-0150 EA 20 Amperes, 125 Volt AC, Double Pole, Maintained Contact Switch..... Note: Or 250 VAC 10 Amp, with center off double throw BAT handle.	70.66	24.19
26 27 26 00-0151 EA 20 Amperes, 125 Volt AC, Three Pole, Maintained Contact Switch..... Note: Or 250 VAC 10 Amp, with center off double throw BAT handle.	102.14	24.19
26 27 26 00-0152 EA 30 Amperes, 120/277 Volt, Single Pole, Local Switch.....	84.10	24.23
26 27 26 00-0153 EA 30 Amperes, 120/277 Volt, Double Pole, Local Switch.....	103.81	24.23
26 27 26 00-0154 EA 30 Amperes, 120/277 Volt, Three-Way Local Switch.....	108.43	30.29
26 27 26 00-0155 EA 30 Amperes, 120/277 Volt, Four-Way Local Switch.....	151.61	33.32
26 27 26 00-0156 EA 15 Amperes, 120/277 Volt, Local Switch With Neon Pilot.....	72.02	19.81
26 27 26 00-0157 EA 15 Amperes, 120/277 Volt, Local Switch With Separate Neon Pilot..... Note: Neon pilot is 125V, 1/25W. Requires 2 gang installation.	102.07	19.81
26 27 26 00-0158 EA 15 Amperes, 120 Volt, Clear Toggle, Lighted In On Position, Single Pole, Lighted Toggle Switch.....	89.11	19.81
26 27 26 00-0159 EA 15 Amperes, 120 Volt, Ivory Toggle, Lighted In Off Position, Lighted Toggle Switch.....	84.65	19.81
26 27 26 00-0160 EA 6 Amperes, 125 Volt, Door Open-Light On, Automatic Door Switch.....	94.29	9.82
26 27 26 00-0161 EA 6 Amperes, 125 Volt, Door Closed-Light On, Automatic Door Switch.....	100.33	9.82
26 27 26 00-0162 EA 15 Amperes, 120/277 Volt, Three Position, Center Off, Toggle, Single Pole Momentary Contact Switch.....	106.53	37.80
26 27 26 00-0163 EA Three Position, Center Off, Key Operated, Momentary Contact Switch..... Note: 15A, 120/277 V, Single Pole	128.46	37.80
26 27 26 00-0164 EA Single Pole, Slide Dimmer (Leviton IP710-LFZ).....	153.61	12.12
26 27 26 00-0165 EA 8 Amperes, 120/277 Volt, 0 To 10 Volt Dimmer LED Control Switch, White (Lutron DVSTV-WH).....	96.68	12.12
26 27 26 00-0166 EA 120/277 Volt, (8 Amperes Lighting/3 Amperes Fan), Wireless Dimming Switch (Lutron MRF2-8S-DV-WH).....	260.25	12.10
26 27 26 00-0167 EA 120 Volt, Companion Wireless Dimmer Switch (Lutron MA-AS-WH).....	52.65	12.10
26 27 26 00-0168 EA 1200VA 0-10V LED And Fluorescent, Sunrise Electronic Wall Dimmer (Philips SR1200ZTUNV).....	103.39	12.12
26 27 26 00-0169 EA 1 Zone, 2 Button Wireless Scheduling Switch (LG 9SSA2B1T520.ALWB000).....	119.42	12.12
26 27 26 00-0170 EA 2 Zone, 4 Button Wireless Scheduling Switch (LG 9SSA2B2T520.ALWB000).....	154.41	12.12
26 27 26 00-0171 EA Wireless Single Rocker Remote Switch (Leviton WSS0S-S9).....	158.33	12.12

26 Electrical**26 20 Low-Voltage Electrical Distribution****26 27 Low-Voltage Distribution Equipment**

SAN BERNARDINO
COUNTY

MINOR CSI UOM DESCRIPTION	TOTAL DIRECT UNIT COST	DEMOLITION UNIT COST
26 27 26 00-0172 Specialty Switches (26 27 26 00-0124)		
26 27 26 00-0173 Dimmers With SPST Switch (26 27 26 00-0172)		
26 27 26 00-0174 EA 600 Watt Dimmers With SPST Switch	70.38	27.21
26 27 26 00-0175 EA 1,000 Watt Dimmers With SPST Switch	120.19	27.21
26 27 26 00-0176 EA 1,500 Watt Dimmers With SPST Switch	216.23	43.79
26 27 26 00-0177 EA 2,000 Watt Dimmers With SPST Switch	279.78	43.79
26 27 26 00-0178 EA 600 Watt Fluorescent Dimmer Switch	156.15	32.29
26 27 26 00-0179 EA 1,000 Watt Fluorescent Dimmer Switch	210.83	32.29
26 27 26 00-0180 EA 1,500 Watt Fluorescent Dimmer Switch	381.17	48.75
26 27 26 00-0181 EA Remote Speed Switch For Paddle Fan	115.75	40.28
26 27 26 00-0182 EA 600 Watt Combination Remote Speed Switch/Incandescent Dimmer	190.62	60.11
26 27 26 00-0183 Time Switches (26 27 26 00-0172)		
26 27 26 00-0184 EA 40 Amperes, 125 Volt, SPST, Standard Time Switch	130.10	36.29
26 27 26 00-0185 EA 40 Amperes, 277 Volt, SPST, Standard Time Switch	132.98	36.29
26 27 26 00-0186 EA 40 Amperes, 125 Volt, DPST, Standard Time Switch	130.10	36.29
26 27 26 00-0187 EA 40 Amperes, 277 Volt, DPST, Standard Time Switch	132.98	36.29
26 27 26 00-0188 EA 40 Amperes, 125 Volt, SPST, 7-Day Time Switch	149.28	36.29
26 27 26 00-0189 EA 40 Amperes, 277 Volt, SPST, 7-Day Time Switch	149.28	36.29
26 27 26 00-0190 EA 40 Amperes, 125 Volt, DPDT, 7-Day Time Switch	262.43	36.29
26 27 26 00-0191 EA 40 Amperes, 277 Volt, DPDT, 7-Day Time Switch	262.43	36.29
26 27 26 00-0192 EA 20 Amperes, 125 Volt, SPST, Programmable Time Switch	226.13	36.29
26 27 26 00-0193 EA 20 Amperes, 277 Volt, SPST, Programmable Time Switch	248.30	36.29
26 27 26 00-0194 EA 20 Amperes, 277 Volt, SPST, Weatherproof Programmable Time Switch	248.30	36.29
26 27 26 00-0195 EA 40 Amperes, 125 Volt, 4PST, Astro Dial Time Switch	309.51	36.29
26 27 26 00-0196 EA 40 Amperes, 277 Volt, 4PST, Astro Dial Time Switch	309.51	36.29
26 27 26 00-0197 EA 40 Amperes, 125 Volt, SPST, Weatherproof Standard Time Switch	130.10	36.29
26 27 26 00-0198 EA 40 Amperes, 277 Volt, SPST, Weatherproof Standard Time Switch	132.98	36.29
26 27 26 00-0199 EA 40 Amperes, 125 Volt, DPST, Weatherproof Standard Time Switch	130.10	36.29
26 27 26 00-0200 EA 40 Amperes, 277 Volt, DPST, Weatherproof Standard Time Switch	132.98	36.29
26 27 26 00-0201 EA 40 Amperes, 125 Volt, SPST, Weatherproof 7-Day Time Switch	149.28	36.29
26 27 26 00-0202 EA 40 Amperes, 277 Volt, SPST, Weatherproof 7-Day Time Switch	149.28	36.29
26 27 26 00-0203 EA 40 Amperes, 125 Volt, DPDT, Weatherproof 7-Day Time Switch	262.43	36.29
26 27 26 00-0204 EA 40 Amperes, 277 Volt, DPDT, Weatherproof 7-Day Time Switch	262.43	36.29
26 27 26 00-0205 EA 40 Amperes, 125 Volt, 4PST, Weatherproof Astro Dial Time Switch	309.51	36.29
26 27 26 00-0206 EA 40 Amperes, 277 Volt, 4PST, Weatherproof Astro Dial Time Switch	309.51	36.29
26 27 26 00-0207 Low Voltage Switching (26 27 26 00-0172)		
26 27 26 00-0208 EA 36 Pin Male Or Female Connector	210.20	12.10
26 27 26 00-0209 Other Switches (26 27 26 00-0172)		
26 27 26 00-0210 EA Pull Chain Switch 120/277 Volt AC Installed In Light Fixture	39.85	18.14
26 27 26 00-0211 EA SPST Locking Switch For Concealed Devices	121.48	48.38
26 27 26 00-0212 EA 3-Way Locking Switch For Concealed Devices	123.03	48.38
26 27 26 00-0213 EA Emergency Off Switch, With 1 Non-Closing Contact, Circular, Red, With Guard	134.30	45.24
26 27 26 00-0214 EA 15 Amperes Momentary Contact Switch	128.02	45.24
26 27 26 00-0215 EA 20 Amperes Momentary Contact Switch	134.64	45.24
26 27 26 00-0216 EA 2-1/4" Handy Box Cover Units Fuseholder Switch	127.48	54.52
26 27 26 00-0217 EA 2-3/4" Handy Box Cover Units Fuseholder Switch	129.32	54.52
26 27 26 00-0218 EA 4" Square Box Cover Units With 2 Fuseholders And 2 Switches	159.08	66.64
26 27 26 00-0219 EA 4" Square Box Cover Units With 1 Fuseholder And 1 Switch	144.68	60.57
26 27 26 00-0220 EA 4" Octagon Box Cover Units With 1 Fuseholder And 1 Switch	145.14	60.57
26 27 26 00-0221 Plates And Covers (26 27 26)		
26 27 26 00-0222 Wall Plates (26 27 26 00-0221)		
26 27 26 00-0223 Nylon Wall Plates (26 27 26 00-0222)		
26 27 26 00-0224 EA 1 Gang Nylon Switch Wall Plates	1.93	0.60
26 27 26 00-0225 EA 2 Gang Nylon Switch Wall Plates	3.26	0.91
26 27 26 00-0226 EA 3 Gang Nylon Switch Wall Plates	4.63	1.21
26 27 26 00-0227 EA 4 Gang Nylon Switch Wall Plate	6.68	1.52
26 27 26 00-0228 EA 1 Gang Duplex Nylon Wall Plate	1.94	0.60
26 27 26 00-0229 EA 2 Gang Duplex Nylon Wall Plate	3.34	0.91
26 27 26 00-0230 Plastic Wall Plates (26 27 26 00-0222)		
26 27 26 00-0231 EA 1 Gang Plastic Switch Wall Plates	1.78	0.60
26 27 26 00-0232 EA 2 Gang Plastic Switch Wall Plates	2.97	0.91
26 27 26 00-0233 EA 3 Gang Plastic Switch Wall Plates	4.17	1.21
26 27 26 00-0234 EA 4 Gang Plastic Switch Wall Plates	6.68	1.52
26 27 26 00-0235 EA 1 Gang Duplex Plastic Wall Plate	1.78	0.60
26 27 26 00-0236 EA 2 Gang Duplex Plastic Wall Plate	2.98	0.91



MINOR CSI UOM DESCRIPTION	TOTAL DIRECT UNIT COST	DEMOLITION UNIT COST
26 27 26 00-0237	Brass Wall Plates (26 27 26 00-0222)	
26 27 26 00-0238 EA 1 Gang, 0.04" Brass Switch Wall Plates	18.98	2.73
26 27 26 00-0239 EA 2 Gang, 0.04" Brass Switch Wall Plates	35.66	3.15
26 27 26 00-0240 EA 3 Gang, 0.04" Brass Switch Wall Plates	52.22	3.51
26 27 26 00-0241 EA 4 Gang, 0.04" Brass Switch Wall Plates	81.31	3.81
26 27 26 00-0242 EA 5 Gang, 0.04" Brass Switch Wall Plates	99.07	4.06
26 27 26 00-0243 EA 6 Gang, 0.04" Brass Switch Wall Plates	114.69	4.24
26 27 26 00-0244 EA 1 Gang, 0.04" Brass Duplex Receptacle Wall Plate	18.98	2.73
26 27 26 00-0245 EA 2 Gang, 0.04" Brass Duplex Receptacle Wall Plate	41.82	3.15
26 27 26 00-0246 EA 3 Gang 0.04" Brass Duplex Receptacle Wall Plate	60.33	3.51
26 27 26 00-0247	Stainless Steel Wall Plates (26 27 26 00-0222)	
26 27 26 00-0248 EA 1 Gang, 302 Stainless Steel With Satin Finish Switch Wall Plates	10.08	2.73
26 27 26 00-0249 EA 2 Gang, 302 Stainless Steel With Satin Finish Switch Wall Plates	16.23	3.15
26 27 26 00-0250 EA 3 Gang, 302 Stainless Steel With Satin Finish Switch Wall Plates	22.72	3.51
26 27 26 00-0251 EA 4 Gang, 302 Stainless Steel With Satin Finish Switch Wall Plates	33.39	3.81
26 27 26 00-0252 EA 5 Gang, 302 Stainless Steel With Satin Finish Switch Wall Plates	39.35	4.06
26 27 26 00-0253 EA 6 Gang, 302 Stainless Steel With Satin Finish Switch Wall Plates	47.62	4.24
26 27 26 00-0254 EA 1 Gang, 302 Stainless Steel With Satin Finish Duplex Receptacle Wall Plate	11.06	2.73
26 27 26 00-0255 EA 2 Gang, 302 Stainless Steel With Satin Finish Duplex Receptacle Wall Plate	18.53	3.15
26 27 26 00-0256 EA 3 Gang, 302 Stainless Steel With Satin Finish Duplex Receptacle Wall Plate	30.34	3.51
26 27 26 00-0257 EA 4 Gang, 302 Stainless Steel With Satin Finish Duplex Receptacle Wall Plate	36.70	3.81
26 27 26 00-0258	Chrome Wall Plates (26 27 26 00-0222)	
26 27 26 00-0259 EA 1 Gang, 0.040" Chrome Switch Wall Plate	38.12	2.73
26 27 26 00-0260 EA 2 Gang 0.040" Chrome Switch Wall Plate	71.52	3.15
26 27 26 00-0261 EA 3 Gang 0.040" Chrome Switch Wall Plate	104.89	3.51
26 27 26 00-0262 EA 1 Gang 0.040" Chrome Duplex Receptacle Wall Plate	38.09	2.73
26 27 26 00-0263	Weatherproof Covers (26 27 26 00-0221)	
26 27 26 00-0264	Stamped Metallic Weatherproof Covers (26 27 26 00-0263)	
Note: Includes electrostatically applied powder coating and neoprene gasket.		
26 27 26 00-0265 EA Blank Cover, Single Gang, Stamped Metallic Weatherproof Cover (Killark® 1FBC)	11.12	0.60
26 27 26 00-0266 EA Duplex Receptacle, Single Gang, Stamped Metallic Weatherproof Cover (Killark® 1FAC)	12.04	0.60
26 27 26 00-0267 EA Single Receptacle, Single Gang, Stamped Metallic Weatherproof Cover (Killark® 1FRC)	12.04	0.60
26 27 26 00-0268 EA Toggle Switch, Single Gang, Stamped Metallic Weatherproof Cover (Killark® 1FTC)	12.04	0.60
26 27 26 00-0269 EA Blank Cover, Two Gang, Stamped Metallic Weatherproof Cover (Killark® 2FBC)	14.80	0.91
26 27 26 00-0270 EA Duplex Receptacle, Two Gang, Stamped Metallic Weatherproof Cover (Killark® 2FAC)	16.78	0.91
26 27 26 00-0271 EA Single Receptacle, Two Gang, Stamped Metallic Weatherproof Cover (Killark® 2FRC)	16.98	0.91
26 27 26 00-0272 EA Toggle Switch, Two Gang, Stamped Metallic Weatherproof Cover (Killark® 2FTC)	16.98	0.91
26 27 26 00-0273 EA Toggle Switch And Duplex Receptacle, Two Gang, Stamped Metallic Weatherproof Cover (Killark® 2FTAC)	23.02	0.91
26 27 26 00-0274 EA Blank Cover, Three Gang, Stamped Metallic Weatherproof Cover (Killark® 3FB)	21.87	1.21
26 27 26 00-0275 EA Toggle Switch, Three Gang, Stamped Metallic Weatherproof Cover (Killark® 3FT)	23.89	1.21
26 27 26 00-0276	Cast Metallic Weatherproof Covers (26 27 26 00-0263)	
Note: Includes electrostatically applied powder coating and neoprene gasket.		
26 27 26 00-0277 EA Blank Cover, Single Gang, Cast Metallic Weatherproof Cover (Killark® FSBC)	13.59	0.60
26 27 26 00-0278 EA Duplex Receptacle, Single Gang, Cast Metallic Weatherproof Cover With Self Closing Lid (Killark® FCLA)	43.13	0.60
26 27 26 00-0279 EA Single Receptacle, Single Gang, Cast Metallic Weatherproof Cover With Self Closing Lid (Killark® FCLR)	48.35	0.60
26 27 26 00-0280 EA Guarded Toggle Switch, Single Gang, Cast Metallic Weatherproof Cover (Killark® FSTG)	13.49	0.60
26 27 26 00-0281 EA Toggle Switch, Single Gang, Cast Metallic Weatherproof Cover With Self Closing Lid (Killark® FCLT)	36.58	0.60
26 27 26 00-0282 EA Lever Operated Toggle Switch, Single Gang, Cast Metallic Weatherproof Cover (Killark® FSPT)	60.77	0.60
26 27 26 00-0283 EA Plunger Operated Toggle Switch, Single Gang, Cast Metallic Weatherproof Cover (Killark® FST)	77.34	0.60
26 27 26 00-0284 EA Blank Cover, Two Gang, Cast Metallic Weatherproof Cover (Killark® 2FSBC)	16.98	0.91
26 27 26 00-0285 EA Plunger Operated Toggle Switch, Two Gang, Cast Metallic Weatherproof Cover (Killark® 2FST)	122.16	0.91
26 27 26 00-0286 EA Blank Cover, Three Gang, Cast Metallic Weatherproof Cover (Killark® 3FSBC)	28.35	1.21
26 27 26 00-0287 EA Plunger Operated Toggle Switch, Three Gang, Cast Metallic Weatherproof Cover (Killark® 3FST)	116.77	1.21
26 27 26 00-0288	Die Cast Aluminum Weatherproof Covers (26 27 26 00-0263)	
Note: Includes electrostatically applied powder coating and neoprene gasket.		
26 27 26 00-0289 EA Duplex Receptacle, Single Gang, Die Cast Aluminum Weatherproof Cover With Self Closing Lid (Bell® 5027)	5.44	0.60
26 27 26 00-0290 EA Single Receptacle, Single Gang, Die Cast Aluminum Weatherproof Cover With Self Closing Lid (Bell® 5026)	6.98	0.60
26 27 26 00-0291 EA Duplex Receptacles, Two Gang, Die Cast Aluminum Weatherproof Cover With Self Closing Lid (Bell® 5032)	9.37	0.91
26 27 26 00-0292 EA Toggle Switch, Two Gang, Die Cast Aluminum Weatherproof Cover With Self Closing Lid (Bell® 5041)	10.17	0.91
26 27 26 00-0293 EA Toggle Switch And Duplex Receptacle, Two Gang, Die Cast Aluminum Weatherproof Cover With Self Closing Lid (Bell® 5042)	10.17	0.91
26 27 26 00-0294 EA Toggle Switch And Single Receptacle, Two Gang, Die Cast Aluminum Weatherproof Cover With Self Closing Lid (Bell® 5043)	11.33	0.91
26 27 26 00-0295	Heavy Duty Die Cast Aluminum Weatherproof Covers (26 27 26 00-0263)	
Note: Includes baked on lacquer finish and neoprene gasket.		
26 27 26 00-0296 EA Duplex Receptacle, Single Gang, Heavy Duty Die Cast Aluminum Weatherproof Cover With Self Closing Lid (Pass & Seymour Legrand® 4510)	55.76	0.60



MINOR
CSI UOM DESCRIPTION

TOTAL DIRECT DEMOLITION
UNIT COST UNIT COST

26 27 26 00-0297	Polycarbonate Weatherproof Covers (26 27 26 00-0263)		
	Note: Includes neoprene gasket.		
26 27 26 00-0298	EA Toggle Switch, Single Gang, Polycarbonate Weatherproof Cover With Tinted Lid (Bell® 5730).....	11.21	0.60
26 27 26 00-0299	EA Duplex Receptacle, Single Gang, Polycarbonate Weatherproof Cover With Tinted Lid (Bell® 5730)	11.21	0.60
26 27 26 00-0300	EA Single Receptacle, Single Gang, Polycarbonate Weatherproof Cover With Tinted Lid (Bell® 5730)	11.21	0.60
26 27 26 00-0301	EA Duplex Receptacle, Two Gang, Polycarbonate Weatherproof Cover With Tinted Lid (Bell® 5775)	13.86	0.91
26 27 26 00-0302	EA Toggle Switch And Single Receptacle, Two Gang, Polycarbonate Weatherproof Cover With Tinted Lid (Bell® 5775)	13.86	0.91
26 27 26 00-0303	High Impact Thermoplastic Weatherproof Covers (26 27 26 00-0263)		
	Note: Includes neoprene gasket.		
26 27 26 00-0304	EA Duplex Receptacle, Single Gang, High Impact Thermoplastic Weatherproof Cover With Self Closing Lid (Hubbell® HBL522)	88.13	0.60
26 27 26 00-0305	Non Metallic (PVC) Weatherproof Covers (26 27 26 00-0263)		
	Note: Includes neoprene gasket.		
26 27 26 00-0306	EA Blank Cover, Single Gang, Non Metallic (PVC) Weatherproof Cover	13.12	0.60
26 27 26 00-0307	EA Blank Cover, Two Gang, Non Metallic (PVC) Weatherproof Cover	14.07	0.91
26 27 26 00-0308	EA Toggle Switch, Single Gang, Non Metallic (PVC) Weatherproof Cover	13.16	0.60
26 27 26 00-0309	EA Switch, Single Gang, Non Metallic (PVC) Weatherproof Cover	29.03	0.60
26 27 26 00-0310	EA Duplex Receptacle, Single Gang, Non Metallic (PVC) Weatherproof Cover	33.66	0.60
26 27 26 00-0311	EA 20 Amperes, Receptacle, Single Gang, Non Metallic (PVC) Weatherproof Cover	27.28	0.60
26 27 26 00-0312	EA 30 Amperes, Receptacle, Single Gang, Non Metallic (PVC) Weatherproof Cover	20.32	0.60
26 27 26 00-0313	EA 50 Amperes, Receptacle, Single Gang, Non Metallic (PVC) Weatherproof Cover	23.78	0.60
26 27 26 00-0314	EA Plunger Switch, Single Gang, Non Metallic (PVC) Weatherproof Cover	21.26	0.60
26 27 26 00-0315	EA Double Duplex Receptacle, Two Gang, Non Metallic (PVC) Weatherproof Cover	30.61	0.91
26 27 26 00-0316	Removal And Reinstallation Of Wiring Devices (26 27 26)		
	Note: Includes storage and cleaning.		
26 27 26 00-0317	EA Removal And Reinstallation Of Receptacle, Switch, Outlet Or Special System Device.....	79.58	
26 27 26 00-0318	EA Removal And Reinstallation Of Receptacle Or Switch Outlet Cover Plate.....	10.08	
26 27 26 00-0319	In Line Midget Fuseholders (26 27 26)		
	See CSI section 26 28 13 00-0078 for fuses.		
26 27 26 00-0320	EA Single Pole Water Resistant In Line Midget Fuseholder	87.94	
26 27 26 00-0321	EA Double Pole Water Resistant In Line Midget Fuseholder.....	203.71	
26 27 26 00-0322	Relay Systems (26 27 26)		
26 27 26 00-0323	EA 10 Amperes, 24 Volt Coil, 2 Position Relay	91.74	27.21
26 27 26 00-0324	EA 20 Amperes, 120 Volt Coil, Up To 4 Contacts, Industrial Control Relay	392.74	90.71
26 27 26 00-0325	EA 20 Amperes, 120 Volt Coil, 12 Contacts, Industrial Control Relay	664.86	120.96
26 27 26 00-0326	Limit Switches (26 27 26)		
26 27 26 00-0327	Heavy Duty Precision Oiltight (26 27 26 00-0326)		
26 27 26 00-0328	Lever Arm, Plunger, Wobble Stick Type (26 27 26 00-0327)		
26 27 26 00-0329	EA Limit Switch, Heavy Duty, Lever Arm Weatherproof, 10 Amperes Rated	438.23	76.20
26 27 33	Power Distribution Units (26 27)		
	Note: Includes wiring connections and testing.		
26 27 33 00-0001	Liebert Precision Power Center (26 27 33)		
	Note: With K20 Trans Spike Suppression Modules Lighting/ Surge Arrestors. Includes start-up.		
26 27 33 00-0002	EA PDU 15 KVA, 208/480/600 Input Voltage, 120/208 Output Voltage (Liebert PPC015C)	20,404.56	371.93
26 27 33 00-0003	EA PDU 30 KVA, 208/480/600 Input Voltage, 120/208 Output Voltage (Liebert PPC030C)	24,639.24	403.13
26 27 33 00-0004	EA PDU 50 KVA, 208/480/600 Input Voltage, 120/208 Output Voltage (Liebert PPC050C)	28,080.70	447.53
26 27 33 00-0005	EA PDU 75 KVA, 208/480/600 Input Voltage, 120/208 Output Voltage (Liebert PPC075C)	32,310.30	483.81
26 27 33 00-0006	EA PDU 100 KVA, 208/480/600 Input Voltage, 120/208 Output Voltage (Liebert PPC100C)	35,254.17	604.77
26 27 33 00-0007	EA PDU 125 KVA, 208/480/600 Input Voltage, 120/208 Output Voltage (Liebert PPC125C)	39,549.01	725.72
26 27 33 00-0008	EA PDU 150 KVA, 208/480/600 Input Voltage, 120/208 Output Voltage (Liebert PPC150C)	45,631.90	846.68
26 27 33 00-0009	EA PDU 200 KVA, 480/600 Input Voltage, 120/208 Output Voltage (Liebert PPC200C)	47,979.75	967.62
26 27 33 00-0010	EA PDU 225 KVA, 480/600 Input Voltage, 120/208 Output Voltage (Liebert PPC225C)	50,685.20	1,088.58
26 27 33 00-0011	EA Ex Panelboard 10-30 KVA	1,807.45	120.96
26 27 33 00-0012	EA Ex Panelboard 50-125 KVA	2,702.35	151.19
26 27 33 00-0013	EA Ex Panelboard 150-220 KVA	6,100.54	181.43
26 27 33 00-0014	EA Removal And Reinstallation Of Power Distribution Unit.....	1,935.25	
	Note: Includes disconnection / reconnection of branch circuits, storage and cleaning.		
26 27 33 00-0015	EA Start-Up Liebert Power Distribution Unit Line Item Applies To A Relocation Only	1,451.44	
26 27 73	Door Chimes (26 27)		



MINOR CSI UOM DESCRIPTION	TOTAL DIRECT UNIT COST	DEMOLITION UNIT COST
------------------------------	---------------------------	-------------------------

26 27 73 00-0001	Door Bell Chime And Door Button With Built-In Viewer <small>(26 27 73)</small>		
	Note: Non-electric chime, mounted on door		
26 27 73 00-0002	EA Mechanical Door Bell Chime And Door Button With Built-In Viewer (Newhouse Hardware MCHBV)	75.52	15.08
26 27 73 00-0003	Wireless Door Bell System <small>(26 27 73)</small>		
26 27 73 00-0004	EA Wireless Doorbell Chime And Push Button (Broan LA542WH)	137.36	
	Note: Includes 2 push buttons		
26 27 73 00-0005	EA Wireless Doorbell Chime And Push Button (STI-3350G).....	129.42	
	Note: Includes 2 push buttons		
26 27 73 00-0006	EA Wireless Doorbell Chime And Push Button (GE 19300).....	96.98	
	Note: Includes 2 push buttons		
26 27 73 00-0007	Door Bell Buzzer System, Wired <small>(26 27 73)</small>		
26 27 73 00-0008	EA Door Bell, Push-Button And Transformer, Complete	659.41	251.95
26 27 73 00-0009	EA Visual Flashing Doorbell Indicator, Wire To Existing System, Complete	266.89	60.47
26 27 73 00-0010	EA Removal And Replacement Of Bell/Buzzer, Complete	108.41	30.24
	Note: Includes removal of existing.		

26 28 Low-Voltage Circuit Protective Devices (26 28)

26 28 13 Fuses (26 28)

26 28 13 00-0001	125 Volt AC, Type T Dual Element, Time Delay, Edison Base Plug Fuses <small>(26 28 13)</small>		
26 28 13 00-0002	EA 1 Amperes, 125 Volt AC, Type T Dual Element, Time Delay, Edison Base Plug Fuse.....	27.03	8.71
	<i>For Personal Protective Equipment (Arc Flash) When Working On Energized Equipment, Add</i>	5.81	
26 28 13 00-0003	EA 2 Amperes, 125 Volt AC, Type T Dual Element, Time Delay, Edison Base Plug Fuse.....	26.42	8.71
	<i>For Personal Protective Equipment (Arc Flash) When Working On Energized Equipment, Add</i>	5.81	
26 28 13 00-0004	EA 3 Amperes, 125 Volt AC, Type T Dual Element, Time Delay, Edison Base Plug Fuse.....	25.59	8.71
	<i>For Personal Protective Equipment (Arc Flash) When Working On Energized Equipment, Add</i>	5.81	
26 28 13 00-0005	EA 5 Amperes, 125 Volt AC, Type T Dual Element, Time Delay, Edison Base Plug Fuse.....	25.47	8.71
	<i>For Personal Protective Equipment (Arc Flash) When Working On Energized Equipment, Add</i>	5.81	
26 28 13 00-0006	EA 6 Amperes, 125 Volt AC, Type T Dual Element, Time Delay, Edison Base Plug Fuse.....	26.25	8.71
	<i>For Personal Protective Equipment (Arc Flash) When Working On Energized Equipment, Add</i>	5.81	
26 28 13 00-0007	EA 8 Amperes, 125 Volt AC, Type T Dual Element, Time Delay, Edison Base Plug Fuse.....	24.73	8.71
	<i>For Personal Protective Equipment (Arc Flash) When Working On Energized Equipment, Add</i>	5.81	
26 28 13 00-0008	EA 10 Amperes, 125 Volt AC, Type T Dual Element, Time Delay, Edison Base Plug Fuse.....	24.37	8.71
	<i>For Personal Protective Equipment (Arc Flash) When Working On Energized Equipment, Add</i>	5.81	
26 28 13 00-0009	EA 15 Amperes, 125 Volt AC, Type T Dual Element, Time Delay, Edison Base Plug Fuse.....	21.41	8.71
	<i>For Personal Protective Equipment (Arc Flash) When Working On Energized Equipment, Add</i>	5.81	
26 28 13 00-0010	EA 20 Amperes, 125 Volt AC, Type T Dual Element, Time Delay, Edison Base Plug Fuse.....	20.96	8.71
	<i>For Personal Protective Equipment (Arc Flash) When Working On Energized Equipment, Add</i>	5.81	
26 28 13 00-0011	EA 25 Amperes, 125 Volt AC, Type T Dual Element, Time Delay, Edison Base Plug Fuse.....	21.81	8.71
	<i>For Personal Protective Equipment (Arc Flash) When Working On Energized Equipment, Add</i>	5.81	
26 28 13 00-0012	EA 30 Amperes, 125 Volt AC, Type T Dual Element, Time Delay, Edison Base Plug Fuse.....	21.22	8.71
	<i>For Personal Protective Equipment (Arc Flash) When Working On Energized Equipment, Add</i>	5.81	
26 28 13 00-0013	Class RK1, Time Delay Fuses <small>(26 28 13)</small>		
26 28 13 00-0014	250 Volt AC, 200 kAmp I.R., Ferrule Type, Class RK1, Time Delay Fuses <small>(26 28 13 00-0013)</small>		
26 28 13 00-0015	EA 1 Ampere, 250 Volt AC, 200 kAmp I.R., Ferrule Type, Class RK1, Time Delay Fuse	41.59	8.71
	<i>For Personal Protective Equipment (Arc Flash) When Working On Energized Equipment, Add</i>	5.81	
26 28 13 00-0016	EA 2 Amperes, 250 Volt AC, 200 kAmp I.R., Ferrule Type, Class RK1, Time Delay Fuse.....	38.91	8.71
	<i>For Personal Protective Equipment (Arc Flash) When Working On Energized Equipment, Add</i>	5.81	
26 28 13 00-0017	EA 3 Amperes, 250 Volt AC, 200 kAmp I.R., Ferrule Type, Class RK1, Time Delay Fuse.....	40.78	8.71
	<i>For Personal Protective Equipment (Arc Flash) When Working On Energized Equipment, Add</i>	5.81	
26 28 13 00-0018	EA 4 Amperes, 250 Volt AC, 200 kAmp I.R., Ferrule Type, Class RK1, Time Delay Fuse.....	40.54	8.71
	<i>For Personal Protective Equipment (Arc Flash) When Working On Energized Equipment, Add</i>	5.81	
26 28 13 00-0019	EA 5 Amperes, 250 Volt AC, 200 kAmp I.R., Ferrule Type, Class RK1, Time Delay Fuse.....	38.67	8.71
	<i>For Personal Protective Equipment (Arc Flash) When Working On Energized Equipment, Add</i>	5.81	
26 28 13 00-0020	EA 10 Amperes, 250 Volt AC, 200 kAmp I.R., Ferrule Type, Class RK1, Time Delay Fuse.....	37.55	8.71
	<i>For Personal Protective Equipment (Arc Flash) When Working On Energized Equipment, Add</i>	5.81	
26 28 13 00-0021	EA 15 Amperes, 250 Volt AC, 200 kAmp I.R., Ferrule Type, Class RK1, Time Delay Fuse.....	34.59	8.71
	<i>For Personal Protective Equipment (Arc Flash) When Working On Energized Equipment, Add</i>	5.81	
26 28 13 00-0022	EA 20 Amperes, 250 Volt AC, 200 kAmp I.R., Ferrule Type, Class RK1, Time Delay Fuse.....	34.36	8.71
	<i>For Personal Protective Equipment (Arc Flash) When Working On Energized Equipment, Add</i>	5.81	
26 28 13 00-0023	EA 25 Amperes, 250 Volt AC, 200 kAmp I.R., Ferrule Type, Class RK1, Time Delay Fuse.....	34.61	8.71
	<i>For Personal Protective Equipment (Arc Flash) When Working On Energized Equipment, Add</i>	5.81	
26 28 13 00-0024	EA 30 Amperes, 250 Volt AC, 200 kAmp I.R., Ferrule Type, Class RK1, Time Delay Fuse.....	34.30	8.71
	<i>For Personal Protective Equipment (Arc Flash) When Working On Energized Equipment, Add</i>	5.81	
26 28 13 00-0025	EA 35 Amperes, 250 Volt AC, 200 kAmp I.R., Ferrule Type, Class RK1, Time Delay Fuse.....	46.92	8.71
	<i>For Personal Protective Equipment (Arc Flash) When Working On Energized Equipment, Add</i>	5.81	
26 28 13 00-0026	EA 40 Amperes, 250 Volt AC, 200 kAmp I.R., Ferrule Type, Class RK1, Time Delay Fuse.....	46.02	8.71
	<i>For Personal Protective Equipment (Arc Flash) When Working On Energized Equipment, Add</i>	5.81	
26 28 13 00-0027	EA 45 Amperes, 250 Volt AC, 200 kAmp I.R., Ferrule Type, Class RK1, Time Delay Fuse.....	46.69	8.71
	<i>For Personal Protective Equipment (Arc Flash) When Working On Energized Equipment, Add</i>	5.81	
26 28 13 00-0028	EA 50 Amperes, 250 Volt AC, 200 kAmp I.R., Ferrule Type, Class RK1, Time Delay Fuse.....	46.15	8.71
	<i>For Personal Protective Equipment (Arc Flash) When Working On Energized Equipment, Add</i>	5.81	



MINOR	CSI	UOM	DESCRIPTION	TOTAL DIRECT UNIT COST	DEMOLITION UNIT COST
26 28 13 00-0068	EA		125 Amperes, 600 Volt AC, 200 kAmp I.R., Blade Type, Class RK1, Time Delay Fuse.....	266.67	11.98
			<i>For Personal Protective Equipment (Arc Flash) When Working On Energized Equipment, Add</i>	7.98	
26 28 13 00-0069	EA		150 Amperes, 600 Volt AC, 200 kAmp I.R., Blade Type, Class RK1, Time Delay Fuse.....	263.71	14.75
			<i>For Personal Protective Equipment (Arc Flash) When Working On Energized Equipment, Add</i>	9.90	
26 28 13 00-0070	EA		200 Amperes, 600 Volt AC, 200 kAmp I.R., Blade Type, Class RK1, Time Delay Fuse.....	263.06	14.75
			<i>For Personal Protective Equipment (Arc Flash) When Working On Energized Equipment, Add</i>	9.80	
26 28 13 00-0071	EA		250 Amperes, 600 Volt AC, 200 kAmp I.R., Blade Type, Class RK1, Time Delay Fuse.....	499.31	14.75
			<i>For Personal Protective Equipment (Arc Flash) When Working On Energized Equipment, Add</i>	9.80	
26 28 13 00-0072	EA		300 Amperes, 600 Volt AC, 200 kAmp I.R., Blade Type, Class RK1, Time Delay Fuse.....	502.92	18.02
			<i>For Personal Protective Equipment (Arc Flash) When Working On Energized Equipment, Add</i>	11.98	
26 28 13 00-0073	EA		350 Amperes, 600 Volt AC, 200 kAmp I.R., Blade Type, Class RK1, Time Delay Fuse.....	566.73	18.02
			<i>For Personal Protective Equipment (Arc Flash) When Working On Energized Equipment, Add</i>	11.98	
26 28 13 00-0074	EA		400 Amperes, 600 Volt AC, 200 kAmp I.R., Blade Type, Class RK1, Time Delay Fuse.....	513.77	18.02
			<i>For Personal Protective Equipment (Arc Flash) When Working On Energized Equipment, Add</i>	11.98	
26 28 13 00-0075	EA		450 Amperes, 600 Volt AC, 200 kAmp I.R., Blade Type, Class RK1, Time Delay Fuse.....	920.35	18.02
			<i>For Personal Protective Equipment (Arc Flash) When Working On Energized Equipment, Add</i>	11.98	
26 28 13 00-0076	EA		500 Amperes, 600 Volt AC, 200 kAmp I.R., Blade Type, Class RK1, Time Delay Fuse.....	820.88	21.77
			<i>For Personal Protective Equipment (Arc Flash) When Working On Energized Equipment, Add</i>	14.51	
26 28 13 00-0077	EA		600 Amperes, 600 Volt AC, 200 kAmp I.R., Blade Type, Class RK1, Time Delay Fuse.....	716.44	21.77
			<i>For Personal Protective Equipment (Arc Flash) When Working On Energized Equipment, Add</i>	14.51	
26 28 13 00-0078			600 Volt AC, Class CC Midget Fuses <small>(26 28 13)</small>		
			Note: 250/300 Volt DC.		
26 28 13 00-0079	EA		1 Amperes, 600 Volt AC, Class CC Midget Fuse.....	47.69	8.71
			<i>For Personal Protective Equipment (Arc Flash) When Working On Energized Equipment, Add</i>	5.81	
26 28 13 00-0080	EA		2 Amperes, 600 Volt AC, Class CC Midget Fuse.....	48.40	8.71
			<i>For Personal Protective Equipment (Arc Flash) When Working On Energized Equipment, Add</i>	5.81	
26 28 13 00-0081	EA		3 Amperes, 600 Volt AC, Class CC Midget Fuse.....	48.20	8.71
			<i>For Personal Protective Equipment (Arc Flash) When Working On Energized Equipment, Add</i>	5.81	
26 28 13 00-0082	EA		5 Amperes, 600 Volt AC, Class CC Midget Fuse.....	47.97	8.71
			<i>For Personal Protective Equipment (Arc Flash) When Working On Energized Equipment, Add</i>	5.81	
26 28 13 00-0083	EA		6 Amperes, 600 Volt AC, Class CC Midget Fuse.....	51.33	8.71
			<i>For Personal Protective Equipment (Arc Flash) When Working On Energized Equipment, Add</i>	5.81	
26 28 13 00-0084	EA		8 Amperes, 600 Volt AC, Class CC Midget Fuse.....	45.96	8.71
			<i>For Personal Protective Equipment (Arc Flash) When Working On Energized Equipment, Add</i>	5.81	
26 28 13 00-0085	EA		10 Amperes, 600 Volt AC, Class CC Midget Fuse.....	52.26	8.71
			<i>For Personal Protective Equipment (Arc Flash) When Working On Energized Equipment, Add</i>	5.81	
26 28 13 00-0086	EA		15 Amperes, 600 Volt AC, Class CC Midget Fuse.....	47.99	8.71
			<i>For Personal Protective Equipment (Arc Flash) When Working On Energized Equipment, Add</i>	5.81	
26 28 13 00-0087	EA		20 Amperes, 600 Volt AC, Class CC Midget Fuse.....	47.12	8.71
			<i>For Personal Protective Equipment (Arc Flash) When Working On Energized Equipment, Add</i>	5.81	
26 28 13 00-0088	EA		25 Amperes, 600 Volt AC, Class CC Midget Fuse.....	45.11	8.71
			<i>For Personal Protective Equipment (Arc Flash) When Working On Energized Equipment, Add</i>	5.81	
26 28 13 00-0089	EA		30 Amperes, 600 Volt AC, Class CC Midget Fuse.....	46.82	8.71
			<i>For Personal Protective Equipment (Arc Flash) When Working On Energized Equipment, Add</i>	5.81	
26 28 13 00-0090			200,000 Ampere Interrupting Capacity, 600 Volt AC, Class J Bolted Fuse <small>(26 28 13)</small>		
26 28 13 00-0091	EA		1 Amperes, 600 Volt AC, 200 kAmp I.R., Class J Bolted Fuse.....	60.71	6.04
			<i>For Personal Protective Equipment (Arc Flash) When Working On Energized Equipment, Add</i>	3.63	
26 28 13 00-0092	EA		3 Amperes, 600 Volt AC, 200 kAmp I.R., Class J Bolted Fuse.....	61.18	6.04
			<i>For Personal Protective Equipment (Arc Flash) When Working On Energized Equipment, Add</i>	3.63	
26 28 13 00-0093	EA		6 Amperes, 600 Volt AC, 200 kAmp I.R., Class J Bolted Fuse.....	53.01	7.26
			<i>For Personal Protective Equipment (Arc Flash) When Working On Energized Equipment, Add</i>	4.35	
26 28 13 00-0094	EA		10 Amperes, 600 Volt AC, 200 kAmp I.R., Class J Bolted Fuse.....	52.90	9.07
			<i>For Personal Protective Equipment (Arc Flash) When Working On Energized Equipment, Add</i>	5.44	
26 28 13 00-0095	EA		15 Amperes, 600 Volt AC, 200 kAmp I.R., Class J Bolted Fuse.....	54.02	9.07
			<i>For Personal Protective Equipment (Arc Flash) When Working On Energized Equipment, Add</i>	5.44	
26 28 13 00-0096	EA		20 Amperes, 600 Volt AC, 200 kAmp I.R., Class J Bolted Fuse.....	53.02	9.07
			<i>For Personal Protective Equipment (Arc Flash) When Working On Energized Equipment, Add</i>	5.44	
26 28 13 00-0097	EA		25 Amperes, 600 Volt AC, 200 kAmp I.R., Class J Bolted Fuse.....	67.60	12.10
			<i>For Personal Protective Equipment (Arc Flash) When Working On Energized Equipment, Add</i>	7.26	
26 28 13 00-0098	EA		30 Amperes, 600 Volt AC, 200 kAmp I.R., Class J Bolted Fuse.....	56.45	12.10
			<i>For Personal Protective Equipment (Arc Flash) When Working On Energized Equipment, Add</i>	7.26	
26 28 13 00-0099	EA		35 Amperes, 600 Volt AC, 200 kAmp I.R., Class J Bolted Fuse.....	98.08	12.10
			<i>For Personal Protective Equipment (Arc Flash) When Working On Energized Equipment, Add</i>	7.26	
26 28 13 00-0100	EA		40 Amperes, 600 Volt AC, 200 kAmp I.R., Class J Bolted Fuse.....	83.73	12.10
			<i>For Personal Protective Equipment (Arc Flash) When Working On Energized Equipment, Add</i>	7.26	
26 28 13 00-0101	EA		45 Amperes, 600 Volt AC, 200 kAmp I.R., Class J Bolted Fuse.....	95.88	12.10
			<i>For Personal Protective Equipment (Arc Flash) When Working On Energized Equipment, Add</i>	7.26	
26 28 13 00-0102	EA		50 Amperes, 600 Volt AC, 200 kAmp I.R., Class J Bolted Fuse.....	85.44	15.12
			<i>For Personal Protective Equipment (Arc Flash) When Working On Energized Equipment, Add</i>	9.07	
26 28 13 00-0103	EA		60 Amperes, 600 Volt AC, 200 kAmp I.R., Class J Bolted Fuse.....	83.89	15.12
			<i>For Personal Protective Equipment (Arc Flash) When Working On Energized Equipment, Add</i>	9.07	
26 28 13 00-0104	EA		70 Amperes, 600 Volt AC, 200 kAmp I.R., Class J Bolted Fuse.....	129.88	18.14
			<i>For Personal Protective Equipment (Arc Flash) When Working On Energized Equipment, Add</i>	10.89	
26 28 13 00-0105	EA		80 Amperes, 600 Volt AC, 200 kAmp I.R., Class J Bolted Fuse.....	138.39	18.14
			<i>For Personal Protective Equipment (Arc Flash) When Working On Energized Equipment, Add</i>	10.89	
26 28 13 00-0106	EA		90 Amperes, 600 Volt AC, 200 kAmp I.R., Class J Bolted Fuse.....	136.22	18.14
			<i>For Personal Protective Equipment (Arc Flash) When Working On Energized Equipment, Add</i>	10.89	
26 28 13 00-0107	EA		100 Amperes, 600 Volt AC, 200 kAmp I.R., Class J Bolted Fuse.....	119.69	21.17
			<i>For Personal Protective Equipment (Arc Flash) When Working On Energized Equipment, Add</i>	12.70	

26 Electrical
26 20 Low-Voltage Electrical Distribution
26 28 Low-Voltage Circuit Protective Devices



MINOR	CSI	UOM	DESCRIPTION	TOTAL DIRECT UNIT COST	DEMOLITION UNIT COST
26 28	13 00-0108	EA	110 Amperes, 600 Volt AC, 200 kAmp I.R., Class J Bolted Fuse <i>For Personal Protective Equipment (Arc Flash) When Working On Energized Equipment, Add</i>	278.45 12.70	21.17
26 28	13 00-0109	EA	125 Amperes, 600 Volt AC, 200 kAmp I.R., Class J Bolted Fuse <i>For Personal Protective Equipment (Arc Flash) When Working On Energized Equipment, Add</i>	236.85 12.70	21.17
26 28	13 00-0110	EA	150 Amperes, 600 Volt AC, 200 kAmp I.R., Class J Bolted Fuse <i>For Personal Protective Equipment (Arc Flash) When Working On Energized Equipment, Add</i>	226.11 14.52	24.19
26 28	13 00-0111	EA	175 Amperes, 600 Volt AC, 200 kAmp I.R., Class J Bolted Fuse <i>For Personal Protective Equipment (Arc Flash) When Working On Energized Equipment, Add</i>	229.42 14.52	24.19
26 28	13 00-0112	EA	200 Amperes, 600 Volt AC, 200 kAmp I.R., Class J Bolted Fuse <i>For Personal Protective Equipment (Arc Flash) When Working On Energized Equipment, Add</i>	190.72 14.52	24.19
26 28	13 00-0113	EA	225 Amperes, 600 Volt AC, 200 kAmp I.R., Class J Bolted Fuse <i>For Personal Protective Equipment (Arc Flash) When Working On Energized Equipment, Add</i>	480.14 14.52	24.19
26 28	13 00-0114	EA	250 Amperes, 600 Volt AC, 200 kAmp I.R., Class J Bolted Fuse <i>For Personal Protective Equipment (Arc Flash) When Working On Energized Equipment, Add</i>	444.02 14.52	24.19
26 28	13 00-0115	EA	300 Amperes, 600 Volt AC, 200 kAmp I.R., Class J Bolted Fuse <i>For Personal Protective Equipment (Arc Flash) When Working On Energized Equipment, Add</i>	409.27 14.52	24.19
26 28	13 00-0116	EA	350 Amperes, 600 Volt AC, 200 kAmp I.R., Class J Bolted Fuse <i>For Personal Protective Equipment (Arc Flash) When Working On Energized Equipment, Add</i>	446.26 14.52	24.19
26 28	13 00-0117	EA	400 Amperes, 600 Volt AC, 200 kAmp I.R., Class J Bolted Fuse <i>For Personal Protective Equipment (Arc Flash) When Working On Energized Equipment, Add</i>	368.87 16.33	27.21
26 28	13 00-0118	EA	450 Amperes, 600 Volt AC, 200 kAmp I.R., Class J Bolted Fuse <i>For Personal Protective Equipment (Arc Flash) When Working On Energized Equipment, Add</i>	781.61 16.33	27.21
26 28	13 00-0119	EA	500 Amperes, 600 Volt AC, 200 kAmp I.R., Class J Bolted Fuse <i>For Personal Protective Equipment (Arc Flash) When Working On Energized Equipment, Add</i>	663.86 18.14	30.24
26 28	13 00-0120	EA	600 Amperes, 600 Volt AC, 200 kAmp I.R., Class J Bolted Fuse <i>For Personal Protective Equipment (Arc Flash) When Working On Energized Equipment, Add</i>	494.29 18.14	30.24
26 28	13 00-0121		600 Volt AC, 200 kAmp I.R., Class L Bolted Fuses <small>(26 28 13)</small>		
26 28	13 00-0122	EA	100 Amperes, 600 Volt AC, 200 kAmp I.R., Class L Bolted Fuse <i>For Personal Protective Equipment (Arc Flash) When Working On Energized Equipment, Add</i>	1,493.12 9.07	15.12
26 28	13 00-0123	EA	150 Amperes, 600 Volt AC, 200 kAmp I.R., Class L Bolted Fuse <i>For Personal Protective Equipment (Arc Flash) When Working On Energized Equipment, Add</i>	1,496.07 9.07	15.12
26 28	13 00-0124	EA	200 Amperes, 600 Volt AC, 200 kAmp I.R., Class L Bolted Fuse <i>For Personal Protective Equipment (Arc Flash) When Working On Energized Equipment, Add</i>	1,498.81 9.07	15.12
26 28	13 00-0125	EA	250 Amperes, 600 Volt AC, 200 kAmp I.R., Class L Bolted Fuse <i>For Personal Protective Equipment (Arc Flash) When Working On Energized Equipment, Add</i>	1,494.32 10.89	18.14
26 28	13 00-0126	EA	300 Amperes, 600 Volt AC, 200 kAmp I.R., Class L Bolted Fuse <i>For Personal Protective Equipment (Arc Flash) When Working On Energized Equipment, Add</i>	1,376.39 10.89	18.14
26 28	13 00-0127	EA	350 Amperes, 600 Volt AC, 200 kAmp I.R., Class L Bolted Fuse <i>For Personal Protective Equipment (Arc Flash) When Working On Energized Equipment, Add</i>	1,472.93 12.70	21.17
26 28	13 00-0128	EA	400 Amperes, 600 Volt AC, 200 kAmp I.R., Class L Bolted Fuse <i>For Personal Protective Equipment (Arc Flash) When Working On Energized Equipment, Add</i>	1,355.86 12.70	21.17
26 28	13 00-0129	EA	450 Amperes, 600 Volt AC, 200 kAmp I.R., Class L Bolted Fuse <i>For Personal Protective Equipment (Arc Flash) When Working On Energized Equipment, Add</i>	1,516.18 12.70	21.17
26 28	13 00-0130	EA	500 Amperes, 600 Volt AC, 200 kAmp I.R., Class L Bolted Fuse <i>For Personal Protective Equipment (Arc Flash) When Working On Energized Equipment, Add</i>	1,486.65 12.70	21.17
26 28	13 00-0131	EA	600 Amperes, 600 Volt AC, 200 kAmp I.R., Class L Bolted Fuse <i>For Personal Protective Equipment (Arc Flash) When Working On Energized Equipment, Add</i>	1,322.88 14.51	24.19
26 28	13 00-0132	EA	601 Amperes, 600 Volt AC, 200 kAmp I.R., Class L Bolted Fuse <i>For Personal Protective Equipment (Arc Flash) When Working On Energized Equipment, Add</i>	1,358.41 14.51	24.19
26 28	13 00-0133	EA	650 Amperes, 600 Volt AC, 200 kAmp I.R., Class L Bolted Fuse <i>For Personal Protective Equipment (Arc Flash) When Working On Energized Equipment, Add</i>	1,805.02 14.51	24.19
26 28	13 00-0134	EA	700 Amperes, 600 Volt AC, 200 kAmp I.R., Class L Bolted Fuse <i>For Personal Protective Equipment (Arc Flash) When Working On Energized Equipment, Add</i>	1,316.44 14.51	24.19
26 28	13 00-0135	EA	750 Amperes, 600 Volt AC, 200 kAmp I.R., Class L Bolted Fuse <i>For Personal Protective Equipment (Arc Flash) When Working On Energized Equipment, Add</i>	2,020.23 16.33	27.21
26 28	13 00-0136	EA	800 Amperes, 600 Volt AC, 200 kAmp I.R., Class L Bolted Fuse <i>For Personal Protective Equipment (Arc Flash) When Working On Energized Equipment, Add</i>	1,165.11 16.33	27.21
26 28	13 00-0137	EA	900 Amperes, 600 Volt AC, 200 kAmp I.R., Class L Bolted Fuse <i>For Personal Protective Equipment (Arc Flash) When Working On Energized Equipment, Add</i>	1,699.78 16.33	27.21
26 28	13 00-0138	EA	1,000 Amperes, 600 Volt AC, 200 kAmp I.R., Class L Bolted Fuse <i>For Personal Protective Equipment (Arc Flash) When Working On Energized Equipment, Add</i>	1,145.57 16.33	27.21
26 28	13 00-0139	EA	1,200 Amperes, 600 Volt AC, 200 kAmp I.R., Class L Bolted Fuse <i>For Personal Protective Equipment (Arc Flash) When Working On Energized Equipment, Add</i>	1,179.56 16.33	27.21
26 28	13 00-0140	EA	1,350 Amperes, 600 Volt AC, 200 kAmp I.R., Class L Bolted Fuse <i>For Personal Protective Equipment (Arc Flash) When Working On Energized Equipment, Add</i>	2,617.86 16.33	27.21
26 28	13 00-0141	EA	1,400 Amperes, 600 Volt AC, 200 kAmp I.R., Class L Bolted Fuse <i>For Personal Protective Equipment (Arc Flash) When Working On Energized Equipment, Add</i>	2,581.13 16.33	27.21
26 28	13 00-0142	EA	1,500 Amperes, 600 Volt AC, 200 kAmp I.R., Class L Bolted Fuse <i>For Personal Protective Equipment (Arc Flash) When Working On Energized Equipment, Add</i>	2,329.12 16.33	27.21
26 28	13 00-0143	EA	1,600 Amperes, 600 Volt AC, 200 kAmp I.R., Class L Bolted Fuse <i>For Personal Protective Equipment (Arc Flash) When Working On Energized Equipment, Add</i>	1,456.92 18.14	30.24
26 28	13 00-0144	EA	1,800 Amperes, 600 Volt AC, 200 kAmp I.R., Class L Bolted Fuse <i>For Personal Protective Equipment (Arc Flash) When Working On Energized Equipment, Add</i>	3,083.16 18.14	30.24
26 28	13 00-0145	EA	2,000 Amperes, 600 Volt AC, 200 kAmp I.R., Class L Bolted Fuse <i>For Personal Protective Equipment (Arc Flash) When Working On Energized Equipment, Add</i>	1,975.28 18.14	30.24
26 28	13 00-0146	EA	2,500 Amperes, 600 Volt AC, 200 kAmp I.R., Class L Bolted Fuse <i>For Personal Protective Equipment (Arc Flash) When Working On Energized Equipment, Add</i>	2,668.83 18.14	30.24
26 28	13 00-0147	EA	2,501 Amperes, 600 Volt AC, 200 kAmp I.R., Class L Bolted Fuse <i>For Personal Protective Equipment (Arc Flash) When Working On Energized Equipment, Add</i>	4,543.56 18.14	30.24
26 28	13 00-0148	EA	3,000 Amperes, 600 Volt AC, 200 kAmp I.R., Class L Bolted Fuse <i>For Personal Protective Equipment (Arc Flash) When Working On Energized Equipment, Add</i>	2,975.13 19.96	33.26



MINOR	CSI	UOM	DESCRIPTION	TOTAL DIRECT UNIT COST	DEMOLITION UNIT COST
26 28 13 00-0149	EA		3,500 Amperes, 600 Volt AC, 200 kAmp I.R., Class L Bolted Fuse <i>For Personal Protective Equipment (Arc Flash) When Working On Energized Equipment, Add</i>	6,147.58 19.96	33.26
26 28 13 00-0150	EA		3,800 Amperes, 600 Volt AC, 200 kAmp I.R., Class L Bolted Fuse <i>For Personal Protective Equipment (Arc Flash) When Working On Energized Equipment, Add</i>	7,132.57 19.96	33.26
26 28 13 00-0151	EA		4,000 Amperes, 600 Volt AC, 200 kAmp I.R., Class L Bolted Fuse <i>For Personal Protective Equipment (Arc Flash) When Working On Energized Equipment, Add</i>	4,126.30 19.96	33.26
26 28 13 00-0152	EA		5,000 Amperes, 600 Volt AC, 200 kAmp I.R., Class L Bolted Fuse <i>For Personal Protective Equipment (Arc Flash) When Working On Energized Equipment, Add</i>	6,509.25 19.96	33.26
26 28 13 00-0153	EA		6,000 Amperes, 600 Volt AC, 200 kAmp I.R., Class L Bolted Fuse <i>For Personal Protective Equipment (Arc Flash) When Working On Energized Equipment, Add</i>	10,772.33 19.96	33.26
26 28 16 Enclosed Switches and Circuit Breakers (26 28)					
26 28 16 13 Enclosed Circuit Breakers (26 28 16)					
26 28 16 13-0001			Branch Circuit Breakers (26 28 16 13) Note: For installation in existing and new panelboards. Use task modifier for installation in new panelboards.		
26 28 16 13-0002			Branch Circuit Breakers 10,000 Amperes Interrupting Capacity, Plug-On (26 28 16 13-0001) Note: Includes connection of electrical wire.		
26 28 16 13-0003	EA		1 Pole, 120/240 Volt, 15 To 30 Amperes, Branch Circuit Breaker, 10,000 Amperes Interrupting Capacity <i>For Bolt-On, Add</i> <i>For Installation In New Panelboard, Deduct</i> Note: Also for use with new interiors in panelboards.	58.42 15.77 -12.10	21.77
			<i>For Personal Protective Equipment (Arc Flash) When Working On Energized Equipment, Add</i>	14.51	
26 28 16 13-0004	EA		1 Pole, 120/240 Volt, 35 To 60 Amperes, Branch Circuit Breaker, 10,000 Amperes Interrupting Capacity <i>For Bolt-On, Add</i> <i>For Installation In New Panelboard, Deduct</i> Note: Also for use with new interiors in panelboards.	58.42 15.77 -12.10	21.77
			<i>For Personal Protective Equipment (Arc Flash) When Working On Energized Equipment, Add</i>	14.51	
26 28 16 13-0005	EA		1 Pole, 120/240 Volt, 70 To 100 Amperes, Branch Circuit Breaker, 10,000 Amperes Interrupting Capacity <i>For Bolt-On, Add</i> <i>For Installation In New Panelboard, Deduct</i> Note: Also for use with new interiors in panelboards.	83.65 21.04 -15.12	27.21
			<i>For Personal Protective Equipment (Arc Flash) When Working On Energized Equipment, Add</i>	18.14	
26 28 16 13-0006	EA		1 Pole GFI, 15 To 30 Amperes, 120/240 Volt, Branch Circuit Breaker, 10,000 Amperes Interrupting Capacity <i>For Bolt-On, Add</i> <i>For Installation In New Panelboard, Deduct</i> Note: Also for use with new interiors in panelboards.	123.49 26.02 -15.12	27.21
			<i>For Personal Protective Equipment (Arc Flash) When Working On Energized Equipment, Add</i>	18.14	
26 28 16 13-0007	EA		1 Pole GFI, 35 To 60 Amperes, 120/240 Volt, Branch Circuit Breaker, 10,000 Protection Circuit Breaker, 10,000 Amperes Interrupting Capacity <i>For Bolt-On, Add</i> <i>For Installation In New Panelboard, Deduct</i> Note: Also for use with new interiors in panelboards.	169.05 31.71 -15.12	27.21
			<i>For Personal Protective Equipment (Arc Flash) When Working On Energized Equipment, Add</i>	18.14	
26 28 16 13-0008	EA		1 Pole GFI, 15 To 30 Amperes, 120/240 Volt, UL Listed 30mA Equipment Protection Circuit Breaker, 10,000 Amperes Interrupting Capacity <i>For Bolt-On, Add</i> <i>For Installation In New Panelboard, Deduct</i> Note: Also for use with new interiors in panelboards.	195.02 34.96 -15.12	27.21
			<i>For Personal Protective Equipment (Arc Flash) When Working On Energized Equipment, Add</i>	18.14	
26 28 16 13-0009	EA		1 Pole GFI, 15 To 20 Amperes, 120/240 Volt, "Arc Fault" Circuit Breaker, 10,000 Amperes Interrupting Capacity <i>For Bolt-On, Add</i> <i>For Installation In New Panelboard, Deduct</i> Note: Also for use with new interiors in panelboards.	98.39 22.88 -15.12	27.21
			<i>For Personal Protective Equipment (Arc Flash) When Working On Energized Equipment, Add</i>	18.14	
26 28 16 13-0010	EA		2 Pole, 15 To 30 Amperes, 120/240 Volt, Branch Circuit Breaker, 10,000 Amperes Interrupting Capacity <i>For Bolt-On, Add</i> <i>For Installation In New Panelboard, Deduct</i> Note: Also for use with new interiors in panelboards.	95.75 24.67 -18.14	32.65
			<i>For Personal Protective Equipment (Arc Flash) When Working On Energized Equipment, Add</i>	21.77	
26 28 16 13-0011	EA		2 Pole, 35 To 60 Amperes, 120/240 Volt, Branch Circuit Breaker, 10,000 Amperes Interrupting Capacity <i>For Bolt-On, Add</i> <i>For Installation In New Panelboard, Deduct</i> Note: Also for use with new interiors in panelboards.	95.75 24.67 -18.14	32.65
			<i>For Personal Protective Equipment (Arc Flash) When Working On Energized Equipment, Add</i>	21.77	
26 28 16 13-0012	EA		2 Pole, 70 To 100 Amperes, 120/240 Volt, Branch Circuit Breaker, 10,000 Amperes Interrupting Capacity <i>For Bolt-On, Add</i> <i>For Installation In New Panelboard, Deduct</i> Note: Also for use with new interiors in panelboards.	143.11 34.82 -24.19	43.55
			<i>For Personal Protective Equipment (Arc Flash) When Working On Energized Equipment, Add</i>	29.03	
26 28 16 13-0013	EA		2 Pole, 110 To 125 Amperes, 120/240 Volt, Branch Circuit Breaker, 10,000 Amperes Interrupting Capacity <i>For Bolt-On, Add</i> <i>For Installation In New Panelboard, Deduct</i> Note: Also for use with new interiors in panelboards.	232.99 50.29 -30.24	54.43
			<i>For Personal Protective Equipment (Arc Flash) When Working On Energized Equipment, Add</i>	36.29	
26 28 16 13-0014	EA		2 Pole, 150 Amperes, 120/240 Volt, Branch Circuit Breaker, 10,000 Amperes Interrupting Capacity <i>For Bolt-On, Add</i> <i>For Installation In New Panelboard, Deduct</i> Note: Also for use with new interiors in panelboards.	273.65 57.49 -33.26	60.47
			<i>For Personal Protective Equipment (Arc Flash) When Working On Energized Equipment, Add</i>	39.92	

26 Electrical
26 20 Low-Voltage Electrical Distribution
26 28 Low-Voltage Circuit Protective Devices



MINOR	CSI	UOM	DESCRIPTION	TOTAL DIRECT UNIT COST	DEMOLITION UNIT COST
26 28 16 13-0015	EA		2 Pole GFI, 15 To 50 Amperes, 120/240 Volt, Branch Circuit Breaker, 10,000 Amperes Interrupting Capacity	229.40	38.71
			<i>For Bolt-On, Add</i>	43.91	
			<i>For Installation In New Panelboard, Deduct</i>	-21.77	
			<i>Note: Also for use with new interiors in panelboards.</i>		
			<i>For Personal Protective Equipment (Arc Flash) When Working On Energized Equipment, Add</i>	26.12	
26 28 16 13-0016	EA		2 Pole GFI, 15 To 50 Amperes, 120/240 Volt, UL Listed 30mA Equipment Protection Circuit Breaker, 10,000 Amperes Interrupting Capacity	303.92	38.71
			<i>For Bolt-On, Add</i>	53.23	
			<i>For Installation In New Panelboard, Deduct</i>	-21.77	
			<i>Note: Also for use with new interiors in panelboards.</i>		
			<i>For Personal Protective Equipment (Arc Flash) When Working On Energized Equipment, Add</i>	26.12	
26 28 16 13-0017	EA		3 Pole, 15 To 30 Amperes, 120/240 Volt, Branch Circuit Breaker, 10,000 Amperes Interrupting Capacity	177.88	43.55
			<i>For Bolt-On, Add</i>	39.17	
			<i>For Installation In New Panelboard, Deduct</i>	-24.19	
			<i>Note: Also for use with new interiors in panelboards.</i>		
			<i>For Personal Protective Equipment (Arc Flash) When Working On Energized Equipment, Add</i>	29.03	
26 28 16 13-0018	EA		3 Pole, 35 To 60 Amperes, 120/240 Volt, Branch Circuit Breaker, 10,000 Amperes Interrupting Capacity	177.88	43.55
			<i>For Bolt-On, Add</i>	39.17	
			<i>For Installation In New Panelboard, Deduct</i>	-24.19	
			<i>Note: Also for use with new interiors in panelboards.</i>		
			<i>For Personal Protective Equipment (Arc Flash) When Working On Energized Equipment, Add</i>	29.03	
26 28 16 13-0019	EA		3 Pole, 70 To 100 Amperes, 120/240 Volt, Branch Circuit Breaker, 10,000 Amperes Interrupting Capacity	232.55	54.43
			<i>For Bolt-On, Add</i>	50.24	
			<i>For Installation In New Panelboard, Deduct</i>	-30.24	
			<i>Note: Also for use with new interiors in panelboards.</i>		
			<i>For Personal Protective Equipment (Arc Flash) When Working On Energized Equipment, Add</i>	36.29	
26 28 16 13-0020	EA		3 Pole, 110 To 125 Amperes, 120/240 Volt, Branch Circuit Breaker, 10,000 Amperes Interrupting Capacity	347.86	65.31
			<i>For Bolt-On, Add</i>	68.88	
			<i>For Installation In New Panelboard, Deduct</i>	-36.29	
			<i>Note: Also for use with new interiors in panelboards.</i>		
			<i>For Personal Protective Equipment (Arc Flash) When Working On Energized Equipment, Add</i>	43.54	
26 28 16 13-0021	EA		3 Pole, 150 Amperes, 120/240 Volt, Branch Circuit Breaker, 10,000 Amperes Interrupting Capacity	442.18	76.20
			<i>For Bolt-On, Add</i>	84.91	
			<i>For Installation In New Panelboard, Deduct</i>	-42.34	
			<i>Note: Also for use with new interiors in panelboards.</i>		
			<i>For Personal Protective Equipment (Arc Flash) When Working On Energized Equipment, Add</i>	50.80	
26 28 16 13-0022			Branch Circuit Breakers 14,000 Amperes Interrupting Capacity, Plug-On <small>(26 28 16 13-0001)</small>		
			<i>Note: Includes connection of electrical wire.</i>		
26 28 16 13-0023	EA		1 Pole, 277/480 Volt, 15 To 30 Amperes, Branch Circuit Breaker, 14,000 Amperes Interrupting Capacity	82.03	21.77
			<i>For Bolt-On, Add</i>	18.72	
			<i>For Installation In New Panelboard, Deduct</i>	-12.10	
			<i>Note: Also for use with new interiors in panelboards.</i>		
			<i>For Personal Protective Equipment (Arc Flash) When Working On Energized Equipment, Add</i>	14.51	
26 28 16 13-0024	EA		1 Pole, 277/480 Volt, 35 To 60 Amperes, Branch Circuit Breaker, 14,000 Amperes Interrupting Capacity	82.03	21.77
			<i>For Bolt-On, Add</i>	18.72	
			<i>For Installation In New Panelboard, Deduct</i>	-12.10	
			<i>Note: Also for use with new interiors in panelboards.</i>		
			<i>For Personal Protective Equipment (Arc Flash) When Working On Energized Equipment, Add</i>	14.51	
26 28 16 13-0025	EA		1 Pole, 277/480 Volt, 70 To 100 Amperes, Branch Circuit Breaker, 14,000 Amperes Interrupting Capacity	143.99	27.21
			<i>For Bolt-On, Add</i>	28.58	
			<i>For Installation In New Panelboard, Deduct</i>	-15.12	
			<i>Note: Also for use with new interiors in panelboards.</i>		
			<i>For Personal Protective Equipment (Arc Flash) When Working On Energized Equipment, Add</i>	18.14	
26 28 16 13-0026	EA		1 Pole GFI, 277/480 Volt, 15 To 60 Amperes, Branch Circuit Breaker, 14,000 Amperes Interrupting Capacity	220.59	27.21
			<i>For Bolt-On, Add</i>	38.16	
			<i>For Installation In New Panelboard, Deduct</i>	-15.12	
			<i>Note: Also for use with new interiors in panelboards.</i>		
			<i>For Personal Protective Equipment (Arc Flash) When Working On Energized Equipment, Add</i>	18.14	
26 28 16 13-0027	EA		2 Pole, 277/480 Volt, 15 To 30 Amperes, Branch Circuit Breaker, 14,000 Amperes Interrupting Capacity	157.89	32.65
			<i>For Bolt-On, Add</i>	32.44	
			<i>For Installation In New Panelboard, Deduct</i>	-18.14	
			<i>Note: Also for use with new interiors in panelboards.</i>		
			<i>For Personal Protective Equipment (Arc Flash) When Working On Energized Equipment, Add</i>	21.77	
26 28 16 13-0028	EA		2 Pole, 277/480 Volt, 35 To 60 Amperes, Branch Circuit Breaker, 14,000 Amperes Interrupting Capacity	157.89	32.65
			<i>For Bolt-On, Add</i>	32.44	
			<i>For Installation In New Panelboard, Deduct</i>	-18.14	
			<i>Note: Also for use with new interiors in panelboards.</i>		
			<i>For Personal Protective Equipment (Arc Flash) When Working On Energized Equipment, Add</i>	21.77	
26 28 16 13-0029	EA		2 Pole, 277/480 Volt, 70 To 100 Amperes, Branch Circuit Breaker, 14,000 Amperes Interrupting Capacity	306.40	43.55
			<i>For Bolt-On, Add</i>	55.23	
			<i>For Installation In New Panelboard, Deduct</i>	-24.19	
			<i>Note: Also for use with new interiors in panelboards.</i>		
			<i>For Personal Protective Equipment (Arc Flash) When Working On Energized Equipment, Add</i>	29.03	
26 28 16 13-0030	EA		2 Pole, 277/480 Volt, 110 To 125 Amperes, Branch Circuit Breaker, 14,000 Amperes Interrupting Capacity	416.36	54.43
			<i>For Bolt-On, Add</i>	73.21	
			<i>For Installation In New Panelboard, Deduct</i>	-30.24	
			<i>Note: Also for use with new interiors in panelboards.</i>		
			<i>For Personal Protective Equipment (Arc Flash) When Working On Energized Equipment, Add</i>	36.29	
26 28 16 13-0031	EA		2 Pole, 277/480 Volt, 150 Amperes, Branch Circuit Breaker, 14,000 Amperes Interrupting Capacity	607.40	60.47
			<i>For Bolt-On, Add</i>	99.21	
			<i>For Installation In New Panelboard, Deduct</i>	-33.26	
			<i>Note: Also for use with new interiors in panelboards.</i>		
			<i>For Personal Protective Equipment (Arc Flash) When Working On Energized Equipment, Add</i>	39.91	



MINOR CSI	UOM	DESCRIPTION	TOTAL DIRECT UNIT COST	DEMOLITION UNIT COST
26 28 16 13-0032	EA	3 Pole, 277/480 Volt, 15 To 30 Amperes, Branch Circuit Breaker, 14,000 Amperes Interrupting Capacity	249.98	43.55
		<i>For Bolt-On, Add</i>	48.18	
		<i>For Installation In New Panelboard, Deduct</i>	-24.19	
		<i>Note: Also for use with new interiors in panelboards.</i>		
		<i>For Personal Protective Equipment (Arc Flash) When Working On Energized Equipment, Add</i>	29.03	
26 28 16 13-0033	EA	3 Pole, 277/480 Volt, 35 To 60 Amperes, Branch Circuit Breaker, 14,000 Amperes Interrupting Capacity	249.98	43.55
		<i>For Bolt-On, Add</i>	48.18	
		<i>For Installation In New Panelboard, Deduct</i>	-24.19	
		<i>Note: Also for use with new interiors in panelboards.</i>		
		<i>For Personal Protective Equipment (Arc Flash) When Working On Energized Equipment, Add</i>	29.03	
26 28 16 13-0034	EA	3 Pole, 277/480 Volt, 70 To 100 Amperes, Branch Circuit Breaker, 14,000 Amperes Interrupting Capacity	371.52	54.43
		<i>For Bolt-On, Add</i>	67.61	
		<i>For Installation In New Panelboard, Deduct</i>	-30.24	
		<i>Note: Also for use with new interiors in panelboards.</i>		
		<i>For Personal Protective Equipment (Arc Flash) When Working On Energized Equipment, Add</i>	36.29	
26 28 16 13-0035	EA	3 Pole, 277/480 Volt, 110 To 125 Amperes, Branch Circuit Breaker, 14,000 Amperes Interrupting Capacity	525.88	65.31
		<i>For Bolt-On, Add</i>	91.13	
		<i>For Installation In New Panelboard, Deduct</i>	-36.29	
		<i>Note: Also for use with new interiors in panelboards.</i>		
		<i>For Personal Protective Equipment (Arc Flash) When Working On Energized Equipment, Add</i>	43.54	
26 28 16 13-0036	EA	3 Pole, 277/480 Volt, 150 Amperes, Branch Circuit Breaker, 14,000 Amperes Interrupting Capacity	808.84	76.20
		<i>For Bolt-On, Add</i>	130.74	
		<i>For Installation In New Panelboard, Deduct</i>	-42.34	
		<i>Note: Also for use with new interiors in panelboards.</i>		
		<i>For Personal Protective Equipment (Arc Flash) When Working On Energized Equipment, Add</i>	50.80	
26 28 16 13-0037	EA	3 Pole, 277/480 Volt, 175 Amperes, Branch Circuit Breaker, 14,000 Amperes Interrupting Capacity	932.02	81.64
		<i>For Bolt-On, Add</i>	148.25	
		<i>For Installation In New Panelboard, Deduct</i>	-45.36	
		<i>Note: Also for use with new interiors in panelboards.</i>		
		<i>For Personal Protective Equipment (Arc Flash) When Working On Energized Equipment, Add</i>	54.43	
26 28 16 13-0038	EA	3 Pole, 277/480 Volt, 200 Amperes, Branch Circuit Breaker, 14,000 Amperes Interrupting Capacity	1,001.16	87.08
		<i>For Bolt-On, Add</i>	159.01	
		<i>For Installation In New Panelboard, Deduct</i>	-48.38	
		<i>Note: Also for use with new interiors in panelboards.</i>		
		<i>For Personal Protective Equipment (Arc Flash) When Working On Energized Equipment, Add</i>	58.06	
26 28 16 13-0039	EA	3 Pole, 277/480 Volt, 225 Amperes, Branch Circuit Breaker, 14,000 Amperes Interrupting Capacity	1,182.38	92.52
		<i>For Bolt-On, Add</i>	183.78	
		<i>For Installation In New Panelboard, Deduct</i>	-51.41	
		<i>Note: Also for use with new interiors in panelboards.</i>		
		<i>For Personal Protective Equipment (Arc Flash) When Working On Energized Equipment, Add</i>	61.69	
26 28 16 13-0040		Branch Circuit Breakers 18,000 Amperes Interrupting Capacity, Plug-On <small>(26 28 16 13-0001)</small>		
		<i>Note: Includes connection of electrical wire.</i>		
26 28 16 13-0041	EA	15 To 30 Amperes, 1 Pole, 240 Volt, Branch Circuit Breaker, 18,000 Amperes Interrupting Capacity	97.54	21.77
		<i>For Bolt-On, Add</i>	20.66	
		<i>For Installation In New Panelboard, Deduct</i>	-12.10	
		<i>Note: Also for use with new interiors in panelboards.</i>		
		<i>For Personal Protective Equipment (Arc Flash) When Working On Energized Equipment, Add</i>	14.51	
26 28 16 13-0042	EA	35 To 60 Amperes, 1 Pole, 240 Volt, Branch Circuit Breaker, 18,000 Amperes Interrupting Capacity	97.54	21.77
		<i>For Bolt-On, Add</i>	20.66	
		<i>For Installation In New Panelboard, Deduct</i>	-12.10	
		<i>Note: Also for use with new interiors in panelboards.</i>		
		<i>For Personal Protective Equipment (Arc Flash) When Working On Energized Equipment, Add</i>	14.51	
26 28 16 13-0043	EA	70 To 100 Amperes, 1 Pole, 240 Volt, Branch Circuit Breaker, 18,000 Amperes Interrupting Capacity	159.32	27.21
		<i>For Bolt-On, Add</i>	30.50	
		<i>For Installation In New Panelboard, Deduct</i>	-15.12	
		<i>Note: Also for use with new interiors in panelboards.</i>		
		<i>For Personal Protective Equipment (Arc Flash) When Working On Energized Equipment, Add</i>	18.14	
26 28 16 13-0044	EA	15 To 30 Amperes, 2 Pole, 240 Volt, Branch Circuit Breaker, 18,000 Amperes Interrupting Capacity	198.33	32.65
		<i>For Bolt-On, Add</i>	37.49	
		<i>For Installation In New Panelboard, Deduct</i>	-18.14	
		<i>Note: Also for use with new interiors in panelboards.</i>		
		<i>For Personal Protective Equipment (Arc Flash) When Working On Energized Equipment, Add</i>	21.77	
26 28 16 13-0045	EA	35 To 60 Amperes, 2 Pole, 240 Volt, Branch Circuit Breaker, 18,000 Amperes Interrupting Capacity	198.33	32.65
		<i>For Bolt-On, Add</i>	37.49	
		<i>For Installation In New Panelboard, Deduct</i>	-18.14	
		<i>Note: Also for use with new interiors in panelboards.</i>		
		<i>For Personal Protective Equipment (Arc Flash) When Working On Energized Equipment, Add</i>	21.77	
26 28 16 13-0046	EA	70 To 100 Amperes, 2 Pole, 240 Volt, Branch Circuit Breaker, 18,000 Amperes Interrupting Capacity	345.17	43.55
		<i>For Bolt-On, Add</i>	60.08	
		<i>For Installation In New Panelboard, Deduct</i>	-24.19	
		<i>Note: Also for use with new interiors in panelboards.</i>		
		<i>For Personal Protective Equipment (Arc Flash) When Working On Energized Equipment, Add</i>	29.03	
26 28 16 13-0047	EA	110 To 125 Amperes, 2 Pole, 240 Volt, Branch Circuit Breaker, 18,000 Amperes Interrupting Capacity	873.43	54.43
		<i>For Bolt-On, Add</i>	130.35	
		<i>For Installation In New Panelboard, Deduct</i>	-30.24	
		<i>Note: Also for use with new interiors in panelboards.</i>		
		<i>For Personal Protective Equipment (Arc Flash) When Working On Energized Equipment, Add</i>	36.29	
26 28 16 13-0048	EA	15 To 30 Amperes, 3 Pole, 240 Volt, Branch Circuit Breaker, 18,000 Amperes Interrupting Capacity	316.70	43.55
		<i>For Bolt-On, Add</i>	56.52	
		<i>For Installation In New Panelboard, Deduct</i>	-24.19	
		<i>Note: Also for use with new interiors in panelboards.</i>		
		<i>For Personal Protective Equipment (Arc Flash) When Working On Energized Equipment, Add</i>	29.03	

26 Electrical
26 20 Low-Voltage Electrical Distribution
26 28 Low-Voltage Circuit Protective Devices



MINOR CSI	UOM	DESCRIPTION	TOTAL DIRECT UNIT COST	DEMOLITION UNIT COST
26 28 16 13-0049	EA	35 To 60 Amperes, 3 Pole, 240 Volt, Branch Circuit Breaker, 18,000 Amperes Interrupting Capacity	316.70	43.55
		<i>For Bolt-On, Add</i>	56.52	
		<i>For Installation In New Panelboard, Deduct</i>	-24.19	
		<i>Note: Also for use with new interiors in panelboards.</i>		
		<i>For Personal Protective Equipment (Arc Flash) When Working On Energized Equipment, Add</i>	29.03	
26 28 16 13-0050	EA	70 To 100 Amperes, 3 Pole, 240 Volt, Branch Circuit Breaker, 18,000 Amperes Interrupting Capacity	420.08	54.43
		<i>For Bolt-On, Add</i>	73.68	
		<i>For Installation In New Panelboard, Deduct</i>	-30.24	
		<i>Note: Also for use with new interiors in panelboards.</i>		
		<i>For Personal Protective Equipment (Arc Flash) When Working On Energized Equipment, Add</i>	36.29	
26 28 16 13-0051	EA	110 To 125 Amperes, 3 Pole, 240 Volt, Branch Circuit Breaker, 18,000 Amperes Interrupting Capacity	1,080.81	65.31
		<i>For Bolt-On, Add</i>	160.50	
		<i>For Installation In New Panelboard, Deduct</i>	-36.29	
		<i>Note: Also for use with new interiors in panelboards.</i>		
		<i>For Personal Protective Equipment (Arc Flash) When Working On Energized Equipment, Add</i>	43.54	
26 28 16 13-0052		Branch Circuit Breakers 22,000 Amperes Interrupting Capacity, Plug-On		
		<i>Note: Includes connection of electrical wire.</i>		
26 28 16 13-0053	EA	15 To 30 Amperes, 1 Pole, 120/240 Volt, Branch Circuit Breaker, 22,000 Amperes Interrupting Capacity	110.71	21.77
		<i>For Bolt-On, Add</i>	22.31	
		<i>For Installation In New Panelboard, Deduct</i>	-12.10	
		<i>Note: Also for use with new interiors in panelboards.</i>		
		<i>For Personal Protective Equipment (Arc Flash) When Working On Energized Equipment, Add</i>	14.51	
26 28 16 13-0054	EA	35 To 60 Amperes, 1 Pole, 120/240 Volt, Branch Circuit Breaker, 22,000 Amperes Interrupting Capacity	110.71	21.77
		<i>For Bolt-On, Add</i>	22.31	
		<i>For Installation In New Panelboard, Deduct</i>	-12.10	
		<i>Note: Also for use with new interiors in panelboards.</i>		
		<i>For Personal Protective Equipment (Arc Flash) When Working On Energized Equipment, Add</i>	14.51	
26 28 16 13-0055	EA	70 To 100 Amperes, 1 Pole, 120/240 Volt, Branch Circuit Breaker, 22,000 Amperes Interrupting Capacity	130.81	27.21
		<i>For Bolt-On, Add</i>	26.93	
		<i>For Installation In New Panelboard, Deduct</i>	-15.12	
		<i>Note: Also for use with new interiors in panelboards.</i>		
		<i>For Personal Protective Equipment (Arc Flash) When Working On Energized Equipment, Add</i>	18.14	
26 28 16 13-0056	EA	15 To 30 Amperes, 1 Pole GFI, 120/240 Volt, Branch Circuit Breaker, 22,000 Amperes Interrupting Capacity	218.83	27.21
		<i>For Bolt-On, Add</i>	37.94	
		<i>For Installation In New Panelboard, Deduct</i>	-15.12	
		<i>Note: Also for use with new interiors in panelboards.</i>		
		<i>For Personal Protective Equipment (Arc Flash) When Working On Energized Equipment, Add</i>	18.14	
26 28 16 13-0057	EA	15 To 30 Amperes, 2 Pole, 120/240 Volt, Branch Circuit Breaker, 22,000 Amperes Interrupting Capacity	232.69	32.65
		<i>For Bolt-On, Add</i>	41.79	
		<i>For Installation In New Panelboard, Deduct</i>	-18.14	
		<i>Note: Also for use with new interiors in panelboards.</i>		
		<i>For Personal Protective Equipment (Arc Flash) When Working On Energized Equipment, Add</i>	21.77	
26 28 16 13-0058	EA	35 To 60 Amperes, 2 Pole, 120/240 Volt, Branch Circuit Breaker, 22,000 Amperes Interrupting Capacity	232.69	32.65
		<i>For Bolt-On, Add</i>	41.79	
		<i>For Installation In New Panelboard, Deduct</i>	-18.14	
		<i>Note: Also for use with new interiors in panelboards.</i>		
		<i>For Personal Protective Equipment (Arc Flash) When Working On Energized Equipment, Add</i>	21.77	
26 28 16 13-0059	EA	70 To 100 Amperes, 2 Pole, 120/240 Volt, Branch Circuit Breaker, 22,000 Amperes Interrupting Capacity	282.90	43.55
		<i>For Bolt-On, Add</i>	52.30	
		<i>For Installation In New Panelboard, Deduct</i>	-24.19	
		<i>Note: Also for use with new interiors in panelboards.</i>		
		<i>For Personal Protective Equipment (Arc Flash) When Working On Energized Equipment, Add</i>	29.03	
26 28 16 13-0060	EA	110 To 125 Amperes, 2 Pole, 240 Volt, Branch Circuit Breaker, 22,000 Amperes Interrupting Capacity	406.32	54.43
		<i>For Bolt-On, Add</i>	71.96	
		<i>For Installation In New Panelboard, Deduct</i>	-30.24	
		<i>Note: Also for use with new interiors in panelboards.</i>		
		<i>For Personal Protective Equipment (Arc Flash) When Working On Energized Equipment, Add</i>	36.29	
26 28 16 13-0061	EA	150 To 225 Amperes, 2 Pole, 240 Volt, Branch Circuit Breaker, 22,000 Amperes Interrupting Capacity	523.63	60.47
		<i>For Bolt-On, Add</i>	88.74	
		<i>For Installation In New Panelboard, Deduct</i>	-33.26	
		<i>Note: Also for use with new interiors in panelboards.</i>		
		<i>For Personal Protective Equipment (Arc Flash) When Working On Energized Equipment, Add</i>	39.91	
26 28 16 13-0062	EA	250 Amperes, 2 Pole, 240 Volt, Branch Circuit Breaker, 22,000 Amperes Interrupting Capacity	653.05	70.76
		<i>For Bolt-On, Add</i>	109.15	
		<i>For Installation In New Panelboard, Deduct</i>	-39.31	
		<i>Note: Also for use with new interiors in panelboards.</i>		
		<i>For Personal Protective Equipment (Arc Flash) When Working On Energized Equipment, Add</i>	47.17	
26 28 16 13-0063	EA	300 To 400 Amperes, 2 Pole, 240 Volt, Branch Circuit Breaker, 22,000 Amperes Interrupting Capacity	705.55	81.64
		<i>For Bolt-On, Add</i>	119.94	
		<i>For Installation In New Panelboard, Deduct</i>	-45.36	
		<i>Note: Also for use with new interiors in panelboards.</i>		
		<i>For Personal Protective Equipment (Arc Flash) When Working On Energized Equipment, Add</i>	54.43	
26 28 16 13-0064	EA	15 To 30 Amperes, 3 Pole, 120/240 Volt, Branch Circuit Breaker, 22,000 Amperes Interrupting Capacity	283.48	43.55
		<i>For Bolt-On, Add</i>	52.37	
		<i>For Installation In New Panelboard, Deduct</i>	-24.19	
		<i>Note: Also for use with new interiors in panelboards.</i>		
		<i>For Personal Protective Equipment (Arc Flash) When Working On Energized Equipment, Add</i>	29.03	
26 28 16 13-0065	EA	35 To 60 Amperes, 3 Pole, 120/240 Volt, Branch Circuit Breaker, 22,000 Amperes Interrupting Capacity	283.48	43.55
		<i>For Bolt-On, Add</i>	52.37	
		<i>For Installation In New Panelboard, Deduct</i>	-24.19	
		<i>Note: Also for use with new interiors in panelboards.</i>		
		<i>For Personal Protective Equipment (Arc Flash) When Working On Energized Equipment, Add</i>	29.03	



MINOR CSI UOM DESCRIPTION	TOTAL DIRECT UNIT COST	DEMOLITION UNIT COST
26 28 16 13-0066 EA 70 To 100 Amperes, 3 Pole, 120/240 Volt, Branch Circuit Breaker, 22,000 Amperes Interrupting Capacity.....	333.12	54.43
For Bolt-On, Add	62.81	
For Installation In New Panelboard, Deduct	-30.24	
Note: Also for use with new interiors in panelboards.		
For Personal Protective Equipment (Arc Flash) When Working On Energized Equipment, Add	36.29	
26 28 16 13-0067 EA 110 To 125 Amperes, 3 Pole, 240 Volt, Branch Circuit Breaker, 22,000 Amperes Interrupting Capacity.....	503.13	65.31
For Bolt-On, Add	88.29	
For Installation In New Panelboard, Deduct	-36.29	
Note: Also for use with new interiors in panelboards.		
For Personal Protective Equipment (Arc Flash) When Working On Energized Equipment, Add	43.54	
26 28 16 13-0068 EA 150 To 225 Amperes, 3 Pole, 240 Volt, Branch Circuit Breaker, 22,000 Amperes Interrupting Capacity.....	660.12	84.67
For Bolt-On, Add	115.32	
For Installation In New Panelboard, Deduct	-46.87	
Note: Also for use with new interiors in panelboards.		
For Personal Protective Equipment (Arc Flash) When Working On Energized Equipment, Add	56.24	
26 28 16 13-0069 EA 250 Amperes, 3 Pole, 240 Volt, Branch Circuit Breaker, 22,000 Amperes Interrupting Capacity.....	814.46	97.98
For Bolt-On, Add	139.91	
For Installation In New Panelboard, Deduct	-54.43	
Note: Also for use with new interiors in panelboards.		
For Personal Protective Equipment (Arc Flash) When Working On Energized Equipment, Add	65.31	
26 28 16 13-0070 EA 300 To 400 Amperes, 3 Pole, 240 Volt, Branch Circuit Breaker, 22,000 Amperes Interrupting Capacity.....	866.02	104.02
For Bolt-On, Add	148.47	
For Installation In New Panelboard, Deduct	-57.45	
Note: Also for use with new interiors in panelboards.		
For Personal Protective Equipment (Arc Flash) When Working On Energized Equipment, Add	68.94	
26 28 16 13-0071 Branch Circuit Breakers 25,000 Amperes Interrupting Capacity, Plug-On <small>(26 28 16 13-0001)</small>		
Note: Includes connection of electrical wire.		
26 28 16 13-0072 EA 15 To 30 Amperes, 2 Pole, 240/480 Volt, Branch Circuit Breaker, 25,000 Amperes Interrupting Capacity.....	241.28	32.65
For Bolt-On, Add	42.86	
For Installation In New Panelboard, Deduct	-18.14	
Note: Also for use with new interiors in panelboards.		
For Personal Protective Equipment (Arc Flash) When Working On Energized Equipment, Add	21.77	
26 28 16 13-0073 EA 35 To 60 Amperes, 2 Pole, 240/480 Volt, Branch Circuit Breaker, 25,000 Amperes Interrupting Capacity.....	241.28	32.65
For Bolt-On, Add	42.86	
For Installation In New Panelboard, Deduct	-18.14	
Note: Also for use with new interiors in panelboards.		
For Personal Protective Equipment (Arc Flash) When Working On Energized Equipment, Add	21.77	
26 28 16 13-0074 EA 70 To 100 Amperes, 2 Pole, 240/480 Volt, Branch Circuit Breaker, 25,000 Amperes Interrupting Capacity.....	365.90	43.55
For Bolt-On, Add	62.67	
For Installation In New Panelboard, Deduct	-24.19	
Note: Also for use with new interiors in panelboards.		
For Personal Protective Equipment (Arc Flash) When Working On Energized Equipment, Add	29.03	
26 28 16 13-0075 EA 110 To 125 Amperes, 2 Pole, 240/480 Volt, Branch Circuit Breaker, 25,000 Amperes Interrupting Capacity.....	591.81	54.43
For Bolt-On, Add	95.14	
For Installation In New Panelboard, Deduct	-30.24	
Note: Also for use with new interiors in panelboards.		
For Personal Protective Equipment (Arc Flash) When Working On Energized Equipment, Add	36.29	
26 28 16 13-0076 EA 150 To 225 Amperes, 2 Pole, 240/480 Volt, Branch Circuit Breaker, 25,000 Amperes Interrupting Capacity.....	919.24	67.73
For Bolt-On, Add	141.36	
For Installation In New Panelboard, Deduct	-37.80	
Note: Also for use with new interiors in panelboards.		
For Personal Protective Equipment (Arc Flash) When Working On Energized Equipment, Add	45.36	
26 28 16 13-0077 EA 250 Amperes, 2 Pole, 240/480 Volt, Branch Circuit Breaker, 25,000 Amperes Interrupting Capacity.....	1,040.98	70.76
For Bolt-On, Add	157.64	
For Installation In New Panelboard, Deduct	-39.31	
Note: Also for use with new interiors in panelboards.		
For Personal Protective Equipment (Arc Flash) When Working On Energized Equipment, Add	47.17	
26 28 16 13-0078 EA 300 To 400 Amperes, 2 Pole, 240/480 Volt, Branch Circuit Breaker, 25,000 Amperes Interrupting Capacity.....	1,138.13	81.64
For Bolt-On, Add	174.02	
For Installation In New Panelboard, Deduct	-45.36	
Note: Also for use with new interiors in panelboards.		
For Personal Protective Equipment (Arc Flash) When Working On Energized Equipment, Add	54.43	
26 28 16 13-0079 EA 15 To 30 Amperes, 3 Pole, 240/480 Volt, Branch Circuit Breaker, 25,000 Amperes Interrupting Capacity.....	346.21	43.55
For Bolt-On, Add	60.21	
For Installation In New Panelboard, Deduct	-24.19	
Note: Also for use with new interiors in panelboards.		
For Personal Protective Equipment (Arc Flash) When Working On Energized Equipment, Add	29.03	
26 28 16 13-0080 EA 35 To 60 Amperes, 3 Pole, 240/480 Volt, Branch Circuit Breaker, 25,000 Amperes Interrupting Capacity.....	346.21	43.55
For Bolt-On, Add	60.21	
For Installation In New Panelboard, Deduct	-24.19	
Note: Also for use with new interiors in panelboards.		
For Personal Protective Equipment (Arc Flash) When Working On Energized Equipment, Add	29.03	
26 28 16 13-0081 EA 70 To 100 Amperes, 3 Pole, 240/480 Volt, Branch Circuit Breaker, 25,000 Amperes Interrupting Capacity.....	436.06	54.43
For Bolt-On, Add	75.68	
For Installation In New Panelboard, Deduct	-30.24	
Note: Also for use with new interiors in panelboards.		
For Personal Protective Equipment (Arc Flash) When Working On Energized Equipment, Add	36.29	
26 28 16 13-0082 EA 110 To 125 Amperes, 3 Pole, 240/480 Volt, Branch Circuit Breaker, 25,000 Amperes Interrupting Capacity.....	735.83	65.31
For Bolt-On, Add	117.38	
For Installation In New Panelboard, Deduct	-36.29	
Note: Also for use with new interiors in panelboards.		
For Personal Protective Equipment (Arc Flash) When Working On Energized Equipment, Add	43.54	

26 Electrical
26 20 Low-Voltage Electrical Distribution
26 28 Low-Voltage Circuit Protective Devices



MINOR CSI	UOM	DESCRIPTION	TOTAL DIRECT UNIT COST	DEMOLITION UNIT COST
26 28 16 13-0083	EA	150 To 225 Amperes, 3 Pole, 240/480 Volt, Branch Circuit Breaker, 25,000 Amperes Interrupting Capacity	1,073.69	84.67
		<i>For Bolt-On, Add</i>	167.02	
		<i>For Installation In New Panelboard, Deduct</i>	-46.87	
		<i>Note: Also for use with new interiors in panelboards.</i>		
		<i>For Personal Protective Equipment (Arc Flash) When Working On Energized Equipment, Add</i>	56.24	
26 28 16 13-0084	EA	250 Amperes, 3 Pole, 240/480 Volt, Branch Circuit Breaker, 25,000 Amperes Interrupting Capacity	1,267.99	97.98
		<i>For Bolt-On, Add</i>	196.60	
		<i>For Installation In New Panelboard, Deduct</i>	-54.43	
		<i>Note: Also for use with new interiors in panelboards.</i>		
		<i>For Personal Protective Equipment (Arc Flash) When Working On Energized Equipment, Add</i>	65.31	
26 28 16 13-0085	EA	300 To 400 Amperes, 3 Pole, 240/480 Volt, Branch Circuit Breaker, 25,000 Amperes Interrupting Capacity	1,371.46	104.02
		<i>For Bolt-On, Add</i>	211.65	
		<i>For Installation In New Panelboard, Deduct</i>	-57.45	
		<i>Note: Also for use with new interiors in panelboards.</i>		
		<i>For Personal Protective Equipment (Arc Flash) When Working On Energized Equipment, Add</i>	68.94	
26 28 16 13-0086		Branch Circuit Breakers 30,000 Amperes Interrupting Capacity, Plug-On ^(26 28 16 13-0001)		
		<i>Note: Includes connection of electrical wire.</i>		
26 28 16 13-0087	EA	2 Pole, 240/480 Volt, 15-30 Amperes, Branch Circuit Breaker, 30,000 Amperes Interrupting Capacity	249.81	32.65
		<i>For Bolt-On, Add</i>	43.93	
		<i>For Installation In New Panelboard, Deduct</i>	-18.14	
		<i>Note: Also for use with new interiors in panelboards.</i>		
		<i>For Personal Protective Equipment (Arc Flash) When Working On Energized Equipment, Add</i>	21.77	
26 28 16 13-0088	EA	2 Pole, 240/480 Volt, 35-60 Amperes, Branch Circuit Breaker, 30,000 Amperes Interrupting Capacity	249.81	32.65
		<i>For Bolt-On, Add</i>	43.93	
		<i>For Installation In New Panelboard, Deduct</i>	-18.14	
		<i>Note: Also for use with new interiors in panelboards.</i>		
		<i>For Personal Protective Equipment (Arc Flash) When Working On Energized Equipment, Add</i>	21.77	
26 28 16 13-0089	EA	2 Pole, 240/480 Volt, 70-100 Amperes, Branch Circuit Breaker, 30,000 Amperes Interrupting Capacity	444.68	43.55
		<i>For Bolt-On, Add</i>	72.52	
		<i>For Installation In New Panelboard, Deduct</i>	-24.19	
		<i>Note: Also for use with new interiors in panelboards.</i>		
		<i>For Personal Protective Equipment (Arc Flash) When Working On Energized Equipment, Add</i>	29.03	
26 28 16 13-0090	EA	2 Pole, 240/480 Volt, 110-125 Amperes, Branch Circuit Breaker, 30,000 Amperes Interrupting Capacity	810.23	54.43
		<i>For Bolt-On, Add</i>	122.45	
		<i>For Installation In New Panelboard, Deduct</i>	-30.24	
		<i>Note: Also for use with new interiors in panelboards.</i>		
		<i>For Personal Protective Equipment (Arc Flash) When Working On Energized Equipment, Add</i>	36.29	
26 28 16 13-0091	EA	2 Pole, 240/480 Volt, 150-225 Amperes, Branch Circuit Breaker, 30,000 Amperes Interrupting Capacity	1,280.28	67.73
		<i>For Bolt-On, Add</i>	186.49	
		<i>For Installation In New Panelboard, Deduct</i>	-37.80	
		<i>Note: Also for use with new interiors in panelboards.</i>		
		<i>For Personal Protective Equipment (Arc Flash) When Working On Energized Equipment, Add</i>	45.36	
26 28 16 13-0092	EA	2 Pole, 240/480 Volt, 250 Amperes, Branch Circuit Breaker, 30,000 Amperes Interrupting Capacity	1,456.22	70.76
		<i>For Bolt-On, Add</i>	209.54	
		<i>For Installation In New Panelboard, Deduct</i>	-39.31	
		<i>Note: Also for use with new interiors in panelboards.</i>		
		<i>For Personal Protective Equipment (Arc Flash) When Working On Energized Equipment, Add</i>	47.17	
26 28 16 13-0093	EA	2 Pole, 240/480 Volt, 300-400 Amperes, Branch Circuit Breaker, 30,000 Amperes Interrupting Capacity	1,586.23	81.64
		<i>For Bolt-On, Add</i>	230.03	
		<i>For Installation In New Panelboard, Deduct</i>	-45.36	
		<i>Note: Also for use with new interiors in panelboards.</i>		
		<i>For Personal Protective Equipment (Arc Flash) When Working On Energized Equipment, Add</i>	54.43	
26 28 16 13-0094	EA	3 Pole, 240/480 Volt, 15-30 Amperes, Branch Circuit Breaker, 30,000 Amperes Interrupting Capacity	405.29	43.55
		<i>For Bolt-On, Add</i>	67.59	
		<i>For Installation In New Panelboard, Deduct</i>	-24.19	
		<i>Note: Also for use with new interiors in panelboards.</i>		
		<i>For Personal Protective Equipment (Arc Flash) When Working On Energized Equipment, Add</i>	29.03	
26 28 16 13-0095	EA	3 Pole, 240/480 Volt, 35-60 Amperes, Branch Circuit Breaker, 30,000 Amperes Interrupting Capacity	405.29	43.55
		<i>For Bolt-On, Add</i>	67.59	
		<i>For Installation In New Panelboard, Deduct</i>	-24.19	
		<i>Note: Also for use with new interiors in panelboards.</i>		
		<i>For Personal Protective Equipment (Arc Flash) When Working On Energized Equipment, Add</i>	29.03	
26 28 16 13-0096	EA	3 Pole, 240/480 Volt, 70-100 Amperes, Branch Circuit Breaker, 30,000 Amperes Interrupting Capacity	538.46	54.43
		<i>For Bolt-On, Add</i>	88.48	
		<i>For Installation In New Panelboard, Deduct</i>	-30.24	
		<i>Note: Also for use with new interiors in panelboards.</i>		
		<i>For Personal Protective Equipment (Arc Flash) When Working On Energized Equipment, Add</i>	36.29	
26 28 16 13-0097	EA	3 Pole, 240/480 Volt, 110-125 Amperes, Branch Circuit Breaker, 30,000 Amperes Interrupting Capacity	985.40	65.31
		<i>For Bolt-On, Add</i>	148.57	
		<i>For Installation In New Panelboard, Deduct</i>	-36.29	
		<i>Note: Also for use with new interiors in panelboards.</i>		
		<i>For Personal Protective Equipment (Arc Flash) When Working On Energized Equipment, Add</i>	43.54	
26 28 16 13-0098	EA	3 Pole, 240/480 Volt, 150-225 Amperes, Branch Circuit Breaker, 30,000 Amperes Interrupting Capacity	1,245.25	84.67
		<i>For Bolt-On, Add</i>	188.47	
		<i>For Installation In New Panelboard, Deduct</i>	-46.87	
		<i>Note: Also for use with new interiors in panelboards.</i>		
		<i>For Personal Protective Equipment (Arc Flash) When Working On Energized Equipment, Add</i>	56.24	
26 28 16 13-0099	EA	3 Pole, 240/480 Volt, 250 Amperes, Branch Circuit Breaker, 30,000 Amperes Interrupting Capacity	1,980.95	97.98
		<i>For Bolt-On, Add</i>	285.72	
		<i>For Installation In New Panelboard, Deduct</i>	-54.43	
		<i>Note: Also for use with new interiors in panelboards.</i>		
		<i>For Personal Protective Equipment (Arc Flash) When Working On Energized Equipment, Add</i>	65.31	



MINOR	CSI	UOM	DESCRIPTION	TOTAL DIRECT UNIT COST	DEMOLITION UNIT COST
26 28 16 13-0100	EA		3 Pole, 240/480 Volt, 300-400 Amperes, Branch Circuit Breaker, 30,000 Amperes Interrupting Capacity <i>For Bolt-On, Add</i> <i>For Installation In New Panelboard, Deduct</i> Note: Also for use with new interiors in panelboards. <i>For Personal Protective Equipment (Arc Flash) When Working On Energized Equipment, Add</i>	2,109.64 303.92 -57.45 68.94	104.02
26 28 16 13-0101			Branch Circuit Breakers 35,000 Amperes Interrupting Capacity, Plug-On ^(26 28) <small>16 13-0001</small> Note: Includes connection of electrical wire.		
26 28 16 13-0102	EA		1 Pole, 480 Volt, 15-30 Amperes, Branch Circuit Breaker, 35,000 Amperes Interrupting Capacity <i>For Bolt-On, Add</i> <i>For Installation In New Panelboard, Deduct</i> Note: Also for use with new interiors in panelboards. <i>For Personal Protective Equipment (Arc Flash) When Working On Energized Equipment, Add</i>	132.22 24.99 -12.10 14.51	21.77
26 28 16 13-0103	EA		1 Pole, 480 Volt, 35-60 Amperes, Branch Circuit Breaker, 35,000 Amperes Interrupting Capacity <i>For Bolt-On, Add</i> <i>For Installation In New Panelboard, Deduct</i> Note: Also for use with new interiors in panelboards. <i>For Personal Protective Equipment (Arc Flash) When Working On Energized Equipment, Add</i>	132.22 24.99 -12.10 14.51	21.77
26 28 16 13-0104	EA		1 Pole, 480 Volt, 70-100 Amperes, Branch Circuit Breaker, 35,000 Amperes Interrupting Capacity <i>For Bolt-On, Add</i> <i>For Installation In New Panelboard, Deduct</i> Note: Also for use with new interiors in panelboards. <i>For Personal Protective Equipment (Arc Flash) When Working On Energized Equipment, Add</i>	227.11 38.97 -15.12 18.14	27.21
26 28 16 13-0105	EA		2 Pole, 480 Volt, 15-30 Amperes, Branch Circuit Breaker, 35,000 Amperes Interrupting Capacity <i>For Bolt-On, Add</i> <i>For Installation In New Panelboard, Deduct</i> Note: Also for use with new interiors in panelboards. <i>For Personal Protective Equipment (Arc Flash) When Working On Energized Equipment, Add</i>	284.75 48.29 -18.14 21.77	32.65
26 28 16 13-0106	EA		2 Pole, 480 Volt, 35-60 Amperes, Branch Circuit Breaker, 35,000 Amperes Interrupting Capacity <i>For Bolt-On, Add</i> <i>For Installation In New Panelboard, Deduct</i> Note: Also for use with new interiors in panelboards. <i>For Personal Protective Equipment (Arc Flash) When Working On Energized Equipment, Add</i>	284.75 48.29 -18.14 21.77	32.65
26 28 16 13-0107	EA		2 Pole, 480 Volt, 70-100 Amperes, Branch Circuit Breaker, 35,000 Amperes Interrupting Capacity <i>For Bolt-On, Add</i> <i>For Installation In New Panelboard, Deduct</i> Note: Also for use with new interiors in panelboards. <i>For Personal Protective Equipment (Arc Flash) When Working On Energized Equipment, Add</i>	516.98 81.56 -24.19 29.03	43.55
26 28 16 13-0108	EA		2 Pole, 480 Volt, 110-125 Amperes, Branch Circuit Breaker, 35,000 Amperes Interrupting Capacity <i>For Bolt-On, Add</i> <i>For Installation In New Panelboard, Deduct</i> Note: Also for use with new interiors in panelboards. <i>For Personal Protective Equipment (Arc Flash) When Working On Energized Equipment, Add</i>	954.65 140.50 -30.24 36.29	54.43
26 28 16 13-0109	EA		2 Pole, 480 Volt, 150-225 Amperes, Branch Circuit Breaker, 35,000 Amperes Interrupting Capacity <i>For Bolt-On, Add</i> <i>For Installation In New Panelboard, Deduct</i> Note: Also for use with new interiors in panelboards. <i>For Personal Protective Equipment (Arc Flash) When Working On Energized Equipment, Add</i>	1,850.71 257.80 -37.80 45.36	67.73
26 28 16 13-0110	EA		3 Pole, 480 Volt, 15-30 Amperes, Branch Circuit Breaker, 35,000 Amperes Interrupting Capacity <i>For Bolt-On, Add</i> <i>For Installation In New Panelboard, Deduct</i> Note: Also for use with new interiors in panelboards. <i>For Personal Protective Equipment (Arc Flash) When Working On Energized Equipment, Add</i>	468.34 75.48 -24.19 29.03	43.55
26 28 16 13-0111	EA		3 Pole, 480 Volt, 35-60 Amperes, Branch Circuit Breaker, 35,000 Amperes Interrupting Capacity <i>For Bolt-On, Add</i> <i>For Installation In New Panelboard, Deduct</i> Note: Also for use with new interiors in panelboards. <i>For Personal Protective Equipment (Arc Flash) When Working On Energized Equipment, Add</i>	468.34 75.48 -24.19 29.03	43.55
26 28 16 13-0112	EA		3 Pole, 480 Volt, 70-100 Amperes, Branch Circuit Breaker, 35,000 Amperes Interrupting Capacity <i>For Bolt-On, Add</i> <i>For Installation In New Panelboard, Deduct</i> Note: Also for use with new interiors in panelboards. <i>For Personal Protective Equipment (Arc Flash) When Working On Energized Equipment, Add</i>	626.06 99.43 -30.24 36.29	54.43
26 28 16 13-0113	EA		3 Pole, 480 Volt, 110-125 Amperes, Branch Circuit Breaker, 35,000 Amperes Interrupting Capacity <i>For Bolt-On, Add</i> <i>For Installation In New Panelboard, Deduct</i> Note: Also for use with new interiors in panelboards. <i>For Personal Protective Equipment (Arc Flash) When Working On Energized Equipment, Add</i>	1,175.77 172.37 -36.29 43.54	65.31
26 28 16 13-0114	EA		3 Pole, 480 Volt, 150-225 Amperes, Branch Circuit Breaker, 35,000 Amperes Interrupting Capacity <i>For Bolt-On, Add</i> <i>For Installation In New Panelboard, Deduct</i> Note: Also for use with new interiors in panelboards. <i>For Personal Protective Equipment (Arc Flash) When Working On Energized Equipment, Add</i>	2,301.02 320.44 -46.87 56.24	84.67
26 28 16 13-0115			Branch Circuit Breakers 42,000 Amperes Interrupting Capacity, Plug-On ^(26 28) <small>16 13-0001</small> Note: Includes connection of electrical wire.		
26 28 16 13-0116	EA		15 To 30 Amperes, 1 Pole, 240 Volt, Branch Circuit Breaker, 42,000 Amperes Interrupting Capacity <i>For Bolt-On, Add</i> <i>For Installation In New Panelboard, Deduct</i> Note: Also for use with new interiors in panelboards. <i>For Personal Protective Equipment (Arc Flash) When Working On Energized Equipment, Add</i>	192.80 32.57 -12.10 14.51	21.77

26	Electrical
26 20	Low-Voltage Electrical Distribution
26 28	Low-Voltage Circuit Protective Devices



MINOR CSI	UOM	DESCRIPTION	TOTAL DIRECT UNIT COST	DEMOLITION UNIT COST
26 28 16 13-0117	EA	35 To 60 Amperes, 1 Pole, 240 Volt, Branch Circuit Breaker, 42,000 Ampere Interrupting Capacity	192.80	21.77
		<i>For Bolt-On, Add</i>	32.57	
		<i>For Installation In New Panelboard, Deduct</i>	-12.10	
		<i>Note: Also for use with new interiors in panelboards.</i>		
		<i>For Personal Protective Equipment (Arc Flash) When Working On Energized Equipment, Add</i>	14.51	
26 28 16 13-0118	EA	70 To 100 Amperes, 1 Pole, 240 Volt, Branch Circuit Breaker, 42,000 Amperes Interrupting Capacity	291.54	27.21
		<i>For Bolt-On, Add</i>	47.02	
		<i>For Installation In New Panelboard, Deduct</i>	-15.12	
		<i>Note: Also for use with new interiors in panelboards.</i>		
		<i>For Personal Protective Equipment (Arc Flash) When Working On Energized Equipment, Add</i>	18.14	
26 28 16 13-0119	EA	15 To 30 Amperes, 2 Pole, 240 Volt, Branch Circuit Breaker, 42,000 Amperes Interrupting Capacity	354.84	32.65
		<i>For Bolt-On, Add</i>	57.05	
		<i>For Installation In New Panelboard, Deduct</i>	-18.14	
		<i>Note: Also for use with new interiors in panelboards.</i>		
		<i>For Personal Protective Equipment (Arc Flash) When Working On Energized Equipment, Add</i>	21.77	
26 28 16 13-0120	EA	35 To 60 Amperes, 2 Pole, 240 Volt, Branch Circuit Breaker, 42,000 Amperes Interrupting Capacity	354.84	32.65
		<i>For Bolt-On, Add</i>	57.05	
		<i>For Installation In New Panelboard, Deduct</i>	-18.14	
		<i>Note: Also for use with new interiors in panelboards.</i>		
		<i>For Personal Protective Equipment (Arc Flash) When Working On Energized Equipment, Add</i>	21.77	
26 28 16 13-0121	EA	70 To 100 Amperes, 2 Pole, 240 Volt, Branch Circuit Breaker, 42,000 Amperes Interrupting Capacity	667.87	43.55
		<i>For Bolt-On, Add</i>	100.42	
		<i>For Installation In New Panelboard, Deduct</i>	-24.19	
		<i>Note: Also for use with new interiors in panelboards.</i>		
		<i>For Personal Protective Equipment (Arc Flash) When Working On Energized Equipment, Add</i>	29.03	
26 28 16 13-0122	EA	110 To 125 Amperes, 2 Pole, 240 Volt, Branch Circuit Breaker, 42,000 Amperes Interrupting Capacity	1,210.67	54.43
		<i>For Bolt-On, Add</i>	172.50	
		<i>For Installation In New Panelboard, Deduct</i>	-30.24	
		<i>Note: Also for use with new interiors in panelboards.</i>		
		<i>For Personal Protective Equipment (Arc Flash) When Working On Energized Equipment, Add</i>	36.29	
26 28 16 13-0123	EA	150 To 225 Amperes, 2 Pole, 240 Volt, Branch Circuit Breaker, 42,000 Amperes Interrupting Capacity	2,410.92	60.47
		<i>For Bolt-On, Add</i>	324.65	
		<i>For Installation In New Panelboard, Deduct</i>	-33.26	
		<i>Note: Also for use with new interiors in panelboards.</i>		
		<i>For Personal Protective Equipment (Arc Flash) When Working On Energized Equipment, Add</i>	39.91	
26 28 16 13-0124	EA	15 To 30 Amperes, 3 Pole, 240 Volt, Branch Circuit Breaker, 42,000 Amperes Interrupting Capacity	608.79	43.55
		<i>For Bolt-On, Add</i>	93.03	
		<i>For Installation In New Panelboard, Deduct</i>	-24.19	
		<i>Note: Also for use with new interiors in panelboards.</i>		
		<i>For Personal Protective Equipment (Arc Flash) When Working On Energized Equipment, Add</i>	29.03	
26 28 16 13-0125	EA	35 To 60 Amperes, 3 Pole, 240 Volt, Branch Circuit Breaker, 42,000 Amperes Interrupting Capacity	608.79	43.55
		<i>For Bolt-On, Add</i>	93.03	
		<i>For Installation In New Panelboard, Deduct</i>	-24.19	
		<i>Note: Also for use with new interiors in panelboards.</i>		
		<i>For Personal Protective Equipment (Arc Flash) When Working On Energized Equipment, Add</i>	29.03	
26 28 16 13-0126	EA	70 To 100 Amperes, 3 Pole, 240 Volt, Branch Circuit Breaker, 42,000 Amperes Interrupting Capacity	843.06	54.43
		<i>For Bolt-On, Add</i>	126.55	
		<i>For Installation In New Panelboard, Deduct</i>	-30.24	
		<i>Note: Also for use with new interiors in panelboards.</i>		
		<i>For Personal Protective Equipment (Arc Flash) When Working On Energized Equipment, Add</i>	36.29	
26 28 16 13-0127	EA	110 To 125 Amperes, 3 Pole, 240 Volt, Branch Circuit Breaker, 42,000 Amperes Interrupting Capacity	1,366.14	65.31
		<i>For Bolt-On, Add</i>	196.17	
		<i>For Installation In New Panelboard, Deduct</i>	-36.29	
		<i>Note: Also for use with new interiors in panelboards.</i>		
		<i>For Personal Protective Equipment (Arc Flash) When Working On Energized Equipment, Add</i>	43.54	
26 28 16 13-0128	EA	150 To 225 Amperes, 3 Pole, 240 Volt, Branch Circuit Breaker, 42,000 Amperes Interrupting Capacity	3,043.04	84.67
		<i>For Bolt-On, Add</i>	413.19	
		<i>For Installation In New Panelboard, Deduct</i>	-46.87	
		<i>Note: Also for use with new interiors in panelboards.</i>		
		<i>For Personal Protective Equipment (Arc Flash) When Working On Energized Equipment, Add</i>	56.24	
26 28 16 13-0129		Branch Circuit Breakers 65,000 Amperes Interrupting Capacity, Plug-On <small>(26 28 16 13-0001)</small>		
		<i>Note: Includes connection of electrical wire.</i>		
26 28 16 13-0130	EA	15 To 30 Amperes, 1 Pole, 240 Volt, Branch Circuit Breaker, 65,000 Amperes Interrupting Capacity	88.23	21.77
		<i>For Bolt-On, Add</i>	19.50	
		<i>For Installation In New Panelboard, Deduct</i>	-12.10	
		<i>Note: Also for use with new interiors in panelboards.</i>		
		<i>For Personal Protective Equipment (Arc Flash) When Working On Energized Equipment, Add</i>	14.51	
26 28 16 13-0131	EA	15 To 30 Amperes, 2 Pole, 240 Volt, Branch Circuit Breaker, 65,000 Amperes Interrupting Capacity	184.87	32.65
		<i>For Bolt-On, Add</i>	35.81	
		<i>For Installation In New Panelboard, Deduct</i>	-18.14	
		<i>Note: Also for use with new interiors in panelboards.</i>		
		<i>For Personal Protective Equipment (Arc Flash) When Working On Energized Equipment, Add</i>	21.77	
26 28 16 13-0132	EA	15 To 30 Amperes, 3 Pole, 240 Volt, Branch Circuit Breaker, 65,000 Amperes Interrupting Capacity	292.38	43.55
		<i>For Bolt-On, Add</i>	53.48	
		<i>For Installation In New Panelboard, Deduct</i>	-24.19	
		<i>Note: Also for use with new interiors in panelboards.</i>		
		<i>For Personal Protective Equipment (Arc Flash) When Working On Energized Equipment, Add</i>	29.03	
26 28 16 13-0133	EA	15 To 30 Amperes, 1 Pole, 480 Volt, Branch Circuit Breaker, 65,000 Amperes Interrupting Capacity	182.42	21.77
		<i>For Bolt-On, Add</i>	31.27	
		<i>For Installation In New Panelboard, Deduct</i>	-12.10	
		<i>Note: Also for use with new interiors in panelboards.</i>		
		<i>For Personal Protective Equipment (Arc Flash) When Working On Energized Equipment, Add</i>	14.51	



MINOR CSI UOM DESCRIPTION	TOTAL DIRECT UNIT COST	DEMOLITION UNIT COST
26 28 16 13-0134 EA 35 To 60 Amperes, 1 Pole, 480 Volt, Branch Circuit Breaker, 65,000 Amperes Interrupting Capacity.....	182.42	21.77
For Bolt-On, Add	31.27	
For Installation In New Panelboard, Deduct	-12.10	
Note: Also for use with new interiors in panelboards.		
For Personal Protective Equipment (Arc Flash) When Working On Energized Equipment, Add	14.51	
26 28 16 13-0135 EA 70 To 100 Amperes, 2 Pole, 480 Volt, Branch Circuit Breaker, 65,000 Amperes Interrupting Capacity.....	363.28	43.55
For Bolt-On, Add	62.34	
For Installation In New Panelboard, Deduct	-24.19	
Note: Also for use with new interiors in panelboards.		
For Personal Protective Equipment (Arc Flash) When Working On Energized Equipment, Add	29.03	
26 28 16 13-0136 EA 15 To 30 Amperes, 2 Pole, 480 Volt, Branch Circuit Breaker, 65,000 Amperes Interrupting Capacity.....	412.58	32.65
For Bolt-On, Add	64.27	
For Installation In New Panelboard, Deduct	-18.14	
Note: Also for use with new interiors in panelboards.		
For Personal Protective Equipment (Arc Flash) When Working On Energized Equipment, Add	21.77	
26 28 16 13-0137 EA 35 To 60 Amperes, 2 Pole, 480 Volt, Branch Circuit Breaker, 65,000 Amperes Interrupting Capacity.....	412.58	32.65
For Bolt-On, Add	64.27	
For Installation In New Panelboard, Deduct	-18.14	
Note: Also for use with new interiors in panelboards.		
For Personal Protective Equipment (Arc Flash) When Working On Energized Equipment, Add	21.77	
26 28 16 13-0138 EA 70 To 100 Amperes, 2 Pole, 480 Volt, Branch Circuit Breaker, 65,000 Amperes Interrupting Capacity.....	797.99	43.55
For Bolt-On, Add	116.68	
For Installation In New Panelboard, Deduct	-24.19	
Note: Also for use with new interiors in panelboards.		
For Personal Protective Equipment (Arc Flash) When Working On Energized Equipment, Add	29.03	
26 28 16 13-0139 EA 110 To 125 Amperes, 2 Pole, 480 Volt, Branch Circuit Breaker, 65,000 Amperes Interrupting Capacity.....	1,355.09	54.43
For Bolt-On, Add	190.55	
For Installation In New Panelboard, Deduct	-30.24	
Note: Also for use with new interiors in panelboards.		
For Personal Protective Equipment (Arc Flash) When Working On Energized Equipment, Add	36.29	
26 28 16 13-0140 EA 150 To 225 Amperes, 2 Pole, 480 Volt, Branch Circuit Breaker, 65,000 Amperes Interrupting Capacity.....	2,984.59	67.73
For Bolt-On, Add	399.53	
For Installation In New Panelboard, Deduct	-37.80	
Note: Also for use with new interiors in panelboards.		
For Personal Protective Equipment (Arc Flash) When Working On Energized Equipment, Add	45.36	
26 28 16 13-0141 EA 15 To 30 Amperes, 3 Pole, 480 Volt, Branch Circuit Breaker, 65,000 Amperes Interrupting Capacity.....	691.39	43.55
For Bolt-On, Add	103.36	
For Installation In New Panelboard, Deduct	-24.19	
Note: Also for use with new interiors in panelboards.		
For Personal Protective Equipment (Arc Flash) When Working On Energized Equipment, Add	29.03	
26 28 16 13-0142 EA 35 To 60 Amperes, 3 Pole, 480 Volt, Branch Circuit Breaker, 65,000 Amperes Interrupting Capacity.....	691.39	43.55
For Bolt-On, Add	103.36	
For Installation In New Panelboard, Deduct	-24.19	
Note: Also for use with new interiors in panelboards.		
For Personal Protective Equipment (Arc Flash) When Working On Energized Equipment, Add	29.03	
26 28 16 13-0143 EA 70 To 100 Amperes, 3 Pole, 480 Volt, Branch Circuit Breaker, 65,000 Amperes Interrupting Capacity.....	962.96	54.43
For Bolt-On, Add	141.54	
For Installation In New Panelboard, Deduct	-30.24	
Note: Also for use with new interiors in panelboards.		
For Personal Protective Equipment (Arc Flash) When Working On Energized Equipment, Add	36.29	
26 28 16 13-0144 EA 110 To 125 Amperes, 3 Pole, 480 Volt, Branch Circuit Breaker, 65,000 Amperes Interrupting Capacity.....	1,471.17	65.31
For Bolt-On, Add	209.30	
For Installation In New Panelboard, Deduct	-36.29	
Note: Also for use with new interiors in panelboards.		
For Personal Protective Equipment (Arc Flash) When Working On Energized Equipment, Add	43.54	
26 28 16 13-0145 EA 150 To 225 Amperes, 3 Pole, 480 Volt, Branch Circuit Breaker, 65,000 Amperes Interrupting Capacity.....	3,711.25	84.67
For Bolt-On, Add	496.72	
For Installation In New Panelboard, Deduct	-46.87	
Note: Also for use with new interiors in panelboards.		
For Personal Protective Equipment (Arc Flash) When Working On Energized Equipment, Add	56.24	
26 28 16 16 Enclosed Switches (26 28 16)		
26 28 16 16-0001 Motor And Circuit Disconnects (26 28 16 16)		
Note: Work includes mounting, material handling, uploading at job site and termination of all conductors entering and leaving the disconnect.		
26 28 16 16-0002 NEMA 1 Enclosure, Neutral Kit, Safety Switches (26 28 16 16-0001)		
26 28 16 16-0003 Heavy Duty Fusible, NEMA 1 Enclosure, Neutral Kit, Safety Switches (26 28 16 16-0002)		
Note: Includes fuses and neutral bar.		
26 28 16 16-0004 240 Volt Class, 1 Phase, 2 Wire, 2 Blades And Fuseholders, Heavy Duty Fusible, NEMA 1 Enclosure, Neutral Kit, Safety Switches (26 28 16 16-0003)		
26 28 16 16-0005 EA 30 Amperes, 240 Volt Class, 1 Phase, 2 Wire, 2 Blades And Fuseholders, Heavy Duty Fusible, NEMA 1 Enclosure, Neutral Kit, Safety Switch	441.97	120.96
26 28 16 16-0006 EA 60 Amperes, 240 Volt Class, 1 Phase, 2 Wire, 2 Blades And Fuseholders, Heavy Duty Fusible, NEMA 1 Enclosure, Neutral Kit, Safety Switch	691.63	145.75
26 28 16 16-0007 EA 100 Amperes, 240 Volt Class, 1 Phase, 2 Wire, 2 Blades And Fuseholders, Heavy Duty Fusible, NEMA 1 Enclosure, Neutral Kit, Safety Switch	948.59	170.55
26 28 16 16-0008 EA 200 Amperes, 240 Volt Class, 1 Phase, 2 Wire, 2 Blades And Fuseholders, Heavy Duty Fusible, NEMA 1 Enclosure, Neutral Kit, Safety Switch	1,632.27	268.51
26 28 16 16-0009 EA 400 Amperes, 240 Volt Class, 1 Phase, 2 Wire, 2 Blades And Fuseholders, Heavy Duty Fusible, NEMA 1 Enclosure, Neutral Kit, Safety Switch	3,460.67	417.28

26 Electrical**26 20 Low-Voltage Electrical Distribution****26 28 Low-Voltage Circuit Protective Devices**

MINOR CSI	UOM	DESCRIPTION	TOTAL DIRECT UNIT COST	DEMOLITION UNIT COST
26 28 16 16-0010	EA	600 Amperes, 240 Volt Class, 1 Phase, 2 Wire, 2 Blades And Fuseholders, Heavy Duty Fusible, NEMA 1 Enclosure, Neutral Kit, Safety Switch	5,773.64	616.86
26 28 16 16-0011	EA	800 Amperes, 240 Volt Class, 1 Phase, 2 Wire, 2 Blades And Fuseholders, Heavy Duty Fusible, NEMA 1 Enclosure, Neutral Kit, Safety Switch	7,868.61	725.72
26 28 16 16-0012	EA	1,200 Amperes, 240 Volt Class, 1 Phase, 2 Wire, 2 Blades And Fuseholders, Heavy Duty Fusible, NEMA 1 Enclosure, Neutral Kit, Safety Switch	10,555.91	846.68
26 28 16 16-0013		600 Volt Class, 1 Phase, 2 Wire, 2 Blades And Fuseholders, Heavy Duty Fusible, NEMA 1 Enclosure, Neutral Kit, Safety Switches <small>(26 28 16 16-0003)</small>		
26 28 16 16-0014	EA	30 Amperes, 600 Volt Class, 1 Phase, 2 Wire, 2 Blades And Fuseholders, Heavy Duty Fusible, NEMA 1 Enclosure, Neutral Kit, Safety Switch	669.29	134.38
26 28 16 16-0015	EA	60 Amperes, 600 Volt Class, 1 Phase, 2 Wire, 2 Blades And Fuseholders, Heavy Duty Fusible, NEMA 1 Enclosure, Neutral Kit, Safety Switch	807.48	161.96
26 28 16 16-0016	EA	100 Amperes, 600 Volt Class, 1 Phase, 2 Wire, 2 Blades And Fuseholders, Heavy Duty Fusible, NEMA 1 Enclosure, Neutral Kit, Safety Switch	1,279.57	189.29
26 28 16 16-0017	EA	200 Amperes, 600 Volt Class, 1 Phase, 2 Wire, 2 Blades And Fuseholders, Heavy Duty Fusible, NEMA 1 Enclosure, Neutral Kit, Safety Switch	1,893.18	298.75
26 28 16 16-0018	EA	400 Amperes, 600 Volt Class, 1 Phase, 2 Wire, 2 Blades And Fuseholders, Heavy Duty Fusible, NEMA 1 Enclosure, Neutral Kit, Safety Switch	4,118.27	463.50
26 28 16 16-0019	EA	600 Amperes, 600 Volt Class, 1 Phase, 2 Wire, 2 Blades And Fuseholders, Heavy Duty Fusible, NEMA 1 Enclosure, Neutral Kit, Safety Switch	6,417.35	685.08
26 28 16 16-0020	EA	800 Amperes, 600 Volt Class, 1 Phase, 2 Wire, 2 Blades And Fuseholders, Heavy Duty Fusible, NEMA 1 Enclosure, Neutral Kit, Safety Switch	9,475.86	805.92
26 28 16 16-0021	EA	1,200 Amperes, 600 Volt Class, 1 Phase, 2 Wire, 2 Blades And Fuseholders, Heavy Duty Fusible, NEMA 1 Enclosure, Neutral Kit, Safety Switch	12,935.19	940.77
26 28 16 16-0022		240 Volt Class, 3 Phase, 3 Wire, 2 Blades And Fuseholders, Heavy Duty Fusible, NEMA 1 Enclosure, Neutral Kit, Safety Switches <small>(26 28 16 16-0003)</small>		
26 28 16 16-0023	EA	30 Amperes, 240 Volt Class, 3 Phase, 3 Wire, 2 Blades And Fuseholders, Heavy Duty Fusible, NEMA 1 Enclosure, Neutral Kit, Safety Switch	629.97	189.90
26 28 16 16-0024	EA	60 Amperes, 240 Volt Class, 3 Phase, 3 Wire, 2 Blades And Fuseholders, Heavy Duty Fusible, NEMA 1 Enclosure, Neutral Kit, Safety Switch	926.39	252.19
26 28 16 16-0025	EA	100 Amperes, 240 Volt Class, 3 Phase, 3 Wire, 2 Blades And Fuseholders, Heavy Duty Fusible, NEMA 1 Enclosure, Neutral Kit, Safety Switch	1,243.29	280.01
26 28 16 16-0026	EA	200 Amperes, 240 Volt Class, 3 Phase, 3 Wire, 2 Blades And Fuseholders, Heavy Duty Fusible, NEMA 1 Enclosure, Neutral Kit, Safety Switch	1,966.40	438.45
26 28 16 16-0027	EA	400 Amperes, 240 Volt Class, 3 Phase, 3 Wire, 2 Blades And Fuseholders, Heavy Duty Fusible, NEMA 1 Enclosure, Neutral Kit, Safety Switch	4,071.56	719.67
26 28 16 16-0028	EA	600 Amperes, 240 Volt Class, 3 Phase, 3 Wire, 2 Blades And Fuseholders, Heavy Duty Fusible, NEMA 1 Enclosure, Neutral Kit, Safety Switch	6,611.24	1,008.14
26 28 16 16-0029		600 Volt Class, 3 Phase, 3 Wire, 3 Blades And Fuseholders, Heavy Duty Fusible, NEMA 1 Enclosure, Neutral Kit, Safety Switches <small>(26 28 16 16-0003)</small>		
26 28 16 16-0030	EA	30 Amperes, 600 Volt Class, 3 Phase, 3 Wire, 3 Blades And Fuseholders, Heavy Duty Fusible, NEMA 1 Enclosure, Neutral Kit, Safety Switch	820.48	209.85
26 28 16 16-0031	EA	60 Amperes, 600 Volt Class, 3 Phase, 3 Wire, 3 Blades And Fuseholders, Heavy Duty Fusible, NEMA 1 Enclosure, Neutral Kit, Safety Switch	1,043.70	280.01
26 28 16 16-0032	EA	100 Amperes, 600 Volt Class, 3 Phase, 3 Wire, 3 Blades And Fuseholders, Heavy Duty Fusible, NEMA 1 Enclosure, Neutral Kit, Safety Switch	1,531.09	315.08
26 28 16 16-0033	EA	200 Amperes, 600 Volt Class, 3 Phase, 3 Wire, 3 Blades And Fuseholders, Heavy Duty Fusible, NEMA 1 Enclosure, Neutral Kit, Safety Switch	2,255.54	480.18
26 28 16 16-0034	EA	400 Amperes, 600 Volt Class, 3 Phase, 3 Wire, 3 Blades And Fuseholders, Heavy Duty Fusible, NEMA 1 Enclosure, Neutral Kit, Safety Switch	5,003.17	775.31
26 28 16 16-0035	EA	600 Amperes, 600 Volt Class, 3 Phase, 3 Wire, 3 Blades And Fuseholders, Heavy Duty Fusible, NEMA 1 Enclosure, Neutral Kit, Safety Switch	8,042.28	1,120.02
26 28 16 16-0036	EA	800 Amperes, 600 Volt Class, 3 Phase, 3 Wire, 3 Blades And Fuseholders, Heavy Duty Fusible, NEMA 1 Enclosure, Neutral Kit, Safety Switch	12,765.97	1,330.49
26 28 16 16-0037	EA	1,200 Amperes, 600 Volt Class, 3 Phase, 3 Wire, 3 Blades And Fuseholders, Heavy Duty Fusible, NEMA 1 Enclosure, Neutral Kit, Safety Switch	16,305.43	1,511.91
26 28 16 16-0038		240 Volt Class, 3 Phase, 4 Wire, 3 Blades And Fuseholders, Heavy Duty Fusible, NEMA 1 Enclosure, Neutral Kit, Safety Switches <small>(26 28 16 16-0003)</small>		
26 28 16 16-0039	EA	30 Amperes, 240 Volt Class, 3 Phase, 4 Wire, 3 Blades And Fuseholders, Heavy Duty Fusible, NEMA 1 Enclosure, Neutral Kit, Safety Switch	610.76	189.90
26 28 16 16-0040	EA	60 Amperes, 240 Volt Class, 3 Phase, 4 Wire, 3 Blades And Fuseholders, Heavy Duty Fusible, NEMA 1 Enclosure, Neutral Kit, Safety Switch	901.56	252.19
26 28 16 16-0041	EA	100 Amperes, 240 Volt Class, 3 Phase, 4 Wire, 3 Blades And Fuseholders, Heavy Duty Fusible, NEMA 1 Enclosure, Neutral Kit, Safety Switch	1,198.11	280.01
26 28 16 16-0042	EA	200 Amperes, 240 Volt Class, 3 Phase, 4 Wire, 3 Blades And Fuseholders, Heavy Duty Fusible, NEMA 1 Enclosure, Neutral Kit, Safety Switch	2,028.53	438.45
26 28 16 16-0043	EA	400 Amperes, 240 Volt Class, 3 Phase, 4 Wire, 3 Blades And Fuseholders, Heavy Duty Fusible, NEMA 1 Enclosure, Neutral Kit, Safety Switch	4,421.68	719.67
26 28 16 16-0044	EA	600 Amperes, 240 Volt Class, 3 Phase, 4 Wire, 3 Blades And Fuseholders, Heavy Duty Fusible, NEMA 1 Enclosure, Neutral Kit, Safety Switch	7,137.98	1,008.14
26 28 16 16-0045	EA	800 Amperes, 240 Volt Class, 3 Phase, 4 Wire, 3 Blades And Fuseholders, Heavy Duty Fusible, NEMA 1 Enclosure, Neutral Kit, Safety Switch	11,786.56	1,270.00
26 28 16 16-0046	EA	1,200 Amperes, 240 Volt Class, 3 Phase, 4 Wire, 3 Blades And Fuseholders, Heavy Duty Fusible, NEMA 1 Enclosure, Neutral Kit, Safety Switch	14,525.60	1,451.44



Electrical	26	
Low-Voltage Electrical Distribution	26 20	26
Low-Voltage Circuit Protective Devices	26 28	

MINOR CSI UOM DESCRIPTION	TOTAL DIRECT UNIT COST	DEMOLITION UNIT COST
26 28 16 16-0047 600 Volt Class, 3 Phase, 4 Wire, 3 Blades And Fuseholders, Heavy Duty Fusible, NEMA 1 Enclosure, Neutral Kit, Safety Switches <small>(26 28 16 16-0003)</small>		
26 28 16 16-0048 EA 30 Amperes, 600 Volt Class, 3 Phase, 4 Wire, 3 Blades And Fuseholders, Heavy Duty Fusible, NEMA 1 Enclosure, Neutral Kit, Safety Switch	890.98	209.85
26 28 16 16-0049 EA 60 Amperes, 600 Volt Class, 3 Phase, 4 Wire, 3 Blades And Fuseholders, Heavy Duty Fusible, NEMA 1 Enclosure, Neutral Kit, Safety Switch	1,130.34	280.01
26 28 16 16-0050 EA 100 Amperes, 600 Volt Class, 3 Phase, 4 Wire, 3 Blades And Fuseholders, Heavy Duty Fusible, NEMA 1 Enclosure, Neutral Kit, Safety Switch	1,657.77	315.08
26 28 16 16-0051 EA 200 Amperes, 600 Volt Class, 3 Phase, 4 Wire, 3 Blades And Fuseholders, Heavy Duty Fusible, NEMA 1 Enclosure, Neutral Kit, Safety Switch	2,445.18	480.18
26 28 16 16-0052 EA 400 Amperes, 600 Volt Class, 3 Phase, 4 Wire, 3 Blades And Fuseholders, Heavy Duty Fusible, NEMA 1 Enclosure, Neutral Kit, Safety Switch	5,407.77	775.31
26 28 16 16-0053 EA 600 Amperes, 600 Volt Class, 3 Phase, 4 Wire, 3 Blades And Fuseholders, Heavy Duty Fusible, NEMA 1 Enclosure, Neutral Kit, Safety Switch	8,756.84	1,120.02
26 28 16 16-0054 EA 800 Amperes, 600 Volt Class, 3 Phase, 4 Wire, 3 Blades And Fuseholders, Heavy Duty Fusible, NEMA 1 Enclosure, Neutral Kit, Safety Switch	13,952.32	1,330.49
26 28 16 16-0055 EA 1,200 Amperes, 600 Volt Class, 3 Phase, 4 Wire, 3 Blades And Fuseholders, Heavy Duty Fusible, NEMA 1 Enclosure, Neutral Kit, Safety Switch	17,586.93	1,511.91
26 28 16 16-0056 Heavy Duty Non-Fusible, NEMA 1 Enclosure, Neutral Kit, Safety Switches <small>(26 28 16 16-0002)</small>		
26 28 16 16-0057 240 Volt Class, 1 Phase, 2 Wire, 2 Blades, Heavy Duty Non-Fusible, NEMA 1 Enclosure, Neutral Kit, Safety Switches <small>(26 28 16 16-0056)</small>		
26 28 16 16-0058 EA 30 Amperes, 240 Volt Class, 1 Phase, 2 Wire, 2 Blades, Heavy Duty Non-Fusible, NEMA 1 Enclosure, Neutral Kit, Safety Switch.....	429.82	175.02
26 28 16 16-0059 EA 60 Amperes, 240 Volt Class, 1 Phase, 2 Wire, 2 Blades, Heavy Duty Non-Fusible, NEMA 1 Enclosure, Neutral Kit, Safety Switch.....	666.22	243.48
26 28 16 16-0060 EA 100 Amperes, 240 Volt Class, 1 Phase, 2 Wire, 2 Blades, Heavy Duty Non-Fusible, NEMA 1 Enclosure, Neutral Kit, Safety Switch.....	915.36	280.01
26 28 16 16-0061 EA 200 Amperes, 240 Volt Class, 1 Phase, 2 Wire, 2 Blades, Heavy Duty Non-Fusible, NEMA 1 Enclosure, Neutral Kit, Safety Switch.....	1,434.42	448.01
26 28 16 16-0062 EA 400 Amperes, 240 Volt Class, 1 Phase, 2 Wire, 2 Blades, Heavy Duty Non-Fusible, NEMA 1 Enclosure, Neutral Kit, Safety Switch.....	2,886.07	746.64
26 28 16 16-0063 EA 600 Amperes, 240 Volt Class, 1 Phase, 2 Wire, 2 Blades, Heavy Duty Non-Fusible, NEMA 1 Enclosure, Neutral Kit, Safety Switch.....	4,708.59	1,018.19
26 28 16 16-0064 EA 800 Amperes, 240 Volt Class, 1 Phase, 2 Wire, 2 Blades, Heavy Duty Non-Fusible, NEMA 1 Enclosure, Neutral Kit, Safety Switch.....	6,714.79	1,209.53
26 28 16 16-0065 EA 1,200 Amperes, 240 Volt Class, 1 Phase, 2 Wire, 2 Blades, Heavy Duty Non-Fusible, NEMA 1 Enclosure, Neutral Kit, Safety Switch.....	8,857.38	1,411.65
26 28 16 16-0066 600 Volt Class, 1 Phase, 2 Wire, 2 Blades, Heavy Duty Non-Fusible, NEMA 1 Enclosure, Neutral Kit, Safety Switches <small>(26 28 16 16-0056)</small>		
26 28 16 16-0067 EA 30 Amperes, 600 Volt Class, 1 Phase, 2 Wire, 2 Blades, Heavy Duty Non-Fusible, NEMA 1 Enclosure, Neutral Kit, Safety Switch.....	474.74	193.16
26 28 16 16-0068 EA 60 Amperes, 600 Volt Class, 1 Phase, 2 Wire, 2 Blades, Heavy Duty Non-Fusible, NEMA 1 Enclosure, Neutral Kit, Safety Switch.....	754.34	273.24
26 28 16 16-0069 EA 100 Amperes, 600 Volt Class, 1 Phase, 2 Wire, 2 Blades, Heavy Duty Non-Fusible, NEMA 1 Enclosure, Neutral Kit, Safety Switch.....	1,034.33	311.09
26 28 16 16-0070 EA 200 Amperes, 600 Volt Class, 1 Phase, 2 Wire, 2 Blades, Heavy Duty Non-Fusible, NEMA 1 Enclosure, Neutral Kit, Safety Switch.....	1,605.53	486.96
26 28 16 16-0071 EA 400 Amperes, 600 Volt Class, 1 Phase, 2 Wire, 2 Blades, Heavy Duty Non-Fusible, NEMA 1 Enclosure, Neutral Kit, Safety Switch.....	3,105.15	799.98
26 28 16 16-0072 EA 600 Amperes, 600 Volt Class, 1 Phase, 2 Wire, 2 Blades, Heavy Duty Non-Fusible, NEMA 1 Enclosure, Neutral Kit, Safety Switch.....	5,207.74	1,119.90
26 28 16 16-0073 EA 800 Amperes, 600 Volt Class, 1 Phase, 2 Wire, 2 Blades, Heavy Duty Non-Fusible, NEMA 1 Enclosure, Neutral Kit, Safety Switch.....	7,439.99	1,209.53
26 28 16 16-0074 EA 1,200 Amperes, 600 Volt Class, 1 Phase, 2 Wire, 2 Blades, Heavy Duty Non-Fusible, NEMA 1 Enclosure, Neutral Kit, Safety Switch.....	9,850.51	1,411.65
26 28 16 16-0075 240 Volt Class, 3 Phase, 3 Wire, 3 Blades, Heavy Duty Non-Fusible, NEMA 1 Enclosure, Neutral Kit, Safety Switches <small>(26 28 16 16-0056)</small>		
26 28 16 16-0076 EA 30 Amperes, 240 Volt Class, 3 Phase, 3 Wire, 3 Blades, Heavy Duty Non-Fusible, NEMA 1 Enclosure, Neutral Kit, Safety Switch.....	502.89	157.24
26 28 16 16-0077 EA 60 Amperes, 240 Volt Class, 3 Phase, 3 Wire, 3 Blades, Heavy Duty Non-Fusible, NEMA 1 Enclosure, Neutral Kit, Safety Switch.....	767.88	218.92
26 28 16 16-0078 EA 100 Amperes, 240 Volt Class, 3 Phase, 3 Wire, 3 Blades, Heavy Duty Non-Fusible, NEMA 1 Enclosure, Neutral Kit, Safety Switch.....	1,032.26	252.19
26 28 16 16-0079 EA 200 Amperes, 240 Volt Class, 3 Phase, 3 Wire, 3 Blades, Heavy Duty Non-Fusible, NEMA 1 Enclosure, Neutral Kit, Safety Switch.....	1,622.41	403.38
26 28 16 16-0080 EA 400 Amperes, 240 Volt Class, 3 Phase, 3 Wire, 3 Blades, Heavy Duty Non-Fusible, NEMA 1 Enclosure, Neutral Kit, Safety Switch.....	3,236.95	671.90
26 28 16 16-0081 EA 600 Amperes, 240 Volt Class, 3 Phase, 3 Wire, 3 Blades, Heavy Duty Non-Fusible, NEMA 1 Enclosure, Neutral Kit, Safety Switch.....	5,204.19	916.22
26 28 16 16-0082 EA 800 Amperes, 240 Volt Class, 3 Phase, 3 Wire, 3 Blades, Heavy Duty Non-Fusible, NEMA 1 Enclosure, Neutral Kit, Safety Switch.....	8,914.75	1,088.58
26 28 16 16-0083 EA 1,200 Amperes, 240 Volt Class, 3 Phase, 3 Wire, 3 Blades, Heavy Duty Non-Fusible, NEMA 1 Enclosure, Neutral Kit, Safety Switch.....	11,604.54	1,270.00

26 Electrical**26 20 Low-Voltage Electrical Distribution****26 28 Low-Voltage Circuit Protective Devices**

SAN BERNARDINO
COUNTY

MINOR
CSI UOM DESCRIPTION

TOTAL DIRECT DEMOLITION
UNIT COST UNIT COST

26 28 16 16-0084		480 Volt Class, 3 Phase, 3 Wire, 3 Blades, Heavy Duty Non-Fusible, NEMA 1 Enclosure, Neutral Kit, Safety Switches <small>(26 28 16 16-0056)</small>		
26 28 16 16-0085	EA	30 Amperes, 480 Volt Class, 3 Phase, 3 Wire, 3 Blades, Heavy Duty Non-Fusible, NEMA 1 Enclosure, Neutral Kit, Safety Switch	548.82	173.56
26 28 16 16-0086	EA	60 Amperes, 480 Volt Class, 3 Phase, 3 Wire, 3 Blades, Heavy Duty Non-Fusible, NEMA 1 Enclosure, Neutral Kit, Safety Switch	844.85	246.14
26 28 16 16-0087	EA	100 Amperes, 480 Volt Class, 3 Phase, 3 Wire, 3 Blades, Heavy Duty Non-Fusible, NEMA 1 Enclosure, Neutral Kit, Safety Switch	1,125.99	280.01
26 28 16 16-0088	EA	200 Amperes, 480 Volt Class, 3 Phase, 3 Wire, 3 Blades, Heavy Duty Non-Fusible, NEMA 1 Enclosure, Neutral Kit, Safety Switch	1,750.81	438.45
26 28 16 16-0089	EA	400 Amperes, 480 Volt Class, 3 Phase, 3 Wire, 3 Blades, Heavy Duty Non-Fusible, NEMA 1 Enclosure, Neutral Kit, Safety Switch	3,468.14	719.67
26 28 16 16-0090	EA	600 Amperes, 480 Volt Class, 3 Phase, 3 Wire, 3 Blades, Heavy Duty Non-Fusible, NEMA 1 Enclosure, Neutral Kit, Safety Switch	5,628.28	1,008.14
26 28 16 16-0091	EA	800 Amperes, 480 Volt Class, 3 Phase, 3 Wire, 3 Blades, Heavy Duty Non-Fusible, NEMA 1 Enclosure, Neutral Kit, Safety Switch	9,394.44	1,088.58
26 28 16 16-0092		600 Volt Class, 3 Phase, 3 Wire, 3 Blades, Heavy Duty Non-Fusible, NEMA 1 Enclosure, Neutral Kit, Safety Switches <small>(26 28 16 16-0056)</small>		
26 28 16 16-0093	EA	30 Amperes, 600 Volt Class, 3 Phase, 3 Wire, 3 Blades, Heavy Duty Non-Fusible, NEMA 1 Enclosure, Neutral Kit, Safety Switch	584.59	173.80
26 28 16 16-0094	EA	60 Amperes, 600 Volt Class, 3 Phase, 3 Wire, 3 Blades, Heavy Duty Non-Fusible, NEMA 1 Enclosure, Neutral Kit, Safety Switch	905.86	245.89
26 28 16 16-0095	EA	100 Amperes, 600 Volt Class, 3 Phase, 3 Wire, 3 Blades, Heavy Duty Non-Fusible, NEMA 1 Enclosure, Neutral Kit, Safety Switch	1,225.20	280.01
26 28 16 16-0096	EA	200 Amperes, 600 Volt Class, 3 Phase, 3 Wire, 3 Blades, Heavy Duty Non-Fusible, NEMA 1 Enclosure, Neutral Kit, Safety Switch	1,903.63	438.21
26 28 16 16-0097	EA	400 Amperes, 600 Volt Class, 3 Phase, 3 Wire, 3 Blades, Heavy Duty Non-Fusible, NEMA 1 Enclosure, Neutral Kit, Safety Switch	3,681.90	719.91
26 28 16 16-0098	EA	600 Amperes, 600 Volt Class, 3 Phase, 3 Wire, 3 Blades, Heavy Duty Non-Fusible, NEMA 1 Enclosure, Neutral Kit, Safety Switch	6,260.94	1,007.90
26 28 16 16-0099	EA	800 Amperes, 600 Volt Class, 3 Phase, 3 Wire, 3 Blades, Heavy Duty Non-Fusible, NEMA 1 Enclosure, Neutral Kit, Safety Switch	10,116.76	1,088.58
26 28 16 16-0100	EA	1,200 Amperes, 600 Volt Class, 3 Wire, 3 Blades, Heavy Duty Non-Fusible, NEMA 1 Enclosure, Neutral Kit, Safety Switch	13,222.65	1,270.00
26 28 16 16-0101		240 Volt Class, 3 Phase, 4 Wire, 4 Blades, Heavy Duty Non-Fusible, NEMA 1 Enclosure, Neutral Kit, Safety Switches <small>(26 28 16 16-0056)</small>		
26 28 16 16-0102	EA	30 Amperes, 240 Volt Class, 3 Phase, 4 Wire, 4 Blades, Heavy Duty Non-Fusible, NEMA 1 Enclosure, Neutral Kit, Safety Switch	846.49	157.48
26 28 16 16-0103	EA	60 Amperes, 240 Volt Class, 3 Phase, 4 Wire, 4 Blades, Heavy Duty Non-Fusible, NEMA 1 Enclosure, Neutral Kit, Safety Switch	1,025.58	219.17
26 28 16 16-0104	EA	100 Amperes, 240 Volt Class, 3 Phase, 4 Wire, 4 Blades, Heavy Duty Non-Fusible, NEMA 1 Enclosure, Neutral Kit, Safety Switch	1,563.77	251.95
26 28 16 16-0105	EA	200 Amperes, 240 Volt Class, 3 Phase, 4 Wire, 4 Blades, Heavy Duty Non-Fusible, NEMA 1 Enclosure, Neutral Kit, Safety Switch	2,349.34	403.13
26 28 16 16-0106		480 Volt Class, 3 Phase, 4 Wire, 4 Blades, Heavy Duty Non-Fusible, NEMA 1 Enclosure, Neutral Kit, Safety Switches <small>(26 28 16 16-0056)</small>		
26 28 16 16-0107	EA	30 Amperes, 480 Volt Class, 3 Phase, 4 Wire, 4 Blades, Heavy Duty Non-Fusible, NEMA 1 Enclosure, Neutral Kit, Safety Switch	917.06	173.56
26 28 16 16-0108	EA	60 Amperes, 480 Volt Class, 3 Phase, 4 Wire, 4 Blades, Heavy Duty Non-Fusible, NEMA 1 Enclosure, Neutral Kit, Safety Switch	1,120.99	246.14
26 28 16 16-0109	EA	100 Amperes, 480 Volt Class, 3 Phase, 4 Wire, 4 Blades, Heavy Duty Non-Fusible, NEMA 1 Enclosure, Neutral Kit, Safety Switch	1,695.47	280.01
26 28 16 16-0110	EA	200 Amperes, 480 Volt Class, 3 Phase, 4 Wire, 4 Blades, Heavy Duty Non-Fusible, NEMA 1 Enclosure, Neutral Kit, Safety Switch	2,529.67	438.45
26 28 16 16-0111		600 Volt Class, 3 Phase, 4 Wire, 4 Blades, Heavy Duty Non-Fusible, NEMA 1 Enclosure, Neutral Kit, Safety Switches <small>(26 28 16 16-0056)</small>		
26 28 16 16-0112	EA	30 Amperes, 600 Volt Class, 3 Phase, 4 Wire, 4 Blades, Heavy Duty Non-Fusible, NEMA 1 Enclosure, Neutral Kit, Safety Switch	1,016.63	173.80
26 28 16 16-0113	EA	60 Amperes, 600 Volt Class, 3 Phase, 4 Wire, 4 Blades, Heavy Duty Non-Fusible, NEMA 1 Enclosure, Neutral Kit, Safety Switch	1,230.82	245.89
26 28 16 16-0114	EA	100 Amperes, 600 Volt Class, 3 Phase, 4 Wire, 4 Blades, Heavy Duty Non-Fusible, NEMA 1 Enclosure, Neutral Kit, Safety Switch	1,892.98	280.01
26 28 16 16-0115	EA	200 Amperes, 600 Volt Class, 3 Phase, 4 Wire, 4 Blades, Heavy Duty Non-Fusible, NEMA 1 Enclosure, Neutral Kit, Safety Switch	2,817.38	438.21
26 28 16 16-0116		General Duty Fusible, NEMA 1 Enclosure, Neutral Kit, Safety Switches <small>(26 28 16 16-0002)</small>		
		Note: Includes fuses and neutral bar.		
26 28 16 16-0117		240 Volt Class, 1 Phase, 2 Wire, 1 Blade And Fuseholder, General Duty Fusible, NEMA 1 Enclosure, Neutral Kit, Safety Switches <small>(26 28 16 16-0116)</small>		



MINOR CSI UOM DESCRIPTION	TOTAL DIRECT UNIT COST	DEMOLITION UNIT COST
26 28 16 16-0118 EA 30 Amperes, 240 Volt Class, 1 Phase, 2 Wire, 1 Blade And Fuseholder, General Duty Fusible, NEMA 1 Enclosure, Neutral Kit, Safety Switch	308.86	105.23
26 28 16 16-0119 EA 60 Amperes, 240 Volt Class, 1 Phase, 2 Wire, 1 Blade And Fuseholder, General Duty Fusible, NEMA 1 Enclosure, Neutral Kit, Safety Switch	419.28	126.64
26 28 16 16-0120 EA 100 Amperes, 240 Volt Class, 1 Phase, 2 Wire, 1 Blade And Fuseholder, General Duty Fusible, NEMA 1 Enclosure, Neutral Kit, Safety Switch	640.20	148.05
26 28 16 16-0121 EA 200 Amperes, 240 Volt Class, 1 Phase, 2 Wire, 1 Blade And Fuseholder, General Duty Fusible, NEMA 1 Enclosure, Neutral Kit, Safety Switch	1,180.88	233.56
26 28 16 16-0122 EA 400 Amperes, 240 Volt Class, 1 Phase, 2 Wire, 1 Blade And Fuseholder, General Duty Fusible, NEMA 1 Enclosure, Neutral Kit, Safety Switch	2,788.97	362.25
26 28 16 16-0123 EA 600 Amperes, 240 Volt Class, 1 Phase, 2 Wire, 1 Blade And Fuseholder, General Duty Fusible, NEMA 1 Enclosure, Neutral Kit, Safety Switch	5,201.34	536.19
26 28 16 16-0124 240 Volt Class, 3 Phase, 3 Wire, 2 Blades And Fuseholders, General Duty Fusible, NEMA 1 Enclosure, Neutral Kit, Safety Switches <small>(26 28 16 16-0116)</small>		
26 28 16 16-0125 EA 30 Amperes, 240 Volt Class, 3 Phase, 3 Wire, 2 Blades And Fuseholders, General Duty Fusible, NEMA 1 Enclosure, Neutral Kit, Safety Switch	428.84	165.35
26 28 16 16-0126 EA 60 Amperes, 240 Volt Class, 3 Phase, 3 Wire, 2 Blades And Fuseholders, General Duty Fusible, NEMA 1 Enclosure, Neutral Kit, Safety Switch	603.90	219.17
26 28 16 16-0127 EA 100 Amperes, 240 Volt Class, 3 Phase, 3 Wire, 2 Blades And Fuseholders, General Duty Fusible, NEMA 1 Enclosure, Neutral Kit, Safety Switch	831.03	243.48
26 28 16 16-0128 EA 200 Amperes, 240 Volt Class, 3 Phase, 3 Wire, 2 Blades And Fuseholders, General Duty Fusible, NEMA 1 Enclosure, Neutral Kit, Safety Switch	1,477.17	381.12
26 28 16 16-0129 EA 400 Amperes, 240 Volt Class, 3 Phase, 3 Wire, 2 Blades And Fuseholders, General Duty Fusible, NEMA 1 Enclosure, Neutral Kit, Safety Switch	3,319.16	626.06
26 28 16 16-0130 EA 600 Amperes, 240 Volt Class, 3 Phase, 3 Wire, 2 Blades And Fuseholders, General Duty Fusible, NEMA 1 Enclosure, Neutral Kit, Safety Switch	5,887.07	876.42
26 28 16 16-0131 240 Volt Class, 3 Phase, 4 Wire, 3 Blades And Fuseholders, General Duty Fusible, NEMA 1 Enclosure, Neutral Kit, Safety Switches <small>(26 28 16 16-0116)</small>		
26 28 16 16-0132 EA 30 Amperes, 240 Volt Class, 3 Phase, 4 Wire, 3 Blades And Fuseholders, General Duty Fusible, NEMA 1 Enclosure, Neutral Kit, Safety Switch	475.29	165.35
26 28 16 16-0133 EA 60 Amperes, 240 Volt Class, 3 Phase, 4 Wire, 3 Blades And Fuseholders, General Duty Fusible, NEMA 1 Enclosure, Neutral Kit, Safety Switch	678.80	219.17
26 28 16 16-0134 EA 100 Amperes, 240 Volt Class, 3 Phase, 4 Wire, 3 Blades And Fuseholders, General Duty Fusible, NEMA 1 Enclosure, Neutral Kit, Safety Switch	899.18	243.48
26 28 16 16-0135 EA 200 Amperes, 240 Volt Class, 3 Phase, 4 Wire, 3 Blades And Fuseholders, General Duty Fusible, NEMA 1 Enclosure, Neutral Kit, Safety Switch	1,648.89	381.12
26 28 16 16-0136 EA 400 Amperes, 240 Volt Class, 3 Phase, 4 Wire, 3 Blades And Fuseholders, General Duty Fusible, NEMA 1 Enclosure, Neutral Kit, Safety Switch	3,612.67	626.06
26 28 16 16-0137 EA 600 Amperes, 240 Volt Class, 3 Phase, 4 Wire, 3 Blades And Fuseholders, General Duty Fusible, NEMA 1 Enclosure, Neutral Kit, Safety Switch	6,073.12	876.42
26 28 16 16-0138 General Duty Non-Fusible, NEMA 1 Enclosure, Neutral Kit, Safety Switches <small>(26 28 16 16-0002)</small>		
26 28 16 16-0139 240 Volt Class, 1 Phase, 2 Wire, 2 Blades, General Duty Non-Fusible, NEMA 1 Enclosure, Neutral Kit, Safety Switches <small>(26 28 16 16-0138)</small>		
26 28 16 16-0140 EA 60 Amperes, 240 Volt Class, 1 Phase, 2 Wire, 2 Blades, General Duty Non-Fusible, NEMA 1 Enclosure, Neutral Kit, Safety Switch.....	422.29	146.35
26 28 16 16-0141 EA 100 Amperes, 240 Volt Class, 1 Phase, 2 Wire, 2 Blades, General Duty Non-Fusible, NEMA 1 Enclosure, Neutral Kit, Safety Switch.....	559.36	168.24
26 28 16 16-0142 EA 200 Amperes, 240 Volt Class, 1 Phase, 2 Wire, 2 Blades, General Duty Non-Fusible, NEMA 1 Enclosure, Neutral Kit, Safety Switch.....	1,251.99	268.88
26 28 16 16-0143 EA 400 Amperes, 240 Volt Class, 1 Phase, 2 Wire, 2 Blades, General Duty Non-Fusible, NEMA 1 Enclosure, Neutral Kit, Safety Switch.....	2,671.96	447.53
26 28 16 16-0144 EA 600 Amperes, 240 Volt Class, 1 Phase, 2 Wire, 2 Blades, General Duty Non-Fusible, NEMA 1 Enclosure, Neutral Kit, Safety Switch.....	4,608.68	609.84
26 28 16 16-0145 240 Volt Class, 3 Phase, 3 Wire, 3 Blades, General Duty Non-Fusible, NEMA 1 Enclosure, Neutral Kit, Safety Switches <small>(26 28 16 16-0138)</small>		
26 28 16 16-0146 EA 30 Amperes, 240 Volt Class, 3 Phase, 3 Wire, 3 Blades, General Duty Non-Fusible, NEMA 1 Enclosure, Neutral Kit, Safety Switch.....	398.80	136.92
26 28 16 16-0147 EA 60 Amperes, 240 Volt Class, 3 Phase, 3 Wire, 3 Blades, General Duty Non-Fusible, NEMA 1 Enclosure, Neutral Kit, Safety Switch.....	546.73	190.50
26 28 16 16-0148 EA 100 Amperes, 240 Volt Class, 3 Phase, 3 Wire, 3 Blades, General Duty Non-Fusible, NEMA 1 Enclosure, Neutral Kit, Safety Switch.....	824.38	219.17
26 28 16 16-0149 EA 200 Amperes, 240 Volt Class, 3 Phase, 3 Wire, 3 Blades, General Duty Non-Fusible, NEMA 1 Enclosure, Neutral Kit, Safety Switch.....	1,416.18	350.65
26 28 16 16-0150 EA 400 Amperes, 240 Volt Class, 3 Phase, 3 Wire, 3 Blades, General Duty Non-Fusible, NEMA 1 Enclosure, Neutral Kit, Safety Switch.....	2,946.65	584.44
26 28 16 16-0151 EA 600 Amperes, 240 Volt Class, 3 Phase, 3 Wire, 3 Blades, General Duty Non-Fusible, NEMA 1 Enclosure, Neutral Kit, Safety Switch.....	4,984.31	796.59
26 28 16 16-0152 NEMA 3R Enclosure, Neutral Kit, Bolt-On Hubs, Safety Switches <small>(26 28 16 16-0001)</small>		

MINOR
CSI UOM DESCRIPTIONTOTAL DIRECT DEMOLITION
UNIT COST UNIT COST

MINOR	CSI	UOM	DESCRIPTION	TOTAL DIRECT UNIT COST	DEMOLITION UNIT COST
26 28 16	16-0153		Heavy Duty Fusible, NEMA 3R Enclosure, Neutral Kit, Bolt-On Hubs, Safety Switches ^(26 28 16 16-0152) Note: With fuses, neutral bar, and hub if required.		
26 28 16	16-0154		240 Volt Class, 1 Phase, 2 Wire, 2 Blades And Fuseholders, Heavy Duty Fusible, NEMA 3R Enclosure, Neutral Kit, Bolt-On Hubs, Safety Switches ^(26 28 16 16-0153)		
26 28 16	16-0155	EA	30 Amperes, 240 Volt Class, 1 Phase, 2 Wire, 2 Blades And Fuseholders, Heavy Duty Fusible, NEMA 3R Enclosure, Neutral Kit, Bolt-On Hubs, Safety Switch	645.44	142.12
26 28 16	16-0156	EA	60 Amperes, 240 Volt Class, 1 Phase, 2 Wire, 2 Blades And Fuseholders, Heavy Duty Fusible, NEMA 3R Enclosure, Neutral Kit, Bolt-On Hubs, Safety Switch	1,021.07	170.55
26 28 16	16-0157	EA	100 Amperes, 240 Volt Class, 1 Phase, 2 Wire, 2 Blades And Fuseholders, Heavy Duty Fusible, NEMA 3R Enclosure, Neutral Kit, Bolt-On Hubs, Safety Switch	1,274.64	198.36
26 28 16	16-0158	EA	200 Amperes, 240 Volt Class, 1 Phase, 2 Wire, 2 Blades And Fuseholders, Heavy Duty Fusible, NEMA 3R Enclosure, Neutral Kit, Bolt-On Hubs, Safety Switch	1,867.02	302.38
26 28 16	16-0159	EA	400 Amperes, 240 Volt Class, 1 Phase, 2 Wire, 2 Blades And Fuseholders, Heavy Duty Fusible, NEMA 3R Enclosure, Neutral Kit, Bolt-On Hubs, Safety Switch	4,106.53	483.81
26 28 16	16-0160	EA	600 Amperes, 240 Volt Class, 1 Phase, 2 Wire, 2 Blades And Fuseholders, Heavy Duty Fusible, NEMA 3R Enclosure, Neutral Kit, Bolt-On Hubs, Safety Switch	7,176.35	645.29
26 28 16	16-0161	EA	800 Amperes, 240 Volt Class, 1 Phase, 2 Wire, 2 Blades And Fuseholders, Heavy Duty Fusible, NEMA 3R Enclosure, Neutral Kit, Bolt-On Hubs, Safety Switch	10,734.71	725.72
26 28 16	16-0162	EA	1,200 Amperes, 240 Volt Class, 1 Phase, 2 Wire, 2 Blades And Fuseholders, Heavy Duty Fusible, NEMA 3R Enclosure, Neutral Kit, Bolt-On Hubs, Safety Switch	14,212.71	846.68
26 28 16	16-0163		600 Volt Class, 1 Phase, 2 Wire, 2 Blades And Fuseholders, Heavy Duty Fusible, NEMA 3R Enclosure, Neutral Kit, Bolt-On Hubs, Safety Switches ^(26 28 16 16-0153)		
26 28 16	16-0164	EA	30 Amperes, 600 Volt Class, 1 Phase, 2 Wire, 2 Blades And Fuseholders, Heavy Duty Fusible, NEMA 3R Enclosure, Neutral Kit, Bolt-On Hubs, Safety Switch	1,105.17	189.41
26 28 16	16-0165	EA	60 Amperes, 600 Volt Class, 1 Phase, 2 Wire, 2 Blades And Fuseholders, Heavy Duty Fusible, NEMA 3R Enclosure, Neutral Kit, Bolt-On Hubs, Safety Switch	1,316.70	232.23
26 28 16	16-0166	EA	100 Amperes, 600 Volt Class, 1 Phase, 2 Wire, 2 Blades And Fuseholders, Heavy Duty Fusible, NEMA 3R Enclosure, Neutral Kit, Bolt-On Hubs, Safety Switch	1,862.39	266.70
26 28 16	16-0167	EA	200 Amperes, 600 Volt Class, 1 Phase, 2 Wire, 2 Blades And Fuseholders, Heavy Duty Fusible, NEMA 3R Enclosure, Neutral Kit, Bolt-On Hubs, Safety Switch	2,626.48	400.00
26 28 16	16-0168	EA	400 Amperes, 600 Volt Class, 1 Phase, 2 Wire, 2 Blades And Fuseholders, Heavy Duty Fusible, NEMA 3R Enclosure, Neutral Kit, Bolt-On Hubs, Safety Switch	5,693.46	654.48
26 28 16	16-0169	EA	600 Amperes, 600 Volt Class, 1 Phase, 2 Wire, 2 Blades And Fuseholders, Heavy Duty Fusible, NEMA 3R Enclosure, Neutral Kit, Bolt-On Hubs, Safety Switch	10,438.96	900.01
26 28 16	16-0170	EA	800 Amperes, 600 Volt Class, 1 Phase, 2 Wire, 2 Blades And Fuseholders, Heavy Duty Fusible, NEMA 3R Enclosure, Neutral Kit, Bolt-On Hubs, Safety Switch	15,318.41	1,036.33
26 28 16	16-0171	EA	1,200 Amperes, 600 Volt Class, 1 Phase, 2 Wire, 2 Blades And Fuseholders, Heavy Duty Fusible, NEMA 3R Enclosure, Neutral Kit, Bolt-On Hubs, Safety Switch	16,877.32	1,166.59
26 28 16	16-0172		240 Volt Class, 3 Phase, 3 Wire, 2 Blades And Fuseholders, Heavy Duty Fusible, NEMA 3R Enclosure, Neutral Kit, Bolt-On Hubs, Safety Switches ^(26 28 16 16-0153)		
26 28 16	16-0173	EA	30 Amperes, 240 Volt Class, 3 Phase, 3 Wire, 2 Blades And Fuseholders, Heavy Duty Fusible, NEMA 3R Enclosure, Neutral Kit, Bolt-On Hubs, Safety Switch	827.75	223.77
26 28 16	16-0174	EA	60 Amperes, 240 Volt Class, 3 Phase, 3 Wire, 2 Blades And Fuseholders, Heavy Duty Fusible, NEMA 3R Enclosure, Neutral Kit, Bolt-On Hubs, Safety Switch	1,307.82	296.34
26 28 16	16-0175	EA	100 Amperes, 240 Volt Class, 3 Phase, 3 Wire, 2 Blades And Fuseholders, Heavy Duty Fusible, NEMA 3R Enclosure, Neutral Kit, Bolt-On Hubs, Safety Switch	1,572.97	325.36
26 28 16	16-0176	EA	200 Amperes, 240 Volt Class, 3 Phase, 3 Wire, 2 Blades And Fuseholders, Heavy Duty Fusible, NEMA 3R Enclosure, Neutral Kit, Bolt-On Hubs, Safety Switch	2,334.58	503.77
26 28 16	16-0177	EA	400 Amperes, 240 Volt Class, 3 Phase, 3 Wire, 2 Blades And Fuseholders, Heavy Duty Fusible, NEMA 3R Enclosure, Neutral Kit, Bolt-On Hubs, Safety Switch	5,023.10	840.02
26 28 16	16-0178	EA	600 Amperes, 240 Volt Class, 3 Phase, 3 Wire, 2 Blades And Fuseholders, Heavy Duty Fusible, NEMA 3R Enclosure, Neutral Kit, Bolt-On Hubs, Safety Switch	8,350.23	1,120.02
26 28 16	16-0179		600 Volt Class, 3 Phase, 3 Wire, 3 Blades And Fuseholders, Heavy Duty Fusible, NEMA 3R Enclosure, Neutral Kit, Bolt-On Hubs, Safety Switches ^(26 28 16 16-0153)		
26 28 16	16-0180	EA	30 Amperes, 600 Volt Class, 3 Phase, 3 Wire, 3 Blades And Fuseholders, Heavy Duty Fusible, NEMA 3R Enclosure, Neutral Kit, Bolt-On Hubs, Safety Switch	1,258.99	265.25
26 28 16	16-0181	EA	60 Amperes, 600 Volt Class, 3 Phase, 3 Wire, 3 Blades And Fuseholders, Heavy Duty Fusible, NEMA 3R Enclosure, Neutral Kit, Bolt-On Hubs, Safety Switch	1,503.04	325.12
26 28 16	16-0182	EA	100 Amperes, 600 Volt Class, 3 Phase, 3 Wire, 3 Blades And Fuseholders, Heavy Duty Fusible, NEMA 3R Enclosure, Neutral Kit, Bolt-On Hubs, Safety Switch	2,005.95	373.26
26 28 16	16-0183	EA	200 Amperes, 600 Volt Class, 3 Phase, 3 Wire, 3 Blades And Fuseholders, Heavy Duty Fusible, NEMA 3R Enclosure, Neutral Kit, Bolt-On Hubs, Safety Switch	2,915.79	560.01
26 28 16	16-0184	EA	400 Amperes, 600 Volt Class, 3 Phase, 3 Wire, 3 Blades And Fuseholders, Heavy Duty Fusible, NEMA 3R Enclosure, Neutral Kit, Bolt-On Hubs, Safety Switch	6,113.27	916.34
26 28 16	16-0185	EA	600 Amperes, 600 Volt Class, 3 Phase, 3 Wire, 3 Blades And Fuseholders, Heavy Duty Fusible, NEMA 3R Enclosure, Neutral Kit, Bolt-On Hubs, Safety Switch	11,002.08	1,259.97
26 28 16	16-0186	EA	800 Amperes, 600 Volt Class, 3 Phase, 3 Wire, 3 Blades And Fuseholders, Heavy Duty Fusible, NEMA 3R Enclosure, Neutral Kit, Bolt-On Hubs, Safety Switch	15,540.33	1,451.44
26 28 16	16-0187	EA	1,200 Amperes, 600 Volt Class, 3 Phase, 3 Wire, 3 Blades And Fuseholders, Heavy Duty Fusible, NEMA 3R Enclosure, Neutral Kit, Bolt-On Hubs, Safety Switch	18,591.80	1,632.87



MINOR CSI UOM DESCRIPTION	TOTAL DIRECT UNIT COST	DEMOLITION UNIT COST
26 28 16 16-0188 240 Volt Class, 3 Phase, 4 Wire, 3 Blades And Fuseholders, Heavy Duty Fusible, NEMA 3R Enclosure, Neutral Kit, Bolt-On Hubs, Safety Switches <small>(26 16 16-0153)</small>		
26 28 16 16-0189 EA 30 Amperes, 240 Volt Class, 3 Phase, 4 Wire, 3 Blades And Fuseholders, Heavy Duty Fusible, NEMA 3R Enclosure, Neutral Kit, Bolt-On Hubs, Safety Switch	906.53	223.77
26 28 16 16-0190 EA 60 Amperes, 240 Volt Class, 3 Phase, 4 Wire, 3 Blades And Fuseholders, Heavy Duty Fusible, NEMA 3R Enclosure, Neutral Kit, Bolt-On Hubs, Safety Switch	1,310.10	296.34
26 28 16 16-0191 EA 100 Amperes, 240 Volt Class, 3 Phase, 4 Wire, 3 Blades And Fuseholders, Heavy Duty Fusible, NEMA 3R Enclosure, Neutral Kit, Bolt-On Hubs, Safety Switch	1,683.73	325.36
26 28 16 16-0192 EA 200 Amperes, 240 Volt Class, 3 Phase, 4 Wire, 3 Blades And Fuseholders, Heavy Duty Fusible, NEMA 3R Enclosure, Neutral Kit, Bolt-On Hubs, Safety Switch	2,408.46	503.77
26 28 16 16-0193 EA 400 Amperes, 240 Volt Class, 3 Phase, 4 Wire, 3 Blades And Fuseholders, Heavy Duty Fusible, NEMA 3R Enclosure, Neutral Kit, Bolt-On Hubs, Safety Switch	5,090.87	840.02
26 28 16 16-0194 EA 600 Amperes, 240 Volt Class, 3 Phase, 4 Wire, 3 Blades And Fuseholders, Heavy Duty Fusible, NEMA 3R Enclosure, Neutral Kit, Bolt-On Hubs, Safety Switch	9,095.67	1,120.02
26 28 16 16-0195 EA 800 Amperes, 240 Volt Class, 3 Phase, 4 Wire, 3 Blades And Fuseholders, Heavy Duty Fusible, NEMA 3R Enclosure, Neutral Kit, Bolt-On Hubs, Safety Switch	15,120.22	1,270.00
26 28 16 16-0196 EA 1,200 Amperes, 240 Volt Class, 3 Phase, 4 Wire, 3 Blades And Fuseholders, Heavy Duty Fusible, NEMA 3R Enclosure, Neutral Kit, Bolt-On Hubs, Safety Switch	18,834.28	1,451.44
26 28 16 16-0197 600 Volt Class, 3 Phase, 4 Wire, 3 Blades And Fuseholders, Heavy Duty Fusible, NEMA 3R Enclosure, Neutral Kit, Bolt-On Hubs, Safety Switches <small>(26 16 16-0153)</small>		
26 28 16 16-0198 EA 30 Amperes, 600 Volt Class, 3 Phase, 4 Wire, 3 Blades And Fuseholders, Heavy Duty Fusible, NEMA 3R Enclosure, Neutral Kit, Bolt-On Hubs, Safety Switch	1,304.19	265.49
26 28 16 16-0199 EA 60 Amperes, 600 Volt Class, 3 Phase, 4 Wire, 3 Blades And Fuseholders, Heavy Duty Fusible, NEMA 3R Enclosure, Neutral Kit, Bolt-On Hubs, Safety Switch	1,553.86	325.36
26 28 16 16-0200 EA 100 Amperes, 600 Volt Class, 3 Phase, 4 Wire, 3 Blades And Fuseholders, Heavy Duty Fusible, NEMA 3R Enclosure, Neutral Kit, Bolt-On Hubs, Safety Switch	2,118.90	373.14
26 28 16 16-0201 EA 200 Amperes, 600 Volt Class, 3 Phase, 4 Wire, 3 Blades And Fuseholders, Heavy Duty Fusible, NEMA 3R Enclosure, Neutral Kit, Bolt-On Hubs, Safety Switch	2,989.20	560.01
26 28 16 16-0202 EA 400 Amperes, 600 Volt Class, 3 Phase, 4 Wire, 3 Blades And Fuseholders, Heavy Duty Fusible, NEMA 3R Enclosure, Neutral Kit, Bolt-On Hubs, Safety Switch	6,378.69	916.22
26 28 16 16-0203 EA 600 Amperes, 600 Volt Class, 3 Phase, 4 Wire, 3 Blades And Fuseholders, Heavy Duty Fusible, NEMA 3R Enclosure, Neutral Kit, Bolt-On Hubs, Safety Switch	11,307.03	1,259.73
26 28 16 16-0204 EA 800 Amperes, 600 Volt Class, 3 Phase, 4 Wire, 3 Blades And Fuseholders, Heavy Duty Fusible, NEMA 3R Enclosure, Neutral Kit, Bolt-On Hubs, Safety Switch	16,500.59	1,451.44
26 28 16 16-0205 EA 1,200 Amperes, 600 Volt Class, 3 Phase, 4 Wire, 3 Blades And Fuseholders, Heavy Duty Fusible, NEMA 3R Enclosure, Neutral Kit, Bolt-On Hubs, Safety Switch	19,857.54	1,632.87
26 28 16 16-0206 Heavy Duty Non-Fusible, NEMA 3R Enclosure, Neutral Kit, Bolt-On Hubs, Safety Switches <small>(26 28 16 16-0152)</small>		
26 28 16 16-0207 240 Volt Class, 1 Phase, 2 Wire, 2 Blades, Heavy Duty Non-Fusible, NEMA 3R Enclosure, Neutral Kit, Bolt-On Hubs, Safety Switches <small>(26 28 16 16-0206)</small>		
26 28 16 16-0208 EA 30 Amperes, 240 Volt Class, 1 Phase, 2 Wire, 2 Blades, Heavy Duty Non-Fusible, NEMA 3R Enclosure, Neutral Kit, Bolt-On Hubs, Safety Switch	611.72	124.47
26 28 16 16-0209 EA 60 Amperes, 240 Volt Class, 1 Phase, 2 Wire, 2 Blades, Heavy Duty Non-Fusible, NEMA 3R Enclosure, Neutral Kit, Bolt-On Hubs, Safety Switch	995.83	172.36
26 28 16 16-0210 EA 100 Amperes, 240 Volt Class, 1 Phase, 2 Wire, 2 Blades, Heavy Duty Non-Fusible, NEMA 3R Enclosure, Neutral Kit, Bolt-On Hubs, Safety Switch	1,306.54	197.64
26 28 16 16-0211 EA 200 Amperes, 240 Volt Class, 1 Phase, 2 Wire, 2 Blades, Heavy Duty Non-Fusible, NEMA 3R Enclosure, Neutral Kit, Bolt-On Hubs, Safety Switch	1,743.89	320.04
26 28 16 16-0212 EA 400 Amperes, 240 Volt Class, 1 Phase, 2 Wire, 2 Blades, Heavy Duty Non-Fusible, NEMA 3R Enclosure, Neutral Kit, Bolt-On Hubs, Safety Switch	3,865.35	533.88
26 28 16 16-0213 EA 600 Amperes, 240 Volt Class, 1 Phase, 2 Wire, 2 Blades, Heavy Duty Non-Fusible, NEMA 3R Enclosure, Neutral Kit, Bolt-On Hubs, Safety Switch	7,023.60	711.81
26 28 16 16-0214 EA 800 Amperes, 240 Volt Class, 1 Phase, 2 Wire, 2 Blades, Heavy Duty Non-Fusible, NEMA 3R Enclosure, Neutral Kit, Bolt-On Hubs, Safety Switch	11,271.15	847.04
26 28 16 16-0215 EA 1,200 Amperes, 240 Volt Class, 1 Phase, 2 Wire, 2 Blades, Heavy Duty Non-Fusible, NEMA 3R Enclosure, Neutral Kit, Bolt-On Hubs, Safety Switch	14,864.94	967.98
26 28 16 16-0216 600 Volt Class, 1 Phase, 2 Wire, 2 Blades, Heavy Duty Non-Fusible, NEMA 3R Enclosure, Neutral Kit, Bolt-On Hubs, Safety Switches <small>(26 28 16 16-0206)</small>		
26 28 16 16-0217 EA 30 Amperes, 600 Volt Class, 1 Phase, 2 Wire, 2 Blades, Heavy Duty Non-Fusible, NEMA 3R Enclosure, Neutral Kit, Bolt-On Hubs, Safety Switch	688.45	137.16
26 28 16 16-0218 EA 60 Amperes, 600 Volt Class, 1 Phase, 2 Wire, 2 Blades, Heavy Duty Non-Fusible, NEMA 3R Enclosure, Neutral Kit, Bolt-On Hubs, Safety Switch	1,128.22	191.96
26 28 16 16-0219 EA 100 Amperes, 600 Volt Class, 1 Phase, 2 Wire, 2 Blades, Heavy Duty Non-Fusible, NEMA 3R Enclosure, Neutral Kit, Bolt-On Hubs, Safety Switch	1,474.68	216.75
26 28 16 16-0220 EA 200 Amperes, 600 Volt Class, 1 Phase, 2 Wire, 2 Blades, Heavy Duty Non-Fusible, NEMA 3R Enclosure, Neutral Kit, Bolt-On Hubs, Safety Switch	1,933.60	336.00
26 28 16 16-0221 EA 400 Amperes, 600 Volt Class, 1 Phase, 2 Wire, 2 Blades, Heavy Duty Non-Fusible, NEMA 3R Enclosure, Neutral Kit, Bolt-On Hubs, Safety Switch	4,382.39	560.01
26 28 16 16-0222 EA 600 Amperes, 600 Volt Class, 1 Phase, 2 Wire, 2 Blades, Heavy Duty Non-Fusible, NEMA 3R Enclosure, Neutral Kit, Bolt-On Hubs, Safety Switch	7,581.03	746.64
26 28 16 16-0223 EA 800 Amperes, 600 Volt Class, 1 Phase, 2 Wire, 2 Blades, Heavy Duty Non-Fusible, NEMA 3R Enclosure, Neutral Kit, Bolt-On Hubs, Safety Switch	12,018.83	887.32

26 Electrical**26 20 Low-Voltage Electrical Distribution****26 28 Low-Voltage Circuit Protective Devices**

SAN BERNARDINO
COUNTY

MINOR CSI UOM DESCRIPTION	TOTAL DIRECT UNIT COST	DEMOLITION UNIT COST
26 28 16 16-0224 EA 1,200 Amperes, 600 Volt Class, 1 Phase, 2 Wire, 2 Blades, Heavy Duty Non-Fusible, NEMA 3R Enclosure, Neutral Kit, Bolt-On Hubs, Safety Switch.....	15,845.09	1,007.90
26 28 16 16-0225 240 Volt Class, 3 Phase, 3 Wire, 3 Blades, Heavy Duty Non-Fusible, NEMA 3R Enclosure, Neutral Kit, Bolt-On Hubs, Safety Switches <small>(26 28 16 16-0206)</small>		
26 28 16 16-0226 EA 30 Amperes, 240 Volt Class, 3 Phase, 3 Wire, 3 Blades, Heavy Duty Non-Fusible, NEMA 3R Enclosure, Neutral Kit, Bolt-On Hubs, Safety Switch.....	736.17	186.63
26 28 16 16-0227 EA 60 Amperes, 240 Volt Class, 3 Phase, 3 Wire, 3 Blades, Heavy Duty Non-Fusible, NEMA 3R Enclosure, Neutral Kit, Bolt-On Hubs, Safety Switch.....	1,168.13	258.47
26 28 16 16-0228 EA 100 Amperes, 240 Volt Class, 3 Phase, 3 Wire, 3 Blades, Heavy Duty Non-Fusible, NEMA 3R Enclosure, Neutral Kit, Bolt-On Hubs, Safety Switch.....	1,504.16	296.46
26 28 16 16-0229 EA 200 Amperes, 240 Volt Class, 3 Phase, 3 Wire, 3 Blades, Heavy Duty Non-Fusible, NEMA 3R Enclosure, Neutral Kit, Bolt-On Hubs, Safety Switch.....	2,063.87	480.06
26 28 16 16-0230 EA 400 Amperes, 240 Volt Class, 3 Phase, 3 Wire, 3 Blades, Heavy Duty Non-Fusible, NEMA 3R Enclosure, Neutral Kit, Bolt-On Hubs, Safety Switch.....	4,455.96	800.71
26 28 16 16-0231 EA 600 Amperes, 240 Volt Class, 3 Phase, 3 Wire, 3 Blades, Heavy Duty Non-Fusible, NEMA 3R Enclosure, Neutral Kit, Bolt-On Hubs, Safety Switch.....	7,846.53	1,067.41
26 28 16 16-0232 EA 800 Amperes, 240 Volt Class, 3 Phase, 3 Wire, 3 Blades, Heavy Duty Non-Fusible, NEMA 3R Enclosure, Neutral Kit, Bolt-On Hubs, Safety Switch.....	12,242.26	1,270.00
26 28 16 16-0233 EA 1,200 Amperes, 240 Volt Class, 3 Phase, 3 Wire, 3 Blades, Heavy Duty Non-Fusible, NEMA 3R Enclosure, Neutral Kit, Bolt-On Hubs, Safety Switch.....	16,186.01	1,451.44
26 28 16 16-0234 480 Volt Class, 3 Phase, 3 Wire, 3 Blades, Heavy Duty Non-Fusible, NEMA 3R Enclosure, Neutral Kit, Bolt-On Hubs, Safety Switches <small>(26 28 16 16-0206)</small>		
26 28 16 16-0235 EA 30 Amperes, 480 Volt Class, 3 Phase, 3 Wire, 3 Blades, Heavy Duty Non-Fusible, NEMA 3R Enclosure, Neutral Kit, Bolt-On Hubs, Safety Switch.....	800.17	205.62
26 28 16 16-0236 EA 60 Amperes, 480 Volt Class, 3 Phase, 3 Wire, 3 Blades, Heavy Duty Non-Fusible, NEMA 3R Enclosure, Neutral Kit, Bolt-On Hubs, Safety Switch.....	1,273.73	287.99
26 28 16 16-0237 EA 100 Amperes, 480 Volt Class, 3 Phase, 3 Wire, 3 Blades, Heavy Duty Non-Fusible, NEMA 3R Enclosure, Neutral Kit, Bolt-On Hubs, Safety Switch.....	1,626.64	325.12
26 28 16 16-0238 EA 200 Amperes, 480 Volt Class, 3 Phase, 3 Wire, 3 Blades, Heavy Duty Non-Fusible, NEMA 3R Enclosure, Neutral Kit, Bolt-On Hubs, Safety Switch.....	2,190.71	504.02
26 28 16 16-0239 EA 400 Amperes, 480 Volt Class, 3 Phase, 3 Wire, 3 Blades, Heavy Duty Non-Fusible, NEMA 3R Enclosure, Neutral Kit, Bolt-On Hubs, Safety Switch.....	4,738.13	839.90
26 28 16 16-0240 EA 600 Amperes, 480 Volt Class, 3 Phase, 3 Wire, 3 Blades, Heavy Duty Non-Fusible, NEMA 3R Enclosure, Neutral Kit, Bolt-On Hubs, Safety Switch.....	8,358.86	1,119.90
26 28 16 16-0241 EA 800 Amperes, 480 Volt Class, 3 Phase, 3 Wire, 3 Blades, Heavy Duty Non-Fusible, NEMA 3R Enclosure, Neutral Kit, Bolt-On Hubs, Safety Switch.....	13,056.00	1,330.49
26 28 16 16-0242 EA 1,200 Amperes, 480 Volt Class, 3 Phase, 3 Wire, 3 Blades, Heavy Duty Non-Fusible, NEMA 3R Enclosure, Neutral Kit, Bolt-On Hubs, Safety Switch.....	17,253.77	1,511.91
26 28 16 16-0243 600 Volt Class, 3 Phase, 3 Wire, 3 Blades, Heavy Duty Non-Fusible, NEMA 3R Enclosure, Neutral Kit, Bolt-On Hubs, Safety Switches <small>(26 28 16 16-0206)</small>		
26 28 16 16-0244 EA 30 Amperes, 600 Volt Class, 3 Phase, 3 Wire, 3 Blades, Heavy Duty Non-Fusible, NEMA 3R Enclosure, Neutral Kit, Bolt-On Hubs, Safety Switch.....	440.80	205.62
26 28 16 16-0245 EA 60 Amperes, 600 Volt Class, 3 Phase, 3 Wire, 3 Blades, Heavy Duty Non-Fusible, NEMA 3R Enclosure, Neutral Kit, Bolt-On Hubs, Safety Switch.....	1,320.21	287.99
26 28 16 16-0246 EA 100 Amperes, 600 Volt Class, 3 Phase, 3 Wire, 3 Blades, Heavy Duty Non-Fusible, NEMA 3R Enclosure, Neutral Kit, Bolt-On Hubs, Safety Switch.....	1,691.45	325.12
26 28 16 16-0247 EA 200 Amperes, 600 Volt Class, 3 Phase, 3 Wire, 3 Blades, Heavy Duty Non-Fusible, NEMA 3R Enclosure, Neutral Kit, Bolt-On Hubs, Safety Switch.....	2,269.58	504.02
26 28 16 16-0248 EA 400 Amperes, 600 Volt Class, 3 Phase, 3 Wire, 3 Blades, Heavy Duty Non-Fusible, NEMA 3R Enclosure, Neutral Kit, Bolt-On Hubs, Safety Switch.....	4,942.35	839.90
26 28 16 16-0249 EA 600 Amperes, 600 Volt Class, 3 Phase, 3 Wire, 3 Blades, Heavy Duty Non-Fusible, NEMA 3R Enclosure, Neutral Kit, Bolt-On Hubs, Safety Switch.....	8,327.65	1,119.90
26 28 16 16-0250 EA 800 Amperes, 600 Volt Class, 3 Phase, 3 Wire, 3 Blades, Heavy Duty Non-Fusible, NEMA 3R Enclosure, Neutral Kit, Bolt-On Hubs, Safety Switch.....	13,038.52	1,330.49
26 28 16 16-0251 EA 1,200 Amperes, 600 Volt Class, 3 Phase, 3 Wire, 3 Blades, Heavy Duty Non-Fusible, NEMA 3R Enclosure, Neutral Kit, Bolt-On Hubs, Safety Switch.....	17,229.98	1,511.91
26 28 16 16-0252 General Duty Fusible, NEMA 3R Enclosure, Neutral Kit, Bolt-On Hubs, Safety Switches <small>(26 28 16 16-0152)</small>		
Note: With fuses, neutral bar, and hub if required.		
26 28 16 16-0253 240 Volt Class, 1 Phase, 2 Wire, 1 Blade And Fuseholder, General Duty Fusible, NEMA 3R Enclosure, Neutral Kit, Bolt-On Hubs, Safety Switches <small>(26 28 16 16-0252)</small>		
26 28 16 16-0254 EA 30 Amperes, 240 Volt Class, 1 Phase, 2 Wire, 1 Blade And Fuseholder, General Duty Fusible, NEMA 3R Enclosure, Neutral Kit, Bolt-On Hubs, Safety Switch.....	398.37	123.61
26 28 16 16-0255 EA 60 Amperes, 240 Volt Class, 1 Phase, 2 Wire, 1 Blade And Fuseholder, General Duty Fusible, NEMA 3R Enclosure, Neutral Kit, Bolt-On Hubs, Safety Switch.....	559.56	148.29
26 28 16 16-0256 EA 100 Amperes, 240 Volt Class, 1 Phase, 2 Wire, 1 Blade And Fuseholder, General Duty Fusible, NEMA 3R Enclosure, Neutral Kit, Bolt-On Hubs, Safety Switch.....	733.76	172.48
26 28 16 16-0257 EA 200 Amperes, 240 Volt Class, 1 Phase, 2 Wire, 1 Blade And Fuseholder, General Duty Fusible, NEMA 3R Enclosure, Neutral Kit, Bolt-On Hubs, Safety Switch.....	1,495.99	262.95
26 28 16 16-0258 EA 400 Amperes, 240 Volt Class, 1 Phase, 2 Wire, 1 Blade And Fuseholder, General Duty Fusible, NEMA 3R Enclosure, Neutral Kit, Bolt-On Hubs, Safety Switch.....	3,637.93	420.67



MINOR CSI UOM DESCRIPTION	TOTAL DIRECT UNIT COST	DEMOLITION UNIT COST
26 28 16 16-0259 EA 600 Amperes, 240 Volt Class, 1 Phase, 2 Wire, 1 Blade And Fuseholder, General Duty Fusible, NEMA 3R Enclosure, Neutral Kit, Bolt-On Hubs, Safety Switch.....	6,430.36	561.22
26 28 16 16-0260 240 Volt Class, 3 Phase, 3 Wire, 2 Blades And Fuseholders, General Duty Fusible, NEMA 3R Enclosure, Neutral Kit, Bolt-On Hubs, Safety Switches^(26 28 16 16-0252)		
26 28 16 16-0261 EA 30 Amperes, 240 Volt Class, 3 Phase, 3 Wire, 2 Blades And Fuseholders, General Duty Fusible, NEMA 3R Enclosure, Neutral Kit, Bolt-On Hubs, Safety Switch.....	541.32	194.85
26 28 16 16-0262 EA 60 Amperes, 240 Volt Class, 3 Phase, 3 Wire, 2 Blades And Fuseholders, General Duty Fusible, NEMA 3R Enclosure, Neutral Kit, Bolt-On Hubs, Safety Switch.....	778.91	257.75
26 28 16 16-0263 EA 100 Amperes, 240 Volt Class, 3 Phase, 3 Wire, 2 Blades And Fuseholders, General Duty Fusible, NEMA 3R Enclosure, Neutral Kit, Bolt-On Hubs, Safety Switch.....	953.88	282.79
26 28 16 16-0264 EA 200 Amperes, 240 Volt Class, 3 Phase, 3 Wire, 2 Blades And Fuseholders, General Duty Fusible, NEMA 3R Enclosure, Neutral Kit, Bolt-On Hubs, Safety Switch.....	1,847.55	438.21
26 28 16 16-0265 EA 400 Amperes, 240 Volt Class, 3 Phase, 3 Wire, 2 Blades And Fuseholders, General Duty Fusible, NEMA 3R Enclosure, Neutral Kit, Bolt-On Hubs, Safety Switch.....	4,259.35	730.32
26 28 16 16-0266 EA 600 Amperes, 240 Volt Class, 3 Phase, 3 Wire, 2 Blades And Fuseholders, General Duty Fusible, NEMA 3R Enclosure, Neutral Kit, Bolt-On Hubs, Safety Switch.....	7,265.08	974.16
26 28 16 16-0267 240 Volt Class, 3 Phase, 4 Wire, 3 Blades And Fuseholders, General Duty Fusible, NEMA 3R Enclosure, Neutral Kit, Bolt-On Hubs, Safety Switches^(26 28 16 16-0252)		
26 28 16 16-0268 EA 30 Amperes, 240 Volt Class, 3 Phase, 4 Wire, 3 Blades And Fuseholders, General Duty Fusible, NEMA 3R Enclosure, Neutral Kit, Bolt-On Hubs, Safety Switch.....	606.43	194.73
26 28 16 16-0269 EA 60 Amperes, 240 Volt Class, 3 Phase, 4 Wire, 3 Blades And Fuseholders, General Duty Fusible, NEMA 3R Enclosure, Neutral Kit, Bolt-On Hubs, Safety Switch.....	844.25	257.75
26 28 16 16-0270 EA 100 Amperes, 240 Volt Class, 3 Phase, 4 Wire, 3 Blades And Fuseholders, General Duty Fusible, NEMA 3R Enclosure, Neutral Kit, Bolt-On Hubs, Safety Switch.....	1,164.14	282.79
26 28 16 16-0271 EA 200 Amperes, 240 Volt Class, 3 Phase, 4 Wire, 3 Blades And Fuseholders, General Duty Fusible, NEMA 3R Enclosure, Neutral Kit, Bolt-On Hubs, Safety Switch.....	1,983.33	438.21
26 28 16 16-0272 EA 400 Amperes, 240 Volt Class, 3 Phase, 4 Wire, 3 Blades And Fuseholders, General Duty Fusible, NEMA 3R Enclosure, Neutral Kit, Bolt-On Hubs, Safety Switch.....	4,346.56	730.44
26 28 16 16-0273 EA 600 Amperes, 240 Volt Class, 3 Phase, 4 Wire, 3 Blades And Fuseholders, General Duty Fusible, NEMA 3R Enclosure, Neutral Kit, Bolt-On Hubs, Safety Switch.....	7,945.76	974.16
26 28 16 16-0274 EA 800 Amperes, 240 Volt Class, 3 Phase, 4 Wire, 3 Blades And Fuseholders, General Duty Fusible, NEMA 3R Enclosure, Neutral Kit, Bolt-On Hubs, Safety Switch.....	11,327.07	1,103.57
26 28 16 16-0275 General Duty Non-Fusible, NEMA 3R Enclosure, Neutral Kit, Bolt-On Hubs, Safety Switches^(26 28 16 16-0152)		
26 28 16 16-0276 240 Volt Class, 1 Phase, 2 Wire, 2 Blades, General Duty Non-Fusible, NEMA 3R Enclosure, Neutral Kit, Bolt-On Hubs, Safety Switches^(26 28 16 16-0275)		
26 28 16 16-0277 EA 30 Amperes, 240 Volt Class, 1 Phase, 2 Wire, 2 Blades, General Duty Non-Fusible, NEMA 3R Enclosure, Neutral Kit, Bolt-On Hubs, Safety Switch.....	359.15	108.25
26 28 16 16-0278 EA 60 Amperes, 240 Volt Class, 1 Phase, 2 Wire, 2 Blades, General Duty Non-Fusible, NEMA 3R Enclosure, Neutral Kit, Bolt-On Hubs, Safety Switch.....	585.13	149.86
26 28 16 16-0279 EA 100 Amperes, 240 Volt Class, 1 Phase, 2 Wire, 2 Blades, General Duty Non-Fusible, NEMA 3R Enclosure, Neutral Kit, Bolt-On Hubs, Safety Switch.....	616.44	171.87
26 28 16 16-0280 EA 200 Amperes, 240 Volt Class, 1 Phase, 2 Wire, 2 Blades, General Duty Non-Fusible, NEMA 3R Enclosure, Neutral Kit, Bolt-On Hubs, Safety Switch.....	1,527.14	278.20
26 28 16 16-0281 EA 400 Amperes, 240 Volt Class, 1 Phase, 2 Wire, 2 Blades, General Duty Non-Fusible, NEMA 3R Enclosure, Neutral Kit, Bolt-On Hubs, Safety Switch.....	3,725.69	464.22
26 28 16 16-0282 EA 600 Amperes, 240 Volt Class, 1 Phase, 2 Wire, 2 Blades, General Duty Non-Fusible, NEMA 3R Enclosure, Neutral Kit, Bolt-On Hubs, Safety Switch.....	6,548.80	618.92
26 28 16 16-0283 240 Volt Class, 3 Phase, 3 Wire, 3 Blades, General Duty Non-Fusible, NEMA 3R Enclosure, Neutral Kit, Bolt-On Hubs, Safety Switches^(26 28 16 16-0275)		
26 28 16 16-0284 EA 30 Amperes, 240 Volt Class, 3 Phase, 3 Wire, 3 Blades, General Duty Non-Fusible, NEMA 3R Enclosure, Neutral Kit, Bolt-On Hubs, Safety Switch.....	561.47	162.32
26 28 16 16-0285 EA 60 Amperes, 240 Volt Class, 3 Phase, 3 Wire, 3 Blades, General Duty Non-Fusible, NEMA 3R Enclosure, Neutral Kit, Bolt-On Hubs, Safety Switch.....	807.41	224.73
26 28 16 16-0286 EA 100 Amperes, 240 Volt Class, 3 Phase, 3 Wire, 3 Blades, General Duty Non-Fusible, NEMA 3R Enclosure, Neutral Kit, Bolt-On Hubs, Safety Switch.....	1,175.31	257.75
26 28 16 16-0287 EA 200 Amperes, 240 Volt Class, 3 Phase, 3 Wire, 3 Blades, General Duty Non-Fusible, NEMA 3R Enclosure, Neutral Kit, Bolt-On Hubs, Safety Switch.....	2,017.94	417.40
26 28 16 16-0288 NEMA 4, 4X Or 5 Enclosure, Neutral Kit, Safety Switches^(26 28 16 16-0001)		
26 28 16 16-0289 Heavy Duty Fusible, NEMA 4, 4X Or 5 Enclosure, Neutral Kit, Safety Switches^(26 28 16 16-0288) Note: With fuses and neutral bar (stainless steel).		
26 28 16 16-0290 240 Volt Class, 1 Phase, 2 Wire, 2 Blades And Fuseholders, Heavy Duty Fusible, NEMA 4, 4X Or 5 Enclosure, Neutral Kit, Safety Switches^(26 28 16 16-0289)		
26 28 16 16-0291 EA 30 Amperes, 240 Volt Class, 1 Phase, 2 Wire, 2 Blades And Fuseholders, Heavy Duty Fusible, NEMA 4, 4X Or 5 Enclosure, Neutral Kit, Safety Switch.....	1,689.51	120.96



MINOR CSI	UOM	DESCRIPTION	TOTAL DIRECT UNIT COST	DEMOLITION UNIT COST
26 28 16 16-0292	EA	60 Amperes, 240 Volt Class, 1 Phase, 2 Wire, 2 Blades And Fuseholders, Heavy Duty Fusible, NEMA 4, 4X Or 5 Enclosure, Neutral Kit, Safety Switch	2,029.58	145.75
26 28 16 16-0293	EA	100 Amperes, 240 Volt Class, 1 Phase, 2 Wire, 2 Blades And Fuseholders, Heavy Duty Fusible, NEMA 4, 4X Or 5 Enclosure, Neutral Kit, Safety Switch	4,128.56	170.30
26 28 16 16-0294	EA	200 Amperes, 240 Volt Class, 1 Phase, 2 Wire, 2 Blades And Fuseholders, Heavy Duty Fusible, NEMA 4, 4X Or 5 Enclosure, Neutral Kit, Safety Switch	5,713.43	266.76
26 28 16 16-0295	EA	400 Amperes, 240 Volt Class, 1 Phase, 2 Wire, 2 Blades And Fuseholders, Heavy Duty Fusible, NEMA 4, 4X Or 5 Enclosure, Neutral Kit, Safety Switch	11,603.03	417.04
26 28 16 16-0296	EA	600 Amperes, 240 Volt Class, 1 Phase, 2 Wire, 2 Blades And Fuseholders, Heavy Duty Fusible, NEMA 4, 4X Or 5 Enclosure, Neutral Kit, Safety Switch	16,680.10	616.62
26 28 16 16-0297		600 Volt Class, 1 Phase, 2 Wire, 2 Blades And Fuseholders, Heavy Duty Fusible, NEMA 4, 4X Or 5 Enclosure, Neutral Kit, Safety Switches <small>(26 28 16 16-0299)</small>		
26 28 16 16-0298	EA	30 Amperes, 600 Volt Class, 1 Phase, 2 Wire, 2 Blades And Fuseholders, Heavy Duty Fusible, NEMA 4, 4X Or 5 Enclosure, Neutral Kit, Safety Switch	2,142.23	134.38
26 28 16 16-0299	EA	60 Amperes, 600 Volt Class, 1 Phase, 2 Wire, 2 Blades And Fuseholders, Heavy Duty Fusible, NEMA 4, 4X Or 5 Enclosure, Neutral Kit, Safety Switch	2,383.42	161.84
26 28 16 16-0300	EA	100 Amperes, 600 Volt Class, 1 Phase, 2 Wire, 2 Blades And Fuseholders, Heavy Duty Fusible, NEMA 4, 4X Or 5 Enclosure, Neutral Kit, Safety Switch	4,464.27	189.17
26 28 16 16-0301	EA	200 Amperes, 600 Volt Class, 1 Phase, 2 Wire, 2 Blades And Fuseholders, Heavy Duty Fusible, NEMA 4, 4X Or 5 Enclosure, Neutral Kit, Safety Switch	6,312.27	298.75
26 28 16 16-0302	EA	400 Amperes, 600 Volt Class, 1 Phase, 2 Wire, 2 Blades And Fuseholders, Heavy Duty Fusible, NEMA 4, 4X Or 5 Enclosure, Neutral Kit, Safety Switch	12,052.74	463.74
26 28 16 16-0303	EA	600 Amperes, 600 Volt Class, 1 Phase, 2 Wire, 2 Blades And Fuseholders, Heavy Duty Fusible, NEMA 4, 4X Or 5 Enclosure, Neutral Kit, Safety Switch	17,283.80	685.08
26 28 16 16-0304		240 Volt Class, 3 Phase, 3 Wire, 3 Blades And Fuseholders, Heavy Duty Fusible, NEMA 4, 4X Or 5 Enclosure, Neutral Kit, Safety Switches <small>(26 28 16 16-0299)</small>		
26 28 16 16-0305	EA	30 Amperes, 240 Volt Class, 3 Phase, 3 Wire, 3 Blades And Fuseholders, Heavy Duty Fusible, NEMA 4, 4X Or 5 Enclosure, Neutral Kit, Safety Switch	1,903.69	190.14
26 28 16 16-0306	EA	60 Amperes, 240 Volt Class, 3 Phase, 3 Wire, 3 Blades And Fuseholders, Heavy Duty Fusible, NEMA 4, 4X Or 5 Enclosure, Neutral Kit, Safety Switch	2,387.35	251.95
26 28 16 16-0307	EA	100 Amperes, 240 Volt Class, 3 Phase, 3 Wire, 3 Blades And Fuseholders, Heavy Duty Fusible, NEMA 4, 4X Or 5 Enclosure, Neutral Kit, Safety Switch	4,535.29	280.01
26 28 16 16-0308	EA	200 Amperes, 240 Volt Class, 3 Phase, 3 Wire, 3 Blades And Fuseholders, Heavy Duty Fusible, NEMA 4, 4X Or 5 Enclosure, Neutral Kit, Safety Switch	6,450.86	438.21
26 28 16 16-0309	EA	400 Amperes, 240 Volt Class, 3 Phase, 3 Wire, 3 Blades And Fuseholders, Heavy Duty Fusible, NEMA 4, 4X Or 5 Enclosure, Neutral Kit, Safety Switch	12,565.11	719.91
26 28 16 16-0310	EA	600 Amperes, 240 Volt Class, 3 Phase, 3 Wire, 3 Blades And Fuseholders, Heavy Duty Fusible, NEMA 4, 4X Or 5 Enclosure, Neutral Kit, Safety Switch	17,929.59	1,007.90
26 28 16 16-0311		600 Volt Class, 3 Phase, 3 Wire, 3 Blades And Fuseholders, Heavy Duty Fusible, NEMA 4, 4X Or 5 Enclosure, Neutral Kit, Safety Switches <small>(26 28 16 16-0299)</small>		
26 28 16 16-0312	EA	30 Amperes, 600 Volt Class, 3 Phase, 3 Wire, 3 Blades And Fuseholders, Heavy Duty Fusible, NEMA 4, 4X Or 5 Enclosure, Neutral Kit, Safety Switch	2,299.26	209.98
26 28 16 16-0313	EA	60 Amperes, 600 Volt Class, 3 Phase, 3 Wire, 3 Blades And Fuseholders, Heavy Duty Fusible, NEMA 4, 4X Or 5 Enclosure, Neutral Kit, Safety Switch	2,626.06	280.01
26 28 16 16-0314	EA	100 Amperes, 600 Volt Class, 3 Phase, 3 Wire, 3 Blades And Fuseholders, Heavy Duty Fusible, NEMA 4, 4X Or 5 Enclosure, Neutral Kit, Safety Switch	4,728.52	314.96
26 28 16 16-0315	EA	200 Amperes, 600 Volt Class, 3 Phase, 3 Wire, 3 Blades And Fuseholders, Heavy Duty Fusible, NEMA 4, 4X Or 5 Enclosure, Neutral Kit, Safety Switch	6,692.45	479.94
26 28 16 16-0316	EA	400 Amperes, 600 Volt Class, 3 Phase, 3 Wire, 3 Blades And Fuseholders, Heavy Duty Fusible, NEMA 4, 4X Or 5 Enclosure, Neutral Kit, Safety Switch	12,979.56	775.31
26 28 16 16-0317	EA	600 Amperes, 600 Volt Class, 3 Phase, 3 Wire, 3 Blades And Fuseholders, Heavy Duty Fusible, NEMA 4, 4X Or 5 Enclosure, Neutral Kit, Safety Switch	18,470.94	1,119.90
26 28 16 16-0318		240 Volt Class, 3 Phase, 4 Wire, 3 Blades And Fuseholders, Heavy Duty Fusible, NEMA 4, 4X Or 5 Enclosure, Neutral Kit, Safety Switches <small>(26 28 16 16-0299)</small>		
26 28 16 16-0319	EA	30 Amperes, 240 Volt Class, 3 Phase, 4 Wire, 3 Blades And Fuseholders, Heavy Duty Fusible, NEMA 4, 4X Or 5 Enclosure, Neutral Kit, Safety Switch	2,272.03	190.14
26 28 16 16-0320	EA	60 Amperes, 240 Volt Class, 3 Phase, 4 Wire, 3 Blades And Fuseholders, Heavy Duty Fusible, NEMA 4, 4X Or 5 Enclosure, Neutral Kit, Safety Switch	2,847.83	251.95
26 28 16 16-0321	EA	100 Amperes, 240 Volt Class, 3 Phase, 4 Wire, 3 Blades And Fuseholders, Heavy Duty Fusible, NEMA 4, 4X Or 5 Enclosure, Neutral Kit, Safety Switch	5,456.70	280.01
26 28 16 16-0322	EA	200 Amperes, 240 Volt Class, 3 Phase, 4 Wire, 3 Blades And Fuseholders, Heavy Duty Fusible, NEMA 4, 4X Or 5 Enclosure, Neutral Kit, Safety Switch	7,710.85	438.21
26 28 16 16-0323	EA	400 Amperes, 240 Volt Class, 3 Phase, 4 Wire, 3 Blades And Fuseholders, Heavy Duty Fusible, NEMA 4, 4X Or 5 Enclosure, Neutral Kit, Safety Switch	15,044.93	719.91
26 28 16 16-0324	EA	600 Amperes, 240 Volt Class, 3 Phase, 4 Wire, 3 Blades And Fuseholders, Heavy Duty Fusible, NEMA 4, 4X Or 5 Enclosure, Neutral Kit, Safety Switch	21,337.46	1,007.90
26 28 16 16-0325		600 Volt Class, 3 Phase, 4 Wire, 3 Blades And Fuseholders, Heavy Duty Fusible, NEMA 4, 4X Or 5 Enclosure, Neutral Kit, Safety Switches <small>(26 28 16 16-0299)</small>		
26 28 16 16-0326	EA	30 Amperes, 600 Volt Class, 3 Phase, 4 Wire, 3 Blades And Fuseholders, Heavy Duty Fusible, NEMA 4, 4X Or 5 Enclosure, Neutral Kit, Safety Switch	2,734.51	209.98



MINOR CSI UOM DESCRIPTION	TOTAL DIRECT UNIT COST	DEMOLITION UNIT COST
26 28 16 16-0327 EA 60 Amperes, 600 Volt Class, 3 Phase, 4 Wire, 3 Blades And Fuseholders, Heavy Duty Fusible, NEMA 4, 4X Or 5 Enclosure, Neutral Kit, Safety Switch	3,119.62	280.01
26 28 16 16-0328 EA 100 Amperes, 600 Volt Class, 3 Phase, 4 Wire, 3 Blades And Fuseholders, Heavy Duty Fusible, NEMA 4, 4X Or 5 Enclosure, Neutral Kit, Safety Switch	5,669.05	314.96
26 28 16 16-0329 EA 200 Amperes, 600 Volt Class, 3 Phase, 4 Wire, 3 Blades And Fuseholders, Heavy Duty Fusible, NEMA 4, 4X Or 5 Enclosure, Neutral Kit, Safety Switch	7,962.97	479.94
26 28 16 16-0330 EA 400 Amperes, 600 Volt Class, 3 Phase, 4 Wire, 3 Blades And Fuseholders, Heavy Duty Fusible, NEMA 4, 4X Or 5 Enclosure, Neutral Kit, Safety Switch	15,492.83	775.31
26 28 16 16-0331 EA 600 Amperes, 600 Volt Class, 3 Phase, 4 Wire, 3 Blades And Fuseholders, Heavy Duty Fusible, NEMA 4, 4X Or 5 Enclosure, Neutral Kit, Safety Switch	21,925.27	1,119.90
26 28 16 16-0332 Heavy Duty Stainless Steel Non-Fusible, NEMA 4, 4X Or 5 Enclosure, Neutral Kit, Safety Switches <small>(26 28 16 16-0288)</small>		
26 28 16 16-0333 240 Volt Class, 1 Phase, 2 Wire, 2 Blades, Heavy Duty Stainless Steel Non-Fusible, NEMA 4, 4X Or 5 Enclosure, Neutral Kit, Safety Switches <small>(26 28 16 16-0332)</small>		
26 28 16 16-0334 EA 30 Amperes, 240 Volt Class, 1 Phase, 2 Wire, 2 Blades, Heavy Duty Stainless Steel Non-Fusible, NEMA 4, 4X Or 5 Enclosure, Neutral Kit, Safety Switch	1,621.54	120.96
26 28 16 16-0335 EA 60 Amperes, 240 Volt Class, 1 Phase, 2 Wire, 2 Blades, Heavy Duty Stainless Steel Non-Fusible, NEMA 4, 4X Or 5 Enclosure, Neutral Kit, Safety Switch	1,975.84	168.24
26 28 16 16-0336 EA 100 Amperes, 240 Volt Class, 1 Phase, 2 Wire, 2 Blades, Heavy Duty Stainless Steel Non-Fusible, NEMA 4, 4X Or 5 Enclosure, Neutral Kit, Safety Switch	3,706.88	193.53
26 28 16 16-0337 EA 200 Amperes, 240 Volt Class, 1 Phase, 2 Wire, 2 Blades, Heavy Duty Stainless Steel Non-Fusible, NEMA 4, 4X Or 5 Enclosure, Neutral Kit, Safety Switch	5,147.25	309.15
26 28 16 16-0338 EA 400 Amperes, 240 Volt Class, 1 Phase, 2 Wire, 2 Blades, Heavy Duty Stainless Steel Non-Fusible, NEMA 4, 4X Or 5 Enclosure, Neutral Kit, Safety Switch	9,366.00	514.78
26 28 16 16-0339 EA 600 Amperes, 240 Volt Class, 1 Phase, 2 Wire, 2 Blades, Heavy Duty Stainless Steel Non-Fusible, NEMA 4, 4X Or 5 Enclosure, Neutral Kit, Safety Switch	13,410.73	701.28
26 28 16 16-0340 600 Volt Class, 1 Phase, 2 Wire, 2 Blades, Heavy Duty Stainless Steel Non-Fusible, NEMA 4, 4X Or 5 Enclosure, Neutral Kit, Safety Switches <small>(26 28 16 16-0332)</small>		
26 28 16 16-0341 EA 30 Amperes, 600 Volt Class, 1 Phase, 2 Wire, 2 Blades, Heavy Duty Stainless Steel Non-Fusible, NEMA 4, 4X Or 5 Enclosure, Neutral Kit, Safety Switch	1,843.65	133.42
26 28 16 16-0342 EA 60 Amperes, 600 Volt Class, 1 Phase, 2 Wire, 2 Blades, Heavy Duty Stainless Steel Non-Fusible, NEMA 4, 4X Or 5 Enclosure, Neutral Kit, Safety Switch	2,250.72	188.69
26 28 16 16-0343 EA 100 Amperes, 600 Volt Class, 1 Phase, 2 Wire, 2 Blades, Heavy Duty Stainless Steel Non-Fusible, NEMA 4, 4X Or 5 Enclosure, Neutral Kit, Safety Switch	4,224.13	215.06
26 28 16 16-0344 EA 200 Amperes, 600 Volt Class, 1 Phase, 2 Wire, 2 Blades, Heavy Duty Stainless Steel Non-Fusible, NEMA 4, 4X Or 5 Enclosure, Neutral Kit, Safety Switch	5,847.97	336.00
26 28 16 16-0345 EA 400 Amperes, 600 Volt Class, 1 Phase, 2 Wire, 2 Blades, Heavy Duty Stainless Steel Non-Fusible, NEMA 4, 4X Or 5 Enclosure, Neutral Kit, Safety Switch	10,633.37	552.99
26 28 16 16-0346 EA 600 Amperes, 600 Volt Class, 1 Phase, 2 Wire, 2 Blades, Heavy Duty Stainless Steel Non-Fusible, NEMA 4, 4X Or 5 Enclosure, Neutral Kit, Safety Switch	15,271.97	774.10
26 28 16 16-0347 240 Volt Class, 3 Phase, 3 Wire, 3 Blades, Heavy Duty Stainless Steel Non-Fusible, NEMA 4, 4X Or 5 Enclosure, Neutral Kit, Safety Switches <small>(26 28 16 16-0332)</small>		
26 28 16 16-0348 EA 30 Amperes, 240 Volt Class, 3 Phase, 3 Wire, 3 Blades, Heavy Duty Stainless Steel Non-Fusible, NEMA 4, 4X Or 5 Enclosure, Neutral Kit, Safety Switch	1,694.61	157.48
26 28 16 16-0349 EA 60 Amperes, 240 Volt Class, 3 Phase, 3 Wire, 3 Blades, Heavy Duty Stainless Steel Non-Fusible, NEMA 4, 4X Or 5 Enclosure, Neutral Kit, Safety Switch	2,051.43	219.17
26 28 16 16-0350 EA 100 Amperes, 240 Volt Class, 3 Phase, 3 Wire, 3 Blades, Heavy Duty Stainless Steel Non-Fusible, NEMA 4, 4X Or 5 Enclosure, Neutral Kit, Safety Switch	2,143.24	251.95
26 28 16 16-0351 EA 200 Amperes, 240 Volt Class, 3 Phase, 3 Wire, 3 Blades, Heavy Duty Stainless Steel Non-Fusible, NEMA 4, 4X Or 5 Enclosure, Neutral Kit, Safety Switch	4,126.16	403.13
26 28 16 16-0352 EA 400 Amperes, 240 Volt Class, 3 Phase, 3 Wire, 3 Blades, Heavy Duty Stainless Steel Non-Fusible, NEMA 4, 4X Or 5 Enclosure, Neutral Kit, Safety Switch	5,872.81	672.02
26 28 16 16-0353 EA 600 Amperes, 240 Volt Class, 3 Phase, 3 Wire, 3 Blades, Heavy Duty Stainless Steel Non-Fusible, NEMA 4, 4X Or 5 Enclosure, Neutral Kit, Safety Switch	14,236.26	916.34
26 28 16 16-0354 600 Volt Class, 3 Phase, 3 Wire, 3 Blades, Heavy Duty Stainless Steel Non-Fusible, NEMA 4, 4X Or 5 Enclosure, Neutral Kit, Safety Switches <small>(26 28 16 16-0332)</small>		
26 28 16 16-0355 EA 30 Amperes, 600 Volt Class, 3 Phase, 3 Wire, 3 Blades, Heavy Duty Stainless Steel Non-Fusible, NEMA 4, 4X Or 5 Enclosure, Neutral Kit, Safety Switch	1,924.29	173.80
26 28 16 16-0356 EA 60 Amperes, 600 Volt Class, 3 Phase, 3 Wire, 3 Blades, Heavy Duty Stainless Steel Non-Fusible, NEMA 4, 4X Or 5 Enclosure, Neutral Kit, Safety Switch	2,365.12	245.89
26 28 16 16-0357 EA 100 Amperes, 600 Volt Class, 3 Phase, 3 Wire, 3 Blades, Heavy Duty Stainless Steel Non-Fusible, NEMA 4, 4X Or 5 Enclosure, Neutral Kit, Safety Switch	4,354.03	280.01
26 28 16 16-0358 EA 200 Amperes, 600 Volt Class, 3 Phase, 3 Wire, 3 Blades, Heavy Duty Stainless Steel Non-Fusible, NEMA 4, 4X Or 5 Enclosure, Neutral Kit, Safety Switch	6,052.33	438.21
26 28 16 16-0359 EA 400 Amperes, 600 Volt Class, 3 Phase, 3 Wire, 3 Blades, Heavy Duty Stainless Steel Non-Fusible, NEMA 4, 4X Or 5 Enclosure, Neutral Kit, Safety Switch	12,068.50	719.91
26 28 16 16-0360 EA 600 Amperes, 600 Volt Class, 3 Phase, 3 Wire, 3 Blades, Heavy Duty Stainless Steel Non-Fusible, NEMA 4, 4X Or 5 Enclosure, Neutral Kit, Safety Switch	16,191.47	1,007.90



MINOR CSI	UOM	DESCRIPTION	TOTAL DIRECT UNIT COST	DEMOLITION UNIT COST
26 28 16 16-0361		240 Volt Class, 3 Phase, 4 Wire, 4 Blades, Heavy Duty Stainless Steel Non-Fusible, NEMA 4, 4X Or 5 Enclosure, Neutral Kit, Safety Switches <small>(26 28 16 16-0332)</small>		
26 28 16 16-0362	EA	30 Amperes, 240 Volt Class, 3 Phase, 4 Wire, 4 Blades, Heavy Duty Stainless Steel Non-Fusible, NEMA 4, 4X Or 5 Enclosure, Neutral Kit, Safety Switch	2,324.34	157.48
26 28 16 16-0363	EA	60 Amperes, 240 Volt Class, 3 Phase, 4 Wire, 4 Blades, Heavy Duty Stainless Steel Non-Fusible, NEMA 4, 4X Or 5 Enclosure, Neutral Kit, Safety Switch	2,790.06	219.17
26 28 16 16-0364	EA	100 Amperes, 240 Volt Class, 3 Phase, 4 Wire, 4 Blades, Heavy Duty Stainless Steel Non-Fusible, NEMA 4, 4X Or 5 Enclosure, Neutral Kit, Safety Switch	6,254.46	251.95
26 28 16 16-0365	EA	200 Amperes, 240 Volt Class, 3 Phase, 4 Wire, 4 Blades, Heavy Duty Stainless Steel Non-Fusible, NEMA 4, 4X Or 5 Enclosure, Neutral Kit, Safety Switch	9,542.98	403.13
26 28 16 16-0366		600 Volt Class, 3 Phase, 4 Wire, 4 Blades, Heavy Duty Stainless Steel Non-Fusible, NEMA 4, 4X Or 5 Enclosure, Neutral Kit, Safety Switches <small>(26 28 16 16-0332)</small>		
26 28 16 16-0367	EA	30 Amperes, 600 Volt Class, 3 Phase, 4 Wire, 4 Blades, Heavy Duty Stainless Steel Non-Fusible, NEMA 4, 4X Or 5 Enclosure, Neutral Kit, Safety Switch	2,643.98	173.80
26 28 16 16-0368	EA	60 Amperes, 600 Volt Class, 3 Phase, 4 Wire, 4 Blades, Heavy Duty Stainless Steel Non-Fusible, NEMA 4, 4X Or 5 Enclosure, Neutral Kit, Safety Switch	3,179.47	245.89
26 28 16 16-0369	EA	100 Amperes, 600 Volt Class, 3 Phase, 4 Wire, 4 Blades, Heavy Duty Stainless Steel Non-Fusible, NEMA 4, 4X Or 5 Enclosure, Neutral Kit, Safety Switch	7,131.94	280.01
26 28 16 16-0370	EA	200 Amperes, 600 Volt Class, 3 Phase, 4 Wire, 4 Blades, Heavy Duty Stainless Steel Non-Fusible, NEMA 4, 4X Or 5 Enclosure, Neutral Kit, Safety Switch	10,861.18	438.21
26 28 16 16-0371		Fiberglass Reinforced Polyester NEMA 4, 4X Or 5 Enclosure, Neutral Kit, Safety Switches <small>(26 28 16 16-0288)</small>		
26 28 16 16-0372		600 Volt Class, 3 Phase, 3 Pole, Fusible, Fiberglass Reinforced Polyester NEMA 4, 4X Or 5 Enclosure, Neutral Kit, Safety Switches <small>(26 28 16 16-0371)</small>		
26 28 16 16-0373	EA	30 Amperes, 600 Volt Class, 3 Phase, 3 Pole, Fusible, Fiberglass Reinforced Polyester NEMA 4, 4X Or 5 Enclosure, Neutral Kit, Safety Switch	3,075.57	209.85
26 28 16 16-0374	EA	60 Amperes, 600 Volt Class, 3 Phase, 3 Pole, Fusible, Fiberglass Reinforced Polyester NEMA 4, 4X Or 5 Enclosure, Neutral Kit, Safety Switch	3,509.80	280.01
26 28 16 16-0375	EA	100 Amperes, 600 Volt Class, 3 Phase, 3 Pole, Fusible, Fiberglass Reinforced Polyester NEMA 4, 4X Or 5 Enclosure, Neutral Kit, Safety Switch	6,290.02	315.08
26 28 16 16-0376	EA	200 Amperes, 600 Volt Class, 3 Phase, 3 Pole, Fusible, Fiberglass Reinforced Polyester NEMA 4, 4X Or 5 Enclosure, Neutral Kit, Safety Switch	8,194.24	480.18
26 28 16 16-0377		600 Volt Class, 3 Phase, 3 Pole, Non-Fusible, Fiberglass Reinforced Polyester NEMA 4, 4X Or 5 Enclosure, Neutral Kit, Safety Switches <small>(26 28 16 16-0371)</small>		
26 28 16 16-0378	EA	30 Amperes, 600 Volt Class, 3 Phase, 3 Pole, Non-Fusible, Fiberglass Reinforced Polyester NEMA 4, 4X Or 5 Enclosure, Neutral Kit, Safety Switch	2,877.77	173.56
26 28 16 16-0379	EA	60 Amperes, 600 Volt Class, 3 Phase, 3 Pole, Non-Fusible, Fiberglass Reinforced Polyester NEMA 4, 4X Or 5 Enclosure, Neutral Kit, Safety Switch	3,303.70	246.14
26 28 16 16-0380	EA	100 Amperes, 600 Volt Class, 3 Phase, 3 Pole, Non-Fusible, Fiberglass Reinforced Polyester NEMA 4, 4X Or 5 Enclosure, Neutral Kit, Safety Switch	5,944.41	280.01
26 28 16 16-0381	EA	200 Amperes, 600 Volt Class, 3 Phase, 3 Pole, Non-Fusible, Fiberglass Reinforced Polyester NEMA 4, 4X Or 5 Enclosure, Neutral Kit, Safety Switch	8,085.93	438.45
26 28 16 16-0382		Krydon NEMA 4, 4X Or 5 Enclosure, Neutral Kit, Safety Switches <small>(26 28 16 16-0288)</small>		
26 28 16 16-0383		600 Volt Class, 3 Phase, 3 Pole, Fusible, Krydon NEMA 4, 4X Or 5 Enclosure, Neutral Kit, Safety Switches <small>(26 28 16 16-0382)</small>		
26 28 16 16-0384	EA	30 Amperes, 600 Volt Class, 3 Phase, 3 Pole, Fusible, Krydon NEMA 4, 4X Or 5 Enclosure, Neutral Kit, Safety Switch	3,513.83	209.85
26 28 16 16-0385	EA	60 Amperes, 600 Volt Class, 3 Phase, 3 Pole, Fusible, Krydon NEMA 4, 4X Or 5 Enclosure, Neutral Kit, Safety Switch	4,000.20	280.01
26 28 16 16-0386	EA	100 Amperes, 600 Volt Class, 3 Phase, 3 Pole, Fusible, Krydon NEMA 4, 4X Or 5 Enclosure, Neutral Kit, Safety Switch	7,217.43	315.08
26 28 16 16-0387		600 Volt Class, 3 Phase, 3 Pole, Non-Fusible, Krydon NEMA 4, 4X Or 5 Enclosure, Neutral Kit, Safety Switches <small>(26 28 16 16-0382)</small>		
26 28 16 16-0388	EA	30 Amperes, 600 Volt Class, 3 Phase, 3 Pole, Non-Fusible, Krydon NEMA 4, 4X Or 5 Enclosure, Neutral Kit, Safety Switch	3,292.44	173.56
26 28 16 16-0389	EA	60 Amperes, 600 Volt Class, 3 Phase, 3 Pole, Non-Fusible, Krydon NEMA 4, 4X Or 5 Enclosure, Neutral Kit, Safety Switch	3,768.03	246.14
26 28 16 16-0390	EA	100 Amperes, 600 Volt Class, 3 Phase, 3 Pole, Non-Fusible, Krydon NEMA 4, 4X Or 5 Enclosure, Neutral Kit, Safety Switch	6,834.57	280.01
26 28 16 16-0391		NEMA 7 Or 9 Enclosures, Neutral Kit, Safety Switches <small>(26 28 16 16-0001)</small>		

Note: Class 1, groups C and D, division 1 or 2, NEMA 7; Class 2, groups E, F and G, division 1 or 2, NEMA 9; or Class 3, division 1 Or 2, NEMA 9, hazardous locations as defined in NEC article 500.



MINOR CSI UOM DESCRIPTION	TOTAL DIRECT UNIT COST	DEMOLITION UNIT COST
26 28 16 16-0392 Heavy Duty Fusible, NEMA 7 Or 9 Enclosures, Neutral Kit, Safety Switches <small>(26 28 16 16-0391)</small> Note: With fuses and neutral bar.		
26 28 16 16-0393 EA 30 Amperes, 240 Volt, 3 Phase, Heavy Duty Fusible, NEMA 7 Or 9 Enclosure, Neutral Kit, Safety Switch	2,786.58	241.91
26 28 16 16-0394 EA 60 Amperes, 240 Volt, 3 Phase, Heavy Duty Fusible, NEMA 7 Or 9 Enclosure, Neutral Kit, Safety Switch	3,148.07	287.99
26 28 16 16-0395 EA 100 Amperes, 240 Volt, 3 Phase, Heavy Duty Fusible, NEMA 7 Or 9 Enclosure, Neutral Kit, Safety Switch	3,491.72	325.12
26 28 16 16-0396 EA 200 Amperes, 240 Volt, 3 Phase, Heavy Duty Fusible, NEMA 7 Or 9 Enclosure, Neutral Kit, Safety Switch	7,391.06	504.02
26 28 16 16-0397 Heavy Duty Non-Fusible, NEMA 7 Or 9 Enclosure, Neutral Kit, Safety Switches <small>(26 28 16 16-0391)</small>		
26 28 16 16-0398 EA 60 Amperes, 240 Volt, 3 Phase, Heavy Duty Non-Fusible, NEMA 7 Or 9 Enclosure, Neutral Kit, Safety Switch	2,174.31	287.99
26 28 16 16-0399 EA 100 Amperes, 240 Volt, 3 Phase, Heavy Duty Non-Fusible, NEMA 7 Or 9 Enclosure, Neutral Kit, Safety Switch	2,543.38	325.12
26 28 16 16-0400 EA 200 Amperes, 240 Volt, 3 Phase, Heavy Duty Non-Fusible, NEMA 7 Or 9 Enclosure, Neutral Kit, Safety Switch	4,666.47	504.02
26 28 16 16-0401 NEMA 12 Enclosure, Neutral Kit, Safety Switches <small>(26 28 16 16-0001)</small>		
26 28 16 16-0402 Heavy Duty Fusible, NEMA 12 Enclosure, Neutral Kit, Safety Switches <small>(26 28 16 16-0401)</small> Note: With fuses and neutral bar.		
26 28 16 16-0403 240 Volt Class, 1 Phase, 2 Pole, 2 Blades And Fuseholders, Heavy Duty Fusible, NEMA 12 Enclosure, Neutral Kit, Safety Switches <small>(26 28 16 16-0402)</small>		
26 28 16 16-0404 EA 30 Amperes, 240 Volt Class, 1 Phase, 2 Pole, 2 Blades And Fuseholders, Heavy Duty Fusible, NEMA 12 Enclosure, Neutral Kit, Safety Switch	624.23	120.96
26 28 16 16-0405 EA 60 Amperes, 240 Volt Class, 1 Phase, 2 Pole, 2 Blades And Fuseholders, Heavy Duty Fusible, NEMA 12 Enclosure, Neutral Kit, Safety Switch	813.97	145.75
26 28 16 16-0406 EA 100 Amperes, 240 Volt Class, 1 Phase, 2 Pole, 2 Blades And Fuseholders, Heavy Duty Fusible, NEMA 12 Enclosure, Neutral Kit, Safety Switch	1,107.88	170.55
26 28 16 16-0407 EA 200 Amperes, 240 Volt Class, 1 Phase, 2 Pole, 2 Blades And Fuseholders, Heavy Duty Fusible, NEMA 12 Enclosure, Neutral Kit, Safety Switch	1,866.78	268.51
26 28 16 16-0408 EA 400 Amperes, 240 Volt Class, 1 Phase, 2 Pole, 2 Blades And Fuseholders, Heavy Duty Fusible, NEMA 12 Enclosure, Neutral Kit, Safety Switch	3,968.40	417.28
26 28 16 16-0409 EA 600 Amperes, 240 Volt Class, 1 Phase, 2 Pole, 2 Blades And Fuseholders, Heavy Duty Fusible, NEMA 12 Enclosure, Neutral Kit, Safety Switch	7,151.56	616.86
26 28 16 16-0410 600 Volt Class, 1 Phase, 2 Pole, 2 Blades And Fuseholders, Heavy Duty Fusible, NEMA 12 Enclosure, Neutral Kit, Safety Switches <small>(26 28 16 16-0402)</small>		
26 28 16 16-0411 EA 30 Amperes, 600 Volt Class, 1 Phase, 2 Pole, 2 Blades And Fuseholders, Heavy Duty Fusible, NEMA 12 Enclosure, Neutral Kit, Safety Switch	974.71	134.26
26 28 16 16-0412 EA 60 Amperes, 600 Volt Class, 1 Phase, 2 Pole, 2 Blades And Fuseholders, Heavy Duty Fusible, NEMA 12 Enclosure, Neutral Kit, Safety Switch	1,007.27	162.08
26 28 16 16-0413 EA 100 Amperes, 600 Volt Class, 1 Phase, 2 Pole, 2 Blades And Fuseholders, Heavy Duty Fusible, NEMA 12 Enclosure, Neutral Kit, Safety Switch	1,446.60	189.29
26 28 16 16-0414 EA 200 Amperes, 600 Volt Class, 1 Phase, 2 Pole, 2 Blades And Fuseholders, Heavy Duty Fusible, NEMA 12 Enclosure, Neutral Kit, Safety Switch	2,263.53	298.75
26 28 16 16-0415 EA 400 Amperes, 600 Volt Class, 1 Phase, 2 Pole, 2 Blades And Fuseholders, Heavy Duty Fusible, NEMA 12 Enclosure, Neutral Kit, Safety Switch	4,920.18	463.25
26 28 16 16-0416 EA 600 Amperes, 600 Volt Class, 1 Phase, 2 Pole, 2 Blades And Fuseholders, Heavy Duty Fusible, NEMA 12 Enclosure, Neutral Kit, Safety Switch	9,710.15	685.20
26 28 16 16-0417 240 Volt Class, 3 Phase, 3 Wire, 3 Blades And Fuseholders, Heavy Duty Fusible, NEMA 12 Enclosure, Neutral Kit, Safety Switches <small>(26 28 16 16-0402)</small>		
26 28 16 16-0418 EA 30 Amperes, 240 Volt Class, 3 Phase, 3 Wire, 3 Blades And Fuseholders, Heavy Duty Fusible, NEMA 12 Enclosure, Neutral Kit, Safety Switch	869.71	189.90
26 28 16 16-0419 EA 60 Amperes, 240 Volt Class, 3 Phase, 3 Wire, 3 Blades And Fuseholders, Heavy Duty Fusible, NEMA 12 Enclosure, Neutral Kit, Safety Switch	1,203.64	252.19
26 28 16 16-0420 EA 100 Amperes, 240 Volt Class, 3 Phase, 3 Wire, 3 Blades And Fuseholders, Heavy Duty Fusible, NEMA 12 Enclosure, Neutral Kit, Safety Switch	1,636.84	280.01
26 28 16 16-0421 EA 200 Amperes, 240 Volt Class, 3 Phase, 3 Wire, 3 Blades And Fuseholders, Heavy Duty Fusible, NEMA 12 Enclosure, Neutral Kit, Safety Switch	2,435.06	438.45
26 28 16 16-0422 EA 400 Amperes, 240 Volt Class, 3 Phase, 3 Wire, 3 Blades And Fuseholders, Heavy Duty Fusible, NEMA 12 Enclosure, Neutral Kit, Safety Switch	4,766.16	719.67
26 28 16 16-0423 EA 600 Amperes, 240 Volt Class, 3 Phase, 3 Wire, 3 Blades And Fuseholders, Heavy Duty Fusible, NEMA 12 Enclosure, Neutral Kit, Safety Switch	7,637.24	1,008.14
26 28 16 16-0424 600 Volt Class, 3 Phase, 3 Wire, 3 Blades And Fuseholders, Heavy Duty Fusible, NEMA 12 Enclosure, Neutral Kit, Safety Switches <small>(26 28 16 16-0402)</small>		
26 28 16 16-0425 EA 30 Amperes, 600 Volt Class, 3 Phase, 3 Wire, 3 Blades And Fuseholders, Heavy Duty Fusible, NEMA 12 Enclosure, Neutral Kit, Safety Switch	1,154.14	209.85
26 28 16 16-0426 EA 60 Amperes, 600 Volt Class, 3 Phase, 3 Wire, 3 Blades And Fuseholders, Heavy Duty Fusible, NEMA 12 Enclosure, Neutral Kit, Safety Switch	1,311.06	280.01
26 28 16 16-0427 EA 100 Amperes, 600 Volt Class, 3 Phase, 3 Wire, 3 Blades And Fuseholders, Heavy Duty Fusible, NEMA 12 Enclosure, Neutral Kit, Safety Switch	1,923.19	315.08
26 28 16 16-0428 EA 200 Amperes, 600 Volt Class, 3 Phase, 3 Wire, 3 Blades And Fuseholders, Heavy Duty Fusible, NEMA 12 Enclosure, Neutral Kit, Safety Switch	2,800.97	480.18
26 28 16 16-0429 EA 400 Amperes, 600 Volt Class, 3 Phase, 3 Wire, 3 Blades And Fuseholders, Heavy Duty Fusible, NEMA 12 Enclosure, Neutral Kit, Safety Switch	5,848.26	775.31

26	Electrical
26 20	Low-Voltage Electrical Distribution
26 28	Low-Voltage Circuit Protective Devices



MINOR CSI UOM DESCRIPTION	TOTAL DIRECT UNIT COST	DEMOLITION UNIT COST
26 28 16 16-0430 EA 600 Amperes, 600 Volt Class, 3 Phase, 3 Wire, 3 Blades And Fuseholders, Heavy Duty Fusible, NEMA 12 Enclosure, Neutral Kit, Safety Switch	10,970.58	1,120.02
26 28 16 16-0431 240 Volt Class, 3 Phase, 4 Wire, 3 Blades And Fuseholders, Heavy Duty Fusible, NEMA 12 Enclosure, Neutral Kit, Safety Switches <small>(26 28 16 16-0402)</small>		
26 28 16 16-0432 EA 30 Amperes, 240 Volt Class, 3 Phase, 4 Wire, 3 Blades And Fuseholders, Heavy Duty Fusible, NEMA 12 Enclosure, Neutral Kit, Safety Switch	928.15	189.90
26 28 16 16-0433 EA 60 Amperes, 240 Volt Class, 3 Phase, 4 Wire, 3 Blades And Fuseholders, Heavy Duty Fusible, NEMA 12 Enclosure, Neutral Kit, Safety Switch	1,243.78	252.19
26 28 16 16-0434 EA 100 Amperes, 240 Volt Class, 3 Phase, 4 Wire, 3 Blades And Fuseholders, Heavy Duty Fusible, NEMA 12 Enclosure, Neutral Kit, Safety Switch	1,762.84	280.01
26 28 16 16-0435 EA 200 Amperes, 240 Volt Class, 3 Phase, 4 Wire, 3 Blades And Fuseholders, Heavy Duty Fusible, NEMA 12 Enclosure, Neutral Kit, Safety Switch	2,593.26	438.45
26 28 16 16-0436 EA 400 Amperes, 240 Volt Class, 3 Phase, 4 Wire, 3 Blades And Fuseholders, Heavy Duty Fusible, NEMA 12 Enclosure, Neutral Kit, Safety Switch	5,189.73	719.67
26 28 16 16-0437 EA 600 Amperes, 240 Volt Class, 3 Phase, 4 Wire, 3 Blades And Fuseholders, Heavy Duty Fusible, NEMA 12 Enclosure, Neutral Kit, Safety Switch	7,923.39	1,008.14
26 28 16 16-0438 600 Volt Class, 3 Phase, 4 Wire, 3 Blades And Fuseholders, Heavy Duty Fusible, NEMA 12 Enclosure, Neutral Kit, Safety Switches <small>(26 28 16 16-0402)</small>		
26 28 16 16-0439 EA 30 Amperes, 600 Volt Class, 3 Phase, 4 Wire, 3 Blades And Fuseholders, Heavy Duty Fusible, NEMA 12 Enclosure, Neutral Kit, Safety Switch	1,221.89	209.85
26 28 16 16-0440 EA 60 Amperes, 600 Volt Class, 3 Phase, 4 Wire, 3 Blades And Fuseholders, Heavy Duty Fusible, NEMA 12 Enclosure, Neutral Kit, Safety Switch	1,491.78	280.01
26 28 16 16-0441 EA 100 Amperes, 600 Volt Class, 3 Phase, 4 Wire, 3 Blades And Fuseholders, Heavy Duty Fusible, NEMA 12 Enclosure, Neutral Kit, Safety Switch	2,047.45	315.08
26 28 16 16-0442 EA 200 Amperes, 600 Volt Class, 3 Phase, 4 Wire, 3 Blades And Fuseholders, Heavy Duty Fusible, NEMA 12 Enclosure, Neutral Kit, Safety Switch	3,038.15	480.18
26 28 16 16-0443 EA 400 Amperes, 600 Volt Class, 3 Phase, 4 Wire, 3 Blades And Fuseholders, Heavy Duty Fusible, NEMA 12 Enclosure, Neutral Kit, Safety Switch	6,232.27	775.31
26 28 16 16-0444 EA 600 Amperes, 600 Volt Class, 3 Phase, 4 Wire, 3 Blades And Fuseholders, Heavy Duty Fusible, NEMA 12 Enclosure, Neutral Kit, Safety Switch	11,286.82	1,120.02
26 28 16 16-0445 Heavy Duty Non-Fusible, NEMA 12 Enclosure, Neutral Kit, Safety Switches <small>(26 28 16 16-0401)</small>		
26 28 16 16-0446 240 Volt Class, 1 Phase, 2 Wire, 2 Blades, Heavy Duty Non-Fusible, NEMA 12 Enclosure, Neutral Kit, Safety Switches <small>(26 28 16 16-0445)</small>		
26 28 16 16-0447 EA 30 Amperes, 240 Volt Class, 1 Phase, 2 Wire, 2 Blades, Heavy Duty Non-Fusible, NEMA 12 Enclosure, Neutral Kit, Safety Switch	652.67	174.78
26 28 16 16-0448 EA 60 Amperes, 240 Volt Class, 1 Phase, 2 Wire, 2 Blades, Heavy Duty Non-Fusible, NEMA 12 Enclosure, Neutral Kit, Safety Switch	866.21	243.72
26 28 16 16-0449 EA 100 Amperes, 240 Volt Class, 1 Phase, 2 Wire, 2 Blades, Heavy Duty Non-Fusible, NEMA 12 Enclosure, Neutral Kit, Safety Switch	1,145.97	280.01
26 28 16 16-0450 EA 200 Amperes, 240 Volt Class, 1 Phase, 2 Wire, 2 Blades, Heavy Duty Non-Fusible, NEMA 12 Enclosure, Neutral Kit, Safety Switch	1,637.30	448.13
26 28 16 16-0451 EA 400 Amperes, 240 Volt Class, 1 Phase, 2 Wire, 2 Blades, Heavy Duty Non-Fusible, NEMA 12 Enclosure, Neutral Kit, Safety Switch	3,586.44	746.88
26 28 16 16-0452 EA 600 Amperes, 240 Volt Class, 1 Phase, 2 Wire, 2 Blades, Heavy Duty Non-Fusible, NEMA 12 Enclosure, Neutral Kit, Safety Switch	5,669.29	1,018.43
26 28 16 16-0453 600 Volt Class, 1 Phase, 2 Wire, 2 Blades, Heavy Duty Non-Fusible, NEMA 12 Enclosure, Neutral Kit, Safety Switches <small>(26 28 16 16-0445)</small>		
26 28 16 16-0454 EA 30 Amperes, 600 Volt Class, 1 Phase, 2 Wire, 2 Blades, Heavy Duty Non-Fusible, NEMA 12 Enclosure, Neutral Kit, Safety Switch	727.36	192.92
26 28 16 16-0455 EA 60 Amperes, Non-Fused, NEMA 12, Heavy Duty Disconnect Switch, 600 Volt, 1 Phase	962.88	273.36
26 28 16 16-0456 EA 100 Amperes, 600 Volt Class, 1 Phase, 2 Wire, 2 Blades, Heavy Duty Non-Fusible, NEMA 12 Enclosure, Neutral Kit, Safety Switch	1,277.17	310.85
26 28 16 16-0457 EA 200 Amperes, 600 Volt Class, 1 Phase, 2 Wire, 2 Blades, Heavy Duty Non-Fusible, NEMA 12 Enclosure, Neutral Kit, Safety Switch	1,778.97	486.84
26 28 16 16-0458 EA 400 Amperes, 600 Volt Class, 1 Phase, 2 Wire, 2 Blades, Heavy Duty Non-Fusible, NEMA 12 Enclosure, Neutral Kit, Safety Switch	3,798.19	800.10
26 28 16 16-0459 EA 600 Amperes, 600 Volt Class, 1 Phase, 2 Wire, 2 Blades, Heavy Duty Non-Fusible, NEMA 12 Enclosure, Neutral Kit, Safety Switch	6,263.78	1,120.02
26 28 16 16-0460 240 Volt Class, 3 Phase, 3 Wire, 3 Blades, Heavy Duty Non-Fusible, NEMA 12 Enclosure, Neutral Kit, Safety Switches <small>(26 28 16 16-0445)</small>		
26 28 16 16-0461 EA 30 Amperes, 240 Volt Class, 3 Phase, 3 Wire, 3 Blades, Heavy Duty Non-Fusible, NEMA 12 Enclosure, Neutral Kit, Safety Switch	840.68	157.24
26 28 16 16-0462 EA 60 Amperes, 240 Volt Class, 3 Phase, 3 Wire, 3 Blades, Heavy Duty Non-Fusible, NEMA 12 Enclosure, Neutral Kit, Safety Switch	1,106.85	218.92
26 28 16 16-0463 EA 100 Amperes, 240 Volt Class, 3 Phase, 3 Wire, 3 Blades, Heavy Duty Non-Fusible, NEMA 12 Enclosure, Neutral Kit, Safety Switch	1,471.17	252.19
26 28 16 16-0464 EA 200 Amperes, 240 Volt Class, 3 Phase, 3 Wire, 3 Blades, Heavy Duty Non-Fusible, NEMA 12 Enclosure, Neutral Kit, Safety Switch	2,102.76	403.38
26 28 16 16-0465 EA 400 Amperes, 240 Volt Class, 3 Phase, 3 Wire, 3 Blades, Heavy Duty Non-Fusible, NEMA 12 Enclosure, Neutral Kit, Safety Switch	4,417.77	671.90



MINOR CSI UOM DESCRIPTION	TOTAL DIRECT UNIT COST	DEMOLITION UNIT COST
26 28 16 16-0466 EA 600 Amperes, 240 Volt Class, 3 Phase, 3 Wire, 3 Blades, Heavy Duty Non-Fusible, NEMA 12 Enclosure, Neutral Kit, Safety Switch.....	6,962.07	916.22
26 28 16 16-0467 600 Volt Class, 3 Phase, 3 Wire, 3 Blades, Heavy Duty Non-Fusible, NEMA 12 Enclosure, Neutral Kit, Safety Switches (26 28 16 16-0445)		
26 28 16 16-0468 EA 30 Amperes, 600 Volt Class, 3 Phase, 3 Wire, 3 Blades, Heavy Duty Non-Fusible, NEMA 12 Enclosure, Neutral Kit, Safety Switch.....	824.21	173.56
26 28 16 16-0469 EA 60 Amperes, 600 Volt Class, 3 Phase, 3 Wire, 3 Blades, Heavy Duty Non-Fusible, NEMA 12 Enclosure, Neutral Kit, Safety Switch.....	1,197.60	246.14
26 28 16 16-0470 EA 100 Amperes, 600 Volt Class, 3 Phase, 3 Wire, 3 Blades, Heavy Duty Non-Fusible, NEMA 12 Enclosure, Neutral Kit, Safety Switch.....	1,576.48	280.01
26 28 16 16-0471 EA 200 Amperes, 600 Volt Class, 3 Phase, 3 Wire, 3 Blades, Heavy Duty Non-Fusible, NEMA 12 Enclosure, Neutral Kit, Safety Switch.....	2,079.34	438.45
26 28 16 16-0472 EA 400 Amperes, 600 Volt Class, 3 Phase, 3 Wire, 3 Blades, Heavy Duty Non-Fusible, NEMA 12 Enclosure, Neutral Kit, Safety Switch.....	4,438.64	719.67
26 28 16 16-0473 EA 600 Amperes, 600 Volt Class, 3 Phase, 3 Wire, 3 Blades, Heavy Duty Non-Fusible, NEMA 12 Enclosure, Neutral Kit, Safety Switch.....	8,284.39	1,008.14
26 28 16 16-0474 240 Volt Class, 3 Phase, 4 Wire, 4 Blades, Heavy Duty Non-Fusible, NEMA 12 Enclosure, Neutral Kit, Safety Switches (26 28 16 16-0445)		
26 28 16 16-0475 EA 30 Amperes, 240 Volt Class, 3 Phase, 4 Wire, 4 Blades, Heavy Duty Non-Fusible, NEMA 12 Enclosure, Neutral Kit, Safety Switch.....	1,007.86	157.24
26 28 16 16-0476 EA 60 Amperes, 240 Volt Class, 3 Phase, 4 Wire, 4 Blades, Heavy Duty Non-Fusible, NEMA 12 Enclosure, Neutral Kit, Safety Switch.....	1,201.93	218.92
26 28 16 16-0477 EA 100 Amperes, 240 Volt Class, 3 Phase, 4 Wire, 4 Blades, Heavy Duty Non-Fusible, NEMA 12 Enclosure, Neutral Kit, Safety Switch.....	1,860.66	252.19
26 28 16 16-0478 EA 200 Amperes, 240 Volt Class, 3 Phase, 4 Wire, 4 Blades, Heavy Duty Non-Fusible, NEMA 12 Enclosure, Neutral Kit, Safety Switch.....	2,950.75	403.38
26 28 16 16-0479 EA 400 Amperes, 240 Volt Class, 3 Phase, 4 Wire, 4 Blades, Heavy Duty Non-Fusible, NEMA 12 Enclosure, Neutral Kit, Safety Switch.....	5,323.28	514.05
26 28 16 16-0480 600 Volt Class, 3 Phase, 4 Wire, 4 Blades, Heavy Duty Non-Fusible, NEMA 12 Enclosure, Neutral Kit, Safety Switches (26 28 16 16-0445)		
26 28 16 16-0481 EA 30 Amperes, 600 Volt Class, 3 Phase, 4 Wire, 4 Blades, Heavy Duty Non-Fusible, NEMA 12 Enclosure, Neutral Kit, Safety Switch.....	1,047.84	173.56
26 28 16 16-0482 EA 60 Amperes, 600 Volt Class, 3 Phase, 4 Wire, 4 Blades, Heavy Duty Non-Fusible, NEMA 12 Enclosure, Neutral Kit, Safety Switch.....	1,310.54	246.14
26 28 16 16-0483 EA 100 Amperes, 600 Volt Class, 3 Phase, 4 Wire, 4 Blades, Heavy Duty Non-Fusible, NEMA 12 Enclosure, Neutral Kit, Safety Switch.....	1,988.74	280.01
26 28 16 16-0484 EA 200 Amperes, 600 Volt Class, 3 Phase, 4 Wire, 4 Blades, Heavy Duty Non-Fusible, NEMA 12 Enclosure, Neutral Kit, Safety Switch.....	3,033.73	438.45
26 28 16 16-0485 EA 400 Amperes, 600 Volt Class, 3 Phase, 4 Wire, 4 Blades, Heavy Duty Non-Fusible, NEMA 12 Enclosure, Neutral Kit, Safety Switch.....	5,671.80	677.34
26 28 16 16-0486 Double Throw Safety Switches (26 28 16 16-0001)		
26 28 16 16-0487 NEMA 1 Enclosure, Neutral Kit, Double Throw Safety Switches (26 28 16 16-0486)		
26 28 16 16-0488 240 Volt Class, 2 Pole, Non-Fusible, NEMA 1 Enclosure, Neutral Kit, Double Throw Safety Switches (26 28 16 16-0487)		
26 28 16 16-0489 EA 30 Amperes, 240 Volt Class, 2 Pole, Non-Fusible, NEMA 1 Enclosure, Neutral Kit, Double Throw Safety Switch	783.92	155.42
26 28 16 16-0490 EA 60 Amperes, 240 Volt Class, 2 Pole, Non-Fusible, NEMA 1 Enclosure, Neutral Kit, Double Throw Safety Switch	1,155.56	203.20
26 28 16 16-0491 EA 100 Amperes, 240 Volt Class, 2 Pole, Non-Fusible, NEMA 1 Enclosure, Neutral Kit, Double Throw Safety Switch	1,619.03	265.49
26 28 16 16-0492 EA 200 Amperes, 240 Volt Class, 2 Pole, Non-Fusible, NEMA 1 Enclosure, Neutral Kit, Double Throw Safety Switch	2,158.15	345.32
26 28 16 16-0493 EA 400 Amperes, 240 Volt Class, 2 Pole, Non-Fusible, NEMA 1 Enclosure, Neutral Kit, Double Throw Safety Switch	5,170.13	431.81
26 28 16 16-0494 EA 600 Amperes, 240 Volt Class, 2 Pole, Non-Fusible, NEMA 1 Enclosure, Neutral Kit, Double Throw Safety Switch	9,397.30	692.45
26 28 16 16-0495 EA 800 Amperes, 240 Volt Class, 2 Pole, Non-Fusible, NEMA 1 Enclosure, Neutral Kit, Double Throw Safety Switch	10,796.33	967.62
26 28 16 16-0496 EA 1,000 Amperes, 240 Volt Class, 2 Pole, Non-Fusible, NEMA 1 Enclosure, Neutral Kit, Double Throw Safety Switch	15,879.35	1,088.58
26 28 16 16-0497 EA 1,200 Amperes, 240 Volt Class, 2 Pole, Non-Fusible, NEMA 1 Enclosure, Neutral Kit, Double Throw Safety Switch	18,703.67	1,209.53
26 28 16 16-0498 240 Volt Class, 3 Pole, Non-Fusible, NEMA 1 Enclosure, Neutral Kit, Double Throw Safety Switches (26 28 16 16-0487)		
26 28 16 16-0499 EA 30 Amperes, 240 Volt Class, 3 Pole, Non-Fusible, NEMA 1 Enclosure, Neutral Kit, Double Throw Safety Switch	991.20	217.71
26 28 16 16-0500 EA 60 Amperes, 240 Volt Class, 3 Pole, Non-Fusible, NEMA 1 Enclosure, Neutral Kit, Double Throw Safety Switch	1,381.78	284.24
26 28 16 16-0501 EA 100 Amperes, 240 Volt Class, 3 Pole, Non-Fusible, NEMA 1 Enclosure, Neutral Kit, Double Throw Safety Switch	2,074.71	371.93
26 28 16 16-0502 EA 200 Amperes, 240 Volt Class, 3 Pole, Non-Fusible, NEMA 1 Enclosure, Neutral Kit, Double Throw Safety Switch	3,040.79	483.81
26 28 16 16-0503 EA 400 Amperes, 240 Volt Class, 3 Pole, Non-Fusible, NEMA 1 Enclosure, Neutral Kit, Double Throw Safety Switch	7,125.24	604.77
26 28 16 16-0504 EA 600 Amperes, 240 Volt Class, 3 Pole, Non-Fusible, NEMA 1 Enclosure, Neutral Kit, Double Throw Safety Switch	9,954.27	967.62
26 28 16 16-0505 EA 800 Amperes, 240 Volt Class, 3 Pole, Non-Fusible, NEMA 1 Enclosure, Neutral Kit, Double Throw Safety Switch	11,648.46	1,088.58
26 28 16 16-0506 EA 1,000 Amperes, 240 Volt Class, 3 Pole, Non-Fusible, NEMA 1 Enclosure, Neutral Kit, Double Throw Safety Switch	16,628.22	1,209.53
26 28 16 16-0507 EA 1,200 Amperes, 240 Volt Class, 3 Pole, Non-Fusible, NEMA 1 Enclosure, Neutral Kit, Double Throw Safety Switch	19,704.82	1,330.49

26 Electrical**26 20 Low-Voltage Electrical Distribution****26 28 Low-Voltage Circuit Protective Devices**

MINOR CSI UOM DESCRIPTION	TOTAL DIRECT UNIT COST	DEMOLITION UNIT COST
26 28 16 16-0508 EA 1,600 Amperes, 240 Volt Class, 3 Pole, Non-Fusible, NEMA 1 Enclosure, Neutral Kit, Double Throw Safety Switch	22,827.03	1,572.39
26 28 16 16-0509 EA 2,000 Amperes, 240 Volt Class, 3 Pole, Non-Fusible, NEMA 1 Enclosure, Neutral Kit, Double Throw Safety Switch	25,983.34	1,814.30
26 28 16 16-0510 EA 2,600 Amperes, 240 Volt Class, 3 Pole, Non-Fusible, NEMA 1 Enclosure, Neutral Kit, Double Throw Safety Switch	35,343.77	2,056.20
26 28 16 16-0511 EA 3,000 Amperes, 240 Volt Class, 3 Pole, Non-Fusible, NEMA 1 Enclosure, Neutral Kit, Double Throw Safety Switch	38,824.22	2,298.11
26 28 16 16-0512 240 Volt Class, 4 Pole, Non-Fusible, NEMA 1 Enclosure, Neutral Kit, Double Throw Safety Switches (26 28 16 16-0487)		
26 28 16 16-0513 EA 30 Amperes, 240 Volt Class, 4 Pole, Non-Fusible, NEMA 1 Enclosure, Neutral Kit, Double Throw Safety Switch	1,315.45	272.14
26 28 16 16-0514 EA 60 Amperes, 240 Volt Class, 4 Pole, Non-Fusible, NEMA 1 Enclosure, Neutral Kit, Double Throw Safety Switch	1,910.03	355.60
26 28 16 16-0515 EA 100 Amperes, 240 Volt Class, 4 Pole, Non-Fusible, NEMA 1 Enclosure, Neutral Kit, Double Throw Safety Switch	3,374.26	464.46
26 28 16 16-0516 EA 200 Amperes, 240 Volt Class, 4 Pole, Non-Fusible, NEMA 1 Enclosure, Neutral Kit, Double Throw Safety Switch	4,619.13	603.56
26 28 16 16-0517 EA 400 Amperes, 240 Volt Class, 4 Pole, Non-Fusible, NEMA 1 Enclosure, Neutral Kit, Double Throw Safety Switch	9,266.59	755.95
26 28 16 16-0518 EA 600 Amperes, 240 Volt Class, 4 Pole, Non-Fusible, NEMA 1 Enclosure, Neutral Kit, Double Throw Safety Switch	11,747.65	1,211.34
26 28 16 16-0519 EA 800 Amperes, 240 Volt Class, 4 Pole, Non-Fusible, NEMA 1 Enclosure, Neutral Kit, Double Throw Safety Switch	14,849.41	1,330.49
26 28 16 16-0520 EA 1,000 Amperes, 240 Volt Class, 4 Pole, Non-Fusible, NEMA 1 Enclosure, Neutral Kit, Double Throw Safety Switch	19,718.64	1,390.96
26 28 16 16-0521 EA 1,200 Amperes, 240 Volt Class, 4 Pole, Non-Fusible, NEMA 1 Enclosure, Neutral Kit, Double Throw Safety Switch	22,107.83	1,451.44
26 28 16 16-0522 EA 1,600 Amperes, 240 Volt Class, 4 Pole, Non-Fusible, NEMA 1 Enclosure, Neutral Kit, Double Throw Safety Switch	26,976.81	1,693.34
26 28 16 16-0523 EA 2,000 Amperes, 240 Volt Class, 4 Pole, Non-Fusible, NEMA 1 Enclosure, Neutral Kit, Double Throw Safety Switch	31,039.82	1,935.25
26 28 16 16-0524 EA 2,600 Amperes, 240 Volt Class, 4 Pole, Non-Fusible, NEMA 1 Enclosure, Neutral Kit, Double Throw Safety Switch	44,038.40	2,177.15
26 28 16 16-0525 EA 3,000 Amperes, 240 Volt Class, 4 Pole, Non-Fusible, NEMA 1 Enclosure, Neutral Kit, Double Throw Safety Switch	48,693.05	2,419.06
26 28 16 16-0526 600 Volt Class, 2 Pole, Non-Fusible, NEMA 1 Enclosure, Neutral Kit, Double Throw Safety Switches (26 28 16 16-0487)		
26 28 16 16-0527 EA 60 Amperes, 600 Volt Class, 2 Pole, Non-Fusible, NEMA 1 Enclosure, Neutral Kit, Double Throw Safety Switch	1,331.71	203.20
26 28 16 16-0528 EA 100 Amperes, 600 Volt Class, 2 Pole, Non-Fusible, NEMA 1 Enclosure, Neutral Kit, Double Throw Safety Switch	1,998.79	265.49
26 28 16 16-0529 EA 200 Amperes, 600 Volt Class, 2 Pole, Non-Fusible, NEMA 1 Enclosure, Neutral Kit, Double Throw Safety Switch	2,942.10	345.32
26 28 16 16-0530 EA 400 Amperes, 600 Volt Class, 2 Pole, Non-Fusible, NEMA 1 Enclosure, Neutral Kit, Double Throw Safety Switch	6,903.24	431.81
26 28 16 16-0531 EA 600 Amperes, 600 Volt Class, 2 Pole, Non-Fusible, NEMA 1 Enclosure, Neutral Kit, Double Throw Safety Switch	10,208.95	692.45
26 28 16 16-0532 EA 800 Amperes, 600 Volt Class, 2 Pole, Non-Fusible, NEMA 1 Enclosure, Neutral Kit, Double Throw Safety Switch	11,682.48	967.62
26 28 16 16-0533 EA 1,000 Amperes, 600 Volt Class, 2 Pole, Non-Fusible, NEMA 1 Enclosure, Neutral Kit, Double Throw Safety Switch	17,249.56	1,088.58
26 28 16 16-0534 EA 1,200 Amperes, 600 Volt Class, 2 Pole, Non-Fusible, NEMA 1 Enclosure, Neutral Kit, Double Throw Safety Switch	20,332.13	1,209.53
26 28 16 16-0535 600 Volt Class, 3 Pole, Non-Fusible, NEMA 1 Enclosure, Neutral Kit, Double Throw Safety Switches (26 28 16 16-0487)		
26 28 16 16-0536 EA 60 Amperes, 600 Volt Class, 3 Pole, Non-Fusible, NEMA 1 Enclosure, Neutral Kit, Double Throw Safety Switch	1,493.61	284.24
26 28 16 16-0537 EA 100 Amperes, 600 Volt Class, 3 Pole, Non-Fusible, NEMA 1 Enclosure, Neutral Kit, Double Throw Safety Switch	2,211.05	371.93
26 28 16 16-0538 EA 200 Amperes, 600 Volt Class, 3 Pole, Non-Fusible, NEMA 1 Enclosure, Neutral Kit, Double Throw Safety Switch	3,217.92	483.81
26 28 16 16-0539 EA 400 Amperes, 600 Volt Class, 3 Pole, Non-Fusible, NEMA 1 Enclosure, Neutral Kit, Double Throw Safety Switch	7,248.88	604.77
26 28 16 16-0540 EA 600 Amperes, 600 Volt Class, 3 Pole, Non-Fusible, NEMA 1 Enclosure, Neutral Kit, Double Throw Safety Switch	10,760.97	967.62
26 28 16 16-0541 EA 800 Amperes, 600 Volt Class, 3 Pole, Non-Fusible, NEMA 1 Enclosure, Neutral Kit, Double Throw Safety Switch	12,595.59	1,088.58
26 28 16 16-0542 EA 1,000 Amperes, 600 Volt Class, 3 Pole, Non-Fusible, NEMA 1 Enclosure, Neutral Kit, Double Throw Safety Switch	17,304.84	1,209.53
26 28 16 16-0543 EA 1,200 Amperes, 600 Volt Class, 3 Pole, Non-Fusible, NEMA 1 Enclosure, Neutral Kit, Double Throw Safety Switch	21,409.22	1,330.49
26 28 16 16-0544 EA 1,600 Amperes, 600 Volt Class, 3 Pole, Non-Fusible, NEMA 1 Enclosure, Neutral Kit, Double Throw Safety Switch	25,877.78	1,572.39
26 28 16 16-0545 EA 2,000 Amperes, 600 Volt Class, 3 Pole, Non-Fusible, NEMA 1 Enclosure, Neutral Kit, Double Throw Safety Switch	29,448.32	1,814.30
26 28 16 16-0546 EA 2,600 Amperes, 600 Volt Class, 3 Pole, Non-Fusible, NEMA 1 Enclosure, Neutral Kit, Double Throw Safety Switch	35,343.72	2,056.20
26 28 16 16-0547 EA 3,000 Amperes, 600 Volt Class, 3 Pole, Non-Fusible, NEMA 1 Enclosure, Neutral Kit, Double Throw Safety Switch	42,247.02	2,298.11
26 28 16 16-0548 600 Volt Class, 4 Pole, Non-Fusible, NEMA 1 Enclosure, Neutral Kit, Double Throw Safety Switches (26 28 16 16-0487)		
26 28 16 16-0549 EA 60 Amperes, 600 Volt Class, 4 Pole, Non-Fusible, NEMA 1 Enclosure, Neutral Kit, Double Throw Safety Switch	2,020.28	355.60
26 28 16 16-0550 EA 100 Amperes, 600 Volt Class, 4 Pole, Non-Fusible, NEMA 1 Enclosure, Neutral Kit, Double Throw Safety Switch	3,533.69	464.46
26 28 16 16-0551 EA 200 Amperes, 600 Volt Class, 4 Pole, Non-Fusible, NEMA 1 Enclosure, Neutral Kit, Double Throw Safety Switch	4,948.59	603.56
26 28 16 16-0552 EA 400 Amperes, 600 Volt Class, 4 Pole, Non-Fusible, NEMA 1 Enclosure, Neutral Kit, Double Throw Safety Switch	9,968.76	755.95
26 28 16 16-0553 EA 600 Amperes, 600 Volt Class, 4 Pole, Non-Fusible, NEMA 1 Enclosure, Neutral Kit, Double Throw Safety Switch	12,533.90	1,211.34
26 28 16 16-0554 EA 800 Amperes, 600 Volt Class, 4 Pole, Non-Fusible, NEMA 1 Enclosure, Neutral Kit, Double Throw Safety Switch	16,068.25	1,330.49
26 28 16 16-0555 EA 1,000 Amperes, 600 Volt Class, 4 Pole, Non-Fusible, NEMA 1 Enclosure, Neutral Kit, Double Throw Safety Switch	21,412.31	1,390.96
26 28 16 16-0556 EA 1,200 Amperes, 600 Volt Class, 4 Pole, Non-Fusible, NEMA 1 Enclosure, Neutral Kit, Double Throw Safety Switch	24,028.32	1,451.44



Electrical	26	
Low-Voltage Electrical Distribution	26 20	26
Low-Voltage Circuit Protective Devices	26 28	

MINOR CSI UOM DESCRIPTION	TOTAL DIRECT UNIT COST	DEMOLITION UNIT COST
26 28 16 16-0557 EA 1,600 Amperes, 600 Volt Class, 4 Pole, Non-Fusible, NEMA 1 Enclosure, Neutral Kit, Double Throw Safety Switch.....	29,335.82	1,693.34
26 28 16 16-0558 EA 2,000 Amperes, 600 Volt Class, 4 Pole, Non-Fusible, NEMA 1 Enclosure, Neutral Kit, Double Throw Safety Switch.....	33,756.75	1,935.25
26 28 16 16-0559 EA 2,600 Amperes, 600 Volt Class, 4 Pole, Non-Fusible, NEMA 1 Enclosure, Neutral Kit, Double Throw Safety Switch.....	48,006.82	2,177.15
26 28 16 16-0560 EA 3,000 Amperes, 600 Volt Class, 4 Pole, Non-Fusible, NEMA 1 Enclosure, Neutral Kit, Double Throw Safety Switch.....	53,078.54	2,419.06
26 28 16 16-0561 NEMA 3R Enclosure, Neutral Kit, Double Throw Safety Switches (26 28 16 16-0486)		
26 28 16 16-0562 240 Volt Class, 2 Pole, Non-Fusible, NEMA 3R Enclosure, Neutral Kit, Double Throw Safety Switches (26 28 16 16-0561)		
26 28 16 16-0563 EA 100 Amperes, 240 Volt Class, 2 Pole, Non-Fusible, NEMA 3R Enclosure, Neutral Kit, Double Throw Safety Switch.....	2,018.33	265.49
26 28 16 16-0564 EA 200 Amperes, 240 Volt Class, 2 Pole, Non-Fusible, NEMA 3R Enclosure, Neutral Kit, Double Throw Safety Switch.....	4,609.01	345.32
26 28 16 16-0565 EA 400 Amperes, 240 Volt Class, 2 Pole, Non-Fusible, NEMA 3R Enclosure, Neutral Kit, Double Throw Safety Switch.....	15,043.09	431.81
26 28 16 16-0566 EA 600 Amperes, 240 Volt Class, 2 Pole, Non-Fusible, NEMA 3R Enclosure, Neutral Kit, Double Throw Safety Switch.....	25,905.02	692.45
26 28 16 16-0567 240 Volt Class, 3 Pole, Non-Fusible, NEMA 3R Enclosure, Neutral Kit, Double Throw Safety Switches (26 28 16 16-0561)		
26 28 16 16-0568 EA 100 Amperes, 240 Volt Class, 3 Pole, Non-Fusible, NEMA 3R Enclosure, Neutral Kit, Double Throw Safety Switch.....	2,647.30	371.32
26 28 16 16-0569 EA 200 Amperes, 240 Volt Class, 3 Pole, Non-Fusible, NEMA 3R Enclosure, Neutral Kit, Double Throw Safety Switch.....	4,265.23	483.21
26 28 16 16-0570 EA 400 Amperes, 240 Volt Class, 3 Pole, Non-Fusible, NEMA 3R Enclosure, Neutral Kit, Double Throw Safety Switch.....	15,522.33	604.77
26 28 16 16-0571 EA 600 Amperes, 240 Volt Class, 3 Pole, Non-Fusible, NEMA 3R Enclosure, Neutral Kit, Double Throw Safety Switch.....	16,892.66	969.44
26 28 16 16-0572 240 Volt Class, 4 Pole, Non-Fusible, NEMA 3R Enclosure, Neutral Kit, Double Throw Safety Switches (26 28 16 16-0561)		
26 28 16 16-0573 EA 30 Amperes, 240 Volt Class, 4 Pole, Non-Fusible, NEMA 3R Enclosure, Neutral Kit, Double Throw Safety Switch.....	2,545.05	272.26
26 28 16 16-0574 EA 60 Amperes, 240 Volt Class, 4 Pole, Non-Fusible, NEMA 3R Enclosure, Neutral Kit, Double Throw Safety Switch.....	3,157.34	355.36
26 28 16 16-0575 EA 100 Amperes, 240 Volt Class, 4 Pole, Non-Fusible, NEMA 3R Enclosure, Neutral Kit, Double Throw Safety Switch.....	4,424.75	464.34
26 28 16 16-0576 EA 200 Amperes, 240 Volt Class, 4 Pole, Non-Fusible, NEMA 3R Enclosure, Neutral Kit, Double Throw Safety Switch.....	6,393.73	603.80
26 28 16 16-0577 EA 400 Amperes, 240 Volt Class, 4 Pole, Non-Fusible, NEMA 3R Enclosure, Neutral Kit, Double Throw Safety Switch.....	10,835.86	755.95
26 28 16 16-0578 EA 600 Amperes, 240 Volt Class, 4 Pole, Non-Fusible, NEMA 3R Enclosure, Neutral Kit, Double Throw Safety Switch.....	12,665.39	1,211.46
26 28 16 16-0579 600 Volt Class, 2 Pole, Non-Fusible, NEMA 3R Enclosure, Neutral Kit, Double Throw Safety Switches (26 28 16 16-0561)		
26 28 16 16-0580 EA 60 Amperes, 600 Volt Class, 2 Pole, Non-Fusible, NEMA 3R Enclosure, Neutral Kit, Double Throw Safety Switch.....	1,710.12	203.20
26 28 16 16-0581 EA 100 Amperes, 600 Volt Class, 2 Pole, Non-Fusible, NEMA 3R Enclosure, Neutral Kit, Double Throw Safety Switch.....	2,599.58	265.49
26 28 16 16-0582 EA 200 Amperes, 600 Volt Class, 2 Pole, Non-Fusible, NEMA 3R Enclosure, Neutral Kit, Double Throw Safety Switch.....	4,721.86	345.32
26 28 16 16-0583 EA 400 Amperes, 600 Volt Class, 2 Pole, Non-Fusible, NEMA 3R Enclosure, Neutral Kit, Double Throw Safety Switch.....	9,068.00	431.81
26 28 16 16-0584 EA 600 Amperes, 600 Volt Class, 2 Pole, Non-Fusible, NEMA 3R Enclosure, Neutral Kit, Double Throw Safety Switch.....	12,127.01	692.45
26 28 16 16-0585 600 Volt Class, 3 Pole, Non-Fusible, NEMA 3R Enclosure, Neutral Kit, Double Throw Safety Switches (26 28 16 16-0561)		
26 28 16 16-0586 EA 60 Amperes, 600 Volt Class, 3 Pole, Non-Fusible, NEMA 3R Enclosure, Neutral Kit, Double Throw Safety Switch.....	1,941.43	284.24
26 28 16 16-0587 EA 100 Amperes, 600 Volt Class, 3 Pole, Non-Fusible, NEMA 3R Enclosure, Neutral Kit, Double Throw Safety Switch.....	2,920.96	371.32
26 28 16 16-0588 EA 200 Amperes, 600 Volt Class, 3 Pole, Non-Fusible, NEMA 3R Enclosure, Neutral Kit, Double Throw Safety Switch.....	5,209.80	483.21
26 28 16 16-0589 EA 400 Amperes, 600 Volt Class, 3 Pole, Non-Fusible, NEMA 3R Enclosure, Neutral Kit, Double Throw Safety Switch.....	9,845.48	604.77
26 28 16 16-0590 EA 600 Amperes, 600 Volt Class, 3 Pole, Non-Fusible, NEMA 3R Enclosure, Neutral Kit, Double Throw Safety Switch.....	13,243.68	969.44
26 28 16 16-0591 600 Volt Class, 4 Pole, Non-Fusible, NEMA 3R Enclosure, Neutral Kit, Double Throw Safety Switches (26 28 16 16-0561)		
26 28 16 16-0592 EA 60 Amperes, 600 Volt Class, 4 Pole, Non-Fusible, NEMA 3R Enclosure, Neutral Kit, Double Throw Safety Switch.....	3,182.88	355.36
26 28 16 16-0593 EA 100 Amperes, 600 Volt Class, 4 Pole, Non-Fusible, NEMA 3R Enclosure, Neutral Kit, Double Throw Safety Switch.....	4,436.46	464.34
26 28 16 16-0594 EA 200 Amperes, 600 Volt Class, 4 Pole, Non-Fusible, NEMA 3R Enclosure, Neutral Kit, Double Throw Safety Switch.....	6,556.33	603.80
26 28 16 16-0595 EA 400 Amperes, 600 Volt Class, 4 Pole, Non-Fusible, NEMA 3R Enclosure, Neutral Kit, Double Throw Safety Switch.....	10,816.66	755.95
26 28 16 16-0596 EA 600 Amperes, 600 Volt Class, 4 Pole, Non-Fusible, NEMA 3R Enclosure, Neutral Kit, Double Throw Safety Switch.....	12,771.22	1,211.46
26 28 16 16-0597 NEMA 12 Enclosure, Neutral Kit, Double Throw Safety Switches (26 28 16 16-0486)		
26 28 16 16-0598 240 Volt Class, 2 Pole, Non-Fusible, NEMA 12 Enclosure, Neutral Kit, Double Throw Safety Switches (26 28 16 16-0597)		
26 28 16 16-0599 EA 30 Amperes, 240 Volt Class, 2 Pole, Non-Fusible, NEMA 12 Enclosure, Neutral Kit, Double Throw Safety Switch.....	2,032.00	155.54
26 28 16 16-0600 EA 60 Amperes, 240 Volt Class, 2 Pole, Non-Fusible, NEMA 12 Enclosure, Neutral Kit, Double Throw Safety Switch.....	2,303.75	203.08
26 28 16 16-0601 EA 100 Amperes, 240 Volt Class, 2 Pole, Non-Fusible, NEMA 12 Enclosure, Neutral Kit, Double Throw Safety Switch.....	2,609.46	265.37
26 28 16 16-0602 EA 200 Amperes, 240 Volt Class, 2 Pole, Non-Fusible, NEMA 12 Enclosure, Neutral Kit, Double Throw Safety Switch.....	3,585.81	345.07
26 28 16 16-0603 EA 400 Amperes, 240 Volt Class, 2 Pole, Non-Fusible, NEMA 12 Enclosure, Neutral Kit, Double Throw Safety Switch.....	6,683.81	431.93
26 28 16 16-0604 EA 600 Amperes, 240 Volt Class, 2 Pole, Non-Fusible, NEMA 12 Enclosure, Neutral Kit, Double Throw Safety Switch.....	9,806.41	692.21
26 28 16 16-0605 240 Volt Class, 3 Pole, Non-Fusible, NEMA 12 Enclosure, Neutral Kit, Double Throw Safety Switches (26 28 16 16-0597)		

26	Electrical
26 20	Low-Voltage Electrical Distribution
26 28	Low-Voltage Circuit Protective Devices



MINOR CSI UOM DESCRIPTION	TOTAL DIRECT UNIT COST	DEMOLITION UNIT COST
26 28 16 16-0606 EA 30 Amperes, 240 Volt Class, 3 Pole, Non-Fusible, NEMA 12 Enclosure, Neutral Kit, Double Throw Safety Switch	2,338.04	217.71
26 28 16 16-0607 EA 60 Amperes, 240 Volt Class, 3 Pole, Non-Fusible, NEMA 12 Enclosure, Neutral Kit, Double Throw Safety Switch	2,767.51	284.24
26 28 16 16-0608 EA 100 Amperes, 240 Volt Class, 3 Pole, Non-Fusible, NEMA 12 Enclosure, Neutral Kit, Double Throw Safety Switch	3,286.84	371.32
26 28 16 16-0609 EA 200 Amperes, 240 Volt Class, 3 Pole, Non-Fusible, NEMA 12 Enclosure, Neutral Kit, Double Throw Safety Switch	4,579.95	483.21
26 28 16 16-0610 EA 400 Amperes, 240 Volt Class, 3 Pole, Non-Fusible, NEMA 12 Enclosure, Neutral Kit, Double Throw Safety Switch	8,326.81	604.77
26 28 16 16-0611 EA 600 Amperes, 240 Volt Class, 3 Pole, Non-Fusible, NEMA 12 Enclosure, Neutral Kit, Double Throw Safety Switch	11,015.98	969.44
26 28 16 16-0612 240 Volt Class, 4 Pole, Non-Fusible, NEMA 12 Enclosure, Neutral Kit, Double Throw Safety Switches <small>(26 28 16 16-0597)</small>		
26 28 16 16-0613 EA 30 Amperes, 240 Volt Class, 4 Pole, Non-Fusible, NEMA 12 Enclosure, Neutral Kit, Double Throw Safety Switch	3,489.10	272.26
26 28 16 16-0614 EA 60 Amperes, 240 Volt Class, 4 Pole, Non-Fusible, NEMA 12 Enclosure, Neutral Kit, Double Throw Safety Switch	4,085.04	355.36
26 28 16 16-0615 EA 100 Amperes, 240 Volt Class, 4 Pole, Non-Fusible, NEMA 12 Enclosure, Neutral Kit, Double Throw Safety Switch	5,598.99	464.34
26 28 16 16-0616 EA 200 Amperes, 240 Volt Class, 4 Pole, Non-Fusible, NEMA 12 Enclosure, Neutral Kit, Double Throw Safety Switch	7,604.02	603.80
26 28 16 16-0617 EA 400 Amperes, 240 Volt Class, 4 Pole, Non-Fusible, NEMA 12 Enclosure, Neutral Kit, Double Throw Safety Switch	14,048.89	755.95
26 28 16 16-0618 EA 600 Amperes, 240 Volt Class, 4 Pole, Non-Fusible, NEMA 12 Enclosure, Neutral Kit, Double Throw Safety Switch	17,476.04	1,211.46
26 28 16 16-0619 600 Volt Class, 2 Pole, Non-Fusible, NEMA 12 Enclosure, Neutral Kit, Double Throw Safety Switches <small>(26 28 16 16-0597)</small>		
26 28 16 16-0620 EA 60 Amperes, 600 Volt Class, 2 Pole, Non-Fusible, NEMA 12 Enclosure, Neutral Kit, Double Throw Safety Switch	3,034.36	203.08
26 28 16 16-0621 EA 100 Amperes, 600 Volt Class, 2 Pole, Non-Fusible, NEMA 12 Enclosure, Neutral Kit, Double Throw Safety Switch	3,194.73	265.37
26 28 16 16-0622 EA 200 Amperes, 600 Volt Class, 2 Pole, Non-Fusible, NEMA 12 Enclosure, Neutral Kit, Double Throw Safety Switch	6,045.04	345.07
26 28 16 16-0623 EA 400 Amperes, 600 Volt Class, 2 Pole, Non-Fusible, NEMA 12 Enclosure, Neutral Kit, Double Throw Safety Switch	8,718.41	431.93
26 28 16 16-0624 EA 600 Amperes, 600 Volt Class, 2 Pole, Non-Fusible, NEMA 12 Enclosure, Neutral Kit, Double Throw Safety Switch	11,715.12	692.21
26 28 16 16-0625 600 Volt Class, 3 Pole, Non-Fusible, NEMA 12 Enclosure, Neutral Kit, Double Throw Safety Switches <small>(26 28 16 16-0597)</small>		
26 28 16 16-0626 EA 60 Amperes, 600 Volt Class, 3 Pole, Non-Fusible, NEMA 12 Enclosure, Neutral Kit, Double Throw Safety Switch	3,335.13	284.24
26 28 16 16-0627 EA 100 Amperes, 600 Volt Class, 3 Pole, Non-Fusible, NEMA 12 Enclosure, Neutral Kit, Double Throw Safety Switch	3,547.33	371.32
26 28 16 16-0628 EA 200 Amperes, 600 Volt Class, 3 Pole, Non-Fusible, NEMA 12 Enclosure, Neutral Kit, Double Throw Safety Switch	6,602.41	483.21
26 28 16 16-0629 EA 400 Amperes, 600 Volt Class, 3 Pole, Non-Fusible, NEMA 12 Enclosure, Neutral Kit, Double Throw Safety Switch	9,477.15	604.77
26 28 16 16-0630 EA 600 Amperes, 600 Volt Class, 3 Pole, Non-Fusible, NEMA 12 Enclosure, Neutral Kit, Double Throw Safety Switch	12,809.67	969.44
26 28 16 16-0631 600 Volt Class, 4 Pole, Non-Fusible, NEMA 12 Enclosure, Neutral Kit, Double Throw Safety Switches <small>(26 28 16 16-0597)</small>		
26 28 16 16-0632 EA 60 Amperes, 600 Volt Class, 4 Pole, Non-Fusible, NEMA 12 Enclosure, Neutral Kit, Double Throw Safety Switch	4,126.66	355.36
26 28 16 16-0633 EA 100 Amperes, 600 Volt Class, 4 Pole, Non-Fusible, NEMA 12 Enclosure, Neutral Kit, Double Throw Safety Switch	5,906.03	464.34
26 28 16 16-0634 EA 200 Amperes, 600 Volt Class, 4 Pole, Non-Fusible, NEMA 12 Enclosure, Neutral Kit, Double Throw Safety Switch	7,784.99	603.80
26 28 16 16-0635 EA 400 Amperes, 600 Volt Class, 4 Pole, Non-Fusible, NEMA 12 Enclosure, Neutral Kit, Double Throw Safety Switch	14,438.43	755.95
26 28 16 16-0636 EA 600 Amperes, 600 Volt Class, 4 Pole, Non-Fusible, NEMA 12 Enclosure, Neutral Kit, Double Throw Safety Switch	17,992.36	1,211.46
26 28 16 16-0637 Removal And Reinstallation Of Disconnect Switches <small>(26 28 16 16-0001)</small>		
Note: Includes storage and cleaning.		
26 28 16 16-0638 EA Removal And Reinstallation Of Up To 100 Amperes Safety Disconnect Switch	604.77	
26 28 16 16-0639 EA Removal And Reinstallation Of >100 To 200 Amperes Safety Disconnect Switch	786.23	
26 28 16 16-0640 EA Removal And Reinstallation Of >200 To 300 Amperes Safety Disconnect Switch	876.98	
26 28 16 16-0641 EA Removal And Reinstallation Of >300 To 400 Amperes Safety Disconnect Switch	1,028.17	
26 28 16 16-0642 Bolted Contact Switches <small>(26 28 16 16)</small>		
Note: Work includes mounting, material handling, uploading at job site and termination of all conductors entering and leaving the switch.		
26 28 16 16-0643 Electrical Trip, Bolted Contact Switches <small>(26 28 16 16-0642)</small>		
26 28 16 16-0644 Top Feed, Electrical Trip, Bolted Contact Switches <small>(26 28 16 16-0643)</small>		
26 28 16 16-0645 EA 800 Amperes, Top Feed, Electrical Trip, Bolted Contact Switch (Eaton CB0833T120480)	9,748.09	1,209.53
26 28 16 16-0646 EA 1,200 Amperes, Top Feed, Electrical Trip, Bolted Contact Switch (Eaton CB1233T120480)	10,546.35	1,451.44
26 28 16 16-0647 EA 1,600 Amperes, Top Feed, Electrical Trip, Bolted Contact Switch (Eaton CB1633T120480)	11,471.60	1,693.34
26 28 16 16-0648 EA 2,000 Amperes, Top Feed, Electrical Trip, Bolted Contact Switch (Eaton CB2033T120480)	12,106.59	1,935.25
26 28 16 16-0649 EA 2,500 Amperes, Top Feed, Electrical Trip, Bolted Contact Switch (Eaton CB2533T120480)	13,672.83	2,177.15
26 28 16 16-0650 EA 3,000 Amperes, Top Feed, Electrical Trip, Bolted Contact Switch (Eaton CB3033T120480)	17,162.03	2,419.06
26 28 16 16-0651 EA 4,000 Amperes, Top Feed, Electrical Trip, Bolted Contact Switch (Eaton CB4033T120480)	23,148.70	2,902.87
26 28 16 16-0652 Bottom Feed, Electrical Trip, Bolted Contact Switches <small>(26 28 16 16-0643)</small>		
26 28 16 16-0653 EA 800 Amperes, Bottom Feed, Electrical Trip, Bolted Contact Switch (Eaton CB0833B120480)	10,334.66	1,209.53
26 28 16 16-0654 EA 1,200 Amperes, Bottom Feed, Electrical Trip, Bolted Contact Switch (Eaton CB1233B120480)	11,247.81	1,451.44
26 28 16 16-0655 EA 1,600 Amperes, Bottom Feed, Electrical Trip, Bolted Contact Switch (Eaton CB1633B120480)	12,167.01	1,693.34
26 28 16 16-0656 EA 2,000 Amperes, Bottom Feed, Electrical Trip, Bolted Contact Switch (Eaton CB2033B120480)	13,104.35	1,935.25
26 28 16 16-0657 EA 2,500 Amperes, Bottom Feed, Electrical Trip, Bolted Contact Switch (Eaton CB2533B120480)	14,749.21	2,177.15
26 28 16 16-0658 EA 3,000 Amperes, Bottom Feed, Electrical Trip, Bolted Contact Switch (Eaton CB3033B120480)	19,181.74	2,419.06
26 28 16 16-0659 EA 4,000 Amperes, Bottom Feed, Electrical Trip, Bolted Contact Switch (Eaton CB4033B120480)	25,253.08	2,902.87
26 28 16 16-0660 Manually Operated, Bolted Contact Switches <small>(26 28 16 16-0642)</small>		



MINOR CSI UOM DESCRIPTION	TOTAL DIRECT UNIT COST	DEMOLITION UNIT COST
------------------------------	---------------------------	-------------------------

26 28 16 16-0661	Top Feed, Manually Operated, Bolted Contact Switches <small>(26 28 16 16-0660)</small>		
26 28 16 16-0662 EA	800 Amperes, Top Feed, Manually Operated, Bolted Contact Switch (Eaton QA0833T480).....	7,111.57	1,209.93
26 28 16 16-0663 EA	1,200 Amperes, Top Feed, Manually Operated, Bolted Contact Switch (Eaton QA1233T480).....	7,941.28	1,451.44
26 28 16 16-0664 EA	1,600 Amperes, Top Feed, Manually Operated, Bolted Contact Switch (Eaton QA1633T480).....	8,820.57	1,693.34
26 28 16 16-0665 EA	2,000 Amperes, Top Feed, Manually Operated, Bolted Contact Switch (Eaton QA2033T480).....	9,692.60	1,935.25
26 28 16 16-0666 EA	2,500 Amperes, Top Feed, Manually Operated, Bolted Contact Switch (Eaton QA2533T480).....	10,625.12	2,177.15
26 28 16 16-0667 EA	3,000 Amperes, Top Feed, Manually Operated, Bolted Contact Switch (Eaton QA3033T480).....	14,114.31	2,419.06
26 28 16 16-0668 EA	4,000 Amperes, Top Feed, Manually Operated, Bolted Contact Switch (Eaton QA4033T480).....	20,028.42	2,902.87

26 28 16 16-0669	Bottom Feed, Manually Operated, Bolted Contact Switches <small>(26 28 16 16-0660)</small>		
26 28 16 16-0670 EA	800 Amperes, Bottom Feed, Manually Operated, Bolted Contact Switch (Eaton QA0833B480).....	7,499.80	1,209.93
26 28 16 16-0671 EA	1,200 Amperes, Bottom Feed, Manually Operated, Bolted Contact Switch (Eaton QA1233B480).....	8,527.84	1,451.44
26 28 16 16-0672 EA	1,600 Amperes, Bottom Feed, Manually Operated, Bolted Contact Switch (Eaton QA1633B480).....	9,389.00	1,693.34
26 28 16 16-0673 EA	2,000 Amperes, Bottom Feed, Manually Operated, Bolted Contact Switch (Eaton QA2033B480).....	10,443.65	1,935.25
26 28 16 16-0674 EA	2,500 Amperes, Bottom Feed, Manually Operated, Bolted Contact Switch (Eaton QA2533B480).....	11,568.46	2,177.15
26 28 16 16-0675 EA	3,000 Amperes, Bottom Feed, Manually Operated, Bolted Contact Switch (Eaton QA3033B480).....	15,982.85	2,419.06
26 28 16 16-0676 EA	4,000 Amperes, Bottom Feed, Manually Operated, Bolted Contact Switch (Eaton QA4033B480).....	21,987.67	2,902.87

26 29 Low-Voltage Controllers (26 20)

26 29 13 Enclosed Controllers (26 29)

26 29 13 13 Across-The-Line Motor Controllers (26 29 13)

26 29 13 13-0001 Manual Motor Starters (26 29 13 13)

26 29 13 13-0002 Fractional HP Manual Motor Starters (26 29 13 13-0001)

26 29 13 13-0003 EA	NEMA 1, 1 Pole, Toggle Operator, Up To 1 HP, Manual Motor Starter With Thermal Overload Protection (Square D 2510FG1).....	231.94	60.57
	<i>For Flush Cover Plate In Lieu Of NEMA 1, Deduct</i>	-3.09	
	<i>For Oversized Enclosure, Add</i>	30.91	
	<i>For Pilot Light, Add</i>	45.34	
26 29 13 13-0004 EA	NEMA 1, 2 Pole, Toggle Operator, Up To 1 HP, Manual Motor Starter With Thermal Overload Protection (Square D 2510FG2).....	303.84	78.75
	<i>For Flush Cover Plate In Lieu Of NEMA 1, Deduct</i>	-3.09	
	<i>For Oversized Enclosure, Add</i>	30.91	
	<i>For Pilot Light, Add</i>	45.34	
26 29 13 13-0005 EA	NEMA 1, 1 Pole, Key Operator, Up To 1 HP, Manual Motor Starter With Thermal Overload Protection (Square D 2510FG3).....	262.86	60.57
	<i>For Flush Cover Plate In Lieu Of NEMA 1, Deduct</i>	-3.09	
	<i>For Oversized Enclosure, Add</i>	30.91	
	<i>For Pilot Light, Add</i>	45.34	
26 29 13 13-0006 EA	NEMA 1, 2 Pole, Key Operator, Up To 1 HP, Manual Motor Starter With Thermal Overload Protection (Square D 2510FG4).....	334.75	78.75
	<i>For Flush Cover Plate In Lieu Of NEMA 1, Deduct</i>	-3.09	
	<i>For Oversized Enclosure, Add</i>	30.91	
	<i>For Pilot Light, Add</i>	45.34	
26 29 13 13-0007 EA	NEMA 1, Handle Guard/Lockoff, 1 Pole, Toggle Operator, Up To 1 HP, Manual Motor Starter With Thermal Overload Protection (Square D 2510FG5).....	245.34	60.57
	<i>For Oversized Enclosure, Add</i>	30.91	
26 29 13 13-0008 EA	NEMA 1, Handle Guard/Lockoff, 2 Pole, Toggle Operator, Up To 1 HP, Manual Motor Starter With Thermal Overload Protection (Square D 2510FG6).....	321.36	78.75
	<i>For Oversized Enclosure, Add</i>	30.91	
26 29 13 13-0009 EA	NEMA 4, Handle Guard/Lockoff, 1 Pole, Toggle Operator, Up To 1 HP, Manual Motor Starter With Thermal Overload Protection (Square D 2510FW1).....	497.29	72.69
	<i>For Pilot Light, Add</i>	118.50	
26 29 13 13-0010 EA	NEMA 4, Handle Guard/Lockoff, 2 Pole, Toggle Operator, Up To 1 HP, Manual Motor Starter With Thermal Overload Protection (Square D 2510FW2).....	572.29	90.86
	<i>For Pilot Light, Add</i>	118.50	
26 29 13 13-0011 EA	NEMA 3R, 7 And 9, Handle Guard/Lockoff, 1 Pole, Toggle Operator, Up To 1 HP, Manual Motor Starter With Thermal Overload Protection (Square D 2510FR1).....	528.20	72.69
26 29 13 13-0012 EA	NEMA 3R, 7 And 9, Handle Guard/Lockoff, 2 Pole, Toggle Operator, Up To 1 HP, Manual Motor Starter With Thermal Overload Protection (Square D 2510FR2).....	600.11	90.86

26 29 13 13-0013 Non Reversing Manual Motor Starters (26 29 13 13-0001)

26 29 13 13-0014 EA	NEMA 1, Non Reversing, 2 Pole, Toggle Operator, 2 HP At 115 Volt, 2 HP At 230 Volt, 3 HP At 460 Volt, Manual Motor Starting Switch Without Thermal Overload Protection (Square D 2510KG1).....	186.78	60.57
	<i>Note: NEMA 1 or flush cover plate installation.</i>		
	<i>For Oversize Enclosure, Add</i>	14.91	
	<i>For Pilot Light, Add</i>	71.59	
26 29 13 13-0015 EA	NEMA 1, Non Reversing, 3 Pole, Toggle Operator, 2 HP At 115 Volt, 7-1/2 HP At 230 Volt, 10 HP At 460 Volt, Manual Motor Starting Switch Without Thermal Overload Protection (Square D 2510KG2).....	305.65	78.75
	<i>Note: NEMA 1 or flush cover plate installation.</i>		
	<i>For Oversize Enclosure, Add</i>	14.91	
	<i>For Pilot Light, Add</i>	71.59	
26 29 13 13-0016 EA	NEMA 1, Non Reversing, 2 Pole, Toggle Operator, 2 HP At 115 Volt, 3 HP At 230 Volt, 7-1/2 HP At 460 Volt, Manual Motor Starting Switch Without Thermal Overload Protection (Square D 2510KG5).....	210.81	66.64
	<i>Note: NEMA 1 or flush cover plate installation.</i>		
	<i>For Oversize Enclosure, Add</i>	14.91	
	<i>For Pilot Light, Add</i>	71.59	



MINOR	CSI	UOM	DESCRIPTION	TOTAL DIRECT UNIT COST	DEMOLITION UNIT COST
26 29 13 13-0017	EA		NEMA 1, Non Reversing, 3 Pole, Toggle Operator, 2 HP At 115 Volt, 7-1/2 HP At 230 Volt, 15 HP At 460 Volt, Manual Motor Starting Switch Without Thermal Overload Protection (Square D 2510KG6).....	330.69	84.81
			Note: NEMA 1 or flush cover plate installation.		
			<i>For Oversize Enclosure, Add</i>	14.91	
			<i>For Pilot Light, Add</i>	71.59	
26 29 13 13-0018	EA		NEMA 1, Non Reversing, 2 Pole, Key Operator, 2 HP At 115 Volt, 2 HP At 230 Volt, 3 HP At 460 Volt, Manual Motor Starting Switch Without Thermal Overload Protection (Square D 2510KG3).....	215.62	60.57
			Note: NEMA 1 or flush cover plate installation.		
			<i>For Oversize Enclosure, Add</i>	14.91	
			<i>For Pilot Light, Add</i>	71.59	
26 29 13 13-0019	EA		NEMA 1, Non Reversing, 3 Pole, Key Operator, 2 HP At 115 Volt, 7-1/2 HP At 230 Volt, 10 HP At 460 Volt, Manual Motor Starting Switch Without Thermal Overload Protection (Square D 2510KG4).....	335.48	78.75
			Note: NEMA 1 or flush cover plate installation.		
			<i>For Oversize Enclosure, Add</i>	14.91	
			<i>For Pilot Light, Add</i>	71.59	
26 29 13 13-0020	EA		NEMA 4, Non Reversing, 2 Pole, Toggle Operator, 2 HP At 115 Volt, 2 HP At 230 Volt, 3 HP At 460 Volt, Manual Motor Starting Switch Without Thermal Overload Protection (Square D 2510KW1).....	457.59	72.69
			<i>For Pilot Light, Add</i>	113.35	
26 29 13 13-0021	EA		NEMA 4, Non Reversing, 3 Pole, Toggle Operator, 2 HP At 115 Volt, 7-1/2 HP At 230 Volt, 10 HP At 460 Volt, Manual Motor Starting Switch Without Thermal Overload Protection (Square D 2510KW2).....	565.53	90.86
			<i>For Pilot Light, Add</i>	113.35	
26 29 13 13-0022	EA		NEMA 4, Non Reversing, 2 Pole, Toggle Operator, 2 HP At 115 Volt, 3 HP At 230 Volt, 7-1/2 HP At 460 Volt, Manual Motor Starting Switch Without Thermal Overload Protection (Square D 2510KW5).....	482.63	78.75
			<i>For Pilot Light, Add</i>	113.35	
26 29 13 13-0023	EA		NEMA 4, Non Reversing, 3 Pole, Toggle Operator, 2 HP At 115 Volt, 7-1/2 HP At 230 Volt, 15 HP At 460 Volt, Manual Motor Starting Switch Without Thermal Overload Protection (Square D 2510KW6).....	587.59	96.92
			<i>For Pilot Light, Add</i>	113.35	
26 29 13 13-0024	EA		NEMA 3R, 7 And 9, Non Reversing, 2 Pole, Toggle Operator, 2 HP At 115 Volt, 2 HP At 230 Volt, 3 HP At 460 Volt, Manual Motor Starting Switch Without Thermal Overload Protection (Square D 2510KR1).....	485.43	72.69
26 29 13 13-0025	EA		NEMA 3R, 7 And 9, Non Reversing, 3 Pole, Toggle Operator, 2 HP At 115 Volt, 7-1/2 HP At 230 Volt, 10 HP At 460 Volt, Manual Motor Starting Switch Without Thermal Overload Protection (Square D 2510KR2).....	601.32	90.86
26 29 13 13-0026	EA		Open Type, Non Reversing, 2 Pole, Toggle Operator, 2 HP At 115 Volt, 2 HP At 230 Volt, 3 HP At 460 Volt, Manual Motor Starting Switch Without Thermal Overload Protection (Square D 2510KO1).....	136.51	42.40
			<i>For Pilot Light, Add</i>	71.59	
26 29 13 13-0027	EA		Open Type, Non Reversing, 3 Pole, Toggle Operator, 2 HP At 115 Volt, 7-1/2 HP At 230 Volt, 10 HP At 460 Volt, Manual Motor Starting Switch Without Thermal Overload Protection (Square D 2510KO2).....	255.39	60.57
			<i>For Pilot Light, Add</i>	71.59	
26 29 13 13-0028	EA		Open Type, Non Reversing, 2 Pole, Toggle Operator, 2 HP At 115 Volt, 3 HP At 230 Volt, 7-1/2 HP At 460 Volt, Manual Motor Starting Switch Without Thermal Overload Protection (Square D 2510KO5).....	160.55	48.46
			<i>For Pilot Light, Add</i>	71.59	
26 29 13 13-0029	EA		Open Type, Non Reversing, 3 Pole, Toggle Operator, 2 HP At 115 Volt, 7-1/2 HP At 230 Volt, 15 HP At 460 Volt, Manual Motor Starting Switch Without Thermal Overload Protection (Square D 2510KO6).....	279.42	66.64
			<i>For Pilot Light, Add</i>	71.59	
26 29 13 13-0030			Reversing Manual Motor Starters (26 29 13 13-0001)		
26 29 13 13-0031	EA		NEMA 1, Reversing, 2 Pole, Toggle Operator, 2 HP At 115 Volt, 2 HP At 230 Volt, 3 HP At 460 Volt, Manual Motor Starting Switch Without Thermal Overload Protection (Square D 2511KG11).....	503.43	109.04
			<i>For Pilot Light, Add</i>	115.34	
26 29 13 13-0032	EA		NEMA 1, Reversing, 3 Pole, Toggle Operator, 2 HP At 115 Volt, 7-1/2 HP At 230 Volt, 10 HP At 460 Volt, Manual Motor Starting Switch Without Thermal Overload Protection (Square D 2511KG22).....	729.24	145.38
			<i>For Pilot Light, Add</i>	115.34	
26 29 13 13-0033			Two Speed Manual Motor Starters (26 29 13 13-0001)		
26 29 13 13-0034	EA		NEMA 1, Two Speed, 2 Pole, Toggle Operator, 2 HP At 115 Volt, 2 HP At 230 Volt, 3 HP At 460 Volt, Manual Motor Starting Switch Without Thermal Overload Protection (Square D 2512KG11).....	503.43	109.04
26 29 13 13-0035	EA		NEMA 1, Two Speed, 3 Pole, Toggle Operator, 2 HP At 115 Volt, 7-1/2 HP At 230 Volt, 10 HP At 460 Volt, Manual Motor Starting Switch Without Thermal Overload Protection (Square D 2512KG22).....	729.24	145.38
26 29 13 13-0036			Non-Reversing Integral HP Manual Motor Starters (26 29 13 13-0001)		
26 29 13 13-0037	EA		NEMA 1, Non-Reversing Integral HP, 2 Pole, Push Button Operator, NEMA Size M-0, Manual Motor Starter With Thermal Oyerload Protection (Square D 2510MBG1).....	461.74	72.69
26 29 13 13-0038	EA		NEMA 1, Non-Reversing Integral HP, 2 Pole, Toggle Operator, NEMA Size M-0, Manual Motor Starter With Thermal Overload Protection (Square D 2510TBG1).....	461.74	72.69
26 29 13 13-0039	EA		NEMA 4, Non-Reversing Integral HP, 2 Pole, Push Button Operator, NEMA Size M-0, Manual Motor Starter With Thermal Overload Protection (Square D 2510MBW1).....	955.86	84.81
26 29 13 13-0040	EA		NEMA 4X, Non-Reversing Integral HP, 2 Pole, External Toggle Operator To Actuate A Push Button Operator Inside, NEMA Size M-0, Manual Motor Starter With Thermal Overload Protection (Square D 2510MBW1).....	955.86	84.81
26 29 13 13-0041	EA		NEMA 7 And 9, Non-Reversing Integral HP, 2 Pole, External Toggle Operator To Actuate A Push Button Operator Inside, NEMA Size M-0, Manual Motor Starter With Thermal Overload Protection (Square D 2510MBR1).....	1,248.51	84.81
26 29 13 13-0042	EA		Type 12, Non-Reversing Integral HP, 2 Pole, Push Button Operator, NEMA Size M-0, Manual Motor Starter With Thermal Overload Protection (Square D 2510MBA1).....	587.99	84.81
26 29 13 13-0043	EA		Open, Non-Reversing Integral HP, 2 Pole, Push Button Operator, NEMA Size M-0, Manual Motor Starter With Thermal Overload Protection (Square D 2510MBO1).....	394.49	54.52
26 29 13 13-0044	EA		NEMA 1, Non-Reversing Integral HP, 2 Pole, Push Button Operator, NEMA Size M-1, Manual Motor Starter With Thermal Overload Protection (Square D 2510MCG1).....	548.06	78.75
26 29 13 13-0045	EA		NEMA 1, Non-Reversing Integral HP, 2 Pole, Toggle Operator, NEMA Size M-1, Manual Motor Starter With Thermal Overload Protection (Square D 2510TCG1).....	548.06	78.75
26 29 13 13-0046	EA		NEMA 4, Non-Reversing Integral HP, 2 Pole, Push Button Operator, NEMA Size M-1, Manual Motor Starter With Thermal Overload Protection (Square D 2510MCW11).....	1,144.18	90.86
26 29 13 13-0047	EA		NEMA 4X, Non-Reversing Integral HP, 2 Pole, External Toggle Operator To Actuate A Push Button Operator Inside, NEMA Size M-1, Manual Motor Starter With Thermal Overload Protection (Square D 2510MCW1).....	1,144.18	90.86



MINOR CSI UOM DESCRIPTION	TOTAL DIRECT UNIT COST	DEMOLITION UNIT COST
26 29 13 13-0048 EA NEMA 7 And 9, Non-Reversing Integral HP, 2 Pole, External Toggle Operator To Actuate A Push Button Operator Inside, NEMA Size M-1, Manual Motor Starter With Thermal Overload Protection (Square D 2510MCR1).....	1,459.50	90.86
26 29 13 13-0049 EA Type 12, Non-Reversing Integral HP, 2 Pole, Push Button Operator, NEMA Size M-1, Manual Motor Starter With Thermal Overload Protection (Square D 2510MCA1)	674.30	90.86
26 29 13 13-0050 EA Open, Non-Reversing Integral HP, 2 Pole, Push Button Operator, NEMA Size M-1, Manual Motor Starter With Thermal Overload Protection (Square D 2510MCO1).....	480.80	60.57
26 29 13 13-0051 EA NEMA 1, Non-Reversing Integral HP, 2 Pole, Push Button Operator, NEMA Size M-1P, Manual Motor Starter With Thermal Overload Protection (Square D 2510MCG2).....	719.89	84.81
26 29 13 13-0052 EA NEMA 1, Non-Reversing Integral HP, 2 Pole, Toggle Operator, NEMA Size M-1P, Manual Motor Starter With Thermal Overload Protection (Square D 2510TCG2).....	719.89	84.81
26 29 13 13-0053 EA NEMA 4, Non-Reversing Integral HP, 2 Pole, Push Button Operator, NEMA Size M-1P, Manual Motor Starter With Thermal Overload Protection (Square D 2510MCW12)	1,360.33	96.92
26 29 13 13-0054 EA NEMA 4X, Non-Reversing Integral HP, 2 Pole, External Toggle Operator To Actuate A Push Button Operator Inside, NEMA Size M-1P, Manual Motor Starter With Thermal Overload Protection (Square D 2510MCW2).....	1,360.33	96.92
26 29 13 13-0055 EA NEMA 7 And 9, Non-Reversing Integral HP, 2 Pole, External Toggle Operator To Actuate A Push Button Operator Inside, NEMA Size M-1P, Manual Motor Starter With Thermal Overload Protection (Square D 2510MCR2).....	1,662.25	96.92
26 29 13 13-0056 EA Type 12, Non-Reversing Integral HP, 2 Pole, Push Button Operator, NEMA Size M-1P, Manual Motor Starter With Thermal Overload Protection (Square D 2510MCA2)	849.23	96.92
26 29 13 13-0057 EA Open, Non-Reversing Integral HP, 2 Pole, Push Button Operator, NEMA Size M-1P, Manual Motor Starter With Thermal Overload Protection (Square D 2510MCO2).....	655.71	66.64
26 29 13 13-0058 EA NEMA 1, Non-Reversing Integral HP, 3 Pole, Push Button Operator, NEMA Size M-0, Manual Motor Starter With Thermal Overload Protection (Square D 2510MBG2).....	571.78	90.86
26 29 13 13-0059 EA NEMA 1, Non-Reversing Integral HP, 3 Pole, Toggle Operator, NEMA Size M-0, Manual Motor Starter With Thermal Overload Protection (Square D 2510TBG2).....	571.78	90.86
26 29 13 13-0060 EA NEMA 4, Non-Reversing Integral HP, 3 Pole, Push Button Operator, NEMA Size M-0, Manual Motor Starter With Thermal Overload Protection (Square D 2510MBW12).....	1,065.88	102.98
26 29 13 13-0061 EA NEMA 4X, Non-Reversing Integral HP, 3 Pole, External Toggle Operator To Actuate A Push Button Operator Inside, NEMA Size M-0, Manual Motor Starter With Thermal Overload Protection (Square D 2510MBW2).....	1,065.88	102.98
26 29 13 13-0062 EA NEMA 7 And 9, Non-Reversing Integral HP, 3 Pole, External Toggle Operator To Actuate A Push Button Operator Inside, NEMA Size M-0, Manual Motor Starter With Thermal Overload Protection (Square D 2510MBR2).....	1,366.77	102.98
26 29 13 13-0063 EA Type 12, Non-Reversing Integral HP, 3 Pole, Push Button Operator, NEMA Size M-0, Manual Motor Starter With Thermal Overload Protection (Square D 2510MBA2).....	699.05	102.98
26 29 13 13-0064 EA Open, Non-Reversing Integral HP, 3 Pole, Push Button Operator, NEMA Size M-0, Manual Motor Starter With Thermal Overload Protection (Square D 2510MBO2).....	507.61	72.69
26 29 13 13-0065 EA NEMA 1, Non-Reversing Integral HP, 3 Pole, Push Button Operator, NEMA Size M-1, Manual Motor Starter With Thermal Overload Protection (Square D 2510MCG3).....	658.09	96.92
26 29 13 13-0066 EA NEMA 1, Non-Reversing Integral HP, 3 Pole, Toggle Operator, NEMA Size M-1, Manual Motor Starter With Thermal Overload Protection (Square D 2510TCG3).....	658.09	96.92
26 29 13 13-0067 EA NEMA 4, Non-Reversing Integral HP, 3 Pole, Push Button Operator, NEMA Size M-1, Manual Motor Starter With Thermal Overload Protection (Square D 2510MCW13).....	1,254.21	109.04
26 29 13 13-0068 EA NEMA 4X, Non-Reversing Integral HP, 3 Pole, External Toggle Operator To Actuate A Push Button Operator Inside, NEMA Size M-1, Manual Motor Starter With Thermal Overload Protection (Square D 2510MCW3).....	1,254.21	109.04
26 29 13 13-0069 EA NEMA 7 And 9, Non-Reversing Integral HP, 3 Pole, External Toggle Operator To Actuate A Push Button Operator Inside, NEMA Size M-1, Manual Motor Starter With Thermal Overload Protection (Square D 2510MCR3).....	1,576.74	109.04
26 29 13 13-0070 EA Type 12, Non-Reversing Integral HP, 3 Pole, Push Button Operator, NEMA Size M-1, Manual Motor Starter With Thermal Overload Protection (Square D 2510MCA3).....	784.33	109.04
26 29 13 13-0071 EA Open, Non-Reversing Integral HP, 3 Pole, Push Button Operator, NEMA Size M-1, Manual Motor Starter With Thermal Overload Protection (Square D 2510MCO3).....	590.83	78.75
26 29 13 13-0072 Reversing Integral HP Manual Motor Starters (26 29 13 13-0001)		
26 29 13 13-0073 EA NEMA 1, Reversing Integral HP, 3 Pole, Push Button Operator, NEMA Size M-0, Manual Motor Starter With Thermal Overload Protection (Square D 2511MBG1)	1,334.87	127.21
26 29 13 13-0074 EA NEMA 1, Reversing Integral HP, 3 Pole, Toggle Operator, NEMA Size M-0, Manual Motor Starter With Thermal Overload Protection (Square D 2511TBG1).....	1,334.87	127.21
26 29 13 13-0075 EA Open, Reversing Integral HP, 3 Pole, Push Button Operator, NEMA Size M-0, Manual Motor Starter With Thermal Overload Protection (Square D 2511MBO1)	1,174.59	90.86
26 29 13 13-0076 EA NEMA 1, Reversing Integral HP, 3 Pole, Push Button Operator, NEMA Size M-1, Manual Motor Starter With Thermal Overload Protection (Square D 2511MCG1).....	1,578.58	139.33
26 29 13 13-0077 EA Open, Reversing Integral HP, 3 Pole, Push Button Operator, NEMA Size M-1, Manual Motor Starter With Thermal Overload Protection (Square D 2511MCO1).....	1,418.30	102.98
26 29 13 13-0078 Two Speed Integral HP Manual Motor Starters (26 29 13 13-0001)		
26 29 13 13-0079 EA NEMA 1, Two Speed Integral HP, 3 Pole, Push Button Operator, NEMA Size M-0, Manual Motor Starter With Thermal Overload Protection (Square D 2512MBG1)	1,334.87	127.21
26 29 13 13-0080 EA Open, Two Speed Integral HP, 3 Pole, Push Button Operator, NEMA Size M-0, Manual Motor Starter With Thermal Overload Protection (Square D 2512MBO1).....	1,174.59	90.86
26 29 13 13-0081 EA NEMA 1, Two Speed Integral HP, 3 Pole, Push Button Operator, NEMA Size M-1, Manual Motor Starter With Thermal Overload Protection (Square D 2512MCG1).....	1,578.58	139.33
26 29 13 13-0082 EA Open, Two Speed Integral HP, 3 Pole, Push Button Operator, NEMA Size M-1, Manual Motor Starter With Thermal Overload Protection (Square D 2512MCO1).....	1,418.30	102.98
26 29 13 13-0083 Magnetic Motor Starters (26 29 13 13)		
26 29 13 13-0084 Non Reversing, Magnetic Contactors (26 29 13 13-0083)		
26 29 13 13-0085 Open Enclosure, Non Reversing, Magnetic Contactors (26 29 13 13-0084)		
26 29 13 13-0086 EA Size 00, 1 Phase, 2 Pole, 1-1/2 HP At 200/230 Volt, 2 HP At 460/575 Volt, 9 Amperes, Open Enclosure, Non Reversing, Magnetic Contactors (Square D 8502SAO11).....	538.04	121.16
<i>For Factory Installed Accessory, Deduct</i>	-242.30	



MINOR CSI UOM DESCRIPTION	TOTAL DIRECT UNIT COST	DEMOLITION UNIT COST
26 29 13 13-0087 EA Size 00, 3 Phase, 3 Pole, 1-1/2 HP At 200/230 Volt, 2 HP At 460/575 Volt, 9 Amperes, Open Enclosure, Non Reversing, Magnetic Contactors (Square D 8502SAO12).....	605.56	133.26
<i>For Factory Installed Accessory, Deduct</i>	-266.54	
26 29 13 13-0088 EA Size 0, 1 Phase, 1 Pole, 3 HP At 200/230 Volt, 5 HP At 460/575 Volt, 18 Amperes, Open Enclosure, Non Reversing, Magnetic Contactors (Square D 8502SBO5).....	581.32	121.16
<i>For Factory Installed Accessory, Deduct</i>	-242.30	
26 29 13 13-0089 EA Size 0, 1 Phase, 2 Pole, 3 HP At 200/230 Volt, 5 HP At 460/575 Volt, 18 Amperes, Open Enclosure, Non Reversing, Magnetic Contactors (Square D 8502SBO1).....	649.87	133.26
<i>For Factory Installed Accessory, Deduct</i>	-266.54	
26 29 13 13-0090 EA Size 0, 3 Phase, 3 Pole, 3 HP At 200/230 Volt, 5 HP At 460/575 Volt, 18 Amperes, Open Enclosure, Non Reversing, Magnetic Contactors (Square D 8502SBO2).....	717.36	145.38
<i>For Factory Installed Accessory, Deduct</i>	-290.76	
26 29 13 13-0091 EA Size 0, 3 Phase, 4 Pole, 3 HP At 200/230 Volt, 5 HP At 460/575 Volt, 18 Amperes, Open Enclosure, Non Reversing, Magnetic Contactors (Square D 8502SBO3).....	906.50	181.73
<i>For Factory Installed Accessory, Deduct</i>	-363.46	
26 29 13 13-0092 EA Size 0, 3 Phase, 5 Pole, 3 HP At 200/230 Volt, 5 HP At 460/575 Volt, 18 Amperes, Open Enclosure, Non Reversing, Magnetic Contactors (Square D 8502SBO4).....	1,140.98	218.07
<i>For Factory Installed Accessory, Deduct</i>	-436.15	
26 29 13 13-0093 EA Size 1, 1 Phase, 1 Pole, 7-1/2 HP At 200/230 Volt, 10 HP At 460/575 Volt, 27 Amperes, Open Enclosure, Non Reversing, Magnetic Contactors (Square D 8502SCO5).....	677.69	133.26
<i>For Factory Installed Accessory, Deduct</i>	-266.54	
26 29 13 13-0094 EA Size 1, 1 Phase, 2 Pole, 7-1/2 HP At 200/230 Volt, 10 HP At 460/575 Volt, 27 Amperes, Open Enclosure, Non Reversing, Magnetic Contactors (Square D 8502SCO1).....	745.19	145.38
<i>For Factory Installed Accessory, Deduct</i>	-290.76	
26 29 13 13-0095 EA Size 1, 3 Phase, 3 Pole, 7-1/2 HP At 200/230 Volt, 10 HP At 460/575 Volt, 27 Amperes, Open Enclosure, Non Reversing, Magnetic Contactors (Square D 8502SCO2).....	814.76	157.50
<i>For Factory Installed Accessory, Deduct</i>	-314.99	
26 29 13 13-0096 EA Size 1, 3 Phase, 4 Pole, 7-1/2 HP At 200/230 Volt, 10 HP At 460/575 Volt, 27 Amperes, Open Enclosure, Non Reversing, Magnetic Contactors (Square D 8502SCO3).....	1,041.27	212.02
<i>For Factory Installed Accessory, Deduct</i>	-424.03	
26 29 13 13-0097 EA Size 1, 3 Phase, 5 Pole, 7-1/2 HP At 200/230 Volt, 10 HP At 460/575 Volt, 27 Amperes, Open Enclosure, Non Reversing, Magnetic Contactors (Square D 8502SCO4).....	1,274.71	248.36
<i>For Factory Installed Accessory, Deduct</i>	-496.72	
26 29 13 13-0098 EA Size 2, 1 Phase, 2 Pole, 10 HP At 200 Volt, 15 HP At 230 Volt, 25 HP At 460/575 Volt, 45 Amperes, Open Enclosure, Non Reversing, Magnetic Contactors (Square D 8502SDO1).....	1,142.94	145.38
<i>For Factory Installed Accessory, Deduct</i>	-290.76	
26 29 13 13-0099 EA Size 2, 3 Phase, 3 Pole, 10 HP At 200 Volt, 15 HP At 230 Volt, 25 HP At 460/575 Volt, 45 Amperes, Open Enclosure, Non Reversing, Magnetic Contactors (Square D 8502SDO2).....	1,272.31	181.73
<i>For Factory Installed Accessory, Deduct</i>	-363.46	
26 29 13 13-0100 EA Size 2, 3 Phase, 4 Pole, 10 HP At 200 Volt, 15 HP At 230 Volt, 25 HP At 460/575 Volt, 45 Amperes, Open Enclosure, Non Reversing, Magnetic Contactors (Square D 8502SDO3).....	1,658.28	242.30
<i>For Factory Installed Accessory, Deduct</i>	-484.60	
26 29 13 13-0101 EA Size 3, 1 Phase, 2 Pole, 25 HP At 200 Volt, 30 HP At 230 Volt, 50 HP At 460/575 Volt, 90 Amperes, Open Enclosure, Non Reversing, Magnetic Contactors (Square D 8502SEO1).....	1,713.34	181.73
<i>For Factory Installed Accessory, Deduct</i>	-363.46	
26 29 13 13-0102 EA Size 3, 3 Phase, 3 Pole, 25 HP At 200 Volt, 30 HP At 230 Volt, 50 HP At 460/575 Volt, 90 Amperes, Open Enclosure, Non Reversing, Magnetic Contactors (Square D 8502SEO2).....	1,952.99	242.30
<i>For Factory Installed Accessory, Deduct</i>	-484.60	
26 29 13 13-0103 EA Size 3, 3 Phase, 4 Pole, 25 HP At 200 Volt, 30 HP At 230 Volt, 50 HP At 460/575 Volt, 90 Amperes, Open Enclosure, Non Reversing, Magnetic Contactors (Square D 8502SEO3).....	2,484.26	302.87
<i>For Factory Installed Accessory, Deduct</i>	-605.76	
26 29 13 13-0104 EA Size 3, 3 Phase, 5 Pole, 25 HP At 200 Volt, 30 HP At 230 Volt, 50 HP At 460/575 Volt, 90 Amperes, Open Enclosure, Non Reversing, Magnetic Contactors (Square D 8502SEO4).....	3,545.18	363.46
<i>For Factory Installed Accessory, Deduct</i>	-726.91	
26 29 13 13-0105 EA Size 4, 1 Phase, 2 Pole, 40 HP At 200 Volt, 50 HP At 230 Volt, 100 HP At 460/575 Volt, 135 Amperes, Open Enclosure, Non Reversing, Magnetic Contactors (Square D 8502SFO1).....	3,864.03	302.87
<i>For Factory Installed Accessory, Deduct</i>	-605.76	
26 29 13 13-0106 EA Size 4, 3 Phase, 3 Pole, 40 HP At 200 Volt, 50 HP At 230 Volt, 100 HP At 460/575 Volt, 135 Amperes, Open Enclosure, Non Reversing, Magnetic Contactors (Square D 8502SFO2).....	4,250.00	363.46
<i>For Factory Installed Accessory, Deduct</i>	-726.91	
26 29 13 13-0107 EA Size 4, 3 Phase, 4 Pole, 40 HP At 200 Volt, 50 HP At 230 Volt, 100 HP At 460/575 Volt, 135 Amperes, Open Enclosure, Non Reversing, Magnetic Contactors (Square D 8502SFO3).....	5,749.89	424.03
<i>For Factory Installed Accessory, Deduct</i>	-848.06	
26 29 13 13-0108 EA Size 5, 1 Phase, 2 Pole, 75 HP At 200 Volt, 100 HP At 230 Volt, 200 HP At 460/575 Volt, 270 Amperes, Open Enclosure, Non Reversing, Magnetic Contactors (Square D 8502SGO1).....	7,787.53	363.46
<i>For Factory Installed Accessory, Deduct</i>	-726.91	
26 29 13 13-0109 EA Size 5, 3 Phase, 3 Pole, 75 HP At 200 Volt, 100 HP At 230 Volt, 200 HP At 460/575 Volt, 270 Amperes, Open Enclosure, Non Reversing, Magnetic Contactors (Square D 8502SGO2).....	8,647.06	484.60
<i>For Factory Installed Accessory, Deduct</i>	-969.21	
26 29 13 13-0110 EA Size 6, 3 Phase, 3 Pole, 150 HP At 200 Volt, 200 HP At 230 Volt, 400 HP At 460/575 Volt, 540 Amperes, Open Enclosure, Non Reversing, Magnetic Contactors (Square D 8502SHO2).....	22,412.05	726.91
<i>For Factory Installed Accessory, Deduct</i>	-1,453.81	
26 29 13 13-0111 EA Size 7, 3 Phase, 3 Pole, 300 HP At 230 Volt, 600 HP At 460/575 Volt, 810 Amperes, Open Enclosure, Non Reversing, Magnetic Contactors (Square D 8502SJO2).....	32,092.51	1,090.36
<i>For Factory Installed Accessory, Deduct</i>	-2,180.72	
26 29 13 13-0112 NEMA 1, Non Reversing, Magnetic Contactors (26 29 13 13-0084)		
26 29 13 13-0113 EA Size 00, 1 Phase, 2 Pole, 1-1/2 HP At 200/230 Volt, 2 HP At 460/575 Volt, 9 Amperes, NEMA 1 Enclosure, Non Reversing, Magnetic Contactors (Square D 8502SAG11).....	569.98	121.16
<i>For Factory Installed Accessory, Deduct</i>	-242.30	
26 29 13 13-0114 EA Size 00, 3 Phase, 3 Pole, 1-1/2 HP At 200/230 Volt, 2 HP At 460/575 Volt, 9 Amperes, NEMA 1 Enclosure, Non Reversing, Magnetic Contactors (Square D 8502SAG12).....	637.50	133.26
<i>For Factory Installed Accessory, Deduct</i>	-266.54	



MINOR CSI UOM DESCRIPTION	TOTAL DIRECT UNIT COST	DEMOLITION UNIT COST
26 29 13 13-0115 EA Size 0, 1 Phase, 1 Pole, 3 HP At 200/230 Volt, 5 HP At 460/575 Volt, 18 Amperes, NEMA 1 Enclosure, Non Reversing, Magnetic Contactors (Square D 8502SBG5).....	613.26	121.16
<i>For Factory Installed Accessory, Deduct</i>	-242.30	
26 29 13 13-0116 EA Size 0, 1 Phase, 2 Pole, 3 HP At 200/230 Volt, 5 HP At 460/575 Volt, 18 Amperes, NEMA 1 Enclosure, Non Reversing, Magnetic Contactors (Square D 8502SBG1).....	682.84	133.26
<i>For Factory Installed Accessory, Deduct</i>	-266.54	
26 29 13 13-0117 EA Size 0, 3 Phase, 3 Pole, 3 HP At 200/230 Volt, 5 HP At 460/575 Volt, 18 Amperes, NEMA 1 Enclosure, Non Reversing, Magnetic Contactors (Square D 8502SBG2).....	750.34	145.88
<i>For Factory Installed Accessory, Deduct</i>	-290.76	
26 29 13 13-0118 EA Size 0, 3 Phase, 4 Pole, 3 HP At 200/230 Volt, 5 HP At 460/575 Volt, 18 Amperes, NEMA 1 Enclosure, Non Reversing, Magnetic Contactors (Square D 8502SBG4).....	941.54	181.73
<i>For Factory Installed Accessory, Deduct</i>	-363.46	
26 29 13 13-0119 EA Size 0, 3 Phase, 5 Pole, 3 HP At 200/230 Volt, 5 HP At 460/575 Volt, 18 Amperes, NEMA 1 Enclosure, Non Reversing, Magnetic Contactors (Square D 8502SBG4).....	1,177.04	218.07
<i>For Factory Installed Accessory, Deduct</i>	-436.15	
26 29 13 13-0120 EA Size 1, 1 Phase, 1 Pole, 7-1/2 HP At 200/230 Volt, 10 HP At 460/575 Volt, 27 Amperes, NEMA 1 Enclosure, Non Reversing, Magnetic Contactors (Square D 8502SCG5).....	711.69	133.26
<i>For Factory Installed Accessory, Deduct</i>	-266.54	
26 29 13 13-0121 EA Size 1, 1 Phase, 2 Pole, 7-1/2 HP At 200/230 Volt, 10 HP At 460/575 Volt, 27 Amperes, NEMA 1 Enclosure, Non Reversing, Magnetic Contactors (Square D 8502SCG1).....	781.25	145.88
<i>For Factory Installed Accessory, Deduct</i>	-290.76	
26 29 13 13-0122 EA Size 1, 3 Phase, 3 Pole, 7-1/2 HP At 200/230 Volt, 10 HP At 460/575 Volt, 27 Amperes, NEMA 1 Enclosure, Non Reversing, Magnetic Contactors (Square D 8502SCG2).....	848.76	157.50
<i>For Factory Installed Accessory, Deduct</i>	-314.99	
26 29 13 13-0123 EA Size 1, 3 Phase, 4 Pole, 7-1/2 HP At 200/230 Volt, 10 HP At 460/575 Volt, 27 Amperes, NEMA 1 Enclosure, Non Reversing, Magnetic Contactors (Square D 8502SCG3).....	1,076.30	212.02
<i>For Factory Installed Accessory, Deduct</i>	-424.03	
26 29 13 13-0124 EA Size 1, 3 Phase, 5 Pole, 7-1/2 HP At 200/230 Volt, 10 HP At 460/575 Volt, 27 Amperes, NEMA 1 Enclosure, Non Reversing, Magnetic Contactors (Square D 8502SCG4).....	1,308.71	248.36
<i>For Factory Installed Accessory, Deduct</i>	-496.72	
26 29 13 13-0125 EA Size 2, 1 Phase, 2 Pole, 10 HP At 200 Volt, 15 HP At 230 Volt, 25 HP At 460/575 Volt, 45 Amperes, NEMA 1 Enclosure, Non Reversing, Magnetic Contactors (Square D 8502SDG1).....	1,295.44	145.88
<i>For Factory Installed Accessory, Deduct</i>	-290.76	
26 29 13 13-0126 EA Size 2, 3 Phase, 3 Pole, 10 HP At 200 Volt, 15 HP At 230 Volt, 25 HP At 460/575 Volt, 45 Amperes, NEMA 1 Enclosure, Non Reversing, Magnetic Contactors (Square D 8502SDG2).....	1,425.85	181.73
<i>For Factory Installed Accessory, Deduct</i>	-363.46	
26 29 13 13-0127 EA Size 2, 3 Phase, 4 Pole, 10 HP At 200 Volt, 15 HP At 230 Volt, 25 HP At 460/575 Volt, 45 Amperes, NEMA 1 Enclosure, Non Reversing, Magnetic Contactors (Square D 8502SDG3).....	1,810.78	242.30
<i>For Factory Installed Accessory, Deduct</i>	-484.60	
26 29 13 13-0128 EA Size 3, 1 Phase, 2 Pole, 25 HP At 200 Volt, 30 HP At 230 Volt, 50 HP At 460/575 Volt, 90 Amperes, NEMA 1 Enclosure, Non Reversing, Magnetic Contactors (Square D 8502SEG1).....	2,013.20	181.73
<i>For Factory Installed Accessory, Deduct</i>	-363.46	
26 29 13 13-0129 EA Size 3, 3 Phase, 3 Pole, 25 HP At 200 Volt, 30 HP At 230 Volt, 50 HP At 460/575 Volt, 90 Amperes, NEMA 1 Enclosure, Non Reversing, Magnetic Contactors (Square D 8502SEG2).....	2,251.81	242.30
<i>For Factory Installed Accessory, Deduct</i>	-484.60	
26 29 13 13-0130 EA Size 3, 3 Phase, 4 Pole, 25 HP At 200 Volt, 30 HP At 230 Volt, 50 HP At 460/575 Volt, 90 Amperes, NEMA 1 Enclosure, Non Reversing, Magnetic Contactors (Square D 8502SEG3).....	2,784.12	302.87
<i>For Factory Installed Accessory, Deduct</i>	-605.76	
26 29 13 13-0131 EA Size 4, 1 Phase, 2 Pole, 40 HP At 200 Volt, 50 HP At 230 Volt, 100 HP At 460/575 Volt, 135 Amperes, NEMA 1 Enclosure, Non Reversing, Magnetic Contactors (Square D 8502SFG1).....	4,485.39	302.87
<i>For Factory Installed Accessory, Deduct</i>	-605.76	
26 29 13 13-0132 EA Size 4, 3 Phase, 3 Pole, 40 HP At 200 Volt, 50 HP At 230 Volt, 100 HP At 460/575 Volt, 135 Amperes, NEMA 1 Enclosure, Non Reversing, Magnetic Contactors (Square D 8502SFG2).....	4,871.36	363.46
<i>For Factory Installed Accessory, Deduct</i>	-726.91	
26 29 13 13-0133 EA Size 5, 3 Phase, 3 Pole, 75 HP At 200 Volt, 100 HP At 230 Volt, 200 HP At 460/575 Volt, 270 Amperes, NEMA 1 Enclosure, Non Reversing, Magnetic Contactors (Square D 8502SGG2).....	9,779.52	484.60
<i>For Factory Installed Accessory, Deduct</i>	-969.21	
26 29 13 13-0134 EA Size 6, 3 Phase, 3 Pole, 150 HP At 200 Volt, 200 HP At 230 Volt, 400 HP At 460/575 Volt, 540 Amperes, NEMA 1 Enclosure, Non Reversing, Magnetic Contactors (Square D 8502SHG2).....	27,392.20	726.91
<i>For Factory Installed Accessory, Deduct</i>	-1,453.81	
26 29 13 13-0135 EA Size 7, 3 Phase, 3 Pole, 300 HP At 230 Volt, 600 HP At 460/575 Volt, 810 Amperes, NEMA 1 Enclosure, Non Reversing, Magnetic Contactors (Square D 8502SJG2).....	37,087.08	1,090.36
<i>For Factory Installed Accessory, Deduct</i>	-2,180.72	
26 29 13 13-0136 NEMA 12, Non Reversing, Magnetic Contactors (26 29 13 13-0094)		
26 29 13 13-0137 EA Size 0, 1 Phase, 2 Pole, 3 HP At 200/230 Volt, 5 HP At 460/575 Volt, 18 Amperes, NEMA 12 Enclosure, Non Reversing, Magnetic Contactors (Square D 8502SBA1).....	859.05	133.26
<i>For Factory Installed Accessory, Deduct</i>	-266.54	
26 29 13 13-0138 EA Size 0, 3 Phase, 3 Pole, 3 HP At 200/230 Volt, 5 HP At 460/575 Volt, 18 Amperes, NEMA 12 Enclosure, Non Reversing, Magnetic Contactors (Square D 8502SBA2).....	926.55	145.88
<i>For Factory Installed Accessory, Deduct</i>	-290.76	
26 29 13 13-0139 EA Size 1, 3 Phase, 3 Pole, 7-1/2 HP At 200/230 Volt, 10 HP At 460/575 Volt, 27 Amperes, NEMA 12 Enclosure, Non Reversing, Magnetic Contactors (Square D 8502SCA2).....	1,024.97	157.50
<i>For Factory Installed Accessory, Deduct</i>	-314.99	
26 29 13 13-0140 EA Size 2, 1 Phase, 2 Pole, 10 HP At 200 Volt, 15 HP At 230 Volt, 25 HP At 460/575 Volt, 45 Amperes, NEMA 12 Enclosure, Non Reversing, Magnetic Contactors (Square D 8502SDA1).....	1,616.94	145.88
<i>For Factory Installed Accessory, Deduct</i>	-290.76	
26 29 13 13-0141 EA Size 2, 3 Phase, 3 Pole, 10 HP At 200 Volt, 15 HP At 230 Volt, 25 HP At 460/575 Volt, 45 Amperes, NEMA 12 Enclosure, Non Reversing, Magnetic Contactors (Square D 8502SDA2).....	1,748.38	181.73
<i>For Factory Installed Accessory, Deduct</i>	-363.46	
26 29 13 13-0142 EA Size 3, 1 Phase, 2 Pole, 25 HP At 200 Volt, 30 HP At 230 Volt, 50 HP At 460/575 Volt, 90 Amperes, NEMA 12 Enclosure, Non Reversing, Magnetic Contactors (Square D 8502SEA1).....	2,394.47	181.73
<i>For Factory Installed Accessory, Deduct</i>	-363.46	



MINOR	CSI	UOM	DESCRIPTION	TOTAL DIRECT UNIT COST	DEMOLITION UNIT COST
26 29 13	13-0143	EA	Size 3, 3 Phase, 3 Pole, 25 HP At 200 Volt, 30 HP At 230 Volt, 50 HP At 460/575 Volt, 90 Amperes, NEMA 12 Enclosure, Non Reversing, Magnetic Contactors (Square D 8502SEA2).....	2,632.05	242.30
			<i>For Factory Installed Accessory, Deduct</i>	-484.60	
26 29 13	13-0144	EA	Size 4, 3 Phase, 3 Pole, 40 HP At 200 Volt, 50 HP At 230 Volt, 100 HP At 460/575 Volt, 135 Amperes, NEMA 12 Enclosure, Non Reversing, Magnetic Contactors (Square D 8502SFA2).....	6,133.66	363.46
			<i>For Factory Installed Accessory, Deduct</i>	-726.91	
26 29 13	13-0145	EA	Size 5, 3 Phase, 3 Pole, 75 HP At 200 Volt, 100 HP At 230 Volt, 200 HP At 460/575 Volt, 270 Amperes, NEMA 12 Enclosure, Non Reversing, Magnetic Contactors (Square D 8502SGA2).....	13,009.97	484.60
			<i>For Factory Installed Accessory, Deduct</i>	-969.21	
26 29 13	13-0146	EA	Size 6, 3 Phase, 3 Pole, 150 HP At 200 Volt, 200 HP At 230 Volt, 400 HP At 460/575 Volt, 540 Amperes, NEMA 12 Enclosure, Non Reversing, Magnetic Contactors (Square D 8502SHA2).....	31,353.23	726.91
			<i>For Factory Installed Accessory, Deduct</i>	-1,453.81	
26 29 13	13-0147		NEMA 4/4X, Non Reversing, Magnetic Contactors (26 29 13 13-0084) Note: Brushed stainless steel enclosure.		
26 29 13	13-0148	EA	Size 0, 3 Phase, 3 Pole, 3 HP At 200/230 Volt, 5 HP At 460/575 Volt, 18 Amperes, NEMA 4/4X Enclosure, Non Reversing, Magnetic Contactors (Square D 8502SBW12).....	1,264.53	145.38
			<i>For Factory Installed Accessory, Deduct</i>	-290.76	
26 29 13	13-0149	EA	Size 1, 1 Phase, 2 Pole, 7-1/2 HP At 200/230 Volt, 10 HP At 460/575 Volt, 27 Amperes, NEMA 4/4X Enclosure, Non Reversing, Magnetic Contactors (Square D 8502SCW11).....	1,309.87	145.38
			<i>For Factory Installed Accessory, Deduct</i>	-290.76	
26 29 13	13-0150	EA	Size 1, 3 Phase, 3 Pole, 7-1/2 HP At 200/230 Volt, 10 HP At 460/575 Volt, 27 Amperes, NEMA 4/4X Enclosure, Non Reversing, Magnetic Contactors (Square D 8502SCW12).....	1,377.38	157.50
			<i>For Factory Installed Accessory, Deduct</i>	-314.99	
26 29 13	13-0151	EA	Size 1, 3 Phase, 4 Pole, 7-1/2 HP At 200/230 Volt, 10 HP At 460/575 Volt, 27 Amperes, NEMA 4/4X Enclosure, Non Reversing, Magnetic Contactors (Square D 8502SCW13).....	1,604.92	212.02
			<i>For Factory Installed Accessory, Deduct</i>	-424.03	
26 29 13	13-0152	EA	Size 2, 3 Phase, 3 Pole, 10 HP At 200 Volt, 15 HP At 230 Volt, 25 HP At 460/575 Volt, 45 Amperes, NEMA 4/4X Enclosure, Non Reversing, Magnetic Contactors (Square D 8502SDW12).....	2,483.09	181.73
			<i>For Factory Installed Accessory, Deduct</i>	-363.46	
26 29 13	13-0153	EA	Size 3, 3 Phase, 3 Pole, 25 HP At 200 Volt, 30 HP At 230 Volt, 50 HP At 460/575 Volt, 90 Amperes, NEMA 4/4X Enclosure, Non Reversing, Magnetic Contactors (Square D 8502SEW12).....	3,748.02	242.30
			<i>For Factory Installed Accessory, Deduct</i>	-484.60	
26 29 13	13-0154	EA	Size 4, 3 Phase, 3 Pole, 40 HP At 200 Volt, 50 HP At 230 Volt, 100 HP At 460/575 Volt, 135 Amperes, NEMA 4/4X Enclosure, Non Reversing, Magnetic Contactors (Square D 8502SFW12).....	7,425.84	363.46
			<i>For Factory Installed Accessory, Deduct</i>	-726.91	
26 29 13	13-0155	EA	Size 5, 3 Phase, 3 Pole, 75 HP At 200 Volt, 100 HP At 230 Volt, 200 HP At 460/575 Volt, 270 Amperes, NEMA 4/4X Enclosure, Non Reversing, Magnetic Contactors (Square D 8502SGW12).....	13,009.97	484.60
			<i>For Factory Installed Accessory, Deduct</i>	-969.21	
26 29 13	13-0156	EA	Size 6, 3 Phase, 3 Pole, 150 HP At 200 Volt, 200 HP At 230 Volt, 400 HP At 460/575 Volt, 540 Amperes, NEMA 4/4X Enclosure, Non Reversing, Magnetic Contactors (Square D 8502SHW2).....	34,728.97	726.91
			<i>For Factory Installed Accessory, Deduct</i>	-1,453.81	
26 29 13	13-0157		NEMA 7/9, Non Reversing, Magnetic Contactors (26 29 13 13-0084) Note: Bolted cast iron enclosure.		
26 29 13	13-0158	EA	Size 0, 3 Phase, 3 Pole, 3 HP At 200/230 Volt, 5 HP At 460/575 Volt, 18 Amperes, NEMA 7/9 Enclosure, Non Reversing, Magnetic Contactors (Square D 8502SBT2).....	2,520.70	193.85
			<i>For Factory Installed Accessory, Deduct</i>	-387.68	
26 29 13	13-0159		Non Reversing, Magnetic Starters (26 29 13 13-0083)		
26 29 13	13-0160		Open Enclosure, Non Reversing, Magnetic Starters (26 29 13 13-0159)		
26 29 13	13-0161	EA	Size 00, 1 Phase, 2 Pole, 3/4 HP At 115 Volt, 1 HP At 230 Volt, 9 Amperes, Open Enclosure, Full Voltage, Non Reversing Magnetic Starter (Square D 8536SAO11).....	640.05	121.16
			<i>For Factory Installed Accessory, Deduct</i>	-242.30	
26 29 13	13-0162	EA	Size 00, 3 Phase, 3 Pole, 1-1/2 HP At 200/230 Volt, 2 HP At 460/575 Volt, 9 Amperes, Open Enclosure, Full Voltage, Non Reversing Magnetic Starter (Square D 8536SAO12).....	664.29	133.26
			<i>For Factory Installed Accessory, Deduct</i>	-266.54	
26 29 13	13-0163	EA	Size 0, 1 Phase, 2 Pole, 1 HP At 115 Volt, 2 HP At 230 Volt, 18 Amperes, Open Enclosure, Full Voltage, Non Reversing Magnetic Starter (Square D 8536SBO1).....	714.78	133.26
			<i>For Factory Installed Accessory, Deduct</i>	-266.54	
26 29 13	13-0164	EA	Size 0, 3 Phase, 3 Pole, 3 HP At 200/230 Volt, 5 HP At 460/575 Volt, 18 Amperes, Open Enclosure, Full Voltage, Non Reversing Magnetic Starter (Square D 8536SBO2).....	790.53	145.38
			<i>For Factory Installed Accessory, Deduct</i>	-290.76	
26 29 13	13-0165	EA	Size 0, 3 Phase, 5 Pole, 3 HP At 200/230 Volt, 5 HP At 460/575 Volt, 18 Amperes, Open Enclosure, Full Voltage, Non Reversing Magnetic Starter (Square D 8536SBO4).....	1,269.78	218.07
			<i>For Factory Installed Accessory, Deduct</i>	-436.15	
26 29 13	13-0166	EA	Size 1, 1 Phase, 2 Pole, 2 HP At 115 Volt, 3 HP At 230 Volt, 27 Amperes, Open Enclosure, Full Voltage, Non Reversing Magnetic Starter (Square D 8536SCO1).....	813.20	145.38
			<i>For Factory Installed Accessory, Deduct</i>	-290.76	
26 29 13	13-0167	EA	Size 1, 3 Phase, 3 Pole, 7-1/2 HP At 200/230 Volt, 10 HP At 460/575 Volt, 27 Amperes, Open Enclosure, Full Voltage, Non Reversing Magnetic Starter (Square D 8536SCO3).....	953.87	157.50
			<i>For Factory Installed Accessory, Deduct</i>	-314.99	
26 29 13	13-0168	EA	Size 1, 1 Phase, 2 Pole, 3 HP At 200/230 Volt, 5 HP At 460/575 Volt, 36 Amperes, Open Enclosure, Full Voltage, Non Reversing Magnetic Starter (Square D 8536SCO2).....	997.15	157.50
			<i>For Factory Installed Accessory, Deduct</i>	-314.99	
26 29 13	13-0169	EA	Size 2, 1 Phase, 2 Pole, 3 HP At 115 Volt, 7-1/2 HP At 230 Volt, 45 Amperes, Open Enclosure, Full Voltage, Non Reversing Magnetic Starter (Square D 8536SDO6).....	1,236.71	145.38
			<i>For Factory Installed Accessory, Deduct</i>	-290.76	
26 29 13	13-0170	EA	Size 2, 3 Phase, 3 Pole, 10 HP At 200 Volt, 15 HP At 230 Volt, 25 HP At 460/575 Volt, 45 Amperes, Open Enclosure, Full Voltage, Non Reversing Magnetic Starter (Square D 8536SDO1).....	1,405.24	181.73
			<i>For Factory Installed Accessory, Deduct</i>	-363.46	



MINOR CSI UOM DESCRIPTION	TOTAL DIRECT UNIT COST	DEMOLITION UNIT COST
26 29 13 13-0171 EA Size 3, 3 Phase, 3 Pole, 25 HP At 200 Volt, 30 HP At 230 Volt, 50 HP At 460/575 Volt, 90 Amperes, Open Enclosure, Full Voltage, Non Reversing Magnetic Starter (Square D 8536SEO1).....	2,172.47	242.30
<i>For Factory Installed Accessory, Deduct</i>	-484.60	
26 29 13 13-0172 EA Size 4, 3 Phase, 3 Pole, 40 HP At 200 Volt, 50 HP At 230 Volt, 100 HP At 460/575 Volt, 135 Amperes, Open Enclosure, Full Voltage, Non Reversing Magnetic Starter (Square D 8536SFO1).....	4,587.99	363.46
<i>For Factory Installed Accessory, Deduct</i>	-726.91	
26 29 13 13-0173 EA Size 5, 3 Phase, 3 Pole, 75 HP At 200 Volt, 100 HP At 230 Volt, 200 HP At 460/575 Volt, 270 Amperes, Open Enclosure, Full Voltage, Non Reversing Magnetic Starter (Square D 8536SGO1).....	10,399.85	484.60
<i>For Factory Installed Accessory, Deduct</i>	-969.21	
26 29 13 13-0174 EA Size 6, 3 Phase, 3 Pole, 150 HP At 200 Volt, 200 HP At 230 Volt, 400 HP At 460/575 Volt, 540 Amperes, Open Enclosure, Full Voltage, Non Reversing Magnetic Starter (Square D 8536SHO2).....	23,872.19	726.91
<i>For Factory Installed Accessory, Deduct</i>	-1,453.81	
26 29 13 13-0175 EA Size 7, 3 Phase, 3 Pole, 300 HP At 230 Volt, 600 HP At 460/575 Volt, 810 Amperes, Open Enclosure, Full Voltage, Non Reversing Magnetic Starter (Square D 8536SJO2).....	34,392.46	1,090.36
<i>For Factory Installed Accessory, Deduct</i>	-2,180.72	
26 29 13 13-0176 NEMA 1, Non Reversing, Magnetic Starters (26 29 13 13-0159)		
26 29 13 13-0177 EA Size 00, 1 Phase, 2 Pole, .34 HP At 115 Volt, 1 HP At 230 Volt, 9 Amperes, NEMA 1 Enclosure, Full Voltage, Non Reversing Magnetic Starter (Square D 8536SAG11).....	674.06	121.16
<i>For Factory Installed Accessory, Deduct</i>	-242.30	
26 29 13 13-0178 EA Size 00, 3 Phase, 3 Pole, 1-1/2 HP At 200/230 Volt, 2 HP At 460/575 Volt, 9 Amperes, NEMA 1 Enclosure, Full Voltage, Non Reversing Magnetic Starter (Square D 8536SAG12).....	698.30	133.26
<i>For Factory Installed Accessory, Deduct</i>	-266.54	
26 29 13 13-0179 EA Size 0, 1 Phase, 2 Pole, 1 HP At 115 Volt, 2 HP At 230 Volt, 18 Amperes, NEMA 1 Enclosure, Full Voltage, Non Reversing Magnetic Starter (Square D 8536SBG1).....	748.79	133.26
<i>For Factory Installed Accessory, Deduct</i>	-266.54	
26 29 13 13-0180 EA Size 0, 3 Phase, 3 Pole, 3 HP At 200/230 Volt, 5 HP At 460/575 Volt, 18 Amperes, NEMA 1 Enclosure, Full Voltage, Non Reversing Magnetic Starter (Square D 8536SBG2).....	824.53	145.38
<i>For Factory Installed Accessory, Deduct</i>	-290.76	
26 29 13 13-0181 EA Size 1, 1 Phase, 2 Pole, 2 HP At 115 Volt, 3 HP At 230 Volt, 27 Amperes, NEMA 1 Enclosure, Full Voltage, Non Reversing Magnetic Starter (Square D 8536SCG1).....	846.17	145.38
<i>For Factory Installed Accessory, Deduct</i>	-290.76	
26 29 13 13-0182 EA Size 1, 3 Phase, 3 Pole, 7-1/2 HP At 200/230 Volt, 10 HP At 460/575 Volt, 27 Amperes, NEMA 1 Enclosure, Full Voltage, Non Reversing Magnetic Starter (Square D 8536SCG3).....	922.95	157.50
<i>For Factory Installed Accessory, Deduct</i>	-314.99	
26 29 13 13-0183 EA Size 1, 1 Phase, 2 Pole, 3 HP At 200/230 Volt, 5 HP At 460/575 Volt, 36 Amperes, NEMA 1 Enclosure, Full Voltage, Non Reversing Magnetic Starter (Square D 8536SCG2).....	1,032.18	157.50
<i>For Factory Installed Accessory, Deduct</i>	-314.99	
26 29 13 13-0184 EA Size 2, 1 Phase, 2 Pole, 3 HP At 115 Volt, 7-1/2 HP At 230 Volt, 45 Amperes, NEMA 1 Enclosure, Full Voltage, Non Reversing Magnetic Starter (Square D 8536SDG6).....	1,390.25	145.38
<i>For Factory Installed Accessory, Deduct</i>	-290.76	
26 29 13 13-0185 EA Size 2, 3 Phase, 3 Pole, 10 HP At 200 Volt, 15 HP At 230 Volt, 25 HP At 460/575 Volt, 45 Amperes, NEMA 1 Enclosure, Full Voltage, Non Reversing Magnetic Starter (Square D 8536SDG1).....	1,558.78	181.73
<i>For Factory Installed Accessory, Deduct</i>	-363.46	
26 29 13 13-0186 EA Size 3, 3 Phase, 3 Pole, 25 HP At 200 Volt, 30 HP At 230 Volt, 50 HP At 460/575 Volt, 90 Amperes, NEMA 1 Enclosure, Full Voltage, Non Reversing Magnetic Starter (Square D 8536SEG1).....	2,472.33	242.30
<i>For Factory Installed Accessory, Deduct</i>	-484.60	
26 29 13 13-0187 EA Size 4, 3 Phase, 3 Pole, 40 HP At 200 Volt, 50 HP At 230 Volt, 100 HP At 460/575 Volt, 135 Amperes, NEMA 1 Enclosure, Full Voltage, Non Reversing Magnetic Starter (Square D 8536SFG1).....	5,209.35	363.46
<i>For Factory Installed Accessory, Deduct</i>	-726.91	
26 29 13 13-0188 EA Size 5, 3 Phase, 3 Pole, 75 HP At 200 Volt, 100 HP At 230 Volt, 200 HP At 460/575 Volt, 270 Amperes, NEMA 1 Enclosure, Full Voltage, Non Reversing Magnetic Starter (Square D 8536SGG1).....	11,535.40	484.60
<i>For Factory Installed Accessory, Deduct</i>	-969.21	
26 29 13 13-0189 NEMA 12, Non Reversing, Magnetic Starters (26 29 13 13-0159)		
26 29 13 13-0190 EA Size 0, 1 Phase, 2 Pole, 1 HP At 115 Volt, 2 HP At 230 Volt, 18 Amperes, NEMA 12 Enclosure, Full Voltage, Non Reversing Magnetic Starter (Square D 8536SBA1).....	925.00	133.26
<i>For Factory Installed Accessory, Deduct</i>	-266.54	
26 29 13 13-0191 EA Size 0, 3 Phase, 3 Pole, 3 HP At 200/230 Volt, 5 HP At 460/575 Volt, 18 Amperes, NEMA 12 Enclosure, Full Voltage, Non Reversing Magnetic Starter (Square D 8536SBA2).....	1,000.74	145.38
<i>For Factory Installed Accessory, Deduct</i>	-290.76	
26 29 13 13-0192 EA Size 1, 1 Phase, 2 Pole, 2 HP At 115 Volt, 3 HP At 230 Volt, 27 Amperes, NEMA 12 Enclosure, Full Voltage, Non Reversing Magnetic Starter (Square D 8536SCA1).....	1,022.38	145.38
<i>For Factory Installed Accessory, Deduct</i>	-290.76	
26 29 13 13-0193 EA Size 1, 3 Phase, 3 Pole, 7-1/2 HP At 200/230 Volt, 10 HP At 460/575 Volt, 27 Amperes, NEMA 12 Enclosure, Full Voltage, Non Reversing Magnetic Starter (Square D 8536SCA3).....	1,099.16	157.50
<i>For Factory Installed Accessory, Deduct</i>	-314.99	
26 29 13 13-0194 EA Size 1, 1 Phase, 2 Pole, 3 HP At 200/230 Volt, 5 HP At 460/575 Volt, 36 Amperes, NEMA 12 Enclosure, Full Voltage, Non Reversing Magnetic Starter (Square D 8536SCA2).....	1,208.39	157.50
<i>For Factory Installed Accessory, Deduct</i>	-314.99	
26 29 13 13-0195 EA Size 2, 1 Phase, 2 Pole, 3 HP At 115 Volt, 7-1/2 HP At 230 Volt, 45 Amperes, NEMA 12 Enclosure, Full Voltage, Non Reversing Magnetic Starter (Square D 8536SDA6).....	1,712.78	145.38
<i>For Factory Installed Accessory, Deduct</i>	-290.76	
26 29 13 13-0196 EA Size 2, 3 Phase, 3 Pole, 10 HP At 200 Volt, 15 HP At 230 Volt, 25 HP At 460/575 Volt, 45 Amperes, NEMA 12 Enclosure, Full Voltage, Non Reversing Magnetic Starter (Square D 8536SDA1).....	1,880.28	181.73
<i>For Factory Installed Accessory, Deduct</i>	-363.46	
26 29 13 13-0197 EA Size 3, 3 Phase, 3 Pole, 25 HP At 200 Volt, 30 HP At 230 Volt, 50 HP At 460/575 Volt, 90 Amperes, NEMA 12 Enclosure, Full Voltage, Non Reversing Magnetic Starter (Square D 8536SEA1).....	2,852.56	242.30
<i>For Factory Installed Accessory, Deduct</i>	-484.60	
26 29 13 13-0198 EA Size 4, 3 Phase, 3 Pole, 40 HP At 200 Volt, 50 HP At 230 Volt, 100 HP At 460/575 Volt, 135 Amperes, NEMA 12 Enclosure, Full Voltage, Non Reversing Magnetic Starter (Square D 8536SFA1).....	6,470.62	363.46
<i>For Factory Installed Accessory, Deduct</i>	-726.91	



MINOR	CSI	UOM	DESCRIPTION	TOTAL DIRECT UNIT COST	DEMOLITION UNIT COST
26 29 13	13-0199	EA	Size 5, 3 Phase, 3 Pole, 75 HP At 200 Volt, 100 HP At 230 Volt, 200 HP At 460/575 Volt, 270 Amperes, NEMA 12 Enclosure, Full Voltage, Non Reversing Magnetic Starter (Square D 8536SGA1).....	14,762.76	484.60
			<i>For Factory Installed Accessory, Deduct</i>	-969.21	
26 29 13	13-0200	EA	Size 6, 3 Phase, 3 Pole, 150 HP At 200 Volt, 200 HP At 230 Volt, 400 HP At 460/575 Volt, 540 Amperes, NEMA 12 Enclosure, Full Voltage, Non Reversing Magnetic Starter (Square D 8536SHA2).....	35,177.22	726.91
			<i>For Factory Installed Accessory, Deduct</i>	-1,453.81	
26 29 13	13-0201		NEMA 3R, Non Reversing, Magnetic Starters <small>(26 29 13 13-0159)</small>		
26 29 13	13-0202	EA	Size 0, 1 Phase, 2 Pole, 1 HP At 115 Volt, 2 HP At 230 Volt, 18 Amperes, NEMA 3R Enclosure, Full Voltage, Non Reversing Magnetic Starter (Square D 8536SBH1).....	925.00	133.26
			<i>For Factory Installed Accessory, Deduct</i>	-266.54	
26 29 13	13-0203	EA	Size 0, 3 Phase, 3 Pole, 3 HP At 200/230 Volt, 5 HP At 460/575 Volt, 18 Amperes, NEMA 3R Enclosure, Full Voltage, Non Reversing Magnetic Starter (Square D 8536SBH2).....	1,000.74	145.38
			<i>For Factory Installed Accessory, Deduct</i>	-290.76	
26 29 13	13-0204	EA	Size 1, 1 Phase, 2 Pole, 2 HP At 115 Volt, 3 HP At 230 Volt, 27 Amperes, NEMA 3R Enclosure, Full Voltage, Non Reversing Magnetic Starter (Square D 8536SCH1).....	1,022.38	145.38
			<i>For Factory Installed Accessory, Deduct</i>	-290.76	
26 29 13	13-0205	EA	Size 1, 3 Phase, 3 Pole, 7-1/2 HP At 200/230 Volt, 10 HP At 460/575 Volt, 27 Amperes, NEMA 3R Enclosure, Full Voltage, Non Reversing Magnetic Starter (Square D 8536SCH3).....	1,099.16	157.50
			<i>For Factory Installed Accessory, Deduct</i>	-314.99	
26 29 13	13-0206	EA	Size 1, 1 Phase, 2 Pole, 3 HP At 200/230 Volt, 5 HP At 460/575 Volt, 36 Amperes, NEMA 3R Enclosure, Full Voltage, Non Reversing Magnetic Starter (Square D 8536SCH2).....	1,208.39	157.50
			<i>For Factory Installed Accessory, Deduct</i>	-314.99	
26 29 13	13-0207	EA	Size 2, 1 Phase, 2 Pole, 3 HP At 115 Volt, 7-1/2 HP At 230 Volt, 45 Amperes, NEMA 3R Enclosure, Full Voltage, Non Reversing Magnetic Starter (Square D 8536SDH6).....	1,712.78	145.38
			<i>For Factory Installed Accessory, Deduct</i>	-290.76	
26 29 13	13-0208	EA	Size 2, 3 Phase, 3 Pole, 10 HP At 200 Volt, 15 HP At 230 Volt, 25 HP At 460/575 Volt, 45 Amperes, NEMA 3R Enclosure, Full Voltage, Non Reversing Magnetic Starter (Square D 8536SDH1).....	1,880.28	181.73
			<i>For Factory Installed Accessory, Deduct</i>	-363.46	
26 29 13	13-0209	EA	Size 3, 3 Phase, 3 Pole, 25 HP At 200 Volt, 30 HP At 230 Volt, 50 HP At 460/575 Volt, 90 Amperes, NEMA 3R Enclosure, Full Voltage, Non Reversing Magnetic Starter (Square D 8536SEH1).....	2,852.56	242.30
			<i>For Factory Installed Accessory, Deduct</i>	-484.60	
26 29 13	13-0210	EA	Size 4, 3 Phase, 3 Pole, 40 HP At 200 Volt, 50 HP At 230 Volt, 100 HP At 460/575 Volt, 135 Amperes, NEMA 3R Enclosure, Full Voltage, Non Reversing Magnetic Starter (Square D 8536SFH1).....	6,470.62	363.46
			<i>For Factory Installed Accessory, Deduct</i>	-726.91	
26 29 13	13-0211		NEMA 3R/4/4X/7/9, Non Reversing, Magnetic Starters <small>(26 29 13 13-0159)</small>		
			Note: Bolted cast aluminum enclosure.		
26 29 13	13-0212	EA	Size 0, 3 Phase, 3 Pole, 3 HP At 200/230 Volt, 5 HP At 460/575 Volt, 18 Amperes, NEMA 3R/4/4X/7/9 Enclosure, Full Voltage, Non Reversing Magnetic Starter (Square D 8536SBT4).....	2,627.37	205.95
			<i>For Factory Installed Accessory, Deduct</i>	-411.91	
26 29 13	13-0213	EA	Size 1, 1 Phase, 2 Pole, 2 HP At 115 Volt, 3 HP At 230 Volt, 27 Amperes, NEMA 3R/4/4X/7/9 Enclosure, Full Voltage, Non Reversing Magnetic Starter (Square D 8536SCR1).....	3,227.09	205.95
			<i>For Factory Installed Accessory, Deduct</i>	-411.91	
26 29 13	13-0214	EA	Size 1, 3 Phase, 3 Pole, 7-1/2 HP At 200/230 Volt, 10 HP At 460/575 Volt, 27 Amperes, NEMA 3R/4/4X/7/9 Enclosure, Full Voltage, Non Reversing Magnetic Starter (Square D 8536SCR3).....	3,325.52	218.07
			<i>For Factory Installed Accessory, Deduct</i>	-436.15	
26 29 13	13-0215	EA	Size 2, 3 Phase, 3 Pole, 10 HP At 200 Volt, 15 HP At 230 Volt, 25 HP At 460/575 Volt, 45 Amperes, NEMA 3R/4/4X/7/9 Enclosure, Full Voltage, Non Reversing Magnetic Starter (Square D 8536SDR1).....	5,149.43	242.30
			<i>For Factory Installed Accessory, Deduct</i>	-484.60	
26 29 13	13-0216	EA	Size 3, 3 Phase, 3 Pole, 25 HP At 200 Volt, 30 HP At 230 Volt, 50 HP At 460/575 Volt, 90 Amperes, NEMA 3R/4/4X/7/9 Enclosure, Full Voltage, Non Reversing Magnetic Starter (Square D 8536SET43).....	6,210.36	302.87
			<i>For Factory Installed Accessory, Deduct</i>	-605.76	
26 29 13	13-0217	EA	Size 4, 3 Phase, 3 Pole, 40 HP At 200 Volt, 50 HP At 230 Volt, 100 HP At 460/575 Volt, 135 Amperes, NEMA 3R/4/4X/7/9 Enclosure, Full Voltage, Non Reversing Magnetic Starter (Square D 8536SFT41).....	9,893.32	424.03
			<i>For Factory Installed Accessory, Deduct</i>	-848.06	
26 29 13	13-0218		NEMA 4/4X, Non Reversing, Magnetic Starters <small>(26 29 13 13-0159)</small>		
			Note: Brushed stainless steel enclosure.		
26 29 13	13-0219	EA	Size 0, 1 Phase, 2 Pole, 1 HP At 115 Volt, 2 HP At 230 Volt, 18 Amperes, NEMA 4/4X Enclosure, Full Voltage, Non Reversing Magnetic Starter (Square D 8536SBW11).....	1,261.95	133.26
			<i>For Factory Installed Accessory, Deduct</i>	-266.54	
26 29 13	13-0220	EA	Size 0, 3 Phase, 3 Pole, 3 HP At 200/230 Volt, 5 HP At 460/575 Volt, 18 Amperes, NEMA 4/4X Enclosure, Full Voltage, Non Reversing Magnetic Starter (Square D 8536SBW12).....	1,338.72	145.38
			<i>For Factory Installed Accessory, Deduct</i>	-290.76	
26 29 13	13-0221	EA	Size 1, 1 Phase, 2 Pole, 2 HP At 115 Volt, 3 HP At 230 Volt, 27 Amperes, NEMA 4/4X Enclosure, Full Voltage, Non Reversing Magnetic Starter (Square D 8536SCW11).....	1,374.79	145.38
			<i>For Factory Installed Accessory, Deduct</i>	-290.76	
26 29 13	13-0222	EA	Size 1, 3 Phase, 3 Pole, 7-1/2 HP At 200/230 Volt, 10 HP At 460/575 Volt, 27 Amperes, NEMA 4/4X Enclosure, Full Voltage, Non Reversing Magnetic Starter (Square D 8536SCW13).....	1,451.57	157.50
			<i>For Factory Installed Accessory, Deduct</i>	-314.99	
26 29 13	13-0223	EA	Size 1, 1 Phase, 2 Pole, 3 HP At 200/230 Volt, 7-1/2 HP At 460/575 Volt, 36 Amperes, NEMA 4/4X Enclosure, Full Voltage, Non Reversing Magnetic Starter (Square D 8536SCW12).....	1,560.80	157.50
			<i>For Factory Installed Accessory, Deduct</i>	-314.99	
26 29 13	13-0224	EA	Size 2, 1 Phase, 2 Pole, 3 HP At 115 Volt, 7-1/2 HP At 230 Volt, 45 Amperes, NEMA 4/4X Enclosure, Full Voltage, Non Reversing Magnetic Starter (Square D 8536SDW16).....	2,445.42	145.38
			<i>For Factory Installed Accessory, Deduct</i>	-290.76	
26 29 13	13-0225	EA	Size 3, 3 Phase, 3 Pole, 25 HP At 200 Volt, 30 HP At 230 Volt, 50 HP At 460/575 Volt, 90 Amperes, NEMA 4/4X Enclosure, Full Voltage, Non Reversing Magnetic Starter (Square D 8536SEW11).....	3,967.51	242.30
			<i>For Factory Installed Accessory, Deduct</i>	-484.60	



MINOR	CSI	UOM	DESCRIPTION	TOTAL DIRECT UNIT COST	DEMOLITION UNIT COST
26 29 13 13-0226	EA		Size 4, 3 Phase, 3 Pole, 40 HP At 200 Volt, 50 HP At 230 Volt, 100 HP At 460/575 Volt, 135 Amperes, NEMA 4/4X Enclosure, Full Voltage, Non Reversing Magnetic Starter (Square D 8536SFW11).....	7,761.76	363.46
			<i>For Factory Installed Accessory, Deduct</i>	-726.91	
26 29 13 13-0227	EA		Size 5, 3 Phase, 3 Pole, 75 HP At 200 Volt, 100 HP At 230 Volt, 200 HP At 460/575 Volt, 270 Amperes, NEMA 4/4X Enclosure, Full Voltage, Non Reversing Magnetic Starter (Square D 8536SGW11).....	17,245.10	484.60
			<i>For Factory Installed Accessory, Deduct</i>	-969.21	
26 29 13 13-0228			NEMA 4X, Non Reversing, Magnetic Starters (26 29 13 13-0159)		
			Note: Glass polyester enclosure.		
26 29 13 13-0229	EA		Size 2, 3 Phase, 3 Pole, 10 HP At 200 Volt, 15 HP At 230 Volt, 25 HP At 460/575 Volt, 45 Amperes, NEMA 4X Enclosure, Full Voltage, Non Reversing Magnetic Starter (Square D 8536SDW21).....	2,616.02	181.73
			<i>For Factory Installed Accessory, Deduct</i>	-363.46	
26 29 13 13-0230	EA		Size 3, 3 Phase, 3 Pole, 25 HP At 200 Volt, 30 HP At 230 Volt, 50 HP At 460/575 Volt, 90 Amperes, NEMA 4X Enclosure, Full Voltage, Non Reversing Magnetic Starter (Square D 8536SEW21).....	4,839.26	242.30
			<i>For Factory Installed Accessory, Deduct</i>	-484.60	
26 29 13 13-0231	EA		Size 4, 3 Phase, 3 Pole, 40 HP At 200 Volt, 50 HP At 230 Volt, 100 HP At 460/575 Volt, 135 Amperes, NEMA 4X Enclosure, Full Voltage, Non Reversing Magnetic Starter (Square D 8536SFW21).....	9,521.77	363.46
			<i>For Factory Installed Accessory, Deduct</i>	-726.91	
26 29 13 13-0232			NEMA 7/9, Non Reversing, Magnetic Starters (26 29 13 13-0159)		
			Note: Bolted cast iron enclosure.		
26 29 13 13-0233	EA		Size 0, 1 Phase, 2 Pole, 1 HP At 115 Volt, 2 HP At 230 Volt, 18 Amperes, NEMA 7/9 Enclosure, Full Voltage, Non Reversing Magnetic Starter (Square D 8536SBT1).....	2,542.34	193.85
			<i>For Factory Installed Accessory, Deduct</i>	-387.68	
26 29 13 13-0234	EA		Size 0, 3 Phase, 3 Pole, 3 HP At 200/230 Volt, 5 HP At 460/575 Volt, 18 Amperes, NEMA 7/9 Enclosure, Full Voltage, Non Reversing Magnetic Starter (Square D 8536SBT2).....	2,627.37	205.95
			<i>For Factory Installed Accessory, Deduct</i>	-411.91	
26 29 13 13-0235	EA		Size 1, 1 Phase, 2 Pole, 2 HP At 115 Volt, 3 HP At 230 Volt, 27 Amperes, NEMA 7/9 Enclosure, Full Voltage, Non Reversing Magnetic Starter (Square D 8536SCT1).....	2,664.47	205.95
			<i>For Factory Installed Accessory, Deduct</i>	-411.91	
26 29 13 13-0236	EA		Size 1, 3 Phase, 3 Pole, 7-1/2 HP At 200/230 Volt, 10 HP At 460/575 Volt, 27 Amperes, NEMA 7/9 Enclosure, Full Voltage, Non Reversing Magnetic Starter (Square D 8536SCT3).....	2,745.38	218.07
			<i>For Factory Installed Accessory, Deduct</i>	-436.15	
26 29 13 13-0237	EA		Size 1, 1 Phase, 2 Pole, 2 HP At 115 Volt, 3 HP At 230 Volt, 36 Amperes, NEMA 7/9 Enclosure, Full Voltage, Non Reversing Magnetic Starter (Square D 8536SCT2).....	2,871.09	218.07
			<i>For Factory Installed Accessory, Deduct</i>	-436.15	
26 29 13 13-0238	EA		Size 2, 3 Phase, 3 Pole, 10 HP At 200 Volt, 15 HP At 230 Volt, 25 HP At 460/575 Volt, 45 Amperes, NEMA 7/9 Enclosure, Full Voltage, Non Reversing Magnetic Starter (Square D 8536SDT1).....	4,217.91	242.30
			<i>For Factory Installed Accessory, Deduct</i>	-484.60	
26 29 13 13-0239			Reversing, Magnetic Starters (26 29 13 13-0083)		
26 29 13 13-0240			Open Enclosure, Reversing, Magnetic Starters (26 29 13 13-0239)		
26 29 13 13-0241	EA		Size 00, 1 Phase, 3 Pole, 3/4 HP At 115 Volt, 1 HP At 230 Volt, 9 Amperes, Open Enclosure, Full Voltage, Reversing Magnetic Starter (Square D 8736SAO13).....	1,204.26	157.50
			<i>For Factory Installed Accessory, Deduct</i>	-314.99	
26 29 13 13-0242	EA		Size 00, 3 Phase, 3 Pole, 1-1/2 HP At 200/230 Volt, 2 HP At 460/575 Volt, 9 Amperes, Open Enclosure, Full Voltage, Reversing Magnetic Starter (Square D 8736SAO16).....	1,269.18	157.50
			<i>For Factory Installed Accessory, Deduct</i>	-314.99	
26 29 13 13-0243	EA		Size 0, 1 Phase, 2 Pole, 1 HP At 115 Volt, 2 HP At 230 Volt, 18 Amperes, Open Enclosure, Full Voltage, Reversing Magnetic Starter (Square D 8736SBO1).....	1,404.70	169.61
			<i>For Factory Installed Accessory, Deduct</i>	-339.22	
26 29 13 13-0244	EA		Size 0, 1 Phase, 3 Pole, 1 HP At 115 Volt, 2 HP At 230 Volt, 18 Amperes, Open Enclosure, Full Voltage, Reversing Magnetic Starter (Square D 8736SBO2).....	1,457.79	181.73
			<i>For Factory Installed Accessory, Deduct</i>	-363.46	
26 29 13 13-0245	EA		Size 0, 3 Phase, 3 Pole, 3 HP At 200/230 Volt, 5 HP At 460/575 Volt, 18 Amperes, Open Enclosure, Full Voltage, Reversing Magnetic Starter (Square D 8736SBO10).....	1,493.86	181.73
			<i>For Factory Installed Accessory, Deduct</i>	-363.46	
26 29 13 13-0246	EA		Size 1, 1 Phase, 2 Pole, 2 HP At 115 Volt, 3 HP At 230 Volt, 27 Amperes, Open Enclosure, Full Voltage, Reversing Magnetic Starter (Square D 8736SCO2).....	1,598.45	193.85
			<i>For Factory Installed Accessory, Deduct</i>	-387.68	
26 29 13 13-0247	EA		Size 1, 1 Phase, 3 Pole, 2 HP At 115 Volt, 3 HP At 230 Volt, 27 Amperes, Open Enclosure, Full Voltage, Reversing Magnetic Starter (Square D 8736SCO3).....	1,665.72	212.02
			<i>For Factory Installed Accessory, Deduct</i>	-424.03	
26 29 13 13-0248	EA		Size 1, 3 Phase, 3 Pole, 7-1/2 HP At 200/230 Volt, 10 HP At 460/575 Volt, 27 Amperes, Open Enclosure, Full Voltage, Reversing Magnetic Starter (Square D 8736SCO7).....	1,702.81	212.02
			<i>For Factory Installed Accessory, Deduct</i>	-424.03	
26 29 13 13-0249	EA		Size 2, 3 Phase, 3 Pole, 10 HP At 200 Volt, 15 HP At 230 Volt, 25 HP At 460/575 Volt, 45 Amperes, Open Enclosure, Full Voltage, Reversing Magnetic Starter (Square D 8736SDO1).....	2,905.12	242.30
			<i>For Factory Installed Accessory, Deduct</i>	-484.60	
26 29 13 13-0250	EA		Size 3, 3 Phase, 3 Pole, 25 HP At 200 Volt, 30 HP At 230 Volt, 50 HP At 460/575 Volt, 90 Amperes, Open Enclosure, Full Voltage, Reversing Magnetic Starter (Square D 8736SEO1).....	4,747.71	363.46
			<i>For Factory Installed Accessory, Deduct</i>	-726.91	
26 29 13 13-0251	EA		Size 4, 3 Phase, 3 Pole, 40 HP At 200 Volt, 50 HP At 230, 100 HP At 460/575 Volt, 135 Amperes, Open Enclosure, Full Voltage, Reversing Magnetic Starter (Square D 8736SFO1).....	10,910.51	545.18
			<i>For Factory Installed Accessory, Deduct</i>	-1,090.36	
26 29 13 13-0252	EA		Size 5, 3 Phase, 3 Pole, 75 HP At 200 Volt, 100 HP At 230 Volt, 200 HP At 460/575 Volt, 270 Amperes, Open Enclosure, Full Voltage, Reversing Magnetic Starter (Square D 8736SGO1).....	20,320.25	726.91
			<i>For Factory Installed Accessory, Deduct</i>	-1,453.81	
26 29 13 13-0253	EA		Size 7, 3 Phase, 3 Pole, 300 HP At 230 Volt, 600 HP At 460/575 Volt, 810 Amperes, Open Enclosure, Full Voltage, Reversing Magnetic Starter (Square D 8736SJO1).....	65,780.14	1,332.67
			<i>For Factory Installed Accessory, Deduct</i>	-2,665.32	



MINOR
 CSI UOM DESCRIPTION

TOTAL DIRECT DEMOLITION
 UNIT COST UNIT COST

MINOR	CSI	UOM	DESCRIPTION	TOTAL DIRECT UNIT COST	DEMOLITION UNIT COST
26 29 13	13-0254		NEMA 1, Reversing, Magnetic Starters <small>(26 29 13 13-0239)</small>		
26 29 13	13-0255	EA	Size 00, 1 Phase, 2 Pole, 3/4 HP At 115 Volt, 1 HP At 230 Volt, 9 Amperes, NEMA 1 Enclosure, Full Voltage, Reversing Magnetic Starter (Square D 8736SAG13).....	1,241.86	145.38
			<i>For Factory Installed Accessory, Deduct</i>	-290.76	
26 29 13	13-0256	EA	Size 00, 1 Phase, 3 Pole, 3/4 HP At 115 Volt, 1 HP At 230 Volt, 9 Amperes, NEMA 1 Enclosure, Full Voltage, Reversing Magnetic Starter (Square D 8736SAG15).....	1,297.01	157.50
			<i>For Factory Installed Accessory, Deduct</i>	-314.99	
26 29 13	13-0257	EA	Size 00, 3 Phase, 3 Pole, 1-1/2 HP At 200/230 Volt, 2 HP At 460/575 Volt, 9 Amperes, NEMA 1 Enclosure, Full Voltage, Reversing Magnetic Starter (Square D 8736SAG16).....	1,334.10	157.50
			<i>For Factory Installed Accessory, Deduct</i>	-314.99	
26 29 13	13-0258	EA	Size 0, 1 Phase, 2 Pole, 1 HP At 115 Volt, 2 HP At 230 Volt, 18 Amperes, NEMA 1 Enclosure, Full Voltage, Reversing Magnetic Starter (Square D 8736SBG1).....	1,466.53	169.61
			<i>For Factory Installed Accessory, Deduct</i>	-339.22	
26 29 13	13-0259	EA	Size 0, 1 Phase, 3 Pole, 1 HP At 115 Volt, 2 HP At 230 Volt, 18 Amperes, NEMA 1 Enclosure, Full Voltage, Reversing Magnetic Starter (Square D 8736SBG2).....	1,521.68	181.73
			<i>For Factory Installed Accessory, Deduct</i>	-363.46	
26 29 13	13-0260	EA	Size 0, 3 Phase, 3 Pole, 3 HP At 200/230 Volt, 5 HP At 460/575 Volt, 18 Amperes, NEMA 1 Enclosure, Full Voltage, Reversing Magnetic Starter (Square D 8736SBG4).....	1,558.78	181.73
			<i>For Factory Installed Accessory, Deduct</i>	-363.46	
26 29 13	13-0261	EA	Size 1, 1 Phase, 2 Pole, 2 HP At 115 Volt, 3 HP At 230 Volt, 27 Amperes, NEMA 1 Enclosure, Full Voltage, Reversing Magnetic Starter (Square D 8736SCG2).....	1,691.19	193.85
			<i>For Factory Installed Accessory, Deduct</i>	-387.68	
26 29 13	13-0262	EA	Size 1, 1 Phase, 3 Pole, 2 HP At 115 Volt, 3 HP At 230 Volt, 27 Amperes, NEMA 1 Enclosure, Full Voltage, Reversing Magnetic Starter (Square D 8736SCG6).....	1,758.46	212.02
			<i>For Factory Installed Accessory, Deduct</i>	-424.03	
26 29 13	13-0263	EA	Size 1, 3 Phase, 3 Pole, 7-1/2 HP At 200/230 Volt, 10 HP At 460/575 Volt, 27 Amperes, NEMA 1 Enclosure, Full Voltage, Reversing Magnetic Starter (Square D 8736SCG8).....	1,795.55	212.02
			<i>For Factory Installed Accessory, Deduct</i>	-424.03	
26 29 13	13-0264	EA	Size 2, 3 Phase, 3 Pole, 10 HP At 200 Volt, 15 HP At 230 Volt, 25 HP At 460/575 Volt, 45 Amperes, NEMA 1 Enclosure, Full Voltage, Reversing Magnetic Starter (Square D 8736SDG2).....	3,146.24	242.30
			<i>For Factory Installed Accessory, Deduct</i>	-484.60	
26 29 13	13-0265	EA	Size 3, 3 Phase, 3 Pole, 25 HP At 200 Volt, 30 HP At 230 Volt, 50 HP At 460/575 Volt, 90 Amperes, NEMA 1 Enclosure, Full Voltage, Reversing Magnetic Starter (Square D 8736SEG2).....	5,165.04	363.46
			<i>For Factory Installed Accessory, Deduct</i>	-726.91	
26 29 13	13-0266	EA	Size 4, 3 Phase, 3 Pole, 40 HP At 200 Volt, 50 HP At 230 Volt, 100 HP At 460/575 Volt, 135 Amperes, NEMA 1 Enclosure, Full Voltage, Reversing Magnetic Starter (Square D 8736SFG3).....	11,677.16	545.18
			<i>For Factory Installed Accessory, Deduct</i>	-1,090.36	
26 29 13	13-0267		NEMA 12, Reversing, Magnetic Starters <small>(26 29 13 13-0239)</small>		
26 29 13	13-0268	EA	Size 0, 1 Phase, 3 Pole, 3/4 HP At 115 Volt, 1 HP At 230 Volt, 18 Amperes, NEMA 12 Enclosure, Full Voltage, Reversing Magnetic Starter (Square D 8736SBA2).....	1,785.48	181.73
			<i>For Factory Installed Accessory, Deduct</i>	-363.46	
26 29 13	13-0269	EA	Size 0, 3 Phase, 3 Pole, 3 HP At 200/230 Volt, 5 HP At 460/575 Volt, 18 Amperes, NEMA 12 Enclosure, Full Voltage, Reversing Magnetic Starter (Square D 8736SBA4).....	1,822.57	181.73
			<i>For Factory Installed Accessory, Deduct</i>	-363.46	
26 29 13	13-0270	EA	Size 1, 3 Phase, 3 Pole, 7-1/2 HP At 200/230 Volt, 10 HP At 460/575 Volt, 27 Amperes, NEMA 12 Enclosure, Full Voltage, Reversing Magnetic Starter (Square D 8736SCA4).....	2,059.35	212.02
			<i>For Factory Installed Accessory, Deduct</i>	-424.03	
26 29 13	13-0271	EA	Size 2, 3 Phase, 3 Pole, 10 HP At 200 Volt, 15 HP At 230 Volt, 25 HP At 460/575 Volt, 45 Amperes, NEMA 12 Enclosure, Full Voltage, Reversing Magnetic Starter (Square D 8736SDA1).....	3,587.27	242.30
			<i>For Factory Installed Accessory, Deduct</i>	-484.60	
26 29 13	13-0272		NEMA 4X, Reversing, Magnetic Starters <small>(26 29 13 13-0239)</small>		
			Note: Brushed stainless steel enclosure.		
26 29 13	13-0273	EA	Size 0, 3 Phase, 3 Pole, 3 HP At 200/230 Volt, 5 HP At 460/575 Volt, 18 Amperes, NEMA 4/4X Enclosure, Full Voltage, Reversing Magnetic Starter (Square D 8736SBW14).....	2,232.69	181.73
			<i>For Factory Installed Accessory, Deduct</i>	-363.46	
26 29 13	13-0274	EA	Size 1, 1 Phase, 2 Pole, 2 HP At 115 Volt, 3 HP At 230 Volt, 27 Amperes, NEMA 4/4X Enclosure, Full Voltage, Reversing Magnetic Starter (Square D 8736SCW11).....	2,630.96	193.85
			<i>For Factory Installed Accessory, Deduct</i>	-387.68	
26 29 13	13-0275		Magnetic Contactor/Starters Accessories <small>(26 29 13 13-0083)</small>		
26 29 13	13-0276	EA	NEMA 1 Enclosure Start/Stop Push Button Kit, Contactor/Starter Accessory (Square D 9999SA2).....	166.60	15.15
			<i>For Factory Installed Accessory, Deduct</i>	-30.29	
26 29 13	13-0277	EA	NEMA 12 Enclosure Start/Stop Push Button Kit, Contactor/Starter Accessory (Square D 9999SA3).....	282.93	15.15
			<i>For Factory Installed Accessory, Deduct</i>	-30.29	
26 29 13	13-0278	EA	NEMA 1 Enclosure Selector Switch Kit, Contactor/Starter Accessory (Square D 9999SC2).....	166.60	15.15
			<i>For Factory Installed Accessory, Deduct</i>	-30.29	
26 29 13	13-0279	EA	NEMA 12 Enclosure Selector Switch Kit, Contactor/Starter Accessory (Square D 9999SC8).....	282.93	15.15
			<i>For Factory Installed Accessory, Deduct</i>	-30.29	
26 29 13	13-0280	EA	NEMA 1 And 12 Enclosure Red Pilot Light Kit, Contactor/Starter Accessory (Square D 9999SP2R).....	282.93	15.15
			<i>For Factory Installed Accessory, Deduct</i>	-30.29	
26 29 13	13-0281	EA	Internal Nonconvertible Contact Block Kit, 1 Contact, Contactor/Starter Accessory (Square D 9999SX11).....	140.56	12.12
			<i>For Factory Installed Accessory, Deduct</i>	-24.23	
26 29 13	13-0282	EA	External Convertible Field Contact, 1 Contact, Contactor/Starter Accessory (Square D 9999SX6).....	125.29	12.12
			<i>For Factory Installed Accessory, Deduct</i>	-24.23	
26 29 13	13-0283	EA	External Convertible Field Contacts, 2 Contacts Or 1 Overlapping Contact, Contactor/Starter Accessory (Square D 9999SX8).....	166.60	15.15
			<i>For Factory Installed Accessory, Deduct</i>	-30.29	



MINOR CSI UOM DESCRIPTION	TOTAL DIRECT UNIT COST	DEMOLITION UNIT COST
26 29 13 13-0284 EA External Field Non Convertible Contact, 1 Contact, Contactor/Starter Accessory (Square D 9999SX13).....	140.56	12.12
<i>For Factory Installed Accessory, Deduct</i>	-24.23	
26 29 13 13-0285 EA External Field Non Convertible Contacts, 2 Contacts Or 1 Overlapping Contact, Contactor/Starter Accessory (Square D 9999SX15).....	187.75	15.15
<i>For Factory Installed Accessory, Deduct</i>	-30.29	
26 29 13 13-0286 EA 30 Amperes, 1 Contact Power Pole Adder Kit, Contactor/Starter Accessory (Square D 9999SB6).....	209.89	12.12
<i>For Factory Installed Accessory, Deduct</i>	-24.23	
26 29 13 13-0287 EA 45 Amperes, 1 Contact Power Pole Adder Kit, Contactor/Starter Accessory (Square D 9999SB11).....	361.48	12.12
<i>For Factory Installed Accessory, Deduct</i>	-24.23	
26 29 13 13-0288 EA 60 Amperes, 1 Contact Power Pole Adder Kit, Contactor/Starter Accessory (Square D 9999SB21).....	383.80	12.12
<i>For Factory Installed Accessory, Deduct</i>	-24.23	
26 29 13 13-0289 EA 30 Amperes, 2 Contact Power Pole Adder Kit, Contactor/Starter Accessory (Square D 9999SB8).....	459.19	15.15
<i>For Factory Installed Accessory, Deduct</i>	-30.29	
26 29 13 13-0290 EA 45 Amperes, 2 Contact Power Pole Adder Kit, Contactor/Starter Accessory (Square D 9999SB13).....	801.14	15.15
<i>For Factory Installed Accessory, Deduct</i>	-30.29	
26 29 13 13-0291 EA 60 Amperes, 2 Contact Power Pole Adder Kit, Contactor/Starter Accessory (Square D 9999SB23).....	801.14	15.15
<i>For Factory Installed Accessory, Deduct</i>	-30.29	
26 29 13 13-0292 EA Adapter Bracket For Power Pole Adder Kit, Contactor/Starter Accessory (Square D 9999SBT1).....	48.85	9.09
<i>For Factory Installed Accessory, Deduct</i>	-18.17	
26 29 13 13-0293 EA 1 Pole Control Circuit Fuse Holder, Contactor/Starter Accessory (Square D 9999SF3).....	99.43	12.12
<i>For Factory Installed Accessory, Deduct</i>	-24.23	
26 29 13 13-0294 EA 2 Pole Control Circuit Fuse Holder, Contactor/Starter Accessory (Square D 9999SF4).....	131.35	15.15
<i>For Factory Installed Accessory, Deduct</i>	-30.29	
26 29 13 13-0295 EA Transient Suppression Module, Contactor/Starter Accessory (Square D 9999ST1).....	103.14	15.15
<i>For Factory Installed Accessory, Deduct</i>	-30.29	
26 29 13 13-0296 EA Terminal Block, Contactor/Starter Accessory (Square D 9999T7).....	57.31	9.09
<i>For Factory Installed Accessory, Deduct</i>	-18.17	
26 29 13 13-0297 EA Closing Plate For NEMA 1 Enclosures, Contactor/Starter Accessory (Square D 9999SG1).....	34.98	9.09
<i>For Factory Installed Accessory, Deduct</i>	-18.17	
26 29 13 13-0298 EA 1 Pole Disconnect Switch And Breaker Interlock, Contactor/Starter Accessory (Square D 9999R39).....	182.86	12.12
<i>For Factory Installed Accessory, Deduct</i>	-24.23	
26 29 13 13-0299 EA 2 Pole Disconnect Switch And Breaker Interlock, Contactor/Starter Accessory (Square D 9999R40).....	315.83	15.15
<i>For Factory Installed Accessory, Deduct</i>	-30.29	
26 29 13 13-0300 Definite Purpose Starters (26 29 13 13)		
26 29 13 13-0301 Open Enclosure, Definite Purpose Starter (26 29 13 13-0300)		
26 29 13 13-0302 EA Open Enclosure, 3 Phase, 3 Pole, 3 HP At 230 Volt, 5 HP At 460/575 Volt, 20 Amperes, Definite Purpose Starter With Thermal Overload Protection (Square D 8911DPSO13).....	596.80	145.38
<i>For Factory Installed Accessory, Deduct</i>	-290.76	
26 29 13 13-0303 EA Open Enclosure, 1 Phase, 2 Pole, 2 HP At 115 Volt, 3 HP At 230 Volt, 25 Amperes, Definite Purpose Starter With Thermal Overload Protection (Square D 8911DPSO22).....	595.77	145.38
<i>For Factory Installed Accessory, Deduct</i>	-290.76	
26 29 13 13-0304 EA Open Enclosure, 3 Phase, 3 Pole, 7.5 HP At 230 Volt, 10 HP At 460/575 Volt, 25 Amperes, Definite Purpose Starter With Thermal Overload Protection (Square D 8911DPSO23).....	644.73	157.50
<i>For Factory Installed Accessory, Deduct</i>	-314.99	
26 29 13 13-0305 EA Open Enclosure, 1 Phase, 2 Pole, 2 HP At 115 Volt, 5 HP At 230 Volt, 30 Amperes, Definite Purpose Starter With Thermal Overload Protection (Square D 8911DPSO32).....	633.90	145.38
<i>For Factory Installed Accessory, Deduct</i>	-290.76	
26 29 13 13-0306 EA Open Enclosure, 3 Phase, 3 Pole, 10 HP At 230 Volt, 15 HP At 460/575 Volt, 30 Amperes, Definite Purpose Starter With Thermal Overload Protection (Square D 8911DPSO33).....	689.04	157.50
<i>For Factory Installed Accessory, Deduct</i>	-314.99	
26 29 13 13-0307 EA Open Enclosure, 1 Phase, 2 Pole, 3 HP At 115 Volt, 7-1/2 HP At 230 Volt, 40 Amperes, Definite Purpose Starter With Thermal Overload Protection (Square D 8911DPSO42).....	666.87	145.38
<i>For Factory Installed Accessory, Deduct</i>	-290.76	
26 29 13 13-0308 EA Open Enclosure, 3 Phase, 3 Pole, 10 HP At 230 Volt, 20 HP At 460/575 Volt, 40 Amperes, Definite Purpose Starter With Thermal Overload Protection (Square D 8911DPSO43).....	774.61	181.73
<i>For Factory Installed Accessory, Deduct</i>	-363.46	
26 29 13 13-0309 EA Open Enclosure, 1 Phase, 2 Pole, 3 HP At 115 Volt, 10 HP At 230 Volt, 50 Amperes, Definite Purpose Starter With Thermal Overload Protection (Square D 8911DPSO52).....	860.14	181.73
<i>For Factory Installed Accessory, Deduct</i>	-363.46	
26 29 13 13-0310 EA Open Enclosure, 3 Phase, 3 Pole, 15 HP At 230 Volt, 30 HP At 460/575 Volt, 50 Amperes, Definite Purpose Starter With Thermal Overload Protection (Square D 8911DPSO53).....	1,081.45	212.02
<i>For Factory Installed Accessory, Deduct</i>	-424.03	
26 29 13 13-0311 NEMA 1, Definite Purpose Starter (26 29 13 13-0300)		
26 29 13 13-0312 EA NEMA 1, 1 Phase, 2 Pole, 1 HP At 115 Volt, 2 HP At 230 Volt, 20 Amperes, Definite Purpose Starter With Thermal Overload Protection (Square D 8911DPSG12).....	608.65	133.26
<i>For Factory Installed Accessory, Deduct</i>	-266.54	
26 29 13 13-0313 EA NEMA 1, 3 Phase, 3 Pole, 3 HP At 230 Volt, 5 HP At 460/575 Volt, 20 Amperes, Definite Purpose Starter With Thermal Overload Protection (Square D 8911DPSG13).....	657.60	145.38
<i>For Factory Installed Accessory, Deduct</i>	-290.76	
26 29 13 13-0314 EA NEMA 1, 1 Phase, 2 Pole, 2 HP At 115 Volt, 3 HP At 230 Volt, 25 Amperes, Definite Purpose Starter With Thermal Overload Protection (Square D 8911DPSG22).....	655.54	145.38
<i>For Factory Installed Accessory, Deduct</i>	-290.76	
26 29 13 13-0315 EA NEMA 1, 3 Phase, 3 Pole, 7.5 HP At 230 Volt, 10 HP At 460/575 Volt, 25 Amperes, Definite Purpose Starter With Thermal Overload Protection (Square D 8911DPSG23).....	707.59	157.50
<i>For Factory Installed Accessory, Deduct</i>	-314.99	
26 29 13 13-0316 EA NEMA 1, 1 Phase, 2 Pole, 2 HP At 115 Volt, 5 HP At 230 Volt, 30 Amperes, Definite Purpose Starter With Thermal Overload Protection (Square D 8911DPSG32).....	694.69	145.38
<i>For Factory Installed Accessory, Deduct</i>	-290.76	



MINOR	CSI	UOM	DESCRIPTION	TOTAL DIRECT UNIT COST	DEMOLITION UNIT COST
26 29 13	13-0317	EA	NEMA 1, 3 Phase, 3 Pole, 10 HP At 230 Volt, 15 HP At 460/575 Volt, 30 Amperes, Definite Purpose Starter With Thermal Overload Protection (Square D 8911DPSG33)	750.87	157.50
			<i>For Factory Installed Accessory, Deduct</i>	-314.99	
26 29 13	13-0318	EA	NEMA 1, 1 Phase, 2 Pole, 3 HP At 115 Volt, 7-1/2 HP At 230 Volt, 40 Amperes, Definite Purpose Starter With Thermal Overload Protection (Square D 8911DPSG42)	729.73	145.38
			<i>For Factory Installed Accessory, Deduct</i>	-290.76	
26 29 13	13-0319	EA	NEMA 1, 3 Phase, 3 Pole, 10 HP At 230 Volt, 20 HP At 460/575 Volt, 40 Amperes, Definite Purpose Starter With Thermal Overload Protection (Square D 8911DPSG43)	836.43	181.73
			<i>For Factory Installed Accessory, Deduct</i>	-363.46	
26 29 13	13-0320	EA	NEMA 1, 1 Phase, 2 Pole, 3 HP At 115 Volt, 10 HP At 230 Volt, 50 Amperes, Definite Purpose Starter With Thermal Overload Protection (Square D 8911DPSG52)	918.87	181.73
			<i>For Factory Installed Accessory, Deduct</i>	-363.46	
26 29 13	13-0321	EA	NEMA 1, 3 Phase, 3 Pole, 15 HP At 230 Volt, 30 HP At 460/575 Volt, 50 Amperes, Definite Purpose Starter With Thermal Overload Protection (Square D 8911DPSG53)	1,141.22	212.02
			<i>For Factory Installed Accessory, Deduct</i>	-424.03	
26 29 13	13-0322		Definite Purpose Starter Accessory <small>(26 29 13 13-0300)</small>		
26 29 13	13-0323	EA	Start-Stop Push Button Kit, Definite Purpose Starter Accessory	187.75	15.15
			Note: Or Hand-Off-Auto Selector Switch Kit		
			<i>For Factory Installed Accessory, Deduct</i>	-30.29	
26 29 13	13-0324		Panel Mounted Miniature Contactor <small>(26 29 13 13)</small>		
26 29 13	13-0325		Non Reversing, Panel Mounted Miniature Contactor <small>(26 29 13 13-0324)</small>		
26 29 13	13-0326	EA	3 Phase (1-1/2 HP At 200/230 Volt, 3 HP At 460/575 Volt), 1 Phase (1/2 HP At 115 Volt, 1-1/2 HP At 230 Volt), 3 Pole, Auxiliary Contacts, 6 Amperes, 15 Amperes, AC Coil, Non Reversing, Panel Mounted Miniature Contactor (Square D LC1K)	179.90	60.57
26 29 13	13-0327	EA	3 Phase (2 HP At 200 Volt, 3 HP At 230 Volt, 5 HP At 460/575 Volt), 1 Phase (1/2 HP At 115 Volt, 1-1/2 HP At 230 Volt), 4 Pole, Without Auxiliary Contacts, 9 Amperes, 20 Amperes, AC Coil, Non Reversing, Panel Mounted Miniature Contactor (Square D LC1K)	210.54	66.64
26 29 13	13-0328	EA	3 Phase (2 HP At 200 Volt, 3 HP At 230 Volt, 5 HP At 460/575 Volt), 1 Phase (1/2 HP At 115 Volt, 1-1/2 HP At 230 Volt), 3 Pole, Auxiliary Contacts, 9 Amperes, 20 Amperes, AC Coil, Non Reversing, Panel Mounted Miniature Contactor (Square D LC1K)	210.54	66.64
26 29 13	13-0329	EA	3 Phase (3 HP At 200/230 Volt, 7-1/2 HP At 460 Volt, 10 HP At 575 Volt), 1 Phase (1/2 HP At 115 Volt, 1-1/2 HP At 230 Volt), 3 Pole, Auxiliary Contacts, 12 Amperes, 20 Amperes, AC Coil, Non Reversing, Panel Mounted Miniature Contactor (Square D LC1K)	234.00	72.69
26 29 13	13-0330	EA	3 Phase (1-1/2 HP At 200/230 Volt, 3 HP At 460/575 Volt), 1 Phase (1/2 HP At 115 Volt, 1-1/2 HP At 230 Volt), 3 Pole, Auxiliary Contacts, 6 Amperes, 15 Amperes, DC Coil, Non Reversing, Panel Mounted Miniature Contactor (Square D LP1K)	198.44	60.57
26 29 13	13-0331	EA	3 Phase (1-1/2 HP At 200/230 Volt, 3 HP At 460/575 Volt), 1 Phase (1/2 HP At 115 Volt, 1-1/2 HP At 230 Volt), 3 Pole, Auxiliary Contacts, 6 Amperes, 15 Amperes, DC Coil With Integral Suppression, Non Reversing, Panel Mounted Miniature Contactor (Square D LP1K)	208.75	60.57
26 29 13	13-0332	EA	3 Phase (2 HP At 200 Volt, 3 HP At 230 Volt, 5 HP At 460/575 Volt), 1 Phase (1/2 HP At 115 Volt, 1-1/2 HP At 230 Volt), 3 Pole, Auxiliary Contacts, 9 Amperes, 20 Amperes, DC Coil, Non Reversing, Panel Mounted Miniature Contactor (Square D LP1K)	228.06	66.64
26 29 13	13-0333	EA	3 Phase (2 HP At 200 Volt, 3 HP At 230 Volt, 5 HP At 460/575 Volt), 1 Phase (1/2 HP At 115 Volt, 1-1/2 HP At 230 Volt), 3 Pole, Auxiliary Contacts, 9 Amperes, 20 Amperes, DC Coil With Integral Suppression, Non Reversing, Panel Mounted Miniature Contactor (Square D LP1K)	238.37	66.64
26 29 13	13-0334	EA	3 Phase (2 HP At 200 Volt, 3 HP At 230 Volt, 5 HP At 460/575 Volt), 1 Phase (1/2 HP At 115 Volt, 1-1/2 HP At 230 Volt), 4 Pole, Without Auxiliary Contacts, 9 Amperes, 20 Amperes, DC Coil, Non Reversing, Panel Mounted Miniature Contactor (Square D LP1K)	234.24	66.64
26 29 13	13-0335	EA	3 Phase (2 HP At 200 Volt, 3 HP At 230 Volt, 5 HP At 460/575 Volt), 1 Phase (1/2 HP At 115 Volt, 1-1/2 HP At 230 Volt), 4 Pole, Without Auxiliary Contacts, 9 Amperes, 20 Amperes, DC Coil With Integral Suppression, Non Reversing, Panel Mounted Miniature Contactor (Square D LP1K)	238.37	66.64
26 29 13	13-0336	EA	3 Phase (3 HP At 200/230 Volt, 7-1/2 HP At 460 Volt, 10 HP At 575 Volt), 1 Phase (1/2 HP At 115 Volt, 1-1/2 HP At 230 Volt), 4 Pole, Without Auxiliary Contacts, 12 Amperes, 20 Amperes, DC Coil, Non Reversing, Panel Mounted Miniature Contactor (Square D LP1K)	254.61	72.69
26 29 13	13-0337	EA	3 Phase (2 HP At 200 Volt, 3 HP At 230 Volt, 5 HP At 460/575 Volt), 1 Phase (1/2 HP At 115 Volt, 1-1/2 HP At 230 Volt), 4 Pole, Without Auxiliary Contacts, 9 Amperes, 20 Amperes, DC Coil With Integral Suppression, Non Reversing, Panel Mounted Miniature Contactor (Square D LP1K)	244.55	66.64
26 29 13	13-0338	EA	3 Phase (3 HP At 200/230 Volt, 7-1/2 HP At 460 Volt, 10 HP At 575 Volt), 1 Phase (1/2 HP At 115 Volt, 1-1/2 HP At 230 Volt), 3 Pole, Auxiliary Contacts, 12 Amperes, 20 Amperes, DC Coil With Integral Suppression, Non Reversing, Panel Mounted Miniature Contactor (Square D LP1K)	264.91	72.69
26 29 13	13-0339	EA	3 Phase (2 HP At 200 Volt, 3 HP At 230 Volt, 5 HP At 460/575 Volt), 1 Phase (1/2 HP At 115 Volt, 1-1/2 HP At 230 Volt), 3 Pole, Auxiliary Contacts, 9 Amperes, 20 Amperes, DC Low Consumption Coil With Integral Suppression, Non Reversing, Panel Mounted Miniature Contactor (Square D LP4K)	246.61	66.64
26 29 13	13-0340	EA	3 Phase (2 HP At 200 Volt, 3 HP At 230 Volt, 5 HP At 460/575 Volt), 1 Phase (1/2 HP At 115 Volt, 1-1/2 HP At 230 Volt), 4 Pole, Without Auxiliary Contacts, 9 Amperes, 20 Amperes, DC Low Consumption Coil With Integral Suppression, Non Reversing, Panel Mounted Miniature Contactor (Square D LP4K)	246.61	66.64
26 29 13	13-0341	EA	3 Phase (3 HP At 200/230 Volt, 7-1/2 HP At 460 Volt, 10 HP At 575 Volt), 1 Phase (1/2 HP At 115 Volt, 1-1/2 HP At 230 Volt), 3 Pole, Auxiliary Contacts, 12 Amperes, 20 Amperes, DC Low Consumption Coil With Integral Suppression, Non Reversing, Panel Mounted Miniature Contactor (Square D LP4K)	275.22	72.69
26 29 13	13-0342	EA	3 Phase (3 HP At 200/230 Volt, 7-1/2 HP At 460 Volt, 10 HP At 575 Volt), 1 Phase (1/2 HP At 115 Volt, 1-1/2 HP At 230 Volt), 4 Pole, Without Auxiliary Contacts, 12 Amperes, 20 Amperes, DC Low Consumption Coil With Integral Suppression, Non Reversing, Panel Mounted Miniature Contactor (Square D LP4K)	275.22	72.69
26 29 13	13-0343		Reversing, Panel Mounted Miniature Contactor <small>(26 29 13 13-0324)</small>		
26 29 13	13-0344	EA	3 Phase (1-1/2 HP At 200/230 Volt, 3 HP At 460/575 Volt), 1 Phase (1/2 HP At 115 Volt, 1-1/2 HP At 230 Volt), 3 Pole, Auxiliary Contacts, 6 Amperes, 15 Amperes, AC Coil, Reversing, Panel Mounted Miniature Contactor (Square D LC2K)	255.12	60.57



MINOR CSI UOM DESCRIPTION	TOTAL DIRECT UNIT COST	DEMOLITION UNIT COST
26 29 13 13-0345 EA 3 Phase (1-1/2 HP At 200/230 Volt, 3 HP At 460/575 Volt), 1 Phase (1/2 HP At 115 Volt, 1-1/2 HP At 230 Volt), 3 Pole, Auxiliary Contacts, 6 Amperes, 15 Amperes, AC Coil With Integral Suppression, Reversing, Panel Mounted Miniature Contactor (Square D LC2K).....	275.73	60.57
26 29 13 13-0346 EA 3 Phase (2 HP At 200 Volt, 3 HP At 230 Volt, 5 HP At 460/575 Volt), 1 Phase (1/2 HP At 115 Volt, 1-1/2 HP At 230 Volt), 3 Pole, Auxiliary Contacts, 9 Amperes, 20 Amperes, AC Coil, Reversing, Panel Mounted Miniature Contactor (Square D LC2K).....	305.34	66.64
26 29 13 13-0347 EA 3 Phase (2 HP At 200 Volt, 3 HP At 230 Volt, 5 HP At 460/575 Volt), 1 Phase (1/2 HP At 115 Volt, 1-1/2 HP At 230 Volt), 4 Pole, Without Auxiliary Contacts, 9 Amperes, 20 Amperes, AC Coil, Reversing, Panel Mounted Miniature Contactor (Square D LC2K).....	305.34	66.64
26 29 13 13-0348 EA 3 Phase (2 HP At 200 Volt, 3 HP At 230 Volt, 5 HP At 460/575 Volt), 1 Phase (1/2 HP At 115 Volt, 1-1/2 HP At 230 Volt), 3 Pole, Auxiliary Contacts, 9 Amperes, 20 Amperes, AC Coil With Integral Suppression, Reversing, Panel Mounted Miniature Contactor (Square D LC2K).....	325.95	66.64
26 29 13 13-0349 EA 3 Phase (3 HP At 200/230 Volt, 7-1/2 HP At 460 Volt, 10 HP At 575 Volt), 1 Phase (1/2 HP At 115 Volt, 1-1/2 HP At 230 Volt), 3 Pole, Auxiliary Contacts, 12 Amperes, 20 Amperes, AC Coil, Reversing, Panel Mounted Miniature Contactor (Square D LC2K).....	342.20	72.69
26 29 13 13-0350 EA 3 Phase (3 HP At 200/230 Volt, 7-1/2 HP At 460 Volt, 10 HP At 575 Volt), 1 Phase (1/2 HP At 115 Volt, 1-1/2 HP At 230 Volt), 4 Pole, Without Auxiliary Contacts, 12 Amperes, 20 Amperes, AC Coil, Reversing, Panel Mounted Miniature Contactor (Square D LC2K).....	342.20	72.69
26 29 13 13-0351 EA 3 Phase (1-1/2 HP At 200/230 Volt, 3 HP At 460/575 Volt), 1 Phase (1/2 HP At 115 Volt, 1-1/2 HP At 230 Volt), 3 Pole, Auxiliary Contacts, 6 Amperes, 15 Amperes, DC Coil, Reversing, Panel Mounted Miniature Contactor (Square D LP2K).....	293.24	60.57
26 29 13 13-0352 EA 3 Phase (1-1/2 HP At 200/230 Volt, 3 HP At 460/575 Volt), 1 Phase (1/2 HP At 115 Volt, 1-1/2 HP At 230 Volt), 3 Pole, Auxiliary Contacts, 6 Amperes, 15 Amperes, DC Coil With Integral Suppression, Reversing, Panel Mounted Miniature Contactor (Square D LP2K).....	313.85	60.57
26 29 13 13-0353 EA 3 Phase (2 HP At 200 Volt, 3 HP At 230 Volt, 5 HP At 460/575 Volt), 1 Phase (1/2 HP At 115 Volt, 1-1/2 HP At 230 Volt), 3 Pole, Auxiliary Contacts, 9 Amperes, 20 Amperes, DC Coil, Reversing, Panel Mounted Miniature Contactor (Square D LP2K).....	341.41	66.64
26 29 13 13-0354 EA 3 Phase (2 HP At 200 Volt, 3 HP At 230 Volt, 5 HP At 460/575 Volt), 1 Phase (1/2 HP At 115 Volt, 1-1/2 HP At 230 Volt), 3 Pole, Auxiliary Contacts, 9 Amperes, 20 Amperes, DC Coil With Integral Suppression, Reversing, Panel Mounted Miniature Contactor (Square D LP2K).....	362.02	66.64
26 29 13 13-0355 EA 3 Phase (3 HP At 200/230 Volt, 7-1/2 HP At 460 Volt, 10 HP At 575 Volt), 1 Phase (1/2 HP At 115 Volt, 1-1/2 HP At 230 Volt), 3 Pole, Auxiliary Contacts, 12 Amperes, 20 Amperes, DC Coil, Reversing, Panel Mounted Miniature Contactor (Square D LP2K).....	384.44	72.69
26 29 13 13-0356 EA 3 Phase (3 HP At 200/230 Volt, 7-1/2 HP At 460 Volt, 10 HP At 575 Volt), 1 Phase (1/2 HP At 115 Volt, 1-1/2 HP At 230 Volt), 3 Pole, Auxiliary Contacts, 12 Amperes, 20 Amperes, DC Coil With Integral Suppression, Reversing, Panel Mounted Miniature Contactor (Square D LP2K).....	405.05	72.69
26 29 13 13-0357 EA 3 Phase (2 HP At 200 Volt, 3 HP At 230 Volt, 5 HP At 460/575 Volt), 1 Phase (1/2 HP At 115 Volt, 1-1/2 HP At 230 Volt), 3 Pole, Auxiliary Contacts, 9 Amperes, 20 Amperes, DC Low Consumption Coil With Integral Suppression, Reversing, Panel Mounted Miniature Contactor (Square D LP5K).....	330.08	66.64
26 29 13 13-0358 EA 3 Phase (2 HP At 200 Volt, 3 HP At 230 Volt, 5 HP At 460/575 Volt), 1 Phase (1/2 HP At 115 Volt, 1-1/2 HP At 230 Volt), 3 Pole, Auxiliary Contacts, 9 Amperes, 20 Amperes, DC Low Consumption Coil With Integral Suppression, Reversing, Panel Mounted Miniature Contactor (Square D LP5K).....	378.51	66.64
26 29 13 13-0359 EA 3 Phase (3 HP At 200/230 Volt, 7-1/2 HP At 460 Volt, 10 HP At 575 Volt), 1 Phase (1/2 HP At 115 Volt, 1-1/2 HP At 230 Volt), 3 Pole, Auxiliary Contacts, 12 Amperes, 20 Amperes, DC Low Consumption Coil With Integral Suppression, Reversing, Panel Mounted Miniature Contactor (Square D LP5K).....	427.72	72.69
26 29 13 13-0360 Panel Mounted Miniature Contactor Accessories (26 29 13 13-0324)		
26 29 13 13-0361 EA 2 Auxiliary Contacts, 10 Amperes, Panel Mounted Miniature Contactor Accessory (Square D LA1KN02).....	76.75	30.29
26 29 13 13-0362 EA 4 Auxiliary Contacts, 10 Amperes, Panel Mounted Miniature Contactor Accessory (Square D LA1KN40).....	84.70	30.29
26 29 13 13-0363 EA Electronic Time Delay Contact, 2 Amperes, Panel Mounted Miniature Contactor Accessory (Square D LA2KT2U).....	99.11	30.29
26 29 13 13-0364 EA Overload Relay, Panel Mounted Miniature Contactor Accessory (Square D LR2K0301).....	127.77	30.29
26 29 13 13-0365 Reduced Voltage Auto Transformer Type 240-600 Volt, 3 Pole (26 29 13 13)		
26 29 13 13-0366 NEMA 1 Enclosure (26 29 13 13-0365)		
26 29 13 13-0367 EA Reduced Voltage Auto Transformer Starter, Size 3, 50 HP, NEMA 1, 240 - 600 Volt, 3 Pole, Non-Reversing.....	7,342.14	580.58
For NEMA 4, Add	769.54	
26 29 13 13-0368 EA Reduced Voltage Auto Transformer Starter, Size 4, 100 HP, NEMA 1, 240 - 600 Volt, 3 Pole, Non-Reversing.....	12,795.63	774.10
For NEMA 4, Add	1,405.62	
26 29 13 13-0369 EA Reduced Voltage Auto Transformer Starter, Size 5, 200 HP, NEMA 1, 240 - 600 Volt, 3 Pole, Non-Reversing.....	22,356.36	919.25
For NEMA 4, Add	2,565.47	
26 29 13 13-0370 EA Reduced Voltage Auto Transformer Starter, Size 6, 300 HP, NEMA 1, 240 - 600 Volt, 3 Pole, Non-Reversing.....	54,408.97	1,124.86
For NEMA 4, Add	6,521.14	
26 29 13 13-0371 EA Reduced Voltage Auto Transformer Starter, Size 7, 600 HP, NEMA 1, 240 - 600 Volt, 3 Pole, Non-Reversing.....	86,771.74	1,439.34
For NEMA 4, Add	10,486.49	
26 29 13 13-0372 NEMA 12 Enclosure (26 29 13 13-0365)		
26 29 13 13-0373 EA Reduced Voltage Auto Transformer Starter, Size 3, 50 HP, NEMA 12, 240 - 600 Volt, 3 Pole, Non-Reversing.....	7,290.86	592.91
26 29 13 13-0374 EA Reduced Voltage Auto Transformer Starter, Size 4, 100 HP, NEMA 12, 240 - 600 Volt, 3 Pole, Non-Reversing.....	12,701.96	775.31
26 29 13 13-0375 EA Reduced Voltage Auto Transformer Starter, Size 5, 200 HP, NEMA 12, 240 - 600 Volt, 3 Pole, Non-Reversing.....	22,185.41	916.34
26 29 13 13-0376 EA Reduced Voltage Auto Transformer Starter, Size 6, 300 HP, NEMA 12, 240 - 600 Volt, 3 Pole, Non-Reversing.....	53,974.43	1,119.90
26 29 13 13-0377 EA Reduced Voltage Auto Transformer Starter, Size 7, 600 HP, NEMA 12, 240 - 600 Volt, 3 Pole, Non-Reversing.....	86,072.97	1,439.95
26 29 13 13-0378 Factory Modifications Pilot Devices (26 29 13 13-0365)		
26 29 13 13-0379 EA Start-Stop Push-button, Factory Modification Reduced Voltage Auto Transformer Starter, 240 - 600 Volt, 3 Phase, Pilot Device.....	181.31	
26 29 13 13-0380 EA H-O-A Select Switch, Factory Modification Reduced Voltage Auto Transformer Starter, 240 - 600 Volt, 3 Phase, Pilot Device.....	199.96	
26 29 13 13-0381 EA Forward-Reverse-Stop, Factory Modification Reduced Voltage Auto Transformer Starter, 240 - 600 Volt, 3 Phase, Pilot Device.....	340.37	



MINOR CSI UOM DESCRIPTION	TOTAL DIRECT UNIT COST	DEMOLITION UNIT COST
26 29 13 13-0382 EA Pilot Light, Factory Modification Reduced Voltage Auto Transformer Starter, 240 - 600 Volt, 3 Phase, Pilot Device.....	184.93	
26 29 13 13-0383 EA Fused Control Circuit, Factory Modification Reduced Voltage Auto Transformer Starter, 240 - 600 Volt, 3 Phase, Pilot Device.....	265.91	
26 29 13 13-0384 EA Auxiliary Interlock, Factory Modification Reduced Voltage Auto Transformer Starter, 240 - 600 Volt, 3 Phase, Pilot Device.....	132.96	
26 29 13 13-0385 EA Auxiliary Relay, Factory Modification Reduced Voltage Auto Transformer Starter, 240 - 600 Volt, 3 Phase, Pilot Device.....	433.96	
26 29 13 13-0386 Factory Modifications Meters (26 29 13 13-0365)		
26 29 13 13-0387 EA Ammeter And Switch, Factory Modification Reduced Voltage Auto Transformer Starter, 240 - 600 Volt, 3 Phase, Meter.....	1,744.40	
26 29 13 13-0388 EA Voltmeter, Factory Modification Reduced Voltage Auto Transformer Starter, 240 - 600 Volt, 3 Phase, Meter.....	1,684.85	
26 29 13 13-0389 EA Wattmeter, Factory Modification Reduced Voltage Auto Transformer Starter, 240 - 600 Volt, 3 Phase, Meter.....	595.65	
26 29 13 13-0390 EA Elapsed-time Meter, Factory Modification Reduced Voltage Auto Transformer Starter, 240 - 600 Volt, 3 Phase, Meter.....	493.55	
26 29 13 13-0391 Factory Modifications Main Circuit Breakers (26 29 13 13-0365)		
26 29 13 13-0392 EA Reduced Voltage Auto Transformer Starter, Size 3, Circuit Breaker, Factory Modification Main Circuit Breaker.....	2,305.43	
26 29 13 13-0393 EA Reduced Voltage Auto Transformer Starter, Size 4, Circuit Breaker, Factory Modification Main Circuit Breaker.....	4,216.43	
26 29 13 13-0394 EA Reduced Voltage Auto Transformer Starter, Size 5-7, Circuit Breaker, Factory Modification Main Circuit Breaker.....	8,968.76	
26 29 13 13-0395 Factory Modifications Addition (26 29 13 13-0365)		
Note: For reversing service auto transformer type.		
26 29 13 13-0396 EA Reduced Voltage Auto Transformer Starter, Size 3, Factory Modification For Reversing Type 240 - 600 Volt, 3 Phase.....	387.19	
26 29 13 13-0397 EA Reduced Voltage Auto Transformer Starter, Size 4, Factory Modification For Reversing Type 240 - 600 Volt, 3 Phase.....	387.19	
26 29 13 13-0398 EA Reduced Voltage Auto Transformer Starter, Size 5, Factory Modification For Reversing Type 240 - 600 Volt, 3 Phase.....	387.19	
26 29 13 13-0399 EA Reduced Voltage Auto Transformer Starter, Size 6, 7, Factory Modification For Reversing Type 240 - 600 Volt, 3 Phase.....	387.19	
26 29 13 13-0400 Combination Starters Non-Reversing (26 29 13 13)		
26 29 13 13-0401 240-600 Volt, 3-Pole (26 29 13 13-0400)		
26 29 13 13-0402 NEMA 1 With Disconnect Switch (26 29 13 13-0401)		
26 29 13 13-0403 EA Combination Starter, Size 0, NEMA 1 With Disconnect Switch Non-Reversing, 240 - 600 Volt, 3 Phase.....	1,754.28	278.20
<i>For Electronic Overloads, Add 226.92</i>		
26 29 13 13-0404 EA Combination Starter, Size 1, NEMA 1 With Disconnect Switch Non-Reversing, 240 - 600 Volt, 3 Phase.....	2,136.40	435.43
<i>For Electronic Overloads, Add 239.39</i>		
26 29 13 13-0405 EA Combination Starter, Size 2, NEMA 1 With Disconnect Switch Non-Reversing, 240 - 600 Volt, 3 Phase.....	3,002.84	508.01
<i>For Electronic Overloads, Add 379.03</i>		
26 29 13 13-0406 EA Combination Starter, Size 3, NEMA 1 With Disconnect Switch Non-Reversing, 240 - 600 Volt, 3 Phase.....	4,580.38	628.95
<i>For Electronic Overloads, Add 630.89</i>		
26 29 13 13-0407 EA Combination Starter, Size 4, NEMA 1 With Disconnect Switch Non-Reversing, 240 - 600 Volt, 3 Phase.....	8,420.56	1,003.91
<i>For Electronic Overloads, Add 1,216.89</i>		
26 29 13 13-0408 EA Combination Starter, Size 5, NEMA 1 With Disconnect Switch Non-Reversing, 240 - 600 Volt, 3 Phase.....	16,899.74	1,257.92
<i>For Electronic Overloads, Add 2,732.18</i>		
26 29 13 13-0409 NEMA 1 With Circuit Breaker (26 29 13 13-0401)		
26 29 13 13-0410 EA Combination Starter, Size 0, NEMA 1 With Circuit Breaker, Non-Reversing, 240 - 600 Volt, 3 Phase.....	2,226.76	278.20
<i>For Electronic Overloads, Add 316.69</i>		
26 29 13 13-0411 EA Combination Starter, Size 1, NEMA 1 With Circuit Breaker, Non-Reversing, 240 - 600 Volt, 3 Phase.....	2,608.88	435.43
<i>For Electronic Overloads, Add 329.16</i>		
26 29 13 13-0412 EA Combination Starter, Size 2, NEMA 1 With Circuit Breaker, Non-Reversing, 240 - 600 Volt, 3 Phase.....	3,462.19	508.01
<i>For Electronic Overloads, Add 466.31</i>		
26 29 13 13-0413 EA Combination Starter, Size 3, NEMA 1 With Circuit Breaker, Non-Reversing, 240 - 600 Volt, 3 Phase.....	4,829.75	628.95
<i>For Electronic Overloads, Add 678.27</i>		
26 29 13 13-0414 EA Combination Starter, Size 4, NEMA 1 With Circuit Breaker, Non-Reversing, 240 - 600 Volt, 3 Phase.....	9,851.11	1,003.91
<i>For Electronic Overloads, Add 1,488.69</i>		
26 29 13 13-0415 EA Combination Starter, Size 5, NEMA 1 With Circuit Breaker, Non-Reversing, 240 - 600 Volt, 3 Phase.....	20,692.67	1,257.92
<i>For Electronic Overloads, Add 3,452.83</i>		
26 29 13 13-0416 Factory Modifications For NEMA 1 Enclosure (26 29 13 13-0401)		
26 29 13 13-0417 EA Start-Stop Push-button, Factory Modifications - NEMA 1 Combination Motor Starter, 240 - 600 Volt.....	215.16	
26 29 13 13-0418 EA H-O-A Select Switch, Factory Modifications - NEMA 1 Combination Motor Starter, 240 - 600 Volt.....	505.36	
26 29 13 13-0419 EA Pilot Light, Factory Modifications - NEMA 1 Combination Motor Starter, 240 - 600 Volt.....	348.79	
26 29 13 13-0420 NEMA 4 With Disconnect Switch (26 29 13 13-0401)		
26 29 13 13-0421 EA Combination Starter, Size 0, NEMA 4 With Disconnect Switch Non-Reversing, 240 - 600 Volt, 3 Phase.....	3,200.87	362.86
<i>For Electronic Overloads, Add 466.31</i>		
26 29 13 13-0422 EA Combination Starter, Size 1, NEMA 4 With Disconnect Switch Non-Reversing, 240 - 600 Volt, 3 Phase.....	3,527.81	508.01
<i>For Electronic Overloads, Add 478.78</i>		



MINOR CSI UOM DESCRIPTION	TOTAL DIRECT UNIT COST	DEMOLITION UNIT COST
26 29 13 13-0423 EA Combination Starter, Size 2, NEMA 4 With Disconnect Switch Non-Reversing, 240 - 600 Volt, 3 Phase.....	5,057.24	556.38
For Electronic Overloads, Add	748.09	
26 29 13 13-0424 EA Combination Starter, Size 3, NEMA 4 With Disconnect Switch Non-Reversing, 240 - 600 Volt, 3 Phase.....	8,050.46	677.34
For Electronic Overloads, Add	1,274.24	
26 29 13 13-0425 EA Combination Starter, Size 4, NEMA 4 With Disconnect Switch Non-Reversing, 240 - 600 Volt, 3 Phase.....	12,751.59	1,003.91
For Electronic Overloads, Add	2,039.78	
26 29 13 13-0426 EA Combination Starter, Size 5, NEMA 4 With Disconnect Switch Non-Reversing, 240 - 600 Volt, 3 Phase.....	27,950.42	1,257.92
For Electronic Overloads, Add	4,831.81	
26 29 13 13-0427 NEMA 4 With Circuit Breaker (26 29 13 13-0401)		
26 29 13 13-0428 EA Combination Starter, Size 0, NEMA 4 With Circuit Breaker, Non-Reversing, 240 - 600 Volt, 3 Phase.....	3,673.34	362.86
For Electronic Overloads, Add	556.08	
26 29 13 13-0429 EA Combination Starter, Size 1, NEMA 4 With Circuit Breaker, Non-Reversing, 240 - 600 Volt, 3 Phase.....	4,000.29	508.01
For Electronic Overloads, Add	568.55	
26 29 13 13-0430 EA Combination Starter, Size 2, NEMA 4 With Circuit Breaker, Non-Reversing, 240 - 600 Volt, 3 Phase.....	5,516.59	556.38
For Electronic Overloads, Add	835.36	
26 29 13 13-0431 EA Combination Starter, Size 3, NEMA 4 With Circuit Breaker, Non-Reversing, 240 - 600 Volt, 3 Phase.....	8,299.82	677.34
For Electronic Overloads, Add	1,321.62	
26 29 13 13-0432 EA Combination Starter, Size 4, NEMA 4 With Circuit Breaker, Non-Reversing, 240 - 600 Volt, 3 Phase.....	14,182.14	1,003.91
For Electronic Overloads, Add	2,311.59	
26 29 13 13-0433 EA Combination Starter, Size 5, NEMA 4 With Circuit Breaker, Non-Reversing, 240 - 600 Volt, 3 Phase.....	26,467.38	1,257.92
For Electronic Overloads, Add	4,550.03	
26 29 13 13-0434 Factory Modifications For NEMA 4 Enclosure (26 29 13 13-0401)		
26 29 13 13-0435 EA Start-Stop Push-button, Factory Modifications - NEMA 4 Combination Motor Starter, 240 - 600 Volt.....	215.19	
26 29 13 13-0436 EA H-O-A Select Switch, Factory Modifications - NEMA 4 Combination Motor Starter, 240 - 600 Volt.....	505.36	
26 29 13 13-0437 EA Pilot Light, Factory Modifications - NEMA 4 Combination Motor Starter, 240 - 600 Volt.....	348.79	
26 29 13 13-0438 NEMA 12 With Disconnect Switch (26 29 13 13-0401)		
26 29 13 13-0439 EA Combination Starter, Size 0, NEMA 12 With Disconnect Switch Non-Reversing, 240 - 600 Volt, 3 Phase.....	1,814.00	280.01
For Electronic Overloads, Add	238.27	
26 29 13 13-0440 EA Combination Starter, Size 1, NEMA 12 With Disconnect Switch Non-Reversing, 240 - 600 Volt, 3 Phase.....	2,199.40	438.21
For Electronic Overloads, Add	251.36	
26 29 13 13-0441 EA Combination Starter, Size 2, NEMA 12 With Disconnect Switch Non-Reversing, 240 - 600 Volt, 3 Phase.....	3,102.58	504.02
For Electronic Overloads, Add	397.98	
26 29 13 13-0442 EA Combination Starter, Size 3, NEMA 12 With Disconnect Switch Non-Reversing, 240 - 600 Volt, 3 Phase.....	4,746.40	629.93
For Electronic Overloads, Add	662.43	
26 29 13 13-0443 EA Combination Starter, Size 4, NEMA 12 With Disconnect Switch Non-Reversing, 240 - 600 Volt, 3 Phase.....	8,740.79	1,008.02
For Electronic Overloads, Add	1,277.73	
26 29 13 13-0444 EA Combination Starter, Size 5, NEMA 12 With Disconnect Switch Non-Reversing, 240 - 600 Volt, 3 Phase.....	17,618.72	1,259.85
For Electronic Overloads, Add	2,868.78	
26 29 13 13-0445 NEMA 12 With Circuit Breaker (26 29 13 13-0401)		
26 29 13 13-0446 EA Combination Starter, Size 0, NEMA 12 With Circuit Breaker, Non-Reversing, 240 - 600 Volt, 3 Phase.....	2,378.17	280.01
For Electronic Overloads, Add	345.46	
26 29 13 13-0447 EA Combination Starter, Size 1, NEMA 12 With Circuit Breaker, Non-Reversing, 240 - 600 Volt, 3 Phase.....	2,766.25	438.21
For Electronic Overloads, Add	359.06	
26 29 13 13-0448 EA Combination Starter, Size 2, NEMA 12 With Circuit Breaker, Non-Reversing, 240 - 600 Volt, 3 Phase.....	3,685.13	504.02
For Electronic Overloads, Add	508.67	
26 29 13 13-0449 EA Combination Starter, Size 3, NEMA 12 With Circuit Breaker, Non-Reversing, 240 - 600 Volt, 3 Phase.....	5,154.02	629.93
For Electronic Overloads, Add	739.88	
26 29 13 13-0450 EA Combination Starter, Size 4, NEMA 12 With Circuit Breaker, Non-Reversing, 240 - 600 Volt, 3 Phase.....	10,562.85	1,008.02
For Electronic Overloads, Add	1,623.92	
26 29 13 13-0451 EA Combination Starter, Size 5, NEMA 12 With Circuit Breaker, Non-Reversing, 240 - 600 Volt, 3 Phase.....	22,343.45	1,259.85
For Electronic Overloads, Add	3,766.48	
26 29 13 13-0452 Factory Modifications For NEMA 12 Enclosure (26 29 13 13-0401)		
26 29 13 13-0453 EA Start-Stop Push-button, Factory Modifications - NEMA 12 Combination Motor Starter, 240 - 600 Volt.....	213.40	
26 29 13 13-0454 EA H-O-A Select Switch, Factory Modifications - NEMA 12 Combination Motor Starter, 240 - 600 Volt.....	501.16	
26 29 13 13-0455 EA Pilot Light, Factory Modifications - NEMA 12 Combination Motor Starter, 240 - 600 Volt.....	345.88	
26 29 13 13-0456 NEMA 7 Or 9 With Circuit Breaker (26 29 13 13-0401)		
26 29 13 13-0457 EA Combination Starter, Size 0, NEMA 7 Or 9 With Circuit Breaker, Non-Reversing, 240 - 600 Volt, 3 Phase.....	4,184.14	580.58
26 29 13 13-0458 EA Combination Starter, Size 1, NEMA 7 Or 9 With Circuit Breaker, Non-Reversing, 240 - 600 Volt, 3 Phase.....	5,667.47	774.10
26 29 13 13-0459 EA Combination Starter, Size 2, NEMA 7 Or 9 With Circuit Breaker, Non-Reversing, 240 - 600 Volt, 3 Phase.....	6,183.43	1,064.39
26 29 13 13-0460 EA Combination Starter, Size 3, NEMA 7 Or 9 With Circuit Breaker, Non-Reversing, 240 - 600 Volt, 3 Phase.....	9,175.33	1,451.44
26 29 13 13-0461 EA Combination Starter, Size 4, NEMA 7 Or 9 With Circuit Breaker, Non-Reversing, 240 - 600 Volt, 3 Phase.....	13,810.45	2,032.01
26 29 13 13-0462 Factory Modifications For NEMA 7 Or 9 Enclosure (26 29 13 13-0401)		
26 29 13 13-0463 EA Start-Stop Push-button, Factory Modifications - NEMA 7 Or 9 Combination Motor Starter, 240 - 600 Volt.....	1,279.59	
26 29 13 13-0464 EA H-O-A Select Switch, Factory Modifications - NEMA 7 Or 9 Combination Motor Starter, 240 - 600 Volt.....	1,279.59	
26 29 13 13-0465 EA Pilot Light, Factory Modifications - NEMA 7 Or 9 Combination Motor Starter, 240 - 600 Volt.....	1,279.59	

26 Electrical**26 20 Low-Voltage Electrical Distribution****26 29 Low-Voltage Controllers**

SAN BERNARDINO
COUNTY

MINOR CSI UOM DESCRIPTION	TOTAL DIRECT UNIT COST	DEMOLITION UNIT COST
26 29 13 13-0466 Combination Starters Reversing <small>(26 29 13 13)</small>		
26 29 13 13-0467 240-600 Volt, 3 Pole <small>(26 29 13 13-0466)</small>		
26 29 13 13-0468 NEMA 1 With Disconnect Switch <small>(26 29 13 13-0467)</small>		
26 29 13 13-0469 EA Combination Starter, Size 0, NEMA 1 With Disconnect Switch, Reversing, 240 - 600 Volt, 3 Phase.....	2,169.86	362.86
26 29 13 13-0470 EA Combination Starter, Size 1, NEMA 1 With Disconnect Switch, Reversing, 240 - 600 Volt, 3 Phase.....	2,526.48	508.01
26 29 13 13-0471 EA Combination Starter, Size 2, NEMA 1 With Disconnect Switch, Reversing, 240 - 600 Volt, 3 Phase.....	3,658.26	556.38
26 29 13 13-0472 EA Combination Starter, Size 3, NEMA 1 With Disconnect Switch, Reversing, 240 - 600 Volt, 3 Phase.....	5,550.11	677.34
26 29 13 13-0473 EA Combination Starter, Size 4, NEMA 1 With Disconnect Switch, Reversing, 240 - 600 Volt, 3 Phase.....	10,825.35	1,003.91
26 29 13 13-0474 NEMA 1 With Circuit Breaker <small>(26 29 13 13-0467)</small>		
26 29 13 13-0475 EA Combination Starter, Size 0, NEMA 1 With Circuit Breaker, Reversing, 240 - 600 Volt, 3 Phase.....	2,419.15	362.86
26 29 13 13-0476 EA Combination Starter, Size 1, NEMA 1 With Circuit Breaker, Reversing, 240 - 600 Volt, 3 Phase.....	2,792.59	508.01
26 29 13 13-0477 EA Combination Starter, Size 2, NEMA 1 With Circuit Breaker, Reversing, 240 - 600 Volt, 3 Phase.....	3,969.78	556.38
26 29 13 13-0478 EA Combination Starter, Size 3, NEMA 1 With Circuit Breaker, Reversing, 240 - 600 Volt, 3 Phase.....	5,121.23	677.34
26 29 13 13-0479 EA Combination Starter, Size 4, NEMA 1 With Circuit Breaker, Reversing, 240 - 600 Volt, 3 Phase.....	11,667.97	1,003.91
26 29 13 13-0480 NEMA 12 With Disconnect Switch <small>(26 29 13 13-0467)</small>		
26 29 13 13-0481 EA Combination Starter, Size 0, NEMA 12 With Disconnect Switch, Reversing, 240 - 600 Volt, 3 Phase.....	2,314.82	373.39
26 29 13 13-0482 EA Combination Starter, Size 1, NEMA 12 With Disconnect Switch, Reversing, 240 - 600 Volt, 3 Phase.....	2,681.16	504.02
26 29 13 13-0483 EA Combination Starter, Size 2, NEMA 12 With Disconnect Switch, Reversing, 240 - 600 Volt, 3 Phase.....	3,916.80	560.01
26 29 13 13-0484 EA Combination Starter, Size 3, NEMA 12 With Disconnect Switch, Reversing, 240 - 600 Volt, 3 Phase.....	5,978.53	672.02
26 29 13 13-0485 EA Combination Starter, Size 4, NEMA 12 With Disconnect Switch, Reversing, 240 - 600 Volt, 3 Phase.....	11,722.65	1,008.02
26 29 13 13-0486 NEMA 12 With Circuit Breaker <small>(26 29 13 13-0467)</small>		
26 29 13 13-0487 EA Combination Starter, Size 0, NEMA 12 With Circuit Breaker, Reversing, 240 - 600 Volt, 3 Phase.....	2,589.51	373.39
26 29 13 13-0488 EA Combination Starter, Size 1, NEMA 12 With Circuit Breaker, Reversing, 240 - 600 Volt, 3 Phase.....	2,974.37	504.02
26 29 13 13-0489 EA Combination Starter, Size 2, NEMA 12 With Circuit Breaker, Reversing, 240 - 600 Volt, 3 Phase.....	4,260.05	560.01
26 29 13 13-0490 EA Combination Starter, Size 3, NEMA 12 With Circuit Breaker, Reversing, 240 - 600 Volt, 3 Phase.....	5,505.97	672.02
26 29 13 13-0491 EA Combination Starter, Size 4, NEMA 12 With Circuit Breaker, Reversing, 240 - 600 Volt, 3 Phase.....	12,651.09	1,008.02
26 29 13 13-0492 NEMA 7 Or 9 With Circuit Breaker <small>(26 29 13 13-0467)</small>		
26 29 13 13-0493 EA Combination Starter, Size 0, NEMA 7 Or 9 With Circuit Breaker, Reversing, 240 - 600 Volt, 3 Phase.....	5,079.51	774.10
26 29 13 13-0494 EA Combination Starter, Size 1, NEMA 7 Or 9 With Circuit Breaker, Reversing, 240 - 600 Volt, 3 Phase.....	5,467.84	967.62
26 29 13 13-0495 EA Combination Starter, Size 2, NEMA 7 Or 9 With Circuit Breaker, Reversing, 240 - 600 Volt, 3 Phase.....	7,851.90	1,257.92
26 29 13 13-0496 EA Combination Starter, Size 3, NEMA 7 Or 9 With Circuit Breaker, Reversing, 240 - 600 Volt, 3 Phase.....	12,466.15	1,644.96
26 29 13 13-0497 EA Combination Starter, Size 4, NEMA 7 Or 9 With Circuit Breaker, Reversing, 240 - 600 Volt, 3 Phase.....	22,697.93	2,225.54
26 29 13 13-0498 Solid State Motor Controllers <small>(26 29 13 13)</small>		
26 29 13 13-0499 Adjustable Voltage Drives, DC Motors <small>(26 29 13 13-0498)</small>		
26 29 13 13-0500 EA 0.5-1.5 HP DC Solid State Motor Controller, Reversing With Dynamic Braking.....	1,717.18	217.71
26 29 13 13-0501 EA 0.5-2.0 HP DC Solid State Motor Controller, Non-Reversing With Dynamic Braking.....	2,066.02	217.71
26 29 13 13-0502 Removal And Reinstallation Of Motor Starters <small>(26 29 13 13)</small>		
Note: Includes storage and cleaning.		
26 29 13 13-0503 EA Removal And Reinstallation Of Up To 25 HP Motor Starter With Disconnect.....	863.95	
26 29 13 13-0504 Auxiliary Devices <small>(26 29 13 13)</small>		
26 29 13 13-0505 EA Normally Open, Auxiliary Contact.....	513.50	120.96
26 29 13 13-0506 EA Normally Closed, Auxiliary Contact.....	513.50	120.96
26 29 13 13-0507 EA Pilot Light Kit.....	540.91	120.96
26 29 13 13-0508 Irrigation Controller Panel <small>(26 29 13 13)</small>		
Note: 230 VAC supply voltage, 30 Amp minimum service required.		
26 29 13 13-0509 EA Irrigation Booster Pump Control Panel Adder.....	2,775.73	138.74
Note: Includes: main disconnect, 30 Amp 2 pole breaker, IEC starter for 11A, 1500VA fused CPT, overtemp and pump fail relays, 22MM green light run, 22MM red light run, 22MM HOA switch, terminals and accessories and misc hardware		
26 29 23 Variable-Frequency Motor Controllers <small>(26 29)</small>		
26 29 23 00-0001 208/230 Volt, Ultra Low Harmonic (ULH) Variable Frequency Drives <small>(26 29 23)</small>		
Note: 1 or 3 phase. Wall mounted. ABB ACH580 Series. Includes full voltage bypass with main input circuit breaker. NEMA 1 enclosure.		
26 29 23 00-0002 EA 3/4 HP, 208/230 Volt Variable Frequency Drive.....	2,046.58	416.33
For 6-Pulse Drive Package, Deduct		
26 29 23 00-0003 EA 1 HP, 208/230 Volt Variable Frequency Drive.....	2,303.23	455.03
For 6-Pulse Drive Package, Deduct		
26 29 23 00-0004 EA 1-1/2 HP, 208/230 Volt Variable Frequency Drive.....	2,674.51	500.33
For 6-Pulse Drive Package, Deduct		



MINOR CSI UOM DESCRIPTION	TOTAL DIRECT UNIT COST	DEMOLITION UNIT COST
26 29 23 00-0005 EA 2 HP, 208/230 Volt Variable Frequency Drive <i>For 6-Pulse Drive Package, Deduct</i>	2,816.05 -1,019.60	480.93
26 29 23 00-0006 EA 3 HP, 208/230 Volt Variable Frequency Drive <i>For 6-Pulse Drive Package, Deduct</i>	3,019.51 -1,083.95	524.35
26 29 23 00-0007 EA 5 HP, 208/230 Volt Variable Frequency Drive <i>For 6-Pulse Drive Package, Deduct</i>	3,262.49 -1,217.59	524.35
26 29 23 00-0008 EA 7.5 HP, 208/230 Volt Variable Frequency Drive <i>For 6-Pulse Drive Package, Deduct</i>	3,897.90 -1,455.17	626.07
26 29 23 00-0009 EA 10 HP, 208/230 Volt Variable Frequency Drive <i>For 6-Pulse Drive Package, Deduct</i>	4,248.86 -1,648.20	626.07
26 29 23 00-0010 EA 15 HP, 208/230 Volt Variable Frequency Drive <i>For 6-Pulse Drive Package, Deduct</i>	5,611.00 -2,049.11	942.67
26 29 23 00-0011 EA 20 HP, 208/230 Volt Variable Frequency Drive <i>For 6-Pulse Drive Package, Deduct</i>	6,582.90 -2,583.66	942.67
26 29 23 00-0012 EA 25 HP, 208/230 Volt Variable Frequency Drive <i>For 6-Pulse Drive Package, Deduct</i>	8,038.88 -3,043.97	1,252.24
26 29 23 00-0013 EA 30 HP, 208/230 Volt Variable Frequency Drive <i>For 6-Pulse Drive Package, Deduct</i>	9,253.77 -3,712.16	1,252.24
26 29 23 00-0014 EA 40 HP, 208/230 Volt Variable Frequency Drive <i>For 6-Pulse Drive Package, Deduct</i>	10,306.67 -4,291.25	1,252.24
26 29 23 00-0015 EA 50 HP, 208/230 Volt Variable Frequency Drive <i>For 6-Pulse Drive Package, Deduct</i>	13,586.93 -5,731.57	1,583.00
26 29 23 00-0016 EA 60 HP, 208/230 Volt Variable Frequency Drive <i>For 6-Pulse Drive Package, Deduct</i>	16,380.14 -6,949.16	1,872.65
26 29 23 00-0017 EA 75 HP, 208/230 Volt Variable Frequency Drive <i>For 6-Pulse Drive Package, Deduct</i>	18,539.94 -8,137.05	1,872.65
26 29 23 00-0018 460/480 Volt, Ultra Low Harmonic (ULH) Variable Frequency Drives <small>(26 29 23)</small>		
<small>Note: 3 Phase. ABB ACH580 Series. Includes full voltage bypass with main circuit breaker. NEMA 1 enclosure.</small>		
26 29 23 00-0019 EA 3 HP, 480 Volt Variable Frequency Drive <small>Note: Wall mounted.</small> <i>For 6-Pulse Drive Package, Deduct</i>	4,845.85 -1,841.23	749.09
26 29 23 00-0020 EA 5 HP, 480 Volt Variable Frequency Drive <small>Note: Wall mounted.</small> <i>For 6-Pulse Drive Package, Deduct</i>	5,007.84 -1,930.32	749.09
26 29 23 00-0021 EA 7.5 HP, 480 Volt Variable Frequency Drive <small>Note: Wall mounted.</small> <i>For 6-Pulse Drive Package, Deduct</i>	5,483.64 -2,034.26	892.54
26 29 23 00-0022 EA 10 HP, 480 Volt Variable Frequency Drive <small>Note: Wall mounted.</small> <i>For 6-Pulse Drive Package, Deduct</i>	5,510.64 -2,049.11	892.54
26 29 23 00-0023 EA 15 HP, 480 Volt Variable Frequency Drive <small>Note: Wall mounted.</small> <i>For 6-Pulse Drive Package, Deduct</i>	7,403.82 -2,583.66	1,353.13
26 29 23 00-0024 EA 20 HP, 480 Volt Variable Frequency Drive <small>Note: Wall mounted.</small> <i>For 6-Pulse Drive Package, Deduct</i>	7,781.79 -2,791.54	1,353.13
26 29 23 00-0025 EA 25 HP, 480 Volt Variable Frequency Drive <small>Note: Wall mounted.</small> <i>For 6-Pulse Drive Package, Deduct</i>	9,374.53 -3,192.45	1,785.08
26 29 23 00-0026 EA 30 HP, 480 Volt Variable Frequency Drive <small>Note: Wall mounted.</small> <i>For 6-Pulse Drive Package, Deduct</i>	10,724.41 -3,934.89	1,785.08
26 29 23 00-0027 EA 40 HP, 480 Volt Variable Frequency Drive <small>Note: Wall mounted.</small> <i>For 6-Pulse Drive Package, Deduct</i>	12,128.28 -4,707.02	1,785.08
26 29 23 00-0028 EA 50 HP, 480 Volt Variable Frequency Drive <small>Note: Wall mounted.</small> <i>For 6-Pulse Drive Package, Deduct</i>	15,873.81 -6,236.42	2,267.49
26 29 23 00-0029 EA 60 HP, 480 Volt Variable Frequency Drive <small>Note: Wall mounted.</small> <i>For 6-Pulse Drive Package, Deduct</i>	21,144.44 -8,671.60	2,688.96
26 29 23 00-0030 EA 75 HP, 480 Volt Variable Frequency Drive <small>Note: Wall mounted.</small> <i>For 6-Pulse Drive Package, Deduct</i>	22,440.32 -9,384.33	2,688.96
26 29 23 00-0031 EA 100 HP, 480 Volt Variable Frequency Drive <small>Note: Wall mounted.</small> <i>For 6-Pulse Drive Package, Deduct</i>	25,970.70 -10,987.98	2,996.33
26 29 23 00-0032 EA 125 HP, 480 Volt Variable Frequency Drive <small>Note: Wall mounted.</small> <i>For 6-Pulse Drive Package, Deduct</i>	27,374.57 -11,760.11	2,996.33
26 29 23 00-0033 EA 150 HP, 480 Volt Variable Frequency Drive <small>Note: Floor mounted.</small> <i>For 6-Pulse Drive Package, Deduct</i>	30,290.30 -13,363.76	2,996.33
26 29 23 00-0034 EA 200 HP, 480 Volt Variable Frequency Drive <small>Note: Floor mounted.</small> <i>For 6-Pulse Drive Package, Deduct</i>	34,985.85 -15,264.39	3,616.21
26 29 23 00-0035 EA 250 HP, 480 Volt Variable Frequency Drive <small>Note: Floor mounted.</small> <i>For 6-Pulse Drive Package, Deduct</i>	43,714.58 -19,887.65	3,777.60
26 29 23 00-0036 EA 300 HP, 480 Volt Variable Frequency Drive <small>Note: Floor mounted.</small> <i>For 6-Pulse Drive Package, Deduct</i>	51,260.59 -23,425.19	4,334.67

26	Electrical
26 20	Low-Voltage Electrical Distribution
26 29	Low-Voltage Controllers



MINOR CSI UOM DESCRIPTION	TOTAL DIRECT UNIT COST	DEMOLITION UNIT COST
26 29 23 00-0037 EA 350 HP, 480 Volt Variable Frequency Drive Note: Floor mounted. <i>For 6-Pulse Drive Package, Deduct</i>	58,947.00 -27,249.60	4,701.08
26 29 23 00-0038 EA 400 HP, 480 Volt Variable Frequency Drive Note: Floor mounted. <i>For 6-Pulse Drive Package, Deduct</i>	68,286.55 -31,973.84	5,076.20
26 29 23 00-0039 EA 450 HP, 480 Volt Variable Frequency Drive Note: Floor mounted. <i>For 6-Pulse Drive Package, Deduct</i>	73,599.10 -34,424.46	5,504.59
26 29 33 Controllers for Fire Pump Drivers (26 29)		
26 29 33 13 Full-Service Controllers for Fire Pump Electric-Motor Drivers (26 29 33)		
26 29 33 13-0001 Electric Controllers For Fire Pumps (26 29 33 13)		
26 29 33 13-0002 Wye-Delta (Star-Delta), Closed Transition Electric Fire Pump Controller (26 29 33 13-0001)		
26 29 33 13-0003 EA 30 HP Wye-Delta (Star-Delta), Closed Transition Electric Fire Pump Controller With Automatic Transfer Switch	32,613.89	238.85
26 29 33 13-0004 EA 40 HP Wye-Delta (Star-Delta), Closed Transition Electric Fire Pump Controller With Automatic Transfer Switch	36,927.37	265.39
26 29 33 13-0005 EA 50 HP Wye-Delta (Star-Delta), Closed Transition Electric Fire Pump Controller With Automatic Transfer Switch	38,707.89	291.93
26 29 33 13-0006 EA 75 HP Wye-Delta (Star-Delta), Closed Transition Electric Fire Pump Controller With Automatic Transfer Switch	44,145.71	318.47
26 29 33 13-0007 EA 150 HP Wye-Delta (Star-Delta), Closed Transition Electric Fire Pump Controller With Automatic Transfer Switch	46,621.16	371.54
26 29 33 13-0008 EA 175 HP Wye-Delta (Star-Delta), Closed Transition Electric Fire Pump Controller With Automatic Transfer Switch	49,633.54	477.70
26 29 33 13-0009 EA 200 HP Wye-Delta (Star-Delta), Closed Transition Electric Fire Pump Controller With Automatic Transfer Switch	53,789.03	530.77
26 29 33 13-0010 EA 250 HP Wye-Delta (Star-Delta), Closed Transition Electric Fire Pump Controller With Automatic Transfer Switch	61,519.38	605.09
26 29 33 13-0011 EA 300 HP Wye-Delta (Star-Delta), Closed Transition Electric Fire Pump Controller With Automatic Transfer Switch	74,193.70	652.86
26 29 33 13-0012 EA 350 HP Wye-Delta (Star-Delta), Closed Transition Electric Fire Pump Controller With Automatic Transfer Switch	87,211.40	743.09
26 29 33 13-0013 EA 400 HP Wye-Delta (Star-Delta), Closed Transition Electric Fire Pump Controller With Automatic Transfer Switch	104,117.97	796.17
26 29 33 13-0014 EA 500 HP Wye-Delta (Star-Delta), Closed Transition Electric Fire Pump Controller With Automatic Transfer Switch	117,578.31	849.25
26 29 33 19 Controllers for Fire Pump Diesel Engine Drivers (26 29 33) See CSI section 26 29 33 13-0000 for controllers for fire pump diesel engine drivers.		
26 30 Facility Electrical Power Generating and Storing Equipment (26)		
26 31 Photovoltaic Collectors (26 30)		
26 31 00 00-0001 Rigid Photovoltaic Modules (26 31)		
26 31 00 00-0002 Sanyo Rigid Photovoltaic Modules (26 31 00 00-0001)		
26 31 00 00-0003 EA 205 Watt Hybrid Monocrystalline With Thin Amorphous Layers Photovoltaic Module, 62.2" x 31.4", 16.3% Module Efficiency (Sanyo HIP-205NHKA6).....	2,104.24 -152.07 -204.68 -304.15	114.90
26 31 00 00-0004 EA 210 Watt Hybrid Monocrystalline With Thin Amorphous Layers Photovoltaic Module, 62.2" x 31.4", 16.7% Module Efficiency (Sanyo HIP-210NHKA6).....	2,205.85 -159.69 -214.84 -319.39	114.90
26 31 00 00-0005 EA 215 Watt Hybrid Monocrystalline With Thin Amorphous Layers Photovoltaic Module, 62.2" x 31.4", 17.1% Module Efficiency (Sanyo HIP-215HNKA6).....	2,064.38 -149.08 -200.69 -298.17	114.90
26 31 00 00-0006 Sharp Rigid Photovoltaic Modules (26 31 00 00-0001)		
26 31 00 00-0007 EA 224 Watt Polycrystalline Photovoltaic Module, 64.6" x 39.1", 13.74% Module Efficiency (Sharp ND-224UC1).....	1,646.72 -117.76 -158.93 -235.52	114.90
26 31 00 00-0008 EA 230 Watt Monocrystalline Photovoltaic Module, 64.6" x 39.1", 14.1% Module Efficiency (Sharp NU-U230F3).....	1,873.52 -134.77 -181.61 -269.54	114.90
26 31 00 00-0009 EA 235 Watt Monocrystalline Photovoltaic Module, 64.6" x 39.1", 14.4% Module Efficiency (Sharp NU-U235F1).....	1,909.44 -137.46 -185.20 -274.93	114.90
26 31 00 00-0010 EA 240 Watt Monocrystalline Photovoltaic Module, 64.6" x 39.1", 14.7% Module Efficiency (Sharp NU-U240F1).....	1,797.17 -129.04 -173.97 -258.09	114.90
26 31 00 00-0011 BP Solar Rigid Photovoltaic Modules (26 31 00 00-0001) Note: Approved for applications in NEC Class 1, Division 2, Groups C and D hazardous locations.		
26 31 00 00-0012 EA 50 Watt Polycrystalline Photovoltaic Module, 33" x 21.1" (BP SX350J).....	811.28 -55.10 -75.38 -110.20	114.90



MINOR CSI UOM DESCRIPTION	TOTAL DIRECT UNIT COST	DEMOLITION UNIT COST
26 31 00 00-0013 EA 75 Watt Polycrystalline Photovoltaic Module, 47.6" x 21.14" (BP SX375J) <i>For >25 To 50, Deduct</i> <i>For >50 To 100, Deduct</i> <i>For >100, Deduct</i>	1,002.15 -69.42 -94.47 -138.83	114.90
26 31 00 00-0014 EA 80 Watt Polycrystalline Photovoltaic Module, 47.6" x 20.9" (BP SX380J) <i>For >25 To 50, Deduct</i> <i>For >50 To 100, Deduct</i> <i>For >100, Deduct</i>	1,078.50 -75.14 -102.10 -150.28	114.90
26 31 00 00-0015 Photovoltaic Inverters (26 31)		
26 31 00 00-0016 Fronius Photovoltaic Inverters (26 31 00 00-0015)		
26 31 00 00-0017 EA 3 KW Photovoltaic Inverter (Fronius IG Plus 3.0-1)	5,016.05	120.96
26 31 00 00-0018 EA 5 KW Photovoltaic Inverter (Fronius IG Plus 5.0-1)	6,616.98	120.96
26 31 00 00-0019 EA 6 KW Photovoltaic Inverter (Fronius IG Plus 6.0-1)	6,984.79	120.96
26 31 00 00-0020 EA 7.5 KW Photovoltaic Inverter (Fronius IG Plus 7.5-1)	7,810.01	120.96
26 31 00 00-0021 EA 10 KW Photovoltaic Inverter (Fronius IG Plus 10.0-1)	12,368.09	120.96
26 31 00 00-0022 EA 12 KW Photovoltaic Inverter (Fronius IG Plus 12.0-3-1)	14,377.33	120.96
26 31 00 00-0023 EA 11.4 KW Photovoltaic Inverter (Fronius IG Plus 11.4-3 Delta)	11,706.47	241.91
26 31 00 00-0024 EA 11.4 KW Photovoltaic Inverter (Fronius IG Plus 11.4-3)	14,816.72	241.91
26 31 00 00-0025 EA Inverter Display Stand (Fronius 4,045,894)	439.15	60.47
26 31 00 00-0026 SMA Photovoltaic Inverters (26 31 00 00-0015)		
26 31 00 00-0027 EA 4 KW AC Photovoltaic Inverter (SMA Sunny Boy 4000TL-US-22)	3,724.68	120.96
26 31 00 00-0028 EA 5 KW AC Photovoltaic Inverter (SMA Sunny Boy 5000TL-US-22)	4,471.19	120.96
26 31 00 00-0029 EA 6 KW AC Photovoltaic Inverter (SMA Sunny Boy 6000TL-US-22)	5,166.89	120.96
26 31 00 00-0030 EA 7 KW AC Photovoltaic Inverter (SMA Sunny Boy 7000TL-US-22)	5,697.99	120.96
26 31 00 00-0031 EA 8 KW AC Photovoltaic Inverter (SMA Sunny Boy 8000TL-US-12)	5,519.09	120.96
26 31 00 00-0032 PVPowered Photovoltaic Inverters (26 31 00 00-0015)		
26 31 00 00-0033 EA 120 Volt, 1.1 KW Photovoltaic Inverter (PVPowered PVP1100)	4,609.70	120.96
26 31 00 00-0034 EA 240 Volt, 2 KW Photovoltaic Inverter (PVPowered PVP2000)	4,821.18	120.96
26 31 00 00-0035 EA 240 Volt, 2.5 KW Photovoltaic Inverter (PVPowered PVP2500)	5,326.93	120.96
26 31 00 00-0036 EA 240 Volt, 3.5 KW Photovoltaic Inverter (PVPowered PVP3500)	6,316.12	151.19
26 31 00 00-0037 EA 208 Volt, 4.6 KW Photovoltaic Inverter (PVPowered PVP4600)	7,700.73	181.43
26 31 00 00-0038 EA 240 Volt, 4.8 KW Photovoltaic Inverter (PVPowered PVP4800)	7,765.11	181.43
26 31 00 00-0039 EA 240 Volt, 5.2 KW Photovoltaic Inverter (PVPowered PVP5200)	8,193.59	181.43
26 31 00 00-0040 EA 208 Volt, 75 KW Photovoltaic Inverter (PVPowered PVP75KW)	97,700.41	967.62
26 31 00 00-0041 EA 480 Volt, 75 KW Photovoltaic Inverter (PVPowered PVP75KW)	97,829.73	967.62
26 31 00 00-0042 EA 208 Volt, 100 KW Photovoltaic Inverter (PVPowered PVP100KW)	105,861.73	967.62
26 31 00 00-0043 EA 480 Volt, 100 KW Photovoltaic Inverter (PVPowered PVP100KW)	98,138.36	967.62
26 31 00 00-0044 Solectria Photovoltaic Inverters (26 31 00 00-0015)		
26 31 00 00-0045 EA 208 Or 480 Volt, 10 KW Photovoltaic Inverter (Solectria PVI)	15,364.08	241.91
26 31 00 00-0046 EA 208 Or 480 Volt, 13 KW Photovoltaic Inverter (Solectria PVI)	15,364.08	241.91
26 31 00 00-0047 EA 208 Volt, 15 KW, Photovoltaic Inverter (Solectria PVI)	15,813.49	241.91
26 31 00 00-0048 EA 480 Volt, 15 KW Photovoltaic Inverter (Solectria PVI)	15,813.49	241.91
26 31 00 00-0049 EA 208 Volt, 50 KW Photovoltaic Inverter (Solectria PVI)	48,139.54	725.72
26 31 00 00-0050 EA 480 Volt, 50 KW Photovoltaic Inverter (Solectria PVI)	45,892.52	725.72
26 31 00 00-0051 EA 208 Volt, 60 KW Photovoltaic Inverter (Solectria PVI)	52,633.58	725.72
26 31 00 00-0052 EA 480 Volt, 60 KW Photovoltaic Inverter (Solectria PVI)	51,385.24	725.72
26 31 00 00-0053 EA 208 Volt, 75 KW Photovoltaic Inverter (Solectria PVI)	55,879.28	725.72
26 31 00 00-0054 EA 480 Volt, 75 KW Photovoltaic Inverter (Solectria PVI)	53,382.59	725.72
26 31 00 00-0055 EA 208 Volt, 85 KW Photovoltaic Inverter (Solectria PVI)	58,859.78	967.62
26 31 00 00-0056 EA 480 Volt, 85 KW Photovoltaic Inverter (Solectria PVI)	56,113.42	967.62
26 31 00 00-0057 EA 208 Volt, 100 KW Photovoltaic Inverter (Solectria PVI)	61,106.80	967.62
26 31 00 00-0058 EA 480 Volt, 100 KW Photovoltaic Inverter (Solectria PVI)	57,861.11	967.62
26 31 00 00-0059 Xantrex Photovoltaic Inverters (26 31 00 00-0015)		
26 31 00 00-0060 EA 0.6 KW Photovoltaic Inverter (Xantrex 806-1206)	642.62	30.24
26 31 00 00-0061 EA 1 KW Photovoltaic Inverter (Xantrex 806-1210)	700.44	30.24
26 31 00 00-0062 EA 2 KW Photovoltaic Inverter (Xantrex 806-1220)	1,125.38	30.24
26 31 00 00-0063 Photovoltaic DC-DC Converters (26 31)		
26 31 00 00-0064 EA 15 Amperes, 20 To 35 Volt Input, 13.8 Volt Output DC Voltage Converter (Samlex SDC-20)	378.13	45.36
Note: Hazardous locations.		
26 31 00 00-0065 EA 20 Amperes, 20 To 35 Volt Input, 13.8 Volt Output DC Voltage Converter (Samlex SDC-23)	252.39	45.36
26 31 00 00-0066 EA 60 Amperes, 20 To 35 Volt Input, 13.8 Volt Output DC Voltage Converter (Samlex SDC-60)	701.49	45.36
26 31 00 00-0067 Photovoltaic Combiner Boxes (26 31)		
26 31 00 00-0068 Midnight Solar Photovoltaic Combiner Boxes (26 31 00 00-0067)		
26 31 00 00-0069 EA 3 - 150 Volt DC Breaker Or 3 - 600 Volt DC Fuse Holder, NEMA 3R, Aluminum Photovoltaic Combiner Box (Midnite Solar MNPV3)	453.94	120.96

26 Electrical

26 30 Facility Electrical Power Generating and Storing Equipment

26 31 Photovoltaic Collectors



MINOR	CSI	UOM	DESCRIPTION	TOTAL DIRECT UNIT COST	DEMOLITION UNIT COST
26 31 00 00-0070	EA		6 - 150 Volt DC Breaker Or 4 - 600 Volt DC Fuse Holder, NEMA 3R, Aluminum Photovoltaic Combiner Box (Midnite Solar MNPV6).....	442.30	120.96
26 31 00 00-0071	EA		12 - 150 Volt DC Breaker Or 10 - 600 Volt DC Fuse Holder, NEMA 3R, Aluminum Photovoltaic Combiner Box (Midnite Solar MNPV12).....	703.61	181.43
26 31 00 00-0072	EA		6 - 300 Volt DC Breaker, NEMA 3R, Aluminum Photovoltaic Combiner Box (Midnite Solar MNPV12-250).....	707.68	181.43
26 31 00 00-0073	EA		16, 600 Volt DC Breakers, NEMA 3R, Aluminum Photovoltaic Combiner Box (Midnite Solar MNPV16).....	1,085.42	181.43
26 31 00 00-0074			SMA Photovoltaic Combiner Boxes (26 31 00 00-0067)		
26 31 00 00-0075	EA		6 Input NEMA 3R, Steel Photovoltaic Combiner Box (SMA SBCB-6).....	1,003.57	120.96
26 31 00 00-0076	EA		12 Input NEMA 3R, Steel Photovoltaic Combiner Box (SMA SCCB-12).....	1,202.02	120.96
26 31 00 00-0077	EA		28 Input NEMA 3R, Steel Photovoltaic Combiner Box (SMA SCCB-28).....	2,328.18	241.91
26 31 00 00-0078	EA		52 Input NEMA 3R, Steel Photovoltaic Combiner Box (SMA SCCB-52).....	5,349.67	241.91
26 31 00 00-0079	EA		4 Input NEMA 3R, Steel Combination DC Disconnect And Photovoltaic Combiner Box (SMA Combi-Switch).....	896.17	120.96
26 31 00 00-0080			Photovoltaic Charge Controller (26 31)		
26 31 00 00-0081	EA		35 Amperes, 12 Or 24 Volt, Charge Controller (Xantrex C-35).....	301.79	45.36
26 31 00 00-0082	EA		40 Amperes, 12 Or 24 Volt, Charge Controller (Xantrex C-40).....	402.83	45.36
26 31 00 00-0083	EA		60 Amperes, 12 Or 24 Volt, Charge Controller (Xantrex C-60).....	470.20	45.36
26 31 00 00-0084	EA		Remote Digital Meter For Xantrex C-35, 40 And 60.....	360.17	45.36
26 31 00 00-0085	EA		MPPT Charge Controller (Xantrex XW SCC).....	1,248.09	60.47
26 31 00 00-0086			Photovoltaic Batteries (26 31)		
26 31 00 00-0087			Concorde Photovoltaic Batteries (26 31 00 00-0086)		
26 31 00 00-0088	EA		34 Ampere Hours, 12 Volt, Sealed Absorbed Glass Mat (AGM) Battery (Concorde PVX-340T).....	278.57	18.14
26 31 00 00-0089	EA		45 Ampere Hours, 12 Volt, Sealed Absorbed Glass Mat (AGM) Battery (Concorde PVX-420T).....	351.23	24.19
26 31 00 00-0090	EA		49 Ampere Hours, 12 Volt, Sealed Absorbed Glass Mat (AGM) Battery (Concorde PVX-490T).....	380.60	24.19
26 31 00 00-0091	EA		56 Ampere Hours, 12 Volt, Sealed Absorbed Glass Mat (AGM) Battery (Concorde PVX-560T).....	435.99	36.29
26 31 00 00-0092	EA		69 Ampere Hours, 12 Volt, Sealed Absorbed Glass Mat (AGM) Battery (Concorde PVX-690T).....	496.56	36.29
26 31 00 00-0093	EA		89 Ampere Hours, 12 Volt, Sealed Absorbed Glass Mat (AGM) Battery (Concorde PVX-890T).....	589.42	42.33
26 31 00 00-0094	EA		104 Ampere Hours, 12 Volt, Sealed Absorbed Glass Mat (AGM) Battery (Concorde PVX-1040T).....	675.99	48.38
26 31 00 00-0095	EA		108 Ampere Hours, 12 Volt, Sealed Absorbed Glass Mat (AGM) Battery (Concorde PVX-1080T).....	668.14	48.38
26 31 00 00-0096	EA		210 Ampere Hours, 12 Volt, Sealed Absorbed Glass Mat (AGM) Battery (Concorde PVX-2120T).....	1,225.35	57.46
26 31 00 00-0097	EA		255 Ampere Hours, 12 Volt, Sealed Absorbed Glass Mat (AGM) Battery (Concorde PVX-2580T).....	1,417.16	60.47
26 31 00 00-0098			Deka Photovoltaic Batteries (26 31 00 00-0086)		
26 31 00 00-0099	EA		31 Amperes Hours Capacity At 20 Hour Lead Acid Battery (Deka BYDK8GU1).....	291.86	30.29
26 31 00 00-0100	EA		50 Amperes Hours Capacity At 20 Hour Lead Acid Battery (Deka BYDK8G22NF).....	401.89	30.29
26 31 00 00-0101	EA		74 Amperes Hours Capacity At 20 Hour Lead Acid Battery (Deka BYDK8G24).....	592.75	30.29
26 31 00 00-0102	EA		86 Amperes Hours Capacity At 20 Hour Lead Acid Battery (Deka BYDK8G27).....	678.08	30.29
26 31 00 00-0103	EA		98 Amperes Hours Capacity At 20 Hour Lead Acid Battery (Deka BYDK8G31).....	680.33	30.29
26 31 00 00-0104	EA		183 Amperes Hours Capacity At 20 Hour Lead Acid Battery (Deka BYDK8G4D).....	1,318.05	30.29
26 31 00 00-0105	EA		225 Amperes Hours Capacity At 20 Hour Lead Acid Battery (Deka BYDK8G8D).....	1,524.64	30.29
26 31 00 00-0106			Battery Enclosures (26 31 00 00-0086)		
26 31 00 00-0107	EA		14" x 12" x 8" NEMA 3R Aluminum Photovoltaic Battery Enclosure (IronRidge 55-2501-010).....	329.93	30.24
26 31 00 00-0108	EA		22" x 16" x 8" NEMA 3R Aluminum Photovoltaic Battery Enclosure (IronRidge BETS1GC).....	1,616.70	30.29
26 31 00 00-0109	EA		37" x 16" x 8" NEMA 3R Aluminum Photovoltaic Battery Enclosure (IronRidge BETS2GCL).....	1,520.15	30.29
26 31 00 00-0110	EA		37" x 16" x 14.5" NEMA 3R Aluminum Photovoltaic Battery Enclosure (IronRidge BETS4GC).....	2,025.38	30.29
26 31 00 00-0111	EA		15" x 17.1" x 8.4" NEMA 3R Aluminum Photovoltaic Battery Enclosure (IronRidge BETSLCF1).....	902.63	30.29
26 31 00 00-0112	EA		31" x 36" x 14" NEMA 3R Aluminum Photovoltaic Battery Enclosure (IronRidge BETSBR827BP).....	2,121.94	30.29
26 31 00 00-0113			Photovoltaic System Monitoring (26 31)		
26 31 00 00-0114	EA		Solar Inverter Monitor (Xantrex 864-0203).....	696.26	60.47
26 31 00 00-0115	EA		Photovoltaic System Monitoring, Remote Diagnosis, Data Storage Communication Hub (SMA Sunny WebBox).....	1,439.77	30.24
26 31 00 00-0116	EA		Sun Radiation And Temperature Monitor (SMA Sunny SensorBox).....	1,202.93	30.24
26 31 00 00-0117	EA		PT100 Ambient Temperature Sensor For Sunny SensorBox (SMA).....	221.74	30.24
26 31 00 00-0118	EA		Wind Sensor Accessory For Sunny SensorBox (SMA).....	548.24	60.47
26 31 00 00-0119	EA		Sunny Boy Control with RS485 (SMA).....	1,416.19	30.24
26 31 00 00-0120	EA		RS 485 Module (SMA).....	321.83	30.24
26 31 00 00-0121	EA		RS 232 Module (SMA).....	329.93	30.24
26 31 00 00-0122	EA		Wireless Monitor with Bluetooth (SMA Sunny Beam).....	618.80	30.24
26 31 00 00-0123	EA		Bluetooth Piggy-Back Computer Card (SMA).....	334.30	30.24
26 31 00 00-0124	EA		RS485-N Communication Computer Card (SMA).....	332.04	30.24
26 31 00 00-0125	EA		Bluetooth Repeater (SMA).....	627.37	30.24
26 31 00 00-0126	EA		Sunny Boy PC Service Cable (SMA).....	298.13	9.07
26 31 00 00-0127	EA		Integrated Revenue Grade Meter, Option (PVPowered).....	5,759.71	
26 31 00 00-0128	EA		Data Monitoring Module (PVPowered PVM1010).....	626.05	30.24
26 31 00 00-0129	EA		Wireless IG Personal Display (Fronius 4,240,108).....	628.66	
26 31 00 00-0130	EA		DatCom Power Supply (Fronius 43,0001,2311).....	205.14	
26 31 00 00-0131	EA		Wireless Card For IG Personal Display (Fronius 4,240,008,Z).....	372.55	30.24
26 31 00 00-0132	EA		Retrofit Solar Inverter Interface And Power Supply Option Communication Card (Fronius 4,240,001,Z).....	315.06	30.24
26 31 00 00-0133	EA		Datalogger Pro Box (Fronius 4,240,102).....	1,239.99	30.24
26 31 00 00-0134	EA		Datalogger Easy Box (Fronius 4,240,103).....	806.28	30.24



MINOR CSI UOM DESCRIPTION	TOTAL DIRECT UNIT COST	DEMOLITION UNIT COST
26 31 00 00-0135 EA Datalogger Interface Box (Fronius 4,240,105).....	1,400.04	30.24
26 31 00 00-0136 EA Datalogger Web (Fronius 4,240,122).....	2,406.46	30.24
26 31 00 00-0137 EA Interface Box (Fronius 4,240,109).....	645.88	30.24
26 31 00 00-0138 EA Interface Card (Fronius 4,240,009.Z).....	460.58	30.24
26 31 00 00-0139 EA Interface Card Easy (Fronius 4,240,013.Z).....	303.39	30.24
26 31 00 00-0140 EA Sensor Box (Fronius 4,240,104).....	1,295.10	30.24
26 31 00 00-0141 EA Ambient Temperature Sensor (Fronius 43,0001,1188).....	142.78	30.24
26 31 00 00-0142 EA Irradiance Sensor (Fronius 43,0001,1188).....	449.17	30.24
26 31 00 00-0143 EA Module Temperature Sensor (Fronius 43,0001,1190).....	500.36	30.24
26 31 00 00-0144 EA Wind Speed Sensor (Fronius 42,0411,0027).....	263.39	60.47
26 31 00 00-0145 Photovoltaic System Accessories (26 31)		
26 31 00 00-0146 EA Four Inverter Bypass Switch (OutBack AC-IOB-100Q).....	954.56	60.47
26 31 00 00-0147 EA Line Communication Filter (Enphase LCF).....	2,080.97	120.96
26 31 00 00-0148 EA 15 Meter RS 485 Communication Cable (SMA).....	159.61	9.07
26 31 00 00-0149 EA 15 Meter RS 232 Communication Cable (SMA).....	240.44	9.07
26 31 00 00-0150 EA 24" #10 AWG Male Or Female Photovoltaic Multi-Contact Module Interconnect.....	36.66	3.00
26 31 00 00-0151 EA 36" #10 AWG Male Or Female Photovoltaic Multi-Contact Module Interconnect.....	39.37	3.00
26 31 00 00-0152 EA 48" #10 AWG Male Or Female Photovoltaic Multi-Contact Module Interconnect.....	40.90	3.00
26 31 00 00-0153 EA 72" #10 AWG Male Or Female Photovoltaic Multi-Contact Module Interconnect.....	45.14	3.00
26 31 00 00-0154 EA 120" #10 AWG Male Or Female Photovoltaic Multi-Contact Module Interconnect.....	51.51	3.00
26 31 00 00-0155 EA 240" #10 AWG Male Or Female Photovoltaic Multi-Contact Module Interconnect.....	81.80	5.98
26 31 00 00-0156 EA 360" #10 AWG Male Or Female Photovoltaic Multi-Contact Module Interconnect.....	101.56	5.98
26 31 00 00-0157 EA 420" #10 AWG Male Or Female Photovoltaic Multi-Contact Module Interconnect.....	133.31	8.98
26 31 00 00-0158 EA 36" #10 AWG Male And Female Photovoltaic Multi-Contact Module Interconnect.....	46.21	3.00
26 31 00 00-0159 EA 120" #10 AWG Male And Female Photovoltaic Multi-Contact Module Interconnect.....	64.24	3.00
26 31 00 00-0160 EA 240" #10 AWG Male And Female Photovoltaic Multi-Contact Module Interconnect.....	94.53	5.98
26 31 00 00-0161 EA 360" #10 AWG Male And Female Photovoltaic Multi-Contact Module Interconnect.....	126.36	5.98
26 31 00 00-0162 EA 600" #10 AWG Male And Female Photovoltaic Multi-Contact Module Interconnect.....	204.99	11.98
26 31 00 00-0163 EA 1200" #10 AWG Male And Female Photovoltaic Multi-Contact Module Interconnect.....	213.97	11.98
26 31 00 00-0164 EA Lighting Kit, 9 Watt Fluorescent, 12 Volt, 4.5 Ampere Hours Battery.....	3,813.16	326.57
Note: Tamper proof enclosure.		
26 31 00 00-0165 Photovoltaic Mounting Systems (26 31)		
26 31 00 00-0166 LF Anodized Aluminum Photovoltaic Module Mounting Rail (UNIRAC SolarMount Standard).....	13.02	3.03
26 31 00 00-0167 EA Splice Bar For Photovoltaic Module Mounting Rail (UNIRAC 310229).....	37.28	15.12
26 31 00 00-0168 EA Splice Plate For Photovoltaic Module Mounting Rail (UNIRAC 310216).....	47.28	15.12
26 31 00 00-0169 EA 8" x 3/8" Hanger Bolt (UNIRAC 310046).....	24.99	6.04
Note: Supports mounting rail above tile or metal roof.		
26 31 00 00-0170 EA Mounting Rail Grounding Clip (UNIRAC 980006).....	11.86	4.54
Note: One grounding clip for every two top mounting clamps (end clamps + mid clamps) in your installation. Only one of the two rails in each row requires grounding clips.		
26 31 00 00-0171 EA Mounting Rail Grounding Lugs (UNIRAC 980012).....	25.45	6.04
Note: Two grounding lugs for each rail splice and one additional lug for each rail.		
26 31 00 00-0172 EA Anodized Aluminum Photovoltaic Module Mounting End Clamp (UNIRAC 320002).....	6.82	2.02
Note: Four for each row of modules you plan to mount.		
26 31 00 00-0173 EA Anodized Aluminum Photovoltaic Module Mounting Mid Clamp (UNIRAC 320008).....	7.15	2.02
Note: For each row, take one less than the number of modules in the row and multiply that figure by 2.		
26 31 00 00-0174 EA Photovoltaic Module Mount L-Foot (UNIRAC 310065).....	17.70	6.04
26 31 00 00-0175 EA 12" Leg Extension, Photovoltaic Module One Leg Tilt Kit (UNIRAC 310121).....	105.42	30.24
Note: Includes one square tube, one strut insert, two L-feet, and stainless steel hardware for use with mounting rail. Excludes standoffs.		
26 31 00 00-0176 EA 30" Leg Extension, Photovoltaic Module One Leg Tilt Kit (UNIRAC 310122).....	116.74	30.24
Note: Includes one square tube, one strut insert, two L-feet, and stainless steel hardware for use with mounting rail. Excludes standoffs.		
26 31 00 00-0177 EA 44" Leg Extension, Photovoltaic Module One Leg Tilt Kit (UNIRAC 310123).....	125.86	30.24
Note: Includes one square tube, one strut insert, two L-feet, and stainless steel hardware for use with mounting rail. Excludes standoffs.		
26 31 00 00-0178 EA 12" Leg Extension, Photovoltaic Module Two Leg Tilt Kit (UNIRAC 310107).....	154.84	45.36
Note: Includes two square tubes, two strut inserts, and fasteners for use with mounting rail. Excludes standoffs and L-feet.		
26 31 00 00-0179 EA 44" Leg Extension, Photovoltaic Module Two Leg Tilt Kit (UNIRAC 310108).....	188.79	45.36
Note: Includes two square tubes, two strut inserts, and fasteners for use with mounting rail. Excludes standoffs and L-feet.		
26 31 00 00-0180 EA 72" Leg Extension, Photovoltaic Module Two Leg Tilt Kit (UNIRAC 310109).....	219.60	45.36
Note: Includes two square tubes, two strut inserts, and fasteners for use with mounting rail. Excludes standoffs and L-feet.		
26 31 00 00-0181 EA 18" Leg Extension, Photovoltaic Module Four Leg Tilt Kit (UNIRAC 310111).....	241.68	60.47
Note: Includes four square tubes, four strut inserts, and fasteners for use with mounting rail. Excludes standoffs and L-feet.		
26 31 00 00-0182 EA 64" Leg Extension, Photovoltaic Module Four Leg Tilt Kit (UNIRAC 310112).....	322.79	60.47
Note: Includes four square tubes, four strut inserts, and fasteners for use with mounting rail. Excludes standoffs and L-feet.		
26 31 00 00-0183 EA 104" Leg Extension, Photovoltaic Module Four Leg Tilt Kit (UNIRAC 310110).....	453.67	90.71
Note: Includes four square tubes, four strut inserts, and fasteners for use with mounting rail. Excludes standoffs and L-feet.		
26 31 00 00-0184 EA Ballasted Photovoltaic Module Frame (UNIRAC 310351).....	221.49	
Note: Excludes ballast.		
26 31 00 00-0185 EA Ballasted Photovoltaic Module Frame With Module Mount (UNIRAC 310355).....	412.75	
Note: Excludes ballast.		
26 31 00 00-0186 EA 3" High Galvanized Steel Photovoltaic Module Standoff (UNIRAC 310051).....	82.82	30.24

26 Electrical

26 30 Facility Electrical Power Generating and Storing Equipment

26 31 Photovoltaic Collectors



MINOR	CSI	UOM	DESCRIPTION	TOTAL DIRECT UNIT COST	DEMOLITION UNIT COST
-------	-----	-----	-------------	------------------------	----------------------

26 31 00 00-0187	EA		4" High Galvanized Steel Photovoltaic Module Standoff (UNIRAC 310052).....	83.86	30.24
26 31 00 00-0188	EA		6" High Galvanized Steel Photovoltaic Module Standoff (UNIRAC 310053).....	84.81	30.24
26 31 00 00-0189	EA		7" High Galvanized Steel Photovoltaic Module Standoff (UNIRAC 310054).....	87.19	30.24
26 31 00 00-0190	EA		3" High Aluminum Photovoltaic Module Standoff (UNIRAC 310553).....	76.50	30.24
26 31 00 00-0191	EA		4" High Aluminum Photovoltaic Module Standoff (UNIRAC 310554).....	77.71	30.24
26 31 00 00-0192	EA		6" High Aluminum Photovoltaic Module Standoff (UNIRAC 310555).....	81.22	30.24
26 31 00 00-0193	EA		7" High Aluminum Photovoltaic Module Standoff (UNIRAC 310556).....	80.22	30.24
26 31 00 00-0194	EA		3" Photovoltaic Module FastFoot Standoff Assembly (UNIRAC 310390).....	159.24	45.36
26 31 00 00-0195	EA		4" Photovoltaic Module FastFoot Standoff Assembly (UNIRAC 310391).....	159.97	45.36
26 31 00 00-0196	EA		7" Photovoltaic Module FastFoot Standoff Assembly (UNIRAC 310394).....	162.10	45.36
26 31 00 00-0197	EA		Photovoltaic Module Rapidfoot Standoff Assembly (UNIRAC 310370).....	159.87	45.36
26 31 00 00-0198	EA		Photovoltaic Module Standoff Flashing (UNIRAC 990103).....	31.85	6.04
26 31 00 00-0199	EA		Photovoltaic Module Standoff Ethylene Propylene Diene Monomer (EPDM) Patch (UNIRAC 990161).....	20.93	6.04
26 31 00 00-0200	EA		1/4" Photovoltaic Module Standing Seam Metal Roof Mounting Block (UNIRAC 004030M-0100).....	39.77	9.07
26 31 00 00-0201	EA		3/8" Photovoltaic Module Standing Seam Metal Roof Mounting Block (UNIRAC 004031M-0100).....	41.40	9.07
26 31 00 00-0202	EA		Photovoltaic Module Standing Seam Metal Roof Mounting Clamp (UNIRAC 004032M-0100).....	11.57	2.02
			Note: Mid or end clamp.		
26 31 00 00-0203	EA		Photovoltaic Module Tile Roof Mounting Hook (UNIRAC 905011C-0024).....	52.86	6.04
26 31 00 00-0204	EA		Photovoltaic Module Wire Clip (UNIRAC 908002S-0100).....	2.71	

26 32 Packaged Generator Assemblies ^(26 30)

26 32 13 Engine Generators ^(26 32)

See CSI section 23 13 23 13-0001 for fuel storage tanks.

26 32 13 13 Diesel-Engine-Driven Generator Sets ^(26 32 13)

See CSI section 01 22 23 00-0812 for fuel reimbursement for commissioning.

26 32 13 13-0001 Diesel Generator Sets (Cummins) ^(26 32 13 13)

Note: 3 Phase, 4-Wire 480/277 or 208/120 Volt complete with radiator, fuel pump, battery charger, silencer, exhaust flex, indicating and operating controls, electronic governor. Pricing based on installation above grade on concrete pad without enclosure. Includes manufacturer's representative at startup. Excludes fuel, fuel tank, enclosure, active diesel particulate filter, utility piping, wiring, automatic transfer switch, loadbank testing and concrete pad. See CSI section 01 22 23 00-0791 for loadbank rental, 23 13 23 13-0001 for fuel day tank.

26 32 13 13-0002	EA		25 KW Diesel Generator Set, 3 Phase (Cummins DSKCA).....	31,863.37	1,047.42
			<i>For Weather Resistant Steel Diesel Generator Enclosure, Add</i>	4,762.70	
			<i>For Quietsite Level 1 Steel Diesel Generator Enclosure, Add</i>	11,207.54	
			<i>For Quietsite Level 2 Steel Diesel Generator Enclosure, Add</i>	14,943.39	
			<i>For Weather Resistant Aluminum Diesel Generator Enclosure, Add</i>	12,126.66	
			<i>For Quietsite Level 1 Aluminum Diesel Generator Enclosure, Add</i>	17,590.20	
			<i>For Quietsite Level 2 Aluminum Diesel Generator Enclosure, Add</i>	23,453.60	
26 32 13 13-0003	EA		35 KW Diesel Generator Set, 3 Phase (Cummins DSFAA).....	33,812.96	1,289.64
			<i>For Weather Resistant Steel Diesel Generator Enclosure, Add</i>	4,762.70	
			<i>For Quietsite Level 1 Steel Diesel Generator Enclosure, Add</i>	11,207.54	
			<i>For Quietsite Level 2 Steel Diesel Generator Enclosure, Add</i>	14,943.39	
			<i>For Weather Resistant Aluminum Diesel Generator Enclosure, Add</i>	12,126.66	
			<i>For Quietsite Level 1 Aluminum Diesel Generator Enclosure, Add</i>	17,590.20	
			<i>For Quietsite Level 2 Aluminum Diesel Generator Enclosure, Add</i>	23,453.60	
26 32 13 13-0004	EA		40 KW Diesel Generator Set, 3 Phase (Cummins DSFAB).....	34,878.44	1,414.01
			<i>For Weather Resistant Steel Diesel Generator Enclosure, Add</i>	4,762.70	
			<i>For Quietsite Level 1 Steel Diesel Generator Enclosure, Add</i>	11,207.54	
			<i>For Quietsite Level 2 Steel Diesel Generator Enclosure, Add</i>	14,943.39	
			<i>For Weather Resistant Aluminum Diesel Generator Enclosure, Add</i>	12,126.66	
			<i>For Quietsite Level 1 Aluminum Diesel Generator Enclosure, Add</i>	17,590.20	
			<i>For Quietsite Level 2 Aluminum Diesel Generator Enclosure, Add</i>	23,453.60	
26 32 13 13-0005	EA		50 KW Diesel Generator Set, 3 Phase (Cummins DSFAC).....	40,884.70	1,623.50
			<i>For Weather Resistant Steel Diesel Generator Enclosure, Add</i>	4,762.70	
			<i>For Quietsite Level 1 Steel Diesel Generator Enclosure, Add</i>	11,207.54	
			<i>For Quietsite Level 2 Steel Diesel Generator Enclosure, Add</i>	14,943.39	
			<i>For Weather Resistant Aluminum Diesel Generator Enclosure, Add</i>	12,126.66	
			<i>For Quietsite Level 1 Aluminum Diesel Generator Enclosure, Add</i>	17,590.20	
			<i>For Quietsite Level 2 Aluminum Diesel Generator Enclosure, Add</i>	23,453.60	
26 32 13 13-0006	EA		60 KW Diesel Generator Set, 3 Phase (Cummins DSFAD).....	44,043.10	1,865.71
			<i>For Weather Resistant Steel Diesel Generator Enclosure, Add</i>	4,762.70	
			<i>For Quietsite Level 1 Steel Diesel Generator Enclosure, Add</i>	11,207.54	
			<i>For Quietsite Level 2 Steel Diesel Generator Enclosure, Add</i>	14,943.39	
			<i>For Weather Resistant Aluminum Diesel Generator Enclosure, Add</i>	12,126.66	
			<i>For Quietsite Level 1 Aluminum Diesel Generator Enclosure, Add</i>	17,590.20	
			<i>For Quietsite Level 2 Aluminum Diesel Generator Enclosure, Add</i>	23,453.60	
26 32 13 13-0007	EA		80 KW Diesel Generator Set, 3 Phase (Cummins DSFAE).....	51,713.76	2,186.48
			<i>For Weather Resistant Steel Diesel Generator Enclosure, Add</i>	4,762.70	
			<i>For Quietsite Level 1 Steel Diesel Generator Enclosure, Add</i>	11,207.54	
			<i>For Quietsite Level 2 Steel Diesel Generator Enclosure, Add</i>	14,943.39	
			<i>For Weather Resistant Aluminum Diesel Generator Enclosure, Add</i>	12,126.66	
			<i>For Quietsite Level 1 Aluminum Diesel Generator Enclosure, Add</i>	17,590.20	
			<i>For Quietsite Level 2 Aluminum Diesel Generator Enclosure, Add</i>	23,453.60	
26 32 13 13-0008	EA		100 KW Diesel Generator Set, 3 Phase (Cummins DSGAA).....	55,582.91	2,539.98
			<i>For Weather Resistant Steel Diesel Generator Enclosure, Add</i>	7,224.00	
			<i>For Quietsite Level 1 Steel Diesel Generator Enclosure, Add</i>	17,135.37	
			<i>For Quietsite Level 2 Steel Diesel Generator Enclosure, Add</i>	22,847.16	
			<i>For Weather Resistant Aluminum Diesel Generator Enclosure, Add</i>	15,558.72	
			<i>For Quietsite Level 1 Aluminum Diesel Generator Enclosure, Add</i>	18,704.79	
			<i>For Quietsite Level 2 Aluminum Diesel Generator Enclosure, Add</i>	24,939.72	



MINOR CSI UOM DESCRIPTION	TOTAL DIRECT UNIT COST	DEMOLITION UNIT COST
26 32 13 13-0009 EA 125 KW Diesel Generator Set, 3 Phase (Cummins DSGAB) For Weather Resistant Steel Diesel Generator Enclosure, Add For Quietsite Level 1 Steel Diesel Generator Enclosure, Add For Quietsite Level 2 Steel Diesel Generator Enclosure, Add For Weather Resistant Aluminum Diesel Generator Enclosure, Add For Quietsite Level 1 Aluminum Diesel Generator Enclosure, Add For Quietsite Level 2 Aluminum Diesel Generator Enclosure, Add	56,922.22 7,224.00 17,135.37 22,847.16 15,558.72 18,704.79 24,939.72	3,011.32
26 32 13 13-0010 EA 150 KW Diesel Generator Set, 3 Phase (Cummins DSGAC) For Weather Resistant Steel Diesel Generator Enclosure, Add For Quietsite Level 1 Steel Diesel Generator Enclosure, Add For Quietsite Level 2 Steel Diesel Generator Enclosure, Add For Weather Resistant Aluminum Diesel Generator Enclosure, Add For Quietsite Level 1 Aluminum Diesel Generator Enclosure, Add For Quietsite Level 2 Aluminum Diesel Generator Enclosure, Add	62,917.68 7,224.00 17,135.37 22,847.16 15,558.72 18,704.79 24,939.72	3,319.01
26 32 13 13-0011 EA 175 KW Diesel Generator Set, 3 Phase (Cummins DSHAB) For Weather Resistant Steel Diesel Generator Enclosure, Add For Quietsite Level 1 Steel Diesel Generator Enclosure, Add For Quietsite Level 2 Steel Diesel Generator Enclosure, Add For Weather Resistant Aluminum Diesel Generator Enclosure, Add For Quietsite Level 1 Aluminum Diesel Generator Enclosure, Add For Quietsite Level 2 Aluminum Diesel Generator Enclosure, Add	66,088.19 7,224.00 17,135.37 22,847.16 15,558.72 18,704.79 24,939.72	3,705.24
26 32 13 13-0012 EA 200 KW Diesel Generator Set, 3 Phase (Cummins DSHAC) For Weather Resistant Steel Diesel Generator Enclosure, Add For Quietsite Level 1 Steel Diesel Generator Enclosure, Add For Quietsite Level 2 Steel Diesel Generator Enclosure, Add For Weather Resistant Aluminum Diesel Generator Enclosure, Add For Quietsite Level 1 Aluminum Diesel Generator Enclosure, Add For Quietsite Level 2 Aluminum Diesel Generator Enclosure, Add	70,207.94 7,224.00 17,135.37 22,847.16 15,558.72 18,704.79 24,939.72	4,058.74
26 32 13 13-0013 EA 230 KW Diesel Generator Set, 3 Phase (Cummins DSHAD) For Weather Resistant Steel Diesel Generator Enclosure, Add For Quietsite Level 1 Steel Diesel Generator Enclosure, Add For Quietsite Level 2 Steel Diesel Generator Enclosure, Add For Weather Resistant Aluminum Diesel Generator Enclosure, Add For Quietsite Level 1 Aluminum Diesel Generator Enclosure, Add For Quietsite Level 2 Aluminum Diesel Generator Enclosure, Add	75,621.34 7,224.00 17,135.37 22,847.16 15,558.72 18,704.79 24,939.72	4,287.86
26 32 13 13-0014 EA 250 KW Diesel Generator Set, 3 Phase (Cummins DQDAA) For Weather Resistant Steel Diesel Generator Enclosure, Add For Quietsite Level 1 Steel Diesel Generator Enclosure, Add For Quietsite Level 2 Steel Diesel Generator Enclosure, Add For Weather Resistant Aluminum Diesel Generator Enclosure, Add For Quietsite Level 1 Aluminum Diesel Generator Enclosure, Add For Quietsite Level 2 Aluminum Diesel Generator Enclosure, Add	78,790.98 46,849.44 51,875.93 69,167.90 56,821.34 63,411.68 84,548.90	4,464.62
26 32 13 13-0015 EA 275 KW Diesel Generator Set, 3 Phase (Cummins DQHAA) For Weather Resistant Steel Diesel Generator Enclosure, Add For Quietsite Level 1 Steel Diesel Generator Enclosure, Add For Quietsite Level 2 Steel Diesel Generator Enclosure, Add For Weather Resistant Aluminum Diesel Generator Enclosure, Add For Quietsite Level 1 Aluminum Diesel Generator Enclosure, Add For Quietsite Level 2 Aluminum Diesel Generator Enclosure, Add	85,685.65 46,849.44 51,875.93 69,167.90 56,821.34 63,411.68 84,548.90	4,706.83
26 32 13 13-0016 EA 300 KW Diesel Generator Set, 3 Phase (Cummins DQHAB) For Weather Resistant Steel Diesel Generator Enclosure, Add For Quietsite Level 1 Steel Diesel Generator Enclosure, Add For Quietsite Level 2 Steel Diesel Generator Enclosure, Add For Weather Resistant Aluminum Diesel Generator Enclosure, Add For Quietsite Level 1 Aluminum Diesel Generator Enclosure, Add For Quietsite Level 2 Aluminum Diesel Generator Enclosure, Add	87,578.26 46,849.44 51,875.93 69,167.90 56,821.34 63,411.68 84,548.90	4,916.32
26 32 13 13-0017 EA 350 KW Diesel Generator Set, 3 Phase (Cummins DFEG) For Weather Resistant Steel Diesel Generator Enclosure, Add For Quietsite Level 1 Steel Diesel Generator Enclosure, Add For Quietsite Level 2 Steel Diesel Generator Enclosure, Add For Weather Resistant Aluminum Diesel Generator Enclosure, Add For Quietsite Level 1 Aluminum Diesel Generator Enclosure, Add For Quietsite Level 2 Aluminum Diesel Generator Enclosure, Add	98,616.56 46,849.44 51,875.93 69,167.90 56,821.34 63,411.68 84,548.90	5,498.94
26 32 13 13-0018 EA 400 KW Diesel Generator Set, 3 Phase (Cummins DFEH) For Weather Resistant Steel Diesel Generator Enclosure, Add For Quietsite Level 1 Steel Diesel Generator Enclosure, Add For Quietsite Level 2 Steel Diesel Generator Enclosure, Add For Weather Resistant Aluminum Diesel Generator Enclosure, Add For Quietsite Level 1 Aluminum Diesel Generator Enclosure, Add For Quietsite Level 2 Aluminum Diesel Generator Enclosure, Add	106,123.29 46,849.44 51,875.93 69,167.90 56,821.34 63,411.68 84,548.90	6,022.65
26 32 13 13-0019 EA 450 KW Diesel Generator Set, 3 Phase (Cummins DFEJ) For Weather Resistant Steel Diesel Generator Enclosure, Add For Quietsite Level 1 Steel Diesel Generator Enclosure, Add For Quietsite Level 2 Steel Diesel Generator Enclosure, Add For Weather Resistant Aluminum Diesel Generator Enclosure, Add For Quietsite Level 1 Aluminum Diesel Generator Enclosure, Add For Quietsite Level 2 Aluminum Diesel Generator Enclosure, Add	119,666.63 46,849.44 51,875.93 69,167.90 56,821.34 63,411.68 84,548.90	6,487.44
26 32 13 13-0020 EA 500 KW Diesel Generator Set, 3 Phase (Cummins DFEK) For Weather Resistant Steel Diesel Generator Enclosure, Add For Quietsite Level 1 Steel Diesel Generator Enclosure, Add For Quietsite Level 2 Steel Diesel Generator Enclosure, Add For Weather Resistant Aluminum Diesel Generator Enclosure, Add For Quietsite Level 1 Aluminum Diesel Generator Enclosure, Add For Quietsite Level 2 Aluminum Diesel Generator Enclosure, Add	125,821.91 46,849.44 51,875.93 69,167.90 56,821.34 63,411.68 84,548.90	6,912.96

26 Electrical

26 30 Facility Electrical Power Generating and Storing Equipment

26 32 Packaged Generator Assemblies



MINOR CSI UOM DESCRIPTION	TOTAL DIRECT UNIT COST	DEMOLITION UNIT COST
26 32 13 13-0021 EA 600 KW Diesel Generator Set, 3 Phase (Cummins DQCA)..... <i>For Weather Resistant Steel Diesel Generator Enclosure, Add</i> <i>For Quietsite Level 1 Steel Diesel Generator Enclosure, Add</i> <i>For Quietsite Level 2 Steel Diesel Generator Enclosure, Add</i> <i>For Weather Resistant Aluminum Diesel Generator Enclosure, Add</i> <i>For Quietsite Level 1 Aluminum Diesel Generator Enclosure, Add</i> <i>For Quietsite Level 2 Aluminum Diesel Generator Enclosure, Add</i>	182,237.92 95,704.81 115,250.95 153,667.94 112,567.50 134,265.63 179,020.83	7,613.41
26 32 13 13-0022 EA 750 KW Diesel Generator Set, 3 Phase (Cummins DQCB)..... <i>For Weather Resistant Steel Diesel Generator Enclosure, Add</i> <i>For Quietsite Level 1 Steel Diesel Generator Enclosure, Add</i> <i>For Quietsite Level 2 Steel Diesel Generator Enclosure, Add</i> <i>For Weather Resistant Aluminum Diesel Generator Enclosure, Add</i> <i>For Quietsite Level 1 Aluminum Diesel Generator Enclosure, Add</i> <i>For Quietsite Level 2 Aluminum Diesel Generator Enclosure, Add</i>	208,611.04 95,704.81 115,250.95 153,667.94 112,567.50 134,265.63 179,020.83	8,372.79
26 32 13 13-0023 EA 800 KW Diesel Generator Set, 3 Phase (Cummins DQCC)..... <i>For Weather Resistant Steel Diesel Generator Enclosure, Add</i> <i>For Quietsite Level 1 Steel Diesel Generator Enclosure, Add</i> <i>For Quietsite Level 2 Steel Diesel Generator Enclosure, Add</i> <i>For Weather Resistant Aluminum Diesel Generator Enclosure, Add</i> <i>For Quietsite Level 1 Aluminum Diesel Generator Enclosure, Add</i> <i>For Quietsite Level 2 Aluminum Diesel Generator Enclosure, Add</i>	217,799.98 95,704.81 115,250.95 153,667.94 112,567.50 134,265.63 179,020.83	8,556.09
26 32 13 13-0024 EA 900 KW Diesel Generator Set, 3 Phase (Cummins DQFAC)..... <i>For Weather Resistant Steel Diesel Generator Enclosure, Add</i> <i>For Quietsite Level 1 Steel Diesel Generator Enclosure, Add</i> <i>For Quietsite Level 2 Steel Diesel Generator Enclosure, Add</i> <i>For Weather Resistant Aluminum Diesel Generator Enclosure, Add</i> <i>For Quietsite Level 1 Aluminum Diesel Generator Enclosure, Add</i> <i>For Quietsite Level 2 Aluminum Diesel Generator Enclosure, Add</i>	265,419.24 95,704.81 115,250.95 153,667.94 112,567.50 134,265.63 179,020.83	9,223.82
26 32 13 13-0025 EA 1,000 KW Diesel Generator Set, 3 Phase (Cummins DQFAD)..... <i>For Weather Resistant Steel Diesel Generator Enclosure, Add</i> <i>For Quietsite Level 1 Steel Diesel Generator Enclosure, Add</i> <i>For Quietsite Level 2 Steel Diesel Generator Enclosure, Add</i> <i>For Weather Resistant Aluminum Diesel Generator Enclosure, Add</i> <i>For Quietsite Level 1 Aluminum Diesel Generator Enclosure, Add</i> <i>For Quietsite Level 2 Aluminum Diesel Generator Enclosure, Add</i>	296,546.92 95,704.81 115,250.95 153,667.94 112,567.50 134,265.63 179,020.83	9,819.54
26 32 13 13-0026 Diesel Generator Sets (Generac SD) <small>(26 32 13 13)</small> Note: 3 Phase, 4-Wire 480/277 or 208/120 Volt complete with 24 hour run time fuel tank, radiator, fuel pump, battery charger, silencer, exhaust flex, indicating and operating controls. Pricing based on installation above grade on concrete pad. Includes startup and training. Excludes fuel, utility piping, wiring, automatic transfer switch, loadbank testing and concrete pad. See CSI section 01 22 23 00-0791 for loadbank rental, 01 22 23 00-0812 for fuel reimbursement, 26 36 23 00-0000 for automatic transfer switch.		
26 32 13 13-0027 EA 10 KW, Industrial, Diesel Generator Set (Generac SD)..... <i>For Steel Weather Protective Housing, Add</i> <i>For Level 1 Steel Weather/Sound Protective Housing, Add</i>	21,599.82 3,039.30 5,628.23	654.64
26 32 13 13-0028 EA 15 KW, Industrial, Diesel Generator Set (Generac SD)..... <i>For Steel Weather Protective Housing, Add</i> <i>For Level 1 Steel Weather/Sound Protective Housing, Add</i>	22,020.09 3,039.30 5,628.23	785.56
26 32 13 13-0029 EA 20 KW, Industrial, Diesel Generator Set (Generac SD)..... <i>For Steel Weather Protective Housing, Add</i> <i>For Level 1 Steel Weather/Sound Protective Housing, Add</i>	22,808.48 3,039.30 5,628.23	877.21
26 32 13 13-0030 EA 25 KW, Industrial, Diesel Generator Set (Generac SD)..... <i>For Steel Weather Protective Housing, Add</i> <i>For Level 1 Steel Weather/Sound Protective Housing, Add</i>	24,494.47 3,039.30 5,628.23	1,047.42
26 32 13 13-0031 EA 30 KW, Industrial, Diesel Generator Set (Generac SD)..... <i>For Steel Weather Protective Housing, Add</i> <i>For Level 1 Steel Weather/Sound Protective Housing, Add</i>	25,045.23 3,039.30 5,628.23	1,168.52
26 32 13 13-0032 EA 35 KW, Industrial, Diesel Generator Set (Generac SD)..... <i>For Steel Weather Protective Housing, Add</i> <i>For Level 1 Steel Weather/Sound Protective Housing, Add</i>	27,765.85 3,039.30 5,628.23	1,289.64
26 32 13 13-0033 EA 40 KW, Industrial, Diesel Generator Set (Generac SD)..... <i>For Steel Weather Protective Housing, Add</i> <i>For Level 1 Steel Weather/Sound Protective Housing, Add</i>	28,236.58 3,039.30 5,628.23	1,414.01
26 32 13 13-0034 EA 50 KW, Industrial, Diesel Generator Set (Generac SD)..... <i>For Steel Weather Protective Housing, Add</i> <i>For Level 1 Steel Weather/Sound Protective Housing, Add</i>	29,232.08 3,039.30 5,628.23	1,623.50
26 32 13 13-0035 EA 60 KW, Industrial, Diesel Generator Set (Generac SD)..... <i>For Steel Weather Protective Housing, Add</i> <i>For Level 1 Steel Weather/Sound Protective Housing, Add</i>	31,919.55 3,684.00 7,396.55	1,865.71
26 32 13 13-0036 EA 80 KW, Industrial, Diesel Generator Set (Generac SD)..... <i>For Steel Weather Protective Housing, Add</i> <i>For Level 1 Steel Weather/Sound Protective Housing, Add</i>	38,442.60 3,684.00 7,975.86	2,186.48
26 32 13 13-0037 EA 100 KW, Industrial, Diesel Generator Set (Generac SD)..... <i>For Steel Weather Protective Housing, Add</i> <i>For Level 1 Steel Weather/Sound Protective Housing, Add</i>	40,129.98 5,463.99 9,755.85	2,513.80
26 32 13 13-0038 EA 135 KW, Industrial, Diesel Generator Set (Generac SD)..... <i>For Steel Weather Protective Housing, Add</i> <i>For Level 1 Steel Weather/Sound Protective Housing, Add</i>	49,811.13 5,463.99 10,086.48	3,076.79
26 32 13 13-0039 EA 150 KW, Industrial, Diesel Generator Set (Generac SD)..... <i>For Steel Weather Protective Housing, Add</i> <i>For Level 1 Steel Weather/Sound Protective Housing, Add</i>	52,487.53 5,463.99 10,086.48	3,319.01
26 32 13 13-0040 EA 180 KW, Industrial, Diesel Generator Set (Generac SD)..... <i>For Steel Weather Protective Housing, Add</i> <i>For Level 1 Steel Weather/Sound Protective Housing, Add</i>	59,650.77 5,463.99 10,086.48	3,764.16



MINOR CSI UOM DESCRIPTION	TOTAL DIRECT UNIT COST	DEMOLITION UNIT COST
26 32 13 13-0041 EA 200 KW, Industrial, Diesel Generator Set (Generac SD)..... <i>For Steel Weather Protective Housing, Add</i> <i>For Level 1 Steel Weather/Sound Protective Housing, Add</i>	59,668.62 6,852.24 11,474.74	4,058.74
26 32 13 13-0042 EA 230 KW, Industrial, Diesel Generator Set (Generac SD)..... <i>For Steel Weather Protective Housing, Add</i> <i>For Level 1 Steel Weather/Sound Protective Housing, Add</i>	72,054.73 6,852.24 18,450.39	4,287.86
26 32 13 13-0043 EA 250 KW, Industrial, Diesel Generator Set (Generac SD)..... <i>For Steel Weather Protective Housing, Add</i> <i>For Level 1 Steel Weather/Sound Protective Housing, Add</i>	76,641.15 6,852.24 18,450.39	4,464.62
26 32 13 13-0044 EA 275 KW, Industrial, Diesel Generator Set (Generac SD)..... <i>For Steel Weather Protective Housing, Add</i> <i>For Level 1 Steel Weather/Sound Protective Housing, Add</i>	78,711.24 10,438.00 22,036.15	4,706.83
26 32 13 13-0045 EA 300 KW, Industrial, Diesel Generator Set (Generac SD)..... <i>For Steel Weather Protective Housing, Add</i> <i>For Level 1 Steel Weather/Sound Protective Housing, Add</i>	86,252.30 10,438.00 22,036.15	4,916.32
26 32 13 13-0046 EA 350 KW, Industrial, Diesel Generator Set (Generac SD)..... <i>For Steel Weather Protective Housing, Add</i> <i>For Level 1 Steel Weather/Sound Protective Housing, Add</i>	93,641.67 10,438.00 22,675.33	5,498.94
26 32 13 13-0047 EA 400 KW, Industrial, Diesel Generator Set (Generac SD)..... <i>For Steel Weather Protective Housing, Add</i> <i>For Level 1 Steel Weather/Sound Protective Housing, Add</i>	100,603.46 10,438.00 22,675.33	5,891.72
26 32 13 13-0048 EA 500 KW, Industrial, Diesel Generator Set (Generac SD)..... <i>For Steel Weather Protective Housing, Add</i> <i>For Level 1 Steel Weather/Sound Protective Housing, Add</i>	111,920.70 17,499.00 24,937.00	6,912.95
26 32 13 13-0049 EA 600 KW, Industrial, Diesel Generator Set (Generac SD)..... <i>For Steel Weather Protective Housing, Add</i> <i>For Level 1 Steel Weather/Sound Protective Housing, Add</i>	150,638.70 22,785.54 35,022.87	7,613.41
26 32 13 13-0050 Diesel Generator Sets (Kohler) <small>(26 32 13 13)</small> Note: 3 Phase, 4-Wire 480/277, 416/240 or 380/220 Volt complete with radiator, fuel pump, battery charger, silencer, exhaust flex, indicating and operating controls, electronic governor. Pricing based on installation above grade on concrete pad. Includes manufacturer's representative at startup. Excludes fuel, fuel tank, utility piping, wiring, automatic transfer switch, loadbank testing and concrete pad. See CSI section 01 22 23 00-0791 for loadbank rental, 01 22 23 00-0812 for fuel reimbursement, 23 13 23 13-0001 for fuel day tank, 26 36 23 00-0000 for automatic transfer switch.		
26 32 13 13-0051 EA 80 KW Diesel Generator Set, 3 Phase (Kohler 80REOZJ)..... <i>For Weather Resistant Steel Diesel Generator Enclosure, Add</i> <i>For Quietsite Level 1 Steel Diesel Generator Enclosure, Add</i> <i>For Quietsite Level 2 Steel Diesel Generator Enclosure, Add</i> <i>For Weather Resistant Aluminum Diesel Generator Enclosure, Add</i> <i>For Quietsite Level 1 Aluminum Diesel Generator Enclosure, Add</i> <i>For Quietsite Level 2 Aluminum Diesel Generator Enclosure, Add</i>	29,386.18 4,762.70 11,207.54 14,943.39 12,126.66 17,590.20 23,453.60	2,186.48
26 32 13 13-0052 EA 100 KW Diesel Generator Set, 3 Phase (Kohler 100REOZJ)..... <i>For Weather Resistant Steel Diesel Generator Enclosure, Add</i> <i>For Quietsite Level 1 Steel Diesel Generator Enclosure, Add</i> <i>For Quietsite Level 2 Steel Diesel Generator Enclosure, Add</i> <i>For Weather Resistant Aluminum Diesel Generator Enclosure, Add</i> <i>For Quietsite Level 1 Aluminum Diesel Generator Enclosure, Add</i> <i>For Quietsite Level 2 Aluminum Diesel Generator Enclosure, Add</i>	30,915.14 7,224.00 17,135.37 22,847.16 15,558.72 18,704.79 24,939.72	2,539.98
26 32 13 13-0053 EA 125 KW Diesel Generator Set, 3 Phase (Kohler 125REOZJ)..... <i>For Weather Resistant Steel Diesel Generator Enclosure, Add</i> <i>For Quietsite Level 1 Steel Diesel Generator Enclosure, Add</i> <i>For Quietsite Level 2 Steel Diesel Generator Enclosure, Add</i> <i>For Weather Resistant Aluminum Diesel Generator Enclosure, Add</i> <i>For Quietsite Level 1 Aluminum Diesel Generator Enclosure, Add</i> <i>For Quietsite Level 2 Aluminum Diesel Generator Enclosure, Add</i>	38,783.63 7,224.00 17,135.37 22,847.16 15,558.72 18,704.79 24,939.72	3,011.32
26 32 13 13-0054 EA 150 KW Diesel Generator Set, 3 Phase (Kohler 150REOZJ)..... <i>For Weather Resistant Steel Diesel Generator Enclosure, Add</i> <i>For Quietsite Level 1 Steel Diesel Generator Enclosure, Add</i> <i>For Quietsite Level 2 Steel Diesel Generator Enclosure, Add</i> <i>For Weather Resistant Aluminum Diesel Generator Enclosure, Add</i> <i>For Quietsite Level 1 Aluminum Diesel Generator Enclosure, Add</i> <i>For Quietsite Level 2 Aluminum Diesel Generator Enclosure, Add</i>	40,146.64 7,224.00 17,135.37 22,847.16 15,558.72 18,704.79 24,939.72	3,319.01
26 32 13 13-0055 EA 200 KW Diesel Generator Set, 3 Phase (Kohler 200REOZJ)..... <i>For Weather Resistant Steel Diesel Generator Enclosure, Add</i> <i>For Quietsite Level 1 Steel Diesel Generator Enclosure, Add</i> <i>For Quietsite Level 2 Steel Diesel Generator Enclosure, Add</i> <i>For Weather Resistant Aluminum Diesel Generator Enclosure, Add</i> <i>For Quietsite Level 1 Aluminum Diesel Generator Enclosure, Add</i> <i>For Quietsite Level 2 Aluminum Diesel Generator Enclosure, Add</i>	47,657.19 7,224.00 17,135.37 22,847.16 15,558.72 18,704.79 24,939.72	4,058.74
26 32 13 13-0056 EA 250 KW Diesel Generator Set, 3 Phase (Kohler 250REOZJ)..... <i>For Weather Resistant Steel Diesel Generator Enclosure, Add</i> <i>For Quietsite Level 1 Steel Diesel Generator Enclosure, Add</i> <i>For Quietsite Level 2 Steel Diesel Generator Enclosure, Add</i> <i>For Weather Resistant Aluminum Diesel Generator Enclosure, Add</i> <i>For Quietsite Level 1 Aluminum Diesel Generator Enclosure, Add</i> <i>For Quietsite Level 2 Aluminum Diesel Generator Enclosure, Add</i>	58,963.22 46,849.44 51,875.93 69,167.90 56,821.34 63,411.68 84,548.90	4,464.62
26 32 13 13-0057 EA 300 KW Diesel Generator Set, 3 Phase (Kohler 300REOZJ)..... <i>For Weather Resistant Steel Diesel Generator Enclosure, Add</i> <i>For Quietsite Level 1 Steel Diesel Generator Enclosure, Add</i> <i>For Quietsite Level 2 Steel Diesel Generator Enclosure, Add</i> <i>For Weather Resistant Aluminum Diesel Generator Enclosure, Add</i> <i>For Quietsite Level 1 Aluminum Diesel Generator Enclosure, Add</i> <i>For Quietsite Level 2 Aluminum Diesel Generator Enclosure, Add</i>	64,620.01 46,849.44 51,875.93 69,167.90 56,821.34 63,411.68 84,548.90	4,916.32

26 Electrical
26 30 Facility Electrical Power Generating and Storing Equipment
26 32 Packaged Generator Assemblies



MINOR CSI UOM DESCRIPTION	TOTAL DIRECT UNIT COST	DEMOLITION UNIT COST
26 32 13 13-0058 EA 350 KW Diesel Generator Set, 3 Phase (Kohler 350REOZJ)	71,471.91	5,498.94
For Weather Resistant Steel Diesel Generator Enclosure, Add	46,849.44	
For Quietsite Level 1 Steel Diesel Generator Enclosure, Add	51,875.93	
For Quietsite Level 2 Steel Diesel Generator Enclosure, Add	69,167.90	
For Weather Resistant Aluminum Diesel Generator Enclosure, Add	56,821.34	
For Quietsite Level 1 Aluminum Diesel Generator Enclosure, Add	63,411.68	
For Quietsite Level 2 Aluminum Diesel Generator Enclosure, Add	84,548.90	
26 32 13 13-0059 EA 400 KW Diesel Generator Set, 3 Phase (Kohler 400REOZJ)	75,965.58	6,022.65
For Weather Resistant Steel Diesel Generator Enclosure, Add	46,849.44	
For Quietsite Level 1 Steel Diesel Generator Enclosure, Add	51,875.93	
For Quietsite Level 2 Steel Diesel Generator Enclosure, Add	69,167.90	
For Weather Resistant Aluminum Diesel Generator Enclosure, Add	56,821.34	
For Quietsite Level 1 Aluminum Diesel Generator Enclosure, Add	63,411.68	
For Quietsite Level 2 Aluminum Diesel Generator Enclosure, Add	84,548.90	
26 32 13 13-0060 EA 500 KW Diesel Generator Set, 3 Phase (Kohler 500REOZJ)	89,760.76	6,912.96
For Weather Resistant Steel Diesel Generator Enclosure, Add	46,849.44	
For Quietsite Level 1 Steel Diesel Generator Enclosure, Add	51,875.93	
For Quietsite Level 2 Steel Diesel Generator Enclosure, Add	69,167.90	
For Weather Resistant Aluminum Diesel Generator Enclosure, Add	56,821.34	
For Quietsite Level 1 Aluminum Diesel Generator Enclosure, Add	63,411.68	
For Quietsite Level 2 Aluminum Diesel Generator Enclosure, Add	84,548.90	
26 32 13 13-0061 EA 600 KW Diesel Generator Set, 3 Phase (Kohler 600REOZJ)	110,925.35	7,613.41
For Weather Resistant Steel Diesel Generator Enclosure, Add	95,704.81	
For Quietsite Level 1 Steel Diesel Generator Enclosure, Add	115,250.95	
For Quietsite Level 2 Steel Diesel Generator Enclosure, Add	153,667.94	
For Weather Resistant Aluminum Diesel Generator Enclosure, Add	112,567.50	
For Quietsite Level 1 Aluminum Diesel Generator Enclosure, Add	134,265.63	
For Quietsite Level 2 Aluminum Diesel Generator Enclosure, Add	179,020.83	
26 32 13 13-0062 EA 1,250 KW Diesel Generator Set, 3 Phase (Kohlar REOZDD)	411,970.09	10,146.86
26 32 13 13-0063 EA 1,500 KW Diesel Generator Set, 3 Phase (Kohlar REOZDD)	421,070.74	10,474.18
26 32 13 13-0064 EA 1,750 KW Diesel Generator Set, 3 Phase (Kohlar REOZDD)	492,267.99	10,801.49
26 32 13 13-0065 EA 2,000 KW Diesel Generator Set, 3 Phase (Kohlar REOZDD)	580,105.65	11,128.81
26 32 13 13-0066 EA 2,250 KW Diesel Generator Set, 3 Phase (Kohlar REOZDD)	660,285.03	11,456.13
26 32 13 13-0067 EA 2,500 KW Diesel Generator Set, 3 Phase (Kohlar REOZDB)	831,486.73	11,783.45
26 32 13 13-0068 EA 2,800 KW Diesel Generator Set, 3 Phase (Kohlar REOZDB)	1,002,688.44	12,110.77
26 32 13 13-0069 EA 3,000 KW Diesel Generator Set, 3 Phase (Kohlar REOZD)	1,146,998.46	12,765.39
26 32 13 13-0070 EA 3,250 KW Diesel Generator Set, 3 Phase (Kohlar REOZD)	1,224,341.84	13,420.04
26 32 13 13-0071 EA 4,000 KW Diesel Generator Set, 3 Phase (Caterpillar C175)	1,786,043.68	15,383.94

26 32 13 13-0072 Diesel Generator Sets (Taylor) (26 32 13 13)

Note: 3 Phase, 4-Wire 480/277 or 208/120 Volt complete with radiator, fuel pump, battery charger, silencer, exhaust flex, indicating and operating controls, electronic governor. Pricing based on installation above grade on concrete pad without enclosure. Includes manufacturer's representative at startup. Excludes fuel tank, enclosure, active diesel particulate filter, utility piping, wiring, automatic transfer switch, loadbank testing and concrete pad. See CSI section 01 22 23 00-0791 for loadbank rental, 23 13 23 13-0001 for fuel day tank, 26 36 23 00-0000 for automatic transfer switch.

26 32 13 13-0073 EA 9 KW Diesel Generator Set, 3 Phase (Taylor TD9)	23,393.56	784.78
26 32 13 13-0074 EA 13 KW Diesel Generator Set, 3 Phase (Taylor TD13)	24,052.56	885.20
26 32 13 13-0075 EA 20 KW Diesel Generator Set, 3 Phase (Taylor TD20)	25,170.61	987.85
26 32 13 13-0076 EA 28 KW Diesel Generator Set, 3 Phase (Taylor TD28)	27,955.22	1,108.04
26 32 13 13-0077 EA 30 KW Diesel Generator Set, 3 Phase (Taylor TD30)	29,247.04	1,168.52
26 32 13 13-0078 EA 55 KW Diesel Generator Set, 3 Phase (Taylor TD55)	32,738.07	1,744.61
26 32 13 13-0079 EA 60 KW Diesel Generator Set, 3 Phase (Taylor TD60)	35,510.01	1,865.71
26 32 13 13-0080 EA 80 KW Diesel Generator Set, 3 Phase (Taylor TD80)	38,146.76	2,186.48
26 32 13 13-0081 EA 100 KW Diesel Generator Set, 3 Phase (Taylor TD100)	39,625.29	2,539.98
26 32 13 13-0082 EA 125 KW Diesel Generator Set, 3 Phase (Taylor TD125)	52,724.82	3,011.32
26 32 13 13-0083 EA 140 KW Diesel Generator Set, 3 Phase (Taylor TD140)	53,609.89	3,165.17
26 32 13 13-0084 EA 150 KW Diesel Generator Set, 3 Phase (Taylor TD150)	54,549.81	3,319.01
26 32 13 13-0085 EA 175 KW Diesel Generator Set, 3 Phase (Taylor TD175)	58,132.78	3,705.24
26 32 13 13-0086 EA 200 KW Diesel Generator Set, 3 Phase (Taylor TD200)	60,810.95	4,058.74
26 32 13 13-0087 EA 250 KW Diesel Generator Set, 3 Phase (Taylor TD250)	73,782.54	4,464.62
26 32 13 13-0088 EA 300 KW Diesel Generator Set, 3 Phase (Taylor TD300)	83,595.05	4,916.32
26 32 13 13-0089 EA 350 KW Diesel Generator Set, 3 Phase (Taylor TD350)	91,287.32	5,498.94
26 32 13 13-0090 EA 400 KW Diesel Generator Set, 3 Phase (Taylor TD400)	93,696.46	6,022.65
26 32 13 13-0091 EA 450 KW Diesel Generator Set, 3 Phase (Taylor TD450)	101,134.74	6,487.44
26 32 13 13-0092 EA 500 KW Diesel Generator Set, 3 Phase (Taylor TD500)	106,342.22	6,912.95
26 32 13 13-0093 EA 550 KW Diesel Generator Set, 3 Phase (Taylor TD550)	109,387.47	7,263.19
26 32 13 13-0094 EA 600 KW Diesel Generator Set, 3 Phase (Taylor TD600)	134,684.63	7,613.41

26 32 13 13-0095 Diesel Particulate Filters (26 32 13 13)

26 32 13 13-0096 EA Up To 50 KW Diesel Generator, Active Diesel Particulate Filter With Stainless Steel Enclosure	34,639.82	
Note: Includes 304 stainless steel housing, CARB Level 3+ Verified, and 4KW rated. Requires 480 volt, 3 phase power to a supplied 20 amp CB.		
26 32 13 13-0097 EA >50 To 75 KW Diesel Generator, Active Diesel Particulate Filter With Stainless Steel Enclosure	45,282.94	
Note: Includes 304 stainless steel housing, CARB Level 3+ Verified, and 4KW rated. Requires 480 volt, 3 phase power to a supplied 20 amp CB.		
26 32 13 13-0098 EA >75 To 100 KW Diesel Generator, Active Diesel Particulate Filter With Stainless Steel Enclosure	54,867.49	
Note: Includes 304 stainless steel housing, CARB Level 3+ Verified, and 4KW rated. Requires 480 volt, 3 phase power to a supplied 20 amp CB.		
26 32 13 13-0099 EA >100 To 200 KW Diesel Generator, Active Diesel Particulate Filter With Stainless Steel Enclosure	67,305.48	
Note: Includes 304 stainless steel housing, CARB Level 3+ Verified, and 4KW rated. Requires 480 volt, 3 phase power to a supplied 20 amp CB.		



MINOR	CSI	UOM	DESCRIPTION	TOTAL DIRECT UNIT COST	DEMOLITION UNIT COST
26 32 13 13-0100	EA		>200 To 500 KW Diesel Generator, Active Diesel Particulate Filter With Stainless Steel Enclosure..... Note: Includes 304 stainless steel housing, CARB Level 3+ Verified, and 4KW rated. Requires 480 volt, 3 phase power to a supplied 20 amp CB.	79,115.54	
26 32 13 13-0101			Fuel Level Alarm And Float Switch (26 32 13 13)		
26 32 13 13-0102	EA		Liquid Level Tank Alarm and 3 Level Float Switch (Cummins).....	5,855.72	
26 32 13 19			Natural Gas-Engine-Driven Generator Sets (26 32 13)		
26 32 13 19-0001			Natural Gas Or Propane Generator Sets (Cummins) (26 32 13 19) Note: 3 Phase, 4-Wire 480/277 or 208/120 Volt complete with radiator, fuel pump, battery charger, silencer, exhaust flex, indicating and operating controls, electronic governor. Pricing based on installation above grade on concrete pad without enclosure. Includes manufacturer's representative at startup. Excludes fuel, fuel tank, enclosure, utility piping, wiring, automatic transfer switch, loadbank testing and concrete pad. See CSI section 01 22 23 00-0791 for loadbank rental.		
26 32 13 19-0002	EA		20 KW Natural Gas Or Propane Generator Set, 3 Phase (Cummins GGMA) For Weather Resistant Steel Natural Gas Or Propane Generator Enclosure, Add For Quietsite Level 1 Steel Natural Gas Or Propane Generator Enclosure, Add For Quietsite Level 2 Steel Natural Gas Or Propane Generator Enclosure, Add For Weather Resistant Aluminum Natural Gas Or Propane Generator Enclosure, Add For Quietsite Level 2 Aluminum Natural Gas Or Propane Generator Enclosure, Add	13,590.58 4,331.75 11,207.54 14,943.39 4,691.60 7,783.81	877.21
26 32 13 19-0003	EA		25 KW Natural Gas Or Propane Generator Set, 3 Phase (Cummins GGMB) For Weather Resistant Steel Natural Gas Or Propane Generator Enclosure, Add For Quietsite Level 1 Steel Natural Gas Or Propane Generator Enclosure, Add For Quietsite Level 2 Steel Natural Gas Or Propane Generator Enclosure, Add For Weather Resistant Aluminum Natural Gas Or Propane Generator Enclosure, Add For Quietsite Level 2 Aluminum Natural Gas Or Propane Generator Enclosure, Add	15,349.36 4,331.75 11,207.54 14,943.39 4,691.60 7,783.81	1,047.42
26 32 13 19-0004	EA		29 KW Natural Gas Or Propane Generator Set, 3 Phase (Cummins GGMC) For Weather Resistant Steel Natural Gas Or Propane Generator Enclosure, Add For Quietsite Level 1 Steel Natural Gas Or Propane Generator Enclosure, Add For Quietsite Level 2 Steel Natural Gas Or Propane Generator Enclosure, Add For Weather Resistant Aluminum Natural Gas Or Propane Generator Enclosure, Add For Quietsite Level 2 Aluminum Natural Gas Or Propane Generator Enclosure, Add	17,688.29 4,331.75 11,207.54 14,943.39 4,691.60 7,783.81	1,165.25
26 32 13 19-0005	EA		35 KW Natural Gas Or Propane Generator Set, 3 Phase (Cummins GGPA) For Weather Resistant Steel Natural Gas Or Propane Generator Enclosure, Add For Quietsite Level 1 Steel Natural Gas Or Propane Generator Enclosure, Add For Quietsite Level 2 Steel Natural Gas Or Propane Generator Enclosure, Add For Weather Resistant Aluminum Natural Gas Generator Enclosure, Add For Quietsite Level 2 Aluminum Natural Gas Or Propane Generator Enclosure, Add	20,041.84 4,331.75 11,207.54 14,943.39 13,270.67 22,274.03	1,289.64
26 32 13 19-0006	EA		40 KW Natural Gas Or Propane Generator Set, 3 Phase (Cummins GGPB) For Weather Resistant Steel Natural Gas Or Propane Generator Enclosure, Add For Quietsite Level 1 Steel Natural Gas Or Propane Generator Enclosure, Add For Quietsite Level 2 Steel Natural Gas Or Propane Generator Enclosure, Add For Weather Resistant Aluminum Natural Gas Generator Enclosure, Add For Quietsite Level 2 Aluminum Natural Gas Or Propane Generator Enclosure, Add	22,469.79 4,331.75 11,207.54 14,943.39 13,270.67 22,274.03	1,414.01
26 32 13 19-0007	EA		45 KW Natural Gas Or Propane Generator Set, 3 Phase (Cummins GGPC) For Weather Resistant Steel Natural Gas Or Propane Generator Enclosure, Add For Quietsite Level 1 Steel Natural Gas Or Propane Generator Enclosure, Add For Quietsite Level 2 Steel Natural Gas Or Propane Generator Enclosure, Add For Weather Resistant Aluminum Natural Gas Generator Enclosure, Add For Quietsite Level 2 Aluminum Natural Gas Or Propane Generator Enclosure, Add	24,340.04 4,331.75 11,207.54 14,943.39 13,270.67 22,274.03	1,525.30
26 32 13 19-0008	EA		60 KW Natural Gas Or Propane Generator Set, 3 Phase (Cummins GGHE) For Weather Resistant Steel Natural Gas Or Propane Generator Enclosure, Add For Quietsite Level 1 Steel Natural Gas Or Propane Generator Enclosure, Add For Quietsite Level 2 Steel Natural Gas Or Propane Generator Enclosure, Add For Weather Resistant Aluminum Natural Gas Generator Enclosure, Add For Quietsite Level 2 Aluminum Natural Gas Or Propane Generator Enclosure, Add	26,668.55 4,331.75 11,207.54 14,943.39 13,270.67 22,274.03	1,865.71
26 32 13 19-0009	EA		70 KW Natural Gas Or Propane Generator Set, 3 Phase (Cummins GGHF) For Weather Resistant Steel Natural Gas Or Propane Generator Enclosure, Add For Quietsite Level 1 Steel Natural Gas Or Propane Generator Enclosure, Add For Quietsite Level 2 Steel Natural Gas Or Propane Generator Enclosure, Add For Weather Resistant Aluminum Natural Gas Generator Enclosure, Add For Quietsite Level 2 Aluminum Natural Gas Or Propane Generator Enclosure, Add	28,629.26 4,331.75 11,207.54 14,943.39 13,270.67 22,274.03	2,088.29
26 32 13 19-0010	EA		85 KW Natural Gas Or Propane Generator Set, 3 Phase (Cummins GGHG) For Weather Resistant Steel Natural Gas Or Propane Generator Enclosure, Add For Quietsite Level 1 Steel Natural Gas Or Propane Generator Enclosure, Add For Quietsite Level 2 Steel Natural Gas Or Propane Generator Enclosure, Add For Weather Resistant Aluminum Natural Gas Or Propane Generator Enclosure, Add For Quietsite Level 2 Aluminum Natural Gas Or Propane Generator Enclosure, Add	37,409.31 7,894.87 17,135.37 22,847.16 15,558.72 22,274.03	2,232.31
26 32 13 19-0011	EA		100 KW Natural Gas Or Propane Generator Set, 3 Phase (Cummins GGHH) For Weather Resistant Steel Natural Gas Or Propane Generator Enclosure, Add For Quietsite Level 1 Steel Natural Gas Or Propane Generator Enclosure, Add For Quietsite Level 2 Steel Natural Gas Or Propane Generator Enclosure, Add For Weather Resistant Aluminum Natural Gas Or Propane Generator Enclosure, Add For Quietsite Level 2 Aluminum Natural Gas Or Propane Generator Enclosure, Add	45,006.45 7,894.87 17,135.37 22,847.16 15,558.72 22,274.03	2,513.80
26 32 13 19-0012	EA		125 KW Natural Gas Or Propane Generator Set, 3 Phase (Cummins GGHA) For Weather Resistant Steel Natural Gas Or Propane Generator Enclosure, Add For Quietsite Level 1 Steel Natural Gas Or Propane Generator Enclosure, Add For Quietsite Level 2 Steel Natural Gas Or Propane Generator Enclosure, Add For Weather Resistant Aluminum Natural Gas Or Propane Generator Enclosure, Add For Quietsite Level 2 Aluminum Natural Gas Or Propane Generator Enclosure, Add	51,593.41 7,894.87 17,135.37 22,847.16 15,558.72 22,274.03	3,011.32

26 Electrical

26 30 Facility Electrical Power Generating and Storing Equipment

26 32 Packaged Generator Assemblies



MINOR CSI UOM DESCRIPTION	TOTAL DIRECT UNIT COST	DEMOLITION UNIT COST
26 32 13 19-0013 EA 150 KW Natural Gas Or Propane Generator Set, 3 Phase (Cummins GGLB).....	61,224.70	3,319.01
For Weather Resistant Steel Natural Gas Or Propane Generator Enclosure, Add	7,894.87	
For Quietsite Level 1 Steel Natural Gas Or Propane Generator Enclosure, Add	17,135.37	
For Quietsite Level 2 Steel Natural Gas Or Propane Generator Enclosure, Add	22,847.16	
For Weather Resistant Aluminum Natural Gas Or Propane Generator Enclosure, Add	15,558.72	
For Quietsite Level 2 Aluminum Natural Gas Or Propane Generator Enclosure, Add	22,274.03	
26 32 13 19-0014 EA 175 KW Natural Gas Generator Set, 3 Phase (Cummins GFBA)	98,510.01	8,828.29
For Weather Resistant Steel Natural Gas Generator Enclosure, Add	42,131.18	
For Quietsite Level 1 Steel Natural Gas Generator Enclosure, Add	46,637.85	
For Quietsite Level 2 Steel Natural Gas Generator Enclosure, Add	62,183.80	
For Weather Resistant Aluminum Natural Gas Generator Enclosure, Add	46,065.28	
For Quietsite Level 2 Aluminum Natural Gas Generator Enclosure, Add	69,125.69	
26 32 13 19-0015 EA 205 KW Natural Gas Generator Set, 3 Phase (Cummins GFBB)	111,754.77	3,986.73
For Weather Resistant Steel Natural Gas Generator Enclosure, Add	42,131.18	
For Quietsite Level 1 Steel Natural Gas Generator Enclosure, Add	46,637.85	
For Quietsite Level 2 Steel Natural Gas Generator Enclosure, Add	62,183.80	
For Weather Resistant Aluminum Natural Gas Generator Enclosure, Add	46,065.28	
For Quietsite Level 2 Aluminum Natural Gas Generator Enclosure, Add	69,125.69	
26 32 13 19-0016 EA 250 KW Natural Gas Generator Set, 3 Phase (Cummins GFBC)	120,207.35	4,464.62
For Weather Resistant Steel Natural Gas Generator Enclosure, Add	42,131.18	
For Quietsite Level 1 Steel Natural Gas Generator Enclosure, Add	46,637.85	
For Quietsite Level 2 Steel Natural Gas Generator Enclosure, Add	62,183.80	
For Weather Resistant Aluminum Natural Gas Generator Enclosure, Add	46,065.28	
For Quietsite Level 2 Aluminum Natural Gas Generator Enclosure, Add	69,125.69	
26 32 13 19-0017 EA 300 KW Natural Gas Generator Set, 3 Phase (Cummins GFEA)	155,194.53	4,916.32
For Weather Resistant Steel Natural Gas Generator Enclosure, Add	42,131.18	
For Quietsite Level 1 Steel Natural Gas Generator Enclosure, Add	46,637.85	
For Quietsite Level 2 Steel Natural Gas Generator Enclosure, Add	62,183.80	
For Weather Resistant Aluminum Natural Gas Generator Enclosure, Add	46,065.28	
For Quietsite Level 2 Aluminum Natural Gas Generator Enclosure, Add	69,125.69	
26 32 13 19-0018 EA 350 KW Natural Gas Generator Set, 3 Phase (Cummins GFEB)	166,627.99	5,498.94
For Weather Resistant Steel Natural Gas Generator Enclosure, Add	42,131.18	
For Quietsite Level 1 Steel Natural Gas Generator Enclosure, Add	46,637.85	
For Quietsite Level 2 Steel Natural Gas Generator Enclosure, Add	62,183.80	
For Weather Resistant Aluminum Natural Gas Generator Enclosure, Add	46,065.28	
For Quietsite Level 2 Aluminum Natural Gas Generator Enclosure, Add	69,125.69	
26 32 13 19-0019 EA 450 KW Natural Gas Generator Set, 3 Phase (Cummins GFGA)	233,719.28	6,487.44
For Weather Resistant Steel Natural Gas Generator Enclosure, Add	91,995.06	
For Quietsite Level 1 Steel Natural Gas Generator Enclosure, Add	97,744.06	
For Quietsite Level 2 Steel Natural Gas Generator Enclosure, Add	130,325.41	
For Weather Resistant Aluminum Natural Gas Generator Enclosure, Add	104,490.46	
For Quietsite Level 2 Aluminum Natural Gas Generator Enclosure, Add	147,681.25	
26 32 13 19-0020 EA 500 KW Natural Gas Generator Set, 3 Phase (Cummins GFJB)	298,611.88	6,912.95
For Weather Resistant Steel Natural Gas Generator Enclosure, Add	91,995.06	
For Quietsite Level 1 Steel Natural Gas Generator Enclosure, Add	97,744.06	
For Quietsite Level 2 Steel Natural Gas Generator Enclosure, Add	130,325.41	
For Weather Resistant Aluminum Natural Gas Generator Enclosure, Add	104,490.46	
For Quietsite Level 2 Aluminum Natural Gas Generator Enclosure, Add	147,681.25	
26 32 13 19-0021 EA 550 KW Natural Gas Generator Set, 3 Phase (Cummins GFJC)	333,993.39	7,286.09
For Weather Resistant Steel Natural Gas Generator Enclosure, Add	91,995.06	
For Quietsite Level 1 Steel Natural Gas Generator Enclosure, Add	97,744.06	
For Quietsite Level 2 Steel Natural Gas Generator Enclosure, Add	130,325.41	
For Weather Resistant Aluminum Natural Gas Generator Enclosure, Add	104,490.46	
For Quietsite Level 2 Aluminum Natural Gas Generator Enclosure, Add	147,681.25	
26 32 13 19-0022 EA 600 KW Natural Gas Generator Set, 3 Phase (Cummins GFLA)	380,220.14	7,613.41
For Weather Resistant Steel Natural Gas Generator Enclosure, Add	91,995.06	
For Quietsite Level 1 Steel Natural Gas Generator Enclosure, Add	97,744.06	
For Quietsite Level 2 Steel Natural Gas Generator Enclosure, Add	130,325.41	
For Weather Resistant Aluminum Natural Gas Generator Enclosure, Add	104,490.46	
For Quietsite Level 2 Aluminum Natural Gas Generator Enclosure, Add	147,681.25	
26 32 13 19-0023 EA 650 KW Natural Gas Generator Set, 3 Phase (Cummins GFLE)	397,532.98	7,901.46
For Weather Resistant Steel Natural Gas Generator Enclosure, Add	91,995.06	
For Quietsite Level 1 Steel Natural Gas Generator Enclosure, Add	97,744.06	
For Quietsite Level 2 Steel Natural Gas Generator Enclosure, Add	130,325.41	
For Weather Resistant Aluminum Natural Gas Generator Enclosure, Add	104,490.46	
For Quietsite Level 2 Aluminum Natural Gas Generator Enclosure, Add	147,681.25	
26 32 13 19-0024 EA 725 KW Natural Gas Generator Set, 3 Phase (Cummins GFLE)	420,483.91	8,444.81
For Weather Resistant Steel Natural Gas Generator Enclosure, Add	91,995.06	
For Quietsite Level 1 Steel Natural Gas Generator Enclosure, Add	97,744.06	
For Quietsite Level 2 Steel Natural Gas Generator Enclosure, Add	130,325.41	
For Weather Resistant Aluminum Natural Gas Generator Enclosure, Add	104,490.46	
For Quietsite Level 2 Aluminum Natural Gas Generator Enclosure, Add	147,681.25	
26 32 13 19-0025 Natural Gas Or Propane Generator Sets (Generac QTA) <small>(26 32 13 19)</small>		
Note: 3 Phase, 4-Wire 480/277 or 208/120 Volt complete with radiator, fuel pump, battery charger, silencer, exhaust flex, indicating and operating controls, electronic governor. Pricing based on installation above grade on concrete pad. Includes startup and training. Excludes fuel, utility piping, wiring, automatic transfer switch, loadbank testing and concrete pad. See CSI section 01 22 23 00-0791 for loadbank rental, 01 22 23 00-0812 for fuel reimbursement, 26 36 23 00-0000 for automatic transfer switches.		
26 32 13 19-0026 EA 25 KW, Commercial, Natural Gas Generator Set (Generac QTA)	16,946.26	1,047.42
For Steel Weather Protective Housing, Add	1,148.18	
For Aluminum Weather Protective Housing, Add	1,783.06	
26 32 13 19-0027 EA 55 KW, Commercial, Natural Gas Generator Set (Generac QTA)	25,188.07	1,747.88
For Steel Weather Protective Housing, Add	1,628.33	
For Aluminum Weather Protective Housing, Add	2,095.28	



MINOR	CSI	UOM	DESCRIPTION	TOTAL DIRECT UNIT COST	DEMOLITION UNIT COST
26 32 13 19-0028	EA		70 KW, Commercial, Natural Gas Generator Set (Generac QTA)..... <i>For Steel Weather Protective Housing, Add</i> <i>For Aluminum Weather Protective Housing, Add</i>	28,289.58 2,106.02 2,093.43	2,088.29
26 32 13 19-0029	EA		80 KW, Commercial, Natural Gas Generator Set (Generac QTA)..... <i>For Steel Weather Protective Housing, Add</i> <i>For Aluminum Weather Protective Housing, Add</i>	29,783.36 1,628.33 2,451.70	2,186.48
26 32 13 19-0030	EA		100 KW, Commercial, Natural Gas Generator Set (Generac QTA)..... <i>For Steel Weather Protective Housing, Add</i> <i>For Aluminum Weather Protective Housing, Add</i>	36,377.83 2,106.02 2,256.45	2,513.80
26 32 13 19-0031	EA		130 KW, Commercial, Natural Gas Generator Set (Generac QTA)..... <i>For Steel Weather Protective Housing, Add</i> <i>For Aluminum Weather Protective Housing, Add</i>	42,056.69 2,106.02 1,857.66	2,998.23
26 32 13 19-0032	EA		150 KW, Commercial, Natural Gas Generator Set (Generac QTA)..... <i>For Steel Weather Protective Housing, Add</i> <i>For Aluminum Weather Protective Housing, Add</i>	47,479.13 2,106.02 1,808.84	3,319.01
26 32 13 19-0033			Natural Gas Or Propane Generator Sets (Generac SG) <small>(26 32 13 19)</small> Note: 3 Phase, 4-Wire 480/277 or 208/120 Volt complete with radiator, fuel pump, battery charger, silencer, exhaust flex, indicating and operating controls, electronic governor. Pricing based on installation above grade on concrete pad. Includes startup and training. Excludes fuel, utility piping, wiring, automatic transfer switch, loadbank testing and concrete pad. See CSI section 01 22 23 00-0791 for loadbank rental, 01 22 23 00-0812 for fuel reimbursement, 26 36 23 00-0000 for automatic transfer switches.		
26 32 13 19-0034	EA		35 KW, Industrial, Natural Gas Or Propane Generator Set (Generac SG)..... <i>For Steel Weather Protective Housing, Add</i> <i>For Level 2 Steel Weather/Sound Protective Housing, Add</i>	19,964.98 3,499.80 6,267.40	1,289.64
26 32 13 19-0035	EA		40 KW, Industrial, Natural Gas Or Propane Generator Set (Generac SG)..... <i>For Steel Weather Protective Housing, Add</i> <i>For Level 2 Steel Weather/Sound Protective Housing, Add</i>	22,414.02 3,499.80 6,267.40	1,414.01
26 32 13 19-0036	EA		45 KW, Industrial, Natural Gas Or Propane Generator Set (Generac SG)..... <i>For Steel Weather Protective Housing, Add</i> <i>For Level 2 Steel Weather/Sound Protective Housing, Add</i>	23,340.23 3,499.80 6,267.40	1,525.30
26 32 13 19-0037	EA		70 KW, Industrial, Natural Gas Generator Set (Generac SG)..... <i>For Steel Weather Protective Housing, Add</i> <i>For Level 2 Steel Weather/Sound Protective Housing, Add</i>	31,070.69 2,106.02 8,752.26	2,088.29
26 32 13 19-0038	EA		100 KW, Industrial, Natural Gas Generator Set (Generac SG)..... <i>For Steel Weather Protective Housing, Add</i> <i>For Level 2 Steel Weather/Sound Protective Housing, Add</i>	37,072.87 2,106.02 8,752.26	2,513.80
26 32 13 19-0039	EA		130 KW, Industrial, Natural Gas Generator Set (Generac SG)..... <i>For Steel Weather Protective Housing, Add</i> <i>For Level 2 Steel Weather/Sound Protective Housing, Add</i>	44,777.94 2,106.02 8,752.26	2,998.23
26 32 13 19-0040	EA		150 KW, Industrial, Natural Gas Generator Set (Generac SG)..... <i>For Steel Weather Protective Housing, Add</i> <i>For Level 2 Steel Weather/Sound Protective Housing, Add</i>	74,323.21 9,210.00 16,789.83	3,319.01
26 32 13 19-0041	EA		175 KW, Industrial, Natural Gas Generator Set (Generac SG)..... <i>For Steel Weather Protective Housing, Add</i> <i>For Level 2 Steel Weather/Sound Protective Housing, Add</i>	82,627.63 9,210.00 16,789.83	3,705.24
26 32 13 19-0042	EA		200 KW, Industrial, Natural Gas Generator Set (Generac SG)..... <i>For Steel Weather Protective Housing, Add</i> <i>For Level 2 Steel Weather/Sound Protective Housing, Add</i>	87,508.61 9,210.00 16,789.83	4,058.74
26 32 13 19-0043	EA		250 KW, Industrial, Natural Gas Generator Set (Generac SG)..... <i>For Steel Weather Protective Housing, Add</i> <i>For Level 2 Steel Weather/Sound Protective Housing, Add</i>	125,909.12 9,210.00 16,789.83	4,464.62
26 32 13 19-0044	EA		275 KW, Industrial, Natural Gas Generator Set (Generac SG)..... <i>For Steel Weather Protective Housing, Add</i> <i>For Level 2 Steel Weather/Sound Protective Housing, Add</i>	128,432.65 9,210.00 16,789.83	4,706.83
26 32 13 19-0045	EA		300 KW, Industrial, Natural Gas Generator Set (Generac SG)..... <i>For Steel Weather Protective Housing, Add</i> <i>For Level 2 Steel Weather/Sound Protective Housing, Add</i>	131,007.68 9,210.00 16,789.83	4,916.32
26 32 13 19-0046			Natural Gas Or Propane Generator Sets (Taylor) <small>(26 32 13 19)</small> Note: 3 Phase, 4-Wire 480/277 or 208/120 Volt complete with radiator, fuel pump, battery charger, silencer, exhaust flex, indicating and operating controls, electronic governor. Pricing based on installation above grade on concrete pad without enclosure. Includes manufacturer's representative at startup. Excludes fuel tank, enclosure, utility piping, wiring, automatic transfer switch, loadbank testing and concrete pad. See CSI section 01 22 23 00-0791 for loadbank rental, 26 36 23 00-0000 for automatic transfer switches.		
26 32 13 19-0047	EA		30 KW Natural Gas Or Propane Generator Set, 3 Phase (Taylor TG30).....	25,490.73	1,168.52
26 32 13 19-0048	EA		40 KW Natural Gas Or Propane Generator Set, 3 Phase (Taylor TG40).....	27,777.00	1,400.92
26 32 13 19-0049	EA		60 KW Natural Gas Or Propane Generator Set, 3 Phase (Taylor TG60).....	28,983.89	1,865.71
26 32 13 19-0050	EA		80 KW Natural Gas Or Propane Generator Set, 3 Phase (Taylor TG80).....	43,063.46	2,186.48
26 32 13 19-0051	EA		100 KW Natural Gas Or Propane Generator Set, 3 Phase (Taylor TG100).....	46,843.65	2,539.98
26 32 13 19-0052	EA		125 KW Natural Gas Or Propane Generator Set, 3 Phase (Taylor TG125).....	61,407.17	3,011.32
26 32 13 19-0053	EA		150 KW Natural Gas Or Propane Generator Set, 3 Phase (Taylor TG150).....	64,345.49	3,319.01
26 32 13 19-0054	EA		200 KW Natural Gas Or Propane Generator Set, 3 Phase (Taylor TG200).....	106,417.57	4,058.74
26 32 13 19-0055	EA		250 KW Natural Gas Or Propane Generator Set, 3 Phase (Taylor TG250).....	148,802.93	4,464.62
26 32 13 19-0056	EA		350 KW Natural Gas Or Propane Generator Set, 3 Phase (Taylor TG350).....	181,428.57	5,498.94
26 32 13 19-0057	EA		400 KW Natural Gas Or Propane Generator Set, 3 Phase (Taylor TG400).....	216,286.76	6,022.65

26 Electrical

26 30 Facility Electrical Power Generating and Storing Equipment

26 32 Packaged Generator Assemblies



MINOR
CSI UOM DESCRIPTION

TOTAL DIRECT DEMOLITION
UNIT COST UNIT COST

MINOR	CSI	UOM	DESCRIPTION	TOTAL DIRECT UNIT COST	DEMOLITION UNIT COST
26 32 13 19-0058			Natural Gas Or Propane Generator Sets (Kohler KG) <small>(26 32 13 19)</small> Note: 3 Phase, 4-Wire 480/277 or 208/120 Volt complete with radiator, fuel pump, battery charger, silencer, exhaust flex, indicating and operating controls, electronic governor. Pricing based on installation above grade on concrete pad. Includes startup and training. Excludes fuel, utility piping, wiring, automatic transfer switch, loadbank testing and concrete pad. See CSI section 01 22 23 00-0791 for loadbank rental, 01 22 23 00-0812 for fuel reimbursement, 26 36 23 00-0000 for automatic transfer switches.		
26 32 13 19-0059	EA		40 KW Natural Gas Or Propane Generator Set, 3 Phase (Kohler KG40).....	19,287.02	1,414.01
			For Weather Resistant Steel Natural Gas Or Propane Generator Enclosure, Add	4,331.75	
			For Quietsite Level 1 Steel Natural Gas Or Propane Generator Enclosure, Add	11,207.54	
			For Quietsite Level 2 Steel Natural Gas Or Propane Generator Enclosure, Add	14,943.39	
			For Weather Resistant Aluminum Natural Gas Generator Enclosure, Add	13,270.67	
			For Quietsite Level 2 Aluminum Natural Gas Or Propane Generator Enclosure, Add	22,274.03	
26 32 13 19-0060	EA		45 KW Natural Gas Or Propane Generator Set, 3 Phase (Kohler KG45).....	20,371.41	1,525.30
			For Weather Resistant Steel Natural Gas Or Propane Generator Enclosure, Add	4,331.75	
			For Quietsite Level 1 Steel Natural Gas Or Propane Generator Enclosure, Add	11,207.54	
			For Quietsite Level 2 Steel Natural Gas Or Propane Generator Enclosure, Add	14,943.39	
			For Weather Resistant Aluminum Natural Gas Generator Enclosure, Add	13,270.67	
			For Quietsite Level 2 Aluminum Natural Gas Or Propane Generator Enclosure, Add	22,274.03	
26 32 13 19-0061	EA		50 KW Natural Gas Or Propane Generator Set, 3 Phase (Kohler KG50).....	21,925.89	1,636.59
			For Weather Resistant Steel Natural Gas Or Propane Generator Enclosure, Add	4,331.75	
			For Quietsite Level 1 Steel Natural Gas Or Propane Generator Enclosure, Add	11,207.54	
			For Quietsite Level 2 Steel Natural Gas Or Propane Generator Enclosure, Add	14,943.39	
			For Weather Resistant Aluminum Natural Gas Generator Enclosure, Add	13,270.67	
			For Quietsite Level 2 Aluminum Natural Gas Or Propane Generator Enclosure, Add	22,274.03	
26 32 13 19-0062	EA		60 KW Natural Gas Or Propane Generator Set, 3 Phase (Kohler KG60).....	23,089.27	1,865.71
			For Weather Resistant Steel Natural Gas Or Propane Generator Enclosure, Add	4,331.75	
			For Quietsite Level 1 Steel Natural Gas Or Propane Generator Enclosure, Add	11,207.54	
			For Quietsite Level 2 Steel Natural Gas Or Propane Generator Enclosure, Add	14,943.39	
			For Weather Resistant Aluminum Natural Gas Generator Enclosure, Add	13,270.67	
			For Quietsite Level 2 Aluminum Natural Gas Or Propane Generator Enclosure, Add	22,274.03	
26 32 13 19-0063	EA		80 KW Natural Gas Or Propane Generator Set, 3 Phase (Kohler KG80).....	27,716.34	2,232.31
			For Weather Resistant Steel Natural Gas Or Propane Generator Enclosure, Add	7,894.87	
			For Quietsite Level 1 Steel Natural Gas Or Propane Generator Enclosure, Add	17,135.37	
			For Quietsite Level 2 Steel Natural Gas Or Propane Generator Enclosure, Add	22,847.16	
			For Weather Resistant Aluminum Natural Gas Or Propane Generator Enclosure, Add	15,558.72	
			For Quietsite Level 2 Aluminum Natural Gas Or Propane Generator Enclosure, Add	22,274.03	
26 32 13 19-0064	EA		100 KW Natural Gas Or Propane Generator Set, 3 Phase (Kohler KG100).....	31,217.36	2,513.80
			For Weather Resistant Steel Natural Gas Or Propane Generator Enclosure, Add	7,894.87	
			For Quietsite Level 1 Steel Natural Gas Or Propane Generator Enclosure, Add	17,135.37	
			For Quietsite Level 2 Steel Natural Gas Or Propane Generator Enclosure, Add	22,847.16	
			For Weather Resistant Aluminum Natural Gas Or Propane Generator Enclosure, Add	15,558.72	
			For Quietsite Level 2 Aluminum Natural Gas Or Propane Generator Enclosure, Add	22,274.03	
26 32 13 19-0065	EA		125 KW Natural Gas Or Propane Generator Set, 3 Phase (Kohler KG125).....	35,514.30	3,011.32
			For Weather Resistant Steel Natural Gas Or Propane Generator Enclosure, Add	7,894.87	
			For Quietsite Level 1 Steel Natural Gas Or Propane Generator Enclosure, Add	17,135.37	
			For Quietsite Level 2 Steel Natural Gas Or Propane Generator Enclosure, Add	22,847.16	
			For Weather Resistant Aluminum Natural Gas Or Propane Generator Enclosure, Add	15,558.72	
			For Quietsite Level 2 Aluminum Natural Gas Or Propane Generator Enclosure, Add	22,274.03	
26 32 13 19-0066	EA		150 KW Natural Gas Or Propane Generator Set, 3 Phase (Kohler KG150).....	42,427.24	3,319.01
			For Weather Resistant Steel Natural Gas Or Propane Generator Enclosure, Add	7,894.87	
			For Quietsite Level 1 Steel Natural Gas Or Propane Generator Enclosure, Add	17,135.37	
			For Quietsite Level 2 Steel Natural Gas Or Propane Generator Enclosure, Add	22,847.16	
			For Weather Resistant Aluminum Natural Gas Or Propane Generator Enclosure, Add	15,558.72	
			For Quietsite Level 2 Aluminum Natural Gas Or Propane Generator Enclosure, Add	22,274.03	
26 32 13 19-0067	EA		180 KW Natural Gas Generator Set, 3 Phase (Kohler KG180).....	61,486.03	8,828.29
			For Weather Resistant Steel Natural Gas Generator Enclosure, Add	42,131.18	
			For Quietsite Level 1 Steel Natural Gas Generator Enclosure, Add	46,637.85	
			For Quietsite Level 2 Steel Natural Gas Generator Enclosure, Add	62,183.80	
			For Weather Resistant Aluminum Natural Gas Generator Enclosure, Add	46,065.28	
			For Quietsite Level 2 Aluminum Natural Gas Generator Enclosure, Add	69,125.69	
26 32 13 19-0068	EA		200 KW Natural Gas Generator Set, 3 Phase (Kohler KG200).....	69,877.52	3,986.73
			For Weather Resistant Steel Natural Gas Generator Enclosure, Add	42,131.18	
			For Quietsite Level 1 Steel Natural Gas Generator Enclosure, Add	46,637.85	
			For Quietsite Level 2 Steel Natural Gas Generator Enclosure, Add	62,183.80	
			For Weather Resistant Aluminum Natural Gas Generator Enclosure, Add	46,065.28	
			For Quietsite Level 2 Aluminum Natural Gas Generator Enclosure, Add	69,125.69	
26 32 13 19-0069			Small Natural Gas Or Propane Air Cooled Generator Sets <small>(26 32 13 19)</small>		
26 32 13 19-0070	EA		7.5 KW Natural Gas Or Propane Air Cooled Generator Set.....	4,609.21	558.97
			Note: Includes weatherproof composite enclosure and 100 A automatic transfer switch.		
26 32 13 19-0071	EA		10 KW Natural Gas Or Propane Air Cooled Generator Set.....	5,797.94	621.08
			Note: Includes weatherproof composite enclosure and 200 A automatic transfer switch.		
26 32 13 19-0072	EA		14 KW Natural Gas Or Propane Air Cooled Generator Set.....	6,681.45	683.19
			Note: Includes weatherproof composite enclosure and 200 A automatic transfer switch.		
26 32 29			Rotary Converters <small>(26 32)</small>		
26 32 29 00-0001			60 Hz AC Input 230 Or 460 Volt, 125 Volt DC Output <small>(26 32 29)</small>		
26 32 29 00-0002	EA		3 KW, 24 Amperes, 125 Volt DC, Rectifier 230 Or 460 AC To DC Conversion.....	9,417.53	241.91
26 32 29 00-0003	EA		5 KW, 40 Amperes, 125 Volt DC, Rectifier 230 Or 460 AC To DC Conversion.....	11,472.51	241.91
26 32 29 00-0004	EA		7.5 KW, 60 Amperes, 125 Volt DC, Rectifier 230 Or 460 AC To DC Conversion.....	15,199.88	241.91
26 32 29 00-0005	EA		10 KW, 80 Amperes, 125 Volt DC, Rectifier 230 Or 460 AC To DC Conversion.....	15,319.49	241.91
26 32 29 00-0006	EA		15 KW, 120 Amperes, 125 Volt DC, Rectifier 230 Or 460 AC To DC Conversion.....	17,004.64	302.38



MINOR CSI UOM DESCRIPTION	TOTAL DIRECT UNIT COST	DEMOLITION UNIT COST
26 32 29 00-0007 EA 20 KW, 160 Amperes, 125 Volt DC, Rectifier 230 Or 460 AC To DC Conversion	18,416.61	302.38
26 32 29 00-0008 EA 25 KW, 200 Amperes, 125 Volt DC, Rectifier 230 Or 460 AC To DC Conversion	19,284.88	302.38
26 32 29 00-0009 EA 40 KW, 320 Amperes, 125 Volt DC, Rectifier 230 Or 460 AC To DC Conversion	23,482.98	399.14
26 32 29 00-0010 EA 50 KW, 400 Amperes, 125 Volt DC, Rectifier 230 Or 460 AC To DC Conversion	26,100.63	399.14
26 32 29 00-0011 60 Hz AC Input, 230 Or 460 Volt, 250 Volts DC Output <small>(26 32 29)</small>		
26 32 29 00-0012 EA 3 KW, 12 Amperes, 250 Volt DC, Rectifier 230 Or 460 AC To DC Conversion	10,905.23	241.91
26 32 29 00-0013 EA 5 KW, 20 Amperes, 250 Volt DC, Rectifier 230 Or 460 AC To DC Conversion	13,005.29	241.91
26 32 29 00-0014 EA 7.5 KW, 30 Amperes, 250 Volt DC, Rectifier 230 Or 460 AC To DC Conversion	14,876.19	241.91
26 32 29 00-0015 EA 10 KW, 40 Amperes, 250 Volt DC, Rectifier 230 Or 460 AC To DC Conversion	15,289.14	241.91
26 32 29 00-0016 EA 15 KW, 60 Amperes, 250 Volt DC, Rectifier 230 Or 460 AC To DC Conversion	17,317.06	302.38
26 32 29 00-0017 EA 20 KW, 80 Amperes, 250 Volt DC, Rectifier 230 Or 460 AC To DC Conversion	19,045.50	302.38
26 32 29 00-0018 EA 25 KW, 100 Amperes, 250 Volt DC, Rectifier 230 Or 460 AC To DC Conversion	19,674.39	302.38
26 32 29 00-0019 EA 40 KW, 160 Amperes, 250 Volt DC, Rectifier 230 Or 460 AC To DC Conversion	23,389.66	399.14
26 32 29 00-0020 EA 50 KW, 200 Amperes, 250 Volt DC, Rectifier 230 Or 460 AC To DC Conversion	24,813.79	399.14
26 32 29 00-0021 460 Volt 3 Phase AC Motor Drive 250 Volt DC <small>(26 32 29)</small>		
26 32 29 00-0022 EA 33 KW, 460 Volt AC Drive Motor To 250 Volt DC, AC To DC Electrical Conversion	27,251.55	4,582.45
26 32 29 00-0023 EA 40 KW, 460 Volt AC Drive Motor To 250 Volt DC, AC To DC Electrical Conversion	30,198.04	4,582.45
26 32 29 00-0024 EA 50 KW, 460 Volt AC Drive Motor To 250 Volt DC, AC To DC Electrical Conversion	34,334.06	6,546.36
26 32 29 00-0025 EA 65 KW, 460 Volt AC Drive Motor To 250 Volt DC, AC To DC Electrical Conversion	40,089.28	6,546.36
26 32 29 00-0026 EA 85 KW, 460 Volt AC Drive Motor To 250 Volt DC, AC To DC Electrical Conversion	45,522.29	6,546.36
26 32 29 00-0027 EA 100 KW, 460 Volt AC Drive Motor To 250 Volt DC, AC To DC Electrical Conversion	53,409.27	9,819.54
26 32 29 00-0028 EA 125 KW, 460 Volt AC Drive Motor To 250 Volt DC, AC To DC Electrical Conversion	64,690.12	9,819.54
26 32 29 00-0029 4,160 Volt 3 Phase AC Motor Drive 250 Or 500 Volt DC <small>(26 32 29)</small>		
26 32 29 00-0030 EA 170 KW, 4,160 Volt AC Drive Motor - 250 Volt DC, AC To DC Electrical Conversion	94,736.42	13,092.72
26 32 29 00-0031 EA 200 KW, 4,160 Volt AC Drive Motor - 250 Volt DC, AC To DC Electrical Conversion	103,220.84	13,092.72
26 32 29 00-0032 EA 240 KW, 4,160 Volt AC Drive Motor - 250 Volt DC, AC To DC Electrical Conversion	124,190.98	17,020.53
26 32 29 00-0033 EA 320 KW, 4,160 Volt AC Drive Motor - 250 Volt DC, AC To DC Electrical Conversion	141,159.66	20,686.49
26 32 29 00-0034 EA 400 KW, 4,160 Volt AC Drive Motor - 250 Volt DC, AC To DC Electrical Conversion	167,270.11	20,686.49
26 32 29 00-0035 EA 560 KW, 4,160 Volt AC Drive Motor - 250 Volt DC, AC To DC Electrical Conversion	237,295.06	30,898.81
26 32 29 00-0036 EA 640 KW, 4,160 Volt AC Drive Motor - 250 Volt DC, AC To DC Electrical Conversion	245,429.45	30,898.81
26 32 29 00-0037 EA 800 KW, 4,160 Volt AC Drive Motor - 250 Volt DC, AC To DC Electrical Conversion	282,669.32	36,004.97
26 33 Battery Equipment <small>(26 33)</small>		
26 33 13 Batteries <small>(26 33)</small>		
26 33 13 00-0001 Standby Batteries <small>(26 33 13)</small>		
26 33 13 00-0002 EA 12 Volt, 100 Ampere Hours To 10.5 Volt Capacity, 6-Cell, Valve Regulated Lead-Calcium, Standby Battery	1,153.57	30.29
26 33 13 00-0003 EA 12 Volt, 100 Ampere Hours To 10.5 Volt Capacity, 6-Cell, Valve Regulated Lead-Calcium, Standby Battery With Steel Jacket	1,246.19	30.29
26 33 13 00-0004 EA 725CCA, Group 31, 12 Volt Lead Calcium Standby Battery	344.43	30.29
26 33 13 00-0005 EA 810CCA, Group 24, 12 Volt Lead Calcium Standby Battery	313.21	30.29
26 33 13 00-0006 EA 1080CCA, Group 4D, 12 Volt Lead Calcium Standby Battery	535.82	30.29
26 33 13 00-0007 EA 1400CCA, Group 8D, 12 Volt Lead Calcium Standby Battery	622.08	30.29
26 33 43 Battery Chargers <small>(26 33)</small>		
26 33 43 00-0001 Solid State Chargers, Single Phase <small>(26 33 43)</small>		
Note: Includes wall bracket, 10' of DC charging cable and standard connector, 208/240/480 V.		
26 33 43 00-0002 EA Solid State Battery Charger, 6 Cell Single Phase With Wall Bracket, 208/240/480 Volt	3,292.36	690.65
26 33 43 00-0003 EA Solid State Battery Charger, 9 Cell Single Phase With Wall Bracket, 208/240/480 Volt	3,843.92	690.65
26 33 43 00-0004 EA Solid State Battery Charger, 12 Cell Single Phase With Wall Bracket, 208/240/480 Volt	4,231.64	690.65
26 33 43 00-0005 EA Solid State Battery Charger, 18 Cell Single Phase With Wall Bracket, 208/240/480 Volt	4,477.04	817.73
26 33 53 Static Uninterruptible Power Supply <small>(26 33)</small>		
26 33 53 00-0001 Single Phase, Uninterruptible Power Supply Systems (UPS) <small>(26 33 53)</small>		
26 33 53 00-0002 Single Phase, Uninterruptible Power Supply Systems (UPS) <small>(26 33 53 00-0001)</small>		
26 33 53 00-0003 120 Volt AC Output, 120 Volt AC Input, Single Phase, On-Line, Uninterruptible Power Supply (UPS) <small>(26 33 53 00-0002)</small>		
Note: Rack mount or tower configuration. Includes 40 or 70 Hertz automatic frequency detection, internal automatic and manual bypass switch and self diagnostics.		
26 33 53 00-0004 EA 0.5 kVA, 450 Watt, 120 Volt AC Output, 120 Volt AC Input, Single Phase, On-Line, Uninterruptible Power Supply (UPS) (Liebert® GXT3-500RT120)	1,107.96	119.75
Note: Includes 12 minutes of battery backup at full load.		
26 33 53 00-0005 EA 0.7 kVA, 630 Watt, 120 Volt AC Output, 120 Volt AC Input, Single Phase, On-Line, Uninterruptible Power Supply (UPS) (Liebert® GXT3-700RT120)	1,322.86	139.70
Note: Includes 6 minutes of battery backup at full load.		
26 33 53 00-0006 EA 1 kVA, 900 Watt, 120 Volt AC Output, 120 Volt AC Input, Single Phase, On-Line, Uninterruptible Power Supply (UPS) (Liebert® GXT3-1000RT120)	1,628.24	159.65
Note: Includes 5 minutes of battery backup at full load.		

26 Electrical**26 30 Facility Electrical Power Generating and Storing Equipment****26 33 Battery Equipment**

MINOR CSI UOM DESCRIPTION	TOTAL DIRECT UNIT COST	DEMOLITION UNIT COST
26 33 53 00-0007 EA 1.5 KVA, 1,350 Watt, 120 Volt AC Output, 120 Volt AC Input, Single Phase, On-Line, Uninterruptible Power Supply (UPS) (Liebert® GXT3-1500RT120).....	1,986.24	179.62
Note: Includes 5 minutes of battery backup at full load.		
26 33 53 00-0008 EA 2 KVA, 1,800 Watt, 120 Volt AC Output, 120 Volt AC Input, Single Phase, On-Line, Uninterruptible Power Supply (UPS) (Liebert® GXT3-2000RT120).....	2,543.09	199.57
Note: Includes 4 minutes of battery backup at full load.		
26 33 53 00-0009 EA 3 KVA, 2,700 Watt, 120 Volt AC Output, 120 Volt AC Input, Single Phase, On-Line, Uninterruptible Power Supply (UPS) (Liebert® GXT3-3000RT120).....	4,080.83	239.49
Note: Includes 4 minutes of battery backup at full load.		
26 33 53 00-0010 208 Volt AC Output, 208 Volt AC Input, Single Phase, On-Line, Uninterruptible Power Supply (UPS) <small>(26 33 53 00-0002)</small>		
Note: Rack mount or tower configuration. Includes 40 or 70 Hertz automatic frequency detection, internal automatic and manual bypass switch and self diagnostics.		
26 33 53 00-0011 EA 3 KVA, 2,700 Watt, 208 Volt AC Output, 208 Volt AC Input, Single Phase, On-Line, Uninterruptible Power Supply (UPS) (Liebert® GXT3-3000RT208).....	4,006.50	239.49
Note: Includes 4 minutes of battery backup at full load.		
26 33 53 00-0012 120/208 Volt AC Output, 120/208 Volt AC Input, Single Phase, On-Line, Uninterruptible Power Supply (UPS) <small>(26 33 53 00-0002)</small>		
Note: Rack mount or tower configuration. Includes 50 or 60 Hertz automatic frequency detection, internal automatic and manual bypass switch and self diagnostics.		
26 33 53 00-0013 EA 5 KVA, 4,000 Watt, 120/208 Volt AC Output, 120/208 Volt AC Input, Single Phase, On-Line, Uninterruptible Power Supply (UPS) (Liebert® GXT3-5000RT208).....	6,171.29	319.32
Note: Includes 5 minutes of battery backup at full load.		
26 33 53 00-0014 EA 6 KVA, 4,800 Watt, 120/208 Volt AC Output, 120/208 Volt AC Input, Single Phase, On-Line, Uninterruptible Power Supply (UPS) (Liebert® GXT3-6000RT208).....	6,750.62	359.24
Note: Includes 4 minutes of battery backup at full load.		
26 33 53 00-0015 EA 8 KVA, 7,200 Watt, 120/208 Volt AC Output, 120/208 Volt AC Input, Single Phase, On-Line, Uninterruptible Power Supply (UPS) (Liebert® GXT3-8000RT208).....	10,076.21	439.06
Note: Includes 7 minutes of battery backup at full load.		
26 33 53 00-0016 EA 10 KVA, 9,000 Watt, 120/208 Volt AC Output, 120/208 Volt AC Input, Single Phase, On-Line, Uninterruptible Power Supply (UPS) (Liebert® GXT3-10000RT208).....	11,578.02	478.97
Note: Includes 4-1/2 minutes of battery backup at full load.		
26 33 53 00-0017 230 Volt AC Output, 230 Volt AC Input, Single Phase, On-Line, Uninterruptible Power Supply (UPS) <small>(26 33 53 00-0002)</small>		
Note: Rack mount or tower configuration. Includes 40 or 70 Hertz automatic frequency detection, internal automatic and manual bypass switch and self diagnostics.		
26 33 53 00-0018 EA 0.7 KVA, 630 Watt, 230 Volt AC Output, 230 Volt AC Input, Single Phase, On-Line, Uninterruptible Power Supply (UPS) (Liebert® GXT3-700RT230).....	1,322.86	139.70
Note: Includes 11 minutes of battery backup at full load.		
26 33 53 00-0019 EA 1 KVA, 900 Watt, 230 Volt AC Output, 230 Volt AC Input, Single Phase, On-Line, Uninterruptible Power Supply (UPS) (Liebert® GXT3-1000RT230).....	1,628.24	159.65
Note: Includes 6 minutes of battery backup at full load.		
26 33 53 00-0020 EA 1.5 KVA, 1,350 Watt, 230 Volt AC Output, 230 Volt AC Input, Single Phase, On-Line, Uninterruptible Power Supply (UPS) (Liebert® GXT3-1500RT230).....	2,008.20	179.62
Note: Includes 4 minutes of battery backup at full load.		
26 33 53 00-0021 EA 2 KVA, 1,800 Watt, 230 Volt AC Output, 230 Volt AC Input, Single Phase, On-Line, Uninterruptible Power Supply (UPS) (Liebert® GXT3-2000RT230).....	2,548.39	199.57
Note: Includes 4 minutes of battery backup at full load.		
26 33 53 00-0022 EA 3 KVA, 2,700 Watt, 230 Volt AC Output, 230 Volt AC Input, Single Phase, On-Line, Uninterruptible Power Supply (UPS) (Liebert® GXT3-3000RT230).....	4,097.33	239.49
Note: Includes 4 minutes of battery backup at full load.		
26 33 53 00-0023 EA 5 KVA, 4,000 Watt, 230 Volt AC Output, 230 Volt AC Input, Single Phase, On-Line, Uninterruptible Power Supply (UPS) (Liebert® GXT3-5000RT230).....	5,923.07	319.32
Note: Includes 9 minutes of battery backup at full load.		
26 33 53 00-0024 EA 6 KVA, 4,800 Watt, 230 Volt AC Output, 230 Volt AC Input, Single Phase, On-Line, Uninterruptible Power Supply (UPS) (Liebert® GXT3-6000RT230).....	7,266.68	359.24
Note: Includes 6 minutes of battery backup at full load.		
26 33 53 00-0025 EA 10 KVA, 9,000 Watt, 230 Volt AC Output, 230 Volt AC Input, Single Phase, On-Line, Uninterruptible Power Supply (UPS) (Liebert® GXT3-10000RT230).....	11,223.19	478.97
Note: Includes 3 minutes of battery backup at full load.		
26 33 53 00-0026 Optional Accessories For Single Phase, Uninterruptible Power Supply Systems <small>(26 33 53 00-0001)</small>		
26 33 53 00-0027 EA External Battery Cabinet For 0.5 To 2 KVA Single Phase, Uninterruptible Power Supply Systems (Liebert® GXT3-48VBATT).....	724.77	36.29
Note: Rack mount or tower configuration.		
26 33 53 00-0028 EA External Battery Cabinet For 3 KVA Single Phase, Uninterruptible Power Supply Systems (Liebert® GXT3-72VBATT).....	948.05	36.29
Note: Rack mount or tower configuration.		
26 33 53 00-0029 EA External Battery Cabinet For 5 To 6 KVA Single Phase, Uninterruptible Power Supply Systems (Liebert® GXT3-144VBATT).....	923.20	36.29
Note: Rack mount or tower configuration.		
26 33 53 00-0030 EA External Battery Cabinet For 8 To 10 KVA Single Phase, Uninterruptible Power Supply Systems (Liebert® GXT3-288RTVBATT).....	628.59	36.29
Note: Rack mount or tower configuration.		



MINOR CSI UOM DESCRIPTION	TOTAL DIRECT UNIT COST	DEMOLITION UNIT COST
26 33 53 00-0031 EA Internal Replacement Battery For 5 To 6 KVA Single Phase, Uninterruptible Power Supply Systems (Liebert® GXT3-144VBATKIT).....	944.65	119.75
26 33 53 00-0032 EA Internal Replacement Battery For 8 To 10 KVA Single Phase, Uninterruptible Power Supply Systems (Liebert® GXT3-288RTBKIT).....	1,065.60	159.65
26 33 53 00-0033 Three Phase, Uninterruptible Power Supply Systems (UPS) (26 33 53)		
26 33 53 00-0034 208 Volt AC Output, 120 Volt AC Input, Three Phase, On-Line, Uninterruptible Power Supply (UPS) With Internal Battery (26 33 53 00-0033)		
Note: Includes start-up, 60 Hz frequency, bypass switch and diagnostics.		
26 33 53 00-0035 EA 10 kVA, 208/120 Volt AC Output, 208-120 Volt AC Input, Three Phase, On-Line, Uninterruptible Power Supply System With Internal Battery (Emerson eXM UPS).....	40,065.22	478.97
26 33 53 00-0036 EA 15 kVA, 208/120 Volt AC Output, 208-120 Volt AC Input, Three Phase, On-Line, Uninterruptible Power Supply System With Internal Battery (Emerson eXM UPS).....	44,373.10	638.63
26 33 53 00-0037 EA 20 kVA, 208/120 Volt AC Output, 208-120 Volt AC Input, Three Phase, On-Line, Uninterruptible Power Supply System With Internal Battery (Emerson eXM UPS).....	49,613.68	798.29
26 33 53 00-0038 EA 30 kVA, 208/120 Volt AC Output, 208-120 Volt AC Input, Three Phase, On-Line, Uninterruptible Power Supply System With Internal Battery (Emerson eXM UPS).....	53,828.29	957.95
26 33 53 00-0039 EA 40 kVA, 208/120 Volt AC Output, 208-120 Volt AC Input, Three Phase, On-Line, Uninterruptible Power Supply System With Internal Battery (Emerson eXM UPS).....	64,758.35	1,117.61
26 33 53 00-0040 208 Volt AC Output, 120 Volt AC Input, Three Phase, On-Line, Uninterruptible Power Supply (UPS) Without Internal Battery (26 33 53 00-0033)		
Note: Excludes Internal Battery See CSI section 26 33 53 00-0055 for batteries.		
26 33 53 00-0041 EA 60 kVA, 208/120 Volt AC Output, 208-120 Volt AC Input, Three Phase, On-Line, Uninterruptible Power Supply System Without Internal Battery (Emerson eXM UPS).....	87,893.57	1,905.01
26 33 53 00-0042 EA 80 kVA, 208/120 Volt AC Output, 208-120 Volt AC Input, Three Phase, On-Line, Uninterruptible Power Supply System Without Internal Battery (Emerson eXM UPS).....	95,646.91	2,358.58
26 33 53 00-0043 EA 100 kVA, 208/120 Volt AC Output, 208-120 Volt AC Input, Three Phase, On-Line, Uninterruptible Power Supply System Without Internal Battery (Emerson eXM UPS).....	105,810.36	2,751.69
26 33 53 00-0044 EA 120 kVA, 208/120 Volt AC Output, 208-120 Volt AC Input, Three Phase, On-Line, Uninterruptible Power Supply System Without Internal Battery (Emerson eXM UPS).....	130,572.06	3,114.54
26 33 53 00-0045 EA 140 kVA, 208/120 Volt AC Output, 208-120 Volt AC Input, Three Phase, On-Line, Uninterruptible Power Supply System Without Internal Battery (Emerson eXM UPS).....	135,605.66	3,477.40
26 33 53 00-0046 EA 160 kVA, 208/120 Volt AC Output, 208-120 Volt AC Input, Three Phase, On-Line, Uninterruptible Power Supply System Without Internal Battery (Emerson eXM UPS).....	140,949.73	3,840.27
26 33 53 00-0047 EA 180 kVA, 208/120 Volt AC Output, 208-120 Volt AC Input, Three Phase, On-Line, Uninterruptible Power Supply System Without Internal Battery (Emerson eXM UPS).....	147,413.04	4,203.12
26 33 53 00-0048 EA 200 kVA, 208/120 Volt AC Output, 208-120 Volt AC Input, Three Phase, On-Line, Uninterruptible Power Supply System Without Internal Battery (Emerson eXM UPS).....	153,876.36	4,565.98
26 33 53 00-0049 480 Volt AC Output, 480 Volt AC Input, Three Phase, On-Line, Uninterruptible Power Supply (UPS) Without Internal Battery (26 33 53 00-0033)		
Note: Excludes Internal Battery See CSI section 26 33 53 00-0055 for batteries.		
26 33 53 00-0050 EA 50 kVA, 480 Volt AC Output, 480 Volt AC Input, Three Phase, On-Line, Uninterruptible Power Supply System Without Internal Battery (Emerson eXM UPS).....	82,035.45	1,572.39
26 33 53 00-0051 EA 100 kVA, 480 Volt AC Output, 480 Volt AC Input, Three Phase, On-Line, Uninterruptible Power Supply System Without Internal Battery (Emerson eXM UPS).....	106,369.98	2,763.78
26 33 53 00-0052 EA 150 kVA, 480 Volt AC Output, 480 Volt AC Input, Three Phase, On-Line, Uninterruptible Power Supply System Without Internal Battery (Emerson eXM UPS).....	145,290.83	3,193.16
26 33 53 00-0053 EA 200 kVA, 480 Volt AC Output, 480 Volt AC Input, Three Phase, On-Line, Uninterruptible Power Supply System Without Internal Battery (Emerson eXM UPS).....	171,078.49	3,507.64
26 33 53 00-0054 EA 250 kVA, 480 Volt AC Output, 480 Volt AC Input, Three Phase, On-Line, Uninterruptible Power Supply System Without Internal Battery (Emerson eXM UPS).....	200,037.34	3,870.50
26 33 53 00-0055 Optional Accessories For Three Phase, Uninterruptible Power Supply Systems (26 33 53 00-0033)		
26 33 53 00-0056 EA Programmable Relay Board For Three Phase Uninterruptible Power Supply Systems.....	649.77	60.47
26 33 53 00-0057 EA Network Interface Card For Three Phase Uninterruptible Power Supply Systems.....	1,041.51	60.47
26 33 53 00-0058 EA Remote Status Panel With 100' Of Cable For Three Phase Uninterruptible Power Supply Systems.....	2,014.03	120.96
26 33 53 00-0059 EA Slim Line Distribution Panel With Two 42 Pole Panels For Three Phase Uninterruptible Power Supply Systems.....	6,293.07	483.81
26 33 53 00-0060 EA 12 Volt, 491 Watt, 3 Phase, 134 Ampere Hours, Battery For Uninterruptible Power Supply Systems (C&D UPS12-490MR).....	609.69	60.47
26 33 53 00-0061 EA 12 Volt, 204 Watt, 3 Phase, 55 Ampere Hours, Battery For Uninterruptible Power Supply Systems (Fiamm 12FLX200).....	332.97	60.47
26 33 53 00-0062 EA 12 Volt, 257 Watt, 3 Phase, 65 Ampere Hours, Battery For Uninterruptible Power Supply Systems (Fiamm 12FLX250).....	373.35	60.47
26 33 53 00-0063 EA 12 Volt, 311 Watt, 3 Phase, 75 Ampere Hours, Battery For Uninterruptible Power Supply Systems (Fiamm 12FLX300).....	413.73	60.47
26 33 53 00-0064 EA 12 Volt, 374 Watt, 3 Phase, 90 Ampere Hours, Battery For Uninterruptible Power Supply Systems (Fiamm 12FLX350).....	486.41	60.47
26 33 53 00-0065 EA 12 Volt, 415 Watt, 3 Phase, 100 Ampere Hours, Battery For Uninterruptible Power Supply Systems (Fiamm 12FLX400).....	510.64	60.47
26 33 53 00-0066 EA 12 Volt, 493 Watt, 3 Phase, 135 Ampere Hours, Battery For Uninterruptible Power Supply Systems (Fiamm 12FLX500).....	635.82	60.47
26 33 53 00-0067 EA 12 Volt, 540 Watt, 3 Phase, 150 Ampere Hours, Battery For Uninterruptible Power Supply Systems (Fiamm 12FLX540).....	666.10	60.47

26	Electrical
26 30	Facility Electrical Power Generating and Storing Equipment
26 33	Battery Equipment



MINOR CSI UOM DESCRIPTION	TOTAL DIRECT UNIT COST	DEMOLITION UNIT COST
------------------------------	---------------------------	-------------------------

26 33 53 00-0068	Other Uninterruptable Power Supply Equipment <small>(26 33 53)</small>		
26 33 53 00-0069	EA Uninterrupted Power Supply Slim-Line Distribution Panel 42 Pole GE Plug-In.....	5,970.55	110.50
26 33 53 00-0070	EA Uninterrupted Power Supply Slim-Line Distribution Panel 84 Pole GE Plug-In.....	7,182.85	221.01
26 33 53 00-0071	EA 1 Pole, 15 To 60 Amperes, GE Plug-In Breakers For UPS Distribution Panel.....	31.10	6.63
26 33 53 00-0072	EA 2 Pole, 15 To 40 Amperes, GE Plug-In Breakers For UPS Distribution Panel.....	56.22	8.29
26 33 53 00-0073	EA 2 Pole, 50 To 80 Amperes, GE Plug-In Breakers For UPS Distribution Panel.....	105.79	8.29
26 33 53 00-0074	EA 3 Pole, 15 To 60 Amperes, GE Plug-In Breakers For UPS Distribution Panel.....	154.93	11.05
26 33 53 00-0075	EA 3 Pole, 70 To 100 Amperes, GE Plug-In Breakers For UPS Distribution Panel.....	220.36	11.05
26 33 53 00-0076	EA Uninterrupted Power Supply Remote Status Panel.....	4,087.08	110.50
26 33 53 00-0077	EA Uninterrupted Power Supply Remote Contact Board.....	1,355.30	82.88

26 35 Power Filters and Conditioners (26 30)

26 35 33 Power Factor Correction Equipment (26 35)

26 35 33 16 Low-Voltage Power Factor Correction Equipment (26 35 33)

26 35 33 16-0001	Power Factor Correction Capacitors <small>(26 35 33 16)</small>		
26 35 33 16-0002	EA Power Factor Correction Capacitors, 2.0 KVAC.....	735.45	
26 35 33 16-0003	EA Power Factor Correction Capacitors, 3.0 KVAC.....	814.53	
26 35 33 16-0004	EA Power Factor Correction Capacitors, 4.0 KVAC.....	893.61	
26 35 33 16-0005	EA Power Factor Correction Capacitors, 5.0 KVAC.....	969.53	
26 35 33 16-0006	EA Power Factor Correction Capacitors, 7.5 KVAC.....	1,190.95	
26 35 33 16-0007	EA Power Factor Correction Capacitors, 10.0 KVAC.....	1,455.08	
26 35 33 16-0008	EA Power Factor Correction Capacitors, 15.0 KVAC.....	2,247.47	
26 35 33 16-0009	EA Power Factor Correction Capacitors, 20.0 KVAC.....	2,729.86	
26 35 33 16-0010	EA Power Factor Correction Capacitors, 25.0 KVAC.....	3,526.99	
26 35 33 16-0011	EA Power Factor Correction Capacitors, 30.0 KVAC.....	4,010.96	
26 35 33 16-0012	EA Power Factor Correction Capacitors, 50.0 KVAC.....	7,038.17	
26 35 33 16-0013	EA Power Factor Correction Capacitors, 75.0 KVAC.....	10,582.55	
26 35 33 16-0014	EA Power Factor Correction Capacitors, 100.0 KVAC.....	14,111.13	
26 35 33 16-0015	EA Power Factor Correction Capacitors, Fuse Kit.....	654.79	

26 35 43 Static-Frequency Converters (26 35)

26 35 43 00-0001 Rotary Phase Converter With NEMA 1 Indoor Enclosure (26 35 43)

26 35 43 00-0002	EA 750 Watt Output Rotary Phase Converter With NEMA 1 Enclosure.....	693.07	120.96
26 35 43 00-0003	EA 2 KW Output Rotary Phase Converter With NEMA 1 Enclosure.....	1,205.37	145.14
26 35 43 00-0004	EA 3 KW Output Rotary Phase Converter With NEMA 1 Enclosure.....	1,382.21	193.53
26 35 43 00-0005	EA 5 KW Output Rotary Phase Converter With NEMA 1 Enclosure.....	1,897.35	241.91
26 35 43 00-0006	EA 7 KW Output Rotary Phase Converter With NEMA 1 Enclosure.....	2,612.66	314.48
26 35 43 00-0007	EA 11 KW Output Rotary Phase Converter With NEMA 1 Enclosure.....	3,375.49	387.05
26 35 43 00-0008	EA 15 KW Output Rotary Phase Converter With NEMA 1 Enclosure.....	4,233.35	459.62
26 35 43 00-0009	EA 21 KW Output Rotary Phase Converter With NEMA 1 Enclosure.....	5,162.03	520.10
26 35 43 00-0010	EA 29 KW Output Rotary Phase Converter With NEMA 1 Enclosure.....	5,997.43	628.95
26 35 43 00-0011	EA 36 KW Output Rotary Phase Converter With NEMA 1 Enclosure.....	6,867.38	707.58
26 35 43 00-0012	EA 44 KW Output Rotary Phase Converter With NEMA 1 Enclosure.....	7,737.33	786.19
26 35 43 00-0013	EA 55 KW Output Rotary Phase Converter With NEMA 1 Enclosure.....	9,608.11	949.48
26 35 43 00-0014	EA 74 KW Output Rotary Phase Converter With NEMA 1 Enclosure.....	12,489.64	1,143.01
26 35 43 00-0015	EA 87 KW Output Rotary Phase Converter With NEMA 1 Enclosure.....	15,836.38	1,390.96
26 35 43 00-0016	EA 110 KW Output Rotary Phase Converter With NEMA 1 Enclosure.....	18,113.63	1,626.82
26 35 43 00-0017	EA 125 KW Output Rotary Phase Converter With NEMA 1 Enclosure.....	23,335.04	1,814.30
26 35 43 00-0018	EA 165 KW Output Rotary Phase Converter With NEMA 1 Enclosure.....	35,697.36	2,056.20
26 35 43 00-0019	EA 220 KW Output Rotary Phase Converter With NEMA 1 Enclosure.....	53,286.22	2,298.11

26 35 53 Voltage Regulators (26 35)

26 35 53 00-0001 Voltage Regulators, 480/277 Or 208/120 Volt, 3 Phase (26 35 53)

Note: For diesel motor generator sets mounted in switchgear cabinet.

26 35 53 00-0002	EA 50 KVA Volt Regulator For Diesel M-G 480/277 Or 208/120 Volt, 3 Phase In Switchgear.....	7,077.46	1,923.15
26 35 53 00-0003	EA 75 KVA Volt Regulator For Diesel M-G 480/277 Or 208/120 Volt, 3 Phase In Switchgear.....	8,078.24	2,419.06
26 35 53 00-0004	EA 100 KVA Volt Regulator For Diesel M-G 480/277 Or 208/120 Volt, 3 Phase In Switchgear.....	8,999.78	2,878.69

26 36 Transfer Switches (26 30)

26 36 13 Manual Transfer Switches (26 36)

26 36 13 00-0001 Fused Manual Transfer Switches (26 36 13)

26 36 13 00-0002	EA 30 Amperes, Manual Transfer Switch, Fused, 3 Pole, 480 Volt.....	1,370.45	211.67
26 36 13 00-0003	EA 60 Amperes, Manual Transfer Switch, Fused, 3 Pole, 480 Volt.....	1,596.33	262.95

26 36 13 00-0004 Non-Automatic Transfer Switch, 3 Pole Circuit Breaker, NEMA 1 Enclosure

26 36 13 00-0005	EA 40 Amperes, Non-Automatic Transfer Switch, 3 Pole Circuit Breaker, NEMA 1 Enclosure (Cummins OT40).....	3,424.98	310.54
	<i>For NEMA 3R Enclosure, Add</i>	1,103.40	
	<i>For NEMA 12 Enclosure, Add</i>	1,038.49	



MINOR CSI UOM DESCRIPTION	TOTAL DIRECT UNIT COST	DEMOLITION UNIT COST
26 36 13 00-0006 EA 70 Amperes, Non-Automatic Transfer Switch, 3 Pole Circuit Breaker, NEMA 1 Enclosure (Cummins OT70).....	3,791.97	372.65
<i>For NEMA 3R Enclosure, Add</i>	1,103.40	
<i>For NEMA 12 Enclosure, Add</i>	1,038.49	
26 36 13 00-0007 EA 125 Amperes, Non-Automatic Transfer Switch, 3 Pole Circuit Breaker, NEMA 1 Enclosure (Cummins OT125).....	4,302.96	434.75
<i>For NEMA 3R Enclosure, Add</i>	1,103.40	
<i>For NEMA 12 Enclosure, Add</i>	1,038.49	
26 36 13 00-0008 EA 150 Amperes, Non-Automatic Transfer Switch, 3 Pole Circuit Breaker, NEMA 1 Enclosure (Cummins OT150).....	5,346.79	496.86
<i>For NEMA 3R Enclosure, Add</i>	1,298.12	
<i>For NEMA 12 Enclosure, Add</i>	1,038.49	
26 36 13 00-0009 EA 225 Amperes, Non-Automatic Transfer Switch, 3 Pole Circuit Breaker, NEMA 1 Enclosure (Cummins OT225).....	6,623.38	558.97
<i>For NEMA 3R Enclosure, Add</i>	1,298.12	
<i>For NEMA 12 Enclosure, Add</i>	1,038.49	
26 36 13 00-0010 EA 260 Amperes, Non-Automatic Transfer Switch, 3 Pole Circuit Breaker, NEMA 1 Enclosure (Cummins OT260).....	7,447.37	621.08
<i>For NEMA 3R Enclosure, Add</i>	1,298.12	
<i>For NEMA 12 Enclosure, Add</i>	1,038.49	
26 36 13 00-0011 EA 300 Amperes, Non-Automatic Transfer Switch, 3 Pole Circuit Breaker, NEMA 1 Enclosure (Cummins OT300).....	8,284.46	683.19
<i>For NEMA 3R Enclosure, Add</i>	1,531.77	
<i>For NEMA 12 Enclosure, Add</i>	1,298.12	
26 36 13 00-0012 EA 400 Amperes, Non-Automatic Transfer Switch, 3 Pole Circuit Breaker, NEMA 1 Enclosure (Cummins OT400).....	9,732.08	745.29
<i>For NEMA 3R Enclosure, Add</i>	1,531.77	
<i>For NEMA 12 Enclosure, Add</i>	1,298.12	
26 36 13 00-0013 EA 600 Amperes, Non-Automatic Transfer Switch, 3 Pole Circuit Breaker, NEMA 1 Enclosure (Cummins OT600).....	12,876.48	931.62
<i>For NEMA 3R Enclosure, Add</i>	1,531.77	
<i>For NEMA 12 Enclosure, Add</i>	1,298.12	
26 36 13 00-0014 EA 800 Amperes, Non-Automatic Transfer Switch, 3 Pole Circuit Breaker, NEMA 1 Enclosure (Cummins OT800).....	14,479.70	1,117.95
<i>For NEMA 3R Enclosure, Add</i>	1,882.26	
<i>For NEMA 12 Enclosure, Add</i>	1,817.36	
26 36 13 00-0015 EA 1,000 Amperes, Non-Automatic Transfer Switch, 3 Pole Circuit Breaker, NEMA 1 Enclosure (Cummins OT1000).....	19,288.43	1,571.13
<i>For NEMA 3R Enclosure, Add</i>	1,882.26	
<i>For NEMA 12 Enclosure, Add</i>	1,817.36	

26 36 23 Automatic Transfer Switches (26 36)

26 36 23 00-0001 Automatic Transfer Switch <small>(26 36 23)</small>		
26 36 23 00-0002 Automatic Transfer Switch, 2 Pole Circuit Breaker, NEMA 1 Enclosure <small>(26 36 23 00-0001)</small>		
Note: Programmable, 120/240 volt single phase, 3 wire.		
26 36 23 00-0003 EA 100 Amperes, Automatic Transfer Switch, 120/240 Volt, NEMA 1, 2 Pole Circuit Breaker, Programmable, 3 Wire.....	3,078.87	434.75
26 36 23 00-0004 EA 225 Amperes, Automatic Transfer Switch, 120/240 Volt, NEMA 1, 2 Pole Circuit Breaker, Programmable, 3 Wire.....	4,191.85	558.97
26 36 23 00-0005 EA 400 Amperes, Automatic Transfer Switch, 120/240 Volt, NEMA 1, 2 Pole Circuit Breaker, Programmable, 3 Wire.....	6,677.81	745.29
26 36 23 00-0006 EA 600 Amperes, Automatic Transfer Switch, 120/240 Volt, NEMA 1, 2 Pole Circuit Breaker, Programmable, 3 Wire.....	10,889.04	931.62
26 36 23 00-0007 Automatic Transfer Switch, 3 Pole Circuit Breaker, NEMA 1 Enclosure <small>(26 36 23 00-0001)</small>		
26 36 23 00-0008 EA 40 Amperes, Automatic Transfer Switch, 3 Pole Circuit Breaker, NEMA 1 Enclosure (Cummins OTPC40).....	5,122.07	310.54
<i>For NEMA 3R Enclosure, Add</i>	1,103.40	
<i>For NEMA 4 Enclosure, Add</i>	1,168.30	
<i>For NEMA 12 Enclosure, Add</i>	1,168.30	
26 36 23 00-0009 EA 70 Amperes, Automatic Transfer Switch, 3 Pole Circuit Breaker, NEMA 1 Enclosure (Cummins OTPC70).....	5,911.53	372.65
<i>For NEMA 3R Enclosure, Add</i>	1,103.40	
<i>For NEMA 4 Enclosure, Add</i>	1,168.30	
<i>For NEMA 12 Enclosure, Add</i>	1,168.30	
26 36 23 00-0010 EA 125 Amperes, Automatic Transfer Switch, 3 Pole Circuit Breaker, NEMA 1 Enclosure (Cummins OTPC125).....	6,495.13	434.75
<i>For NEMA 3R Enclosure, Add</i>	1,103.40	
<i>For NEMA 4 Enclosure, Add</i>	1,168.30	
<i>For NEMA 12 Enclosure, Add</i>	1,168.30	
26 36 23 00-0011 EA 150 Amperes, Automatic Transfer Switch, 3 Pole Circuit Breaker, NEMA 1 Enclosure (Cummins OTPC150).....	7,729.73	496.86
<i>For NEMA 3R Enclosure, Add</i>	1,298.12	
<i>For NEMA 4 Enclosure, Add</i>	1,687.54	
<i>For NEMA 12 Enclosure, Add</i>	1,168.30	
26 36 23 00-0012 EA 225 Amperes, Automatic Transfer Switch, 3 Pole Circuit Breaker, NEMA 1 Enclosure (Cummins OTPC225).....	8,827.46	558.97
<i>For NEMA 3R Enclosure, Add</i>	1,298.12	
<i>For NEMA 4 Enclosure, Add</i>	1,687.54	
<i>For NEMA 12 Enclosure, Add</i>	1,168.30	
26 36 23 00-0013 EA 260 Amperes, Automatic Transfer Switch, 3 Pole Circuit Breaker, NEMA 1 Enclosure (Cummins OTPC260).....	9,740.70	621.08
<i>For NEMA 3R Enclosure, Add</i>	1,298.12	
<i>For NEMA 4 Enclosure, Add</i>	1,687.54	
<i>For NEMA 12 Enclosure, Add</i>	1,168.30	
26 36 23 00-0014 EA 300 Amperes, Automatic Transfer Switch, 3 Pole Circuit Breaker, NEMA 1 Enclosure (Cummins OTPC300).....	10,173.15	683.19
<i>For NEMA 3R Enclosure, Add</i>	1,531.77	
<i>For NEMA 4 Enclosure, Add</i>	1,817.36	
<i>For NEMA 12 Enclosure, Add</i>	1,298.12	
26 36 23 00-0015 EA 400 Amperes, Automatic Transfer Switch, 3 Pole Circuit Breaker, NEMA 1 Enclosure (Cummins OTPC400).....	11,508.90	745.29
<i>For NEMA 3R Enclosure, Add</i>	1,531.77	
<i>For NEMA 4 Enclosure, Add</i>	1,817.36	
<i>For NEMA 12 Enclosure, Add</i>	1,298.12	
26 36 23 00-0016 EA 600 Amperes, Automatic Transfer Switch, 3 Pole Circuit Breaker, NEMA 1 Enclosure (Cummins OTPC600).....	15,785.10	931.62
<i>For NEMA 3R Enclosure, Add</i>	1,531.77	
<i>For NEMA 4 Enclosure, Add</i>	1,817.36	
<i>For NEMA 12 Enclosure, Add</i>	1,298.12	

26 Electrical

26 30 Facility Electrical Power Generating and Storing Equipment

26 36 Transfer Switches



MINOR	CSI	UOM	DESCRIPTION	TOTAL DIRECT UNIT COST	DEMOLITION UNIT COST
26 36 23 00-0017	EA		800 Amperes, Automatic Transfer Switch, 3 Pole Circuit Breaker, NEMA 1 Enclosure (Cummins OTPC800).....	17,691.79	1,117.95
			<i>For NEMA 3R Enclosure, Add</i>	1,882.26	
			<i>For NEMA 4 Enclosure, Add</i>	2,076.99	
			<i>For NEMA 12 Enclosure, Add</i>	1,817.36	
26 36 23 00-0018	EA		1,000 Amperes, Automatic Transfer Switch, 3 Pole Circuit Breaker, NEMA 1 Enclosure (Cummins OTPC1000).....	23,043.20	1,571.13
			<i>For NEMA 3R Enclosure, Add</i>	1,882.26	
			<i>For NEMA 4 Enclosure, Add</i>	2,076.99	
			<i>For NEMA 12 Enclosure, Add</i>	1,817.36	
26 36 23 00-0019	EA		1,200 Amperes, Automatic Transfer Switch, 3 Pole Circuit Breaker, NEMA 1 Enclosure (Cummins OTPC1200).....	29,959.96	1,702.05
			<i>For NEMA 3R Enclosure, Add</i>	4,153.96	
			<i>For NEMA 4 Enclosure, Add</i>	2,336.60	
			<i>For NEMA 12 Enclosure, Add</i>	1,947.17	
26 36 23 00-0020	EA		1,600 Amperes, Automatic Transfer Switch, 3 Pole Circuit Breaker, NEMA 1 Enclosure (Cummins OTPC1600).....	31,917.78	1,963.91
			<i>For NEMA 3R Enclosure, Add</i>	6,750.17	
			<i>For NEMA 4 Enclosure, Add</i>	8,307.90	
			<i>For NEMA 12 Enclosure, Add</i>	6,750.17	
26 36 23 00-0021	EA		2,000 Amperes, Automatic Transfer Switch, 3 Pole Circuit Breaker, NEMA 1 Enclosure (Cummins OTPC2000).....	36,497.14	2,225.76
			<i>For NEMA 3R Enclosure, Add</i>	6,750.17	
			<i>For NEMA 4 Enclosure, Add</i>	8,307.90	
			<i>For NEMA 12 Enclosure, Add</i>	6,750.17	
26 36 23 00-0022	EA		3,000 Amperes, Automatic Transfer Switch, 3 Pole Circuit Breaker, NEMA 1 Enclosure (Cummins OTPC3000).....	44,069.57	2,749.47
			<i>For NEMA 3R Enclosure, Add</i>	6,750.17	
26 36 23 00-0023	EA		4,000 Amperes, Automatic Transfer Switch, 3 Pole Circuit Breaker, NEMA 1 Enclosure (Cummins OTPC4000).....	76,729.72	3,273.18
			<i>For NEMA 3R Enclosure, Add</i>	12,513.77	
26 36 23 00-0024			Bypass Isolation Transfer Switch, 3 Pole Circuit Breaker, NEMA 1 Enclosure <small>(26 36 23 00-0001)</small>		
26 36 23 00-0025	EA		150 Amperes, Bypass Isolation Transfer Switch, 3 Pole Circuit Breaker, NEMA 1 Enclosure (Cummins BTPC150)....	25,351.67	2,360.10
			<i>For NEMA 3R Enclosure, Add</i>	2,271.70	
			<i>For NEMA 4 Enclosure, Add</i>	2,336.60	
			<i>For NEMA 12 Enclosure, Add</i>	1,233.22	
26 36 23 00-0026	EA		225 Amperes, Bypass Isolation Transfer Switch, 3 Pole Circuit Breaker, NEMA 1 Enclosure (Cummins BTPC225)....	26,459.58	2,484.32
			<i>For NEMA 3R Enclosure, Add</i>	2,271.70	
			<i>For NEMA 4 Enclosure, Add</i>	2,336.60	
			<i>For NEMA 12 Enclosure, Add</i>	1,233.22	
26 36 23 00-0027	EA		260 Amperes, Bypass Isolation Transfer Switch, 3 Pole Circuit Breaker, NEMA 1 Enclosure (Cummins BTPC260)....	27,736.34	2,608.54
			<i>For NEMA 3R Enclosure, Add</i>	2,271.70	
			<i>For NEMA 4 Enclosure, Add</i>	2,336.60	
			<i>For NEMA 12 Enclosure, Add</i>	1,233.22	
26 36 23 00-0028	EA		300 Amperes, Bypass Isolation Transfer Switch, 3 Pole Circuit Breaker, NEMA 1 Enclosure (Cummins BTPC300)....	31,012.85	2,670.64
			<i>For NEMA 3R Enclosure, Add</i>	2,271.70	
			<i>For NEMA 4 Enclosure, Add</i>	2,336.60	
			<i>For NEMA 12 Enclosure, Add</i>	1,233.22	
26 36 23 00-0029	EA		400 Amperes, Bypass Isolation Transfer Switch, 3 Pole Circuit Breaker, NEMA 1 Enclosure (Cummins BTPC400)....	35,875.02	2,732.75
			<i>For NEMA 3R Enclosure, Add</i>	2,271.70	
			<i>For NEMA 4 Enclosure, Add</i>	2,336.60	
			<i>For NEMA 12 Enclosure, Add</i>	1,233.22	
26 36 23 00-0030	EA		600 Amperes, Bypass Isolation Transfer Switch, 3 Pole Circuit Breaker, NEMA 1 Enclosure (Cummins BTPC600)....	43,174.53	2,856.96
			<i>For NEMA 3R Enclosure, Add</i>	2,271.70	
			<i>For NEMA 4 Enclosure, Add</i>	2,336.60	
			<i>For NEMA 12 Enclosure, Add</i>	1,298.12	
26 36 23 00-0031	EA		800 Amperes, Bypass Isolation Transfer Switch, 3 Pole Circuit Breaker, NEMA 1 Enclosure (Cummins BTPC800)....	47,635.32	2,981.18
			<i>For NEMA 3R Enclosure, Add</i>	2,336.60	
			<i>For NEMA 4 Enclosure, Add</i>	2,336.60	
			<i>For NEMA 12 Enclosure, Add</i>	1,427.93	
26 36 23 00-0032	EA		1,000 Amperes, Bypass Isolation Transfer Switch, 3 Pole Circuit Breaker, NEMA 1 Enclosure (Cummins BTPC1000).....	59,916.62	3,478.04
			<i>For NEMA 3R Enclosure, Add</i>	2,336.60	
			<i>For NEMA 4 Enclosure, Add</i>	2,336.60	
			<i>For NEMA 12 Enclosure, Add</i>	1,427.93	
26 36 23 00-0033	EA		1,200 Amperes, Bypass Isolation Transfer Switch, 3 Pole Circuit Breaker, NEMA 1 Enclosure (Cummins BTPC1200).....	78,755.59	3,927.82
			<i>For NEMA 3R Enclosure, Add</i>	10,384.87	
			<i>For NEMA 4 Enclosure, Add</i>	12,981.09	
			<i>For NEMA 12 Enclosure, Add</i>	10,384.87	
26 36 23 00-0034	EA		1,600 Amperes, Bypass Isolation Transfer Switch, 3 Pole Circuit Breaker, NEMA 1 Enclosure (Cummins BTPC1600).....	102,953.94	4,189.67
			<i>For NEMA 3R Enclosure, Add</i>	22,067.84	
			<i>For NEMA 4 Enclosure, Add</i>	22,067.84	
			<i>For NEMA 12 Enclosure, Add</i>	20,562.05	
26 36 23 00-0035	EA		2,000 Amperes, Bypass Isolation Transfer Switch, 3 Pole Circuit Breaker, NEMA 1 Enclosure (Cummins BTPC2000).....	116,938.92	4,582.45
			<i>For NEMA 3R Enclosure, Add</i>	22,067.84	
			<i>For NEMA 4 Enclosure, Add</i>	22,067.84	
			<i>For NEMA 12 Enclosure, Add</i>	20,562.05	
26 36 23 00-0036	EA		3,000 Amperes, Bypass Isolation Transfer Switch, 3 Pole Circuit Breaker, NEMA 1 Enclosure (Cummins BTPC3000).....	187,486.65	5,237.09
			<i>For NEMA 3R Enclosure, Add</i>	27,260.27	
26 36 23 00-0037	EA		4,000 Amperes, Bypass Isolation Transfer Switch, 3 Pole Circuit Breaker, NEMA 1 Enclosure (Cummins BTPC4000).....	202,319.19	5,891.72
			<i>For NEMA 3R Enclosure, Add</i>	27,260.27	



MINOR CSI UOM DESCRIPTION	TOTAL DIRECT UNIT COST	DEMOLITION UNIT COST
------------------------------	---------------------------	-------------------------

26 36 23 00-0038	Automatic Transfer Switch/Service Entrance, 3 Pole Circuit Breaker, NEMA 1 Enclosure <small>(26 36 23 00-0001)</small>		
26 36 23 00-0039	EA 40 Amperes, Automatic Transfer Switch/Service Entrance, 3 Pole Circuit Breaker, NEMA 1 Enclosure (Cummins OTPCSE40).....	8,397.23	310.54
	For NEMA 3R Enclosure, Add	649.06	
	For NEMA 12 Enclosure, Add	1,168.30	
26 36 23 00-0040	EA 70 Amperes, Automatic Transfer Switch/Service Entrance, 3 Pole Circuit Breaker, NEMA 1 Enclosure (Cummins OTPCSE70).....	9,073.65	372.65
	For NEMA 3R Enclosure, Add	649.06	
	For NEMA 12 Enclosure, Add	1,168.30	
26 36 23 00-0041	EA 125 Amperes, Automatic Transfer Switch/Service Entrance, 3 Pole Circuit Breaker, NEMA 1 Enclosure (Cummins OTPCSE125).....	9,748.89	434.75
	For NEMA 3R Enclosure, Add	649.06	
	For NEMA 12 Enclosure, Add	1,168.30	
26 36 23 00-0042	EA 150 Amperes, Automatic Transfer Switch/Service Entrance, 3 Pole Circuit Breaker, NEMA 1 Enclosure (Cummins OTPCSE150).....	11,713.01	496.86
	For Four Pole Circuit Breaker, Add	3,245.27	
	For NEMA 3R Enclosure, Add	649.06	
	For NEMA 12 Enclosure, Add	1,168.30	
26 36 23 00-0043	EA 225 Amperes, Automatic Transfer Switch/Service Entrance, 3 Pole Circuit Breaker, NEMA 1 Enclosure (Cummins OTPCSE225).....	15,269.49	558.97
	For Four Pole Circuit Breaker, Add	3,245.27	
	For NEMA 3R Enclosure, Add	649.06	
	For NEMA 12 Enclosure, Add	1,168.30	
26 36 23 00-0044	EA 250 Amperes, Automatic Transfer Switch/Service Entrance, 3 Pole Circuit Breaker, NEMA 1 Enclosure (Cummins OTPCSE250).....	16,251.77	621.08
	For Four Pole Circuit Breaker, Add	3,245.27	
	For NEMA 3R Enclosure, Add	649.06	
	For NEMA 12 Enclosure, Add	1,168.30	
26 36 23 00-0045	EA 300 Amperes, Automatic Transfer Switch/Service Entrance, 3 Pole Circuit Breaker, NEMA 1 Enclosure (Cummins OTPCSE300).....	16,893.68	683.19
	For Four Pole Circuit Breaker, Add	4,413.57	
	For NEMA 3R Enclosure, Add	1,687.54	
	For NEMA 12 Enclosure, Add	1,298.12	
26 36 23 00-0046	EA 400 Amperes, Automatic Transfer Switch/Service Entrance, 3 Pole Circuit Breaker, NEMA 1 Enclosure (Cummins OTPCSE400).....	19,123.19	745.29
	For Four Pole Circuit Breaker, Add	4,413.57	
	For NEMA 3R Enclosure, Add	1,687.54	
	For NEMA 12 Enclosure, Add	1,298.12	
26 36 23 00-0047	EA 600 Amperes, Automatic Transfer Switch/Service Entrance, 3 Pole Circuit Breaker, NEMA 1 Enclosure (Cummins OTPCSE600).....	23,198.26	931.62
	For Four Pole Circuit Breaker, Add	4,413.57	
	For NEMA 3R Enclosure, Add	1,687.54	
	For NEMA 12 Enclosure, Add	1,298.12	
26 36 23 00-0048	EA 800 Amperes, Automatic Transfer Switch/Service Entrance, 3 Pole Circuit Breaker, NEMA 1 Enclosure (Cummins OTPCSE800).....	24,137.40	1,117.95
	For Four Pole Circuit Breaker, Add	6,295.83	
	For NEMA 3R Enclosure, Add	2,907.77	
	For NEMA 12 Enclosure, Add	1,817.36	
26 36 23 00-0049	EA 1,000 Amperes, Automatic Transfer Switch/Service Entrance, 3 Pole Circuit Breaker, NEMA 1 Enclosure (Cummins OTPCSE1000).....	28,612.90	1,571.13
	For Four Pole Circuit Breaker, Add	6,295.83	
	For NEMA 3R Enclosure, Add	2,907.77	
	For NEMA 12 Enclosure, Add	1,817.36	
26 36 23 00-0050	Accessories <small>(26 36 23)</small>		
26 36 23 00-0051	EA Auxiliary Contacts For Automatic Transfer Switch	301.17	
26 36 23 00-0052	EA Battery Charger For Automatic Transfer Switch	2,466.42	
26 36 23 00-0053	EA Elevator Relay Signal For Automatic Transfer Switch	895.70	

26 40 Electrical And Cathodic Protection (26)

26 43 Surge Protective Devices (26 40)

26 43 13 Surge Protective Devices for Low-Voltage Electrical Power Circuits (26 43)

26 43 13 00-0001	25 kA Low Exposure (14 kAIC) Transient Voltage Surge Suppression <small>(26 43 13)</small>		
	Note: Liebert LPL		
26 43 13 00-0002	EA 120/240 Volt AC Single Phase, 3 Wire 25 kA Low Exposure Transient Voltage Surge Suppressor.....	233.07	30.24
26 43 13 00-0003	EA 208 Volt AC Three Phase, 3 Wire 25 kA Low Exposure Transient Voltage Surge Suppressor	250.58	30.24
26 43 13 00-0004	EA 240/120 Volt AC Three Phase, 4 Wire 25 kA Low Exposure Transient Voltage Surge Suppressor	262.68	36.29
26 43 13 00-0005	EA 277 Volt AC Single Phase, 2 Wire 25 kA Low Exposure Transient Voltage Surge Suppressor.....	215.97	24.19
26 43 13 00-0006	EA 480/277 Volt AC Three Phase, 4 Wire 25 kA Low Exposure Transient Voltage Surge Suppressor	262.68	36.29
26 43 13 00-0007	50 kA Low Exposure (14 kAIC) Transient Voltage Surge Suppression <small>(26 43 13)</small>		
	Note: Liebert LPL		
26 43 13 00-0008	EA 120/240 Volt AC Single Phase, 3 Wire 50 kA Low Exposure Transient Voltage Surge Suppressor.....	319.36	30.24
26 43 13 00-0009	EA 208/120 Volt AC Three Phase, 4 Wire 50 kA Low Exposure Transient Voltage Surge Suppressor	341.47	36.29
26 43 13 00-0010	EA 208 Volt AC Three Phase, 3 Wire 50 kA Low Exposure Transient Voltage Surge Suppressor	329.37	30.24
26 43 13 00-0011	EA 480/277 Volt AC Three Phase, 4 Wire 50 kA Low Exposure Transient Voltage Surge Suppressor	341.47	36.29

26 Electrical
26 40 Electrical And Cathodic Protection
26 43 Surge Protective Devices



MINOR
 CSI UOM DESCRIPTION

TOTAL DIRECT DEMOLITION
 UNIT COST UNIT COST

26 43 13 00-0012		100 kA Low Exposure (14 kAIC) Transient Voltage Surge Suppression ^(26 43 13) Note: Liebert LPL		
26 43 13 00-0013	EA	120/240 Volt AC Single Phase, 3 Wire 100 kA Low Exposure Transient Voltage Surge Suppressor.....	384.40	30.24
26 43 13 00-0014	EA	208/120 Volt AC Three Phase, 4 Wire 100 kA Low Exposure Transient Voltage Surge Suppressor	406.51	36.29
26 43 13 00-0015	EA	277 Volt AC Single Phase, 2 Wire 100 kA Low Exposure Transient Voltage Surge Suppressor.....	357.30	24.19
26 43 13 00-0016	EA	480/277 Volt AC Three Phase, 4 Wire 100 kA Low Exposure Transient Voltage Surge Suppressor	406.51	36.29
26 43 13 00-0017		100 kA Low Exposure (65 kAIC) Transient Voltage Surge Suppression ^(26 43 13) Note: Liebert LPM		
26 43 13 00-0018	EA	120/240 Volt AC Single Phase, 3 Wire 100 kA Medium Exposure Transient Voltage Surge Suppressor.....	451.94	30.24
26 43 13 00-0019	EA	208/120 Volt AC Three Phase, 4 Wire 100 kA Medium Exposure Transient Voltage Surge Suppressor	510.31	36.29
26 43 13 00-0020	EA	277 Volt AC Three Phase, 2 Wire 100 kA Medium Exposure Transient Voltage Surge Suppressor	426.09	24.19
26 43 13 00-0021		160 kA Low Exposure (65 kAIC) Transient Voltage Surge Suppression ^(26 43 13) Note: Liebert LPM		
26 43 13 00-0022	EA	208/120 Volt AC Single Phase, 4 Wire 160 kA Medium Exposure Transient Voltage Surge Suppressor.....	791.72	36.29
26 43 13 00-0023	EA	208 Volt AC Three Phase, 3 Wire 160 kA Medium Exposure Transient Voltage Surge Suppressor	779.62	30.24
26 43 13 00-0024	EA	480/277 Volt AC Three Phase, 4 Wire 160 kA Medium Exposure Transient Voltage Surge Suppressor	791.72	36.29
26 43 13 00-0025		250 kA, 500 Joule Transient Voltage Surge Suppression ^(26 43 13) Note: Liebert Interceptor Hybrid.		
26 43 13 00-0026	EA	LED Display, 120/208 Volt AC Three Phase, 250 kA Transient Voltage Surge Suppressor.....	7,600.65	60.47
26 43 13 00-0027	EA	Audible Alarm/LED Display, 120/208 Volt AC Three Phase, 250 kA Transient Voltage Surge Suppressor	9,296.57	60.47
26 43 13 00-0028		Class 1310 Transient Voltage Surge Suppression ^(26 43 13) Note: Supplied with audible alarm, alarm enable/disable switch and dry contacts. Square D.		
26 43 13 00-0029		NEMA 1/3R/12 Modular Device Transient Voltage Surge Suppressor ^(26 43 13 00-0028) Note: Square D. EMA series.		
26 43 13 00-0030	EA	120 kA, 120/240 Volt, 1 Phase, 3 Wire NEMA 1/3R/12 Modular Device Transient Voltage Surge Suppressor.....	3,695.95	157.24
		<i>For Integral Disconnect, Add</i>	265.68	
		<i>For Surge Counter, Add</i>	203.04	
26 43 13 00-0031	EA	160 kA, 120/240 Volt, 1 Phase, 3 Wire NEMA 1/3R/12 Modular Device Transient Voltage Surge Suppressor.....	4,079.01	181.43
		<i>For Integral Disconnect, Add</i>	265.68	
		<i>For Surge Counter, Add</i>	203.04	
26 43 13 00-0032	EA	240 kA, 120/240 Volt, 1 Phase, 3 Wire NEMA 1/3R/12 Modular Device Transient Voltage Surge Suppressor.....	5,942.38	211.67
		<i>For Integral Disconnect, Add</i>	265.68	
		<i>For Surge Counter, Add</i>	203.04	
26 43 13 00-0033	EA	320 kA, 120/240 Volt, 1 Phase, 3 Wire NEMA 1/3R/12 Modular Device Transient Voltage Surge Suppressor.....	7,892.67	241.91
		<i>For Integral Disconnect, Add</i>	265.68	
		<i>For Surge Counter, Add</i>	203.04	
26 43 13 00-0034	EA	480 kA, 120/240 Volt, 1 Phase, 3 Wire NEMA 1/3R/12 Modular Device Transient Voltage Surge Suppressor.....	11,670.94	332.62
		<i>For Integral Disconnect, Add</i>	265.68	
		<i>For Surge Counter, Add</i>	203.04	
26 43 13 00-0035	EA	120 kA, 120/208 Volt, 1 Phase, 4 Wire NEMA 1/3R/12 Modular Device Transient Voltage Surge Suppressor.....	3,854.37	157.24
		<i>For Integral Disconnect, Add</i>	265.68	
		<i>For Surge Counter, Add</i>	203.04	
26 43 13 00-0036	EA	160 kA, 120/208 Volt, 1 Phase, 4 Wire NEMA 1/3R/12 Modular Device Transient Voltage Surge Suppressor.....	4,253.05	181.43
		<i>For Integral Disconnect, Add</i>	265.68	
		<i>For Surge Counter, Add</i>	203.04	
26 43 13 00-0037	EA	240 kA, 120/208 Volt, 1 Phase, 4 Wire NEMA 1/3R/12 Modular Device Transient Voltage Surge Suppressor.....	6,211.25	211.67
		<i>For Integral Disconnect, Add</i>	265.68	
		<i>For Surge Counter, Add</i>	203.04	
26 43 13 00-0038	EA	320 kA, 120/208 Volt, 1 Phase, 4 Wire NEMA 1/3R/12 Modular Device Transient Voltage Surge Suppressor.....	8,241.86	241.91
		<i>For Integral Disconnect, Add</i>	265.68	
		<i>For Surge Counter, Add</i>	203.04	
26 43 13 00-0039	EA	480 kA, 120/208 Volt, 1 Phase, 4 Wire NEMA 1/3R/12 Modular Device Transient Voltage Surge Suppressor.....	12,209.80	332.62
		<i>For Integral Disconnect, Add</i>	265.68	
		<i>For Surge Counter, Add</i>	203.04	
26 43 13 00-0040	EA	420 kA, 120/208 Volt, 3 Phase, 4 Wire NEMA 1/3R/12 Modular Device Transient Voltage Surge Suppressor.....	3,854.37	157.24
		<i>For Integral Disconnect, Add</i>	265.68	
		<i>For Surge Counter, Add</i>	203.04	
26 43 13 00-0041	EA	160 kA, 120/208 Volt, 3 Phase, 4 Wire NEMA 1/3R/12 Modular Device Transient Voltage Surge Suppressor.....	4,253.05	181.43
		<i>For Integral Disconnect, Add</i>	265.68	
		<i>For Surge Counter, Add</i>	203.04	
26 43 13 00-0042	EA	240 kA, 120/208 Volt, 3 Phase, 4 Wire NEMA 1/3R/12 Modular Device Transient Voltage Surge Suppressor.....	6,211.19	211.67
		<i>For Integral Disconnect, Add</i>	265.68	
		<i>For Surge Counter, Add</i>	203.04	
26 43 13 00-0043	EA	320 kA, 120/208 Volt, 3 Phase, 4 Wire NEMA 1/3R/12 Modular Device Transient Voltage Surge Suppressor.....	8,241.86	241.91
		<i>For Integral Disconnect, Add</i>	265.68	
		<i>For Surge Counter, Add</i>	203.04	
26 43 13 00-0044	EA	480 kA, 120/208 Volt, 3 Phase, 4 Wire NEMA 1/3R/12 Modular Device Transient Voltage Surge Suppressor.....	12,209.80	332.62
		<i>For Integral Disconnect, Add</i>	265.68	
		<i>For Surge Counter, Add</i>	203.04	
26 43 13 00-0045	EA	120 kA, 277/480 Volt, 3 Phase, 4 Wire NEMA 1/3R/12 Modular Device Transient Voltage Surge Suppressor.....	4,012.82	157.24
		<i>For Integral Disconnect, Add</i>	265.68	
		<i>For Surge Counter, Add</i>	203.04	



MINOR CSI UOM DESCRIPTION	TOTAL DIRECT UNIT COST	DEMOLITION UNIT COST
26 43 13 00-0046 EA 160 kA, 277/480 Volt, 3 Phase, 4 Wire NEMA 1/3R/12 Modular Device Transient Voltage Surge Suppressor..... <i>For Integral Disconnect, Add For Surge Counter, Add</i>	4,429.32 265.68 203.04	181.43
26 43 13 00-0047 EA 240 kA, 277/480 Volt, 3 Phase, 4 Wire NEMA 1/3R/12 Modular Device Transient Voltage Surge Suppressor..... <i>For Integral Disconnect, Add For Surge Counter, Add</i>	6,482.34 265.68 203.04	211.67
26 43 13 00-0048 EA 320 kA, 277/480 Volt, 3 Phase, 4 Wire NEMA 1/3R/12 Modular Device Transient Voltage Surge Suppressor..... <i>For Integral Disconnect, Add For Surge Counter, Add</i>	8,593.37 265.68 203.04	241.91
26 43 13 00-0049 EA 480 kA, 277/480 Volt, 3 Phase, 4 Wire NEMA 1/3R/12 Modular Device Transient Voltage Surge Suppressor..... <i>For Integral Disconnect, Add For Surge Counter, Add</i>	12,750.84 265.68 203.04	332.62
26 43 13 00-0050 EA 120 kA, 347/600 Volt, 3 Phase, 4 Wire NEMA 1/3R/12 Modular Device Transient Voltage Surge Suppressor..... <i>For Integral Disconnect, Add For Surge Counter, Add</i>	4,196.90 265.68 203.04	157.24
26 43 13 00-0051 EA 160 kA, 347/600 Volt, 3 Phase, 4 Wire NEMA 1/3R/12 Modular Device Transient Voltage Surge Suppressor..... <i>For Integral Disconnect, Add For Surge Counter, Add</i>	4,612.33 265.68 203.04	181.43
26 43 13 00-0052 EA 240 kA, 347/600 Volt, 3 Phase, 4 Wire NEMA 1/3R/12 Modular Device Transient Voltage Surge Suppressor..... <i>For Integral Disconnect, Add For Surge Counter, Add</i>	6,765.71 265.68 203.04	211.67
26 43 13 00-0053 EA 320 kA, 347/600 Volt, 3 Phase, 4 Wire NEMA 1/3R/12 Modular Device Transient Voltage Surge Suppressor..... <i>For Integral Disconnect, Add For Surge Counter, Add</i>	8,961.52 265.68 203.04	241.91
26 43 13 00-0054 EA 480 kA, 347/600 Volt, 3 Phase, 4 Wire NEMA 1/3R/12 Modular Device Transient Voltage Surge Suppressor..... <i>For Integral Disconnect, Add For Surge Counter, Add</i>	12,551.66 265.68 203.04	332.62
26 43 13 00-0055 NEMA 1/3R/12 Non-Modular Device Transient Voltage Surge Suppressor (26 <small>43 13 00-0028</small> Note: Square D EBA series.		
26 43 13 00-0056 EA 120 kA, 120/240 Volt, 1 Phase, 3 Wire NEMA 1/3R/12 Non-Modular Device Transient Voltage Surge Suppressor..... <i>For Integral Disconnect, Add For Surge Counter, Add</i>	2,892.74 265.68 203.04	157.24
26 43 13 00-0057 EA 160 kA, 120/240 Volt, 1 Phase, 3 Wire NEMA 1/3R/12 Non-Modular Device Transient Voltage Surge Suppressor..... <i>For Integral Disconnect, Add For Surge Counter, Add</i>	3,492.24 265.68 203.04	181.43
26 43 13 00-0058 EA 240 kA, 120/240 Volt, 1 Phase, 3 Wire NEMA 1/3R/12 Non-Modular Device Transient Voltage Surge Suppressor..... <i>For Integral Disconnect, Add For Surge Counter, Add</i>	5,101.21 265.68 203.04	211.67
26 43 13 00-0059 EA 120 kA, 120/208 Volt, 3 Phase, 4 Wire NEMA 1/3R/12 Non-Modular Device Transient Voltage Surge Suppressor..... <i>For Integral Disconnect, Add For Surge Counter, Add</i>	2,983.10 265.68 203.04	157.24
26 43 13 00-0060 EA 160 kA, 120/208 Volt, 3 Phase, 4 Wire NEMA 1/3R/12 Non-Modular Device Transient Voltage Surge Suppressor..... <i>For Integral Disconnect, Add For Surge Counter, Add</i>	3,626.11 265.68 203.04	181.43
26 43 13 00-0061 EA 240 kA, 120/208 Volt, 3 Phase, 4 Wire NEMA 1/3R/12 Non-Modular Device Transient Voltage Surge Suppressor..... <i>For Integral Disconnect, Add For Surge Counter, Add</i>	5,276.36 265.68 203.04	211.67
26 43 13 00-0062 EA 120 kA, 120/240 Volt, 3 Phase, 4 Wire NEMA 1/3R/12 Non-Modular Device Transient Voltage Surge Suppressor..... <i>For Integral Disconnect, Add For Surge Counter, Add</i>	2,983.10 265.68 203.04	157.24
26 43 13 00-0063 EA 160 kA, 120/240 Volt, 3 Phase, 4 Wire NEMA 1/3R/12 Non-Modular Device Transient Voltage Surge Suppressor..... <i>For Integral Disconnect, Add For Surge Counter, Add</i>	3,626.11 265.68 203.04	181.43
26 43 13 00-0064 EA 240 kA, 120/240 Volt, 3 Phase, 4 Wire NEMA 1/3R/12 Non-Modular Device Transient Voltage Surge Suppressor..... <i>For Integral Disconnect, Add For Surge Counter, Add</i>	5,276.36 265.68 203.04	211.67
26 43 13 00-0065 EA 120 kA, 277/480 Volt, 3 Phase, 4 Wire NEMA 1/3R/12 Non-Modular Device Transient Voltage Surge Suppressor..... <i>For Integral Disconnect, Add For Surge Counter, Add</i>	3,098.01 265.68 203.04	157.24
26 43 13 00-0066 EA 160 kA, 277/480 Volt, 3 Phase, 4 Wire NEMA 1/3R/12 Non-Modular Device Transient Voltage Surge Suppressor..... <i>For Integral Disconnect, Add For Surge Counter, Add</i>	3,770.03 265.68 203.04	181.43
26 43 13 00-0067 EA 240 kA, 277/480 Volt, 3 Phase, 4 Wire NEMA 1/3R/12 Non-Modular Device Transient Voltage Surge Suppressor..... <i>For Integral Disconnect, Add For Surge Counter, Add</i>	5,500.59 265.68 203.04	211.67
26 43 13 00-0068 EA 120 kA, 347/600 Volt, 3 Phase, 4 Wire NEMA 1/3R/12 Non-Modular Device Transient Voltage Surge Suppressor..... <i>For Integral Disconnect, Add For Surge Counter, Add</i>	3,218.51 265.68 203.04	157.24
26 43 13 00-0069 EA 160 kA, 347/600 Volt, 3 Phase, 4 Wire NEMA 1/3R/12 Non-Modular Device Transient Voltage Surge Suppressor..... <i>For Integral Disconnect, Add For Surge Counter, Add</i>	3,922.87 265.68 203.04	181.43
26 43 13 00-0070 EA 240 kA, 347/600 Volt, 3 Phase, 4 Wire NEMA 1/3R/12 Non-Modular Device Transient Voltage Surge Suppressor..... <i>For Integral Disconnect, Add For Surge Counter, Add</i>	5,735.99 265.68 203.04	211.67
26 43 13 00-0071 NEMA 4X Modular Device Transient Voltage Surge Suppressor (26 43 13 00-0028) Note: Square D EMA series. Stainless steel.		
26 43 13 00-0072 EA 120 kA, 120/240 Volt, 1 Phase, 3 Wire NEMA 4X Modular Device Transient Voltage Surge Suppressor..... <i>For Integral Disconnect, Add For Surge Counter, Add</i>	4,750.21 265.68 203.04	157.24

26 Electrical
26 40 Electrical And Cathodic Protection
26 43 Surge Protective Devices



MINOR	CSI	UOM	DESCRIPTION	TOTAL DIRECT UNIT COST	DEMOLITION UNIT COST
26 43 13 00-0073	EA		160 kA, 120/240 Volt, 1 Phase, 3 Wire NEMA 4X Modular Device Transient Voltage Surge Suppressor <i>For Integral Disconnect, Add</i> <i>For Surge Counter, Add</i>	5,133.28 265.68 203.04	181.43
26 43 13 00-0074	EA		240 kA, 120/240 Volt, 1 Phase, 3 Wire NEMA 4X Modular Device Transient Voltage Surge Suppressor <i>For Integral Disconnect, Add</i> <i>For Surge Counter, Add</i>	6,996.64 265.68 203.04	211.67
26 43 13 00-0075	EA		120 kA, 120/208 Volt, 3 Phase, 4 Wire NEMA 4X Modular Device Transient Voltage Surge Suppressor <i>For Integral Disconnect, Add</i> <i>For Surge Counter, Add</i>	4,908.64 265.68 203.04	157.24
26 43 13 00-0076	EA		160 kA, 120/208 Volt, 3 Phase, 4 Wire NEMA 4X Modular Device Transient Voltage Surge Suppressor <i>For Integral Disconnect, Add</i> <i>For Surge Counter, Add</i>	5,307.31 265.68 203.04	181.43
26 43 13 00-0077	EA		240 kA, 120/208 Volt, 3 Phase, 4 Wire NEMA 4X Modular Device Transient Voltage Surge Suppressor <i>For Integral Disconnect, Add</i> <i>For Surge Counter, Add</i>	7,265.52 265.68 203.04	211.67
26 43 13 00-0078	EA		120 kA, 120/240 Volt, 3 Phase, 4 Wire NEMA 4X Modular Device Transient Voltage Surge Suppressor <i>For Integral Disconnect, Add</i> <i>For Surge Counter, Add</i>	4,908.64 265.68 203.04	157.24
26 43 13 00-0079	EA		160 kA, 120/240 Volt, 3 Phase, 4 Wire NEMA 4X Modular Device Transient Voltage Surge Suppressor <i>For Integral Disconnect, Add</i> <i>For Surge Counter, Add</i>	5,307.31 265.68 203.04	181.43
26 43 13 00-0080	EA		240 kA, 120/240 Volt, 3 Phase, 4 Wire NEMA 4X Modular Device Transient Voltage Surge Suppressor <i>For Integral Disconnect, Add</i> <i>For Surge Counter, Add</i>	7,265.46 265.68 203.04	211.67
26 43 13 00-0081	EA		120 kA, 277/480 Volt, 3 Phase, 4 Wire NEMA 4X Modular Device Transient Voltage Surge Suppressor <i>For Integral Disconnect, Add</i> <i>For Surge Counter, Add</i>	5,067.09 265.68 203.04	157.24
26 43 13 00-0082	EA		160 kA, 277/480 Volt, 3 Phase, 4 Wire NEMA 4X Modular Device Transient Voltage Surge Suppressor <i>For Integral Disconnect, Add</i> <i>For Surge Counter, Add</i>	5,483.59 265.68 203.04	181.43
26 43 13 00-0083	EA		240 kA, 277/480 Volt, 3 Phase, 4 Wire NEMA 4X Modular Device Transient Voltage Surge Suppressor <i>For Integral Disconnect, Add</i> <i>For Surge Counter, Add</i>	7,536.61 265.68 203.04	211.67
26 43 13 00-0084	EA		120 kA, 347/600 Volt, 3 Phase, 4 Wire NEMA 4X Modular Device Transient Voltage Surge Suppressor <i>For Integral Disconnect, Add</i> <i>For Surge Counter, Add</i>	5,251.17 265.68 203.04	157.24
26 43 13 00-0085	EA		160 kA, 347/600 Volt, 3 Phase, 4 Wire NEMA 4X Modular Device Transient Voltage Surge Suppressor <i>For Integral Disconnect, Add</i> <i>For Surge Counter, Add</i>	5,666.59 265.68 203.04	181.43
26 43 13 00-0086	EA		240 kA, 347/600 Volt, 3 Phase, 4 Wire NEMA 4X Modular Device Transient Voltage Surge Suppressor <i>For Integral Disconnect, Add</i> <i>For Surge Counter, Add</i>	7,819.98 265.68 203.04	211.67
26 43 13 00-0087	NEMA 4X Non-Modular Device Transient Voltage Surge Suppressor <small>(26 43 13 00-0088)</small>				
	Note: Square D EBA series. Stainless steel.				
26 43 13 00-0088	EA		120 kA, 120/240 Volt, 1 Phase, 3 Wire NEMA 4X Non-Modular Device Transient Voltage Surge Suppressor <i>For Integral Disconnect, Add</i> <i>For Surge Counter, Add</i>	3,947.00 265.68 203.04	157.24
26 43 13 00-0089	EA		160 kA, 120/240 Volt, 1 Phase, 3 Wire NEMA 4X Non-Modular Device Transient Voltage Surge Suppressor <i>For Integral Disconnect, Add</i> <i>For Surge Counter, Add</i>	4,546.50 265.68 203.04	181.43
26 43 13 00-0090	EA		240 kA, 120/240 Volt, 1 Phase, 3 Wire NEMA 4X Non-Modular Device Transient Voltage Surge Suppressor <i>For Integral Disconnect, Add</i> <i>For Surge Counter, Add</i>	6,155.47 265.68 203.04	211.67
26 43 13 00-0091	EA		120 kA, 120/208 Volt, 3 Phase, 4 Wire NEMA 4X Non-Modular Device Transient Voltage Surge Suppressor <i>For Integral Disconnect, Add</i> <i>For Surge Counter, Add</i>	4,037.36 265.68 203.04	157.24
26 43 13 00-0092	EA		160 kA, 120/208 Volt, 3 Phase, 4 Wire NEMA 4X Non-Modular Device Transient Voltage Surge Suppressor <i>For Integral Disconnect, Add</i> <i>For Surge Counter, Add</i>	4,680.38 265.68 203.04	181.43
26 43 13 00-0093	EA		240 kA, 120/208 Volt, 3 Phase, 4 Wire NEMA 4X Non-Modular Device Transient Voltage Surge Suppressor <i>For Integral Disconnect, Add</i> <i>For Surge Counter, Add</i>	6,330.62 265.68 203.04	211.67
26 43 13 00-0094	EA		120 kA, 120/240 Volt, 3 Phase, 4 Wire NEMA 4X Non-Modular Device Transient Voltage Surge Suppressor <i>For Integral Disconnect, Add</i> <i>For Surge Counter, Add</i>	4,037.36 265.68 203.04	157.24
26 43 13 00-0095	EA		160 kA, 120/240 Volt, 3 Phase, 4 Wire NEMA 4X Non-Modular Device Transient Voltage Surge Suppressor <i>For Integral Disconnect, Add</i> <i>For Surge Counter, Add</i>	4,680.38 265.68 203.04	181.43
26 43 13 00-0096	EA		240 kA, 120/240 Volt, 3 Phase, 4 Wire NEMA 4X Non-Modular Device Transient Voltage Surge Suppressor <i>For Integral Disconnect, Add</i> <i>For Surge Counter, Add</i>	6,330.62 265.68 203.04	211.67
26 43 13 00-0097	EA		120 kA, 277/480 Volt, 3 Phase, 4 Wire NEMA 4X Non-Modular Device Transient Voltage Surge Suppressor <i>For Integral Disconnect, Add</i> <i>For Surge Counter, Add</i>	4,152.28 265.68 203.04	157.24
26 43 13 00-0098	EA		160 kA, 277/480 Volt, 3 Phase, 4 Wire NEMA 4X Non-Modular Device Transient Voltage Surge Suppressor <i>For Integral Disconnect, Add</i> <i>For Surge Counter, Add</i>	4,824.29 265.68 203.04	181.43
26 43 13 00-0099	EA		240 kA, 277/480 Volt, 3 Phase, 4 Wire NEMA 4X Non-Modular Device Transient Voltage Surge Suppressor <i>For Integral Disconnect, Add</i> <i>For Surge Counter, Add</i>	6,554.86 265.68 203.04	211.67
26 43 13 00-0100	EA		120 kA, 347/600 Volt, 3 Phase, 4 Wire NEMA 4X Non-Modular Device Transient Voltage Surge Suppressor <i>For Integral Disconnect, Add</i> <i>For Surge Counter, Add</i>	4,272.77 265.68 203.04	157.24



MINOR CSI UOM DESCRIPTION	TOTAL DIRECT UNIT COST	DEMOLITION UNIT COST
------------------------------	---------------------------	-------------------------

26 43 13 00-0101	EA 160 kA, 347/600 Volt, 3 Phase, 4 Wire NEMA 4X Non-Modular Device Transient Voltage Surge Suppressor <i>For Integral Disconnect, Add For Surge Counter, Add</i>	4,977.13	181.43
		265.68	
		203.04	
26 43 13 00-0102	EA 240 kA, 347/600 Volt, 3 Phase, 4 Wire NEMA 4X Non-Modular Device Transient Voltage Surge Suppressor <i>For Integral Disconnect, Add For Surge Counter, Add</i>	6,790.25	211.67
		265.68	
		203.04	

26 43 23 Surge Protective Devices for Lightning Protection (26 43)

26 43 23 00-0001 Surge And Lightning Arrestors (26 43 23)

26 43 23 00-0002 Metal Top Intermediate Type IMX (26 43 23 00-0001)

Note: For outdoor construction, single phase.

26 43 23 00-0003	EA 3 KV, Lightning Arrestors, IMX, Metal Top For Outdoor Use, 1 Phase	1,225.80	270.49
26 43 23 00-0004	EA 4.5 KV, Lightning Arrestors, IMX, Metal Top For Outdoor Use, 1 Phase	1,332.33	270.49
26 43 23 00-0005	EA 6 KV, Lightning Arrestors, IMX, Metal Top For Outdoor Use, 1 Phase	1,332.33	270.49
26 43 23 00-0006	EA 7.5 KV, Lightning Arrestors, IMX, Metal Top For Outdoor Use, 1 Phase	1,530.17	270.49
26 43 23 00-0007	EA 9 KV, Lightning Arrestors, IMX, Metal Top For Outdoor Use, 1 Phase	1,530.17	270.49
26 43 23 00-0008	EA 10 KV, Lightning Arrestors, IMX, Metal Top For Outdoor Use, 1 Phase	1,694.53	270.49
26 43 23 00-0009	EA 12 KV, Lightning Arrestors, IMX, Metal Top For Outdoor Use, 1 Phase	1,694.53	270.49
26 43 23 00-0010	EA 15 KV, Lightning Arrestors, IMX, Metal Top For Outdoor Use, 1 Phase	2,316.75	338.12
26 43 23 00-0011	EA 18 KV, Lightning Arrestors, IMX, Metal Top For Outdoor Use, 1 Phase	2,401.98	338.12
26 43 23 00-0012	EA 21 KV, Lightning Arrestors, IMX, Metal Top For Outdoor Use, 1 Phase	2,634.17	405.73
26 43 23 00-0013	EA 24 KV, Lightning Arrestors, IMX, Metal Top For Outdoor Use, 1 Phase	2,853.32	405.73
26 43 23 00-0014	EA 27 KV, Lightning Arrestors, IMX, Metal Top For Outdoor Use, 1 Phase	3,404.22	405.73

26 43 23 00-0015 Porcelain Top Intermediate Type IMX (26 43 23 00-0001)

Note: For cubicle mounting, single phase.

26 43 23 00-0016	EA 3 KV, Lightning Arrestors, IMX, Porcelain Top For Cubicle Mounting, 1 Phase	1,225.80	270.49
26 43 23 00-0017	EA 4.5 KV, Lightning Arrestors, IMX, Porcelain Top For Cubicle Mounting, 1 Phase	1,332.33	270.49
26 43 23 00-0018	EA 6 KV, Lightning Arrestors, IMX, Porcelain Top For Cubicle Mounting, 1 Phase	1,332.33	270.49
26 43 23 00-0019	EA 7.5 KV, Lightning Arrestors, IMX, Porcelain Top For Cubicle Mounting, 1 Phase	1,530.17	270.49
26 43 23 00-0020	EA 9 KV, Lightning Arrestors, IMX, Porcelain Top For Cubicle Mounting, 1 Phase	1,530.17	270.49
26 43 23 00-0021	EA 10 KV, Lightning Arrestors, IMX, Porcelain Top For Cubicle Mounting, 1 Phase	1,694.53	270.49
26 43 23 00-0022	EA 12 KV, Lightning Arrestors, IMX, Porcelain Top For Cubicle Mounting, 1 Phase	1,694.53	270.49
26 43 23 00-0023	EA 15 KV, Lightning Arrestors, IMX, Porcelain Top For Cubicle Mounting, 1 Phase	2,316.75	338.12
26 43 23 00-0024	EA 18 KV, Lightning Arrestors, IMX, Porcelain Top For Cubicle Mounting, 1 Phase	2,401.98	338.12
26 43 23 00-0025	EA 21 KV, Lightning Arrestors, IMX, Porcelain Top For Cubicle Mounting, 1 Phase	2,634.17	405.73
26 43 23 00-0026	EA 24 KV, Lightning Arrestors, IMX, Porcelain Top For Cubicle Mounting, 1 Phase	2,853.32	405.73
26 43 23 00-0027	EA 27 KV, Lightning Arrestors, IMX, Porcelain Top For Cubicle Mounting, 1 Phase	3,404.22	405.73

26 43 23 00-0028 IMX Accessories (26 43 23 00-0001)

26 43 23 00-0029	EA 1 Crossarm Bracket Reversible 3-27 KV IMX	1,006.66	270.49
26 43 23 00-0030	EA Single Unit Horizontal Pole Mounted Bracket (IMX)	994.49	270.49
26 43 23 00-0031	EA 3 Unit Horizontal Pole Mounted Bracket (IMX)	903.30	270.49

26 43 23 00-0032 Lightning Arrestor And Cutouts (26 43 23 00-0001)

26 43 23 00-0033	EA 3 KV La Distribution Class, Lightning Arrestor	665.77	270.49
26 43 23 00-0034	EA 3 KV La Interior Class, Lightning Arrestor	1,306.89	270.49
26 43 23 00-0035	EA 3 KV La Station Class, Lightning Arrestor	1,225.80	270.49
26 43 23 00-0036	EA 9 KV La Distribution Class, Lightning Arrestor	732.73	270.49
26 43 23 00-0037	EA 9 KV La Interior Class, Lightning Arrestor	1,484.39	270.49
26 43 23 00-0038	EA 9 KV La Station Class, Lightning Arrestor	1,530.17	270.49
26 43 23 00-0039	EA 5 KV Enclosed Fused Cutout	836.82	270.49
26 43 23 00-0040	EA 15 KV Open Fused Cutout	898.41	338.12
26 43 23 00-0041	EA 18 KV La Distribution Class, Lightning Arrestor	697.51	270.49
26 43 23 00-0042	EA 18 KV La Interior Class, Lightning Arrestor	1,579.27	270.49

26 50 Lighting (26)

Note: Includes testing of fixture, a set of lamps (light bulbs), wire nuts, ground wire connector, fixture whip, ballast(s), mounting brackets where necessary and cable connectors. Lay-in fixtures include support wire, clips and seismic supports.

26 51 Interior Lighting (26 50)

26 51 13 Incandescent Interior Lighting (26 51)

26 51 13 00-0001 Recessed Fixtures (26 51 13)

Note: Housing and trim priced separately.

26 51 13 00-0002 Incandescent, Recessed Fixture Housings (26 51 13 00-0001)

26 51 13 00-0003	EA 4" Round, Incandescent, T Or ICT Recessed Fixture Housing <i>For ICAT Housing, Add</i>	81.48	34.60
		3.80	
26 51 13 00-0004	EA 5" Round, Incandescent, T Or ICT Recessed Fixture Housing <i>For ICAT Housing, Add</i>	81.48	34.60
		3.80	
26 51 13 00-0005	EA 6" Round, Incandescent, T Or ICT Recessed Fixture Housing <i>For ICAT Housing, Add</i>	86.44	36.29
		4.13	
26 51 13 00-0006	EA 7" Round, Incandescent, T Or ICT Recessed Fixture Housing <i>For ICAT Housing, Add</i>	91.56	37.85
		4.48	



MINOR	CSI	UOM	DESCRIPTION	TOTAL DIRECT UNIT COST	DEMOLITION UNIT COST
26 51	13 00-0007	EA	8" Round, Incandescent, T Or ICT Recessed Fixture Housing..... <i>For ICAT Housing, Add</i>	96.71 4.83	39.43
26 51	13 00-0008	EA	10" To 12" Square, Incandescent, T Or ICT Recessed Fixture Housing..... <i>For ICAT Housing, Add</i>	98.77 4.63	41.85
26 51	13 00-0009		Recessed Fixture Trim (26 51 13 00-0001)		
26 51	13 00-0010	EA	Circular, Recessed Fixture Trim	61.86	16.94
26 51	13 00-0011	EA	Circular Clear Lens, Recessed Fixture Trim	68.54	16.94
26 51	13 00-0012	EA	Open/Baffle, Recessed Fixture Trim	80.12	16.94
26 51	13 00-0013	EA	Specular Reflector, Recessed Fixture Trim	86.25	16.94
26 51	13 00-0014	EA	Eyeball, Recessed Fixture Trim	68.64	16.94
26 51	13 00-0015	EA	10" To 12" Square, Clear Lens, Recessed Fixture Trim	65.06	16.94
26 51	13 00-0016	EA	10" To 12" Square, Drop Dish, Recessed Fixture Trim.....	69.17	16.94
26 51	13 00-0017		Track Lighting (26 51 13)		
26 51	13 00-0018		Track Lighting Tracks (26 51 13 00-0017)		
26 51	13 00-0019	LF	1 Circuit Track Lighting Track	24.02	7.99
26 51	13 00-0020	LF	2 Circuit Track Lighting Track	31.00	7.99
26 51	13 00-0021	LF	3 Circuit Track Lighting Track	36.97	7.99
26 51	13 00-0022	LF	4 Circuit Track Lighting Track	42.94	9.67
26 51	13 00-0023		Incandescent Track Lighting Fixtures (26 51 13 00-0017)		
26 51	13 00-0024	EA	Incandescent Track Lighting Fixture, 120 Volt.....	79.81	20.19
26 51	13 00-0025	EA	Par 20 Track Fixture, White Or Black Finish, 120 Volt.....	58.84	20.19
26 51	13 00-0026	EA	Par 30 Track Fixture, White Or Black Finish, 120 Volt.....	80.93	20.19
26 51	13 00-0027	EA	Par 38 Track Fixture, White Or Black Finish, 120 Volt.....	83.12	20.19
26 51	13 00-0028	EA	PAR 16, Baffled Cylinder Track Fixture, White or Black Finish, 120 Volt.....	68.84	20.19
26 51	13 00-0029	EA	PAR 20, Baffled Cylinder Track Fixture, White or Black Finish, 120 Volt.....	58.84	20.19
26 51	13 00-0030	EA	PAR 30, Baffled Cylinder Track Fixture, White or Black Finish, 120 Volt..... Note: 120V.	67.79	20.19
26 51	13 00-0031	EA	PAR 38, Baffled Cylinder Track Fixture, White or Black Finish, 120 Volt.....	85.31	20.19
26 51	13 00-0032		Track Lighting Accessories (26 51 13 00-0017)		
26 51	13 00-0033		Pendant Mounting (26 51 13 00-0032)		
26 51	13 00-0034	EA	Track Lighting Pendant Mounting, Up to 12".....	26.86	
26 51	13 00-0035	EA	Track Lighting Pendant Mounting, >12" To 24".....	34.24	
26 51	13 00-0036	EA	Track Lighting Pendant Mounting, >24" To 36".....	41.64	
26 51	13 00-0037		Wet Location, Dust Resistant, Vapor Tight Fixtures (26 51 13)		
26 51	13 00-0038		Incandescent, Wet Location, Dust Resistant, Cast Metal Guard, Enclosed And Gasketed, Vapor Tight Fixtures (26 51 13 00-0037)		
26 51	13 00-0039	EA	100 Watt Incandescent, Ceiling Mounted, Cast Metal Guard, Enclosed And Gasketed, Vapor Tight Fixture..... <i>For Wall Mounted, Add</i>	130.90 5.10	48.38
26 51	13 00-0040	EA	200 Watt Incandescent, Ceiling Mounted, Cast Metal Guard, Enclosed And Gasketed, Vapor Tight Fixture..... <i>For Wall Mounted, Add</i>	149.32 5.10	48.38
26 51 16			Fluorescent Interior Lighting (26 51)		
26 51	16 00-0001		Fluorescent Fixtures (26 51 16)		
26 51	16 00-0002		Surface Mounted, Wraparound Fluorescent Fixtures (26 51 16 00-0001)		
26 51	16 00-0003		6" x 2', Surface Mounted, Wraparound Fluorescent Fixtures (26 51 16 00-0002)		
26 51	16 00-0004	EA	1 T8 Lamp, 6" x 2', Surface Mounted, Wraparound Fluorescent Fixture.....	175.40	34.59
26 51	16 00-0005	EA	2 T8 Lamps, 6" x 2', Surface Mounted, Wraparound Fluorescent Fixture.....	197.09	34.59
26 51	16 00-0006		6" x 4', Surface Mounted, Wraparound Fluorescent Fixtures (26 51 16 00-0002)		
26 51	16 00-0007	EA	1 T8 Lamp, 6" x 4', Surface Mounted, Wraparound Fluorescent Fixture.....	198.62	36.02
26 51	16 00-0008	EA	2 T8 Lamps, 6" x 4', Surface Mounted, Wraparound Fluorescent Fixture.....	223.10	36.02
26 51	16 00-0009		1' x 4', Surface Mounted, Wraparound Fluorescent Fixtures (26 51 16 00-0002)		
26 51	16 00-0010	EA	2 T8 Lamps, 1' x 4', Surface Mounted, Wraparound Fluorescent Fixture	237.79	40.44
26 51	16 00-0011	EA	3 T8 Lamps, 1' x 4', Surface Mounted, Wraparound Fluorescent Fixture	282.34	40.44
26 51	16 00-0012	EA	4 T8 Lamps, 1' x 4', Surface Mounted, Wraparound Fluorescent Fixture	331.26	40.44
26 51	16 00-0013		2' x 2', Surface Mounted, Wraparound Fluorescent Fixtures (26 51 16 00-0002)		
26 51	16 00-0014	EA	2 T8 Lamps, 2' x 2', Surface Mounted, Wraparound Fluorescent Fixture	193.43	44.20
26 51	16 00-0015	EA	3 T8 Lamps, 2' x 2', Surface Mounted, Wraparound Fluorescent Fixture	223.47	44.20



Electrical	26	
Lighting	26 50	26
Interior Lighting	26 51	

MINOR	CSI	UOM	DESCRIPTION	TOTAL DIRECT UNIT COST	DEMOLITION UNIT COST
26 51 16 00-0016			2' x 4', Surface Mounted, Wraparound Fluorescent Fixtures (26 51 16 00-0002)		
26 51 16 00-0017	EA		2 T8 Lamps, 2' x 4', Surface Mounted, Wraparound Fluorescent Fixture	303.65	51.49
26 51 16 00-0018	EA		3 T8 Lamps, 2' x 4', Surface Mounted, Wraparound Fluorescent Fixture	327.53	51.49
26 51 16 00-0019	EA		4 T8 Lamps, 2' x 4', Surface Mounted, Wraparound Fluorescent Fixture	372.03	51.49
26 51 16 00-0020			Surface Mounted, Box Type Fluorescent Fixtures (26 51 16 00-0001)		
			Note: Includes prismatic lens.		
26 51 16 00-0021			1' x 4', Surface Mounted, Box Type Fluorescent Fixtures (26 51 16 00-0020)		
26 51 16 00-0022	EA		2 T8 Lamps, 1' x 4', Surface Mounted, Box Type Fluorescent Fixture	236.48	40.11
26 51 16 00-0023	EA		3 T8 Lamps, 1' x 4', Surface Mounted, Box Type Fluorescent Fixture	382.59	40.11
26 51 16 00-0024	EA		4 T8 Lamps, 1' x 4', Surface Mounted, Box Type Fluorescent Fixture	436.70	40.11
26 51 16 00-0025			2' x 2', Surface Mounted, Box Type Fluorescent Fixtures (26 51 16 00-0020)		
26 51 16 00-0026	EA		2 T8 Lamps, 2' x 2', Surface Mounted, Box Type Fluorescent Fixture	365.84	44.20
26 51 16 00-0027	EA		3 T8 Lamps, 2' x 2', Surface Mounted, Box Type Fluorescent Fixture	399.64	44.20
26 51 16 00-0028	EA		4 T8 Lamps, 2' x 2', Surface Mounted, Box Type Fluorescent Fixture	424.11	44.20
26 51 16 00-0029			2' x 4', Surface Mounted, Box Type Fluorescent Fixtures (26 51 16 00-0020)		
26 51 16 00-0030	EA		2 T8 Lamps, 2' x 4', Surface Mounted, Box Type Fluorescent Fixture	373.03	51.49
26 51 16 00-0031	EA		3 T8 Lamps, 2' x 4', Surface Mounted, Box Type Fluorescent Fixture	409.79	51.49
26 51 16 00-0032	EA		4 T8 Lamps, 2' x 4', Surface Mounted, Box Type Fluorescent Fixture	430.52	51.49
26 51 16 00-0033	EA		6 T8 Lamps, 2' x 4', Surface Mounted, Box Type Fluorescent Fixture	462.60	51.49
26 51 16 00-0034			4' x 4', Surface Mounted, Box Type Fluorescent Fixtures (26 51 16 00-0020)		
26 51 16 00-0035	EA		4 T8 Lamps, 4' x 4', Surface Mounted, Box Type Fluorescent Fixture	737.77	66.30
26 51 16 00-0036	EA		6 T8 Lamps, 4' x 4', Surface Mounted, Box Type Fluorescent Fixture	751.96	66.30
26 51 16 00-0037	EA		8 T8 Lamps, 4' x 4', Surface Mounted, Box Type Fluorescent Fixture	664.14	66.30
26 51 16 00-0038			Recessed Fluorescent Fixtures (26 51 16 00-0001)		
26 51 16 00-0039			Lensed, Lay-In/Troffer, Recessed Fluorescent Fixtures (26 51 16 00-0038)		
26 51 16 00-0040			1' x 2', Prismatic Lensed, Lay-In/Troffer Fluorescent Fixture (26 51 16 00-0039)		
26 51 16 00-0041	EA		2 T8 Lamps, 1' x 2', Prismatic Lensed, Lay-In/Troffer Fluorescent Fixture	269.02	34.59
			<i>For Drywall Or Plaster Ceilings, Add</i>	23.37	
26 51 16 00-0042			1' x 4', Prismatic Lensed, Lay-In/Troffer Fluorescent Fixture (26 51 16 00-0039)		
26 51 16 00-0043	EA		2 T8 Lamps, 1' x 4', Prismatic Lensed, Lay-In/Troffer Fluorescent Fixture	351.68	40.11
			<i>For Drywall Or Plaster Ceilings, Add</i>	27.35	
26 51 16 00-0044	EA		2 T5 Lamps, 1' x 4', Prismatic Lensed, Lay-In/Troffer Fluorescent Fixture	636.12	40.11
			<i>For Drywall Or Plaster Ceilings, Add</i>	27.35	
26 51 16 00-0045			2' x 2', Prismatic Lensed, Lay-In/Troffer Fluorescent Fixture (26 51 16 00-0039)		
26 51 16 00-0046	EA		2 T8 Lamps, 2' x 2', Prismatic Lensed, Lay-In/Troffer Fluorescent Fixture	355.14	44.20
			<i>For Drywall Or Plaster Ceilings, Add</i>	29.84	
26 51 16 00-0047	EA		3 T8 Lamps, 2' x 2', Prismatic Lensed, Lay-In/Troffer Fluorescent Fixture	406.14	44.20
			<i>For Drywall Or Plaster Ceilings, Add</i>	29.84	
26 51 16 00-0048	EA		4 T8 Lamps, 2' x 2', Prismatic Lensed, Lay-In/Troffer Fluorescent Fixture	411.63	44.20
			<i>For Drywall Or Plaster Ceilings, Add</i>	29.84	
26 51 16 00-0049	EA		2 T5 Lamps, 2' x 2', Prismatic Lensed, Lay-In/Troffer Fluorescent Fixture	444.24	44.20
			<i>For Drywall Or Plaster Ceilings, Add</i>	29.84	
26 51 16 00-0050			2' x 4', Prismatic Lensed, Lay-In/Troffer Fluorescent Fixture (26 51 16 00-0039)		
26 51 16 00-0051	EA		2 T8 Lamps, 2' x 4', Prismatic Lensed, Lay-In/Troffer Fluorescent Fixture	346.36	51.49
			<i>For Drywall Or Plaster Ceilings, Add</i>	34.81	
26 51 16 00-0052	EA		3 T8 Lamps, 2' x 4', Prismatic Lensed, Lay-In/Troffer Fluorescent Fixture	479.98	51.49
			<i>For Drywall Or Plaster Ceilings, Add</i>	34.81	
26 51 16 00-0053	EA		4 T8 Lamps, 2' x 4', Prismatic Lensed, Lay-In/Troffer Fluorescent Fixture	487.08	51.49
			<i>For Drywall Or Plaster Ceilings, Add</i>	34.81	
26 51 16 00-0054	EA		6 T8 Lamps, 2' x 4', Prismatic Lensed, Lay-In/Troffer Fluorescent Fixture	545.07	51.49
			<i>For Drywall Or Plaster Ceilings, Add</i>	34.81	
26 51 16 00-0055	EA		2 T5 Lamps, 2' x 4', Prismatic Lensed, Lay-In/Troffer Fluorescent Fixture	464.59	51.49
			<i>For Drywall Or Plaster Ceilings, Add</i>	34.81	
26 51 16 00-0056	EA		3 T5 Lamps, 2' x 4', Prismatic Lensed, Lay-In/Troffer Fluorescent Fixture	634.00	51.49
			<i>For Drywall Or Plaster Ceilings, Add</i>	34.81	
26 51 16 00-0057	EA		4 T5 Lamps, 2' x 4', Prismatic Lensed, Lay-In/Troffer Fluorescent Fixture	649.23	51.49
			<i>For Drywall Or Plaster Ceilings, Add</i>	34.81	
26 51 16 00-0058			Parabolic, Lay-In/Troffer, Recessed Fluorescent Fixtures (26 51 16 00-0038)		
26 51 16 00-0059			1' x 2', Parabolic, Lay-In/Troffer, Recessed Fluorescent Fixtures (26 51 16 00-0058)		



MINOR CSI	UOM	DESCRIPTION	TOTAL DIRECT UNIT COST	DEMOLITION UNIT COST
26 51 16 00-0060	EA	1 T8 Lamp, 1' x 2', Parabolic, Lay-In/Troffer, Recessed Fluorescent Fixture <i>For Drywall Or Plaster Ceilings, Add</i>	312.21 23.37	34.59
26 51 16 00-0061	EA	2 T8 Lamps, 1' x 2', Parabolic, Lay-In/Troffer, Recessed Fluorescent Fixture <i>For Drywall Or Plaster Ceilings, Add</i>	317.68 23.37	34.59
26 51 16 00-0062	EA	3 T8 Lamps, 1' x 2', Parabolic, Lay-In/Troffer, Recessed Fluorescent Fixture <i>For Drywall Or Plaster Ceilings, Add</i>	371.81 23.37	34.59
26 51 16 00-0063		1' x 4', Parabolic, Lay-In/Troffer, Recessed Fluorescent Fixtures (26 51 16 00-0058)		
26 51 16 00-0064	EA	1 T8 Lamp, 1' x 4', Parabolic, Lay-In/Troffer, Recessed Fluorescent Fixture <i>For Drywall Or Plaster Ceilings, Add</i>	355.70 27.35	40.11
26 51 16 00-0065	EA	2 T8 Lamps, 1' x 4', Parabolic, Lay-In/Troffer, Recessed Fluorescent Fixture <i>For Drywall Or Plaster Ceilings, Add</i>	362.80 27.35	40.11
26 51 16 00-0066	EA	3 T8 Lamps, 1' x 4', Parabolic, Lay-In/Troffer, Recessed Fluorescent Fixture <i>For Drywall Or Plaster Ceilings, Add</i>	409.87 27.35	40.11
26 51 16 00-0067		2' x 2', Parabolic, Lay-In/Troffer, Recessed Fluorescent Fixtures (26 51 16 00-0058)		
26 51 16 00-0068	EA	2 T8 Lamps, 2' x 2', Parabolic, Lay-In/Troffer, Recessed Fluorescent Fixture <i>For Drywall Or Plaster Ceilings, Add</i>	365.72 29.84	44.20
26 51 16 00-0069	EA	3 T8 Lamps, 2' x 2', Parabolic, Lay-In/Troffer, Recessed Fluorescent Fixture <i>For Drywall Or Plaster Ceilings, Add</i>	371.19 29.84	44.20
26 51 16 00-0070	EA	4 T8 Lamps, 2' x 2', Parabolic, Lay-In/Troffer, Recessed Fluorescent Fixture <i>For Drywall Or Plaster Ceilings, Add</i>	424.52 29.84	44.20
26 51 16 00-0071		2' x 4', Parabolic, Lay-In/Troffer, Recessed Fluorescent Fixtures (26 51 16 00-0058)		
26 51 16 00-0072	EA	2 T8 Lamps, 2' x 4', Parabolic, Lay-In/Troffer, Recessed Fluorescent Fixture <i>For Drywall Or Plaster Ceilings, Add</i>	346.36 34.81	51.49
26 51 16 00-0073	EA	3 T8 Lamps, 2' x 4', Parabolic, Lay-In/Troffer, Recessed Fluorescent Fixture <i>For Drywall Or Plaster Ceilings, Add</i>	404.75 34.81	51.49
26 51 16 00-0074	EA	4 T8 Lamps, 2' x 4', Parabolic, Lay-In/Troffer, Recessed Fluorescent Fixture <i>For Drywall Or Plaster Ceilings, Add</i>	460.32 34.81	51.49
26 51 16 00-0075	EA	6 T8 Lamps, 2' x 4', Parabolic, Lay-In/Troffer, Recessed Fluorescent Fixture <i>For Drywall Or Plaster Ceilings, Add</i>	523.17 34.81	51.49
26 51 16 00-0076		Direct-Indirect, Recessed Fluorescent Fixtures (26 51 16 00-0038)		
26 51 16 00-0077		1' x 4', Direct-Indirect, Recessed Fluorescent Fixtures (26 51 16 00-0076)		
26 51 16 00-0078	EA	1 T8 Lamp, 1' x 4', Direct-Indirect, Recessed Fluorescent Fixture <i>For Drywall Or Plaster Ceilings, Add</i>	660.88 27.35	40.11
26 51 16 00-0079	EA	2 T8 Lamps, 1' x 4', Direct-Indirect, Recessed Fluorescent Fixture <i>For Drywall Or Plaster Ceilings, Add</i>	667.98 27.35	40.11
26 51 16 00-0080	EA	1 T5 Lamp, 1' x 4', Direct-Indirect, Recessed Fluorescent Fixture <i>For Drywall Or Plaster Ceilings, Add</i>	784.10 27.35	40.11
26 51 16 00-0081	EA	2 T5 Lamps, 1' x 4', Direct-Indirect, Recessed Fluorescent Fixture <i>For Drywall Or Plaster Ceilings, Add</i>	799.32 27.35	40.11
26 51 16 00-0082		2' x 2', Direct-Indirect, Recessed Fluorescent Fixtures (26 51 16 00-0076)		
26 51 16 00-0083	EA	2 T8 Lamps, 2' x 2', Direct-Indirect, Recessed Fluorescent Fixture <i>For Drywall Or Plaster Ceilings, Add</i>	526.70 29.84	44.20
26 51 16 00-0084	EA	3 T8 Lamps, 2' x 2', Direct-Indirect, Recessed Fluorescent Fixture <i>For Drywall Or Plaster Ceilings, Add</i>	587.47 29.84	44.20
26 51 16 00-0085	EA	2 T5 Lamps, 2' x 2', Direct-Indirect, Recessed Fluorescent Fixture <i>For Drywall Or Plaster Ceilings, Add</i>	721.39 29.84	44.20
26 51 16 00-0086		2' x 4', Direct-Indirect, Recessed Fluorescent Fixtures (26 51 16 00-0076)		
26 51 16 00-0087	EA	2 T8 Lamps, 2' x 4', Direct-Indirect, Recessed Fluorescent Fixture <i>For Drywall Or Plaster Ceilings, Add</i>	592.10 34.81	51.49
26 51 16 00-0088	EA	3 T8 Lamps, 2' x 4', Direct-Indirect, Recessed Fluorescent Fixture <i>For Drywall Or Plaster Ceilings, Add</i>	730.59 34.81	51.49
26 51 16 00-0089	EA	1 T5 Lamp, 2' x 4', Direct-Indirect, Recessed Fluorescent Fixture <i>For Drywall Or Plaster Ceilings, Add</i>	773.18 34.81	51.49
26 51 16 00-0090	EA	2 T5 Lamps, 2' x 4', Direct-Indirect, Recessed Fluorescent Fixture <i>For Drywall Or Plaster Ceilings, Add</i>	851.30 34.81	51.49
26 51 16 00-0091		Volumetric, Recessed Fluorescent Fixtures (26 51 16 00-0038)		
26 51 16 00-0092		1' x 4', Volumetric, Recessed Fluorescent Fixtures (26 51 16 00-0091)		
26 51 16 00-0093	EA	2 T8 Lamps, 1' x 4', Volumetric, Recessed Fluorescent Fixture <i>For Drywall Or Plaster Ceilings, Add</i>	515.91 27.35	40.11
26 51 16 00-0094	EA	2 T5 Lamps, 1' x 4', Volumetric, Recessed Fluorescent Fixture <i>For Drywall Or Plaster Ceilings, Add</i>	681.23 27.35	40.11
26 51 16 00-0095		2' x 2', Volumetric, Recessed Fluorescent Fixtures (26 51 16 00-0091)		
26 51 16 00-0096	EA	2 T8 Lamps, 2' x 2', Volumetric, Recessed Fluorescent Fixture <i>For Drywall Or Plaster Ceilings, Add</i>	514.83 29.84	44.20



Electrical	26	26
Lighting	26 50	
Interior Lighting	26 51	

MINOR CSI UOM DESCRIPTION	TOTAL DIRECT UNIT COST	DEMOLITION UNIT COST
26 51 16 00-0097 EA 2 T5 Lamps, 2' x 2', Volumetric, Recessed Fluorescent Fixture <i>For Drywall Or Plaster Ceilings, Add</i>	588.74 29.84	44.20
26 51 16 00-0098 2' x 4', Volumetric, Recessed Fluorescent Fixtures (26 51 16 00-0091)		
26 51 16 00-0099 EA 2 T8 Lamps, 2' x 4', Volumetric, Recessed Fluorescent Fixture <i>For Drywall Or Plaster Ceilings, Add</i>	571.56 34.81	51.49
26 51 16 00-0100 EA 2 T5 Lamps, 2' x 4', Volumetric, Recessed Fluorescent Fixture <i>For Drywall Or Plaster Ceilings, Add</i>	572.80 34.81	51.49
26 51 16 00-0101 Wet Location, Lensed, Lay-In/Troffer, Recessed Fluorescent Fixtures (26 51 16 00-0038)		
26 51 16 00-0102 1' x 4', Wet Location, Lensed, Lay-In/Troffer, Recessed Fluorescent Fixtures (26 51 16 00-0101)		
26 51 16 00-0103 EA 2 T8 Lamps, 1' x 4', Wet Location, Lensed, Lay-In/Troffer, Recessed Fluorescent Fixture <i>For Drywall Or Plaster Ceilings, Add</i>	484.33 27.35	40.11
26 51 16 00-0104 2' x 2', Wet Location, Lensed, Lay-In/Troffer, Recessed Fluorescent Fixtures (26 51 16 00-0101)		
26 51 16 00-0105 EA 2 T8 Lamps, 2' x 2', Wet Location, Lensed, Lay-In/Troffer, Recessed Fluorescent Fixture <i>For Drywall Or Plaster Ceilings, Add</i>	463.32 29.84	44.20
26 51 16 00-0106 2' x 4', Wet Location, Lensed, Lay-In/Troffer, Recessed Fluorescent Fixtures (26 51 16 00-0101)		
26 51 16 00-0107 EA 2 T8 Lamps, 2' x 4', Wet Location, Lensed, Lay-In/Troffer, Recessed Fluorescent Fixture <i>For Drywall Or Plaster Ceilings, Add</i>	560.84 34.81	51.49
26 51 16 00-0108 EA 3 T8 Lamps, 2' x 4', Wet Location, Lensed, Lay-In/Troffer, Recessed Fluorescent Fixture <i>For Drywall Or Plaster Ceilings, Add</i>	593.03 34.81	51.49
26 51 16 00-0109 EA 4 T8 Lamps, 2' x 4', Wet Location, Lensed, Lay-In/Troffer, Recessed Fluorescent Fixture <i>For Drywall Or Plaster Ceilings, Add</i>	645.40 34.81	51.49
26 51 16 00-0110 Vandal Resistant, Lensed, Lay-In/Troffer, Recessed Fluorescent Fixtures (26 51 16 00-0038)		
26 51 16 00-0111 1' x 4', Vandal Resistant, Lensed, Lay-In/Troffer, Recessed Fluorescent Fixtures (26 51 16 00-0110)		
26 51 16 00-0112 EA 2 T8 Lamps, 1' x 4', Vandal Resistant, Lensed, Lay-In/Troffer, Recessed Fluorescent Fixture <i>For Drywall Or Plaster Ceilings, Add</i>	461.87 27.35	40.11
26 51 16 00-0113 2' x 2', Vandal Resistant, Lensed, Lay-In/Troffer, Recessed Fluorescent Fixtures (26 51 16 00-0110)		
26 51 16 00-0114 EA 2 T8 Lamps, 2' x 2', Vandal Resistant, Lensed, Lay-In/Troffer, Recessed Fluorescent Fixture <i>For Drywall Or Plaster Ceilings, Add</i>	462.78 29.84	44.20
26 51 16 00-0115 2' x 4', Vandal Resistant, Lensed, Lay-In/Troffer, Recessed Fluorescent Fixtures (26 51 16 00-0110)		
26 51 16 00-0116 EA 2 T8 Lamps, 2' x 4', Vandal Resistant, Lensed, Lay-In/Troffer, Recessed Fluorescent Fixture <i>For Drywall Or Plaster Ceilings, Add</i>	573.44 34.81	51.49
26 51 16 00-0117 EA 3 T8 Lamps, 2' x 4', Vandal Resistant, Lensed, Lay-In/Troffer, Recessed Fluorescent Fixture <i>For Drywall Or Plaster Ceilings, Add</i>	584.92 34.81	51.49
26 51 16 00-0118 EA 4 T8 Lamps, 2' x 4', Vandal Resistant, Lensed, Lay-In/Troffer, Recessed Fluorescent Fixture <i>For Drywall Or Plaster Ceilings, Add</i>	601.31 34.81	51.49
26 51 16 00-0119 Striplight Fluorescent Fixtures (26 51 16 00-0001)		
26 51 16 00-0120 1 Lamp Cross Section, Striplight Fluorescent Fixtures (26 51 16 00-0119)		
26 51 16 00-0121 EA 1-1/2' Length, 1 T8 Lamp, Striplight Fluorescent Fixture	200.42	33.15
26 51 16 00-0122 EA 2' Length, 1 T8 Lamp, Striplight Fluorescent Fixture	244.32	33.15
26 51 16 00-0123 EA 3' Length, 1 T8 Lamp, Striplight Fluorescent Fixture	241.15	36.79
26 51 16 00-0124 EA 4' Length, 1 T8 Lamp, Striplight Fluorescent Fixture	247.26	40.44
26 51 16 00-0125 EA 8' Length, 1 T8 Lamp, Striplight Fluorescent Fixture	302.31	47.90
26 51 16 00-0126 2 Lamp Cross Section, Striplight Fluorescent Fixtures (26 51 16 00-0119)		
26 51 16 00-0127 EA 2' Length, 2 T8 Lamps, Striplight Fluorescent Fixture	245.58	36.79
26 51 16 00-0128 EA 3' Length, 2 T8 Lamps, Striplight Fluorescent Fixture	253.18	40.44
26 51 16 00-0129 EA 4' Length, 2 T8 Lamps, Striplight Fluorescent Fixture	259.88	44.20
26 51 16 00-0130 3 Lamp Cross Section, Striplight Fluorescent Fixtures (26 51 16 00-0119)		
26 51 16 00-0131 EA 2' Length, 3 T8 Lamps, Striplight Fluorescent Fixture	355.67	36.79
26 51 16 00-0132 EA 3' Length, 3 T8 Lamps, Striplight Fluorescent Fixture	344.86	40.44
26 51 16 00-0133 EA 4' Length, 3 T8 Lamps, Striplight Fluorescent Fixture	352.15	44.20



MINOR
 CSI UOM DESCRIPTION

TOTAL DIRECT DEMOLITION
 UNIT COST UNIT COST

MINOR	CSI	UOM	DESCRIPTION	TOTAL DIRECT UNIT COST	DEMOLITION UNIT COST
26 51 16 00-0134			Display Case Fluorescent Fixtures (26 51 16 00-0119)		
26 51 16 00-0135	EA		1 T8 Lamp, 1-1/2' Length, Undercabinet/Display Case Fluorescent Fixture (Lightolier TCU15W).....	143.60	36.29
26 51 16 00-0136	EA		1 T8 Lamp, 2' Length, Undercabinet/Display Case Fluorescent Fixture (Lightolier TCU20W).....	186.37	36.29
26 51 16 00-0137	EA		1 T8 Lamp, 3' Length, Undercabinet/Display Case Fluorescent Fixture (Lightolier TCU30W).....	201.28	42.33
26 51 16 00-0138	EA		1 T8 Lamp, 4' Length, Undercabinet/Display Case Fluorescent Fixture (Lightolier TCU40W).....	207.65	42.33
26 51 16 00-0139			Industrial Fluorescent Fixtures (26 51 16 00-0001)		
26 51 16 00-0140			1 Lamp Cross Section, Industrial Fluorescent Fixtures (26 51 16 00-0139)		
26 51 16 00-0141	EA		2' Length, 1 T8 Lamp, Industrial Fluorescent Fixture.....	285.68	33.15
26 51 16 00-0142	EA		4' Length, 1 T8 Lamp, Industrial Fluorescent Fixture.....	303.09	40.44
26 51 16 00-0143	EA		8' Length, 1 T8 Lamp, Industrial Fluorescent Fixture.....	550.74	51.49
26 51 16 00-0144			2 Lamp Cross Section, Industrial Fluorescent Fixtures (26 51 16 00-0139)		
26 51 16 00-0145	EA		2' Length, 2 T8 Lamps, Industrial Fluorescent Fixture.....	296.67	36.79
26 51 16 00-0146	EA		4' Length, 2 T8 Lamps, Industrial Fluorescent Fixture.....	315.74	44.20
26 51 16 00-0147	EA		8' Length, 2 T8 Lamps, Industrial Fluorescent Fixture.....	564.94	51.49
26 51 16 00-0148			3 Lamp Cross Section, Industrial Fluorescent Fixtures (26 51 16 00-0139)		
26 51 16 00-0149	EA		2' Length, 3 T8 Lamps, Industrial Fluorescent Fixture.....	309.44	36.79
26 51 16 00-0150	EA		4' Length, 3 T8 Lamps, Industrial Fluorescent Fixture.....	328.31	44.20
26 51 16 00-0151	EA		8' Length, 3 T8 Lamps, Industrial Fluorescent Fixture.....	496.41	51.49
26 51 16 00-0152			4 Lamp Cross Section, Industrial Fluorescent Fixtures (26 51 16 00-0139)		
26 51 16 00-0153	EA		4' Length, 4 T8 Lamps, Industrial Fluorescent Fixture.....	447.09	44.20
26 51 16 00-0154	EA		8' Length, 4 T8 Lamps, Industrial Fluorescent Fixture.....	656.59	51.49
26 51 16 00-0155			Flanged Fluorescent Fixture (26 51 16 00-0001)		
			Note: For plaster or drywall application. With electronic ballast.		
26 51 16 00-0156	EA		2 T8 Lamps, 2' x 4', Prismatic Lensed, Flanged Fluorescent Fixture.....	421.98	66.30
26 51 16 00-0157	EA		3 T8 Lamps, 2' x 4', Prismatic Lensed, Flanged Fluorescent Fixture.....	502.07	66.30
26 51 16 00-0158	EA		4 T8 Lamps, 2' x 4', Prismatic Lensed, Flanged Fluorescent Fixture.....	509.17	66.30
26 51 16 00-0159			Undercabinet Fluorescent Fixtures (26 51 16 00-0001)		
26 51 16 00-0160	EA		1 T5 Lamp, 12-3/16" Length, Slimline Undercabinet Fluorescent Fixture.....	150.95	29.84
26 51 16 00-0161	EA		1 T5 Lamp, 21-3/16" Length, Slimline Undercabinet Fluorescent Fixture.....	176.00	36.46
26 51 16 00-0162	EA		2 T5 Lamps, 24-7/16" Length, Slimline Undercabinet Fluorescent Fixture.....	173.23	36.46
26 51 16 00-0163	EA		1 T5 Lamp, 33-7/16" Length, Slimline Undercabinet Fluorescent Fixture.....	208.68	39.78
26 51 16 00-0164	EA		2 T5 Lamps, 42-7/16" Length, Slimline Undercabinet Fluorescent Fixture.....	242.64	46.41
26 51 16 00-0165			Corner Mounted, Fluorescent Fixtures (26 51 16 00-0001)		
			Note: Includes acrylic drop dish diffuser.		
26 51 16 00-0166			2' Length, Corner Mounted, Fluorescent Fixtures (26 51 16 00-0165)		
26 51 16 00-0167	EA		1 T8 Lamp, 2' Length, Corner Mounted, Fluorescent Fixture.....	234.30	33.15
26 51 16 00-0168	EA		2 T8 Lamps, 2' Length, Corner Mounted, Fluorescent Fixture.....	261.30	33.15
26 51 16 00-0169			3' Length, Corner Mounted, Fluorescent Fixtures (26 51 16 00-0165)		
26 51 16 00-0170	EA		1 T8 Lamp, 3' Length, Corner Mounted, Fluorescent Fixture.....	267.18	34.81
26 51 16 00-0171	EA		2 T8 Lamps, 3' Length, Corner Mounted, Fluorescent Fixture.....	293.04	34.81
26 51 16 00-0172			4' Length, Corner Mounted, Fluorescent Fixtures (26 51 16 00-0165)		
26 51 16 00-0173	EA		1 T8 Lamp, 4' Length, Corner Mounted, Fluorescent Fixture.....	264.22	36.46
26 51 16 00-0174	EA		2 T8 Lamps, 4' Length, Corner Mounted, Fluorescent Fixture.....	291.67	36.46
26 51 16 00-0175			Wall Bracket, Fluorescent Fixtures (26 51 16 00-0001)		
26 51 16 00-0176			Wall Bracket, Fluorescent Fixtures (Lithonia W) (26 51 16 00-0175)		
			Note: Includes extruded aluminum housing with brushed finish, acrylic diffuser and solid-state electronic ballast.		
26 51 16 00-0177			2' Length, Wall Bracket, Fluorescent Fixtures (Lithonia W) (26 51 16 00-0176)		
26 51 16 00-0178	EA		1 T8 Lamp, 2' Length, Wall Bracket, Fluorescent Fixture (Lithonia W).....	242.75	55.64
26 51 16 00-0179	EA		2 T8 Lamps, 2' Length, Wall Bracket, Fluorescent Fixture (Lithonia W).....	247.41	55.64
26 51 16 00-0180			3' Length, Wall Bracket, Fluorescent Fixtures (Lithonia W) (26 51 16 00-0176)		
26 51 16 00-0181	EA		1 T8 Lamp, 3' Length, Wall Bracket, Fluorescent Fixture (Lithonia W).....	316.99	55.64
26 51 16 00-0182	EA		2 T8 Lamps, 3' Length, Wall Bracket, Fluorescent Fixture (Lithonia W).....	323.50	55.64



Electrical	26	
Lighting	26 50	26
Interior Lighting	26 51	

MINOR CSI UOM DESCRIPTION	TOTAL DIRECT UNIT COST	DEMOLITION UNIT COST
26 51 16 00-0183 4' Length, Wall Bracket, Fluorescent Fixtures (Lithonia W) <small>(26 51 16 00-0176)</small>		
26 51 16 00-0184 EA 1 T8 Lamp, 4' Length, Wall Bracket, Fluorescent Fixture (Lithonia W).....	328.57	55.64
26 51 16 00-0185 EA 2 T8 Lamps, 4' Length, Wall Bracket, Fluorescent Fixture (Lithonia W).....	333.23	55.64
26 51 16 00-0186 Wall Bracket, Fluorescent Fixtures (Lithonia WP) <small>(26 51 16 00-0175)</small> Note: Includes 20 gauge steel housing with baked finish, acrylic diffuser and solid-state electronic ballast.		
26 51 16 00-0187 2' Length, Wall Bracket, Fluorescent Fixtures (Lithonia WP) <small>(26 51 16 00-0186)</small>		
26 51 16 00-0188 EA 1 T8 Lamp, 2' Length, Wall Bracket, Fluorescent Fixture (Lithonia WP).....	643.81	55.64
26 51 16 00-0189 EA 2 T8 Lamps, 2' Length, Wall Bracket, Fluorescent Fixture (Lithonia WP).....	648.47	55.64
26 51 16 00-0190 3' Length, Wall Bracket, Fluorescent Fixtures (Lithonia WP) <small>(26 51 16 00-0186)</small>		
26 51 16 00-0191 EA 1 T8 Lamp, 3' Length, Wall Bracket, Fluorescent Fixture (Lithonia WP).....	503.73	55.64
26 51 16 00-0192 EA 2 T8 Lamps, 3' Length, Wall Bracket, Fluorescent Fixture (Lithonia WP).....	510.24	55.64
26 51 16 00-0193 4' Length, Wall Bracket, Fluorescent Fixtures (Lithonia WP) <small>(26 51 16 00-0186)</small>		
26 51 16 00-0194 EA 1 T8 Lamp, 4' Length, Wall Bracket, Fluorescent Fixture (Lithonia WP).....	583.11	55.64
26 51 16 00-0195 EA 2 T8 Lamps, 4' Length, Wall Bracket, Fluorescent Fixture (Lithonia WP).....	587.77	55.64
26 51 16 00-0196 Wall Bracket, Fluorescent Fixtures (Lithonia WC) <small>(26 51 16 00-0175)</small> Note: Includes 20 gauge steel housing with baked finish, acrylic diffuser and solid-state electronic ballast.		
26 51 16 00-0197 2' Length, Wall Bracket, Fluorescent Fixtures (Lithonia WC) <small>(26 51 16 00-0196)</small>		
26 51 16 00-0198 EA 1 T8 Lamp, 2' Length, Wall Bracket, Fluorescent Fixture (Lithonia WC).....	232.09	55.64
26 51 16 00-0199 EA 2 T8 Lamps, 2' Length, Wall Bracket, Fluorescent Fixture (Lithonia WC).....	236.75	55.64
26 51 16 00-0200 3' Length, Wall Bracket, Fluorescent Fixtures (Lithonia WC) <small>(26 51 16 00-0196)</small>		
26 51 16 00-0201 EA 1 T8 Lamp, 3' Length, Wall Bracket, Fluorescent Fixture (Lithonia WC).....	233.94	55.64
26 51 16 00-0202 EA 2 T8 Lamps, 3' Length, Wall Bracket, Fluorescent Fixture (Lithonia WC).....	240.45	55.64
26 51 16 00-0203 4' Length, Wall Bracket, Fluorescent Fixtures (Lithonia WC) <small>(26 51 16 00-0196)</small>		
26 51 16 00-0204 EA 1 T8 Lamp, 4' Length, Wall Bracket, Fluorescent Fixture (Lithonia WC).....	223.92	55.64
26 51 16 00-0205 EA 2 T8 Lamps, 4' Length, Wall Bracket, Fluorescent Fixture (Lithonia WC).....	228.58	55.64
26 51 16 00-0206 Low Occupancy, Industrial Fluorescent Fixtures <small>(26 51 16 00-0001)</small>		
26 51 16 00-0207 EA 1 T8 Lamp, 4' Length, Bi-Level Illumination, Industrial Fluorescent Fixture With Integral Occupancy Sensor (Deco SMART™ DSBL-CP).....	282.89	40.44
26 51 16 00-0208 EA 2 T8 Lamps, 4' Length, Bi-Level Illumination, Industrial Fluorescent Fixture With Integral Occupancy Sensor (Deco SMART™ DSBL-CP).....	288.42	44.20
26 51 16 00-0209 Ceiling Mounted Fluorescent Fixtures <small>(26 51 16)</small>		
26 51 16 00-0210 Ceiling Mounted, Compact Fluorescent/Incandescent Fixtures <small>(26 51 16 00-0209)</small>		
26 51 16 00-0211 Glass Globe, Compact Fluorescent/Incandescent Fixtures <small>(26 51 16 00-0210)</small>		
26 51 16 00-0212 EA 6" Diameter, Ceiling Mounted, Glass Globe, Compact Fluorescent/Incandescent Fixture.....	163.27	48.38
26 51 16 00-0213 EA 9" Diameter, Ceiling Mounted, Mushroom Style Glass Globe, Compact Fluorescent/Incandescent Fixture.....	194.30	48.38
26 51 16 00-0214 Ceiling Mounted, Circline Fluorescent Fixtures <small>(26 51 16 00-0209)</small>		
26 51 16 00-0215 Exposed Lamps, Circline Fluorescent Fixtures <small>(26 51 16 00-0214)</small>		
26 51 16 00-0216 EA 8-1/2" Diameter, Ceiling Mounted, Exposed Lamps, Circline Fluorescent Fixture.....	137.80	48.38
26 51 16 00-0217 EA 12" Diameter, Ceiling Mounted, Exposed Lamps, Circline Fluorescent Fixture.....	151.23	48.38
26 51 16 00-0218 Low Profile Acrylic Diffuser, Circline Fluorescent Fixtures <small>(26 51 16 00-0214)</small>		
26 51 16 00-0219 EA 11" Diameter, Ceiling Mounted, Low Profile Acrylic Diffuser, Circline Fluorescent Fixture.....	204.39	48.38
26 51 16 00-0220 EA 14" Diameter, Ceiling Mounted, Low Profile Acrylic Diffuser, Circline Fluorescent Fixture.....	289.79	48.38
26 51 16 00-0221 EA 19" Diameter, Ceiling Mounted, Low Profile Acrylic Diffuser, Circline Fluorescent Fixture.....	348.97	48.38
26 51 16 00-0222 EA 12" Square, Ceiling Mounted, Low Profile Acrylic Diffuser, Circline Fluorescent Fixture.....	232.06	48.38
26 51 16 00-0223 EA 15" Square, Ceiling Mounted, Low Profile Acrylic Diffuser, Circline Fluorescent Fixture.....	291.55	48.38
26 51 16 00-0224 EA 19" Square, Ceiling Mounted, Low Profile Acrylic Diffuser, Circline Fluorescent Fixture.....	348.97	48.38
26 51 16 00-0225 Ceiling Mounted, Double Twin Tube Compact Fluorescent Fixtures <small>(26 51 16 00-0209)</small>		
26 51 16 00-0226 Low Profile Acrylic Diffuser, Double Twin Tube Compact Fluorescent Fixtures <small>(26 51 16 00-0225)</small>		
26 51 16 00-0227 EA 11" Diameter, Ceiling Mounted, Low Profile Acrylic Diffuser, Double Twin Tube Compact Fluorescent Fixture.....	209.14	48.38
26 51 16 00-0228 EA 14" Diameter, Ceiling Mounted, Low Profile Acrylic Diffuser, Double Twin Tube Compact Fluorescent Fixture.....	269.48	48.38

26 Electrical
26 50 Lighting
 26 51 Interior Lighting



MINOR CSI	UOM	DESCRIPTION	TOTAL DIRECT UNIT COST	DEMOLITION UNIT COST
26 51 16 00-0229	EA	19" Diameter, Ceiling Mounted, Low Profile Acrylic Diffuser, Double Twin Tube Compact Fluorescent Fixture.....	322.64	48.38
26 51 16 00-0230	EA	12" Square, Ceiling Mounted, Low Profile Acrylic Diffuser, Double Twin Tube Compact Fluorescent Fixture.....	167.19	48.38
26 51 16 00-0231	EA	15" Square, Ceiling Mounted, Low Profile Acrylic Diffuser, Double Twin Tube Compact Fluorescent Fixture.....	199.77	48.38
26 51 16 00-0232	EA	19" Square, Ceiling Mounted, Low Profile Acrylic Diffuser, Double Twin Tube Compact Fluorescent Fixture.....	261.50	48.38
26 51 16 00-0233		Pendant Mounted, Compact Fluorescent/Incandescent Downlights (26 51 16 00-0209)		
26 51 16 00-0234		Pendant Mounted, Compact Fluorescent/Incandescent Open Reflector Downlights (26 51 16 00-0233)		
26 51 16 00-0235	EA	6" Diameter, Pendant Mounted, Open Reflector Compact Fluorescent/Incandescent Downlight.....	324.87	39.75
26 51 16 00-0236		Pendant Mounted, Compact Fluorescent/Incandescent Downlights With Baffle (26 51 16 00-0233)		
26 51 16 00-0237	EA	6" Diameter, Pendant Mounted, Compact Fluorescent/Incandescent Downlight With Baffle.....	372.10	39.75
26 51 16 00-0238	EA	8" Diameter, Pendant Mounted, Compact Fluorescent/Incandescent Downlight With Baffle.....	524.45	39.75
26 51 16 00-0239		Pendant Mounted, Horizontal Indirect Fluorescent Fixtures (26 51 16 00-0209)		
26 51 16 00-0240	EA	1 T5HO Lamp, 4' Length, Pendant Mounted, Horizontal Indirect Fluorescent Fixture.....	292.47	39.75
26 51 16 00-0241	EA	2 T5HO Lamps, 4' Length, Pendant Mounted, Horizontal Indirect Fluorescent Fixture.....	310.62	39.75
26 51 16 00-0242	EA	3 T5HO Lamps, 4' Length, Pendant Mounted, Horizontal Indirect Fluorescent Fixture.....	371.92	39.75
26 51 16 00-0243	EA	2 T5HO Lamps, 8' Length, Pendant Mounted, Horizontal Indirect Fluorescent Fixture.....	387.13	39.75
26 51 16 00-0244	EA	4 T5HO Lamps, 8' Length, Pendant Mounted, Horizontal Indirect Fluorescent Fixture.....	462.66	39.75
26 51 16 00-0245	EA	6 T5HO Lamps, 8' Length, Pendant Mounted, Horizontal Indirect Fluorescent Fixture.....	551.92	39.75
26 51 16 00-0246		Finelite Fluorescent Fixtures (26 51 16 00-0209)		
26 51 16 00-0247		Pendant Mounted, Fluorescent Downlight Fixtures (Finelite Series 10) (26 51 16 00-0246)		
26 51 16 00-0248	EA	1 T8 Lamp, 1 Lamp Wide Cross Section, 4' Length, Pendant Mounted, Fluorescent Downlight Fixture (Finelite Series 10).....	497.97	56.36
		<i>For Dual Circuit, Add</i>	123.99	
26 51 16 00-0249	EA	2 T8 Lamps, 2 Lamp Wide Cross Section, 4' Length, Pendant Mounted, Fluorescent Downlight Fixture (Finelite Series 10).....	496.57	56.36
		<i>For Dual Circuit, Add</i>	123.57	
26 51 16 00-0250	EA	3 T8 Lamps, 3 Lamp Wide Cross Section, 4' Length, Pendant Mounted, Fluorescent Downlight Fixture (Finelite Series 10).....	537.67	56.36
		<i>For Dual Circuit, Add</i>	135.90	
26 51 16 00-0251	EA	1 T5HO Lamp, 1 Lamp Wide Cross Section, 4' Length, Pendant Mounted, Fluorescent Downlight Fixture (Finelite Series 10).....	599.26	56.36
		<i>For Dual Circuit, Add</i>	154.38	
26 51 16 00-0252	EA	2 T5HO Lamps, 2 Lamp Wide Cross Section, 4' Length, Pendant Mounted, Fluorescent Downlight Fixture (Finelite Series 10).....	656.64	56.36
		<i>For Dual Circuit, Add</i>	171.59	
26 51 16 00-0253	EA	3 T5HO Lamps, 3 Lamp Wide Cross Section, 4' Length, Pendant Mounted, Fluorescent Downlight Fixture (Finelite Series 10).....	807.52	56.36
		<i>For Dual Circuit, Add</i>	216.86	
26 51 16 00-0254	EA	2 T8 Lamps, 1 Lamp Wide Cross Section, 8' Length, Pendant Mounted, Fluorescent Downlight Fixture (Finelite Series 10).....	711.50	58.78
		<i>For Dual Circuit, Add</i>	140.49	
26 51 16 00-0255	EA	4 T8 Lamps, 2 Lamp Wide Cross Section, 8' Length, Pendant Mounted, Fluorescent Downlight Fixture (Finelite Series 10).....	734.20	58.78
		<i>For Dual Circuit, Add</i>	145.60	
26 51 16 00-0256	EA	6 T8 Lamps, 3 Lamp Wide Cross Section, 8' Length, Pendant Mounted, Fluorescent Downlight Fixture (Finelite Series 10).....	816.40	58.78
		<i>For Dual Circuit, Add</i>	164.10	
26 51 16 00-0257	EA	2 T5HO Lamps, 1 Lamp Wide Cross Section, 8' Length, Pendant Mounted, Fluorescent Downlight Fixture (Finelite Series 10).....	778.06	58.78
		<i>For Dual Circuit, Add</i>	155.47	
26 51 16 00-0258	EA	4 T5HO Lamps, 2 Lamp Wide Cross Section, 8' Length, Pendant Mounted, Fluorescent Downlight Fixture (Finelite Series 10).....	977.82	58.78
		<i>For Dual Circuit, Add</i>	200.42	
26 51 16 00-0259	EA	6 T5HO Lamps, 3 Lamp Wide Cross Section, 8' Length, Pendant Mounted, Fluorescent Downlight Fixture (Finelite Series 10).....	1,152.08	58.78
		<i>For Dual Circuit, Add</i>	239.63	
26 51 16 00-0260	EA	3 T8 Lamps, 1 Lamp Wide Cross Section, 12' Length, Pendant Mounted, Fluorescent Downlight Fixture (Finelite Series 10).....	942.05	61.21
		<i>For Dual Circuit, Add</i>	127.88	
26 51 16 00-0261	EA	6 T8 Lamps, 2 Lamp Wide Cross Section, 12' Length, Pendant Mounted, Fluorescent Downlight Fixture (Finelite Series 10).....	980.35	61.21
		<i>For Dual Circuit, Add</i>	133.63	
26 51 16 00-0262	EA	9 T8 Lamps, 3 Lamp Wide Cross Section, 12' Length, Pendant Mounted, Fluorescent Downlight Fixture (Finelite Series 10).....	1,086.65	61.21
		<i>For Dual Circuit, Add</i>	149.57	
26 51 16 00-0263	EA	3 T5HO Lamps, 1 Lamp Wide Cross Section, 12' Length, Pendant Mounted, Fluorescent Downlight Fixture (Finelite Series 10).....	1,084.39	61.21
		<i>For Dual Circuit, Add</i>	149.23	
26 51 16 00-0264	EA	6 T5HO Lamps, 2 Lamp Wide Cross Section, 12' Length, Pendant Mounted, Fluorescent Downlight Fixture (Finelite Series 10).....	1,341.53	61.21
		<i>For Dual Circuit, Add</i>	187.80	



MINOR	CSI	UOM	DESCRIPTION	TOTAL DIRECT UNIT COST	DEMOLITION UNIT COST
26 51 16 00-0265	EA		9 T5HO Lamps, 3 Lamp Wide Cross Section, 12' Length, Pendant Mounted, Fluorescent Downlight Fixture (Finelite Series 10) <i>For Dual Circuit, Add</i>	1,607.17 227.65	61.21
26 51 16 00-0266			Pendant Mounted, Fluorescent Wallwash Fixtures (Finelite Series X2-O) <small>(26 51 16 00-0246)</small>		
26 51 16 00-0267	EA		1 T8 Lamp, 1 Lamp Wide Cross Section, 4' Length, Pendant Mounted, Fluorescent Wallwash Fixture (Finelite Series X2-O) <i>For Dual Circuit, Add</i>	473.93 116.78	56.36
26 51 16 00-0268	EA		1 T5 Lamp, 1 Lamp Wide Cross Section, 4' Length, Pendant Mounted, Fluorescent Wallwash Fixture (Finelite Series X2-O) <i>For Dual Circuit, Add</i>	515.09 129.13	56.36
26 51 16 00-0269	EA		1 T5HO Lamp, 1 Lamp Wide Cross Section, 4' Length, Pendant Mounted, Fluorescent Wallwash Fixture (Finelite Series X2-O) <i>For Dual Circuit, Add</i>	514.35 128.90	56.36
26 51 16 00-0270	EA		2 T8 Lamps, 1 Lamp Wide Cross Section, 8' Length, Pendant Mounted, Fluorescent Wallwash Fixture (Finelite Series X2-O) <i>For Dual Circuit, Add</i>	695.01 136.78	58.78
26 51 16 00-0271	EA		2 T5 Lamps, 1 Lamp Wide Cross Section, 8' Length, Pendant Mounted, Fluorescent Wallwash Fixture (Finelite Series X2-O) <i>For Dual Circuit, Add</i>	742.06 147.37	58.78
26 51 16 00-0272	EA		2 T5HO Lamps, 1 Lamp Wide Cross Section, 8' Length, Pendant Mounted, Fluorescent Wallwash Fixture (Finelite Series X2-O) <i>For Dual Circuit, Add</i>	740.58 147.04	58.78
26 51 16 00-0273	EA		3 T8 Lamps, 1 Lamp Wide Cross Section, 12' Length, Pendant Mounted, Fluorescent Wallwash Fixture (Finelite Series X2-O) <i>For Dual Circuit, Add</i>	916.11 123.99	61.21
26 51 16 00-0274	EA		3 T5 Lamps, 1 Lamp Wide Cross Section, 12' Length, Pendant Mounted, Fluorescent Wallwash Fixture (Finelite Series X2-O) <i>For Dual Circuit, Add</i>	1,039.58 142.51	61.21
26 51 16 00-0275	EA		3 T5HO Lamps, 1 Lamp Wide Cross Section, 12' Length, Pendant Mounted, Fluorescent Wallwash Fixture (Finelite Series X2-O) <i>For Dual Circuit, Add</i>	1,037.35 142.18	61.21
26 51 16 00-0276			Pendant Mounted, Fluorescent Indirect Fixtures (Finelite Series 8) <small>(26 51 16 00-0246)</small>		
26 51 16 00-0277	EA		1 T8 Lamp, 1 Lamp Wide Cross Section, 4' Length, Pendant Mounted, Fluorescent Indirect Fixture (Finelite Series 8-I) <i>For Dual Circuit, Add</i>	363.25 83.57	56.36
26 51 16 00-0278	EA		2 T8 Lamps, 2 Lamp Wide Cross Section, 4' Length, Pendant Mounted, Fluorescent Indirect Fixture (Finelite Series 8-I) <i>For Dual Circuit, Add</i>	383.86 89.76	56.36
26 51 16 00-0279	EA		3 T8 Lamps, 3 Lamp Wide Cross Section, 4' Length, Pendant Mounted, Fluorescent Indirect Fixture (Finelite Series 8-I) <i>For Dual Circuit, Add</i>	454.04 110.81	56.36
26 51 16 00-0280	EA		2 T8 Lamps, 1 Lamp Wide Cross Section, 8' Length, Pendant Mounted, Fluorescent Indirect Fixture (Finelite Series 8-I) <i>For Dual Circuit, Add</i>	474.13 87.09	58.78
26 51 16 00-0281	EA		4 T8 Lamps, 2 Lamp Wide Cross Section, 8' Length, Pendant Mounted, Fluorescent Indirect Fixture (Finelite Series 8-I) <i>For Dual Circuit, Add</i>	560.42 106.50	58.78
26 51 16 00-0282	EA		6 T8 Lamps, 3 Lamp Wide Cross Section, 8' Length, Pendant Mounted, Fluorescent Indirect Fixture (Finelite Series 8-I) <i>For Dual Circuit, Add</i>	662.48 129.47	58.78
26 51 16 00-0283	EA		3 T8 Lamps, 1 Lamp Wide Cross Section, 12' Length, Pendant Mounted, Fluorescent Indirect Fixture (Finelite Series 8-I) <i>For Dual Circuit, Add</i>	652.63 84.47	61.21
26 51 16 00-0284	EA		6 T8 Lamps, 2 Lamp Wide Cross Section, 12' Length, Pendant Mounted, Fluorescent Indirect Fixture (Finelite Series 8-I) <i>For Dual Circuit, Add</i>	800.08 106.59	61.21
26 51 16 00-0285	EA		9 T8 Lamps, 3 Lamp Wide Cross Section, 12' Length, Pendant Mounted, Fluorescent Indirect Fixture (Finelite Series 8-I) <i>For Dual Circuit, Add</i>	956.54 130.05	61.21
26 51 16 00-0286			Fluorescent, Recessed Fixture housings <small>(26 51 16)</small>		
26 51 16 00-0287	EA		4" Round, Fluorescent, T Or ICT Recessed Fixture Housing <i>For ICAT Housing, Add</i>	128.28 9.84	34.60
26 51 16 00-0288	EA		5" Round, Fluorescent, T Or ICT Recessed Fixture Housing <i>For ICAT Housing, Add</i>	132.43 10.37	34.60
26 51 16 00-0289	EA		6" Round, Fluorescent, T Or ICT Recessed Fixture Housing <i>For ICAT Housing, Add</i>	138.00 10.78	36.16
26 51 16 00-0290	EA		7" Round, Fluorescent, T Or ICT Recessed Fixture Housing <i>For ICAT Housing, Add</i>	144.99 11.37	37.49
26 51 16 00-0291	EA		8" Round, Fluorescent, T Or ICT Recessed Fixture Housing <i>For ICAT Housing, Add</i>	151.13 11.85	39.43
26 51 16 00-0292	EA		10" To 12" Square, Fluorescent, T Or ICT Recessed Fixture Housing <i>For ICAT Housing, Add</i>	156.65 12.09	41.85
26 51 16 00-0293			Compact Fluorescent, Recessed Fixture housings <small>(26 51 16)</small>		
26 51 16 00-0294	EA		4" Round, Compact Fluorescent, T Or ICT Recessed Fixture Housing <i>For ICAT Housing, Add</i>	146.15 12.14	34.60



MINOR	CSI	UOM	DESCRIPTION	TOTAL DIRECT UNIT COST	DEMOLITION UNIT COST
26 51 16 00-0295	EA		5" Round, Compact Fluorescent, T Or ICT Recessed Fixture Housing <i>For ICAT Housing, Add</i>	150.25 12.67	34.60
26 51 16 00-0296	EA		6" Round, Compact Fluorescent, T Or ICT Recessed Fixture Housing <i>For ICAT Housing, Add</i>	155.95 13.10	36.29
26 51 16 00-0297	EA		7" Round, Compact Fluorescent, T Or ICT Recessed Fixture Housing <i>For ICAT Housing, Add</i>	160.58 13.38	37.85
26 51 16 00-0298	EA		8" Round, Compact Fluorescent, T Or ICT Recessed Fixture Housing <i>For ICAT Housing, Add</i>	165.88 13.75	39.43
26 51 16 00-0299	EA		10" To 12" Round, Compact Fluorescent, T Or ICT Recessed Fixture Housing <i>For ICAT Housing, Add</i>	171.09 13.96	41.85
26 51 16 00-0300			Fluorescent Track Lighting Fixtures <small>(26 51 16)</small>		
26 51 16 00-0301	EA		2L 18W BX Track Fixture, Electronic Ballast Note: White or Black Finish, 120V.	290.63	20.19
26 51 16 00-0302	EA		2L 39W BX Track Fixture, Electronic Ballast Note: White or Black Finish, 120V.	299.39	20.19
26 51 16 00-0303	EA		2L 40W BX Track Fixture, Electronic Ballast Note: White or Black Finish, 120V.	304.87	20.19
26 51 16 00-0304	EA		2L 50W BX Track Fixture, Electronic Ballast Note: White or Black Finish, 120V.	194.50	20.19
26 51 16 00-0305	EA		2L, 55 Watt BX Track Fixture, Electronic Ballast Note: White or Black Finish, 120V.	326.90	20.19
26 51 16 00-0306			Compact Fluorescent Track Lighting Fixtures <small>(26 51 16)</small>		
26 51 16 00-0307	EA		Compact Fluorescent Track Lighting Fixture	93.29	20.19
26 51 16 00-0308			Compact Fluorescent, Wet Location, Dust Resistant, Cast Metal Guard, Enclosed And Gasketed, Vapor Tight Fixtures <small>(26 51 16)</small>		
26 51 16 00-0309	EA		13 Watt Compact Fluorescent, Ceiling Mounted, Cast Metal Guard, Enclosed And Gasketed, Vapor Tight Fixture <i>For Wall Mounted, Add</i>	140.41 6.02	48.38
26 51 16 00-0310	EA		22 Watt Compact Fluorescent, Ceiling Mounted, Cast Metal Guard, Enclosed And Gasketed, Vapor Tight Fixture <i>For Wall Mounted, Add</i>	144.03 6.02	48.38
26 51 16 00-0311	EA		28 Watt Compact Fluorescent, Ceiling Mounted, Cast Metal Guard, Enclosed And Gasketed, Vapor Tight Fixture <i>For Wall Mounted, Add</i>	152.98 6.02	48.38
26 51 16 00-0312			Wet Location, Dust Resistant, Vapor Tight, Enclosed And Gasketed, Industrial Fluorescent Fixtures <small>(26 51 16)</small>		
26 51 16 00-0313			4' Length, Enclosed And Gasketed, Industrial Fluorescent Fixtures <small>(26 51 16 00-0312)</small>		
26 51 16 00-0314			4' Length, Enclosed And Gasketed, Industrial Fluorescent Fixtures (Lithonia DMW) <small>(26 51 16 00-0313)</small> Note: Includes high impact acrylic molded lens.		
26 51 16 00-0315	EA		1 T8 Lamp, 4' Length, Enclosed And Gasketed, Industrial Fluorescent Fixture (Lithonia DMW) <i>For T5 Fixture Instead Of T8, Add</i>	292.35 24.62	51.49
26 51 16 00-0316	EA		2 T8 Lamps, 4' Length, Enclosed And Gasketed, Industrial Fluorescent Fixture (Lithonia DMW) <i>For T5 Fixture Instead Of T8, Add</i>	306.99 26.29	51.49
26 51 16 00-0317	EA		3 T8 Lamps, 4' Length, Enclosed And Gasketed, Industrial Fluorescent Fixture (Lithonia DMW) <i>For T5 Fixture Instead Of T8, Add</i>	477.75 45.84	51.49
26 51 16 00-0318	EA		1 T8HO Lamp, 4' Length, Enclosed And Gasketed, Industrial Fluorescent Fixture (Lithonia DMW).....	411.97	51.49
26 51 16 00-0319	EA		2 T8HO Lamps, 4' Length, Enclosed And Gasketed, Industrial Fluorescent Fixture (Lithonia DMW).....	660.42	51.49
26 51 16 00-0320			4' Length, Enclosed And Gasketed, Industrial Fluorescent Fixtures (Day-Brite V2W) <small>(26 51 16 00-0313)</small> Note: Includes high impact acrylic molded lens.		
26 51 16 00-0321	EA		1 T8 Lamp, 4' Length, Enclosed And Gasketed, Industrial Fluorescent Fixture (Day-Brite V2W).....	353.76	51.49
26 51 16 00-0322	EA		2 T8 Lamp, 4' Length, Enclosed And Gasketed, Industrial Fluorescent Fixture (Day-Brite V2W).....	358.75	51.49
26 51 16 00-0323	EA		3 T8 Lamp, 4' Length, Enclosed And Gasketed, Industrial Fluorescent Fixture (Day-Brite V2W).....	523.23	51.49
26 51 16 00-0324	EA		1 T8HO Lamp, 4' Length, Enclosed And Gasketed, Industrial Fluorescent Fixture (Day-Brite V2W)	431.11	51.49
26 51 16 00-0325	EA		2 T8HO Lamp, 4' Length, Enclosed And Gasketed, Industrial Fluorescent Fixture (Day-Brite V2W)	450.69	51.49
26 51 16 00-0326			8' Length, Enclosed And Gasketed, Industrial Fluorescent Fixtures <small>(26 51 16 00-0312)</small> Note: Includes high impact acrylic molded lens.		
26 51 16 00-0327			8' Length, Enclosed And Gasketed, Industrial Fluorescent Fixtures (Lithonia TDMW) <small>(26 51 16 00-0326)</small> Note: Includes high impact acrylic molded lens.		
26 51 16 00-0328	EA		2 T8 Lamps, 8' Length, Enclosed And Gasketed, Industrial Fluorescent Fixture (Lithonia TDMW)..... <i>For T5 Fixture Instead Of T8, Add</i>	548.44 50.78	69.95
26 51 16 00-0329	EA		4 T8 Lamps, 8' Length, Enclosed And Gasketed, Industrial Fluorescent Fixture (Lithonia TDMW)..... <i>For T5 Fixture Instead Of T8, Add</i>	571.86 53.46	69.95
26 51 16 00-0330			High Bay Fluorescent Fixtures <small>(26 51 16)</small>		
26 51 16 00-0331			(T8) Fluorescent, High Bay Fixtures <small>(26 51 16 00-0330)</small>		



Electrical	26	26
Lighting	26 50	
Interior Lighting	26 51	

MINOR CSI UOM DESCRIPTION	TOTAL DIRECT UNIT COST	DEMOLITION UNIT COST
26 51 16 00-0332 (T8) Fluorescent, High Bay Fixtures (Lithonia) <small>(26 51 16 00-0331)</small>		
<small>Note: For 8' fixture, use two (2) 4' fixtures.</small>		
26 51 16 00-0333 EA 2 T8 Lamps, 4' Length, Fluorescent High Bay Fixture (Lithonia FGB).....	494.83	112.71
For Wire Guard, Add	40.50	
For Polycarbonate Lens, Add	47.75	
For Acrylic Lens, Add	54.00	
26 51 16 00-0334 EA 3 T8 Lamps, 4' Length, Fluorescent High Bay Fixture (Lithonia FGB).....	519.01	124.87
For Wire Guard, Add	40.50	
For Polycarbonate Lens, Add	47.75	
For Acrylic Lens, Add	54.00	
26 51 16 00-0335 EA 4 T8 Lamps, 4' Length, Fluorescent High Bay Fixture (Lithonia FGB).....	588.67	142.55
For Wire Guard, Add	40.50	
For Polycarbonate Lens, Add	47.75	
For Acrylic Lens, Add	54.00	
26 51 16 00-0336 EA 6 T8 Lamps, 4' Length, Fluorescent High Bay Fixture (Lithonia FGB).....	707.18	150.17
For Wire Guard, Add	40.50	
For Polycarbonate Lens, Add	47.75	
For Acrylic Lens, Add	54.00	
26 51 16 00-0337 EA 8 T8 Lamps, 4' Length, Fluorescent High Bay Fixture (Lithonia FGB).....	770.60	157.14
For Wire Guard, Add	40.50	
For Polycarbonate Lens, Add	47.75	
For Acrylic Lens, Add	54.00	
26 51 16 00-0338 EA 4 T8 Lamps, 4' Length, Fluorescent High Bay Fixture (Lithonia IBZ).....	445.28	142.55
For Wire Guard, Add	40.50	
For Polycarbonate Lens, Add	47.75	
For Acrylic Lens, Add	54.00	
26 51 16 00-0339 EA 6 T8 Lamps, 4' Length, Fluorescent High Bay Fixture (Lithonia IBZ).....	470.51	150.17
For Wire Guard, Add	40.50	
For Polycarbonate Lens, Add	47.75	
For Acrylic Lens, Add	54.00	
26 51 16 00-0340 EA 8 T8 Lamps, 4' Length, Fluorescent High Bay Fixture (Lithonia IBZ).....	539.34	157.14
For Wire Guard, Add	40.50	
For Polycarbonate Lens, Add	47.75	
For Acrylic Lens, Add	54.00	
26 51 16 00-0341 (T5HO) Fluorescent, High Bay Fixtures <small>(26 51 16 00-0330)</small>		
26 51 16 00-0342 (T5HO) Fluorescent, High Bay Fixtures (Lithonia) <small>(26 51 16 00-0341)</small>		
<small>Note: For 8' fixture, use two (2) 4' fixtures.</small>		
26 51 16 00-0343 EA 2 T5HO Lamps, 4' Length, Fluorescent High Bay Fixture (Lithonia FGB).....	498.67	112.71
For Wire Guard, Add	40.50	
For Polycarbonate Lens, Add	47.75	
For Acrylic Lens, Add	54.00	
26 51 16 00-0344 EA 3 T5HO Lamps, 4' Length, Fluorescent High Bay Fixture (Lithonia FGB).....	522.14	124.87
For Wire Guard, Add	40.50	
For Polycarbonate Lens, Add	47.75	
For Acrylic Lens, Add	54.00	
26 51 16 00-0345 EA 4 T5HO Lamps, 4' Length, Fluorescent High Bay Fixture (Lithonia FGB).....	594.67	142.55
For Wire Guard, Add	40.50	
For Polycarbonate Lens, Add	47.75	
For Acrylic Lens, Add	54.00	
26 51 16 00-0346 EA 6 T5HO Lamps, 4' Length, Fluorescent High Bay Fixture (Lithonia FGB).....	721.06	150.17
For Wire Guard, Add	40.50	
For Polycarbonate Lens, Add	47.75	
For Acrylic Lens, Add	54.00	
26 51 16 00-0347 EA 4 T5HO Lamps, 4' Length, Fluorescent High Bay Fixture (Lithonia IBZ).....	466.44	142.55
For Wire Guard, Add	40.50	
For Polycarbonate Lens, Add	47.75	
For Acrylic Lens, Add	54.00	
26 51 16 00-0348 EA 6 T5HO Lamps, 4' Length, Fluorescent High Bay Fixture (Lithonia IBZ).....	514.38	150.17
For Wire Guard, Add	40.50	
For Polycarbonate Lens, Add	47.75	
For Acrylic Lens, Add	54.00	
26 51 16 00-0349 EA 8 T5HO Lamps, 4' Length, Fluorescent High Bay Fixture (Lithonia IBZ).....	600.52	157.14
For Wire Guard, Add	40.50	
For Polycarbonate Lens, Add	47.75	
For Acrylic Lens, Add	54.00	
26 51 19 LED Interior Lighting <small>(26 51)</small>		
26 51 19 00-0001 LED Fixtures <small>(26 51 19)</small>		
26 51 19 00-0002 Undercabinet LED Fixtures <small>(26 51 19 00-0001)</small>		
26 51 19 00-0003 EA 12" Length, Undercabinet/Modular General Purpose LED Fixture (Lithonia RAZ12-M6).....	158.11	29.84
For >50 To 100, Deduct	-5.20	
For >100 To 250, Deduct	-9.15	
For >250 To 500, Deduct	-15.81	
For >500, Deduct	-22.47	
26 51 19 00-0004 EA 18" Length, Undercabinet/Modular General Purpose LED Fixture (Lithonia RAZ18-M6).....	198.12	36.46
For >50 To 100, Deduct	-6.47	
For >100 To 250, Deduct	-11.43	
For >250 To 500, Deduct	-19.81	
For >500, Deduct	-28.20	



MINOR	CSI	UOM	DESCRIPTION	TOTAL DIRECT UNIT COST	DEMOLITION UNIT COST
26 51 19 00-0005	EA		24" Length, Undercabinet/Modular General Purpose LED Fixture (Lithonia RAZ24-M6) <i>For >50 To 100, Deduct</i> <i>For >100 To 250, Deduct</i> <i>For >250 To 500, Deduct</i> <i>For >500, Deduct</i>	208.92 -6.74 -11.97 -20.89 -29.82	36.46
26 51 19 00-0006	EA		24" HIDE-A-LITE V Series LED Undercabinet Fixture (Progress Lighting P700003-028-30) <i>For >50 To 100, Deduct</i> <i>For >100 To 250, Deduct</i> <i>For >250 To 500, Deduct</i> <i>For >500, Deduct</i>	158.15 -5.20 -9.15 -15.82 -22.48	29.84
26 51 19 00-0007			Surface Mount Linear/Striplight LED Fixtures (26 51 19 00-0001)		
26 51 19 00-0008			Striplight LED Fixtures (Lithonia CLX) (26 51 19 00-0007) Note: Standard efficiency, flat or round diffuse lens, 120-277 volt, 0-10 volt dimming, 3000K to 5000K color temperature, 80CRI		
26 51 19 00-0009	EA		2' Length, 1,500 Lumens, LED Striplight Fixture (Lithonia CLX) Note: With integral occupancy sensor	234.96	33.15
26 51 19 00-0010	EA		2' Length, 2,000 Lumens, LED Striplight Fixture (Lithonia CLX) Note: With integral occupancy sensor	241.62	33.15
26 51 19 00-0011	EA		4' Length, 3,000 Lumens, LED Striplight Fixture (Lithonia CLX) Note: With integral occupancy sensor	279.31	40.44
26 51 19 00-0012	EA		4' Length, 4,000 Lumens, LED Striplight Fixture (Lithonia CLX) Note: With integral occupancy sensor	285.98	40.44
26 51 19 00-0013	EA		4' Length, 5,000 Lumens, LED Striplight Fixture (Lithonia CLX) Note: With integral occupancy sensor	292.65	40.44
26 51 19 00-0014	EA		4' Length, 7,000 Lumens, LED Striplight Fixture (Lithonia CLX) Note: With integral occupancy sensor	299.30	40.44
26 51 19 00-0015	EA		4' Length, 9,000 Lumens, LED Striplight Fixture (Lithonia CLX) Note: With integral occupancy sensor	305.97	40.44
26 51 19 00-0016	EA		8' Length, 6,000 Lumens, LED Striplight Fixture (Lithonia CLX) Note: With integral occupancy sensor	393.62	47.85
26 51 19 00-0017	EA		8' Length, 8,000 Lumens, LED Striplight Fixture (Lithonia CLX) Note: With integral occupancy sensor	406.95	47.85
26 51 19 00-0018	EA		8' Length, 10,000 Lumens, LED Striplight Fixture (Lithonia CLX) Note: With integral occupancy sensor	421.94	47.85
26 51 19 00-0019	EA		8' Length, 14,000 Lumens, LED Striplight Fixture (Lithonia CLX) Note: With integral occupancy sensor	435.26	47.85
26 51 19 00-0020	EA		8' Length, 18,000 Lumens, LED Striplight Fixture (Lithonia CLX) Note: With integral occupancy sensor	450.26	47.85
26 51 19 00-0021	EA		8' Length, 20,000 Lumens, LED Striplight Fixture (Lithonia CLX) Note: With integral occupancy sensor	463.58	47.85
26 51 19 00-0022			Striplight LED Fixtures (Lithonia ZL) (26 51 19 00-0007)		
26 51 19 00-0023	EA		3,000 Lumens, 2' Length, LED Striplight Fixture (Lithonia ZL1) <i>For >50 To 100, Deduct</i> <i>For >100 To 250, Deduct</i> <i>For >250 To 500, Deduct</i> <i>For >500, Deduct</i>	224.94 -6.87 -12.49 -22.49 -32.50	33.15
26 51 19 00-0024	EA		2,800 Lumens, 4' Length, LED Striplight Fixture (Lithonia ZL1) <i>For >50 To 100, Deduct</i> <i>For >100 To 250, Deduct</i> <i>For >250 To 500, Deduct</i> <i>For >500, Deduct</i>	235.99 -7.42 -13.32 -23.60 -33.88	40.44
26 51 19 00-0025	EA		1,400 Lumens, 2' Length, Lensed LED Striplight Fixture (Lithonia ZL2) <i>For >50 To 100, Deduct</i> <i>For >100 To 250, Deduct</i> <i>For >250 To 500, Deduct</i> <i>For >500, Deduct</i>	235.36 -7.13 -13.01 -23.54 -34.06	33.15
26 51 19 00-0026	EA		2,300 Lumens, 4' Length, Lensed LED Striplight Fixture (Lithonia ZL2) <i>For >50 To 100, Deduct</i> <i>For >100 To 250, Deduct</i> <i>For >250 To 500, Deduct</i> <i>For >500, Deduct</i>	246.41 -7.68 -13.84 -24.64 -35.44	40.44
26 51 19 00-0027	EA		4,600 Lumens, 4' Length, Lensed LED Striplight Fixture (Lithonia ZL2) <i>For >50 To 100, Deduct</i> <i>For >100 To 250, Deduct</i> <i>For >250 To 500, Deduct</i> <i>For >500, Deduct</i>	306.88 -9.19 -16.86 -30.69 -44.51	40.44
26 51 19 00-0028			Striplight LED Fixtures (Lithonia TZL1D) (26 51 19 00-0007)		
26 51 19 00-0029	EA		8,077 Lumens, 60 Watt, 8' Length, 3000K CCT, LED Striplight (Lithonia Lighting TZL1D L96 6000LM MVOLT 30K 80CRI) <i>For >50 To 100, Deduct</i> <i>For >100 To 250, Deduct</i> <i>For >250 To 500, Deduct</i> <i>For >500, Deduct</i>	400.54 -11.81 -21.82 -40.05 -58.29	47.85



Electrical	26	26
Lighting	26 50	
Interior Lighting	26 51	

MINOR	CSI	UOM	DESCRIPTION	TOTAL DIRECT UNIT COST	DEMOLITION UNIT COST
26 51 19 00-0030	EA		8,257 Lumens, 60 Watt, 8' Length, 3500K CCT, LED Striplight (Lithonia Lighting TZL1D L96 6000LM MVOLT 35K 80CRI)	400.54	47.85
			<i>For >50 To 100, Deduct</i>	-11.81	
			<i>For >100 To 250, Deduct</i>	-21.82	
			<i>For >250 To 500, Deduct</i>	-40.05	
			<i>For >500, Deduct</i>	-58.29	
26 51 19 00-0031	EA		8,386 Lumens, 60 Watt, 8' Length, 4000K CCT, LED Striplight (Lithonia Lighting TZL1D L96 6000LM MVOLT 40K 80CRI)	400.54	47.85
			<i>For >50 To 100, Deduct</i>	-11.81	
			<i>For >100 To 250, Deduct</i>	-21.82	
			<i>For >250 To 500, Deduct</i>	-40.05	
			<i>For >500, Deduct</i>	-58.29	
26 51 19 00-0032	EA		8,694 Lumens, 60 Watt, 8' Length, 5000K CCT, LED Striplight (Lithonia Lighting TZL1D L96 6000LM MVOLT 50K 80CRI)	400.54	47.85
			<i>For >50 To 100, Deduct</i>	-11.81	
			<i>For >100 To 250, Deduct</i>	-21.82	
			<i>For >250 To 500, Deduct</i>	-40.05	
			<i>For >500, Deduct</i>	-58.29	
26 51 19 00-0033	EA		11,021 Lumens, 81 Watt, 8' Length, 3000K CCT, LED Striplight (Lithonia Lighting TZL1D L96 10000LM MVOLT 30K 80CRI)	421.56	47.85
			<i>For >50 To 100, Deduct</i>	-12.33	
			<i>For >100 To 250, Deduct</i>	-22.87	
			<i>For >250 To 500, Deduct</i>	-42.16	
			<i>For >500, Deduct</i>	-61.44	
26 51 19 00-0034	EA		11,267 Lumens, 81 Watt, 8' Length, 3500K CCT, LED Striplight (Lithonia Lighting TZL1D L96 10000LM MVOLT 35K 80CRI)	421.56	47.85
			<i>For >50 To 100, Deduct</i>	-12.33	
			<i>For >100 To 250, Deduct</i>	-22.87	
			<i>For >250 To 500, Deduct</i>	-42.16	
			<i>For >500, Deduct</i>	-61.44	
26 51 19 00-0035	EA		11,442 Lumens, 81 Watt, 8' Length, 4000K CCT, LED Striplight (Lithonia Lighting TZL1D L96 10000LM MVOLT 40K 80CRI)	421.56	47.85
			<i>For >50 To 100, Deduct</i>	-12.33	
			<i>For >100 To 250, Deduct</i>	-22.87	
			<i>For >250 To 500, Deduct</i>	-42.16	
			<i>For >500, Deduct</i>	-61.44	
26 51 19 00-0036	EA		11,864 Lumens, 81 Watt, 8' Length, 5000K CCT, LED Striplight (Lithonia Lighting TZL1D L96 10000LM MVOLT 50K 80CRI)	421.56	47.85
			<i>For >50 To 100, Deduct</i>	-12.33	
			<i>For >100 To 250, Deduct</i>	-22.87	
			<i>For >250 To 500, Deduct</i>	-42.16	
			<i>For >500, Deduct</i>	-61.44	
26 51 19 00-0037	EA		15,397 Lumens, 121 Watt, 8' Length, 3000K CCT, LED Striplight (Lithonia Lighting TZL1D L96 14000LM MVOLT 30K 80CRI)	442.68	47.85
			<i>For >50 To 100, Deduct</i>	-12.86	
			<i>For >100 To 250, Deduct</i>	-23.93	
			<i>For >250 To 500, Deduct</i>	-44.27	
			<i>For >500, Deduct</i>	-64.61	
26 51 19 00-0038	EA		15,741 Lumens, 121 Watt, 8' Length, 3500K CCT, LED Striplight (Lithonia Lighting TZL1D L96 14000LM MVOLT 35K 80CRI)	442.68	47.85
			<i>For >50 To 100, Deduct</i>	-12.86	
			<i>For >100 To 250, Deduct</i>	-23.93	
			<i>For >250 To 500, Deduct</i>	-44.27	
			<i>For >500, Deduct</i>	-64.61	
26 51 19 00-0039	EA		15,986 Lumens, 121 Watt, 8' Length, 4000K CCT, LED Striplight (Lithonia Lighting TZL1D L96 14000LM MVOLT 40K 80CRI)	442.68	47.85
			<i>For >50 To 100, Deduct</i>	-12.86	
			<i>For >100 To 250, Deduct</i>	-23.93	
			<i>For >250 To 500, Deduct</i>	-44.27	
			<i>For >500, Deduct</i>	-64.61	
26 51 19 00-0040	EA		16,574 Lumens, 121 Watt, 8' Length, 5000K CCT, LED Striplight (Lithonia Lighting TZL1D L96 14000LM MVOLT 50K 80CRI)	442.68	47.85
			<i>For >50 To 100, Deduct</i>	-12.86	
			<i>For >100 To 250, Deduct</i>	-23.93	
			<i>For >250 To 500, Deduct</i>	-44.27	
			<i>For >500, Deduct</i>	-64.61	
26 51 19 00-0041			Striplight LED Fixtures (Lithonia ZL1D) <small>(26 51 19 00-0007)</small>		
26 51 19 00-0042	EA		1,985 Lumens, 17 Watt, 2' Length, 3000K CCT, LED Striplight (Lithonia Lighting ZL1D L24 1500LM MVOLT 30K 80CRI)	165.64	33.15
			<i>For >50 To 100, Deduct</i>	-5.38	
			<i>For >100 To 250, Deduct</i>	-9.53	
			<i>For >250 To 500, Deduct</i>	-16.56	
			<i>For >500, Deduct</i>	-23.60	
26 51 19 00-0043	EA		2,030 Lumens, 17 Watt, 2' Length, 3500K CCT, LED Striplight (Lithonia Lighting ZL1D L24 1500LM MVOLT 35K 80CRI)	165.64	33.15
			<i>For >50 To 100, Deduct</i>	-5.38	
			<i>For >100 To 250, Deduct</i>	-9.53	
			<i>For >250 To 500, Deduct</i>	-16.56	
			<i>For >500, Deduct</i>	-23.60	

26 Electrical

26 50 Lighting

26 51 Interior Lighting



MINOR		TOTAL DIRECT		DEMOLITION
CSI	UOM	DESCRIPTION	UNIT COST	UNIT COST
26 51 19 00-0044	EA	2,061 Lumens, 17 Watt, 2' Length, 4000K CCT, LED Striplight (Lithonia Lighting ZL1D L24 1500LM MVOLT 40K 80CRI)	165.64	33.15
		<i>For >50 To 100, Deduct</i>	-5.38	
		<i>For >100 To 250, Deduct</i>	-9.53	
		<i>For >250 To 500, Deduct</i>	-16.56	
		<i>For >500, Deduct</i>	-23.60	
26 51 19 00-0045	EA	2,137 Lumens, 17 Watt, 2' Length, 5000K CCT, LED Striplight (Lithonia Lighting ZL1D L24 1500LM MVOLT 50K 80CRI)	165.64	33.15
		<i>For >50 To 100, Deduct</i>	-5.38	
		<i>For >100 To 250, Deduct</i>	-9.53	
		<i>For >250 To 500, Deduct</i>	-16.56	
		<i>For >500, Deduct</i>	-23.60	
26 51 19 00-0046	EA	2,682 Lumens, 22 Watt, 2' Length, 3000K CCT, LED Striplight (Lithonia Lighting ZL1D L24 2500LM MVOLT 30K 80CRI)	186.76	33.15
		<i>For >50 To 100, Deduct</i>	-5.91	
		<i>For >100 To 250, Deduct</i>	-10.58	
		<i>For >250 To 500, Deduct</i>	-18.68	
		<i>For >500, Deduct</i>	-26.77	
26 51 19 00-0047	EA	2,742 Lumens, 22 Watt, 2' Length, 3500K CCT, LED Striplight (Lithonia Lighting ZL1D L24 2500LM MVOLT 35K 80CRI)	186.76	33.15
		<i>For >50 To 100, Deduct</i>	-5.91	
		<i>For >100 To 250, Deduct</i>	-10.58	
		<i>For >250 To 500, Deduct</i>	-18.68	
		<i>For >500, Deduct</i>	-26.77	
26 51 19 00-0048	EA	2,785 Lumens, 22 Watt, 2' Length, 4000K CCT, LED Striplight (Lithonia Lighting ZL1D L24 2500LM MVOLT 40K 80CRI)	186.76	33.15
		<i>For >50 To 100, Deduct</i>	-5.91	
		<i>For >100 To 250, Deduct</i>	-10.58	
		<i>For >250 To 500, Deduct</i>	-18.68	
		<i>For >500, Deduct</i>	-26.77	
26 51 19 00-0049	EA	2,887 Lumens, 22 Watt, 2' Length, 5000K CCT, LED Striplight (Lithonia Lighting ZL1D L24 2500LM MVOLT 50K 80CRI)	186.76	33.15
		<i>For >50 To 100, Deduct</i>	-5.91	
		<i>For >100 To 250, Deduct</i>	-10.58	
		<i>For >250 To 500, Deduct</i>	-18.68	
		<i>For >500, Deduct</i>	-26.77	
26 51 19 00-0050	EA	4,099 Lumens, 36 Watt, 2' Length, 3000K CCT, LED Striplight (Lithonia Lighting ZL1D L24 3500LM MVOLT 30K 80CRI)	197.26	33.15
		<i>For >50 To 100, Deduct</i>	-6.17	
		<i>For >100 To 250, Deduct</i>	-11.11	
		<i>For >250 To 500, Deduct</i>	-19.73	
		<i>For >500, Deduct</i>	-28.35	
26 51 19 00-0051	EA	4,190 Lumens, 36 Watt, 2' Length, 3500K CCT, LED Striplight (Lithonia Lighting ZL1D L24 3500LM MVOLT 35K 80CRI)	197.26	33.15
		<i>For >50 To 100, Deduct</i>	-6.17	
		<i>For >100 To 250, Deduct</i>	-11.11	
		<i>For >250 To 500, Deduct</i>	-19.73	
		<i>For >500, Deduct</i>	-28.35	
26 51 19 00-0052	EA	4,255 Lumens, 36 Watt, 2' Length, 4000K CCT, LED Striplight (Lithonia Lighting ZL1D L24 3500LM MVOLT 40K 80CRI)	197.26	33.15
		<i>For >50 To 100, Deduct</i>	-6.17	
		<i>For >100 To 250, Deduct</i>	-11.11	
		<i>For >250 To 500, Deduct</i>	-19.73	
		<i>For >500, Deduct</i>	-28.35	
26 51 19 00-0053	EA	4,412 Lumens, 36 Watt, 2' Length, 5000K CCT, LED Striplight (Lithonia Lighting ZL1D L24 3500LM MVOLT 50K 80CRI)	197.26	33.15
		<i>For >50 To 100, Deduct</i>	-6.17	
		<i>For >100 To 250, Deduct</i>	-11.11	
		<i>For >250 To 500, Deduct</i>	-19.73	
		<i>For >500, Deduct</i>	-28.35	
26 51 19 00-0054	EA	3,880 Lumens, 30 Watt, 4' Length, 3000K CCT, LED Striplight (Lithonia Lighting ZL1D L48 3000LM MVOLT 30K 80CRI)	225.14	40.44
		<i>For >50 To 100, Deduct</i>	-7.15	
		<i>For >100 To 250, Deduct</i>	-12.78	
		<i>For >250 To 500, Deduct</i>	-22.51	
		<i>For >500, Deduct</i>	-32.25	
26 51 19 00-0055	EA	3,966 Lumens, 30 Watt, 4' Length, 3500K CCT, LED Striplight (Lithonia Lighting ZL1D L48 3000LM MVOLT 35K 80CRI)	225.14	40.44
		<i>For >50 To 100, Deduct</i>	-7.15	
		<i>For >100 To 250, Deduct</i>	-12.78	
		<i>For >250 To 500, Deduct</i>	-22.51	
		<i>For >500, Deduct</i>	-32.25	
26 51 19 00-0056	EA	4,028 Lumens, 30 Watt, 4' Length, 4000K CCT, LED Striplight (Lithonia Lighting ZL1D L48 3000LM MVOLT 40K 80CRI)	225.14	40.44
		<i>For >50 To 100, Deduct</i>	-7.15	
		<i>For >100 To 250, Deduct</i>	-12.78	
		<i>For >250 To 500, Deduct</i>	-22.51	
		<i>For >500, Deduct</i>	-32.25	
26 51 19 00-0057	EA	4,176 Lumens, 30 Watt, 4' Length, 5000K CCT, LED Striplight (Lithonia Lighting ZL1D L48 3000LM MVOLT 50K 80CRI)	225.14	40.44
		<i>For >50 To 100, Deduct</i>	-7.15	
		<i>For >100 To 250, Deduct</i>	-12.78	
		<i>For >250 To 500, Deduct</i>	-22.51	
		<i>For >500, Deduct</i>	-32.25	



Electrical	26	26
Lighting	26 50	
Interior Lighting	26 51	

MINOR	CSI	UOM	DESCRIPTION	TOTAL DIRECT UNIT COST	DEMOLITION UNIT COST
26 51 19 00-0058	EA		5,337 Lumens, 41 Watt, 4' Length, 3000K CCT, LED Striplight (Lithonia Lighting ZL1D L48 5000LM MVOLT 30K 80CRI)	235.64	40.44
			<i>For >50 To 100, Deduct</i>	-7.41	
			<i>For >100 To 250, Deduct</i>	-13.30	
			<i>For >250 To 500, Deduct</i>	-23.56	
			<i>For >500, Deduct</i>	-33.83	
26 51 19 00-0059	EA		5,456 Lumens, 41 Watt, 4' Length, 3500K CCT, LED Striplight (Lithonia Lighting ZL1D L48 5000LM MVOLT 35K 80CRI)	235.64	40.44
			<i>For >50 To 100, Deduct</i>	-7.41	
			<i>For >100 To 250, Deduct</i>	-13.30	
			<i>For >250 To 500, Deduct</i>	-23.56	
			<i>For >500, Deduct</i>	-33.83	
26 51 19 00-0060	EA		5,541 Lumens, 41 Watt, 4' Length, 4000K CCT, LED Striplight (Lithonia Lighting ZL1D L48 5000LM MVOLT 40K 80CRI)	235.64	40.44
			<i>For >50 To 100, Deduct</i>	-7.41	
			<i>For >100 To 250, Deduct</i>	-13.30	
			<i>For >250 To 500, Deduct</i>	-23.56	
			<i>For >500, Deduct</i>	-33.83	
26 51 19 00-0061	EA		5,745 Lumens, 41 Watt, 4' Length, 5000K CCT, LED Striplight (Lithonia Lighting ZL1D L48 5000LM MVOLT 50K 80CRI)	235.64	40.44
			<i>For >50 To 100, Deduct</i>	-7.41	
			<i>For >100 To 250, Deduct</i>	-13.30	
			<i>For >250 To 500, Deduct</i>	-23.56	
			<i>For >500, Deduct</i>	-33.83	
26 51 19 00-0062	EA		7,317 Lumens, 59 Watt, 4' Length, 3000K CCT, LED Striplight (Lithonia Lighting ZL1D L48 7000LM MVOLT 30K 80CRI)	246.16	40.44
			<i>For >50 To 100, Deduct</i>	-7.67	
			<i>For >100 To 250, Deduct</i>	-13.83	
			<i>For >250 To 500, Deduct</i>	-24.62	
			<i>For >500, Deduct</i>	-35.40	
26 51 19 00-0063	EA		7,480 Lumens, 59 Watt, 4' Length, 3500K CCT, LED Striplight (Lithonia Lighting ZL1D L48 7000LM MVOLT 35K 80CRI)	246.16	40.44
			<i>For >50 To 100, Deduct</i>	-7.67	
			<i>For >100 To 250, Deduct</i>	-13.83	
			<i>For >250 To 500, Deduct</i>	-24.62	
			<i>For >500, Deduct</i>	-35.40	
26 51 19 00-0064	EA		7,596 Lumens, 59 Watt, 4' Length, 4000K CCT, LED Striplight (Lithonia Lighting ZL1D L48 7000LM MVOLT 40K 80CRI)	246.16	40.44
			<i>For >50 To 100, Deduct</i>	-7.67	
			<i>For >100 To 250, Deduct</i>	-13.83	
			<i>For >250 To 500, Deduct</i>	-24.62	
			<i>For >500, Deduct</i>	-35.40	
26 51 19 00-0065	EA		7,876 Lumens, 59 Watt, 4' Length, 5000K CCT, LED Striplight (Lithonia Lighting ZL1D L48 7000LM MVOLT 50K 80CRI)	246.16	40.44
			<i>For >50 To 100, Deduct</i>	-7.67	
			<i>For >100 To 250, Deduct</i>	-13.83	
			<i>For >250 To 500, Deduct</i>	-24.62	
			<i>For >500, Deduct</i>	-35.40	
26 51 19 00-0066	Striplight LED Fixtures (Mobern) <small>(26 51 19 00-0007)</small>				
26 51 19 00-0067	EA		1,100 Lumens, 12 Watt, 2' Length, Chrome, LED Bracket Fixture (Mobern 7924LED12DMV30)	212.90	33.15
			<i>For >50 To 100, Deduct</i>	-6.57	
			<i>For >100 To 250, Deduct</i>	-11.89	
			<i>For >250 To 500, Deduct</i>	-21.29	
			<i>For >500, Deduct</i>	-30.69	
26 51 19 00-0068	Striplight LED Fixtures (Eaton) <small>(26 51 19 00-0007)</small>				
26 51 19 00-0069	EA		2,301 Lumens, 18 Watt, 4' Length, LED Strip Lighting (Eaton Lighting 4SNLED-LD4-22SL-LC-UNV-L840-CD1-U)	270.69	40.44
			<i>For >50 To 100, Deduct</i>	-8.29	
			<i>For >100 To 250, Deduct</i>	-15.05	
			<i>For >250 To 500, Deduct</i>	-27.07	
			<i>For >500, Deduct</i>	-39.08	
26 51 19 00-0070	EA		2,382 Lumens, 16 Watt, 4' Length, LED Clear Lensed Striplight (Cooper Industries 4SNLED-LD5-22SL-LC-UNV-L840-CD1-U)	255.38	40.44
			<i>For >50 To 100, Deduct</i>	-7.90	
			<i>For >100 To 250, Deduct</i>	-14.29	
			<i>For >250 To 500, Deduct</i>	-25.54	
			<i>For >500, Deduct</i>	-36.79	
26 51 19 00-0071	EA		2,382 Lumens, 16 Watt, 4' Length, Clear Lens, LED Striplight (Cooper Industries Metalux Series 4SNLED-LD5-22SL-LC-UNV-830-CD1-U)	270.69	40.44
			<i>For >50 To 100, Deduct</i>	-8.29	
			<i>For >100 To 250, Deduct</i>	-15.05	
			<i>For >250 To 500, Deduct</i>	-27.07	
			<i>For >500, Deduct</i>	-39.08	
26 51 19 00-0072	Suspended Linear LED Fixtures <small>(26 51 19 00-0001)</small>				
26 51 19 00-0073	Suspended, Pendant Mounted, Linear LED Fixtures (Lithonia GRD) <small>(26 51 19 00-0072)</small>				

26 Electrical

26 50 Lighting

26 51 Interior Lighting



MINOR	CSI	UOM	DESCRIPTION	TOTAL DIRECT UNIT COST	DEMOLITION UNIT COST
26 51	19 00-0074	EA	3,303 Lumens, 25 Watt, 4' Length, 3000K CCT, 4' Length, Grad Linear, Suspended LED Light (Lithonia Lighting GRD LSL MSL4 30K ID800LMF).....	685.52	40.44
			<i>For >50 To 100, Deduct</i>	-18.66	
			<i>For >100 To 250, Deduct</i>	-35.80	
			<i>For >250 To 500, Deduct</i>	-68.55	
			<i>For >500, Deduct</i>	-101.31	
26 51	19 00-0075	EA	3,401 Lumens, 25 Watt, 4' Length, 3500K CCT, Grad Linear, Suspended LED Light (Lithonia Lighting GRD LSL MSL4 35K ID800LMF).....	685.52	40.44
			<i>For >50 To 100, Deduct</i>	-18.66	
			<i>For >100 To 250, Deduct</i>	-35.80	
			<i>For >250 To 500, Deduct</i>	-68.55	
			<i>For >500, Deduct</i>	-101.31	
26 51	19 00-0076	EA	3,456 Lumens, 25 Watt, 4' Length, 4000K CCT, Grad Linear, Suspended LED Light (Lithonia Lighting GRD LSL MSL4 40K ID800LMF).....	685.52	40.44
			<i>For >50 To 100, Deduct</i>	-18.66	
			<i>For >100 To 250, Deduct</i>	-35.80	
			<i>For >250 To 500, Deduct</i>	-68.55	
			<i>For >500, Deduct</i>	-101.31	
26 51	19 00-0077	EA	4,033 Lumens, 32 Watt, 4' Length, 3000K CCT, Grad Linear, Suspended LED Light (Lithonia Lighting GRD LSL MSL4 30K ID1000LMF).....	685.52	40.44
			<i>For >50 To 100, Deduct</i>	-18.66	
			<i>For >100 To 250, Deduct</i>	-35.80	
			<i>For >250 To 500, Deduct</i>	-68.55	
			<i>For >500, Deduct</i>	-101.31	
26 51	19 00-0078	EA	4,153 Lumens, 32 Watt, 4' Length, 3500K CCT, Grad Linear, Suspended LED Light (Lithonia Lighting GRD LSL MSL4 35K ID1000LMF).....	685.52	40.44
			<i>For >50 To 100, Deduct</i>	-18.66	
			<i>For >100 To 250, Deduct</i>	-35.80	
			<i>For >250 To 500, Deduct</i>	-68.55	
			<i>For >500, Deduct</i>	-101.31	
26 51	19 00-0079	EA	4,220 Lumens, 32 Watt, 4' Length, 4000K CCT, Grad Linear, Suspended LED Light (Lithonia Lighting GRD LSL MSL4 40K ID1000LMF).....	685.52	40.44
			<i>For >50 To 100, Deduct</i>	-18.66	
			<i>For >100 To 250, Deduct</i>	-35.80	
			<i>For >250 To 500, Deduct</i>	-68.55	
			<i>For >500, Deduct</i>	-101.31	
26 51	19 00-0080	EA	4,843 Lumens, 40 Watt, 4' Length, 3000K CCT, Grad Linear, Suspended LED Light (Lithonia Lighting GRD LSL MSL4 30K ID1300LMF).....	685.52	40.44
			<i>For >50 To 100, Deduct</i>	-18.66	
			<i>For >100 To 250, Deduct</i>	-35.80	
			<i>For >250 To 500, Deduct</i>	-68.55	
			<i>For >500, Deduct</i>	-101.31	
26 51	19 00-0081	EA	4,987 Lumens, 40 Watt, 4' Length, 3500K CCT, Grad Linear, Suspended LED Light (Lithonia Lighting GRD LSL MSL4 35K ID1300LMF).....	685.52	40.44
			<i>For >50 To 100, Deduct</i>	-18.66	
			<i>For >100 To 250, Deduct</i>	-35.80	
			<i>For >250 To 500, Deduct</i>	-68.55	
			<i>For >500, Deduct</i>	-101.31	
26 51	19 00-0082	EA	5,067 Lumens, 40 Watt, 4' Length, 4000K CCT, Grad Linear, Suspended LED Light (Lithonia Lighting GRD LSL MSL4 40K ID1300LMF).....	685.52	40.44
			<i>For >50 To 100, Deduct</i>	-18.66	
			<i>For >100 To 250, Deduct</i>	-35.80	
			<i>For >250 To 500, Deduct</i>	-68.55	
			<i>For >500, Deduct</i>	-101.31	
26 51	19 00-0083	EA	5,841 Lumens, 51 Watt, 4' Length, 3000K CCT, Grad Linear, Suspended LED Light (Lithonia Lighting GRD LSL MSL4 30K ID1500LMF).....	685.52	40.44
			<i>For >50 To 100, Deduct</i>	-18.66	
			<i>For >100 To 250, Deduct</i>	-35.80	
			<i>For >250 To 500, Deduct</i>	-68.55	
			<i>For >500, Deduct</i>	-101.31	
26 51	19 00-0084	EA	6,015 Lumens, 51 Watt, 4' Length, 3500K CCT, Grad Linear, Suspended LED Light (Lithonia Lighting GRD LSL MSL4 35K ID1500LMF).....	685.52	40.44
			<i>For >50 To 100, Deduct</i>	-18.66	
			<i>For >100 To 250, Deduct</i>	-35.80	
			<i>For >250 To 500, Deduct</i>	-68.55	
			<i>For >500, Deduct</i>	-101.31	
26 51	19 00-0085	EA	6,111 Lumens, 51 Watt, 4' Length, 4000K CCT, Grad Linear, Suspended LED Light (Lithonia Lighting GRD LSL MSL4 40K ID1500LMF).....	685.52	40.44
			<i>For >50 To 100, Deduct</i>	-18.66	
			<i>For >100 To 250, Deduct</i>	-35.80	
			<i>For >250 To 500, Deduct</i>	-68.55	
			<i>For >500, Deduct</i>	-101.31	
26 51	19 00-0086	EA	6,606 Lumens, 50 Watt, 8' Length, 3000K CCT, Grad Linear, Suspended LED Light (Lithonia Lighting GRD LSL MSL8 30K ID800LMF).....	1,021.66	47.85
			<i>For >50 To 100, Deduct</i>	-27.34	
			<i>For >100 To 250, Deduct</i>	-52.88	
			<i>For >250 To 500, Deduct</i>	-102.17	
			<i>For >500, Deduct</i>	-151.45	
26 51	19 00-0087	EA	6,802 Lumens, 50 Watt, 8' Length, 3500K CCT, Grad Linear, Suspended LED Light (Lithonia Lighting GRD LSL MSL8 35K ID800LMF).....	1,021.66	47.85
			<i>For >50 To 100, Deduct</i>	-27.34	
			<i>For >100 To 250, Deduct</i>	-52.88	
			<i>For >250 To 500, Deduct</i>	-102.17	
			<i>For >500, Deduct</i>	-151.45	



MINOR	CSI	UOM	DESCRIPTION	TOTAL DIRECT UNIT COST	DEMOLITION UNIT COST
26 51 19 00-0088	EA		6,912 Lumens, 50 Watt, 8' Length, 4000K CCT, Grad Linear, Suspended LED Light (Lithonia Lighting GRD LSL MSL8 40K ID800LMF).....	1,021.66	47.85
			<i>For >50 To 100, Deduct</i>	-27.34	
			<i>For >100 To 250, Deduct</i>	-52.88	
			<i>For >250 To 500, Deduct</i>	-102.17	
			<i>For >500, Deduct</i>	-151.45	
26 51 19 00-0089	EA		8,066 Lumens, 64 Watt, 8' Length, 3000K CCT, Grad Linear, Suspended LED Light (Lithonia Lighting GRD LSL MSL8 30K ID1000LMF).....	1,021.66	47.85
			<i>For >50 To 100, Deduct</i>	-27.34	
			<i>For >100 To 250, Deduct</i>	-52.88	
			<i>For >250 To 500, Deduct</i>	-102.17	
			<i>For >500, Deduct</i>	-151.45	
26 51 19 00-0090	EA		8,303 Lumens, 64 Watt, 8' Length, 3500K CCT, Grad Linear, Suspended LED Light (Lithonia Lighting GRD LSL MSL8 35K ID1000LMF).....	1,021.66	47.85
			<i>For >50 To 100, Deduct</i>	-27.34	
			<i>For >100 To 250, Deduct</i>	-52.88	
			<i>For >250 To 500, Deduct</i>	-102.17	
			<i>For >500, Deduct</i>	-151.45	
26 51 19 00-0091	EA		8,440 Lumens, 64 Watt, 8' Length, 4000K CCT, Grad Linear, Suspended LED Light (Lithonia Lighting GRD LSL MSL8 40K ID1000LMF).....	1,021.66	47.85
			<i>For >50 To 100, Deduct</i>	-27.34	
			<i>For >100 To 250, Deduct</i>	-52.88	
			<i>For >250 To 500, Deduct</i>	-102.17	
			<i>For >500, Deduct</i>	-151.45	
26 51 19 00-0092	EA		9,686 Lumens, 80 Watt, 8' Length, 3000K CCT, Grad Linear, Suspended LED Light (Lithonia Lighting GRD LSL MSL8 30K ID1300LMF).....	1,021.66	47.85
			<i>For >50 To 100, Deduct</i>	-27.34	
			<i>For >100 To 250, Deduct</i>	-52.88	
			<i>For >250 To 500, Deduct</i>	-102.17	
			<i>For >500, Deduct</i>	-151.45	
26 51 19 00-0093	EA		9,974 Lumens, 80 Watt, 8' Length, 3500K CCT, Grad Linear, Suspended LED Light (Lithonia Lighting GRD LSL MSL8 35K ID1300LMF).....	1,021.66	47.85
			<i>For >50 To 100, Deduct</i>	-27.34	
			<i>For >100 To 250, Deduct</i>	-52.88	
			<i>For >250 To 500, Deduct</i>	-102.17	
			<i>For >500, Deduct</i>	-151.45	
26 51 19 00-0094	EA		10,134 Lumens, 80 Watt, 8' Length, 4000K CCT, Grad Linear, Suspended LED Light (Lithonia Lighting GRD LSL MSL8 40K ID1300LMF).....	1,021.66	47.85
			<i>For >50 To 100, Deduct</i>	-27.34	
			<i>For >100 To 250, Deduct</i>	-52.88	
			<i>For >250 To 500, Deduct</i>	-102.17	
			<i>For >500, Deduct</i>	-151.45	
26 51 19 00-0095	EA		11,682 Lumens, 102 Watt, 8' Length, 3000K CCT, Grad Linear, Suspended LED Light (Lithonia Lighting GRD LSL MSL8 30K ID1500LMF).....	1,021.66	47.85
			<i>For >50 To 100, Deduct</i>	-27.34	
			<i>For >100 To 250, Deduct</i>	-52.88	
			<i>For >250 To 500, Deduct</i>	-102.17	
			<i>For >500, Deduct</i>	-151.45	
26 51 19 00-0096	EA		12,030 Lumens, 102 Watt, 8' Length, 3500K CCT, Grad Linear, Suspended LED Light (Lithonia Lighting GRD LSL MSL8 35K ID1500LMF).....	1,021.66	47.85
			<i>For >50 To 100, Deduct</i>	-27.34	
			<i>For >100 To 250, Deduct</i>	-52.88	
			<i>For >250 To 500, Deduct</i>	-102.17	
			<i>For >500, Deduct</i>	-151.45	
26 51 19 00-0097	EA		12,222 Lumens, 102 Watt, 8' Length, 4000K CCT, Grad Linear, Suspended LED Light (Lithonia Lighting GRD LSL MSL8 40K ID1500LMF).....	1,021.66	47.85
			<i>For >50 To 100, Deduct</i>	-27.34	
			<i>For >100 To 250, Deduct</i>	-52.88	
			<i>For >250 To 500, Deduct</i>	-102.17	
			<i>For >500, Deduct</i>	-151.45	
26 51 19 00-0098			Suspended Linear LED Fixtures (Lithonia GRD) (26 51 19 00-0072)		
26 51 19 00-0099	EA		24' Length, 8' Sections, 80 CRI, 3,500K, LED Linear Fixture (Lithonia GRD 24FT MSL8 80 CRI 35K ID800LMF 20/80 MIN1 ZT 120 SCT PDT).....	2,396.35	182.33
26 51 19 00-0100			Lay-In/Troffer LED Fixtures (26 51 19 00-0001)		
26 51 19 00-0101			Prismatic Lensed, Lay-In/Troffer LED Fixtures (26 51 19 00-0100)		
26 51 19 00-0102			Prismatic Lensed, Lay-In/Troffer LED Fixtures (Lithonia) (26 51 19 00-0101)		
26 51 19 00-0103	EA		1' x 4', 4,300 Lumens, Prismatic Lensed, Lay-In/Troffer LED Fixture (Lithonia TL4).....	570.97	40.11
			<i>For Drywall Or Plaster Ceilings With Frame Kit, Add</i>	43.74	
			<i>For >50 To 100, Deduct</i>	-15.79	
			<i>For >100 To 250, Deduct</i>	-30.07	
			<i>For >250 To 500, Deduct</i>	-57.10	
			<i>For >500, Deduct</i>	-84.13	
26 51 19 00-0104	EA		2' x 2', 3,300 Lumens, Prismatic Lensed, Lay-In/Troffer LED Fixture (Lithonia 2TL2).....	323.94	44.20
			<i>For Drywall Or Plaster Ceilings, Add</i>	29.84	
			<i>For >50 To 100, Deduct</i>	-9.76	
			<i>For >100 To 250, Deduct</i>	-17.85	
			<i>For >250 To 500, Deduct</i>	-32.39	
			<i>For >500, Deduct</i>	-46.93	

26	Electrical
26 50	Lighting
26 51	Interior Lighting



MINOR CSI	UOM	DESCRIPTION	TOTAL DIRECT UNIT COST	DEMOLITION UNIT COST
26 51 19 00-0105	EA	2' x 4', 4,600 Lumens, Prismatic Lensed, Lay-In/Troffer LED Fixture (Lithonia 2TL4) <i>For Drywall Or Plaster Ceilings With Frame Kit, Add</i> <i>For >50 To 100, Deduct</i> <i>For >100 To 250, Deduct</i> <i>For >250 To 500, Deduct</i> <i>For >500, Deduct</i>	576.58 48.17 -16.35 -30.76 -57.66 -84.55	51.49
26 51 19 00-0106		Prismatic Lensed, Lay-In/Troffer LED Fixtures (Lunera) <small>(26 51 19 00-0101)</small>		
26 51 19 00-0107	EA	1' x 4', 3,200 Lumens, Prismatic Lensed, Lay-In/Troffer LED Fixture (Lunera® 14G4) <i>For >50 To 100, Deduct</i> <i>For >100 To 250, Deduct</i> <i>For >250 To 500, Deduct</i> <i>For >500, Deduct</i>	821.96 -22.07 -42.62 -82.20 -121.77	40.11
26 51 19 00-0108	EA	2' x 2', 3,200 Lumens, Prismatic Lensed, Lay-In/Troffer LED Fixture (Lunera® 22G5) <i>For >50 To 100, Deduct</i> <i>For >100 To 250, Deduct</i> <i>For >250 To 500, Deduct</i> <i>For >500, Deduct</i>	578.28 -16.11 -30.57 -57.83 -85.08	44.20
26 51 19 00-0109	EA	2' x 4', 4,175 Lumens, Prismatic Lensed, Lay-In/Troffer LED Fixture (Lunera® 24G4) <i>For >50 To 100, Deduct</i> <i>For >100 To 250, Deduct</i> <i>For >250 To 500, Deduct</i> <i>For >500, Deduct</i>	753.31 -20.77 -39.60 -75.33 -111.06	51.49
26 51 19 00-0110		Prismatic Lensed, Lay-In/Troffer LED Fixtures (PlanLED) <small>(26 51 19 00-0101)</small>		
26 51 19 00-0111	EA	2,591 Lumens, 2' x 2', Prismatic Lensed, Lay-In/Troffer LED Fixture (PlanLED FTB4E) <i>For >50 To 100, Deduct</i> <i>For >100 To 250, Deduct</i> <i>For >250 To 500, Deduct</i> <i>For >500, Deduct</i>	381.06 -11.18 -20.71 -38.11 -55.50	44.20
26 51 19 00-0112	EA	3,883 Lumens, 2' x 2', Prismatic Lensed, Lay-In/Troffer LED Fixture (PlanLED FTB4E) <i>For >50 To 100, Deduct</i> <i>For >100 To 250, Deduct</i> <i>For >250 To 500, Deduct</i> <i>For >500, Deduct</i>	421.67 -12.20 -22.74 -42.17 -61.59	44.20
26 51 19 00-0113	EA	3,700 Lumens, 2' x 2', Prismatic Lensed, Lay-In/Troffer LED Fixture (PlanLED BL220-40) <i>For >50 To 100, Deduct</i> <i>For >100 To 250, Deduct</i> <i>For >250 To 500, Deduct</i> <i>For >500, Deduct</i>	358.72 -10.63 -19.59 -35.87 -52.15	44.20
26 51 19 00-0114	EA	4,200 Lumens, 2' x 2', Prismatic Lensed, Lay-In/Troffer LED Fixture (PlanLED BL220-45) <i>For >50 To 100, Deduct</i> <i>For >100 To 250, Deduct</i> <i>For >250 To 500, Deduct</i> <i>For >500, Deduct</i>	358.72 -10.63 -19.59 -35.87 -52.15	44.20
26 51 19 00-0115	EA	4,600 Lumens, 2' x 2', Prismatic Lensed, Lay-In/Troffer LED Fixture (PlanLED BL220-50) <i>For >50 To 100, Deduct</i> <i>For >100 To 250, Deduct</i> <i>For >250 To 500, Deduct</i> <i>For >500, Deduct</i>	385.12 -11.29 -20.91 -38.51 -56.11	44.20
26 51 19 00-0116		Volumetric, Lay-In/Troffer LED Fixtures <small>(26 51 19 00-0100)</small>		
26 51 19 00-0117		Volumetric, Lay-In/Troffer LED Fixtures (Lithonia) <small>(26 51 19 00-0116)</small>		
26 51 19 00-0118	EA	1' x 4', 3,000 Lumens, Volumetric, Lay-In/Troffer LED Fixture (Lithonia RTL4) <i>For Drywall Or Plaster Ceilings, Add</i> <i>For >50 To 100, Deduct</i> <i>For >100 To 250, Deduct</i> <i>For >250 To 500, Deduct</i> <i>For >500, Deduct</i>	511.18 27.35 -14.30 -27.08 -51.12 -75.16	40.11
26 51 19 00-0119	EA	1' x 4', 4,000 Lumens, Volumetric, Lay-In/Troffer LED Fixture (Lithonia RTL4) <i>For Drywall Or Plaster Ceilings, Add</i> <i>For >50 To 100, Deduct</i> <i>For >100 To 250, Deduct</i> <i>For >250 To 500, Deduct</i> <i>For >500, Deduct</i>	661.78 27.35 -18.06 -34.61 -66.18 -97.75	40.11
26 51 19 00-0120	EA	2' x 2', 2,000 Lumens, Volumetric, Lay-In/Troffer LED Fixture (Lithonia 2RTL2) <i>For Drywall Or Plaster Ceilings With Frame Kit, Add</i> <i>For >50 To 100, Deduct</i> <i>For >100 To 250, Deduct</i> <i>For >250 To 500, Deduct</i> <i>For >500, Deduct</i>	514.55 42.30 -14.52 -27.39 -51.46 -75.53	44.20
26 51 19 00-0121	EA	2' x 2', 3,300 Lumens, Volumetric, Lay-In/Troffer LED Fixture (Lithonia 2RTL2) <i>For Drywall Or Plaster Ceilings With Frame Kit, Add</i> <i>For >50 To 100, Deduct</i> <i>For >100 To 250, Deduct</i> <i>For >250 To 500, Deduct</i> <i>For >500, Deduct</i>	590.91 46.12 -16.43 -31.20 -59.09 -86.98	44.20
26 51 19 00-0122	EA	2' x 2', 4,000 Lumens, Volumetric, Lay-In/Troffer LED Fixture (Lithonia 2RTL2) <i>For >50 To 100, Deduct</i> <i>For >100 To 250, Deduct</i> <i>For >250 To 500, Deduct</i> <i>For >500, Deduct</i>	652.01 -17.96 -34.26 -65.20 -96.14	44.20



Electrical	26
Lighting	26 50
Interior Lighting	26 51

26

MINOR	CSI	UOM	DESCRIPTION	TOTAL DIRECT UNIT COST	DEMOLITION UNIT COST
26 51	19 00-0123	EA	2' x 4', 4,000 Lumens, Volumetric, Lay-In/Troffer LED Fixture (Lithonia 2RTL4)..... <i>For Drywall Or Plaster Ceilings With Frame Kit, Add</i>	663.07 52.49	51.49
			<i>For >50 To 100, Deduct</i>	-18.51	
			<i>For >100 To 250, Deduct</i>	-35.09	
			<i>For >250 To 500, Deduct</i>	-66.31	
			<i>For >500, Deduct</i>	-97.53	
26 51	19 00-0124	EA	2' x 4', 4,800 Lumens, Volumetric, Lay-In/Troffer LED Fixture (Lithonia 2RTL4)..... <i>For Drywall Or Plaster Ceilings With Frame Kit, Add</i>	724.16 55.55	51.49
			<i>For >50 To 100, Deduct</i>	-20.04	
			<i>For >100 To 250, Deduct</i>	-38.14	
			<i>For >250 To 500, Deduct</i>	-72.42	
			<i>For >500, Deduct</i>	-106.69	
26 51	19 00-0125	EA	2' x 4', 6,000 Lumens, Volumetric, Lay-In/Troffer LED Fixture (Lithonia 2RTL4)..... <i>For Drywall Or Plaster Ceilings With Frame Kit, Add</i>	785.26 58.60	51.49
			<i>For >50 To 100, Deduct</i>	-21.57	
			<i>For >100 To 250, Deduct</i>	-41.20	
			<i>For >250 To 500, Deduct</i>	-78.53	
			<i>For >500, Deduct</i>	-115.86	
26 51	19 00-0126	EA	2' x 2', 2,000 Lumens, Volumetric, Lay-In/Troffer LED Fixture With Acrylic Linear Prismatic Diffuser (Lithonia 2VTL2)..... <i>For Drywall Or Plaster Ceilings With Frame Kit, Add</i>	453.47 39.25	44.20
			<i>For >50 To 100, Deduct</i>	-12.99	
			<i>For >100 To 250, Deduct</i>	-24.33	
			<i>For >250 To 500, Deduct</i>	-45.35	
			<i>For >500, Deduct</i>	-66.36	
26 51	19 00-0127	EA	2' x 2', 3,300 Lumens, Volumetric, Lay-In/Troffer LED Fixture With Acrylic Linear Prismatic Diffuser (Lithonia 2VTL2)..... <i>For Drywall Or Plaster Ceilings With Frame Kit, Add</i>	529.82 43.07	44.20
			<i>For >50 To 100, Deduct</i>	-14.90	
			<i>For >100 To 250, Deduct</i>	-28.15	
			<i>For >250 To 500, Deduct</i>	-52.98	
			<i>For >500, Deduct</i>	-77.82	
26 51	19 00-0128	EA	2' x 2', 4,000 Lumens, Volumetric, Lay-In/Troffer LED Fixture With Acrylic Linear Prismatic Diffuser (Lithonia 2VTL2)..... <i>For Drywall Or Plaster Ceilings With Frame Kit, Add</i>	575.63 45.36	44.20
			<i>For >50 To 100, Deduct</i>	-16.05	
			<i>For >100 To 250, Deduct</i>	-30.44	
			<i>For >250 To 500, Deduct</i>	-57.56	
			<i>For >500, Deduct</i>	-84.69	
26 51	19 00-0129	EA	2' x 4', 3,000 Lumens, Volumetric, Lay-In/Troffer LED Fixture With Acrylic Linear Prismatic Diffuser (Lithonia 2VTL4)..... <i>For Drywall Or Plaster Ceilings With Frame Kit, Add</i>	571.44 47.91	51.49
			<i>For >50 To 100, Deduct</i>	-16.22	
			<i>For >100 To 250, Deduct</i>	-30.51	
			<i>For >250 To 500, Deduct</i>	-57.14	
			<i>For >500, Deduct</i>	-83.78	
26 51	19 00-0130	EA	2' x 4', 4,000 Lumens, Volumetric, Lay-In/Troffer LED Fixture With Acrylic Linear Prismatic Diffuser (Lithonia 2VTL4)..... <i>For Drywall Or Plaster Ceilings With Frame Kit, Add</i>	601.97 49.44	51.49
			<i>For >50 To 100, Deduct</i>	-16.98	
			<i>For >100 To 250, Deduct</i>	-32.03	
			<i>For >250 To 500, Deduct</i>	-60.20	
			<i>For >500, Deduct</i>	-88.36	
26 51	19 00-0131	EA	2' x 4', 4,800 Lumens, Volumetric, Lay-In/Troffer LED Fixture With Acrylic Linear Prismatic Diffuser (Lithonia 2VTL4)..... <i>For Drywall Or Plaster Ceilings With Frame Kit, Add</i>	663.07 52.49	51.49
			<i>For >50 To 100, Deduct</i>	-18.51	
			<i>For >100 To 250, Deduct</i>	-35.09	
			<i>For >250 To 500, Deduct</i>	-66.31	
			<i>For >500, Deduct</i>	-97.53	
26 51	19 00-0132		Architectural, Lay-In/Troffer LED Fixtures <small>(26 51 19 00-0100)</small>		
26 51	19 00-0133		Architectural, Lay-In/Troffer LED Fixtures (Lithonia) <small>(26 51 19 00-0132)</small>		
			Note: Includes 4,000K color temperature, 120/277 voltage and steel housing assembly. Excludes sensors.		
26 51	19 00-0134	EA	2,100 Lumens, 1' x 4', Architectural, Lay-In/Troffer LED Fixture (Lithonia ALL4)..... <i>For Drywall Or Plaster Ceilings With Frame Kit, Add</i>	366.34 37.66	51.49
			<i>For >50 To 100, Deduct</i>	-11.09	
			<i>For >100 To 250, Deduct</i>	-20.25	
			<i>For >250 To 500, Deduct</i>	-36.63	
			<i>For >500, Deduct</i>	-53.02	
26 51	19 00-0135	EA	4,300 Lumens, 1' x 4', Architectural, Lay-In/Troffer LED Fixture (Lithonia ALL4)..... <i>For Drywall Or Plaster Ceilings With Frame Kit, Add</i>	428.04 40.74	51.49
			<i>For >50 To 100, Deduct</i>	-12.64	
			<i>For >100 To 250, Deduct</i>	-23.34	
			<i>For >250 To 500, Deduct</i>	-42.80	
			<i>For >500, Deduct</i>	-62.27	
26 51	19 00-0136	EA	6,400 Lumens, 1' x 4', Architectural, Lay-In/Troffer LED Fixture (Lithonia ALL4)..... <i>For Drywall Or Plaster Ceilings With Frame Kit, Add</i>	483.57 43.52	51.49
			<i>For >50 To 100, Deduct</i>	-14.02	
			<i>For >100 To 250, Deduct</i>	-26.11	
			<i>For >250 To 500, Deduct</i>	-48.36	
			<i>For >500, Deduct</i>	-70.60	



MINOR
 CSI UOM DESCRIPTION

TOTAL DIRECT DEMOLITION
 UNIT COST UNIT COST

MINOR	CSI	UOM	DESCRIPTION	TOTAL DIRECT UNIT COST	DEMOLITION UNIT COST
26 51 19 00-0137			Architectural, Lay-In/Troffer LED Fixtures (CREE® CR Series) <small>(26 51 19 00-0132)</small> Note: Includes 3,000K, 3,500 or 4,000K color temperature, 120/277 voltage and 20 gauge steel housing assembly. Excludes sensors.		
26 51 19 00-0138	EA		1' x 4', 2,200 Lumens, Architectural, Lay-In/Troffer LED Fixture (Cree® CR14™) <i>For Expanded Size Junction Box For Through Wiring, Add</i> <i>For Drywall Or Plaster Ceilings, Add</i> <i>For Surface Mount, Add</i> <i>For >50 To 100, Deduct</i> <i>For >100 To 250, Deduct</i> <i>For >250 To 500, Deduct</i> <i>For >500, Deduct</i>	440.34 4.61 139.95 236.19 -12.94 -23.95 -44.03 -64.12	51.49
26 51 19 00-0139	EA		1' x 4', 3,100 Lumens, Architectural, Lay-In/Troffer LED Fixture (Cree® CR14™) <i>For Expanded Size Junction Box For Through Wiring, Add</i> <i>For Drywall Or Plaster Ceilings, Add</i> <i>For Surface Mount, Add</i> <i>For >50 To 100, Deduct</i> <i>For >100 To 250, Deduct</i> <i>For >250 To 500, Deduct</i> <i>For >500, Deduct</i>	474.93 4.61 139.95 236.19 -13.61 -25.68 -47.49 -69.31	51.49
26 51 19 00-0140	EA		1' x 4', 4,000 Lumens, Architectural, Lay-In/Troffer LED Fixture (Cree® CR14™) <i>For Expanded Size Junction Box For Through Wiring, Add</i> <i>For Drywall Or Plaster Ceilings, Add</i> <i>For Surface Mount, Add</i> <i>For >50 To 100, Deduct</i> <i>For >100 To 250, Deduct</i> <i>For >250 To 500, Deduct</i> <i>For >500, Deduct</i>	474.93 4.61 139.95 236.19 -13.81 -25.68 -47.49 -69.31	51.49
26 51 19 00-0141	EA		1' x 4', 5,000 Lumens, Architectural, Lay-In/Troffer LED Fixture (Cree® CR14™) <i>For Expanded Size Junction Box For Through Wiring, Add</i> <i>For Drywall Or Plaster Ceilings, Add</i> <i>For Surface Mount, Add</i> <i>For >50 To 100, Deduct</i> <i>For >100 To 250, Deduct</i> <i>For >250 To 500, Deduct</i> <i>For >500, Deduct</i>	525.99 4.61 139.95 236.19 -15.08 -28.23 -52.60 -76.96	51.49
26 51 19 00-0142	EA		2' x 2', 2,000 Lumens, Architectural, 120-277 Volt, Lay-In/Troffer LED Fixture (Cree® CR22™) Note: CCT 30K to 50K <i>For Expanded Size Junction Box For Through Wiring, Add</i> <i>For Drywall Or Plaster Ceilings, Add</i> <i>For Surface Mount, Add</i> <i>For >50 To 100, Deduct</i> <i>For >100 To 250, Deduct</i> <i>For >250 To 500, Deduct</i> <i>For >500, Deduct</i>	409.71 4.61 122.30 222.45 -11.90 -22.14 -40.97 -59.80	44.20
26 51 19 00-0143	EA		2' x 2', 3,200 Lumens, Architectural, 120-277 Volt, Lay-In/Troffer LED Fixture (Cree® CR22™) Note: CCT 30K to 50K <i>For Expanded Size Junction Box For Through Wiring, Add</i> <i>For Drywall Or Plaster Ceilings, Add</i> <i>For Surface Mount, Add</i> <i>For >50 To 100, Deduct</i> <i>For >100 To 250, Deduct</i> <i>For >250 To 500, Deduct</i> <i>For >500, Deduct</i>	386.45 4.61 122.30 222.45 -11.32 -20.98 -38.65 -56.31	44.20
26 51 19 00-0144	EA		2' x 4', 2,200 Lumens, Architectural, 120-277 Volt, Lay-In/Troffer LED Fixture (Cree® CR24™) Note: CCT 30K to 50K <i>For Expanded Size Junction Box For Through Wiring, Add</i> <i>For Drywall Or Plaster Ceilings, Add</i> <i>For Surface Mount, Add</i> <i>For >50 To 100, Deduct</i> <i>For >100 To 250, Deduct</i> <i>For >250 To 500, Deduct</i> <i>For >500, Deduct</i>	459.53 4.61 143.25 257.60 -13.42 -24.91 -45.95 -67.00	51.49
26 51 19 00-0145	EA		2' x 4', 3,100 Lumens, Architectural, 120-277 Volt, Lay-In/Troffer LED Fixture (Cree® CR24™) Note: CCT 30K to 50K <i>For Expanded Size Junction Box For Through Wiring, Add</i> <i>For Drywall Or Plaster Ceilings, Add</i> <i>For Surface Mount, Add</i> <i>For >50 To 100, Deduct</i> <i>For >100 To 250, Deduct</i> <i>For >250 To 500, Deduct</i> <i>For >500, Deduct</i>	474.93 4.61 143.25 257.60 -13.81 -25.68 -47.49 -69.31	51.49
26 51 19 00-0146	EA		2' x 4', 4,000 Lumens, Architectural, 120-277 Volt, Lay-In/Troffer LED Fixture (Cree® CR24™) Note: CCT 30K to 50K <i>For Expanded Size Junction Box For Through Wiring, Add</i> <i>For Drywall Or Plaster Ceilings, Add</i> <i>For Surface Mount, Add</i> <i>For >50 To 100, Deduct</i> <i>For >100 To 250, Deduct</i> <i>For >250 To 500, Deduct</i> <i>For >500, Deduct</i>	474.93 4.61 143.25 257.60 -13.81 -25.68 -47.49 -69.31	51.49



Electrical	26	26
Lighting	26 50	
Interior Lighting	26 51	

MINOR	CSI	UOM	DESCRIPTION	TOTAL DIRECT UNIT COST	DEMOLITION UNIT COST
26 51 19 00-0147	EA		2' x 4', 4,000 Lumens, Architectural, 120-277 Volt, Lay-In/Troffer LED Fixture (Cree® CR24 LHE™).....	605.05	51.49
			Note: CCT 30K to 50K		
			For Expanded Size Junction Box For Through Wiring, Add	4.61	
			For Drywall Or Plaster Ceilings, Add	143.25	
			For Surface Mount, Add	257.60	
			For >50 To 100, Deduct	-17.06	
			For >100 To 250, Deduct	-32.19	
			For >250 To 500, Deduct	-60.51	
			For >500, Deduct	-88.82	
26 51 19 00-0148	EA		2' x 4', 5,000 Lumens, Architectural, 120-277 Volt, Lay-In/Troffer LED Fixture (Cree® CR24™).....	525.99	51.49
			Note: CCT 30K to 50K		
			For Expanded Size Junction Box For Through Wiring, Add	4.61	
			For Drywall Or Plaster Ceilings, Add	143.25	
			For Surface Mount, Add	257.60	
			For >50 To 100, Deduct	-15.08	
			For >100 To 250, Deduct	-28.23	
			For >250 To 500, Deduct	-52.60	
			For >500, Deduct	-76.96	
26 51 19 00-0149			Architectural, Lay-In/Troffer LED Fixtures (CREE® ZR Series) <small>(26 51 19 00-0132)</small>		
			Note: Includes 3,500 or 4,000K color temperature, 120/277 voltage and 22 gauge steel housing assembly. Excludes sensors.		
26 51 19 00-0150	EA		1' x 4', 4,000 Lumens, Architectural, Lay-In/Troffer LED Fixture (Cree® ZR14-40L-35K-10V).....	288.59	51.93
			For Drywall Or Plaster Ceilings, Add	139.95	
			For >50 To 100, Deduct	-9.15	
			For >100 To 250, Deduct	-16.36	
			For >250 To 500, Deduct	-28.86	
			For >500, Deduct	-41.35	
			For Surface Mount, Add	180.18	
26 51 19 00-0151	EA		2' x 2', 3,200 Lumens, Architectural, Lay-In/Troffer LED Fixture (Cree® ZR22-40L-35K-10V).....	258.14	44.20
			For Drywall Or Plaster Ceilings, Add	122.30	
			For >50 To 100, Deduct	-8.11	
			For >100 To 250, Deduct	-14.56	
			For >250 To 500, Deduct	-25.81	
			For >500, Deduct	-37.06	
			For Surface Mount, Add	168.29	
26 51 19 00-0152	EA		2' x 2', 3,200 Lumens, Architectural, Lay-In/Troffer LED Fixture (Cree® ZR22-32LHE-35K-10V).....	839.48	44.20
			For Drywall Or Plaster Ceilings, Add	122.30	
			For >50 To 100, Deduct	-22.64	
			For >100 To 250, Deduct	-43.63	
			For >250 To 500, Deduct	-83.95	
			For >500, Deduct	-124.26	
			For Surface Mount, Add	168.29	
26 51 19 00-0153	EA		2' x 4', 4,000 Lumens, Architectural, Lay-In/Troffer LED Fixture (Cree® ZR24-40L-35K-10V).....	298.27	51.93
			For Drywall Or Plaster Ceilings, Add	143.25	
			For >50 To 100, Deduct	-9.39	
			For >100 To 250, Deduct	-16.85	
			For >250 To 500, Deduct	-29.83	
			For >500, Deduct	-42.81	
			For Surface Mount, Add	199.55	
26 51 19 00-0154	EA		2' x 4', 4,000 Lumens, Architectural, Lay-In/Troffer LED Fixture (Cree® ZR24-32LHE-35K-10V).....	1,044.33	51.93
			For Drywall Or Plaster Ceilings, Add	143.25	
			For >50 To 100, Deduct	-28.04	
			For >100 To 250, Deduct	-54.15	
			For >250 To 500, Deduct	-104.43	
			For >500, Deduct	-154.72	
			For Surface Mount, Add	199.55	
26 51 19 00-0155	EA		2' x 4', 5,000 Lumens, Architectural, Lay-In/Troffer LED Fixture (Cree® ZR24-50L-40K-10V-FD).....	319.59	51.93
			For Drywall Or Plaster Ceilings, Add	143.25	
			For >50 To 100, Deduct	-9.92	
			For >100 To 250, Deduct	-17.91	
			For >250 To 500, Deduct	-31.96	
			For >500, Deduct	-46.00	
			For Surface Mount, Add	199.55	
26 51 19 00-0156	EA		1' x 4', 4,000 Lumens, Smartcast Technology, Architectural, Lay-In/Troffer LED Fixture (Cree® ZR14-40L-35K-CMA).....	366.09	51.93
			For Drywall Or Plaster Ceilings, Add	139.95	
			For >50 To 100, Deduct	-11.09	
			For >100 To 250, Deduct	-20.24	
			For >250 To 500, Deduct	-36.61	
			For >500, Deduct	-52.98	
			For Surface Mount, Add	180.18	
26 51 19 00-0157	EA		2' x 2', 4,000 Lumens, Smartcast Technology, Architectural, Lay-In/Troffer LED Fixture (Cree® ZR22-32L-35K-CMA).....	335.66	44.20
			For Drywall Or Plaster Ceilings, Add	122.30	
			For >50 To 100, Deduct	-10.05	
			For >100 To 250, Deduct	-18.44	
			For >250 To 500, Deduct	-33.57	
			For >500, Deduct	-48.69	
			For Surface Mount, Add	168.29	

26 Electrical

26 50 Lighting

26 51 Interior Lighting



MINOR	CSI	UOM	DESCRIPTION	TOTAL DIRECT UNIT COST	DEMOLITION UNIT COST
26 51 19 00-0158	EA		2' x 4', 4,000 Lumens, Smartcast Technology, Architectural, Lay-In/Troffer LED Fixture (Cree® ZR24-40L-35K-CMA).....	375.79	51.93
			<i>For Drywall Or Plaster Ceilings, Add</i>	143.25	
			<i>For >50 To 100, Deduct</i>	-11.33	
			<i>For >100 To 250, Deduct</i>	-20.72	
			<i>For >250 To 500, Deduct</i>	-37.58	
			<i>For >500, Deduct</i>	-54.43	
			<i>For Surface Mount, Add</i>	199.55	
26 51 19 00-0159			Architectural, Lay-In/Troffer LED Fixtures (Metalux®) (26 51 19 00-0132) Note: Includes 3,000K, 3,500 or 4,000K color temperature, 120/277 voltage and code gauge steel housing assembly. Excludes sensors.		
26 51 19 00-0160	EA		2' x 2', 2,500 Lumens, Architectural, Lay-In/Troffer LED Fixture (Metalux® Accord™ 2AC).....	263.98	44.20
			<i>For >50 To 100, Deduct</i>	-8.26	
			<i>For >100 To 250, Deduct</i>	-14.86	
			<i>For >250 To 500, Deduct</i>	-26.40	
			<i>For >500, Deduct</i>	-37.94	
26 51 19 00-0161	EA		2' x 4', 4,700 Lumens, Architectural, Lay-In/Troffer LED Fixture (Metalux® Accord™ 2AC).....	349.63	51.49
			<i>For >50 To 100, Deduct</i>	-10.67	
			<i>For >100 To 250, Deduct</i>	-19.42	
			<i>For >250 To 500, Deduct</i>	-34.96	
			<i>For >500, Deduct</i>	-50.51	
26 51 19 00-0162			Architectural, Lay-In/Troffer LED Fixtures (Orion) (26 51 19 00-0132) Note: Includes 3,000K, 3,500 or 4,000K color temperature, 120/277 voltage and code gauge steel housing assembly. Excludes sensors.		
26 51 19 00-0163	EA		2' x 2', 3,500 Lumens, Architectural, Lay-In/Troffer LED Fixture (Orion OLRL-035L-L-UNV-FDX-840-22-1P-CT-M-LF).....	313.27	44.20
			<i>For >50 To 100, Deduct</i>	-9.49	
			<i>For >100 To 250, Deduct</i>	-17.32	
			<i>For >250 To 500, Deduct</i>	-31.33	
			<i>For >500, Deduct</i>	-45.33	
26 51 19 00-0164	EA		2' x 2', 4,100 Lumens, Architectural, Lay-In/Troffer LED Fixture (Orion OLRL-041L-L-UNV-FDX-840-22-1P-CT-M-LF).....	324.60	44.20
			<i>For >50 To 100, Deduct</i>	-9.77	
			<i>For >100 To 250, Deduct</i>	-17.89	
			<i>For >250 To 500, Deduct</i>	-32.46	
			<i>For >500, Deduct</i>	-47.03	
26 51 19 00-0165	EA		2' x 4', 3,500 Lumens, Architectural, Lay-In/Troffer LED Fixture (Orion OLRL-035L-L-UNV-FDX-840-24-1P-CT-M-LF).....	339.06	51.93
			<i>For >50 To 100, Deduct</i>	-10.41	
			<i>For >100 To 250, Deduct</i>	-18.89	
			<i>For >250 To 500, Deduct</i>	-33.91	
			<i>For >500, Deduct</i>	-48.93	
26 51 19 00-0166	EA		2' x 4', 4,100 Lumens, Architectural, Lay-In/Troffer LED Fixture (Orion OLRL-041L-L-UNV-FDX-840-24-1P-CT-M-LF).....	350.39	51.93
			<i>For >50 To 100, Deduct</i>	-10.69	
			<i>For >100 To 250, Deduct</i>	-19.45	
			<i>For >250 To 500, Deduct</i>	-35.04	
			<i>For >500, Deduct</i>	-50.62	
26 51 19 00-0167			Architectural, Lay-In/Troffer LED Fixtures (Everlast) (26 51 19 00-0132) Note: Includes 3,000K, 3,500 or 4,000K color temperature, 120/277 voltage and code gauge steel housing assembly. Excludes sensors.		
26 51 19 00-0168	EA		2' x 2', 4,200 Lumens, Architectural, Lay-In/Troffer LED Fixture (Everlast EL-LED-MQ).....	417.61	44.20
			<i>For >50 To 100, Deduct</i>	-12.10	
			<i>For >100 To 250, Deduct</i>	-22.54	
			<i>For >250 To 500, Deduct</i>	-41.76	
			<i>For >500, Deduct</i>	-60.98	
26 51 19 00-0169	EA		2' x 4', 10,000 Lumens, Architectural, Lay-In/Troffer LED Fixture (Everlast EL-LED-MQ).....	696.72	51.93
			<i>For >50 To 100, Deduct</i>	-19.35	
			<i>For >100 To 250, Deduct</i>	-36.77	
			<i>For >250 To 500, Deduct</i>	-69.67	
			<i>For >500, Deduct</i>	-102.57	
26 51 19 00-0170			Architectural, Lay-In/Troffer LED Fixtures (Finelite) (26 51 19 00-0132) Note: Includes 3,000K color temperature, 120/277 voltage and 20 gauge steel housing assembly. Excludes sensors.		
26 51 19 00-0171	EA		2' x 2', 4,301 Lumens, Architectural, Lay-In/Troffer LED Fixture (Finelite HPR LED A 2x2).....	381.61	44.20
			<i>For >50 To 100, Deduct</i>	-11.20	
			<i>For >100 To 250, Deduct</i>	-20.74	
			<i>For >250 To 500, Deduct</i>	-38.16	
			<i>For >500, Deduct</i>	-55.58	
26 51 19 00-0172	EA		2' x 4', 4,671 Lumens, Architectural, Lay-In/Troffer LED Fixture (Finelite HPR LED A 2x2).....	517.29	51.93
			<i>For >50 To 100, Deduct</i>	-14.87	
			<i>For >100 To 250, Deduct</i>	-27.80	
			<i>For >250 To 500, Deduct</i>	-51.73	
			<i>For >500, Deduct</i>	-75.66	
26 51 19 00-0173			Shadow Box Style, Lay-In/Troffer LED Fixtures (26 51 19 00-0100)		



Electrical	26	
Lighting	26 50	26
Interior Lighting	26 51	

MINOR	CSI	UOM	DESCRIPTION	TOTAL DIRECT UNIT COST	DEMOLITION UNIT COST
26 51 19 00-0174			Shadow Box Style, Lay-In/Troffer LED Fixtures (Lithonia SBSL) <small>(26 51 19 00-0173)</small>		
26 51 19 00-0175	EA		2' x 2', 3,300 Lumens, Shadow Box Style, Lay-In/Troffer LED Fixture (Lithonia 2SBSL2).....	605.98	44.20
			<i>For Drywall Or Plaster Ceilings, Add</i>	29.84	
			<i>For >50 To 100, Deduct</i>	-16.81	
			<i>For >100 To 250, Deduct</i>	-31.96	
			<i>For >250 To 500, Deduct</i>	-60.60	
			<i>For >500, Deduct</i>	-89.24	
26 51 19 00-0176	EA		2' x 4', 4,600 Lumens, Shadow Box Style, Lay-In/Troffer LED Fixture (Lithonia 2SBSL4).....	826.67	51.49
			<i>For Drywall Or Plaster Ceilings With Frame Kit, Add</i>	60.67	
			<i>For >50 To 100, Deduct</i>	-22.60	
			<i>For >100 To 250, Deduct</i>	-43.27	
			<i>For >250 To 500, Deduct</i>	-82.67	
			<i>For >500, Deduct</i>	-122.07	
26 51 19 00-0177			Panel Type, Lay-In/Troffer LED Fixtures <small>(26 51 19 00-0100)</small>		
26 51 19 00-0178			Panel Type, Lay-In/Troffer LED Fixtures (CREE® FP Series) <small>(26 51 19 00-0177)</small>		
26 51 19 00-0179	EA		4,000 Lumens, 1' x 4', Panel Type, Lay-In/Troffer LED Fixture (Cree® FP14-40L-35K-10V).....	314.55	51.93
			<i>For >50 To 100, Deduct</i>	-9.80	
			<i>For >100 To 250, Deduct</i>	-17.66	
			<i>For >250 To 500, Deduct</i>	-31.46	
			<i>For >500, Deduct</i>	-45.25	
26 51 19 00-0180	EA		4,000 Lumens, 1' x 4', Panel Type, Lay-In/Troffer LED Fixture, 1,400 Lumens Emergency Backup (Cree® FP14-40L-35K-10V-EB14).....	802.10	51.93
			<i>For >50 To 100, Deduct</i>	-21.99	
			<i>For >100 To 250, Deduct</i>	-42.04	
			<i>For >250 To 500, Deduct</i>	-80.21	
			<i>For >500, Deduct</i>	-118.38	
26 51 19 00-0181	EA		3,400 Lumens, 2' x 2', Panel Type, Lay-In/Troffer LED Fixture (Cree® FP22-34L-35K-10V).....	239.25	44.20
			<i>For >50 To 100, Deduct</i>	-7.64	
			<i>For >100 To 250, Deduct</i>	-13.62	
			<i>For >250 To 500, Deduct</i>	-23.93	
			<i>For >500, Deduct</i>	-34.23	
26 51 19 00-0182	EA		5,000 Lumens, 2' x 2', Panel Type, Lay-In/Troffer LED Fixture (Cree® FP22-50L-35K-10V).....	275.49	44.20
			<i>For >50 To 100, Deduct</i>	-8.54	
			<i>For >100 To 250, Deduct</i>	-15.43	
			<i>For >250 To 500, Deduct</i>	-27.55	
			<i>For >500, Deduct</i>	-39.67	
26 51 19 00-0183	EA		3,400 Lumens, 2' x 2', Panel Type, Lay-In/Troffer LED Fixture, 1,400 Lumens Emergency Backup (Cree® FP22-34L-35K-10V-EB14).....	734.27	51.93
			<i>For >50 To 100, Deduct</i>	-20.29	
			<i>For >100 To 250, Deduct</i>	-38.65	
			<i>For >250 To 500, Deduct</i>	-73.43	
			<i>For >500, Deduct</i>	-108.21	
26 51 19 00-0184	EA		5,000 Lumens, 2' x 2', Panel Type, Lay-In/Troffer LED Fixture, 1,400 Lumens Emergency Backup (Cree® FP22-50L-35K-10V-EB14).....	773.03	51.93
			<i>For >50 To 100, Deduct</i>	-21.26	
			<i>For >100 To 250, Deduct</i>	-40.59	
			<i>For >250 To 500, Deduct</i>	-77.30	
			<i>For >500, Deduct</i>	-114.02	
26 51 19 00-0185	EA		4,000 Lumens, 2' x 4', Panel Type, Lay-In/Troffer LED Fixture (Cree® FP24-40L-35K-10V).....	332.67	51.93
			<i>For >50 To 100, Deduct</i>	-10.25	
			<i>For >100 To 250, Deduct</i>	-18.57	
			<i>For >250 To 500, Deduct</i>	-33.27	
			<i>For >500, Deduct</i>	-47.97	
26 51 19 00-0186	EA		5,000 Lumens, 2' x 4', Panel Type, Lay-In/Troffer LED Fixture (Cree® FP24-50L-35K-10V).....	362.31	51.93
			<i>For >50 To 100, Deduct</i>	-10.99	
			<i>For >100 To 250, Deduct</i>	-20.05	
			<i>For >250 To 500, Deduct</i>	-36.23	
			<i>For >500, Deduct</i>	-52.41	
26 51 19 00-0187	EA		4,000 Lumens, 2' x 4', Panel Type, Lay-In/Troffer LED Fixture, 1,400 Lumens Emergency Backup (Cree® FP24-40L-35K-10V-EB14).....	821.47	51.93
			<i>For >50 To 100, Deduct</i>	-22.47	
			<i>For >100 To 250, Deduct</i>	-43.01	
			<i>For >250 To 500, Deduct</i>	-82.15	
			<i>For >500, Deduct</i>	-121.29	
26 51 19 00-0188	EA		5,000 Lumens, 2' x 4', Panel Type, Lay-In/Troffer LED Fixture, 1,400 Lumens Emergency Backup (Cree® FP24-50L-35K-10V-EB14).....	852.49	51.93
			<i>For >50 To 100, Deduct</i>	-23.25	
			<i>For >100 To 250, Deduct</i>	-44.56	
			<i>For >250 To 500, Deduct</i>	-85.25	
			<i>For >500, Deduct</i>	-125.94	
26 51 19 00-0189			Panel Type, Lay-In/Troffer LED Fixtures (Lithonia) <small>(26 51 19 00-0177)</small>		
26 51 19 00-0190	EA		2' x 4', 4000/5000/6000 Lumens, 3500K CCT, LED Switchable Flat Panel Troffer (Lithonia Lighting CPANL 2X4 40/50/60LM 35K M2).....	257.81	51.49
			<i>For >50 To 100, Deduct</i>	-8.38	
			<i>For >100 To 250, Deduct</i>	-14.82	
			<i>For >250 To 500, Deduct</i>	-25.78	
			<i>For >500, Deduct</i>	-36.74	



MINOR		TOTAL DIRECT		DEMOLITION
CSI	UOM	DESCRIPTION	UNIT COST	UNIT COST
26 51 19 00-0191	EA	2' x 4', 4000/5000/6000 Lumens, 4000K CCT, LED Switchable Flat Panel Troffer (Lithonia Lighting CPANL 2X4 40/50/60LM 40K M2)	257.81	51.49
		<i>For >50 To 100, Deduct</i>	-8.38	
		<i>For >100 To 250, Deduct</i>	-14.82	
		<i>For >250 To 500, Deduct</i>	-25.78	
		<i>For >500, Deduct</i>	-36.74	
26 51 19 00-0192	EA	2' x 2', 2400/3300/4000/Lumens, 3500K CCT, LED Switchable Flat Panel Troffer (Lithonia Lighting CPANL 2X2 24/33/44LM 35K M4)	208.52	51.49
		<i>For >50 To 100, Deduct</i>	-7.15	
		<i>For >100 To 250, Deduct</i>	-12.36	
		<i>For >250 To 500, Deduct</i>	-20.85	
		<i>For >500, Deduct</i>	-29.34	
26 51 19 00-0193	EA	2' x 2', 2400/3300/4000/Lumens, 4000K CCT, LED Switchable Flat Panel Troffer (Lithonia Lighting CPANL 2X2 24/33/44LM 40K M4)	208.52	51.49
		<i>For >50 To 100, Deduct</i>	-7.15	
		<i>For >100 To 250, Deduct</i>	-12.36	
		<i>For >250 To 500, Deduct</i>	-20.85	
		<i>For >500, Deduct</i>	-29.34	
26 51 19 00-0194	EA	1' x 4', 2400/3300/4000/Lumens, 3500K CCT, LED Switchable Flat Panel Troffer (Lithonia Lighting CPANL 1X4 24/33/44LM 35K M4)	230.12	51.49
		<i>For >50 To 100, Deduct</i>	-7.69	
		<i>For >100 To 250, Deduct</i>	-13.44	
		<i>For >250 To 500, Deduct</i>	-23.01	
		<i>For >500, Deduct</i>	-32.58	
26 51 19 00-0195	EA	1' x 4', 2400/3300/4000/Lumens, 4000K CCT, LED Switchable Flat Panel Troffer (Lithonia Lighting CPANL 1X4 24/33/44LM 40K M4)	230.12	51.49
		<i>For >50 To 100, Deduct</i>	-7.69	
		<i>For >100 To 250, Deduct</i>	-13.44	
		<i>For >250 To 500, Deduct</i>	-23.01	
		<i>For >500, Deduct</i>	-32.58	
26 51 19 00-0196		Panel Type, Lay-In/Troffer LED Fixtures (PlanLED Galaxy) <small>(26 51 19 00-0177)</small>		
26 51 19 00-0197	EA	1' x 4', 3,100 Lumens, Panel Type, Lay-In/Troffer LED Fixture (PlanLED Galaxy GL140-34)	413.98	51.49
		<i>For >50 To 100, Deduct</i>	-12.28	
		<i>For >100 To 250, Deduct</i>	-22.63	
		<i>For >250 To 500, Deduct</i>	-41.40	
		<i>For >500, Deduct</i>	-60.16	
26 51 19 00-0198	EA	2' x 2', 3,100 Lumens, Panel Type, Lay-In/Troffer LED Fixture (PlanLED Galaxy GL220-34)	430.10	51.49
		<i>For >50 To 100, Deduct</i>	-12.69	
		<i>For >100 To 250, Deduct</i>	-23.44	
		<i>For >250 To 500, Deduct</i>	-43.01	
		<i>For >500, Deduct</i>	-62.58	
26 51 19 00-0199	EA	2' x 4', 4,000 Lumens, Panel Type, Lay-In/Troffer LED Fixture (PlanLED Galaxy GL240-40)	536.94	51.49
		<i>For >50 To 100, Deduct</i>	-15.36	
		<i>For >100 To 250, Deduct</i>	-28.78	
		<i>For >250 To 500, Deduct</i>	-53.69	
		<i>For >500, Deduct</i>	-78.61	
26 51 19 00-0200	EA	2' x 4', 5,000 Lumens, Panel Type, Lay-In/Troffer LED Fixture (PlanLED Galaxy GL240-52)	536.94	51.49
		<i>For >50 To 100, Deduct</i>	-15.36	
		<i>For >100 To 250, Deduct</i>	-28.78	
		<i>For >250 To 500, Deduct</i>	-53.69	
		<i>For >500, Deduct</i>	-78.61	
26 51 19 00-0201		Panel Type, Lay-In/Troffer LED Fixtures (Sylvania) <small>(26 51 19 00-0177)</small>		
26 51 19 00-0202	EA	1' x 4', 3,300 Lumens, 32 Watt, LED Edge Lite Panel (Sylvania PANELF1A/032UNVD840/14G/WH)	219.18	51.49
		<i>For Surface Mounting Kit (Sylvania SMKIT1A/14A/WH), Add</i>	52.98	
		<i>For >50 To 100, Deduct</i>	-7.41	
		<i>For >100 To 250, Deduct</i>	-12.89	
		<i>For >250 To 500, Deduct</i>	-21.92	
		<i>For >500, Deduct</i>	-30.94	
26 51 19 00-0203	EA	2' x 2', 3,500 Lumens, 32 Watt, LED Edge Lite Panel (Sylvania PANELF1A/032UNVD840/22G/WH)	226.09	51.49
		<i>For >50 To 100, Deduct</i>	-7.59	
		<i>For >100 To 250, Deduct</i>	-13.24	
		<i>For >250 To 500, Deduct</i>	-22.61	
		<i>For >500, Deduct</i>	-31.98	
26 51 19 00-0204	EA	2' x 4', 3,300 Lumens, 32 Watt, LED Edge Lite Panel (Sylvania PANELF1A/032UNVD840/24G/WH)	229.25	51.49
		<i>For Surface Mounting Kit (Sylvania SMKIT1A/24A/WH)</i>	66.22	
		<i>For >50 To 100, Deduct</i>	-7.67	
		<i>For >100 To 250, Deduct</i>	-13.40	
		<i>For >250 To 500, Deduct</i>	-22.93	
		<i>For >500, Deduct</i>	-32.45	
26 51 19 00-0205	EA	2' x 4', 3,300 Lumens, 32 Watt, 3500K CCT, LED Edge Lite Panel With Kit (Sylvania PANELF1A/032UNVD835/24G/WH_SMKIT1A/24A/WH)	527.70	51.49
		<i>For >50 To 100, Deduct</i>	-15.13	
		<i>For >100 To 250, Deduct</i>	-28.32	
		<i>For >250 To 500, Deduct</i>	-52.77	
		<i>For >500, Deduct</i>	-77.22	
26 51 19 00-0206		Surface Mount LED Fixtures <small>(26 51 19 00-0001)</small>		
26 51 19 00-0207		Surface Mount, Volumetric LED Fixtures (Lithonia STL) <small>(26 51 19 00-0206)</small>		



Electrical	26	26
Lighting	26 50	
Interior Lighting	26 51	

MINOR	CSI	UOM	DESCRIPTION	TOTAL DIRECT UNIT COST	DEMOLITION UNIT COST
26 51 19 00-0208	EA	2'	Length, 2,200 Lumens, Surface Mount, Volumetric LED Fixture (Lithonia STL2).....	320.20	33.15
			<i>For >50 To 100, Deduct</i>	-9.25	
			<i>For >100 To 250, Deduct</i>	-17.25	
			<i>For >250 To 500, Deduct</i>	-32.02	
			<i>For >500, Deduct</i>	-46.79	
26 51 19 00-0209	EA	4'	Length, 3,000 Lumens, Surface Mount, Volumetric LED Fixture (Lithonia STL4).....	327.89	40.44
			<i>For >50 To 100, Deduct</i>	-9.72	
			<i>For >100 To 250, Deduct</i>	-17.91	
			<i>For >250 To 500, Deduct</i>	-32.79	
			<i>For >500, Deduct</i>	-47.66	
26 51 19 00-0210	EA	4'	Length, 4,000 Lumens, Surface Mount, Volumetric LED Fixture (Lithonia STL4).....	324.76	40.44
			<i>For >50 To 100, Deduct</i>	-9.64	
			<i>For >100 To 250, Deduct</i>	-17.76	
			<i>For >250 To 500, Deduct</i>	-32.48	
			<i>For >500, Deduct</i>	-47.19	
26 51 19 00-0211			Surface Mount, Wraparound LED Fixtures (Lithonia LBL) (26 51 19 00-0206)		
26 51 19 00-0212	EA	2'	Length, 2,000 Lumens, Surface Mount, Wraparound LED Fixture (Lithonia LBL2).....	262.96	33.15
			<i>For >50 To 100, Deduct</i>	-7.82	
			<i>For >100 To 250, Deduct</i>	-14.39	
			<i>For >250 To 500, Deduct</i>	-26.30	
			<i>For >500, Deduct</i>	-38.20	
26 51 19 00-0213	EA	4'	Length, 4,000 Lumens, Surface Mount, Wraparound LED Fixture (Lithonia LBL4).....	345.20	40.44
			<i>For >50 To 100, Deduct</i>	-10.15	
			<i>For >100 To 250, Deduct</i>	-18.78	
			<i>For >250 To 500, Deduct</i>	-34.52	
			<i>For >500, Deduct</i>	-50.26	
26 51 19 00-0214			Surface Mount, Shadow Box Style LED Fixtures (26 51 19 00-0206)		
26 51 19 00-0215			Surface Mount, Shadow Box Style LED Fixtures (Lithonia SBSLX) (26 51 19 00-0214)		
26 51 19 00-0216	EA	2' x 2'	3,300 Lumens, Surface Mount, Shadow Box Style LED Fixture (Lithonia 2SBSLX2).....	777.32	44.20
			<i>For >50 To 100, Deduct</i>	-21.09	
			<i>For >100 To 250, Deduct</i>	-40.52	
			<i>For >250 To 500, Deduct</i>	-77.73	
			<i>For >500, Deduct</i>	-114.94	
26 51 19 00-0217	EA	2' x 4'	4,600 Lumens, Surface Mount, Shadow Box Style LED Fixture (Lithonia 2SBSLX4).....	998.01	51.49
			<i>For >50 To 100, Deduct</i>	-26.88	
			<i>For >100 To 250, Deduct</i>	-51.83	
			<i>For >250 To 500, Deduct</i>	-99.80	
			<i>For >500, Deduct</i>	-147.77	
26 51 19 00-0218			Surface Mount, Low Profile Fixtures (26 51 19 00-0206)		
26 51 19 00-0219	EA	6"	Diameter, 993 Lumens, Low Profile Surface Mount, LED Fixture (RP Lighting - 8538-90).....	104.27	30.29
			<i>For >50 To 100, Deduct</i>	-4.12	
			<i>For >100 To 250, Deduct</i>	-6.73	
			<i>For >250 To 500, Deduct</i>	-10.43	
			<i>For >500, Deduct</i>	-14.13	
26 51 19 00-0220	EA	6"	Diameter, 1,215 Lumens, Low Profile Surface Mount, LED Fixture (RP Lighting - 8569).....	85.30	30.29
			<i>For >50 To 100, Deduct</i>	-3.65	
			<i>For >100 To 250, Deduct</i>	-5.78	
			<i>For >250 To 500, Deduct</i>	-8.53	
			<i>For >500, Deduct</i>	-11.28	
26 51 19 00-0221	EA	13"	Diameter, 1,400 Lumens, Low Profile Surface Mount, LED Fixture (RP Lighting - 4329).....	144.10	30.29
			<i>For >50 To 100, Deduct</i>	-5.12	
			<i>For >100 To 250, Deduct</i>	-8.72	
			<i>For >250 To 500, Deduct</i>	-14.41	
			<i>For >500, Deduct</i>	-20.10	
26 51 19 00-0222	EA	15"	Diameter, 2,100 Lumens, Low Profile Surface Mount, LED Fixture (RP Lighting 4330).....	174.45	30.29
			<i>For >50 To 100, Deduct</i>	-5.88	
			<i>For >100 To 250, Deduct</i>	-10.24	
			<i>For >250 To 500, Deduct</i>	-17.45	
			<i>For >500, Deduct</i>	-24.65	
26 51 19 00-0223			Surface Mount, LED Disc Light Fixtures (26 51 19 00-0206)		
26 51 19 00-0224	EA		Surface Frame Octagonal Junction Box, EM Driver, 1-10V Dimming, 1,500 Lumens (DMF DRDH-N-JO-150SEMS).....	84.96	30.29
			<i>For >50 To 100, Deduct</i>	-3.64	
			<i>For >100 To 250, Deduct</i>	-5.76	
			<i>For >250 To 500, Deduct</i>	-8.50	
			<i>For >500, Deduct</i>	-11.23	
26 51 19 00-0225	EA	8"	Round, 1,500 Lumens, 17 Watt, 3500K, 120 Volt, 0-10V Dimming, Surface Mounted Disc Light Fixture (DMF DRD5S-8-R-15-9-35-O).....	157.02	30.29
			<i>For >50 To 100, Deduct</i>	-5.44	
			<i>For >100 To 250, Deduct</i>	-9.37	
			<i>For >250 To 500, Deduct</i>	-15.70	
			<i>For >500, Deduct</i>	-22.04	



MINOR				TOTAL DIRECT	DEMOLITION
CSI	UOM	DESCRIPTION		UNIT COST	UNIT COST
26 51 19 00-0226	EA	8" Round, 1,500 Lumens, 17 Watt, 3500K, 120 Volt, 0-10V Dimming, Surface Mounted Disc Light Fixture With Emergency Battery (DMF DRD5S-8-R-15-9-35-O-A-EM)	190.77		30.29
		<i>For >50 To 100, Deduct</i>	-6.28		
		<i>For >100 To 250, Deduct</i>	-11.05		
		<i>For >250 To 500, Deduct</i>	-19.08		
		<i>For >500, Deduct</i>	-27.10		
26 51 19 00-0227		Recessed LED Downlights (26 51 19 00-0001)			
26 51 19 00-0228		Recessed LED Downlights (26 51 19 00-0227)			
26 51 19 00-0229		Recessed LED Downlights (Lithonia) (26 51 19 00-0228) Note: Includes housing and trim.			
26 51 19 00-0230	EA	8" Diameter, 1,200 Lumens, Recessed LED Downlight With Open Trim (Lithonia DOM8 LED).....	366.34		53.22
		<i>For Dimming Driver And Sensor Switch nLight Dimming Relay, Add</i>	75.84		
		<i>For >50 To 100, Deduct</i>	-11.15		
		<i>For >100 To 250, Deduct</i>	-20.37		
		<i>For >250 To 500, Deduct</i>	-36.63		
		<i>For >500, Deduct</i>	-52.96		
26 51 19 00-0231	EA	8" Diameter, 1,500 Lumens, Recessed LED Downlight With Open Trim (Lithonia DOM8 LED).....	397.19		53.22
		<i>For Dimming Driver And Sensor Switch nLight Dimming Relay, Add</i>	75.84		
		<i>For >50 To 100, Deduct</i>	-11.93		
		<i>For >100 To 250, Deduct</i>	-21.86		
		<i>For >250 To 500, Deduct</i>	-39.72		
		<i>For >500, Deduct</i>	-57.58		
26 51 19 00-0232		Recessed LED Downlights (Portfolio®) (26 51 19 00-0228) Note: Includes housing and trim.			
26 51 19 00-0233	EA	4" Diameter, 1,300 Lumens, Recessed LED Downlight With Open Trim (Portfolio® LD413).....	235.13		53.22
		<i>For >50 To 100, Deduct</i>	-7.87		
		<i>For >100 To 250, Deduct</i>	-13.75		
		<i>For >250 To 500, Deduct</i>	-23.51		
		<i>For >500, Deduct</i>	-33.27		
26 51 19 00-0234		Recessed LED Downlights (Gotham® EVO®) (26 51 19 00-0228) Note: Includes housing and trim.			
26 51 19 00-0235	EA	6" Diameter, 1,800 Lumens, Recessed LED Downlight With Open Trim (Gotham® EVO® ALED)	310.40		53.22
		<i>For >50 To 100, Deduct</i>	-9.76		
		<i>For >100 To 250, Deduct</i>	-17.52		
		<i>For >250 To 500, Deduct</i>	-31.04		
		<i>For >500, Deduct</i>	-44.56		
26 51 19 00-0236	EA	6" Diameter, 1,800 Lumens, Recessed LED Shower Downlight With Non-Conductive Regressed Lens (Gotham® EVO® ALED).....	320.34		53.22
		<i>For >50 To 100, Deduct</i>	-10.00		
		<i>For >100 To 250, Deduct</i>	-18.01		
		<i>For >250 To 500, Deduct</i>	-32.03		
		<i>For >500, Deduct</i>	-46.06		
26 51 19 00-0237	EA	6" Diameter, 1,800 Lumens, Recessed LED Wallwash Downlight With Specular Reflector Trim (Gotham® EVO® DLWLED).....	361.13		53.22
		<i>For >50 To 100, Deduct</i>	-11.02		
		<i>For >100 To 250, Deduct</i>	-20.05		
		<i>For >250 To 500, Deduct</i>	-36.11		
		<i>For >500, Deduct</i>	-52.17		
26 51 19 00-0238	EA	6" Diameter, 1,800 Lumens, Decorative Recessed LED Downlight With Glass Drop Luminous Ring (Gotham® EVO® ALED).....	365.11		53.22
		<i>For >50 To 100, Deduct</i>	-11.12		
		<i>For >100 To 250, Deduct</i>	-20.25		
		<i>For >250 To 500, Deduct</i>	-36.51		
		<i>For >500, Deduct</i>	-52.77		
26 51 19 00-0239	EA	6" Diameter, 1,800 Lumens, Vandal Resistant, Recessed LED Downlight With Tempered Prismatic Lens (Gotham® EVO® VRALED).....	399.92		53.22
		<i>For >50 To 100, Deduct</i>	-11.99		
		<i>For >100 To 250, Deduct</i>	-21.99		
		<i>For >250 To 500, Deduct</i>	-39.99		
		<i>For >500, Deduct</i>	-57.99		
26 51 19 00-0240		Recessed LED Downlights (Lightolier) (26 51 19 00-0228) Note: Includes housing and trim.			
26 51 19 00-0241	EA	4" Diameter, 500 Lumens, Recessed LED Downlight With Open Trim (Lightolier C4L05DL).....	581.80		53.22
		<i>For >50 To 100, Deduct</i>	-16.54		
		<i>For >100 To 250, Deduct</i>	-31.09		
		<i>For >250 To 500, Deduct</i>	-58.18		
		<i>For >500, Deduct</i>	-85.27		
26 51 19 00-0242	EA	4" Diameter, 1,000 Lumens, Recessed LED Downlight With Open Trim (Lightolier C4L10DL).....	682.45		53.22
		<i>For >50 To 100, Deduct</i>	-19.06		
		<i>For >100 To 250, Deduct</i>	-36.12		
		<i>For >250 To 500, Deduct</i>	-68.25		
		<i>For >500, Deduct</i>	-100.37		



Electrical	26	26
Lighting	26 50	
Interior Lighting	26 51	

MINOR	CSI	UOM	DESCRIPTION	TOTAL DIRECT UNIT COST	DEMOLITION UNIT COST
26 51	19 00-0243	EA	6" Diameter, 1,500 Lumens, Recessed LED Downlight With Open Trim (Lightolier C6L1520DL).....	732.66	53.22
			<i>For >50 To 100, Deduct</i>	-20.31	
			<i>For >100 To 250, Deduct</i>	-38.63	
			<i>For >250 To 500, Deduct</i>	-73.27	
			<i>For >500, Deduct</i>	-107.90	
26 51	19 00-0244	EA	6" Diameter, 2,000 Lumens, Recessed LED Downlight With Open Trim (Lightolier C6L1520DL).....	732.66	53.22
			<i>For >50 To 100, Deduct</i>	-20.31	
			<i>For >100 To 250, Deduct</i>	-38.63	
			<i>For >250 To 500, Deduct</i>	-73.27	
			<i>For >500, Deduct</i>	-107.90	
26 51	19 00-0245	EA	7" Diameter, 1,500 Lumens, Recessed LED Downlight With Open Trim (Lightolier C7L1520DL).....	757.88	53.22
			<i>For >50 To 100, Deduct</i>	-20.94	
			<i>For >100 To 250, Deduct</i>	-39.89	
			<i>For >250 To 500, Deduct</i>	-75.79	
			<i>For >500, Deduct</i>	-111.69	
26 51	19 00-0246	EA	7" Diameter, 2,000 Lumens, Recessed LED Downlight With Open Trim (Lightolier C7L1520DL).....	783.11	53.22
			<i>For >50 To 100, Deduct</i>	-21.57	
			<i>For >100 To 250, Deduct</i>	-41.15	
			<i>For >250 To 500, Deduct</i>	-78.31	
			<i>For >500, Deduct</i>	-115.47	
26 51	19 00-0247		Recessed LED Downlights (Cooper) <small>(26 51 19 00-0228)</small>		
26 51	19 00-0248	EA	600 Lumens, 2700K CCT, LED Downlight (Cooper Halo ML5606827).....	150.06	53.22
			<i>For >50 To 100, Deduct</i>	-5.75	
			<i>For >100 To 250, Deduct</i>	-9.50	
			<i>For >250 To 500, Deduct</i>	-15.01	
			<i>For >500, Deduct</i>	-20.51	
26 51	19 00-0249	EA	600 Lumens, 3000K CCT, LED Downlight (Cooper Halo ML5606830).....	150.06	53.22
			<i>For >50 To 100, Deduct</i>	-5.75	
			<i>For >100 To 250, Deduct</i>	-9.50	
			<i>For >250 To 500, Deduct</i>	-15.01	
			<i>For >500, Deduct</i>	-20.51	
26 51	19 00-0250	EA	600 Lumens, 3500K CCT, LED Downlight (Cooper Halo ML5606835).....	150.06	53.22
			<i>For >50 To 100, Deduct</i>	-5.75	
			<i>For >100 To 250, Deduct</i>	-9.50	
			<i>For >250 To 500, Deduct</i>	-15.01	
			<i>For >500, Deduct</i>	-20.51	
26 51	19 00-0251	EA	600 Lumens, 4000K CCT, LED Downlight (Cooper Halo ML5606840).....	150.06	53.22
			<i>For >50 To 100, Deduct</i>	-5.75	
			<i>For >100 To 250, Deduct</i>	-9.50	
			<i>For >250 To 500, Deduct</i>	-15.01	
			<i>For >500, Deduct</i>	-20.51	
26 51	19 00-0252	EA	900 Lumens, 2700K CCT, LED Downlight (Cooper Halo ML5609827).....	152.67	53.22
			<i>For >50 To 100, Deduct</i>	-5.81	
			<i>For >100 To 250, Deduct</i>	-9.63	
			<i>For >250 To 500, Deduct</i>	-15.27	
			<i>For >500, Deduct</i>	-20.90	
26 51	19 00-0253	EA	900 Lumens, 3000K CCT, LED Downlight (Cooper Halo ML5609830).....	152.67	53.22
			<i>For >50 To 100, Deduct</i>	-5.81	
			<i>For >100 To 250, Deduct</i>	-9.63	
			<i>For >250 To 500, Deduct</i>	-15.27	
			<i>For >500, Deduct</i>	-20.90	
26 51	19 00-0254	EA	900 Lumens, 3500K CCT, LED Downlight (Cooper Halo ML5609835).....	152.67	53.22
			<i>For >50 To 100, Deduct</i>	-5.81	
			<i>For >100 To 250, Deduct</i>	-9.63	
			<i>For >250 To 500, Deduct</i>	-15.27	
			<i>For >500, Deduct</i>	-20.90	
26 51	19 00-0255	EA	900 Lumens, 4000K CCT, LED Downlight (Cooper Halo ML5609840).....	152.67	53.22
			<i>For >50 To 100, Deduct</i>	-5.81	
			<i>For >100 To 250, Deduct</i>	-9.63	
			<i>For >250 To 500, Deduct</i>	-15.27	
			<i>For >500, Deduct</i>	-20.90	
26 51	19 00-0256	EA	1,200 Lumens, 2700K CCT, LED Downlight (Cooper Halo ML5612827).....	188.14	53.22
			<i>For >50 To 100, Deduct</i>	-6.70	
			<i>For >100 To 250, Deduct</i>	-11.40	
			<i>For >250 To 500, Deduct</i>	-18.81	
			<i>For >500, Deduct</i>	-26.23	
26 51	19 00-0257	EA	1,200 Lumens, 3000K CCT, LED Downlight (Cooper Halo ML5612830).....	186.34	53.22
			<i>For >50 To 100, Deduct</i>	-6.65	
			<i>For >100 To 250, Deduct</i>	-11.31	
			<i>For >250 To 500, Deduct</i>	-18.63	
			<i>For >500, Deduct</i>	-25.96	
26 51	19 00-0258	EA	1,200 Lumens, 3500K CCT, LED Downlight (Cooper Halo ML5612835).....	186.34	53.22
			<i>For >50 To 100, Deduct</i>	-6.65	
			<i>For >100 To 250, Deduct</i>	-11.31	
			<i>For >250 To 500, Deduct</i>	-18.63	
			<i>For >500, Deduct</i>	-25.96	
26 51	19 00-0259	EA	1,200 Lumens, 4000K CCT, LED Downlight (Cooper Halo ML5612840).....	186.34	53.22
			<i>For >50 To 100, Deduct</i>	-6.65	
			<i>For >100 To 250, Deduct</i>	-11.31	
			<i>For >250 To 500, Deduct</i>	-18.63	
			<i>For >500, Deduct</i>	-25.96	

26 Electrical

26 50 Lighting

26 51 Interior Lighting



MINOR	CSI	UOM	DESCRIPTION	TOTAL DIRECT UNIT COST	DEMOLITION UNIT COST
26 51	19 00-0260	EA	5" LED Trim, Polymer Dead-Front, Shallow White Baffle And Flange (Cooper Halo 591WB)	88.50	16.94
			<i>For >50 To 100, Deduct</i>	-2.85	
			<i>For >100 To 250, Deduct</i>	-5.06	
			<i>For >250 To 500, Deduct</i>	-8.85	
			<i>For >500, Deduct</i>	-12.64	
26 51	19 00-0261	EA	5" LED Trim, Specular Reflector And White Flange (Cooper Halo 592SC)	56.04	16.94
			<i>For >50 To 100, Deduct</i>	-2.04	
			<i>For >100 To 250, Deduct</i>	-3.44	
			<i>For >250 To 500, Deduct</i>	-5.60	
			<i>For >500, Deduct</i>	-7.77	
26 51	19 00-0262	EA	5" LED Trim, Haze Reflector And White Flange (Cooper Halo 592H)	70.01	16.94
			<i>For >50 To 100, Deduct</i>	-2.39	
			<i>For >100 To 250, Deduct</i>	-4.14	
			<i>For >250 To 500, Deduct</i>	-7.00	
			<i>For >500, Deduct</i>	-9.87	
26 51	19 00-0263	EA	5" LED Trim, White Reflector And Flange (Cooper Halo 592W)	58.85	16.94
			<i>For >50 To 100, Deduct</i>	-2.11	
			<i>For >100 To 250, Deduct</i>	-3.58	
			<i>For >250 To 500, Deduct</i>	-5.89	
			<i>For >500, Deduct</i>	-8.19	
26 51	19 00-0264	EA	5" LED Trim, White Micro-Step Baffle And Flange (Cooper Halo 593WB)	47.44	16.94
			<i>For >50 To 100, Deduct</i>	-1.82	
			<i>For >100 To 250, Deduct</i>	-3.01	
			<i>For >250 To 500, Deduct</i>	-4.74	
			<i>For >500, Deduct</i>	-6.48	
26 51	19 00-0265	EA	5" LED Trim, Black Micro-Step Baffle And White Flange (Cooper Halo 593BB)	58.35	16.94
			<i>For >50 To 100, Deduct</i>	-2.09	
			<i>For >100 To 250, Deduct</i>	-3.55	
			<i>For >250 To 500, Deduct</i>	-5.84	
			<i>For >500, Deduct</i>	-8.12	
26 51	19 00-0266	EA	5" LED Trim, Satin Nickel Micro-Step Baffle And Flange (Cooper Halo 593SNB)	65.00	16.94
			<i>For >50 To 100, Deduct</i>	-2.26	
			<i>For >100 To 250, Deduct</i>	-3.89	
			<i>For >250 To 500, Deduct</i>	-6.50	
			<i>For >500, Deduct</i>	-9.12	
26 51	19 00-0267	EA	5" LED Trim, Tuscan Bronze Micro-Step Baffle And Flange (Cooper Halo 593TBZB)	70.92	16.94
			<i>For >50 To 100, Deduct</i>	-2.41	
			<i>For >100 To 250, Deduct</i>	-4.18	
			<i>For >250 To 500, Deduct</i>	-7.09	
			<i>For >500, Deduct</i>	-10.00	
26 51	19 00-0268	EA	5" LED Directional Trim, White eyeball, Baffle And Flange (Cooper Halo 594WB)	82.48	16.94
			<i>For >50 To 100, Deduct</i>	-2.70	
			<i>For >100 To 250, Deduct</i>	-4.76	
			<i>For >250 To 500, Deduct</i>	-8.25	
			<i>For >500, Deduct</i>	-11.74	
26 51	19 00-0269	EA	5" LED Directional Trim, Satin Nickel eyeball, Baffle And Flange (Cooper Halo 594SNB)	82.86	16.94
			<i>For >50 To 100, Deduct</i>	-2.71	
			<i>For >100 To 250, Deduct</i>	-4.78	
			<i>For >250 To 500, Deduct</i>	-8.29	
			<i>For >500, Deduct</i>	-11.79	
26 51	19 00-0270	EA	5" LED Directional Trim, Tuscan Bronze eyeball, Baffle And Flange (Cooper Halo 594TBZB)	81.20	16.94
			<i>For >50 To 100, Deduct</i>	-2.67	
			<i>For >100 To 250, Deduct</i>	-4.70	
			<i>For >250 To 500, Deduct</i>	-8.12	
			<i>For >500, Deduct</i>	-11.55	
26 51	19 00-0271	EA	5" LED Trim, Wall Wash - Specular reflector, repositionable Specular kick reflector, White Flange (Cooper Halo 595WW)	100.17	16.94
			<i>For >50 To 100, Deduct</i>	-3.14	
			<i>For >100 To 250, Deduct</i>	-5.64	
			<i>For >250 To 500, Deduct</i>	-10.02	
			<i>For >500, Deduct</i>	-14.39	
26 51	19 00-0272	EA	5" LED Trim, White Shallow Baffle And Flange (Cooper Halo 596WB)	47.85	16.94
			<i>For >50 To 100, Deduct</i>	-1.83	
			<i>For >100 To 250, Deduct</i>	-3.03	
			<i>For >250 To 500, Deduct</i>	-4.79	
			<i>For >500, Deduct</i>	-6.54	
26 51	19 00-0273	EA	6" LED Trim, Polymer Dead-Front, White Shallow Baffle And Flange (Cooper Halo 691WB)	85.72	16.94
			<i>For >50 To 100, Deduct</i>	-2.78	
			<i>For >100 To 250, Deduct</i>	-4.92	
			<i>For >250 To 500, Deduct</i>	-8.57	
			<i>For >500, Deduct</i>	-12.22	
26 51	19 00-0274	EA	6" LED Trim, Specular Reflector And White Flange (Cooper Halo 692SC)	72.95	16.94
			<i>For >50 To 100, Deduct</i>	-2.46	
			<i>For >100 To 250, Deduct</i>	-4.28	
			<i>For >250 To 500, Deduct</i>	-7.30	
			<i>For >500, Deduct</i>	-10.31	
26 51	19 00-0275	EA	6" LED Trim, Haze Reflector And White Flange (Cooper Halo 692H)	68.47	16.94
			<i>For >50 To 100, Deduct</i>	-2.35	
			<i>For >100 To 250, Deduct</i>	-4.06	
			<i>For >250 To 500, Deduct</i>	-6.85	
			<i>For >500, Deduct</i>	-9.64	
26 51	19 00-0276	EA	6" LED Trim, White Reflector And Flange (Cooper Halo 692W)	61.08	16.94
			<i>For >50 To 100, Deduct</i>	-2.16	
			<i>For >100 To 250, Deduct</i>	-3.69	
			<i>For >250 To 500, Deduct</i>	-6.11	
			<i>For >500, Deduct</i>	-8.53	



Electrical	26	26
Lighting	26 50	
Interior Lighting	26 51	

MINOR	CSI	UOM	DESCRIPTION	TOTAL DIRECT UNIT COST	DEMOLITION UNIT COST
26 51	19 00-0277	EA	6" LED Trim, White Micro-Step Baffle And Flange (Cooper Halo 693WB)	61.62	16.94
			<i>For >50 To 100, Deduct</i>	-2.18	
			<i>For >100 To 250, Deduct</i>	-3.72	
			<i>For >250 To 500, Deduct</i>	-6.16	
			<i>For >500, Deduct</i>	-8.61	
26 51	19 00-0278	EA	6" LED Trim, Black Micro-Step Baffle And White Flange (Cooper Halo 693BB).....	66.36	16.94
			<i>For >50 To 100, Deduct</i>	-2.29	
			<i>For >100 To 250, Deduct</i>	-3.95	
			<i>For >250 To 500, Deduct</i>	-6.64	
			<i>For >500, Deduct</i>	-9.32	
26 51	19 00-0279	EA	6" LED Trim, Satin Nickel Micro-Step Baffle And Flange (Cooper Halo 693SNB).....	60.79	16.94
			<i>For >50 To 100, Deduct</i>	-2.15	
			<i>For >100 To 250, Deduct</i>	-3.67	
			<i>For >250 To 500, Deduct</i>	-6.08	
			<i>For >500, Deduct</i>	-8.48	
26 51	19 00-0280	EA	6" LED Trim, Tuscan Bronze Micro-Step Baffle And Flange (Cooper Halo 693TBZB).....	75.91	16.94
			<i>For >50 To 100, Deduct</i>	-2.53	
			<i>For >100 To 250, Deduct</i>	-4.43	
			<i>For >250 To 500, Deduct</i>	-7.59	
			<i>For >500, Deduct</i>	-10.75	
26 51	19 00-0281	EA	6" LED Directional Trim, White eyeball, Baffle And Flange (Cooper Halo 694WB)	82.29	16.94
			<i>For >50 To 100, Deduct</i>	-2.69	
			<i>For >100 To 250, Deduct</i>	-4.75	
			<i>For >250 To 500, Deduct</i>	-8.23	
			<i>For >500, Deduct</i>	-11.71	
26 51	19 00-0282	EA	6" LED Directional Trim, Satin Nickel eyeball, Baffle And Flange (Cooper Halo 694SNB).....	103.49	16.94
			<i>For >50 To 100, Deduct</i>	-3.22	
			<i>For >100 To 250, Deduct</i>	-5.81	
			<i>For >250 To 500, Deduct</i>	-10.35	
			<i>For >500, Deduct</i>	-14.89	
26 51	19 00-0283	EA	6" LED Directional Trim, Tuscan Bronze eyeball, Baffle And Flange (Cooper Halo 694TBZB).....	100.83	16.94
			<i>For >50 To 100, Deduct</i>	-3.16	
			<i>For >100 To 250, Deduct</i>	-5.68	
			<i>For >250 To 500, Deduct</i>	-10.08	
			<i>For >500, Deduct</i>	-14.49	
26 51	19 00-0284	EA	6" LED Trim, Wall Wash - Specular reflector, repositionable Specular kick reflector, White Flange (Cooper Halo 695WW).....	102.00	16.94
			<i>For >50 To 100, Deduct</i>	-3.19	
			<i>For >100 To 250, Deduct</i>	-5.74	
			<i>For >250 To 500, Deduct</i>	-10.20	
			<i>For >500, Deduct</i>	-14.67	
26 51	19 00-0285	EA	6" LED Trim, White Shallow Baffle And Flange (Cooper Halo 696WB).....	62.26	16.94
			<i>For >50 To 100, Deduct</i>	-2.19	
			<i>For >100 To 250, Deduct</i>	-3.75	
			<i>For >250 To 500, Deduct</i>	-6.23	
			<i>For >500, Deduct</i>	-8.70	
26 51	19 00-0286	EA	6" LED, Insulated Ceiling, Air-Tite, New Construction Housing (Cooper Halo H750ICAT).....	60.13	36.29
			<i>For >50 To 100, Deduct</i>	-2.86	
			<i>For >100 To 250, Deduct</i>	-4.37	
			<i>For >250 To 500, Deduct</i>	-6.01	
			<i>For >500, Deduct</i>	-7.66	
26 51	19 00-0287	EA	6" LED, Insulated Ceiling, Air-Tite, Remodel Housing (Cooper Halo H750RICAT)	65.32	36.29
			<i>For >50 To 100, Deduct</i>	-2.99	
			<i>For >100 To 250, Deduct</i>	-4.63	
			<i>For >250 To 500, Deduct</i>	-6.53	
			<i>For >500, Deduct</i>	-8.44	
26 51	19 00-0288	EA	6" LED, Non-IC, Air-Tite, New Construction Housing (Cooper Halo H750T).....	63.24	36.29
			<i>For >50 To 100, Deduct</i>	-2.94	
			<i>For >100 To 250, Deduct</i>	-4.52	
			<i>For >250 To 500, Deduct</i>	-6.32	
			<i>For >500, Deduct</i>	-8.13	
26 51	19 00-0289	EA	6" LED, Non-IC, New Construction/Remodel Chicago Plenum Housing (Cooper Halo H750TCP).....	83.70	36.29
			<i>For >50 To 100, Deduct</i>	-3.45	
			<i>For >100 To 250, Deduct</i>	-5.55	
			<i>For >250 To 500, Deduct</i>	-8.37	
			<i>For >500, Deduct</i>	-11.19	
26 51	19 00-0290	EA	6" LED, Shallow, Insulated Ceiling, Air-Tite, New Constr. (Cooper Halo H2750ICAT).....	81.30	36.29
			<i>For >50 To 100, Deduct</i>	-3.39	
			<i>For >100 To 250, Deduct</i>	-5.43	
			<i>For >250 To 500, Deduct</i>	-8.13	
			<i>For >500, Deduct</i>	-10.83	
26 51	19 00-0291	EA	6" Insulated Ceiling, Air-Tite New Construction Housing (Cooper Halo H7ICAT).....	66.03	36.29
			<i>For >50 To 100, Deduct</i>	-3.01	
			<i>For >100 To 250, Deduct</i>	-4.66	
			<i>For >250 To 500, Deduct</i>	-6.60	
			<i>For >500, Deduct</i>	-8.54	
26 51	19 00-0292	EA	6" Insulated Ceiling, Air-Tite Remodel Housing (Cooper Halo H7RICAT).....	69.53	36.29
			<i>For >50 To 100, Deduct</i>	-3.10	
			<i>For >100 To 250, Deduct</i>	-4.84	
			<i>For >250 To 500, Deduct</i>	-6.95	
			<i>For >500, Deduct</i>	-9.07	
26 51	19 00-0293	EA	6" Insulated Ceiling, New Construction Housing (Cooper Halo H7ICT).....	65.30	36.29
			<i>For >50 To 100, Deduct</i>	-2.99	
			<i>For >100 To 250, Deduct</i>	-4.63	
			<i>For >250 To 500, Deduct</i>	-6.53	
			<i>For >500, Deduct</i>	-8.43	

26 Electrical

26 50 Lighting

26 51 Interior Lighting



MINOR	CSI	UOM	DESCRIPTION	TOTAL DIRECT UNIT COST	DEMOLITION UNIT COST
26 51	19 00-0294	EA	6" Insulated Ceiling, Remodel Housing (Cooper Halo H7RICT)	69.13	36.29
			<i>For >50 To 100, Deduct</i>	-3.09	
			<i>For >100 To 250, Deduct</i>	-4.82	
			<i>For >250 To 500, Deduct</i>	-6.91	
			<i>For >500, Deduct</i>	-9.01	
26 51	19 00-0295	EA	6" Insulated Ceiling, Air-Tite New Construction Housing, No Socket Bracket (Cooper Halo H7ICATNB).....	65.94	36.29
			<i>For >50 To 100, Deduct</i>	-3.01	
			<i>For >100 To 250, Deduct</i>	-4.66	
			<i>For >250 To 500, Deduct</i>	-6.59	
			<i>For >500, Deduct</i>	-8.53	
26 51	19 00-0296	EA	6" Insulated Ceiling, New Construction Housing, No Socket Bracket (Cooper Halo H7ICTNB)	65.58	36.29
			<i>For >50 To 100, Deduct</i>	-3.00	
			<i>For >100 To 250, Deduct</i>	-4.64	
			<i>For >250 To 500, Deduct</i>	-6.56	
			<i>For >500, Deduct</i>	-8.48	
26 51	19 00-0297	EA	6" Non-IC, New Construction Housing (Cooper Halo H7T).....	68.34	36.29
			<i>For >50 To 100, Deduct</i>	-3.07	
			<i>For >100 To 250, Deduct</i>	-4.78	
			<i>For >250 To 500, Deduct</i>	-6.83	
			<i>For >500, Deduct</i>	-8.89	
26 51	19 00-0298	EA	6" Non-IC, Remodel Housing (Cooper Halo H7RT).....	69.84	36.29
			<i>For >50 To 100, Deduct</i>	-3.11	
			<i>For >100 To 250, Deduct</i>	-4.85	
			<i>For >250 To 500, Deduct</i>	-6.98	
			<i>For >500, Deduct</i>	-9.12	
26 51	19 00-0299	EA	6" Non-IC, New Construction Housing, No Socket Bracket (Cooper Halo H7TNB).....	70.32	36.29
			<i>For >50 To 100, Deduct</i>	-3.12	
			<i>For >100 To 250, Deduct</i>	-4.88	
			<i>For >250 To 500, Deduct</i>	-7.03	
			<i>For >500, Deduct</i>	-9.19	
26 51	19 00-0300	EA	6" Non-IC, Chicago Plenum, New Construction/Remodel Housing (Cooper Halo H7TCP).....	93.49	36.29
			<i>For >50 To 100, Deduct</i>	-3.70	
			<i>For >100 To 250, Deduct</i>	-6.04	
			<i>For >250 To 500, Deduct</i>	-9.35	
			<i>For >500, Deduct</i>	-12.66	
26 51	19 00-0301	EA	6" Insulated Ceiling, Universal New Construction Housing (Cooper Halo H7UIC).....	87.68	36.29
			<i>For >50 To 100, Deduct</i>	-3.55	
			<i>For >100 To 250, Deduct</i>	-5.74	
			<i>For >250 To 500, Deduct</i>	-8.77	
			<i>For >500, Deduct</i>	-11.79	
26 51	19 00-0302	EA	6" Insulated Ceiling, Universal, Air-Tite, New Construction Housing (Cooper Halo H7UICAT).....	88.35	36.29
			<i>For >50 To 100, Deduct</i>	-3.57	
			<i>For >100 To 250, Deduct</i>	-5.78	
			<i>For >250 To 500, Deduct</i>	-8.84	
			<i>For >500, Deduct</i>	-11.89	
26 51	19 00-0303	EA	6" Insulated Ceiling, Air-Tite New Construction Housing (Cooper Halo EI700AT).....	92.24	36.29
			<i>For >50 To 100, Deduct</i>	-3.67	
			<i>For >100 To 250, Deduct</i>	-5.97	
			<i>For >250 To 500, Deduct</i>	-9.22	
			<i>For >500, Deduct</i>	-12.48	
26 51	19 00-0304	EA	6" Insulated Ceiling, Air-Tite Remodel Housing (Cooper Halo EI700RAT)	92.24	36.29
			<i>For >50 To 100, Deduct</i>	-3.67	
			<i>For >100 To 250, Deduct</i>	-5.97	
			<i>For >250 To 500, Deduct</i>	-9.22	
			<i>For >500, Deduct</i>	-12.48	
26 51	19 00-0305	EA	6" Insulated Ceiling, New Construction Housing (Cooper Halo EI700).....	92.24	36.29
			<i>For >50 To 100, Deduct</i>	-3.67	
			<i>For >100 To 250, Deduct</i>	-5.97	
			<i>For >250 To 500, Deduct</i>	-9.22	
			<i>For >500, Deduct</i>	-12.48	
26 51	19 00-0306	EA	6" Insulated Ceiling, Remodel Housing (Cooper Halo EI700R)	92.24	36.29
			<i>For >50 To 100, Deduct</i>	-3.67	
			<i>For >100 To 250, Deduct</i>	-5.97	
			<i>For >250 To 500, Deduct</i>	-9.22	
			<i>For >500, Deduct</i>	-12.48	
26 51	19 00-0307	EA	6" Insulated Ceiling, Air-Tite New Construction Housing, No Socket Bracket (Cooper Halo EI700ATNB)	92.24	36.29
			<i>For >50 To 100, Deduct</i>	-3.67	
			<i>For >100 To 250, Deduct</i>	-5.97	
			<i>For >250 To 500, Deduct</i>	-9.22	
			<i>For >500, Deduct</i>	-12.48	
26 51	19 00-0308	EA	6" Insulated Ceiling, New Construction Housing, No Socket Bracket (Cooper Halo EI700NB)	82.07	36.29
			<i>For >50 To 100, Deduct</i>	-3.41	
			<i>For >100 To 250, Deduct</i>	-5.46	
			<i>For >250 To 500, Deduct</i>	-8.21	
			<i>For >500, Deduct</i>	-10.95	
26 51	19 00-0309	EA	6" Insulated Ceiling, Universal New Construction Housing (Cooper Halo EI700U).....	82.07	36.29
			<i>For >50 To 100, Deduct</i>	-3.41	
			<i>For >100 To 250, Deduct</i>	-5.46	
			<i>For >250 To 500, Deduct</i>	-8.21	
			<i>For >500, Deduct</i>	-10.95	
26 51	19 00-0310	EA	6" Insulated Ceiling, Universal, Air-Tite, New Construction Housing (Cooper Halo EI700UAT).....	82.07	36.29
			<i>For >50 To 100, Deduct</i>	-3.41	
			<i>For >100 To 250, Deduct</i>	-5.46	
			<i>For >250 To 500, Deduct</i>	-8.21	
			<i>For >500, Deduct</i>	-10.95	



Electrical	26	26
Lighting	26 50	
Interior Lighting	26 51	

MINOR	CSI	UOM	DESCRIPTION	TOTAL DIRECT UNIT COST	DEMOLITION UNIT COST
26 51	19 00-0311	EA	6" Non-IC, New Construction Housing (Cooper Halo ET700).....	82.07	36.29
			<i>For >50 To 100, Deduct</i>	-3.41	
			<i>For >100 To 250, Deduct</i>	-5.46	
			<i>For >250 To 500, Deduct</i>	-8.21	
			<i>For >500, Deduct</i>	-10.95	
26 51	19 00-0312	EA	6" Non-IC, Remodel Housing (Cooper Halo ET700R)	82.07	36.29
			<i>For >50 To 100, Deduct</i>	-3.41	
			<i>For >100 To 250, Deduct</i>	-5.46	
			<i>For >250 To 500, Deduct</i>	-8.21	
			<i>For >500, Deduct</i>	-10.95	
26 51	19 00-0313	EA	6" Shallow, Insulated Ceiling, Air-Tite New Construction (Cooper Halo H27ICAT).....	82.81	36.29
			<i>For >50 To 100, Deduct</i>	-3.43	
			<i>For >100 To 250, Deduct</i>	-5.50	
			<i>For >250 To 500, Deduct</i>	-8.28	
			<i>For >500, Deduct</i>	-11.06	
26 51	19 00-0314	EA	6" Shallow, Insulated Ceiling, Air-Tite Remodel Housing (Cooper Halo H27RICAT).....	84.24	36.29
			<i>For >50 To 100, Deduct</i>	-3.72	
			<i>For >100 To 250, Deduct</i>	-6.07	
			<i>For >250 To 500, Deduct</i>	-9.42	
			<i>For >500, Deduct</i>	-12.78	
26 51	19 00-0315	EA	6" Shallow, Insulated Ceiling, New Construction Housing (Cooper Halo H27ICT)	82.81	36.29
			<i>For >50 To 100, Deduct</i>	-3.43	
			<i>For >100 To 250, Deduct</i>	-5.50	
			<i>For >250 To 500, Deduct</i>	-8.28	
			<i>For >500, Deduct</i>	-11.06	
26 51	19 00-0316	EA	6" Shallow, Insulated Ceiling, Remodel Housing (Cooper Halo H27RICT).....	91.01	36.29
			<i>For >50 To 100, Deduct</i>	-3.64	
			<i>For >100 To 250, Deduct</i>	-5.91	
			<i>For >250 To 500, Deduct</i>	-9.10	
			<i>For >500, Deduct</i>	-12.29	
26 51	19 00-0317	EA	6" Shallow, Non-IC, New Construction Housing (Cooper Halo H27T)	78.18	36.29
			<i>For >50 To 100, Deduct</i>	-3.32	
			<i>For >100 To 250, Deduct</i>	-5.27	
			<i>For >250 To 500, Deduct</i>	-7.82	
			<i>For >500, Deduct</i>	-10.37	
26 51	19 00-0318	EA	6" Shallow, Non-IC, Remodel Housing (Cooper Halo H27RT).....	79.30	36.29
			<i>For >50 To 100, Deduct</i>	-3.34	
			<i>For >100 To 250, Deduct</i>	-5.33	
			<i>For >250 To 500, Deduct</i>	-7.93	
			<i>For >500, Deduct</i>	-10.53	
26 51	19 00-0319	EA	6" Shallow, Insulated Ceiling, Air-Tite New Construction (Cooper Halo EI2700AT)	87.29	36.29
			<i>For >50 To 100, Deduct</i>	-3.54	
			<i>For >100 To 250, Deduct</i>	-5.73	
			<i>For >250 To 500, Deduct</i>	-8.73	
			<i>For >500, Deduct</i>	-11.73	
26 51	19 00-0320	EA	6" Shallow, Insulated Ceiling, New Construction Housing (Cooper Halo EI2700)	87.29	36.29
			<i>For >50 To 100, Deduct</i>	-3.54	
			<i>For >100 To 250, Deduct</i>	-5.73	
			<i>For >250 To 500, Deduct</i>	-8.73	
			<i>For >500, Deduct</i>	-11.73	
26 51	19 00-0321	EA	6" Shallow, Insulated Ceiling, Air-Tite Remodel Housing (Cooper Halo EI2700R).....	87.29	36.29
			<i>For >50 To 100, Deduct</i>	-3.54	
			<i>For >100 To 250, Deduct</i>	-5.73	
			<i>For >250 To 500, Deduct</i>	-8.73	
			<i>For >500, Deduct</i>	-11.73	
26 51	19 00-0322	EA	6" Shallow, Non-IC, New Construction Housing (Cooper Halo ET2700)	87.29	36.29
			<i>For >50 To 100, Deduct</i>	-3.54	
			<i>For >100 To 250, Deduct</i>	-5.73	
			<i>For >250 To 500, Deduct</i>	-8.73	
			<i>For >500, Deduct</i>	-11.73	
26 51	19 00-0323	EA	6" Shallow, Non-IC, Remodel Housing (Cooper Halo ET2700R).....	87.29	36.29
			<i>For >50 To 100, Deduct</i>	-3.54	
			<i>For >100 To 250, Deduct</i>	-5.73	
			<i>For >250 To 500, Deduct</i>	-8.73	
			<i>For >500, Deduct</i>	-11.73	
26 51	19 00-0324	EA	6" Retrofit Enclosure, Non-IC, BX Whip (Cooper Halo ML7BXRFK)	70.69	16.94
			<i>For >50 To 100, Deduct</i>	-2.40	
			<i>For >100 To 250, Deduct</i>	-4.17	
			<i>For >250 To 500, Deduct</i>	-7.07	
			<i>For >500, Deduct</i>	-9.97	
26 51	19 00-0325	EA	6" Retrofit Enclosure, Non-IC, E26 Screw base Interface (Cooper Halo ML7E26RFK).....	73.01	16.94
			<i>For >50 To 100, Deduct</i>	-2.46	
			<i>For >100 To 250, Deduct</i>	-4.29	
			<i>For >250 To 500, Deduct</i>	-7.30	
			<i>For >500, Deduct</i>	-10.32	
26 51	19 00-0326	EA	5" LED, Insulated Ceiling, Air-Tite, New Construction Housing (Cooper Halo H550ICAT).....	73.13	36.29
			<i>For >50 To 100, Deduct</i>	-3.19	
			<i>For >100 To 250, Deduct</i>	-5.02	
			<i>For >250 To 500, Deduct</i>	-7.31	
			<i>For >500, Deduct</i>	-9.61	
26 51	19 00-0327	EA	5" LED, Insulated Ceiling, Air-Tite, Remodel Housing (Cooper Halo H550RICAT)	73.40	36.29
			<i>For >50 To 100, Deduct</i>	-3.20	
			<i>For >100 To 250, Deduct</i>	-5.03	
			<i>For >250 To 500, Deduct</i>	-7.34	
			<i>For >500, Deduct</i>	-9.65	

26 Electrical

26 50 Lighting

26 51 Interior Lighting



MINOR	CSI	UOM	DESCRIPTION	TOTAL DIRECT UNIT COST	DEMOLITION UNIT COST
26 51	19 00-0328	EA	5" Insulated Ceiling, Air-Tite New Construction Housing (Cooper Halo H5ICAT)	68.59	36.29
			<i>For >50 To 100, Deduct</i>	-3.08	
			<i>For >100 To 250, Deduct</i>	-4.79	
			<i>For >250 To 500, Deduct</i>	-6.86	
			<i>For >500, Deduct</i>	-8.93	
26 51	19 00-0329	EA	5" Insulated Ceiling, Air-Tite Remodel Housing (Cooper Halo H5RICAT)	70.95	36.29
			<i>For >50 To 100, Deduct</i>	-3.13	
			<i>For >100 To 250, Deduct</i>	-4.91	
			<i>For >250 To 500, Deduct</i>	-7.10	
			<i>For >500, Deduct</i>	-9.28	
26 51	19 00-0330	EA	5" Non-IC, New Construction Housing (Cooper Halo H5T)	70.18	36.29
			<i>For >50 To 100, Deduct</i>	-3.12	
			<i>For >100 To 250, Deduct</i>	-4.87	
			<i>For >250 To 500, Deduct</i>	-7.02	
			<i>For >500, Deduct</i>	-9.17	
26 51	19 00-0331	EA	5" Non-IC, Remodel Housing (Cooper Halo H5RT)	70.90	36.29
			<i>For >50 To 100, Deduct</i>	-3.13	
			<i>For >100 To 250, Deduct</i>	-4.91	
			<i>For >250 To 500, Deduct</i>	-7.09	
			<i>For >500, Deduct</i>	-9.27	
26 51	19 00-0332	EA	5" Insulated Ceiling, Air-Tite New Construction Housing (Cooper Halo EI500AT)	81.06	36.29
			<i>For >50 To 100, Deduct</i>	-3.39	
			<i>For >100 To 250, Deduct</i>	-5.41	
			<i>For >250 To 500, Deduct</i>	-8.11	
			<i>For >500, Deduct</i>	-10.80	
26 51	19 00-0333	EA	5" Insulated Ceiling, Air-Tite Remodel Housing (Cooper Halo EI500RAT)	81.60	36.29
			<i>For >50 To 100, Deduct</i>	-3.40	
			<i>For >100 To 250, Deduct</i>	-5.44	
			<i>For >250 To 500, Deduct</i>	-8.16	
			<i>For >500, Deduct</i>	-10.88	
26 51	19 00-0334	EA	5" Non-IC, New Construction Housing (Cooper Halo ET500)	84.33	36.29
			<i>For >50 To 100, Deduct</i>	-3.47	
			<i>For >100 To 250, Deduct</i>	-5.58	
			<i>For >250 To 500, Deduct</i>	-8.43	
			<i>For >500, Deduct</i>	-11.29	
26 51	19 00-0335	EA	5" Non-IC, Remodel Housing (Cooper Halo ET500R)	86.25	36.29
			<i>For >50 To 100, Deduct</i>	-3.52	
			<i>For >100 To 250, Deduct</i>	-5.67	
			<i>For >250 To 500, Deduct</i>	-8.63	
			<i>For >500, Deduct</i>	-11.58	
26 51	19 00-0336	EA	5" Shallow, Insulated Ceiling, Air-Tite New Construction (Cooper Halo H25ICAT)	94.65	36.29
			<i>For >50 To 100, Deduct</i>	-3.73	
			<i>For >100 To 250, Deduct</i>	-6.09	
			<i>For >250 To 500, Deduct</i>	-9.47	
			<i>For >500, Deduct</i>	-12.84	
26 51	19 00-0337		Recessed LED Downlights (Maxlite DLR) <small>(26 51 19 00-0228)</small>		
26 51	19 00-0338	EA	4" Diameter, 1,000 Lumens, Recessed LED Downlight Retrofit (MaxLite DLR410)	171.29	53.22
			<i>For >50 To 100, Deduct</i>	-6.28	
			<i>For >100 To 250, Deduct</i>	-10.56	
			<i>For >250 To 500, Deduct</i>	-17.13	
			<i>For >500, Deduct</i>	-23.70	
26 51	19 00-0339	EA	4" Diameter, 1,500 Lumens, Recessed LED Downlight Retrofit (MaxLite DLR415)	173.63	53.22
			<i>For >50 To 100, Deduct</i>	-6.34	
			<i>For >100 To 250, Deduct</i>	-10.68	
			<i>For >250 To 500, Deduct</i>	-17.36	
			<i>For >500, Deduct</i>	-24.05	
26 51	19 00-0340	EA	4" Diameter, 2,000 Lumens, Recessed LED Downlight Retrofit (MaxLite DLR420)	180.67	53.22
			<i>For >50 To 100, Deduct</i>	-6.51	
			<i>For >100 To 250, Deduct</i>	-11.03	
			<i>For >250 To 500, Deduct</i>	-18.07	
			<i>For >500, Deduct</i>	-25.10	
26 51	19 00-0341	EA	6" Diameter, 1,500 Lumens, Recessed LED Downlight Retrofit (MaxLite DLR615)	166.59	53.22
			<i>For >50 To 100, Deduct</i>	-6.16	
			<i>For >100 To 250, Deduct</i>	-10.33	
			<i>For >250 To 500, Deduct</i>	-16.66	
			<i>For >500, Deduct</i>	-22.99	
26 51	19 00-0342	EA	6" Diameter, 2,000 Lumens, Recessed LED Downlight Retrofit (MaxLite DLR620)	166.59	53.22
			<i>For >50 To 100, Deduct</i>	-6.16	
			<i>For >100 To 250, Deduct</i>	-10.33	
			<i>For >250 To 500, Deduct</i>	-16.66	
			<i>For >500, Deduct</i>	-22.99	
26 51	19 00-0343	EA	6" Diameter, 3,000 Lumens, Recessed LED Downlight Retrofit (MaxLite DLR630)	166.59	53.22
			<i>For >50 To 100, Deduct</i>	-6.16	
			<i>For >100 To 250, Deduct</i>	-10.33	
			<i>For >250 To 500, Deduct</i>	-16.66	
			<i>For >500, Deduct</i>	-22.99	
26 51	19 00-0344	EA	8" Diameter, 1,000 Lumens, Recessed LED Downlight Retrofit (MaxLite DLR810)	180.67	53.22
			<i>For >50 To 100, Deduct</i>	-6.51	
			<i>For >100 To 250, Deduct</i>	-11.03	
			<i>For >250 To 500, Deduct</i>	-18.07	
			<i>For >500, Deduct</i>	-25.10	



Electrical	26	26
Lighting	26 50	
Interior Lighting	26 51	

MINOR	CSI	UOM	DESCRIPTION	TOTAL DIRECT UNIT COST	DEMOLITION UNIT COST
26 51 19 00-0345	EA		8" Diameter, 1,500 Lumens, Recessed LED Downlight Retrofit (MaxLite DLR815)	183.02	53.22
			<i>For >50 To 100, Deduct</i>	-6.57	
			<i>For >100 To 250, Deduct</i>	-11.15	
			<i>For >250 To 500, Deduct</i>	-18.30	
			<i>For >500, Deduct</i>	-25.46	
26 51 19 00-0346	EA		8" Diameter, 2,000 Lumens, Recessed LED Downlight Retrofit (MaxLite DLR820)	187.70	53.22
			<i>For >50 To 100, Deduct</i>	-6.69	
			<i>For >100 To 250, Deduct</i>	-11.38	
			<i>For >250 To 500, Deduct</i>	-18.77	
			<i>For >500, Deduct</i>	-26.16	
26 51 19 00-0347	EA		8" Diameter, 3,000 Lumens, Recessed LED Downlight Retrofit (MaxLite DLR830)	201.76	53.22
			<i>For >50 To 100, Deduct</i>	-7.04	
			<i>For >100 To 250, Deduct</i>	-12.08	
			<i>For >250 To 500, Deduct</i>	-20.18	
			<i>For >500, Deduct</i>	-28.27	
26 51 19 00-0348	EA		8" Diameter, 5,000 Lumens, Recessed LED Downlight Retrofit (MaxLite DLR850)	220.53	53.22
			<i>For >50 To 100, Deduct</i>	-7.51	
			<i>For >100 To 250, Deduct</i>	-18.02	
			<i>For >250 To 500, Deduct</i>	-22.05	
			<i>For >500, Deduct</i>	-31.08	
26 51 19 00-0349			Recessed LED Downlight Retrofits And Trim (CREE®) (26 51 19 00-0227)		
26 51 19 00-0350			Recessed LED Downlight Retrofits (CREE®) (26 51 19 00-0349)		
			Note: Dimmable to 5%. For installation in standard recessed IC or non-IC housings. Includes removal of existing lamp from fixture. Excludes housing and disposal of hazardous lamps.		
26 51 19 00-0351	EA		4" Diameter, 575 Lumens, Recessed LED Downlight Retrofit (Cree® CR4-575L)	101.94	
			<i>For >50 To 100, Deduct</i>	-3.30	
			<i>For >100 To 250, Deduct</i>	-5.85	
			<i>For >250 To 500, Deduct</i>	-10.19	
			<i>For >500, Deduct</i>	-14.54	
26 51 19 00-0352	EA		6" Diameter, 625 Lumens, Recessed LED Downlight Retrofit (Cree® CR6-625L)	90.31	
			<i>For >50 To 100, Deduct</i>	-3.01	
			<i>For >100 To 250, Deduct</i>	-5.27	
			<i>For >250 To 500, Deduct</i>	-9.03	
			<i>For >500, Deduct</i>	-12.79	
26 51 19 00-0353	EA		6" Diameter, 800 Lumens, Recessed LED Downlight Retrofit (Cree® CR6-800L)	113.57	
			<i>For >50 To 100, Deduct</i>	-3.60	
			<i>For >100 To 250, Deduct</i>	-6.43	
			<i>For >250 To 500, Deduct</i>	-11.36	
			<i>For >500, Deduct</i>	-16.28	
26 51 19 00-0354	EA		6" Diameter, 650 Lumens, Recessed LED Downlight Retrofit (Cree® LR6C-277)	127.12	
			<i>For >50 To 100, Deduct</i>	-3.93	
			<i>For >100 To 250, Deduct</i>	-7.11	
			<i>For >250 To 500, Deduct</i>	-12.71	
			<i>For >500, Deduct</i>	-18.31	
26 51 19 00-0355	EA		6" Diameter, 1,000 Lumens, Deep Recessed LED Downlight Retrofit (Cree® LR6-10L-XXX-120V-A-DR)	138.75	
			<i>For >50 To 100, Deduct</i>	-4.22	
			<i>For >100 To 250, Deduct</i>	-7.69	
			<i>For >250 To 500, Deduct</i>	-13.88	
			<i>For >500, Deduct</i>	-20.06	
26 51 19 00-0356			Recessed LED Downlight Retrofits Trim (CREE®) (26 51 19 00-0349)		
			Note: For installation in standard recessed IC or non-IC housings. Excludes housing and lamp.		
26 51 19 00-0357	EA		6" Diameter, Diffuse Anodized Finish Reflector For LED Downlight Retrofits (Cree® CT6AX)	37.51	8.47
			<i>For >50 To 100, Deduct</i>	-1.39	
			<i>For >100 To 250, Deduct</i>	-2.33	
			<i>For >250 To 500, Deduct</i>	-3.75	
			<i>For >500, Deduct</i>	-5.17	
26 51 19 00-0358	EA		6" Diameter, Diffuse Anodized Finish Reflector With Painted Flange For LED Downlight Retrofits (Cree® LT6AP)	45.27	8.47
			<i>For >50 To 100, Deduct</i>	-1.59	
			<i>For >100 To 250, Deduct</i>	-2.72	
			<i>For >250 To 500, Deduct</i>	-4.53	
			<i>For >500, Deduct</i>	-6.34	
26 51 19 00-0359	EA		6" Diameter, Flat Black Finish Trim And Reflector For LED Downlight Retrofits (Cree® CT6BB)	39.45	8.47
			<i>For >50 To 100, Deduct</i>	-1.44	
			<i>For >100 To 250, Deduct</i>	-2.43	
			<i>For >250 To 500, Deduct</i>	-3.95	
			<i>For >500, Deduct</i>	-5.46	
26 51 19 00-0360			Recessed LED Downlight Fixture Housings (CREE®) (26 51 19 00-0349)		
			Note: Excludes lamp and trim.		
26 51 19 00-0361	EA		6" Diameter, IC Rated, Architectural Recessed LED Downlight Fixture Housing (Cree® H6)	100.95	36.29
			<i>For >50 To 100, Deduct</i>	-3.88	
			<i>For >100 To 250, Deduct</i>	-6.41	
			<i>For >250 To 500, Deduct</i>	-10.10	
			<i>For >500, Deduct</i>	-13.78	
26 51 19 00-0362	EA		6" Diameter, IC Rated, Retrofit Recessed LED Downlight Fixture Housing (Cree® RR6)	73.80	36.29
			<i>For >50 To 100, Deduct</i>	-3.21	
			<i>For >100 To 250, Deduct</i>	-5.05	
			<i>For >250 To 500, Deduct</i>	-7.38	
			<i>For >500, Deduct</i>	-9.71	

26 Electrical

26 50 Lighting

26 51 Interior Lighting



MINOR	CSI	UOM	DESCRIPTION	TOTAL DIRECT UNIT COST	DEMOLITION UNIT COST
-------	-----	-----	-------------	------------------------	----------------------

26 51 19 00-0363 Can Retrofit Or Surface Mount, LED Downlights <small>(26 51 19 00-0227)</small>					
26 51 19 00-0364	EA		6" Diameter, 15 Watt, Can Retrofit Or Surface Mount, LED Downlight (Lighting Science® GLP6)	96.12	33.15
			<i>For >50 To 100, Deduct</i>	-3.65	
			<i>For >100 To 250, Deduct</i>	-6.05	
			<i>For >250 To 500, Deduct</i>	-9.61	
			<i>For >500, Deduct</i>	-13.17	
26 51 19 00-0365	EA		4" Diameter, 7 Watt, Can Retrofit, LED Downlight (Green Creative0 1-811-D)	78.09	33.15
			<i>For >50 To 100, Deduct</i>	-3.20	
			<i>For >100 To 250, Deduct</i>	-5.75	
			<i>For >250 To 500, Deduct</i>	-7.81	
			<i>For >500, Deduct</i>	-10.47	
26 51 19 00-0366	EA		6" Diameter, 9.5 Watt, Can Retrofit, LED Downlight (Green Creative0 1-808-D).....	78.09	33.15
			<i>For >50 To 100, Deduct</i>	-3.20	
			<i>For >100 To 250, Deduct</i>	-5.15	
			<i>For >250 To 500, Deduct</i>	-7.81	
			<i>For >500, Deduct</i>	-10.47	
26 51 19 00-0367	EA		6" Diameter, 8.9 Watt, Can Retrofit, LED Downlight (Lithonia 6BP)	133.45	33.15
			<i>For Recessed IC/Non-IC Rated Housing For New Construction, Add</i>	48.78	
			<i>For >50 To 100, Deduct</i>	-4.58	
			<i>For >100 To 250, Deduct</i>	-7.92	
			<i>For >250 To 500, Deduct</i>	-13.35	
			<i>For >500, Deduct</i>	-18.77	
26 51 19 00-0368	EA		4" Diameter, 8 Watt, 600 Lumens, Retrofit LED Downlight (Sylvania LED/RT4/550/840)	67.37	33.15
			<i>For >50 To 100, Deduct</i>	-2.93	
			<i>For >100 To 250, Deduct</i>	-4.61	
			<i>For >250 To 500, Deduct</i>	-6.74	
			<i>For >500, Deduct</i>	-8.86	
26 51 19 00-0369	EA		5" Diameter, 10 Watt, 700 Lumens, Retrofit LED Downlight (Sylvania LED/RT5/6/625/840)	74.45	33.15
			<i>For >50 To 100, Deduct</i>	-3.10	
			<i>For >100 To 250, Deduct</i>	-4.97	
			<i>For >250 To 500, Deduct</i>	-7.45	
			<i>For >500, Deduct</i>	-9.92	
26 51 19 00-0370	EA		6" Diameter, 800 Lumens, 10 Watt, Retrofit LED Wallwash Downlight (Indy Lighting LRT6-08LM).....	880.51	33.15
			<i>For >50 To 100, Deduct</i>	-23.26	
			<i>For >100 To 250, Deduct</i>	-45.27	
			<i>For >250 To 500, Deduct</i>	-88.05	
			<i>For >500, Deduct</i>	-130.83	
26 51 19 00-0371 Wall Mount LED Cylinder Downlight <small>(26 51 19 00-0001)</small>					
26 51 19 00-0372	EA		9" Diameter, 2,200 Lumens, Wall Mount LED Cylinder Downlight With Semi-Specular Trim (Gotham® EVO® CLED9).....	409.39	51.49
			<i>For >50 To 100, Deduct</i>	-12.17	
			<i>For >100 To 250, Deduct</i>	-22.40	
			<i>For >250 To 500, Deduct</i>	-40.94	
			<i>For >500, Deduct</i>	-59.47	
26 51 19 00-0373 Wall Sconce And Wall Wash LED Fixtures <small>(26 51 19 00-0001)</small>					
26 51 19 00-0374 LED Wall Sconce Fixtures (Hudson Valley Lighting) <small>(26 51 19 00-0373)</small>					
26 51 19 00-0375	EA		2-1/2" Diameter x 15-1/2" High, Polished Nickel, LED Wall Sconce (Hudson Valley Lighting SHAW 1200-PN)	506.55	48.38
			<i>For >50 To 100, Deduct</i>	-14.48	
			<i>For >100 To 250, Deduct</i>	-27.14	
			<i>For >250 To 500, Deduct</i>	-50.66	
			<i>For >500, Deduct</i>	-74.17	
26 51 19 00-0376 LED Wall Sconce Fixtures (Kichler) <small>(26 51 19 00-0373)</small>					
26 51 19 00-0377	EA		6" High x 11.75" Wide x 3.5" Deep, 900 Lumens, 15 Watt, White Acrylic Diffuser, Brushed Nickel, LED Wall Sconce (Kichler 10790NILED).....	282.70	48.38
			<i>For >50 To 100, Deduct</i>	-8.88	
			<i>For >100 To 250, Deduct</i>	-15.95	
			<i>For >250 To 500, Deduct</i>	-28.27	
			<i>For >500, Deduct</i>	-40.59	
26 51 19 00-0378 LED Wall Sconce Fixtures (Metalux) <small>(26 51 19 00-0373)</small>					
26 51 19 00-0379	EA		9.875" High x 7.125" Wide x 3.5" Deep, 9 Watt, White Acrylic Diffuser, Brushed Nickel, LED Wall Sconce (Metalux AFX VN7S071109L30ENBN)	155.89	48.38
			<i>For >50 To 100, Deduct</i>	-5.71	
			<i>For >100 To 250, Deduct</i>	-9.61	
			<i>For >250 To 500, Deduct</i>	-15.59	
			<i>For >500, Deduct</i>	-21.57	
26 51 19 00-0380 Concealed Continuous LED Fixtures <small>(26 51 19 00-0001)</small>					
26 51 19 00-0381 Concealed Continuous LED Fixtures (Fraqtir™ S301) <small>(26 51 19 00-0380)</small>					



Electrical	26	26
Lighting	26 50	
Interior Lighting	26 51	

MINOR	CSI	UOM	DESCRIPTION	TOTAL DIRECT UNIT COST	DEMOLITION UNIT COST
26 51 19 00-0382	LF		Fixed Surface Mount, Concealed Continuous LED Fixture With Remote Driver (Fraqtir™ S301).....	687.13	5.52
			<i>For >50 To 100, Deduct</i>	-17.45	
			<i>For >100 To 250, Deduct</i>	-34.63	
			<i>For >250 To 500, Deduct</i>	-68.71	
			<i>For >500, Deduct</i>	-102.79	
26 51 19 00-0383	LF		Fixed Surface Mount, Concealed Continuous LED Fixture With Remote Dimming Driver (Fraqtir™ S301).....	783.39	5.52
			<i>For >50 To 100, Deduct</i>	-19.86	
			<i>For >100 To 250, Deduct</i>	-39.45	
			<i>For >250 To 500, Deduct</i>	-78.34	
			<i>For >500, Deduct</i>	-117.23	
26 51 19 00-0384			Low Bay LED Fixtures (26 51 19 00-0001)		
26 51 19 00-0385			LED Linear Low Bay Fixtures (PlanLED) (26 51 19 00-0384)		
26 51 19 00-0386	EA		4' Length, 23 Watt, LED Linear Low Bay Fixture (PlanLED A1W4).....	354.18	66.30
			<i>For >50 To 100, Deduct</i>	-11.62	
			<i>For >100 To 250, Deduct</i>	-20.47	
			<i>For >250 To 500, Deduct</i>	-35.42	
			<i>For >500, Deduct</i>	-50.36	
26 51 19 00-0387	EA		4' Length, 42 Watt, LED Linear Low Bay Fixture (PlanLED A2W4A).....	480.09	66.30
			<i>For >50 To 100, Deduct</i>	-14.76	
			<i>For >100 To 250, Deduct</i>	-26.77	
			<i>For >250 To 500, Deduct</i>	-48.01	
			<i>For >500, Deduct</i>	-69.25	
26 51 19 00-0388	EA		8' Length, 84 Watt, LED Linear Low Bay Fixture (PlanLED A2W5A).....	798.11	82.88
			<i>For >50 To 100, Deduct</i>	-23.41	
			<i>For >100 To 250, Deduct</i>	-43.36	
			<i>For >250 To 500, Deduct</i>	-79.81	
			<i>For >500, Deduct</i>	-116.26	
26 51 19 00-0389			LED Low Bay Fixtures (CREE®) (26 51 19 00-0384)		
26 51 19 00-0390			LED Low Bay Fixtures (CREE® LS) (26 51 19 00-0389)		
			Note: Includes 120/277 voltage and 22 gauge steel housing assembly. Excludes sensors.		
26 51 19 00-0391	EA		2,500 Lumens, 4' Length, LED Low Bay Fixture (Cree® LS4-25L-35K-10V).....	303.21	66.30
			<i>For >50 To 100, Deduct</i>	-10.34	
			<i>For >100 To 250, Deduct</i>	-17.92	
			<i>For >250 To 500, Deduct</i>	-30.32	
			<i>For >500, Deduct</i>	-42.72	
26 51 19 00-0392	EA		2,500 Lumens, 4' Length, LED Low Bay Fixture (Cree® LS4-25L-50K-10V).....	322.98	66.30
			<i>For >50 To 100, Deduct</i>	-10.84	
			<i>For >100 To 250, Deduct</i>	-18.91	
			<i>For >250 To 500, Deduct</i>	-32.30	
			<i>For >500, Deduct</i>	-45.68	
26 51 19 00-0393	EA		4,000 Lumens, 4' Length, LED Low Bay Fixture (Cree® LS4-40L-35K-10V).....	311.45	66.30
			<i>For >50 To 100, Deduct</i>	-10.55	
			<i>For >100 To 250, Deduct</i>	-18.34	
			<i>For >250 To 500, Deduct</i>	-31.15	
			<i>For >500, Deduct</i>	-43.96	
26 51 19 00-0394	EA		4,000 Lumens, 4' Length, LED Low Bay Fixture (Cree® LS4-40L-50K-10V).....	331.22	66.30
			<i>For >50 To 100, Deduct</i>	-11.04	
			<i>For >100 To 250, Deduct</i>	-19.32	
			<i>For >250 To 500, Deduct</i>	-33.12	
			<i>For >500, Deduct</i>	-46.92	
26 51 19 00-0395	EA		5,000 Lumens, 4' Length, LED Low Bay Fixture (Cree® LS4-50L-35K-10V).....	346.04	66.30
			<i>For >50 To 100, Deduct</i>	-11.41	
			<i>For >100 To 250, Deduct</i>	-20.06	
			<i>For >250 To 500, Deduct</i>	-34.60	
			<i>For >500, Deduct</i>	-49.14	
26 51 19 00-0396	EA		5,000 Lumens, 4' Length, LED Low Bay Fixture (Cree® LS4-50L-50K-10V).....	365.81	66.30
			<i>For >50 To 100, Deduct</i>	-11.91	
			<i>For >100 To 250, Deduct</i>	-21.05	
			<i>For >250 To 500, Deduct</i>	-36.58	
			<i>For >500, Deduct</i>	-52.11	
26 51 19 00-0397	EA		8,000 Lumens, 8' Length, LED Low Bay Fixture (Cree® LS8-80L-35K-10V).....	484.03	82.88
			<i>For >50 To 100, Deduct</i>	-15.55	
			<i>For >100 To 250, Deduct</i>	-27.65	
			<i>For >250 To 500, Deduct</i>	-48.40	
			<i>For >500, Deduct</i>	-69.15	
26 51 19 00-0398	EA		8,000 Lumens, 8' Length, LED Low Bay Fixture (Cree® LS8-80L-50K-10V).....	520.27	82.88
			<i>For >50 To 100, Deduct</i>	-16.46	
			<i>For >100 To 250, Deduct</i>	-29.47	
			<i>For >250 To 500, Deduct</i>	-52.03	
			<i>For >500, Deduct</i>	-74.59	
26 51 19 00-0399	EA		10,000 Lumens, 8' Length, LED Low Bay Fixture (Cree® LS8-100L-35K-10V).....	596.03	82.88
			<i>For >50 To 100, Deduct</i>	-18.35	
			<i>For >100 To 250, Deduct</i>	-33.25	
			<i>For >250 To 500, Deduct</i>	-59.60	
			<i>For >500, Deduct</i>	-85.95	
26 51 19 00-0400	EA		10,000 Lumens, 8' Length, LED Low Bay Fixture (Cree® LS8-100L-50K-10V).....	615.80	82.88
			<i>For >50 To 100, Deduct</i>	-18.85	
			<i>For >100 To 250, Deduct</i>	-34.24	
			<i>For >250 To 500, Deduct</i>	-61.58	
			<i>For >500, Deduct</i>	-88.92	



MINOR	CSI	UOM	DESCRIPTION	TOTAL DIRECT UNIT COST	DEMOLITION UNIT COST
-------	-----	-----	-------------	------------------------	----------------------

26 51 19 00-0401			LED Low Bay Fixtures (CREE® LN) <small>(26 51 19 00-0389)</small>		
			Note: Includes 120/277 voltage and aluminum housing assembly. Excludes sensors.		
26 51 19 00-0402	EA		3,400 Lumens, 4' Length, LED Low Bay Fixture (Cree® LN4-34L-35K-10V)	668.88	66.30
			For>50 To 100, Deduct	-19.48	
			For>100 To 250, Deduct	-36.21	
			For>250 To 500, Deduct	-66.89	
			For>500, Deduct	-97.57	
26 51 19 00-0403	EA		3,400 Lumens, 4' Length, LED Low Bay Fixture, Smartcast Technology (Cree® LN4-34L-35K-CMA)	751.24	66.30
			For>50 To 100, Deduct	-21.54	
			For>100 To 250, Deduct	-40.32	
			For>250 To 500, Deduct	-75.12	
			For>500, Deduct	-109.92	
26 51 19 00-0404			LED Linear Low Bay Fixtures (CREE® CS) <small>(26 51 19 00-0389)</small>		
			Note: Includes 3,500 or 4,000K color temperature, 120/277 voltage and lightweight polymer housing assembly. Excludes sensors.		
26 51 19 00-0405	EA		4,000 Lumens, 4' Length, LED Linear Low Bay Fixture (Cree® CS14™)	649.62	66.30
			For>50 To 100, Deduct	-19.00	
			For>100 To 250, Deduct	-35.24	
			For>250 To 500, Deduct	-64.96	
			For>500, Deduct	-94.68	
26 51 19 00-0406	EA		7,500 Lumens, 8' Length, LED Linear Low Bay Fixture (Cree® CS18™)	807.08	82.88
			For>50 To 100, Deduct	-23.63	
			For>100 To 250, Deduct	-43.81	
			For>250 To 500, Deduct	-80.71	
			For>500, Deduct	-117.61	
26 51 19 00-0407	EA		8,000 Lumens, 8' Length, LED Linear Low Bay Fixture (Cree® CS18™)	1,022.18	82.88
			For>50 To 100, Deduct	-29.01	
			For>100 To 250, Deduct	-54.56	
			For>250 To 500, Deduct	-102.22	
			For>500, Deduct	-149.87	
26 51 19 00-0408			Accessories For LED Low Bay Fixtures (CREE®) <small>(26 51 19 00-0389)</small>		
26 51 19 00-0409	EA		Continuous Row Through Wiring Kit For 4' Fixtures (Cree® LS4TWK)	59.36	18.17
			For>50 To 100, Deduct	-2.24	
			For>100 To 250, Deduct	-3.73	
			For>250 To 500, Deduct	-5.94	
			For>500, Deduct	-8.15	
26 51 19 00-0410	EA		Continuous Row Through Wiring Kit For 8' Fixtures (Cree® LS8TWK)	65.18	18.17
			For>50 To 100, Deduct	-2.39	
			For>100 To 250, Deduct	-4.02	
			For>250 To 500, Deduct	-6.52	
			For>500, Deduct	-9.02	
26 51 19 00-0411	EA		Top Housing Aligner For Continuous Row Installations (Cree® LS-RJ)	49.66	18.17
			For>50 To 100, Deduct	-2.00	
			For>100 To 250, Deduct	-3.24	
			For>250 To 500, Deduct	-4.97	
			For>500, Deduct	-6.69	
26 51 19 00-0412	EA		Reflector Joint Aligner For Continuous Row Installations (Cree® LS-RFLJ)	39.98	18.17
			For>50 To 100, Deduct	-1.76	
			For>100 To 250, Deduct	-2.76	
			For>250 To 500, Deduct	-4.00	
			For>500, Deduct	-5.24	
26 51 19 00-0413	EA		Solid Reflector, Pair (Cree® LS4-SR)	127.17	18.17
			For>50 To 100, Deduct	-3.94	
			For>100 To 250, Deduct	-7.12	
			For>250 To 500, Deduct	-12.72	
			For>500, Deduct	-18.32	
26 51 19 00-0414	EA		Solid Reflector, Pair (Cree® LS8-SR)	175.63	18.17
			For>50 To 100, Deduct	-5.15	
			For>100 To 250, Deduct	-9.54	
			For>250 To 500, Deduct	-17.56	
			For>500, Deduct	-25.59	
26 51 19 00-0415	EA		5" Cable Canopy With #18/2 SJT Cord, 48" (Cree® AC5-18/2-48-Q14B-JB)	65.18	18.17
			For>50 To 100, Deduct	-2.39	
			For>100 To 250, Deduct	-4.02	
			For>250 To 500, Deduct	-6.52	
			For>500, Deduct	-9.02	
26 51 19 00-0416	EA		5" Cable Canopy With #18/2 SJT Cord, 72" (Cree® AC5-18/2-72-Q14B-JB)	92.30	18.17
			For>50 To 100, Deduct	-3.06	
			For>100 To 250, Deduct	-5.37	
			For>250 To 500, Deduct	-9.23	
			For>500, Deduct	-13.09	
26 51 19 00-0417	EA		5" Cable Canopy With #18/5 SJT Cord, 48" (Cree® AC5-18/5-48-Q14B-JB)	72.92	18.17
			For>50 To 100, Deduct	-2.58	
			For>100 To 250, Deduct	-4.40	
			For>250 To 500, Deduct	-7.29	
			For>500, Deduct	-10.18	



Electrical	26	26
Lighting	26 50	
Interior Lighting	26 51	

MINOR CSI UOM DESCRIPTION	TOTAL DIRECT UNIT COST	DEMOLITION UNIT COST
26 51 19 00-0418 EA 5" Cable Canopy With #18/5 SJT Cord, 72" (Cree® AC5-18/5-72-Q14B-JB).....	98.12	18.17
For >50 To 100, Deduct	-3.21	
For >100 To 250, Deduct	-5.66	
For >250 To 500, Deduct	-9.81	
For >500, Deduct	-13.96	
26 51 19 00-0419 EA 5" Cable Canopy With #18/5 SJT Cord, 96" (Cree® AC5-18/5-96-Q14B-JB).....	103.93	18.17
For >50 To 100, Deduct	-3.36	
For >100 To 250, Deduct	-5.95	
For >250 To 500, Deduct	-10.39	
For >500, Deduct	-14.83	
26 51 19 00-0420 EA 5" Cable Canopy With #12/3 SJT Cord, 48" (Cree® AC5-12/3-48-Q14B-JB).....	88.42	18.17
For >50 To 100, Deduct	-2.97	
For >100 To 250, Deduct	-5.18	
For >250 To 500, Deduct	-8.84	
For >500, Deduct	-12.51	
26 51 19 00-0421 EA 5" Cable Canopy With #12/3 SJT Cord, 72" (Cree® AC5-12/3-72-Q14B-JB).....	132.99	18.17
For >50 To 100, Deduct	-4.08	
For >100 To 250, Deduct	-7.41	
For >250 To 500, Deduct	-13.30	
For >500, Deduct	-19.19	
26 51 19 00-0422 EA Set Of End Caps, One With Power Feed, One Without (Cree® LN-EC).....	69.05	18.17
For >50 To 100, Deduct	-2.48	
For >100 To 250, Deduct	-4.21	
For >250 To 500, Deduct	-6.91	
For >500, Deduct	-9.60	
26 51 19 00-0423 EA Canopy Kit With Aircraft Cable And Opening For Power Feed (Cree® LN-CK-5-AC).....	84.55	18.17
For >50 To 100, Deduct	-2.87	
For >100 To 250, Deduct	-4.98	
For >250 To 500, Deduct	-8.46	
For >500, Deduct	-11.93	
26 51 19 00-0424 EA Canopy Kit With Aircraft Cable No Opening For Power Feed (Cree® LN-CK-0-AC).....	65.18	18.17
For >50 To 100, Deduct	-2.39	
For >100 To 250, Deduct	-4.02	
For >250 To 500, Deduct	-6.52	
For >500, Deduct	-9.02	
26 51 19 00-0425 EA Emergency 125W Inverter, Ceiling Installed (Cree® ELI-125W).....	1,277.42	44.20
For >50 To 100, Deduct	-33.59	
For >100 To 250, Deduct	-65.53	
For >250 To 500, Deduct	-127.74	
For >500, Deduct	-189.96	
26 51 19 00-0426 EA 120 Volt, Emergency Relay For Use With Generator Power (Cree® EL-SR-120).....	453.85	44.20
For >50 To 100, Deduct	-13.00	
For >100 To 250, Deduct	-24.35	
For >250 To 500, Deduct	-45.39	
For >500, Deduct	-66.42	
26 51 19 00-0427 LED Linear Low Bay Fixtures (Lithonia MSL) (26 51 19 00-0384)		
Note: Includes 3,500K, 4,000K or 5,000K color temperature, 120/277 voltage and steel housing assembly. Excludes sensors.		
26 51 19 00-0428 EA 4,000 Lumens, 4' Length, LED Linear Low Bay Fixture (Lithonia MSL).....	937.56	66.30
For >50 To 100, Deduct	-26.20	
For >100 To 250, Deduct	-49.64	
For >250 To 500, Deduct	-93.76	
For >500, Deduct	-137.87	
26 51 19 00-0429 High Bay LED Fixtures (26 51 19 00-0001)		
26 51 19 00-0430 LED High Bay Fixtures (Columbia Lighting LWS) (26 51 19 00-0429)		
26 51 19 00-0431 EA 16" x 24", 7,909 Lumens, 58.8 Watt, LED Suspended High Bay/Low Bay Fixture (Columbia LWS-30-LW-W-EU).....	489.91	121.56
For >50 To 100, Deduct	-18.33	
For >100 To 250, Deduct	-30.57	
For >250 To 500, Deduct	-48.99	
For >500, Deduct	-67.41	
26 51 19 00-0432 EA 16" x 24", 8,526 Lumens, 58.8 Watt, LED Suspended High Bay/Low Bay Fixture (Columbia LWS-50-LW-W-EU).....	489.91	121.56
For >50 To 100, Deduct	-18.33	
For >100 To 250, Deduct	-30.57	
For >250 To 500, Deduct	-48.99	
For >500, Deduct	-67.41	
26 51 19 00-0433 EA 16" x 24", 11,812 Lumens, 82.9 Watt, LED Suspended High Bay/Low Bay Fixture (Columbia LWS-30-ML-W-EU).....	549.15	121.56
For >50 To 100, Deduct	-19.81	
For >100 To 250, Deduct	-33.54	
For >250 To 500, Deduct	-54.92	
For >500, Deduct	-76.29	
26 51 19 00-0434 EA 16" x 24", 12,734 Lumens, 82.9 Watt, LED Suspended High Bay/Low Bay Fixture (Columbia LWS-50-ML-W-EU).....	549.15	121.56
For >50 To 100, Deduct	-19.81	
For >100 To 250, Deduct	-33.54	
For >250 To 500, Deduct	-54.92	
For >500, Deduct	-76.29	
26 51 19 00-0435 EA 16" x 24", 14,813 Lumens, 112.5 Watt, LED Suspended High Bay/Low Bay Fixture (Columbia LWS-30-HL-W-EU).....	647.87	121.56
For >50 To 100, Deduct	-22.27	
For >100 To 250, Deduct	-38.47	
For >250 To 500, Deduct	-64.79	
For >500, Deduct	-91.10	

26 Electrical

26 50 Lighting

26 51 Interior Lighting



MINOR	CSI	UOM	DESCRIPTION	TOTAL DIRECT UNIT COST	DEMOLITION UNIT COST
26 51 19 00-0436	EA		16" x 24", 15,968 Lumens, 112.5 Watt, LED Suspended High Bay/Low Bay Fixture (Columbia LWS-50-HL-W-EU).....	647.87	121.56
			<i>For >50 To 100, Deduct</i>	-22.27	
			<i>For >100 To 250, Deduct</i>	-38.47	
			<i>For >250 To 500, Deduct</i>	-64.79	
			<i>For >500, Deduct</i>	-91.10	
26 51 19 00-0437	EA		16" x 24", 18,714 Lumens, 137.1 Watt, LED Suspended High Bay/Low Bay Fixture (Columbia LWS-30-VL-W-EU).....	687.35	121.56
			<i>For >50 To 100, Deduct</i>	-23.26	
			<i>For >100 To 250, Deduct</i>	-40.45	
			<i>For >250 To 500, Deduct</i>	-68.74	
			<i>For >500, Deduct</i>	-97.02	
26 51 19 00-0438	EA		16" x 24", 19,511 Lumens, 137.1 Watt, LED Suspended High Bay/Low Bay Fixture (Columbia LWS-50-VL-W-EU).....	687.35	121.56
			<i>For >50 To 100, Deduct</i>	-23.26	
			<i>For >100 To 250, Deduct</i>	-40.45	
			<i>For >250 To 500, Deduct</i>	-68.74	
			<i>For >500, Deduct</i>	-97.02	
26 51 19 00-0439	EA		16" x 24", 22,994 Lumens, 174 Watt, LED Suspended High Bay/Low Bay Fixture (Columbia LWS-30-XL-W-EU).....	716.97	121.56
			<i>For >50 To 100, Deduct</i>	-24.00	
			<i>For >100 To 250, Deduct</i>	-41.93	
			<i>For >250 To 500, Deduct</i>	-71.70	
			<i>For >500, Deduct</i>	-101.47	
26 51 19 00-0440	EA		16" x 24", 24,787 Lumens, 174 Watt, LED Suspended High Bay/Low Bay Fixture (Columbia LWS-50-XL-W-EU).....	716.97	121.56
			<i>For >50 To 100, Deduct</i>	-24.00	
			<i>For >100 To 250, Deduct</i>	-41.93	
			<i>For >250 To 500, Deduct</i>	-71.70	
			<i>For >500, Deduct</i>	-101.47	
26 51 19 00-0441			LED High Bay Fixtures (Cree) <small>(26 51 19 00-0429)</small>		
26 51 19 00-0442			LED High Bay Fixtures (CREE®) <small>(26 51 19 00-0441)</small>		
26 51 19 00-0443	EA		18,000 Median Lumens, Universal Mount, LED High Bay Fixture (Cree® CXB-A-UV-M-40K-8-UL-10V).....	801.49	121.56
			<i>For >50 To 100, Deduct</i>	-26.12	
			<i>For >100 To 250, Deduct</i>	-46.15	
			<i>For >250 To 500, Deduct</i>	-80.15	
			<i>For >500, Deduct</i>	-114.15	
26 51 19 00-0444	EA		18,000 Median Lumens, Universal Mount, LED High Bay Fixture (Cree® CXB-A-UV-M-40K-8-UL-ML).....	960.09	121.56
			<i>For >50 To 100, Deduct</i>	-30.08	
			<i>For >100 To 250, Deduct</i>	-54.08	
			<i>For >250 To 500, Deduct</i>	-96.01	
			<i>For >500, Deduct</i>	-137.94	
26 51 19 00-0445	EA		18,000 Median Lumens, Universal Mount, LED High Bay Fixture (Cree® CXB-A-UV-M-40K-8-UH-10V).....	882.59	121.56
			<i>For >50 To 100, Deduct</i>	-28.14	
			<i>For >100 To 250, Deduct</i>	-50.21	
			<i>For >250 To 500, Deduct</i>	-88.26	
			<i>For >500, Deduct</i>	-126.31	
26 51 19 00-0446	EA		18,000 Median Lumens, Universal Mount, LED High Bay Fixture (Cree® CXB-A-UV-M-40K-8-UH-ML).....	1,008.55	121.56
			<i>For >50 To 100, Deduct</i>	-31.29	
			<i>For >100 To 250, Deduct</i>	-56.51	
			<i>For >250 To 500, Deduct</i>	-100.86	
			<i>For >500, Deduct</i>	-145.20	
26 51 19 00-0447	EA		24,000 Median Lumens, Universal Mount, LED High Bay Fixture (Cree® CXB-A-UV-H-40K-8-UL-10V).....	829.49	121.56
			<i>For >50 To 100, Deduct</i>	-26.82	
			<i>For >100 To 250, Deduct</i>	-47.55	
			<i>For >250 To 500, Deduct</i>	-82.95	
			<i>For >500, Deduct</i>	-118.35	
26 51 19 00-0448	EA		24,000 Median Lumens, Universal Mount, LED High Bay Fixture (Cree® CXB-A-UV-H-40K-8-UL-ML).....	989.16	121.56
			<i>For >50 To 100, Deduct</i>	-30.81	
			<i>For >100 To 250, Deduct</i>	-55.54	
			<i>For >250 To 500, Deduct</i>	-98.92	
			<i>For >500, Deduct</i>	-142.30	
26 51 19 00-0449	EA		24,000 Median Lumens, Universal Mount, LED High Bay Fixture (Cree® CXB-A-UV-H-40K-8-UH-10V).....	911.65	121.56
			<i>For >50 To 100, Deduct</i>	-28.87	
			<i>For >100 To 250, Deduct</i>	-51.66	
			<i>For >250 To 500, Deduct</i>	-91.17	
			<i>For >500, Deduct</i>	-130.67	
26 51 19 00-0450	EA		24,000 Median Lumens, Universal Mount, LED High Bay Fixture (Cree® CXB-A-UV-H-40K-8-UH-ML).....	1,037.61	121.56
			<i>For >50 To 100, Deduct</i>	-32.02	
			<i>For >100 To 250, Deduct</i>	-57.96	
			<i>For >250 To 500, Deduct</i>	-103.76	
			<i>For >500, Deduct</i>	-149.56	
26 51 19 00-0451			Accessories For LED High Bay Fixtures (CREE®) <small>(26 51 19 00-0441)</small>		
26 51 19 00-0452	EA		15 Amperes, 120 Volt, Straight Blade Plug For LED High Bay Fixtures (Cree® AP-515P).....	59.36	18.17
			<i>For >50 To 100, Deduct</i>	-2.24	
			<i>For >100 To 250, Deduct</i>	-3.73	
			<i>For >250 To 500, Deduct</i>	-5.94	
			<i>For >500, Deduct</i>	-8.15	
26 51 19 00-0453	EA		15 Amperes, 120 Volt, Twist Lock Plug For LED High Bay Fixtures (Cree® AP-L515P).....	59.36	18.17
			<i>For >50 To 100, Deduct</i>	-2.24	
			<i>For >100 To 250, Deduct</i>	-3.73	
			<i>For >250 To 500, Deduct</i>	-5.94	
			<i>For >500, Deduct</i>	-8.15	



Electrical	26	26
Lighting	26 50	
Interior Lighting	26 51	

MINOR	CSI	UOM	DESCRIPTION	TOTAL DIRECT UNIT COST	DEMOLITION UNIT COST
26 51 19 00-0454	EA		16" Matte Spun Aluminum Reflector For LED High Bay Fixture (Cree® CXBA16N)	78.73	18.17
			<i>For >50 To 100, Deduct</i>	-2.73	
			<i>For >100 To 250, Deduct</i>	-4.69	
			<i>For >250 To 500, Deduct</i>	-7.87	
			<i>For >500, Deduct</i>	-11.05	
26 51 19 00-0455	EA		16" Clear Acrylic Reflector For LED High Bay Fixture (Cree® CXBP16)	117.49	18.17
			<i>For >50 To 100, Deduct</i>	-3.69	
			<i>For >100 To 250, Deduct</i>	-6.63	
			<i>For >250 To 500, Deduct</i>	-11.75	
			<i>For >500, Deduct</i>	-16.87	
26 51 19 00-0456	EA		16" White Acrylic Reflector For LED High Bay Fixture (Cree® CXBW16)	136.88	18.17
			<i>For >50 To 100, Deduct</i>	-4.18	
			<i>For >100 To 250, Deduct</i>	-7.60	
			<i>For >250 To 500, Deduct</i>	-13.69	
			<i>For >500, Deduct</i>	-19.77	
26 51 19 00-0457	EA		16" Clear Prismatic Conical Lens For Prismatic And Acrylic Reflectors For LED High Bay Fixtures (Cree® CL16)	78.73	18.17
			<i>For >50 To 100, Deduct</i>	-2.73	
			<i>For >100 To 250, Deduct</i>	-4.69	
			<i>For >250 To 500, Deduct</i>	-7.87	
			<i>For >500, Deduct</i>	-11.05	
26 51 19 00-0458	EA		16" Clear Prismatic Drop Lens For Prismatic And Acrylic Reflectors For LED High Bay Fixtures (Cree® DL16)	80.68	18.17
			<i>For >50 To 100, Deduct</i>	-2.77	
			<i>For >100 To 250, Deduct</i>	-4.79	
			<i>For >250 To 500, Deduct</i>	-8.07	
			<i>For >500, Deduct</i>	-11.34	
26 51 19 00-0459	EA		16" Wire Guard For Aluminum Reflector For LED High Bay Fixtures (Cree® WG-A)	59.36	18.17
			<i>For >50 To 100, Deduct</i>	-2.24	
			<i>For >100 To 250, Deduct</i>	-3.73	
			<i>For >250 To 500, Deduct</i>	-5.94	
			<i>For >500, Deduct</i>	-8.15	
26 51 19 00-0460	EA		16" Wire Guard For Prismatic And Acrylic Reflector For LED High Bay Fixtures (Cree® WG-AP)	63.23	18.17
			<i>For >50 To 100, Deduct</i>	-2.34	
			<i>For >100 To 250, Deduct</i>	-3.92	
			<i>For >250 To 500, Deduct</i>	-6.32	
			<i>For >500, Deduct</i>	-8.73	
26 51 19 00-0461	EA		5' Galvanized Safety Cable For LED High Bay Fixtures (Cree® SC-5)	41.92	18.17
			<i>For >50 To 100, Deduct</i>	-1.81	
			<i>For >100 To 250, Deduct</i>	-2.85	
			<i>For >250 To 500, Deduct</i>	-4.19	
			<i>For >500, Deduct</i>	-5.53	
26 51 19 00-0462	EA		10' Galvanized Safety Cable For LED High Bay Fixtures (Cree® SC-10)	43.86	18.17
			<i>For >50 To 100, Deduct</i>	-1.85	
			<i>For >100 To 250, Deduct</i>	-2.95	
			<i>For >250 To 500, Deduct</i>	-4.39	
			<i>For >500, Deduct</i>	-5.82	
26 51 19 00-0463			LED High Bay Fixtures (DLE) <small>(26 51 19 00-0429)</small>		
26 51 19 00-0464	EA		12,000 Lumens, 120 Watt, LED High Bay Fixture (DLE-12-ST/HV)	1,378.27	121.56
			<i>For >50 To 100, Deduct</i>	-40.53	
			<i>For >100 To 250, Deduct</i>	-74.99	
			<i>For >250 To 500, Deduct</i>	-137.83	
			<i>For >500, Deduct</i>	-200.66	
26 51 19 00-0465	EA		18,000 Lumens, 180 Watt, LED High Bay Fixture (DLE-18-ST/HV)	1,691.00	121.56
			<i>For >50 To 100, Deduct</i>	-48.35	
			<i>For >100 To 250, Deduct</i>	-90.63	
			<i>For >250 To 500, Deduct</i>	-169.10	
			<i>For >500, Deduct</i>	-247.57	
26 51 19 00-0466	EA		24,000 Lumens, 230 Watt, LED High Bay Fixture (DLE-24-ST/HV)	1,981.39	121.56
			<i>For >50 To 100, Deduct</i>	-55.61	
			<i>For >100 To 250, Deduct</i>	-105.15	
			<i>For >250 To 500, Deduct</i>	-198.14	
			<i>For >500, Deduct</i>	-291.13	
26 51 19 00-0467			LED High Bay Fixtures (Everlast) <small>(26 51 19 00-0429)</small>		
26 51 19 00-0468			LED High Bay Fixtures (Everlast EL-LED-LG) <small>(26 51 19 00-0467)</small>		
26 51 19 00-0469	EA		13,500 Lumens, 150 Watt, LED High Bay Fixture (Everlast EL-LED-LG, AC)	933.55	121.56
			<i>For >50 To 100, Deduct</i>	-29.42	
			<i>For >100 To 250, Deduct</i>	-52.76	
			<i>For >250 To 500, Deduct</i>	-93.36	
			<i>For >500, Deduct</i>	-133.95	
26 51 19 00-0470	EA		13,500 Lumens, 150 Watt, LED High Bay Fixture (Everlast EL-LED-LG, AO)	986.35	121.56
			<i>For >50 To 100, Deduct</i>	-30.74	
			<i>For >100 To 250, Deduct</i>	-55.40	
			<i>For >250 To 500, Deduct</i>	-98.64	
			<i>For >500, Deduct</i>	-141.87	
26 51 19 00-0471	EA		15,000 Lumens, 150 Watt, LED High Bay Fixture (Everlast EL-LED-LG, AL16)	880.75	121.56
			<i>For >50 To 100, Deduct</i>	-28.10	
			<i>For >100 To 250, Deduct</i>	-50.12	
			<i>For >250 To 500, Deduct</i>	-88.08	
			<i>For >500, Deduct</i>	-126.03	

26 Electrical

26 50 Lighting

26 51 Interior Lighting



MINOR	CSI	UOM	DESCRIPTION	TOTAL DIRECT UNIT COST	DEMOLITION UNIT COST
26 51 19 00-0472	EA		15,000 Lumens, 150 Watt, LED High Bay Fixture (Everlast EL-LED-LG, AL22)	903.09	121.56
			<i>For >50 To 100, Deduct</i>	-28.66	
			<i>For >100 To 250, Deduct</i>	-51.23	
			<i>For >250 To 500, Deduct</i>	-90.31	
			<i>For >500, Deduct</i>	-129.39	
26 51 19 00-0473	EA		17,500 Lumens, 200 Watt, LED High Bay Fixture (Everlast EL-LED-LG, AC).....	1,024.93	121.56
			<i>For >50 To 100, Deduct</i>	-31.70	
			<i>For >100 To 250, Deduct</i>	-57.32	
			<i>For >250 To 500, Deduct</i>	-102.49	
			<i>For >500, Deduct</i>	-147.66	
26 51 19 00-0474	EA		17,500 Lumens, 200 Watt, LED High Bay Fixture (Everlast EL-LED-LG, AO).....	1,116.31	121.56
			<i>For >50 To 100, Deduct</i>	-33.99	
			<i>For >100 To 250, Deduct</i>	-61.89	
			<i>For >250 To 500, Deduct</i>	-111.63	
			<i>For >500, Deduct</i>	-161.37	
26 51 19 00-0475	EA		20,000 Lumens, 200 Watt, LED High Bay Fixture (Everlast EL-LED-LG, AL16)	976.19	121.56
			<i>For >50 To 100, Deduct</i>	-30.48	
			<i>For >100 To 250, Deduct</i>	-54.89	
			<i>For >250 To 500, Deduct</i>	-97.62	
			<i>For >500, Deduct</i>	-140.35	
26 51 19 00-0476	EA		20,000 Lumens, 200 Watt, LED High Bay Fixture (Everlast EL-LED-LG, AL22)	1,055.39	121.56
			<i>For >50 To 100, Deduct</i>	-32.46	
			<i>For >100 To 250, Deduct</i>	-58.85	
			<i>For >250 To 500, Deduct</i>	-105.54	
			<i>For >500, Deduct</i>	-152.23	
26 51 19 00-0477	EA		34,000 Lumens, 300 Watt, LED High Bay Fixture (Everlast EL-LED-LG-HW, AL30)	1,532.60	121.56
			<i>For >50 To 100, Deduct</i>	-44.39	
			<i>For >100 To 250, Deduct</i>	-82.71	
			<i>For >250 To 500, Deduct</i>	-153.26	
			<i>For >500, Deduct</i>	-223.81	
26 51 19 00-0478	EA		43,000 Lumens, 400 Watt, LED High Bay Fixture (Everlast EL-LED-LG-HW, AL30).....	1,674.75	121.56
			<i>For >50 To 100, Deduct</i>	-47.95	
			<i>For >100 To 250, Deduct</i>	-89.82	
			<i>For >250 To 500, Deduct</i>	-167.48	
			<i>For >500, Deduct</i>	-245.13	
26 51 19 00-0479	EA		66,000 Lumens, 600 Watt, LED High Bay Fixture (Everlast EL-LED-LG-HW, AL30)	2,080.89	121.56
			<i>For >50 To 100, Deduct</i>	-58.10	
			<i>For >100 To 250, Deduct</i>	-110.12	
			<i>For >250 To 500, Deduct</i>	-208.09	
			<i>For >500, Deduct</i>	-306.06	
26 51 19 00-0480			LED High Bay Fixtures (Everlast EL-LED-CS) <small>(26 51 19 00-0467)</small>		
26 51 19 00-0481	EA		5,000 Lumens, 50 Watt, LED High Bay Fixture (Everlast EL-LED-CS).....	588.33	121.56
			<i>For >50 To 100, Deduct</i>	-20.79	
			<i>For >100 To 250, Deduct</i>	-35.49	
			<i>For >250 To 500, Deduct</i>	-58.83	
			<i>For >500, Deduct</i>	-82.17	
26 51 19 00-0482	EA		10,000 Lumens, 100 Watt, LED High Bay Fixture (Everlast EL-LED-CS)	862.47	121.56
			<i>For >50 To 100, Deduct</i>	-27.64	
			<i>For >100 To 250, Deduct</i>	-49.20	
			<i>For >250 To 500, Deduct</i>	-86.25	
			<i>For >500, Deduct</i>	-123.29	
26 51 19 00-0483	EA		15,000 Lumens, 150 Watt, LED High Bay Fixture (Everlast EL-LED-CS)	984.32	121.56
			<i>For >50 To 100, Deduct</i>	-30.69	
			<i>For >100 To 250, Deduct</i>	-55.29	
			<i>For >250 To 500, Deduct</i>	-98.43	
			<i>For >500, Deduct</i>	-141.57	
26 51 19 00-0484	EA		20,000 Lumens, 200 Watt, LED High Bay Fixture (Everlast EL-LED-CS)	1,126.46	121.56
			<i>For >50 To 100, Deduct</i>	-34.24	
			<i>For >100 To 250, Deduct</i>	-62.40	
			<i>For >250 To 500, Deduct</i>	-112.65	
			<i>For >500, Deduct</i>	-162.89	
26 51 19 00-0485	EA		30,000 Lumens, 300 Watt, LED High Bay Fixture (Everlast EL-LED-CS)	1,217.85	121.56
			<i>For >50 To 100, Deduct</i>	-36.52	
			<i>For >100 To 250, Deduct</i>	-66.97	
			<i>For >250 To 500, Deduct</i>	-121.79	
			<i>For >500, Deduct</i>	-176.60	
26 51 19 00-0486			LED High Bay Fixtures (Everlast EL-LED-HB-LG) <small>(26 51 19 00-0467)</small>		
26 51 19 00-0487	EA		10,000 Lumens, 100 Watt, LED High Bay Fixture (Everlast EL-LED-HB-LG).....	771.09	121.56
			<i>For >50 To 100, Deduct</i>	-25.36	
			<i>For >100 To 250, Deduct</i>	-44.63	
			<i>For >250 To 500, Deduct</i>	-77.11	
			<i>For >500, Deduct</i>	-109.59	
26 51 19 00-0488	EA		15,000 Lumens, 150 Watt, LED High Bay Fixture (Everlast EL-LED-HB-LG).....	821.86	121.56
			<i>For >50 To 100, Deduct</i>	-26.62	
			<i>For >100 To 250, Deduct</i>	-47.17	
			<i>For >250 To 500, Deduct</i>	-82.19	
			<i>For >500, Deduct</i>	-117.20	
26 51 19 00-0489	EA		20,000 Lumens, 200 Watt, LED High Bay Fixture (Everlast EL-LED-HB-LG).....	892.93	121.56
			<i>For >50 To 100, Deduct</i>	-28.40	
			<i>For >100 To 250, Deduct</i>	-50.72	
			<i>For >250 To 500, Deduct</i>	-89.29	
			<i>For >500, Deduct</i>	-127.86	



Electrical	26	
Lighting	26 50	26
Interior Lighting	26 51	

MINOR CSI UOM DESCRIPTION	TOTAL DIRECT UNIT COST	DEMOLITION UNIT COST
------------------------------	---------------------------	-------------------------

26 51 19 00-0490	LED High Bay Fixtures (Everlast EL-LED-LHB) <small>(26 51 19 00-0467)</small>		
26 51 19 00-0491	EA 13,000 Lumens, 100 Watt, LED High Bay Fixture (Everlast EL-LED-LHB)	783.28	121.56
	<i>For >50 To 100, Deduct</i>	-25.66	
	<i>For >100 To 250, Deduct</i>	-45.24	
	<i>For >250 To 500, Deduct</i>	-78.33	
	<i>For >500, Deduct</i>	-111.41	
26 51 19 00-0492	EA 26,000 Lumens, 200 Watt, LED High Bay Fixture (Everlast EL-LED-LHB)	964.01	121.56
	<i>For >50 To 100, Deduct</i>	-30.18	
	<i>For >100 To 250, Deduct</i>	-54.28	
	<i>For >250 To 500, Deduct</i>	-96.40	
	<i>For >500, Deduct</i>	-138.52	
26 51 19 00-0493	EA 39,000 Lumens, 300 Watt, LED High Bay Fixture (Everlast EL-LED-LHB)	1,197.54	121.56
	<i>For >50 To 100, Deduct</i>	-36.02	
	<i>For >100 To 250, Deduct</i>	-65.95	
	<i>For >250 To 500, Deduct</i>	-119.75	
	<i>For >500, Deduct</i>	-173.55	
26 51 19 00-0494	LED High Bay Fixtures (Lithonia IBL) <small>(26 51 19 00-0429)</small>		
	Note: Includes aluminum alloy chassis.		
26 51 19 00-0495	EA 9,000 Lumens, 45" Length, LED High Bay Fixture (Lithonia IBL 9L)	619.68	121.56
	<i>For >50 To 100, Deduct</i>	-21.57	
	<i>For >100 To 250, Deduct</i>	-37.06	
	<i>For >250 To 500, Deduct</i>	-61.97	
	<i>For >500, Deduct</i>	-86.87	
26 51 19 00-0496	EA 12,000 Lumens, 45" Length, LED High Bay Fixture (Lithonia IBL 12L)	669.04	121.56
	<i>For >50 To 100, Deduct</i>	-22.80	
	<i>For >100 To 250, Deduct</i>	-39.53	
	<i>For >250 To 500, Deduct</i>	-66.90	
	<i>For >500, Deduct</i>	-94.28	
26 51 19 00-0497	EA 18,000 Lumens, 45" Length, LED High Bay Fixture (Lithonia IBL 18L)	802.31	121.56
	<i>For >50 To 100, Deduct</i>	-26.14	
	<i>For >100 To 250, Deduct</i>	-46.19	
	<i>For >250 To 500, Deduct</i>	-80.23	
	<i>For >500, Deduct</i>	-114.27	
26 51 19 00-0498	EA 24,000 Lumens, 45" Length, LED High Bay Fixture (Lithonia IBL 24L)	855.62	121.56
	<i>For >50 To 100, Deduct</i>	-27.47	
	<i>For >100 To 250, Deduct</i>	-48.86	
	<i>For >250 To 500, Deduct</i>	-85.56	
	<i>For >500, Deduct</i>	-122.27	
26 51 19 00-0499	LED High Bay Fixtures (Metalux SSLED) <small>(26 51 19 00-0429)</small>		
26 51 19 00-0500	EA 12,000 Lumens, 80 Watt, 5000K, LED Round High Bay Fixture (Metalux SSLED-LD5-12-M-UNV-L840-CD1U)	716.54	121.56
	<i>For >50 To 100, Deduct</i>	-23.99	
	<i>For >100 To 250, Deduct</i>	-41.90	
	<i>For >250 To 500, Deduct</i>	-71.65	
	<i>For >500, Deduct</i>	-101.40	
26 51 19 00-0501	EA 15,000 Lumens, 100 Watt, 5000K, LED Round High Bay Fixture (Metalux SSLED-LD5-15-M-UNV-L840-CD1U)	735.14	121.56
	<i>For >50 To 100, Deduct</i>	-24.46	
	<i>For >100 To 250, Deduct</i>	-42.83	
	<i>For >250 To 500, Deduct</i>	-73.51	
	<i>For >500, Deduct</i>	-104.19	
26 51 19 00-0502	EA 18,000 Lumens, 120 Watt, 5000K, LED Round High Bay Fixture (Metalux SSLED-LD5-18-M-UNV-L840-CD1U)	742.63	121.56
	<i>For >50 To 100, Deduct</i>	-24.64	
	<i>For >100 To 250, Deduct</i>	-43.21	
	<i>For >250 To 500, Deduct</i>	-74.26	
	<i>For >500, Deduct</i>	-105.32	
26 51 19 00-0503	EA 24,000 Lumens, 160 Watt, 5000K, LED Round High Bay Fixture (Metalux SSLED-LD5-24-M-UNV-L840-CD1U)	813.95	121.56
	<i>For >50 To 100, Deduct</i>	-26.43	
	<i>For >100 To 250, Deduct</i>	-46.78	
	<i>For >250 To 500, Deduct</i>	-81.40	
	<i>For >500, Deduct</i>	-116.01	
26 51 19 00-0504	EA 30,000 Lumens, 200 Watt, 5000K, LED Round High Bay Fixture (Metalux SSLED-LD5-30-M-UNV-L840-CD1U)	897.02	121.56
	<i>For >50 To 100, Deduct</i>	-28.50	
	<i>For >100 To 250, Deduct</i>	-50.93	
	<i>For >250 To 500, Deduct</i>	-89.70	
	<i>For >500, Deduct</i>	-128.48	
26 51 19 00-0505	EA 36,000 Lumens, 240 Watt, 5000K, LED Round High Bay Fixture (Metalux SSLED-LD5-36-M-UNV-L840-CD1U)	928.19	121.56
	<i>For >50 To 100, Deduct</i>	-29.28	
	<i>For >100 To 250, Deduct</i>	-52.49	
	<i>For >250 To 500, Deduct</i>	-92.82	
	<i>For >500, Deduct</i>	-133.15	
26 51 19 00-0506	LED High Bay Fixtures (PlanLED) <small>(26 51 19 00-0429)</small>		
26 51 19 00-0507	LED High Bay Fixtures (PlanLED LUNA) <small>(26 51 19 00-0506)</small>		
	Note: Includes aluminum alloy chassis.		

26 Electrical
26 50 Lighting
26 51 Interior Lighting



MINOR	CSI	UOM	DESCRIPTION	TOTAL DIRECT UNIT COST	DEMOLITION UNIT COST
26 51	19 00-0508	EA	7,000 Lumens, LED High Bay Fixture (PlanLED LUNA LN70).....	909.18	121.56
			<i>For >50 To 100, Deduct</i>	-28.81	
			<i>For >100 To 250, Deduct</i>	-51.54	
			<i>For >250 To 500, Deduct</i>	-90.92	
			<i>For >500, Deduct</i>	-130.30	
26 51	19 00-0509	EA	9,800 Lumens, LED High Bay Fixture (PlanLED LUNA LN98).....	1,022.90	121.56
			<i>For >50 To 100, Deduct</i>	-31.65	
			<i>For >100 To 250, Deduct</i>	-57.22	
			<i>For >250 To 500, Deduct</i>	-102.29	
			<i>For >500, Deduct</i>	-147.36	
26 51	19 00-0510	EA	13,000 Lumens, LED High Bay Fixture (PlanLED LUNA LN130).....	1,187.39	121.56
			<i>For >50 To 100, Deduct</i>	-35.76	
			<i>For >100 To 250, Deduct</i>	-65.45	
			<i>For >250 To 500, Deduct</i>	-118.74	
			<i>For >500, Deduct</i>	-172.03	
26 51	19 00-0511	EA	16,000 Lumens, LED High Bay Fixture (PlanLED LUNA LN160).....	1,347.81	121.56
			<i>For >50 To 100, Deduct</i>	-39.77	
			<i>For >100 To 250, Deduct</i>	-73.47	
			<i>For >250 To 500, Deduct</i>	-134.78	
			<i>For >500, Deduct</i>	-196.09	
26 51	19 00-0512		LED High Bay Fixtures (PlanLED IBL) <small>(26 51 19 00-0506)</small>		
			Note: Includes aluminum alloy chassis.		
26 51	19 00-0513	EA	13,650 Lumens, 130 Watt, 46.5" Length, LED Indirect High Bay Fixture (PlanLED IBL 130W).....	990.41	121.56
			<i>For 480 Volt, Add</i>	56.96	
			<i>For >50 To 100, Deduct</i>	-30.84	
			<i>For >100 To 250, Deduct</i>	-55.60	
			<i>For >250 To 500, Deduct</i>	-99.04	
			<i>For >500, Deduct</i>	-142.48	
26 51	19 00-0514	EA	21,000 Lumens, 200 Watt, 46.5" Length, LED Indirect High Bay Fixture (PlanLED IBL 200W).....	1,386.39	121.56
			<i>For 480 Volt, Add</i>	72.17	
			<i>For >50 To 100, Deduct</i>	-40.74	
			<i>For >100 To 250, Deduct</i>	-75.40	
			<i>For >250 To 500, Deduct</i>	-138.64	
			<i>For >500, Deduct</i>	-201.88	
26 51	19 00-0515	EA	42,000 Lumens, 400 Watt, 46.5" Length, LED Indirect High Bay Fixture (PlanLED IBL 400W).....	2,476.88	121.56
			<i>For 480 Volt, Add</i>	114.50	
			<i>For >50 To 100, Deduct</i>	-68.00	
			<i>For >100 To 250, Deduct</i>	-129.92	
			<i>For >250 To 500, Deduct</i>	-247.69	
			<i>For >500, Deduct</i>	-365.45	
26 51	19 00-0516		LED High Bay Fixtures (PlanLED SEGA) <small>(26 51 19 00-0506)</small>		
			Note: Includes aluminum alloy chassis.		
26 51	19 00-0517	EA	10,400 Lumens, 80 Watt, LED High Bay Fixture (PlanLED SEGA SE080).....	777.18	121.56
			<i>For 0 To 10 Volt Dimming, Add</i>	87.74	
			<i>For >50 To 100, Deduct</i>	-25.51	
			<i>For >100 To 250, Deduct</i>	-44.94	
			<i>For >250 To 500, Deduct</i>	-77.72	
			<i>For >500, Deduct</i>	-110.50	
26 51	19 00-0518	EA	13,000 Lumens, 100 Watt, LED High Bay Fixture (PlanLED SEGA SE100).....	832.01	121.56
			<i>For 0 To 10 Volt Dimming, Add</i>	87.74	
			<i>For >50 To 100, Deduct</i>	-26.88	
			<i>For >100 To 250, Deduct</i>	-47.68	
			<i>For >250 To 500, Deduct</i>	-83.20	
			<i>For >500, Deduct</i>	-118.72	
26 51	19 00-0519	EA	16,900 Lumens, 130 Watt, LED High Bay Fixture (PlanLED SEGA SE130).....	1,020.87	121.56
			<i>For 0 To 10 Volt Dimming, Add</i>	87.74	
			<i>For >50 To 100, Deduct</i>	-31.60	
			<i>For >100 To 250, Deduct</i>	-57.12	
			<i>For >250 To 500, Deduct</i>	-102.09	
			<i>For >500, Deduct</i>	-147.05	
26 51	19 00-0520	EA	20,800 Lumens, 160 Watt, LED High Bay Fixture (PlanLED SEGA SE160).....	1,156.93	121.56
			<i>For 0 To 10 Volt Dimming, Add</i>	87.74	
			<i>For >50 To 100, Deduct</i>	-35.00	
			<i>For >100 To 250, Deduct</i>	-63.92	
			<i>For >250 To 500, Deduct</i>	-115.69	
			<i>For >500, Deduct</i>	-167.46	
26 51	19 00-0521	EA	50,000 Lumens, 400 Watt, Array, LED High Bay Fixture (PlanLED SEGA SE400).....	2,160.09	121.56
			<i>For >50 To 100, Deduct</i>	-60.08	
			<i>For >100 To 250, Deduct</i>	-114.08	
			<i>For >250 To 500, Deduct</i>	-216.01	
			<i>For >500, Deduct</i>	-317.94	
26 51	19 00-0522	EA	57,040 Lumens, 500 Watt, Array, LED High Bay Fixture (PlanLED SEGA SE500).....	2,338.79	121.56
			<i>For >50 To 100, Deduct</i>	-64.55	
			<i>For >100 To 250, Deduct</i>	-123.02	
			<i>For >250 To 500, Deduct</i>	-233.88	
			<i>For >500, Deduct</i>	-344.74	
26 51	19 00-0523	EA	80,000 Lumens, 640 Watt, Array, LED High Bay Fixture (PlanLED SEGA SE640).....	3,568.99	121.56
			<i>For >50 To 100, Deduct</i>	-95.30	
			<i>For >100 To 250, Deduct</i>	-184.53	
			<i>For >250 To 500, Deduct</i>	-356.90	
			<i>For >500, Deduct</i>	-529.27	



Electrical	26	
Lighting	26 50	26
Interior Lighting	26 51	

MINOR CSI UOM DESCRIPTION	TOTAL DIRECT UNIT COST	DEMOLITION UNIT COST
------------------------------	---------------------------	-------------------------

26 51 19 00-0524	Wet/Hazardous Location, LED Fixtures (26 51 19 00-0001)		
26 51 19 00-0525	Wet Location, LED Fixtures (26 51 19 00-0524)		
26 51 19 00-0526	Wet Location, NEMA 4X, High Bay/Low Bay, LED Fixture (Cooper Champ® Pro PVM) (26 51 19 00-0525) Note: Includes 5,600K CRI LED arrays, heat and impact resistant glass lens, silicone gaskets, stainless steel external hardware and powder coated aluminum housing.		
26 51 19 00-0527	EA 3,531 Lumens, 29 Watt, Pendant Mount, Wet Location, NEMA 4X, High Bay/Low Bay, LED Fixture (Cooper Champ® Pro PVM3L).....	2,325.66	92.83
	For Ceiling Mount, Add	20.23	
	For Quick Clip Mounting Option, Add	29.74	
	For Frosted Lens, Add	63.95	
	For Warm White Color Rendering, Add	82.33	
	For Stanchion Mount, Add	137.98	
	For Wall Mount, Add	152.74	
	For Polycarbonate Lens, Add	118.54	
	For Teflon Coated Lens, Add	135.74	
	For 480 Volt, Add	193.91	
	For >50 To 100, Deduct	-62.01	
	For >100 To 250, Deduct	-120.15	
	For >250 To 500, Deduct	-232.57	
	For >500, Deduct	-344.98	
26 51 19 00-0528	EA 5,335 Lumens, 43 Watt, Pendant Mount, Wet Location, NEMA 4X, High Bay/Low Bay, LED Fixture (Cooper Champ® Pro PVM5L).....	2,370.89	99.45
	For Ceiling Mount, Add	20.23	
	For Quick Clip Mounting Option, Add	29.74	
	For Frosted Lens, Add	63.95	
	For Warm White Color Rendering, Add	82.33	
	For Stanchion Mount, Add	137.98	
	For Wall Mount, Add	152.74	
	For Polycarbonate Lens, Add	118.54	
	For Teflon Coated Lens, Add	135.74	
	For 480 Volt, Add	193.91	
	For >50 To 100, Deduct	-63.42	
	For >100 To 250, Deduct	-122.69	
	For >250 To 500, Deduct	-237.09	
	For >500, Deduct	-351.49	
26 51 19 00-0529	EA 7,195 Lumens, 62 Watt, Pendant Mount, Wet Location, NEMA 4X, High Bay/Low Bay, LED Fixture (Cooper Champ® Pro PVM7L).....	2,676.24	106.08
	For Ceiling Mount, Add	20.23	
	For Quick Clip Mounting Option, Add	29.74	
	For Frosted Lens, Add	63.95	
	For Warm White Color Rendering, Add	82.33	
	For Stanchion Mount, Add	137.98	
	For Wall Mount, Add	152.74	
	For Polycarbonate Lens, Add	118.54	
	For Teflon Coated Lens, Add	135.74	
	For 480 Volt, Add	193.91	
	For >50 To 100, Deduct	-71.33	
	For >100 To 250, Deduct	-138.23	
	For >250 To 500, Deduct	-267.62	
	For >500, Deduct	-397.02	
26 51 19 00-0530	EA 9,266 Lumens, 85 Watt, Pendant Mount, Wet Location, NEMA 4X, High Bay/Low Bay, LED Fixture (Cooper Champ® Pro PVM9L).....	3,220.27	112.72
	For Ceiling Mount, Add	20.23	
	For Quick Clip Mounting Option, Add	29.74	
	For Frosted Lens, Add	63.95	
	For Warm White Color Rendering, Add	82.33	
	For Stanchion Mount, Add	137.98	
	For Wall Mount, Add	152.74	
	For Polycarbonate Lens, Add	118.54	
	For Teflon Coated Lens, Add	135.74	
	For 480 Volt, Add	193.91	
	For >50 To 100, Deduct	-85.20	
	For >100 To 250, Deduct	-165.71	
	For >250 To 500, Deduct	-322.03	
	For >500, Deduct	-478.34	
26 51 19 00-0531	EA 11,440 Lumens, 113 Watt, Pendant Mount, Wet Location, NEMA 4X, High Bay/Low Bay, LED Fixture (Cooper Champ® Pro PVM11L).....	4,105.29	119.34
	For Ceiling Mount, Add	20.23	
	For Quick Clip Mounting Option, Add	29.74	
	For Frosted Lens, Add	63.95	
	For Warm White Color Rendering, Add	82.33	
	For Stanchion Mount, Add	137.98	
	For Wall Mount, Add	152.74	
	For Polycarbonate Lens, Add	118.54	
	For Teflon Coated Lens, Add	135.74	
	For 480 Volt, Add	193.91	
	For >50 To 100, Deduct	-107.61	
	For >100 To 250, Deduct	-210.24	
	For >250 To 500, Deduct	-410.53	
	For >500, Deduct	-610.82	

26 Electrical
26 50 Lighting
26 51 Interior Lighting



MINOR		TOTAL DIRECT		DEMOLITION	
CSI	UOM	DESCRIPTION	UNIT COST	UNIT COST	
26 51 19 00-0532	EA	13,226 Lumens, 131 Watt, Pendant Mount, Wet Location, NEMA 4X, High Bay/Low Bay, LED Fixture (Cooper Champ® Pro PVM11L).....	5,399.61	122.66	
		<i>For Ceiling Mount, Add</i>	20.23		
		<i>For Quick Clip Mounting Option, Add</i>	29.74		
		<i>For Frosted Lens, Add</i>	63.95		
		<i>For Warm White Color Rendering, Add</i>	82.33		
		<i>For Stanchion Mount, Add</i>	137.98		
		<i>For Wall Mount, Add</i>	152.74		
		<i>For Polycarbonate Lens, Add</i>	118.54		
		<i>For Teflon Coated Lens, Add</i>	135.74		
		<i>For 480 Volt, Add</i>	193.91		
		<i>For >50 To 100, Deduct</i>	-140.10		
		<i>For >100 To 250, Deduct</i>	-275.09		
		<i>For >250 To 500, Deduct</i>	-539.96		
		<i>For >500, Deduct</i>	-804.83		
26 51 19 00-0533	EA	18,793 Lumens, 168 Watt, Pendant Mount, Wet Location, NEMA 4X, High Bay/Low Bay, LED Fixture (Cooper Champ® Pro PVM17L).....	6,252.65	125.97	
		<i>For Ceiling Mount, Add</i>	20.23		
		<i>For Quick Clip Mounting Option, Add</i>	29.74		
		<i>For Frosted Lens, Add</i>	63.95		
		<i>For Warm White Color Rendering, Add</i>	82.33		
		<i>For Stanchion Mount, Add</i>	137.98		
		<i>For Wall Mount, Add</i>	152.74		
		<i>For Polycarbonate Lens, Add</i>	118.54		
		<i>For Teflon Coated Lens, Add</i>	135.74		
		<i>For 480 Volt, Add</i>	193.91		
		<i>For >50 To 100, Deduct</i>	-161.57		
		<i>For >100 To 250, Deduct</i>	-317.88		
		<i>For >250 To 500, Deduct</i>	-625.27		
		<i>For >500, Deduct</i>	-932.65		
26 51 19 00-0534		Wet Location, NEMA 4X, LED Floodlight (Cooper Champ® Pro PFM) (26 51 19 00-0525)			
		Note: Includes 5,600K CRI LED arrays, shatter resistant glass lens, silicone gaskets, stainless steel external hardware and powder coated aluminum housing.			
26 51 19 00-0535	EA	5,183 Lumens, 45 Watt, Yoke Mount, Wet Location, NEMA 4X, 7 x 6 Optic, Glass Lens, LED Floodlight (Cooper Champ® Pro PFM5L).....	2,096.86	99.45	
		<i>For Bolt-On Visor, Add</i>	110.11		
		<i>For Bolt-On Wire Guard, Add</i>	226.48		
		<i>For 480 Volt, Add</i>	193.91		
		<i>For Warm White Color Rendering, Add</i>	82.33		
		<i>For >50 To 100, Deduct</i>	-56.57		
		<i>For >100 To 250, Deduct</i>	-108.99		
		<i>For >250 To 500, Deduct</i>	-209.69		
		<i>For >500, Deduct</i>	-310.39		
26 51 19 00-0536	EA	7,095 Lumens, 62 Watt, Yoke Mount, Wet Location, NEMA 4X, 7 x 6 Optic, Glass Lens, LED Floodlight (Cooper Champ® Pro PFM7L).....	3,091.45	106.08	
		<i>For Bolt-On Visor, Add</i>	110.11		
		<i>For Bolt-On Wire Guard, Add</i>	226.48		
		<i>For 480 Volt, Add</i>	193.91		
		<i>For Warm White Color Rendering, Add</i>	82.33		
		<i>For >50 To 100, Deduct</i>	-81.71		
		<i>For >100 To 250, Deduct</i>	-158.99		
		<i>For >250 To 500, Deduct</i>	-309.15		
		<i>For >500, Deduct</i>	-459.30		
26 51 19 00-0537	EA	9,132 Lumens, 79 Watt, Yoke Mount, Wet Location, NEMA 4X, 7 x 6 Optic, Glass Lens, LED Floodlight (Cooper Champ® Pro PFM9L).....	3,408.18	112.72	
		<i>For Bolt-On Visor, Add</i>	110.11		
		<i>For Bolt-On Wire Guard, Add</i>	226.48		
		<i>For 480 Volt, Add</i>	193.91		
		<i>For Warm White Color Rendering, Add</i>	82.33		
		<i>For >50 To 100, Deduct</i>	-89.90		
		<i>For >100 To 250, Deduct</i>	-175.11		
		<i>For >250 To 500, Deduct</i>	-340.82		
		<i>For >500, Deduct</i>	-506.53		
26 51 19 00-0538	EA	11,107 Lumens, 99 Watt, Yoke Mount, Wet Location, NEMA 4X, 7 x 6 Optic, Glass Lens, LED Floodlight (Cooper Champ® Pro PFM11L).....	3,912.24	119.34	
		<i>For Bolt-On Visor, Add</i>	110.11		
		<i>For Bolt-On Wire Guard, Add</i>	226.48		
		<i>For 480 Volt, Add</i>	193.91		
		<i>For Warm White Color Rendering, Add</i>	82.33		
		<i>For >50 To 100, Deduct</i>	-102.78		
		<i>For >100 To 250, Deduct</i>	-200.58		
		<i>For >250 To 500, Deduct</i>	-391.22		
		<i>For >500, Deduct</i>	-581.86		
26 51 19 00-0539		Wet Location, NEMA 4X, Low Bay, LED Fixture (Cooper Vaporgard™ Pro P2L) (26 51 19 00-0525)			
		Note: Includes 5,600K CRI LED arrays, heat resistant glass lens, silicone gaskets, stainless steel external hardware and powder coated aluminum housing.			



Electrical	26	
Lighting	26 50	26
Interior Lighting	26 51	

MINOR	CSI	UOM	DESCRIPTION	TOTAL DIRECT UNIT COST	DEMOLITION UNIT COST
26 51	19 00-0540	EA	1,400 Lumens, 25 Watt, Pendant Mount, Wet Location, NEMA 4X, Low Bay, LED Fixture (Cooper Vaporgard™ Pro P2LC).....	1,456.07	92.83
			<i>For 12/24 Volt DC Driver, Add</i>	31.30	
			<i>For Frosted Lens, Add</i>	63.95	
			<i>For 55 Degree Ambient Suitability (AC Only), Add</i>	42.61	
			<i>For Warm White Color Rendering, Add</i>	82.33	
			<i>For Ceiling Mount, Add</i>	97.23	
			<i>For Wall Mount, Add</i>	141.00	
			<i>For Teflon Coated Lens, Add</i>	135.74	
			<i>For Wall Mount With Junction Box, Add</i>	204.84	
			<i>For >50 To 100, Deduct</i>	-40.27	
			<i>For >100 To 250, Deduct</i>	-76.67	
			<i>For >250 To 500, Deduct</i>	-145.61	
			<i>For >500, Deduct</i>	-214.54	
26 51	19 00-0541		Vaportight, LED Fixtures (26 51 19 00-0541)		
26 51	19 00-0542		General Distribution, Vaportight, LED Fixtures (Metalux) (26 51 19 00-0541)		
26 51	19 00-0543	EA	2', 2,000 Lumens, 16 Watt, 120-277 Volt, Dimming, General Distribution, Vaportight Industrial LED Fixture (Metalux 2VT3-LD5-2-G-UNV-L850-CD1-U)	336.79	53.05
			<i>For >50 To 100, Deduct</i>	-10.63	
			<i>For >100 To 250, Deduct</i>	-19.05	
			<i>For >250 To 500, Deduct</i>	-33.68	
			<i>For >500, Deduct</i>	-48.31	
26 51	19 00-0544	EA	2', 3,000 Lumens, 24 Watt, 120-277 Volt, Dimming, General Distribution, Vaportight Industrial LED Fixture (Metalux 2VT3-LD5-3-G-UNV-L850-CD1-U)	351.76	53.05
			<i>For >50 To 100, Deduct</i>	-11.00	
			<i>For >100 To 250, Deduct</i>	-19.80	
			<i>For >250 To 500, Deduct</i>	-35.18	
			<i>For >500, Deduct</i>	-50.55	
26 51	19 00-0545	EA	2', 4,000 Lumens, 32 Watt, 120-277 Volt, Dimming, General Distribution, Vaportight Industrial LED Fixture (Metalux 2VT3-LD5-4-G-UNV-L850-CD1-U)	381.73	53.05
			<i>For >50 To 100, Deduct</i>	-11.75	
			<i>For >100 To 250, Deduct</i>	-21.30	
			<i>For >250 To 500, Deduct</i>	-38.17	
			<i>For >500, Deduct</i>	-55.05	
26 51	19 00-0546	EA	4', 4,000 Lumens, 32 Watt, 120-277 Volt, Dimming, General Distribution, Vaportight Industrial LED Fixture (Metalux 4VT3-LD5-4-G-UNV-L850-CD1-U)	338.26	66.30
			<i>For >50 To 100, Deduct</i>	-11.22	
			<i>For >100 To 250, Deduct</i>	-19.68	
			<i>For >250 To 500, Deduct</i>	-33.83	
			<i>For >500, Deduct</i>	-47.98	
26 51	19 00-0547	EA	4', 6,000 Lumens, 51 Watt, 120-277 Volt, Dimming, General Distribution, Vaportight Industrial LED Fixture (Metalux 4VT3-LD5-6-G-UNV-L850-CD1-U)	381.24	66.30
			<i>For >50 To 100, Deduct</i>	-12.29	
			<i>For >100 To 250, Deduct</i>	-21.82	
			<i>For >250 To 500, Deduct</i>	-38.12	
			<i>For >500, Deduct</i>	-54.42	
26 51	19 00-0548	EA	4', 8,000 Lumens, 67 Watt, 120-277 Volt, Dimming, General Distribution, Vaportight Industrial LED Fixture (Metalux 4VT3-LD5-8-G-UNV-L850-CD1-U)	538.65	66.30
			<i>For >50 To 100, Deduct</i>	-16.23	
			<i>For >100 To 250, Deduct</i>	-29.70	
			<i>For >250 To 500, Deduct</i>	-53.87	
			<i>For >500, Deduct</i>	-78.04	
26 51	19 00-0549		Wide Distribution, Vaportight, LED Fixtures (Metalux) (26 51 19 00-0541)		
26 51	19 00-0550	EA	2', 2,000 Lumens, 17 Watt, 120-277 Volt, Dimming, Wide Distribution, Vaportight Industrial LED Fixture (Metalux 2VT3-LD5-2-W-UNV-L850-CD1-U)	366.75	53.05
			<i>For >50 To 100, Deduct</i>	-11.38	
			<i>For >100 To 250, Deduct</i>	-20.55	
			<i>For >250 To 500, Deduct</i>	-36.68	
			<i>For >500, Deduct</i>	-52.80	
26 51	19 00-0551	EA	2', 3,000 Lumens, 25 Watt, 120-277 Volt, Dimming, Wide Distribution, Vaportight Industrial LED Fixture (Metalux 2VT3-LD5-3-W-UNV-L850-CD1-U)	381.73	53.05
			<i>For >50 To 100, Deduct</i>	-11.75	
			<i>For >100 To 250, Deduct</i>	-21.30	
			<i>For >250 To 500, Deduct</i>	-38.17	
			<i>For >500, Deduct</i>	-55.05	
26 51	19 00-0552	EA	2', 4,000 Lumens, 34 Watt, 120-277 Volt, Dimming, Wide Distribution, Vaportight Industrial LED Fixture (Metalux 2VT3-LD5-4-W-UNV-L850-CD1-U)	411.69	53.05
			<i>For >50 To 100, Deduct</i>	-12.50	
			<i>For >100 To 250, Deduct</i>	-22.79	
			<i>For >250 To 500, Deduct</i>	-41.17	
			<i>For >500, Deduct</i>	-59.54	
26 51	19 00-0553	EA	4', 4,000 Lumens, 31 Watt, 120-277 Volt, Dimming, Wide Distribution, Vaportight Industrial LED Fixture (Metalux 4VT3-LD5-4-W-UNV-L850-CD1-U)	478.74	66.30
			<i>For >50 To 100, Deduct</i>	-14.73	
			<i>For >100 To 250, Deduct</i>	-26.70	
			<i>For >250 To 500, Deduct</i>	-47.87	
			<i>For >500, Deduct</i>	-69.05	

26 Electrical

26 50 Lighting

26 51 Interior Lighting



MINOR	CSI	UOM	DESCRIPTION	TOTAL DIRECT UNIT COST	DEMOLITION UNIT COST
26 51	19 00-0554	EA	4', 6,000 Lumens, 49 Watt, 120-277 Volt, Dimming, Wide Distribution, Vaportight Industrial LED Fixture (Metalux 4VT3-LD5-6-W-UNV-L850-CD1-U)	538.65	66.30
			<i>For >50 To 100, Deduct</i>	-16.23	
			<i>For >100 To 250, Deduct</i>	-29.70	
			<i>For >250 To 500, Deduct</i>	-53.87	
			<i>For >500, Deduct</i>	-78.04	
26 51	19 00-0555	EA	4', 8,000 Lumens, 70 Watt, 120-277 Volt, Dimming, Wide Distribution, Vaportight Industrial LED Fixture (Metalux 4VT3-LD5-8-W-UNV-L850-CD1-U)	598.58	66.30
			<i>For >50 To 100, Deduct</i>	-17.73	
			<i>For >100 To 250, Deduct</i>	-32.69	
			<i>For >250 To 500, Deduct</i>	-59.86	
			<i>For >500, Deduct</i>	-87.02	
26 51	19 00-0556		Parking Garage Distribution, Vaportight, LED Fixtures (Metalux) <small>(26 51 19 00-0541)</small>		
26 51	19 00-0557	EA	2', 2,000 Lumens, 17 Watt, 120-277 Volt, Dimming, Parking Garage Distribution, Vaportight Industrial LED Fixture (Metalux 2VT3-LD5-2-P-UNV-L850-CD1-U)	366.75	53.05
			<i>For >50 To 100, Deduct</i>	-11.38	
			<i>For >100 To 250, Deduct</i>	-20.55	
			<i>For >250 To 500, Deduct</i>	-36.68	
			<i>For >500, Deduct</i>	-52.80	
26 51	19 00-0558	EA	2', 3,000 Lumens, 25 Watt, 120-277 Volt, Dimming, Parking Garage Distribution, Vaportight Industrial LED Fixture (Metalux 2VT3-LD5-3-P-UNV-L850-CD1-U)	382.87	53.05
			<i>For >50 To 100, Deduct</i>	-11.78	
			<i>For >100 To 250, Deduct</i>	-21.35	
			<i>For >250 To 500, Deduct</i>	-38.29	
			<i>For >500, Deduct</i>	-55.22	
26 51	19 00-0559	EA	2', 4,000 Lumens, 34 Watt, 120-277 Volt, Dimming, Parking Garage Distribution, Vaportight Industrial LED Fixture (Metalux 2VT3-LD5-4-P-UNV-L850-CD1-U)	411.69	53.05
			<i>For >50 To 100, Deduct</i>	-12.50	
			<i>For >100 To 250, Deduct</i>	-22.79	
			<i>For >250 To 500, Deduct</i>	-41.17	
			<i>For >500, Deduct</i>	-59.54	
26 51	19 00-0560	EA	4', 4,000 Lumens, 31 Watt, 120-277 Volt, Dimming, Parking Garage Distribution, Vaportight Industrial LED Fixture (Metalux 4VT3-LD5-4-P-UNV-L850-CD1-U)	478.74	66.30
			<i>For >50 To 100, Deduct</i>	-14.73	
			<i>For >100 To 250, Deduct</i>	-26.70	
			<i>For >250 To 500, Deduct</i>	-47.87	
			<i>For >500, Deduct</i>	-69.05	
26 51	19 00-0561	EA	4', 6,000 Lumens, 49 Watt, 120-277 Volt, Dimming, Parking Garage Distribution, Vaportight Industrial LED Fixture (Metalux 4VT3-LD5-6-P-UNV-L850-CD1-U)	538.65	66.30
			<i>For >50 To 100, Deduct</i>	-16.23	
			<i>For >100 To 250, Deduct</i>	-29.70	
			<i>For >250 To 500, Deduct</i>	-53.87	
			<i>For >500, Deduct</i>	-78.04	
26 51	19 00-0562	EA	4', 8,000 Lumens, 69 Watt, 120-277 Volt, Dimming, Parking Garage Distribution, Vaportight Industrial LED Fixture (Metalux 4VT3-LD5-8-P-UNV-L850-CD1-U)	598.58	66.30
			<i>For >50 To 100, Deduct</i>	-17.73	
			<i>For >100 To 250, Deduct</i>	-32.69	
			<i>For >250 To 500, Deduct</i>	-59.86	
			<i>For >500, Deduct</i>	-87.02	
26 51	19 00-0563		Ceiling Mounted LED Fixtures <small>(26 51 19 00-0001)</small>		
26 51	19 00-0564		Ceiling Mounted, LED Drum Fixtures (Enertron) <small>(26 51 19 00-0563)</small>		
26 51	19 00-0565	EA	11" Diameter, 530 Lumens, 7 Watt, 3000K CCT, LED Drum Fixture (Enertron 10LED1X611-30)	135.20	44.20
			<i>For >50 To 100, Deduct</i>	-5.04	
			<i>For >100 To 250, Deduct</i>	-8.42	
			<i>For >250 To 500, Deduct</i>	-13.52	
			<i>For >500, Deduct</i>	-18.62	
26 51	19 00-0566	EA	11" Diameter, 1,060 Lumens, 10 Watt, 3000K CCT, LED Drum Fixture (Enertron 10LED2X611-30)	142.04	44.20
			<i>For >50 To 100, Deduct</i>	-5.21	
			<i>For >100 To 250, Deduct</i>	-8.76	
			<i>For >250 To 500, Deduct</i>	-14.20	
			<i>For >500, Deduct</i>	-19.65	
26 51	19 00-0567	EA	11" Diameter, 1,590 Lumens, 14 Watt, 3000K CCT, LED Drum Fixture (Enertron 10LED3X611-30)	148.88	44.20
			<i>For >50 To 100, Deduct</i>	-5.38	
			<i>For >100 To 250, Deduct</i>	-9.10	
			<i>For >250 To 500, Deduct</i>	-14.89	
			<i>For >500, Deduct</i>	-20.67	
26 51	19 00-0568	EA	11" Diameter, 2,120 Lumens, 17 Watt, 3000K CCT, LED Drum Fixture (Enertron 10LED4X611-30)	155.72	44.20
			<i>For >50 To 100, Deduct</i>	-5.55	
			<i>For >100 To 250, Deduct</i>	-9.44	
			<i>For >250 To 500, Deduct</i>	-15.57	
			<i>For >500, Deduct</i>	-21.70	
26 51	19 00-0569	EA	14" Diameter, 530 Lumens, 7 Watt, 3000K CCT, LED Drum Fixture (Enertron 10LED1X614-30)	148.93	48.62
			<i>For >50 To 100, Deduct</i>	-5.55	
			<i>For >100 To 250, Deduct</i>	-9.27	
			<i>For >250 To 500, Deduct</i>	-14.89	
			<i>For >500, Deduct</i>	-20.52	
26 51	19 00-0570	EA	14" Diameter, 1,060 Lumens, 10 Watt, 3000K CCT, LED Drum Fixture (Enertron 10LED2X614-30)	155.77	48.62
			<i>For >50 To 100, Deduct</i>	-5.72	
			<i>For >100 To 250, Deduct</i>	-9.61	
			<i>For >250 To 500, Deduct</i>	-15.58	
			<i>For >500, Deduct</i>	-21.54	



Electrical	26	26
Lighting	26 50	
Interior Lighting	26 51	

MINOR	CSI	UOM	DESCRIPTION	TOTAL DIRECT UNIT COST	DEMOLITION UNIT COST
26 51	19 00-0571	EA	14" Diameter, 1,590 Lumens, 14 Watt, 3000K CCT, LED Drum Fixture (Enertron 10LED3X614-30)	162.61	48.62
			<i>For >50 To 100, Deduct</i>	-5.89	
			<i>For >100 To 250, Deduct</i>	-9.95	
			<i>For >250 To 500, Deduct</i>	-16.26	
			<i>For >500, Deduct</i>	-22.57	
26 51	19 00-0572	EA	14" Diameter, 2,120 Lumens, 17 Watt, 3000K CCT, LED Drum Fixture (Enertron 10LED4X614-30)	169.45	48.62
			<i>For >50 To 100, Deduct</i>	-6.06	
			<i>For >100 To 250, Deduct</i>	-10.30	
			<i>For >250 To 500, Deduct</i>	-16.95	
			<i>For >500, Deduct</i>	-23.59	
26 51	19 00-0573	EA	14" Diameter, 3,180 Lumens, 24 Watt, 3000K CCT, LED Drum Fixture (Enertron 10LED6X614-30)	183.13	48.62
			<i>For >50 To 100, Deduct</i>	-6.40	
			<i>For >100 To 250, Deduct</i>	-10.98	
			<i>For >250 To 500, Deduct</i>	-18.31	
			<i>For >500, Deduct</i>	-25.65	
26 51	19 00-0574	EA	11" Diameter, 530 Lumens, 7 Watt, 3500K CCT, LED Drum Fixture (Enertron 10LED1X611-35)	135.20	44.20
			<i>For >50 To 100, Deduct</i>	-5.04	
			<i>For >100 To 250, Deduct</i>	-8.42	
			<i>For >250 To 500, Deduct</i>	-13.52	
			<i>For >500, Deduct</i>	-18.62	
26 51	19 00-0575	EA	11" Diameter, 1,060 Lumens, 10 Watt, 3500K CCT, LED Drum Fixture (Enertron 10LED2X611-35)	142.04	44.20
			<i>For >50 To 100, Deduct</i>	-5.21	
			<i>For >100 To 250, Deduct</i>	-8.76	
			<i>For >250 To 500, Deduct</i>	-14.20	
			<i>For >500, Deduct</i>	-19.65	
26 51	19 00-0576	EA	11" Diameter, 1,590 Lumens, 14 Watt, 3500K CCT, LED Drum Fixture (Enertron 10LED3X611-35)	148.88	44.20
			<i>For >50 To 100, Deduct</i>	-5.38	
			<i>For >100 To 250, Deduct</i>	-9.10	
			<i>For >250 To 500, Deduct</i>	-14.89	
			<i>For >500, Deduct</i>	-20.67	
26 51	19 00-0577	EA	11" Diameter, 2,120 Lumens, 17 Watt, 3500K CCT, LED Drum Fixture (Enertron 10LED4X611-35)	155.72	44.20
			<i>For >50 To 100, Deduct</i>	-5.55	
			<i>For >100 To 250, Deduct</i>	-9.44	
			<i>For >250 To 500, Deduct</i>	-15.57	
			<i>For >500, Deduct</i>	-21.70	
26 51	19 00-0578	EA	14" Diameter, 530 Lumens, 7 Watt, 3500K CCT, LED Drum Fixture (Enertron 10LED1X614-35)	148.93	48.62
			<i>For >50 To 100, Deduct</i>	-5.55	
			<i>For >100 To 250, Deduct</i>	-9.27	
			<i>For >250 To 500, Deduct</i>	-14.89	
			<i>For >500, Deduct</i>	-20.52	
26 51	19 00-0579	EA	14" Diameter, 1,060 Lumens, 10 Watt, 3500K CCT, LED Drum Fixture (Enertron 10LED2X614-35)	155.77	48.62
			<i>For >50 To 100, Deduct</i>	-5.72	
			<i>For >100 To 250, Deduct</i>	-9.61	
			<i>For >250 To 500, Deduct</i>	-15.58	
			<i>For >500, Deduct</i>	-21.54	
26 51	19 00-0580	EA	14" Diameter, 1,590 Lumens, 14 Watt, 3500K CCT, LED Drum Fixture (Enertron 10LED3X614-35)	162.61	48.62
			<i>For >50 To 100, Deduct</i>	-5.89	
			<i>For >100 To 250, Deduct</i>	-9.95	
			<i>For >250 To 500, Deduct</i>	-16.26	
			<i>For >500, Deduct</i>	-22.57	
26 51	19 00-0581	EA	14" Diameter, 2,120 Lumens, 17 Watt, 3500K CCT, LED Drum Fixture (Enertron 10LED4X614-35)	169.45	48.62
			<i>For >50 To 100, Deduct</i>	-6.06	
			<i>For >100 To 250, Deduct</i>	-10.30	
			<i>For >250 To 500, Deduct</i>	-16.95	
			<i>For >500, Deduct</i>	-23.59	
26 51	19 00-0582	EA	14" Diameter, 3,180 Lumens, 24 Watt, 3500K CCT, LED Drum Fixture (Enertron 10LED6X614-30)	183.13	48.62
			<i>For >50 To 100, Deduct</i>	-6.40	
			<i>For >100 To 250, Deduct</i>	-10.98	
			<i>For >250 To 500, Deduct</i>	-18.31	
			<i>For >500, Deduct</i>	-25.65	
26 51	19 00-0583	EA	11" Diameter, 550 Lumens, 7 Watt, 4000K CCT, LED Drum Fixture (Enertron 10LED1X611-40)	135.20	44.20
			<i>For >50 To 100, Deduct</i>	-5.04	
			<i>For >100 To 250, Deduct</i>	-8.42	
			<i>For >250 To 500, Deduct</i>	-13.52	
			<i>For >500, Deduct</i>	-18.62	
26 51	19 00-0584	EA	11" Diameter, 1,100 Lumens, 10 Watt, 4000K CCT, LED Drum Fixture (Enertron 10LED2X611-40)	142.04	44.20
			<i>For >50 To 100, Deduct</i>	-5.21	
			<i>For >100 To 250, Deduct</i>	-8.76	
			<i>For >250 To 500, Deduct</i>	-14.20	
			<i>For >500, Deduct</i>	-19.65	
26 51	19 00-0585	EA	11" Diameter, 1,650 Lumens, 14 Watt, 4000K CCT, LED Drum Fixture (Enertron 10LED3X611-40)	148.88	44.20
			<i>For >50 To 100, Deduct</i>	-5.38	
			<i>For >100 To 250, Deduct</i>	-9.10	
			<i>For >250 To 500, Deduct</i>	-14.89	
			<i>For >500, Deduct</i>	-20.67	
26 51	19 00-0586	EA	11" Diameter, 2,200 Lumens, 17 Watt, 4000K CCT, LED Drum Fixture (Enertron 10LED4X611-40)	155.72	44.20
			<i>For >50 To 100, Deduct</i>	-5.55	
			<i>For >100 To 250, Deduct</i>	-9.44	
			<i>For >250 To 500, Deduct</i>	-15.57	
			<i>For >500, Deduct</i>	-21.70	
26 51	19 00-0587	EA	14" Diameter, 550 Lumens, 7 Watt, 4000K CCT, LED Drum Fixture (Enertron 10LED1X614-40)	148.93	48.62
			<i>For >50 To 100, Deduct</i>	-5.55	
			<i>For >100 To 250, Deduct</i>	-9.27	
			<i>For >250 To 500, Deduct</i>	-14.89	
			<i>For >500, Deduct</i>	-20.52	

26 Electrical
26 50 Lighting
26 51 Interior Lighting



MINOR	CSI	UOM	DESCRIPTION	TOTAL DIRECT UNIT COST	DEMOLITION UNIT COST
26 51	19 00-0588	EA	14" Diameter, 1,100 Lumens, 10 Watt, 4000K CCT, LED Drum Fixture (Enertron 10LED2X614-40)	155.77	48.62
			<i>For>50 To 100, Deduct</i>	-5.72	
			<i>For>100 To 250, Deduct</i>	-9.61	
			<i>For>250 To 500, Deduct</i>	-15.58	
			<i>For>500, Deduct</i>	-21.54	
26 51	19 00-0589	EA	14" Diameter, 1,650 Lumens, 14 Watt, 4000K CCT, LED Drum Fixture (Enertron 10LED3X614-40)	162.61	48.62
			<i>For>50 To 100, Deduct</i>	-5.89	
			<i>For>100 To 250, Deduct</i>	-9.95	
			<i>For>250 To 500, Deduct</i>	-16.26	
			<i>For>500, Deduct</i>	-22.57	
26 51	19 00-0590	EA	14" Diameter, 2,200 Lumens, 17 Watt, 4000K CCT, LED Drum Fixture (Enertron 10LED4X614-40)	169.45	48.62
			<i>For>50 To 100, Deduct</i>	-6.06	
			<i>For>100 To 250, Deduct</i>	-10.30	
			<i>For>250 To 500, Deduct</i>	-16.95	
			<i>For>500, Deduct</i>	-23.59	
26 51	19 00-0591	EA	14" Diameter, 3,300 Lumens, 24 Watt, 4000K CCT, LED Drum Fixture (Enertron 10LED6X614-40)	183.13	48.62
			<i>For>50 To 100, Deduct</i>	-6.40	
			<i>For>100 To 250, Deduct</i>	-10.98	
			<i>For>250 To 500, Deduct</i>	-18.31	
			<i>For>500, Deduct</i>	-25.65	
26 51	19 00-0592	EA	11" Diameter, 560 Lumens, 7 Watt, 5000K CCT, LED Drum Fixture (Enertron 10LED1X611-50)	135.20	44.20
			<i>For>50 To 100, Deduct</i>	-5.04	
			<i>For>100 To 250, Deduct</i>	-8.42	
			<i>For>250 To 500, Deduct</i>	-13.52	
			<i>For>500, Deduct</i>	-18.62	
26 51	19 00-0593	EA	11" Diameter, 1,120 Lumens, 10 Watt, 5000K CCT, LED Drum Fixture (Enertron 10LED2X611-50)	142.04	44.20
			<i>For>50 To 100, Deduct</i>	-5.21	
			<i>For>100 To 250, Deduct</i>	-8.76	
			<i>For>250 To 500, Deduct</i>	-14.20	
			<i>For>500, Deduct</i>	-19.65	
26 51	19 00-0594	EA	11" Diameter, 1,680 Lumens, 14 Watt, 5000K CCT, LED Drum Fixture (Enertron 10LED3X611-50)	148.88	44.20
			<i>For>50 To 100, Deduct</i>	-5.38	
			<i>For>100 To 250, Deduct</i>	-9.10	
			<i>For>250 To 500, Deduct</i>	-14.89	
			<i>For>500, Deduct</i>	-20.67	
26 51	19 00-0595	EA	11" Diameter, 2,240 Lumens, 17 Watt, 5000K CCT, LED Drum Fixture (Enertron 10LED4X611-50)	155.72	44.20
			<i>For>50 To 100, Deduct</i>	-5.55	
			<i>For>100 To 250, Deduct</i>	-9.44	
			<i>For>250 To 500, Deduct</i>	-15.57	
			<i>For>500, Deduct</i>	-21.70	
26 51	19 00-0596	EA	14" Diameter, 560 Lumens, 7 Watt, 4000K CCT, LED Drum Fixture (Enertron 10LED1X614-40)	148.93	48.62
			<i>For>50 To 100, Deduct</i>	-5.55	
			<i>For>100 To 250, Deduct</i>	-9.27	
			<i>For>250 To 500, Deduct</i>	-14.89	
			<i>For>500, Deduct</i>	-20.52	
26 51	19 00-0597	EA	14" Diameter, 1,120 Lumens, 10 Watt, 4000K CCT, LED Drum Fixture (Enertron 10LED2X614-40)	155.77	48.62
			<i>For>50 To 100, Deduct</i>	-5.72	
			<i>For>100 To 250, Deduct</i>	-9.61	
			<i>For>250 To 500, Deduct</i>	-15.58	
			<i>For>500, Deduct</i>	-21.54	
26 51	19 00-0598	EA	14" Diameter, 1,680 Lumens, 14 Watt, 4000K CCT, LED Drum Fixture (Enertron 10LED3X614-40)	162.61	48.62
			<i>For>50 To 100, Deduct</i>	-5.89	
			<i>For>100 To 250, Deduct</i>	-9.95	
			<i>For>250 To 500, Deduct</i>	-16.26	
			<i>For>500, Deduct</i>	-22.57	
26 51	19 00-0599	EA	14" Diameter, 2,240 Lumens, 17 Watt, 4000K CCT, LED Drum Fixture (Enertron 10LED4X614-40)	169.45	48.62
			<i>For>50 To 100, Deduct</i>	-6.06	
			<i>For>100 To 250, Deduct</i>	-10.30	
			<i>For>250 To 500, Deduct</i>	-16.95	
			<i>For>500, Deduct</i>	-23.59	
26 51	19 00-0600	EA	14" Diameter, 3,360 Lumens, 24 Watt, 4000K CCT, LED Drum Fixture (Enertron 10LED6X614-40)	183.13	48.62
			<i>For>50 To 100, Deduct</i>	-6.40	
			<i>For>100 To 250, Deduct</i>	-10.98	
			<i>For>250 To 500, Deduct</i>	-18.31	
			<i>For>500, Deduct</i>	-25.65	
26 51	19 00-0601	EA	19" Diameter, 1,060 Lumens, 10 Watt, 3000K CCT, LED Drum Fixture (Enertron 10LED1X12S19-30)	188.44	52.49
			<i>For>50 To 100, Deduct</i>	-6.70	
			<i>For>100 To 250, Deduct</i>	-11.41	
			<i>For>250 To 500, Deduct</i>	-18.84	
			<i>For>500, Deduct</i>	-26.28	
26 51	19 00-0602	EA	19" Diameter, 2,120 Lumens, 17 Watt, 3000K CCT, LED Drum Fixture (Enertron 10LED4X619-30)	203.99	52.49
			<i>For>50 To 100, Deduct</i>	-7.09	
			<i>For>100 To 250, Deduct</i>	-12.19	
			<i>For>250 To 500, Deduct</i>	-20.40	
			<i>For>500, Deduct</i>	-28.61	
26 51	19 00-0603	EA	19" Diameter, 2,120 Lumens, 17 Watt, 3000K CCT, LED Drum Fixture (Enertron 10LED2X12S19-30)	200.19	52.49
			<i>For>50 To 100, Deduct</i>	-6.99	
			<i>For>100 To 250, Deduct</i>	-12.00	
			<i>For>250 To 500, Deduct</i>	-20.02	
			<i>For>500, Deduct</i>	-28.04	
26 51	19 00-0604	EA	19" Diameter, 1,910 Lumens, 18 Watt, 3000K CCT, LED Drum Fixture (Enertron 10LED1X12H19-30)	200.13	52.49
			<i>For>50 To 100, Deduct</i>	-6.99	
			<i>For>100 To 250, Deduct</i>	-12.00	
			<i>For>250 To 500, Deduct</i>	-20.01	
			<i>For>500, Deduct</i>	-28.03	



Electrical	26
Lighting	26 50
Interior Lighting	26 51

MINOR	CSI	UOM	DESCRIPTION	TOTAL DIRECT UNIT COST	DEMOLITION UNIT COST
26 51	19 00-0605	EA	19" Diameter, 3,180 Lumens, 24 Watt, 3000K CCT, LED Drum Fixture (Enertron 10LED6X619-30).....	217.67	52.49
			<i>For >50 To 100, Deduct</i>	-7.43	
			<i>For >100 To 250, Deduct</i>	-12.87	
			<i>For >250 To 500, Deduct</i>	-21.77	
			<i>For >500, Deduct</i>	-30.66	
26 51	19 00-0606	EA	19" Diameter, 3,160 Lumens, 25 Watt, 3000K CCT, LED Drum Fixture (Enertron 10LED3X12S19-30).....	212.01	52.49
			<i>For >50 To 100, Deduct</i>	-7.29	
			<i>For >100 To 250, Deduct</i>	-12.59	
			<i>For >250 To 500, Deduct</i>	-21.20	
			<i>For >500, Deduct</i>	-29.81	
26 51	19 00-0607	EA	19" Diameter, 4,240 Lumens, 31 Watt, 3000K CCT, LED Drum Fixture (Enertron 10LED8X619-30).....	235.70	52.49
			<i>For >50 To 100, Deduct</i>	-7.88	
			<i>For >100 To 250, Deduct</i>	-13.77	
			<i>For >250 To 500, Deduct</i>	-23.57	
			<i>For >500, Deduct</i>	-33.37	
26 51	19 00-0608	EA	19" Diameter, 3,820 Lumens, 32 Watt, 3000K CCT, LED Drum Fixture (Enertron 10LED2X12H19-30).....	227.99	52.49
			<i>For >50 To 100, Deduct</i>	-7.69	
			<i>For >100 To 250, Deduct</i>	-13.39	
			<i>For >250 To 500, Deduct</i>	-22.80	
			<i>For >500, Deduct</i>	-32.21	
26 51	19 00-0609	EA	19" Diameter, 4,240 Lumens, 32 Watt, 3000K CCT, LED Drum Fixture (Enertron 10LED4X12S19-30).....	228.05	52.49
			<i>For >50 To 100, Deduct</i>	-7.69	
			<i>For >100 To 250, Deduct</i>	-13.39	
			<i>For >250 To 500, Deduct</i>	-22.81	
			<i>For >500, Deduct</i>	-32.22	
26 51	19 00-0610	EA	19" Diameter, 1,060 Lumens, 10 Watt, 3500K CCT, LED Drum Fixture (Enertron 10LED1X12S19-35).....	188.44	52.49
			<i>For >50 To 100, Deduct</i>	-6.70	
			<i>For >100 To 250, Deduct</i>	-11.41	
			<i>For >250 To 500, Deduct</i>	-18.84	
			<i>For >500, Deduct</i>	-26.28	
26 51	19 00-0611	EA	19" Diameter, 2,120 Lumens, 17 Watt, 3500K CCT, LED Drum Fixture (Enertron 10LED4X619-35).....	203.99	52.49
			<i>For >50 To 100, Deduct</i>	-7.09	
			<i>For >100 To 250, Deduct</i>	-12.19	
			<i>For >250 To 500, Deduct</i>	-20.40	
			<i>For >500, Deduct</i>	-28.61	
26 51	19 00-0612	EA	19" Diameter, 2,120 Lumens, 17 Watt, 3500K CCT, LED Drum Fixture (Enertron 10LED2X12S19-35).....	200.19	52.49
			<i>For >50 To 100, Deduct</i>	-6.99	
			<i>For >100 To 250, Deduct</i>	-12.00	
			<i>For >250 To 500, Deduct</i>	-20.02	
			<i>For >500, Deduct</i>	-28.04	
26 51	19 00-0613	EA	19" Diameter, 1,910 Lumens, 18 Watt, 3500K CCT, LED Drum Fixture (Enertron 10LED1X12H19-35).....	200.13	52.49
			<i>For >50 To 100, Deduct</i>	-6.99	
			<i>For >100 To 250, Deduct</i>	-12.00	
			<i>For >250 To 500, Deduct</i>	-20.01	
			<i>For >500, Deduct</i>	-28.03	
26 51	19 00-0614	EA	19" Diameter, 3,180 Lumens, 24 Watt, 3000K CCT, LED Drum Fixture (Enertron 10LED6X619-30).....	217.67	52.49
			<i>For >50 To 100, Deduct</i>	-7.43	
			<i>For >100 To 250, Deduct</i>	-12.87	
			<i>For >250 To 500, Deduct</i>	-21.77	
			<i>For >500, Deduct</i>	-30.66	
26 51	19 00-0615	EA	19" Diameter, 3,160 Lumens, 25 Watt, 3000K CCT, LED Drum Fixture (Enertron 10LED3X12S19-30).....	212.01	52.49
			<i>For >50 To 100, Deduct</i>	-7.29	
			<i>For >100 To 250, Deduct</i>	-12.59	
			<i>For >250 To 500, Deduct</i>	-21.20	
			<i>For >500, Deduct</i>	-29.81	
26 51	19 00-0616	EA	19" Diameter, 4,240 Lumens, 31 Watt, 3000K CCT, LED Drum Fixture (Enertron 10LED8X619-30).....	235.70	52.49
			<i>For >50 To 100, Deduct</i>	-7.88	
			<i>For >100 To 250, Deduct</i>	-13.77	
			<i>For >250 To 500, Deduct</i>	-23.57	
			<i>For >500, Deduct</i>	-33.37	
26 51	19 00-0617	EA	19" Diameter, 3,820 Lumens, 32 Watt, 3500K CCT, LED Drum Fixture (Enertron 10LED2X12H19-35).....	227.99	52.49
			<i>For >50 To 100, Deduct</i>	-7.69	
			<i>For >100 To 250, Deduct</i>	-13.39	
			<i>For >250 To 500, Deduct</i>	-22.80	
			<i>For >500, Deduct</i>	-32.21	
26 51	19 00-0618	EA	19" Diameter, 4,240 Lumens, 32 Watt, 3500K CCT, LED Drum Fixture (Enertron 10LED4X12S19-35).....	228.05	52.49
			<i>For >50 To 100, Deduct</i>	-7.69	
			<i>For >100 To 250, Deduct</i>	-13.39	
			<i>For >250 To 500, Deduct</i>	-22.81	
			<i>For >500, Deduct</i>	-32.22	
26 51	19 00-0619	EA	19" Diameter, 1,100 Lumens, 10 Watt, 4000K CCT, LED Drum Fixture (Enertron 10LED1X12S19-40).....	188.44	52.49
			<i>For >50 To 100, Deduct</i>	-6.70	
			<i>For >100 To 250, Deduct</i>	-11.41	
			<i>For >250 To 500, Deduct</i>	-18.84	
			<i>For >500, Deduct</i>	-26.28	
26 51	19 00-0620	EA	19" Diameter, 2,120 Lumens, 17 Watt, 3500K CCT, LED Drum Fixture (Enertron 10LED2X12S19-35).....	203.99	52.49
			<i>For >50 To 100, Deduct</i>	-7.09	
			<i>For >100 To 250, Deduct</i>	-12.19	
			<i>For >250 To 500, Deduct</i>	-20.40	
			<i>For >500, Deduct</i>	-28.61	
26 51	19 00-0621	EA	19" Diameter, 2,120 Lumens, 17 Watt, 3500K CCT, LED Drum Fixture (Enertron 10LED2X12S19-35).....	200.19	52.49
			<i>For >50 To 100, Deduct</i>	-6.99	
			<i>For >100 To 250, Deduct</i>	-12.00	
			<i>For >250 To 500, Deduct</i>	-20.02	
			<i>For >500, Deduct</i>	-28.04	



MINOR	CSI	UOM	DESCRIPTION	TOTAL DIRECT UNIT COST	DEMOLITION UNIT COST
26 51 19 00-0622	EA		19" Diameter, 2,000 Lumens, 18 Watt, 4000K CCT, LED Drum Fixture (Enertron 10LED1X12H19-40).....	200.13	52.49
			<i>For >50 To 100, Deduct</i>	-6.99	
			<i>For >100 To 250, Deduct</i>	-12.00	
			<i>For >250 To 500, Deduct</i>	-20.01	
			<i>For >500, Deduct</i>	-28.03	
26 51 19 00-0623	EA		19" Diameter, 3,180 Lumens, 24 Watt, 3000K CCT, LED Drum Fixture (Enertron 10LED6X619-30)	217.67	52.49
			<i>For >50 To 100, Deduct</i>	-7.43	
			<i>For >100 To 250, Deduct</i>	-12.87	
			<i>For >250 To 500, Deduct</i>	-21.77	
			<i>For >500, Deduct</i>	-30.66	
26 51 19 00-0624	EA		19" Diameter, 3,160 Lumens, 25 Watt, 3000K CCT, LED Drum Fixture (Enertron 10LED3X12S19-30).....	212.01	52.49
			<i>For >50 To 100, Deduct</i>	-7.29	
			<i>For >100 To 250, Deduct</i>	-12.59	
			<i>For >250 To 500, Deduct</i>	-21.20	
			<i>For >500, Deduct</i>	-29.81	
26 51 19 00-0625	EA		19" Diameter, 4,240 Lumens, 31 Watt, 3000K CCT, LED Drum Fixture (Enertron 10LED8X619-30)	235.70	52.49
			<i>For >50 To 100, Deduct</i>	-7.88	
			<i>For >100 To 250, Deduct</i>	-13.77	
			<i>For >250 To 500, Deduct</i>	-23.57	
			<i>For >500, Deduct</i>	-33.37	
26 51 19 00-0626	EA		19" Diameter, 4,000 Lumens, 32 Watt, 4000K CCT, LED Drum Fixture (Enertron 10LED2X12H19-40).....	227.99	52.49
			<i>For >50 To 100, Deduct</i>	-7.69	
			<i>For >100 To 250, Deduct</i>	-13.39	
			<i>For >250 To 500, Deduct</i>	-22.80	
			<i>For >500, Deduct</i>	-32.21	
26 51 19 00-0627	EA		19" Diameter, 4,400 Lumens, 32 Watt, 4000K CCT, LED Drum Fixture (Enertron 10LED4X12S19-40).....	228.05	52.49
			<i>For >50 To 100, Deduct</i>	-7.69	
			<i>For >100 To 250, Deduct</i>	-13.39	
			<i>For >250 To 500, Deduct</i>	-22.81	
			<i>For >500, Deduct</i>	-32.22	
26 51 19 00-0628	EA		19" Diameter, 1,120 Lumens, 10 Watt, 4000K CCT, LED Drum Fixture (Enertron 10LED1X12S19-50).....	188.44	52.49
			<i>For >50 To 100, Deduct</i>	-6.70	
			<i>For >100 To 250, Deduct</i>	-11.41	
			<i>For >250 To 500, Deduct</i>	-18.84	
			<i>For >500, Deduct</i>	-26.28	
26 51 19 00-0629	EA		19" Diameter, 2,120 Lumens, 17 Watt, 3500K CCT, LED Drum Fixture (Enertron 10LED2X12S19-35).....	203.99	52.49
			<i>For >50 To 100, Deduct</i>	-7.09	
			<i>For >100 To 250, Deduct</i>	-12.19	
			<i>For >250 To 500, Deduct</i>	-20.40	
			<i>For >500, Deduct</i>	-28.61	
26 51 19 00-0630	EA		19" Diameter, 2,240 Lumens, 17 Watt, 4000K CCT, LED Drum Fixture (Enertron 10LED2X12S19-50).....	200.19	52.49
			<i>For >50 To 100, Deduct</i>	-6.99	
			<i>For >100 To 250, Deduct</i>	-12.00	
			<i>For >250 To 500, Deduct</i>	-20.02	
			<i>For >500, Deduct</i>	-28.04	
26 51 19 00-0631	EA		19" Diameter, 2,010 Lumens, 18 Watt, 4000K CCT, LED Drum Fixture (Enertron 10LED1X12H19-50).....	200.13	52.49
			<i>For >50 To 100, Deduct</i>	-6.99	
			<i>For >100 To 250, Deduct</i>	-12.00	
			<i>For >250 To 500, Deduct</i>	-20.01	
			<i>For >500, Deduct</i>	-28.03	
26 51 19 00-0632	EA		19" Diameter, 3,180 Lumens, 24 Watt, 3000K CCT, LED Drum Fixture (Enertron 10LED6X619-30)	217.67	52.49
			<i>For >50 To 100, Deduct</i>	-7.43	
			<i>For >100 To 250, Deduct</i>	-12.87	
			<i>For >250 To 500, Deduct</i>	-21.77	
			<i>For >500, Deduct</i>	-30.66	
26 51 19 00-0633	EA		19" Diameter, 3,160 Lumens, 25 Watt, 3000K CCT, LED Drum Fixture (Enertron 10LED3X12S19-30).....	212.01	52.49
			<i>For >50 To 100, Deduct</i>	-7.29	
			<i>For >100 To 250, Deduct</i>	-12.59	
			<i>For >250 To 500, Deduct</i>	-21.20	
			<i>For >500, Deduct</i>	-29.81	
26 51 19 00-0634	EA		19" Diameter, 4,240 Lumens, 31 Watt, 3000K CCT, LED Drum Fixture (Enertron 10LED8X619-30)	235.70	52.49
			<i>For >50 To 100, Deduct</i>	-7.88	
			<i>For >100 To 250, Deduct</i>	-13.77	
			<i>For >250 To 500, Deduct</i>	-23.57	
			<i>For >500, Deduct</i>	-33.37	
26 51 19 00-0635	EA		19" Diameter, 4,020 Lumens, 32 Watt, 4000K CCT, LED Drum Fixture (Enertron 10LED2X12H19-50).....	227.99	52.49
			<i>For >50 To 100, Deduct</i>	-7.69	
			<i>For >100 To 250, Deduct</i>	-13.39	
			<i>For >250 To 500, Deduct</i>	-22.80	
			<i>For >500, Deduct</i>	-32.21	
26 51 19 00-0636	EA		19" Diameter, 4,480 Lumens, 32 Watt, 4000K CCT, LED Drum Fixture (Enertron 10LED4X12S19-50).....	228.05	52.49
			<i>For >50 To 100, Deduct</i>	-7.69	
			<i>For >100 To 250, Deduct</i>	-13.39	
			<i>For >250 To 500, Deduct</i>	-22.81	
			<i>For >500, Deduct</i>	-32.22	
26 51 19 00-0637			Ceiling Mounted, LED Mushroom Fixtures (Mobern) <small>(26 51 19 00-0563)</small>		
26 51 19 00-0638	EA		14" Diameter, 800 Lumens, 12 Watt, LED Ceiling Fixture (Mobern 6814LED12MV30).....	184.04	48.62
			<i>For >50 To 100, Deduct</i>	-6.42	
			<i>For >100 To 250, Deduct</i>	-11.03	
			<i>For >250 To 500, Deduct</i>	-18.40	
			<i>For >500, Deduct</i>	-25.78	
26 51 19 00-0639			Ceiling Mounted, LED Fixtures (Sylvania) <small>(26 51 19 00-0563)</small>		



Electrical	26	26
Lighting	26 50	
Interior Lighting	26 51	

MINOR	CSI	UOM	DESCRIPTION	TOTAL DIRECT UNIT COST	DEMOLITION UNIT COST
26 51 19 00-0640	EA		12.5" x 12.5" x 2.32" Deep, 4,200 Lumens, 35 Watt, LED Garage Light Fixture (Sylvania GARAG11/035UNVD740/G5/SV/D).....	678.45	52.49
			For >50 To 100, Deduct	-18.95	
			For >100 To 250, Deduct	-35.91	
			For >250 To 500, Deduct	-67.85	
			For >500, Deduct	-99.78	
26 51 19 00-0641	EA		2' x 2', 32 Watt, 120-277 Volt, 4000K CCT, LED, Grid Mount Edge-Lit Panel With Surface Mount Kit, White (Sylvania PANELF1A/032UNVD840/22GWH + SMK1T1A/24A/WH).....	262.30	44.20
			For >50 To 100, Deduct	-8.22	
			For >100 To 250, Deduct	-14.77	
			For >250 To 500, Deduct	-26.23	
			For >500, Deduct	-37.69	
26 51 19 00-0642	EA		2' x 4', 32 Watt, 120-277 Volt, 3500K CCT, LED, Grid Mount Edge-Lit Panel With Surface Mount Kit, White (Sylvania PANELF1A/032UNVD835/24GWH + SMK1T1A/24A/WH).....	326.36	51.49
			For >50 To 100, Deduct	-10.09	
			For >100 To 250, Deduct	-18.25	
			For >250 To 500, Deduct	-32.64	
			For >500, Deduct	-47.02	
26 51 19 00-0643	EA		2' x 4', 32 Watt, 120-277 Volt, 4000K CCT, LED, Grid Mount Edge-Lit Panel With Surface Mount Kit, White (Sylvania PANELF1A/032UNVD840/24GWH + SMK1T1A/24A/WH).....	330.16	51.49
			For >50 To 100, Deduct	-10.19	
			For >100 To 250, Deduct	-18.44	
			For >250 To 500, Deduct	-33.02	
			For >500, Deduct	-47.59	
26 51 19 00-0644			Refrigeration/Display LED Fixtures (26 51 19 00-0001)		
26 51 19 00-0645			Refrigeration/Display LED Fixtures (Lithonia) (26 51 19 00-0644)		
			Note: Fixtures exclude driver.		
26 51 19 00-0646	EA		5' Length, Center Mount, Refrigeration/Display, Vertical LED Fixture (Lithonia FSV5 CM).....	277.74	51.49
			For >50 To 100, Deduct	-8.88	
			For >100 To 250, Deduct	-15.82	
			For >250 To 500, Deduct	-27.77	
			For >500, Deduct	-39.73	
26 51 19 00-0647	EA		5' Length, Left And Right Mount (Pair), Refrigeration/Display, Vertical LED Fixture (Lithonia FSVDRVL RLEM DLC).....	364.18	91.16
			For >50 To 100, Deduct	-12.56	
			For >100 To 250, Deduct	-21.66	
			For >250 To 500, Deduct	-36.42	
			For >500, Deduct	-51.17	
26 51 19 00-0648	EA		Up To 5 Door Configuration, LED Driver For Refrigeration/Display, Vertical LED Fixtures (Lithonia FSVDRVL).....	333.61	72.94
			For >50 To 100, Deduct	-11.10	
			For >100 To 250, Deduct	-19.44	
			For >250 To 500, Deduct	-33.36	
			For >500, Deduct	-47.28	
26 51 19 00-0649			Linear LED Fixtures (26 51 19 00-0001)		
26 51 19 00-0650			Wet Location, Linear LED Fixtures (Cree WS4) (26 51 19 00-0649)		
26 51 19 00-0651	EA		4' Length, 4,700 Lumens, 50 Watt, Wet Location, Linear LED Fixture (Cree WS4).....	547.13	66.30
			For >50 To 100, Deduct	-16.44	
			For >100 To 250, Deduct	-30.12	
			For >250 To 500, Deduct	-54.71	
			For >500, Deduct	-79.31	
26 51 19 00-0652	EA		4' Length, 5,000 Lumens, 51 Watt, Wet Location, Linear LED Fixture (Cree WS4).....	591.97	66.30
			For >50 To 100, Deduct	-17.56	
			For >100 To 250, Deduct	-32.36	
			For >250 To 500, Deduct	-59.20	
			For >500, Deduct	-86.03	
26 51 19 00-0653	EA		4' Length, 5,900 Lumens, 63 Watt, Wet Location, Linear LED Fixture (Cree WS4).....	617.93	66.30
			For >50 To 100, Deduct	-18.21	
			For >100 To 250, Deduct	-33.66	
			For >250 To 500, Deduct	-61.79	
			For >500, Deduct	-89.93	
26 51 19 00-0654	EA		4' Length, 6,300 Lumens, 64 Watt, Wet Location, Linear LED Fixture (Cree WS4).....	617.93	66.30
			For >50 To 100, Deduct	-18.21	
			For >100 To 250, Deduct	-33.66	
			For >250 To 500, Deduct	-61.79	
			For >500, Deduct	-89.93	
26 51 19 00-0655			Wall Washers LED Fixtures (26 51 19 00-0001)		
26 51 19 00-0656			LED Wall Washers (GE Lumination™ LW Series) (26 51 19 00-0655)		
26 51 19 00-0657	EA		4' Length, 5 Watt, 30° x 80° Lens, LED Wall Washer Light Fixture (GE Lumination™ LW Series).....	623.99	66.30
			For >50 To 100, Deduct	-18.36	
			For >100 To 250, Deduct	-33.96	
			For >250 To 500, Deduct	-62.40	
			For >500, Deduct	-90.84	
26 51 19 00-0658	EA		4' Length, 8 Watt, 30° x 80° Lens, LED Wall Washer Light Fixture (GE Lumination™ LW Series).....	793.92	66.30
			For >50 To 100, Deduct	-22.61	
			For >100 To 250, Deduct	-42.46	
			For >250 To 500, Deduct	-79.39	
			For >500, Deduct	-116.33	

26 Electrical

26 50 Lighting

26 51 Interior Lighting



MINOR	CSI	UOM	DESCRIPTION	TOTAL DIRECT UNIT COST	DEMOLITION UNIT COST
26 51 19 00-0659	EA		8' Length, 5 Watt, 30° x 80° Lens, LED Wall Washer Light Fixture (GE Lumination™ LW Series).....	1,165.11	82.88
			<i>For >50 To 100, Deduct</i>	-32.58	
			<i>For >100 To 250, Deduct</i>	-61.71	
			<i>For >250 To 500, Deduct</i>	-116.51	
			<i>For >500, Deduct</i>	-171.31	
26 51 19 00-0660	EA		8' Length, 8 Watt, 30° x 80° Lens, LED Wall Washer Light Fixture (GE Lumination™ LW Series).....	1,504.97	82.88
			<i>For >50 To 100, Deduct</i>	-41.08	
			<i>For >100 To 250, Deduct</i>	-78.70	
			<i>For >250 To 500, Deduct</i>	-150.50	
			<i>For >500, Deduct</i>	-222.29	
26 51 19 00-0661	EA		120" Leader Cable (GE LLWB-LC2-120).....	140.78	6.04
			<i>For >50 To 100, Deduct</i>	-4.12	
			<i>For >100 To 250, Deduct</i>	-7.64	
			<i>For >250 To 500, Deduct</i>	-14.08	
			<i>For >500, Deduct</i>	-20.51	
26 51 19 00-0662	EA		48" Jumper Cable (GE LLWB-JC2-48).....	143.14	6.04
			<i>For >50 To 100, Deduct</i>	-4.18	
			<i>For >100 To 250, Deduct</i>	-7.76	
			<i>For >250 To 500, Deduct</i>	-14.31	
			<i>For >500, Deduct</i>	-20.87	
26 51 19 00-0663	EA		10 Pack, 48" Mounting Track (GE LWW1-MT48/0).....	94.05	33.87
			<i>For >50 To 100, Deduct</i>	-3.58	
			<i>For >100 To 250, Deduct</i>	-6.03	
			<i>For >250 To 500, Deduct</i>	-9.41	
			<i>For >500, Deduct</i>	-12.78	
26 51 19 00-0664			Pendant Mount, LED Fixtures <small>(26 51 19 00-0001)</small>		
26 51 19 00-0665			Pendant Mount, Circular Architectural LED Fixtures (Delray Lighting) <small>(26 51 19 00-0664)</small>		
26 51 19 00-0666	EA		2,166 Lumens, 2' Diameter, White Finish, Pendant Mount, Circular Architectural LED Fixture (Delray Lighting UC2 W W35 S).....	2,491.35	112.72
			<i>For >50 To 100, Deduct</i>	-66.98	
			<i>For >100 To 250, Deduct</i>	-129.26	
			<i>For >250 To 500, Deduct</i>	-249.14	
			<i>For >500, Deduct</i>	-369.01	
26 51 19 00-0667	EA		3,250 Lumens, 3' Diameter, White Finish, Pendant Mount, Circular Architectural LED Fixture (Delray Lighting UC3 W W35 S).....	3,761.77	119.34
			<i>For >50 To 100, Deduct</i>	-99.02	
			<i>For >100 To 250, Deduct</i>	-193.06	
			<i>For >250 To 500, Deduct</i>	-376.18	
			<i>For >500, Deduct</i>	-559.29	
26 51 19 00-0668	EA		4,333 Lumens, 4' Diameter, White Finish, Pendant Mount, Circular Architectural LED Fixture (Delray Lighting UC4 W W35 S).....	4,803.72	125.97
			<i>For >50 To 100, Deduct</i>	-125.34	
			<i>For >100 To 250, Deduct</i>	-245.43	
			<i>For >250 To 500, Deduct</i>	-480.37	
			<i>For >500, Deduct</i>	-715.31	
26 51 19 00-0669	EA		5,416 Lumens, 5' Diameter, White Finish, Pendant Mount, Circular Architectural LED Fixture (Delray Lighting UC5 W W35 S).....	6,074.15	132.61
			<i>For >50 To 100, Deduct</i>	-157.38	
			<i>For >100 To 250, Deduct</i>	-309.23	
			<i>For >250 To 500, Deduct</i>	-607.42	
			<i>For >500, Deduct</i>	-905.60	
26 51 19 00-0670	EA		2,166 Lumens, 2' Diameter, Silver Finish, Pendant Mount, Circular Architectural LED Fixture (Delray Lighting UC2 S W35 S).....	2,642.40	112.72
			<i>For >50 To 100, Deduct</i>	-70.76	
			<i>For >100 To 250, Deduct</i>	-136.82	
			<i>For >250 To 500, Deduct</i>	-264.24	
			<i>For >500, Deduct</i>	-391.66	
26 51 19 00-0671	EA		3,250 Lumens, 3' Diameter, Silver Finish, Pendant Mount, Circular Architectural LED Fixture (Delray Lighting UC3 S W35 S).....	3,961.91	119.34
			<i>For >50 To 100, Deduct</i>	-104.02	
			<i>For >100 To 250, Deduct</i>	-203.07	
			<i>For >250 To 500, Deduct</i>	-396.19	
			<i>For >500, Deduct</i>	-589.31	
26 51 19 00-0672	EA		4,333 Lumens, 4' Diameter, Silver Finish, Pendant Mount, Circular Architectural LED Fixture (Delray Lighting UC4 S W35 S).....	5,005.75	125.97
			<i>For >50 To 100, Deduct</i>	-130.39	
			<i>For >100 To 250, Deduct</i>	-255.54	
			<i>For >250 To 500, Deduct</i>	-500.58	
			<i>For >500, Deduct</i>	-745.61	
26 51 19 00-0673	EA		5,416 Lumens, 5' Diameter, Silver Finish, Pendant Mount, Circular Architectural LED Fixture (Delray Lighting UC5 S W35 S).....	6,300.72	132.61
			<i>For >50 To 100, Deduct</i>	-163.04	
			<i>For >100 To 250, Deduct</i>	-320.56	
			<i>For >250 To 500, Deduct</i>	-630.07	
			<i>For >500, Deduct</i>	-939.58	
26 51 19 00-0674			Pendant Mount, LED Commercial Fixtures (DMF) <small>(26 51 19 00-0664)</small>		
26 51 19 00-0675	EA		3,000 Lumens, 18-1/4" Diameter, Pendant Mount, LED Commercial Fixture (DMF DP610LED).....	965.81	66.30
			<i>For >50 To 100, Deduct</i>	-26.91	
			<i>For >100 To 250, Deduct</i>	-51.05	
			<i>For >250 To 500, Deduct</i>	-96.58	
			<i>For >500, Deduct</i>	-142.11	



Electrical	26	26
Lighting	26 50	
Interior Lighting	26 51	

MINOR CSI UOM DESCRIPTION	TOTAL DIRECT UNIT COST	DEMOLITION UNIT COST
26 51 19 00-0676 LED Track Lighting Fixtures <small>(26 51 19)</small>		
26 51 19 00-0677 EA 19 Watt, Dimmable, LED Track Lighting Fixture (Juno® TRAC-MASTER® Cylindra™).....	196.51	20.19
For >50 To 100, Deduct	-5.67	
For >100 To 250, Deduct	-70.58	
For >250 To 500, Deduct	-19.65	
For >500, Deduct	-28.72	
26 51 19 00-0678 EA 18 Watt, Dimmable, LED Track Lighting Fixture (HALO® Stasis L805MED).....	341.31	20.19
For >50 To 100, Deduct	-9.29	
For >100 To 250, Deduct	-17.82	
For >250 To 500, Deduct	-34.73	
For >500, Deduct	-50.44	
26 51 19 00-0679 EA 24 Watt, Dimmable, LED Track Lighting Fixture (Amerlux CNTRV33).....	202.01	20.19
For >50 To 100, Deduct	-5.81	
For >100 To 250, Deduct	-10.86	
For >250 To 500, Deduct	-20.20	
For >500, Deduct	-29.55	
26 51 23 HID Interior Lighting <small>(26 51)</small>		
26 51 23 00-0001 Large Interior Area Fixtures <small>(26 51 23)</small>		
26 51 23 00-0002 Recessed Mounted, Large Interior Area Fixtures <small>(26 51 23 00-0001)</small>		
Note: Cast aluminum socket housing, anodized aluminum reflector, tempered glass or acrylic lens, plaster mounting frames and brackets.		
26 51 23 00-0003 High Pressure Sodium, Recessed Mounted, Large Interior Area Fixtures <small>(26 51 23 00-0002)</small>		
26 51 23 00-0004 EA 150 Watt High Pressure Sodium, Recessed Mounted, Large Interior Area Fixture.....	445.36	128.94
For Wire Guard, Add	40.50	
For Instant Quartz Restrike, Add	60.00	
26 51 23 00-0005 EA 250 Watt High Pressure Sodium, Recessed Mounted, Large Interior Area Fixture.....	464.17	136.92
For Wire Guard, Add	40.50	
For Instant Quartz Restrike, Add	60.00	
26 51 23 00-0006 EA 400 Watt High Pressure Sodium, Recessed Mounted, Large Interior Area Fixture.....	487.59	156.28
For Wire Guard, Add	40.50	
For Instant Quartz Restrike, Add	60.00	
26 51 23 00-0007 Metal Halide, Recessed Mounted, Large Interior Area Fixtures <small>(26 51 23 00-0002)</small>		
26 51 23 00-0008 EA 150 Watt Metal Halide, Recessed Mounted, Large Interior Area Fixture.....	453.85	128.94
For Wire Guard, Add	40.50	
For Instant Quartz Restrike, Add	60.00	
26 51 23 00-0009 EA 250 Watt Metal Halide, Recessed Mounted, Large Interior Area Fixture.....	467.70	136.92
For Wire Guard, Add	40.50	
For Instant Quartz Restrike, Add	60.00	
26 51 23 00-0010 EA 400 Watt Metal Halide, Recessed Mounted, Large Interior Area Fixture.....	499.82	156.28
For Wire Guard, Add	40.50	
For Instant Quartz Restrike, Add	60.00	
26 51 23 00-0011 Low Bay Fixtures, Large Interior Area Fixtures <small>(26 51 23 00-0001)</small>		
Note: Heavy duty steel housing, aluminum reflector, tempered glass or acrylic lens. Low bay fixtures are for mounting below 20-25 feet.		
26 51 23 00-0012 High Pressure Sodium, Low Bay Fixtures <small>(26 51 23 00-0011)</small>		
26 51 23 00-0013 EA 150 Watt High Pressure Sodium, Low Bay Fixture.....	441.03	117.80
For Wire Guard, Add	40.50	
For Enclosed And Gasketed, Add	75.47	
For Instant Quartz Restrike, Add	60.00	
For Glass Or Acrylic Reflector, Add	90.00	
26 51 23 00-0014 EA 250 Watt High Pressure Sodium, Low Bay Fixture.....	453.66	125.09
For Wire Guard, Add	40.50	
For Enclosed And Gasketed, Add	75.47	
For Instant Quartz Restrike, Add	60.00	
For Glass Or Acrylic Reflector, Add	90.00	
26 51 23 00-0015 EA 400 Watt High Pressure Sodium, Low Bay Fixture.....	481.76	142.77
For Wire Guard, Add	40.50	
For Enclosed And Gasketed, Add	75.47	
For Instant Quartz Restrike, Add	60.00	
For Glass Or Acrylic Reflector, Add	90.00	
26 51 23 00-0016 Metal Halide, Low Bay Fixtures <small>(26 51 23 00-0011)</small>		
26 51 23 00-0017 EA 175 Watt Metal Halide, Low Bay Fixture.....	436.03	117.80
For Wire Guard, Add	40.50	
For Enclosed And Gasketed, Add	75.47	
For Instant Quartz Restrike, Add	60.00	
For Glass Or Acrylic Reflector, Add	90.00	
26 51 23 00-0018 EA 250 Watt Metal Halide, Low Bay Fixture.....	447.90	125.09
For Wire Guard, Add	40.50	
For Enclosed And Gasketed, Add	75.47	
For Instant Quartz Restrike, Add	60.00	
For Glass Or Acrylic Reflector, Add	90.00	

26 Electrical

26 50 Lighting

26 51 Interior Lighting



MINOR		TOTAL DIRECT	DEMOLITION
CSI	UOM DESCRIPTION	UNIT COST	UNIT COST
26 51 23 00-0019	EA 400 Watt Metal Halide, Low Bay Fixture <i>For Wire Guard, Add</i> <i>For Enclosed And Gasketed, Add</i> <i>For Instant Quartz Restrike, Add</i> <i>For Glass Or Acrylic Reflector, Add</i>	486.33 40.50 75.47 60.00 90.00	142.77
26 51 23 00-0020	High Bay Fixtures, Large Interior Area Fixtures (26 51 23 00-0001) Note: High bay fixtures are for mounting above 20-25 feet. See CSI section 01 22 23 00-0001 for lifts.		
26 51 23 00-0021	High Pressure Sodium, High Bay Fixtures (26 51 23 00-0020) Note: Includes heavy duty steel housing and aluminum reflector. Excludes lens.		
26 51 23 00-0022	EA 250 Watt High Pressure Sodium, High Bay Fixture <i>For Wire Guard, Add</i> <i>For Instant Quartz Restrike, Add</i> <i>For Glass Or Acrylic Reflector, Add</i> <i>For Tempered Glass Or Acrylic Lens, Add</i> <i>For Polycarbonate Lens, Add</i> <i>For Security Chain, Add</i> <i>For Optical Safety Chain, Add</i> <i>For Ballast Safety Chain, Add</i>	407.84 40.50 60.00 90.00 60.50 47.75 19.34 7.47 12.13	125.09
26 51 23 00-0023	EA 400 Watt High Pressure Sodium, High Bay Fixture <i>For Wire Guard, Add</i> <i>For Instant Quartz Restrike, Add</i> <i>For Glass Or Acrylic Reflector, Add</i> <i>For Tempered Glass Or Acrylic Lens, Add</i> <i>For Polycarbonate Lens, Add</i> <i>For Security Chain, Add</i> <i>For Optical Safety Chain, Add</i> <i>For Ballast Safety Chain, Add</i>	440.77 40.50 60.00 90.00 60.50 47.75 19.34 7.47 12.13	142.77
26 51 23 00-0024	EA 1,000 Watt High Pressure Sodium, High Bay Fixture <i>For Wire Guard, Add</i> <i>For Instant Quartz Restrike, Add</i> <i>For Glass Or Acrylic Reflector, Add</i> <i>For Tempered Glass Or Acrylic Lens, Add</i> <i>For Polycarbonate Lens, Add</i> <i>For Security Chain, Add</i> <i>For Optical Safety Chain, Add</i> <i>For Ballast Safety Chain, Add</i>	640.61 40.50 60.00 90.00 60.50 47.75 19.34 7.47 12.13	150.17
26 51 23 00-0025	Metal Halide, High Bay Fixtures (26 51 23 00-0020) Note: Includes heavy duty steel housing and aluminum reflector. Excludes lens.		
26 51 23 00-0026	EA 250 Watt Metal Halide, High Bay Fixture <i>For Wire Guard, Add</i> <i>For Instant Quartz Restrike, Add</i> <i>For Glass Or Acrylic Reflector, Add</i> <i>For Tempered Glass Or Acrylic Lens, Add</i> <i>For Polycarbonate Lens, Add</i> <i>For Security Chain, Add</i> <i>For Optical Safety Chain, Add</i> <i>For Ballast Safety Chain, Add</i>	380.55 40.50 60.00 90.00 60.50 47.75 19.34 7.47 12.13	125.09
26 51 23 00-0027	EA 400 Watt Metal Halide, High Bay Fixture <i>For Wire Guard, Add</i> <i>For Instant Quartz Restrike, Add</i> <i>For Glass Or Acrylic Reflector, Add</i> <i>For Tempered Glass Or Acrylic Lens, Add</i> <i>For Polycarbonate Lens, Add</i> <i>For Security Chain, Add</i> <i>For Optical Safety Chain, Add</i> <i>For Ballast Safety Chain, Add</i>	418.80 40.50 60.00 90.00 60.50 47.75 19.34 7.47 12.13	142.77
26 51 23 00-0028	EA 1,000 Watt Metal Halide, High Bay Fixture <i>For Wire Guard, Add</i> <i>For Instant Quartz Restrike, Add</i> <i>For Glass Or Acrylic Reflector, Add</i> <i>For Tempered Glass Or Acrylic Lens, Add</i> <i>For Polycarbonate Lens, Add</i> <i>For Security Chain, Add</i> <i>For Optical Safety Chain, Add</i> <i>For Ballast Safety Chain, Add</i>	543.31 40.50 60.00 90.00 60.50 47.75 19.34 7.47 12.13	150.17
26 51 23 00-0029	Induction, High Bay Fixtures (26 51 23 00-0020)		
26 51 23 00-0030	Induction, High Bay Fixtures (Everlast®) (26 51 23 00-0029) Note: Includes die cast aluminum ballast casing and acrylic lens.		
26 51 23 00-0031	EA 100 Watt Induction, High Bay Fixture (Everlast® Huron EHBUS-AC) <i>For Impact Resistant Silicon Lens, Add</i>	476.70 20.00	109.40
26 51 23 00-0032	EA 120 Watt Induction, High Bay Fixture (Everlast® Huron EHBUS-AC) <i>For Impact Resistant Silicon Lens, Add</i>	510.86 20.00	113.05
26 51 23 00-0033	EA 150 Watt Induction, High Bay Fixture (Everlast® Huron EHBUS-AC) <i>For Impact Resistant Silicon Lens, Add</i>	520.33 20.00	116.70
26 51 23 00-0034	EA 200 Watt Induction, High Bay Fixture (Everlast® Huron EHBUS-AC) <i>For Impact Resistant Silicon Lens, Add</i>	566.33 20.00	120.34
26 51 23 00-0035	EA 250 Watt Induction, High Bay Fixture (Everlast® Huron EHBUS-AC) <i>For Impact Resistant Silicon Lens, Add</i>	580.74 20.00	123.99



Electrical	26	26
Lighting	26 50	
Interior Lighting	26 51	

MINOR CSI UOM DESCRIPTION	TOTAL DIRECT UNIT COST	DEMOLITION UNIT COST
26 51 23 00-0036 EA 100 Watt Induction, Variable Dimming, High Bay Fixture (Everlast® Huron EHBUS-AC).....	511.25	109.40
For Impact Resistant Silicon Lens, Add	20.00	
26 51 23 00-0037 EA 120 Watt Induction, Variable Dimming, High Bay Fixture (Everlast® Huron EHBUS-AC).....	545.42	113.05
For Impact Resistant Silicon Lens, Add	20.00	
26 51 23 00-0038 EA 150 Watt Induction, Variable Dimming, High Bay Fixture (Everlast® Huron EHBUS-AC).....	554.89	116.70
For Impact Resistant Silicon Lens, Add	20.00	
26 51 23 00-0039 EA 200 Watt Induction, Variable Dimming, High Bay Fixture (Everlast® Huron EHBUS-AC).....	600.88	120.34
For Impact Resistant Silicon Lens, Add	20.00	
26 51 23 00-0040 EA 250 Watt Induction, Variable Dimming, High Bay Fixture (Everlast® Huron EHBUS-AC).....	615.30	123.99
For Impact Resistant Silicon Lens, Add	20.00	
26 51 23 00-0041 Ceiling Mounted, Large Interior Area Fixtures (26 51 23 00-0001)		
Note: Heavy duty aluminum housing, aluminum reflector, acrylic drop dish lens, fully gasketed.		
26 51 23 00-0042 High Pressure Sodium, Ceiling Mounted, Large Interior Area Fixtures (26 51 23 00-0041)		
26 51 23 00-0043 EA 100 Watt High Pressure Sodium, Ceiling Mounted, Large Interior Area Fixture.....	343.65	83.82
For Wire Guard, Add	40.50	
For Instant Quartz Restrike, Add	60.00	
For Polycarbonate Lens, Add	47.75	
26 51 23 00-0044 EA 150 Watt High Pressure Sodium, Ceiling Mounted, Large Interior Area Fixture.....	648.29	83.82
For Wire Guard, Add	40.50	
For Instant Quartz Restrike, Add	60.00	
For Polycarbonate Lens, Add	47.75	
26 51 23 00-0045 EA 250 Watt High Pressure Sodium, Ceiling Mounted, Large Interior Area Fixture.....	744.90	83.82
For Wire Guard, Add	40.50	
For Instant Quartz Restrike, Add	60.00	
For Polycarbonate Lens, Add	47.75	
26 51 23 00-0046 EA 400 Watt High Pressure Sodium, Ceiling Mounted, Large Interior Area Fixture.....	996.19	83.82
For Wire Guard, Add	40.50	
For Instant Quartz Restrike, Add	60.00	
For Polycarbonate Lens, Add	47.75	
26 51 23 00-0047 Metal Halide, Ceiling Mounted, Large Interior Area Fixtures (26 51 23 00-0041)		
26 51 23 00-0048 EA 100 Watt Metal Halide, Ceiling Mounted, Large Interior Area Fixture.....	308.47	83.82
For Wire Guard, Add	40.50	
For Instant Quartz Restrike, Add	60.00	
For Polycarbonate Lens, Add	47.75	
26 51 23 00-0049 EA 175 Watt Metal Halide, Ceiling Mounted, Large Interior Area Fixture.....	325.06	93.02
For Wire Guard, Add	40.50	
For Instant Quartz Restrike, Add	60.00	
For Polycarbonate Lens, Add	47.75	
26 51 23 00-0050 EA 250 Watt Metal Halide, Ceiling Mounted, Large Interior Area Fixture.....	345.95	100.75
For Wire Guard, Add	40.50	
For Instant Quartz Restrike, Add	60.00	
For Polycarbonate Lens, Add	47.75	
26 51 23 00-0051 EA 400 Watt Metal Halide, Ceiling Mounted, Large Interior Area Fixture.....	387.88	119.99
For Wire Guard, Add	40.50	
For Instant Quartz Restrike, Add	60.00	
For Polycarbonate Lens, Add	47.75	
26 51 23 00-0052 High Pressure Sodium, Recessed Fixture Housings (26 51 23)		
26 51 23 00-0053 EA 4" Round, High Pressure Sodium, T Or ICT Recessed Fixture Housing.....	152.04	34.84
For ICAT Housing, Add	12.90	
26 51 23 00-0054 EA 5" Round, High Pressure Sodium, T Or ICT Recessed Fixture Housing.....	158.72	34.84
For ICAT Housing, Add	13.77	
26 51 23 00-0055 EA 6" Round, High Pressure Sodium, T Or ICT Recessed Fixture Housing.....	166.70	36.29
For ICAT Housing, Add	14.48	
26 51 23 00-0056 EA 7" Round, High Pressure Sodium, T Or ICT Recessed Fixture Housing.....	172.76	37.85
For ICAT Housing, Add	14.95	
26 51 23 00-0057 EA 8" Round, High Pressure Sodium, T Or ICT Recessed Fixture Housing.....	178.77	39.43
For ICAT Housing, Add	15.42	
26 51 23 00-0058 EA 10" To 12" Square, High Pressure Sodium, T Or ICT Recessed Fixture Housing.....	184.17	41.85
For ICAT Housing, Add	15.64	
26 51 23 00-0059 Metal Halide Track Lighting Fixtures (26 51 23)		
26 51 23 00-0060 EA Metal Halide Track Lighting Fixture.....	98.71	20.19
26 51 23 00-0061 Metal Halide, Wet Location, Dust Resistant, Cast Metal Guard, Enclosed And Gasketed, Vapor Tight Fixtures (26 51 23)		
26 51 23 00-0062 EA 75 Watt Metal Halide, Ceiling Mounted, Cast Metal Guard, Enclosed And Gasketed, Vapor Tight Fixture.....	171.91	48.38
For Wall Mounted, Add	6.30	
26 51 23 00-0063 EA 100 Watt Metal Halide, Ceiling Mounted, Cast Metal Guard, Enclosed And Gasketed, Vapor Tight Fixture.....	176.99	48.38
For Wall Mounted, Add	6.30	
26 51 23 00-0064 EA 150 Watt Metal Halide, Ceiling Mounted, Cast Metal Guard, Enclosed And Gasketed, Vapor Tight Fixture.....	187.31	48.38
For Wall Mounted, Add	6.30	
26 51 23 00-0065 EA 175 Watt Metal Halide, Ceiling Mounted, Cast Metal Guard, Enclosed And Gasketed, Vapor Tight Fixture.....	202.83	48.38
For Wall Mounted, Add	6.30	



MINOR
CSI UOM DESCRIPTION

TOTAL DIRECT DEMOLITION
UNIT COST UNIT COST

26 51 23 00-0066	High Pressure Sodium, Wet Location, Dust Resistant, Cast Metal Guard, Enclosed And Gasketed, Vapor Tight Fixtures <small>(26 51 23)</small>		
26 51 23 00-0067	EA 70 Watt High Pressure Sodium, Ceiling Mounted, Cast Metal Guard, Enclosed And Gasketed, Vapor Tight Fixture <i>For Wall Mounted, Add</i>	159.82 6.67	48.38
26 51 23 00-0068	EA 100 Watt High Pressure Sodium, Ceiling Mounted, Cast Metal Guard, Enclosed And Gasketed, Vapor Tight Fixture..... <i>For Wall Mounted, Add</i>	166.13 6.67	48.38
26 51 23 00-0069	EA 150 Watt High Pressure Sodium, Ceiling Mounted, Cast Metal Guard, Enclosed And Gasketed, Vapor Tight Fixture..... <i>For Wall Mounted, Add</i>	190.53 6.67	48.38

26 51 33 Interior Lighting Accessories (26 51)

26 51 33 00-0001 Accessories And Modifiers For Fixtures (26 51 33)

26 51 33 00-0002 Lens Modifications (26 51 33 00-0001)

26 51 33 00-0003	EA For 1' x 2' Drop Dish Diffuser Instead Of Prismatic Lens, Add.....	36.04	
26 51 33 00-0004	EA For 1' x 4' Drop Dish Diffuser Instead Of Prismatic Lens, Add.....	44.52	
26 51 33 00-0005	EA For 2' x 2' Drop Dish Diffuser Instead Of Prismatic Lens, Add.....	46.64	
26 51 33 00-0006	EA For 2' x 4' Drop Dish Diffuser Instead Of Prismatic Lens, Add.....	50.88	
26 51 33 00-0007	EA For 4' x 4' Drop Dish Diffuser Instead Of Prismatic Lens, Add.....	61.48	
26 51 33 00-0008	EA For 1' x 2' Egg Crate/Cube Louvers Instead Of Prismatic Lens, Add.....	14.84	
26 51 33 00-0009	EA For 1' x 4' Egg Crate/Cube Louvers Instead Of Prismatic Lens, Add.....	21.20	
26 51 33 00-0010	EA For 2' x 2' Egg Crate/Cube Louvers Instead Of Prismatic Lens, Add.....	23.32	
26 51 33 00-0011	EA For 2' x 4' Egg Crate/Cube Louvers Instead Of Prismatic Lens, Add.....	27.56	

26 51 33 00-0012 Pendant Mounting Modifications (26 51 33 00-0001)

Note: Per pendant. Use demolition cost for associated light fixture for demolition of pendant mounted light fixture assembly.

26 51 33 00-0013	EA For Pendant Mounting Up to 1'-6" Long Section..... Note: Per pendant.	16.11	
26 51 33 00-0014	EA For Pendant Mounting 2' Long Section..... Note: Per pendant.	18.66	
26 51 33 00-0015	EA For Pendant Mounting 3' Long Section..... Note: Per pendant.	23.87	
26 51 33 00-0016	EA For Pendant Mounting 4' Long Section..... Note: Per pendant.	28.19	
26 51 33 00-0017	EA For Pendant Mounting 6' Long Section..... Note: Per pendant.	35.61	
26 51 33 00-0018	EA For Pendant Mounting 8' Long Section..... Note: Per pendant.	48.33	

26 51 33 00-0019 Fluorescent Light Accessories (26 51 33 00-0001)

26 51 33 00-0020	EA Blank Metal Light Box Plate.....	27.45	
26 51 33 00-0021	EA Factory Installed Fixture Mounted Occupancy Sensor.....	163.22	

26 51 33 00-0022 Wire Guards (26 51 33 00-0001)

26 51 33 00-0023	EA Wire Guard for 6" x 2' Fixture.....	68.79	6.05
26 51 33 00-0024	EA Wire Guard for 6" x 4' Fixture.....	96.45	9.69
26 51 33 00-0025	EA Wire Guard for 1" x 2' Fixture.....	76.80	6.67
26 51 33 00-0026	EA Wire Guard for 1" x 4' Fixture.....	109.01	10.30
26 51 33 00-0027	EA Wire Guard for 2" x 2' Fixture.....	93.88	7.27
26 51 33 00-0028	EA Wire Guard for 2" x 4' Fixture.....	128.34	10.90

26 51 33 00-0029 Lighting Accessories (26 51 33)

26 51 33 00-0030 Modular Flexible Wiring Systems (26 51 33 00-0029)

26 51 33 00-0031	EA 10' Length, 2-Circuit, Modular Power Cable (Day-Brite PC-12-2E-10).....	99.23	6.53
26 51 33 00-0032	EA 15' Length, 2-Circuit, Modular Power Cable (Day-Brite PC-12-2E-15).....	117.44	6.53
26 51 33 00-0033	EA 20' Length, 2-Circuit, Modular Power Cable (Day-Brite PC-12-2E-20).....	142.09	6.53
26 51 33 00-0034	EA 15' Length, 2-Circuit, Modular Lighting Cable (Day-Brite LC-27-2E-15).....	117.44	6.53
26 51 33 00-0035	EA 3 Out, 3-Circuit, Modular Lighting Interface (Day-Brite LI-27-3E).....	97.70	6.53
26 51 33 00-0036	EA 13' Length, 2-Circuit, Modular Reddy-Connect Cable (Day-Brite RC-27-2D-13).....	147.35	6.53
26 51 33 00-0037	EA 3" Length, 2-Circuit, Modular Lighting Adapter (Day-Brite LA-27-7M).....	79.89	6.53
26 51 33 00-0038	EA 3" Length, 2-Circuit, Modular Lighting Tap (Day-Brite LT-27-2E).....	90.87	6.53
26 51 33 00-0039	EA 7' Length, Single Level, Modular Lighting Switch Unit (Day-Brite LS-27-SL-07).....	118.64	6.53
26 51 33 00-0040	EA 7' Length, 1-Circuit Multi-Level, Modular Lighting Switch Unit (Day-Brite LS-27-ML-07).....	118.64	6.53
26 51 33 00-0041	EA 7' Length, 2-Circuit Multi-Level, Modular Lighting Switch Unit (Day-Brite LS-27-2C-07).....	120.70	6.53
26 51 33 00-0042	EA 7' Length, 1st 3-Way, Modular Lighting Switch Unit (Day-Brite LS-27-3A-07).....	119.94	6.53
26 51 33 00-0043	EA 7' Length, 2nd 3-Way, Modular Lighting Switch Unit (Day-Brite LS-27-3B-07).....	119.94	6.53
26 51 33 00-0044	EA 15' Length, Single Level, Modular Lighting Switch Unit (Day-Brite LS-27-SL-15).....	138.42	6.53
26 51 33 00-0045	EA 3" Length, 2-Circuit, Modular Lighting Adapter (Day-Brite LA-27-4D).....	61.53	6.53
26 51 33 00-0046	EA 3" Length, 1-Circuit, Modular Lighting Distribution Cable (Day-Brite LD-27-1E).....	57.22	6.53
26 51 33 00-0047	EA 3" Length, 2-Circuit, Modular Lighting Distribution Cable (Day-Brite LD-27-2E).....	58.73	6.53
26 51 33 00-0048	EA 3" Length, 1-Circuit, Modular Lighting Tap (Day-Brite LT-27-1E).....	74.71	6.53



Electrical	26	26
Lighting	26 50	
Interior Lighting	26 51	

MINOR	CSI	UOM	DESCRIPTION	TOTAL DIRECT UNIT COST	DEMOLITION UNIT COST
26 51 33 00-0049	EA		15' Length, 1-Circuit, Modular Lighting Tap (Day-Brite LT-27-1E-15).....	99.23	6.53
26 51 33 00-0050	EA		15' Length, 1-Circuit, Modular Lighting Cable (Day-Brite LC-27-1E-15).....	101.84	6.53
26 51 33 00-0051	EA		Modular Lighting Junction Or Circuit Splitter (Day-Brite LJ-27-3E).....	78.69	6.53
26 51 33 00-0052	EA		3" Length, 1-Circuit, Modular Power Distribution Cable (Day-Brite PD-12-1E).....	57.22	6.53
26 51 33 00-0053	EA		Removal And Reinstallation Of Modular Wiring Complete Including Storage And Cleaning	54.42	
26 51 33 00-0054			Additional Lighting Wire Whips (26 51 33)		
26 51 33 00-0055	LF		For Each Additional LF Of Interior Lighting Wire Whip, Add.....	1.77	
			Note: Wire whips are included with interior lighting fixtures, where necessary, up to six feet in length. Use this task for additional required whip length. For example, if the fixture requires a 15' wire whip then use 9 LF of this task to reach required length.		
26 51 33 00-0056			Removal And Reinstallation Of Light Fixtures (26 51 33)		
			Note: Includes disconnection of wire, on-site storage, general cleaning, installation and electrical wire hook-up.		
26 51 33 00-0057	EA		Removal And Reinstallation Of Lay-In Fluorescent Light Fixture.....	128.74	
26 51 33 00-0058	EA		Removal And Reinstallation Of Surface Mounted Or Pendant Light Fixture.....	147.12	
26 52			Safety Lighting (26 50)		
26 52 13			Emergency and Exit Lighting (26 52)		
26 52 13 13			Emergency Lighting (26 52 13)		
26 52 13 13-0001			Commercial Emergency Lights (26 52 13 13)		
26 52 13 13-0002			Polycarbonate Housing, Commercial Emergency Lights (26 52 13 13-0001)		
			Note: Includes lead-calcium batteries and two adjustable lamp heads.		
26 52 13 13-0003	EA		3 Max Wattage At 90 Minutes, 3.6 Volt, Polycarbonate Housing, LED Lamps, Commercial Emergency Light (Lithonia ELM2 LED).....	238.31	30.24
26 52 13 13-0004	EA		10.8 Max Wattage At 90 Minutes, 6 Volt, Polycarbonate Housing, Krypton Lamps, Commercial Emergency Light (Lithonia ELM2).....	163.57	30.24
			For Halogen Lamps, Add	27.55	
			For Self-Diagnostics, Add	87.50	
26 52 13 13-0005	EA		18 Max Wattage At 90 Minutes, 6 Volt, Polycarbonate Housing, Krypton Lamps, Commercial Emergency Light (Lithonia ELM618).....	261.38	30.24
			For Halogen Lamps, Add	27.55	
			For Self-Diagnostics, Add	87.50	
26 52 13 13-0006	EA		27 Max Wattage At 90 Minutes, 6 Volt, Remote Capability, Polycarbonate Housing, Krypton Lamps, Commercial Emergency Light (Lithonia ELM627).....	305.67	30.24
			For Halogen Lamps, Add	27.55	
			For Self-Diagnostics, Add	87.50	
26 52 13 13-0007	EA		54 Max Wattage At 90 Minutes, 6 Volt, Remote Capability, Polycarbonate Housing, Krypton Lamps, Commercial Emergency Light (Lithonia ELM654).....	457.85	30.24
			For Halogen Lamps, Add	27.55	
			For Self-Diagnostics, Add	87.50	
26 52 13 13-0008	EA		54 Max Wattage At 90 Minutes, 12 Volt, Remote Capability, Polycarbonate Housing, Krypton Lamps, Commercial Emergency Light (Lithonia ELM1254).....	519.63	30.24
			For Halogen Lamps, Add	27.55	
			For Self-Diagnostics, Add	87.50	
26 52 13 13-0009	EA		72 Max Wattage At 90 Minutes, 12 Volt, Remote Capability, Polycarbonate Housing, Krypton Lamps, Commercial Emergency Light (Lithonia ELM1272).....	760.31	30.24
			For Halogen Lamps, Add	27.55	
			For Self-Diagnostics, Add	87.50	
26 52 13 13-0010			Remote Heads For Commercial Emergency Lights (26 52 13 13-0001)		
			Note: For use with fixtures that have remote capability.		
26 52 13 13-0011	EA		6 Watt, 6 Volt, Aluminum Housing, Halogen Lamp, Emergency Light Remote Head (Lithonia ELA MT H0606).....	161.59	18.14
26 52 13 13-0012	EA		6 Watt, 6 Volt, Gasketed Fiberglass Housing, Halogen Lamp, Emergency Light Remote Head (Lithonia ELA NX H0606).....	162.70	18.14
26 52 13 13-0013	EA		8 Watt, 8 Volt, Gasketed Fiberglass Housing, Halogen Lamp, Emergency Light Remote Head (Lithonia ELA NX H0806).....	166.44	18.14
26 52 13 13-0014	EA		12 Watt, 12 Volt, Aluminum Housing, Halogen Lamp, Emergency Light Remote Head (Lithonia ELA MT H1212).....	165.83	18.14
26 52 13 13-0015	EA		12 Watt, 12 Volt, Thermoplastic Housing, Halogen Lamp, Emergency Light Remote Head (Lithonia ELA H1212).....	142.90	18.14
26 52 13 13-0016	EA		12 Watt, 12 Volt, Thermoplastic Housing, Incandescent Lamp, Emergency Light Remote Head (Lithonia ELA N1206).....	97.34	18.14
26 52 13 13-0017			Industrial Emergency Lights (26 52 13 13)		
26 52 13 13-0018			Painted Steel Housing, Industrial Emergency Lights (26 52 13 13-0017)		
26 52 13 13-0019			Painted Steel Housing, Industrial Emergency Lights (26 52 13 13-0018)		
			Note: Includes lead-calcium batteries and two adjustable lamp heads.		
26 52 13 13-0020	EA		16 Max Wattage At 90 Minutes, 6 Volt, Painted Steel Housing, Incandescent Lamps, Industrial Emergency Light (Lithonia ELT16).....	424.24	30.24
			For Wireguard, Add	218.87	
26 52 13 13-0021	EA		24 Max Wattage At 90 Minutes, 6 Volt, Remote Capability, Painted Steel Housing, Incandescent Lamps, Industrial Emergency Light (Lithonia ELT24).....	355.12	30.24
			For Wireguard, Add	218.87	



MINOR	CSI	UOM	DESCRIPTION	TOTAL DIRECT UNIT COST	DEMOLITION UNIT COST
26 52 13	13-0022	EA	36 Max Wattage At 90 Minutes, 6 Volt, Remote Capability, Painted Steel Housing, Incandescent Lamps, Industrial Emergency Light (Lithonia ELT36).....	557.12	30.24
			<i>For Wireguard, Add</i>	218.87	
26 52 13	13-0023	EA	50 Max Wattage At 90 Minutes, 12 Volt, Remote Capability, Painted Steel Housing, Incandescent Lamps, Industrial Emergency Light (Lithonia ELT50).....	591.98	30.24
			<i>For Wireguard, Add</i>	218.87	
26 52 13	13-0024	EA	125 Max Wattage At 90 Minutes, 12 Volt, Remote Capability, Painted Steel Housing, Incandescent Lamps, Industrial Emergency Light (Lithonia ELT125).....	847.63	30.24
			<i>For Wireguard, Add</i>	233.12	
26 52 13	13-0025	EA	275 Max Wattage At 90 Minutes, 12 Volt, Remote Capability, Painted Steel Housing, Incandescent Lamps, Industrial Emergency Light (Lithonia ELT275).....	1,336.70	30.24
			<i>For Wireguard, Add</i>	233.12	
26 52 13	13-0026		Remote Heads For Painted Steel Housing, Industrial Emergency Lights (26 52 13 13-0018) Note: For use with fixtures that have remote capability.		
26 52 13	13-0027	EA	8 Watt, 6 Volt, Thermoplastic Housing, Incandescent Lamp, Emergency Light Remote Head (Lithonia ELA N0806).....	123.59	18.14
			<i>For Wireguard, Add</i>	176.63	
26 52 13	13-0028	EA	12 Watt, 6 Volt, Thermoplastic Housing, Incandescent Lamp, Emergency Light Remote Head (Lithonia ELA N1206).....	127.94	18.14
			<i>For Wireguard, Add</i>	176.63	
26 52 13	13-0029	EA	8 Watt, 12 Volt, Thermoplastic Housing, Halogen Lamp, Emergency Light Remote Head (Lithonia ELA H0812).....	124.20	18.14
			<i>For Wireguard, Add</i>	176.63	
26 52 13	13-0030	EA	12 Watt, 12 Volt, Thermoplastic Housing, Incandescent Lamp, Emergency Light Remote Head (Lithonia ELA N1212).....	124.91	18.14
			<i>For Wireguard, Add</i>	176.63	
26 52 13	13-0031	EA	12 Watt, 25 Volt, Thermoplastic Housing, Incandescent Lamp, Emergency Light Remote Head (Lithonia ELA N2512).....	127.94	18.14
			<i>For Wireguard, Add</i>	176.63	
26 52 13	13-0032	EA	12 Watt, 25 Volt, Aluminum Housing, Incandescent Lamp, Emergency Light Remote Head (Lithonia ELA MT N2512).....	149.97	18.14
			<i>For Wireguard, Add</i>	176.63	
26 52 13	13-0033		Rugged Injection-Molded Thermoplastic Housing, Industrial Emergency Lights (26 52 13 13-0017)		
26 52 13	13-0034		Rugged Injection-Molded Thermoplastic Housing, Industrial Emergency Lights (26 52 13 13-0033) Note: Includes lead-calcium batteries and two adjustable lamp heads.		
26 52 13	13-0035	EA	18 Max Wattage At 90 Minutes, 6 Volt, Krypton Lamps, Rugged Injection-Molded Thermoplastic Housing, Industrial Emergency Light (Lithonia IND618).....	418.68	30.24
			<i>For Wireguard, Add</i>	212.81	
			<i>For Self-Diagnostics, Add</i>	105.50	
26 52 13	13-0036	EA	36 Max Wattage At 90 Minutes, 12 Volt, Remote Capability, Krypton Lamps, Rugged Injection-Molded Thermoplastic Housing, Industrial Emergency Light (Lithonia IND1236).....	455.57	30.24
			<i>For Wireguard, Add</i>	212.81	
			<i>For Self-Diagnostics, Add</i>	105.50	
26 52 13	13-0037	EA	54 Max Wattage At 90 Minutes, 6 Volt, Remote Capability, Krypton Lamps, Rugged Injection-Molded Thermoplastic Housing, Industrial Emergency Light (Lithonia IND654).....	445.46	30.24
			<i>For Wireguard, Add</i>	212.81	
			<i>For Self-Diagnostics, Add</i>	105.50	
26 52 13	13-0038	EA	54 Max Wattage At 90 Minutes, 12 Volt, Remote Capability, Krypton Lamps, Rugged Injection-Molded Thermoplastic Housing, Industrial Emergency Light (Lithonia IND1254).....	471.23	30.24
			<i>For Wireguard, Add</i>	212.81	
			<i>For Self-Diagnostics, Add</i>	105.50	
26 52 13	13-0039	EA	100 Max Wattage At 90 Minutes, 12 Volt, Remote Capability, Krypton Lamps, Rugged Injection-Molded Thermoplastic Housing, Industrial Emergency Light (Lithonia IND12100).....	797.61	30.24
			<i>For Wireguard, Add</i>	212.81	
			<i>For Self-Diagnostics, Add</i>	105.50	
26 52 13	13-0040	EA	18 Max Wattage At 90 Minutes, 6 Volt, Krypton Lamps, NEMA 4X, Rugged Injection-Molded Thermoplastic Housing, Harsh Environment Industrial Emergency Light (Lithonia INDX618).....	625.33	30.24
			<i>For Wireguard, Add</i>	212.81	
			<i>For Self-Diagnostics, Add</i>	61.50	
26 52 13	13-0041	EA	36 Max Wattage At 90 Minutes, 12 Volt, Remote Capability, Krypton Lamps, NEMA 4X, Rugged Injection-Molded Thermoplastic Housing, Harsh Environment Industrial Emergency Light (Lithonia INDX1236).....	701.11	30.24
			<i>For Wireguard, Add</i>	212.81	
			<i>For Self-Diagnostics, Add</i>	61.50	
26 52 13	13-0042	EA	54 Max Wattage At 90 Minutes, 12 Volt, Remote Capability, Krypton Lamps, NEMA 4X, Rugged Injection-Molded Thermoplastic Housing, Harsh Environment Industrial Emergency Light (Lithonia INDX1254).....	739.51	30.24
			<i>For Wireguard, Add</i>	212.81	
			<i>For Self-Diagnostics, Add</i>	61.50	
26 52 13	13-0043		Remote Heads For Rugged Injection-Molded Thermoplastic Housing, Industrial Emergency Lights (26 52 13 13-0033) Note: For use with fixtures that have remote capability.		
26 52 13	13-0044	EA	9 Watt, 6 Volt, Heavyweight Polycarbonate Housing, Krypton Lamp, Emergency Light Remote Head (Lithonia ELA IND K0906).....	106.92	18.14
26 52 13	13-0045	EA	12 Watt, 6 Volt, Heavyweight Polycarbonate Housing, Halogen Lamp, Emergency Light Remote Head (Lithonia ELA IND H1206).....	115.71	18.14



Electrical	26	26
Lighting	26 50	
Safety Lighting	26 52	

MINOR	CSI	UOM	DESCRIPTION	TOTAL DIRECT UNIT COST	DEMOLITION UNIT COST
26 52 13 13-0046	EA		9 Watt, 12 Volt, Heavyweight Polycarbonate Housing, Krypton Lamp, Emergency Light Remote Head (Lithonia ELA IND K0912).....	107.02	18.14
26 52 13 13-0047	EA		12 Watt, 12 Volt, Heavyweight Polycarbonate Housing, Halogen Lamp, Emergency Light Remote Head (Lithonia ELA IND H1212).....	113.49	18.14
26 52 13 13-0048	EA		12 Watt, 20 Volt, Heavyweight Polycarbonate Housing, Halogen Lamp, Emergency Light Remote Head (Lithonia ELA IND H2012).....	96.88	18.14
26 52 13 13-0049			Outdoor Emergency Lights (26 52 13 13)		
26 52 13 13-0050			Gasketed Die-Cast Aluminum Housing, Outdoor Emergency Lights (26 52 13 13-0049)		
			Note: Includes nickel-cadmium batteries.		
26 52 13 13-0051	EA		10 Max Wattage At 90 Minutes, LED Lamps, Gasketed Aluminum Die-Cast Housing, Outdoor Emergency Light (Dual-Lite PG Series).....	662.21	30.24
26 52 13 13-0052	EA		10 Max Wattage At 90 Minutes, LED Lamps, Gasketed Aluminum Die-Cast Housing, Outdoor Emergency Light With Heater (Dual-Lite PG Series).....	791.04	30.24
26 52 13 13-0053			Recessed Emergency Lights (26 52 13 13)		
26 52 13 13-0054	EA		10 Watt At 90 Minutes, 6 Volt, Halogen Lamp, 8" Round, Recessed High-Hat Emergency Light (Lithonia ELRG).....	722.19	30.24
			For Wire Guard, Add	60.00	
26 52 13 13-0055	EA		16 Max Wattage At 90 Minutes, 6 Volt, 12" x 12" Polycarbonate Housing, Glass Sealed-Beam Lamps, Recessed Emergency Light (Lithonia ELR2).....	565.79	60.47
			Note: Includes lead-calcium batteries and two adjustable lamp heads.		
			For Wireguard, Add	233.12	
26 52 13 13-0056	EA		50 Max Wattage At 90 Minutes, 12 Volt, 12" x 12" Polycarbonate Housing, Glass Sealed-Beam Lamps, Recessed Emergency Light (Lithonia ELR4).....	815.49	60.47
			Note: Includes lead-calcium batteries and two adjustable lamp heads.		
			For Wireguard, Add	233.12	
26 52 13 13-0057			Square Wraparound Emergency Lights (26 52 13 13)		
26 52 13 13-0058	EA		10 Max Wattage At 90 Minutes, 6 Volt, Halogen Lamp, 10-5/16" x 10-5/16" Lexan Frame, Square Wraparound Emergency Light (Lithonia ELSQ).....	328.36	30.24
26 52 13 16			Exit Signs (26 52 13)		
			Note: Excludes pendants.		
26 52 13 16-0001			LED Exit Signs (26 52 13 16)		
			Note: Includes red LED lamps.		
26 52 13 16-0002	EA		Single Face, Thermoplastic Housing, LED Exit Sign (Lithonia LQM-S-W-3-R-120/277-M6).....	190.60	44.21
			For Green LED Lamps, Add	15.00	
			For >50 To 100, Deduct	-6.98	
			For >100 To 250, Deduct	-11.74	
			For >250 To 500, Deduct	-19.06	
			For >500, Deduct	-26.38	
26 52 13 16-0003	EA		Double Face, Thermoplastic Housing, LED Exit Sign (Lithonia LQM-S-W-3-R-120/277-M6).....	190.60	44.21
			For Green LED Lamps, Add	15.00	
			For >50 To 100, Deduct	-6.98	
			For >100 To 250, Deduct	-11.74	
			For >250 To 500, Deduct	-19.06	
			For >500, Deduct	-26.38	
26 52 13 16-0004	EA		Single Face, Thermoplastic Housing, LED Exit Sign With Battery Back-Up (Lithonia LQM-S-W-3-R-120/277-EL-N-M6).....	267.04	44.21
			For Green LED Lamps, Add	15.00	
			For Self-Diagnostics, Add	50.00	
			For >50 To 100, Deduct	-8.89	
			For >100 To 250, Deduct	-15.56	
			For >250 To 500, Deduct	-26.70	
			For >500, Deduct	-37.85	
26 52 13 16-0005	EA		Double Face, Thermoplastic Housing, LED Exit Sign With Battery Back-Up (Lithonia LQM ELN).....	267.04	44.21
			For Green LED Lamps, Add	15.00	
			For Self-Diagnostics, Add	50.00	
			For >50 To 100, Deduct	-8.89	
			For >100 To 250, Deduct	-15.56	
			For >250 To 500, Deduct	-26.70	
			For >500, Deduct	-37.85	
26 52 13 16-0006	EA		Single Face, Die-Cast Aluminum Housing, LED Exit Sign (Lithonia LQC-W-1-R).....	234.35	44.21
			For Green LED Lamps, Add	15.00	
			For >50 To 100, Deduct	-9.57	
			For >100 To 250, Deduct	-16.93	
			For >250 To 500, Deduct	-29.44	
			For >500, Deduct	-41.94	
26 52 13 16-0007	EA		Double Face, Die-Cast Aluminum Housing, LED Exit Sign (Lithonia LQC-W-2-R).....	334.20	44.21
			For Green LED Lamps, Add	15.00	
			For >50 To 100, Deduct	-10.57	
			For >100 To 250, Deduct	-18.92	
			For >250 To 500, Deduct	-33.42	
			For >500, Deduct	-47.92	

26 Electrical

26 50 Lighting

26 52 Safety Lighting



MINOR CSI UOM DESCRIPTION	TOTAL DIRECT UNIT COST	DEMOLITION UNIT COST
26 52 13 16-0008 EA Single Face, Die-Cast Aluminum Housing, LED Exit Sign With Battery Back-Up (Lithonia LQC-W-1-R-EL-N).....	277.70	44.21
For Green LED Lamps, Add	15.00	
For Self-Diagnostics, Add	50.00	
For >50 To 100, Deduct	-9.15	
For >100 To 250, Deduct	-16.10	
For >250 To 500, Deduct	-27.77	
For >500, Deduct	-39.44	
26 52 13 16-0009 EA Double Face, Die-Cast Aluminum Housing, LED Exit Sign With Battery Back-Up (Lithonia LQC-W-2-R-EL-N)	306.62	44.21
For Green LED Lamps, Add	15.00	
For Self-Diagnostics, Add	50.00	
For >50 To 100, Deduct	-9.88	
For >100 To 250, Deduct	-17.54	
For >250 To 500, Deduct	-30.66	
For >500, Deduct	-43.78	
26 52 13 16-0010 EA Single Face, Thermoplastic Housing, LED Exit Sign/Emergency Light Combo With Battery Back-Up (Lithonia LHQM-S-W-3-R-M4).....	353.35	44.21
Note: Includes two circular side mounted krypton emergency lights.		
For Green LED Lamps, Add	15.00	
For >50 To 100, Deduct	-11.86	
For >100 To 250, Deduct	-20.69	
For >250 To 500, Deduct	-35.33	
For >500, Deduct	-49.98	
26 52 13 16-0011 EA Single Face, Thermoplastic Housing, LED Exit Sign/Emergency Light Combo With Battery Back-Up (Lithonia LHQM-LED-R-M6).....	308.15	44.21
Note: Includes two circular side mounted LED emergency lights.		
For Green LED Lamps, Add	15.00	
For >50 To 100, Deduct	-10.73	
For >100 To 250, Deduct	-18.43	
For >250 To 500, Deduct	-30.82	
For >500, Deduct	-43.20	
26 52 13 16-0012 EA Single Face, Powder Coated Steel Housing, LED Exit Sign/Emergency Light Combo With Battery Back-Up (Big Beam COM-PH).....	443.56	44.21
Note: Includes two rectangular front mounted high intensity tungsten emergency lights.		
For Green LED Lamps, Add	15.00	
For >50 To 100, Deduct	-14.11	
For >100 To 250, Deduct	-25.20	
For >250 To 500, Deduct	-44.36	
For >500, Deduct	-63.51	
26 52 13 16-0013 EA Single Face, Powder Coated Steel Housing, LED Exit Sign/Emergency Light Combo With Battery Back-Up (Big Beam COM).....	464.55	44.21
Note: Includes two circular side mounted PAR 36 emergency lights.		
For Green LED Lamps, Add	15.00	
For >50 To 100, Deduct	-14.64	
For >100 To 250, Deduct	-26.25	
For >250 To 500, Deduct	-46.46	
For >500, Deduct	-66.66	
26 52 13 16-0014 EA Single Or Double Face, Polycarbonate Housing, LED Emergency Exit Sign (Eaton Lighting APX6R).....	126.26	44.21
For >50 To 100, Deduct	-5.37	
For >100 To 250, Deduct	-8.52	
For >250 To 500, Deduct	-12.63	
For >500, Deduct	-16.73	
26 52 13 16-0015 EA 120-277 Volt, LED Emergency Exit Sign With Nickel Cadmium Battery, Red (Cooper Industries APX7R)	126.75	44.21
For >50 To 100, Deduct	-5.38	
For >100 To 250, Deduct	-8.55	
For >250 To 500, Deduct	-12.68	
For >500, Deduct	-16.80	
26 52 13 16-0016 Edge-Lit LED Exit Signs <small>(26 52 13 16)</small>		
Note: Includes red LED lamps.		
26 52 13 16-0017 EA Single Face, Edge-Lit LED Exit Sign (Lithonia EDG-1- R-M6).....	262.18	44.21
For Green LED Lamps, Add	40.00	
For >50 To 100, Deduct	-8.77	
For >100 To 250, Deduct	-15.32	
For >250 To 500, Deduct	-26.22	
For >500, Deduct	-37.12	
26 52 13 16-0018 EA Double Face, Edge-Lit LED Exit Sign (Lithonia EDG-2-R-M6)	264.94	44.21
For Green LED Lamps, Add	40.00	
For >50 To 100, Deduct	-8.83	
For >100 To 250, Deduct	-15.46	
For >250 To 500, Deduct	-26.49	
For >500, Deduct	-37.53	
26 52 13 16-0019 EA Single Face, Edge-Lit LED Exit Sign With Battery Back-Up (Lithonia EDG-1-R-EL-M6).....	283.60	44.21
For Green LED Lamps, Add	40.00	
For Self-Diagnostics, Add	50.00	
For >50 To 100, Deduct	-9.30	
For >100 To 250, Deduct	-16.39	
For >250 To 500, Deduct	-28.36	
For >500, Deduct	-40.33	
26 52 13 16-0020 EA Double Face, Edge-Lit LED Exit Sign With Battery Back-Up (Lithonia EDG-2-R-EL-M6).....	339.39	44.21
For Green LED Lamps, Add	40.00	
For Self-Diagnostics, Add	50.00	
For >50 To 100, Deduct	-10.70	
For >100 To 250, Deduct	-19.18	
For >250 To 500, Deduct	-33.94	
For >500, Deduct	-48.70	



Electrical	26	26
Lighting	26 50	
Safety Lighting	26 52	

MINOR CSI UOM DESCRIPTION	TOTAL DIRECT UNIT COST	DEMOLITION UNIT COST
------------------------------	---------------------------	-------------------------

26 52 13 16-0021	Self-Luminous Tritium Exit Signs <small>(26 52 13 16)</small> Note: Includes red or green tritium filled pyrex glass light tubes with phosphor coating.		
26 52 13 16-0022	EA 10 Year, Single Face, Acrylonitrile Butadiene Styrene (ABS) Housing, Self-Luminous Tritium Exit Sign (Isolite SLX-60-S-10-R).....	561.32	44.21
	<i>For >50 To 100, Deduct</i>	-16.24	
	<i>For >100 To 250, Deduct</i>	-30.28	
	<i>For >250 To 500, Deduct</i>	-56.13	
	<i>For >500, Deduct</i>	-81.99	
26 52 13 16-0023	EA 10 Year, Double Face, Acrylonitrile Butadiene Styrene (ABS) Housing, Self-Luminous Tritium Exit Sign (Isolite SLX-60-D-10-R).....	1,033.72	44.21
	<i>For >50 To 100, Deduct</i>	-28.05	
	<i>For >100 To 250, Deduct</i>	-53.90	
	<i>For >250 To 500, Deduct</i>	-103.37	
	<i>For >500, Deduct</i>	-152.85	
26 52 13 16-0024	EA 20 Year, Single Face, Acrylonitrile Butadiene Styrene (ABS) Housing, Self-Luminous Tritium Exit Sign (Isolite SLX-60-S-20-R).....	668.94	44.21
	<i>For >50 To 100, Deduct</i>	-18.93	
	<i>For >100 To 250, Deduct</i>	-35.66	
	<i>For >250 To 500, Deduct</i>	-66.89	
	<i>For >500, Deduct</i>	-98.13	
26 52 13 16-0025	EA 20 Year, Double Face, Acrylonitrile Butadiene Styrene (ABS) Housing, Self-Luminous Tritium Exit Sign (Isolite SLX-60-D-20-R).....	1,120.12	44.21
	<i>For >50 To 100, Deduct</i>	-30.21	
	<i>For >100 To 250, Deduct</i>	-58.22	
	<i>For >250 To 500, Deduct</i>	-112.01	
	<i>For >500, Deduct</i>	-165.81	
26 52 13 16-0026	EA 10 Year, Single Face, Aluminum Housing, Self-Luminous Tritium Exit Sign (Isolite 2040-01-10-R).....	614.88	44.21
	<i>For >50 To 100, Deduct</i>	-17.58	
	<i>For >100 To 250, Deduct</i>	-32.95	
	<i>For >250 To 500, Deduct</i>	-61.49	
	<i>For >500, Deduct</i>	-90.02	
26 52 13 16-0027	EA 10 Year, Double Face, Aluminum Housing, Self-Luminous Tritium Exit Sign (Isolite 2040-07-10-R).....	1,120.12	44.21
	<i>For >50 To 100, Deduct</i>	-30.21	
	<i>For >100 To 250, Deduct</i>	-58.22	
	<i>For >250 To 500, Deduct</i>	-112.01	
	<i>For >500, Deduct</i>	-165.81	
26 52 13 16-0028	EA 20 Year, Single Face, Aluminum Housing, Self-Luminous Tritium Exit Sign (Isolite 2040-01-20-R).....	754.83	44.21
	<i>For >50 To 100, Deduct</i>	-21.08	
	<i>For >100 To 250, Deduct</i>	-39.95	
	<i>For >250 To 500, Deduct</i>	-75.48	
	<i>For >500, Deduct</i>	-111.01	
26 52 13 16-0029	EA 20 Year, Double Face, Aluminum Housing, Self-Luminous Tritium Exit Sign (Isolite 2040-07-20-R).....	1,390.92	44.21
	<i>For >50 To 100, Deduct</i>	-36.98	
	<i>For >100 To 250, Deduct</i>	-71.76	
	<i>For >250 To 500, Deduct</i>	-139.09	
	<i>For >500, Deduct</i>	-206.43	
26 52 13 16-0030	Vandal-Resistant LED Exit Signs <small>(26 52 13 16)</small> Note: Includes red LED lamps.		
26 52 13 16-0031	EA Single Face, Aluminum Housing, Vandal-Resistant/Wet Location, LED Exit Sign (Lithonia LV-S-W-1-R-120/277).....	529.49	44.21
	<i>For >50 To 100, Deduct</i>	-15.45	
	<i>For >100 To 250, Deduct</i>	-28.69	
	<i>For >250 To 500, Deduct</i>	-52.95	
	<i>For >500, Deduct</i>	-77.21	
26 52 13 16-0032	EA Single Face, Aluminum Housing, Vandal-Resistant/Wet Location, LED Exit Sign With Battery Backup (Lithonia LV-S-W-1-R-120/277-EL-N).....	822.02	44.21
	<i>For >50 To 100, Deduct</i>	-22.76	
	<i>For >100 To 250, Deduct</i>	-43.31	
	<i>For >250 To 500, Deduct</i>	-82.20	
	<i>For >500, Deduct</i>	-121.09	
26 52 13 16-0033	EA Single Face, Aluminum Housing, NEMA 4X, Vandal-Resistant/Wet Location, LED Exit Sign With Battery Backup (Lithonia LV-S-1-R-120/277-EL-N-UM-4X).....	1,001.38	44.21
	<i>For >50 To 100, Deduct</i>	-27.25	
	<i>For >100 To 250, Deduct</i>	-52.28	
	<i>For >250 To 500, Deduct</i>	-100.14	
	<i>For >500, Deduct</i>	-148.00	
26 52 13 16-0034	Removal And Reinstallation Of Exit Light Fixture <small>(26 52 13 16)</small> Note: Includes storage, cleaning and supply materials.		
26 52 13 16-0035	EA Removal And Reinstall Of Exit Light Fixtures.....	90.71	
	Note: Includes storage and cleaning.		
	<i>For >50 To 100, Deduct</i>	-4.54	
	<i>For >100 To 250, Deduct</i>	-6.80	
	<i>For >250 To 500, Deduct</i>	-9.07	
	<i>For >500, Deduct</i>	-11.34	
26 52 13 16-0036	Exit Sign Accessories <small>(26 52 13 16)</small>		

26	26	Electrical
	26 50	Lighting
	26 52	Safety Lighting



MINOR	CSI	UOM	DESCRIPTION	TOTAL DIRECT UNIT COST	DEMOLITION UNIT COST
26 52 13 16-0037	EA		Polycarbonate Vandal Shield For Exit Signs (Radiant-Lite BG-1).....	125.25	12.12
			<i>For >50 To 100, Deduct</i>	-3.74	
			<i>For >100 To 250, Deduct</i>	-6.87	
			<i>For >250 To 500, Deduct</i>	-12.53	
			<i>For >500, Deduct</i>	-18.18	
26 52 13 16-0038	EA		Wire Guard For Exit Signs Or Emergency Lights (Best Lighting Products WG-1)	72.97	12.12
			<i>For >50 To 100, Deduct</i>	-2.43	
			<i>For >100 To 250, Deduct</i>	-4.25	
			<i>For >250 To 500, Deduct</i>	-7.30	
			<i>For >500, Deduct</i>	-10.34	
26 52 13 16-0039	EA		Wire Guard For Combination Exit Sign And Emergency Light (Best Lighting Products WG-3)	116.85	9.69
			<i>For >50 To 100, Deduct</i>	-3.41	
			<i>For >100 To 250, Deduct</i>	-6.33	
			<i>For >250 To 500, Deduct</i>	-11.69	
			<i>For >500, Deduct</i>	-17.04	
26 52 13 16-0040	EA		Removal And Replacement Of Battery For Exit Signs	125.16	
			Note: Battery: nickel cadmium, 1.2 volt, 1 Ah battery capacity		
			<i>For >50 To 100, Deduct</i>	-3.89	
			<i>For >100 To 250, Deduct</i>	-7.02	
			<i>For >250 To 500, Deduct</i>	-12.52	
			<i>For >500, Deduct</i>	-18.02	

26 54 Classified Location Lighting (26 50)

26 54 19 LED Classified Location Lighting (26 54)

26 54 19 00-0001 Class I Division 2, Hazardous Location, LED Fixtures (26 54 19)

26 54 19 00-0002 Class I Division 2, Hazardous Location, NEMA 4X, LED Floodlight (Cooper Champ® FMV) (26 54 19 00-0001)

Note: Includes 5,600K CRI LED arrays, shatter resistant glass lens, silicone gaskets, stainless steel external hardware and powder coated aluminum housing.

26 54 19 00-0003	EA		5,183 Lumens, 45 Watt, Yoke Mount, Class I Division 2, NEMA 4X, 7 x 6 Optic, Glass Lens, LED Floodlight (Cooper Champ® FMV5L).....	2,470.22	99.45
			<i>For Bolt-On Visor, Add</i>	94.27	
			<i>For Bolt-On Wire Guard, Add</i>	193.89	
			<i>For 480 Volt, Add</i>	166.01	
			<i>For Warm White Color Rendering, Add</i>	70.48	
			<i>For >50 To 100, Deduct</i>	-65.90	
			<i>For >100 To 250, Deduct</i>	-127.65	
			<i>For >250 To 500, Deduct</i>	-247.02	
			<i>For >500, Deduct</i>	-366.39	
26 54 19 00-0004	EA		7,095 Lumens, 62 Watt, Yoke Mount, Class I Division 2, NEMA 4X, 7 x 6 Optic, Glass Lens, LED Floodlight (Cooper Champ® FMV7L).....	3,024.29	106.08
			<i>For Bolt-On Visor, Add</i>	94.27	
			<i>For Bolt-On Wire Guard, Add</i>	193.89	
			<i>For 480 Volt, Add</i>	166.01	
			<i>For Warm White Color Rendering, Add</i>	70.48	
			<i>For >50 To 100, Deduct</i>	-80.03	
			<i>For >100 To 250, Deduct</i>	-155.63	
			<i>For >250 To 500, Deduct</i>	-302.43	
			<i>For >500, Deduct</i>	-449.22	
26 54 19 00-0005	EA		9,132 Lumens, 79 Watt, Yoke Mount, Class I Division 2, NEMA 4X, 7 x 6 Optic, Glass Lens, LED Floodlight (Cooper Champ® FMV9L).....	3,415.49	112.72
			<i>For Bolt-On Visor, Add</i>	94.27	
			<i>For Bolt-On Wire Guard, Add</i>	193.89	
			<i>For 480 Volt, Add</i>	166.01	
			<i>For Warm White Color Rendering, Add</i>	70.48	
			<i>For >50 To 100, Deduct</i>	-90.08	
			<i>For >100 To 250, Deduct</i>	-175.47	
			<i>For >250 To 500, Deduct</i>	-341.55	
			<i>For >500, Deduct</i>	-507.63	
26 54 19 00-0006	EA		11,107 Lumens, 99 Watt, Yoke Mount, Class I Division 2, NEMA 4X, 7 x 6 Optic, Glass Lens, LED Floodlight (Cooper Champ® FMV11L).....	3,817.53	119.34
			<i>For Bolt-On Visor, Add</i>	94.27	
			<i>For Bolt-On Wire Guard, Add</i>	193.89	
			<i>For 480 Volt, Add</i>	166.01	
			<i>For Warm White Color Rendering, Add</i>	70.48	
			<i>For >50 To 100, Deduct</i>	-100.41	
			<i>For >100 To 250, Deduct</i>	-195.85	
			<i>For >250 To 500, Deduct</i>	-381.75	
			<i>For >500, Deduct</i>	-567.66	

26 54 19 00-0007 Class I Division 2, Hazardous Location, NEMA 4X, LED Fixture (Cooper Vaporgard™ V2LC) (26 54 19 00-0001)

Note: Includes 5,600K CRI LED arrays, heat resistant glass lens, silicone gaskets, stainless steel external hardware and powder coated aluminum housing.



Electrical	26	
Lighting	26 50	26
Classified Location Lighting	26 54	

MINOR	CSI	UOM	DESCRIPTION	TOTAL DIRECT UNIT COST	DEMOLITION UNIT COST
26 54	19 00-0008	EA	1,600 Lumens, 25 Watt, Pendant Mount, Class I Division 2, Hazardous Location, NEMA 4X, LED Fixture (Cooper Vaporgard™ V2LC)	1,462.79	92.83
			For 12/24 Volt DC Driver, Add	26.79	
			For Frosted Lens, Add	54.75	
			For Warm White Color Temperature LEDs, Add	70.48	
			For 55 Degree Ambient Suitability (AC Only) Option, Add	36.48	
			For Stanchion Mount, Add	225.86	
			For Ceiling Mount, Add	90.57	
			For Wall Mount, Add	132.21	
			For Teflon Coated Lens, Add	116.21	
			For Wall Mount With Junction Box, Add	193.04	
			For >50 To 100, Deduct	-40.44	
			For >100 To 250, Deduct	-77.01	
			For >250 To 500, Deduct	-146.28	
			For >500, Deduct	-215.55	
26 54	19 00-0009		Class I Division 2, Hazardous Location, NEMA 4X, LED Fixture (Cooper Champ® VMV) <small>(26 54 19 00-0001)</small>		
			Note: Includes 5,600K CRI LED arrays, heat and impact resistant glass lens, silicone gaskets, stainless steel external hardware and powder coated aluminum housing.		
26 54	19 00-0010	EA	3,240 Lumens, 47 Watt, Pendant Mount, Class I Division 2, Hazardous Location, NEMA 4X, LED Fixture (Cooper Champ® VMV3L)	2,321.69	92.83
			For Ceiling Mount, Add	17.33	
			For Quick Clip Mounting Option, Add	25.46	
			For Frosted Lens, Add	54.75	
			For Warm White Color Rendering, Add	70.48	
			For Polycarbonate Lens, Add	101.48	
			For 480 Volt, Add	166.01	
			For >50 To 100, Deduct	-61.91	
			For >100 To 250, Deduct	-119.95	
			For >250 To 500, Deduct	-232.17	
			For >500, Deduct	-344.39	
26 54	19 00-0011	EA	3,778 Lumens, 63 Watt, Pendant Mount, Class I Division 2, Hazardous Location, NEMA 4X, LED Fixture (Cooper Champ® VMV5L)	2,571.28	99.45
			For Ceiling Mount, Add	17.33	
			For Quick Clip Mounting Option, Add	25.46	
			For Frosted Lens, Add	54.75	
			For Warm White Color Rendering, Add	70.48	
			For Polycarbonate Lens, Add	101.48	
			For 480 Volt, Add	166.01	
			For >50 To 100, Deduct	-68.43	
			For >100 To 250, Deduct	-132.71	
			For >250 To 500, Deduct	-257.13	
			For >500, Deduct	-381.55	
26 54	19 00-0012	EA	6,340 Lumens, 98 Watt, Pendant Mount, Class I Division 2, Hazardous Location, NEMA 4X, LED Fixture (Cooper Champ® VMV7L)	2,880.74	106.08
			For Ceiling Mount, Add	17.33	
			For Quick Clip Mounting Option, Add	25.46	
			For Frosted Lens, Add	54.75	
			For Warm White Color Rendering, Add	70.48	
			For Polycarbonate Lens, Add	101.48	
			For 480 Volt, Add	166.01	
			For >50 To 100, Deduct	-76.44	
			For >100 To 250, Deduct	-148.46	
			For >250 To 500, Deduct	-288.07	
			For >500, Deduct	-427.69	
26 54	19 00-0013	EA	6,340 Lumens, 98 Watt, Pendant Mount, Class I Division 2, Hazardous Location, NEMA 4X, LED Fixture (Cooper Champ® VMV9L)	3,751.62	112.72
			For Ceiling Mount, Add	17.33	
			For Quick Clip Mounting Option, Add	25.46	
			For Frosted Lens, Add	54.75	
			For Warm White Color Rendering, Add	70.48	
			For Polycarbonate Lens, Add	101.48	
			For 480 Volt, Add	166.01	
			For >50 To 100, Deduct	-98.49	
			For >100 To 250, Deduct	-192.28	
			For >250 To 500, Deduct	-375.16	
			For >500, Deduct	-558.05	
26 54	19 00-0014	EA	9,720 Lumens, 137 Watt, Pendant Mount, Class I Division 2, Hazardous Location, NEMA 4X, LED Fixture (Cooper Champ® VMV11L)	4,303.70	119.34
			For Ceiling Mount, Add	17.33	
			For Quick Clip Mounting Option, Add	25.46	
			For Frosted Lens, Add	54.75	
			For Warm White Color Rendering, Add	70.48	
			For Polycarbonate Lens, Add	101.48	
			For 480 Volt, Add	166.01	
			For >50 To 100, Deduct	-112.57	
			For >100 To 250, Deduct	-220.16	
			For >250 To 500, Deduct	-430.37	
			For >500, Deduct	-640.58	
26 54	19 00-0015		Class I Division 1, Explosion Proof, LED Fixtures <small>(26 54 19)</small>		

26	26 Electrical
	26 50 Lighting
	26 54 Classified Location Lighting



MINOR CSI UOM DESCRIPTION	TOTAL DIRECT UNIT COST	DEMOLITION UNIT COST
------------------------------	---------------------------	-------------------------

26 54 19 00-0016	Class I Division 1, Explosion Proof, NEMA 4X, High Bay/Low Bay, LED Fixture (Cooper Hazard Gard® EVLL) <small>(26 54 19 00-0015)</small>		
	Note: Includes 5,600K CRI LED arrays, shatter resistant and explosion proof glass lens, silicone gaskets, stainless steel external hardware and powder coated aluminum housing.		
26 54 19 00-0017	EA 5,625 Lumens, 80 Watt, Pendant Mount, Class I Division 1, Explosion Proof, NEMA 4X, High Bay/Low Bay, LED Fixture (Cooper Hazard Gard® EVLL5L).....	3,811.45	99.45
	For Wall Mount, Deduct	-14.56	
	For Warm Color Temperature LEDs, Add	78.41	
	For Stainless Steel Guard, Add	140.74	
	For Ceiling Mount, Add	169.78	
	For Stanchion Mount, Add	197.60	
	For Yoke Mount, Add	494.00	
	For >50 To 100, Deduct	-99.43	
	For >100 To 250, Deduct	-194.72	
	For >250 To 500, Deduct	-381.15	
	For >500, Deduct	-567.57	
26 54 19 00-0018	EA 6,750 Lumens, 100 Watt, Pendant Mount, Class I Division 1, Explosion Proof, NEMA 4X, High Bay/Low Bay, LED Fixture (Cooper Hazard Gard® EVLL7L).....	4,634.13	106.08
	For Wall Mount, Deduct	-14.56	
	For Warm Color Temperature LEDs, Add	78.41	
	For Stainless Steel Guard, Add	140.74	
	For Ceiling Mount, Add	169.78	
	For Stanchion Mount, Add	197.60	
	For Yoke Mount, Add	494.00	
	For >50 To 100, Deduct	-120.27	
	For >100 To 250, Deduct	-236.13	
	For >250 To 500, Deduct	-463.41	
	For >500, Deduct	-690.70	
26 54 19 00-0019	EA 9,000 Lumens, 130 Watt, Pendant Mount, Class I Division 1, Explosion Proof, NEMA 4X, High Bay/Low Bay, LED Fixture (Cooper Hazard Gard® EVLL9L).....	5,383.13	112.72
	For Wall Mount, Deduct	-14.56	
	For Warm Color Temperature LEDs, Add	78.41	
	For Stainless Steel Guard, Add	140.74	
	For Ceiling Mount, Add	169.78	
	For Stanchion Mount, Add	197.60	
	For Yoke Mount, Add	494.00	
	For >50 To 100, Deduct	-139.27	
	For >100 To 250, Deduct	-273.85	
	For >250 To 500, Deduct	-538.31	
	For >500, Deduct	-802.77	
26 54 19 00-0020	EA 10,500 Lumens, 151 Watt, Pendant Mount, Class I Division 1, Explosion Proof, NEMA 4X, High Bay/Low Bay, LED Fixture (Cooper Hazard Gard® EVLL11L).....	6,145.88	119.34
	For Wall Mount, Deduct	-14.56	
	For Warm Color Temperature LEDs, Add	78.41	
	For Stainless Steel Guard, Add	140.74	
	For Ceiling Mount, Add	169.78	
	For Stanchion Mount, Add	197.60	
	For Yoke Mount, Add	494.00	
	For >50 To 100, Deduct	-158.62	
	For >100 To 250, Deduct	-312.27	
	For >250 To 500, Deduct	-614.59	
	For >500, Deduct	-916.91	
26 54 19 00-0021	EA 13,500 Lumens, 175 Watt, Pendant Mount, Class I Division 1, Explosion Proof, NEMA 4X, High Bay/Low Bay, LED Fixture (Cooper Hazard Gard® EVLL13L).....	7,121.09	114.92
	For Wall Mount, Deduct	-14.56	
	For Warm Color Temperature LEDs, Add	78.41	
	For Stainless Steel Guard, Add	140.74	
	For Ceiling Mount, Add	169.78	
	For Stanchion Mount, Add	197.60	
	For Yoke Mount, Add	494.00	
	For >50 To 100, Deduct	-183.28	
	For >100 To 250, Deduct	-361.30	
	For >250 To 500, Deduct	-712.11	
	For >500, Deduct	-1,062.91	

26 55 Special Purpose Lighting (26 50)

26 55 13 Landscape Lighting (26 55)

26 55 13 00-0001	EA Bollards <small>(26 55 13)</small>		
	Note: Excludes concrete base.		
26 55 13 00-0002	EA Aluminum Architectural Bollards <small>(26 55 13 00-0001)</small>		
26 55 13 00-0003	EA High Pressure Sodium, Aluminum Architectural Bollards <small>(26 55 13 00-0002)</small>		
26 55 13 00-0004	EA Square, High Pressure Sodium, Aluminum Architectural Bollards <small>(26 55 13 00-0003)</small>		
26 55 13 00-0005	EA 24" Overall Height, 6-3/4" Square, 35 Watt High Pressure Sodium, Aluminum Architectural Bollard	1,524.83	102.81
26 55 13 00-0006	EA 30" Overall Height, 6-3/4" Square, 35 Watt High Pressure Sodium, Aluminum Architectural Bollard	1,536.92	108.86
26 55 13 00-0007	EA 36" Overall Height, 6-3/4" Square, 35 Watt High Pressure Sodium, Aluminum Architectural Bollard	1,549.02	114.90
26 55 13 00-0008	EA 42" Overall Height, 6-3/4" Square, 35 Watt High Pressure Sodium, Aluminum Architectural Bollard	1,433.73	120.96
26 55 13 00-0009	EA 24" Overall Height, 6-3/4" Square, 50 Watt High Pressure Sodium, Aluminum Architectural Bollard	1,524.83	102.81
26 55 13 00-0010	EA 30" Overall Height, 6-3/4" Square, 50 Watt High Pressure Sodium, Aluminum Architectural Bollard	1,536.92	108.86
26 55 13 00-0011	EA 36" Overall Height, 6-3/4" Square, 50 Watt High Pressure Sodium, Aluminum Architectural Bollard	1,549.02	114.90
26 55 13 00-0012	EA 42" Overall Height, 6-3/4" Square, 50 Watt High Pressure Sodium, Aluminum Architectural Bollard	1,433.73	120.96



MINOR CSI UOM DESCRIPTION	TOTAL DIRECT UNIT COST	DEMOLITION UNIT COST
26 55 13 00-0013 EA 24" Overall Height, 6-3/4" Square, 70 Watt High Pressure Sodium, Aluminum Architectural Bollard.....	1,524.83	102.81
26 55 13 00-0014 EA 30" Overall Height, 6-3/4" Square, 70 Watt High Pressure Sodium, Aluminum Architectural Bollard.....	1,536.92	108.86
26 55 13 00-0015 EA 36" Overall Height, 6-3/4" Square, 70 Watt High Pressure Sodium, Aluminum Architectural Bollard.....	1,549.02	114.90
26 55 13 00-0016 EA 42" Overall Height, 6-3/4" Square, 70 Watt High Pressure Sodium, Aluminum Architectural Bollard.....	1,433.73	120.96
26 55 13 00-0017 EA 24" Overall Height, 6-3/4" Square, 100 Watt High Pressure Sodium, Aluminum Architectural Bollard.....	1,524.83	102.81
26 55 13 00-0018 EA 30" Overall Height, 6-3/4" Square, 100 Watt High Pressure Sodium, Aluminum Architectural Bollard.....	1,536.92	108.86
26 55 13 00-0019 EA 36" Overall Height, 6-3/4" Square, 100 Watt High Pressure Sodium, Aluminum Architectural Bollard.....	1,549.02	114.90
26 55 13 00-0020 EA 42" Overall Height, 6-3/4" Square, 100 Watt High Pressure Sodium, Aluminum Architectural Bollard.....	1,433.73	120.96
26 55 13 00-0021 Round, High Pressure Sodium, Aluminum Architectural Bollards (26 55 13 00-0003)		
26 55 13 00-0022 EA 24" Overall Height, 7" Diameter, 35 Watt High Pressure Sodium, Aluminum Architectural Bollard.....	1,466.34	102.81
26 55 13 00-0023 EA 30" Overall Height, 7" Diameter, 35 Watt High Pressure Sodium, Aluminum Architectural Bollard.....	1,478.43	108.86
26 55 13 00-0024 EA 36" Overall Height, 7" Diameter, 35 Watt High Pressure Sodium, Aluminum Architectural Bollard.....	1,490.53	114.90
26 55 13 00-0025 EA 42" Overall Height, 7" Diameter, 35 Watt High Pressure Sodium, Aluminum Architectural Bollard.....	1,374.70	120.96
26 55 13 00-0026 EA 24" Overall Height, 7" Diameter, 50 Watt High Pressure Sodium, Aluminum Architectural Bollard.....	1,466.34	102.81
26 55 13 00-0027 EA 30" Overall Height, 7" Diameter, 50 Watt High Pressure Sodium, Aluminum Architectural Bollard.....	1,478.43	108.86
26 55 13 00-0028 EA 36" Overall Height, 7" Diameter, 50 Watt High Pressure Sodium, Aluminum Architectural Bollard.....	1,490.53	114.90
26 55 13 00-0029 EA 42" Overall Height, 7" Diameter, 50 Watt High Pressure Sodium, Aluminum Architectural Bollard.....	1,374.70	120.96
26 55 13 00-0030 EA 24" Overall Height, 7" Diameter, 70 Watt High Pressure Sodium, Aluminum Architectural Bollard.....	1,466.34	102.81
26 55 13 00-0031 EA 30" Overall Height, 7" Diameter, 70 Watt High Pressure Sodium, Aluminum Architectural Bollard.....	1,478.43	108.86
26 55 13 00-0032 EA 36" Overall Height, 7" Diameter, 70 Watt High Pressure Sodium, Aluminum Architectural Bollard.....	1,490.53	114.90
26 55 13 00-0033 EA 42" Overall Height, 7" Diameter, 70 Watt High Pressure Sodium, Aluminum Architectural Bollard.....	1,374.70	120.96
26 55 13 00-0034 EA 24" Overall Height, 7" Diameter, 100 Watt High Pressure Sodium, Aluminum Architectural Bollard.....	1,466.34	102.81
26 55 13 00-0035 EA 30" Overall Height, 7" Diameter, 100 Watt High Pressure Sodium, Aluminum Architectural Bollard.....	1,478.43	108.86
26 55 13 00-0036 EA 36" Overall Height, 7" Diameter, 100 Watt High Pressure Sodium, Aluminum Architectural Bollard.....	1,490.53	114.90
26 55 13 00-0037 EA 42" Overall Height, 7" Diameter, 100 Watt High Pressure Sodium, Aluminum Architectural Bollard.....	1,374.70	120.96
26 55 13 00-0038 Metal Halide, Aluminum Architectural Bollards (26 55 13 00-0002)		
26 55 13 00-0039 Square, Metal Halide, Aluminum Architectural Bollards (26 55 13 00-0038)		
26 55 13 00-0040 EA 24" Overall Height, 6-3/4" Square, 50 Watt Metal Halide, Aluminum Architectural Bollard.....	1,600.79	102.81
26 55 13 00-0041 EA 30" Overall Height, 6-3/4" Square, 50 Watt Metal Halide, Aluminum Architectural Bollard.....	1,612.88	108.86
26 55 13 00-0042 EA 36" Overall Height, 6-3/4" Square, 50 Watt Metal Halide, Aluminum Architectural Bollard.....	1,624.98	114.90
26 55 13 00-0043 EA 42" Overall Height, 6-3/4" Square, 50 Watt Metal Halide, Aluminum Architectural Bollard.....	1,509.16	120.96
26 55 13 00-0044 EA 24" Overall Height, 6-3/4" Square, 70 Watt Metal Halide, Aluminum Architectural Bollard.....	1,600.79	102.81
26 55 13 00-0045 EA 30" Overall Height, 6-3/4" Square, 70 Watt Metal Halide, Aluminum Architectural Bollard.....	1,612.88	108.86
26 55 13 00-0046 EA 36" Overall Height, 6-3/4" Square, 70 Watt Metal Halide, Aluminum Architectural Bollard.....	1,624.98	114.90
26 55 13 00-0047 EA 42" Overall Height, 6-3/4" Square, 70 Watt Metal Halide, Aluminum Architectural Bollard.....	1,509.16	120.96
26 55 13 00-0048 EA 24" Overall Height, 6-3/4" Square, 100 Watt Metal Halide, Aluminum Architectural Bollard.....	1,600.79	102.81
26 55 13 00-0049 EA 30" Overall Height, 6-3/4" Square, 100 Watt Metal Halide, Aluminum Architectural Bollard.....	1,612.88	108.86
26 55 13 00-0050 EA 36" Overall Height, 6-3/4" Square, 100 Watt Metal Halide, Aluminum Architectural Bollard.....	1,624.98	114.90
26 55 13 00-0051 EA 42" Overall Height, 6-3/4" Square, 100 Watt Metal Halide, Aluminum Architectural Bollard.....	1,572.72	120.96
26 55 13 00-0052 Round, Metal Halide, Aluminum Architectural Bollards (26 55 13 00-0038)		
26 55 13 00-0053 EA 24" Overall Height, 7" Diameter, 50 Watt Metal Halide, Aluminum Architectural Bollard.....	1,541.76	102.81
26 55 13 00-0054 EA 30" Overall Height, 7" Diameter, 50 Watt Metal Halide, Aluminum Architectural Bollard.....	1,553.85	108.86
26 55 13 00-0055 EA 36" Overall Height, 7" Diameter, 50 Watt Metal Halide, Aluminum Architectural Bollard.....	1,565.95	114.90
26 55 13 00-0056 EA 42" Overall Height, 7" Diameter, 50 Watt Metal Halide, Aluminum Architectural Bollard.....	1,450.12	120.96
26 55 13 00-0057 EA 24" Overall Height, 7" Diameter, 70 Watt Metal Halide, Aluminum Architectural Bollard.....	1,541.76	102.81
26 55 13 00-0058 EA 30" Overall Height, 7" Diameter, 70 Watt Metal Halide, Aluminum Architectural Bollard.....	1,553.85	108.86
26 55 13 00-0059 EA 36" Overall Height, 7" Diameter, 70 Watt Metal Halide, Aluminum Architectural Bollard.....	1,565.95	114.90
26 55 13 00-0060 EA 42" Overall Height, 7" Diameter, 70 Watt Metal Halide, Aluminum Architectural Bollard.....	1,450.12	120.96
26 55 13 00-0061 EA 24" Overall Height, 7" Diameter, 100 Watt Metal Halide, Aluminum Architectural Bollard.....	1,541.76	102.81
26 55 13 00-0062 EA 30" Overall Height, 7" Diameter, 100 Watt Metal Halide, Aluminum Architectural Bollard.....	1,553.85	108.86
26 55 13 00-0063 EA 36" Overall Height, 7" Diameter, 100 Watt Metal Halide, Aluminum Architectural Bollard.....	1,565.95	114.90
26 55 13 00-0064 EA 42" Overall Height, 7" Diameter, 100 Watt Metal Halide, Aluminum Architectural Bollard.....	1,450.12	120.96
26 55 13 00-0065 Compact Fluorescent, Aluminum Architectural Bollards (26 55 13 00-0002)		
26 55 13 00-0066 Square, Compact Fluorescent, Aluminum Architectural Bollards (26 55 13 00-0065)		
26 55 13 00-0067 EA 24" Overall Height, 6-3/4" Square, 26 Watt Compact Fluorescent, Aluminum Architectural Bollard.....	1,518.17	102.81
26 55 13 00-0068 EA 30" Overall Height, 6-3/4" Square, 26 Watt Compact Fluorescent, Aluminum Architectural Bollard.....	1,530.26	108.86
26 55 13 00-0069 EA 36" Overall Height, 6-3/4" Square, 26 Watt Compact Fluorescent, Aluminum Architectural Bollard.....	1,542.36	114.90
26 55 13 00-0070 EA 42" Overall Height, 6-3/4" Square, 26 Watt Compact Fluorescent, Aluminum Architectural Bollard.....	1,428.27	120.96
26 55 13 00-0071 EA 24" Overall Height, 6-3/4" Square, 32 Watt Compact Fluorescent, Aluminum Architectural Bollard.....	1,518.17	102.81
26 55 13 00-0072 EA 30" Overall Height, 6-3/4" Square, 32 Watt Compact Fluorescent, Aluminum Architectural Bollard.....	1,530.26	108.86
26 55 13 00-0073 EA 36" Overall Height, 6-3/4" Square, 32 Watt Compact Fluorescent, Aluminum Architectural Bollard.....	1,542.36	114.90
26 55 13 00-0074 EA 42" Overall Height, 6-3/4" Square, 32 Watt Compact Fluorescent, Aluminum Architectural Bollard.....	1,428.27	120.96
26 55 13 00-0075 EA 24" Overall Height, 6-3/4" Square, 42 Watt Compact Fluorescent, Aluminum Architectural Bollard.....	1,518.17	102.81
26 55 13 00-0076 EA 30" Overall Height, 6-3/4" Square, 42 Watt Compact Fluorescent, Aluminum Architectural Bollard.....	1,530.26	108.86
26 55 13 00-0077 EA 36" Overall Height, 6-3/4" Square, 42 Watt Compact Fluorescent, Aluminum Architectural Bollard.....	1,542.36	114.90
26 55 13 00-0078 EA 42" Overall Height, 6-3/4" Square, 42 Watt Compact Fluorescent, Aluminum Architectural Bollard.....	1,428.27	120.96
26 55 13 00-0079 Round, Compact Fluorescent, Aluminum Architectural Bollards (26 55 13 00-0066)		
26 55 13 00-0080 EA 24" Overall Height, 7" Diameter, 26 Watt Compact Fluorescent, Aluminum Architectural Bollard.....	1,460.43	102.81
26 55 13 00-0081 EA 30" Overall Height, 7" Diameter, 26 Watt Compact Fluorescent, Aluminum Architectural Bollard.....	1,472.52	108.86



MINOR CSI UOM DESCRIPTION	TOTAL DIRECT UNIT COST	DEMOLITION UNIT COST
26 55 13 00-0082 EA 36" Overall Height, 7" Diameter, 26 Watt Compact Fluorescent, Aluminum Architectural Bollard	1,484.62	114.90
26 55 13 00-0083 EA 42" Overall Height, 7" Diameter, 26 Watt Compact Fluorescent, Aluminum Architectural Bollard	1,371.64	120.96
26 55 13 00-0084 EA 24" Overall Height, 7" Diameter, 32 Watt Compact Fluorescent, Aluminum Architectural Bollard	1,460.43	102.81
26 55 13 00-0085 EA 30" Overall Height, 7" Diameter, 32 Watt Compact Fluorescent, Aluminum Architectural Bollard	1,472.52	108.86
26 55 13 00-0086 EA 36" Overall Height, 7" Diameter, 32 Watt Compact Fluorescent, Aluminum Architectural Bollard	1,484.62	114.90
26 55 13 00-0087 EA 42" Overall Height, 7" Diameter, 32 Watt Compact Fluorescent, Aluminum Architectural Bollard	1,371.64	120.96
26 55 13 00-0088 EA 24" Overall Height, 7" Diameter, 42 Watt Compact Fluorescent, Aluminum Architectural Bollard	1,460.43	102.81
26 55 13 00-0089 EA 30" Overall Height, 7" Diameter, 42 Watt Compact Fluorescent, Aluminum Architectural Bollard	1,472.52	108.86
26 55 13 00-0090 EA 36" Overall Height, 7" Diameter, 42 Watt Compact Fluorescent, Aluminum Architectural Bollard	1,484.62	114.90
26 55 13 00-0091 EA 42" Overall Height, 7" Diameter, 42 Watt Compact Fluorescent, Aluminum Architectural Bollard	1,371.64	120.96
26 55 13 00-0092 LED, Aluminum Architectural Bollards (26 55 13 00-0092)		
26 55 13 00-0093 Square, LED, Aluminum Architectural Bollards (26 55 13 00-0092)		
26 55 13 00-0094 EA 24" Overall Height, 6-3/4" Square, 12 LEDs, Aluminum Architectural Bollard	1,817.99	102.81
26 55 13 00-0095 EA 30" Overall Height, 6-3/4" Square, 12 LEDs, Aluminum Architectural Bollard	1,830.08	108.86
26 55 13 00-0096 EA 36" Overall Height, 6-3/4" Square, 12 LEDs, Aluminum Architectural Bollard	1,842.18	114.90
26 55 13 00-0097 EA 42" Overall Height, 6-3/4" Square, 12 LEDs, Aluminum Architectural Bollard	1,729.69	120.96
26 55 13 00-0098 EA 24" Overall Height, 6-3/4" Square, 24 LEDs, Aluminum Architectural Bollard	2,219.98	102.81
26 55 13 00-0099 EA 30" Overall Height, 6-3/4" Square, 24 LEDs, Aluminum Architectural Bollard	2,232.07	108.86
26 55 13 00-0100 EA 36" Overall Height, 6-3/4" Square, 24 LEDs, Aluminum Architectural Bollard	2,244.17	114.90
26 55 13 00-0101 EA 42" Overall Height, 6-3/4" Square, 24 LEDs, Aluminum Architectural Bollard	2,129.67	120.96
26 55 13 00-0102 Round, LED, Aluminum Architectural Bollards (26 55 13 00-0092)		
26 55 13 00-0103 EA 24" Overall Height, 7" Diameter, 12 LEDs, Aluminum Architectural Bollard	1,758.03	102.81
26 55 13 00-0104 EA 30" Overall Height, 7" Diameter, 12 LEDs, Aluminum Architectural Bollard	1,770.12	108.86
26 55 13 00-0105 EA 36" Overall Height, 7" Diameter, 12 LEDs, Aluminum Architectural Bollard	1,782.22	114.90
26 55 13 00-0106 EA 42" Overall Height, 7" Diameter, 12 LEDs, Aluminum Architectural Bollard	1,667.73	120.96
26 55 13 00-0107 EA 24" Overall Height, 7" Diameter, 24 LEDs, Aluminum Architectural Bollard	2,160.01	102.81
26 55 13 00-0108 EA 30" Overall Height, 7" Diameter, 24 LEDs, Aluminum Architectural Bollard	2,172.10	108.86
26 55 13 00-0109 EA 36" Overall Height, 7" Diameter, 24 LEDs, Aluminum Architectural Bollard	2,184.20	114.90
26 55 13 00-0110 EA 42" Overall Height, 7" Diameter, 24 LEDs, Aluminum Architectural Bollard	2,070.42	120.96
26 55 13 00-0111 Reinforced Concrete Bollards (26 55 13 00-0001)		
26 55 13 00-0112 EA 48" Overall Height, 12" Diameter, LED Light, Reinforced Concrete Bollard	1,509.83	302.38
26 55 13 00-0113 EA 58" Overall Height, 18" Diameter, High Intensity Discharge (HID) Light, Reinforced Concrete Bollard	2,652.83	403.13
26 55 13 00-0114 Low Voltage (26 55 13)		
26 55 13 00-0115 EA Low Voltage Recessed Uplight	750.12	220.14
26 55 13 00-0116 EA Low Voltage Walkway	521.28	120.96
26 55 13 00-0117 EA Low Voltage Malibu - 5 Light Set	526.14	161.47
26 55 13 00-0118 EA Low Voltage Mushroom 24" Pier	450.17	120.96
26 55 13 00-0119 Recessed, Adjustable (26 55 13)		
26 55 13 00-0120 EA 150 Watt Incandescent Recessed, Adjustable	859.41	193.53
26 55 13 00-0121 EA 300 Watt Incandescent Recessed, Adjustable	935.61	193.53
26 55 13 00-0122 Recessed, Uplight (26 55 13)		
26 55 13 00-0123 EA 50 Watt Incandescent Recessed Uplight	773.06	193.53
26 55 13 00-0124 EA 150 Watt Incandescent Recessed Uplight	788.30	193.53
26 55 13 00-0125 EA 300 Watt Incandescent Recessed Uplight	834.02	193.53
26 55 13 00-0126 EA 500 Watt Quartz Recessed Uplight	828.94	193.53
26 55 13 00-0127 EA 5 Watt, LED Recessed Uplight	1,120.86	193.53
26 55 13 00-0128 EA 15 Watt, LED Recessed Uplight	1,232.85	193.53
26 55 13 00-0129 Recessed Wall Light (26 55 13)		
26 55 13 00-0130 EA 100 Watt Incandescent Recessed Wall Light	404.45	120.96
26 55 13 00-0131 EA 100 Watt Fluorescent Recessed Wall Light	389.21	120.96
26 55 13 00-0132 EA 100 Watt High Intensity Discharge (HID) Recessed Wall Light	622.64	161.47
26 55 13 00-0133 Step Lights (26 55 13)		
26 55 13 00-0134 EA Incandescent Step Light	330.60	96.76
26 55 13 00-0135 EA Fluorescent Step Light	381.47	96.76
26 55 13 00-0136 EA 5 Watt, LED Step Light	615.38	96.76
26 55 13 00-0137 EA 15 Watt, LED Step Light	734.84	96.76
26 55 13 00-0138 Tree Lights, Surface Adjustable (26 55 13)		
26 55 13 00-0139 EA 50 Watt Incandescent Tree Lights	688.68	161.47
26 55 13 00-0140 EA 100 Watt Incandescent Tree Lights	703.92	161.47
26 55 13 00-0141 EA 150 Watt Incandescent Tree Lights	890.16	241.91



Electrical	26	
Lighting	26 50	26
Special Purpose Lighting	26 55	

MINOR	CSI	UOM	DESCRIPTION	TOTAL DIRECT UNIT COST	DEMOLITION UNIT COST
-------	-----	-----	-------------	------------------------	----------------------

26 55 13 00-0142			Step Lighting Faceplate Trim Replacement <small>(26 55 13)</small>		
26 55 13 00-0143	EA		8.07" x 3.62", Bronze Finish, Diffused Lens, Recessed Horizontal Step Lighting Faceplate Trim (WE-EF STO209 #TA9138U9).....	68.80	16.94
26 55 13 00-0144	EA		9.84" x 3.62", Bronze Finish, Diffused Lens, Recessed Horizontal Step Lighting Faceplate Trim (WE-EF STO259 #TA9132U9).....	82.68	16.94
26 55 13 00-0145	EA		9.84" x 3.62", Bronze Finish, Diffused Lens, Recessed Vertical Step Lighting Faceplate Trim (WE-EF SVO259 #133-0107).....	153.86	16.94
26 55 13 00-0146	EA		8.07" x 3.62", Bronze Finish, Diffused Grille, Recessed Horizontal Step Lighting Faceplate Trim (WE-EF STG209 #TA9139U9).....	87.89	16.94
26 55 13 00-0147	EA		9.84" x 3.62", Bronze Finish, Diffused Grille, Recessed Horizontal Step Lighting Faceplate Trim (WE-EF STG259 #TA9133U9).....	94.84	16.94
26 55 13 00-0148	EA		8.07" x 3.62", Bronze Finish, Shielded Louver, Recessed Horizontal Step Lighting Faceplate Trim (WE-EF STL209 #TA9140U9).....	79.21	16.94
26 55 13 00-0149	EA		9.84" x 3.62", Bronze Finish, Shielded Louver, Recessed Horizontal Step Lighting Faceplate Trim (WE-EF STL259 #TA9134U9).....	93.10	16.94
26 55 13 00-0150	EA		9.84" x 3.62", Bronze Finish, Shielded Louver, Recessed Vertical Step Lighting Faceplate Trim (WE-EF SVL259 #133-0114).....	103.52	16.94
26 55 13 00-0151	EA		8.07" x 3.62", Bronze Finish, Asymmetric Forward Throw, Recessed Horizontal Step Lighting Faceplate Trim (WE-EF STP209 #TA9141U9).....	79.21	16.94
26 55 13 00-0152	EA		9.84" x 3.62", Bronze Finish, Asymmetric Forward Throw, Recessed Horizontal Step Lighting Faceplate Trim (WE-EF STP259 #TA9135U9).....	93.10	16.94

26 55 16 Walkway Lighting (26 55)

26 55 16 00-0001			Incandescent Walkway <small>(26 55 16)</small>		
26 55 16 00-0002	EA		Post Top 300 Watt Incandescent Walkway Fixture.....	401.76	112.49

26 55 16 00-0003 Metal Halide Walkway (26 55 16)

26 55 16 00-0004	EA		Post Top 100 Watt Metal Halide Walkway Fixture.....	618.31	176.83
26 55 16 00-0005	EA		Post Top 150-175 Watt Metal Halide Walkway Fixture.....	654.20	183.25
26 55 16 00-0006	EA		Post Top 250 Watt Metal Halide Walkway Fixture.....	704.37	190.26
26 55 16 00-0007	EA		Post Top 400 Watt Metal Halide Walkway Fixture.....	754.61	205.62
26 55 16 00-0008	EA		Round Luminaries 100 Watt Metal Halide Walkway Fixture.....	673.51	190.26
26 55 16 00-0009	EA		Round Luminaries 150-175 Watt Metal Halide Walkway Fixture.....	677.68	176.83
26 55 16 00-0010	EA		Round Luminaries 250 Watt Metal Halide Walkway Fixture.....	691.25	183.25
26 55 16 00-0011	EA		Spherical 100 Watt Metal Halide Walkway Fixture.....	545.15	126.03
26 55 16 00-0012	EA		Spherical 150-175 Watt Metal Halide Walkway Fixture.....	576.01	126.03
26 55 16 00-0013	EA		Spherical 250 Watt Metal Halide Walkway Fixture.....	606.87	126.03
26 55 16 00-0014	EA		Spherical 400 Watt Metal Halide Walkway Fixture.....	685.10	141.87
26 55 16 00-0015	EA		Low Walkway 100 Watt Metal Halide Walkway Fixture.....	519.66	113.21

26 55 16 00-0016 High Pressure Sodium Walkway (26 55 16)

26 55 16 00-0017	EA		Post Top 100 Watt High Pressure Sodium Walkway Fixture.....	560.42	176.83
26 55 16 00-0018	EA		Post Top 150-175 Watt High Pressure Sodium Walkway Fixture.....	591.27	183.25
26 55 16 00-0019	EA		Post Top 250 Watt High Pressure Sodium Walkway Fixture.....	633.49	190.26
26 55 16 00-0020	EA		Post Top 400 Watt High Pressure Sodium Walkway Fixture.....	679.53	205.62
26 55 16 00-0021	EA		Round Luminaries 100 Watt High Pressure Sodium Walkway Fixture.....	609.38	190.26
26 55 16 00-0022	EA		Round Luminaries 150-175 Watt High Pressure Sodium Walkway Fixture.....	606.80	176.83
26 55 16 00-0023	EA		Round Luminaries 250 Watt High Pressure Sodium Walkway Fixture.....	620.21	183.25
26 55 16 00-0024	EA		Spherical 100 Watt High Pressure Sodium Walkway Fixture.....	481.02	126.03
26 55 16 00-0025	EA		Spherical 175 150-Watt High Pressure Sodium Walkway Fixture.....	505.13	126.03
26 55 16 00-0026	EA		Spherical 250 Watt High Pressure Sodium Walkway Fixture.....	529.24	126.03
26 55 16 00-0027	EA		Spherical 400 Watt High Pressure Sodium Walkway Fixture.....	597.34	141.87
26 55 16 00-0028	EA		Low Walkway 100 Watt High Pressure Sodium Walkway Fixture.....	464.55	113.21

26 55 16 00-0029 Walkway, Adjustable (26 55 16)

26 55 16 00-0030	EA		2' Fluorescent Adjustable Walkway Fixture.....	581.79	161.47
26 55 16 00-0031	EA		4' Fluorescent Adjustable Walkway Fixture.....	597.02	161.47
26 55 16 00-0032	EA		8' Fluorescent Adjustable Walkway Fixture.....	1,021.77	241.91
26 55 16 00-0033	EA		50 Watt Incandescent Adjustable Walkway Fixture.....	485.51	120.96
26 55 16 00-0034	EA		150 Watt Incandescent Adjustable Walkway Fixture.....	505.82	120.96

26 55 16 00-0035 LED Walkway (26 55 16)

26 55 16 00-0036 LED Pathway Fixtures (CREE® BetaLED® Edge® PWY-EDG) (26 55 16 00-0035)

Note: UL wet listed. Includes 5,700K color temperature, 120/277 voltage, 350mA driver, die-cast extruded aluminum housing assembly and white, black, silver or bronze powder coat finish. Excludes sensors.

26 55 16 00-0037	EA		13" Height, 1,248 Lumens, 22 Watt, LED Pathway Fixture (CREE® BetaLED® Edge® PWY-EDG).....	882.73	92.83
			<i>For Multi-Level Drive Currents, Add</i>	230.60	
26 55 16 00-0038	EA		18" Height, 1,248 Lumens, 22 Watt, LED Pathway Fixture (CREE® BetaLED® Edge® PWY-EDG).....	910.74	92.83
			<i>For Multi-Level Drive Currents, Add</i>	230.60	
26 55 16 00-0039	EA		36" Height, 1,248 Lumens, 22 Watt, LED Pathway Fixture (CREE® BetaLED® Edge® PWY-EDG).....	960.15	92.83
			<i>For Multi-Level Drive Currents, Add</i>	230.60	
26 55 16 00-0040	EA		42" Height, 1,248 Lumens, 22 Watt, LED Pathway Fixture (CREE® BetaLED® Edge® PWY-EDG).....	998.03	92.83
			<i>For Multi-Level Drive Currents, Add</i>	230.60	

26	26	Electrical
	26 50	Lighting
	26 55	Special Purpose Lighting



MINOR CSI UOM DESCRIPTION	TOTAL DIRECT UNIT COST	DEMOLITION UNIT COST
26 55 16 00-0041 EA 96" Height, 1,248 Lumens, 22 Watt, LED Pathway Fixture (CREE® BetaLED® Edge® PWY-EDG)..... <i>For Multi-Level Drive Currents, Add</i>	1,149.31 230.60	119.34
26 55 16 00-0042 Wall Mounted Walkway Lighting <small>(26 55 16 00-0035)</small>		
26 55 16 00-0043 EA Wall Mounted Lantern With LED Kit, No. PDEX-Bracket (Herwig P-492)..... <i>Note: Type Fixture 17 as Post</i>	4,288.66	
26 55 16 00-0044 Pole Mounted Walkway Lighting <small>(26 55 16 00-0035)</small>		
26 55 16 00-0045 EA 43-1/2" Height x 19" Diameter, LED Post Lantern (Herwig AP-27).....	3,958.93	
26 55 16 00-0046 EA 12' Tapered and Fluted Post (Herwig BRA Series, BRAJ-12)..... <i>Note: Washers and nuts included</i>	3,887.00	
26 55 29 Underwater Lighting <small>(26 55)</small>		
26 55 29 00-0001 Underwater Lights <small>(26 55 29)</small>		
26 55 29 00-0002 EA 150 Watt, 120 Volt Underwater Lights	551.99	80.44
26 55 29 00-0003 EA 300 Watt, 120 Volt Underwater Lights	612.95	80.44
26 55 29 00-0004 EA 1,000 Watt, 120 Volt Underwater Lights	1,486.36	120.96
26 55 29 00-0005 EA 50 Watt, 12 Volt Underwater Lights	577.39	80.44
26 55 29 00-0006 EA 300 Watt, 12 Volt Underwater Lights	648.50	80.44
26 55 29 00-0007 SET Under Water Fountain Fixture, Set Of 6, 300 Watt, Incandescent.....	1,657.78	181.43
26 55 39 Helipad Lighting <small>(26 55)</small>		
26 55 39 00-0001 EA Heliport Perimeter Light, 40 Watt With Base Housing	495.85	165.75
26 55 39 00-0002 EA Heliport Landing Direction Light, 40 Watt With Base Housing.....	495.85	165.75
26 55 39 00-0003 EA Heliport Pad Insert Light, 40 Watt With Base Housing.....	1,281.23	165.75
26 55 39 00-0004 EA Heliport 10' Steel Pole, With 2 - 500 Watt Floodlights.....	4,804.40	442.01
26 55 39 00-0005 EA Heliport 1 Obstruction Light, 69 Watt.....	472.83	138.13
26 55 39 00-0006 EA Heliport 2 Obstruction Light, 2 - 69 Watt.....	604.93	165.75
26 55 39 00-0007 EA Lighted Wind Cone, 8' Wind Sock x 20' Standard 4 Deep Bowl - 150 Watt Fixture Reflector Fixtures, 1 - 69 Watt Obstruction Light	6,066.69 601.08	1,696.56 110.50
26 55 39 00-0008 EA Heliport Light Photoelectric Control	2,595.27	221.01
26 55 39 00-0009 EA Heliport Air To Ground Radio Control Receiver.....		
26 55 53 Security Lighting <small>(26 55)</small>		
26 55 53 11 Security Flood Lighting <small>(26 55 53)</small>		
26 55 53 11-0001 General Electric Powerflood® Flood Lights <small>(26 55 53 11)</small>		
26 55 53 11-0002 MPF (Small Size) Series GE Flood Lights <small>(26 55 53 11-0001)</small> <i>Note: For perimeters, entrances, building facades and sign lighting. Includes die-cast aluminum housing, corrosion resistant polyester powder finish and thermal shock resistant lens. Anodized aluminum reflector. 1/2" threaded mounting knuckle.</i>		
26 55 53 11-0003 High Pressure Sodium MPF Series GE Flood Lights <small>(26 55 53 11-0002)</small>		
26 55 53 11-0004 EA 70 Watt High Pressure Sodium MPF Series GE Flood Light	368.63	101.43
26 55 53 11-0005 EA 100 Watt High Pressure Sodium MPF Series GE Flood Light	371.95	101.43
26 55 53 11-0006 EA 150 Watt High Pressure Sodium MPF Series GE Flood Light	377.48	101.43
26 55 53 11-0007 Metal Halide MPF Series GE Flood Lights <small>(26 55 53 11-0002)</small>		
26 55 53 11-0008 EA 70 Watt Metal Halide MPF Series GE Flood Light.....	500.14	101.43
26 55 53 11-0009 P-154 (Small Size) Series GE Flood Lights <small>(26 55 53 11-0001)</small> <i>Note: For parking lots, building security, building facades, recreation areas and sign lighting. Includes die-cast aluminum housing, corrosion resistant polyester powder finish and thermal shock resistant lens. Anodized aluminum reflector. Yoke or slip fitter mounting.</i>		
26 55 53 11-0010 High Pressure Sodium P-154 Series GE Flood Lights <small>(26 55 53 11-0009)</small>		
26 55 53 11-0011 EA 70 Watt High Pressure Sodium P-154 Series GE Flood Light	746.79	135.24
26 55 53 11-0012 EA 100 Watt High Pressure Sodium P-154 Series GE Flood Light	751.21	135.24
26 55 53 11-0013 EA 150 Watt High Pressure Sodium P-154 Series GE Flood Light	758.94	135.24
26 55 53 11-0014 EA 250 Watt High Pressure Sodium P-154 Series GE Flood Light	846.25	135.24
26 55 53 11-0015 EA 400 Watt High Pressure Sodium P-154 Series GE Flood Light	871.66	135.24
26 55 53 11-0016 Metal Halide P-154 Series GE Flood Lights <small>(26 55 53 11-0009)</small>		
26 55 53 11-0017 EA 175 Watt Metal Halide P-154 Series GE Flood Light	739.05	135.24
26 55 53 11-0018 EA 250 Watt Metal Halide P-154 Series GE Flood Light	777.73	135.24
26 55 53 11-0019 EA 400 Watt Metal Halide P-154 Series GE Flood Light.....	797.62	135.24
26 55 53 11-0020 PF-154 (Medium Size) Series GE Flood Lights <small>(26 55 53 11-0001)</small> <i>Note: For parking lots, building security and building facades. Includes die-cast aluminum housing, corrosion resistant polyester powder finish and thermal shock resistant lens. Anodized aluminum reflector. Yoke or slip fitter mounting.</i>		



Electrical	26	26
Lighting	26 50	
Special Purpose Lighting	26 55	

MINOR CSI UOM DESCRIPTION	TOTAL DIRECT UNIT COST	DEMOLITION UNIT COST
26 55 53 11-0021 High Pressure Sodium PF-154 Series GE Flood Lights <small>(26 55 53 11-0020)</small>		
26 55 53 11-0022 EA 70 Watt High Pressure Sodium PF-154 Series GE Flood Light.....	761.81	152.15
26 55 53 11-0023 EA 100 Watt High Pressure Sodium PF-154 Series GE Flood Light.....	767.34	152.15
26 55 53 11-0024 EA 150 Watt High Pressure Sodium PF-154 Series GE Flood Light.....	776.18	152.15
26 55 53 11-0025 EA 250 Watt High Pressure Sodium PF-154 Series GE Flood Light.....	862.38	152.15
26 55 53 11-0026 EA 400 Watt High Pressure Sodium PF-154 Series GE Flood Light.....	886.69	152.15
26 55 53 11-0027 Metal Halide PF-154 GE Flood Lights <small>(26 55 53 11-0020)</small>		
26 55 53 11-0028 EA 175 Watt Metal Halide PF-154 Series GE Flood Light.....	755.18	152.15
26 55 53 11-0029 EA 250 Watt Metal Halide PF-154 Series GE Flood Light.....	792.75	152.15
26 55 53 11-0030 EA 400 Watt Metal Halide PF-154 Series GE Flood Light.....	812.65	152.15
26 55 53 11-0031 PF-400 (Medium Size) Series GE Flood Lights <small>(26 55 53 11-0001)</small>		
Note: For parking lots, building security, building facades, shipping yards and rail yards. Includes die-cast aluminum housing, corrosion resistant polyester powder finish and thermal shock resistant lens. Formed aluminum reflector. Yoke or slip fitter mounting.		
26 55 53 11-0032 High Pressure Sodium PF-400 Series GE Flood Lights <small>(26 55 53 11-0031)</small>		
26 55 53 11-0033 EA 150 Watt High Pressure Sodium PF-400 Series GE Flood Light.....	1,022.62	152.15
26 55 53 11-0034 EA 200 Watt High Pressure Sodium PF-400 Series GE Flood Light.....	1,099.97	152.15
26 55 53 11-0035 EA 250 Watt High Pressure Sodium PF-400 Series GE Flood Light.....	1,094.45	152.15
26 55 53 11-0036 EA 400 Watt High Pressure Sodium PF-400 Series GE Flood Light.....	1,122.07	152.15
26 55 53 11-0037 Metal Halide PF-400 GE Flood Lights <small>(26 55 53 11-0031)</small>		
26 55 53 11-0038 EA 175 Watt Metal Halide PF-400 Series GE Flood Light.....	1,051.35	152.15
26 55 53 11-0039 EA 250 Watt Metal Halide PF-400 Series GE Flood Light.....	1,074.55	152.15
26 55 53 11-0040 EA 400 Watt Metal Halide PF-400 Series GE Flood Light.....	1,098.87	152.15
26 55 53 11-0041 PF-1000 (Large Size) Series GE Flood Lights <small>(26 55 53 11-0001)</small>		
Note: For parking lots, industrial yards and sports stadiums. Includes die-cast aluminum housing, corrosion resistant polyester powder finish and thermal shock resistant lens. Formed aluminum reflector. Yoke or slip fitter mounting.		
26 55 53 11-0042 High Pressure Sodium PF-1000 Series GE Flood Lights <small>(26 55 53 11-0041)</small>		
26 55 53 11-0043 EA 750 Watt High Pressure Sodium PF-1000 Series GE Flood Light.....	1,386.86	169.06
26 55 53 11-0044 EA 1,000 Watt High Pressure Sodium PF-1000 Series GE Flood Light.....	1,386.86	169.06
26 55 53 11-0045 Metal Halide PF-1000 Series GE Flood Lights <small>(26 55 53 11-0041)</small>		
26 55 53 11-0046 EA 1,000 Watt Metal Halide PF-1000 Series GE Flood Light.....	1,322.76	169.06
26 55 53 11-0047 HLU/VLU (Medium Size) FRP Series GE Flood Lights <small>(26 55 53 11-0001)</small>		
Note: For parking lots, industrial yards, construction sites, recreation areas and facades. Includes corrosion resistant reinforced polyester housing and thermal shock resistant lens. Hydroformed aluminum reflector. Yoke or slip fitter mounting.		
26 55 53 11-0048 High Pressure Sodium HLU/VLU FRP Series GE Flood Lights <small>(26 55 53 11-0047)</small>		
26 55 53 11-0049 EA 250 Watt High Pressure Sodium HLU/VLU FRP Series GE Flood Light.....	1,128.70	152.15
26 55 53 11-0050 EA 400 Watt High Pressure Sodium HLU/VLU FRP Series GE Flood Light.....	1,149.70	152.15
26 55 53 11-0051 Metal Halide HLU/VLU Series GE Flood Lights <small>(26 55 53 11-0047)</small>		
26 55 53 11-0052 EA 400 Watt Metal Halide HLU/VLU FRP Series GE Flood Light.....	1,140.86	152.15
26 55 53 11-0053 Accessories For Powerflood GE Flood Lights <small>(26 55 53 11-0001)</small>		
26 55 53 11-0054 EA Wireguard For Powerflood GE Flood Light.....	194.72	33.81
26 55 53 11-0055 EA Polycarbonate Vandal Shield For Powerflood GE Flood Light.....	112.94	33.81
26 55 53 11-0056 EA Top Visor For Powerflood Flood Light.....	163.77	33.81
26 55 53 11-0057 EA Top And Two Side Visors For Powerflood GE Flood Light.....	125.10	33.81
26 55 53 11-0058 EA Pipe Wall Mounting Bracket For Powerflood GE Flood Light.....	315.59	101.43
26 55 53 11-0059 EA Multiple Mounting Channel For Powerflood GE Flood Light.....	137.25	33.81
26 55 53 11-0060 EA Wall Or Flat Surface Bracket For Powerflood GE Flood Light.....	232.71	101.43
26 55 53 11-0061 EA Steel Angle Bracket For Powerflood GE Flood Light.....	242.65	101.43
26 55 53 11-0062 EA Cross Arm Adaptor For Powerflood GE Flood Light.....	102.99	33.81
26 55 53 11-0063 EA 120/240 Volt, 277 Volt, NEMA Twistlock Photocontrol For Powerflood GE Flood Light.....	99.68	33.81
26 55 53 11-0064 Lithonia Contour Series Flood Lights <small>(26 55 53 11)</small>		
26 55 53 11-0065 TFM (Small Size) Series Lithonia Flood Lights <small>(26 55 53 11-0064)</small>		
Note: For signs, flags, facades and landscaping. Includes die-cast aluminum housing, corrosion resistant polyester powder finish and thermal shock resistant lens. Faceted parabolic optics. 1/2" threaded mounting knuckle.		
26 55 53 11-0066 High Pressure Sodium TFM Series Lithonia Flood Lights <small>(26 55 53 11-0065)</small>		

26	26	Electrical
	26 50	Lighting
	26 55	Special Purpose Lighting



MINOR CSI UOM DESCRIPTION	TOTAL DIRECT UNIT COST	DEMOLITION UNIT COST
26 55 53 11-0067 EA 70 Watt High Pressure Sodium TFM Series Lithonia Flood Light.....	687.95	135.24
26 55 53 11-0068 EA 100 Watt High Pressure Sodium TFM Series Lithonia Flood Light.....	751.76	135.24
26 55 53 11-0069 EA 150 Watt High Pressure Sodium TFM Series Lithonia Flood Light.....	814.24	135.24
26 55 53 11-0070 Metal Halide TFM Series Lithonia Flood Lights (26 55 53 11-0065)		
26 55 53 11-0071 EA 50 Watt Metal Halide TFM Series Lithonia Flood Light.....	892.22	135.24
26 55 53 11-0072 EA 70 Watt Metal Halide TFM Series Lithonia Flood Light.....	876.86	135.24
26 55 53 11-0073 EA 100 Watt Metal Halide TFM Series Lithonia Flood Light.....	852.10	135.24
26 55 53 11-0074 EA 175 Watt Metal Halide TFM Series Lithonia Flood Light.....	850.27	135.24
26 55 53 11-0075 Compact Fluorescent TFM Series Lithonia Flood Lights (26 55 53 11-0065)		
26 55 53 11-0076 EA 42 Watt Compact Fluorescent TFM Series Lithonia Flood Light.....	865.85	135.24
26 55 53 11-0077 TFL (Medium Size) Series Lithonia Flood Lights (26 55 53 11-0064) Note: For recreation areas, parking lots, building facades and car lots. Includes die-cast aluminum housing, corrosion resistant polyester powder finish and thermal shock resistant lens. Anodized aluminum reflector. Yoke or slip fitter mounting.		
26 55 53 11-0078 High Pressure Sodium TFL Series Lithonia Flood Lights (26 55 53 11-0077)		
26 55 53 11-0079 EA 250 Watt High Pressure Sodium TFL Series Lithonia Flood Light.....	1,054.27	152.15
26 55 53 11-0080 EA 400 Watt High Pressure Sodium TFL Series Lithonia Flood Light.....	1,075.55	152.15
26 55 53 11-0081 Metal Halide TFL Series Lithonia Flood Lights (26 55 53 11-0077)		
26 55 53 11-0082 EA 175 Watt Metal Halide TFL Series Lithonia Flood Light.....	1,006.44	152.15
26 55 53 11-0083 EA 250 Watt Metal Halide TFL Series Lithonia Flood Light.....	1,006.44	152.15
26 55 53 11-0084 EA 400 Watt Metal Halide TFL Series Lithonia Flood Light.....	1,039.81	152.15
26 55 53 11-0085 TFR (Low Profile) Series Lithonia Flood Lights (26 55 53 11-0064) Note: For recreation areas, parking lots, building facades and car lots. Includes die-cast aluminum housing, corrosion resistant polyester powder finish and thermal shock resistant lens. Anodized aluminum reflector. Yoke or slip fitter mounting.		
26 55 53 11-0086 High Pressure Sodium TFR Lithonia Flood Lights (26 55 53 11-0085)		
26 55 53 11-0087 EA 150 Watt High Pressure Sodium Horizontal TFR Series Lithonia Flood Light.....	1,009.85	135.24
26 55 53 11-0088 EA 250 Watt High Pressure Sodium Horizontal TFR Series Lithonia Flood Light.....	1,041.70	135.24
26 55 53 11-0089 EA 400 Watt High Pressure Sodium Horizontal TFR Series Lithonia Flood Light.....	1,068.31	135.24
26 55 53 11-0090 Metal Halide TFR Lithonia Flood Lights (26 55 53 11-0085)		
26 55 53 11-0091 EA 250 Watt Metal Halide TFR Series Lithonia Flood Light.....	999.19	135.24
26 55 53 11-0092 EA 400 Watt Metal Halide TFR Series Lithonia Flood Light.....	1,031.09	135.24
26 55 53 11-0093 TFA (Large Size) Series Lithonia Flood Lights (26 55 53 11-0064) Note: For industrial yards, parking lots, construction sites, streets and recreational areas. Includes die-cast aluminum housing, corrosion resistant polyester powder finish and thermal shock resistant lens. Anodized aluminum reflector. Yoke or slip fitter mounting.		
26 55 53 11-0094 High Pressure Sodium TFA Series Lithonia Flood Lights (26 55 53 11-0093)		
26 55 53 11-0095 EA 1,000 Watt High Pressure Sodium TFA Series Lithonia Flood Light.....	1,960.14	169.06
26 55 53 11-0096 Metal Halide TFA Series Lithonia Flood Lights (26 55 53 11-0093)		
26 55 53 11-0097 EA 400 Watt Metal Halide TFA Series Lithonia Flood Light.....	1,508.09	169.06
26 55 53 11-0098 EA 1,000 Watt Metal Halide TFA Series Lithonia Flood Light.....	1,667.62	169.06
26 55 53 11-0099 Accessories For Contour Series Lithonia Flood Lights (26 55 53 11-0064)		
26 55 53 11-0100 EA Wireguard For Contour Series Lithonia Flood Light.....	167.91	33.81
26 55 53 11-0101 EA Vandal Guard For Contour Series Lithonia Flood Light.....	324.50	33.81
26 55 53 11-0102 EA Upper Visor For Contour Series Lithonia Flood Light.....	138.36	33.81
26 55 53 11-0103 EA Full Visor For Contour Series Lithonia Flood Light.....	186.21	33.81
26 55 53 11-0104 EA Pipe Wall Mounting Bracket For Contour Series Lithonia Flood Light.....	415.56	101.43
26 55 53 11-0105 EA Radius Wall Bracket For Contour Series Lithonia Flood Light.....	330.88	101.43
26 55 53 11-0106 EA Steel Angle Bracket For Contour Series Lithonia Flood Light.....	330.88	101.43
26 55 53 11-0107 EA U Bolt Wall Bracket For Contour Series Lithonia Flood Light, Mounts To 2" Pipe.....	364.66	101.43
26 55 53 11-0108 EA Crossarm Adapter For Horizontal Mounted Contour Lithonia Series Flood Light.....	160.64	33.81
26 55 53 11-0109 EA 120/240 Volt, 277 Volt, NEMA Twistlock Photocontrol For Contour Lithonia Series Flood Light.....	128.19	33.81
26 55 53 11-0110 Eaton Flood Lights (26 55 53 11)		



Electrical	26
Lighting	26 50
Special Purpose Lighting	26 55

MINOR	CSI	UOM	DESCRIPTION	TOTAL DIRECT UNIT COST	DEMOLITION UNIT COST
26 55 53 11-0111	EA		6" x 6", 16,932 Lumens, 128 Watt, LED Flood Light (Eaton NFFLD-C40-D-UNV-66-T-CB)..... <i>For NEMA Photocontrol Option (Eaton OA/RA1016), Add</i> <i>For >50 To 100, Deduct</i> <i>For >100 To 250, Deduct</i> <i>For >250 To 500, Deduct</i> <i>For >500, Deduct</i>	1,082.02 57.27 -33.81 -60.86 -108.20 -155.54	135.24
26 55 53 11-0112	EA		16,900 Lumens, 128 Watt, NEMA 6H x 6V Wide, Trunnion Mount, 4000K CCT, Night Falcon LED Flood Light With Multi-Tap (Cooper Industries NFFLD-C40-D-UNV-66-T-CB-PER7+OA/RA1016)..... <i>For >50 To 100, Deduct</i> <i>For >100 To 250, Deduct</i> <i>For >250 To 500, Deduct</i> <i>For >500, Deduct</i>	1,345.09 -41.07 -74.70 -134.51 -194.32	148.90
26 55 53 11-0113			Ruud Flood Lights (26 55 53 11)		
26 55 53 11-0114			NS (Micro) Series Ruud Flood Lights (26 55 53 11-0113) Note: Provides conventional floodlighting. 1/2" threaded mounting knuckle.		
26 55 53 11-0115			High Pressure Sodium NS Series Ruud Flood Lights (26 55 53 11-0114)		
26 55 53 11-0116	EA		35 Watt High Pressure Sodium NS Series Ruud Flood Light	452.62	101.43
26 55 53 11-0117	EA		50 Watt High Pressure Sodium NS Series Ruud Flood Light	452.62	101.43
26 55 53 11-0118	EA		70 Watt High Pressure Sodium NS Series Ruud Flood Light	452.62	101.43
26 55 53 11-0119	EA		100 Watt High Pressure Sodium NS Series Ruud Flood Light	452.62	101.43
26 55 53 11-0120	EA		150 Watt High Pressure Sodium NS Series Ruud Flood Light	452.62	101.43
26 55 53 11-0121			Metal Halide NS Series Ruud Flood Lights (26 55 53 11-0114)		
26 55 53 11-0122	EA		50 Watt Metal Halide NS Series Ruud Flood Light	514.51	101.43
26 55 53 11-0123	EA		70 Watt Metal Halide NS Series Ruud Flood Light	514.51	101.43
26 55 53 11-0124	EA		100 Watt Metal Halide NS Series Ruud Flood Light	514.51	101.43
26 55 53 11-0125			Compact Fluorescent NS Series Ruud Flood Lights (26 55 53 11-0114)		
26 55 53 11-0126	EA		13 Watt Compact Fluorescent NS Series Ruud Flood Light	388.53	101.43
26 55 53 11-0127	EA		26 Watt Compact Fluorescent NS Series Ruud Flood Light	404.00	101.43
26 55 53 11-0128	EA		32 Watt Compact Fluorescent NS Series Ruud Flood Light	408.42	101.43
26 55 53 11-0129	EA		42 Watt Compact Fluorescent NS Series Ruud Flood Light	412.84	101.43
26 55 53 11-0130			NSF/NSW/NSC (Standard, Wide And Cutoff Micro) Series Ruud Flood Lights (26 55 53 11-0113) Note: The NSF is suited for large open areas and façade applications. The NSW is suited for roadway applications, parking areas or security. The NSC is designed for parking lot and outdoor sports areas. Yoke or slip fitter mounting.		
26 55 53 11-0131			High Pressure Sodium NSF/NSW/NSC Series Ruud Flood Lights (26 55 53 11-0130)		
26 55 53 11-0132	EA		150 Watt High Pressure Sodium NSF/NSW/NSC Series Ruud Flood Light	697.72	152.15
26 55 53 11-0133	EA		250 Watt High Pressure Sodium NSF/NSW/NSC Series Ruud Flood Light	737.50	152.15
26 55 53 11-0134	EA		400 Watt High Pressure Sodium NSF/NSW/NSC Series Ruud Flood Light	759.60	152.15
26 55 53 11-0135			Metal Halide NSF/NSW/NSC Series Ruud Flood Lights (26 55 53 11-0130)		
26 55 53 11-0136	EA		175 Watt Metal Halide NSF/NSW/NSC Series Ruud Flood Light	688.87	152.15
26 55 53 11-0137	EA		250 Watt Metal Halide NSF/NSW/NSC Series Ruud Flood Light	693.30	152.15
26 55 53 11-0138	EA		400 Watt Metal Halide NSF/NSW/NSC Series Ruud Flood Light	706.56	152.15
26 55 53 11-0139			Compact Fluorescent NSF/NSW/NSC Series Ruud Flood Lights (26 55 53 11-0130)		
26 55 53 11-0140	EA		70 Watt Compact Fluorescent NSF/NSW/NSC Series Ruud Flood Light	673.40	152.15
26 55 53 11-0141			FS (Square) Series Ruud Flood Lights (26 55 53 11-0113) Note: For signs, large open areas and façade applications. Yoke or slip fitter mounting.		
26 55 53 11-0142			High Pressure Sodium FS Series Ruud Flood Lights (26 55 53 11-0141)		
26 55 53 11-0143	EA		250 Watt High Pressure Sodium FS Series Ruud Flood Light.....	814.86	152.15
26 55 53 11-0144	EA		400 Watt High Pressure Sodium FS Series Ruud Flood Light.....	819.28	152.15
26 55 53 11-0145	EA		1,000 Watt High Pressure Sodium FS Series Ruud Flood Light.....	1,387.96	169.06
26 55 53 11-0146			Metal Halide FS Series Ruud Flood Lights (26 55 53 11-0141)		
26 55 53 11-0147	EA		175 Watt Metal Halide FS Series Ruud Flood Light.....	814.86	152.15
26 55 53 11-0148	EA		250 Watt Metal Halide FS Series Ruud Flood Light.....	819.28	152.15
26 55 53 11-0149	EA		400 Watt Metal Halide FS Series Ruud Flood Light.....	832.54	152.15
26 55 53 11-0150	EA		1,000 Watt Metal Halide FS Series Ruud Flood Light.....	1,242.09	169.06
26 55 53 11-0151			MFS (Mini Square) Series Ruud Flood Lights (26 55 53 11-0113) Note: For signs, large open areas and façade applications. Yoke or slip fitter mounting.		
26 55 53 11-0152			High Pressure Sodium MFS Series Ruud Flood Lights (26 55 53 11-0151)		

26	Electrical
26 50	Lighting
26 55	Special Purpose Lighting



MINOR CSI UOM DESCRIPTION	TOTAL DIRECT UNIT COST	DEMOLITION UNIT COST
26 55 53 11-0153 EA 35 Watt High Pressure Sodium MFS Series Ruud Flood Light.....	639.59	135.24
26 55 53 11-0154 EA 50 Watt High Pressure Sodium MFS Series Ruud Flood Light.....	686.01	135.24
26 55 53 11-0155 EA 70 Watt High Pressure Sodium MFS Series Ruud Flood Light.....	686.01	135.24
26 55 53 11-0156 EA 100 Watt High Pressure Sodium MFS Series Ruud Flood Light.....	686.01	135.24
26 55 53 11-0157 EA 150 Watt High Pressure Sodium MFS Series Ruud Flood Light.....	686.01	135.24
26 55 53 11-0158 Metal Halide MFS Series Ruud Flood Lights (26 55 53 11-0151)		
26 55 53 11-0159 EA 50 Watt Metal Halide MFS Series Ruud Flood Light.....	701.48	135.24
26 55 53 11-0160 EA 70 Watt Metal Halide MFS Series Ruud Flood Light.....	701.48	135.24
26 55 53 11-0161 EA 100 Watt Metal Halide MFS Series Ruud Flood Light.....	701.48	135.24
26 55 53 11-0162 EA 175 Watt Metal Halide MFS Series Ruud Flood Light.....	677.17	135.24
26 55 53 11-0163 MCF/MPM/MPN (Mini Cutoff, Parabolic Medium And Narrow Mini Square) Series Ruud Flood Lights (26 55 53 11-0113)		
Note: The MCF is suited for parking lots, volleyball courts and tennis courts. The MPM and MPN are suited for flagpoles, columns and narrow signs. Yoke or slip fitter mounting.		
26 55 53 11-0164 High Pressure Sodium MCF/MPM/MPN Series Ruud Flood Lights (26 55 53 11-0163)		
26 55 53 11-0165 EA 35 Watt High Pressure Sodium MCF/MPM/MPN Series Ruud Flood Light.....	694.85	135.24
26 55 53 11-0166 EA 50 Watt High Pressure Sodium MCF/MPM/MPN Series Ruud Flood Light.....	741.26	135.24
26 55 53 11-0167 EA 70 Watt High Pressure Sodium MCF/MPM/MPN Series Ruud Flood Light.....	741.26	135.24
26 55 53 11-0168 EA 100 Watt High Pressure Sodium MCF/MPM/MPN Series Ruud Flood Light.....	741.26	135.24
26 55 53 11-0169 EA 150 Watt High Pressure Sodium MCF/MPM/MPN Series Ruud Flood Light.....	741.26	135.24
26 55 53 11-0170 Metal Halide MCF/MPM/MPN Series Ruud Flood Lights (26 55 53 11-0163)		
26 55 53 11-0171 EA 50 Watt Metal Halide MCF/MPM/MPN Series Ruud Flood Light.....	756.73	135.24
26 55 53 11-0172 EA 70 Watt Metal Halide MCF/MPM/MPN Series Ruud Flood Light.....	756.73	135.24
26 55 53 11-0173 EA 100 Watt Metal Halide MCF/MPM/MPN Series Ruud Flood Light.....	756.73	135.24
26 55 53 11-0174 EA 175 Watt Metal Halide MCF/MPM/MPN Series Ruud Flood Light.....	732.42	135.24
26 55 53 11-0175 CF (Cutoff Square) Series Ruud Flood Lights (26 55 53 11-0113)		
Note: The CF is suited for parking lots, volleyball courts and tennis courts. Yoke or slip fitter mounting.		
26 55 53 11-0176 High Pressure Sodium CF Series Ruud Flood Lights (26 55 53 11-0175)		
26 55 53 11-0177 EA 250 Watt High Pressure Sodium CF Series Ruud Flood Light.....	918.74	152.15
26 55 53 11-0178 EA 400 Watt High Pressure Sodium CF Series Ruud Flood Light.....	940.84	152.15
26 55 53 11-0179 EA 1,000 Watt High Pressure Sodium CF Series Ruud Flood Light.....	1,443.22	169.06
26 55 53 11-0180 Metal Halide CF Series Ruud Flood Lights (26 55 53 11-0175)		
26 55 53 11-0181 EA 175 Watt Metal Halide CF Series Ruud Flood Light.....	870.11	152.15
26 55 53 11-0182 EA 250 Watt Metal Halide CF Series Ruud Flood Light.....	874.53	152.15
26 55 53 11-0183 EA 400 Watt Metal Halide CF Series Ruud Flood Light.....	887.79	152.15
26 55 53 11-0184 EA 1,000 Watt Metal Halide CF Series Ruud Flood Light.....	1,297.35	169.06
26 55 53 11-0185 CN (Narrow Beam Cutoff Square) Series Ruud Flood Lights (26 55 53 11-0113)		
Note: The CN is suited for large sports fields, building facades and signs. Yoke or slip fitter mounting.		
26 55 53 11-0186 High Pressure Sodium CN Series Ruud Flood Lights (26 55 53 11-0185)		
26 55 53 11-0187 EA 400 High Pressure Sodium CN Series Ruud Flood Light.....	1,186.84	169.06
26 55 53 11-0188 EA 1,000 High Pressure Sodium CN Series Ruud Flood Light.....	1,416.70	169.06
26 55 53 11-0189 Metal Halide CN Series Ruud Flood Lights (26 55 53 11-0185)		
26 55 53 11-0190 EA 400 Watt Metal Halide CN Series Ruud Flood Light.....	1,133.79	169.06
26 55 53 11-0191 EA 1,000 Watt Metal Halide CN Series Ruud Flood Light.....	1,270.82	169.06
26 55 53 11-0192 PM/PN (Parabolic Medium And Narrow Square) Series Ruud Flood Lights (26 55 53 11-0113)		
Note: The PM and PN are suited for flagpoles, columns and narrow signs. Yoke or slip fitter mounting.		
26 55 53 11-0193 High Pressure Sodium PM/PN Series Ruud Flood Lights (26 55 53 11-0192)		
26 55 53 11-0194 EA 250 Watt High Pressure Sodium PM/PN Series Ruud Flood Light.....	949.68	152.15
26 55 53 11-0195 EA 400 Watt High Pressure Sodium PM/PN Series Ruud Flood Light.....	971.78	152.15
26 55 53 11-0196 Metal Halide PM/PN Series Ruud Flood Lights (26 55 53 11-0192)		
26 55 53 11-0197 EA 175 Watt Metal Halide PM/PN Series Ruud Flood Light.....	901.05	152.15
26 55 53 11-0198 EA 250 Watt Metal Halide PM/PN Series Ruud Flood Light.....	905.47	152.15
26 55 53 11-0199 EA 400 Watt Metal Halide PM/PN Series Ruud Flood Light.....	918.74	152.15
26 55 53 11-0200 EA 1,000 Watt Metal Halide PM/PN Series Ruud Flood Light.....	1,328.29	169.06
26 55 53 11-0201 Accessories For Ruud Flood Lighting (26 55 53 11-0113)		
26 55 53 11-0202 EA Wireguard For Ruud Flood Light.....	100.78	33.81



Electrical	26	
Lighting	26 50	26
Special Purpose Lighting	26 55	

MINOR CSI UOM DESCRIPTION	TOTAL DIRECT UNIT COST	DEMOLITION UNIT COST
26 55 53 11-0203 EA Deep Baffle (Full Visor) For Rudd Flood Light	160.46	33.81
26 55 53 11-0204 EA Glare Guard (Upper Visor) For Rudd Flood Light	116.25	33.81
26 55 53 11-0205 EA Vandal Shield For Rudd Flood Light	138.36	33.81
26 55 53 11-0206 EA Pipe Mounting Bracket For Rudd Flood Light	278.02	101.43
26 55 53 11-0207 EA 120/240 Volt, 277 Volt, NEMA Twistlock Photocontrol For Rudd Flood Light	87.52	33.81
26 55 53 11-0208 Lumark Flood Lights (26 55 53 11)		
26 55 53 11-0209 QZ Wedge Series Quartz Lumark Flood Lights (26 55 53 11-0208)		
Note: For small outdoor areas. Die-cast aluminum housing heat and weather resistant gaskets.		
26 55 53 11-0210 EA 500 Watt QZ Wedge Series Quartz Lumark Flood Light	248.07	101.43
26 55 53 11-0211 LQL Series Quartz Lumark Flood Lights (26 55 53 11-0208)		
Note: For medium size outdoor areas. Die-cast aluminum housing heat and weather resistant gaskets.		
26 55 53 11-0212 EA 1,500 Watt LQL Series Quartz Lumark Flood Light	313.27	101.43
26 55 53 11-0213 Kim Lighting (26 55 53 11)		
26 55 53 11-0214 MicroFlood® Series Kim Lighting Flood Lights (26 55 53 11-0213)		
Note: For signs, flags, facades and landscaping. Includes die-cast aluminum housing, corrosion resistant polyester powder finish and gasketed and tempered lens. 1/2" threaded mounting knuckle.		
26 55 53 11-0215 LED MicroFlood® Series Kim Lighting Flood Lights (26 55 53 11-0214)		
26 55 53 11-0216 EA 5 Watt, LED MicroFlood® Series Kim Lighting Flood Light	519.99	42.40
For >50 To 100, Deduct	-15.12	
For >100 To 250, Deduct	-28.12	
For >250 To 500, Deduct	-52.00	
For >500, Deduct	-75.88	
26 55 53 11-0217 EA 15 Watt, LED MicroFlood® Series Kim Lighting Flood Light	642.65	42.40
For >50 To 100, Deduct	-18.19	
For >100 To 250, Deduct	-34.25	
For >250 To 500, Deduct	-64.27	
For >500, Deduct	-94.28	
26 55 53 11-0218 Scarab® Series Kim Lighting Flood Lights (26 55 53 11-0213)		
Note: For signs, flags, facades and landscaping. Includes die-cast aluminum housing, corrosion resistant polyester powder finish and gasketed and tempered lens. 1/2" threaded mounting knuckle.		
26 55 53 11-0219 LED Scarab® Series Kim Lighting Accent Flood Lights (26 55 53 11-0218)		
Note: Spot or narrow style accent flood lights.		
26 55 53 11-0220 EA 6 Watt, LED Scarab® Series Kim Lighting Accent Flood Light	793.34	42.40
For >50 To 100, Deduct	-21.95	
For >100 To 250, Deduct	-41.79	
For >250 To 500, Deduct	-79.33	
For >500, Deduct	-116.88	
26 55 53 11-0221 CREE® BetaLED® Flood Lights (26 55 53 11)		
26 55 53 11-0222 Yoke Mount, Square, LED Flood Lights (CREE® BetaLED® FLD-304) (26 55 53 11-0221)		
Note: UL wet listed. Includes 5,700K color temperature, 120-480 voltage, 350mA driver, die-cast extruded aluminum housing assembly and white, black, silver or bronze powder coat finish. Excludes sensors.		
26 55 53 11-0223 EA 40 LEDs, 47 Watt, Yoke Mount, Square, LED Flood Light (CREE® BetaLED® FLD-304)	1,146.28	121.83
For >50 To 100, Deduct	-34.75	
For >100 To 250, Deduct	-63.41	
For >250 To 500, Deduct	-114.63	
For >500, Deduct	-165.85	
26 55 53 11-0224 EA 60 LEDs, 68 Watt, Yoke Mount, Square, LED Flood Light (CREE® BetaLED® FLD-304)	1,255.34	128.59
For >50 To 100, Deduct	-37.81	
For >100 To 250, Deduct	-69.20	
For >250 To 500, Deduct	-125.53	
For >500, Deduct	-181.87	
26 55 53 11-0225 Adjustable Arm Mount, Rectangular, LED Flood Lights (CREE® BetaLED® Edge® FLD-EDG) (26 55 53 11-0221)		
Note: UL wet listed. Includes 5,700K color temperature, 120/277 voltage, 350mA driver, die-cast extruded aluminum housing assembly and white, black, silver or bronze powder coat finish. Excludes sensors.		
26 55 53 11-0226 EA 20 LEDs, 26 Watt, Adjustable Arm Mount, Rectangular, LED Flood Light (CREE® BetaLED® Edge® FLD-EDG)	996.03	115.06
For 480 Volt, Add	103.08	
For >50 To 100, Deduct	-30.65	
For >100 To 250, Deduct	-55.55	
For >250 To 500, Deduct	-99.60	
For >500, Deduct	-143.65	
26 55 53 11-0227 EA 40 LEDs, 47 Watt, Adjustable Arm Mount, Rectangular, LED Flood Light (CREE® BetaLED® Edge® FLD-EDG)	1,251.70	121.83
For 480 Volt, Add	103.08	
For >50 To 100, Deduct	-37.38	
For >100 To 250, Deduct	-68.68	
For >250 To 500, Deduct	-125.17	
For >500, Deduct	-181.66	

26	Electrical
26 50	Lighting
26 55	Special Purpose Lighting



MINOR CSI	UOM	DESCRIPTION	TOTAL DIRECT UNIT COST	DEMOLITION UNIT COST
26 55 53 11-0228	EA	60 LEDs, 68 Watt, Adjustable Arm Mount, Rectangular, LED Flood Light (CREE® BetaLED® Edge® FLD-EDG).....	1,507.36	128.59
		<i>For 480 Volt, Add</i>	103.08	
		<i>For >50 To 100, Deduct</i>	-44.11	
		<i>For >100 To 250, Deduct</i>	-81.80	
		<i>For >250 To 500, Deduct</i>	-150.74	
		<i>For >500, Deduct</i>	-219.67	
26 55 53 11-0229	EA	80 LEDs, 90 Watt, Adjustable Arm Mount, Rectangular, LED Flood Light (CREE® BetaLED® Edge® FLD-EDG).....	1,860.21	135.37
		<i>For 480 Volt, Add</i>	103.08	
		<i>For >50 To 100, Deduct</i>	-53.27	
		<i>For >100 To 250, Deduct</i>	-99.78	
		<i>For >250 To 500, Deduct</i>	-186.02	
		<i>For >500, Deduct</i>	-272.26	
26 55 53 11-0230	EA	100 LEDs, 111 Watt, Adjustable Arm Mount, Rectangular, LED Flood Light (CREE® BetaLED® Edge® FLD-EDG).....	2,115.87	142.13
		<i>For 480 Volt, Add</i>	103.08	
		<i>For >50 To 100, Deduct</i>	-60.00	
		<i>For >100 To 250, Deduct</i>	-112.90	
		<i>For >250 To 500, Deduct</i>	-211.59	
		<i>For >500, Deduct</i>	-310.27	
26 55 53 11-0231	EA	120 LEDs, 132 Watt, Adjustable Arm Mount, Rectangular, LED Flood Light (CREE® BetaLED® Edge® FLD-EDG).....	2,371.53	148.90
		<i>For 480 Volt, Add</i>	103.08	
		<i>For >50 To 100, Deduct</i>	-66.73	
		<i>For >100 To 250, Deduct</i>	-126.02	
		<i>For >250 To 500, Deduct</i>	-237.15	
		<i>For >500, Deduct</i>	-348.28	
26 55 53 11-0232	EA	140 LEDs, 157 Watt, Adjustable Arm Mount, Rectangular, LED Flood Light (CREE® BetaLED® Edge® FLD-EDG).....	2,704.62	155.67
		<i>For 480 Volt, Add</i>	103.08	
		<i>For >50 To 100, Deduct</i>	-75.40	
		<i>For >100 To 250, Deduct</i>	-143.01	
		<i>For >250 To 500, Deduct</i>	-270.46	
		<i>For >500, Deduct</i>	-397.91	
26 55 53 11-0233	EA	160 LEDs, 179 Watt, Adjustable Arm Mount, Rectangular, LED Flood Light (CREE® BetaLED® Edge® FLD-EDG).....	2,960.29	162.44
		<i>For 480 Volt, Add</i>	103.08	
		<i>For >50 To 100, Deduct</i>	-82.13	
		<i>For >100 To 250, Deduct</i>	-156.14	
		<i>For >250 To 500, Deduct</i>	-296.03	
		<i>For >500, Deduct</i>	-435.92	
26 55 53 11-0234		Adjustable Arm Mount, Rectangular, High Output, LED Flood Lights (CREE® BetaLED® Edge® FLD-EHO) ^(26 55 53 11-0221) Note: UL wet listed. Includes 5,700K color temperature, 120/277 voltage, 700mA driver, die-cast extruded aluminum housing assembly and white, black, silver or bronze powder coat finish. Excludes sensors.		
26 55 53 11-0235	EA	120 LEDs, 267 Watt, Adjustable Arm Mount, Rectangular, High Output, LED Flood Light (CREE® BetaLED® Edge® FLD-EHO).....	2,274.35	148.90
		<i>For 3 Or 7-Pin NEMA Photocell Receptacle, Add</i>	19.42	
		<i>For Bird Spikes, Add</i>	45.49	
		<i>For 5,000K Color Temperature, Add</i>	48.57	
		<i>For Fuse, Add</i>	58.28	
		<i>For 0 To 10 Volt Dimming, Add</i>	58.28	
		<i>For 480 Volt, Add</i>	87.42	
		<i>For Multi-Level, Add</i>	126.26	
		<i>For 1,000mA Driver, Add</i>	163.18	
		<i>For >50 To 100, Deduct</i>	-64.30	
		<i>For >100 To 250, Deduct</i>	-121.16	
		<i>For >250 To 500, Deduct</i>	-227.44	
		<i>For >500, Deduct</i>	-333.71	
26 55 53 11-0236	EA	240 LEDs, 533 Watt, Adjustable Arm Mount, Rectangular, High Output, LED Flood Light (CREE® BetaLED® Edge® FLD-EHO).....	3,851.49	182.74
		<i>For 3 Or 7-Pin NEMA Photocell Receptacle, Add</i>	19.42	
		<i>For 5,000K Color Temperature, Add</i>	48.57	
		<i>For Fuse, Add</i>	58.28	
		<i>For 0 To 10 Volt Dimming, Add</i>	58.28	
		<i>For Bird Spikes, Add</i>	67.24	
		<i>For Multi-Level, Add</i>	126.26	
		<i>For 1,000mA Driver, Add</i>	163.18	
		<i>For 480 Volt, Add</i>	174.83	
		<i>For >50 To 100, Deduct</i>	-105.42	
		<i>For >100 To 250, Deduct</i>	-201.71	
		<i>For >250 To 500, Deduct</i>	-385.15	
		<i>For >500, Deduct</i>	-568.59	
26 55 53 11-0237		Direct Or Adjustable Arm Mount, Rectangular, High Output, LED Flood Lights (CREE® BetaLED® OSQ™) ^(26 55 53 11-0221) Note: UL wet listed. Includes 3,000K or 4,000K or 5,700K color temperature, 120/277 voltage, Class 1 driver, die-cast extruded aluminum housing assembly and white, black, silver or bronze powder coat finish. Excludes sensors.		



Electrical	26	
Lighting	26 50	26
Special Purpose Lighting	26 55	

MINOR	CSI	UOM	DESCRIPTION	TOTAL DIRECT UNIT COST	DEMOLITION UNIT COST
26 55 53	11-0238	EA	112 Watt, Direct Or Adjustable Arm Mount, Rectangular, High Output, LED Flood Light (CREE® BetaLED® OSQ™ OSQ-A-NM-XXX-A-XXX-US-UL).....	1,338.09	148.90
			For 3 Or 7-Pin NEMA Photocell Receptacle, Add	19.42	
			For Front Facing Optics, Back Light Shield, Add	35.28	
			For Rotated Optics, Back Light Shield, Add	35.28	
			For Field Adjustable Output, Add	29.15	
			For Fuse, Add	58.28	
			For 0 To 10 Volt Dimming, Add	58.28	
			For Multi-Level, Add	126.26	
			For >50 To 100, Deduct	-40.90	
			For >100 To 250, Deduct	-74.35	
			For >250 To 500, Deduct	-133.81	
			For >500, Deduct	-193.27	
26 55 53	11-0239	EA	168 Watt, Direct Or Adjustable Arm Mount, Rectangular, High Output, LED Flood Light (CREE® BetaLED® OSQ™ OSQ-A-NM-XXX-J-XXX-US-UL).....	1,429.88	148.90
			Note: Type III, IV or V medium optics only.		
			For 3 Or 7-Pin NEMA Photocell Receptacle, Add	19.42	
			For Front Facing Optics, Back Light Shield, Add	35.28	
			For Rotated Optics, Back Light Shield, Add	35.28	
			For Field Adjustable Output, Add	29.15	
			For Fuse, Add	58.28	
			For 0 To 10 Volt Dimming, Add	58.28	
			For Type II Medium Or Type V Short Optics, Add	390.60	
			For Multi-Level, Add	126.26	
			For >50 To 100, Deduct	-43.19	
			For >100 To 250, Deduct	-78.94	
			For >250 To 500, Deduct	-142.99	
			For >500, Deduct	-207.04	
26 55 53	11-0240	EA	223 Watt, Direct Or Adjustable Arm Mount, Rectangular, High Output, LED Flood Light (CREE® BetaLED® OSQ™ OSQ-A-NM-XXX-S-XXX-US-UL).....	1,834.13	182.74
			For 3 Or 7-Pin NEMA Photocell Receptacle, Add	19.42	
			For Field Adjustable Output, Add	29.15	
			For Front Facing Optics, Back Light Shield, Add	42.75	
			For Rotated Optics, Back Light Shield, Add	42.75	
			For Fuse, Add	58.28	
			For 0 To 10 Volt Dimming, Add	58.28	
			For Multi-Level, Add	126.26	
			For >50 To 100, Deduct	-54.99	
			For >100 To 250, Deduct	-100.84	
			For >250 To 500, Deduct	-183.41	
			For >500, Deduct	-265.98	
26 55 53	11-0241		PlanLED Flood Lights (26 55 53 11)		
26 55 53	11-0242		Adjustable Arm Mount, LED Flood Lights (PlanLED WAPA) (26 55 53 11-0241)		
26 55 53	11-0243	EA	6,250 Lumens, 50 Watt, Adjustable Arm Mount, Rectangular, LED Flood Light (PlanLED WAPA WP050).....	639.64	121.83
			For >50 To 100, Deduct	-22.08	
			For >100 To 250, Deduct	-38.07	
			For >250 To 500, Deduct	-63.96	
			For >500, Deduct	-89.85	
26 55 53	11-0244	EA	9,375 Lumens, 75 Watt, Adjustable Arm Mount, Rectangular, LED Flood Light (PlanLED WAPA WP075).....	764.86	128.59
			For >50 To 100, Deduct	-25.55	
			For >100 To 250, Deduct	-44.67	
			For >250 To 500, Deduct	-76.49	
			For >500, Deduct	-108.30	
26 55 53	11-0245	EA	12,500 Lumens, 100 Watt, Adjustable Arm Mount, Rectangular, LED Flood Light (PlanLED WAPA WP100).....	882.64	138.74
			For >50 To 100, Deduct	-29.00	
			For >100 To 250, Deduct	-51.07	
			For >250 To 500, Deduct	-88.26	
			For >500, Deduct	-125.46	
26 55 53	11-0246		Adjustable Arm Mount, LED Sports Flood Lights (PlanLED SUFA) (26 55 53 11-0241)		
26 55 53	11-0247	EA	21,000 Lumens, 200 Watt, LED Sports Flood Light (PlanLED SUFA SF200).....	1,790.32	270.72
			For 0 To 10 Volt Dimming, Add	87.74	
			For >50 To 100, Deduct	-58.29	
			For >100 To 250, Deduct	-103.05	
			For >250 To 500, Deduct	-179.03	
			For >500, Deduct	-255.01	
26 55 53	11-0248	EA	42,000 Lumens, 400 Watt, LED Sports Flood Light (PlanLED SUFA SF400).....	2,775.21	270.72
			For 0 To 10 Volt Dimming, Add	87.74	
			For >50 To 100, Deduct	-82.92	
			For >100 To 250, Deduct	-152.30	
			For >250 To 500, Deduct	-277.52	
			For >500, Deduct	-402.75	
26 55 53	11-0249	EA	84,000 Lumens, 800 Watt, LED Sports Flood Light (PlanLED SUFA SF800).....	4,895.26	270.72
			For 0 To 10 Volt Dimming, Add	87.74	
			For >50 To 100, Deduct	-135.92	
			For >100 To 250, Deduct	-258.30	
			For >250 To 500, Deduct	-489.53	
			For >500, Deduct	-720.75	
26 55 53	11-0250		Adjustable Arm Mount, LED High Mast Flood Lights (PlanLED MAHA) (26 55 53 11-0241)		

26	26	Electrical
	26 50	Lighting
	26 55	Special Purpose Lighting



MINOR CSI	UOM	DESCRIPTION	TOTAL DIRECT UNIT COST	DEMOLITION UNIT COST
26 55 53 11-0251	EA	26,000 Lumens, 200 Watt, Adjustable Arm Mount, Rectangular, LED High Mast Flood Light (PlanLED MAHA MA200).....	1,584.57	175.97
		For 0 To 10 Volt Dimming, Add	87.74	
		For 480 Volt, Add	132.00	
		For >50 To 100, Deduct	-48.41	
		For >100 To 250, Deduct	-88.03	
		For >250 To 500, Deduct	-158.46	
		For >500, Deduct	-228.89	
26 55 53 11-0252	EA	39,000 Lumens, 300 Watt, Adjustable Arm Mount, Rectangular, LED High Mast Flood Light (PlanLED MAHA MA300).....	2,028.62	182.74
		For 0 To 10 Volt Dimming, Add	87.74	
		For 480 Volt, Add	106.63	
		For >50 To 100, Deduct	-59.85	
		For >100 To 250, Deduct	-110.57	
		For >250 To 500, Deduct	-202.86	
		For >500, Deduct	-295.16	
26 55 53 11-0253	EA	52,000 Lumens, 400 Watt, Adjustable Arm Mount, Rectangular, LED High Mast Flood Light (PlanLED MAHA MA400).....	2,588.41	189.50
		For 0 To 10 Volt Dimming, Add	87.74	
		For 480 Volt, Add	86.46	
		For >50 To 100, Deduct	-74.19	
		For >100 To 250, Deduct	-138.90	
		For >250 To 500, Deduct	-258.84	
		For >500, Deduct	-378.79	
26 55 53 12		Security Hazardous Location Flood Lights (26 55 53)		
		Note: For general to heavy industrial applications in marine and corrosive environments. Class 1 Division 2.		
26 55 53 12-0001		Lithonia Hazardous Location Flood Lights (26 55 53 12)		
26 55 53 12-0002		HFR (Horizontally Oriented Mogul Base) Series Hazardous Location Flood Lights (26 55 53 12-0001)		
		Note: Includes die-cast aluminum housing, corrosion resistant polyester powder finish and thermal shock resistant lens. Precision-formed reflector. Yoke mounting.		
26 55 53 12-0003		High Pressure Sodium HFR Series Hazardous Location Flood Lights (26 55 53 12-0002)		
26 55 53 12-0004	EA	150 Watt High Pressure Sodium HFR Series Lithonia Class 1 Div 2 Hazardous Location Flood Light.....	1,000.54	135.24
26 55 53 12-0005	EA	250 Watt High Pressure Sodium HFR Series Lithonia Class 1 Div 2 Hazardous Location Flood Light.....	1,069.06	135.24
26 55 53 12-0006	EA	400 Watt High Pressure Sodium HFR Series Lithonia Class 1 Div 2 Hazardous Location Flood Light.....	1,002.75	135.24
26 55 53 12-0007		Metal Halide HFR Series Lithonia Hazardous Location Flood Lights (26 55 53 12-0002)		
26 55 53 12-0008	EA	250 Watt Metal Halide HFR Series Lithonia Class 1 Div 2 Hazardous Location Flood Light.....	1,061.74	135.24
26 55 53 12-0009	EA	400 Watt Metal Halide HFR Series Lithonia Class 1 Div 2 Hazardous Location Flood Light.....	1,029.27	135.24
26 55 53 12-0010		HFM (Medium Base) Series Hazardous Location Flood Lights (26 55 53 12-0001)		
		Note: Includes die-cast aluminum housing, corrosion resistant polyester powder finish and thermal shock resistant lens. Precision-formed reflector. Yoke mounting.		
26 55 53 12-0011		High Pressure Sodium HFM Series Lithonia Hazardous Location Flood Lights (26 55 53 12-0010)		
26 55 53 12-0012	EA	100 Watt High Pressure Sodium HFM Series Lithonia Class 1 Div 2 Hazardous Location Flood Light.....	953.44	135.24
26 55 53 12-0013	EA	150 Watt High Pressure Sodium HFM Series Lithonia Class 1 Div 2 Hazardous Location Flood Light.....	994.33	135.24
26 55 53 12-0014		Metal Halide HFM Series Lithonia Hazardous Location Flood Lights (26 55 53 12-0010)		
26 55 53 12-0015	EA	175 Watt Metal Halide HFM Series Lithonia Class 1 Div 2 Hazardous Location Flood Light.....	842.93	135.24
26 55 53 12-0016		HFA (Large) Series Hazardous Location Flood Lights (26 55 53 12-0001)		
		Note: Includes die-cast aluminum housing, corrosion resistant polyester powder finish and thermal shock resistant lens. Precision-formed reflector. Yoke mounting.		
26 55 53 12-0017		High Pressure Sodium HFA Series Lithonia Hazardous Location Flood Lights (26 55 53 12-0016)		
26 55 53 12-0018	EA	250 Watt High Pressure Sodium HFA Series Lithonia Class 1 Div 2 Hazardous Location Flood Light.....	1,348.18	169.06
26 55 53 12-0019	EA	400 Watt High Pressure Sodium HFA Series Lithonia Class 1 Div 2 Hazardous Location Flood Light.....	1,368.07	169.06
26 55 53 12-0020		Metal Halide HFA Series Lithonia Hazardous Location Flood Lights (26 55 53 12-0016)		
26 55 53 12-0021	EA	250 Watt Metal Halide HFA Series Lithonia Class 1 Div 2 Hazardous Location Flood Light.....	1,341.55	169.06
26 55 53 12-0022	EA	400 Watt Metal Halide HFA Series Lithonia Class 1 Div 2 Hazardous Location Flood Light.....	1,368.07	169.06
26 55 53 12-0023		HFL (Medium) Series Hazardous Location Flood Lights (26 55 53 12-0001)		
		Note: Includes die-cast aluminum housing, corrosion resistant polyester powder finish and thermal shock resistant lens. Precision-formed reflector. Yoke mounting.		
26 55 53 12-0024		High Pressure Sodium HFL Series Lithonia Hazardous Location Flood Lights (26 55 53 12-0023)		



Electrical	26	26
Lighting	26 50	
Special Purpose Lighting	26 55	

MINOR CSI UOM DESCRIPTION	TOTAL DIRECT UNIT COST	DEMOLITION UNIT COST
26 55 53 12-0025 EA 400 Watt High Pressure Sodium HFL Series Lithonia Class 1 Div 2 Hazardous Location Flood Light.....	1,000.51	152.15
26 55 53 12-0026 Metal Halide HFL Series Lithonia Hazardous Location Flood Lights (26 55 53 12-0023)		
26 55 53 12-0027 EA 400 Watt Metal Halide HFL Series Lithonia Class 1 Div 2 Hazardous Location Flood Light.....	1,077.87	152.15
26 55 53 12-0028 Accessories For Lithonia Hazardous Location Flood Lights (26 55 53 12-0001) See CSI section 26 55 53 11-0099 for accessories.		
26 55 53 13 Security High Performance Flood Lights (26 55 53) Note: For airport aprons and parking areas.		
26 55 53 13-0001 Lithonia High Performance Flood Lights (26 55 53 13)		
26 55 53 13-0002 170S Series Lithonia High Performance Flood Lights (26 55 53 13-0001) Note: Die-cast aluminum housing welded seams, stainless steel hardware, corrosion resistant polyester powder finish, and thermal and shock resistant flat lens.		
26 55 53 13-0003 High Pressure Sodium 170S Series Lithonia High Performance Flood Lights (26 55 53 13-0002)		
26 55 53 13-0004 EA 250 Watt High Pressure Sodium 170S Series Lithonia High Performance Flood Light	2,326.39	202.87
26 55 53 13-0005 EA 400 Watt High Pressure Sodium 170S Series Lithonia High Performance Flood Light	2,507.63	202.87
26 55 53 13-0006 EA 750 Watt High Pressure Sodium 170S Series Lithonia High Performance Flood Light	2,516.47	202.87
26 55 53 13-0007 EA 1,000 Watt High Pressure Sodium 170S Series Lithonia High Performance Flood Light	2,792.75	202.87
26 55 53 13-0008 Metal Halide 170S Series Lithonia High Performance Flood Lights (26 55 53 13-0002)		
26 55 53 13-0009 EA 320 Watt Metal Halide 170S Series Lithonia High Performance Flood Light	2,677.82	202.87
26 55 53 13-0010 EA 350 Watt Metal Halide 170S Series Lithonia High Performance Flood Light	2,555.26	202.87
26 55 53 13-0011 EA 400 Watt Metal Halide 170S Series Lithonia High Performance Flood Light	2,439.11	202.87
26 55 53 13-0012 EA 1,000 Watt Metal Halide 170S Series Lithonia High Performance Flood Light	2,554.04	202.87
26 55 53 13-0013 Accessories For Lithonia High Performance Flood Lights (26 55 53 13-0002) See CSI section 26 55 53 11-0099 for accessories.		
26 55 61 Theatrical Lighting (26 55)		
26 55 61 00-0001 Stage Lighting (26 55 61)		
26 55 61 00-0002 EA Ellipsoidal Spotlight, Two 6" x 9" Lenses	625.12	146.97
Note: Stainless steel shutter blades, complete with color frame, c-clamp, safety cable, 20 amperes, 3 watts ground, male pin connector and high performance lamp.		
26 55 61 00-0003 EA Ellipsoidal Spotlight, Two 6" x 12" Lenses	625.12	146.97
Note: Stainless steel shutter blades, complete with color frame, c-clamp, safety cable, 20 amperes, 3 watts ground, male pin connector and high performance lamp.		
26 55 61 00-0004 EA Ellipsoidal Spotlight, Two 6" x 16" Lenses	625.12	146.97
Note: Stainless steel shutter blades, complete with color frame, c-clamp, safety cable, 20 amperes, 3 watts ground, male pin connector and high performance lamp.		
26 55 61 00-0005 EA 14" Scoop Floodlight Altman #SC14.....	645.00	146.97
26 55 61 00-0006 EA 6" Diameter Fresnel Spotlight, Spherical Specular Alzak1	510.47	146.97
Note: Reflector, heat resistant fresnel lens, slidefocus flood to spot, complete with yoke, c-clamp, safety cable, color frame, male pin connector and lamp.		
26 55 61 00-0007 EA 8" Diameter Fresnel Spotlight, Spherical Specular Alzak	831.45	146.97
Note: Reflector, heat resistant fresnel lens, slidefocus flood to spot, complete with yoke, C-clamp, safety cable, color frame, male pin connector and lamp.		
26 55 61 00-0008 EA Follow Spotlight With Steel Chassis And Lightweight.....	2,168.45	146.97
Note: Aluminum housing, includes lamp adjustment plate, silent lamp fan, dowser, iris and clipper, rear lens control, coated lenses, six color boomerang, color fan, 34" x 34" castered stand.		
26 55 61 00-0009 EA Follow Spotlight With Steel Chassis And Lightweight.....	2,611.14	146.97
Note: Aluminum housing, includes lamp adjustment plate, ballast, electronic power supply, stepdown transformer, silent lamp fan, dowser, iris and clipper, rear lens control, coated lenses, six color boomerang, color fan, 34" x 34" castered stand.		
26 55 61 00-0010 EA 300 To 1000 Watt, PAR 64 Can Lighting With 20 Gauge Sheet Steel.....	465.92	146.97
Note: Formed lamp housing, hinged and latched rear housing secured by retention ring, safety cable, safety screen, PAR 64 lamp, male pin connector.		
26 55 61 00-0011 EA 6' Length, Multi-Lamp Compartmented Striplighting Luminaire	1,653.48	146.97
Note: With continuous sheet steel housing, supported by 1-1/2" x 3/16" steel yoke with C-clamp, includes 30 lights per section wired on 3 circuits, alzak aluminum reflector with matte finish.		
26 55 61 00-0012 EA 1,000 Watt, 25 To 125' Throw, Follow Spotlight (Times Square Lighting QF1000S).....	2,816.18	146.97
26 55 63 Detention Lighting (26 55)		
26 55 63 00-0001 Maximum Security Recessed Luminaire (26 55 63) Note: Failsafe - FMR series.		
26 55 63 00-0002 EA 12" x 48", Two 32 Watt, T8 Fluorescent Lamps, 14 Gauge, Maximum Security Recessed Luminaire	1,164.05	39.77
Note: Includes one electronic ballast for T8 lamps, 0.125" prismatic acrylic fixture side lens, 0.005" UV absorbing inner layer overlay, 0.375" clear polycarbonate.		
26 55 63 00-0003 EA 12" x 48", Three 32 Watt, Lamps, 14 Gage, Maximum Security Recessed Luminaire	1,277.24	39.77
Note: Includes one electronic ballast for T8 lamps, 0.125" prismatic acrylic fixture side lens, 0.005" UV absorbing inner layer overlay, 0.375" clear polycarbonate.		
26 55 63 00-0004 EA 24" x 24", Two 17 Watt, Lamps, 14 Gage, Maximum Security Recessed Luminaire	1,119.56	47.74
Note: Includes one electronic ballast for T8 lamps, 0.125" prismatic acrylic fixture side lens, 0.005" UV absorbing inner layer overlay, 0.375" clear polycarbonate.		



MINOR CSI UOM DESCRIPTION	TOTAL DIRECT UNIT COST	DEMOLITION UNIT COST
26 55 63 00-0005 EA 24" x 48", Two 32 Watt, Lamps,14 Gage, Maximum Security Recessed Luminaire Note: Includes one electronic ballast for T8 lamps, 0.125" prismatic acrylic fixture side lens, 0.005" UV absorbing inner layer overlay, 0.375" clear polycarbonate.	1,527.82	55.69
26 55 63 00-0006 EA 24" x 48", Three 32 Watt, Lamps,14 Gage, Maximum Security Recessed Luminaire..... Note: Includes one electronic ballast for T8 lamps, 0.125" prismatic acrylic fixture side lens, 0.005" UV absorbing inner layer overlay, 0.375" clear polycarbonate.	1,527.82	55.69
26 55 63 00-0007 EA 24" x 48", Four 32 Watt, Lamps,14 Gage, Maximum Security Recessed Luminaire Note: Includes one electronic ballast for T8 lamps, 0.125" prismatic acrylic fixture side lens, 0.005" UV absorbing inner layer overlay, 0.375" clear polycarbonate.	1,527.82	55.69
26 55 63 00-0008 EA 12" x 48", Two 32 Watt, T8 Fluorescent Lamps, 16 Gauge, Maximum Security Recessed Luminaire Note: Includes one electronic ballast for T8 lamps, 0.125" prismatic acrylic fixture side lens, 0.005" UV absorbing inner layer overlay, 0.375" clear polycarbonate.	1,164.05	39.77
26 55 63 00-0009 EA 12" x 48", Three 32 Watt, Lamps,16 Gage, Maximum Security Recessed Luminaire..... Note: Includes one electronic ballast for T8 lamps, 0.125" prismatic acrylic fixture side lens, 0.005" UV absorbing inner layer overlay, 0.375" clear polycarbonate.	1,333.83	39.77
26 55 63 00-0010 EA 24" x 24", Two 17 Watt, T8 Fluorescent Lamps, 16 Gauge, Maximum Security Recessed Luminaire Note: Includes one electronic ballast for T8 lamps, 0.125" prismatic acrylic fixture side lens, 0.005" UV absorbing inner layer overlay, 0.187" clear tempered glass environmental side.	1,176.15	47.75
26 55 63 00-0011 EA 24" x 48", Two 32 Watt, Lamps,16 Gage, Maximum Security Recessed Luminaire Note: Includes one electronic ballast for T8 lamps, 0.125" prismatic acrylic fixture side lens, 0.005" UV absorbing inner layer overlay, 0.187" clear tempered glass environmental side.	1,358.03	55.70
26 55 63 00-0012 EA 24" x 48", Three 32 Watt, T8 Fluorescent Lamps, 16 Gauge, Maximum Security Recessed Luminaire..... Note: Includes one electronic ballast for T8 lamps, 0.125" prismatic acrylic fixture side lens, 0.005" UV absorbing inner layer overlay, 0.187" clear tempered glass environmental side.	1,358.03	55.70
26 55 63 00-0013 EA 24" x 48", Four 32 Watt, T8 Fluorescent Lamps, 16 Gauge, Maximum Security Recessed Luminaire..... Note: Includes one electronic ballast for T8 lamps, 0.125" prismatic acrylic fixture side lens, 0.005" UV absorbing inner layer overlay, 0.187" clear tempered glass environmental side.	1,358.03	55.70
26 55 63 00-0014 EA 12" x 48", Two 32 Watt, Lamps,18 Gage, Maximum Security Recessed Luminaire Note: Includes one electronic ballast for T8 lamps, 0.125" prismatic acrylic fixture side lens, 0.005" UV absorbing inner layer overlay, 0.375" clear polycarbonate.	1,022.57	39.77
26 55 63 00-0015 EA 12" x 48", Three 32 Watt, Lamps,18 Gage, Maximum Security Recessed Luminaire..... Note: Includes one electronic ballast for T8 lamps, 0.125" prismatic acrylic fixture side lens, 0.005" UV absorbing inner layer overlay, 0.375" clear polycarbonate.	1,022.57	39.77
26 55 63 00-0016 EA 24" x 24", Two 17 Watt, Lamps,18 Gage, Maximum Security Recessed Luminaire Note: Includes one electronic ballast for T8 lamps, 0.125" prismatic acrylic fixture side lens, 0.005" UV absorbing inner layer overlay, 0.375" clear polycarbonate.	1,232.75	47.74
26 55 63 00-0017 EA 24" x 48", Two 32 Watt, Lamps,18 Gage, Maximum Security Recessed Luminaire Note: Includes one electronic ballast for T8 lamps, 0.125" prismatic acrylic fixture side lens, 0.005" UV absorbing inner layer overlay, 0.375" clear polycarbonate.	1,471.22	55.69
26 55 63 00-0018 EA 24" x 48", Three 32 Watt, Lamps,18 Gage, Maximum Security Recessed Luminaire..... Note: Includes one electronic ballast for T8 lamps, 0.125" prismatic acrylic fixture side lens, 0.005" UV absorbing inner layer overlay, 0.375" clear polycarbonate.	1,482.54	55.69
26 55 63 00-0019 EA 24" x 48", Four 32 Watt, Lamps,18 Gage, Maximum Security Recessed Luminaire Note: Includes one electronic ballast for T8 lamps, 0.125" prismatic acrylic fixture side lens, 0.005" UV absorbing inner layer overlay, 0.375" clear polycarbonate.	1,482.54	55.69
26 55 63 00-0020 Maximum Security Surface Luminaire <small>(26 55 63)</small> Note: Failsafe - FMR series.		
26 55 63 00-0021 EA 12" x 24", Two 32 Watt, Lamps,12 Gage, Maximum Security Surface Luminaire..... Note: Includes one electronic ballast for T8 lamps, 0.005" UV absorbing inner layer overlay, 0.375" clear polycarbonate environmental side.	1,050.87	39.77
26 55 63 00-0022 EA 12" x 24", Three 32 Watt, Lamps,12 Gage, Maximum Security Surface Luminaire Note: Includes one electronic ballast for T8 lamps, 0.005" UV absorbing inner layer overlay, 0.375" clear polycarbonate environmental side.	1,305.54	39.77
26 55 63 00-0023 EA 12" x 48", Two 32 Watt, Lamps,14 Gage, Maximum Security Surface Luminaire..... Note: Includes one electronic ballast for T8 lamps, 0.005" UV absorbing inner layer overlay, 0.375" clear polycarbonate environmental side.	994.27	39.77
26 55 63 00-0024 EA 12" x 48", Three 32 Watt, Lamps,14 Gage, Maximum Security Surface Luminaire Note: Includes one electronic ballast for T8 lamps, 0.005" UV absorbing inner layer overlay, 0.375" clear polycarbonate environmental side.	994.27	39.77
26 55 63 00-0025 EA 19" x 24", Two 17 Watt, Lamps,14 Gage, Maximum Security Surface Luminaire..... Note: Includes one electronic ballast for T8 lamps, 0.005" UV absorbing inner layer overlay, 0.375" clear polycarbonate environmental side.	978.07	47.74
26 55 63 00-0026 EA 19" x 48", Two 32 Watt, Lamps,14 Gage, Maximum Security Surface Luminaire..... Note: Includes one electronic ballast for T8 lamps, 0.005" UV absorbing inner layer overlay, 0.375" clear polycarbonate environmental side.	1,210.50	51.72
26 55 63 00-0027 EA 19" x 48", Three 32 Watt, Lamps,14 Gage, Ultimax Surface Luminaire..... Note: Includes one electronic ballast for T8 lamps, 0.005" UV absorbing inner layer overlay, 0.375" clear polycarbonate environmental side.	1,238.80	51.72
26 55 63 00-0028 EA 16" x 48", Four 32 Watt, T8 Fluorescent Lamps, 14 Gauge, Maximum Security Surface Luminaire Note: Includes one electronic ballast for T8 lamps, 0.005" UV absorbing inner layer overlay, 0.375" clear polycarbonate environmental side.	1,238.80	51.72
26 55 63 00-0029 Ultimax Surface Luminaire <small>(26 55 63)</small> Note: Failsafe - FMR series.		
26 55 63 00-0030 EA 12" x 48", Two 32 Watt, T8 Fluorescent Lamps, 16 Gauge, Ultimax Surface Luminaire Note: Includes one electronic ballast for T8 lamps, 0.125" prismatic acrylic fixture side lens and 0.250" clear tempered glass environmental side lens.	970.63	39.77
26 55 63 00-0031 EA 12" x 48", Three 32 Watt, T8 Fluorescent Lamps, 16 Gauge, Ultimax Surface Luminaire..... Note: Includes one electronic ballast for T8 lamps, 0.125" prismatic acrylic fixture side lens and 0.250" clear tempered glass environmental side lens.	1,258.24	39.77



Electrical	26	26
Lighting	26 50	
Special Purpose Lighting	26 55	

MINOR CSI UOM DESCRIPTION	TOTAL DIRECT UNIT COST	DEMOLITION UNIT COST
26 55 63 00-0032 EA 24" x 24", Two 17 Watt, T8 Fluorescent Lamps, 16 Gauge, Ultimax Surface Luminaire Note: Includes one electronic ballast for T8 lamps, 0.125" prismatic acrylic fixture side lens and 0.250" clear tempered glass environmental side lens.	1,079.20	47.74
26 55 63 00-0033 EA 24" x 48", Two 32 Watt, T8 Fluorescent Lamps, 16 Gauge, Ultimax Surface Luminaire Note: Includes one electronic ballast for T8 lamps, 0.125" prismatic acrylic fixture side lens and 0.250" clear tempered glass environmental side lens.	1,108.02	55.69
26 55 63 00-0034 EA 24" x 48", Three 32 Watt, T8 Fluorescent Lamps, 16 Gauge, Ultimax Surface Luminaire Note: Includes one electronic ballast for T8 lamps, 0.125" prismatic acrylic fixture side lens and 0.250" clear tempered glass environmental side lens.	1,112.66	55.69
26 55 63 00-0035 EA 24" x 48", Four 32 Watt, T8 Fluorescent Lamps, 16 Gauge, Ultimax Surface Luminaire Note: Includes one electronic ballast for T8 lamps, 0.125" prismatic acrylic fixture side lens and 0.250" clear tempered glass environmental side lens.	1,117.30	55.69
26 55 63 00-0036 Maximum Security Wall Luminaire (26 55 63) Note: Failsafe - FMR series.		
26 55 63 00-0037 EA 10.5" x 48", 14 Gage, Maximum Security Wall Luminaire, Two 32 Watt Lamps Note: 1 up, 1 down, 1 electronic ballast for T8 lamps. 0.005" UV absorbing inner level overlay, 0.375" clear polycarbonate environmental side.	1,277.24	39.92
26 55 63 00-0038 EA 10.5" x 48", 14 Gage, Maximum Security Wall Luminaire, Three 32 Watt, T8 Lamps Note: 1 up, 2 down, 1 electronic ballast for T8 lamps. 0.005" UV absorbing inner level overlay, 0.375" clear polycarbonate environmental side.	1,277.24	39.92
26 55 63 00-0039 EA 10.5" x 48", 14 Gage, Maximum Security Wall Luminaire, Four 32 Watt, T8 Lamps Note: 2 up, 2 down, 1 electronic ballast for T8 lamps. 0.005" UV absorbing inner level overlay, 0.375" clear polycarbonate environmental side.	1,277.24	39.92
26 55 68 Athletic Field Lighting (26 55)		
26 55 68 00-0001 Sports Lighting System (26 55 68) Note: Musco.		
26 55 68 00-0002 Round Steel Tapered Poles (26 55 68 00-0001) Note: With Internal wiring harness.		
26 55 68 00-0003 EA 20' Steel Tapered Pole With Precast Concrete Foundation Sleeve	3,950.73	649.18
26 55 68 00-0004 EA 25' Steel Tapered Pole With Precast Concrete Foundation Sleeve	4,753.75	784.42
26 55 68 00-0005 EA 30' Steel Tapered Pole With Precast Concrete Foundation Sleeve	5,359.68	852.04
26 55 68 00-0006 EA 35' Steel Tapered Pole With Precast Concrete Foundation Sleeve	5,863.64	885.85
26 55 68 00-0007 EA 40' Steel Tapered Pole With Precast Concrete Foundation Sleeve	7,367.38	919.67
26 55 68 00-0008 EA 45' Steel Tapered Pole With Precast Concrete Foundation Sleeve	8,451.19	1,122.53
26 55 68 00-0009 EA 50' Steel Tapered Pole With Precast Concrete Foundation Sleeve	9,082.92	1,190.16
26 55 68 00-0010 EA 55' Steel Tapered Pole With Precast Concrete Foundation Sleeve	10,317.74	1,352.45
26 55 68 00-0011 EA 60' Steel Tapered Pole With Precast Concrete Foundation Sleeve	11,715.04	1,521.50
26 55 68 00-0012 EA 65' Steel Tapered Pole With Precast Concrete Foundation Sleeve	12,937.44	1,669.33
26 55 68 00-0013 EA 70' Steel Tapered Pole With Precast Concrete Foundation Sleeve	14,108.05	1,865.71
26 55 68 00-0014 EA 75' Steel Tapered Pole With Precast Concrete Foundation Sleeve	15,377.23	2,094.83
26 55 68 00-0015 EA 80' Steel Tapered Pole With Precast Concrete Foundation Sleeve	17,237.77	2,520.35
26 55 68 00-0016 Steel Pole Brackets (26 55 68 00-0001)		
26 55 68 00-0017 EA Two Light Bracket	670.21	67.63
26 55 68 00-0018 EA Three Light Bracket	842.07	94.67
26 55 68 00-0019 EA Four Light Bracket	1,218.26	114.96
26 55 68 00-0020 EA Five Light Bracket	1,386.18	135.24
26 55 68 00-0021 EA Six Light Bracket	1,682.95	155.53
26 55 68 00-0022 EA Seven Light Bracket	1,927.13	175.82
26 55 68 00-0023 EA Eight Light Bracket	2,204.29	202.87
26 55 68 00-0024 EA Nine Light Bracket	2,491.44	223.16
26 55 68 00-0025 Light Fixtures (26 55 68 00-0001)		
26 55 68 00-0026 EA 120 or 270 Volt, Sportlite Fixtures Complete with 1,000 Watt Metal Halide Lamp, Hook Cord And Plug For 1,500 Watt Metal Halide Lamp, Add	1,403.42 14.50	
26 55 68 00-0027 Electrical Component Enclosure (26 55 68 00-0001) Note: Pole mounted NEMA 3R enclosure with thermal magnetic breaker and multiple ballasts to match total light fixtures. For light structures with more than 6 lights, use multiple enclosures.		
26 55 68 00-0028 EA Electrical Component Enclosure For 2 Lights, Pole Mounted	976.86	78.62
26 55 68 00-0029 EA Electrical Component Enclosure For 3 Lights, Pole Mounted	1,465.87	120.96
26 55 68 00-0030 EA Electrical Component Enclosure For 4 Lights, Pole Mounted	1,681.88	151.19
26 55 68 00-0031 EA Electrical Component Enclosure For 5 Lights, Pole Mounted	2,174.61	169.34
26 55 68 00-0032 EA Electrical Component Enclosure For 6 Lights, Pole Mounted	2,445.27	181.43
26 55 68 00-0033 Accessories (26 55 68 00-0001)		
26 55 68 00-0034 EA Time Delay Kit (Musco®)	996.15	242.30
26 55 68 00-0035 EA Remote Switch Box Push Button (Musco®)	2,019.25	242.30
26 55 68 00-0036 EA Push Button Strobe Kit (Musco®)	2,428.49	242.30
26 55 68 00-0037 EA Additional Control-Link Unit (Musco®)	11,684.83	726.91
26 55 68 00-0038 EA Auxiliary Brackets For Speakers Or Egress Fixtures, For New Installations (Musco®)	1,265.01	120.96
26 55 68 00-0039 EA Auxiliary Brackets For Speakers Or Egress Fixtures, For Retrofit Applications (Musco®)	1,506.91	241.91

26	Electrical
26 50	Lighting
26 55	Special Purpose Lighting



MINOR
CSI UOM DESCRIPTION

TOTAL DIRECT DEMOLITION
UNIT COST UNIT COST

26 55 70 Healthcare Lighting ^(26 55)

26 55 70 00-0001 Surgical Lighting Fixtures ^(26 55 70)

26 55 70 00-0002	EA	Surgical Lighting Fixture, 120 Volt, Max Va 126, 100 Volt Halogen.....	5,681.32	
26 55 70 00-0003	EA	Install Owner Furnished Surgical Lights.....	709.40	

26 55 70 00-0004 Patient Care Fluorescent Fixtures ^(26 55 70)

26 55 70 00-0005 Ambient And Exam Combination, Patient Care Fluorescent Fixtures (Cooper Fail-Safe) ^(26 55 70 00-0004)

Note: Includes ambient and exam lights, 20 gauge steel housing with powder coated finish, acrylic diffuser and electronic ballast.

26 55 70 00-0006	EA	2' x 2', 3 T8 Ambient Lamps, 2 T8 Exam Lamps, Multi-Function Patient Care Fluorescent Troffer (Cooper MAE).....	1,403.68	55.64
26 55 70 00-0007	EA	2' x 4', 3 T8 Ambient Lamps, 2 T8 Exam Lamps, Multi-Function Patient Care Fluorescent Troffer (Cooper MAE).....	1,549.43	55.64
26 55 70 00-0008	EA	2' x 4', 2 Biax Ambient Lamps, 4 Biax Exam Lamps, Multi-Function Patient Care Fluorescent Troffer (Cooper MPR2).....	1,260.19	55.64

26 55 70 00-0009 Reading, Ambient And Exam Combination, Patient Care Fluorescent Fixtures (Cooper Fail-Safe) ^(26 55 70 00-0004)

Note: Includes reading, ambient and exam lights, 20 gauge steel housing with powder coated finish, acrylic diffuser and electronic ballast.

26 55 70 00-0010	EA	2' x 4', 1 Biax Reading Lamp, 2 Biax Ambient Lamps, 3 Biax Exam Lamps, Multi-Function Patient Care Fluorescent Troffer (Cooper MPR).....	1,392.68	55.64
------------------	----	--	----------	-------

26 55 70 00-0011 Multi-Function Patient Care Fluorescent Fixtures (Day-Brite MPC) ^(26 55 70 00-0004)

Note: Includes reading, ambient, exam and nurses light, steel housing with baked enamel finish, acrylic diffuser and electronic ballasts.

26 55 70 00-0012	EA	2' x 4', 6 40W T5 Lamps, Multi-Function Patient Care Fluorescent Fixture (Day-Brite MPC).....	2,112.93	55.64
------------------	----	---	----------	-------

26 55 70 00-0013 Exam And Surgical Lighting Fixtures ^(26 55 70)

26 55 70 00-0014	EA	Dual Intensity, K-arm, Ceiling Mounted, Exam Light (Burton PHL-NXC).....	878.89	60.47
26 55 70 00-0015	EA	Ceiling Mounted, Spot Exam Light (Sunnex SNX-HM2017-44EXT).....	1,509.77	60.47
26 55 70 00-0016	EA	Ceiling Mounted, LED Exam Light (Bovie BOV-XLDP-SC).....	3,304.56	60.47
26 55 70 00-0017	EA	Two LED Series, Ceiling Mounted, Surgical Light With Monitor And Monitor Arm (Bovie BOV-XLDS-S2MA).....	15,970.59	80.68
26 55 70 00-0018	EA	Two LED Series, Triple Ceiling Mounted, Surgical Light With Monitor And Monitor Arm (Bovie BOV-XLDS-S23MA).....	23,075.76	120.96
26 55 70 00-0019	EA	Double Ceiling Mounted, Dual Spot Exam Lights (Burton PHL-CS316DC).....	5,367.22	80.68
26 55 70 00-0020	EA	Double Ceiling Mounted, Dual Y Shape Lamp Heads (Burton PHL-A50DC).....	5,762.57	80.68
26 55 70 00-0021	EA	Double Ceiling Mounted, Halogen Bulbs (Burton PHL-OP216DC).....	4,871.98	80.68
26 55 70 00-0022	EA	360 Degree Rotation, 120 Volt, Double Ceiling Mounted, Surgical Light (Burton PHL-A100DC).....	6,814.38	120.96
26 55 70 00-0023	EA	Double Ceiling Mounted, Spot Examination Lights (Burton PHL-CS316DT).....	7,468.60	80.68
26 55 70 00-0024	EA	Double Ceiling Mounted, Y Shaped Examination Light (Burton PHL-OP216DT).....	7,047.63	80.68
26 55 70 00-0025	EA	Double Ceiling Mounted, Examination/Spot Combination Light (Burton PHL-OC516CC).....	5,134.55	96.76
26 55 70 00-0026	EA	Double Ceiling Mounted, LED Procedure Light (Bovie BOV-XLDP-DC).....	6,788.75	80.68
26 55 70 00-0027	EA	Double Ceiling Mounted, LED Examination Light (Burton PHL-ALEDDC).....	6,222.65	120.96
26 55 70 00-0028	EA	Two Monitor Arm, Ceiling Mounted, Exam Light (Bovie BOV-XLDS-MA).....	7,085.58	80.68
26 55 70 00-0029	EA	360 Degree Rotation, 120 Volt, Single Ceiling Mounted Surgical Light (Burton PHL-A100SC).....	3,813.22	69.06
26 55 70 00-0030	EA	360 Degree Rotation, Autoclavable Handle, Ceiling Mounted Surgical Light (Burton PHL-APXSC8).....	11,205.99	69.06
26 55 70 00-0031	EA	Ceiling Mounted Surgical Light (Burton PHL-A200SC).....	5,573.04	69.06
26 55 70 00-0032	EA	MRI Compatible, Ceiling Mounted Surgical Light (Sunnex SNX-CS2050C-MRI).....	5,536.94	69.06
26 55 70 00-0033	EA	Ceiling Mounted LED Surgical Light (Bovie BOV-XLD-SC).....	4,276.05	69.06
26 55 70 00-0034	EA	Ceiling Mounted LED Surgical Light With Battery Pack (Bovie BOV-XLD-SCB).....	6,356.45	69.06
26 55 70 00-0035	EA	Ceiling Mounted Two LED Series Surgical Light (Bovie BOV-XLDS-S2).....	9,838.02	69.06
26 55 70 00-0036	EA	Dual Ceiling Mounted LED Series Surgical Light And HD Video Camera Arm (Bovie BOV-XLDS-S2VC).....	17,880.13	69.06
26 55 70 00-0037	EA	Medical Illumination, Single Trolley Shuttle Track, Ceiling Mounted Surgical Light (Medical Illumination MI-64011).....	2,561.76	69.06
26 55 70 00-0038	EA	Double Ceiling Mounted, Surgical Light (Burton PHL-A200DC).....	10,003.58	120.96
26 55 70 00-0039	EA	Double Ceiling Mounted, Surgical Light (Burton PHL-APXDC8).....	21,822.80	120.96
26 55 70 00-0040	EA	Double Ceiling Mounted, LED Surgical Light (Bovie BOV-XLD-DC).....	8,158.36	120.96
26 55 70 00-0041	EA	Double Ceiling Mounted, Autoclavable Handle, LED Surgical Light (Sunnex SNX-CSLED-D).....	5,926.05	120.96
26 55 70 00-0042	EA	Triple Ceiling Mounted, LED Series Surgical Light (Bovie BOV-XLDS-S23).....	25,652.41	138.25
26 55 70 00-0043	EA	Triple Ceiling Mounted, LED Series Surgical Light And Monitor Arm (Bovie BOV-XLDS-S23MA).....	23,144.82	138.25

26 56 Exterior Lighting ^(26 50)

26 56 13 Lighting Poles and Standards ^(26 56)

26 56 13 00-0001 Poles And Standards ^(26 56 13)
See CSI section 26 05 46 00-0001 for additional pole.

26 56 13 00-0002 Roadway Light Poles ^(26 56 13 00-0001)
Note: Excludes lighting fixtures.

26 56 13 00-0003 Steel Roadway Light Poles ^(26 56 13 00-0002)
Note: Includes prime painted finish, anchor bolts, steel base with nut covers, reinforced handhole with cover and grounding provisions, and fixture arm(s).



Electrical	26	26
Lighting	26 50	
Exterior Lighting	26 56	

MINOR	CSI	UOM	DESCRIPTION	TOTAL DIRECT UNIT COST	DEMOLITION UNIT COST
26 56	13 00-0004		Round Tapered, Steel Roadway Light Poles <small>(26 56 13 00-0003)</small>		
26 56	13 00-0005		Round Tapered, Steel Roadway Light Poles With Upsweep Style Arms <small>(26 56 13 00-0004)</small>		
26 56	13 00-0006		Round Tapered, Steel Roadway Light Poles With Single Upsweep Style Arm <small>(26 56 13 00-0005)</small>		
26 56	13 00-0007	EA	20' High, 5.9" Base OD, 7 Gauge, Round Tapered, Steel Roadway Light Pole With Single 4' Upsweep Style Arm, Anchor Base	3,133.09	405.73
			<i>For Galvanized Finish, Add</i>	69.65	
			<i>For >10 To 20, Deduct</i>	-78.33	
			<i>For >20 To 40, Deduct</i>	-156.65	
			<i>For >40, Deduct</i>	-255.27	
26 56	13 00-0008	EA	20' High, 5.9" Base OD, 7 Gauge, Round Tapered, Steel Roadway Light Pole With Single 6' Upsweep Style Arm, Anchor Base	3,138.82	405.73
			<i>For Galvanized Finish, Add</i>	69.82	
			<i>For >10 To 20, Deduct</i>	-78.47	
			<i>For >20 To 40, Deduct</i>	-156.94	
			<i>For >40, Deduct</i>	-255.70	
26 56	13 00-0009	EA	25' High, 5.9" Base OD, 7 Gauge, Round Tapered, Steel Roadway Light Pole With Single 4' Upsweep Style Arm, Anchor Base	3,443.32	540.98
			<i>For Galvanized Finish, Add</i>	70.84	
			<i>For >10 To 20, Deduct</i>	-86.08	
			<i>For >20 To 40, Deduct</i>	-172.17	
			<i>For >40, Deduct</i>	-285.30	
26 56	13 00-0010	EA	25' High, 5.9" Base OD, 7 Gauge, Round Tapered, Steel Roadway Light Pole With Single 6' Upsweep Style Arm, Anchor Base	3,512.32	540.98
			<i>For Galvanized Finish, Add</i>	72.91	
			<i>For >10 To 20, Deduct</i>	-87.81	
			<i>For >20 To 40, Deduct</i>	-175.62	
			<i>For >40, Deduct</i>	-290.47	
26 56	13 00-0011	EA	25' High, 5.9" Base OD, 7 Gauge, Round Tapered, Steel Roadway Light Pole With Single 8' Upsweep Style Arm, Anchor Base	3,581.31	540.98
			<i>For Galvanized Finish, Add</i>	74.98	
			<i>For >10 To 20, Deduct</i>	-89.53	
			<i>For >20 To 40, Deduct</i>	-179.07	
			<i>For >40, Deduct</i>	-295.65	
26 56	13 00-0012	EA	30' High, 6.6" Base OD, 7 Gauge, Round Tapered, Steel Roadway Light Pole With Single 4' Upsweep Style Arm, Anchor Base	3,731.08	608.61
			<i>For Galvanized Finish, Add</i>	75.42	
			<i>For >10 To 20, Deduct</i>	-93.28	
			<i>For >20 To 40, Deduct</i>	-186.55	
			<i>For >40, Deduct</i>	-310.26	
26 56	13 00-0013	EA	30' High, 6.6" Base OD, 7 Gauge, Round Tapered, Steel Roadway Light Pole With Single 6' Upsweep Style Arm, Anchor Base	3,763.80	608.61
			<i>For Galvanized Finish, Add</i>	76.40	
			<i>For >10 To 20, Deduct</i>	-94.10	
			<i>For >20 To 40, Deduct</i>	-188.19	
			<i>For >40, Deduct</i>	-312.72	
26 56	13 00-0014	EA	30' High, 6.6" Base OD, 7 Gauge, Round Tapered, Steel Roadway Light Pole With Single 8' Upsweep Style Arm, Anchor Base	3,770.03	608.61
			<i>For Galvanized Finish, Add</i>	76.58	
			<i>For >10 To 20, Deduct</i>	-94.25	
			<i>For >20 To 40, Deduct</i>	-188.50	
			<i>For >40, Deduct</i>	-313.18	
26 56	13 00-0015	EA	35' High, 7.3" Base OD, 7 Gauge, Round Tapered, Steel Roadway Light Pole With Single 4' Upsweep Style Arm, Anchor Base	3,953.81	642.41
			<i>For Galvanized Finish, Add</i>	80.07	
			<i>For >10 To 20, Deduct</i>	-98.85	
			<i>For >20 To 40, Deduct</i>	-197.69	
			<i>For >40, Deduct</i>	-328.66	
26 56	13 00-0016	EA	35' High, 7.3" Base OD, 7 Gauge, Round Tapered, Steel Roadway Light Pole With Single 6' Upsweep Style Arm, Anchor Base	3,978.53	642.41
			<i>For Galvanized Finish, Add</i>	80.81	
			<i>For >10 To 20, Deduct</i>	-99.46	
			<i>For >20 To 40, Deduct</i>	-198.93	
			<i>For >40, Deduct</i>	-330.51	
26 56	13 00-0017	EA	35' High, 7.3" Base OD, 7 Gauge, Round Tapered, Steel Roadway Light Pole With Single 8' Upsweep Style Arm, Anchor Base	4,005.51	642.41
			<i>For Galvanized Finish, Add</i>	81.62	
			<i>For >10 To 20, Deduct</i>	-100.14	
			<i>For >20 To 40, Deduct</i>	-200.28	
			<i>For >40, Deduct</i>	-332.53	
26 56	13 00-0018	EA	40' High, 9.0" Base OD, 7 Gauge, Round Tapered, Steel Roadway Light Pole With Single 4' Upsweep Style Arm, Anchor Base	4,556.51	676.22
			<i>For Galvanized Finish, Add</i>	96.12	
			<i>For >10 To 20, Deduct</i>	-113.91	
			<i>For >20 To 40, Deduct</i>	-227.83	
			<i>For >40, Deduct</i>	-375.55	
26 56	13 00-0019	EA	40' High, 9.0" Base OD, 7 Gauge, Round Tapered, Steel Roadway Light Pole With Single 6' Upsweep Style Arm, Anchor Base	4,565.31	676.22
			<i>For Galvanized Finish, Add</i>	96.39	
			<i>For >10 To 20, Deduct</i>	-114.13	
			<i>For >20 To 40, Deduct</i>	-228.27	
			<i>For >40, Deduct</i>	-376.21	

26	Electrical
26 50	Lighting
26 56	Exterior Lighting



MINOR CSI	UOM	DESCRIPTION	TOTAL DIRECT UNIT COST	DEMOLITION UNIT COST
26 56 13 00-0020	EA	40' High, 9.0" Base OD, 7 Gauge, Round Tapered, Steel Roadway Light Pole With Single 8' Upsweep Style Arm, Anchor Base	4,574.01	676.22
		<i>For Galvanized Finish, Add</i>	96.65	
		<i>For >10 To 20, Deduct</i>	-114.35	
		<i>For >20 To 40, Deduct</i>	-228.70	
		<i>For >40, Deduct</i>	-376.86	
26 56 13 00-0021		Round Tapered, Steel Roadway Light Poles With Two Upsweep Style Arms <small>(26 56 13 00-0005)</small>		
26 56 13 00-0022	EA	20' High, 5.9" Base OD, 7 Gauge, Round Tapered, Steel Roadway Light Pole With Two 4' Upsweep Style Arms, Anchor Base	3,894.55	473.36
		<i>For Galvanized Finish, Add</i>	88.44	
		<i>For >10 To 20, Deduct</i>	-97.36	
		<i>For >20 To 40, Deduct</i>	-194.73	
		<i>For >40, Deduct</i>	-315.76	
26 56 13 00-0023	EA	20' High, 5.9" Base OD, 7 Gauge, Round Tapered, Steel Roadway Light Pole With Two 6' Upsweep Style Arms, Anchor Base	3,965.24	490.26
		<i>For Galvanized Finish, Add</i>	89.54	
		<i>For >10 To 20, Deduct</i>	-99.13	
		<i>For >20 To 40, Deduct</i>	-198.26	
		<i>For >40, Deduct</i>	-321.91	
26 56 13 00-0024	EA	20' High, 5.9" Base OD, 7 Gauge, Round Tapered, Steel Roadway Light Pole With Two 8' Upsweep Style Arms, Anchor Base	4,026.83	507.16
		<i>For Galvanized Finish, Add</i>	90.37	
		<i>For >10 To 20, Deduct</i>	-100.67	
		<i>For >20 To 40, Deduct</i>	-201.34	
		<i>For >40, Deduct</i>	-327.37	
26 56 13 00-0025	EA	25' High, 5.9" Base OD, 7 Gauge, Round Tapered, Steel Roadway Light Pole With Two 4' Upsweep Style Arms, Anchor Base	3,926.02	608.61
		<i>For Galvanized Finish, Add</i>	81.26	
		<i>For >10 To 20, Deduct</i>	-98.15	
		<i>For >20 To 40, Deduct</i>	-196.30	
		<i>For >40, Deduct</i>	-324.88	
26 56 13 00-0026	EA	25' High, 5.9" Base OD, 7 Gauge, Round Tapered, Steel Roadway Light Pole With Two 6' Upsweep Style Arms, Anchor Base	3,974.47	625.51
		<i>For Galvanized Finish, Add</i>	81.70	
		<i>For >10 To 20, Deduct</i>	-99.36	
		<i>For >20 To 40, Deduct</i>	-198.72	
		<i>For >40, Deduct</i>	-329.36	
26 56 13 00-0027	EA	25' High, 5.9" Base OD, 7 Gauge, Round Tapered, Steel Roadway Light Pole With Two 8' Upsweep Style Arms, Anchor Base	4,014.21	642.41
		<i>For Galvanized Finish, Add</i>	81.88	
		<i>For >10 To 20, Deduct</i>	-100.36	
		<i>For >20 To 40, Deduct</i>	-200.71	
		<i>For >40, Deduct</i>	-333.19	
26 56 13 00-0028	EA	30' High, 6.6" Base OD, 7 Gauge, Round Tapered, Steel Roadway Light Pole With Two 4' Upsweep Style Arms, Anchor Base	4,241.97	676.22
		<i>For Galvanized Finish, Add</i>	86.69	
		<i>For >10 To 20, Deduct</i>	-106.05	
		<i>For >20 To 40, Deduct</i>	-212.10	
		<i>For >40, Deduct</i>	-351.96	
26 56 13 00-0029	EA	30' High, 6.6" Base OD, 7 Gauge, Round Tapered, Steel Roadway Light Pole With Two 6' Upsweep Style Arms, Anchor Base	4,284.68	693.13
		<i>For Galvanized Finish, Add</i>	86.95	
		<i>For >10 To 20, Deduct</i>	-107.12	
		<i>For >20 To 40, Deduct</i>	-214.23	
		<i>For >40, Deduct</i>	-356.01	
26 56 13 00-0030	EA	30' High, 6.6" Base OD, 7 Gauge, Round Tapered, Steel Roadway Light Pole With Two 8' Upsweep Style Arms, Anchor Base	4,324.12	710.04
		<i>For Galvanized Finish, Add</i>	87.12	
		<i>For >10 To 20, Deduct</i>	-108.10	
		<i>For >20 To 40, Deduct</i>	-216.21	
		<i>For >40, Deduct</i>	-359.81	
26 56 13 00-0031	EA	35' High, 7.3" Base OD, 7 Gauge, Round Tapered, Steel Roadway Light Pole With Two 4' Upsweep Style Arms, Anchor Base	4,498.89	710.04
		<i>For Galvanized Finish, Add</i>	92.36	
		<i>For >10 To 20, Deduct</i>	-112.47	
		<i>For >20 To 40, Deduct</i>	-224.94	
		<i>For >40, Deduct</i>	-372.92	
26 56 13 00-0032	EA	35' High, 7.3" Base OD, 7 Gauge, Round Tapered, Steel Roadway Light Pole With Two 6' Upsweep Style Arms, Anchor Base	4,570.96	726.94
		<i>For Galvanized Finish, Add</i>	93.51	
		<i>For >10 To 20, Deduct</i>	-114.27	
		<i>For >20 To 40, Deduct</i>	-228.55	
		<i>For >40, Deduct</i>	-379.17	
26 56 13 00-0033	EA	35' High, 7.3" Base OD, 7 Gauge, Round Tapered, Steel Roadway Light Pole With Two 8' Upsweep Style Arms, Anchor Base	4,641.04	743.85
		<i>For Galvanized Finish, Add</i>	94.60	
		<i>For >10 To 20, Deduct</i>	-116.03	
		<i>For >20 To 40, Deduct</i>	-232.05	
		<i>For >40, Deduct</i>	-385.27	



Electrical	26	26
Lighting	26 50	
Exterior Lighting	26 56	

MINOR	CSI	UOM	DESCRIPTION	TOTAL DIRECT UNIT COST	DEMOLITION UNIT COST
26 56 13 00-0034	EA		40' High, 9.0" Base OD, 7 Gauge, Round Tapered, Steel Roadway Light Pole With Two 4' Upsweep Style Arms, Anchor Base.....	5,067.59	743.85
			<i>For Galvanized Finish, Add</i>	107.40	
			<i>For >10 To 20, Deduct</i>	-126.69	
			<i>For >20 To 40, Deduct</i>	-253.38	
			<i>For >40, Deduct</i>	-417.26	
26 56 13 00-0035	EA		40' High, 9.0" Base OD, 7 Gauge, Round Tapered, Steel Roadway Light Pole With Two 6' Upsweep Style Arms, Anchor Base.....	5,107.13	760.75
			<i>For Galvanized Finish, Add</i>	107.57	
			<i>For >10 To 20, Deduct</i>	-127.68	
			<i>For >20 To 40, Deduct</i>	-255.36	
			<i>For >40, Deduct</i>	-421.07	
26 56 13 00-0036	EA		40' High, 9.0" Base OD, 7 Gauge, Round Tapered, Steel Roadway Light Pole With Two 8' Upsweep Style Arms, Anchor Base.....	5,146.88	777.65
			<i>For Galvanized Finish, Add</i>	107.75	
			<i>For >10 To 20, Deduct</i>	-128.67	
			<i>For >20 To 40, Deduct</i>	-257.34	
			<i>For >40, Deduct</i>	-424.90	
26 56 13 00-0037 Round Tapered, Steel Roadway Light Poles With Three Upsweep Style Arms					
<i>(26 56 13 00-0005)</i>					
26 56 13 00-0038	EA		25' High, 7.0" Base OD, 7 Gauge, Round Tapered, Steel Roadway Light Pole With Three 4' Upsweep Style Arms, Anchor Base.....	4,603.17	676.22
			<i>For Galvanized Finish, Add</i>	97.52	
			<i>For >10 To 20, Deduct</i>	-115.08	
			<i>For >20 To 40, Deduct</i>	-230.16	
			<i>For >40, Deduct</i>	-379.05	
26 56 13 00-0039	EA		25' High, 7.0" Base OD, 7 Gauge, Round Tapered, Steel Roadway Light Pole With Three 6' Upsweep Style Arms, Anchor Base.....	4,676.62	710.04
			<i>For Galvanized Finish, Add</i>	97.70	
			<i>For >10 To 20, Deduct</i>	-116.92	
			<i>For >20 To 40, Deduct</i>	-233.83	
			<i>For >40, Deduct</i>	-386.25	
26 56 13 00-0040	EA		25' High, 7.0" Base OD, 7 Gauge, Round Tapered, Steel Roadway Light Pole With Three 8' Upsweep Style Arms, Anchor Base.....	4,758.78	743.85
			<i>For Galvanized Finish, Add</i>	98.13	
			<i>For >10 To 20, Deduct</i>	-118.97	
			<i>For >20 To 40, Deduct</i>	-237.94	
			<i>For >40, Deduct</i>	-394.10	
26 56 13 00-0041	EA		30' High, 7.5" Base OD, 7 Gauge, Round Tapered, Steel Roadway Light Pole With Three 4' Upsweep Style Arms, Anchor Base.....	4,884.12	743.85
			<i>For Galvanized Finish, Add</i>	101.89	
			<i>For >10 To 20, Deduct</i>	-122.10	
			<i>For >20 To 40, Deduct</i>	-244.21	
			<i>For >40, Deduct</i>	-403.50	
26 56 13 00-0042	EA		30' High, 7.5" Base OD, 7 Gauge, Round Tapered, Steel Roadway Light Pole With Three 6' Upsweep Style Arms, Anchor Base.....	4,960.35	777.65
			<i>For Galvanized Finish, Add</i>	102.15	
			<i>For >10 To 20, Deduct</i>	-124.01	
			<i>For >20 To 40, Deduct</i>	-248.02	
			<i>For >40, Deduct</i>	-410.91	
26 56 13 00-0043	EA		30' High, 7.5" Base OD, 7 Gauge, Round Tapered, Steel Roadway Light Pole With Three 8' Upsweep Style Arms, Anchor Base.....	5,033.80	811.47
			<i>For Galvanized Finish, Add</i>	102.33	
			<i>For >10 To 20, Deduct</i>	-125.85	
			<i>For >20 To 40, Deduct</i>	-251.69	
			<i>For >40, Deduct</i>	-418.11	
26 56 13 00-0044	EA		35' High, 8.0" Base OD, 7 Gauge, Round Tapered, Steel Roadway Light Pole With Three 4' Upsweep Style Arms, Anchor Base.....	5,190.38	777.65
			<i>For Galvanized Finish, Add</i>	109.05	
			<i>For >10 To 20, Deduct</i>	-129.76	
			<i>For >20 To 40, Deduct</i>	-259.52	
			<i>For >40, Deduct</i>	-428.16	
26 56 13 00-0045	EA		35' High, 8.0" Base OD, 7 Gauge, Round Tapered, Steel Roadway Light Pole With Three 6' Upsweep Style Arms, Anchor Base.....	5,263.83	811.47
			<i>For Galvanized Finish, Add</i>	109.23	
			<i>For >10 To 20, Deduct</i>	-131.60	
			<i>For >20 To 40, Deduct</i>	-263.19	
			<i>For >40, Deduct</i>	-435.36	
26 56 13 00-0046	EA		35' High, 8.5" Base OD, 7 Gauge, Round Tapered, Steel Roadway Light Pole With Three 8' Upsweep Style Arms, Anchor Base.....	5,337.28	845.28
			<i>For Galvanized Finish, Add</i>	109.40	
			<i>For >10 To 20, Deduct</i>	-133.43	
			<i>For >20 To 40, Deduct</i>	-266.86	
			<i>For >40, Deduct</i>	-442.56	
26 56 13 00-0047	EA		40' High, 9.0" Base OD, 7 Gauge, Round Tapered, Steel Roadway Light Pole With Three 4' Upsweep Style Arms, Anchor Base.....	5,578.67	811.47
			<i>For Galvanized Finish, Add</i>	118.67	
			<i>For >10 To 20, Deduct</i>	-139.47	
			<i>For >20 To 40, Deduct</i>	-278.93	
			<i>For >40, Deduct</i>	-458.97	



MINOR CSI	UOM	DESCRIPTION	TOTAL DIRECT UNIT COST	DEMOLITION UNIT COST
26 56 13 00-0048	EA	40' High, 9.0" Base OD, 7 Gauge, Round Tapered, Steel Roadway Light Pole With Three 6' Upsweep Style Arms, Anchor Base	5,651.82	845.28
		<i>For Galvanized Finish, Add</i>	118.84	
		<i>For >10 To 20, Deduct</i>	-141.30	
		<i>For >20 To 40, Deduct</i>	-282.59	
		<i>For >40, Deduct</i>	-466.15	
26 56 13 00-0049	EA	40' High, 9.5" Base OD, 7 Gauge, Round Tapered, Steel Roadway Light Pole With Three 8' Upsweep Style Arms, Anchor Base	5,731.12	879.09
		<i>For Galvanized Finish, Add</i>	119.19	
		<i>For >10 To 20, Deduct</i>	-143.28	
		<i>For >20 To 40, Deduct</i>	-286.56	
		<i>For >40, Deduct</i>	-473.79	
26 56 13 00-0050		Round Tapered, Steel Roadway Light Poles With Four Upsweep Style Arms <small>(26 56 13 00-0005)</small>		
26 56 13 00-0051	EA	25' High, 7.0" Base OD, 7 Gauge, Round Tapered, Steel Roadway Light Pole With Four 4' Upsweep Style Arms, Anchor Base	5,117.11	743.85
		<i>For Galvanized Finish, Add</i>	108.88	
		<i>For >10 To 20, Deduct</i>	-127.93	
		<i>For >20 To 40, Deduct</i>	-255.86	
		<i>For >40, Deduct</i>	-420.98	
26 56 13 00-0052	EA	25' High, 7.0" Base OD, 7 Gauge, Round Tapered, Steel Roadway Light Pole With Four 6' Upsweep Style Arms, Anchor Base	5,227.25	794.57
		<i>For Galvanized Finish, Add</i>	109.14	
		<i>For >10 To 20, Deduct</i>	-130.68	
		<i>For >20 To 40, Deduct</i>	-261.36	
		<i>For >40, Deduct</i>	-431.77	
26 56 13 00-0053	EA	25' High, 7.0" Base OD, 7 Gauge, Round Tapered, Steel Roadway Light Pole With Four 8' Upsweep Style Arms, Anchor Base	5,334.41	845.28
		<i>For Galvanized Finish, Add</i>	109.32	
		<i>For >10 To 20, Deduct</i>	-133.36	
		<i>For >20 To 40, Deduct</i>	-266.72	
		<i>For >40, Deduct</i>	-442.34	
26 56 13 00-0054	EA	30' High, 8.0" Base OD, 7 Gauge, Round Tapered, Steel Roadway Light Pole With Four 4' Upsweep Style Arms, Anchor Base	5,433.75	811.47
		<i>For Galvanized Finish, Add</i>	114.32	
		<i>For >10 To 20, Deduct</i>	-135.84	
		<i>For >20 To 40, Deduct</i>	-271.69	
		<i>For >40, Deduct</i>	-448.10	
26 56 13 00-0055	EA	30' High, 8.0" Base OD, 7 Gauge, Round Tapered, Steel Roadway Light Pole With Four 6' Upsweep Style Arms, Anchor Base	5,541.32	862.18
		<i>For Galvanized Finish, Add</i>	114.51	
		<i>For >10 To 20, Deduct</i>	-138.53	
		<i>For >20 To 40, Deduct</i>	-277.07	
		<i>For >40, Deduct</i>	-458.71	
26 56 13 00-0056	EA	30' High, 8.0" Base OD, 7 Gauge, Round Tapered, Steel Roadway Light Pole With Four 8' Upsweep Style Arms, Anchor Base	5,615.27	912.91
		<i>For Galvanized Finish, Add</i>	113.68	
		<i>For >10 To 20, Deduct</i>	-140.38	
		<i>For >20 To 40, Deduct</i>	-280.76	
		<i>For >40, Deduct</i>	-466.79	
26 56 13 00-0057	EA	35' High, 9.0" Base OD, 7 Gauge, Round Tapered, Steel Roadway Light Pole With Four 4' Upsweep Style Arms, Anchor Base	5,832.43	845.28
		<i>For Galvanized Finish, Add</i>	124.26	
		<i>For >10 To 20, Deduct</i>	-145.81	
		<i>For >20 To 40, Deduct</i>	-291.62	
		<i>For >40, Deduct</i>	-479.70	
26 56 13 00-0058	EA	35' High, 9.0" Base OD, 7 Gauge, Round Tapered, Steel Roadway Light Pole With Four 6' Upsweep Style Arms, Anchor Base	5,979.33	896.00
		<i>For Galvanized Finish, Add</i>	125.62	
		<i>For >10 To 20, Deduct</i>	-149.48	
		<i>For >20 To 40, Deduct</i>	-298.97	
		<i>For >40, Deduct</i>	-493.25	
26 56 13 00-0059	EA	35' High, 9.5" Base OD, 7 Gauge, Round Tapered, Steel Roadway Light Pole With Four 8' Upsweep Style Arms, Anchor Base	6,050.02	946.71
		<i>For Galvanized Finish, Add</i>	124.70	
		<i>For >10 To 20, Deduct</i>	-151.25	
		<i>For >20 To 40, Deduct</i>	-302.50	
		<i>For >40, Deduct</i>	-501.09	
26 56 13 00-0060	EA	40' High, 10.0" Base OD, 7 Gauge, Round Tapered, Steel Roadway Light Pole With Four 4' Upsweep Style Arms, Anchor Base	6,089.45	879.09
		<i>For Galvanized Finish, Add</i>	129.94	
		<i>For >10 To 20, Deduct</i>	-152.24	
		<i>For >20 To 40, Deduct</i>	-304.47	
		<i>For >40, Deduct</i>	-500.66	
26 56 13 00-0061	EA	40' High, 10.0" Base OD, 7 Gauge, Round Tapered, Steel Roadway Light Pole With Four 6' Upsweep Style Arms, Anchor Base	6,196.62	929.81
		<i>For Galvanized Finish, Add</i>	130.11	
		<i>For >10 To 20, Deduct</i>	-154.92	
		<i>For >20 To 40, Deduct</i>	-309.83	
		<i>For >40, Deduct</i>	-511.24	



Electrical	26	26
Lighting	26 50	
Exterior Lighting	26 56	

MINOR	CSI	UOM	DESCRIPTION	TOTAL DIRECT UNIT COST	DEMOLITION UNIT COST
26 56 13 00-0062	EA		40' High, 10.5" Base OD, 7 Gauge, Round Tapered, Steel Roadway Light Pole With Four 8' Upsweep Style Arms, Anchor Base.....	6,306.75	980.53
			<i>For Galvanized Finish, Add</i>	130.37	
			<i>For >10 To 20, Deduct</i>	-157.67	
			<i>For >20 To 40, Deduct</i>	-315.34	
			<i>For >40, Deduct</i>	-522.03	
26 56 13 00-0063			Round Tapered, Steel Roadway Light Poles With Davit Style Arm (26 56 13 00-0064)		
26 56 13 00-0064			Round Tapered, Steel Roadway Light Poles With Single Davit Style Arm (26 56 13 00-0063)		
26 56 13 00-0065	EA		25' High, 6.4" Base OD, 7 Gauge, Round Tapered, Steel Roadway Light Pole With Single 6.5' Davit Style Arm, Anchor Base.....	3,656.84	540.98
			<i>For Galvanized Finish, Add</i>	77.25	
			<i>For >10 To 20, Deduct</i>	-91.42	
			<i>For >20 To 40, Deduct</i>	-182.84	
			<i>For >40, Deduct</i>	-301.31	
26 56 13 00-0066	EA		30' High, 7.1" Base OD, 7 Gauge, Round Tapered, Steel Roadway Light Pole With Single 6.5' Davit Style Arm, Anchor Base.....	4,137.17	608.61
			<i>For Galvanized Finish, Add</i>	87.60	
			<i>For >10 To 20, Deduct</i>	-103.43	
			<i>For >20 To 40, Deduct</i>	-206.86	
			<i>For >40, Deduct</i>	-340.72	
26 56 13 00-0067	EA		35' High, 7.8" Base OD, 7 Gauge, Round Tapered, Steel Roadway Light Pole With Single 6.5' Davit Style Arm, Anchor Base.....	4,252.84	642.41
			<i>For Galvanized Finish, Add</i>	89.04	
			<i>For >10 To 20, Deduct</i>	-106.32	
			<i>For >20 To 40, Deduct</i>	-212.64	
			<i>For >40, Deduct</i>	-351.08	
26 56 13 00-0068	EA		40' High, 9.5" Base OD, 7 Gauge, Round Tapered, Steel Roadway Light Pole With Single 6.5' Davit Style Arm, Anchor Base.....	5,057.49	676.22
			<i>For Galvanized Finish, Add</i>	111.15	
			<i>For >10 To 20, Deduct</i>	-126.44	
			<i>For >20 To 40, Deduct</i>	-252.87	
			<i>For >40, Deduct</i>	-413.12	
26 56 13 00-0069			Round Tapered, Steel Roadway Light Poles With Truss Style Arms (26 56 13 00-0064)		
26 56 13 00-0070			Round Tapered, Steel Roadway Light Poles With Single Truss Style Arm (26 56 13 00-0069)		
26 56 13 00-0071	EA		25' High, 6.5" Base OD, 7 Gauge, Round Tapered, Steel Roadway Light Pole With Single 10' Truss Style Arm, Anchor Base.....	4,687.56	540.98
			<i>For Galvanized Finish, Add</i>	108.17	
			<i>For >10 To 20, Deduct</i>	-117.19	
			<i>For >20 To 40, Deduct</i>	-234.38	
			<i>For >40, Deduct</i>	-378.62	
26 56 13 00-0072	EA		25' High, 6.5" Base OD, 7 Gauge, Round Tapered, Steel Roadway Light Pole With Single 12' Truss Style Arm, Anchor Base.....	4,731.74	540.98
			<i>For Galvanized Finish, Add</i>	109.49	
			<i>For >10 To 20, Deduct</i>	-118.29	
			<i>For >20 To 40, Deduct</i>	-236.59	
			<i>For >40, Deduct</i>	-381.93	
26 56 13 00-0073	EA		25' High, 7.0" Base OD, 7 Gauge, Round Tapered, Steel Roadway Light Pole With Single 15' Truss Style Arm, Anchor Base.....	4,751.91	540.98
			<i>For Galvanized Finish, Add</i>	110.10	
			<i>For >10 To 20, Deduct</i>	-118.80	
			<i>For >20 To 40, Deduct</i>	-237.60	
			<i>For >40, Deduct</i>	-383.44	
26 56 13 00-0074	EA		30' High, 7.0" Base OD, 7 Gauge, Round Tapered, Steel Roadway Light Pole With Single 10' Truss Style Arm, Anchor Base.....	4,866.98	608.61
			<i>For Galvanized Finish, Add</i>	109.49	
			<i>For >10 To 20, Deduct</i>	-121.67	
			<i>For >20 To 40, Deduct</i>	-243.35	
			<i>For >40, Deduct</i>	-395.45	
26 56 13 00-0075	EA		30' High, 7.0" Base OD, 7 Gauge, Round Tapered, Steel Roadway Light Pole With Single 12' Truss Style Arm, Anchor Base.....	4,874.69	608.61
			<i>For Galvanized Finish, Add</i>	109.72	
			<i>For >10 To 20, Deduct</i>	-121.87	
			<i>For >20 To 40, Deduct</i>	-243.73	
			<i>For >40, Deduct</i>	-396.03	
26 56 13 00-0076	EA		30' High, 7.5" Base OD, 7 Gauge, Round Tapered, Steel Roadway Light Pole With Single 15' Truss Style Arm, Anchor Base.....	4,954.37	608.61
			<i>For Galvanized Finish, Add</i>	112.12	
			<i>For >10 To 20, Deduct</i>	-123.86	
			<i>For >20 To 40, Deduct</i>	-247.72	
			<i>For >40, Deduct</i>	-402.01	
26 56 13 00-0077	EA		35' High, 8.0" Base OD, 7 Gauge, Round Tapered, Steel Roadway Light Pole With Single 10' Truss Style Arm, Anchor Base.....	4,960.81	642.41
			<i>For Galvanized Finish, Add</i>	110.28	
			<i>For >10 To 20, Deduct</i>	-124.02	
			<i>For >20 To 40, Deduct</i>	-248.04	
			<i>For >40, Deduct</i>	-404.18	

26	Electrical
26 50	Lighting
26 56	Exterior Lighting



MINOR	CSI	UOM	DESCRIPTION	TOTAL DIRECT UNIT COST	DEMOLITION UNIT COST
26 56	13 00-0078	EA	35' High, 8.0" Base OD, 7 Gauge, Round Tapered, Steel Roadway Light Pole With Single 12' Truss Style Arm, Anchor Base	5,007.47	642.41
			<i>For Galvanized Finish, Add</i>	111.68	
			<i>For >10 To 20, Deduct</i>	-125.19	
			<i>For >20 To 40, Deduct</i>	-250.37	
			<i>For >40, Deduct</i>	-407.68	
26 56	13 00-0079	EA	35' High, 8.5" Base OD, 7 Gauge, Round Tapered, Steel Roadway Light Pole With Single 15' Truss Style Arm, Anchor Base	5,252.42	642.41
			<i>For Galvanized Finish, Add</i>	119.02	
			<i>For >10 To 20, Deduct</i>	-131.30	
			<i>For >20 To 40, Deduct</i>	-262.61	
			<i>For >40, Deduct</i>	-426.03	
26 56	13 00-0080		Round Tapered, Steel Roadway Light Poles With Two Truss Style Arms <small>(26 56 13 00-0069)</small>		
26 56	13 00-0081	EA	25' High, 6.5" Base OD, 7 Gauge, Round Tapered, Steel Roadway Light Pole With Two 10' Truss Style Arms, Anchor Base	6,133.59	676.22
			<i>For Galvanized Finish, Add</i>	143.43	
			<i>For >10 To 20, Deduct</i>	-153.34	
			<i>For >20 To 40, Deduct</i>	-306.68	
			<i>For >40, Deduct</i>	-493.83	
26 56	13 00-0082	EA	25' High, 6.5" Base OD, 7 Gauge, Round Tapered, Steel Roadway Light Pole With Two 12' Truss Style Arms, Anchor Base	6,243.51	710.04
			<i>For Galvanized Finish, Add</i>	144.70	
			<i>For >10 To 20, Deduct</i>	-156.09	
			<i>For >20 To 40, Deduct</i>	-312.18	
			<i>For >40, Deduct</i>	-503.77	
26 56	13 00-0083	EA	25' High, 7.0" Base OD, 7 Gauge, Round Tapered, Steel Roadway Light Pole With Two 15' Truss Style Arms, Anchor Base	6,477.20	743.85
			<i>For Galvanized Finish, Add</i>	149.69	
			<i>For >10 To 20, Deduct</i>	-161.93	
			<i>For >20 To 40, Deduct</i>	-323.86	
			<i>For >40, Deduct</i>	-522.98	
26 56	13 00-0084	EA	30' High, 7.0" Base OD, 7 Gauge, Round Tapered, Steel Roadway Light Pole With Two 10' Truss Style Arms, Anchor Base	6,244.31	743.85
			<i>For Galvanized Finish, Add</i>	142.70	
			<i>For >10 To 20, Deduct</i>	-156.11	
			<i>For >20 To 40, Deduct</i>	-312.22	
			<i>For >40, Deduct</i>	-505.52	
26 56	13 00-0085	EA	30' High, 7.5" Base OD, 7 Gauge, Round Tapered, Steel Roadway Light Pole With Two 12' Truss Style Arms, Anchor Base	6,530.50	777.65
			<i>For Galvanized Finish, Add</i>	149.26	
			<i>For >10 To 20, Deduct</i>	-163.26	
			<i>For >20 To 40, Deduct</i>	-326.53	
			<i>For >40, Deduct</i>	-528.67	
26 56	13 00-0086	EA	30' High, 8.0" Base OD, 7 Gauge, Round Tapered, Steel Roadway Light Pole With Two 15' Truss Style Arms, Anchor Base	6,705.67	811.47
			<i>For Galvanized Finish, Add</i>	152.48	
			<i>For >10 To 20, Deduct</i>	-167.64	
			<i>For >20 To 40, Deduct</i>	-335.28	
			<i>For >40, Deduct</i>	-543.50	
26 56	13 00-0087	EA	35' High, 8.0" Base OD, 7 Gauge, Round Tapered, Steel Roadway Light Pole With Two 10' Truss Style Arms, Anchor Base	6,434.02	777.65
			<i>For Galvanized Finish, Add</i>	146.36	
			<i>For >10 To 20, Deduct</i>	-160.85	
			<i>For >20 To 40, Deduct</i>	-321.70	
			<i>For >40, Deduct</i>	-521.43	
26 56	13 00-0088	EA	35' High, 8.5" Base OD, 7 Gauge, Round Tapered, Steel Roadway Light Pole With Two 12' Truss Style Arms, Anchor Base	6,813.42	811.47
			<i>For Galvanized Finish, Add</i>	155.71	
			<i>For >10 To 20, Deduct</i>	-170.34	
			<i>For >20 To 40, Deduct</i>	-340.67	
			<i>For >40, Deduct</i>	-551.58	
26 56	13 00-0089	EA	35' High, 8.5" Base OD, 7 Gauge, Round Tapered, Steel Roadway Light Pole With Two 15' Truss Style Arms, Anchor Base	7,041.18	845.28
			<i>For Galvanized Finish, Add</i>	160.52	
			<i>For >10 To 20, Deduct</i>	-176.03	
			<i>For >20 To 40, Deduct</i>	-352.06	
			<i>For >40, Deduct</i>	-570.35	
26 56	13 00-0090		Aluminum Roadway Light Poles <small>(26 56 13 00-0002)</small>		
			Note: Includes satin finish, anchor bolts, cast aluminum base with nut covers, reinforced handhole with cover and grounding provisions, and fixture arm(s).		
26 56	13 00-0091		Round Tapered, Aluminum Roadway Light Poles <small>(26 56 13 00-0090)</small>		
26 56	13 00-0092		Round Tapered, Aluminum Roadway Light Poles With Upsweep Style Arms <small>(26 56 13 00-0091)</small>		
26 56	13 00-0093		Round Tapered, Aluminum Roadway Light Poles With Single Upsweep Style Arm <small>(26 56 13 00-0092)</small>		



Electrical	26	
Lighting	26 50	26
Exterior Lighting	26 56	

MINOR	CSI	UOM	DESCRIPTION	TOTAL DIRECT UNIT COST	DEMOLITION UNIT COST
26 56 13 00-0094	EA		20' High, 6" Base OD, 0.188" Wall Thickness, Round Tapered, Aluminum Roadway Light Pole With Single 4' Upsweep Style Arm, Anchor Base.....	2,650.47	405.73
			<i>For >10 To 20, Deduct</i>	-66.26	
			<i>For >20 To 40, Deduct</i>	-132.52	
			<i>For >40, Deduct</i>	-219.07	
26 56 13 00-0095	EA		20' High, 6" Base OD, 0.188" Wall Thickness, Round Tapered, Aluminum Roadway Light Pole With Single 6' Upsweep Style Arm, Anchor Base.....	2,672.73	405.73
			<i>For >10 To 20, Deduct</i>	-66.82	
			<i>For >20 To 40, Deduct</i>	-133.64	
			<i>For >40, Deduct</i>	-220.74	
26 56 13 00-0096	EA		25' High, 7" Base OD, 0.188" Wall Thickness, Round Tapered, Aluminum Roadway Light Pole With Single 4' Upsweep Style Arm, Anchor Base.....	3,256.99	540.98
			<i>For >10 To 20, Deduct</i>	-81.42	
			<i>For >20 To 40, Deduct</i>	-162.85	
			<i>For >40, Deduct</i>	-271.32	
26 56 13 00-0097	EA		25' High, 7" Base OD, 0.188" Wall Thickness, Round Tapered, Aluminum Roadway Light Pole With Single 6' Upsweep Style Arm, Anchor Base.....	3,299.05	540.98
			<i>For >10 To 20, Deduct</i>	-82.48	
			<i>For >20 To 40, Deduct</i>	-164.95	
			<i>For >40, Deduct</i>	-274.48	
26 56 13 00-0098	EA		25' High, 7" Base OD, 0.188" Wall Thickness, Round Tapered, Aluminum Roadway Light Pole With Single 8' Upsweep Style Arm, Anchor Base.....	3,337.74	540.98
			<i>For >10 To 20, Deduct</i>	-83.44	
			<i>For >20 To 40, Deduct</i>	-166.89	
			<i>For >40, Deduct</i>	-277.38	
26 56 13 00-0099	EA		30' High, 8" Base OD, 0.188" Wall Thickness, Round Tapered, Aluminum Roadway Light Pole With Single 4' Upsweep Style Arm, Anchor Base.....	3,736.38	608.61
			<i>For >10 To 20, Deduct</i>	-93.41	
			<i>For >20 To 40, Deduct</i>	-186.82	
			<i>For >40, Deduct</i>	-310.66	
26 56 13 00-0100	EA		30' High, 8" Base OD, 0.188" Wall Thickness, Round Tapered, Aluminum Roadway Light Pole With Single 6' Upsweep Style Arm, Anchor Base.....	3,771.88	608.61
			<i>For >10 To 20, Deduct</i>	-94.30	
			<i>For >20 To 40, Deduct</i>	-188.59	
			<i>For >40, Deduct</i>	-313.32	
26 56 13 00-0101	EA		30' High, 8" Base OD, 0.188" Wall Thickness, Round Tapered, Aluminum Roadway Light Pole With Single 8' Upsweep Style Arm, Anchor Base.....	3,811.56	608.61
			<i>For >10 To 20, Deduct</i>	-95.29	
			<i>For >20 To 40, Deduct</i>	-190.58	
			<i>For >40, Deduct</i>	-316.30	
26 56 13 00-0102	EA		35' High, 8" Base OD, 0.188" Wall Thickness, Round Tapered, Aluminum Roadway Light Pole With Single 4' Upsweep Style Arm, Anchor Base.....	4,365.49	642.41
			<i>For >10 To 20, Deduct</i>	-109.14	
			<i>For >20 To 40, Deduct</i>	-218.27	
			<i>For >40, Deduct</i>	-359.53	
26 56 13 00-0103	EA		35' High, 8" Base OD, 0.188" Wall Thickness, Round Tapered, Aluminum Roadway Light Pole With Single 6' Upsweep Style Arm, Anchor Base.....	4,400.90	642.41
			<i>For >10 To 20, Deduct</i>	-110.02	
			<i>For >20 To 40, Deduct</i>	-220.05	
			<i>For >40, Deduct</i>	-362.19	
26 56 13 00-0104	EA		35' High, 8" Base OD, 0.188" Wall Thickness, Round Tapered, Aluminum Roadway Light Pole With Single 8' Upsweep Style Arm, Anchor Base.....	4,430.55	642.41
			<i>For >10 To 20, Deduct</i>	-110.76	
			<i>For >20 To 40, Deduct</i>	-221.53	
			<i>For >40, Deduct</i>	-364.41	
26 56 13 00-0105			Round Tapered, Aluminum Roadway Light Poles With Two Upsweep Style Arms <small>(26 56 13 00-0092)</small>		
26 56 13 00-0106	EA		20' High, 6" Base OD, 0.188" Wall Thickness, Round Tapered, Aluminum Roadway Light Pole With Two 4' Upsweep Style Arms, Anchor Base.....	3,038.44	473.36
			<i>For >10 To 20, Deduct</i>	-75.96	
			<i>For >20 To 40, Deduct</i>	-151.92	
			<i>For >40, Deduct</i>	-251.55	
26 56 13 00-0107	EA		20' High, 6" Base OD, 0.188" Wall Thickness, Round Tapered, Aluminum Roadway Light Pole With Two 6' Upsweep Style Arms, Anchor Base.....	3,256.59	473.36
			<i>For >10 To 20, Deduct</i>	-81.41	
			<i>For >20 To 40, Deduct</i>	-162.83	
			<i>For >40, Deduct</i>	-267.91	
26 56 13 00-0108	EA		20' High, 6" Base OD, 0.188" Wall Thickness, Round Tapered, Aluminum Roadway Light Pole With Two 8' Upsweep Style Arms, Anchor Base.....	3,366.74	507.16
			<i>For >10 To 20, Deduct</i>	-84.17	
			<i>For >20 To 40, Deduct</i>	-168.34	
			<i>For >40, Deduct</i>	-277.86	
26 56 13 00-0109	EA		25' High, 7" Base OD, 0.188" Wall Thickness, Round Tapered, Aluminum Roadway Light Pole With Two 4' Upsweep Style Arms, Anchor Base.....	3,633.01	608.61
			<i>For >10 To 20, Deduct</i>	-90.83	
			<i>For >20 To 40, Deduct</i>	-181.65	
			<i>For >40, Deduct</i>	-302.91	
26 56 13 00-0110	EA		25' High, 7" Base OD, 0.188" Wall Thickness, Round Tapered, Aluminum Roadway Light Pole With Two 6' Upsweep Style Arms, Anchor Base.....	3,805.70	625.51
			<i>For >10 To 20, Deduct</i>	-95.14	
			<i>For >20 To 40, Deduct</i>	-190.29	
			<i>For >40, Deduct</i>	-316.70	



MINOR	CSI	UOM	DESCRIPTION	TOTAL DIRECT UNIT COST	DEMOLITION UNIT COST
26 56	13 00-0111	EA	25' High, 7" Base OD, 0.188" Wall Thickness, Round Tapered, Aluminum Roadway Light Pole With Two 8' Upsweep Style Arms, Anchor Base	4,053.46	642.41
			<i>For >10 To 20, Deduct</i>	-101.34	
			<i>For >20 To 40, Deduct</i>	-202.67	
			<i>For >40, Deduct</i>	-336.13	
26 56	13 00-0112	EA	30' High, 8" Base OD, 0.188" Wall Thickness, Round Tapered, Aluminum Roadway Light Pole With Two 4' Upsweep Style Arms, Anchor Base	4,188.87	676.22
			<i>For >10 To 20, Deduct</i>	-104.72	
			<i>For >20 To 40, Deduct</i>	-209.44	
			<i>For >40, Deduct</i>	-347.98	
26 56	13 00-0113	EA	30' High, 8" Base OD, 0.188" Wall Thickness, Round Tapered, Aluminum Roadway Light Pole With Two 6' Upsweep Style Arms, Anchor Base	4,351.51	693.13
			<i>For >10 To 20, Deduct</i>	-108.79	
			<i>For >20 To 40, Deduct</i>	-217.58	
			<i>For >40, Deduct</i>	-361.02	
26 56	13 00-0114	EA	30' High, 8" Base OD, 0.188" Wall Thickness, Round Tapered, Aluminum Roadway Light Pole With Two 8' Upsweep Style Arms, Anchor Base	4,549.36	710.04
			<i>For >10 To 20, Deduct</i>	-113.73	
			<i>For >20 To 40, Deduct</i>	-227.47	
			<i>For >40, Deduct</i>	-376.70	
26 56	13 00-0115	EA	35' High, 8" Base OD, 0.188" Wall Thickness, Round Tapered, Aluminum Roadway Light Pole With Two 4' Upsweep Style Arms, Anchor Base	4,742.33	710.04
			<i>For >10 To 20, Deduct</i>	-118.56	
			<i>For >20 To 40, Deduct</i>	-237.12	
			<i>For >40, Deduct</i>	-391.18	
26 56	13 00-0116	EA	35' High, 8" Base OD, 0.188" Wall Thickness, Round Tapered, Aluminum Roadway Light Pole With Two 6' Upsweep Style Arms, Anchor Base	5,177.79	726.94
			<i>For >10 To 20, Deduct</i>	-129.44	
			<i>For >20 To 40, Deduct</i>	-258.89	
			<i>For >40, Deduct</i>	-424.68	
26 56	13 00-0117	EA	35' High, 8" Base OD, 0.250" Wall Thickness, Round Tapered, Aluminum Roadway Light Pole With Two 8' Upsweep Style Arms, Anchor Base	5,683.74	743.85
			<i>For >10 To 20, Deduct</i>	-142.09	
			<i>For >20 To 40, Deduct</i>	-284.19	
			<i>For >40, Deduct</i>	-463.47	
26 56	13 00-0118		Round Tapered, Aluminum Roadway Light Poles With Three Upsweep Style Arms <small>(26 56 13 00-0092)</small>		
26 56	13 00-0119	EA	20' High, 6" Base OD, 0.188" Wall Thickness, Round Tapered, Aluminum Roadway Light Pole With Three 4' Upsweep Style Arms, Anchor Base	3,524.87	540.98
			<i>For >10 To 20, Deduct</i>	-88.12	
			<i>For >20 To 40, Deduct</i>	-176.24	
			<i>For >40, Deduct</i>	-291.41	
26 56	13 00-0120	EA	20' High, 6" Base OD, 0.188" Wall Thickness, Round Tapered, Aluminum Roadway Light Pole With Three 6' Upsweep Style Arms, Anchor Base	3,768.94	574.79
			<i>For >10 To 20, Deduct</i>	-94.22	
			<i>For >20 To 40, Deduct</i>	-188.45	
			<i>For >40, Deduct</i>	-311.41	
26 56	13 00-0121	EA	25' High, 7" Base OD, 0.188" Wall Thickness, Round Tapered, Aluminum Roadway Light Pole With Three 4' Upsweep Style Arms, Anchor Base	4,289.32	676.22
			<i>For >10 To 20, Deduct</i>	-107.23	
			<i>For >20 To 40, Deduct</i>	-214.47	
			<i>For >40, Deduct</i>	-355.51	
26 56	13 00-0122	EA	25' High, 7" Base OD, 0.188" Wall Thickness, Round Tapered, Aluminum Roadway Light Pole With Three 6' Upsweep Style Arms, Anchor Base	4,473.64	710.04
			<i>For >10 To 20, Deduct</i>	-111.84	
			<i>For >20 To 40, Deduct</i>	-223.68	
			<i>For >40, Deduct</i>	-371.02	
26 56	13 00-0123	EA	30' High, 8" Base OD, 0.188" Wall Thickness, Round Tapered, Aluminum Roadway Light Pole With Three 4' Upsweep Style Arms, Anchor Base	4,685.14	743.85
			<i>For >10 To 20, Deduct</i>	-117.13	
			<i>For >20 To 40, Deduct</i>	-234.26	
			<i>For >40, Deduct</i>	-388.58	
26 56	13 00-0124	EA	30' High, 8" Base OD, 0.188" Wall Thickness, Round Tapered, Aluminum Roadway Light Pole With Three 6' Upsweep Style Arms, Anchor Base	4,853.22	777.65
			<i>For >10 To 20, Deduct</i>	-121.33	
			<i>For >20 To 40, Deduct</i>	-242.66	
			<i>For >40, Deduct</i>	-402.87	
26 56	13 00-0125	EA	35' High, 8" Base OD, 0.188" Wall Thickness, Round Tapered, Aluminum Roadway Light Pole With Three 4' Upsweep Style Arms, Anchor Base	5,062.16	777.65
			<i>For >10 To 20, Deduct</i>	-126.55	
			<i>For >20 To 40, Deduct</i>	-253.11	
			<i>For >40, Deduct</i>	-418.55	
26 56	13 00-0126	EA	35' High, 8" Base OD, 0.219" Wall Thickness, Round Tapered, Aluminum Roadway Light Pole With Three 6' Upsweep Style Arms, Anchor Base	5,500.57	811.47
			<i>For >10 To 20, Deduct</i>	-137.51	
			<i>For >20 To 40, Deduct</i>	-275.03	
			<i>For >40, Deduct</i>	-453.12	
26 56	13 00-0127	EA	35' High, 8" Base OD, 0.250" Wall Thickness, Round Tapered, Aluminum Roadway Light Pole With Three 8' Upsweep Style Arms, Anchor Base	10,971.21	845.28
			<i>For >10 To 20, Deduct</i>	-274.28	
			<i>For >20 To 40, Deduct</i>	-548.56	
			<i>For >40, Deduct</i>	-865.10	



Electrical	26	26
Lighting	26 50	
Exterior Lighting	26 56	

MINOR CSI UOM DESCRIPTION	TOTAL DIRECT UNIT COST	DEMOLITION UNIT COST
------------------------------	---------------------------	-------------------------

26 56 13 00-0128	Round Tapered, Aluminum Roadway Light Poles With Four Upsweep Style Arms <small>(26 56 13 00-0092)</small>		
26 56 13 00-0129	EA 20' High, 6" Base OD, 0.188" Wall Thickness, Round Tapered, Aluminum Roadway Light Pole With Four 4' Upsweep Style Arms, Anchor Base.....	3,659.56	608.61
	<i>For >10 To 20, Deduct</i>	-91.49	
	<i>For >20 To 40, Deduct</i>	-182.98	
	<i>For >40, Deduct</i>	-304.90	
26 56 13 00-0130	EA 20' High, 6" Base OD, 0.188" Wall Thickness, Round Tapered, Aluminum Roadway Light Pole With Four 6' Upsweep Style Arms, Anchor Base.....	3,793.13	608.61
	<i>For >10 To 20, Deduct</i>	-94.83	
	<i>For >20 To 40, Deduct</i>	-189.66	
	<i>For >40, Deduct</i>	-314.91	
26 56 13 00-0131	EA 25' High, 7" Base OD, 0.188" Wall Thickness, Round Tapered, Aluminum Roadway Light Pole With Four 4' Upsweep Style Arms, Anchor Base.....	4,693.44	743.85
	<i>For >10 To 20, Deduct</i>	-117.34	
	<i>For >20 To 40, Deduct</i>	-234.67	
	<i>For >40, Deduct</i>	-389.20	
26 56 13 00-0132	EA 25' High, 7" Base OD, 0.188" Wall Thickness, Round Tapered, Aluminum Roadway Light Pole With Four 6' Upsweep Style Arms, Anchor Base.....	5,079.64	794.57
	<i>For >10 To 20, Deduct</i>	-126.99	
	<i>For >20 To 40, Deduct</i>	-253.98	
	<i>For >40, Deduct</i>	-420.70	
26 56 13 00-0133	EA 30' High, 8" Base OD, 0.188" Wall Thickness, Round Tapered, Aluminum Roadway Light Pole With Four 4' Upsweep Style Arms, Anchor Base.....	5,295.38	811.47
	<i>For >10 To 20, Deduct</i>	-132.38	
	<i>For >20 To 40, Deduct</i>	-264.77	
	<i>For >40, Deduct</i>	-437.73	
26 56 13 00-0134	EA 30' High, 8" Base OD, 0.188" Wall Thickness, Round Tapered, Aluminum Roadway Light Pole With Four 6' Upsweep Style Arms, Anchor Base.....	5,652.01	862.18
	<i>For >10 To 20, Deduct</i>	-141.30	
	<i>For >20 To 40, Deduct</i>	-282.60	
	<i>For >40, Deduct</i>	-467.01	
26 56 13 00-0135	EA 35' High, 8" Base OD, 0.188" Wall Thickness, Round Tapered, Aluminum Roadway Light Pole With Four 4' Upsweep Style Arms, Anchor Base.....	5,574.76	845.28
	<i>For >10 To 20, Deduct</i>	-139.37	
	<i>For >20 To 40, Deduct</i>	-278.74	
	<i>For >40, Deduct</i>	-460.37	
26 56 13 00-0136	EA 35' High, 8" Base OD, 0.219" Wall Thickness, Round Tapered, Aluminum Roadway Light Pole With Four 6' Upsweep Style Arms, Anchor Base.....	6,330.10	896.00
	<i>For >10 To 20, Deduct</i>	-158.25	
	<i>For >20 To 40, Deduct</i>	-316.51	
	<i>For >40, Deduct</i>	-519.56	
26 56 13 00-0137	EA 35' High, 8" Base OD, 0.250" Wall Thickness, Round Tapered, Aluminum Roadway Light Pole With Four 8' Upsweep Style Arms, Anchor Base.....	6,998.86	946.71
	<i>For >10 To 20, Deduct</i>	-174.97	
	<i>For >20 To 40, Deduct</i>	-349.94	
	<i>For >40, Deduct</i>	-572.25	
26 56 13 00-0138	Round Tapered, Aluminum Roadway Light Poles With Truss Style Arms <small>(26 56 13 00-0091)</small>		
26 56 13 00-0139	Round Tapered, Aluminum Roadway Light Poles With Single Truss Style Arm <small>(26 56 13 00-0138)</small>		
26 56 13 00-0140	EA 25' High, 7" Base OD, 0.188" Wall Thickness, Round Tapered, Aluminum Roadway Light Pole With Single 8' Truss Style Arm, Anchor Base.....	3,875.04	540.98
	<i>For >10 To 20, Deduct</i>	-96.88	
	<i>For >20 To 40, Deduct</i>	-193.75	
	<i>For >40, Deduct</i>	-317.68	
26 56 13 00-0141	EA 25' High, 7" Base OD, 0.188" Wall Thickness, Round Tapered, Aluminum Roadway Light Pole With Single 10' Truss Style Arm, Anchor Base.....	3,904.78	540.98
	<i>For >10 To 20, Deduct</i>	-97.62	
	<i>For >20 To 40, Deduct</i>	-195.24	
	<i>For >40, Deduct</i>	-319.91	
26 56 13 00-0142	EA 25' High, 7" Base OD, 0.188" Wall Thickness, Round Tapered, Aluminum Roadway Light Pole With Single 12' Truss Style Arm, Anchor Base.....	3,980.79	540.98
	<i>For >10 To 20, Deduct</i>	-99.52	
	<i>For >20 To 40, Deduct</i>	-199.04	
	<i>For >40, Deduct</i>	-325.61	
26 56 13 00-0143	EA 25' High, 7" Base OD, 0.188" Wall Thickness, Round Tapered, Aluminum Roadway Light Pole With Single 15' Truss Style Arm, Anchor Base.....	4,094.83	540.98
	<i>For >10 To 20, Deduct</i>	-102.37	
	<i>For >20 To 40, Deduct</i>	-204.74	
	<i>For >40, Deduct</i>	-334.16	
26 56 13 00-0144	EA 30' High, 8" Base OD, 0.188" Wall Thickness, Round Tapered, Aluminum Roadway Light Pole With Single 8' Truss Style Arm, Anchor Base.....	4,362.92	608.61
	<i>For >10 To 20, Deduct</i>	-109.07	
	<i>For >20 To 40, Deduct</i>	-218.15	
	<i>For >40, Deduct</i>	-357.65	
26 56 13 00-0145	EA 30' High, 8" Base OD, 0.188" Wall Thickness, Round Tapered, Aluminum Roadway Light Pole With Single 10' Truss Style Arm, Anchor Base.....	4,429.98	608.61
	<i>For >10 To 20, Deduct</i>	-110.75	
	<i>For >20 To 40, Deduct</i>	-221.50	
	<i>For >40, Deduct</i>	-362.68	



MINOR	CSI	UOM	DESCRIPTION	TOTAL DIRECT UNIT COST	DEMOLITION UNIT COST
26 56	13 00-0146	EA	30' High, 8" Base OD, 0.188" Wall Thickness, Round Tapered, Aluminum Roadway Light Pole With Single 12' Truss Style Arm, Anchor Base.....	4,501.51	608.61
			<i>For >10 To 20, Deduct</i>	-112.54	
			<i>For >20 To 40, Deduct</i>	-225.08	
			<i>For >40, Deduct</i>	-368.04	
26 56	13 00-0147	EA	30' High, 8" Base OD, 0.188" Wall Thickness, Round Tapered, Aluminum Roadway Light Pole With Single 15' Truss Style Arm, Anchor Base.....	4,932.96	608.61
			<i>For >10 To 20, Deduct</i>	-123.32	
			<i>For >20 To 40, Deduct</i>	-246.65	
			<i>For >40, Deduct</i>	-400.40	
26 56	13 00-0148	EA	35' High, 8" Base OD, 0.188" Wall Thickness, Round Tapered, Aluminum Roadway Light Pole With Single 8' Truss Style Arm, Anchor Base.....	4,737.38	642.41
			<i>For >10 To 20, Deduct</i>	-118.43	
			<i>For >20 To 40, Deduct</i>	-236.87	
			<i>For >40, Deduct</i>	-387.42	
26 56	13 00-0149	EA	35' High, 8" Base OD, 0.219" Wall Thickness, Round Tapered, Aluminum Roadway Light Pole With Single 10' Truss Style Arm, Anchor Base.....	5,291.02	642.41
			<i>For >10 To 20, Deduct</i>	-132.28	
			<i>For >20 To 40, Deduct</i>	-264.55	
			<i>For >40, Deduct</i>	-428.95	
26 56	13 00-0150	EA	35' High, 8" Base OD, 0.219" Wall Thickness, Round Tapered, Aluminum Roadway Light Pole With Single 12' Truss Style Arm, Anchor Base.....	5,344.94	642.41
			<i>For >10 To 20, Deduct</i>	-133.62	
			<i>For >20 To 40, Deduct</i>	-267.25	
			<i>For >40, Deduct</i>	-432.99	
26 56	13 00-0151	EA	35' High, 8" Base OD, 0.219" Wall Thickness, Round Tapered, Aluminum Roadway Light Pole With Single 15' Truss Style Arm, Anchor Base.....	5,687.27	642.41
			<i>For >10 To 20, Deduct</i>	-142.18	
			<i>For >20 To 40, Deduct</i>	-284.36	
			<i>For >40, Deduct</i>	-458.67	
26 56	13 00-0152	EA	35' High, 8" Base OD, 0.250" Wall Thickness, Round Tapered, Aluminum Roadway Light Pole With Single 15' Truss Style Arm, Anchor Base.....	5,999.48	642.41
			<i>For >10 To 20, Deduct</i>	-149.99	
			<i>For >20 To 40, Deduct</i>	-299.97	
			<i>For >40, Deduct</i>	-482.08	
26 56	13 00-0153		Round Tapered, Aluminum Roadway Light Poles With Two Truss Style Arms <small>(26 56 13 00-0138)</small>		
26 56	13 00-0154	EA	25' High, 8" Base OD, 0.188" Wall Thickness, Round Tapered, Aluminum Roadway Light Pole With Two 10' Truss Style Arms, Anchor Base.....	5,024.89	676.22
			<i>For >10 To 20, Deduct</i>	-125.62	
			<i>For >20 To 40, Deduct</i>	-251.24	
			<i>For >40, Deduct</i>	-410.68	
26 56	13 00-0155	EA	25' High, 8" Base OD, 0.188" Wall Thickness, Round Tapered, Aluminum Roadway Light Pole With Two 12' Truss Style Arms, Anchor Base.....	5,168.51	710.04
			<i>For >10 To 20, Deduct</i>	-129.21	
			<i>For >20 To 40, Deduct</i>	-258.43	
			<i>For >40, Deduct</i>	-423.14	
26 56	13 00-0156	EA	25' High, 8" Base OD, 0.219" Wall Thickness, Round Tapered, Aluminum Roadway Light Pole With Two 15' Truss Style Arms, Anchor Base.....	5,285.03	743.85
			<i>For >10 To 20, Deduct</i>	-132.13	
			<i>For >20 To 40, Deduct</i>	-264.25	
			<i>For >40, Deduct</i>	-433.57	
26 56	13 00-0157	EA	30' High, 8" Base OD, 0.188" Wall Thickness, Round Tapered, Aluminum Roadway Light Pole With Two 10' Truss Style Arms, Anchor Base.....	5,415.32	743.85
			<i>For >10 To 20, Deduct</i>	-135.38	
			<i>For >20 To 40, Deduct</i>	-270.77	
			<i>For >40, Deduct</i>	-443.34	
26 56	13 00-0158	EA	30' High, 8" Base OD, 0.219" Wall Thickness, Round Tapered, Aluminum Roadway Light Pole With Two 12' Truss Style Arms, Anchor Base.....	5,879.11	777.65
			<i>For >10 To 20, Deduct</i>	-146.98	
			<i>For >20 To 40, Deduct</i>	-293.96	
			<i>For >40, Deduct</i>	-479.82	
26 56	13 00-0159	EA	30' High, 8" Base OD, 0.250" Wall Thickness, Round Tapered, Aluminum Roadway Light Pole With Two 15' Truss Style Arms, Anchor Base.....	6,728.37	811.47
			<i>For >10 To 20, Deduct</i>	-168.21	
			<i>For >20 To 40, Deduct</i>	-336.42	
			<i>For >40, Deduct</i>	-545.20	
26 56	13 00-0160	EA	35' High, 8" Base OD, 0.250" Wall Thickness, Round Tapered, Aluminum Roadway Light Pole With Two 10' Truss Style Arms, Anchor Base.....	6,506.01	777.65
			<i>For >10 To 20, Deduct</i>	-162.65	
			<i>For >20 To 40, Deduct</i>	-325.30	
			<i>For >40, Deduct</i>	-526.83	
26 56	13 00-0161	EA	35' High, 10" Base OD, 0.188" Wall Thickness, Round Tapered, Aluminum Roadway Light Pole With Two 12' Truss Style Arms, Anchor Base.....	6,637.31	811.47
			<i>For >10 To 20, Deduct</i>	-165.93	
			<i>For >20 To 40, Deduct</i>	-331.87	
			<i>For >40, Deduct</i>	-538.37	
26 56	13 00-0162	EA	35' High, 10" Base OD, 0.250" Wall Thickness, Round Tapered, Aluminum Roadway Light Pole With Two 15' Truss Style Arms, Anchor Base.....	8,041.57	845.28
			<i>For >10 To 20, Deduct</i>	-201.04	
			<i>For >20 To 40, Deduct</i>	-402.08	
			<i>For >40, Deduct</i>	-645.38	



Electrical	26	
Lighting	26 50	26
Exterior Lighting	26 56	

MINOR	CSI	UOM	DESCRIPTION	TOTAL DIRECT UNIT COST	DEMOLITION UNIT COST
26 56 13 00-0163			Round Tapered, Aluminum Roadway Light Poles With Davit Style Arm ^(26 56 13 00-0091)		
26 56 13 00-0164			Round Tapered, Aluminum Roadway Light Poles With Single Davit Style Arm ^(26 56 13 00-0163)		
26 56 13 00-0165	EA		20' High, 6" Base OD, 0.188" Wall Thickness, Round Tapered, Aluminum Roadway Light Pole With Single 4' Davit Style Arm, Anchor Base	3,170.35	405.73
			For >10 To 20, Deduct	-79.26	
			For >20 To 40, Deduct	-158.52	
			For >40, Deduct	-258.06	
26 56 13 00-0166	EA		20' High, 6" Base OD, 0.188" Wall Thickness, Round Tapered, Aluminum Roadway Light Pole With Single 6' Davit Style Arm, Anchor Base	3,254.38	405.73
			For >10 To 20, Deduct	-81.36	
			For >20 To 40, Deduct	-162.72	
			For >40, Deduct	-264.37	
26 56 13 00-0167	EA		20' High, 6" Base OD, 0.188" Wall Thickness, Round Tapered, Aluminum Roadway Light Pole With Single 8' Davit Style Arm, Anchor Base	3,338.59	405.73
			For >10 To 20, Deduct	-83.46	
			For >20 To 40, Deduct	-166.93	
			For >40, Deduct	-270.68	
26 56 13 00-0168	EA		25' High, 7" Base OD, 0.188" Wall Thickness, Round Tapered, Aluminum Roadway Light Pole With Single 4' Davit Style Arm, Anchor Base	3,784.44	540.98
			For >10 To 20, Deduct	-94.61	
			For >20 To 40, Deduct	-189.22	
			For >40, Deduct	-310.88	
26 56 13 00-0169	EA		25' High, 7" Base OD, 0.188" Wall Thickness, Round Tapered, Aluminum Roadway Light Pole With Single 6' Davit Style Arm, Anchor Base	3,848.49	540.98
			For >10 To 20, Deduct	-96.21	
			For >20 To 40, Deduct	-192.42	
			For >40, Deduct	-315.69	
26 56 13 00-0170	EA		25' High, 7" Base OD, 0.188" Wall Thickness, Round Tapered, Aluminum Roadway Light Pole With Single 8' Davit Style Arm, Anchor Base	3,918.47	540.98
			For >10 To 20, Deduct	-97.96	
			For >20 To 40, Deduct	-195.92	
			For >40, Deduct	-320.93	
26 56 13 00-0171	EA		30' High, 8" Base OD, 0.188" Wall Thickness, Round Tapered, Aluminum Roadway Light Pole With Single 4' Davit Style Arm, Anchor Base	4,270.77	608.61
			For >10 To 20, Deduct	-106.77	
			For >20 To 40, Deduct	-213.54	
			For >40, Deduct	-350.74	
26 56 13 00-0172	EA		30' High, 8" Base OD, 0.188" Wall Thickness, Round Tapered, Aluminum Roadway Light Pole With Single 6' Davit Style Arm, Anchor Base	4,357.72	608.61
			For >10 To 20, Deduct	-108.94	
			For >20 To 40, Deduct	-217.89	
			For >40, Deduct	-357.26	
26 56 13 00-0173	EA		30' High, 8" Base OD, 0.188" Wall Thickness, Round Tapered, Aluminum Roadway Light Pole With Single 8' Davit Style Arm, Anchor Base	4,370.76	608.61
			For >10 To 20, Deduct	-109.27	
			For >20 To 40, Deduct	-218.54	
			For >40, Deduct	-358.24	
26 56 13 00-0174	EA		35' High, 8" Base OD, 0.188" Wall Thickness, Round Tapered, Aluminum Roadway Light Pole With Single 4' Davit Style Arm, Anchor Base	4,647.79	642.41
			For >10 To 20, Deduct	-116.19	
			For >20 To 40, Deduct	-232.39	
			For >40, Deduct	-380.71	
26 56 13 00-0175	EA		35' High, 8" Base OD, 0.188" Wall Thickness, Round Tapered, Aluminum Roadway Light Pole With Single 6' Davit Style Arm, Anchor Base	4,685.92	642.41
			For >10 To 20, Deduct	-117.15	
			For >20 To 40, Deduct	-234.30	
			For >40, Deduct	-383.56	
26 56 13 00-0176	EA		35' High, 8" Base OD, 0.188" Wall Thickness, Round Tapered, Aluminum Roadway Light Pole With Single 8' Davit Style Arm, Anchor Base	4,775.34	642.41
			For >10 To 20, Deduct	-119.38	
			For >20 To 40, Deduct	-238.77	
			For >40, Deduct	-390.27	
26 56 13 00-0177			Area Light Poles ^(26 56 13 00-0001) Note: Excludes lighting fixtures.		
26 56 13 00-0178			Steel Area Light Poles ^(26 56 13 00-0177) Note: Includes powdercoat finish, anchor bolts, base cover, reinforced handhole with cover and grounding provisions, factory drilled fixture mounting holes and tenon, open or capped top.		
26 56 13 00-0179			Round Straight, Steel Area Light Poles ^(26 56 13 00-0178)		
26 56 13 00-0180			Round Straight, Steel Area Light Poles, Anchor Base ^(26 56 13 00-0179)		
26 56 13 00-0181	EA		10' High, 3" OD, 11 Gauge, Round Straight, Steel Area Light Pole, Anchor Base.....	1,402.45	236.68
			For Galvanized Finish, Add	27.87	
			For >10 To 20, Deduct	-49.00	
			For >20 To 40, Deduct	-88.70	
			For >40, Deduct	-186.70	
26 56 13 00-0182	EA		12' High, 3" OD, 11 Gauge, Round Straight, Steel Area Light Pole, Anchor Base.....	1,521.55	270.49
			For Galvanized Finish, Add	29.42	
			For >10 To 20, Deduct	-52.75	
			For >20 To 40, Deduct	-95.69	
			For >40, Deduct	-201.18	

26 Electrical
26 50 Lighting
26 56 Exterior Lighting



MINOR	CSI	UOM	DESCRIPTION	TOTAL DIRECT UNIT COST	DEMOLITION UNIT COST
26 56	13 00-0183	EA	14' High, 3" OD, 11 Gauge, Round Straight, Steel Area Light Pole, Anchor Base.....	1,699.85	304.30
			<i>For Galvanized Finish, Add</i>	32.74	
			<i>For >10 To 20, Deduct</i>	-58.86	
			<i>For >20 To 40, Deduct</i>	-106.82	
			<i>For >40, Deduct</i>	-224.55	
26 56	13 00-0184	EA	16' High, 3" OD, 11 Gauge, Round Straight, Steel Area Light Pole, Anchor Base.....	1,883.27	338.12
			<i>For Galvanized Finish, Add</i>	36.21	
			<i>For >10 To 20, Deduct</i>	-65.19	
			<i>For >20 To 40, Deduct</i>	-118.30	
			<i>For >40, Deduct</i>	-248.68	
26 56	13 00-0185	EA	18' High, 3" OD, 11 Gauge, Round Straight, Steel Area Light Pole, Anchor Base.....	2,002.37	371.92
			<i>For Galvanized Finish, Add</i>	37.76	
			<i>For >10 To 20, Deduct</i>	-68.94	
			<i>For >20 To 40, Deduct</i>	-125.29	
			<i>For >40, Deduct</i>	-263.16	
26 56	13 00-0186	EA	20' High, 3" OD, 11 Gauge, Round Straight, Steel Area Light Pole, Anchor Base.....	2,108.60	405.73
			<i>For Galvanized Finish, Add</i>	38.91	
			<i>For >10 To 20, Deduct</i>	-72.17	
			<i>For >20 To 40, Deduct</i>	-131.37	
			<i>For >40, Deduct</i>	-275.72	
26 56	13 00-0187	EA	10' High, 4" OD, 11 Gauge, Round Straight, Steel Area Light Pole, Anchor Base.....	1,469.37	236.68
			<i>For Galvanized Finish, Add</i>	29.88	
			<i>For >10 To 20, Deduct</i>	-51.67	
			<i>For >20 To 40, Deduct</i>	-93.39	
			<i>For >40, Deduct</i>	-196.74	
26 56	13 00-0188	EA	12' High, 4" OD, 11 Gauge, Round Straight, Steel Area Light Pole, Anchor Base.....	1,591.04	270.49
			<i>For Galvanized Finish, Add</i>	31.50	
			<i>For >10 To 20, Deduct</i>	-55.53	
			<i>For >20 To 40, Deduct</i>	-100.55	
			<i>For >40, Deduct</i>	-211.61	
26 56	13 00-0189	EA	14' High, 4" OD, 11 Gauge, Round Straight, Steel Area Light Pole, Anchor Base.....	1,838.82	304.30
			<i>For Galvanized Finish, Add</i>	36.91	
			<i>For >10 To 20, Deduct</i>	-64.42	
			<i>For >20 To 40, Deduct</i>	-116.55	
			<i>For >40, Deduct</i>	-245.39	
26 56	13 00-0190	EA	16' High, 4" OD, 11 Gauge, Round Straight, Steel Area Light Pole, Anchor Base.....	1,973.35	338.12
			<i>For Galvanized Finish, Add</i>	38.91	
			<i>For >10 To 20, Deduct</i>	-68.79	
			<i>For >20 To 40, Deduct</i>	-124.61	
			<i>For >40, Deduct</i>	-262.19	
26 56	13 00-0191	EA	18' High, 4" OD, 11 Gauge, Round Straight, Steel Area Light Pole, Anchor Base.....	2,100.17	371.92
			<i>For Galvanized Finish, Add</i>	40.69	
			<i>For >10 To 20, Deduct</i>	-72.85	
			<i>For >20 To 40, Deduct</i>	-132.13	
			<i>For >40, Deduct</i>	-277.83	
26 56	13 00-0192	EA	20' High, 4" OD, 11 Gauge, Round Straight, Steel Area Light Pole, Anchor Base.....	2,201.25	405.73
			<i>For Galvanized Finish, Add</i>	41.69	
			<i>For >10 To 20, Deduct</i>	-75.88	
			<i>For >20 To 40, Deduct</i>	-137.86	
			<i>For >40, Deduct</i>	-289.61	
26 56	13 00-0193	EA	25' High, 4" OD, 11 Gauge, Round Straight, Steel Area Light Pole, Anchor Base.....	2,566.97	540.98
			<i>For Galvanized Finish, Add</i>	44.55	
			<i>For >10 To 20, Deduct</i>	-86.45	
			<i>For >20 To 40, Deduct</i>	-158.05	
			<i>For >40, Deduct</i>	-330.95	
26 56	13 00-0194	EA	10' High, 4-1/2" OD, 11 Gauge, Round Straight, Steel Area Light Pole, Anchor Base.....	1,469.37	236.68
			<i>For Galvanized Finish, Add</i>	29.88	
			<i>For >10 To 20, Deduct</i>	-51.67	
			<i>For >20 To 40, Deduct</i>	-93.39	
			<i>For >40, Deduct</i>	-196.74	
26 56	13 00-0195	EA	12' High, 4-1/2" OD, 11 Gauge, Round Straight, Steel Area Light Pole, Anchor Base.....	1,598.76	270.49
			<i>For Galvanized Finish, Add</i>	31.73	
			<i>For >10 To 20, Deduct</i>	-55.84	
			<i>For >20 To 40, Deduct</i>	-101.09	
			<i>For >40, Deduct</i>	-212.77	
26 56	13 00-0196	EA	14' High, 4-1/2" OD, 11 Gauge, Round Straight, Steel Area Light Pole, Anchor Base.....	1,880.00	304.30
			<i>For Galvanized Finish, Add</i>	38.14	
			<i>For >10 To 20, Deduct</i>	-66.07	
			<i>For >20 To 40, Deduct</i>	-119.43	
			<i>For >40, Deduct</i>	-251.57	
26 56	13 00-0197	EA	16' High, 4-1/2" OD, 11 Gauge, Round Straight, Steel Area Light Pole, Anchor Base.....	1,981.07	338.12
			<i>For Galvanized Finish, Add</i>	39.15	
			<i>For >10 To 20, Deduct</i>	-69.10	
			<i>For >20 To 40, Deduct</i>	-125.15	
			<i>For >40, Deduct</i>	-263.35	
26 56	13 00-0198	EA	18' High, 4-1/2" OD, 11 Gauge, Round Straight, Steel Area Light Pole, Anchor Base.....	2,100.17	371.92
			<i>For Galvanized Finish, Add</i>	40.69	
			<i>For >10 To 20, Deduct</i>	-72.85	
			<i>For >20 To 40, Deduct</i>	-132.13	
			<i>For >40, Deduct</i>	-277.83	
26 56	13 00-0199	EA	20' High, 4-1/2" OD, 11 Gauge, Round Straight, Steel Area Light Pole, Anchor Base.....	2,201.25	405.73
			<i>For Galvanized Finish, Add</i>	41.69	
			<i>For >10 To 20, Deduct</i>	-75.88	
			<i>For >20 To 40, Deduct</i>	-137.86	
			<i>For >40, Deduct</i>	-289.61	



Electrical	26	26
Lighting	26 50	
Exterior Lighting	26 56	

MINOR	CSI	UOM	DESCRIPTION	TOTAL DIRECT UNIT COST	DEMOLITION UNIT COST
26 56 13 00-0200	EA		25' High, 4-1/2" OD, 11 Gauge, Round Straight, Steel Area Light Pole, Anchor Base <i>For Galvanized Finish, Add</i> <i>For >10 To 20, Deduct</i> <i>For >20 To 40, Deduct</i> <i>For >40, Deduct</i>	2,639.03 46.71 -89.33 -163.09 -341.76	540.98
26 56 13 00-0201	EA		30' High, 4-1/2" OD, 11 Gauge, Round Straight, Steel Area Light Pole, Anchor Base <i>For Galvanized Finish, Add</i> <i>For >10 To 20, Deduct</i> <i>For >20 To 40, Deduct</i> <i>For >40, Deduct</i>	2,908.10 50.73 -98.07 -179.22 -375.36	608.61
26 56 13 00-0202	EA		20' High, 5" OD, 11 Gauge, Round Straight, Steel Area Light Pole, Anchor Base <i>For Galvanized Finish, Add</i> <i>For >10 To 20, Deduct</i> <i>For >20 To 40, Deduct</i> <i>For >40, Deduct</i>	2,365.97 46.64 -82.47 -149.39 -314.32	405.73
26 56 13 00-0203	EA		25' High, 5" OD, 11 Gauge, Round Straight, Steel Area Light Pole, Anchor Base <i>For Galvanized Finish, Add</i> <i>For >10 To 20, Deduct</i> <i>For >20 To 40, Deduct</i> <i>For >40, Deduct</i>	2,672.49 47.72 -90.67 -165.44 -346.78	540.98
26 56 13 00-0204	EA		30' High, 5" OD, 11 Gauge, Round Straight, Steel Area Light Pole, Anchor Base <i>For Galvanized Finish, Add</i> <i>For >10 To 20, Deduct</i> <i>For >20 To 40, Deduct</i> <i>For >40, Deduct</i>	2,972.44 52.66 -100.64 -183.73 -385.01	608.61
26 56 13 00-0205			Round Tapered, Steel Area Light Poles <small>(26 56 13 00-0178)</small>		
26 56 13 00-0206			Round Tapered, Steel Area Light Poles, Anchor Base <small>(26 56 13 00-0205)</small>		
26 56 13 00-0207	EA		20' High, 5.90" Base OD, 11 Gauge, Round Tapered, Steel Area Light Pole, Anchor Base <i>For Galvanized Finish, Add</i> <i>For >10 To 20, Deduct</i> <i>For >20 To 40, Deduct</i> <i>For >40, Deduct</i>	2,947.62 64.08 -105.73 -190.10 -401.57	405.73
26 56 13 00-0208	EA		20' High, 6.50" Base OD, 11 Gauge, Round Tapered, Steel Area Light Pole, Anchor Base <i>For Galvanized Finish, Add</i> <i>For >10 To 20, Deduct</i> <i>For >20 To 40, Deduct</i> <i>For >40, Deduct</i>	3,027.40 66.48 -108.92 -195.69 -413.54	405.73
26 56 13 00-0209	EA		25' High, 5.90" Base OD, 11 Gauge, Round Tapered, Steel Area Light Pole, Anchor Base <i>For Galvanized Finish, Add</i> <i>For >10 To 20, Deduct</i> <i>For >20 To 40, Deduct</i> <i>For >40, Deduct</i>	3,472.90 71.73 -122.69 -221.46 -466.84	540.98
26 56 13 00-0210	EA		25' High, 7.00" Base OD, 11 Gauge, Round Tapered, Steel Area Light Pole, Anchor Base <i>For Galvanized Finish, Add</i> <i>For >10 To 20, Deduct</i> <i>For >20 To 40, Deduct</i> <i>For >40, Deduct</i>	3,637.61 76.67 -129.28 -232.99 -491.54	540.98
26 56 13 00-0211	EA		30' High, 6.60" Base OD, 11 Gauge, Round Tapered, Steel Area Light Pole, Anchor Base <i>For Galvanized Finish, Add</i> <i>For >10 To 20, Deduct</i> <i>For >20 To 40, Deduct</i> <i>For >40, Deduct</i>	3,865.51 79.45 -136.36 -246.24 -518.97	608.61
26 56 13 00-0212	EA		30' High, 8.00" Base OD, 11 Gauge, Round Tapered, Steel Area Light Pole, Anchor Base <i>For Galvanized Finish, Add</i> <i>For >10 To 20, Deduct</i> <i>For >20 To 40, Deduct</i> <i>For >40, Deduct</i>	4,140.89 87.71 -147.38 -265.52 -560.27	608.61
26 56 13 00-0213	EA		35' High, 7.30" Base OD, 11 Gauge, Round Tapered, Steel Area Light Pole, Anchor Base <i>For Galvanized Finish, Add</i> <i>For >10 To 20, Deduct</i> <i>For >20 To 40, Deduct</i> <i>For >40, Deduct</i>	4,265.14 89.41 -151.33 -272.86 -575.53	642.41
26 56 13 00-0214	EA		35' High, 8.50" Base OD, 11 Gauge, Round Tapered, Steel Area Light Pole, Anchor Base <i>For Galvanized Finish, Add</i> <i>For >10 To 20, Deduct</i> <i>For >20 To 40, Deduct</i> <i>For >40, Deduct</i>	4,435.00 94.51 -158.13 -284.75 -601.01	642.41
26 56 13 00-0215	EA		35' High, 9.50" Base OD, 11 Gauge, Round Tapered, Steel Area Light Pole, Anchor Base <i>For Galvanized Finish, Add</i> <i>For >10 To 20, Deduct</i> <i>For >20 To 40, Deduct</i> <i>For >40, Deduct</i>	4,841.64 106.70 -174.39 -313.22 -662.00	642.41
26 56 13 00-0216	EA		39' High, 7.82" Base OD, 11 Gauge, Round Tapered, Steel Area Light Pole, Anchor Base <i>For Galvanized Finish, Add</i> <i>For >10 To 20, Deduct</i> <i>For >20 To 40, Deduct</i> <i>For >40, Deduct</i>	4,878.38 105.78 -174.85 -314.44 -664.13	676.22
26 56 13 00-0217	EA		39' High, 9.00" Base OD, 11 Gauge, Round Tapered, Steel Area Light Pole, Anchor Base <i>For Galvanized Finish, Add</i> <i>For >10 To 20, Deduct</i> <i>For >20 To 40, Deduct</i> <i>For >40, Deduct</i>	4,950.44 107.94 -177.73 -319.48 -674.94	676.22



MINOR	CSI	UOM	DESCRIPTION	TOTAL DIRECT UNIT COST	DEMOLITION UNIT COST
26 56	13 00-0218	EA	45' High, 10.00" Base OD, 11 Gauge, Round Tapered, Steel Area Light Pole, Anchor Base..... <i>For Galvanized Finish, Add</i> <i>For >10 To 20, Deduct</i> <i>For >20 To 40, Deduct</i> <i>For >40, Deduct</i>	6,743.39 149.56 -243.36 -436.87 -923.60	879.09
26 56	13 00-0219	EA	50' High, 10.00" Base OD, 11 Gauge, Round Tapered, Steel Area Light Pole, Anchor Base..... <i>For Galvanized Finish, Add</i> <i>For >10 To 20, Deduct</i> <i>For >20 To 40, Deduct</i> <i>For >40, Deduct</i>	6,998.44 149.09 -249.51 -449.32 -948.33	1,014.34
26 56	13 00-0220	EA	25' High, 7.00" Base OD, 7 Gauge, Round Tapered, Steel Area Light Pole, Anchor Base..... <i>For Galvanized Finish, Add</i> <i>For >10 To 20, Deduct</i> <i>For >20 To 40, Deduct</i> <i>For >40, Deduct</i>	4,754.59 110.18 -173.95 -311.18 -659.09	540.98
26 56	13 00-0221	EA	30' High, 8.00" Base OD, 7 Gauge, Round Tapered, Steel Area Light Pole, Anchor Base..... <i>For Galvanized Finish, Add</i> <i>For >10 To 20, Deduct</i> <i>For >20 To 40, Deduct</i> <i>For >40, Deduct</i>	5,999.41 125.47 -197.72 -353.61 -749.05	608.61
26 56	13 00-0222	EA	39' High, 9.00" Base OD, 7 Gauge, Round Tapered, Steel Area Light Pole, Anchor Base..... <i>For Galvanized Finish, Add</i> <i>For >10 To 20, Deduct</i> <i>For >20 To 40, Deduct</i> <i>For >40, Deduct</i>	6,265.59 147.39 -230.34 -411.54 -872.22	676.22
26 56	13 00-0223	EA	45' High, 10.00" Base OD, 7 Gauge, Round Tapered, Steel Area Light Pole, Anchor Base..... <i>For Galvanized Finish, Add</i> <i>For >10 To 20, Deduct</i> <i>For >20 To 40, Deduct</i> <i>For >40, Deduct</i>	7,546.37 173.65 -275.48 -493.08 -1,044.05	879.09
26 56	13 00-0224	EA	50' High, 10.00" Base OD, 7 Gauge, Round Tapered, Steel Area Light Pole, Anchor Base..... <i>For Galvanized Finish, Add</i> <i>For >10 To 20, Deduct</i> <i>For >20 To 40, Deduct</i> <i>For >40, Deduct</i>	8,810.30 203.45 -321.98 -576.15 -1,220.11	1,014.34
26 56	13 00-0225	EA	50' High, 11.00" Base OD, 7 Gauge, Round Tapered, Steel Area Light Pole, Anchor Base..... <i>For Galvanized Finish, Add</i> <i>For >10 To 20, Deduct</i> <i>For >20 To 40, Deduct</i> <i>For >40, Deduct</i>	9,857.78 234.87 -363.88 -649.47 -1,377.23	1,014.34
26 56	13 00-0226	EA	50' High, 13.00" Base OD, 7 Gauge, Round Tapered, Steel Area Light Pole, Anchor Base..... <i>For Galvanized Finish, Add</i> <i>For >10 To 20, Deduct</i> <i>For >20 To 40, Deduct</i> <i>For >40, Deduct</i>	13,357.98 339.88 -503.89 -894.49 -1,902.26	1,014.34
26 56	13 00-0227	EA	50' High, 13.00" Base OD, 3 Gauge, Round Tapered, Steel Area Light Pole, Anchor Base..... <i>For Galvanized Finish, Add</i> <i>For >10 To 20, Deduct</i> <i>For >20 To 40, Deduct</i> <i>For >40, Deduct</i>	15,056.60 390.84 -571.83 -1,013.39 -2,157.06	1,014.34
26 56	13 00-0228		Square Straight, Steel Area Light Poles <small>(26 56 13 00-0178)</small>		
26 56	13 00-0229		Square Straight, Steel Area Light Poles, Anchor Base <small>(26 56 13 00-0228)</small>		
26 56	13 00-0230	EA	10' High, 4" OD, 11 Gauge, Square Straight, Steel Area Light Pole, Anchor Base..... <i>For Galvanized Finish, Add</i> <i>For >10 To 20, Deduct</i> <i>For >20 To 40, Deduct</i> <i>For >40, Deduct</i>	1,381.87 27.26 -48.17 -87.26 -183.61	236.68
26 56	13 00-0231	EA	12' High, 4" OD, 11 Gauge, Square Straight, Steel Area Light Pole, Anchor Base..... <i>For Galvanized Finish, Add</i> <i>For >10 To 20, Deduct</i> <i>For >20 To 40, Deduct</i> <i>For >40, Deduct</i>	1,449.49 27.26 -49.86 -90.64 -190.37	270.49
26 56	13 00-0232	EA	14' High, 4" OD, 11 Gauge, Square Straight, Steel Area Light Pole, Anchor Base..... <i>For Galvanized Finish, Add</i> <i>For >10 To 20, Deduct</i> <i>For >20 To 40, Deduct</i> <i>For >40, Deduct</i>	1,560.87 28.57 -53.31 -97.09 -203.70	304.30
26 56	13 00-0233	EA	15' High, 4" OD, 11 Gauge, Square Straight, Steel Area Light Pole, Anchor Base..... <i>For Galvanized Finish, Add</i> <i>For >10 To 20, Deduct</i> <i>For >20 To 40, Deduct</i> <i>For >40, Deduct</i>	1,656.44 30.42 -56.62 -103.10 -216.35	321.20
26 56	13 00-0234	EA	16' High, 4" OD, 11 Gauge, Square Straight, Steel Area Light Pole, Anchor Base..... <i>For Galvanized Finish, Add</i> <i>For >10 To 20, Deduct</i> <i>For >20 To 40, Deduct</i> <i>For >40, Deduct</i>	1,690.25 30.42 -57.47 -104.79 -219.73	338.12
26 56	13 00-0235	EA	18' High, 4" OD, 11 Gauge, Square Straight, Steel Area Light Pole, Anchor Base..... <i>For Galvanized Finish, Add</i> <i>For >10 To 20, Deduct</i> <i>For >20 To 40, Deduct</i> <i>For >40, Deduct</i>	1,786.19 31.27 -60.29 -110.16 -230.74	371.92



Electrical	26	26
Lighting	26 50	
Exterior Lighting	26 56	

MINOR CSI UOM DESCRIPTION	TOTAL DIRECT UNIT COST	DEMOLITION UNIT COST
26 56 13 00-0236 EA 20' High, 4" OD, 11 Gauge, Square Straight, Steel Area Light Pole, Anchor Base..... <i>For Galvanized Finish, Add</i> <i>For >10 To 20, Deduct</i> <i>For >20 To 40, Deduct</i> <i>For >40, Deduct</i>	1,876.97 31.97 -62.91 -115.16 -240.97	405.73
26 56 13 00-0237 EA 25' High, 4" OD, 11 Gauge, Square Straight, Steel Area Light Pole, Anchor Base..... <i>For Galvanized Finish, Add</i> <i>For >10 To 20, Deduct</i> <i>For >20 To 40, Deduct</i> <i>For >40, Deduct</i>	2,301.88 36.60 -75.85 -139.49 -291.18	540.98
26 56 13 00-0238 EA 20' High, 5" OD, 11 Gauge, Square Straight, Steel Area Light Pole, Anchor Base..... <i>For Galvanized Finish, Add</i> <i>For >10 To 20, Deduct</i> <i>For >20 To 40, Deduct</i> <i>For >40, Deduct</i>	2,224.41 42.39 -76.80 -139.48 -293.09	405.73
26 56 13 00-0239 EA 25' High, 5" OD, 11 Gauge, Square Straight, Steel Area Light Pole, Anchor Base..... <i>For Galvanized Finish, Add</i> <i>For >10 To 20, Deduct</i> <i>For >20 To 40, Deduct</i> <i>For >40, Deduct</i>	2,780.58 50.96 -94.99 -173.00 -362.99	540.98
26 56 13 00-0240 EA 30' High, 5" OD, 11 Gauge, Square Straight, Steel Area Light Pole, Anchor Base..... <i>For Galvanized Finish, Add</i> <i>For >10 To 20, Deduct</i> <i>For >20 To 40, Deduct</i> <i>For >40, Deduct</i>	3,196.35 59.37 -109.60 -199.40 -418.59	608.61
26 56 13 00-0241 EA 20' High, 4" OD, 7 Gauge, Square Straight, Steel Area Light Pole, Anchor Base..... <i>For Galvanized Finish, Add</i> <i>For >10 To 20, Deduct</i> <i>For >20 To 40, Deduct</i> <i>For >40, Deduct</i>	2,129.19 39.53 -73.00 -132.81 -278.81	405.73
26 56 13 00-0242 EA 25' High, 4" OD, 7 Gauge, Square Straight, Steel Area Light Pole, Anchor Base..... <i>For Galvanized Finish, Add</i> <i>For >10 To 20, Deduct</i> <i>For >20 To 40, Deduct</i> <i>For >40, Deduct</i>	2,595.28 45.40 -87.58 -160.03 -335.19	540.98
26 56 13 00-0243 EA 30' High, 4" OD, 7 Gauge, Square Straight, Steel Area Light Pole, Anchor Base..... <i>For Galvanized Finish, Add</i> <i>For >10 To 20, Deduct</i> <i>For >20 To 40, Deduct</i> <i>For >40, Deduct</i>	3,036.78 54.59 -103.21 -188.23 -394.66	608.61
26 56 13 00-0244 EA 20' High, 5" OD, 7 Gauge, Square Straight, Steel Area Light Pole, Anchor Base..... <i>For Galvanized Finish, Add</i> <i>For >10 To 20, Deduct</i> <i>For >20 To 40, Deduct</i> <i>For >40, Deduct</i>	2,456.05 49.34 -86.07 -155.69 -327.83	405.73
26 56 13 00-0245 EA 25' High, 5" OD, 7 Gauge, Square Straight, Steel Area Light Pole, Anchor Base..... <i>For Galvanized Finish, Add</i> <i>For >10 To 20, Deduct</i> <i>For >20 To 40, Deduct</i> <i>For >40, Deduct</i>	3,012.21 57.91 -104.26 -189.22 -397.73	540.98
26 56 13 00-0246 EA 30' High, 5" OD, 7 Gauge, Square Straight, Steel Area Light Pole, Anchor Base..... <i>For Galvanized Finish, Add</i> <i>For >10 To 20, Deduct</i> <i>For >20 To 40, Deduct</i> <i>For >40, Deduct</i>	3,415.11 65.94 -118.35 -214.71 -451.41	608.61
26 56 13 00-0247 EA 35' High, 5" OD, 7 Gauge, Square Straight, Steel Area Light Pole, Anchor Base..... <i>For Galvanized Finish, Add</i> <i>For >10 To 20, Deduct</i> <i>For >20 To 40, Deduct</i> <i>For >40, Deduct</i>	3,801.88 75.51 -132.80 -240.44 -506.04	642.41
26 56 13 00-0248 EA 30' High, 6" OD, 7 Gauge, Square Straight, Steel Area Light Pole, Anchor Base..... <i>For Galvanized Finish, Add</i> <i>For >10 To 20, Deduct</i> <i>For >20 To 40, Deduct</i> <i>For >40, Deduct</i>	3,922.13 81.15 -138.63 -250.21 -527.46	608.61
26 56 13 00-0249 EA 35' High, 6" OD, 7 Gauge, Square Straight, Steel Area Light Pole, Anchor Base..... <i>For Galvanized Finish, Add</i> <i>For >10 To 20, Deduct</i> <i>For >20 To 40, Deduct</i> <i>For >40, Deduct</i>	4,311.47 90.80 -153.19 -276.11 -582.48	642.41
26 56 13 00-0250 EA 40' High, 6" OD, 7 Gauge, Square Straight, Steel Area Light Pole, Anchor Base..... <i>For Galvanized Finish, Add</i> <i>For >10 To 20, Deduct</i> <i>For >20 To 40, Deduct</i> <i>For >40, Deduct</i>	4,561.82 96.28 -162.19 -292.28 -616.65	676.22
26 56 13 00-0251 Hinged, Square Straight, Steel Area Light Poles (26 56 13 00-0178)		
26 56 13 00-0252 Hinged, Square Straight, Steel Area Light Poles, Anchor Base (26 56 13 00-0251)		
26 56 13 00-0253 EA 20' High, 6.44" OD, 11 Gauge, Hinged, Square Straight, Steel Area Light Pole, Anchor Base <i>For Galvanized Finish, Add</i> <i>For >10 To 20, Deduct</i> <i>For >20 To 40, Deduct</i> <i>For >40, Deduct</i>	5,079.15 128.03 -190.99 -339.31 -721.30	405.73

26	Electrical
26 50	Lighting
26 56	Exterior Lighting



MINOR	CSI	UOM	DESCRIPTION	TOTAL DIRECT UNIT COST	DEMOLITION UNIT COST
26 56	13 00-0254	EA	25' High, 6.44" OD, 11 Gauge, Hinged, Square Straight, Steel Area Light Pole, Anchor Base <i>For Galvanized Finish, Add</i> <i>For >10 To 20, Deduct</i> <i>For >20 To 40, Deduct</i> <i>For >40, Deduct</i>	5,639.81 136.74 -209.36 -373.15 -791.87	540.98
26 56	13 00-0255	EA	30' High, 6.44" OD, 11 Gauge, Hinged, Square Straight, Steel Area Light Pole, Anchor Base <i>For Galvanized Finish, Add</i> <i>For >10 To 20, Deduct</i> <i>For >20 To 40, Deduct</i> <i>For >40, Deduct</i>	7,943.11 201.78 -299.47 -531.67 -1,130.61	608.61
26 56	13 00-0256	EA	20' High, 7.32" OD, 11 Gauge, Hinged, Square Straight, Steel Area Light Pole, Anchor Base <i>For Galvanized Finish, Add</i> <i>For >10 To 20, Deduct</i> <i>For >20 To 40, Deduct</i> <i>For >40, Deduct</i>	5,183.18 131.15 -195.16 -346.59 -736.90	405.73
26 56	13 00-0257	EA	25' High, 7.32" OD, 11 Gauge, Hinged, Square Straight, Steel Area Light Pole, Anchor Base <i>For Galvanized Finish, Add</i> <i>For >10 To 20, Deduct</i> <i>For >20 To 40, Deduct</i> <i>For >40, Deduct</i>	6,244.79 154.88 -233.56 -415.50 -882.62	540.98
26 56	13 00-0258	EA	30' High, 7.32" OD, 11 Gauge, Hinged, Square Straight, Steel Area Light Pole, Anchor Base <i>For Galvanized Finish, Add</i> <i>For >10 To 20, Deduct</i> <i>For >20 To 40, Deduct</i> <i>For >40, Deduct</i>	8,843.73 228.80 -335.49 -594.72 -1,265.70	608.61
26 56	13 00-0259	EA	35' High, 7.32" OD, 11 Gauge, Hinged, Square Straight, Steel Area Light Pole, Anchor Base <i>For Galvanized Finish, Add</i> <i>For >10 To 20, Deduct</i> <i>For >20 To 40, Deduct</i> <i>For >40, Deduct</i>	10,167.85 266.49 -387.44 -686.05 -1,460.94	642.41
26 56	13 00-0260	EA	39' High, 7.32" OD, 11 Gauge, Hinged, Square Straight, Steel Area Light Pole, Anchor Base <i>For Galvanized Finish, Add</i> <i>For >10 To 20, Deduct</i> <i>For >20 To 40, Deduct</i> <i>For >40, Deduct</i>	11,979.23 318.80 -458.88 -811.50 -1,729.26	676.22
26 56	13 00-0261	EA	20' High, 4" OD, 7 Gauge, Hinged, Square Straight, Steel Area Light Pole, Anchor Base <i>For Galvanized Finish, Add</i> <i>For >10 To 20, Deduct</i> <i>For >20 To 40, Deduct</i> <i>For >40, Deduct</i>	4,914.91 123.10 -184.42 -327.81 -696.66	405.73
26 56	13 00-0262	EA	25' High, 4" OD, 7 Gauge, Hinged, Square Straight, Steel Area Light Pole, Anchor Base <i>For Galvanized Finish, Add</i> <i>For >10 To 20, Deduct</i> <i>For >20 To 40, Deduct</i> <i>For >40, Deduct</i>	5,377.02 128.85 -198.85 -354.75 -752.46	540.98
26 56	13 00-0263	EA	30' High, 4" OD, 7 Gauge, Hinged, Square Straight, Steel Area Light Pole, Anchor Base <i>For Galvanized Finish, Add</i> <i>For >10 To 20, Deduct</i> <i>For >20 To 40, Deduct</i> <i>For >40, Deduct</i>	7,480.48 187.90 -280.96 -499.29 -1,061.21	608.61
26 56	13 00-0264	EA	20' High, 6.44" OD, 7 Gauge, Hinged, Square Straight, Steel Area Light Pole, Anchor Base <i>For Galvanized Finish, Add</i> <i>For >10 To 20, Deduct</i> <i>For >20 To 40, Deduct</i> <i>For >40, Deduct</i>	5,103.79 128.77 -191.98 -341.04 -725.00	405.73
26 56	13 00-0265	EA	25' High, 6.44" OD, 7 Gauge, Hinged, Square Straight, Steel Area Light Pole, Anchor Base <i>For Galvanized Finish, Add</i> <i>For >10 To 20, Deduct</i> <i>For >20 To 40, Deduct</i> <i>For >40, Deduct</i>	5,998.42 147.49 -223.71 -398.25 -845.67	540.98
26 56	13 00-0266	EA	30' High, 6.44" OD, 7 Gauge, Hinged Square Straight, Steel Area Light Pole, Anchor Base <i>For Galvanized Finish, Add</i> <i>For >10 To 20, Deduct</i> <i>For >20 To 40, Deduct</i> <i>For >40, Deduct</i>	8,501.55 218.53 -321.80 -570.76 -1,214.37	608.61
26 56	13 00-0267	EA	20' High, 7.32" OD, 7 Gauge, Hinged, Square Straight, Steel Area Light Pole, Anchor Base <i>For Galvanized Finish, Add</i> <i>For >10 To 20, Deduct</i> <i>For >20 To 40, Deduct</i> <i>For >40, Deduct</i>	5,393.96 137.47 -203.59 -361.35 -768.52	405.73
26 56	13 00-0268	EA	25' High, 7.32" OD, 7 Gauge, Hinged, Square Straight, Steel Area Light Pole, Anchor Base <i>For Galvanized Finish, Add</i> <i>For >10 To 20, Deduct</i> <i>For >20 To 40, Deduct</i> <i>For >40, Deduct</i>	6,521.27 163.18 -244.62 -434.85 -924.09	540.98
26 56	13 00-0269	EA	30' High, 7.32" OD, 7 Gauge, Hinged, Square Straight, Steel Area Light Pole, Anchor Base <i>For Galvanized Finish, Add</i> <i>For >10 To 20, Deduct</i> <i>For >20 To 40, Deduct</i> <i>For >40, Deduct</i>	9,117.48 237.01 -346.44 -613.88 -1,306.76	608.61
26 56	13 00-0270	EA	35' High, 7.32" OD, 7 Gauge, Hinged, Square Straight, Steel Area Light Pole, Anchor Base <i>For Galvanized Finish, Add</i> <i>For >10 To 20, Deduct</i> <i>For >20 To 40, Deduct</i> <i>For >40, Deduct</i>	10,501.82 276.51 -400.80 -709.43 -1,511.03	642.41



Electrical	26
Lighting	26 50
Exterior Lighting	26 56

26

MINOR	CSI	UOM	DESCRIPTION	TOTAL DIRECT UNIT COST	DEMOLITION UNIT COST
26 56 13 00-0271	EA		39' High, 7.32" OD, 7 Gauge, Hinged, Square Straight, Steel Area Light Pole, Anchor Base <i>For Galvanized Finish, Add</i> <i>For >10 To 20, Deduct</i> <i>For >20 To 40, Deduct</i> <i>For >40, Deduct</i>	12,157.16 324.14 -466.00 -823.95 -1,755.95	676.22
26 56 13 00-0272			Square Tapered, Steel Area Light Poles <small>(26 56 13 00-0178)</small>		
26 56 13 00-0273			Square Tapered, Steel Area Light Poles, Anchor Base <small>(26 56 13 00-0272)</small>		
26 56 13 00-0274	EA		20' High, 5.25" Base OD, 11 Gauge, Square Tapered, Steel Area Light Pole, Anchor Base <i>For Galvanized Finish, Add</i> <i>For >10 To 20, Deduct</i> <i>For >20 To 40, Deduct</i> <i>For >40, Deduct</i>	3,814.94 90.10 -140.43 -250.82 -531.67	405.73
26 56 13 00-0275	EA		25' High, 6.00" Base OD, 11 Gauge, Square Tapered, Steel Area Light Pole, Anchor Base <i>For Galvanized Finish, Add</i> <i>For >10 To 20, Deduct</i> <i>For >20 To 40, Deduct</i> <i>For >40, Deduct</i>	4,615.61 106.01 -168.40 -301.45 -638.24	540.98
26 56 13 00-0276	EA		30' High, 6.41" Base OD, 11 Gauge, Square Tapered, Steel Area Light Pole, Anchor Base <i>For Galvanized Finish, Add</i> <i>For >10 To 20, Deduct</i> <i>For >20 To 40, Deduct</i> <i>For >40, Deduct</i>	5,134.33 117.51 -187.12 -335.06 -709.29	608.61
26 56 13 00-0277	EA		35' High, 6.81" Base OD, 11 Gauge, Square Tapered, Steel Area Light Pole, Anchor Base <i>For Galvanized Finish, Add</i> <i>For >10 To 20, Deduct</i> <i>For >20 To 40, Deduct</i> <i>For >40, Deduct</i>	5,708.97 132.72 -209.09 -373.93 -792.10	642.41
26 56 13 00-0278	EA		39' High, 7.18" Base OD, 11 Gauge, Square Tapered, Steel Area Light Pole, Anchor Base <i>For Galvanized Finish, Add</i> <i>For >10 To 20, Deduct</i> <i>For >20 To 40, Deduct</i> <i>For >40, Deduct</i>	6,018.51 139.98 -220.45 -394.25 -835.15	676.22
26 56 13 00-0279	EA		20' High, 5.50" Base OD, 7 Gauge, Square Tapered, Steel Area Light Pole, Anchor Base <i>For Galvanized Finish, Add</i> <i>For >10 To 20, Deduct</i> <i>For >20 To 40, Deduct</i> <i>For >40, Deduct</i>	4,970.52 124.77 -186.65 -331.71 -705.00	405.73
26 56 13 00-0280	EA		25' High, 6.41" Base OD, 7 Gauge, Square Tapered, Steel Area Light Pole, Anchor Base <i>For Galvanized Finish, Add</i> <i>For >10 To 20, Deduct</i> <i>For >20 To 40, Deduct</i> <i>For >40, Deduct</i>	5,521.54 133.19 -204.63 -364.87 -774.13	540.98
26 56 13 00-0281	EA		30' High, 6.41" Base OD, 7 Gauge, Square Tapered, Steel Area Light Pole, Anchor Base <i>For Galvanized Finish, Add</i> <i>For >10 To 20, Deduct</i> <i>For >20 To 40, Deduct</i> <i>For >40, Deduct</i>	5,875.54 139.75 -216.76 -386.94 -820.47	608.61
26 56 13 00-0282	EA		30' High, 7.13" Base OD, 7 Gauge, Square Tapered, Steel Area Light Pole, Anchor Base <i>For Galvanized Finish, Add</i> <i>For >10 To 20, Deduct</i> <i>For >20 To 40, Deduct</i> <i>For >40, Deduct</i>	6,554.99 160.13 -243.94 -434.51 -922.39	608.61
26 56 13 00-0283	EA		35' High, 7.13" Base OD, 7 Gauge, Square Tapered, Steel Area Light Pole, Anchor Base <i>For Galvanized Finish, Add</i> <i>For >10 To 20, Deduct</i> <i>For >20 To 40, Deduct</i> <i>For >40, Deduct</i>	7,111.62 174.80 -265.19 -472.12 -1,002.50	642.41
26 56 13 00-0284	EA		35' High, 7.88" Base OD, 7 Gauge, Square Tapered, Steel Area Light Pole, Anchor Base <i>For Galvanized Finish, Add</i> <i>For >10 To 20, Deduct</i> <i>For >20 To 40, Deduct</i> <i>For >40, Deduct</i>	7,953.21 200.05 -298.86 -531.03 -1,128.74	642.41
26 56 13 00-0285	EA		39' High, 7.13" Base OD, 7 Gauge, Square Tapered, Steel Area Light Pole, Anchor Base <i>For Galvanized Finish, Add</i> <i>For >10 To 20, Deduct</i> <i>For >20 To 40, Deduct</i> <i>For >40, Deduct</i>	7,217.84 175.96 -268.43 -478.20 -1,015.05	676.22
26 56 13 00-0286	EA		39' High, 8.75" Base OD, 7 Gauge, Square Tapered, Steel Area Light Pole, Anchor Base <i>For Galvanized Finish, Add</i> <i>For >10 To 20, Deduct</i> <i>For >20 To 40, Deduct</i> <i>For >40, Deduct</i>	9,289.65 238.12 -351.30 -623.23 -1,325.83	676.22
26 56 13 00-0287	EA		45' High, 7.88" Base OD, 7 Gauge, Square Tapered, Steel Area Light Pole, Anchor Base <i>For Galvanized Finish, Add</i> <i>For >10 To 20, Deduct</i> <i>For >20 To 40, Deduct</i> <i>For >40, Deduct</i>	8,496.06 202.14 -313.47 -559.56 -1,186.50	879.09
26 56 13 00-0288	EA		45' High, 8.75" Base OD, 7 Gauge, Square Tapered, Steel Area Light Pole, Anchor Base <i>For Galvanized Finish, Add</i> <i>For >10 To 20, Deduct</i> <i>For >20 To 40, Deduct</i> <i>For >40, Deduct</i>	9,909.00 244.52 -369.99 -658.47 -1,398.44	879.09

26	Electrical
26 50	Lighting
26 56	Exterior Lighting



MINOR	CSI	UOM	DESCRIPTION	TOTAL DIRECT UNIT COST	DEMOLITION UNIT COST
26 56	13 00-0289	EA	50' High, 8.81" Base OD, 7 Gauge, Square Tapered, Steel Area Light Pole, Anchor Base..... <i>For Galvanized Finish, Add</i> <i>For >10 To 20, Deduct</i> <i>For >20 To 40, Deduct</i> <i>For >40, Deduct</i>	10,251.56 246.69 -379.63 -677.04 -1,436.30	1,014.34
26 56	13 00-0290		Factory Accessories For Steel Area Light Poles <small>(26 56 13 00-0178)</small>		
26 56	13 00-0291	EA	1/2", 3/4" Or 1" Factory Threaded Pipe Coupling Or Nipple For Steel Area Light Poles.....	91.25	
26 56	13 00-0292	EA	Extra Handhole For Steel Area Light Poles.....	135.70	
26 56	13 00-0293	EA	Vibration Dampener For Steel Area Light Poles.....	138.04	
26 56	13 00-0294		Aluminum Area Light Poles <small>(26 56 13 00-0177)</small> Note: Includes satin brushed or painted finish, anchor bolts, base cover, reinforced handhole with cover and grounding provisions, factory drilled fixture mounting holes and tenon, open or capped top.		
26 56	13 00-0295		Round Straight, Aluminum Area Light Poles <small>(26 56 13 00-0294)</small>		
26 56	13 00-0296		Round Straight, Aluminum Area Light Poles, Anchor Base <small>(26 56 13 00-0295)</small>		
26 56	13 00-0297	EA	8' High, 4" OD, 0.125", Round Straight, Aluminum Area Light Pole, Anchor Base..... <i>For Bronze Or Satin Anodized Finish, Add</i> <i>For Black Anodized Finish, Add</i> <i>For >10 To 20, Deduct</i> <i>For >20 To 40, Deduct</i> <i>For >40, Deduct</i>	813.45 40.77 81.54 -26.45 -48.83 -101.73	202.87
26 56	13 00-0298	EA	10' High, 4" OD, 0.125", Round Straight, Aluminum Area Light Pole, Anchor Base..... <i>For Bronze Or Satin Anodized Finish, Add</i> <i>For Black Anodized Finish, Add</i> <i>For >10 To 20, Deduct</i> <i>For >20 To 40, Deduct</i> <i>For >40, Deduct</i>	901.99 42.86 85.73 -28.98 -53.67 -111.63	236.68
26 56	13 00-0299	EA	12' High, 4" OD, 0.125", Round Straight, Aluminum Area Light Pole, Anchor Base..... <i>For Bronze Or Satin Anodized Finish, Add</i> <i>For Black Anodized Finish, Add</i> <i>For >10 To 20, Deduct</i> <i>For >20 To 40, Deduct</i> <i>For >40, Deduct</i>	995.75 45.48 90.95 -31.72 -58.88 -122.31	270.49
26 56	13 00-0300	EA	14' High, 4" OD, 0.125", Round Straight, Aluminum Area Light Pole, Anchor Base..... <i>For Bronze Or Satin Anodized Finish, Add</i> <i>For Black Anodized Finish, Add</i> <i>For >10 To 20, Deduct</i> <i>For >20 To 40, Deduct</i> <i>For >40, Deduct</i>	1,090.56 48.20 96.39 -34.49 -64.17 -133.15	304.30
26 56	13 00-0301	EA	15' High, 4" OD, 0.125", Round Straight, Aluminum Area Light Pole, Anchor Base..... <i>For Bronze Or Satin Anodized Finish, Add</i> <i>For Black Anodized Finish, Add</i> <i>For >10 To 20, Deduct</i> <i>For >20 To 40, Deduct</i> <i>For >40, Deduct</i>	1,142.13 49.97 99.94 -36.05 -67.10 -139.20	321.20
26 56	13 00-0302	EA	16' High, 4" OD, 0.125", Round Straight, Aluminum Area Light Pole, Anchor Base..... <i>For Bronze Or Satin Anodized Finish, Add</i> <i>For Black Anodized Finish, Add</i> <i>For >10 To 20, Deduct</i> <i>For >20 To 40, Deduct</i> <i>For >40, Deduct</i>	1,192.67 51.65 103.29 -37.56 -69.96 -145.09	338.12
26 56	13 00-0303	EA	16' High, 4" OD, 0.188", Round Straight, Aluminum Area Light Pole, Anchor Base..... <i>For Bronze Or Satin Anodized Finish, Add</i> <i>For Black Anodized Finish, Add</i> <i>For >10 To 20, Deduct</i> <i>For >20 To 40, Deduct</i> <i>For >40, Deduct</i>	1,255.39 57.92 115.83 -40.07 -74.35 -154.50	338.12
26 56	13 00-0304	EA	18' High, 4" OD, 0.188", Round Straight, Aluminum Area Light Pole, Anchor Base..... <i>For Bronze Or Satin Anodized Finish, Add</i> <i>For Black Anodized Finish, Add</i> <i>For >10 To 20, Deduct</i> <i>For >20 To 40, Deduct</i> <i>For >40, Deduct</i>	1,362.75 61.89 123.78 -43.35 -80.52 -167.22	371.92
26 56	13 00-0305	EA	20' High, 4" OD, 0.188", Round Straight, Aluminum Area Light Pole, Anchor Base..... <i>For Bronze Or Satin Anodized Finish, Add</i> <i>For Black Anodized Finish, Add</i> <i>For >10 To 20, Deduct</i> <i>For >20 To 40, Deduct</i> <i>For >40, Deduct</i>	1,463.82 65.24 130.47 -46.38 -86.24 -179.00	405.73
26 56	13 00-0306	EA	15' High, 5" OD, 0.188", Round Straight, Aluminum Area Light Pole, Anchor Base..... <i>For Bronze Or Satin Anodized Finish, Add</i> <i>For Black Anodized Finish, Add</i> <i>For >10 To 20, Deduct</i> <i>For >20 To 40, Deduct</i> <i>For >40, Deduct</i>	1,373.17 73.08 146.15 -45.29 -83.27 -173.86	321.20
26 56	13 00-0307	EA	20' High, 5" OD, 0.188", Round Straight, Aluminum Area Light Pole, Anchor Base..... <i>For Bronze Or Satin Anodized Finish, Add</i> <i>For Black Anodized Finish, Add</i> <i>For >10 To 20, Deduct</i> <i>For >20 To 40, Deduct</i> <i>For >40, Deduct</i>	1,694.87 88.34 176.68 -55.62 -102.41 -213.66	405.73



Electrical	26
Lighting	26 50
Exterior Lighting	26 56

MINOR	CSI	UOM	DESCRIPTION	TOTAL DIRECT UNIT COST	DEMOLITION UNIT COST
26 56 13 00-0308	EA		20' High, 6" OD, 0.188", Round Straight, Aluminum Area Light Pole, Anchor Base <i>For Bronze Or Satin Anodized Finish, Add</i> <i>For Black Anodized Finish, Add</i> <i>For >10 To 20, Deduct</i> <i>For >20 To 40, Deduct</i> <i>For >40, Deduct</i>	1,811.96 100.05 200.10 -60.31 -110.61 -231.22	405.73
26 56 13 00-0309	EA		25' High, 6" OD, 0.188", Round Straight, Aluminum Area Light Pole, Anchor Base <i>For Bronze Or Satin Anodized Finish, Add</i> <i>For Black Anodized Finish, Add</i> <i>For >10 To 20, Deduct</i> <i>For >20 To 40, Deduct</i> <i>For >40, Deduct</i>	2,192.22 111.03 222.05 -71.46 -131.82 -274.74	540.98
26 56 13 00-0310	EA		30' High, 6" OD, 0.188", Round Straight, Aluminum Area Light Pole, Anchor Base <i>For Bronze Or Satin Anodized Finish, Add</i> <i>For Black Anodized Finish, Add</i> <i>For >10 To 20, Deduct</i> <i>For >20 To 40, Deduct</i> <i>For >40, Deduct</i>	2,535.50 131.83 263.66 -83.16 -153.14 -319.47	608.61
26 56 13 00-0311	EA		20' High, 4" OD, 0.250", Round Straight, Aluminum Area Light Pole, Anchor Base <i>For Bronze Or Satin Anodized Finish, Add</i> <i>For Black Anodized Finish, Add</i> <i>For >10 To 20, Deduct</i> <i>For >20 To 40, Deduct</i> <i>For >40, Deduct</i>	1,535.96 72.45 144.90 -49.27 -91.29 -189.82	405.73
26 56 13 00-0312	EA		20' High, 5" OD, 0.250", Round Straight, Aluminum Area Light Pole, Anchor Base <i>For Bronze Or Satin Anodized Finish, Add</i> <i>For Black Anodized Finish, Add</i> <i>For >10 To 20, Deduct</i> <i>For >20 To 40, Deduct</i> <i>For >40, Deduct</i>	1,802.55 99.11 198.22 -59.93 -109.95 -229.81	405.73
26 56 13 00-0313	EA		25' High, 5" OD, 0.250", Round Straight, Aluminum Area Light Pole, Anchor Base <i>For Bronze Or Satin Anodized Finish, Add</i> <i>For Black Anodized Finish, Add</i> <i>For >10 To 20, Deduct</i> <i>For >20 To 40, Deduct</i> <i>For >40, Deduct</i>	2,175.49 109.35 218.71 -70.79 -130.65 -272.23	540.98
26 56 13 00-0314	EA		25' High, 6" OD, 0.250", Round Straight, Aluminum Area Light Pole, Anchor Base <i>For Bronze Or Satin Anodized Finish, Add</i> <i>For Black Anodized Finish, Add</i> <i>For >10 To 20, Deduct</i> <i>For >20 To 40, Deduct</i> <i>For >40, Deduct</i>	2,327.08 124.51 249.02 -76.85 -141.26 -294.96	540.98
26 56 13 00-0315	EA		30' High, 6" OD, 0.250", Round Straight, Aluminum Area Light Pole, Anchor Base <i>For Bronze Or Satin Anodized Finish, Add</i> <i>For Black Anodized Finish, Add</i> <i>For >10 To 20, Deduct</i> <i>For >20 To 40, Deduct</i> <i>For >40, Deduct</i>	2,706.95 148.98 297.95 -90.02 -165.14 -345.18	608.61
26 56 13 00-0316			Round Straight, Aluminum Area Light Poles, Hinged Anchor Base (26 56 13 00-0295)		
26 56 13 00-0317	EA		8' High, 4" OD, 0.125", Round Straight, Aluminum Area Light Pole, Hinged Anchor Base <i>For Bronze, Satin Or Black Anodized Finish, Add</i> <i>For >10 To 20, Deduct</i> <i>For >20 To 40, Deduct</i> <i>For >40, Deduct</i>	920.09 77.15 -30.72 -56.29 -117.73	202.87
26 56 13 00-0318	EA		10' High, 4" OD, 0.125", Round Straight, Aluminum Area Light Pole, Hinged Anchor Base <i>For Bronze, Satin Or Black Anodized Finish, Add</i> <i>For >10 To 20, Deduct</i> <i>For >20 To 40, Deduct</i> <i>For >40, Deduct</i>	1,029.53 83.43 -34.08 -62.60 -130.76	236.68
26 56 13 00-0319	EA		12' High, 4" OD, 0.125", Round Straight, Aluminum Area Light Pole, Hinged Anchor Base <i>For Bronze, Satin Or Black Anodized Finish, Add</i> <i>For >10 To 20, Deduct</i> <i>For >20 To 40, Deduct</i> <i>For >40, Deduct</i>	1,134.79 89.07 -37.28 -68.62 -143.17	270.49
26 56 13 00-0320	EA		14' High, 4" OD, 0.125", Round Straight, Aluminum Area Light Pole, Hinged Anchor Base <i>For Bronze, Satin Or Black Anodized Finish, Add</i> <i>For >10 To 20, Deduct</i> <i>For >20 To 40, Deduct</i> <i>For >40, Deduct</i>	1,220.19 91.74 -39.68 -73.24 -152.60	304.30
26 56 13 00-0321	EA		16' High, 4" OD, 0.125", Round Straight, Aluminum Area Light Pole, Hinged Anchor Base <i>For Bronze, Satin Or Black Anodized Finish, Add</i> <i>For >10 To 20, Deduct</i> <i>For >20 To 40, Deduct</i> <i>For >40, Deduct</i>	1,318.12 96.29 -42.58 -78.74 -163.91	338.12
26 56 13 00-0322	EA		10' High, 5" OD, 0.125", Round Straight, Aluminum Area Light Pole, Hinged Anchor Base <i>For Bronze, Satin Or Black Anodized Finish, Add</i> <i>For >10 To 20, Deduct</i> <i>For >20 To 40, Deduct</i> <i>For >40, Deduct</i>	1,051.49 86.72 -34.96 -64.14 -134.06	236.68
26 56 13 00-0323	EA		12' High, 5" OD, 0.125", Round Straight, Aluminum Area Light Pole, Hinged Anchor Base <i>For Bronze, Satin Or Black Anodized Finish, Add</i> <i>For >10 To 20, Deduct</i> <i>For >20 To 40, Deduct</i> <i>For >40, Deduct</i>	1,154.65 92.05 -38.07 -70.01 -146.15	270.49



MINOR	CSI	UOM	DESCRIPTION	TOTAL DIRECT UNIT COST	DEMOLITION UNIT COST
26 56	13 00-0324	EA	14' High, 5" OD, 0.125", Round Straight, Aluminum Area Light Pole, Hinged Anchor Base <i>For Bronze, Satin Or Black Anodized Finish, Add</i> <i>For >10 To 20, Deduct</i> <i>For >20 To 40, Deduct</i> <i>For >40, Deduct</i>	1,260.96 97.85 -41.31 -76.10 -158.71	304.30
26 56	13 00-0325	EA	16' High, 5" OD, 0.125", Round Straight, Aluminum Area Light Pole, Hinged Anchor Base <i>For Bronze, Satin Or Black Anodized Finish, Add</i> <i>For >10 To 20, Deduct</i> <i>For >20 To 40, Deduct</i> <i>For >40, Deduct</i>	1,366.21 103.50 -44.51 -82.11 -171.12	338.12
26 56	13 00-0326	EA	18' High, 5" OD, 0.125", Round Straight, Aluminum Area Light Pole, Hinged Anchor Base <i>For Bronze, Satin Or Black Anodized Finish, Add</i> <i>For >10 To 20, Deduct</i> <i>For >20 To 40, Deduct</i> <i>For >40, Deduct</i>	1,476.70 109.93 -47.91 -88.49 -184.31	371.92
26 56	13 00-0327	EA	20' High, 5" OD, 0.125", Round Straight, Aluminum Area Light Pole, Hinged Anchor Base <i>For Bronze, Satin Or Black Anodized Finish, Add</i> <i>For >10 To 20, Deduct</i> <i>For >20 To 40, Deduct</i> <i>For >40, Deduct</i>	1,580.91 115.42 -51.06 -94.43 -196.56	405.73
26 56	13 00-0328	EA	12' High, 5" OD, 0.156", Round Straight, Aluminum Area Light Pole, Hinged Anchor Base <i>For Bronze, Satin Or Black Anodized Finish, Add</i> <i>For >10 To 20, Deduct</i> <i>For >20 To 40, Deduct</i> <i>For >40, Deduct</i>	1,195.43 98.17 -39.70 -72.86 -152.27	270.49
26 56	13 00-0329	EA	14' High, 5" OD, 0.156", Round Straight, Aluminum Area Light Pole, Hinged Anchor Base <i>For Bronze, Satin Or Black Anodized Finish, Add</i> <i>For >10 To 20, Deduct</i> <i>For >20 To 40, Deduct</i> <i>For >40, Deduct</i>	1,309.05 105.07 -43.23 -79.46 -165.93	304.30
26 56	13 00-0330	EA	16' High, 5" OD, 0.156", Round Straight, Aluminum Area Light Pole, Hinged Anchor Base <i>For Bronze, Satin Or Black Anodized Finish, Add</i> <i>For >10 To 20, Deduct</i> <i>For >20 To 40, Deduct</i> <i>For >40, Deduct</i>	1,421.62 111.81 -46.72 -85.99 -179.43	338.12
26 56	13 00-0331	EA	18' High, 5" OD, 0.156", Round Straight, Aluminum Area Light Pole, Hinged Anchor Base <i>For Bronze, Satin Or Black Anodized Finish, Add</i> <i>For >10 To 20, Deduct</i> <i>For >20 To 40, Deduct</i> <i>For >40, Deduct</i>	1,536.29 118.87 -50.29 -92.66 -193.25	371.92
26 56	13 00-0332	EA	16' High, 6" OD, 0.156", Round Straight, Aluminum Area Light Pole, Hinged Anchor Base <i>For Bronze, Satin Or Black Anodized Finish, Add</i> <i>For >10 To 20, Deduct</i> <i>For >20 To 40, Deduct</i> <i>For >40, Deduct</i>	1,480.16 120.59 -49.06 -90.09 -188.21	338.12
26 56	13 00-0333	EA	20' High, 6" OD, 0.156", Round Straight, Aluminum Area Light Pole, Hinged Anchor Base <i>For Bronze, Satin Or Black Anodized Finish, Add</i> <i>For >10 To 20, Deduct</i> <i>For >20 To 40, Deduct</i> <i>For >40, Deduct</i>	1,717.87 135.96 -56.54 -104.02 -217.11	405.73
26 56	13 00-0334	EA	12' High, 5" OD, 0.188", Round Straight, Aluminum Area Light Pole, Hinged Anchor Base <i>For Bronze, Satin Or Black Anodized Finish, Add</i> <i>For >10 To 20, Deduct</i> <i>For >20 To 40, Deduct</i> <i>For >40, Deduct</i>	1,234.11 103.97 -41.25 -75.57 -158.07	270.49
26 56	13 00-0335	EA	14' High, 5" OD, 0.188", Round Straight, Aluminum Area Light Pole, Hinged Anchor Base <i>For Bronze, Satin Or Black Anodized Finish, Add</i> <i>For >10 To 20, Deduct</i> <i>For >20 To 40, Deduct</i> <i>For >40, Deduct</i>	1,359.24 112.59 -45.24 -82.97 -173.46	304.30
26 56	13 00-0336	EA	16' High, 5" OD, 0.188", Round Straight, Aluminum Area Light Pole, Hinged Anchor Base <i>For Bronze, Satin Or Black Anodized Finish, Add</i> <i>For >10 To 20, Deduct</i> <i>For >20 To 40, Deduct</i> <i>For >40, Deduct</i>	1,473.89 119.65 -48.81 -89.65 -187.27	338.12
26 56	13 00-0337	EA	18' High, 5" OD, 0.188", Round Straight, Aluminum Area Light Pole, Hinged Anchor Base <i>For Bronze, Satin Or Black Anodized Finish, Add</i> <i>For >10 To 20, Deduct</i> <i>For >20 To 40, Deduct</i> <i>For >40, Deduct</i>	1,594.84 127.65 -52.64 -96.76 -202.03	371.92
26 56	13 00-0338	EA	20' High, 5" OD, 0.188", Round Straight, Aluminum Area Light Pole, Hinged Anchor Base <i>For Bronze, Satin Or Black Anodized Finish, Add</i> <i>For >10 To 20, Deduct</i> <i>For >20 To 40, Deduct</i> <i>For >40, Deduct</i>	1,712.64 135.18 -56.33 -103.66 -216.32	405.73
26 56	13 00-0339	EA	16' High, 6" OD, 0.188", Round Straight, Aluminum Area Light Pole, Hinged Anchor Base <i>For Bronze, Satin Or Black Anodized Finish, Add</i> <i>For >10 To 20, Deduct</i> <i>For >20 To 40, Deduct</i> <i>For >40, Deduct</i>	1,550.21 131.10 -51.87 -94.99 -198.72	338.12
26 56	13 00-0340	EA	18' High, 6" OD, 0.188", Round Straight, Aluminum Area Light Pole, Hinged Anchor Base <i>For Bronze, Satin Or Black Anodized Finish, Add</i> <i>For >10 To 20, Deduct</i> <i>For >20 To 40, Deduct</i> <i>For >40, Deduct</i>	1,680.56 140.51 -56.06 -102.76 -214.89	371.92



Electrical	26	26
Lighting	26 50	
Exterior Lighting	26 56	

MINOR CSI UOM DESCRIPTION	TOTAL DIRECT UNIT COST	DEMOLITION UNIT COST
26 56 13 00-0341 EA 20' High, 6" OD, 0.188", Round Straight, Aluminum Area Light Pole, Hinged Anchor Base <i>For Bronze, Satin Or Black Anodized Finish, Add</i> <i>For >10 To 20, Deduct</i> <i>For >20 To 40, Deduct</i> <i>For >40, Deduct</i>	1,745.05 140.04 -57.63 -105.92 -221.18	405.73
26 56 13 00-0342 Round Straight, Aluminum Area Light Poles, Direct Burial (26 56 13 00-0295) Note: Includes rubberized undercoating on embedded portion.		
26 56 13 00-0343 EA 10' High, 4" OD, 0.125", Round Straight, Aluminum Area Light Pole, Direct Burial <i>For Bronze Or Satin Anodized Finish, Add</i> <i>For Black Anodized Finish, Add</i> <i>For >10 To 20, Deduct</i> <i>For >20 To 40, Deduct</i> <i>For >40, Deduct</i>	722.84 38.47 76.94 -23.64 -43.84 -91.52	169.06
26 56 13 00-0344 EA 12' High, 4" OD, 0.125", Round Straight, Aluminum Area Light Pole, Direct Burial <i>For Bronze Or Satin Anodized Finish, Add</i> <i>For Black Anodized Finish, Add</i> <i>For >10 To 20, Deduct</i> <i>For >20 To 40, Deduct</i> <i>For >40, Deduct</i>	776.51 40.46 80.92 -25.48 -46.92 -97.88	185.96
26 56 13 00-0345 EA 14' High, 4" OD, 0.125", Round Straight, Aluminum Area Light Pole, Direct Burial <i>For Bronze Or Satin Anodized Finish, Add</i> <i>For Black Anodized Finish, Add</i> <i>For >10 To 20, Deduct</i> <i>For >20 To 40, Deduct</i> <i>For >40, Deduct</i>	857.36 45.16 90.33 -28.21 -51.90 -108.32	202.87
26 56 13 00-0346 EA 15' High, 4" OD, 0.125", Round Straight, Aluminum Area Light Pole, Direct Burial <i>For Bronze Or Satin Anodized Finish, Add</i> <i>For Black Anodized Finish, Add</i> <i>For >10 To 20, Deduct</i> <i>For >20 To 40, Deduct</i> <i>For >40, Deduct</i>	881.41 47.57 95.14 -29.17 -53.58 -111.93	202.87
26 56 13 00-0347 EA 16' High, 4" OD, 0.125", Round Straight, Aluminum Area Light Pole, Direct Burial <i>For Bronze Or Satin Anodized Finish, Add</i> <i>For Black Anodized Finish, Add</i> <i>For >10 To 20, Deduct</i> <i>For >20 To 40, Deduct</i> <i>For >40, Deduct</i>	911.72 50.60 101.20 -30.38 -55.71 -116.47	202.87
26 56 13 00-0348 EA 18' High, 4" OD, 0.188", Round Straight, Aluminum Area Light Pole, Direct Burial <i>For Bronze Or Satin Anodized Finish, Add</i> <i>For Black Anodized Finish, Add</i> <i>For >10 To 20, Deduct</i> <i>For >20 To 40, Deduct</i> <i>For >40, Deduct</i>	1,037.54 59.80 119.60 -34.91 -63.84 -133.65	219.77
26 56 13 00-0349 EA 20' High, 4" OD, 0.188", Round Straight, Aluminum Area Light Pole, Direct Burial <i>For Bronze Or Satin Anodized Finish, Add</i> <i>For Black Anodized Finish, Add</i> <i>For >10 To 20, Deduct</i> <i>For >20 To 40, Deduct</i> <i>For >40, Deduct</i>	1,110.03 63.67 127.33 -37.30 -68.23 -142.84	236.68
26 56 13 00-0350 EA 20' High, 5" OD, 0.188", Round Straight, Aluminum Area Light Pole, Direct Burial <i>For Bronze Or Satin Anodized Finish, Add</i> <i>For Black Anodized Finish, Add</i> <i>For >10 To 20, Deduct</i> <i>For >20 To 40, Deduct</i> <i>For >40, Deduct</i>	1,272.08 79.87 159.74 -43.78 -79.58 -167.14	236.68
26 56 13 00-0351 EA 25' High, 6" OD, 0.188", Round Straight, Aluminum Area Light Pole, Direct Burial <i>For Bronze Or Satin Anodized Finish, Add</i> <i>For Black Anodized Finish, Add</i> <i>For >10 To 20, Deduct</i> <i>For >20 To 40, Deduct</i> <i>For >40, Deduct</i>	1,547.74 100.68 201.35 -53.79 -97.52 -205.11	270.49
26 56 13 00-0352 EA 30' High, 6" OD, 0.188", Round Straight, Aluminum Area Light Pole, Direct Burial <i>For Bronze Or Satin Anodized Finish, Add</i> <i>For Black Anodized Finish, Add</i> <i>For >10 To 20, Deduct</i> <i>For >20 To 40, Deduct</i> <i>For >40, Deduct</i>	1,755.46 114.69 229.37 -61.09 -110.71 -232.89	304.30
26 56 13 00-0353 EA 30' High, 6" OD, 0.250", Round Straight, Aluminum Area Light Pole, Direct Burial <i>For Bronze Or Satin Anodized Finish, Add</i> <i>For Black Anodized Finish, Add</i> <i>For >10 To 20, Deduct</i> <i>For >20 To 40, Deduct</i> <i>For >40, Deduct</i>	1,946.77 133.82 267.63 -68.74 -124.10 -261.59	304.30
26 56 13 00-0354 Round Tapered, Aluminum Area Light Poles (26 56 13 00-0294)		
26 56 13 00-0355 Round Tapered, Aluminum Area Light Poles, Anchor Base (26 56 13 00-0354)		
26 56 13 00-0356 EA 8' High, 4" OD, 0.125", Round Tapered, Aluminum Area Light Pole, Anchor Base <i>For Bronze Or Satin Anodized Finish, Add</i> <i>For Black Anodized Finish, Add</i> <i>For >10 To 20, Deduct</i> <i>For >20 To 40, Deduct</i> <i>For >40, Deduct</i>	701.59 29.59 59.17 -21.98 -41.00 -84.95	202.87

26 Electrical
26 50 Lighting
26 56 Exterior Lighting



MINOR	CSI	UOM	DESCRIPTION	TOTAL DIRECT UNIT COST	DEMOLITION UNIT COST
26 56	13 00-0357	EA	10' High, 4" OD, 0.125", Round Tapered, Aluminum Area Light Pole, Anchor Base	793.26	236.68
			<i>For Bronze Or Satin Anodized Finish, Add</i>	31.99	
			<i>For Black Anodized Finish, Add</i>	63.98	
			<i>For >10 To 20, Deduct</i>	-24.63	
			<i>For >20 To 40, Deduct</i>	-46.06	
			<i>For >40, Deduct</i>	-95.32	
26 56	13 00-0358	EA	12' High, 4" OD, 0.125", Round Tapered, Aluminum Area Light Pole, Anchor Base	884.93	270.49
			<i>For Bronze Or Satin Anodized Finish, Add</i>	34.40	
			<i>For Black Anodized Finish, Add</i>	68.79	
			<i>For >10 To 20, Deduct</i>	-27.28	
			<i>For >20 To 40, Deduct</i>	-51.13	
			<i>For >40, Deduct</i>	-105.69	
26 56	13 00-0359	EA	14' High, 4" OD, 0.125", Round Tapered, Aluminum Area Light Pole, Anchor Base	986.01	304.30
			<i>For Bronze Or Satin Anodized Finish, Add</i>	37.74	
			<i>For Black Anodized Finish, Add</i>	75.48	
			<i>For >10 To 20, Deduct</i>	-30.31	
			<i>For >20 To 40, Deduct</i>	-56.85	
			<i>For >40, Deduct</i>	-117.47	
26 56	13 00-0360	EA	16' High, 4" OD, 0.125", Round Tapered, Aluminum Area Light Pole, Anchor Base	1,086.03	338.12
			<i>For Bronze Or Satin Anodized Finish, Add</i>	40.98	
			<i>For Black Anodized Finish, Add</i>	81.96	
			<i>For >10 To 20, Deduct</i>	-33.30	
			<i>For >20 To 40, Deduct</i>	-62.50	
			<i>For >40, Deduct</i>	-129.09	
26 56	13 00-0361	EA	10' High, 5" OD, 0.125", Round Tapered, Aluminum Area Light Pole, Anchor Base	820.45	236.68
			<i>For Bronze Or Satin Anodized Finish, Add</i>	34.71	
			<i>For Black Anodized Finish, Add</i>	69.42	
			<i>For >10 To 20, Deduct</i>	-25.72	
			<i>For >20 To 40, Deduct</i>	-47.96	
			<i>For >40, Deduct</i>	-99.40	
26 56	13 00-0362	EA	12' High, 5" OD, 0.125", Round Tapered, Aluminum Area Light Pole, Anchor Base	927.79	270.49
			<i>For Bronze Or Satin Anodized Finish, Add</i>	38.68	
			<i>For Black Anodized Finish, Add</i>	77.36	
			<i>For >10 To 20, Deduct</i>	-29.00	
			<i>For >20 To 40, Deduct</i>	-54.13	
			<i>For >40, Deduct</i>	-112.12	
26 56	13 00-0363	EA	14' High, 5" OD, 0.125", Round Tapered, Aluminum Area Light Pole, Anchor Base	1,032.01	304.30
			<i>For Bronze Or Satin Anodized Finish, Add</i>	42.34	
			<i>For Black Anodized Finish, Add</i>	84.68	
			<i>For >10 To 20, Deduct</i>	-32.15	
			<i>For >20 To 40, Deduct</i>	-60.07	
			<i>For >40, Deduct</i>	-124.37	
26 56	13 00-0364	EA	18' High, 5" OD, 0.125", Round Tapered, Aluminum Area Light Pole, Anchor Base	1,233.12	371.92
			<i>For Bronze Or Satin Anodized Finish, Add</i>	48.93	
			<i>For Black Anodized Finish, Add</i>	97.85	
			<i>For >10 To 20, Deduct</i>	-38.17	
			<i>For >20 To 40, Deduct</i>	-71.44	
			<i>For >40, Deduct</i>	-147.78	
26 56	13 00-0365	EA	20' High, 5" OD, 0.125", Round Tapered, Aluminum Area Light Pole, Anchor Base	1,326.87	405.73
			<i>For Bronze Or Satin Anodized Finish, Add</i>	51.54	
			<i>For Black Anodized Finish, Add</i>	103.08	
			<i>For >10 To 20, Deduct</i>	-40.90	
			<i>For >20 To 40, Deduct</i>	-76.65	
			<i>For >40, Deduct</i>	-158.46	
26 56	13 00-0366	EA	12' High, 5" OD, 0.156", Round Tapered, Aluminum Area Light Pole, Anchor Base	966.47	270.49
			<i>For Bronze Or Satin Anodized Finish, Add</i>	42.55	
			<i>For Black Anodized Finish, Add</i>	85.10	
			<i>For >10 To 20, Deduct</i>	-30.54	
			<i>For >20 To 40, Deduct</i>	-56.83	
			<i>For >40, Deduct</i>	-117.92	
26 56	13 00-0367	EA	14' High, 5" OD, 0.156", Round Tapered, Aluminum Area Light Pole, Anchor Base	1,076.97	304.30
			<i>For Bronze Or Satin Anodized Finish, Add</i>	46.84	
			<i>For Black Anodized Finish, Add</i>	93.67	
			<i>For >10 To 20, Deduct</i>	-33.95	
			<i>For >20 To 40, Deduct</i>	-63.22	
			<i>For >40, Deduct</i>	-131.12	
26 56	13 00-0368	EA	16' High, 5" OD, 0.156", Round Tapered, Aluminum Area Light Pole, Anchor Base	1,194.76	338.12
			<i>For Bronze Or Satin Anodized Finish, Add</i>	51.85	
			<i>For Black Anodized Finish, Add</i>	103.71	
			<i>For >10 To 20, Deduct</i>	-37.65	
			<i>For >20 To 40, Deduct</i>	-70.11	
			<i>For >40, Deduct</i>	-145.40	
26 56	13 00-0369	EA	18' High, 5" OD, 0.156", Round Tapered, Aluminum Area Light Pole, Anchor Base	1,293.75	371.92
			<i>For Bronze Or Satin Anodized Finish, Add</i>	54.99	
			<i>For Black Anodized Finish, Add</i>	109.98	
			<i>For >10 To 20, Deduct</i>	-40.59	
			<i>For >20 To 40, Deduct</i>	-75.69	
			<i>For >40, Deduct</i>	-156.87	
26 56	13 00-0370	EA	20' High, 5" OD, 0.156", Round Tapered, Aluminum Area Light Pole, Anchor Base	1,407.37	405.73
			<i>For Bronze Or Satin Anodized Finish, Add</i>	59.59	
			<i>For Black Anodized Finish, Add</i>	119.18	
			<i>For >10 To 20, Deduct</i>	-44.12	
			<i>For >20 To 40, Deduct</i>	-82.29	
			<i>For >40, Deduct</i>	-170.53	



Electrical	26	26
Lighting	26 50	
Exterior Lighting	26 56	

MINOR	CSI	UOM	DESCRIPTION	TOTAL DIRECT UNIT COST	DEMOLITION UNIT COST
26 56	13 00-0371	EA	16' High, 6" OD, 0.156", Round Tapered, Aluminum Area Light Pole, Anchor Base <i>For Bronze Or Satin Anodized Finish, Add</i> <i>For Black Anodized Finish, Add</i> <i>For >10 To 20, Deduct</i> <i>For >20 To 40, Deduct</i> <i>For >40, Deduct</i>	1,297.21 62.10 124.20 -41.75 -77.28 -160.77	338.12
26 56	13 00-0372	EA	18' High, 6" OD, 0.156", Round Tapered, Aluminum Area Light Pole, Anchor Base <i>For Bronze Or Satin Anodized Finish, Add</i> <i>For Black Anodized Finish, Add</i> <i>For >10 To 20, Deduct</i> <i>For >20 To 40, Deduct</i> <i>For >40, Deduct</i>	1,424.43 68.06 136.12 -45.82 -84.83 -176.47	371.92
26 56	13 00-0373	EA	20' High, 6" OD, 0.156", Round Tapered, Aluminum Area Light Pole, Anchor Base <i>For Bronze Or Satin Anodized Finish, Add</i> <i>For Black Anodized Finish, Add</i> <i>For >10 To 20, Deduct</i> <i>For >20 To 40, Deduct</i> <i>For >40, Deduct</i>	1,508.78 69.73 139.46 -48.18 -89.39 -185.74	405.73
26 56	13 00-0374	EA	23' High, 6" OD, 0.156", Round Tapered, Aluminum Area Light Pole, Anchor Base <i>For Bronze Or Satin Anodized Finish, Add</i> <i>For Black Anodized Finish, Add</i> <i>For >10 To 20, Deduct</i> <i>For >20 To 40, Deduct</i> <i>For >40, Deduct</i>	1,737.06 79.04 158.07 -55.28 -102.66 -213.22	473.36
26 56	13 00-0375	EA	25' High, 6" OD, 0.156", Round Tapered, Aluminum Area Light Pole, Anchor Base <i>For Bronze Or Satin Anodized Finish, Add</i> <i>For Black Anodized Finish, Add</i> <i>For >10 To 20, Deduct</i> <i>For >20 To 40, Deduct</i> <i>For >40, Deduct</i>	1,971.63 88.97 177.93 -62.64 -116.37 -241.65	540.98
26 56	13 00-0376	EA	18' High, 7" OD, 0.156", Round Tapered, Aluminum Area Light Pole, Anchor Base <i>For Bronze Or Satin Anodized Finish, Add</i> <i>For Black Anodized Finish, Add</i> <i>For >10 To 20, Deduct</i> <i>For >20 To 40, Deduct</i> <i>For >40, Deduct</i>	1,526.88 78.30 156.61 -49.92 -92.00 -191.84	371.92
26 56	13 00-0377	EA	20' High, 7" OD, 0.156", Round Tapered, Aluminum Area Light Pole, Anchor Base <i>For Bronze Or Satin Anodized Finish, Add</i> <i>For Black Anodized Finish, Add</i> <i>For >10 To 20, Deduct</i> <i>For >20 To 40, Deduct</i> <i>For >40, Deduct</i>	1,633.19 82.17 164.34 -53.16 -98.09 -204.41	405.73
26 56	13 00-0378	EA	23' High, 7" OD, 0.156", Round Tapered, Aluminum Area Light Pole, Anchor Base <i>For Bronze Or Satin Anodized Finish, Add</i> <i>For Black Anodized Finish, Add</i> <i>For >10 To 20, Deduct</i> <i>For >20 To 40, Deduct</i> <i>For >40, Deduct</i>	1,835.33 88.86 177.72 -59.21 -109.54 -227.96	473.36
26 56	13 00-0379	EA	25' High, 7" OD, 0.156", Round Tapered, Aluminum Area Light Pole, Anchor Base <i>For Bronze Or Satin Anodized Finish, Add</i> <i>For Black Anodized Finish, Add</i> <i>For >10 To 20, Deduct</i> <i>For >20 To 40, Deduct</i> <i>For >40, Deduct</i>	2,046.90 96.49 192.99 -65.65 -121.64 -252.94	540.98
26 56	13 00-0380	EA	28' High, 7" OD, 0.156", Round Tapered, Aluminum Area Light Pole, Anchor Base <i>For Bronze Or Satin Anodized Finish, Add</i> <i>For Black Anodized Finish, Add</i> <i>For >10 To 20, Deduct</i> <i>For >20 To 40, Deduct</i> <i>For >40, Deduct</i>	2,199.20 104.96 209.92 -70.72 -130.95 -272.40	574.79
26 56	13 00-0381	EA	30' High, 7" OD, 0.156", Round Tapered, Aluminum Area Light Pole, Anchor Base <i>For Bronze Or Satin Anodized Finish, Add</i> <i>For Black Anodized Finish, Add</i> <i>For >10 To 20, Deduct</i> <i>For >20 To 40, Deduct</i> <i>For >40, Deduct</i>	2,353.59 113.64 227.28 -75.89 -140.41 -292.18	608.61
26 56	13 00-0382	EA	23' High, 8" OD, 0.156", Round Tapered, Aluminum Area Light Pole, Anchor Base <i>For Bronze Or Satin Anodized Finish, Add</i> <i>For Black Anodized Finish, Add</i> <i>For >10 To 20, Deduct</i> <i>For >20 To 40, Deduct</i> <i>For >40, Deduct</i>	1,932.56 98.59 197.17 -63.10 -116.35 -242.55	473.36
26 56	13 00-0383	EA	25' High, 8" OD, 0.156", Round Tapered, Aluminum Area Light Pole, Anchor Base <i>For Bronze Or Satin Anodized Finish, Add</i> <i>For Black Anodized Finish, Add</i> <i>For >10 To 20, Deduct</i> <i>For >20 To 40, Deduct</i> <i>For >40, Deduct</i>	2,111.72 102.98 205.95 -68.24 -126.18 -262.66	540.98
26 56	13 00-0384	EA	28' High, 8" OD, 0.156", Round Tapered, Aluminum Area Light Pole, Anchor Base <i>For Bronze Or Satin Anodized Finish, Add</i> <i>For Black Anodized Finish, Add</i> <i>For >10 To 20, Deduct</i> <i>For >20 To 40, Deduct</i> <i>For >40, Deduct</i>	2,269.25 111.97 223.93 -73.53 -135.86 -282.91	574.79



MINOR	CSI	UOM	DESCRIPTION	TOTAL DIRECT UNIT COST	DEMOLITION UNIT COST
26 56	13 00-0385	EA	30' High, 8" OD, 0.156", Round Tapered, Aluminum Area Light Pole, Anchor Base <i>For Bronze Or Satin Anodized Finish, Add</i> <i>For Black Anodized Finish, Add</i> <i>For >10 To 20, Deduct</i> <i>For >20 To 40, Deduct</i> <i>For >40, Deduct</i>	2,462.32 124.51 249.02 -80.23 -148.02 -308.49	608.61
26 56	13 00-0386	EA	33' High, 8" OD, 0.156", Round Tapered, Aluminum Area Light Pole, Anchor Base <i>For Bronze Or Satin Anodized Finish, Add</i> <i>For Black Anodized Finish, Add</i> <i>For >10 To 20, Deduct</i> <i>For >20 To 40, Deduct</i> <i>For >40, Deduct</i>	2,543.16 129.22 258.43 -82.96 -153.00 -318.93	625.51
26 56	13 00-0387	EA	35' High, 8" OD, 0.156", Round Tapered, Aluminum Area Light Pole, Anchor Base <i>For Bronze Or Satin Anodized Finish, Add</i> <i>For Black Anodized Finish, Add</i> <i>For >10 To 20, Deduct</i> <i>For >20 To 40, Deduct</i> <i>For >40, Deduct</i>	2,703.49 141.87 283.73 -88.87 -163.55 -341.28	642.41
26 56	13 00-0388	EA	12' High, 5" OD, 0.188", Round Tapered, Aluminum Area Light Pole, Anchor Base <i>For Bronze Or Satin Anodized Finish, Add</i> <i>For Black Anodized Finish, Add</i> <i>For >10 To 20, Deduct</i> <i>For >20 To 40, Deduct</i> <i>For >40, Deduct</i>	1,009.34 46.84 93.67 -32.26 -59.83 -124.35	270.49
26 56	13 00-0389	EA	14' High, 5" OD, 0.188", Round Tapered, Aluminum Area Light Pole, Anchor Base <i>For Bronze Or Satin Anodized Finish, Add</i> <i>For Black Anodized Finish, Add</i> <i>For >10 To 20, Deduct</i> <i>For >20 To 40, Deduct</i> <i>For >40, Deduct</i>	1,127.15 51.85 103.71 -35.96 -66.73 -138.64	304.30
26 56	13 00-0390	EA	16' High, 5" OD, 0.188", Round Tapered, Aluminum Area Light Pole, Anchor Base <i>For Bronze Or Satin Anodized Finish, Add</i> <i>For Black Anodized Finish, Add</i> <i>For >10 To 20, Deduct</i> <i>For >20 To 40, Deduct</i> <i>For >40, Deduct</i>	1,249.12 57.29 114.58 -39.82 -73.91 -153.56	338.12
26 56	13 00-0391	EA	18' High, 5" OD, 0.188", Round Tapered, Aluminum Area Light Pole, Anchor Base <i>For Bronze Or Satin Anodized Finish, Add</i> <i>For Black Anodized Finish, Add</i> <i>For >10 To 20, Deduct</i> <i>For >20 To 40, Deduct</i> <i>For >40, Deduct</i>	1,359.61 61.58 123.15 -43.23 -80.30 -166.75	371.92
26 56	13 00-0392	EA	20' High, 5" OD, 0.188", Round Tapered, Aluminum Area Light Pole, Anchor Base <i>For Bronze Or Satin Anodized Finish, Add</i> <i>For Black Anodized Finish, Add</i> <i>For >10 To 20, Deduct</i> <i>For >20 To 40, Deduct</i> <i>For >40, Deduct</i>	1,469.05 65.76 131.52 -46.59 -86.60 -179.78	405.73
26 56	13 00-0393	EA	16' High, 6" OD, 0.188", Round Tapered, Aluminum Area Light Pole, Anchor Base <i>For Bronze Or Satin Anodized Finish, Add</i> <i>For Black Anodized Finish, Add</i> <i>For >10 To 20, Deduct</i> <i>For >20 To 40, Deduct</i> <i>For >40, Deduct</i>	1,363.07 68.69 137.37 -44.38 -81.89 -170.65	338.12
26 56	13 00-0394	EA	18' High, 6" OD, 0.188", Round Tapered, Aluminum Area Light Pole, Anchor Base <i>For Bronze Or Satin Anodized Finish, Add</i> <i>For Black Anodized Finish, Add</i> <i>For >10 To 20, Deduct</i> <i>For >20 To 40, Deduct</i> <i>For >40, Deduct</i>	1,493.43 74.96 149.92 -48.58 -89.66 -186.82	371.92
26 56	13 00-0395	EA	20' High, 6" OD, 0.188", Round Tapered, Aluminum Area Light Pole, Anchor Base <i>For Bronze Or Satin Anodized Finish, Add</i> <i>For Black Anodized Finish, Add</i> <i>For >10 To 20, Deduct</i> <i>For >20 To 40, Deduct</i> <i>For >40, Deduct</i>	1,591.37 77.99 155.98 -51.48 -95.17 -198.13	405.73
26 56	13 00-0396	EA	23' High, 6" OD, 0.188", Round Tapered, Aluminum Area Light Pole, Anchor Base <i>For Bronze Or Satin Anodized Finish, Add</i> <i>For Black Anodized Finish, Add</i> <i>For >10 To 20, Deduct</i> <i>For >20 To 40, Deduct</i> <i>For >40, Deduct</i>	1,814.43 86.77 173.54 -58.38 -108.08 -224.83	473.36
26 56	13 00-0397	EA	25' High, 6" OD, 0.188", Round Tapered, Aluminum Area Light Pole, Anchor Base <i>For Bronze Or Satin Anodized Finish, Add</i> <i>For Black Anodized Finish, Add</i> <i>For >10 To 20, Deduct</i> <i>For >20 To 40, Deduct</i> <i>For >40, Deduct</i>	2,043.76 96.18 192.36 -65.52 -121.42 -252.47	540.98
26 56	13 00-0398	EA	23' High, 8" OD, 0.188", Round Tapered, Aluminum Area Light Pole, Anchor Base <i>For Bronze Or Satin Anodized Finish, Add</i> <i>For Black Anodized Finish, Add</i> <i>For >10 To 20, Deduct</i> <i>For >20 To 40, Deduct</i> <i>For >40, Deduct</i>	2,050.69 110.40 220.80 -67.83 -124.61 -260.27	473.36



Electrical	26	26
Lighting	26 50	
Exterior Lighting	26 56	

MINOR	CSI	UOM	DESCRIPTION	TOTAL DIRECT UNIT COST	DEMOLITION UNIT COST
26 56	13 00-0399	EA	25' High, 8" OD, 0.188", Round Tapered, Aluminum Area Light Pole, Anchor Base <i>For Bronze Or Satin Anodized Finish, Add</i> <i>For Black Anodized Finish, Add</i> <i>For >10 To 20, Deduct</i> <i>For >20 To 40, Deduct</i> <i>For >40, Deduct</i>	2,268.53 118.66 237.31 -74.51 -137.16 -286.18	540.98
26 56	13 00-0400	EA	28' High, 8" OD, 0.188", Round Tapered, Aluminum Area Light Pole, Anchor Base <i>For Bronze Or Satin Anodized Finish, Add</i> <i>For Black Anodized Finish, Add</i> <i>For >10 To 20, Deduct</i> <i>For >20 To 40, Deduct</i> <i>For >40, Deduct</i>	2,438.61 128.90 257.81 -80.30 -147.71 -308.31	574.79
26 56	13 00-0401	EA	30' High, 8" OD, 0.188", Round Tapered, Aluminum Area Light Pole, Anchor Base <i>For Bronze Or Satin Anodized Finish, Add</i> <i>For Black Anodized Finish, Add</i> <i>For >10 To 20, Deduct</i> <i>For >20 To 40, Deduct</i> <i>For >40, Deduct</i>	2,590.91 137.37 274.74 -85.38 -157.02 -327.78	608.61
26 56	13 00-0402	EA	33' High, 8" OD, 0.188", Round Tapered, Aluminum Area Light Pole, Anchor Base <i>For Bronze Or Satin Anodized Finish, Add</i> <i>For Black Anodized Finish, Add</i> <i>For >10 To 20, Deduct</i> <i>For >20 To 40, Deduct</i> <i>For >40, Deduct</i>	2,726.14 147.51 295.02 -90.28 -165.81 -346.37	625.51
26 56	13 00-0403	EA	35' High, 8" OD, 0.188", Round Tapered, Aluminum Area Light Pole, Anchor Base <i>For Bronze Or Satin Anodized Finish, Add</i> <i>For Black Anodized Finish, Add</i> <i>For >10 To 20, Deduct</i> <i>For >20 To 40, Deduct</i> <i>For >40, Deduct</i>	2,844.63 155.98 311.96 -94.51 -173.43 -362.45	642.41
26 56	13 00-0404	EA	37' High, 8" OD, 0.188", Round Tapered, Aluminum Area Light Pole, Anchor Base <i>For Bronze Or Satin Anodized Finish, Add</i> <i>For Black Anodized Finish, Add</i> <i>For >10 To 20, Deduct</i> <i>For >20 To 40, Deduct</i> <i>For >40, Deduct</i>	2,946.39 162.78 325.55 -98.08 -179.87 -376.03	659.32
26 56	13 00-0405	EA	39' High, 8" OD, 0.188", Round Tapered, Aluminum Area Light Pole, Anchor Base <i>For Bronze Or Satin Anodized Finish, Add</i> <i>For Black Anodized Finish, Add</i> <i>For >10 To 20, Deduct</i> <i>For >20 To 40, Deduct</i> <i>For >40, Deduct</i>	3,126.56 177.41 354.82 -104.78 -191.81 -401.36	676.22
26 56	13 00-0406	EA	28' High, 10" OD, 0.188", Round Tapered, Aluminum Area Light Pole, Anchor Base <i>For Bronze Or Satin Anodized Finish, Add</i> <i>For Black Anodized Finish, Add</i> <i>For >10 To 20, Deduct</i> <i>For >20 To 40, Deduct</i> <i>For >40, Deduct</i>	2,890.24 174.07 348.13 -98.37 -179.33 -376.06	574.79
26 56	13 00-0407	EA	30' High, 10" OD, 0.188", Round Tapered, Aluminum Area Light Pole, Anchor Base <i>For Bronze Or Satin Anodized Finish, Add</i> <i>For Black Anodized Finish, Add</i> <i>For >10 To 20, Deduct</i> <i>For >20 To 40, Deduct</i> <i>For >40, Deduct</i>	3,113.63 189.64 379.29 -106.29 -193.61 -406.18	608.61
26 56	13 00-0408	EA	33' High, 10" OD, 0.188", Round Tapered, Aluminum Area Light Pole, Anchor Base <i>For Bronze Or Satin Anodized Finish, Add</i> <i>For Black Anodized Finish, Add</i> <i>For >10 To 20, Deduct</i> <i>For >20 To 40, Deduct</i> <i>For >40, Deduct</i>	3,269.76 201.87 403.75 -112.03 -203.86 -427.91	625.51
26 56	13 00-0409	EA	35' High, 10" OD, 0.188", Round Tapered, Aluminum Area Light Pole, Anchor Base <i>For Bronze Or Satin Anodized Finish, Add</i> <i>For Black Anodized Finish, Add</i> <i>For >10 To 20, Deduct</i> <i>For >20 To 40, Deduct</i> <i>For >40, Deduct</i>	3,389.30 210.45 420.89 -116.30 -211.55 -444.15	642.41
26 56	13 00-0410	EA	37' High, 10" OD, 0.188", Round Tapered, Aluminum Area Light Pole, Anchor Base <i>For Bronze Or Satin Anodized Finish, Add</i> <i>For Black Anodized Finish, Add</i> <i>For >10 To 20, Deduct</i> <i>For >20 To 40, Deduct</i> <i>For >40, Deduct</i>	3,457.61 213.90 427.79 -118.52 -215.66 -452.71	659.32
26 56	13 00-0411	EA	39' High, 10" OD, 0.188", Round Tapered, Aluminum Area Light Pole, Anchor Base <i>For Bronze Or Satin Anodized Finish, Add</i> <i>For Black Anodized Finish, Add</i> <i>For >10 To 20, Deduct</i> <i>For >20 To 40, Deduct</i> <i>For >40, Deduct</i>	3,655.55 230.31 460.62 -125.94 -228.84 -480.71	676.22
26 56	13 00-0412	EA	28' High, 8" OD, 0.250", Round Tapered, Aluminum Area Light Pole, Anchor Base <i>For Bronze Or Satin Anodized Finish, Add</i> <i>For Black Anodized Finish, Add</i> <i>For >10 To 20, Deduct</i> <i>For >20 To 40, Deduct</i> <i>For >40, Deduct</i>	2,747.01 159.74 319.49 -92.64 -169.30 -354.57	574.79



MINOR		TOTAL DIRECT	DEMOLITION
CSI	UOM DESCRIPTION	UNIT COST	UNIT COST
26 56 13 00-0413	EA 30' High, 8" OD, 0.250", Round Tapered, Aluminum Area Light Pole, Anchor Base <i>For Bronze Or Satin Anodized Finish, Add</i> <i>For Black Anodized Finish, Add</i> <i>For >10 To 20, Deduct</i> <i>For >20 To 40, Deduct</i> <i>For >40, Deduct</i>	2,951.58 173.44 346.88 -99.81 -182.27 -381.88	608.61
26 56 13 00-0414	EA 33' High, 8" OD, 0.250", Round Tapered, Aluminum Area Light Pole, Anchor Base <i>For Bronze Or Satin Anodized Finish, Add</i> <i>For Black Anodized Finish, Add</i> <i>For >10 To 20, Deduct</i> <i>For >20 To 40, Deduct</i> <i>For >40, Deduct</i>	3,032.45 178.14 356.29 -102.53 -187.25 -392.32	625.51
26 56 13 00-0415	EA 35' High, 8" OD, 0.250", Round Tapered, Aluminum Area Light Pole, Anchor Base <i>For Bronze Or Satin Anodized Finish, Add</i> <i>For Black Anodized Finish, Add</i> <i>For >10 To 20, Deduct</i> <i>For >20 To 40, Deduct</i> <i>For >40, Deduct</i>	3,233.53 194.87 389.74 -110.07 -200.65 -420.79	642.41
26 56 13 00-0416	EA 37' High, 8" OD, 0.250", Round Tapered, Aluminum Area Light Pole, Anchor Base <i>For Bronze Or Satin Anodized Finish, Add</i> <i>For Black Anodized Finish, Add</i> <i>For >10 To 20, Deduct</i> <i>For >20 To 40, Deduct</i> <i>For >40, Deduct</i>	3,334.25 201.56 403.12 -113.59 -207.02 -434.21	659.32
26 56 13 00-0417	EA 39' High, 8" OD, 0.250", Round Tapered, Aluminum Area Light Pole, Anchor Base <i>For Bronze Or Satin Anodized Finish, Add</i> <i>For Black Anodized Finish, Add</i> <i>For >10 To 20, Deduct</i> <i>For >20 To 40, Deduct</i> <i>For >40, Deduct</i>	3,533.24 218.08 436.16 -121.04 -220.28 -462.36	676.22
26 56 13 00-0418	EA 28' High, 10" OD, 0.250", Round Tapered, Aluminum Area Light Pole, Anchor Base <i>For Bronze Or Satin Anodized Finish, Add</i> <i>For Black Anodized Finish, Add</i> <i>For >10 To 20, Deduct</i> <i>For >20 To 40, Deduct</i> <i>For >40, Deduct</i>	3,401.46 225.19 450.38 -118.81 -215.11 -452.74	574.79
26 56 13 00-0419	EA 30' High, 10" OD, 0.250", Round Tapered, Aluminum Area Light Pole, Anchor Base <i>For Bronze Or Satin Anodized Finish, Add</i> <i>For Black Anodized Finish, Add</i> <i>For >10 To 20, Deduct</i> <i>For >20 To 40, Deduct</i> <i>For >40, Deduct</i>	3,596.62 237.94 475.88 -125.61 -227.42 -478.63	608.61
26 56 13 00-0420	EA 33' High, 10" OD, 0.250", Round Tapered, Aluminum Area Light Pole, Anchor Base <i>For Bronze Or Satin Anodized Finish, Add</i> <i>For Black Anodized Finish, Add</i> <i>For >10 To 20, Deduct</i> <i>For >20 To 40, Deduct</i> <i>For >40, Deduct</i>	3,754.85 250.38 500.77 -131.43 -237.82 -500.68	625.51
26 56 13 00-0421	EA 35' High, 10" OD, 0.250", Round Tapered, Aluminum Area Light Pole, Anchor Base <i>For Bronze Or Satin Anodized Finish, Add</i> <i>For Black Anodized Finish, Add</i> <i>For >10 To 20, Deduct</i> <i>For >20 To 40, Deduct</i> <i>For >40, Deduct</i>	3,997.75 271.29 542.58 -140.64 -254.15 -535.42	642.41
26 56 13 00-0422	EA 37' High, 10" OD, 0.250", Round Tapered, Aluminum Area Light Pole, Anchor Base <i>For Bronze Or Satin Anodized Finish, Add</i> <i>For Black Anodized Finish, Add</i> <i>For >10 To 20, Deduct</i> <i>For >20 To 40, Deduct</i> <i>For >40, Deduct</i>	4,054.56 273.59 547.18 -142.40 -257.45 -542.25	659.32
26 56 13 00-0423	EA 39' High, 10" OD, 0.250", Round Tapered, Aluminum Area Light Pole, Anchor Base <i>For Bronze Or Satin Anodized Finish, Add</i> <i>For Black Anodized Finish, Add</i> <i>For >10 To 20, Deduct</i> <i>For >20 To 40, Deduct</i> <i>For >40, Deduct</i>	4,296.41 294.40 588.79 -151.57 -273.70 -576.84	676.22
26 56 13 00-0424	EA 48' High, 10" OD, 0.250", Round Tapered, Aluminum Area Light Pole, Anchor Base <i>For Bronze Or Satin Anodized Finish, Add</i> <i>For Black Anodized Finish, Add</i> <i>For >10 To 20, Deduct</i> <i>For >20 To 40, Deduct</i> <i>For >40, Deduct</i>	5,456.68 342.80 685.60 -187.84 -341.39 -717.07	1,014.34
26 56 13 00-0425	EA 50' High, 10" OD, 0.250", Round Tapered, Aluminum Area Light Pole, Anchor Base <i>For Bronze Or Satin Anodized Finish, Add</i> <i>For Black Anodized Finish, Add</i> <i>For >10 To 20, Deduct</i> <i>For >20 To 40, Deduct</i> <i>For >40, Deduct</i>	5,586.31 355.76 711.53 -193.02 -350.47 -736.51	1,014.34
26 56 13 00-0426	Round Tapered, Aluminum Area Light Poles, Hinged Anchor Base <small>(26 56 13 00-0354)</small>		
26 56 13 00-0427	EA 8' High, 4" OD, 0.125", Round Tapered, Aluminum Area Light Pole, Hinged Anchor Base <i>For Bronze, Satin Or Black Anodized Finish, Add</i> <i>For >10 To 20, Deduct</i> <i>For >20 To 40, Deduct</i> <i>For >40, Deduct</i>	926.36 78.09 -30.97 -56.73 -118.67	202.87



Electrical	26	26
Lighting	26 50	
Exterior Lighting	26 56	

MINOR	CSI	UOM	DESCRIPTION	TOTAL DIRECT UNIT COST	DEMOLITION UNIT COST
26 56	13 00-0428	EA	10' High, 4" OD, 0.125", Round Tapered, Aluminum Area Light Pole, Hinged Anchor Base <i>For Bronze, Satin Or Black Anodized Finish, Add</i> <i>For >10 To 20, Deduct</i> <i>For >20 To 40, Deduct</i> <i>For >40, Deduct</i>	1,015.94 81.39 -33.54 -61.65 -128.72	236.68
26 56	13 00-0429	EA	12' High, 4" OD, 0.125", Round Tapered, Aluminum Area Light Pole, Hinged Anchor Base <i>For Bronze, Satin Or Black Anodized Finish, Add</i> <i>For >10 To 20, Deduct</i> <i>For >20 To 40, Deduct</i> <i>For >40, Deduct</i>	1,106.56 84.84 -36.15 -66.64 -138.94	270.49
26 56	13 00-0430	EA	14' High, 4" OD, 0.125", Round Tapered, Aluminum Area Light Pole, Hinged Anchor Base <i>For Bronze, Satin Or Black Anodized Finish, Add</i> <i>For >10 To 20, Deduct</i> <i>For >20 To 40, Deduct</i> <i>For >40, Deduct</i>	1,199.28 88.60 -38.84 -71.78 -149.46	304.30
26 56	13 00-0431	EA	16' High, 4" OD, 0.125", Round Tapered, Aluminum Area Light Pole, Hinged Anchor Base <i>For Bronze, Satin Or Black Anodized Finish, Add</i> <i>For >10 To 20, Deduct</i> <i>For >20 To 40, Deduct</i> <i>For >40, Deduct</i>	1,290.94 92.21 -41.49 -76.84 -159.83	338.12
26 56	13 00-0432	EA	10' High, 5" OD, 0.125", Round Tapered, Aluminum Area Light Pole, Hinged Anchor Base <i>For Bronze, Satin Or Black Anodized Finish, Add</i> <i>For >10 To 20, Deduct</i> <i>For >20 To 40, Deduct</i> <i>For >40, Deduct</i>	1,028.49 83.27 -34.04 -62.53 -130.61	236.68
26 56	13 00-0433	EA	12' High, 5" OD, 0.125", Round Tapered, Aluminum Area Light Pole, Hinged Anchor Base <i>For Bronze, Satin Or Black Anodized Finish, Add</i> <i>For >10 To 20, Deduct</i> <i>For >20 To 40, Deduct</i> <i>For >40, Deduct</i>	1,121.20 87.03 -36.73 -67.66 -141.13	270.49
26 56	13 00-0434	EA	14' High, 5" OD, 0.125", Round Tapered, Aluminum Area Light Pole, Hinged Anchor Base <i>For Bronze, Satin Or Black Anodized Finish, Add</i> <i>For >10 To 20, Deduct</i> <i>For >20 To 40, Deduct</i> <i>For >40, Deduct</i>	1,216.01 91.11 -39.51 -72.95 -151.97	304.30
26 56	13 00-0435	EA	16' High, 5" OD, 0.125", Round Tapered, Aluminum Area Light Pole, Hinged Anchor Base <i>For Bronze, Satin Or Black Anodized Finish, Add</i> <i>For >10 To 20, Deduct</i> <i>For >20 To 40, Deduct</i> <i>For >40, Deduct</i>	1,309.76 95.03 -42.25 -78.16 -162.65	338.12
26 56	13 00-0436	EA	18' High, 5" OD, 0.125", Round Tapered, Aluminum Area Light Pole, Hinged Anchor Base <i>For Bronze, Satin Or Black Anodized Finish, Add</i> <i>For >10 To 20, Deduct</i> <i>For >20 To 40, Deduct</i> <i>For >40, Deduct</i>	1,417.11 100.99 -45.53 -84.32 -175.37	371.92
26 56	13 00-0437	EA	20' High, 5" OD, 0.125", Round Tapered, Aluminum Area Light Pole, Hinged Anchor Base <i>For Bronze, Satin Or Black Anodized Finish, Add</i> <i>For >10 To 20, Deduct</i> <i>For >20 To 40, Deduct</i> <i>For >40, Deduct</i>	1,515.05 105.54 -48.43 -89.82 -186.68	405.73
26 56	13 00-0438	EA	12' High, 5" OD, 0.156", Round Tapered, Aluminum Area Light Pole, Hinged Anchor Base <i>For Bronze, Satin Or Black Anodized Finish, Add</i> <i>For >10 To 20, Deduct</i> <i>For >20 To 40, Deduct</i> <i>For >40, Deduct</i>	1,161.97 93.15 -38.36 -70.52 -147.25	270.49
26 56	13 00-0439	EA	14' High, 5" OD, 0.156", Round Tapered, Aluminum Area Light Pole, Hinged Anchor Base <i>For Bronze, Satin Or Black Anodized Finish, Add</i> <i>For >10 To 20, Deduct</i> <i>For >20 To 40, Deduct</i> <i>For >40, Deduct</i>	1,262.01 98.01 -41.35 -76.17 -158.87	304.30
26 56	13 00-0440	EA	16' High, 5" OD, 0.156", Round Tapered, Aluminum Area Light Pole, Hinged Anchor Base <i>For Bronze, Satin Or Black Anodized Finish, Add</i> <i>For >10 To 20, Deduct</i> <i>For >20 To 40, Deduct</i> <i>For >40, Deduct</i>	1,374.57 104.75 -44.84 -82.70 -172.37	338.12
26 56	13 00-0441	EA	18' High, 5" OD, 0.156", Round Tapered, Aluminum Area Light Pole, Hinged Anchor Base <i>For Bronze, Satin Or Black Anodized Finish, Add</i> <i>For >10 To 20, Deduct</i> <i>For >20 To 40, Deduct</i> <i>For >40, Deduct</i>	1,476.70 109.93 -47.91 -88.49 -184.31	371.92
26 56	13 00-0442	EA	20' High, 5" OD, 0.156", Round Tapered, Aluminum Area Light Pole, Hinged Anchor Base <i>For Bronze, Satin Or Black Anodized Finish, Add</i> <i>For >10 To 20, Deduct</i> <i>For >20 To 40, Deduct</i> <i>For >40, Deduct</i>	1,592.41 117.14 -51.52 -95.24 -198.29	405.73
26 56	13 00-0443	EA	16' High, 6" OD, 0.156", Round Tapered, Aluminum Area Light Pole, Hinged Anchor Base <i>For Bronze, Satin Or Black Anodized Finish, Add</i> <i>For >10 To 20, Deduct</i> <i>For >20 To 40, Deduct</i> <i>For >40, Deduct</i>	1,434.16 113.69 -47.22 -86.87 -181.31	338.12
26 56	13 00-0444	EA	18' High, 6" OD, 0.156", Round Tapered, Aluminum Area Light Pole, Hinged Anchor Base <i>For Bronze, Satin Or Black Anodized Finish, Add</i> <i>For >10 To 20, Deduct</i> <i>For >20 To 40, Deduct</i> <i>For >40, Deduct</i>	1,557.20 122.00 -51.13 -94.13 -196.39	371.92



MINOR	CSI	UOM	DESCRIPTION	TOTAL DIRECT UNIT COST	DEMOLITION UNIT COST
26 56	13 00-0445	EA	20' High, 6" OD, 0.156", Round Tapered, Aluminum Area Light Pole, Hinged Anchor Base <i>For Bronze, Satin Or Black Anodized Finish, Add</i> <i>For >10 To 20, Deduct</i> <i>For >20 To 40, Deduct</i> <i>For >40, Deduct</i>	1,657.23 126.86 -54.12 -99.78 -208.01	405.73
26 56	13 00-0446	EA	12' High, 5" OD, 0.188", Round Tapered, Aluminum Area Light Pole, Hinged Anchor Base <i>For Bronze, Satin Or Black Anodized Finish, Add</i> <i>For >10 To 20, Deduct</i> <i>For >20 To 40, Deduct</i> <i>For >40, Deduct</i>	1,194.38 98.01 -39.66 -72.79 -152.11	270.49
26 56	13 00-0447	EA	14' High, 5" OD, 0.188", Round Tapered, Aluminum Area Light Pole, Hinged Anchor Base <i>For Bronze, Satin Or Black Anodized Finish, Add</i> <i>For >10 To 20, Deduct</i> <i>For >20 To 40, Deduct</i> <i>For >40, Deduct</i>	1,311.15 105.38 -43.32 -79.61 -166.24	304.30
26 56	13 00-0448	EA	16' High, 5" OD, 0.188", Round Tapered, Aluminum Area Light Pole, Hinged Anchor Base <i>For Bronze, Satin Or Black Anodized Finish, Add</i> <i>For >10 To 20, Deduct</i> <i>For >20 To 40, Deduct</i> <i>For >40, Deduct</i>	1,434.16 113.69 -47.22 -86.87 -181.31	338.12
26 56	13 00-0449	EA	18' High, 5" OD, 0.188", Round Tapered, Aluminum Area Light Pole, Hinged Anchor Base <i>For Bronze, Satin Or Black Anodized Finish, Add</i> <i>For >10 To 20, Deduct</i> <i>For >20 To 40, Deduct</i> <i>For >40, Deduct</i>	1,544.66 120.12 -50.63 -93.25 -194.51	371.92
26 56	13 00-0450	EA	20' High, 5" OD, 0.188", Round Tapered, Aluminum Area Light Pole, Hinged Anchor Base <i>For Bronze, Satin Or Black Anodized Finish, Add</i> <i>For >10 To 20, Deduct</i> <i>For >20 To 40, Deduct</i> <i>For >40, Deduct</i>	1,662.46 127.65 -54.33 -100.14 -208.80	405.73
26 56	13 00-0451	EA	16' High, 6" OD, 0.188", Round Tapered, Aluminum Area Light Pole, Hinged Anchor Base <i>For Bronze, Satin Or Black Anodized Finish, Add</i> <i>For >10 To 20, Deduct</i> <i>For >20 To 40, Deduct</i> <i>For >40, Deduct</i>	1,502.12 123.89 -49.94 -91.62 -191.51	338.12
26 56	13 00-0452	EA	18' High, 6" OD, 0.188", Round Tapered, Aluminum Area Light Pole, Hinged Anchor Base <i>For Bronze, Satin Or Black Anodized Finish, Add</i> <i>For >10 To 20, Deduct</i> <i>For >20 To 40, Deduct</i> <i>For >40, Deduct</i>	1,633.52 133.45 -54.18 -99.47 -207.84	371.92
26 56	13 00-0453	EA	20' High, 6" OD, 0.188", Round Tapered, Aluminum Area Light Pole, Hinged Anchor Base <i>For Bronze, Satin Or Black Anodized Finish, Add</i> <i>For >10 To 20, Deduct</i> <i>For >20 To 40, Deduct</i> <i>For >40, Deduct</i>	1,738.78 139.10 -57.38 -105.49 -220.24	405.73
26 56	13 00-0454		Round Tapered, Aluminum Area Light Poles, Direct Burial (26 56 13 00-0354) Note: Includes rubberized undercoating on embedded portion.		
26 56	13 00-0455	EA	8' High, 4" OD, 0.125", Round Tapered, Aluminum Area Light Pole, Direct Burial <i>For Bronze Or Satin Anodized Finish, Add</i> <i>For Black Anodized Finish, Add</i> <i>For >10 To 20, Deduct</i> <i>For >20 To 40, Deduct</i> <i>For >40, Deduct</i>	647.57 30.95 61.89 -20.83 -38.57 -80.23	169.06
26 56	13 00-0456	EA	10' High, 4" OD, 0.125", Round Tapered, Aluminum Area Light Pole, Direct Burial <i>For Bronze Or Satin Anodized Finish, Add</i> <i>For Black Anodized Finish, Add</i> <i>For >10 To 20, Deduct</i> <i>For >20 To 40, Deduct</i> <i>For >40, Deduct</i>	676.84 33.87 67.74 -22.00 -40.62 -84.62	169.06
26 56	13 00-0457	EA	12' High, 4" OD, 0.125", Round Tapered, Aluminum Area Light Pole, Direct Burial <i>For Bronze Or Satin Anodized Finish, Add</i> <i>For Black Anodized Finish, Add</i> <i>For >10 To 20, Deduct</i> <i>For >20 To 40, Deduct</i> <i>For >40, Deduct</i>	734.69 36.28 72.55 -23.81 -43.99 -91.61	185.96
26 56	13 00-0458	EA	14' High, 4" OD, 0.125", Round Tapered, Aluminum Area Light Pole, Direct Burial <i>For Bronze Or Satin Anodized Finish, Add</i> <i>For Black Anodized Finish, Add</i> <i>For >10 To 20, Deduct</i> <i>For >20 To 40, Deduct</i> <i>For >40, Deduct</i>	785.22 37.95 75.90 -25.32 -46.85 -97.50	202.87
26 56	13 00-0459	EA	16' High, 4" OD, 0.125", Round Tapered, Aluminum Area Light Pole, Direct Burial <i>For Bronze Or Satin Anodized Finish, Add</i> <i>For Black Anodized Finish, Add</i> <i>For >10 To 20, Deduct</i> <i>For >20 To 40, Deduct</i> <i>For >40, Deduct</i>	822.86 41.71 83.43 -26.83 -49.49 -103.14	202.87
26 56	13 00-0460	EA	12' High, 5" OD, 0.125", Round Tapered, Aluminum Area Light Pole, Direct Burial <i>For Bronze Or Satin Anodized Finish, Add</i> <i>For Black Anodized Finish, Add</i> <i>For >10 To 20, Deduct</i> <i>For >20 To 40, Deduct</i> <i>For >40, Deduct</i>	762.91 39.10 78.20 -24.94 -45.97 -95.84	185.96



Electrical	26	26
Lighting	26 50	
Exterior Lighting	26 56	

MINOR CSI UOM DESCRIPTION	TOTAL DIRECT UNIT COST	DEMOLITION UNIT COST
26 56 13 00-0461 EA 14' High, 5" OD, 0.125", Round Tapered, Aluminum Area Light Pole, Direct Burial <i>For Bronze Or Satin Anodized Finish, Add</i> <i>For Black Anodized Finish, Add</i> <i>For >10 To 20, Deduct</i> <i>For >20 To 40, Deduct</i> <i>For >40, Deduct</i>	826.00 42.03 84.05 -26.95 -49.71 -103.61	202.87
26 56 13 00-0462 EA 16' High, 5" OD, 0.125", Round Tapered, Aluminum Area Light Pole, Direct Burial <i>For Bronze Or Satin Anodized Finish, Add</i> <i>For Black Anodized Finish, Add</i> <i>For >10 To 20, Deduct</i> <i>For >20 To 40, Deduct</i> <i>For >40, Deduct</i>	846.91 44.12 88.24 -27.79 -51.17 -106.75	202.87
26 56 13 00-0463 EA 18' High, 5" OD, 0.125", Round Tapered, Aluminum Area Light Pole, Direct Burial <i>For Bronze Or Satin Anodized Finish, Add</i> <i>For Black Anodized Finish, Add</i> <i>For >10 To 20, Deduct</i> <i>For >20 To 40, Deduct</i> <i>For >40, Deduct</i>	914.18 47.46 94.93 -29.97 -55.20 -115.15	219.77
26 56 13 00-0464 EA 20' High, 5" OD, 0.125", Round Tapered, Aluminum Area Light Pole, Direct Burial <i>For Bronze Or Satin Anodized Finish, Add</i> <i>For Black Anodized Finish, Add</i> <i>For >10 To 20, Deduct</i> <i>For >20 To 40, Deduct</i> <i>For >40, Deduct</i>	977.26 50.39 100.78 -31.99 -58.94 -122.92	236.68
26 56 13 00-0465 EA 16' High, 5" OD, 0.156", Round Tapered, Aluminum Area Light Pole, Direct Burial <i>For Bronze Or Satin Anodized Finish, Add</i> <i>For Black Anodized Finish, Add</i> <i>For >10 To 20, Deduct</i> <i>For >20 To 40, Deduct</i> <i>For >40, Deduct</i>	907.54 50.18 100.36 -30.22 -55.41 -115.84	202.87
26 56 13 00-0466 EA 18' High, 5" OD, 0.156", Round Tapered, Aluminum Area Light Pole, Direct Burial <i>For Bronze Or Satin Anodized Finish, Add</i> <i>For Black Anodized Finish, Add</i> <i>For >10 To 20, Deduct</i> <i>For >20 To 40, Deduct</i> <i>For >40, Deduct</i>	981.09 54.15 108.31 -32.65 -59.89 -125.19	219.77
26 56 13 00-0467 EA 20' High, 5" OD, 0.156", Round Tapered, Aluminum Area Light Pole, Direct Burial <i>For Bronze Or Satin Anodized Finish, Add</i> <i>For Black Anodized Finish, Add</i> <i>For >10 To 20, Deduct</i> <i>For >20 To 40, Deduct</i> <i>For >40, Deduct</i>	1,049.40 57.60 115.21 -34.88 -63.99 -133.74	236.68
26 56 13 00-0468 EA 18' High, 6" OD, 0.156", Round Tapered, Aluminum Area Light Pole, Direct Burial <i>For Bronze Or Satin Anodized Finish, Add</i> <i>For Black Anodized Finish, Add</i> <i>For >10 To 20, Deduct</i> <i>For >20 To 40, Deduct</i> <i>For >40, Deduct</i>	1,066.81 62.73 125.45 -36.08 -65.89 -138.04	219.77
26 56 13 00-0469 EA 25' High, 6" OD, 0.156", Round Tapered, Aluminum Area Light Pole, Direct Burial <i>For Bronze Or Satin Anodized Finish, Add</i> <i>For Black Anodized Finish, Add</i> <i>For >10 To 20, Deduct</i> <i>For >20 To 40, Deduct</i> <i>For >40, Deduct</i>	1,363.74 82.28 164.55 -46.43 -84.64 -177.51	270.49
26 56 13 00-0470 EA 25' High, 6" OD, 0.188", Round Tapered, Aluminum Area Light Pole, Direct Burial <i>For Bronze Or Satin Anodized Finish, Add</i> <i>For Black Anodized Finish, Add</i> <i>For >10 To 20, Deduct</i> <i>For >20 To 40, Deduct</i> <i>For >40, Deduct</i>	1,481.88 94.09 188.18 -51.16 -92.91 -195.23	270.49
26 56 13 00-0471 EA 30' High, 7" OD, 0.156", Round Tapered, Aluminum Area Light Pole, Direct Burial <i>For Bronze Or Satin Anodized Finish, Add</i> <i>For Black Anodized Finish, Add</i> <i>For >10 To 20, Deduct</i> <i>For >20 To 40, Deduct</i> <i>For >40, Deduct</i>	1,650.91 104.23 208.46 -56.91 -103.39 -217.21	304.30
26 56 13 00-0472 EA 30' High, 8" OD, 0.156", Round Tapered, Aluminum Area Light Pole, Direct Burial <i>For Bronze Or Satin Anodized Finish, Add</i> <i>For Black Anodized Finish, Add</i> <i>For >10 To 20, Deduct</i> <i>For >20 To 40, Deduct</i> <i>For >40, Deduct</i>	1,779.50 117.09 234.18 -62.05 -112.39 -236.49	304.30
26 56 13 00-0473 Square Straight, Aluminum Area Light Poles <small>(26 56 13 00-0294)</small>		
26 56 13 00-0474 Square Straight, Aluminum Area Light Poles, Anchor Base <small>(26 56 13 00-0473)</small>		
26 56 13 00-0475 EA 8' High, 4" OD, 0.125", Square Straight, Aluminum Area Light Pole, Anchor Base <i>For Bronze Or Satin Anodized Finish, Add</i> <i>For Black Anodized Finish, Add</i> <i>For >10 To 20, Deduct</i> <i>For >20 To 40, Deduct</i> <i>For >40, Deduct</i>	837.50 43.18 86.35 -27.41 -50.51 -105.34	202.87

26 Electrical
26 50 Lighting
26 56 Exterior Lighting



MINOR	CSI	UOM	DESCRIPTION	TOTAL DIRECT UNIT COST	DEMOLITION UNIT COST
26 56	13 00-0476	EA	10' High, 4" OD, 0.125", Square Straight, Aluminum Area Light Pole, Anchor Base	927.08	236.68
			<i>For Bronze Or Satin Anodized Finish, Add</i>	45.37	
			<i>For Black Anodized Finish, Add</i>	90.74	
			<i>For >10 To 20, Deduct</i>	-29.98	
			<i>For >20 To 40, Deduct</i>	-55.43	
			<i>For >40, Deduct</i>	-115.39	
26 56	13 00-0477	EA	12' High, 4" OD, 0.125", Square Straight, Aluminum Area Light Pole, Anchor Base	1,025.02	270.49
			<i>For Bronze Or Satin Anodized Finish, Add</i>	48.40	
			<i>For Black Anodized Finish, Add</i>	96.81	
			<i>For >10 To 20, Deduct</i>	-32.89	
			<i>For >20 To 40, Deduct</i>	-60.93	
			<i>For >40, Deduct</i>	-126.70	
26 56	13 00-0478	EA	14' High, 4" OD, 0.125", Square Straight, Aluminum Area Light Pole, Anchor Base	1,121.92	304.30
			<i>For Bronze Or Satin Anodized Finish, Add</i>	51.33	
			<i>For Black Anodized Finish, Add</i>	102.66	
			<i>For >10 To 20, Deduct</i>	-35.75	
			<i>For >20 To 40, Deduct</i>	-66.36	
			<i>For >40, Deduct</i>	-137.86	
26 56	13 00-0479	EA	15' High, 4" OD, 0.125", Square Straight, Aluminum Area Light Pole, Anchor Base	1,174.54	321.20
			<i>For Bronze Or Satin Anodized Finish, Add</i>	53.21	
			<i>For Black Anodized Finish, Add</i>	106.43	
			<i>For >10 To 20, Deduct</i>	-37.35	
			<i>For >20 To 40, Deduct</i>	-69.37	
			<i>For >40, Deduct</i>	-144.06	
26 56	13 00-0480	EA	16' High, 4" OD, 0.125", Square Straight, Aluminum Area Light Pole, Anchor Base	1,227.17	338.12
			<i>For Bronze Or Satin Anodized Finish, Add</i>	55.10	
			<i>For Black Anodized Finish, Add</i>	110.19	
			<i>For >10 To 20, Deduct</i>	-38.94	
			<i>For >20 To 40, Deduct</i>	-72.38	
			<i>For >40, Deduct</i>	-150.26	
26 56	13 00-0481	EA	18' High, 4" OD, 0.125", Square Straight, Aluminum Area Light Pole, Anchor Base	1,330.34	371.92
			<i>For Bronze Or Satin Anodized Finish, Add</i>	58.65	
			<i>For Black Anodized Finish, Add</i>	117.30	
			<i>For >10 To 20, Deduct</i>	-42.06	
			<i>For >20 To 40, Deduct</i>	-78.25	
			<i>For >40, Deduct</i>	-162.36	
26 56	13 00-0482	EA	20' High, 4" OD, 0.125", Square Straight, Aluminum Area Light Pole, Anchor Base	1,442.92	405.73
			<i>For Bronze Or Satin Anodized Finish, Add</i>	63.15	
			<i>For Black Anodized Finish, Add</i>	126.29	
			<i>For >10 To 20, Deduct</i>	-45.54	
			<i>For >20 To 40, Deduct</i>	-84.78	
			<i>For >40, Deduct</i>	-175.86	
26 56	13 00-0483	EA	16' High, 4" OD, 0.188", Square Straight, Aluminum Area Light Pole, Anchor Base	1,299.30	338.12
			<i>For Bronze Or Satin Anodized Finish, Add</i>	62.31	
			<i>For Black Anodized Finish, Add</i>	124.62	
			<i>For >10 To 20, Deduct</i>	-41.83	
			<i>For >20 To 40, Deduct</i>	-77.43	
			<i>For >40, Deduct</i>	-161.08	
26 56	13 00-0484	EA	18' High, 4" OD, 0.188", Square Straight, Aluminum Area Light Pole, Anchor Base	1,404.57	371.92
			<i>For Bronze Or Satin Anodized Finish, Add</i>	66.07	
			<i>For Black Anodized Finish, Add</i>	132.14	
			<i>For >10 To 20, Deduct</i>	-45.03	
			<i>For >20 To 40, Deduct</i>	-83.44	
			<i>For >40, Deduct</i>	-173.49	
26 56	13 00-0485	EA	20' High, 4" OD, 0.188", Square Straight, Aluminum Area Light Pole, Anchor Base	1,523.41	405.73
			<i>For Bronze Or Satin Anodized Finish, Add</i>	71.19	
			<i>For Black Anodized Finish, Add</i>	142.39	
			<i>For >10 To 20, Deduct</i>	-48.76	
			<i>For >20 To 40, Deduct</i>	-90.41	
			<i>For >40, Deduct</i>	-187.94	
26 56	13 00-0486	EA	15' High, 5" OD, 0.188", Square Straight, Aluminum Area Light Pole, Anchor Base	1,488.17	321.20
			<i>For Bronze Or Satin Anodized Finish, Add</i>	84.58	
			<i>For Black Anodized Finish, Add</i>	169.15	
			<i>For >10 To 20, Deduct</i>	-49.89	
			<i>For >20 To 40, Deduct</i>	-91.32	
			<i>For >40, Deduct</i>	-191.11	
26 56	13 00-0487	EA	20' High, 5" OD, 0.188", Square Straight, Aluminum Area Light Pole, Anchor Base	1,823.46	405.73
			<i>For Bronze Or Satin Anodized Finish, Add</i>	101.20	
			<i>For Black Anodized Finish, Add</i>	202.40	
			<i>For >10 To 20, Deduct</i>	-60.77	
			<i>For >20 To 40, Deduct</i>	-111.41	
			<i>For >40, Deduct</i>	-232.95	
26 56	13 00-0488	EA	25' High, 5" OD, 0.188", Square Straight, Aluminum Area Light Pole, Anchor Base	2,224.63	540.98
			<i>For Bronze Or Satin Anodized Finish, Add</i>	114.27	
			<i>For Black Anodized Finish, Add</i>	228.53	
			<i>For >10 To 20, Deduct</i>	-72.76	
			<i>For >20 To 40, Deduct</i>	-134.08	
			<i>For >40, Deduct</i>	-279.60	
26 56	13 00-0489	EA	20' High, 4" OD, 0.250", Square Straight, Aluminum Area Light Pole, Anchor Base	1,588.23	405.73
			<i>For Bronze Or Satin Anodized Finish, Add</i>	77.68	
			<i>For Black Anodized Finish, Add</i>	155.35	
			<i>For >10 To 20, Deduct</i>	-51.36	
			<i>For >20 To 40, Deduct</i>	-94.95	
			<i>For >40, Deduct</i>	-197.66	



Electrical	26
Lighting	26 50
Exterior Lighting	26 56

MINOR	CSI	UOM	DESCRIPTION	TOTAL DIRECT UNIT COST	DEMOLITION UNIT COST
26 56	13 00-0490	EA	20' High, 5" OD, 0.250", Square Straight, Aluminum Area Light Pole, Anchor Base <i>For Bronze Or Satin Anodized Finish, Add</i> <i>For Black Anodized Finish, Add</i> <i>For >10 To 20, Deduct</i> <i>For >20 To 40, Deduct</i> <i>For >40, Deduct</i>	1,949.95 113.65 227.70 -65.83 -120.27 -251.92	405.73
26 56	13 00-0491	EA	25' High, 5" OD, 0.250", Square Straight, Aluminum Area Light Pole, Anchor Base <i>For Bronze Or Satin Anodized Finish, Add</i> <i>For Black Anodized Finish, Add</i> <i>For >10 To 20, Deduct</i> <i>For >20 To 40, Deduct</i> <i>For >40, Deduct</i>	2,339.62 125.77 251.53 -77.36 -142.13 -296.85	540.98
26 56	13 00-0492	EA	20' High, 6" OD, 0.250", Square Straight, Aluminum Area Light Pole, Anchor Base <i>For Bronze Or Satin Anodized Finish, Add</i> <i>For Black Anodized Finish, Add</i> <i>For >10 To 20, Deduct</i> <i>For >20 To 40, Deduct</i> <i>For >40, Deduct</i>	2,148.59 133.71 267.42 -73.77 -134.17 -281.72	405.73
26 56	13 00-0493	EA	25' High, 6" OD, 0.250", Square Straight, Aluminum Area Light Pole, Anchor Base <i>For Bronze Or Satin Anodized Finish, Add</i> <i>For Black Anodized Finish, Add</i> <i>For >10 To 20, Deduct</i> <i>For >20 To 40, Deduct</i> <i>For >40, Deduct</i>	2,598.89 151.69 303.39 -87.73 -160.28 -335.74	540.98
26 56	13 00-0494	EA	30' High, 6" OD, 0.250", Square Straight, Aluminum Area Light Pole, Anchor Base <i>For Bronze Or Satin Anodized Finish, Add</i> <i>For Black Anodized Finish, Add</i> <i>For >10 To 20, Deduct</i> <i>For >20 To 40, Deduct</i> <i>For >40, Deduct</i>	3,003.86 178.67 357.33 -101.90 -185.93 -389.72	608.61
26 56	13 00-0495		Square Straight, Aluminum Area Light Poles, Direct Burial <small>(26 56 13 00-0473)</small> Note: Includes rubberized undercoating on embedded portion.		
26 56	13 00-0496	EA	10' High, 4" OD, 0.125", Square Straight, Aluminum Area Light Pole, Direct Burial <i>For Bronze Or Satin Anodized Finish, Add</i> <i>For Black Anodized Finish, Add</i> <i>For >10 To 20, Deduct</i> <i>For >20 To 40, Deduct</i> <i>For >40, Deduct</i>	750.02 41.19 82.38 -24.93 -45.74 -95.60	169.06
26 56	13 00-0497	EA	12' High, 4" OD, 0.125", Square Straight, Aluminum Area Light Pole, Direct Burial <i>For Bronze Or Satin Anodized Finish, Add</i> <i>For Black Anodized Finish, Add</i> <i>For >10 To 20, Deduct</i> <i>For >20 To 40, Deduct</i> <i>For >40, Deduct</i>	837.14 46.52 93.04 -27.91 -51.16 -106.98	185.96
26 56	13 00-0498	EA	14' High, 4" OD, 0.125", Square Straight, Aluminum Area Light Pole, Direct Burial <i>For Bronze Or Satin Anodized Finish, Add</i> <i>For Black Anodized Finish, Add</i> <i>For >10 To 20, Deduct</i> <i>For >20 To 40, Deduct</i> <i>For >40, Deduct</i>	892.91 48.72 97.44 -29.63 -54.39 -113.65	202.87
26 56	13 00-0499	EA	15' High, 4" OD, 0.125", Square Straight, Aluminum Area Light Pole, Direct Burial <i>For Bronze Or Satin Anodized Finish, Add</i> <i>For Black Anodized Finish, Add</i> <i>For >10 To 20, Deduct</i> <i>For >20 To 40, Deduct</i> <i>For >40, Deduct</i>	919.04 51.33 102.66 -30.68 -56.22 -117.57	202.87
26 56	13 00-0500	EA	16' High, 4" OD, 0.125", Square Straight, Aluminum Area Light Pole, Direct Burial <i>For Bronze Or Satin Anodized Finish, Add</i> <i>For Black Anodized Finish, Add</i> <i>For >10 To 20, Deduct</i> <i>For >20 To 40, Deduct</i> <i>For >40, Deduct</i>	951.45 54.57 109.14 -31.97 -58.49 -122.43	202.87
26 56	13 00-0501	EA	18' High, 4" OD, 0.188", Square Straight, Aluminum Area Light Pole, Direct Burial <i>For Bronze Or Satin Anodized Finish, Add</i> <i>For Black Anodized Finish, Add</i> <i>For >10 To 20, Deduct</i> <i>For >20 To 40, Deduct</i> <i>For >40, Deduct</i>	1,096.09 65.65 131.31 -37.25 -67.94 -142.44	219.77
26 56	13 00-0502	EA	20' High, 4" OD, 0.188", Square Straight, Aluminum Area Light Pole, Direct Burial <i>For Bronze Or Satin Anodized Finish, Add</i> <i>For Black Anodized Finish, Add</i> <i>For >10 To 20, Deduct</i> <i>For >20 To 40, Deduct</i> <i>For >40, Deduct</i>	1,174.85 70.15 140.30 -39.89 -72.77 -152.56	236.68
26 56	13 00-0503	EA	20' High, 5" OD, 0.188", Square Straight, Aluminum Area Light Pole, Direct Burial <i>For Bronze Or Satin Anodized Finish, Add</i> <i>For Black Anodized Finish, Add</i> <i>For >10 To 20, Deduct</i> <i>For >20 To 40, Deduct</i> <i>For >40, Deduct</i>	1,338.98 86.56 173.12 -46.46 -84.26 -177.18	236.68

26	Electrical
26 50	Lighting
26 56	Exterior Lighting



MINOR	CSI	UOM	DESCRIPTION	TOTAL DIRECT UNIT COST	DEMOLITION UNIT COST
26 56	13 00-0504	EA	25' High, 5" OD, 0.188", Square Straight, Aluminum Area Light Pole, Direct Burial <i>For Bronze Or Satin Anodized Finish, Add</i> <i>For Black Anodized Finish, Add</i> <i>For >10 To 20, Deduct</i> <i>For >20 To 40, Deduct</i> <i>For >40, Deduct</i>	1,538.33 99.74 199.47 -53.42 -96.86 -203.70	270.49
26 56	13 00-0505	EA	25' High, 6" OD, 0.250", Square Straight, Aluminum Area Light Pole, Direct Burial <i>For Bronze Or Satin Anodized Finish, Add</i> <i>For Black Anodized Finish, Add</i> <i>For >10 To 20, Deduct</i> <i>For >20 To 40, Deduct</i> <i>For >40, Deduct</i>	1,905.26 136.43 272.86 -68.10 -122.55 -258.74	270.49
26 56	13 00-0506		Factory Accessories For Aluminum Area Light Poles <small>(26 56 13 00-0294)</small>		
26 56	13 00-0507	EA	1/2", 3/4" Or 1" Factory Threaded Pipe Coupling Or Nipple For Aluminum Area Light Poles	91.25	
26 56	13 00-0508	EA	Extra Handhole For Aluminum Area Light Poles	38.97	
26 56	13 00-0509	EA	Vibration Dampener For Aluminum Area Light Poles	138.04	
26 56	13 00-0510		Fiberglass Area Light Poles <small>(26 56 13 00-0177)</small> Note: Includes UV resistant textured weave finish, anchor bolts, base cover, reinforced handhole with cover and grounding provisions and tenon top.		
26 56	13 00-0511		Round Tapered, Fiberglass Area Light Poles <small>(26 56 13 00-0510)</small>		
26 56	13 00-0512		Round Tapered, Fiberglass Area Light Poles, Anchor Base <small>(26 56 13 00-0511)</small>		
26 56	13 00-0513	EA	10' High, 3.5" Top OD, Round Tapered, Fiberglass Area Light Pole, Anchor Base <i>For >10 To 20, Deduct</i> <i>For >20 To 40, Deduct</i> <i>For >40, Deduct</i>	1,323.06 -45.82 -83.15 -174.79	236.68
26 56	13 00-0514	EA	12' High, 3.5" Top OD, Round Tapered, Fiberglass Area Light Pole, Anchor Base <i>For >10 To 20, Deduct</i> <i>For >20 To 40, Deduct</i> <i>For >40, Deduct</i>	1,441.26 -49.54 -90.07 -189.14	270.49
26 56	13 00-0515	EA	14' High, 3.5" Top OD, Round Tapered, Fiberglass Area Light Pole, Anchor Base <i>For >10 To 20, Deduct</i> <i>For >20 To 40, Deduct</i> <i>For >40, Deduct</i>	1,560.91 -53.31 -97.09 -203.71	304.30
26 56	13 00-0516	EA	16' High, 3.5" Top OD, Round Tapered, Fiberglass Area Light Pole, Anchor Base <i>For >10 To 20, Deduct</i> <i>For >20 To 40, Deduct</i> <i>For >40, Deduct</i>	1,679.10 -57.02 -104.01 -218.05	338.12
26 56	13 00-0517	EA	18' High, 3.5" Top OD, Round Tapered, Fiberglass Area Light Pole, Anchor Base <i>For >10 To 20, Deduct</i> <i>For >20 To 40, Deduct</i> <i>For >40, Deduct</i>	1,823.32 -61.78 -112.76 -236.31	371.92
26 56	13 00-0518	EA	20' High, 3.5" Top OD, Round Tapered, Fiberglass Area Light Pole, Anchor Base <i>For >10 To 20, Deduct</i> <i>For >20 To 40, Deduct</i> <i>For >40, Deduct</i>	1,944.40 -65.60 -119.88 -251.09	405.73
26 56	13 00-0519	EA	22' High, 3.5" Top OD, Round Tapered, Fiberglass Area Light Pole, Anchor Base <i>For >10 To 20, Deduct</i> <i>For >20 To 40, Deduct</i> <i>For >40, Deduct</i>	2,131.67 -71.07 -130.28 -272.42	473.36
26 56	13 00-0520	EA	24' High, 3.5" Top OD, Round Tapered, Fiberglass Area Light Pole, Anchor Base <i>For >10 To 20, Deduct</i> <i>For >20 To 40, Deduct</i> <i>For >40, Deduct</i>	2,317.49 -76.47 -140.59 -293.53	540.98
26 56	13 00-0521	EA	26' High, 3.5" Top OD, Round Tapered, Fiberglass Area Light Pole, Anchor Base <i>For >10 To 20, Deduct</i> <i>For >20 To 40, Deduct</i> <i>For >40, Deduct</i>	2,434.55 -81.15 -148.78 -311.08	540.98
26 56	13 00-0522	EA	28' High, 3.5" Top OD, Round Tapered, Fiberglass Area Light Pole, Anchor Base <i>For >10 To 20, Deduct</i> <i>For >20 To 40, Deduct</i> <i>For >40, Deduct</i>	2,604.77 -86.95 -159.34 -333.24	574.79
26 56	13 00-0523	EA	30' High, 3.5" Top OD, Round Tapered, Fiberglass Area Light Pole, Anchor Base <i>For >10 To 20, Deduct</i> <i>For >20 To 40, Deduct</i> <i>For >40, Deduct</i>	2,774.99 -92.74 -169.91 -355.39	608.61
26 56	13 00-0524	EA	10' High, 4.5" Top OD, Round Tapered, Fiberglass Area Light Pole, Anchor Base <i>For >10 To 20, Deduct</i> <i>For >20 To 40, Deduct</i> <i>For >40, Deduct</i>	1,456.01 -51.14 -92.45 -194.73	236.68
26 56	13 00-0525	EA	12' High, 4.5" Top OD, Round Tapered, Fiberglass Area Light Pole, Anchor Base <i>For >10 To 20, Deduct</i> <i>For >20 To 40, Deduct</i> <i>For >40, Deduct</i>	1,548.19 -53.81 -97.55 -205.18	270.49
26 56	13 00-0526	EA	14' High, 4.5" Top OD, Round Tapered, Fiberglass Area Light Pole, Anchor Base <i>For >10 To 20, Deduct</i> <i>For >20 To 40, Deduct</i> <i>For >40, Deduct</i>	1,641.84 -56.54 -102.76 -215.85	304.30



Electrical	26	26
Lighting	26 50	
Exterior Lighting	26 56	

MINOR	CSI	UOM	DESCRIPTION	TOTAL DIRECT UNIT COST	DEMOLITION UNIT COST
26 56	13 00-0527	EA	16' High, 4.5" Top OD, Round Tapered, Fiberglass Area Light Pole, Anchor Base <i>For >10 To 20, Deduct</i> <i>For >20 To 40, Deduct</i> <i>For >40, Deduct</i>	1,738.35 -59.99 -108.16 -226.94	338.12
26 56	13 00-0528	EA	18' High, 4.5" Top OD, Round Tapered, Fiberglass Area Light Pole, Anchor Base <i>For >10 To 20, Deduct</i> <i>For >20 To 40, Deduct</i> <i>For >40, Deduct</i>	1,842.10 -62.53 -114.07 -239.12	371.92
26 56	13 00-0529	EA	20' High, 4.5" Top OD, Round Tapered, Fiberglass Area Light Pole, Anchor Base <i>For >10 To 20, Deduct</i> <i>For >20 To 40, Deduct</i> <i>For >40, Deduct</i>	1,944.40 -65.60 -119.88 -251.09	405.73
26 56	13 00-0530	EA	22' High, 4.5" Top OD, Round Tapered, Fiberglass Area Light Pole, Anchor Base <i>For >10 To 20, Deduct</i> <i>For >20 To 40, Deduct</i> <i>For >40, Deduct</i>	2,114.33 -70.37 -129.07 -269.81	473.36
26 56	13 00-0531	EA	24' High, 4.5" Top OD, Round Tapered, Fiberglass Area Light Pole, Anchor Base <i>For >10 To 20, Deduct</i> <i>For >20 To 40, Deduct</i> <i>For >40, Deduct</i>	2,317.49 -76.47 -140.59 -293.53	540.98
26 56	13 00-0532	EA	26' High, 4.5" Top OD, Round Tapered, Fiberglass Area Light Pole, Anchor Base <i>For >10 To 20, Deduct</i> <i>For >20 To 40, Deduct</i> <i>For >40, Deduct</i>	2,366.63 -78.44 -144.02 -300.90	540.98
26 56	13 00-0533	EA	28' High, 4.5" Top OD, Round Tapered, Fiberglass Area Light Pole, Anchor Base <i>For >10 To 20, Deduct</i> <i>For >20 To 40, Deduct</i> <i>For >40, Deduct</i>	2,484.82 -82.15 -150.95 -315.24	574.79
26 56	13 00-0534	EA	30' High, 4.5" Top OD, Round Tapered, Fiberglass Area Light Pole, Anchor Base <i>For >10 To 20, Deduct</i> <i>For >20 To 40, Deduct</i> <i>For >40, Deduct</i>	2,603.02 -85.86 -157.87 -329.59	608.61
26 56	13 00-0535	EA	10' High, 5" Top OD, Round Tapered, Fiberglass Area Light Pole, Anchor Base <i>For >10 To 20, Deduct</i> <i>For >20 To 40, Deduct</i> <i>For >40, Deduct</i>	1,651.09 -58.94 -106.11 -224.00	236.68
26 56	13 00-0536	EA	12' High, 5" Top OD, Round Tapered, Fiberglass Area Light Pole, Anchor Base <i>For >10 To 20, Deduct</i> <i>For >20 To 40, Deduct</i> <i>For >40, Deduct</i>	1,763.51 -62.43 -112.63 -237.48	270.49
26 56	13 00-0537	EA	14' High, 5" Top OD, Round Tapered, Fiberglass Area Light Pole, Anchor Base <i>For >10 To 20, Deduct</i> <i>For >20 To 40, Deduct</i> <i>For >40, Deduct</i>	1,875.94 -65.91 -119.14 -250.96	304.30
26 56	13 00-0538	EA	16' High, 5" Top OD, Round Tapered, Fiberglass Area Light Pole, Anchor Base <i>For >10 To 20, Deduct</i> <i>For >20 To 40, Deduct</i> <i>For >40, Deduct</i>	1,989.79 -69.45 -125.76 -264.66	338.12
26 56	13 00-0539	EA	18' High, 5" Top OD, Round Tapered, Fiberglass Area Light Pole, Anchor Base <i>For >10 To 20, Deduct</i> <i>For >20 To 40, Deduct</i> <i>For >40, Deduct</i>	2,109.44 -73.22 -132.78 -279.22	371.92
26 56	13 00-0540	EA	20' High, 5" Top OD, Round Tapered, Fiberglass Area Light Pole, Anchor Base <i>For >10 To 20, Deduct</i> <i>For >20 To 40, Deduct</i> <i>For >40, Deduct</i>	2,237.75 -77.34 -140.41 -295.09	405.73
26 56	13 00-0541	EA	22' High, 5" Top OD, Round Tapered, Fiberglass Area Light Pole, Anchor Base <i>For >10 To 20, Deduct</i> <i>For >20 To 40, Deduct</i> <i>For >40, Deduct</i>	2,446.69 -83.67 -152.33 -319.67	473.36
26 56	13 00-0542	EA	24' High, 5" Top OD, Round Tapered, Fiberglass Area Light Pole, Anchor Base <i>For >10 To 20, Deduct</i> <i>For >20 To 40, Deduct</i> <i>For >40, Deduct</i>	2,657.09 -90.05 -164.36 -344.47	540.98
26 56	13 00-0543	EA	26' High, 5" Top OD, Round Tapered, Fiberglass Area Light Pole, Anchor Base <i>For >10 To 20, Deduct</i> <i>For >20 To 40, Deduct</i> <i>For >40, Deduct</i>	2,732.23 -93.06 -169.62 -355.74	540.98
26 56	13 00-0544	EA	28' High, 5" Top OD, Round Tapered, Fiberglass Area Light Pole, Anchor Base <i>For >10 To 20, Deduct</i> <i>For >20 To 40, Deduct</i> <i>For >40, Deduct</i>	2,918.35 -99.49 -181.29 -380.27	574.79
26 56	13 00-0545	EA	30' High, 5" Top OD, Round Tapered, Fiberglass Area Light Pole, Anchor Base <i>For >10 To 20, Deduct</i> <i>For >20 To 40, Deduct</i> <i>For >40, Deduct</i>	3,071.22 -104.59 -190.64 -399.82	608.61
26 56	13 00-0546	EA	32' High, 5" Top OD, Round Tapered, Fiberglass Area Light Pole, Anchor Base <i>For >10 To 20, Deduct</i> <i>For >20 To 40, Deduct</i> <i>For >40, Deduct</i>	3,190.30 -108.85 -198.30 -415.99	625.51
26 56	13 00-0547	EA	34' High, 5" Top OD, Round Tapered, Fiberglass Area Light Pole, Anchor Base <i>For >10 To 20, Deduct</i> <i>For >20 To 40, Deduct</i> <i>For >40, Deduct</i>	3,309.37 -113.10 -205.96 -432.16	642.41



MINOR	CSI	UOM	DESCRIPTION	TOTAL DIRECT UNIT COST	DEMOLITION UNIT COST
26 56 13 00-0548			Round Tapered, Fiberglass Area Light Poles, Direct Burial <small>(26 56 13 00-0511)</small>		
26 56 13 00-0549	EA		10' High, 3.5" Top OD, Round Tapered, Fiberglass Area Light Pole, Direct Burial.....	823.66	169.06
			<i>For >10 To 20, Deduct</i>	-27.87	
			<i>For >20 To 40, Deduct</i>	-50.89	
			<i>For >40, Deduct</i>	-106.64	
26 56 13 00-0550	EA		12' High, 3.5" Top OD, Round Tapered, Fiberglass Area Light Pole, Direct Burial.....	884.92	185.96
			<i>For >10 To 20, Deduct</i>	-29.82	
			<i>For >20 To 40, Deduct</i>	-54.51	
			<i>For >40, Deduct</i>	-114.14	
26 56 13 00-0551	EA		14' High, 3.5" Top OD, Round Tapered, Fiberglass Area Light Pole, Direct Burial.....	944.74	202.87
			<i>For >10 To 20, Deduct</i>	-31.70	
			<i>For >20 To 40, Deduct</i>	-58.02	
			<i>For >40, Deduct</i>	-121.42	
26 56 13 00-0552	EA		16' High, 3.5" Top OD, Round Tapered, Fiberglass Area Light Pole, Direct Burial.....	969.31	202.87
			<i>For >10 To 20, Deduct</i>	-32.69	
			<i>For >20 To 40, Deduct</i>	-59.74	
			<i>For >40, Deduct</i>	-125.17	
26 56 13 00-0553	EA		18' High, 3.5" Top OD, Round Tapered, Fiberglass Area Light Pole, Direct Burial.....	1,043.59	219.77
			<i>For >10 To 20, Deduct</i>	-35.15	
			<i>For >20 To 40, Deduct</i>	-64.26	
			<i>For >40, Deduct</i>	-134.56	
26 56 13 00-0554	EA		20' High, 3.5" Top OD, Round Tapered, Fiberglass Area Light Pole, Direct Burial.....	1,106.30	236.68
			<i>For >10 To 20, Deduct</i>	-37.15	
			<i>For >20 To 40, Deduct</i>	-67.97	
			<i>For >40, Deduct</i>	-142.28	
26 56 13 00-0555	EA		22' High, 3.5" Top OD, Round Tapered, Fiberglass Area Light Pole, Direct Burial.....	1,173.34	253.59
			<i>For >10 To 20, Deduct</i>	-39.33	
			<i>For >20 To 40, Deduct</i>	-71.99	
			<i>For >40, Deduct</i>	-150.64	
26 56 13 00-0556	EA		24' High, 3.5" Top OD, Round Tapered, Fiberglass Area Light Pole, Direct Burial.....	1,247.62	270.49
			<i>For >10 To 20, Deduct</i>	-41.79	
			<i>For >20 To 40, Deduct</i>	-76.51	
			<i>For >40, Deduct</i>	-160.09	
26 56 13 00-0557	EA		26' High, 3.5" Top OD, Round Tapered, Fiberglass Area Light Pole, Direct Burial.....	1,386.35	270.49
			<i>For >10 To 20, Deduct</i>	-47.34	
			<i>For >20 To 40, Deduct</i>	-86.22	
			<i>For >40, Deduct</i>	-180.90	
26 56 13 00-0558	EA		28' High, 3.5" Top OD, Round Tapered, Fiberglass Area Light Pole, Direct Burial.....	1,558.88	287.39
			<i>For >10 To 20, Deduct</i>	-53.73	
			<i>For >20 To 40, Deduct</i>	-97.63	
			<i>For >40, Deduct</i>	-205.09	
26 56 13 00-0559	EA		30' High, 3.5" Top OD, Round Tapered, Fiberglass Area Light Pole, Direct Burial.....	1,731.43	304.30
			<i>For >10 To 20, Deduct</i>	-60.13	
			<i>For >20 To 40, Deduct</i>	-109.03	
			<i>For >40, Deduct</i>	-229.28	
26 56 13 00-0560	EA		10' High, 4.5" Top OD, Round Tapered, Fiberglass Area Light Pole, Direct Burial.....	956.61	169.06
			<i>For >10 To 20, Deduct</i>	-33.19	
			<i>For >20 To 40, Deduct</i>	-60.20	
			<i>For >40, Deduct</i>	-126.59	
26 56 13 00-0561	EA		12' High, 4.5" Top OD, Round Tapered, Fiberglass Area Light Pole, Direct Burial.....	1,025.09	185.96
			<i>For >10 To 20, Deduct</i>	-35.42	
			<i>For >20 To 40, Deduct</i>	-64.32	
			<i>For >40, Deduct</i>	-135.17	
26 56 13 00-0562	EA		14' High, 4.5" Top OD, Round Tapered, Fiberglass Area Light Pole, Direct Burial.....	1,093.58	202.87
			<i>For >10 To 20, Deduct</i>	-37.66	
			<i>For >20 To 40, Deduct</i>	-68.44	
			<i>For >40, Deduct</i>	-143.75	
26 56 13 00-0563	EA		16' High, 4.5" Top OD, Round Tapered, Fiberglass Area Light Pole, Direct Burial.....	1,129.71	202.87
			<i>For >10 To 20, Deduct</i>	-39.10	
			<i>For >20 To 40, Deduct</i>	-70.97	
			<i>For >40, Deduct</i>	-149.17	
26 56 13 00-0564	EA		18' High, 4.5" Top OD, Round Tapered, Fiberglass Area Light Pole, Direct Burial.....	1,198.21	219.77
			<i>For >10 To 20, Deduct</i>	-41.34	
			<i>For >20 To 40, Deduct</i>	-75.08	
			<i>For >40, Deduct</i>	-157.75	
26 56 13 00-0565	EA		20' High, 4.5" Top OD, Round Tapered, Fiberglass Area Light Pole, Direct Burial.....	1,266.70	236.68
			<i>For >10 To 20, Deduct</i>	-43.57	
			<i>For >20 To 40, Deduct</i>	-79.20	
			<i>For >40, Deduct</i>	-166.34	
26 56 13 00-0566	EA		22' High, 4.5" Top OD, Round Tapered, Fiberglass Area Light Pole, Direct Burial.....	1,335.19	253.59
			<i>For >10 To 20, Deduct</i>	-45.80	
			<i>For >20 To 40, Deduct</i>	-83.32	
			<i>For >40, Deduct</i>	-174.92	
26 56 13 00-0567	EA		24' High, 4.5" Top OD, Round Tapered, Fiberglass Area Light Pole, Direct Burial.....	1,436.92	270.49
			<i>For >10 To 20, Deduct</i>	-49.36	
			<i>For >20 To 40, Deduct</i>	-89.76	
			<i>For >40, Deduct</i>	-188.49	
26 56 13 00-0568	EA		26' High, 4.5" Top OD, Round Tapered, Fiberglass Area Light Pole, Direct Burial.....	1,571.31	270.49
			<i>For >10 To 20, Deduct</i>	-54.74	
			<i>For >20 To 40, Deduct</i>	-99.17	
			<i>For >40, Deduct</i>	-208.65	
26 56 13 00-0569	EA		28' High, 4.5" Top OD, Round Tapered, Fiberglass Area Light Pole, Direct Burial.....	1,740.96	287.39
			<i>For >10 To 20, Deduct</i>	-61.02	
			<i>For >20 To 40, Deduct</i>	-110.37	
			<i>For >40, Deduct</i>	-232.40	



Electrical	26	
Lighting	26 50	26
Exterior Lighting	26 56	

MINOR	CSI	UOM	DESCRIPTION	TOTAL DIRECT UNIT COST	DEMOLITION UNIT COST
26 56 13 00-0570	EA		30' High, 4.5" Top OD, Round Tapered, Fiberglass Area Light Pole, Direct Burial.....	1,909.17	304.30
			For >10 To 20, Deduct	-67.24	
			For >20 To 40, Deduct	-121.47	
			For >40, Deduct	-255.95	
26 56 13 00-0571	EA		10' High, 5" Top OD, Round Tapered, Fiberglass Area Light Pole, Direct Burial.....	1,073.66	169.06
			For >10 To 20, Deduct	-37.87	
			For >20 To 40, Deduct	-68.39	
			For >40, Deduct	-144.14	
26 56 13 00-0572	EA		12' High, 5" Top OD, Round Tapered, Fiberglass Area Light Pole, Direct Burial.....	1,133.47	185.96
			For >10 To 20, Deduct	-39.76	
			For >20 To 40, Deduct	-71.90	
			For >40, Deduct	-151.42	
26 56 13 00-0573	EA		14' High, 5" Top OD, Round Tapered, Fiberglass Area Light Pole, Direct Burial.....	1,191.85	202.87
			For >10 To 20, Deduct	-41.59	
			For >20 To 40, Deduct	-75.31	
			For >40, Deduct	-158.49	
26 56 13 00-0574	EA		16' High, 5" Top OD, Round Tapered, Fiberglass Area Light Pole, Direct Burial.....	1,216.41	202.87
			For >10 To 20, Deduct	-42.57	
			For >20 To 40, Deduct	-77.03	
			For >40, Deduct	-162.18	
26 56 13 00-0575	EA		18' High, 5" Top OD, Round Tapered, Fiberglass Area Light Pole, Direct Burial.....	1,274.80	219.77
			For >10 To 20, Deduct	-44.40	
			For >20 To 40, Deduct	-80.45	
			For >40, Deduct	-169.24	
26 56 13 00-0576	EA		20' High, 5" Top OD, Round Tapered, Fiberglass Area Light Pole, Direct Burial.....	1,334.62	236.68
			For >10 To 20, Deduct	-46.28	
			For >20 To 40, Deduct	-83.96	
			For >40, Deduct	-176.53	
26 56 13 00-0577	EA		22' High, 5" Top OD, Round Tapered, Fiberglass Area Light Pole, Direct Burial.....	1,443.57	253.59
			For >10 To 20, Deduct	-50.14	
			For >20 To 40, Deduct	-90.91	
			For >40, Deduct	-191.18	
26 56 13 00-0578	EA		24' High, 5" Top OD, Round Tapered, Fiberglass Area Light Pole, Direct Burial.....	1,569.87	270.49
			For >10 To 20, Deduct	-54.68	
			For >20 To 40, Deduct	-99.07	
			For >40, Deduct	-208.43	
26 56 13 00-0579	EA		26' High, 5" Top OD, Round Tapered, Fiberglass Area Light Pole, Direct Burial.....	1,653.68	270.49
			For >10 To 20, Deduct	-58.03	
			For >20 To 40, Deduct	-104.94	
			For >40, Deduct	-221.00	
26 56 13 00-0580	EA		28' High, 5" Top OD, Round Tapered, Fiberglass Area Light Pole, Direct Burial.....	1,772.75	287.39
			For >10 To 20, Deduct	-62.29	
			For >20 To 40, Deduct	-112.60	
			For >40, Deduct	-237.17	
26 56 13 00-0581	EA		30' High, 5" Top OD, Round Tapered, Fiberglass Area Light Pole, Direct Burial.....	1,891.83	304.30
			For >10 To 20, Deduct	-66.54	
			For >20 To 40, Deduct	-120.26	
			For >40, Deduct	-253.34	
26 56 13 00-0582			Factory Accessories For Fiberglass Area Light Poles (26 56 13 00-0510)		
26 56 13 00-0583	EA		Open Or Capped Top For Fiberglass Area Light Poles	51.23	
26 56 13 00-0584	EA		Factory Side Drilling Up To Four Fixtures On Fiberglass Area Light Poles	51.23	
26 56 13 00-0585	EA		Smooth Shaft Finish For Fiberglass Area Light Poles	97.21	
26 56 13 00-0586	EA		Vibration Dampener For Fiberglass Area Light Poles	128.74	
26 56 13 00-0587			Concrete Area Light Poles (26 56 13 00-0177)		
26 56 13 00-0588			Octagonal Tapered, Spun Concrete Area Light Poles, Anchor Base (26 56 13 00-0587)		
26 56 13 00-0589	EA		28' High, Octagonal Tapered, Spun Concrete Area Light Pole, Anchor Base	2,196.02	574.79
26 56 13 00-0590	EA		30' High, Octagonal Tapered, Spun Concrete Area Light Pole, Anchor Base	2,315.97	608.61
26 56 13 00-0591	EA		33' High, Octagonal Tapered, Spun Concrete Area Light Pole, Anchor Base	2,400.89	625.51
26 56 13 00-0592	EA		36' High, Octagonal Tapered, Spun Concrete Area Light Pole, Anchor Base	2,950.38	642.41
26 56 13 00-0593	EA		38' High, Octagonal Tapered, Spun Concrete Area Light Pole, Anchor Base	3,267.82	676.22
26 56 13 00-0594	EA		43' High, Octagonal Tapered, Spun Concrete Area Light Pole, Anchor Base	4,055.52	879.09
26 56 13 00-0595	EA		47' High, Octagonal Tapered, Spun Concrete Area Light Pole, Anchor Base	4,865.92	1,081.96
26 56 13 00-0596	EA		27' High, Octagonal Tapered, Spun Concrete Area Light Pole, Anchor Base	4,594.84	574.79
			Note: Polished brown with acrylic coating finish.		
26 56 13 00-0597	EA		30' High, Octagonal Tapered, Spun Concrete Area Light Pole, Anchor Base	5,288.88	608.61
			Note: Polished brown with acrylic coating finish.		
26 56 13 00-0598	EA		Pole Adapter Base Plate, Galvanized Steel, 1" Thick For Adapting Up To 40'	677.23	202.87
26 56 13 00-0599	EA		13' High Concrete Octagonal Area Light Pole, Pink With Acrylic Coating, Finish Design	2,750.61	405.60
26 56 13 00-0600	EA		Pole Base Cover For All Octagon Poles	262.40	82.77
26 56 13 00-0601	EA		Pole Arms 24" Long, Square, 250 Watt Fixture, Dark, Architectural Bronze	538.34	165.54
26 56 13 00-0602			Tapered, Spun Concrete Area Light Poles, Direct Burial (26 56 13 00-0587)		
			Note: Round or square.		
26 56 13 00-0603	EA		13' High, Tapered, Spun Concrete Area Light Pole, Direct Burial.....	2,269.58	270.49
26 56 13 00-0604	EA		16' High, Tapered, Spun Concrete Area Light Pole, Direct Burial.....	2,572.94	338.12
26 56 13 00-0605	EA		18' High, Tapered, Spun Concrete Area Light Pole, Direct Burial.....	2,849.46	405.73
26 56 13 00-0606	EA		30' High, Tapered, Spun Concrete Area Light Pole, Direct Burial.....	3,981.50	608.61
26 56 13 00-0607	EA		35' High, Tapered, Spun Concrete Area Light Pole, Direct Burial.....	4,575.97	642.41



MINOR CSI UOM DESCRIPTION	TOTAL DIRECT UNIT COST	DEMOLITION UNIT COST
26 56 13 00-0608 EA 40' High, Tapered, Spun Concrete Area Light Pole, Direct Burial.....	5,218.04	676.22
26 56 13 00-0609 EA 45' High, Tapered, Spun Concrete Area Light Pole, Direct Burial.....	6,073.48	879.09
26 56 13 00-0610 Round Tapered, Spun Concrete Area Light Poles, Direct Burial (26 56 13 00-0587)		
26 56 13 00-0611 EA 60' High, Round Tapered, Spun Concrete Area Light Pole, Direct Burial (Lithonia SPRTC C2 60 9-22).....	17,889.90	1,521.50
26 56 13 00-0612 EA 70' High, Round Tapered, Spun Concrete Area Light Pole, Direct Burial (Lithonia SPRTC C2 70 9-24).....	21,314.71	1,865.71
26 56 13 00-0613 EA 80' High, Round Tapered, Spun Concrete Area Light Pole, Direct Burial (Lithonia SPRTC C1 80 9-26).....	25,292.35	2,520.35
26 56 13 00-0614 Treated Wood Area Light Poles (26 56 13 00-0177)		
See CSI section 26 05 46 00-0001 for wood poles.		
26 56 13 00-0615 Cast Iron Decorative Light Posts (26 56 13 00-0177)		
26 56 13 00-0616 Round Tapered, Cast Iron Decorative Light Post, Anchor Base (26 56 13 00-0615)		
Note: As manufactured by Hadco and King Luminaries or an approved equal.		
26 56 13 00-0617 EA 10' High, Round Tapered, Cast Iron Decorative Light Post, Anchor Base.....	1,737.06	169.06
26 56 13 00-0618 EA 12' High, Round Tapered, Cast Iron Decorative Light Post, Anchor Base.....	1,825.59	194.75
26 56 13 00-0619 EA 14' High, Round Tapered, Cast Iron Decorative Light Post, Anchor Base.....	1,982.84	202.87
26 56 13 00-0620 EA 16' High, Round Tapered, Cast Iron Decorative Light Post, Anchor Base.....	2,441.02	236.68
26 56 13 00-0621 EA 18' High, Round Tapered, Cast Iron Decorative Light Post, Anchor Base.....	2,858.44	256.96
26 56 13 00-0622 EA 20' High, Round Tapered, Cast Iron Decorative Light Post, Anchor Base.....	3,296.42	277.25
26 56 13 00-0623 Landscape Light Poles (26 56 13 00-0001)		
Note: Excludes lighting fixtures.		
26 56 13 00-0624 Aluminum Landscape Light Poles (26 56 13 00-0623)		
Note: Includes painted finish.		
26 56 13 00-0625 Round Straight, Aluminum Landscape Light Poles (26 56 13 00-0624)		
26 56 13 00-0626 Round Straight, Aluminum Landscape Light Poles, Anchor Base (26 56 13 00-0625)		
26 56 13 00-0627 EA 7' High, 3" OD, Round Straight, Aluminum Landscape Light Pole, Anchor Base.....	498.76	202.87
26 56 13 00-0628 EA 12' High, 3" OD, Round Straight, Aluminum Landscape Light Pole, Anchor Base.....	835.42	270.49
26 56 13 00-0629 Round Straight, Aluminum Landscape Light Poles, Direct Burial (26 56 13 00-0625)		
26 56 13 00-0630 EA 7' High, 3" OD, Round Straight, Aluminum Landscape Light Pole, Direct Burial.....	454.98	202.87
26 56 13 00-0631 EA 12' High, 3" OD, Round Straight, Aluminum Landscape Light Pole, Direct Burial.....	791.63	270.49
26 56 13 00-0632 Steel Landscape Light Poles (26 56 13 00-0623)		
Note: Includes painted finish.		
26 56 13 00-0633 Round Straight, Steel Landscape Light Poles (26 56 13 00-0632)		
26 56 13 00-0634 Round Straight, Steel Landscape Light Poles, Anchor Base (26 56 13 00-0633)		
26 56 13 00-0635 EA 6'-8" High, 3" OD, Round Straight, Steel Landscape Light Pole, Anchor Base.....	561.51	202.87
26 56 13 00-0636 Round Straight, Steel Landscape Light Poles, Direct Burial (26 56 13 00-0633)		
26 56 13 00-0637 EA 6'-8" High, 3" OD, Round Straight, Steel Landscape Light Pole, Direct Burial.....	526.62	202.87
26 56 13 00-0638 Light Pole Brackets And Arms (26 56 13 00-0001)		
26 56 13 00-0639 Light Pole Brackets (26 56 13 00-0638)		
26 56 13 00-0640 Bullhorn Style, Pole Top Area Light Brackets (26 56 13 00-0639)		
26 56 13 00-0641 Round Bullhorn Style, Pole Top Area Light Brackets (26 56 13 00-0640)		
26 56 13 00-0642 Steel, Round Bullhorn Style, Pole Top Area Light Brackets (26 56 13 00-0641)		
Note: Includes powdercoat finish.		
26 56 13 00-0643 EA Two Tenons At 180 Degrees, Steel, Round Bullhorn Style, Pole Top Area Light Bracket.....	705.87	40.57
For Galvanized Finish, Add	62.47	
26 56 13 00-0644 EA Three Tenons At 180 Degrees, Steel, Round Bullhorn Style, Pole Top Area Light Bracket.....	894.36	40.57
For Galvanized Finish, Add	81.32	
26 56 13 00-0645 EA Three Tenons At 120 Degrees, Steel, Round Bullhorn Style, Pole Top Area Light Bracket.....	951.90	40.57
For Galvanized Finish, Add	87.08	
26 56 13 00-0646 EA Four Tenons At 90 Degrees, Steel, Round Bullhorn Style, Pole Top Area Light Bracket.....	1,307.04	40.57
For Galvanized Finish, Add	122.59	
26 56 13 00-0647 EA Four Tenons At 180 Degrees, Steel, Round Bullhorn Style, Pole Top Area Light Bracket.....	1,362.35	40.57
For Galvanized Finish, Add	128.12	
26 56 13 00-0648 Aluminum, Round Bullhorn Style, Pole Top Area Light Brackets (26 56 13 00-0641)		
Note: Includes satin brushed or painted finish.		
26 56 13 00-0649 EA Two Tenons At 180 Degrees, Aluminum, Round Bullhorn Style, Pole Top Area Light Bracket.....	251.55	40.57
For Bronze Or Satin Anodized Finish, Add	17.04	
For Black Anodized Finish, Add	34.08	



Electrical	26
Lighting	26 50
Exterior Lighting	26 56

MINOR CSI UOM DESCRIPTION	TOTAL DIRECT UNIT COST	DEMOLITION UNIT COST
26 56 13 00-0650 EA Three Tenons At 120 Degrees, Aluminum, Round Bullhorn Style, Pole Top Area Light Bracket <i>For Bronze Or Satin Anodized Finish, Add</i> <i>For Black Anodized Finish, Add</i>	305.91 22.48 44.95	40.57
26 56 13 00-0651 EA Three Tenons At 180 Degrees, Aluminum, Round Bullhorn Style, Pole Top Area Light Bracket <i>For Bronze Or Satin Anodized Finish, Add</i> <i>For Black Anodized Finish, Add</i>	300.55 23.94 47.88	40.57
26 56 13 00-0652 EA Four Tenons At 90 Degrees, Aluminum, Round Bullhorn Style, Pole Top Area Light Bracket <i>For Bronze Or Satin Anodized Finish, Add</i> <i>For Black Anodized Finish, Add</i>	371.77 29.06 58.13	40.57
26 56 13 00-0653 EA Four Tenons At 180 Degrees, Aluminum, Round Bullhorn Style, Pole Top Area Light Bracket <i>For Bronze Or Satin Anodized Finish, Add</i> <i>For Black Anodized Finish, Add</i>	382.23 30.11 60.22	40.57
26 56 13 00-0654 Square Bullhorn Style, Pole Top Area Light Brackets (26 56 13 00-0640)		
26 56 13 00-0655 Steel, Square Bullhorn Style, Pole Top Area Light Brackets (26 56 13 00-0654) Note: Includes powdercoat finish.		
26 56 13 00-0656 EA Two Tenons At 180 Degrees, Steel, Square Bullhorn Style, Pole Top Area Light Bracket <i>For Galvanized Finish, Add</i>	759.69 67.86	40.57
26 56 13 00-0657 EA Three Tenons At 180 Degrees, Steel, Square Bullhorn Style, Pole Top Area Light Bracket <i>For Galvanized Finish, Add</i>	940.24 85.91	40.57
26 56 13 00-0658 EA Four Tenons At 180 Degrees, Steel, Square Bullhorn Style, Pole Top Area Light Bracket <i>For Galvanized Finish, Add</i>	1,152.29 107.12	40.57
26 56 13 00-0659 EA Four Tenons At 90 Degrees, Steel, Square Bullhorn Style, Pole Top Area Light Bracket <i>For Galvanized Finish, Add</i>	1,365.33 128.42	40.57
26 56 13 00-0660 Wood Pole Clamp On Style, Pole Top Area Light Brackets (26 56 13 00-0639)		
26 56 13 00-0661 Steel, Wood Pole Clamp On Style, Pole Top Area Light Brackets (26 56 13 00-0660) Note: Includes powdercoat finish.		
26 56 13 00-0662 EA One Tenon, Steel, Wood Pole Clamp On Style, Pole Top Area Light Bracket	713.10	67.63
26 56 13 00-0663 EA Two Tenons At 90, 120 Or 180 Degrees, Steel, Wood Pole Clamp On Style, Pole Top Area Light Bracket	1,082.63	67.63
26 56 13 00-0664 EA Three Tenons At 120 Degrees, Steel, Wood Pole Clamp On Style, Pole Top Area Light Bracket	1,519.87	67.63
26 56 13 00-0665 EA Four Tenons At 90 Degrees, Steel, Wood Pole Clamp On Style, Pole Top Area Light Bracket	1,663.71	67.63
26 56 13 00-0666 Light Pole Arms (26 56 13 00-0638)		
26 56 13 00-0667 Wood Pole Streetlight Arms (26 56 13 00-0666)		
26 56 13 00-0668 Steel, Wood Pole Streetlight Arms (26 56 13 00-0667)		
26 56 13 00-0669 EA 1-1/4" Arm Diameter, 2-1/2' Arm Length, Galvanized Steel, Wood Pole Streetlight Arm, Bolt Mount	409.91	60.86
26 56 13 00-0670 EA 1-1/4" Arm Diameter, 3-1/2' Arm Length, Galvanized Steel, Wood Pole Streetlight Arm, Bolt Mount	433.10	67.63
26 56 13 00-0671 EA 1-1/4" Arm Diameter, 5-1/2' Arm Length, Galvanized Steel, Wood Pole Streetlight Arm, Bolt Mount	500.90	84.53
26 56 13 00-0672 EA 2" Arm Diameter, 3-1/2' Arm Length, Galvanized Steel, Wood Pole Streetlight Arm, Bolt Mount	610.18	67.63
26 56 13 00-0673 EA 2" Arm Diameter, 5-1/2' Arm Length, Galvanized Steel, Wood Pole Streetlight Arm, Bolt Mount	677.48	84.53
26 56 13 00-0674 EA 2" Arm Diameter, 7-1/2' Arm Length, Galvanized Steel, Wood Pole Streetlight Arm, Bolt Mount	822.64	101.43
26 56 13 00-0675 Aluminum, Wood Pole Streetlight Arms (26 56 13 00-0667)		
26 56 13 00-0676 EA 1-1/4" Arm Diameter, 42" Arm Length, Aluminum Arm, Wood Pole Streetlight Arm, Bolt Mount	252.30	67.63
26 56 13 00-0677 EA 2" Arm Diameter, 42" Arm Length, Aluminum Arm, Wood Pole Streetlight Arm, Bolt Mount	312.35	67.63
26 56 13 00-0678 EA 2" Arm Diameter, 66" Arm Length, Aluminum Arm, Wood Pole Streetlight Arm, Bolt Mount	417.49	84.53
26 56 13 00-0679 EA 2" Arm Diameter, 90" Arm Length, Aluminum Arm, Wood Pole Streetlight Arm, Bolt Mount	547.51	101.43
26 56 13 00-0680 Area Light Arms (26 56 13 00-0666)		
26 56 13 00-0681 Steel Area Light Arms (26 56 13 00-0680)		
26 56 13 00-0682 EA Single, 2.38" Arm Diameter, 4' Arm Length, Upsweep Style, Steel Area Light Arm, Hub Mount	794.10	67.63
26 56 13 00-0683 EA Two, 2.38" Arm Diameter, 4' Arm Length, Upsweep Style, Steel Area Light Arms, Hub Mount	1,252.87	74.39
26 56 13 00-0684 EA Three, 2.38" Arm Diameter, 4' Arm Length, Upsweep Style, Steel Area Light Arms, Hub Mount	1,392.50	81.14
26 56 13 00-0685 EA Four, 2.38" Arm Diameter, 4' Arm Length, Upsweep Style, Steel Area Light Arms, Hub Mount	1,655.68	87.91
26 56 13 00-0686 EA Single, 2.38" Arm Diameter, 6' Arm Length, Upsweep Style, Steel Area Light Arm, Hub Mount	946.31	84.53
26 56 13 00-0687 EA Two, 2.38" Arm Diameter, 6' Arm Length, Upsweep Style, Steel Area Light Arms, Hub Mount	1,358.75	91.29
26 56 13 00-0688 Aluminum Area Light Arms (26 56 13 00-0680)		
26 56 13 00-0689 EA Single, 4' Arm Length, Mast Style, Aluminum Area Light Arm, Bolt Mount	305.65	67.63
26 56 13 00-0690 EA Single, 6' Arm Length, Mast Style, Aluminum Area Light Arm, Bolt Mount	377.10	84.53
26 56 13 00-0691 EA Single, 8' Arm Length, Mast Style, Aluminum Area Light Arm, Bolt Mount	450.64	101.43
26 56 13 00-0692 EA Single, 4' Arm Length, Mast Style, Aluminum Area Light Arm, Hub Mount	303.56	67.63
26 56 13 00-0693 EA Two, 4' Arm Length, Mast Style, Aluminum Area Light Arms, Hub Mount	429.99	74.39
26 56 13 00-0694 EA Single, 6' Arm Length, Mast Style, Aluminum Area Light Arm, Hub Mount	372.92	84.53
26 56 13 00-0695 EA Two, 6' Arm Length, Mast Style, Aluminum Area Light Arms, Hub Mount	524.44	91.29
26 56 13 00-0696 EA Single, 8' Arm Length, Mast Style, Aluminum Area Light Arm, Hub Mount	452.73	101.43
26 56 13 00-0697 EA Two, 8' Arm Length, Mast Style, Aluminum Area Light Arms, Hub Mount	636.66	108.20
26 56 13 00-0698 Removal And Reinstallation Of Lighting Pole (26 56 13 00-0001) Note: Includes storage, cleaning and supply materials.		

26	Electrical
26 50	Lighting
26 56	Exterior Lighting



MINOR CSI UOM DESCRIPTION	TOTAL DIRECT UNIT COST	DEMOLITION UNIT COST
------------------------------	---------------------------	-------------------------

26 56 13 00-0699 EA Removal And Relocation Of Up To 45' Lighting Pole And Standards With One Or Two Arms2,231.76

26 56 13 00-0700 High Mast Lighting (26 56 13 00-0001)

26 56 13 00-0701 High Mast Lighting Assemblies (26 56 13 00-0700)

Note: Includes non-latching system, ring assembly with internal bumper, acrylic top cover, pulley supports, cast arm filter for pipe tension, transition assembly, standard head frame assembly, standard hoist, and powder coated pole.

26 56 13 00-0702 EA 60' High Mast Lighting Assembly	54,717.68	2,071.01
26 56 13 00-0703 EA 70' High Mast Lighting Assembly	57,799.25	2,169.07
26 56 13 00-0704 EA 80' High Mast Lighting Assembly	60,914.55	2,310.73
26 56 13 00-0705 EA 90' High Mast Lighting Assembly	64,061.77	2,495.99
26 56 13 00-0706 EA 100' High Mast Lighting Assembly	67,228.36	2,724.77
26 56 13 00-0707 EA 110' High Mast Lighting Assembly	71,298.73	2,997.45
26 56 13 00-0708 EA 120' High Mast Lighting Assembly	74,588.06	3,269.91
26 56 13 00-0709 EA 130' High Mast Lighting Assembly	77,625.54	3,542.36
26 56 13 00-0710 EA 140' High Mast Lighting Assembly	80,914.88	3,814.95
26 56 13 00-0711 EA 150' High Mast Lighting Assembly	84,916.78	4,087.42

26 56 13 00-0712 High Mast Light Poles (26 56 13 00-0700)

26 56 13 00-0713 EA 60' High Mast Light Poles	20,790.92	1,243.81
26 56 13 00-0714 EA 70' High Mast Light Poles	23,843.03	1,302.73
26 56 13 00-0715 EA 80' High Mast Light Poles	26,915.80	1,387.82
26 56 13 00-0716 EA 90' High Mast Light Poles	30,007.36	1,499.11
26 56 13 00-0717 EA 100' High Mast Light Poles	33,119.58	1,636.59
26 56 13 00-0718 EA 110' High Mast Light Poles	36,252.46	1,800.25
26 56 13 00-0719 EA 120' High Mast Light Poles	38,620.53	1,963.91
26 56 13 00-0720 EA 130' High Mast Light Poles	38,607.33	3,639.78
26 56 13 00-0721 EA 140' High Mast Light Poles	43,102.96	2,291.23
26 56 13 00-0722 EA 150' High Mast Light Poles	45,724.72	2,454.89

26 56 13 00-0723 High Mast Lighting Accessories (26 56 13 00-0700)

26 56 13 00-0724 EA Bottom Latching System For High Mast Lighting	963.67	
26 56 13 00-0725 EA Top Latching System For High Mast Lighting	2,727.23	
26 56 13 00-0726 EA Centering Springs For High Mast Lighting	2,065.47	
26 56 13 00-0727 EA Electric Power Cord For High Mast Lighting	868.34	
26 56 13 00-0728 EA Aircraft Warning Lights For High Mast Lighting	1,618.10	
26 56 13 00-0729 EA Internal Motorized Hoist For High Mast Lighting	17,645.66	
26 56 13 00-0730 EA Portable Hoist Motor With Step Down Transformer For High Mast Lighting	17,748.35	

26 56 13 00-0731 Concrete Bases (26 56 13 00-0001)

26 56 13 00-0732 Concrete Bases, Cast In Place (26 56 13 00-0731)

Note: Includes excavation/drilling, concrete, reinforcement, forms for exposed base, anchors/supports and backfill. Excludes conduit.

26 56 13 00-0733 EA Cast In Place Concrete Base For Poles Minimum Charge	364.34	
Note: For projects where the cast in place concrete base for poles charge is less than the minimum charge, use this task exclusively. This task should not be used in conjunction with any other tasks in this section.		
26 56 13 00-0734 VLF 1-1/2' Diameter Concrete Base For Poles	51.00	
26 56 13 00-0735 VLF 2' Diameter Concrete Base For Poles	76.07	
26 56 13 00-0736 VLF 2-1/2' Diameter Concrete Base For Poles	107.04	
26 56 13 00-0737 VLF 3' Diameter Concrete Base For Poles	144.64	
26 56 13 00-0738 VLF 3-1/2' Diameter Concrete Base For Poles	191.85	
26 56 13 00-0739 VLF 4' Diameter Concrete Base For Poles	242.97	
26 56 13 00-0740 VLF 5' Diameter Concrete Base For Poles	358.35	
26 56 13 00-0741 VLF 6' Diameter Concrete Base For Poles	497.79	

26 56 18 Incandescent Exterior Lighting (26 56)

26 56 18 00-0001 Exterior Globe (26 56 18)

26 56 18 00-0002 Incandescent, Exterior Globe (26 56 18 00-0001)

26 56 18 00-0003 EA 100 Watt Incandescent, Enclosed And Gasketed, Exterior Wall Fixture	59.02	22.10
26 56 18 00-0004 EA 150 To 200 Watt Incandescent, Enclosed And Gasketed, Exterior Wall Fixture	89.56	22.10
26 56 18 00-0005 EA 100 Watt Incandescent, Enclosed And Gasketed With Guard, Exterior Wall Fixture	68.77	22.10
26 56 18 00-0006 EA 150 To 200 Watt Incandescent, Enclosed And Gasketed With Guard, Exterior Wall Fixture	93.32	22.10

26 56 18 00-0007 Compact Fluorescent And Incandescent, Vandal Resistant, Surface Mounted, Rectangular Exterior Area Fixtures (26 56 18)

Note: Includes cast aluminum powder coated housing, polycarbonate lens and tamperproof screws.

26 56 18 00-0008 EA 7 Watt Fluorescent, Vandal Resistant, Surface Mounted, Rectangular Exterior Area Fixture	254.10	88.40
26 56 18 00-0009 EA 9 Watt Fluorescent, Vandal Resistant, Surface Mounted, Rectangular Exterior Area Fixture	265.19	93.93
26 56 18 00-0010 EA 13 Or 14 Watt Fluorescent, Vandal Resistant, Surface Mounted, Rectangular Exterior Area Fixture	291.30	99.45
26 56 18 00-0011 EA 75 Watt Incandescent, Vandal Resistant, Surface Mounted, Rectangular Exterior Area Fixture	286.15	110.50
26 56 18 00-0012 EA 100 Watt Incandescent, Vandal Resistant, Surface Mounted, Rectangular Exterior Area Fixture	322.22	127.08



Electrical	26	26
Lighting	26 50	
Exterior Lighting	26 56	

MINOR CSI UOM DESCRIPTION	TOTAL DIRECT UNIT COST	DEMOLITION UNIT COST
------------------------------	---------------------------	-------------------------

26 56 19 LED Exterior Lighting (26 56)

26 56 19 00-0001	LED, Roadway Lighting (26 56 19)		
26 56 19 00-0002	LED Roadway Lighting (Philips Lumec) (26 56 19 00-0001)		
26 56 19 00-0003	Horizontal Tenon Mount, LED Cobra Head Street Lights (Philips Lumec GPL Series) (26 56 19 00-0002)		
	Note: UL wet listed. Includes 4,000K color temperature, 120-480 voltage, 570mA driver, die-cast extruded aluminum housing assembly and powder coat finish. Excludes sensors.		
26 56 19 00-0004	EA 49 LEDs, 102 Watt, Horizontal Tenon Mount, LED Cobra Head Street Light (Philips Lumec GPLS Series).....	1,553.15	162.77
	For >50 To 100, Deduct	-77.66	
	For >100 To 250, Deduct	-116.49	
	For >250 To 500, Deduct	-186.01	
	For >500 To 1000, Deduct	-256.52	
	For >1000, Deduct	-325.04	
26 56 19 00-0005	EA 98 LEDs, 204 Watt, Horizontal Tenon Mount, LED Cobra Head Street Light (Philips Lumec GPLM Series).....	2,428.94	167.17
	For >50 To 100, Deduct	-121.45	
	For >100 To 250, Deduct	-182.17	
	For >250 To 500, Deduct	-295.26	
	For >500 To 1000, Deduct	-408.35	
	For >1000, Deduct	-521.44	
26 56 19 00-0006	Horizontal Tenon Mount, LED Cobra Head Street Lights (Philips Lumec RFM Series) (26 56 19 00-0002)		
	Note: UL wet listed. Includes 3,000 to 4,000K color temperature, 120-277 voltage, up to 1050mA driver, die-cast extruded aluminum housing assembly and powder coat finish. Excludes sensors.		
26 56 19 00-0007	EA 48 LEDs, 55 Watt, Type III Medium, 120-277 Volt, Horizontal Tenon Mount, LED Cobra Head Street Light (Philips Lumec RFM Series).....	1,127.02	162.77
	For >50 To 100, Deduct	-56.35	
	For >100 To 250, Deduct	-84.53	
	For >250 To 500, Deduct	-132.74	
	For >500 To 1000, Deduct	-180.95	
	For >1000, Deduct	-229.16	
26 56 19 00-0008	EA 48 LEDs, 80 Watt, Type III Medium, 120-277 Volt, RoadFocus Roadway, LED Cobra Head Luminaire (Philips Lumec RFM Series).....	1,127.02	162.77
	For >50 To 100, Deduct	-56.35	
	For >100 To 250, Deduct	-84.53	
	For >250 To 500, Deduct	-132.74	
	For >500 To 1000, Deduct	-180.95	
	For >1000, Deduct	-229.16	
26 56 19 00-0009	EA 48 LEDs, 108 Watt, Type III Medium, 120-277 Volt, RoadFocus Roadway, LED Cobra Head Luminaire (Philips Lumec RFM Series).....	1,127.02	162.77
	For >50 To 100, Deduct	-56.35	
	For >100 To 250, Deduct	-84.53	
	For >250 To 500, Deduct	-132.74	
	For >500 To 1000, Deduct	-180.95	
	For >1000, Deduct	-229.16	
26 56 19 00-0010	LED Roadway Lighting (Lithonia) (26 56 19 00-0001)		
26 56 19 00-0011	Horizontal Tenon Mount, LED Cobra Head Street Lights (Lithonia CSX1 Series) (26 56 19 00-0010)		
	Note: UL wet listed. Includes 4,000K color temperature, 120-480 voltage, 700mA driver, die-cast extruded aluminum housing assembly and bronze powder coat finish. Excludes sensors.		
26 56 19 00-0012	EA 30 LEDs, 74 Watt, Horizontal Tenon Mount, LED Cobra Head Street Light (Lithonia CSX1 Series).....	2,260.13	153.98
	For >50 To 100, Deduct	-113.01	
	For >100 To 250, Deduct	-169.51	
	For >250 To 500, Deduct	-274.82	
	For >500 To 1000, Deduct	-380.13	
	For >1000, Deduct	-485.43	
26 56 19 00-0013	EA 60 LEDs, 146 Watt, Horizontal Tenon Mount, LED Cobra Head Street Light (Lithonia CSX1 Series).....	3,741.62	158.37
	For >50 To 100, Deduct	-187.08	
	For >100 To 250, Deduct	-280.62	
	For >250 To 500, Deduct	-459.78	
	For >500 To 1000, Deduct	-638.95	
	For >1000, Deduct	-818.11	
26 56 19 00-0014	LED Roadway Lighting (CREE® BetaLED®) (26 56 19 00-0001)		
26 56 19 00-0015	Horizontal Tenon Mount, LED Cobra Head Street Lights (CREE® BetaLED® LEDway® STR-LWY) (26 56 19 00-0014)		
	Note: UL wet listed. Includes 6,000K color temperature, 120-480 voltage, 350mA driver, die-cast extruded aluminum housing assembly and white, black, silver or bronze powder coat finish. Includes Type II Medium, Type II Short or Type III Medium optic. Excludes sensors.		

26	Electrical
26 50	Lighting
26 56	Exterior Lighting



MINOR	CSI	UOM	DESCRIPTION	TOTAL DIRECT UNIT COST	DEMOLITION UNIT COST
26 56	19 00-0016	EA	20 LEDs, 25 Watt, Horizontal Tenon Mount, LED Cobra Head Street Light (CREE® BetaLED® LEDway® STR-LWY).....	862.47	149.57
			<i>For >50 To 100, Deduct</i>	-43.12	
			<i>For >100 To 250, Deduct</i>	-64.69	
			<i>For >250 To 500, Deduct</i>	-100.33	
			<i>For >500 To 1000, Deduct</i>	-135.97	
			<i>For >1000, Deduct</i>	-171.62	
26 56	19 00-0017	EA	30 LEDs, 35 Watt, Horizontal Tenon Mount, LED Cobra Head Street Light (CREE® BetaLED® LEDway® STR-LWY).....	966.79	153.98
			<i>For >50 To 100, Deduct</i>	-48.34	
			<i>For >100 To 250, Deduct</i>	-72.51	
			<i>For >250 To 500, Deduct</i>	-113.15	
			<i>For >500 To 1000, Deduct</i>	-153.79	
			<i>For >1000, Deduct</i>	-194.43	
26 56	19 00-0018	EA	40 LEDs, 45 Watt, Horizontal Tenon Mount, LED Cobra Head Street Light (CREE® BetaLED® LEDway® STR-LWY).....	1,092.55	158.37
			<i>For >50 To 100, Deduct</i>	-54.63	
			<i>For >100 To 250, Deduct</i>	-81.94	
			<i>For >250 To 500, Deduct</i>	-128.65	
			<i>For >500 To 1000, Deduct</i>	-175.36	
			<i>For >1000, Deduct</i>	-222.07	
26 56	19 00-0019	EA	50 LEDs, 55 Watt, Horizontal Tenon Mount, LED Cobra Head Street Light (CREE® BetaLED® LEDway® STR-LWY).....	1,198.52	162.77
			<i>For >50 To 100, Deduct</i>	-59.93	
			<i>For >100 To 250, Deduct</i>	-89.89	
			<i>For >250 To 500, Deduct</i>	-141.68	
			<i>For >500 To 1000, Deduct</i>	-193.46	
			<i>For >1000, Deduct</i>	-245.25	
26 56	19 00-0020	EA	60 LEDs, 65 Watt, Horizontal Tenon Mount, LED Cobra Head Street Light (CREE® BetaLED® LEDway® STR-LWY).....	1,304.50	167.17
			<i>For >50 To 100, Deduct</i>	-65.23	
			<i>For >100 To 250, Deduct</i>	-97.84	
			<i>For >250 To 500, Deduct</i>	-154.70	
			<i>For >500 To 1000, Deduct</i>	-211.57	
			<i>For >1000, Deduct</i>	-268.44	
26 56	19 00-0021	EA	70 LEDs, 75 Watt, Horizontal Tenon Mount, LED Cobra Head Street Light (CREE® BetaLED® LEDway® STR-LWY).....	1,555.44	171.57
			<i>For >50 To 100, Deduct</i>	-77.77	
			<i>For >100 To 250, Deduct</i>	-116.66	
			<i>For >250 To 500, Deduct</i>	-185.85	
			<i>For >500 To 1000, Deduct</i>	-255.04	
			<i>For >1000, Deduct</i>	-324.24	
26 56	19 00-0022	EA	80 LEDs, 86 Watt, Horizontal Tenon Mount, LED Cobra Head Street Light (CREE® BetaLED® LEDway® STR-LWY).....	1,661.41	175.97
			<i>For >50 To 100, Deduct</i>	-83.07	
			<i>For >100 To 250, Deduct</i>	-124.61	
			<i>For >250 To 500, Deduct</i>	-198.88	
			<i>For >500 To 1000, Deduct</i>	-273.15	
			<i>For >1000, Deduct</i>	-347.42	
26 56	19 00-0023	EA	90 LEDs, 96 Watt, Horizontal Tenon Mount, LED Cobra Head Street Light (CREE® BetaLED® LEDway® STR-LWY).....	1,765.75	180.37
			<i>For >50 To 100, Deduct</i>	-88.29	
			<i>For >100 To 250, Deduct</i>	-132.43	
			<i>For >250 To 500, Deduct</i>	-211.70	
			<i>For >500 To 1000, Deduct</i>	-290.97	
			<i>For >1000, Deduct</i>	-370.24	
26 56	19 00-0024	EA	100 LEDs, 111 Watt, Horizontal Tenon Mount, LED Cobra Head Street Light (CREE® BetaLED® LEDway® STR-LWY).....	1,968.91	184.77
			<i>For >50 To 100, Deduct</i>	-98.45	
			<i>For >100 To 250, Deduct</i>	-147.67	
			<i>For >250 To 500, Deduct</i>	-236.88	
			<i>For >500 To 1000, Deduct</i>	-326.08	
			<i>For >1000, Deduct</i>	-415.29	
26 56	19 00-0025	EA	110 LEDs, 122 Watt, Horizontal Tenon Mount, LED Cobra Head Street Light (CREE® BetaLED® LEDway® STR-LWY).....	2,074.89	189.17
			<i>For >50 To 100, Deduct</i>	-103.74	
			<i>For >100 To 250, Deduct</i>	-155.62	
			<i>For >250 To 500, Deduct</i>	-249.90	
			<i>For >500 To 1000, Deduct</i>	-344.19	
			<i>For >1000, Deduct</i>	-438.47	
26 56	19 00-0026	EA	120 LEDs, 133 Watt, Horizontal Tenon Mount, LED Cobra Head Street Light (CREE® BetaLED® LEDway® STR-LWY).....	2,180.86	193.57
			<i>For >50 To 100, Deduct</i>	-109.04	
			<i>For >100 To 250, Deduct</i>	-163.56	
			<i>For >250 To 500, Deduct</i>	-262.93	
			<i>For >500 To 1000, Deduct</i>	-362.29	
			<i>For >1000, Deduct</i>	-461.66	

26 56 19 00-0027 Surface Mount, LED Transportation Fixtures (CREE® BetaLED® Edge® TSP-EDG)^(26 56 19 00-0014)

Note: Direct, cantenary or pendant mount. UL wet listed. Includes 5,700K color temperature, 120-480 voltage, 350mA driver, die-cast extruded aluminum housing assembly and white, black, silver or bronze powder coat finish. Excludes sensors.



Electrical	26	26
Lighting	26 50	
Exterior Lighting	26 56	

MINOR CSI UOM DESCRIPTION	TOTAL DIRECT UNIT COST	DEMOLITION UNIT COST
------------------------------	---------------------------	-------------------------

26 56 19 00-0028 EA 40 LEDs, 47 Watt, Surface Mount, LED Transportation Fixture (CREE® BetaLED® Edge® TSP-EDG).....	1,693.75	158.37
For Multi-Level Drive Currents, Add	230.60	
For >50 To 100, Deduct	-84.69	
For >100 To 250, Deduct	-127.03	
For >250 To 500, Deduct	-203.80	
For >500 To 1000, Deduct	-280.57	
For >1000, Deduct	-357.34	
26 56 19 00-0029 EA 60 LEDs, 68 Watt, Surface Mount, LED Transportation Fixture (CREE® BetaLED® Edge® TSP-EDG).....	1,953.47	167.17
For Multi-Level Drive Currents, Add	230.60	
For >50 To 100, Deduct	-97.67	
For >100 To 250, Deduct	-146.51	
For >250 To 500, Deduct	-235.83	
For >500 To 1000, Deduct	-325.14	
For >1000, Deduct	-414.46	
26 56 19 00-0030 EA 80 LEDs, 90 Watt, Surface Mount, LED Transportation Fixture (CREE® BetaLED® Edge® TSP-EDG).....	2,213.20	175.97
For Multi-Level Drive Currents, Add	230.60	
For >50 To 100, Deduct	-110.66	
For >100 To 250, Deduct	-165.99	
For >250 To 500, Deduct	-267.85	
For >500 To 1000, Deduct	-369.71	
For >1000, Deduct	-471.57	
26 56 19 00-0031 EA 100 LEDs, 111 Watt, Surface Mount, LED Transportation Fixture (CREE® BetaLED® Edge® TSP-EDG).....	2,472.93	184.77
For Multi-Level Drive Currents, Add	230.60	
For >50 To 100, Deduct	-123.65	
For >100 To 250, Deduct	-185.47	
For >250 To 500, Deduct	-299.88	
For >500 To 1000, Deduct	-414.29	
For >1000, Deduct	-528.69	
26 56 19 00-0032 EA 120 LEDs, 132 Watt, Surface Mount, LED Transportation Fixture (CREE® BetaLED® Edge® TSP-EDG).....	3,246.56	193.57
For Multi-Level Drive Currents, Add	230.60	
For >50 To 100, Deduct	-162.33	
For >100 To 250, Deduct	-243.49	
For >250 To 500, Deduct	-396.14	
For >500 To 1000, Deduct	-548.79	
For >1000, Deduct	-701.44	
26 56 19 00-0033 EA 140 LEDs, 157 Watt, Surface Mount, LED Transportation Fixture (CREE® BetaLED® Edge® TSP-EDG).....	3,506.29	202.36
For Multi-Level Drive Currents, Add	230.60	
For >50 To 100, Deduct	-175.31	
For >100 To 250, Deduct	-262.97	
For >250 To 500, Deduct	-428.17	
For >500 To 1000, Deduct	-593.36	
For >1000, Deduct	-758.56	
26 56 19 00-0034 EA 160 LEDs, 179 Watt, Surface Mount, LED Transportation Fixture (CREE® BetaLED® Edge® TSP-EDG).....	3,766.00	211.17
For Multi-Level Drive Currents, Add	230.60	
For >50 To 100, Deduct	-188.30	
For >100 To 250, Deduct	-282.45	
For >250 To 500, Deduct	-460.19	
For >500 To 1000, Deduct	-637.93	
For >1000, Deduct	-815.68	

26 56 19 00-0035 Horizontal Tenon Mount, LED Cobra Head Street Lights (CREE® BetaLED® XSP) (26 56 19 00-0014)

Note: UL wet listed. Includes 120-277 voltage, die-cast extruded aluminum housing assembly and white, black, silver or bronze powder coat finish. Excludes sensors.

26 56 19 00-0036 EA 4,806 Lumens, 4000K CCT, Horizontal Tenon Mount, LED Cobra Head Street Light (CREE® XSP1™ BXSP-B-HT-XXX-A).....	722.67	158.37
For 3 Or 7-Pin NEMA Photocell Receptacle, Add	19.42	
For Backlight Control Shield, Add	34.21	
For Field Adjustable Output, Add	29.15	
For Bird Spikes, Add	52.55	
For Field Adjustable Output And Utility Label, Add	38.86	
For Fuse, Add	58.28	
For Field Adjustable Output, Utility Label And 3 Or 7-Pin NEMA Photocell Receptacle, Add	58.28	
For 480 Volt, Add	87.42	
For Multi-Level, Add	126.26	
For >50 To 100, Deduct	-36.13	
For >100 To 250, Deduct	-54.20	
For >250 To 500, Deduct	-82.42	
For >500 To 1000, Deduct	-110.63	
For >1000, Deduct	-138.84	

26	Electrical
26 50	Lighting
26 56	Exterior Lighting



MINOR	CSI	UOM	DESCRIPTION	TOTAL DIRECT UNIT COST	DEMOLITION UNIT COST
-------	-----	-----	-------------	------------------------	----------------------

26 56	19 00-0037	EA	5,340 Lumens, 5700K, Horizontal Tenon Mount, LED Cobra Head Street Light (CREE® XSP1™ BXSP-B-HT-XXX-A).....	722.67	158.37
			<i>For 3 Or 7-Pin NEMA Photocell Receptacle, Add</i>	19.42	
			<i>For Backlight Control Shield, Add</i>	34.21	
			<i>For Field Adjustable Output, Add</i>	29.15	
			<i>For Bird Spikes, Add</i>	52.55	
			<i>For Field Adjustable Output And Utility Label, Add</i>	38.86	
			<i>For Fuse, Add</i>	58.28	
			<i>For Field Adjustable Output, Utility Label And 3 Or 7-Pin NEMA Photocell Receptacle, Add</i>	58.28	
			<i>For 480 Volt, Add</i>	87.42	
			<i>For Multi-Level, Add</i>	126.26	
			<i>For >50 To 100, Deduct</i>	-36.13	
			<i>For >100 To 250, Deduct</i>	-54.20	
			<i>For >250 To 500, Deduct</i>	-82.42	
			<i>For >500 To 1000, Deduct</i>	-110.63	
			<i>For >1000, Deduct</i>	-138.84	
26 56	19 00-0038	EA	8,407 Lumens, 4000K CCT, Horizontal Tenon Mount, LED Cobra Head Street Light (CREE® XSP1™ BXSP-C-HT-XXX-E).....	796.10	158.37
			<i>For 3 Or 7-Pin NEMA Photocell Receptacle, Add</i>	19.42	
			<i>For Backlight Control Shield, Add</i>	34.21	
			<i>For Field Adjustable Output, Add</i>	29.15	
			<i>For Bird Spikes, Add</i>	52.55	
			<i>For Field Adjustable Output And Utility Label, Add</i>	38.86	
			<i>For Field Adjustable Output, Utility Label And 3 Or 7-Pin NEMA Photocell Receptacle, Add</i>	58.28	
			<i>For 480 Volt, Add</i>	87.42	
			<i>For >50 To 100, Deduct</i>	-39.81	
			<i>For >100 To 250, Deduct</i>	-59.71	
			<i>For >250 To 500, Deduct</i>	-91.59	
			<i>For >500 To 1000, Deduct</i>	-123.48	
			<i>For >1000, Deduct</i>	-155.37	
26 56	19 00-0039	EA	8,820 Lumens, 5700K, Horizontal Tenon Mount, LED Cobra Head Street Light (CREE® XSP1™ BXSP-C-HT-XXX-E).....	796.10	158.37
			<i>For 3 Or 7-Pin NEMA Photocell Receptacle, Add</i>	19.42	
			<i>For Backlight Control Shield, Add</i>	34.21	
			<i>For Field Adjustable Output, Add</i>	29.15	
			<i>For Bird Spikes, Add</i>	52.55	
			<i>For Field Adjustable Output And Utility Label, Add</i>	38.86	
			<i>For Field Adjustable Output, Utility Label And 3 Or 7-Pin NEMA Photocell Receptacle, Add</i>	58.28	
			<i>For 480 Volt, Add</i>	87.42	
			<i>For >50 To 100, Deduct</i>	-39.81	
			<i>For >100 To 250, Deduct</i>	-59.71	
			<i>For >250 To 500, Deduct</i>	-91.59	
			<i>For >500 To 1000, Deduct</i>	-123.48	
			<i>For >1000, Deduct</i>	-155.37	
26 56	19 00-0040	EA	9,612 Lumens, 4000K CCT, Horizontal Tenon Mount, LED Cobra Head Street Light (CREE® XSP2™ BXSP-B-HT-XXX-B).....	926.63	158.37
			<i>For 3 Or 7-Pin NEMA Photocell Receptacle, Add</i>	19.42	
			<i>For Field Adjustable Output, Add</i>	29.15	
			<i>For Backlight Control Shield, Add</i>	48.47	
			<i>For Field Adjustable Output And Utility Label, Add</i>	38.86	
			<i>For Fuse, Add</i>	58.28	
			<i>For Field Adjustable Output, Utility Label And 3 Or 7-Pin NEMA Photocell Receptacle, Add</i>	58.28	
			<i>For Bird Spikes, Add</i>	85.20	
			<i>For 480 Volt, Add</i>	87.42	
			<i>For Multi-Level, Add</i>	126.26	
			<i>For >50 To 100, Deduct</i>	-46.33	
			<i>For >100 To 250, Deduct</i>	-69.50	
			<i>For >250 To 500, Deduct</i>	-107.91	
			<i>For >500 To 1000, Deduct</i>	-146.32	
			<i>For >1000, Deduct</i>	-184.74	
26 56	19 00-0041	EA	10,680 Lumens, 5700K, Horizontal Tenon Mount, LED Cobra Head Street Light (CREE® XSP2™ BXSP-B-HT-XXX-B).....	926.63	158.37
			<i>For 3 Or 7-Pin NEMA Photocell Receptacle, Add</i>	19.42	
			<i>For Field Adjustable Output, Add</i>	29.15	
			<i>For Backlight Control Shield, Add</i>	48.47	
			<i>For Field Adjustable Output And Utility Label, Add</i>	38.86	
			<i>For Fuse, Add</i>	58.28	
			<i>For Field Adjustable Output, Utility Label And 3 Or 7-Pin NEMA Photocell Receptacle, Add</i>	58.28	
			<i>For Bird Spikes, Add</i>	85.20	
			<i>For 480 Volt, Add</i>	87.42	
			<i>For Multi-Level, Add</i>	126.26	
			<i>For >50 To 100, Deduct</i>	-46.33	
			<i>For >100 To 250, Deduct</i>	-69.50	
			<i>For >250 To 500, Deduct</i>	-107.91	
			<i>For >500 To 1000, Deduct</i>	-146.32	
			<i>For >1000, Deduct</i>	-184.74	



Electrical	26	26
Lighting	26 50	
Exterior Lighting	26 56	

MINOR	CSI	UOM	DESCRIPTION	TOTAL DIRECT UNIT COST	DEMOLITION UNIT COST
26 56 19 00-0042	EA		13,732 Lumens, 4000K CCT, Horizontal Tenon Mount, LED Cobra Head Street Light (CREE® XSP2™ BXSP-C-HT-XXX-F).....	1,049.03	158.37
			For 3 Or 7-Pin NEMA Photocell Receptacle, Add	19.42	
			For Field Adjustable Output, Add	29.15	
			For Backlight Control Shield, Add	48.47	
			For Field Adjustable Output And Utility Label, Add	38.86	
			For Field Adjustable Output, Utility Label And 3 Or 7-Pin NEMA Photocell Receptacle, Add	58.28	
			For Bird Spikes, Add	85.20	
			For 480 Volt, Add	87.42	
			For >50 To 100, Deduct	-52.45	
			For >100 To 250, Deduct	-78.68	
			For >250 To 500, Deduct	-123.21	
			For >500 To 1000, Deduct	-167.74	
			For >1000, Deduct	-212.28	
26 56 19 00-0043	EA		14,408 Lumens, 5700K, Horizontal Tenon Mount, LED Cobra Head Street Light (CREE® XSP2™ BXSP-C-HT-XXX-F).....	1,049.03	158.37
			For 3 Or 7-Pin NEMA Photocell Receptacle, Add	19.42	
			For Field Adjustable Output, Add	29.15	
			For Backlight Control Shield, Add	48.47	
			For Field Adjustable Output And Utility Label, Add	38.86	
			For Field Adjustable Output, Utility Label And 3 Or 7-Pin NEMA Photocell Receptacle, Add	58.28	
			For Bird Spikes, Add	85.20	
			For 480 Volt, Add	87.42	
			For >50 To 100, Deduct	-52.45	
			For >100 To 250, Deduct	-78.68	
			For >250 To 500, Deduct	-123.21	
			For >500 To 1000, Deduct	-167.74	
			For >1000, Deduct	-212.28	
26 56 19 00-0044	EA		2,529 Lumens, 4000K CCT, Horizontal Tenon Mount, LED Cobra Head Street Light (CREE® XSPR™ BXSPR-A-O-X-X-G).....	592.12	158.37
			For Utility Label, Add	9.71	
			For 3 Or 7-Pin NEMA Photocell Receptacle, Add	19.42	
			For Utility Label And 3 Or 7-Pin NEMA Photocell Receptacle, Add	29.15	
			For 0 To 10 Volt Dimming, Add	58.28	
			For >50 To 100, Deduct	-29.61	
			For >100 To 250, Deduct	-44.41	
			For >250 To 500, Deduct	-66.10	
			For >500 To 1000, Deduct	-87.78	
			For >1000, Deduct	-109.47	
26 56 19 00-0045	EA		2,722 Lumens, 5700K, Horizontal Tenon Mount, LED Cobra Head Street Light (CREE® XSPR™ BXSPR-A-O-X-X-G).....	592.12	158.37
			For Utility Label, Add	9.71	
			For 3 Or 7-Pin NEMA Photocell Receptacle, Add	19.42	
			For Utility Label And 3 Or 7-Pin NEMA Photocell Receptacle, Add	29.15	
			For 0 To 10 Volt Dimming, Add	58.28	
			For >50 To 100, Deduct	-29.61	
			For >100 To 250, Deduct	-44.41	
			For >250 To 500, Deduct	-66.10	
			For >500 To 1000, Deduct	-87.78	
			For >1000, Deduct	-109.47	
26 56 19 00-0046	EA		3,819 Lumens, 4000K CCT, Horizontal Tenon Mount, LED Cobra Head Street Light (CREE® XSPR™ BXSPR-A-O-X-X-C).....	622.72	158.37
			For Utility Label, Add	9.71	
			For 3 Or 7-Pin NEMA Photocell Receptacle, Add	19.42	
			For Utility Label And 3 Or 7-Pin NEMA Photocell Receptacle, Add	29.15	
			For 0 To 10 Volt Dimming, Add	58.28	
			For >50 To 100, Deduct	-31.14	
			For >100 To 250, Deduct	-46.70	
			For >250 To 500, Deduct	-69.92	
			For >500 To 1000, Deduct	-93.14	
			For >1000, Deduct	-116.36	
26 56 19 00-0047	EA		4,109 Lumens, 5700K, Horizontal Tenon Mount, LED Cobra Head Street Light (CREE® XSPR™ BXSPR-A-O-X-X-C).....	622.72	158.37
			For Utility Label, Add	9.71	
			For 3 Or 7-Pin NEMA Photocell Receptacle, Add	19.42	
			For Utility Label And 3 Or 7-Pin NEMA Photocell Receptacle, Add	29.15	
			For 0 To 10 Volt Dimming, Add	58.28	
			For >50 To 100, Deduct	-31.14	
			For >100 To 250, Deduct	-46.70	
			For >250 To 500, Deduct	-69.92	
			For >500 To 1000, Deduct	-93.14	
			For >1000, Deduct	-116.36	
26 56 19 00-0048	EA		4,548 Lumens, 4000K CCT, Horizontal Tenon Mount, LED Cobra Head Street Light (CREE® XSPR™ BXSPR-B-HT-XXX-A).....	632.92	158.37
			For 3 Or 7-Pin NEMA Photocell Receptacle, Add	19.42	
			For Field Adjustable Output, Add	29.15	
			For Field Adjustable Output And Utility Label, Add	38.86	
			For Field Adjustable Output, Utility Label And 3 Or 7-Pin NEMA Photocell Receptacle, Add	58.28	
			For 0 To 10 Volt Dimming, Add	58.28	
			For >50 To 100, Deduct	-31.65	
			For >100 To 250, Deduct	-47.47	
			For >250 To 500, Deduct	-71.20	
			For >500 To 1000, Deduct	-94.92	
			For >1000, Deduct	-118.65	



MINOR	CSI	UOM	DESCRIPTION	TOTAL DIRECT UNIT COST	DEMOLITION UNIT COST
26 56 19 00-0049	EA		4,627 Lumens, 5700K, Horizontal Tenon Mount, LED Cobra Head Street Light (CREE® XSPR™ BXSPR-B-HT-XXX-A).....	632.92	158.37
			<i>For 3 Or 7-Pin NEMA Photocell Receptacle, Add</i>	19.42	
			<i>For Field Adjustable Output, Add</i>	29.15	
			<i>For Field Adjustable Output And Utility Label, Add</i>	38.86	
			<i>For Field Adjustable Output, Utility Label And 3 Or 7-Pin NEMA Photocell Receptacle, Add</i>	58.28	
			<i>For 0 To 10 Volt Dimming, Add</i>	58.28	
			<i>For >50 To 100, Deduct</i>	-31.65	
			<i>For >100 To 250, Deduct</i>	-47.47	
			<i>For >250 To 500, Deduct</i>	-71.20	
			<i>For >500 To 1000, Deduct</i>	-94.92	
			<i>For >1000, Deduct</i>	-118.65	
26 56 19 00-0050			Horizontal Tenon Mount, LED Cobra Head Street Lights (CREE® RSW™) <small>(26 56 19 00-0014)</small>		
			Note: UL wet listed. Includes 120-277 voltage, die-cast extruded aluminum housing assembly and gray powder coat finish. Includes utility label and NEMA® photocell receptacle. Excludes sensors.		
26 56 19 00-0051	EA		3,300 Lumens, 3000K CCT, Horizontal Tenon Mount, LED Cobra Head Street Light (CREE® RSW-HT-XXX-30W-30K-UL-GY-N).....	612.53	158.37
			<i>For Field Adjustable Output, Add</i>	29.15	
			<i>For Backlight Control Shield, Add</i>	64.41	
			<i>For Bird Spikes, Add</i>	85.77	
			<i>For >50 To 100, Deduct</i>	-30.63	
			<i>For >100 To 250, Deduct</i>	-45.94	
			<i>For >250 To 500, Deduct</i>	-68.65	
			<i>For >500 To 1000, Deduct</i>	-91.36	
			<i>For >1000, Deduct</i>	-114.06	
26 56 19 00-0052	EA		3,300 Lumens, 4000K CCT, Horizontal Tenon Mount, LED Cobra Head Street Light (CREE® RSW-HT-XXX-30W-40K-UL-GY-N).....	612.53	158.37
			<i>For Field Adjustable Output, Add</i>	29.15	
			<i>For Backlight Control Shield, Add</i>	64.41	
			<i>For Bird Spikes, Add</i>	85.77	
			<i>For >50 To 100, Deduct</i>	-30.63	
			<i>For >100 To 250, Deduct</i>	-45.94	
			<i>For >250 To 500, Deduct</i>	-68.65	
			<i>For >500 To 1000, Deduct</i>	-91.36	
			<i>For >1000, Deduct</i>	-114.06	
26 56 19 00-0053	EA		5,000 Lumens, 3000K CCT, Horizontal Tenon Mount, LED Cobra Head Street Light (CREE® RSW-HT-2ME-50W-30K-UL-GY-N).....	632.92	158.37
			<i>For Field Adjustable Output, Add</i>	29.15	
			<i>For Backlight Control Shield, Add</i>	64.41	
			<i>For Bird Spikes, Add</i>	85.77	
			<i>For >50 To 100, Deduct</i>	-31.65	
			<i>For >100 To 250, Deduct</i>	-47.47	
			<i>For >250 To 500, Deduct</i>	-71.20	
			<i>For >500 To 1000, Deduct</i>	-94.92	
			<i>For >1000, Deduct</i>	-118.65	
26 56 19 00-0054	EA		5,000 Lumens, 4000K CCT, Horizontal Tenon Mount, LED Cobra Head Street Light (CREE® RSW-HT-2ME-50W-40K-UL-GY-N).....	632.92	158.37
			<i>For Field Adjustable Output, Add</i>	29.15	
			<i>For Backlight Control Shield, Add</i>	64.41	
			<i>For Bird Spikes, Add</i>	85.77	
			<i>For >50 To 100, Deduct</i>	-31.65	
			<i>For >100 To 250, Deduct</i>	-47.47	
			<i>For >250 To 500, Deduct</i>	-71.20	
			<i>For >500 To 1000, Deduct</i>	-94.92	
			<i>For >1000, Deduct</i>	-118.65	
26 56 19 00-0055			LED Roadway Lighting (Cooper Lighting) <small>(26 56 19 00-0001)</small>		
26 56 19 00-0056			Horizontal Tenon Mount, LED Roadway Fixtures (Cooper Lighting Streetworks NVN™) <small>(26 56 19 00-0055)</small>		
			Note: UL wet listed. Includes 4,000K color temperature, 120-480 voltage, die-cast extruded aluminum housing assembly and powder coat finish. Excludes sensors.		
26 56 19 00-0057	EA		1 LED Light Square, 51 Watt, Horizontal Tenon Mount, LED Roadway Fixture (Cooper Lighting Streetworks™ NVN-AA).....	988.07	158.37
			<i>For >50 To 100, Deduct</i>	-49.40	
			<i>For >100 To 250, Deduct</i>	-74.11	
			<i>For >250 To 500, Deduct</i>	-115.59	
			<i>For >500 To 1000, Deduct</i>	-157.07	
			<i>For >1000, Deduct</i>	-198.56	
26 56 19 00-0058	EA		2 LED Light Squares, 103 Watt, Horizontal Tenon Mount, LED Roadway Fixture (Cooper Lighting Streetworks™ NVN-AA).....	1,341.11	175.97
			<i>For >50 To 100, Deduct</i>	-67.06	
			<i>For >100 To 250, Deduct</i>	-100.58	
			<i>For >250 To 500, Deduct</i>	-158.84	
			<i>For >500 To 1000, Deduct</i>	-217.10	
			<i>For >1000, Deduct</i>	-275.35	
26 56 19 00-0059	EA		3 LED Light Squares, 154 Watt, Horizontal Tenon Mount, LED Roadway Fixture (Cooper Lighting Streetworks™ NVN-AA).....	1,437.87	202.36
			<i>For >50 To 100, Deduct</i>	-71.89	
			<i>For >100 To 250, Deduct</i>	-107.84	
			<i>For >250 To 500, Deduct</i>	-169.62	
			<i>For >500 To 1000, Deduct</i>	-231.39	
			<i>For >1000, Deduct</i>	-293.17	



Electrical	26	
Lighting	26 50	26
Exterior Lighting	26 56	

MINOR	CSI	UOM	DESCRIPTION	TOTAL DIRECT UNIT COST	DEMOLITION UNIT COST
26 56 19 00-0060	EA		4 LED Light Squares, 206 Watt, Horizontal Tenon Mount, LED Roadway Fixture (Cooper Lighting Streetworks™ NVN-AA).....	2,143.35	219.96
			<i>For >50 To 100, Deduct</i>	-107.17	
			<i>For >100 To 250, Deduct</i>	-160.75	
			<i>For >250 To 500, Deduct</i>	-256.92	
			<i>For >500 To 1000, Deduct</i>	-353.09	
			<i>For >1000, Deduct</i>	-449.26	
26 56 19 00-0061	EA		6 LED Light Squares, 309 Watt, Horizontal Tenon Mount, LED Roadway Fixture (Cooper Lighting Streetworks™ NVN-AA).....	2,812.97	250.42
			<i>For >50 To 100, Deduct</i>	-140.65	
			<i>For >100 To 250, Deduct</i>	-210.97	
			<i>For >250 To 500, Deduct</i>	-339.10	
			<i>For >500 To 1000, Deduct</i>	-467.23	
			<i>For >1000, Deduct</i>	-595.36	
26 56 19 00-0062			LED Roadway Lighting (PlanLED) <small>(26 56 19 00-0001)</small>		
26 56 19 00-0063			Horizontal Tenon Mount, LED Roadway Fixtures (PlanLED GigaTera HERA) <small>(26 56 19 00-0062)</small>		
			Note: UL wet listed. Includes 3,000K, 4,000K or 5,000K color temperature, 120-277 voltage, integral 20kV surge suppression, die-cast extruded aluminum housing assembly and powder coat finish. Excludes sensors.		
26 56 19 00-0064	EA		8,500 Lumens, 85 Watt, Horizontal Tenon Mount, LED Roadway Fixture (PlanLED GigaTera HERA 85W).....	1,189.26	153.98
			<i>For >50 To 100, Deduct</i>	-59.46	
			<i>For >100 To 250, Deduct</i>	-89.19	
			<i>For >250 To 500, Deduct</i>	-140.96	
			<i>For >500 To 1000, Deduct</i>	-192.72	
			<i>For >1000, Deduct</i>	-244.49	
26 56 19 00-0065	EA		11,000 Lumens, 110 Watt, Horizontal Tenon Mount, LED Roadway Fixture (PlanLED GigaTera HERA 110W).....	1,294.19	155.67
			<i>For >50 To 100, Deduct</i>	-64.71	
			<i>For >100 To 250, Deduct</i>	-97.06	
			<i>For >250 To 500, Deduct</i>	-153.99	
			<i>For >500 To 1000, Deduct</i>	-210.92	
			<i>For >1000, Deduct</i>	-267.84	
26 56 19 00-0066	EA		15,000 Lumens, 150 Watt, Horizontal Tenon Mount, LED Roadway Fixture (PlanLED GigaTera HERA 150W).....	1,376.78	158.37
			<i>For >50 To 100, Deduct</i>	-68.84	
			<i>For >100 To 250, Deduct</i>	-103.26	
			<i>For >250 To 500, Deduct</i>	-164.18	
			<i>For >500 To 1000, Deduct</i>	-225.10	
			<i>For >1000, Deduct</i>	-286.02	
26 56 19 00-0067			Horizontal Tenon Mount, LED Roadway Fixtures (PlanLED GigaTera SETA) <small>(26 56 19 00-0062)</small>		
			Note: UL wet listed. Includes 3,000K, 3,500K, 4,000K or 5,000K color temperature, 120-277 voltage, integral 20kV surge suppression, die-cast extruded aluminum housing assembly and powder coat finish. Excludes sensors.		
26 56 19 00-0068	EA		7,200 Lumens, 60 Watt, Horizontal Tenon Mount, LED Roadway Fixture (PlanLED GigaTera SETA SET060).....	781.78	150.25
			<i>For >50 To 100, Deduct</i>	-39.09	
			<i>For >100 To 250, Deduct</i>	-58.63	
			<i>For >250 To 500, Deduct</i>	-90.21	
			<i>For >500 To 1000, Deduct</i>	-121.79	
			<i>For >1000, Deduct</i>	-153.36	
26 56 19 00-0069	EA		10,000 Lumens, 80 Watt, Horizontal Tenon Mount, LED Roadway Fixture (PlanLED GigaTera SETA SET080).....	837.95	152.96
			<i>For >50 To 100, Deduct</i>	-41.90	
			<i>For >100 To 250, Deduct</i>	-62.85	
			<i>For >250 To 500, Deduct</i>	-97.10	
			<i>For >500 To 1000, Deduct</i>	-131.35	
			<i>For >1000, Deduct</i>	-165.60	
26 56 19 00-0070	EA		12,500 Lumens, 100 Watt, Horizontal Tenon Mount, LED Roadway Fixture (PlanLED GigaTera SETA SET100).....	926.63	155.67
			<i>For >50 To 100, Deduct</i>	-46.33	
			<i>For >100 To 250, Deduct</i>	-69.50	
			<i>For >250 To 500, Deduct</i>	-108.05	
			<i>For >500 To 1000, Deduct</i>	-146.59	
			<i>For >1000, Deduct</i>	-185.14	
26 56 19 00-0071			Horizontal Tenon Mount, LED Roadway Fixtures (PlanLED GigaTera META) <small>(26 56 19 00-0062)</small>		
			Note: UL wet listed. Includes 3,000K, 4,000K or 5,000K color temperature, 120-277 voltage, integral 20kV surge suppression, die-cast extruded aluminum housing assembly and powder coat finish. Excludes sensors.		
26 56 19 00-0072	EA		13,000 Lumens, 100 Watt, Horizontal Tenon Mount, LED Roadway Fixture (PlanLED GigaTera META MT100).....	985.52	155.67
			<i>For 0 To 10 Volt Dimming, Add</i>	87.74	
			<i>For 480 Volt, Add</i>	87.74	
			<i>For >50 To 100, Deduct</i>	-49.28	
			<i>For >100 To 250, Deduct</i>	-73.91	
			<i>For >250 To 500, Deduct</i>	-115.41	
			<i>For >500 To 1000, Deduct</i>	-156.90	
			<i>For >1000, Deduct</i>	-198.39	

26	Electrical
26 50	Lighting
26 56	Exterior Lighting



MINOR	CSI	UOM	DESCRIPTION	TOTAL DIRECT UNIT COST	DEMOLITION UNIT COST
26 56	19 00-0073	EA	16,900 Lumens, 130 Watt, Horizontal Tenon Mount, LED Roadway Fixture (PlanLED GigaTera META MT130).....	1,093.83	157.02
			<i>For 0 To 10 Volt Dimming, Add</i>	87.74	
			<i>For 480 Volt, Add</i>	26.49	
			<i>For >50 To 100, Deduct</i>	-54.69	
			<i>For >100 To 250, Deduct</i>	-82.04	
			<i>For >250 To 500, Deduct</i>	-128.88	
			<i>For >500 To 1000, Deduct</i>	-175.72	
			<i>For >1000, Deduct</i>	-222.56	
26 56	19 00-0074	EA	19,500 Lumens, 150 Watt, Horizontal Tenon Mount, LED Roadway Fixture (PlanLED GigaTera META MT150).....	1,177.77	158.37
			<i>For 0 To 10 Volt Dimming, Add</i>	87.74	
			<i>For 480 Volt, Add</i>	109.64	
			<i>For >50 To 100, Deduct</i>	-58.89	
			<i>For >100 To 250, Deduct</i>	-88.33	
			<i>For >250 To 500, Deduct</i>	-139.30	
			<i>For >500 To 1000, Deduct</i>	-190.27	
			<i>For >1000, Deduct</i>	-241.24	
26 56	19 00-0075		LED Roadway Lighting (General Electric) (26 56 19 00-0001)		
26 56	19 00-0076		Horizontal Tenon Mount, LED Cobra Head Street Lights (General Electric)		
			<i>(26 56 19 00-0075)</i>		
			Note: UL wet listed. Includes 4,000K or 5,700K color temperature, 120-480 voltage, die-cast extruded aluminum housing assembly and black or gray powder coat finish. Excludes sensors.		
26 56	19 00-0077	EA	2,300 Lumens, Horizontal Tenon Mount, LED Cobra Head Street Light (General Electric ERS1 0 AXBX 3 40 7 GRAY D) (DLC Certified).....	945.53	175.97
			<i>For LightGrid™ Wireless Outdoor Controller, Add</i>	20.00	
			<i>For >50 To 100, Deduct</i>	-47.28	
			<i>For >100 To 250, Deduct</i>	-70.91	
			<i>For >250 To 500, Deduct</i>	-109.39	
			<i>For >500 To 1000, Deduct</i>	-147.87	
			<i>For >1000, Deduct</i>	-186.35	
26 56	19 00-0078	EA	2,600 Lumens, Horizontal Tenon Mount, LED Cobra Head Street Light (General Electric ERS1 0 2XBX 7 40 7 GRAY D) (DLC Certified).....	922.21	175.97
			<i>For LightGrid™ Wireless Outdoor Controller, Add</i>	20.00	
			<i>For >50 To 100, Deduct</i>	-46.11	
			<i>For >100 To 250, Deduct</i>	-69.17	
			<i>For >250 To 500, Deduct</i>	-106.48	
			<i>For >500 To 1000, Deduct</i>	-143.79	
			<i>For >1000, Deduct</i>	-181.10	
26 56	19 00-0079	EA	4,200 Lumens, Horizontal Tenon Mount, LED Cobra Head Street Light (General Electric ERS1 0 BXCX 5 40 7 GRAY D) (DLC Certified).....	968.85	175.97
			<i>For LightGrid™ Wireless Outdoor Controller, Add</i>	20.00	
			<i>For >50 To 100, Deduct</i>	-48.44	
			<i>For >100 To 250, Deduct</i>	-72.66	
			<i>For >250 To 500, Deduct</i>	-112.31	
			<i>For >500 To 1000, Deduct</i>	-151.95	
			<i>For >1000, Deduct</i>	-191.60	
26 56	19 00-0080	EA	6,600 Lumens, Horizontal Tenon Mount, LED Cobra Head Street Light (General Electric ERS1 0 CXBX 7 40 7 GRAY D) (DLC Certified).....	1,127.84	175.97
			<i>For LightGrid™ Wireless Outdoor Controller, Add</i>	20.00	
			<i>For >50 To 100, Deduct</i>	-56.39	
			<i>For >100 To 250, Deduct</i>	-84.59	
			<i>For >250 To 500, Deduct</i>	-132.18	
			<i>For >500 To 1000, Deduct</i>	-179.78	
			<i>For >1000, Deduct</i>	-227.37	
26 56	19 00-0081	EA	10,300 Lumens, Horizontal Tenon Mount, LED Cobra Head Street Light (General Electric ERS2 0 HXCX 5 40 7 GRAY D) (DLC Certified).....	1,363.16	175.97
			<i>For LightGrid™ Wireless Outdoor Controller, Add</i>	20.00	
			<i>For >50 To 100, Deduct</i>	-68.16	
			<i>For >100 To 250, Deduct</i>	-102.24	
			<i>For >250 To 500, Deduct</i>	-161.60	
			<i>For >500 To 1000, Deduct</i>	-220.96	
			<i>For >1000, Deduct</i>	-280.32	
26 56	19 00-0082	EA	13,300 Lumens, Horizontal Tenon Mount, LED Cobra Head Street Light (General Electric ERS2 0 HXCX 7 40 7 GRAY D) (DLC Certified).....	1,363.16	175.97
			<i>For LightGrid™ Wireless Outdoor Controller, Add</i>	20.00	
			<i>For >50 To 100, Deduct</i>	-68.16	
			<i>For >100 To 250, Deduct</i>	-102.24	
			<i>For >250 To 500, Deduct</i>	-161.60	
			<i>For >500 To 1000, Deduct</i>	-220.96	
			<i>For >1000, Deduct</i>	-280.32	
26 56	19 00-0083	EA	20,000 Lumens, Horizontal Tenon Mount, LED Cobra Head Street Light (General Electric ERS4 0 TXCX 5 40 7 GRAY D) (DLC Certified).....	2,365.89	175.97
			<i>For LightGrid™ Wireless Outdoor Controller, Add</i>	20.00	
			<i>For >50 To 100, Deduct</i>	-118.29	
			<i>For >100 To 250, Deduct</i>	-177.44	
			<i>For >250 To 500, Deduct</i>	-286.94	
			<i>For >500 To 1000, Deduct</i>	-396.43	
			<i>For >1000, Deduct</i>	-505.93	



Electrical	26	26
Lighting	26 50	
Exterior Lighting	26 56	

MINOR	CSI	UOM	DESCRIPTION	TOTAL DIRECT UNIT COST	DEMOLITION UNIT COST
26 56 19 00-0084	EA		2,700 Lumens, Horizontal Tenon Mount, LED Cobra Head Street Light (General Electric ERX1 0 2XBX 7 40 7 GRAY D) (DLC Certified).....	795.01	175.97
			<i>For LightGrid™ Wireless Outdoor Controller, Add</i>	20.00	
			<i>For >50 To 100, Deduct</i>	-39.75	
			<i>For >100 To 250, Deduct</i>	-59.63	
			<i>For >250 To 500, Deduct</i>	-90.58	
			<i>For >500 To 1000, Deduct</i>	-121.53	
			<i>For >1000, Deduct</i>	-152.48	
26 56 19 00-0085	EA		4,100 Lumens, Horizontal Tenon Mount, LED Cobra Head Street Light (General Electric ERX1 0 AXCX 7 40 7 GRAY D) (DLC Certified).....	841.65	175.97
			<i>For LightGrid™ Wireless Outdoor Controller, Add</i>	20.00	
			<i>For >50 To 100, Deduct</i>	-42.08	
			<i>For >100 To 250, Deduct</i>	-63.12	
			<i>For >250 To 500, Deduct</i>	-96.41	
			<i>For >500 To 1000, Deduct</i>	-129.69	
			<i>For >1000, Deduct</i>	-162.98	
26 56 19 00-0086	EA		7,400 Lumens, Horizontal Tenon Mount, LED Cobra Head Street Light (General Electric ERS1 0 BXBX 1 40 7 GRAY D) (DLC Certified).....	979.45	175.97
			<i>For LightGrid™ Wireless Outdoor Controller, Add</i>	20.00	
			<i>For >50 To 100, Deduct</i>	-48.97	
			<i>For >100 To 250, Deduct</i>	-73.46	
			<i>For >250 To 500, Deduct</i>	-113.63	
			<i>For >500 To 1000, Deduct</i>	-153.81	
			<i>For >1000, Deduct</i>	-193.98	
26 56 19 00-0087	EA		11,400 Lumens, Horizontal Tenon Mount, LED Cobra Head Street Light (General Electric ERS2 0 DXCX 1 40 7 GRAY D) (DLC Certified).....	1,246.56	175.97
			<i>For LightGrid™ Wireless Outdoor Controller, Add</i>	20.00	
			<i>For >50 To 100, Deduct</i>	-62.33	
			<i>For >100 To 250, Deduct</i>	-93.49	
			<i>For >250 To 500, Deduct</i>	-147.02	
			<i>For >500 To 1000, Deduct</i>	-200.55	
			<i>For >1000, Deduct</i>	-254.08	
26 56 19 00-0088	EA		13,000 Lumens, Horizontal Tenon Mount, LED Cobra Head Street Light (General Electric ERS2 0 EXCX 1 40 7 GRAY D) (DLC Certified).....	1,280.48	175.97
			<i>For LightGrid™ Wireless Outdoor Controller, Add</i>	20.00	
			<i>For >50 To 100, Deduct</i>	-64.02	
			<i>For >100 To 250, Deduct</i>	-96.04	
			<i>For >250 To 500, Deduct</i>	-151.26	
			<i>For >500 To 1000, Deduct</i>	-206.49	
			<i>For >1000, Deduct</i>	-261.71	
26 56 19 00-0089	EA		2,000 Lumens, Horizontal Tenon Mount, LED Cobra Head Street Light (General Electric ERL1 0 02XX 40 A GRAY).....	595.75	149.57
			<i>For LightGrid™ Wireless Outdoor Controller, Add</i>	20.00	
			<i>For >50 To 100, Deduct</i>	-29.79	
			<i>For >100 To 250, Deduct</i>	-44.68	
			<i>For >250 To 500, Deduct</i>	-66.99	
			<i>For >500 To 1000, Deduct</i>	-89.30	
			<i>For >1000, Deduct</i>	-111.61	
26 56 19 00-0090	EA		3,000 Lumens, Horizontal Tenon Mount, LED Cobra Head Street Light (General Electric ERL1 0 03XX 40 A GRAY).....	599.81	151.60
			<i>For LightGrid™ Wireless Outdoor Controller, Add</i>	20.00	
			<i>For >50 To 100, Deduct</i>	-29.99	
			<i>For >100 To 250, Deduct</i>	-44.99	
			<i>For >250 To 500, Deduct</i>	-67.40	
			<i>For >500 To 1000, Deduct</i>	-89.81	
			<i>For >1000, Deduct</i>	-112.22	
26 56 19 00-0091	EA		4,000 Lumens, Horizontal Tenon Mount, LED Cobra Head Street Light (General Electric ERL1 0 04XX 40 A GRAY).....	625.06	153.98
			<i>For LightGrid™ Wireless Outdoor Controller, Add</i>	20.00	
			<i>For >50 To 100, Deduct</i>	-31.25	
			<i>For >100 To 250, Deduct</i>	-46.88	
			<i>For >250 To 500, Deduct</i>	-70.43	
			<i>For >500 To 1000, Deduct</i>	-93.99	
			<i>For >1000, Deduct</i>	-117.54	
26 56 19 00-0092	EA		5,000 Lumens, Horizontal Tenon Mount, LED Cobra Head Street Light (General Electric ERL1 0 05XX 40 A GRAY).....	650.83	155.67
			<i>For LightGrid™ Wireless Outdoor Controller, Add</i>	20.00	
			<i>For >50 To 100, Deduct</i>	-32.54	
			<i>For >100 To 250, Deduct</i>	-48.81	
			<i>For >250 To 500, Deduct</i>	-73.57	
			<i>For >500 To 1000, Deduct</i>	-98.33	
			<i>For >1000, Deduct</i>	-123.09	
26 56 19 00-0093	EA		7,000 Lumens, Horizontal Tenon Mount, LED Cobra Head Street Light (General Electric ERL1 0 07XX 40 A GRAY).....	719.16	159.05
			<i>For LightGrid™ Wireless Outdoor Controller, Add</i>	20.00	
			<i>For >50 To 100, Deduct</i>	-35.96	
			<i>For >100 To 250, Deduct</i>	-53.94	
			<i>For >250 To 500, Deduct</i>	-81.94	
			<i>For >500 To 1000, Deduct</i>	-109.95	
			<i>For >1000, Deduct</i>	-137.95	



MINOR	CSI	UOM	DESCRIPTION	TOTAL DIRECT UNIT COST	DEMOLITION UNIT COST
26 56 19 00-0094	EA		8,000 Lumens, Horizontal Tenon Mount, LED Cobra Head Street Light (General Electric ERL1 0 08XX 40 A GRAY)	755.44	160.41
			<i>For LightGrid™ Wireless Outdoor Controller, Add</i>	20.00	
			<i>For >50 To 100, Deduct</i>	-37.77	
			<i>For >100 To 250, Deduct</i>	-56.66	
			<i>For >250 To 500, Deduct</i>	-86.41	
			<i>For >500 To 1000, Deduct</i>	-116.16	
			<i>For >1000, Deduct</i>	-145.91	
26 56 19 00-0095	EA		9,800 Lumens, Horizontal Tenon Mount, LED Cobra Head Street Light (General Electric ERL1 0 10XX 40 A GRAY)	823.60	162.77
			<i>For LightGrid™ Wireless Outdoor Controller, Add</i>	20.00	
			<i>For >50 To 100, Deduct</i>	-41.18	
			<i>For >100 To 250, Deduct</i>	-61.77	
			<i>For >250 To 500, Deduct</i>	-94.81	
			<i>For >500 To 1000, Deduct</i>	-127.85	
			<i>For >1000, Deduct</i>	-160.89	
26 56 19 00-0096	EA		13,000 Lumens, Horizontal Tenon Mount, LED Cobra Head Street Light (General Electric ERLH 0 13XX 40 A GRAY)	968.58	167.17
			<i>For LightGrid™ Wireless Outdoor Controller, Add</i>	20.00	
			<i>For >50 To 100, Deduct</i>	-48.43	
			<i>For >100 To 250, Deduct</i>	-72.64	
			<i>For >250 To 500, Deduct</i>	-112.71	
			<i>For >500 To 1000, Deduct</i>	-152.78	
			<i>For >1000, Deduct</i>	-192.86	
26 56 19 00-0097	EA		19,000 Lumens, Horizontal Tenon Mount, LED Cobra Head Street Light (General Electric ERL2 0 19XX 40 A GRAY)	1,135.41	175.97
			<i>For LightGrid™ Wireless Outdoor Controller, Add</i>	20.00	
			<i>For >50 To 100, Deduct</i>	-56.77	
			<i>For >100 To 250, Deduct</i>	-85.16	
			<i>For >250 To 500, Deduct</i>	-133.13	
			<i>For >500 To 1000, Deduct</i>	-181.10	
			<i>For >1000, Deduct</i>	-229.07	
26 56 19 00-0098			LED Roadway Lighting (Acuity AEL Autobahn) <small>(26 56 19 00-0001)</small>		
26 56 19 00-0099			Horizontal Tenon Mount, LED Cobra Head Street Lights (Acuity AEL Autobahn) <small>(26 56 19 00-0098)</small>		
			Note: UL wet listed. Includes 4,000K or 5,000K color temperature, 120-480 voltage, integral 10kV surge suppression, 0-10V dimming, die-cast extruded aluminum housing assembly and white, black, gray, graphite or bronze powder coat finish. Excludes sensors.		
26 56 19 00-0100	EA		4,500 Lumens, Horizontal Tenon Mount, LED Cobra Head Street Light (Acuity AEL Autobahn ATB0)	873.87	153.98
			<i>For >50 To 100, Deduct</i>	-43.69	
			<i>For >100 To 250, Deduct</i>	-65.54	
			<i>For >250 To 500, Deduct</i>	-101.54	
			<i>For >500 To 1000, Deduct</i>	-137.53	
			<i>For >1000, Deduct</i>	-173.53	
26 56 19 00-0101	EA		9,200 Lumens, Horizontal Tenon Mount, LED Cobra Head Street Light (Acuity AEL Autobahn ATB0)	1,086.09	153.98
			<i>For >50 To 100, Deduct</i>	-54.30	
			<i>For >100 To 250, Deduct</i>	-81.46	
			<i>For >250 To 500, Deduct</i>	-128.06	
			<i>For >500 To 1000, Deduct</i>	-174.67	
			<i>For >1000, Deduct</i>	-221.27	
26 56 19 00-0102	EA		12,600 Lumens, Horizontal Tenon Mount, LED Cobra Head Street Light (Acuity AEL Autobahn ATB2)	1,143.07	153.98
			<i>For >50 To 100, Deduct</i>	-57.15	
			<i>For >100 To 250, Deduct</i>	-85.73	
			<i>For >250 To 500, Deduct</i>	-135.19	
			<i>For >500 To 1000, Deduct</i>	-184.64	
			<i>For >1000, Deduct</i>	-234.10	
26 56 19 00-0103	EA		4,200 Lumens, Horizontal Tenon Mount, LED Cobra Head Street Light (Acuity AEL Autobahn ATB0 20ALEDE70)	1,152.74	153.98
			<i>For >50 To 100, Deduct</i>	-57.64	
			<i>For >100 To 250, Deduct</i>	-86.46	
			<i>For >250 To 500, Deduct</i>	-136.39	
			<i>For >500 To 1000, Deduct</i>	-186.33	
			<i>For >1000, Deduct</i>	-236.27	
26 56 19 00-0104	EA		6,700 Lumens, Horizontal Tenon Mount, LED Cobra Head Street Light (Acuity AEL Autobahn ATB0 30BLEDE70)	1,432.46	158.37
			<i>For >50 To 100, Deduct</i>	-71.62	
			<i>For >100 To 250, Deduct</i>	-107.43	
			<i>For >250 To 500, Deduct</i>	-171.14	
			<i>For >500 To 1000, Deduct</i>	-234.84	
			<i>For >1000, Deduct</i>	-298.55	
26 56 19 00-0105	EA		9,000 Lumens, Horizontal Tenon Mount, LED Cobra Head Street Light (Acuity AEL Autobahn ATB2 40BLEDE70)	1,999.24	162.77
			<i>For >50 To 100, Deduct</i>	-99.96	
			<i>For >100 To 250, Deduct</i>	-149.94	
			<i>For >250 To 500, Deduct</i>	-241.77	
			<i>For >500 To 1000, Deduct</i>	-333.59	
			<i>For >1000, Deduct</i>	-425.41	
26 56 19 00-0106	EA		13,500 Lumens, Horizontal Tenon Mount, LED Cobra Head Street Light (Acuity AEL Autobahn ATB2 60BLEDE70)	2,569.94	169.20
			<i>For >50 To 100, Deduct</i>	-128.50	
			<i>For >100 To 250, Deduct</i>	-192.75	
			<i>For >250 To 500, Deduct</i>	-312.78	
			<i>For >500 To 1000, Deduct</i>	-432.82	
			<i>For >1000, Deduct</i>	-552.86	



Electrical	26	26
Lighting	26 50	
Exterior Lighting	26 56	

MINOR CSI UOM DESCRIPTION	TOTAL DIRECT UNIT COST	DEMOLITION UNIT COST
26 56 19 00-0107 EA 17,800 Lumens, Horizontal Tenon Mount, LED Cobra Head Street Light (Acuity AEL Autobahn ATB2 80BLEDE70).....	3,127.75	173.94
For >50 To 100, Deduct	-156.39	
For >100 To 250, Deduct	-234.58	
For >250 To 500, Deduct	-382.27	
For >500 To 1000, Deduct	-529.96	
For >1000, Deduct	-677.65	
26 56 19 00-0108 LED Roadway Lighting (Leotek) (26 56 19 00-0001)		
26 56 19 00-0109 Horizontal Tenon Mount, LED Cobra Head Street Lights (Leotek) (26 56 19 00-0108)		
Note: UL wet listed. Includes 4,000K color temperature, 120-277 voltage, integral surge protector, die-cast and extruded aluminum housing assembly and gray powder coat finish. Excludes sensors.		
26 56 19 00-0110 EA Up To 3,900 Lumens, Horizontal Tenon Mount, LED Cobra Head Street Light (Leotek® EC1-4M2-MV-NW-X-GY-XXX-WL).....	609.58	153.98
For LightGrid™ Wireless Outdoor Controller, Add	20.00	
For Twist Lock Shorting Cap, Add	9.33	
For ANSI 7-wire Photocontrol Receptacle, Add	27.98	
For Ripley Long-Life Twist Lock Photocontrol, Add	50.07	
For >50 To 100, Deduct	-30.48	
For >100 To 250, Deduct	-45.72	
For >250 To 500, Deduct	-68.50	
For >500 To 1000, Deduct	-91.28	
For >1000, Deduct	-114.06	
26 56 19 00-0111 EA Up To 5,150 Lumens, Horizontal Tenon Mount, LED Cobra Head Street Light (Leotek® EC1-4M2-MV-NW-X-GY-1AMP-WL).....	622.76	155.67
For LightGrid™ Wireless Outdoor Controller, Add	20.00	
For Twist Lock Shorting Cap, Add	9.33	
For ANSI 7-wire Photocontrol Receptacle, Add	27.98	
For Ripley Long-Life Twist Lock Photocontrol, Add	50.07	
For >50 To 100, Deduct	-31.14	
For >100 To 250, Deduct	-46.71	
For >250 To 500, Deduct	-70.06	
For >500 To 1000, Deduct	-93.42	
For >1000, Deduct	-116.77	
26 56 19 00-0112 EA Up To 5,950 Lumens, Horizontal Tenon Mount, LED Cobra Head Street Light (Leotek® EC1-6M2-MV-NW-X-GY-XXX-WL).....	663.96	156.68
For LightGrid™ Wireless Outdoor Controller, Add	20.00	
For Twist Lock Shorting Cap, Add	9.33	
For ANSI 7-wire Photocontrol Receptacle, Add	27.98	
For Ripley Long-Life Twist Lock Photocontrol, Add	50.07	
For >50 To 100, Deduct	-33.20	
For >100 To 250, Deduct	-49.80	
For >250 To 500, Deduct	-75.16	
For >500 To 1000, Deduct	-100.53	
For >1000, Deduct	-125.89	
26 56 19 00-0113 EA Up To 9,550 Lumens, Horizontal Tenon Mount, LED Cobra Head Street Light (Leotek® EC3-10M2-MV-NW-X-GY-XXX-WL).....	770.16	162.77
For LightGrid™ Wireless Outdoor Controller, Add	20.00	
For Twist Lock Shorting Cap, Add	9.33	
For ANSI 7-wire Photocontrol Receptacle, Add	27.98	
For Ripley Long-Life Twist Lock Photocontrol, Add	50.07	
For >50 To 100, Deduct	-38.51	
For >100 To 250, Deduct	-57.76	
For >250 To 500, Deduct	-88.13	
For >500 To 1000, Deduct	-118.50	
For >1000, Deduct	-148.87	
26 56 19 00-0114 EA Up To 11,450 Lumens, Horizontal Tenon Mount, LED Cobra Head Street Light (Leotek® EC4-12M2-MV-NW-X-GY-XXX-WL).....	900.40	167.17
For LightGrid™ Wireless Outdoor Controller, Add	20.00	
For Twist Lock Shorting Cap, Add	9.33	
For ANSI 7-wire Photocontrol Receptacle, Add	27.98	
For Ripley Long-Life Twist Lock Photocontrol, Add	50.07	
For >50 To 100, Deduct	-45.02	
For >100 To 250, Deduct	-67.53	
For >250 To 500, Deduct	-104.19	
For >500 To 1000, Deduct	-140.85	
For >1000, Deduct	-177.51	
26 56 19 00-0115 EA Up To 14,550 Lumens, Horizontal Tenon Mount, LED Cobra Head Street Light (Leotek® EC4-15M2-MV-NW-X-GY-XXX-WL).....	905.82	169.88
For LightGrid™ Wireless Outdoor Controller, Add	20.00	
For Twist Lock Shorting Cap, Add	9.33	
For ANSI 7-wire Photocontrol Receptacle, Add	27.98	
For Ripley Long-Life Twist Lock Photocontrol, Add	50.07	
For >50 To 100, Deduct	-45.29	
For >100 To 250, Deduct	-67.94	
For >250 To 500, Deduct	-104.73	
For >500 To 1000, Deduct	-141.53	
For >1000, Deduct	-178.33	



MINOR	CSI	UOM	DESCRIPTION	TOTAL DIRECT UNIT COST	DEMOLITION UNIT COST
26 56	19 00-0116	EA	Up To 16,900 Lumens, Horizontal Tenon Mount, LED Cobra Head Street Light (Leotek® EC7-18M2-MV-NW-X-GY-XXX-WL)	1,109.05	172.59
			For LightGrid™ Wireless Outdoor Controller, Add	20.00	
			For Twist Lock Shorting Cap, Add	9.33	
			For ANSI 7-wire Photocontrol Receptacle, Add	27.98	
			For Ripley Long-Life Twist Lock Photocontrol, Add	50.07	
			For >50 To 100, Deduct	-55.45	
			For >100 To 250, Deduct	-83.18	
			For >250 To 500, Deduct	-130.00	
			For >500 To 1000, Deduct	-176.83	
			For >1000, Deduct	-223.65	
26 56	19 00-0117	EA	Up To 18,750 Lumens, Horizontal Tenon Mount, LED Cobra Head Street Light (Leotek® EC7-20M2-MV-NW-X-GY-XXX-WL)	1,162.83	175.97
			For LightGrid™ Wireless Outdoor Controller, Add	20.00	
			For Twist Lock Shorting Cap, Add	9.33	
			For ANSI 7-wire Photocontrol Receptacle, Add	27.98	
			For Ripley Long-Life Twist Lock Photocontrol, Add	50.07	
			For >50 To 100, Deduct	-58.14	
			For >100 To 250, Deduct	-87.21	
			For >250 To 500, Deduct	-136.66	
			For >500 To 1000, Deduct	-185.90	
			For >1000, Deduct	-235.24	
26 56	19 00-0118	EA	Up To 22,700 Lumens, Horizontal Tenon Mount, LED Cobra Head Street Light (Leotek® EC7-24M2-MV-NW-X-GY-XXX-WL)	1,297.51	178.67
			For LightGrid™ Wireless Outdoor Controller, Add	20.00	
			For Twist Lock Shorting Cap, Add	9.33	
			For ANSI 7-wire Photocontrol Receptacle, Add	27.98	
			For Ripley Long-Life Twist Lock Photocontrol, Add	50.07	
			For >50 To 100, Deduct	-64.88	
			For >100 To 250, Deduct	-97.31	
			For >250 To 500, Deduct	-153.26	
			For >500 To 1000, Deduct	-209.20	
			For >1000, Deduct	-265.14	
26 56	19 00-0119	EA	Up To 29,150 Lumens, Horizontal Tenon Mount, LED Cobra Head Street Light (Leotek® EC9-30M2-MV-NW-X-GY-XXX-WL)	1,391.07	181.38
			For LightGrid™ Wireless Outdoor Controller, Add	20.00	
			For Twist Lock Shorting Cap, Add	9.33	
			For ANSI 7-wire Photocontrol Receptacle, Add	27.98	
			For Ripley Long-Life Twist Lock Photocontrol, Add	50.07	
			For >50 To 100, Deduct	-69.55	
			For >100 To 250, Deduct	-104.33	
			For >250 To 500, Deduct	-164.81	
			For >500 To 1000, Deduct	-225.30	
			For >1000, Deduct	-285.78	
26 56	19 00-0120	EA	Up To 4,800 Lumens, Horizontal Tenon Mount, LED Cobra Head Street Light (Leotek GC1-20F-MV-NW-X-GY-XXX-WL)	705.02	155.67
			For LightGrid™ Wireless Outdoor Controller, Add	20.00	
			For Twist Lock Shorting Cap, Add	9.33	
			For ANSI 7-wire Photocontrol Receptacle, Add	27.98	
			For Ripley Long-Life Twist Lock Photocontrol, Add	50.07	
			For >50 To 100, Deduct	-35.25	
			For >100 To 250, Deduct	-52.88	
			For >250 To 500, Deduct	-80.34	
			For >500 To 1000, Deduct	-107.81	
			For >1000, Deduct	-135.28	
26 56	19 00-0121	EA	Up To 7,000 Lumens, Horizontal Tenon Mount, LED Cobra Head Street Light (Leotek GC1-30F-MV-NW-X-GY-XXX-WL)	773.86	159.73
			For LightGrid™ Wireless Outdoor Controller, Add	20.00	
			For Twist Lock Shorting Cap, Add	9.33	
			For ANSI 7-wire Photocontrol Receptacle, Add	27.98	
			For Ripley Long-Life Twist Lock Photocontrol, Add	50.07	
			For >50 To 100, Deduct	-38.69	
			For >100 To 250, Deduct	-58.04	
			For >250 To 500, Deduct	-88.75	
			For >500 To 1000, Deduct	-119.45	
			For >1000, Deduct	-150.16	
26 56	19 00-0122	EA	Up To 9,300 Lumens, Horizontal Tenon Mount, LED Cobra Head Street Light (Leotek GC1-40F-MV-NW-X-GY-XXX-WL)	834.79	162.77
			For LightGrid™ Wireless Outdoor Controller, Add	20.00	
			For Twist Lock Shorting Cap, Add	9.33	
			For ANSI 7-wire Photocontrol Receptacle, Add	27.98	
			For Ripley Long-Life Twist Lock Photocontrol, Add	50.07	
			For >50 To 100, Deduct	-41.74	
			For >100 To 250, Deduct	-62.61	
			For >250 To 500, Deduct	-96.21	
			For >500 To 1000, Deduct	-129.81	
			For >1000, Deduct	-163.41	



Electrical	26	
Lighting	26 50	26
Exterior Lighting	26 56	

MINOR	CSI	UOM	DESCRIPTION	TOTAL DIRECT UNIT COST	DEMOLITION UNIT COST
26 56 19 00-0123	EA		Up To 12,300 Lumens, Horizontal Tenon Mount, LED Cobra Head Street Light (Leotek GC1-40F-MV-NW-X-GY-1AMP-WL).....	887.29	166.49
			For LightGrid™ Wireless Outdoor Controller, Add	20.00	
			For Twist Lock Shorting Cap, Add	9.33	
			For ANSI 7-wire Photocontrol Receptacle, Add	27.98	
			For Ripley Long-Life Twist Lock Photocontrol, Add	50.07	
			For >50 To 100, Deduct	-44.36	
			For >100 To 250, Deduct	-66.55	
			For >250 To 500, Deduct	-102.59	
			For >500 To 1000, Deduct	-138.63	
			For >1000, Deduct	-174.67	
26 56 19 00-0124	EA		Up To 13,400 Lumens, Horizontal Tenon Mount, LED Cobra Head Street Light (Leotek GC1-60F-MV-NW-X-GY-XXX-WL).....	940.92	167.85
			For LightGrid™ Wireless Outdoor Controller, Add	20.00	
			For Twist Lock Shorting Cap, Add	9.33	
			For ANSI 7-wire Photocontrol Receptacle, Add	27.98	
			For Ripley Long-Life Twist Lock Photocontrol, Add	50.07	
			For >50 To 100, Deduct	-47.05	
			For >100 To 250, Deduct	-70.57	
			For >250 To 500, Deduct	-109.22	
			For >500 To 1000, Deduct	-147.88	
			For >1000, Deduct	-186.53	
26 56 19 00-0125	EA		Up To 17,700 Lumens, Horizontal Tenon Mount, LED Cobra Head Street Light (Leotek GC1-80F-MV-NW-X-GY-XXX-WL).....	1,119.60	173.94
			For LightGrid™ Wireless Outdoor Controller, Add	20.00	
			For Twist Lock Shorting Cap, Add	9.33	
			For ANSI 7-wire Photocontrol Receptacle, Add	27.98	
			For Ripley Long-Life Twist Lock Photocontrol, Add	50.07	
			For >50 To 100, Deduct	-55.98	
			For >100 To 250, Deduct	-83.97	
			For >250 To 500, Deduct	-131.25	
			For >500 To 1000, Deduct	-178.54	
			For >1000, Deduct	-225.82	
26 56 19 00-0126	EA		Up To 19,800 Lumens, Horizontal Tenon Mount, LED Cobra Head Street Light (Leotek GC2-90F-MV-NW-X-GY-XXX-WL).....	1,265.43	177.32
			For LightGrid™ Wireless Outdoor Controller, Add	20.00	
			For Twist Lock Shorting Cap, Add	9.33	
			For ANSI 7-wire Photocontrol Receptacle, Add	27.98	
			For Ripley Long-Life Twist Lock Photocontrol, Add	50.07	
			For >50 To 100, Deduct	-63.27	
			For >100 To 250, Deduct	-94.91	
			For >250 To 500, Deduct	-149.31	
			For >500 To 1000, Deduct	-203.72	
			For >1000, Deduct	-258.12	
26 56 19 00-0127	EA		Up To 22,000 Lumens, Horizontal Tenon Mount, LED Cobra Head Street Light (Leotek GC2-100F-MV-NW-X-GY-XXX-WL).....	1,345.13	178.00
			For LightGrid™ Wireless Outdoor Controller, Add	20.00	
			For Twist Lock Shorting Cap, Add	9.33	
			For ANSI 7-wire Photocontrol Receptacle, Add	27.98	
			For Ripley Long-Life Twist Lock Photocontrol, Add	50.07	
			For >50 To 100, Deduct	-67.26	
			For >100 To 250, Deduct	-100.88	
			For >250 To 500, Deduct	-159.24	
			For >500 To 1000, Deduct	-217.60	
			For >1000, Deduct	-275.95	
26 56 19 00-0128	EA		Up To 26,400 Lumens, Horizontal Tenon Mount, LED Cobra Head Street Light (Leotek GC2-120F-MV-NW-X-GY-XXX-WL).....	1,421.66	180.03
			For LightGrid™ Wireless Outdoor Controller, Add	20.00	
			For Twist Lock Shorting Cap, Add	9.33	
			For ANSI 7-wire Photocontrol Receptacle, Add	27.98	
			For Ripley Long-Life Twist Lock Photocontrol, Add	50.07	
			For >50 To 100, Deduct	-71.08	
			For >100 To 250, Deduct	-106.62	
			For >250 To 500, Deduct	-168.71	
			For >500 To 1000, Deduct	-230.79	
			For >1000, Deduct	-292.87	
26 56 19 00-0129	EA		Up To 11,720 Lumens, Horizontal Tenon Mount, LED Cobra Head Street Light (Leotek® GCM2-30H-MV-NW-X-GY-1AMP).....	756.96	169.88
			For LightGrid™ Wireless Outdoor Controller, Add	20.00	
			For Twist Lock Shorting Cap, Add	9.33	
			For ANSI 7-wire Photocontrol Receptacle, Add	27.98	
			For Ripley Long-Life Twist Lock Photocontrol, Add	50.07	
			For >50 To 100, Deduct	-37.85	
			For >100 To 250, Deduct	-56.77	
			For >250 To 500, Deduct	-86.13	
			For >500 To 1000, Deduct	-115.48	
			For >1000, Deduct	-144.83	



MINOR	CSI	UOM	DESCRIPTION	TOTAL DIRECT UNIT COST	DEMOLITION UNIT COST
26 56	19 00-0130	EA	Up To 15,430 Lumens, Horizontal Tenon Mount, LED Cobra Head Street Light (Leotek® GCM2-40H-MV-NW-X-GY-1AMP)	819.11	171.57
			For LightGrid™ Wireless Outdoor Controller, Add	20.00	
			For Twist Lock Shorting Cap, Add	9.33	
			For ANSI 7-wire Photocontrol Receptacle, Add	27.98	
			For Ripley Long-Life Twist Lock Photocontrol, Add	50.07	
			For >50 To 100, Deduct	-40.96	
			For >100 To 250, Deduct	-61.43	
			For >250 To 500, Deduct	-93.81	
			For >500 To 1000, Deduct	-126.19	
			For >1000, Deduct	-158.56	
26 56	19 00-0131	EA	Up To 4,180 Lumens, Horizontal Tenon Mount, LED Cobra Head Street Light (Leotek® GCJ0-15H-MV-NW-X-GY-XXX-WL)	582.91	155.33
			For LightGrid™ Wireless Outdoor Controller, Add	20.00	
			For Twist Lock Shorting Cap, Add	9.33	
			For ANSI 7-wire Photocontrol Receptacle, Add	27.98	
			For Ripley Long-Life Twist Lock Photocontrol, Add	50.07	
			For >50 To 100, Deduct	-29.15	
			For >100 To 250, Deduct	-43.72	
			For >250 To 500, Deduct	-65.10	
			For >500 To 1000, Deduct	-86.48	
			For >1000, Deduct	-107.86	
26 56	19 00-0132	EA	Up To 5,510 Lumens, Horizontal Tenon Mount, LED Cobra Head Street Light (Leotek® GCJ1-20H-MV-NW-X-GY-XXX-WL)	593.45	156.68
			For LightGrid™ Wireless Outdoor Controller, Add	20.00	
			For Twist Lock Shorting Cap, Add	9.33	
			For ANSI 7-wire Photocontrol Receptacle, Add	27.98	
			For Ripley Long-Life Twist Lock Photocontrol, Add	50.07	
			For >50 To 100, Deduct	-29.67	
			For >100 To 250, Deduct	-44.51	
			For >250 To 500, Deduct	-66.35	
			For >500 To 1000, Deduct	-88.19	
			For >1000, Deduct	-110.02	
26 56	19 00-0133	EA	Up To 7,430 Lumens, Horizontal Tenon Mount, LED Cobra Head Street Light (Leotek® GCJ2-20H-MV-NW-X-GY-1AMP-WL)	644.59	159.73
			For LightGrid™ Wireless Outdoor Controller, Add	20.00	
			For Twist Lock Shorting Cap, Add	9.33	
			For ANSI 7-wire Photocontrol Receptacle, Add	27.98	
			For Ripley Long-Life Twist Lock Photocontrol, Add	50.07	
			For >50 To 100, Deduct	-32.23	
			For >100 To 250, Deduct	-48.34	
			For >250 To 500, Deduct	-72.59	
			For >500 To 1000, Deduct	-96.83	
			For >1000, Deduct	-121.07	
26 56	19 00-0134	EA	Up To 16,400 Lumens, Horizontal Tenon Mount, LED Cobra Head Street Light (Leotek® GCL1-60G-MV-NW-X-GY-XXX-WL)	989.57	172.59
			For LightGrid™ Wireless Outdoor Controller, Add	20.00	
			For Twist Lock Shorting Cap, Add	9.33	
			For ANSI 7-wire Photocontrol Receptacle, Add	27.98	
			For Ripley Long-Life Twist Lock Photocontrol, Add	50.07	
			For >50 To 100, Deduct	-49.48	
			For >100 To 250, Deduct	-74.22	
			For >250 To 500, Deduct	-115.07	
			For >500 To 1000, Deduct	-155.92	
			For >1000, Deduct	-196.77	
26 56	19 00-0135	EA	Up To 22,100 Lumens, Horizontal Tenon Mount, LED Cobra Head Street Light (Leotek® GCL1-80G-MV-NW-X-GY-XXX-WL)	1,290.29	178.00
			For LightGrid™ Wireless Outdoor Controller, Add	20.00	
			For Twist Lock Shorting Cap, Add	9.33	
			For ANSI 7-wire Photocontrol Receptacle, Add	27.98	
			For Ripley Long-Life Twist Lock Photocontrol, Add	50.07	
			For >50 To 100, Deduct	-64.51	
			For >100 To 250, Deduct	-96.77	
			For >250 To 500, Deduct	-152.39	
			For >500 To 1000, Deduct	-208.00	
			For >1000, Deduct	-263.62	
26 56	19 00-0136	EA	Up To 22,900 Lumens, Horizontal Tenon Mount, LED Cobra Head Street Light (Leotek® GCL2-60G-MV-NW-X-GY-1AMP-WL)	1,150.61	178.67
			For LightGrid™ Wireless Outdoor Controller, Add	20.00	
			For Twist Lock Shorting Cap, Add	9.33	
			For ANSI 7-wire Photocontrol Receptacle, Add	27.98	
			For Ripley Long-Life Twist Lock Photocontrol, Add	50.07	
			For >50 To 100, Deduct	-57.53	
			For >100 To 250, Deduct	-86.30	
			For >250 To 500, Deduct	-134.89	
			For >500 To 1000, Deduct	-183.49	
			For >1000, Deduct	-232.09	
26 56	19 00-0137	EA	Up To 5,484 Lumens, Horizontal Tenon Mount, LED Security Light (Leotek® SafeGuard™ SG1-01-MV-NW-5-GY)	560.08	155.67
			For Twist Lock Shorting Cap, Add	9.33	
			For ANSI 7-wire Photocontrol Receptacle, Add	27.98	
			For Ripley Long-Life Twist Lock Photocontrol, Add	50.07	
			For >50 To 100, Deduct	-28.00	
			For >100 To 250, Deduct	-42.01	
			For >250 To 500, Deduct	-62.23	
			For >500 To 1000, Deduct	-82.45	
			For >1000, Deduct	-102.67	



Electrical	26	26
Lighting	26 50	
Exterior Lighting	26 56	

MINOR CSI UOM DESCRIPTION	TOTAL DIRECT UNIT COST	DEMOLITION UNIT COST
------------------------------	---------------------------	-------------------------

<p>26 56 19 00-0138 LED, Wall Packs <small>(26 56 19)</small></p> <p>26 56 19 00-0139 Full Cutoff, LED Wall Packs <small>(26 56 19 00-0138)</small></p> <p>26 56 19 00-0140 Full Cutoff, LED Wall Packs (Lithonia) <small>(26 56 19 00-0139)</small></p>	<p>26 56 19 00-0141 EA 30 LEDs, 57 Watt, 530 mA Drive Current, Full Cutoff, LED Wall Pack (Lithonia CSXW LED) 964.45 118.44</p> <p style="margin-left: 20px;"><i>For >50 To 100, Deduct</i> -48.22</p> <p style="margin-left: 20px;"><i>For >100 To 250, Deduct</i> -72.33</p> <p style="margin-left: 20px;"><i>For >250 To 500, Deduct</i> -114.63</p> <p style="margin-left: 20px;"><i>For >500 To 1000, Deduct</i> -156.93</p> <p style="margin-left: 20px;"><i>For >1000, Deduct</i> -199.24</p> <p>26 56 19 00-0142 EA 30 LEDs, 35 Watt, 350 mA Drive Current, Full Cutoff, LED Wall Pack (Lithonia CSXW LED) 1,043.43 118.44</p> <p style="margin-left: 20px;"><i>For >50 To 100, Deduct</i> -52.17</p> <p style="margin-left: 20px;"><i>For >100 To 250, Deduct</i> -78.26</p> <p style="margin-left: 20px;"><i>For >250 To 500, Deduct</i> -124.51</p> <p style="margin-left: 20px;"><i>For >500 To 1000, Deduct</i> -170.76</p> <p style="margin-left: 20px;"><i>For >1000, Deduct</i> -217.01</p>
<p>26 56 19 00-0143 Full Cutoff, LED Wall Packs (CREE® BetaLED®) <small>(26 56 19 00-0139)</small></p> <p>26 56 19 00-0144 Wall Mount, Full Cutoff, LED Wall Packs (CREE® BetaLED® Edge® SEC-EDG) <small>(26 56 19 00-0143)</small></p> <p style="margin-left: 20px;">Note: UL wet listed. Includes 4,000K or 5,700K color temperature, 120-277 voltage, 350mA driver, die-cast extruded aluminum housing assembly and white, black, silver or bronze powder coat finish. Excludes sensors.</p>	<p>26 56 19 00-0145 EA 20 LEDs, 26 Watt, Wall Mount, Full Cutoff, LED Wall Pack (CREE® BetaLED® Edge® SEC-EDG) 933.83 115.06</p> <p style="margin-left: 20px;">Note: Includes 350mA or 525mA driver.</p> <p style="margin-left: 20px;"><i>For 3 Or 7-Pin NEMA Photocell Receptacle, Add</i> 19.42</p> <p style="margin-left: 20px;"><i>For Bird Spikes, Add</i> 48.22</p> <p style="margin-left: 20px;"><i>For Fuse, Add</i> 58.28</p> <p style="margin-left: 20px;"><i>For 0 To 10 Volt Dimming, Add</i> 58.28</p> <p style="margin-left: 20px;"><i>For 480 Volt, Add</i> 87.42</p> <p style="margin-left: 20px;"><i>For Multi-Level, Add</i> 126.26</p> <p style="margin-left: 20px;"><i>For >50 To 100, Deduct</i> -46.69</p> <p style="margin-left: 20px;"><i>For >100 To 250, Deduct</i> -70.04</p> <p style="margin-left: 20px;"><i>For >250 To 500, Deduct</i> -110.98</p> <p style="margin-left: 20px;"><i>For >500 To 1000, Deduct</i> -151.91</p> <p style="margin-left: 20px;"><i>For >1000, Deduct</i> -192.85</p> <p>26 56 19 00-0146 EA 40 LEDs, 47 Watt, Wall Mount, Full Cutoff, LED Wall Pack (CREE® BetaLED® Edge® SEC-EDG) 1,202.35 121.83</p> <p style="margin-left: 20px;">Note: Includes 350mA or 525mA driver.</p> <p style="margin-left: 20px;"><i>For 3 Or 7-Pin NEMA Photocell Receptacle, Add</i> 19.42</p> <p style="margin-left: 20px;"><i>For Bird Spikes, Add</i> 48.89</p> <p style="margin-left: 20px;"><i>For Fuse, Add</i> 58.28</p> <p style="margin-left: 20px;"><i>For 0 To 10 Volt Dimming, Add</i> 58.28</p> <p style="margin-left: 20px;"><i>For 480 Volt, Add</i> 87.42</p> <p style="margin-left: 20px;"><i>For Multi-Level, Add</i> 126.26</p> <p style="margin-left: 20px;"><i>For >50 To 100, Deduct</i> -60.12</p> <p style="margin-left: 20px;"><i>For >100 To 250, Deduct</i> -90.18</p> <p style="margin-left: 20px;"><i>For >250 To 500, Deduct</i> -144.20</p> <p style="margin-left: 20px;"><i>For >500 To 1000, Deduct</i> -198.23</p> <p style="margin-left: 20px;"><i>For >1000, Deduct</i> -252.26</p> <p>26 56 19 00-0147 EA 60 LEDs, 68 Watt, Wall Mount, Full Cutoff, LED Wall Pack (CREE® BetaLED® Edge® SEC-EDG) 1,347.58 128.59</p> <p style="margin-left: 20px;">Note: Includes 350mA or 525mA driver.</p> <p style="margin-left: 20px;"><i>For 3 Or 7-Pin NEMA Photocell Receptacle, Add</i> 19.42</p> <p style="margin-left: 20px;"><i>For Bird Spikes, Add</i> 49.57</p> <p style="margin-left: 20px;"><i>For Fuse, Add</i> 58.28</p> <p style="margin-left: 20px;"><i>For 0 To 10 Volt Dimming, Add</i> 58.28</p> <p style="margin-left: 20px;"><i>For 480 Volt, Add</i> 87.42</p> <p style="margin-left: 20px;"><i>For Multi-Level, Add</i> 126.26</p> <p style="margin-left: 20px;"><i>For >50 To 100, Deduct</i> -67.38</p> <p style="margin-left: 20px;"><i>For >100 To 250, Deduct</i> -101.07</p> <p style="margin-left: 20px;"><i>For >250 To 500, Deduct</i> -162.02</p> <p style="margin-left: 20px;"><i>For >500 To 1000, Deduct</i> -222.97</p> <p style="margin-left: 20px;"><i>For >1000, Deduct</i> -283.92</p> <p>26 56 19 00-0148 EA 80 LEDs, 90 Watt, Wall Mount, Full Cutoff, LED Wall Pack (CREE® BetaLED® Edge® SEC-EDG) 1,739.37 135.37</p> <p style="margin-left: 20px;">Note: Includes 350mA or 525mA driver.</p> <p style="margin-left: 20px;"><i>For 3 Or 7-Pin NEMA Photocell Receptacle, Add</i> 19.42</p> <p style="margin-left: 20px;"><i>For Bird Spikes, Add</i> 50.25</p> <p style="margin-left: 20px;"><i>For Fuse, Add</i> 58.28</p> <p style="margin-left: 20px;"><i>For 0 To 10 Volt Dimming, Add</i> 58.28</p> <p style="margin-left: 20px;"><i>For 480 Volt, Add</i> 87.42</p> <p style="margin-left: 20px;"><i>For Multi-Level, Add</i> 126.26</p> <p style="margin-left: 20px;"><i>For >50 To 100, Deduct</i> -86.97</p> <p style="margin-left: 20px;"><i>For >100 To 250, Deduct</i> -130.45</p> <p style="margin-left: 20px;"><i>For >250 To 500, Deduct</i> -210.65</p> <p style="margin-left: 20px;"><i>For >500 To 1000, Deduct</i> -290.85</p> <p style="margin-left: 20px;"><i>For >1000, Deduct</i> -371.05</p>

26	Electrical
26 50	Lighting
26 56	Exterior Lighting



MINOR	CSI	UOM	DESCRIPTION	TOTAL DIRECT UNIT COST	DEMOLITION UNIT COST
-------	-----	-----	-------------	------------------------	----------------------

26 56	19 00-0149	EA	100 LEDs, 111 Watt, Wall Mount, Full Cutoff, LED Wall Pack (CREE® BetaLED® Edge® SEC-EDG)	2,007.89	142.13
			<i>For 3 Or 7-Pin NEMA Photocell Receptacle, Add</i>	19.42	
			<i>For Bird Spikes, Add</i>	50.92	
			<i>For Fuse, Add</i>	58.28	
			<i>For 0 To 10 Volt Dimming, Add</i>	58.28	
			<i>For 480 Volt, Add</i>	87.42	
			<i>For Multi-Level, Add</i>	126.26	
			<i>For >50 To 100, Deduct</i>	-100.39	
			<i>For >100 To 250, Deduct</i>	-150.59	
			<i>For >250 To 500, Deduct</i>	-243.88	
			<i>For >500 To 1000, Deduct</i>	-337.17	
			<i>For >1000, Deduct</i>	-430.46	
26 56	19 00-0150	EA	120 LEDs, 132 Watt, Wall Mount, Full Cutoff, LED Wall Pack (CREE® BetaLED® Edge® SEC-EDG)	2,276.39	148.90
			<i>For 3 Or 7-Pin NEMA Photocell Receptacle, Add</i>	19.42	
			<i>For Bird Spikes, Add</i>	51.60	
			<i>For Fuse, Add</i>	58.28	
			<i>For 0 To 10 Volt Dimming, Add</i>	58.28	
			<i>For 480 Volt, Add</i>	87.42	
			<i>For Multi-Level, Add</i>	126.26	
			<i>For >50 To 100, Deduct</i>	-113.82	
			<i>For >100 To 250, Deduct</i>	-170.73	
			<i>For >250 To 500, Deduct</i>	-277.10	
			<i>For >500 To 1000, Deduct</i>	-383.48	
			<i>For >1000, Deduct</i>	-489.85	

26 56 19 00-0151 Wall Mount, Full Cutoff, LED Wall Packs (CREE® BetaLED® XSPW™) (26 56 19 00-0143)

Note: UL wet listed. Includes 4,000K or 5,700K color temperature, 120-277 voltage, Class 2 driver, die-cast extruded aluminum housing assembly and white, black, silver or bronze powder coat finish. Excludes sensors.

26 56	19 00-0152	EA	25 Watt, Wall Mount, Full Cutoff, LED Wall Pack (CREE® BetaLED® XSPW™)	555.21	115.06
			<i>For 3 Or 7-Pin NEMA Photocell Receptacle, Add</i>	19.42	
			<i>For 0 To 10 Volt Dimming, Add</i>	58.28	
			<i>For Multi-Level, Add</i>	58.28	
			<i>For >50 To 100, Deduct</i>	-27.76	
			<i>For >100 To 250, Deduct</i>	-41.64	
			<i>For >250 To 500, Deduct</i>	-63.65	
			<i>For >500 To 1000, Deduct</i>	-85.66	
			<i>For >1000, Deduct</i>	-107.66	
26 56	19 00-0153	EA	42 Watt, Wall Mount, Full Cutoff, LED Wall Pack (CREE® BetaLED® XSPW™)	644.60	121.83
			<i>For 3 Or 7-Pin NEMA Photocell Receptacle, Add</i>	19.42	
			<i>For 0 To 10 Volt Dimming, Add</i>	58.28	
			<i>For Multi-Level, Add</i>	58.28	
			<i>For >50 To 100, Deduct</i>	-32.23	
			<i>For >100 To 250, Deduct</i>	-48.35	
			<i>For >250 To 500, Deduct</i>	-74.48	
			<i>For >500 To 1000, Deduct</i>	-100.62	
			<i>For >1000, Deduct</i>	-126.76	

26 56 19 00-0154 Open Face LED Wall Pack (26 56 19 00-0138)

Note: Heavy-duty cast aluminum housing is polyester powder coated to be rust and corrosion proof, High-quality shatter-resistant glass

26 56	19 00-0155	EA	3,640 Lumens, 28 Watt, Open Face LED Wall Pack, With Motion Sensor (Maxlite WP-OP28U-50B-MS)	730.25	120.96
			<i>For >50 To 100, Deduct</i>	-36.51	
			<i>For >100 To 250, Deduct</i>	-54.77	
			<i>For >250 To 500, Deduct</i>	-82.21	
			<i>For >500 To 1000, Deduct</i>	-109.65	
			<i>For >1000, Deduct</i>	-137.09	
26 56	19 00-0156	EA	5,540 Lumens, 40 Watt, Open Face LED Wall Pack, With Motion Sensor (Maxlite WP-OP40U-50B-MS)	784.60	120.96
			<i>For >50 To 100, Deduct</i>	-39.23	
			<i>For >100 To 250, Deduct</i>	-58.85	
			<i>For >250 To 500, Deduct</i>	-89.00	
			<i>For >500 To 1000, Deduct</i>	-119.16	
			<i>For >1000, Deduct</i>	-149.32	
26 56	19 00-0157	EA	7,065 Lumens, 50 Watt, Open Face LED Wall Pack, With Motion Sensor (Maxlite WP-OP50U-50B-MS)	813.07	120.96
			<i>For >50 To 100, Deduct</i>	-40.65	
			<i>For >100 To 250, Deduct</i>	-60.98	
			<i>For >250 To 500, Deduct</i>	-92.56	
			<i>For >500 To 1000, Deduct</i>	-124.14	
			<i>For >1000, Deduct</i>	-155.73	
26 56	19 00-0158	EA	11,375 Lumens, 80 Watt, Open Face LED Wall Pack, With Motion Sensor (Maxlite WP-OP80U-50B-MS)	836.15	120.96
			<i>For >50 To 100, Deduct</i>	-41.81	
			<i>For >100 To 250, Deduct</i>	-62.71	
			<i>For >250 To 500, Deduct</i>	-95.45	
			<i>For >500 To 1000, Deduct</i>	-128.18	
			<i>For >1000, Deduct</i>	-160.92	
26 56	19 00-0159	EA	16,945 Lumens, 120 Watt, Open Face LED Wall Pack, With Motion Sensor (Maxlite WP-OP120U-50B-MS)	1,009.31	120.96
			<i>For >50 To 100, Deduct</i>	-50.47	
			<i>For >100 To 250, Deduct</i>	-75.70	
			<i>For >250 To 500, Deduct</i>	-117.09	
			<i>For >500 To 1000, Deduct</i>	-158.49	
			<i>For >1000, Deduct</i>	-199.88	

26 56 19 00-0160 Wall Pack Accessories (26 56 19 00-0138)



Electrical	26	26
Lighting	26 50	
Exterior Lighting	26 56	

MINOR CSI UOM DESCRIPTION	TOTAL DIRECT UNIT COST	DEMOLITION UNIT COST
26 56 19 00-0161 EA Photocell For Wall Pack.....	135.18	30.24
26 56 19 00-0162 EA Wire Guard For Mini And Small Wall Pack	150.80	30.24
26 56 19 00-0163 EA Wire Guard For Medium And Large Wall Pack.....	216.12	30.24
26 56 19 00-0164 EA Clear Polycarbonate Vandal Guard For Wall Packs	310.37	30.24
26 56 19 00-0165 EA Full Cutoff Visor For Wall Pack.....	146.54	30.24
26 56 19 00-0166 LED, Area Fixtures (26 56 19)		
26 56 19 00-0167 Pole Mount, LED Area Fixtures (26 56 19 00-0166)		
26 56 19 00-0168 Pole Mount, Rectangular, LED Architectural Area Fixtures (Lithonia DSX) (26 56 19 00-0167)		
Note: UL wet listed. Includes 4,000K color temperature, 480 voltage, 700mA remote driver, die-cast extruded aluminum housing assembly and white, black, aluminum or bronze powder coat finish. Excludes sensors.		
26 56 19 00-0169 EA 20 LEDs, 49 Watt, Pole Mount, LED Architectural Area Fixture (Lithonia DSXO LED)	2,489.41	115.06
For >50 To 100, Deduct	-124.47	
For >100 To 250, Deduct	-186.71	
For >250 To 500, Deduct	-305.42	
For >500 To 1000, Deduct	-424.14	
For >1000, Deduct	-542.86	
26 56 19 00-0170 EA 40 LEDs, 89 Watt, Pole Mount, LED Architectural Area Fixture (Lithonia DSXO LED)	2,683.70	121.83
For >50 To 100, Deduct	-134.19	
For >100 To 250, Deduct	-201.28	
For >250 To 500, Deduct	-329.37	
For >500 To 1000, Deduct	-457.47	
For >1000, Deduct	-585.56	
26 56 19 00-0171 EA 80 LEDs, 188 Watt, Pole Mount, LED Architectural Area Fixture (Lithonia DSX2 LED)	2,891.51	135.37
For >50 To 100, Deduct	-144.58	
For >100 To 250, Deduct	-216.86	
For >250 To 500, Deduct	-354.67	
For >500 To 1000, Deduct	-492.48	
For >1000, Deduct	-630.29	
26 56 19 00-0172 EA 100 LEDs, 218 Watt, Pole Mount, LED Architectural Area Fixture (Lithonia DSX2 LED)	2,905.05	142.13
For >50 To 100, Deduct	-145.25	
For >100 To 250, Deduct	-217.88	
For >250 To 500, Deduct	-356.02	
For >500 To 1000, Deduct	-494.17	
For >1000, Deduct	-632.32	
26 56 19 00-0173 Arm Mount, Rectangular, LED Area Fixtures (CREE® BetaLED® Edge® ARE-EDG) (26 56 19 00-0168)		
Note: UL wet listed. Includes 4,000K or 5,700K color temperature, 120/277 voltage, 350mA driver, die-cast extruded aluminum housing assembly and white, black, silver or bronze powder coat finish. Includes Type III Medium optic. Excludes sensors. All fixtures without the backlight control shield are DLC qualified		
26 56 19 00-0174 EA 40 LEDs, 47 Watt, Arm Mount, Rectangular, LED Area Fixture (CREE® BetaLED® Edge® ARE-EDG)	1,251.70	121.83
For Backlight Shielding, Add	23.06	
For Type II Medium Optic, Add	39.87	
For 480 Volt, Add	103.08	
For Multi-Level Drive Currents, Add	230.60	
For >50 To 100, Deduct	-62.59	
For >100 To 250, Deduct	-93.88	
For >250 To 500, Deduct	-150.37	
For >500 To 1000, Deduct	-206.87	
For >1000, Deduct	-263.36	
26 56 19 00-0175 EA 60 LEDs, 68 Watt, Arm Mount, Rectangular, LED Area Fixture (CREE® BetaLED® Edge® ARE-EDG)	1,507.36	128.59
For Backlight Shielding, Add	23.06	
For Type II Medium Optic, Add	40.55	
For 480 Volt, Add	103.08	
For Multi-Level Drive Currents, Add	230.60	
For >50 To 100, Deduct	-75.37	
For >100 To 250, Deduct	-113.05	
For >250 To 500, Deduct	-181.99	
For >500 To 1000, Deduct	-250.93	
For >1000, Deduct	-319.87	
26 56 19 00-0176 EA 80 LEDs, 90 Watt, Arm Mount, Rectangular, LED Area Fixture (CREE® BetaLED® Edge® ARE-EDG)	1,860.21	135.37
For Backlight Shielding, Add	23.06	
For Type II Medium Optic, Add	41.23	
For 480 Volt, Add	103.08	
For Multi-Level Drive Currents, Add	230.60	
For >50 To 100, Deduct	-93.01	
For >100 To 250, Deduct	-139.52	
For >250 To 500, Deduct	-225.76	
For >500 To 1000, Deduct	-312.00	
For >1000, Deduct	-398.24	
26 56 19 00-0177 EA 100 LEDs, 111 Watt, Arm Mount, Rectangular, LED Area Fixture (CREE® BetaLED® Edge® ARE-EDG)	2,115.87	142.13
For Backlight Shielding, Add	23.06	
For Type II Medium Optic, Add	41.90	
For 480 Volt, Add	103.08	
For Multi-Level Drive Currents, Add	230.60	
For >50 To 100, Deduct	-105.79	
For >100 To 250, Deduct	-158.69	
For >250 To 500, Deduct	-257.38	
For >500 To 1000, Deduct	-356.06	
For >1000, Deduct	-454.75	

26	Electrical
26 50	Lighting
26 56	Exterior Lighting



MINOR	CSI	UOM	DESCRIPTION	TOTAL DIRECT UNIT COST	DEMOLITION UNIT COST
26 56 19 00-0178	EA		120 LEDs, 132 Watt, Arm Mount, Rectangular, LED Area Fixture (CREE® BetaLED® Edge® ARE-EDG)	2,371.53	148.90
			<i>For Backlight Shielding, Add</i>	23.06	
			<i>For Type II Medium Optic, Add</i>	42.58	
			<i>For 480 Volt, Add</i>	103.08	
			<i>For Multi-Level Drive Currents, Add</i>	230.60	
			<i>For >50 To 100, Deduct</i>	-118.58	
			<i>For >100 To 250, Deduct</i>	-177.86	
			<i>For >250 To 500, Deduct</i>	-289.00	
			<i>For >500 To 1000, Deduct</i>	-400.13	
			<i>For >1000, Deduct</i>	-511.26	
26 56 19 00-0179	EA		140 LEDs, 157 Watt, Arm Mount, Rectangular, LED Area Fixture (CREE® BetaLED® Edge® ARE-EDG)	2,704.62	155.67
			<i>For Backlight Shielding, Add</i>	23.06	
			<i>For Type II Medium Optic, Add</i>	43.26	
			<i>For 480 Volt, Add</i>	103.08	
			<i>For Multi-Level Drive Currents, Add</i>	230.60	
			<i>For >50 To 100, Deduct</i>	-135.23	
			<i>For >100 To 250, Deduct</i>	-202.85	
			<i>For >250 To 500, Deduct</i>	-330.29	
			<i>For >500 To 1000, Deduct</i>	-457.74	
			<i>For >1000, Deduct</i>	-585.19	
26 56 19 00-0180	EA		160 LEDs, 179 Watt, Arm Mount, Rectangular, LED Area Fixture (CREE® BetaLED® Edge® ARE-EDG)	2,960.29	162.44
			<i>For Backlight Shielding, Add</i>	23.06	
			<i>For Type II Medium Optic, Add</i>	43.93	
			<i>For 480 Volt, Add</i>	103.08	
			<i>For Multi-Level Drive Currents, Add</i>	230.60	
			<i>For >50 To 100, Deduct</i>	-148.01	
			<i>For >100 To 250, Deduct</i>	-222.02	
			<i>For >250 To 500, Deduct</i>	-361.91	
			<i>For >500 To 1000, Deduct</i>	-501.81	
			<i>For >1000, Deduct</i>	-641.70	
26 56 19 00-0181			Direct Or Arm Mount, Rectangular, High Output, LED Area Fixtures (CREE® BetaLED® Edge® ARE-EHO) <small>(26 56 19 00-0167)</small>		
			Note: UL wet listed. Includes 5,700K color temperature, 120/277 voltage, 700mA driver, die-cast extruded aluminum housing assembly and white, black, silver or bronze powder coat finish. Excludes sensors.		
26 56 19 00-0182	EA		120 LEDs, 267 System Watts, Direct Or Arm Mount, Rectangular, High Output, LED Area Fixture (CREE® BetaLED® Edge® ARE-EHO)	2,192.75	148.90
			<i>For 3 Or 7-Pin NEMA Photocell Receptacle, Add</i>	19.42	
			<i>For Bird Spikes, Add</i>	45.49	
			<i>For 5,000K Color Temperature, Add</i>	48.57	
			<i>For Fuse, Add</i>	58.28	
			<i>For 0 To 10 Volt Dimming, Add</i>	58.28	
			<i>For 480 Volt, Add</i>	87.42	
			<i>For Multi-Level, Add</i>	126.26	
			<i>For 1,000mA Driver, Add</i>	163.20	
			<i>For >50 To 100, Deduct</i>	-109.64	
			<i>For >100 To 250, Deduct</i>	-164.46	
			<i>For >250 To 500, Deduct</i>	-266.65	
			<i>For >500 To 1000, Deduct</i>	-368.84	
			<i>For >1000, Deduct</i>	-471.03	
26 56 19 00-0183	EA		240 LEDs, 533 System Watts, Direct Or Arm Mount, Rectangular, High Output, LED Area Fixture (CREE® BetaLED® Edge® ARE-EHO)	3,688.31	182.74
			<i>For 3 Or 7-Pin NEMA Photocell Receptacle, Add</i>	19.42	
			<i>For 5,000K Color Temperature, Add</i>	48.57	
			<i>For Fuse, Add</i>	58.28	
			<i>For 0 To 10 Volt Dimming, Add</i>	58.28	
			<i>For Bird Spikes, Add</i>	67.24	
			<i>For Multi-Level, Add</i>	126.26	
			<i>For 1,000mA Driver, Add</i>	163.18	
			<i>For 480 Volt, Add</i>	174.83	
			<i>For >50 To 100, Deduct</i>	-184.42	
			<i>For >100 To 250, Deduct</i>	-276.62	
			<i>For >250 To 500, Deduct</i>	-451.90	
			<i>For >500 To 1000, Deduct</i>	-627.18	
			<i>For >1000, Deduct</i>	-802.46	
26 56 19 00-0184			Wall Mount, LED Area Fixtures <small>(26 56 19 00-0166)</small>		
26 56 19 00-0185			Wall Mount, LED Architectural Area Fixtures (Lithonia DSXW) <small>(26 56 19 00-0184)</small>		
			Note: UL wet listed. Includes 277 voltage, 700mA remote driver, die-cast extruded aluminum housing assembly and white, black, aluminum or bronze powder coat finish. Excludes sensors.		
26 56 19 00-0186	EA		20 LEDs, 47 Watt, 4000K CCT, Wall Mount, LED Architectural Area Fixture (Lithonia DSXW2 LED)	1,099.49	115.06
			<i>For >50 To 100, Deduct</i>	-54.97	
			<i>For >100 To 250, Deduct</i>	-82.46	
			<i>For >250 To 500, Deduct</i>	-131.68	
			<i>For >500 To 1000, Deduct</i>	-180.91	
			<i>For >1000, Deduct</i>	-230.13	
26 56 19 00-0187	EA		30 LEDs, 71 Watt, 4000K CCT, Wall Mount, LED Architectural Area Fixture (Lithonia DSXW2 LED)	1,126.56	128.59
			<i>For >50 To 100, Deduct</i>	-56.33	
			<i>For >100 To 250, Deduct</i>	-84.49	
			<i>For >250 To 500, Deduct</i>	-134.39	
			<i>For >500 To 1000, Deduct</i>	-184.29	
			<i>For >1000, Deduct</i>	-234.19	



Electrical	26	26
Lighting	26 50	
Exterior Lighting	26 56	

MINOR CSI UOM DESCRIPTION	TOTAL DIRECT UNIT COST	DEMOLITION UNIT COST
------------------------------	---------------------------	-------------------------

26 56 19 00-0188	Surface Mount, LED Parking Structure Fixtures <small>(26 56 19 00-0166)</small>		
26 56 19 00-0189	Surface Mount, Rectangular, LED Parking Structure Fixtures (CREE® BetaLED® Edge® PKG-EDG) <small>(26 56 19 00-0188)</small> Note: Direct or pendant mount. UL wet listed. Includes 5,700K color temperature, 120-480 voltage, 350mA driver, die-cast extruded aluminum housing assembly and white, black, silver or bronze powder coat finish. Excludes sensors.		
26 56 19 00-0190	EA 40 LEDs, 47 Watt, Surface Mount, Rectangular, LED Parking Structure Fixture (CREE® BetaLED® Edge® PKG-EDG).....	1,106.75	121.83
	<i>For Multi-Level Drive Currents, Add</i>	230.60	
	<i>For >50 To 100, Deduct</i>	-55.34	
	<i>For >100 To 250, Deduct</i>	-83.01	
	<i>For >250 To 500, Deduct</i>	-132.25	
	<i>For >500 To 1000, Deduct</i>	-181.50	
	<i>For >1000, Deduct</i>	-230.75	
26 56 19 00-0191	EA 60 LEDs, 68 Watt, Surface Mount, Rectangular, LED Parking Structure Fixture (CREE® BetaLED® Edge® PKG-EDG).....	1,362.41	128.59
	<i>For Multi-Level Drive Currents, Add</i>	230.60	
	<i>For >50 To 100, Deduct</i>	-68.12	
	<i>For >100 To 250, Deduct</i>	-102.18	
	<i>For >250 To 500, Deduct</i>	-163.87	
	<i>For >500 To 1000, Deduct</i>	-225.56	
	<i>For >1000, Deduct</i>	-287.25	
26 56 19 00-0192	EA 80 LEDs, 90 Watt, Surface Mount, Rectangular, LED Parking Structure Fixture (CREE® BetaLED® Edge® PKG-EDG).....	1,618.08	135.37
	<i>For Multi-Level Drive Currents, Add</i>	230.60	
	<i>For >50 To 100, Deduct</i>	-80.90	
	<i>For >100 To 250, Deduct</i>	-121.36	
	<i>For >250 To 500, Deduct</i>	-195.49	
	<i>For >500 To 1000, Deduct</i>	-269.63	
	<i>For >1000, Deduct</i>	-343.76	
26 56 19 00-0193	EA 100 LEDs, 111 Watt, Surface Mount, Rectangular, LED Parking Structure Fixture (CREE® BetaLED® Edge® PKG-EDG).....	1,873.75	142.13
	<i>For Multi-Level Drive Currents, Add</i>	230.60	
	<i>For >50 To 100, Deduct</i>	-93.69	
	<i>For >100 To 250, Deduct</i>	-140.53	
	<i>For >250 To 500, Deduct</i>	-227.11	
	<i>For >500 To 1000, Deduct</i>	-313.69	
	<i>For >1000, Deduct</i>	-400.27	
26 56 19 00-0194	Surface Mount, Square, LED Parking Structure Fixtures (CREE® BetaLED® Edge® PKG-304) <small>(26 56 19 00-0188)</small> Note: Direct or pendant mount. UL wet listed. Includes 5,700K color temperature, 120-480 voltage, 350mA driver, die-cast extruded aluminum housing assembly and white, black, silver or bronze powder coat finish. Excludes sensors.		
26 56 19 00-0195	EA 40 LEDs, 47 Watt, Surface Mount, Square, LED Parking Structure Fixture (CREE® BetaLED® Edge® PKG-304).....	1,067.22	121.83
	<i>For Multi-Level Drive Currents, Add</i>	230.60	
	<i>For >50 To 100, Deduct</i>	-53.36	
	<i>For >100 To 250, Deduct</i>	-80.04	
	<i>For >250 To 500, Deduct</i>	-127.31	
	<i>For >500 To 1000, Deduct</i>	-174.58	
	<i>For >1000, Deduct</i>	-221.85	
26 56 19 00-0196	EA 60 LEDs, 68 Watt, Surface Mount, Square, LED Parking Structure Fixture (CREE® BetaLED® Edge® PKG-304).....	1,177.93	128.59
	<i>For Multi-Level Drive Currents, Add</i>	230.60	
	<i>For >50 To 100, Deduct</i>	-58.90	
	<i>For >100 To 250, Deduct</i>	-88.34	
	<i>For >250 To 500, Deduct</i>	-140.81	
	<i>For >500 To 1000, Deduct</i>	-193.28	
	<i>For >1000, Deduct</i>	-245.75	
26 56 19 00-0197	Surface Mount, Square, LED Parking Structure Fixtures (CREE® BetaLED® VG) <small>(26 56 19 00-0188)</small> Note: UL wet listed. Includes 4,000K color temperature, 120-277 voltage, die-cast extruded aluminum housing assembly and white, black, silver or bronze powder coat finish. Excludes sensors.		
26 56 19 00-0198	EA 3,700 Lumens, 50 Watt, Surface Mount, Square, LED Parking Structure Fixtures (CREE® BetaLED® VGADM5MA40KUL).....	968.61	121.83
	<i>For >50 To 100, Deduct</i>	-48.43	
	<i>For >100 To 250, Deduct</i>	-72.65	
	<i>For >250 To 500, Deduct</i>	-114.99	
	<i>For >500 To 1000, Deduct</i>	-157.32	
	<i>For >1000, Deduct</i>	-199.66	
26 56 19 00-0199	Surface Mount, Rectangular, LED Parking Structure Fixtures (Philips Gardco ELG) <small>(26 56 19 00-0188)</small> Note: Direct or pendant mount. UL wet listed. Includes 4,000K color temperature, 120-277 voltage, die-cast extruded aluminum housing assembly and aluminum finish. Excludes sensors.		

26	Electrical
26 50	Lighting
26 56	Exterior Lighting



MINOR CSI	UOM	DESCRIPTION	TOTAL DIRECT UNIT COST	DEMOLITION UNIT COST
26 56 19 00-0200	EA	70 Watt, Surface Mount, Rectangular, LED Parking Structure Fixture (Philips Gardco ELG).....	1,919.83	128.59
		<i>For >50 To 100, Deduct</i>	-95.99	
		<i>For >100 To 250, Deduct</i>	-143.99	
		<i>For >250 To 500, Deduct</i>	-233.55	
		<i>For >500 To 1000, Deduct</i>	-323.11	
		<i>For >1000, Deduct</i>	-412.67	
26 56 19 00-0201	EA	110 Watt, Surface Mount, Rectangular, LED Parking Structure Fixture (Philips Gardco ELG).....	1,946.91	142.13
		<i>For >50 To 100, Deduct</i>	-97.35	
		<i>For >100 To 250, Deduct</i>	-146.02	
		<i>For >250 To 500, Deduct</i>	-236.26	
		<i>For >500 To 1000, Deduct</i>	-326.50	
		<i>For >1000, Deduct</i>	-416.74	
26 56 19 00-0202		Surface Mount, LED Canopy Fixtures <small>(26 56 19 00-0166)</small>		
26 56 19 00-0203		Surface Mount, Rectangular, LED Canopy Fixtures (CREE® BetaLED® Edge® CAN-EDG) <small>(26 56 19 00-0202)</small>		
		Note: Direct or pendant mount. UL wet listed. Includes 6,000K color temperature, 120-480 voltage, 350mA driver, die-cast extruded aluminum housing assembly and white, black, silver or bronze powder coat finish. Excludes sensors.		
26 56 19 00-0204	EA	40 LEDs, 47 Watt, Surface Mount, Rectangular, LED Canopy Fixture (CREE® BetaLED® Edge® CAN-EDG).....	1,281.35	121.83
		<i>For Multi-Level Drive Currents, Add</i>	230.60	
		<i>For >50 To 100, Deduct</i>	-64.07	
		<i>For >100 To 250, Deduct</i>	-96.10	
		<i>For >250 To 500, Deduct</i>	-154.08	
		<i>For >500 To 1000, Deduct</i>	-212.05	
		<i>For >1000, Deduct</i>	-270.03	
26 56 19 00-0205	EA	60 LEDs, 68 Watt, Surface Mount, Rectangular, LED Canopy Fixture (CREE® BetaLED® Edge® CAN-EDG).....	1,537.00	128.59
		<i>For Multi-Level Drive Currents, Add</i>	230.60	
		<i>For >50 To 100, Deduct</i>	-76.85	
		<i>For >100 To 250, Deduct</i>	-115.28	
		<i>For >250 To 500, Deduct</i>	-185.70	
		<i>For >500 To 1000, Deduct</i>	-256.12	
		<i>For >1000, Deduct</i>	-326.54	
26 56 19 00-0206	EA	80 LEDs, 90 Watt, Surface Mount, Rectangular, LED Canopy Fixture (CREE® BetaLED® Edge® CAN-EDG).....	1,792.67	135.37
		<i>For Multi-Level Drive Currents, Add</i>	230.60	
		<i>For >50 To 100, Deduct</i>	-89.63	
		<i>For >100 To 250, Deduct</i>	-134.45	
		<i>For >250 To 500, Deduct</i>	-217.32	
		<i>For >500 To 1000, Deduct</i>	-300.18	
		<i>For >1000, Deduct</i>	-383.05	
26 56 19 00-0207	EA	100 LEDs, 111 Watt, Surface Mount, Rectangular, LED Canopy Fixture (CREE® BetaLED® Edge® CAN-EDG).....	2,048.34	142.13
		<i>For Multi-Level Drive Currents, Add</i>	230.60	
		<i>For >50 To 100, Deduct</i>	-102.42	
		<i>For >100 To 250, Deduct</i>	-153.63	
		<i>For >250 To 500, Deduct</i>	-248.94	
		<i>For >500 To 1000, Deduct</i>	-344.25	
		<i>For >1000, Deduct</i>	-439.56	
26 56 19 00-0208	EA	120 LEDs, 132 Watt, Surface Mount, Rectangular, LED Canopy Fixture (CREE® BetaLED® Edge® CAN-EDG).....	2,304.00	148.90
		<i>For Multi-Level Drive Currents, Add</i>	230.60	
		<i>For >50 To 100, Deduct</i>	-115.20	
		<i>For >100 To 250, Deduct</i>	-172.80	
		<i>For >250 To 500, Deduct</i>	-280.56	
		<i>For >500 To 1000, Deduct</i>	-388.31	
		<i>For >1000, Deduct</i>	-496.07	
26 56 19 00-0209	EA	140 LEDs, 157 Watt, Surface Mount, Rectangular, LED Canopy Fixture (CREE® BetaLED® Edge® CAN-EDG).....	2,656.85	155.67
		<i>For Multi-Level Drive Currents, Add</i>	230.60	
		<i>For >50 To 100, Deduct</i>	-132.84	
		<i>For >100 To 250, Deduct</i>	-199.26	
		<i>For >250 To 500, Deduct</i>	-324.32	
		<i>For >500 To 1000, Deduct</i>	-449.38	
		<i>For >1000, Deduct</i>	-574.44	
26 56 19 00-0210	EA	160 LEDs, 179 Watt, Surface Mount, Rectangular, LED Canopy Fixture (CREE® BetaLED® Edge® CAN-EDG).....	2,912.52	162.44
		<i>For Multi-Level Drive Currents, Add</i>	230.60	
		<i>For >50 To 100, Deduct</i>	-145.63	
		<i>For >100 To 250, Deduct</i>	-218.44	
		<i>For >250 To 500, Deduct</i>	-355.94	
		<i>For >500 To 1000, Deduct</i>	-493.45	
		<i>For >1000, Deduct</i>	-630.95	
26 56 19 00-0211	EA	200 LEDs, 221 Watt, Surface Mount, Rectangular, LED Canopy Fixture (CREE® BetaLED® Edge® CAN-EDG).....	3,423.85	175.97
		<i>For Multi-Level Drive Currents, Add</i>	230.60	
		<i>For >50 To 100, Deduct</i>	-171.19	
		<i>For >100 To 250, Deduct</i>	-256.79	
		<i>For >250 To 500, Deduct</i>	-419.18	
		<i>For >500 To 1000, Deduct</i>	-581.58	
		<i>For >1000, Deduct</i>	-743.97	
26 56 19 00-0212	EA	240 LEDs, 264 Watt, Surface Mount, Rectangular, LED Canopy Fixture (CREE® BetaLED® Edge® CAN-EDG).....	3,921.64	182.74
		<i>For Multi-Level Drive Currents, Add</i>	230.60	
		<i>For >50 To 100, Deduct</i>	-196.08	
		<i>For >100 To 250, Deduct</i>	-294.12	
		<i>For >250 To 500, Deduct</i>	-481.07	
		<i>For >500 To 1000, Deduct</i>	-668.01	
		<i>For >1000, Deduct</i>	-854.96	



Electrical	26	26
Lighting	26 50	
Exterior Lighting	26 56	

MINOR CSI UOM DESCRIPTION	TOTAL DIRECT UNIT COST	DEMOLITION UNIT COST
------------------------------	---------------------------	-------------------------

<p>26 56 19 00-0213</p> <p>26 56 19 00-0214</p> <p>26 56 19 00-0215</p> <p>26 56 19 00-0216</p> <p>26 56 19 00-0217</p> <p>26 56 19 00-0218</p> <p>26 56 19 00-0219</p> <p>26 56 19 00-0220</p> <p>26 56 19 00-0221</p> <p>26 56 19 00-0222</p> <p>26 56 19 00-0223</p> <p>26 56 19 00-0224</p> <p>26 56 19 00-0225</p> <p>26 56 19 00-0226</p> <p>26 56 19 00-0227</p>	<p>Surface Mount, Square, LED Canopy/Soffit Fixtures (CREE® BetaLED® CPY250) <small>(26 56 19 00-0202)</small></p> <p>Note: UL wet listed. Includes 5,700K color temperature, 120-277 voltage, die-cast extruded aluminum housing assembly and white, black, silver or bronze powder coat finish. Excludes sensors.</p> <p>EA 8,000 Lumens, 82 Watt, Surface Mount, Square, LED Canopy/Soffit Fixture (CREE® BetaLED® CPY250).....</p> <p><i>For >50 To 100, Deduct</i></p> <p><i>For >100 To 250, Deduct</i></p> <p><i>For >250 To 500, Deduct</i></p> <p><i>For >500 To 1000, Deduct</i></p> <p><i>For >1000, Deduct</i></p> <p>Recessed Mount, LED Soffit Fixtures <small>(26 56 19 00-0166)</small></p> <p>Recessed Mount, Square, LED Soffit Fixtures (CREE® BetaLED® SFT-304) <small>(26 56 19 00-0215)</small></p> <p>Note: UL wet listed. Includes 5,700K color temperature, 120/277 voltage, 350mA driver, die-cast extruded aluminum housing assembly and white, black, silver or bronze powder coat finish. Excludes sensors.</p> <p>EA 40 LEDs, 47 Watt, Recessed Mount, Square, LED Soffit Fixture (CREE® BetaLED® SFT-304).....</p> <p><i>For >50 To 100, Deduct</i></p> <p><i>For >100 To 250, Deduct</i></p> <p><i>For >250 To 500, Deduct</i></p> <p><i>For >500 To 1000, Deduct</i></p> <p><i>For >1000, Deduct</i></p> <p>EA 60 LEDs, 68 Watt, Recessed Mount, Square, LED Soffit Fixture (CREE® BetaLED® SFT-304).....</p> <p><i>For >50 To 100, Deduct</i></p> <p><i>For >100 To 250, Deduct</i></p> <p><i>For >250 To 500, Deduct</i></p> <p><i>For >500 To 1000, Deduct</i></p> <p><i>For >1000, Deduct</i></p> <p>Surface Mount, LED Area Fixtures <small>(26 56 19 00-0166)</small></p> <p>Surface Mount, Square, LED Multi-Purpose Area Fixtures (LSI Industries® Crossover® XPG) <small>(26 56 19 00-0219)</small></p> <p>Note: UL wet listed. Includes 5,300K color temperature, 120/277 voltage, 350mA driver, die-cast extruded aluminum housing assembly and white, black or silver powder coat finish. Excludes sensors.</p> <p>EA 50 LEDs, 59 Watt, Surface Mount, Square, LED Multi-Purpose Area Fixture (LSI Industries® Crossover® XPG).....</p> <p><i>For >50 To 100, Deduct</i></p> <p><i>For >100 To 250, Deduct</i></p> <p><i>For >250 To 500, Deduct</i></p> <p><i>For >500 To 1000, Deduct</i></p> <p><i>For >1000, Deduct</i></p> <p>EA 50 LEDs, 59 Watt, Pendant Mount, Square, LED Multi-Purpose Area Fixture (LSI Industries® Crossover® XPG).....</p> <p><i>For >50 To 100, Deduct</i></p> <p><i>For >100 To 250, Deduct</i></p> <p><i>For >250 To 500, Deduct</i></p> <p><i>For >500 To 1000, Deduct</i></p> <p><i>For >1000, Deduct</i></p> <p>EA 68 LEDs, 79 Watt, Surface Mount, Square, LED Multi-Purpose Area Fixture (LSI Industries® Crossover® XPG).....</p> <p><i>For >50 To 100, Deduct</i></p> <p><i>For >100 To 250, Deduct</i></p> <p><i>For >250 To 500, Deduct</i></p> <p><i>For >500 To 1000, Deduct</i></p> <p><i>For >1000, Deduct</i></p> <p>EA 68 LEDs, 79 Watt, Pendant Mount, Square, LED Multi-Purpose Area Fixture (LSI Industries® Crossover® XPG).....</p> <p><i>For >50 To 100, Deduct</i></p> <p><i>For >100 To 250, Deduct</i></p> <p><i>For >250 To 500, Deduct</i></p> <p><i>For >500 To 1000, Deduct</i></p> <p><i>For >1000, Deduct</i></p> <p>Surface Mount, LED Multi-Purpose Area Fixture (Lumark Crosstour®) <small>(26 56 19 00-0219)</small></p> <p>Note: Wall, inverted, post, bollard, floodlight trunnion, or floodlight knuckle mount. UL wet listed. Includes 5,000K color temperature, 120/277 voltage, die-cast extruded aluminum housing assembly and white or bronze powder coat finish. Excludes sensors.</p> <p>EA 13 Watt, Surface Mount, LED Multi-Purpose Area Fixture (Lumark Crosstour® XTOR1A).....</p> <p><i>For Knuckle Mount Or Trunnion Mount Base, Add</i></p> <p><i>For >50 To 100, Deduct</i></p> <p><i>For >100 To 250, Deduct</i></p> <p><i>For >250 To 500, Deduct</i></p> <p><i>For >500 To 1000, Deduct</i></p> <p><i>For >1000, Deduct</i></p> <p>EA 20 Watt, Surface Mount, LED Multi-Purpose Area Fixture (Lumark Crosstour® XTOR2A).....</p> <p><i>For Knuckle Mount Or Trunnion Mount Base, Add</i></p> <p><i>For >50 To 100, Deduct</i></p> <p><i>For >100 To 250, Deduct</i></p> <p><i>For >250 To 500, Deduct</i></p> <p><i>For >500 To 1000, Deduct</i></p> <p><i>For >1000, Deduct</i></p>	<p>891.69</p> <p>-44.58</p> <p>-66.88</p> <p>-104.69</p> <p>-142.51</p> <p>-180.33</p> <p>1,086.98</p> <p>-54.35</p> <p>-81.52</p> <p>-129.78</p> <p>-178.04</p> <p>-226.30</p> <p>1,197.69</p> <p>-59.88</p> <p>-89.83</p> <p>-143.28</p> <p>-196.74</p> <p>-250.19</p> <p>648.12</p> <p>-32.41</p> <p>-48.61</p> <p>-74.92</p> <p>-101.24</p> <p>-127.55</p> <p>1,400.36</p> <p>-70.02</p> <p>-105.03</p> <p>-168.95</p> <p>-232.88</p> <p>-296.81</p> <p>1,165.77</p> <p>-58.29</p> <p>-87.43</p> <p>-138.95</p> <p>-190.47</p> <p>-241.99</p> <p>1,441.96</p> <p>-72.10</p> <p>-108.15</p> <p>-173.48</p> <p>-238.81</p> <p>-304.14</p> <p>209.00</p> <p>45.00</p> <p>-10.45</p> <p>-15.68</p> <p>-24.31</p> <p>-32.95</p> <p>-41.58</p> <p>237.94</p> <p>45.00</p> <p>-11.90</p> <p>-17.85</p> <p>-27.93</p> <p>-38.01</p> <p>-48.09</p>	<p>135.37</p> <p>121.83</p> <p>128.59</p> <p>121.83</p> <p>121.83</p> <p>135.37</p> <p>135.37</p> <p>43.55</p> <p>43.55</p>
---	--	--	---

26	Electrical
26 50	Lighting
26 56	Exterior Lighting



MINOR	CSI	UOM	DESCRIPTION	TOTAL DIRECT UNIT COST	DEMOLITION UNIT COST
26 56 19 00-0228	EA		30 Watt, Surface Mount, LED Multi-Purpose Area Fixture (Lumark Crosstour® XTOR3A).....	293.06	43.55
			<i>For Knuckle Mount Or Trunnion Mount Base, Add</i>	45.00	
			<i>For >50 To 100, Deduct</i>	-14.65	
			<i>For >100 To 250, Deduct</i>	-21.98	
			<i>For >250 To 500, Deduct</i>	-34.82	
			<i>For >500 To 1000, Deduct</i>	-47.66	
			<i>For >1000, Deduct</i>	-60.50	
26 56 19 00-0229			Surface Mount, LED Multi-Purpose Area Fixture (Designplan LED VIM) ^(26 56 19 00-0219)		
			Note: Includes 4,000K color temperature, 120/277 voltage, die-cast extruded aluminum housing assembly and black, white or silver powder coat finish. Excludes sensors.		
26 56 19 00-0230	EA		20 Watt, Surface Mount, LED Multi-Purpose Area Fixture With Integral Battery Backup (Designplan LED VIM).....	2,744.26	43.55
			<i>For >50 To 100, Deduct</i>	-137.21	
			<i>For >100 To 250, Deduct</i>	-205.82	
			<i>For >250 To 500, Deduct</i>	-341.22	
			<i>For >500 To 1000, Deduct</i>	-476.62	
			<i>For >1000, Deduct</i>	-612.02	
26 56 19 00-0231			Surface Mount, LED Facade Fixtures ^(26 56 19 00-0166)		
26 56 19 00-0232			Surface Mount, LED Facade Fixtures (lumenpulse™ lumenfacade™) ^(26 56 19 00-0231)		
26 56 19 00-0233	EA		12" Length, Fixed Surface Mount, LED Façade Fixture (lumenpulse™ lumenfacade™).....	729.21	50.83
			<i>For >50 To 100, Deduct</i>	-36.46	
			<i>For >100 To 250, Deduct</i>	-54.69	
			<i>For >250 To 500, Deduct</i>	-89.22	
			<i>For >500 To 1000, Deduct</i>	-123.74	
			<i>For >1000, Deduct</i>	-158.27	
26 56 19 00-0234	EA		24" Length, Fixed Surface Mount, LED Façade Fixture (lumenpulse™ lumenfacade™).....	1,188.28	46.41
			<i>For >50 To 100, Deduct</i>	-59.41	
			<i>For >100 To 250, Deduct</i>	-89.12	
			<i>For >250 To 500, Deduct</i>	-146.88	
			<i>For >500 To 1000, Deduct</i>	-204.63	
			<i>For >1000, Deduct</i>	-262.39	
26 56 19 00-0235	EA		36" Length, Fixed Surface Mount, LED Façade Fixture (lumenpulse™ lumenfacade™).....	1,517.59	38.68
			<i>For >50 To 100, Deduct</i>	-75.88	
			<i>For >100 To 250, Deduct</i>	-113.82	
			<i>For >250 To 500, Deduct</i>	-188.32	
			<i>For >500 To 1000, Deduct</i>	-262.82	
			<i>For >1000, Deduct</i>	-337.31	
26 56 19 00-0236	EA		48" Length, Fixed Surface Mount, LED Façade Fixture (lumenpulse™ lumenfacade™).....	1,846.88	30.94
			<i>For >50 To 100, Deduct</i>	-92.34	
			<i>For >100 To 250, Deduct</i>	-138.52	
			<i>For >250 To 500, Deduct</i>	-229.76	
			<i>For >500 To 1000, Deduct</i>	-320.99	
			<i>For >1000, Deduct</i>	-412.23	
26 56 19 00-0237			Post Top, LED Area Fixtures ^(26 56 19 00-0166)		
26 56 19 00-0238			Post Top, LED Area Fixtures (Cooper Lighting Invue® MSA) ^(26 56 19 00-0237)		
			Note: UL wet listed. Includes 4,000K color temperature, 120-480 voltage, 350mA remote driver, die-cast extruded aluminum housing assembly and white, black, grey, dark platinum, graphite metallic or bronze powder coat finish. Excludes sensors.		
26 56 19 00-0239	EA		1,800 Lumens, 27 Watt, Post Top Mount, Acorn Style LED Area Fixture (Cooper Lighting Invue® MSA-CO1).....	2,045.12	186.13
			<i>For >50 To 100, Deduct</i>	-102.26	
			<i>For >100 To 250, Deduct</i>	-153.38	
			<i>For >250 To 500, Deduct</i>	-246.33	
			<i>For >500 To 1000, Deduct</i>	-339.28	
			<i>For >1000, Deduct</i>	-432.23	
26 56 19 00-0240	EA		3,400 Lumens, 54 Watt, Post Top Mount, Acorn Style LED Area Fixture (Cooper Lighting Invue® MSA-CO2).....	2,258.57	186.13
			<i>For >50 To 100, Deduct</i>	-112.93	
			<i>For >100 To 250, Deduct</i>	-169.39	
			<i>For >250 To 500, Deduct</i>	-273.02	
			<i>For >500 To 1000, Deduct</i>	-376.64	
			<i>For >1000, Deduct</i>	-480.26	
26 56 19 00-0241	EA		77 Watt, Post Top Mount, Acorn Style LED Area Fixture (Cooper Lighting Invue® MSA-CO3).....	2,427.30	186.13
			<i>For >50 To 100, Deduct</i>	-121.37	
			<i>For >100 To 250, Deduct</i>	-182.05	
			<i>For >250 To 500, Deduct</i>	-294.11	
			<i>For >500 To 1000, Deduct</i>	-406.17	
			<i>For >1000, Deduct</i>	-518.22	
26 56 19 00-0242			Post Top, LED Area Fixtures (General Electric EPAS) ^(26 56 19 00-0237)		
			Note: UL wet listed. Includes 4,100K color temperature, 120-480 voltage, die-cast extruded aluminum housing assembly and black, green or bronze powder coat finish. Includes photocontrol sensor.		
26 56 19 00-0243	EA		3,200 Lumens, 45 Watt, Post Top Mount, Acorn Style LED Area Fixture (General Electric EPAS 0 E5/E3).....	2,411.22	186.13
			<i>For >50 To 100, Deduct</i>	-120.56	
			<i>For >100 To 250, Deduct</i>	-180.84	
			<i>For >250 To 500, Deduct</i>	-292.10	
			<i>For >500 To 1000, Deduct</i>	-403.35	
			<i>For >1000, Deduct</i>	-514.61	



Electrical	26	26
Lighting	26 50	
Exterior Lighting	26 56	

MINOR CSI UOM DESCRIPTION	TOTAL DIRECT UNIT COST	DEMOLITION UNIT COST
26 56 19 00-0244 EA 6,515 Lumens, 80 Watt, Post Top Mount, Acorn Style LED Area Fixture (General Electric EPAS 0 C5/C3) <i>For >50 To 100, Deduct</i> <i>For >100 To 250, Deduct</i> <i>For >250 To 500, Deduct</i> <i>For >500 To 1000, Deduct</i> <i>For >1000, Deduct</i>	2,466.06 -123.30 -184.95 -298.95 -412.95 -526.95	186.13
26 56 19 00-0245 Post Top, LED Area Fixtures (General Electric EPTC) <small>(26 56 19 00-0237)</small> Note: UL wet listed. Includes 4,100K color temperature, 120-480 voltage, die-cast extruded aluminum housing assembly and black, gray or dark bronze powder coat finish. Includes photocontrol sensor.		
26 56 19 00-0246 EA 3,200 Lumens, 45 Watt, Post Top Mount, Contemporary Twin Support Style LED Area Fixture (General Electric EPTC 0 E5/E3)..... <i>For >50 To 100, Deduct</i> <i>For >100 To 250, Deduct</i> <i>For >250 To 500, Deduct</i> <i>For >500 To 1000, Deduct</i> <i>For >1000, Deduct</i>	1,668.69 -83.43 -125.15 -199.28 -273.41 -347.54	186.13
26 56 19 00-0247 EA 6,150 Lumens, 80 Watt, Post Top Mount, Contemporary Twin Support Style LED Area Fixture (General Electric EPTC 0 C5/C3)..... <i>For >50 To 100, Deduct</i> <i>For >100 To 250, Deduct</i> <i>For >250 To 500, Deduct</i> <i>For >500 To 1000, Deduct</i> <i>For >1000, Deduct</i>	1,750.77 -87.54 -131.31 -209.54 -287.77 -366.01	186.13
26 56 19 00-0248 Post Top, LED Area Fixtures (General Electric EPST) <small>(26 56 19 00-0237)</small> Note: UL wet listed. Includes 4,100K color temperature, 120-480 voltage, die-cast extruded aluminum housing assembly and black or dark bronze powder coat finish. Includes photocontrol sensor.		
26 56 19 00-0249 EA 3,135 Lumens, 45 Watt, Post Top Mount, Utility Carriage Style LED Area Fixture (General Electric EPST 0 E5/E3)..... <i>For >50 To 100, Deduct</i> <i>For >100 To 250, Deduct</i> <i>For >250 To 500, Deduct</i> <i>For >500 To 1000, Deduct</i> <i>For >1000, Deduct</i>	1,295.61 -64.78 -97.17 -152.65 -208.12 -263.59	186.13
26 56 19 00-0250 EA 6,115 Lumens, 80 Watt, Post Top Mount, Utility Carriage Style LED Area Fixture (General Electric EPST 0 C5/C3)..... <i>For >50 To 100, Deduct</i> <i>For >100 To 250, Deduct</i> <i>For >250 To 500, Deduct</i> <i>For >500 To 1000, Deduct</i> <i>For >1000, Deduct</i>	1,377.69 -68.88 -103.33 -162.91 -222.48 -282.06	186.13
26 56 19 00-0251 Post Top, LED Area Fixtures (CREE® BetaLED® Edge® ARE-EDR) <small>(26 56 19 00-0237)</small> Note: UL wet listed. Includes 4,000K color temperature, 120/277 voltage, die-cast extruded aluminum housing assembly and white, black, silver or bronze powder coat finish. Includes Type V Medium optic. Excludes sensors.		
26 56 19 00-0252 EA 13,800 Lumens, 130 Watt, Post Top Mount, LED Area Fixture (CREE® BetaLED® Edge® ARE-EDR)..... <i>For >50 To 100, Deduct</i> <i>For >100 To 250, Deduct</i> <i>For >250 To 500, Deduct</i> <i>For >500 To 1000, Deduct</i> <i>For >1000, Deduct</i>	2,882.47 -144.12 -216.19 -351.00 -485.82 -620.64	186.13
26 56 19 00-0253 LED Retrofit For Post Top, Traditional Area Fixtures (CREE® BetaLED® BXRA) <small>(26 56 19 00-0237)</small> Note: Includes 2,700K or 4,000K color temperature and 120/277 voltage retrofit assembly. Excludes recycling or disposal of lamps and ballasts. See CSI section 02 84 16 00-0003 for ballast recycling, 26 01 50 51-0373 for disposal of hazardous lamps.		
26 56 19 00-0254 EA LED Retrofit For Post Top, Holophane® Utility Granville Acorn Area Fixtures (CREE® BetaLED® BXRAH53)..... <i>For 0 To 10 Volt Dimming, Add</i> <i>For >50 To 100, Deduct</i> <i>For >100 To 250, Deduct</i> <i>For >250 To 500, Deduct</i> <i>For >500 To 1000, Deduct</i> <i>For >1000, Deduct</i>	804.79 58.28 -40.24 -60.36 -95.52 -130.69 -165.85	101.52
26 56 19 00-0255 LED Retrofit For Post Top, Decorative Area Fixtures (CREE® DPT) <small>(26 56 19 00-0237)</small> Note: Includes 3,000K color temperature and 120/277 voltage retrofit assembly. Excludes recycling or disposal of lamps and ballasts. See CSI section 02 84 16 00-0003 for ballast recycling, 26 01 50 51-0373 for disposal of hazardous lamps.		
26 56 19 00-0256 EA LED Retrofit For Post Top, Decorative Area Fixtures (CREE® DPT)..... <i>For Backlight Control Shield, Add</i> <i>For >50 To 100, Deduct</i> <i>For >100 To 250, Deduct</i> <i>For >250 To 500, Deduct</i> <i>For >500 To 1000, Deduct</i> <i>For >1000, Deduct</i>	502.75 39.00 -25.14 -37.71 -60.68 -83.65 -106.62	21.65

26	Electrical
26 50	Lighting
26 56	Exterior Lighting



MINOR	CSI	UOM	DESCRIPTION	TOTAL DIRECT UNIT COST	DEMOLITION UNIT COST
26 56 19 00-0257			Surface Mount, LED Strip Fixtures (Sylvania) <small>(26 56 19 00-0166)</small>		
26 56 19 00-0258	EA		4' Long, 5,200 Lumens, 40 Watt, Vapor Tight Dimmable LED Fixture (Sylvania VAPOR1B/040UNVD840/48EC/GR/D).....	504.34	40.44
			<i>For >50 To 100, Deduct</i>	-25.22	
			<i>For >100 To 250, Deduct</i>	-37.83	
			<i>For >250 To 500, Deduct</i>	-61.52	
			<i>For >500 To 1000, Deduct</i>	-85.22	
			<i>For >1000, Deduct</i>	-108.92	
26 56 21			HID Exterior Lighting <small>(26 56)</small>		
26 56 21 00-0001			High Mast Fixtures <small>(26 56 21)</small>		
26 56 21 00-0002			Metal Halide, High Mast Fixtures <small>(26 56 21 00-0001)</small>		
26 56 21 00-0003	EA		400 W High Mast Metal Halide Fixture (VA 25 Type V) As Manufactured By Metrolux	1,914.71	167.53
26 56 21 00-0004	EA		400 W High Mast Metal Halide Fixture (VA 25 Type VS, VF 1 And 3) As Manufactured By Metrolux	2,046.34	167.53
26 56 21 00-0005	EA		750 W High Mast Metal Halide Fixture (VA 25 Type V) As Manufactured By Metrolux	2,028.89	191.38
26 56 21 00-0006	EA		750 W High Mast Metal Halide Fixture (VA 25 Type VS, VF 1 And 3) As Manufactured By Metrolux	2,107.86	191.38
26 56 21 00-0007	EA		1,000 W High Mast Metal Halide Fixture (VA 25 Type V) As Manufactured By Metrolux	2,132.18	239.22
26 56 21 00-0008	EA		1,000 W High Mast Metal Halide Fixture (VA 25 Type VS, VF 1 And 3) As Manufactured By Metrolux	2,211.15	239.22
26 56 21 00-0009			High Pressure Sodium, High Mast Fixtures <small>(26 56 21 00-0001)</small>		
26 56 21 00-0010	EA		400 W High Mast HPS Fixture (VA 25 Type V) As Manufactured By Metrolux	1,978.46	167.53
26 56 21 00-0011	EA		400 W High Mast HPS Fixture (VA 25 Type VS, VF 1 And 3) As Manufactured By Metrolux	2,057.43	167.53
26 56 21 00-0012	EA		600 Watt High Mast HPS Fixture (VA 25 Type V, VS, VF 1 And 3) As Manufactured By Metrolux	2,393.45	177.09
26 56 21 00-0013	EA		750 Watt High Mast HPS Fixture (VA 25 Type V, VS, VF 1 And 3) As Manufactured By Metrolux	2,452.07	191.38
26 56 21 00-0014	EA		1,000 Watt High Mast HPS Fixture (VA 25 Type V, VS, VF 1 And 3) As Manufactured By Metrolux	2,594.85	239.22
26 56 21 00-0015			HID, Pole Mounted <small>(26 56 21)</small>		
26 56 21 00-0016			Metal Halide, Pole Mounted <small>(26 56 21 00-0015)</small>		
26 56 21 00-0017	EA		175 Watt Metal Halide, Enclosed And Gasketed, Exterior Roadway Fixture	679.75	273.17
26 56 21 00-0018	EA		250 Watt Metal Halide, Enclosed And Gasketed, Exterior Roadway Fixture	764.04	296.51
26 56 21 00-0019	EA		400 Watt Metal Halide, Enclosed And Gasketed, Exterior Roadway Fixture	888.95	318.97
26 56 21 00-0020	EA		1,000 Watt Metal Halide, Enclosed And Gasketed, Exterior Roadway Fixture	1,131.20	373.84
26 56 21 00-0021			High Pressure Sodium, Pole Mounted <small>(26 56 21 00-0015)</small>		
26 56 21 00-0022	EA		100 Watt High Pressure Sodium, Enclosed And Gasketed, Exterior Roadway Fixture	817.69	318.97
26 56 21 00-0023	EA		150 Watt High Pressure Sodium, Enclosed And Gasketed, Exterior Roadway Fixture	842.31	318.97
26 56 21 00-0024	EA		175 Watt High Pressure Sodium, Enclosed And Gasketed, Exterior Roadway Fixture	881.29	318.97
26 56 21 00-0025	EA		250 Watt High Pressure Sodium, Enclosed And Gasketed, Exterior Roadway Fixture	984.71	318.97
26 56 21 00-0026	EA		400 Watt High Pressure Sodium, Enclosed And Gasketed, Exterior Roadway Fixture	1,136.79	318.97
26 56 21 00-0027	EA		1,000 Watt High Pressure Sodium, Enclosed And Gasketed, Exterior Roadway Fixture	1,089.69	318.97
26 56 21 00-0028			Low Pressure Sodium, Pole Mounted <small>(26 56 21 00-0015)</small>		
26 56 21 00-0029	EA		135 Watt Low Pressure Sodium Exterior Roadway Fixture, Enclosed And Gasketed	693.44	173.52
26 56 21 00-0030	EA		135 Watt Low Pressure Sodium Fixture, Enclosed And Gasketed	757.97	255.17
26 56 21 00-0031	EA		180 Watt Low Pressure Sodium Fixture, Enclosed And Gasketed	888.91	255.17
26 56 21 00-0032			Metal Halide, Area Fixtures <small>(26 56 21)</small>		
26 56 21 00-0033			Metal Halide, Pole Mount, Area Fixtures <small>(26 56 21 00-0032)</small>		
			Note: Includes pulse start ballast.		
26 56 21 00-0034	EA		150 Watt, Metal Halide Area Fixture, Pole Mount	1,111.39	169.06
26 56 21 00-0035	EA		175 Watt, Metal Halide Area Fixture, Pole Mount	1,219.61	185.96
26 56 21 00-0036	EA		250 Watt, Metal Halide Area Fixture, Pole Mount	1,348.86	202.87
26 56 21 00-0037	EA		400 Watt, Metal Halide Area Fixture, Pole Mount	1,425.93	236.68
26 56 21 00-0038			High Pressure Sodium, Area Fixtures <small>(26 56 21)</small>		
26 56 21 00-0039			Pole Mount, High Pressure Sodium Area Fixtures <small>(26 56 21 00-0038)</small>		
26 56 21 00-0040	EA		100 Watt, High Pressure Sodium Area Fixture, Pole Mount	923.46	135.24
26 56 21 00-0041	EA		150 Watt, High Pressure Sodium Area Fixture, Pole Mount	1,004.40	169.06
26 56 21 00-0042	EA		250 Watt, High Pressure Sodium Area Fixture, Pole Mount	1,088.89	202.87
26 56 21 00-0043	EA		400 Watt, High Pressure Sodium Area Fixture, Pole Mount	1,147.34	236.68
26 56 21 00-0044			Surface Mounted, Rectangular Exterior Area Fixture <small>(26 56 21)</small>		
26 56 21 00-0045			Metal Halide, Surface Mounted, Rectangular Exterior Area Fixture <small>(26 56 21 00-0044)</small>		
26 56 21 00-0046	EA		175 Watt Metal Halide, Surface Mounted, Enclosed And Gasketed, Rectangular Exterior Area Fixture	640.49	255.17
26 56 21 00-0047	EA		250 Watt Metal Halide, Surface Mounted, Enclosed And Gasketed, Rectangular Exterior Area Fixture	727.81	287.07
26 56 21 00-0048	EA		400 Watt Metal Halide, Surface Mounted, Enclosed And Gasketed, Rectangular Exterior Area Fixture	868.95	318.97
26 56 21 00-0049	EA		1,000 Watt Metal Halide, Surface Mounted, Enclosed And Gasketed, Rectangular Exterior Area Fixture	1,112.61	373.84



Electrical	26	26
Lighting	26 50	
Exterior Lighting	26 56	

MINOR CSI UOM DESCRIPTION	TOTAL DIRECT UNIT COST	DEMOLITION UNIT COST
26 56 21 00-0050 High Pressure Sodium, Surface Mounted, Rectangular Exterior Area Fixture <small>(26 56 21 00-0044)</small>		
26 56 21 00-0051 EA 70 Watt High Pressure Sodium, Surface Mounted, Enclosed And Gasketed, Rectangular Exterior Area Fixture (LumaPro).....	612.66	218.17
26 56 21 00-0052 EA 100 Watt High Pressure Sodium, Surface Mounted, Enclosed And Gasketed, Rectangular Exterior Area Fixture (LumaPro).....	664.97	232.21
26 56 21 00-0053 EA 150 Watt High Pressure Sodium, Surface Mounted, Enclosed And Gasketed, Rectangular Exterior Area Fixture (LumaPro).....	716.04	244.97
26 56 21 00-0054 EA 175 Watt High Pressure Sodium, Surface Mounted, Enclosed And Gasketed, Rectangular Exterior Area Fixture.....	740.15	255.17
26 56 21 00-0055 EA 250 Watt High Pressure Sodium, Surface Mounted, Enclosed And Gasketed, Rectangular Exterior Area Fixture.....	830.88	287.07
26 56 21 00-0056 EA 400 Watt High Pressure Sodium, Surface Mounted, Enclosed And Gasketed, Rectangular Exterior Area Fixture.....	885.33	318.97
26 56 21 00-0057 EA 1,000 Watt High Pressure Sodium, Surface Mounted, Enclosed And Gasketed, Rectangular Exterior Area Fixture.....	1,222.29	373.84
26 56 21 00-0058 Vandal Resistant, Surface Mounted, Rectangular Exterior Area Fixtures <small>(26 56 21)</small>		
26 56 21 00-0059 High Pressure Sodium, Vandal Resistant, Surface Mounted, Rectangular Exterior Area Fixtures <small>(26 56 21 00-0058)</small>		
Note: Includes cast aluminum powder coated housing, polycarbonate lens and tamperproof screws.		
26 56 21 00-0060 EA 35 Watt High Pressure Sodium, Vandal Resistant, Surface Mounted, Rectangular Exterior Area Fixture.....	756.78	172.24
26 56 21 00-0061 EA 50 Watt High Pressure Sodium, Vandal Resistant, Surface Mounted, Rectangular Exterior Area Fixture.....	785.77	191.38
26 56 21 00-0062 EA 70 Watt High Pressure Sodium, Vandal Resistant, Surface Mounted, Rectangular Exterior Area Fixture.....	840.74	218.17
26 56 21 00-0063 EA 100 Watt High Pressure Sodium, Vandal Resistant, Surface Mounted, Rectangular Exterior Area Fixture.....	864.41	232.21
26 56 21 00-0064 EA 150 Watt High Pressure Sodium, Vandal Resistant, Surface Mounted, Rectangular Exterior Area Fixture.....	888.81	244.97
26 56 21 00-0065 EA 175 Watt High Pressure Sodium, Vandal Resistant, Surface Mounted, Rectangular Exterior Area Fixture.....	931.12	255.17
26 56 21 00-0066 EA 250 Watt High Pressure Sodium, Vandal Resistant, Surface Mounted, Rectangular Exterior Area Fixture.....	1,020.07	287.07
26 56 21 00-0067 EA 400 Watt High Pressure Sodium, Vandal Resistant, Surface Mounted, Rectangular Exterior Area Fixture.....	1,235.94	318.97
26 56 21 00-0068 Metal Halide, Vandal Resistant, Surface Mounted, Rectangular Exterior Area Fixtures <small>(26 56 21 00-0058)</small>		
Note: Includes cast aluminum powder coated housing, polycarbonate lens and tamperproof screws.		
26 56 21 00-0069 EA 50 Watt Metal Halide, Vandal Resistant, Surface Mounted, Rectangular Exterior Area Fixture.....	833.61	191.38
26 56 21 00-0070 EA 70 Watt Metal Halide, Vandal Resistant, Surface Mounted, Rectangular Exterior Area Fixture.....	881.20	218.17
26 56 21 00-0071 EA 100 Watt Metal Halide, Vandal Resistant, Surface Mounted, Rectangular Exterior Area Fixture.....	911.90	232.21
26 56 21 00-0072 EA 150 Watt Metal Halide, Vandal Resistant, Surface Mounted, Rectangular Exterior Area Fixture.....	950.71	244.97
26 56 21 00-0073 EA 175 Watt Metal Halide, Vandal Resistant, Surface Mounted, Rectangular Exterior Area Fixture.....	971.55	255.17
26 56 21 00-0074 EA 250 Watt Metal Halide, Vandal Resistant, Surface Mounted, Rectangular Exterior Area Fixture.....	1,062.50	287.07
26 56 21 00-0075 EA 400 Watt Metal Halide, Vandal Resistant, Surface Mounted, Rectangular Exterior Area Fixture.....	1,349.12	318.97
26 56 21 00-0076 Wall Packs <small>(26 56 21)</small>		
26 56 21 00-0077 Non Cutoff, Polycarbonate Lens, Mini Wall Packs <small>(26 56 21 00-0076)</small>		
Note: Polycarbonate body and aluminum reflector. 11" x 6-1/2" x 5-1/4". Lithonia TWS.		
26 56 21 00-0078 EA 13 Watt Compact Fluorescent, Non Cutoff, Polycarbonate Lens, Mini Wall Pack.....	357.03	60.47
26 56 21 00-0079 EA 50 Watt Metal Halide, Non Cutoff, Polycarbonate Lens, Mini Wall Pack.....	382.83	60.47
26 56 21 00-0080 EA 35 Watt High Pressure Sodium, Non Cutoff, Polycarbonate Lens, Mini Wall Pack.....	382.83	60.47
26 56 21 00-0081 EA 70 Watt High Pressure Sodium, Non Cutoff, Polycarbonate Lens, Mini Wall Pack.....	507.91	60.47
26 56 21 00-0082 Semi Cutoff, Polycarbonate Lens, Mini Wall Packs <small>(26 56 21 00-0076)</small>		
Note: Polycarbonate body and diffused aluminum reflector. 10" x 11-1/2" x 8-15/16". Lithonia TWA.		
26 56 21 00-0083 EA 42 Watt Compact Fluorescent, Semi Cutoff, Polycarbonate Lens, Mini Wall Pack.....	709.80	60.47
26 56 21 00-0084 EA 50 Watt Metal Halide, Semi Cutoff, Polycarbonate Lens, Mini Wall Pack.....	719.08	60.47
26 56 21 00-0085 EA 70 Watt Metal Halide, Semi Cutoff, Polycarbonate Lens, Mini Wall Pack.....	727.10	60.47
26 56 21 00-0086 EA 100 Watt Metal Halide, Semi Cutoff, Polycarbonate Lens, Mini Wall Pack.....	712.46	60.47
26 56 21 00-0087 EA 70 Watt High Pressure Sodium, Semi Cutoff, Polycarbonate Lens, Mini Wall Pack.....	652.27	60.47
26 56 21 00-0088 EA 100 Watt High Pressure Sodium, Semi Cutoff, Polycarbonate Lens, Mini Wall Pack.....	619.21	60.47
26 56 21 00-0089 Cutoff, Polycarbonate Lens, Mini Wall Packs <small>(26 56 21 00-0076)</small>		
Note: Polycarbonate body and diffused aluminum reflector. 10" x 11-1/2" x 8-15/16". Lithonia TWAC.		
26 56 21 00-0090 EA 50 Watt Metal Halide, Cutoff, Polycarbonate Lens, Mini Wall Pack.....	747.88	60.47
26 56 21 00-0091 EA 70 Watt Metal Halide, Cutoff, Polycarbonate Lens, Mini Wall Pack.....	756.34	60.47
26 56 21 00-0092 EA 100 Watt Metal Halide, Cutoff, Polycarbonate Lens, Mini Wall Pack.....	741.72	60.47
26 56 21 00-0093 EA 70 Watt High Pressure Sodium, Cutoff, Polycarbonate Lens, Mini Wall Pack.....	753.49	60.47
26 56 21 00-0094 EA 100 Watt High Pressure Sodium, Cutoff, Polycarbonate Lens, Mini Wall Pack.....	753.49	60.47
26 56 21 00-0095 Non Cutoff, Borosilicate Glass Lens, Small Wall Packs <small>(26 56 21 00-0076)</small>		
Note: Aluminum body and reflector. 9" x 13" x 7-3/8". Lithonia TWR1.		
26 56 21 00-0096 EA 70 Watt Metal Halide, Non Cutoff, Borosilicate Glass Lens, Small Wall Pack.....	711.10	80.56
26 56 21 00-0097 EA 100 Watt Metal Halide, Non Cutoff, Borosilicate Glass Lens, Small Wall Pack.....	711.10	80.56
26 56 21 00-0098 EA 175 Watt Metal Halide, Non Cutoff, Borosilicate Glass Lens, Small Wall Pack.....	665.80	80.56
26 56 21 00-0099 EA 70 Watt High Pressure Sodium, Non Cutoff, Borosilicate Glass Lens, Small Wall Pack.....	683.16	80.56
26 56 21 00-0100 EA 100 Watt High Pressure Sodium, Non Cutoff, Borosilicate Glass Lens, Small Wall Pack.....	683.16	80.56
26 56 21 00-0101 EA 150 Watt High Pressure Sodium, Non Cutoff, Borosilicate Glass Lens, Small Wall Pack.....	632.94	80.56



MINOR
 CSI UOM DESCRIPTION

TOTAL DIRECT DEMOLITION
 UNIT COST UNIT COST

26 56 21 00-0102		Cutoff, Borosilicate Glass Lens, Small Wall Packs (26 56 21 00-0076) Note: Aluminum body and reflector. 10-1/4" x 13" x 8-15/32". Lithonia TWR1C.		
26 56 21 00-0103	EA	70 Watt Metal Halide, Cutoff, Borosilicate Glass Lens, Small Wall Pack	737.94	80.56
26 56 21 00-0104	EA	100 Watt Metal Halide, Cutoff, Borosilicate Glass Lens, Small Wall Pack	737.94	80.56
26 56 21 00-0105	EA	175 Watt Metal Halide, Cutoff, Borosilicate Glass Lens, Small Wall Pack	737.94	80.56
26 56 21 00-0106	EA	70 Watt High Pressure Sodium, Cutoff, Borosilicate Glass Lens, Small Wall Pack	711.30	80.56
26 56 21 00-0107	EA	100 Watt High Pressure Sodium, Cutoff, Borosilicate Glass Lens, Small Wall Pack	711.30	80.56
26 56 21 00-0108	EA	150 Watt High Pressure Sodium, Cutoff, Borosilicate Glass Lens, Small Wall Pack	711.30	80.56
26 56 21 00-0109		Full Cutoff, Tempered Glass Lens, Small Wall Packs (26 56 21 00-0076) Note: Aluminum body and reflector. 9-3/8" x 14-3/8" x 8-3/4". Meets Nighttime Friendly criteria. Lithonia TWR1S.		
26 56 21 00-0110	EA	175 Watt Metal Halide, Full Cutoff, Tempered Glass Lens, Small Wall Pack	954.77	80.56
26 56 21 00-0111		Cutoff, Borosilicate Glass Lens, Medium Wall Packs (26 56 21 00-0076) Note: Aluminum body and reflector. Lithonia TWR2.		
26 56 21 00-0112	EA	250 Watt Metal Halide, Cutoff, Borosilicate Glass Lens, Medium Wall Pack	896.22	99.79
		Note: 9-1/4" x 17-7/8" x 9-3/8".		
26 56 21 00-0113	EA	400 Watt Metal Halide, Cutoff, Borosilicate Glass Lens, Medium Wall Pack	957.63	99.79
		Note: 9-1/4" x 17-7/8" x 12-1/2".		
26 56 21 00-0114	EA	250 Watt High Pressure Sodium, Cutoff, Borosilicate Glass Lens, Medium Wall Pack	1,030.85	99.79
		Note: 9-1/4" x 17-7/8" x 9-3/8".		
26 56 21 00-0115	EA	400 Watt High Pressure Sodium, Cutoff, Borosilicate Glass Lens, Medium Wall Pack	1,051.00	99.79
		Note: 9-1/4" x 17-7/8" x 12-1/2".		
26 56 21 00-0116		Cutoff, Tempered Glass Lens, Medium Wall Packs (26 56 21 00-0076) Note: Aluminum body and reflector. 10" x 17-1/8" x 14-1/2". Lithonia TWR2C.		
26 56 21 00-0117	EA	250 Watt Metal Halide, Cutoff, Tempered Glass Lens, Medium Wall Pack	975.21	99.79
26 56 21 00-0118	EA	400 Watt Metal Halide, Cutoff, Tempered Glass Lens, Medium Wall Pack	1,044.21	99.79
26 56 21 00-0119		Non Cutoff, Polycarbonate Lens, Large Wall Packs (26 56 21 00-0076) Note: Polycarbonate body and powder coated reflector. 15-7/16" x 16-1/8" x 7-3/4". Lithonia TWP.		
26 56 21 00-0120	EA	100 Watt Metal Halide, Non Cutoff, Polycarbonate Lens, Large Wall Pack	898.78	120.96
26 56 21 00-0121	EA	175 Watt Metal Halide, Non Cutoff, Polycarbonate Lens, Large Wall Pack	825.70	120.96
26 56 21 00-0122	EA	70 Watt High Pressure Sodium, Non Cutoff, Polycarbonate Lens, Large Wall Pack	881.87	120.96
26 56 21 00-0123	EA	100 Watt High Pressure Sodium, Non Cutoff, Polycarbonate Lens, Large Wall Pack	887.46	120.96
26 56 21 00-0124	EA	150 Watt High Pressure Sodium, Non Cutoff, Polycarbonate Lens, Large Wall Pack	893.33	120.96
26 56 21 00-0125		Non Cutoff, Borosilicate Glass Lens, Large Wall Packs (26 56 21 00-0076) Note: Aluminum body and reflector. 15-3/4" x 16-1/4" x 8". Lithonia TWH.		
26 56 21 00-0126	EA	175 Watt Metal Halide, Non Cutoff, Borosilicate Glass Lens, Large Wall Pack	898.80	120.96
26 56 21 00-0127	EA	250 Watt Metal Halide, Non Cutoff, Borosilicate Glass Lens, Large Wall Pack	923.19	120.96
26 56 21 00-0128	EA	400 Watt Metal Halide, Non Cutoff, Borosilicate Glass Lens, Large Wall Pack	996.27	120.96
26 56 21 00-0129	EA	150 Watt High Pressure Sodium, Non Cutoff, Borosilicate Glass Lens, Large Wall Pack	947.56	120.96
26 56 21 00-0130	EA	250 Watt High Pressure Sodium, Non Cutoff, Borosilicate Glass Lens, Large Wall Pack	971.94	120.96
26 56 21 00-0131	EA	400 Watt High Pressure Sodium, Non Cutoff, Borosilicate Glass Lens, Large Wall Pack	1,020.62	120.96
26 56 21 00-0132		Semi Cutoff, Induction Wall Packs (26 56 21 00-0076)		
26 56 21 00-0133		Semi Cutoff, Induction Wall Packs (Everlast®) (26 56 21 00-0132) Note: UL wet listed. Includes bi-level ballast, die-cast aluminum housing assembly and bronze powder coat finish. Excludes sensors.		
26 56 21 00-0134	EA	70 Watt, Wall Mount, Semi Cutoff, Bi-Level Induction Wall Pack (Everlast® EOF-ED-70)	1,163.77	115.06
26 56 21 00-0135	EA	80 Watt, Wall Mount, Semi Cutoff, Bi-Level Induction Wall Pack (Everlast® EOF-ED-80)	1,187.71	121.83
26 56 21 00-0136	EA	100 Watt, Wall Mount, Semi Cutoff, Bi-Level Induction Wall Pack (Everlast® EOF-ED-100)	1,211.64	128.59
26 56 21 00-0137	EA	120 Watt, Wall Mount, Semi Cutoff, Bi-Level Induction Wall Pack (Everlast® EOF-ED-120)	1,350.02	135.37
26 56 21 00-0138		Non Cutoff, Polycarbonate Lens, Small Wall Packs (26 56 21 00-0076)		
26 56 21 00-0139	EA	15 Watt, Exterior, Non-Cutoff Small Wall Pack (Sylvania 60066-SMWLPK1N/015UNV740/NC/BZ/P)	368.58	60.47
26 56 21 00-0140		Induction, Roadway Lighting (26 56 21)		
26 56 21 00-0141		Induction Roadway Lighting (US Lighting Tech) (26 56 21 00-0140) Note: Includes gray powder coat finish heavy duty die cast aluminum body and flat glass lens.		
26 56 21 00-0142	EA	40 Watt Induction, Horizontal Tenon Mount, Street Light (US Lighting Tech Jersey HR, 511)	657.83	203.04
26 56 21 00-0143	EA	70 Watt Induction, Horizontal Tenon Mount, Street Light (US Lighting Tech Jersey HR, 511)	720.72	209.81
26 56 21 00-0144	EA	100 Watt Induction, Horizontal Tenon Mount, Street Light (US Lighting Tech Jersey HR, 511)	747.80	223.35
26 56 21 00-0145	EA	150 Watt Induction, Horizontal Tenon Mount, Street Light (US Lighting Tech Jersey HR, 511)	774.87	236.88
26 56 21 00-0146	EA	200 Watt Induction, Horizontal Tenon Mount, Street Light (US Lighting Tech Jersey HR, 511)	901.93	243.65
26 56 21 00-0147	EA	250 Watt Induction, Horizontal Tenon Mount, Street Light (US Lighting Tech Jersey HR, 511)	919.41	250.42
26 56 21 00-0148	EA	40 Watt Induction, Horizontal Tenon Mount, Cobra Head Street Light (US Lighting Tech Cobra 100, 512)	616.37	203.04
26 56 21 00-0149	EA	70 Watt Induction, Horizontal Tenon Mount, Cobra Head Street Light (US Lighting Tech Cobra 100, 512)	685.18	209.81
26 56 21 00-0150	EA	100 Watt Induction, Horizontal Tenon Mount, Cobra Head Street Light (US Lighting Tech Cobra 100, 512)	712.26	223.35



Electrical	26	26
Lighting	26 50	
Exterior Lighting	26 56	

MINOR CSI UOM DESCRIPTION	TOTAL DIRECT UNIT COST	DEMOLITION UNIT COST
26 56 21 00-0151 EA 150 Watt Induction, Horizontal Tenon Mount, Cobra Head Street Light (US Lighting Tech Cobra 100, 512).....	739.33	236.88
26 56 21 00-0152 Induction, Area Fixtures (26 56 21)		
26 56 21 00-0153 Post Top, Induction Area Fixtures (26 56 21 00-0152)		
26 56 21 00-0154 Post Top, Induction Area Fixtures (US Lighting Tech) (26 56 21 00-0153)		
Note: Includes black powder coat finish heavy duty die cast aluminum body and no-lite lid acrylic lens.		
26 56 21 00-0155 EA 40 Watt Induction, Post Top Mount, Acorn Style Area Fixture (US Lighting Tech Acorn, 571).....	728.62	186.13
26 56 21 00-0156 EA 70 Watt Induction, Post Top Mount, Acorn Style Area Fixture (US Lighting Tech Acorn, 571).....	785.88	186.13
26 56 21 00-0157 EA 100 Watt Induction, Post Top Mount, Acorn Style Area Fixture (US Lighting Tech Acorn, 571).....	785.88	186.13
26 56 21 00-0158 EA 150 Watt Induction, Post Top Mount, Acorn Style Area Fixture (US Lighting Tech Acorn, 571).....	785.88	186.13
26 56 21 00-0159 Surface Mount, Induction Parking Structure Fixtures (26 56 21 00-0152)		
26 56 21 00-0160 Surface Mount, Induction Parking Structure Fixtures (Everlast®) (26 56 21 00-0159)		
26 56 21 00-0161 EA 40 Watt Induction, Surface Mount, Round, Parking Structure Fixture (Everlast® Davenport EGFUS-EC).....	661.19	169.20
26 56 21 00-0162 EA 55 Watt Induction, Surface Mount, Round, Parking Structure Fixture (Everlast® Davenport EGFUS-EC).....	701.53	172.59
26 56 21 00-0163 EA 70 Watt Induction, Surface Mount, Round, Parking Structure Fixture (Everlast® Davenport EGFUS-EC).....	712.25	175.97
26 56 21 00-0164 EA 80 Watt Induction, Surface Mount, Round, Parking Structure Fixture (Everlast® Davenport EGFUS-EC).....	722.95	179.35
26 56 21 00-0165 EA 100 Watt Induction, Surface Mount, Round, Parking Structure Fixture (Everlast® Davenport EGFUS-EC).....	733.68	182.74
26 56 21 00-0166 EA 120 Watt Induction, Surface Mount, Round, Parking Structure Fixture (Everlast® Davenport EGFUS-EC).....	748.34	186.13
26 56 21 00-0167 EA 70/28 Watt Bi-Level Induction, Surface Mount, Round, Parking Structure Fixture (Everlast® Davenport EGFUS-EC).....	769.50	175.97
26 56 21 00-0168 EA 80/32 Watt Bi-Level Induction, Surface Mount, Round, Parking Structure Fixture (Everlast® Davenport EGFUS-EC).....	780.21	179.35
26 56 21 00-0169 EA 100/40 Watt Bi-Level Induction, Surface Mount, Round, Parking Structure Fixture (Everlast® Davenport EGFUS-EC).....	790.94	182.74
26 56 21 00-0170 EA 120/48 Watt Bi-Level Induction, Surface Mount, Round, Parking Structure Fixture (Everlast® Davenport EGFUS-EC).....	822.38	186.13
26 56 21 00-0171 Pole Mount, Induction Area Fixtures (26 56 21 00-0152)		
26 56 21 00-0172 Pole Mount, Bi-Level Induction Area Fixtures (Everlast® ESB-ED) (26 56 21 00-0171)		
Note: UL wet listed. Includes bi-level ballast, die-cast aluminum housing assembly and bronze powder coat finish. Excludes sensors.		
26 56 21 00-0173 EA 70 Watt, Pole Mount, Bi-Level Induction Area Fixture (Everlast® ESB-ED-70).....	1,215.78	115.06
26 56 21 00-0174 EA 80 Watt, Pole Mount, Bi-Level Induction Area Fixture (Everlast® ESB-ED-80).....	1,250.13	121.83
26 56 21 00-0175 EA 100 Watt, Pole Mount, Bi-Level Induction Area Fixture (Everlast® ESB-ED-100).....	1,284.46	128.59

END OF SECTION 26

26	26	Electrical
	26 50	Lighting
	26 56	Exterior Lighting



MINOR CSI UOM DESCRIPTION	TOTAL DIRECT UNIT COST	DEMOLITION UNIT COST
------------------------------	---------------------------	-------------------------

THIS PAGE INTENTIONALLY LEFT BLANK

NOT FOR BID



MINOR CSI UOM DESCRIPTION	TOTAL DIRECT UNIT COST	DEMOLITION UNIT COST
------------------------------	---------------------------	-------------------------

27 Communications

Note: Termination costs are included with all communication equipment, panel boards, and devices. Terminations are not included with patch panels.

27 05 Common Work Results for Communications ⁽²⁷⁾

27 05 26 Grounding and Bonding for Communications Systems ^(27 05)

See CSI section 26 05 26 00-0000 for grounding.

27 05 26 00-0001	EA	25 Pair Outdoor, Enclosed Building Entrance Terminal (ADC 6649 1 720-00).....	1,011.83	123.82
		Note: Excludes terminations.		
27 05 26 00-0002	EA	50 Pair Outdoor, Enclosed Building Entrance Terminal (ADC 6649 1 820-00).....	1,294.34	165.13
		Note: Excludes terminations.		
27 05 26 00-0003	EA	100 Pair Outdoor, Enclosed Building Entrance Terminal (ADC 6649 1 630-00).....	2,049.17	247.63
		Note: Excludes terminations.		
27 05 26 00-0004	EA	Lucent 3B1-EW, Gas Tube Protector Unit.....	12.23	1.82
27 05 26 00-0005	EA	44 Terminal Copper Ground Bus Bar (Siemens ECGK).....	80.91	32.71
27 05 26 00-0006	EA	2" x 1/4" x 12", TGB Pattern, Grounding Bus Bar.....	193.96	32.71
27 05 26 00-0007	EA	4" x 1/4" x 12", TMGB Pattern, Grounding Bus Bar.....	366.84	32.71
27 05 26 00-0008	EA	#6 AWG, Cable Runway Ground Strap.....	73.03	6.05
27 05 26 00-0009	EA	1/4" Screw Size, #6 AWG Compression Lug.....	25.65	6.05
27 05 26 00-0010	EA	3/8" Screw Size, #6 AWG Compression Lug.....	27.32	6.05
27 05 26 00-0011	EA	Two Mounting Hole, Ground Terminal Block.....	30.41	6.05

27 05 29 Hangers and Supports for Communications Systems ^(27 05)

See CSI section 26 05 29 00-0000 for hangers and supports.

27 05 29 00-0001 Communications And Low Voltage Cable Hooks (J-Hooks) ^(27 05 29)

27 05 29 00-0002 Screw On Attachment, Communications And Low Voltage Cable Hooks (J-Hooks) ^(27 05 29 00-0001)

Note: Includes screw.

27 05 29 00-0003	EA	3/4" Hook Size, Pre-Galvanized Finish, Screw On, Communications And Low Voltage Cable Hook (J-Hook) (Cooper B-line BCH12).....	9.42	3.03
		For >50 To 100, Deduct	-0.39	
		For >100 To 250, Deduct	-0.77	
		For >250 To 500, Deduct	-1.46	
		For >500, Deduct	-2.15	
		For Installation On Concrete (Includes Drilling And Fastener), Add	1.61	
		For Work In Restricted Working Space, Add	1.82	
		For Painted Powder Coated Finish, Add	0.69	
27 05 29 00-0004	EA	1-5/16" Hook Size, Pre-Galvanized Finish, Screw On, Communications And Low Voltage Cable Hook (J-Hook) (Cooper B-line BCH21).....	9.94	3.03
		For >50 To 100, Deduct	-0.40	
		For >100 To 250, Deduct	-0.80	
		For >250 To 500, Deduct	-1.50	
		For >500, Deduct	-2.20	
		For Installation On Concrete (Includes Drilling And Fastener), Add	1.61	
		For Work In Restricted Working Space, Add	1.82	
		For Painted Powder Coated Finish, Add	2.40	
		For Low Friction Xylan® Coated Finish, Add	8.55	
27 05 29 00-0005	EA	2" Hook Size, Pre-Galvanized Finish, Screw On, Communications And Low Voltage Cable Hook (J-Hook) (Cooper B-line BCH32).....	10.75	3.03
		For >50 To 100, Deduct	-0.42	
		For >100 To 250, Deduct	-0.84	
		For >250 To 500, Deduct	-1.56	
		For >500, Deduct	-2.29	
		For Installation On Concrete (Includes Drilling And Fastener), Add	1.61	
		For Work In Restricted Working Space, Add	1.82	
		For Painted Powder Coated Finish, Add	2.94	
		For Low Friction Xylan® Coated Finish, Add	10.62	
27 05 29 00-0006	EA	4" Hook Size, Pre-Galvanized Finish, Screw On, Communications And Low Voltage Cable Hook (J-Hook) (Cooper B-line BCH64).....	17.74	3.03
		For >50 To 100, Deduct	-0.59	
		For >100 To 250, Deduct	-1.19	
		For >250 To 500, Deduct	-2.09	
		For >500, Deduct	-2.98	
		For Installation On Concrete (Includes Drilling And Fastener), Add	1.61	
		For Work In Restricted Working Space, Add	1.82	
		For Painted Powder Coated Finish, Add	1.57	
		For Low Friction Xylan® Coated Finish, Add	9.41	

27 05 29 00-0007 Screw On Angle Bracket Attachment, Communications And Low Voltage Cable Hooks (J-Hooks) ^(27 05 29 00-0001)

Note: Includes screw.

27 Communications

27 05 Common Work Results for Communications

27 05 29 Hangers and Supports for Communications Systems



MINOR	CSI	UOM	DESCRIPTION	TOTAL DIRECT UNIT COST	DEMOLITION UNIT COST
27 05 29 00-0008	EA		3/4" Hook Size, Pre-Galvanized Finish, Screw On Angle Bracket Attachment, Communications And Low Voltage Cable Hook (J-Hook) (Cooper B-line BCH12-RB)	10.65	3.03
			<i>For >50 To 100, Deduct</i>	-0.42	
			<i>For >100 To 250, Deduct</i>	-0.84	
			<i>For >250 To 500, Deduct</i>	-1.56	
			<i>For >500, Deduct</i>	-2.28	
			<i>For Installation On Concrete (Includes Drilling And Fastener), Add</i>	1.61	
			<i>For Work In Restricted Working Space, Add</i>	1.82	
27 05 29 00-0009	EA		1-5/16" Hook Size, Pre-Galvanized Finish, Screw On Angle Bracket Attachment, Communications And Low Voltage Cable Hook (J-Hook) (Cooper B-line BCH21-RB)	13.79	3.03
			<i>For >50 To 100, Deduct</i>	-0.50	
			<i>For >100 To 250, Deduct</i>	-0.99	
			<i>For >250 To 500, Deduct</i>	-1.79	
			<i>For >500, Deduct</i>	-2.59	
			<i>For Installation On Concrete (Includes Drilling And Fastener), Add</i>	1.61	
			<i>For Work In Restricted Working Space, Add</i>	1.82	
27 05 29 00-0010	EA		2" Hook Size, Pre-Galvanized Finish, Screw On Angle Bracket Attachment, Communications And Low Voltage Cable Hook (J-Hook) (Cooper B-line BCH32-RB)	15.32	3.03
			<i>For >50 To 100, Deduct</i>	-0.53	
			<i>For >100 To 250, Deduct</i>	-1.07	
			<i>For >250 To 500, Deduct</i>	-1.91	
			<i>For >500, Deduct</i>	-2.74	
			<i>For Installation On Concrete (Includes Drilling And Fastener), Add</i>	1.61	
			<i>For Work In Restricted Working Space, Add</i>	1.82	
27 05 29 00-0011	EA		4" Hook Size, Pre-Galvanized Finish, Screw On Angle Bracket Attachment, Communications And Low Voltage Cable Hook (J-Hook) (Cooper B-line BCH64-RB)	20.80	3.03
			<i>For >50 To 100, Deduct</i>	-0.67	
			<i>For >100 To 250, Deduct</i>	-1.34	
			<i>For >250 To 500, Deduct</i>	-2.32	
			<i>For >500, Deduct</i>	-3.29	
			<i>For Installation On Concrete (Includes Drilling And Fastener), Add</i>	1.61	
			<i>For Work In Restricted Working Space, Add</i>	1.82	
27 05 29 00-0012			Strut Attachment, Communications And Low Voltage Cable Hooks (J-Hooks) (27 05 29 00-0001) Note: Excludes strut.		
27 05 29 00-0013	EA		3/4" Hook Size, Pre-Galvanized Finish, Strut Attachment, Communications And Low Voltage Cable Hook (J-Hook) (Cooper B-line BCH12-SC4)	11.23	3.03
			<i>For >50 To 100, Deduct</i>	-0.43	
			<i>For >100 To 250, Deduct</i>	-0.86	
			<i>For >250 To 500, Deduct</i>	-1.60	
			<i>For >500, Deduct</i>	-2.33	
			<i>For Work In Restricted Working Space, Add</i>	1.82	
27 05 29 00-0014	EA		1-5/16" Hook Size, Pre-Galvanized Finish, Strut Attachment, Communications And Low Voltage Cable Hook (J-Hook) (Cooper B-line BCH21-SC4)	13.33	3.03
			<i>For >50 To 100, Deduct</i>	-0.48	
			<i>For >100 To 250, Deduct</i>	-0.97	
			<i>For >250 To 500, Deduct</i>	-1.76	
			<i>For >500, Deduct</i>	-2.54	
			<i>For Work In Restricted Working Space, Add</i>	1.82	
27 05 29 00-0015	EA		2" Hook Size, Pre-Galvanized Finish, Strut Attachment, Communications And Low Voltage Cable Hook (J-Hook) (Cooper B-line BCH32-SC4)	14.42	3.03
			<i>For >50 To 100, Deduct</i>	-0.51	
			<i>For >100 To 250, Deduct</i>	-1.02	
			<i>For >250 To 500, Deduct</i>	-1.84	
			<i>For >500, Deduct</i>	-2.65	
			<i>For Work In Restricted Working Space, Add</i>	1.82	
27 05 29 00-0016	EA		4" Hook Size, Pre-Galvanized Finish, Strut Attachment, Communications And Low Voltage Cable Hook (J-Hook) (Cooper B-line BCH64-SC4)	19.60	3.03
			<i>For >50 To 100, Deduct</i>	-0.64	
			<i>For >100 To 250, Deduct</i>	-1.28	
			<i>For >250 To 500, Deduct</i>	-2.23	
			<i>For >500, Deduct</i>	-3.17	
			<i>For Work In Restricted Working Space, Add</i>	1.82	
27 05 29 00-0017			T-Bar Attachment, Communications And Low Voltage Cable Hooks (J-Hooks) (27 05 29 00-0001) Note: Excludes T-Bar.		
27 05 29 00-0018	EA		3/4" Hook Size, Pre-Galvanized Finish, T-Bar Attachment, Communications And Low Voltage Cable Hook (J-Hook) (Cooper B-line BCH12-A28)	13.53	3.03
			<i>For >50 To 100, Deduct</i>	-0.49	
			<i>For >100 To 250, Deduct</i>	-0.98	
			<i>For >250 To 500, Deduct</i>	-1.77	
			<i>For >500, Deduct</i>	-2.56	
			<i>For Work In Restricted Working Space, Add</i>	1.82	
27 05 29 00-0019	EA		1-5/16" Hook Size, Pre-Galvanized Finish, T-Bar Attachment, Communications And Low Voltage Cable Hook (J-Hook) (Cooper B-line BCH21-A28)	17.08	3.03
			<i>For >50 To 100, Deduct</i>	-0.58	
			<i>For >100 To 250, Deduct</i>	-1.16	
			<i>For >250 To 500, Deduct</i>	-2.04	
			<i>For >500, Deduct</i>	-2.92	
			<i>For Work In Restricted Working Space, Add</i>	1.82	



MINOR CSI UOM DESCRIPTION	TOTAL DIRECT UNIT COST	DEMOLITION UNIT COST
27 05 29 00-0020 EA 2" Hook Size, Pre-Galvanized Finish, T-Bar Attachment, Communications And Low Voltage Cable Hook (J-Hook) (Cooper B-line BCH32-A28).....	18.00	3.03
<i>For >50 To 100, Deduct</i>	-0.60	
<i>For >100 To 250, Deduct</i>	-1.20	
<i>For >250 To 500, Deduct</i>	-2.11	
<i>For >500, Deduct</i>	-3.01	
<i>For Work In Restricted Working Space, Add</i>	1.82	
27 05 29 00-0021 Plain Or Threaded Rod Clip-On Attachment, Communications And Low Voltage Cable Hooks (J-Hooks) <small>(27 05 29 00-0001)</small>		
Note: Excludes threaded rod. See CSI section 26 05 29 00-0376 for threaded rod.		
27 05 29 00-0022 EA 3/4" Hook Size, Pre-Galvanized Finish, Plain Or Threaded Rod Clip-On Attachment, Communications And Low Voltage Cable Hook (J-Hook) (Cooper B-line BCH12-W6).....	10.95	3.03
<i>For >50 To 100, Deduct</i>	-0.43	
<i>For >100 To 250, Deduct</i>	-0.85	
<i>For >250 To 500, Deduct</i>	-1.58	
<i>For >500, Deduct</i>	-2.31	
<i>For Work In Restricted Working Space, Add</i>	1.82	
27 05 29 00-0023 EA 1-5/16" Hook Size, Pre-Galvanized Finish, Plain Or Threaded Rod Clip-On Attachment, Communications And Low Voltage Cable Hook (J-Hook) (Cooper B-line BCH21-W6).....	11.43	3.03
<i>For >50 To 100, Deduct</i>	-0.44	
<i>For >100 To 250, Deduct</i>	-0.87	
<i>For >250 To 500, Deduct</i>	-1.61	
<i>For >500, Deduct</i>	-2.35	
<i>For Work In Restricted Working Space, Add</i>	1.82	
27 05 29 00-0024 EA 2" Hook Size, Pre-Galvanized Finish, Plain Or Threaded Rod Clip-On Attachment, Communications And Low Voltage Cable Hook (J-Hook) (Cooper B-line BCH32-W6).....	13.89	3.03
<i>For >50 To 100, Deduct</i>	-0.50	
<i>For >100 To 250, Deduct</i>	-1.00	
<i>For >250 To 500, Deduct</i>	-1.80	
<i>For >500, Deduct</i>	-2.60	
<i>For Work In Restricted Working Space, Add</i>	1.82	
27 05 29 00-0025 Threaded Rod Attachment, Communications And Low Voltage Cable Hooks (J-Hooks) <small>(27 05 29 00-0001)</small>		
Note: Excludes threaded rod, nuts and washers. See CSI section 26 05 29 00-0376 for threaded rod, nuts and washers.		
27 05 29 00-0026 EA 1-5/16" Hook Size, Pre-Galvanized Finish, Threaded Rod Attachment, Communications And Low Voltage Cable Hook (J-Hook) (Cooper B-line BCH21-AB).....	13.61	3.03
<i>For >50 To 100, Deduct</i>	-0.49	
<i>For >100 To 250, Deduct</i>	-0.98	
<i>For >250 To 500, Deduct</i>	-1.78	
<i>For >500, Deduct</i>	-2.57	
<i>For Work In Restricted Working Space, Add</i>	1.82	
27 05 29 00-0027 EA 2" Hook Size, Pre-Galvanized Finish, Threaded Rod Attachment, Communications And Low Voltage Cable Hook (J-Hook) (Cooper B-line BCH32-AB).....	14.76	3.03
<i>For >50 To 100, Deduct</i>	-0.52	
<i>For >100 To 250, Deduct</i>	-1.04	
<i>For >250 To 500, Deduct</i>	-1.86	
<i>For >500, Deduct</i>	-2.69	
<i>For Work In Restricted Working Space, Add</i>	1.82	
27 05 29 00-0028 EA 4" Hook Size, Pre-Galvanized Finish, Threaded Rod Attachment, Communications And Low Voltage Cable Hook (J-Hook) (Cooper B-line BCH64-AB).....	20.48	3.03
<i>For >50 To 100, Deduct</i>	-0.66	
<i>For >100 To 250, Deduct</i>	-1.33	
<i>For >250 To 500, Deduct</i>	-2.29	
<i>For >500, Deduct</i>	-3.26	
<i>For Work In Restricted Working Space, Add</i>	1.82	
27 05 29 00-0029 Beam Clamp Attachment, Communications And Low Voltage Cable Hooks (J-Hooks) <small>(27 05 29 00-0001)</small>		
27 05 29 00-0030 EA 3/4" Hook Size, Pre-Galvanized Finish, Beam Clamp Attachment, Communications And Low Voltage Cable Hook (J-Hook) (Cooper B-line BCH12-C442A).....	13.45	3.03
<i>For >50 To 100, Deduct</i>	-0.49	
<i>For >100 To 250, Deduct</i>	-0.98	
<i>For >250 To 500, Deduct</i>	-1.77	
<i>For >500, Deduct</i>	-2.56	
<i>For Work In Restricted Working Space, Add</i>	1.82	
27 05 29 00-0031 EA 1-5/16" Hook Size, Pre-Galvanized Finish, Beam Clamp Attachment, Communications And Low Voltage Cable Hook (J-Hook) (Cooper B-line BCH21-C442A).....	15.50	3.03
<i>For >50 To 100, Deduct</i>	-0.54	
<i>For >100 To 250, Deduct</i>	-1.08	
<i>For >250 To 500, Deduct</i>	-1.92	
<i>For >500, Deduct</i>	-2.76	
<i>For Work In Restricted Working Space, Add</i>	1.82	
27 05 29 00-0032 EA 2" Hook Size, Pre-Galvanized Finish, Beam Clamp Attachment, Communications And Low Voltage Cable Hook (J-Hook) (Cooper B-line BCH32-C442A).....	16.59	3.03
<i>For >50 To 100, Deduct</i>	-0.57	
<i>For >100 To 250, Deduct</i>	-1.13	
<i>For >250 To 500, Deduct</i>	-2.00	
<i>For >500, Deduct</i>	-2.87	
<i>For Work In Restricted Working Space, Add</i>	1.82	

27 Communications
27 05 Common Work Results for Communications
 27 05 29 Hangers and Supports for Communications Systems



MINOR	CSI	UOM	DESCRIPTION	TOTAL DIRECT UNIT COST	DEMOLITION UNIT COST
27 05 29 00-0033	EA		4" Hook Size, Pre-Galvanized Finish, Beam Clamp Attachment, Communications And Low Voltage Cable Hook (J-Hook) (Cooper B-line BCH64-C442A).....	22.56	3.03
			<i>For >50 To 100, Deduct</i>	-0.72	
			<i>For >100 To 250, Deduct</i>	-1.43	
			<i>For >250 To 500, Deduct</i>	-2.45	
			<i>For >500, Deduct</i>	-3.47	
			<i>For Work In Restricted Working Space, Add</i>	1.82	
27 05 29 00-0034			Adjustable Cable Supports (Caddy® CableCat CAT425) ^(27 05 29)		
27 05 29 00-0035	EA		Wall Mount, 4" To 6" Diameter Loop, Adjustable Cable Support (Caddy® CableCat CAT425).....	38.36	3.99
			<i>For >50 To 100, Deduct</i>	-1.26	
			<i>For >100 To 250, Deduct</i>	-2.52	
			<i>For >250 To 500, Deduct</i>	-4.39	
			<i>For >500, Deduct</i>	-6.26	
			<i>For Installation On Concrete (Includes Drilling And Fastener), Add</i>	3.13	
			<i>For Work In Restricted Working Space, Add</i>	3.63	
27 05 29 00-0036	EA		Threaded Rod Or Horizontal Surface Mount, 4" To 6" Diameter Loop, Adjustable Cable Support (Caddy® CableCat CAT425).....	39.13	3.99
			<i>For >50 To 100, Deduct</i>	-1.28	
			<i>For >100 To 250, Deduct</i>	-2.56	
			<i>For >250 To 500, Deduct</i>	-4.45	
			<i>For >500, Deduct</i>	-6.33	
			<i>For Work In Restricted Working Space, Add</i>	3.63	
27 05 29 00-0037	EA		Up To 1/4" Flange, Hammer On Flange Clip, 4" To 6" Diameter Loop, Adjustable Cable Support (Caddy® CableCat CAT425).....	43.12	3.99
			<i>For >50 To 100, Deduct</i>	-1.38	
			<i>For >100 To 250, Deduct</i>	-2.76	
			<i>For >250 To 500, Deduct</i>	-4.75	
			<i>For >500, Deduct</i>	-6.73	
			<i>For Work In Restricted Working Space, Add</i>	3.63	
27 05 29 00-0038	EA		>1/4" To 3/4" Flange, Hammer On Flange Clip, 4" To 6" Diameter Loop, Adjustable Cable Support (Caddy® CableCat CAT425).....	38.23	3.99
			<i>For >50 To 100, Deduct</i>	-1.26	
			<i>For >100 To 250, Deduct</i>	-2.52	
			<i>For >250 To 500, Deduct</i>	-4.38	
			<i>For >500, Deduct</i>	-6.24	
			<i>For Work In Restricted Working Space, Add</i>	3.63	
27 05 29 00-0039	EA		Up To 1/2" Flange, Beam Clamp, 4" To 6" Diameter Loop, Adjustable Cable Support (Caddy® CableCat CAT425).....	40.08	3.99
			<i>For >50 To 100, Deduct</i>	-1.30	
			<i>For >100 To 250, Deduct</i>	-2.61	
			<i>For >250 To 500, Deduct</i>	-4.52	
			<i>For >500, Deduct</i>	-6.43	
			<i>For Work In Restricted Working Space, Add</i>	3.63	
27 05 29 00-0040	EA		>1/2" To 5/8" Flange, Beam Clamp, 4" To 6" Diameter Loop, Adjustable Cable Support (Caddy® CableCat CAT425).....	41.91	3.99
			<i>For >50 To 100, Deduct</i>	-1.35	
			<i>For >100 To 250, Deduct</i>	-2.70	
			<i>For >250 To 500, Deduct</i>	-4.66	
			<i>For >500, Deduct</i>	-6.61	
			<i>For Work In Restricted Working Space, Add</i>	3.63	
27 05 29 00-0041	EA		Up To 1/4" Flange, Hammer On Purlin Clip, 4" To 6" Diameter Loop, Adjustable Cable Support (Caddy® CableCat CAT425).....	39.46	3.99
			<i>For >50 To 100, Deduct</i>	-1.29	
			<i>For >100 To 250, Deduct</i>	-2.58	
			<i>For >250 To 500, Deduct</i>	-4.47	
			<i>For >500, Deduct</i>	-6.37	
			<i>For Work In Restricted Working Space, Add</i>	3.63	

27 05 33 Conduits and Backboxes for Communications Systems ^(27 05)

See CSI section 26 05 33 00-0000 for conduit and boxes.

27 05 36 Cable Trays for Communications Systems ^(27 05)

See CSI section 26 05 36 00-0000 for cable trays.

27 05 39 Surface Raceways for Communications Systems ^(27 05)

See CSI section 26 05 33 00-0000 for surface raceways.

27 05 43 Underground Ducts and Raceways for Communications Systems ^(27 05)

See CSI section 26 05 43 00-0000 for underground ducts and raceways.

27 05 46 Utility Poles for Communications Systems ^(27 05)

See CSI section 26 05 46 00-0000 for utility poles.

27 05 53 Identification for Communications Systems ^(27 05)

See CSI section 26 05 53 00-0000 for identification.

27 10 Structured Cabling ⁽²⁷⁾

Note: Includes identifying, tagging and testing.

27 11 Communications Equipment Room Fittings ^(27 10)



MINOR CSI UOM DESCRIPTION	TOTAL DIRECT UNIT COST	DEMOLITION UNIT COST
------------------------------	---------------------------	-------------------------

27 11 16 Communications Cabinets, Racks, Frames, and Enclosures (27 11)

27 11 16 00-0001	3/4" Fire Retardant Plywood Backboards (27 11 16)		
27 11 16 00-0002	EA 4' x 4' x 3/4" Fire Retardant Plywood Backboard <i>For Two Coats Of Non-Conductive, Fire Retardant Paint, Add</i>	101.81	31.45
		44.70	
27 11 16 00-0003	EA 4' x 8' x 3/4" Fire Retardant Plywood Backboard <i>For Two Coats Of Non-Conductive, Fire Retardant Paint, Add</i>	203.61	62.90
		89.41	

27 11 16 00-0004 Terminal Cabinets (27 11 16)

27 11 16 00-0005	EA 12" x 12" x 4" Phone Terminal Cabinet With Wood Backboard	376.29	90.71
27 11 16 00-0006	EA 18" x 12" x 4" Phone Terminal Cabinet With Wood Backboard	477.95	99.79
27 11 16 00-0007	EA 24" x 12" x 4" Phone Terminal Cabinet With Wood Backboard	549.95	114.90
27 11 16 00-0008	EA 18" x 18" x 4" Phone Terminal Cabinet With Wood Backboard	570.94	117.93
27 11 16 00-0009	EA 24" x 18" x 4" Phone Terminal Cabinet With Wood Backboard	702.30	120.96
27 11 16 00-0010	EA 26" x 36" x 4" Phone Terminal Cabinet With Wood Backboard	871.87	136.07
27 11 16 00-0011	EA 24" x 24" x 6" Phone Terminal Cabinet With Wood Backboard	893.64	133.04
27 11 16 00-0012	EA 30" x 24" x 6" Phone Terminal Cabinet With Wood Backboard	1,145.05	189.53
27 11 16 00-0013	EA 36" x 24" x 6" Phone Terminal Cabinet With Wood Backboard	1,223.94	208.28
27 11 16 00-0014	EA 42" x 24" x 6" Phone Terminal Cabinet With Wood Backboard	1,484.15	220.02
27 11 16 00-0015	EA 30" x 30" x 6" Phone Terminal Cabinet With Wood Backboard	1,225.87	181.43
27 11 16 00-0016	EA 36" x 30" x 6" Phone Terminal Cabinet With Wood Backboard	1,325.70	196.55
27 11 16 00-0017	EA 48" x 30" x 6" Phone Terminal Cabinet With Wood Backboard	1,651.57	251.95
27 11 16 00-0018	EA 54" x 30" x 6" Phone Terminal Cabinet With Wood Backboard	1,981.01	314.96
27 11 16 00-0019	EA 48" x 36" x 6" Phone Terminal Cabinet With Wood Backboard	2,254.38	311.45
27 11 16 00-0020	EA 60" x 36" x 6" Phone Terminal Cabinet With Wood Backboard	2,585.72	378.95

27 11 16 00-0021 Equipment Racks And Cable Managers (27 11 16)

27 11 16 00-0022	Equipment Racks (27 11 16 00-0021)		
	Note: Electronics Industries Association EIA-310-D compliant. Includes aluminum construction with clear grained aluminum or black epoxy-polyester hybrid powder coat finish.		

27 11 16 00-0023 Standard Equipment Racks (27 11 16 00-0023)

27 11 16 00-0024	19" Width, Standard Equipment Racks (27 11 16 00-0023)		
27 11 16 00-0025	EA 84" Height, 19" Width, 3" Depth, 45U, Standard Equipment Rack (Chatsworth 55053-X03) <i>For Gray Or Computer Beige Epoxy-Polyester Hybrid Powder Coat Finish, Add</i>	613.36	193.53
		11.32	
27 11 16 00-0026	EA 96" Height, 19" Width, 3" Depth, 51U, Standard Equipment Rack (Chatsworth 55053-X15) <i>For Gray Or Computer Beige Epoxy-Polyester Hybrid Powder Coat Finish, Add</i>	857.83	205.62
		22.33	
27 11 16 00-0027	EA 108" Height, 19" Width, 3" Depth, 58U, Standard Equipment Rack (Chatsworth 55053-X08) <i>For Gray Or Computer Beige Epoxy-Polyester Hybrid Powder Coat Finish, Add</i>	927.12	217.71
		24.58	

27 11 16 00-0028 Universal Equipment Racks (27 11 16 00-0028)

27 11 16 00-0029	Universal Equipment Racks (27 11 16 00-0028)		
-------------------------	---	--	--

27 11 16 00-0030 19" Width, EIA Universal Equipment Racks (27 11 16 00-0029)

27 11 16 00-0031	EA 36" Height, 19" Width, 3" Depth, 17U, EIA Universal Equipment Rack (Chatsworth 46353-X31) <i>For Gray Or Computer Beige Epoxy-Polyester Hybrid Powder Coat Finish, Add</i>	806.66	169.34
		23.40	
27 11 16 00-0032	EA 48" Height, 19" Width, 3" Depth, 24U, EIA Universal Equipment Rack (Chatsworth 46353-X20) <i>For Gray Or Computer Beige Epoxy-Polyester Hybrid Powder Coat Finish, Add</i>	882.82	172.36
		26.91	
27 11 16 00-0033	EA 60" Height, 19" Width, 3" Depth, 31U, EIA Universal Equipment Rack (Chatsworth 46353-X19) <i>For Gray Or Computer Beige Epoxy-Polyester Hybrid Powder Coat Finish, Add</i>	881.34	175.38
		26.53	
27 11 16 00-0034	EA 66" Height, 19" Width, 3" Depth, 34U, EIA Universal Equipment Rack (Chatsworth 46353-X00) <i>For Gray Or Computer Beige Epoxy-Polyester Hybrid Powder Coat Finish, Add</i>	904.13	178.41
		27.37	
27 11 16 00-0035	EA 72" Height, 19" Width, 3" Depth, 38U, EIA Universal Equipment Rack (Chatsworth 46353-X01) <i>For Gray Or Computer Beige Epoxy-Polyester Hybrid Powder Coat Finish, Add</i>	926.67	181.43
		28.19	
27 11 16 00-0036	EA 78" Height, 19" Width, 3" Depth, 41U, EIA Universal Equipment Rack (Chatsworth 46353-X02) <i>For Gray Or Computer Beige Epoxy-Polyester Hybrid Powder Coat Finish, Add</i>	951.10	184.45
		29.11	
27 11 16 00-0037	EA 84" Height, 19" Width, 3" Depth, 45U, EIA Universal Equipment Rack (Chatsworth 46353-X03) <i>For Gray Or Computer Beige Epoxy-Polyester Hybrid Powder Coat Finish, Add</i>	807.15	187.48
		21.61	
27 11 16 00-0038	EA 90" Height, 19" Width, 3" Depth, 48U, EIA Universal Equipment Rack (Chatsworth 46353-X05) <i>For Gray Or Computer Beige Epoxy-Polyester Hybrid Powder Coat Finish, Add</i>	998.56	190.50
		30.88	
27 11 16 00-0039	EA 96" Height, 19" Width, 3" Depth, 51U, EIA Universal Equipment Rack (Chatsworth 46353-X15) <i>For Gray Or Computer Beige Epoxy-Polyester Hybrid Powder Coat Finish, Add</i>	1,034.30	193.53
		32.36	
27 11 16 00-0040	EA 102" Height, 19" Width, 3" Depth, 55U, EIA Universal Equipment Rack (Chatsworth 46353-X17) <i>For Gray Or Computer Beige Epoxy-Polyester Hybrid Powder Coat Finish, Add</i>	1,065.47	196.55
		33.62	
27 11 16 00-0041	EA 108" Height, 19" Width, 3" Depth, 58U, EIA Universal Equipment Rack (Chatsworth 46353-X08) <i>For Gray Or Computer Beige Epoxy-Polyester Hybrid Powder Coat Finish, Add</i>	1,072.78	199.57
		33.68	

27 11 16 00-0042 23" Width, Universal Equipment Racks (27 11 16 00-0029)

27 11 16 00-0043	EA 36" Height, 23" Width, 3" Depth, 17U, Universal Equipment Rack (Chatsworth 46383-X31) <i>For Gray Or Computer Beige Epoxy-Polyester Hybrid Powder Coat Finish, Add</i>	854.69	169.34
		25.80	
27 11 16 00-0044	EA 48" Height, 23" Width, 3" Depth, 24U, Universal Equipment Rack (Chatsworth 46383-X20) <i>For Gray Or Computer Beige Epoxy-Polyester Hybrid Powder Coat Finish, Add</i>	884.60	172.36
		26.99	
27 11 16 00-0045	EA 60" Height, 23" Width, 3" Depth, 31U, Universal Equipment Rack (Chatsworth 46383-X19) <i>For Gray Or Computer Beige Epoxy-Polyester Hybrid Powder Coat Finish, Add</i>	910.91	175.38
		28.01	
27 11 16 00-0046	EA 66" Height, 23" Width, 3" Depth, 34U, Universal Equipment Rack (Chatsworth 46383-X00) <i>For Gray Or Computer Beige Epoxy-Polyester Hybrid Powder Coat Finish, Add</i>	960.37	178.41
		30.18	



MINOR CSI UOM DESCRIPTION	TOTAL DIRECT UNIT COST	DEMOLITION UNIT COST
27 11 16 00-0047 EA 72" Height, 23" Width, 3" Depth, 38U, Universal Equipment Rack (Chatsworth 46383-X01) <i>For Gray Or Computer Beige Epoxy-Polyester Hybrid Powder Coat Finish, Add</i>	984.57 31.09	181.43
27 11 16 00-0048 EA 78" Height, 23" Width, 3" Depth, 41U, Universal Equipment Rack (Chatsworth 46383-X02) <i>For Gray Or Computer Beige Epoxy-Polyester Hybrid Powder Coat Finish, Add</i>	1,010.92 32.10	184.45
27 11 16 00-0049 EA 84" Height, 23" Width, 3" Depth, 45U, Universal Equipment Rack (Chatsworth 46383-X03) <i>For Gray Or Computer Beige Epoxy-Polyester Hybrid Powder Coat Finish, Add</i>	867.66 24.64	187.48
27 11 16 00-0050 EA 90" Height, 23" Width, 3" Depth, 48U, Universal Equipment Rack (Chatsworth 46383-X05) <i>For Gray Or Computer Beige Epoxy-Polyester Hybrid Powder Coat Finish, Add</i>	1,062.05 34.05	190.50
27 11 16 00-0051 EA 96" Height, 23" Width, 3" Depth, 51U, Universal Equipment Rack (Chatsworth 46383-X15) <i>For Gray Or Computer Beige Epoxy-Polyester Hybrid Powder Coat Finish, Add</i>	1,100.79 35.69	193.53
27 11 16 00-0052 EA 102" Height, 23" Width, 3" Depth, 55U, Universal Equipment Rack (Chatsworth 46383-X17) <i>For Gray Or Computer Beige Epoxy-Polyester Hybrid Powder Coat Finish, Add</i>	1,134.59 37.07	196.55
27 11 16 00-0053 EA 108" Height, 23" Width, 3" Depth, 58U, Universal Equipment Rack (Chatsworth 46383-X08) <i>For Gray Or Computer Beige Epoxy-Polyester Hybrid Powder Coat Finish, Add</i>	1,142.00 37.14	199.57
27 11 16 00-0054 35" Width, Universal Equipment Racks (27 11 16 00-0029)		
27 11 16 00-0055 EA 72" Height, 35" Width, 3" Depth, 38U, Universal Equipment Rack (Chatsworth 46363-X01) <i>For Gray Or Computer Beige Epoxy-Polyester Hybrid Powder Coat Finish, Add</i>	1,065.97 35.16	181.43
27 11 16 00-0056 EA 84" Height, 35" Width, 3" Depth, 45U, Universal Equipment Rack (Chatsworth 46363-X03) <i>For Gray Or Computer Beige Epoxy-Polyester Hybrid Powder Coat Finish, Add</i>	1,122.93 37.40	187.48
27 11 16 00-0057 UL Listed Universal Equipment Racks (27 11 16 00-0028) Note: UL listed as a communications circuit accessory.		
27 11 16 00-0058 19" Width, UL Listed Universal Equipment Racks (27 11 16 00-0057)		
27 11 16 00-0059 EA 36" Height, 19" Width, 3" Depth, 17U, UL Listed Universal Equipment Rack (Chatsworth 48353-X31) <i>For Gray Or Computer Beige Epoxy-Polyester Hybrid Powder Coat Finish, Add</i>	853.47 25.74	169.34
27 11 16 00-0060 EA 48" Height, 19" Width, 3" Depth, 24U, UL Listed Universal Equipment Rack (Chatsworth 48353-X20) <i>For Gray Or Computer Beige Epoxy-Polyester Hybrid Powder Coat Finish, Add</i>	923.78 28.95	172.36
27 11 16 00-0061 EA 60" Height, 19" Width, 3" Depth, 31U, UL Listed Universal Equipment Rack (Chatsworth 48353-X19) <i>For Gray Or Computer Beige Epoxy-Polyester Hybrid Powder Coat Finish, Add</i>	937.90 29.36	175.38
27 11 16 00-0062 EA 66" Height, 19" Width, 3" Depth, 34U, UL Listed Universal Equipment Rack (Chatsworth 48353-X00) <i>For Gray Or Computer Beige Epoxy-Polyester Hybrid Powder Coat Finish, Add</i>	958.90 30.10	178.41
27 11 16 00-0063 EA 72" Height, 19" Width, 3" Depth, 38U, UL Listed Universal Equipment Rack (Chatsworth 48353-X01) <i>For Gray Or Computer Beige Epoxy-Polyester Hybrid Powder Coat Finish, Add</i>	983.03 31.01	181.43
27 11 16 00-0064 EA 78" Height, 19" Width, 3" Depth, 41U, UL Listed Universal Equipment Rack (Chatsworth 48353-X02) <i>For Gray Or Computer Beige Epoxy-Polyester Hybrid Powder Coat Finish, Add</i>	1,009.32 32.02	184.45
27 11 16 00-0065 EA 84" Height, 19" Width, 3" Depth, 45U, UL Listed Universal Equipment Rack (Chatsworth 48353-X03) <i>For Gray Or Computer Beige Epoxy-Polyester Hybrid Powder Coat Finish, Add</i>	1,034.54 32.98	187.48
27 11 16 00-0066 EA 90" Height, 19" Width, 3" Depth, 48U, UL Listed Universal Equipment Rack (Chatsworth 48353-X05) <i>For Gray Or Computer Beige Epoxy-Polyester Hybrid Powder Coat Finish, Add</i>	1,060.35 33.97	190.50
27 11 16 00-0067 EA 96" Height, 19" Width, 3" Depth, 51U, UL Listed Universal Equipment Rack (Chatsworth 48353-X15) <i>For Gray Or Computer Beige Epoxy-Polyester Hybrid Powder Coat Finish, Add</i>	1,099.05 35.60	193.53
27 11 16 00-0068 EA 102" Height, 19" Width, 3" Depth, 55U, UL Listed Universal Equipment Rack (Chatsworth 48353-X17) <i>For Gray Or Computer Beige Epoxy-Polyester Hybrid Powder Coat Finish, Add</i>	1,132.75 36.98	196.55
27 11 16 00-0069 EA 108" Height, 19" Width, 3" Depth, 58U, UL Listed Universal Equipment Rack (Chatsworth 48353-X08) <i>For Gray Or Computer Beige Epoxy-Polyester Hybrid Powder Coat Finish, Add</i>	1,140.09 37.05	199.57
27 11 16 00-0070 23" Width, UL Listed Universal Equipment Racks (27 11 16 00-0057)		
27 11 16 00-0071 EA 36" Height, 23" Width, 3" Depth, 17U, UL Listed Universal Equipment Rack (Chatsworth 48383-X31) <i>For Gray Or Computer Beige Epoxy-Polyester Hybrid Powder Coat Finish, Add</i>	906.34 28.38	169.34
27 11 16 00-0072 EA 48" Height, 23" Width, 3" Depth, 24U, UL Listed Universal Equipment Rack (Chatsworth 48383-X20) <i>For Gray Or Computer Beige Epoxy-Polyester Hybrid Powder Coat Finish, Add</i>	995.48 32.54	172.36
27 11 16 00-0073 EA 60" Height, 23" Width, 3" Depth, 31U, UL Listed Universal Equipment Rack (Chatsworth 48383-X19) <i>For Gray Or Computer Beige Epoxy-Polyester Hybrid Powder Coat Finish, Add</i>	1,008.09 32.87	175.38
27 11 16 00-0074 EA 66" Height, 23" Width, 3" Depth, 34U, UL Listed Universal Equipment Rack (Chatsworth 48383-X00) <i>For Gray Or Computer Beige Epoxy-Polyester Hybrid Powder Coat Finish, Add</i>	1,020.72 33.20	178.41
27 11 16 00-0075 EA 72" Height, 23" Width, 3" Depth, 38U, UL Listed Universal Equipment Rack (Chatsworth 48383-X01) <i>For Gray Or Computer Beige Epoxy-Polyester Hybrid Powder Coat Finish, Add</i>	1,046.73 34.19	181.43
27 11 16 00-0076 EA 78" Height, 23" Width, 3" Depth, 41U, UL Listed Universal Equipment Rack (Chatsworth 48383-X02) <i>For Gray Or Computer Beige Epoxy-Polyester Hybrid Powder Coat Finish, Add</i>	1,075.13 35.31	184.45
27 11 16 00-0077 EA 84" Height, 23" Width, 3" Depth, 45U, UL Listed Universal Equipment Rack (Chatsworth 48383-X03) <i>For Gray Or Computer Beige Epoxy-Polyester Hybrid Powder Coat Finish, Add</i>	1,102.29 36.37	187.48
27 11 16 00-0078 EA 90" Height, 23" Width, 3" Depth, 48U, UL Listed Universal Equipment Rack (Chatsworth 48383-X05) <i>For Gray Or Computer Beige Epoxy-Polyester Hybrid Powder Coat Finish, Add</i>	1,130.13 37.46	190.50
27 11 16 00-0079 EA 96" Height, 23" Width, 3" Depth, 51U, UL Listed Universal Equipment Rack (Chatsworth 48383-X15) <i>For Gray Or Computer Beige Epoxy-Polyester Hybrid Powder Coat Finish, Add</i>	1,172.15 39.26	193.53
27 11 16 00-0080 EA 102" Height, 23" Width, 3" Depth, 55U, UL Listed Universal Equipment Rack (Chatsworth 48383-X17) <i>For Gray Or Computer Beige Epoxy-Polyester Hybrid Powder Coat Finish, Add</i>	1,208.74 40.78	196.55
27 11 16 00-0081 EA 108" Height, 23" Width, 3" Depth, 58U, UL Listed Universal Equipment Rack (Chatsworth 48383-X08) <i>For Gray Or Computer Beige Epoxy-Polyester Hybrid Powder Coat Finish, Add</i>	1,216.40 40.86	199.57
27 11 16 00-0082 4-Post Equipment Racks And Server Frames (27 11 16 00-0022)		
27 11 16 00-0083 4-Post Equipment Racks (27 11 16 00-0082)		
27 11 16 00-0084 EA 19" Width, 29" Depth, 84" Height, 4-Post Equipment Rack (Chatsworth 50120-X03)..... <i>For Gray Or Computer Beige Epoxy-Polyester Hybrid Powder Coat Finish, Add</i>	1,729.45 56.23	302.38
27 11 16 00-0085 EA 19" Width, 29" Depth, 96" Height, 4-Post Equipment Rack (Chatsworth 50120-X15)..... <i>For Gray Or Computer Beige Epoxy-Polyester Hybrid Powder Coat Finish, Add</i>	1,890.12 63.06	314.48



MINOR CSI UOM DESCRIPTION	TOTAL DIRECT UNIT COST	DEMOLITION UNIT COST
27 11 16 00-0086 EA 19" Width, 29" Depth, 108" Height, 4-Post Equipment Rack (Chatsworth 50120-X08) <i>For Gray Or Computer Beige Epoxy-Polyester Hybrid Powder Coat Finish, Add</i>	2,041.62 69.42	326.57
27 11 16 00-0087 4-Post Server Frame (27 11 16 00-0082)		
27 11 16 00-0088 EA 19" Width, 29" Depth, 84" Height, Server Frame (Chatsworth 15053-X03) <i>For Gray Or Computer Beige Epoxy-Polyester Hybrid Powder Coat Finish, Add</i>	1,778.91 58.71	302.38
27 11 16 00-0089 Cable Managers (27 11 16 00-0021)		
27 11 16 00-0090 Horizontal Cable Managers (27 11 16 00-0089)		
27 11 16 00-0091 Single-Sided, Horizontal Cable Managers (27 11 16 00-0090)		
27 11 16 00-0092 EA 1U Height, 19" Width, 4.96" Depth, Single-Sided, Horizontal Cable Manager (Chatsworth 30139-719)	100.73	12.10
27 11 16 00-0093 EA 1U Height, 23" Width, 4.96" Depth, Single-Sided, Horizontal Cable Manager (Chatsworth 30139-723)	112.34	12.10
27 11 16 00-0094 EA 1U Height, 19" Width, 5.9" Depth, Single-Sided, Horizontal Cable Manager (Chatsworth 13930-701)	83.85	12.10
27 11 16 00-0095 EA 2U Height, 19" Width, 5.14" Depth, Single-Sided, Horizontal Cable Manager (Chatsworth 30130-719)	102.47	12.10
27 11 16 00-0096 EA 2U Height, 23" Width, 5.14" Depth, Single-Sided, Horizontal Cable Manager (Chatsworth 30130-723)	120.45	12.10
27 11 16 00-0097 EA 2U Height, 19" Width, 5.9" Depth, Single-Sided, Horizontal Cable Manager (Chatsworth 13930-702)	93.03	12.10
27 11 16 00-0098 EA 3U Height, 19" Width, 5.14" Depth, Single-Sided, Horizontal Cable Manager (Chatsworth 30131-719)	138.69	12.10
27 11 16 00-0099 EA 3U Height, 23" Width, 5.14" Depth, Single-Sided, Horizontal Cable Manager (Chatsworth 30131-723)	158.08	12.10
27 11 16 00-0100 EA 3U Height, 19" Width, 5.9" Depth, Single-Sided, Horizontal Cable Manager (Chatsworth 13930-703)	111.38	12.10
27 11 16 00-0101 Double-Sided, Horizontal Cable Managers (27 11 16 00-0090)		
27 11 16 00-0102 EA 1U Height, 19" Width, 11.73" Depth, Double-Sided, Horizontal Cable Manager (Chatsworth 30529-719)	125.47	12.10
27 11 16 00-0103 EA 1U Height, 23" Width, 11.73" Depth, Double-Sided, Horizontal Cable Manager (Chatsworth 30529-723)	140.78	12.10
27 11 16 00-0104 EA 2U Height, 19" Width, 11.73" Depth, Double-Sided, Horizontal Cable Manager (Chatsworth 30530-719)	132.10	12.10
27 11 16 00-0105 EA 2U Height, 23" Width, 11.73" Depth, Double-Sided, Horizontal Cable Manager (Chatsworth 30530-723)	154.02	12.10
27 11 16 00-0106 EA 3U Height, 19" Width, 11.73" Depth, Double-Sided, Horizontal Cable Manager (Chatsworth 30531-719)	171.39	12.10
27 11 16 00-0107 EA 3U Height, 23" Width, 11.73" Depth, Double-Sided, Horizontal Cable Manager (Chatsworth 30531-723)	192.11	12.10
27 11 16 00-0108 Vertical Cable Managers (27 11 16 00-0089)		
27 11 16 00-0109 Single-Sided, Vertical Cable Managers (27 11 16 00-0108)		
27 11 16 00-0110 EA 3.6" Width, 9.7" Depth, 70" Height, Single-Sided, Vertical Cable Manager (Chatsworth 13901-701)	226.74	18.14
27 11 16 00-0111 EA 6" Width, 9.8" Depth, 70" Height, Single-Sided, Vertical Cable Manager (Chatsworth 13902-701)	320.81	18.14
27 11 16 00-0112 EA 10" Width, 10.3" Depth, 70" Height, Single-Sided, Vertical Cable Manager (Chatsworth 13904-701)	518.14	18.14
27 11 16 00-0113 EA 12" Width, 10.4" Depth, 70" Height, Single-Sided, Vertical Cable Manager (Chatsworth 13905-701)	586.98	18.14
27 11 16 00-0114 EA 3.6" Width, 9.7" Depth, 80.5" Height, Single-Sided, Vertical Cable Manager (Chatsworth 13901-703)	242.80	18.14
27 11 16 00-0115 EA 6" Width, 9.8" Depth, 80.5" Height, Single-Sided, Vertical Cable Manager (Chatsworth 13902-703)	346.05	18.14
27 11 16 00-0116 EA 10" Width, 10.3" Depth, 80.5" Height, Single-Sided, Vertical Cable Manager (Chatsworth 13904-703)	564.03	18.14
27 11 16 00-0117 EA 12" Width, 10.4" Depth, 80.5" Height, Single-Sided, Vertical Cable Manager (Chatsworth 13905-703)	632.87	18.14
27 11 16 00-0118 EA 3.6" Width, 9.7" Depth, 91" Height, Single-Sided, Vertical Cable Manager (Chatsworth 13901-715)	274.92	18.14
27 11 16 00-0119 EA 6" Width, 9.8" Depth, 91" Height, Single-Sided, Vertical Cable Manager (Chatsworth 13902-715)	380.47	18.14
27 11 16 00-0120 EA 10" Width, 10.3" Depth, 91" Height, Single-Sided, Vertical Cable Manager (Chatsworth 13904-715)	632.87	18.14
27 11 16 00-0121 EA 12" Width, 10.4" Depth, 91" Height, Single-Sided, Vertical Cable Manager (Chatsworth 13905-715)	701.71	18.14
27 11 16 00-0122 Double-Sided, Vertical Cable Managers (27 11 16 00-0108)		
27 11 16 00-0123 EA 3.6" Width, 16.4" Depth, 70" Height, Double-Sided, Vertical Cable Manager (Chatsworth 13911-701)	329.99	18.14
27 11 16 00-0124 EA 6" Width, 16.6" Depth, 70" Height, Double-Sided, Vertical Cable Manager (Chatsworth 13912-701)	389.65	18.14
27 11 16 00-0125 EA 10" Width, 17.5" Depth, 70" Height, Double-Sided, Vertical Cable Manager (Chatsworth 13914-701)	632.87	18.14
27 11 16 00-0126 EA 12" Width, 17.8" Depth, 70" Height, Double-Sided, Vertical Cable Manager (Chatsworth 13915-701)	747.60	18.14
27 11 16 00-0127 EA 3.6" Width, 16.4" Depth, 80.5" Height, Double-Sided, Vertical Cable Manager (Chatsworth 13911-703)	357.53	18.14
27 11 16 00-0128 EA 6" Width, 16.6" Depth, 80.5" Height, Double-Sided, Vertical Cable Manager (Chatsworth 13912-703)	417.18	18.14
27 11 16 00-0129 EA 10" Width, 17.5" Depth, 80.5" Height, Double-Sided, Vertical Cable Manager (Chatsworth 13914-703)	678.76	18.14
27 11 16 00-0130 EA 12" Width, 17.8" Depth, 80.5" Height, Double-Sided, Vertical Cable Manager (Chatsworth 13915-703)	793.49	18.14
27 11 16 00-0131 EA 3.6" Width, 16.4" Depth, 91" Height, Double-Sided, Vertical Cable Manager (Chatsworth 13911-715)	394.24	18.14
27 11 16 00-0132 EA 6" Width, 16.6" Depth, 91" Height, Double-Sided, Vertical Cable Manager (Chatsworth 13912-715)	453.90	18.14
27 11 16 00-0133 EA 10" Width, 17.5" Depth, 91" Height, Double-Sided, Vertical Cable Manager (Chatsworth 13914-715)	747.60	18.14
27 11 16 00-0134 EA 12" Width, 17.8" Depth, 91" Height, Double-Sided, Vertical Cable Manager (Chatsworth 13915-715)	862.32	18.14
27 11 16 00-0135 Accessories For Vertical Cable Managers (27 11 16 00-0108)		
27 11 16 00-0136 EA Cable Ring Kit For 3.6" Width x 70" Height, Vertical Cable Managers (Chatsworth 13934-716)	138.92	12.10
27 11 16 00-0137 EA Cable Ring Kit For 3.6" Width x 80.5" Height, Vertical Cable Managers (Chatsworth 13934-717)	148.10	12.10
27 11 16 00-0138 EA Cable Ring Kit For 3.6" Width x 91" Height, Vertical Cable Managers (Chatsworth 13934-718)	157.27	12.10
27 11 16 00-0139 EA Cable Ring Kit For 6" Width x 70" Height, Vertical Cable Managers (Chatsworth 13934-726)	143.51	12.10
27 11 16 00-0140 EA Cable Ring Kit For 6" Width x 80.5" Height, Vertical Cable Managers (Chatsworth 13934-727)	157.27	12.10
27 11 16 00-0141 EA Cable Ring Kit For 6" Width x 91" Height, Vertical Cable Managers (Chatsworth 13934-728)	171.04	12.10
27 11 16 00-0142 EA Cable Ring Kit For 10" Width x 70" Height, Vertical Cable Managers (Chatsworth 13934-746)	161.86	12.10
27 11 16 00-0143 EA Cable Ring Kit For 10" Width x 80.5" Height, Vertical Cable Managers (Chatsworth 13934-747)	175.63	12.10
27 11 16 00-0144 EA Cable Ring Kit For 10" Width x 91" Height, Vertical Cable Managers (Chatsworth 13934-748)	189.40	12.10
27 11 16 00-0145 EA Cable Ring Kit For 12" Width x 70" Height, Vertical Cable Managers (Chatsworth 13934-756)	171.04	12.10
27 11 16 00-0146 EA Cable Ring Kit For 12" Width x 80.5" Height, Vertical Cable Managers (Chatsworth 13934-757)	189.40	12.10
27 11 16 00-0147 EA Cable Ring Kit For 12" Width x 91" Height, Vertical Cable Managers (Chatsworth 13934-758)	203.16	12.10
27 11 16 00-0148 EA Cable Lashing Bar Kit For Vertical Cable Managers (Chatsworth 13928-001)	115.97	12.10
27 11 16 00-0149 EA Cable Spool Kit For Vertical Cable Managers (Chatsworth 13935-701)	134.33	12.10

27 Communications
27 10 Structured Cabling
 27 11 Communications Equipment Room Fittings



MINOR	CSI	UOM	DESCRIPTION	TOTAL DIRECT UNIT COST	DEMOLITION UNIT COST
27 11 16 00-0150	EA		Cable Distribution Spools For Vertical Cable Managers (Chatsworth 15008-001).....	140.52	12.10
27 11 16 00-0151	EA		Cable Distribution Spool Spacer Kit For Vertical Cable Managers (Chatsworth 35505-001).....	88.44	12.10
27 11 16 00-0152			Cisco Switch Catalyst WS (27 11 16)		
27 11 16 00-0153	EA		10-Slot, Switch Chassis WS 4510R+E	14,475.00	
27 11 16 00-0154	EA		Supervisor Engine WS-X45-SUP8-E	27,650.66	
27 11 16 00-0155	EA		Service Module WS-X4748-RJ45-E.....	9,851.17	
			Note: CATALYST 4500 E-SERIES 48-PORT 10/100/1000 NON-BLOCKING		
27 11 16 00-0156	EA		SFP Line Card WS-X4712-SFP-E	8,443.68	
			Note: CATALYST 4500 E-SERIES 12-PORT 10GBE (SFP+)		
27 11 16 00-0157	EA		Power Supply PWR-45-1400A.....	2,134.03	
27 11 16 00-0158	EA		Single Mode SFP Module GLC-LH-SMD.....	1,557.47	
			Note: 1000BASE-LX/LH SFP TRANSCEIVER MODULE, MMF/SMF, 1310NM, DOM		
27 11 19			Communications Termination Blocks and Patch Panels (27 11)		
			Note: The terminating, testing, and labeling of the cables in question should be done according to the task description as well as the current contract specifications. See CSI section 26 05 53 00-0020 for labeling.		
27 11 19 00-0001			Computer Network Components (27 11 19)		
27 11 19 00-0002			Ethernet Patch Panels (27 11 19 00-0001)		
27 11 19 00-0003	EA		12 Port, Category 5E Patch Panel	294.26	60.47
27 11 19 00-0004	EA		24 Port, Category 5E Patch Panel	442.12	60.47
27 11 19 00-0005	EA		32 Port, Category 5E Patch Panel	582.04	60.47
27 11 19 00-0006	EA		48 Port, Category 5E Patch Panel	712.41	60.47
27 11 19 00-0007	EA		64 Port, Category 5E Patch Panel	836.34	75.60
27 11 19 00-0008	EA		96 Port, Category 5E Patch Panel	1,319.82	90.71
27 11 19 00-0009	EA		12 Port, Category 6 Patch Panel	365.34	60.47
27 11 19 00-0010	EA		24 Port, Category 6 Patch Panel	451.66	60.47
27 11 19 00-0011	EA		48 Port, Category 6 Patch Panel	782.37	60.47
27 11 19 00-0012	EA		96 Port, Category 6 Patch Panel	1,453.37	90.71
27 11 19 00-0013	EA		16" x 12" x 8" Steel Enclosure, Type 12, Hinged, Lockable (Hoffman A161208LP).....	746.56	90.71
27 11 19 00-0014	EA		16" x 16" x 6" Steel Enclosure, Type 12, Hinged, Lockable (Hoffman A161606LP).....	785.14	90.71
27 11 19 00-0015	EA		12 Port, Category 6 Modular to 110 Mini Patch Panel (Ortronics-LEGRAND OR-PM61289).....	308.17	60.47
27 11 19 00-0016	EA		Terminate One End Of A 4 Pair Cable To Category "X" Specifications	42.85	
			For >5 To 10 Cables, Deduct	-7.71	
			For >10 Cables, Deduct	-17.14	
27 11 19 00-0017	EA		Terminate One End Of A Twisted Pair Of Wires	11.78	
			Note: Per each pair		
			For >20 To 40 Pairs, Deduct	-1.88	
			For >40 Pairs, Deduct	-4.48	
27 11 19 00-0018			Fiber Optic Cable Patch Panels And Enclosures (27 11 19 00-0001)		
27 11 19 00-0019			Fiber Optic Cable Connector Housings (27 11 19 00-0018)		
27 11 19 00-0020			Wall Mount, Fiber Optic Cable Connector Housings (27 11 19 00-0019)		
			Note: Includes mounting hardware. Excludes connector panels. See CSI section 27 11 19 00-0048 for connector panels.		
27 11 19 00-0021	EA		1-Panel Capacity, Wall Mount, Fiber Optic Cable Connector Housing	160.60	27.21
27 11 19 00-0022	EA		2-Panel Capacity, Wall Mount, Fiber Optic Cable Connector Housing	243.23	27.21
27 11 19 00-0023	EA		4-Panel Capacity, Wall Mount, Fiber Optic Cable Connector Housing	365.49	27.21
27 11 19 00-0024	EA		6-Panel Capacity, Wall Mount, Fiber Optic Cable Connector Housing	537.91	45.36
27 11 19 00-0025	EA		12-Panel Capacity, Wall Mount, Fiber Optic Cable Connector Housing	755.57	45.36
27 11 19 00-0026			Rack Mount, Fiber Optic Cable Connector Housings (27 11 19 00-0019)		
			Note: Includes mounting hardware. Excludes connector panels. See CSI section 27 11 19 00-0048 for connector panels.		
27 11 19 00-0027	EA		2-Panel Capacity, Rack Mount, Fiber Optic Cable Connector Housing	560.23	45.36
27 11 19 00-0028	EA		4-Panel Capacity, Rack Mount, Fiber Optic Cable Connector Housing	643.21	45.36
27 11 19 00-0029	EA		6-Panel Capacity, Rack Mount, Fiber Optic Cable Connector Housing	693.97	45.36
27 11 19 00-0030	EA		12-Panel Capacity, Rack Mount, Fiber Optic Cable Connector Housing	816.62	45.36
27 11 19 00-0031			Rack Mount, Fiber Optic Cable Pretium® Connector Housings (27 11 19 00-0019)		
			Note: Includes mounting hardware. Excludes connector panels. See CSI section 27 11 19 00-0048 for connector panels.		
27 11 19 00-0032	EA		2-Panel Capacity, Rack Mount, Fiber Optic Cable Pretium® Connector Housing	702.45	45.36
			For Splice Tray Bracket, Add	76.83	
27 11 19 00-0033	EA		4-Panel Capacity, Rack Mount, Fiber Optic Cable Pretium® Connector Housing	825.89	45.36
			For Splice Tray Bracket, Add	84.01	
27 11 19 00-0034	EA		12-Panel Capacity, Rack Mount, Fiber Optic Cable Pretium® Connector Housing	1,033.93	45.36
			For Splice Tray Bracket, Add	306.07	
27 11 19 00-0035			Rack Mount, Fiber Optic Cable Pretium Edge® Connector Housings (27 11 19 00-0019)		
			Note: Includes mounting hardware. Excludes connector panels. See CSI section 27 11 19 00-0048 for connector panels.		
27 11 19 00-0036	EA		8 Pretium Edge® Module Or Panel Capacity, Rack Mount, Fiber Optic Cable Pretium Edge® Connector Housing.....	896.65	45.36



MINOR CSI UOM DESCRIPTION	TOTAL DIRECT UNIT COST	DEMOLITION UNIT COST
27 11 19 00-0037 EA 12 Pretium Edge® Module Or Panel Capacity, Rack Mount, Fiber Optic Cable Pretium Edge® Connector Housing.....	1,151.34	45.36
27 11 19 00-0038 EA 24 Pretium Edge® Module Or Panel Capacity, Rack Mount, Fiber Optic Cable Pretium Edge® Connector Housing.....	1,305.74	45.36
27 11 19 00-0039 EA 48 Pretium Edge® Module Or Panel Capacity, Rack Mount, Fiber Optic Cable Pretium Edge® Connector Housing.....	1,699.51	45.36
27 11 19 00-0040 Wall Mount, Fiber Optic Cable Industrial Connector Housings (27 11 19 00-0019)		
Note: Includes powder-coat finish, pad lockable outer door and mounting hardware. Excludes connector panels. See CSI section 27 11 19 00-0048 for connector panels.		
27 11 19 00-0041 EA 2-Panel Capacity, Wall Mount, Fiber Optic Cable Industrial Connector Housing.....	805.21	27.21
27 11 19 00-0042 EA 6-Panel Capacity, Wall Mount, Fiber Optic Cable Industrial Connector Housing.....	1,110.85	45.36
27 11 19 00-0043 EA 12-Panel Capacity, Wall Mount, Fiber Optic Cable Industrial Connector Housing.....	1,166.59	45.36
27 11 19 00-0044 Wall Mount, Fiber Optic Cable Environmental Connector Housings (27 11 19 00-0019)		
Note: Includes NEMA 4X enclosure, pad lockable outer door and mounting hardware. Excludes connector panels. See CSI section 27 11 19 00-0048 for connector panels.		
27 11 19 00-0045 EA 2-Panel Capacity, Wall Mount, Fiber Optic Cable Environmental Connector Housing.....	843.72	27.21
27 11 19 00-0046 EA 6-Panel Capacity, Wall Mount, Fiber Optic Cable Environmental Connector Housing.....	1,110.18	45.36
27 11 19 00-0047 EA 12-Panel Capacity, Wall Mount, Fiber Optic Cable Environmental Connector Housing.....	1,307.35	45.36
27 11 19 00-0048 Fiber Optic Cable Connector Panels (27 11 19 00-0018)		
27 11 19 00-0049 SC Simplex, Fiber Optic Cable Connector Panels (27 11 19 00-0048)		
27 11 19 00-0050 EA 6-Fiber, Multimode, SC Simplex, Fiber Optic Cable Connector Panel.....	109.94	6.04
27 11 19 00-0051 EA 6-Fiber, Singlemode, SC Simplex, Fiber Optic Cable Connector Panel.....	119.51	6.04
27 11 19 00-0052 EA 8-Fiber, Multimode, SC Simplex, Fiber Optic Cable Connector Panel.....	134.36	6.04
27 11 19 00-0053 EA 8-Fiber, Singlemode, SC Simplex, Fiber Optic Cable Connector Panel.....	147.11	6.04
27 11 19 00-0054 EA 12-Fiber, Multimode, SC Simplex, Fiber Optic Cable Connector Panel.....	183.22	6.04
27 11 19 00-0055 EA 12-Fiber, Singlemode, SC Simplex, Fiber Optic Cable Connector Panel.....	202.30	6.04
27 11 19 00-0056 SC Duplex, Fiber Optic Cable Connector Panels (27 11 19 00-0048)		
27 11 19 00-0057 EA 6-Fiber, Multimode, SC Duplex, Fiber Optic Cable Connector Panel.....	105.72	6.04
27 11 19 00-0058 EA 6-Fiber, Singlemode, SC Duplex, Fiber Optic Cable Connector Panel.....	107.96	6.04
27 11 19 00-0059 EA 8-Fiber, Multimode, SC Duplex, Fiber Optic Cable Connector Panel.....	128.75	6.04
27 11 19 00-0060 EA 8-Fiber, Singlemode, SC Duplex, Fiber Optic Cable Connector Panel.....	131.74	6.04
27 11 19 00-0061 EA 12-Fiber, Multimode, SC Duplex, Fiber Optic Cable Connector Panel.....	174.81	6.04
27 11 19 00-0062 EA 12-Fiber, Singlemode, SC Duplex, Fiber Optic Cable Connector Panel.....	179.26	6.04
27 11 19 00-0063 LC Duplex, Fiber Optic Cable Connector Panels (27 11 19 00-0048)		
27 11 19 00-0064 EA 6-Fiber, Multimode, LC Duplex, Fiber Optic Cable Connector Panel.....	114.35	6.04
27 11 19 00-0065 EA 6-Fiber, Singlemode, LC Duplex, Fiber Optic Cable Connector Panel.....	125.62	6.04
27 11 19 00-0066 EA 8-Fiber, Multimode, LC Duplex, Fiber Optic Cable Connector Panel.....	140.22	6.04
27 11 19 00-0067 EA 8-Fiber, Singlemode, LC Duplex, Fiber Optic Cable Connector Panel.....	155.26	6.04
27 11 19 00-0068 EA 12-Fiber, Multimode, LC Duplex, Fiber Optic Cable Connector Panel.....	192.03	6.04
27 11 19 00-0069 EA 12-Fiber, Singlemode, LC Duplex, Fiber Optic Cable Connector Panel.....	214.55	6.04
27 11 19 00-0070 EA 16-Fiber, Multimode, LC Duplex, Fiber Optic Cable Connector Panel.....	243.82	6.04
27 11 19 00-0071 EA 16-Fiber, Singlemode, LC Duplex, Fiber Optic Cable Connector Panel.....	273.83	6.04
27 11 19 00-0072 EA 24-Fiber, Multimode, LC Duplex, Fiber Optic Cable Connector Panel.....	347.37	6.04
27 11 19 00-0073 EA 24-Fiber, Singlemode, LC Duplex, Fiber Optic Cable Connector Panel.....	357.83	6.04
27 11 19 00-0074 ST Simplex, Fiber Optic Cable Connector Panels (27 11 19 00-0048)		
27 11 19 00-0075 EA 6-Fiber, Multimode, ST Simplex, Fiber Optic Cable Connector Panel.....	91.00	6.04
27 11 19 00-0076 EA 6-Fiber, Singlemode, ST Simplex, Fiber Optic Cable Connector Panel.....	98.24	6.04
27 11 19 00-0077 EA 8-Fiber, Multimode, ST Simplex, Fiber Optic Cable Connector Panel.....	109.12	6.04
27 11 19 00-0078 EA 8-Fiber, Singlemode, ST Simplex, Fiber Optic Cable Connector Panel.....	118.77	6.04
27 11 19 00-0079 EA 12-Fiber, Multimode, ST Simplex, Fiber Optic Cable Connector Panel.....	145.32	6.04
27 11 19 00-0080 EA 12-Fiber, Singlemode, ST Simplex, Fiber Optic Cable Connector Panel.....	159.81	6.04
27 11 19 00-0081 MT-RJ, Fiber Optic Cable Connector Panels (27 11 19 00-0048)		
27 11 19 00-0082 EA 12-Fiber, Multimode, MT-RJ, Fiber Optic Cable Connector Panel.....	113.67	6.04
27 11 19 00-0083 EA 12-Fiber, Singlemode, MT-RJ, Fiber Optic Cable Connector Panel.....	171.21	6.04
27 11 19 00-0084 Fiber Optic Cable Pretium Edge® Modules (27 11 19 00-0048)		
27 11 19 00-0085 EA 12-Fiber, Singlemode, LC Duplex To MTP, Fiber Optic Cable Pretium Edge® Module.....	996.71	6.04
27 11 19 00-0086 EA 12-Fiber, Multimode, LC Duplex To MTP, Fiber Optic Cable Pretium Edge® Module.....	1,000.18	6.04
27 11 19 00-0087 Fiber Optic Cable Splice Housings (27 11 19 00-0018)		
27 11 19 00-0088 Wall Mount, Fiber Optic Cable Splice Housings (27 11 19 00-0087)		
Note: Includes mounting hardware. Excludes splice trays.		
27 11 19 00-0089 EA 12 Splice Tray Capacity, Wall Mount, Fiber Optic Splice Housing With Locking Door.....	377.47	60.47



SAN BERNARDINO
COUNTY

MINOR CSI UOM DESCRIPTION	TOTAL DIRECT UNIT COST	DEMOLITION UNIT COST
27 11 19 00-0090 Rack Mount, Fiber Optic Cable Splice Housings <small>(27 11 19 00-0087)</small> Note: Includes mounting hardware. Excludes splice trays.		
27 11 19 00-0091 EA 12 Splice Tray Capacity, Rack Mount, Fiber Optic Cable Splice Housing	582.07	45.36
27 11 19 00-0092 EA 22 Splice Tray Capacity, Rack Mount, Fiber Optic Cable Splice Housing	591.09	45.36
27 11 19 00-0093 Fiber Optic Cable Splice Trays <small>(27 11 19 00-0087)</small>		
27 11 19 00-0094 EA Fiber Optic Cable Splice Tray	108.73	15.12
27 11 19 00-0095 Fiber Optic Cable Jumper Management Panels <small>(27 11 19 00-0018)</small> Note: Includes mounting hardware.		
27 11 19 00-0096 EA Rack Mount, Fiber Optic Cable Jumper Management Panel	205.39	45.36
27 11 19 00-0097 Miscellaneous Accessories <small>(27 11 19 00-0001)</small>		
27 11 19 00-0098 EA Wall Mount Bracket For 12 Or 24 Port Patch Panel.....	76.76	
27 11 19 00-0099 EA Wall Mount Bracket For 32 Or 48 Port Patch Panel.....	102.98	
27 11 19 00-0100 EA Wall Mount Bracket For 64 Or 72 Port Patch Panel.....	111.94	
27 11 19 00-0101 EA Wall Mount Bracket For 96 Port Patch Panel.....	124.52	
27 11 19 00-0102 EA Lightning Protection Plus Stainless Steel Modules, Siemon.....	510.81	60.47
27 11 19 00-0103 Telephone Components <small>(27 11 19)</small>		
27 11 19 00-0104 Terminal Blocks With Wide Range Of 22-8 AWG <small>(27 11 19 00-0103)</small>		
27 11 19 00-0105 EA Terminal Block, Circuit Isolation Switch With Wire Range 22-8 AWG	35.53	12.12
27 11 19 00-0106 EA Terminal Block, Fuse Holder 600 Volt, 6.3 Amperes With Wire Range 22-8 AWG.....	67.52	12.12
27 11 19 00-0107 EA Terminal Block, Fuse Holder 600 Volt, 10 Amperes With Wire Range 22-8 AWG.....	54.43	12.12
27 11 19 00-0108 EA Terminal Block, Solderless Box With Lugs And Wire Range 22-8 AWG.....	27.43	12.12
27 11 19 00-0109 EA Flat Terminal Block Connection With Wire Range 22-8 AWG	19.45	8.48
27 11 19 00-0110 EA Ground Terminal Block With Wire Range 22-8 AWG.....	36.91	12.12
27 11 19 00-0111 EA Terminal Block, Solderless Box With Lug 600 Volt, 60 Amperes With Wire Range 22-8 AWG.....	27.43	12.12
27 11 19 00-0112 EA Terminal Block, Mini Box Lug 300 Volt, 30 Amperes With Wire Range 22-8 AWG.....	19.25	8.48
27 11 19 00-0113 EA Flat Terminal Block Connection 300 Volt, 20 Amperes With Wire Range 22-8 AWG.....	19.10	8.48
27 11 19 00-0114 EA Self Lifting Terminal Block, 300 Volt, 40 Amperes, Wire Connection With Wire Range 22-12 AWG.....	19.74	8.48
27 11 19 00-0115 Terminal Block Mounting Channel <small>(27 11 19 00-0103)</small>		
27 11 19 00-0116 EA Terminal Block Mounting Channel, .5 M Galvanized Steel.....	18.77	6.05
27 11 19 00-0117 EA Terminal Block Mounting Channel, 1 M Galvanized Steel.....	24.18	6.05
27 11 19 00-0118 EA Terminal Block Mounting Channel, 2 M Galvanized Steel.....	33.67	6.05
27 11 19 00-0119 EA Terminal Block Mounting Channel, .5 M Bi-Chrome Zinc.....	24.02	7.27
27 11 19 00-0120 EA Terminal Block Mounting Channel, 1 M Bi-Chrome Zinc.....	33.01	7.27
27 11 19 00-0121 EA Terminal Block Mounting Channel, 2 M Bi-Chrome Zinc.....	47.81	7.27
27 11 19 00-0122 Outlet Termination Hardware <small>(27 11 19 00-0103)</small>		
27 11 19 00-0123 EA Telephone Outlet Blocks.....	36.11	6.05
27 11 19 00-0124 EA Phone Outlet Block For Floor Box	101.56	45.96
Note: Excludes box.		
27 11 19 00-0125 EA Fiber Optic "SC" Type Modular Bulkhead.....	89.11	27.21
27 11 19 00-0126 EA Fiber Optic "ST" Type Modular Bulkhead.....	89.11	27.21
27 11 19 00-0127 EA Type "F" Coaxial Connector Male.....	52.18	18.14
27 11 19 00-0128 EA Modular Plate For 3-RJ-45, 4 - "SC" And 1 -"F" Connector.....	134.16	30.24
27 11 19 00-0129 EA Modular Plate For 3-RJ-45, 4 - "ST" And 1 -"F" Connector.....	134.16	30.24
27 11 19 00-0130 EA Access Floor Box With 3-RJ-45, 4 - "SC" And 1 -"F" Connector.....	161.61	30.24
27 11 19 00-0131 EA Access Floor Box With 3-RJ-45, 4 - "ST" And 1 -"F" Connector.....	161.61	30.24
27 11 19 00-0132 EA Access Floor Box With 2-RJ-45, 4 - "SC" And 1 -25 Pin Connector.....	147.16	30.24
27 11 19 00-0133 EA Terminal Type - Punch Down Block 110 Type - 300 Pair Category 5.....	1,273.33	151.19
27 11 19 00-0134 EA Wiring (Punch Down) Block with Stand-Off Legs, 100 Pair, Category V.....	62.83	12.10
Note: Excludes cable terminations.		
27 11 19 00-0135 EA 5-Pair, Connecting Block	3.77	1.21
27 11 19 00-0136 EA 4-Pair, Connecting Block	4.08	1.21
27 11 19 00-0137 EA Plastic Label Holder, Transparent.....	15.29	3.03
27 11 19 00-0138 EA Marked Label, White, 5-Pair	4.15	
27 11 19 00-0139 EA Marked Label, Blue, 4-Pair	4.15	
27 11 19 00-0140 Terminations in Manhole or Junction Box <small>(27 11 19 00-0103)</small>		
27 11 19 00-0141 EA 25 Pair Cable Termination In Manhole Or Junction Box	193.53	
27 11 19 00-0142 EA 50 Pair Cable Termination In Manhole Or Junction Box	387.05	
27 11 19 00-0143 EA 100 Pair Cable Termination In Manhole Or Junction Box	774.10	
27 11 19 00-0144 EA 150 Pair Cable Termination In Manhole Or Junction Box	1,161.15	
27 11 19 00-0145 EA 200 Pair Cable Termination In Manhole Or Junction Box	1,358.30	
27 11 19 00-0146 EA 300 Pair Cable Termination In Manhole Or Junction Box	2,036.85	
27 11 19 00-0147 EA 400 Pair Cable Termination In Manhole Or Junction Box	2,561.78	
27 11 19 00-0148 EA 500 Pair Cable Termination In Manhole Or Junction Box	3,202.83	
27 11 19 00-0149 EA 750 Pair Cable Termination In Manhole Or Junction Box	4,804.22	
27 11 19 00-0150 EA 1,000 Pair Cable Termination In Manhole Or Junction Box	5,826.26	



Communications	27	
Structured Cabling	27 10	27
Communications Equipment Room Fittings	27 11	

MINOR	CSI	UOM	DESCRIPTION	TOTAL DIRECT UNIT COST	DEMOLITION UNIT COST
-------	-----	-----	-------------	------------------------	----------------------

27 11 19 00-0151 EA 1,200 Pair Cable Termination In Manhole Or Junction Box 6,640.38

27 11 23 Communications Cable Management and Ladder Rack (27 11)

27 11 23 00-0001 Equipment Supports (27 11 23)

27 11 23 00-0002	EA	12" x 5'-11" Tubular Runway	120.73	29.02
27 11 23 00-0003	EA	12" x 9'-11" Tubular Runway	208.12	48.38
27 11 23 00-0004	EA	Shelf Bracket Support For Tubular Runway	38.21	9.07
27 11 23 00-0005	EA	Straight Clamp Hardware For Tubular Runway	16.25	6.04
27 11 23 00-0006	EA	Corner Clamp Hardware For Tubular Runway	17.28	6.04
27 11 23 00-0007	EA	90 Degree Edge Clamp Hardware For Tubular Runway	39.78	10.88
27 11 23 00-0008	EA	Wall Angle Assembly Hardware For 12" Wide Tubular Runway	84.95	18.14
27 11 23 00-0009	EA	J-Bolt Hardware For Tubular Runway	7.68	2.67
27 11 23 00-0010	EA	T Bracket Hardware For Tubular Runway	43.48	15.12
27 11 23 00-0011	EA	Black Neoprene Protective Cover For Cable Tray Stringers (Cooper B-Line SB21B)	64.93	3.03
27 11 23 00-0012	EA	3" Channel Rack-To-Cable Tray Mounting Plate For 9" To 12" Wide Cable Tray (Chatsworth 10595-712)	123.76	30.29
27 11 23 00-0013	EA	19" Wide, 11.73" Deep, Double Sided, Horizontal Wire Manager (Chatsworth 30530-719)	162.30	12.12
27 11 23 00-0014	EA	7" High, 10" Wide, 16.15" Deep, Double Sided, Vertical Wire Manager (Chatsworth 30096-703)	1,481.89	18.17
27 11 23 00-0015	EA	7" High, 10" Wide, 8.08" Deep, Vertical Wire Manager (Chatsworth 30093-703)	1,043.54	18.17
27 11 23 00-0016	EA	7" High, 19" Wide, 45U Standard EIA Rack (Chatsworth 55053-703)	433.50	121.16
27 11 23 00-0017	EA	Rack Base Dust Cover For 19" Wide, 3" Deep Two Post Racks (Chatsworth 41050-719)	63.19	1.21
27 11 23 00-0018	EA	Environmental Enclosure, NEMA 4x SS, 6' Free Standing	29,088.33	953.07
27 11 23 00-0019	EA	DVR Enclosure	2,049.55	238.24
27 11 23 00-0020	EA	Wall Mount Type 4X Enclosure 24.00x30.00x8.00 Stainless Steel Type 316	7,563.30	476.50
27 11 23 00-0021	EA	Panel, NEMA 12/27.00x21.00	548.21	119.12
27 11 23 00-0022	EA	Panel, NEMA 12/8.75x6.88	149.32	119.12
27 11 23 00-0023	EA	Clamp Assembly, Fast Opening, Stainless Steel Type 304	197.64	119.12
27 11 23 00-0024	EA	Wall-Mount Type 4x Enclosure 24.00x30.00x8.00 Stainless Steel Type 316	6,729.43	119.12
27 11 23 00-0025	EA	110 Jumper Trough (Commscope 107831133)	34.78	6.04
27 11 23 00-0026	EA	2" J-Hook, Cable Or Rod Attachment (Cooper B-Line BCH32-W6)	13.85	3.03
27 11 23 00-0027	EA	4" J-Hook, Screw Attachment (Cooper B-Line BCH64)	17.66	3.03
27 11 23 00-0028	EA	Stringer Multi-Function Clip (Cooper B-Line BW6S)	7.71	3.03
27 11 23 00-0029	LF	Velcro CMP	2.94	1.21

27 13 Communications Backbone Cabling (27 10)

27 13 13 Communications Copper Backbone Cabling (27 13)

27 13 13 13 Communications Copper Cable Splicing and Terminations (27 13 13)

27 13 13 13-0001 Building Entrance Terminals (27 13 13 13)

27 13 13 13-0002	EA	25 Pair Gas Protective Unit Assembly Complete With Gas Protector	1,753.45	265.21
27 13 13 13-0003	EA	50 Pair Gas Protective Unit Assembly Complete With Gas Protector	2,425.44	442.01
27 13 13 13-0004	EA	100 Pair Gas Protective Unit Assembly Complete With Gas Protector	3,519.11	707.78

27 13 13 13-0005 Modular Plugs For Copper Communications Cable (27 13 13 13)

27 13 13 13-0006	EA	Modular Plug For Non-Shielded Copper Communications Cable	29.53	
		Note: Up to 8-position/8-contact non-shielded modular plug for solid or stranded wire. Includes termination.		
		For >5 To 10, Deduct	-3.62	
		For >10, Deduct	-7.24	
27 13 13 13-0007	EA	Modular Plug For Shielded Copper Communications Cable	33.68	
		Note: Up to 8-position/8-contact shielded modular plug for solid or stranded wire. Includes termination.		
		For >5 To 10, Deduct	-4.07	
		For >10, Deduct	-8.15	

27 13 13 13-0008 Testing And Certification Of Copper Communications Cable (27 13 13 13)

		Note: Use for existing systems.		
27 13 13 13-0009	EA	Test 1-Pair Of A Copper Communications Cable For Continuity	6.04	
		For >25-Pair, Deduct	-2.41	
27 13 13 13-0010	EA	Certify 1-Pair Of A Copper Communications Cable	9.07	
		For >25-Pair, Deduct	-3.62	
27 13 13 13-0011	EA	Certify And Document 1-Pair Of A Copper Communications Cable	14.51	
		For >25-Pair, Deduct	-5.79	
27 13 13 13-0012	EA	Test 4-Pair Category 5-7 Telecommunications Cable For Continuity	24.19	
		For >25-Pair, Deduct	-9.66	
27 13 13 13-0013	EA	Certify 4-Pair Category 5-7 Telecommunications Cable	36.29	
		For >25-Pair, Deduct	-14.48	
27 13 13 13-0014	EA	Certify And Document 4-Pair Category 5-7 Telecommunications Cable	58.06	
		For >25-Pair, Deduct	-23.17	

27 13 13 13-0015 Communications Termination Blocks (27 13 13 13)

27 13 13 13-0016	EA	100-Pair, 110 Block With Legs	60.03	15.12
27 13 13 13-0017	EA	300-Pair, 110 Block With Legs	103.36	15.12
27 13 13 13-0018	EA	Clear Label Holder For 110 Wiring Block	12.94	6.04
27 13 13 13-0019	EA	4-Pair, 110C Connecting Block	7.35	3.03
27 13 13 13-0020	EA	5-Pair, 110C Connecting Block	7.51	3.03

27 Communications

27 10 Structured Cabling

27 13 Communications Backbone Cabling



MINOR CSI UOM DESCRIPTION	TOTAL DIRECT UNIT COST	DEMOLITION UNIT COST
27 13 13 13-0021 EA 100-Pair, 110 Jack Panel System..... Note: Includes twelve 8-pin modular jacks and mounting legs.	334.83	18.14
27 13 13 13-0022 EA 300-Pair, 110 Jack Panel System..... Note: Includes twelve 8-pin modular jacks and mounting legs.	611.85	18.14
27 13 23 Communications Optical Fiber Backbone Cabling (27 13)		
27 13 23 13 Communications Optical Fiber Splicing and Terminations (27 13 23)		
27 13 23 13-0001 Fiber Optic Cable Connectors (27 13 23 13)		
27 13 23 13-0002 EA ST Connector For Multimode Fiber Optic Cable.....	35.22	
27 13 23 13-0003 EA ST Connector For Singlemode Fiber Optic Cable.....	40.71	
27 13 23 13-0004 EA SC Connector For Multimode Fiber Optic Cable.....	39.29	
27 13 23 13-0005 EA SC Connector For Singlemode Fiber Optic Cable.....	46.29	
27 13 23 13-0006 EA LC Connector For Multimode Fiber Optic Cable.....	53.76	
27 13 23 13-0007 EA LC Connector For Singlemode Fiber Optic Cable.....	55.39	
27 13 23 13-0008 EA MT-RJ Connector For Multimode Fiber Optic Cable.....	80.66	
27 13 23 13-0009 Fiber Optic Cable Fan Out Kits (27 13 23 13)		
27 13 23 13-0010 Buffer Tube Fan Out Kits For Fiber Optic Cable (27 13 23 13-0009)		
27 13 23 13-0011 EA 6-Fiber, Indoor Buffer Tube Fan Out Kit For Fiber Optic Cable.....	260.73	
27 13 23 13-0012 EA 12-Fiber, Indoor Buffer Tube Fan Out Kit For Fiber Optic Cable.....	264.32	
27 13 23 13-0013 EA 6-Fiber, Outdoor Buffer Tube Fan Out Kit For Fiber Optic Cable.....	294.68	
27 13 23 13-0014 EA 12-Fiber, Outdoor Buffer Tube Fan Out Kit For Fiber Optic Cable.....	317.44	
27 13 23 13-0015 Spider Fan Out Kits For Fiber Optic Cable (27 13 23 13-0009)		
Note: For tight buffered or loose tube non-armored cables. Includes aramid yarn strength member, outer protective PVDF jacket and one meter fan out lengths.		
27 13 23 13-0016 EA 6-Fiber, Spider Fan Out Kit For Fiber Optic Cable.....	305.00	
27 13 23 13-0017 EA 12-Fiber, Spider Fan Out Kit For Fiber Optic Cable.....	329.13	
27 13 23 13-0018 EA 18-Fiber, Spider Fan Out Kit For Fiber Optic Cable.....	481.62	
27 13 23 13-0019 EA 24-Fiber, Spider Fan Out Kit For Fiber Optic Cable.....	626.69	
27 13 23 13-0020 Fiber Optic Cable Splice Closures (27 13 23 13)		
Note: Includes mounting hardware. Excludes splicing and splice trays.		
27 13 23 13-0021 EA Up To 144-Fiber Capacity, Pedestal Fiber Optic Cable Splice Closure.....	948.33	120.96
27 13 23 13-0022 EA Up To 144-Fiber Capacity, Underground Fiber Optic Cable Splice Closure.....	1,190.23	241.91
27 13 23 13-0023 EA Up To 144-Fiber Capacity, Aerial Fiber Optic Cable Splice Closure.....	1,190.23	241.91
27 13 23 13-0024 EA Up To 288-Fiber Capacity, Pedestal Fiber Optic Cable Splice Closure.....	1,587.53	120.96
27 13 23 13-0025 EA Up To 288-Fiber Capacity, Underground Fiber Optic Cable Splice Closure.....	1,829.43	241.91
27 13 23 13-0026 EA Up To 288-Fiber Capacity, Aerial Fiber Optic Cable Splice Closure.....	1,829.43	241.91
27 13 23 13-0027 EA Splice Tray For Fiber Optic Cable Splice Closure.....	65.85	15.12
Note: Up to 12-fiber, mechanical or fusion splice tray. Excludes splice.		
27 13 23 13-0028 Fiber Optic Cable Testing (27 13 23 13)		
Note: Price based on testing one wavelength.		
27 13 23 13-0029 Fiber Optic Cable Testing Using An OTDR (27 13 23 13-0028)		
Note: Testing using an optical time domain reflectometer.		
27 13 23 13-0030 EA Test 1-Strand Of Fiber Optic Cable Using A Single Directional OTDR Test.....	24.19	
For >12 To 48 Strands, Deduct	-1.81	
For >48 Strands, Deduct	-2.42	
27 13 23 13-0031 EA Test 1-Strand Of Fiber Optic Cable Using A Multi-Directional OTDR Test.....	36.29	
For >12 To 48 Strands, Deduct	-2.72	
For >48 Strands, Deduct	-3.63	
27 13 23 13-0032 EA Test 1-Strand Of Fiber Optic Cable Using A Single Directional OTDR Test With Documentation.....	60.47	
For >12 To 48 Strands, Deduct	-4.54	
For >48 Strands, Deduct	-6.05	
27 13 23 13-0033 EA Test 1-Strand Of Fiber Optic Cable Using A Multi-Directional OTDR Test With Documentation.....	90.71	
For >12 To 48 Strands, Deduct	-6.80	
For >48 Strands, Deduct	-9.07	
27 13 23 13-0034 Fiber Optic Cable Testing Using A Power Meter (27 13 23 13-0028)		
27 13 23 13-0035 EA Test 1-Strand Of Fiber Optic Cable Using A Single Directional Power Meter Test.....	24.19	
For >12 To 48 Strands, Deduct	-1.81	
For >48 Strands, Deduct	-2.42	
27 13 23 13-0036 EA Test 1-Strand Of Fiber Optic Cable Using A Multi-Directional Power Meter Test.....	36.29	
For >12 To 48 Strands, Deduct	-2.72	
For >48 Strands, Deduct	-3.63	
27 13 23 13-0037 Fiber Optic Cable Light Source/Continuity Testing (27 13 23 13-0028)		
27 13 23 13-0038 EA Test 1-Strand Of Fiber Optic Cable Using A Light Source/Continuity Test.....	24.19	
For >12 To 48 Strands, Deduct	-1.81	
For >48 Strands, Deduct	-2.42	



		Communications	27
		Structured Cabling	27 10
		Communications Backbone Cabling	27 13

MINOR CSI UOM DESCRIPTION	TOTAL DIRECT UNIT COST	DEMOLITION UNIT COST
------------------------------	---------------------------	-------------------------

<p>27 13 23 13-0039 Fiber Optic Cable Splicing <small>(27 13 23 13)</small></p> <p>27 13 23 13-0040 EA Single Strand, Fusion Splice Of Fiber Optic Cable.....</p> <p>27 13 23 13-0041 EA 12-Strand Ribbon, Fusion Splice Of Fiber Optic Cable.....</p>	<p>36.29</p> <p>120.96</p>	
<p>27 13 23 13-0042 Other Fiber Optic Cable Splicing <small>(27 13 23 13)</small></p> <p>27 13 23 13-0043 EA Fiber Optic Finger Splice.....</p> <p>27 13 23 13-0044 EA Fiber Optic Splice Box - Manholes.....</p>	<p>40.54</p> <p>5,846.38</p>	<p>22.74</p>

27 15 Communications Horizontal Cabling (27 10)

27 15 01 Communications Horizontal Cabling Applications (27 15)

27 15 01 13 Video Surveillance Communications Conductors and Cables (27 15 01)

Note: Cable installed in conduit includes pull wires and installation in conduit, innerduct, wiremold, etc. Cable installed exposed includes installation on exposed surfaces, uncovered wireways, cable trays, etc. See CSI section 26 05 19 00-0000 for low-voltage electrical power cable, 26 05 23 00-0000 for control-voltage electrical power cable, 27 13 00 00-0000 for conductors and cables.

27 15 01 15 Access Control Communications Conductors and Cables (27 15 01)

Note: Cable installed in conduit includes pull wires and installation in conduit, innerduct, wiremold, etc. Cable installed exposed includes installation on exposed surfaces, uncovered wireways, cable trays, etc. See CSI section 26 05 19 00-0000 for low-voltage electrical power cable, 26 05 23 00-0000 for control-voltage electrical power cable, 27 13 00 00-0000 for conductors and cables.

27 15 01 16 Voice Communications Horizontal Cabling (27 15 01)

Note: Cable installed in conduit includes pull wires and installation in conduit, innerduct, wiremold, etc. Cable installed exposed includes installation on exposed surfaces, uncovered wireways, cable trays, etc. See CSI section 26 05 19 00-0000 for low-voltage electrical power cable, 26 05 23 00-0000 for control-voltage electrical power cable, 27 13 00 00-0000 for conductors and cables.

27 15 01 17 Intrusion Detection Communications Conductors and Cables (27 15 01)

Note: Cable installed in conduit includes pull wires and installation in conduit, innerduct, wiremold, etc. Cable installed exposed includes installation on exposed surfaces, uncovered wireways, cable trays, etc. See CSI section 26 05 19 00-0000 for low-voltage electrical power cable, 26 05 23 00-0000 for control-voltage electrical power cable, 27 13 00 00-0000 for conductors and cables, 27 15 01 19-0000 for Type FPLP Cable.

27 15 01 19 Fire Alarm Communications Conductors and Cables (27 15 01)

Note: Cable installed in conduit includes pull wires and installation in conduit, innerduct, wiremold, etc. Cable installed exposed includes installation on exposed surfaces, uncovered wireways, cable trays, etc.

27 15 01 19-0001		Fire Alarm/Life Safety Cable <small>(27 15 01 19)</small>		
27 15 01 19-0002		Twisted Pair, Non-Shielded, Plenum Rated, Solid Type FPLP (Red), Fire Alarm/Life Safety Cable <small>(27 15 01 19-0001)</small>		
27 15 01 19-0003		Twisted Pair, Non-Shielded, Plenum Rated, Solid Type FPLP (Red), Fire Alarm/Life Safety Cable, Installed In Conduit <small>(27 15 01 19-0002)</small>		
27 15 01 19-0004	MLF	1-Pair, 18 AWG, Twisted Pair, Non-Shielded, Plenum Rated, Solid Type FPLP (Red), Fire Alarm/Life Safety Cable, Installed In Conduit.....	1,945.96	822.96
27 15 01 19-0005	MLF	2-Pair, 18 AWG, Twisted Pair, Non-Shielded, Plenum Rated, Solid Type FPLP (Red), Fire Alarm/Life Safety Cable, Installed In Conduit.....	2,376.38	852.72
27 15 01 19-0006	MLF	1-Pair, 16 AWG, Twisted Pair, Non-Shielded, Plenum Rated, Solid Type FPLP (Red), Fire Alarm/Life Safety Cable, Installed In Conduit.....	2,218.69	935.45
27 15 01 19-0007	MLF	2-Pair, 16 AWG, Twisted Pair, Non-Shielded, Plenum Rated, Solid Type FPLP (Red), Fire Alarm/Life Safety Cable, Installed In Conduit.....	2,903.66	968.84
27 15 01 19-0008	MLF	1-Pair, 14 AWG, Twisted Pair, Non-Shielded, Plenum Rated, Solid Type FPLP (Red), Fire Alarm/Life Safety Cable, Installed In Conduit.....	2,546.72	1,047.21
27 15 01 19-0009	MLF	2-Pair, 14 AWG, Twisted Pair, Non-Shielded, Plenum Rated, Solid Type FPLP (Red), Fire Alarm/Life Safety Cable, Installed In Conduit.....	3,521.48	1,084.95
27 15 01 19-0010	MLF	1-Pair, 12 AWG, Twisted Pair, Non-Shielded, Plenum Rated, Solid Type FPLP (Red), Fire Alarm/Life Safety Cable, Installed In Conduit.....	3,250.28	1,197.43
27 15 01 19-0011	MLF	2-Pair, 12 AWG, Twisted Pair, Non-Shielded, Plenum Rated, Solid Type FPLP (Red), Fire Alarm/Life Safety Cable, Installed In Conduit.....	4,763.43	1,240.14
27 15 01 19-0012		Twisted Pair, Non-Shielded, Plenum Rated, Solid Type FPLP (Red), Fire Alarm/Life Safety Cable, Installed Exposed <small>(27 15 01 19-0002)</small>		
27 15 01 19-0013	MLF	1-Pair, 18 AWG, Twisted Pair, Non-Shielded, Plenum Rated, Solid Type FPLP (Red), Fire Alarm/Life Safety Cable, Installed Exposed.....	3,317.57	1,646.18
27 15 01 19-0014	MLF	2-Pair, 18 AWG, Twisted Pair, Non-Shielded, Plenum Rated, Solid Type FPLP (Red), Fire Alarm/Life Safety Cable, Installed Exposed.....	3,797.58	1,705.44
27 15 01 19-0015	MLF	1-Pair, 16 AWG, Twisted Pair, Non-Shielded, Plenum Rated, Solid Type FPLP (Red), Fire Alarm/Life Safety Cable, Installed Exposed.....	3,777.78	1,871.14
27 15 01 19-0016	MLF	2-Pair, 16 AWG, Twisted Pair, Non-Shielded, Plenum Rated, Solid Type FPLP (Red), Fire Alarm/Life Safety Cable, Installed Exposed.....	4,518.37	1,937.67
27 15 01 19-0017	MLF	1-Pair, 14 AWG, Twisted Pair, Non-Shielded, Plenum Rated, Solid Type FPLP (Red), Fire Alarm/Life Safety Cable, Installed Exposed.....	4,292.06	2,094.91
27 15 01 19-0018	MLF	2-Pair, 14 AWG, Twisted Pair, Non-Shielded, Plenum Rated, Solid Type FPLP (Red), Fire Alarm/Life Safety Cable, Installed Exposed.....	5,329.73	2,169.90
27 15 01 19-0019	MLF	1-Pair, 12 AWG, Twisted Pair, Non-Shielded, Plenum Rated, Solid Type FPLP (Red), Fire Alarm/Life Safety Cable, Installed Exposed.....	5,246.00	2,394.87
27 15 01 19-0020	MLF	2-Pair, 12 AWG, Twisted Pair, Non-Shielded, Plenum Rated, Solid Type FPLP (Red), Fire Alarm/Life Safety Cable, Installed Exposed.....	6,830.52	2,480.75



MINOR
CSI UOM DESCRIPTION

TOTAL DIRECT DEMOLITION
UNIT COST UNIT COST

MINOR	CSI	UOM	DESCRIPTION	TOTAL DIRECT UNIT COST	DEMOLITION UNIT COST
27 15 01 19-0021			Shielded, Non-Plenum Rated, Solid Type FPLP (Red), Fire Alarm/Life Safety Cable, Installed In Conduit <small>(27 15 01 19-0001)</small>		
27 15 01 19-0022	MLF	2	Conductors, #22 AWG, Shielded, Non-Plenum Rated, Solid Type FPLP (Red), Fire Alarm/Life Safety Cable, Installed In Conduit.....	1,247.38	673.47
27 15 01 19-0023	MLF	4	Conductors, #22 AWG, Shielded, Non-Plenum Rated, Solid Type FPLP (Red), Fire Alarm/Life Safety Cable, Installed In Conduit.....	1,346.31	697.41
27 15 01 19-0024	MLF	2	Conductors, #18 AWG, Shielded, Non-Plenum Rated, Solid Type FPLP (Red), Fire Alarm/Life Safety Cable, Installed In Conduit.....	1,517.81	822.96
27 15 01 19-0025	MLF	3	Conductors, #18 AWG, Shielded, Non-Plenum Rated, Solid Type FPLP (Red), Fire Alarm/Life Safety Cable, Installed In Conduit.....	1,615.46	837.85
27 15 01 19-0026	MLF	4	Conductors, #18 AWG, Shielded, Non-Plenum Rated, Solid Type FPLP (Red), Fire Alarm/Life Safety Cable, Installed In Conduit.....	1,675.15	852.72
27 15 01 19-0027	MLF	6	Conductors, #18 AWG, Shielded, Non-Plenum Rated, Solid Type FPLP (Red), Fire Alarm/Life Safety Cable, Installed In Conduit.....	1,866.30	882.47
27 15 01 19-0028	MLF	8	Conductors, #18 AWG, Shielded, Non-Plenum Rated, Solid Type FPLP (Red), Fire Alarm/Life Safety Cable, Installed In Conduit.....	2,139.49	912.23
27 15 01 19-0029	MLF	2	Conductors, #16 AWG, Shielded, Non-Plenum Rated, Solid Type FPLP (Red), Fire Alarm/Life Safety Cable, Installed In Conduit.....	1,768.72	935.45
27 15 01 19-0030	MLF	4	Conductors, #16 AWG, Shielded, Non-Plenum Rated, Solid Type FPLP (Red), Fire Alarm/Life Safety Cable, Installed In Conduit.....	1,982.15	968.84
27 15 01 19-0031	MLF	2	Conductors, #14 AWG, Shielded, Non-Plenum Rated, Solid Type FPLP (Red), Fire Alarm/Life Safety Cable, Installed In Conduit.....	2,045.80	1,047.21
27 15 01 19-0032	MLF	4	Conductors, #14 AWG, Shielded, Non-Plenum Rated, Solid Type FPLP (Red), Fire Alarm/Life Safety Cable, Installed In Conduit.....	2,377.97	1,084.95
27 15 01 19-0033	MLF	2	Conductors, #12 AWG, Shielded, Non-Plenum Rated, Solid Type FPLP (Red), Fire Alarm/Life Safety Cable, Installed In Conduit.....	2,489.95	1,197.43
27 15 01 19-0034	MLF	4	Conductors, #12 AWG, Shielded, Non-Plenum Rated, Solid Type FPLP (Red), Fire Alarm/Life Safety Cable, Installed In Conduit.....	3,024.13	1,240.14
27 15 01 19-0035			Non-Shielded, Plenum Rated, Solid Type FPLP (Red), Fire Alarm/Life Safety Cable <small>(27 15 01 19-0001)</small>		
27 15 01 19-0036			Non-Shielded, Plenum Rated, Solid Type FPLP (Red), Fire Alarm/Life Safety Cable, Installed In Conduit <small>(27 15 01 19-0035)</small>		
27 15 01 19-0037	MLF	2	Conductors, #22 AWG, Non-Shielded, Plenum Rated, Solid Type FPLP (Red), Fire Alarm/Life Safety Cable, Installed In Conduit.....	1,237.55	673.47
27 15 01 19-0038	MLF	2	Conductors, #18 AWG, Non-Shielded, Plenum Rated, Solid Type FPLP (Red), Fire Alarm/Life Safety Cable, Installed In Conduit.....	1,511.42	822.96
27 15 01 19-0039	MLF	3	Conductors, #18 AWG, Non-Shielded, Plenum Rated, Solid Type FPLP (Red), Fire Alarm/Life Safety Cable, Installed In Conduit.....	1,677.20	837.85
27 15 01 19-0040	MLF	4	Conductors, #18 AWG, Non-Shielded, Plenum Rated, Solid Type FPLP (Red), Fire Alarm/Life Safety Cable, Installed In Conduit.....	1,692.24	852.72
27 15 01 19-0041	MLF	6	Conductors, #18 AWG, Non-Shielded, Plenum Rated, Solid Type FPLP (Red), Fire Alarm/Life Safety Cable, Installed In Conduit.....	1,955.52	882.47
27 15 01 19-0042	MLF	2	Conductors, #16 AWG, Non-Shielded, Plenum Rated, Solid Type FPLP (Red), Fire Alarm/Life Safety Cable, Installed In Conduit.....	1,759.07	935.45
27 15 01 19-0043	MLF	4	Conductors, #16 AWG, Non-Shielded, Plenum Rated, Solid Type FPLP (Red), Fire Alarm/Life Safety Cable, Installed In Conduit.....	2,003.81	968.84
27 15 01 19-0044	MLF	2	Conductors, #14 AWG, Non-Shielded, Plenum Rated, Solid Type FPLP (Red), Fire Alarm/Life Safety Cable, Installed In Conduit.....	2,002.36	1,047.21
27 15 01 19-0045	MLF	4	Conductors, #14 AWG, Non-Shielded, Plenum Rated, Solid Type FPLP (Red), Fire Alarm/Life Safety Cable, Installed In Conduit.....	2,550.64	1,084.95
27 15 01 19-0046	MLF	2	Conductors, #12 AWG, Non-Shielded, Plenum Rated, Solid Type FPLP (Red), Fire Alarm/Life Safety Cable, Installed In Conduit.....	2,475.75	1,197.43
27 15 01 19-0047	MLF	4	Conductors, #12 AWG, Non-Shielded, Plenum Rated, Solid Type FPLP (Red), Fire Alarm/Life Safety Cable, Installed In Conduit.....	3,286.25	1,240.14
27 15 01 19-0048			Non-Shielded, Plenum Rated, Solid Type FPLP (Red), Fire Alarm/Life Safety Cable, Installed Exposed <small>(27 15 01 19-0035)</small>		
27 15 01 19-0049	MLF	2	Conductors, #22 AWG, Non-Shielded, Plenum Rated, Solid Type FPLP (Red), Fire Alarm/Life Safety Cable, Installed Exposed.....	2,359.99	1,347.41
27 15 01 19-0050	MLF	2	Conductors, #18 AWG, Non-Shielded, Plenum Rated, Solid Type FPLP (Red), Fire Alarm/Life Safety Cable, Installed Exposed.....	2,883.03	1,646.18
27 15 01 19-0051	MLF	3	Conductors, #18 AWG, Non-Shielded, Plenum Rated, Solid Type FPLP (Red), Fire Alarm/Life Safety Cable, Installed Exposed.....	3,073.01	1,675.20
27 15 01 19-0052	MLF	4	Conductors, #18 AWG, Non-Shielded, Plenum Rated, Solid Type FPLP (Red), Fire Alarm/Life Safety Cable, Installed Exposed.....	3,113.44	1,705.44
27 15 01 19-0053	MLF	6	Conductors, #18 AWG, Non-Shielded, Plenum Rated, Solid Type FPLP (Red), Fire Alarm/Life Safety Cable, Installed Exposed.....	3,426.31	1,764.71
27 15 01 19-0054	MLF	2	Conductors, #16 AWG, Non-Shielded, Plenum Rated, Solid Type FPLP (Red), Fire Alarm/Life Safety Cable, Installed Exposed.....	3,318.16	1,871.14
27 15 01 19-0055	MLF	4	Conductors, #16 AWG, Non-Shielded, Plenum Rated, Solid Type FPLP (Red), Fire Alarm/Life Safety Cable, Installed Exposed.....	3,618.52	1,937.67
27 15 01 19-0056	MLF	2	Conductors, #14 AWG, Non-Shielded, Plenum Rated, Solid Type FPLP (Red), Fire Alarm/Life Safety Cable, Installed Exposed.....	3,747.70	2,094.91
27 15 01 19-0057	MLF	4	Conductors, #14 AWG, Non-Shielded, Plenum Rated, Solid Type FPLP (Red), Fire Alarm/Life Safety Cable, Installed Exposed.....	4,358.89	2,169.90
27 15 01 19-0058	MLF	2	Conductors, #12 AWG, Non-Shielded, Plenum Rated, Solid Type FPLP (Red), Fire Alarm/Life Safety Cable, Installed Exposed.....	4,471.47	2,394.87



MINOR CSI UOM DESCRIPTION	TOTAL DIRECT UNIT COST	DEMOLITION UNIT COST
27 15 01 19-0059 MLF 4 Conductors, #12 AWG, Non-Shielded, Plenum Rated, Solid Type FPLP (Red), Fire Alarm/Life Safety Cable, Installed Exposed.....	5,353.34	2,480.75
27 15 01 19-0060 Shielded, Plenum Rated, Solid Type FPLP (Red), Fire Alarm/Life Safety Cable <small>(27 15 01 19-0001)</small>		
27 15 01 19-0061 Shielded, Plenum Rated, Solid Type FPLP (Red), Fire Alarm/Life Safety Cable, Installed In Conduit <small>(27 15 01 19-0060)</small>		
27 15 01 19-0062 MLF 2 Conductors, #22 AWG, Shielded, Plenum Rated, Solid Type FPLP (Red), Fire Alarm/Life Safety Cable, Installed In Conduit.....	1,278.02	673.47
27 15 01 19-0063 MLF 2 Conductors, #18 AWG, Shielded, Plenum Rated, Solid Type FPLP (Red), Fire Alarm/Life Safety Cable, Installed In Conduit.....	1,540.32	822.96
27 15 01 19-0064 MLF 3 Conductors, #18 AWG, Shielded, Plenum Rated, Solid Type FPLP (Red), Fire Alarm/Life Safety Cable, Installed In Conduit.....	1,784.49	837.85
27 15 01 19-0065 MLF 4 Conductors, #18 AWG, Shielded, Plenum Rated, Solid Type FPLP (Red), Fire Alarm/Life Safety Cable, Installed In Conduit.....	1,721.82	852.72
27 15 01 19-0066 MLF 6 Conductors, #18 AWG, Shielded, Plenum Rated, Solid Type FPLP (Red), Fire Alarm/Life Safety Cable, Installed In Conduit.....	1,985.77	882.47
27 15 01 19-0067 MLF 2 Conductors, #16 AWG, Shielded, Plenum Rated, Solid Type FPLP (Red), Fire Alarm/Life Safety Cable, Installed In Conduit.....	1,825.50	935.45
27 15 01 19-0068 MLF 4 Conductors, #16 AWG, Shielded, Plenum Rated, Solid Type FPLP (Red), Fire Alarm/Life Safety Cable, Installed In Conduit.....	2,034.53	968.84
27 15 01 19-0069 MLF 2 Conductors, #14 AWG, Shielded, Plenum Rated, Solid Type FPLP (Red), Fire Alarm/Life Safety Cable, Installed In Conduit.....	2,145.63	1,047.21
27 15 01 19-0070 MLF 4 Conductors, #14 AWG, Shielded, Plenum Rated, Solid Type FPLP (Red), Fire Alarm/Life Safety Cable, Installed In Conduit.....	2,478.80	1,084.95
27 15 01 19-0071 MLF 2 Conductors, #12 AWG, Shielded, Plenum Rated, Solid Type FPLP (Red), Fire Alarm/Life Safety Cable, Installed In Conduit.....	2,581.77	1,197.43
27 15 01 19-0072 MLF 4 Conductors, #12 AWG, Shielded, Plenum Rated, Solid Type FPLP (Red), Fire Alarm/Life Safety Cable, Installed In Conduit.....	3,068.14	1,240.14
27 15 01 19-0073 Shielded, Plenum Rated, Solid Type FPLP (Red), Fire Alarm/Life Safety Cable, Installed Exposed <small>(27 15 01 19-0060)</small>		
27 15 01 19-0074 MLF 2 Conductors, #22 AWG, Shielded, Plenum Rated, Solid Type FPLP (Red), Fire Alarm/Life Safety Cable, Installed Exposed.....	2,400.46	1,347.41
27 15 01 19-0075 MLF 2 Conductors, #18 AWG, Shielded, Plenum Rated, Solid Type FPLP (Red), Fire Alarm/Life Safety Cable, Installed Exposed.....	2,911.93	1,646.18
27 15 01 19-0076 MLF 3 Conductors, #18 AWG, Shielded, Plenum Rated, Solid Type FPLP (Red), Fire Alarm/Life Safety Cable, Installed Exposed.....	3,180.30	1,675.20
27 15 01 19-0077 MLF 4 Conductors, #18 AWG, Shielded, Plenum Rated, Solid Type FPLP (Red), Fire Alarm/Life Safety Cable, Installed Exposed.....	3,143.02	1,705.44
27 15 01 19-0078 MLF 6 Conductors, #18 AWG, Shielded, Plenum Rated, Solid Type FPLP (Red), Fire Alarm/Life Safety Cable, Installed Exposed.....	3,456.56	1,764.71
27 15 01 19-0079 MLF 2 Conductors, #16 AWG, Shielded, Plenum Rated, Solid Type FPLP (Red), Fire Alarm/Life Safety Cable, Installed Exposed.....	3,384.59	1,871.14
27 15 01 19-0080 MLF 4 Conductors, #16 AWG, Shielded, Plenum Rated, Solid Type FPLP (Red), Fire Alarm/Life Safety Cable, Installed Exposed.....	3,649.24	1,937.67
27 15 01 19-0081 MLF 2 Conductors, #14 AWG, Shielded, Plenum Rated, Solid Type FPLP (Red), Fire Alarm/Life Safety Cable, Installed Exposed.....	3,890.97	2,094.91
27 15 01 19-0082 MLF 4 Conductors, #14 AWG, Shielded, Plenum Rated, Solid Type FPLP (Red), Fire Alarm/Life Safety Cable, Installed Exposed.....	4,287.05	2,169.90
27 15 01 19-0083 MLF 2 Conductors, #12 AWG, Shielded, Plenum Rated, Solid Type FPLP (Red), Fire Alarm/Life Safety Cable, Installed Exposed.....	4,577.49	2,394.87
27 15 01 19-0084 MLF 4 Conductors, #12 AWG, Shielded, Plenum Rated, Solid Type FPLP (Red), Fire Alarm/Life Safety Cable, Installed Exposed.....	5,135.23	2,480.75
27 15 01 19-0085 Non-Shielded, Riser Rated, FPLR (Red), Fire Alarm/Life Safety Cable <small>(27 15 01 19-0001)</small>		
27 15 01 19-0086 Non-Shielded, Riser Rated, FPLR (Red), Fire Alarm/Life Safety Cable, Installed In Conduit <small>(27 15 01 19-0085)</small>		
27 15 01 19-0087 MLF 2 Conductors, #22 AWG, Non-Shielded, Riser Rated, Solid Type FPLR (Red), Fire Alarm/Life Safety Cable, Installed In Conduit.....	1,252.80	673.47
27 15 01 19-0088 MLF 2 Conductors, #18 AWG, Non-Shielded, Riser Rated, Solid Type FPLR (Red), Fire Alarm/Life Safety Cable, Installed In Conduit.....	1,577.75	822.96
27 15 01 19-0089 MLF 3 Conductors, #18 AWG, Non-Shielded, Riser Rated, Solid Type FPLR (Red), Fire Alarm/Life Safety Cable, Installed In Conduit.....	1,704.56	837.85
27 15 01 19-0090 MLF 4 Conductors, #18 AWG, Non-Shielded, Riser Rated, Solid Type FPLR (Red), Fire Alarm/Life Safety Cable, Installed In Conduit.....	1,811.14	852.72
27 15 01 19-0091 MLF 6 Conductors, #18 AWG, Non-Shielded, Riser Rated, Solid Type FPLR (Red), Fire Alarm/Life Safety Cable, Installed In Conduit.....	2,044.53	882.47
27 15 01 19-0092 MLF 2 Conductors, #16 AWG, Non-Shielded, Riser Rated, Solid Type FPLR (Red), Fire Alarm/Life Safety Cable, Installed In Conduit.....	1,820.50	935.45
27 15 01 19-0093 MLF 4 Conductors, #16 AWG, Non-Shielded, Riser Rated, Solid Type FPLR (Red), Fire Alarm/Life Safety Cable, Installed In Conduit.....	2,139.77	968.84
27 15 01 19-0094 MLF 2 Conductors, #14 AWG, Non-Shielded, Riser Rated, Solid Type FPLR (Red), Fire Alarm/Life Safety Cable, Installed In Conduit.....	2,133.29	1,047.21
27 15 01 19-0095 MLF 4 Conductors, #14 AWG, Non-Shielded, Riser Rated, Solid Type FPLR (Red), Fire Alarm/Life Safety Cable, Installed In Conduit.....	2,707.67	1,084.95

27	Communications
27 10	Structured Cabling
27 15	Communications Horizontal Cabling



MINOR CSI	UOM	DESCRIPTION	TOTAL DIRECT UNIT COST	DEMOLITION UNIT COST
27 15 01 19-0096	MLF	2 Conductors, #12 AWG, Non-Shielded, Riser Rated, Solid Type FPLR (Red), Fire Alarm/Life Safety Cable, Installed In Conduit.....	2,567.46	1,197.43
27 15 01 19-0097		Non-Shielded, Riser Rated, FPLR (Red), Fire Alarm/Life Safety Cable, Installed Exposed <small>(27 15 01 19-0085)</small>		
27 15 01 19-0098	MLF	2 Conductors, #22 AWG, Non-Shielded, Riser Rated, Solid Type FPLR (Red), Fire Alarm/Life Safety Cable, Installed Exposed.....	2,375.24	1,347.41
27 15 01 19-0099	MLF	2 Conductors, #18 AWG, Non-Shielded, Riser Rated, Solid Type FPLR (Red), Fire Alarm/Life Safety Cable, Installed Exposed.....	2,949.36	1,646.18
27 15 01 19-0100	MLF	3 Conductors, #18 AWG, Non-Shielded, Riser Rated, Stranded Type FPLR (Red), Fire Alarm/Life Safety Cable, Installed Exposed.....	3,100.37	1,675.20
27 15 01 19-0101	MLF	4 Conductors, #18 AWG, Non-Shielded, Riser Rated, Stranded Type FPLR (Red), Fire Alarm/Life Safety Cable, Installed Exposed.....	3,232.34	1,705.44
27 15 01 19-0102	MLF	6 Conductors, #18 AWG, Non-Shielded, Riser Rated, Stranded Type FPLR (Red), Fire Alarm/Life Safety Cable, Installed Exposed.....	3,515.32	1,764.71
27 15 01 19-0103	MLF	2 Conductors, #16 AWG, Non-Shielded, Riser Rated, Stranded Type FPLR (Red), Fire Alarm/Life Safety Cable, Installed Exposed.....	3,379.59	1,871.14
27 15 01 19-0104	MLF	4 Conductors, #16 AWG, Non-Shielded, Riser Rated, Stranded Type FPLR (Red), Fire Alarm/Life Safety Cable, Installed Exposed.....	3,754.49	1,937.67
27 15 01 19-0105	MLF	2 Conductors, #14 AWG, Non-Shielded, Riser Rated, Stranded Type FPLR (Red), Fire Alarm/Life Safety Cable, Installed Exposed.....	3,878.63	2,094.91
27 15 01 19-0106	MLF	4 Conductors, #14 AWG, Non-Shielded, Riser Rated, Stranded Type FPLR (Red), Fire Alarm/Life Safety Cable, Installed Exposed.....	4,515.92	2,169.90
27 15 01 19-0107	MLF	2 Conductors, #12 AWG, Non-Shielded, Riser Rated, Stranded Type FPLR (Red), Fire Alarm/Life Safety Cable, Installed Exposed.....	4,563.18	2,394.87
27 15 13		Communications Copper Horizontal Cabling <small>(27 15)</small>		
		Note: Cable installed in conduit includes pull wires and installation in conduit, innerduct, wiremold, etc. Cable installed exposed includes installation on exposed surfaces, uncovered wireways, cable trays, etc.		
27 15 13 00-0001		Solid Conductor Low Voltage Cable <small>(27 15 13)</small>		
27 15 13 00-0002		Solid, Shielded, Non-Plenum Rated, Low Voltage, Alarm And Communications Cable, Installed In Conduit <small>(27 15 13 00-0001)</small>		
27 15 13 00-0003		#12 AWG, Solid, Shielded, Non-Plenum Rated, Low Voltage, Alarm And Communications Cable, Installed In Conduit <small>(27 15 13 00-0002)</small>		
27 15 13 00-0004	MLF	1 Pair #12 AWG, Solid, Shielded, Non-Plenum Rated, Low Voltage, Alarm And Communications Cable, Installed In Conduit.....	2,307.98	1,093.99
		For #10 AWG, Add.....	524.58	
		For Work In Restricted Working Space, Add.....	547.04	
27 15 13 00-0005	MLF	2 Pair #12 AWG, Solid, Shielded, Non-Plenum Rated, Low Voltage, Alarm And Communications Cable, Installed In Conduit.....	2,782.41	1,132.67
		For #10 AWG, Add.....	672.71	
		For Work In Restricted Working Space, Add.....	566.50	
27 15 13 00-0006	MLF	3 Pair #12 AWG, Solid, Shielded, Non-Plenum Rated, Low Voltage, Alarm And Communications Cable, Installed In Conduit.....	3,199.15	1,172.45
		For #10 AWG, Add.....	801.76	
		For Work In Restricted Working Space, Add.....	586.06	
27 15 13 00-0007	MLF	4 Pair #12 AWG, Solid, Shielded, Non-Plenum Rated, Low Voltage, Alarm And Communications Cable, Installed In Conduit.....	3,640.29	1,212.23
		For #10 AWG, Add.....	938.57	
		For Work In Restricted Working Space, Add.....	606.30	
27 15 13 00-0008	MLF	5 Pair #12 AWG, Solid, Shielded, Non-Plenum Rated, Low Voltage, Alarm And Communications Cable, Installed In Conduit.....	4,128.15	1,294.00
		For #10 AWG, Add.....	1,081.84	
		For Work In Restricted Working Space, Add.....	647.19	
27 15 13 00-0009	MLF	6 Pair #12 AWG, Solid, Shielded, Non-Plenum Rated, Low Voltage, Alarm And Communications Cable, Installed In Conduit.....	4,574.30	1,374.67
		For #10 AWG, Add.....	1,211.60	
		For Work In Restricted Working Space, Add.....	687.52	
27 15 13 00-0010	MLF	8 Pair #12 AWG, Solid, Shielded, Non-Plenum Rated, Low Voltage, Alarm And Communications Cable, Installed In Conduit.....	4,966.90	1,538.21
		For #10 AWG, Add.....	1,305.86	
		For Work In Restricted Working Space, Add.....	768.96	
27 15 13 00-0011	MLF	12 Pair #12 AWG, Solid, Shielded, Non-Plenum Rated, Low Voltage, Alarm And Communications Cable, Installed In Conduit.....	6,583.85	2,027.75
		For #10 AWG, Add.....	1,733.41	
		For Work In Restricted Working Space, Add.....	1,013.68	
27 15 13 00-0012	MLF	24 Pair #12 AWG, Solid, Shielded, Non-Plenum Rated, Low Voltage, Alarm And Communications Cable, Installed In Conduit.....	9,797.19	2,994.66
		For #10 AWG, Add.....	2,584.40	
		For Work In Restricted Working Space, Add.....	1,496.95	
27 15 13 00-0013		#14 AWG, Solid, Shielded, Non-Plenum Rated, Low Voltage, Alarm And Communications Cable, Installed In Conduit <small>(27 15 13 00-0002)</small>		
27 15 13 00-0014	MLF	1 Pair #14 AWG, Solid, Shielded, Non-Plenum Rated, Low Voltage, Alarm And Communications Cable, Installed In Conduit.....	2,057.51	956.97
		For Work In Restricted Working Space, Add.....	478.37	



MINOR	CSI	UOM	DESCRIPTION	TOTAL DIRECT UNIT COST	DEMOLITION UNIT COST
27 15 13 00-0015	MLF	2 Pair #14 AWG, Solid, Shielded, Non-Plenum Rated, Low Voltage, Alarm And Communications Cable, Installed In Conduit	2,506.29	991.22	
		<i>For Work In Restricted Working Space, Add</i>	495.61		
27 15 13 00-0016	MLF	3 Pair #14 AWG, Solid, Shielded, Non-Plenum Rated, Low Voltage, Alarm And Communications Cable, Installed In Conduit	2,899.66	1,025.48	
		<i>For Work In Restricted Working Space, Add</i>	512.85		
27 15 13 00-0017	MLF	4 Pair #14 AWG, Solid, Shielded, Non-Plenum Rated, Low Voltage, Alarm And Communications Cable, Installed In Conduit	3,315.26	1,060.84	
		<i>For Work In Restricted Working Space, Add</i>	530.42		
27 15 13 00-0018	MLF	5 Pair #14 AWG, Solid, Shielded, Non-Plenum Rated, Low Voltage, Alarm And Communications Cable, Installed In Conduit	3,770.49	1,132.67	
		<i>For Work In Restricted Working Space, Add</i>	566.22		
27 15 13 00-0019	MLF	6 Pair #14 AWG, Solid, Shielded, Non-Plenum Rated, Low Voltage, Alarm And Communications Cable, Installed In Conduit	4,185.47	1,203.39	
		<i>For Work In Restricted Working Space, Add</i>	601.36		
27 15 13 00-0020	MLF	8 Pair #14 AWG, Solid, Shielded, Non-Plenum Rated, Low Voltage, Alarm And Communications Cable, Installed In Conduit	4,539.87	1,345.95	
		<i>For Work In Restricted Working Space, Add</i>	672.97		
27 15 13 00-0021	MLF	12 Pair #14 AWG, Solid, Shielded, Non-Plenum Rated, Low Voltage, Alarm And Communications Cable, Installed In Conduit	6,018.17	1,773.59	
		<i>For Work In Restricted Working Space, Add</i>	886.79		
27 15 13 00-0022	MLF	24 Pair #14 AWG, Solid, Shielded, Non-Plenum Rated, Low Voltage, Alarm And Communications Cable, Installed In Conduit	8,960.41	2,620.06	
		<i>For Work In Restricted Working Space, Add</i>	1,310.14		
27 15 13 00-0023		#16 AWG, Solid, Shielded, Non-Plenum Rated, Low Voltage, Alarm And Communications Cable, Installed In Conduit <small>(27 15 13 00-0002)</small>			
27 15 13 00-0024	MLF	1 Pair #16 AWG, Solid, Shielded, Non-Plenum Rated, Low Voltage, Alarm And Communications Cable, Installed In Conduit	1,832.04	854.19	
		<i>For Work In Restricted Working Space, Add</i>	427.32		
27 15 13 00-0025	MLF	2 Pair #16 AWG, Solid, Shielded, Non-Plenum Rated, Low Voltage, Alarm And Communications Cable, Installed In Conduit	2,129.37	885.14	
		<i>For Work In Restricted Working Space, Add</i>	442.57		
27 15 13 00-0026	MLF	3 Pair #16 AWG, Solid, Shielded, Non-Plenum Rated, Low Voltage, Alarm And Communications Cable, Installed In Conduit	2,574.11	916.08	
		<i>For Work In Restricted Working Space, Add</i>	457.82		
27 15 13 00-0027	MLF	4 Pair #16 AWG, Solid, Shielded, Non-Plenum Rated, Low Voltage, Alarm And Communications Cable, Installed In Conduit	2,941.57	947.02	
		<i>For Work In Restricted Working Space, Add</i>	473.73		
27 15 13 00-0028	MLF	5 Pair #16 AWG, Solid, Shielded, Non-Plenum Rated, Low Voltage, Alarm And Communications Cable, Installed In Conduit	3,343.43	1,011.11	
		<i>For Work In Restricted Working Space, Add</i>	505.56		
27 15 13 00-0029	MLF	6 Pair #16 AWG, Solid, Shielded, Non-Plenum Rated, Low Voltage, Alarm And Communications Cable, Installed In Conduit	3,710.70	1,074.10	
		<i>For Work In Restricted Working Space, Add</i>	537.05		
27 15 13 00-0030	MLF	7 Pair #16 AWG, Solid, Shielded, Non-Plenum Rated, Low Voltage, Alarm And Communications Cable, Installed In Conduit	3,867.73	1,138.20	
		<i>For Work In Restricted Working Space, Add</i>	568.88		
27 15 13 00-0031	MLF	8 Pair #16 AWG, Solid, Shielded, Non-Plenum Rated, Low Voltage, Alarm And Communications Cable, Installed In Conduit	4,025.86	1,202.29	
		<i>For Work In Restricted Working Space, Add</i>	601.03		
27 15 13 00-0032	MLF	9 Pair #16 AWG, Solid, Shielded, Non-Plenum Rated, Low Voltage, Alarm And Communications Cable, Installed In Conduit	4,490.02	1,278.53	
		<i>For Work In Restricted Working Space, Add</i>	639.16		
27 15 13 00-0033	MLF	12 Pair #16 AWG, Solid, Shielded, Non-Plenum Rated, Low Voltage, Alarm And Communications Cable, Installed In Conduit	5,335.96	1,583.53	
		<i>For Work In Restricted Working Space, Add</i>	791.82		
27 15 13 00-0034	MLF	24 Pair #16 AWG, Solid, Shielded, Non-Plenum Rated, Low Voltage, Alarm And Communications Cable, Installed In Conduit	7,943.99	2,339.37	
		<i>For Work In Restricted Working Space, Add</i>	1,169.74		
27 15 13 00-0035		#18 AWG, Solid, Shielded, Non-Plenum Rated, Low Voltage, Alarm And Communications Cable, Installed In Conduit <small>(27 15 13 00-0002)</small>			
27 15 13 00-0036	MLF	1 Pair #18 AWG, Solid, Shielded, Non-Plenum Rated, Low Voltage, Alarm And Communications Cable, Installed In Conduit	1,540.96	752.54	
		<i>For Work In Restricted Working Space, Add</i>	375.94		
27 15 13 00-0037	MLF	2 Pair #18 AWG, Solid, Shielded, Non-Plenum Rated, Low Voltage, Alarm And Communications Cable, Installed In Conduit	1,829.58	779.05	
		<i>For Work In Restricted Working Space, Add</i>	389.53		
27 15 13 00-0038	MLF	3 Pair #18 AWG, Solid, Shielded, Non-Plenum Rated, Low Voltage, Alarm And Communications Cable, Installed In Conduit	2,083.75	805.58	
		<i>For Work In Restricted Working Space, Add</i>	403.12		
27 15 13 00-0039	MLF	4 Pair #18 AWG, Solid, Shielded, Non-Plenum Rated, Low Voltage, Alarm And Communications Cable, Installed In Conduit	2,351.06	833.20	
		<i>For Work In Restricted Working Space, Add</i>	416.71		
27 15 13 00-0040	MLF	5 Pair #18 AWG, Solid, Shielded, Non-Plenum Rated, Low Voltage, Alarm And Communications Cable, Installed In Conduit	2,653.83	889.55	
		<i>For Work In Restricted Working Space, Add</i>	444.89		
27 15 13 00-0041	MLF	6 Pair #18 AWG, Solid, Shielded, Non-Plenum Rated, Low Voltage, Alarm And Communications Cable, Installed In Conduit	2,931.86	944.81	
		<i>For Work In Restricted Working Space, Add</i>	472.74		

27 Communications
27 10 Structured Cabling
 27 15 Communications Horizontal Cabling



MINOR CSI	UOM	DESCRIPTION	TOTAL DIRECT UNIT COST	DEMOLITION UNIT COST
27 15 13 00-0042	MLF	8 Pair #18 AWG, Solid, Shielded, Non-Plenum Rated, Low Voltage, Alarm And Communications Cable, Installed In Conduit	3,190.57	1,057.52
		<i>For Work In Restricted Working Space, Add</i>	528.77	
27 15 13 00-0043	MLF	12 Pair #18 AWG, Solid, Shielded, Non-Plenum Rated, Low Voltage, Alarm And Communications Cable, Installed In Conduit	4,226.81	1,393.46
		<i>For Work In Restricted Working Space, Add</i>	696.84	
27 15 13 00-0044	MLF	24 Pair #18 AWG, Solid, Shielded, Non-Plenum Rated, Low Voltage, Alarm And Communications Cable, Installed In Conduit	6,287.18	2,058.69
		<i>For Work In Restricted Working Space, Add</i>	1,029.34	
27 15 13 00-0045		#20 AWG, Solid, Shielded, Non-Plenum Rated, Low Voltage, Alarm And Communications Cable, Installed In Conduit <small>(27 15 13 00-0002)</small>		
27 15 13 00-0046	MLF	1 Pair #20 AWG, Solid, Shielded, Non-Plenum Rated, Low Voltage, Alarm And Communications Cable, Installed In Conduit	1,360.50	684.02
		<i>For Work In Restricted Working Space, Add</i>	341.79	
27 15 13 00-0047	MLF	2 Pair #20 AWG, Solid, Shielded, Non-Plenum Rated, Low Voltage, Alarm And Communications Cable, Installed In Conduit	1,589.58	708.33
		<i>For Work In Restricted Working Space, Add</i>	354.05	
27 15 13 00-0048	MLF	3 Pair #20 AWG, Solid, Shielded, Non-Plenum Rated, Low Voltage, Alarm And Communications Cable, Installed In Conduit	1,789.76	733.20
		<i>For Work In Restricted Working Space, Add</i>	366.32	
27 15 13 00-0049	MLF	4 Pair #20 AWG, Solid, Shielded, Non-Plenum Rated, Low Voltage, Alarm And Communications Cable, Installed In Conduit	2,000.32	758.06
		<i>For Work In Restricted Working Space, Add</i>	378.92	
27 15 13 00-0050	MLF	5 Pair #20 AWG, Solid, Shielded, Non-Plenum Rated, Low Voltage, Alarm And Communications Cable, Installed In Conduit	2,247.39	808.89
		<i>For Work In Restricted Working Space, Add</i>	404.28	
27 15 13 00-0051	MLF	6 Pair #20 AWG, Solid, Shielded, Non-Plenum Rated, Low Voltage, Alarm And Communications Cable, Installed In Conduit	2,474.24	859.72
		<i>For Work In Restricted Working Space, Add</i>	429.64	
27 15 13 00-0052	MLF	8 Pair #20 AWG, Solid, Shielded, Non-Plenum Rated, Low Voltage, Alarm And Communications Cable, Installed In Conduit	2,715.68	961.39
		<i>For Work In Restricted Working Space, Add</i>	480.69	
27 15 13 00-0053	MLF	12 Pair #20 AWG, Solid, Shielded, Non-Plenum Rated, Low Voltage, Alarm And Communications Cable, Installed In Conduit	3,574.94	1,267.49
		<i>For Work In Restricted Working Space, Add</i>	633.52	
27 15 13 00-0054	MLF	24 Pair #20 AWG, Solid, Shielded, Non-Plenum Rated, Low Voltage, Alarm And Communications Cable, Installed In Conduit	5,314.34	1,871.94
		<i>For Work In Restricted Working Space, Add</i>	935.86	
27 15 13 00-0055	MLF	25 Pair #20 AWG, Solid, Shielded, Non-Plenum Rated, Low Voltage, Alarm And Communications Cable, Installed In Conduit	5,636.07	1,916.15
		<i>For Work In Restricted Working Space, Add</i>	958.07	
27 15 13 00-0056	MLF	36 Pair #20 AWG, Solid, Shielded, Non-Plenum Rated, Low Voltage, Alarm And Communications Cable, Installed In Conduit	6,711.39	2,231.08
		<i>For Work In Restricted Working Space, Add</i>	1,115.54	
27 15 13 00-0057	MLF	40 Pair #20 AWG, Solid, Shielded, Non-Plenum Rated, Low Voltage, Alarm And Communications Cable, Installed In Conduit	7,200.32	2,388.00
		<i>For Work In Restricted Working Space, Add</i>	1,194.11	
27 15 13 00-0058	MLF	50 Pair #20 AWG, Solid, Shielded, Non-Plenum Rated, Low Voltage, Alarm And Communications Cable, Installed In Conduit	8,620.32	2,984.72
		<i>For Work In Restricted Working Space, Add</i>	1,492.13	
27 15 13 00-0059	MLF	100 Pair #20 AWG, Solid, Shielded, Non-Plenum Rated, Low Voltage, Alarm And Communications Cable, Installed In Conduit	11,708.65	3,929.53
		<i>For Work In Restricted Working Space, Add</i>	1,964.53	
27 15 13 00-0060		#22 AWG, Solid, Shielded, Non-Plenum Rated, Low Voltage, Alarm And Communications Cable, Installed In Conduit <small>(27 15 13 00-0002)</small>		
27 15 13 00-0061	MLF	1 Pair #22 AWG, Solid, Shielded, Non-Plenum Rated, Low Voltage, Alarm And Communications Cable, Installed In Conduit	1,141.20	615.51
		<i>For Work In Restricted Working Space, Add</i>	307.64	
27 15 13 00-0062	MLF	2 Pair #22 AWG, Solid, Shielded, Non-Plenum Rated, Low Voltage, Alarm And Communications Cable, Installed In Conduit	1,220.29	637.61
		<i>For Work In Restricted Working Space, Add</i>	318.58	
27 15 13 00-0063	MLF	3 Pair #22 AWG, Solid, Shielded, Non-Plenum Rated, Low Voltage, Alarm And Communications Cable, Installed In Conduit	1,316.75	659.71
		<i>For Work In Restricted Working Space, Add</i>	329.86	
27 15 13 00-0064	MLF	4 Pair #22 AWG, Solid, Shielded, Non-Plenum Rated, Low Voltage, Alarm And Communications Cable, Installed In Conduit	1,421.29	681.82
		<i>For Work In Restricted Working Space, Add</i>	341.12	
27 15 13 00-0065	MLF	5 Pair #22 AWG, Solid, Shielded, Non-Plenum Rated, Low Voltage, Alarm And Communications Cable, Installed In Conduit	1,577.94	728.22
		<i>For Work In Restricted Working Space, Add</i>	364.00	
27 15 13 00-0066	MLF	6 Pair #22 AWG, Solid, Shielded, Non-Plenum Rated, Low Voltage, Alarm And Communications Cable, Installed In Conduit	1,736.04	771.32
		<i>For Work In Restricted Working Space, Add</i>	385.88	
27 15 13 00-0067		Triad <small>(27 15 13 00-0002)</small>		
27 15 13 00-0068	MLF	1 Triad #16 AWG, Stranded, Low Voltage, Installed In Conduit	2,829.14	916.08
27 15 13 00-0069	MLF	4 Triad #20 AWG, Stranded, Low Voltage, Installed In Conduit	3,678.72	1,267.49
27 15 13 00-0070	MLF	8 Triad #20 AWG, Stranded, Low Voltage, Installed In Conduit	5,758.68	1,871.94
27 15 13 00-0071	MLF	12 Triad #20 AWG, Stranded, Low Voltage, Installed In Conduit	7,182.35	2,231.08



MINOR CSI UOM DESCRIPTION	TOTAL DIRECT UNIT COST	DEMOLITION UNIT COST
27 15 13 00-0072 MLF 24 Triad #20 AWG, Stranded, Low Voltage, Installed In Conduit	11,781.14	3,456.57
27 15 13 00-0073 MLF 36 Triad #20 AWG, Stranded, Low Voltage, Installed In Conduit	13,558.68	3,929.53
27 15 13 00-0074 Solid, Shielded, Non-Plenum Rated, Low Voltage, Alarm And Communications Cable, Installed Exposed <small>(27 15 13 00-0074)</small>		
27 15 13 00-0075 #12 AWG, Solid, Shielded, Non-Plenum Rated, Low Voltage, Alarm And Communications Cable, Installed Exposed <small>(27 15 13 00-0074)</small>		
27 15 13 00-0076 MLF 1 Pair #12 AWG, Solid, Shielded, Non-Plenum Rated, Low Voltage, Alarm And Communications Cable, Installed Exposed	4,131.45	2,187.98
For #10 AWG, Add	889.28	
For Work In Restricted Working Space, Add	1,094.09	
27 15 13 00-0077 MLF 2 Pair #12 AWG, Solid, Shielded, Non-Plenum Rated, Low Voltage, Alarm And Communications Cable, Installed Exposed	4,670.75	2,265.34
For #10 AWG, Add	1,050.38	
For Work In Restricted Working Space, Add	1,138.00	
27 15 13 00-0078 MLF 3 Pair #12 AWG, Solid, Shielded, Non-Plenum Rated, Low Voltage, Alarm And Communications Cable, Installed Exposed	5,152.68	2,344.90
For #10 AWG, Add	1,192.47	
For Work In Restricted Working Space, Add	1,172.12	
27 15 13 00-0079 MLF 4 Pair #12 AWG, Solid, Shielded, Non-Plenum Rated, Low Voltage, Alarm And Communications Cable, Installed Exposed	5,661.30	2,424.46
For #10 AWG, Add	1,342.77	
For Work In Restricted Working Space, Add	1,212.60	
27 15 13 00-0080 MLF 5 Pair #12 AWG, Solid, Shielded, Non-Plenum Rated, Low Voltage, Alarm And Communications Cable, Installed Exposed	6,285.45	2,588.01
For #10 AWG, Add	1,513.30	
For Work In Restricted Working Space, Add	1,294.38	
27 15 13 00-0081 MLF 6 Pair #12 AWG, Solid, Shielded, Non-Plenum Rated, Low Voltage, Alarm And Communications Cable, Installed Exposed	6,866.02	2,749.35
For #10 AWG, Add	1,669.94	
For Work In Restricted Working Space, Add	1,375.03	
27 15 13 00-0082 MLF 8 Pair #12 AWG, Solid, Shielded, Non-Plenum Rated, Low Voltage, Alarm And Communications Cable, Installed Exposed	7,530.12	3,076.44
For #10 AWG, Add	1,818.50	
For Work In Restricted Working Space, Add	1,537.93	
27 15 13 00-0083 MLF 12 Pair #12 AWG, Solid, Shielded, Non-Plenum Rated, Low Voltage, Alarm And Communications Cable, Installed Exposed	9,962.78	4,055.50
For #10 AWG, Add	2,409.20	
For Work In Restricted Working Space, Add	2,027.36	
27 15 13 00-0084 MLF 24 Pair #12 AWG, Solid, Shielded, Non-Plenum Rated, Low Voltage, Alarm And Communications Cable, Installed Exposed	14,787.01	5,989.32
For #10 AWG, Add	3,582.36	
For Work In Restricted Working Space, Add	2,993.89	
27 15 13 00-0085 #14 AWG, Solid, Shielded, Non-Plenum Rated, Low Voltage, Alarm And Communications Cable, Installed Exposed <small>(27 15 13 00-0074)</small>		
27 15 13 00-0086 MLF 1 Pair #14 AWG, Solid, Shielded, Non-Plenum Rated, Low Voltage, Alarm And Communications Cable, Installed Exposed	3,652.08	1,913.93
For Work In Restricted Working Space, Add	956.75	
27 15 13 00-0087 MLF 2 Pair #14 AWG, Solid, Shielded, Non-Plenum Rated, Low Voltage, Alarm And Communications Cable, Installed Exposed	4,158.34	1,982.45
For Work In Restricted Working Space, Add	991.22	
27 15 13 00-0088 MLF 3 Pair #14 AWG, Solid, Shielded, Non-Plenum Rated, Low Voltage, Alarm And Communications Cable, Installed Exposed	4,609.16	2,050.96
For Work In Restricted Working Space, Add	1,025.70	
27 15 13 00-0089 MLF 4 Pair #14 AWG, Solid, Shielded, Non-Plenum Rated, Low Voltage, Alarm And Communications Cable, Installed Exposed	5,083.32	2,121.68
For Work In Restricted Working Space, Add	1,060.84	
27 15 13 00-0090 MLF 5 Pair #14 AWG, Solid, Shielded, Non-Plenum Rated, Low Voltage, Alarm And Communications Cable, Installed Exposed	5,657.91	2,265.34
For Work In Restricted Working Space, Add	1,132.45	
27 15 13 00-0091 MLF 6 Pair #14 AWG, Solid, Shielded, Non-Plenum Rated, Low Voltage, Alarm And Communications Cable, Installed Exposed	6,190.02	2,406.78
For Work In Restricted Working Space, Add	1,202.73	
27 15 13 00-0092 MLF 8 Pair #14 AWG, Solid, Shielded, Non-Plenum Rated, Low Voltage, Alarm And Communications Cable, Installed Exposed	6,783.11	2,691.88
For Work In Restricted Working Space, Add	1,345.94	
27 15 13 00-0093 MLF 12 Pair #14 AWG, Solid, Shielded, Non-Plenum Rated, Low Voltage, Alarm And Communications Cable, Installed Exposed	8,974.15	3,547.19
For Work In Restricted Working Space, Add	1,773.59	
27 15 13 00-0094 MLF 24 Pair #14 AWG, Solid, Shielded, Non-Plenum Rated, Low Voltage, Alarm And Communications Cable, Installed Exposed	13,327.54	5,240.11
For Work In Restricted Working Space, Add	2,620.28	
27 15 13 00-0095 #16 AWG, Solid, Shielded, Non-Plenum Rated, Low Voltage, Alarm And Communications Cable, Installed Exposed <small>(27 15 13 00-0074)</small>		
27 15 13 00-0096 MLF 1 Pair #16 AWG, Solid, Shielded, Non-Plenum Rated, Low Voltage, Alarm And Communications Cable, Installed Exposed	3,256.45	1,708.40
For Work In Restricted Working Space, Add	854.64	

27 Communications
27 10 Structured Cabling
27 15 Communications Horizontal Cabling



MINOR	CSI	UOM	DESCRIPTION	TOTAL DIRECT UNIT COST	DEMOLITION UNIT COST
27 15 13 00-0097	MLF		2 Pair #16 AWG, Solid, Shielded, Non-Plenum Rated, Low Voltage, Alarm And Communications Cable, Installed Exposed.....	3,604.60 885.14	1,770.28
			<i>For Work In Restricted Working Space, Add</i>		
27 15 13 00-0098	MLF		3 Pair #16 AWG, Solid, Shielded, Non-Plenum Rated, Low Voltage, Alarm And Communications Cable, Installed Exposed.....	4,100.18 915.64	1,832.16
			<i>For Work In Restricted Working Space, Add</i>		
27 15 13 00-0099	MLF		4 Pair #16 AWG, Solid, Shielded, Non-Plenum Rated, Low Voltage, Alarm And Communications Cable, Installed Exposed.....	4,520.67 947.46	1,894.04
			<i>For Work In Restricted Working Space, Add</i>		
27 15 13 00-0100	MLF		5 Pair #16 AWG, Solid, Shielded, Non-Plenum Rated, Low Voltage, Alarm And Communications Cable, Installed Exposed.....	5,028.62 1,011.11	2,022.23
			<i>For Work In Restricted Working Space, Add</i>		
27 15 13 00-0101	MLF		6 Pair #16 AWG, Solid, Shielded, Non-Plenum Rated, Low Voltage, Alarm And Communications Cable, Installed Exposed.....	5,500.86 1,074.10	2,148.20
			<i>For Work In Restricted Working Space, Add</i>		
27 15 13 00-0102	MLF		7 Pair #16 AWG, Solid, Shielded, Non-Plenum Rated, Low Voltage, Alarm And Communications Cable, Installed Exposed.....	5,763.98 1,137.75	2,276.38
			<i>For Work In Restricted Working Space, Add</i>		
27 15 13 00-0103	MLF		8 Pair #16 AWG, Solid, Shielded, Non-Plenum Rated, Low Voltage, Alarm And Communications Cable, Installed Exposed.....	6,029.30 1,202.06	2,404.57
			<i>For Work In Restricted Working Space, Add</i>		
27 15 13 00-0104	MLF		9 Pair #16 AWG, Solid, Shielded, Non-Plenum Rated, Low Voltage, Alarm And Communications Cable, Installed Exposed.....	6,620.54 1,278.31	2,557.07
			<i>For Work In Restricted Working Space, Add</i>		
27 15 13 00-0105	MLF		12 Pair #16 AWG, Solid, Shielded, Non-Plenum Rated, Low Voltage, Alarm And Communications Cable, Installed Exposed.....	7,975.35 1,583.63	3,167.05
			<i>For Work In Restricted Working Space, Add</i>		
27 15 13 00-0106	MLF		24 Pair #16 AWG, Solid, Shielded, Non-Plenum Rated, Low Voltage, Alarm And Communications Cable, Installed Exposed.....	11,843.13 2,339.48	4,678.75
			<i>For Work In Restricted Working Space, Add</i>		
27 15 13 00-0107			#18 AWG, Solid, Shielded, Non-Plenum Rated, Low Voltage, Alarm And Communications Cable, Installed Exposed <small>(27 15 13 00-0074)</small>		
27 15 13 00-0108	MLF		1 Pair #18 AWG, Solid, Shielded, Non-Plenum Rated, Low Voltage, Alarm And Communications Cable, Installed Exposed.....	2,794.08 751.87	1,505.07
			<i>For Work In Restricted Working Space, Add</i>		
27 15 13 00-0109	MLF		2 Pair #18 AWG, Solid, Shielded, Non-Plenum Rated, Low Voltage, Alarm And Communications Cable, Installed Exposed.....	3,128.01 779.06	1,558.11
			<i>For Work In Restricted Working Space, Add</i>		
27 15 13 00-0110	MLF		3 Pair #18 AWG, Solid, Shielded, Non-Plenum Rated, Low Voltage, Alarm And Communications Cable, Installed Exposed.....	3,427.48 806.24	1,611.15
			<i>For Work In Restricted Working Space, Add</i>		
27 15 13 00-0111	MLF		4 Pair #18 AWG, Solid, Shielded, Non-Plenum Rated, Low Voltage, Alarm And Communications Cable, Installed Exposed.....	3,740.10 833.42	1,666.40
			<i>For Work In Restricted Working Space, Add</i>		
27 15 13 00-0112	MLF		5 Pair #18 AWG, Solid, Shielded, Non-Plenum Rated, Low Voltage, Alarm And Communications Cable, Installed Exposed.....	4,136.80 889.78	1,779.12
			<i>For Work In Restricted Working Space, Add</i>		
27 15 13 00-0113	MLF		6 Pair #18 AWG, Solid, Shielded, Non-Plenum Rated, Low Voltage, Alarm And Communications Cable, Installed Exposed.....	4,507.65 945.47	1,889.62
			<i>For Work In Restricted Working Space, Add</i>		
27 15 13 00-0114	MLF		8 Pair #18 AWG, Solid, Shielded, Non-Plenum Rated, Low Voltage, Alarm And Communications Cable, Installed Exposed.....	4,953.10 1,057.52	2,115.05
			<i>For Work In Restricted Working Space, Add</i>		
27 15 13 00-0115	MLF		12 Pair #18 AWG, Solid, Shielded, Non-Plenum Rated, Low Voltage, Alarm And Communications Cable, Installed Exposed.....	6,549.61 1,393.68	2,786.91
			<i>For Work In Restricted Working Space, Add</i>		
27 15 13 00-0116	MLF		24 Pair #18 AWG, Solid, Shielded, Non-Plenum Rated, Low Voltage, Alarm And Communications Cable, Installed Exposed.....	9,718.32 2,058.68	4,117.39
			<i>For Work In Restricted Working Space, Add</i>		
27 15 13 00-0117			#20 AWG, Solid, Shielded, Non-Plenum Rated, Low Voltage, Alarm And Communications Cable, Installed Exposed <small>(27 15 13 00-0074)</small>		
27 15 13 00-0118	MLF		1 Pair #20 AWG, Solid, Shielded, Non-Plenum Rated, Low Voltage, Alarm And Communications Cable, Installed Exposed.....	2,499.80 683.58	1,368.04
			<i>For Work In Restricted Working Space, Add</i>		
27 15 13 00-0119	MLF		2 Pair #20 AWG, Solid, Shielded, Non-Plenum Rated, Low Voltage, Alarm And Communications Cable, Installed Exposed.....	2,769.77 708.11	1,416.67
			<i>For Work In Restricted Working Space, Add</i>		
27 15 13 00-0120	MLF		3 Pair #20 AWG, Solid, Shielded, Non-Plenum Rated, Low Voltage, Alarm And Communications Cable, Installed Exposed.....	3,010.84 732.65	1,466.39
			<i>For Work In Restricted Working Space, Add</i>		
27 15 13 00-0121	MLF		4 Pair #20 AWG, Solid, Shielded, Non-Plenum Rated, Low Voltage, Alarm And Communications Cable, Installed Exposed.....	3,263.39 757.84	1,516.12
			<i>For Work In Restricted Working Space, Add</i>		
27 15 13 00-0122	MLF		5 Pair #20 AWG, Solid, Shielded, Non-Plenum Rated, Low Voltage, Alarm And Communications Cable, Installed Exposed.....	3,594.99 808.56	1,617.78
			<i>For Work In Restricted Working Space, Add</i>		
27 15 13 00-0123	MLF		6 Pair #20 AWG, Solid, Shielded, Non-Plenum Rated, Low Voltage, Alarm And Communications Cable, Installed Exposed.....	3,906.38 859.28	1,719.45
			<i>For Work In Restricted Working Space, Add</i>		



MINOR	CSI	UOM	DESCRIPTION	TOTAL DIRECT UNIT COST	DEMOLITION UNIT COST
27 15 13 00-0124	MLF		8 Pair #20 AWG, Solid, Shielded, Non-Plenum Rated, Low Voltage, Alarm And Communications Cable, Installed Exposed	4,318.00	1,922.77
			<i>For Work In Restricted Working Space, Add</i>	961.39	
27 15 13 00-0125	MLF		12 Pair #20 AWG, Solid, Shielded, Non-Plenum Rated, Low Voltage, Alarm And Communications Cable, Installed Exposed	5,686.68	2,534.96
			<i>For Work In Restricted Working Space, Add</i>	1,267.04	
27 15 13 00-0126	MLF		24 Pair #20 AWG, Solid, Shielded, Non-Plenum Rated, Low Voltage, Alarm And Communications Cable, Installed Exposed	8,433.86	3,743.88
			<i>For Work In Restricted Working Space, Add</i>	1,871.72	
27 15 13 00-0127	MLF		25 Pair #20 AWG, Solid, Shielded, Non-Plenum Rated, Low Voltage, Alarm And Communications Cable, Installed Exposed	8,829.61	3,832.28
			<i>For Work In Restricted Working Space, Add</i>	1,916.13	
27 15 13 00-0128	MLF		36 Pair #20 AWG, Solid, Shielded, Non-Plenum Rated, Low Voltage, Alarm And Communications Cable, Installed Exposed	10,429.88	4,462.16
			<i>For Work In Restricted Working Space, Add</i>	2,231.09	
27 15 13 00-0129	MLF		40 Pair #20 AWG, Solid, Shielded, Non-Plenum Rated, Low Voltage, Alarm And Communications Cable, Installed Exposed	11,180.67	4,775.99
			<i>For Work In Restricted Working Space, Add</i>	2,388.21	
27 15 13 00-0130	MLF		50 Pair #20 AWG, Solid, Shielded, Non-Plenum Rated, Low Voltage, Alarm And Communications Cable, Installed Exposed	13,594.10	5,969.43
			<i>For Work In Restricted Working Space, Add</i>	2,984.27	
27 15 13 00-0131	MLF		100 Pair #20 AWG, Solid, Shielded, Non-Plenum Rated, Low Voltage, Alarm And Communications Cable, Installed Exposed	18,257.08	7,859.06
			<i>For Work In Restricted Working Space, Add</i>	3,929.06	
27 15 13 00-0132			#22 AWG, Shielded, Low Voltage Cable, Installed Exposed <small>(27 15 13 00-0074)</small>		
27 15 13 00-0133	MLF		1 Pair #22 AWG, Solid, Shielded, Non-Plenum Rated, Low Voltage, Alarm And Communications Cable, Installed Exposed	2,166.68	1,231.01
			<i>For Work In Restricted Working Space, Add</i>	615.29	
27 15 13 00-0134	MLF		2 Pair #22 AWG, Solid, Shielded, Non-Plenum Rated, Low Voltage, Alarm And Communications Cable, Installed Exposed	2,282.25	1,275.22
			<i>For Work In Restricted Working Space, Add</i>	637.17	
27 15 13 00-0135	MLF		3 Pair #22 AWG, Solid, Shielded, Non-Plenum Rated, Low Voltage, Alarm And Communications Cable, Installed Exposed	2,416.27	1,319.42
			<i>For Work In Restricted Working Space, Add</i>	659.71	
27 15 13 00-0136	MLF		4 Pair #22 AWG, Solid, Shielded, Non-Plenum Rated, Low Voltage, Alarm And Communications Cable, Installed Exposed	2,558.39	1,363.62
			<i>For Work In Restricted Working Space, Add</i>	682.25	
27 15 13 00-0137	MLF		5 Pair #22 AWG, Solid, Shielded, Non-Plenum Rated, Low Voltage, Alarm And Communications Cable, Installed Exposed	2,791.28	1,456.45
			<i>For Work In Restricted Working Space, Add</i>	728.00	
27 15 13 00-0138	MLF		6 Pair #22 AWG, Solid, Shielded, Non-Plenum Rated, Low Voltage, Alarm And Communications Cable, Installed Exposed	3,022.31	1,542.64
			<i>For Work In Restricted Working Space, Add</i>	771.76	
27 15 13 00-0139			Triad, Installed Exposed <small>(27 15 13 00-0074)</small>		
27 15 13 00-0140	MLF		1 Triad, #16 AWG, Stranded, Low Voltage Copper Communication Cable, Installed Exposed	2,829.14	916.08
27 15 13 00-0141	MLF		4 Triad, #20 AWG, Stranded, Low Voltage Copper Communication Cable, Installed Exposed	3,678.72	1,267.49
27 15 13 00-0142	MLF		8 Triad, #20 AWG, Stranded, Low Voltage Copper Communication Cable, Installed Exposed	5,758.68	1,871.94
27 15 13 00-0143	MLF		12 Triad, #20 AWG, Stranded, Low Voltage Copper Communication Cable, Installed Exposed	7,182.35	2,231.08
27 15 13 00-0144	MLF		24 Triad, #20 AWG, Stranded, Low Voltage Copper Communication Cable, Installed Exposed	11,781.14	3,456.57
27 15 13 00-0145	MLF		36 Triad, #20 AWG, Stranded, Low Voltage Copper Communication Cable, Installed Exposed	13,558.68	3,929.53
27 15 13 00-0146			Solid, Non-Shielded, Non-Plenum Rated, Low Voltage, Alarm And Communications Cable, Installed In Conduit <small>(27 15 13 00-0001)</small>		
27 15 13 00-0147			#14 AWG, Solid, Non-Shielded, Non-Plenum Rated, Low Voltage, Alarm And Communications Cable, Installed In Conduit <small>(27 15 13 00-0146)</small>		
27 15 13 00-0148	MLF		1 Pair #14 AWG, Solid, Non-Shielded, Non-Plenum Rated, Low Voltage, Alarm And Communications Cable, Installed In Conduit	1,827.21	956.97
			<i>For Work In Restricted Working Space, Add</i>	478.37	
27 15 13 00-0149	MLF		2 Pair #14 AWG, Solid, Non-Shielded, Non-Plenum Rated, Low Voltage, Alarm And Communications Cable, Installed In Conduit	2,081.32	991.22
			<i>For Work In Restricted Working Space, Add</i>	495.61	
27 15 13 00-0150	MLF		3 Pair #14 AWG, Solid, Non-Shielded, Non-Plenum Rated, Low Voltage, Alarm And Communications Cable, Installed In Conduit	2,307.59	1,025.48
			<i>For Work In Restricted Working Space, Add</i>	512.85	
27 15 13 00-0151	MLF		4 Pair #14 AWG, Solid, Non-Shielded, Non-Plenum Rated, Low Voltage, Alarm And Communications Cable, Installed In Conduit	2,545.58	1,060.84
			<i>For Work In Restricted Working Space, Add</i>	530.42	
27 15 13 00-0152	MLF		5 Pair #14 AWG, Solid, Non-Shielded, Non-Plenum Rated, Low Voltage, Alarm And Communications Cable, Installed In Conduit	2,831.50	1,131.56
			<i>For Work In Restricted Working Space, Add</i>	565.56	
27 15 13 00-0153	MLF		6 Pair #14 AWG, Solid, Non-Shielded, Non-Plenum Rated, Low Voltage, Alarm And Communications Cable, Installed In Conduit	3,099.42	1,202.29
			<i>For Work In Restricted Working Space, Add</i>	601.03	
27 15 13 00-0154	MLF		8 Pair #14 AWG, Solid, Non-Shielded, Non-Plenum Rated, Low Voltage, Alarm And Communications Cable, Installed In Conduit	3,397.35	1,345.95
			<i>For Work In Restricted Working Space, Add</i>	672.97	

27 Communications**27 10 Structured Cabling****27 15 Communications Horizontal Cabling**

SAN BERNARDINO
COUNTY

MINOR CSI UOM DESCRIPTION	TOTAL DIRECT UNIT COST	DEMOLITION UNIT COST
27 15 13 00-0155 MLF 12 Pair #14 AWG, Solid, Non-Shielded, Non-Plenum Rated, Low Voltage, Alarm And Communications Cable, Installed In Conduit.....	4,494.81	1,773.59
<i>For Work In Restricted Working Space, Add</i>	886.79	
27 15 13 00-0156 MLF 24 Pair #14 AWG, Solid, Non-Shielded, Non-Plenum Rated, Low Voltage, Alarm And Communications Cable, Installed In Conduit.....	6,675.37	2,620.06
<i>For Work In Restricted Working Space, Add</i>	1,310.14	
27 15 13 00-0157 #16 AWG, Solid, Non-Shielded, Non-Plenum Rated, Low Voltage, Alarm And Communications Cable, Installed In Conduit (27 15 13 00-0146)		
27 15 13 00-0158 MLF 1 Pair #16 AWG, Solid, Non-Shielded, Non-Plenum Rated, Low Voltage, Alarm And Communications Cable, Installed In Conduit.....	1,629.24	854.19
<i>For Work In Restricted Working Space, Add</i>	427.32	
27 15 13 00-0159 MLF 2 Pair #16 AWG, Solid, Non-Shielded, Non-Plenum Rated, Low Voltage, Alarm And Communications Cable, Installed In Conduit.....	1,853.26	885.14
<i>For Work In Restricted Working Space, Add</i>	442.57	
27 15 13 00-0160 MLF 3 Pair #16 AWG, Solid, Non-Shielded, Non-Plenum Rated, Low Voltage, Alarm And Communications Cable, Installed In Conduit.....	2,052.73	916.08
<i>For Work In Restricted Working Space, Add</i>	457.62	
27 15 13 00-0161 MLF 4 Pair #16 AWG, Solid, Non-Shielded, Non-Plenum Rated, Low Voltage, Alarm And Communications Cable, Installed In Conduit.....	2,263.78	947.02
<i>For Work In Restricted Working Space, Add</i>	473.73	
27 15 13 00-0162 MLF 5 Pair #16 AWG, Solid, Non-Shielded, Non-Plenum Rated, Low Voltage, Alarm And Communications Cable, Installed In Conduit.....	2,517.40	1,010.01
<i>For Work In Restricted Working Space, Add</i>	505.23	
27 15 13 00-0163 MLF 6 Pair #16 AWG, Solid, Non-Shielded, Non-Plenum Rated, Low Voltage, Alarm And Communications Cable, Installed In Conduit.....	2,755.28	1,074.10
<i>For Work In Restricted Working Space, Add</i>	537.05	
27 15 13 00-0164 MLF 7 Pair #16 AWG, Solid, Non-Shielded, Non-Plenum Rated, Low Voltage, Alarm And Communications Cable, Installed In Conduit.....	2,886.97	1,138.20
<i>For Work In Restricted Working Space, Add</i>	568.88	
27 15 13 00-0165 MLF 8 Pair #16 AWG, Solid, Non-Shielded, Non-Plenum Rated, Low Voltage, Alarm And Communications Cable, Installed In Conduit.....	3,085.46	1,202.29
<i>For Work In Restricted Working Space, Add</i>	601.03	
27 15 13 00-0166 MLF 9 Pair #16 AWG, Solid, Non-Shielded, Non-Plenum Rated, Low Voltage, Alarm And Communications Cable, Installed In Conduit.....	3,392.76	1,278.53
<i>For Work In Restricted Working Space, Add</i>	639.12	
27 15 13 00-0167 MLF 12 Pair #16 AWG, Solid, Non-Shielded, Non-Plenum Rated, Low Voltage, Alarm And Communications Cable, Installed In Conduit.....	3,994.50	1,583.53
<i>For Work In Restricted Working Space, Add</i>	791.82	
27 15 13 00-0168 MLF 24 Pair #16 AWG, Solid, Non-Shielded, Non-Plenum Rated, Low Voltage, Alarm And Communications Cable, Installed In Conduit.....	5,932.32	2,339.37
<i>For Work In Restricted Working Space, Add</i>	1,169.90	
27 15 13 00-0169 #18 AWG, Solid, Non-Shielded, Non-Plenum Rated, Low Voltage, Alarm And Communications Cable, Installed In Conduit (27 15 13 00-0146)		
27 15 13 00-0170 MLF 1 Pair #18 AWG, Solid, Non-Shielded, Non-Plenum Rated, Low Voltage, Alarm And Communications Cable, Installed In Conduit.....	1,424.09	751.43
<i>For Work In Restricted Working Space, Add</i>	375.94	
27 15 13 00-0171 MLF 2 Pair #18 AWG, Solid, Non-Shielded, Non-Plenum Rated, Low Voltage, Alarm And Communications Cable, Installed In Conduit.....	1,604.99	779.05
<i>For Work In Restricted Working Space, Add</i>	389.53	
27 15 13 00-0172 MLF 3 Pair #18 AWG, Solid, Non-Shielded, Non-Plenum Rated, Low Voltage, Alarm And Communications Cable, Installed In Conduit.....	1,721.05	806.68
<i>For Work In Restricted Working Space, Add</i>	403.12	
27 15 13 00-0173 MLF 4 Pair #18 AWG, Solid, Non-Shielded, Non-Plenum Rated, Low Voltage, Alarm And Communications Cable, Installed In Conduit.....	1,872.48	833.20
<i>For Work In Restricted Working Space, Add</i>	416.71	
27 15 13 00-0174 MLF 5 Pair #18 AWG, Solid, Non-Shielded, Non-Plenum Rated, Low Voltage, Alarm And Communications Cable, Installed In Conduit.....	2,060.73	889.55
<i>For Work In Restricted Working Space, Add</i>	444.89	
27 15 13 00-0175 MLF 6 Pair #18 AWG, Solid, Non-Shielded, Non-Plenum Rated, Low Voltage, Alarm And Communications Cable, Installed In Conduit.....	2,247.89	945.92
<i>For Work In Restricted Working Space, Add</i>	472.74	
27 15 13 00-0176 MLF 8 Pair #18 AWG, Solid, Non-Shielded, Non-Plenum Rated, Low Voltage, Alarm And Communications Cable, Installed In Conduit.....	2,682.27	1,057.52
<i>For Work In Restricted Working Space, Add</i>	528.77	
27 15 13 00-0177 MLF 12 Pair #18 AWG, Solid, Non-Shielded, Non-Plenum Rated, Low Voltage, Alarm And Communications Cable, Installed In Conduit.....	3,489.42	1,393.46
<i>For Work In Restricted Working Space, Add</i>	696.84	
27 15 13 00-0178 MLF 24 Pair #18 AWG, Solid, Non-Shielded, Non-Plenum Rated, Low Voltage, Alarm And Communications Cable, Installed In Conduit.....	4,705.36	2,058.69
<i>For Work In Restricted Working Space, Add</i>	1,029.34	
27 15 13 00-0179 #20 AWG, Solid, Non-Shielded, Non-Plenum Rated, Low Voltage, Alarm And Communications Cable, Installed In Conduit (27 15 13 00-0146)		
27 15 13 00-0180 MLF 1 Pair #20 AWG, Solid, Non-Shielded, Non-Plenum Rated, Low Voltage, Alarm And Communications Cable, Installed In Conduit.....	1,259.99	684.02
<i>For Work In Restricted Working Space, Add</i>	341.79	
27 15 13 00-0181 MLF 2 Pair #20 AWG, Solid, Non-Shielded, Non-Plenum Rated, Low Voltage, Alarm And Communications Cable, Installed In Conduit.....	1,385.91	708.33
<i>For Work In Restricted Working Space, Add</i>	354.05	



MINOR CSI UOM DESCRIPTION	TOTAL DIRECT UNIT COST	DEMOLITION UNIT COST
27 15 13 00-0182 MLF 3 Pair #20 AWG, Solid, Non-Shielded, Non-Plenum Rated, Low Voltage, Alarm And Communications Cable, Installed In Conduit..... <i>For Work In Restricted Working Space, Add</i>	1,629.51 403.12	806.68
27 15 13 00-0183 MLF 4 Pair #20 AWG, Solid, Non-Shielded, Non-Plenum Rated, Low Voltage, Alarm And Communications Cable, Installed In Conduit..... <i>For Work In Restricted Working Space, Add</i>	1,783.84 424.01	848.01
27 15 13 00-0184 MLF 5 Pair #20 AWG, Solid, Non-Shielded, Non-Plenum Rated, Low Voltage, Alarm And Communications Cable, Installed In Conduit..... <i>For Work In Restricted Working Space, Add</i>	1,935.13 444.89	889.55
27 15 13 00-0185 MLF 6 Pair #20 AWG, Solid, Non-Shielded, Non-Plenum Rated, Low Voltage, Alarm And Communications Cable, Installed In Conduit..... <i>For Work In Restricted Working Space, Add</i>	2,099.48 472.74	945.92
27 15 13 00-0186 MLF 8 Pair #20 AWG, Solid, Non-Shielded, Non-Plenum Rated, Low Voltage, Alarm And Communications Cable, Installed In Conduit..... <i>For Work In Restricted Working Space, Add</i>	2,314.31 526.44	1,052.66
27 15 13 00-0187 MLF 12 Pair #20 AWG, Solid, Non-Shielded, Non-Plenum Rated, Low Voltage, Alarm And Communications Cable, Installed In Conduit..... <i>For Work In Restricted Working Space, Add</i>	2,847.03 633.52	1,267.49
27 15 13 00-0188 MLF 24 Pair #20 AWG, Solid, Non-Shielded, Non-Plenum Rated, Low Voltage, Alarm And Communications Cable, Installed In Conduit..... <i>For Work In Restricted Working Space, Add</i>	4,222.48 935.86	1,871.94
27 15 13 00-0189 MLF 25 Pair #20 AWG, Solid, Non-Shielded, Non-Plenum Rated, Low Voltage, Alarm And Communications Cable, Installed In Conduit..... <i>For Work In Restricted Working Space, Add</i>	4,420.99 958.07	1,916.15
27 15 13 00-0190 MLF 36 Pair #20 AWG, Solid, Non-Shielded, Non-Plenum Rated, Low Voltage, Alarm And Communications Cable, Installed In Conduit..... <i>For Work In Restricted Working Space, Add</i>	5,222.49 1,115.54	2,231.08
27 15 13 00-0191 MLF 40 Pair #20 AWG, Solid, Non-Shielded, Non-Plenum Rated, Low Voltage, Alarm And Communications Cable, Installed In Conduit..... <i>For Work In Restricted Working Space, Add</i>	5,598.47 1,194.11	2,388.00
27 15 13 00-0192 MLF 50 Pair #20 AWG, Solid, Non-Shielded, Non-Plenum Rated, Low Voltage, Alarm And Communications Cable, Installed In Conduit..... <i>For Work In Restricted Working Space, Add</i>	6,806.26 1,492.13	2,984.72
27 15 13 00-0193 MLF 100 Pair #20 AWG, Solid, Non-Shielded, Non-Plenum Rated, Low Voltage, Alarm And Communications Cable, Installed In Conduit..... <i>For Work In Restricted Working Space, Add</i>	9,141.58 1,964.53	3,929.53
27 15 13 00-0194 #22 AWG, Solid, Non-Shielded, Non-Plenum Rated, Low Voltage, Alarm And Communications Cable, Installed In Conduit (27 15 13 00-0146)		
27 15 13 00-0195 MLF 1 Pair #22 AWG, Solid, Non-Shielded, Non-Plenum Rated, Low Voltage, Alarm And Communications Cable, Installed In Conduit..... <i>For Work In Restricted Working Space, Add</i>	1,105.49 307.64	615.51
27 15 13 00-0196 MLF 2 Pair #22 AWG, Solid, Non-Shielded, Non-Plenum Rated, Low Voltage, Alarm And Communications Cable, Installed In Conduit..... <i>For Work In Restricted Working Space, Add</i>	1,171.43 318.58	637.61
27 15 13 00-0197 MLF 3 Pair #22 AWG, Solid, Non-Shielded, Non-Plenum Rated, Low Voltage, Alarm And Communications Cable, Installed In Conduit..... <i>For Work In Restricted Working Space, Add</i>	1,255.20 329.86	659.71
27 15 13 00-0198 MLF 4 Pair #22 AWG, Solid, Non-Shielded, Non-Plenum Rated, Low Voltage, Alarm And Communications Cable, Installed In Conduit..... <i>For Work In Restricted Working Space, Add</i>	1,345.79 341.12	681.82
27 15 13 00-0199 MLF 5 Pair #22 AWG, Solid, Non-Shielded, Non-Plenum Rated, Low Voltage, Alarm And Communications Cable, Installed In Conduit..... <i>For Work In Restricted Working Space, Add</i>	1,471.66 364.00	728.22
27 15 13 00-0200 MLF 6 Pair #22 AWG, Solid, Non-Shielded, Non-Plenum Rated, Low Voltage, Alarm And Communications Cable, Installed In Conduit..... <i>For Work In Restricted Working Space, Add</i>	1,604.93 385.88	771.32
27 15 13 00-0201 Solid, Non-Shielded, Non-Plenum Rated, Low Voltage, Alarm And Communications Cable, Installed Exposed (27 15 13 00-0001)		
27 15 13 00-0202 #14 AWG, Solid, Non-Shielded, Non-Plenum Rated, Low Voltage, Alarm And Communications Cable, Installed Exposed (27 15 13 00-0201)		
27 15 13 00-0203 MLF 1 Pair #14 AWG, Solid, Non-Shielded, Non-Plenum Rated, Low Voltage, Alarm And Communications Cable, Installed Exposed..... <i>For Work In Restricted Working Space, Add</i>	3,421.78 956.75	1,913.93
27 15 13 00-0204 MLF 2 Pair #14 AWG, Solid, Non-Shielded, Non-Plenum Rated, Low Voltage, Alarm And Communications Cable, Installed Exposed..... <i>For Work In Restricted Working Space, Add</i>	3,733.37 991.22	1,982.45
27 15 13 00-0205 MLF 3 Pair #14 AWG, Solid, Non-Shielded, Non-Plenum Rated, Low Voltage, Alarm And Communications Cable, Installed Exposed..... <i>For Work In Restricted Working Space, Add</i>	4,017.09 1,025.70	2,050.96
27 15 13 00-0206 MLF 4 Pair #14 AWG, Solid, Non-Shielded, Non-Plenum Rated, Low Voltage, Alarm And Communications Cable, Installed Exposed..... <i>For Work In Restricted Working Space, Add</i>	4,313.64 1,060.84	2,121.68
27 15 13 00-0207 MLF 5 Pair #14 AWG, Solid, Non-Shielded, Non-Plenum Rated, Low Voltage, Alarm And Communications Cable, Installed Exposed..... <i>For Work In Restricted Working Space, Add</i>	4,716.71 1,131.12	2,263.13
27 15 13 00-0208 MLF 6 Pair #14 AWG, Solid, Non-Shielded, Non-Plenum Rated, Low Voltage, Alarm And Communications Cable, Installed Exposed..... <i>For Work In Restricted Working Space, Add</i>	5,102.86 1,202.06	2,404.57

27 Communications
27 10 Structured Cabling
27 15 Communications Horizontal Cabling



MINOR	CSI	UOM	DESCRIPTION	TOTAL DIRECT UNIT COST	DEMOLITION UNIT COST
27 15 13 00-0209	MLF		8 Pair #14 AWG, Solid, Non-Shielded, Non-Plenum Rated, Low Voltage, Alarm And Communications Cable, Installed Exposed	5,640.59	2,691.88
			<i>For Work In Restricted Working Space, Add</i>	1,345.94	
27 15 13 00-0210	MLF		12 Pair #14 AWG, Solid, Non-Shielded, Non-Plenum Rated, Low Voltage, Alarm And Communications Cable, Installed Exposed	7,450.79	3,547.19
			<i>For Work In Restricted Working Space, Add</i>	1,773.59	
27 15 13 00-0211	MLF		24 Pair #14 AWG, Solid, Non-Shielded, Non-Plenum Rated, Low Voltage, Alarm And Communications Cable, Installed Exposed	11,042.50	5,240.11
			<i>For Work In Restricted Working Space, Add</i>	2,620.28	
27 15 13 00-0212			#16 AWG, Solid, Non-Shielded, Non-Plenum Rated, Low Voltage, Alarm And Communications Cable, Installed Exposed <small>(27 15 13 00-0201)</small>		
27 15 13 00-0213	MLF		1 Pair #16 AWG, Solid, Non-Shielded, Non-Plenum Rated, Low Voltage, Alarm And Communications Cable, Installed Exposed	3,053.65	1,708.40
			<i>For Work In Restricted Working Space, Add</i>	854.64	
27 15 13 00-0214	MLF		2 Pair #16 AWG, Solid, Non-Shielded, Non-Plenum Rated, Low Voltage, Alarm And Communications Cable, Installed Exposed	3,328.49	1,770.28
			<i>For Work In Restricted Working Space, Add</i>	885.14	
27 15 13 00-0215	MLF		3 Pair #16 AWG, Solid, Non-Shielded, Non-Plenum Rated, Low Voltage, Alarm And Communications Cable, Installed Exposed	3,578.80	1,832.16
			<i>For Work In Restricted Working Space, Add</i>	915.64	
27 15 13 00-0216	MLF		4 Pair #16 AWG, Solid, Non-Shielded, Non-Plenum Rated, Low Voltage, Alarm And Communications Cable, Installed Exposed	3,842.88	1,894.04
			<i>For Work In Restricted Working Space, Add</i>	947.46	
27 15 13 00-0217	MLF		5 Pair #16 AWG, Solid, Non-Shielded, Non-Plenum Rated, Low Voltage, Alarm And Communications Cable, Installed Exposed	4,201.48	2,020.02
			<i>For Work In Restricted Working Space, Add</i>	1,010.45	
27 15 13 00-0218	MLF		6 Pair #16 AWG, Solid, Non-Shielded, Non-Plenum Rated, Low Voltage, Alarm And Communications Cable, Installed Exposed	4,545.44	2,148.20
			<i>For Work In Restricted Working Space, Add</i>	1,074.10	
27 15 13 00-0219	MLF		7 Pair #16 AWG, Solid, Non-Shielded, Non-Plenum Rated, Low Voltage, Alarm And Communications Cable, Installed Exposed	4,783.22	2,276.38
			<i>For Work In Restricted Working Space, Add</i>	1,137.75	
27 15 13 00-0220	MLF		8 Pair #16 AWG, Solid, Non-Shielded, Non-Plenum Rated, Low Voltage, Alarm And Communications Cable, Installed Exposed	5,088.90	2,404.57
			<i>For Work In Restricted Working Space, Add</i>	1,202.06	
27 15 13 00-0221	MLF		9 Pair #16 AWG, Solid, Non-Shielded, Non-Plenum Rated, Low Voltage, Alarm And Communications Cable, Installed Exposed	5,523.17	2,557.07
			<i>For Work In Restricted Working Space, Add</i>	1,278.25	
27 15 13 00-0222	MLF		12 Pair #16 AWG, Solid, Non-Shielded, Non-Plenum Rated, Low Voltage, Alarm And Communications Cable, Installed Exposed	6,633.88	3,167.05
			<i>For Work In Restricted Working Space, Add</i>	1,583.63	
27 15 13 00-0223	MLF		24 Pair #16 AWG, Solid, Non-Shielded, Non-Plenum Rated, Low Voltage, Alarm And Communications Cable, Installed Exposed	9,832.00	4,678.75
			<i>For Work In Restricted Working Space, Add</i>	2,339.81	
27 15 13 00-0224			#18 AWG, Solid, Non-Shielded, Non-Plenum Rated, Low Voltage, Alarm And Communications Cable, Installed Exposed <small>(27 15 13 00-0201)</small>		
27 15 13 00-0225	MLF		1 Pair #18 AWG, Solid, Non-Shielded, Non-Plenum Rated, Low Voltage, Alarm And Communications Cable, Installed Exposed	2,677.21	1,502.85
			<i>For Work In Restricted Working Space, Add</i>	751.87	
27 15 13 00-0226	MLF		2 Pair #18 AWG, Solid, Non-Shielded, Non-Plenum Rated, Low Voltage, Alarm And Communications Cable, Installed Exposed	2,903.42	1,558.11
			<i>For Work In Restricted Working Space, Add</i>	779.06	
27 15 13 00-0227	MLF		3 Pair #18 AWG, Solid, Non-Shielded, Non-Plenum Rated, Low Voltage, Alarm And Communications Cable, Installed Exposed	3,064.78	1,613.37
			<i>For Work In Restricted Working Space, Add</i>	806.24	
27 15 13 00-0228	MLF		4 Pair #18 AWG, Solid, Non-Shielded, Non-Plenum Rated, Low Voltage, Alarm And Communications Cable, Installed Exposed	3,261.52	1,666.40
			<i>For Work In Restricted Working Space, Add</i>	833.42	
27 15 13 00-0229	MLF		5 Pair #18 AWG, Solid, Non-Shielded, Non-Plenum Rated, Low Voltage, Alarm And Communications Cable, Installed Exposed	3,543.70	1,779.12
			<i>For Work In Restricted Working Space, Add</i>	889.78	
27 15 13 00-0230	MLF		6 Pair #18 AWG, Solid, Non-Shielded, Non-Plenum Rated, Low Voltage, Alarm And Communications Cable, Installed Exposed	3,823.68	1,891.83
			<i>For Work In Restricted Working Space, Add</i>	945.47	
27 15 13 00-0231	MLF		8 Pair #18 AWG, Solid, Non-Shielded, Non-Plenum Rated, Low Voltage, Alarm And Communications Cable, Installed Exposed	4,444.80	2,115.05
			<i>For Work In Restricted Working Space, Add</i>	1,057.52	
27 15 13 00-0232	MLF		12 Pair #18 AWG, Solid, Non-Shielded, Non-Plenum Rated, Low Voltage, Alarm And Communications Cable, Installed Exposed	5,812.22	2,786.91
			<i>For Work In Restricted Working Space, Add</i>	1,393.68	
27 15 13 00-0233	MLF		24 Pair #18 AWG, Solid, Non-Shielded, Non-Plenum Rated, Low Voltage, Alarm And Communications Cable, Installed Exposed	8,136.50	4,117.39
			<i>For Work In Restricted Working Space, Add</i>	2,058.68	
27 15 13 00-0234			#20 AWG, Solid, Non-Shielded, Non-Plenum Rated, Low Voltage, Alarm And Communications Cable, Installed Exposed <small>(27 15 13 00-0201)</small>		
27 15 13 00-0235	MLF		1 Pair #20 AWG, Solid, Non-Shielded, Non-Plenum Rated, Low Voltage, Alarm And Communications Cable, Installed Exposed	2,399.29	1,368.04
			<i>For Work In Restricted Working Space, Add</i>	683.58	



MINOR CSI UOM DESCRIPTION	TOTAL DIRECT UNIT COST	DEMOLITION UNIT COST
27 15 13 00-0236 MLF 2 Pair #20 AWG, Solid, Non-Shielded, Non-Plenum Rated, Low Voltage, Alarm And Communications Cable, Installed Exposed <i>For Work In Restricted Working Space, Add</i>	2,566.10 708.11	1,416.67
27 15 13 00-0237 MLF 3 Pair #20 AWG, Solid, Non-Shielded, Non-Plenum Rated, Low Voltage, Alarm And Communications Cable, Installed Exposed <i>For Work In Restricted Working Space, Add</i>	2,973.24 806.24	1,613.37
27 15 13 00-0238 MLF 4 Pair #20 AWG, Solid, Non-Shielded, Non-Plenum Rated, Low Voltage, Alarm And Communications Cable, Installed Exposed <i>For Work In Restricted Working Space, Add</i>	3,197.18 848.01	1,696.02
27 15 13 00-0239 MLF 5 Pair #20 AWG, Solid, Non-Shielded, Non-Plenum Rated, Low Voltage, Alarm And Communications Cable, Installed Exposed <i>For Work In Restricted Working Space, Add</i>	3,418.10 889.78	1,779.12
27 15 13 00-0240 MLF 6 Pair #20 AWG, Solid, Non-Shielded, Non-Plenum Rated, Low Voltage, Alarm And Communications Cable, Installed Exposed <i>For Work In Restricted Working Space, Add</i>	3,675.27 945.47	1,891.83
27 15 13 00-0241 MLF 8 Pair #20 AWG, Solid, Non-Shielded, Non-Plenum Rated, Low Voltage, Alarm And Communications Cable, Installed Exposed <i>For Work In Restricted Working Space, Add</i>	4,069.11 1,052.88	2,105.33
27 15 13 00-0242 MLF 12 Pair #20 AWG, Solid, Non-Shielded, Non-Plenum Rated, Low Voltage, Alarm And Communications Cable, Installed Exposed <i>For Work In Restricted Working Space, Add</i>	4,958.77 1,267.04	2,534.96
27 15 13 00-0243 MLF 24 Pair #20 AWG, Solid, Non-Shielded, Non-Plenum Rated, Low Voltage, Alarm And Communications Cable, Installed Exposed <i>For Work In Restricted Working Space, Add</i>	7,342.00 1,871.72	3,743.88
27 15 13 00-0244 MLF 25 Pair #20 AWG, Solid, Non-Shielded, Non-Plenum Rated, Low Voltage, Alarm And Communications Cable, Installed Exposed <i>For Work In Restricted Working Space, Add</i>	7,614.53 1,916.13	3,832.28
27 15 13 00-0245 MLF 36 Pair #20 AWG, Solid, Non-Shielded, Non-Plenum Rated, Low Voltage, Alarm And Communications Cable, Installed Exposed <i>For Work In Restricted Working Space, Add</i>	8,940.98 2,231.09	4,462.16
27 15 13 00-0246 MLF 40 Pair #20 AWG, Solid, Non-Shielded, Non-Plenum Rated, Low Voltage, Alarm And Communications Cable, Installed Exposed <i>For Work In Restricted Working Space, Add</i>	9,578.82 2,388.21	4,775.99
27 15 13 00-0247 MLF 50 Pair #20 AWG, Solid, Non-Shielded, Non-Plenum Rated, Low Voltage, Alarm And Communications Cable, Installed Exposed <i>For Work In Restricted Working Space, Add</i>	11,780.04 2,984.27	5,969.43
27 15 13 00-0248 MLF 100 Pair #20 AWG, Solid, Non-Shielded, Non-Plenum Rated, Low Voltage, Alarm And Communications Cable, Installed Exposed <i>For Work In Restricted Working Space, Add</i>	15,690.01 3,929.06	7,859.06
27 15 13 00-0249 #22 AWG, Solid, Non-Shielded, Non-Plenum Rated, Low Voltage, Alarm And Communications Cable, Installed Exposed <small>(27 15 13 00-0201)</small>		
27 15 13 00-0250 MLF 1 Pair #22 AWG, Solid, Non-Shielded, Non-Plenum Rated, Low Voltage, Alarm And Communications Cable, Installed Exposed <i>For Work In Restricted Working Space, Add</i>	2,130.97 615.29	1,231.01
27 15 13 00-0251 MLF 2 Pair #22 AWG, Solid, Non-Shielded, Non-Plenum Rated, Low Voltage, Alarm And Communications Cable, Installed Exposed <i>For Work In Restricted Working Space, Add</i>	2,233.39 637.17	1,275.22
27 15 13 00-0252 MLF 3 Pair #22 AWG, Solid, Non-Shielded, Non-Plenum Rated, Low Voltage, Alarm And Communications Cable, Installed Exposed <i>For Work In Restricted Working Space, Add</i>	2,354.72 659.71	1,319.42
27 15 13 00-0253 MLF 4 Pair #22 AWG, Solid, Non-Shielded, Non-Plenum Rated, Low Voltage, Alarm And Communications Cable, Installed Exposed <i>For Work In Restricted Working Space, Add</i>	2,482.89 682.25	1,363.62
27 15 13 00-0254 MLF 5 Pair #22 AWG, Solid, Non-Shielded, Non-Plenum Rated, Low Voltage, Alarm And Communications Cable, Installed Exposed <i>For Work In Restricted Working Space, Add</i>	2,685.00 728.00	1,456.45
27 15 13 00-0255 MLF 6 Pair #22 AWG, Solid, Non-Shielded, Non-Plenum Rated, Low Voltage, Alarm And Communications Cable, Installed Exposed <i>For Work In Restricted Working Space, Add</i>	2,891.20 771.76	1,542.64
27 15 13 00-0256 Solid, Shielded, Low Voltage, Alarm And Communications Cable, Buried In Trench <small>(27 15 13 00-0001)</small> Note: Excludes excavation.		
27 15 13 00-0257 MLF 1 Pair, #14 AWG, Solid, Shielded, Low Voltage, Alarm And Communications Cable, Buried In Trench	1,927.63	
27 15 13 00-0258 MLF 2 Pair, #14 AWG, Solid, Shielded, Low Voltage, Alarm And Communications Cable, Buried In Trench	2,370.36	
27 15 13 00-0259 MLF 3 Pair, #14 AWG, Solid, Shielded, Low Voltage, Alarm And Communications Cable, Buried In Trench	2,759.01	
27 15 13 00-0260 MLF 4 Pair, #14 AWG, Solid, Shielded, Low Voltage, Alarm And Communications Cable, Buried In Trench	3,170.54	
27 15 13 00-0261 MLF 5 Pair, #14 AWG, Solid, Shielded, Low Voltage, Alarm And Communications Cable, Buried In Trench	3,615.57	
27 15 13 00-0262 MLF 6 Pair, #14 AWG, Solid, Shielded, Low Voltage, Alarm And Communications Cable, Buried In Trench	4,021.62	
27 15 13 00-0263 Solid, Shielded, Low Voltage, Alarm And Communications Cable, Installed On Poles (Aerial) <small>(27 15 13 00-0001)</small>		
27 15 13 00-0264 MLF 1 Pair, #14 AWG, Solid, Shielded, Low Voltage, Alarm And Communications Cable, Installed On Poles (Aerial)	2,030.19	595.45
27 15 13 00-0265 MLF 2 Pair, #14 AWG, Solid, Shielded, Low Voltage, Alarm And Communications Cable, Installed On Poles (Aerial)	2,533.47	637.93
27 15 13 00-0266 MLF 3 Pair, #14 AWG, Solid, Shielded, Low Voltage, Alarm And Communications Cable, Installed On Poles (Aerial)	3,312.86	806.48
27 15 13 00-0267 MLF 4 Pair, #14 AWG, Solid, Shielded, Low Voltage, Alarm And Communications Cable, Installed On Poles (Aerial)	4,002.43	932.79
27 15 13 00-0268 MLF 5 Pair, #14 AWG, Solid, Shielded, Low Voltage, Alarm And Communications Cable, Installed On Poles (Aerial)	6,533.75	1,063.19
27 15 13 00-0269 MLF 6 Pair, #14 AWG, Solid, Shielded, Low Voltage, Alarm And Communications Cable, Installed On Poles (Aerial)	7,901.36	1,358.29



SAN BERNARDINO
COUNTY

MINOR
CSI UOM DESCRIPTION

TOTAL DIRECT DEMOLITION
UNIT COST UNIT COST

MINOR	CSI	UOM	DESCRIPTION	TOTAL DIRECT UNIT COST	DEMOLITION UNIT COST
27 15 13 00-0270			Solid, Shielded, Plenum Rated, Low Voltage, Alarm And Communications Cable, Installed In Conduit <small>(27 15 13 00-0001)</small>		
27 15 13 00-0271	MLF		1 Pair #16 AWG, Solid, Shielded, Plenum Rated, Low Voltage, Alarm And Communications Cable, Installed In Conduit.....	1,631.53	854.19
27 15 13 00-0272	MLF		2 Pair #16 AWG, Solid, Shielded, Plenum Rated, Low Voltage, Alarm And Communications Cable, Installed In Conduit.....	1,964.06	885.14
27 15 13 00-0273	MLF		3 Pair #16 AWG, Solid, Shielded, Plenum Rated, Low Voltage, Alarm And Communications Cable, Installed In Conduit.....	2,198.69	916.08
27 15 13 00-0274	MLF		4 Pair #16 AWG, Solid, Shielded, Plenum Rated, Low Voltage, Alarm And Communications Cable, Installed In Conduit.....	2,325.07	947.02
27 15 13 00-0275	MLF		5 Pair #16 AWG, Solid, Shielded, Plenum Rated, Low Voltage, Alarm And Communications Cable, Installed In Conduit.....	2,785.06	1,010.01
27 15 13 00-0276	MLF		6 Pair #16 AWG, Solid, Shielded, Plenum Rated, Low Voltage, Alarm And Communications Cable, Installed In Conduit.....	3,012.25	1,074.10
27 15 13 00-0277	MLF		8 Pair #16 AWG, Solid, Shielded, Plenum Rated, Low Voltage, Alarm And Communications Cable, Installed In Conduit.....	3,763.24	1,202.29
27 15 13 00-0278	MLF		12 Pair #16 AWG, Solid, Shielded, Plenum Rated, Low Voltage, Alarm And Communications Cable, Installed In Conduit.....	4,679.24	1,583.53
27 15 13 00-0279	MLF		24 Pair #16 AWG, Solid, Shielded, Plenum Rated, Low Voltage, Alarm And Communications Cable, Installed In Conduit.....	7,101.54	2,339.37
27 15 13 00-0280	MLF		1 Pair #18 AWG, Solid, Shielded, Plenum Rated, Low Voltage, Alarm And Communications Cable, Installed In Conduit.....	1,410.24	751.43
27 15 13 00-0281	MLF		2 Pair #18 AWG, Solid, Shielded, Plenum Rated, Low Voltage, Alarm And Communications Cable, Installed In Conduit.....	1,683.34	779.05
27 15 13 00-0282	MLF		3 Pair #18 AWG, Solid, Shielded, Plenum Rated, Low Voltage, Alarm And Communications Cable, Installed In Conduit.....	1,909.52	806.68
27 15 13 00-0283	MLF		4 Pair #18 AWG, Solid, Shielded, Plenum Rated, Low Voltage, Alarm And Communications Cable, Installed In Conduit.....	2,022.28	833.20
27 15 13 00-0284	MLF		5 Pair #18 AWG, Solid, Shielded, Plenum Rated, Low Voltage, Alarm And Communications Cable, Installed In Conduit.....	2,415.33	889.55
27 15 13 00-0285	MLF		6 Pair #18 AWG, Solid, Shielded, Plenum Rated, Low Voltage, Alarm And Communications Cable, Installed In Conduit.....	2,709.80	945.92
27 15 13 00-0286	MLF		8 Pair #18 AWG, Solid, Shielded, Plenum Rated, Low Voltage, Alarm And Communications Cable, Installed In Conduit.....	3,060.32	1,057.52
27 15 13 00-0287	MLF		12 Pair #18 AWG, Solid, Shielded, Plenum Rated, Low Voltage, Alarm And Communications Cable, Installed In Conduit.....	3,955.57	1,393.46
27 15 13 00-0288	MLF		24 Pair #18 AWG, Solid, Shielded, Plenum Rated, Low Voltage, Alarm And Communications Cable, Installed In Conduit.....	6,311.47	2,058.69
27 15 13 00-0289	MLF		1 Pair #20 AWG, Solid, Shielded, Plenum Rated, Low Voltage, Alarm And Communications Cable, Installed In Conduit.....	1,246.84	684.02
27 15 13 00-0290	MLF		2 Pair #20 AWG, Solid, Shielded, Plenum Rated, Low Voltage, Alarm And Communications Cable, Installed In Conduit.....	1,420.69	708.33
27 15 13 00-0291	MLF		3 Pair #20 AWG, Solid, Shielded, Plenum Rated, Low Voltage, Alarm And Communications Cable, Installed In Conduit.....	1,589.21	732.64
27 15 13 00-0292	MLF		4 Pair #20 AWG, Solid, Shielded, Plenum Rated, Low Voltage, Alarm And Communications Cable, Installed In Conduit.....	1,696.17	758.06
27 15 13 00-0293	MLF		5 Pair #20 AWG, Solid, Shielded, Plenum Rated, Low Voltage, Alarm And Communications Cable, Installed In Conduit.....	1,846.22	808.89
27 15 13 00-0294	MLF		6 Pair #20 AWG, Solid, Shielded, Plenum Rated, Low Voltage, Alarm And Communications Cable, Installed In Conduit.....	2,014.69	859.72
27 15 13 00-0295	MLF		8 Pair #20 AWG, Solid, Shielded, Plenum Rated, Low Voltage, Alarm And Communications Cable, Installed In Conduit.....	2,256.37	961.39
27 15 13 00-0296	MLF		12 Pair #20 AWG, Solid, Shielded, Plenum Rated, Low Voltage, Alarm And Communications Cable, Installed In Conduit.....	3,108.95	1,267.49
27 15 13 00-0297	MLF		24 Pair #20 AWG, Solid, Shielded, Plenum Rated, Low Voltage, Alarm And Communications Cable, Installed In Conduit.....	4,721.42	1,871.94
27 15 13 00-0298	MLF		25 Pair #20 AWG, Solid, Shielded, Plenum Rated, Low Voltage, Alarm And Communications Cable, Installed In Conduit.....	4,976.11	1,916.15
27 15 13 00-0299	MLF		36 Pair #20 AWG, Solid, Shielded, Plenum Rated, Low Voltage, Alarm And Communications Cable, Installed In Conduit.....	5,870.82	2,231.08
27 15 13 00-0300	MLF		40 Pair #20 AWG, Solid, Shielded, Plenum Rated, Low Voltage, Alarm And Communications Cable, Installed In Conduit.....	6,330.47	2,388.00
27 15 13 00-0301	MLF		50 Pair #20 AWG, Solid, Shielded, Plenum Rated, Low Voltage, Alarm And Communications Cable, Installed In Conduit.....	7,635.22	2,984.72
27 15 13 00-0302	MLF		100 Pair #20 AWG, Solid, Shielded, Plenum Rated, Low Voltage, Alarm And Communications Cable, Installed In Conduit.....	10,314.65	3,929.53
27 15 13 00-0303	MLF		250 Pair #20 AWG, Solid, Shielded, Plenum Rated, Low Voltage, Alarm And Communications Cable, Installed In Conduit.....	19,913.40	7,238.02
27 15 13 00-0304	MLF		500 Pair #20 AWG, Solid, Shielded, Plenum Rated, Low Voltage, Alarm And Communications Cable, Installed In Conduit.....	29,997.11	9,578.51
27 15 13 00-0305	MLF		750 Pair #20 AWG, Solid, Shielded, Plenum Rated, Low Voltage, Alarm And Communications Cable, Installed In Conduit.....	40,124.11	12,070.37
27 15 13 00-0306	MLF		1200 Pair #20 AWG, Solid, Shielded, Plenum Rated, Low Voltage, Alarm And Communications Cable, Installed In Conduit.....	56,482.45	16,556.85
27 15 13 00-0307	MLF		1 Pair #22 AWG, Solid, Shielded, Plenum Rated, Low Voltage, Alarm And Communications Cable, Installed In Conduit.....	1,208.10	684.02
27 15 13 00-0308	MLF		2 Pair #22 AWG, Solid, Shielded, Plenum Rated, Low Voltage, Alarm And Communications Cable, Installed In Conduit.....	1,334.02	708.33
27 15 13 00-0309	MLF		3 Pair #22 AWG, Solid, Shielded, Plenum Rated, Low Voltage, Alarm And Communications Cable, Installed In Conduit.....	1,456.56	732.64
27 15 13 00-0310	MLF		4 Pair #22 AWG, Solid, Shielded, Plenum Rated, Low Voltage, Alarm And Communications Cable, Installed In Conduit.....	1,540.11	758.06



MINOR CSI UOM DESCRIPTION	TOTAL DIRECT UNIT COST	DEMOLITION UNIT COST
27 15 13 00-0311 MLF 5 Pair #22 AWG, Solid, Shielded, Plenum Rated, Low Voltage, Alarm And Communications Cable, Installed In Conduit.....	1,666.76	808.89
27 15 13 00-0312 MLF 6 Pair #22 AWG, Solid, Shielded, Plenum Rated, Low Voltage, Alarm And Communications Cable, Installed In Conduit.....	1,804.78	859.72
27 15 13 00-0313 MLF 8 Pair #22 AWG, Solid, Shielded, Plenum Rated, Low Voltage, Alarm And Communications Cable, Installed In Conduit.....	2,020.69	961.39
27 15 13 00-0314 MLF 12 Pair #22 AWG, Solid, Shielded, Plenum Rated, Low Voltage, Alarm And Communications Cable, Installed In Conduit.....	2,749.63	1,267.49
27 15 13 00-0315 MLF 24 Pair #22 AWG, Solid, Shielded, Plenum Rated, Low Voltage, Alarm And Communications Cable, Installed In Conduit.....	4,144.22	1,871.94
27 15 13 00-0316 MLF 25 Pair #22 AWG, Solid, Shielded, Plenum Rated, Low Voltage, Alarm And Communications Cable, Installed In Conduit.....	4,333.82	1,916.15
27 15 13 00-0317 MLF 36 Pair #22 AWG, Solid, Shielded, Plenum Rated, Low Voltage, Alarm And Communications Cable, Installed In Conduit.....	5,115.78	2,231.08
27 15 13 00-0318 MLF 40 Pair #22 AWG, Solid, Shielded, Plenum Rated, Low Voltage, Alarm And Communications Cable, Installed In Conduit.....	5,483.67	2,388.00
27 15 13 00-0319 MLF 50 Pair #22 AWG, Solid, Shielded, Plenum Rated, Low Voltage, Alarm And Communications Cable, Installed In Conduit.....	6,676.23	2,984.72
27 15 13 00-0320 MLF 100 Pair #22 AWG, Solid, Shielded, Plenum Rated, Low Voltage, Alarm And Communications Cable, Installed In Conduit.....	8,957.60	3,929.53
27 15 13 00-0321 MLF 250 Pair #22 AWG, Solid, Shielded, Plenum Rated, Low Voltage, Alarm And Communications Cable, Installed In Conduit.....	17,041.53	7,238.02
27 15 13 00-0322 MLF 500 Pair #22 AWG, Solid, Shielded, Plenum Rated, Low Voltage, Alarm And Communications Cable, Installed In Conduit.....	24,926.78	9,578.51
27 15 13 00-0323 MLF 750 Pair #22 AWG, Solid, Shielded, Plenum Rated, Low Voltage, Alarm And Communications Cable, Installed In Conduit.....	32,896.90	12,070.37
27 15 13 00-0324 MLF 1200 Pair #22 AWG, Solid, Shielded, Plenum Rated, Low Voltage, Alarm And Communications Cable, Installed In Conduit.....	46,048.65	16,556.85
27 15 13 00-0325 Solid, Non-Shielded, Plenum Rated, Low Voltage, Alarm And Communications Cable, Installed In Conduit <small>(27 15 13 00-0001)</small>		
27 15 13 00-0326 MLF 1 Pair #16 AWG, Solid, Non-Shielded, Plenum Rated, Low Voltage, Alarm And Communications Cable, Installed In Conduit.....	1,730.67	854.19
27 15 13 00-0327 MLF 2 Pair #16 AWG, Solid, Non-Shielded, Plenum Rated, Low Voltage, Alarm And Communications Cable, Installed In Conduit.....	2,024.43	885.14
27 15 13 00-0328 MLF 3 Pair #16 AWG, Solid, Non-Shielded, Plenum Rated, Low Voltage, Alarm And Communications Cable, Installed In Conduit.....	2,202.00	916.08
27 15 13 00-0329 MLF 4 Pair #16 AWG, Solid, Non-Shielded, Plenum Rated, Low Voltage, Alarm And Communications Cable, Installed In Conduit.....	2,444.04	947.02
27 15 13 00-0330 MLF 5 Pair #16 AWG, Solid, Non-Shielded, Plenum Rated, Low Voltage, Alarm And Communications Cable, Installed In Conduit.....	2,720.22	1,010.01
27 15 13 00-0331 MLF 6 Pair #16 AWG, Solid, Non-Shielded, Plenum Rated, Low Voltage, Alarm And Communications Cable, Installed In Conduit.....	2,994.18	1,074.10
27 15 13 00-0332 MLF 8 Pair #16 AWG, Solid, Non-Shielded, Plenum Rated, Low Voltage, Alarm And Communications Cable, Installed In Conduit.....	3,651.04	1,202.29
27 15 13 00-0333 MLF 12 Pair #16 AWG, Solid, Non-Shielded, Plenum Rated, Low Voltage, Alarm And Communications Cable, Installed In Conduit.....	4,731.12	1,583.53
27 15 13 00-0334 MLF 24 Pair #16 AWG, Solid, Non-Shielded, Plenum Rated, Low Voltage, Alarm And Communications Cable, Installed In Conduit.....	7,068.14	2,339.37
27 15 13 00-0335 MLF 1 Pair #18 AWG, Solid, Non-Shielded, Plenum Rated, Low Voltage, Alarm And Communications Cable, Installed In Conduit.....	1,513.47	751.43
27 15 13 00-0336 MLF 2 Pair #18 AWG, Solid, Non-Shielded, Plenum Rated, Low Voltage, Alarm And Communications Cable, Installed In Conduit.....	1,765.24	779.05
27 15 13 00-0337 MLF 3 Pair #18 AWG, Solid, Non-Shielded, Plenum Rated, Low Voltage, Alarm And Communications Cable, Installed In Conduit.....	1,918.28	806.68
27 15 13 00-0338 MLF 4 Pair #18 AWG, Solid, Non-Shielded, Plenum Rated, Low Voltage, Alarm And Communications Cable, Installed In Conduit.....	2,125.19	833.20
27 15 13 00-0339 MLF 5 Pair #18 AWG, Solid, Non-Shielded, Plenum Rated, Low Voltage, Alarm And Communications Cable, Installed In Conduit.....	2,362.74	889.55
27 15 13 00-0340 MLF 6 Pair #18 AWG, Solid, Non-Shielded, Plenum Rated, Low Voltage, Alarm And Communications Cable, Installed In Conduit.....	2,599.21	945.92
27 15 13 00-0341 MLF 8 Pair #18 AWG, Solid, Non-Shielded, Plenum Rated, Low Voltage, Alarm And Communications Cable, Installed In Conduit.....	3,163.01	1,057.52
27 15 13 00-0342 MLF 12 Pair #18 AWG, Solid, Non-Shielded, Plenum Rated, Low Voltage, Alarm And Communications Cable, Installed In Conduit.....	4,100.30	1,393.46
27 15 13 00-0343 MLF 24 Pair #18 AWG, Solid, Non-Shielded, Plenum Rated, Low Voltage, Alarm And Communications Cable, Installed In Conduit.....	6,124.33	2,058.69
27 15 13 00-0344 MLF 1 Pair #20 AWG, Solid, Non-Shielded, Plenum Rated, Low Voltage, Alarm And Communications Cable, Installed In Conduit.....	1,323.07	684.02
27 15 13 00-0345 MLF 2 Pair #20 AWG, Solid, Non-Shielded, Plenum Rated, Low Voltage, Alarm And Communications Cable, Installed In Conduit.....	1,539.27	708.33
27 15 13 00-0346 MLF 3 Pair #20 AWG, Solid, Non-Shielded, Plenum Rated, Low Voltage, Alarm And Communications Cable, Installed In Conduit.....	1,687.89	732.64
27 15 13 00-0347 MLF 4 Pair #20 AWG, Solid, Non-Shielded, Plenum Rated, Low Voltage, Alarm And Communications Cable, Installed In Conduit.....	1,965.17	758.06
27 15 13 00-0348 MLF 5 Pair #20 AWG, Solid, Non-Shielded, Plenum Rated, Low Voltage, Alarm And Communications Cable, Installed In Conduit.....	2,197.30	808.89
27 15 13 00-0349 MLF 6 Pair #20 AWG, Solid, Non-Shielded, Plenum Rated, Low Voltage, Alarm And Communications Cable, Installed In Conduit.....	2,662.34	859.72
27 15 13 00-0350 MLF 8 Pair #20 AWG, Solid, Non-Shielded, Plenum Rated, Low Voltage, Alarm And Communications Cable, Installed In Conduit.....	2,975.31	961.39
27 15 13 00-0351 MLF 12 Pair #20 AWG, Solid, Non-Shielded, Plenum Rated, Low Voltage, Alarm And Communications Cable, Installed In Conduit.....	3,738.20	1,267.49

27 Communications**27 10 Structured Cabling****27 15 Communications Horizontal Cabling**

SAN BERNARDINO
COUNTY

MINOR CSI UOM DESCRIPTION	TOTAL DIRECT UNIT COST	DEMOLITION UNIT COST
27 15 13 00-0352 MLF 24 Pair #20 AWG, Solid, Non-Shielded, Plenum Rated, Low Voltage, Alarm And Communications Cable, Installed In Conduit.....	5,654.30	1,871.94
27 15 13 00-0353 MLF 25 Pair #20 AWG, Solid, Non-Shielded, Plenum Rated, Low Voltage, Alarm And Communications Cable, Installed In Conduit.....	6,012.71	1,916.15
27 15 13 00-0354 MLF 36 Pair #20 AWG, Solid, Non-Shielded, Plenum Rated, Low Voltage, Alarm And Communications Cable, Installed In Conduit.....	7,173.18	2,231.08
27 15 13 00-0355 MLF 40 Pair #20 AWG, Solid, Non-Shielded, Plenum Rated, Low Voltage, Alarm And Communications Cable, Installed In Conduit.....	7,697.13	2,388.00
27 15 13 00-0356 MLF 50 Pair #20 AWG, Solid, Non-Shielded, Plenum Rated, Low Voltage, Alarm And Communications Cable, Installed In Conduit.....	9,182.92	2,984.72
27 15 13 00-0357 MLF 100 Pair #20 AWG, Solid, Non-Shielded, Plenum Rated, Low Voltage, Alarm And Communications Cable, Installed In Conduit.....	12,504.81	3,929.53
27 15 13 00-0358 MLF 250 Pair #20 AWG, Solid, Non-Shielded, Plenum Rated, Low Voltage, Alarm And Communications Cable, Installed In Conduit.....	24,548.84	7,238.02
27 15 13 00-0359 MLF 500 Pair #20 AWG, Solid, Non-Shielded, Plenum Rated, Low Voltage, Alarm And Communications Cable, Installed In Conduit.....	38,180.91	9,578.51
27 15 13 00-0360 MLF 750 Pair #20 AWG, Solid, Non-Shielded, Plenum Rated, Low Voltage, Alarm And Communications Cable, Installed In Conduit.....	51,787.96	12,070.37
27 15 13 00-0361 MLF 1200 Pair #20 AWG, Solid, Non-Shielded, Plenum Rated, Low Voltage, Alarm And Communications Cable, Installed In Conduit.....	73,321.76	16,555.73
27 15 13 00-0362 MLF 1 Pair #22 AWG, Solid, Non-Shielded, Plenum Rated, Low Voltage, Alarm And Communications Cable, Installed In Conduit.....	1,256.85	684.02
27 15 13 00-0363 MLF 2 Pair #22 AWG, Solid, Non-Shielded, Plenum Rated, Low Voltage, Alarm And Communications Cable, Installed In Conduit.....	1,409.89	708.33
27 15 13 00-0364 MLF 3 Pair #22 AWG, Solid, Non-Shielded, Plenum Rated, Low Voltage, Alarm And Communications Cable, Installed In Conduit.....	1,519.69	732.64
27 15 13 00-0365 MLF 4 Pair #22 AWG, Solid, Non-Shielded, Plenum Rated, Low Voltage, Alarm And Communications Cable, Installed In Conduit.....	1,712.18	758.06
27 15 13 00-0366 MLF 5 Pair #22 AWG, Solid, Low Voltage, Plenum Rated, Non-Shielded, Installed In Conduit.....	1,891.33	808.89
27 15 13 00-0367 MLF 6 Pair #22 AWG, Solid, Non-Shielded, Plenum Rated, Low Voltage, Alarm And Communications Cable, Installed In Conduit.....	2,219.07	859.72
27 15 13 00-0368 MLF 8 Pair #22 AWG, Solid, Non-Shielded, Plenum Rated, Low Voltage, Alarm And Communications Cable, Installed In Conduit.....	2,480.59	961.39
27 15 13 00-0369 MLF 12 Pair #22 AWG, Solid, Non-Shielded, Plenum Rated, Low Voltage, Alarm And Communications Cable, Installed In Conduit.....	3,152.15	1,267.49
27 15 13 00-0370 MLF 24 Pair #22 AWG, Solid, Non-Shielded, Plenum Rated, Low Voltage, Alarm And Communications Cable, Installed In Conduit.....	4,740.96	1,871.94
27 15 13 00-0371 MLF 25 Pair #22 AWG, Solid, Non-Shielded, Plenum Rated, Low Voltage, Alarm And Communications Cable, Installed In Conduit.....	4,996.91	1,916.15
27 15 13 00-0372 MLF 36 Pair #22 AWG, Solid, Non-Shielded, Plenum Rated, Low Voltage, Alarm And Communications Cable, Installed In Conduit.....	5,928.36	2,231.08
27 15 13 00-0373 MLF 40 Pair #22 AWG, Solid, Non-Shielded, Plenum Rated, Low Voltage, Alarm And Communications Cable, Installed In Conduit.....	6,357.89	2,388.00
27 15 13 00-0374 MLF 50 Pair #22 AWG, Solid, Non-Shielded, Plenum Rated, Low Voltage, Alarm And Communications Cable, Installed In Conduit.....	7,666.26	2,984.72
27 15 13 00-0375 MLF 100 Pair #22 AWG, Solid, Non-Shielded, Plenum Rated, Low Voltage, Alarm And Communications Cable, Installed In Conduit.....	10,358.60	3,929.53
27 15 13 00-0376 MLF 250 Pair #22 AWG, Solid, Non-Shielded, Plenum Rated, Low Voltage, Alarm And Communications Cable, Installed In Conduit.....	20,006.47	7,238.02
27 15 13 00-0377 MLF 500 Pair #22 AWG, Solid, Non-Shielded, Plenum Rated, Low Voltage, Alarm And Communications Cable, Installed In Conduit.....	30,161.69	9,578.51
27 15 13 00-0378 MLF 750 Pair #22 AWG, Solid, Non-Shielded, Plenum Rated, Low Voltage, Alarm And Communications Cable, Installed In Conduit.....	40,358.22	12,070.37
27 15 13 00-0379 MLF 1200 Pair #22 AWG, Solid, Non-Shielded, Plenum Rated, Low Voltage, Alarm And Communications Cable, Installed In Conduit.....	56,821.16	16,556.85
27 15 13 00-0380 Copper Telecommunications Cable (27 15 13)		
27 15 13 00-0381 Indoor Telecommunications Cable (27 15 13 00-0380) Note: Shielded twisted pair cables (STP) includes a metallic foil wrap. Un-shielded twisted pair cables (UTP) excludes any shielding.		
27 15 13 00-0382 Category 3, Indoor Telecommunications Cable (27 15 13 00-0381) Note: Un-shielded twisted pair cables (UTP).		
27 15 13 00-0383 Category 3, Indoor Telecommunications Riser Cable (27 15 13 00-0382)		
27 15 13 00-0384 24 AWG, Category 3, Indoor Telecommunications Riser Cable (27 15 13 00-0383)		
27 15 13 00-0385 24 AWG, Category 3, Indoor Telecommunications Riser Cable, Installed In Conduit (27 15 13 00-0384)		
27 15 13 00-0386 MLF 2-Pair 24 AWG, Category 3, Indoor Telecommunications Riser Cable, Installed In Conduit.....	949.57	508.01
27 15 13 00-0387 MLF 3-Pair 24 AWG, Category 3, Indoor Telecommunications Riser Cable, Installed In Conduit.....	993.48	508.01
27 15 13 00-0388 MLF 4-Pair 24 AWG, Category 3, Indoor Telecommunications Riser Cable, Installed In Conduit.....	1,009.00	508.01
27 15 13 00-0389 MLF 6-Pair 24 AWG, Category 3, Indoor Telecommunications Riser Cable, Installed In Conduit.....	1,217.32	580.58
27 15 13 00-0390 MLF 12-Pair 24 AWG, Category 3, Indoor Telecommunications Riser Cable, Installed In Conduit.....	1,540.56	580.58
27 15 13 00-0391 MLF 25-Pair 24 AWG, Category 3, Indoor Telecommunications Riser Cable, Installed In Conduit.....	2,053.82	580.58
27 15 13 00-0392 MLF 50-Pair 24 AWG, Category 3, Indoor Telecommunications Riser Cable, Installed In Conduit.....	3,266.15	725.72
27 15 13 00-0393 MLF 100-Pair 24 AWG, Category 3, Indoor Telecommunications Riser Cable, Installed In Conduit.....	5,900.50	1,161.15
27 15 13 00-0394 MLF 150-Pair 24 AWG, Category 3, Indoor Telecommunications Riser Cable, Installed In Conduit.....	7,978.22	1,306.29
27 15 13 00-0395 MLF 200-Pair 24 AWG, Category 3, Indoor Telecommunications Riser Cable, Installed In Conduit.....	10,588.28	1,451.44
27 15 13 00-0396 MLF 300-Pair 24 AWG, Category 3, Indoor Telecommunications Riser Cable, Installed In Conduit.....	15,482.97	2,032.01
27 15 13 00-0397 MLF 400-Pair 24 AWG, Category 3, Indoor Telecommunications Riser Cable, Installed In Conduit.....	20,287.09	2,510.98
27 15 13 00-0398 MLF 600-Pair 24 AWG, Category 3, Indoor Telecommunications Riser Cable, Installed In Conduit.....	32,126.08	3,483.45



MINOR	CSI	UOM	DESCRIPTION	TOTAL DIRECT UNIT COST	DEMOLITION UNIT COST
27 15 13 00-0399			MLF 900-Pair 24 AWG, Category 3, Indoor Telecommunications Riser Cable, Installed In Conduit	52,236.31	6,966.90
27 15 13 00-0400			MLF 1,200-Pair 24 AWG, Category 3, Indoor Telecommunications Riser Cable, Installed In Conduit	71,059.10	10,450.35
27 15 13 00-0401			24 AWG, Category 3, Indoor Telecommunications Riser Cable, Installed Exposed <small>(27 15 13 00-0384)</small>		
27 15 13 00-0402			MLF 2-Pair 24 AWG, Category 3, Indoor Telecommunications Riser Cable, Installed Exposed	1,796.23	1,016.01
			<i>For Work In Restricted Working Space, Add</i>	508.00	
27 15 13 00-0403			MLF 3-Pair 24 AWG, Category 3, Indoor Telecommunications Riser Cable, Installed Exposed	1,840.14	1,016.01
			<i>For Work In Restricted Working Space, Add</i>	508.00	
27 15 13 00-0404			MLF 4-Pair 24 AWG, Category 3, Indoor Telecommunications Riser Cable, Installed Exposed	1,855.66	1,016.01
			<i>For Work In Restricted Working Space, Add</i>	508.00	
27 15 13 00-0405			MLF 6-Pair 24 AWG, Category 3, Indoor Telecommunications Riser Cable, Installed Exposed	1,943.04	1,016.01
			<i>For Work In Restricted Working Space, Add</i>	508.00	
27 15 13 00-0406			MLF 12-Pair 24 AWG, Category 3, Indoor Telecommunications Riser Cable, Installed Exposed	2,286.28	1,016.01
			<i>For Work In Restricted Working Space, Add</i>	508.00	
27 15 13 00-0407			MLF 25-Pair 24 AWG, Category 3, Indoor Telecommunications Riser Cable, Installed Exposed	3,021.45	1,161.15
			<i>For Work In Restricted Working Space, Add</i>	580.58	
27 15 13 00-0408			MLF 50-Pair 24 AWG, Category 3, Indoor Telecommunications Riser Cable, Installed Exposed	4,475.68	1,451.44
			<i>For Work In Restricted Working Space, Add</i>	725.72	
27 15 13 00-0409			MLF 100-Pair 24 AWG, Category 3, Indoor Telecommunications Riser Cable, Installed Exposed	6,868.12	1,741.73
			<i>For Work In Restricted Working Space, Add</i>	870.86	
27 15 13 00-0410			MLF 150-Pair 24 AWG, Category 3, Indoor Telecommunications Riser Cable, Installed Exposed	9,066.80	1,959.44
			<i>For Work In Restricted Working Space, Add</i>	979.72	
27 15 13 00-0411			MLF 200-Pair 24 AWG, Category 3, Indoor Telecommunications Riser Cable, Installed Exposed	11,797.82	2,177.15
			<i>For Work In Restricted Working Space, Add</i>	1,088.58	
27 15 13 00-0412			MLF 300-Pair 24 AWG, Category 3, Indoor Telecommunications Riser Cable, Installed Exposed	17,176.31	3,048.02
			<i>For Work In Restricted Working Space, Add</i>	1,524.01	
27 15 13 00-0413			MLF 400-Pair 24 AWG, Category 3, Indoor Telecommunications Riser Cable, Installed Exposed	22,391.67	3,773.74
			<i>For Work In Restricted Working Space, Add</i>	1,886.87	
27 15 13 00-0414			MLF 600-Pair 24 AWG, Category 3, Indoor Telecommunications Riser Cable, Installed Exposed	35,028.96	5,225.17
			<i>For Work In Restricted Working Space, Add</i>	2,612.59	
27 15 13 00-0415			MLF 900-Pair 24 AWG, Category 3, Indoor Telecommunications Riser Cable, Installed Exposed	58,042.06	10,450.35
			<i>For Work In Restricted Working Space, Add</i>	5,225.18	
27 15 13 00-0416			MLF 1,200-Pair 24 AWG, Category 3, Indoor Telecommunications Riser Cable, Installed Exposed	79,767.73	15,675.52
			<i>For Work In Restricted Working Space, Add</i>	7,837.76	
27 15 13 00-0417			22 AWG, Category 3, Indoor Telecommunications Riser Cable <small>(27 15 13 00-0383)</small>		
27 15 13 00-0418			22 AWG, Category 3, Indoor Telecommunications Riser Cable, Installed In Conduit <small>(27 15 13 00-0417)</small>		
27 15 13 00-0419			MLF 25-Pair 22 AWG, Category 3, Indoor Telecommunications Riser Cable, Installed In Conduit	3,332.22	580.58
27 15 13 00-0420			MLF 50-Pair 22 AWG, Category 3, Indoor Telecommunications Riser Cable, Installed In Conduit	4,963.02	725.72
27 15 13 00-0421			MLF 100-Pair 22 AWG, Category 3, Indoor Telecommunications Riser Cable, Installed In Conduit	9,063.64	1,161.15
27 15 13 00-0422			MLF 200-Pair 22 AWG, Category 3, Indoor Telecommunications Riser Cable, Installed In Conduit	16,097.86	1,451.44
27 15 13 00-0423			MLF 300-Pair 22 AWG, Category 3, Indoor Telecommunications Riser Cable, Installed In Conduit	23,676.54	2,032.01
27 15 13 00-0424			MLF 400-Pair 22 AWG, Category 3, Indoor Telecommunications Riser Cable, Installed In Conduit	30,840.22	2,510.98
27 15 13 00-0425			MLF 600-Pair 22 AWG, Category 3, Indoor Telecommunications Riser Cable, Installed In Conduit	45,725.36	3,483.45
27 15 13 00-0426			22 AWG, Category 3, Indoor Telecommunications Riser Cable, Installed Exposed <small>(27 15 13 00-0417)</small>		
27 15 13 00-0427			MLF 25-Pair 22 AWG, Category 3, Indoor Telecommunications Riser Cable, Installed Exposed	4,299.85	1,161.15
			<i>For Work In Restricted Working Space, Add</i>	580.58	
27 15 13 00-0428			MLF 50-Pair 22 AWG, Category 3, Indoor Telecommunications Riser Cable, Installed Exposed	6,172.55	1,451.44
			<i>For Work In Restricted Working Space, Add</i>	725.72	
27 15 13 00-0429			MLF 100-Pair 22 AWG, Category 3, Indoor Telecommunications Riser Cable, Installed Exposed	10,031.26	1,741.73
			<i>For Work In Restricted Working Space, Add</i>	870.86	
27 15 13 00-0430			MLF 200-Pair 22 AWG, Category 3, Indoor Telecommunications Riser Cable, Installed Exposed	17,307.40	2,177.15
			<i>For Work In Restricted Working Space, Add</i>	1,088.58	
27 15 13 00-0431			MLF 300-Pair 22 AWG, Category 3, Indoor Telecommunications Riser Cable, Installed Exposed	25,369.88	3,048.02
			<i>For Work In Restricted Working Space, Add</i>	1,524.01	
27 15 13 00-0432			MLF 400-Pair 22 AWG, Category 3, Indoor Telecommunications Riser Cable, Installed Exposed	32,944.80	3,773.74
			<i>For Work In Restricted Working Space, Add</i>	1,886.87	
27 15 13 00-0433			MLF 600-Pair 22 AWG, Category 3, Indoor Telecommunications Riser Cable, Installed Exposed	48,628.24	5,225.17
			<i>For Work In Restricted Working Space, Add</i>	2,612.59	
27 15 13 00-0434			Category 3, Indoor Telecommunications Plenum Cable <small>(27 15 13 00-0382)</small>		
27 15 13 00-0435			24 AWG, Category 3, Indoor Telecommunications Plenum Cable <small>(27 15 13 00-0434)</small>		
27 15 13 00-0436			24 AWG, Category 3, Indoor Telecommunications Plenum Cable, Installed In Conduit <small>(27 15 13 00-0435)</small>		
27 15 13 00-0437			MLF 2-Pair 24 AWG, Category 3, Indoor Telecommunications Plenum Cable, Installed In Conduit	985.09	508.01
27 15 13 00-0438			MLF 3-Pair 24 AWG, Category 3, Indoor Telecommunications Plenum Cable, Installed In Conduit	1,028.82	508.01
27 15 13 00-0439			MLF 4-Pair 24 AWG, Category 3, Indoor Telecommunications Plenum Cable, Installed In Conduit	1,061.53	508.01
27 15 13 00-0440			MLF 6-Pair 24 AWG, Category 3, Indoor Telecommunications Plenum Cable, Installed In Conduit	1,276.30	580.58
27 15 13 00-0441			MLF 12-Pair 24 AWG, Category 3, Indoor Telecommunications Plenum Cable, Installed In Conduit	1,628.66	580.58
27 15 13 00-0442			MLF 25-Pair 24 AWG, Category 3, Indoor Telecommunications Plenum Cable, Installed In Conduit	2,583.79	580.58
27 15 13 00-0443			MLF 50-Pair 24 AWG, Category 3, Indoor Telecommunications Plenum Cable, Installed In Conduit	4,345.12	725.72

27 Communications**27 10 Structured Cabling****27 15 Communications Horizontal Cabling**

SAN BERNARDINO
COUNTY

MINOR CSI UOM DESCRIPTION	TOTAL DIRECT UNIT COST	DEMOLITION UNIT COST
27 15 13 00-0444 MLF 100-Pair 24 AWG, Category 3, Indoor Telecommunications Plenum Cable, Installed In Conduit	8,161.23	1,161.15
27 15 13 00-0445 MLF 200-Pair 24 AWG, Category 3, Indoor Telecommunications Plenum Cable, Installed In Conduit	14,130.99	1,451.44
27 15 13 00-0446 MLF 300-Pair 24 AWG, Category 3, Indoor Telecommunications Plenum Cable, Installed In Conduit	21,176.61	2,032.01
27 15 13 00-0447 24 AWG, Category 3, Indoor Telecommunications Plenum Cable, Installed Exposed <small>(27 15 13 00-0435)</small>		
27 15 13 00-0448 MLF 2-Pair 24 AWG, Category 3, Indoor Telecommunications Plenum Cable, Installed Exposed	1,831.75	1,016.01
<i>For Work In Restricted Working Space, Add</i>	508.00	
27 15 13 00-0449 MLF 3-Pair 24 AWG, Category 3, Indoor Telecommunications Plenum Cable, Installed Exposed	1,875.48	1,016.01
<i>For Work In Restricted Working Space, Add</i>	508.00	
27 15 13 00-0450 MLF 4-Pair 24 AWG, Category 3, Indoor Telecommunications Plenum Cable, Installed Exposed	1,908.19	1,016.01
<i>For Work In Restricted Working Space, Add</i>	508.00	
27 15 13 00-0451 MLF 6-Pair 24 AWG, Category 3, Indoor Telecommunications Plenum Cable, Installed Exposed	2,002.02	1,016.01
<i>For Work In Restricted Working Space, Add</i>	508.00	
27 15 13 00-0452 MLF 12-Pair 24 AWG, Category 3, Indoor Telecommunications Plenum Cable, Installed Exposed	2,354.38	1,016.01
<i>For Work In Restricted Working Space, Add</i>	508.00	
27 15 13 00-0453 MLF 25-Pair 24 AWG, Category 3, Indoor Telecommunications Plenum Cable, Installed Exposed	3,551.42	1,161.15
<i>For Work In Restricted Working Space, Add</i>	580.58	
27 15 13 00-0454 MLF 50-Pair 24 AWG, Category 3, Indoor Telecommunications Plenum Cable, Installed Exposed	5,554.65	1,451.44
<i>For Work In Restricted Working Space, Add</i>	725.72	
27 15 13 00-0455 MLF 100-Pair 24 AWG, Category 3, Indoor Telecommunications Plenum Cable, Installed Exposed	9,128.85	1,741.73
<i>For Work In Restricted Working Space, Add</i>	870.86	
27 15 13 00-0456 MLF 200-Pair 24 AWG, Category 3, Indoor Telecommunications Plenum Cable, Installed Exposed	15,340.53	2,177.15
<i>For Work In Restricted Working Space, Add</i>	1,088.58	
27 15 13 00-0457 MLF 300-Pair 24 AWG, Category 3, Indoor Telecommunications Plenum Cable, Installed Exposed	22,869.95	3,048.02
<i>For Work In Restricted Working Space, Add</i>	1,524.01	
27 15 13 00-0458 Category 5E, Indoor Telecommunications Cable <small>(27 15 13 00-0381)</small>		
27 15 13 00-0459 Category 5E, Indoor Telecommunications Riser Cable <small>(27 15 13 00-0458)</small>		
27 15 13 00-0460 Category 5E, Indoor Telecommunications Riser Cable, Installed In Conduit <small>(27 15 13 00-0459)</small>		
27 15 13 00-0461 MLF 4-Pair Solid UTP, 24 AWG, Category 5E, Indoor Telecommunications Riser Cable, Installed In Conduit	1,032.57	508.01
27 15 13 00-0462 MLF 4-Pair Stranded UTP, 24 AWG, Category 5E, Indoor Telecommunications Riser Cable, Installed In Conduit	1,076.11	508.01
27 15 13 00-0463 MLF 4-Pair Solid STP, 24 AWG, Category 5E, Indoor Telecommunications Riser Cable, Installed In Conduit	1,197.88	580.58
27 15 13 00-0464 MLF 4-Pair Stranded STP, 24 AWG, Category 5E, Indoor Telecommunications Riser Cable, Installed In Conduit	1,241.41	580.58
27 15 13 00-0465 Category 5E, Indoor Telecommunications Riser Cable, Installed Exposed <small>(27 15 13 00-0459)</small>		
27 15 13 00-0466 MLF 4-Pair Solid UTP, 24 AWG, Category 5E, Indoor Telecommunications Riser Cable, Installed Exposed	1,879.23	1,016.01
<i>For Work In Restricted Working Space, Add</i>	508.00	
27 15 13 00-0467 MLF 4-Pair Stranded UTP, 24 AWG, Category 5E, Indoor Telecommunications Riser Cable, Installed Exposed	1,922.77	1,016.01
<i>For Work In Restricted Working Space, Add</i>	508.00	
27 15 13 00-0468 MLF 4-Pair Solid STP, 24 AWG, Category 5E, Indoor Telecommunications Riser Cable, Installed Exposed	2,165.51	1,161.15
<i>For Work In Restricted Working Space, Add</i>	580.58	
27 15 13 00-0469 MLF 4-Pair Stranded STP, 24 AWG, Category 5E, Indoor Telecommunications Riser Cable, Installed Exposed	2,209.04	1,161.15
<i>For Work In Restricted Working Space, Add</i>	580.58	
27 15 13 00-0470 Category 5E, Indoor Telecommunications Plenum Cable <small>(27 15 13 00-0458)</small>		
27 15 13 00-0471 Category 5E, Indoor Telecommunications Plenum Cable, Installed In Conduit <small>(27 15 13 00-0470)</small>		
27 15 13 00-0472 MLF 4-Pair Solid UTP, 24 AWG, Category 5E, Indoor Telecommunications Plenum Cable, Installed In Conduit	1,192.69	508.01
27 15 13 00-0473 MLF 4-Pair Solid STP, 24 AWG, Category 5E, Indoor Telecommunications Plenum Cable, Installed In Conduit	1,653.84	580.58
27 15 13 00-0474 Category 5E, Indoor Telecommunications Plenum Cable, Installed Exposed <small>(27 15 13 00-0470)</small>		
27 15 13 00-0475 MLF 4-Pair Solid UTP, 24 AWG, Category 5E, Indoor Telecommunications Plenum Cable, Installed Exposed	2,039.35	1,016.01
<i>For Work In Restricted Working Space, Add</i>	508.00	
27 15 13 00-0476 MLF 4-Pair Solid STP, 24 AWG, Category 5E, Indoor Telecommunications Plenum Cable, Installed Exposed	2,621.47	1,161.15
<i>For Work In Restricted Working Space, Add</i>	580.58	
27 15 13 00-0477 Category 6, Indoor Telecommunications Cable <small>(27 15 13 00-0381)</small>		
27 15 13 00-0478 Category 6, Indoor Telecommunications Riser Cable <small>(27 15 13 00-0477)</small>		
27 15 13 00-0479 Category 6, Indoor Telecommunications Riser Cable, Installed In Conduit <small>(27 15 13 00-0478)</small>		
27 15 13 00-0480 MLF 4-Pair Solid UTP, 23 AWG, Category 6, Indoor Telecommunications Riser Cable, Installed In Conduit	1,360.41	508.01
27 15 13 00-0481 MLF 4-Pair Stranded UTP, 23 AWG, Category 6, Indoor Telecommunications Riser Cable, Installed In Conduit	1,417.85	508.01
27 15 13 00-0482 Category 6, Indoor Telecommunications Riser Cable, Installed Exposed <small>(27 15 13 00-0478)</small>		
27 15 13 00-0483 MLF 4-Pair Solid UTP, 23 AWG, Category 6, Indoor Telecommunications Riser Cable, Installed Exposed	2,207.07	1,016.01
<i>For Work In Restricted Working Space, Add</i>	508.00	
27 15 13 00-0484 MLF 4-Pair Stranded UTP, 23 AWG, Category 6, Indoor Telecommunications Riser Cable, Installed Exposed	2,264.51	1,016.01
<i>For Work In Restricted Working Space, Add</i>	508.00	



Communications	27	
Structured Cabling	27 10	27
Communications Horizontal Cabling	27 15	

MINOR CSI UOM DESCRIPTION	TOTAL DIRECT UNIT COST	DEMOLITION UNIT COST
27 15 13 00-0485 Category 6, Indoor Telecommunications Plenum Cable ^(27 15 13 00-0477)		
27 15 13 00-0486 Category 6, Indoor Telecommunications Plenum Cable, Installed In Conduit ^(27 15 13 00-0485)		
27 15 13 00-0487 MLF 4-Pair Solid UTP, 23 AWG, Category 6, Indoor Telecommunications Plenum Cable, Installed In Conduit.....	1,686.78	508.01
27 15 13 00-0488 Category 6, Indoor Telecommunications Plenum Cable, Installed Exposed ^(27 15 13 00-0485)		
27 15 13 00-0489 MLF 4-Pair Solid UTP, 23 AWG, Category 6, Indoor Telecommunications Plenum Cable, Installed Exposed..... <i>For Work In Restricted Working Space, Add</i>	2,533.44 508.00	1,016.01
27 15 13 00-0490 Category 6a, Indoor Telecommunications Cable ^(27 15 13 00-0381)		
27 15 13 00-0491 Category 6a, Indoor Telecommunications Riser Cable ^(27 15 13 00-0490)		
27 15 13 00-0492 Category 6a Indoor Telecommunications Riser Cable, Installed In Conduit ^(27 15 13 00-0491)		
27 15 13 00-0493 MLF 4-Pair Solid UTP, 23 AWG, Category 6A, Indoor Telecommunications Riser Cable, Installed In Conduit.....	1,452.20	508.01
27 15 13 00-0494 Category 6a, Indoor Telecommunications Riser Cable, Installed Exposed ^(27 15 13 00-0491)		
27 15 13 00-0495 MLF 4-Pair Solid UTP, 23 AWG, Category 6A, Indoor Telecommunications Riser Cable, Installed Exposed..... <i>For Work In Restricted Working Space, Add</i>	2,298.86 508.00	1,016.01
27 15 13 00-0496 Category 6a, Indoor Telecommunications Plenum Cable ^(27 15 13 00-0490)		
27 15 13 00-0497 Category 6a, Indoor Telecommunications Plenum Cable, Installed In Conduit ^(27 15 13 00-0496)		
27 15 13 00-0498 MLF 4-Pair Solid UTP, 23 AWG, Category 6A, Indoor Telecommunications Plenum Cable, Installed In Conduit.....	1,905.13	508.01
27 15 13 00-0499 Category 6a, Indoor Telecommunications Plenum Cable, Installed Exposed ^(27 15 13 00-0496)		
27 15 13 00-0500 MLF 4-Pair Solid UTP, 23 AWG, Category 6A, Indoor Telecommunications Plenum Cable, Installed Exposed..... <i>For Work In Restricted Working Space, Add</i>	2,751.79 508.00	1,016.01
27 15 13 00-0501 Category 7, Indoor Telecommunications Cable ^(27 15 13 00-0381)		
27 15 13 00-0502 Category 7, Indoor Telecommunications Cable, Installed In Conduit ^(27 15 13 00-0501)		
27 15 13 00-0503 MLF 4-Pair Solid STP, 22 AWG, Category 7, Indoor Telecommunications Riser Cable, Installed In Conduit.....	3,301.91	580.58
27 15 13 00-0504 MLF 4-Pair Solid STP, 22 AWG, Category 7, Indoor Telecommunications Plenum Cable, Installed In Conduit.....	5,547.63	580.58
27 15 13 00-0505 Category 7, Indoor Telecommunications Cable, Installed Exposed ^(27 15 13 00-0501)		
27 15 13 00-0506 MLF 4-Pair Solid STP, 22 AWG, Category 7, Indoor Telecommunications Riser Cable, Installed Exposed..... <i>For Work In Restricted Working Space, Add</i>	4,269.54 580.58	1,161.15
27 15 13 00-0507 MLF 4-Pair Solid STP, 22 AWG, Category 7, Indoor Telecommunications Plenum Cable, Installed Exposed..... <i>For Work In Restricted Working Space, Add</i>	6,515.26 580.58	1,161.15
27 15 13 00-0508 Outdoor Telecommunications Cable ^(27 15 13 00-0380) Note: Cable buried in trench excludes excavation.		
27 15 13 00-0509 PE-89 Outdoor Telecommunications Cable ^(27 15 13 00-0508) Note: Includes foam-skin polyolefin insulated conductors.		
27 15 13 00-0510 24 AWG, PE-89 Outdoor Telecommunications Cable ^(27 15 13 00-0509)		
27 15 13 00-0511 24 AWG, PE-89 Outdoor Telecommunications Cable, Installed In Conduit ^(27 15 13 00-0510)		
27 15 13 00-0512 MLF 6-Pair 24 AWG, PE-89 Outdoor Telecommunications Cable, Installed In Conduit.....	1,797.10	580.58
27 15 13 00-0513 MLF 12-Pair 24 AWG, PE-89 Outdoor Telecommunications Cable, Installed In Conduit.....	2,147.95	1,016.01
27 15 13 00-0514 MLF 25-Pair 24 AWG, PE-89 Outdoor Telecommunications Cable, Installed In Conduit.....	3,024.69	653.15
27 15 13 00-0515 MLF 50-Pair 24 AWG, PE-89 Outdoor Telecommunications Cable, Installed In Conduit.....	4,585.47	725.72
27 15 13 00-0516 MLF 75-Pair 24 AWG, PE-89 Outdoor Telecommunications Cable, Installed In Conduit.....	6,500.37	1,016.01
27 15 13 00-0517 MLF 100-Pair 24 AWG, PE-89 Outdoor Telecommunications Cable, Installed In Conduit.....	8,176.71	1,161.15
27 15 13 00-0518 MLF 200-Pair 24 AWG, PE-89 Outdoor Telecommunications Cable, Installed In Conduit.....	14,020.73	1,306.29
27 15 13 00-0519 MLF 300-Pair 24 AWG, PE-89 Outdoor Telecommunications Cable, Installed In Conduit.....	20,610.04	1,886.87
27 15 13 00-0520 MLF 400-Pair 24 AWG, PE-89 Outdoor Telecommunications Cable, Installed In Conduit.....	27,308.37	2,467.45
27 15 13 00-0521 MLF 600-Pair 24 AWG, PE-89 Outdoor Telecommunications Cable, Installed In Conduit.....	37,087.08	3,338.30
27 15 13 00-0522 MLF 900-Pair 24 AWG, PE-89 Outdoor Telecommunications Cable, Installed In Conduit.....	58,608.96	6,676.61
27 15 13 00-0523 MLF 1,200-Pair 24 AWG, PE-89 Outdoor Telecommunications Cable, Installed In Conduit.....	80,128.83	9,869.77
27 15 13 00-0524 24 AWG, PE-89 Outdoor Telecommunications Cable, Buried In Trench ^(27 15 13 00-0510)		
27 15 13 00-0525 MLF 6-Pair 24 AWG, PE-89 Outdoor Telecommunications Cable, Buried In Trench.....	1,615.67	
27 15 13 00-0526 MLF 12-Pair 24 AWG, PE-89 Outdoor Telecommunications Cable, Buried In Trench.....	1,966.52	



MINOR CSI UOM DESCRIPTION	TOTAL DIRECT UNIT COST	DEMOLITION UNIT COST
27 15 13 00-0527 MLF 25-Pair 24 AWG, PE-89 Outdoor Telecommunications Cable, Buried In Trench	2,782.79	
27 15 13 00-0528 MLF 50-Pair 24 AWG, PE-89 Outdoor Telecommunications Cable, Buried In Trench	4,343.56	
27 15 13 00-0529 MLF 75-Pair 24 AWG, PE-89 Outdoor Telecommunications Cable, Buried In Trench	6,137.52	
27 15 13 00-0530 MLF 100-Pair 24 AWG, PE-89 Outdoor Telecommunications Cable, Buried In Trench	7,571.95	
27 15 13 00-0531 MLF 200-Pair 24 AWG, PE-89 Outdoor Telecommunications Cable, Buried In Trench	13,778.83	
27 15 13 00-0532 MLF 300-Pair 24 AWG, PE-89 Outdoor Telecommunications Cable, Buried In Trench	19,884.31	
27 15 13 00-0533 MLF 400-Pair 24 AWG, PE-89 Outdoor Telecommunications Cable, Buried In Trench	25,796.45	
27 15 13 00-0534 MLF 600-Pair 24 AWG, PE-89 Outdoor Telecommunications Cable, Buried In Trench	34,426.11	
27 15 13 00-0535 MLF 900-Pair 24 AWG, PE-89 Outdoor Telecommunications Cable, Buried In Trench	51,351.77	
27 15 13 00-0536 MLF 1,200-Pair 24 AWG, PE-89 Outdoor Telecommunications Cable, Buried In Trench	69,484.95	
27 15 13 00-0537 22 AWG, PE-89 Outdoor Telecommunications Cable (27 15 13 00-0509)		
27 15 13 00-0538 22 AWG, PE-89 Outdoor Telecommunications Cable, Installed In Conduit (27 15 13 00-0537)		
27 15 13 00-0539 MLF 6-Pair 22 AWG, PE-89 Outdoor Telecommunications Cable, Installed In Conduit	2,020.15	580.58
27 15 13 00-0540 MLF 12-Pair 22 AWG, PE-89 Outdoor Telecommunications Cable, Installed In Conduit	2,564.66	580.58
27 15 13 00-0541 MLF 25-Pair 22 AWG, PE-89 Outdoor Telecommunications Cable, Installed In Conduit	3,877.67	653.15
27 15 13 00-0542 MLF 50-Pair 22 AWG, PE-89 Outdoor Telecommunications Cable, Installed In Conduit	6,103.67	725.72
27 15 13 00-0543 MLF 75-Pair 22 AWG, PE-89 Outdoor Telecommunications Cable, Installed In Conduit	8,872.90	1,016.01
27 15 13 00-0544 MLF 100-Pair 22 AWG, PE-89 Outdoor Telecommunications Cable, Installed In Conduit	11,402.10	1,161.15
27 15 13 00-0545 MLF 200-Pair 22 AWG, PE-89 Outdoor Telecommunications Cable, Installed In Conduit	20,242.96	1,306.29
27 15 13 00-0546 MLF 300-Pair 22 AWG, PE-89 Outdoor Telecommunications Cable, Installed In Conduit	29,484.20	1,886.87
27 15 13 00-0547 MLF 400-Pair 22 AWG, PE-89 Outdoor Telecommunications Cable, Installed In Conduit	39,271.50	2,467.45
27 15 13 00-0548 MLF 600-Pair 22 AWG, PE-89 Outdoor Telecommunications Cable, Installed In Conduit	57,978.48	3,338.30
27 15 13 00-0549 MLF 900-Pair 22 AWG, PE-89 Outdoor Telecommunications Cable, Installed In Conduit	84,993.07	6,676.61
27 15 13 00-0550 MLF 1,200-Pair 22 AWG, PE-89 Outdoor Telecommunications Cable, Installed In Conduit	119,601.88	9,869.77
27 15 13 00-0551 22 AWG, PE-89 Outdoor Telecommunications Cable, Buried In Trench (27 15 13 00-0537)		
27 15 13 00-0552 MLF 6-Pair 22 AWG, PE-89 Outdoor Telecommunications Cable, Buried In Trench	1,838.72	
27 15 13 00-0553 MLF 12-Pair 22 AWG, PE-89 Outdoor Telecommunications Cable, Buried In Trench	2,383.23	
27 15 13 00-0554 MLF 25-Pair 22 AWG, PE-89 Outdoor Telecommunications Cable, Buried In Trench	3,635.77	
27 15 13 00-0555 MLF 50-Pair 22 AWG, PE-89 Outdoor Telecommunications Cable, Buried In Trench	5,861.76	
27 15 13 00-0556 MLF 75-Pair 22 AWG, PE-89 Outdoor Telecommunications Cable, Buried In Trench	8,510.05	
27 15 13 00-0557 MLF 100-Pair 22 AWG, PE-89 Outdoor Telecommunications Cable, Buried In Trench	11,039.24	
27 15 13 00-0558 MLF 200-Pair 22 AWG, PE-89 Outdoor Telecommunications Cable, Buried In Trench	20,001.06	
27 15 13 00-0559 MLF 300-Pair 22 AWG, PE-89 Outdoor Telecommunications Cable, Buried In Trench	28,758.47	
27 15 13 00-0560 MLF 400-Pair 22 AWG, PE-89 Outdoor Telecommunications Cable, Buried In Trench	37,759.58	
27 15 13 00-0561 MLF 600-Pair 22 AWG, PE-89 Outdoor Telecommunications Cable, Buried In Trench	55,317.51	
27 15 13 00-0562 MLF 900-Pair 22 AWG, PE-89 Outdoor Telecommunications Cable, Buried In Trench	77,735.88	
27 15 13 00-0563 MLF 1,200-Pair 22 AWG, PE-89 Outdoor Telecommunications Cable, Buried In Trench	108,958.00	
27 15 13 00-0564 19 AWG, PE-89 Outdoor Telecommunications Cable (27 15 13 00-0509)		
27 15 13 00-0565 19 AWG, PE-89 Outdoor Telecommunications Cable, Installed In Conduit (27 15 13 00-0564)		
27 15 13 00-0566 MLF 25-Pair 19 AWG, PE-89 Outdoor Telecommunications Cable, Installed In Conduit	6,507.22	653.15
27 15 13 00-0567 MLF 50-Pair 19 AWG, PE-89 Outdoor Telecommunications Cable, Installed In Conduit	11,243.59	725.72
27 15 13 00-0568 MLF 75-Pair 19 AWG, PE-89 Outdoor Telecommunications Cable, Installed In Conduit	18,015.88	1,016.01
27 15 13 00-0569 MLF 100-Pair 19 AWG, PE-89 Outdoor Telecommunications Cable, Installed In Conduit	21,582.81	1,161.15
27 15 13 00-0570 19 AWG, PE-89 Outdoor Telecommunications Cable, Buried In Trench (27 15 13 00-0564)		
27 15 13 00-0571 MLF 25-Pair 19 AWG, PE-89 Outdoor Telecommunications Cable, Buried In Trench	6,265.32	
27 15 13 00-0572 MLF 50-Pair 19 AWG, PE-89 Outdoor Telecommunications Cable, Buried In Trench	11,001.68	
27 15 13 00-0573 MLF 75-Pair 19 AWG, PE-89 Outdoor Telecommunications Cable, Buried In Trench	17,653.03	
27 15 13 00-0574 MLF 100-Pair 19 AWG, PE-89 Outdoor Telecommunications Cable, Buried In Trench	21,219.95	
27 15 13 00-0575 PE-39 Outdoor Telecommunications Cable (27 15 13 00-0508) Note: Includes solid polyolefin insulated conductors.		
27 15 13 00-0576 24 AWG, PE-39 Outdoor Telecommunications Cable (27 15 13 00-0575)		
27 15 13 00-0577 24 AWG, PE-39 Outdoor Telecommunications Cable, Installed In Conduit (27 15 13 00-0576)		
27 15 13 00-0578 MLF 6-Pair 24 AWG, PE-39 Outdoor Telecommunications Cable, Installed In Conduit	2,554.18	1,016.01
27 15 13 00-0579 MLF 12-Pair 24 AWG, PE-39 Outdoor Telecommunications Cable, Installed In Conduit	2,983.41	1,016.01
27 15 13 00-0580 MLF 25-Pair 24 AWG, PE-39 Outdoor Telecommunications Cable, Installed In Conduit	3,849.35	1,016.01
27 15 13 00-0581 MLF 50-Pair 24 AWG, PE-39 Outdoor Telecommunications Cable, Installed In Conduit	5,408.73	1,016.01
27 15 13 00-0582 MLF 100-Pair 24 AWG, PE-39 Outdoor Telecommunications Cable, Installed In Conduit	8,571.40	1,016.01
27 15 13 00-0583 MLF 200-Pair 24 AWG, PE-39 Outdoor Telecommunications Cable, Installed In Conduit	15,476.62	1,306.29
27 15 13 00-0584 MLF 300-Pair 24 AWG, PE-39 Outdoor Telecommunications Cable, Installed In Conduit	22,595.95	1,886.87
27 15 13 00-0585 MLF 400-Pair 24 AWG, PE-39 Outdoor Telecommunications Cable, Installed In Conduit	29,728.18	2,467.45
27 15 13 00-0586 MLF 600-Pair 24 AWG, PE-39 Outdoor Telecommunications Cable, Installed In Conduit	40,620.19	3,338.30
27 15 13 00-0587 MLF 900-Pair 24 AWG, PE-39 Outdoor Telecommunications Cable, Installed In Conduit	63,178.15	6,676.61
27 15 13 00-0588 MLF 1,200-Pair 24 AWG, PE-39 Outdoor Telecommunications Cable, Installed In Conduit	91,979.44	9,869.77



MINOR	CSI	UOM	DESCRIPTION	TOTAL DIRECT UNIT COST	DEMOLITION UNIT COST
-------	-----	-----	-------------	------------------------	----------------------

27 15 13 00-0589			24 AWG, PE-39 Outdoor Telecommunications Cable, Buried In Trench ^(27 15 13 00-0576)		
27 15 13 00-0590	MLF		6-Pair 24 AWG, PE-39 Outdoor Telecommunications Cable, Buried In Trench	2,191.33	
27 15 13 00-0591	MLF		12-Pair 24 AWG, PE-39 Outdoor Telecommunications Cable, Buried In Trench	2,620.56	
27 15 13 00-0592	MLF		25-Pair 24 AWG, PE-39 Outdoor Telecommunications Cable, Buried In Trench	3,486.50	
27 15 13 00-0593	MLF		50-Pair 24 AWG, PE-39 Outdoor Telecommunications Cable, Buried In Trench	5,045.88	
27 15 13 00-0594	MLF		100-Pair 24 AWG, PE-39 Outdoor Telecommunications Cable, Buried In Trench	8,208.55	
27 15 13 00-0595	MLF		200-Pair 24 AWG, PE-39 Outdoor Telecommunications Cable, Buried In Trench	15,234.72	
27 15 13 00-0596	MLF		300-Pair 24 AWG, PE-39 Outdoor Telecommunications Cable, Buried In Trench	21,870.22	
27 15 13 00-0597	MLF		400-Pair 24 AWG, PE-39 Outdoor Telecommunications Cable, Buried In Trench	28,216.26	
27 15 13 00-0598	MLF		600-Pair 24 AWG, PE-39 Outdoor Telecommunications Cable, Buried In Trench	37,959.22	
27 15 13 00-0599	MLF		900-Pair 24 AWG, PE-39 Outdoor Telecommunications Cable, Buried In Trench	55,920.96	
27 15 13 00-0600	MLF		1,200-Pair 24 AWG, PE-39 Outdoor Telecommunications Cable, Buried In Trench	81,335.56	
27 15 13 00-0601			22 AWG, PE-39 Outdoor Telecommunications Cable ^(27 15 13 00-0575)		
27 15 13 00-0602			22 AWG, PE-39 Outdoor Telecommunications Cable, Installed In Conduit ^(27 15 13 00-0601)		
27 15 13 00-0603	MLF		6-Pair 22 AWG, PE-39 Outdoor Telecommunications Cable, Installed In Conduit	2,802.33	1,016.01
27 15 13 00-0604	MLF		12-Pair 22 AWG, PE-39 Outdoor Telecommunications Cable, Installed In Conduit	3,433.05	1,016.01
27 15 13 00-0605	MLF		25-Pair 22 AWG, PE-39 Outdoor Telecommunications Cable, Installed In Conduit	4,775.27	1,016.01
27 15 13 00-0606	MLF		50-Pair 22 AWG, PE-39 Outdoor Telecommunications Cable, Installed In Conduit	7,244.47	1,016.01
27 15 13 00-0607	MLF		100-Pair 22 AWG, PE-39 Outdoor Telecommunications Cable, Installed In Conduit	12,397.35	1,016.01
27 15 13 00-0608	MLF		200-Pair 22 AWG, PE-39 Outdoor Telecommunications Cable, Installed In Conduit	22,839.58	1,306.29
27 15 13 00-0609	MLF		300-Pair 22 AWG, PE-39 Outdoor Telecommunications Cable, Installed In Conduit	33,464.59	1,886.87
27 15 13 00-0610	MLF		400-Pair 22 AWG, PE-39 Outdoor Telecommunications Cable, Installed In Conduit	42,873.59	2,467.45
27 15 13 00-0611	MLF		600-Pair 22 AWG, PE-39 Outdoor Telecommunications Cable, Installed In Conduit	59,881.24	3,338.30
27 15 13 00-0612	MLF		900-Pair 22 AWG, PE-39 Outdoor Telecommunications Cable, Installed In Conduit	94,366.25	6,676.61
27 15 13 00-0613			22 AWG, PE-39 Outdoor Telecommunications Cable, Buried In Trench ^(27 15 13 00-0601)		
27 15 13 00-0614	MLF		6-Pair 22 AWG, PE-39 Outdoor Telecommunications Cable, Buried In Trench	2,439.48	
27 15 13 00-0615	MLF		12-Pair 22 AWG, PE-39 Outdoor Telecommunications Cable, Buried In Trench	3,070.20	
27 15 13 00-0616	MLF		25-Pair 22 AWG, PE-39 Outdoor Telecommunications Cable, Buried In Trench	4,412.42	
27 15 13 00-0617	MLF		50-Pair 22 AWG, PE-39 Outdoor Telecommunications Cable, Buried In Trench	6,881.62	
27 15 13 00-0618	MLF		100-Pair 22 AWG, PE-39 Outdoor Telecommunications Cable, Buried In Trench	12,034.50	
27 15 13 00-0619	MLF		200-Pair 22 AWG, PE-39 Outdoor Telecommunications Cable, Buried In Trench	22,597.68	
27 15 13 00-0620	MLF		300-Pair 22 AWG, PE-39 Outdoor Telecommunications Cable, Buried In Trench	32,738.86	
27 15 13 00-0621	MLF		400-Pair 22 AWG, PE-39 Outdoor Telecommunications Cable, Buried In Trench	41,361.67	
27 15 13 00-0622	MLF		600-Pair 22 AWG, PE-39 Outdoor Telecommunications Cable, Buried In Trench	57,220.27	
27 15 13 00-0623	MLF		900-Pair 22 AWG, PE-39 Outdoor Telecommunications Cable, Buried In Trench	87,109.06	
27 15 13 00-0624			19 AWG, PE-39 Outdoor Telecommunications Cable ^(27 15 13 00-0575)		
27 15 13 00-0625			19 AWG, PE-39 Outdoor Telecommunications Cable, Installed In Conduit ^(27 15 13 00-0624)		
27 15 13 00-0626	MLF		25-Pair 19 AWG, PE-39 Outdoor Telecommunications Cable, Installed In Conduit	7,748.59	1,016.01
27 15 13 00-0627	MLF		50-Pair 19 AWG, PE-39 Outdoor Telecommunications Cable, Installed In Conduit	12,756.44	1,016.01
27 15 13 00-0628	MLF		100-Pair 19 AWG, PE-39 Outdoor Telecommunications Cable, Installed In Conduit	23,140.97	1,016.01
27 15 13 00-0629			19 AWG, PE-39 Outdoor Telecommunications Cable, Buried In Trench ^(27 15 13 00-0624)		
27 15 13 00-0630	MLF		25-Pair 19 AWG, PE-39 Outdoor Telecommunications Cable, Buried In Trench	7,385.74	
27 15 13 00-0631	MLF		50-Pair 19 AWG, PE-39 Outdoor Telecommunications Cable, Buried In Trench	12,393.59	
27 15 13 00-0632	MLF		100-Pair 19 AWG, PE-39 Outdoor Telecommunications Cable, Buried In Trench	22,778.12	
27 15 13 00-0633			(Aerial) Outdoor Telecommunications Cable ^(27 15 13 00-0508)		
			Note: Includes support wire.		
27 15 13 00-0634			24 AWG, (Aerial) Outdoor Telecommunications Cable, Installed On Poles ^(27 15 13 00-0633)		
27 15 13 00-0635	MLF		6-Pair 24 AWG, (Aerial) Outdoor Telecommunications Cable, Installed On Poles	7,451.48	2,041.40
27 15 13 00-0636	MLF		12-Pair 24 AWG, (Aerial) Outdoor Telecommunications Cable, Installed On Poles	7,808.62	2,041.40
27 15 13 00-0637	MLF		25-Pair 24 AWG, (Aerial) Outdoor Telecommunications Cable, Installed On Poles	8,695.31	2,041.40
27 15 13 00-0638	MLF		50-Pair 24 AWG, (Aerial) Outdoor Telecommunications Cable, Installed On Poles	10,337.01	2,041.40
27 15 13 00-0639	MLF		100-Pair 24 AWG, (Aerial) Outdoor Telecommunications Cable, Installed On Poles	13,507.92	2,041.40
27 15 13 00-0640	MLF		200-Pair 24 AWG, (Aerial) Outdoor Telecommunications Cable, Installed On Poles	20,287.10	2,245.54
27 15 13 00-0641	MLF		300-Pair 24 AWG, (Aerial) Outdoor Telecommunications Cable, Installed On Poles	27,105.52	2,449.68
27 15 13 00-0642			22 AWG, (Aerial) Outdoor Telecommunications Cable, Installed On Poles ^(27 15 13 00-0633)		
27 15 13 00-0643	MLF		6-Pair 22 AWG, (Aerial) Outdoor Telecommunications Cable, Installed On Poles	7,878.76	2,041.40
27 15 13 00-0644	MLF		12-Pair 22 AWG, (Aerial) Outdoor Telecommunications Cable, Installed On Poles	8,406.40	2,041.40
27 15 13 00-0645	MLF		25-Pair 22 AWG, (Aerial) Outdoor Telecommunications Cable, Installed On Poles	9,677.29	2,041.40
27 15 13 00-0646	MLF		50-Pair 22 AWG, (Aerial) Outdoor Telecommunications Cable, Installed On Poles	12,188.03	2,041.40
27 15 13 00-0647	MLF		100-Pair 22 AWG, (Aerial) Outdoor Telecommunications Cable, Installed On Poles	17,818.69	2,041.40
27 15 13 00-0648	MLF		200-Pair 22 AWG, (Aerial) Outdoor Telecommunications Cable, Installed On Poles	27,953.43	2,245.54

27 Communications**27 10 Structured Cabling****27 15 Communications Horizontal Cabling**

MINOR CSI UOM DESCRIPTION	TOTAL DIRECT UNIT COST	DEMOLITION UNIT COST
27 15 13 00-0649 19 AWG, (Aerial) Outdoor Telecommunications Cable, Installed On Poles ⁽²⁷⁾		
27 15 13 00-0650 MLF 6-Pair 19 AWG, (Aerial) Outdoor Telecommunications Cable, Installed On Poles	8,443.65	2,041.40
27 15 13 00-0651 MLF 12-Pair 19 AWG, (Aerial) Outdoor Telecommunications Cable, Installed On Poles	9,636.90	2,041.40
27 15 13 00-0652 MLF 25-Pair 19 AWG, (Aerial) Outdoor Telecommunications Cable, Installed On Poles	11,983.01	2,041.40
27 15 13 00-0653 MLF 50-Pair 19 AWG, (Aerial) Outdoor Telecommunications Cable, Installed On Poles	16,675.28	2,041.40
27 15 13 00-0654 MLF 100-Pair 19 AWG, (Aerial) Outdoor Telecommunications Cable, Installed On Poles	26,208.70	2,041.40
27 15 13 00-0655 Sound System Cables ^(27 15 13)		
Note: Cables shall be type CL2 or CM and as manufactured by West Penn Wire, Belden or approved equal.		
27 15 13 00-0656 Speaker/Communications And Control Cable, Installed Exposed ^(27 15 13 00-0655)		
27 15 13 00-0657 Non-Plenum Rated Speaker/Communications And Control Cable, Installed Exposed ^(27 15 13 00-0656)		
27 15 13 00-0658 MLF 2 Conductor, #16 AWG, Stranded, Unshielded, Non-Plenum Rated, Speaker/Communications And Control Cable, Installed Exposed	1,870.20	773.53
For Work In Restricted Working Space, Add	464.12	
27 15 13 00-0659 MLF 2 Conductor, #18 AWG, Stranded, Unshielded, Non-Plenum Rated, Speaker/Communications And Control Cable, Installed Exposed	1,761.21	773.53
For Work In Restricted Working Space, Add	464.12	
27 15 13 00-0660 MLF 2 Conductor, #22 AWG, Stranded, Unshielded, Non-Plenum Rated, Speaker/Communications And Control Cable, Installed Exposed	1,677.14	773.53
For Work In Restricted Working Space, Add	464.12	
27 15 13 00-0661 MLF 4 Conductor, #22 AWG, Stranded, Unshielded, Non-Plenum Rated, Speaker/Communications And Control Cable, Installed Exposed	1,769.08	773.53
For Work In Restricted Working Space, Add	464.12	
27 15 13 00-0662 MLF 4 Conductor, #18 AWG, Stranded, Shielded, Non-Plenum Rated, Speaker/Communications And Control Cable, Installed Exposed	2,064.56	773.53
For Work In Restricted Working Space, Add	464.12	
27 15 13 00-0663 MLF 6 Conductor, #18 AWG, Stranded, Shielded, Non-Plenum Rated, Speaker/Communications And Control Cable, Installed Exposed	2,359.08	773.53
For Work In Restricted Working Space, Add	464.12	
27 15 13 00-0664 MLF 4 Conductor, #20 AWG, Stranded, 2 Shielded, 2 Unshielded, Non-Plenum Rated, Speaker/Communications And Control Cable, Installed Exposed	2,065.81	773.53
For Work In Restricted Working Space, Add	464.12	
27 15 13 00-0665 MLF 4 Conductor, #22 AWG, Stranded, 2 Shielded, 2 Unshielded, Non-Plenum Rated, Speaker/Communications And Control Cable, Installed Exposed	1,923.92	773.53
For Work In Restricted Working Space, Add	464.12	
27 15 13 00-0666 Plenum Rated Speaker/Communications And Control Cable, Installed Exposed ^(27 15 13 00-0656)		
27 15 13 00-0667 MLF 2 Conductor, #16 AWG, Stranded, Unshielded, Plenum Rated, Speaker/Communications And Control Cable, Installed Exposed	1,915.23	773.53
For Work In Restricted Working Space, Add	464.12	
27 15 13 00-0668 MLF 2 Conductor, #18 AWG, Stranded, Unshielded, Plenum Rated, Speaker/Communications And Control Cable, Installed Exposed	1,789.85	773.53
For Work In Restricted Working Space, Add	464.12	
27 15 13 00-0669 MLF 2 Conductor, #22 AWG, Stranded, Unshielded, Plenum Rated, Speaker/Communications And Control Cable, Installed Exposed	1,718.88	773.53
For Work In Restricted Working Space, Add	464.12	
27 15 13 00-0670 MLF 4 Conductor, #22 AWG, Stranded, Unshielded, Plenum Rated, Speaker/Communications And Control Cable, Installed Exposed	1,837.30	773.53
For Work In Restricted Working Space, Add	464.12	
27 15 13 00-0671 MLF 8 Conductors, #22 AWG, Stranded, Unshielded, Plenum Rated, Speaker/Communications And Control Cable, Installed Exposed	2,087.49	773.53
For Work In Restricted Working Space, Add	464.12	
27 15 13 00-0672 MLF 2 Conductors, #16 AWG, Stranded, Shielded, Plenum Rated, Speaker/Communications And Control Cable, Installed Exposed	2,059.89	773.53
For Work In Restricted Working Space, Add	464.12	
27 15 13 00-0673 MLF 2 Conductors, #18 AWG, Stranded, Shielded, Plenum Rated, Speaker/Communications And Control Cable, Installed Exposed	1,886.46	773.53
For Work In Restricted Working Space, Add	464.12	
27 15 13 00-0674 MLF 4 Conductor, #18 AWG, Stranded, Shielded, Plenum Rated, Speaker/Communications And Control Cable, Installed Exposed	2,181.26	773.53
For Work In Restricted Working Space, Add	464.12	
27 15 13 00-0675 MLF 6 Conductor, #18 AWG, Stranded, Shielded, Plenum Rated, Speaker/Communications And Control Cable, Installed Exposed	2,475.24	773.53
For Work In Restricted Working Space, Add	464.12	
27 15 13 00-0676 MLF 2 Conductor, #22 AWG, Stranded, Shielded, Plenum Rated, Speaker/Communications And Control Cable, Installed Exposed	1,754.47	773.53
For Work In Restricted Working Space, Add	464.12	
27 15 13 00-0677 MLF 2 Conductor, #20 AWG, Stranded, Shielded, Plenum Rated, Speaker/Communications And Control Cable, Installed Exposed	1,813.05	773.53
For Work In Restricted Working Space, Add	464.12	
27 15 13 00-0678 Speaker/Communications And Control Cable, Installed In Conduit ^(27 15 13 00-0655)		
27 15 13 00-0679 Non-Plenum Rated Speaker/Communications And Control Cable, Installed In Conduit ^(27 15 13 00-0678)		



MINOR CSI UOM DESCRIPTION	TOTAL DIRECT UNIT COST	DEMOLITION UNIT COST
27 15 13 00-0680 MLF 2 Conductors, #16 AWG, Stranded, Unshielded, Non-Plenum Rated, Speaker/Communications And Control Cable, Installed In Conduit.....	1,096.67	386.76
27 15 13 00-0681 MLF 2 Conductors, #18 AWG, Stranded, Unshielded, Non-Plenum Rated, Speaker/Communications And Control Cable, Installed In Conduit.....	987.68	386.76
27 15 13 00-0682 MLF 2 Conductors, #22 AWG, Stranded, Unshielded, Non-Plenum Rated, Speaker/Communications And Control Cable, Installed In Conduit.....	903.61	386.76
27 15 13 00-0683 MLF 4 Conductors, #22 AWG, Stranded, Unshielded, Non-Plenum Rated, Speaker/Communications And Control Cable, Installed In Conduit.....	995.55	386.76
27 15 13 00-0684 MLF 4 Conductors, #18 AWG, Stranded, Shielded, Non-Plenum Rated, Speaker/Communications And Control Cable, Installed In Conduit.....	1,291.03	386.76
27 15 13 00-0685 MLF 6 Conductors, #18 AWG, Stranded, Shielded, Non-Plenum Rated, Speaker/Communications And Control Cable, Installed In Conduit.....	1,585.55	386.76
27 15 13 00-0686 MLF 4 Conductors (2 Shielded, 2 Unshielded), #20 AWG, Stranded, Non-Plenum Rated, Microphone/Communications Cable, Installed In Conduit.....	1,292.28	386.76
27 15 13 00-0687 MLF 4 Conductors (2 Shielded, 2 Unshielded), #22 AWG, Stranded, Non-Plenum Rated, Microphone/Communications Cable, Installed In Conduit.....	1,150.39	386.76
27 15 13 00-0688 Plenum Rated Speaker/Communications And Control Cable, Installed In Conduit <small>(27 15 13 00-0678)</small>		
27 15 13 00-0689 MLF 2 Conductor, #6 AWG, Stranded, Unshielded, Plenum Rated, Speaker/Communications And Control Cable, Installed In Conduit.....	1,141.70	386.76
27 15 13 00-0690 MLF 2 Conductor, #18 AWG, Stranded, Unshielded, Plenum Rated, Speaker/Communications And Control Cable, Installed In Conduit.....	1,016.32	386.76
27 15 13 00-0691 MLF 2 Conductor, #22 AWG, Stranded, Unshielded, Plenum Rated, Speaker/Communications And Control Cable, Installed In Conduit.....	945.35	386.76
27 15 13 00-0692 MLF 4 Conductor, #22 AWG, Stranded, Unshielded, Plenum Rated, Speaker/Communications And Control Cable, Installed In Conduit.....	1,063.77	386.76
27 15 13 00-0693 MLF 8 Conductor, #22 AWG, Stranded, Unshielded, Plenum Rated, Speaker/Communications And Control Cable, Installed In Conduit.....	1,313.96	386.76
27 15 13 00-0694 MLF 2 Conductor, #16 AWG, Stranded, Shielded, Plenum Rated, Speaker/Communications And Control Cable, Installed In Conduit.....	1,286.36	386.76
27 15 13 00-0695 MLF 2 Conductor, #18 AWG, Stranded, Shielded, Plenum Rated, Speaker/Communications And Control Cable, Installed In Conduit.....	1,112.93	386.76
27 15 13 00-0696 MLF 4 Conductor, #18 AWG, Stranded, Shielded, Plenum Rated, Speaker/Communications And Control Cable, Installed In Conduit.....	1,407.73	386.76
27 15 13 00-0697 MLF 6 Conductor, #18 AWG, Stranded, Shielded, Plenum Rated, Speaker/Communications And Control Cable, Installed In Conduit.....	1,701.71	386.76
27 15 13 00-0698 MLF 2 Conductor, #20 AWG, Stranded, Shielded, Plenum Rated, Microphone/Communications And Control Cable, Installed In Conduit.....	1,039.52	386.76
27 15 13 00-0699 MLF 2 Conductor, #22 AWG, Stranded, Shielded, Plenum Rated, Microphone/Communications And Control Cable, Installed In Conduit.....	980.94	386.76
27 15 23 Communications Optical Fiber Horizontal Cabling <small>(27 15)</small>		
<small>Note: Cable installed in conduit includes pull wires and installation in conduit, innerduct, wiremold, etc. Cable installed exposed includes installation on exposed surfaces, uncovered wireways, cable trays, etc.</small>		
27 15 23 00-0001 Indoor Fiber Optic Cable <small>(27 15 23)</small>		
<small>Note: Distribution cables contain multiple tight-buffered fibers bundled under the same jacket with Kevlar strength members. Break-out cables contain multiple individually reinforced and jacketed simplex cables bundled together.</small>		
27 15 23 00-0002 Indoor Fiber Optic Cable, Installed In Conduit <small>(27 15 23 00-0001)</small>		
<small>Note: Excludes conduit or innerduct.</small>		
27 15 23 00-0003 Riser Rated, Tight Buffer, Indoor Fiber Optic Cable, Installed In Conduit <small>(27 15 23 00-0002)</small>		
27 15 23 00-0004 Distribution Riser Rated, Tight Buffer, Indoor Fiber Optic Cable, Installed In Conduit <small>(27 15 23 00-0003)</small>		
27 15 23 00-0005 Singlemode, Distribution Riser Rated, Tight Buffer, Indoor Fiber Optic Cable, Installed In Conduit <small>(27 15 23 00-0004)</small>		
27 15 23 00-0006 MLF 1-Fiber, Singlemode, Distribution Riser Rated, Tight Buffer, Indoor Fiber Optic Cable, Installed In Conduit.....	1,017.87	435.43
27 15 23 00-0007 MLF 2-Fiber, Singlemode, Distribution Riser Rated, Tight Buffer, Indoor Fiber Optic Cable, Installed In Conduit.....	1,105.92	435.43
27 15 23 00-0008 MLF 4-Fiber, Singlemode, Distribution Riser Rated, Tight Buffer, Indoor Fiber Optic Cable, Installed In Conduit.....	1,135.32	435.43
27 15 23 00-0009 MLF 6-Fiber, Singlemode, Distribution Riser Rated, Tight Buffer, Indoor Fiber Optic Cable, Installed In Conduit.....	1,240.01	435.43
<i>For Aluminum Armored Cable, Add</i>		1,099.86
<i>For Steel Armored Cable, Add</i>		1,578.49
27 15 23 00-0010 MLF 8-Fiber, Singlemode, Distribution Riser Rated, Tight Buffer, Indoor Fiber Optic Cable, Installed In Conduit.....	1,270.03	435.43
27 15 23 00-0011 MLF 12-Fiber, Singlemode, Distribution Riser Rated, Tight Buffer, Indoor Fiber Optic Cable, Installed In Conduit.....	1,451.48	435.43
<i>For Aluminum Armored Cable, Add</i>		1,204.69
<i>For Steel Armored Cable, Add</i>		1,661.23
27 15 23 00-0012 MLF 18-Fiber, Singlemode, Distribution Riser Rated, Tight Buffer, Indoor Fiber Optic Cable, Installed In Conduit.....	2,450.66	508.01
27 15 23 00-0013 MLF 24-Fiber, Singlemode, Distribution Riser Rated, Tight Buffer, Indoor Fiber Optic Cable, Installed In Conduit.....	3,419.90	508.01
<i>For Aluminum Armored Cable With Sub-Units, Add</i>		1,663.40
<i>For Steel Armored Cable, Add</i>		2,285.98
27 15 23 00-0014 MLF 36-Fiber, Singlemode, Distribution Riser Rated, Tight Buffer, Indoor Fiber Optic Cable, Installed In Conduit.....	4,156.53	508.01
<i>For Aluminum Armored Cable With Sub-Units, Add</i>		1,753.53
<i>For Steel Armored Cable, Add</i>		2,111.62
27 15 23 00-0015 MLF 48-Fiber, Singlemode, Distribution Riser Rated, Tight Buffer, Indoor Fiber Optic Cable, Installed In Conduit.....	4,299.40	508.01
<i>For Aluminum Armored Cable With Sub-Units, Add</i>		1,639.80
<i>For Steel Armored Cable, Add</i>		2,211.14
27 15 23 00-0016 MLF 60-Fiber, Singlemode, Distribution Riser Rated, Tight Buffer, Indoor Fiber Optic Cable, Installed In Conduit.....	5,200.34	508.01



MINOR CSI UOM DESCRIPTION	TOTAL DIRECT UNIT COST	DEMOLITION UNIT COST
27 15 23 00-0017 MLF 72-Fiber, Singlemode, Distribution Riser Rated, Tight Buffer, Indoor Fiber Optic Cable, Installed In Conduit.....	5,439.93	508.01
27 15 23 00-0018 MLF 96-Fiber, Singlemode, Distribution Riser Rated, Tight Buffer, Indoor Fiber Optic Cable, Installed In Conduit.....	6,700.18	508.01
27 15 23 00-0019 MLF 120-Fiber, Singlemode, Distribution Riser Rated, Tight Buffer, Indoor Fiber Optic Cable, Installed In Conduit.....	8,987.52	580.58
27 15 23 00-0020 MLF 144-Fiber, Singlemode, Distribution Riser Rated, Tight Buffer, Indoor Fiber Optic Cable, Installed In Conduit.....	10,706.07	580.58
27 15 23 00-0021 50 Micron Multimode, Distribution Riser Rated, Tight Buffer, Indoor Fiber Optic Cable, Installed In Conduit (27 15 23 00-0004)		
27 15 23 00-0022 MLF 1-Fiber, 50 Micron Multimode, Distribution Riser Rated, Tight Buffer, Indoor Fiber Optic Cable, Installed In Conduit.....	1,043.23	435.43
27 15 23 00-0023 MLF 2-Fiber, 50 Micron Multimode, Distribution Riser Rated, Tight Buffer, Indoor Fiber Optic Cable, Installed In Conduit.....	1,235.96	435.43
27 15 23 00-0024 MLF 4-Fiber, 50 Micron Multimode, Distribution Riser Rated, Tight Buffer, Indoor Fiber Optic Cable, Installed In Conduit.....	1,538.92	435.43
27 15 23 00-0025 MLF 6-Fiber, 50 Micron Multimode, Distribution Riser Rated, Tight Buffer, Indoor Fiber Optic Cable, Installed In Conduit.....	1,857.82	435.43
For Aluminum Armored Cable, Add	666.65	
For Steel Armored Cable, Add	941.94	
27 15 23 00-0026 MLF 8-Fiber, 50 Micron Multimode, Distribution Riser Rated, Tight Buffer, Indoor Fiber Optic Cable, Installed In Conduit.....	2,160.77	435.43
27 15 23 00-0027 MLF 12-Fiber, 50 Micron Multimode, Distribution Riser Rated, Tight Buffer, Indoor Fiber Optic Cable, Installed In Conduit.....	2,782.62	435.43
For Aluminum Armored Cable, Add	486.55	
For Steel Armored Cable, Add	845.24	
27 15 23 00-0028 MLF 18-Fiber, 50 Micron Multimode, Distribution Riser Rated, Tight Buffer, Indoor Fiber Optic Cable, Installed In Conduit.....	3,063.04	508.01
27 15 23 00-0029 MLF 24-Fiber, 50 Micron Multimode, Distribution Riser Rated, Tight Buffer, Indoor Fiber Optic Cable, Installed In Conduit.....	5,311.28	508.01
For Aluminum Armored Cable With Sub-Units, Add	1,024.86	
For Steel Armored Cable, Add	1,024.86	
27 15 23 00-0030 MLF 36-Fiber, 50 Micron Multimode, Distribution Riser Rated, Tight Buffer, Indoor Fiber Optic Cable, Installed In Conduit.....	7,543.58	508.01
27 15 23 00-0031 MLF 48-Fiber, 50 Micron Multimode, Distribution Riser Rated, Tight Buffer, Indoor Fiber Optic Cable, Installed In Conduit.....	9,775.88	508.01
For Aluminum Armored Cable With Sub-Units, Add	1,828.89	
27 15 23 00-0032 MLF 60-Fiber, 50 Micron Multimode, Distribution Riser Rated, Tight Buffer, Indoor Fiber Optic Cable, Installed In Conduit.....	12,008.18	508.01
27 15 23 00-0033 MLF 72-Fiber, 50 Micron Multimode, Distribution Riser Rated, Tight Buffer, Indoor Fiber Optic Cable, Installed In Conduit.....	14,240.48	508.01
27 15 23 00-0034 MLF 96-Fiber, 50 Micron Multimode, Distribution Riser Rated, Tight Buffer, Indoor Fiber Optic Cable, Installed In Conduit.....	18,721.02	508.01
For Aluminum Armored Cable With Sub-Units, Add	7,876.83	
27 15 23 00-0035 MLF 120-Fiber, 50 Micron Multimode, Distribution Riser Rated, Tight Buffer, Indoor Fiber Optic Cable, Installed In Conduit.....	23,306.56	580.58
27 15 23 00-0036 MLF 144-Fiber, 50 Micron Multimode, Distribution Riser Rated, Tight Buffer, Indoor Fiber Optic Cable, Installed In Conduit.....	27,771.16	580.58
27 15 23 00-0037 62.5 Micron Multimode, Distribution Riser Rated, Tight Buffer, Indoor Fiber Optic Cable, Installed In Conduit (27 15 23 00-0004)		
27 15 23 00-0038 MLF 1-Fiber, 62.5 Micron Multimode, Distribution Riser Rated, Tight Buffer, Indoor Fiber Optic Cable, Installed In Conduit.....	1,059.10	435.43
27 15 23 00-0039 MLF 2-Fiber, 62.5 Micron Multimode, Distribution Riser Rated, Tight Buffer, Indoor Fiber Optic Cable, Installed In Conduit.....	1,261.47	435.43
27 15 23 00-0040 MLF 4-Fiber, 62.5 Micron Multimode, Distribution Riser Rated, Tight Buffer, Indoor Fiber Optic Cable, Installed In Conduit.....	1,579.57	435.43
27 15 23 00-0041 MLF 6-Fiber, 62.5 Micron Multimode, Distribution Riser Rated, Tight Buffer, Indoor Fiber Optic Cable, Installed In Conduit.....	1,914.42	435.43
27 15 23 00-0042 MLF 8-Fiber, 62.5 Micron Multimode, Distribution Riser Rated, Tight Buffer, Indoor Fiber Optic Cable, Installed In Conduit.....	2,232.52	435.43
27 15 23 00-0043 MLF 12-Fiber, 62.5 Micron Multimode, Distribution Riser Rated, Tight Buffer, Indoor Fiber Optic Cable, Installed In Conduit.....	2,885.47	435.43
27 15 23 00-0044 MLF 18-Fiber, 62.5 Micron Multimode, Distribution Riser Rated, Tight Buffer, Indoor Fiber Optic Cable, Installed In Conduit.....	3,173.85	508.01
27 15 23 00-0045 MLF 24-Fiber, 62.5 Micron Multimode, Distribution Riser Rated, Tight Buffer, Indoor Fiber Optic Cable, Installed In Conduit.....	5,534.51	508.01
27 15 23 00-0046 MLF 36-Fiber, 62.5 Micron Multimode, Distribution Riser Rated, Tight Buffer, Indoor Fiber Optic Cable, Installed In Conduit.....	7,878.42	508.01
27 15 23 00-0047 MLF 48-Fiber, 62.5 Micron Multimode, Distribution Riser Rated, Tight Buffer, Indoor Fiber Optic Cable, Installed In Conduit.....	10,222.34	508.01
27 15 23 00-0048 MLF 60-Fiber, 62.5 Micron Multimode, Distribution Riser Rated, Tight Buffer, Indoor Fiber Optic Cable, Installed In Conduit.....	12,566.26	508.01
27 15 23 00-0049 MLF 72-Fiber, 62.5 Micron Multimode, Distribution Riser Rated, Tight Buffer, Indoor Fiber Optic Cable, Installed In Conduit.....	14,910.17	508.01
27 15 23 00-0050 MLF 96-Fiber, 62.5 Micron Multimode, Distribution Riser Rated, Tight Buffer, Indoor Fiber Optic Cable, Installed In Conduit.....	19,614.74	508.01
27 15 23 00-0051 MLF 120-Fiber, 62.5 Micron Multimode, Distribution Riser Rated, Tight Buffer, Indoor Fiber Optic Cable, Installed In Conduit.....	24,423.51	580.58
27 15 23 00-0052 MLF 144-Fiber, 62.5 Micron Multimode, Distribution Riser Rated, Tight Buffer, Indoor Fiber Optic Cable, Installed In Conduit.....	29,111.34	580.58



Communications		27
Structured Cabling		27 10
Communications Horizontal Cabling		27 15

MINOR CSI UOM DESCRIPTION	TOTAL DIRECT UNIT COST	DEMOLITION UNIT COST
27 15 23 00-0053 Break-Out Riser Rated, Tight Buffer, Indoor Fiber Optic Cable, Installed In Conduit <small>(27 15 23 00-0053)</small>		
27 15 23 00-0054 Singlemode, Break-Out Riser Rated, Tight Buffer, Indoor Fiber Optic Cable, Installed In Conduit <small>(27 15 23 00-0053)</small>		
27 15 23 00-0055 MLF 2-Fiber, Singlemode, Break-Out Riser Rated, Tight Buffer, Indoor Fiber Optic Cable, Installed In Conduit	1,833.92	435.43
27 15 23 00-0056 MLF 4-Fiber, Singlemode, Break-Out Riser Rated, Tight Buffer, Indoor Fiber Optic Cable, Installed In Conduit	2,162.29	435.43
27 15 23 00-0057 MLF 6-Fiber, Singlemode, Break-Out Riser Rated, Tight Buffer, Indoor Fiber Optic Cable, Installed In Conduit	2,884.69	435.43
27 15 23 00-0058 MLF 8-Fiber, Singlemode, Break-Out Riser Rated, Tight Buffer, Indoor Fiber Optic Cable, Installed In Conduit	3,229.44	435.43
27 15 23 00-0059 MLF 12-Fiber, Singlemode, Break-Out Riser Rated, Tight Buffer, Indoor Fiber Optic Cable, Installed In Conduit	5,578.14	435.43
27 15 23 00-0060 MLF 18-Fiber, Singlemode, Break-Out Riser Rated, Tight Buffer, Indoor Fiber Optic Cable, Installed In Conduit	5,895.21	508.01
27 15 23 00-0061 MLF 24-Fiber, Singlemode, Break-Out Riser Rated, Tight Buffer, Indoor Fiber Optic Cable, Installed In Conduit	7,408.40	508.01
27 15 23 00-0062 MLF 36-Fiber, Singlemode, Break-Out Riser Rated, Tight Buffer, Indoor Fiber Optic Cable, Installed In Conduit	10,410.14	508.01
27 15 23 00-0063 MLF 48-Fiber, Singlemode, Break-Out Riser Rated, Tight Buffer, Indoor Fiber Optic Cable, Installed In Conduit	12,749.71	508.01
27 15 23 00-0064 50 Micron Multimode, Break-Out Riser Rated, Tight Buffer, Indoor Fiber Optic Cable, Installed In Conduit <small>(27 15 23 00-0053)</small>		
27 15 23 00-0065 MLF 2-Fiber, 50 Micron Multimode, Break-Out Riser Rated, Tight Buffer, Indoor Fiber Optic Cable, Installed In Conduit	2,453.03	435.43
27 15 23 00-0066 MLF 4-Fiber, 50 Micron Multimode, Break-Out Riser Rated, Tight Buffer, Indoor Fiber Optic Cable, Installed In Conduit	2,997.64	435.43
27 15 23 00-0067 MLF 6-Fiber, 50 Micron Multimode, Break-Out Riser Rated, Tight Buffer, Indoor Fiber Optic Cable, Installed In Conduit	3,895.59	435.43
27 15 23 00-0068 MLF 8-Fiber, 50 Micron Multimode, Break-Out Riser Rated, Tight Buffer, Indoor Fiber Optic Cable, Installed In Conduit	5,230.18	435.43
27 15 23 00-0069 MLF 12-Fiber, 50 Micron Multimode, Break-Out Riser Rated, Tight Buffer, Indoor Fiber Optic Cable, Installed In Conduit	5,784.40	435.43
27 15 23 00-0070 MLF 18-Fiber, 50 Micron Multimode, Break-Out Riser Rated, Tight Buffer, Indoor Fiber Optic Cable, Installed In Conduit	7,744.49	508.01
27 15 23 00-0071 MLF 24-Fiber, 50 Micron Multimode, Break-Out Riser Rated, Tight Buffer, Indoor Fiber Optic Cable, Installed In Conduit	9,744.60	508.01
27 15 23 00-0072 MLF 36-Fiber, 50 Micron Multimode, Break-Out Riser Rated, Tight Buffer, Indoor Fiber Optic Cable, Installed In Conduit	11,112.07	508.01
27 15 23 00-0073 MLF 48-Fiber, 50 Micron Multimode, Break-Out Riser Rated, Tight Buffer, Indoor Fiber Optic Cable, Installed In Conduit	16,983.02	508.01
27 15 23 00-0074 62.5 Micron Multimode, Break-Out Riser Rated, Tight Buffer, Indoor Fiber Optic Cable, Installed In Conduit <small>(27 15 23 00-0053)</small>		
27 15 23 00-0075 MLF 2-Fiber, 62.5 Micron Multimode, Break-Out Riser Rated, Tight Buffer, Indoor Fiber Optic Cable, Installed In Conduit	2,539.39	435.43
27 15 23 00-0076 MLF 4-Fiber, 62.5 Micron Multimode, Break-Out Riser Rated, Tight Buffer, Indoor Fiber Optic Cable, Installed In Conduit	3,111.24	435.43
27 15 23 00-0077 MLF 6-Fiber, 62.5 Micron Multimode, Break-Out Riser Rated, Tight Buffer, Indoor Fiber Optic Cable, Installed In Conduit	4,054.08	435.43
27 15 23 00-0078 MLF 8-Fiber, 62.5 Micron Multimode, Break-Out Riser Rated, Tight Buffer, Indoor Fiber Optic Cable, Installed In Conduit	5,455.41	435.43
27 15 23 00-0079 MLF 12-Fiber, 62.5 Micron Multimode, Break-Out Riser Rated, Tight Buffer, Indoor Fiber Optic Cable, Installed In Conduit	6,037.33	435.43
27 15 23 00-0080 MLF 18-Fiber, 62.5 Micron Multimode, Break-Out Riser Rated, Tight Buffer, Indoor Fiber Optic Cable, Installed In Conduit	8,089.38	508.01
27 15 23 00-0081 MLF 24-Fiber, 62.5 Micron Multimode, Break-Out Riser Rated, Tight Buffer, Indoor Fiber Optic Cable, Installed In Conduit	10,189.49	508.01
27 15 23 00-0082 MLF 36-Fiber, 62.5 Micron Multimode, Break-Out Riser Rated, Tight Buffer, Indoor Fiber Optic Cable, Installed In Conduit	11,625.34	508.01
27 15 23 00-0083 MLF 48-Fiber, 62.5 Micron Multimode, Break-Out Riser Rated, Tight Buffer, Indoor Fiber Optic Cable, Installed In Conduit	17,789.84	508.01
27 15 23 00-0084 Plenum Rated, Tight Buffer, Indoor Fiber Optic Cable, Installed In Conduit <small>(27 15 23 00-0002)</small>		
27 15 23 00-0085 Distribution Plenum Rated, Tight Buffer, Indoor Fiber Optic Cable, Installed In Conduit <small>(27 15 23 00-0084)</small>		
27 15 23 00-0086 Singlemode, Distribution Plenum Rated, Tight Buffer, Indoor Fiber Optic Cable, Installed In Conduit <small>(27 15 23 00-0085)</small>		
27 15 23 00-0087 MLF 1-Fiber, Singlemode, Distribution Plenum Rated, Tight Buffer, Indoor Fiber Optic Cable, Installed In Conduit	1,086.78	435.43
27 15 23 00-0088 MLF 2-Fiber, Singlemode, Distribution Plenum Rated, Tight Buffer, Indoor Fiber Optic Cable, Installed In Conduit	1,092.23	435.43
27 15 23 00-0089 MLF 4-Fiber, Singlemode, Distribution Plenum Rated, Tight Buffer, Indoor Fiber Optic Cable, Installed In Conduit	1,378.26	435.43
27 15 23 00-0090 MLF 6-Fiber, Singlemode, Distribution Plenum Rated, Tight Buffer, Indoor Fiber Optic Cable, Installed In Conduit	1,411.73	435.43
For Aluminum Armored Cable, Add	1,313.89	
For Steel Armored Cable, Add	5,302.69	
27 15 23 00-0091 MLF 8-Fiber, Singlemode, Distribution Plenum Rated, Tight Buffer, Indoor Fiber Optic Cable, Installed In Conduit	1,580.22	435.43
27 15 23 00-0092 MLF 12-Fiber, Singlemode, Distribution Plenum Rated, Tight Buffer, Indoor Fiber Optic Cable, Installed In Conduit	1,611.74	435.43
For Aluminum Armored Cable, Add	1,392.42	
For Steel Armored Cable, Add	5,671.18	
27 15 23 00-0093 MLF 18-Fiber, Singlemode, Distribution Plenum Rated, Tight Buffer, Indoor Fiber Optic Cable, Installed In Conduit	3,735.16	508.01
27 15 23 00-0094 MLF 24-Fiber, Singlemode, Distribution Plenum Rated, Tight Buffer, Indoor Fiber Optic Cable, Installed In Conduit	4,818.34	508.01
For Aluminum Armored Cable With Sub-Units, Add	1,080.62	
For Steel Armored Cable, Add	5,535.54	
27 15 23 00-0095 MLF 36-Fiber, Singlemode, Distribution Plenum Rated, Tight Buffer, Indoor Fiber Optic Cable, Installed In Conduit	7,685.39	508.01
27 15 23 00-0096 MLF 48-Fiber, Singlemode, Distribution Plenum Rated, Tight Buffer, Indoor Fiber Optic Cable, Installed In Conduit	7,887.35	508.01
For Aluminum Armored Cable With Sub-Units, Add	1,656.81	
For Steel Armored Cable, Add	6,637.85	



MINOR CSI	UOM	DESCRIPTION	TOTAL DIRECT UNIT COST	DEMOLITION UNIT COST
27 15 23 00-0097	MLF	60-Fiber, Singlemode, Distribution Plenum Rated, Tight Buffer, Indoor Fiber Optic Cable, Installed In Conduit.....	9,530.90	508.01
27 15 23 00-0098	MLF	72-Fiber, Singlemode, Distribution Plenum Rated, Tight Buffer, Indoor Fiber Optic Cable, Installed In Conduit.....	11,285.68	508.01
27 15 23 00-0099	MLF	96-Fiber, Singlemode, Distribution Plenum Rated, Tight Buffer, Indoor Fiber Optic Cable, Installed In Conduit.....	14,932.48	508.01
27 15 23 00-0100		50 Micron Multimode, Distribution Plenum Rated, Tight Buffer, Indoor Fiber Optic Cable, Installed In Conduit (27 15 23 00-0085)		
27 15 23 00-0101	MLF	1-Fiber, 50 Micron Multimode, Distribution Plenum Rated, Tight Buffer, Indoor Fiber Optic Cable, Installed In Conduit.....	1,041.52	435.43
27 15 23 00-0102	MLF	2-Fiber, 50 Micron Multimode, Distribution Plenum Rated, Tight Buffer, Indoor Fiber Optic Cable, Installed In Conduit.....	1,682.06	435.43
27 15 23 00-0103	MLF	4-Fiber, 50 Micron Multimode, Distribution Plenum Rated, Tight Buffer, Indoor Fiber Optic Cable, Installed In Conduit.....	2,267.91	435.43
27 15 23 00-0104	MLF	6-Fiber, 50 Micron Multimode, Distribution Plenum Rated, Tight Buffer, Indoor Fiber Optic Cable, Installed In Conduit.....	2,865.52	435.43
		<i>For Aluminum Armored Cable, Add</i>	-338.42	
		<i>For Steel Armored Cable, Add</i>	-2.25	
27 15 23 00-0105	MLF	8-Fiber, 50 Micron Multimode, Distribution Plenum Rated, Tight Buffer, Indoor Fiber Optic Cable, Installed In Conduit.....	3,438.14	435.43
27 15 23 00-0106	MLF	12-Fiber, 50 Micron Multimode, Distribution Plenum Rated, Tight Buffer, Indoor Fiber Optic Cable, Installed In Conduit.....	3,935.66	435.43
		<i>For Aluminum Armored Cable, Add</i>	-689.38	
		<i>For Steel Armored Cable, Add</i>	-307.77	
27 15 23 00-0107	MLF	18-Fiber, 50 Micron Multimode, Distribution Plenum Rated, Tight Buffer, Indoor Fiber Optic Cable, Installed In Conduit.....	5,035.86	508.01
27 15 23 00-0108	MLF	24-Fiber, 50 Micron Multimode, Distribution Plenum Rated, Tight Buffer, Indoor Fiber Optic Cable, Installed In Conduit.....	9,285.32	508.01
		<i>For Aluminum Armored Cable With Sub-Units, Add</i>	2,506.88	
		<i>For Steel Armored Cable, Add</i>	5,846.77	
27 15 23 00-0109	MLF	36-Fiber, 50 Micron Multimode, Distribution Plenum Rated, Tight Buffer, Indoor Fiber Optic Cable, Installed In Conduit.....	13,504.64	508.01
27 15 23 00-0110	MLF	48-Fiber, 50 Micron Multimode, Distribution Plenum Rated, Tight Buffer, Indoor Fiber Optic Cable, Installed In Conduit.....	17,723.96	508.01
		<i>For Aluminum Armored Cable With Sub-Units, Add</i>	7,444.09	
27 15 23 00-0111	MLF	60-Fiber, 50 Micron Multimode, Distribution Plenum Rated, Tight Buffer, Indoor Fiber Optic Cable, Installed In Conduit.....	21,943.28	508.01
27 15 23 00-0112	MLF	72-Fiber, 50 Micron Multimode, Distribution Plenum Rated, Tight Buffer, Indoor Fiber Optic Cable, Installed In Conduit.....	26,162.60	508.01
27 15 23 00-0113	MLF	96-Fiber, 50 Micron Multimode, Distribution Plenum Rated, Tight Buffer, Indoor Fiber Optic Cable, Installed In Conduit.....	34,631.38	508.01
		<i>For Aluminum Armored Cable With Sub-Units, Add</i>	14,888.17	
27 15 23 00-0114		62.5 Micron Multimode, Distribution Plenum Rated, Tight Buffer, Indoor Fiber Optic Cable, Installed In Conduit (27 15 23 00-0085)		
27 15 23 00-0115	MLF	1-Fiber, 62.5 Micron Multimode, Distribution Plenum Rated, Tight Buffer, Indoor Fiber Optic Cable, Installed In Conduit.....	1,057.31	435.43
27 15 23 00-0116	MLF	2-Fiber, 62.5 Micron Multimode, Distribution Plenum Rated, Tight Buffer, Indoor Fiber Optic Cable, Installed In Conduit.....	1,729.88	435.43
27 15 23 00-0117	MLF	4-Fiber, 62.5 Micron Multimode, Distribution Plenum Rated, Tight Buffer, Indoor Fiber Optic Cable, Installed In Conduit.....	2,345.02	435.43
27 15 23 00-0118	MLF	6-Fiber, 62.5 Micron Multimode, Distribution Plenum Rated, Tight Buffer, Indoor Fiber Optic Cable, Installed In Conduit.....	2,972.51	435.43
27 15 23 00-0119	MLF	8-Fiber, 62.5 Micron Multimode, Distribution Plenum Rated, Tight Buffer, Indoor Fiber Optic Cable, Installed In Conduit.....	3,573.76	435.43
27 15 23 00-0120	MLF	12-Fiber, 62.5 Micron Multimode, Distribution Plenum Rated, Tight Buffer, Indoor Fiber Optic Cable, Installed In Conduit.....	4,096.16	435.43
27 15 23 00-0121	MLF	18-Fiber, 62.5 Micron Multimode, Distribution Plenum Rated, Tight Buffer, Indoor Fiber Optic Cable, Installed In Conduit.....	5,245.32	508.01
27 15 23 00-0122	MLF	24-Fiber, 62.5 Micron Multimode, Distribution Plenum Rated, Tight Buffer, Indoor Fiber Optic Cable, Installed In Conduit.....	9,707.25	508.01
27 15 23 00-0123	MLF	36-Fiber, 62.5 Micron Multimode, Distribution Plenum Rated, Tight Buffer, Indoor Fiber Optic Cable, Installed In Conduit.....	14,137.54	508.01
27 15 23 00-0124	MLF	48-Fiber, 62.5 Micron Multimode, Distribution Plenum Rated, Tight Buffer, Indoor Fiber Optic Cable, Installed In Conduit.....	18,567.82	508.01
27 15 23 00-0125	MLF	60-Fiber, 62.5 Micron Multimode, Distribution Plenum Rated, Tight Buffer, Indoor Fiber Optic Cable, Installed In Conduit.....	22,998.11	508.01
27 15 23 00-0126	MLF	72-Fiber, 62.5 Micron Multimode, Distribution Plenum Rated, Tight Buffer, Indoor Fiber Optic Cable, Installed In Conduit.....	27,428.40	508.01
27 15 23 00-0127	MLF	96-Fiber, 62.5 Micron Multimode, Distribution Plenum Rated, Tight Buffer, Indoor Fiber Optic Cable, Installed In Conduit.....	36,320.61	508.01
27 15 23 00-0128		Break-Out Plenum Rated, Tight Buffer, Indoor Fiber Optic Cable, Installed In Conduit (27 15 23 00-0084)		
27 15 23 00-0129		Singlemode, Break-Out Plenum Rated, Tight Buffer, Indoor Fiber Optic Cable, Installed In Conduit (27 15 23 00-0128)		
27 15 23 00-0130	MLF	2-Fiber, Singlemode, Break-Out Plenum Rated, Tight Buffer, Indoor Fiber Optic Cable, Installed In Conduit.....	2,838.15	435.43
27 15 23 00-0131	MLF	4-Fiber, Singlemode, Break-Out Plenum Rated, Tight Buffer, Indoor Fiber Optic Cable, Installed In Conduit.....	3,237.67	435.43
27 15 23 00-0132	MLF	6-Fiber, Singlemode, Break-Out Plenum Rated, Tight Buffer, Indoor Fiber Optic Cable, Installed In Conduit.....	4,198.12	435.43
27 15 23 00-0133	MLF	8-Fiber, Singlemode, Break-Out Plenum Rated, Tight Buffer, Indoor Fiber Optic Cable, Installed In Conduit.....	5,139.39	435.43
27 15 23 00-0134	MLF	12-Fiber, Singlemode, Break-Out Plenum Rated, Tight Buffer, Indoor Fiber Optic Cable, Installed In Conduit.....	6,641.65	435.43



Communications	27	
Structured Cabling	27 10	27
Communications Horizontal Cabling	27 15	

MINOR CSI UOM DESCRIPTION	TOTAL DIRECT UNIT COST	DEMOLITION UNIT COST
27 15 23 00-0135 MLF 18-Fiber, Singlemode, Break-Out Plenum Rated, Tight Buffer, Indoor Fiber Optic Cable, Installed In Conduit.....	9,449.68	508.01
27 15 23 00-0136 MLF 24-Fiber, Singlemode, Break-Out Plenum Rated, Tight Buffer, Indoor Fiber Optic Cable, Installed In Conduit.....	13,586.50	508.01
27 15 23 00-0137 MLF 36-Fiber, Singlemode, Break-Out Plenum Rated, Tight Buffer, Indoor Fiber Optic Cable, Installed In Conduit.....	16,416.40	508.01
27 15 23 00-0138 MLF 48-Fiber, Singlemode, Break-Out Plenum Rated, Tight Buffer, Indoor Fiber Optic Cable, Installed In Conduit.....	20,460.70	508.01
27 15 23 00-0139 50 Micron Multimode, Break-Out Plenum Rated, Tight Buffer, Indoor Fiber Optic Cable, Installed In Conduit (27 15 23 00-0128)		
27 15 23 00-0140 MLF 2-Fiber, 50 Micron Multimode, Break-Out Plenum Rated, Tight Buffer, Indoor Fiber Optic Cable, Installed In Conduit.....	6,131.54	435.43
27 15 23 00-0141 MLF 4-Fiber, 50 Micron Multimode, Break-Out Plenum Rated, Tight Buffer, Indoor Fiber Optic Cable, Installed In Conduit.....	7,710.20	435.43
27 15 23 00-0142 MLF 6-Fiber, 50 Micron Multimode, Break-Out Plenum Rated, Tight Buffer, Indoor Fiber Optic Cable, Installed In Conduit.....	10,528.04	435.43
27 15 23 00-0143 MLF 8-Fiber, 50 Micron Multimode, Break-Out Plenum Rated, Tight Buffer, Indoor Fiber Optic Cable, Installed In Conduit.....	11,964.18	435.43
27 15 23 00-0144 MLF 12-Fiber, 50 Micron Multimode, Break-Out Plenum Rated, Tight Buffer, Indoor Fiber Optic Cable, Installed In Conduit.....	14,192.07	435.43
27 15 23 00-0145 MLF 18-Fiber, 50 Micron Multimode, Break-Out Plenum Rated, Tight Buffer, Indoor Fiber Optic Cable, Installed In Conduit.....	19,471.96	508.01
27 15 23 00-0146 MLF 24-Fiber, 50 Micron Multimode, Break-Out Plenum Rated, Tight Buffer, Indoor Fiber Optic Cable, Installed In Conduit.....	22,917.97	508.01
27 15 23 00-0147 MLF 36-Fiber, 50 Micron Multimode, Break-Out Plenum Rated, Tight Buffer, Indoor Fiber Optic Cable, Installed In Conduit.....	25,310.57	508.01
27 15 23 00-0148 MLF 48-Fiber, 50 Micron Multimode, Break-Out Plenum Rated, Tight Buffer, Indoor Fiber Optic Cable, Installed In Conduit.....	40,628.84	508.01
27 15 23 00-0149 62.5 Micron Multimode, Break-Out Plenum Rated, Tight Buffer, Indoor Fiber Optic Cable, Installed In Conduit (27 15 23 00-0128)		
27 15 23 00-0150 MLF 2-Fiber, 62.5 Micron Multimode, Break-Out Plenum Rated, Tight Buffer, Indoor Fiber Optic Cable, Installed In Conduit.....	6,401.83	435.43
27 15 23 00-0151 MLF 4-Fiber, 62.5 Micron Multimode, Break-Out Plenum Rated, Tight Buffer, Indoor Fiber Optic Cable, Installed In Conduit.....	8,059.43	435.43
27 15 23 00-0152 MLF 6-Fiber, 62.5 Micron Multimode, Break-Out Plenum Rated, Tight Buffer, Indoor Fiber Optic Cable, Installed In Conduit.....	11,018.16	435.43
27 15 23 00-0153 MLF 8-Fiber, 62.5 Micron Multimode, Break-Out Plenum Rated, Tight Buffer, Indoor Fiber Optic Cable, Installed In Conduit.....	12,526.10	435.43
27 15 23 00-0154 MLF 12-Fiber, 62.5 Micron Multimode, Break-Out Plenum Rated, Tight Buffer, Indoor Fiber Optic Cable, Installed In Conduit.....	14,865.39	435.43
27 15 23 00-0155 MLF 18-Fiber, 62.5 Micron Multimode, Break-Out Plenum Rated, Tight Buffer, Indoor Fiber Optic Cable, Installed In Conduit.....	20,403.23	508.01
27 15 23 00-0156 MLF 24-Fiber, 62.5 Micron Multimode, Break-Out Plenum Rated, Tight Buffer, Indoor Fiber Optic Cable, Installed In Conduit.....	24,021.54	508.01
27 15 23 00-0157 MLF 36-Fiber, 62.5 Micron Multimode, Break-Out Plenum Rated, Tight Buffer, Indoor Fiber Optic Cable, Installed In Conduit.....	26,533.76	508.01
27 15 23 00-0158 MLF 48-Fiber, 62.5 Micron Multimode, Break-Out Plenum Rated, Tight Buffer, Indoor Fiber Optic Cable, Installed In Conduit.....	42,617.95	508.01
27 15 23 00-0159 Indoor Fiber Optic Cable, Installed Exposed (27 15 23 00-0001)		
Note: For non-conduit installations such as cable trays, surface runways, etc.		
27 15 23 00-0160 Riser Rated, Tight Buffer, Indoor Fiber Optic Cable, Installed Exposed (27 15 23 00-0159)		
27 15 23 00-0161 Distribution Riser Rated, Tight Buffer, Indoor Fiber Optic Cable, Installed Exposed (27 15 23 00-0160)		
27 15 23 00-0162 Singlemode, Distribution Riser Rated, Tight Buffer, Indoor Fiber Optic Cable, Installed Exposed (27 15 23 00-0161)		
27 15 23 00-0163 MLF 1-Fiber, Singlemode, Distribution Riser Rated, Tight Buffer, Indoor Fiber Optic Cable, Installed Exposed	1,259.77	580.58
For Work In Restricted Working Space, Add		290.29
27 15 23 00-0164 MLF 2-Fiber, Singlemode, Distribution Riser Rated, Tight Buffer, Indoor Fiber Optic Cable, Installed Exposed	1,347.82	580.58
For Work In Restricted Working Space, Add		290.29
27 15 23 00-0165 MLF 4-Fiber, Singlemode, Distribution Riser Rated, Tight Buffer, Indoor Fiber Optic Cable, Installed Exposed	1,377.22	580.58
For Work In Restricted Working Space, Add		290.29
27 15 23 00-0166 MLF 6-Fiber, Singlemode, Distribution Riser Rated, Tight Buffer, Indoor Fiber Optic Cable, Installed Exposed	1,481.91	580.58
For Aluminum Armored Cable, Add		1,099.86
For Steel Armored Cable, Add		1,578.49
For Work In Restricted Working Space, Add		290.29
27 15 23 00-0167 MLF 8-Fiber, Singlemode, Distribution Riser Rated, Tight Buffer, Indoor Fiber Optic Cable, Installed Exposed	1,511.93	580.58
For Work In Restricted Working Space, Add		290.29
27 15 23 00-0168 MLF 12-Fiber, Singlemode, Distribution Riser Rated, Tight Buffer, Indoor Fiber Optic Cable, Installed Exposed	1,693.38	580.58
For Aluminum Armored Cable, Add		1,204.69
For Steel Armored Cable, Add		1,661.23
For Work In Restricted Working Space, Add		290.29
27 15 23 00-0169 MLF 18-Fiber, Singlemode, Distribution Riser Rated, Tight Buffer, Indoor Fiber Optic Cable, Installed Exposed	2,692.56	653.15
For Work In Restricted Working Space, Add		326.57
27 15 23 00-0170 MLF 24-Fiber, Singlemode, Distribution Riser Rated, Tight Buffer, Indoor Fiber Optic Cable, Installed Exposed	3,661.80	653.15
For Aluminum Armored Cable With Sub-Units, Add		1,663.40
For Steel Armored Cable, Add		2,285.98
For Work In Restricted Working Space, Add		326.57



MINOR CSI UOM DESCRIPTION	TOTAL DIRECT UNIT COST	DEMOLITION UNIT COST
27 15 23 00-0171 MLF 36-Fiber, Singlemode, Distribution Riser Rated, Tight Buffer, Indoor Fiber Optic Cable, Installed Exposed	4,398.43	653.15
<i>For Aluminum Armored Cable With Sub-Units, Add</i>	1,753.53	
<i>For Steel Armored Cable, Add</i>	2,111.62	
<i>For Work In Restricted Working Space, Add</i>	326.57	
27 15 23 00-0172 MLF 48-Fiber, Singlemode, Distribution Riser Rated, Tight Buffer, Indoor Fiber Optic Cable, Installed Exposed	4,541.30	653.15
<i>For Aluminum Armored Cable With Sub-Units, Add</i>	1,839.80	
<i>For Steel Armored Cable, Add</i>	2,211.14	
<i>For Work In Restricted Working Space, Add</i>	326.57	
27 15 23 00-0173 MLF 60-Fiber, Singlemode, Distribution Riser Rated, Tight Buffer, Indoor Fiber Optic Cable, Installed Exposed	5,442.24	653.15
<i>For Work In Restricted Working Space, Add</i>	326.57	
27 15 23 00-0174 MLF 72-Fiber, Singlemode, Distribution Riser Rated, Tight Buffer, Indoor Fiber Optic Cable, Installed Exposed	5,681.83	653.15
<i>For Work In Restricted Working Space, Add</i>	326.57	
27 15 23 00-0175 MLF 96-Fiber, Singlemode, Distribution Riser Rated, Tight Buffer, Indoor Fiber Optic Cable, Installed Exposed	6,942.08	653.15
<i>For Work In Restricted Working Space, Add</i>	326.57	
27 15 23 00-0176 MLF 120-Fiber, Singlemode, Distribution Riser Rated, Tight Buffer, Indoor Fiber Optic Cable, Installed Exposed	9,229.43	725.72
<i>For Work In Restricted Working Space, Add</i>	362.86	
27 15 23 00-0177 MLF 144-Fiber, Singlemode, Distribution Riser Rated, Tight Buffer, Indoor Fiber Optic Cable, Installed Exposed	10,947.98	725.72
<i>For Work In Restricted Working Space, Add</i>	362.86	
27 15 23 00-0178 50 Micron Multimode, Distribution Riser Rated, Tight Buffer, Indoor Fiber Optic Cable, Installed Exposed (27 15 23 00-0161)		
27 15 23 00-0179 MLF 1-Fiber, 50 Micron Multimode, Distribution Riser Rated, Tight Buffer, Indoor Fiber Optic Cable, Installed Exposed	1,285.13	580.58
<i>For Work In Restricted Working Space, Add</i>	290.29	
27 15 23 00-0180 MLF 2-Fiber, 50 Micron Multimode, Distribution Riser Rated, Tight Buffer, Indoor Fiber Optic Cable, Installed Exposed	1,477.86	580.58
<i>For Work In Restricted Working Space, Add</i>	290.29	
27 15 23 00-0181 MLF 4-Fiber, 50 Micron Multimode, Distribution Riser Rated, Tight Buffer, Indoor Fiber Optic Cable, Installed Exposed	1,780.82	580.58
<i>For Work In Restricted Working Space, Add</i>	290.29	
27 15 23 00-0182 MLF 6-Fiber, 50 Micron Multimode, Distribution Riser Rated, Tight Buffer, Indoor Fiber Optic Cable, Installed Exposed	2,099.72	580.58
<i>For Aluminum Armored Cable, Add</i>	666.65	
<i>For Steel Armored Cable, Add</i>	941.94	
<i>For Work In Restricted Working Space, Add</i>	290.29	
27 15 23 00-0183 MLF 8-Fiber, 50 Micron Multimode, Distribution Riser Rated, Tight Buffer, Indoor Fiber Optic Cable, Installed Exposed	2,402.67	580.58
<i>For Work In Restricted Working Space, Add</i>	290.29	
27 15 23 00-0184 MLF 12-Fiber, 50 Micron Multimode, Distribution Riser Rated, Tight Buffer, Indoor Fiber Optic Cable, Installed Exposed	3,024.52	580.58
<i>For Aluminum Armored Cable, Add</i>	486.55	
<i>For Steel Armored Cable, Add</i>	845.24	
<i>For Work In Restricted Working Space, Add</i>	290.29	
27 15 23 00-0185 MLF 18-Fiber, 50 Micron Multimode, Distribution Riser Rated, Tight Buffer, Indoor Fiber Optic Cable, Installed Exposed	3,304.94	653.15
<i>For Work In Restricted Working Space, Add</i>	326.57	
27 15 23 00-0186 MLF 24-Fiber, 50 Micron Multimode, Distribution Riser Rated, Tight Buffer, Indoor Fiber Optic Cable, Installed Exposed	5,553.18	653.15
<i>For Aluminum Armored Cable With Sub-Units, Add</i>	1,024.86	
<i>For Steel Armored Cable, Add</i>	1,024.86	
<i>For Work In Restricted Working Space, Add</i>	326.57	
27 15 23 00-0187 MLF 36-Fiber, 50 Micron Multimode, Distribution Riser Rated, Tight Buffer, Indoor Fiber Optic Cable, Installed Exposed	7,785.48	653.15
<i>For Work In Restricted Working Space, Add</i>	326.57	
27 15 23 00-0188 MLF 48-Fiber, 50 Micron Multimode, Distribution Riser Rated, Tight Buffer, Indoor Fiber Optic Cable, Installed Exposed	10,017.78	653.15
<i>For Aluminum Armored Cable With Sub-Units, Add</i>	1,828.89	
<i>For Work In Restricted Working Space, Add</i>	326.57	
27 15 23 00-0189 MLF 60-Fiber, 50 Micron Multimode, Distribution Riser Rated, Tight Buffer, Indoor Fiber Optic Cable, Installed Exposed	12,250.08	653.15
<i>For Work In Restricted Working Space, Add</i>	326.57	
27 15 23 00-0190 MLF 72-Fiber, 50 Micron Multimode, Distribution Riser Rated, Tight Buffer, Indoor Fiber Optic Cable, Installed Exposed	14,482.38	653.15
<i>For Work In Restricted Working Space, Add</i>	326.57	
27 15 23 00-0191 MLF 96-Fiber, 50 Micron Multimode, Distribution Riser Rated, Tight Buffer, Indoor Fiber Optic Cable, Installed Exposed	18,962.92	653.15
<i>For Aluminum Armored Cable With Sub-Units, Add</i>	7,876.83	
<i>For Work In Restricted Working Space, Add</i>	326.57	
27 15 23 00-0192 MLF 120-Fiber, 50 Micron Multimode, Distribution Riser Rated, Tight Buffer, Indoor Fiber Optic Cable, Installed Exposed	23,548.47	725.72
<i>For Work In Restricted Working Space, Add</i>	362.86	
27 15 23 00-0193 MLF 144-Fiber, 50 Micron Multimode, Distribution Riser Rated, Tight Buffer, Indoor Fiber Optic Cable, Installed Exposed	28,013.07	725.72
<i>For Work In Restricted Working Space, Add</i>	362.86	
27 15 23 00-0194 62.5 Micron Multimode, Distribution Riser Rated, Tight Buffer, Indoor Fiber Optic Cable, Installed Exposed (27 15 23 00-0161)		
27 15 23 00-0195 MLF 1-Fiber, 62.5 Micron Multimode, Distribution Riser Rated, Tight Buffer, Indoor Fiber Optic Cable, Installed Exposed	1,301.00	580.58
<i>For Work In Restricted Working Space, Add</i>	290.29	
27 15 23 00-0196 MLF 2-Fiber, 62.5 Micron Multimode, Distribution Riser Rated, Tight Buffer, Indoor Fiber Optic Cable, Installed Exposed	1,503.37	580.58
<i>For Work In Restricted Working Space, Add</i>	290.29	
27 15 23 00-0197 MLF 4-Fiber, 62.5 Micron Multimode, Distribution Riser Rated, Tight Buffer, Indoor Fiber Optic Cable, Installed Exposed	1,821.47	580.58
<i>For Work In Restricted Working Space, Add</i>	290.29	
27 15 23 00-0198 MLF 6-Fiber, 62.5 Micron Multimode, Distribution Riser Rated, Tight Buffer, Indoor Fiber Optic Cable, Installed Exposed	2,156.32	580.58
<i>For Work In Restricted Working Space, Add</i>	290.29	
27 15 23 00-0199 MLF 8-Fiber, 62.5 Micron Multimode, Distribution Riser Rated, Tight Buffer, Indoor Fiber Optic Cable, Installed Exposed	2,474.42	580.58
<i>For Work In Restricted Working Space, Add</i>	290.29	
27 15 23 00-0200 MLF 12-Fiber, 62.5 Micron Multimode, Distribution Riser Rated, Tight Buffer, Indoor Fiber Optic Cable, Installed Exposed	3,127.37	580.58
<i>For Work In Restricted Working Space, Add</i>	290.29	



MINOR CSI UOM DESCRIPTION	TOTAL DIRECT UNIT COST	DEMOLITION UNIT COST
27 15 23 00-0201 MLF 18-Fiber, 62.5 Micron Multimode, Distribution Riser Rated, Tight Buffer, Indoor Fiber Optic Cable, Installed Exposed <i>For Work In Restricted Working Space, Add</i>	3,415.75 326.57	653.15
27 15 23 00-0202 MLF 24-Fiber, 62.5 Micron Multimode, Distribution Riser Rated, Tight Buffer, Indoor Fiber Optic Cable, Installed Exposed <i>For Work In Restricted Working Space, Add</i>	5,776.41 326.57	653.15
27 15 23 00-0203 MLF 36-Fiber, 62.5 Micron Multimode, Distribution Riser Rated, Tight Buffer, Indoor Fiber Optic Cable, Installed Exposed <i>For Work In Restricted Working Space, Add</i>	8,120.32 326.57	653.15
27 15 23 00-0204 MLF 48-Fiber, 62.5 Micron Multimode, Distribution Riser Rated, Tight Buffer, Indoor Fiber Optic Cable, Installed Exposed <i>For Work In Restricted Working Space, Add</i>	10,464.24 326.57	653.15
27 15 23 00-0205 MLF 60-Fiber, 62.5 Micron Multimode, Distribution Riser Rated, Tight Buffer, Indoor Fiber Optic Cable, Installed Exposed <i>For Work In Restricted Working Space, Add</i>	12,808.16 326.57	653.15
27 15 23 00-0206 MLF 72-Fiber, 62.5 Micron Multimode, Distribution Riser Rated, Tight Buffer, Indoor Fiber Optic Cable, Installed Exposed <i>For Work In Restricted Working Space, Add</i>	15,152.07 326.57	653.15
27 15 23 00-0207 MLF 96-Fiber, 62.5 Micron Multimode, Distribution Riser Rated, Tight Buffer, Indoor Fiber Optic Cable, Installed Exposed <i>For Work In Restricted Working Space, Add</i>	19,856.64 326.57	653.15
27 15 23 00-0208 MLF 120-Fiber, 62.5 Micron Multimode, Distribution Riser Rated, Tight Buffer, Indoor Fiber Optic Cable, Installed Exposed <i>For Work In Restricted Working Space, Add</i>	24,665.42 362.86	725.72
27 15 23 00-0209 MLF 144-Fiber, 62.5 Micron Multimode, Distribution Riser Rated, Tight Buffer, Indoor Fiber Optic Cable, Installed Exposed <i>For Work In Restricted Working Space, Add</i>	29,353.25 362.86	725.72
27 15 23 00-0210 Break-Out Riser Rated, Tight Buffer, Indoor Fiber Optic Cable, Installed Exposed (27 15 23 00-0160)		
27 15 23 00-0211 Singlemode, Break-Out Riser Rated, Tight Buffer, Indoor Fiber Optic Cable, Installed Exposed (27 15 23 00-0210)		
27 15 23 00-0212 MLF 2-Fiber, Singlemode, Break-Out Riser Rated, Tight Buffer, Indoor Fiber Optic Cable, Installed Exposed..... <i>For Work In Restricted Working Space, Add</i>	2,075.82 290.29	580.58
27 15 23 00-0213 MLF 4-Fiber, Singlemode, Break-Out Riser Rated, Tight Buffer, Indoor Fiber Optic Cable, Installed Exposed..... <i>For Work In Restricted Working Space, Add</i>	2,404.19 290.29	580.58
27 15 23 00-0214 MLF 6-Fiber, Singlemode, Break-Out Riser Rated, Tight Buffer, Indoor Fiber Optic Cable, Installed Exposed..... <i>For Work In Restricted Working Space, Add</i>	3,126.59 290.29	580.58
27 15 23 00-0215 MLF 8-Fiber, Singlemode, Break-Out Riser Rated, Tight Buffer, Indoor Fiber Optic Cable, Installed Exposed..... <i>For Work In Restricted Working Space, Add</i>	3,471.34 290.29	580.58
27 15 23 00-0216 MLF 12-Fiber, Singlemode, Break-Out Riser Rated, Tight Buffer, Indoor Fiber Optic Cable, Installed Exposed..... <i>For Work In Restricted Working Space, Add</i>	5,820.04 290.29	580.58
27 15 23 00-0217 MLF 18-Fiber, Singlemode, Break-Out Riser Rated, Tight Buffer, Indoor Fiber Optic Cable, Installed Exposed..... <i>For Work In Restricted Working Space, Add</i>	6,137.11 326.57	653.15
27 15 23 00-0218 MLF 24-Fiber, Singlemode, Break-Out Riser Rated, Tight Buffer, Indoor Fiber Optic Cable, Installed Exposed..... <i>For Work In Restricted Working Space, Add</i>	7,650.30 326.57	653.15
27 15 23 00-0219 MLF 36-Fiber, Singlemode, Break-Out Riser Rated, Tight Buffer, Indoor Fiber Optic Cable, Installed Exposed..... <i>For Work In Restricted Working Space, Add</i>	10,652.04 326.57	653.15
27 15 23 00-0220 MLF 48-Fiber, Singlemode, Break-Out Riser Rated, Tight Buffer, Indoor Fiber Optic Cable, Installed Exposed..... <i>For Work In Restricted Working Space, Add</i>	12,991.61 326.57	653.15
27 15 23 00-0221 50 Micron Multimode, Break-Out Riser Rated, Tight Buffer, Indoor Fiber Optic Cable, Installed Exposed (27 15 23 00-0210)		
27 15 23 00-0222 MLF 2-Fiber, 50 Micron Multimode, Break-Out Riser Rated, Tight Buffer, Indoor Fiber Optic Cable, Installed Exposed <i>For Work In Restricted Working Space, Add</i>	2,694.93 290.29	580.58
27 15 23 00-0223 MLF 4-Fiber, 50 Micron Multimode, Break-Out Riser Rated, Tight Buffer, Indoor Fiber Optic Cable, Installed Exposed <i>For Work In Restricted Working Space, Add</i>	3,239.54 290.29	580.58
27 15 23 00-0224 MLF 6-Fiber, 50 Micron Multimode, Break-Out Riser Rated, Tight Buffer, Indoor Fiber Optic Cable, Installed Exposed <i>For Work In Restricted Working Space, Add</i>	4,137.49 290.29	580.58
27 15 23 00-0225 MLF 8-Fiber, 50 Micron Multimode, Break-Out Riser Rated, Tight Buffer, Indoor Fiber Optic Cable, Installed Exposed <i>For Work In Restricted Working Space, Add</i>	5,472.08 290.29	580.58
27 15 23 00-0226 MLF 12-Fiber, 50 Micron Multimode, Break-Out Riser Rated, Tight Buffer, Indoor Fiber Optic Cable, Installed Exposed..... <i>For Work In Restricted Working Space, Add</i>	6,026.30 290.29	580.58
27 15 23 00-0227 MLF 18-Fiber, 50 Micron Multimode, Break-Out Riser Rated, Tight Buffer, Indoor Fiber Optic Cable, Installed Exposed..... <i>For Work In Restricted Working Space, Add</i>	7,986.39 326.57	653.15
27 15 23 00-0228 MLF 24-Fiber, 50 Micron Multimode, Break-Out Riser Rated, Tight Buffer, Indoor Fiber Optic Cable, Installed Exposed..... <i>For Work In Restricted Working Space, Add</i>	9,986.50 326.57	653.15
27 15 23 00-0229 MLF 36-Fiber, 50 Micron Multimode, Break-Out Riser Rated, Tight Buffer, Indoor Fiber Optic Cable, Installed Exposed..... <i>For Work In Restricted Working Space, Add</i>	11,353.97 326.57	653.15
27 15 23 00-0230 MLF 48-Fiber, 50 Micron Multimode, Break-Out Riser Rated, Tight Buffer, Indoor Fiber Optic Cable, Installed Exposed..... <i>For Work In Restricted Working Space, Add</i>	17,224.92 326.57	653.15
27 15 23 00-0231 62.5 Micron Multimode, Break-Out Riser Rated, Tight Buffer, Indoor Fiber Optic Cable, Installed Exposed (27 15 23 00-0210)		
27 15 23 00-0232 MLF 2-Fiber, 62.5 Micron Multimode, Break-Out Riser Rated, Tight Buffer, Indoor Fiber Optic Cable, Installed Exposed..... <i>For Work In Restricted Working Space, Add</i>	2,781.29 290.29	580.58
27 15 23 00-0233 MLF 4-Fiber, 62.5 Micron Multimode, Break-Out Riser Rated, Tight Buffer, Indoor Fiber Optic Cable, Installed Exposed..... <i>For Work In Restricted Working Space, Add</i>	3,353.14 290.29	580.58

27 Communications
27 10 Structured Cabling
 27 15 Communications Horizontal Cabling



MINOR CSI UOM DESCRIPTION	TOTAL DIRECT UNIT COST	DEMOLITION UNIT COST
27 15 23 00-0234 MLF 6-Fiber, 62.5 Micron Multimode, Break-Out Riser Rated, Tight Buffer, Indoor Fiber Optic Cable, Installed Exposed..... <i>For Work In Restricted Working Space, Add</i>	4,295.98 290.29	580.58
27 15 23 00-0235 MLF 8-Fiber, 62.5 Micron Multimode, Break-Out Riser Rated, Tight Buffer, Indoor Fiber Optic Cable, Installed Exposed..... <i>For Work In Restricted Working Space, Add</i>	5,697.31 290.29	580.58
27 15 23 00-0236 MLF 12-Fiber, 62.5 Micron Multimode, Break-Out Riser Rated, Tight Buffer, Indoor Fiber Optic Cable, Installed Exposed..... <i>For Work In Restricted Working Space, Add</i>	6,279.23 290.29	580.58
27 15 23 00-0237 MLF 18-Fiber, 62.5 Micron Multimode, Break-Out Riser Rated, Tight Buffer, Indoor Fiber Optic Cable, Installed Exposed..... <i>For Work In Restricted Working Space, Add</i>	8,331.28 326.57	653.15
27 15 23 00-0238 MLF 24-Fiber, 62.5 Micron Multimode, Break-Out Riser Rated, Tight Buffer, Indoor Fiber Optic Cable, Installed Exposed..... <i>For Work In Restricted Working Space, Add</i>	10,431.39 326.57	653.15
27 15 23 00-0239 MLF 36-Fiber, 62.5 Micron Multimode, Break-Out Riser Rated, Tight Buffer, Indoor Fiber Optic Cable, Installed Exposed..... <i>For Work In Restricted Working Space, Add</i>	11,867.24 326.57	653.15
27 15 23 00-0240 MLF 48-Fiber, 62.5 Micron Multimode, Break-Out Riser Rated, Tight Buffer, Indoor Fiber Optic Cable, Installed Exposed..... <i>For Work In Restricted Working Space, Add</i>	18,031.74 326.57	653.15
27 15 23 00-0241 Plenum Rated, Tight Buffer, Indoor Fiber Optic Cable, Installed Exposed <small>(27 15 23 00-0159)</small>		
27 15 23 00-0242 Distribution Plenum Rated, Tight Buffer, Indoor Fiber Optic Cable, Installed Exposed <small>(27 15 23 00-0241)</small>		
27 15 23 00-0243 Singlemode, Distribution Plenum Rated, Tight Buffer, Indoor Fiber Optic Cable, Installed Exposed <small>(27 15 23 00-0242)</small>		
27 15 23 00-0244 MLF 1-Fiber, Singlemode, Distribution Plenum Rated, Tight Buffer, Indoor Fiber Optic Cable, Installed Exposed..... <i>For Work In Restricted Working Space, Add</i>	1,328.68 290.29	580.58
27 15 23 00-0245 MLF 2-Fiber, Singlemode, Distribution Plenum Rated, Tight Buffer, Indoor Fiber Optic Cable, Installed Exposed..... <i>For Work In Restricted Working Space, Add</i>	1,334.13 290.29	580.58
27 15 23 00-0246 MLF 4-Fiber, Singlemode, Distribution Plenum Rated, Tight Buffer, Indoor Fiber Optic Cable, Installed Exposed..... <i>For Work In Restricted Working Space, Add</i>	1,620.16 290.29	580.58
27 15 23 00-0247 MLF 6-Fiber, Singlemode, Distribution Plenum Rated, Tight Buffer, Indoor Fiber Optic Cable, Installed Exposed..... <i>For Aluminum Armored Cable, Add</i> <i>For Steel Armored Cable, Add</i> <i>For Work In Restricted Working Space, Add</i>	1,653.63 1,313.89 5,302.69 290.29	580.58
27 15 23 00-0248 MLF 8-Fiber, Singlemode, Distribution Plenum Rated, Tight Buffer, Indoor Fiber Optic Cable, Installed Exposed..... <i>For Work In Restricted Working Space, Add</i>	1,822.12 290.29	580.58
27 15 23 00-0249 MLF 12-Fiber, Singlemode, Distribution Plenum Rated, Tight Buffer, Indoor Fiber Optic Cable, Installed Exposed..... <i>For Aluminum Armored Cable, Add</i> <i>For Steel Armored Cable, Add</i> <i>For Work In Restricted Working Space, Add</i>	1,853.64 1,392.42 5,671.18 290.29	580.58
27 15 23 00-0250 MLF 18-Fiber, Singlemode, Distribution Plenum Rated, Tight Buffer, Indoor Fiber Optic Cable, Installed Exposed..... <i>For Work In Restricted Working Space, Add</i>	3,977.06 326.57	653.15
27 15 23 00-0251 MLF 24-Fiber, Singlemode, Distribution Plenum Rated, Tight Buffer, Indoor Fiber Optic Cable, Installed Exposed..... <i>For Aluminum Armored Cable With Sub-Units, Add</i> <i>For Steel Armored Cable, Add</i> <i>For Work In Restricted Working Space, Add</i>	5,060.24 1,080.62 5,535.54 326.57	653.15
27 15 23 00-0252 MLF 36-Fiber, Singlemode, Distribution Plenum Rated, Tight Buffer, Indoor Fiber Optic Cable, Installed Exposed..... <i>For Work In Restricted Working Space, Add</i>	7,927.29 326.57	653.15
27 15 23 00-0253 MLF 48-Fiber, Singlemode, Distribution Plenum Rated, Tight Buffer, Indoor Fiber Optic Cable, Installed Exposed..... <i>For Aluminum Armored Cable With Sub-Units, Add</i> <i>For Steel Armored Cable, Add</i> <i>For Work In Restricted Working Space, Add</i>	8,129.25 1,656.81 6,637.85 326.57	653.15
27 15 23 00-0254 MLF 60-Fiber, Singlemode, Distribution Plenum Rated, Tight Buffer, Indoor Fiber Optic Cable, Installed Exposed..... <i>For Work In Restricted Working Space, Add</i>	9,772.80 326.57	653.15
27 15 23 00-0255 MLF 72-Fiber, Singlemode, Distribution Plenum Rated, Tight Buffer, Indoor Fiber Optic Cable, Installed Exposed..... <i>For Work In Restricted Working Space, Add</i>	11,527.58 326.57	653.15
27 15 23 00-0256 MLF 96-Fiber, Singlemode, Distribution Plenum Rated, Tight Buffer, Indoor Fiber Optic Cable, Installed Exposed..... <i>For Work In Restricted Working Space, Add</i>	15,174.38 326.57	653.15
27 15 23 00-0257 50 Micron Multimode, Distribution Plenum Rated, Tight Buffer, Indoor Fiber Optic Cable, Installed Exposed <small>(27 15 23 00-0242)</small>		
27 15 23 00-0258 MLF 1-Fiber, 50 Micron Multimode, Distribution Plenum Rated, Tight Buffer, Indoor Fiber Optic Cable, Installed Exposed..... <i>For Work In Restricted Working Space, Add</i>	1,283.42 290.29	580.58
27 15 23 00-0259 MLF 2-Fiber, 50 Micron Multimode, Distribution Plenum Rated, Tight Buffer, Indoor Fiber Optic Cable, Installed Exposed..... <i>For Work In Restricted Working Space, Add</i>	1,923.96 290.29	580.58
27 15 23 00-0260 MLF 4-Fiber, 50 Micron Multimode, Distribution Plenum Rated, Tight Buffer, Indoor Fiber Optic Cable, Installed Exposed..... <i>For Work In Restricted Working Space, Add</i>	2,509.81 290.29	580.58
27 15 23 00-0261 MLF 6-Fiber, 50 Micron Multimode, Distribution Plenum Rated, Tight Buffer, Indoor Fiber Optic Cable, Installed Exposed..... <i>For Aluminum Armored Cable, Add</i> <i>For Steel Armored Cable, Add</i> <i>For Work In Restricted Working Space, Add</i>	3,107.42 -338.42 -2.25 290.29	580.58
27 15 23 00-0262 MLF 8-Fiber, 50 Micron Multimode, Distribution Plenum Rated, Tight Buffer, Indoor Fiber Optic Cable, Installed Exposed..... <i>For Work In Restricted Working Space, Add</i>	3,680.04 290.29	580.58



	MINOR	CSI	UOM	DESCRIPTION	TOTAL DIRECT UNIT COST	DEMOLITION UNIT COST
27 15 23 00-0263	MLF			12-Fiber, 50 Micron Multimode, Distribution Plenum Rated, Tight Buffer, Indoor Fiber Optic Cable, Installed Exposed	4,177.56	580.58
				<i>For Aluminum Armored Cable, Add</i>	-689.38	
				<i>For Steel Armored Cable, Add</i>	-307.77	
				<i>For Work In Restricted Working Space, Add</i>	290.29	
27 15 23 00-0264	MLF			18-Fiber, 50 Micron Multimode, Distribution Plenum Rated, Tight Buffer, Indoor Fiber Optic Cable, Installed Exposed	5,277.76	653.15
				<i>For Work In Restricted Working Space, Add</i>	326.57	
27 15 23 00-0265	MLF			24-Fiber, 50 Micron Multimode, Distribution Plenum Rated, Tight Buffer, Indoor Fiber Optic Cable, Installed Exposed	9,527.22	653.15
				<i>For Aluminum Armored Cable With Sub-Units, Add</i>	2,506.88	
				<i>For Steel Armored Cable, Add</i>	5,846.77	
				<i>For Work In Restricted Working Space, Add</i>	326.57	
27 15 23 00-0266	MLF			36-Fiber, 50 Micron Multimode, Distribution Plenum Rated, Tight Buffer, Indoor Fiber Optic Cable, Installed Exposed	13,746.54	653.15
				<i>For Work In Restricted Working Space, Add</i>	326.57	
27 15 23 00-0267	MLF			48-Fiber, 50 Micron Multimode, Distribution Plenum Rated, Tight Buffer, Indoor Fiber Optic Cable, Installed Exposed	17,965.86	653.15
				<i>For Aluminum Armored Cable With Sub-Units, Add</i>	7,444.09	
				<i>For Work In Restricted Working Space, Add</i>	326.57	
27 15 23 00-0268	MLF			60-Fiber, 50 Micron Multimode, Distribution Plenum Rated, Tight Buffer, Indoor Fiber Optic Cable, Installed Exposed	22,185.18	653.15
				<i>For Work In Restricted Working Space, Add</i>	326.57	
27 15 23 00-0269	MLF			72-Fiber, 50 Micron Multimode, Distribution Plenum Rated, Tight Buffer, Indoor Fiber Optic Cable, Installed Exposed	26,404.50	653.15
				<i>For Work In Restricted Working Space, Add</i>	326.57	
				<i>For Work In Restricted Working Space, Add</i>	326.57	
27 15 23 00-0270	MLF			96-Fiber, 50 Micron Multimode, Distribution Plenum Rated, Tight Buffer, Indoor Fiber Optic Cable, Installed Exposed	34,873.28	653.15
				<i>For Work In Restricted Working Space, Add</i>	326.57	
				<i>For Aluminum Armored Cable With Sub-Units, Add</i>	14,888.17	
				<i>For Work In Restricted Working Space, Add</i>	326.57	
27 15 23 00-0271				62.5 Micron Multimode, Distribution Plenum Rated, Tight Buffer, Indoor Fiber Optic Cable, Installed Exposed <small>(27 15 23 00-0242)</small>		
27 15 23 00-0272	MLF			1-Fiber, 62.5 Micron Multimode, Distribution Plenum Rated, Tight Buffer, Indoor Fiber Optic Cable, Installed Exposed	1,299.21	580.58
				<i>For Work In Restricted Working Space, Add</i>	290.29	
27 15 23 00-0273	MLF			2-Fiber, 62.5 Micron Multimode, Distribution Plenum Rated, Tight Buffer, Indoor Fiber Optic Cable, Installed Exposed	1,971.78	580.58
				<i>For Work In Restricted Working Space, Add</i>	290.29	
27 15 23 00-0274	MLF			4-Fiber, 62.5 Micron Multimode, Distribution Plenum Rated, Tight Buffer, Indoor Fiber Optic Cable, Installed Exposed	2,586.92	580.58
				<i>For Work In Restricted Working Space, Add</i>	290.29	
27 15 23 00-0275	MLF			6-Fiber, 62.5 Micron Multimode, Distribution Plenum Rated, Tight Buffer, Indoor Fiber Optic Cable, Installed Exposed	3,214.41	580.58
				<i>For Work In Restricted Working Space, Add</i>	290.29	
27 15 23 00-0276	MLF			8-Fiber, 62.5 Micron Multimode, Distribution Plenum Rated, Tight Buffer, Indoor Fiber Optic Cable, Installed Exposed	3,815.66	580.58
				<i>For Work In Restricted Working Space, Add</i>	290.29	
27 15 23 00-0277	MLF			12-Fiber, 62.5 Micron Multimode, Distribution Plenum Rated, Tight Buffer, Indoor Fiber Optic Cable, Installed Exposed	4,338.06	580.58
				<i>For Work In Restricted Working Space, Add</i>	290.29	
27 15 23 00-0278	MLF			18-Fiber, 62.5 Micron Multimode, Distribution Plenum Rated, Tight Buffer, Indoor Fiber Optic Cable, Installed Exposed	5,487.22	653.15
				<i>For Work In Restricted Working Space, Add</i>	326.57	
27 15 23 00-0279	MLF			24-Fiber, 62.5 Micron Multimode, Distribution Plenum Rated, Tight Buffer, Indoor Fiber Optic Cable, Installed Exposed	9,949.15	653.15
				<i>For Work In Restricted Working Space, Add</i>	326.57	
27 15 23 00-0280	MLF			36-Fiber, 62.5 Micron Multimode, Distribution Plenum Rated, Tight Buffer, Indoor Fiber Optic Cable, Installed Exposed	14,379.44	653.15
				<i>For Work In Restricted Working Space, Add</i>	326.57	
27 15 23 00-0281	MLF			48-Fiber, 62.5 Micron Multimode, Distribution Plenum Rated, Tight Buffer, Indoor Fiber Optic Cable, Installed Exposed	18,809.72	653.15
				<i>For Work In Restricted Working Space, Add</i>	326.57	
27 15 23 00-0282	MLF			60-Fiber, 62.5 Micron Multimode, Distribution Plenum Rated, Tight Buffer, Indoor Fiber Optic Cable, Installed Exposed	23,240.01	653.15
				<i>For Work In Restricted Working Space, Add</i>	326.57	
27 15 23 00-0283	MLF			72-Fiber, 62.5 Micron Multimode, Distribution Plenum Rated, Tight Buffer, Indoor Fiber Optic Cable, Installed Exposed	27,670.30	653.15
				<i>For Work In Restricted Working Space, Add</i>	326.57	
27 15 23 00-0284	MLF			96-Fiber, 62.5 Micron Multimode, Distribution Plenum Rated, Tight Buffer, Indoor Fiber Optic Cable, Installed Exposed	36,562.51	653.15
				<i>For Work In Restricted Working Space, Add</i>	326.57	
27 15 23 00-0285				Break-Out Plenum Rated, Tight Buffer, Indoor Fiber Optic Cable, Installed Exposed <small>(27 15 23 00-0241)</small>		
27 15 23 00-0286				Singlemode, Break-Out Plenum Rated, Tight Buffer, Indoor Fiber Optic Cable, Installed Exposed <small>(27 15 23 00-0285)</small>		
27 15 23 00-0287	MLF			2-Fiber, Singlemode, Break-Out Plenum Rated, Tight Buffer, Indoor Fiber Optic Cable, Installed Exposed	3,080.05	580.58
				<i>For Work In Restricted Working Space, Add</i>	290.29	



MINOR	CSI	UOM	DESCRIPTION	TOTAL DIRECT UNIT COST	DEMOLITION UNIT COST
27 15 23 00-0288	MLF		4-Fiber, Singlemode, Break-Out Plenum Rated, Tight Buffer, Indoor Fiber Optic Cable, Installed Exposed <i>For Work In Restricted Working Space, Add</i>	3,479.57 290.29	580.58
27 15 23 00-0289	MLF		6-Fiber, Singlemode, Break-Out Plenum Rated, Tight Buffer, Indoor Fiber Optic Cable, Installed Exposed <i>For Work In Restricted Working Space, Add</i>	4,440.02 290.29	580.58
27 15 23 00-0290	MLF		8-Fiber, Singlemode, Break-Out Plenum Rated, Tight Buffer, Indoor Fiber Optic Cable, Installed Exposed <i>For Work In Restricted Working Space, Add</i>	5,381.29 290.29	580.58
27 15 23 00-0291	MLF		12-Fiber, Singlemode, Break-Out Plenum Rated, Tight Buffer, Indoor Fiber Optic Cable, Installed Exposed <i>For Work In Restricted Working Space, Add</i>	6,883.55 290.29	580.58
27 15 23 00-0292	MLF		18-Fiber, Singlemode, Break-Out Plenum Rated, Tight Buffer, Indoor Fiber Optic Cable, Installed Exposed <i>For Work In Restricted Working Space, Add</i>	9,691.58 326.57	653.15
27 15 23 00-0293	MLF		24-Fiber, Singlemode, Break-Out Plenum Rated, Tight Buffer, Indoor Fiber Optic Cable, Installed Exposed <i>For Work In Restricted Working Space, Add</i>	13,828.40 326.57	653.15
27 15 23 00-0294	MLF		36-Fiber, Singlemode, Break-Out Plenum Rated, Tight Buffer, Indoor Fiber Optic Cable, Installed Exposed <i>For Work In Restricted Working Space, Add</i>	16,658.30 326.57	653.15
27 15 23 00-0295	MLF		48-Fiber, Singlemode, Break-Out Plenum Rated, Tight Buffer, Indoor Fiber Optic Cable, Installed Exposed <i>For Work In Restricted Working Space, Add</i>	20,702.60 326.57	653.15
27 15 23 00-0296			50 Micron Multimode, Break-Out Plenum Rated, Tight Buffer, Indoor Fiber Optic Cable, Installed Exposed <small>(27 15 23 00-0285)</small>		
27 15 23 00-0297	MLF		2-Fiber, 50 Micron Multimode, Break-Out Plenum Rated, Tight Buffer, Indoor Fiber Optic Cable, Installed Exposed <i>For Work In Restricted Working Space, Add</i>	6,373.44 290.29	580.58
27 15 23 00-0298	MLF		4-Fiber, 50 Micron Multimode, Break-Out Plenum Rated, Tight Buffer, Indoor Fiber Optic Cable, Installed Exposed <i>For Work In Restricted Working Space, Add</i>	7,952.10 290.29	580.58
27 15 23 00-0299	MLF		6-Fiber, 50 Micron Multimode, Break-Out Plenum Rated, Tight Buffer, Indoor Fiber Optic Cable, Installed Exposed <i>For Work In Restricted Working Space, Add</i>	10,769.94 290.29	580.58
27 15 23 00-0300	MLF		8-Fiber, 50 Micron Multimode, Break-Out Plenum Rated, Tight Buffer, Indoor Fiber Optic Cable, Installed Exposed <i>For Work In Restricted Working Space, Add</i>	12,206.08 290.29	580.58
27 15 23 00-0301	MLF		12-Fiber, 50 Micron Multimode, Break-Out Plenum Rated, Tight Buffer, Indoor Fiber Optic Cable, Installed Exposed <i>For Work In Restricted Working Space, Add</i>	14,433.97 290.29	580.58
27 15 23 00-0302	MLF		18-Fiber, 50 Micron Multimode, Break-Out Plenum Rated, Tight Buffer, Indoor Fiber Optic Cable, Installed Exposed <i>For Work In Restricted Working Space, Add</i>	19,713.86 326.57	653.15
27 15 23 00-0303	MLF		24-Fiber, 50 Micron Multimode, Break-Out Plenum Rated, Tight Buffer, Indoor Fiber Optic Cable, Installed Exposed <i>For Work In Restricted Working Space, Add</i>	23,159.87 326.57	653.15
27 15 23 00-0304	MLF		36-Fiber, 50 Micron Multimode, Break-Out Plenum Rated, Tight Buffer, Indoor Fiber Optic Cable, Installed Exposed <i>For Work In Restricted Working Space, Add</i>	25,552.47 326.57	653.15
27 15 23 00-0305	MLF		48-Fiber, 50 Micron Multimode, Break-Out Plenum Rated, Tight Buffer, Indoor Fiber Optic Cable, Installed Exposed <i>For Work In Restricted Working Space, Add</i>	40,870.74 326.57	653.15
27 15 23 00-0306			62.5 Micron Multimode, Break-Out Plenum Rated, Tight Buffer, Indoor Fiber Optic Cable, Installed Exposed <small>(27 15 23 00-0285)</small>		
27 15 23 00-0307	MLF		2-Fiber, 62.5 Micron Multimode, Break-Out Plenum Rated, Tight Buffer, Indoor Fiber Optic Cable, Installed Exposed <i>For Work In Restricted Working Space, Add</i>	6,643.73 290.29	580.58
27 15 23 00-0308	MLF		4-Fiber, 62.5 Micron Multimode, Break-Out Plenum Rated, Tight Buffer, Indoor Fiber Optic Cable, Installed Exposed <i>For Work In Restricted Working Space, Add</i>	8,301.33 290.29	580.58
27 15 23 00-0309	MLF		6-Fiber, 62.5 Micron Multimode, Break-Out Plenum Rated, Tight Buffer, Indoor Fiber Optic Cable, Installed Exposed <i>For Work In Restricted Working Space, Add</i>	11,260.06 290.29	580.58
27 15 23 00-0310	MLF		8-Fiber, 62.5 Micron Multimode, Break-Out Plenum Rated, Tight Buffer, Indoor Fiber Optic Cable, Installed Exposed <i>For Work In Restricted Working Space, Add</i>	12,768.00 290.29	580.58
27 15 23 00-0311	MLF		12-Fiber, 62.5 Micron Multimode, Break-Out Plenum Rated, Tight Buffer, Indoor Fiber Optic Cable, Installed Exposed <i>For Work In Restricted Working Space, Add</i>	15,107.29 290.29	580.58
27 15 23 00-0312	MLF		18-Fiber, 62.5 Micron Multimode, Break-Out Plenum Rated, Tight Buffer, Indoor Fiber Optic Cable, Installed Exposed <i>For Work In Restricted Working Space, Add</i>	20,645.13 326.57	653.15
27 15 23 00-0313	MLF		24-Fiber, 62.5 Micron Multimode, Break-Out Plenum Rated, Tight Buffer, Indoor Fiber Optic Cable, Installed Exposed <i>For Work In Restricted Working Space, Add</i>	24,263.44 326.57	653.15
27 15 23 00-0314	MLF		36-Fiber, 62.5 Micron Multimode, Break-Out Plenum Rated, Tight Buffer, Indoor Fiber Optic Cable, Installed Exposed <i>For Work In Restricted Working Space, Add</i>	26,775.66 326.57	653.15
27 15 23 00-0315	MLF		48-Fiber, 62.5 Micron Multimode, Break-Out Plenum Rated, Tight Buffer, Indoor Fiber Optic Cable, Installed Exposed <i>For Work In Restricted Working Space, Add</i>	42,859.85 326.57	653.15
27 15 23 00-0316			Hybrid, Indoor Fiber Optic Cable, Installed In Conduit <small>(27 15 23 00-0001)</small> Note: Singlemode and multimode combination cable. Excludes conduit or innerduct.		
27 15 23 00-0317			Distribution Riser Rated, Hybrid, Indoor Fiber Optic Cable, Installed In Conduit <small>(27 15 23 00-0316)</small>		
27 15 23 00-0318	MLF		6-Fiber, 2 Singlemode/4 Multimode, Distribution Riser Rated, Hybrid, Indoor Fiber Optic Cable, Installed In Conduit	1,441.28	435.43



MINOR CSI UOM DESCRIPTION	TOTAL DIRECT UNIT COST	DEMOLITION UNIT COST
27 15 23 00-0319 MLF 12-Fiber, 6 Singlemode/6 Multimode, Distribution Riser Rated, Hybrid, Indoor Fiber Optic Cable, Installed In Conduit.....	2,409.04	435.43
27 15 23 00-0320 MLF 24-Fiber, 12 Singlemode/12 Multimode, Distribution Riser Rated, Hybrid, Indoor Fiber Optic Cable, Installed In Conduit.....	5,509.86	508.01
27 15 23 00-0321 MLF 48-Fiber, 24 Singlemode/24 Multimode, Distribution Riser Rated, Hybrid, Indoor Fiber Optic Cable, Installed In Conduit.....	8,654.87	508.01
27 15 23 00-0322 Distribution Plenum Rated, Hybrid, Indoor Fiber Optic Cable, Installed In Conduit <small>(27 15 23 00-0316)</small>		
27 15 23 00-0323 MLF 6-Fiber, 2 Singlemode/4 Multimode, Distribution Plenum Rated, Hybrid, Indoor Fiber Optic Cable, Installed In Conduit.....	1,709.01	435.43
27 15 23 00-0324 MLF 12-Fiber, 6 Singlemode/6 Multimode, Distribution Plenum Rated, Hybrid, Indoor Fiber Optic Cable, Installed In Conduit.....	2,446.71	435.43
27 15 23 00-0325 MLF 24-Fiber, 12 Singlemode/12 Multimode, Distribution Plenum Rated, Hybrid, Indoor Fiber Optic Cable, Installed In Conduit.....	6,529.72	508.01
27 15 23 00-0326 MLF 48-Fiber, 24 Singlemode/24 Multimode, Distribution Plenum Rated, Hybrid, Indoor Fiber Optic Cable, Installed In Conduit.....	11,224.76	508.01
27 15 23 00-0327 Hybrid, Indoor Fiber Optic Cable, Installed Exposed <small>(27 15 23 00-0001)</small>		
Note: Singlemode and multimode combination cable. For non-conduit installations such as cable trays, surface runways, etc.		
27 15 23 00-0328 Distribution Riser Rated, Hybrid, Indoor Fiber Optic Cable, Installed Exposed <small>(27 15 23 00-0327)</small>		
27 15 23 00-0329 MLF 6-Fiber, 2 Singlemode/4 Multimode, Distribution Riser Rated, Hybrid, Indoor Fiber Optic Cable, Installed Exposed.....	1,683.18	580.58
<i>For Work In Restricted Working Space, Add</i>		290.29
27 15 23 00-0330 MLF 12-Fiber, 6 Singlemode/6 Multimode, Distribution Riser Rated, Hybrid, Indoor Fiber Optic Cable, Installed Exposed.....	2,650.94	580.58
<i>For Work In Restricted Working Space, Add</i>		290.29
27 15 23 00-0331 MLF 24-Fiber, 12 Singlemode/12 Multimode, Distribution Riser Rated, Hybrid, Indoor Fiber Optic Cable, Installed Exposed.....	5,751.76	653.15
<i>For Work In Restricted Working Space, Add</i>		326.57
27 15 23 00-0332 MLF 48-Fiber, 24 Singlemode/24 Multimode, Distribution Riser Rated, Hybrid, Indoor Fiber Optic Cable, Installed Exposed.....	8,896.77	653.15
<i>For Work In Restricted Working Space, Add</i>		326.57
27 15 23 00-0333 Distribution Plenum Rated, Hybrid, Indoor Fiber Optic Cable, Installed Exposed <small>(27 15 23 00-0327)</small>		
27 15 23 00-0334 MLF 6-Fiber, 2 Singlemode/4 Multimode, Distribution Plenum Rated, Hybrid, Indoor Fiber Optic Cable, Installed Exposed.....	1,950.91	580.58
<i>For Work In Restricted Working Space, Add</i>		290.29
27 15 23 00-0335 MLF 12-Fiber, 6 Singlemode/6 Multimode, Distribution Plenum Rated, Hybrid, Indoor Fiber Optic Cable, Installed Exposed.....	2,688.61	580.58
<i>For Work In Restricted Working Space, Add</i>		290.29
27 15 23 00-0336 MLF 24-Fiber, 12 Singlemode/12 Multimode, Distribution Plenum Rated, Hybrid, Indoor Fiber Optic Cable, Installed Exposed.....	6,771.62	653.15
<i>For Work In Restricted Working Space, Add</i>		326.57
27 15 23 00-0337 MLF 48-Fiber, 24 Singlemode/24 Multimode, Distribution Plenum Rated, Hybrid, Indoor Fiber Optic Cable, Installed Exposed.....	11,466.66	653.15
<i>For Work In Restricted Working Space, Add</i>		326.57
27 15 23 00-0338 Outdoor Fiber Optic Cable <small>(27 15 23)</small>		
Note: Cable buried in trench excludes excavation.		
27 15 23 00-0339 Outdoor Fiber Optic Cable, Installed In Conduit <small>(27 15 23 00-0338)</small>		
Note: Excludes conduit or innerduct.		
27 15 23 00-0340 Single Jacket Loose Tube, Outdoor Fiber Optic Cable, Installed In Conduit <small>(27 15 23 00-0339)</small>		
27 15 23 00-0341 Singlemode, Single Jacket Loose Tube, Outdoor Fiber Optic Cable, Installed In Conduit <small>(27 15 23 00-0340)</small>		
27 15 23 00-0342 MLF 2-Fiber, Singlemode, Single Jacket Loose Tube, Outdoor Fiber Optic Cable, Installed In Conduit.....	1,975.78	870.86
<i>For Corrugated Coated Steel Tape Armored Cable, Add</i>		256.12
27 15 23 00-0343 MLF 4-Fiber, Singlemode, Single Jacket Loose Tube, Outdoor Fiber Optic Cable, Installed In Conduit.....	2,007.67	870.86
<i>For Corrugated Coated Steel Tape Armored Cable, Add</i>		258.24
27 15 23 00-0344 MLF 6-Fiber, Singlemode, Single Jacket Loose Tube, Outdoor Fiber Optic Cable, Installed In Conduit.....	2,039.60	870.86
<i>For Corrugated Coated Steel Tape Armored Cable, Add</i>		260.29
27 15 23 00-0345 MLF 8-Fiber, Singlemode, Single Jacket Loose Tube, Outdoor Fiber Optic Cable, Installed In Conduit.....	2,071.50	870.86
<i>For Corrugated Coated Steel Tape Armored Cable, Add</i>		262.79
27 15 23 00-0346 MLF 12-Fiber, Singlemode, Single Jacket Loose Tube, Outdoor Fiber Optic Cable, Installed In Conduit.....	2,134.91	870.86
<i>For Corrugated Coated Steel Tape Armored Cable, Add</i>		237.79
27 15 23 00-0347 MLF 18-Fiber, Singlemode, Single Jacket Loose Tube, Outdoor Fiber Optic Cable, Installed In Conduit.....	2,264.60	870.86
<i>For Corrugated Coated Steel Tape Armored Cable, Add</i>		264.93
27 15 23 00-0348 MLF 24-Fiber, Singlemode, Single Jacket Loose Tube, Outdoor Fiber Optic Cable, Installed In Conduit.....	2,331.27	870.86
<i>For Corrugated Coated Steel Tape Armored Cable, Add</i>		208.56
27 15 23 00-0349 MLF 36-Fiber, Singlemode, Single Jacket Loose Tube, Outdoor Fiber Optic Cable, Installed In Conduit.....	2,351.83	870.86
<i>For Corrugated Coated Steel Tape Armored Cable, Add</i>		243.78
27 15 23 00-0350 MLF 48-Fiber, Singlemode, Single Jacket Loose Tube, Outdoor Fiber Optic Cable, Installed In Conduit.....	2,733.38	870.86
<i>For Corrugated Coated Steel Tape Armored Cable, Add</i>		268.20



MINOR CSI UOM DESCRIPTION	TOTAL DIRECT UNIT COST	DEMOLITION UNIT COST
27 15 23 00-0351 MLF 60-Fiber, Singlemode, Single Jacket Loose Tube, Outdoor Fiber Optic Cable, Installed In Conduit <i>For Corrugated Coated Steel Tape Armored Cable, Add</i>	2,943.73 268.17	870.86
27 15 23 00-0352 MLF 72-Fiber, Singlemode, Single Jacket Loose Tube, Outdoor Fiber Optic Cable, Installed In Conduit <i>For Corrugated Coated Steel Tape Armored Cable, Add</i>	3,216.64 316.96	870.86
27 15 23 00-0353 MLF 96-Fiber, Singlemode, Single Jacket Loose Tube, Outdoor Fiber Optic Cable, Installed In Conduit <i>For Corrugated Coated Steel Tape Armored Cable, Add</i>	3,697.10 304.31	870.86
27 15 23 00-0354 MLF 120-Fiber, Singlemode, Single Jacket Loose Tube, Outdoor Fiber Optic Cable, Installed In Conduit <i>For Corrugated Coated Steel Tape Armored Cable, Add</i>	4,222.07 369.52	870.86
27 15 23 00-0355 MLF 144-Fiber, Singlemode, Single Jacket Loose Tube, Outdoor Fiber Optic Cable, Installed In Conduit <i>For Corrugated Coated Steel Tape Armored Cable, Add</i>	4,771.51 247.36	870.86
27 15 23 00-0356 50 Micron Multimode, Single Jacket Loose Tube, Outdoor Fiber Optic Cable, Installed In Conduit (27 15 23 00-0340)		
27 15 23 00-0357 MLF 2-Fiber, 50 Micron Multimode, Single Jacket Loose Tube, Outdoor Fiber Optic Cable, Installed In Conduit <i>For Corrugated Coated Steel Tape Armored Cable, Add</i>	2,894.44 -4.29	870.86
27 15 23 00-0358 MLF 4-Fiber, 50 Micron Multimode, Single Jacket Loose Tube, Outdoor Fiber Optic Cable, Installed In Conduit <i>For Corrugated Coated Steel Tape Armored Cable, Add</i>	2,976.34 42.92	870.86
27 15 23 00-0359 MLF 6-Fiber, 50 Micron Multimode, Single Jacket Loose Tube, Outdoor Fiber Optic Cable, Installed In Conduit <i>For Corrugated Coated Steel Tape Armored Cable, Add</i>	3,147.94 111.11	870.86
27 15 23 00-0360 MLF 8-Fiber, 50 Micron Multimode, Single Jacket Loose Tube, Outdoor Fiber Optic Cable, Installed In Conduit <i>For Corrugated Coated Steel Tape Armored Cable, Add</i>	3,381.94 -67.54	870.86
27 15 23 00-0361 MLF 12-Fiber, 50 Micron Multimode, Single Jacket Loose Tube, Outdoor Fiber Optic Cable, Installed In Conduit <i>For Corrugated Coated Steel Tape Armored Cable, Add</i>	3,479.44 -35.94	870.86
27 15 23 00-0362 MLF 18-Fiber, 50 Micron Multimode, Single Jacket Loose Tube, Outdoor Fiber Optic Cable, Installed In Conduit <i>For Corrugated Coated Steel Tape Armored Cable, Add</i>	3,810.94 -16.98	870.86
27 15 23 00-0363 MLF 24-Fiber, 50 Micron Multimode, Single Jacket Loose Tube, Outdoor Fiber Optic Cable, Installed In Conduit <i>For Corrugated Coated Steel Tape Armored Cable, Add</i>	4,512.94 -91.84	870.86
27 15 23 00-0364 MLF 36-Fiber, 50 Micron Multimode, Single Jacket Loose Tube, Outdoor Fiber Optic Cable, Installed In Conduit <i>For Corrugated Coated Steel Tape Armored Cable, Add</i>	5,546.44 -0.21	870.86
27 15 23 00-0365 MLF 48-Fiber, 50 Micron Multimode, Single Jacket Loose Tube, Outdoor Fiber Optic Cable, Installed In Conduit <i>For Corrugated Coated Steel Tape Armored Cable, Add</i>	6,696.94 -210.00	870.86
27 15 23 00-0366 MLF 60-Fiber, 50 Micron Multimode, Single Jacket Loose Tube, Outdoor Fiber Optic Cable, Installed In Conduit <i>For Corrugated Coated Steel Tape Armored Cable, Add</i>	7,496.44 -105.71	870.86
27 15 23 00-0367 MLF 72-Fiber, 50 Micron Multimode, Single Jacket Loose Tube, Outdoor Fiber Optic Cable, Installed In Conduit <i>For Corrugated Coated Steel Tape Armored Cable, Add</i>	8,529.94 483.95	870.86
27 15 23 00-0368 MLF 96-Fiber, 50 Micron Multimode, Single Jacket Loose Tube, Outdoor Fiber Optic Cable, Installed In Conduit <i>For Corrugated Coated Steel Tape Armored Cable, Add</i>	10,928.44 -217.61	870.86
27 15 23 00-0369 MLF 120-Fiber, 50 Micron Multimode, Single Jacket Loose Tube, Outdoor Fiber Optic Cable, Installed In Conduit <i>For Corrugated Coated Steel Tape Armored Cable, Add</i>	13,307.44 -290.98	870.86
27 15 23 00-0370 MLF 144-Fiber, 50 Micron Multimode, Single Jacket Loose Tube, Outdoor Fiber Optic Cable, Installed In Conduit <i>For Corrugated Coated Steel Tape Armored Cable, Add</i>	15,686.44 -345.90	870.86
27 15 23 00-0371 62.5 Micron Multimode, Single Jacket Loose Tube, Outdoor Fiber Optic Cable, Installed In Conduit (27 15 23 00-0340)		
27 15 23 00-0372 MLF 2-Fiber, 62.5 Micron Multimode, Single Jacket Loose Tube, Outdoor Fiber Optic Cable, Installed In Conduit <i>For Corrugated Coated Steel Tape Armored Cable, Add</i>	1,754.53 109.53	870.86
27 15 23 00-0373 MLF 4-Fiber, 62.5 Micron Multimode, Single Jacket Loose Tube, Outdoor Fiber Optic Cable, Installed In Conduit <i>For Corrugated Coated Steel Tape Armored Cable, Add</i>	1,859.84 117.46	870.86
27 15 23 00-0374 MLF 6-Fiber, 62.5 Micron Multimode, Single Jacket Loose Tube, Outdoor Fiber Optic Cable, Installed In Conduit <i>For Corrugated Coated Steel Tape Armored Cable, Add</i>	1,964.98 125.19	870.86
27 15 23 00-0375 MLF 8-Fiber, 62.5 Micron Multimode, Single Jacket Loose Tube, Outdoor Fiber Optic Cable, Installed In Conduit <i>For Corrugated Coated Steel Tape Armored Cable, Add</i>	2,094.87 142.53	870.86
27 15 23 00-0376 MLF 12-Fiber, 62.5 Micron Multimode, Single Jacket Loose Tube, Outdoor Fiber Optic Cable, Installed In Conduit <i>For Corrugated Coated Steel Tape Armored Cable, Add</i>	2,280.88 148.62	870.86
27 15 23 00-0377 MLF 18-Fiber, 62.5 Micron Multimode, Single Jacket Loose Tube, Outdoor Fiber Optic Cable, Installed In Conduit <i>For Corrugated Coated Steel Tape Armored Cable, Add</i>	2,609.75 158.40	870.86
27 15 23 00-0378 MLF 24-Fiber, 62.5 Micron Multimode, Single Jacket Loose Tube, Outdoor Fiber Optic Cable, Installed In Conduit <i>For Corrugated Coated Steel Tape Armored Cable, Add</i>	2,921.28 182.15	870.86
27 15 23 00-0379 MLF 36-Fiber, 62.5 Micron Multimode, Single Jacket Loose Tube, Outdoor Fiber Optic Cable, Installed In Conduit <i>For Corrugated Coated Steel Tape Armored Cable, Add</i>	3,517.51 202.42	870.86
27 15 23 00-0380 MLF 48-Fiber, 62.5 Micron Multimode, Single Jacket Loose Tube, Outdoor Fiber Optic Cable, Installed In Conduit <i>For Corrugated Coated Steel Tape Armored Cable, Add</i>	4,214.88 232.74	870.86
27 15 23 00-0381 MLF 60-Fiber, 62.5 Micron Multimode, Single Jacket Loose Tube, Outdoor Fiber Optic Cable, Installed In Conduit <i>For Corrugated Coated Steel Tape Armored Cable, Add</i>	4,858.99 250.44	870.86
27 15 23 00-0382 MLF 72-Fiber, 62.5 Micron Multimode, Single Jacket Loose Tube, Outdoor Fiber Optic Cable, Installed In Conduit <i>For Corrugated Coated Steel Tape Armored Cable, Add</i>	5,538.83 283.46	870.86
27 15 23 00-0383 MLF 96-Fiber, 62.5 Micron Multimode, Single Jacket Loose Tube, Outdoor Fiber Optic Cable, Installed In Conduit <i>For Corrugated Coated Steel Tape Armored Cable, Add</i>	6,913.81 318.71	870.86
27 15 23 00-0384 MLF 120-Fiber, 62.5 Micron Multimode, Single Jacket Loose Tube, Outdoor Fiber Optic Cable, Installed In Conduit <i>For Corrugated Coated Steel Tape Armored Cable, Add</i>	8,310.86 361.70	870.86
27 15 23 00-0385 MLF 144-Fiber, 62.5 Micron Multimode, Single Jacket Loose Tube, Outdoor Fiber Optic Cable, Installed In Conduit <i>For Corrugated Coated Steel Tape Armored Cable, Add</i>	9,729.48 332.24	870.86
27 15 23 00-0386 Double Jacket Loose Tube, Outdoor Fiber Optic Cable, Installed In Conduit (27 15 23 00-0339)		
27 15 23 00-0387 Singlemode, Double Jacket Loose Tube, Outdoor Fiber Optic Cable, Installed In Conduit (27 15 23 00-0386)		
27 15 23 00-0388 MLF 2-Fiber, Singlemode, Double Jacket Loose Tube, Outdoor Fiber Optic Cable, Installed In Conduit <i>For Corrugated Coated Steel Tape Armored Cable, Add</i>	2,158.38 202.40	870.86



MINOR	CSI	UOM	DESCRIPTION	TOTAL DIRECT UNIT COST	DEMOLITION UNIT COST
27 15 23 00-0389	MLF		4-Fiber, Singlemode, Double Jacket Loose Tube, Outdoor Fiber Optic Cable, Installed In Conduit..... <i>For Corrugated Coated Steel Tape Armored Cable, Add</i>	2,220.56 290.50	870.86
27 15 23 00-0390	MLF		6-Fiber, Singlemode, Double Jacket Loose Tube, Outdoor Fiber Optic Cable, Installed In Conduit..... <i>For Corrugated Coated Steel Tape Armored Cable, Add</i>	2,239.22 278.41	870.86
27 15 23 00-0391	MLF		8-Fiber, Singlemode, Double Jacket Loose Tube, Outdoor Fiber Optic Cable, Installed In Conduit..... <i>For Corrugated Coated Steel Tape Armored Cable, Add</i>	2,313.71 231.76	870.86
27 15 23 00-0392	MLF		12-Fiber, Singlemode, Double Jacket Loose Tube, Outdoor Fiber Optic Cable, Installed In Conduit..... <i>For Corrugated Coated Steel Tape Armored Cable, Add</i>	2,336.95 277.00	870.86
27 15 23 00-0393	MLF		18-Fiber, Singlemode, Double Jacket Loose Tube, Outdoor Fiber Optic Cable, Installed In Conduit..... <i>For Corrugated Coated Steel Tape Armored Cable, Add</i>	2,441.34 262.71	870.86
27 15 23 00-0394	MLF		24-Fiber, Singlemode, Double Jacket Loose Tube, Outdoor Fiber Optic Cable, Installed In Conduit..... <i>For Corrugated Coated Steel Tape Armored Cable, Add</i>	2,534.93 265.83	870.86
27 15 23 00-0395	MLF		36-Fiber, Singlemode, Double Jacket Loose Tube, Outdoor Fiber Optic Cable, Installed In Conduit..... <i>For Corrugated Coated Steel Tape Armored Cable, Add</i>	2,684.24 337.10	870.86
27 15 23 00-0396	MLF		48-Fiber, Singlemode, Double Jacket Loose Tube, Outdoor Fiber Optic Cable, Installed In Conduit..... <i>For Corrugated Coated Steel Tape Armored Cable, Add</i>	2,894.59 341.50	870.86
27 15 23 00-0397	MLF		60-Fiber, Singlemode, Double Jacket Loose Tube, Outdoor Fiber Optic Cable, Installed In Conduit..... <i>For Corrugated Coated Steel Tape Armored Cable, Add</i>	3,104.12 353.79	870.86
27 15 23 00-0398	MLF		72-Fiber, Singlemode, Double Jacket Loose Tube, Outdoor Fiber Optic Cable, Installed In Conduit..... <i>For Corrugated Coated Steel Tape Armored Cable, Add</i>	3,388.20 304.32	870.86
27 15 23 00-0399	MLF		96-Fiber, Singlemode, Double Jacket Loose Tube, Outdoor Fiber Optic Cable, Installed In Conduit..... <i>For Corrugated Coated Steel Tape Armored Cable, Add</i>	3,847.71 396.88	870.86
27 15 23 00-0400	MLF		120-Fiber, Singlemode, Double Jacket Loose Tube, Outdoor Fiber Optic Cable, Installed In Conduit..... <i>For Corrugated Coated Steel Tape Armored Cable, Add</i>	4,448.87 390.80	870.86
27 15 23 00-0401	MLF		144-Fiber, Singlemode, Double Jacket Loose Tube, Outdoor Fiber Optic Cable, Installed In Conduit..... <i>For Corrugated Coated Steel Tape Armored Cable, Add</i>	4,940.81 312.17	870.86
27 15 23 00-0402			50 Micron Multimode, Double Jacket Loose Tube, Outdoor Fiber Optic Cable, Installed In Conduit ^(27 15 23 00-0386)		
27 15 23 00-0403	MLF		2-Fiber, 50 Micron Multimode, Double Jacket Loose Tube, Outdoor Fiber Optic Cable, Installed In Conduit..... <i>For Corrugated Coated Steel Tape Armored Cable, Add</i>	2,368.00 286.42	870.86
27 15 23 00-0404	MLF		4-Fiber, 50 Micron Multimode, Double Jacket Loose Tube, Outdoor Fiber Optic Cable, Installed In Conduit..... <i>For Corrugated Coated Steel Tape Armored Cable, Add</i>	2,585.68 160.40	870.86
27 15 23 00-0405	MLF		6-Fiber, 50 Micron Multimode, Double Jacket Loose Tube, Outdoor Fiber Optic Cable, Installed In Conduit..... <i>For Corrugated Coated Steel Tape Armored Cable, Add</i>	2,872.11 34.37	870.86
27 15 23 00-0406	MLF		8-Fiber, 50 Micron Multimode, Double Jacket Loose Tube, Outdoor Fiber Optic Cable, Installed In Conduit..... <i>For Corrugated Coated Steel Tape Armored Cable, Add</i>	3,009.59 57.28	870.86
27 15 23 00-0407	MLF		12-Fiber, 50 Micron Multimode, Double Jacket Loose Tube, Outdoor Fiber Optic Cable, Installed In Conduit..... <i>For Corrugated Coated Steel Tape Armored Cable, Add</i>	3,147.08 57.28	870.86
27 15 23 00-0408	MLF		18-Fiber, 50 Micron Multimode, Double Jacket Loose Tube, Outdoor Fiber Optic Cable, Installed In Conduit..... <i>For Corrugated Coated Steel Tape Armored Cable, Add</i>	3,467.87 68.74	870.86
27 15 23 00-0409	MLF		24-Fiber, 50 Micron Multimode, Double Jacket Loose Tube, Outdoor Fiber Optic Cable, Installed In Conduit..... <i>For Corrugated Coated Steel Tape Armored Cable, Add</i>	3,754.30 263.51	870.86
27 15 23 00-0410	MLF		36-Fiber, 50 Micron Multimode, Double Jacket Loose Tube, Outdoor Fiber Optic Cable, Installed In Conduit..... <i>For Corrugated Coated Steel Tape Armored Cable, Add</i>	4,372.98 515.56	870.86
27 15 23 00-0411	MLF		48-Fiber, 50 Micron Multimode, Double Jacket Loose Tube, Outdoor Fiber Optic Cable, Installed In Conduit..... <i>For Corrugated Coated Steel Tape Armored Cable, Add</i>	4,991.65 859.28	870.86
27 15 23 00-0412	MLF		60-Fiber, 50 Micron Multimode, Double Jacket Loose Tube, Outdoor Fiber Optic Cable, Installed In Conduit..... <i>For Corrugated Coated Steel Tape Armored Cable, Add</i>	5,507.22 945.20	870.86
27 15 23 00-0413	MLF		72-Fiber, 50 Micron Multimode, Double Jacket Loose Tube, Outdoor Fiber Optic Cable, Installed In Conduit..... <i>For Corrugated Coated Steel Tape Armored Cable, Add</i>	6,183.18 1,202.98	870.86
27 15 23 00-0414	MLF		96-Fiber, 50 Micron Multimode, Double Jacket Loose Tube, Outdoor Fiber Optic Cable, Installed In Conduit..... <i>For Corrugated Coated Steel Tape Armored Cable, Add</i>	7,592.39 1,775.84	870.86
27 15 23 00-0415	MLF		120-Fiber, 50 Micron Multimode, Double Jacket Loose Tube, Outdoor Fiber Optic Cable, Installed In Conduit..... <i>For Corrugated Coated Steel Tape Armored Cable, Add</i>	8,302.73 1,340.47	870.86
27 15 23 00-0416	MLF		144-Fiber, 50 Micron Multimode, Double Jacket Loose Tube, Outdoor Fiber Optic Cable, Installed In Conduit..... <i>For Corrugated Coated Steel Tape Armored Cable, Add</i>	10,124.39 3,265.24	870.86
27 15 23 00-0417			62.5 Micron Multimode, Double Jacket Loose Tube, Outdoor Fiber Optic Cable, Installed In Conduit ^(27 15 23 00-0386)		
27 15 23 00-0418	MLF		2-Fiber, 62.5 Micron Multimode, Double Jacket Loose Tube, Outdoor Fiber Optic Cable, Installed In Conduit..... <i>For Corrugated Coated Steel Tape Armored Cable, Add</i>	1,825.64 137.48	870.86
27 15 23 00-0419	MLF		4-Fiber, 62.5 Micron Multimode, Double Jacket Loose Tube, Outdoor Fiber Optic Cable, Installed In Conduit..... <i>For Corrugated Coated Steel Tape Armored Cable, Add</i>	1,928.75 148.62	870.86
27 15 23 00-0420	MLF		6-Fiber, 62.5 Micron Multimode, Double Jacket Loose Tube, Outdoor Fiber Optic Cable, Installed In Conduit..... <i>For Corrugated Coated Steel Tape Armored Cable, Add</i>	2,031.69 159.74	870.86
27 15 23 00-0421	MLF		8-Fiber, 62.5 Micron Multimode, Double Jacket Loose Tube, Outdoor Fiber Optic Cable, Installed In Conduit..... <i>For Corrugated Coated Steel Tape Armored Cable, Add</i>	2,134.81 170.86	870.86
27 15 23 00-0422	MLF		12-Fiber, 62.5 Micron Multimode, Double Jacket Loose Tube, Outdoor Fiber Optic Cable, Installed In Conduit..... <i>For Corrugated Coated Steel Tape Armored Cable, Add</i>	2,401.91 183.77	870.86
27 15 23 00-0423	MLF		18-Fiber, 62.5 Micron Multimode, Double Jacket Loose Tube, Outdoor Fiber Optic Cable, Installed In Conduit..... <i>For Corrugated Coated Steel Tape Armored Cable, Add</i>	2,663.83 215.35	870.86
27 15 23 00-0424	MLF		24-Fiber, 62.5 Micron Multimode, Double Jacket Loose Tube, Outdoor Fiber Optic Cable, Installed In Conduit..... <i>For Corrugated Coated Steel Tape Armored Cable, Add</i>	2,984.78 233.91	870.86
27 15 23 00-0425	MLF		36-Fiber, 62.5 Micron Multimode, Double Jacket Loose Tube, Outdoor Fiber Optic Cable, Installed In Conduit..... <i>For Corrugated Coated Steel Tape Armored Cable, Add</i>	3,605.99 289.00	870.86
27 15 23 00-0426	MLF		48-Fiber, 62.5 Micron Multimode, Double Jacket Loose Tube, Outdoor Fiber Optic Cable, Installed In Conduit..... <i>For Corrugated Coated Steel Tape Armored Cable, Add</i>	4,238.81 331.12	870.86
27 15 23 00-0427	MLF		60-Fiber, 62.5 Micron Multimode, Double Jacket Loose Tube, Outdoor Fiber Optic Cable, Installed In Conduit..... <i>For Corrugated Coated Steel Tape Armored Cable, Add</i>	4,873.82 368.72	870.86



MINOR CSI UOM DESCRIPTION	TOTAL DIRECT UNIT COST	DEMOLITION UNIT COST
27 15 23 00-0428 MLF 72-Fiber, 62.5 Micron Multimode, Double Jacket Loose Tube, Outdoor Fiber Optic Cable, Installed In Conduit..... <i>For Corrugated Coated Steel Tape Armored Cable, Add</i>	5,541.52 411.18	870.86
27 15 23 00-0429 MLF 96-Fiber, 62.5 Micron Multimode, Double Jacket Loose Tube, Outdoor Fiber Optic Cable, Installed In Conduit..... <i>For Corrugated Coated Steel Tape Armored Cable, Add</i>	6,896.45 484.83	870.86
27 15 23 00-0430 MLF 120-Fiber, 62.5 Micron Multimode, Double Jacket Loose Tube, Outdoor Fiber Optic Cable, Installed In Conduit..... <i>For Corrugated Coated Steel Tape Armored Cable, Add</i>	8,645.29 501.20	870.86
27 15 23 00-0431 MLF 144-Fiber, 62.5 Micron Multimode, Double Jacket Loose Tube, Outdoor Fiber Optic Cable, Installed In Conduit..... <i>For Corrugated Coated Steel Tape Armored Cable, Add</i>	9,670.18 517.40	870.86
27 15 23 00-0432 Outdoor Fiber Optic Cable, Buried In Trench (27 15 23 00-0338) Note: Excludes trenching.		
27 15 23 00-0433 Single Jacket Loose Tube, Outdoor Fiber Optic Cable, Buried In Trench (27 15 23 00-0432)		
27 15 23 00-0434 Singlemode, Single Jacket Loose Tube, Outdoor Fiber Optic Cable, Buried In Trench (27 15 23 00-0433)		
27 15 23 00-0435 MLF 2-Fiber, Singlemode, Single Jacket Loose Tube, Outdoor Fiber Optic Cable, Buried In Trench <i>For Corrugated Coated Steel Tape Armored Cable, Add</i>	1,854.83 256.12	
27 15 23 00-0436 MLF 4-Fiber, Singlemode, Single Jacket Loose Tube, Outdoor Fiber Optic Cable, Buried In Trench <i>For Corrugated Coated Steel Tape Armored Cable, Add</i>	1,886.72 258.24	
27 15 23 00-0437 MLF 6-Fiber, Singlemode, Single Jacket Loose Tube, Outdoor Fiber Optic Cable, Buried In Trench <i>For Corrugated Coated Steel Tape Armored Cable, Add</i>	1,918.65 260.29	
27 15 23 00-0438 MLF 8-Fiber, Singlemode, Single Jacket Loose Tube, Outdoor Fiber Optic Cable, Buried In Trench <i>For Corrugated Coated Steel Tape Armored Cable, Add</i>	1,950.55 262.79	
27 15 23 00-0439 MLF 12-Fiber, Singlemode, Single Jacket Loose Tube, Outdoor Fiber Optic Cable, Buried In Trench <i>For Corrugated Coated Steel Tape Armored Cable, Add</i>	2,013.96 237.79	
27 15 23 00-0440 MLF 18-Fiber, Singlemode, Single Jacket Loose Tube, Outdoor Fiber Optic Cable, Buried In Trench <i>For Corrugated Coated Steel Tape Armored Cable, Add</i>	2,143.65 264.93	
27 15 23 00-0441 MLF 24-Fiber, Singlemode, Single Jacket Loose Tube, Outdoor Fiber Optic Cable, Buried In Trench <i>For Corrugated Coated Steel Tape Armored Cable, Add</i>	2,210.32 208.56	
27 15 23 00-0442 MLF 36-Fiber, Singlemode, Single Jacket Loose Tube, Outdoor Fiber Optic Cable, Buried In Trench <i>For Corrugated Coated Steel Tape Armored Cable, Add</i>	2,230.88 243.78	
27 15 23 00-0443 MLF 48-Fiber, Singlemode, Single Jacket Loose Tube, Outdoor Fiber Optic Cable, Buried In Trench <i>For Corrugated Coated Steel Tape Armored Cable, Add</i>	2,612.43 268.20	
27 15 23 00-0444 MLF 60-Fiber, Singlemode, Single Jacket Loose Tube, Outdoor Fiber Optic Cable, Buried In Trench <i>For Corrugated Coated Steel Tape Armored Cable, Add</i>	3,090.95 268.17	
27 15 23 00-0445 MLF 72-Fiber, Singlemode, Single Jacket Loose Tube, Outdoor Fiber Optic Cable, Buried In Trench <i>For Corrugated Coated Steel Tape Armored Cable, Add</i>	3,412.65 316.96	
27 15 23 00-0446 MLF 96-Fiber, Singlemode, Single Jacket Loose Tube, Outdoor Fiber Optic Cable, Buried In Trench <i>For Corrugated Coated Steel Tape Armored Cable, Add</i>	3,576.15 304.31	
27 15 23 00-0447 MLF 120-Fiber, Singlemode, Single Jacket Loose Tube, Outdoor Fiber Optic Cable, Buried In Trench <i>For Corrugated Coated Steel Tape Armored Cable, Add</i>	4,101.12 369.52	
27 15 23 00-0448 MLF 144-Fiber, Singlemode, Single Jacket Loose Tube, Outdoor Fiber Optic Cable, Buried In Trench <i>For Corrugated Coated Steel Tape Armored Cable, Add</i>	4,650.56 247.36	
27 15 23 00-0449 50 Micron Multimode, Single Jacket Loose Tube, Outdoor Fiber Optic Cable, Buried In Trench (27 15 23 00-0433)		
27 15 23 00-0450 MLF 2-Fiber, 50 Micron Multimode, Single Jacket Loose Tube, Outdoor Fiber Optic Cable, Buried In Trench <i>For Corrugated Coated Steel Tape Armored Cable, Add</i>	2,773.49 -4.29	
27 15 23 00-0451 MLF 4-Fiber, 50 Micron Multimode, Single Jacket Loose Tube, Outdoor Fiber Optic Cable, Buried In Trench <i>For Corrugated Coated Steel Tape Armored Cable, Add</i>	2,855.39 42.92	
27 15 23 00-0452 MLF 6-Fiber, 50 Micron Multimode, Single Jacket Loose Tube, Outdoor Fiber Optic Cable, Buried In Trench <i>For Corrugated Coated Steel Tape Armored Cable, Add</i>	3,026.99 111.11	
27 15 23 00-0453 MLF 8-Fiber, 50 Micron Multimode, Single Jacket Loose Tube, Outdoor Fiber Optic Cable, Buried In Trench <i>For Corrugated Coated Steel Tape Armored Cable, Add</i>	3,260.99 -67.54	
27 15 23 00-0454 MLF 12-Fiber, 50 Micron Multimode, Single Jacket Loose Tube, Outdoor Fiber Optic Cable, Buried In Trench <i>For Corrugated Coated Steel Tape Armored Cable, Add</i>	3,358.49 -35.94	
27 15 23 00-0455 MLF 18-Fiber, 50 Micron Multimode, Single Jacket Loose Tube, Outdoor Fiber Optic Cable, Buried In Trench <i>For Corrugated Coated Steel Tape Armored Cable, Add</i>	3,689.99 -16.98	
27 15 23 00-0456 MLF 24-Fiber, 50 Micron Multimode, Single Jacket Loose Tube, Outdoor Fiber Optic Cable, Buried In Trench <i>For Corrugated Coated Steel Tape Armored Cable, Add</i>	4,391.99 -91.84	
27 15 23 00-0457 MLF 36-Fiber, 50 Micron Multimode, Single Jacket Loose Tube, Outdoor Fiber Optic Cable, Buried In Trench <i>For Corrugated Coated Steel Tape Armored Cable, Add</i>	5,425.49 -0.21	
27 15 23 00-0458 MLF 48-Fiber, 50 Micron Multimode, Single Jacket Loose Tube, Outdoor Fiber Optic Cable, Buried In Trench <i>For Corrugated Coated Steel Tape Armored Cable, Add</i>	6,575.99 -210.00	
27 15 23 00-0459 MLF 60-Fiber, 50 Micron Multimode, Single Jacket Loose Tube, Outdoor Fiber Optic Cable, Buried In Trench <i>For Corrugated Coated Steel Tape Armored Cable, Add</i>	7,375.49 -105.71	
27 15 23 00-0460 MLF 72-Fiber, 50 Micron Multimode, Single Jacket Loose Tube, Outdoor Fiber Optic Cable, Buried In Trench <i>For Corrugated Coated Steel Tape Armored Cable, Add</i>	8,408.99 483.95	
27 15 23 00-0461 MLF 96-Fiber, 50 Micron Multimode, Single Jacket Loose Tube, Outdoor Fiber Optic Cable, Buried In Trench <i>For Corrugated Coated Steel Tape Armored Cable, Add</i>	10,807.49 -217.61	
27 15 23 00-0462 MLF 120-Fiber, 50 Micron Multimode, Single Jacket Loose Tube, Outdoor Fiber Optic Cable, Buried In Trench <i>For Corrugated Coated Steel Tape Armored Cable, Add</i>	13,186.49 -290.98	
27 15 23 00-0463 MLF 144-Fiber, 50 Micron Multimode, Single Jacket Loose Tube, Outdoor Fiber Optic Cable, Buried In Trench <i>For Corrugated Coated Steel Tape Armored Cable, Add</i>	15,565.49 -345.90	
27 15 23 00-0464 62.5 Micron Multimode, Single Jacket Loose Tube, Outdoor Fiber Optic Cable, Buried In Trench (27 15 23 00-0433)		
27 15 23 00-0465 MLF 2-Fiber, 62.5 Micron Multimode, Single Jacket Loose Tube, Outdoor Fiber Optic Cable, Buried In Trench <i>For Corrugated Coated Steel Tape Armored Cable, Add</i>	1,633.58 109.53	



MINOR CSI UOM DESCRIPTION	TOTAL DIRECT UNIT COST	DEMOLITION UNIT COST
27 15 23 00-0466 MLF 4-Fiber, 62.5 Micron Multimode, Single Jacket Loose Tube, Outdoor Fiber Optic Cable, Buried In Trench..... <i>For Corrugated Coated Steel Tape Armored Cable, Add</i>	1,738.89 117.46	
27 15 23 00-0467 MLF 6-Fiber, 62.5 Micron Multimode, Single Jacket Loose Tube, Outdoor Fiber Optic Cable, Buried In Trench..... <i>For Corrugated Coated Steel Tape Armored Cable, Add</i>	1,844.03 125.19	
27 15 23 00-0468 MLF 8-Fiber, 62.5 Micron Multimode, Single Jacket Loose Tube, Outdoor Fiber Optic Cable, Buried In Trench..... <i>For Corrugated Coated Steel Tape Armored Cable, Add</i>	1,973.92 142.53	
27 15 23 00-0469 MLF 12-Fiber, 62.5 Micron Multimode, Single Jacket Loose Tube, Outdoor Fiber Optic Cable, Buried In Trench..... <i>For Corrugated Coated Steel Tape Armored Cable, Add</i>	2,159.93 148.62	
27 15 23 00-0470 MLF 18-Fiber, 62.5 Micron Multimode, Single Jacket Loose Tube, Outdoor Fiber Optic Cable, Buried In Trench..... <i>For Corrugated Coated Steel Tape Armored Cable, Add</i>	2,488.80 158.40	
27 15 23 00-0471 MLF 24-Fiber, 62.5 Micron Multimode, Single Jacket Loose Tube, Outdoor Fiber Optic Cable, Buried In Trench..... <i>For Corrugated Coated Steel Tape Armored Cable, Add</i>	2,800.33 182.15	
27 15 23 00-0472 MLF 36-Fiber, 62.5 Micron Multimode, Single Jacket Loose Tube, Outdoor Fiber Optic Cable, Buried In Trench..... <i>For Corrugated Coated Steel Tape Armored Cable, Add</i>	3,396.56 202.42	
27 15 23 00-0473 MLF 48-Fiber, 62.5 Micron Multimode, Single Jacket Loose Tube, Outdoor Fiber Optic Cable, Buried In Trench..... <i>For Corrugated Coated Steel Tape Armored Cable, Add</i>	4,093.93 232.74	
27 15 23 00-0474 MLF 60-Fiber, 62.5 Micron Multimode, Single Jacket Loose Tube, Outdoor Fiber Optic Cable, Buried In Trench..... <i>For Corrugated Coated Steel Tape Armored Cable, Add</i>	4,738.04 250.44	
27 15 23 00-0475 MLF 72-Fiber, 62.5 Micron Multimode, Single Jacket Loose Tube, Outdoor Fiber Optic Cable, Buried In Trench..... <i>For Corrugated Coated Steel Tape Armored Cable, Add</i>	5,417.88 283.46	
27 15 23 00-0476 MLF 96-Fiber, 62.5 Micron Multimode, Single Jacket Loose Tube, Outdoor Fiber Optic Cable, Buried In Trench..... <i>For Corrugated Coated Steel Tape Armored Cable, Add</i>	6,792.86 318.71	
27 15 23 00-0477 MLF 120-Fiber, 62.5 Micron Multimode, Single Jacket Loose Tube, Outdoor Fiber Optic Cable, Buried In Trench..... <i>For Corrugated Coated Steel Tape Armored Cable, Add</i>	8,189.91 361.70	
27 15 23 00-0478 MLF 144-Fiber, 62.5 Micron Multimode, Single Jacket Loose Tube, Outdoor Fiber Optic Cable, Buried In Trench..... <i>For Corrugated Coated Steel Tape Armored Cable, Add</i>	9,608.53 332.24	
27 15 23 00-0479 Double Jacket Loose Tube, Outdoor Fiber Optic Cable, Buried In Trench ^(27 15 23 00-0432)		
27 15 23 00-0480 Singlemode, Double Jacket Loose Tube, Outdoor Fiber Optic Cable, Buried In Trench ^(27 15 23 00-0479)		
27 15 23 00-0481 MLF 2-Fiber, Singlemode, Double Jacket Loose Tube, Outdoor Fiber Optic Cable, Buried In Trench..... <i>For Corrugated Coated Steel Tape Armored Cable, Add</i>	2,037.43 202.40	
27 15 23 00-0482 MLF 4-Fiber, Singlemode, Double Jacket Loose Tube, Outdoor Fiber Optic Cable, Buried In Trench..... <i>For Corrugated Coated Steel Tape Armored Cable, Add</i>	2,099.61 290.50	
27 15 23 00-0483 MLF 6-Fiber, Singlemode, Double Jacket Loose Tube, Outdoor Fiber Optic Cable, Buried In Trench..... <i>For Corrugated Coated Steel Tape Armored Cable, Add</i>	2,118.27 278.41	
27 15 23 00-0484 MLF 8-Fiber, Singlemode, Double Jacket Loose Tube, Outdoor Fiber Optic Cable, Buried In Trench..... <i>For Corrugated Coated Steel Tape Armored Cable, Add</i>	2,192.76 231.76	
27 15 23 00-0485 MLF 12-Fiber, Singlemode, Double Jacket Loose Tube, Outdoor Fiber Optic Cable, Buried In Trench..... <i>For Corrugated Coated Steel Tape Armored Cable, Add</i>	2,216.00 277.00	
27 15 23 00-0486 MLF 18-Fiber, Singlemode, Double Jacket Loose Tube, Outdoor Fiber Optic Cable, Buried In Trench..... <i>For Corrugated Coated Steel Tape Armored Cable, Add</i>	2,320.39 262.71	
27 15 23 00-0487 MLF 24-Fiber, Singlemode, Double Jacket Loose Tube, Outdoor Fiber Optic Cable, Buried In Trench..... <i>For Corrugated Coated Steel Tape Armored Cable, Add</i>	2,413.98 265.83	
27 15 23 00-0488 MLF 36-Fiber, Singlemode, Double Jacket Loose Tube, Outdoor Fiber Optic Cable, Buried In Trench..... <i>For Corrugated Coated Steel Tape Armored Cable, Add</i>	2,563.29 337.10	
27 15 23 00-0489 MLF 48-Fiber, Singlemode, Double Jacket Loose Tube, Outdoor Fiber Optic Cable, Buried In Trench..... <i>For Corrugated Coated Steel Tape Armored Cable, Add</i>	2,773.64 341.50	
27 15 23 00-0490 MLF 60-Fiber, Singlemode, Double Jacket Loose Tube, Outdoor Fiber Optic Cable, Buried In Trench..... <i>For Corrugated Coated Steel Tape Armored Cable, Add</i>	2,983.17 353.79	
27 15 23 00-0491 MLF 72-Fiber, Singlemode, Double Jacket Loose Tube, Outdoor Fiber Optic Cable, Buried In Trench..... <i>For Corrugated Coated Steel Tape Armored Cable, Add</i>	3,267.25 304.32	
27 15 23 00-0492 MLF 96-Fiber, Singlemode, Double Jacket Loose Tube, Outdoor Fiber Optic Cable, Buried In Trench..... <i>For Corrugated Coated Steel Tape Armored Cable, Add</i>	3,726.76 396.88	
27 15 23 00-0493 MLF 120-Fiber, Singlemode, Double Jacket Loose Tube, Outdoor Fiber Optic Cable, Buried In Trench..... <i>For Corrugated Coated Steel Tape Armored Cable, Add</i>	4,327.92 390.80	
27 15 23 00-0494 MLF 144-Fiber, Singlemode, Double Jacket Loose Tube, Outdoor Fiber Optic Cable, Buried In Trench..... <i>For Corrugated Coated Steel Tape Armored Cable, Add</i>	4,819.86 312.17	
27 15 23 00-0495 50 Micron Multimode, Double Jacket Loose Tube, Outdoor Fiber Optic Cable, Buried In Trench ^(27 15 23 00-0479)		
27 15 23 00-0496 MLF 2-Fiber, 50 Micron Multimode, Double Jacket Loose Tube, Outdoor Fiber Optic Cable, Buried In Trench..... <i>For Corrugated Coated Steel Tape Armored Cable, Add</i>	2,247.05 286.42	
27 15 23 00-0497 MLF 4-Fiber, 50 Micron Multimode, Double Jacket Loose Tube, Outdoor Fiber Optic Cable, Buried In Trench..... <i>For Corrugated Coated Steel Tape Armored Cable, Add</i>	2,464.73 160.40	
27 15 23 00-0498 MLF 6-Fiber, 50 Micron Multimode, Double Jacket Loose Tube, Outdoor Fiber Optic Cable, Buried In Trench..... <i>For Corrugated Coated Steel Tape Armored Cable, Add</i>	2,751.16 34.37	
27 15 23 00-0499 MLF 8-Fiber, 50 Micron Multimode, Double Jacket Loose Tube, Outdoor Fiber Optic Cable, Buried In Trench..... <i>For Corrugated Coated Steel Tape Armored Cable, Add</i>	2,888.64 57.28	
27 15 23 00-0500 MLF 12-Fiber, 50 Micron Multimode, Double Jacket Loose Tube, Outdoor Fiber Optic Cable, Buried In Trench..... <i>For Corrugated Coated Steel Tape Armored Cable, Add</i>	3,026.13 57.28	
27 15 23 00-0501 MLF 18-Fiber, 50 Micron Multimode, Double Jacket Loose Tube, Outdoor Fiber Optic Cable, Buried In Trench..... <i>For Corrugated Coated Steel Tape Armored Cable, Add</i>	3,346.92 68.74	
27 15 23 00-0502 MLF 24-Fiber, 50 Micron Multimode, Double Jacket Loose Tube, Outdoor Fiber Optic Cable, Buried In Trench..... <i>For Corrugated Coated Steel Tape Armored Cable, Add</i>	3,633.35 263.51	
27 15 23 00-0503 MLF 36-Fiber, 50 Micron Multimode, Double Jacket Loose Tube, Outdoor Fiber Optic Cable, Buried In Trench..... <i>For Corrugated Coated Steel Tape Armored Cable, Add</i>	4,252.03 515.56	
27 15 23 00-0504 MLF 48-Fiber, 50 Micron Multimode, Double Jacket Loose Tube, Outdoor Fiber Optic Cable, Buried In Trench..... <i>For Corrugated Coated Steel Tape Armored Cable, Add</i>	4,870.70 859.28	



MINOR CSI	UOM	DESCRIPTION	TOTAL DIRECT UNIT COST	DEMOLITION UNIT COST
27 15 23 00-0505	MLF	60-Fiber, 50 Micron Multimode, Double Jacket Loose Tube, Outdoor Fiber Optic Cable, Buried In Trench..... <i>For Corrugated Coated Steel Tape Armored Cable, Add</i>	5,386.27 945.20	
27 15 23 00-0506	MLF	72-Fiber, 50 Micron Multimode, Double Jacket Loose Tube, Outdoor Fiber Optic Cable, Buried In Trench..... <i>For Corrugated Coated Steel Tape Armored Cable, Add</i>	6,062.23 1,202.98	
27 15 23 00-0507	MLF	96-Fiber, 50 Micron Multimode, Double Jacket Loose Tube, Outdoor Fiber Optic Cable, Buried In Trench..... <i>For Corrugated Coated Steel Tape Armored Cable, Add</i>	7,471.44 1,775.84	
27 15 23 00-0508	MLF	120-Fiber, 50 Micron Multimode, Double Jacket Loose Tube, Outdoor Fiber Optic Cable, Buried In Trench..... <i>For Corrugated Coated Steel Tape Armored Cable, Add</i>	8,181.78 1,340.47	
27 15 23 00-0509	MLF	144-Fiber, 50 Micron Multimode, Double Jacket Loose Tube, Outdoor Fiber Optic Cable, Buried In Trench..... <i>For Corrugated Coated Steel Tape Armored Cable, Add</i>	10,003.44 3,265.24	
27 15 23 00-0510		62.5 Micron Multimode, Double Jacket Loose Tube, Outdoor Fiber Optic Cable, Buried In Trench <small>(27 15 23 00-0479)</small>		
27 15 23 00-0511	MLF	2-Fiber, 62.5 Micron Multimode, Double Jacket Loose Tube, Outdoor Fiber Optic Cable, Buried In Trench..... <i>For Corrugated Coated Steel Tape Armored Cable, Add</i>	1,704.69 137.48	
27 15 23 00-0512	MLF	4-Fiber, 62.5 Micron Multimode, Double Jacket Loose Tube, Outdoor Fiber Optic Cable, Buried In Trench..... <i>For Corrugated Coated Steel Tape Armored Cable, Add</i>	1,807.80 148.62	
27 15 23 00-0513	MLF	6-Fiber, 62.5 Micron Multimode, Double Jacket Loose Tube, Outdoor Fiber Optic Cable, Buried In Trench..... <i>For Corrugated Coated Steel Tape Armored Cable, Add</i>	1,910.74 159.74	
27 15 23 00-0514	MLF	8-Fiber, 62.5 Micron Multimode, Double Jacket Loose Tube, Outdoor Fiber Optic Cable, Buried In Trench..... <i>For Corrugated Coated Steel Tape Armored Cable, Add</i>	2,013.86 170.86	
27 15 23 00-0515	MLF	12-Fiber, 62.5 Micron Multimode, Double Jacket Loose Tube, Outdoor Fiber Optic Cable, Buried In Trench..... <i>For Corrugated Coated Steel Tape Armored Cable, Add</i>	2,280.96 183.77	
27 15 23 00-0516	MLF	18-Fiber, 62.5 Micron Multimode, Double Jacket Loose Tube, Outdoor Fiber Optic Cable, Buried In Trench..... <i>For Corrugated Coated Steel Tape Armored Cable, Add</i>	2,542.88 215.35	
27 15 23 00-0517	MLF	24-Fiber, 62.5 Micron Multimode, Double Jacket Loose Tube, Outdoor Fiber Optic Cable, Buried In Trench..... <i>For Corrugated Coated Steel Tape Armored Cable, Add</i>	2,863.83 233.91	
27 15 23 00-0518	MLF	36-Fiber, 62.5 Micron Multimode, Double Jacket Loose Tube, Outdoor Fiber Optic Cable, Buried In Trench..... <i>For Corrugated Coated Steel Tape Armored Cable, Add</i>	3,485.04 289.00	
27 15 23 00-0519	MLF	48-Fiber, 62.5 Micron Multimode, Double Jacket Loose Tube, Outdoor Fiber Optic Cable, Buried In Trench..... <i>For Corrugated Coated Steel Tape Armored Cable, Add</i>	4,117.86 331.12	
27 15 23 00-0520	MLF	60-Fiber, 62.5 Micron Multimode, Double Jacket Loose Tube, Outdoor Fiber Optic Cable, Buried In Trench..... <i>For Corrugated Coated Steel Tape Armored Cable, Add</i>	4,752.87 368.72	
27 15 23 00-0521	MLF	72-Fiber, 62.5 Micron Multimode, Double Jacket Loose Tube, Outdoor Fiber Optic Cable, Buried In Trench..... <i>For Corrugated Coated Steel Tape Armored Cable, Add</i>	5,420.57 411.18	
27 15 23 00-0522	MLF	96-Fiber, 62.5 Micron Multimode, Double Jacket Loose Tube, Outdoor Fiber Optic Cable, Buried In Trench..... <i>For Corrugated Coated Steel Tape Armored Cable, Add</i>	6,775.50 484.83	
27 15 23 00-0523	MLF	120-Fiber, 62.5 Micron Multimode, Double Jacket Loose Tube, Outdoor Fiber Optic Cable, Buried In Trench..... <i>For Corrugated Coated Steel Tape Armored Cable, Add</i>	8,219.05 501.20	
27 15 23 00-0524	MLF	144-Fiber, 62.5 Micron Multimode, Double Jacket Loose Tube, Outdoor Fiber Optic Cable, Buried In Trench..... <i>For Corrugated Coated Steel Tape Armored Cable, Add</i>	9,549.23 517.40	
27 15 23 00-0525		(Aerial) Outdoor Fiber Optic Cable, Installed On Poles <small>(27 15 23 00-0338)</small>		
27 15 23 00-0526		Single Jacket Loose Tube, (Aerial) Outdoor Fiber Optic Cable, Installed On Poles <small>(27 15 23 00-0525)</small>		
27 15 23 00-0527		Singlemode, Single Jacket Loose Tube, (Aerial) Outdoor Fiber Optic Cable, Installed On Poles <small>(27 15 23 00-0526)</small>		
27 15 23 00-0528	MLF	2-Fiber, Singlemode, Single Jacket Loose Tube, (Aerial) Outdoor Fiber Optic Cable, Installed On Poles <i>For Corrugated Coated Steel Tape Armored Cable, Add</i>	9,345.90 171.31	3,245.88
27 15 23 00-0529	MLF	4-Fiber, Singlemode, Single Jacket Loose Tube, (Aerial) Outdoor Fiber Optic Cable, Installed On Poles <i>For Corrugated Coated Steel Tape Armored Cable, Add</i>	9,377.58 175.74	3,245.88
27 15 23 00-0530	MLF	6-Fiber, Singlemode, Single Jacket Loose Tube, (Aerial) Outdoor Fiber Optic Cable, Installed On Poles <i>For Corrugated Coated Steel Tape Armored Cable, Add</i>	9,409.68 180.06	3,245.88
27 15 23 00-0531	MLF	8-Fiber, Singlemode, Single Jacket Loose Tube, (Aerial) Outdoor Fiber Optic Cable, Installed On Poles <i>For Corrugated Coated Steel Tape Armored Cable, Add</i>	9,441.37 176.61	3,245.88
27 15 23 00-0532	MLF	12-Fiber, Singlemode, Single Jacket Loose Tube, (Aerial) Outdoor Fiber Optic Cable, Installed On Poles <i>For Corrugated Coated Steel Tape Armored Cable, Add</i>	9,504.77 205.89	3,245.88
27 15 23 00-0533	MLF	18-Fiber, Singlemode, Single Jacket Loose Tube, (Aerial) Outdoor Fiber Optic Cable, Installed On Poles <i>For Corrugated Coated Steel Tape Armored Cable, Add</i>	9,629.95 214.05	3,245.88
27 15 23 00-0534	MLF	24-Fiber, Singlemode, Single Jacket Loose Tube, (Aerial) Outdoor Fiber Optic Cable, Installed On Poles <i>For Corrugated Coated Steel Tape Armored Cable, Add</i>	9,725.42 236.59	3,245.88
27 15 23 00-0535	MLF	36-Fiber, Singlemode, Single Jacket Loose Tube, (Aerial) Outdoor Fiber Optic Cable, Installed On Poles <i>For Corrugated Coated Steel Tape Armored Cable, Add</i>	9,952.40 226.85	3,245.88
27 15 23 00-0536	MLF	48-Fiber, Singlemode, Single Jacket Loose Tube, (Aerial) Outdoor Fiber Optic Cable, Installed On Poles <i>For Corrugated Coated Steel Tape Armored Cable, Add</i>	10,150.91 263.55	3,245.88
27 15 23 00-0537	MLF	60-Fiber, Singlemode, Single Jacket Loose Tube, (Aerial) Outdoor Fiber Optic Cable, Installed On Poles <i>For Corrugated Coated Steel Tape Armored Cable, Add</i>	10,315.01 252.72	3,245.88
27 15 23 00-0538	MLF	72-Fiber, Singlemode, Single Jacket Loose Tube, (Aerial) Outdoor Fiber Optic Cable, Installed On Poles <i>For Corrugated Coated Steel Tape Armored Cable, Add</i>	10,519.71 288.93	3,245.88
27 15 23 00-0539	MLF	96-Fiber, Singlemode, Single Jacket Loose Tube, (Aerial) Outdoor Fiber Optic Cable, Installed On Poles <i>For Corrugated Coated Steel Tape Armored Cable, Add</i>	11,056.96 293.46	3,245.88
27 15 23 00-0540	MLF	120-Fiber, Singlemode, Single Jacket Loose Tube, (Aerial) Outdoor Fiber Optic Cable, Installed On Poles <i>For Corrugated Coated Steel Tape Armored Cable, Add</i>	11,633.37 350.17	3,245.88
27 15 23 00-0541	MLF	144-Fiber, Singlemode, Single Jacket Loose Tube, (Aerial) Outdoor Fiber Optic Cable, Installed On Poles <i>For Corrugated Coated Steel Tape Armored Cable, Add</i>	11,771.56 376.01	3,245.88
27 15 23 00-0542		Hybrid, Indoor/Outdoor Fiber Optic Cable, Installed In Conduit <small>(27 15 23 00-0338)</small> Note: Singlemode and multimode combination cable. Excludes conduit or innerduct.		



Communications	27	
Structured Cabling	27 10	27
Communications Horizontal Cabling	27 15	

MINOR CSI UOM DESCRIPTION	TOTAL DIRECT UNIT COST	DEMOLITION UNIT COST
------------------------------	---------------------------	-------------------------

27 15 23 00-0543	Riser Rated, Hybrid, Indoor/Outdoor Fiber Optic Cable, Installed In Conduit <small>(27 15 23 00-0542)</small>		
27 15 23 00-0544	MLF 12-Fiber, 6 Singlemode/6 Multimode, Riser Rated, Hybrid, Indoor/Outdoor Fiber Optic Cable, Installed In Conduit.....	3,664.63	725.72
27 15 23 00-0545	MLF 24-Fiber, 12 Singlemode/12 Multimode, Riser Rated, Hybrid, Indoor/Outdoor Fiber Optic Cable, Installed In Conduit.....	4,592.20	725.72
27 15 23 00-0546	MLF 48-Fiber, 24 Singlemode/24 Multimode, Riser Rated, Hybrid, Indoor/Outdoor Fiber Optic Cable, Installed In Conduit.....	6,658.51	725.72
27 15 23 00-0547	Plenum Rated, Hybrid, Indoor/Outdoor Fiber Optic Cable, Installed In Conduit <small>(27 15 23 00-0542)</small>		
27 15 23 00-0548	MLF 12-Fiber, 6 Singlemode/6 Multimode, Plenum Rated, Hybrid, Indoor/Outdoor Fiber Optic Cable, Installed In Conduit.....	4,847.71	725.72
27 15 23 00-0549	MLF 24-Fiber, 12 Singlemode/12 Multimode, Plenum Rated, Hybrid, Indoor/Outdoor Fiber Optic Cable, Installed In Conduit.....	5,374.83	725.72
27 15 23 00-0550	MLF 48-Fiber, 24 Singlemode/24 Multimode, Plenum Rated, Hybrid, Indoor/Outdoor Fiber Optic Cable, Installed In Conduit.....	7,680.62	725.72
27 15 23 00-0551	Hybrid, Indoor/Outdoor Fiber Optic Cable, Buried In Trench <small>(27 15 23 00-0336)</small>		
Note: Singlemode and multimode combination cable. Excludes trenching.			
27 15 23 00-0552	Riser Rated, Hybrid, Indoor/Outdoor Fiber Optic Cable, Buried In Trench <small>(27 15 23 00-0551)</small>		
27 15 23 00-0553	MLF 12-Fiber, 6 Singlemode/6 Multimode, Riser Rated, Hybrid, Indoor/Outdoor Fiber Optic Cable, Buried In Trench.....	3,543.68	665.24
27 15 23 00-0554	MLF 24-Fiber, 12 Singlemode/12 Multimode, Riser Rated, Hybrid, Indoor/Outdoor Fiber Optic Cable, Buried In Trench.....	4,471.25	665.24
27 15 23 00-0555	MLF 48-Fiber, 24 Singlemode/24 Multimode, Riser Rated, Hybrid, Indoor/Outdoor Fiber Optic Cable, Buried In Trench.....	6,537.56	665.24
27 15 23 00-0556	Plenum Rated, Hybrid, Indoor/Outdoor Fiber Optic Cable, Buried In Trench <small>(27 15 23 00-0551)</small>		
27 15 23 00-0557	MLF 12-Fiber, 6 Singlemode/6 Multimode, Plenum Rated, Hybrid, Indoor/Outdoor Fiber Optic Cable, Buried In Trench.....	4,726.76	665.24
27 15 23 00-0558	MLF 24-Fiber, 12 Singlemode/12 Multimode, Plenum Rated, Hybrid, Indoor/Outdoor Fiber Optic Cable, Buried In Trench.....	5,253.88	665.24
27 15 23 00-0559	MLF 48-Fiber, 24 Singlemode/24 Multimode, Plenum Rated, Hybrid, Indoor/Outdoor Fiber Optic Cable, Buried In Trench.....	7,559.67	665.24
27 15 33	Communications Coaxial Horizontal Cabling <small>(27 15)</small>		
Note: Cable installed in conduit includes pull wires and installation in conduit, innerduct, wiremold, etc. Cable installed exposed includes installation on exposed surfaces, uncovered wireways, cable trays, etc.			
27 15 33 00-0001	Indoor Coaxial Cable <small>(27 15 33)</small>		
27 15 33 00-0002	Coaxial, Indoor Telecommunications Cable <small>(27 15 33 00-0001)</small>		
27 15 33 00-0003	Coaxial, Indoor Telecommunications Cable, Installed In Conduit <small>(27 15 33 00-0002)</small>		
27 15 33 00-0004	MLF RG 59/U Coaxial, Indoor Telecommunications Cable, Installed In Conduit (Belden 9108).....	1,325.79	508.01
27 15 33 00-0005	MLF RG 59/U Plenum Coaxial, Indoor Telecommunications Cable, Installed In Conduit (Belden 82108).....	2,692.38	508.01
27 15 33 00-0006	MLF RG 6/U Coaxial, Indoor Telecommunications Cable, Installed In Conduit (Belden 9114).....	1,198.33	580.58
27 15 33 00-0007	MLF RG 6/U Plenum Coaxial, Indoor Telecommunications Cable, Installed In Conduit (Belden 82120).....	3,351.64	580.58
27 15 33 00-0008	Coaxial, Indoor Telecommunications Cable, Installed Exposed <small>(27 15 33 00-0002)</small>		
27 15 33 00-0009	MLF RG 59/U Coaxial, Indoor Telecommunications Cable, Installed Exposed (Belden 9108).....	2,172.45	1,016.01
	<i>For Work In Restricted Working Space, Add</i>	508.00	
27 15 33 00-0010	MLF RG 59/U Plenum Coaxial, Indoor Telecommunications Cable, Installed Exposed (Belden 82108).....	3,539.04	1,016.01
	<i>For Work In Restricted Working Space, Add</i>	508.00	
27 15 33 00-0011	MLF RG 6/U Coaxial, Indoor Telecommunications Cable, Installed Exposed (Belden 9114).....	2,165.96	1,161.15
	<i>For Work In Restricted Working Space, Add</i>	580.58	
27 15 33 00-0012	MLF RG 6/U Plenum Coaxial, Indoor Telecommunications Cable, Installed Exposed (Belden 82120).....	4,319.27	1,161.15
	<i>For Work In Restricted Working Space, Add</i>	580.58	
27 15 33 00-0013	Coaxial Distribution Cable <small>(27 15 33 00-0001)</small>		
Note: Cables shall be as Belden, Times Fiber, West Penn or approved equal. For tasks installed in conduit, tasks exclude conduit.			
27 15 33 00-0014	MLF RG-6/U Coaxial Distribution Cable, Installed In Conduit.....	1,989.53	353.61
27 15 33 00-0015	MLF RG-6A/U Coaxial Distribution Cable, Installed In Conduit.....	6,586.54	353.61
27 15 33 00-0016	MLF RG-8/U Coaxial Distribution Cable, Installed In Conduit.....	3,622.06	373.50
27 15 33 00-0017	MLF RG-8A/U Coaxial Distribution Cable, Installed In Conduit.....	4,485.58	373.50
27 15 33 00-0018	MLF RG-11/U Coaxial Distribution Cable, Installed In Conduit.....	4,078.53	442.01
27 15 33 00-0019	MLF RG-11A/U Coaxial Distribution Cable, Installed In Conduit.....	5,748.50	442.01
27 15 33 00-0020	MLF RG-11/U Coaxial Distribution Cable, Plenum Rated, Installed Exposed.....	12,160.97	618.82
27 15 33 00-0021	MLF RG-58/U Coaxial Distribution Cable, Installed In Conduit.....	1,506.69	309.41
27 15 33 00-0022	MLF RG-58A/U Coaxial Distribution Cable, Installed In Conduit.....	1,677.81	309.41
27 15 33 00-0023	MLF RG-58C/U Coaxial Distribution Cable, Installed In Conduit.....	1,979.23	309.41
27 15 33 00-0024	MLF RG-58/U Coaxial Distribution Cable, Plenum Rated, Installed Exposed.....	4,721.62	618.82
27 15 33 00-0025	MLF RG-59/U Coaxial Distribution Cable, Installed In Conduit.....	2,306.11	309.41
27 15 33 00-0026	MLF RG-59/U Coaxial Distribution Cable, Plenum Rated, Installed Exposed.....	5,618.47	618.82
27 15 33 00-0027	MLF 1/2" Hard Line Coaxial, Installed In Conduit.....	2,079.47	442.01

27	Communications
27 10	Structured Cabling
27 15	Communications Horizontal Cabling



SAN BERNARDINO
COUNTY

MINOR CSI UOM DESCRIPTION	TOTAL DIRECT UNIT COST	DEMOLITION UNIT COST
27 15 33 00-0028	Outdoor Coaxial Cable ^(27 15 33)	
27 15 33 00-0029	Coaxial Cables "Television" Copper Covered Aluminum Center Core ^(27 15 33 00-0028)	
	Note: Corrugated steel armor jacket.	
27 15 33 00-0030	MLF TV Coaxial Trunk Cable 3/4" Diameter, Direct Burial.....	6,038.82 1,654.47
27 15 33 00-0031	MLF TV Coaxial Distribution Cable 1/2" Diameter, Direct Burial.....	3,885.33 1,163.72
27 15 33 00-0032	MLF TV Coaxial Distribution Cable 3/8" Diameter, Direct Burial.....	3,091.01 686.57
27 15 33 00-0033	MLF TV Coaxial Cable Drop 1/4" Diameter, Direct Burial.....	1,892.39 686.57
27 15 33 00-0034	MLF 1/4" Diameter, TV Coaxial Cable Drop, Installed In Conduit.....	2,857.92 1,072.77
27 15 43	Communications Faceplates and Connectors ^(27 15)	
27 15 43 00-0001	Wall Mounted Telephone Faceplates ^(27 15 43)	
	Note: Includes standard telephone mounting studs.	
27 15 43 00-0002	Plastic Faceplates For Wall Mounted Telephones ^(27 15 43 00-0001)	
27 15 43 00-0003	EA Single Gang, 6-Position RJ25 Jack, Flush, Plastic Faceplate For Wall Mounted Telephones.....	42.75 15.12
27 15 43 00-0004	Stainless Steel Faceplates For Wall Mounted Telephones ^(27 15 43 00-0001)	
27 15 43 00-0005	EA Single Gang, Keystone Opening, Flush, Stainless Steel Faceplate For Wall Mounted Telephones.....	34.94 6.04
	Note: Requires one snap-in modular jack.	
27 15 43 00-0006	EA Single Gang, 6-Position RJ25 Jack, Flush, Stainless Steel Faceplate For Wall Mounted Telephones.....	61.09 15.12
27 15 43 00-0007	EA Single Gang, 8-Position RJ45 Jack, Flush, Stainless Steel Faceplate For Wall Mounted Telephones.....	71.14 18.14
27 15 43 00-0008	EA Single Gang, Keystone Opening, Recessed, Stainless Steel Faceplate For Wall Mounted Telephones.....	33.60 6.04
	Note: Requires one snap-in modular jack.	
27 15 43 00-0009	EA Single Gang, 6-Position RJ25 Jack, Recessed, Stainless Steel Faceplate For Wall Mounted Telephones.....	55.45 15.12
27 15 43 00-0010	EA Single Gang, 8-Position RJ45 Jack, Recessed, Stainless Steel Faceplate For Wall Mounted Telephones.....	65.65 18.14
27 15 43 00-0011	Plastic Communications Faceplates ^(27 15 43)	
	Note: Excludes modular jacks. See CSI section 27 15 43 00-0051 for modular jacks.	
27 15 43 00-0012	EA One Port, Single Gang, Plastic Communication Faceplate With Station ID.....	9.72 3.03
27 15 43 00-0013	EA Two Port, Single Gang, Plastic Communication Faceplate With Station ID.....	9.72 3.03
27 15 43 00-0014	EA Three Port, Single Gang, Plastic Communication Faceplate With Station ID.....	9.72 3.03
27 15 43 00-0015	EA Four Port, Single Gang, Plastic Communication Faceplate With Station ID.....	9.72 3.03
27 15 43 00-0016	EA Six Port, Single Gang, Plastic Communication Faceplate With Station ID.....	9.72 3.03
27 15 43 00-0017	EA Four Port, Double Gang, Plastic Communications Faceplate With Station ID.....	16.54 3.03
27 15 43 00-0018	EA Six Port, Double Gang, Plastic Communication Faceplate With Station ID.....	16.54 3.03
27 15 43 00-0019	EA Eight Port, Double Gang, Plastic Communication Faceplate With Station ID.....	16.54 3.03
27 15 43 00-0020	EA Nine Port, Double Gang, Plastic Communication Faceplate With Station ID.....	16.54 3.03
27 15 43 00-0021	EA Twelve Port, Double Gang, Plastic Communication Faceplate With Station ID.....	16.54 3.03
27 15 43 00-0022	Stainless Steel Communications Faceplates ^(27 15 43)	
	Note: Excludes modular jacks. See CSI section 27 15 43 00-0051 for modular jacks.	
27 15 43 00-0023	Stainless Steel Communications Faceplates ^(27 15 43 00-0022)	
27 15 43 00-0024	EA One Port, Single Gang, Stainless Steel Communications Faceplate.....	18.61 3.03
27 15 43 00-0025	EA Two Port, Single Gang, Stainless Steel Communications Faceplate.....	18.61 3.03
27 15 43 00-0026	EA Three Port, Single Gang, Stainless Steel Communications Faceplate.....	18.61 3.03
27 15 43 00-0027	EA Four Port, Single Gang, Stainless Steel Communications Faceplate.....	19.92 3.03
27 15 43 00-0028	EA Six Port, Single Gang, Stainless Steel Communications Faceplate.....	19.92 3.03
27 15 43 00-0029	EA Four Port, Double Gang, Stainless Steel Communications Faceplate.....	26.93 3.03
27 15 43 00-0030	EA Six Port, Double Gang, Stainless Steel Communications Faceplate.....	27.75 3.03
27 15 43 00-0031	EA Eight Port, Double Gang, Stainless Steel Communications Faceplate.....	32.15 3.03
27 15 43 00-0032	EA Nine Port, Double Gang, Stainless Steel Communication Faceplate.....	32.15 3.03
27 15 43 00-0033	EA Twelve Port, Double Gang, Stainless Steel Communications Faceplate.....	32.15 3.03
27 15 43 00-0034	Stainless Steel Communications Faceplates With Station ID ^(27 15 43 00-0022)	
27 15 43 00-0035	EA One Port, Single Gang, Stainless Steel Communications Faceplate With Station ID.....	26.77 3.03
27 15 43 00-0036	EA Two Port, Single Gang, Stainless Steel Communications Faceplate With Station ID.....	26.77 3.03
27 15 43 00-0037	EA Three Port, Single Gang, Stainless Steel Communications Faceplate With Station ID.....	26.77 3.03
27 15 43 00-0038	EA Four Port, Single Gang, Stainless Steel Communications Faceplate With Station ID.....	26.77 3.03
27 15 43 00-0039	EA Six Port, Single Gang, Stainless Steel Communications Faceplate With Station ID.....	26.77 3.03
27 15 43 00-0040	EA Four Port, Double Gang, Stainless Steel Communications Faceplate With Station ID.....	57.93 3.03
27 15 43 00-0041	EA Six Port, Double Gang, Stainless Steel Communications Faceplate With Station ID.....	57.93 3.03
27 15 43 00-0042	EA Eight Port, Double Gang, Stainless Steel Communications Faceplate With Station ID.....	57.93 3.03
27 15 43 00-0043	EA Nine Port, Double Gang, Stainless Steel Communication Faceplate With Station ID.....	57.93 3.03
27 15 43 00-0044	EA Twelve Port, Double Gang, Stainless Steel Communications Faceplate With Station ID.....	57.93 3.03
27 15 43 00-0045	Surface Mount Plastic Communication Boxes ^(27 15 43)	
	Note: Excludes modular jacks. See CSI section 27 15 43 00-0051 for modular jacks.	
27 15 43 00-0046	EA One Port, Surface Mount Plastic Communication Box With Station ID.....	34.94 15.15
27 15 43 00-0047	EA Two Port, Surface Mount Plastic Communication Box With Station ID.....	35.75 15.15
27 15 43 00-0048	EA Four Port, Surface Mount Plastic Communication Box With Station ID.....	41.38 15.15
27 15 43 00-0049	EA Six Port, Surface Mount Plastic Communication Box With Station ID.....	48.07 15.15
27 15 43 00-0050	EA Twelve Port, Surface Mount Plastic Communication Box With Station ID.....	55.09 15.15



MINOR CSI UOM DESCRIPTION	TOTAL DIRECT UNIT COST	DEMOLITION UNIT COST
------------------------------	---------------------------	-------------------------

27 15 43 00-0051	Snap-In Modular Jacks (27 15 43)		
	Note: Includes termination.		
27 15 43 00-0052	EA Cat 3, Snap-In Modular Jack	33.53	12.12
27 15 43 00-0053	EA Category 5E, Snap-In Modular Jack	35.32	12.12
27 15 43 00-0054	EA Category 5E Shielded, Snap-In Modular Jack	40.71	12.12
27 15 43 00-0055	EA Cat 6, Snap-In Modular Jack	40.71	12.12
27 15 43 00-0056	EA Cat 6 Shielded, Snap-In Modular Jack	46.74	12.12
27 15 43 00-0057	EA Cat 6A, Snap-In Modular Jack	47.66	12.12
27 15 43 00-0058	EA Voice, RJ-11, Snap-In Modular Jack	24.15	6.05
27 15 43 00-0059	EA SC Type Fiber Optic, Snap-In Modular Jack	37.61	12.12
27 15 43 00-0060	EA ST Type Fiber Optic, Snap-In Modular Jack	42.17	12.12
27 15 43 00-0061	EA LC Type Fiber Optic, Snap-In Modular Jack	51.15	12.12
27 15 43 00-0062	EA Blank Fill In, Snap-In Modular Jack	6.90	3.03
27 15 43 00-0063	EA Open Cable Pass Through Insert, Snap-In Modular Jack.....	8.17	3.03
27 15 43 00-0064	EA Coaxial F-Type Coupler, Snap-In Modular Jack	28.12	9.08
	Note: Includes female to female connection.		
	<i>For Gold Bulkhead, Add</i>	1.74	
27 15 43 00-0065	EA RCA Jack Pass-Through Coupler, Snap-In Modular Jack	28.45	9.08
	Note: Includes female to female connection.		
27 15 43 00-0066	EA RCA Solder Coupler, Snap-In Modular Jack	56.13	12.12
27 15 43 00-0067	EA RCA Jack With 110 Punch Down, Snap-In Modular Jack.....	69.34	12.12
27 15 43 00-0068	EA 3.5 m Mini Stereo Jack, Snap-In Modular Jack	34.83	12.12
27 15 43 00-0069	EA MT-RJ Pass-Through Coupler, Snap-In Modular Jack	37.37	6.05
27 15 43 00-0070	EA BNC Connector, Snap-In Modular Jack	40.22	12.12
27 15 43 00-0071	EA S-Video With 110 Punch Down, Snap-In Modular Jack.....	45.11	12.12
27 15 43 00-0072	PR Speaker Connectors, Snap-In Modular Jack	61.93	18.17
	Note: Includes a pair of binding posts, banana jacks or spring clip connectors. Requires two open ports.		
27 15 43 00-0073	EA USB Audio Video Connector, Snap-In Modular Jack.....	67.62	12.12

27 15 53	Communications Cable Innerduct (27 15)		
	Note: Cable installed in conduit includes pull wires and installation in conduit, innerduct, wiremold, etc. Cable installed exposed includes installation on exposed surfaces, uncovered wireways, cable trays, etc.		
27 15 53 00-0001	Indoor Innerduct (27 15 53)		
27 15 53 00-0002	Indoor Innerduct, Installed In Conduit (27 15 53 00-0001)		
27 15 53 00-0003	Riser Rated, Indoor Innerduct, Installed In Conduit (27 15 53 00-0002)		
27 15 53 00-0004	MLF 1" Riser Rated, Indoor Innerduct, Installed In Conduit.....	4,774.41	1,814.30
27 15 53 00-0005	MLF 1-1/4" Riser Rated, Indoor Innerduct, Installed In Conduit.....	6,178.97	2,419.06
27 15 53 00-0006	MLF 1-1/2" Riser Rated, Indoor Innerduct, Installed In Conduit.....	8,217.38	3,023.83
27 15 53 00-0007	MLF 2" Riser Rated, Indoor Innerduct, Installed In Conduit.....	9,597.56	3,628.60

27 15 53 00-0008	Plenum Rated, Indoor Innerduct, Installed In Conduit (27 15 53 00-0002)		
27 15 53 00-0009	MLF 3/4" Plenum Rated, Indoor Innerduct, Installed In Conduit	7,063.58	1,209.53
27 15 53 00-0010	MLF 1" Plenum Rated, Indoor Innerduct, Installed In Conduit	7,911.93	1,814.30
27 15 53 00-0011	MLF 1-1/4" Plenum Rated, Indoor Innerduct, Installed In Conduit.....	9,996.36	2,419.06
27 15 53 00-0012	MLF 1-1/2" Plenum Rated, Indoor Innerduct, Installed In Conduit.....	12,846.31	3,023.83
27 15 53 00-0013	MLF 2" Plenum Rated, Indoor Innerduct, Installed In Conduit	15,459.32	3,628.60

27 15 53 00-0014	Indoor Innerduct, Installed Exposed (27 15 53 00-0001)		
27 15 53 00-0015	Riser Rated, Indoor Innerduct, Installed Exposed (27 15 53 00-0014)		
27 15 53 00-0016	MLF 1" Riser Rated, Indoor Innerduct, Installed Exposed	5,983.94	2,419.06
	<i>For Work In Restricted Working Space, Add</i>	1,451.44	
27 15 53 00-0017	MLF 1-1/4" Riser Rated, Indoor Innerduct, Installed Exposed	7,388.50	3,023.83
	<i>For Work In Restricted Working Space, Add</i>	1,814.30	
27 15 53 00-0018	MLF 1-1/2" Riser Rated, Indoor Innerduct, Installed Exposed	9,426.91	3,628.60
	<i>For Work In Restricted Working Space, Add</i>	2,177.16	
27 15 53 00-0019	MLF 2" Riser Rated, Indoor Innerduct, Installed Exposed	10,807.08	4,233.36
	<i>For Work In Restricted Working Space, Add</i>	2,540.01	

27 15 53 00-0020	Plenum Rated, Indoor Innerduct, Installed Exposed (27 15 53 00-0014)		
27 15 53 00-0021	MLF 3/4" Plenum Rated, Indoor Innerduct, Installed Exposed.....	8,273.11	1,814.30
27 15 53 00-0022	MLF 1" Plenum Rated, Indoor Innerduct, Installed Exposed.....	9,121.46	2,419.06
	<i>For Work In Restricted Working Space, Add</i>	1,451.44	
27 15 53 00-0023	MLF 1-1/4" Plenum Rated, Indoor Innerduct, Installed Exposed	11,205.89	3,023.83
	<i>For Work In Restricted Working Space, Add</i>	1,814.30	
27 15 53 00-0024	MLF 1-1/2" Plenum Rated, Indoor Innerduct, Installed Exposed	14,055.84	3,628.60
	<i>For Work In Restricted Working Space, Add</i>	2,177.16	
27 15 53 00-0025	MLF 2" Plenum Rated, Indoor Innerduct, Installed Exposed.....	16,668.84	4,233.36
	<i>For Work In Restricted Working Space, Add</i>	2,540.01	

27 15 53 00-0026	Outdoor Innerduct (27 15 53)		
27 15 53 00-0027	Outdoor Innerduct, Installed In Conduit (27 15 53 00-0026)		

27	Communications
27 10	Structured Cabling
27 15	Communications Horizontal Cabling



MINOR CSI UOM DESCRIPTION	TOTAL DIRECT UNIT COST	DEMOLITION UNIT COST
27 15 53 00-0028 MLF 1" Outdoor Innerduct, Installed In Conduit.....	4,481.86	1,814.30
27 15 53 00-0029 MLF 1-1/4" Outdoor Innerduct, Installed In Conduit.....	5,747.57	2,419.06
27 15 53 00-0030 MLF 1-1/2" Outdoor Innerduct, Installed In Conduit.....	7,345.10	3,023.83
27 15 53 00-0031 MLF 2" Outdoor Innerduct, Installed In Conduit.....	8,772.09	3,628.60
27 15 53 00-0032 Outdoor Innerduct, Buried In Trench (27 15 53 00-0028)		
27 15 53 00-0033 MLF 1" Outdoor Innerduct, Buried In Trench.....	3,272.32	
27 15 53 00-0034 MLF 1-1/4" Outdoor Innerduct, Buried In Trench.....	4,538.04	
27 15 53 00-0035 MLF 1-1/2" Outdoor Innerduct, Buried In Trench.....	6,135.57	
27 15 53 00-0036 MLF 2" Outdoor Innerduct, Buried In Trench.....	7,562.56	
27 16 Communications Connecting Cords, Devices, and Adapters (27 16)		
27 16 16 Communications Media Converters, Adapters, and Transceivers (27 16)		
27 16 16 00-0001 Fiber Optic Receivers (27 16 16)		
27 16 16 00-0002 EA Fiber Optic Receiver, Range 6.2 Miles.....	832.69	60.47
27 16 16 00-0003 Fiber Optic Transmitters (27 16 16)		
27 16 16 00-0004 EA Fiber Optic Transmitter, Range 6.2 Miles.....	832.68	60.47
27 16 16 00-0005 Fiber Optic Repeaters (27 16 16)		
Note: Consist of transmitter and receiver, back-to-back. Excludes power source.		
27 16 16 00-0006 EA Fiber Optic Repeater, 6.2 Miles Transmitter And Receiver Back-Back, No Power.....	953.63	120.96
27 16 16 00-0007 EA Fiber Optic Digital Repeater, 2,000 Miles Transmitter And Receiver Back-Back, No Power.....	1,510.27	241.91
27 16 16 00-0008 Fiber Optic Transceivers (27 16 16)		
27 16 16 00-0009 EA Fiber Optic Transceivers, 3,000 Miles Range.....	1,027.49	241.91
27 16 16 00-0010 EA Fiber Optic Transceivers, Digital 2,000 Miles Range.....	1,027.49	241.91
27 16 16 00-0011 EA Fiber Optic Ethernet Transceiver.....	1,344.16	362.86
27 16 16 00-0012 EA Transceiver (Low Cost Bi- Directional).....	475.77	90.71
27 16 19 Communications Patch Cords, Station Cords, and Cross Connect Wire (27 16)		
27 16 19 00-0001 Cross Connect Wire (27 16 19)		
Note: Up to 20' length.		
27 16 19 00-0002 EA 2-Pair Cross Connect Wire.....	19.15	
27 16 19 00-0003 EA 3-Pair Cross Connect Wire.....	25.64	
27 16 19 00-0004 EA 4-Pair Cross Connect Wire.....	32.06	
27 16 19 00-0005 Fiber Optic Patch Cords (27 16 19)		
27 16 19 00-0006 Simplex Fiber Optic Patch Cables (27 16 19 00-0005)		
27 16 19 00-0007 Singlemode, Simplex Fiber Optic Patch Cables (27 16 19 00-0006)		
27 16 19 00-0008 EA ST To ST Connectors, 1 Meter Length, Singlemode, Simplex Fiber Optic Patch Cable.....	53.91	
For Each Additional Meter In Length, Add	0.26	
27 16 19 00-0009 EA ST To SC Connectors, 1 Meter Length, Singlemode, Simplex Fiber Optic Patch Cable.....	43.81	
For Each Additional Meter In Length, Add	0.26	
27 16 19 00-0010 EA ST To LC Connectors, 1 Meter Length, Singlemode, Simplex Fiber Optic Patch Cable.....	56.94	
For Each Additional Meter In Length, Add	0.26	
27 16 19 00-0011 EA SC To SC Connectors, 1 Meter Length, Singlemode, Simplex Fiber Optic Patch Cable.....	46.12	
For Each Additional Meter In Length, Add	0.26	
27 16 19 00-0012 EA SC To LC Connectors, 1 Meter Length, Singlemode, Simplex Fiber Optic Patch Cable.....	53.49	
For Each Additional Meter In Length, Add	0.26	
27 16 19 00-0013 EA LC To LC Connectors, 1 Meter Length, Singlemode, Simplex Fiber Optic Patch Cable.....	52.67	
For Each Additional Meter In Length, Add	0.26	
27 16 19 00-0014 Duplex Fiber Optic Patch Cables (27 16 19 00-0005)		
27 16 19 00-0015 Singlemode, Duplex Fiber Optic Patch Cables (27 16 19 00-0014)		
27 16 19 00-0016 EA ST To ST Connectors, 1 Meter Length, Singlemode, Duplex Fiber Optic Patch Cable.....	94.51	
For Each Additional Meter In Length, Add	0.51	
27 16 19 00-0017 EA ST To SC Connectors, 1 Meter Length, Singlemode, Duplex Fiber Optic Patch Cable.....	91.66	
For Each Additional Meter In Length, Add	0.51	
27 16 19 00-0018 EA ST To LC Connectors, 1 Meter Length, Singlemode, Duplex Fiber Optic Patch Cable.....	101.78	
For Each Additional Meter In Length, Add	0.51	
27 16 19 00-0019 EA SC To SC Connectors, 1 Meter Length, Singlemode, Duplex Fiber Optic Patch Cable.....	78.96	
For Each Additional Meter In Length, Add	0.51	
27 16 19 00-0020 EA SC To LC Connectors, 1 Meter Length, Singlemode, Duplex Fiber Optic Patch Cable.....	93.67	
For Each Additional Meter In Length, Add	0.51	
27 16 19 00-0021 EA LC To LC Connectors, 1 Meter Length, Singlemode, Duplex Fiber Optic Patch Cable.....	92.06	
For Each Additional Meter In Length, Add	0.51	



MINOR CSI UOM DESCRIPTION	TOTAL DIRECT UNIT COST	DEMOLITION UNIT COST
------------------------------	---------------------------	-------------------------

27 16 19 00-0022 Multimode, Duplex Fiber Optic Patch Cables <small>(27 16 19 00-0014)</small>		
27 16 19 00-0023 EA ST To ST Connectors, 1 Meter Length, Multimode, Duplex Fiber Optic Patch Cable.....	71.17	
<i>For Each Additional Meter In Length, Add</i>	1.48	
27 16 19 00-0024 EA ST To SC Connectors, 1 Meter Length, Multimode, Duplex Fiber Optic Patch Cable.....	77.77	
<i>For Each Additional Meter In Length, Add</i>	1.48	
27 16 19 00-0025 EA ST To MTRJ Connectors, 1 Meter Length, Multimode, Duplex Fiber Optic Patch Cable.....	78.44	
<i>For Each Additional Meter In Length, Add</i>	1.48	
27 16 19 00-0026 EA ST To LC Connectors, 1 Meter Length, Multimode, Duplex Fiber Optic Patch Cable.....	80.56	
<i>For Each Additional Meter In Length, Add</i>	1.48	
27 16 19 00-0027 EA SC To SC Connectors, 1 Meter Length, Multimode, Duplex Fiber Optic Patch Cable.....	71.45	
<i>For Each Additional Meter In Length, Add</i>	1.48	
27 16 19 00-0028 EA SC To MTRJ Connectors, 1 Meter Length, Multimode, Duplex Fiber Optic Patch Cable.....	80.94	
<i>For Each Additional Meter In Length, Add</i>	1.48	
27 16 19 00-0029 EA SC To LC Connectors, 1 Meter Length, Multimode, Duplex Fiber Optic Patch Cable.....	95.26	
<i>For Each Additional Meter In Length, Add</i>	1.48	
27 16 19 00-0030 EA MTRJ To MTRJ Connectors, 1 Meter Length, Multimode, Duplex Fiber Optic Patch Cable.....	65.36	
<i>For Each Additional Meter In Length, Add</i>	1.48	
27 16 19 00-0031 EA LC To LC Connectors, 1 Meter Length, Multimode, Duplex Fiber Optic Patch Cable.....	79.70	
<i>For Each Additional Meter In Length, Add</i>	1.48	

27 16 19 00-0032 Fiber Optic Cable Pig Tail <small>(27 16 19)</small>		
27 16 19 00-0033 EA Simplex Fiber Optic Cable Pig Tail.....	83.62	42.33
27 16 19 00-0034 EA Duplex Fiber Optic Cable Pig Tail.....	107.57	42.33

27 16 19 00-0035 Ethernet Patch Cords <small>(27 16 19)</small>		
27 16 19 00-0036 EA 3' Category 5E Patch Cables With Boots.....	14.55	
27 16 19 00-0037 EA 5' Category 5E Patch Cables With Boots.....	15.81	
27 16 19 00-0038 EA 7' Category 5E Patch Cables With Boots.....	17.08	
27 16 19 00-0039 EA 10' Category 5E Patch Cables With Boots.....	24.90	
27 16 19 00-0040 EA 15' Category 5E Patch Cables With Boots.....	31.36	
27 16 19 00-0041 EA 25' Category 5E Patch Cables With Boots.....	40.96	
27 16 19 00-0042 EA 3' Category 6 Patch Cables With Boots.....	16.05	
27 16 19 00-0043 EA 5' Category 6 Patch Cables With Boots.....	19.25	
27 16 19 00-0044 EA 7' Category 6 Patch Cables With Boots.....	19.31	
27 16 19 00-0045 EA 10' Category 6 Patch Cables With Boots.....	23.37	
27 16 19 00-0046 EA 15' Category 6 Patch Cables With Boots.....	30.89	
27 16 19 00-0047 EA 25' Category 6 Patch Cables With Boots.....	38.37	
27 16 19 00-0048 EA 50' Category 6 Patch Cables With Boots.....	59.41	
27 16 19 00-0049 EA 100' Category 6 Patch Cables With Boots.....	103.24	
27 16 19 00-0050 EA 3' Category 6A Patch Cables With Boots.....	24.69	
27 16 19 00-0051 EA 5' Category 6A Patch Cables With Boots.....	26.23	
27 16 19 00-0052 EA 7' Category 6A Patch Cables With Boots.....	27.38	
27 16 19 00-0053 EA 10' Category 6A Patch Cables With Boots.....	32.13	
27 16 19 00-0054 EA 15' Category 6A Patch Cables With Boots.....	39.39	
27 16 19 00-0055 EA 25' Category 6A Patch Cables With Boots.....	49.31	
27 16 19 00-0056 EA 50' Category 6A Patch Cables With Boots.....	71.59	
27 16 19 00-0057 EA 100' Category 6A Patch Cables With Boots.....	125.59	
27 16 19 00-0058 EA 3' Category 5E Patch Cables With Plastic Arch (Ortronics-Legrand OR-MC5E03-06).....	14.55	
27 16 19 00-0059 EA 5' Category 5E Patch Cables With Plastic Arch (Ortronics-Legrand OR-MC5E05-06).....	15.81	
27 16 19 00-0060 EA 7' Category 5E Patch Cables With Plastic Arch (Ortronics-Legrand OR-MC5E07-06).....	17.08	
27 16 19 00-0061 EA 10' Category 5E Patch Cables With Plastic Arch (Ortronics-Legrand OR-MC5E10-06).....	24.90	
27 16 19 00-0062 EA 15' Category 5E Patch Cables With Plastic Arch (Ortronics-Legrand OR-MC5E15-06).....	31.36	
27 16 19 00-0063 EA 25' Category 5E Patch Cables With Plastic Arch (Ortronics-Legrand OR-MC5E25-06).....	40.96	
27 16 19 00-0064 EA 3' Category 6 Patch Cables With Plastic Arch (Ortronics-Legrand OR-MC603-06).....	16.05	
27 16 19 00-0065 EA 5' Category 6 Patch Cables With Plastic Arch (Ortronics-Legrand OR-MC605-06).....	19.25	
27 16 19 00-0066 EA 7' Category 6 Patch Cables With Plastic Arch (Ortronics-Legrand OR-MC607-06).....	19.31	
27 16 19 00-0067 EA 10' Category 6 Patch Cables With Plastic Arch (Ortronics-Legrand OR-MC610-06).....	23.37	
27 16 19 00-0068 EA 15' Category 6 Patch Cables With Plastic Arch (Ortronics-Legrand OR-MC615-06).....	30.89	
27 16 19 00-0069 EA 25' Category 6 Patch Cables With Plastic Arch (Ortronics-Legrand OR-MC625-06).....	38.37	
27 16 19 00-0070 EA 3' Category 6A Patch Cables With Plastic Arch (Ortronics-Legrand OR-MC6A03-09).....	29.06	
27 16 19 00-0071 EA 5' Category 6A Patch Cables With Plastic Arch (Ortronics-Legrand OR-MC6A05-09).....	30.96	
27 16 19 00-0072 EA 7' Category 6A Patch Cables With Plastic Arch (Ortronics-Legrand OR-MC6A07-09).....	32.38	
27 16 19 00-0073 EA 10' Category 6A Patch Cables With Plastic Arch (Ortronics-Legrand OR-MC6A10-09).....	37.54	
27 16 19 00-0074 EA 15' Category 6A Patch Cables With Plastic Arch (Ortronics-Legrand OR-MC6A15-09).....	45.78	
27 16 19 00-0075 EA 25' Category 6A Patch Cables With Plastic Arch (Ortronics-Legrand OR-MC6A25-09).....	58.04	
27 16 19 00-0076 EA 3' Length, Category 6, Exterior Grade Patch Cable With Boots.....	59.46	
27 16 19 00-0077 EA 5' Length, Category 6, Exterior Grade Patch Cable With Boots.....	66.00	
27 16 19 00-0078 EA 7' Length, Category 6, Exterior Grade Patch Cable With Boots.....	72.54	
27 16 19 00-0079 EA 10' Length, Category 6, Exterior Grade Patch Cable With Boots.....	85.38	
27 16 19 00-0080 EA 15' Length, Category 6, Exterior Grade Patch Cable With Boots.....	104.77	
27 16 19 00-0081 EA 25' Length, Category 6, Exterior Grade Patch Cable With Boots.....	137.46	
27 16 19 00-0082 EA 50' Length, Category 6, Exterior Grade Patch Cable With Boots.....	219.21	
27 16 19 00-0083 EA 100' Length, Category 6, Exterior Grade Patch Cable With Boots.....	388.75	
27 16 19 00-0084 EA 3' Length, Category 6, Exterior Grade Patch Cable With Industrial Plug One Side (Leviton® Duraport®).....	120.28	
Note: Includes an industrial twist lock plug on one end and a standard RJ45 plug on the other end.		
27 16 19 00-0085 EA 5' Length, Category 6, Exterior Grade Patch Cable With Industrial Plug One Side (Leviton® Duraport®).....	129.47	
Note: Includes an industrial twist lock plug on one end and a standard RJ45 plug on the other end.		
27 16 19 00-0086 EA 7' Length, Category 6, Exterior Grade Patch Cable With Industrial Plug One Side (Leviton® Duraport®).....	138.63	
Note: Includes an industrial twist lock plug on one end and a standard RJ45 plug on the other end.		

27	Communications
27 10	Structured Cabling
27 16	Communications Connecting Cords, Devices, and Adapters



MINOR CSI UOM DESCRIPTION	TOTAL DIRECT UNIT COST	DEMOLITION UNIT COST
------------------------------	---------------------------	-------------------------

27 16 19 00-0087	EA	10' Length, Category 6, Exterior Grade Patch Cable With Industrial Plug One Side (Leviton® Duraport®).....	147.88	
Note: Includes an industrial twist lock plug on one end and a standard RJ45 plug on the other end.				
27 16 19 00-0088	EA	15' Length, Category 6, Exterior Grade Patch Cable With Industrial Plug One Side (Leviton® Duraport®).....	159.77	
Note: Includes an industrial twist lock plug on one end and a standard RJ45 plug on the other end.				
27 16 19 00-0089	EA	20' Length, Category 6, Exterior Grade Patch Cable With Industrial Plug One Side (Leviton® Duraport®).....	168.85	
Note: Includes an industrial twist lock plug on one end and a standard RJ45 plug on the other end.				

27 20 Data Communications ⁽²⁷⁾

27 21 Data Communications Network Equipment ^(27 20)

Note: Includes testing of new devices and certification.

27 21 16 Data Communications Routers, CSU/DSU, Multiplexers, Codecs, and Modems

27 21 16 00-0001		Fiber Optic Modems ^(27 21 16)		
27 21 16 00-0002	EA	Fiber Optic Modems, Range 6.2 Miles.....	1,670.02	241.91
27 21 16 00-0003	EA	Fiber Optic Modem, Range 3.1 Miles, 12 Channel.....	3,152.77	241.91

27 21 16 00-0004 Ethernet Hubs and Switches ^(27 21 16)

27 21 16 00-0005	EA	16 Port Managed Hub With Fiberport And Standard Management.....	3,945.53	181.73
27 21 16 00-0006	EA	16 Port Unmanaged Hub.....	620.45	121.16
27 21 16 00-0007	EA	12 Port, Industrial Ethernet Switch (Cisco IE-4000-4GC4GP4G-E).....	5,432.62	121.16
27 21 16 00-0008	EA	Power Supply (Cisco PWR-IE170W-PC-AC).....	1,608.88	60.57

27 21 16 00-0009 Network Equipment ^(27 21 16)

27 21 16 00-0010		Communications Entrance Protection ^(27 21 16 00-0009)		
27 21 16 00-0011	EA	100-Pair, 5 Pin Configuration, 110 Termination, Building Entrance Terminal With Cover (Porta 24100-110-M110C)....	1,125.03	90.86
Note: Excludes terminations.				
27 21 16 00-0012	EA	Solid State Protector Module With 4 OHM Heat Coils (CommScope 4C1S).....	13.57	1.21

27 21 16 00-0013 Communications Cabinets, Racks, Frames And Enclosures ^(27 21 16 00-0009)

27 21 16 00-0014	EA	19" Width x 36" Height x 24" Depth, Wall Mounted Telecommunications Enclosure (Chatsworth 11840-736).....	1,366.56	90.86
For Fan Kit (Chatsworth 12804-701), Add 190.33				
27 21 16 00-0015	EA	10 Outlet, 125 Volt, 20 Amperes, Telecommunications Cabinet Power Strip (Chatsworth 13239-757).....	1,249.02	6.05

27 21 16 00-0016 Communications Termination Blocks And Patch Panels ^(27 21 16 00-0009)

27 21 16 00-0017		Communications Termination Blocks ^(27 21 16 00-0016)		
27 21 16 00-0018	EA	4-Pair, 300-Pair Count, 110 Patch Panel System Terminal Block (CommScope 107058810).....	338.99	18.14
27 21 16 00-0019	EA	5-Pair, 300-Pair Count, 110 Patch Panel System Terminal Block (CommScope 107058802).....	315.55	18.14
27 21 16 00-0020	EA	4-Pair, 900-Pair Count, 110 Patch Panel System Terminal Block (CommScope 107058869).....	754.93	18.14
27 21 16 00-0021	EA	5-Pair, 900-Pair Count, 110 Patch Panel System Terminal Block (CommScope 107058851).....	702.21	18.14
27 21 16 00-0022	EA	110 Connector System Mounting Brackets (CommScope 107535593).....	106.98	18.14
27 21 16 00-0023	EA	110 Connector System Mounting Brackets (CommScope 107535585).....	115.50	18.14
27 21 16 00-0024	EA	110 Connector System Mounting Brackets (CommScope 107098816).....	131.44	18.14

27 21 16 00-0025 Communications Copper Patch Panels ^(27 21 16 00-0016)

Note: Excludes cabinet and terminations.

27 21 16 00-0026	EA	24 Port, Category 5E Patch Panel (CommScope 108208919).....	336.13	39.37
27 21 16 00-0027	EA	48 Port, Category 5E Patch Panel (CommScope 108208935).....	611.69	48.46
27 21 16 00-0028	EA	24 Port, Category 6 Patch Panel (CommScope 760062372).....	496.71	39.37
27 21 16 00-0029	EA	48 Port, Category 6 Patch Panel (CommScope 760062380).....	926.15	48.46

27 21 16 00-0030 Communications Optical Fiber Patch Panels ^(27 21 16 00-0016)

27 21 16 00-0031		Closet Connector Housings ^(27 21 16 00-0030)		
27 21 16 00-0032	EA	48 Fiber Total Capacity, Closet Connector Housing (Corning CCH-01U).....	491.93	24.23
Note: Accepts up to 2 closet connector housing panels. Excludes panels.				
27 21 16 00-0033	EA	96 Fiber Total Capacity, Closet Connector Housing (Corning CCH-02U).....	575.80	24.23
Note: Accepts up to 4 closet connector housing panels. Excludes panels.				
27 21 16 00-0034	EA	288 Fiber Total Capacity, Closet Connector Housing (Corning CCH-04U).....	720.42	24.23
Note: Accepts up to 12 closet connector housing panels. Excludes panels.				
27 21 16 00-0035	EA	SC Duplex Multimode, 62.5 Micron, 12 Fiber, Closet Connector Housing Panel (Corning CCH-CP-91).....	120.65	12.12
27 21 16 00-0036	EA	SC Duplex Singlemode, 12 Fiber, Closet Connector Housing Panel (Corning CCH-CP-59).....	163.79	12.12
27 21 16 00-0037	EA	SC Simplex Multimode, 62.5 Micron, 12 Fiber, Closet Connector Housing Panel (Corning CCH-CP-56).....	135.89	12.12
27 21 16 00-0038	EA	SC Simplex Singlemode, 12 Fiber, Closet Connector Housing Panel (Corning CCH-CP-3C).....	177.73	12.12

27 21 16 00-0039 Communications Cable Management ^(27 21 16 00-0009)

27 21 16 00-0040		Horizontal Communication Cable Management ^(27 21 16 00-0039)		
27 21 16 00-0041	EA	1.7" Height, 19" Width, 3.7" Depth, 1 RU, Front Only, Horizontal Cable Manager (Panduit WMPFSE).....	154.76	24.23
27 21 16 00-0042	EA	3-1/2" Height, 19" Width, 3.7" Depth, Horizontal Cable Manager (Panduit WMPF1E).....	160.27	24.23



MINOR CSI UOM DESCRIPTION	TOTAL DIRECT UNIT COST	DEMOLITION UNIT COST
27 21 16 00-0043 Vertical Communication Cable Management <small>(27 21 16 00-0039)</small>		
27 21 16 00-0044 EA 6" Width x 84" Height, Double-Sided Vertical Cabling Section (Chatsworth 11729-703).....	957.36	60.57
27 21 16 00-0045 EA 19" Width x 84" Height, Universal Rack (Chatsworth 48353-703)	993.03	60.57
27 21 16 00-0046 EA 23" Width x 84" Height, Universal Rack (Chatsworth 48383-703)	1,073.27	60.57
27 21 16 00-0047 Communications Patch Cords, Station Cords, And Cross Connect Wire <small>(27 21 16 00-0009)</small>		
27 21 16 00-0048 Premise Cross-Connect Wire <small>(27 21 16 00-0047)</small>		
27 21 16 00-0049 LF 1-Pair, 22 AWG Premise Cross-Connect Wire (General Cable 7041973)	1.25	0.60
27 21 16 00-0050 Pathways For Communications Systems <small>(27 21 16 00-0009)</small>		
27 21 16 00-0051 Conduits And Backboxes For Communication Systems <small>(27 21 16 00-0050)</small>		
27 21 16 00-0052 Flexible Conduit For Communication Systems <small>(27 21 16 00-0051)</small>		
27 21 16 00-0053 CLF 1" Diameter, Riser Rated, Non-Metallic Flexible Conduit With Pull Tape (Carlson DF4X1C).....	539.25	217.71
27 21 16 00-0054 CLF 1" Diameter, Plenum Rated, Non-Metallic Flexible Conduit With Pull Tape (Carlson CF4X1C)	827.39	217.71
27 21 16 00-0055 Tube Cables For Communication Systems <small>(27 21 16 00-0051)</small>		
27 21 16 00-0056 Outdoor/All-Dielectric Tube Cables <small>(27 21 16 00-0055)</small>		
27 21 16 00-0057 CLF Two Tube, Outdoor/All-Dielectric Tube Cable (Sumitomo TC02TOX).....	425.71	145.14
27 21 16 00-0058 CLF Seven Tube, Outdoor/All-Dielectric Tube Cable (Sumitomo TC07TOX).....	636.39	181.43
27 21 16 00-0059 CLF Nineteen Tube, Outdoor/All-Dielectric Tube Cable (Sumitomo TC19TOX).....	1,060.93	217.71
27 21 16 00-0060 Indoor/Riser Rated Tube Cables <small>(27 21 16 00-0055)</small>		
27 21 16 00-0061 CLF Two Tube, Indoor/Riser Rated Tube Cable (Sumitomo TC02TRX).....	489.33	145.14
27 21 16 00-0062 CLF Four Tube, Indoor/Riser Rated Tube Cable (Sumitomo TC04TRX).....	599.08	163.28
27 21 16 00-0063 CLF Seven Tube, Indoor/Riser Rated Tube Cable (Sumitomo TC07TRX).....	680.57	181.43
27 21 16 00-0064 CLF Nineteen Tube, Indoor/Riser Rated Tube Cable (Sumitomo TC19TRX).....	1,260.63	217.71
27 21 16 00-0065 Indoor/Plenum Rated Tube Cables <small>(27 21 16 00-0055)</small>		
27 21 16 00-0066 CLF Single Tube, Indoor/Plenum Rated Tube Cable (Sumitomo TC01TPX).....	356.78	145.14
27 21 16 00-0067 CLF Two Tube, Indoor/Plenum Rated Tube Cable (Sumitomo TC02TP2).....	519.37	145.14
27 21 16 00-0068 CLF Four Tube, Indoor/Plenum Rated Tube Cable (Sumitomo TC04TP2).....	804.09	163.28
27 21 16 00-0069 CLF Seven Tube, Indoor/Plenum Rated Tube Cable (Sumitomo TC07TP2).....	1,173.64	181.43
27 21 16 00-0070 CLF Nineteen Tube, Indoor/Plenum Rated Tube Cable (Sumitomo TC19TP2).....	3,672.94	217.71
27 21 16 00-0071 Unjacketed Single Tube Cables <small>(27 21 16 00-0055)</small>		
27 21 16 00-0072 CLF Single Tube, Unjacketed Single Tube Cable (Sumitomo TC01TGX).....	307.30	145.14
27 21 16 00-0073 Multimode Fiber Bundles <small>(27 21 16 00-0055)</small>		
<small>Note: Includes optical fiber cables.</small>		
27 21 16 00-0074 CLF 2-Fiber, 62.5 Micron, Multimode Fiber Bundle (Sumitomo FR02M6).....	132.66	43.55
27 21 16 00-0075 CLF 4-Fiber, 62.5 Micron, Multimode Fiber Bundle (Sumitomo FB04M6).....	201.58	43.55
27 21 16 00-0076 CLF 6-Fiber, 62.5 Micron, Multimode Fiber Bundle (Sumitomo FB06M6).....	275.80	43.55
27 21 16 00-0077 CLF 12-Fiber, 62.5 Micron, Multimode Fiber Bundle (Sumitomo FB12M6).....	502.01	43.55
27 21 16 00-0078 CLF 18-Fiber, 62.5 Micron, Multimode Fiber Bundle (Sumitomo FB18M6).....	727.95	50.80
27 21 16 00-0079 CLF 24-Fiber, 62.5 Micron, Multimode Fiber Bundle (Sumitomo FB24M6).....	954.16	50.80
27 21 16 00-0080 Singlemode Fiber Bundles <small>(27 21 16 00-0055)</small>		
<small>Note: Includes optical fiber cables.</small>		
27 21 16 00-0081 CLF 2-Fiber, Singlemode Fiber Bundle (Sumitomo FR02SX).....	118.52	43.55
27 21 16 00-0082 CLF 4-Fiber, Singlemode Fiber Bundle (Sumitomo FB04SX).....	148.56	43.55
27 21 16 00-0083 CLF 6-Fiber, Singlemode Fiber Bundle (Sumitomo FB06SX).....	173.30	43.55
27 21 16 00-0084 CLF 12-Fiber, Singlemode Fiber Bundle (Sumitomo FB12SX).....	221.02	43.55
27 21 16 00-0085 CLF 18-Fiber, Singlemode Fiber Bundle (Sumitomo FB18SX).....	339.16	50.80
27 21 16 00-0086 CLF 24-Fiber, Singlemode Fiber Bundle (Sumitomo FB24SX).....	446.96	50.80
27 21 16 00-0087 Tube Distribution Cabinets <small>(27 21 16 00-0055)</small>		
27 21 16 00-0088 EA Modular Tube Distribution Cabinet (Sumitomo DE06MDU).....	258.60	60.57
<small>Note: Up to six 7-tube cables or two 19-tube cables.</small>		
27 21 16 00-0089 Modular Fiber Termination Cabinets <small>(27 21 16 00-0055)</small>		
27 21 16 00-0090 EA 24-Fiber Capacity, Wall Mount, Modular Fiber Termination Cabinet (Sumitomo FT24WFM).....	327.89	60.57
27 21 16 00-0091 EA 48-Fiber Capacity, Wall Mount, Modular Fiber Termination Cabinet (Sumitomo FT48WFM).....	349.81	60.57

27 Communications**27 20 Data Communications****27 21 Data Communications Network Equipment**

SAN BERNARDINO
COUNTY

MINOR	CSI	UOM	DESCRIPTION	TOTAL DIRECT UNIT COST	DEMOLITION UNIT COST
27 21 16 00-0092			Tube Distribution Accessories (27 21 16 00-0055)		
27 21 16 00-0093	EA		Plastic Push/Pull Quick Release Pneumatic Cap For 8 mm Tube (Sumitomo DE08MA)	14.58	6.05
27 21 16 00-0094	EA		Plastic Push/Pull Quick Release Pneumatic Coupling For 8 mm Tube (Sumitomo DE08MC2).....	16.11	6.05
27 21 16 00-0095	EA		Brass Push/Pull Quick Release Pneumatic Coupling For 8 mm Bulkhead Tube (Sumitomo DE08MB)	20.07	6.05
27 21 16 00-0096			Communications Optical Fiber Cabling (27 21 16 00-0009)		
27 21 16 00-0097			Communications Optical Fiber Cable Splicing And Terminations (27 21 16 00-0096)		
27 21 16 00-0098			Field Installed Fiber Connectors (27 21 16 00-0097)		
27 21 16 00-0099	EA		SC Type, Singlemode, Field Installed Fiber Connector (Corning 95-200-42)	43.05	9.08
27 21 16 00-0100	EA		SC Type, 62.5 Micron Multimode, Field Installed Fiber Connector (Corning 95-000-41).....	37.98	9.08
27 21 16 00-0101			Buffer Tube Fan-Out Kits (27 21 16 00-0097)		
27 21 16 00-0102			Buffer Tube Breakout Kits (Sumitomo) (27 21 16 00-0101) Note: Includes 900 micron tubing.		
27 21 16 00-0103	EA		2-Fiber Breakout Kit (Sumitomo FTFLD02)	263.12	120.96
27 21 16 00-0104	EA		4-Fiber Breakout Kit (Sumitomo FTFLD04)	268.42	120.96
27 21 16 00-0105	EA		6-Fiber Breakout Kit (Sumitomo FTFLD06)	273.40	120.96
27 21 16 00-0106	EA		12-Fiber Breakout Kit (Sumitomo FTFLD12)	287.65	120.96
27 21 16 00-0107	EA		18-Fiber Breakout Kit (Sumitomo FTFLD18)	307.55	120.96
27 21 16 00-0108	EA		24-Fiber Breakout Kit (Sumitomo FTFLD24)	322.32	120.96
27 21 16 00-0109			Buffer Tube Fan-Out Kits (Corning) (27 21 16 00-0101)		
27 21 16 00-0110	EA		12 Fiber, 25" Tube Length, Indoor Buffer Tube Fan-Out Kit (Corning Fan-BT25-12)	265.57	120.96
27 21 16 00-0111	EA		12 Fiber, 25" Tube Length, Outdoor Buffer Tube Fan-Out Kit (Corning Fan-OD25-12).....	318.08	120.96
27 21 16 00-0112			Communications Copper Cabling (27 21 16 00-0009)		
27 21 16 00-0113			Copper Communications Cable Splicing And Terminations (27 21 16 00-0112)		
27 21 16 00-0114			Copper Communications Cable Splice Cases (27 21 16 00-0113)		
27 21 16 00-0115	EA		6.5" x 28.4" Copper Communications Cable Splice Case (Preformed Line Products 800626)	1,186.78	241.91
27 21 16 00-0116	EA		9.5" x 28.4" Copper Communications Cable Splice Case (Preformed Line Products 800630).....	1,387.70	241.91
27 21 16 00-0117	EA		12.5" x 28.4" Copper Communications Cable Splice Case (Preformed Line Products 8006219).....	2,055.32	241.91
27 21 16 00-0118			Modular Splice Connectors (27 21 16 00-0113)		
27 21 16 00-0119	EA		25-Pair, Straight Body Only, 26-24 Gauge Cable, Filled Modular Splice Connector (3M 710-SC1-25).....	130.71	60.47
27 21 16 00-0120	EA		25-Pair, Straight/Half Tap Body, 26-24 Gauge Cable, Dry Modular Splice Connector (3M 710-SD1-25).....	128.54	60.47
27 21 16 00-0121	EA		25-Pair, Straight/Half Tap Body, 26-24 Gauge Cable, Filled Modular Splice Connector (3M 710-TC1-25).....	130.75	60.47
27 21 16 00-0122	EA		25-Pair, Bridge Body, 26-22 Gauge Cable, Filled Modular Splice Connector (3M 710-BC1-25)	130.45	60.47
27 21 26			Data Communications Network Management (27 21)		
27 21 26 00-0001			Data Communications Network Management (27 21 26)		
27 21 26 00-0002	EA		3 Port, Terminal/Serial Device Server (Comtrol 99560-9).....	664.66	30.24
27 21 26 00-0003	EA		2 Port, Terminal/Serial Device Server (Comtrol 99550-0).....	510.74	30.24
27 21 26 00-0004	EA		4 Port, DB9 Terminal/Serial Device Server (Comtrol 99445-9).....	714.09	30.24
27 21 26 00-0005	EA		4 Port, DB9 Terminal/Serial Device Server (Comtrol 99448-0).....	1,121.83	30.24
27 21 26 00-0006	EA		24 Watt, Din Rail Mountable, Power Adapter (Comtrol PS1020)	103.90	
27 21 26 00-0007	EA		Remote Data Port, Spectra Positioning System (Pelco IPS_RDPE_2)	495.18	18.14
27 21 26 00-0008	EA		Sennetech Code Translator (Pelco SCT_100_AD232).....	825.03	30.24
27 21 26 00-0009	EA		VPN Router (Cisco 819HG).....	4,915.71	387.68
27 21 26 00-0010	EA		Cisco Catalyst 3000 Series Switches (Cisco IE-3000 - 8TC).....	3,519.86	387.68
27 21 26 00-0011	EA		WS-C4507R+E Chassis, Two WS-X4648-RJ45V+E, Sup7L-E, LAN Base (Cisco WS-C4507RE+96V+).....	18,327.47	145.14
27 21 26 00-0012	EA		SMARTnet Extended Service Agreement, SNTC-8X5XNBD WS-C4507R+E Chassis,2 WS-X4648-RJ45V+E (Cisco CON-SNT-C4507REV).....	575.21	
27 21 26 00-0013	EA		Sup8-E And WS-X4748-RJ45V+E Upgrade For Bundle (Cisco C4500E-S7L-S8)	12,472.05	145.14
27 21 26 00-0014	EA		Catalyst 4500 E-Series Redundant Supervisor 8-E (Cisco WS-X45-SUP8-E/2)	27,072.88	145.14
27 21 26 00-0015	EA		Catalyst 4500 2GB SD Memory Card (Cisco SD-X45-2GB-E)	637.88	12.12
27 21 26 00-0016	EA		Catalyst 4500 4200W AC Dual Input Power Supply (Data + PoE) (Cisco PWR-C45-4200ACV).....	4,677.72	15.12
27 21 26 00-0017	EA		Catalyst 4500 4200W AC Dual Input Power Supply (Data + PoE) (Cisco PWR-C45-4200ACV/2).....	4,056.67	15.12
27 21 26 00-0018	EA		13', NEMA 6-20 To IEC-C19 Power Cable (Cisco CAB-US620P-C19-US)	72.67	6.05
27 21 26 00-0019	EA		1000BASE-SX SFP Transceiver Module, MMF, 850nm, DOM (Cisco GLC-SX-MMD=)	234.49	60.47
27 21 26 00-0020	EA		Cisco Catalyst 3850 24 Port Data IP Base (Cisco WS-C3850--24TS).....	3,577.02	145.14
27 21 26 00-0021	EA		SMARTnet Extended Service Agreement, 8X5XNBD Cisco Catalyst 3850 24 Port Data IP Base (Cisco CON-SNT-WSC384TS)	756.83	
27 21 26 00-0022	EA		North America AC Type A Power Cable (Cisco CAB-TA-NA).....	24.32	6.05
27 21 26 00-0023	EA		350 Watt AC Power Supply (Cisco PWR-C1-350WAC).....	316.33	15.12
27 21 26 00-0024	EA		Cisco Catalyst 3850 4x1GE Network Module (Cisco C3850-NM-4-1G).....	787.14	15.15
27 21 26 00-0025	EA		1' (30cm), Catalyst 3750X Stack Power Cable (Cisco CAB-SPWR-30CM)	115.41	6.05
27 21 26 00-0026	EA		Rack Mount Switch 16 100 SFP 8 10/100 PoE 2 Geuplinks (Cisco IE-3010-16S-8PC).....	4,229.64	145.14
27 21 26 00-0027	EA		SMARTnet Extended Service Agreement, 8X5XNBD IA Rack Mount Switch 16 100 SFP 8 10/10 (Cisco CON-SNT-301016S8).....	759.86	



MINOR CSI UOM DESCRIPTION	TOTAL DIRECT UNIT COST	DEMOLITION UNIT COST
27 21 26 00-0028 EA IE 3010 Power Supply (Cisco PWR-RGD-AC-DC/IA).....	673.56	15.12
27 21 26 00-0029 EA IE 3010 AC-DC Redundant Power Supply (Cisco PWR-RGD-AC-DC/IA).....	684.16	15.12
27 21 26 00-0030 EA 4 Ethernet 10/100 Ports And 2 Dual-Purpose Uplinks, Industrial Ethernet Switch (Cisco IE-3000-4TC).....	1,461.28	145.14
27 21 26 00-0031 EA Expansion Power Module For Cisco IE-3000-4TC (Cisco PWR-IE50W-AC-IEC).....	370.87	15.15
27 21 26 00-0032 EA 4 Port, Expansion SFP Module for IE-3000-4TC (Cisco IEM-3000-4SM).....	1,740.77	15.15
27 21 26 00-0033 EA Router (CISCO IR829).....	1,559.18	60.57

27 21 29 Data Communications Switches and Hubs (27 21)

27 21 29 00-0001 Data Communications Multimedia Modular Patch Panels (27 21 29)
 Note: Unloaded multimedia patch panels that accept modular jacks for category 3, 5e, 6, fiber optic, etc. Excludes rack, modular jacks and terminations. See CSI section 27 15 43 00-0051 for modular jacks.

27 21 29 00-0002 EA 12 Port, Wall Mount Multimedia Modular Patch Panel, Unloaded.....	135.69	6.04
27 21 29 00-0003 EA 16 Port, Rack Mount Multimedia Modular Patch Panel, Unloaded.....	150.03	6.04
27 21 29 00-0004 EA 24 Port, Rack Mount Multimedia Modular Patch Panel, Unloaded.....	177.78	6.04
27 21 29 00-0005 EA 36 Port, Rack Mount Multimedia Modular Patch Panel, Unloaded.....	186.30	6.04
27 21 29 00-0006 EA 48 Port, Rack Mount Multimedia Modular Patch Panel, Unloaded.....	203.35	7.56
27 21 29 00-0007 EA 24 Port, Rack Mount Multimedia Modular Angled Patch Panel, Unloaded.....	193.36	6.04
27 21 29 00-0008 EA 48 Port, Rack Mount Multimedia Modular Angled Patch Panel, Unloaded.....	242.68	7.56
27 21 29 00-0009 EA Rack Mount Rear Cable Management Bar.....	64.62	7.56

27 21 33 Data Communications Wireless Access Points (27 21)

27 21 33 00-0001 Data Communications Wireless Access Points (27 21 33)

27 21 33 00-0002 EA Base Station Unit, 300 Mbps, MIMO 2x2, Type-N Connectors US PoE (Proxim Wireless MP-8200-BSU).....	4,784.91	181.43
27 21 33 00-0003 EA Base Station Unit, 300 Mbps, MIMO 2x2, 23 dBi, 10° Panel Antenna - US PoE (Proxim Wireless MP-8250-BS1).....	11,486.97	181.43
27 21 33 00-0004 EA Base Station Unit, 300 Mbps, MIMO 2x2, 16 dBi, 90 Degree Sector Antenna US PoE (Proxim Wireless MP-8250-BS9).....	11,486.97	181.43
27 21 33 00-0005 EA Subscriber Unit, 300 Mbps, MIMO 2x2, Type-N Connectors US PoE (Proxim Wireless MP-8200-SUA).....	1,876.19	181.43
27 21 33 00-0006 EA Subscriber Unit, 300 Mbps, MIMO 2x2, 23 dBi, Panel Antenna US PoE (Proxim Wireless MP-8250-SUR).....	2,200.92	203.04
27 21 33 00-0007 EA Base Station Unit, 300 Mbps, MIMO 3x3, GPS Sync Ready, Type-N Connectors - US PoE (Proxim Wireless MP-8200-BSU-G).....	6,149.49	203.04
27 21 33 00-0008 EA Base Station Unit, 300 Mbps, MIMO 2x2, GPS Sync Ready, 23 dBi, 10° Panel Antenna - US PoE (Proxim Wireless MP-8250-BS1-G).....	9,340.98	203.04
27 21 33 00-0009 EA Base Station Unit, 300 Mbps, MIMO 2x2, GPS Sync Ready, 16 dBi, 90° Sector Antenna - US PoE (Proxim Wireless MP-8250-BS9-G).....	9,340.98	203.04
27 21 33 00-0010 EA 50 Mbps (upgradable to 100 Mbps), MIMO 2x2, 15 dBi integrated antenna - US PoE (Proxim Wireless QB-825-LNK-50).....	1,916.80	67.68
27 21 33 00-0011 EA 100 Mbps, MIMO 2x2, 15 dBi integrated antenna - US PoE (Proxim Wireless QB-825-LNK-100).....	1,943.60	67.68
27 21 33 00-0012 EA Surge, Gigabit Surge Protector With Shielded RJ45 (Proxim Wireless ETH-SURGE-1G).....	181.62	33.84
27 21 33 00-0013 EA FlexPort uWave AdaptRate And Modulation Feature Upgrade (BridgeWave Communications FPUWAVE-UPG-ARM).....	1,665.07	
27 21 33 00-0014 EA 1' High Performance Dish Antenna, Low Profile, 21.2-23.6 GHz, WR42 Flange, SOI (Radio Waves HPLP1-23RR).....	596.26	60.47
27 21 33 00-0015 EA Cellular Phone / Wi-Fi Antenna (Sierra Wireless AP-CWG-Q-S222-WH).....	494.47	60.47
27 21 33 00-0016 EA Cell LTE MIMO Antenna (Sierra Wireless 1810075).....	88.04	24.19
27 21 33 00-0017 EA AirLink GX400 Power Adapter (Sierra Wireless 2700384).....	77.19	
27 21 33 00-0018 EA AirLink GX400 Power Cable (Sierra Wireless 2000380).....	45.11	
27 21 33 00-0019 EA Cellular/PCS/LTE, Hockey Puck Antenna (Sierra Wireless AP-C-Q-S2-BL).....	317.65	60.47
27 21 33 00-0020 EA Cellular/PCS/LTE/GPS, Multi-Band Antenna (Sierra Wireless AP-CG-Q-S22-BL).....	319.62	60.47
27 21 33 00-0021 EA 2 Way, RF Power Divider, 790-920 MHZ (Telewave ANTPD28D).....	435.70	60.57
27 21 33 00-0022 EA Wireless Cellular Modem (Sierra Wireless AirLink GX400 EVDO/GPS).....	1,099.35	90.86
27 21 33 00-0023 EA Wireless Cellular Modem (Sierra Wireless AirLink GX450 Rugged).....	1,405.73	90.86
27 21 33 00-0024 EA Magnetic Mount Cellular Antenna (Wilson Electronics 301125).....	79.20	18.14
27 21 33 00-0025 EA Yagi Antenna, 890-960 MHz, 10 dBd Gain (PCTEL Bluewave Antennas BGYD890K).....	299.55	67.68
27 21 33 00-0026 EA Andrew® Omni Antenna, 890-960 MHz, 360° Horizontal Beamwidth, Fixed Electrical Tilt, Fits On 38-51 mm (1-1/2 to 2 in) OD Pipe (Commscope DB583-Y).....	978.27	67.68
27 21 33 00-0027 EA Single Channel Bluetooth Sensor With Bluetooth Module And Antenna (DeepBlue SC).....	4,806.06	60.57
27 21 33 00-0028 EA Point-to-Point Wireless Bridge (Proxim Tsunami® QB-10150).....	2,441.57	60.47

27 30 Voice Communications (27)

27 31 Voice Communications Switching and Routing Equipment (27 30)

Note: Includes testing of new devices and certification.

27 31 13 PBX/Key Systems (27 31)

27 31 13 00-0001 Interior PBX Telephone System (27 31 13)
 Note: Includes telephone instruments cabling and solid state switching.

27 31 13 00-0002 Interior PBX Telephone System (27 31 13 00-0001)
 Note: Cost is for each line up to 1000 lines.

27 31 13 00-0003 EA 1 Line PBX Connection, Cost Per Each Line Up To 1,000.....	1,865.02	630.53
--	----------	--------

27 31 13 00-0004 Additional Telephones Less Solid State Switching (PBX) (27 31 13 00-0001)

27 31 13 00-0005 EA Add For Each Additional PBX Phone Line Less Solid State Switching.....	627.15	49.59
--	--------	-------

27 31 13 00-0006 Telephones (27 31 13 00-0001)

27	Communications
27 30	Voice Communications
27 31	Voice Communications Switching and Routing Equipment



MINOR
CSI UOM DESCRIPTION

TOTAL DIRECT DEMOLITION
UNIT COST UNIT COST

27 31 13 00-0007	EA	Telephones, Desk Type Intercommunication Equipment.....	244.09	47.17
27 31 13 00-0008	EA	Telephones, Wall Type Intercommunication Equipment.....	275.88	62.90

27 32 Voice Communications Terminal Equipment ^(27 30)

Note: Includes testing of new devices and certification.

27 32 13 Telephone Sets ^(27 32)

27 32 13 00-0001 Interior Telephone Components ^(27 32 13)

27 32 13 00-0002	EA	Solid State Exchange Unit With Power Supply.....	7,421.26	1,105.27
27 32 13 00-0003	EA	Dial Telephone - Handset In Cabinet.....	890.65	90.35
27 32 13 00-0004	EA	Elevator Cab Telephone With Trailer Cable.....	452.21	96.88
27 32 13 00-0005	EA	Loud Ring Bell, 6".....	354.81	89.87
27 32 13 00-0006	EA	Audio/Visual Indicator.....	452.13	84.67
27 32 13 00-0007	EA	Administrative Telephone With Digital Display.....	470.96	75.96
27 32 13 00-0008	EA	Processing Unit For 16 Station System.....	2,333.39	619.64
27 32 13 00-0009	EA	Handset For 16 Station System.....	332.05	61.69
27 32 13 00-0010	EA	Handset In Cabinet, For 16 Station System.....	449.79	83.21
27 32 13 00-0011	MLF	20 Conductor Unshielded Cable, #22.....	3,004.43	1,333.75
27 32 13 00-0012	EA	Power Supply For 16 Station System.....	417.44	164.61
27 32 13 00-0013	EA	Intercom Terminal Board.....	368.84	185.30
27 32 13 00-0014	EA	Power Supply For Five Station System, 24 Volt DC.....	433.94	164.61
27 32 13 00-0015	EA	Telephone Communication Board, Insulated Blueboard 24" x 24" x 1/2" Thick.....	211.64	67.63
27 32 13 00-0016	EA	Telephone Cabinet With Backboard 24" High x 24" Wide x 6" Deep.....	662.12	148.85
27 32 13 00-0017	EA	Telephone Cabinet With Backboard 30" High x 24" Wide x 6" Deep.....	781.96	169.18
27 32 13 00-0018	EA	Telephone Cabinet With Backboard 30" High x 30" Wide x 6" Deep.....	948.38	200.23
27 32 13 00-0019	EA	Telephone Cabinet With Backboard 36" High x 30" Wide x 6" Deep.....	1,119.37	216.48
27 32 13 00-0020	EA	Telephone Cabinet With Backboard 48" High x 30" Wide x 6" Deep.....	1,745.95	246.32
27 32 13 00-0021	EA	Ring Rung 3".....	13.04	6.74
27 32 13 00-0022	EA	G66B50 Telephone Blocks Including 50 Terminators, Exterior Ring, Marking, ID.....	32.67	11.98
27 32 13 00-0023	EA	G110 Data Blocks Including Terminator, Exterior Ring, Marking, ID And Testing.....	59.31	24.55

27 32 13 00-0024 Interior Telephone Accessories ^(27 32 13)

27 32 13 00-0025	EA	Blank Telephone Receptacle, Exposed Devices - Complete.....	13.53	6.53
27 32 13 00-0026	EA	4-Pin Telephone Receptacle, Exposed Devices - Complete.....	29.36	25.16
27 32 13 00-0027	EA	Dual Flush Mounted, Level 5, RJ-45 Jack, Complete.....	72.51	27.63
27 32 13 00-0028	EA	Wall Mount, Level 5, RJ-45 Jack, Complete.....	68.67	27.63
27 32 13 00-0029	EA	Terminating Strips, Inside.....	139.27	55.25
27 32 13 00-0030	EA	Dual Outlet, 4-Pin Telephone Receptacle, Concealed Type RJ-45 - Complete.....	61.28	28.42
27 32 13 00-0031	EA	Ready Access Closure 3 To 25 Pair.....	168.33	66.65
27 32 13 00-0032	EA	Ready Access Closure 25 To 100 Pair.....	196.79	74.50
27 32 13 00-0033	EA	Termination Block With Bracket 25 Pair.....	63.59	22.38
27 32 13 00-0034	EA	RJ-11 Telephone Receptacle, Concealed Devices - Complete.....	60.15	28.06
27 32 13 00-0035	EA	Interior Protected Terminal 25 Pair.....	722.49	161.60
27 32 13 00-0036	EA	Interior Protected Terminal 50 Pair.....	856.02	164.13
27 32 13 00-0037	EA	Pedestal 6" x 6" x 50" 3 To 100 Pair.....	287.74	67.25
27 32 13 00-0038	EA	Pedestal 8" x 8" x 50" 100 To 300 Pair.....	296.94	67.25
27 32 13 00-0039	EA	Pedestal 10" x 10" x 43" 300 To 600 Pair.....	392.07	86.00
27 32 13 00-0040	EA	Pedestal 10" x 16" x 439 600 Pair.....	813.17	154.94
27 32 13 00-0041	EA	Entrance Protector Terminal 100 Pair.....	1,124.53	176.83
27 32 13 00-0042	EA	Gas Protection Module.....	17.48	6.04
27 32 13 00-0043	EA	Terminating Boxes, Outside With 3 Element Protectors, Per Pair.....	30.23	5.52

27 32 26 Ring-Down Emergency Telephones ^(27 32)

27 32 26 00-0001 Emergency Telephone ^(27 32 26)

Note: Includes CB3000 speakerphone, 3 auxiliary inputs, 2 auxiliary outputs, phone line surge suppressor, analog telephone connection, 70 watt area light with blue beacon, high power strobe, lighted faceplate, 110VAC power, ultra weather resistant finish, vandal resistant hardware, UV resistant lens, dome vent; flat area for directory, access control or other options; 12.75" diameter/8'-6" height, 1/4" thick steel construction, foundation anchor kit, ADA compliant.

27 32 26 00-0002	EA	Code Blue 1-Standard Emergency Telephone Pedestal Unit (CB 1-s).....	11,074.10	496.86
		Note: Includes IA4100 FP1 analog speakerphone with single red 'Push For Help' button, 'Push For Help' bezel, hard wire phone line, passive vent at top, 24V AC, and standard color.		
27 32 26 00-0003	EA	Code Blue 1-Dual Emergency Telephone Pedestal Unit (CB 1-d).....	11,647.39	496.86
		Note: Includes IA4100 FP1 analog speakerphone with single red 'Push For Help' button, 'Push For Help' bezel, blank stainless steel plate second opening, hard wire phone line, passive vent at top, 24V AC, and standard color.		
27 32 26 00-0004	EA	Analog Speakerphone With Black Info Button And Red Push For Help Button Code Blue Option (Code Blue IA4100 FP2).....	191.10	
27 32 26 00-0005	EA	Analog Speakerphone With Black Call Button, Keypad And Red Push For Help Button Code Blue Option (Code Blue IA4100 FP2-K).....	286.64	
27 32 26 00-0006	EA	IP Speakerphone With Single Red Push For Help Button Code Blue Option (Code Blue IP5000 FP1).....	716.61	
27 32 26 00-0007	EA	IP Speakerphone With Back Info Button And Red Push For Help Button Code Blue Option (Code Blue IP5000 FP2).....	974.59	
27 32 26 00-0008	EA	IP Speakerphone With Black Call Button, Keypad And Red Push For Help Button Code Blue Option (Code Blue IP5000 FP2-K).....	1,070.14	
27 32 26 00-0009	EA	EMERGENCY (Raised Letters With Braille) Main Bezel Code Blue Option.....	19.11	
27 32 26 00-0010	EA	EMERGENCY/EMERGENCIA (Raised Letters With Braille) Main Bezel Code Blue Option.....	19.11	



MINOR CSI UOM DESCRIPTION	TOTAL DIRECT UNIT COST	DEMOLITION UNIT COST
27 32 26 00-0011 EA Directory, Second Opening Code Blue Option	171.99	
27 32 26 00-0012 EA Camera Enclosure With Color IP Camera, Second Opening Code Blue Option	1,815.42	
27 32 26 00-0013 EA HID Card Reader, Second Opening Code Blue Option	840.82	
27 32 26 00-0014 EA HID Card Reader And Color IP Camera, Second Opening Code Blue Option	2,723.12	
27 32 26 00-0015 EA IP Wireless Communication Code Blue Option.....	5,723.34	
Note: 802.11g or secure mesh 5.8. (system UPS backup or unit Night Charge recommended). IP5000 VoIP Speakerphone option must be ordered when selecting IP Wireless Communications. Requires Base Unit(s) and site survey.		
27 32 26 00-0016 EA Active Venting Code Blue Option.....	305.75	
27 32 26 00-0017 EA Night Charge Power Code Blue Option	2,665.79	
Note: Requires 120V AC external power supplied to Code Blue unit.		
27 32 26 00-0018 EA Power Transformer Kit, Alternate Incoming Power Code Blue Option.....	668.84	
27 32 26 00-0019 EA Overhead Camera Mount Code Blue Option	1,519.22	
Note: Excludes camera.		
27 32 26 00-0020 EA Custom Color For Overhead Camera Mount Code Blue Option	66.88	
27 32 26 00-0021 City Police Call System (27 32 26)		
27 32 26 00-0022 Components (27 32 26 00-0021)		
27 32 26 00-0023 EA City Police Call System.....	863.25	141.03
27 32 26 00-0024 EA Concrete Foundation For Police Department Telephone Post	771.50	204.29

27 40 Audio-Video Communications (27)

27 41 Audio-Video Systems (27 40)

27 41 16 Integrated Audio-Video Systems and Equipment (27 41)

Note: Includes testing of new devices and certification.

27 41 16 00-0001	Television Distribution System (27 41 16)		
See CSI section 26 05 13 16-0001 for basic wiring.			
27 41 16 00-0002	Mounted Television Support (27 41 16 00-0001)		
27 41 16 00-0003 EA	Ceiling Mounted Television Support, 19" To 20".....	478.34	135.69
27 41 16 00-0004 EA	Ceiling Mounted Television Support, 19" To 20" With Rack	618.19	151.44
27 41 16 00-0005 EA	Ceiling Mounted Television Support, 25" To 27".....	499.55	135.69
27 41 16 00-0006 EA	Ceiling Mounted Television Support, 25" To 27" With Rack	639.40	151.44
27 41 16 00-0007 EA	Wall Mounted Television Support, 13".....	379.05	109.04
27 41 16 00-0008 EA	Wall Mounted Television Support, 13" With Rack.....	518.89	121.16
27 41 16 00-0009 EA	Wall Mounted Television Support, 19" To 20".....	406.89	109.04
27 41 16 00-0010 EA	Wall Mounted Television Support, 19" To 20" With Rack	546.73	121.16
27 41 16 00-0011 EA	Wall Mounted Television Support, 25" To 27".....	434.73	109.04
27 41 16 00-0012 EA	Wall Mounted Television Support, 25" To 27" With Rack	574.57	121.16
27 41 16 00-0013	Distribution System (27 41 16 00-0001)		
See CSI section 26 05 13 16-0001 for wire and cabling.			
27 41 16 00-0014	TV Distribution Rack (27 41 16 00-0013)		
27 41 16 00-0015 EA	Steel Rack Cabinet With Shelves	1,684.74	222.43
27 41 16 00-0016 EA	Switch And Pilot Light.....	260.51	98.82
27 41 16 00-0017 LF	Surface Raceway With Outlets	31.13	13.43
27 41 16 00-0018 EA	Service Label.....	36.87	18.50
27 41 16 00-0019	Head End Amplifier (27 41 16 00-0013)		
27 41 16 00-0020 EA	Head End Amplifier.....	1,124.01	148.05
27 41 16 00-0021	UHF In-Line Booster Amplifier And Power Supply (27 41 16 00-0013)		
27 41 16 00-0022 EA	UHF In-Line Booster	654.89	148.05
27 41 16 00-0023	Preamplifiers (27 41 16 00-0013)		
27 41 16 00-0024 EA	VHF Preamplifier	820.08	148.05
27 41 16 00-0025 EA	UHF Preamplifier	654.88	148.05
27 41 16 00-0026	Power Supplies (27 41 16 00-0013)		
27 41 16 00-0027 EA	Common Power Supply	1,171.53	211.55
27 41 16 00-0028	Line Splitter And Mixer (27 41 16 00-0013)		
27 41 16 00-0029 EA	Line Splitter.....	100.51	49.35
27 41 16 00-0030 EA	Two-Way Splitter	113.66	49.35
27 41 16 00-0031 EA	Frequency Filter.....	253.17	74.14
27 41 16 00-0032 EA	Line Splitter And Mixer.....	306.93	108.86



MINOR CSI UOM DESCRIPTION	TOTAL DIRECT UNIT COST	DEMOLITION UNIT COST
27 41 16 00-0033 Power Line Filters <small>(27 41 16 00-0013)</small>		
27 41 16 00-0034 EA 120-Volt Power Supply Line Filter.....	491.76	98.82
27 41 16 00-0035 Wall Box And Receiver Outlets <small>(27 41 16 00-0013)</small>		
27 41 16 00-0036 EA Wall Box With Lockable Cover, Excluding Outlet Plug.....	253.17	74.14
27 41 16 00-0037 EA TV Receiver Outlet Plug.....	113.66	49.35
27 41 16 00-0038 EA TV Camera Outlet Plug.....	113.66	49.35
27 41 16 00-0039 EA Audio Outlet Plug.....	97.19	49.35
27 41 16 00-0040 EA 12 Ft RG 6U Cable With G-59 And TV Set Fittings.....	202.68	98.82
27 41 16 00-0041 EA Male Plug PL-259.....	113.66	49.35
27 41 16 00-0042 EA Wall Box And Receiver Outlet Television Outlets.....	133.81	51.76
27 41 16 00-0043 Proprietary Audio-Video Equipment And Accessories <small>(27 41 16 00-0001)</small>		
27 41 16 00-0044 EA ALS Antenna - Universal Kit (Listen Technologies LA-123).....	66.60	
27 41 16 00-0045 EA ALS Single Ear Bud (Listen Technologies LA-161).....	24.98	
27 41 16 00-0046 EA ALS stereo headphones (Listen Technologies LA-165).....	44.73	
27 41 16 00-0047 EA ALS Body Pack Display FM Receiver (Listen Technologies LR-4200-072).....	373.41	
27 41 16 00-0048 EA ALS RF Transmitter (Listen Technologies LT-800-72-01).....	1,456.66	
27 41 16 00-0049 EA 200 watts 70V mono amplifier (Extron XPA 2001-70V).....	778.81	
27 41 16 00-0050 EA Single channel power amplifier (Extron MPA 601-70V).....	556.86	
27 41 16 00-0051 EA Ceiling Dante mic array (Shure MXA910).....	9,916.15	
27 41 16 00-0052 EA A910-HCM mount (Shure A910-HCM).....	464.81	
27 41 16 00-0053 EA 6.5" Two-Way Ceiling Speakers, 70/100V, Pair (Extron SF 26CT).....	291.73	
27 41 16 00-0054 EA 12x8 ProDSP Processor w/AEC, VolP, and Dante (60-1513-10) (Extron DMP 128 C P AT).....	4,307.14	
27 41 16 00-0055 EA Four Channel wireless receiver (Shure ULXD4Q).....	11,335.60	
27 41 16 00-0056 EA Wireless handheld microphone (Shure ULXD2/B87A).....	1,532.51	
27 41 16 00-0057 EA UHF bodypack transmitter (Shure ULXD1-G50).....	1,081.31	
27 41 16 00-0058 EA Dante multi-element table mic (Shure MXA310).....	1,942.86	
27 41 16 00-0059 EA Omnidirectional lavalier microphone (Shure WL183).....	206.14	
27 41 16 00-0060 EA Throwable microphone (Catchbox Catchbox Pro).....	775.98	
27 41 16 00-0061 EA 98" diagonal 4K display (Planar UR9851).....	32,188.16	
27 41 16 00-0062 EA AV USB bridge (Blackmagic Design BLWEBPTR).....	962.67	
27 41 16 00-0063 EA CABLE ADAPTER (Liberty AV Solutions DL-AR397).....	105.21	
27 41 16 00-0064 EA HDS DI 4K to HDMI converter (Blackmagic Design BLMCQSDHD4K2).....	962.67	
27 41 16 00-0065 EA DTP Receiver for HDMI (Extron DTP R HWP 4K 331 D).....	897.80	
27 41 16 00-0066 EA DTP Transmitter for HDMI - Decorator-Style (Extron DTP T HWP 4K 331 D).....	784.14	
27 41 16 00-0067 EA HDMI Decorator-Style Tx (Extron DTP T HWP 4K 331 D).....	784.14	
27 41 16 00-0068 EA Three Input Multi-Format Switcher with Integrated DTP Transmitter and Audio Embedding (Extron DTP T DSW 4K 333).....	1,806.96	
27 41 16 00-0069 EA Two Input DTP Transmitter for HDMI and DP with Audio Embedding - Decorator-Style Wallplate (Extron DTP T DWP 4K 332 D).....	1,466.01	
27 41 16 00-0070 EA Extron Cable Cubby 700 (Extron Cable Cubby 700).....	795.52	
27 41 16 00-0071 EA AC+USB 224 US US (2) AC & (2) USB Outlets w Integrated PS 60-1697-01 (Extron AC+USB 224 US Cord w 9.5' Cord).....	439.92	
27 41 16 00-0072 EA Retractor Series/2 VGA-A VGA and 3.5 mm Stereo, 3 feet (90 cm) 70-1065-11 (Extron Retractor VGA-A).....	568.24	
27 41 16 00-0073 EA Retractor Series/2 HDMI HDMI; 3 feet (90 cm) 70-1065-04 (Extron Retractor HDMI).....	511.41	
27 41 16 00-0074 EA DisplayPort-DisplayPort Mini DP to DP; 3 feet (90cm) 70-1065-18 (Extron Retractor MDP-DP).....	507.60	
27 41 16 00-0075 EA Retractor Series/2 Network Network CAT6e; 3 feet (90 cm) 70-1065-03 (Extron Retractor Network).....	511.41	
27 41 16 00-0076 EA Retractor Series/2 USB USB A to USB A; 3 feet (90 cm) 70-1065-05 (Extron Retractor USB).....	511.41	
27 41 16 00-0077 EA 80" Interactive Display (SHARP PN-L802B).....	25,219.85	
27 41 16 00-0078 EA 75" Infinity Board with PC (Interactive Touch display) (NEC 3720-INF2-75).....	30,620.50	
27 41 16 00-0079 EA 70" LCD interactive display (Sharp PN-L703B).....	13,914.10	
27 41 16 00-0080 EA 50" LED Display with integrated tuner (NEC E505).....	2,917.18	
27 41 16 00-0081 EA Eight Input HDCP-Compliant Scaling Presentation Switcher with DTP Extension (Extron IN1608 xi IPCP MA 70).....	5,670.87	
27 41 16 00-0082 EA Eight Input HDCP-Compliant Scaling Presentation Switcher with DTP Extension (Extron DTP CrossPoint 84 IPCP MA 70).....	8,442.42	
27 41 16 00-0083 EA Media Recorder (400 GB SSD) (Extron SMP 351 (60-1324-11)).....	7,597.12	
27 41 16 00-0084 EA install Owner Furnished, Digital Signage Media Player (Janus Displays Digital Signage Media Player).....	1,029.78	
27 41 16 00-0085 EA Extron wireless presentation gateway (Extron ShareLink 250 W).....	1,920.60	
27 41 16 00-0086 EA eBUS Button Panel with 6 Buttons - Decorator-Style 1-Gang (Extron EBP 105 D).....	409.12	
27 41 16 00-0087 EA IP Link Pro Control Processor (Extron IPCP Pro 250).....	1,352.38	
27 41 16 00-0088 EA IP Link Pro Control Processor (3 Serial port) (Extron IPL Pro S3).....	965.98	
27 41 16 00-0089 EA 10" Wall Mount Touchlink Pro Touchpanel (Extron TLP Pro 1025M).....	2,736.67	
27 41 16 00-0090 EA USB extender (Extron USB Extender Plus R).....	784.14	
27 41 16 00-0091 EA USB extender plus Receiver - Decorator-Style Version (Extron USB Extender Plus D R).....	965.98	
27 41 16 00-0092 EA USB extender (Extron USB Extender Plus T).....	784.14	
27 41 16 00-0093 EA OFE Keyboard with Touch pad (Logitech K400 plus 920-007119).....	77.78	
27 41 16 00-0094 EA Ofe mouse (LOGITECH M570).....	59.30	
27 41 16 00-0095 EA HD PTZ Cameras with IP, 3G/HD-SDI, HDMI (Marshall CV620-IP).....	3,614.59	
27 41 16 00-0096 EA PTZ camera with HDS DI output (Panasonic AW-HE40S).....	6,681.30	
27 41 16 00-0097 EA 1x4 HDS DI DA (Extron MDA 4V HD-SDI RETIRED PRODUCT).....	1,071.58	
27 41 16 00-0098 EA Four Input 3G-SDI Switcher (Extron SW4 3G HD-SDI RETIRED PRODUCT).....	1,891.37	
27 41 16 00-0099 EA 21.5" Monitor (1920x1080) (ASUS VP228).....	173.08	
27 41 16 00-0100 EA Wide-Throw Zoom Lens (Rtio 1.62-2.22:1) (EPSON ELPLW06).....	5,637.99	
27 41 16 00-0101 EA 8000 Lumens Laser Projector (EPSON Pro L1300UNL Laser WUXGA 3LCD Projector).....	19,485.15	
27 41 16 00-0102 EA Pre-configured C5 Series Credenza, 2 Bay (Middle Atlantic C5+2 BAY).....	2,987.22	
27 41 16 00-0103 EA SANUS 1U Ultra Quiet Fan (SANUS CAFC01-B1).....	213.91	
27 41 16 00-0104 EA Low profile tilt adjustable flat panel wall (Chief Mfg XTM1U).....	558.14	



MINOR CSI UOM DESCRIPTION	TOTAL DIRECT UNIT COST	DEMOLITION UNIT COST
27 41 16 00-0105 EA Heavy Duty Flat Panel Wall Mount for 98" display (Planar Profile Mount (955-0566-00)).....	447.28	
27 41 16 00-0106 EA Medium Fusion Micro-Adjustable Tilt Wall Mount (Chief MTM1U).....	314.28	
27 41 16 00-0107 EA Presentation lectern (Spectrum Furniture Honors Lectern (Quote #000203373-2)).....	7,518.48	
27 41 16 00-0108 EA RPA series projector mount (Chief Mfg RPA Series).....	329.84	
27 41 16 00-0109 EA 12RU Desktop Rack (Middle Atlantic BRK12).....	443.42	

27 41 33 Master Antenna Television Systems (27 41)

27 41 33 00-0001 Antenna Systems (27 41 33)

27 41 33 00-0002 Antenna (27 41 33 00-0001)

27 41 33 00-0003 EA Amateur Radio Antenna.....	1,063.19	181.43
27 41 33 00-0004 EA Multi-Band Radio Antenna.....	826.55	181.43

27 41 33 00-0005 Receptacles (27 41 33 00-0001)

27 41 33 00-0006 EA Amateur Radio Antenna System Receptacle With Mating Plugs And Adapter.....	236.67	74.14
27 41 33 00-0007 EA Multi-Band Radio Antenna System Receptacle With Mating Plugs.....	236.67	74.14

27 50 Distributed Communications and Monitoring Systems (27)

27 51 Distributed Audio-Video Communications Systems (27 50)

27 51 17 Video Intercom and Exterior Gate Control System (27 51)

27 51 17 00-0001 Video Intercom And Exterior Gate Control System (27 51 17)

27 51 17 00-0002 EA Audio Video Master Control Station With Handset, White Finish (Aiphone IX-MV7-HW).....	1,466.05	151.44
27 51 17 00-0003 EA Audio Video Master Control Station (Aiphone AX-8MV).....	1,180.54	151.44
27 51 17 00-0004 EA 16-call Add-on Selector For AX Masters (Aiphone AX-16SW).....	501.15	151.44
27 51 17 00-0005 EA Central Exchange Unit (Aiphone AX-084C).....	1,392.61	75.72
27 51 17 00-0006 EA Central Exchange Unit (Aiphone AX-248C).....	1,896.21	75.72
27 51 17 00-0007 EA Touch Tone Programmable Dialer (Viking K-1900-5).....	144.56	30.29
27 51 17 00-0008 EA Surface Mount Audio/Video Door Station (Aiphone IX-DV).....	1,002.31	30.29
27 51 17 00-0009 EA Surface Or Flush Wall Mount Audio/Video Door Station (Aiphone IX-DVF).....	1,377.08	30.29
27 51 17 00-0010 EA Surface Mount Audio/Video Door Station (Aiphone AX-DV).....	447.85	30.29
27 51 17 00-0011 EA Flush Mount Audio/Video Door Station (Aiphone AX-DVF).....	504.69	30.29
27 51 17 00-0012 EA 12 Volt, 2.5 Amperes, DC Power Supply (Aiphone PS-1225UL).....	137.35	15.15
Note: UL Listed		
27 51 17 00-0013 EA 24 Volt, 2 Amperes, DC Power Supply (Aiphone PS-2420UL).....	149.26	15.15
Note: UL Listed		
27 51 17 00-0014 EA IP Video Master Station (Aiphone IX-MV).....	1,788.20	151.44
27 51 17 00-0015 EA Handset Only For IX-MV (Aiphone 285999).....	61.26	6.05
27 51 17 00-0016 EA Hands Free Sub Master Video Monitor (Aiphone JF-2HD).....	764.17	151.44
27 51 17 00-0017 EA Stainless Steel Video Door Station With HID ProxPoint Plus Reader, Flush Mount (Aiphone AX-DVF-P).....	1,317.50	30.29
27 51 17 00-0018 EA Stainless Steel Surface Mount Box For IS-SS, IS-DVF, IS-IPDVF, IX-DF(SS) (Aiphone SBX-IDVF).....	219.19	30.29
27 51 17 00-0019 EA Stainless Steel Surface Mount Box For AX-DVF (Aiphone SBX-AXDVF).....	244.30	30.29
27 51 17 00-0020 EA Stainless Steel Security Lock Box For IS-DV, IS-DVF, IX-DF, IX-SS, IX-DF-HID, And IX-DF-RP10 (Aiphone LB-SDVF/A).....	299.71	45.43
27 51 17 00-0021 EA Front Case With Lens Cover For AX-DV And AX-DVF Cameras (Aiphone 240880).....	67.05	15.15

27 51 19 Sound Masking Systems (27 51)

27 51 19 00-0001 Sound Masking System (27 51 19)

27 51 19 00-0002 EA Touch Screen Panel PC PoE 10" (Cambridge Sound Management DSTS10POE).....	4,006.57	362.86
Note: For Sound Masking		
27 51 19 00-0003 EA 12 X 8 X 8 Channel Sound Masking Generator Controller (Cambridge Sound Management DS3008).....	3,295.97	241.91
Note: For Sound Masking		
27 51 19 00-0004 EA Netgear 24 Port PoE Switch (Cambridge Sound Management DSPoE24).....	1,038.69	120.96
Note: For Sound Masking		
27 51 19 00-0005 EA 24 Port Patch Panel (Cambridge Sound Management DSPP24).....	331.87	60.47
Note: For Sound Masking		
27 51 19 00-0006 EA Network Sound Masking Processor (Cambridge Sound Management DS8000).....	1,035.11	60.57
Note: For Sound Masking		
27 51 19 00-0007 EA Network 6" Plenum Speakers White (Cambridge Sound Management DS1356W).....	193.19	45.43
Note: For Sound Masking		
27 51 19 00-0008 EA Caddy Clip Kit Universal Brackets White (Erico 2H4).....	4.59	
Note: For Sound Masking		
27 51 19 00-0009 EA Loudspeakers With Mounting Brackets (Cambridge Sound Management DS1398).....	193.19	45.43
Note: For Sound Masking		
27 51 19 00-0010 EA 6U Wall Mount Rack (Cambridge Sound Management DSPPM-6-12).....	486.74	60.57
Note: For Sound Masking		
27 51 19 00-0011 EA 8U Wall Mount Rack (Cambridge Sound Management DSPPM-8-12).....	514.86	60.57
Note: For Sound Masking		

27 51 23 Intercommunications and Program Systems (27 51)

27 51 23 63 Detention Intercommunications and Program Systems (27 51 23)

27 Communications**27 50 Distributed Communications and Monitoring Systems****27 51 Distributed Audio-Video Communications Systems**

SAN BERNARDINO
COUNTY

MINOR	CSI	UOM	DESCRIPTION	TOTAL DIRECT UNIT COST	DEMOLITION UNIT COST
27 51 23 63-0001	EA		Wall Mounted, Electronic Two-Way, Hands-Free Audio, Partition Communication System (Haven Technology, Corp SC-600) Note: Excludes 5 gang electrical backbox.	2,448.54	
27 51 43			Sound Reinforcement (27 51) Note: Includes testing of new devices and certification.		
27 51 43 00-0001			Amplifiers (27 51 43)		
27 51 43 00-0002	EA		10 Watt PA/Paging System Amplifier, 70 Volt (Bogen C10)	542.11	121.16
27 51 43 00-0003	EA		35 Watt PA/Paging System Amplifier, 70 Volt (Bogen C35)	766.86	121.16
27 51 43 00-0004	EA		60 Watt PA/Paging System Amplifier, 70 Volt (Bogen C60)	911.13	121.16
27 51 43 00-0005	EA		100 Watt PA/Paging System Amplifier, 70 Volt (Bogen 100)	1,014.05	121.16
27 51 43 00-0006	EA		150 Watt PA/Paging System Amplifier, 70 Volt (Bogen GS150)	1,263.46	121.16
27 51 43 00-0007	EA		250 Watt PA/Paging System Amplifier, 70 Volt (Bogen GS250)	1,636.42	121.16
27 51 43 00-0008	EA		Rack Mount Kit For PA/Paging System Amplifiers (Bogen GSRPK)	64.91	6.05
27 51 43 00-0009			Splitters (27 51 43)		
27 51 43 00-0010	EA		24 Watt, 5 Output, Isolated Splitter (Doug Fleenor 125EE)	3,267.86	90.71
27 51 43 00-0011	EA		1-in/11-out Splitter (Doug Fleenor DMX)	2,947.88	90.71
27 51 43 00-0012			Speakers (27 51 43)		
27 51 43 00-0013	EA		8", 5 Watt Recessed Ceiling Mounted Speaker With Transformer And Baffle (Atlas Sound FD72W)	212.10	32.41
27 51 43 00-0014	EA		8" Steel Baffle (Atlas Sound 51-8)	67.76	6.04
27 51 43 00-0015	EA		T-Bar Support (Atlas Sound EZ95-8)	75.62	6.04
27 51 43 00-0016	EA		8" Cylindrical Enclosure With Undercoating (Atlas Sound Q408)	117.68	6.04
27 51 43 00-0017	EA		Plate Mounted 10 Watt Attenuator With Priority Relay (Atlas Sound AT10-PA)	109.30	10.88
27 51 43 00-0018			Accessories (27 51 43)		
27 51 43 00-0019	EA		Microphone And Stand For Audio/Video System (Bogen MBS-1000A)	315.69	15.15
27 51 43 00-0020	EA		5 Disk CD Player For Audio/Video System (Bogen DCM290-P)	709.16	15.15
27 51 43 00-0021	EA		Weather Proof Horn For Audio/Video System (Bogen SPT5A)	179.98	30.29
27 51 43 00-0022	EA		Trumpet Driver And Line Matching Transformer For Audio/Video System (Atlas PD-60A)	333.04	30.29
27 51 43 00-0023	EA		Headset Microphone For Audio/Video System (Audio Technica Pro8Hex)	243.55	30.24
27 51 43 00-0024	EA		Microphone Jack For Audio/Video System	112.91	30.29
27 51 43 00-0025	EA		Terminal Cabinet For Audio/Video System (Atlas 121-18)	953.09	121.16
27 51 43 00-0026	EA		Volume Control For Audio/Video System (Bogen AT10A)	107.96	30.29
27 51 43 00-0027	EA		Round Bridge for 8" (S86/S810) Recessed Speakers (Bogen Communications TB8)	75.85	30.29
27 51 43 00-0028			Removal And Reinstallation Of Speakers (27 51 43) Note: Includes storage, cleaning and supply materials.		
27 51 43 00-0029	EA		Removal And Reinstallation Of Ceiling Mounted Speaker	169.34	
27 52 Healthcare Communications and Monitoring Systems (27 50)					
27 52 23 Nurse Call/Code Blue Systems (27 52)					
27 52 23 00-0001			Wireless Equipment Nurses Call Systems (27 52 23) Note: Includes all mounting hardware, batteries, cable and connections. Teletronic.		
27 52 23 00-0002			Wireless Nurses Call System (27 52 23 00-0001)		
27 52 23 00-0003	EA		NurseCall Main Unit (Rechargeable Battery Included); NCM2	8,163.63	
27 52 23 00-0004	EA		NurseCall Main Unit (Rechargeable Battery Included) 300+ Transmitters; NCM2S	9,056.54	
27 52 23 00-0005	EA		NurseCall Local Unit (Rechargeable Battery Included), Quantity 1-5 Units; NCL2	5,771.61	
27 52 23 00-0006	EA		NurseCall Local Unit (Rechargeable Battery Included), Quantity 6-10 Units; NCL2	4,669.12	
27 52 23 00-0007	EA		NurseCall Local Unit (Rechargeable Battery Included), Quantity 11-15 Units; NCL2	4,200.00	
27 52 23 00-0008	EA		NurseCall Local Unit (Rechargeable Battery Included), Quantity 16+ Units; NCL2	3,730.73	
27 52 23 00-0009	EA		Resident Bed Station With Relay; N45	973.43	
27 52 23 00-0010	EA		Bed Push Button For Use With N45 (9'); RB13-9	471.62	
27 52 23 00-0011	EA		Pull Cord Replacement For S35; S35PC	32.25	
27 52 23 00-0012	EA		Wall Mount Pull-Cord Transmitter/Mounting Hardware - Auto Supervision; S35S	688.49	
27 52 23 00-0013	EA		Wall Mount Pull-Cord Transmitter/Mounting Hardware - Assist Tone; S35A	688.49	
27 52 23 00-0014	EA		Remote Reset Button; S35R	668.34	
27 52 23 00-0015	EA		Waterproof Wrist Transmitter (Automatic Supervision); S37	468.75	
27 52 23 00-0016	EA		Wrist Band Replacement For S37; S37WB	40.88	
27 52 23 00-0017	EA		Locate 1 Waterproof Wrist Transceiver; S37L	575.24	
27 52 23 00-0018	EA		Locate 1 Beacon; IS75	1,833.57	
27 52 23 00-0019	EA		Wireless Smoke Detector Transmitter; SD35	1,169.03	
27 52 23 00-0020	EA		Wireless Door Contact Transmitter; RAC35	907.12	
27 52 23 00-0021	EA		Wireless Time Controlled Door Contact; RAC45	907.12	
27 52 23 00-0022	EA		Local Receiver With Relay (110 Volt AC); LE9	1,125.86	
27 52 23 00-0023	EA		Voice Response Unit (Rechargeable Battery Included); S10	1,917.14	
27 52 23 00-0024	EA		Alarm Receiving Unit (Rechargeable Battery Included); ARU	3,814.49	
27 52 23 00-0025	EA		NurseCall Programming Software; NPS	10,701.58	
27 52 23 00-0026	EA		NurseCall Printer Interface; NCPI	3,629.63	
27 52 23 00-0027	EA		NurseCall Computer Center (Includes NurseCall Software, PC, Monitor, Printer And UPS); NCCN	18,875.67	
27 52 23 00-0028	EA		9V NiMH Rechargeable Battery (Replacement For S10, NCM2, And NCL2); NMH9R	84.35	



MINOR CSI UOM DESCRIPTION	TOTAL DIRECT UNIT COST	DEMOLITION UNIT COST
27 52 23 00-0029 EA 6V Lithium Battery (Replacement For S35 And RAC35); LIT6	75.71	
27 52 23 00-0030 EA 9V Alkaline Battery (Replacement For N45); ALK9	35.42	
27 52 23 00-0031 EA Giant LED Single Sided Display; NCGD	18,633.69	
27 52 23 00-0032 EA Serial Printer; NCSP	1,929.91	
27 52 23 00-0033 EA Modular Duplex T-Adapter (Replacement For S10); SE-486A	38.00	
27 52 23 00-0034 EA AC Adapter (Replacement For S10); STA-4110A	72.54	
27 52 23 00-0035 EA S10 Phone Cord (Replacement For S10); STC	38.00	
27 52 23 00-0036 EA Waveware Paging System, Use With NCCN (Dell Computer); SPS-5	8,249.35	
27 52 23 00-0037 EA Waveware Pagers; DAP-040	1,162.84	
27 52 23 00-0038 Wireless Nurses Call Tele/Management System (27 52 23 00-0001)		
27 52 23 00-0039 EA Tele/Management Unit; TP12	4,519.46	
27 52 23 00-0040 EA Tele/Management Software; TP12S	4,377.88	
27 52 23 00-0041 Wireless Nurses Call Paging System (27 52 23 00-0001)		
27 52 23 00-0042 EA Standard Paging System (2.5 Watt Transmitter); RPE673	13,378.36	
27 52 23 00-0043 EA Removal And Replacement Of Antenna For RPE673; RPE673AN	938.33	
27 52 23 00-0044 EA Removal And Replacement Of Power For RPE673; RPE673PS	1,266.44	
27 52 23 00-0045 EA Alphanumeric Pager; RPR583	1,551.39	
27 52 23 00-0046 EA Removal And Replacement Of Holster For RPR583; RPR583H	84.62	
27 52 23 00-0047 Equipment Nurses Call Systems (27 52 23)		
27 52 23 00-0048 EA Nurses Call System, Page/Talk Relay Intercommunication Equipment	284.92	62.90
27 52 23 00-0049 EA Nurses Call System, Main Equipment Panel Intercommunication Equipment	3,078.60	251.59
27 52 23 00-0050 EA Nurses Call System, Re-Entrant Horn Intercommunication Equipment	299.70	82.25
27 52 23 00-0051 EA Nurses Call System, Nurses Control Station Intercommunication Equipment	1,461.51	241.91
27 52 23 00-0052 EA Nurses Call System, Duty Station Intercommunication Equipment	741.08	188.69
27 52 23 00-0053 EA Nurses Call System, Staff Station Intercommunication Equipment	390.79	62.90
27 52 23 00-0054 EA Nurses Call System, Single Bedside Station Intercommunication Equipment	369.87	62.90
27 52 23 00-0055 EA Nurses Call System, Double Bedside Station Intercommunication Equipment	564.30	110.06
27 52 23 00-0056 EA Nurses Call System, Emergency Call Button Intercommunication Equipment	167.79	48.38
27 52 23 00-0057 EA Nurses Call System, Pull Cord Button Intercommunication Equipment	154.33	48.38
27 52 23 00-0058 EA Nurses Call System, Single Dome Light Intercommunication Equipment	111.83	31.45
27 52 23 00-0059 EA Nurses Call System, Double Dome Light Intercommunication Equipment	162.04	48.38
27 52 23 00-0060 EA Nurses Call System, Pillow Speaker Intercommunication Equipment	250.82	31.45
27 52 23 00-0061 EA Nurses Call System, Cord Set Intercommunication Equipment	121.98	31.45
27 52 23 00-0062 EA Nurse Call System, Master-20 Station	6,302.81	241.91
27 52 23 00-0063 EA Dukane Duty Station - Tone Only, PC1000	1,021.31	188.81
27 53 Distributed Systems (27 50)		
27 53 13 Clock Systems (27 53)		
27 53 13 13 Wireless Clock Systems (27 53 13)		
27 53 13 13-0001 Wireless Synchronized GPS Clock System (Sapling) (27 53 13 13)		
27 53 13 13-0002 Master Clock (Sapling SMA 2000 Series) (27 53 13 13-0001)		
Note: Includes Sapling standard 2 year "material" warranty and applies to Master Clocks, Analog Clocks, Digital Clocks and Converter Boxes.		
27 53 13 13-0003 EA Master Clock, 900 MHz Transmitter, GPS, Surface Wall Mount (Sapling SMA-2S0-1100-1)	7,700.62	90.71
27 53 13 13-0004 EA Master Clock, 900 MHz Transmitter, GPS, Rack Mount And Wall Mount Antenna (Sapling SMA-2R0-1100-1)	8,142.93	90.71
27 53 13 13-0005 EA Master Clock, 900 MHz Transmitter, Surface Wall Mount (Sapling SMA-2S0-1000-1)	4,383.33	90.71
27 53 13 13-0006 EA Master Clock, 900 MHz Transmitter, Rack Mount And Wall Mount Antenna (Sapling SMA-2R0-1000-1)	4,825.64	90.71
27 53 13 13-0007 EA NTP Server Upgrade (Sapling SMA-000-SERV-0)	3,027.40	
27 53 13 13-0008 Wireless Repeaters (Sapling) (27 53 13 13-0001)		
27 53 13 13-0009 EA Wireless Repeater, 900 MHz, RS485 Input, Surface Wall Mount (Sapling SMA-1SR-0000-1)	1,884.92	60.47
27 53 13 13-0010 EA Wireless Network Repeater, 900 MHz, 110 VAC - 230 VAC, With TCP/IP For Campus Environments, Surface Wall Mount (Sapling SMA-1SM-0000-1)	2,111.33	60.47
27 53 13 13-0011 Wireless Round Analog Clocks (Sapling SAL-4 Series) (27 53 13 13-0001)		
Note: Includes Sapling standard 2 year "material" warranty and applies to Master Clocks, Analog Clocks, Digital Clocks and Converter Boxes.		
27 53 13 13-0012 EA Analog, Wireless Slim Line, 900 MHz, 12" Round, Battery-Operated, Surface Wall Mount, Black Case (Sapling SAL-4BS-12R-0)	409.10	30.24
27 53 13 13-0013 EA Double Mount Housing With Metal Pole For Slim Line 12" Round Analog Clock, Black (Sapling SAH-1BD-12R-0)	259.06	30.24
27 53 13 13-0014 EA Analog, Wireless Slim Line, 900 MHz, 16" Round, Battery-Operated, Surface Wall Mount, Black Case (Sapling SAL-4BS-16R-0)	488.79	30.24
27 53 13 13-0015 EA Double Mount Housing With Metal Pole For Slim Line 16" Round Analog Clock, Black (Sapling SAH-1BD-16R-0)	292.15	30.24
27 53 13 13-0016 Wireless GPS Accessories (Sapling) (27 53 13 13-0001)		
27 53 13 13-0017 EA GPS Mounting Kit (Sapling M-GPS-MTG-KIT-1)	81.68	24.19
27 53 13 13-0018 EA Wall Mount, L-Shape, GPS Mounting Kit (Sapling M-GPS-MTG90-KIT-1)	114.98	24.19



MINOR CSI UOM DESCRIPTION	TOTAL DIRECT UNIT COST	DEMOLITION UNIT COST
27 53 13 13-0019 EA GPS Antenna Cable, 150 Foot (45.7 Meters) Length (Sapling E-ANT-CBL150F-1).....	979.99	52.92
27 53 13 13-0020 EA GPS Antenna Cable, 300 Foot (91.4 Meters) Length (Sapling E-ANT-CBL300F-1).....	1,740.57	75.60
27 53 13 13-0021 EA GPS Surge Protector/Arrestor (Sapling E-GPS-SURGE-1).....	608.12	6.04
27 53 13 13-0022 2.4 GHz, 2.5", 6-Digit, Digital Messaging Wireless Clock System (Sapling SLDG 3000 Series) (27 53 13 13) Note: Includes Sapling standard 2 year "material" warranty and applies to Master Clocks, Analog Clocks, Digital Clocks and Converter Boxes. Quantities over 25 for all digital clocks are Non Cancelable, Non Returnable (NCNR). (50) Clock Minimum Quantity Required Per System order for SLDG-32S-256-4R. (25) Clock Minimum Quantity Required Per System order for SLDG-32S-256-1R. All digital clocks are available without bezel or without the housing. Contact Sapling for details. Contact Sapling for Factory Customized Message Options. All digital clocks are pre-loaded and shipped with the following messages below: (1) Tornado Warning (2) Incent Weather (3) Take Cover (4) Evacuate (5) Lockdown (6) Fire (7) Early Dismissal (8) Flood Warning (9) Earthquake (10) Code Blue (11) All Clear (12) Operation in Progress (13) Test in Progress (14) Lunch Break (15) Shift Break.		
27 53 13 13-0023 EA 3200 Digital Messaging Wireless Clock, 2.4 GHz, 2.5", Dot Matrix Red Display, 24 VAC/VDC, Surface Wall Mount (Sapling SLDG-32S-256-4R).....	1,293.84	90.71
27 53 13 13-0024 EA 3200 Digital Messaging Wireless Clock, 2.4 GHz, 2.5", Dot Matrix Red Display, 110 Volt, Surface Wall Mount (Sapling SLDG-32S-256-1R).....	1,323.24	90.71
27 53 13 13-0025 EA 3300 Digital Messaging Wireless Clock, 2.4 GHz, 2.5", Dot Matrix Red Display, 24 VAC/VDC, Surface Wall Mount And Relay Output/Input (Sapling SLDG-33S-256-4R).....	1,583.54	90.71
27 53 13 13-0026 EA 3300 Digital Messaging Wireless Clock, 2.4 GHz, 2.5", Dot Matrix Red Display, 110 Volt, Surface Wall Mount And Relay Output/Input (Sapling SLDG-33S-256-1R).....	1,612.94	90.71
27 53 13 13-0027 EA Short Metal Pole For Ceiling Mount Only For Double/Flag Mount, 8.5", Digital Or Square Analog Clock, Black (Sapling SAB-1BD-01S-0).....	174.82	24.19
27 53 13 13-0028 EA Metal Pole For Double/Flag Mount, Wall Or Ceiling, 13.5", Digital Or Square Analog Clock, Black (Sapling SAB-1BD-00S-0).....	174.82	24.19
27 53 13 13-0029 EA Clock Message Setup Fee, Per Clock (Sapling CLK-MSG-SETUP).....	30.27	
27 53 13 13-0030 EA USB Programming Cable + Software For 3200/3300 Digital Clocks (Sapling D-USB485-INTF-1).....	244.45	3.03
27 53 13 13-0031 EA Elapsed Timer Control Panel For 3200/3300 Clock Model (Sapling SBD-ELT-001-0).....	488.92	6.04
27 53 13 13-0032 EA Elapsed Timer Specialty Buttons Kit (Sapling SBD-ELT-BUT-0).....	89.29	3.03
27 53 13 13-0033 EA Elapsed Timer Clear Protective Cover - Set of 2 Covers (Sapling A-ELT-CLR-GUARD-1).....	17.86	0.60
27 53 13 13-0034 EA Temperature Sensor for 3200/3300 Digital Clock Model (Sapling SBD-TEMP-000-0).....	112.00	6.04
27 53 13 13-0035 2.4 GHz Wireless Message System/Master Clock And Transmitter (Sapling SMM 3000 Series) (27 53 13 13) Note: Includes Sapling standard 2 year "material" warranty and applies to Master Clocks, Analog Clocks, Digital Clocks and Converter Boxes.		
27 53 13 13-0036 EA Master Clock With 2.4 GHz Transmitter For Time Data And Messages, Rack Mount And Wall Remote Mount Antenna, 8 Programmable Relays/Zones (Sapling SMM-3R0-G008-1).....	6,392.75	90.71
27 53 13 13-0037 EA Master Clock With 2.4 GHz Transmitter And GPS For Time Data And Messages, Rack Mount And Wall Remote Mount Antenna, 8 Programmable Relays/Zones (Sapling SMM-3R0-G108-1).....	8,795.90	90.71
27 53 13 13-0038 EA Message Input Box, 16 Inputs, Rack Mount, For SMM Master Clock (Sapling SMI-000-0016-0).....	2,822.91	60.47
27 53 13 13-0039 EA Wireless Network Repeater, 2.4 GHz, 110 VAC - 230 VAC, with TCP/IP for Campus Environments, Surface Wall Mount (Sapling SMA-1SM-G000-1).....	1,622.93	60.47
27 53 13 13-0040 EA NTP Server Upgrade (Sapling SMA-000-SERV-0).....	3,027.40	
27 53 13 13-0041 EA Countdown Feature Upgrade (Sapling SMA-000-CDOW-0).....	1,498.56	
27 53 13 13-0042 Clear Polycarbonate Protective Covers For Wireless Clocks (Sapling) (27 53 13 13) Note: For applications requiring defense against constant moisture or fine dust, a silicone sealant between the cover and wall is recommended.		
27 53 13 13-0043 EA Clear Polycarbonate Protective Cover For 9" Square And 12" Round Analog Clock (Sapling SAG-CLR-COVR-12).....	411.69	15.12
27 53 13 13-0044 EA Clear Polycarbonate Protective Cover For 2.5" Digital Clock (Sapling SDG-CLR-COVR-25).....	411.69	15.12
27 53 13 13-0045 Wire Guards For Wireless Synchronized Clocks (Sapling) (27 53 13 13)		
27 53 13 13-0046 EA Wire Guard For Round Or Square Analog Clocks (Sapling SAG-1200).....	228.38	15.12
27 53 13 13-0047 EA Wire Guard for 2.5" or 4.0" Digital Clocks (Sapling SDG-2017).....	317.73	15.12
27 53 13 13-0048 Wireless Synchronized Clock Transmitters (27 53 13 13)		
27 53 13 13-0049 Analog, Wireless Synchronized Clocks (Primex Traditional Series) (27 53 13 13-0048)		
27 53 13 13-0050 EA 12.5", Battery Operated, Single Sided, Analog, Wireless Synchronized Clock.....	262.30	30.24
For >100 To 250, Deduct	-45.38	
For >250, Deduct	-53.45	
27 53 13 13-0051 EA 12.5", Battery Operated, Dual Sided, Analog, Wireless Synchronized Clock.....	464.13	30.24
For >100 To 250, Deduct	-31.25	
For >250, Deduct	-37.31	
27 53 13 13-0052 EA 16", Battery Operated, Single Sided, Analog, Wireless Synchronized Clock.....	304.06	30.24
For >100 To 250, Deduct	-52.90	
For >250, Deduct	-62.64	
27 53 13 13-0053 EA 12.5", Electric, Single Sided, Analog, Wireless Synchronized Clock.....	297.10	30.24
For >100 To 250, Deduct	-51.64	
For >250, Deduct	-61.11	



MINOR CSI UOM DESCRIPTION	TOTAL DIRECT UNIT COST	DEMOLITION UNIT COST
27 53 13 13-0054 EA 12.5", Electric, Dual Sided, Analog, Wireless Synchronized Clock <i>For >100 To 250, Deduct</i>	533.73 -35.08 -42.18	30.24
27 53 13 13-0055 EA 16", Electric, Single Sided, Analog, Wireless Synchronized Clock <i>For >100 To 250, Deduct</i>	338.86 -39.67 -50.81	30.24
27 53 13 13-0056 Digital, Wireless Synchronized Clocks (Primex Digital Series) (27 53 13 13-0048)		
27 53 13 13-0057 4-Digit, Digital, Wireless Synchronized Clocks (27 53 13 13-0056)		
27 53 13 13-0058 EA 2.5", Single Sided, 4-Digit, Red LED Digital, Wireless Synchronized Clock <i>For Green LED, Add</i>	380.62 32.02 -34.66	30.24
<i>For >100 To 250, Deduct</i>	-50.67	
27 53 13 13-0059 EA 2.5", Dual Sided, 4-Digit, Red LED Digital, Wireless Synchronized Clock <i>For Green LED, Add</i>	700.76 64.03 -73.08	30.24
<i>For >100 To 250, Deduct</i>	-161.93	
27 53 13 13-0060 EA 4", Single Sided, 4-Digit, Red LED Digital, Wireless Synchronized Clock <i>For Green LED, Add</i>	422.37 36.19 -25.34	30.24
<i>For >100 To 250, Deduct</i>	-36.19	
27 53 13 13-0061 EA 4", Dual Sided, 4-Digit, Red LED Digital, Wireless Synchronized Clock <i>For Green LED, Add</i>	784.28 72.38 -66.96	30.24
<i>For >100 To 250, Deduct</i>	-204.48	
27 53 13 13-0062 6-Digit, Digital, Wireless Synchronized Clocks (27 53 13 13-0056)		
27 53 13 13-0063 EA 2.5", Single Sided, 6-Digit, Red LED Digital, Wireless Synchronized Clock <i>For Green LED, Add</i>	422.37 36.19 -28.96	30.24
<i>For >100 To 250, Deduct</i>	-40.54	
27 53 13 13-0064 EA 2.5", Dual Sided, 6-Digit, Red LED Digital, Wireless Synchronized Clock <i>For Green LED, Add</i>	784.28 72.38 -60.44	30.24
<i>For >100 To 250, Deduct</i>	-139.34	
27 53 13 13-0065 EA 2.5", Flush Mount, 6-Digit, Red LED Digital, Wireless Synchronized Clock <i>For Green LED, Add</i>	491.97 43.15 -24.15	30.24
<i>For >100 To 250, Deduct</i>	-34.94	
27 53 13 13-0066 Wire Guards For Wireless Synchronized Clocks (27 53 13 13-0048)		
27 53 13 13-0067 EA 18" x 18" Analog Clock Wire Guard For 16" Wireless Synchronized Clocks	134.64	15.12
27 53 13 13-0068 EA Digital Clock Wire Guard For 2.5" Wireless Synchronized Clocks	65.04	15.12
27 53 13 13-0069 EA Digital Clock Wire Guard For 4" Wireless Synchronized Clocks	72.00	15.12
27 53 13 13-0070 Wireless Synchronized Clock Transmitters (27 53 13 13-0048)		
<i>Note: Includes 16 channel transmitter with daylight savings bypass and time zone switch, GPS receiver, 16' cable and window installation hardware.</i>		
27 53 13 13-0071 EA Internal Antenna, One Watt GPS Wireless Clock Transmitter (Primex 14000)..... <i>For Roof Mounted GPS Receiver, Add</i>	2,819.16 444.80	90.71
27 53 13 13-0072 EA External Antenna, One Watt GPS Wireless Clock Transmitter (Primex 14000-E)..... <i>Note: Includes 100' antenna cable, 29.4" high x 41.5" wide ground plane antenna with direct ground lightning protection.</i>	4,566.04 619.49	90.71
<i>For Roof Mounted GPS Receiver, Add</i>		
27 53 13 13-0073 EA Repeater, Satellite Transmitter (Primex 14006)..... <i>Note: Includes 100' antenna cable, 29.4" high x 41.5" wide ground plane antenna with direct ground lightning protection.</i>	2,758.69	60.47
27 53 13 13-0074 Accessories For Wireless Synchronized Clock Transmitters (27 53 13 13-0048)		
27 53 13 13-0075 EA External Antenna Mounting Kit For Wireless Synchronized Clock Transmitters	257.17	24.19
27 53 13 13-0076 EA Transmitter Rack For Wireless Synchronized Clock Transmitters	120.76	24.19
27 53 13 13-0077 EA Surge Protector And Battery Back Up For Wireless Synchronized Clock Transmitters	168.00	12.10
27 53 13 13-0078 EA 50' GPS Receiver Cable For Wireless Synchronized Clock Transmitters.....	153.73	30.24
27 53 13 13-0079 EA 100' GPS Receiver Cable For Wireless Synchronized Clock Transmitters.....	215.98	45.36
27 53 13 13-0080 EA 200' GPS Receiver Cable For Wireless Synchronized Clock Transmitters.....	315.83	60.47
27 53 13 16 Wired Clock Systems (27 53 13)		
27 53 13 16-0001 Wired Self-Corrective Clock Systems (27 53 13 16)		
27 53 13 16-0002 Wired Self-Corrective Clocks (27 53 13 16-0001)		
27 53 13 16-0003 Analog, Wired Self-Corrective Clocks (Telecor) (27 53 13 16-0002)		
27 53 13 16-0004 24 Volt AC, Analog, Wired Self-Corrective Clocks (27 53 13 16-0003)		

27 Communications
27 50 Distributed Communications and Monitoring Systems
27 53 Distributed Systems



MINOR	CSI	UOM	DESCRIPTION	TOTAL DIRECT UNIT COST	DEMOLITION UNIT COST
27 53 13 16-0005	EA		12", Single Sided, 24 Volt AC, Analog, Wired Self-Corrective Clock, Semi-Flush Mount <i>For >50 To 100, Deduct</i> <i>For >100, Deduct</i>	225.41 -15.65 -22.25	30.24
27 53 13 16-0006	EA		12", Dual Sided, 24 Volt AC, Analog, Wired Self-Corrective Clock, Surface Mount..... <i>For >50 To 100, Deduct</i> <i>For >100, Deduct</i>	519.81 -27.42 -45.80	30.24
27 53 13 16-0007	EA		16", Single Sided, 24 Volt AC, Analog, Wired Self-Corrective Clock, Semi-Flush Mount <i>For >50 To 100, Deduct</i> <i>For >100, Deduct</i>	279.70 -20.01 -28.78	30.24
27 53 13 16-0008	EA		16", Dual Sided, 24 Volt AC, Analog, Wired Self-Corrective Clock, Surface Mount..... <i>For >50 To 100, Deduct</i> <i>For >100, Deduct</i>	682.67 -71.27 -96.16	30.24
27 53 13 16-0009			120 Volt AC, Analog, Wired Self-Corrective Clocks (27 53 13 16-0003)		
27 53 13 16-0010	EA		12", Single Sided, 120 Volt AC, Analog, Wired Self-Corrective Clock, Semi-Flush Mount <i>For >50 To 100, Deduct</i> <i>For >100, Deduct</i>	225.41 -15.65 -22.25	30.24
27 53 13 16-0011	EA		12", Dual Sided, 120 Volt AC, Analog, Wired Self-Corrective Clock, Surface Mount..... <i>For >50 To 100, Deduct</i> <i>For >100, Deduct</i>	519.81 -27.42 -45.80	30.24
27 53 13 16-0012	EA		16", Single Sided, 120 Volt AC, Analog, Wired Self-Corrective Clock, Semi-Flush Mount <i>For >50 To 100, Deduct</i> <i>For >100, Deduct</i>	279.70 -20.01 -28.78	30.24
27 53 13 16-0013	EA		16", Dual Sided, 120 Volt AC, Analog, Wired Self-Corrective Clock, Surface Mount..... <i>For >50 To 100, Deduct</i> <i>For >100, Deduct</i>	682.67 -71.27 -96.16	30.24
27 53 13 16-0014			Accessories For Analog Wired Self-Corrective Clocks (27 53 13 16-0003)		
27 53 13 16-0015	EA		Wire Guards For 12", 15" Or 16" Analog Wired Self-Corrective Clocks.....	181.61	15.12
27 53 13 16-0016	EA		Back Box For 10", 12" Or 15" Flush Mount Analog Wired Self-Corrective Clocks.....	51.12	15.12
27 53 13 16-0017	EA		Surface Mounting Rings For 12" Analog Wired Self-Corrective Clocks.....	63.13	15.12
27 53 13 16-0018	EA		Surface Mounting Rings For 15" Analog Wired Self-Corrective Clocks.....	75.66	15.12
27 53 13 16-0019	EA		Combination Back Box For Speaker And Clock.....	153.17	24.19
27 53 13 16-0020			Digital, Wired Self-Corrective Clocks (Telecor) (27 53 13 16-0002)		
27 53 13 16-0021			24 Volt AC, Digital, Wired Self-Corrective Clocks (27 53 13 16-0020)		
27 53 13 16-0022	EA		2.5", 24 Volt AC, Digital, Wired Self-Corrective Clock, Flush Mount..... <i>For Surface Mount, Add</i> <i>For >50 To 100, Deduct</i> <i>For >100, Deduct</i>	275.52 43.01 -12.90 -21.51	30.24
27 53 13 16-0023	EA		4", 24 Volt AC, Digital, Wired Self-Corrective Clock, Flush Mount..... <i>For Surface Mount, Add</i> <i>For >50 To 100, Deduct</i> <i>For >100, Deduct</i>	417.50 71.41 -21.42 -35.70	30.24
27 53 13 16-0024			120 Volt AC, Digital, Wired Self-Corrective Clocks (27 53 13 16-0020)		
27 53 13 16-0025	EA		2.5", 120 Volt AC, Digital, Wired Self-Corrective Clock, Flush Mount..... <i>For Surface Mount, Add</i> <i>For >50 To 100, Deduct</i> <i>For >100, Deduct</i>	275.52 43.01 -12.90 -21.51	30.24
27 53 13 16-0026	EA		4", 120 Volt AC, Digital, Wired Self-Corrective Clock, Flush Mount..... <i>For Surface Mount, Add</i> <i>For >50 To 100, Deduct</i> <i>For >100, Deduct</i>	417.50 71.41 -21.42 -35.70	30.24
27 53 13 16-0027			Replacement Modules For 24 Volt AC, Digital, Wired Self-Corrective Clocks (27 53 13 16-0020)		
27 53 13 16-0028	EA		2.5", Replacement Module For 24 Volt AC, Digital, Wired Self-Corrective Clocks..... <i>For >50 To 100, Deduct</i> <i>For >100, Deduct</i>	237.43 -10.62 -17.70	30.24
27 53 13 16-0029	EA		4" Replacement Module For 24 Volt AC, Digital, Wired Self-Corrective Clocks..... <i>For >50 To 100, Deduct</i> <i>For >100, Deduct</i>	383.05 -19.35 -32.26	30.24
27 53 13 16-0030			Replacement Modules For 120 Volt AC, Digital, Wired Self-Corrective Clocks (27 53 13 16-0020)		
27 53 13 16-0031	EA		2.5", Replacement Module For 120 Volt AC, Digital, Wired Self-Corrective Clocks..... <i>For >50 To 100, Deduct</i> <i>For >100, Deduct</i>	237.43 -10.62 -17.70	30.24
27 53 13 16-0032	EA		4" Replacement Module For 120 Volt AC, Digital, Wired Self-Corrective Clocks..... <i>For >50 To 100, Deduct</i> <i>For >100, Deduct</i>	383.05 -19.35 -32.26	30.24
27 53 13 16-0033			Accessories For Digital Wired Self-Corrective Clocks (27 53 13 16-0020)		
27 53 13 16-0034	EA		Wire Guard For 4" Surface Mount Analog Wired Self-Corrective Clocks.....	245.29	15.12



MINOR CSI UOM DESCRIPTION	TOTAL DIRECT UNIT COST	DEMOLITION UNIT COST
27 53 13 16-0035 EA 2.5", Recessed Back Box For Flush Mount Digital Wired Self-Corrective Clocks	63.65	15.12
27 53 13 16-0036 EA 4", Recessed Back Box For Flush Mount Digital Wired Self-Corrective Clocks	85.57	15.12
27 53 13 16-0037 EA Dual Mounting Kit For Surface Mount Digital Wired Self-Corrective Clocks	215.02	15.12
27 53 13 16-0038 EA 4 Gang Extension Ring For Surface Mount Digital Wired Self-Corrective Clocks.....	65.22	15.12
27 53 13 16-0039 Wired Self-Corrective Master Clocks <small>(27 53 13 16-0001)</small>		
27 53 13 16-0040 Wired Self-Corrective Master Clocks <small>(27 53 13 16-0039)</small>		
27 53 13 16-0041 EA 24 Volt AC, Wired Self-Corrective Master Clock, Surface Mount (Telecor 2400-S-24).....	2,567.54	241.91
27 53 13 16-0042 EA 120 Volt AC, Wired Self-Corrective Master Clock, Surface Mount (Telecor 2400-S-120).....	2,724.14	241.91
27 53 13 16-0043 Accessories For Wired Self-Corrective Master Clocks <small>(27 53 13 16-0039)</small>		
27 53 13 16-0044 EA 5 Amperes Power Transformer For 24 Volt AC, Wired Self-Corrective Clock Systems (Telecor 2405).....	279.13	60.47
27 53 13 16-0045 EA 10 Amperes Power Transformer For 24 Volt AC, Wired Self-Corrective Clock Systems (Telecor 2406).....	312.00	60.47
27 53 13 16-0046 Other Clock And Program Systems <small>(27 53 13 16)</small>		
27 53 13 16-0047 EA 4 Circuit Master Clock And Signal Control (Lathem LTR4-512).....	1,909.19	120.96
27 53 13 16-0048 EA 8 Circuit Master Clock And Signal Control (Lathem LTR8-512).....	2,309.18	241.91
27 53 13 16-0049 EA Program Bell (Lathem 906-6).....	281.51	60.47
27 53 13 16-0050 EA Combination Clock And Speaker	639.20	151.19

END OF SECTION 27

NOT FOR BIDDING

27 Communications

27 50 Distributed Communications and Monitoring Systems

27 53 Distributed Systems



MINOR
CSI UOM DESCRIPTION

TOTAL DIRECT DEMOLITION
UNIT COST UNIT COST

THIS PAGE INTENTIONALLY LEFT BLANK

NOT FOR BID



MINOR CSI UOM DESCRIPTION	TOTAL DIRECT UNIT COST	DEMOLITION UNIT COST
------------------------------	---------------------------	-------------------------

28 Electronic Safety and Security

Note: Termination costs are included with all safety and security equipment, panel boards, and devices. Terminations are not included with patch panels.

28 05 Common Work Results for Electronic Safety and Security ⁽²⁸⁾

28 05 26 Grounding and Bonding for Electronic Safety and Security ^(28 05)

See CSI section 26 05 26 00-0000 for grounding and bonding.

28 05 53 Identification for Electronic Safety and Security ^(28 05)

See CSI section 26 05 53 00-0000 for identification.

28 10 Access Control ⁽²⁸⁾

Note: Includes testing of new devices and certification.

28 15 Integrated Access Control Hardware Devices ^(28 10)

28 15 11 Integrated Credential Readers and Field Entry Management ^(28 15)

28 15 11 13 Keypads ^(28 15 11)

28 15 11 13-0001 Vindicator Security Alarm System ^(28 15 11 13)

28 15 11 13-0002	EA	Switch, Balanced Magnetic Door (Security) Vindicator #192-30894-00.....	1,607.22	252.19
28 15 11 13-0003	EA	Detector, Passive Infrared (Security) Vindicator #316-30812-00.....	2,031.41	327.79
28 15 11 13-0004	EA	Premise Control Unit (Security) Vindicator #548-32004-01.....	11,112.26	718.46
28 15 11 13-0005	EA	Access Manager (Security Key Pad) Vindicator #548-31894-01.....	5,263.50	612.27
28 15 11 13-0006	EA	ALS Duress Switch (Security) Vindicator #192-30810-00.....	1,290.96	334.92

28 16 Access Control Interfaces ^(28 10)

28 16 11 Access Control Interfaces to Access Control Hardware ^(28 16)

28 16 11 00-0001 Stand Alone Access Controls ^(28 16 11)

28 16 11 00-0002 Push Button Controls, Stand Alone Access Controls ^(28 16 11 00-0001)

28 16 11 00-0003 Interior Mount, Push Button Controls, Stand Alone Access Controls ^(28 16 11 00-0002)

28 16 11 00-0004	EA	Exit Push Button, Push Button Controls, Interior Stand Alone Access Controls.....	142.86	30.24
Note: Controls mount to a standard mullion.				
28 16 11 00-0005	EA	Exit Push Button, Push Button Controls, Interior Stand Alone Access Controls.....	149.72	30.24
Note: Controls mount into a single gang electrical box. Excludes electrical box.				
28 16 11 00-0006	EA	Three Button, Push Button Controls, Interior Stand Alone Access Controls For Gate Operators.....	189.20	30.24
Note: Controls mount into a single gang electrical box. Excludes electrical box.				

28 16 11 00-0007 Exterior Mount, Push Button Controls, Stand Alone Access Controls ^(28 16 11 00-0002)

Note: Includes a lockable, gasketed 16 gauge steel enclosure. Excludes mounting posts.				
28 16 11 00-0008	EA	Handicap/Push To Open, Push Button Controls, Exterior Stand Alone Access Controls.....	179.47	30.24
Note: Controls mount into a single gang electrical box. Excludes electrical box.				
28 16 11 00-0009	EA	42" High Aluminum Post With Handicap/Push To Open, Push Button Controls, Exterior Stand Alone Access Controls.....	865.69	90.71
Note: Includes post, mounting base and push button control. Excludes concrete foundation.				
28 16 11 00-0010	EA	Three Button, Exterior Stand Alone Access Controls For Gate Operators.....	292.18	30.24
Note: Includes open, close and stop controls.				

28 16 11 00-0011 Key Controls, Stand Alone Access Controls ^(28 16 11 00-0001)

28 16 11 00-0012 Interior Mount, Key Controls, Stand Alone Access Controls ^(28 16 11 00-0011)

28 16 11 00-0013	EA	Standard Mortise Key, Key Controls, Interior Stand Alone Access Controls.....	202.07	30.24
Note: Controls mount into a single gang electrical box. Excludes electrical box.				

28 16 11 00-0014 Exterior Mount, Key Controls, Stand Alone Access Controls ^(28 16 11 00-0011)

Note: Includes a lockable NEMA rain resistant steel enclosure. Excludes mounting posts.				
28 16 11 00-0015	EA	Postal Or Fire Department Lock Box, Key Controls, Exterior Stand Alone Access Controls.....	309.76	60.47
Note: Opens door or gate with a postal or fire department key.				
28 16 11 00-0016	EA	Standard Mortise Key, Key Controls, Exterior Stand Alone Access Controls.....	491.70	60.47
28 16 11 00-0017	EA	Ace Key, Key Controls, Exterior Stand Alone Access Controls.....	491.70	60.47
28 16 11 00-0018	EA	Standard Mortise Key And Push Button Intercom, Key Controls, Exterior Stand Alone Access Controls.....	752.59	60.47

28 16 11 00-0019 Keypad Controls, Stand Alone Access Controls ^(28 16 11 00-0001)

28 16 11 00-0020 Interior Mount, Keypad Controls, Stand Alone Access Controls ^(28 16 11 00-0019)

28 16 11 00-0021	EA	One Code Memory, Keypad Control, Interior Stand Alone Access Controls.....	283.60	30.24
Note: Stores one 4-digit entry code and one 4-digit hold code. Controls mount into a single gang electrical box. Excludes electrical box.				

28 Electronic Safety and Security

28 10 Access Control

28 16 Access Control Interfaces



MINOR	CSI	UOM	DESCRIPTION	TOTAL DIRECT UNIT COST	DEMOLITION UNIT COST
28 16 11 00-0022			Exterior Mount, Keypad Controls, Stand Alone Access Controls (28 16 11 00-0019) Note: Includes a surface mounted lockable NEMA rain resistant steel enclosure. Excludes mounting posts.		
28 16 11 00-0023			Keypad Controls, Exterior Stand Alone Access Controls (28 16 11 00-0022)		
28 16 11 00-0024	EA		1000 Code Memory, Keypad Control, Exterior Stand Alone Access Controls 1,185.92	1,185.92	120.96
			Note: Includes lighted keypad. Stores one thousand 4-digit entry codes and six 5-digit entry codes. For Flush Mount, Add	212.40	
28 16 11 00-0025			Keypad Controls With Push Button Intercom, Exterior Stand Alone Access Controls (28 16 11 00-0022)		
28 16 11 00-0026	EA		1000 Code Memory, Keypad Controls With Push Button Intercom, Exterior Stand Alone Access Controls 1,439.28	1,439.28	136.07
			Note: Includes lighted keypad. Stores one thousand 4-digit entry codes and six 5-digit entry codes. For Flush Mount, Add	262.67	
28 16 11 00-0027			RF Controls, Stand Alone Access Controls (28 16 11 00-0001)		
28 16 11 00-0028			Exterior Mount, RF Controls, Stand Alone Access Controls (28 16 11 00-0027) Note: Includes a lockable NEMA rain resistant steel enclosure. Excludes mounting posts and transmitters.		
28 16 11 00-0029			RF Receivers, RF Controls, Exterior Stand Alone Access Controls (28 16 11 00-0028) Note: Includes a lockable NEMA rain resistant steel enclosure. Excludes mounting posts and transmitters.		
28 16 11 00-0030	EA		50 Code Memory, RF Receiver, RF Controls, Exterior Stand Alone Access Controls 705.33	705.33	120.96
28 16 11 00-0031	EA		100 Code Memory, RF Receiver, RF Controls, Exterior Stand Alone Access Controls 798.02	798.02	120.96
28 16 11 00-0032	EA		250 Code Memory, RF Receiver, RF Controls, Exterior Stand Alone Access Controls 887.27	887.27	120.96
28 16 11 00-0033	EA		500 Code Memory, RF Receiver, RF Controls, Exterior Stand Alone Access Controls 983.38	983.38	120.96
28 16 11 00-0034	EA		1000 Code Memory, RF Receiver, RF Controls, Exterior Stand Alone Access Controls 1,072.64	1,072.64	120.96
28 16 11 00-0035	EA		5000 Code Memory, RF Receiver, RF Controls, Exterior Stand Alone Access Controls 1,168.75	1,168.75	120.96
28 16 11 00-0036	EA		16000 Code Memory, RF Receiver, RF Controls, Exterior Stand Alone Access Controls 1,258.00	1,258.00	120.96
28 16 11 00-0037			RF Transmitters, RF Controls, Exterior Stand Alone Access Controls (28 16 11 00-0028)		
28 16 11 00-0038	EA		1 Button, RF Transmitter, RF Controls, Exterior Stand Alone Access Controls 58.36	58.36	
			For >40 To 110, Deduct	-2.92	
			For >110, Deduct	-5.84	
			For Built In Proximity Tags, Add	11.67	
28 16 11 00-0039	EA		2 Button, RF Transmitter, RF Controls, Exterior Stand Alone Access Controls 61.79	61.79	
			For >40 To 110, Deduct	-3.09	
			For >110, Deduct	-6.18	
			For Built In Proximity Tags, Add	12.36	
28 16 11 00-0040	EA		3 Button, RF Transmitter, RF Controls, Exterior Stand Alone Access Controls 65.22	65.22	
			For >40 To 110, Deduct	-3.26	
			For >110, Deduct	-6.52	
			For Built In Proximity Tags, Add	13.04	
28 16 11 00-0041			Accessories For RF Receivers, Exterior Stand Alone Access Controls (28 16 11 00-0028)		
28 16 11 00-0042	EA		Coax Antenna Kit For RF Receivers, Exterior Stand Alone Access Controls 263.82	263.82	90.71
			Note: Includes 15' of coax cable.		
28 16 11 00-0043	EA		Antenna Amplifier For RF Receivers, Exterior Stand Alone Access Controls 524.71	524.71	90.71
			Note: Includes 20' of coax cable.		
28 16 11 00-0044	EA		Yagi High-Gain Antenna Kit For RF Receivers, Exterior Stand Alone Access Controls 476.65	476.65	90.71
			Note: Includes 15' of coax cable.		
28 16 11 00-0045			Proximity Card Controls, Stand Alone Access Controls (28 16 11 00-0001)		
28 16 11 00-0046			Exterior Mount, Proximity Card Controls, Stand Alone Access Controls (28 16 11 00-0045) Note: Includes a lockable NEMA rain resistant steel enclosure. Excludes mounting posts.		
28 16 11 00-0047			DKS Proximity Card Controls, Exterior Stand Alone Access Controls (28 16 11 00-0046)		
28 16 11 00-0048			DKS Proximity Card Readers, Exterior Stand Alone Access Controls (28 16 11 00-0047)		
28 16 11 00-0049	EA		DKS Proximity Card Reader, Exterior Stand Alone Access Controls 1,357.55	1,357.55	120.96
28 16 11 00-0050			AWID Proximity Card Controls, Exterior Stand Alone Access Controls (28 16 11 00-0046)		
28 16 11 00-0051			AWID Proximity Card Readers, Exterior Stand Alone Access Controls (28 16 11 00-0050)		
28 16 11 00-0052	EA		AWID Proximity Card Reader, Exterior Stand Alone Access Controls 1,477.70	1,477.70	120.96
28 16 11 00-0053			HID Proximity Card Controls, Exterior Stand Alone Access Controls (28 16 11 00-0046)		
28 16 11 00-0054			HID Proximity Card Readers, Exterior Stand Alone Access Controls (28 16 11 00-0053)		
28 16 11 00-0055	EA		HID Proximity Card Reader, Exterior Stand Alone Access Controls 1,752.32	1,752.32	120.96



MINOR CSI UOM DESCRIPTION	TOTAL DIRECT UNIT COST	DEMOLITION UNIT COST
28 16 11 00-0056 Magnetic Stripe Card Controls, Stand Alone Access Controls (28 16 11 00-0001)		
28 16 11 00-0057 Interior Mount, Magnetic Stripe Card Controls, Stand Alone Access Controls (28 16 11 00-0056)		
28 16 11 00-0058 EA Magnetic Stripe Reader, Interior Stand Alone Access Controls.....	808.31	120.96
28 16 11 00-0059 Exterior Mount, Magnetic Stripe Card Controls, Stand Alone Access Controls (28 16 11 00-0056)		
Note: Includes a lockable NEMA rain resistant steel enclosure. Excludes mounting posts.		
28 16 11 00-0060 EA Magnetic Stripe Reader, Exterior Stand Alone Access Controls.....	1,002.15	120.96
28 16 11 00-0061 Other Stand Alone Access Controls (28 16 11 00-0001)		
28 16 11 00-0062 EA Toggle Switch, Interior Access Controls For Gate Operators	137.71	30.24
Note: Controls mount into a single gang electrical box. Excludes electrical box.		
28 16 11 00-0063 EA Request To Exit Motion Detector (Bosch Security Systems DS160)	144.95	24.19
28 16 11 00-0064 Wiegand Output Access Controls (28 16 11)		
Note: Excludes controllers.		
28 16 11 00-0065 Proximity Card Controls, Wiegand Output Access Controls (28 16 11 00-0064)		
28 16 11 00-0066 DKS, Proximity Card Controls, Wiegand Output Access Controls (28 16 11 00-0065)		
28 16 11 00-0067 DKS, Proximity Cards (28 16 11 00-0066)		
28 16 11 00-0068 EA Clamshell Type, DKS Proximity Card (DKS 170).....	9.13	
28 16 11 00-0069 EA ISO Compliant Graphics Card, DKS Proximity Card (DKS 80).....	15.06	
28 16 11 00-0070 EA DKS Proximity Key Fob (DKS 50).....	15.86	
28 16 11 00-0071 EA Active Tag, DKS Proximity Tag (DKS 150).....	89.71	
Note: Battery powered tag to boost signal.		
28 16 11 00-0072 EA Active Tag, DKS Proximity Tag (DKS 200).....	116.94	
Note: Battery powered tag to boost signal.		
28 16 11 00-0073 DKS, Proximity Card Readers, Wiegand Output Access Controls (28 16 11 00-0066)		
28 16 11 00-0074 EA Up To 2" Read Range, 12 Volt DC, DKS Proximity Card Reader, Wiegand Output Access Controls (DKS Small).....	485.00	151.19
28 16 11 00-0075 EA Up To 3" Read Range, 12 Volt DC, DKS Proximity Card Reader, Wiegand Output Access Controls (DKS Mullion).....	485.00	151.19
28 16 11 00-0076 EA Up To 4" Read Range, 12 Volt DC, DKS Proximity Card Reader, Wiegand Output Access Controls (DKS Single Gang).....	485.00	151.19
28 16 11 00-0077 EA Up To 30" Read Range, 12 Volt DC, DKS Proximity Card Reader, Wiegand Output Access Controls (DKS).....	1,340.44	151.19
Note: Includes mounting bracket and 12 Volt DC regulated power supply.		
28 16 11 00-0078 AWID, Proximity Card Controls, Wiegand Output Access Controls (28 16 11 00-0065)		
28 16 11 00-0079 AWID, Proximity Cards (28 16 11 00-0078)		
28 16 11 00-0080 EA Clamshell Type, AWID Proximity Card (AWID Prox-Linc CS)	7.69	
28 16 11 00-0081 EA ISO Compliant Graphics Card, AWID Proximity Card (AWID Prox-Linc GR)	12.01	
28 16 11 00-0082 EA AWID Proximity Key Fob (AWID Prox-Linc KT)	12.82	
28 16 11 00-0083 EA Windshield Tag For LR 2000 Readers, AWID Proximity Tag	44.85	
28 16 11 00-0084 EA Metal Mount Tag For LR 2000 Readers, AWID Proximity Tag	44.85	
28 16 11 00-0085 AWID, Proximity Card Readers, Wiegand Output Access Controls (28 16 11 00-0078)		
28 16 11 00-0086 EA Up To 4" Read Range, 5-12 Volt DC, AWID Proximity Card Reader, Wiegand Output Access Controls (AWID SR 2400).....	590.73	151.19
Note: For mullion mounting.		
28 16 11 00-0087 EA Up To 8" Read Range, 5-12 Volt DC, AWID Proximity Card Reader, Wiegand Output Access Controls (AWID MM 6800).....	821.41	151.19
Note: For mullion mounting.		
28 16 11 00-0088 EA Up To 8" Read Range, 5-12 Volt DC, AWID Proximity Card Reader, Wiegand Output Access Controls (AWID MM 6820).....	821.41	151.19
Note: For single gang electrical box mounting.		
28 16 11 00-0089 EA Up To 24" Read Range, 5-12 Volt DC, AWID Proximity Card Reader, Wiegand Output Access Controls (AWID MR 1824).....	1,343.65	151.19
Note: Includes 12 Volt DC regulated power supply.		
28 16 11 00-0090 EA Up To 11' Read Range, 12 Volt DC, AWID Proximity Card Reader, Wiegand Output Access Controls (AWID LR 2000).....	7,610.48	151.19
Note: Includes mounting bracket and 12 Volt DC regulated power supply.		
28 16 11 00-0091 HID, Proximity Card Controls, Wiegand Output Access Controls (28 16 11 00-0065)		
28 16 11 00-0092 HID, Proximity Cards (28 16 11 00-0091)		
28 16 11 00-0093 EA Clamshell Type, HID Proximity Card (HID ProxCard II).....	18.36	
28 16 11 00-0094 EA ISO Compliant Graphics Card, HID Proximity Card (HID ISOProx II).....	24.13	
28 16 11 00-0095 EA HID Proximity Key Fob (HID ProxKey II)	24.77	

28 Electronic Safety and Security**28 10 Access Control****28 16 Access Control Interfaces**

SAN BERNARDINO
COUNTY

MINOR CSI	UOM	DESCRIPTION	TOTAL DIRECT UNIT COST	DEMOLITION UNIT COST
28 16 11 00-0096		HID, Proximity Card Readers, Wiegand Output Access Controls (28 16 11 00-0091)		
28 16 11 00-0097	EA	Up To 3" Read Range, 5-16 Volt DC, HID Proximity Card Reader, Wiegand Output Access Controls (HID ProxPoint Plus).....	538.02	151.19
		Note: For mullion mounting. (HID P/N 6005).		
28 16 11 00-0098	EA	Up To 5" Read Range, 5-16 Volt DC, HID Proximity Card Reader, Wiegand Output Access Controls (HID ThinLine II).....	633.23	151.19
		Note: For single gang electrical box mounting. (HID P/N 5395).		
28 16 11 00-0099	EA	Up To 5" Read Range, 5-16 Volt DC, HID Proximity Card Reader, Wiegand Output Access Controls (HID MiniProx).....	704.64	151.19
		Note: For mullion mounting. (HID P/N 5365).		
28 16 11 00-0100	EA	EntryProx Single-Door Proximity Access Control Note: (HID P/N 4045) Stores up to 2,000 users and 1,000 time-stamped transactions 12 position keypad for Pin entry or programming optional use with card/key fob, code only or card plus pin code Wiegand output mode. Continental Instrument CICR2358P.	897.44	151.19
28 16 11 00-0101		Contactless Smart Card Controls, Wiegand Output Access Controls (28 16 11 00-0064)		
28 16 11 00-0102		HID, Contactless Smart Cards (28 16 11 00-0101)		
28 16 11 00-0103	EA	2K Bits, Clamshell Type, HID iClass, Contactless Smart Card.....	14.10	
28 16 11 00-0104	EA	16K Bits, ISO Compliant Graphics Card, HID iClass, Contactless Smart Card.....	15.39	
28 16 11 00-0105	EA	16K Bits, Contactless Smartcard Key Fob, HID iClass, Contactless Smart Card.....	20.14	
28 16 11 00-0106	EA	16K Bits, Contactless Smartcard Tag, HID iClass, Contactless Smart Card..... Note: Battery powered tag to boost signal.	10.90	
28 16 11 00-0107		HID, Contactless Smart Card Readers, Wiegand Output Access Controls (28 16 11 00-0101)		
28 16 11 00-0108	EA	Up To 3-1/4" Read Range, 5-16 Volt DC, HID iClass Contactless Smart Card Reader, Wiegand Output Access Controls (HID R10)..... Note: For mullion mounting.	556.63	151.19
28 16 11 00-0109	EA	Up To 4-1/4" Read Range, 5-12 Volt DC, HID iClass Contactless Smart Card Reader, Wiegand Output Access Controls (HID R40)..... Note: For mullion mounting.	768.09	151.19
28 16 11 00-0110	EA	Up To 4-1/4" Read Range, 5-12 Volt DC, HID iClass Contactless Smart Card Reader With Keypad, Wiegand Output Access Controls (HID RK40)..... Note: For mullion mounting.	1,243.87	151.19
28 16 11 00-0111		HID, Contactless Smart Card Programmer, Wiegand Output Access Controls (28 16 11 00-0101)		
28 16 11 00-0112	EA	HID iClass Contactless Smart Card Programmer, Wiegand Output Access Controls (HID CP400)..... Note: For mullion mounting.	3,919.81	151.19
28 16 11 00-0113		Call Station Controls, Wiegand Output Access Controls (28 16 11 00-0064)		
		Note: Includes intercom sub-station. Excludes additional receiving intercoms.		
28 16 11 00-0114	EA	Call Station With Entry Keypad, Exterior Wiegand Output Access Controls..... Note: For mullion mounting.	1,538.17	151.19
28 16 11 00-0115	EA	Call Station With Proximity Card Reader, Exterior Wiegand Output Access Controls..... Note: For mullion mounting.	1,280.71	151.19
28 16 11 00-0116		Biometrics Readers, Wiegand Output Access Controls (28 16 11 00-0064)		
28 16 11 00-0117	EA	Palm Reader Recognition System, Biometrics Readers, Wiegand Output Access Controls.....	6,544.10	120.96
28 16 11 00-0118	EA	CCD Camera, Face Image, Biometrics Readers, Wiegand Output Access Controls.....	7,992.30	120.96
28 16 11 00-0119	EA	Video Grabber Card For DFR Reader, Biometrics Readers, Wiegand Output Access Controls.....	3,152.85	120.96
28 16 11 00-0120	EA	Fingerprint Reader, Biometrics Readers, Wiegand Output Access Controls (Bioscrypt V-Pass).....	1,991.47	120.96
28 16 11 00-0121	EA	Fingerprint Reader With HID Card Reader, Biometrics Readers, Wiegand Output Access Controls (Bioscrypt V-Prox).....	2,218.03	120.96
28 16 11 00-0122	EA	Fingerprint Reader With Contactless Smart Card Reader, Biometrics Readers, Wiegand Output Access Controls (Bioscrypt V-Smart).....	1,991.47	120.96
28 16 11 00-0123		Exterior Mounting Posts For Gate Operator Access Controls (28 16 11)		
		Note: Includes mounting plate for access controls, baked on enamel finish and mounting bolt covers. Excludes concrete pads and electrical connections.		
28 16 11 00-0124		2" x 2" Steel, Exterior Mounting Posts For Gate Operator Access Controls (28 16 11 00-0123)		
28 16 11 00-0125	EA	44" Tall, Gooseneck Style, Single Mount, 2" x 2" Steel, Exterior Mounting Post For Gate Operator Access Controls..... Note: Includes a 5" x 5" base plate.	456.81	44.76
28 16 11 00-0126	EA	73" Tall, Gooseneck Style, Dual Mount, 2" x 2" Steel, Exterior Mounting Post For Gate Operator Access Controls..... Note: Includes an 8" x 8" base plate.	861.88	44.76
28 16 11 00-0127	EA	Anchor Post For 2" x 2" Steel, Exterior Mounting Post For Gate Operator Access Controls..... Note: Includes a 24" in-ground post with matching base plate, conduit access and mounting hardware.	415.62	44.76
28 16 11 00-0128		4" x 4" Steel, Exterior Mounting Posts For Gate Operator Access Controls (28 16 11 00-0123)		



MINOR CSI UOM DESCRIPTION	TOTAL DIRECT UNIT COST	DEMOLITION UNIT COST
28 16 11 00-0129 EA 59" Tall, Straight Style, Single Mount, 4" x 4" Steel, Exterior Mounting Post For Vehicular Gate Operator Access Controls Note: Includes an 8" x 8" base plate.	814.56	53.71
28 16 11 00-0130 EA 49" Tall, Offset Style, Single Mount, 4" x 4" Steel, Exterior Mounting Post For Vehicular Gate Operator Access Controls Note: Includes an 8" x 8" base plate and a 14" offset from back of post.	965.60	53.71
28 16 11 00-0131 EA Anchor Post For 4" x 4" Steel, Exterior Mounting Post For Vehicular Gate Operator Access Controls Note: Includes a 24" in-ground post with matching base plate, conduit access and mounting hardware.	605.16	53.71
28 16 11 00-0132 4" x 8" Steel, Exterior Mounting Posts For Gate Operator Access Controls ^(28 16 11 00-0123)		
28 16 11 00-0133 EA 59" Tall, Straight Style, Single Mount, 4" x 8" Steel, Exterior Mounting Post For Gate Operator Access Controls Note: Includes a 11" x 13" base plate.	2,588.68	67.14
28 16 11 00-0134 EA 50" Tall, Offset Style, Single Mount, 4" x 8" Steel, Exterior Mounting Post For Gate Operator Access Controls Note: Includes a 10" x 14" base plate and a 14" offset from back of post.	2,708.82	67.14
28 16 11 00-0135 EA Anchor Post For 4" x 8" Steel, Exterior Mounting Post For Gate Operator Access Controls Note: Includes a 24" in-ground post with matching base plate, conduit access and mounting hardware.	1,146.92	22.38
28 16 11 00-0136 EA 48" Light Tower For 4" x 8" Steel, Exterior Mounting Post For Gate Operator Access Controls	1,799.14	67.14
28 16 11 00-0137 Access Control Accessories ^(28 16 11)		
28 16 11 00-0138 EA 6 Volt DC, 12 Volt DC, Or 24 Volt DC, At 4 Amperes, Power Supply/Charger (Altronix SMP-5)	626.20	
28 16 11 00-0139 EA 7 Amperes, 12 Volt, Battery	82.30	
28 16 11 00-0140 EA 18 Amperes, 12 Volt, Battery	183.45	
28 16 11 00-0141 EA Door Personality Module (Sensormatic RM-4)	681.93	30.24
28 16 11 00-0142 EA Mini-Alert Door Ajar Sounder (System Sensor PA400)	277.47	60.47
28 16 11 00-0143 EA Recessed Contact For Steel Doors, Door Monitor Switch (Sentrol 1078C)	84.72	36.29
28 16 11 00-0144 EA Access Control Systems Power Supply (Altronix AL400ULAGMCB)	750.51	24.19
28 16 11 00-0145 EA Surge Suppressor (Tripp-Lite IBAR4)	113.27	6.05
28 16 11 00-0146 EA Door Strike Relay (Altronix RBSN-TTL)	79.60	24.19
28 16 11 00-0147 EA 4" Diameter x 74" High, Powder Coated Steel, Burial Mount Gooseneck For Access Control Devices (GNB-1) Note: Set in concrete.	475.37	
28 16 11 00-0148 EA 16-Zone Input, Door Controller Expansion Module With 16" SPI Cable (Kantech KT-MOD-INP16)	672.13	151.19
28 16 11 00-0149 Access Controllers ^(28 16 11)		
28 16 11 00-0150 Microterm Controller ^(28 16 11 00-0149)		
28 16 11 00-0151 EA Microterm Stand Alone One Or Two Door Processing Panel (Continental Instruments CICIP1100) Note: Up to 1,000 card capacity. Includes 2 alarm inputs, tamper alarm, and 3 relay outputs.	1,730.01	151.19
28 16 11 00-0152 EA Microterm PC Board (Continental Instruments CICIP1100PCB)	1,249.50	90.71
28 16 11 00-0153 EA Battery Standby For Microterm (Continental Instruments CICIP1100BAT-2) Note: Input 120 Volt AC, output 12 Volt DC to temporarily power the Microterm only.	594.17	
28 16 11 00-0154 Miniterm Controller ^(28 16 11 00-0149)		
28 16 11 00-0155 EA Miniterm Two Reader Processing Panel (Continental Instrument CICIP1200) Note: Up to 3,000 card capacity. Includes 8 EOL Class A supervised alarm inputs, tamper alarm, and 5 relay outputs. Complete in a lockable steel enclosure with battery standby for memory and system operation.	2,710.14	151.19
28 16 11 00-0156 EA Miniterm PC Board (Continental Instrument CICIP1200PCB)	2,050.60	90.71
28 16 11 00-0157 Super-2 Controller ^(28 16 11 00-0149)		
28 16 11 00-0158 EA Super-Two - Two Reader Processing Panel (Continental Instruments CICIP1300) Note: For use with CA3000 V2.0.25 and above. Up to a 125,000 card capacity, 8 EOL supervised alarm inputs, tamper, 5 relay outputs. Support for on-board LAN adapter, 57,600 baud rate, 6 access groups per card-holder and compressed data mode. Complete in a lockable steel enclosure with battery standby for memory and system operation.	2,005.47	151.19
28 16 11 00-0159 EA Super-Two - PC Board (Continental Instruments CICIP1300BD)	1,377.11	90.71
28 16 11 00-0160 EA Network Interface Board For Super-2 (Continental Instruments CICIP1300NETBD) Note: Optional on-board adapter allows for communication over TCP/IP.	379.41	90.71
28 16 11 00-0161 Smarterm Controller ^(28 16 11 00-0149)		
28 16 11 00-0162 EA Smarterm Four Reader Processing Panel (Continental Instrument CICIP1400) Note: Card capacity up to 2,500. Includes 16 alarm inputs, tamper alarm, and 9 relay outputs. Complete in a lockable steel enclosure with battery standby for memory and system operation.	5,694.67	181.43
28 16 11 00-0163 EA Smarterm PC Board (Continental Instrument CICIP1400PCB)	4,385.68	90.71
28 16 11 00-0164 EA Smarterm Memory Board - 256K (Continental Instrument CICIP1400MB256-1) Note: Up to 10,000 cardholders.	1,704.98	90.71
28 16 11 00-0165 EA Smarterm Memory Board - 2MB (Continental Instrument CICIP1400MB2-1) Note: Up to 50,000 cardholders.	2,425.03	90.71
28 16 11 00-0166 EA Smarterm Relay Expander Board (Continental Instrument CICIP1400RB) Note: 16 Output relays, 8 alarm inputs.	1,885.48	90.71
28 16 11 00-0167 EA Smarterm Alarm Expander Board (Continental Instrument CICIP1400RB) Note: (Supervised) 16 alarm inputs.	1,885.48	90.71
28 16 11 00-0168 Superterm-4 Controller ^(28 16 11 00-0149)		

28 Electronic Safety and Security**28 10 Access Control****28 16 Access Control Interfaces**

MINOR CSI UOM DESCRIPTION	TOTAL DIRECT UNIT COST	DEMOLITION UNIT COST
28 16 11 00-0169 EA Superterm-4 - Four Reader Processing Panel (Continental Instrument CICP1400UL) Note: 20,000 card capacity, 12 supervised alarm inputs, tamper alarm, and 9 relay outputs. Complete in a painted steel enclosure with 7 AH battery standby for system operation.	5,255.27	181.43
28 16 11 00-0170 EA Superterm-4 PC Board (Continental Instrument CICP1400ULPCB).....	4,311.82	90.71
28 16 11 00-0171 Superterm-8 Controller (28 16 11 00-0149)		
28 16 11 00-0172 EA Superterm-8 - Eight Reader Processing Panel (Continental Instrument CICP1800) Note: Up to 20,000 card capacity, 24 supervised alarm inputs, tamper alarm, and 17 relay outputs. Complete in a steel enclosure including 7 AH battery standby for memory and system operation.	6,992.61	302.38
28 16 11 00-0173 EA Superterm-8 - Eight Reader Processing Panel, Expanded Power (Continental Instrument CICP1800EXP) Note: With expanded power supply. (required if more than 1 relay expander board is used.) Up to 20,000 card capacity, 24 supervised alarm inputs, tamper alarm, and 17 relay outputs. Complete in a steel enclosure including 7 AH battery standby for memory and system operation.	7,592.65	302.38
28 16 11 00-0174 EA Superterm-8 PC Board (Continental Instrument CICP1800PCB).....	5,807.26	90.71
28 16 11 00-0175 Turbo Superterm-4 Controller (28 16 11 00-0149)		
28 16 11 00-0176 EA Turbo Superterm-4 - Four Reader Processing Panel (Continental Instrument CICP1400ULT)..... Note: 20,000 Card capacity, 12 supervised alarm inputs, tamper alarm, and 9 relay outputs. Complete in a painted steel enclosure with 7 AH battery standby for system operation.	5,255.27	181.43
28 16 11 00-0177 EA Turbo Superterm-4 PC Board (Continental Instrument CICP1400ULTPCB).....	4,311.82	90.71
28 16 11 00-0178 Turbo Superterm-8 Controller (28 16 11 00-0149)		
28 16 11 00-0179 EA Turbo Superterm-8 - Eight Reader Processing Panel (Continental Instrument CICP1800T)..... Note: For use with CA3000 V2.0.25 and above. Up to 40,000 card capacity, 24 supervised alarm inputs, tamper alarm, and 17 relay outputs. Complete in a steel enclosure including a 7 AH battery standby for memory and system operation.	6,992.61	302.38
28 16 11 00-0180 EA Turbo Superterm-8 -Eight Reader Processing Panel, Expanded Power (Continental Instrument CICP1800TEXP) Note: Required if more than one relay expander board is used. Up to 40,000 card capacity, 24 supervised alarm inputs, tamper alarm, and 17 relay outputs. Complete in a steel enclosure including a 7 AH battery standby for memory and system operation.	7,592.65	302.38
28 16 11 00-0181 EA Turbo Superterm-8 PC Board (Continental Instrument CICP1800TPCB).....	5,807.26	90.71
28 16 11 00-0182 EA Superterm Memory Board - 2MB (Continental Instrument CICP1800MB2)..... Note: Up to 140,000 cardholders.	2,425.03	90.71
28 16 11 00-0183 EA Turbo/Superterm-8 Memory Board - 2MB (Continental Instrument CICP1800MB2X2)..... Note: Up to 140,000 cardholders.	2,040.99	90.71
28 16 11 00-0184 EA Turbo Superterm-8 Relay Expander Board (Continental Instrument CICP1800RB)..... Note: 16 Output relays, 8 alarm inputs.	1,887.42	90.71
28 16 11 00-0185 EA Turbo Superterm-8 Alarm Expander Board (Continental Instrument CICP1800RB)..... Note: (Supervised) 16 Alarm inputs.	1,887.42	90.71
28 16 11 00-0186 EA Expanded Power Supply For Superterm Or Turbo Superterm (Continental Instrument CICPEXPWS).....	769.65	
28 16 11 00-0187 Intelligent Controller (28 16 11 00-0149)		
28 16 11 00-0188 EA Intelligent Controller With Paired Reader Interface for One Physical Barrier (Mercury Security EP-1501).....	1,353.43	90.71
28 16 11 00-0189 EA Up To 64 Doors, Access Controller (Mercury Security EP-1502).....	2,336.84	151.19
28 16 11 00-0190 Access Control Bundled System (28 16 11)		
28 16 11 00-0191 EA CA 3000 Bundled System, Supports 25 Users (Continental Instrument CA3B250P4O3V0R0)..... Note: System includes PC, monitor, keyboard, mouse, OS, Card Access 3000 file server software, MS SQL 2000, 1 SQL host license, and security key.	38,116.11	
28 16 11 00-0192 Magnetic Locks (28 16 11) Note: Excludes access controls.		
28 16 11 00-0193 Magnetic Door Locks (28 16 11 00-0192)		
28 16 11 00-0194 300 LB Magnetic Door Locks (28 16 11 00-0193)		
28 16 11 00-0195 EA Single Door, Surface Mount, 300 LB Magnetic Door Lock.....	650.41	120.96
28 16 11 00-0196 600 LB Magnetic Door Locks (28 16 11 00-0193)		
28 16 11 00-0197 EA 600 LB, Single Door, Surface Mount, Magnetic Door Lock..... For LED Status Indicator And Signal Relay, Add 86.46 For LED Status Indicator, Signal Relay And Built-In Delay Timer, Add 172.93 For Mortise Mount, Deduct -138.34	933.61	120.96
28 16 11 00-0198 EA 600 LB, Dual Doors, Surface Mount, Magnetic Door Lock..... For LED Status Indicator And Signal Relay, Add 144.61 For LED Status Indicator, Signal Relay And Built-In Delay Timer, Add 289.21	1,398.75	120.96
28 16 11 00-0199 1,200 LB Magnetic Door Locks (28 16 11 00-0193)		
28 16 11 00-0200 EA 1,200 LB, Single Door, Surface Mount, Magnetic Door Lock..... For LED Status Indicator And Signal Relay, Add 168.96 For LED Status Indicator, Signal Relay And Built-In Delay Timer, Add 220.38	976.52	120.96
28 16 11 00-0201 EA Dual Doors, Surface Mount, 1,200 LB Magnetic Door Lock..... For LED Status Indicator And Signal Relay, Add 287.39 For LED Status Indicator, Signal Relay And Built-In Delay Timer, Add 374.86	1,491.43	120.96



MINOR CSI UOM DESCRIPTION	TOTAL DIRECT UNIT COST	DEMOLITION UNIT COST
28 16 11 00-0202 2,000 LB Shear Lock, Magnetic And Mechanical Locks <small>(28 16 11 00-0193)</small>		
<small>Note: Includes LED status indicator and built-in signal relay.</small>		
28 16 11 00-0203 EA Single Door, Mortise Mount, 2,000 LB Shear Lock, Magnetic And Mechanical Door Lock.....	1,022.86	120.96
28 16 11 00-0204 Magnetic Gate Locks <small>(28 16 11 00-0192)</small>		
28 16 11 00-0205 600 LB Magnetic Gate Locks <small>(28 16 11 00-0204)</small>		
28 16 11 00-0206 EA 600 LB Magnetic Gate Lock	763.69	120.96
28 16 11 00-0207 1,200 LB Magnetic Gate Locks <small>(28 16 11 00-0204)</small>		
28 16 11 00-0208 EA 1,200 LB Magnetic Gate Lock	919.88	120.96
<small>For LED Status Indicator And Signal Relay, Add</small>		
<small>For LED Status Indicator, Signal Relay And Built-In Delay Timer, Add</small>		
<small>For Mortise Mount, Deduct</small>		
	84.75	
	169.49	
	-135.59	
28 16 11 00-0209 Magnetic Lock Power Supply And Chargers <small>(28 16 11 00-0192)</small>		
<small>Note: Includes lockable metal enclosure, batteries, battery charger and electronically regulated outputs.</small>		
28 16 11 00-0210 EA 12/24 Volt DC At 1 Ampere, Magnetic Lock Backup Power Supply And Charger	563.86	120.96
28 16 11 00-0211 EA 12/24 Volt DC At 2-1/2 Amperes, Magnetic Lock Backup Power Supply And Charger	719.48	120.96
28 16 11 00-0212 EA 12 Volt DC At 4 Amperes And 24 Volt DC At 3 Amperes, Magnetic Lock Backup Power Supply And Charger	811.02	120.96
28 16 11 00-0213 EA 12/24 Volt DC At 6 Amperes, Magnetic Lock Backup Power Supply And Charger.....	1,021.56	120.96
28 16 11 00-0214 NexWatch Access Control Devices <small>(28 16 11)</small>		
28 16 11 00-0215 Analog Card Reader System <small>(28 16 11 00-0214)</small>		
28 16 11 00-0216 EA ALTO 818SC, 8-Door System Controller, Supports Analog, Digital Readers and Keypad	15,767.62	1,451.44
28 16 11 00-0217 EA Power Supply, Multi Outputs 3718S Power Supply Battery Standby System, Selectable	4,271.13	362.86
28 16 11 00-0218 EA 774A-1 Multi-Switch Monitor (MSM) with enclosure	1,476.36	193.53
28 16 11 00-0219 EA 2708 Analog Reader.....	1,476.36	193.53
28 16 11 00-0220 Digital Card Reader System <small>(28 16 11 00-0214)</small>		
28 16 11 00-0221 EA PI-1 Power Inserter (24 Volt) with power cable, 115 Volt.....	1,899.43	217.71
28 16 11 00-0222 EA PI Universal power supply, 110/220	549.63	90.71
28 16 11 00-0223 EA NexLine Coax Adapter.....	385.76	48.38
28 16 11 00-0224 EA NexLine Plus MSM Replacement And Coax Adapter.....	1,511.39	114.90
28 16 11 00-0225 EA Star I Controller.....	4,218.18	423.34
28 16 11 00-0226 EA Star II Controller.....	4,218.18	423.34
28 16 11 00-0227 EA Star I And II Controller Four Door Chip Set	2,188.40	211.67
28 16 11 00-0228 EA Star I And II Controller Eight Door Chip Set.....	3,745.57	211.67
28 16 11 00-0229 EA Large Cabinet (room for three full-size boards or six half-height boards 25" x 21" x 4")	1,059.24	163.28
28 16 11 00-0230 EA Micro 16/8 Board	4,259.51	84.67
28 16 11 00-0231 EA DR4201 Low Profile DigiReader (HID Compatible)	942.25	241.91
28 16 11 00-0232 EA DR4203 Mullion-Mount DigiReader	1,396.91	284.24
28 16 11 00-0233 EA DR4205K DigiReader with Integrated Keypad, 12 - 24 Volt with Tamper	1,396.91	284.24
28 16 11 00-0234 EA DR4208 Digital Proximity Reader with Increased Read Range	1,280.06	284.24
28 16 11 00-0235 EA DR4208K DigiReader with Integrated Keypad.....	1,396.91	284.24
28 16 11 00-0236 EA DR4208GM DigiReader with Glass-Mount Capability.....	1,513.77	284.24
28 16 11 00-0237 EA DR4220 Long Range Proximity Reader.....	2,565.46	284.24
28 16 11 00-0238 EA Trim Plate for DR4201.....	55.65	6.04
28 16 11 00-0239 EA Trim Plate for DR4205.....	102.71	6.04
28 16 11 00-0240 EA Standoff	108.53	9.07
28 16 11 00-0241 EA PS2805AD Dual Mode Digital/Analog Proximity Sensor	1,389.95	108.86
28 16 11 00-0242 EA DR4200K DigiReader Weatherized 10-Key Keypad Reader	1,009.87	72.57
28 16 11 00-0243 Radionics Alarm <small>(28 16 11 00-0214)</small>		
28 16 11 00-0244 EA 2212 Alarm Package	1,453.78	193.53
28 16 11 00-0245 EA 7412 8 - 156 Zone Panel	2,676.57	362.86
28 16 11 00-0246 EA 1255D Alpha Numeric Key Pad	456.51	60.47
28 16 11 00-0247 EA 2071 Fire Dialer Ademco Alarm Button	230.98	30.24
28 16 11 00-0248 Master Door Buzzer Stations <small>(28 16 11)</small>		
28 16 11 00-0249 Master Stations <small>(28 16 11 00-0248)</small>		
28 16 11 00-0250 EA Master Stations, 5 Station Intercommunication Equipment	1,138.08	188.69
28 16 11 00-0251 EA Master Stations, 10 Station Intercommunication Equipment	1,710.24	365.28
28 16 11 00-0252 EA Master Station, Desk Style Remote Intercommunication Equipment.....	489.18	94.34
28 16 11 00-0253 EA Master Station, Flush Wall Remote Intercommunication Equipment	626.10	157.24
28 16 11 00-0254 EA Sound System Outlet, Protector	160.76	61.57
28 16 11 00-0255 EA Sound System Microphone Outlet	281.25	126.03
28 16 11 00-0256 EA Ceiling Or Wall, Sound System Speaker	215.12	61.57
28 16 11 00-0257 EA Sound System Monitor Panel	628.37	126.03
28 16 11 00-0258 EA Sound System Volume Control.....	185.83	61.57

28 Electronic Safety and Security**28 10 Access Control****28 16 Access Control Interfaces**

MINOR CSI	UOM	DESCRIPTION	TOTAL DIRECT UNIT COST	DEMOLITION UNIT COST
28 16 11 00-0259	EA	250 Watt, Sound System Amplifier	2,906.97	504.02
28 16 11 00-0260	EA	Sound System Cabinet	1,697.97	504.02
28 16 11 00-0261		Master Door Stations <small>(28 16 11 00-0248)</small>		
28 16 11 00-0262	EA	Master Door Stations, Button Buzzer Type, 25 Station..... <i>For Intercom Type Master Door Station, Add</i>	2,506.67 208.80	
28 16 11 00-0263	EA	Master Door Stations, Button Buzzer Type, 50 Station..... <i>For Intercom Type Master Door Station, Add</i>	4,151.35 338.26	
28 16 11 00-0264	EA	Master Door Stations, Button Buzzer Type, 75 Station..... <i>For Intercom Type Master Door Station, Add</i>	5,696.65 438.48	
28 16 11 00-0265	EA	Master Door Stations, Button Buzzer Type, 100 Station..... <i>For Intercom Type Master Door Station, Add</i>	6,511.89 513.65	
28 16 11 00-0266	EA	Master Door Stations, Button Buzzer Type, 150 Station..... <i>For Intercom Type Master Door Station, Add</i>	7,905.29 751.68	
28 16 11 00-0267	EA	Master Door Stations, Button Buzzer Type, 200 Station..... <i>For Intercom Type Master Door Station, Add</i>	9,277.10 968.83	
28 16 11 00-0268	EA	Master Door Stations, Button Buzzer Type, 250 Station..... <i>For Intercom Type Master Door Station, Add</i>	11,679.29 1,252.60	
28 16 11 00-0269	EA	Master Door Stations, Button Buzzer Type, 300 Station..... <i>For Intercom Type Master Door Station, Add</i>	13,951.60 1,436.54	
28 16 11 00-0270	EA	Transformer	175.25	
28 16 11 00-0271	EA	Door Opener	259.34	
28 16 11 00-0272	EA	Buzzer With Door Release And Plate	319.86	
28 16 11 00-0273	EA	Amplifier For Intercom Type Unit	524.90	
28 16 11 00-0274	EA	Speaker With Door Release	220.49	
28 16 11 00-0275		Access Controls (Sielox) <small>(28 16 11)</small>		
28 16 11 00-0276	EA	2-Reader Ethernet/RS485 Kit: Supports 2 Door Strikes, 2 Door Contacts, 2 REX Inputs, 4 Sup./Unsup. Inputs, 4 Sup./Unsup. Outputs . Includes Integrated Uninterruptible Power Supply And Large Enclosure (SLX150-E4) (Sielox AC-1700-150E4-2D)	2,432.31	175.34
28 16 11 00-0277	EA	4-Reader Ethernet/RS485 Kit: Supports 4 Door Strikes, 4 Door Contacts, 4 REX Inputs, 8 Sup./Unsup. Inputs, 8 Sup./Unsup. Outputs . Includes Integrated Uninterruptible Power Supply And Large Enclosure (SLX150-E4) (Sielox AC-1700-150E4-4D)	4,045.26	291.61
28 16 11 00-0278	EA	6-Reader Ethernet/RS485 Kit: Supports 6 Door Strikes, 6 Door Contacts, 6 REX Inputs, 12 Sup./Unsup. Inputs, 12 Sup./Unsup. Outputs Includes Integrated Uninterruptible Power Supply And Large Enclosure (SLX150-E4) (Sielox AC-1700-150E4-6D)	5,658.22	407.89
28 16 11 00-0279	EA	8-Reader Ethernet/RS485 Kit : Supports 8 Door Strikes, 8 Door Contacts, 8 REX Inputs, 16 Sup./Unsup. Inputs, 16 Sup./Unsup. Outputs Includes Integrated Uninterruptible Power Supply And Large Enclosure (SLX150-E4) (Sielox AC-1700-150E4-8D)	7,271.17	524.16
28 16 11 00-0280	EA	2-Reader Ethernet/RS485 Kit: Supports 2 Door Strikes, 2 Door Contacts, 2 REX Inputs, 4 Sup./Unsup. Inputs, 4 Sup./Unsup. Outputs. Includes Sielox Large Enclosure and 1 - LifeSafety 75W Power Supply With Separate Enclosure (Sielox AC-1700-LN-2-PS75).....	2,506.52	180.69
28 16 11 00-0281	EA	4-Reader Ethernet/RS485 Kit: Supports 4 Door Strikes, 4 Door Contacts, 4 REX Inputs, 8 Sup./Unsup. Inputs, 8 Sup./Unsup. Outputs. Includes Sielox Large Enclosure and 1 - LifeSafety 75W Power Supply With Separate Enclosure (Sielox AC-1700-LN-4-PS75).....	4,119.48	296.96
28 16 11 00-0282	EA	6-Reader Ethernet/RS485 Kit: Supports 6 Door Strikes, 6 Door Contacts, 6 REX Inputs, 12 Sup./Unsup. Inputs, 12 Sup./Unsup. Outputs. Includes Sielox Large Enclosure and 1 - LifeSafety 75W Power Supply With Separate Enclosure (Sielox AC-1700-LN-6-PS75).....	5,732.44	413.25
28 16 11 00-0283	EA	8-Reader Ethernet/RS485 Kit: Supports 8 Door Strikes, 8 Door Contacts, 8 REX Inputs, 16 Sup./Unsup. Inputs, 16 Sup./Unsup. Outputs . Includes Sielox Large Enclosure and 1 - LifeSafety 75W Power Supply With Separate Enclosure (Sielox AC-1700-LN-8-PS75).....	7,345.41	529.52
28 16 11 00-0284	EA	2-Reader Ethernet/RS485 Kit: Supports 2 Door Strikes, 2 Door Contacts, 2 REX Inputs, 4 Sup./Unsup. Inputs, 4 Sup./Unsup. Outputs. Includes Sielox Large Enclosure and 1 - LifeSafety 150W Power Supply With Separate Enclosure (Sielox AC-1700-LN-2-PS150).....	2,660.69	191.81
28 16 11 00-0285	EA	4-Reader Ethernet/RS485 Kit: Supports 4 Door Strikes, 4 Door Contacts, 4 REX Inputs, 8 Sup./Unsup. Inputs, 8 Sup./Unsup. Outputs. Includes Sielox Large Enclosure and 1 - LifeSafety 150W Power Supply With Separate Enclosure (Sielox AC-1700-LN-4-PS150).....	4,273.65	308.07
28 16 11 00-0286	EA	6-Reader Ethernet/RS485 Kit: Supports 6 Door Strikes, 6 Door Contacts, 6 REX Inputs, 12 Sup./Unsup. Inputs, 12 Sup./Unsup. Outputs. Includes Sielox Large Enclosure and 1 - LifeSafety 150W Power Supply With Separate Enclosure (Sielox AC-1700-LN-6-PS150).....	5,886.59	424.35
28 16 11 00-0287	EA	8-Reader Ethernet/RS485 Kit: Supports 8 Door Strikes, 8 Door Contacts, 8 REX Inputs, 16 Sup./Unsup. Inputs, 16 Sup./Unsup. Outputs . Includes Sielox Large Enclosure and 1 - LifeSafety 150W Power Supply With Separate Enclosure (Sielox AC-1700-LN-8-PS150).....	7,499.56	540.63
28 16 11 00-0288	EA	2-Reader Ethernet/RS485 Kit: Supports 2 Door Strikes, 2 Door Contacts, 2 REX Inputs, 4 Sup./Unsup. Inputs, 4 Sup./Unsup. Outputs . Includes SLX75-E1 - Holds 1 Controller. (Sielox AC-1700-75E1-2D).....	2,078.30	149.82
28 16 11 00-0289	EA	2-Reader Ethernet/RS485 Kit: Supports 2 Door Strikes, 2 Door Contacts, 2 REX Inputs, 4 Sup./Unsup. Inputs, 4 Sup./Unsup. Outputs . Includes SLX75-E2 - Holds 1 Controller. (Sielox AC-1700-75E2-2D).....	2,152.52	155.17
28 16 11 00-0290	EA	4- Reader Ethernet/RS485 Kit: Supports 4 Door Strikes, 4 Door Contacts, 4 REX Inputs, 8 Sup./Unsup. Inputs, 8 Sup./Unsup. Outputs . Includes SLX75-E2. Holds up to 2 Controllers. (Sielox AC-1700-75E2-4D).....	3,765.48	271.45
28 16 11 00-0291	EA	Retrofit Mounting Plate - For mounting up to 2 AC-1700 Controller Boards in the AC-1500 large enclosure or other large enclosures (Sielox AC-1700-RMP-2).....	114.19	8.22
28 16 11 00-0292	EA	AC-1700 Connector Kit. (Can be used with 16-Bit Controllers) (Sielox AC-1700-CK)	114.19	8.22
28 16 11 00-0293	EA	AC-1700 I/O Backplane Kit: Includes: AC-1700-BP7 I/O Backplane, AC-1700-IOMP Mounting Plate, AC-PRDUAL and AC-PWRS Standard Power Supply. Requires Input or Output Modules (AC-IEK or AC-OEK). Enclosure not included. (Sielox AC-1700-MS-IO).....	1,144.77	82.53
28 16 11 00-0294	EA	2- Door Pinnacle Ultra Package, 1- Controller (6201700) with SLX UPS Power Supply (SLX75-E2) and Enclosure. (Sielox AC-PUL-75E2-2D).....	2,466.54	177.81
28 16 11 00-0295	EA	4- Door Pinnacle Ultra Package, 2- Controllers (6201700) with SLX UPS Power Supply (SLX75-E2) and Enclosure. (Sielox AC-PUL-75E2-4D).....	4,079.50	294.08
28 16 11 00-0296	EA	2- Door Pinnacle Ultra Package, 1- Controller (6201700) with SLX UPS Power Supply (SLX150-E4) and Enclosure. (Sielox AC-PUL-150E4-2D).....	2,746.33	197.97



MINOR CSI UOM DESCRIPTION	TOTAL DIRECT UNIT COST	DEMOLITION UNIT COST
28 16 11 00-0297 EA 4 Door Pinnacle Ultra Package, 2-Controllers (6201700) with SLX UPS Power Supply (SLX150-E4) and Enclosure. (Sielox AC-PUL-150E4-4D)	4,359.29	314.26
28 16 11 00-0298 EA 6 Door Pinnacle Ultra Package, 3 -Controllers (6201700) with SLX UPS Power Supply (SLX150-E4) and Enclosure. (Sielox AC-PUL-150E4-6D)	5,972.26	430.53
28 16 11 00-0299 EA 8 Door Pinnacle Ultra Package 4 -Controller (6201700) with SLX UPS Power Supply (SLX150-E4) and Enclosure. (Sielox AC-PUL-150E4-8D)	7,585.22	546.80
28 16 11 00-0300 EA 2-Door Pinnacle Ultra Package, 1- Controller (6201700), Small Enclosure Kit (6800111) and 1 - LifeSafety 75W Power Supply With Separate Enclosure. (Sielox AC-PULS-1700-2D-PS75)	2,734.90	197.15
28 16 11 00-0301 EA 2-Door Pinnacle Ultra Package, 1- Controller (6201700), Small Enclosure Kit (6800111) and 1 - LifeSafety 150W Power Supply With Separate Enclosure. (Sielox AC-PULS-1700-2D-PS150)	2,889.06	208.27
28 16 11 00-0302 EA 2- Door Pinnacle Ultra Package, 1-Controller (6201700) with Large Enclosure (6800110) and 1 - LifeSafety 75W Power Supply With Separate Enclosure (Sielox AC-PULL-1700-2D-PS75)	2,093.84	150.94
28 16 11 00-0303 EA 2- Door Pinnacle Ultra Package, 1-Controller (6201700) with Large Enclosure (6800110) and 1 - LifeSafety 150W Power Supply With Separate Enclosure (Sielox AC-PULL-1700-2D-PS150)	2,403.74	173.29
28 16 11 00-0304 EA 4- Door Pinnacle Ultra Package, 2- Controllers (6201700) with Large Enclosure (6800110) and 1 - LifeSafety 75W Power Supply With Separate Enclosure (Sielox AC-PULL-1700-4D-PS75)	4,433.51	319.60
28 16 11 00-0305 EA 4- Door Pinnacle Ultra Package, 2- Controllers (6201700) with Large Enclosure (6800110) and 1 - LifeSafety 150W Power Supply With Separate Enclosure (Sielox AC-PULL-1700-4D-PS150)	4,587.67	330.72
28 16 11 00-0306 EA 6- Door Pinnacle Ultra Package, 3 - Controllers (6201700) with Large Enclosure (6800110) and 1 - LifeSafety 75W Power Supply With Separate Enclosure (Sielox AC-PULL-1700-6D-PS75)	6,046.46	435.88
28 16 11 00-0307 EA 8 Door Pinnacle Ultra Package, 4- Controllers (6201700) with Large Enclosure (6800110) and 1 - LifeSafety 75W Power Supply With Separate Enclosure (Sielox AC-PULL-1700-8D-PS75)	7,659.44	552.15
28 16 11 00-0308 EA 8 Door Pinnacle Ultra Package, 4- Controllers (6201700) with Large Enclosure (6800110) and 1 - LifeSafety 150W Power Supply With Separate Enclosure (Sielox AC-PULL-1700-8D-PS150)	7,813.60	563.27
28 16 11 00-0309 EA 2- Door Pinnacle Lite Package, 1- Controller (6201700) with SLX UPS Power Supply (SLX75-E2). 1 Enclosure. (Sielox AC-PLT-75E2-2D)	2,894.78	208.68
28 16 11 00-0310 EA 4- Door Pinnacle Lite Package, 2- Controllers (6201700) with SLX UPS Power Supply (SLX75-E2). 1 Enclosure. (Sielox AC-PLT-75E2-4D)	4,507.73	324.95
28 16 11 00-0311 EA 2- Door Pinnacle Lite Package, 1- Controller (6201700) with SLX UPS Power Supply (SLX150-E4). 1 Enclosure. (Sielox AC-PLT-150E4-2D)	3,174.54	228.84
28 16 11 00-0312 EA 4 Door Pinnacle Lite Package, 2-Controller (6201700) with SLX UPS Power Supply (SLX150-E4). 1 Enclosure (Sielox AC-PLT-150E4-4D)	4,787.51	345.13
28 16 11 00-0313 EA 6 Door Pinnacle Lite Package, 3 -Controllers (6201700) with SLX UPS Power Supply (SLX150-E4). 1 Enclosure (Sielox AC-PLT-150E4-6D)	6,400.47	461.39
28 16 11 00-0314 EA 8 Door Pinnacle Lite Package, 4- Controllers (6201700) with SLX UPS Power Supply (SLX150-E4). 1 Enclosure (Sielox AC-PLT-150E4-8D)	8,013.43	577.67
28 16 11 00-0315 EA 4- Door Pinnacle Lite Package, 2-Controllers (6201700) with Large Enclosure (6800110) and 1 - LifeSafety 75W Power Supply With Separate Enclosure. (Sielox AC-PLT-1700-4D-PS75)	4,861.72	350.47
28 16 11 00-0316 EA 6- Door Pinnacle Lite Package, 3 - Controllers (6201700) with Large Enclosure (6800110) and 1 - LifeSafety 150W Power Supply With Separate Enclosure. (Sielox AC-PLT-1700-6D-PS150)	6,628.86	477.86
28 16 11 00-0317 EA Standard Workstation to Plus Workstation (per Concurrent User) (Sielox AC-WST2PL)	356.86	25.72
28 16 11 00-0318 EA Plus Workstation to Professional Workstation (per Concurrent User) (Sielox AC-WPL2PR)	356.86	25.72
28 16 11 00-0319 EA Standard Workstation to Plus Workstation (per 2 Concurrent Users) (Sielox AC-WST22PL)	642.32	46.31
28 16 11 00-0320 EA Plus Workstation to Professional Workstation (per 2 Concurrent Users) (Sielox AC-WPL22PR)	642.32	46.31
28 16 11 00-0321 EA Standard Workstation to Plus Workstation (per 5 Concurrent Users) (Sielox AC-WST52PL)	1,712.87	123.47
28 16 11 00-0322 EA Plus Workstation to Professional Workstation (per 5 Concurrent Users) (Sielox AC-WPL52PR)	1,712.87	123.47
28 16 11 00-0323 EA Badging for Pinnacle Lite to Badging for Pinnacle Standard (Sielox AC-BLT2STD)	157.03	11.31
28 16 11 00-0324 EA Badging for Pinnacle Standard to Badging for Pinnacle Plus (Sielox AC-BST2PL)	185.55	13.37
28 16 11 00-0325 EA Badging for Pinnacle Plus Software to Badging for Pinnacle Professional (Sielox AC-BPL2PR)	513.87	37.05
28 16 11 00-0326 EA ThyssenKrupp Destination Dispatch Driver (Sielox AC-THKP)	14,274.02	1,028.99
28 16 11 00-0327 EA Schindler Smart Dispatch Driver (Sielox AC-SCHIND)	8,584.41	617.38
28 16 11 00-0328 EA Otis Dispatch Driver (Sielox AC-OTIS)	14,274.02	1,028.99
28 16 11 00-0329 EA QNX to Pinnacle Import -Cardholders And Access Groups only (Sielox AC-PS-QNX2PN)	4,282.21	308.70
28 16 11 00-0330 EA Threshold to Pinnacle Import - Applies to Threshold 95, Access, NT and Enterprise. Note: Includes conversion of cardholder, photo ID image file, and network configuration. Only cardholder information guaranteed. Network configuration should be verified by customer (Sielox AC-PS-THRSHP2PN)	1,712.87	123.47
28 16 11 00-0331 EA Pinnacle to Pinnacle Import - Recommended for all upgrades prior to Pinnacle 7.0 or when upgrading to a new server with version software upgrade. (Sielox AC-PS-PN2PN)	999.18	72.03
28 16 11 00-0332 EA Workstations for Pinnacle Professional (per 15 Concurrent Users) (Sielox AC-WPR15)	17,127.72	1,234.70
28 16 11 00-0333 EA Workstations for Pinnacle Professional (per 25 Concurrent Users) (Sielox AC-WPR20)	25,693.21	1,852.17
28 16 11 00-0334 EA Workstations for Pinnacle Professional (per 50 Concurrent Users) (Sielox AC-WPR50)	42,823.12	3,087.03
28 16 11 00-0335 EA Pinnacle Software Load (Initial Installation) via Network Streaming Required: Network Streaming access and availability of IT resource for password setting required at the customer site. Note: Pinnacle configuration not included (Sielox 6990006)	713.71	51.46
28 16 11 00-0336 EA Reinstatement Fee for Lapsed Pinnacle Ultra Software Maintenance (Sielox AC-SWM-RE-PUL)	244.33	
28 16 11 00-0337 EA Reinstatement Fee for Lapsed Pinnacle Lite Software Maintenance (Sielox AC-SWM-RE-PLT)	366.48	
28 16 11 00-0338 EA Reinstatement Fee for Lapsed Pinnacle Standard Software Maintenance (Sielox AC-SWM-RE-PNST)	488.64	
28 16 11 00-0339 EA Reinstatement Fee for Lapsed Pinnacle Plus Software Maintenance (Sielox AC-SWM-RE-PNPL)	977.28	
28 16 11 00-0340 EA Reinstatement Fee for Lapsed Pinnacle Pro Software Maintenance (Sielox AC-SWM-RE-PNPR)	1,954.57	
28 16 11 00-0341 EA Annual Software Maintenance for Pinnacle Ultra Software (Sielox AC-SWM-PUL)	244.33	
28 16 11 00-0342 EA Annual Software Maintenance for Pinnacle Lite Software (Sielox AC-SWM-PLT)	366.48	
28 16 11 00-0343 EA Annual Software Maintenance for Pinnacle Standard - Includes 1 server and one workstation (Sielox AC-SWM-PNST)	488.64	
28 16 11 00-0344 EA Annual Software Maintenance for Pinnacle Plus - Includes 1 server and one workstation (Sielox AC-SWM-PNPL)	1,099.45	
28 16 11 00-0345 EA Annual Software Maintenance for Pinnacle Professional - Includes 1 server and one workstation (Sielox AC-SWM-PNPR)	3,298.33	
28 16 11 00-0346 EA Annual Software Maintenance Pinnacle Workstations (each workstation not included in the bundle) (Sielox AC-SWM-PWS5)	256.53	
28 16 11 00-0347 EA Annual Software Maintenance Pinnacle Bundled Two Workstations (Sielox AC-SWM-PWSB2)	513.08	
28 16 11 00-0348 EA Annual Software Maintenance Pinnacle Bundled Five Workstations (Sielox AC-SWM-PWSB5)	1,099.45	
28 16 11 00-0349 EA Annual Software Maintenance for Pinnacle Software Development Kit (SDK) (Sielox AC-SWM-PSDK)	855.12	
28 16 11 00-0350 EA Annual Software Maintenance for Pinnacle Badging Option - Pinnacle Lite Per Badging License (Sielox AC-SWM-BLT)	219.89	



MINOR CSI UOM DESCRIPTION	TOTAL DIRECT UNIT COST	DEMOLITION UNIT COST
28 16 11 00-0351 EA Annual Software Maintenance for Pinnacle Badging Option – Pinnacle Standard Per Badging License (Sielox AC-SWM-BST)	293.18	
28 16 11 00-0352 EA Annual Software Maintenance for Pinnacle Badging Option – Pinnacle Plus Per Badging License (Sielox AC-SWM-BPT)	354.26	
28 16 11 00-0353 EA Annual Software Maintenance for Pinnacle Badging Option – Pinnacle Professional Per Badging License (Sielox AC-SWM-BPPT)	403.13	
28 16 11 00-0354 EA Annual Software Maintenance for Pinnacle Database Partitioning Option (Sielox AC-SWM-DBPO)	244.33	
28 16 11 00-0355 EA Annual Software Maintenance for Pinnacle Multi-Server Hardware Option (Sielox AC-SWM-MSHO)	366.48	
28 16 11 00-0356 EA Annual Software Maintenance for Pinnacle Data Exchange Software Maintenance (Sielox AC-SWM-PDE)	366.48	
28 16 11 00-0357 EA Annual Software Maintenance ThyssenKrupp Interface Module Annual Software Maintenance, Software Maintenance includes free software updates and Upgrades. Per copy. (Sielox AC-SWM-TKELEVX)	1,954.57	
28 16 11 00-0358 EA Annual Software Maintenance Schindler Module™ Annual Software Maintenance, Software Maintenance includes free software updates and Upgrades. Per copy. (Sielox AC-SWM-SCHINDX)	1,221.61	
28 16 11 00-0359 EA Sielox Class™ 75 - Desktop Network Appliance - System includes Network Appliance, Preloaded Sielox Class™ 75 Software, and 12 Volt DC Transformer. (1 Year Warranty – Software And Appliance). System supports 75 locations and 265 Users (225 Initiators, 40 Responders) Desktop Appliance Dimensions - 8" x 8" x 2" (Sielox AC-CLASS75-DT)	7,887.81	568.63
28 16 11 00-0360 EA Sielox Class™ 75 - 1U Rackmount Network Appliance - System includes Network Appliance, Preloaded Sielox Class™ 75 Software, and 12 Volt DC Transformer. (1 Year Warranty – Software And Appliance). System supports 75 locations and 265 Users (225 Initiators, 40 Responders) 1U Rackmount Appliance Dimensions 17" x 13" x 1.75" (Sielox AC-CLASS75-1U)	8,458.79	609.78
28 16 11 00-0361 EA Sielox Class™ 150 Desktop Network Appliance - System includes Network Appliance, Preloaded Sielox Class™ 150 Software, and 12 Volt DC Transformer. (1 Year Warranty – Software And Appliance). System supports 150 locations and 525 Users (450 Initiators, 75 Responders) Desktop Appliance Dimensions - 8" x 8" x 2" (Sielox AC-CLASS150-DT)	13,640.24	983.30
28 16 11 00-0362 EA Sielox Class™ 150 1U Rackmount Network Appliance	14,211.22	1,024.45
Note: System includes Network Appliance, Preloaded Sielox Class™ 150 Software, and 12 Volt DC Transformer. (1 Year Warranty – Software And Appliance). System supports 150 locations and 525 Users (450 Initiators, 75 Responders) 1U Rackmount Appliance Dimensions 17" x 13" x 1.75" (Sielox AC-CLASS150-1U)		
28 16 11 00-0363 EA Sielox Class™ 300 1U Rackmount Network Appliance	24,402.83	1,759.16
Note: System includes Network Appliance, Preloaded Sielox Class™ 300 Software, and 12 Volt DC Transformer. (1 Year Warranty – Software And Appliance). System supports 300 locations and 1050 Users (900 Initiators, 150 Responders) 1U Rackmount Appliance Dimensions 17" x 13" x 1.75" (Sielox AC-CLASS300-1U)		
28 16 11 00-0364 EA Sielox Class™ 500 1U Rackmount Network Appliance	25,561.04	1,842.65
Note: System includes Network Appliance, Preloaded Sielox Class™ 500 Software, and 12 Volt DC Transformer. (1 Year Warranty – Software And Appliance). System supports 500 locations and 1150 Users (1000 Initiators, 150 Responders) 1U Rackmount Appliance Dimensions 17" x 13" x 1.75" (Sielox AC-CLASS500-1U)		
28 16 11 00-0365 EA Sielox Class™ 75 - Deployment Services - System is preloaded with the following end-user information supplied by Business Partner using supplied file format.[user database, user groups, email/text alerts, floor plans, locations, up to 8 color condition label(s), color condition order, up to 5 Alert Level instruction pop-ups, up to 4 Alert Level and up to 8 condition pop-up alerts, up to 10 Highlight Event triggers].Includes initial one hour consult webinar and one hour completed services summary webinar.If resolution on floor plan files is unusable for Class system, charges will be added to re-draw maps (126834). (Sielox AC-PS-CLASS75)	1,427.41	102.90
28 16 11 00-0366 EA Sielox Class 75 - Integration Services - Includes configuration of Action URL's [up to 75 live video pop-ups, configuration of outputs for integration of Access Control Lockdown, paging systems, video and mass notification for up to 60 outputs. Configuration of inputs for integration of buttons, motion sensors, readers etc...for up to 75 location inputs (Sielox AC-PS-CLASS75KIT)	1,427.41	102.90
28 16 11 00-0367 EA Sielox Class™ 150 - Deployment Services - System is preloaded with the following end-user information supplied by Business Partner using supplied file format.[user database, user groups, email/text alerts, floor plans, locations, up to 8 color condition label(s), color condition order, up to 5 Alert Level instruction pop-ups, up to 4 Alert Level and up to 8 condition pop-up alerts, up to 10 Highlight Event triggers].Includes initial one hour consult webinar and one hour completed services summary webinar.If resolution on floor plan files is unusable for Class system, charges will be added to re-draw maps (126834). (Sielox AC-PS-CLASS150)	2,854.81	205.80
28 16 11 00-0368 EA Sielox Class 150 - Integration Services - Includes configuration of Action URL's [up to 150 live video pop-ups, configuration of outputs for integration of Access Control Lockdown, paging systems, video and mass notification for up to 60 outputs. Configuration of inputs for integration of buttons, motion sensors, readers etc...for up to 150 location inputs (Sielox AC-PS-CLASS150KIT)	2,854.81	205.80
28 16 11 00-0369 EA Sielox Class™ 300 - Deployment Services - System is preloaded with the following end-user information supplied by Business Partner using supplied file format.[user database, user groups, email/text alerts, floor plans, locations, up to 8 color condition label(s), color condition order, up to 5 Alert Level instruction pop-ups, up to 4 Alert Level and up to 8 condition pop-up alerts, up to 10 Highlight Event triggers].Includes initial one hour consult webinar and one hour completed services summary webinar.If resolution on floor plan files is unusable for Class system, charges will be added to re-draw maps (126834). (Sielox AC-PS-CLASS300)	4,282.21	308.70
28 16 11 00-0370 EA Sielox Class 300 - Integration Services - Includes configuration of Action URL's [up to 300 live video pop-ups, configuration of outputs for integration of Access Control Lockdown, paging systems, video and mass notification for up to 60 outputs. Configuration of inputs for integration of buttons, motion sensors, readers etc...for up to 300 location inputs (Sielox AC-PS-CLASS300KIT)	4,282.21	308.70
28 16 11 00-0371 EA Sielox Class™ 500 - Deployment Services - System is preloaded with the following end-user information supplied by Business Partner using supplied file format.[user database, user groups, email/text alerts, floor plans, locations, up to 8 color condition label(s), color condition order, up to 5 Alert Level instruction pop-ups, up to 4 Alert Level and up to 8 condition pop-up alerts, up to 10 Highlight Event triggers].Includes initial one hour consult webinar and one hour completed services summary webinar.If resolution on floor plan files is unusable for Class system, charges will be added to re-draw maps (126834). (Sielox AC-PS-CLASS500)	5,138.93	370.45
28 16 11 00-0372 EA Sielox Class 500 - Integration Services - Includes configuration of Action URL's [up to 500 live video pop-ups, configuration of outputs for integration of Access Control Lockdown, paging systems, video and mass notification for up to 60 outputs. Configuration of inputs for integration of buttons, motion sensors, readers etc...for up to 500 location inputs (Sielox AC-PS-CLASS500KIT)	5,138.93	370.45
28 16 11 00-0373 EA 1 Year - Annual End User Support Agreement for Class™ 75 (Sielox AC-EUSA-CLASS75)	1,712.87	123.47
28 16 11 00-0374 EA 1 Year - Annual End User Support Agreement for Class™ 150 (Sielox AC-EUSA-CLASS150)	3,425.76	246.95
28 16 11 00-0375 EA 1 Year - Annual End User Support Agreement for Class™ 300 (Sielox AC-EUSA-CLASS300)	5,709.61	411.60
28 16 11 00-0376 EA 1 Year - Annual End User Support Agreement for Class™ 500 (Sielox AC-EUSA-CLASS500)	5,709.61	411.60
28 16 11 00-0377 EA 1 Year - Annual Software Maintenance for Sielox Class™ 75 - System Required for Technical Support And Software Updates. Maintenance includes Software Only. Hardware not included. Please refer to Section 1 for Warranty and End User License Agreement information. (Sielox AC-SWM-CLASS75)	856.44	61.74



MINOR CSI UOM DESCRIPTION	TOTAL DIRECT UNIT COST	DEMOLITION UNIT COST
28 16 11 00-0378 EA 1 Year - Annual Software Maintenance for Sielox Class™ 150 - System Required for Technical Support And Software Updates. Maintenance includes Software Only. Hardware not included. Please refer to Section 1 for Warranty and End User License Agreement information. (Sielox AC-SWM-CLASS150).....	1,712.87	123.47
28 16 11 00-0379 EA 1 Year - Annual Software Maintenance for Sielox Class™ 300 - System Required for Technical Support And Software Updates. Maintenance includes Software Only. Hardware not included. Please refer to Section 1 for Warranty and End User License Agreement information. (Sielox AC-SWM-CLASS300).....	2,854.81	205.80
28 16 11 00-0380 EA 1 Year - Annual Software Maintenance for Sielox Class™ 300 - System Required for Technical Support And Software Updates. Maintenance includes Software Only. Hardware not included. Please refer to Section 1 for Warranty and End User License Agreement information. (Sielox AC-SWM-CLASS500).....	2,854.81	205.80
28 16 11 00-0381 EA System includes Network Appliance, Preloaded with Sielox AnyWare™ 8 Software and a 12 Volt DC Transformer. (1 Year Warranty - Software And Appliance) System supports up to 8 Doors, 25K Cardholders, 256 Access Levels, and 64 Time Zones. Desktop Appliance Dimensions - (8" x 8" x 2") Sielox AnyWare™ 8 - Cannot be Upgraded. Larger Systems require the purchase of AnyWare™ 40 (Sielox AC-AW8-DT).....	1,141.91	82.33
28 16 11 00-0382 EA System includes Network Appliance, Preloaded with Sielox AnyWare™ 8 Software and a 12 Volt DC Transformer. (1 Year Warranty - Software And Appliance) System supports up to 8 Doors, 25K Cardholders, 256 Access Levels, and 64 Time Zones. 1U Rackmount Appliance Dimensions (17" x 13" x 1.75") Sielox AnyWare™ 8 - Cannot be Upgraded. Larger Systems require the purchase of AnyWare™ 40 (Sielox AC-AW8-1U).....	1,712.87	123.47
28 16 11 00-0383 EA System includes Network Appliance, Preloaded with Sielox AnyWare™ 40 Software and a 12 Volt DC Transformer. (1 Year Warranty - Software And Appliance) System supports up to 8 Doors, 25K Cardholders, 256 Access Levels, and 64 Time Zones. Desktop Appliance Dimensions - 8"x8"x2" (Sielox AC-AW40-DT).....	2,283.85	164.63
28 16 11 00-0384 EA System includes Network Appliance, Preloaded with Sielox AnyWare™ 40 Software and a 12 Volt DC Transformer. (1 Year Warranty - Software And Appliance) System supports up to 8 Doors, 25K Cardholders, 256 Access Levels, and 64 Time Zones. 1U Rackmount Appliance Dimensions (17" x 13" x 1.75") (Sielox AC-AW40-1U).....	2,854.81	205.80
28 16 11 00-0385 EA Package Includes (Sielox AnyWare™ 8 Network Appliance, (2) AC1700 2 -Door Controller, SLX75-E2 UPS Power Supply and Enclosure -16" x 20"). Sielox AnyWare™ 8 - Cannot be Upgraded. Larger Systems require the purchase of AnyWare™ 40 (Sielox AC-AW8-75E2-4D).....	4,393.55	316.73
28 16 11 00-0386 EA Package Includes (Sielox AnyWare™ 8 Desktop Network Appliance, (1) AC1700 2 -Door Controller, SLX150-E4 UPS Power Supply and Enclosure -20" x 24"). Sielox AnyWare™ 8 - Cannot be Upgraded. Larger Systems require the purchase of AnyWare™ 40 (Sielox AC-AW8-150E4-2D).....	3,103.17	223.71
28 16 11 00-0387 EA Package Includes (Sielox AnyWare™ 8 Desktop Network Appliance, (2) AC1700 2 -Door Controller, SLX150-E4 UPS Power Supply and Enclosure -20" x 24"). Sielox AnyWare™ 8 - Cannot be Upgraded. Larger Systems require the purchase of AnyWare™ 40 (Sielox AC-AW8-150E4-4D).....	4,502.03	324.54
28 16 11 00-0388 EA Package Includes (Sielox AnyWare™ 8 Desktop Network Appliance, (3) AC1700 2 -Door Controller, SLX150-E4 UPS Power Supply and Enclosure -20" x 24"). Sielox AnyWare™ 8 - Cannot be Upgraded. Larger Systems require the purchase of AnyWare™ 40 (Sielox AC-AW8-150E4-6D).....	6,243.44	450.08
28 16 11 00-0389 EA Package Includes (Sielox AnyWare™ 8 Desktop Network Appliance, (4) AC1700 2 -Door Controller, SLX150-E4 UPS Power Supply and Enclosure -20" x 24"). Sielox AnyWare™ 8 - Cannot be Upgraded. Larger Systems require the purchase of AnyWare™ 40 (Sielox AC-AW8-150E4-8D).....	7,813.60	563.27
28 16 11 00-0390 EA Pinnacle to AnyWare™ Database Import - Note: Includes conversion of cardholder information only. (First Name, Last Name, and Card Code) (Sielox AC-PS-PN2AW).....	999.18	72.03
28 16 11 00-0391 EA 1 Year Annual Software Maintenance Contract. Maintenance includes Software Only. Hardware not included. Please refer to Sielox Price Book Section 1 - Policies And Procedures for Warranty and End User License Agreement information. (Sielox AC-SWM-AW8).....	285.49	20.58
28 16 11 00-0392 EA 2A/12V or 1A/24V E1 enclosure (Sielox SLX25-E1).....	441.55	31.82
28 16 11 00-0393 EA 6 Amperes/12 Volt or 3 Amperes/24 Volt E1 Enclosure (Sielox SLX75-E1).....	464.40	33.48
28 16 11 00-0394 EA 8A/12V or 4A/24V E1 enclosure (Sielox SLX100-E1).....	582.39	41.98
28 16 11 00-0395 EA 12 Amperes/12 Volt or 6 Amperes/24 Volt E1 Enclosure (Sielox SLX150-E1).....	620.44	44.73
28 16 11 00-0396 EA 16 Amperes/12 Volt or 8 Amperes/24 Volt E1 Enclosure (Sielox SLX200-E1).....	681.36	49.12
28 16 11 00-0397 EA 20A/12V or 10A/24V E1 enclosure (Sielox SLX250-E1).....	719.41	51.87
28 16 11 00-0398 EA 6 Amperes/12 Volt or 3 Amperes/24 Volt E2 Enclosure (Sielox SLX75-E2).....	540.48	38.96
28 16 11 00-0399 EA 8A/12V or 4A/24V E2 enclosure (Sielox SLX100-E2).....	662.31	47.74
28 16 11 00-0400 EA 12 Amperes/12 Volt or 6 Amperes/24 Volt E2 Enclosure (Sielox SLX150-E2).....	700.37	50.48
28 16 11 00-0401 EA 16 Amperes/12 Volt or 8 Amperes/24 Volt E2 Enclosure (Sielox SLX200-E2).....	757.47	54.60
28 16 11 00-0402 EA 20A/12V or 10A/24V E2 enclosure (Sielox SLX250-E2).....	799.35	57.62
28 16 11 00-0403 EA E1 enclosure size 12W x 14H x 4.5D. (Sielox SLX-E1).....	356.86	25.72
28 16 11 00-0404 EA E2 enclosure size 16W x 20H x 4.5D (Sielox SLX-E2).....	428.22	30.87
28 16 11 00-0405 EA E4 enclosure size 20W x 24H x 4.5D (Sielox SLX-E4).....	499.60	36.02
28 16 11 00-0406 EA E5 enclosure size 8.5W x 11H x 3D (Sielox SLX-E5).....	499.60	36.02
28 16 11 00-0407 EA 75 Watt Power Supply Board 6 Amperes/12 Volt or 3 Amperes/24 Volt (Sielox SLX75).....	293.10	21.13
28 16 11 00-0408 EA 100 Watt power supply board 8A/12V or 4A/24V (Sielox SLX100).....	441.55	31.82
28 16 11 00-0409 EA 150 Watt Power Supply Board 12 Amperes/12 Volt or 6 Amperes/24 Volt (Sielox SLX150).....	483.41	34.84
28 16 11 00-0410 EA 250 Watt power supply board 20A/12V or 10A/24V (Sielox SLX250).....	605.23	43.63
28 16 11 00-0411 EA 8 auxiliary outputs 6A/12V or 3A/24V fused at 3A E1 enclosure (Sielox SLX75-D8E1).....	529.08	38.14
28 16 11 00-0412 EA 8 auxiliary outputs 6A/12V or 3A/24V pwr ltd at 2.5A E1 enclosure (Sielox SLX75-D8PE1).....	529.08	38.14
28 16 11 00-0413 EA 8 auxiliary outputs 12A/12V or 6A/24V fused at 3A E1 enclosure (Sielox SLX150-D8E1).....	688.95	49.66
28 16 11 00-0414 EA 8 auxiliary outputs 12A/12V or 6A/24V pwr ltd at 2.5A E1 enclosure (Sielox SLX150-D8PE1).....	688.95	49.66
28 16 11 00-0415 EA 8 auxiliary outputs 20A/12V or 10A/24V fused at 3A E1 enclosure (Sielox SLX250-D8E1).....	787.93	56.80
28 16 11 00-0416 EA 8 auxiliary outputs 20A/12V or 10A/24V pwr ltd at 2.5A E1 enclosure (Sielox SLX250-D8PE1).....	787.93	56.80
28 16 11 00-0417 EA 16 auxiliary outputs 6A/12V or 3A/24V fused at 3A E1 enclosure (Sielox SLX75-2D8E1).....	597.60	43.09
28 16 11 00-0418 EA 16 auxiliary outputs 6A/12V or 3A/24V pwr ltd at 2.5A E1 enclosure (Sielox SLX75-2D8PE1).....	597.60	43.09
28 16 11 00-0419 EA 16 auxiliary outputs 12A/12V or 6A/24V fused at 3A E1 enclosure (Sielox SLX150-2D8E1).....	757.47	54.60
28 16 11 00-0420 EA 16 auxiliary outputs 12A/12V or 6A/24V pwr ltd at 2.5A E1 enclosure (Sielox SLX150-2D8PE1).....	757.47	54.60
28 16 11 00-0421 EA 16 auxiliary outputs 20A/12V or 10A/24V fused at 3A E1 enclosure (Sielox SLX250-2D8E1).....	856.44	61.74
28 16 11 00-0422 EA 16 auxiliary outputs 20A/12V or 10A/24V pwr ltd at 2.5A E1 enclosure (Sielox SLX250-2D8PE1).....	856.44	61.74
28 16 11 00-0423 EA DVPS 6A/12V or 3A/24V (75W) and 6A/12V or 3A/24V (75W) E2 enclosure (Sielox SLX75/75-E2).....	749.87	54.06
28 16 11 00-0424 EA DVPS 6A/12V or 3A/24V (75W) and 12A/12V or 6A/24V (150W) E2 enclosure (Sielox SLX75/150-E2).....	905.91	65.30
28 16 11 00-0425 EA DVPS 6A/12V or 3A/24V (75W) and 20A/12V or 10A/24V (250W) E2 enclosure (Sielox SLX75/250-E2).....	1,004.90	72.44
28 16 11 00-0426 EA DVPS 8A/12V or 4A/24V (100W) and 8A/12V or 4A/24V (100W) E2 enclosure (Sielox SLX100/100-E2).....	989.67	71.34
28 16 11 00-0427 EA DVPS 8A/12V or 4A/24V (100W) and 12A/12V or 6A/24V (150W) E2 enclosure (Sielox SLX100/150-E2).....	1,027.72	74.08
28 16 11 00-0428 EA DVPS 8A/12V or 4A/24V (100W) and 16A/12V or 8A/24V (200W) E2 enclosure (Sielox SLX100/200-E2).....	1,084.83	78.20
28 16 11 00-0429 EA DVPS 12A/12V or 6A/24V (150W) and 12A/12V or 6A/24V (150W) E2 enclosure (Sielox SLX150/150-E2).....	1,065.77	76.84
28 16 11 00-0430 EA DVPS 12A/12V or 6A/24V (150W) and 20A/12V or 10A/24V (250W) E2 enclosure (Sielox SLX150/250-E2).....	1,164.76	83.97

28 Electronic Safety and Security

28 10 Access Control

28 16 Access Control Interfaces



MINOR CSI UOM DESCRIPTION	TOTAL DIRECT UNIT COST	DEMOLITION UNIT COST
28 16 11 00-0431 EA DVPS 20A/12V or 10A/24V (250W) and 20A/12V or 10A/24V (250W) E2 enclosure (Sielox SLX250/250-E2)	1,263.74	91.11
28 16 11 00-0432 EA DVPS 6A/12V or 3A/24V (75W) and 6A/12V or 3A/24V (75W) E4 enclosure (Sielox SLX75/75-E4)	864.06	62.28
28 16 11 00-0433 EA DVPS 6A/12V or 3A/24V (75W) and 12A/12V or 6A/24V (150W) E4 enclosure (Sielox SLX75/150-E4)	1,023.93	73.81
28 16 11 00-0434 EA DVPS 12A/12V or 6A/24V (150W) and 12A/12V or 6A/24V (150W) E4 enclosure (Sielox SLX150/150-E4)	1,183.80	85.34
28 16 11 00-0435 EA DVPS 12A/12V or 6A/24V (150W) and 20A/12V or 10A/24V (250W) E4 enclosure (Sielox SLX150/250-E4)	1,282.75	92.48
28 16 11 00-0436 EA DVPS 20A/12V or 10A/24V (250W) and 20A/12V or 10A/24V (250W) E4 enclosure (Sielox SLX250/250-E4)	1,381.72	99.61
28 16 11 00-0437 EA DVPS SLX/B100 Combination. Up To 2 Amperes At 12 Volt And 2 Amperes At 24 Volt System Backed Up With One Battery Set E1 Enclosure (Sielox SLX75-B100E1)	567.17	40.89
28 16 11 00-0438 EA DVPS SLX/B100 combination. Up To 4 Amperes At 12 Volt And 4 Amperes At 24 Volt System Backed Up With One Battery Set E1 enclosure (Sielox SLX150-B100E1)	727.02	52.41
28 16 11 00-0439 EA DVPS SLX/B100 Combination. Up To 4 Amperes At 12 Volt and 8 Amperes At 24 Volt System Backed Up With One Battery Set E1 Enclosure (Sielox SLX250-B100E1)	825.98	59.55
28 16 11 00-0440 EA SLX75 and two (2) B100 modules with 5-18V adjustable output System can be backed up w/ one battery set E1 enclosure (Sielox SLX75-2B100E1)	669.94	48.30
28 16 11 00-0441 EA SLX150 and two (2) B100 modules with 5-18V adjustable output System can be backed up w/ one battery set E1 enclosure (Sielox SLX150-2B100E1)	829.82	59.82
28 16 11 00-0442 EA 8 lock outputs 6A/12V or 3A/24V fused at 3A E1 enclosure (Sielox SLX75-C8E1)	609.02	43.91
28 16 11 00-0443 EA 8 lock outputs 6A/12V or 3A/24V pwr ltd at 2.5A E1 enclosure (Sielox SLX75-C8PE1)	609.02	43.91
28 16 11 00-0444 EA 8 lock outputs 12A/12V or 6A/24V fused at 3A E1 enclosure (Sielox SLX150-C8E1)	768.88	55.42
28 16 11 00-0445 EA 8 lock outputs 12A/12V or 6A/24V pwr ltd at 2.5A E1 enclosure (Sielox SLX150-C8PE1)	768.88	55.42
28 16 11 00-0446 EA 8 lock outputs 20A/12V or 10A/24V fused at 3A E1 enclosure (Sielox SLX250-C8E1)	867.85	62.56
28 16 11 00-0447 EA 8 lock outputs 20A/12V or 10A/24V pwr ltd at 2.5A E1 enclosure (Sielox SLX250-C8PE1)	867.85	62.56
28 16 11 00-0448 EA 16 lock outputs 6A/12V or 3A/24V fused at 3A E2 enclosure (Sielox SLX75-2C8E2)	837.40	60.37
28 16 11 00-0449 EA 16 lock outputs 6A/12V or 3A/24V pwr ltd at 2.5A E2 enclosure (Sielox SLX75-2C8PE2)	837.40	60.37
28 16 11 00-0450 EA 16 lock outputs 12A/12V or 6A/24V fused at 3A E2 enclosure (Sielox SLX150-2C8E2)	993.47	71.62
28 16 11 00-0451 EA 16 lock outputs 12A/12V or 6A/24V pwr ltd at 2.5A E2 enclosure (Sielox SLX150-2C8PE2)	993.47	71.62
28 16 11 00-0452 EA 16 lock outputs 20A/12V or 10A/24V fused at 3A E2 enclosure (Sielox SLX250-2C8E2)	1,092.45	78.75
28 16 11 00-0453 EA 16 lock outputs 20A/12V or 10A/24V pwr ltd at 2.5A E2 enclosure (Sielox SLX250-2C8PE2)	1,092.45	78.75
28 16 11 00-0454 EA 16 lock outputs 6A/12V or 3A/24V and 6A/12V or 3A/24V fused at 3A E2 enclosure (Sielox SLX75/75-2C8E2)	1,042.95	75.19
28 16 11 00-0455 EA 16 lock outputs 6A/12V or 3A/24V and 6A/12V or 3A/24V pwr ltd at 2.5A E2 enclosure (Sielox SLX75/75-2CP8E2)	1,042.95	75.19
28 16 11 00-0456 EA 16 lock outputs 12A/12V or 6A/24V and 12A/12V or 6A/24V fused at 3A E2 enclosure (Sielox SLX150/150-2C8E2)	1,362.69	98.23
28 16 11 00-0457 EA 16 lock outputs 12A/12V or 6A/24V and 12A/12V or 6A/24V pwr ltd at 2.5A E2 enclosure (Sielox SLX150/150-2C8PE2)	1,362.69	98.23
28 16 11 00-0458 EA 16 lock outputs 12A/12V or 6A/24V and 20A/12V or 10A/24V fused at 3A E2 enclosure (Sielox SLX150/250-2C8E2)	1,457.86	105.09
28 16 11 00-0459 EA 16 lock outputs 12A/12V or 6A/24V and 20A/12V or 10A/24V pwr ltd at 2.5A E2 enclosure (Sielox SLX150/250-2C8PE2)	1,457.86	105.09
28 16 11 00-0460 EA 8 FAI control outputs 6A/12V or 3A/24V fused at 3A E1 enclosure (Sielox SLX75-F8E1)	544.33	39.24
28 16 11 00-0461 EA 8 FAI control outputs 6A/12V or 3A/24V pwr ltd at 2.5A E1 enclosure (Sielox SLX75-F8PE1)	544.33	39.24
28 16 11 00-0462 EA 8 FAI control outputs 12A/12V or 6A/24V fused at 3A E1 enclosure (Sielox SLX150-F8E1)	704.19	50.77
28 16 11 00-0463 EA 8 FAI control outputs 12A/12V or 6A/24V pwr ltd at 2.5A E1 enclosure (Sielox SLX150-F8PE1)	704.19	50.77
28 16 11 00-0464 EA 8 FAI control outputs 20A/12V or 10A/24V fused at 3A E1 enclosure (Sielox SLX250-F8E1)	803.14	57.90
28 16 11 00-0465 EA 8 FAI control outputs 20A/12V or 10A/24V pwr ltd at 2.5A E1 enclosure (Sielox SLX250-F8PE1)	803.14	57.90
28 16 11 00-0466 EA 16 FAI control outputs 20A/12V or 10A/24V fused at 3A E1 enclosure (Sielox SLX250-2F8E1)	883.07	63.65
28 16 11 00-0467 EA 16 FAI control outputs 20A/12V or 10A/24V pwr ltd at 2.5A E1 enclosure (Sielox SLX250-2F8PE1)	883.07	63.65
28 16 11 00-0468 EA 4 lock outputs 6A/12V or 3A/24V fused at 3A E1 enclosure (Sielox SLX75-C4E1)	615.82	44.39
28 16 11 00-0469 EA 4 lock outputs 6A/12V or 3A/24V pwr ltd at 2.5A E1 enclosure (Sielox SLX75-C4PE1)	574.76	41.43
28 16 11 00-0470 EA 4 lock outputs 12A/12V or 6A/24V fused at 3A E1 enclosure (Sielox SLX150-C4E1)	734.62	52.95
28 16 11 00-0471 EA 4 lock outputs 12A/12V or 6A/24V pwr ltd at 2.5A E1 enclosure (Sielox SLX150-C4PE1)	734.62	52.95
28 16 11 00-0472 EA 4 lock outputs 20A/12V or 10A/24V fused at 3A E1 enclosure (Sielox SLX250-C4E1)	833.60	60.09
28 16 11 00-0473 EA 4 lock outputs 20A/12V or 10A/24V pwr ltd at 2.5A E1 enclosure (Sielox SLX250-C4PE1)	833.60	60.09
28 16 11 00-0474 EA 4 lock, 8 aux outputs 12A/12V or 6A/24V fused at 3A E1 enclosure (Sielox SLX150-C4D8E1)	803.14	57.90
28 16 11 00-0475 EA 4 lock, 8 aux outputs 12A/12V or 6A/24V pwr ltd at 2.5A E1 enclosure (Sielox SLX150-C4PD8PE1)	803.14	57.90
28 16 11 00-0476 EA 4 lock, 8 aux outputs 20A/12V or 10A/24V fused at 3A E1 enclosure (Sielox SLX250-C4D8E1)	902.12	65.03
28 16 11 00-0477 EA 4 lock, 8 aux outputs 20A/12V or 10A/24V pwr ltd at 2.5A E1 enclosure (Sielox SLX250-C4PD8PE1)	902.12	65.03
28 16 11 00-0478 EA 4 lock, 8 aux outputs 6A/12V or 3A/24V (75W) and 6A/12V or 3A/24V (75W) fused at 3A E1 enclosure (Sielox SLX75/75-C4D8E1)	848.81	61.20
28 16 11 00-0479 EA 4 lock, 8 aux outputs 6A/12V or 3A/24V (75W) and 6A/12V or 3A/24V (75W) pwr ltd at 2.5A E1 enclosure (Sielox SLX75/75-C4PD8PE1)	848.81	61.20
28 16 11 00-0480 EA 4 lock, 8 aux outputs 12A/12V or 6A/24V (150W) and 12A/12V or 6A/24V (150W) fused at 3A E2 enclosure (Sielox SLX150/150-C4D8E2)	1,248.48	90.01
28 16 11 00-0481 EA 4 lock, 8 aux outputs 12A/12V or 6A/24V (150W) and 12A/12V or 6A/24V (150W) pwr ltd at 2.5A E2 enclosure (Sielox SLX150/150-C4PD8PE2)	1,248.48	90.01
28 16 11 00-0482 EA 4 lock, 8 aux outputs 12A/12V or 6A/24V (150W) and 20A/12V or 10A/24V (250W) fused at 3A E2 enclosure (Sielox SLX150/250-C4D8E2)	1,343.67	96.86
28 16 11 00-0483 EA 4 lock, 8 aux outputs 12A/12V or 6A/24V (150W) and 20A/12V or 10A/24V (250W) pwr ltd at 2.5A E2 enclosure (Sielox SLX150/250-C4PD8PE2)	1,343.67	96.86
28 16 11 00-0484 EA 4 lock, 8 aux outputs 2A /12V and 2A/24V fused at 3A system backed up with one battery set E1 enclosure (Sielox SLX75-B100C4D8E1)	746.04	53.78
28 16 11 00-0485 EA 4 lock, 8 aux outputs 2A /12V and 2A/24V pwr ltd at 2.5A system backed up with one battery set E1 enclosure (Sielox SLX75-B100C4PD8PE1)	746.04	53.78
28 16 11 00-0486 EA 8 lock outputs 6A/12V or 3A/24V fused at 3A E1 enclosure (Sielox SLX75-C8E1)	609.02	43.91
28 16 11 00-0487 EA 8 lock outputs 6A/12V or 3A/24V pwr ltd at 2.5A E1 enclosure (Sielox SLX75-C8PE1)	609.02	43.91
28 16 11 00-0488 EA 8 lock outputs 12A/12V or 6A/24V fused at 3A E1 enclosure (Sielox SLX150-C8E1)	768.88	55.42
28 16 11 00-0489 EA 8 lock outputs 12A/12V or 6A/24V pwr ltd at 2.5A E1 enclosure (Sielox SLX150-C8PE1)	768.88	55.42
28 16 11 00-0490 EA 8 lock, 8 aux outputs 6A/12V or 3A/24V fused at 3A E1 enclosure (Sielox SLX75-C8D8E1)	677.53	48.84
28 16 11 00-0491 EA 8 lock, 8 aux outputs 6A/12V or 3A/24V pwr ltd at 2.5A E1 enclosure (Sielox SLX75-C8PD8PE1)	677.53	48.84
28 16 11 00-0492 EA 8 lock, 8 aux outputs 12A/12V or 6A/24V fused at 3A E2 enclosure (Sielox SLX150-C8D8E2)	917.33	66.12
28 16 11 00-0493 EA 8 lock, 8 aux outputs 12A/12V or 6A/24V pwr ltd at 2.5A E2 enclosure (Sielox SLX150-C8PD8PE2)	917.33	66.12
28 16 11 00-0494 EA 8 lock, 8 aux outputs 20A/12V or 10A/24V fused at 3A E2 enclosure (Sielox SLX250-C8D8E2)	1,012.50	72.99
28 16 11 00-0495 EA 8 lock, 8 aux outputs 20A/12V or 10A/24V pwr ltd at 2.5A E2 enclosure (Sielox SLX250-C8PD8PE2)	1,012.50	72.99



MINOR CSI UOM DESCRIPTION	TOTAL DIRECT UNIT COST	DEMOLITION UNIT COST
28 16 11 00-0496 EA 8 lock, 8 aux outputs 6A/12V or 3A/24V (75W) and 6A/12V or 3A/24V (75W) fused at 3A E2 enclosure (Sielox SLX75/75-C8D8E2).....	963.01	69.42
28 16 11 00-0497 EA 8 lock, 8 aux outputs 6A/12V or 3A/24V (75W) and 6A/12V or 3A/24V (75W) pwr ltd at 2.5A E2 enclosure (Sielox SLX75/75-C8PD8PE2).....	963.01	69.42
28 16 11 00-0498 EA 8 lock, 8 aux outputs 6A/12V or 3A/24V (75W) and 12A/12V or 6A/24V (150W) fused at 3A E2 enclosure (Sielox SLX75/150-C8D8E2).....	1,122.87	80.94
28 16 11 00-0499 EA 8 lock, 8 aux outputs 6A/12V or 3A/24V (75W) and 12A/12V or 6A/24V (150W) pwr ltd at 2.5A E2 enclosure (Sielox SLX75/150-C8PD8PE2).....	1,122.87	80.94
28 16 11 00-0500 EA 8 lock, 8 aux outputs 12A/12V or 6A/24V (150W) and 12A/12V or 6A/24V (150W) fused at 3A E2 enclosure (Sielox SLX150/150-C8D8E2).....	1,282.75	92.48
28 16 11 00-0501 EA 8 lock, 8 aux outputs 12A/12V or 6A/24V (150W) and 12A/12V or 6A/24V (150W) pwr ltd at 2.5A E2 enclosure (Sielox SLX150/150-C8PD8PE2).....	1,282.75	92.48
28 16 11 00-0502 EA 8 lock, 8 aux outputs 12A/12V or 6A/24V (150W) and 20A/12V or 10A/24V (250W) fused at 3A E2 enclosure (Sielox SLX150/250-C8D8E2).....	1,381.72	99.61
28 16 11 00-0503 EA 8 lock, 8 aux outputs 12A/12V or 6A/24V (150W) and 20A/12V or 10A/24V (250W) pwr ltd at 2.5A E2 enclosure (Sielox SLX150/250-C8PD8PE2).....	1,381.72	99.61
28 16 11 00-0504 EA 8 lock, 8 aux outputs 20A/12V or 10A/24V (250W) and 20A/12V or 10A/24V (250W) fused at 3A E2 enclosure (Sielox SLX250/250-C8D8E2).....	1,476.86	106.47
28 16 11 00-0505 EA 8 lock, 8 aux outputs 20A/12V or 10A/24V (250W) and 20A/12V or 10A/24V (250W) pwr ltd at 2.5A E2 enclosure (Sielox SLX250/250-C8PD8PE2).....	1,476.86	106.47
28 16 11 00-0506 EA 8 lock, 8 aux outputs 4A /12V and 4A/24V fused at 3A system backed up with one battery set E2 enclosure (Sielox SLX150-B100C8D8E2).....	1,020.11	73.54
28 16 11 00-0507 EA 8 lock, 8 aux outputs 4A /12V and 4A/24V pwr ltd at 2.5A system backed up with one battery set E2 enclosure (Sielox SLX150-B100C8PD8PE2).....	1,020.11	73.54
28 16 11 00-0508 EA 8 lock, 8 aux outputs 4A /12V and 8A/24V fused at 3A system backed up with one battery set E2 enclosure (Sielox SLX250-B100C8D8E2).....	1,119.08	80.67
28 16 11 00-0509 EA 8 lock, 8 aux outputs 4A /12V and 8A/24V pwr ltd at 2.5A system backed up with one battery set E2 enclosure (Sielox SLX250-B100C8PD8PE2).....	1,119.08	80.67
28 16 11 00-0510 EA 16 lock, 16 aux outputs 12A/12V or 6A/24V fused at 3A E4 enclosure (Sielox SLX150-2C82D8E4).....	1,248.48	90.01
28 16 11 00-0511 EA 16 lock, 16 aux outputs 12A/12V or 6A/24V pwr ltd at 2.5A E4 enclosure (Sielox SLX150-2C8PD8PE4).....	1,248.48	90.01
28 16 11 00-0512 EA 16 lock, 16 aux outputs 20A/12V or 10A/24V fused at 3A E4 enclosure (Sielox SLX250-2C82D8E4).....	1,347.46	97.14
28 16 11 00-0513 EA 16 lock, 16 aux outputs 20A/12V or 10A/24V pwr ltd at 2.5A E4 enclosure (Sielox SLX250-2C8PD8PE4).....	1,347.46	97.14
28 16 11 00-0514 EA 16 lock, 16 aux outputs 6A/12V or 3A/24V (75W) and 6A/12V or 3A/24V (75W) fused at 3A E4 enclosure (Sielox SLX75/75-2C82D8E4).....	1,294.17	93.30
28 16 11 00-0515 EA 16 lock, 16 aux outputs 6A/12V or 3A/24V (75W) and 6A/12V or 3A/24V (75W) pwr ltd at 2.5A E4 enclosure (Sielox SLX75/75-2C8PD8PE4).....	1,294.17	93.30
28 16 11 00-0516 EA 16 lock, 16 aux outputs 12A/12V or 6A/24V (150W) and 12A/12V or 6A/24V (150W) fused at 3A E4 enclosure (Sielox SLX150/150-2C82D8E4).....	1,613.91	116.34
28 16 11 00-0517 EA 16 lock, 16 aux outputs 12A/12V or 6A/24V (150W) and 12A/12V or 6A/24V (150W) pwr ltd at 2.5A E4 enclosure (Sielox SLX150/150-2C8PD8PE4).....	1,613.91	116.34
28 16 11 00-0518 EA 16 lock, 16 aux outputs 12A/12V or 6A/24V (150W) and 20A/12V or 10A/24V (250W) fused at 3A E4 enclosure (Sielox SLX150/250-2C82D8E4).....	1,712.87	123.47
28 16 11 00-0519 EA 16 lock, 16 aux outputs 12A/12V or 6A/24V (150W) and 20A/12V or 10A/24V (250W) pwr ltd at 2.5A E4 enclosure (Sielox SLX150/250-2C8PD8PE4).....	1,712.87	123.47
28 16 11 00-0520 EA 16 lock, 16 aux outputs 20A/12V or 10A/24V (250W) and 20A/12V or 10A/24V (250W) fused at 3A E4 enclosure (Sielox SLX250/250-2C82D8E4).....	1,811.85	130.61
28 16 11 00-0521 EA 16 lock, 16 aux outputs 20A/12V or 10A/24V (250W) and 20A/12V or 10A/24V (250W) pwr ltd at 2.5A E4 enclosure (Sielox SLX250/250-2C8PD8PE4).....	1,811.85	130.61
28 16 11 00-0522 EA AC-1700 Controller Board - Includes 1 GB SD Card, connector kit, and fuse. (Sielox AC-1700-NN-2).....	1,612.96	116.28
28 16 11 00-0523 EA 2-Reader Ethernet/RS485 Kit: Supports 2 Door Strikes, 2 Door Contacts, 2 REX Inputs, 4 Sup./Unsup. Inputs, 4 Sup./Unsup. Outputs. Includes Sielox Large Enclosure And 12 Volt DC Transformer (Sielox AC-1700-LS-2).....	2,323.82	167.51
28 16 11 00-0524 EA 4-Reader Ethernet/RS485 Kit: Supports 4 Door Strikes, 4 Door Contacts, 4 REX Inputs, 8 Sup./Unsup. Inputs, 8 Sup./Unsup. Outputs. Includes Sielox Large Enclosure And 12 Volt DC Transformer (Sielox AC-1700-LS-4).....	3,936.78	283.80
28 16 11 00-0525 EA 6-Reader Ethernet/RS485 Kit: Supports 6 Door Strikes, 6 Door Contacts, 6 REX Inputs, 12 Sup./Unsup. Inputs, 12 Sup./Unsup. Outputs. Includes Sielox Large Enclosure And 12 Volt DC Transformer (Sielox AC-1700-LS-6).....	5,549.74	400.07
28 16 11 00-0526 EA 8-Reader Ethernet/RS485 Kit: Supports 8 Door Strikes, 8 Door Contacts, 8 REX Inputs, 16 Sup./Unsup. Inputs, 16 Sup./Unsup. Outputs. Includes Sielox Large Enclosure And 12 Volt DC Transformer (Sielox AC-1700-LS-8).....	7,162.69	516.35
28 16 11 00-0527 EA 2-Reader Ethernet/RS485 Kit: Supports 2 Door Strikes, 2 Door Contacts, 2 REX Inputs, 4 Sup./Unsup. Inputs, 4 Sup./Unsup. Outputs. Includes Sielox Large Enclosure (Sielox AC-1700-LN-2).....	2,041.18	147.15
28 16 11 00-0528 EA 4-Reader Ethernet/RS485 Kit: Supports 4 Door Strikes, 4 Door Contacts, 4 REX Inputs, 8 Sup./Unsup. Inputs, 8 Sup./Unsup. Outputs. Includes Sielox Large Enclosure (Sielox AC-1700-LN-4).....	3,654.15	263.42
28 16 11 00-0529 EA 6-Reader Ethernet/RS485 Kit: Supports 6 Door Strikes, 6 Door Contacts, 6 REX Inputs, 12 Sup./Unsup. Inputs, 12 Sup./Unsup. Outputs. Includes Sielox Large Enclosure (Sielox AC-1700-LN-6).....	5,267.11	379.70
28 16 11 00-0530 EA 8-Reader Ethernet/RS485 Kit: Supports 8 Door Strikes, 8 Door Contacts, 8 REX Inputs, 16 Sup./Unsup. Inputs, 16 Sup./Unsup. Outputs. Includes Sielox Large Enclosure (Sielox AC-1700-LN-8).....	6,880.08	495.97
28 16 11 00-0531 EA 2-Reader Ethernet/RS485 Kit: Supports 2 Door Strikes, 2 Door Contacts, 2 REX Inputs, 4 Sup./Unsup. Inputs, 4 Sup./Unsup. Outputs. Includes Sielox Small Enclosure Holds 1 Controller. (Sielox AC-1700-SN-2).....	1,955.54	140.97
28 16 11 00-0532 EA 2-Reader Ethernet/RS485 Kit: Supports 2 Door Strikes, 2 Door Contacts, 2 REX Inputs, 4 Sup./Unsup. Inputs, 4 Sup./Unsup. Outputs. Includes Sielox Small Enclosure And 12V 5A Transformer. Holds 1 Controller. (Sielox AC-1700-SS-2).....	2,238.15	161.35
28 16 11 00-0533 EA I/O Mounting Plate - For Installation of BP5 or BP7 back planes in the AC-1700 large enclosure (Sielox AC-1700-IOMP).....	114.19	8.22
28 16 11 00-0534 EA AC-1700 I/O Backplane with capacity for: 7 I/O Modules in any combination, Requires Enclosure, Mounting Plate, I/O Modules, 1700 Controller and Power Supply (Sielox AC-1700-BP7I/O).....	436.78	31.49
28 16 11 00-0535 EA Input Expansion Kit - AC-INP Input Module and Connectors - 8 Inputs (Supervised /Unsupervised) For AC1700, AC1500, And AC1200 I/O Backplanes (Sielox AC-IEK).....	385.41	27.78
28 16 11 00-0536 EA Output Expansion Kit - AC-OUT Output Module and Connectors - 8 Outputs. For AC1700, AC1500, And AC1200 I/O Backplanes (Sielox AC-OEK).....	428.22	30.87
28 16 11 00-0537 EA 6 and 12 Volt DC Power Regulator and Battery charger for AC-1700 And AC1500 Backplanes only! It includes an AC fail output. AC-PWRS not included. Required for Power. (Sielox AC-PRDUAL).....	396.82	28.60
28 16 11 00-0538 EA 2-Door Pinnacle Ultra Package, 1- Controller (6201700), Small Enclosure Kit (6800111), and 12 Volt DC Plugin Transformer (7209926). (Sielox AC-PULL-1700-2D).....	2,552.20	183.98
28 16 11 00-0539 EA 2- Door Pinnacle Ultra Package, 1-Controller (6201700) with Large Enclosure (6800110) and 12 Volt DC Plugin Transformer (7209926). (Sielox AC-PULL-1700-2D).....	2,637.85	190.16

28 Electronic Safety and Security

28 10 Access Control

28 16 Access Control Interfaces



MINOR	CSI	UOM	DESCRIPTION	TOTAL DIRECT UNIT COST	DEMOLITION UNIT COST
28 16 11 00-0540	EA		4- Door Pinnacle Ultra Package, 2- Controllers (6201700) with Large Enclosure (6800110) and 12 Volt DC Plugin Transformer (7209926). (Sielox AC-PULL-1700-4D).....	4,250.81	306.43
28 16 11 00-0541	EA		6- Door Pinnacle Ultra Package, 3 - Controllers (6201700) with Large Enclosure (6800110) and 12 Volt DC Plugin Transformer (7209926). (Sielox AC-PULL-1700-6D).....	5,863.78	422.71
28 16 11 00-0542	EA		8 Door Pinnacle Ultra Package, 4- Controllers (6201700) with Large Enclosure (6800110) and 12 Volt DC Transformer (7209926). (Sielox AC-PULL-1700-8D).....	7,476.74	538.97
28 16 11 00-0543	EA		2-Door Pinnacle Lite package, 1- Controller (6201700), Small Enclosure Kit (6800111), 12 Volt DC Plugin Transformer (7209926). (Sielox AC-PLTS-1700-2D).....	2,980.41	214.85
28 16 11 00-0544	EA		2- Door Pinnacle Lite Package, 1-Controller (6201700) with Large Enclosure (6800110) and 12 Volt DC Plugin Transformer (7209926). (Sielox AC-PLTL-1700-2D).....	3,066.06	221.03
28 16 11 00-0545	EA		4- Door Pinnacle Lite Package, 2-Controllers (6201700) with Large Enclosure (6800110) and 12 Volt DC Plugin Transformer (7209926). (Sielox AC-PLTL-1700-4D).....	4,679.02	337.30
28 16 11 00-0546	EA		6- Door Pinnacle Lite Package, 3 - Controllers (6201700) with Large Enclosure (6800110) and 12 Volt DC Plugin Transformer (7209926). (Sielox AC-PLTL-1700-6D).....	6,291.99	453.57
28 16 11 00-0547	EA		8- Door Pinnacle Lite Package, 4 - Controllers (6201700) with Large Enclosure (6800110) and 12 Volt DC Plugin Transformer (7209926). (Sielox AC-PLTL-1700-8D).....	7,904.95	569.84
28 16 11 00-0548	EA		Badging for Pinnacle Lite (per concurrent user) (Sielox AC-BLT).....	1,413.13	101.87
28 16 11 00-0549	EA		Badging for Pinnacle Standard Software (per concurrent user) (Sielox AC-BST).....	1,570.13	113.20
28 16 11 00-0550	EA		Badging for Pinnacle Plus Software (per concurrent user) (Sielox AC-BPL).....	1,755.71	126.57
28 16 11 00-0551	EA		Badging for Pinnacle Professional Software (per concurrent user) (Sielox AC-BPR).....	2,269.57	163.60
28 16 11 00-0552	EA		Workstations for Pinnacle Standard (per Concurrent User) (Sielox AC-WST).....	1,698.60	122.45
28 16 11 00-0553	EA		Workstations for Pinnacle Plus (per Concurrent User) (Sielox AC-WPL).....	1,984.10	143.03
28 16 11 00-0554	EA		Workstations for Pinnacle Professional (per Concurrent User) (Sielox AC-WPR).....	2,269.57	163.60
28 16 11 00-0555	EA		Workstations for Pinnacle Standard (per two Concurrent Users) (Sielox AC-WST2).....	2,426.59	174.93
28 16 11 00-0556	EA		Workstations for Pinnacle Plus (per two Concurrent Users) (Sielox AC-WPL2).....	2,997.54	216.08
28 16 11 00-0557	EA		Workstations for Pinnacle Professional (per two Concurrent Users) (Sielox AC-WPR2).....	3,568.50	257.25
28 16 11 00-0558	EA		Workstations for Pinnacle Standard (per five Concurrent Users) (Sielox AC-WST5).....	3,853.98	277.83
28 16 11 00-0559	EA		Workstations for Pinnacle Plus (per five Concurrent Users) (Sielox AC-WPL5).....	5,566.86	401.30
28 16 11 00-0560	EA		Workstations for Pinnacle Professional (per five Concurrent Users) (Sielox AC-WPR5).....	7,137.02	514.49
28 16 11 00-0561	EA		Pinnacle Lite Software [32 readers / 2K cards] A single user system includes license for 1 single operator only, installation and PDF user manuals (Sielox AC-PLT).....	827.89	59.68
28 16 11 00-0562	EA		Pinnacle Standard Software [64 readers / 4K cards] A multiple user system that includes 2 operators (1 server license and 1 workstation seat license), installation and PDF user manual. (Sielox AC-PNST).....	1,712.87	123.47
28 16 11 00-0563	EA		Pinnacle Plus Software [128 readers / 10K cards] A multiple user system that includes 2 operators (1 server license and 1 workstation seat license), installation and PDF user manuals. (Sielox AC-PNPL).....	3,639.87	262.39
28 16 11 00-0564	EA		Pinnacle Professional Software [unlimited readers and cards] A multiple user system that includes 2 operators (1 server license and 1 workstation seat license), installation and PDF user manuals. (Sielox AC-PNPR).....	9,891.88	713.08
28 16 11 00-0565	EA		Pinnacle Ultra From a Bundled Package to Pinnacle Lite. (Sielox AC-PNUL2LT).....	570.97	41.16
28 16 11 00-0566	EA		Pinnacle Lite to Pinnacle Standard (Sielox AC-PNLT2STA).....	1,427.41	102.90
28 16 11 00-0567	EA		Pinnacle Standard to Pinnacle Plus (Sielox AC-PNST2PL).....	2,141.10	154.34
28 16 11 00-0568	EA		Pinnacle Plus to Pinnacle Professional (Sielox AC-PNPL2PR).....	7,850.70	565.95
28 16 11 00-0569	EA		Database Partitioning Option: Partition database by dividing a single system into multiple segments that can be independently operated and managed. A resulting partition consists of cardholders, cardholder custom fields, devices, access levels, time zones, holidays, and filters. (Sielox AC-DBPART).....	1,427.41	102.90
28 16 11 00-0570	EA		SDK Licensing with 3 hours of phone support - A software development kit with library calls for developing standalone applications for qualified programmers via a separate licensing agreement (Sielox AC-PINSDK).....	5,695.33	410.57
28 16 11 00-0571	EA		Pinnacle Data Exchange -This Application allows data exchange from third party databases into Pinnacle. Automatically or manually Add, Delete or Modify cardholder's database. (Sielox AC-DETEX).....	1,427.41	102.90
28 16 11 00-0572	EA		Pinnacle Data Exchange Professional Services -Includes the Initial Setup and Configuration of the Data Exchange - If additional support is needed refer to the Professional Services Support Offerings part # 569936. (Sielox AC-DATEXPS).....	4,267.94	307.66
28 16 11 00-0573	EA		Pinnacle Data Exchange Kit -Includes Data Exchange and Professional Services (Sielox AC-DATEXKIT).....	5,695.33	410.57
28 16 11 00-0574	EA		AC-1700 Large Enclosure. Holds up to 4 controllers. -Dimensions: 17" x 22" x 3.5" (40.64 cm x 50.80 cm x 8.99 cm) (Sielox AC-1700ENCL).....	428.22	30.87
28 16 11 00-0575	EA		AC-1700 Small Enclosure. Holds 1 controller - Dimensions: 12" x 12" x 3.5" (30.48 cm x 30.48 cm x 8.99 cm) (Sielox AC-1700ENCS).....	342.57	24.70
28 16 11 00-0576	EA		Retrofit Mounting Plate - For mounting up to 4 AC-1700 controller boards in the AC-1500 large enclosure or other large enclosures. (Sielox AC-1700-RMP-2).....	114.19	8.22
28 16 11 00-0577	EA		Mounting Plate - For a single AC-1700 Controller Board (Sielox AC-1700-MP).....	85.64	6.17
28 16 11 00-0578	EA		Pinnacle Argos License upgrade to 64 cameras - Requires Pinnacle Standard License (Sielox AC-ARGOS64).....	713.71	51.46
28 16 11 00-0579	EA		Pinnacle Argos License upgrade to 128 cameras -Requires Pinnacle Plus License (Sielox AC-ARGOS128).....	1,427.41	102.90
28 16 11 00-0580	EA		Pinnacle Argos License upgrade to Unlimited cameras -Requires Pinnacle Professional License (Sielox AC-ARGOSUNL).....	4,282.21	308.70
28 16 11 00-0581	EA		Hardware COM Server Option : Distribute controllers around multi-hardware servers to enhance communication efficiency. Link inputs and outputs between different hardware servers. Note #1: Available for licensing with Pinnacle Professional only. Note #2: A workstation (client) license is only used up if the Pinnacle GUI is also being run on a Hardware COM server. (Sielox AC-HWSRV).....	2,897.63	208.89
28 16 11 00-0582	EA		Panel Interface Module (Sielox PIM400-485-RSI).....	2,494.09	179.79
28 16 11 00-0583	EA		Mifare Smart Cards (Sielox XF9551).....	7.49	0.54
28 16 11 00-0584	EA		AD-400 Lock (Sielox AD-400-MS-70-MTK-SPA-626-RD-EV29S-S123-RH-4B-09-663-10-072-13?4).....	4,045.53	291.63
28 16 11 00-0585	EA		AD-400 Lock (Sielox AD-400-CY-70-MT-SPA-626-LD-RH-4B-13-049-10-025-1 3/4).....	3,366.66	242.69
28 16 11 00-0586	EA		AD-400 Lock (Sielox AD-400-CY-70-MSK-SPA-626-PD-EV29S-S123-RH-4B-13-049-10-025-1 3/4).....	3,414.63	246.16
28 16 11 00-0587	EA		NDE Lock (Sielox NDE-80-PD-SPA-626-SPA-626-13-047-10-130-S123).....	1,398.32	100.80
28 16 11 00-0588	EA		NDE Lock (Sielox NDE-80-LD-SPA-626-SPA-626-13-047-10-130-S123).....	1,300.55	93.76
28 16 11 00-0589	EA		NDE Engage Gateway (Sielox NDE Engage Gateway).....	1,584.63	114.23
28 16 11 00-0590	EA		aptiQ Reader (Sielox MT15).....	363.42	26.19
28 16 11 00-0591	EA		aptiQ Reader (Sielox MTK15).....	590.32	42.56
28 16 11 00-0592	EA		AD Series Network Hardwired Cylindrical Lock, Classroom/Storeroom Function, Multi-Technology Reader (Sielox AD300-CY-70-MT-SPA-626-BD-RH-13-049-10-025-1 3/4).....	2,268.15	163.51



MINOR CSI UOM DESCRIPTION	TOTAL DIRECT UNIT COST	DEMOLITION UNIT COST
28 16 11 00-0593 EA AD Series Network Hardwired Cylindrical Lock, Classroom/Storeroom Function, Multi-Technology Reader (Sielox AD300-CY-70-MT-SPA-626-JD-RH-13-049-10-025-1 3/4).....	2,229.55	160.72
Note: Includes Sparta Lever with a Satin Chrome Finish, Less Cylinder, 6 Pin SFIC Core, Right Handed, Backset and Latchbolt (2-3/4" backset, deadlatch, square corner, 1-1/8"x 2-1/4"), Strike Plate (1-3/16" Lip, ANSI, no box, 1-1/14" x 4-7/8"), Door Thickness (1-3/4")		
28 16 11 00-0594 EA AD Series Network Hardwired Cylindrical Lock, Classroom/Storeroom Function, Multi-Technology Reader (Sielox AD300-CY-70-MT-SPA-626-PD S123-RH-13-049-10-025-1 3/4).....	2,268.15	163.51
Note: Includes Sparta Lever with a Satin Chrome Finish, Full Cylinder, 6 Pin SFIC Core, Everest 29 Keyway Type, Right handed, Backset and Latchbolt (2-3/4" backset, deadlatch, square corner, 1-1/8"x 2-1/4"), Strike Plate (1-3/16" Lip, ANSI, no box, 1-1/14" x 4-7/8"), Door Thickness (1-3/4")		
28 16 11 00-0595 EA AD Series Network Hardwired Cylindrical Lock, Classroom/Storeroom Function, Multi-Technology Reader with Keypad (Sielox AD300-CY-70-MTK-SPA-626-BD-RH-13-049-10-025-1 3/4)	2,341.36	168.79
Note: Includes Sparta Lever with Satin Chrome Finish, Less Cylinder, 7 Pin SFIC Core, Right Handed, Backset and Latchbolt (2-3/4" backset, deadlatch, square corner, 1-1/8" x 2-1/4"), Strike Plate (1-3/16" Lip, ANSI, no box, 1-1/14" x 4-7/8"), Door Thickness (1-3/4")		
28 16 11 00-0596 EA AD Series Network Hardwired Cylindrical Lock, Classroom/Storeroom Function, Multi-Technology Reader with Keypad (Sielox AD300-CY-70-MTK-SPA-626-JD-RH-13-049-10-025-1 3/4)	2,302.77	166.00
Note: Includes Sparta Lever with Satin Chrome Finish, Less Cylinder, 6 Pin SFIC Core, Right Handed, Backset and Latchbolt (2-3/4" backset, deadlatch, square corner, 1-1/8" x 2-1/4"), Strike Plate (1-3/16" Lip, ANSI, no box, 1-1/14" x 4-7/8"), Door Thickness (1-3/4")		
28 16 11 00-0597 EA AD Series Network Hardwired Cylindrical Lock, Classroom/Storeroom Function, Multi-Technology Reader with Keypad (Sielox AD300-CY-70-MTK-SPA-626-PD S123-RH-13-049-10-025-1 3/4)	2,341.36	168.79
Note: Includes Sparta Lever with Satin Chrome Finish, Full Cylinder, 6 Pin SFIC Core, Everest 29 Keyway Type, Right Handed, Backset And Latchbolt (2-3/4" backset, deadlatch, square corner, 1-1/8" x 2-1/4"), Strike Plate (1-3/16" Lip, ANSI, no box, 1-1/14" x 4-7/8"), Door Thickness (1-3/4")		
28 16 11 00-0598 EA AD Series Network Hardwired Lock, Exit Trim - Rim/CVR/CVC, Classroom/Storeroom Function, Multi-Technology Reader, Rhodes Lever with Satin Chrome Finish, Less Cylinder, 7 Pin SFIC Core, Right Handed Reverse, Door Thickness (1-3/4") (Sielox AD300-993R-70-MT-RHO-626-BD-RHR-1 3/4)	2,627.53	189.41
28 16 11 00-0599 EA AD Series Networked Hardwired Lock, Exit Trim - SVR, Classroom/Storeroom Function, Multi-Technology Reader, Rhodes Lever with Satin Chrome Finish, Less Cylinder, 7 Pin SFIC Core, Right Handed Reverse, Door Thickness (1-3/4") (Sielox AD300-993S-70-MT-RHO-626-BD-RHR-1 3/4)	2,662.14	191.91
28 16 11 00-0600 EA AD Series Networked Hardwired Mortise Lock, Classroom/Storeroom Function, Multi-Technology Reader, Sparta Lever with Satin Chrome Finish, Less Cylinder, 7 Pin SFIC Core, Right Handed, Mortise Lock Armor Front (1-1/4" wide square corner, latch for MS), Strike Plate (1-3/16" lip, 1-1/4" x 4-7/8" square corner box), Door Thickness (1-3/4") (Sielox AD300-MS-70-MT-SPA-626-BD-RH-09-663-10-072-1 3/4)	2,570.30	185.29
28 16 11 00-0601 EA AD Series Networked Hardwired Mortise Lock, Classroom/Storeroom Function, Multi-Technology Reader, Sparta Lever with Satin Chrome Finish, Less Cylinder, 6 Pin SFIC Core, Right Handed, Mortise Lock Armor Front (1-1/4" wide square corner, latch for MS), Strike Plate (1-3/16" lip, 1-1/4" x 4-7/8" square corner box), Door Thickness (1-3/4") (Sielox AD300-MS-70-MT-SPA-626-JD-RH-09-663-10-072-1 3/4)	2,531.68	182.50
28 16 11 00-0602 EA AD Series Networked Hardwired Mortise Lock, Classroom/Storeroom Function, Multi-Technology Reader, Sparta Lever with Satin Chrome Finish, 6 Pin Full Cylinder with Everest 29 Keyway Type, Right Handed, Mortise Lock Armor Front (1-1/4" wide square corner, latch for MS), Strike Plate (1-3/16" lip, 1-1/4" x 4-7/8" square corner box), Door Thickness (1-3/4") (Sielox AD300-MS-70-MT-SPA-626-PD S123-RH-09-663-10-072-1 3/4)	2,570.30	185.29
28 16 11 00-0603 EA AD Series Networked Hardwired Mortise Lock, Classroom/Storeroom Function, Multi-Technology Reader with Keypad, Sparta Lever with Satin Chrome Finish, Less Cylinder, 7 Pin SFIC Core, Right Handed, Mortise Lock Armor Front (1-1/4" wide square corner, latch for MS), Strike Plate (1-3/16" lip, 1-1/4" x 4-7/8" square corner box), Door Thickness (1-3/4") (Sielox AD300-MS-70-MTK-SPA-626-BD-RH-09-663-10-072-1 3/4)	2,643.51	190.57
28 16 11 00-0604 EA AD Series Networked Hardwired Mortise Lock, Classroom/Storeroom Function, Multi-Technology Reader with Keypad, Sparta Lever with Satin Chrome Finish, Less Cylinder, 6 Pin SFIC Core, Right Handed, Mortise Lock Armor Front (1-1/4" wide square corner, latch for MS), Strike Plate (1-3/16" lip, 1-1/4" x 4-7/8" square corner box), Door Thickness (1-3/4") (Sielox AD300-MS-70-MTK-SPA-626-JD-RH-09-663-10-072-1 3/4)	2,604.90	187.78
28 16 11 00-0605 EA AD Series Networked Hardwired Mortise Lock, Classroom/Storeroom Function, Multi-Technology Reader with Keypad, Sparta Lever with Satin Chrome Finish, 6 Pin Full Cylinder with Everest 29 Keyway Type, Right Handed, Mortise Lock Armor Front (1-1/4" wide square corner, latch for MS), Strike Plate (1-3/16" lip, 1-1/4" x 4-7/8" square corner box), Door Thickness (1-3/4") (Sielox AD300-MS-70-MTK-SPA-626-PD S123-RH-09-663-10-072-1 3/4)	2,643.51	190.57
28 16 11 00-0606 EA AD Series Networked Wireless Cylindrical Lock, Classroom/Storeroom Function, Multi-Technology Reader (Sielox AD400-CY-70-MT-SPA-626-BD-RH-4B-13-049-10-025-1 3/4)	2,499.75	180.20
Note: Includes Sparta Lever with Satin Chrome Finish, Less Cylinder, 7 Pin SFIC Core, Right Handed, 4AA Battery Kit, Backset and Latchbolt (2-3/4" backset, deadlatch, square corner, 1-1/8" x 2-1/4"), Strike Plate (1-3/16" Lip, ANSI, no box, 1-1/14" x 4-7/8"), Door Thickness (1-3/4")		
28 16 11 00-0607 EA AD Series Networked Wireless Cylindrical Lock, Classroom/Storeroom Function, Multi-Technology Reader (Sielox AD400-CY-70-MT-SPA-626-JD-RH-4B-13-049-10-025-1 3/4).....	2,461.15	177.42
Note: Includes Sparta Lever with Satin Chrome Finish, Less Cylinder, 6 Pin SFIC Core, Right Handed, 4AA Battery Kit, Backset and Latchbolt (2-3/4" backset, deadlatch, square corner, 1-1/8" x 2-1/4"), Strike Plate (1-3/16" Lip, ANSI, no box, 1-1/14" x 4-7/8"), Door Thickness (1-3/4")		
28 16 11 00-0608 EA AD Series Networked Wireless Cylindrical Lock, Classroom/Storeroom Function, Multi-Technology Reader (Sielox AD400-CY-70-MT-SPA-626-PD S123-RH-4B-13-049-10-025-1 3/4)	2,499.75	180.20
Note: Includes Sparta Lever with Satin Chrome Finish, 6 Pin Full Cylinder with Everest 29 Keyway Type, Right Handed, 4AA Battery Kit, Backset and Latchbolt (2-3/4" backset, deadlatch, square corner, 1-1/8" x 2-1/4"), Strike Plate (1-3/16" Lip, ANSI, no box, 1-1/14" x 4-7/8"), Door Thickness (1-3/4")		
28 16 11 00-0609 EA AD Series Networked Wireless Cylindrical Lock, Classroom/Storeroom Function, Multi-Technology Reader with Keypad (Sielox AD400-CY-70-MTK-SPA-626-BD-RH-4B-13-049-10-025-1 3/4)	2,572.95	185.48
Note: Includes Sparta Lever with Satin Chrome Finish, Less Cylinder, 7 Pin SFIC Core, Right Handed, 4AA Battery Kit, Backset and Latchbolt (2-3/4" backset, deadlatch, square corner, 1-1/8" x 2-1/4"), Strike Plate (1-3/16" Lip, ANSI, no box, 1-1/14" x 4-7/8"), Door Thickness (1-3/4")		
28 16 11 00-0610 EA AD Series Networked Wireless Cylindrical Lock, Classroom/Storeroom Function, Multi-Technology Reader with Keypad (Sielox AD400-CY-70-MTK-SPA-626-JD-RH-4B-13-049-10-025-1 3/4).....	2,534.36	182.69
Note: Includes Sparta Lever with Satin Chrome Finish, Less Cylinder, 6 Pin SFIC Core, Right Handed, 4AA Battery Kit, Backset and Latchbolt (2-3/4" backset, deadlatch, square corner, 1-1/8" x 2-1/4"), Strike Plate (1-3/16" Lip, ANSI, no box, 1-1/14" x 4-7/8"), Door Thickness (1-3/4")		
28 16 11 00-0611 EA AD Series Networked Wireless Cylindrical Lock, Classroom/Storeroom Function, Multi-Technology Reader with Keypad (Sielox AD400-CY-70-MTK-SPA-626-PD S123-RH-4B-13-049-10-025-1 3/4).....	2,572.95	185.48
Note: Includes Sparta Lever with Satin Chrome Finish, 6 Pin Full Cylinder with Everest 29 Keyway Type, Right Handed, 4AA Battery Kit, Backset and Latchbolt (2-3/4" backset, deadlatch, square corner, 1-1/8" x 2-1/4"), Strike Plate (1-3/16" Lip, ANSI, no box, 1-1/14" x 4-7/8"), Door Thickness (1-3/4")		

28 Electronic Safety and Security

28 10 Access Control

28 16 Access Control Interfaces



MINOR	CSI	UOM	DESCRIPTION	TOTAL DIRECT UNIT COST	DEMOLITION UNIT COST
28 16 11 00-0612	EA		AD Series Networked Wireless Cylindrical Lock, Classroom/Storeroom Function, Multi-Technology Reader (Sielox AD-400-CY-70-MT-RHO-626-BD-RH-4B-13-049-10-025-1 3/4)..... Note: Includes Rhodes Lever with Satin Chrome Finish, Less Cylinder, 7 Pin SFIC Core, Right Handed, 4AA Battery Kit, Backset and Latchbolt (2-3/4" backset, deadlatch, square corner, 1-1/8"x 2-1/4"), Strike Plate (1-3/4" Lip, ANSI, no box, 1-1/14" x 4-7/8"), Door Thickness (1-3/4")	2,499.75	180.20
28 16 11 00-0613	EA		AD Series Networked Wireless Cylindrical Lock, Classroom/Storeroom Function, Multi-Technology Reader with Keypad, Athens Lever with Satin Chrome Finish, Less Cylinder, 6 Pin SFIC Core (Sielox AD400-CY-70-MTK-ATH-626-JD)	2,534.96	182.69
28 16 11 00-0614	EA		AD Series Networked Wireless Lock, Exit Trim - Rim/CVR/CVC, Classroom/Storeroom Function, Multi-Technology Reader, Rhodes Lever with Satin Chrome Finish, Less Cylinder, 7 Pin SFIC Core, Right Handed Reverse, 4AA Battery Kit, Door Thickness (1-3/4") (Sielox AD400-993R-70-MT-RHO-626-BD-RHR-4B-1 3/4)	2,880.44	207.64
28 16 11 00-0615	EA		AD Series Networked Wireless Cylindrical Lock, Classroom/Storeroom Function, Multi-Technology Reader (Sielox AD400-CY-70-MT-SPA-626-LD-RH-4B-13-049-10-025-1 3/4)	2,429.21	175.11
28 16 11 00-0616	EA		AD Series Networked Wireless Cylindrical Lock, Classroom/Storeroom Function, Magnetic Stripe + Keypad (Swipe) (Sielox AD400-CY-70-MSK-SPA-626-PD-EV29S-S123-RH-4B-13-049-10-025-1 3/4)	2,463.82	177.60
28 16 11 00-0617	EA		AD Series Networked Wireless Mortise Lock, Classroom/Storeroom Function, Multi-Technology Reader, Sparta Lever with Satin Chrome Finish, Less Cylinder, 7 Pin SFIC Core, Right Handed, 4AA Battery Kit, Mortise Lock Armor Front (1-1/4" Wide Square Corner, Latch for MS), Strike Plate (1-3/16" Lip, 1-1/4" x 4-7/8", Square Corner Box), Door Thickness (1-3/4") (Sielox AD400-MS-70-MT-SPA-626-BD-RH-4B-09-663-10-072-1 3/4)	2,803.23	202.08
28 16 11 00-0618	EA		AD Series Networked Wireless Mortise Lock, Classroom/Storeroom Function, Multi-Technology Reader, Sparta Lever with Satin Chrome Finish, Less Cylinder, 6 Pin SFIC Core, Right Handed, 4AA Battery Kit, Mortise Lock Armor Front (1-1/4" Wide Square Corner, Latch for MS), Strike Plate (1-3/16" Lip, 1-1/4" x 4-7/8", Square Corner Box), Door Thickness (1-3/4") (Sielox AD400-MS-70-MT-SPA-626-JD-RH-4B-09-663-10-072-1 3/4)	2,764.62	199.30
28 16 11 00-0619	EA		AD Series Networked Wireless Mortise Lock, Classroom/Storeroom Function, Multi-Technology Reader, Sparta Lever with Satin Chrome Finish, 6 Pin Full Cylinder with Everest 29 Keyway Type, Right Handed, 4AA Battery Kit, Mortise Lock Armor Front (1-1/4" Wide Square Corner, Latch for MS), Strike Plate (1-3/16" Lip, 1-1/4" x 4-7/8", Square Corner Box), Door Thickness (1-3/4") (Sielox AD400-MS-70-MT-SPA-626-PD S123-RH-4B-09-663-10-072-1 3/4)	2,803.23	202.08
28 16 11 00-0620	EA		AD Series Networked Wireless Mortise Lock, Classroom/Storeroom Function, Multi-Technology Reader with Keypad, Sparta Lever with Satin Chrome Finish, Less Cylinder, 7 Pin SFIC Core, Right Handed, 4AA Battery Kit, Mortise Lock Armor Front (1-1/4" Wide Square Corner, Latch for MS), Strike Plate (1-3/16" Lip, 1-1/4" x 4-7/8", Square Corner Box), Door Thickness (1-3/4") (Sielox AD400-MS-70-MTK-SPA-626-BD-RH-4B-09-663-10-072-1 3/4)	2,876.45	207.36
28 16 11 00-0621	EA		AD Series Networked Wireless Mortise Lock, Classroom/Storeroom Function, Multi-Technology Reader with Keypad, Sparta Lever with Satin Chrome Finish, Less Cylinder, 6 Pin SFIC Core, Right Handed, 4AA Battery Kit, Mortise Lock Armor Front (1-1/4" Wide Square Corner, Latch for MS), Strike Plate (1-3/16" Lip, 1-1/4" x 4-7/8", Square Corner Box), Door Thickness (1-3/4") (Sielox AD400-MS-70-MTK-SPA-626-JD-RH-4B-09-663-10-072-1 3/4)	2,837.84	204.58
28 16 11 00-0622	EA		AD Series Networked Wireless Mortise Lock, Classroom/Storeroom Function, Multi-Technology Reader with Keypad, Sparta Lever with Satin Chrome Finish, 6 Pin Full Cylinder with Everest 29 Keyway Type, Right Handed, 4AA Battery Kit, Mortise Lock Armor Front (1-1/4" Wide Square Corner, Latch for MS), Strike Plate (1-3/16" Lip, 1-1/4" x 4-7/8", Square Corner Box), Door Thickness (1-3/4") (Sielox AD400-MS-70-MTK-SPA-626-PD S123-RH-4B-09-663-10-072-1 3/4)	2,876.45	207.36
28 16 11 00-0623	EA		AD Series Networked Wireless Mortise Lock, Classroom/Storeroom Function, Multi-Technology Reader, Sparta Lever with Satin Chrome Finish, With Cylinder, Everest 29 Keyway Type, 6 Pin SFIC Core, Right Handed, 4AA Battery Kit, Mortise Lock Armor Front (1-1/4" Wide Square Corner, Latch for MS), Strike Plate (1-3/16" Lip, 1-1/4" x 4-7/8", Square Corner Box), Door Thickness (1-3/4") (Sielox AD400-MS-70-MTK-SPA-626-RD-EV29S-S123-RH-4B-09-663-10-072-1 3/4)	2,919.04	210.43
28 16 11 00-0624	EA		AD Series Networked Wireless Lock, Exit Trim - Mortise, Classroom/Storeroom Function, Multi-Technology Reader with Keypad, Athens Lever with Satin Chrome Finish, Less Cylinder, 6 Pin SFIC Core, Everest 29 Keyway Type, Right Handed (Sielox AD400-993M-70-MTK-ATH-626-JD-S123-RH)	2,839.17	204.68
28 16 11 00-0625	EA		NDE Series Wireless Lock, Storeroom with Vandigard Function, Less Cylinder, 7 Pin SFIC Core, Sparta Lever with Satin Chrome Finish, Backset and Latchbolt (2-3/4" Backset, Deadlatch, Square Corner, 1-1/8" x 2-1/4" Standard), Strike Plate (1-3/16" Lip, ANSI, DPS Magnets, no box, 1-1/4" x 4-7/8" Standard) (Sielox NDE-80-BD-SPA-626-13-047-10-130)	1,013.77	73.08
28 16 11 00-0626	EA		NDE Series Wireless Lock, Storeroom with Vandigard Function, Less Cylinder, 6 Pin SFIC Core, Sparta Lever with Satin Chrome Finish, Backset and Latchbolt (2-3/4" Backset, Deadlatch, Square Corner, 1-1/8" x 2-1/4" Standard), Strike Plate (1-3/16" Lip, ANSI, DPS Magnets, no box, 1-1/4" x 4-7/8" Standard) (Sielox NDE-80-JD-SPA-626-13-047-10-130)	975.00	70.29
28 16 11 00-0627	EA		NDE Series Wireless Lock, Storeroom with Vandigard Function, 6 Pin Full Cylinder SFIC Core, Sparta Lever with Satin Chrome Finish, Backset and Latchbolt (2-3/4" Backset, Deadlatch, Square Corner, 1-1/8" x 2-1/4" Standard), Strike Plate (1-3/16" Lip, ANSI, DPS Magnets, no box, 1-1/4" x 4-7/8" Standard) (Sielox NDE-80-PD-SPA-626-13-047-10-130-S123)	1,013.77	73.08
28 16 11 00-0628	EA		Handheld, battery-operated unit with Multi-Technology Reader Module (Sielox WPR400-MT)	2,273.46	163.89
28 16 11 00-0629	EA		Handheld, Battery-operated unit with Multi-Technology with Keypad Reader Module (Sielox WPR400-MTK).....	2,346.69	169.16
28 16 11 00-0630	EA		Pre-Installed Test Kit: Complete with WPR400-DT, PIM400-TD2, 593PI Power Supply, Charger, Carrying Case (Sielox TK400)	1,906.08	137.41
28 16 11 00-0631	EA		Compatible with Wiegand or Clock And Data (Sielox WRI400)	1,148.72	82.81
28 16 11 00-0632	EA		Note: Includes Weatherproof Enclosure, inputs for two parallel readers. Requires 12 or 24 Volt DC Power Supply 12 Volt DC Power Supply; Includes WRI400, PIM400-TD2, ANT400-REM-I/O (Sielox ECK400)	3,239.84	233.56
28 16 11 00-0633	EA		12 Volt DC Power Supply; Includes WRI400, PIM400-TD2, ANT400-REM-I/O, MGB+MCA5 (Sielox GCK400)	3,383.58	243.92
28 16 11 00-0634	EA		Wiegand or Clock And Data Output (Sielox PIB300-2D)	551.07	39.72
28 16 11 00-0635	EA		Note: Includes Weatherproof Enclosure (7.1" x 7.1"), RS485 Input, Requires 12 or 24 Volt DC Power Supply. Supports up to two AD-300 Locks. Used to power PIM-TD2, PIM-TD4, PIM-EXP, WRI-OTD-12 Volt DC, and WRI-IN-12 Volt DC as well as PIM400 and WRI400 (Sielox 593PI-12DC)	134.44	9.69
28 16 11 00-0636	EA		USB Cable, Handheld Device, With SUS Installed and HH-USB Cable (Sielox HDD-Kit-USB)	1,432.23	103.25
28 16 11 00-0637	EA		Classroom/Storeroom Functions (Cylindrical, Mortise and Exit Chassis), Privacy/Apartment Functions (Mortise Deadbolt Chassis) (Sielox COM400L)	417.95	30.13



MINOR	CSI	UOM	DESCRIPTION	TOTAL DIRECT UNIT COST	DEMOLITION UNIT COST
28 16 11 00-0638	EA		Classroom/Storeroom Functions (Cylindrical, Mortise and Exit Chassis), Privacy/Apartment Functions (Mortise Deadbolt Chassis) (Sielox COM300L).....	386.01	27.83
28 16 11 00-0639	EA		Single Solution that reads 125 KHz Proximity and 13.56 MHz smart credentials (Sielox MT).....	815.95	58.82
28 16 11 00-0640	EA		Single Solution that reads 125 KHz Proximity and 13.56 MHz smart credentials, comes with 12 button keypad (Sielox MTK).....	889.14	64.10
28 16 11 00-0641	EA		Electromagnetic Lock, Automatic Voltage Selection, Magnetic Bond Sensor, Door Status Monitor, 628 Satin Aluminum Finish (Sielox M390RFK).....	1,003.63	72.35
28 16 11 00-0642	EA		Electromagnetic Lock, Automatic Voltage Selection (Sielox M420).....	618.96	44.62
28 16 11 00-0643	EA		Electromagnetic Lock, Automatic Voltage Selection, Door Status Monitor (DSM), Magnetic Bond Sensor (MBS), Relocking Time Delay (RTD) (Sielox M420P).....	853.22	61.51
28 16 11 00-0644	EA		Electromagnetic Lock, Automatic Voltage Selection (Sielox M490).....	774.69	55.85
28 16 11 00-0645	EA		Electromagnetic Lock, Automatic Voltage Selection, Door Status Monitor (DSM), Magnetic Bond Sensor (MBS), Relocking Time Delay (RTD) (Sielox M490P).....	1,003.63	72.35
28 16 11 00-0646			Exterior Mounting Posts For Door Operator Access Controls (28 16 11) Note: For Use With card reader, intercom, camera, keypad, door exit button, door open button. Excludes concrete pads and electrical connections.		
28 16 11 00-0647	EA		4" x 4" x 47" Tall, In-Ground, Stainless Steel, Tower Pedestal Post (Pedestal Pro ADA-SS-TWR-47x4x4)..... Note: For door keypad or card reader operator access controls For Surface Mount With Baseplate And Bolts, Add	956.54 105.63	53.71
28 16 11 00-0648	EA		4" x 6" x 47" Tall, In-Ground, Stainless Steel, Tower Pedestal Post (Pedestal Pro ADA-SS-TWR-47x4x6)..... Note: For door keypad or card reader operator access controls For Surface Mount With Baseplate And Bolts, Add	1,089.19 119.01	62.66
28 16 11 00-0649	EA		4" x 6" x 47" Tall, In-Ground, Stainless Steel, Tower Pedestal Post With Two Single Gang Cutouts (Pedestal Pro ADA-SS-TWR-47x4x6-2)..... Note: For door keypad or card reader operator access controls For Surface Mount With Baseplate And Bolts, Add	1,215.41 119.01	62.66
28 18 Security Access Detection Equipment (28 10)					
28 18 11 Security Access Metal Detectors (28 18)					
28 18 11 00-0001 Metal Detectors (28 18 11)					
28 18 11 00-0002	EA		Handheld Scanner (Garrett Super Scanner V).....	269.03	30.24
28 18 11 00-0003	EA		Single-Zone, Walk-Through Metal Detector, Complete Unit (Garrett CS 5000).....	4,341.66	362.86
28 18 11 00-0004	EA		Multi-Zone, Walk-Through Metal Detector, Complete Unit (Garrett PD 6500).....	6,702.14	483.81
28 20 Video Surveillance (28)					
Note: Includes testing of new devices and certification.					
28 21 Surveillance Cameras (28 20)					
28 21 31 Proprietary Surveillance Camera Systems (28 21)					
Note: Includes programming of equipment, testing and certification of new devices.					
28 21 31 00-0001			Closed Circuit Television And Surveillance Systems (28 21 31)		
28 21 31 00-0002			Cameras And Accessories (28 21 31 00-0001)		
28 21 31 00-0003			Cameras (28 21 31 00-0002)		
28 21 31 00-0004			General Use Video Camera (28 21 31 00-0003)		
28 21 31 00-0005	EA		Video Dome Spectra III, CIR/BW 23x Heavy Duty, Pendant..... Note: Environmental clear bubble.	7,587.40	237.97
28 21 31 00-0006	EA		Ipak Enclosed Dust Tight Color Camera, Standard Resolution Lens..... Note: 3.5-8mm Al shields, wall mount.	1,260.32	119.12
28 21 31 00-0007	EA		Esprit Image Pak PTZ Camera.....	5,942.42	238.24
28 21 31 00-0008	EA		UF-LED 30 Degree, 850mm (252 LEDs) Includes Power Supply, 120 Volt AC.....	2,503.46	119.12
28 21 31 00-0009			Camera Power Supply (28 21 31 00-0003)		
28 21 31 00-0010	EA		100 VA Outdoor Power Supply.....	434.42	59.56
28 21 31 00-0011	EA		Surge Protector, Isolated Coax Protector For CCTV.....	195.91	29.40
28 21 31 00-0012	EA		Altronics Power Supply With 8 Fused Outputs.....	919.91	119.12
28 21 31 00-0013			Miscellaneous Accessories (28 21 31 00-0002)		
28 21 31 00-0014	EA		8 Channel DVR NTSC/PAL 250 GB With CD-RW.....	13,731.13	212.68
28 21 31 00-0015	EA		High Resolution Ethernet Video Server, Encoder, 12 Volt DC.....	2,062.14	238.24
28 21 31 00-0016	EA		High Resolution Ethernet Video Server, With Audio, Encoder, 12 Volt DC.....	2,345.30	238.24
28 21 31 00-0017	EA		High Resolution Ethernet Video Server, Decoder, 12 Volt DC.....	1,699.70	238.24
28 21 31 00-0018	EA		High Resolution Ethernet Video Server, With Audio, Decoder, 12 Volt DC.....	1,914.89	238.24
28 21 31 00-0019	EA		Outdoor Multi-Band Wireless Ethernet Bridge, 4 Inputs..... Note: 5.3 or 5.8 GHz.	3,851.63	238.24
28 21 31 00-0020	EA		24 dBi Gain, 5.25-5.85 GHz Band, 9 Degree Beamwidth, Patch Antenna.....	1,722.36	238.24
28 21 31 00-0021	EA		Extreme IR Illuminator, ZXLED850.20.....	5,444.83	238.24
28 21 31 00-0022	EA		Extreme IR Illuminator, UFLED850.30.....	2,503.46	119.12
28 21 31 00-0023	EA		Extreme IR Illuminator, EX26LED850M.....	1,370.84	119.12
28 21 31 00-0024	EA		Smart Sight Wireless Link.....	6,807.32	119.12
28 21 31 00-0025	EA		S1000 System Including Transmitter And Receiver.....	8,178.16	237.97

28 Electronic Safety and Security**28 20 Video Surveillance****28 21 Surveillance Cameras**

SAN BERNARDINO
COUNTY

MINOR CSI UOM DESCRIPTION	TOTAL DIRECT UNIT COST	DEMOLITION UNIT COST
28 21 31 00-0026 EA S1600e-R Video Decoder	1,993.01	119.12
28 21 31 00-0027 EA Pole Mount Adapter	362.43	119.12
28 21 31 00-0028 Camera Mounting (28 21 31 00-0002)		
28 21 31 00-0029 Camera Wall Mounts (28 21 31 00-0028)		
28 21 31 00-0030 EA Parapet Camera Wall Mount, 1.5" Diameter Pipe	961.29	118.98
28 21 31 00-0031 EA Spectra Wall Mount, Gray	219.68	59.56
28 21 31 00-0032 EA Spectra Wall Mount Pole Adapter For SWM-GY	178.94	59.56
28 21 31 00-0033 EA Wall Mount Bracket For Exterior CCTV	713.39	119.12
28 21 31 00-0034 Control Panels (28 21 31 00-0002)		
28 21 31 00-0035 EA CCTV Control Panel With Keyboard And Battery Backup, Up To 7 Cameras	35,977.50	
28 21 31 00-0036 EA CCTV Control Panel With Keyboard And Battery Backup, 7 To 14 Cameras	43,173.00	
28 21 31 00-0037 EA CCTV Control Panel With Keyboard And Battery Backup, 15 To 20 Cameras	50,368.50	
28 21 31 00-0038 EA CCTV Control Panel With Keyboard And Battery Backup, >21 Cameras	57,564.00	
28 21 31 00-0039 Closed Circuit Television And Surveillance Systems (Pelco) (28 21 31)		
28 21 31 00-0040 Cameras And Accessories (28 21 31 00-0039)		
28 21 31 00-0041 Cameras (28 21 31 00-0040)		
28 21 31 00-0042 Compact, 1/3" Format Cameras (28 21 31 00-0041)		
28 21 31 00-0043 High Resolution Color, Compact, 1/3" Format Cameras (28 21 31 00-0042)		
28 21 31 00-0044 EA High Resolution Day/Night, Compact, 1/3" Format Camera (Pelco C10DN-6)	508.66	30.29
28 21 31 00-0045 Day/Night, Compact, 1/3" Format Cameras (28 21 31 00-0043)		
28 21 31 00-0046 EA High Resolution Color, Compact, 1/3" Format Camera (Pelco C10CH-6)	305.43	30.29
28 21 31 00-0047 Camerapaks (28 21 31 00-0040)		
Note: Includes camera and lens.		
28 21 31 00-0048 Camerapaks (28 21 31 00-0047)		
28 21 31 00-0049 High Resolution Color, Camerapaks (28 21 31 00-0048)		
28 21 31 00-0050 Fixed Focus, High Resolution Color, Camerapaks (28 21 31 00-0049)		
28 21 31 00-0051 Manual Iris, Fixed Focus, High Resolution Color, Camerapaks (28 21 31 00-0050)		
28 21 31 00-0052 EA 2.3 mm, Manual Iris, Fixed Focus, High Resolution Color, Camerapak (Pelco C10CH-6F2.3)	393.58	30.29
28 21 31 00-0053 EA 2.8 mm, Manual Iris, Fixed Focus, High Resolution Color, Camerapak (Pelco C10CH-6F2.8)	370.73	30.29
28 21 31 00-0054 EA 4 mm, Manual Iris, Fixed Focus, High Resolution Color, Camerapak (Pelco C10CH-6F4)	360.12	30.29
28 21 31 00-0055 EA 8 mm, Manual Iris, Fixed Focus, High Resolution Color, Camerapak (Pelco C10CH-6F8)	357.67	30.29
28 21 31 00-0056 Direct Drive Auto Iris, Fixed Focus, High Resolution Color, Camerapaks (28 21 31 00-0050)		
28 21 31 00-0057 EA 2.3 mm, Direct Drive Auto Iris, Fixed Focus, High Resolution Color, Camerapak (Pelco C10CH-6F2.3A)	427.86	30.29
28 21 31 00-0058 EA 2.8 mm, Direct Drive Auto Iris, Fixed Focus, High Resolution Color, Camerapak (Pelco C10CH-6F2.8A)	393.58	30.29
28 21 31 00-0059 EA 4 mm, Direct Drive Auto Iris, Fixed Focus, High Resolution Color, Camerapak (Pelco C10CH-6F4A)	385.42	30.29
28 21 31 00-0060 EA 8 mm, Direct Drive Auto Iris, Fixed Focus, High Resolution Color, Camerapak (Pelco C10CH-6F8A)	378.89	30.29
28 21 31 00-0061 Varifocal, High Resolution Color, Camerapaks (28 21 31 00-0049)		
28 21 31 00-0062 Manual Iris, Varifocal, High Resolution Color, Camerapaks (28 21 31 00-0061)		
28 21 31 00-0063 EA 1-3 mm, Manual Iris, Varifocal, High Resolution Color, Camerapak (Pelco C10CH-6V1)	461.32	30.29
28 21 31 00-0064 EA 2.5-6 mm, Manual Iris, Varifocal, High Resolution Color, Camerapak (Pelco C10CH-6V2)	417.25	30.29
28 21 31 00-0065 EA 2.8-12 mm, Manual Iris, Varifocal, High Resolution Color, Camerapak (Pelco C10CH-6V21)	381.34	30.29
28 21 31 00-0066 EA 3-8 mm, Manual Iris, Varifocal, High Resolution Color, Camerapak (Pelco C10CH-6V3)	366.65	30.29
28 21 31 00-0067 EA 5-40 mm, Manual Iris, Varifocal, High Resolution Color, Camerapak (Pelco C10CH-6V5)	421.33	30.29
28 21 31 00-0068 Direct Drive Auto Iris, Varifocal, High Resolution Color, Camerapaks (28 21 31 00-0061)		
28 21 31 00-0069 EA 1-3 mm, Direct Drive Auto Iris, Varifocal, High Resolution Color, Camerapak (Pelco C10CH-6V1A)	497.24	30.29
28 21 31 00-0070 EA 2.5-6 mm, Direct Drive Auto Iris, Varifocal, High Resolution Color, Camerapak (Pelco C10CH-6V2A)	467.04	30.29
28 21 31 00-0071 EA 2.8-12 mm, Direct Drive Auto Iris, Varifocal, High Resolution Color, Camerapak (Pelco C10CH-6V21A)	415.62	30.29
28 21 31 00-0072 EA 3-8 mm, Direct Drive Auto Iris, Varifocal, High Resolution Color, Camerapak (Pelco C10CH-6V3A)	372.36	30.29
28 21 31 00-0073 EA 5-40 mm, Direct Drive Auto Iris, Varifocal, High Resolution Color, Camerapak (Pelco C10CH-6V5A)	438.47	30.29
28 21 31 00-0074 EA 5-50 mm, Direct Drive Auto Iris, Varifocal, High Resolution Color, Camerapak (Pelco C10CH-6V50A)	493.97	30.29
28 21 31 00-0075 EA 5.5-82.5 mm, Direct Drive Auto Iris, Varifocal, High Resolution Color, Camerapak (Pelco C10CH-6V55A)	564.98	30.29
28 21 31 00-0076 Infrared Corrected, Direct Drive Auto Iris, Varifocal, High Resolution Color, Camerapaks (28 21 31 00-0061)		



	MINOR	CSI	UOM	DESCRIPTION	TOTAL DIRECT UNIT COST	DEMOLITION UNIT COST
28 21 31 00-0077	EA			3-8.5 mm, Infrared Corrected, Direct Drive Auto Iris, Varifocal, High Resolution Color, Camerapak (Pelco C10CH-6R3A).....	391.13	30.29
28 21 31 00-0078	EA			7.5-50 mm, Infrared Corrected, Direct Drive Auto Iris, Varifocal, High Resolution Color, Camerapak (Pelco C10CH-6R75A).....	465.41	30.29
28 21 31 00-0079				High Resolution Day/Night, Camerapaks (28 21 31 00-0048)		
28 21 31 00-0080				Varifocal, High Resolution Day/Night, Camerapaks (28 21 31 00-0079)		
28 21 31 00-0081				Direct Drive Auto Iris, Varifocal, High Resolution Day/Night, Camerapaks (28 21 31 00-0080)		
28 21 31 00-0082	EA			2.5-6 mm, Direct Drive Auto Iris, Varifocal, High Resolution Day/Night, Camerapak (Pelco C1390H-6V2A).....	778.83	30.29
28 21 31 00-0083	EA			2.8-12 mm, Direct Drive Auto Iris, Varifocal, High Resolution Day/Night, Camerapak (Pelco C1390H-6V21A).....	727.41	30.29
28 21 31 00-0084	EA			3-8 mm, Direct Drive Auto Iris, Varifocal, High Resolution Day/Night, Camerapak (Pelco C1390H-6V3A).....	684.15	30.29
28 21 31 00-0085	EA			5-40 mm, Direct Drive Auto Iris, Varifocal, High Resolution Day/Night, Camerapak (Pelco C1390H-6V5A).....	750.26	30.29
28 21 31 00-0086	EA			5-50 mm, Direct Drive Auto Iris, Varifocal, High Resolution Day/Night, Camerapak (Pelco C1390H-6V50A).....	805.76	30.29
28 21 31 00-0087	EA			5.5-82.5 mm, Direct Drive Auto Iris, Varifocal, High Resolution Day/Night, Camerapak (Pelco C1390H-6V55A).....	875.95	30.29
28 21 31 00-0088				Infrared Corrected, Direct Drive Auto Iris, Varifocal, High Resolution Day/Night, Camerapaks (28 21 31 00-0080)		
28 21 31 00-0089	EA			3-8.5 mm, Infrared Corrected, Direct Drive Auto Iris, Varifocal, High Resolution Day/Night, Camerapak (Pelco C1390H-6R3A).....	702.92	30.29
28 21 31 00-0090	EA			7.5-50 mm, Infrared Corrected, Direct Drive Auto Iris, Varifocal, High Resolution Day/Night, Camerapak (Pelco C1390H-6R75A).....	777.19	30.29
28 21 31 00-0091				Compact Camerapaks (28 21 31 00-0047)		
28 21 31 00-0092				High Resolution Color, Compact Camerapaks (28 21 31 00-0091)		
28 21 31 00-0093				DSS, High Resolution Color, Compact Camerapaks (28 21 31 00-0092)		
28 21 31 00-0094				Fixed Focus, DSS, High Resolution Color, Camerapaks (28 21 31 00-0093)		
28 21 31 00-0095				Manual Iris, Fixed Focus, DSS, High Resolution Color, Camerapaks (28 21 31 00-0094)		
28 21 31 00-0096	EA			2.3 mm, Manual Iris, Fixed Focus, DSS, High Resolution Color, Camerapak (Pelco C3751H-2F2.3).....	606.61	30.29
28 21 31 00-0097	EA			2.8 mm, Manual Iris, Fixed Focus, DSS, High Resolution Color, Camerapak (Pelco C3751H-2F2.8).....	583.75	30.29
28 21 31 00-0098	EA			4 mm, Manual Iris, Fixed Focus, DSS, High Resolution Color, Camerapak (Pelco C3751H-2F4).....	572.33	30.29
28 21 31 00-0099	EA			8 mm, Manual Iris, Fixed Focus, DSS, High Resolution Color, Camerapak (Pelco C3751H-2F8).....	569.88	30.29
28 21 31 00-0100				Direct Drive Auto Iris, Fixed Focus, DSS, High Resolution Color, Camerapaks (28 21 31 00-0094)		
28 21 31 00-0101	EA			2.3 mm, Direct Drive Auto Iris, Fixed Focus, DSS, High Resolution Color, Camerapak (Pelco C3751H-2F2.3A).....	640.07	30.29
28 21 31 00-0102	EA			2.8 mm, Direct Drive Auto Iris, Fixed Focus, DSS, High Resolution Color, Camerapak (Pelco C3751H-2F2.8A).....	606.61	30.29
28 21 31 00-0103	EA			4 mm, Direct Drive Auto Iris, Fixed Focus, DSS, High Resolution Color, Camerapak (Pelco C3751H-2F4A).....	598.45	30.29
28 21 31 00-0104	EA			8 mm, Direct Drive Auto Iris, Fixed Focus, DSS, High Resolution Color, Camerapak (Pelco C3751H-2F8A).....	591.92	30.29
28 21 31 00-0105				Varifocal, DSS, High Resolution Color, Camerapaks (28 21 31 00-0093)		
28 21 31 00-0106				Manual Iris, Varifocal, DSS, High Resolution Color, Camerapaks (28 21 31 00-0105)		
28 21 31 00-0107	EA			1-3 mm, Manual Iris, Varifocal, DSS, High Resolution Color, Camerapak (Pelco C3751H-2V1).....	674.35	30.29
28 21 31 00-0108	EA			2.5-6 mm, Manual Iris, Varifocal, DSS, High Resolution Color, Camerapak (Pelco C3751H-2V2).....	629.46	30.29
28 21 31 00-0109	EA			2.8-12 mm, Manual Iris, Varifocal, DSS, High Resolution Color, Camerapak (Pelco C3751H-2V21).....	594.36	30.29
28 21 31 00-0110	EA			3-8 mm, Manual Iris, Varifocal, DSS, High Resolution Color, Camerapak (Pelco C3751H-2V3).....	579.67	30.29
28 21 31 00-0111	EA			5-40 mm, Manual Iris, Varifocal, DSS, High Resolution Color, Camerapak (Pelco C3751H-2V5).....	633.54	30.29
28 21 31 00-0112	EA			5-50 mm, Manual Iris, Varifocal, DSS, High Resolution Color, Camerapak (Pelco C3751H-2V50A).....	668.64	30.29
28 21 31 00-0113	EA			5.5-82.5 mm, Manual Iris, Varifocal, DSS, High Resolution Color, Camerapak (Pelco C3751H-2V55).....	751.89	30.29
28 21 31 00-0114				Direct Drive Auto Iris, Varifocal, DSS, High Resolution Color, Camerapaks (28 21 31 00-0105)		
28 21 31 00-0115	EA			1-3 mm, Direct Drive Auto Iris, Varifocal, DSS, High Resolution Color, Camerapak (Pelco C3751H-2V1A).....	709.45	30.29
28 21 31 00-0116	EA			2.5-6 mm, Direct Drive Auto Iris, Varifocal, DSS, High Resolution Color, Camerapak (Pelco C3751H-2V2A).....	680.07	30.29
28 21 31 00-0117	EA			2.8-12 mm, Direct Drive Auto Iris, Varifocal, DSS, High Resolution Color, Camerapak (Pelco C3751H-2V21A).....	628.65	30.29
28 21 31 00-0118	EA			3-8 mm, Direct Drive Auto Iris, Varifocal, DSS, High Resolution Color, Camerapak (Pelco C3751H-2V3A).....	584.57	30.29
28 21 31 00-0119	EA			5-40 mm, Direct Drive Auto Iris, Varifocal, DSS, High Resolution Color, Camerapak (Pelco C3751H-2V5A).....	651.50	30.29
28 21 31 00-0120	EA			5-50 mm, Direct Drive Auto Iris, Varifocal, DSS, High Resolution Color, Camerapak (Pelco C3751H-2V50A).....	707.00	30.29
28 21 31 00-0121	EA			5.5-82.5 mm, Direct Drive Auto Iris, Varifocal, DSS, High Resolution Color, Camerapak (Pelco C3751H-2V55A).....	777.19	30.29
28 21 31 00-0122				Infrared Corrected, Direct Drive Auto Iris, Varifocal, DSS, High Resolution Color, Camerapaks (28 21 31 00-0105)		
28 21 31 00-0123	EA			3-8.5 mm, Infrared Corrected, Direct Drive Auto Iris, Varifocal, DSS, High Resolution Color, Camerapak (Pelco C3751H-2R3A).....	604.16	30.29
28 21 31 00-0124	EA			7.5-50 mm, Infrared Corrected, Direct Drive Auto Iris, Varifocal, DSS, High Resolution Color, Camerapak (Pelco C3751H-2R75A).....	678.43	30.29

28 Electronic Safety and Security**28 20 Video Surveillance****28 21 Surveillance Cameras**MINOR
CSI UOM DESCRIPTIONTOTAL DIRECT DEMOLITION
UNIT COST UNIT COST

28 21 31 00-0125		EDR, High Resolution Color, Compact Camerapaks <small>(28 21 31 00-0092)</small>		
28 21 31 00-0126		Fixed Focus, EDR, High Resolution Color, Camerapaks <small>(28 21 31 00-0125)</small>		
28 21 31 00-0127		Manual Iris, Fixed Focus, EDR, High Resolution Color, Camerapaks <small>(28 21 31 00-0126)</small>		
28 21 31 00-0128	EA	2.3 mm, Manual Iris, Fixed Focus, EDR, High Resolution Color, Camerapak (Pelco C3701H-2F2.3)	606.61	30.29
28 21 31 00-0129	EA	2.8 mm, Manual Iris, Fixed Focus, EDR, High Resolution Color, Camerapak (Pelco C3701H-2F2.8)	456.43	30.29
28 21 31 00-0130	EA	4 mm, Manual Iris, Fixed Focus, EDR, High Resolution Color, Camerapak (Pelco C3701H-2F4)	445.00	30.29
28 21 31 00-0131	EA	8 mm, Manual Iris, Fixed Focus, EDR, High Resolution Color, Camerapak (Pelco C3701H-2F8)	442.55	30.29
28 21 31 00-0132		Direct Drive Auto Iris, Fixed Focus, EDR, High Resolution Color, Camerapaks <small>(28 21 31 00-0126)</small>		
28 21 31 00-0133	EA	2.3 mm, Direct Drive Auto Iris, Fixed Focus, EDR, High Resolution Color, Camerapak (Pelco C3701H-2F2.3A)	512.74	30.29
28 21 31 00-0134	EA	2.8 mm, Direct Drive Auto Iris, Fixed Focus, EDR, High Resolution Color, Camerapak (Pelco C3701H-2F2.8A)	479.28	30.29
28 21 31 00-0135	EA	4 mm, Direct Drive Auto Iris, Fixed Focus, EDR, High Resolution Color, Camerapak (Pelco C3701H-2F4A)	471.12	30.29
28 21 31 00-0136	EA	8 mm, Direct Drive Auto Iris, Fixed Focus, EDR, High Resolution Color, Camerapak (Pelco C3701H-2F8A)	471.12	30.29
28 21 31 00-0137		Varifocal, EDR, High Resolution Color, Camerapaks <small>(28 21 31 00-0125)</small>		
28 21 31 00-0138		Manual Iris, Varifocal, EDR, High Resolution Color, Camerapaks <small>(28 21 31 00-0137)</small>		
28 21 31 00-0139	EA	1-3 mm, Manual Iris, Varifocal, EDR, High Resolution Color, Camerapak (Pelco C3701H-2V1)	547.03	30.29
28 21 31 00-0140	EA	2.5-6 mm, Manual Iris, Varifocal, EDR, High Resolution Color, Camerapak (Pelco C3701H-2V2)	502.13	30.29
28 21 31 00-0141	EA	2.8-12 mm, Manual Iris, Varifocal, EDR, High Resolution Color, Camerapak (Pelco C3701H-2V21)	467.04	30.29
28 21 31 00-0142	EA	3-8 mm, Manual Iris, Varifocal, EDR, High Resolution Color, Camerapak (Pelco C3701H-2V3)	452.35	30.29
28 21 31 00-0143	EA	5-40 mm, Manual Iris, Varifocal, EDR, High Resolution Color, Camerapak (Pelco C3701H-2V5)	506.22	30.29
28 21 31 00-0144	EA	5-50 mm, Manual Iris, Varifocal, EDR, High Resolution Color, Camerapak (Pelco C3701H-2V50)	541.31	30.29
28 21 31 00-0145	EA	5.5-82.5 mm, Manual Iris, Varifocal, EDR, High Resolution Color, Camerapak (Pelco C3701H-2V55)	624.56	30.29
28 21 31 00-0146		Direct Drive Auto Iris, Varifocal, EDR, High Resolution Color, Camerapaks <small>(28 21 31 00-0137)</small>		
28 21 31 00-0147	EA	1-3 mm, Direct Drive Auto Iris, Varifocal, EDR, High Resolution Color, Camerapak (Pelco C3701H-2V1A)	582.12	30.29
28 21 31 00-0148	EA	2.5-6 mm, Direct Drive Auto Iris, Varifocal, EDR, High Resolution Color, Camerapak (Pelco C3701H-2V2A)	552.74	30.29
28 21 31 00-0149	EA	2.8-12 mm, Direct Drive Auto Iris, Varifocal, EDR, High Resolution Color, Camerapak (Pelco C3701H-2V21A)	500.50	30.29
28 21 31 00-0150	EA	3-8 mm, Direct Drive Auto Iris, Varifocal, EDR, High Resolution Color, Camerapak (Pelco C3701H-2V3A)	457.24	30.29
28 21 31 00-0151	EA	5-40 mm, Direct Drive Auto Iris, Varifocal, EDR, High Resolution Color, Camerapak (Pelco C3701H-2V5A)	524.17	30.29
28 21 31 00-0152	EA	5-50 mm, Direct Drive Auto Iris, Varifocal, EDR, High Resolution Color, Camerapak (Pelco C3701H-2V50A)	579.67	30.29
28 21 31 00-0153	EA	5.5-82.5 mm, Direct Drive Auto Iris, Varifocal, EDR, High Resolution Color, Camerapak (Pelco C3701H-2V55A)	649.87	30.29
28 21 31 00-0154		Infrared Corrected, Direct Drive Auto Iris, Varifocal, EDR, High Resolution Color, Camerapaks <small>(28 21 31 00-0137)</small>		
28 21 31 00-0155	EA	3-8.5 mm, Infrared Corrected, Direct Drive Auto Iris, Varifocal, EDR, High Resolution Color, Camerapak (Pelco C3701H-2R3A)	476.83	30.29
28 21 31 00-0156	EA	7.5-50 mm, Infrared Corrected, Direct Drive Auto Iris, Varifocal, EDR, High Resolution Color, Camerapak (Pelco C3701H-2R75A)	551.11	30.29
28 21 31 00-0157		High Resolution Day/Night, Compact Camerapaks <small>(28 21 31 00-0091)</small>		
28 21 31 00-0158		Fixed Focus, High Resolution Day/Night, Compact Camerapaks <small>(28 21 31 00-0157)</small>		
28 21 31 00-0159		Manual Iris, Fixed Focus, High Resolution Day/Night, Compact Camerapaks <small>(28 21 31 00-0158)</small>		
28 21 31 00-0160	EA	8 mm, Manual Iris, Fixed Focus, High Resolution Day/Night, Compact Camerapak (Pelco C10DN-6F8)	560.90	30.29
28 21 31 00-0161		DC-Drive Auto Iris, Fixed Focus, High Resolution Day/Night, Compact Camerapaks <small>(28 21 31 00-0158)</small>		
28 21 31 00-0162	EA	2.3 mm, Direct Drive Auto Iris, Fixed Focus, High Resolution Day/Night, Compact Camerapak (Pelco C10DN-6F2.3A)	631.09	30.29
28 21 31 00-0163	EA	2.8 mm, Direct Drive Auto Iris, Fixed Focus, High Resolution Day/Night, Compact Camerapak (Pelco C10DN-6F2.8A)	596.81	30.29
28 21 31 00-0164		Varifocal, High Resolution Day/Night, Compact Camerapaks <small>(28 21 31 00-0157)</small>		
28 21 31 00-0165		Manual Iris, Varifocal, High Resolution Day/Night, Compact Camerapaks <small>(28 21 31 00-0164)</small>		
28 21 31 00-0166	EA	2.8-12 mm, Manual Iris, Varifocal, High Resolution Day/Night, Compact Camerapak (Pelco C10DN-6V21)	584.57	30.29
28 21 31 00-0167	EA	3-8 mm, Manual Iris, Varifocal, High Resolution Day/Night, Compact Camerapak (Pelco C10DN-6V3)	569.88	30.29
28 21 31 00-0168	EA	5-50 mm, Manual Iris, Varifocal, High Resolution Day/Night, Compact Camerapak (Pelco C10DN-6V50)	659.66	30.29
28 21 31 00-0169		Direct Drive Auto Iris, Varifocal, High Resolution Day/Night, Compact Camerapaks <small>(28 21 31 00-0164)</small>		
28 21 31 00-0170	EA	2.5-6 mm, Direct Drive Auto Iris, Varifocal, High Resolution Day/Night, Compact Camerapak (Pelco C10DN-6V2A)	670.27	30.29



MINOR CSI UOM DESCRIPTION	TOTAL DIRECT UNIT COST	DEMOLITION UNIT COST
28 21 31 00-0171 EA 2.8-12 mm, Direct Drive Auto Iris, Varifocal, High Resolution Day/Night, Compact Camerapak (Pelco C10DN-6V21A)	618.85	30.29
28 21 31 00-0172 EA 3-8 mm, Direct Drive Auto Iris, Varifocal, High Resolution Day/Night, Compact Camerapak (Pelco C10DN-6V3A)	575.59	30.29
28 21 31 00-0173 EA 5-40 mm, Direct Drive Auto Iris, Varifocal, High Resolution Day/Night, Compact Camerapak (Pelco C10DN-6V5A)	641.70	30.29
28 21 31 00-0174 EA 5-50 mm, Direct Drive Auto Iris, Varifocal, High Resolution Day/Night, Compact Camerapak (Pelco C10DN-6V50A)	697.21	30.29
28 21 31 00-0175 EA 5.5-82.5 mm, Direct Drive Auto Iris, Varifocal, High Resolution Day/Night, Compact Camerapak (Pelco C10DN-6V55A)	768.22	30.29
28 21 31 00-0176 Infrared Corrected, Direct Drive Auto Iris, Varifocal, High Resolution Day/Night, Compact Camerapaks (28 21 31 00-0164)		
28 21 31 00-0177 EA 3-8.5 mm, Infrared Corrected, Direct Drive Auto Iris, Varifocal, High Resolution Day/Night, Compact Camerapak (Pelco C10DN-6R3A)	594.36	30.29
28 21 31 00-0178 EA 7.5-50 mm, Infrared Corrected, Direct Drive Auto Iris, Varifocal, High Resolution Day/Night, Compact Camerapak (Pelco C10DN-6R75A)	668.64	30.29
28 21 31 00-0179 Camera Systems (28 21 31 00-0040)		
28 21 31 00-0180 Camera Dome Systems (28 21 31 00-0179)		
28 21 31 00-0181 Spectra®, Pan/Tilt Camera Dome Systems (28 21 31 00-0180)		
28 21 31 00-0182 Spectra®, Pan/Tilt Camera Dome Systems (28 21 31 00-0181)		
Note: Includes dome drive, camera, lens, back box, clear or smoked lower dome and mounting hardware.		
28 21 31 00-0183 Spectra® IV, Pan/Tilt Camera Dome Systems (28 21 31 00-0182)		
28 21 31 00-0184 Black And White, Spectra® IV, Pan/Tilt Camera Dome Systems (28 21 31 00-0183)		
28 21 31 00-0185 EA 22X, Surface Mount, Black And White, Spectra® IV, Pan/Tilt Camera Dome System (Pelco SD4M22-SMB)	2,508.43	181.73
28 21 31 00-0186 EA 22X, In-Ceiling Mount, Black And White, Spectra® IV, Pan/Tilt Camera Dome System (Pelco SD4M22-F)	2,843.08	181.73
28 21 31 00-0187 EA 22X, Pendant Mount, Black And White, Spectra® IV, Pan/Tilt Camera Dome System (Pelco SD4M22-PB)	2,993.26	181.73
28 21 31 00-0188 EA 22X, Environmental Pendant Mount, Black And White, Spectra® IV, Pan/Tilt Camera Dome System (Pelco SD4M22-PG-E)	4,116.35	181.73
28 21 31 00-0189 Color, Spectra® IV, Pan/Tilt Camera Dome Systems (28 21 31 00-0183)		
28 21 31 00-0190 EA 16X, Surface Mount, Color, Spectra® IV, Pan/Tilt Camera Dome System (Pelco SD4TC-SMB)	2,128.90	181.73
28 21 31 00-0191 EA 16X, In-Ceiling Mount, Color, Spectra® IV, Pan/Tilt Camera Dome System (Pelco SD4TC-F)	2,297.85	181.73
28 21 31 00-0192 EA 16X, Pendant Mount, Color, Spectra® IV, Pan/Tilt Camera Dome System (Pelco SD4TC-PB)	2,448.85	181.73
28 21 31 00-0193 EA 16X, Environmental In-Ceiling Mount, Color, Spectra® IV, Pan/Tilt Camera Dome System (Pelco SD4TC-F-E)	2,535.37	181.73
28 21 31 00-0194 EA 16X, Environmental Pendant Mount, Color, Spectra® IV, Pan/Tilt Camera Dome System (Pelco SD4TC-PG-E)	2,535.37	181.73
28 21 31 00-0195 EA 22X, Surface Mount, Color, Spectra® IV, Pan/Tilt Camera Dome System (Pelco SD4C22-SMB)	2,652.08	181.73
28 21 31 00-0196 EA 22X, In-Ceiling Mount, Color, Spectra® IV, Pan/Tilt Camera Dome System (Pelco SD4C22-F)	2,987.54	181.73
28 21 31 00-0197 EA 22X, Pendant Mount, Color, Spectra® IV, Pan/Tilt Camera Dome System (Pelco SD4C22-PB)	3,138.54	181.73
28 21 31 00-0198 EA 22X, Environmental In-Ceiling Mount, Color, Spectra® IV, Pan/Tilt Camera Dome System (Pelco SD4C22-F-E)	3,225.06	181.73
28 21 31 00-0199 EA 22X, Environmental Pendant Mount, Color, Spectra® IV, Pan/Tilt Camera Dome System (Pelco SD4C22-PG-E)	3,225.06	181.73
28 21 31 00-0200 Color/Black And White, Spectra® IV, Pan/Tilt Camera Dome Systems (28 21 31 00-0183)		
28 21 31 00-0201 EA 23X, Surface Mount, Color/Black And White, Spectra® IV, Pan/Tilt Camera Dome System (Pelco SD4CBW-SMB)	3,070.80	181.73
28 21 31 00-0202 EA 23X, In-Ceiling Mount, Color/Black And White, Spectra® IV, Pan/Tilt Camera Dome System (Pelco SD4CBW-F)	3,406.25	181.73
28 21 31 00-0203 EA 23X, Pendant Mount, Color/Black And White, Spectra® IV, Pan/Tilt Camera Dome System (Pelco SD4CBW-PB)	3,557.25	181.73
28 21 31 00-0204 EA 23X, Environmental In-Ceiling Mount, Color/Black And White, Spectra® IV, Pan/Tilt Camera Dome System (Pelco SD4CBW-F-E)	3,643.77	181.73
28 21 31 00-0205 EA 23X, Environmental Pendant Mount, Color/Black And White, Spectra® IV, Pan/Tilt Camera Dome System (Pelco SD4CBW-PG-E)	3,643.77	181.73
28 21 31 00-0206 Day/Night, Spectra® IV, Pan/Tilt Camera Dome Systems (28 21 31 00-0183)		
28 21 31 00-0207 EA 18X, Surface Mount, Day/Night, Spectra® IV, Pan/Tilt Camera Dome System (Pelco SD418-SMB)	2,796.55	181.73
28 21 31 00-0208 EA 18X, In-Ceiling Mount, Day/Night, Spectra® IV, Pan/Tilt Camera Dome System (Pelco SD418-F)	2,966.32	181.73
28 21 31 00-0209 EA 18X, Pendant Mount, Day/Night, Spectra® IV, Pan/Tilt Camera Dome System (Pelco SD418-PB)	3,116.50	181.73
28 21 31 00-0210 EA 18X, Environmental In-Ceiling Mount, Day/Night, Spectra® IV, Pan/Tilt Camera Dome System (Pelco SD418-F-E)	3,203.02	181.73
28 21 31 00-0211 EA 18X, Environmental Pendant Mount, Day/Night, Spectra® IV, Pan/Tilt Camera Dome System (Pelco SD418-PG-E)	3,203.02	181.73
28 21 31 00-0212 EA 35X, Surface Mount, Day/Night, Spectra® IV, Pan/Tilt Camera Dome System (Pelco SD435-SMB)	3,345.85	181.73
28 21 31 00-0213 EA 35X, In-Ceiling Mount, Day/Night, Spectra® IV, Pan/Tilt Camera Dome System (Pelco SD435-F)	3,612.75	181.73
28 21 31 00-0214 EA 35X, Pendant Mount, Day/Night, Spectra® IV, Pan/Tilt Camera Dome System (Pelco SD435-PB)	3,762.93	181.73
28 21 31 00-0215 EA 35X, Environmental In-Ceiling Mount, Day/Night, Spectra® IV, Pan/Tilt Camera Dome System (Pelco SD435-F-E)	3,849.45	181.73
28 21 31 00-0216 EA 35X, Environmental Pendant Mount, Day/Night, Spectra® IV, Pan/Tilt Camera Dome System (Pelco SD435-PG-E)	3,849.45	181.73
28 21 31 00-0217 Heavy Duty Spectra® IV, Pan/Tilt Camera Dome Systems (28 21 31 00-0182)		
28 21 31 00-0218 Color, Heavy Duty Spectra® IV, Pan/Tilt Camera Dome Systems (28 21 31 00-0217)		
28 21 31 00-0219 EA 16X, In-Ceiling Mount, Color, Heavy Duty Spectra® IV, Pan/Tilt Camera Dome System (Pelco SD4TC-HF)	2,738.60	181.73
For Protective Lower Dome Cage, Add		34.65
28 21 31 00-0220 EA 16X, Pendant Mount, Color, Heavy Duty Spectra® IV, Pan/Tilt Camera Dome System (Pelco SD4TC-HP)	2,883.89	181.73
For Protective Lower Dome Cage, Add		34.65

28 Electronic Safety and Security

28 20 Video Surveillance

28 21 Surveillance Cameras



MINOR CSI UOM DESCRIPTION	TOTAL DIRECT UNIT COST	DEMOLITION UNIT COST
28 21 31 00-0221 EA 16X, Environmental Pendant Mount, Color, Heavy Duty Spectra® IV, Pan/Tilt Camera Dome System (Pelco SD4TC-HPE).....	2,999.79	181.73
<i>For Protective Lower Dome Cage, Add</i>	34.65	
28 21 31 00-0222 EA 22X, In-Ceiling Mount, Color, Heavy Duty Spectra® IV, Pan/Tilt Camera Dome System (Pelco SD4C22-HF).....	3,377.69	181.73
<i>For Protective Lower Dome Cage, Add</i>	34.65	
28 21 31 00-0223 EA 22X, Pendant Mount, Color, Heavy Duty Spectra® IV, Pan/Tilt Camera Dome System (Pelco SD4C22-HP).....	3,522.97	181.73
<i>For Protective Lower Dome Cage, Add</i>	34.65	
28 21 31 00-0224 EA 22X, Environmental Pendant Mount, Color, Heavy Duty Spectra® IV, Pan/Tilt Camera Dome System (Pelco SD4C22-HPE).....	3,639.69	181.73
<i>For Protective Lower Dome Cage, Add</i>	34.65	
28 21 31 00-0225 Day/Night, Heavy Duty Spectra® IV, Pan/Tilt Camera Dome Systems (28 21 31 00-0217)		
28 21 31 00-0226 EA 18X, In-Ceiling Mount, Day/Night, Heavy Duty Spectra® IV, Pan/Tilt Camera Dome System (Pelco SD418-HF).....	3,406.25	181.73
<i>For Protective Lower Dome Cage, Add</i>	34.65	
28 21 31 00-0227 EA 18X, Pendant Mount, Day/Night, Heavy Duty Spectra® IV, Pan/Tilt Camera Dome System (Pelco SD418-HP).....	3,551.54	181.73
<i>For Protective Lower Dome Cage, Add</i>	34.65	
28 21 31 00-0228 EA 18X, Environmental Pendant Mount, Day/Night, Heavy Duty Spectra® IV, Pan/Tilt Camera Dome System (Pelco SD418-HPE).....	3,668.25	181.73
<i>For Protective Lower Dome Cage, Add</i>	34.65	
28 21 31 00-0229 EA 35X, In-Ceiling Mount, Day/Night, Heavy Duty Spectra® IV, Pan/Tilt Camera Dome System (Pelco SD435-HF).....	4,002.90	181.73
<i>For Protective Lower Dome Cage, Add</i>	34.65	
28 21 31 00-0230 EA 35X, Pendant Mount, Day/Night, Heavy Duty Spectra® IV, Pan/Tilt Camera Dome System (Pelco SD435-HP).....	4,147.36	181.73
<i>For Protective Lower Dome Cage, Add</i>	34.65	
28 21 31 00-0231 EA 35X, Environmental Pendant Mount, Day/Night, Heavy Duty Spectra® IV, Pan/Tilt Camera Dome System (Pelco SD435-HPE).....	4,264.08	181.73
<i>For Protective Lower Dome Cage, Add</i>	34.65	
28 21 31 00-0232 Pressurized Spectra® IV, Pan/Tilt Camera Dome Systems (28 21 31 00-0182)		
28 21 31 00-0233 Day/Night, Pressurized Spectra® IV, Pan/Tilt Camera Dome Systems (28 21 31 00-0232)		
28 21 31 00-0234 EA 18X, Environmental Pendant Mount, Day/Night, Pressurized Spectra® IV, Pan/Tilt Camera Dome System (Pelco SD418-PRE).....	4,477.92	181.73
28 21 31 00-0235 EA 35X, Environmental Pendant Mount, Day/Night, Pressurized Spectra® IV, Pan/Tilt Camera Dome System (Pelco SD435-PRE).....	5,074.57	181.73
28 21 31 00-0236 Stainless Steel Spectra® IV, Pan/Tilt Camera Dome Systems (28 21 31 00-0182)		
28 21 31 00-0237 Black And White, Stainless Steel Spectra® IV, Pan/Tilt Camera Dome Systems (28 21 31 00-0236)		
28 21 31 00-0238 EA 22X, Environmental Pendant Mount, Black And White, Stainless Steel Spectra® IV, Pan/Tilt Camera Dome System (Pelco SD4M22-PSGE).....	3,904.95	181.73
28 21 31 00-0239 Color, Stainless Steel Spectra® IV, Pan/Tilt Camera Dome Systems (28 21 31 00-0236)		
28 21 31 00-0240 EA 16X, Environmental Pendant Mount, Color, Stainless Steel Spectra® IV, Pan/Tilt Camera Dome System (Pelco SD4TC-PSGE).....	3,410.33	181.73
28 21 31 00-0241 EA 22X, Environmental Pendant Mount, Color, Stainless Steel Spectra® IV, Pan/Tilt Camera Dome System (Pelco SD4C22-PSGE).....	4,050.24	181.73
28 21 31 00-0242 Color/Black And White, Stainless Steel Spectra® IV, Pan/Tilt Camera Dome Systems (28 21 31 00-0236)		
28 21 31 00-0243 EA 23X, Environmental Pendant Mount, Color/Black And White, Stainless Steel Spectra® IV, Pan/Tilt Camera Dome System (Pelco SD4CBW-PSGE).....	4,468.95	181.73
28 21 31 00-0244 Day/Night, Stainless Steel Spectra® IV, Pan/Tilt Camera Dome Systems (28 21 31 00-0236)		
28 21 31 00-0245 EA 18X, Environmental Pendant Mount, Day/Night, Stainless Steel Spectra® IV, Pan/Tilt Camera Dome System (Pelco SD418-PSGE).....	4,078.80	181.73
28 21 31 00-0246 EA 35X, Environmental Pendant Mount, Day/Night, Stainless Steel Spectra® IV, Pan/Tilt Camera Dome System (Pelco SD435-PSGE).....	4,674.63	181.73
28 21 31 00-0247 Miniature Spectra®, Mini Pan/Tilt Camera Dome Systems (28 21 31 00-0182)		
28 21 31 00-0248 Color, Miniature Spectra®, Mini Pan/Tilt Camera Dome Systems (28 21 31 00-0247)		
28 21 31 00-0249 EA 10X, In-Ceiling Mount, Color, Miniature Spectra®, Mini Pan/Tilt Camera Dome System (Pelco SD4-B).....	1,617.96	181.73
28 21 31 00-0250 Spectra® IP Network, Pan/Tilt Camera Dome Systems (28 21 31 00-0181)		
Note: Includes simultaneous IP and analog video and control, dome drive, camera, lens, back box, clear or smoked lower dome and mounting hardware.		
28 21 31 00-0251 Spectra® IV IP Network, Pan/Tilt Camera Dome Systems (28 21 31 00-0250)		
28 21 31 00-0252 Color, Spectra® IV IP Network, Pan/Tilt Camera Dome Systems (28 21 31 00-0251)		
28 21 31 00-0253 EA 16X, In-Ceiling Mount, Color, Spectra® IV IP Network, Pan/Tilt Camera Dome System (Pelco SD4NTC-F).....	2,907.56	181.73
28 21 31 00-0254 EA 16X, Pendant Mount, Color, Spectra® IV IP Network, Pan/Tilt Camera Dome System (Pelco SD4NTC-PB).....	3,058.55	181.73



MINOR CSI UOM DESCRIPTION	TOTAL DIRECT UNIT COST	DEMOLITION UNIT COST
28 21 31 00-0255 EA 16X, Environmental In-Ceiling Mount, Color, Spectra® IV IP Network, Pan/Tilt Camera Dome System (Pelco SD4NTC-F-E).....	3,145.07	181.73
28 21 31 00-0256 EA 16X, Environmental Pendant Mount, Color, Spectra® IV IP Network, Pan/Tilt Camera Dome System (Pelco SD4NTC-PG-E).....	3,145.07	181.73
28 21 31 00-0257 EA 22X, In-Ceiling Mount, Color, Spectra® IV IP Network, Pan/Tilt Camera Dome System (Pelco SD4NC22-F1).....	3,597.24	181.73
28 21 31 00-0258 EA 22X, Pendant Mount, Color, Spectra® IV IP Network, Pan/Tilt Camera Dome System (Pelco SD4NC22-PB-1).....	3,748.24	181.73
28 21 31 00-0259 EA 22X, Environmental In-Ceiling Mount, Color, Spectra® IV IP Network, Pan/Tilt Camera Dome System (Pelco SD4NC22-F-E1).....	3,834.76	181.73
28 21 31 00-0260 EA 22X, Environmental Pendant Mount, Color, Spectra® IV IP Network, Pan/Tilt Camera Dome System (Pelco SD4NC22-PG-E1).....	3,834.76	181.73
28 21 31 00-0261 Color/Black And White, Spectra® IV IP Network, Pan/Tilt Camera Dome Systems (28 21 31 00-0251)		
28 21 31 00-0262 EA 23X, In-Ceiling Mount, Color/Black And White, Spectra® IV IP Network, Pan/Tilt Camera Dome System (Pelco SD4NCBW-F1).....	4,015.96	181.73
28 21 31 00-0263 EA 23X, Pendant Mount, Color/Black And White, Spectra® IV IP Network, Pan/Tilt Camera Dome System (Pelco SD4NCBW-PB-1).....	4,166.95	181.73
28 21 31 00-0264 EA 23X, Environmental In-Ceiling Mount, Color/Black And White, Spectra® IV IP Network, Pan/Tilt Camera Dome System (Pelco SD4NCBW-F-E1).....	4,253.47	181.73
28 21 31 00-0265 EA 23X, Environmental Pendant Mount, Color/Black And White, Spectra® IV IP Network, Pan/Tilt Camera Dome System (Pelco SD4NCBW-PG-E1).....	4,253.47	181.73
28 21 31 00-0266 Heavy Duty Spectra® IV IP Network, Pan/Tilt Camera Dome Systems (28 21 31 00-0250)		
28 21 31 00-0267 Color, Heavy Duty Spectra® IV IP Network, Pan/Tilt Camera Dome Systems (28 21 31 00-0266)		
28 21 31 00-0268 EA 16X, In-Ceiling Mount, Color, Heavy Duty Spectra® IV IP Network, Camera Dome System (Pelco SD4NTC-HF1).....	3,348.30	181.73
For Protective Lower Dome Cage, Add	34.65	
28 21 31 00-0269 EA 16X, Pendant Mount, Color, Heavy Duty Spectra® IV IP Network, Camera Dome System (Pelco SD4NTC-HP1).....	3,493.59	181.73
For Protective Lower Dome Cage, Add	34.65	
28 21 31 00-0270 EA 16X, Environmental Pendant Mount, Color, Heavy Duty Spectra® IV IP Network, Camera Dome System (Pelco SD4NTC-HPE1).....	3,609.49	181.73
For Protective Lower Dome Cage, Add	34.65	
28 21 31 00-0271 EA 22X, In-Ceiling Mount, Color, Heavy Duty Spectra® IV IP Network, Camera Dome System (Pelco SD4NC22-HF1).....	3,987.39	181.73
For Protective Lower Dome Cage, Add	34.65	
28 21 31 00-0272 EA 22X, Pendant Mount, Color, Heavy Duty Spectra® IV IP Network, Camera Dome System (Pelco SD4NC22-HP1).....	4,132.67	181.73
For Protective Lower Dome Cage, Add	34.65	
28 21 31 00-0273 EA 22X, Environmental Pendant Mount, Color, Heavy Duty Spectra® IV IP Network, Camera Dome System (Pelco SD4NC22-HPE1).....	4,249.39	181.73
For Protective Lower Dome Cage, Add	34.65	
28 21 31 00-0274 Day/Night, Heavy Duty Spectra® IV IP Network, Pan/Tilt Camera Dome Systems (28 21 31 00-0266)		
28 21 31 00-0275 EA 18X, In-Ceiling Mount, Day/Night, Heavy Duty Spectra® IV IP Network, Camera Dome System (Pelco SD4N18-HF1).....	4,015.96	181.73
For Protective Lower Dome Cage, Add	34.65	
28 21 31 00-0276 EA 18X, Pendant Mount, Day/Night, Heavy Duty Spectra® IV IP Network, Camera Dome System (Pelco SD4N18-HP1).....	4,161.24	181.73
For Protective Lower Dome Cage, Add	34.65	
28 21 31 00-0277 EA 18X, Environmental Pendant Mount, Day/Night, Heavy Duty Spectra® IV IP Network, Camera Dome System (Pelco SD4N18-HPE1).....	4,277.96	181.73
For Protective Lower Dome Cage, Add	34.65	
28 21 31 00-0278 EA 35X, In-Ceiling Mount, Day/Night, Heavy Duty Spectra® IV IP Network, Camera Dome System (Pelco SD4N35-HF1).....	4,612.60	181.73
For Protective Lower Dome Cage, Add	34.65	
28 21 31 00-0279 EA 35X, Pendant Mount, Day/Night, Heavy Duty Spectra® IV IP Network, Camera Dome System (Pelco SD4N35-HP1).....	4,757.06	181.73
For Protective Lower Dome Cage, Add	34.65	
28 21 31 00-0280 EA 35X, Environmental Pendant Mount, Day/Night, Heavy Duty Spectra® IV IP Network, Camera Dome System (Pelco SD4N35-HPE1).....	4,873.78	181.73
For Protective Lower Dome Cage, Add	34.65	
28 21 31 00-0281 Stainless Steel Spectra® IV IP Network, Pan/Tilt Camera Dome Systems (28 21 31 00-0250)		
28 21 31 00-0282 Color, Stainless Steel Spectra® IV IP Network, Camera Dome Systems (28 21 31 00-0281)		
28 21 31 00-0283 EA 16X, Environmental Pendant Mount, Color, Stainless Steel Spectra® IV IP Network, Camera Dome System (Pelco SD4NTC-PSGE1).....	4,020.04	181.73
28 21 31 00-0284 EA 22X, Environmental Pendant Mount, Color, Stainless Steel Spectra® IV IP Network, Camera Dome System (Pelco SD4NC22-PSGE1).....	4,659.94	181.73
28 21 31 00-0285 Color/Black And White, Stainless Steel Spectra® IV IP Network, Camera Dome Systems (28 21 31 00-0281)		
28 21 31 00-0286 EA 23X, Environmental Pendant Mount, Color/Black And White, Stainless Steel Spectra® IV IP Network, Camera Dome System (Pelco SD4N35-PSGE1).....	5,078.65	181.73

28 Electronic Safety and Security**28 20 Video Surveillance****28 21 Surveillance Cameras**

SAN BERNARDINO
COUNTY

MINOR
CSI UOM DESCRIPTION

TOTAL DIRECT DEMOLITION
UNIT COST UNIT COST

28 21 31 00-0287		Day/Night, Stainless Steel Spectra® IV IP Network, Camera Dome Systems (28 21 31 00-0287)		
28 21 31 00-0288	EA	18X, Environmental Pendant Mount, Day/Night, Stainless Steel Spectra® IV IP Network, Camera Dome System (Pelco SD4N18-PSGE1).....	4,688.50	181.73
28 21 31 00-0289	EA	35X, Environmental Pendant Mount, Day/Night, Stainless Steel Spectra® IV IP Network, Camera Dome System (Pelco SD4N35-PSGE1).....	5,284.33	181.73
28 21 31 00-0290		Miniature Spectra® IP Network, Mini Pan/Tilt Camera Dome Systems (28 21 31 00-0290)		
28 21 31 00-0291		Color, Miniature Spectra® IP Network, Mini Camera Dome Systems (28 21 31 00-0290)		
28 21 31 00-0292	EA	10X, In-Ceiling Mount, Color, Miniature Spectra® IP Network, Black Mini Camera Dome System (Pelco SD4N-W1).....	2,011.37	181.73
28 21 31 00-0293		Spectra®, Pan/Tilt Dome Drives (28 21 31 00-0181) Note: Includes dome drive, camera and lens.		
28 21 31 00-0294	EA	10X, Color Camera, Spectra® Mini Dome Drive (Pelco DD4).....	1,496.15	151.44
28 21 31 00-0295	EA	10X, Color Camera, Spectra® IP Network, Mini Dome Drive (Pelco DD4N).....	1,887.93	151.44
28 21 31 00-0296	EA	22X, Black And White Camera, Spectra® IV Dome Drive (Pelco DD4M22).....	2,371.94	151.44
28 21 31 00-0297	EA	16X, Color Camera, Spectra® IV Dome Drive (Pelco DD4TC16).....	1,877.32	151.44
28 21 31 00-0298	EA	22X, Color Camera, Spectra® IV Dome Drive (Pelco DD4C22).....	2,516.40	151.44
28 21 31 00-0299	EA	18X, Day/Night Camera, Spectra® IV Dome Drive (Pelco DD4CBW18).....	2,544.97	151.44
28 21 31 00-0300	EA	23X, Day/Night Camera, Spectra® IV Dome Drive (Pelco DD4CBW23).....	2,935.11	151.44
28 21 31 00-0301	EA	35X, Day/Night Camera, Spectra® IV Dome Drive (Pelco DD4CBW35).....	3,141.61	151.44
28 21 31 00-0302	EA	35X, Color/Black And White Camera, Spectra® IV Horizon Dome Drive (Pelco DD4H35).....	3,141.61	151.44
28 21 31 00-0303		Accessories For Spectra® Pan/Tilt Camera Dome Systems (28 21 31 00-0181)		
28 21 31 00-0304	EA	Upgrade To Chrome Lower Dome (Pelco Spectra).....	115.08	
28 21 31 00-0305	EA	Upgrade To Gold Lower Dome (Pelco Spectra).....	150.18	
28 21 31 00-0306	EA	Wall Mount For Spectra® Systems (Pelco IWM-BK).....	131.50	15.15
28 21 31 00-0307	EA	24 Volt Out, Wall Mount For Spectra® Systems (Pelco IWM24-BK).....	321.67	15.15
28 21 31 00-0308	EA	Wall Arm Mount For Spectra® Systems (Pelco IDM4018).....	128.23	15.15
28 21 31 00-0309	EA	Wall Arm Mount With Feed Through For Stainless Steel Spectra® IV Systems (Pelco IDM4012SS).....	303.19	15.15
28 21 31 00-0310	EA	Pole Mount Adapter For Spectra® Systems (Pelco PA402).....	71.61	9.01
28 21 31 00-0311		Camclosure®, Camera Dome Systems (28 21 31 00-0180)		
28 21 31 00-0312		Camclosure® IS Integrated, Camera Dome Systems (28 21 31 00-0311)		
28 21 31 00-0313		Camclosure® IS Integrated, Camera Dome Systems (28 21 31 00-0312)		
28 21 31 00-0314		High Resolution Color, Camclosure® IS Integrated, Camera Dome Systems (28 21 31 00-0313)		
28 21 31 00-0315	EA	12 mm, Indoor Surface/In-Ceiling Mount, High Resolution Color, Camclosure® IS Integrated, Camera Dome System (Pelco IS90-CH12).....	653.21	181.73
28 21 31 00-0316	EA	9-22 mm, Indoor Surface/In-Ceiling Mount, High Resolution Color, Camclosure® IS Integrated, Camera Dome System (Pelco IS90-CHV22).....	702.18	181.73
28 21 31 00-0317	EA	12 mm, Environmental Surface Mount, High Resolution Color, Camclosure® IS Integrated, Camera Dome System (Pelco IS110-CH12).....	771.56	181.73
28 21 31 00-0318	EA	12 mm, Environmental In-Ceiling Mount, High Resolution Color, Camclosure® IS Integrated, Camera Dome System (Pelco IS150-CH12).....	771.56	181.73
28 21 31 00-0319		Wide Dynamic Range Color, Camclosure® IS Integrated, Camera Dome Systems (28 21 31 00-0313)		
28 21 31 00-0320	EA	9-22 mm, Indoor Surface/In-Ceiling Mount, Wide Dynamic Range Color, Camclosure® IS Integrated, Camera Dome System (Pelco IS90B-CWV22).....	780.54	181.73
28 21 31 00-0321	EA	9-22 mm, Environmental Surface Mount, Wide Dynamic Range Color, Camclosure® IS Integrated, Camera Dome System (Pelco IS111-CWV22).....	844.20	181.73
28 21 31 00-0322	EA	9-22 mm, Environmental In-Ceiling Mount, Wide Dynamic Range Color, Camclosure® IS Integrated, Camera Dome System (Pelco IS151-CWV22).....	844.20	181.73
28 21 31 00-0323		Day/Night, Camclosure® IS Integrated, Camera Dome Systems (28 21 31 00-0313)		
28 21 31 00-0324	EA	9-22 mm, Indoor Surface/In-Ceiling Mount, Day/Night, Camclosure® IS Integrated, White Camera Dome System (Pelco IS90-DNV22).....	883.38	181.73
28 21 31 00-0325	EA	9-22 mm, Environmental Surface Mount, Day/Night, Camclosure® IS Integrated, Camera Dome System (Pelco IS111-DNV22).....	1,040.91	181.73
28 21 31 00-0326	EA	9-22 mm, Environmental In-Ceiling Mount, Day/Night, Camclosure® IS Integrated, Camera Dome System (Pelco IS151-DNV22).....	1,040.91	181.73
28 21 31 00-0327		Wide Dynamic Range Day/Night, Camclosure® IS Integrated, Camera Dome Systems (28 21 31 00-0313)		
28 21 31 00-0328	EA	9-22 mm, Indoor Surface/In-Ceiling Mount, Wide Dynamic Range Day/Night, Camclosure® IS Integrated, Camera Dome System (Pelco IS90-DWV22).....	958.47	181.73



MINOR CSI UOM DESCRIPTION	TOTAL DIRECT UNIT COST	DEMOLITION UNIT COST
28 21 31 00-0329 EA 9-22 mm, Environmental In-Ceiling Mount, Wide Dynamic Range Day/Night, Camclosure® IS Integrated, Camera Dome System (Pelco IS151-DWV22).....	1,059.68	181.73
28 21 31 00-0330 Camclosure® IS Integrated, Bullet Style Camera Systems (28 21 31 00-0312)		
28 21 31 00-0331 High Resolution Color, Camclosure® IS Integrated, Bullet Style Camera Systems (28 21 31 00-0330)		
28 21 31 00-0332 EA 3.6 mm, Wall/Ceiling Mount, High Resolution Color, Camclosure® IS Integrated, Bullet Style Camera System (Pelco IS310-CH3.6).....	686.31	121.16
28 21 31 00-0333 Wide Dynamic Range Color, Camclosure® IS Integrated, Bullet Style Camera Systems (28 21 31 00-0330)		
28 21 31 00-0334 EA 9-22 mm, Wall/Ceiling Mount, Wide Dynamic Range Color, Camclosure® IS Integrated, Bullet Style Camera System (Pelco IS310-CWV22).....	778.54	121.16
28 21 31 00-0335 Day/Night, Camclosure® IS Integrated, Bullet Style Camera Systems (28 21 31 00-0330)		
28 21 31 00-0336 EA 9-22 mm, Wall/Ceiling Mount, Day/Night, Camclosure® IS Integrated, Bullet Style Camera System (Pelco IS310-DNV22).....	852.00	121.16
28 21 31 00-0337 Wide Dynamic Range Day/Night, Camclosure® IS Integrated, Bullet Style Camera Systems (28 21 31 00-0330)		
28 21 31 00-0338 EA 9-22 mm, Wall/Ceiling Mount, Wide Dynamic Range Day/Night, Camclosure® IS Integrated, Bullet Style Camera System (Pelco IS310-DWV22).....	888.73	121.16
28 21 31 00-0339 Camclosure® IS Integrated Cameras (28 21 31 00-0312)		
28 21 31 00-0340 EA 12 mm, High Resolution Color, Camclosure® IS Integrated Camera (Pelco IS-CH12).....	498.59	121.16
28 21 31 00-0341 EA 9-22 mm, High Resolution Color, Camclosure® IS Integrated Camera (Pelco IS-CHV22).....	498.59	121.16
28 21 31 00-0342 EA 9-22 mm, Wide Dynamic Range Color, Camclosure® IS Integrated Camera (Pelco IS-CWV22).....	571.23	121.16
28 21 31 00-0343 EA 9-22 mm, Day/Night, Camclosure® IS Integrated Camera (Pelco IS-DNV22).....	767.93	121.16
28 21 31 00-0344 EA 9-22 mm, Wide Dynamic Range Day/Night, Camclosure® IS Integrated Camera (Pelco IS-DWV22).....	786.71	121.16
28 21 31 00-0345 Camclosure® ICS Integrated, Camera Dome Systems (28 21 31 00-0311)		
28 21 31 00-0346 Camclosure® ICS Integrated, Camera Dome Systems (28 21 31 00-0345)		
28 21 31 00-0347 Standard Resolution Color, Camclosure® ICS Integrated, Camera Dome Systems (28 21 31 00-0346)		
28 21 31 00-0348 EA 12 mm, Indoor Surface/In-Ceiling Mount, Standard Resolution Color, Camclosure® ICS Integrated, Camera Dome System (Pelco ICS090B-CA12).....	572.41	181.73
28 21 31 00-0349 EA 12 mm, UTP, Indoor Surface/In-Ceiling Mount, Standard Resolution Color, Camclosure® ICS Integrated, Camera Dome System (Pelco ICS090B-CA12T).....	607.50	181.73
28 21 31 00-0350 EA 12 mm, Environmental Surface Mount, Standard Resolution Color, Camclosure® ICS Integrated, Camera Dome System (Pelco ICS110-CA12).....	747.89	181.73
28 21 31 00-0351 EA 12 mm, Environmental In-Ceiling Mount, Standard Resolution Color, Camclosure® ICS Integrated, Camera Dome System (Pelco ICS150-CA12).....	747.89	181.73
28 21 31 00-0352 High Resolution Color, Camclosure® ICS Integrated, Camera Dome Systems (28 21 31 00-0346)		
28 21 31 00-0353 EA 3-9 mm, Environmental In-Ceiling Mount, High Resolution Color, Camclosure® ICS Integrated, Camera Dome System (Pelco ICS151-CDV39A).....	905.42	181.73
28 21 31 00-0354 Camclosure® ICS Integrated, Bullet Style Camera Systems (28 21 31 00-0345)		
28 21 31 00-0355 Standard Resolution, Camclosure® ICS Integrated, Bullet Style Camera Systems (28 21 31 00-0354)		
28 21 31 00-0356 EA 12 mm, Wall/Ceiling Mount, Standard Resolution, Camclosure® ICS Integrated, Bullet Style Camera System (Pelco ICS310-CA12).....	626.73	121.16
28 21 31 00-0357 Camclosure® ICS Integrated, Wedge Style Camera Systems (28 21 31 00-0345)		
28 21 31 00-0358 High Resolution Color, Camclosure® ICS Integrated, Wedge Style Camera Systems (28 21 31 00-0357)		
28 21 31 00-0359 EA 9-22 mm, High Resolution, Camclosure® ICS Integrated, Wedge Style Camera System (Pelco IS210-CHV22).....	844.20	181.73
28 21 31 00-0360 Wide Dynamic Range Color, Camclosure® ICS Integrated, Wedge Style Camera Systems (28 21 31 00-0357)		
28 21 31 00-0361 EA 9-22 mm, Wide Dynamic Range, Camclosure® ICS Integrated, Wedge Style Camera System (Pelco IS210-CWV22).....	917.66	181.73

28 Electronic Safety and Security

28 20 Video Surveillance

28 21 Surveillance Cameras



MINOR	CSI	UOM	DESCRIPTION	TOTAL DIRECT UNIT COST	DEMOLITION UNIT COST
-------	-----	-----	-------------	------------------------	----------------------

28 21 31 00-0362			Day/Night, Camclosure® ICS Integrated, Wedge Style Camera Systems <small>(28 21 31 00-0357)</small>		
28 21 31 00-0363	EA		9-22 mm, Day/Night, Camclosure® ICS Integrated, Wedge Style Camera System (Pelco IS210-DNV22).....	1,009.89	181.73
28 21 31 00-0364			Wide Dynamic Range Day/Night, Camclosure® ICS Integrated, Wedge Style Camera Systems <small>(28 21 31 00-0357)</small>		
28 21 31 00-0365	EA		9-22 mm, Wide Dynamic Range Day/Night, Camclosure® ICS Integrated, Wedge Style Camera System (Pelco IS210-DWV22)	1,046.62	181.73
28 21 31 00-0366			Camclosure® IP Network, Camera Dome Systems <small>(28 21 31 00-0311)</small>		
28 21 31 00-0367			Camclosure® IP Network, Camera Dome Systems <small>(28 21 31 00-0366)</small>		
28 21 31 00-0368			High Resolution Color, Camclosure® IP Network, Camera Dome Systems <small>(28 21 31 00-0367)</small>		
28 21 31 00-0369	EA		3-9.5 mm, Environmental Surface Mount, High Resolution Color, Camclosure® IP Network, Camera Dome System (Pelco IP111-CHV9)	1,451.45	181.73
28 21 31 00-0370	EA		9-22 mm, Environmental Surface Mount, High Resolution Color, Camclosure® IP Network, Camera Dome System (Pelco IP111-CHV22)	1,451.45	181.73
28 21 31 00-0371			Wide Dynamic Range Color, Camclosure® IP Network, Camera Dome Systems <small>(28 21 31 00-0367)</small>		
28 21 31 00-0372	EA		3-9.5 mm, Environmental Surface Mount, Wide Dynamic Range Color, Camclosure® IP Network, Camera Dome System (Pelco IP111-CWV9)	1,552.66	181.73
28 21 31 00-0373	EA		9-22 mm, Environmental Surface Mount, Wide Dynamic Range Color, Camclosure® IP Network, Camera Dome System (Pelco IP111-CWV22)	1,552.66	181.73
28 21 31 00-0374			Day/Night, Camclosure® IP Network, Camera Dome Systems <small>(28 21 31 00-0367)</small>		
28 21 31 00-0375	EA		3-9.5 mm, Environmental Surface Mount, Day/Night, Camclosure® IP Network, Camera Dome System (Pelco IP111-DNV9)	1,708.56	181.73
28 21 31 00-0376	EA		9-22 mm, Environmental Surface Mount, Day/Night, Camclosure® IP Network, Camera Dome System (Pelco IP111-DNV22)	1,708.56	181.73
28 21 31 00-0377			Wide Dynamic Range Day/Night, Camclosure® IP Network, Camera Dome Systems <small>(28 21 31 00-0367)</small>		
28 21 31 00-0378	EA		3-9.5 mm, Environmental Surface Mount, Wide Dynamic Range Day/Night, Camclosure® IP Network, Camera Dome System (Pelco IP110-DWV9)	1,818.74	181.73
28 21 31 00-0379	EA		9-22 mm, Environmental Surface Mount, Wide Dynamic Range Day/Night, Camclosure® IP Network, Camera Dome System (Pelco IP110-DWV22)	1,818.74	181.73
28 21 31 00-0380			Accessories For Camclosure® Camera Dome Systems <small>(28 21 31 00-0311)</small>		
28 21 31 00-0381	EA		4S Gangbox Adapter Plate For ICS110 Camclosure® Systems (Pelco ICS110-AP)	32.86	9.08
28 21 31 00-0382	EA		4S Adapter Plate For ICS310 Camclosure® Systems (Pelco ICS310-AP)	32.86	9.08
28 21 31 00-0383	EA		Sun Shield For ICS310 Camclosure® Systems (Pelco ICS310-SS).....	44.98	15.15
28 21 31 00-0384	EA		Conduit Adapter For ICS310 Camclosure® Systems (Pelco ICS310-COND)	67.84	15.15
28 21 31 00-0385	EA		2' x 2' Ceiling Panel For ICS150 Camclosure® Systems (Pelco ICS150-P)	67.14	9.08
28 21 31 00-0386	EA		Pendant Mount Adapter For Camclosure® ICS110 Systems (Pelco ICS110-PG).....	67.84	15.15
28 21 31 00-0387	EA		Corner Mount Adapter For ICS200 Camclosure® Systems (Pelco ICS210-CM).....	84.16	15.15
28 21 31 00-0388	EA		Smoked, Surface Mount, Dome For Camclosure® ICS Systems (Pelco ICS-DO110A).....	220.55	30.29
28 21 31 00-0389	EA		Clear, Surface Mount, Dome For Camclosure® ICS Systems (Pelco ICS-DO111A).....	220.55	30.29
28 21 31 00-0390	EA		Smoked, In-Ceiling Mount, Dome For Camclosure® ICS Systems (Pelco ICS-DO150A)	220.55	30.29
28 21 31 00-0391	EA		Clear, In-Ceiling Mount, Dome For Camclosure® ICS Systems (Pelco ICS-DO151A)	220.55	30.29
28 21 31 00-0392	EA		Pendant Mount Adapter For Camclosure® IP Systems (Pelco IP110-P).....	80.08	15.15
28 21 31 00-0393	EA		Smoked Lower Dome For Surface Mount Camclosure® IP Systems (Pelco IP110-LD).....	97.30	30.29
28 21 31 00-0394	EA		Clear Lower Dome For Surface Mount Camclosure® IP Systems (Pelco IP111-LD)	97.30	30.29
28 21 31 00-0395	EA		Smoked Lower Dome For Surface Mount Camclosure® IS Systems (Pelco IS110-LD).....	97.30	30.29
28 21 31 00-0396	EA		Clear Lower Dome For Surface Mount Camclosure® IS Systems (Pelco IS111-LD)	97.30	30.29
28 21 31 00-0397	EA		Smoked Lower Dome For Ceiling Mount Camclosure® IS Systems (Pelco IS150-LD)	97.30	30.29
28 21 31 00-0398	EA		Clear Lower Dome For Ceiling Mount Camclosure® IS Systems (Pelco IS151-LD)	97.30	30.29
28 21 31 00-0399	EA		Ceiling Mount Enclosure Only, Environmental, Camclosure® IS Systems (Pelco IS150-ENC).....	280.55	41.37
28 21 31 00-0400	EA		Black Pendant Mount For Indoor Camclosure® IS Systems (Pelco IS90B-P).....	58.86	15.15
28 21 31 00-0401	EA		Black Pendant Wall Mount For Indoor Camclosure® IS Systems (Pelco IS90B-PW).....	95.59	15.15
28 21 31 00-0402	EA		White Pendant Mount For Indoor Camclosure® IS Systems (Pelco IS90-P).....	58.86	15.15
28 21 31 00-0403	EA		White Pendant Wall Mount For Indoor Camclosure® IS Systems (Pelco IS90-PW).....	95.59	15.15
28 21 31 00-0404	EA		Surface Mount Enclosure Only, Environmental, IP Camclosure® (Pelco IP110-ENC).....	1,359.22	181.73
28 21 31 00-0405			Pan/Tilt Camera Systems <small>(28 21 31 00-0179)</small>		
28 21 31 00-0406			Esprit® CBZ, Pan/Tilt Camera Systems <small>(28 21 31 00-0405)</small>		

Note: Includes powder coated aluminum pan/tilt enclosure, receiver, camera, lens, built in heater, window defroster/defogger, sun shroud, insulation blanket, 24V power supply and mounting hardware.



	MINOR	CSI	UOM	DESCRIPTION	TOTAL DIRECT UNIT COST	DEMOLITION UNIT COST
28 21 31 00-0407				EDR, High Resolution Color, Esprit® CBZ, Pan/Tilt Camera Systems <small>(28 21 31 00-0406)</small>		
28 21 31 00-0408				Pedestal Mount, EDR, High Resolution Color, Esprit® CBZ, Pan/Tilt Camera Systems <small>(28 21 31 00-0407)</small>		
28 21 31 00-0409	EA			10X, Pedestal Mount, EDR, High Resolution Color, Esprit® CBZ, Pan/Tilt Camera System (Pelco ES3012-2CBZ10N).....	3,738.97	272.59
28 21 31 00-0410	EA			20X, Pedestal Mount, EDR, High Resolution Color, Esprit® CBZ, Pan/Tilt Camera System (Pelco ES3012-2CBZ20N).....	4,229.51	272.59
28 21 31 00-0411	EA			30X, Pedestal Mount, EDR, High Resolution Color, Esprit® CBZ, Pan/Tilt Camera System (Pelco ES3012-2CBZ30N).....	4,909.40	272.59
28 21 31 00-0412	EA			10X, Preset Positioning, Pedestal Mount, EDR, High Resolution Color, Esprit® CBZ, Pan/Tilt Camera System (Pelco ES3012-2CBZ10PN).....	3,844.26	272.59
28 21 31 00-0413	EA			20X, Preset Positioning, Pedestal Mount, EDR, High Resolution Color, Esprit® CBZ, Pan/Tilt Camera System (Pelco ES3012-2CBZ20PN).....	4,356.88	272.59
28 21 31 00-0414	EA			30X, Preset Positioning, Pedestal Mount, EDR, High Resolution Color, Esprit® CBZ, Pan/Tilt Camera System (Pelco ES3012-2CBZ30PN).....	5,036.73	272.59
28 21 31 00-0415				Wall Mount, EDR, High Resolution Color, Esprit® CBZ, Pan/Tilt Camera Systems <small>(28 21 31 00-0407)</small>		
28 21 31 00-0416	EA			10X, Wall Mount, EDR, High Resolution Color, Esprit® CBZ, Pan/Tilt Camera System (Pelco ES3012-2CBZ10W).....	3,772.43	272.59
28 21 31 00-0417	EA			20X, Wall Mount, EDR, High Resolution Color, Esprit® CBZ, Pan/Tilt Camera System (Pelco ES3012-2CBZ20W).....	4,262.97	272.59
28 21 31 00-0418	EA			30X, Wall Mount, EDR, High Resolution Color, Esprit® CBZ, Pan/Tilt Camera System (Pelco ES3012-2CBZ30W).....	4,942.87	272.59
28 21 31 00-0419	EA			10X, Preset Positioning, Wall Mount, EDR, High Resolution Color, Esprit® CBZ, Pan/Tilt Camera System (Pelco ES3012-2CBZ10PW).....	3,878.54	272.59
28 21 31 00-0420	EA			20X, Preset Positioning, Wall Mount, EDR, High Resolution Color, Esprit® CBZ, Pan/Tilt Camera System (Pelco ES3012-2CBZ20PW).....	4,390.30	272.59
28 21 31 00-0421	EA			30X, Preset Positioning, Wall Mount, EDR, High Resolution Color, Esprit® CBZ, Pan/Tilt Camera System (Pelco ES3012-2CBZ30PW).....	5,070.19	272.59
28 21 31 00-0422				Esprit® CLZ, Pan/Tilt Camera Systems <small>(28 21 31 00-0405)</small>		
28 21 31 00-0423				DSS, High Resolution Color, Esprit® CLZ, Pan/Tilt Camera Systems <small>(28 21 31 00-0422)</small>		
28 21 31 00-0424				Pedestal Mount, DSS, High Resolution Color, Esprit® CLZ, Pan/Tilt Camera Systems <small>(28 21 31 00-0423)</small>		
28 21 31 00-0425	EA			10X, Pedestal Mount, DSS, High Resolution Color, Esprit® CLZ, Pan/Tilt Camera System (Pelco ES3012-2CLZ10N).....	3,866.30	272.59
28 21 31 00-0426	EA			20X, Pedestal Mount, DSS, High Resolution Color, Esprit® CLZ, Pan/Tilt Camera System (Pelco ES3012-2CLZ20N).....	4,356.83	272.59
28 21 31 00-0427	EA			30X, Pedestal Mount, DSS, High Resolution Color, Esprit® CLZ, Pan/Tilt Camera System (Pelco ES3012-2CLZ30N).....	5,036.73	272.59
28 21 31 00-0428	EA			10X, Preset Positioning, Pedestal Mount, DSS, High Resolution Color, Esprit® CLZ, Pan/Tilt Camera System (Pelco ES3012-2CLZ10PN).....	3,971.59	272.59
28 21 31 00-0429	EA			20X, Preset Positioning, Pedestal Mount, DSS, High Resolution Color, Esprit® CLZ, Pan/Tilt Camera System (Pelco ES3012-2CLZ20PN).....	4,484.16	272.59
28 21 31 00-0430	EA			30X, Preset Positioning, Pedestal Mount, DSS, High Resolution Color, Esprit® CLZ, Pan/Tilt Camera System (Pelco ES3012-2CLZ30PN).....	5,164.06	272.59
28 21 31 00-0431				Wall Mount, DSS, High Resolution Color, Esprit® CLZ, Pan/Tilt Camera Systems <small>(28 21 31 00-0423)</small>		
28 21 31 00-0432	EA			10X, Wall Mount, DSS, High Resolution Color, Esprit® CLZ, Pan/Tilt Camera System (Pelco ES3012-2CLZ10W).....	3,899.76	272.59
28 21 31 00-0433	EA			20X, Wall Mount, DSS, High Resolution Color, Esprit® CLZ, Pan/Tilt Camera System (Pelco ES3012-2CLZ20W).....	4,390.30	272.59
28 21 31 00-0434	EA			30X, Wall Mount, DSS, High Resolution Color, Esprit® CLZ, Pan/Tilt Camera System (Pelco ES3012-2CLZ30W).....	5,070.19	272.59
28 21 31 00-0435	EA			10X, Preset Positioning, Wall Mount, DSS, High Resolution Color, Esprit® CLZ, Pan/Tilt Camera System (Pelco ES3012-2CLZ10PW).....	4,005.87	272.59
28 21 31 00-0436	EA			20X, Preset Positioning, Wall Mount, DSS, High Resolution Color, Esprit® CLZ, Pan/Tilt Camera System (Pelco ES3012-2CLZ20PW).....	4,517.63	272.59
28 21 31 00-0437	EA			30X, Preset Positioning, Wall Mount, DSS, High Resolution Color, Esprit® CLZ, Pan/Tilt Camera System (Pelco ES3012-2CLZ30PW).....	5,197.52	272.59
28 21 31 00-0438				Esprit® AJZ, Pan/Tilt Camera Systems <small>(28 21 31 00-0405)</small>		
28 21 31 00-0439				High Resolution Color, Esprit® AJZ, Pan/Tilt Camera Systems <small>(28 21 31 00-0438)</small>		
28 21 31 00-0440				Pedestal Mount, High Resolution Color, Esprit® AJZ, Pan/Tilt Camera Systems <small>(28 21 31 00-0439)</small>		
28 21 31 00-0441	EA			6 x 10, Pedestal Mount, High Resolution Color, Esprit® AJZ, Pan/Tilt Camera System (Pelco ES3012-2AJZ10N).....	3,653.27	272.59
28 21 31 00-0442	EA			5.6 x 20, Pedestal Mount, High Resolution Color, Esprit® AJZ, Pan/Tilt Camera System (Pelco ES3012-2AJZ20N).....	4,143.81	272.59
28 21 31 00-0443	EA			5.5 x 30, Pedestal Mount, High Resolution Color, Esprit® AJZ, Pan/Tilt Camera System (Pelco ES3012-2AJZ30N).....	4,823.70	272.59
28 21 31 00-0444	EA			6 x 10, Preset Positioning, Pedestal Mount, High Resolution Color, Esprit® AJZ, Pan/Tilt Camera System (Pelco ES3012-2AJZ10PN).....	3,759.38	272.59
28 21 31 00-0445	EA			5.6 x 20, Preset Positioning, Pedestal Mount, High Resolution Color, Esprit® AJZ, Pan/Tilt Camera System (Pelco ES3012-2AJZ20PN).....	4,271.13	272.59
28 21 31 00-0446	EA			5.5 x 30, Preset Positioning, Preset Positioning, Pedestal Mount, High Resolution Color, Esprit® AJZ, Pan/Tilt Camera System (Pelco ES3012-2AJZ30PN).....	4,951.03	272.59

28 Electronic Safety and Security**28 20 Video Surveillance****28 21 Surveillance Cameras**

SAN BERNARDINO
COUNTY

MINOR
CSI UOM DESCRIPTION

TOTAL DIRECT DEMOLITION
UNIT COST UNIT COST

MINOR	CSI	UOM	DESCRIPTION	TOTAL DIRECT UNIT COST	DEMOLITION UNIT COST
28 21 31 00-0447			Wall Mount, High Resolution Color, Esprit® AJZ, Pan/Tilt Camera Systems <small>(28 21 31 00-0439)</small>		
28 21 31 00-0448	EA		6 x 10, Wall Mount, High Resolution Color, Esprit® AJZ, Pan/Tilt Camera System (Pelco ES3012-2AJZ10W).....	3,687.55	272.59
28 21 31 00-0449	EA		5.6 x 20, Wall Mount, High Resolution Color, Esprit® AJZ, Pan/Tilt Camera System (Pelco ES3012-2AJZ20W).....	4,177.27	272.59
28 21 31 00-0450	EA		5.5 x 30, Wall Mount, High Resolution Color, Esprit® AJZ, Pan/Tilt Camera System (Pelco ES3012-2AJZ30W).....	4,857.98	272.59
28 21 31 00-0451	EA		6 x 8, Preset Positioning, Wall Mount, High Resolution Color, Esprit® AJZ, Pan/Tilt Camera System (Pelco ES3012-2AJZ8PW).....	3,711.22	272.59
28 21 31 00-0452	EA		6 x 10, Preset Positioning, Wall Mount, High Resolution Color, Esprit® AJZ, Pan/Tilt Camera System (Pelco ES3012-2AJZ10W).....	3,792.84	272.59
28 21 31 00-0453	EA		5.6 x 20, Preset Positioning, Wall Mount, High Resolution Color, Esprit® AJZ, Pan/Tilt Camera System (Pelco ES3012-2AJZ20PW).....	4,304.60	272.59
28 21 31 00-0454	EA		5.5 x 30, Preset Positioning, Wall Mount, High Resolution Color, Esprit® AJZ, Pan/Tilt Camera System (Pelco ES3012-2AJZ30PW).....	4,985.31	272.59
28 21 31 00-0455			Esprit® AMZ, Pan/Tilt Camera Systems <small>(28 21 31 00-0405)</small>		
28 21 31 00-0456			Day/Night, Esprit® AMZ, Pan/Tilt Camera Systems <small>(28 21 31 00-0455)</small>		
28 21 31 00-0457			Pedestal Mount, Day/Night, Esprit® AMZ, Pan/Tilt Camera Systems <small>(28 21 31 00-0456)</small>		
28 21 31 00-0458	EA		5.6 x 20, Pedestal Mount, Day/Night, Esprit® AMZ, Pan/Tilt Camera System (Pelco ES3012-2AMZ20N).....	4,347.04	272.59
28 21 31 00-0459	EA		5.5 x 30, Pedestal Mount, Day/Night, Esprit® AMZ, Pan/Tilt Camera System (Pelco ES3012-2AMZ30N).....	5,026.93	272.59
28 21 31 00-0460	EA		6 x 10, Preset Positioning, Pedestal Mount, Day/Night, Esprit® AMZ, Pan/Tilt Camera System (Pelco ES3012-2AMZ10PN).....	3,962.61	272.59
28 21 31 00-0461	EA		5.6 x 20, Preset Positioning, Pedestal Mount, Day/Night, Esprit® AMZ, Pan/Tilt Camera System (Pelco ES3012-2AMZ20PN).....	4,474.37	272.59
28 21 31 00-0462	EA		5.5 x 30, Preset Positioning, Pedestal Mount, Day/Night, Esprit® AMZ, Pan/Tilt Camera System (Pelco ES3012-2AMZ30PN).....	5,154.26	272.59
28 21 31 00-0463			Wall Mount, Day/Night, Esprit® AMZ, Pan/Tilt Camera Systems <small>(28 21 31 00-0456)</small>		
28 21 31 00-0464	EA		6 x 10, Wall Mount, Day/Night, Esprit® AMZ, Pan/Tilt Camera System (Pelco ES3012-2AMZ10W).....	3,890.78	272.59
28 21 31 00-0465	EA		5.6 x 20, Wall Mount, Day/Night, Esprit® AMZ, Pan/Tilt Camera System (Pelco ES3012-2AMZ20W).....	4,380.50	272.59
28 21 31 00-0466	EA		5.5 x 30, Wall Mount, Day/Night, Esprit® AMZ, Pan/Tilt Camera System (Pelco ES3012-2AMZ30W).....	5,061.21	272.59
28 21 31 00-0467	EA		6 x 10, Preset Positioning, Wall Mount, Day/Night, Esprit® AMZ, Pan/Tilt Camera System (Pelco ES3012-2AMZ10PW).....	3,996.07	272.59
28 21 31 00-0468	EA		5.6 x 20, Preset Positioning, Wall Mount, Day/Night, Esprit® AMZ, Pan/Tilt Camera System (Pelco ES3012-2AMZ20PW).....	4,507.83	272.59
28 21 31 00-0469	EA		5.5 x 30, Preset Positioning, Wall Mount, Day/Night, Esprit® AMZ, Pan/Tilt Camera System (Pelco ES3012-2AMZ30PW).....	5,188.54	272.59
28 21 31 00-0470			Esprit® KWZ, Pan/Tilt Camera Systems <small>(28 21 31 00-0405)</small>		
28 21 31 00-0471			Day/Night, Esprit® KWZ, Pan/Tilt Camera Systems <small>(28 21 31 00-0470)</small>		
28 21 31 00-0472			Pedestal Mount, Day/Night, Esprit® KWZ, Pan/Tilt Camera Systems <small>(28 21 31 00-0471)</small>		
28 21 31 00-0473	EA		5.5 x 30, Pedestal Mount, Day/Night, Esprit® KWZ, Pan/Tilt Camera System (Pelco ES3012-2KWZ30N).....	5,135.49	272.59
28 21 31 00-0474	EA		6 x 10, Preset Positioning, Pedestal Mount, Day/Night, Esprit® KWZ, Pan/Tilt Camera System (Pelco ES3012-2KWZ10PN).....	4,070.35	272.59
28 21 31 00-0475	EA		5.5 x 30, Preset Positioning, Pedestal Mount, Day/Night, Esprit® KWZ, Pan/Tilt Camera System (Pelco ES3012-2KWZ30PN).....	5,262.82	272.59
28 21 31 00-0476			Wall Mount, Day/Night, Esprit® KWZ, Pan/Tilt Camera Systems <small>(28 21 31 00-0471)</small>		
28 21 31 00-0477	EA		6 x 10, Wall Mount, Day/Night, Esprit® KWZ, Pan/Tilt Camera System (Pelco ES3012-2KWZ10W).....	3,998.52	272.59
28 21 31 00-0478	EA		5.5 x 30, Wall Mount, Day/Night, Esprit® KWZ, Pan/Tilt Camera System (Pelco ES3012-2KWZ30W).....	5,169.77	272.59
28 21 31 00-0479	EA		6 x 10, Preset Positioning, Wall Mount, Day/Night, Esprit® KWZ, Pan/Tilt Camera System (Pelco ES3012-2KWZ10PW).....	4,104.63	272.59
28 21 31 00-0480	EA		5.6 x 20, Preset Positioning, Wall Mount, Day/Night, Esprit® KWZ, Pan/Tilt Camera System (Pelco ES3012-2KWZ20PW).....	4,616.39	272.59
28 21 31 00-0481	EA		5.5 x 30, Preset Positioning, Wall Mount, Day/Night, Esprit® KWZ, Pan/Tilt Camera System (Pelco ES3012-2KWZ30PW).....	5,297.10	272.59
28 21 31 00-0482			Esprit® IOC, Pan/Tilt Camera Systems <small>(28 21 31 00-0405)</small>		
28 21 31 00-0483			Standard Resolution Color, Esprit® IOC, Pan/Tilt Camera Systems <small>(28 21 31 00-0482)</small>		
28 21 31 00-0484			Pedestal Mount, Standard Resolution Color, Esprit® IOC, Pan/Tilt Camera Systems <small>(28 21 31 00-0483)</small>		
28 21 31 00-0485	EA		16X, Pedestal Mount, Standard Resolution Color, Esprit® IOC, Pan/Tilt Camera System (Pelco ES30PC16-2N).....	4,340.51	272.59
28 21 31 00-0486			Wall Mount, Standard Resolution Color, Esprit® IOC, Pan/Tilt Camera Systems <small>(28 21 31 00-0483)</small>		
28 21 31 00-0487	EA		16X, Wall Mount, Standard Resolution Color, Esprit® IOC, Pan/Tilt Camera System (Pelco ES30PC16-2W).....	4,373.97	272.59



	MINOR	CSI	UOM	DESCRIPTION	TOTAL DIRECT UNIT COST	DEMOLITION UNIT COST
28 21 31 00-0488				High Resolution Color, Esprit® IOC, Pan/Tilt Camera Systems <small>(28 21 31 00-0482)</small>		
28 21 31 00-0489				Pedestal Mount, High Resolution Color, Esprit® IOC, Pan/Tilt Camera Systems <small>(28 21 31 00-0488)</small>		
28 21 31 00-0490	EA			22X, Pedestal Mount, High Resolution Color, Esprit® IOC, Pan/Tilt Camera System (Pelco ES30PC22-2N)	5,135.49	272.59
28 21 31 00-0491	EA			24X, Pedestal Mount, High Resolution Color, Esprit® IOC, Pan/Tilt Camera System (Pelco ES30PCBW24-2N)	4,968.98	272.59
28 21 31 00-0492	EA			35X, Pedestal Mount, High Resolution Color, Esprit® IOC, Pan/Tilt Camera System (Pelco ES30PCBW35-2N)	5,634.19	272.59
28 21 31 00-0493				Wall Mount, High Resolution Color, Esprit® IOC, Pan/Tilt Camera Systems <small>(28 21 31 00-0498)</small>		
28 21 31 00-0494	EA			22X, Wall Mount, High Resolution Color, Esprit® IOC, Pan/Tilt Camera System (Pelco ES30PC22-2W)	5,168.14	272.59
28 21 31 00-0495	EA			24X, Wall Mount, High Resolution Color, Esprit® IOC, Pan/Tilt Camera System (Pelco ES30PCBW24-2W)	4,968.98	272.59
28 21 31 00-0496	EA			35X, Wall Mount, High Resolution Color, Esprit® IOC, Pan/Tilt Camera System (Pelco ES30PCBW35-2W)	5,670.92	272.59
28 21 31 00-0497				Esprit® IOP, Pan/Tilt Camera Systems <small>(28 21 31 00-0405)</small>		
28 21 31 00-0498				High Resolution Color, Esprit® IOP, Pan/Tilt Camera Systems <small>(28 21 31 00-0497)</small>		
28 21 31 00-0499				Pedestal Mount, High Resolution Color, Esprit® IOP, Pan/Tilt Camera Systems <small>(28 21 31 00-0498)</small>		
28 21 31 00-0500	EA			16X, Pedestal Mount, High Resolution Color, Esprit® IOP, Pan/Tilt Camera System (Pelco ES30C16-2N)	3,361.89	272.59
28 21 31 00-0501	EA			22X, Pedestal Mount, High Resolution Color, Esprit® IOP, Pan/Tilt Camera System (Pelco ES30C22-2N)	4,157.68	272.59
28 21 31 00-0502	EA			24X, Pedestal Mount, High Resolution Color, Esprit® IOP, Pan/Tilt Camera System (Pelco ES30CBW24-2N)	3,993.62	272.59
28 21 31 00-0503	EA			35X, Pedestal Mount, High Resolution Color, Esprit® IOP, Pan/Tilt Camera System (Pelco ES30CBW35-2N)	4,511.91	272.59
28 21 31 00-0504				Wall Mount, High Resolution Color, Esprit® IOP, Pan/Tilt Camera Systems <small>(28 21 31 00-0498)</small>		
28 21 31 00-0505	EA			16X, Wall Mount, High Resolution Color, Esprit® IOP, Pan/Tilt Camera System (Pelco ES30C16-2W)	3,394.53	272.59
28 21 31 00-0506	EA			22X, Wall Mount, High Resolution Color, Esprit® IOP, Pan/Tilt Camera System (Pelco ES30C22-2W)	4,191.15	272.59
28 21 31 00-0507	EA			24X, Wall Mount, High Resolution Color, Esprit® IOP, Pan/Tilt Camera System (Pelco ES30CBW24-2W)	4,027.09	272.59
28 21 31 00-0508	EA			35X, Wall Mount, High Resolution Color, Esprit® IOP, Pan/Tilt Camera System (Pelco ES30CBW35-2W)	4,548.64	272.59
28 21 31 00-0509				Esprit® Thermal, Pan/Tilt Camera Systems <small>(28 21 31 00-0405)</small>		
28 21 31 00-0510				Esprit® Thermal, Pan/Tilt Camera Systems <small>(28 21 31 00-0509)</small>		
28 21 31 00-0511				Pedestal Mount, Esprit® Thermal, Pan/Tilt Camera Systems <small>(28 21 31 00-0510)</small>		
28 21 31 00-0512	EA			14.25 mm, Pedestal Mount, Esprit® Thermal, Pan/Tilt Camera System (Pelco ES3014TI-2N)	21,037.51	272.59
28 21 31 00-0513	EA			35 mm, Pedestal Mount, Esprit® Thermal, Pan/Tilt Camera System (Pelco ES3035TI-2N)	22,615.23	272.59
28 21 31 00-0514	EA			50 mm, Pedestal Mount, Esprit® Thermal, Pan/Tilt Camera System (Pelco ES3050TI-2N)	23,144.94	272.59
28 21 31 00-0515				Wall Mount, Esprit® Thermal, Pan/Tilt Camera Systems <small>(28 21 31 00-0510)</small>		
28 21 31 00-0516	EA			14.25 mm, Wall Mount, Esprit® Thermal, Pan/Tilt Camera System (Pelco ES3014TI-2W)	21,071.79	272.59
28 21 31 00-0517	EA			35 mm, 30 Hertz, Wall Mount, Esprit® Thermal, Pan/Tilt Camera System (Pelco ES3035TI-2W)	22,648.69	272.59
28 21 31 00-0518	EA			50 mm, Wall Mount, Esprit® Thermal, Pan/Tilt Camera System (Pelco ES3050TI-2W)	23,178.41	272.59
28 21 31 00-0519				Accessories For Esprit® Pan/Tilt Camera Systems <small>(28 21 31 00-0405)</small>		
28 21 31 00-0520	EA			Wiper Blade Replacement For Esprit® Systems (Pelco ES-REPLBLADE)	10.38	3.03
28 21 31 00-0521	EA			Marine Mounting Kit For Esprit® Systems (Pelco ES-MKIT)	58.86	15.15
28 21 31 00-0522	EA			Indoor/Outdoor Wall Mount For Esprit® Systems (Pelco EWM)	88.24	15.15
28 21 31 00-0523	EA			Wall Mount For High Security Enclosures (Pelco HSWM12)	110.28	15.15
28 21 31 00-0524	EA			Ground Isolation Transformer (Pelco GIT100)	337.69	41.37
28 21 31 00-0525	EA			High Security, Indoor Wedge Style Enclosure (Pelco HS2100)	579.82	41.37
28 21 31 00-0526	EA			High Security, Indoor 10" Length Enclosure (Pelco HS3000)	397.27	41.37
28 21 31 00-0527	EA			High Security, Indoor Medium Corner Mount Enclosure (Pelco HS1500)	674.67	41.37
28 21 31 00-0528	EA			High Security, Ceiling Mount, Lexan Window, Aluminum Enclosure (Pelco HS8080)	315.65	41.37
28 21 31 00-0529	EA			High Security, Ceiling Mount, Lexan Window, Steel Enclosure (Pelco HS8134)	970.87	41.37
28 21 31 00-0530	EA			Bullet-Resistant, Outdoor Enclosure (Pelco HS4514)	1,165.31	41.37
28 21 31 00-0531	EA			Bullet-Resistant, Outdoor Enclosure With Mount (Pelco HS4514/MT)	1,378.34	41.37
28 21 31 00-0532	EA			24X, Color/Black And White, Esprit® Camera Module (Pelco ESIOPCBW24)	1,426.50	41.37
28 21 31 00-0533	EA			35X, Color/Black And White, Esprit® Camera Module (Pelco ESIOPCBW35)	1,502.41	41.37
28 21 31 00-0534	EA			24 Volt AC, Esprit® Pan Tilt Enclosure Receiver (Pelco ES3012-2)	2,495.13	41.37
28 21 31 00-0535	EA			24 Volt AC, Pedestal Mount, Esprit® Pan/Tilt Enclosure Receiver (Pelco ES3012-2N)	2,524.84	41.37
28 21 31 00-0536	EA			24 Volt AC, Wall Mount, Esprit® Pan/Tilt Enclosure Receiver (Pelco ES3012-2W)	2,553.37	41.37
28 21 31 00-0537	EA			30X, 24 Volt AC, DSS, Color High Resolution, Esprit® CLZ Pan/Tilt Camera System (Pelco ES3012-2CLZ30)	4,632.53	41.37
28 21 31 00-0538	EA			30X, 24 Volt AC, Preset Positioning, DSS, Color High Resolution, Esprit® CLZ Pan/Tilt Camera System (Pelco ES3012-2CLZ30P)	4,759.86	41.37
28 21 31 00-0539	EA			Esprit® Camera Pole Mount Adapter (Pelco EPM)	113.02	9.75
28 21 31 00-0540	EA			Pole Mount Adapter For Esprit® Systems (Pelco EPM)	113.02	9.75
28 21 31 00-0541				Camera Lenses <small>(28 21 31 00-0040)</small>		
28 21 31 00-0542				Fixed Focus Camera Lenses <small>(28 21 31 00-0541)</small>		
				Note: 1/3" format and manual focus.		

28 Electronic Safety and Security

28 20 Video Surveillance

28 21 Surveillance Cameras



MINOR
CSI UOM DESCRIPTION

TOTAL DIRECT DEMOLITION
UNIT COST UNIT COST

28 21 31 00-0543		Manual Iris, Fixed Focus Camera Lenses (28 21 31 00-0542)		
28 21 31 00-0544	EA	2.3 mm, Manual Iris, Fixed Focus Camera Lens (Pelco 13FA2.3).....	145.01	14.21
28 21 31 00-0545	EA	2.8 mm, Manual Iris, Fixed Focus Camera Lens (Pelco 13FA2.8).....	122.16	14.21
28 21 31 00-0546	EA	4 mm, Manual Iris, Fixed Focus Camera Lens (Pelco 13FA4).....	110.73	14.21
28 21 31 00-0547	EA	8 mm, Manual Iris, Fixed Focus Camera Lens (Pelco 13FA8).....	108.28	14.21
28 21 31 00-0548		Direct Drive Auto Iris, Fixed Focus Camera Lenses (28 21 31 00-0542)		
Note: Includes spot filter. Excludes amplifier.				
28 21 31 00-0549	EA	2.3 mm, Direct Drive Auto Iris, Fixed Focus Camera Lens (Pelco 13FD2.3).....	178.47	14.21
28 21 31 00-0550	EA	2.8 mm, Direct Drive Auto Iris, Fixed Focus Camera Lens (Pelco 13FD2.8).....	145.01	14.21
28 21 31 00-0551	EA	4 mm, Direct Drive Auto Iris, Fixed Focus Camera Lens (Pelco 13FD4).....	136.85	14.21
28 21 31 00-0552	EA	8 mm, Direct Drive Auto Iris, Fixed Focus Camera Lens (Pelco 13FD8).....	100.93	14.21
28 21 31 00-0553		Video Drive Auto Iris, Fixed Focus Camera Lenses (28 21 31 00-0542)		
Note: Includes LDC100 adapter to convert DC auto iris to video drive.				
28 21 31 00-0554	EA	2.3 mm, Video Drive Auto Iris, Fixed Focus Camera Lenses (Pelco 13FV2.3S).....	208.67	14.21
28 21 31 00-0555	EA	2.8 mm, Video Drive Auto Iris, Fixed Focus Camera Lenses (Pelco 13FV2.8S).....	174.39	14.21
28 21 31 00-0556	EA	4 mm, Video Drive Auto Iris, Fixed Focus Camera Lenses (Pelco 13FV4S).....	166.23	14.21
28 21 31 00-0557	EA	8 mm, Video Drive Auto Iris, Fixed Focus Camera Lenses (Pelco 13FV8S).....	159.70	14.21
28 21 31 00-0558		Varifocal Camera Lenses (28 21 31 00-0541)		
Note: 1/3" format and manual focus and zoom.				
28 21 31 00-0559		Manual Iris, Varifocal Camera Lenses (28 21 31 00-0558)		
28 21 31 00-0560	EA	1.6-3.4 mm, Manual Iris, Varifocal Camera Lens (Pelco 13VA1-3).....	243.23	14.21
28 21 31 00-0561	EA	2.5-6 mm, Manual Iris, Varifocal Camera Lens (Pelco 13VA2.5-6).....	167.86	14.21
28 21 31 00-0562	EA	2.8-12 mm, Manual Iris, Varifocal Camera Lens (Pelco 13VA2.8-12).....	132.77	14.21
28 21 31 00-0563	EA	3-8 mm, Manual Iris, Varifocal Camera Lens (Pelco 13VA3-8).....	118.08	14.21
28 21 31 00-0564	EA	5.5-82.5 mm, Manual Iris, Varifocal Camera Lens (Pelco 13VA5.5-82.5).....	290.29	14.21
28 21 31 00-0565	EA	5-40 mm, Manual Iris, Varifocal Camera Lens (Pelco 13VA5-40).....	188.32	14.21
28 21 31 00-0566	EA	5-50 mm, Manual Iris, Varifocal Camera Lens (Pelco 13VA5-50).....	200.80	14.21
28 21 31 00-0567		Direct Drive Auto Iris, Varifocal Camera Lenses (28 21 31 00-0558)		
Note: Includes spot filter.				
28 21 31 00-0568	EA	1.6-3.4 mm, Direct Drive Auto Iris, Varifocal Camera Lens (Pelco 13VD1-3).....	239.07	14.21
28 21 31 00-0569	EA	2.5-6 mm, Direct Drive Auto Iris, Varifocal Camera Lens (Pelco 13VD2.5-6).....	210.78	14.21
28 21 31 00-0570	EA	2.8-12 mm, Direct Drive Auto Iris, Varifocal Camera Lens (Pelco 13VD2.8-12).....	160.86	14.21
28 21 31 00-0571	EA	3-8 mm, Direct Drive Auto Iris, Varifocal Camera Lens (Pelco 13VD3-8).....	119.26	14.21
28 21 31 00-0572	EA	5.5-82.5 mm, Direct Drive Auto Iris, Varifocal Camera Lens (Pelco 13VD5.5-82.5).....	315.60	14.21
28 21 31 00-0573	EA	5-50 mm, Direct Drive Auto Iris, Varifocal Camera Lens (Pelco 13VD5-50).....	236.58	14.21
28 21 31 00-0574		Video Drive Auto Iris, Varifocal Camera Lenses (28 21 31 00-0558)		
Note: Includes spot filter.				
28 21 31 00-0575	EA	1.6-3.4 mm, Video Drive Auto Iris, Varifocal Camera Lens (Pelco 13VV1-3S).....	278.05	14.21
28 21 31 00-0576	EA	2.5-6 mm, Video Drive Auto Iris, Varifocal Camera Lens (Pelco 13VV2.5-6S).....	247.85	14.21
28 21 31 00-0577	EA	3-8 mm, Video Drive Auto Iris, Varifocal Camera Lens (Pelco 13VV3-8S).....	153.17	14.21
28 21 31 00-0578	EA	5-50 mm, Video Drive Auto Iris, Varifocal Camera Lens (Pelco 13VV5-50S).....	274.79	14.21
28 21 31 00-0579		Infrared Corrected, Direct Drive Auto Iris, Varifocal Camera Lenses (28 21 31 00-0558)		
28 21 31 00-0580	EA	3-8.5 mm, Infrared Corrected, Direct Drive Auto Iris, Varifocal Camera Lens (Pelco 13VDIR3-8.5).....	138.40	14.21
28 21 31 00-0581	EA	7.5-50 mm, Infrared Corrected, Direct Drive Auto Iris, Varifocal Camera Lens (Pelco 13VDIR7.5-50).....	209.12	14.21
28 21 31 00-0582		Motorized Zoom Camera Lenses (28 21 31 00-0541)		
Note: 1/3" format.				
28 21 31 00-0583		Manual Iris, Motorized Zoom Camera Lenses (28 21 31 00-0582)		
28 21 31 00-0584	EA	8X Zoom, 6-48 mm, Manual Iris, Motorized Zoom Camera Lens (Pelco 13ZM6X8).....	495.98	14.21
28 21 31 00-0585	EA	10X Zoom, 6-60 mm, Manual Iris, Motorized Zoom Camera Lens (Pelco 13ZM6X10).....	616.77	14.21
28 21 31 00-0586	EA	15X Zoom, 6-90 mm, Manual Iris, Motorized Zoom Camera Lens (Pelco 13ZM6X15).....	656.77	14.21
28 21 31 00-0587		Direct Drive Auto Iris, Motorized Zoom Camera Lenses (28 21 31 00-0582)		
Note: Includes spot filter.				
28 21 31 00-0588	EA	6X Zoom, 6-48 mm, Direct Drive Auto Iris, Motorized Zoom Camera Lens (Pelco 13ZD6X8).....	559.40	14.21
28 21 31 00-0589	EA	10X Zoom, 6-60 mm, Direct Drive Auto Iris, Motorized Zoom Camera Lens (Pelco 13ZD6X10).....	646.76	14.21
28 21 31 00-0590	EA	15X Zoom, 6-90 mm, Direct Drive Auto Iris, Motorized Zoom Camera Lens (Pelco 13ZD6X15).....	724.51	14.21
28 21 31 00-0591	EA	20X Zoom, 5.6-112 mm, Direct Drive Auto Iris, Motorized Zoom Camera Lens (Pelco 13ZD5.6X20).....	1,111.03	14.21
28 21 31 00-0592	EA	30X Zoom, 5.5-165 mm, Direct Drive Auto Iris, Motorized Zoom Camera Lens (Pelco 13ZD5.5X30).....	2,206.80	14.21
28 21 31 00-0593		Video Drive Auto Iris, Motorized Zoom Camera Lenses (28 21 31 00-0582)		
Note: Includes spot filter.				
28 21 31 00-0594	EA	8X Zoom, 6-48 mm, Video Drive Auto Iris, Motorized Zoom Camera Lens (Pelco 13ZV6X8S).....	508.22	14.21



MINOR CSI UOM DESCRIPTION	TOTAL DIRECT UNIT COST	DEMOLITION UNIT COST
28 21 31 00-0595 EA 10X Zoom, 6-60 mm, Video Drive Auto Iris, Motorized Zoom Camera Lens (Pelco 13ZV6X10S).....	602.90	14.21
28 21 31 00-0596 EA 15X Zoom, 6-90 mm, Video Drive Auto Iris, Motorized Zoom Camera Lens (Pelco 13ZV6X15S).....	754.71	14.21
28 21 31 00-0597 EA 20X Zoom, 5.6-112 mm, Video Drive Auto Iris, Motorized Zoom Camera Lens (Pelco 13ZV5.6X20S).....	1,093.43	14.21
28 21 31 00-0598 EA 30X Zoom, 5.5-165 mm, Video Drive Auto Iris, Motorized Zoom Camera Lens (Pelco 13ZV5.5X30S).....	1,773.33	14.21
28 21 31 00-0599 Camera Power Supplies (28 21 31 00-0040)		
28 21 31 00-0600 EA 20 VA, 24 Volt AC, Camera Power Transformer (Pelco TF2000).....	38.92	12.12
28 21 31 00-0601 EA 50 VA, 24 Volt AC, Camera Power Transformer (Pelco TF9000).....	63.41	12.12
28 21 31 00-0602 EA 2 Amperes, 4 Outputs, Camera Power Supply (Pelco MCS4-2).....	318.87	24.23
28 21 31 00-0603 EA 5 Amperes, 8 Outputs, Camera Power Supply (Pelco MCS8-5).....	368.06	36.35
28 21 31 00-0604 EA 10 Amperes, 16 Outputs, Camera Power Supply (Pelco MCS16-10).....	414.75	48.46
For Switchable Outputs, Add	190.70	
28 21 31 00-0605 EA 20 Amperes, 16 Outputs, Camera Power Supply (Pelco MCS16-20).....	463.95	60.57
For Switchable Outputs, Add	205.67	
28 21 31 00-0606 Camera Illuminators (28 21 31 00-0040)		
28 21 31 00-0607 Camera Illuminators (28 21 31 00-0606)		
Note: Includes lamp and mounting bracket.		
28 21 31 00-0608 EA Narrow Spot Lamp, Low Light Level Camera Illuminator (Pelco LL27ME).....	1,298.88	24.23
28 21 31 00-0609 EA Infrared Narrow Spot Lamp, Low Light Level Camera Illuminator (Pelco LL27NS).....	1,298.88	24.23
28 21 31 00-0610 EA Flood Lamp, Low Light Level Camera Illuminator (Pelco LL27WF).....	1,298.88	24.23
28 21 31 00-0611 Camera Illuminator Accessories (28 21 31 00-0606)		
28 21 31 00-0612 EA Removal And Replacement Of Lamp For Low Light Level Camera Illuminator (Pelco PAR56).....	117.84	24.23
28 21 31 00-0613 Camera Receivers (28 21 31 00-0040)		
28 21 31 00-0614 EA 24 Volt AC, Coaxitron® Outdoor Camera Receiver With Preset Positioning (Pelco CX9024RX-PP).....	1,286.11	41.37
28 21 31 00-0615 EA 120 Volt AC, Coaxitron® Outdoor Camera Receiver With Preset Positioning (Pelco CX9115RX-PP).....	1,286.11	41.37
28 21 31 00-0616 Pan And Tilt Drives (28 21 31 00-0040)		
28 21 31 00-0617 EA 15 LB Load, 24 Volt AC, Outdoor Pan And Tilt Drive (Pelco PT270-24P).....	926.92	90.86
28 21 31 00-0618 EA 40 LB Load, 24/120 Volt AC, Outdoor Pan And Tilt Drive (Pelco PT570-24P).....	1,165.25	90.86
For Preset Positioning, Add	165.00	
28 21 31 00-0619 EA 100 LB Load, 120 Volt AC, Outdoor Pan And Tilt Drive (Pelco PT1250P).....	2,415.67	90.86
For Preset Positioning, Add	165.00	
28 21 31 00-0620 EA 100 LB Load, 120 Volt DC, Outdoor Pan And Tilt Drive (Pelco PT1250DC).....	2,754.39	90.86
For Preset Positioning, Add	165.00	
28 21 31 00-0621 EA 100 LB Load, 120 Volt DC, 360 Degree Outdoor Pan And Tilt Drive (Pelco PT1280SL).....	3,180.45	90.86
For Preset Positioning, Add	165.00	
28 21 31 00-0622 EA 100 LB Load, 120 Volt DC, Explosion Proof Outdoor Pan And Tilt Drive (Pelco PT1260EX).....	4,086.43	90.86
For Preset Positioning, Add	165.00	
28 21 31 00-0623 Scanners (28 21 31 00-0040)		
28 21 31 00-0624 EA 35 LB Load, 24 Volt AC, Indoor/Outdoor Scanner (Pelco PS20-24).....	1,051.80	90.86
For Wall Mount, Add	39.05	
For Pressure Sensor Alarm, Add	51.15	
28 21 31 00-0625 EA 35 LB Load, 120 Volt AC, Indoor/Outdoor Scanner (Pelco PS20).....	1,103.22	90.86
For Wall Mount, Add	39.05	
For Pressure Sensor Alarm, Add	51.15	
28 21 31 00-0626 Camera Monitors (28 21 31 00-0039)		
28 21 31 00-0627 Camera Monitors (28 21 31 00-0626)		
28 21 31 00-0628 Monochrome Camera Monitors (28 21 31 00-0627)		
28 21 31 00-0629 EA 9" Monochrome Camera Monitor (Pelco PMM9A).....	205.30	18.17
28 21 31 00-0630 EA 12" Monochrome Camera Monitor (Pelco PMM12A).....	233.87	18.17
28 21 31 00-0631 EA 15" Monochrome Camera Monitor (Pelco PMM15A).....	354.67	18.17
28 21 31 00-0632 EA 20" Monochrome Camera Monitor (Pelco PMM20A).....	566.06	18.17
28 21 31 00-0633 Color Camera Monitors (28 21 31 00-0627)		
28 21 31 00-0634 EA 9", High Resolution Color, Camera Monitor (Pelco PMC9A).....	637.89	18.17
28 21 31 00-0635 EA 15", High Resolution Color, Camera Monitor (Pelco PMCS15A).....	518.72	18.17
28 21 31 00-0636 EA 17", High Resolution Color, Camera Monitor (Pelco PMCS17A).....	750.53	18.17
28 21 31 00-0637 EA 19", High Resolution Color, Camera Monitor (Pelco PMCS19A).....	995.39	18.17
28 21 31 00-0638 LCD Camera Monitors (28 21 31 00-0626)		
28 21 31 00-0639 VGA Signal, Color LCD Camera Monitors (Pelco 200 Series) (28 21 31 00-0638)		
Note: Displays VGA computer signals.		
28 21 31 00-0640 EA 17", VGA Signal, High Resolution Color, LCD Camera Monitor (Pelco PMCL217).....	720.33	18.17
28 21 31 00-0641 EA 19", VGA Signal, High Resolution Color, LCD Camera Monitor (Pelco PMCL219).....	935.80	18.17

28 Electronic Safety and Security**28 20 Video Surveillance****28 21 Surveillance Cameras**

SAN BERNARDINO
COUNTY

MINOR
CSI UOM DESCRIPTION

TOTAL DIRECT DEMOLITION
UNIT COST UNIT COST

28 21 31 00-0642	Multimode, Color LCD Camera Monitors (Pelco 300 Series) (28 21 31 00-0638)			
	Note: Displays VGA computer signals and/or composite video signals.			
28 21 31 00-0643	EA	15", Multimode, High Resolution Color, LCD Camera Monitor (Pelco PMCL315)	818.27	18.17
28 21 31 00-0644	EA	17", Multimode, High Resolution Color, LCD Camera Monitor (Pelco PMCL317)	978.24	18.17
28 21 31 00-0645	EA	19", Multimode, High Resolution Color, LCD Camera Monitor (Pelco PMCL319)	1,201.68	18.17
28 21 31 00-0646	Multimode With PIP, Color LCD Camera Monitors (Pelco 400 Series) (28 21 31 00-0638)			
	Note: Displays VGA computer signals and/or composite video signals. Includes picture in picture option.			
28 21 31 00-0647	EA	15", Multimode With PIP, High Resolution Color, LCD Camera Monitor (Pelco PMCL415)	1,048.44	18.17
28 21 31 00-0648	EA	17", Multimode With PIP, High Resolution Color, LCD Camera Monitor (Pelco PMCL417)	1,214.94	18.17
28 21 31 00-0649	EA	19", Multimode With PIP, High Resolution Color, LCD Camera Monitor (Pelco PMCL419)	1,522.65	18.17
28 21 31 00-0650	Camera Monitor Mounting Accessories (28 21 31 00-0626)			
28 21 31 00-0651	Camera Monitor Mounts (28 21 31 00-0650)			
28 21 31 00-0652	EA	Up To 14", Camera Monitor Mount (Pelco).....	252.51	24.23
28 21 31 00-0653	EA	>14" To 17", Camera Monitor Mount (Pelco).....	292.50	24.23
28 21 31 00-0654	EA	>17" To 21", Camera Monitor Mount (Pelco).....	341.48	24.23
28 21 31 00-0655	Camera Monitor Rack Mount Kits (28 21 31 00-0650)			
28 21 31 00-0656	EA	Camera Monitor Rack Mount Kit (Pelco PMCL-RM).....	157.01	24.23
28 21 31 00-0657	Video Transmission Equipment (28 21 31 00-0039)			
28 21 31 00-0658	UTP Cable, Video Transmission Equipment (28 21 31 00-0657)			
28 21 31 00-0659	UTP Cable, Active Video Receivers (28 21 31 00-0658)			
28 21 31 00-0660	EA	Single Channel, UTP Cable, Active Video Receiver (Pelco TW3001AR)	317.67	30.29
28 21 31 00-0661	EA	Four Channel, UTP Cable, Active Video Receiver (Pelco TW3004AR)	1,062.86	30.29
28 21 31 00-0662	EA	Eight Channel, 4 Outputs, UTP Cable, Active Video Receiver (Pelco TW3008AR-4-US)	2,079.03	30.29
28 21 31 00-0663	EA	Sixteen Channel, UTP Cable, Active Video Receiver (Pelco TW3016AR1-US)	3,406.99	30.29
28 21 31 00-0664	EA	Sixteen Channel, 2 Outputs, UTP Cable, Active Video Receiver (Pelco TW3016AR-2-US)	3,975.88	30.29
28 21 31 00-0665	UTP Cable, Passive Video Transceivers (28 21 31 00-0658)			
28 21 31 00-0666	EA	Single Channel, UTP Cable, Passive Video Transceiver (Pelco TW3001P).....	102.20	30.29
28 21 31 00-0667	EA	Four Channel, UTP Cable, Passive Video Transceiver (Pelco TW3004P)	317.67	30.29
28 21 31 00-0668	EA	Eight Channel, UTP Cable, Passive Video Transceiver (Pelco TW3008P)	575.59	30.29
28 21 31 00-0669	EA	Sixteen Channel, UTP Cable, Passive Video Transceiver (Pelco TW3016P).....	1,083.27	30.29
28 21 31 00-0670	EA	Thirty Two Channel, UTP Cable, Passive Video Transceiver (Pelco TW3032P).....	2,106.78	30.29
28 21 31 00-0671	UTP Cable, Active Video Transmitters (28 21 31 00-0658)			
28 21 31 00-0672	EA	Single Channel, UTP Cable, Active Video Transmitter (Pelco TW3001AT).....	331.55	30.29
28 21 31 00-0673	Fiber Optics, Video Transmission Equipment (28 21 31 00-0657)			
28 21 31 00-0674	Data Only, Fiber Optics Transmission Equipment (28 21 31 00-0673)			
28 21 31 00-0675	Bidirectional Data, Fiber Optics Transmitters (28 21 31 00-0674)			
28 21 31 00-0676	EA	Single-Channel, Single Mode, Bidirectional Data, Fiber Optics Transmitter (Pelco FT8101AS).....	1,874.36	60.57
28 21 31 00-0677	EA	Single-Channel, Multimode, Bidirectional Data, Fiber Optics Transmitter (Pelco FT8101AM).....	782.28	60.57
28 21 31 00-0678	EA	Four-Channel, Single Mode, Bidirectional Data, Fiber Optics Transmitter (Pelco FT8104S).....	1,377.29	60.57
28 21 31 00-0679	EA	Four-Channel, Multimode, Bidirectional Data, Fiber Optics Transmitter (Pelco FT8104M).....	958.58	60.57
28 21 31 00-0680	Bidirectional Data, Fiber Optics Receivers (28 21 31 00-0674)			
28 21 31 00-0681	EA	Single-Channel, Single Mode, Bidirectional Data, Fiber Optics Receiver (Pelco FR8101AS)	1,874.36	60.57
28 21 31 00-0682	EA	Single-Channel, Multimode, Bidirectional Data, Fiber Optics Receiver (Pelco FR8101AM).....	782.28	60.57
28 21 31 00-0683	EA	Four-Channel, Single Mode, Bidirectional Data, Fiber Optics Receiver (Pelco FR8104S)	1,377.29	60.57
28 21 31 00-0684	EA	Four-Channel, Multimode, Bidirectional Data, Fiber Optics Receiver (Pelco FR8104M).....	958.58	60.57
28 21 31 00-0685	Video Only, Fiber Optics Transmission Equipment (28 21 31 00-0673)			
28 21 31 00-0686	Digitally Encoded Video, Fiber Optics Transmitters (28 21 31 00-0685)			
28 21 31 00-0687	EA	Single-Channel, Single Mode, Digitally Encoded Video, Fiber Optics Transmitter (Pelco FT8301AS)	847.58	60.57
28 21 31 00-0688	EA	Single-Channel, Multimode, Digitally Encoded Video, Fiber Optics Transmitter (Pelco FT8301AM).....	385.61	60.57
28 21 31 00-0689	EA	Four-Channel, Single Mode, Digitally Encoded Video, Fiber Optics Transmitter (Pelco FT8304S).....	2,299.60	60.57
28 21 31 00-0690	EA	Four-Channel, Multimode, Digitally Encoded Video, Fiber Optics Transmitter (Pelco FT8304M).....	1,393.62	60.57
28 21 31 00-0691	EA	Eight-Channel, Single Mode, Digitally Encoded Video, Fiber Optics Transmitter (Pelco FT8308S).....	3,749.17	60.57
28 21 31 00-0692	EA	Eight-Channel, Multimode, Digitally Encoded Video, Fiber Optics Transmitter (Pelco FT8308M).....	3,122.33	60.57
28 21 31 00-0693	EA	Sixteen-Channel, Single Mode, Digitally Encoded Video, Fiber Optics Transmitter (Pelco FT8316S)	9,266.68	60.57
28 21 31 00-0694	EA	Sixteen-Channel, Multimode, Digitally Encoded Video, Fiber Optics Transmitter (Pelco FT8316M).....	8,250.51	60.57



	MINOR	CSI	UOM	DESCRIPTION	TOTAL DIRECT UNIT COST	DEMOLITION UNIT COST
28 21 31 00-0695				Digitally Encoded Video, Fiber Optics Receivers <small>(28 21 31 00-0685)</small>		
28 21 31 00-0696	EA			Single-Channel, Single Mode, Digitally Encoded Video, Fiber Optics Receiver (Pelco FR8301AS).....	847.58	60.57
28 21 31 00-0697	EA			Single-Channel, Multimode, Digitally Encoded Video, Fiber Optics Receiver (Pelco FR8301AM).....	385.61	60.57
28 21 31 00-0698	EA			Two-Channel, Single Mode, Digitally Encoded Video, Fiber Optics Receiver (Pelco FR8302AS).....	1,427.08	60.57
28 21 31 00-0699	EA			Two-Channel, Multimode, Digitally Encoded Video, Fiber Optics Receiver (Pelco FR8302AM).....	595.37	60.57
28 21 31 00-0700	EA			Four-Channel, Single Mode, Digitally Encoded Video, Fiber Optics Receiver (Pelco FR8304S).....	2,299.60	60.57
28 21 31 00-0701	EA			Four-Channel, Multimode, Digitally Encoded Video, Fiber Optics Receiver (Pelco FR8304M).....	1,393.62	60.57
28 21 31 00-0702	EA			Eight-Channel, Single Mode, Digitally Encoded Video, Fiber Optics Receiver (Pelco FR8308S).....	3,749.17	60.57
28 21 31 00-0703	EA			Eight-Channel, Multimode, Digitally Encoded Video, Fiber Optics Receiver (Pelco FR8308M).....	3,122.33	60.57
28 21 31 00-0704	EA			Sixteen-Channel, Single Mode, Digitally Encoded Video, Fiber Optics Receiver (Pelco FR8316S).....	9,266.68	60.57
28 21 31 00-0705	EA			Sixteen-Channel, Multimode, Digitally Encoded Video, Fiber Optics Receiver (Pelco FR8316M).....	8,250.51	60.57
28 21 31 00-0706				Video And Data, Fiber Optics Transmission Equipment <small>(28 21 31 00-0673)</small>		
28 21 31 00-0707				Digitally Encoded Video With Bidirectional Data, Fiber Optics Transmitters <small>(28 21 31 00-0706)</small>		
28 21 31 00-0708	EA			Single-Channel, Single Mode, Digitally Encoded Video With Bidirectional Data, Fiber Optics Transmitter (Pelco FT85011AS).....	1,440.96	60.57
28 21 31 00-0709	EA			Single-Channel, Multimode, Digitally Encoded Video With Bidirectional Data, Fiber Optics Transmitter (Pelco FT85011AM).....	870.43	60.57
28 21 31 00-0710	EA			Four-Channel, Single Mode, Digitally Encoded Video With Bidirectional Data, Fiber Optics Transmitter (Pelco FT85041S).....	3,317.40	60.57
28 21 31 00-0711	EA			Four-Channel, Multimode, Digitally Encoded Video With Bidirectional Data, Fiber Optics Transmitter (Pelco FT85041M).....	2,875.84	60.57
28 21 31 00-0712	EA			Eight-Channel, Single Mode, Digitally Encoded Video With Bidirectional Data, Fiber Optics Transmitter (Pelco FT85081S).....	5,352.19	60.57
28 21 31 00-0713	EA			Eight-Channel, Multimode, Digitally Encoded Video With Bidirectional Data, Fiber Optics Transmitter (Pelco FT85081M).....	3,887.92	60.57
28 21 31 00-0714				Digitally Encoded Video With Bidirectional Data, Fiber Optics Receivers <small>(28 21 31 00-0706)</small>		
28 21 31 00-0715	EA			Single-Channel, Single Mode, Digitally Encoded Video With Bidirectional Data, Fiber Optics Receiver (Pelco FR85011AS).....	1,440.96	60.57
28 21 31 00-0716	EA			Single-Channel, Multimode, Digitally Encoded Video With Bidirectional Data, Fiber Optics Receiver (Pelco FR85011AM).....	870.43	60.57
28 21 31 00-0717	EA			Four-Channel, Single Mode, Digitally Encoded Video With Bidirectional Data, Fiber Optics Receiver (Pelco FR85041S).....	3,317.40	60.57
28 21 31 00-0718	EA			Four-Channel, Multimode, Digitally Encoded Video With Bidirectional Data, Fiber Optics Receiver (Pelco FR85041M).....	2,875.84	60.57
28 21 31 00-0719	EA			Eight-Channel, Single Mode, Digitally Encoded Video With Bidirectional Data, Fiber Optics Receiver (Pelco FR85081S).....	5,352.19	60.57
28 21 31 00-0720	EA			Eight-Channel, Multimode, Digitally Encoded Video With Bidirectional Data, Fiber Optics Receiver (Pelco FR85081M).....	3,887.92	60.57
28 21 31 00-0721				Video, Audio And Data, Fiber Optics Transmission Equipment <small>(28 21 31 00-0673)</small>		
28 21 31 00-0722				Digitally Encoded Video With Bidirectional Audio, Data And Contact Closure, Fiber Optics Transmitters <small>(28 21 31 00-0721)</small>		
28 21 31 00-0723	EA			Single-Channel, Single Mode, Digitally Encoded Video With Bidirectional Audio, Data And Contact Closure, Fiber Optics Transmitter (Pelco FT86011S).....	1,848.24	60.57
28 21 31 00-0724	EA			Single-Channel, Multimode, Digitally Encoded Video With Bidirectional Audio, Data And Contact Closure, Fiber Optics Transmitter (Pelco FT86011M).....	1,476.05	60.57
28 21 31 00-0725				Digitally Encoded Video With Bidirectional Audio, Data And Contact Closure, Fiber Optics Receivers <small>(28 21 31 00-0721)</small>		
28 21 31 00-0726	EA			Single-Channel, Single Mode, Digitally Encoded Video With Bidirectional Audio, Data And Contact Closure, Fiber Optics Receiver (Pelco FR86011S).....	1,848.24	60.57
28 21 31 00-0727	EA			Single-Channel, Multimode, Digitally Encoded Video With Bidirectional Audio, Data And Contact Closure, Fiber Optics Receiver (Pelco FR86011M).....	1,476.05	60.57
28 21 31 00-0728				Video Amplifiers <small>(28 21 31 00-0657)</small>		
28 21 31 00-0729				Video Distribution Amplifiers <small>(28 21 31 00-0728)</small>		
28 21 31 00-0730	EA			1 Input, 4 Outputs, Video Distribution Amplifier (Pelco DA104DT).....	231.89	15.15
28 21 31 00-0731	EA			16 Channel, Master, Video Distribution Amplifier (Pelco CM9760-MDA)..... Note: Inserts time-date and title on up to 16 video inputs.	1,834.91	15.15
28 21 31 00-0732				Video Equalizing Amplifiers <small>(28 21 31 00-0728)</small>		
28 21 31 00-0733	EA			Video Equalizing Amplifier (Pelco EA2010).....	251.48	15.15
28 21 31 00-0734	EA			Half-Duplex, Video Equalizing Amplifier (Pelco EA2000).....	391.05	15.15
28 21 31 00-0735				Network Video Equipment <small>(28 21 31 00-0039)</small>		
28 21 31 00-0736				Video Encoders/Decoders <small>(28 21 31 00-0735)</small>		

28 Electronic Safety and Security**28 20 Video Surveillance****28 21 Surveillance Cameras**

SAN BERNARDINO
COUNTY

MINOR CSI UOM DESCRIPTION	TOTAL DIRECT UNIT COST	DEMOLITION UNIT COST
28 21 31 00-0737 EA MPEG4 IP Video Receiver (Pelco NET300R).....	934.10	30.29
28 21 31 00-0738 EA MPEG4 IP Video Transmitter (Pelco NET300T).....	934.10	30.29
28 21 31 00-0739 EA MPEG4 IP Video Receiver With Audio (Pelco NET350R).....	1,071.22	30.29
28 21 31 00-0740 EA MPEG4 IP Video Transmitter With Audio And Local Storage (Pelco NET350T).....	1,071.22	30.29
28 21 31 00-0741 Network Video Recorders (28 21 31 00-0735)		
28 21 31 00-0742 EA 16 Device Or 100MBPS, Network Video Recorder (Pelco NVR316).....	5,774.16	60.57
28 21 31 00-0743 EA 32 Device Or 100MBPS, Network Video Recorder (Pelco NVR332).....	6,715.24	60.57
28 21 31 00-0744 EA 64 Device Or 100MBPS, Network Video Recorder (Pelco NVR364).....	8,599.03	60.57
28 21 31 00-0745 EA 64 Device Or 100MBPS, PelcoNet Network Video Recorder (Pelco NVR300).....	5,703.15	60.57
28 21 31 00-0746 Network Video Recorder Software (28 21 31 00-0735)		
28 21 31 00-0747 EA 10 User, License Pack (Pelco VMX300-LIC-10).....	568.08	
28 21 31 00-0748 EA 20 User, License Pack (Pelco VMX300-LIC-20).....	1,024.33	
28 21 31 00-0749 EA 50 User, License Pack (Pelco VMX300-LIC-50).....	2,274.75	
28 21 31 00-0750 EA 100 User, License Pack (Pelco VMX300-LIC-100).....	3,978.98	
28 21 31 00-0751 EA 10 User, Enterprise License Pack (Pelco VMX300-E-LIC10).....	948.42	
28 21 31 00-0752 EA 20 User, Enterprise License Pack (Pelco VMX300-E-LIC20).....	1,705.86	
28 21 31 00-0753 EA 50 User, Enterprise License Pack (Pelco VMX300-E-LIC50).....	3,791.25	
28 21 31 00-0754 EA 100 User, Enterprise License Pack (Pelco VMX300-E-LIC100).....	6,633.26	
28 21 31 00-0755 EA 200 User, Enterprise License Pack (Pelco VMX300-E-LIC200).....	11,370.48	
28 21 31 00-0756 EA 500 User, Enterprise License Pack (Pelco VMX300-E-LIC500).....	23,687.76	
28 21 31 00-0757 EA 0 Analog Inputs, No Monitors, Video Management Client Software Installed On Pelco Workstation (Pelco VMX300-CL-0).....	5,141.95	
28 21 31 00-0758 EA 1 Analog Inputs, No Monitors, Video Management Client Software Installed On Pelco Workstation (Pelco VMX300-CL-1).....	5,457.82	
28 21 31 00-0759 EA 4 Analog Inputs, No Monitors, Video Management Client Software Installed On Pelco Workstation (Pelco VMX300-CL-4).....	8,617.33	
28 21 31 00-0760 EA 0 Analog Inputs, No Monitors, Video Management Client/Server Software Installed On Pelco Workstation (Pelco VMX300-CSVR-0).....	5,710.84	
28 21 31 00-0761 EA 1 Analog Input, No Monitors, Video Management Client/Server Software Installed On Pelco Workstation (Pelco VMX300-CSVR-1).....	6,026.71	
28 21 31 00-0762 EA 4 Analog Inputs, No Monitors, Video Management Client/Server Software Installed On Pelco Workstation (Pelco VMX300-CSVR-4).....	9,184.59	
28 21 31 00-0763 EA 0 Analog Inputs, No Monitors, Enterprise Video Management Client Software Installed On Pelco Enterprise Workstation (Pelco VMX300-E-CL-0).....	5,521.49	
28 21 31 00-0764 EA 1 Analog Input, No Monitors, Enterprise Video Management Client Software Installed On Pelco Enterprise Workstation (Pelco VMX300-E-CL-1).....	5,838.17	
28 21 31 00-0765 EA 4 Analog Inputs, No Monitors, Enterprise Video Management Client Software Installed On Pelco Enterprise Workstation (Pelco VMX300-E-CL-4).....	8,996.87	
28 21 31 00-0766 EA 0 Analog Inputs, No Monitors, Enterprise Video Management Client/Server Software Installed On Pelco Enterprise Workstation (Pelco VMX300-E-CSVR-0).....	6,468.28	
28 21 31 00-0767 EA 1 Analog Input, No Monitors, Enterprise Video Management Client/Server Software Installed On Pelco Enterprise Workstation (Pelco VMX300-E-CSVR-1).....	6,784.15	
28 21 31 00-0768 EA 4 Analog Inputs, No Monitors, Enterprise Video Management Client/Server Software Installed On Pelco Enterprise Workstation (Pelco VMX300-E-CSVR-4).....	9,943.66	
28 21 31 00-0769 Video Recording Equipment (28 21 31 00-0039)		
28 21 31 00-0770 Digital Video Recorders (28 21 31 00-0769)		
28 21 31 00-0771 EA 8 Channel, 1TB Hard Drive, 8 Channel Audio, Digital Video Recorder With DVD (Pelco DX8108-1000A).....	9,026.72	60.57
28 21 31 00-0772 EA 8 Channel, 2 TB Hard Drive, 8 Channel Audio, Digital Video Recorder With DVD (Pelco DX8108-2000A).....	12,368.24	60.57
28 21 31 00-0773 EA 8 Channel, 3 TB Hard Drive, 8 Channel Audio, Digital Video Recorder With DVD (Pelco DX8108-3000A).....	15,710.58	60.57
28 21 31 00-0774 EA 16 Channel, 1 TB Hard Drive, 16 Channel Audio, Digital Video Recorder With DVD (Pelco DX8116-1000A).....	10,862.35	60.57
28 21 31 00-0775 EA 16 Channel, 2 TB Hard Drive, 16 Channel Audio, Digital Video Recorder With DVD (Pelco DX8116-2000A).....	14,203.87	60.57
28 21 31 00-0776 EA 16 Channel, 3 TB Hard Drive, 16 Channel Audio, Digital Video Recorder With DVD (Pelco DX8116-3000A).....	17,546.21	60.57
28 21 31 00-0777 EA 24 Channel, 1 TB Hard Drive, 24 Channel Audio, Digital Video Recorder With DVD (Pelco DX8124-1000A).....	11,871.99	60.57
28 21 31 00-0778 EA 24 Channel, 2 TB Hard Drive, 24 Channel Audio, Digital Video Recorder With DVD (Pelco DX8124-2000A).....	15,213.51	60.57
28 21 31 00-0779 EA 24 Channel, 3 TB Hard Drive, 24 Channel Audio, Digital Video Recorder With DVD (Pelco DX8124-3000A).....	18,555.85	60.57
28 21 31 00-0780 EA 32 Channel, 1 TB Hard Drive, 32 Channel Audio, Digital Video Recorder With DVD (Pelco DX8132-1000A).....	13,707.63	60.57
28 21 31 00-0781 EA 32 Channel, 2 TB Hard Drive, 32 Channel Audio, Digital Video Recorder With DVD (Pelco DX8132-2000A).....	17,049.15	60.57
28 21 31 00-0782 EA 32 Channel, 3 TB Hard Drive, 32 Channel Audio, Digital Video Recorder With DVD (Pelco DX8132-3000A).....	20,391.49	60.57
28 21 31 00-0783 EA 16 Channel, 30 IPS, Digital Video Recorder (Pelco DX9116F-1500).....	9,961.51	60.57
28 21 31 00-0784 Digital Video Recorder Accessories (28 21 31 00-0769)		
28 21 31 00-0785 EA 16 Channel, Multiplexed Analog Output Display Card (Pelco DX8000-MUX16).....	904.71	30.29
28 21 31 00-0786 Matrix Systems And Controls (28 21 31 00-0039)		
28 21 31 00-0787 Video Multiplexers (28 21 31 00-0786)		
28 21 31 00-0788 Monochrome Duplex, Video Multiplexers (28 21 31 00-0787)		
28 21 31 00-0789 EA 9 Channel, Monochrome Duplex, Video Multiplexer (Pelco MX4009MD).....	1,683.37	60.57
28 21 31 00-0790 EA 16 Channel, Monochrome Duplex, Video Multiplexer (Pelco MX4016MD).....	1,592.77	60.57
28 21 31 00-0791 Color Duplex, Video Multiplexers (28 21 31 00-0787)		



MINOR CSI UOM DESCRIPTION	TOTAL DIRECT UNIT COST	DEMOLITION UNIT COST
28 21 31 00-0792 EA 4 Channel, Color Duplex, Video Multiplexer (Pelco MX4004CD).....	1,147.12	60.57
28 21 31 00-0793 EA 9 Channel, Color Duplex, Video Multiplexer (Pelco MX4009CD).....	2,160.03	60.57
28 21 31 00-0794 EA 16 Channel, Color Duplex, Video Multiplexer (Pelco MX4016CD).....	2,338.78	60.57
28 21 31 00-0795 Color Simplex, Video Multiplexers (28 21 31 00-0787)		
28 21 31 00-0796 EA 9 Channel, Monochrome Simplex, Video Multiplexer (Pelco MX4009CS).....	1,820.49	60.57
28 21 31 00-0797 EA 16 Channel, Monochrome Simplex, Video Multiplexer (Pelco MX4016CS).....	2,120.85	60.57
28 21 31 00-0798 Video Multiplexer Accessories (28 21 31 00-0787)		
28 21 31 00-0799 EA Pushbutton/Joystick Desktop Controls For PTZ, Fixed/Variable-Speed, Multiplexer Controller (Pelco KBD4000).....	1,027.38	41.37
28 21 31 00-0800 EA Pushbutton Desktop Controls For PTZ, Fixed/Variable-Speed, Multiplexer Controller (Pelco KBD4002).....	620.91	41.37
28 21 31 00-0801 EA Video Multiplexer Server (Pelco MX4000SVR).....	1,683.37	60.57
28 21 31 00-0802 Quad Video Processor (28 21 31 00-0786)		
28 21 31 00-0803 EA Monochrome, Quad Video Processor (Pelco QD104M).....	526.62	30.29
28 21 31 00-0804 EA Color, Quad Video Processor (Pelco QD104C).....	853.10	30.29
28 21 31 00-0805 Switcher (28 21 31 00-0786)		
28 21 31 00-0806 Terminating Manual Switchers (28 21 31 00-0805)		
28 21 31 00-0807 Terminating Manual Switchers (28 21 31 00-0806)		
28 21 31 00-0808 EA 4 Inputs, Terminating Manual Switcher (Pelco MS504DT).....	189.66	24.23
28 21 31 00-0809 EA 8 Inputs, Terminating Manual Switcher (Pelco MS508DT).....	253.33	24.23
28 21 31 00-0810 EA 12 Inputs, Terminating Manual Switcher (Pelco MS512DT).....	305.56	24.23
28 21 31 00-0811 EA 18 Inputs, Terminating Manual Switcher (Pelco MS518DT).....	492.47	24.23
28 21 31 00-0812 Audio Follow, Terminating Manual Switchers (28 21 31 00-0806)		
28 21 31 00-0813 EA 4 Inputs, Audio Follow, Terminating Manual Switcher (Pelco MS504AF).....	241.90	24.23
28 21 31 00-0814 EA 8 Inputs, Audio Follow, Terminating Manual Switcher (Pelco MS508AF).....	417.38	24.23
28 21 31 00-0815 EA 18 Inputs, Audio Follow, Terminating Manual Switcher (Pelco MS518AF).....	720.19	24.23
28 21 31 00-0816 Balanced Audio Follow, Terminating Manual Switchers (28 21 31 00-0806)		
28 21 31 00-0817 EA 4 Inputs, Balanced Audio Follow, Terminating Manual Switcher (Pelco MS504BAF).....	319.44	24.23
28 21 31 00-0818 EA 8 Inputs, Balanced Audio Follow, Terminating Manual Switcher (Pelco MS508BAF).....	575.73	24.23
28 21 31 00-0819 Looping Manual Switchers (28 21 31 00-0805)		
28 21 31 00-0820 Looping Manual Switchers (28 21 31 00-0819)		
28 21 31 00-0821 EA 4 Inputs, Looping Manual Switcher (Pelco MS504LDT).....	210.88	24.23
28 21 31 00-0822 EA 8 Inputs, Looping Manual Switcher (Pelco MS508LDT).....	285.16	24.23
28 21 31 00-0823 EA 12 Inputs, Looping Manual Switcher (Pelco MS512LDT).....	360.25	24.23
28 21 31 00-0824 EA 18 Inputs, Looping Manual Switcher (Pelco MS518LDT).....	586.34	24.23
28 21 31 00-0825 Audio Follow, Looping Manual Switchers (28 21 31 00-0819)		
28 21 31 00-0826 EA 4 Inputs, Audio Follow, Looping Manual Switcher (Pelco MS504AFL).....	259.86	24.23
28 21 31 00-0827 EA 8 Inputs, Audio Follow, Looping Manual Switcher (Pelco MS508AFL).....	445.13	24.23
28 21 31 00-0828 EA 12 Inputs, Audio Follow, Looping Manual Switcher (Pelco MS512AFL).....	606.74	24.23
28 21 31 00-0829 Balanced Audio Follow, Looping Manual Switchers (28 21 31 00-0819)		
28 21 31 00-0830 EA 4 Inputs, Balanced Audio Follow, Looping Manual Switcher (Pelco MS504BAFL).....	341.48	24.23
28 21 31 00-0831 EA 8 Inputs, Balanced Audio Follow, Looping Manual Switcher (Pelco MS508BAFL).....	609.19	24.23
28 21 31 00-0832 EA 12 Inputs, Balanced Audio Follow, Looping Manual Switcher (Pelco MS512BAFL).....	763.45	24.23
28 21 31 00-0833 Sequential Switchers (28 21 31 00-0805)		
28 21 31 00-0834 Single Output, Sequential Switchers (28 21 31 00-0833)		
28 21 31 00-0835 EA 4 Inputs, Single Output, Sequential Desktop Switcher (Pelco VA6104).....	361.06	24.23
28 21 31 00-0836 EA 8 Inputs, Single Output, Sequential Desktop Switcher (Pelco VA6108).....	532.47	24.23
28 21 31 00-0837 Dual Outputs, Sequential Switchers (28 21 31 00-0833)		
28 21 31 00-0838 EA 4 Inputs, Dual Outputs, Sequential Desktop Switcher (Pelco VA6204).....	448.40	24.23
28 21 31 00-0839 EA 8 Inputs, Dual Outputs, Sequential Desktop Switcher (Pelco VA6208).....	616.54	24.23
28 21 31 00-0840 Controls (28 21 31 00-0786)		
28 21 31 00-0841 Direct/Multi-Cable Controls (28 21 31 00-0840)		
28 21 31 00-0842 EA Scanner Control Module (Pelco MPS524DT).....	330.11	60.57

28 Electronic Safety and Security

28 20 Video Surveillance

28 21 Surveillance Cameras



MINOR CSI UOM DESCRIPTION	TOTAL DIRECT UNIT COST	DEMOLITION UNIT COST
28 21 31 00-0843 EA 120 Volt AC Pan/Tilt Control Module (Pelco MPT115DT).....	350.51	60.57
28 21 31 00-0844 EA 24 Volt AC Pan/Tilt Control Module (Pelco MPT24DT).....	385.61	60.57
28 21 31 00-0845 EA Motorized Zoom Lens Control Module (Pelco MLZ6DT).....	401.93	60.57
28 21 31 00-0846 EA 120 Volt AC Pan/Tilt, Scanner And Lens Control Module (Pelco MPTAZ115DT).....	617.41	60.57
28 21 31 00-0847 EA 24 Volt AC Pan/Tilt, Scanner And Lens Control Module (Pelco MPTAZ24DT).....	676.99	60.57
28 21 31 00-0848 Coaxitron Controls (28 21 31 00-0840)		
28 21 31 00-0849 EA Desktop Keyboard, Fixed Speed Coaxitron Controller And Transmitter (Pelco KBD9000).....	469.10	41.37
28 21 31 00-0850 EA 8 Position Joystick Pan/Tilt Controls, Switch Camera Lens Controls, Desktop Coaxitron Controller And Transmitter (Pelco MPT9000).....	853.53	41.37
28 21 31 00-0851 EA Integral Switcher, 8 Position Joystick Pan/Tilt Controls, Switch Camera Lens Controls, Desktop Coaxitron Controller And Transmitter (Pelco MPT9008).....	963.71	41.37
28 21 31 00-0852 Digital Controls (28 21 31 00-0840)		
28 21 31 00-0853 EA Pushbutton Desktop Controls For Pan/Tilt/Zoom, Fixed/Variable-Speed, Digital Controller (Pelco KBD200A).....	616.83	41.37
28 21 31 00-0854 EA Pushbutton/Joystick Desktop Controls For Pan/Tilt/Zoom, Fixed/Variable-Speed, Digital Controller (Pelco KBD300A).....	1,019.22	41.37
28 21 31 00-0855 Lock Boxes (28 21 31 00-0786)		
28 21 31 00-0856 EA VCR Lock Box (Pelco LB1000).....	375.71	45.43
For Wall Mount, Add	165.00	
28 21 31 00-0857 EA Computer Disk Drive Lock Box (Pelco LB2000).....	383.88	45.43
28 21 31 00-0858 EA VCR And Multiplexer Lock Box (Pelco LB3000).....	685.87	45.43
Note: Includes storage for 32 VCR tapes.		
28 21 31 00-0859 Test And Certification Of Surveillance Camera System (28 21 31)		
28 21 31 00-0860 DAY Test And Certification Of Surveillance Camera System To Tie Into Existing Systems.....	961.48	
28 21 31 00-0861 HR Test And Certification Of Surveillance Camera System.....	300.46	
28 21 31 00-0862 Programming Of Surveillance Camera System (28 21 31)		
28 21 31 00-0863 HR Programming Of Surveillance Camera System.....	360.56	
28 21 31 00-0864 Proprietary Surveillance Systems (28 21 31)		
28 21 31 00-0865 MLF Cat6E, Shielded, (F/UTP) CMR/CMX, UV/Outdoor, 23AWG 8/C, Drain Wire, Solid BC (ETL) Cable (I9 C6CMXR-1069BK).....	1,271.05	
28 21 31 00-0866 EA Perimeter Defender License (I9 0339-608).....	497.46	
28 21 31 00-0867 EA Perimeter Defender with PTZ Autotracking License (I9 01725-001).....	497.46	
28 21 31 00-0868 EA DIN Rail Clip A (I9 5503-931).....	45.77	
28 21 31 00-0869 EA DIN Rail Clip B (I9 T91A03).....	47.36	
28 21 31 00-0870 EA Main Cable Angle C13-Open 0.5m (I9 5506-244).....	46.58	
28 21 31 00-0871 EA 21" x 21", 12 Gauge, Interior Panel (I9 A24P24).....	207.59	
28 21 31 00-0872 EA 29" x 21" x 12" Deep, Type 3R, Vented Enclosure (I9 WF3LP).....	1,864.67	
28 21 31 00-0873 EA 14U x 24" Deep, mobile security rack. Enclosed with locking doors, casters, and 10-32 rails. (I9 PTRK-14MDK).....	2,500.59	
28 21 31 00-0874 EA Rackrail, 10-32, 14 RU, PTRK Series (I9 PTRK-RR14).....	65.37	
28 21 31 00-0875 EA Utility Rackshelf, 1 RU, 10.4" D, Vented (I9 U1V).....	93.90	
28 21 31 00-0876 EA Utility Rackshelf, 2 RU, 14.75 D (I9 U2).....	139.76	
28 21 31 00-0877 EA Utility Rackshelf, 2 RU, 14.75 D, Vented (I9 U2V).....	117.87	
28 21 31 00-0878 EA Outdoor IR Network Dome Camera, 3.4-8.9mm Lens (I9 P3245-LVE).....	1,257.26	
28 21 31 00-0879 EA Outdoor PTZ Network Camera, 32x Lens (I9 P5655-E).....	3,496.70	
28 21 31 00-0880 EA Outdoor Thermal Network Camera, 19mm Lens (I9 Q1941-E).....	4,849.27	
28 21 31 00-0881 EA Outdoor Thermal Network Camera, 13mm Lens (I9 Q1941-E).....	4,849.27	
28 21 31 00-0882 EA Outdoor Thermal Network Camera, 60mm Lens (I9 Q1941-E).....	7,564.61	
28 21 31 00-0883 EA IR Dome Network Camera 3.4-8.9mm Lens (I9 P3245-LVE).....	1,052.23	
28 21 31 00-0884 EA Outdoor Network IR Dome Camera 3.5-10mm Lens (I9 P3228-LVE).....	1,940.70	
28 21 31 00-0885 EA Pole Mount, 50-150 mm (I9 T91B47).....	151.36	
28 21 31 00-0886 EA Wall Mount (I9 T91G61).....	373.58	
28 21 31 00-0887 EA Attachment Kit for PTZ Cameras (I9 T94A01C).....	194.28	
28 21 31 00-0888 EA Dual Camera Mount (I9 T94V01C).....	194.28	
28 21 31 00-0889 EA Conduit Back Box (I9 T94S01P).....	229.24	
28 21 31 00-0890 EA Corner Bracket (I9 T91A64).....	160.90	
28 21 31 00-0891 EA Pendant Kit (I9 T94A01D).....	114.81	
28 21 31 00-0892 EA Tile Grid Ceiling Mount (I9 T91A23).....	149.78	
28 21 31 00-0893 EA Indoor Pendant Kit (I9 T94K01D).....	95.74	
28 21 31 00-0894 EA Pole Mount 65-165MM (I9 T91B67).....	187.92	
28 21 31 00-0895 EA Outdoor Pendant Kit for P32-VE Camera (I9 T94T01D).....	108.45	
28 21 31 00-0896 EA Wall Mount 1.5" NPS for selected Fixed Dome Cameras (I9 T91D61).....	173.32	
28 21 31 00-0897 EA Parapet Mount for PTZ and Dome Network Camera (I9 T91B62).....	354.51	
28 21 31 00-0898 EA 1U Rackmount Console with built-in slide-out keyboard/touch pad and tilt-up 17-inch LCD monitor (I9 B021-000-17).....	1,047.12	
28 21 31 00-0899 EA 1-Year Extended Warranty (I9 WEXT1J).....	155.74	
28 21 31 00-0900 EA Wall-Mountable Interconnect Center (WIC) (I9 WIC-02P).....	178.00	
28 21 31 00-0901 EA Closet Connector Housing (CCH) Panel (I9 CCH-CP12-19T).....	161.70	
28 21 31 00-0902 EA USB 2.0 Extender (I9 EXT-USB2.0-LR).....	841.16	



MINOR	CSI	UOM	DESCRIPTION	TOTAL DIRECT UNIT COST	DEMOLITION UNIT COST
-------	-----	-----	-------------	------------------------	----------------------

28 21 31 00-0903	EA		SeaLevel IO Device: USB to 16 Isolated Inputs / 16 Reed Relay Outputs Digital Interface Adapter (I9 SeaDAC 8221)	570.98	
28 21 31 00-0904	EA		15 Watt, Midspan 1-Port (I9 T8120)	113.82	
28 21 31 00-0905	EA		30 Watt, Midspan 8-Port (I9 T8133)	148.79	
28 21 31 00-0906	EA		24" Monitor (I9 P2419H)	399.61	
28 21 31 00-0907	EA		43" Full HD Commercial LED Display (I9 CDE4302)	652.33	
28 21 31 00-0908	EA		Articulating Arm (20" Extension) TV Wall Mount Bracket for 32-65" TVs (I9 APDAM28)	525.30	
28 21 31 00-0909	EA		Slim Power Strip, 7 Outlet, 15 Amperage, 10' Cord, Vertical Mounting (I9 PD-715SC-NS)	173.41	
28 21 31 00-0910	EA		CV 20/20 Enterprise - 1 IP camera License (I9 SPEI)	311.50	
28 21 31 00-0911	EA		5 Year Extended Warranty for Complete View Enterprise (I9 SMAE5)	91.21	
28 21 31 00-0912	EA		NVR Server And 5 Year SFW updates included (I9 PowerPro PPN12T5B)	9,237.24	
28 21 31 00-0913	EA		Catalyst 3560cx-12pc-s Managed Switch (I9 WS-C3560CX-12PC-S)	2,266.52	
28 21 31 00-0914	EA		Extended Service Warranty (I9 CON-SNT-WSC312PC)	233.62	
28 21 31 00-0915	EA		Catalyst 8-Port 10/100/1000 Managed Gigabit Ethernet Switch (I9 WS-C3560CX-8PC-S)	1,678.45	
28 21 31 00-0916	EA		Extended Service Warranty (I9 CON-SNT-WSC38PCS)	190.71	
28 21 31 00-0917	EA		IE 1GB SD Memory Card for IE2000, IE3010 (I9 SD-IE-1GB)	447.88	
28 21 31 00-0918	EA		50 Watt AC To DC or High DC to DC Power Supply (I9 PWR-IE50W-AC)	466.96	
28 21 31 00-0919	EA		8 Port Switch (I9 IE-2000-8TC-B)	1,969.27	
28 21 31 00-0920	EA		Extended Service Warranty (I9 CON-SNT-IE2K8TCG)	260.64	
28 21 31 00-0921	EA		American Power Conversion (APC) Smart-UPS X 1500VA Rack/Tower LCD 120 Vole (I9 SMX1500RM2UNC)	2,039.25	
28 21 31 00-0922	EA		Industrial 1.5 KVA UPS Tower, 12-Year Batteries, Wide Temp (I9 SSG1.5K-1)	2,721.10	
28 21 31 00-0923	EA		OptiPlex 7080 Micro (I9 Optiplex 7080 210-ASEG)	1,724.65	
28 21 31 00-0924	EA		OptiPlex Micro VESA Mount with adapter box (I9 Optiplex 452-BDEQ)	53.72	
28 21 31 00-0925	EA		Logitech MK520 Keyboard and Mouse Combo - Wireless (I9 MK520)	75.97	

28 21 31 00-0926			Removal And Reinstallation Of Cameras (28 21 31) Note: Includes storage, cleaning and supply materials.		
28 21 31 00-0927	EA		Removal And Reinstallation Of Camera System	545.18	

28 30 Security Detection, Alarm, and Monitoring (28)

28 31 Intrusion Detection (28 30)

28 31 11 Building Intrusion Detection (28 31)

28 31 11 13 Building Intrusion Detection Remote Devices and Sensors (28 31 11)

28 31 11 13-0001 Intrusion / Panic Alarm Equipment (28 31 11 13)

28 31 11 13-0002	EA		Digital Keypad (Bosch D1255)	414.79	60.57
28 31 11 13-0003	EA		Alarm Panel (Bosch D7412GV4)	968.05	242.30
28 31 11 13-0004	EA		Alarm Panel (Bosch D9412GV4)	1,341.76	242.30
28 31 11 13-0005	EA		Passive Infrared / Microwave Detectors, Long Range (Bosch DS970)	245.09	45.43
28 31 11 13-0006	EA		Passive Infrared / Microwave Detectors, Medium Range (Bosch DS950)	228.78	45.43
28 31 11 13-0007	EA		Passive Infrared / Microwave Detectors, 360 (Bosch DS9360)	298.48	45.43
28 31 11 13-0008	EA		Glass Break Sensor (Honeywell FG1625F)	103.72	15.15
28 31 11 13-0009	EA		Siren/Speaker (Sentrol MPI-36)	75.22	24.23
28 31 11 13-0010	EA		Magnetic Door Contact Switch, Flush Mount (Sentrol 1078CT)	22.93	6.05
28 31 11 13-0011	EA		Magnetic Door Contact Switch, Surface Mount, Non-Exposed Wiring (Sentrol 1042TW)	25.75	6.05
28 31 11 13-0012	EA		Magnetic Door Contact Switch, Surface Mount, Exposed Wiring (Sentrol 2505)	55.70	9.09
28 31 11 13-0013	EA		Magnetic Door Contact Switch, Floor Mount (Sentrol 2707A)	170.50	15.15
28 31 11 13-0014	EA		Panel Enclosure (Bosch D8103)	130.30	45.43
28 31 11 13-0015	EA		Lock And Key Assembly (Bosch D101)	18.35	6.05
28 31 11 13-0016	EA		7 AH, 12 Volt Battery (Bosch D126)	77.01	15.15
28 31 11 13-0017	EA		Transformer (Bosch D1640)	32.58	6.05
28 31 11 13-0018	EA		Keypad Back Boxes (Bosch D56)	32.88	6.05
28 31 11 13-0019	EA		Auxially Relay (Bosch D136)	22.20	6.05
28 31 11 13-0020	EA		Phone Jack, Modular (Bosch D128)	102.26	15.15
28 31 11 13-0021	EA		Battery Charging Module (Bosch D8132)	230.97	24.23
28 31 11 13-0022	EA		OctoPopit (Bosch D8128D)	220.48	24.23
28 31 11 13-0023	EA		OctoRelay (Bosch D8129)	238.28	24.23
28 31 11 13-0024	EA		Transformer Kit (Bosch D8004)	107.28	12.12
28 31 11 13-0025	EA		Phone Jack, Modular (Bosch D166/RJ31X)	23.98	6.05

28 40 Life Safety (28)

Note: Includes testing of new devices and certification.

28 42 Gas Detection and Alarm (28 40)

28 42 11 Gas Detection and Alarm Control, GUI, and Logic Systems (28 42)

28 42 11 00-0001 Monitoring System For Underground Tanks (28 42 11)

28 42 11 00-0002 Continuous Leak Detection System (28 42 11 00-0001)

Note: Includes calibration, electronic control module and probes. Excludes sample wells, electrical power supply and sensor cable.

28 42 11 00-0003	EA		Single Channel Underground Tank Monitoring System	13,809.40	495.91
28 42 11 00-0004	EA		2 Channel Underground Tank Monitoring System	18,643.27	661.62
28 42 11 00-0005	EA		3 Channel Underground Tank Monitoring System	26,699.05	708.79
28 42 11 00-0006	EA		4 Channel Underground Tank Monitoring System	28,310.99	991.82

28 Electronic Safety and Security**28 40 Life Safety****28 42 Gas Detection and Alarm**

SAN BERNARDINO
COUNTY

MINOR
CSI UOM DESCRIPTION

TOTAL DIRECT DEMOLITION
UNIT COST UNIT COST

28 42 11 00-0007	EA	Control Panel, 1-8 Tanks, Single Wall Tank Monitoring System.....	20,758.12	84.67
28 42 11 00-0008	EA	Control Panel, 1-4 Tanks, Double Wall Tank Monitoring System.....	18,720.67	75.60
28 42 11 00-0009	EA	Control Panel, 1-8 Tanks, Double Wall Tank Monitoring System.....	24,637.92	84.67
28 42 11 00-0010	EA	Tank Leak Detection Probe.....	7,637.98	18.14
28 42 11 00-0011	EA	Secondary Containment Collar Probe.....	925.26	7.26
28 42 11 00-0012	EA	Interstitial Leak Detection Probe.....	1,693.37	15.12
28 42 11 00-0013	EA	Liquid Phase Detection.....	5,594.60	45.36
28 42 11 00-0014	EA	Hydrocarbon Vapor, Fixed.....	5,159.31	45.36
28 42 11 00-0015	EA	Hydrocarbon Vapor, Float Mounted.....	6,036.02	51.40
28 42 11 00-0016	EA	Liquid And Vapor Hydrocarbon.....	6,906.99	51.40

28 42 15 Gas Detection Sensors (28 42)**28 42 15 00-0001 Hydrogen Gas Detection (28 42 15)**

28 42 15 00-0002	EA	Hydrogen Gas Detector Sensor, 1% Fan Relay, 2% Alarm (SBS HGDI-DR).....	1,929.91	45.43
28 42 15 00-0003	EA	Hydrogen Gas Detector Junction Box (SBS HGDI-JB).....	102.21	45.43
28 42 15 00-0004	EA	Remote Display With 25' Cable For Hydrogen Gas Detector (SBS HGDI-REM).....	491.55	45.43

28 43 Fuel Oil Detection and Alarm (28 40)

See CSI section 28 42 00 00-0000 for detection and alarms.

28 46 Fire Detection and Alarm (28 40)**28 46 13 Fire-Alarm Systems (28 46)****28 46 13 31 Proprietary Supervising-Station Fire-Alarm Systems (28 46 13)**

Note: Includes programming of equipment, testing and certification of new devices.

28 46 13 31-0001		Edwards Fire Alarm (28 46 13 31)		
28 46 13 31-0002		EST3 Life Safety And Security Control (28 46 13 31-0001)		
28 46 13 31-0003		EST3 Network (28 46 13 31-0002)		
28 46 13 31-0004		Remote Annunciators (28 46 13 31-0003)		
28 46 13 31-0005	EA	Remote LCD Command Module Annunciator (EST3 3-LCDANN).....	1,560.62	90.86
		Note: Includes LCD display, CPU and doors. Order surface or semi-flush mount wallbox separately.		
28 46 13 31-0006	EA	Six Position Base Annunciator (EST3 3-6ANN).....	1,272.17	90.86
		Note: Includes door, CPU card, two annunciator support modules and five blank filler plates. Space provided for up to four Control/Display Modules and one 3-LCD Liquid Crystal Display Module.		
28 46 13 31-0007	EA	Ten Position Base Annunciator (EST3 3-10ANN).....	1,608.52	90.86
		Note: Includes door, CPU card, two annunciator support modules and nine blank filler plates. Space provided for up to eight Control/Display Modules and one 3-LCD Liquid Crystal Display Module.		
28 46 13 31-0008	EA	Annunciator CPU (EST3 3-ANNCPU3).....	1,025.95	90.86
		Note: One Required per graphic annunciator.		
28 46 13 31-0009	EA	Annunciator Support Module (EST3 3-ANNSM).....	189.04	30.29
		Note: Takes one space in Annunciator box. Supports one Control/Display module.		
28 46 13 31-0010	EA	Liquid Crystal Display Module (EST3 3-LCD).....	660.27	90.86
		Note: Mounts over 3-CPU(1).		
28 46 13 31-0011	EA	Liquid Crystal Display Module (EST3 3-LCDXL).....	632.08	90.86
		Note: Mounts over 3-ANNCPU plus two spaces.		
28 46 13 31-0012	EA	LED/SWITCH Driver Module Assembly For Third Part Graphics (EST3 3-EVDVRA).....	744.59	90.86
		Note: Assembled version of 3-EVDVR, comes packaged with cables, mounting hardware installation instructions used for third party graphics. Mounts in 3-EVDVRX.		
28 46 13 31-0013	EA	Power Supply Assembly With 19" Rail Mounting Chassis Assembly (EST3 3-EVPWRA).....	866.91	60.57
		Note: Assembled version of 3-EVPWR, comes packaged with cables, mounting hardware and mounting plate for 3-ANNCPU1. Used for third party graphics.		
28 46 13 31-0014	EA	Plastic Mounting Extrusion 19" Mounting (EST3 3-EVDVRX).....	131.77	30.29
		Note: Mounts up to three 3-EVDVRA modules.		
28 46 13 31-0015	EA	Central Processor Unit Module (EST3 3-CPU3).....	1,847.85	90.86
		Note: Includes LCD display, CPU and doors. Order surface or semi-flush mount wallbox separately.		
28 46 13 31-0016	EA	120 Volt AC, 50/60 Hertz, Primary Power Supply With Local Rail Module (EST3 3-CPU3).....	1,629.76	30.29
		Note: Includes LCD display, CPU and doors. Order surface or semi-flush mount wallbox separately.		
28 46 13 31-0017		Remote Annunciators Cabinets (28 46 13 31-0003)		
28 46 13 31-0018	EA	Remote LCD Command Module Flush Mount LCD Wallbox (EST3 RLCMB/B).....	142.01	30.29
28 46 13 31-0019	EA	Remote LCD Command Module Surface Mount LCD Wallbox (EST3 RLCMB/B-S).....	129.90	24.23
28 46 13 31-0020	EA	Six Position LED/LCD Flush Wallbox (EST3 6ANN/B).....	160.09	30.29
28 46 13 31-0021	EA	Six Position LED/LCD Surface Wallbox (EST3 6ANN/B-S).....	147.98	24.23
28 46 13 31-0022	EA	Ten Position LED/LCD Flush Wallbox (EST3 10ANN/B).....	177.04	30.29
28 46 13 31-0023	EA	Ten Position LED/LCD Surface Wallbox (EST3 10ANN/B-S).....	164.93	24.23
28 46 13 31-0024		Audio And Telephone Masters (28 46 13 31-0003)		
28 46 13 31-0025	EA	Audio Source Unit With Local Microphone And Firefighters' Telephone (EST3 3-ASU/FT).....	5,082.43	121.16
28 46 13 31-0026	EA	Audio Source Unit With Local Microphone (Provides Four Local Rail Spaces) (EST3 3-ASU/4).....	2,831.27	121.16
28 46 13 31-0027	EA	Audio Source Unit With Local Microphone And Inner Door Filler Plate (EST3 3-ASU).....	1,719.97	121.16
28 46 13 31-0028	EA	Fire Fighters Telephone Control Unit With Inner Door Filler Plate (EST3 3-FTCU).....	2,676.49	121.16
28 46 13 31-0029	EA	Audio Source Unit Memory Expansion, 100 Minutes (EST3 3-ASUMX/100).....	3,056.32	121.16
28 46 13 31-0030	EA	Zoned Amplifier, 95 Watt, Class B. 95 Watt Selectable For 25 Or 70 Vrms Class B Output. Mounts In 2 LRM Spaces (EST3 3-ZA95).....	1,675.84	60.57



MINOR CSI UOM DESCRIPTION	TOTAL DIRECT UNIT COST	DEMOLITION UNIT COST
28 46 13 31-0031 Battery Distribution Unit (28 46 13 31-0003)		
28 46 13 31-0032 EA Battery Distribution Unit (EST3 3-BTSEN).....	563.11	441.97
28 46 13 31-0033 Remote Booster Power Supply (28 46 13 31-0003)		
28 46 13 31-0034 EA 6.5 Amperes, 120 Volt AC, Booster Power Supply (EST3 BPS6A).....	885.31	90.86
28 46 13 31-0035 EA 10 Amperes, 110 Volt AC Booster Power Supply (EST3 BPS10).....	1,010.50	90.86
28 46 13 31-0036 EA 10 Amperes, 220 Volt AC Booster Power Supply (EST3 BPS10220).....	1,102.74	90.86
28 46 13 31-0037 EA Tamper Switch - For CAB7, 14 And 21 Series Cabinets (EST3 3-TAMP).....	145.05	30.29
28 46 13 31-0038 Batteries And Battery Cabinets (28 46 13 31-0003)		
28 46 13 31-0039 EA 1.2 Ampere Hours, 12 Volt DC, Sealed Lead Acid Battery (EST3 12V1A2 (1.2 Ampere Hours)).....	110.67	30.29
28 46 13 31-0040 EA 4 Ampere Hours, 12 Volt DC, Sealed Lead Acid Battery (EST3 12V4A (4.5 Ampere Hours)).....	137.86	30.29
28 46 13 31-0041 EA 24 Ampere Hours, 12 Volt DC, Sealed Lead Acid Battery (EST3 12V24A (26 Ampere Hours)).....	325.49	30.29
28 46 13 31-0042 EA 6.5 Ampere Hours, 12 Volt DC, Sealed Lead Acid Battery (EST3 12V6A5 (7.2 Ampere Hours)).....	148.75	30.29
28 46 13 31-0043 EA 40 Ampere Hours, 12 Volt DC, Sealed Lead Acid Battery (EST3 12V40A (40 Ampere Hours)).....	412.60	30.29
28 46 13 31-0044 EA 10 Amperes Hours, 12 Volt DC, Sealed Lead Acid Battery (EST3 12V10A (11 Ampere Hours)).....	232.28	30.29
28 46 13 31-0045 EA 50 Ampere Hours, 12 Volt DC, Sealed Lead Acid Battery (EST3 12V50A (50 Ampere Hours)).....	836.97	30.29
28 46 13 31-0046 EA 17 Ampere Hours, 12 Volt DC, Sealed Lead Acid Battery (EST3 12V17A (18 Ampere Hours)).....	237.90	30.29
28 46 13 31-0047 EA 65 Ampere Hours, 12 Volt DC, Sealed Lead Acid Battery (EST3 12V65A (65 Amp Hours)).....	1,007.61	30.29
28 46 13 31-0048 EA 8 Ampere Hours, 6 Volt DC, Sealed Lead Acid Battery (EST3 6V8A (8 Amp Hours)).....	132.56	30.29
28 46 13 31-0049 EA 10 Ampere Hours, 6 Volt DC, Sealed Lead Acid Battery (EST3 6V10A (12 Amp Hours)).....	118.98	30.29
28 46 13 31-0050 EA 14" x 18-1/4" x 7-1/4" Free Standing Battery Cabinet With Key Lock (EST3 BC-1).....	424.57	60.57
Note: Supports up to 40 Ah batteries will hold up to two 12V24A batteries.		
28 46 13 31-0051 EA 22" x 15" x 3-3/4" Grey Battery Cabinet (EST3 BC-2).....	351.32	60.57
Note: Holds up to two 12V17A batteries		
28 46 13 31-0052 EA Remote Closet Enclosure (EST3 3-RCC7R).....	1,199.17	121.16
28 46 13 31-0053 EA Remote Closet Enclosure (EST3 3-RCC14R).....	1,487.54	121.16
28 46 13 31-0054 EA Remote Closet Enclosure (EST3 3-RCC21R).....	2,085.52	121.16
28 46 13 31-0055 Serial Printer (28 46 13 31-0003)		
28 46 13 31-0056 EA System Printer - Desk Top Style (EST3 PT-1S).....	875.49	30.29
28 46 13 31-0057 EST3 Fire Alarm Panel Deprogramming (28 46 13 31-0003)		
28 46 13 31-0058 EA Fire Alarm Deprogramming EST3 Fire Alarm Panel And Firworks Graphical Terminal.....	8,808.00	
Note: Deprogram from fire alarm systems and Fireworks site networks of the EST3 fire alarm panels in Building 601/602. Deprogram the fire alarm system from the Fireworks site network. Fiber optic cabling is understood to remain in place. Provide splice patch cables to continue fiber circuit back to site fiber optic system.		
28 46 13 31-0059 Intelligent Analog Initiating Devices (28 46 13 31-0002)		
28 46 13 31-0060 Detectors, Signature (28 46 13 31-0059)		
28 46 13 31-0061 EA Intelligent 4D Multisensor Detector For Ionization, Photoelectric, And Heat (EST3 SIGA-IPHS).....	254.89	45.43
28 46 13 31-0062 EA Black, Intelligent 4D Multisensor Detector For Ionization, Photoelectric, And Heat (EST3 SIGA-IPHSB).....	286.56	45.43
28 46 13 31-0063 EA Intelligent 3D Multisensor Detector For Photoelectric And Heat (EST3 SIGA-PHS).....	245.46	45.43
28 46 13 31-0064 EA Intelligent Photoelectric Smoke Detector (EST3 SIGA-PS).....	217.17	45.43
28 46 13 31-0065 EA Intelligent Ionization Smoke Detector (EST3 SIGA-IS).....	226.60	45.43
28 46 13 31-0066 EA 135 Degrees Fahrenheit, 15 Degrees Fahrenheit Per Minute, Intelligent Fixed Temperature/Rate-of-Rise Heat Detector (EST3 SIGA-HRS).....	185.62	45.43
28 46 13 31-0067 EA 135 Degree Fahrenheit, Intelligent Fixed Temperature Heat Detector (EST3 SIGA-HFS).....	185.62	45.43
28 46 13 31-0068 EA Passive Infrared Motion Detector (EST3 SIGA-MD).....	294.98	45.43
28 46 13 31-0069 EA Passive Infrared Motion Detector With Swivel Mount For Single Gang Boxes (EST3 SIGA-MDS).....	325.87	45.43
28 46 13 31-0070 EA Intelligent Photoelectric Smoke Detector (EST3 SIGA2-PS).....	274.74	45.43
28 46 13 31-0071 EA Intelligent Combination Photo Electric And CO Sensor (EST3 SIGA2-PCOS).....	397.40	45.43
28 46 13 31-0072 EA 135 Degree Fahrenheit, Intelligent Fixed Temperature Heat Detector (EST3 SIGA2-HFS).....	228.97	45.43
28 46 13 31-0073 EA 135 Degrees Fahrenheit, 15 Degrees Fahrenheit Per Minute, Intelligent Fixed Temperature/Rate-of-Rise Heat Detector (EST3 SIGA2-HRS).....	228.97	45.43
28 46 13 31-0074 EA Photoelectric, Heat, Intelligent 3D Multisensor Detector (EST3 SIGA2-PHS).....	315.96	45.43
28 46 13 31-0075 Detectors, Duct Housings and Accessories, Signature (28 46 13 31-0059)		
28 46 13 31-0076 EA Superduct, Signature Duct Smoke Detector (EST3 SIGA-SD).....	515.88	75.72
28 46 13 31-0077 EA Superduct, Test Magnet Kit (EST3 SD-MAG).....	22.28	
28 46 13 31-0078 EA Superduct, 120" Air Sample Tube (EST3 SD-120).....	67.74	18.17
28 46 13 31-0079 EA Superduct, Remote Test Station, Keyed, 2-Wire And SIGA (EST3 SD-TRK).....	134.69	24.23
28 46 13 31-0080 EA Duct Smoke Detector Test Station, 2-Gang Plastic Plate With Key Switch, 2 Keys, Use With Duct Detector Only (EST3 SIGA-DTS).....	182.56	24.23
28 46 13 31-0081 EA High Temp Heat Detector, 194 Degree F, Combination Rate-Of-Rise And Fixed Temperature (EST3 282B-PL).....	80.06	24.23
28 46 13 31-0082 Modules, Signature (28 46 13 31-0059)		
28 46 13 31-0083 EA Universal Class A/B Module - UIO Mount (EST3 SIGA-MAB).....	240.34	30.29
28 46 13 31-0084 EA Class B Single Input Module (One Gang Standard Mount) (EST3 SIGA-CT1).....	110.17	30.29
28 46 13 31-0085 EA Class B Dual Input Module (One Gang Standard Mount) (EST3 SIGA-CT2).....	144.77	30.29



MINOR CSI UOM DESCRIPTION	TOTAL DIRECT UNIT COST	DEMOLITION UNIT COST
28 46 13 31-0086 EA Class B Dual Input UIO (Plug In) Module (EST3 SIGA-MCT2).....	215.11	30.29
28 46 13 31-0087 EA Single Input (Riser) Module, Features A Built-In Ring Tone Generator, Use For Switching A Single Signal Or Audio Circuit (EST3 SIGA-CC1).....	157.82	30.29
28 46 13 31-0088 EA Dual Input (Riser) Module, Use For Switching (Selecting) Either Of Two Signal Or Audio Input Circuits To One Signal Output Circuit (EST3 SIGA-CC2).....	165.00	30.29
28 46 13 31-0089 EA Control Relay Module (One Gang Standard Mount) (EST3 SIGA-CR)..... Note: Select for either N.O. or N.C. operation. Rated at 2 amperes (24 Volt DC).	128.45	30.29
28 46 13 31-0090 EA Control Relay UIO (Plug In) Module (EST3 SIGA-MCR).....	186.88	30.29
28 46 13 31-0091 EA Single Input (Riser) Module With Strobe Synchronization Output (EST3 SIGA-CC1S).....	249.93	30.29
28 46 13 31-0092 EA Universal Input/Output Module - Input With Programmable Output (EST3 SIGA-IO).....	243.60	30.29
28 46 13 31-0093 EA Input/Output Module - UIO Mount, Multifunction Module With Input And Program (EST3 SIGA-MIO).....	234.17	30.29
28 46 13 31-0094 EA Waterflow/Tamper Module (One Gang Standard Mount) (EST3 SIGA-WTM).....	214.61	184.33
28 46 13 31-0095 EA Monitor Module (One Gang Standard Mount) (EST3 SIGA-MM1)..... Note: Factory programmed for non-latching monitor operation.	156.81	30.29
28 46 13 31-0096 EA Single Input (Riser) Module, With Synchronization Output (EST3 SIGA-MCC1S).....	250.97	30.29
28 46 13 31-0097 Module Accessories, Signature (28 46 13 31-0059) Note: Universal I/O motherboards are required for UIO plug-in modules. Module mounting plates can be used to mount multiple 1 and 2-gang modules.		
28 46 13 31-0098 EA Module Mounting Bracket - For 4" Square Box, Mounting Kit Allows Installing 2 Single Gang Signature Modules Into A Single 4" Square Box (EST3 SIGA-MB4).....	61.97	15.15
28 46 13 31-0099 EA Universal Input/Output Module Motherboard - 6 Position, Use For M Series Modules (EST3 SIGA-UIO6).....	212.05	30.29
28 46 13 31-0100 EA Transient Protector - For Bell And Horn Circuits, Provides Transient Protection To -CC1, -MCC1, -CC2, -MCC2, - UM And -MAB Modules (EST3 235196P).....	22.89	9.08
28 46 13 31-0101 EA Signature Module Mounting Plate, 1 Footprint, Space For Up To Four 2-Gang Signature Modules Or Eight 1- Gang Signature Modules (EST3 SIGA-MP1).....	72.89	15.15
28 46 13 31-0102 EA Signature Module Mounting Plate, 1/2 Footprint, Space For Up To Two 2-Gang Signature Modules Or Four 1- Gang Signature Modules (EST3 SIGA-MP2).....	65.05	15.15
28 46 13 31-0103 EA Signature Module Mounting Plate, 1/2 Extended Footprint, Space For Up To Three 2-Gang Signature Modules Or Six 1-Gang Signature Modules (EST3 SIGA-MP2L).....	68.15	15.15
28 46 13 31-0104 Single Action Pull Stations, Signature (28 46 13 31-0059)		
28 46 13 31-0105 EA One Stage Fire Alarm Station, English Markings (EST3 SIGA-270).....	263.21	63.00
28 46 13 31-0106 EA Two Stage (Pre Signal) Fire Alarm Station, English Markings (EST3 SIGA-270P).....	310.52	63.00
28 46 13 31-0107 EA GA Key - For Pre Signal Station (EST3 276-K2).....	36.15	30.08
28 46 13 31-0108 EA 20 Glass Rods For SIGA-270 Series Stations (EST3 270-GLR).....	45.26	39.19
28 46 13 31-0109 EA Surface Mount Box, Red - For SIGA-270 Series (EST3 276B-RSB).....	68.89	44.66
28 46 13 31-0110 Double Action Pull Stations, Signature (28 46 13 31-0059)		
28 46 13 31-0111 EA Double Action (One Stage) Fire Alarm Station, English Markings (EST3 SIGA-278).....	198.83	63.00
28 46 13 31-0112 EA 12 Glass Rods For SIGA-278 Series (EST3 276-GLR).....	45.94	6.05
28 46 13 31-0113 Detector Bases and Accessories, Signature (28 46 13 31-0059) Note: For raised floor and plenum applications. Order detector mounting base and detector separately. Compatible with -PS, and -PHS detectors and -SB, -RB and -IB bases.		
28 46 13 31-0114 EA Audible (Sounder) Base (EST3 SIGA-AB4G).....	131.97	15.15
28 46 13 31-0115 EA Surface Box - For Sounder Base, Use With -AB4G Models Only (EST3 AB4G-SB).....	49.31	15.15
28 46 13 31-0116 EA Audible (Sounder) Base, Mounts To 4" Square, 2-1/8" Deep Box (EST3 SIGA-AB4).....	164.80	15.15
28 46 13 31-0117 EA Detector (Smoke) Guard, Covers Detectors Mounted To Flush Boxes, Compatible With -IPHS And -PS Signature Detectors (EST3 SIGA-DG).....	93.50	15.15
28 46 13 31-0118 EA Detector (Smoke) Guard Surface Box - For SIGA-DG (EST3 SIGA-DGSB).....	109.26	15.15
28 46 13 31-0119 EA Detector Mounting Plate (EST3 SIGA-DMP)..... Note: For raised floor and plenum applications. Order detector mounting base and detector separately. Compatible with -PS, -PHS and -IPHS detectors and -SB, -RB and -IB bases. SIGA-IPHS 4D detector is limited to operation in air velocities less than 500 feet per minute.	172.34	15.15
28 46 13 31-0120 EA Remote Alarm LED, Use With -SB And -SB4 Standard Base Only (EST3 SIGA-LED).....	61.97	15.15
28 46 13 31-0121 EA Trim Skirt/Ring - For Octagon Box (EST3 SIGA-TS).....	23.02	9.08
28 46 13 31-0122 EA Trim Skirt/Ring - For 4" Square Box, Use To Hide Imperfections Around Electric Boxes Not Completely Hidden By Standard Bases, With All 4" Bases (EST3 SIGA-TS4).....	23.02	9.08
28 46 13 31-0123 EA Detector (Smoke) Guard Mounting Flange, Provides Secure Mounting While Offering Easy Guard Removal, With Tamper Hardware (EST3 SIGA-DGMF).....	65.62	9.08
28 46 13 31-0124 EA Detector Base With Isolator (EST3 SIGA-IB).....	107.67	15.15
28 46 13 31-0125 EA Detector Base With Isolator - For 4" Square Box, With TS4 Skirt (EST3 SIGA-IB4).....	114.43	15.15
28 46 13 31-0126 EA Detector Base With Form 'C' Relay (EST3 SIGA-RB).....	64.23	15.15
28 46 13 31-0127 EA Detector Base With Form 'C' Relay - For 4" Square Box, With TS4 Skirt (EST3 SIGA-RB4).....	95.88	15.15
28 46 13 31-0128 EA Detector Base - Standard, For 4" Square Box, With TS4 Skirt (EST3 SIGA-SB4).....	41.39	15.15
28 46 13 31-0129 Controllers, Signature (28 46 13 31-0059)		
28 46 13 31-0130 EA Signature Dual Driver Controller (EST3 3-SDDC1).....	3,645.04	90.86
28 46 13 31-0131 EA Single Signature Loop Controller (EST3 3-SSDC1).....	2,090.27	90.86
28 46 13 31-0132 EA Signature Loop Controller (EST3 3-SDC1).....	1,878.05	90.86
28 46 13 31-0133 EA Analog Addressable Loop Controller (EST3 3-AADC1).....	3,008.93	90.86
28 46 13 31-0134 Relays And Accessories (28 46 13 31-0059)		
28 46 13 31-0135 EA Multi Voltage Relay (EST3 MR101).....	194.06	30.29
28 46 13 31-0136 EA Single SPDT Auxiliary Relay With LED Track Mounting (EST3 MR101/T).....	57.95	15.15



MINOR	CSI	UOM	DESCRIPTION	TOTAL DIRECT UNIT COST	DEMOLITION UNIT COST
-------	-----	-----	-------------	------------------------	----------------------

28 46 13 31-0137			Notification Appliances (28 46 13 31-0002)		
28 46 13 31-0138			Wall Strobes, Horns And Chimes (28 46 13 31-0137)		
28 46 13 31-0139	EA		Strobe (15, 30, 75, Or 110 cd Output), White (EST3 G1-VM).....	158.29	45.43
28 46 13 31-0140	EA		Strobe (15, 30, 75, Or 110 cd Output), Red (EST3 G1R-VM).....	158.29	45.43
28 46 13 31-0141	EA		Horn-Strobe (15, 30, 75, Or 110 cd Output, High Or Low dB Output), White (EST3 G1-HDVM).....	180.25	45.43
28 46 13 31-0142	EA		Temporal Horn (Selectable High Or Low dB Output), White (EST3 G1-HD).....	133.55	45.43
28 46 13 31-0143	EA		Temporal Horn (Selectable High Or Low dB Output), Red (EST3 G1R-HD).....	133.55	45.43
28 46 13 31-0144	EA		Temporal Horn, Hi/Lo dB Output, 24 Volt DC, White, With The Word "FIRE" On Housing (EST3 G1F-HD).....	133.55	45.43
28 46 13 31-0145	EA		Temporal Horn, Hi/Lo dB Output, 24 Volt DC, Red, With The Word "FIRE" On Housing (EST3 G1RF-HD).....	133.55	45.43
28 46 13 31-0146	EA		Horn (Steady Tone), 24 Volt DC, White, Not Compatible With Signal Master (EST3 G1-P).....	112.75	45.43
28 46 13 31-0147	EA		Horn (Steady Tone) - 24 Volt DC, Red, Not Compatible With Signal Master (EST3 G1R-P).....	112.75	45.43
28 46 13 31-0148	EA		Horn (Steady Tone), 24 Volt DC, Red, With The Word "FIRE" On Housing, Not Compatible With Signal Master (EST3 G1RF-P).....	112.75	45.43
28 46 13 31-0149	EA		Genesis Chime-Strobe (15, 30, 75, Or 110 cd Output, High Or Low dB Output), White (EST3 G1-CVM).....	269.89	45.43
28 46 13 31-0150	EA		Genesis Chime-Strobe (15, 30, 75, Or 110 cd Output, High Or Low dB Output), Red (EST3 G1R-CVM).....	269.89	45.43
28 46 13 31-0151	EA		Genesis Chime (Selectable High Or Low dB Output), White (EST3 G1-C).....	177.58	45.43
28 46 13 31-0152	EA		Genesis Chime (Selectable High Or Low dB Output), Red (EST3 G1R-C).....	177.58	45.43
28 46 13 31-0153	EA		Wall Strobe, 15/75 cd, White, With The Word "FIRE" On Housing (EST3 G1F-V1575).....	158.29	45.43
28 46 13 31-0154	EA		Multi-cd Strobe, 24 Volt DC, White, With The Word "FIRE" On Housing (EST3 G1F-VM).....	158.29	45.43
28 46 13 31-0155	EA		Multi-Candela Strobe, 24 Volt DC, Red, With The Word "FIRE" On Housing (EST3 G1RF-VM).....	158.29	45.43
28 46 13 31-0156	EA		Wall Strobe, 15/75 cd, Red, With The Word "FIRE" On Housing (EST3 G1RF-V1575).....	158.29	45.43
28 46 13 31-0157	EA		Genesis Ceiling Strobe, 15-95 Multi-cd, FIRE Marking, Mounts To 4" Square x 2-1/8" Box (EST3 GCF-VM).....	164.47	45.43
28 46 13 31-0158	EA		Genesis Ceiling Strobe, 15-95 Multi-cd, FIRE Marking, Mounts To 4" Square x 2-1/8" Box (EST3 GCFR-VM).....	164.47	45.43
28 46 13 31-0159	EA		Genesis Ceiling Strobe, 95-177 Multi-cd, FIRE Marking, Mounts To 4" Square x 2-1/8" Box (EST GCF-VMH).....	178.91	45.43
28 46 13 31-0160	EA		Genesis Ceiling Strobe, 15-95 Multi-cd, Mounts To 4" Square x 2-1/8" Box (EST3 GC-VM).....	164.47	45.43
28 46 13 31-0161	EA		Genesis Ceiling Strobe, 95-177 Multi-cd, Mounts To 4" Square x 2-1/8" Box (EST3 GC-VMH).....	164.47	45.43
28 46 13 31-0162	EA		Genesis Trim Plate (For Two-Gang Or 4" Square Boxes) With "FIRE" Markings, White (EST3 G1T-FIRE).....	99.24	45.43
28 46 13 31-0163	EA		Genesis Trim Plate (For Two-Gang Or 4" Square Boxes) With "FIRE" Markings, Red (EST3 G1RT-FIRE).....	99.24	45.43
28 46 13 31-0164			Wall Speakers And Speaker Strobes (28 46 13 31-0137)		
28 46 13 31-0165	EA		Multi-Wattage 25 VRMS Speaker (EST3 G4-S2).....	131.68	45.43
28 46 13 31-0166	EA		Multi-Candela/Wattage 25 VRMS Speaker-Strobe (EST3 G4-S2VM).....	201.34	45.43
28 46 13 31-0167	EA		Multi-Wattage 70 VRMS Speaker (EST3 G4-S7).....	131.68	45.43
28 46 13 31-0168	EA		Multi-Candela/Wattage 70 VRMS Speaker-Strobe (EST3 G4-S7VM).....	201.34	45.43
28 46 13 31-0169	EA		Surface Box, White, For Genesis Speaker (EST3 G4B).....	65.44	24.23
28 46 13 31-0170	EA		Surface Box, Red, For Genesis Speaker (EST3 G4RB).....	65.44	24.23
28 46 13 31-0171			Ceiling Speakers And Speaker Strobes (28 46 13 31-0137)		
28 46 13 31-0172	EA		Genesis Ceiling Speaker, 70 VRMS, Mounts To 4" Square x 2-1/8" Box (EST3 GC-S7).....	156.95	45.43
28 46 13 31-0173	EA		Genesis Ceiling Speaker/Strobe, 70 VRMS, 15-95 Multi-cd, Mounts To 4" Square x 2-1/8" Box (EST3 GC-S7VM).....	201.34	45.43
28 46 13 31-0174	EA		Genesis Ceiling Speaker/Strobe, 70 VRMS, 95-177 Multi-cd, Mounts To 4" Square x 2-1/8" Box (EST3 GC-S7VMH).....	215.40	45.43
28 46 13 31-0175			Harsh Environment Signals (28 46 13 31-0137)		
28 46 13 31-0176	EA		Temporal Horn, Self-Synchronized, 24 Volt DC (EST3 757-1A-T).....	139.65	45.43
28 46 13 31-0177	EA		15/75 Candela Temporal Horn/Strobe, 24 Volt DC (EST3 757-7A-T).....	195.10	45.43
28 46 13 31-0178	EA		110 Candela Temporal Horn/Strobe, 24 Volt DC (EST3 757-8A-T).....	195.10	45.43
28 46 13 31-0179	EA		15 Candela Synchronized, 24 Volt DC, Strobe (EST3 405-5A-T).....	178.61	45.43
28 46 13 31-0180	EA		15/75 Candela Synchronized, 24 Volt DC, Strobe (EST3 405-7A-T).....	167.66	45.43
28 46 13 31-0181	EA		30 Candela Synchronized, 24 Volt DC, Strobe (EST3 405-3A-T).....	178.61	45.43
28 46 13 31-0182	EA		60 Candela Synchronized, 24 Volt DC, Strobe (EST3 405-6A-T).....	178.61	45.43
28 46 13 31-0183	EA		110 Candela Synchronized, 24 Volt DC, Strobe (EST3 405-8A-T).....	178.61	45.43
28 46 13 31-0184	EA		15/75 Candela Synchronized, 24 Volt DC, Red, Outdoor Listed, Strobe (EST3 CS405-7A-T).....	197.54	51.49
28 46 13 31-0185	EA		110 Candela Synchronized, 24 Volt DC, Red, Outdoor Listed, Strobe (EST3 CS405-8A-T).....	197.54	51.49
28 46 13 31-0186	EA		15 Candela Temporal Horn/Strobe, 24 Volt DC (EST3 757-5A-T).....	146.34	45.43
28 46 13 31-0187	EA		30 Candela Temporal Horn/Strobe, 24 Volt DC (EST3 757-3A-T).....	189.84	45.43
28 46 13 31-0188			Fire Alarm Bells (28 46 13 31-0137)		
28 46 13 31-0189	EA		10" Single Stroke Fire Alarm Bells, 24 Volt DC (EST3 323D-10AW).....	210.48	45.43
28 46 13 31-0190	EA		6" Vibrating Fire Alarm Bells, 24 Volt DC (EST3 439D-6AW).....	169.07	45.43
28 46 13 31-0191	EA		10" Vibrating Fire Alarm Bells, 24 Volt DC (EST3 439D-10AW).....	186.74	45.43
28 46 13 31-0192			Multiple Tone Signal (28 46 13 31-0137)		
28 46 13 31-0193	EA		27 Tone Selectable Signal, 24 Volt DC (EST3 5530MD-24AW).....	1,333.30	1,287.87
28 46 13 31-0194			Multi-Purpose Loudspeaker (28 46 13 31-0137)		
28 46 13 31-0195	EA		15 Watt Loudspeaker, Gray (EST3 HPSA15G2570).....	276.52	45.43
28 46 13 31-0196	EA		15 Watt Loudspeaker, Red (EST3 HPSA15R2570).....	276.52	45.43
28 46 13 31-0197			Bell/Strobe Plate (28 46 13 31-0137)		

28 Electronic Safety and Security**28 40 Life Safety****28 46 Fire Detection and Alarm**
**SAN BERNARDINO
COUNTY**

MINOR CSI UOM DESCRIPTION	TOTAL DIRECT UNIT COST	DEMOLITION UNIT COST
28 46 13 31-0198 EA Bell/Strobe Plate - 15cd (EST3 403-5A-R).....	139.96	24.23
28 46 13 31-0199 Mounting Accessories (28 46 13 31-0137)		
28 46 13 31-0200 EA Surface Mount Box - Indoor, Red, 1-Gang (EST3 27193-11).....	66.72	24.23
28 46 13 31-0201 EA One Gang Surface Mount Box, Red, No Bottom KO (EST3 27193-11-NY).....	66.72	24.23
28 46 13 31-0202 EA Surface Mount Box - Indoor, White, 1-Gang (EST3 27193-16).....	66.72	24.23
28 46 13 31-0203 EA Surface Mount Box - Indoor, Red, 2-Gang (EST3 27193-21).....	66.72	24.23
28 46 13 31-0204 EA Surface Mount Box - Indoor, White, 2-Gang (EST3 27193-26).....	66.72	24.23
28 46 13 31-0205 Firefighters' Telephones (28 46 13 31-0137)		
28 46 13 31-0206 EA Remote Telephone Warden Station - Flush, Red, 5' Armored Cable, Hinged Door With Magnetic Latch, 4-State (EST3 6830-NY-F4).....	1,196.52	75.72
28 46 13 31-0207 EA Four State Remote Telephone Warden Station - Surface, Armored Cord (EST3 6830-NY-S4).....	673.99	75.72
28 46 13 31-0208 EA Remote Telephone Warden Station - Flush, Armored Cord (EST3 6830-NY-F).....	485.82	75.72
28 46 13 31-0209 EA Telephone Handset Assembly - Red c/w 60" Coiled Cord (EST3 6830-1).....	354.64	75.72
28 46 13 31-0210 EA Remote Telephone Handset Station - 4-State, Red, 5' Coiled Cord (EST3 6830-4).....	650.57	75.72
28 46 13 31-0211 EA Three State Telephone Handset Assembly - Red, 60" Coiled Cord, Push To Talk Button (EST3 6830-5A).....	401.45	75.72
28 46 13 31-0212 EA Remote Telephone Handset Station - 4-State, Red, 'Push To Talk' Button, 5' Coiled Cord (EST3 6830-5A-4).....	733.50	75.72
28 46 13 31-0213 EA Three State Telephone Handset Assembly - Red, 60" Armored Cord, Push To Talk Button (EST3 6830-6A).....	417.06	75.72
28 46 13 31-0214 EA Remote Telephone Handset Station - 4-State, Red, 'Push To Talk' Button, 5' Armored Cable (EST3 6830-6A-4).....	839.69	75.72
28 46 13 31-0215 EA Portable Handset Receptacle, 1 Gang Stainless Steel Faceplate (EST3 6833-1).....	92.25	24.23
28 46 13 31-0216 EA Portable Telephone Receptacle - 1-Gang, SS, 4-State (EST3 6833-4).....	105.83	24.23
28 46 13 31-0217 EA Portable Telephone Handset - Black, Coiled Cord (EST3 6830-3).....	147.25	
28 46 13 31-0218 EA Portable Telephone Handset - Red, Coiled Cord (EST3 6700-0061).....	147.25	
28 46 13 31-0219 EA Frontplate - Flush Mount, Red Finish, Break Glass Type, With Two Keys (EST3 6831-1).....	223.59	30.29
28 46 13 31-0220 EA Frontplate - Flush Mount, Red Finish, Non Break Glass Type With Two Keys (EST3 6831-2).....	277.66	30.29
28 46 13 31-0221 EA Frontplate - Surface Mount, Red Finish, Break Glass Type, With Two Keys (EST3 6831-3).....	196.56	30.29
28 46 13 31-0222 EA Frontplate - Surface Mount, Red Finish, Non Break Glass Type, With Two Keys (EST3 6831-4).....	188.61	30.29
28 46 13 31-0223 EA Wallbox - Flush Or Surface Mount, Red Finish, 14" x 8-1/2" x 3-1/2" (EST3 6832-1).....	140.26	45.43
28 46 13 31-0224 EA Portable Handset Storage Cabinet, Surface Mount, With Keylock, Red Finish (EST3 TCS-6).....	1,234.50	60.57
28 46 13 31-0225 Mass Notification EC Appliances (28 46 13 31-0137)		
28 46 13 31-0226 EA G1 Wall, Strobe, White Housing, Alert Markings, Amber Lens (EST3 G1WA-VMA).....	164.51	45.43
28 46 13 31-0227 EA G1 Wall, Strobe, White Housing, Alert Markings, Clear Lens (EST3 G1WA-VMC).....	158.90	45.43
28 46 13 31-0228 EA G1 Wall, Strobe, White Housing, No Markings, Amber Lens (EST3 G1WN-VMA).....	164.51	45.43
28 46 13 31-0229 EA G1 Wall, Strobe, White Housing, No Markings, Clear Lens (EST3 G1WN-VMC).....	158.90	45.43
28 46 13 31-0230 EA G1 Wall, White Trim Ring, Alert Marking (EST3 G1WT-ALERT).....	24.88	9.08
28 46 13 31-0231 Hazardous Location Devices (28 46 13 31-0002)		
28 46 13 31-0232 Detectors, Rate Compensation Heat, For Explosion/Weather/Moisture Proof And Ordinary Location (28 46 13 31-0231)		
28 46 13 31-0233 EA Heat Detector, Rate Compensation, Interior Vertical Surface Mount FM And UL, 135 Degree F (EST3 302-135).....	139.01	45.43
28 46 13 31-0234 EA G1 Wall, Strobe, White Housing, Alert Markings, Clear Lens (EST3 G1WA-VMC).....	139.01	45.43
28 46 13 31-0235 EA Heat Detector - Rate Compensation, All-Weather Vertical Mounting, FM And UL, 135 Degree F (EST3 302-AW-135).....	144.20	45.43
28 46 13 31-0236 EA Heat Detector - Rate Compensation, All-Weather Vertical Mounting, FM And UL, 194 Degree F (EST3 302-AW-194).....	144.20	45.43
28 46 13 31-0237 EA Heat Detector, Rate Compensation, Explosion Proof Mounting, Interior Vertical Surface Mount FM And UL, 135 Degree F, Requires JALX-11 Or Equal (EST3 302-EPM-135).....	192.16	45.43
28 46 13 31-0238 EA Heat Detector, Rate Compensation, Explosion Proof Mounting, Interior Vertical Surface Mount FM And UL, 194 Degree F, Requires JALX-11 Or Equal (EST3 302-EPM-194).....	192.16	45.43
28 46 13 31-0239 EA Heat Detector, Rate Compensation, All-Weather Vertical, Box Mount (1/2" NPT), FM And UL, 135 Degree F, Requires STONCO27 Or Equal (EST3 302-ET-135).....	144.20	45.43
28 46 13 31-0240 EA Heat Detector, Rate Compensation, All-Weather Vertical, Box Mount (1/2" NPT), FM And UL, 194 Degree F, Requires STONCO27 Or Equal (EST3 302-ET-194).....	144.20	45.43
28 46 13 31-0241 Hazardous Locations Fire Alarm Station (28 46 13 31-0231)		
28 46 13 31-0242 EA Hazardous Location Fire Alarm Station (EST3 XAL53).....	1,267.36	75.72
28 46 13 31-0243 EA Explosion Proof, Weatherproof, Fire Alarm Station, Single Action, Cat 45 Key Reset, Terminal Connections, DPDT (EST3 MPSR1-D45WX-GE).....	1,206.74	75.72
28 46 13 31-0244 Hazardous Location Strobes (28 46 13 31-0231)		
28 46 13 31-0245 EA Explosion Proof Strobe (EST3 116DEXSTC-FJ).....	1,879.96	45.43
28 46 13 31-0246 EA Wall Bracket Mounting Elbow (EST3 116EX-B).....	351.24	15.15
28 46 13 31-0247 EA Ceiling / Wall Mounting Module (EST3 116EX-C).....	459.42	18.17
28 46 13 31-0248 EA Pendant Mounting Module (EST3 116EX-P).....	337.40	18.17
28 46 13 31-0249 Hazardous Location Bells (28 46 13 31-0231)		
28 46 13 31-0250 EA 6" Hazardous Location Bells, 24 Volt DC (EST3 439DEX-6AW).....	1,357.32	45.43
28 46 13 31-0251 EA 8" Hazardous Location Bells, 24 Volt DC (EST3 439DEX-8AW).....	1,392.42	45.43
28 46 13 31-0252 EA 10" Hazardous Location Bells, 24 Volt DC (EST3 439DEX-10AW).....	1,405.06	45.43



MINOR CSI UOM DESCRIPTION	TOTAL DIRECT UNIT COST	DEMOLITION UNIT COST
28 46 13 31-0253 Hazardous Location Horns <small>(28 46 13 31-0231)</small>		
28 46 13 31-0254 EA Hazardous Location Horns (EST3 888D-N5).....	1,327.08	45.43
28 46 13 31-0255 EA Explosion Proof Horn, Diode Polarized, 24 Volt DC (EST3 889D-AW).....	1,084.20	45.43
28 46 13 31-0256 Door Holders And Relays <small>(28 46 13 31-0002)</small>		
28 46 13 31-0257 Electromagnetic Door Holders <small>(28 46 13 31-0256)</small>		
28 46 13 31-0258 EA 24 Volt AC / 24 Volt DC / 120 Volt AC, Door Holder, Single, Floor Mount (EST3 1501-AQN5).....	239.40	45.43
28 46 13 31-0259 EA 24 Volt AC / 24 Volt DC / 120 Volt AC, Door Holder, Double, Floor Mount (EST3 1502-AQN5).....	309.84	45.43
28 46 13 31-0260 EA 24 Volt AC / 24 Volt DC / 120 Volt AC, Door Holder, Flush, Wall Mount (EST3 1504-AQN5).....	203.43	45.43
28 46 13 31-0261 EA 24 Volt AC / 24 Volt DC / 120 Volt AC, Door Holder, Flush, Wall Mount, Short Catch Plate (EST3 1505-AQN5).....	203.43	45.43
28 46 13 31-0262 EA 24 Volt AC / 24 Volt DC / 120 Volt AC, Door Holder, Surface, Wall Mount (EST3 1508-AQN5).....	206.68	45.43
28 46 13 31-0263 EA 24 Volt AC / 24 Volt DC / 120 Volt AC, Door Holder, Completely Flush, Wall Mount (EST3 1509-AQN5).....	209.78	45.43
28 46 13 31-0264 Control Relays, Multi-Voltage <small>(28 46 13 31-0256)</small>		
28 46 13 31-0265 EA Single SPDT With LED, Adhesive Tape Mounting (EST3 PAM1).....	48.39	9.08
28 46 13 31-0266 FireShield Plus <small>(28 46 13 31-0002)</small>		
28 46 13 31-0267 3 Zone System <small>(28 46 13 31-0266)</small>		
28 46 13 31-0268 EA Conventional Fire Alarm Control Panel, 3 Class B IDC Zones, 2 Class B NAC's, 3.5 Amperes NAC Power, Red Enclosure, 120 Volt AC, Capacity For (2) 10 Amp Hours Batteries (EST3 FSP302R).....	1,302.32	363.46
28 46 13 31-0269 EA Conventional Fire Alarm Control Panel, 3 Class B IDC Zones, 2 Class B NAC's, 3.5 Amperes NAC Power, Red Enclosure, 120 Volt AC, Capacity For (2) 10 Amp Hours Batteries, With Upload/Download DACT (EST3 FSP302RD).....	1,895.48	484.60
28 46 13 31-0270 EA Conventional Fire Alarm Control Panel, 3 Class B IDC Zones, 2 Class B NAC's, 3.5 Amperes NAC Power, Gray Enclosure, 120 Volt AC, Capacity For (2) 10 Amp Hours Batteries (EST3 FSP302G).....	1,302.32	363.46
28 46 13 31-0271 EA Conventional Fire Alarm Control Panel, 3 Class B IDC Zones, 2 Class B NAC's, 3.5 Amperes NAC Power, Gray Enclosure, 120 Volt AC, Capacity For (2) 10 Amp Hours Batteries, With Upload/Download DACT (EST3 FSP302GD).....	1,895.48	484.60
28 46 13 31-0272 EA Semi Flush Trim Kit For 3 Or 5 Zone Enclosures, Gray (EST3 F-TRIM35G).....	90.99	15.15
28 46 13 31-0273 EA Semi Flush Trim Kit For 3 Or 5 Zone Enclosures, Red (EST3 F-TRIM35R).....	90.99	15.15
28 46 13 31-0274 5 Zone System <small>(28 46 13 31-0266)</small>		
28 46 13 31-0275 EA Conventional Fire Alarm Control Panel, 5 Class B IDC Zones, 2 Class B NAC's, 3.5 Amperes NAC Power, Red Enclosure, 120 Volt AC, Capacity For (2) 10 Amp Hours Batteries (EST3 FSP502R).....	1,400.56	363.46
28 46 13 31-0276 EA Conventional Fire Alarm Control Panel, 5 Class B IDC Zones, 2 Class B NAC's, 3.5 Amperes NAC Power, Red Enclosure, 120 Volt AC, Capacity For (2) 10 Amp Hours Batteries, With Upload/Download DACT (EST3 FSP502RD).....	1,988.11	484.60
28 46 13 31-0277 EA Conventional Fire Alarm Control Panel, 5 Class B IDC Zones, 2 Class B NAC's, 3.5 Amperes NAC Power, Gray Enclosure, 120 Volt AC, Capacity For (2) 10 Amp Hours Batteries (EST3 FSP502G).....	1,400.56	363.46
28 46 13 31-0278 EA Conventional Fire Alarm Control Panel, 5 Class B IDC Zones, 2 Class B NAC's, 3.5 Amperes NAC Power, Gray Enclosure, 120 Volt AC, Capacity For (2) 10 Amp Hours Batteries, With Upload/Download DACT (EST3 FSP502GD).....	1,988.11	484.60
28 46 13 31-0279 EA Semi Flush Trim Kit For 3 Or 5 Zone Enclosures, Gray (EST3 F-TRIM35G).....	90.99	15.15
28 46 13 31-0280 EA Semi Flush Trim Kit For 3 Or 5 Zone Enclosures, Red (EST3 F-TRIM35R).....	90.99	15.15
28 46 13 31-0281 10 Zone System <small>(28 46 13 31-0266)</small>		
28 46 13 31-0282 EA Conventional Fire Alarm Control Panel, 10 Class B IDC Zones, 4 Class B NAC's, 3.5 Amperes NAC Power, Red Enclosure, 120 Volt AC, Capacity For (2) 17 Amp Hours Batteries (EST3 FSP1004R).....	2,021.79	484.60
28 46 13 31-0283 EA Conventional Fire Alarm Control Panel, 10 Class B IDC Zones, 4 Class B NAC's, 3.5 Amperes NAC Power, Red Enclosure, 120 Volt AC, Capacity For (2) 17 Amp Hours Batteries, With Upload/Download DACT (EST3 FSP1004RD).....	2,614.95	605.76
28 46 13 31-0284 EA Conventional Fire Alarm Control Panel, 10 Class B IDC Zones, 4 Class B NAC's, 3.5 Amperes NAC Power, Gray Enclosure, 120 Volt AC, Capacity For (2) 17 Amp Hours Batteries (EST3 FSP1004G).....	1,979.69	484.60
28 46 13 31-0285 EA Conventional Fire Alarm Control Panel, 10 Class B IDC Zones, 4 Class B NAC's, 3.5 Amperes NAC Power, Gray Enclosure, 120 Volt AC, Capacity For (2) 17 Amp Hours Batteries, With Upload/Download DACT (EST3 FSP1004GD).....	2,614.95	605.76
28 46 13 31-0286 EA Semi Flush Trim Kit For 10 Zone Enclosures, Gray (EST3 F-TRIM10G).....	106.19	15.15
28 46 13 31-0287 EA NAC Power Expansion Transformer, 120 Volt AC, Increases 10 Zone FACP NAC (EST3 F-XTR120).....	194.22	30.29
28 46 13 31-0288 FireShield Plus Off Premise Communication Options <small>(28 46 13 31-0266)</small>		
28 46 13 31-0289 EA F-Series Upload/Download DACT And Modem, Dual Line, With 2x16 LCD (EST3 F-DACT).....	425.46	30.29
28 46 13 31-0290 FireShield Plus Remote LED Annunciators <small>(28 46 13 31-0266)</small>		
28 46 13 31-0291 EA Remote System Indicator, Power, Alarm, Supervisory, Trouble And Ground Fault LED's With Local Buzzer, Single Gang, And White Trim Plate (EST3 FSRSI).....	181.94	45.43
28 46 13 31-0292 EA Remote Zone Indicator, Contains 5 Red LED's For Alarm Zone Indication, With Jumper Selectable Zone Settings, Single Gang, And White Trim Plate (EST3 FSRZI-A).....	181.94	45.43
28 46 13 31-0293 EA Remote Zone Indicator, Contains 5 Bi-Color LED's (Red/Yellow) For Alarm Or Supervisory Zone Indication, With Jumper Selectable Zone Settings, Single Gang, And White Trim Plate (EST3 FSRZI-SA).....	189.10	45.43
28 46 13 31-0294 EA Remote Annunciator Trim Plate - 2 Gang - White (EST3 FSAT2).....	36.43	9.08
28 46 13 31-0295 EA Remote Annunciator Trim Plate - 3 Gang - White (EST3 FSAT3).....	45.59	9.08
28 46 13 31-0296 EA Remote Annunciator Trim Plate - 4 Gang - White (EST3 FSAT4).....	67.59	9.08

28 Electronic Safety and Security**28 40 Life Safety****28 46 Fire Detection and Alarm**

SAN BERNARDINO
COUNTY

MINOR
CSI UOM DESCRIPTION

TOTAL DIRECT DEMOLITION
UNIT COST UNIT COST

MINOR	CSI	UOM	DESCRIPTION	TOTAL DIRECT UNIT COST	DEMOLITION UNIT COST
28 46 13 31-0297			FireShield Plus Remote 10 Zone LED Annunciators <small>(28 46 13 31-0266)</small>		
28 46 13 31-0298	EA		Remote LED Annunciator, With Common System Indicators, 10 Zone Indicators, White Housing, Mounts To 4" Electrical Box, For Use With 10 Zone Panels Only (EST3 FSRA10).....	568.03	45.43
28 46 13 31-0299	EA		Remote LED Annunciator, With Common System Indicators, 10 Zone Indicators And Common Control Switches, White Housing, Mounts To 4" Electrical Box, For Use With 10 Zone Panels Only (EST3 FSRA10C).....	624.17	45.43
28 46 13 31-0300	EA		Single Unit Remote Annunciator Enclosure, 4" Box Mount, Key Locked Door, Plexiglas Window, Gray (EST3 RA-ENC1).....	200.91	30.29
28 46 13 31-0301			FireShield Plus Remote Relays And Interfaces <small>(28 46 13 31-0266)</small>		
28 46 13 31-0302	EA		Remote Relay Module, 5 Form C Contacts, Jumper Selectable Operation, With Mounting Track (EST3 FSRRM24).....	212.37	30.29
28 46 13 31-0303	EA		11" Snap Track Holds 2-4 RRM's, Used To Mount FSRRM's In MFC-A Or Other Listed Enclosure, MFC-A Will Hold Two FSRRM-11S (EST3 FSRRM-S11).....	88.06	18.17
28 46 13 31-0304	EA		Common Function Graphic Driver/Interface - 9 Relays And 5 Switch Inputs For Common System Indicators And Controls (EST3 FSUIM).....	338.45	30.29
28 46 13 31-0305			FireShield Plus Accessories <small>(28 46 13 31-0266)</small>		
28 46 13 31-0306	EA		Resistor Kit With 1-3.6K And 1-1.1K (46071-0409) (EST3 EOL3.6-1.1).....	19.81	
28 46 13 31-0307	EA		4.7k UL End Of Line Resistor With FireShield Panels (EST3 EOL47PK7).....	12.13	
28 46 13 31-0308			iO Series Fire Control Panels <small>(28 46 13 31-0002)</small>		
28 46 13 31-0309			Intelligent Analog Control Panels <small>(28 46 13 31-0308)</small>		
28 46 13 31-0310	EA		FACP, 1 Intelligent Loop Supporting 125 Detectors/125 Modules, 2nd Loop Optional, 4 Class B NAC's, 6.5 Amperes Power Supply, Gray Door, 115 Volt AC, Capacity For Up (2) 18Ah Batteries, English (EST3 iO500G).....	3,905.05	605.76
28 46 13 31-0311	EA		FACP, 1 Intelligent Loop Supporting 125 Detectors/125 Modules, 2nd Loop Optional, 4 Class B NAC's, 6.5 Amperes Power Supply, Gray Door, 115 Volt AC, Capacity For Up (2) 18 Amp/hour Batteries, With Dual Line Dialer/Modem, English (EST3 iO500GD).....	4,177.32	605.76
28 46 13 31-0312	EA		FACP, 1 Loop, 64 Intelligent Devices Max, 2 Class B NAC's, 4.25 Amperes Power Supply, Gray Door, 115 Volt AC, Capacity For Up (2) 10 Amp/hour Batteries, English (EST3 iO64G).....	3,117.31	484.60
28 46 13 31-0313	EA		FACP, 1 Loop, 64 Intelligent Devices Max, 2 Class B NAC's, 4.25 Amperes Power Supply, Gray Door, 115 Volt AC, Capacity For Up (2) 10 Amp/hour Batteries, With Dual Line Dialer/Modem, English (EST3 iO64GD).....	3,243.62	484.60
28 46 13 31-0314			Option Modules And Accessories For iO Series <small>(28 46 13 31-0308)</small>		
28 46 13 31-0315	EA		16 Zone LED Annunciator, 2 LED's Per Zone, Customizable Insert Labels, Left Side Mounting, Zones 1-16 (EST3 D16L-iO-1).....	371.55	45.43
28 46 13 31-0316	EA		16 Zone LED Annunciator, 2 LED's Per Zone, Customizable Insert Labels, Right Side Mounting, Zones 17-32, Requires D16L-iO-1 (EST3 D16L-iO-2).....	231.20	45.43
28 46 13 31-0317	EA		Serial Interface, RS232, 4 Terminal Connections For Supervised/Unsupervised Printers And Connection To PC's (EST3 SA-232).....	231.20	45.43
28 46 13 31-0318	EA		Class A NAC Module, For 64 Point Systems Only, Mounts To Main Board (EST3 SA-CLA).....	200.91	30.29
28 46 13 31-0319	EA		Dialer/Modem, Two Telephone Line Connections, RJ31, Mounts To Base Plate (EST3 SA-DACT).....	413.35	24.23
28 46 13 31-0320	EA		Ethernet Port Interface, RJ45, Mounts To Base Plate (EST3 SA-ETH).....	750.18	24.23
28 46 13 31-0321	EA		Trim Kit For Semi-Flush Mounting 64 Point Systems (EST3 SA-TRIM1).....	89.23	15.15
28 46 13 31-0322	EA		Trim Kit For Semi-Flush Mounting 500 Point Systems (EST3 SA-TRIM2).....	103.27	15.15
28 46 13 31-0323	EA		Expansion Loop For iO500 Systems, 125 Detectors/125 Modules, Mounts On Main Board (EST3 XAL250).....	1,384.25	60.57
28 46 13 31-0324			Remote Annunciators For iO Series <small>(28 46 13 31-0308)</small>		
28 46 13 31-0325	EA		Remote Annunciator, 80 Character LCD, Common System Indicators, Beige Housing, Mounts To 4" Box With Supplied Ring (EST3 RLCD).....	757.48	45.43
28 46 13 31-0326	EA		Remote Annunciator, 80 Character LCD, Common System Indicators And Controls, Beige Housing, Mounts To 4" Box With Supplied Ring (EST3 RLCD-C).....	792.58	45.43
28 46 13 31-0327			Remote Annunciator Accessories <small>(28 46 13 31-0308)</small>		
28 46 13 31-0328	EA		24 Expander Cable Assembly, With Cable And Hardware (EST3 730073).....	86.43	15.15
28 46 13 31-0329	EA		12 Expander Cable (Cable Only) (EST3 7120313-01).....	58.36	15.15
28 46 13 31-0330	EA		24 Expander Cable (Cable Only) (EST3 7120313-02).....	79.40	15.15
28 46 13 31-0331	EA		Single Unit Remote Annunciator Enclosure, 4" Box Mount, Key Locked Door, Plexiglas Window, Beige (EST3 RA-ENC1).....	231.20	45.43
28 46 13 31-0332	EA		Dual Unit Remote Annunciator Enclosure, 4" Box Mount, Key Locked Door, Plexiglas Window, Beige (EST3 RA-ENC2).....	266.28	45.43
28 46 13 31-0333	EA		Three Unit Remote Annunciator Enclosure, 4" Box Mount, Key Locked Door, Plexiglas Window, Beige (EST3 RA-ENC3).....	301.38	45.43
28 46 13 31-0334	EA		Blank Zone Card Insert For RLEDx Controllers (EST3 RA-LED16ZC).....	58.36	15.15
28 46 13 31-0335	EA		Blank Zone Card Insert For RLED24x Controllers (EST3 RA-LED24ZC).....	58.36	15.15
28 46 13 31-0336	EA		Remote Key Switch, Single Gang Mount, Provides Keyed Control To Enable/Disable Common Control Switches On Remote Annunciators (EST3 RKEY).....	119.68	15.15
28 46 13 31-0337			System Accessories <small>(28 46 13 31-0308)</small>		
28 46 13 31-0338	EA		Battery Cabinet, 14" x 18.25" x 7.25" Free Standing Cabinet With Key Lock, Supports Up To 40 Amp Hours Batteries, Will Hold Up To Two 12 Volt DC, 24 Ampere Batteries (EST3 BC-1).....	424.57	60.57



MINOR CSI UOM DESCRIPTION	TOTAL DIRECT UNIT COST	DEMOLITION UNIT COST
28 46 13 31-0339 EA Isolator Module - RS232, For Use With Short Haul Modems, VDU-3, CCA Series, CGP Series And FCOM-232, Requires 1/2 Size Cabinet Footprint (EST3 IOP3A).....	1,926.92	484.60
28 46 13 31-0340 Conventional Initiating Devices (28 46 13 31-0002)		
28 46 13 31-0341 Detectors, Heat, Double Pole (28 46 13 31-0340)		
Note: WARNING, Heat detectors are not Life Safety Devices, use for property protection only.		
28 46 13 31-0342 EA Heat Detector, 135 Degree F Fixed Temperature (CF135-2).....	166.49	45.43
28 46 13 31-0343 EA Heat Detector, 200 Degree F Fixed Temperature (CF200-2).....	166.49	45.43
28 46 13 31-0344 EA Heat Detector, 135 Degree F ROR/Fixed Temperature (CR135-2).....	166.49	45.43
28 46 13 31-0345 EA Heat Detector, 200 Degree F ROR/Fixed Temperature (CR200-2).....	166.49	45.43
28 46 13 31-0346 Detectors, Rate Compensation Heat, Accessories (28 46 13 31-0340)		
28 46 13 31-0347 EA Heat Detector, Rate Compensation, Adapter Plate For Mounting 302 And 302-AW To Any 3 Outlet Box Or 4" Octagon Outlet Box (GE AP-P).....	101.58	45.43
28 46 13 31-0348 EA Explosion Proof Outlet Body With Cover, 1/2" Threaded Hubs On Back, Four Sides And Cover (GE JALX11).....	277.88	24.23
28 46 13 31-0349 EA 4" Weatherproof, Octagon Backbox And Cover, 1/2" Threaded Hubs On Back, Four Sides And Cover (GE STONCO27).....	87.92	30.29
28 46 13 31-0350 Detectors, Heat, Fire-Lite (28 46 13 31-0340)		
Note: WARNING, Heat detectors are not Life Safety Devices, use for property protection only.		
28 46 13 31-0351 EA Explosion Heat Detector, 135 Degree F Fixed Temperature, Rate-Anticipation Heat Detector, All-Weather Vertical Mounting (302-EPM-135).....	155.69	45.43
28 46 13 31-0352 EA Explosion Heat Detector, 194 Degree F Fixed Temperature, Rate-Anticipation Heat Detector, All-Weather Vertical Mounting (302-EPM-194).....	155.69	45.43
28 46 13 31-0353 Audio Notification Systems (Standalone Voice Evacuation) (28 46 13 31-0002)		
28 46 13 31-0354 Audio Notification Panels (28 46 13 31-0353)		
28 46 13 31-0355 EA Audio Notification Panel, 100 Watt Amplifier, DMR, Temporal Pattern, Power Supply And Battery Charger, Standard Message, Microphone, And 14.5" x 18" x 4" Gray Cabinet (GE ANS100MDG).....	5,379.72	605.76
28 46 13 31-0356 EA Audio Notification Panel, 100 Watt Amplifier, DMR, Temporal Pattern, Power Supply And Battery Charger, Standard Message, Microphone, And 14.5" x 18" x 4" Red Cabinet (GE ANS100MDR).....	5,379.72	605.76
28 46 13 31-0357 EA Audio Notification Panel, 25 Watt Amplifier, DMR, Temporal Pattern, Power Supply And Battery Charger, Standard Message, Microphone, And 14.5" x 18" x 4" Gray Cabinet (GE ANS25MDG).....	4,018.39	605.76
28 46 13 31-0358 EA Audio Notification Panel, 25 Watt Amplifier, DMR, Temporal Pattern, Power Supply And Battery Charger, Standard Message, Microphone, And 14.5" x 18" x 4" Red Cabinet (GE ANS25MDR).....	4,018.39	605.76
28 46 13 31-0359 EA Audio Notification Panel, 50 Watt Amplifier, DMR, Temporal Pattern, Power Supply And Battery Charger, Standard Message, Microphone, And 14.5" x 18" x 4" Gray Cabinet (GE ANS50MDG).....	4,692.03	605.76
28 46 13 31-0360 EA Audio Notification Panel, 50 Watt Amplifier, DMR, Temporal Pattern, Power Supply And Battery Charger, Standard Message, Microphone, And 14.5" x 18" x 4" Red Cabinet (GE ANS50MDR).....	4,692.03	605.76
28 46 13 31-0361 Audio Notification Expander Panels (28 46 13 31-0353)		
28 46 13 31-0362 EA Audio Expander Panel, 100W With Out DMR Or Microphone, Power Supply And Battery Charger, 14.5" x 18" x 4" Gray Cabinet (GE ANS100XG).....	4,130.66	605.76
28 46 13 31-0363 EA Audio Expander Panel, 100W With Out DMR Or Microphone, Power Supply And Battery Charger, 14.5" x 18" x 4" Red Cabinet (GE ANS100XR).....	4,130.66	605.76
28 46 13 31-0364 EA Audio Expander Panel, 25 Watt Without DMR Or Microphone, Power Supply And Battery Charger, 14.5" x 18" x 4" Gray Cabinet (GE ANS25XG).....	2,811.43	605.76
28 46 13 31-0365 EA Audio Expander Panel, 25 Watt Without DMR Or Microphone, Power Supply And Battery Charger, 14.5" x 18" x 4" Red Cabinet (GE ANS25XR).....	2,811.43	605.76
28 46 13 31-0366 EA Audio Expander Panel, 50W With Out DMR Or Microphone, Power Supply And Battery Charger, 14.5" x 18" x 4" Gray Cabinet (GE ANS50XG).....	3,583.32	605.76
28 46 13 31-0367 EA Audio Expander Panel, 50W With Out DMR Or Microphone, Power Supply And Battery Charger, 14.5" x 18" x 4" Red Cabinet (GE ANS50XR).....	3,583.32	605.76
28 46 13 31-0368 Audio Notification Output Accessories (28 46 13 31-0353)		
28 46 13 31-0369 EA Zone Adapter, 1 Circuit To 2 Circuit's (GE ANSZC2B).....	156.60	15.15
28 46 13 31-0370 EA Zone Splitter, 2 Class A Circuits With Zone Selection Switches And All-Call Switch (GE ANSZS2A).....	692.12	30.29
28 46 13 31-0371 EA Zone Splitter, 4 Class B Circuits With Zone Selection Switches And All-Call Switch (GE ANSZS4B).....	692.12	30.29
28 46 13 31-0372 EA Class A Converter (GE ANSZSC4A).....	495.64	30.29
28 46 13 31-0373 Audio Notification Remote Microphone (28 46 13 31-0353)		
28 46 13 31-0374 EA Microphone (GE ANSMIKE).....	186.88	30.29
28 46 13 31-0375 EA Remote Microphone, Supervised In Surface/Semi-Flush Gray Cabinet, Requires EVX-SC Card In Evacuation Panel (GE ANSREMG).....	762.29	30.29
28 46 13 31-0376 EA Remote Microphone, Supervised In Surface/Semi-Flush Red Cabinet, Requires EVX-SC Card In Evacuation Panel (GE ANSREMR).....	762.29	30.29
28 46 13 31-0377 EA Remote Microphone Supervisory Card, One Per System, Supervises Up To 5 Remote Microphones (GE ANSREMSUP).....	170.63	15.15
28 46 13 31-0378 EA Relay Card For Supervision/Zone Splitter To Remote Microphone (GE ANSZSR).....	93.43	15.15
28 46 13 31-0379 Audio Notification Accessories (28 46 13 31-0353)		
28 46 13 31-0380 EA Audio Matching - Line Input/Output Card (GE ANSAUX).....	313.19	30.29

28 Electronic Safety and Security**28 40 Life Safety****28 46 Fire Detection and Alarm**

SAN BERNARDINO
COUNTY

MINOR CSI UOM DESCRIPTION	TOTAL DIRECT UNIT COST	DEMOLITION UNIT COST
28 46 13 31-0381 EA Class B Backup Amplifier Switching Module (GE ANSBKUP).....	313.19	30.29
28 46 13 31-0382 EA Class A Backup Amplifier Switching Module (GE ANSBKUPA).....	313.19	30.29
28 46 13 31-0383 EA Eight Input Remote Serial Interface Module, Accepts Dry Contact Interface To Control Up To 8 Messages, Message Recording Included With Module, For Industrial Signaling Only, Not UL Listed For Fire Alarm / Life Safety Applications (GE ANSRIS8)	692.12	30.29
28 46 13 31-0384 Audio Notification Modules, Without Cabinet And Transformer <small>(28 46 13 31-0353)</small>		
28 46 13 31-0385 EA 100W Expander Module (No Microphone OR DMR), Requires Transformer Ordered Separately (GE ANS100A).....	2,521.04	60.57
Note: Excludes cabinet.		
28 46 13 31-0386 EA 100W Expander Module With Microphone (No DMR), Requires Transformer Ordered Separately (GE ANS100AM).....	2,647.35	60.57
Note: Excludes cabinet.		
28 46 13 31-0387 EA 100W Audio Notification Module With DMR And Microphone, Requires Transformer Ordered Separately (GE ANS100AMD)	3,657.82	60.57
Note: Excludes cabinet.		
28 46 13 31-0388 EA 25 Watt Expander Module (No Microphone Or DMR), Requires Transformer Ordered Separately (GE ANS25A).....	1,384.25	60.57
Note: Excludes cabinet.		
28 46 13 31-0389 EA 25 Watt Expander Module With Microphone (No DMR), Requires Transformer (GE ANS25AM).....	1,384.25	60.57
Note: Excludes cabinet.		
28 46 13 31-0390 EA 25 Watt Audio Notification Module With DMR And Microphone, Requires Transformer Ordered Separately (GE ANS25AMD)	2,521.04	60.57
28 46 13 31-0391 EA 50W Expander Module (No Microphone Or DMR) (GE ANS50A)	2,015.80	60.57
Note: Excludes cabinet.		
28 46 13 31-0392 EA 50W Expander Module With Microphone (No DMR) (GE ANS50AM)	2,142.11	60.57
Note: Excludes cabinet.		
28 46 13 31-0393 EA 50W Audio Notification Module With DMR And Microphone (GE ANS50AMD).....	3,152.58	60.57
Note: Excludes cabinet.		
28 46 13 31-0394 EA Power Transformer, Open Frame, 28 Volt AC At 180 VA (EVAX 50/100) (GE ANST28180).....	156.60	15.15
28 46 13 31-0395 EA Power Transformer, Open Frame, 28 Volt AC At 100 VA (EVAX 25) (GE ANST2885).....	115.96	15.15
28 46 13 31-0396 Simplex Fire Alarm <small>(28 46 13 31)</small>		
28 46 13 31-0397 4100 Fire Alarm Control Panel <small>(28 46 13 31-0396)</small>		
28 46 13 31-0398 EA 4100U Master Controller Assembly With LCD And Operator Interface, 9 Amperes System Power Supply/Battery Charger (SPS), 250 Point IDNet Interface, 3 NACs, Auxiliary Relay And External RUI Communications Interface, 120 Volt AC Input (Simplex 4100-9111)	6,673.85	604.77
28 46 13 31-0399 EA 4100ES NDU With Master Controller, LCD And Operator Interface, Network Interface Module (Select Media Card Separately), 9 Amperes System Power Supply/Battery Charger, And External RUI Communications Interface (Power Supply/Battery Charger Is An SPS With Its IDNet Channel And NACs Disabled), 120 Volt AC Input (Simplex 4100-9141)	7,283.35	604.77
28 46 13 31-0400 EA 4100ES NDU With VCC Includes The First Bay Equipment Described For The NDU And A Second Bay Assembly With Separate Master Controller For Voice Functions, Network Interface (Select Media Card Separately), And A Standard SPS With 250 Point IDNet Channel; And 3, 3 A Class A/B NACs Capable Of SmartSync Two-Wire Operation, 120 V Input (Simplex 4100-9142)	10,475.56	604.77
28 46 13 31-0401 EA Up To 127 Points, IDNet Module, (Simplex 4100-3104)	4,278.67	604.77
Note: Add-on module.		
28 46 13 31-0402 EA Up To 64 Points, IDNet Module, (Simplex 4100-3105)	3,349.17	604.77
Note: Add-on module.		
28 46 13 31-0403 EA Expansion Power Supply, 3 NACs, 120 Volt AC (Simplex 4100-5101)	2,126.47	151.19
Note: Add-on module.		
28 46 13 31-0404 EA Alarm Relay, 3 Form C Relays, 2 Amperes At 32 Volt DC, For SPS Or RPS (Simplex 4100-6033).....	444.82	30.24
Note: Add-on module.		
28 46 13 31-0405 EA Dual Port RS-232 Interface Card (Simplex 4100-6038).....	1,276.54	30.24
Note: Add-on module.		
28 46 13 31-0406 4100U Backbox <small>(28 46 13 31-0396)</small>		
28 46 13 31-0407 EA 2 Bay Backbox With Glass Door And Dress Panel (Simplex 2975-9425).....	2,214.05	120.96
Note: 24" x 40" beige backbox.		
28 46 13 31-0408 EA 3 Bay Backbox With Glass Door And Dress Panel (Simplex 2975-9443).....	3,118.34	120.96
Note: 24" x 56" beige backbox.		
28 46 13 31-0409 DACT (Digital Alarm Communicator Transmitter) <small>(28 46 13 31-0396)</small>		
28 46 13 31-0410 EA 6 Zone Fire Control Communicator (Silent Knight SK-5104)	1,212.26	60.47
28 46 13 31-0411 4010 Fire Alarm Control Panel <small>(28 46 13 31-0396)</small>		
28 46 13 31-0412 EA 120 Volt AC Fire Alarm Control Panel With Door, Cabinet, Power Supply/Battery Charger, IDNet Interface, 4 NACs, 2 Programmable Auxiliary Relays, External N2 Communications Interface, And Internal Common Event Reporting DACT (Simplex 4010-9101)	6,300.26	604.77
28 46 13 31-0413 EA 240 Volt AC Fire Alarm Control Panel With Door, Cabinet, Power Supply/Battery Charger, IDNet Interface, 4 NACs, 2 Programmable Auxiliary Relays, And External N2 Communications Interface (Simplex 4010-9201).....	6,114.94	604.77
28 46 13 31-0414 EA Dual Circuit Class A NAC Adapter Module (Simplex 4010-9806)	228.77	30.24
28 46 13 31-0415 EA Dual RS-232 Interface Module Expansion Slot Option (Simplex 4010-9811)	994.34	30.24
28 46 13 31-0416 EA Single RS-232 Interface Module With Service Modem Connection Expansion Slot Option (Simplex 4010-9812).....	1,367.23	30.24
28 46 13 31-0417 EA 120 Volt AC, 4 Amperes, Expansion Power Supply Expansion Module (Simplex 4010-9813)	702.31	30.24
28 46 13 31-0418 EA 240 Volt AC, 4 Amperes, Expansion Power Supply Expansion Module (Simplex 4010-9823)	760.03	30.24
28 46 13 31-0419 EA Battery Meter Module Expansion Module (Simplex 4010-9820).....	284.86	30.24



MINOR CSI UOM DESCRIPTION	TOTAL DIRECT UNIT COST	DEMOLITION UNIT COST
28 46 13 31-0420 Printer <small>(28 46 13 31-0396)</small>		
28 46 13 31-0421 EA 24 Pin Dot Matrix Printer (Simplex 4190-9013).....	2,202.19	30.24
28 46 13 31-0422 NAC Panel / Power Booster <small>(28 46 13 31-0396)</small>		
28 46 13 31-0423 EA 120 Volt AC, IDNet NAC Extender With 4, Class B (Style Y) NACs And 8 Amperes Power Supply (Simplex 4009-9201)..... Note: Power supply for horns and strobes.	1,422.27	151.19
28 46 13 31-0424 Battery <small>(28 46 13 31-0396)</small>		
28 46 13 31-0425 EA 50 Ampere Hours Sealed Lead Acid Battery (Simplex 2081-9296)..... Note: Two required for 24 volt DC.	890.28	30.24
28 46 13 31-0426 EA 33 Ampere Hours Sealed Lead Acid Battery (Simplex 2081-9276)..... Note: Two required for 24 volt DC.	591.25	30.24
28 46 13 31-0427 EA 6.2 Ampere Hours Sealed Lead Acid Battery (Simplex 2081-9272)..... Note: Two required for 24 volt DC.	212.48	30.24
28 46 13 31-0428 Interface Modules <small>(28 46 13 31-0396)</small>		
28 46 13 31-0429 EA Supervised Individual Addressable Modules (Simplex 4090-9001)..... Note: Monitor modules for waterflow / tamper, etc.	171.39	30.24
28 46 13 31-0430 EA Relay Individual Addressable Modules (Simplex 4090-9002)..... Note: Control modules for gas shutdown, door holders, etc.	355.97	30.24
28 46 13 31-0431 EA Relay SPDT With LED MR-801/T (Simplex 2088-9032)..... Note: Interface relay for 120VAC	84.43	30.24
28 46 13 31-0432 EA SmartSync™ Adapter Module For Non-Addressable Notification Appliance Circuits (NACs) (Simplex 4905-9815).....	173.42	30.24
28 46 13 31-0433 EA Surface Mount Cover Plate For SmartSync Adapter Module (Simplex 4905-9817).....	77.13	15.12
28 46 13 31-0434 EA Flush Mount Cover Plate For SmartSync Adapter Module (Simplex 4905-9818).....	73.23	15.12
28 46 13 31-0435 Pull Stations <small>(28 46 13 31-0396)</small>		
28 46 13 31-0436 EA Addressable Single Action Manual Pull Station (Simplex 4099-9001).....	210.98	30.24
28 46 13 31-0437 EA N.O. Contacts, Single Action, Non-Coded, Non-Addressable Manual Pull Stations (Simplex 2099-9101).....	150.37	30.24
28 46 13 31-0438 EA N.C. Contacts, Single Action, Non-Coded, Non-Addressable Manual Pull Stations (Simplex 2099-9102).....	162.08	30.24
28 46 13 31-0439 EA Break-Glass, Double Action, Non-Coded, Non-Addressable Manual Pull Stations (Simplex 2099-9103).....	145.09	30.24
28 46 13 31-0440 EA N.O. Contacts, Break-Glass, Double Action, Non-Coded, Non-Addressable Manual Pull Stations (Simplex 2099-9104).....	169.91	30.24
28 46 13 31-0441 EA N.C. Contacts, Break-Glass, Double Action, Non-Coded, Non-Addressable Manual Pull Stations (Simplex 2099-9105).....	259.09	30.24
28 46 13 31-0442 EA Single Action, Pre-Signal, N.O. Contacts, Non-Coded, Non-Addressable Manual Pull Stations (Simplex 2099-9107).....	216.80	30.24
28 46 13 31-0443 EA Break-Glass, Pre-Signal, N.O. Contacts, Double Action, Non-Coded, Non-Addressable Manual Pull Stations (Simplex 2099-9108).....	255.88	30.24
28 46 13 31-0444 EA Single Action, Non-Coded, Non-Addressable Manual Pull Stations (Simplex 2099-9754).....	117.80	30.24
28 46 13 31-0445 EA Local Alarm Cover, Single Action, Non-Coded, Non-Addressable Manual Pull Stations (Simplex 2099-9755).....	124.95	30.24
28 46 13 31-0446 EA Push, Double Action, Non-Coded, Non-Addressable Manual Pull Stations (Simplex 2099-9756).....	147.98	30.24
28 46 13 31-0447 EA N.C. Contacts, Push, Double Action, Non-Coded, Non-Addressable Manual Pull Stations (Simplex 2099-9758).....	231.70	30.24
28 46 13 31-0448 EA Pre-Signal, N.O. Contacts, Push, Double Action, Non-Coded, Non-Addressable Manual Pull Stations (Simplex 2099-9759).....	402.90	30.24
28 46 13 31-0449 EA Institutional Cover, Single Action, Non-Coded, Non-Addressable Manual Pull Stations (Simplex 2099-9762).....	130.83	30.24
28 46 13 31-0450 EA Surface Mount Steel Box For Manual Pull Station (Simplex 2975-9178).....	81.06	15.12
28 46 13 31-0451 Weatherproof Pull Stations <small>(28 46 13 31-0396)</small>		
28 46 13 31-0452 EA Weather Proof Single Action Pull Station, Cast Metal, B Lock, SPST (Simplex 2099-9138).....	205.47	36.29
28 46 13 31-0453 EA Surface Mount Cast Aluminum Box For Exterior Pull Station (Simplex 2975-9211).....	132.98	15.12
28 46 13 31-0454 Heat / Smoke Sensor <small>(28 46 13 31-0396)</small>		
28 46 13 31-0455 EA 32 To 122 Degree F Heat Sensor (Simplex 4098-9733).....	205.84	45.36
28 46 13 31-0456 EA Photoelectric Smoke Sensor (Simplex 4098-9714).....	301.78	45.36
28 46 13 31-0457 EA Sensor Base With Relay Driver (Simplex 4098-9791).....	594.92	15.12
28 46 13 31-0458 EA Standard Sensor Base (Simplex 4098-9792).....	301.64	15.12
28 46 13 31-0459 EA Remote Supervised Relay Accessory For Sensor Base With Relay Driver (Simplex 2098-9737)..... Note: Relay for 4098-9791	172.11	30.24
28 46 13 31-0460 Explosion Proof Heat Detector <small>(28 46 13 31-0396)</small>		
28 46 13 31-0461 EA 135 Degree F Explosion Proof Heat Detector (Simplex 2098-9488).....	218.11	45.36
28 46 13 31-0462 EA Explosion Proof Backbox (Killark JLX-21).....	143.60	15.12
28 46 13 31-0463 EA Explosion Proof Backbox Plugs (Killark CUP-2).....	12.96	3.03
28 46 13 31-0464 Weatherproof Heat Detector <small>(28 46 13 31-0396)</small>		
28 46 13 31-0465 EA 194 Degree F Fixed Hardwired Weatherproof Heat Detector (Simplex 2098-9490).....	156.46	45.36
28 46 13 31-0466 200 Degree F Heat Detector <small>(28 46 13 31-0396)</small>		

28 Electronic Safety and Security

28 40 Life Safety

28 46 Fire Detection and Alarm



MINOR	CSI	UOM	DESCRIPTION	TOTAL DIRECT UNIT COST	DEMOLITION UNIT COST
28 46 13 31-0467	EA		194 Degree F Heat Detector, ROR/Fixed Temperature (Simplex 5604)..... Note: Used in kiln rooms and kitchens.	128.91	45.36
28 46 13 31-0468			Duct Smoke Sensor (28 46 13 31-0396)		
28 46 13 31-0469	EA		Duct Sensor Housing (Simplex 4098-9755).....	479.93	24.19
28 46 13 31-0470	EA		Duct Sensor Housing With Supervised Output For Multiple Remote Relays, 4-Wire (Simplex 4098-9756) Note: Relay output for AHU shutdown.	645.24	54.43
28 46 13 31-0471	EA		46" To 71" Duct Sampling Tube (Simplex 2098-9798)..... Note: 25", 49", 73" or 97" sampling tube length.	71.01	15.12
28 46 13 31-0472	EA		Remote Duct Test Station With Key Switch And Red LED Status Indicator (Simplex 2098-9806)	168.09	45.36
28 46 13 31-0473			Interior Horn (28 46 13 31-0396)		
28 46 13 31-0474	EA		Red With White FIRE Lettering, TrueAlert Addressable Electronic Horn (Simplex 4901-9850).....	155.27	45.36
28 46 13 31-0475	EA		White With Red FIRE Lettering, TrueAlert Addressable Electronic Horn (Simplex 4901-9853).....	155.27	45.36
28 46 13 31-0476			Interior Horn Strobe (28 46 13 31-0396)		
28 46 13 31-0477	EA		75Cd, Wall Mounted Horn Strobe, Red (Simplex 4903-9426)	216.24	45.36
28 46 13 31-0478	EA		110Cd, Wall Mounted Horn Strobe, Red (Simplex 4903-9427)	216.24	45.36
28 46 13 31-0479	EA		Wall Mount, Red Housing, White Lettering, Horn And Intensity Selectable (15, 30, 75 Or 110 Candela) Multi-Candela Strobe (Simplex 4906-9127).....	202.33	45.36
28 46 13 31-0480	EA		Ceiling Mount, Red Housing, White Lettering, Horn And Intensity Selectable (15, 30, 75 Or 110 Candela) Multi-Candela Strobe (Simplex 4906-9128).....	202.33	45.36
28 46 13 31-0481	EA		Wall Mount, White Housing, Red Lettering, Horn And Intensity Selectable (15, 30, 75 Or 110 Candela) Multi-Candela Strobe (Simplex 4906-9129).....	202.33	45.36
28 46 13 31-0482	EA		Ceiling Mount, White Housing, Red Lettering, Horn And Intensity Selectable (15, 30, 75 Or 110 Candela) Multi-Candela Strobe (Simplex 4906-9130).....	202.33	45.36
28 46 13 31-0483	EA		Weatherproof, Red Housing, White Lettering, Horn And Intensity Selectable (15, 60 Or 75 Candela) Multi-Candela Strobe (Simplex 4906-9131).....	206.99	45.36
28 46 13 31-0484	EA		Weatherproof, White Housing, Red Lettering, Horn And Intensity Selectable (15, 60 Or 75 Candela) Multi-Candela Strobe (Simplex 4906-9132).....	206.99	45.36
28 46 13 31-0485	EA		Wall Mount, Red Housing, White Lettering, Horn And Intensity Selectable (135, 177 Or 185 Candela) Multi-Candela Strobe (Simplex 4906-9139).....	215.19	45.36
28 46 13 31-0486	EA		Ceiling Mount, Red Housing, White Lettering, Horn And Intensity Selectable (135, 177 Or 185 Candela) Multi-Candela Strobe (Simplex 4906-9140).....	211.41	45.36
28 46 13 31-0487	EA		Wall Mount, White Housing, Red Lettering, Horn And Intensity Selectable (135, 177 Or 185 Candela) Multi-Candela Strobe (Simplex 4906-9141).....	215.19	45.36
28 46 13 31-0488	EA		Ceiling Mount, White Housing, Red Lettering, Horn And Intensity Selectable (135, 177 Or 185 Candela) Multi-Candela Strobe (Simplex 4906-9142).....	211.41	45.36
28 46 13 31-0489	EA		Wall Mount, Red Housing, White Lettering, Horn And Intensity Selectable (15, 30, 75 Or 110 Candela) Multi-Candela Addressable Strobe (Simplex 4906-9227).....	202.33	45.36
28 46 13 31-0490	EA		Ceiling Mount, Red Housing, White Lettering, Horn And Intensity Selectable (15, 30, 75 Or 110 Candela) Multi-Candela Addressable Strobe (Simplex 4906-9228).....	202.33	45.36
28 46 13 31-0491	EA		Wall Mount, White Housing, Red Lettering, Horn And Intensity Selectable (15, 30, 75 Or 110 Candela) Multi-Candela Addressable Strobe (Simplex 4906-9229).....	202.33	45.36
28 46 13 31-0492	EA		Ceiling Mount, White Housing, Red Lettering, Horn And Intensity Selectable (15, 30, 75 Or 110 Candela) Multi-Candela Addressable Strobe (Simplex 4906-9230).....	202.33	45.36
28 46 13 31-0493			Interior Strobe (28 46 13 31-0396)		
28 46 13 31-0494	EA		Wall Mount, Red Housing, White Lettering, Intensity Selectable (15, 30, 75 Or 110 Candela) Multi-Candela Strobe (Simplex 4906-9101)	172.78	45.36
28 46 13 31-0495	EA		Ceiling Mount, Red Housing, White Lettering, Intensity Selectable (15, 30, 75 Or 110 Candela) Multi-Candela Strobe (Simplex 4906-9102).....	172.78	45.36
28 46 13 31-0496	EA		Wall Mount, White Housing, Red Lettering, Intensity Selectable (15, 30, 75 Or 110 Candela) Multi-Candela Strobe (Simplex 4906-9103)	172.72	45.36
28 46 13 31-0497	EA		Ceiling Mount, White Housing, Red Lettering, Intensity Selectable (15, 30, 75 Or 110 Candela) Multi-Candela Strobe (Simplex 4906-9104).....	172.78	45.36
28 46 13 31-0498	EA		Weatherproof, Red Housing, White Lettering, Intensity Selectable (15, 60 Or 75 Candela) Multi-Candela Strobe (Simplex 4906-9105)	190.45	45.36
28 46 13 31-0499	EA		Weatherproof, White Housing, Red Lettering, Intensity Selectable (15, 60 Or 75 Candela) Multi-Candela Strobe (Simplex 4906-9106)	190.45	45.36
28 46 13 31-0500	EA		Wall Mount, Red Housing, White Lettering, Intensity Selectable (135, 177 Or 185 Candela) Multi-Candela Strobe (Simplex 4906-9109)	191.58	45.36
28 46 13 31-0501	EA		Ceiling Mount, Red Housing, White Lettering, Intensity Selectable (135, 177 Or 185 Candela) Multi-Candela Strobe (Simplex 4906-9110).....	194.66	45.36
28 46 13 31-0502	EA		Wall Mount, White Housing, Red Lettering, Intensity Selectable (135, 177 Or 185 Candela) Multi-Candela Strobe (Simplex 4906-9111).....	194.66	45.36
28 46 13 31-0503	EA		Ceiling Mount, White Housing, Red Lettering, Intensity Selectable (135, 177 Or 185 Candela) Multi-Candela Strobe (Simplex 4906-9112).....	194.66	45.36
28 46 13 31-0504	EA		Wall Mount, Red Housing, White Lettering, Intensity Selectable (15, 30, 75 Or 110 Candela) Multi-Candela Addressable Strobe (Simplex 4906-9201).....	172.78	45.36
28 46 13 31-0505	EA		Ceiling Mount, Red Housing, White Lettering, Intensity Selectable (15, 30, 75 Or 110 Candela) Multi-Candela Addressable Strobe (Simplex 4906-9202).....	172.78	45.36
28 46 13 31-0506	EA		Wall Mount, White Housing, Red Lettering, Intensity Selectable (15, 30, 75 Or 110 Candela) Multi-Candela Addressable Strobe (Simplex 4906-9203).....	172.78	45.36
28 46 13 31-0507	EA		Ceiling Mount, White Housing, Red Lettering, Intensity Selectable (15, 30, 75 Or 110 Candela) Multi-Candela Addressable Strobe (Simplex 4906-9204).....	172.78	45.36



MINOR CSI UOM DESCRIPTION	TOTAL DIRECT UNIT COST	DEMOLITION UNIT COST
28 46 13 31-0508 Interior Speakers <small>(28 46 13 31-0396)</small>		
28 46 13 31-0509 EA Red With White FIRE Lettering, Wall Mount Speaker, Rectangular Housing (Simplex 4902-9716).....	140.31	45.36
28 46 13 31-0510 EA White With Red FIRE Lettering, Wall Mount Speaker, Rectangular Housing (Simplex 4902-9717).....	140.31	45.36
28 46 13 31-0511 EA Ceiling Or Wall Mount, Round Housing Speaker (Simplex 4902-9721).....	140.31	45.36
28 46 13 31-0512 Interior Speaker Strobe <small>(28 46 13 31-0396)</small>		
28 46 13 31-0513 EA Red Housing, White Lettering, Multi-Tapped Speaker And Intensity Selectable (15, 30, 75 Or 110 Candela) Multi-Candela Strobe (Simplex 4906-9151).....	230.00	45.36
28 46 13 31-0514 EA White Housing, Red Lettering, Multi-Tapped Speaker And Intensity Selectable (15, 30, 75 Or 110 Candela) Multi-Candela Strobe (Simplex 4906-9153).....	230.00	45.36
28 46 13 31-0515 Surge Suppressors <small>(28 46 13 31-0396)</small>		
28 46 13 31-0516 EA Overvoltage Suppressor (Simplex 2081-9044).....	149.71	9.07
28 46 13 31-0517 EA Isolated Loop Circuit Protector (Simplex 2081-9028).....	95.56	9.07
28 46 13 31-0518 EA 120 Volt AC, 20 Amperes, Multi Stage Hybrid Surge Protector With EMI/RFI Filtering (Ditek 120S20A).....	321.28	9.07
28 46 13 31-0519 EA 24 Volt AC, Data And Loop Circuit Surge Protector (Ditek DTK-2MHL24B).....	109.52	9.07
28 46 13 31-0520 EA Mounting Base For Two DTK-2MHL (Ditek DTK-2MB).....	164.97	15.12
28 46 13 31-0521 EA 120 Volt AC, 22,500 Amperes, Equipment Panel/Dedicated Circuit Surge Protector (Ditek DTK-120HW).....	112.29	9.07
28 46 13 31-0522 EA <105 Volt AC, 9,000 Amperes, RJ31 Connection, Alarm Dialer Surge Protection (Ditek DTK-MRJ31SCWP).....	84.38	9.07
28 46 13 31-0523 Boxes And Adapters <small>(28 46 13 31-0396)</small>		
28 46 13 31-0524 EA Semi-Flush Mount Modular Adapter Using Standard 4" Square Electrical Box (Simplex 4905-9921).....	73.23	15.12
28 46 13 31-0525 EA Surface Mount Modular Adapter Using Simplex Box (Simplex 4905-9925).....	69.32	15.12
28 46 13 31-0526 EA Red, Surface Mount Adapter Skirt (Simplex 4905-9937).....	61.66	15.12
28 46 13 31-0527 EA White, Surface Mount Adapter Skirt (Simplex 4905-9940).....	50.79	15.12
28 46 13 31-0528 Accessories <small>(28 46 13 31-0396)</small>		
28 46 13 31-0529 EA End-Of-Line Resistor Harness, 10 k Ohms, 1/2 Watt, Two Required, One Each For Audible And Visible Output (Simplex 4081-9008).....	34.78	15.12
28 46 13 31-0530 Additional Simplex And STI Fire Alarm Devices <small>(28 46 13 31-0396)</small>		
28 46 13 31-0531 EA Audible/Visible Notification Appliances, Wall Mount Multi-Candela Horn/Strobe, Red (Simplex 49AV-WRF).....	377.13	45.36
28 46 13 31-0532 EA Single Action Addressable Manual Pull Station - LED (Simplex 4099-9004).....	234.06	30.24
28 46 13 31-0533 EA Test Station With Keyswitch And Red LED Alarm Indicator (Simplex 4098-9834).....	175.97	45.36
28 46 13 31-0534 EA Duct Weatherproof Enclosure (Simplex 4098-9845).....	1,063.60	54.43
28 46 13 31-0535 EA Sampling Tube 49", Plastic (Simplex 4098-9856).....	91.00	15.12
28 46 13 31-0536 EA IDNAC Repeater Platinum (Simplex 4009-9601).....	2,860.85	140.55
28 46 13 31-0537 EA 50 Amp Hours, Battery Cabinet, Red (Simplex 2081-9282).....	6,028.89	402.77
28 46 13 31-0538 EA 10 Amp Hours, 12 Volt Battery (Simplex 2081-9274).....	109.53	30.24
28 46 13 31-0539 EA MR201/C Relay, DPDT With LED (Simplex 2088-9010).....	83.78	24.19
28 46 13 31-0540 EA Visible Notification Appliances, Wall Mount Multi-Candela Strobes, Red (Simplex 49VO-WRF).....	220.90	45.36
28 46 13 31-0541 EA SSD Adapter Plate (Simplex 4098-9832).....	56.28	15.12
28 46 13 31-0542 EA Backbox/A-V Device, Red (Simplex 2975-9145).....	242.47	60.47
28 46 13 31-0543 EA 8-5/16" x 5-3/4" Backbox Adapter Plate, Red (Simplex 4905-9931).....	111.71	24.19
28 46 13 31-0544 EA 6-1/16" H x 6-1/16" W x 3-1/8" D, Wire Guard for Wall Mount TrueAlert V/O or A/V, Includes Mounting Plate, Red (Simplex 4905-9961).....	71.01	18.14
28 46 13 31-0545 EA Backbox Manual Station (Simplex 2975-9022).....	328.35	60.47
28 46 13 31-0546 EA Master Controller With InfoAlarm Command Center, 120 VAC, 60 HZ (Simplex 4100-9114).....	9,598.69	604.77
28 46 13 31-0547 EA Remote Fire Alarm LCD Annunciator (Simplex 4603-9101).....	1,653.02	45.36
28 46 13 31-0548 EA Double Action, Addressable Manual Stations, Red Housing with White Letters and White Pull Lever (Simplex 4099-9005).....	251.42	30.24
28 46 13 31-0549 EA Addressable Manual Stations, Red Housing with White Letters and White Pull Lever (Simplex 4099-9002).....	381.61	30.24
28 46 13 31-0550 Siemens Fire Alarm <small>(28 46 13 31)</small>		
28 46 13 31-0551 Conventional Control Panels <small>(28 46 13 31-0550)</small>		
28 46 13 31-0552 SXL Batteries And Power Supplies <small>(28 46 13 31-0551)</small>		
28 46 13 31-0553 EA 6 Amperes Notification Appliance Circuit Expander With Built-In Auxiliary Power Output (Siemens PAD-3).....	1,266.16	60.47
28 46 13 31-0554 EA Main Board Only For PAD-3 (Siemens PAD-3-MB).....	1,019.16	60.47
28 46 13 31-0555 Digital Fire Communicators <small>(28 46 13 31-0551)</small>		
28 46 13 31-0556 EA Four Channel Digital Slave Fire Communicator (Siemens 5129).....	986.60	60.47
28 46 13 31-0557 Addressable Control Panels <small>(28 46 13 31-0550)</small>		
28 46 13 31-0558 Fireseeker Equipment <small>(28 46 13 31-0557)</small>		
28 46 13 31-0559 FS-250 System Panels <small>(28 46 13 31-0558)</small>		
28 46 13 31-0560 EA FS-250 Electronics Package Including One FS-250-CON And Two FS-NPE, Excludes Enclosure (Siemens FS-250-EKIT).....	3,023.89	604.77
Note: FS-250-CON is an electronics package for releasing water or agent. FS-NPE is a system transformer.		

28 Electronic Safety and Security

28 40 Life Safety

28 46 Fire Detection and Alarm

SAN BERNARDINO
COUNTY

MINOR CSI	UOM	DESCRIPTION	TOTAL DIRECT UNIT COST	DEMOLITION UNIT COST
28 46 13 31-0561	EA	FS-250 Electronics Package Including One FS-250-CON, Two FS-NPE, One FS-RPT And One FS-REL, Excludes Enclosure (Siemens FS-250-REL-EKIT).....	3,778.38	604.77
		Note: FS-250-CON is an electronics package for releasing water or agent. FS-NPE is a system transformer. FS-RPT is a releasing power transformer. FS-REL is a Releasing Module.		
28 46 13 31-0562	EA	FS-250-SRX Releasing Electronics Package Including One FS-250-CON2-SRX, Two FS-NPE, One FS-RPT And One FS-REL, Excludes Enclosure (Siemens FS-250-SRX-EKIT).....	2,247.56	483.81
		Note: FS-250-CON2-SRX is an electronics package for releasing water or agent. FS-NPE is a system transformer. FS-RPT is a releasing power transformer. FS-REL is a Releasing Module.		
28 46 13 31-0563	EA	Electronics Package For Releasing Water Or Agent (Siemens FS-250-CON).....	3,028.39	604.77
28 46 13 31-0564		FS-250 Optional Modules (28 46 13 31-0558)		
28 46 13 31-0565	EA	Main Board Module (Siemens FS-MB2).....	1,275.15	60.47
28 46 13 31-0566	EA	Display Board Module (Siemens FS-DB2).....	994.60	30.24
28 46 13 31-0567	EA	Device Loop Card (Siemens FS-DLC).....	814.96	30.24
28 46 13 31-0568	EA	Releasing Module (Siemens FS-REL).....	367.37	30.24
28 46 13 31-0569	EA	Remote LCD Annunciator (Siemens FS-RD2).....	809.34	30.24
28 46 13 31-0570	EA	Relay Processor Card (Siemens FS-RU2).....	702.68	30.24
28 46 13 31-0571	EA	Relay Expander Board (Siemens FS-RE8).....	599.39	30.24
28 46 13 31-0572	EA	Serial Annunciator Processor Card (Siemens FS-SAU2).....	809.34	30.24
28 46 13 31-0573	EA	16 Output Annunciator Extender (Siemens FS-SAE16).....	630.83	30.24
28 46 13 31-0574	EA	Digital Alarm Communication Transmitter (Siemens FS-DACT).....	573.57	30.24
28 46 13 31-0575	EA	Municipal Tie Module (Siemens FS-MT).....	487.11	30.24
28 46 13 31-0576	EA	Configuration Tool Including Laptop To FS-250 Cable And Software (Siemens FS-CT2).....	443.19	
28 46 13 31-0577	EA	Programming Cable Kit (Siemens CBL-UD).....	116.69	15.12
28 46 13 31-0578	EA	Notification Appliance Circuit Power Expander Transformer (Siemens FS-NPE).....	209.80	30.24
28 46 13 31-0579	EA	Releasing Power Transformer (Siemens FS-RPT-A).....	213.16	30.24
28 46 13 31-0580	EA	Surface Mounted Box For Remote LCD Annunciator (Siemens FS-RD-SB).....	241.49	24.19
28 46 13 31-0581	EA	Cabinet Trim Kit (Siemens RD-CAB-TK).....	394.01	15.12
28 46 13 31-0582		Firefinder Systems (28 46 13 31-0557)		
28 46 13 31-0583		XLS Basic Fire System Packages Without Backbox (28 46 13 31-0582)		
28 46 13 31-0584	EA	500 Point Firefinder Package Including Two DLC, One PMI, One ZIC-4A, One CC-5, One PSC-12 And One ID-SP (Siemens XLS-500-ID-SP).....	10,674.64	604.77
		Note: DLC is a device loop card. PMI is a person machine interface. ZIC-4A is a four circuit zone indicating card. CC-5 is a five slot card cage. PSC-12 is a 12 Amp power supply charger module. ID-SP is an inner door blank single plate.		
28 46 13 31-0585	EA	250 Point Firefinder Package Including One DLC, One PMI, One ZIC-4A, One CC-5, One PSC-12 And One ID-SP (Siemens XLS-250-ID-SR).....	9,392.46	604.77
		Note: DLC is a device loop card. PMI is a person machine interface. ZIC-4A is a four circuit zone indicating card. CC-5 is a five slot card cage. PSC-12 is a 12 Amp power supply charger module. ID-SP is an inner door blank single plate.		
28 46 13 31-0586	EA	250 Point Firefinder Package Including One DLC, One PMI-INT, One ZIC-4A, One CC-5, One PSC-12 And One ID-SP (Siemens XLS-250-INT-ID-SP).....	9,392.46	604.77
		Note: DLC is a device loop card. PMI-INT is a person machine interface with multilingual overlays. ZIC-4A is a four circuit zone indicating card. CC-5 is a five slot card cage. PSC-12 is a 12 Amp power supply charger module. ID-SP is an inner door blank single plate.		
28 46 13 31-0587	EA	250 Point Firefinder Package Including One DLC, One PMI, One ZIC-4A, One CC-5, One PSC-12, One CAB2-BD And One OD-LP (Siemens XLS-250-CAB2-BD).....	15,765.19	604.77
		Note: DLC is a device loop card. PMI is a person machine interface. ZIC-4A is a four circuit zone indicating card. CC-5 is a five slot card cage. PSC-12 is a 12 Amp power supply charger module. CAB2-BD is a two row inner and outer door set. OD-LP is an outer door clear plastic lens plate.		
28 46 13 31-0588	EA	250 Point Firefinder Package Including One DLC, One PMI, One ZIC-4A, One CC-5, One PSC-12, One CAB3-BD, One BCL, One ID-SP And One OD-LP (Siemens XLS-250-CAB3-BD).....	16,297.37	604.77
		Note: DLC is a device loop card. PMI is a person machine interface. ZIC-4A is a four circuit zone indicating card. CC-5 is a five slot card cage. PSC-12 is a 12 Amp power supply charger module. CAB3-BD is a three row inner and outer door set. ID-SP is an inner door blank single plate. OD-LP is an outer door clear plastic lens plate.		
28 46 13 31-0589	EA	250 Point Firefinder Package Including One DLC, One PMI, One ZIC-4A, One CC-5, And One PSC-12 (Siemens XLS-250-ZIC4A-EP).....	9,263.34	604.77
		Note: DLC is a device loop card. PMI is a person machine interface. ZIC-4A is a four circuit zone indicating card. CC-5 is a five slot card cage. PSC-12 is a 12 Amp power supply charger module.		
28 46 13 31-0590	EA	250 Point Firefinder Package Including One DLC, One PMI-INT, One ZIC-4A, One CC-5, And One PSC-12 (Siemens XLS-250-ZIC4A-INT-EP).....	9,263.34	604.77
		Note: DLC is a device loop card. PMI-INT is a person machine interface with multilingual overlays. ZIC-4A is a four circuit zone indicating card. CC-5 is a five slot card cage. PSC-12 is a 12 Amp power supply charger module.		
28 46 13 31-0591	EA	250 Point Firefinder Package Including One DLC, One PMI, One ZIC-8B, One CC-5, And One PSC-12 (Siemens XLS-250-ZIC8B-EP).....	10,763.34	604.77
		Note: DLC is a device loop card. PMI is a person machine interface. ZIC-8B is an eight circuit zone indicating card. CC-5 is a five slot card cage. PSC-12 is a 12 Amp power supply charger module.		
28 46 13 31-0592		Firefinder - XLS Basic System Equipment (28 46 13 31-0582)		
28 46 13 31-0593	EA	Person Machine Interface With Central Processor (Siemens PMI).....	4,951.66	604.77
		Note: Includes inner door.		
28 46 13 31-0594	EA	Person Machine Interface With Central Processor, DE-2 And DPU (Siemens PMI-DPU-ENC).....	8,264.89	604.77
		Note: Includes inner door.		
28 46 13 31-0595	EA	Person Machine Interface With Multilingual Overlays And Central Processor (Siemens PMI-INT).....	4,951.66	604.77
		Note: Includes inner door.		
28 46 13 31-0596	EA	Two Slot Card Cage (Siemens CC-2).....	617.35	30.24
28 46 13 31-0597	EA	Five Slot Card Cage (Siemens CC-5).....	1,045.12	30.24
28 46 13 31-0598	EA	Four Circuit Zone Indicating Card (Siemens ZIC-4A).....	1,494.22	30.24



MINOR CSI UOM DESCRIPTION	TOTAL DIRECT UNIT COST	DEMOLITION UNIT COST
28 46 13 31-0599 EA Eight Circuit Zone Indicating Card (Siemens ZIC-8B).....	1,560.46	30.24
28 46 13 31-0600 EA Two Channel Adapter Card For ZIC-8B (Siemens ZIC-2C).....	491.61	30.24
28 46 13 31-0601 EA Device Loop Card (Siemens DLC).....	1,771.54	30.24
Note: Interfaces with up to 252 detectors and devices.		
28 46 13 31-0602 EA Controllable Relay Card (Siemens CRC-6)	1,002.46	30.24
Note: Provides six programmable relays.		
28 46 13 31-0603 EA 12 Amperes Power Supply Charger Module (Siemens PSC-12).....	3,802.60	30.24
28 46 13 31-0604 EA Person Machine Interface With Central Processor And GPMI-UK Software Upgrade Kit (Siemens GPMI)	6,449.40	604.77
Note: Software kit provides interface with multiple FireFinder XLS and MXL systems.		
28 46 13 31-0605 EA Network Interface Card (Siemens NIC-C).....	1,173.12	30.24
Note: Provides HNET Or XNET communication between enclosures.		
28 46 13 31-0606 EA 12 Amperes Power Supply Extender (Siemens PSX-12)	3,162.63	30.24
Note: Extends PSC-12 with an additional 24 volt DC.		
28 46 13 31-0607 EA Power Termination Board (Siemens PTB).....	532.03	30.24
Note: Used with systems requiring more than one PSX-12.		
28 46 13 31-0608 EA Conventional Detector Card (Siemens CDC-4)	1,130.45	30.24
28 46 13 31-0609 EA Multi-Mode Network Fiber Optic Interface Module (Siemens D2300CPS).....	2,216.15	30.24
28 46 13 31-0610 EA Single-Mode Network Fiber Optic Interface Module (Siemens D2325CPS)	7,973.61	30.24
28 46 13 31-0611 Remote Lobby Enclosure (28 46 13 31-0582)		
28 46 13 31-0612 EA 14-1/2" x 18-1/2" x 5" Two Module Remote Enclosure (Siemens REMBOX2)	1,462.34	120.96
Note: Flush mounted. Includes clear lens plate on cover.		
28 46 13 31-0613 EA 24" x 18-1/2" x 5" Four Module Remote Enclosure (Siemens REMBOX4)	1,888.98	120.96
Note: Flush mounted. Includes clear lens plate on cover.		
28 46 13 31-0614 EA Optional Mounting Plate For REMBOX2 (Siemens REMBOX2-MP)	232.25	30.24
Note: Required to mount up to four SIM-16 or OCM-16 modules.		
28 46 13 31-0615 EA Optional Mounting Plate For REMBOX4 (Siemens REMBOX4-MP)	253.58	30.24
Note: Required to mount up to eight SIM-16 or OCM-16 modules.		
28 46 13 31-0616 Battery Enclosures (28 46 13 31-0582)		
28 46 13 31-0617 EA Enclosure For 100 Ampere Hours Batteries (Siemens CAB-BATT)	905.46	120.96
28 46 13 31-0618 Graphic Annunciator Output Drivers And Inputs (28 46 13 31-0582)		
28 46 13 31-0619 EA Output Control Module (Siemens OCM-16).....	724.02	30.24
28 46 13 31-0620 EA Supervised Input Module (Siemens SIM-16).....	724.02	30.24
28 46 13 31-0621 Remote LCD Displays (28 46 13 31-0582)		
28 46 13 31-0622 EA Remote LED/LCD System Status Display (Siemens SSD).....	1,678.06	90.71
Note: No control or menu capability.		
28 46 13 31-0623 EA Remote LED/LCD System Status Display, Buttons To Acknowledge Events, Silence Audible Circuits And Resetting (Siemens SSD-C).....	1,892.50	90.71
28 46 13 31-0624 Voice Equipment (28 46 13 31-0582)		
28 46 13 31-0625 EA 40 Watts Zone Amplifier Card (Siemens ZAC-40)	1,668.25	30.24
28 46 13 31-0626 EA 180 Watts Zone Amplifier Module (Siemens ZAM-180).....	3,697.06	30.24
28 46 13 31-0627 EA Live Voice Module (Siemens LVM).....	1,557.10	30.24
Note: Includes a dynamic microphone with a push-to-talk switch and ready-to-page indicator light, as well as a small local speaker and volume control for monitoring audio signals.		
28 46 13 31-0628 MXL Series Equipment (28 46 13 31-0557)		
28 46 13 31-0629 MXL Optional Equipment (28 46 13 31-0628)		
28 46 13 31-0630 EA Two Circuit Analog Loop Driver (Siemens ALD-2I).....	1,796.10	60.47
28 46 13 31-0631 EA CXL/MXL Interface Module (Siemens CMI-300).....	4,641.29	30.24
28 46 13 31-0632 EA Four Relay Programmable Relay Module (Siemens CRM-4)	796.99	30.24
28 46 13 31-0633 EA Two Circuit Controllable Signal/Releasing Module (Siemens CSM-4).....	962.04	30.24
28 46 13 31-0634 EA Remote Conventional Zone Module (Siemens CZM-1B6)	362.49	30.24
28 46 13 31-0635 EA Short Circuit Line Isolator Module (Siemens Model LIM-1)	224.39	30.24
28 46 13 31-0636 EA Four Circuit Conventional Zone Module (Siemens CZM-4)	936.21	30.24
28 46 13 31-0637 EA 12" x 16" x 3" Enclosure For PAD-3 (Siemens EN-PAD).....	337.71	45.36
28 46 13 31-0638 EA Lexan Window For RCC (Siemens GENBOX-WD)	229.14	24.19
28 46 13 31-0639 EA Input Driver Module (Siemens MID-16)	613.99	30.24
28 46 13 31-0640 EA Programmable Output Driver Module (Siemens MOD-16)	613.99	30.24
28 46 13 31-0641 EA MXL Output/Input Module (Siemens MOI-7).....	982.25	30.24
28 46 13 31-0642 EA Two Slot Network Option Module Card Cage (Siemens MOM-2)	523.04	30.24
28 46 13 31-0643 EA Four Slot Network Option Module Card Cage (Siemens MOM-4)	822.82	30.24
28 46 13 31-0644 EA 12 Amperes, 220 Volt AC, Power Supply For MXL (Siemens MPS-12/220)	2,023.86	90.71
28 46 13 31-0645 EA 12 Amperes, 240 Volt AC, Power Supply For MXL (Siemens MPS-12/240)	2,023.86	90.71
28 46 13 31-0646 EA Network Interface Module (Siemens NIM-1W).....	1,465.03	30.24
28 46 13 31-0647 EA U.L. Listed Parallel Printer (Siemens PAL-1).....	3,834.71	120.96
28 46 13 31-0648 EA Peripheral Interface Module, Model PIM-1 (Siemens 500-691324).....	429.85	30.24
28 46 13 31-0649 EA Surface Mounted Remote Command Center (Siemens RCC-1).....	4,201.66	604.77
28 46 13 31-0650 EA Enclosure And Door With Lens For RCC-1 (Siemens RCC-1DL).....	517.29	60.47
28 46 13 31-0651 EA Flush Mounted Remote Command Center (Siemens RCC-1F).....	4,201.66	604.77
28 46 13 31-0652 EA Enclosure And Door With Lens For RCC-1F (Siemens RCC-1FDL)	530.76	60.47

28 Electronic Safety and Security**28 40 Life Safety****28 46 Fire Detection and Alarm**

SAN BERNARDINO
COUNTY

MINOR	CSI	UOM	DESCRIPTION	TOTAL DIRECT UNIT COST	DEMOLITION UNIT COST
28 46 13 31-0653	EA		Remote Control Center With System Control Functions And Sequential Event Display (Siemens RCC-2).....	3,230.48	604.77
28 46 13 31-0654	EA		MXL/MXLV Remote Annunciator/Keyboard With Enhanced Display (Siemens RCC-3).....	4,834.89	604.77
28 46 13 31-0655	EA		RCC-2/RSE-1 Trim Ring (Siemens RCF-1).....	80.76	15.12
28 46 13 31-0656	EA		Remote Diagnostics Module For MXL (Siemens RDM-MXL).....	5,959.26	60.47
28 46 13 31-0657	EA		Remote Diagnostics Module For PC (Siemens RDM-PC).....	12,692.39	60.47
28 46 13 31-0658	EA		Releasing End Of Line Module (Siemens REL-EOL).....	182.85	30.24
28 46 13 31-0659	EA		36 Zone Tabular Graphic Annunciator With Restart System Key (Siemens RSA-MBSC).....	3,800.21	60.47
28 46 13 31-0660	EA		36 Zone Tabular Graphic Annunciator (Siemens RSA-MBTL).....	3,628.43	60.47
28 46 13 31-0661	EA		8-3/8" x 6-1/4" Remote Control Enclosure (Siemens RSE-1).....	1,927.16	120.96
28 46 13 31-0662			Complete MXL And MXLV System Packages Without Enclosure (28 46 13 31-0628)		
28 46 13 31-0663	EA		MXL System Electronics Package Including One MMB-3, One Display/Control Keyboard, One MDL-1, One MKB-2, One Mps-6, One MOM-2, One ALD-2I And One PIM-1 (Siemens MXL-SS-EP).....	13,925.00	604.77
			Note: MMB-3 is a MXL/MXLV main control board. MDL-1 is a clear lens. MKB-2 is a MXL/MXLV display/keyboard module with hinged frame. MPS-6 is a 6 Amp power supply for MXL. MOM-2 is a two slot network option module card cage. ALD-2I is a two circuit analog loop driver. PIM-1 is a peripheral interface module.		
28 46 13 31-0664	EA		MXL Voice System Electronics Package Including One MMB-3, One MKB-2, One MPS-6, One ACM-1, One TBM-2, One MMM-1, One OMM-2, One ZAC-30, One OCC-1, One MHD-5, One VSM-1 And Four VSB-1 (Siemens MXLV-SS-EP).....	18,133.07	604.77
			Note: MMB-3 is a MXL/MXLV main control board. MKB-2 is a MXL/MXLV display/keyboard module with hinged frame. MPS-6 is a 6 Amp power supply for MXL. ACM-1 is an audio control module. TBM-2 is a voice terminal module. MMM-1 is a master microphone module. OMM-2 is a two half width slot card cage. ZAC-30 is a MXLV zone amplifier card. OCC-1 is a MXLV output control card. MHD-5 is a deadfront panel for MSE-2 backbox. VSM-1 is an eight switch module. VSB-1 is a module blank with overlay.		
28 46 13 31-0665	EA		MXLV Demonstration Panel (Siemens MXLV DEMO).....	37,785.68	604.77
28 46 13 31-0666			MXL Basic System (28 46 13 31-0628)		
28 46 13 31-0667	EA		MXL/MXLV Main Control Board (Siemens MMB-3).....	8,630.11	604.77
28 46 13 31-0668	EA		MXL System Electronics Package Including One MMB-3, One DE-2 And One DPU (Siemens MMB-DPU-ENCL).....	11,143.95	604.77
			Note: MMB-3 is a MXL/MXLV main control board. DE-2 is an enclosure for document storage. DPU is a handheld device programming and testing unit.		
28 46 13 31-0669	EA		MXL/MXLV Display/Keyboard Module With Hinged Frame (Siemens MKB-2).....	3,205.15	60.47
28 46 13 31-0670	EA		MXL/MXLV Keyboard With Enhanced Display With Hinged Frame (Siemens MKB-5).....	4,015.78	60.47
28 46 13 31-0671	EA		6 Amperes Power Supply For MXL (Siemens MPS-6).....	1,394.00	90.71
28 46 13 31-0672	EA		220/240 Volt AC Adapter Cable (Siemens CIA-12).....	103.22	15.12
28 46 13 31-0673			MXL/MXLV System Expansion Accessories (28 46 13 31-0628)		
28 46 13 31-0674	EA		MXL Remote Power Supply Module (Siemens PSR-1).....	1,711.74	90.71
28 46 13 31-0675	EA		Style 4 Communication Module (Siemens NET-4).....	351.26	30.24
28 46 13 31-0676	EA		Style 7 Communication Module (Siemens NET-7).....	639.81	30.24
28 46 13 31-0677	EA		MXL/MXLV IQ/MXLV Intelligent Control Point, B6 Chip (Siemens ICP-B6).....	383.82	30.24
28 46 13 31-0678			Peripheral Devices (28 46 13 31-0557)		
28 46 13 31-0679			Thermal Detectors (28 46 13 31-0678)		
28 46 13 31-0680	EA		Rate Of Rise And 135 Degree F Fixed Temperature Thermal Detector (Siemens DT-135R).....	145.72	45.36
28 46 13 31-0681	EA		Rate Of Rise And 200 Degree F Fixed Temperature Thermal Detector (Siemens DT-200R).....	145.72	45.36
28 46 13 31-0682	EA		135 Degree F Fixed Temperature Thermal Detector (Siemens DT-135F).....	145.72	45.36
28 46 13 31-0683	EA		200 Degree F Fixed Temperature Thermal Detector (Siemens DT-200F).....	145.72	45.36
28 46 13 31-0684	EA		Weatherproof 135 Degree F Rate Compensation/Fixed Temperature Thermal Detector (Siemens DT-135WP).....	229.93	45.36
28 46 13 31-0685	EA		Weatherproof 200 Degree F Rate Compensation/Fixed Temperature Thermal Detector (Siemens DT-200WP).....	229.93	45.36
28 46 13 31-0686	EA		Explosion Proof 190 Degree F Rate Compensation/Fixed Temperature Thermal Detector (Siemens DT-190EP).....	570.12	45.36
28 46 13 31-0687			Beam Smoke Detector (28 46 13 31-0678)		
28 46 13 31-0688	EA		Linear Beam Smoke Detector (Siemens PBA-1191).....	2,702.51	45.36
28 46 13 31-0689	EA		Base For Linear Beam Smoke Detector (Siemens PBB-1191).....	308.68	15.12
28 46 13 31-0690	EA		20cm x 20cm Flat Reflector For Linear Beam Smoke Detector (Siemens PBR-1192).....	312.05	15.12
28 46 13 31-0691	EA		10cm x 10cm Flat Reflector For Linear Beam Smoke Detector (Siemens PBR-1193).....	159.36	15.12
28 46 13 31-0692			Bases For Detectors (28 46 13 31-0678)		
28 46 13 31-0693	EA		Detector Base (Siemens DB-11).....	47.08	15.12
28 46 13 31-0694	EA		Universal Base (Siemens DB-3S).....	43.71	15.12
28 46 13 31-0695			Manual Stations (28 46 13 31-0678)		
28 46 13 31-0696	EA		Weatherproof Metal Manual Pull Station With Key (Siemens MSM-K-WP).....	340.91	36.29
28 46 13 31-0697			Addressable Devices (28 46 13 31-0557)		
28 46 13 31-0698			Intelligent Detectors And Devices For Firefinder XLS And FS-250 (28 46 13 31-0697)		
28 46 13 31-0699	EA		Addressable Fireprint Fire Detector (Siemens HFP-11).....	283.82	45.36
28 46 13 31-0700	EA		Addressable Thermal Fire Detector (Siemens HFPT-11).....	244.53	45.36
28 46 13 31-0701	EA		Relay Base For H-Series Intelligent Detectors (Siemens DB-HR).....	198.49	45.36



	MINOR CSI UOM DESCRIPTION		TOTAL DIRECT UNIT COST	DEMOLITION UNIT COST
28 46 13 31-0702	EA	Ceiling Mounted Remote Alarm Indicator (Siemens RL-HC).....	132.25	45.36
28 46 13 31-0703	EA	Wall Mounted Remote Alarm Indicator (Siemens RL-HW).....	132.25	45.36
28 46 13 31-0704	EA	Addressable Single Action Manual Pull Station (Siemens HMS-S).....	297.37	30.24
28 46 13 31-0705	EA	Addressable Double Action Manual Pull Station (Siemens HMS-D).....	283.90	30.24
28 46 13 31-0706	EA	Single Input Intelligent Initiating Devices Interface Module (Siemens HTRI-S).....	224.39	30.24
28 46 13 31-0707	EA	Dual Input Intelligent Initiating Devices Interface Module (Siemens HTRI-D).....	274.92	30.24
28 46 13 31-0708	EA	Single Input Intelligent Initiating Devices Interface Module With Relay (Siemens HTRI-R).....	274.92	30.24
28 46 13 31-0709	EA	Mini Single Input Intelligent Initiating Devices Interface Module (Siemens HTRI-M).....	207.55	30.24
28 46 13 31-0710	EA	Line Isolator Module (Siemens HLIM).....	214.29	30.24
28 46 13 31-0711	EA	Remote Convention Zone Module (Siemens HZM).....	317.58	30.24
28 46 13 31-0712	EA	Intelligent Control Point Module (Siemens HCP).....	402.91	30.24
28 46 13 31-0713	EA	Handheld Programming And Testing Unit (Siemens DPU).....	1,781.73	
28 46 13 31-0714	EA	DPU Carrying Case (Siemens DPU-C1).....	274.13	
28 46 13 31-0715	EA	Label Printer And Carrying Case (Siemens DPU-PRT).....	3,051.48	30.24
28 46 13 31-0716		Air Duct Housings And Detectors (28 46 13 31-0697)		
28 46 13 31-0717	EA	Air-Duct Housing (Siemens AD2-P).....	325.70	24.19
28 46 13 31-0718	EA	Air-Duct Housing With Relay (Siemens AD2-XHR).....	368.36	24.19
28 46 13 31-0719	EA	Weatherproof Enclosure For Duct Housing (Siemens WP-2000).....	295.12	30.24
28 46 13 31-0720	EA	6" To 1" Duct Sampling Tube (Siemens ST-10).....	40.60	9.07
28 46 13 31-0721	EA	>1' To 3' Duct Sampling Tube (Siemens ST-25).....	50.01	12.10
28 46 13 31-0722	EA	>3' To 5' Duct Sampling Tube (Siemens ST-50).....	62.80	15.12
28 46 13 31-0723	EA	>5' To 10' Duct Sampling Tube (Siemens ST-100).....	73.34	18.14
28 46 13 31-0724		Intelligent Initiating Devices For MXL, MXL-LQ And MXLV (28 46 13 31-0697)		
28 46 13 31-0725	EA	Addressable Fireprint Fire Detector (Siemens FP-11).....	296.17	45.36
28 46 13 31-0726	EA	Addressable Thermal Fire Detector (Siemens FPT-11).....	254.63	45.36
28 46 13 31-0727	EA	Intelligent Ionization Smoke Detector (Siemens ILI-1).....	327.61	45.36
28 46 13 31-0728	EA	Addressable Single Action Manual Pull Station (Siemens MSI-10B).....	289.51	30.24
28 46 13 31-0729	EA	Addressable Double Action Manual Pull Station (Siemens MSI-20B).....	319.83	30.24
28 46 13 31-0730	EA	Single Input Intelligent Initiating Devices Interface Module (Siemens TRI-S).....	292.88	30.24
28 46 13 31-0731	EA	Dual Input Intelligent Initiating Devices Interface Module (Siemens TRI-D).....	324.32	30.24
28 46 13 31-0732	EA	Single Input Intelligent Initiating Devices Interface Module With Relay (Siemens TRI-R).....	324.32	30.24
28 46 13 31-0733		Detector Universal Bases (28 46 13 31-0697)		
28 46 13 31-0734	EA	Detector Base With Relay (Siemens DB-X11RS).....	136.90	15.12
28 46 13 31-0735	EA	PE-11 To DB-3 Base Adapter (Siemens DB-ADPT).....	69.54	15.12
28 46 13 31-0736	EA	Locking Kit (Siemens LK-11).....	13.00	
28 46 13 31-0737	EA	Detector Base With Relay (Siemens DB-X3RS).....	136.90	15.12
28 46 13 31-0738	EA	Audible Base For Addressable Fireprint Fire Detector (Siemens ADBX-11).....	159.36	15.12
28 46 13 31-0739	EA	Retrofit Adapter Box For Audible Bases Ionization Detector Air Duct (Siemens ADB-BOX).....	66.17	15.12
28 46 13 31-0740	EA	Flush Trim Ring For Bases (Siemens RA-ADB).....	31.61	9.07
28 46 13 31-0741	EA	Seal For DB-11 (Siemens DB11-SEAL).....	15.70	
28 46 13 31-0742	EA	Gasket For DB-11 (Siemens DB-SEAL).....	17.18	
28 46 13 31-0743	EA	Detector Guard Housing (Siemens DGH-11).....	200.90	15.12
28 46 13 31-0744	EA	Small Detector Base (Siemens DB-11E).....	51.57	15.12
28 46 13 31-0745	EA	Audible Base For Series 3 (Siemens ADBI-60A).....	179.57	15.12
28 46 13 31-0746	EA	Base Plug (Siemens DB-11-DP).....	12.95	
28 46 13 31-0747		Air Duct Smoke Detectors (28 46 13 31-0697)		
28 46 13 31-0748	EA	Intelligent Remote Duct Relay Module (Siemens DA-X3SR).....	151.41	30.24
28 46 13 31-0749	EA	Weatherproof Enclosure For Duct Housing (Siemens EAD-3).....	786.89	30.24
28 46 13 31-0750		Notification Devices (28 46 13 31-0557)		
28 46 13 31-0751		Synchronization Control Devices (28 46 13 31-0750)		
28 46 13 31-0752	EA	Dual Synchronization Control Module (Siemens DSC).....	224.39	30.24
28 46 13 31-0753		Stand Alone Strobes (28 46 13 31-0750)		
28 46 13 31-0754	EA	Wall Mounted Multi-Candela Strobe (Siemens ZR-MC-R).....	186.14	45.36
28 46 13 31-0755	EA	Wall Mounted High, Multi-Candela Strobe (Siemens ZR-HMC-R).....	202.99	45.36
28 46 13 31-0756	EA	Ceiling Mounted Multi-Candela Strobe (Siemens ZR-MC-CR).....	186.14	45.36
28 46 13 31-0757	EA	Ceiling Mounted High, Multi-Candela Strobe (Siemens ZR-HMC-CR).....	202.99	45.36
28 46 13 31-0758	EA	Ceiling Mounted High Multi-Candela Strobe (Siemens ST-HMC-CW).....	202.99	45.36
28 46 13 31-0759	EA	Ceiling Mounted Multi-Candela Strobe (Siemens ST-MC-CW).....	186.14	45.36
28 46 13 31-0760	EA	Retrofit Plate Multi-Candela Strobe (Siemens ST-MC-RETRO-R).....	215.34	45.36
28 46 13 31-0761	EA	Weatherproof Ceiling Mounted Strobe (Siemens ST-75-CR-WP).....	206.35	45.36
28 46 13 31-0762	EA	Weatherproof Wall Mounted Strobe (Siemens ST-75-R-WP).....	206.35	45.36
28 46 13 31-0763	EA	Weatherproof Ceiling Mounted High Multi-Candela Strobe (Siemens ST-HMC-CR-WP).....	220.95	45.36
28 46 13 31-0764	EA	Weatherproof Wall Mounted High Multi-Candela Strobe (Siemens ST-HMC-R-WP).....	220.95	45.36
28 46 13 31-0765		Horns And Strobes (28 46 13 31-0750)		
28 46 13 31-0766	EA	Wall Mounted Multi-Candela Horn/Strobe (Siemens SE-MC-R).....	252.39	45.36

28 Electronic Safety and Security

28 40 Life Safety

28 46 Fire Detection and Alarm



MINOR	CSI	UOM	DESCRIPTION	TOTAL DIRECT UNIT COST	DEMOLITION UNIT COST
-------	-----	-----	-------------	------------------------	----------------------

28 46 13 31-0767	EA		Wall Mounted High Multi-Candela Horn/Strobe (Siemens SE-HMC-R)	266.98	45.36
28 46 13 31-0768	EA		Wall Mounted Horn (Siemens SE-R)	145.72	45.36
28 46 13 31-0769	EA		Ceiling Mounted Multi-Candela Horn/Strobe (Siemens SE-MC-CR)	252.39	45.36
28 46 13 31-0770	EA		Ceiling Mounted High Multi-Candela Horn/Strobe (Siemens SE-HMC-CR).....	266.98	45.36
28 46 13 31-0771	EA		Ceiling Mounted Horn (Siemens SEC-R).....	152.46	45.36
28 46 13 31-0772	EA		Wall Mounted Low Profile Multi-Candela Horn/Strobe (Siemens SEF-MC-R)	252.39	45.36
28 46 13 31-0773	EA		Wall Mounted Low Profile High Multi-Candela Horn/Strobe (Siemens SEF-HMC-R)	266.98	45.36
28 46 13 31-0774	EA		Wall Mounted Low Profile Horn (Siemens SEF-R)	145.72	45.36
28 46 13 31-0775	EA		Ceiling Mounted Low Profile Multi-Candela Horn/Strobe (Siemens SEF-MC-CW).....	252.39	45.36
28 46 13 31-0776	EA		Ceiling Mounted Low Profile High Multi-Candela Horn/Strobe (Siemens SEF-HMC-CW).....	266.98	45.36
28 46 13 31-0777	EA		Ceiling Mounted Low Profile Horn (Siemens SEF-CR)	152.46	45.36
28 46 13 31-0778	EA		Mini Horn (Siemens MH-R).....	121.02	45.36
28 46 13 31-0779	EA		Indoor/Outdoor Multi Tone Horn (Siemens MTH-R)	154.71	45.36
28 46 13 31-0780	EA		Indoor/Outdoor Multi Tone, Multi-Candela Horn/Strobe (Siemens MTH-MC-R)	237.79	45.36
28 46 13 31-0781	EA		Industrial Tri-Tone Horn (Siemens ASR)	680.15	45.36
28 46 13 31-0782	EA		Wall Mounted Horn (Siemens HS-R)	154.71	45.36
28 46 13 31-0783	EA		Wall Mounted Multi-Candela Horn/Strobe (Siemens HS-MC-R).....	238.91	45.36
28 46 13 31-0784	EA		Wall Mounted High Multi-Candela Horn/Strobe (Siemens HS-HMC-R).....	256.88	45.36
28 46 13 31-0785	EA		6" Motor Bell (Siemens MBDC-6)	177.16	45.36
28 46 13 31-0786	EA		10" Motor Bell (Siemens MBDC-10)	194.00	45.36

28 46 13 31-0787 Mounting Accessories (28 46 13 31-0750)

28 46 13 31-0788	EA		Concealed Conduit Adapter Plate (Siemens APS-R)	43.71	15.12
28 46 13 31-0789	EA		4" x 1-1/2" Surface Mounted Back Box (Siemens BBS-R).....	43.71	15.12
28 46 13 31-0790	EA		4" x 2-1/8" Surface Mounted Back Box (Siemens DBBS-R).....	44.84	15.12
28 46 13 31-0791	EA		Red Weatherproof Surface Mount Backbox (Siemens MT-SUR-BOX).....	71.78	15.12
28 46 13 31-0792	EA		White Weatherproof Surface Mount Backbox (Siemens MT-SUR-BOX-W).....	57.19	15.12
28 46 13 31-0793	EA		Surface Mounted Speaker Backbox (Siemens SBBS-R).....	60.55	15.12
28 46 13 31-0794	EA		Surface Mounted Speaker Backbox (Siemens SBL2S-R).....	65.05	15.12
28 46 13 31-0795	EA		Square Semi-Flush Extension Ring (Siemens SERS-R).....	51.57	15.12
28 46 13 31-0796	EA		Semi-Flush Plate (Siemens SFPS-R)	42.59	15.12
28 46 13 31-0797	EA		Square Surface Backbox (Siemens SHBBS-R)	51.57	15.12
28 46 13 31-0798	EA		Horn Adapter Plate (Siemens SHMPS-R).....	49.33	15.12
28 46 13 31-0799	EA		Ceiling Speaker Extension Ring (Siemens SPEXT-R).....	43.71	15.12
28 46 13 31-0800	EA		Wall Mounted Surface Mounted Speaker Backbox (Siemens SPSB-R).....	57.19	15.12
28 46 13 31-0801	EA		Wall Mounted Surface Mounted Speaker/Strobe Backbox (Siemens SPSSB-R).....	60.55	15.12
28 46 13 31-0802	EA		Weatherproof Speaker Backbox (Siemens WBBS-R)	58.31	15.12
28 46 13 31-0803	EA		Weatherproof Speaker Backbox With 3/4" Knockout (Siemens WBBS-R-3/4T-3/4B)	65.05	15.12
28 46 13 31-0804	EA		Weatherproof Flush Plate (Siemens WFPAS-R)	65.05	15.12
28 46 13 31-0805	EA		Weatherproof Horn Flush Plate (Siemens WFPS-R)	65.05	15.12
28 46 13 31-0806	EA		Weatherproof Horn Backbox (Siemens WPBBS-R).....	60.55	15.12
28 46 13 31-0807	EA		Weatherproof Strobe Backbox (Siemens WPSBBS-R).....	60.55	15.12
28 46 13 31-0808	EA		Surface Mounted Weatherproof Backbox Kit (Siemens WPS-KIT).....	43.71	15.12
28 46 13 31-0809	EA		Z Series Backbox (Siemens ZBB-R).....	49.33	15.12

28 46 13 31-0810 Door Holders (28 46 13 31-0750)

28 46 13 31-0811	EA		120 Volt AC Concealed Wiring Fire Door Holder (Siemens SDH-2A).....	380.38	45.36
28 46 13 31-0812	EA		24 Volt DC Concealed Wiring Fire Door Holder (Siemens SDH-2D).....	380.38	45.36

28 46 13 31-0813 Voice Equipment (28 46 13 31-0557)

28 46 13 31-0814 Voicecom (28 46 13 31-0813)

28 46 13 31-0815	EA		Emergency Voice Alarm Communication System, 3.5 Amp Power Supply And Battery Charger, 50W Amplifier, Battery Cables, Main Control Board With One Speaker Circuit, Paging Microphone And Enclosure With Deadfront And Space For Five Modules (Siemens VOICECOM)	5,829.65	604.77
28 46 13 31-0816	EA		Emergency Voice Alarm Communication System, 3.5 Amp Power Supply And Battery Charger, Two 50W Amplifier, Battery Cables, Main Control Board With One Speaker Circuit, Paging Microphone, Enclosure With Deadfront And Space For 11 Modules, Auxiliary Power Supply, Four PS-AUX Strobe Zone Cables And One AM-25-50 Speaker Zone Cables (Siemens VOICECOM-L).....	9,254.03	604.77

28 46 13 31-0817 Johnson Controls Fire Alarm (28 46 13 31)

28 46 13 31-0818	EA		Intelligent Addressable ION Detector; With FlashScan. (Johnson Controls, Inc. #1951J).....	221.58	45.36
28 46 13 31-0819	EA		Intelligent Addressable Photo Detector; With FlashScan. (Johnson Controls, Inc. #2951J)	219.15	45.36
28 46 13 31-0820	EA		Intelligent Addressable Photo/Thermal Detector; With FlashScan. (Johnson Controls, Inc. #2951TJ).....	274.89	45.36
28 46 13 31-0821	EA		Acclimate™ Intelligent Photo Thermal Detector; With FlashScan. (Johnson Controls, Inc. #2951TMJ).....	274.11	45.36
28 46 13 31-0822	EA		411UD, 4 Channel Dual. (Johnson Controls, Inc. #411UD).....	760.88	60.47
28 46 13 31-0823	EA		Intelligent Addressable High Temperature Heat Detector; With FlashScan. (Johnson Controls, Inc. #5951HJ).....	209.15	45.36
28 46 13 31-0824	EA		Intelligent Addressable High Temperature Heat Detector; With FlashScan. (Johnson Controls, Inc. #5951J).....	186.08	45.36
28 46 13 31-0825	EA		Intelligent Addressable Rate-of-Rise Thermal Detector; With FlashScan. (Johnson Controls, Inc. #5951RJ).....	181.20	45.36
28 46 13 31-0826	EA		Intelligent Addressable Laser Detector; Low Profile, Use With IFC Series Panels Only. (Johnson Controls, Inc. #7351J).....	557.14	45.36
28 46 13 31-0827	EA		100 Watts Audio Amplifier At 70.7 VRMS With Built-in Tone Generator, 120 Volt AC (Johnson Controls, Inc. #AA-100)	2,724.35	90.71
28 46 13 31-0828	EA		AUDIO Amplifier, 100 Watts, 230 Voltage AC (Johnson Controls, Inc. #AA-100E)	2,639.31	90.71
28 46 13 31-0829	EA		120 Watts Audio Amplifier At 25 VRMS With Built-in Tone Generator, 120 Voltage AC (Johnson Controls, Inc. #AA-120)	2,685.19	90.71
28 46 13 31-0830	EA		AUDIO Amplifier, 120 Watts, 230 Voltage AC (Johnson Controls, Inc. #AA-120E).....	2,570.64	90.71



MINOR CSI UOM DESCRIPTION	TOTAL DIRECT UNIT COST	DEMOLITION UNIT COST
28 46 13 31-0831 EA 30 Watts Audio Amplifier At 25 VRMS, 120 Voltage AC (Johnson Controls, Inc. #AA-30).....	1,247.33	90.71
28 46 13 31-0832 EA AUDIO Amplifier, 30 Watts, 230 Voltage AC (Johnson Controls, Inc. #AA-30E).....	1,247.33	90.71
28 46 13 31-0833 EA Annunciator Control Module With; 16 Red Alarm LED's, 16 Yellow Trouble LED's, And 16 Control Switches, On-line, System Trouble Led, And Local Sounder, Local Acknowledge And Lamp Test Switch, Supports 1, 2 Or 3 AEM-16AT Expander Modules. (Johnson Controls, Inc. #ACM-16AT).....	1,255.09	30.24
28 46 13 31-0834 EA IFC Series ACS Annunciator; Up To 96 Points Of Annunciation With Alarm Or Active LED, Trouble LED And Switch Per Circuit. Active/Alarm LEDs Can Be Programmed (By Powered Up Switch Selection) By Point To Be Red, Green Or Yellow And The Trouble LED Is Always Yellow. Expandable With One, Two Or Three AEM-24AT's. (Johnson Controls, Inc. #ACM-24AT).....	1,305.57	30.24
28 46 13 31-0835 EA Annunciator Control Module; Includes 32 Red Alarm LED's, System Trouble LED And On-line LED, Local Acknowledge, Lamp Test Switch, And Local Piezo Sounder, Supports One AEM-32A Expander Module. (Johnson Controls, Inc. #ACM-32A).....	958.15	30.24
28 46 13 31-0836 EA IFC Series ACS Annunciator; Up To 96 Points Of Annunciation With Alarm Or Active LED Per Circuit. Active/Alarm LEDs Can Be Programmed (By Powered Up Switch Selection) In Groups Of 24 To Be Red, Green Or Yellow. Expandable To 96 Points With One AEM-48A. (Johnson Controls, Inc. #ACM-48A).....	958.15	30.24
28 46 13 31-0837 EA Annunciator, Relay, Form C. (Johnson Controls, Inc. #ACM-8R).....	674.96	30.24
28 46 13 31-0838 EA Charger Power Supply - 6 Or 10 Amperes; Mounts In CAB-PS1, CAB-3/4, EQ Cabx, BB-25, Or CHS-PS1; Comes With The PK-PPS Programming Utility. Windows® PC And USB Cable Required For Programming. (Johnson Controls, Inc. #ACPS-610).....	2,180.63	60.47
28 46 13 31-0839 EA Annunciator Expander Module With: 16 Red Alarm LED's, 16 Yellow Trouble LED's, 16 Control Switches, Cable For Connection To The ACM-16AT Master. (Johnson Controls, Inc. #AEM-16AT).....	958.15	30.24
28 46 13 31-0840 EA Annunciator Expander Module; 24 Alarm And Trouble LEDs, Expands The ACM-24AT To 48, 72 Or 96 Points. (Johnson Controls, Inc. #AEM-24AT).....	996.10	30.24
28 46 13 31-0841 EA Annunciator Expander Module With: 32 Red Alarm LED's, Cable For Connection To The ACM-32A Master. (Johnson Controls, Inc. #AEM-32A).....	858.58	30.24
28 46 13 31-0842 EA Annunciator Expander Module; 48 Alarm LEDs, Expands The ACM-48A To 96 Points. (Johnson Controls, Inc. #AEM-48A).....	858.58	30.24
28 46 13 31-0843 EA Back Box, Flush Or Surface Mount; Requires A Door And Telephone Chassis. (Johnson Controls, Inc. #AFAWS-BX).....	141.96	27.21
28 46 13 31-0844 EA Receiver, Multimode Fiber. (Johnson Controls, Inc. #AFL-RM).....	1,312.15	60.47
28 46 13 31-0845 EA Receiver, Singlemode Fiber. (Johnson Controls, Inc. #AFL-RS).....	2,867.18	60.47
28 46 13 31-0846 EA Transmit, Multimode Fiber. (Johnson Controls, Inc. #AFL-TM).....	1,312.15	60.47
28 46 13 31-0847 EA Transmit, Singlemode Fiber. (Johnson Controls, Inc. #AFL-TS).....	2,867.18	60.47
28 46 13 31-0848 EA Base, Smoke Detector, 2 Wire. (Johnson Controls, Inc. #B110LP).....	50.83	15.12
28 46 13 31-0849 EA Base, Smoke Detector, Intelligent. (Johnson Controls, Inc. #B224BI).....	139.42	15.12
28 46 13 31-0850 EA Base, Smoke Detector, Intelligent. (Johnson Controls, Inc. #B224RB).....	131.41	15.12
28 46 13 31-0851 EA Base, Smoke Detector, 2 Wire. (Johnson Controls, Inc. #B401).....	54.26	15.12
28 46 13 31-0852 EA Intelligent Detector Base, Without Flange. (Johnson Controls, Inc. #B501J).....	48.57	15.12
28 46 13 31-0853 EA Battery Cabinet, Lockable. (Johnson Controls, Inc. #BB-100).....	955.21	60.47
28 46 13 31-0854 EA Projected Beam Smoke Detector, Single-ended Reflected Type, Includes Trouble Relay, Transmitter/Receiver In One Unit. (Johnson Controls, Inc. #Beam1224).....	2,241.10	90.71
28 46 13 31-0855 EA Same As Beam1224 With Built-in Sensitivity Test Filter. (Johnson Controls, Inc. #Beam1224S).....	2,369.84	90.71
28 46 13 31-0856 EA Mounting Kit, Long RG, Beam. (Johnson Controls, Inc. #BeamLRK).....	261.96	15.12
28 46 13 31-0857 EA Mounting Kit, Beam Detect. (Johnson Controls, Inc. #BeamMMK).....	176.15	15.12
28 46 13 31-0858 EA Digital Audio Amplifier, 50 Watts, 25 VRMS (Johnson Controls, Inc. #DAA-5025).....	2,242.99	90.71
28 46 13 31-0859 EA Digital Audio Amplifier, 50 Watts, 25 VRMS, Multi-Fiber (Johnson Controls, Inc. #DAA-5025F).....	2,069.45	90.71
28 46 13 31-0860 EA Digital Audio Amplifier, 50 Watts, 25 VRMS, Single-Fiber (Johnson Controls, Inc. #DAA-5025SF).....	2,069.45	90.71
28 46 13 31-0861 EA Digital Audio Amplifier, 50 Watts, 70 VRMS (Johnson Controls, Inc. #DAA-5070).....	2,430.45	90.71
28 46 13 31-0862 EA Amplifier, Digital Audio. (Johnson Controls, Inc. #DAA-5070E).....	2,241.10	90.71
28 46 13 31-0863 EA Digital Audio Amplifier, 50 Watts, 70 VRMS, Multi-Fiber (Johnson Controls, Inc. #DAA-5070F).....	2,241.10	90.71
28 46 13 31-0864 EA Digital Audio Amplifier, 50 Watts, 70 VRMS, Single-Fiber (Johnson Controls, Inc. #DAA-5070SF).....	2,241.10	90.71
28 46 13 31-0865 EA Digital Audio Amplifier, 75 Watts, 25 VRMS (Johnson Controls, Inc. #DAA-7525).....	2,682.45	90.71
28 46 13 31-0866 EA Digital Audio Amplifier, 75 Watts, 25 VRMS, Multi Fiber (Johnson Controls, Inc. #DAA-7525F).....	2,682.45	90.71
28 46 13 31-0867 EA Digital Audio Amplifier, 75 Watts, 25 VRMS, Single Fiber (Johnson Controls, Inc. #DAA-7525SF).....	2,682.45	90.71
28 46 13 31-0868 EA Innovairflex Intelligent. (Johnson Controls, Inc. #DNR).....	276.85	30.24
28 46 13 31-0869 EA Innovairflex Duct Detect. (Johnson Controls, Inc. #DNRW).....	426.93	30.24
28 46 13 31-0870 EA Innovairflex Sample Tube. (Johnson Controls, Inc. #DST1).....	37.87	12.10
28 46 13 31-0871 EA Innovairflex Sample Tube. (Johnson Controls, Inc. #DST1.5).....	41.40	12.10
28 46 13 31-0872 EA Innovairflex Sample Tube. (Johnson Controls, Inc. #DST10).....	102.31	18.14
28 46 13 31-0873 EA Innovairflex Sample Tube. (Johnson Controls, Inc. #DST3).....	49.30	12.10
28 46 13 31-0874 EA Innovairflex Sample Tube. (Johnson Controls, Inc. #DST5).....	60.87	15.12
28 46 13 31-0875 EA Digital Voice Command, Analog Output. (Johnson Controls, Inc. #DVC-AO).....	429.48	30.24
28 46 13 31-0876 EA Digital Voice Command, Keypad. (Johnson Controls, Inc. #DVC-KD).....	713.13	60.47
28 46 13 31-0877 EA Equipment Cabinet Used To House DAA Digital Amplifiers, XP10/6 Series Transponders, AA-Amplifiers, ACPS-610 Or Amperes-24; B Size, Black. (Johnson Controls, Inc. #EQBB-B4).....	588.50	90.71
28 46 13 31-0878 EA Equipment Cabinet Used To House DAA Digital Amplifiers, XP10/6 Series Transponders, AA-Amplifiers, ACPS-610 Or Amperes-24; C Size, Black. (Johnson Controls, Inc. #EQBB-C4).....	819.63	90.71
28 46 13 31-0879 EA Equipment Cabinet Used To House DAA Digital Amplifiers, XP10/6 Series Transponders, AA-Amplifiers, ACPS-610 Or AMPS-24; D Size, Black. (Johnson Controls, Inc. #EQBB-D4).....	896.87	90.71
28 46 13 31-0880 EA Equipment Cabinet Door; B Size Black. (Johnson Controls, Inc. #EQDR-B4).....	477.82	12.10
28 46 13 31-0881 EA Equipment Cabinet Door; C Size Black. (Johnson Controls, Inc. #EQDR-C4).....	721.02	12.10
28 46 13 31-0882 EA Equipment Cabinet Door; D Size Black. (Johnson Controls, Inc. #EQDR-D4).....	792.55	12.10
28 46 13 31-0883 EA 6.0 Amperes, 120 Volt AC Remote Charger Power Supply (Johnson Controls, Inc. #FCPS-24S6).....	947.49	120.96
28 46 13 31-0884 EA 8 Amperes, 120 Volt AC Remote Charger Power Supply (Johnson Controls, Inc. #FCPS-24S8).....	1,247.14	120.96
28 46 13 31-0885 EA 80 Character Display Annunciator. "Security Keypad" Mechanical Design. For Use With The IFC-320, JCPU2-640, JCPU-640 And IFC-400/300 (Rev 3.62+) Only. (Johnson Controls, Inc. #FDU-80G).....	1,185.54	90.71
28 46 13 31-0886 EA Fireman's Telephone Hand Set. (Johnson Controls, Inc. #FHS).....	219.05	15.12
28 46 13 31-0887 EA Fire Phone Storage Cabinet, Recessed, Holds 6 Phones. (Johnson Controls, Inc. #FHSC-R).....	621.73	30.24
28 46 13 31-0888 EA Door Holder, Magnetic, Floor. (Johnson Controls, Inc. #FM980).....	325.70	45.36
28 46 13 31-0889 EA Door Holder, Magnetic, Wall. (Johnson Controls, Inc. #FM996).....	264.83	45.36
28 46 13 31-0890 EA Door Holder, Magnetic, Wall. (Johnson Controls, Inc. #FM998).....	278.68	45.36



MINOR CSI UOM DESCRIPTION	TOTAL DIRECT UNIT COST	DEMOLITION UNIT COST
28 46 13 31-0891 EA Addressable Beam Detector. (Johnson Controls, Inc. #FSB-200).....	2,286.49	60.47
28 46 13 31-0892 EA Addressable Beam Detector With Remote Test Feature. (Johnson Controls, Inc. #FSB-200S).....	2,794.47	60.47
28 46 13 31-0893 EA Intelligent Addressable HARSH (Hostile Area Smoke Head) Detector; Photo, Requires B501B-FTXJ Base. (Johnson Controls, Inc. #FTX-P2J).....	843.02	30.24
28 46 13 31-0894 EA IFC-320 Intelligent Fire Alarm Panel; Single Printed Circuit Board With One SLC Loop (318 Devices), Back-lit, 80 Character Display, System And Programming Keypad And 6.0 Amperes Power Supply, 120 Volt AC, (Johnson Controls, Inc. #IFC-320).....	5,708.81	483.81
Note: Includes Door, Dress Panel And Back Box, Black		
28 46 13 31-0895 EA Upgrade Kit, ORG BLD, 640. (Johnson Controls, Inc. #IFC-640UG).....	2,819.13	60.47
28 46 13 31-0896 EA Workstation Only Workstation GUI Software And Hardware Package. (Johnson Controls, Inc. #IFI).....	37,230.69	725.72
28 46 13 31-0897 EA Workstation With NFN Fiber PC Card Workstation GUI Software And Hardware Package. Includes NFN Gateway (JNFN-GW-PC-F) Fiber Version. (Johnson Controls, Inc. #IFI-F).....	40,663.47	725.72
28 46 13 31-0898 EA Workstation With Echelon Wire PC Card Workstation GUI Software And Hardware Package For Building Systems Integration, WSSUP Workstation Supervisor. Includes Echelon® Gateway (ECH-GW-PC-W) Wire Version. (Johnson Controls, Inc. #IFI-IP).....	45,812.65	725.72
28 46 13 31-0899 EA Workstation With NFN Wire PC Card Workstation GUI Software And Hardware Package. Includes NFN Gateway (JNFN-GW-PC-W) Wire Version. (Johnson Controls, Inc. #IFI-W).....	40,663.47	725.72
28 46 13 31-0900 EA Annunciator Flush Box. Mounts One Annunciator Module. (Johnson Controls, Inc. #JABF-1B).....	273.15	18.14
28 46 13 31-0901 EA Annunciator Flush Box. One Module. Attractive Glass Door And Key Lock. (Johnson Controls, Inc. #JABF-1DB).....	307.49	18.14
28 46 13 31-0902 EA Annunciator Flush Box. Mounts Two Annunciator Modules. (Johnson Controls, Inc. #JABF-2B).....	334.95	18.14
28 46 13 31-0903 EA Annunciator Flush Box. Mounts Four Annunciator Modules. (Johnson Controls, Inc. #JABF-4B).....	626.74	18.14
28 46 13 31-0904 EA Annunciator Surface Box. Deep With Trim Cover. (Johnson Controls, Inc. #JABS-1TB).....	202.68	12.10
28 46 13 31-0905 EA Surface (or Semi-flush) Mount Backbox. Used With The INA, ACS Annunciators, SCS Series, JNCA And JNCA-2 Black. (Johnson Controls, Inc. #JABS-2D).....	315.89	27.21
28 46 13 31-0906 EA Surface (or Semi-flush) Mount Backbox. Used With The INA, ACS Annunciators, SCS Series, JNCA And JNCA-2 Red. (Johnson Controls, Inc. #JABS-2DR).....	335.58	27.21
28 46 13 31-0907 EA Surface (or Semi-flush) Mount INA, ACS, Or SCS Backbox, Black. (Johnson Controls, Inc. #JABS-4D).....	617.39	27.21
28 46 13 31-0908 EA Audio Command Door For CAB-B4, Black; Required When Using CA-2. (Johnson Controls, Inc. #JADDR-B4).....	616.36	12.10
28 46 13 31-0909 EA Audio Command Door For CAB-C4, Black; Required When Using CA-2. (Johnson Controls, Inc. #JADDR-C4).....	830.91	12.10
28 46 13 31-0910 EA Audio Command Door For CAB-D4, Black; Required When Using CA-2. (Johnson Controls, Inc. #JADDR-D4).....	1,028.30	12.10
28 46 13 31-0911 EA Addressable Pull Station; With FlashScan. (Johnson Controls, Inc. #JBG-12LX).....	288.18	30.24
28 46 13 31-0912 EA Battery Dress Panel For CAB-4 Series; For Use With The JCPU2-3030, JCPU2-640, JNCA-2, And DVC Systems. (Johnson Controls, Inc. #JBP2-4).....	134.58	12.10
28 46 13 31-0913 EA JCPU2-3030 CPU With 640-character Display; Required For Single Panel (One CPU2-3030) Systems. Includes: CPU, 640-Character Backlit LCD Display, QWERTY Programming And Control Keypad, Installation, Programming And Operating Manuals. Supports One To 10 Signaling Line Circuits (Up To Five LCM-320 And Five LEM-320). Order One Per System Or As Necessary (Up To 103 Network Nodes) For A Networked System. Requires Top Row Of A Cabinet. (Johnson Controls, Inc. #JCPU2-3030D).....	5,695.82	483.81
28 46 13 31-0914 EA Central Processing Unit For The JCPU2-640 With Integral 120 Volt AC Power Supply (Johnson Controls, Inc. #JCPU2-640).....	4,111.48	362.86
Note: Includes CHS2-M2 Chassis		
28 46 13 31-0915 EA Main Board, CPU, IFC3030, DI. (Johnson Controls, Inc. #JCPU-3030D).....	7,399.85	483.81
28 46 13 31-0916 EA Main Board, CPU, IFC640. (Johnson Controls, Inc. #JCPU-640).....	7,110.83	362.86
28 46 13 31-0917 EA Main Board, CPU, IFC640, EUR. (Johnson Controls, Inc. #JCPU-640E).....	5,120.17	362.86
28 46 13 31-0918 EA Digital Voice Command, Extended Memory. (Johnson Controls, Inc. #JDVC-EM).....	2,808.29	45.36
28 46 13 31-0919 EA Digital Voice Command, Extended Memory, Multi-Fiber. (Johnson Controls, Inc. #JDVC-EMF).....	2,836.93	45.36
28 46 13 31-0920 EA Digital Voice Command, Extended Memory, Single-Fiber. (Johnson Controls, Inc. #JDVC-EMSF).....	2,836.93	45.36
28 46 13 31-0921 EA Annunciator, Network Control. (Johnson Controls, Inc. #JNCA).....	3,357.24	60.47
28 46 13 31-0922 EA Network Control Annunciator-2, 640-characters; On Single Panel (one JCPU2-640) JCPU2-640 Systems, The JNCA-2 Can Be The Primary Display For The Panel And Connects Directly To The JCPU2-640. On Network Systems (Two Or More JCPU2-640's), One Network Display (Either JNCA-2 Or IFW) Is Required For Every System And Each JNCA-2 Connects To And Requires An NCM Network Control Module. Mounts In A Row Of FACP Node Or In Two Annunciator Module Positions. (Johnson Controls, Inc. #JNCA-2).....	2,844.87	60.47
Note: Mounting Includes: NCA/640-2-Kit (directly Mounting To The CHS2-M2), CA-2, ADP-4B, Or In An Annunciator Box, Such As The ABS-2DB (requires The CHS-2D).		
28 46 13 31-0923 EA Mass Notification Voice Paging; Requires JNOTIFY-PAA Hardware Package (Sold Separately). (Johnson Controls, Inc. #JNOTIFY-IP).....	2,442.12	362.86
28 46 13 31-0924 EA 160 Character Display Annunciator; For Use With JCPU-3030 And JCPU2-3030. (Johnson Controls, Inc. #LCD- 160).....	2,020.36	60.47
28 46 13 31-0925 EA 80 Character LCD Annunciator. Mounts In ABS-1T, ABF-1D, ABF-2D, Or Flush Back Box. (Johnson Controls, Inc. #LCD-80).....	1,661.56	60.47
28 46 13 31-0926 EA Loop Control Module. Each LCM May Be Expanded To Two Loops By Adding A LEM-320. IFC2- 3030 And IFC- 3030 Only. (Johnson Controls, Inc. #LCM-320).....	2,675.61	60.47
28 46 13 31-0927 EA Lamp Driver Annunciator Control Module. For Use With Custom Graphic Annunciators. 32 Points. (Johnson Controls, Inc. #LDM-32).....	828.35	15.12
28 46 13 31-0928 EA Cable 24": LDM TO Annunciator. (Johnson Controls, Inc. #LDM-CBL24).....	266.18	12.10
28 46 13 31-0929 EA Cable 48": LDM TO Annunciator. (Johnson Controls, Inc. #LDM-CBL48).....	327.98	12.10
28 46 13 31-0930 EA Lamp Driver Annunciator Expander Module. For Use With Custom Graphic Annunciators. 32 Points. (Johnson Controls, Inc. #LDM-E32).....	667.04	15.12
28 46 13 31-0931 EA Relay Module. 32 Form-A Contacts. Connects To LDM-32 Or LDM-E32. (Johnson Controls, Inc. #LDM-R32).....	1,224.86	15.12
28 46 13 31-0932 EA Loop Expander Module. Mounts As Daughter Board To LCM-320 To Provide Even Numbered SLC Loops. (Johnson Controls, Inc. #LEM-320).....	2,219.96	15.12
28 46 13 31-0933 EA Addressable Control Module With FlashScan; Configured For One Class A Or Class B NAC. (Johnson Controls, Inc. #M300CJ).....	173.37	15.12
28 46 13 31-0934 EA Addressable Dual Monitor Module; With FlashScan, Two Class B Circuits. (Johnson Controls, Inc. #M300DJ).....	276.69	15.12
28 46 13 31-0935 EA Addressable Monitor Module; With FlashScan; Supervises Either A Class A Or Class B Circuit Of N.D. Dry- contact Input Devices. (Johnson Controls, Inc. #M300MJ).....	135.93	15.12
28 46 13 31-0936 EA Addressable Relay Module With FlashScan; Provides Two Form-C Dry Contacts That Switch Together. (Johnson Controls, Inc. #M300RJ).....	191.05	15.12
28 46 13 31-0937 EA Addressable Mini Module With FlashScan; Supervises A Class B Circuit Of N.D. Dry-contact Devices. (Johnson Controls, Inc. #M301MJ).....	150.41	15.12
28 46 13 31-0938 EA Addressable 2-Wire Detector Monitor Module; With FlashScan. (Johnson Controls, Inc. #M302MJ).....	245.74	15.12
28 46 13 31-0939 EA Addressable Firephone Control Module With Flashscan. (Johnson Controls, Inc. #M500FPJ).....	280.35	15.12
28 46 13 31-0940 EA SLC Loop Isolator Module; Isolates Against Short Circuits On The SLC. (Johnson Controls, Inc. #M500XJ).....	157.77	15.12



MINOR CSI UOM DESCRIPTION	TOTAL DIRECT UNIT COST	DEMOLITION UNIT COST
28 46 13 31-0941 EA Network INTFC, P2P, Wire. (Johnson Controls, Inc. #MIB-W).....	2,342.61	45.36
28 46 13 31-0942 EA Network Adapter, Fiber. (Johnson Controls, Inc. #NAM-232F).....	2,084.08	30.24
28 46 13 31-0943 EA Network Adapter, Wire. (Johnson Controls, Inc. #NAM-232W).....	1,926.18	30.24
28 46 13 31-0944 EA Plate, Retrofit, NCA-2. (Johnson Controls, Inc. #NCA-2RETRO).....	72.17	6.04
28 46 13 31-0945 EA Network Control Module - Multi Mode Fiber; Order One NCM Per Network Node (JCPU-640/3030, JNCA, JCPU2-640/3030, JNCA-2, DVC, Etc). (Johnson Controls, Inc. #NCM-F).....	1,684.88	30.24
28 46 13 31-0946 EA Network Control Module - Wire; Order One NCM Per Network Node (JCPU-640/3030, JNCA, JCPU2-640/3030, JNCA-2, DVC, Etc). (Johnson Controls, Inc. #NCM-W).....	1,604.32	30.24
28 46 13 31-0947 EA NFV-25/50. (Johnson Controls, Inc. #NFV-25/50).....	4,096.71	60.47
28 46 13 31-0948 EA NU-RPT101-1U RS485. (Johnson Controls, Inc. #NU-RPT101-1U).....	1,137.36	30.24
28 46 13 31-0949 EA Key Switch, Remote Control. (Johnson Controls, Inc. #RKS-S).....	310.81	12.10
28 46 13 31-0950 EA Microphone Assembly For Mounting To An ADP-4 Dress Panel. (Johnson Controls, Inc. #RM-1).....	717.86	30.24
28 46 13 31-0951 EA Microphone Assembly For Mounting In An CAB-RM Cabinet. (Johnson Controls, Inc. #RM-1SA).....	717.86	30.24
28 46 13 31-0952 EA Remote Page Jack. Allows Remote All-Call Paging. (Johnson Controls, Inc. #RPJ-1).....	192.41	12.10
28 46 13 31-0953 EA SA-WBB, Weatherproof. (Johnson Controls, Inc. #SA-WBB).....	50.91	6.04
28 46 13 31-0954 EA SA-WBBC, Weatherproof. (Johnson Controls, Inc. #SA-WBBC).....	50.91	6.04
28 46 13 31-0955 EA Strobe, Standard, 12/24 Volt DC, Red (Johnson Controls, Inc. #SCR).....	193.71	45.36
28 46 13 31-0956 EA Strobe, HI, 12/24 Volt DC, Red (Johnson Controls, Inc. #SCRH).....	217.73	45.36
28 46 13 31-0957 EA Strobe, HI, Outdoor, Red. (Johnson Controls, Inc. #SCRHK).....	257.29	51.40
28 46 13 31-0958 EA Strobe, Standard, Outdoor, Red. (Johnson Controls, Inc. #SCRK).....	253.84	51.40
28 46 13 31-0959 EA Smoke Control Master; Includes Eight On/off/auto Switches. Supports One SCE-8. Includes Manual, Slide-In Labels, Mounts In ADP-4 Or ABS-4D. (Johnson Controls, Inc. #SCS-8).....	1,716.30	120.96
28 46 13 31-0960 EA Smoke Control Lamp Driver. Outputs For 8 On/off/auto Switches With LED's. Intended For Custom Built Smoke Control Stations. Support One SCE-8L. (Johnson Controls, Inc. #SCS-8L).....	1,338.68	120.96
28 46 13 31-0961 EA Strobe, Standard, 12/24 Volt DC, White (Johnson Controls, Inc. #SCW).....	193.71	45.36
28 46 13 31-0962 EA Strobe, HI, 12/24 Volt DC, Red (Johnson Controls, Inc. #SCWH).....	217.73	45.36
28 46 13 31-0963 EA Strobe, Standard, 12/24 Volt DC, White (Johnson Controls, Inc. #SCW-P).....	193.71	45.36
28 46 13 31-0964 EA Mounting Kit, M300/M500. (Johnson Controls, Inc. #SMB500).....	35.09	12.10
28 46 13 31-0965 EA SMK-MOV Kit-LON. (Johnson Controls, Inc. #SMK-MOVKit-LON).....	39.65	6.04
28 46 13 31-0966 EA SMK-MOV Kit-MSTP. (Johnson Controls, Inc. #SMK-MOVKit-MSTP).....	45.16	6.04
28 46 13 31-0967 EA SPBBS, Wall, Back Box. (Johnson Controls, Inc. #SPBBS).....	39.69	6.04
28 46 13 31-0968 EA Strobe, Standard, 12/24 Volt DC, Red (Johnson Controls, Inc. #SR).....	177.15	45.36
28 46 13 31-0969 EA Strobe, HI, 12/24 Volt DC, Red (Johnson Controls, Inc. #SRH).....	217.73	45.36
28 46 13 31-0970 EA Strobe, HI, Outdoor, Red. (Johnson Controls, Inc. #SRHK).....	257.29	51.40
28 46 13 31-0971 EA Strobe, HI, 12/24 Volt DC, Red (Johnson Controls, Inc. #SRH-P).....	217.73	45.36
28 46 13 31-0972 EA Strobe, Standard, Outdoor, Red. (Johnson Controls, Inc. #SRK).....	253.84	51.40
28 46 13 31-0973 EA Strobe, Standard, 12/24 Volt DC, Red (Johnson Controls, Inc. #SR-P).....	193.71	45.36
28 46 13 31-0974 EA Strobe, Standard, 12/24 Volt DC, White (Johnson Controls, Inc. #SW).....	193.71	45.36
28 46 13 31-0975 EA Strobe, HI, 12/24 Volt DC, White (Johnson Controls, Inc. #SWH).....	217.73	45.36
28 46 13 31-0976 EA Strobe, HI, 12/24 Volt DC, White (Johnson Controls, Inc. #SWH-P).....	217.73	45.36
28 46 13 31-0977 EA Strobe, Standard, 12/24 Volt DC, White (Johnson Controls, Inc. #SW-P).....	193.71	45.36
28 46 13 31-0978 EA Firefighter's Telephone Handset Only. (Johnson Controls, Inc. #TELH-1).....	268.81	15.12
28 46 13 31-0979 EA Universal Digital Alarm Communicator Transmitter. (Johnson Controls, Inc. #UDACT).....	1,186.39	60.47
28 46 13 31-0980 EA Speaker Strobe, Ceiling, White, 2 W (MAX), Dual Voltage, Multi (Johnson Controls, Inc. #SPSCW).....	287.28	60.47
28 46 13 31-0981 EA Speaker, White, Ceiling Mount. (Johnson Controls, Inc. #SPCW).....	122.76	30.24
28 46 13 31-0982 EA Speaker, White, Ceiling Mount, High Db. (Johnson Controls, Inc. #SPCWV).....	122.76	30.24
28 46 13 31-0983 EA Speaker Strobe, Red, Ceiling Mount, Standard Candela. (Johnson Controls, Inc. #SPSCR).....	226.79	30.24
28 46 13 31-0984 EA Speaker Strobe, Red, Ceiling Mount, High Candela. (Johnson Controls, Inc. #SPSCRH).....	246.70	30.24
28 46 13 31-0985 EA Speaker Strobe, Red, Ceiling Mount, High Candela, High Db. (Johnson Controls, Inc. #SPSCRHV).....	246.70	30.24
28 46 13 31-0986 EA Speaker Strobe, White, Ceiling Mount, High Db. (Johnson Controls, Inc. #SPSCWV).....	218.89	30.24
28 46 13 31-0987 EA Speaker Strobe Wall, WP, White, 2W (MAX), Dual Volt, Multi D (Johnson Controls, Inc. #SPSWK).....	298.56	30.24
28 46 13 31-0988 EA Speaker Strobe, Wall, White, Standard Candela. (Johnson Controls, Inc. #SPSW).....	226.79	30.24
28 46 13 31-0989 EA Wall Mount Speaker, White. (Johnson Controls, Inc. #SPW).....	122.76	30.24
28 46 13 31-0990 EA Wall Mount Speaker, Red. (Johnson Controls, Inc. #SPR).....	122.76	30.24
28 46 13 31-0991 EA Speaker Strobe, Wall, White, High Cd. (Johnson Controls, Inc. #SPSWH).....	246.70	30.24
28 46 13 31-0992 EA Speaker Strobe, Wall, Red, High Cd. (Johnson Controls, Inc. #SPSR).....	226.79	30.24
28 46 13 31-0993 EA Speaker Strobe, Wall, Red, High Db, High Candela. (Johnson Controls, Inc. #SPSRV).....	226.79	30.24
28 46 13 31-0994 Honeywell Fire Alarm (28 46 13 31)		
28 46 13 31-0995 Notifier Fire Alarm (28 46 13 31-0994)		
28 46 13 31-0996 Fire Alarm Control Panel And Accessories (28 46 13 31-0995)		
28 46 13 31-0997 EA NFS2-3030 CPU For Intelligent Fire Alarm Control Panel (Notifier CPU2-3030D).....	5,314.57	604.77
28 46 13 31-0998 EA NFS2-640 CPU For Intelligent Fire Alarm Control Panel (Notifier CPU2-640).....	4,475.21	604.77
28 46 13 31-0999 EA Central Processing Unit For NFS2-640 With Integral 240 Volt Power Supply Includes Chassis (Notifier CPU2-640E).....	4,315.60	604.77
28 46 13 31-1000 EA Black, 120 Volt AC, Intelligent Fire Alarm Control Panel (Notifier NFS-320).....	5,304.70	604.77
28 46 13 31-1001 EA Supports Installation Of Optional ACM-Series Annunciator In Same Cabinet, Black, 120 Volt AC, Intelligent Fire Alarm Control Panel (Notifier NFS-320C).....	5,433.58	604.77
28 46 13 31-1002 EA Black, 240 Volt AC, Intelligent Fire Alarm Control Panel (Notifier NFS-320E).....	5,303.41	604.77
28 46 13 31-1003 EA Red, 120 Volt AC, Intelligent Fire Alarm Control Panel (Notifier NFS-320R).....	5,179.11	604.77
28 46 13 31-1004 EA Two-Tone Sequential Module (Notifier 2TTM).....	333.54	30.24
28 46 13 31-1005 EA 5', Not Low Loss, Antenna Cable (Notifier 7626-5C).....	83.55	6.04
28 46 13 31-1006 EA 25', Low Loss, Antenna Cable (Notifier 7626-25HC).....	160.23	12.10
28 46 13 31-1007 EA 50', Low Loss, Antenna Cable (Notifier 7626-50HC).....	243.29	18.14
28 46 13 31-1008 EA IPGSM-COM, IPGSM-COMa Handheld Programmer (Notifier 7720P).....	379.75	
28 46 13 31-1009 EA RJ45-DB9F Serial Programming Cable (Notifier ALMSC-119).....	74.27	
28 46 13 31-1010 EA 120 Volt AC Power Supply, Chassis, 80-Character Display, Keypad, NFS-320SYS CPU (Notifier CPU-320SYS).....	5,081.23	604.77
28 46 13 31-1011 EA 240 Volt AC Power Supply, Chassis, 80-Character Display, Keypad, NFS-320SYS CPU (Notifier CPU-320SYSE).....	5,129.19	604.77
28 46 13 31-1012 EA 3 dB Gain External/Remote Antenna (Notifier GSM-ANT3dB).....	204.91	6.04



MINOR	CSI	UOM	DESCRIPTION	TOTAL DIRECT UNIT COST	DEMOLITION UNIT COST
-------	-----	-----	-------------	------------------------	----------------------

28 46	13 31-1013	EA	Plug In Transformer Box For IPGSM Communicator (Notifier HPTCOVER)	63.97	6.04
28 46	13 31-1014	EA	Mounting Bracket Kit For SFB-5UD, SFB-10UD, NFW2-100 And NFW-50 (Notifier IPBRKT)	91.48	12.10
28 46	13 31-1015	EA	Chassis To Mount IP Communicator In CHSA Series Chassis (Notifier IPCHSKIT)	90.92	15.12
28 46	13 31-1016	EA	IP Communicator (Notifier IPDACT-2)	667.29	30.24
28 46	13 31-1017	EA	IP Communicator With Upload/Download Capability (Notifier IPDACT-2UD)	772.99	30.24
28 46	13 31-1018	EA	Red, IP Communicator External Mounting Enclosure (Notifier IPENC)	185.75	30.24
			Note: Includes IPBRKT.		
28 46	13 31-1019	EA	Black, IP Communicator External Mounting Enclosure (Notifier IPENC-B)	185.26	30.24
			Note: Includes IPBRKT		
28 46	13 31-1020	EA	Dual 8TPC To Single 8TPC Y-Splitter With Two 9" Cables For Combining Panel Phone Jacks To One IPDACT Input (Notifier IPSPLT)	48.36	12.10
28 46	13 31-1021	EA	Loop Control Module (Notifier LCM-320)	1,776.63	60.47
28 46	13 31-1022	EA	Loop Expander Module (Notifier LEM-320)	1,528.39	60.47
28 46	13 31-1023	EA	Keyboard Display Module For CPU2-640 (Notifier KDM-R2)	1,354.21	60.47
28 46	13 31-1024	EA	7' DACT Phone Cord (Notifier MCBL-7)	23.55	
28 46	13 31-1025	EA	Backbox For UDACT, With Viewing Window And Optional Relay Mount (Notifier UBS-1)	193.20	15.12
28 46	13 31-1026	EA	Red, Metal Enclosure With Solid Door For Remote Mounting Of The UDACT-2 (Notifier UBS-1R)	223.43	30.24
28 46	13 31-1027	EA	Black, Metal Enclosure With Solid Door For Remote Mounting Of The UDACT-2 (Notifier UBS-1B)	223.43	30.24
28 46	13 31-1028	EA	Universal Digital Alarm Communicator Transmitter (Notifier UDACT-2)	702.32	30.24
28 46	13 31-1029	EA	Universal Zone Coder (Notifier UZC-256)	974.29	30.24
28 46	13 31-1030	EA	Hardware Kit To Connect UZC-256 To A PC (Notifier UZC-HI)	303.11	
			Note: Includes null modem cable, AC power adapter, and 9-pin to 25-pin converter.		
28 46	13 31-1031	EA	Programming Software For ONYX Series Products, DVC And Associated Amplifiers, DVC-RPU And UDACT-2 (Notifier VERIFIRE-TCD)	885.55	
28 46	13 31-1032	EA	ONYX Series Verifire Tools Upgrade (Notifier VERIFIREUG-TCD)	563.73	
28 46	13 31-1033	EA	Central Station Receiver For Fire And Security (Notifier VISORALARM-PLUS)	4,288.10	18.14
28 46	13 31-1034	EA	Surface Back Box For NBG-12LRA (Notifier SBA-10)	51.87	15.12
28 46	13 31-1035	EA	Up To 50 Addressable Devices Supported, Addressable Fire Alarm Control Panel (Notifier NFW-50X)	2,236.67	604.77
28 46	13 31-1036	EA	Up To 198 Addressable Devices Supported, Addressable Fire Alarm Control Panel (Notifier NFW-100X)	3,282.94	604.77

28 46 13 31-1037 ONYX Cabinets (28 46 13 31-0995)

28 46	13 31-1038	EA	Red, Two Tier Door For CA-2 Chassis Configuration (Notifier ADDR-B4R)	598.06	15.12
28 46	13 31-1039	EA	Red, Three Tier Door For CA-2 Chassis Configuration (Notifier ADDR-C4R)	802.29	15.12
28 46	13 31-1040	EA	Red, Four Tier Door For CA-2 Chassis Configuration (Notifier ADDR-D4R)	991.05	15.12
28 46	13 31-1041	EA	Battery Dress Plate For NFS-640 And NFS-3030 (Notifier BP-4)	117.53	18.14
28 46	13 31-1042	EA	Chassis Bridge (Notifier CB-1)	106.34	15.12
28 46	13 31-1043	EA	Four Position Chassis (Notifier CHS-4)	175.58	15.12
28 46	13 31-1044	EA	Low Profile 1st Row Chassis Assembly For CPU-640 / CPU-640E (Notifier CHS-M2)	189.94	30.24
28 46	13 31-1045	EA	Black, Dress Panel Blank, Covers Unused Cabinet Row(s) (Notifier DP-1B)	104.31	18.14
28 46	13 31-1046	EA	Dress Plate For Top Row With CPU2-3030D (Notifier DP-DISP)	130.98	18.14
28 46	13 31-1047	EA	One Tier, "A" Size Door Assembly, Lexan Window, Lock And Keys (Notifier DR-A4)	341.35	30.24
28 46	13 31-1048	EA	One Tier, "A" Size Door Assembly, Solid Door, Lock And Keys (Notifier DR-A4B)	221.76	30.24
28 46	13 31-1049	EA	Two Tier, "B" Size Door Assembly, Lexan Window, Lock And Keys (Notifier DR-B4)	435.23	45.36
28 46	13 31-1050	EA	Two Tier, "B" Size Door Assembly, Solid Door, Lock And Keys (Notifier DR-B4B)	276.14	45.36
28 46	13 31-1051	EA	Three Tier, "C" Size Door Assembly, Lexan Window, Lock And Keys (Notifier DR-C4)	646.52	60.47
28 46	13 31-1052	EA	Three Tier, "C" Size Door Assembly, Solid Door, Lock And Keys (Notifier DR-C4B)	404.04	60.47
28 46	13 31-1053	EA	Four Tier, "D" Size Door Assembly, Lexan Window, Lock And Keys (Notifier DR-D4)	785.37	75.60
28 46	13 31-1054	EA	Four Tier, "D" Size Door Assembly, Solid Door, Lock And Keys (Notifier DR-D4B)	471.57	75.60
28 46	13 31-1055	EA	Black, One Tier, "AA" Size Door Assembly With Window, Lock And Keys (Notifier DR-AA4)	274.92	15.12
28 46	13 31-1056	EA	Black, One Tier, "AA" Size Door Assembly, Lock And Keys (Notifier DR-AA4B)	190.75	15.12
28 46	13 31-1057	EA	Red, One Tier, "AA" Size Door Assembly, Lock And Keys (Notifier DR-AA4BR)	190.75	15.12
28 46	13 31-1058	EA	Red, One Tier, "AA" Size Door Assembly With Window, Lock And Keys (Notifier DR-AA4R)	279.82	15.12
28 46	13 31-1059	EA	Red, One Tier, "A" Size Blank Door Assembly, Lock And Keys (Notifier DR-A4BR)	214.24	15.12
28 46	13 31-1060	EA	Red, One Tier, "A" Size Door Assembly, Lexan Window, Lock And Keys (Notifier DR-A4R)	353.22	15.12
28 46	13 31-1061	EA	Red, Two Tier, "B" Size Door Assembly, Solid Door, Lock And Keys (Notifier DR-B4BR)	243.12	15.12
28 46	13 31-1062	EA	Red, Two Tier, "B" Size Door Assembly, Lexan Window, Lock And Keys (Notifier DR-B4R)	419.78	15.12
28 46	13 31-1063	EA	Red, Three Tier, "C" Size Door Assembly, Solid Door, Lock And Keys (Notifier DR-C4BR)	347.35	15.12
28 46	13 31-1064	EA	Red, Three Tier, "C" Size Door Assembly, Lexan Window, Lock And Keys (Notifier DR-C4R)	620.42	15.12
28 46	13 31-1065	EA	Red, Four Tier, "D" Size Door Assembly, Solid Door, Lock And Keys (Notifier DR-D4BR)	388.46	15.12
28 46	13 31-1066	EA	Red, Four Tier, "D" Size Door Assembly, Lexan Window, Lock And Keys (Notifier DR-D4R)	741.78	15.12
28 46	13 31-1067	EA	Black, Two Tiers, Equipment Backbox Assembly (Notifier EQBB-B4)	364.86	30.24
28 46	13 31-1068	EA	Black, Three Tiers, Equipment Backbox Assembly (Notifier EQBB-C4)	533.20	30.24
28 46	13 31-1069	EA	Black, Four Tiers, Equipment Backbox Assembly (Notifier EQBB-D4)	623.25	30.24
28 46	13 31-1070	EA	Black, Vented, Two Tiers, Equipment Door Assembly (Notifier EQDR-B4)	381.50	30.24
28 46	13 31-1071	EA	Black, Vented, Three Tiers, Equipment Door Assembly (Notifier EQDR-C4)	570.39	30.24
28 46	13 31-1072	EA	Black, Vented, Four Tiers, Equipment Door Assembly (Notifier EQDR-D4)	664.35	30.24
28 46	13 31-1073	EA	Red, Two Tiers, Equipment Backbox Assembly (Notifier EQBB-B4R)	367.79	30.24
28 46	13 31-1074	EA	Red, Three Tiers, Equipment Backbox Assembly (Notifier EQBB-C4R)	533.20	30.24
28 46	13 31-1075	EA	Red, Four Tiers, Equipment Backbox Assembly (Notifier EQBB-D4R)	631.08	30.24
28 46	13 31-1076	EA	Red, Vented, Two Tiers, Equipment Door Assembly (Notifier EQDR-B4R)	399.11	30.24
28 46	13 31-1077	EA	Red, Vented, Three Tiers, Equipment Door Assembly (Notifier EQDR-C4R)	570.39	30.24
28 46	13 31-1078	EA	Red, Vented, Four Tiers, Equipment Door Assembly (Notifier EQDR-D4R)	664.35	30.24
28 46	13 31-1079	EA	Backbox With Door For ONYX Firstvision™ (Notifier FIRSTVISION-ENC)	3,007.18	151.19
28 46	13 31-1080	EA	CAB-4 Series Mounting Kit (Notifier P40-KITB)	343.33	30.24
			Note: Includes chassis, hinged dress plate, and mounting hardware.		
28 46	13 31-1081	EA	Black, One Tier Backbox Assembly (Notifier SBB-A4)	367.95	90.71
28 46	13 31-1082	EA	Black, Two Tier Backbox Assembly (Notifier SBB-B4)	517.31	120.96
28 46	13 31-1083	EA	Black, Three Tier Backbox Assembly (Notifier SBB-C4)	665.43	120.96
28 46	13 31-1084	EA	Black, Four Tier Backbox Assembly (Notifier SBB-D4)	811.48	151.19
28 46	13 31-1085	EA	Black, Mini, One Tier, Backbox (Notifier SBB-AA4)	220.00	30.24



MINOR	CSI	UOM	DESCRIPTION	TOTAL DIRECT UNIT COST	DEMOLITION UNIT COST
28 46 13 31-1086	EA		Red, Mini, One Tier, Backbox (Notifier SBB-AA4R).....	220.00	30.24
28 46 13 31-1087	EA		Red, One Tier Backbox Assembly (Notifier SBB-A4R).....	265.03	30.24
28 46 13 31-1088	EA		Red, Two Tier Backbox Assembly (Notifier SBB-B4R).....	363.88	30.24
28 46 13 31-1089	EA		Red, Three Tier Backbox Assembly (Notifier SBB-C4R).....	527.33	30.24
28 46 13 31-1090	EA		Red, Four Tier Backbox Assembly (Notifier SBB-D4R).....	621.29	30.24
28 46 13 31-1091	EA		Trim Ring For NFS-320 Cabinet (Notifier TR-320).....	208.06	18.14
28 46 13 31-1092	EA		Red, Trim Ring For NFS-320 Cabinet (Notifier TR-320R).....	208.06	18.14
28 46 13 31-1093	EA		Black, AA Size Trim Ring For CAB-4 Or CAB-3 Series Cabinet (Notifier TR-AA4).....	278.04	18.14
28 46 13 31-1094	EA		Black, A Size Trim Ring For CAB-4 Or CAB-3 Series Cabinet (Notifier TR-A4).....	221.27	18.14
28 46 13 31-1095	EA		Black, B Size Trim Ring For CAB-4 Or CAB-3 Series Cabinet (Notifier TR-B4).....	222.74	18.14
28 46 13 31-1096	EA		Black, C Size Trim Ring For CAB-4 Or CAB-3 Series Cabinet (Notifier TR-C4).....	220.29	18.14
28 46 13 31-1097	EA		Black, D Size Trim Ring For CAB-4 Or CAB-3 Series Cabinet (Notifier TR-D4).....	225.68	18.14
28 46 13 31-1098	EA		2" Filler Dress Plate For ADP-4B Installed In The Top Row Of A CAB-4 Series Backbox (Notifier VP-2B).....	84.64	18.14
28 46 13 31-1099	EA		Wire Trays For Routing Wire In A CAB-4 Series Backbox (Notifier WC-2).....	56.34	6.04
28 46 13 31-1100			NFS2-3030/640 Cabinet Mechanicals (28 46 13 31-0995)		
28 46 13 31-1101	EA		Dress Plate For Middle Rows With CPU2-640 (Notifier ADP2-640).....	116.39	18.14
28 46 13 31-1102	EA		Blank Module Dress Plate (Notifier BM-1B).....	97.73	18.14
28 46 13 31-1103	EA		Battery Dress Plate For NFS2-3030, NFS2-640, NCA-2 And DVC System (Notifier BP2-4).....	109.80	18.14
28 46 13 31-1104	EA		Four Position Expansion Chassis (Notifier CHS-4MB).....	270.03	15.12
28 46 13 31-1105	EA		Standard 1st Row Chassis Assembly For CPU-3030 (Notifier CHS-M3).....	248.71	45.36
28 46 13 31-1106	EA		Dress Plate For Top Row With CPU2-640 (Notifier DP-DISP2).....	120.77	18.14
28 46 13 31-1107			NFS-3030/640 Cabinet Mechanicals (28 46 13 31-0995)		
28 46 13 31-1108	EA		Annunciator Dress Plate (Notifier ADP-4B).....	110.90	18.14
28 46 13 31-1109	EA		Blank Module Dress Plate (Notifier BMP-1).....	72.50	18.14
28 46 13 31-1110	EA		Low Profile Four Position Chassis For AA-30 Or LDM (Notifier CHS-4L).....	158.67	30.24
28 46 13 31-1111	EA		Module Dress Plate (Notifier MP-1B).....	112.00	18.14
28 46 13 31-1112			Battery Cabinets (28 46 13 31-0995)		
28 46 13 31-1113	EA		Six Position Chassis (Notifier CHS-6).....	106.88	30.24
28 46 13 31-1114	EA		Black, 24" x 14" x 7-3/4" Battery Backbox (Notifier NFS-LBB).....	504.01	90.71
28 46 13 31-1115			Digital Voice (28 46 13 31-0995)		
28 46 13 31-1116	EA		Chassis Used With BB-XP (Notifier 18439).....	55.20	15.12
28 46 13 31-1117	EA		220 Volt AC, 100 Watt, 70.7 VRMS, Tone Generator, Audio Amplifier (Notifier AA-100E).....	1,984.53	45.36
28 46 13 31-1118	EA		220 Volt AC, 120 Watt, 25 VRMS, Tone Generator, Audio Amplifier (Notifier AA-120E).....	1,929.23	45.36
28 46 13 31-1119	EA		220 Volt AC, 30 Watt, 25 VRMS Audio Amplifier (Notifier AA-30E).....	978.24	45.36
28 46 13 31-1120	EA		Black, Two Tier Door For CA-2 Chassis Configuration (Notifier ADDR-B4).....	493.38	45.36
28 46 13 31-1121	EA		Black, Three Tier Door For CA-2 Chassis Configuration (Notifier ADDR-C4).....	668.46	60.47
28 46 13 31-1122	EA		Black, Four Tier Door For CA-2 Chassis Configuration (Notifier ADDR-D4).....	832.55	75.60
28 46 13 31-1123	EA		Multimode Audio Fiber Link Receiver (Notifier AFL-RM).....	846.47	30.24
28 46 13 31-1124	EA		Multimode Audio Fiber Link Transmitter (Notifier AFL-TM).....	846.47	30.24
28 46 13 31-1125	EA		Single Mode Audio Fiber Link Transmitter (Notifier AFL-TS).....	1,801.99	30.24
28 46 13 31-1126	EA		15" x 8-3/8" x 3-3/8", Flush Or Surface Mounted Backbox (Notifier AFAWS-BX).....	110.25	15.12
28 46 13 31-1127	EA		Flush Mounted, Key Lock, Door (Notifier AFAWS-KR).....	182.92	15.12
28 46 13 31-1128	EA		Surface Mounted, Key Lock, Door (Notifier AFAWS-KS).....	183.90	15.12
28 46 13 31-1129	EA		Flush Mounted, Latch Style Lock, Door (Notifier AFAWS-LR).....	178.03	15.12
28 46 13 31-1130	EA		Surface Mounted, Latch Style Lock, Door (Notifier AFAWS-LS).....	179.99	15.12
28 46 13 31-1131	EA		Armored Coil Cord, Telephone Chassis (Notifier AFAWS-TELA).....	362.03	15.12
28 46 13 31-1132	EA		Coil Cord, Telephone Chassis (Notifier AFAWS-TELC).....	277.86	15.12
28 46 13 31-1133	EA		Hammer Attached To Chain, Breakglass Insert (Notifier BRKG-B).....	113.89	
28 46 13 31-1134	EA		For 25 VRMS DAX Or DAA2 Series, Back-Up Digital Amplifier (Notifier BDA-25V).....	509.22	30.24
28 46 13 31-1135	EA		For 70 VRMS DAX Or DAA2 Series, Back-Up Digital Amplifier (Notifier BDA-70V).....	513.75	30.24
28 46 13 31-1136	EA		Blank Dress Plate For CA-2 (Notifier BP-CA2).....	108.78	15.12
28 46 13 31-1137	EA		One Tier Chassis For Digital Voice Command Panel (Notifier CA-1).....	139.47	30.24
28 46 13 31-1138	EA		Two Tier Chassis For Digital Voice Command Panel, With MIC-1 (Notifier CA-2).....	413.29	45.36
28 46 13 31-1139	EA		Black, 6.08" x 8.301" x 3.655", Remote Cabinet (Notifier CAB-RM).....	218.54	30.24
28 46 13 31-1140	EA		Red, 6.08" x 8.301" x 3.655", Remote Cabinet (Notifier CAB-RMR).....	218.54	30.24
28 46 13 31-1141	EA		Chassis, Phone Well, TELH-1 And Hardware (Notifier CFFT-1).....	274.92	15.12
28 46 13 31-1142	EA		Chassis With Paging Microphone With Well (Notifier CMIC-1).....	271.99	15.12
28 46 13 31-1143	EA		120 Volt AC, 50 Watt, 25 VRMS Digital Audio Amplifier (Notifier DAA-5025).....	1,638.24	30.24
28 46 13 31-1144	EA		Multi-Mode Fiber-Optic Media 50 Watt, 25 VRMS Digital Audio Amplifier (Notifier DAA-5025F).....	1,838.91	30.24
28 46 13 31-1145	EA		Single-Mode Fiber-Optic Media 50 Watt, 25 VRMS Digital Audio Amplifier (Notifier DAA-5025SF).....	1,838.91	30.24
28 46 13 31-1146	EA		120 Volt AC, 50 Watt, 70 VRMS Digital Audio Amplifier (Notifier DAA-5070).....	1,690.91	30.24
28 46 13 31-1147	EA		Multi-Mode Fiber-Optic Media 50 Watt, 70 VRMS Digital Audio Amplifier (Notifier DAA-5070F).....	2,000.58	30.24
28 46 13 31-1148	EA		120 Volt AC, 75 Watt, 25 VRMS Digital Audio Amplifier (Notifier DAA-7525).....	1,755.64	30.24
28 46 13 31-1149	EA		Single-Mode Fiber-Optic Media 75 Watt, 25 VRMS Digital Audio Amplifier (Notifier DAA-7525SF).....	2,404.77	30.24
28 46 13 31-1150	EA		Single-Mode Fiber-Optic Media 75 Watt, 25 VRMS Digital Audio Amplifier (Notifier DAA-7525SF).....	2,404.77	30.24
28 46 13 31-1151	EA		220-240 Volt AC, 50 Watt, 25 VRMS Digital Audio Amplifier (Notifier DAA2-5025E).....	1,611.61	30.24
28 46 13 31-1152	EA		220-240 Volt AC, 50 Watt, 70 VRMS Digital Audio Amplifier (Notifier DAA2-5070E).....	1,656.94	30.24
28 46 13 31-1153	EA		220-240 Volt AC, 75 Watt, 25 VRMS Digital Audio Amplifier (Notifier DAA2-7525E).....	1,727.65	30.24
28 46 13 31-1154	EA		120 Volt AC, 35 Watt, 25 VRMS, Digital Audio Amplifier (Notifier DAX-3525).....	1,097.59	30.24
28 46 13 31-1155	EA		220-240 Volt AC, 35 Watt, 25 VRMS, Digital Audio Amplifier (Notifier DAX-3525E).....	1,126.60	30.24
28 46 13 31-1156	EA		120 Volt AC, 35 Watt, 70 VRMS, Digital Audio Amplifier (Notifier DAX-3570).....	1,152.89	30.24
28 46 13 31-1157	EA		220-240 Volt AC, 35 Watt, 70 VRMS, Digital Audio Amplifier (Notifier DAX-3570E).....	1,190.96	30.24



MINOR	CSI	UOM	DESCRIPTION	TOTAL DIRECT UNIT COST	DEMOLITION UNIT COST
28 46	13 31-1158	EA	120 Volt AC, 50 Watt, 25 VRMS, Digital Audio Amplifier (Notifier DAX-5025).....	1,199.12	30.24
28 46	13 31-1159	EA	220-240 Volt AC, 50 Watt, 25 VRMS, Digital Audio Amplifier (Notifier DAX-5025E)	1,234.48	30.24
28 46	13 31-1160	EA	120 Volt AC, 50 Watt, 70 VRMS, Digital Audio Amplifier (Notifier DAX-5070)	1,269.83	30.24
28 46	13 31-1161	EA	220-240 Volt AC, 50 Watt, 70 VRMS, Digital Audio Amplifier (Notifier DAX-5070E)	1,333.29	30.24
28 46	13 31-1162	EA	Dress Plate For CFFT-1 (Notifier DP-CFFT).....	125.42	15.12
28 46	13 31-1163	EA	Dress Panel For One Tier Chassis For Digital Voice Command Panel (Notifier DPA-1)	105.41	18.14
28 46	13 31-1164	EA	Dress Panel For One Tier Chassis For Digital Voice Command Panel, Supports Keypad (Notifier DPA-1A4).....	120.77	18.14
28 46	13 31-1165	EA	Dress Panel For Two Tier Chassis For Digital Voice Command Panel (Notifier DPA-2B).....	203.06	18.14
28 46	13 31-1166	EA	WPS Power Amplifier (Notifier DPA3204P).....	602.60	30.24
28 46	13 31-1167	EA	WPS Power Amplifier (Notifier DPA4001P).....	509.22	30.24
28 46	13 31-1168	EA	Modem Interface For Direct Wire (No Dial-Up Capabilities) For Interconnecting Panels (Notifier DPI-232)	1,140.19	30.24
28 46	13 31-1169	EA	125 Volt AC, 125 Watt, 25 VRMS Digital Series Amplifier (Notifier DS-AMP)..... Note: Can Be Converted To 70 VRMS, 100 Watts With A DS-XF70V	854.63	30.24
28 46	13 31-1170	EA	220-240 Volt AC, 125 Watt, 25 VRMS Digital Series Amplifier (Notifier DS-AMPE)..... Note: Can Be Converted To 70 VRMS, 100 Watts With A DS-XF70V	864.60	30.24
28 46	13 31-1171	EA	Digital Series Distribution Board, Supports One To Four DS-AMP Or DS-AMPE (Notifier DS-DB).....	1,435.74	30.24
28 46	13 31-1172	EA	125 Watt, 25 VRMS DS Series Backup Amplifier Board (Can Be Converted To 70 VRMS, 100 Watt Amplifier With A DS-XF70V) (Notifier DS-BDA).....	563.62	30.24
28 46	13 31-1173	EA	Converts One DAX Or DAA2 DAL Port To Multi-Mode Fiber, Fiber Option Module (Notifier DS-FM)	322.77	30.24
28 46	13 31-1174	EA	Converts One DAX Or DAA2 DAL Port To ST Style Multi-Mode Fiber (For Connection To DVC-EMF Or DAA-XXXX Series Amplifier), Fiber Option Module (Notifier DS-RFM)	322.77	30.24
28 46	13 31-1175	EA	Converts One DAX Or DAA2 DAL Port To Single-Mode Fiber, Fiber Option Module (Notifier DS-SFM)	322.77	30.24
28 46	13 31-1176	EA	Converts DS-AMP, DS-AMPE, Or DS-BDA To 70 VRMS, 100 Watt, DS Series Transformer (Notifier DS-XF70V).....	141.95	30.24
28 46	13 31-1177	EA	Analog Output Board For Digital Voice Command (Notifier DVC-AO)	296.37	30.24
28 46	13 31-1178	EA	Extended Memory For Digital Voice Command (Notifier DVC-EM)	1,651.41	30.24
28 46	13 31-1179	EA	Keypad For Digital Voice Command (Notifier DVC-KD).....	499.49	60.47
28 46	13 31-1180	EA	Microphone For NFC-50/100, NFC-LOC, NFC-RPU And NFC-RM (Notifier ECC-MICROPHONE).....	251.89	
28 46	13 31-1181	EA	Portable Fireman's Telephone Handset (Notifier FHS).....	151.57	
28 46	13 31-1182	EA	Red, Fireman's Telephone Handset (Notifier FHS-F)	175.55	
28 46	13 31-1183	EA	Recessed, Fireman's Handset Storage Cabinet, Holds Six Handsets (Notifier FHSC-R).....	442.18	30.24
28 46	13 31-1184	EA	Surface Mounted, Fireman's Handset Storage Cabinet, Holds Six Handsets (Notifier FHSC-S).....	442.18	30.24
28 46	13 31-1185	EA	Fireman's Phone Jack On A Single Gang Plate (Notifier FPJ).....	73.15	9.07
28 46	13 31-1186	EA	Paging Microphone Only (Notifier MIC-1)	204.20	30.24
28 46	13 31-1187	EA	Firefighter's Telephone Handset (Notifier TELH-1).....	173.10	
28 46	13 31-1188	EA	Remote Microphone Assembly For Mounting On An ADP-4 Dress Plate (Notifier RM-1).....	487.28	30.24
28 46	13 31-1189	EA	Remote Microphone Assembly For Mounting In A Stand Alone Cabinet (Notifier RM-1SA).....	487.28	30.24
28 46 13 31-1190 Amplifiers (28 46 13 31-0995)					
28 46	13 31-1191	EA	30 Watt Audio Amplifier At 25 VRMS, 120 Volt AC (Notifier AA-30).....	926.16	30.24
28 46	13 31-1192	EA	100 Watt Audio Amplifier At 70.7 VRMS, 120 Volt AC, Tone Generator (Notifier AA-100).....	2,006.90	30.24
28 46	13 31-1193	EA	120 Watt Audio Amplifier At 25 VRMS, 120 Volt AC, Tone Generator (Notifier AA-120).....	1,949.85	30.24
28 46	13 31-1194	EA	Audio Coupling Transformer (Notifier ACT-1).....	151.54	30.24
28 46	13 31-1195	EA	Audio Coupling Transformer For DVC-AO (Notifier ACT-4).....	175.68	30.24
28 46	13 31-1196	EA	Audio Coupling Transformer For DAA-5025 (Notifier ACT-25)	175.68	30.24
28 46	13 31-1197	EA	Audio Coupling Transformer For DAA-5070 (Notifier ACT-70).....	175.68	30.24
28 46	13 31-1198	EA	50 Watt, 25 Volt, 120 VAC Digital Amplifier (Notifier DAA2-5025)	1,543.62	30.24
28 46	13 31-1199	EA	50 Watt, 70 Volt, 120 VAC Digital Amplifier (Notifier DAA2-5070)	1,596.20	30.24
28 46	13 31-1200	EA	75 Watt, 25 Volt, 120 VAC Digital Amplifier (Notifier DAA2-7525).....	1,657.85	30.24
28 46	13 31-1201	EA	Distributed Amplifier With Backup Capability (Notifier NFC-50/100DA)..... Note: Requires NFC-BDA-BU	3,015.89	30.24
28 46	13 31-1202	EA	50 Watt, 25 Volt Amplifier For A Second Speaker Circuit Or Backup (Notifier NFC-BDA-25V)..... Note: Requires NFC-BDA-BU	608.94	30.24
28 46	13 31-1203	EA	50 Watt, 70 Volt Amplifier For A Second Speaker Circuit Or Backup (Notifier NFC-BDA-70V)..... Note: Requires NFC-BDA-BU	611.66	30.24
28 46 13 31-1204 FireVoice-25/50 Emergency Voice Evacuation Control Panels (28 46 13 31-0995)					
28 46	13 31-1205	EA	25 Watt, 25 VRMS Voice Evacuation Control Panel (Notifier NFV-25/50).....	4,936.16	604.77
28 46	13 31-1206	EA	Single Channel 25 Watt, 25 VRMS Voice Evacuation Control Panel (Notifier NFV-25/50DA).....	3,472.99	604.77
28 46	13 31-1207	EA	Single Channel 25 Watt, 25 VRMS Voice Evacuation Control Panel Used With NFV-25/50ZS (Notifier NFV-25/50DAZS).....	4,523.89	604.77
28 46	13 31-1208	EA	Zoned System 25 Watt, 25 VRMS Voice Evacuation Control Panel (Notifier NFV-25/50ZS)	5,898.13	604.77
28 46	13 31-1209	EA	Zoned System With Telephone 25 Watt, 25 VRMS Voice Evacuation Control Panel (Notifier NFV-25/50ZST).....	6,528.67	604.77
28 46 13 31-1210 System Printer (28 46 13 31-0995)					
28 46	13 31-1211	EA	80 Column, 120 Volt AC, Desktop Printer (Notifier PRN-6).....	1,993.74	30.24
28 46 13 31-1212 Batteries (28 46 13 31-0995)					
28 46	13 31-1213	EA	5 Ampere Hours, 12 Volt DC, Sealed Battery Pack (Notifier BAT-1250-BP)	570.39	30.24
28 46	13 31-1214	EA	7 Ampere Hours, 12 Volt DC, Sealed Battery Pack (Notifier BAT-1270-BP)	435.71	30.24
28 46	13 31-1215	EA	12 Ampere Hours, 12 Volt DC, Sealed Battery Pack (Notifier BAT-12120-BP)	569.57	30.24
28 46	13 31-1216	EA	18 Ampere Hours, 12 Volt DC, Sealed Battery Pack (Notifier BAT-12180-BP)	336.96	30.24
28 46	13 31-1217	EA	26 Ampere Hours, 12 Volt DC, Sealed Battery Pack (Notifier BAT-12260-BP)	466.43	30.24
28 46	13 31-1218	EA	55 Ampere Hours, 12 Volt DC, Sealed Battery (Notifier BAT-12550)	465.34	30.24
28 46	13 31-1219	EA	100 Ampere Hours, 12 Volt DC, Sealed Battery (Notifier BAT-121000)	733.93	30.24
28 46 13 31-1220 Battery Backboxes And Miscellaneous Mechanicals (28 46 13 31-0995)					



	MINOR	CSI	UOM	DESCRIPTION	TOTAL DIRECT UNIT COST	DEMOLITION UNIT COST
	28 46	13 31-	1221	EA 14-1/2" x 8-1/4" x 4-3/4", Holds Up To Two BAT-12180 Batteries, Battery Backbox (Notifier BB-17).....	160.45	24.19
	28 46	13 31-	1222	EA 24" x 12.55" x 5.218", Mounts Up To Six XP6 Boards Or ACPS-610, Cabinet (Notifier BB-25)..... Note: XP6 modules require a CHS-6.	265.66	24.19
	28 46	13 31-	1223	EA 15.6" x 15.5" x 5.152", Mounts Up To Two 26 Ampere Hours And Charger, Battery Backbox (Notifier BB-26).....	415.27	120.96
	28 46	13 31-	1224	EA Holds Up To Two BAT-12120 12 Ampere Hours Batteries, Battery Holder (Notifier CHS-BH).....	211.49	60.47
	28 46	13 31-	1225	EA Holds Up To Two BAT-12120 12 Ampere Hours Batteries, Battery Holder (Notifier CHS-BH1).....	114.90	15.12
	28 46	13 31-	1226	EA Battery Bracket For Two 26 Ampere Hours Batteries (Notifier SEISKIT-BB25).....	325.33	24.19
	28 46	13 31-	1227	EA Two 26 Ampere Hours Battery Bracket Seismic Kit For CAB-4 Series Cabinets (Notifier SEISKIT-CAB).....	212.81	24.19
	28 46	13 31-	1228	EA Two 12 Ampere Hours Battery Bracket Seismic Kit For DAX, DAA, And DAA2 Series Amplifiers (Notifier SEISKIT-DAA).....	235.81	24.19
	28 46	13 31-	1229	EA Two 55 Ampere Hours Battery Bracket Seismic Kit For NFS-LBB (Notifier SEISKIT-LBB).....	250.98	24.19
	28 46	13 31-	1230	EA Two 7, 12, Or 18 Ampere Hour Battery Bracket Seismic Kit For FIREVOICE 25/50 Series (Notifier SEISKIT-2550).....	370.39	24.19
	28 46	13 31-	1231	EA Two 26 Ampere Hour Battery Bracket Seismic Kit For NFS-320 And BB-26 Series (Notifier SEISKIT-320/B26).....	221.62	24.19
	28 46	13 31-	1232	EA Two 100 Ampere Hour Battery Bracket Seismic Kit For BB-100 And BB-200 Series (Notifier SEISKIT-BB100)..... Note: Two kits are required for the BB-200	311.66	24.19
	28 46	13 31-	1233	EA Two 18 Ampere Hour Battery Bracket Seismic Kit For BB-17 Series (Notifier SEISKIT-BB17)..... Note: Two kits are required for the BB-200	270.55	24.19
	28 46	13 31-	1234	EA Two 26 Ampere Hour Battery Bracket Seismic Kit For BB-25 Series (Notifier SEISKIT-BB25)..... Note: Two kits are required for the BB-200	276.43	24.19
	28 46	13 31-	1235	EA Two 7, 12, Or 18 Ampere Hour Battery Bracket Seismic Kit For SFP-5UD, SFP-10UD, Firewarden 100-2, RP-2001, And RP-2002 Series (Notifier SEISKIT-COMMENC)..... Note: Two kits are required for the BB-200	242.17	24.19
	28 46	13 31-	1236	EA Two 7 Or 12 Ampere Hour Battery Bracket Seismic Kit For FCPS-24S6/8, CAB-PS1, SFP-2402 And SFP-2404 Series (Notifier SEISKIT-PS/2/4)..... Note: Two kits are required for the BB-200	227.49	24.19
28 46	13 31-	1237		Power Supplies And Chargers (28 46 13 31-0995)		
	28 46	13 31-	1238	EA 120 Volt AC, 6 Or 10 Amperes, Addressable Charging Power Supply (Notifier ACPS-610).....	1,339.96	45.36
	28 46	13 31-	1239	EA 220/240 Volt AC, 6 Or 10 Amperes, Addressable Charging Power Supply (Notifier ACPS-610E).....	1,405.24	45.36
	28 46	13 31-	1240	EA Addressable Power Supply, 120 Volt AC For NFS-3030, NFS2-3030 And NCA-2 (Notifier AMPS-24).....	1,408.93	30.24
	28 46	13 31-	1241	EA 6A Auxiliary Power Supply (Notifier APS-6R).....	986.87	30.24
	28 46	13 31-	1242	EA 10 Amperes Battery Charger (Notifier BC10A).....	1,024.43	45.36
	28 46	13 31-	1243	EA 33.34" x 22.5" x 7.5", Combination Power Supply And Battery Enclosure For NFS-3030 Or NFS2-3030 (Notifier BB-100)..... Note: Holds four 55 ampere hour or two 100 ampere hour batteries	564.88	36.29
	28 46	13 31-	1244	EA Red, 33.34" x 22.5" x 7.5", Combination Power Supply And Battery Enclosure For NFS-3030 Or NFS2-3030 (Notifier BB-100R)..... Note: Holds four 55 ampere hour or two 100 ampere hour batteries	571.73	36.29
	28 46	13 31-	1245	EA 30.34" x 36.5" x 7.5", Combination Power Supply And Battery Enclosure For NFS2-3030 (Notifier BB-200)..... Note: Holds four 55 ampere hour or four 100 ampere hour batteries	793.29	36.29
	28 46	13 31-	1246	EA 30.34" x 36.5" x 7.5", Holds Four 55 Ampere Hours Or Four 100 Ampere Hours Batteries, For NFS2-3030, Red, Combination Power Supply And Battery Enclosure (Notifier BB-200R).....	793.29	36.29
	28 46	13 31-	1247	EA 15.218" x 14.5" x 3.562" ACPS Stand-Alone Cabinet (Notifier CAB-PS1).....	201.41	30.24
	28 46	13 31-	1248	EA 25 To 120 Ampere Hours Battery Charger (Notifier CHG-120).....	1,088.55	30.24
	28 46	13 31-	1249	EA Mounts XPIQ-Ps And/Or CHS-BH In A CAB-3/4 Row, Also Mount One ACPS-610 In CAB-3 Row, Chassis Assembly (Notifier CHS-PS).....	90.92	15.12
	28 46	13 31-	1250	EA Door Used For Mounting ACPS-610 (E) In A CAB-PS1 Cabinet When Replacing ACPS-2406 (Notifier DR-PS1).....	141.33	15.12
	28 46	13 31-	1251	EA 8 Amperes, 120 Volt AC Remote Charger Power Supply (Notifier FCPS-24S8).....	725.37	30.24
	28 46	13 31-	1252	EA 8.0 Amperes, 240 Volt AC Remote Charger Power Supply (Notifier FCPS-24S8E).....	808.78	90.71
	28 46	13 31-	1253	EA Red, 8 Amperes, 240 Volt AC Remote Charger Power Supply (Notifier FCPS-24S8R).....	775.23	90.71
	28 46	13 31-	1254	EA 8 Amperes, 24 Volt DC, 120 Volt AC, NAC Fire Alarm Power Supply (Notifier HPFF8).....	892.18	90.71
	28 46	13 31-	1255	EA 8 Amperes, 24 Volt DC, 220 Volt AC, NAC Fire Alarm Power Supply (Notifier HPFF8E).....	884.93	90.71
	28 46	13 31-	1256	EA Chassis Mounted, 8 Amperes, 24 Volt DC, 120 Volt AC, NAC Fire Alarm Power Supply (Notifier HPFF8CM).....	848.60	45.36
	28 46	13 31-	1257	EA Chassis Mounted, 8 Amperes, 24 Volt DC, 220 Volt AC, NAC Fire Alarm Power Supply (Notifier HPFF8CME).....	848.60	45.36
	28 46	13 31-	1258	EA 12 Amperes, 24 Volt DC, 120 Volt AC, NAC Fire Alarm Power Supply (Notifier HPFF12).....	1,048.95	45.36
	28 46	13 31-	1259	EA 12 Amperes, 24 Volt DC, 220 Volt AC, NAC Fire Alarm Power Supply (Notifier HPFF12E).....	1,002.72	45.36
	28 46	13 31-	1260	EA 12 Amperes, 24 Volt DC, 120 Volt AC, Chassis Mounted, NAC Fire Alarm Power Supply (Notifier HPFF12CM).....	1,064.37	90.71
	28 46	13 31-	1261	EA 12 Amperes, 24 Volt DC, 220 Volt AC, Chassis Mounted, NAC Fire Alarm Power Supply (Notifier HPFF12CME).....	1,064.37	90.71
	28 46	13 31-	1262	EA 6 Amperes, 24 Volt DC, 120 Volt AC, NAC Fire Alarm Power Supply (Notifier HPF24S6).....	758.92	90.71
	28 46	13 31-	1263	EA 6 Amperes, 24 Volt DC, 220 Volt AC, NAC Fire Alarm Power Supply (Notifier HPF24S6E).....	758.92	90.71
	28 46	13 31-	1264	EA 8 Amperes, 24 Volt DC, 120 Volt AC, NAC Fire Alarm Power Supply (Notifier HPF24S8).....	816.94	90.71
	28 46	13 31-	1265	EA 8 Amperes, 24 Volt DC, 220 Volt AC, NAC Fire Alarm Power Supply (Notifier HPF24S8E).....	816.94	90.71
	28 46	13 31-	1266	EA 6 Amperes, 24 Volt DC, 120 Volt AC, NAC Fire Alarm Power Supply (Notifier HPF602ULADA).....	661.91	90.71
	28 46	13 31-	1267	EA 9 Amperes, 24 Volt DC, 120 Volt AC, NAC Fire Alarm Power Supply (Notifier HPF902ULADA).....	775.23	90.71
	28 46	13 31-	1268	EA Class A Adapter HPFF8/HPFF12 (Notifier HPP31076).....	165.32	15.12
	28 46	13 31-	1269	EA Up To 3 Amperes, Main Power Supply And Charger (Notifier MPS-24A).....	1,434.72	30.24
	28 46	13 31-	1270	EA Class A (Style Y) NAC Option Module For FCPS-2406 And FCPS-2408 (Notifier ZNAC-4).....	199.45	30.24
	28 46	13 31-	1271	EA 240 Volt AC Addressable Power Supply (Notifier AMPS-24E).....	1,522.71	30.24
	28 46	13 31-	1272	EA 6 Amperes, 120 Volt AC Auxiliary Power Supply (Notifier APS2-6R).....	785.21	90.71
	28 46	13 31-	1273	EA 6 Amperes, 220-240 Volt AC Auxiliary Power Supply (Notifier APS2-6RE).....	816.94	90.71
	28 46	13 31-	1274	EA 25 To 75 Ampere Hour Sealed Lead Acid Battery Charger (Notifier CHG-75).....	727.71	30.24
	28 46	13 31-	1275	EA 6 Amperes, 240 Volt AC Remote Charger Power Supply (Notifier FCPS-24S6E).....	758.01	90.71
	28 46	13 31-	1276	EA 6 Amperes, 120 Volt AC Remote Charger Power Supply (Notifier FCPS-24S6R).....	740.78	90.71
28 46	13 31-	1277		Network Control Annunciators (28 46 13 31-0995)		
	28 46	13 31-	1278	EA Network Control Annunciator For NFS2-3030, NFS-3030, NFS-320, NFS-640 And NFS2-640 (Notifier NCA-2).....	1,991.81	90.71
	28 46	13 31-	1279	EA Retro-Fit Plate For Mounting NCA2 (Notifier NCA-2RETRO).....	81.28	18.14
	28 46	13 31-	1280	EA Kit For Mounting NCA-2 To CHS-M2 (Notifier NCA/640-2-Kit).....	60.43	18.14

28 Electronic Safety and Security**28 40 Life Safety****28 46 Fire Detection and Alarm**MINOR
CSI UOM DESCRIPTIONTOTAL DIRECT DEMOLITION
UNIT COST UNIT COST

MINOR	CSI	UOM	DESCRIPTION	TOTAL DIRECT UNIT COST	DEMOLITION UNIT COST
28 46 13 31-1281			FIRSTVISION Firefighter's Display (28 46 13 31-0995)		
28 46 13 31-1282	EA		ONYX Firstvision™ Touchscreen Assembly (Notifier FIRSTVISION-LCD)	15,585.46	604.77
28 46 13 31-1283			FlashScan Addressable Modules (28 46 13 31-0995)		
28 46 13 31-1284	EA		Intelligent Addressable Control Module (Notifier FCM-1).....	180.06	30.24
28 46 13 31-1285	EA		Addressable Dual Monitor Module (Notifier FDM-1)	199.81	30.24
28 46 13 31-1286	EA		Intelligent Addressable Monitor Module (Notifier FMM-1).....	151.54	30.24
28 46 13 31-1287	EA		Intelligent Addressable Miniature Monitor Module (Notifier FMM-101)	136.18	30.24
28 46 13 31-1288	EA		Intelligent Addressable 4 - 20mA Analog Input Module (Notifier FMM-4-20)	268.94	30.24
28 46 13 31-1289	EA		Intelligent Addressable Relay Module (Notifier FRM-1)	169.35	30.24
28 46 13 31-1290	EA		Intelligent Addressable 2-Wire Detector Monitor Module (Notifier FZM-1).....	223.95	30.24
28 46 13 31-1291	EA		SLC Loop Powered Fault Isolator Module (Notifier ISO-X).....	149.34	30.24
28 46 13 31-1292			Addressable Device Bases And Accessories (28 46 13 31-0995)		
28 46 13 31-1293	EA		Intelligent Detector Base With Flange (Notifier B710LP)	60.96	15.12
28 46 13 31-1294	EA		Weatherproof Device Housing (Notifier DH4000E-1).....	445.59	30.24
28 46 13 31-1295	EA		Detector Base For All Wireless Smoke And Heat Detectors (Notifier B210W)	55.20	15.12
28 46 13 31-1296	EA		Swift AV Base Ceiling (Notifier WAV-CRL).....	283.73	15.12
28 46 13 31-1297	EA		Swift AV Base Wall (Notifier WAV-RL).....	283.73	15.12
28 46 13 31-1298			XP6/XP10 Transponder (28 46 13 31-0995)		
28 46 13 31-1299	EA		Synchronization Daughter Module For XP6-C (Notifier SYNC-1)	135.63	30.24
28 46 13 31-1300	EA		Six Circuit Supervised Control Module (Notifier XP6-C)	635.40	30.24
28 46 13 31-1301	EA		Six Zone Intelligent To Conventional Interface Module (Notifier XP6-MA).....	767.07	30.24
28 46 13 31-1302	EA		Six Relay Control Module (Notifier XP6-R)	611.26	30.24
28 46 13 31-1303	EA		Ten Input Monitor Module (Notifier XP10-M)	734.15	30.24
28 46 13 31-1304			LCD Display Annunciators (28 46 13 31-0995)		
28 46 13 31-1305	EA		80 Character LCD Fire Annunciator For FireWarden-100-2, NFS-640, NFS2-640 And NFS-320 (Notifier FDU-80).....	834.26	90.71
28 46 13 31-1306	EA		80 Character LCD Annunciator For NFS-640, NFS-3030, NFS2-640, NFS2-3030 And NFS-320 (Notifier LCD-80).....	1,157.94	90.71
28 46 13 31-1307	EA		640 Character LCD Annunciator For NFS-3030 And NFS2-3030 (Notifier LCD-160).....	1,197.44	90.71
28 46 13 31-1308	EA		8 To 16 Switch Smoke Control Expander (Notifier SCE-8).....	808.23	30.24
28 46 13 31-1309	EA		8 To 16 Switch Smoke Control Lamp Driver Expander (Notifier SCE-8L).....	431.41	30.24
28 46 13 31-1310	EA		Eight Switch Smoke Control Master Module (Notifier SCS-8).....	1,045.08	30.24
28 46 13 31-1311	EA		White, 80 Character Display, Remote LCD Annunciator (Notifier N-ANN-80-W).....	551.31	90.71
28 46 13 31-1312			ONYX ACM And AEM Series LED Annunciators (28 46 13 31-0995)		
28 46 13 31-1313	EA		Remote, Eight Form C Relay Module (Notifier ACM-8R).....	465.67	30.24
28 46 13 31-1314	EA		16 Alarm LEDs, 16 Trouble LEDs, 16 Controls Switches, Annunciator Control Module (Notifier ACM-16AT).....	838.38	30.24
28 46 13 31-1315	EA		16 Alarm LEDs, 16 Trouble LEDs, 16 Control Switches, Annunciator Expander Module (Notifier AEM-16AT).....	644.18	30.24
28 46 13 31-1316	EA		24 Alarm LEDs, 24 Trouble LEDs, 24 Control Switches, Annunciator Control Module (Notifier ACM-24AT).....	838.38	30.24
28 46 13 31-1317	EA		24 Alarm LEDs, 24 Trouble LEDs, 24 Control Switches, Annunciator Expander Module (Notifier AEM-24AT).....	644.18	30.24
28 46 13 31-1318	EA		32 Alarm LEDs And 1 Trouble LED, Control Module (Notifier ACM-32A).....	644.18	30.24
28 46 13 31-1319	EA		32 Alarm And 1 Trouble LED, Annunciator Expander Module (Notifier AEM-32A).....	578.35	30.24
28 46 13 31-1320	EA		48 Alarm And 1 Trouble LED Annunciator Control Module (Notifier ACM-48A).....	644.18	30.24
28 46 13 31-1321	EA		48 Alarm And 1 Trouble LED, Annunciator Expander Module (Notifier AEM-48A).....	578.35	30.24
28 46 13 31-1322			Graphic Annunciator - Lamp Driver Modules (28 46 13 31-0995)		
28 46 13 31-1323	EA		Single Annunciator Flush Mounted Backbox (Notifier ABF-1B)	281.15	60.47
28 46 13 31-1324	EA		Single Annunciator Flush Mounted Backbox With Glass Door And Key Lock (Notifier ABF-1DB).....	304.19	60.47
28 46 13 31-1325	EA		Two Annunciator Flush Mounted Backbox (Notifier ABF-2B)	351.98	75.60
28 46 13 31-1326	EA		Two Annunciator Flush Mounted Backbox With Glass Door And Key Lock (Notifier ABF-2DB).....	381.60	75.60
28 46 13 31-1327	EA		Four Annunciator Flush Mounted Backbox (Notifier ABF-4B).....	608.86	105.83
28 46 13 31-1328	EA		Annunciator Blank Plate Used With ACM-32A/ACM-16AT (Notifier ABM-1)	108.16	18.14
28 46 13 31-1329	EA		Single Annunciator Surface Mounted Backbox (Notifier ABS-1B)	187.34	60.47
28 46 13 31-1330	EA		Single Annunciator Surface Mounted Backbox With Trim (Notifier ABS-1TB).....	198.88	15.12
28 46 13 31-1331	EA		Two Annunciator Surface Mounted Backbox (Notifier ABS-2B).....	229.58	60.47
28 46 13 31-1332	EA		12" x 12" x 3-3/4" Surface Or Semi-Flush Mount Backbox (Notifier ABS-2D).....	396.96	75.60
28 46 13 31-1333	EA		Red, Surface (Or Semi-Flush) Mounted Backbox For ACS Annunciators, SCS Series, NCA And NCA-2 (Notifier ABS-2DR).....	376.81	15.12
28 46 13 31-1334	EA		Black, 12" x 20" x 3-1/2" Surface Or Semi-Flush Backbox (Notifier ABS-4D).....	638.48	105.83
28 46 13 31-1335	EA		Red, 12" x 20" x 3-1/2" Surface Or Semi-Flush Backbox (Notifier ABS-4DR).....	638.15	18.14
28 46 13 31-1336	EA		Black, 9-15/16" x 4-5/8" x 2-1/2" Surface Backbox (Notifier ABS-8RB)	238.69	24.19
28 46 13 31-1337	EA		Annunciator Key Switch (Notifier AKS-1B).....	101.58	9.07
28 46 13 31-1338	EA		Chassis Used To Mount NCA-2 In ABS-2D (Notifier CHS-2D).....	107.10	30.24
28 46 13 31-1339	EA		32 Alarm Lamp Driver Annunciator Control Module (Notifier LDM-32)	578.35	30.24
28 46 13 31-1340	EA		24" Lamp Driver Annunciator Cable (Notifier LDM-CBL24)	176.04	6.04
28 46 13 31-1341	EA		48" Lamp Driver Annunciator Cable (Notifier LDM-CBL48)	220.08	6.04
28 46 13 31-1342	EA		32 Alarm Lamp Driver Annunciator Expander Module (Notifier LDM-E32).....	478.50	30.24
28 46 13 31-1343	EA		Lamp Driver Module (Notifier LDM-R32).....	858.14	30.24
28 46 13 31-1344	EA		Eight Switch Smoke Control Lamp Driver Master Module (Notifier SCS-8L)	796.48	30.24
28 46 13 31-1345	EA		48" Cable Assembly For Smoke Control Lamp Driver (Notifier SCS8L-CBL48).....	225.95	6.04
28 46 13 31-1346	EA		Black, Trim Ring For ABS-2D Cabinet (Notifier TR-ABS2D).....	206.10	18.14



MINOR CSI UOM DESCRIPTION	TOTAL DIRECT UNIT COST	DEMOLITION UNIT COST
28 46 13 31-1347 EA Black, Trim Ring For ABS-4D Cabinet (Notifier TR-ABS4D)	143.05	18.14
28 46 13 31-1348 EA Red, Trim Ring For ABS-4D Cabinet (Notifier TR-ABS4DR)	143.05	18.14
28 46 13 31-1349 EA Graphic Annunciator Dress Plate (Notifier DP-GDIS1)	197.29	18.14
28 46 13 31-1350 EA Graphic Annunciator Dress Plate (Notifier DP-GDIS2)	197.29	18.14
28 46 13 31-1351 EA Input/Output Module For Driving Graphic Annunciators Or Relays (Notifier N-ANN-RLED)	550.00	30.24
28 46 13 31-1352 Network Gateways <small>(28 46 13 31-0995)</small>		
28 46 13 31-1353 EA Common Alerting Protocol Gateway (Notifier CAP-GW)	2,870.84	30.24
28 46 13 31-1354 EA Fiber-Optic Cable Interface (Multi-Mode), High-Speed Network Communications Module (Notifier HS-NCM-MF)	2,138.33	30.24
28 46 13 31-1355 EA Fiber-Optic Cable Interface (Multi-Mode Fiber To Single-Mode Fiber), High-Speed Network Communications Module (Notifier HS-NCM-MFSF)	2,408.49	30.24
28 46 13 31-1356 EA Fiber-Optic Cable Interface (Single-Mode), High-Speed Network Communications Module (Notifier HS-NCM-SF)	2,653.26	30.24
28 46 13 31-1357 EA Twisted-Pair Wire Interface, High-Speed Network Communications Module (Notifier HS-NCM-W)	2,157.37	30.24
28 46 13 31-1358 EA Wire And Fiber-Optic Cable Interface, High-Speed Network Communications Module (Multi-Mode) (Notifier HS- NCM-WMF)	2,099.35	30.24
28 46 13 31-1359 EA Wire And Fiber-Optic Cable Interface (Single-Mode), High-Speed Network Communications Module (Notifier HS- NCM-WSF)	2,363.16	30.24
28 46 13 31-1360 EA Modbus Gateway (Notifier MODBUS-GW)	2,354.09	30.24
28 46 13 31-1361 EA 22" Widescreen HD LED Color Monitor With Speakers (Notifier MON-22LCDW)	771.48	19.95
28 46 13 31-1362 EA Capacitive Touch-Screen, 22" Widescreen HD LED Color Monitor With Speakers (Notifier MON-22LCDW-TS)	4,050.61	19.95
28 46 13 31-1363 EA 1920x1080P Wide Screen (Notifier MON-42LCDW)	12,817.14	19.95
28 46 13 31-1364 EA Single Monitor, Wall Mounted, Horizontal, Tilt, Bracket (Notifier MON-42HORZ-SD)	771.48	45.36
28 46 13 31-1365 EA Single Monitor, Vertical Mounted, Bracket (Notifier MON-42VERT-SD)	1,429.04	45.36
28 46 13 31-1366 EA Dual Monitors, Vertical Wall Mounted, Fixed Position, Bracket (Notifier MON-42VERT-DD)	2,094.33	45.36
28 46 13 31-1367 EA Mass Notification Voice Paging (Notifier NOTIFY-IP)	1,073.38	
28 46 13 31-1368 EA Embedded NFN Gateway (Notifier NFN-GW-EM)	2,408.48	30.24
28 46 13 31-1369 EA NFN Gateway PC Card With Fiber (Notifier NFN-GW-PC-F)	2,408.48	30.24
28 46 13 31-1370 EA High Speed NFN Gateway PC Card For Multimode Fiber (Included With ONYXworks-HNMF) (Notifier NFN-GW- PC-HNMF)	3,260.66	30.24
28 46 13 31-1371 EA High Speed NFN Gateway PC Card For Single Mode Fiber (Included With ONYXworks-HNSF) (Notifier NFN-GW- PC-HNSF)	3,795.54	30.24
28 46 13 31-1372 EA High Speed NFN Gateway PC Card For Wire (Included With ONYXworks-HNW) (Notifier NFN-GW-PC-HNW)	3,260.66	30.24
28 46 13 31-1373 EA NFN Gateway PC Card With Wire (Notifier NFN-GW-PC-W)	2,408.48	30.24
28 46 13 31-1374 EA Alpha-Numeric Pager Option For ONYXworks (Notifier ONYX-PAGER)	1,624.56	
28 46 13 31-1375 EA ONYXWorks Workstation (Notifier ONYXWORKS-WS)	24,497.37	725.72
28 46 13 31-1376 EA Fiber Network Graphical User Interface (Notifier ONYXWorks-Lite OW-LITE-NW)	6,430.71	
Note: Includes PC slot network fiber card, workstation software and security key with a four node license. Excludes PC workstation.		
28 46 13 31-1377 EA Wired Network Graphical User Interface (Notifier ONYXWorks-Lite OW-LITE-NF)	6,430.71	
Note: Includes PC slot network fiber card, workstation software and security key with a four node license. Excludes PC workstation.		
28 46 13 31-1378 EA Fiber Optics, Standard Network Repeater Board (Notifier RPT-F)	1,003.30	30.24
28 46 13 31-1379 EA Wire, Standard Network Repeater Board (Notifier RPT-W)	819.27	30.24
28 46 13 31-1380 EA Wire To Fiber Optics, Standard Network Repeater Board (Notifier RPT-WF)	972.48	30.24
28 46 13 31-1381 EA Signaling Line Circuit Integration Module (Notifier SLC-IM)	1,083.99	30.24
28 46 13 31-1382 EA VESDA Gateway That Provides A Communication Link Between The Noti-Fire-Net™ Network And Vesda™ Detectors On The Vesdanet™ (Notifier VESDA-HLI-GW)	2,245.30	30.24
28 46 13 31-1383 EA Vesda™ High Level Interface Card Used With SLC-IM And Vesda-HLI-GW To Provide A Communication Link Between The Noti-Fire-Net™ Network And Vesda™ Detectors On The Vesdanet™ (Notifier VHX-1420-HFS)	2,783.54	30.24
28 46 13 31-1384 EA Windows Hard Drive Upgrade (Notifier WIN7-JG-US-3)	3,094.40	
28 46 13 31-1385 EA Intuitive Color 10" Touch Screen Providing Color Coded Information Of Detailed System Status (Notifier NCD)	1,390.73	19.95
28 46 13 31-1386 EA SWIFT Wireless Gateway With Flashscan (Notifier FWSG)	473.95	30.24
28 46 13 31-1387 NOTI-FIRE-NET Network Components <small>(28 46 13 31-0995)</small>		
28 46 13 31-1388 EA Interface Between NOTI-FIRE-NET 50 And BACnet (Notifier BACNET-GW-3)	2,408.48	30.24
28 46 13 31-1389 EA Fiber Optic Network Communications Module (Notifier NCM-F)	1,077.57	30.24
28 46 13 31-1390 EA NOTI-FIRE-NET Web Server (Notifier NWS)	2,408.48	30.24
28 46 13 31-1391 EA Wired Network Communications Module (Notifier NCM-W)	1,027.10	30.24
28 46 13 31-1392 EA Fiber Optic Converter Module Mounting Kit (Notifier SMF-Kit)	130.48	15.12
28 46 13 31-1393 FireWarden Addressable Fire Panels <small>(28 46 13 31-0995)</small>		
28 46 13 31-1394 EA 50 Point, Addressable Fire Alarm Control Panel With Digital Alarm Communicator/Transmitter (Notifier NFW-50)	2,257.36	604.77
28 46 13 31-1395 EA Black, One SLC Loop, 120 Volt AC, 198 Point Addressable Fire Alarm Control Panel With Digital Alarm Communicator/Transmitter (Notifier NFW2-100)	2,646.86	604.77
28 46 13 31-1396 EA Black, One DC Loop, 120 Volt AC, 198 Point Addressable Fire Alarm Control Panel With Digital Alarm Communicator/Transmitter (Notifier NFW2-100C)	2,756.14	302.38
28 46 13 31-1397 EA Black, One SLC Loop, 240 Volt AC, 198 Point Addressable Fire Alarm Control Panel With Digital Alarm Communicator/Transmitter (Notifier NFW2-100E)	2,756.14	302.38
28 46 13 31-1398 EA Red, One SLC Loop, 120 Volt AC, 198 Point Addressable Fire Alarm Control Panel With Digital Alarm Communicator/Transmitter (Notifier NFW2-100R)	2,745.26	302.38
28 46 13 31-1399 EA Black, Built In Digital Alarm Communicator/Transmitter (DACT) With Modem For Remote Upload/Download, Built In Annunciator, 50 Point Addressable Fire Alarm Control Panel (Notifier NFW-50C)	3,116.95	302.38
28 46 13 31-1400 EA Red, Built In Digital Alarm Communicator/Transmitter (DACT) With Modem For Remote Upload/Download, 50 Point Addressable Fire Alarm Control Panel (NFW-50R)	2,304.67	302.38
28 46 13 31-1401 FireWarden Accessories <small>(28 46 13 31-0995)</small>		
28 46 13 31-1402 EA Intelligent Multicriteria Photo/Thermal Detector With Base (Notifier NP-A100)	206.20	45.36
28 46 13 31-1403 EA Intelligent Addressable Photo/Thermal Detector With Base (Notifier NP-100T)	196.41	45.36



MINOR
CSI UOM DESCRIPTION

TOTAL DIRECT DEMOLITION
UNIT COST UNIT COST

MINOR	CSI	UOM	DESCRIPTION	TOTAL DIRECT UNIT COST	DEMOLITION UNIT COST
28 46 13 31-1404			FireWarden Devices (28 46 13 31-0995)		
28 46 13 31-1405	EA		SLC Loop Powered Fault Isolator Module (Notifier N100-ISO).....	148.25	30.24
28 46 13 31-1406	EA		Intelligent Addressable Control Module (Notifier NC-100).....	174.58	30.24
28 46 13 31-1407	EA		Intelligent Addressable Relay Module (Notifier NC-100R).....	168.00	30.24
28 46 13 31-1408	EA		Intelligent Addressable Low Flow Duct Photoelectric Smoke Detector (Notifier ND-100).....	460.95	45.36
28 46 13 31-1409	EA		Intelligent Addressable Low Flow Duct Photoelectric Smoke Detector With DPDT Relay (Notifier ND-100R).....	557.95	45.36
28 46 13 31-1410	EA		Two Zone Intelligent Addressable, Two Wire Detector Monitor Module (Notifier NDM-100).....	168.00	30.24
28 46 13 31-1411	EA		Intelligent Addressable Thermal Detector With Base (Notifier NH-100).....	176.29	45.36
28 46 13 31-1412	EA		Intelligent Addressable High Temperature Thermal Detector With Base (Notifier NH-100H).....	176.29	45.36
28 46 13 31-1413	EA		Intelligent Addressable Rate-Of-Rise Thermal Detector With Base (Notifier NH-100R).....	176.29	45.36
28 46 13 31-1414	EA		Intelligent Addressable Ionization Smoke Detector With Base (Notifier NI-100).....	233.35	45.36
28 46 13 31-1415	EA		Intelligent Addressable Monitor Module (Notifier NMM-100).....	146.05	30.24
28 46 13 31-1416	EA		Intelligent Addressable Mini Monitor Module (Notifier NMM-100P).....	133.43	30.24
28 46 13 31-1417	EA		Intelligent Addressable Manual Pull Station (Notifier NOT-BG12LX).....	194.88	30.24
28 46 13 31-1418	EA		Intelligent Addressable Photoelectric Smoke Detector With Base (Notifier NP-100).....	183.97	45.36
28 46 13 31-1419	EA		Intelligent Addressable 2-Wire Detector Monitor Module (Notifier NZM-100).....	217.37	30.24
28 46 13 31-1420	EA		Six Zone Intelligent Addressable 2-Wire Detector Monitor Module (Notifier NZM-100-6).....	749.51	30.24
28 46 13 31-1421			SFP-2402 And SFP-2404 2 And 4-Zone Control Panels And Accessories (28 46 13 31-0995)		
28 46 13 31-1422	EA		120 Volt AC, Two Zone Conventional Fire Alarm Control Panel (Notifier SFP-2402).....	1,516.22	483.81
28 46 13 31-1423	EA		120 Volt AC, Four Zone Conventional Fire Alarm Control Panel (Notifier SFP-2404).....	1,657.76	483.81
28 46 13 31-1424	EA		240 Volt AC, Two Zone Conventional Fire Alarm Control Panel (Notifier SFP-2402E).....	1,161.40	151.19
28 46 13 31-1425	EA		240 Volt AC, Four Zone Conventional Fire Alarm Control Panel (Notifier SFP-2404E).....	1,305.55	151.19
28 46 13 31-1426	EA		Class A Converter Module (Notifier CAC-4).....	386.39	30.24
28 46 13 31-1427	EA		Internal Dress Plate, Required For FM And ULC (Notifier DP-4X).....	142.24	18.14
28 46 13 31-1428	EA		Remote Zone Annunciator (Notifier RZA-4X).....	211.09	45.36
28 46 13 31-1429	EA		Red, Dress Panel (Notifier DP-51050).....	170.87	18.14
28 46 13 31-1430	EA		Black, Dress Panel (Notifier DP-51050B).....	172.82	18.14
28 46 13 31-1431			SFP-5UD 5 Zone Control Panels And Accessories (28 46 13 31-0995)		
28 46 13 31-1432	EA		120 Volt AC, Five Zone Conventional Fire Alarm Control Panel (Notifier SFP-5UD).....	2,301.24	604.77
28 46 13 31-1433	EA		120 Volt AC, Five Zone Conventional Fire Alarm Control Panel (Notifier SFB-5UDC).....	4,166.04	453.57
28 46 13 31-1434	EA		240 Volt AC, Five Zone Conventional Fire Alarm Control Panel (Notifier SFB-5UDE).....	2,748.99	302.38
28 46 13 31-1435	EA		Red, 120 Volt AC, Five Zone Conventional Fire Alarm Control Panel (Notifier SFB-5UDR).....	2,748.99	302.38
28 46 13 31-1436	EA		Class A Converter Module (Notifier N-CAC-5X).....	400.09	30.24
28 46 13 31-1437	EA		Red, Trim Ring For NFW2-100, NFW-50, SFB-5UD, SFB-10UD, RP-2001, RP-2002 Cabinet (Notifier TR-CE).....	153.74	18.14
28 46 13 31-1438	EA		Five Zone Conventional Fire Control Panel With DACT And 7 Amperes Power Supply, ULC/UL Listed (Notifier SFP-5UDC).....	3,483.30	453.57
			Note: Includes internal dress panel with built-in annunciator module		
28 46 13 31-1439	EA		240 Volt AC, Five Zone Conventional Fire Control Panel With DACT And 3 Amperes Power Supply (Notifier SFP-5UDE).....	2,308.29	302.38
28 46 13 31-1440	EA		Red, 120 Volt AC, Five Zone Conventional Fire Control Panel With DACT And 3 Amperes Power Supply (Notifier SFP-5UDR).....	2,289.25	302.38
28 46 13 31-1441			SFP-10UD 10 Zone Control Panels And Accessories (28 46 13 31-0995)		
28 46 13 31-1442	EA		120 Volt AC, 10 Zone Conventional Fire Alarm Control Panel With Built-In Digital Alarm Communicator Transmitter (Notifier SFB-10UDC).....	5,072.51	604.77
28 46 13 31-1443	EA		240 Volt AC, 10 Zone Conventional Fire Alarm Control Panel With Built-In Digital Alarm Communicator Transmitter (Notifier SFB-10UDE).....	3,793.17	453.57
28 46 13 31-1444	EA		120 Volt AC, 10 Zone Conventional Fire Alarm Control Panel With Built-In Digital Alarm Communicator Transmitter (Notifier SFP-10UD).....	2,608.46	604.77
28 46 13 31-1445	EA		Red, 120 Volt AC, 10 Zone Conventional Fire Alarm Control Panel With Built-In Digital Alarm Communicator Transmitter (Notifier SFB-10UDR).....	4,397.93	604.77
28 46 13 31-1446	EA		Four Channel, Dual Line, Stand Alone Fire Alarm Communicator (Fire-Lite 411UDAC).....	651.03	90.71
28 46 13 31-1447	EA		10 Zone Conventional Fire Control Panel With DACT And 7 Amperes Power Supply, ULC/UL Listed (Notifier SFP-10UDC).....	4,306.54	604.77
			Note: Includes internal dress panel with built-in annunciator module		
28 46 13 31-1448	EA		240 Volt AC, 10 Zone Conventional Fire Control Panel With DACT And 7 Amperes Power Supply (Notifier SFP-10UDE).....	3,214.04	453.57
28 46 13 31-1449	EA		Red, 10 Zone Conventional Fire Control Panel With DACT And 7 Amperes Power Supply (Notifier SFP-10UDR).....	3,796.14	604.77
28 46 13 31-1450			Smoke Detectors (28 46 13 31-0995)		
28 46 13 31-1451	EA		Low Profile Intelligent Addressable Ionization Smoke Detector (Notifier FSI-851).....	248.71	45.36
28 46 13 31-1452	EA		Intelligent Addressable Laser Smoke Detector (Notifier FSL-751).....	408.90	45.36
28 46 13 31-1453	EA		Intelligent Addressable Laser Duct Smoke Detector (Notifier FSL-751D).....	1,384.12	45.36
28 46 13 31-1454	EA		Remote Test Capable Intelligent Addressable Photo Detector (Notifier NP-100R).....	185.65	45.36
			Note: For use with DNR(W) duct detector housing.		
28 46 13 31-1455	EA		Filters For Harsh Detector (Notifier RF-FTX).....	22.70	
28 46 13 31-1456	EA		Key Activated Remote Test Station For Duct Smoke Detector (Notifier RTS151KEY).....	151.26	30.24
28 46 13 31-1457	EA		Addressable Beam Detector With Reflector, UL Listed (Notifier FS-OSI-RI).....	1,582.92	45.36
28 46 13 31-1458	EA		Intelligent Addressable Photo Detector With Flashscan, White (Notifier FSP-951).....	192.74	45.36
28 46 13 31-1459	EA		Intelligent Addressable Photo Detector With Flashscan And Clip, Ivory (Notifier FSP-951-IV).....	208.89	45.36
28 46 13 31-1460	EA		Remote Test Capable Intelligent Photo Detector With Flashscan, White (Notifier FSP-951R).....	200.82	45.36
28 46 13 31-1461	EA		Remote Test Capable Intelligent Photo Detector With Flashscan And Clip, Ivory (Notifier FSP-951R-IV).....	215.50	45.36
28 46 13 31-1462	EA		Intelligent Addressable Photo/Thermal Detector With Flashscan, White (Notifier FSP-951T).....	201.80	45.36



MINOR CSI UOM DESCRIPTION	TOTAL DIRECT UNIT COST	DEMOLITION UNIT COST
28 46 13 31-1463 EA Intelligent Addressable Photo/Thermal Detector With Flashscan, Ivory (Notifier FSP-951T-IV).....	216.48	45.36
28 46 13 31-1464 EA Intelligent Addressable 135 Degree Thermal Detector With Flashscan, White (Notifier FST-951).....	167.05	45.36
28 46 13 31-1465 EA Intelligent Addressable High Temperature 190 Degree Heat Detector With Flashscan (Notifier FST-951H).....	167.05	45.36
28 46 13 31-1466 EA Intelligent Addressable High Temperature 190 Degree Heat Detector With Flashscan And Clip, Ivory (Notifier FST-951H-IV).....	180.75	45.36
28 46 13 31-1467 EA Intelligent Addressable 135 Degree Thermal Detector With Flashscan And Clip, Ivory (Notifier FST-951-IV).....	180.75	45.36
28 46 13 31-1468 EA Intelligent Addressable Rate-of-Rise Thermal Detector With Flashscan, White (Notifier FST-951R).....	167.05	45.36
28 46 13 31-1469 EA Intelligent Addressable Rate-of-Rise Thermal Detector With Flashscan And Clip, Ivory (Notifier FST-951R-IV).....	180.75	45.36
28 46 13 31-1470 EA Low Profile Intelligent Addressable High Sensitivity Detector With Flashscan, White (Notifier FSV-951R).....	421.52	45.36
28 46 13 31-1471 EA Low Profile Intelligent Addressable High Sensitivity Detector With Flashscan, Ivory (Notifier FSV-951R-IV).....	450.89	45.36
28 46 13 31-1472 EA Wireless Photo-Heat Detector, Acclimate, With Flashscan (Notifier FWD-200ACCLIMATE).....	420.55	45.36
28 46 13 31-1473 EA Wireless Photo Detector With Flashscan (Notifier FWD-200P).....	388.25	45.36
Note: Requires B210W base, ordered separately		
28 46 13 31-1474 EA Wireless Fixed Temp Heat Detector, 135 Degree, With Flashscan (Notifier FWH-200FIX135).....	353.99	45.36
Note: Requires B210W base, ordered separately		
28 46 13 31-1475 EA Wireless ROR Heat Detector, 135 Degree, With Flashscan (Notifier FWH-200ROR135).....	353.99	45.36
Note: Requires B210W base, ordered separately		
28 46 13 31-1476 EA Intelligent Addressable Carbon Monoxide Detector With Flashscan (Notifier FPC-951).....	261.99	45.36
28 46 13 31-1477 EA Built In Circular Display, 3 Alarm Levels, Smoke Detector (Notifier VLF-250).....	2,426.94	45.36
Note: Use for areas up to 2,500 square feet. Adjustable sensitivity range is 0.008 - 6% ro 6.4 /Ft. Obs.		
28 46 13 31-1478 EA Built In Circular Display, 3 Alarm Levels, Smoke Detector (Notifier VLF-500).....	2,970.97	45.36
Note: Use for areas up to 2,500 square feet. Adjustable sensitivity range is 0.008 - 6% ro 6.4 /Ft. Obs.		
28 46 13 31-1479 Pull Stations (28 46 13 31-0995)		
28 46 13 31-1480 EA Trim Ring For NBG12 Series Pull Station (Notifier BG12TR).....	32.46	6.04
28 46 13 31-1481 EA One End Tapped For 1/2" Conduit, Aluminum, Surface Mounted Backbox (Notifier BG-2).....	85.94	15.12
28 46 13 31-1482 EA Red, One End Tapped For 1/2" Conduit, Aluminum, Surface Mounted Backbox (Notifier BG-2R).....	70.96	15.12
28 46 13 31-1483 EA Red Letters, Spring Retainer, Aluminum Single Action Pull Station (Notifier BNG-1).....	113.85	30.24
28 46 13 31-1484 EA DPDT Switch, Red Letters, Spring Retainer, Aluminum Single Action Pull Station (Notifier BNG-1F).....	125.45	30.24
28 46 13 31-1485 EA Terminal Switch, DPDT Switch, Red Letters, Spring Retainer, Aluminum Single Action Pull Station (Notifier BNG-1FTS).....	171.09	30.24
28 46 13 31-1486 EA Red Body, Silver Letters, Spring Retainer, Aluminum Single Action Pull Station (Notifier BNG-1R).....	113.85	30.24
28 46 13 31-1487 EA Red Letters, Spring Retainer, Aluminum Single Action Pull Station With Terminal Strip (Notifier BNG-1TS).....	130.87	30.24
28 46 13 31-1488 EA Standard Local Style Red Letters, Spring Retainer, Aluminum Single Action Pull Station With Terminal Strip (Notifier BNG-1TSL).....	130.87	30.24
28 46 13 31-1489 EA Terminal Strip, Red Body, Red Letters, Spring Retainer, Aluminum Single Action Pull Station (Notifier BNG-1TSR).....	130.87	30.24
28 46 13 31-1490 EA Red Letters, Breakglass, Aluminum Single Action Pull Station (Notifier BRG-1).....	123.91	30.24
28 46 13 31-1491 EA Red Body, Silver Letters, Breakglass, Aluminum Single Action Pull Station (Notifier BRG-1R).....	133.96	30.24
28 46 13 31-1492 EA Hazardous, Non-Hazardous, Weatherproof, Harsh Locations Fire Alarm Pull Station (Notifier HAZ-WP-PULL).....	812.33	36.29
28 46 13 31-1493 EA Red, Single Action Fire Alarm Pull Station (Notifier NBG-12S).....	96.78	30.24
28 46 13 31-1494 EA Red, Dual Action Fire Alarm Pull Station (Notifier NBG-12).....	100.99	30.24
28 46 13 31-1495 EA Red, Key Lock, Dual Action Fire Alarm Pull Station (Notifier NBG-12L).....	105.73	30.24
28 46 13 31-1496 EA Red, Outdoor, Key Lock, Dual Action Fire Alarm Pull Station (Notifier NBG-12LOB).....	231.66	36.29
28 46 13 31-1497 EA Red, Presignal, Key Lock, Dual Action Fire Alarm Pull Station (Notifier NBG-12LPS).....	147.33	30.24
28 46 13 31-1498 EA Red, Agent Releasing, Key Lock, Dual Action Fire Alarm Pull Station (Notifier NBG-12LR).....	125.07	30.24
28 46 13 31-1499 EA Addressable Manual Dual Action Fire Alarm Pull Station (Notifier NBG-12LX).....	195.97	30.24
28 46 13 31-1500 EA Pull Station Trim Plate For New York City, For Use With All NBG Series Pull Stations (Notifier NY-PLATE).....	63.16	6.04
28 46 13 31-1501 EA Dual Action, Wireless Pull Station (Notifier NBG-12WL).....	410.24	36.29
28 46 13 31-1502 Rate Compensation Heat Detectors (28 46 13 31-0995)		
28 46 13 31-1503 EA 135 Degree F Explosion Proof Rate Compensation Heat Detectors (Edwards Signaling 302-EPM-135).....	187.26	45.36
28 46 13 31-1504 EA 194 Degree F Explosion Proof Rate Compensation Heat Detectors (Edwards Signaling 302-EPM-194).....	187.26	45.36
28 46 13 31-1505 FM Series Door Releases (28 46 13 31-0995)		
28 46 13 31-1506 EA 1/2" Door Holder Spacer (Notifier FM900-50).....	31.31	9.07
28 46 13 31-1507 EA 3/4" Door Holder Spacer (Notifier FM900-75).....	31.31	9.07
28 46 13 31-1508 EA 1" Door Holder Spacer (Notifier FM900-100).....	31.31	9.07
28 46 13 31-1509 EA Door Holder Extension Kit (Notifier FM900).....	32.95	9.07
28 46 13 31-1510 EA 90 Degree Door Holder Extension Kit (Notifier FM900-Z).....	33.50	9.07
28 46 13 31-1511 EA 12 Volt DC, 24 Volt AC/DC Or 120 Volt AC, Floor Mounted, Door Holder (Notifier FM980).....	223.47	45.36
28 46 13 31-1512 EA 12 Volt DC, 24 Volt AC/DC Or 120 Volt AC, Surface Mounted, Door Holder (Notifier FM996).....	196.04	45.36
28 46 13 31-1513 EA 12 Volt DC, 24 Volt AC/DC Or 120 Volt AC, Recessed Mounted, Concealed Wiring, Door Holder (Notifier FM998).....	196.04	45.36
28 46 13 31-1514 Multicriteria Fire Detector (28 46 13 31-0995)		
28 46 13 31-1515 EA Intelligent Addressable Combination Multi-Criteria Fire/Carbon Monoxide Detector With Flashscan (Notifier FCO-851).....	310.93	45.36
28 46 13 31-1516 EA Intelligent Addressable Multicriteria Fire Detector (Notifier FSC-851).....	309.95	45.36
Note: Detects fire, thermal, photo, CO and IR, with Flashscan.		
28 46 13 31-1517 EA Multi-Criteria Photo/Temp/Infrared Detector, White (Notifier FPFI-951).....	206.20	45.36
28 46 13 31-1518 EA Multi-Criteria Photo/Temp/Infrared Detector, Ivory (Notifier FPFI-951-IV).....	213.05	45.36
28 46 13 31-1519 EA Intelligent Addressable Combination Multi-Criteria Photoelectric And Carbon Monoxide Detector With Flashscan (Notifier FSCO-951).....	310.93	45.36
28 46 13 31-1520 Modules (28 46 13 31-0995)		
28 46 13 31-1521 EA Intelligent Addressable Dual Monitor/Dual Relay Module (Notifier FDRM-1).....	364.86	30.24



MINOR	CSI	UOM	DESCRIPTION	TOTAL DIRECT UNIT COST	DEMOLITION UNIT COST
28 46 13 31-1522	EA		Addressable Firephone Control Module (Notifier FTM-1)	228.81	30.24
28 46 13 31-1523	EA		Wireless Monitor Module With Flashscan (Notifier FW-MM).....	353.11	30.24
28 46 13 31-1524	EA		Wireless Relay Module With Flashscan (Notifier FW-RM).....	406.94	30.24
28 46 13 31-1525	EA		Wireless Sync Module (Notifier W-SYNC)	389.55	30.24
28 46 13 31-1526 DH Series Door Releases <small>(28 46 13 31-0995)</small>					
28 46 13 31-1527	EA		Semi-Flush, Powder Coated Chrome, Electromagnetic Door Holder (Notifier DH24120FPC).....	196.17	45.36
28 46 13 31-1528	EA		Semi-Flush, Plated Brass, Electromagnetic Door Holder (Notifier DH24120FB)	208.16	45.36
28 46 13 31-1529	EA		Semi-Flush, Powder Coated Dark Bronze, Electromagnetic Door Holder (Notifier DH24120FD).....	219.41	45.36
28 46 13 31-1530	EA		Surface Mounted, Powder Coated Chrome, Electromagnetic Door Holder (Notifier DH24120SPC)	216.48	45.36
28 46 13 31-1531	EA		Surface Mounted, Plated Brass, Electromagnetic Door Holder (Notifier DH24120SB).....	226.27	45.36
28 46 13 31-1532	EA		Surface Mounted, Powder Coated Dark Bronze, Electromagnetic Door Holder (Notifier DH24120SPD).....	234.58	45.36
28 46 13 31-1533	EA		Recessed, Powder Coated Chrome, Electromagnetic Door Holder (Notifier DH24120WPC).....	196.17	45.36
28 46 13 31-1534	EA		Recessed, Plated Brass, Electromagnetic Door Holder (Notifier DH24120WB)	206.69	45.36
28 46 13 31-1535	EA		Recessed, Powder Coated Dark Bronze, Electromagnetic Door Holder (Notifier DH24120WD).....	219.41	45.36
28 46 13 31-1536	EA		Floor Mounted, Single Door, Powder Coated Chrome, Electromagnetic Door Holder (Notifier DH24120GPC1)	246.33	45.36
28 46 13 31-1537	EA		Floor Mounted, Single Door, Plated Brass, Electromagnetic Door Holder (Notifier DH24120GB1)	261.99	45.36
28 46 13 31-1538	EA		Floor Mounted, Single Door, Powder Coated Dark Bronze, Electromagnetic Door Holder (Notifier DH24120GPD1).....	280.10	45.36
28 46 13 31-1539	EA		Floor Mounted, Double Door, Powder Coated Chrome, Electromagnetic Door Holder (Notifier DH24120GPC2).....	284.50	45.36
28 46 13 31-1540	EA		Floor Mounted, Double Door, Plated Brass, Electromagnetic Door Holder (Notifier DH24120GB2).....	303.10	45.36
28 46 13 31-1541	EA		Floor Mounted, Double Door, Powder Coated Dark Bronze, Electromagnetic Door Holder (Notifier DH24120GPD2)	325.61	45.36
28 46 13 31-1542	EA		0.5" Extension Rod, Powder Coated Chrome, Electromagnetic Door Holder Extension (Notifier DHE.5PC)	22.82	6.04
28 46 13 31-1543	EA		0.5" Extension Rod, Plated Brass, Electromagnetic Door Holder Extension (Notifier DHE.5B).....	22.82	6.04
28 46 13 31-1544	EA		0.5" Extension Rod, Powder Coated Dark Bronze, Electromagnetic Door Holder Extension (Notifier DHE.5D)	24.82	6.04
28 46 13 31-1545	EA		1" Extension Rod, Powder Coated Chrome, Electromagnetic Door Holder Extension (Notifier DHE1PC)	22.82	6.04
28 46 13 31-1546	EA		1" Extension Rod, Plated Brass, Electromagnetic Door Holder Extension (Notifier DHE1B).....	22.82	6.04
28 46 13 31-1547	EA		1" Extension Rod, Powder Coated Dark Bronze, Electromagnetic Door Holder Extension (Notifier DHE1D)	24.82	6.04
28 46 13 31-1548	EA		1.5" Extension Rod, Powder Coated Chrome, Electromagnetic Door Holder Extension (Notifier DHE1.5PC)	23.84	6.04
28 46 13 31-1549	EA		1.5" Adjustable Extension Rod, Powder Coated Chrome, Electromagnetic Door Holder Extension (Notifier DHE1.5APC)	23.84	6.04
28 46 13 31-1550	EA		1.5" Extension Rod, Plated Brass, Electromagnetic Door Holder Extension (Notifier DHE1.5B).....	24.82	6.04
28 46 13 31-1551	EA		1.5" Extension Rod, Powder Coated Dark Bronze, Electromagnetic Door Holder Extension (Notifier DHE1.5D).....	25.95	6.04
28 46 13 31-1552	EA		2" Extension Rod, Powder Coated Chrome, Electromagnetic Door Holder Extension (Notifier DHE2PC)	25.95	6.04
28 46 13 31-1553	EA		2" Adjustable Extension Rod, Powder Coated Chrome, Electromagnetic Door Holder Extension (Notifier DHE2APC)	25.95	6.04
28 46 13 31-1554	EA		2" Extension Rod, Plated Brass, Electromagnetic Door Holder Extension (Notifier DHE2B).....	26.98	6.04
28 46 13 31-1555	EA		2" Extension Rod, Powder Coated Dark Bronze, Electromagnetic Door Holder Extension (Notifier DHE2D)	26.98	6.04
28 46 13 31-1556	EA		3" Extension Rod, Powder Coated Chrome, Electromagnetic Door Holder Extension (Notifier DHE3PC)	26.98	6.04
28 46 13 31-1557	EA		3" Extension Rod, Plated Brass, Electromagnetic Door Holder Extension (Notifier DHE3B).....	28.10	6.04
28 46 13 31-1558	EA		3" Extension Rod, Powder Coated Dark Bronze, Electromagnetic Door Holder Extension (Notifier DHE3D)	28.10	6.04
28 46 13 31-1559	EA		4" Extension Rod, Powder Coated Chrome, Electromagnetic Door Holder Extension (Notifier DHE4PC)	29.13	6.04
28 46 13 31-1560	EA		4" Adjustable Extension Rod, Powder Coated Chrome, Electromagnetic Door Holder Extension (Notifier DHE4APC)	29.13	6.04
28 46 13 31-1561	EA		4" Adjustable Extension Rod, Plated Brass, Electromagnetic Door Holder Extension (Notifier DHE4AB).....	30.26	6.04
28 46 13 31-1562	EA		4" Adjustable Extension Rod, Powder Coated Dark Bronze, Electromagnetic Door Holder Extension (Notifier DHE4AD).....	33.44	6.04
28 46 13 31-1563	EA		5" Extension Rod, Powder Coated Chrome, Electromagnetic Door Holder Extension (Notifier DHE5PC)	32.36	6.04
28 46 13 31-1564	EA		5" Extension Rod, Plated Brass, Electromagnetic Door Holder Extension (Notifier DHE5B).....	31.28	6.04
28 46 13 31-1565	EA		5" Extension Rod, Powder Coated Dark Bronze, Electromagnetic Door Holder Extension (Notifier DHE5D)	33.44	6.04
28 46 13 31-1566	EA		Catch Plate, Powder Coated Chrome For Electromagnetic Door Holder (Notifier DHCP)	31.99	9.07
28 46 13 31-1567	EA		Catch Plate, Plated Brass For Electromagnetic Door Holder (Notifier DHCPB).....	33.02	9.07
28 46 13 31-1568	EA		Catch Plate, Powder Coated Dark Bronze For Electromagnetic Door Holder (Notifier DHCPD)	36.30	9.07
28 46 13 31-1569	EA		Swivel Base, Powder Coated Chrome, For Electromagnetic Door Holder (Notifier DHSBPC).....	57.58	9.07
28 46 13 31-1570	EA		Swivel Base, Plated Brass, For Electromagnetic Door Holder (Notifier DHSBB).....	60.72	9.07
28 46 13 31-1571	EA		Swivel Base, Powder Coated Dark Bronze, For Electromagnetic Door Holder (Notifier DHSBD)	63.85	9.07
28 46 13 31-1572	EA		Surface Mounted Backbox, Powder Coated Chrome For Electromagnetic Door Holder (Notifier DHBBPC).....	54.71	15.12
28 46 13 31-1573	EA		Surface Mounted Backbox, Plated Brass For Electromagnetic Door Holder (Notifier DHBBB).....	56.86	15.12
28 46 13 31-1574	EA		Surface Mounted Backbox, Powder Coated Dark Bronze For Electromagnetic Door Holder (Notifier DHBBD).....	61.17	15.12
28 46 13 31-1575	EA		Swivel Base Mounting Drill Fixture For Electromagnetic Door Holder (Notifier DHDF).....	302.43	
28 46 13 31-1576 First Command <small>(28 46 13 31-0995)</small>					
28 46 13 31-1577	EA		Black, 120 Volt AC, 50 Watt, 25 VRMS, One Class A/B Speaker Circuit, Primary Operating Console (Notifier NFC-50/100).....	5,988.31	755.95
28 46 13 31-1578	EA		Black, 220-240 Volt AC, 50 Watt, 25 VRMS, One Class A/B Speaker Circuit, Primary Operating Console (Notifier NFC-50/100E)	6,042.71	755.95
28 46 13 31-1579	EA		Black, 120 Volt AC, 50 Watt, 25 VRMS Or 70 VRMS), Four Class A/B Speaker Circuits, Distributed (Remote) Audio Amplifier (Notifier NFC-50DA)	1,564.60	60.47
28 46 13 31-1580	EA		Black, 220-240 Volt AC, 50 Watt, 25 VRMS Or 70 VRMS), Four Class A/B Speaker Circuits, Distributed (Remote) Audio Amplifier (Notifier NFC-50DAE).....	1,605.39	60.47
28 46 13 31-1581	EA		Black, 120 Volt AC, 125 Watt, 25 VRMS, Four Class A/B Speaker Outputs, Distributed Audio Amplifier (Notifier NFC-125DA).....	2,834.70	60.47
28 46 13 31-1582	EA		Black, 220-240 Volt AC, 125 Watt, 25 VRMS, Four Class A/B Speaker Outputs, Distributed Audio Amplifier (Notifier NFC-125DAE).....	2,925.36	60.47
28 46 13 31-1583	EA		50 Watt, 25 VRMS Audio Amplifier Module For A Second Speaker Circuit Or Backup (Notifier NFC-BDA-25 Volt)	872.75	30.24
28 46 13 31-1584	EA		50 Watt, 70 VRMS Audio Amplifier Module For A Second Speaker Circuit Or Backup (Notifier NFC-BDA-70 Volt)	872.75	30.24
28 46 13 31-1585	EA		Circuit Expander Module For NFC-50/125DA(E), Four Additional Class A/B Speaker Circuits (Notifier NFC-CE4).....	455.88	30.24
28 46 13 31-1586	EA		Circuit Expander Module For NFC-50/100(E), Six Additional Class A/B Speaker Circuits (Notifier NFC-CE6)	594.44	30.24
28 46 13 31-1587	EA		Standalone Firefighter Telephone System (Notifier NFC-FFT)	2,104.91	60.47
Note: Includes onboard SLC supports up to 24 monitor modules, built-in handset, black.					



MINOR CSI UOM DESCRIPTION	TOTAL DIRECT UNIT COST	DEMOLITION UNIT COST
28 46 13 31-1588 EA Local Operator Console (Notifier NFC-LOC) Note: Includes built-in microphone, message and zone control switches, black.	2,061.40	60.47
28 46 13 31-1589 EA Black, Remote Microphone (Notifier NFC-RM)	592.30	
28 46 13 31-1590 EA Remote Page Unit (Notifier NFC-RPU)..... Note: Includes built-in microphone, message control switches, black.	1,748.63	60.47
28 46 13 31-1591 EA 70 V Conversion Module For NFC-50/100 (Notifier NFC-XRM-70V)	347.24	30.24
28 46 13 31-1592 EA Firefighters Phone Jack (Notifier N-FPJ)	157.61	9.07
28 46 13 31-1593 EA Thumbtatch Option For NFC-LOC And NFC-RPU (Notifier THUMBLTCH)	45.15	9.07
28 46 13 31-1594 EA Black, Trim Ring For NFC-RPU Cabinet (Notifier TR-6-B)	143.22	18.14
28 46 13 31-1595 LED Displays <small>(28 46 13 31-0995)</small>		
28 46 13 31-1596 EA 2.1" x 27" Programmable LED Indoor Display (Notifier ALPHA-215).....	1,624.62	36.29
28 46 13 31-1597 EA Instant And Integrated Emergency Notification System (Notifier LEDSIGN-GW)	2,282.50	48.38
28 46 13 31-1598 EA 4" x 45-1/2" Programmable LED Array, Mass Notification Device (Notifier MEGADOT)	2,308.79	48.38
28 46 13 31-1599 EA 8 Messages, FACP Interface For LED Arrays (Notifier MNS-CONTROL8)	2,218.13	48.38
28 46 13 31-1600 EA 16 Messages, FACP Interface For LED Arrays (Notifier MNS-CONTROL16)	3,097.51	48.38
28 46 13 31-1601 EA LED Sign, Instant And Integrated Emergency Notification System (Notifier OAX2-24V)	2,354.12	48.38
28 46 13 31-1602 Control Relays <small>(28 46 13 31-0995)</small>		
28 46 13 31-1603 EA Single SPDT Relay With LED With Metal Backbox And Red Plastic Cover (Notifier MR-101/CR)	72.03	15.12
28 46 13 31-1604 EA Single SPDT Relay With LED With Track Mounting Hardware (Notifier MR-101/T)	55.49	15.12
28 46 13 31-1605 EA Four Position SPDT Relay With LEDs With Metal Backbox And Red Plastic Cover (Notifier MR-104/CR)	195.05	30.24
28 46 13 31-1606 EA Four Position SPDT Relay With LED With Track Mounting Hardware (Notifier MR-104/T)	108.78	15.12
28 46 13 31-1607 EA Four Position DSPDT Relay With LED With Track Mounting Hardware (Notifier MR-204/T)	129.09	15.12
28 46 13 31-1608 EA 24 Volt DC, 30 Amperes Contacts, DPDT Relay In Steel Enclosure (Notifier MR-199X-13C)	200.43	30.24
28 46 13 31-1609 EA 120 Volt AC, 30 Amperes Contacts, DPDT Relay In Steel Enclosure (Notifier MR-199X-14C)	200.43	30.24
28 46 13 31-1610 EA Single DPDT Relay With LED With Metal Backbox And Red Plastic Cover (Notifier MR-201/CR)	105.49	30.24
28 46 13 31-1611 EA Single DPDT Relay With LED With Track Mounting Hardware (Notifier MR-201/T)	59.80	15.12
28 46 13 31-1612 EA Four Position DPDT Relay With LEDs With Metal Backbox And Red Plastic Cover (Notifier MR-204/CR)	212.66	30.24
28 46 13 31-1613 EA 24 Volt DC / 24 Volt AC / 115 Volt AC, 10 Amperes, Form C, Multi-Voltage Relay Module (Notifier PAM-1)	78.28	30.24
28 46 13 31-1614 EA 12/24 Volt DC, 7 Amperes, Form C, Multi-Voltage Relay Module (Notifier PAM-2)	78.28	30.24
28 46 13 31-1615 EA 9 To 40 Volt DC, 10 Amperes, Form C, Multi-Voltage Relay Module (Notifier PAM-4)	78.28	30.24
28 46 13 31-1616 Gamewell-FCI Fire Control Instruments <small>(28 46 13 31-0995)</small>		
28 46 13 31-1617 7100 Series And NetSOLO® <small>(28 46 13 31-1616)</small>		
28 46 13 31-1618 7100 Compact Analog Addressable Fire Alarm Control Panels <small>(28 46 13 31-1617)</small>		
28 46 13 31-1619 EA Enclosure With Metal Door (Gamewell-FCI 7100-ENCL-M)	1,109.25	362.86
28 46 13 31-1620 EA Basic Systems Kit, 2 Signaling Line Circuits (SLC) (Gamewell-FCI BK-7100-2)	4,770.55	604.77
28 46 13 31-1621 EA Basic Systems Kit, With Digital Alarm Communicator Transmitter (DACT), 2 Signaling Line Circuits (SLC) (Gamewell-FCI BK-7100-2D)	5,216.95	604.77
28 46 13 31-1622 EA Basic Systems Kit, 2 Signaling Line Circuits (SLC), 240 Volt AC (Gamewell-FCI BK-7100-2E)	4,770.55	604.77
28 46 13 31-1623 EA Basic Systems Kit, With Digital Alarm Communicator Transmitter (DACT), 2 Signaling Line Circuits (SLC), 240 Volt AC (Gamewell-FCI BK-7100-2D-E)	5,216.95	604.77
28 46 13 31-1624 EA Removal And Replacement Of Board For 7100-1D (Gamewell-FCI BSM-7100-1)	1,496.33	
28 46 13 31-1625 EA Removal And Replacement Of Board For 7100-2 (Gamewell-FCI BSM-7100-1D)	1,794.98	
28 46 13 31-1626 EA Analog Loop Unit (Gamewell-FCI ALU)	1,794.98	60.47
28 46 13 31-1627 NetSOLO® Intelligent Network <small>(28 46 13 31-1617)</small>		
28 46 13 31-1628 EA Intelligent Network Interface Module, Fiber Optic (Gamewell-FCI INI-7100-FO)	1,991.46	60.47
28 46 13 31-1629 EA Intelligent Network Interface Module, Unshielded Twisted Pair (Gamewell-FCI INI-7100-UTP)	1,581.21	60.47
28 46 13 31-1630 Components And Accessories <small>(28 46 13 31-1617)</small>		
28 46 13 31-1631 EA Remote Serial Annunciator, LCD Display (Gamewell-FCI LCD-7100)	980.38	45.36
28 46 13 31-1632 EA Remote LED Driver Module, Outputs For Remote Panel Switches And 33 Remote LEDs (Gamewell-FCI LDM-7100)	743.41	60.47
28 46 13 31-1633 EA Fiber Optic Line Driver Module (Gamewell-FCI FLD-1)	1,367.44	60.47
28 46 13 31-1634 EA Class "A" Optional Module For Both Signaling Line Circuits (SLC) (Gamewell-FCI CAOM)	548.50	60.47
28 46 13 31-1635 EA Enclosure Box (Gamewell-FCI EN-7100)	441.53	120.96
28 46 13 31-1636 EA Serial Printer (Order RJAA To Db25 Connector Separately) (Gamewell-FCI P7200-TR-2)	1,431.12	30.24
28 46 13 31-1637 E3 Series® Basic System <small>(28 46 13 31-1616)</small>		
28 46 13 31-1638 EA Intelligent Loop Interface, Mother Board (Gamewell-FCI ILI-MB-E3)	1,311.15	60.47
28 46 13 31-1639 EA Intelligent Loop Interface, Supplemental (Gamewell-FCI ILI-S-E3)	1,126.32	60.47
28 46 13 31-1640 EA Intelligent Loop Interface, Mother Board, XP95 Protocol (Gamewell-FCI ILI95-MB-E3)	1,311.15	60.47
28 46 13 31-1641 EA Intelligent Loop Interface, Supplemental, XP95 Protocol (Gamewell-FCI ILI95-S-E3)	1,126.32	60.47
28 46 13 31-1642 EA LCD Keypad Display (Gamewell-FCI LCD-E3)	834.63	60.47
28 46 13 31-1643 EA Power Supply Module (Gamewell-FCI PM-9)	1,094.37	60.47
28 46 13 31-1644 EA Transponder 9 Amperes Power Supply (Gamewell-FCI PM-9 INX)	920.65	60.47
28 46 13 31-1645 EA Power Supply And Charger, 120/220 Volt AC (Gamewell-FCI PM-9G 9A)	912.78	30.24
28 46 13 31-1646 EA Digital Alarm Communication Transmitter (Gamewell-FCI DACT-E3)	521.44	60.47
28 46 13 31-1647 EA Network Repeater, Fiber Optic (Gamewell-FCI RPT-E3-FO)	1,404.57	60.47



MINOR	CSI	UOM	DESCRIPTION	TOTAL DIRECT UNIT COST	DEMOLITION UNIT COST
28 46 13 31-1648	EA		Network Repeater, Unshielded Twisted Pair (Gamewell-FCI RPT-E3-UTP)	1,176.08	60.47
28 46 13 31-1649	EA		Local Operating Console (Gamewell-FCI 1100-0455)	784.73	45.36
28 46 13 31-1650	EA		Network Graphic Annunciator (Gamewell-FCI 1100-0505)	2,536.87	45.36
28 46 13 31-1651	EA		70.7 VRMS Audio Output Series Amplifier Module (Gamewell-FCI AM-50-70)	1,003.72	60.47
28 46 13 31-1652	EA		INI-VGE-UTP Classic Enabled Voice Gateway Module (Gamewell-FCI 1100-1326)	3,067.95	60.47
28 46 13 31-1653	EA		8-1/4" Wide x 10" High x 4-1/2" Deep Cabinet (Gamewell-FCI E3BB-BAA1)	701.12	120.96
28 46 13 31-1654	EA		C Size, Black, Command Center Enclosure (Gamewell-FCI E3BB-BC/INCC)	513.67	120.96
28 46 13 31-1655	EA		Double Size, Blank, Inner Door Panel (Gamewell-FCI E3-BP)	112.48	30.24
28 46 13 31-1656	EA		Programmable Switch Module (Gamewell-FCI ASM-16)	702.43	60.47
28 46 13 31-1657	EA		LED Driver module (Gamewell-FCI ANU-48)	702.43	60.47
28 46 13 31-1658	EA		Network Graphic Annunciator (Gamewell-FCI NGA)	2,126.50	45.36
28 46 13 31-1659			Addressable Devices, Module, Pulls And Accessories (28 46 13 31-1616)		
28 46 13 31-1660			Velociti® Series Sensors And Bases (28 46 13 31-1659)		
28 46 13 31-1661	EA		Analog Addressable Plug-In Ionization Smoke Sensor (Gamewell-FCI ASD-IL2F)	219.60	45.36
28 46 13 31-1662	EA		Analog Addressable Plug-In Photoelectric Smoke Sensor (Gamewell-FCI ASD-PL2F)	224.32	45.36
28 46 13 31-1663	EA		Analog Addressable Plug-In Photoelectric Smoke Sensor With 135 Degree F Fixed Temperature Thermal Sensing (Gamewell-FCI ASD-PTL2F)	238.46	45.36
28 46 13 31-1664	EA		Addressable Plug-In Thermal Sensor, 15 Degree F Rate Of Rise, 135 Degree F (Gamewell-FCI ATD-RL2F)	181.88	45.36
28 46 13 31-1665	EA		Addressable Plug-In Thermal Sensor, 190 Degree F (Gamewell-FCI ATD-HL2F)	189.74	45.36
28 46 13 31-1666	EA		Addressable Plug-In Thermal Sensor, 135 Degree F (Gamewell-FCI ATD-L2F)	181.88	45.36
28 46 13 31-1667	EA		Addressable Plug-In Multi-Criteria Analog Sensor (Gamewell-FCI MCS-ACCLIMATE2F)	271.47	45.36
28 46 13 31-1668	EA		Analog Addressable Laser Smoke Sensor, Low Profile (Gamewell-FCI ASD-LS)	601.56	45.36
28 46 13 31-1669	EA		Analog Addressable Low Flow Photoelectric Smoke Duct Detector Without Relay (Gamewell-FCI ADPF)	504.86	75.60
28 46 13 31-1670	EA		Analog Addressable Low Flow Photoelectric Smoke Duct Detector With Relay (Gamewell-FCI ADPRF)	567.73	75.60
28 46 13 31-1671	EA		Removal And Replacement Of Duct Detector Board (Gamewell-FCI ADP-F-SB)	272.22	
28 46 13 31-1672	EA		Flanged Mounting Base, For Use With Analog Sensor Or Velociti Sensors (Gamewell-FCI ADB-FLF)	55.39	15.12
28 46 13 31-1673	EA		Harsh Environment Analog Addressable Photoelectric Smoke Sensor (Gamewell-FCI ASD-FILTREX-F)	648.72	45.36
28 46 13 31-1674	EA		Flanged Mounting Base, For Use With ASD-FILTREX Or ASD-FILTREX-F (Gamewell-FCI ADB-FILTREXF)	128.48	15.12
28 46 13 31-1675	EA		Addressable Single-Ended Reflected Beam Smoke Sensor (Gamewell-FCI ABD-2F)	2,303.43	90.71
28 46 13 31-1676			Velociti® Series Modules And Pull Station (28 46 13 31-1659)		
28 46 13 31-1677	EA		Style B, Class B Addressable Monitor Module (Gamewell-FCI AMM-2F)	160.28	30.24
28 46 13 31-1678	EA		Dual Style B, Class B Addressable Monitor Module (Gamewell-FCI AMM-2IF)	260.09	30.24
28 46 13 31-1679	EA		Style D, Class A Addressable Monitor Module (Gamewell-FCI AMM-4F)	176.00	30.24
28 46 13 31-1680	EA		Subloop Style D, Class A Addressable Monitor Module (Gamewell-FCI AMM-4SF)	249.09	30.24
28 46 13 31-1681	EA		Addressable Output Relay Control Module (Gamewell-FCI AOM-2RF)	207.44	30.24
28 46 13 31-1682	EA		Addressable Output Supervised Module (Gamewell-FCI AOM-2SF)	215.30	30.24
28 46 13 31-1683	EA		Addressable Double Action Station, With AMM-2SF Mini-Mod (Gamewell-FCI MS-7AF)	299.36	60.47
28 46 13 31-1684	EA		Addressable Single Action Pull Station (Gamewell-FCI MS-7ASF)	222.37	30.24
28 46 13 31-1685	EA		Telephone Filters (Gamewell-FCI AOM-TEL-FL)	35.68	6.04
28 46 13 31-1686			Components And Accessories (28 46 13 31-1659)		
28 46 13 31-1687	EA		Remote LED Annunciator Alarm (Gamewell-FCI RA400Z)	87.68	24.19
			Note: Mounts on single gang box.		
28 46 13 31-1688	EA		Up To 2' Wide Ducts Metal Sampling Tube (Gamewell-FCI ST-1.5)	43.84	12.10
28 46 13 31-1689	EA		>2' To 4' Wide Ducts Metal Sampling Tube (Gamewell-FCI ST-3)	46.98	12.10
28 46 13 31-1690	EA		>4' To 8' Wide Ducts Metal Sampling Tube (Gamewell-FCI ST-5)	56.18	15.12
28 46 13 31-1691	EA		>8' To 10' Wide Ducts Metal Sampling Tube (Gamewell-FCI ST-10)	91.30	18.14
28 46 13 31-1692	EA		Remote Test Station With LED Alarm And Magnet Test Switch (Gamewell-FCI RTS451)	136.40	24.19
			Note: Mounts on single gang box.		
28 46 13 31-1693			Fixed And Rate of Rise Heat Detectors (28 46 13 31-1659)		
28 46 13 31-1694	EA		135 Degree F Fixed Temperature And Rate Of Rise Heat Detector (Gamewell-FCI 5601P)	117.43	45.36
28 46 13 31-1695	EA		194 Degree F Fixed Temperature And Rate Of Rise Heat Detector (Gamewell-FCI 5602)	117.43	45.36
28 46 13 31-1696	EA		135 Degree F Fixed Temperature Heat Detector (Gamewell-FCI 5603)	113.91	45.36
28 46 13 31-1697	EA		194 Degree F Fixed Temperature Heat Detector (Gamewell-FCI 5604)	113.91	45.36
28 46 13 31-1698			NAC Expander/Power Supply (28 46 13 31-1659)		
28 46 13 31-1699	EA		FireForce 8 NAC Expander/Power Supply, 12/24 Volt DC, 8 Amperes, 4 Notification Appliance Circuits, Built-in Synchronization Protocols For Gamewell, Wheelock, Gentex, Faraday, And System Sensor (Gamewell-FCI FF8)	2,099.35	483.81
28 46 13 31-1700	EA		6A Supplementary Notification Appliance Circuit Power Supply With Sync (Gamewell-FCI GFPS-6)	1,800.70	483.81
28 46 13 31-1701	EA		9A Supplementary Notification Appliance Circuit Power Supply With Sync (Gamewell-FCI GFPS-9)	1,950.03	483.81
28 46 13 31-1702			Batteries And Accessories (28 46 13 31-1616)		
28 46 13 31-1703	EA		B-17R, 12 Volt DC, 17 Ampere Hours Sealed Lead Acid Battery (Gamewell-FCI 100-2010A)	330.83	30.24
28 46 13 31-1704	EA		B-55R, 12 Volt DC, 55 Ampere Hours Sealed Lead Acid Battery (Gamewell-FCI 100-2710A)	843.25	30.24
28 46 13 31-1705	EA		B-7R, 12 Volt DC, 7 Ampere Hours Sealed Lead Acid Battery (Gamewell-FCI 100-2311A)	173.64	30.24
28 46 13 31-1706	EA		BC-1, Battery Cabinet, Beige (Gamewell-FCI 1100-0653)	405.46	60.47
28 46 13 31-1707	EA		BC-1R, Battery Cabinet, Red (Gamewell-FCI 1100-0654)	405.46	60.47
28 46 13 31-1708	EA		12" High x 12" Wide x 24" Length Vented Steel Battery Cabinet With Hinged Key Lockable Cover (Gamewell-FCI GW70970)	359.88	60.47



MINOR CSI UOM DESCRIPTION	TOTAL DIRECT UNIT COST	DEMOLITION UNIT COST
28 46 13 31-1709	Electronic Door Holders (28 46 13 31-1616)	
Note: Rixson products.		
28 46 13 31-1710 EA XK-996, Door Holder Extender Kit, 1-1/2" Spacer (Gamewell-FCI 140-30000).....	58.31	6.04
28 46 13 31-1711 EA FM-980, 12 Volt DC, 24 Volt AC/DC Or 120 Volt AC, Floor Mount Door Holder(Gamewell-FCI 140-90000).....	467.95	45.36
28 46 13 31-1712 EA FM-981, 12 Volt DC, 24 Volt AC/DC Or 120 Volt AC, Floor Mount Holder For Double Doors (Gamewell-FCI 140-90001).....	639.29	45.36
28 46 13 31-1713 EA FM-990, 12 Volt DC, 24 Volt AC/DC Or 120 Volt AC, Low Profile Mount Door Holder (Gamewell-FCI 140-90002).....	297.25	45.36
28 46 13 31-1714 EA FM-996, 12 Volt DC, 24 Volt AC/DC Or 120 Volt AC, Surface Mount Door Holder (Gamewell-FCI 140-90003).....	283.10	45.36
28 46 13 31-1715 EA FM-997, 12 Volt DC, 24 Volt AC/DC Or 120 Volt AC, Recessed Mount Door Holder (Gamewell-FCI 140-90004).....	297.25	45.36
28 46 13 31-1716 EA FM-998, 12 Volt DC, 24 Volt AC/DC Or 120 Volt AC, Recessed Mount Door Holder With Concealed Wiring (Gamewell-FCI 140-90005).....	296.62	45.36
28 46 13 31-1717	Fire Alarm Programming (28 46 13 31-1616)	
Note: For device replacement projects only. Tasks not to be used on projects where a fire alarm panel is replaced.		
28 46 13 31-1718 EA Program And Test Up To 5 Fire Alarm Devices.....	500.00	
28 46 13 31-1719 EA Program And Test >5 To 20 Fire Alarm Devices.....	1,000.00	
28 46 13 31-1720 EA Program And Test >20 To 50 Fire Alarm Devices.....	2,000.00	
28 46 13 31-1721	Fire-Lite Fire Alarm (28 46 13 31-0994)	
28 46 13 31-1722	Addressable Control Panels (28 46 13 31-1721)	
28 46 13 31-1723 EA 25 Point Intelligent Control (Fire Lite MS-25).....	2,114.04	604.77
28 46 13 31-1724 EA 50 Point Intelligent Control (Fire Lite MS-9050UD).....	2,334.11	604.77
28 46 13 31-1725 EA 198-Point Intelligent Control (Fire Lite MS-9200UDLS).....	3,278.08	604.77
28 46 13 31-1726 EA 636-Point Intelligent Control (Fire Lite MS-9600LS).....	4,847.92	604.77
28 46 13 31-1727 EA 636-Point Intelligent Control (Fire Lite MS-9600UDLS).....	4,637.94	604.77
28 46 13 31-1728 EA IP And 4G Cellur Fire Alarm Communicator For Fire Alarm Control Panel (Fire-Lite IPGSM-4G).....	645.11	
28 46 13 31-1729	Silent Knight Fire Alarm (28 46 13 31-0994)	
28 46 13 31-1730 EA Addressable Fire Alarm Control Panel With Integrated Emergency Communication System (Silent Knight 5820XL-EVS).....	5,528.21	302.38
28 46 13 31-1731 EA Supervised Remote Command Unit (Silent Knight EVS-RCU).....	2,278.03	181.43
28 46 13 31-1732 EA 50 Watt Amplifier (Silent Knight EVS-50W).....	1,599.23	120.96
28 46 13 31-1733 EA 125 Watt Amplifier (Silent Knight EVS-125W).....	2,875.26	120.96
28 46 13 31-1734 EA Voice Evacuation System (Silent Knight SK-450).....	2,748.79	120.96
28 46 13 31-1735 EA Fire Fighters Telephone (Silent Knight SK-FFT).....	2,274.51	120.96
28 46 13 31-1736 EA Multi-Loop Addressable Fire Alarm Control/Communicator System (Silent Knight 5820XL).....	2,311.89	181.43
28 46 13 31-1737 EA Single Loop Addressable Fire Alarm Control/Communicator System (Silent Knight 5808).....	1,723.44	120.96
28 46 13 31-1738 EA Single Loop Addressable Fire Alarm Control/Communicator System (Silent Knight 5700).....	1,309.15	120.96
28 46 13 31-1739 EA Hybrid Conventional Fire Alarm Control/Communicator System (Silent Knight 5600).....	1,124.03	120.96
28 46 13 31-1740 EA Combination Fire And CO Detector (Silent Knight SK-FIRE-CO).....	356.67	45.36
28 46 13 31-1741 EA Photoelectric Detector (Silent Knight SK-PHOTO).....	197.77	45.36
28 46 13 31-1742 EA Photoelectric Thermal Detector (Silent Knight SK-PHOTO-T).....	208.83	45.36
28 46 13 31-1743 EA Ionization Smoke Detector (Silent Knight SK-ION).....	210.08	45.36
28 46 13 31-1744 EA 135 Degree Fixed Temperature Detector (Silent Knight SK-HEAT).....	181.49	45.36
28 46 13 31-1745 EA 190 Degree Fixed Temperature Detector (Silent Knight SK-HEAT-HT).....	191.59	45.36
28 46 13 31-1746 EA 135 Degree Fixed Temperature Rate-of-Rise Detector (Silent Knight SK-HEAT-ROR).....	195.31	45.36
28 46 13 31-1747 EA Sounder Base (Silent Knight B200SR).....	121.27	15.12
28 46 13 31-1748 EA Intelligent Sounder Base (Silent Knight B200S).....	128.66	15.12
28 46 13 31-1749 EA Isolator Base (Silent Knight B224BI).....	100.39	15.12
28 46 13 31-1750 EA Relay Base (Silent Knight B224RB).....	101.60	15.12
28 46 13 31-1751 EA Multi-Criteria Photoelectric Detector With Thermal Sensing (Silent Knight SK-ACCLIMATE).....	213.94	45.36
28 46 13 31-1752 EA Photoelectric Duct Detector (Silent Knight SK-DUCT).....	352.04	45.36
28 46 13 31-1753 EA Single-Ended Reflected Beam Smoke Detector (Silent Knight SK-BEAM).....	1,274.13	45.36
28 46 13 31-1754 EA Single-Ended Reflected Beam Smoke Detector (Silent Knight SK-BEAM-T).....	1,457.06	45.36
28 46 13 31-1755 EA Dual Monitor Module (Silent Knight SK-MONITOR-2).....	256.59	45.36
28 46 13 31-1756 EA Supervised Control Module (Silent Knight SK-CONTROL).....	211.56	45.36
28 46 13 31-1757 EA Six Circuit Supervised Control Module (Silent Knight SK-CONTROL-6).....	737.99	60.47
28 46 13 31-1758 EA Relay Control Module (Silent Knight SK-RELAY).....	183.70	30.24
28 46 13 31-1759 EA Six Relay Control Module (Silent Knight SK-RELAY-6).....	712.84	60.47
28 46 13 31-1760 EA Zone Interface Module (Silent Knight SK-ZONE).....	216.30	45.36
28 46 13 31-1761 EA Six Zone Interface Module (Silent Knight SK-ZONE-6).....	856.82	60.47
28 46 13 31-1762 EA Monitor Module (Silent Knight SK-MONITOR).....	184.22	45.36
28 46 13 31-1763 EA 10 Input Monitor Module (Silent Knight SK-MON-10).....	829.41	60.47
28 46 13 31-1764 EA Monitor Module (Silent Knight SK-MINIMON).....	170.70	45.36
28 46 13 31-1765 EA Fault Isolator Module (Silent Knight SK-ISO).....	191.59	45.36
28 46 13 31-1766 EA Addressable Heat Sensor (Silent Knight SD505-AHS).....	187.92	45.36
28 46 13 31-1767 EA Analog Ionization Smoke Detector (Silent Knight SD505-AIS).....	205.35	45.36
28 46 13 31-1768 EA Addressable Photoelectric Smoke Detector (Silent Knight SD505-APS).....	191.59	45.36
28 46 13 31-1769 EA 6" Addressable Sounder Base (Silent Knight SD505-6SB).....	149.61	15.12
28 46 13 31-1770 EA 6" Addressable Relay Base (Silent Knight SD505-6RB).....	140.97	15.12
28 46 13 31-1771 EA 6" Isolator Base (Silent Knight SD505-6IB).....	127.45	15.12
28 46 13 31-1772 EA Addressable Input Module (Silent Knight SD500-AIM).....	190.38	45.36
28 46 13 31-1773 EA Addressable Notification Module (Silent Knight SD500-ANM).....	237.62	45.36
28 46 13 31-1774 EA Addressable Relay Module (Silent Knight SD500-ARM).....	211.56	45.36
28 46 13 31-1775 EA SLC Annunciator Driver Module (Silent Knight SD500-LED).....	846.45	90.71
28 46 13 31-1776 EA Loop Isolation Module (Silent Knight SD500-LIM).....	198.98	45.36

28 Electronic Safety and Security

28 40 Life Safety

28 46 Fire Detection and Alarm



MINOR
CSI UOM DESCRIPTION

TOTAL DIRECT DEMOLITION
UNIT COST UNIT COST

28 46 13 31-1777	EA	Addressable Mini Input Module (Silent Knight SD500-MIM)	157.68	30.24
28 46 13 31-1778	EA	Single Action Addressable Pull Station (Silent Knight SD500-PS)	205.02	30.24
28 46 13 31-1779	EA	Dual Action Addressable Pull Station (Silent Knight SD500-PSDA)	195.54	30.24
28 46 13 31-1780	EA	Back Box (Silent Knight SK-PSSMBB)	88.06	24.19
28 46 13 31-1781	EA	Smoke Detector Module (Silent Knight SD500-SDM)	223.40	45.36
28 46 13 31-1782	EA	Addressable Smoke 4" Detector Base (Silent Knight SD505-4AB)	52.74	15.12
28 46 13 31-1783	EA	Addressable Smoke 6" Detector Base (Silent Knight SD505-6AB)	52.74	15.12
28 46 13 31-1784	EA	Addressable Duct Housing (Silent Knight SD505-DUCT)	368.24	45.36
28 46 13 31-1785	EA	Addressable Duct Housing With Built-In Relay (Silent Knight SD505-DUCTR)	481.56	45.36
28 46 13 31-1786	EA	Addressable Duct Detector Test Switch (Silent Knight SD505-DTS)	196.52	45.36
28 46 13 31-1787	EA	Intelligent Power Module (Silent Knight 5895XL)	1,222.30	120.96
28 46 13 31-1788	EA	Addressable Power Supply (Silent Knight 5496)	851.02	90.71
28 46 13 31-1789	EA	Relay Interface Board (Silent Knight 5883)	326.43	30.24
28 46 13 31-1790	EA	Remote LED Annunciator (Silent Knight 5865-3)	671.70	60.47
28 46 13 31-1791	EA	Remote LED Annunciator (Silent Knight 5865-4)	762.70	60.47
28 46 13 31-1792	EA	Remote LCD Annunciator (Silent Knight SK-5860)	716.18	90.71
28 46 13 31-1793	EA	Serial/Parallel Printer Interface (Silent Knight 5824)	469.83	30.24
28 46 13 31-1794	EA	LED Input/Output Module (Silent Knight / IntelliKnight 5880)	550.04	45.36
28 46 13 31-1795	EA	Addressable Pull Station (Silent Knight SK-Pull-DA/SA)	195.54	30.24
28 46 13 31-1796	EA	Digital Fire Communicator with Cabinet (Silent Knight SK-5104)	684.18	90.71
28 46 13 31-1797	EA	Communicator (Silent Knight IPGSM-4G)	1,026.10	60.47
28 46 13 31-1798	EA	Ten Zone Conventional Fire Alarm Control Panel (Silent Knight SK-5208)	1,617.30	120.96
28 46 13 31-1799	EA	10 Zone Expander (Silent Knight SK-5217)	453.64	30.24
28 46 13 31-1800	EA	Remote Annunciator (Silent Knight SK-5235)	449.36	60.47
28 46 13 31-1801	EA	Status Display Module (Silent Knight 5280)	128.16	30.24
28 46 13 31-1802	EA	Serial/Parallel Module (Silent Knight 5824)	530.32	60.47
28 46 13 31-1803	EA	Four Zone Conventional Fire Alarm Control Panel (Silent Knight SK-4)	911.50	120.96
28 46 13 31-1804	EA	Four Zone Conventional Fire Alarm Control Panel (Silent Knight SK-4E)	929.78	120.96
28 46 13 31-1805	EA	Dress Panel (Silent Knight SK-DP2/4)	171.20	30.24
28 46 13 31-1806	EA	Class A Converter (Silent Knight SK-CAC4)	451.50	45.36
28 46 13 31-1807	EA	Transmitter Module (Silent Knight SK-4XTM)	235.26	45.36
28 46 13 31-1808	EA	LED Interface Module (Silent Knight SK-4XLM)	216.30	45.36
28 46 13 31-1809	EA	110 Volt AC, 3-6 Amperes, Transformer (Silent Knight SK-XRM24)	223.97	30.24
28 46 13 31-1810	EA	Remote Annunciator (Silent Knight SK-RZA4)	216.30	45.36
28 46 13 31-1811	EA	Zone Relay Module (Silent Knight SK-4XZM)	232.88	45.36
28 46 13 31-1812	EA	Two Zone Conventional Fire Alarm Control Panel (Silent Knight SK-2)	785.80	120.96
28 46 13 31-1813	EA	Remote Battery Box Accessory Cabinet (Silent Knight RBB)	195.54	30.24
28 46 13 31-1814	EA	Manual Pull Station (single action) (Silent Knight PS-SATK)	106.35	30.24
28 46 13 31-1815	EA	Manual Pull Station (dual action) (Silent Knight PS-DATK)	115.51	30.24
28 46 13 31-1816	EA	Manual Pull Station (dual action) (Silent Knight PS-DA)	112.94	30.24
28 46 13 31-1817	EA	Dual Action Manual Pull Station, Hex Key (Silent Knight PS-DAH)	100.38	30.24
28 46 13 31-1818	EA	Dual Action Listed Outdoor Manual Pull Station With Black Box (Silent Knight PS-DALOB)	228.97	36.29
28 46 13 31-1819	EA	6 Amperes, 24 Volt DC, Distributed Power Module (with cabinet) (Silent Knight SK-5495)	798.46	90.71
28 46 13 31-1820	EA	9 Amperes, 24 Volt DC, Distributed Power Module (with cabinet) (Silent Knight SK-5499)	899.01	90.71
28 46 13 31-1821	EA	Detector (Silent Knight IDP-PhotoR)	282.51	45.36
28 46 13 31-1822	EA	Monitoring Module (Silent Knight IDP)	282.68	45.36
28 46 13 31-1823	EA	Cabinet (Silent Knight SK-5207)	383.33	90.71
28 46 13 31-1824	EA	Innovair IDP-Product (Silent Knight Innovair IDP-Product)	565.22	30.24
28 46 13 31-1825	EA	I/O Input-Output Module (Silent Knight SK-2880)	767.12	30.24
28 46 13 31-1826	EA	Remote Annunciator (Silent Knight RA-2000)	2,200.43	90.71
28 46 13 31-1827	EA	Power Supply (Silent Knight 5195/96)	1,372.82	30.24
28 46 13 31-1828	EA	8 Zone Expander (Silent Knight SK-5210)	1,069.97	30.24
28 46 13 31-1829	EA	LCD Remote Annunciator (Silent Knight SK-5230)	426.23	60.47
28 46 13 31-1830	EA	Ionization Smoke Detector (Silent Knight SK-ION)	210.08	45.36
28 46 13 31-1831	EA	Addressable Relay Module (Silent Knight IDP-Relay)	242.13	45.36
28 46 13 31-1832	EA	Telephone Line Monitor (Silent Knight SK-7150)	151.33	30.24
28 46 13 31-1833	EA	Serial Driver Board (Silent Knight SK-2884)	284.58	30.24
28 46 13 31-1834	EA	Smoke Detector Base (Silent Knight IDP-6AB)	80.72	15.12
28 46 13 31-1835	EA	Mini Input Module (Silent Knight IDP-MINIMON)	211.89	30.24
28 46 13 31-1836	EA	Status Display Module (Silent Knight SK-4180)	787.31	30.24
28 46 13 31-1837	EA	8-Channel Digital Communicator (Silent Knight SK-1420)	464.27	30.24
28 46 13 31-1838	EA	Serial Parallel Module (Silent Knight SK-4824)	423.89	30.24
28 46 13 31-1839	EA	Power Supply (Silent Knight SK-5197 / SK-5198)	1,574.72	30.24
28 46 13 31-1840	EA	4-Zone Fire Alarm Control Panel, Complete (Silent Knight SK-5204)	2,664.71	120.96
28 46 13 31-1841	EA	Intelligent Ionization Smoke Detector (Silent Knight IDP-ION)	292.61	45.36
28 46 13 31-1842	EA	Intelligent Photoelectric Smoke Detector (Silent Knight IDP-Photo)	242.13	45.36
28 46 13 31-1843	EA	Fire Slave Communicator Dialer (Silent Knight SK-5128)	500.73	30.24
28 46 13 31-1844	EA	Intelligent Power Module (with cabinet) (Silent Knight SK-5496)	851.02	90.71

28 46 13 31-1845 Alerton Fire Alarm (28 46 13 31)

28 46 13 31-1846	EA	UL Listed Surge Protector In CHS-M3 Or CPU2-640 Chassis (Alerton ESD-100)	529.04	9.07
------------------	----	---	--------	------

28 46 13 31-1847 Cooper Fire Alarm (28 46 13 31)

28 46 13 31-1848	EA	Single Circuit Class A / Multiple B, 12 Or 24 Volt DC, Sync Module (Cooper DSM-12/24-R)	180.85	30.24
28 46 13 31-1849	EA	Red Lens, 21 Joules, 24 Volt DC, Class I, Div 1, Groups C, D, NEMA 4X And 6, Strobe (Cooper EP109205-001)	4,362.25	51.40
28 46 13 31-1850	EA	Red, 100 dB, 24 Volt DC, Class I, Div 1, Groups C, D, NEMA 4X, Multitone Horn (Cooper EP109206-002)	5,754.73	51.40
28 46 13 31-1851	EA	Red Lens, 5 Joules, 24 Volt DC, Red Finish, Class I, Div 2, Groups C And D, NEMA 4X And 6, Strobe (Cooper HL109201-001)	2,096.73	60.47



	MINOR	CSI	UOM	DESCRIPTION	TOTAL DIRECT UNIT COST	DEMOLITION UNIT COST
28 46 13 31-1852	EA			Clear Lens, 5 Joules, 24 Volt DC, Red Finish, Class I, Div 2, Groups C And D, NEMA 4X And 6, Strobe (Cooper HL109201-002).....	2,109.11	60.47
28 46 13 31-1853	EA			Amber Lens, 5 Joules, 110 Volt AC, Red Finish, Class I, Div 2, Groups C And D, NEMA 4X And 6, Strobe (Cooper HL109201-007).....	2,109.11	60.47
28 46 13 31-1854	EA			Red Lens, 10 Joules, 24 Volt DC, Wire Guard, Black Finish, Class I, Div 2, Groups A, B, C And D, NEMA 4X And 6, Strobe (Cooper HL109202-001).....	1,561.40	60.47
28 46 13 31-1855	EA			Amber Lens, 10 Joules, 120 Volt AC, Wire Guard, Black Finish, Class I, Div 2, Groups A, B, C And D, NEMA 4X And 6, Strobe (Cooper HL109202-003).....	1,561.40	60.47
28 46 13 31-1856	EA			Red Lens, 10 Joules, 120 Volt AC, Wire Guard, Black Finish, Class I, Div 2, Groups A, B, C And D, NEMA 4X And 6, Strobe (Cooper HL109202-004).....	1,561.40	60.47
28 46 13 31-1857	EA			Amber Lens, 15 Joules, 120 Volt AC, Wire Guard, Black Finish, Backstrap, Class I, Div 2, Groups A, B, C And D, NEMA 4X And 6, Strobe (Cooper HL109202-005).....	2,109.11	60.47
28 46 13 31-1858	EA			Amber Lens, 15 Joules, 120 Volt AC, Wire Guard, Black Finish, Pendant Mounted, Class I, Div 2, Groups A, B, C And D, NEMA 4X And 6, Strobe (Cooper HL109202-006).....	2,109.11	60.47
28 46 13 31-1859	EA			Red Lens, 15 Joules, 120 Volt AC, Wire Guard, Black Finish, Blackstrap, Class I, Div 2, Groups A, B, C And D, NEMA 4X And 6, Strobe (Cooper HL109202-007).....	2,109.11	60.47
28 46 13 31-1860	EA			Red Lens, 15 Joules, 120 Volt AC, Wire Guard, Black Finish, Pendant Mounted, Class I, Div 2, Groups A, B, C And D, NEMA 4X And 6, Strobe (Cooper HL109202-008).....	2,109.11	60.47
28 46 13 31-1861	EA			Red Lens, 15 Joules, 24 Volt DC, Wire Guard, Black Finish, Class I, Div 2, Groups A, B, C And D, NEMA 4X And 6, Strobe (Cooper HL109203-002).....	2,109.11	60.47
28 46 13 31-1862	EA			Red Lens, 21 Joules, 24 Volt DC, Red Finish, Class I, Div 2, Groups C And D, NEMA 4X And 6, Strobe (Cooper HL109204-001).....	2,429.38	60.47
28 46 13 31-1863	EA			Red Lens, 21 Joules, 24 Volt DC, Black Finish, Class I, Div 2, Groups C And D, NEMA 4X And 6, Strobe (Cooper HL109204-003).....	2,256.10	60.47
28 46 13 31-1864	EA			Amber Lens, 21 Joules, 110 Volt AC, Red Finish, Class I, Div 2, Groups C And D, NEMA 4X And 6, Strobe (Cooper HL109204-005).....	2,256.10	60.47
28 46 13 31-1865	EA			Red Lens, 21 Joules, 110 Volt AC, Red Finish, Class I, Div 2, Groups C And D, NEMA 4X And 6, Strobe (Cooper HL109204-006).....	2,256.10	60.47
28 46 13 31-1866	Light Engineered Displays Message Boards <small>(28 46 13 31)</small>					
28 46 13 31-1867	EA			Two Message Sign, Announcement And Evacuate (LED SP-2/MNS).....	899.84	36.29
28 46 13 31-1868	EA			Four Message Sign, Fire, Weather, Announcement, E Voltuate (LED SP-4).....	793.36	36.29
28 46 13 31-1869	Safety Technology International Fire Alarm <small>(28 46 13 31)</small>					
28 46 13 31-1870	Enclosures <small>(28 46 13 31-1869)</small>					
28 46 13 31-1871	EA			6" Height x 6" Width x 4" Depth, Opaque, Fiberglass Enclosure (STI EF060604-O).....	159.92	18.14
28 46 13 31-1872	EA			6" Height x 6" Width x 4" Depth, Opaque, Fiberglass Enclosure With Window (STI EF060604-W).....	209.59	18.14
28 46 13 31-1873	EA			8" Height x 6" Width x 4" Depth, Opaque, Fiberglass Enclosure (STI EF080604-O).....	163.23	18.14
28 46 13 31-1874	EA			8" Height x 6" Width x 4" Depth, Opaque, Fiberglass Enclosure With Window (STI EF080604-W).....	210.70	18.14
28 46 13 31-1875	EA			8" Height x 8" Width x 4" Depth, Opaque, Fiberglass Enclosure (STI EF080804-O).....	167.65	18.14
28 46 13 31-1876	EA			8" Height x 8" Width x 4" Depth, Opaque, Fiberglass Enclosure With Window (STI EF080804-W).....	243.81	18.14
28 46 13 31-1877	EA			10" Height x 8" Width x 6" Depth, Opaque, Fiberglass Enclosure (STI EF100806-O).....	175.37	18.14
28 46 13 31-1878	EA			10" Height x 8" Width x 6" Depth, Opaque, Fiberglass Enclosure With Window (STI EF100806-W).....	242.71	18.14
28 46 13 31-1879	EA			12" Height x 10" Width x 6" Depth, Opaque, Fiberglass Enclosure (STI EF121006-O).....	188.62	18.14
28 46 13 31-1880	EA			12" Height x 10" Width x 6" Depth, Opaque, Fiberglass Enclosure With Window (STI EF121006-W).....	263.68	18.14
28 46 13 31-1881	EA			14" Height x 12" Width x 6" Depth, Opaque, Fiberglass Enclosure (STI EF141206-O).....	225.04	18.14
28 46 13 31-1882	EA			14" Height x 12" Width x 6" Depth, Opaque, Fiberglass Enclosure With Window (STI EF141206-W).....	343.15	18.14
28 46 13 31-1883	EA			14" Height x 12" Width x 8" Depth, Opaque, Fiberglass Enclosure (STI EF141208-O).....	242.71	18.14
28 46 13 31-1884	EA			14" Height x 12" Width x 8" Depth, Opaque, Fiberglass Enclosure With Window (STI EF141208-W).....	433.67	18.14
28 46 13 31-1885	EA			16" Height x 14" Width x 8" Depth, Opaque, Fiberglass Enclosure (STI EF161408-O).....	258.16	18.14
28 46 13 31-1886	EA			16" Height x 14" Width x 8" Depth, Opaque, Fiberglass Enclosure With Window (STI EF161408-W).....	446.91	18.14
28 46 13 31-1887	EA			18" Height x 16" Width x 10" Depth, Opaque, Fiberglass Enclosure (STI EF181610-O).....	307.83	18.14
28 46 13 31-1888	EA			18" Height x 16" Width x 10" Depth, Opaque, Fiberglass Enclosure With Window (STI EF181610-W).....	459.06	18.14
28 46 13 31-1889	EA			20" Height x 16" Width x 10" Depth, Opaque, Fiberglass Enclosure (STI EF201610-O).....	446.91	18.14
28 46 13 31-1890	EA			20" Height x 16" Width x 10" Depth, Opaque, Fiberglass Enclosure With Window (STI EF201610-W).....	665.47	18.14
28 46 13 31-1891	EA			6" Height x 6" Width x 5" Depth, Opaque, Polycarbonate Enclosure (STI EP060605-O).....	117.97	18.14
28 46 13 31-1892	EA			6" Height x 6" Width x 5" Depth, Tinted, Polycarbonate Enclosure (STI EP060605-T).....	129.01	18.14
28 46 13 31-1893	EA			8" Height x 6" Width x 5" Depth, Opaque, Polycarbonate Enclosure (STI EP080605-O).....	122.94	18.14
28 46 13 31-1894	EA			8" Height x 6" Width x 5" Depth, Tinted, Polycarbonate Enclosure (STI EP080605-T).....	132.32	18.14
28 46 13 31-1895	EA			8" Height x 8" Width x 5" Depth, Opaque, Polycarbonate Enclosure (STI EP080805-O).....	127.36	18.14
28 46 13 31-1896	EA			8" Height x 8" Width x 5" Depth, Tinted, Polycarbonate Enclosure (STI EP080805-T).....	138.39	18.14
28 46 13 31-1897	EA			10" Height x 8" Width x 6" Depth, Opaque, Polycarbonate Enclosure (STI EP100806-O).....	129.01	18.14
28 46 13 31-1898	EA			10" Height x 8" Width x 6" Depth, Tinted, Polycarbonate Enclosure (STI EP100806-T).....	151.64	18.14
28 46 13 31-1899	EA			10" Height x 8" Width x 7" Depth, Opaque, Polycarbonate Enclosure (STI EP100807-O).....	135.63	18.14
28 46 13 31-1900	EA			10" Height x 8" Width x 7" Depth, Tinted, Polycarbonate Enclosure (STI EP100807-T).....	156.06	18.14
28 46 13 31-1901	EA			10" Height x 10" Width x 6" Depth, Opaque, Polycarbonate Enclosure (STI EP101006-O).....	141.71	18.14
28 46 13 31-1902	EA			10" Height x 10" Width x 6" Depth, Tinted, Polycarbonate Enclosure (STI EP101006-T).....	158.82	18.14
28 46 13 31-1903	EA			12" Height x 10" Width x 7" Depth, Opaque, Polycarbonate Enclosure (STI EP121007-O).....	143.36	18.14
28 46 13 31-1904	EA			12" Height x 10" Width x 7" Depth, Tinted, Polycarbonate Enclosure (STI EP121007-T).....	164.33	18.14
28 46 13 31-1905	EA			14" Height x 12" Width x 7" Depth, Opaque, Polycarbonate Enclosure (STI EP141207-O).....	168.75	18.14
28 46 13 31-1906	EA			14" Height x 12" Width x 7" Depth, Tinted, Polycarbonate Enclosure (STI EP141207-T).....	210.70	18.14
28 46 13 31-1907	EA			16" Height x 14" Width x 9" Depth, Opaque, Polycarbonate Enclosure (STI EP161409-O).....	186.41	18.14
28 46 13 31-1908	EA			16" Height x 14" Width x 9" Depth, Tinted, Polycarbonate Enclosure (STI EP161409-T).....	252.64	18.14
28 46 13 31-1909	EA			18" Height x 16" Width x 5" Depth, Opaque, Polycarbonate Enclosure (STI EP181604-O).....	207.38	18.14
28 46 13 31-1910	EA			18" Height x 16" Width x 5" Depth, Tinted, Polycarbonate Enclosure (STI EP181604-T).....	271.41	18.14
28 46 13 31-1911	EA			18" Height x 16" Width x 11" Depth, Opaque, Polycarbonate Enclosure (STI EP181611-O).....	236.08	18.14
28 46 13 31-1912	EA			18" Height x 16" Width x 11" Depth, Tinted, Polycarbonate Enclosure (STI EP181611-T).....	318.87	18.14
28 46 13 31-1913	EA			20" Height x 16" Width x 9" Depth, Opaque, Polycarbonate Enclosure (STI EP201608-O).....	378.48	18.14
28 46 13 31-1914	EA			20" Height x 16" Width x 9" Depth, Tinted, Polycarbonate Enclosure (STI EP201608-T).....	396.14	18.14



MINOR CSI UOM DESCRIPTION	TOTAL DIRECT UNIT COST	DEMOLITION UNIT COST
28 46 13 31-1915 EA 24" Height x 24" Width x 10" Depth, Opaque, Polycarbonate Enclosure (STI EP242410-O)	572.75	18.14
28 46 13 31-1916 EA 24" Height x 24" Width x 10" Depth, Tinted, Polycarbonate Enclosure (STI EP242410-T)	664.37	18.14
28 46 13 31-1917 STI® Fire Alarm Devices (28 46 13 31-1869)		
28 46 13 31-1918 EA Pull Station Polycarbonate Cover, Semi Flush With Horn (STI-1100) Note: Includes 9 Volt DC self contained battery.	192.48	18.14
28 46 13 31-1919 EA Surface Mounted, Manual Pull Station Polycarbonate Cover With Horn (STI-1130)	210.70	18.14
28 46 13 31-1920 EA Flush Mounted, Manual Pull Station Polycarbonate Cover (STI-1200)	121.56	18.14
28 46 13 31-1921 EA Surface Mounted, Horn Strobe Polycarbonate Cover (STI-1210D) Note: For surface mounted horn strobes.	122.66	18.14
28 46 13 31-1922 EA Flush Mounted, Horn Strobe Polycarbonate Cover (STI-1210E)	108.31	18.14
28 46 13 31-1923 EA Strobe Damage Stopper And Open Backbox With Conduit Knockout (STI-1221D) Note: For surface mounted strobe.	122.66	18.14
28 46 13 31-1924 EA Strobe Damage Stopper And Open Backbox, Semi Flush (STI-1221E)	97.55	18.14
28 46 13 31-1925 EA NEMA 4X Rated Polycarbonate Dome Cover (STI-1229)	238.29	18.14
28 46 13 31-1926 EA Surface Mounted, Manual Pull Station Polycarbonate Cover (STI-1230) Note: For surface mounted pull stations.	156.61	18.14
28 46 13 31-1927 EA Backplate For Polycarbonate Cover (STI-1280)	71.17	18.14
28 46 13 31-1928 EA Conduit Gasket For Polycarbonate Cover (STI-3003)	49.54	18.14
28 46 13 31-1929 EA Conduit Spacer For Surface Mounted Polycarbonate Cover (STI-3100)	72.39	18.14
28 46 13 31-1930 EA Weather Resistant, Surface Mounted, Manual Pull Station Polycarbonate Cover (STI-3150)	175.92	18.14
28 46 13 31-1931 EA 8.5" x 6.5" x 4.6", Thumb Lock, Lockable Enclosure (STI-751A)	144.47	18.14
28 46 13 31-1932 EA Flush Mounted, Smoke Detector Polycarbonate Cover (STI-8100)	104.73	18.14
28 46 13 31-1933 EA Flush Mounted, Low Profile, Smoke Detector Steel Wire Cover (STI-9601)	98.66	18.14
28 46 13 31-1934 EA Surface Mounted, Low Profile, Smoke Detector, Polyester Shell, Steel Wire Cover (STI-9602)	95.07	18.14
28 46 13 31-1935 EA Flush Mounted, Mini Smoke Detector, Polyester Shell, Steel Wire Cover (STI-9604)	98.66	18.14
28 46 13 31-1936 EA Surface Mounted, Mini Smoke Detector, Polyester Shell, Steel Wire Cover (STI-9605)	95.07	18.14
28 46 13 31-1937 EA Flush Mounted, High Profile, Smoke Detector, Polyester Shell, Steel Wire Cover (STI-9609)	98.66	18.14
28 46 13 31-1938 EA Surface Mounted, High Profile, Smoke Detector, Polyester Shell, Steel Wire Cover (STI-9610)	95.07	18.14
28 46 13 31-1939 EA Beam Smoke Detector, Polyester Shell, Steel Wire Cover (STI-9625)	193.59	18.14
28 46 13 31-1940 EA White, Flush Mounted, Horn/Strobe/Speaker, Polyester Shell, Steel Wire Cover (STI-9705)	87.84	18.14
28 46 13 31-1941 EA Red, Flush Mounted, Horn/Strobe/Speaker, Polyester Shell, Steel Wire Cover (STI-9705-R)	102.82	18.14
28 46 13 31-1942 EA Flush Mounted, Beam Smoke Detector, Polyester Shell, Steel Wire Cover (STI-9706)	137.29	18.14
28 46 13 31-1943 EA Surface Mounted, Beam Smoke Detector, Polyester Shell, Steel Wire Cover (STI-9707)	137.29	18.14
28 46 13 31-1944 EA White, Surface Mounted, Horn/Strobe/Speaker, Polyester Shell, Steel Wire Cover (STI-9708)	97.55	18.14
28 46 13 31-1945 EA Red, Surface Mounted, Horn/Strobe/Speaker, Polyester Shell, Steel Wire Cover (STI-9708-R)	97.55	18.14
28 46 13 31-1946 EA White, Flush Mounted, Horn/Strobe/Speaker, Polyester Shell, Steel Wire Cover (STI-9711)	87.84	18.14
28 46 13 31-1947 EA Flush Mounted, Smoke Detector, Polyester Shell, Steel Wire Cover (STI-9713)	97.55	18.14
28 46 13 31-1948 EA White, Surface Mounted, Horn/Strobe/Speaker, Polyester Shell, Steel Wire Cover (STI-9714)	97.55	18.14
28 46 13 31-1949 EA Yellow, High Threat, Push Button Station (STI SS-2201)	124.51	9.07
28 46 13 31-1950 EA Gasket Kit For STI Covers (STI SUB-121)	51.82	
28 46 13 31-1951 EA Stopper II® With Horn Flush Mount, Custom Label (STI STI-1100CR)	183.16	30.24
28 46 13 31-1952 EA Smoke Detector Guard, Stainless Steel, Surface Mounting, Open Back, 9-1/4" Width, 5" Depth (STI STI-8230-SS)	214.83	18.14
28 46 13 31-1953 EA Universal Cover With Horn, Flush Mount, Momentary Button, Exit Label, Green Stopper Station (STI SS-2144XT)	252.64	18.14
28 46 13 31-1954 EA No Cover, Push And Turn-To-Reset Button, Evacuation Label, Yellow Stopper Station (STI SS-2201EV)	135.08	18.14
28 46 13 31-1955 EA No Cover, Push And Key-To-Rest Button, Emergency Label, Blue Stopper Station (STI SS-2400EM)	135.08	18.14
28 46 13 31-1956 EA Universal Cover With Horn, Flush Mount, Push And Key-To-Reset Button, Emergency Label, Blue Stopper Station (STI SS-2440EM)	252.64	18.14
28 46 13 31-1957 EA Flush Mounted, Weather Stopper II (STI-1250)	145.85	18.14
28 46 13 31-1958 EA Flush Mounted, Clear, Universal Stopper (STI-13000NC)	95.07	18.14
28 46 13 31-1959 EA Flush Mounted, Universal, Fire Label, Red, Stopper With Horn (STI-13020FR)	167.09	18.14
28 46 13 31-1960 EA Surface Mounted, Clear, Universal Stopper (STI-13200NC)	115.77	18.14
28 46 13 31-1961 EA Surface Mounted, Fire Label, Red, Universal Stopper (STI-13210FR)	126.80	18.14
28 46 13 31-1962 EA Surface Mounted, No Label, White, Universal Stopper (STI-13210NW)	138.39	18.14
28 46 13 31-1963 EA Surface Mounted, No Label, Yellow, Universal Stopper (STI-13210NY)	138.39	18.14
28 46 13 31-1964 EA Surface Mounted, Fire Label, Red, Universal Stopper With Horn (STI-13220FR)	187.51	18.14
28 46 13 31-1965 EA Surface Mounted, No Label, Yellow, Universal Stopper With Horn (STI-13220NY)	198.55	18.14
28 46 13 31-1966 EA Surface Mounted, Fire Label, Red, Universal Stopper With Horn And Relay (STI-13230FR)	237.19	18.14
28 46 13 31-1967 EA Stopper II, Weather Gasket (STI-3002)	48.38	18.14
28 46 13 31-1968 EA Large, Break Glass Stopper (STI-4100)	137.29	18.14
28 46 13 31-1969 EA Stopper (G) Standard Break Glass Cover (STI-6100)	132.32	18.14
28 46 13 31-1970 EA Clear, Polycarbonate Enclosure With Deep Back Box And Exterior Key Lock (STI-7510A)	127.63	18.14
28 46 13 31-1971 EA Polycarbonate Multi-Purpose Enclosure With Backplate And Key Lock (STI-7530)	349.78	18.14
28 46 13 31-1972 EA Heated, Metal, Protective Cabinet (STI-7560AH)	4,959.37	18.14
28 46 13 31-1973 EA Stainless Steel Guard (STI-9604SS)	90.38	18.14
28 46 13 31-1974 EA 5-3/4" Width x 4-1/2" Depth, Motion Detector Guard (STI-9621)	80.72	18.14
28 46 13 31-1975 System Sensor Fire Alarm (28 46 13 31)		
28 46 13 31-1976 Smoke Detectors (28 46 13 31-1975)		
28 46 13 31-1977 EA Beam Detector Heater Kit (System Sensor BEAMHK)	55.65	6.04
28 46 13 31-1978 EA Reflectors, Beam Detector Heater Kit (System Sensor BEAMHKR) Note: Four used with long range kit.	230.36	6.04
28 46 13 31-1979 EA Projected Beam Smoke Detector Long Range Kit (System Sensor BEAMLRK)	291.26	60.47
28 46 13 31-1980 EA Wall Or Ceiling Mounted, Projected Beam Smoke Detector Multi-Mount Kit (System Sensor BEAMMMK)	216.39	60.47
28 46 13 31-1981 EA Projected Beam Smoke Detector Surface Mounted Kit (System Sensor BEAMSMK)	178.22	60.47
28 46 13 31-1982 EA Two Wire, Photoelectric Smoke Detector (System Sensor 2W-B)	162.03	45.36
28 46 13 31-1983 EA Two Wire, Photoelectric Smoke Detector With Thermal Sensor (System Sensor 2WT-B)	161.91	45.36
28 46 13 31-1984 EA Two Wire, Photoelectric Smoke Detector With Thermal Sensor And Built In Sounder (System Sensor 2WTA-B)	169.71	45.36
28 46 13 31-1985 EA Four Wire, Photoelectric Smoke Detector (System Sensor 4W-B)	164.50	45.36



MINOR CSI UOM DESCRIPTION	TOTAL DIRECT UNIT COST	DEMOLITION UNIT COST
28 46 13 31-1986 EA Four Wire, Photoelectric Smoke Detector With Thermal Sensor, 12/24 Volt DC (System Sensor 4WT-B).....	171.70	45.36
28 46 13 31-1987 EA Four Wire, Photoelectric Smoke Detector With Thermal Sensor And Built In Sounder (System Sensor 4WTA-B).....	173.55	45.36
28 46 13 31-1988 EA Four Wire, Photoelectric Smoke Detector With Isolated Thermal Sensor, Built In Sounder, Form C Relay (System Sensor 4WITAR-B).....	257.81	45.36
28 46 13 31-1989 EA Photoelectric, Low-Profile, Smoke Detector Head (System Sensor 2151).....	150.21	30.24
28 46 13 31-1990 EA Photoelectric With Thermal Sensor, Low-Profile, Smoke Detector Head (System Sensor 2151T)..... Note: Requires B100 series base.	171.87	30.24
28 46 13 31-1991 EA Heavy Duty Multi-Mount Kit (System Sensor 6500-MMK).....	267.10	15.12
28 46 13 31-1992 EA Surface-Mount Kit For Use With Beam 1224 And FSB-200 When Using 6500-MMK Heavy Duty Multi-Mount Kit (System Sensor 6500-SMK).....	93.12	15.12
28 46 13 31-1993 EA Four Wire, Low Profile, Plug In Detector (System Sensor 2D51).....	182.95	45.36
28 46 13 31-1994 Duct Smoke Detectors (28 46 13 31-1975)		
28 46 13 31-1995 EA Two Wire Conventional Photoelectric Duct Detector (Includes 2151 Detector) (System Sensor D2).....	347.14	45.36
28 46 13 31-1996 EA Four Wire Conventional Photoelectric Duct Detector (Includes 2D51 Detector) (System Sensor D4120).....	344.20	45.36
28 46 13 31-1997 EA Watertight, Four Wire Conventional Photoelectric Duct Detector (Includes 2D51 Detector) (System Sensor D4120W).....	450.26	51.40
28 46 13 31-1998 EA Sensor Only, Four Wire Conventional Photoelectric Duct Detector (System Sensor D4S).....	226.86	30.24
28 46 13 31-1999 EA Duct Accessory Coil (Required On DNR If A Remote Test Station Is Used) (System Sensor DCOIL).....	61.69	9.07
28 46 13 31-2000 EA Intelligent, Non-Relay, Duct Smoke Detector Housing (System Sensor DNR).....	194.21	24.19
28 46 13 31-2001 EA Watertight, Intelligent, Non-Relay, Duct Smoke Detector Housing (System Sensor DNRW).....	313.96	30.24
28 46 13 31-2002 EA 1' Steel Sampling Tube (System Sensor DST1).....	36.82	12.10
28 46 13 31-2003 EA 1.5' Steel Sampling Tube (System Sensor DST1.5).....	40.14	12.10
28 46 13 31-2004 EA 3' Steel Sampling Tube (System Sensor DST3).....	45.18	12.10
28 46 13 31-2005 EA 5' Steel Sampling Tube (System Sensor DST5).....	52.73	15.12
28 46 13 31-2006 EA 10' Steel Sampling Tube (System Sensor DST10).....	85.13	18.14
28 46 13 31-2007 EA 1' Steel, Exhaust Tube Duct (System Sensor ETX).....	41.51	12.10
28 46 13 31-2008 EA Remote Test Station For Duct Smoke Detector (System Sensor RTS151).....	92.88	15.12
28 46 13 31-2009 EA Detector Installation/Removal Tool Kit For 700 Series Detectors (System Sensor XR2).....	196.24	
28 46 13 31-2010 EA Detector Installation/Removal Tool Kit For 800 And 355 Series Detectors (System Sensor XR2B).....	210.92	
28 46 13 31-2011 Heat Detectors (28 46 13 31-1975)		
28 46 13 31-2012 EA Single Circuit, 135 Degree F, Fixed And Rate-Of-Rise, Heat Detector (System Sensor 5601P).....	113.75	45.36
28 46 13 31-2013 EA Single Circuit, 194 Degree F, Fixed And Rate-Of-Rise, Heat Detector (System Sensor 5602).....	113.91	45.36
28 46 13 31-2014 EA Dual Circuit, 135 Degree F, Fixed And Rate-Of-Rise, Heat Detector (System Sensor 5621).....	131.33	45.36
28 46 13 31-2015 EA Dual Circuit, 194 Degree F, Fixed And Rate-Of-Rise, Heat Detector (System Sensor 5622).....	131.33	45.36
28 46 13 31-2016 EA Dual Circuit, 135 Degree F, Fixed Temperature Heat Detector (System Sensor 5623).....	146.21	45.36
28 46 13 31-2017 EA Dual Circuit, 194 Degree F, Fixed Temperature Heat Detector (System Sensor 5624).....	146.21	45.36
28 46 13 31-2018 Horns (28 46 13 31-1975)		
28 46 13 31-2019 EA Red, Mini Horn (System Sensor MHR).....	121.79	45.36
28 46 13 31-2020 EA White, Mini Horn (System Sensor MHW).....	121.79	45.36
28 46 13 31-2021 EA White, 12/24 Volt DC, Wall Mounted Horn Only (System Sensor HWL).....	123.30	45.36
28 46 13 31-2022 EA Red, Outdoor, Wall Mounted Replacement Horn (System Sensor HRK-R).....	154.00	51.40
28 46 13 31-2023 EA Red, Indoor, Wall Mounted, Horn (System Sensor HRL).....	123.30	45.36
28 46 13 31-2024 EA Red, Outdoor, Wall Mounted, Horn (System Sensor HRK).....	162.03	45.36
28 46 13 31-2025 EA White, Indoor, Wall Mounted, Compact Horn (System Sensor HGRL).....	123.79	45.36
28 46 13 31-2026 EA Red, Indoor, Wall Mounted, Compact Horn (System Sensor HGWL).....	123.79	45.36
28 46 13 31-2027 Wall Mounted Horns/Strobes (28 46 13 31-1975)		
28 46 13 31-2028 EA Red, Two Wire, 12/24 Volt DC, Selectable Intensity (15, 15/75, 30, 75, 110, 115 Candela) Multi-Candela, Wall Mounted Horn/Strobe (System Sensor P2RL).....	164.12	45.36
28 46 13 31-2029 EA Red, Two Wire, 12/24 Volt DC, Selectable Intensity (135, 150, 177, 185 Candela) High-Candela, Wall Mounted Horn/Strobe (System Sensor P2RH).....	217.58	45.36
28 46 13 31-2030 EA Outdoor Backbox, Red, Two Wire, 12/24 Volt DC, Selectable Intensity (135, 150, 177, 185 Candela) High-Candela, Wall Mounted Horn/Strobe (System Sensor P2RHK).....	239.83	51.40
28 46 13 31-2031 EA Plain, Outdoor Backbox, Red, Two Wire, 12/24 Volt DC, Selectable Intensity (135, 150, 177, 185 Candela) High-Candela, Wall Mounted Horn/Strobe (System Sensor P2RHK-P).....	234.45	51.40
28 46 13 31-2032 EA Outdoor Backbox, Red, 120 Volt AC, Selectable Intensity (135, 150, 177, 185 Candela) High-Candela, Wall Mounted Horn/Strobe (System Sensor P2RHK-120).....	244.97	51.40
28 46 13 31-2033 EA Outdoor Backbox, Red, Two Wire, 12/24 Volt DC, Selectable Intensity (15, 15/75, 30, 75, 110, 115 Candela) Multi-Candela, Wall Mounted Horn/Strobe (System Sensor P2RK).....	239.10	51.40
28 46 13 31-2034 EA Plain, Outdoor Backbox, Red, Two Wire, 12/24 Volt DC, Selectable Intensity (15, 15/75, 30, 75, 110, 115 Candela) Multi-Candela, Wall Mounted Horn/Strobe (System Sensor P2RK-P).....	227.60	51.40
28 46 13 31-2035 EA Outdoor, Red, Two Wire, 12/24 Volt DC, Selectable Intensity (15, 15/75, 30, 75, 110, 115 Candela) Multi-Candela, Wall Mounted Horn/Strobe (System Sensor P2RK-R).....	198.13	45.36
28 46 13 31-2036 EA Plain, Red, Two Wire, 12/24 Volt DC, Selectable Intensity (15, 15/75, 30, 75, 110, 115 Candela) Multi-Candela, Wall Mounted Horn/Strobe (System Sensor P2RL-P).....	160.69	45.36
28 46 13 31-2037 EA White, Two Wire, 12/24 Volt DC, Selectable Intensity (15, 15/75, 30, 75, 110, 115 Candela) Multi-Candela, Wall Mounted Horn/Strobe (System Sensor P2WL).....	164.12	45.36
28 46 13 31-2038 EA White, Two Wire, 12/24 Volt DC, Selectable Intensity (135, 150, 177, 185 Candela) High-Candela, Wall Mounted Horn/Strobe (System Sensor P2WH).....	219.13	45.36
28 46 13 31-2039 EA Outdoor Backbox, White, Two Wire, 12/24 Volt DC, Selectable Intensity (135, 150, 177, 185 Candela) High-Candela, Wall Mounted Horn/Strobe (System Sensor P2WHK).....	232.49	51.40
28 46 13 31-2040 EA Plain, Outdoor Backbox, White, Two Wire, 12/24 Volt DC, Selectable Intensity (135, 150, 177, 185 Candela) High-Candela, Wall Mounted Horn/Strobe (System Sensor P2WHK-P).....	234.45	51.40
28 46 13 31-2041 EA Plain, White, Two Wire, 12/24 Volt DC, Selectable Intensity (135, 150, 177, 185 Candela) High-Candela, Wall Mounted Horn/Strobe (System Sensor P2WH-P).....	217.58	45.36



MINOR CSI UOM DESCRIPTION	TOTAL DIRECT UNIT COST	DEMOLITION UNIT COST
28 46 13 31-2042 EA Outdoor Backbox, White, Two Wire, 12/24 Volt DC, Selectable Intensity (15, 15/75, 30, 75, 110, 115 Candela) Multi-Candela, Wall Mounted Horn/Strobe (System Sensor P2WK).....	246.44	51.40
28 46 13 31-2043 EA Plain, Outdoor Backbox, White, Two Wire, 12/24 Volt DC, Selectable Intensity (15, 15/75, 30, 75, 110, 115 Candela) Multi-Candela, Wall Mounted Horn/Strobe (System Sensor P2WK-P).....	227.60	51.40
28 46 13 31-2044 EA Plain, White, Two Wire, 12/24 Volt DC, Selectable Intensity (15, 15/75, 30, 75, 110, 115 Candela) Multi-Candela, Wall Mounted Horn/Strobe (System Sensor P2WL-P).....	159.96	45.36
28 46 13 31-2045 EA Red, Four Wire, 12/24 Volt DC, Selectable Intensity (15, 15/75, 30, 75, 110, 115 Candela) Multi-Candela, Wall Mounted Horn/Strobe (System Sensor P4RL).....	194.95	45.36
28 46 13 31-2046 EA Red, Four Wire, 12/24 Volt DC, Selectable Intensity (135, 150, 177, 185 Candela) High-Candela, Wall Mounted Horn/Strobe (System Sensor P4RH).....	201.53	45.36
28 46 13 31-2047 EA Outdoor Backbox, Red, Four Wire, 12/24 Volt DC, Selectable Intensity (15, 15/75, 30, 75, 110, 115 Candela) Multi-Candela, Wall Mounted Horn/Strobe (System Sensor P4RK).....	232.28	51.40
28 46 13 31-2048 EA Outdoor, Red, Four Wire, 12/24 Volt DC, Selectable Intensity (15, 15/75, 30, 75, 110, 115 Candela) Multi-Candela, Wall Mounted Horn/Strobe (System Sensor P4RK-R).....	222.71	51.40
28 46 13 31-2049 EA White, Four Wire, 12/24 Volt DC, Selectable Intensity (15, 15/75, 30, 75, 110, 115 Candela) Multi-Candela, Wall Mounted Horn/Strobe (System Sensor P4WL).....	194.95	45.36
28 46 13 31-2050 EA Outdoor Backbox, White, Four Wire, 12/24 Volt DC, Selectable Intensity (135, 150, 177, 185 Candela) High-Candela, Wall Mounted Horn/Strobe (System Sensor PC4WHK).....	276.10	51.40
28 46 13 31-2051 EA Outdoor Backbox, White, Four Wire, 12/24 Volt DC, Selectable Intensity (15, 15/75, 30, 75, 110, 115 Candela) Multi-Candela, Wall Mounted Horn/Strobe (System Sensor P4WK).....	234.94	51.40
28 46 13 31-2052 EA Red, 24 Volt DC, Low-frequency, Selectable Intensity (15, 30, 75, 95, 110, 135 And 185 Candela) Multi-Candela, Wall Mounted, Horn/Strobe (System Sensor P2RL-LF).....	237.52	45.36
28 46 13 31-2053 EA White, 24 Volt DC, Low-frequency, Selectable Intensity (15, 30, 75, 95, 110, 135 And 185 Candela) Multi-Candela, Wall Mounted, Horn/Strobe (System Sensor P2WL-LF).....	237.52	45.36
28 46 13 31-2054 EA Red, 12/24 Volt DC, Two Wire, Selectable Intensity (15, 30, 75, 95, 110, 135 And 185 Candela) Multi-Candela, Wall Mounted, Compact Horn Strobe (System Sensor P2GRL).....	163.63	45.36
28 46 13 31-2055 EA White, 12/24 Volt DC, Two Wire, Selectable Intensity (15, 30, 75, 95, 110, 135 And 185 Candela) Multi-Candela, Wall Mounted, Compact Horn Strobe (System Sensor P2GWL).....	163.63	45.36
28 46 13 31-2056 Ceiling Mounted Horns/Strobes (28 46 13 31-1975)		
28 46 13 31-2057 EA Red, Two Wire, 12/24 Volt DC, Selectable Intensity (15, 15/75, 30, 75, 110, 115 Candela) Multi-Candela, Ceiling Mounted Horn/Strobe (System Sensor PC2RL).....	166.56	45.36
28 46 13 31-2058 EA Red, Two Wire, 12/24 Volt DC, Selectable Intensity (135, 150, 177, 185 Candela) High-Candela, Ceiling Mounted Horn/Strobe (System Sensor PC2RH).....	220.67	45.36
28 46 13 31-2059 EA Outdoor Backbox, Red, Two Wire, 12/24 Volt DC, Selectable Intensity (135, 150, 177, 185 Candela) High-Candela, Ceiling Mounted Horn/Strobe (System Sensor PC2RHK).....	232.49	51.40
28 46 13 31-2060 EA Outdoor Backbox, Red, Two Wire, 12/24 Volt DC, Selectable Intensity (15, 15/75, 30, 75, 110, 115 Candela) Multi-Candela, Ceiling Mounted Horn/Strobe (System Sensor PC2RK).....	226.13	51.40
28 46 13 31-2061 EA Plain, Red, Two Wire, 12/24 Volt DC, Selectable Intensity (15, 15/75, 30, 75, 110, 115 Candela) Multi-Candela, Ceiling Mounted Horn/Strobe (System Sensor PC2R-P).....	209.84	45.36
28 46 13 31-2062 EA White, Two Wire, 12/24 Volt DC, Selectable Intensity (15, 15/75, 30, 75, 110, 115 Candela) Multi-Candela, Ceiling Mounted Horn/Strobe (System Sensor PC2WL).....	166.56	45.36
28 46 13 31-2063 EA White, Two Wire, 12/24 Volt DC, Selectable Intensity (135, 150, 177, 185 Candela) High-Candela, Ceiling Mounted Horn/Strobe (System Sensor PC2WH).....	220.67	45.36
28 46 13 31-2064 EA Outdoor Backbox, White, Two Wire, 12/24 Volt DC, Selectable Intensity (135, 150, 177, 185 Candela) High-Candela, Ceiling Mounted Horn/Strobe (System Sensor PC2WHK).....	232.49	51.40
28 46 13 31-2065 EA Plain, White, Two Wire, 12/24 Volt DC, Selectable Intensity (135, 150, 177, 185 Candela) High-Candela, Ceiling Mounted Horn/Strobe (System Sensor PC2WH-P).....	220.67	45.36
28 46 13 31-2066 EA Outdoor Backbox, White, Two Wire, 12/24 Volt DC, Selectable Intensity (15, 15/75, 30, 75, 110, 115 Candela) Multi-Candela, Ceiling Mounted Horn/Strobe (System Sensor PC2WK).....	226.13	51.40
28 46 13 31-2067 EA Plain, White, Two Wire, 12/24 Volt DC, Selectable Intensity (15, 15/75, 30, 75, 110, 115 Candela) Multi-Candela, Ceiling Mounted Horn/Strobe (System Sensor PC2W-P).....	208.30	45.36
28 46 13 31-2068 EA Red, Ceiling Mounted, Four Wire, 12/24 Volt DC, Selectable Intensity (15, 15/75, 30, 75, 110, 115 Candela) Multi-Candela, Horn/Strobe (System Sensor PC4RL).....	196.17	45.36
28 46 13 31-2069 EA Red, Ceiling Mounted, Four Wire, 12/24 Volt DC, Selectable Intensity (135, 150, 177, 185 Candela) High-Candela, Horn/Strobe (System Sensor PC4RH).....	201.53	45.36
28 46 13 31-2070 EA White, Four Wire, 12/24 Volt DC, Selectable Intensity (15, 15/75, 30, 75, 110, 115 Candela) Multi-Candela, Ceiling Mounted Horn/Strobe (System Sensor PC4WL).....	196.17	45.36
28 46 13 31-2071 Wall Mounted Strobes (28 46 13 31-1975)		
28 46 13 31-2072 EA White Strobe Expander Plate Backbox Skirt (System Sensor SEP-BBSW).....	74.19	15.12
28 46 13 31-2073 EA White Strobe Expander Plate With Standard Candela (System Sensor SEP-SW).....	140.10	15.12
28 46 13 31-2074 EA Red, Selectable Candela (15, 15/75, 30, 75, 110, 115 Candela) Multi-Candela, Wall Mounted Strobe (System Sensor SRL).....	149.19	45.36
28 46 13 31-2075 EA Red, Selectable Candela (135, 150, 177, 185 Candela) High-Candela, Wall Mounted Strobe (System Sensor SRH).....	173.00	45.36
28 46 13 31-2076 EA Red, Outdoor, Selectable Candela (135, 150, 177, 185 Candela) High-Candela, Wall Mounted Strobe (System Sensor SRHK).....	209.24	51.40
28 46 13 31-2077 EA Red, Outdoor, Selectable Candela (15, 15/75, 30, 75, 110, 115 Candela) Multi-Candela, Wall Mounted Strobe (System Sensor SRK).....	207.04	51.40
28 46 13 31-2078 EA Red, Plain, Outdoor, Selectable Candela (15, 15/75, 30, 75, 110, 115 Candela) Multi-Candela, Wall Mounted Strobe (System Sensor SRK-P).....	209.98	51.40
28 46 13 31-2079 EA Red, Outdoor, Selectable Candela (15, 15/75, 30, 75, 110, 115 Candela) Multi-Candela, Wall Mounted Strobe (System Sensor SRK-R).....	186.00	51.40
28 46 13 31-2080 EA Red, Plain, Selectable Candela (15, 15/75, 30, 75, 110, 115 Candela) Multi-Candela, Wall Mounted Strobe (System Sensor SRL-P).....	147.97	45.36
28 46 13 31-2081 EA White, 12/24 Volt DC, Selectable (15, 15 /75, 30, 75 , 110, 115 Candela) Multi-Candela, Wall Mounted Strobe (System Sensor SWL).....	148.70	45.36
28 46 13 31-2082 EA White, Amber Lens, 12/24 Volt DC, Selectable (15, 15 /75, 30, 75 , 110, 115 Candela) Multi-Candela, Wall Mounted Strobe (System Sensor SWL-ALERT).....	160.20	45.36
28 46 13 31-2083 EA White, Clear Lens, 12/24 Volt DC, Selectable (15, 15 /75, 30, 75 , 110, 115 Candela) Multi-Candela, Wall Mounted Strobe (System Sensor SWL-CLR-ALERT).....	197.47	45.36



MINOR CSI UOM DESCRIPTION	TOTAL DIRECT UNIT COST	DEMOLITION UNIT COST
28 46 13 31-2084 EA White, High-Candela, Selectable Candela (135, 150, 177, 185 Candela), Wall Mounted Strobe (System Sensor SWH).....	206.75	45.36
28 46 13 31-2085 EA White, Amber Lens, High-Candela, Selectable Candela (135, 150, 177, 185 Candela), Wall Mounted Strobe (System Sensor SWH-ALERT).....	205.20	45.36
28 46 13 31-2086 EA White, Plain, High-Candela, Selectable Candela (135, 150, 177, 185 Candela), Wall Mounted Strobe (System Sensor SWH-P).....	205.20	45.36
28 46 13 31-2087 EA Red, Plain, Outdoor, Selectable Candela (135, 150, 177, 185 Candela) High-Candela, Wall Mounted Strobe (System Sensor SRHK-P).....	212.92	51.40
28 46 13 31-2088 EA White, Outdoor, High-Candela, Selectable Candela (135, 150, 177, 185 Candela), Wall Mounted Strobe (System Sensor SWHK).....	210.72	51.40
28 46 13 31-2089 EA White, Plain, Outdoor, High-Candela, Selectable Candela (135, 150, 177, 185 Candela), Wall Mounted Strobe (System Sensor SWHK-P).....	212.43	51.40
28 46 13 31-2090 EA Red, Outdoor, Selectable Candela (135, 150, 177, 185 Candela) High-Candela, Wall Mounted Strobe (System Sensor SRHK-R).....	221.94	51.40
28 46 13 31-2091 EA White, Outdoor, Selectable Candela (15, 15/75, 30, 75, 95, 110, 115 Candela), Wall Mounted Strobe (System Sensor SWK).....	208.76	51.40
28 46 13 31-2092 EA White, Plain, Outdoor, Selectable Candela (15, 15/75, 30, 75, 95, 110, 115 Candela), Wall Mounted Strobe (System Sensor SWK-P).....	209.74	51.40
28 46 13 31-2093 EA White, Plain, 12/24 Volt DC, Selectable (15, 15 /75, 30, 75 , 110, 115 Candela) Multi-Candela, Wall Mounted Strobe (System Sensor SWL-P).....	147.72	45.36
28 46 13 31-2094 EA Amber, Wall Strobe Lens Attachment (System Sensor LENS-A).....	25.56	6.04
28 46 13 31-2095 EA Blue, Wall Strobe Lens Attachment (System Sensor LENS-B).....	25.56	6.04
28 46 13 31-2096 EA Green, Wall Strobe Lens Attachment (System Sensor LENS-G).....	25.56	6.04
28 46 13 31-2097 EA Red, Wall Strobe Lens Attachment (System Sensor LENS-R).....	25.56	6.04
28 46 13 31-2098 EA Red, 12/24 Volt DC, Wall Mounted, L-Series Compact Strobe (System Sensor SGRL).....	151.15	45.36
28 46 13 31-2099 EA White, 12/24 Volt DC, Wall Mounted, L-Series Compact Strobe (System Sensor SGWL).....	148.46	45.36
28 46 13 31-2100 EA L-Series, Amber, Wall Strobe Lens Attachment (System Sensor LENS-A2, AC2).....	25.56	6.04
28 46 13 31-2101 EA L-Series, Blue, Wall Strobe Lens Attachment (System Sensor LENS-B2, BC2).....	25.56	6.04
28 46 13 31-2102 EA L-Series, Green, Wall Strobe Lens Attachment (System Sensor LENS-G2, GC2).....	25.56	6.04
28 46 13 31-2103 EA L-Series, Red, Wall Strobe Lens Attachment (System Sensor LENS-R2, RC2).....	25.56	6.04
28 46 13 31-2104 EA Red, 8 Multi-tone, 12 VDC, 1575CD, Wall Mounted Strobe (Wheelock MT-121575W-FR).....	260.46	45.36
28 46 13 31-2105 EA White, 8 Multi-tone, 12 VDC, 1575CD, No Lettering, Wall Mounted Strobe (Wheelock MT-121575W-NW).....	260.46	45.36
28 46 13 31-2106 Ceiling Mounted Strobes <small>(28 46 13 31-1975)</small>		
28 46 13 31-2107 EA Red, Two Wire, 12/24 Volt DC, Selectable Intensity (15, 15/75, 30, 75, 110, 115 Candela) Multi-Candela, Ceiling Mounted Strobe (System Sensor SCRL).....	151.88	45.36
28 46 13 31-2108 EA Red, Two Wire, 12/24 Volt DC, Selectable Intensity (135, 150, 177, 185 Candela) High-Candela, Ceiling Mounted Strobe (System Sensor SCRH).....	175.19	45.36
28 46 13 31-2109 EA Outdoor Backbox, Red, Two Wire, 12/24 Volt DC, Selectable Intensity (135, 150, 177, 185 Candela) High-Candela, Ceiling Mounted Strobe (System Sensor SCRHK).....	209.24	51.40
28 46 13 31-2110 EA Outdoor Backbox, Red, Two Wire, 12/24 Volt DC, Selectable Intensity (15, 15/75, 30, 75, 110, 115 Candela) Multi-Candela, Ceiling Mounted Strobe (System Sensor SCRK).....	209.24	51.40
28 46 13 31-2111 EA White, Two Wire, 12/24 Volt DC, Selectable Intensity (15, 15/75, 30, 75, 110, 115 Candela) Multi-Candela, Ceiling Mounted Strobe (System Sensor SCWL).....	151.88	45.36
28 46 13 31-2112 EA Clear Lens, White, Two Wire, 12/24 Volt DC, Standard Candela, Ceiling Mounted Strobe (System Sensor SCWL-CLR-ALERT).....	161.67	45.36
28 46 13 31-2113 EA White, Two Wire, 12/24 Volt DC, Selectable Intensity (135, 150, 177, 185 Candela) High-Candela, Ceiling Mounted Strobe (System Sensor SCWH).....	209.84	45.36
28 46 13 31-2114 EA Outdoor Backbox, White, Two Wire, 12/24 Volt DC, Selectable Intensity (135, 150, 177, 185 Candela) High-Candela, Ceiling Mounted Strobe (System Sensor SCWHK).....	210.72	51.40
28 46 13 31-2115 EA Outdoor Backbox, White, Two Wire, 12/24 Volt DC, Selectable Intensity (15, 15/75, 30, 75, 110, 115 Candela) Multi-Candela, Ceiling Mounted Strobe (System Sensor SCWK).....	208.76	51.40
28 46 13 31-2116 EA Plain, White, Two Wire, 12/24 Volt DC, Selectable Intensity (15, 15/75, 30, 75, 110, 115 Candela) Multi-Candela, Ceiling Mounted Strobe (System Sensor SCW-P).....	186.64	45.36
28 46 13 31-2117 EA Blue, Ceiling Strobe Lens Attachment (System Sensor LENS-BC).....	25.56	6.04
28 46 13 31-2118 EA Red, Ceiling Strobe Lens Attachment (System Sensor LENS-RC).....	25.56	6.04
28 46 13 31-2119 EA Green, Ceiling Strobe Lens Attachment (System Sensor LENS-GC).....	25.56	6.04
28 46 13 31-2120 EA Amber, Ceiling Strobe Lens Attachment (System Sensor LENS-AC).....	25.56	6.04
28 46 13 31-2121 Wall Mounted Speakers <small>(28 46 13 31-1975)</small>		
28 46 13 31-2122 EA 24 Volt DC, 4 Field Selectable Sound Pulse Patterns, Directional Sound Speaker With Voice And Integral Audio Amplifier (System Sensor PF24V).....	375.52	45.36
28 46 13 31-2123 EA Red, Wall Mounted Speaker (System Sensor SPRL).....	129.37	45.36
28 46 13 31-2124 EA Red, Outdoor, Wall Mounted Speaker (System Sensor SPRK).....	200.82	45.36
28 46 13 31-2125 EA Red, Outdoor, Wall Mounted Speaker (System Sensor SPRK-R).....	170.34	51.40
28 46 13 31-2126 EA Red, High dB, Wall Mounted Speaker (System Sensor SPRV).....	145.57	45.36
28 46 13 31-2127 EA White, Wall Mounted Speaker (System Sensor SPWL).....	129.37	45.36
28 46 13 31-2128 EA White, Outdoor, Wall Mounted Speaker (System Sensor SPWK).....	211.94	51.40
28 46 13 31-2129 EA White, High dB, Wall Mounted Speaker (System Sensor SPWV).....	144.44	45.36
28 46 13 31-2130 Ceiling Mounted Speakers <small>(28 46 13 31-1975)</small>		
28 46 13 31-2131 EA Red, Ceiling Mounted Speaker (System Sensor SPCRL).....	126.68	45.36
28 46 13 31-2132 EA Outdoor, Ceiling Mounted Speaker (System Sensor SPCRK).....	190.01	45.36
28 46 13 31-2133 EA Red, High dB, Ceiling Mounted Speaker (System Sensor SPCRV).....	145.57	45.36
28 46 13 31-2134 EA White, Ceiling Mounted Speaker (System Sensor SPCWL).....	128.88	45.36
28 46 13 31-2135 EA White, High dB, Ceiling Mounted Speaker (System Sensor SPCWV).....	168.07	45.36
28 46 13 31-2136 EA White, Outdoor, Ceiling Mounted Speaker (System Sensor SPCWK).....	212.92	51.40

MINOR
CSI UOM DESCRIPTIONTOTAL DIRECT DEMOLITION
UNIT COST UNIT COST

MINOR	CSI	UOM	DESCRIPTION	TOTAL DIRECT UNIT COST	DEMOLITION UNIT COST
28 46	13 31-2137		Wall Mounted Speakers/Strobes <small>(28 46 13 31-1975)</small>		
28 46	13 31-2138	EA	White Speaker Strobe Expander Plate With Standard Candela (System Sensor SEP-SPSWL).....	138.39	15.12
28 46	13 31-2139	EA	White Speaker Strobe Expander Plate Backbox Skirt (System Sensor SPSEP-BBSWL).....	71.25	15.12
28 46	13 31-2140	EA	Red, Selectable Candela (15, 15/75, 30, 75, 95, 110, 115 Candela), Wall Mounted Speaker/Strobe (System Sensor SPSRL).....	203.27	45.36
28 46	13 31-2141	EA	Red, High-Candela, Selectable Candela (135, 150, 177, 185 Candela), Wall Mounted Speaker/Strobe (System Sensor SPSRH).....	214.69	45.36
28 46	13 31-2142	EA	Red, Outdoor, Selectable Candela (15, 15/75, 30, 75, 95, 110, 115 Candela), Wall Mounted Speaker/Strobe (System Sensor SPSRK).....	282.75	51.40
28 46	13 31-2143	EA	Red, Plain, Outdoor, Selectable Candela (15, 15/75, 30, 75, 95, 110, 115 Candela), Wall Mounted Speaker/Strobe (System Sensor SPSRK-P).....	288.28	51.40
28 46	13 31-2144	EA	Red, Outdoor, Selectable Candela (15, 15/75, 30, 75, 95, 110, 115 Candela), Wall Mounted Speaker/Strobe (System Sensor SPSRK-R).....	247.66	51.40
28 46	13 31-2145	EA	Red, Plain, Selectable Candela (15, 15/75, 30, 75, 95, 110, 115 Candela), Wall Mounted Speaker/Strobe (System Sensor SPSRL-P).....	201.06	45.36
28 46	13 31-2146	EA	Red, High dB, Selectable Candela (15, 15/75, 30, 75, 95, 110, 115 Candela), Wall Mounted Speaker/Strobe (System Sensor SPSRV).....	208.11	45.36
28 46	13 31-2147	EA	White, Amber Lens, Wall Mounted, Selectable Candela (15, 15/75, 30, 75, 95, 110, 115 Candela), Wall Mounted Speaker/Strobe (System Sensor SPSWL-ALERT).....	204.24	45.36
28 46	13 31-2148	EA	White, Clear Lens, Outdoor, Selectable Candela (15, 15/75, 30, 75, 95, 110, 115 Candela), Wall Mounted Speaker/Strobe (System Sensor SPSWK-CLR-ALERT).....	291.71	51.40
28 46	13 31-2149	EA	White, Selectable Candela (15, 15/75, 30, 75, 95, 110, 115 Candela), Wall Mounted Speaker/Strobe (System Sensor SPSWL).....	203.27	45.36
28 46	13 31-2150	EA	White, High-Candela, Selectable Candela (135, 150, 177, 185 Candela), Wall Mounted Speaker/Strobe (System Sensor SPSWH).....	265.54	45.36
28 46	13 31-2151	EA	White, Plain, High-Candela, Selectable Candela (135, 150, 177, 185 Candela), Wall Mounted Speaker/Strobe (System Sensor SPSWH-P).....	265.54	45.36
28 46	13 31-2152	EA	White, Outdoor, Selectable Candela (15, 15/75, 30, 75, 95, 110, 115 Candela), Wall Mounted Speaker/Strobe (System Sensor SPSWK).....	301.49	51.40
28 46	13 31-2153	EA	White, Plain, Outdoor, Selectable Candela (15, 15/75, 30, 75, 95, 110, 115 Candela), Wall Mounted Speaker/Strobe (System Sensor SPSWK-P).....	287.30	51.40
28 46	13 31-2154	EA	White, Plain, Selectable Candela (15, 15/75, 30, 75, 95, 110, 115 Candela), Wall Mounted Speaker/Strobe (System Sensor SPSWL-P).....	200.08	45.36
28 46	13 31-2155	EA	White, High dB, Selectable Candela (15, 15/75, 30, 75, 95, 110, 115 Candela), Wall Mounted Speaker/Strobe (System Sensor SPSWV).....	256.26	45.36
28 46	13 31-2156	EA	White, Plain, High dB, Selectable Candela (15, 15/75, 30, 75, 95, 110, 115 Candela), Wall Mounted Speaker/Strobe (System Sensor SPSWV-P).....	256.26	45.36
28 46	13 31-2157	EA	L-Series, White, Clear Lens, Outdoor, Selectable Candela (15, 15/75, 30, 75, 95, 110, 115 Candela), Wall Mounted Speaker/Strobe (System Sensor SPSWL-CLR-ALERT).....	213.90	51.40
28 46	13 31-2158		Ceiling Mounted Speakers/Strobes <small>(28 46 13 31-1975)</small>		
28 46	13 31-2159	EA	Red, Selectable Candela (15, 15/75, 30, 75, 95, 110, 115 Candela), Ceiling Mounted Speaker/Strobe (System Sensor SPSCRL).....	190.05	45.36
28 46	13 31-2160	EA	Red, Selectable Candela (135, 150, 177, 185) Candela, High-Candela, Ceiling Mounted Speaker/Strobe (System Sensor SPSCRH).....	216.89	45.36
28 46	13 31-2161	EA	Red, High dB, Selectable Candela (15, 15/75, 30, 75, 95, 110, 115), Ceiling Mounted Speaker/Strobe (System Sensor SPSCRV).....	208.11	45.36
28 46	13 31-2162	EA	White, Selectable Candela (15, 15/75, 30, 75, 95, 110, 115 Candela), Ceiling Mounted Speaker/Strobe (System Sensor SPSCWL).....	190.05	45.36
28 46	13 31-2163	EA	White, Clear Lens, Selectable Candela (15, 15/75, 30, 75, 95, 110, 115 Candela), Ceiling Mounted Speaker/Strobe (System Sensor SPSCWL-CLR-ALERT).....	202.29	45.36
28 46	13 31-2164	EA	White, High-Candela, Selectable Candela (135, 150, 177, 185 Candela), Ceiling Mounted Speaker/Strobe (System Sensor SPSCWH).....	265.54	45.36
28 46	13 31-2165	EA	White, Outdoor, High-Candela, Selectable Candela (135, 150, 177, 185 Candela), Ceiling Mounted Speaker/Strobe (System Sensor SPSCWHK).....	302.96	51.40
28 46	13 31-2166	EA	White, Plain, High-Candela, Selectable Candela (135, 150, 177, 185 Candela), Ceiling Mounted Speaker/Strobe (System Sensor SPSCWH-P).....	265.54	45.36
28 46	13 31-2167	EA	White, Outdoor, Clear Lens, Selectable Candela (15, 15/75, 30, 75, 95, 110, 115 Candela), Ceiling Mounted Speaker/Strobe (System Sensor SPSCWK-CLR-ALERT).....	292.20	51.40
28 46	13 31-2168	EA	White, Outdoor, Selectable Candela (15, 15/75, 30, 75, 95, 110, 115 Candela), Ceiling Mounted Speaker/Strobe (System Sensor SPSCWK).....	301.49	51.40
28 46	13 31-2169	EA	White, Plain, Selectable Candela (15, 15/75, 30, 75, 95, 110, 115 Candela), Ceiling Mounted Speaker/Strobe (System Sensor SPSCWL-P).....	190.05	45.36
28 46	13 31-2170	EA	White, High dB, Selectable Candela (15, 15/75, 30, 75, 95, 110, 115 Candela), Ceiling Mounted Speaker/Strobe (System Sensor SPSCWV).....	256.26	45.36
28 46	13 31-2171	EA	White, High-Candela/High dB, Selectable Candela (135, 150, 177, 185 Candela), Ceiling Mounted Speaker/Strobe (System Sensor SPSCWVH).....	265.54	45.36
28 46	13 31-2172	EA	White, Plain, High dB, Selectable Candela (15, 15/75, 30, 75, 95, 110, 115 Candela), Ceiling Mounted Speaker/Strobe (System Sensor SPSCWV-P).....	256.26	45.36
28 46	13 31-2173	EA	High-Candela/High dB, Ceiling Mounted Speaker/Strobe (System Sensor SPSCRH).....	265.32	45.36
28 46	13 31-2174		Electric Alarm Bells <small>(28 46 13 31-1975)</small>		
28 46	13 31-2175	EA	6" Diameter, 24 Volt DC Alarm Bell (System Sensor SSM24-6).....	158.00	45.36
28 46	13 31-2176	EA	8" Diameter, 24 Volt DC Alarm Bell (System Sensor SSM24-8).....	169.99	45.36
28 46	13 31-2177	EA	10" Diameter, 24 Volt DC Alarm Bell (System Sensor SSM24-10).....	183.20	45.36
28 46	13 31-2178	EA	6" 120 Volt AC Alarm Bell (System Sensor SSV120-6).....	178.91	45.96
28 46	13 31-2179	EA	8" 120 Volt AC Alarm Bell (System Sensor SSV120-8).....	180.95	45.96
28 46	13 31-2180	EA	10" 120 Volt AC Alarm Bell (System Sensor SSV120-10).....	193.83	45.96



MINOR CSI UOM DESCRIPTION	TOTAL DIRECT UNIT COST	DEMOLITION UNIT COST
28 46 13 31-2181	Device Bases <small>(28 46 13 31-1975)</small>	
28 46 13 31-2182 EA High Or Low Volume Output, Code 3 Or 4, Continuous, March Or Custom Tone, Intelligent, Addressable, Programmable Plug-In Sounder Base (System Sensor B200S).....	118.57	15.12
28 46 13 31-2183 EA Code 3 Or Continuous Tone, Intelligent Plug-In Sounder Base (System Sensor B200SR).....	114.90	15.12
28 46 13 31-2184 EA Intelligent Isolator Base (System Sensor B224BI).....	95.08	15.12
28 46 13 31-2185 EA Intelligent Relay Base (System Sensor B224RB).....	96.06	15.12
28 46 13 31-2186 EA Flangeless, Intelligent Detector Base (System Sensor B501).....	60.78	15.12
28 46 13 31-2187 EA High Or Low Volume Output, Code 3 Or 4, Continuous, March Or Custom Tone, Intelligent, Addressable, Programmable Plug-In Sounder Base, Ivory (System Sensor B200S-IV).....	118.57	15.12
28 46 13 31-2188 EA Code 3 Or Continuous Tone, Intelligent Plug-In Sounder Base, Ivory (System Sensor B200SR-IV).....	114.90	15.12
28 46 13 31-2189 EA Low-Frequency, Code 3 Or Continuous Tone, Intelligent Plug-In Sounder Base (System Sensor B200SR-LF).....	170.20	15.12
28 46 13 31-2190 EA Low-Frequency, Code 3 Or Continuous Tone, Intelligent Plug-In Sounder Base, Ivory (System Sensor B200SR-LF-IV).....	170.20	15.12
28 46 13 31-2191 EA Low-Frequency, Code 3 Or Continuous Tone, Intelligent Plug-In Sounder Base, White (System Sensor B200SR-LF-WH).....	164.82	15.12
28 46 13 31-2192 EA Code 3 Or Continuous Tone, Intelligent Plug-In Sounder Base, White (System Sensor B200SR-WH).....	138.23	15.12
28 46 13 31-2193 EA High Or Low Volume Output, Code 3 Or 4, Continuous, March Or Custom Tone, Intelligent, Addressable, Programmable Plug-In Sounder Base, White (System Sensor B200S-WH).....	112.70	15.12
28 46 13 31-2194 EA Intelligent Isolator Base, Ivory (System Sensor B224BI-IV).....	95.08	15.12
28 46 13 31-2195 EA Intelligent Isolator Base, White (System Sensor B224BI-WH).....	89.21	15.12
28 46 13 31-2196 EA Intelligent Relay Base, Ivory (System Sensor B224RB-IV).....	96.06	15.12
28 46 13 31-2197 EA Intelligent Relay Base, White (System Sensor B224RB-WH).....	90.43	15.12
28 46 13 31-2198 EA Flangeless, Intelligent Detector Base, Black (System Sensor B501-BL).....	60.78	15.12
28 46 13 31-2199 EA Flangeless, Intelligent Detector Base, Ivory (System Sensor B501-IV).....	60.78	15.12
28 46 13 31-2200 EA Flangeless, Intelligent Detector Base, White (System Sensor B501-WHITE).....	54.41	15.12
28 46 13 31-2201 EA Intelligent, Addressable, Programmable Low Frequency Plug-In Sounder Base (System Sensor B200S-LF).....	173.14	15.12
28 46 13 31-2202 EA Intelligent, Addressable, Programmable Low Frequency Plug-In Sounder Base, Ivory (System Sensor B200S-LF-IV).....	173.14	15.12
28 46 13 31-2203 EA Intelligent, Addressable, Programmable Low Frequency Plug-In Sounder Base, White (System Sensor B200S-LF-WH).....	166.77	15.12
28 46 13 31-2204 EA 6" Intelligent Flanged Mounting Base (System Sensor B300-6).....	48.59	15.12
28 46 13 31-2205 EA 6" Intelligent Flanged Mounting Base, Ivory (System Sensor B300-6-IV).....	54.71	15.12
28 46 13 31-2206 EA Two Wire, Flanged, 12/24 Volt DC, Low-Profile, Adapter Base (System Sensor B110LP).....	55.77	15.12
28 46 13 31-2207 EA Four Wire, Form A And C, 24 Volt DC Low-Profile, Adapter Base (System Sensor B112LP).....	111.33	18.14
28 46 13 31-2208	Boxes, Plates And Decals <small>(28 46 13 31-1975)</small>	
28 46 13 31-2209 EA 120 Volt AC, Mounting Plate, For Spectralert Advance Devices (System Sensor MP120K).....	54.90	15.12
28 46 13 31-2210 EA Red, Wall Mounted, Metal, Weatherproof Backbox (System Sensor MWBB).....	81.43	15.12
28 46 13 31-2211 EA White, Ceiling Mounted, Metal, Weatherproof Backbox (System Sensor MWBBCW).....	88.48	15.12
28 46 13 31-2212 EA White, Wall Mounted, Metal, Weatherproof Backbox (System Sensor MWBBW).....	81.43	15.12
28 46 13 31-2213 EA Red Retrofit Plate (System Sensor RFP).....	37.91	9.07
28 46 13 31-2214 EA White Retrofit Plate (System Sensor RFPW).....	37.62	9.07
28 46 13 31-2215 EA Red, Wall Mounted, Weatherproof Backbox (System Sensor SA-WBB).....	69.19	15.12
28 46 13 31-2216 EA Red, Ceiling Mounted, Weatherproof Backbox (System Sensor SA-WBBC).....	77.61	15.12
28 46 13 31-2217 EA Red, Ceiling Mounted, Surface Mounted, Backbox (System Sensor SBBCRL).....	55.49	15.12
28 46 13 31-2218 EA White, Ceiling Mounted, Surface Mounted, Backbox (System Sensor SBBCWL).....	55.49	15.12
28 46 13 31-2219 EA Red, Wall Mounted, Surface Mounted, Backbox (System Sensor SBBRL).....	48.35	15.12
28 46 13 31-2220 EA Red, Wall Mounted, Surface Mounted, Backbox For Speaker (System Sensor SBBSPRL).....	53.73	15.12
28 46 13 31-2221 EA White, Wall Mounted, Surface Mounted, Backbox For Speaker (System Sensor SBBSPWL).....	53.73	15.12
28 46 13 31-2222 EA White, Wall Mounted, Surface Mounted, Backbox (System Sensor SBBWL).....	48.35	15.12
28 46 13 31-2223 EA Surface Mounted Box For Intelligent Control Or Monitor Modules (System Sensor SMB500).....	55.00	15.12
28 46 13 31-2224 EA Surface Mounted Box For 400 And 500 Series Detectors And Sounder Bases (System Sensor SMB600).....	48.59	15.12
28 46 13 31-2225 EA Red, Wall Mounted Horn/Strobe Trim Ring (System Sensor TR-HS).....	17.70	6.04
28 46 13 31-2226 EA Red Decals, Two Pack, Spectralert Advance Wall Products (System Sensor DECAL-R).....	25.75	
28 46 13 31-2227 EA Red Decals, Three Pack, Spectralert Advance Ceiling Products (System Sensor DECAL-RC).....	35.67	
28 46 13 31-2228 EA White Decals, Two Pack, Spectralert Advance Wall Products (System Sensor DECAL-W).....	25.75	
28 46 13 31-2229 EA White Decals, Three Pack, Spectralert Advance Wall Products (System Sensor DECAL-WC).....	35.67	
28 46 13 31-2230 EA Red, Wall Mounted, L-Series Trim Ring, Pack Of 5 (System Sensor TR-2).....	19.48	6.04
28 46 13 31-2231 EA White, Wall Mounted, L-Series Trim Ring, Pack Of 5 (System Sensor TR-2W).....	19.48	6.04
28 46 13 31-2232 EA Red, Ceiling Mounted, L-Series Trim Ring, Pack Of 5 (System Sensor TRC-2).....	19.48	6.04
28 46 13 31-2233 EA White, Ceiling Mounted, L-Series Trim Ring, Pack Of 5 (System Sensor TRC-2W).....	19.48	6.04
28 46 13 31-2234 EA Red, Wall/Surface Mounted, L-Series Compact Back Box (System Sensor SBBGRL).....	48.35	15.12
28 46 13 31-2235 EA White, Wall/Surface Mounted, L-Series Compact Back Box (System Sensor SBBGWL).....	48.35	15.12
28 46 13 31-2236 EA Red, AGENT Lettering, Compact, L-Series Wall Mounted Bezel (System Sensor BZGR-AG).....	23.36	6.04
28 46 13 31-2237 EA Red, ALERT Lettering, Compact, L-Series Wall Mounted Bezel (System Sensor BZGR-AL).....	23.36	6.04
28 46 13 31-2238 EA Red, EVAC Lettering, Compact, L-Series Wall Mounted Bezel (System Sensor BZGR-EV).....	23.36	6.04
28 46 13 31-2239 EA Red, FIRE Lettering, Compact, L-Series Wall Mounted Bezel (System Sensor BZGR-F).....	23.36	6.04
28 46 13 31-2240 EA White, AGENT Lettering, L-Series Wall Mounted Bezel (System Sensor BZGW-AG).....	23.36	6.04
28 46 13 31-2241 EA White, ALERT Lettering, L-Series Wall Mounted Bezel (System Sensor BZGW-AL).....	23.36	6.04
28 46 13 31-2242 EA White, EVAC Marking, L-Series Wall Mounted Bezel (System Sensor BZGW-EV).....	23.36	6.04
28 46 13 31-2243 EA White, FIRE Marking, L-Series Wall Mounted Bezel (System Sensor BZGW-F).....	23.36	6.04
28 46 13 31-2244 EA Red, Plain, L-Series Wall Mounted Bezel (System Sensor BZGR-P).....	23.36	6.04
28 46 13 31-2245 EA White, Plain, L-Series Wall Mounted Bezel (System Sensor BZGW-P).....	23.36	6.04
28 46 13 31-2246 EA Red, AGENT Marking, L-Series Wall Mounted Bezel (System Sensor BZR-AG).....	23.36	6.04
28 46 13 31-2247 EA Red, ALERT Marking, L-Series Wall Mounted Bezel (System Sensor BZR-AL).....	23.36	6.04
28 46 13 31-2248 EA Red, AGENT Marking, L-Series Ceiling Mounted Bezel (System Sensor BZRC-AG).....	25.41	6.04
28 46 13 31-2249 EA Red, ALERT Marking, L-Series Ceiling Mounted Bezel (System Sensor BZRC-AL).....	25.41	6.04
28 46 13 31-2250 EA Red, EVAC Marking, L-Series Ceiling Mounted Bezel (System Sensor BZRC-EV).....	25.41	6.04
28 46 13 31-2251 EA Red, FIRE Marking, L-Series Ceiling Mounted Bezel, Pack Of 5 (System Sensor BZRC-F).....	25.41	6.04
28 46 13 31-2252 EA Red, PLAIN Marking, L-Series Ceiling Mounted Bezel (System Sensor BZRC-P).....	25.41	6.04



MINOR
CSI UOM DESCRIPTION

TOTAL DIRECT DEMOLITION
UNIT COST UNIT COST

28 46 13 31-2253	EA	Red, EVAC Marking, L-Series Wall Mounted Bezel (System Sensor BZR-EV)	23.36	6.04
28 46 13 31-2254	EA	Red, FIRE Marking, L-Series Wall Mounted Bezel (System Sensor BZR-F)	23.36	6.04
28 46 13 31-2255	EA	Red, PLAIN Marking, L-Series Wall Mounted Bezel (System Sensor BZR-P)	23.36	6.04
28 46 13 31-2256	EA	Red, AGENT Marking, L-Series Wall Mounted Bezel (System Sensor BZR-AG)	23.36	6.04
28 46 13 31-2257	EA	White, AGENT Marking, L-Series Wall Mounted Bezel (System Sensor BZSPW-AG)	23.36	6.04
28 46 13 31-2258	EA	White, ALERT Marking, L-Series Wall Mounted Bezel (System Sensor BZSPW-AL)	23.36	6.04
28 46 13 31-2259	EA	White, AGENT Marking, L-Series Ceiling Mounted Bezel (System Sensor BZSPWC-AG)	25.41	6.04
28 46 13 31-2260	EA	White, ALERT Marking, L-Series Ceiling Mounted Bezel (System Sensor BZSPWC-AL)	25.41	6.04
28 46 13 31-2261	EA	White, EVAC Marking, L-Series Ceiling Mounted Bezel (System Sensor BZSPWC-EV)	25.41	6.04
28 46 13 31-2262	EA	White, FIRE Marking, L-Series Ceiling Mounted Bezel (System Sensor BZSPWC-F)	25.41	6.04
28 46 13 31-2263	EA	White, PLAIN Marking, L-Series Ceiling Mounted Bezel (System Sensor BZSPWC-P)	25.41	6.04
28 46 13 31-2264	EA	White, EVAC Marking, L-Series Wall Mounted Bezel (System Sensor BZSPW-EV)	23.36	6.04
28 46 13 31-2265	EA	White, FIRE Marking, L-Series Wall Mounted Bezel (System Sensor BZSPW-F)	23.36	6.04
28 46 13 31-2266	EA	Replacement Dust Cover For Low Profile Detectors (System Sensor C58-227-01)	4.36	
28 46 13 31-2267	EA	Control Module Barrier (System Sensor CB500)	34.97	9.07
28 46 13 31-2268	EA	White Detector Conversion Kit For SSD Intelligent Low Profile Photo, Ion, And Laser Detectors (System Sensor CK300)	32.33	9.07
28 46 13 31-2269	EA	Black Detector Conversion Kit For SSD Intelligent Low Profile Photo, Ion, And Laser Detectors (System Sensor CK300-BL)	38.64	9.07
28 46 13 31-2270	EA	PTIR Color Kit, White (System Sensor CK-300-IR) Note: Includes cover and trim ring	139.50	9.07
28 46 13 31-2271	EA	PTIR Color Kit, Black (System Sensor CK-300-IR-BL) Note: Includes cover and trim ring	201.65	9.07
28 46 13 31-2272	EA	PTIR Color Kit, Ivory (System Sensor CK-300-IR-IV) Note: Includes cover and trim ring	201.65	9.07
28 46 13 31-2273	EA	Accessory Flange Ring For B210LP Base (System Sensor F210) Note: Includes cover and trim ring	26.80	9.07
28 46 13 31-2274	EA	Black Faceplate (System Sensor FP-BLACK-BP)	26.09	9.07
28 46 13 31-2275	EA	White Faceplate, 2 In/2 Out (System Sensor FP-WHITE-2-BP)	26.46	9.07
28 46 13 31-2276	EA	White Faceplate (System Sensor FP-WHITE-BP)	25.26	9.07
28 46 13 31-2277	EA	White, Back Box (System Sensor SMB500-WH)	46.05	15.12
28 46 13 31-2278	EA	Accessory Flange Ring For B210LP Base, White (System Sensor TR300)	18.22	6.04
28 46 13 31-2279	EA	Accessory Flange Ring For B210LP Base, Ivory (System Sensor TR300-IV)	25.36	6.04
28 46 13 31-2280	EA	White Faceplate Swift (System Sensor FP-WHITE-SWIFT-BP)	27.61	9.07
28 46 13 31-2281	EA	Red, ALERT Marking, L-Series Wall Mounted Bezel For Speakers And Speaker Strobes (System Sensor BZSPR-AL)	23.36	6.04
28 46 13 31-2282	EA	Red, AGENT Marking, L-Series Ceiling Mounted Bezel For Speakers And Speaker Strobes (System Sensor BZSPRC-AG)	25.41	6.04
28 46 13 31-2283	EA	Red, ALERT Marking, L-Series Ceiling Mounted Bezel For Speakers And Speaker Strobes (System Sensor BZSPRC-AL)	25.41	6.04
28 46 13 31-2284	EA	Red, EVAC Marking, L-Series Ceiling Mounted Bezel For Speakers And Speaker Strobes (System Sensor BZSPRC-EV)	25.41	6.04
28 46 13 31-2285	EA	Red, FIRE Marking, L-Series Ceiling Mounted Bezel For Speakers And Speaker Strobes (System Sensor BZSPRC-F)	25.41	6.04
28 46 13 31-2286	EA	Red, Plain, L-Series Ceiling Mounted Bezel For Speakers And Speaker Strobes (System Sensor BZSPRC-P)	25.41	6.04
28 46 13 31-2287	EA	Red, EVAC Marking, L-Series Wall Mounted Bezel For Speakers And Speaker Strobes (System Sensor BZSPR-EV)	23.36	6.04
28 46 13 31-2288	EA	Red, FIRE Marking, L-Series Wall Mounted Bezel For Speakers And Speaker Strobes (System Sensor BZSPR-F)	23.36	6.04
28 46 13 31-2289	EA	Red, Plain, L-Series Wall Mounted Bezel For Speakers And Speaker Strobes (System Sensor BZSPR-P)	23.36	6.04
28 46 13 31-2290	EA	L Series, 120 VAC Adapter Mounting Plate (System Sensor MP120KL)	69.59	15.12
28 46 13 31-2291	EA	White, Amber Lens, Universal Expander Plate (System Sensor SEP-SPSWL-P)	134.23	15.12

28 46 13 31-2292 Chimes (28 46 13 31-1975)

28 46 13 31-2293	EA	Red, 12/24 Volt DC, Ceiling Or Wall Mounted Chime (System Sensor CHRL)	148.28	45.36
28 46 13 31-2294	EA	White, 12/24 Volt DC, Ceiling Or Wall Mounted Chime (System Sensor CHWL)	152.86	45.36

28 46 13 31-2295 Chime/Strobes (28 46 13 31-1975)

28 46 13 31-2296	EA	Red, 15, 15/75, 30, 75, 110 Multi-Candela, 24 Volt DC, Ceiling Or Wall Mounted Chime/Strobe (System Sensor CHSRL)	217.95	45.36
28 46 13 31-2297	EA	White, 15, 15/75, 30, 75, 110 Multi-Candela, 24 Volt DC, Ceiling Or Wall Mounted Chime/Strobe (System Sensor CHSWL)	217.95	45.36
28 46 13 31-2298	EA	L-Series, Red, 15, 30, 75, 95, 115, 150, 177 Multi-Candela, 24 Volt DC, Ceiling Mounted Chime/Strobe (System Sensor CHSRL)	219.41	45.36
28 46 13 31-2299	EA	L-Series, White, 15, 30, 75, 95, 115, 150, 177 Multi-Candela, 24 Volt DC, Ceiling Mounted Chime/Strobe (System Sensor CHSCWL)	219.41	45.36

28 46 13 31-2300 Carbon Monoxide Detectors (28 46 13 31-1975)

28 46 13 31-2301	EA	Conventional Carbon Monoxide Detector (System Sensor CO1224)	259.76	60.47
28 46 13 31-2302	EA	Round, Sounder And Trouble Relay With Test Function, 12/24 Volt DC, Conventional Carbon Monoxide Detector (System Sensor CO1224TR)	215.99	45.36
28 46 13 31-2303	EA	CO Detector Plate For Replacing Round CO Detectors With The CO1224T (System Sensor CO-PLATE)	18.01	6.04
28 46 13 31-2304	EA	Intelliquad Plus Intelligent Addressable Combination Multi-Criteria Fire And Carbon Monoxide Detector With Flashscan (System Sensor FCO-951)	318.76	45.36
28 46 13 31-2305	EA	12/24 VDC, Conventional Carbon Monoxide Detector With Sounder And Trouble Relay With Test Function, UL2075 Listed (System Sensor CO1224T)	246.24	60.47
28 46 13 31-2306	EA	Intelliquad Plus Intelligent Addressable Combination Multi-Criteria Fire And Carbon Monoxide Detector With Flashscan, Ivory (System Sensor FCO-951-IV)	329.52	45.36



MINOR CSI UOM DESCRIPTION	TOTAL DIRECT UNIT COST	DEMOLITION UNIT COST
28 46 13 31-2307 Switches <small>(28 46 13 31-1975)</small>		
28 46 13 31-2308 EA SPDT Switch, 4 - 20 PSI, Waterflow Alarm Pressure Switch (System Sensor EPS10-1).....	193.23	24.19
28 46 13 31-2309 EA Two SPDT Switches, 4 - 20 PSI, Waterflow Alarm Pressure Switch (System Sensor EPS10-2)	215.26	24.19
28 46 13 31-2310 EA SPDT Switch, 10 - 100 PSI, Waterflow Alarm Pressure Switch (System Sensor EPS40-1).....	193.23	24.19
28 46 13 31-2311 EA Two SPDT Switches, 10 - 100 PSI, Waterflow Alarm Pressure Switch (System Sensor EPS40-2)	215.26	24.19
28 46 13 31-2312 EA Outside Screw And Yoke Valve, Two SPDT, Supervisory Switch (System Sensor OSY2)	201.06	24.19
28 46 13 31-2313 EA Post Indicator Butterfly Valve, SPDT, Supervisory Switch (System Sensor PIBV2).....	188.34	24.19
28 46 13 31-2314 Low Frequency Sounders <small>(28 46 13 31-1975)</small>		
28 46 13 31-2315 EA Red, Low Frequency Sounder (System Sensor HR-LF).....	211.39	45.36
28 46 13 31-2316 EA White, Low Frequency Sounder (System Sensor HW-LF).....	211.39	45.36
28 46 13 31-2317 EA Red, Ceiling Mounted, Low-frequency Compact Sounder (System Sensor HCRL-LF).....	180.02	45.36
28 46 13 31-2318 EA White, Ceiling Mounted, Low-frequency Compact Sounder (System Sensor HCWL-LF).....	180.02	45.36
28 46 13 31-2319 EA Red, Wall Mounted, Low-frequency Compact Sounder (System Sensor HGRL-LF).....	178.80	45.36
28 46 13 31-2320 EA White, Wall Mounted, Low-frequency Compact Sounder (HGWL-LF).....	178.80	45.36
28 46 13 31-2321 Sync Modules <small>(28 46 13 31-1975)</small>		
28 46 13 31-2322 EA Red, 12/24 Volt DC, Sync Module (System Sensor MDL3R).....	155.90	30.24
28 46 13 31-2323 EA White, 12/24 Volt DC, Sync Module (System Sensor MDL3W).....	153.45	30.24
28 46 13 31-2324 Relays <small>(28 46 13 31-1975)</small>		
28 46 13 31-2325 EA Metal Enclosure, SPDT, Track Mounted, Multivoltage, Relay (System Sensor R-10E).....	89.68	24.19
28 46 13 31-2326 EA SPDT, Track Mounted, Multivoltage, Relay (System Sensor R-10T).....	57.74	15.12
28 46 13 31-2327 EA 4-Gang Relay, Metal Enclosure, SPDT, Track Mounted, Multivoltage, Relay (System Sensor R-14E).....	162.37	15.12
28 46 13 31-2328 EA 4-Gang Relay, SPDT, Track Mounted, Multivoltage, Relay (System Sensor R-14T).....	120.28	15.12
28 46 13 31-2329 EA Metal Enclosure, DPDT, Track Mounted, Multivoltage, Relay (System Sensor R-20E).....	96.24	24.19
28 46 13 31-2330 EA DPDT, Track Mounted, Multivoltage, Relay (System Sensor R-20T).....	59.50	15.12
28 46 13 31-2331 EA 4-Gang Relay, Metal Enclosure, DPDT, Track Mounted, Multivoltage, Relay (System Sensor R-24E).....	182.43	15.12
28 46 13 31-2332 EA 4-Gang Relay, DPDT, Track Mounted, Multivoltage, Relay (System Sensor R-24T).....	137.17	15.12
28 46 13 31-2333 EA 18 To 35 Volt DC, 18 To 35 Volt AC, 120 Volt AC, SPDT Multivoltage Relay (System Sensor PR-1)	50.60	15.12
28 46 13 31-2334 EA 10 To 40 Volt DC, SPDT Multivoltage Relay (System Sensor PR-2).....	50.60	15.12
28 46 13 31-2335 EA Redundant Power Input, 10 To 40 Volt DC, SPDT Multivoltage Relay (System Sensor PR-3).....	50.60	15.12
28 46 13 31-2336 Remote Annunciator <small>(28 46 13 31-1975)</small>		
28 46 13 31-2337 EA Remote Annunciator (System Sensor RA100Z).....	121.54	45.36
28 46 13 31-2338 EA Remote LED Annunciator (System Sensor RA100ZA).....	120.71	45.36
28 46 13 31-2339 EA Remote Annunciator With Piezo Alarm (System Sensor APA151).....	150.05	45.36
28 46 13 31-2340 Remote Test Station <small>(28 46 13 31-1975)</small>		
28 46 13 31-2341 EA Remote Test Station With Key (System Sensor RTS151KEY).....	185.16	45.36
28 46 13 31-2342 Fire Alarm Digital Cellular Communicator <small>(28 46 13 31)</small>		
28 46 13 31-2343 EA Digital Cellular Communicator With Antenna And Red Enclosure (Telular Telguard TG-7FS).....	728.52	60.47
28 46 13 31-2344 Wheelock Fire Alarm <small>(28 46 13 31)</small>		
28 46 13 31-2345 Ceiling Mounted Chimes/Strobes <small>(28 46 13 31-2344)</small>		
28 46 13 31-2346 EA White, Round, Selectable Candela (15, 30, 75, 100 Candela), 24 Volt DC, Ceiling Mounted Chime/Strobe (Wheelock CH90-24MCC-FW).....	292.99	45.36
28 46 13 31-2347 Wall Mounted Chimes/Strobes <small>(28 46 13 31-2344)</small>		
28 46 13 31-2348 EA Red, Selectable Candela (15, 30, 75, 110 Candela), 24 Volt DC, Wall Mounted Chime/Strobe (Wheelock CH70- 24MCW-FR).....	292.99	45.36
28 46 13 31-2349 EA White, Selectable Candela (15, 30, 75, 110 Candela), 24 Volt DC, Wall Mounted Chime/Strobe (Wheelock CH70- 24MCW-FW).....	292.99	45.36
28 46 13 31-2350 Ceiling Mounted Horns/Strobes <small>(28 46 13 31-2344)</small>		
28 46 13 31-2351 EA Red, Two Wire, 12/24 Volt DC, Multi-Candela, Ceiling Mounted Horn/Strobe (Wheelock HSRC).....	183.72	45.36
28 46 13 31-2352 EA White, Two Wire, 12/24 Volt DC, Multi-Candela, Ceiling Mounted Horn/Strobe (Wheelock HSWC).....	180.26	45.36
28 46 13 31-2353 Wall Mounted Horns/Strobes <small>(28 46 13 31-2344)</small>		
28 46 13 31-2354 EA Red, Weatherproof, 24 Volt DC, 75 Candela, Wall Mounted, Horn/Strobe (Wheelock ASWP-2475W-FR).....	188.04	45.36
28 46 13 31-2355 EA Red, 24 Volt DC, 15/75 Candela, Continuous Or Code 3 Tone, Wall Mounted Horn/Strobe (Wheelock HS4- 241575 Watt-FR).....	267.09	45.36
28 46 13 31-2356 EA Red, 24 Volt DC, Selectable Candela (15, 30, 75, 110 Candela), Wall Mounted Horn/Strobe (Wheelock HS4- 24MCW-FR).....	214.52	45.36
28 46 13 31-2357 EA White, 24 Volt DC, Selectable Candela (15, 30, 75, 110 Candela), Wall Mounted Horn/Strobe (Wheelock HS4- 24MCW-FW).....	214.52	45.36

28 Electronic Safety and Security**28 40 Life Safety****28 46 Fire Detection and Alarm**

SAN BERNARDINO
COUNTY

MINOR CSI UOM DESCRIPTION	TOTAL DIRECT UNIT COST	DEMOLITION UNIT COST
28 46 13 31-2358 EA Red, Flush, 24 Volt AC, 15/75 Candela, Sync/Non-Sync, Wall Mounted Horn/Strobe (Wheelock MT-241575 Watt-FR).....	253.17	45.36
28 46 13 31-2359 EA Red, 24 Volt AC, Multi-Candela, Wall Mounted Horn/Strobe (Wheelock MT-24MCW-FR).....	212.69	45.36
28 46 13 31-2360 EA Red, 115 Volt AC, Wall Mounted Horn/Strobe (Wheelock MT4-115-WH-VFR).....	210.15	45.36
28 46 13 31-2361 EA Red, Weatherproof, 24 Volt DC, 75 Candela, Wall Mounted Horn/Strobe (Wheelock MTWP-2475W-FR).....	231.39	51.40
28 46 13 31-2362 EA Red, Two Wire, 12/24 Volt DC, Multi-Candela, Wall Mounted Horn/Strobe (Wheelock HSR).....	187.02	45.36
28 46 13 31-2363 EA White, Two Wire, 12/24 Volt DC, Multi-Candela, Wall Mounted Horn/Strobe (Wheelock HSW).....	187.02	45.36
28 46 13 31-2364 EA White, 24 Volt AC, Multi-Candela, Wall Mounted Horn/Strobe (Wheelock MT-24MCW-FW).....	209.13	45.36
28 46 13 31-2365 EA Red, 24 Volt DC, 15/30/75/110 Selectable Candela, Wall Mounted Horn/Strobe (Wheelock HS4-24MCW-FR).....	214.52	45.36
28 46 13 31-2366 EA White, 24 Volt DC, 15/30/75/110 Selectable Candela, Wall Mounted Horn/Strobe (Wheelock HS4-24MCW-FW).....	214.52	45.36
28 46 13 31-2367 Ceiling Mounted Strobes (28 46 13 31-2344)		
28 46 13 31-2368 EA Red, 24 Volt DC, Multi-Candela (15, 30, 75, 95 Candela), Ceiling Mounted Strobe (Wheelock RSS-24MCC-FR).....	174.57	45.36
28 46 13 31-2369 EA White, 24 Volt DC, Multi-Candela (15, 30, 75, 95 Candela), Ceiling Mounted Strobe (Wheelock RSS-24MCC-FW).....	174.57	45.36
28 46 13 31-2370 EA Red, Two Wire, 12/24 Volt DC, Multi-Candela, Ceiling Mounted Strobe (Wheelock STRC).....	164.12	45.36
28 46 13 31-2371 EA White, Two Wire, 12/24 Volt DC, Multi-Candela, Ceiling Mounted Strobe (Wheelock STWC).....	166.95	45.36
28 46 13 31-2372 EA White, 24 Volt DC, Amber Lens, Multi-Candela (15, 30, 75, 95 Candela), Ceiling Mounted Strobe, No Lettering (Wheelock RSSA-24MCC-NW).....	187.78	45.36
28 46 13 31-2373 EA White, 24 Volt DC, Amber Lens, Multi-Candela (15, 30, 75, 95 Candela), Ceiling Mounted Strobe, Red ALERT Lettering (Wheelock RSSA-24MCC-ALW).....	189.56	45.36
28 46 13 31-2374 EA White, 24 Volt DC, Multi-Candela (15, 30, 75, 95 Candela), Ceiling Mounted Strobe With Fire Lettering (Wheelock RSS-24MCC-FW).....	190.32	45.36
28 46 13 31-2375 EA Red, 24 Volt DC, Multi-Candela (15, 30, 75, 95 Candela), Ceiling Mounted Weatherproof Strobe With Fire Lettering (Wheelock RSSWP-2475C-FR).....	171.70	45.36
28 46 13 31-2376 Wall Mounted Strobes (28 46 13 31-2344)		
28 46 13 31-2377 EA Red, Multi-Candela, 24 Volt DC, Wall Mounted Strobe (Wheelock AMF-24MCW-FR).....	274.18	45.36
28 46 13 31-2378 EA Red, Retrofit Plate, 12 Volt DC, 15/75 Candela, Wall Mounted Strobe (Wheelock RSSP-121575W-FR).....	216.75	45.36
28 46 13 31-2379 EA Red, 24 Volt DC, 15/75 Candela, Wall Mounted Strobe (Wheelock RSS-241575W-FR).....	212.94	45.36
28 46 13 31-2380 EA Red, 24 Volt DC, Multi-Candela (15, 30, 75, 95 Candela), Wall Mounted Strobe (Wheelock RSS-24MCW-FR).....	172.54	45.36
28 46 13 31-2381 EA White, 24 Volt DC, Multi-Candela (15, 30, 75, 95 Candela), Wall Mounted Strobe (Wheelock RSS-24MCW-FW).....	172.54	45.36
28 46 13 31-2382 EA Red, Retrofit Plate, 24 Volt DC, Multi-Candela (15, 30, 75, 95 Candela), Wall Mounted Strobe (Wheelock RSSP-24MCW-FR).....	185.75	45.36
28 46 13 31-2383 EA Outdoor, Red, 24 Volt DC, 75 Candela, Wall Mounted Strobe (Wheelock RSSWP-2475W-FR).....	192.26	51.40
Note: Requires WPSBB-R.		
28 46 13 31-2384 EA Red, Two Wire, 12/24 Volt DC, Multi-Candela, Wall Mounted Strobe (Wheelock STR).....	168.22	45.36
28 46 13 31-2385 EA White, Two Wire, 12/24 Volt DC, Multi-Candela, Wall Mounted Strobe (Wheelock STW).....	168.22	45.36
28 46 13 31-2386 EA Interior, White, 24 Volt DC, Multi-Candela 135/185, Wall Mounted Strobe, No Lettering (Wheelock RSS-24MCWH-NW).....	203.54	45.36
28 46 13 31-2387 EA White, 24 Volt DC, Multi-Candela (15, 30, 75, 110 Candela), Wall Mounted Strobe, No Lettering (Wheelock RSS-24MCW-NW).....	174.82	45.36
28 46 13 31-2388 EA Weatherproof, White, 24 Volt DC, 75 Candela, Wall Mounted Strobe (Wheelock RSSWP-2475W-FW).....	186.98	51.40
Note: Requires WPSBB-R.		
28 46 13 31-2389 EA Interior, White, 24 Volt DC, Multi-Candela 135/185, Weatherproof Wall Mounted Strobe (Wheelock RSSWP-24MCWH-FW).....	183.45	45.36
28 46 13 31-2390 Ceiling Mounted Speakers/Strobes (28 46 13 31-2344)		
28 46 13 31-2391 EA Red, 24 Volt DC, Selectable Candela (15, 30, 75, 110 Candela), Ceiling Mounted Speaker/Strobe (Wheelock E60-24MCC-FR).....	216.75	45.36
28 46 13 31-2392 EA White, 24 Volt DC, Selectable Candela (15, 30, 75, 110 Candela), Ceiling Mounted Speaker/Strobe (Wheelock E60-24MCC-FW).....	216.75	45.36
28 46 13 31-2393 EA White, 24 Volt DC, Selectable Candela (15, 30, 75, 110 Candela), Ceiling Mounted Speaker/Strobe (Wheelock E70-24MCC-FW).....	216.75	45.36
28 46 13 31-2394 EA White, 24 Volt DC, Multi-Candela (15, 30, 75, 110 Candela), Ceiling Mounted Speaker/Strobe (Wheelock E90-24MCC-FW).....	219.29	45.36
28 46 13 31-2395 EA White, 24 Volt DC, Multi-Candela 115/177, Ceiling Mounted Speaker/Strobe (Wheelock E90-24MCCH-FW).....	233.52	45.36
28 46 13 31-2396 EA White, 24 Volt DC, Multi-Candela (15, 30, 75, 95 Candela), Ceiling Mounted Speaker/Strobe (Wheelock ET90-24MCC-FW).....	253.35	45.36
28 46 13 31-2397 EA Red, 24 Volt DC, Multi-Candela (15, 30, 75, 95 Candela), Ceiling Mounted Speaker/Strobe (Wheelock ET90-24MCC-FR).....	253.35	45.36
28 46 13 31-2398 EA Red, 24 Volt DC, Multi-Candela (15, 30, 75, 110 Candela), Ceiling Mounted Speaker/Strobe (Wheelock E90-24MCC-FR).....	221.33	45.36
28 46 13 31-2399 EA White, 2 Watts, 24 Volt DC, 15/30/75/95 Candela, Square, No Lettering, Ceiling Mounted Speaker/Strobe (Wheelock E70-24MCC-NW).....	204.73	45.36
28 46 13 31-2400 EA Round, 2 Watt, 24 Volt DC, 15/30/75/95CD, No Lettering, Ceiling Mounted Speaker/Strobe (Wheelock E90-24MCC-NW).....	216.48	45.36
28 46 13 31-2401 EA White, 8 Watts, 24 Volt DC, 75 Candela, Weatherproof, Ceiling Mounted, Speaker/Strobe (Wheelock ET70WP-2475C-FW).....	228.22	45.36
28 46 13 31-2402 Wall Mounted Speakers/Strobes (28 46 13 31-2344)		
28 46 13 31-2403 EA Red, Square, 24 Volt DC, 15/75 Candela, 25/70.7 VRMS, Wall Mounted Speaker/Strobe (Wheelock E50-241575 Watt-FR).....	293.39	45.36
28 46 13 31-2404 EA White, Square, 24 Volt DC, 15/75 Candela, 25/70.7 VRMS, Wall Mounted Speaker/Strobe (Wheelock E50-241575 Watt-FW).....	293.39	45.36
28 46 13 31-2405 EA Red, 24 Volt DC, Multi-Candela 115/177, Wall Mounted Speaker/Strobe (Wheelock E60-24MCCH-FR).....	233.52	45.36
28 46 13 31-2406 EA White, 24 Volt DC, Multi-Candela 115/177, Wall Mounted Speaker/Strobe (Wheelock E60-24MCCH-FW).....	233.52	45.36
28 46 13 31-2407 EA Red, Square, 24 Volt DC, Selectable Candela 15/30/75/110, Wall Mounted Speaker/Strobe (Wheelock E50-24MCW-FR).....	216.75	45.36



MINOR CSI UOM DESCRIPTION	TOTAL DIRECT UNIT COST	DEMOLITION UNIT COST
28 46 13 31-2408 EA White, Square, 24 Volt DC, Selectable Candela 15/30/75/110, Wall Mounted Speaker/Strobe (Wheelock E50-24MCW-FW).....	212.69	45.36
28 46 13 31-2409 EA Red, 24 Volt DC, Multi-Candela 135/185, Wall Mounted Speaker/Strobe (Wheelock E50-24MCWH-FR).....	233.52	45.36
28 46 13 31-2410 EA White, 24 Volt DC, Multi-Candela 135/185, Wall Mounted Speaker/Strobe (Wheelock E50-24MCWH-FW).....	233.52	45.36
28 46 13 31-2411 EA Red, Square, 24 Volt DC, 15/75 Candela, 25/70.7 VRMS, Wall Mounted Speaker/Strobe (Wheelock E70-241575 Watt-FR).....	290.30	45.36
28 46 13 31-2412 EA Red, Square, 24 Volt DC, Selectable Candela 15/30/75/110, Wall Mounted Speaker/Strobe (Wheelock E70-24MCW-FR).....	219.29	45.36
28 46 13 31-2413 EA White, Square, 24 Volt DC, Selectable Candela 15/30/75/110, Wall Mounted Speaker/Strobe (Wheelock E70-24MCW-FW).....	217.26	45.36
28 46 13 31-2414 EA Red, 24 Volt DC, Multi-Candela 135/185, Wall Mounted Speaker/Strobe (Wheelock E70-24MCWH-FR).....	283.34	45.36
28 46 13 31-2415 EA White, 24 Volt DC, Multi-Candela 135/185, Wall Mounted Speaker/Strobe (Wheelock E70-24MCWH-FW).....	290.30	45.36
28 46 13 31-2416 EA Red, 24 Volt DC, Selectable Candela 15/30/75/110, Wall Mounted Speaker/Strobe (Wheelock ET70-24MCW-FR).....	253.35	45.36
28 46 13 31-2417 EA White, 24 Volt DC, Selectable Candela 15/30/75/110, Wall Mounted Speaker/Strobe (Wheelock ET70-24MCW-FW).....	253.35	45.36
28 46 13 31-2418 EA Weatherproof, Red, 24 Volt DC, 75 Candela, Wall Mounted Speaker Strobe (Wheelock ET70WP-2475-W-FR)..... Note: Requires weatherproof backbox (IOB).	315.55	51.40
28 46 13 31-2419 EA Interior, Red, 24 Volt DC, Multi-Candela 135/185, Wall Mounted Speaker/Strobe (Wheelock RSS-24MCWH-FR).....	197.95	45.36
28 46 13 31-2420 EA Interior, White, 24 Volt DC, Multi-Candela 135/185, Wall Mounted Speaker/Strobe (Wheelock RSS-24MCWH-FW).....	190.32	45.36
28 46 13 31-2421 EA White, 2 Watts, 24 Volt DC, 15/30/75/95 Candela, Round, Wall Mounted Speaker/Strobe (Wheelock E60-24MCW-FW).....	216.48	45.36
28 46 13 31-2422 EA Red, 24 Volt DC, 135/185 Multi-Candela, Wall Mounted Speaker/Strobe (Wheelock E70-24MCWH-FR).....	228.22	45.36
28 46 13 31-2423 EA White, 24 Volt DC, 135/185 Multi-Candela, Wall Mounted Speaker/Strobe (Wheelock E70-24MCWH-FW).....	232.63	45.36
28 46 13 31-2424 EA White, 8 Watt, 24 VDC, 15/30/75/110 Candela, No Lettering, Wall Mounted, Speaker/Strobe (Wheelock ET70-24MCW-NW).....	239.97	45.36
28 46 13 31-2425 EA Red, 8 Watts, Weatherproof, 185 Candela, Wall Mounted, Speaker/Strobe (Wheelock ET70WP-24185W-FR).....	245.35	45.36
28 46 13 31-2426 EA Red, 24 Volt DC, 75 Candela, Weatherproof, Wall Mounted, Speaker/Strobe (Wheelock ET70WP-2475W-FR)..... Note: Requires IOB	241.93	45.36
28 46 13 31-2427 EA White, 8 Watts, 24 Volt DC, 75 Candela, Weatherproof, Wall Mounted, Speaker/Strobe (Wheelock ET70WP-2475W-FW)..... Note: Requires IOB	239.97	45.36
28 46 13 31-2428 Electric Alarm Bells (28 46 13 31-2344)		
28 46 13 31-2429 EA 6" Diameter, 24 Volt DC, Red, Vibrating Bell (Wheelock 43T-G6-24-R).....	210.65	45.36
28 46 13 31-2430 EA 6" Diameter, 115 Volt AC, Red, Vibrating Bell (Wheelock 43T-G6-115-R).....	202.52	45.36
28 46 13 31-2431 EA 10" Diameter, 115 Volt AC, Red, Vibrating Bell (Wheelock 43T-G10-115-R).....	256.90	45.36
28 46 13 31-2432 EA 10" Diameter, 115 Volt AC, Single Stroke, Red, Explosion Proof Bell (Wheelock CSX10-115-R).....	2,131.68	51.40
28 46 13 31-2433 EA 10" Diameter, Outdoor, 115 Volt AC, Single Stroke, Red, Explosion Proof Bell (Wheelock CSXG10-115-R).....	3,457.16	51.40
28 46 13 31-2434 EA 10" Diameter, Vibrating, Outdoor, 115 Volt AC, Single Stroke, Red, Explosion Proof Bell (Wheelock CVXG10-115-R).....	3,158.53	51.40
28 46 13 31-2435 EA 6", ADA, 24 Volt DC, Red, Motor Bell (Wheelock MB-G6-24-R).....	164.66	45.36
28 46 13 31-2436 EA 10", ADA, 24 Volt DC, Red, Motor Bell (Wheelock MB-G10-24-R).....	192.50	45.36
28 46 13 31-2437 EA 6", ADA, 12 Volt DC, Red, Motor Bell (Wheelock MB-G6-12-R).....	167.71	45.36
28 46 13 31-2438 EA 10", ADA, 12 Volt DC, Red, Indoor/Outdoor Motor Bell (Wheelock MB-G10-12-R).....	190.79	45.36
28 46 13 31-2439 Horns (28 46 13 31-2344)		
28 46 13 31-2440 EA Two Wire, 24 Volt DC, Indoor Or Outdoor, Continuous Or Code 3, Sync Or Non Sync Horn (Wheelock AH-24WP-R).....	152.60	45.36
28 46 13 31-2441 EA Red, Two Wire, 12/24 Volt DC, Wall Mounted Horn (Wheelock HNR).....	136.04	45.36
28 46 13 31-2442 EA White, Two Wire, 12/24 Volt DC, Wall Mounted Horn (Wheelock HNW).....	136.04	45.36
28 46 13 31-2443 EA Red, Two Wire, 12/24 Volt DC, Ceiling Mounted Horn (Wheelock HNRC).....	137.16	45.36
28 46 13 31-2444 EA White, Two Wire, 12/24 Volt DC, Ceiling Mounted Horn (Wheelock HNWC).....	137.16	45.36
28 46 13 31-2445 EA Red, 24 Volt DC, Sync With Built-In Temporal, Mini-Horn (Wheelock MIZ-24S-R).....	118.36	45.36
28 46 13 31-2446 EA White, 24 Volt DC, Sync With Built-In Temporal, Mini-Horn (Wheelock MIZ-24S-W).....	118.36	45.36
28 46 13 31-2447 EA Red, Flush, 12/24 Volt AC, Horn (Wheelock MT-12/24-R).....	137.16	45.36
28 46 13 31-2448 EA Red, 24 Volt DC, Four Wire, Wall Mounted Horn (Wheelock HS-24-R).....	146.50	45.36
28 46 13 31-2449 Speakers (28 46 13 31-2344)		
28 46 13 31-2450 EA Red, Square, 25 Or 70.7 VRMS, 1/8 To 2 Watt, Wall Mounted Speaker (Wheelock E50-R).....	140.42	45.36
28 46 13 31-2451 EA White, Square, 25 Or 70.7 VRMS, 1/8 To 2 Watt, Wall Mounted Speaker (Wheelock E50-W).....	140.42	45.36
28 46 13 31-2452 EA Red, Square, 25 Or 70.7 VRMS, 1/8 To 2 Watt, Ceiling Mounted Speaker (Wheelock E60-R).....	140.42	45.36
28 46 13 31-2453 EA White, Square, 25 Or 70.7 VRMS, 1/8 To 2 Watt, Ceiling Mounted Speaker (Wheelock E60-W).....	138.18	45.36
28 46 13 31-2454 EA Red, Flush, Square, 25 Or 70.7 VRMS, 1/8 To 2 Watt, Wall Or Ceiling Mounted Speaker (Wheelock E70-R).....	140.42	45.36
28 46 13 31-2455 EA White, Flush, Square, 25 Or 70.7 VRMS, 1/8 To 2 Watt, Wall Or Ceiling Mounted Speaker (Wheelock E70-W).....	140.42	45.36
28 46 13 31-2456 EA Red, Round, 25 Or 70.7 VRMS, 1/8 To 2 Watt, Wall Or Ceiling Mounted Speaker (Wheelock E90-R).....	140.42	45.36
28 46 13 31-2457 EA White, Round, 25 Or 70.7 VRMS, 1/8 To 2 Watt, Wall Or Ceiling Mounted Speaker (Wheelock E90-W).....	140.42	45.36
28 46 13 31-2458 EA Red, Flush Or Surface, Square, 1/8 - 8 Watt, Wall Mounted Speaker (Wheelock ET70-R).....	164.91	45.36
28 46 13 31-2459 EA White, Flush Or Surface, Square, 1/8 - 8 Watt, Wall Mounted Speaker (Wheelock ET70-W).....	164.91	45.36
28 46 13 31-2460 EA White, Round, 25 Or 70.7 VRMS, 1/8 - 8 Watt Ceiling Mounted Speaker (Wheelock ET90-W).....	166.95	45.36
28 46 13 31-2461 EA Red, Surface Mounted, Vandal Resistant, Square, 1/8 - 8 Watt, Wall Or Ceiling Mounted Speaker (Wheelock ET-1010-R).....	192.01	45.36
28 46 13 31-2462 EA Red, Flush Mounted, Vandal Resistant, Square, 1/8 - 8 Watt, Wall Or Ceiling Mounted Speaker (Wheelock ET-1080-R).....	174.88	45.36
28 46 13 31-2463 EA Grey, 1 To 15 Watt, 25/70/100 Volt Transformer, Loud Speaker (Wheelock STH-15S).....	324.50	45.36
28 46 13 31-2464 EA Red, 1 To 15 Watt, 25/70/100 Volt Transformer, Loud Speaker (Wheelock STH-15SR).....	324.50	45.36
28 46 13 31-2465 EA Red, 1/8 To 8 Watts, Square, Surface Mounted, Vandal Resistant Speaker (Wheelock ET-1010-R).....	192.01	45.36
28 46 13 31-2466 EA White, 8 Watts, Wall/Ceiling Mounted, Vandal Resistant Speaker (Wheelock ET-1010-W).....	193.97	45.36
28 46 13 31-2467 EA Red, 1/8 To 8 Watts, Square, Flush Mounted, Vandal Resistant Speaker (Wheelock ET-1080-R).....	174.88	45.36
28 46 13 31-2468 EA White, 8", 25/70 Volt, 15/30/75/95 Candela, Round, Ceiling Mounted, Speaker (Wheelock S8-24MCC-FW).....	252.69	45.36



MINOR CSI UOM DESCRIPTION	TOTAL DIRECT UNIT COST	DEMOLITION UNIT COST
28 46 13 31-2469 EA White, 8", 25/70 Volt, Round, Ceiling Mounted, Speaker (Wheelock S8-70/25)	186.63	45.36
28 46 13 31-2470 Sync Modules (28 46 13 31-2344)		
28 46 13 31-2471 EA 12 Or 24 Volt DC, Single Circuit Class B, Sync Module (Wheelock SM-12/24-R)	181.15	30.24
28 46 13 31-2472 Boxes, Plates And Rings (28 46 13 31-2344)		
28 46 13 31-2473 EA 4" Square, Red, Surface Backbox (Wheelock BB-R)	41.37	15.12
28 46 13 31-2474 EA Standard 4" Square Box (Wheelock BB-STD)	37.87	15.12
28 46 13 31-2475 EA Black, Backbox For UZC-256 (Wheelock BB-UZC)	218.54	30.24
28 46 13 31-2476 EA Red, Backbox For UZC-256 (Wheelock BB-UZC-R)	218.54	30.24
28 46 13 31-2477 EA 9" x 12" x 2.75", For Two XP Boards, Surface Mounted Cabinet (Wheelock BB-XP)	168.76	24.19
28 46 13 31-2478 EA Red, Extender Ring For E60 Series (Wheelock E60EXT-R)	22.06	6.04
28 46 13 31-2479 EA White, Extender Ring For E60 Series (Wheelock E60EXT-W)	22.06	6.04
28 46 13 31-2480 EA Red, Surface Mounted Backbox For E50 Speakers (Wheelock E50SB-R)	53.42	15.12
28 46 13 31-2481 EA White, Surface Mounted Backbox For E50 Speakers (Wheelock E50SB-W)	50.16	15.12
28 46 13 31-2482 EA Red, Surface Mounted Backbox For E50 Speaker Strobe (Wheelock E50SSB-R)	53.42	15.12
28 46 13 31-2483 EA White, Surface Mounted Backbox For E50 Speaker Strobe (Wheelock E50SSB-W)	53.42	15.12
28 46 13 31-2484 EA 4" Square Backbox (Wheelock DBB-R)	43.45	15.12
28 46 13 31-2485 EA Red, Surface Backbox (Wheelock IOB-R)	51.28	15.12
28 46 13 31-2486 EA White, Surface, Backbox (Wheelock IOB-W)	51.28	15.12
28 46 13 31-2487 EA White, Indoor, Surface Extender (Wheelock ISP2-W)	20.99	6.04
28 46 13 31-2488 EA Red, RS/RSS Strobe Trim Plate (Wheelock NATP-R)	25.25	6.04
28 46 13 31-2489 EA White, RS/RSS Strobe Trim Plate (Wheelock NATP-W)	25.25	6.04
28 46 13 31-2490 EA Red Retrofit Plate (Wheelock RP-R)	25.31	6.04
28 46 13 31-2491 EA 4" Speaker/Strobe Ceiling Tile Support Bracket (Wheelock SSB-4)	36.86	6.04
28 46 13 31-2492 EA Red, Surface Mounted, Backbox For Chimes, Speakers (Wheelock SBB-R)	53.92	15.12
28 46 13 31-2493 EA White, Surface Mounted, Backbox For Chimes, Speaker (Wheelock SBB-W)	54.64	15.12
28 46 13 31-2494 EA Red, Surface Mounted, Backbox For With RSSP (Wheelock SBL2-R)	58.40	15.12
28 46 13 31-2495 EA Red, Semi-Flush Plate (Wheelock SFB-R)	26.41	6.04
28 46 13 31-2496 EA White, Semi-Flush Plate (Wheelock SFB-W)	26.41	6.04
28 46 13 31-2497 EA Red, Shallow Surface Mounted, Backbox (Wheelock SHBB-R)	46.86	15.12
28 46 13 31-2498 EA White, Shallow Surface Mounted, Backbox (Wheelock SHBB-W)	46.86	15.12
28 46 13 31-2499 EA Red, Adapter Plate For Mounting Sth-15S And Sth-15SR (Wheelock SHMP-R)	32.02	6.04
28 46 13 31-2500 EA Red, Weather Resistant Backbox (Wheelock WBB-R)	53.01	15.12
28 46 13 31-2501 EA Silver, Weather Resistant Backbox (Wheelock WBB-S)	53.01	15.12
28 46 13 31-2502 EA White, Weather Resistant Backbox (Wheelock WBB-W)	53.01	15.12
28 46 13 31-2503 EA Red, Flush Outdoor Mounting Plate For RS, ET, AH And MT Series (Wheelock WFP-R)	39.75	6.04
28 46 13 31-2504 EA White, Flush Outdoor Mounting Plate For RS, ET, AH And MT Series (Wheelock WFP-W)	39.75	6.04
28 46 13 31-2505 EA Red, Flush Outdoor Mounting Plate For ASWP Series (Wheelock WFPA-R)	39.75	6.04
28 46 13 31-2506 EA White, Flush Outdoor Mounting Plate For ASWP Series (Wheelock WFPA-W)	39.75	6.04
28 46 13 31-2507 EA Gasket Kit For Rear Wiring To Outdoor Backbox (Wheelock WP-KIT)	22.82	6.04
28 46 13 31-2508 EA Weather Resistant Backbox For ASWP (Wheelock WPBB-R)	56.86	15.12
28 46 13 31-2509 EA Weather Resistant Backbox For RSSWP (Wheelock WPSBB-R)	52.56	15.12
28 46 13 31-2510 EA Red Plate For RSS (Wheelock RSSCP-R)	20.99	6.04
28 46 13 31-2511 EA White Plate For RSS (Wheelock RSSCP-W)	20.99	6.04
28 46 13 31-2512 EA Red Fire Plate For RSS (Wheelock RSSCPW-FR)	22.06	6.04
28 46 13 31-2513 EA White Fire Plate For RSS (Wheelock RSSCPW-FW)	22.06	6.04
28 46 13 31-2514 EA Red, Indoor, Surface Extender (Wheelock ISP2-R)	21.45	6.04
28 46 13 31-2515 EA Red, 24 Volt DC, 135/185 Candela, Wall Mounted Strobe Plate (Wheelock RSSP-24MCHW-FR)	129.55	6.04
28 46 13 31-2516 EA White, 24 Volt DC, 15/30/75/110 Candela, Amber Lens, Ceiling Mounted Strobe Plate (Wheelock RSSPA-24MCC-ALW)	116.34	6.04
28 46 13 31-2517 EA White, 24 Volt DC, 15/30/75/110 Candela, Amber Lens, No Lettering, Ceiling Mounted Strobe Plate (Wheelock RSSPA-24MCC-NW)	114.38	6.04
28 46 13 31-2518 EA White, 24 Volt DC, 15/30/75/110 Candela, Amber Lens, ALERT Lettering, Wall Mounted Strobe Plate (Wheelock RSSPA-24MCW-ALW)	116.34	6.04
28 46 13 31-2519 EA Red, Square Grill Plate For CH70, E70, ET70 (Wheelock ECHG70-R)	21.25	6.04
28 46 13 31-2520 EA White, Square Grill Plate For CH70, E70, ET70 (Wheelock ECHG70-W)	20.66	6.04
28 46 13 31-2521 EA Red, Round Grill Plate For CH70, E70, ET70 (Wheelock ECHG90-R)	21.69	6.04
28 46 13 31-2522 EA White, Round Grill Plate For CH70, E70, ET70 (Wheelock ECHG90-W)	21.69	6.04
28 46 13 31-2523 EA White, Fire Lettered, Grill Plate For E50 Speaker/Strobe (Wheelock ECHSG50-FW)	20.66	6.04
28 46 13 31-2524 EA Red, Square, Fire Lettered, Grill Plate For CH70,E70,ET70 Speaker/Strobe (Wheelock ECHSG70W-FR)	21.59	6.04
28 46 13 31-2525 EA White, Square, Fire Lettered, Grill Plate For CH70,E70,ET70 Speaker/Strobe (Wheelock ECHSG70W-FW)	21.59	6.04
28 46 13 31-2526 EA Red, Round, Fire Lettered, Grill Plate For CH70, E70, ET70 Speaker Strobe (Wheelock ECHSG90-R)	20.66	6.04
28 46 13 31-2527 EA White, Round, Fire Lettered, Grill Plate For CH70, E70, ET70 Speaker Strobe (Wheelock ECHSG90-W)	20.66	6.04
28 46 13 31-2528 EA Red, Surface Mounted, Extender Ring (Wheelock SER-R)	28.10	6.04
28 46 13 31-2529 EA White, Surface Mounted, Extender Ring (Wheelock SER-W)	28.40	6.04
28 46 13 31-2530 EA Red, Semi-Flush, Plate (Wheelock SFP-R)	22.82	6.04
28 46 13 31-2531 EA Silver, Semi-Flush, Plate (Wheelock SFP-S)	21.69	6.04
28 46 13 31-2532 EA White, Semi-Flush, Plate (Wheelock SFP-W)	22.82	6.04
28 46 13 31-2533 EA Red, Weather Resistant Back Box For ASWP (Wheelock WPBB-R)	56.86	15.12
28 46 13 31-2534 EA Red, Weather Resistant Back Box For RSSWP (Wheelock WPSBB-R)	52.56	15.12
28 46 13 31-2535 EA White, Weather Resistant Back Box For RSSWP Series (Wheelock WPSBB-W)	52.56	15.12
28 46 13 31-2536 Manual Pull Station (28 46 13 31-2344)		
28 46 13 31-2537 EA SPST, Single Action, Manual Pull Station (Eaton Wheelock MPS-100)	132.29	30.24
28 46 13 31-2538 EA SPST, Double Action, Manual Pull Station (Eaton Wheelock MPS-200)	132.29	30.24
28 46 13 31-2539 EA Explosion Proof, Single Action Manual Pull Station (Eaton Wheelock MPS-400X)	1,144.92	30.24



	MINOR	CSI	UOM	DESCRIPTION	TOTAL DIRECT UNIT COST	DEMOLITION UNIT COST
28 46 13 31-2540				Potter Fire Alarm (28 46 13 31)		
28 46 13 31-2541				Electric Alarm Bells (28 46 13 31-2540)		
28 46 13 31-2542	EA			6" Alarm Bell, 12 Volt DC (Potter MBA-6-12).....	127.92	45.36
28 46 13 31-2543	EA			8" Alarm Bell, 12 Volt DC (Potter MBA-8-12).....	139.68	45.36
28 46 13 31-2544	EA			10" Alarm Bell, 12 Volt DC (Potter MBA-10-12).....	145.55	45.36
28 46 13 31-2545	EA			6" Alarm Bell, 24 Volt DC (Potter MBA-6-24).....	127.92	45.36
28 46 13 31-2546	EA			8" Alarm Bell, 24 Volt DC (Potter MBA-8-24).....	139.68	45.36
28 46 13 31-2547	EA			10" Alarm Bell, 24 Volt DC (Potter MBA-10-24).....	145.55	45.36
28 46 13 31-2548	EA			6" Alarm Bell, 24 Volt AC (Potter PBA246).....	137.90	45.36
28 46 13 31-2549	EA			8" Alarm Bell, 24 Volt AC (Potter PBA248).....	143.54	45.36
28 46 13 31-2550	EA			10" Alarm Bell, 24 Volt AC (Potter PBA2410).....	176.77	45.36
28 46 13 31-2551	EA			6" Alarm Bell, 120 Volt AC (Potter PBA1206).....	129.62	45.36
28 46 13 31-2552	EA			8" Alarm Bell, 120 Volt AC (Potter PBA1208).....	143.54	45.36
28 46 13 31-2553	EA			10" Alarm Bell, 120 Volt AC (Potter PBA12010).....	155.18	45.36
28 46 13 31-2554				Manual Pull Station (28 46 13 31-2540)		
28 46 13 31-2555	EA			SPST, Single Action, Manual Pull Station (Potter P32-1T).....	93.79	30.24
28 46 13 31-2556	EA			DPST, Single Action, Manual Pull Station (Potter RMS-2T).....	99.12	30.24
28 46 13 31-2557	EA			DPST, Single Action, Manual Pull Station (Potter RMS-6T).....	159.19	30.24
28 46 13 31-2558	EA			DPST, Single Action, Key Reset Manual Pull Station (Potter RMS-1T-KL).....	102.44	30.24
28 46 13 31-2559	EA			SPST, Dual Action, Manual Pull Station (Potter P32-1T-LP).....	96.81	30.24
28 46 13 31-2560	EA			SPST, Weather Proof, Manual Pull Station (Potter RMS-1T-WP).....	177.97	30.24
28 46 13 31-2561	EA			SPST, Weather Proof Dual Action, Manual Pull Station (Potter RMS-1T-WP-LP).....	222.78	30.24
28 46 13 31-2562				Fire Alarm Terminal Cabinets (28 46 13 31)		
28 46 13 31-2563	EA			18 Point Lockable Fire Alarm Terminal Cabinet.....	246.58	60.57
28 46 13 31-2564	EA			32 Point Lockable Fire Alarm Terminal Cabinet.....	321.86	60.57
28 46 13 31-2565	EA			64 Point Lockable Fire Alarm Terminal Cabinet.....	472.40	60.57
28 46 13 31-2566	EA			128 Point Lockable Fire Alarm Terminal Cabinet.....	622.89	60.57
28 46 13 31-2567				Bosch Fire Alarm Equipment (28 46 13 31)		
28 46 13 31-2568	EA			Fire (Red) Keypad (Bosch D1255RB).....	414.79	60.57
28 46 13 31-2569	EA			Fire Alarm Communication Alarm Panel (Bosch D7412GV4).....	968.05	242.30
28 46 13 31-2570	EA			Fire Alarm (Red) Enclosure (Bosch D8109).....	245.09	45.43
28 46 13 31-2571	EA			Dual Phone Line Switcher (Bosch D928).....	190.82	24.23
28 46 13 31-2572	EA			Phone Cords (Bosch D161/D162).....	23.98	6.05
28 46 13 31-2573	EA			Dual battery Harness (Bosch D122).....	28.61	6.05
28 46 13 31-2574	EA			Battery Charging Module (Bosch D8132).....	230.97	24.23
28 46 13 31-2575	EA			7 AH, 12 Volt Battery (Bosch D126).....	77.01	15.15
28 46 13 31-2576	EA			Transformer (Bosch D1640).....	32.58	6.05
28 46 13 31-2577	EA			Transformer Kit (Bosch D8004).....	107.28	12.12
28 46 13 31-2578	EA			Phone Jack, Modular (Bosch D166/RJ31X).....	23.98	6.05
28 46 13 31-2579				Test And Certification Of Fire Alarm System (28 46 13 31)		
28 46 13 31-2580	DAY			Test And Certification Of Fire Alarm System To Tie Into Existing Systems.....	961.48	
28 46 13 31-2581	HR			Test And Certification Of Fire Alarm System.....	300.46	
28 46 13 31-2582				Programming Of Fire Alarm System (28 46 13 31)		
28 46 13 31-2583	HR			Programming Of Fire Alarm System.....	360.56	
28 46 13 31-2584				Removal And Reinstallation Of Smoke Detector (28 46 13 31)		
Note: Includes storage, cleaning and supply materials.						
28 46 13 31-2585	EA			Removal And Reinstallation Of Ceiling Mounted Smoke Detector.....	169.34	
28 46 13 31-2586	EA			Removal And Reinstallation Of Wall Mounted Smoke Detector.....	136.07	
28 46 13 31-2587				Kidde Fire Safety Equipment (28 46 13 31)		
28 46 13 31-2588				Smoke Detectors (28 46 13 31-2587)		
28 46 13 31-2589	EA			Combination Smoke And Carbon Monoxide Detector, Intelligent Sensor, 120 Volt Hardwired, With 10 Year Sealed Battery Back-up (Kidde P4010ACS-CO).....	156.52	45.36
28 46 13 31-2590	EA			Combination Smoke And Carbon Monoxide Detector, 120 Volt Wired, With 10 Year Sealed Battery Back-up (Kidde i12010SCO).....	137.96	45.36
28 46 13 31-2591	EA			Combination Smoke And Carbon Monoxide Detector, With 10 Year Sealed Battery (Kidde P3010K-CO).....	127.67	45.36
28 46 31				Fire-Alarm Initiating Devices (28 46)		
28 46 31 11				Heat-Sensing Fire Detectors (28 46 31)		
28 46 31 11-0001				Protectowire Fire Alarm (28 46 31 11)		

28 Electronic Safety and Security

28 40 Life Safety

28 46 Fire Detection and Alarm



MINOR CSI UOM DESCRIPTION

TOTAL DIRECT UNIT COST DEMOLITION UNIT COST

28 46 31 11-0002 Linear Heat Detector Cable (28 46 31 11-0001)

Table with 4 columns: CSI, UOM, Description, and Unit Cost. Lists various Linear Heat Detector Cable components and their prices.

28 46 41 Fire-Alarm Notification Appliances (28 46)

28 46 41 11 Audible Fire-Alarm Notification Appliances (28 46 41)

Note: See CSI section 28 46 13 31-0000 for fire alarm speakers.

28 46 41 31 Combination Fire-Alarm Notification Appliances (28 46 41)

Note: See CSI section 28 46 13 31-0000 for fire alarm horns and strobes.

28 47 Mass Notification (28 40)

28 47 15 Mass Notification Control Panels (28 47)

28 47 15 00-0001 Central Station Controls (28 47 15)

Table with 4 columns: CSI, UOM, Description, and Unit Cost. Lists Central Station Controls components and their prices.

28 47 17 Notification Devices and Methods (28 47)

28 47 17 17 Notification Appliances and Methods Public Methods (28 47 17)

28 47 17 17-0001 Voice Capable Omni-Directional Speakers (28 47 17 17)

Table with 4 columns: CSI, UOM, Description, and Unit Cost. Lists Voice Capable Omni-Directional Speakers and other notification methods with their prices.



MINOR CSI UOM DESCRIPTION	TOTAL DIRECT UNIT COST	DEMOLITION UNIT COST
28 47 17 17-0025 EA VHF High-Wide Band, 10 Digit DTMF (Whelen C2030WV).....	2,419.64	30.24
28 47 17 17-0026 EA Option To Convert WPS Activation Controls To FSK Format (Whelen FSKXMOD).....	861.84	30.24
28 47 17 17-0027 EA Cabinet Window LED Status Indicator (Whelen STATUS).....	563.31	30.24
28 47 17 17-0028 EA Paging Interface Whelen Tones With Existing In-Plant Systems (Whelen PGINT).....	358.99	30.24
28 47 17 17-0029 EA Intrusion Alarm (Whelen INTRUWPS).....	273.84	30.24
28 47 17 17-0030 EA Custom Pre-Recorded Messages (One Time Set-Up Charge Per Message) (Whelen MSGPROG).....	186.94	
28 47 17 17-0031 EA Whelen Library Messages (Whelen MSGPROGL).....	37.44	
28 47 17 17-0032 EA Noise Cancelling Microphone Includes Local Microphone Input Harness (Whelen WPSNCMIC).....	151.00	30.24
28 47 17 17-0033 EA One Pair Of Whelen Approved Batteries (Whelen WPSBATT).....	1,129.25	45.36
28 47 17 17-0034 EA WPS And OA Series, Roof Top Mounted (Whelen RTM).....	10,577.17	743.85
28 47 17 17-0035 EA Two 80 Watt Panels, Solar Power System (Whelen SBC280).....	4,444.60	181.43
Note: Includes mounting bracket and regulator.		
28 47 17 17-0036 EA Amber, 6 LED Lights For The Base Of WPS Series (Whelen VALERTA).....	2,262.65	45.36
28 47 17 17-0037 EA Blue, 6 LED Lights For The Base Of WPS Series (Whelen VALERTB).....	2,262.65	45.36
28 47 17 17-0038 EA Clear, 6 LED Lights For The Base Of WPS Series (Whelen VALERTC).....	2,262.65	45.36
28 47 17 17-0039 EA Green, 6 LED Lights For The Base Of WPS Series (Whelen VALERTG).....	2,262.65	45.36
28 47 17 17-0040 EA Red, 6 LED Lights For The Base Of WPS Series Products (Whelen VALERTR).....	2,262.65	45.36
28 47 17 17-0041 EA Amber, 24 Volt DC, LED, Beacon (Whelen L31HAF4).....	705.36	45.36
28 47 17 17-0042 EA Blue, 24 Volt DC, LED, Beacon (Whelen L31HBF4).....	705.36	45.36
28 47 17 17-0043 EA Red, 24 Volt DC, LED, Beacon (Whelen L31HRF4).....	705.36	45.36
28 47 17 17-0044 EA Amber, 24 Volt DC, Strobe (Whelen ISB24A).....	553.65	45.36
28 47 17 17-0045 EA Blue, 24 Volt DC, Strobe (Whelen ISB24B).....	553.65	45.36
28 47 17 17-0046 EA Clear, 24 Volt DC, Strobe (Whelen ISB24C).....	553.65	45.36
28 47 17 17-0047 EA Green, 24 Volt DC, Strobe (Whelen ISB24G).....	553.65	45.36
28 47 17 17-0048 EA Red, 24 Volt DC, Strobe (Whelen ISB24R).....	553.65	45.36
28 47 17 17-0049 EA Strobe/LED Controller With Mounting Plate, Hardware And Harnessing For ISB24 (Whelen SCWPS).....	875.57	30.24
28 47 17 17-0050 EA Strobe Controller (Whelen STCTRL).....	582.14	30.24
28 47 17 17-0051 EA LED Controller (Whelen LEDCTRL).....	582.14	30.24
28 47 17 17-0052 EA Speaker Driver Handle/Plate Assembly Only (Less Speaker Driver) (Whelen EZ-PULL).....	400.15	45.36
28 47 17 17-0053 EA Siren Diagnostic and Programming Software In CD Format (Whelen SDPTS).....	508.13	
28 47 17 17-0054 EA 400 Watt Speaker Driver (Whelen SPKDRV).....	805.29	30.24
28 47 17 17-0055 EA Cabinet Window LED Status Indicator (Whelen STATUS).....	406.94	30.24
28 47 17 17-0056 EA Noise Cancelling Microphone Option For Encoder (Whelen WPSMIC).....	151.00	30.24
28 47 17 17-0057 EA Notifier/Whelen Interface Board (Whelen NAUXCS).....	796.48	30.24
28 47 17 17-0058 Tone Only, Omni-Alert Sirens (28 47 17 17)		
28 47 17 17-0059 EA One Cell, Tone Only, Omni-Alert Siren (Whelen OA1).....	10,914.20	743.85
Note: Includes amplifiers, controller box with power supply and battery charger. Excludes batteries.		
28 47 17 17-0060 EA Two Cell, Tone Only, Omni-Alert Siren (Whelen OA2).....	13,658.27	777.65
Note: Includes amplifiers, controller box with power supply and battery charger. Excludes batteries.		
28 47 17 17-0061 EA Three Cell, Tone Only, Omni-Alert Siren (Whelen OA3).....	16,377.36	811.47
Note: Includes amplifiers, controller box with power supply and battery charger. Excludes batteries.		
28 47 17 17-0062 EA Four Cell, Tone Only, Omni-Alert Siren (Whelen OA4).....	19,158.87	845.28
Note: Includes amplifiers, controller box with power supply and battery charger. Excludes batteries.		
28 47 17 17-0063 EA One Way Controls, Auxiliary Board For Contact Closure Activation (Whelen OAUXXIN).....	312.61	30.24
28 47 17 17-0064 EA One Way Landline Activation, 10 Digit DTMF (Whelen OD2030LL).....	470.56	30.24
28 47 17 17-0065 EA VHF High-Narrow Band, 10 Digit DTMF (Whelen OD230NV).....	2,207.44	30.24
28 47 17 17-0066 EA UHF Narrow-Band, 10 Digit DTMF (Whelen OD230NU).....	2,207.44	30.24
28 47 17 17-0067 EA UHF Wide-Band, 10 Digit DTMF (Whelen OD230WU).....	1,995.24	30.24
28 47 17 17-0068 EA VHF High-Wide Band, 10 Digit DTMF (Whelen OD230WV).....	1,932.83	30.24
28 47 17 17-0069 EA One-Way Control Two-Tone Sequential Option (Whelen OTT).....	380.52	30.24
28 47 17 17-0070 EA Two Way Controls, Contact Closure Activation Board (Whelen OAUXXCS).....	692.08	30.24
28 47 17 17-0071 EA Two Way Landline Activation (Whelen OC2030LL).....	719.54	30.24
28 47 17 17-0072 EA VHF High-Narrow Band, 10 Digit DTMF (Whelen OC230NV).....	2,419.64	30.24
28 47 17 17-0073 EA UHF Narrow-Band, 10 Digit DTMF (Whelen OC230NU).....	2,419.64	30.24
28 47 17 17-0074 EA UHF, 10 Digit DTMF (Whelen OC230WU).....	2,419.64	30.24
28 47 17 17-0075 EA VHF High Band, 10 Digit DTMF (Whelen OC230WV).....	2,419.64	30.24
28 47 17 17-0076 EA Converts The Omni-Alert Siren Activation Controls To FSK Format (Whelen OFSKXMOD).....	861.84	30.24
28 47 17 17-0077 EA Paging Interface To Interface Whelen Tones With Existing In-Plant Systems (Whelen OPGINT).....	358.99	30.24
28 47 17 17-0078 EA Cabinet Window LED Status Indicator (Whelen OSTATUS).....	406.94	30.24
28 47 17 17-0079 EA Intrusion Alarm (Whelen OINTRU).....	220.98	30.24
28 47 17 17-0080 EA 80 Watt Solar Power Option (Whelen OSBC280).....	4,444.60	181.43
28 47 17 17-0081 EA One Pair Of Whelen Approved Batteries For Omniaert (Whelen BSETO).....	822.81	45.36
28 47 17 17-0082 Tone-Only Rotating Directional Speakers (28 47 17 17)		
28 47 17 17-0083 EA 3 Cells, 127 dB, Tone-Only Rotating Directional Speaker (Whelen VORTEXR3).....	22,764.23	879.09
Note: Includes amplifiers, controller box with power supply and battery charger. Excludes batteries.		
28 47 17 17-0084 EA 4 Cells, 129 dB, Tone-Only Rotating Directional Speaker (Whelen VORTEXR4).....	24,147.71	912.91
Note: Includes amplifiers, controller box with power supply and battery charger. Excludes batteries.		
28 47 17 17-0085 EA Limited Function Auxiliary Board For Contact Closure Activation (Whelen VAUXIN).....	258.18	30.24
28 47 17 17-0086 EA Landline, 10 Digit DTMF (Whelen VD2030LL).....	583.48	30.24
28 47 17 17-0087 EA VHF High-Narrow Band, 10 Digit DTMF (Whelen VD230NV).....	2,207.44	30.24
28 47 17 17-0088 EA UHF Narrow-Band, 10 Digit DTMF (Whelen VD230NU).....	2,207.44	30.24
28 47 17 17-0089 EA UHF Wide-Band, 10 Digit DTMF (Whelen VD230WU).....	1,995.24	30.24
28 47 17 17-0090 EA VHF High-Wide Band, 10 Digit DTMF (Whelen VD230WV).....	1,932.83	30.24
28 47 17 17-0091 EA Two-Tone Sequential Option (Order One-Way Control Option, Above, VD2020LI, VD2020H, VD2020U) (Whelen VORTT).....	380.52	30.24
28 47 17 17-0092 EA Full Function Auxiliary/Status Control Board For Contact Closure Activation (Whelen VAUXCS).....	678.35	30.24
28 47 17 17-0093 EA Landline, 10 Digit DTMF (Whelen VC2030LL).....	719.54	30.24



MINOR
CSI UOM DESCRIPTION

TOTAL DIRECT DEMOLITION
UNIT COST UNIT COST

28 47 17 17-0094	EA	VHF High-Narrow Band, 10 Digit DTMF (Whelen VC230NV).....	2,419.64	30.24
28 47 17 17-0095	EA	UHF Narrow-Band, 10 Digit DTMF (Whelen VC230NU).....	2,419.64	30.24
28 47 17 17-0096	EA	UHF, 10 Digit DTMF (Whelen VC230WU).....	2,419.64	30.24
28 47 17 17-0097	EA	VHF High Band, 10 Digit DTMF (Whelen VC230WV).....	2,419.64	30.24
28 47 17 17-0098	EA	Option To Convert The Vortex Activation Controls To FSK Format (Whelen VFSKXMOD).....	861.84	30.24
28 47 17 17-0099	EA	Cabinet Window LED Status Indicator (Whelen VSTATUS).....	502.35	30.24
28 47 17 17-0100	EA	Paging Interface To Interface Whelen Tones With Existing In-Plant Systems (Whelen VPGINT).....	358.99	30.24
28 47 17 17-0101	EA	Vortex Intrusion Alarm (Whelen VINTRU).....	220.98	30.24
28 47 17 17-0102	EA	Speaker Pole Top Bracket (Whelen VPTB).....	692.08	30.24
28 47 17 17-0103	EA	80 Watt Solar Power Option (Whelen VSBC280).....	4,444.60	181.43
28 47 17 17-0104	EA	One Pair Of Whelen Approved Batteries For Vortex Series (Whelen BSETVOR).....	822.81	45.36
28 47 17 17-0105	EA	Program Charge For Custom VROM Message (Whelen VPROG).....	3,448.71	

28 47 17 17-0106 Uni-Directional Rotating Speakers (28 47 17 17)

28 47 17 17-0107	EA	118 dB, Uni-Directional Rotating Speaker (Whelen HORNET).....	14,482.11	777.65
28 47 17 17-0108	EA	One Way Contact Closure Activation Control Board (Whelen HAUXIN).....	258.18	30.24
28 47 17 17-0109	EA	Landline, One Way Control, 10 Digit DTMF (Whelen HD2030LL).....	583.48	30.24
28 47 17 17-0110	EA	VHF High-Narrow Band, One Way Control, 10 Digit DTMF (Whelen HD230NV).....	2,207.44	30.24
28 47 17 17-0111	EA	UHF Narrow-Band, One Way Control, 10 Digit DTMF (Whelen HD230NU).....	2,207.44	30.24
28 47 17 17-0112	EA	UHF Wide-Band, One Way Control, 10 Digit DTMF (Whelen HD230WU).....	1,995.24	30.24
28 47 17 17-0113	EA	VHF High-Wide Band, One Way Control, 10 Digit DTMF (Whelen HD230WV).....	1,932.83	30.24
28 47 17 17-0114	EA	Two-Tone Sequential Option For Hornet (Whelen HORTT).....	468.64	30.24
28 47 17 17-0115	EA	Two Way Contact Closure Activation And Status Control Board (Whelen HAUXCS).....	544.95	30.24
28 47 17 17-0116	EA	Landline, Two Way Control, 10 Digit DTMF (Whelen HC2030LL).....	577.24	30.24
28 47 17 17-0117	EA	VHF High-Narrow Band, Two Way Control, 10 Digit DTMF (Whelen HC230NV).....	2,419.64	30.24
28 47 17 17-0118	EA	UHF Narrow-Band, Two Way Control, 10 Digit DTMF (Whelen HC230NU).....	2,419.64	30.24
28 47 17 17-0119	EA	UHF, Two Way Control, 10 Digit DTMF (Whelen HC230WU).....	2,419.64	30.24
28 47 17 17-0120	EA	VHF High Band, Two Way Control, 10 Digit DTMF (Whelen HC230WV).....	2,419.64	30.24
28 47 17 17-0121	EA	Converts Siren Activation Controls To FSK Format (Whelen HFSKXMOD).....	861.84	30.24
28 47 17 17-0122	EA	LED Status Indicator (Whelen HSTATUS).....	406.94	30.24
28 47 17 17-0123	EA	Option For Paging Interface (Whelen HPGINT).....	358.99	30.24
28 47 17 17-0124	EA	Intrusion Alarm (Whelen HINTRU).....	220.98	30.24
28 47 17 17-0125	EA	Solar Power Option (Whelen HSBC280).....	4,444.60	181.43
28 47 17 17-0126	EA	Pole Top Bracket For Speaker (Whelen HPTB).....	574.31	30.24
28 47 17 17-0127	EA	One Pair Of Whelen Approved Batteries (Whelen BSETF).....	822.81	45.36

28 47 17 17-0128 All Hazard In-Plant Personnel Warning System (28 47 17 17)

28 47 17 17-0129	EA	400 Watt, Voice Capable, In-Plant Personnel Warning System (Whelen IPS400).....	7,227.79	967.62
28 47 17 17-0130	EA	800 Watt, Voice Capable, In-Plant Personnel Warning System (Whelen IPS800).....	8,780.34	1,088.58
28 47 17 17-0131	EA	15 Watt, Wide Angle Speaker (Whelen WS15T).....	367.69	45.36
28 47 17 17-0132	EA	Recess Mounted, 15 Watt Speaker (Whelen WS15TR).....	352.03	45.36
28 47 17 17-0133	EA	With Grill, Recess Mounted, 15 Watt Speaker (Whelen WS15TEN).....	665.23	45.36
28 47 17 17-0134	EA	30 Watt, Wide Angle Speaker (Whelen WS30T).....	456.76	45.36
28 47 17 17-0135	EA	60 Watt, Wide Angle Speaker (Whelen WS60T).....	914.81	45.36
28 47 17 17-0136	EA	Explosion-Proof, 60 Watt, Wide Angle Speaker (Whelen WSXPL6T).....	1,762.97	51.40
28 47 17 17-0137	EA	100 Watt, Wide Angle Speaker (Whelen WS100).....	585.95	45.36
28 47 17 17-0138	EA	Weatherproof Housing, 100 Watt, Wide Angle Speaker (Whelen WS100TCH).....	911.25	51.40
28 47 17 17-0139	EA	Intrusion Alarm For Whelen Outdoor Speaker Cabinets (Whelen INTRU).....	220.98	30.24

28 47 17 17-0140 Firehouse Siren (28 47 17 17)

28 47 17 17-0141	EA	Auxiliary Board Contact Closure (Whelen FAUXIN).....	258.18	30.24
28 47 17 17-0142	EA	Two-Tone Sequential Option (Whelen FTT).....	380.52	30.24
28 47 17 17-0143	EA	Auxiliary/Status Control Board (Whelen FAUXCS).....	678.35	30.24
28 47 17 17-0144	EA	Landline, 10 Digit DTMF (Whelen FC2030LL).....	577.24	30.24
28 47 17 17-0145	EA	VHF High-Narrow Band, 10 Digit DTMF (Whelen FC230NV).....	2,419.64	30.24
28 47 17 17-0146	EA	UHF Narrow-Band, 10 Digit DTMF (Whelen FC230NU).....	2,419.64	30.24
28 47 17 17-0147	EA	UHF, 10 Digit DTMF (Whelen FC230WU).....	2,419.64	30.24
28 47 17 17-0148	EA	VHF High Band, 10 Digit DTMF (Whelen FC230WV).....	2,419.64	30.24
28 47 17 17-0149	EA	Paging Interface Control Option (Whelen FPGINT).....	358.99	30.24
28 47 17 17-0150	EA	Intrusion Alarm Control Option (Whelen FINTRU).....	220.98	30.24
28 47 17 17-0151	EA	Solar Power Option (Whelen FSBC280).....	4,444.60	181.43

Note: Two 80 watt panels, with brackets and solar regulator.

28 47 17 17-0152 Alert Monitor And Message Display (28 47 17 17)

28 47 17 17-0153	EA	Alert Monitor With Radio Receiver VHF High Band (Whelen V2000H).....	2,020.21	30.24
28 47 17 17-0154	EA	Alert Monitor VHF High-Narrow Band (Whelen V2000NH).....	2,020.21	30.24
28 47 17 17-0155	EA	Alert Monitor UHF Narrow-Band (Whelen V2000NU).....	2,020.21	30.24
28 47 17 17-0156	EA	Alert Monitor With Radio Receiver UHF (Whelen V2000U).....	2,020.21	30.24
28 47 17 17-0157	EA	Internal Battery And Charger For VA2000 Series (Whelen VA2BATT).....	234.58	45.36
28 47 17 17-0158	EA	Mounting Bracket For Under Cabinet Or Vehicle Mounting - VA2000 Series (Whelen VA2MTG).....	71.24	30.24
28 47 17 17-0159	EA	Factory Programming Of 1 To 15 VA2000 Display Messages (Whelen VA2PROGA).....	138.98	
28 47 17 17-0160	EA	Factory Programming Of 16 To 45 VA2000 Display Messages (Whelen VA2PROGB).....	218.26	

28 47 17 17-0161 Portable Test Set (28 47 17 17)

28 47 17 17-0162	EA	VHF High Band, Portable Test Set (Whelen PT2010H).....	8,151.01	
------------------	----	--	----------	--



MINOR CSI UOM DESCRIPTION	TOTAL DIRECT UNIT COST	DEMOLITION UNIT COST
28 47 17 17-0163 EA VHF Low Band, Portable Test Set (Whelen PT2010L).....	8,151.01	
28 47 17 17-0164 EA UHF, Portable Test Set (Whelen PT2010U).....	8,151.01	
28 47 17 17-0165 Replacement Warning Lights (28 47 17 17)		
28 47 17 17-0166 EA Amber, Incandescent, 24 Volt DC, Industrial Rotating Warning Light (Whelen IR3024IA)	362.98	48.38
28 47 17 17-0167 EA Blue, Incandescent, 24 Volt DC, Industrial Rotating Warning Light (Whelen IR3024IB).....	362.98	48.38
28 47 17 17-0168 EA Clear, Incandescent, 24 Volt DC, Industrial Rotating Warning Light (Whelen IR3024IC).....	362.98	48.38
28 47 17 17-0169 EA Green, Incandescent, 24 Volt DC, Industrial Rotating Warning Light (Whelen IR3024IG).....	362.98	48.38
28 47 17 17-0170 EA Red, Incandescent, 24 Volt DC, Industrial Rotating Warning Light (Whelen IR3024IR)	362.98	48.38
28 47 17 17-0171 EA Amber, Incandescent, 120 Volt AC, Industrial Rotating Warning Light (Whelen IR3120IA).....	389.40	48.38
28 47 17 17-0172 EA Blue, Incandescent, 120 Volt AC, Industrial Rotating Warning Light (Whelen IR3120IB).....	257.27	48.38
28 47 17 17-0173 EA Clear, Incandescent, 120 Volt AC, Industrial Rotating Warning Light (Whelen IR3120IC).....	385.49	48.38
28 47 17 17-0174 EA Green, Incandescent, 120 Volt AC, Industrial Rotating Warning Light (Whelen IR3120IG).....	385.49	48.38
28 47 17 17-0175 EA Red, Incandescent, 120 Volt AC, Industrial Rotating Warning Light (Whelen IR3120IR).....	385.49	48.38
28 47 17 17-0176 EA Amber, Halogen, 24 Volt DC, Industrial Rotating Warning Light (Whelen IR3024HA).....	362.98	48.38
28 47 17 17-0177 EA Blue, Halogen, 24 Volt DC, Industrial Rotating Warning Light (Whelen IR3024HB).....	362.98	48.38
28 47 17 17-0178 EA Clear, Halogen, 24 Volt DC, Industrial Rotating Warning Light (Whelen IR3024HC).....	362.98	48.38
28 47 17 17-0179 EA Green, Halogen, 24 Volt DC, Industrial Rotating Warning Light (Whelen IR3024HG).....	362.98	48.38
28 47 17 17-0180 EA Red, Halogen, 24 Volt DC, Industrial Rotating Warning Light (Whelen IR3024HR).....	362.98	48.38
28 47 17 17-0181 EA Amber, Halogen, 120 Volt AC, Industrial Rotating Warning Light (Whelen IR3120HA).....	405.06	48.38
28 47 17 17-0182 EA Blue, Halogen, 120 Volt AC, Industrial Rotating Warning Light (Whelen IR3120HB).....	405.06	48.38
28 47 17 17-0183 EA Clear, Halogen, 120 Volt AC, Industrial Rotating Warning Light (Whelen IR3120HC).....	267.06	48.38
28 47 17 17-0184 EA Green, Halogen, 120 Volt AC, Industrial Rotating Warning Light (Whelen IR3120HG).....	267.06	48.38
28 47 17 17-0185 EA Red, Halogen, 120 Volt AC, Industrial Rotating Warning Light (Whelen IR3120HR).....	267.06	48.38
28 47 17 17-0186 Antenna (28 47 17 17)		
28 47 17 17-0187 EA 50' Antenna Cable (Honeywell Ademco 7626-50HC).....	295.64	
28 47 17 17-0188 EA External/Remote Weatherproof Antenna (Honeywell Ademco GSM-ANT3DB).....	266.60	
28 47 17 17-0189 EA 80GHz Millimeter Wave Radio (BridgeWave Flex4G-1000).....	14,448.08	
28 49 Electronic Personal Protection Systems (28 49)		
28 49 11 Electronic Personal Safety Detection Systems (28 49)		
28 49 11 00-0001 Personnel Alarm Locating System (28 49 11)		
Note: Includes a central computer, 17" VGA color monitor, keyboard and mouse, personal alarm locating software, a printer, interface cards and panels, eighty (80) personal alarm transmitters with lithium batteries, eighty (80) lapel readers, two hundred fifty (250) IR locators, twenty one (21) repeaters and receivers, back boxes, cables.		
28 49 11 00-0002 EA Personnel Alarm Locating System.....	22,821.53	970.78
Note: Includes Pentium III central computer, 17" VGA color monitor, keyboard and mouse, personal alarm locating software, a printer, interface cards and panels.		
28 49 11 00-0003 EA Personnel Alarm Transmitters With Lithium Batteries.....	180.96	
28 49 11 00-0004 EA Lapel Reader	69.60	
28 49 11 00-0005 EA IR Locator	253.63	36.35
28 49 11 00-0006 EA Repeaters And Receivers	618.14	121.16
28 49 17 Electronic Personal Safety Emergency Aid Devices (28 49)		
28 49 17 00-0001 Electronic Personal Safety Emergency Aid Devices (Edwards Signaling) (28 49 17)		
28 49 17 00-0002 Call For Assistance Kits, Emergency Aid Devices (Edwards Signaling) (28 49 17 00-0001)		
28 49 17 00-0003 EA Pull Cord Call For Assistance Kit With Strobe/Buzzer, Emergency Aid Devices (Edwards Signaling 7008B-N5)	329.57	72.69
Note: Includes 1 high intensity strobe/buzzer (7007B-N5) and 1 emergency pull cord station (6537).		
28 49 17 00-0004 EA Push Button Call For Assistance Kit With Strobe/Horn, Emergency Aid Devices (Edwards Signaling 7005-G5).....	391.08	84.81
Note: Includes 1 high intensity strobe/horn (6536-G5), 1 emergency pull cord station (6537), and 1 transformer 592.		
28 49 17 00-0005 EA Pull Cord Call For Assistance Kit With Strobe/Horn, Emergency Aid Devices (Edwards Signaling 6538-G5).....	393.99	84.81
Note: Includes 1 high intensity strobe/horn (6536-G5), 1 wall mounted push button (620/147-10), and 1 transformer 592.		
28 49 17 00-0006 Audible/Visual Signaling Devices, Emergency Aid Devices (Edwards Signaling) (28 49 17 00-0001)		
28 49 17 00-0007 EA High Intensity Strobe/Buzzer, Emergency Aid Devices (Edwards Signaling 7007B-N5)	242.69	45.43
28 49 17 00-0008 EA High Intensity Strobe/Horn, Emergency Aid Devices (Edwards Signaling 6536-G5).....	236.49	36.35
28 49 17 00-0009 EA Transformer For High Intensity Strobe/Horns, Emergency Aid Devices (Edwards Signaling 592)	109.43	36.35
28 49 17 00-0010 EA 1 Lamp, Dome Station, Emergency Aid Devices (Edwards Signaling 7641-1N5)	191.38	36.35
28 49 17 00-0011 EA 2 Lamp, Dome Station, Emergency Aid Devices (Edwards Signaling 7641-2N5)	220.68	36.35
28 49 17 00-0012 EA 4 Lamp, Dome Station, Emergency Aid Devices (Edwards Signaling 7641-4G5)	251.08	36.35
28 49 17 00-0013 EA 2 Lamp, Dome Station/Buzzer, Emergency Aid Devices (Edwards Signaling 7633-2).....	348.81	36.35
28 49 17 00-0014 EA 4 Lamp, Dome Station/Buzzer, Emergency Aid Devices (Edwards Signaling 7633-4).....	390.86	36.35
28 49 17 00-0015 Call Activation Devices, Emergency Aid Devices (Edwards Signaling) (28 49 17 00-0001)		

28 Electronic Safety and Security

28 40 Life Safety

28 49 Electronic Personal Protection Systems



MINOR CSI UOM DESCRIPTION	TOTAL DIRECT UNIT COST	DEMOLITION UNIT COST
28 49 17 00-0016 EA Double Pole Single Throw Switch, Pull Cord Station With Stainless Steel Face Plate, Emergency Aid Devices (Edwards Signaling 6537).....	146.20	36.35
28 49 17 00-0017 EA Pushbutton Wall Station/Indicator Lamp With Stainless Steel Face Plate, Emergency Aid Devices (Edwards Signaling 7603E).....	216.04	36.35
28 49 17 00-0018 EA Pushbutton Wall Station/Indicator Lamp With Stainless Steel Face Plate, Emergency Aid Devices (Edwards Signaling 7613E).....	283.46	36.35
28 49 17 00-0019 EA 3 Maintained Contacts, Pull Cord Station With Stainless Steel Face Plate, Emergency Aid Devices (Edwards Signaling 7302).....	304.28	12.12
28 49 17 00-0020 EA Bedside Wall Station Receptacle, Emergency Aid Devices (Edwards Signaling 7930).....	222.27	36.35
28 49 17 00-0021 EA Bedside Wall Station Receptacle With Lamp, Emergency Aid Devices (Edwards Signaling 7930L).....	262.60	36.35
28 49 17 00-0022 EA Locking Button, Pull Cord Station With Stainless Steel Face Plate, Emergency Aid Devices (Edwards Signaling 7932L).....	446.35	36.35
28 49 17 00-0023 EA Pendant Push Button, Emergency Aid Devices (Edwards Signaling 7620).....	211.18	36.35
28 49 17 00-0024 EA Single 6' Calling Cord Set For Bedside Wall Station Receptacles, Emergency Aid Devices (Edwards Signaling 7675).....	257.16	12.12
28 49 17 00-0025 EA Double 6' Calling Cord Set For Bedside Wall Station Receptacles, Emergency Aid Devices (Edwards Signaling 7676).....	397.89	12.12
28 49 17 00-0026 EA Single 15' Calling Cord Set For Bedside Wall Station Receptacles, Emergency Aid Devices (Edwards Signaling 7685).....	406.55	12.12
28 49 17 00-0027 EA Double 15' Calling Cord Set For Bedside Wall Station Receptacles, Emergency Aid Devices (Edwards Signaling 7686).....	535.78	12.12

END OF SECTION 28



MINOR CSI UOM DESCRIPTION	TOTAL DIRECT UNIT COST	DEMOLITION UNIT COST
------------------------------	---------------------------	-------------------------

31 Earthwork

31 01 Maintenance of Earthwork ⁽³¹⁾

31 01 20 Maintenance of Earth Moving ^(31 01)

31 01 20 00-0001	Rip Settling Basins ^(31 01 20)	
	Note: Rip through light soil and sand in settling basin. 8' on center (machine width).	
31 01 20 00-0002	ACR Rip Light Soil And Sand, By Dozer	686.62
31 01 20 00-0003	ACR Rip Light Soil And Sand, By Grader With Rear Ripper	1,064.36
31 01 20 00-0004	ACR Rip Light Soil And Sand, By Rubber Tire Front End Loader	916.15

31 05 Common Work Results for Earthwork ⁽³¹⁾

31 05 13 Soils for Earthwork ^(31 05)

Note: Includes delivery up to 15 miles from the closest approved source and dumping. Excludes spreading or backfilling. See CSI section 01 74 19 00-0048 for hauling greater than 15 miles.

31 05 13 00-0001	Fill Material (Loose, Purchased Material) ^(31 05 13)	
	Note: Includes delivery up to 15 miles from the closest approved source, loading and dumping. Excludes spreading or backfilling. See CSI section 01 74 19 00-0048 for hauling greater than 15 miles.	
31 05 13 00-0002	CY Bank Run/Fill Sand	32.97
	For Up To 8, Add	6.59
	For >8 To 16, Add	3.30
	For >48 To 64, Deduct	-2.47
	For >64 To 96, Deduct	-4.12
	For >96, Deduct	-5.77
31 05 13 00-0003	CY Screened/Washed Filter/Septic Sand	38.68
	For Up To 8, Add	7.74
	For >8 To 16, Add	3.87
	For >48 To 64, Deduct	-2.75
	For >64 To 96, Deduct	-4.69
	For >96, Deduct	-6.62
31 05 13 00-0004	CY 3/8" Minus, ASTM C33, Screened/Washed Bedding Sand	52.39
	For Up To 8, Add	10.48
	For >8 To 16, Add	5.24
	For >48 To 64, Deduct	-3.44
	For >64 To 96, Deduct	-6.06
	For >96, Deduct	-8.68
31 05 13 00-0005	CY 3/16" Minus, Screened/Washed Concrete Sand	47.25
	For Up To 8, Add	9.45
	For >8 To 16, Add	4.73
	For >48 To 64, Deduct	-3.18
	For >64 To 96, Deduct	-5.55
	For >96, Deduct	-7.91
31 05 13 00-0006	CY 3/32" Minus, Screened/Washed Masonry/Mortar Sand	82.66
	For Up To 8, Add	16.53
	For >8 To 16, Add	8.27
	For >48 To 64, Deduct	-4.95
	For >64 To 96, Deduct	-9.09
	For >96, Deduct	-13.22
31 05 13 00-0007	CY Common Fill, Native Soil/Dirt	39.16
	For Up To 8, Add	7.83
	For >8 To 16, Add	3.92
	For >48 To 64, Deduct	-2.78
	For >64 To 96, Deduct	-4.74
	For >96, Deduct	-6.69
31 05 13 00-0008	CY Lime Rock Screening	41.66
	For Up To 8, Add	8.33
	For >8 To 16, Add	4.17
	For >48 To 64, Deduct	-2.90
	For >64 To 96, Deduct	-4.99
	For >96, Deduct	-7.07
31 05 13 00-0009	CY Crushed Lime Rock Maximum 3-1/2"	41.66
	For Up To 8, Add	8.33
	For >8 To 16, Add	4.17
	For >48 To 64, Deduct	-2.90
	For >64 To 96, Deduct	-4.99
	For >96, Deduct	-7.07
31 05 13 00-0010	CY Sand/Clay	36.22
	For Up To 8, Add	7.24
	For >8 To 16, Add	3.62
	For >48 To 64, Deduct	-2.63
	For >64 To 96, Deduct	-4.44
	For >96, Deduct	-6.25
31 05 13 00-0011	CY Recycled Concrete Aggregate	37.27
	For Up To 8, Add	7.45
	For >8 To 16, Add	3.73
	For >48 To 64, Deduct	-2.68
	For >64 To 96, Deduct	-4.55
	For >96, Deduct	-6.41

31	31 Earthwork
	31 05 Common Work Results for Earthwork
	31 05 13 Soils for Earthwork



MINOR	CSI	UOM	DESCRIPTION	TOTAL DIRECT UNIT COST	DEMOLITION UNIT COST
31 05	13 00-0012	CY	Pitrun Clay	55.42	
			For Up To 8, Add	11.08	
			For >8 To 16, Add	5.54	
			For >48 To 64, Deduct	-3.59	
			For >64 To 96, Deduct	-6.36	
			For >96, Deduct	-9.13	
31 05	13 00-0013	CY	Light Clay / Loam	45.61	
			For Up To 8, Add	9.12	
			For >8 To 16, Add	4.56	
			For >48 To 64, Deduct	-3.10	
			For >64 To 96, Deduct	-5.38	
			For >96, Deduct	-7.66	
31 05	13 00-0014	CY	Heavy Clay	55.42	
			For Up To 8, Add	11.08	
			For >8 To 16, Add	5.54	
			For >48 To 64, Deduct	-3.59	
			For >64 To 96, Deduct	-6.36	
			For >96, Deduct	-9.13	

31 05 16 Aggregates for Earthwork (31 05 16)

See CSI section 01 74 19 00-0048 for hauling greater than 15 miles.

31 05	16 00-0001	Aggregate (Loose, Purchased Material)	<small>(31 05 16)</small>		
Note: Includes delivery up to 15 miles from the closest approved source, loading and dumping. Excludes spreading or backfilling. See CSI section 01 74 19 00-0048 for hauling greater than 15 miles.					
31 05	16 00-0002	CY	#2 Stone Aggregate Fill (1-1/2" To 2-1/2" Clean)	56.02	
			For Up To 8, Add	11.20	
			For >8 To 16, Add	5.60	
			For >48 To 64, Deduct	-3.62	
			For >64 To 96, Deduct	-6.42	
			For >96, Deduct	-9.22	
31 05	16 00-0003	CY	#3 Stone Aggregate Fill (1" To 2" Clean)	58.34	
			For Up To 8, Add	11.67	
			For >8 To 16, Add	5.83	
			For >48 To 64, Deduct	-3.74	
			For >64 To 96, Deduct	-6.65	
			For >96, Deduct	-9.57	
31 05	16 00-0004	CY	#4 Stone Aggregate Fill (3/4" To 1-1/2" Clean)	56.02	
			For Up To 8, Add	11.20	
			For >8 To 16, Add	5.60	
			For >48 To 64, Deduct	-3.62	
			For >64 To 96, Deduct	-6.42	
			For >96, Deduct	-9.22	
31 05	16 00-0005	CY	#5 Stone Aggregate Fill (1/2" To 1" Clean)	60.02	
			For Up To 8, Add	12.00	
			For >8 To 16, Add	6.00	
			For >48 To 64, Deduct	-3.82	
			For >64 To 96, Deduct	-6.82	
			For >96, Deduct	-9.82	
31 05	16 00-0006	CY	#6 Stone Aggregate Fill (3/8" To 3/4" Clean)	62.38	
			For Up To 8, Add	12.48	
			For >8 To 16, Add	6.24	
			For >48 To 64, Deduct	-3.94	
			For >64 To 96, Deduct	-7.06	
			For >96, Deduct	-10.18	
31 05	16 00-0007	CY	#56 Stone Aggregate Fill (3/8" To 1")	60.39	
			For Up To 8, Add	12.08	
			For >8 To 16, Add	6.04	
			For >48 To 64, Deduct	-3.84	
			For >64 To 96, Deduct	-6.86	
			For >96, Deduct	-9.88	
31 05	16 00-0008	CY	#57 Stone Aggregate Fill (3/8" To 1")	64.50	
			For Up To 8, Add	12.90	
			For >8 To 16, Add	6.45	
			For >48 To 64, Deduct	-4.05	
			For >64 To 96, Deduct	-7.27	
			For >96, Deduct	-10.50	
31 05	16 00-0009	CY	#67 Or #68 Stone Aggregate Fill (3/16" To 3/4")	58.21	
			For Up To 8, Add	11.64	
			For >8 To 16, Add	5.82	
			For >48 To 64, Deduct	-3.73	
			For >64 To 96, Deduct	-6.64	
			For >96, Deduct	-9.55	
31 05	16 00-0010	CY	#7 Stone Aggregate Fill (3/8" To 1/2")	59.35	
			For Up To 8, Add	11.87	
			For >8 To 16, Add	5.94	
			For >48 To 64, Deduct	-3.79	
			For >64 To 96, Deduct	-6.76	
			For >96, Deduct	-9.72	
31 05	16 00-0011	CY	#78 Stone Aggregate Fill (3/32" To 1/2")	59.85	
			For Up To 8, Add	11.97	
			For >8 To 16, Add	5.99	
			For >48 To 64, Deduct	-3.81	
			For >64 To 96, Deduct	-6.81	
			For >96, Deduct	-9.80	



MINOR CSI UOM DESCRIPTION	TOTAL DIRECT UNIT COST	DEMOLITION UNIT COST
31 05 16 00-0012 CY #8 Stone Aggregate Fill (3/32" To 3/8").....	62.38	
For Up To 8, Add	12.48	
For >8 To 16, Add	6.24	
For >48 To 64, Deduct	-3.94	
For >64 To 96, Deduct	-7.06	
For >96, Deduct	-10.18	
31 05 16 00-0013 CY #89 Stone Aggregate Fill (1/16" To 3/8").....	63.09	
For Up To 8, Add	12.62	
For >8 To 16, Add	6.31	
For >48 To 64, Deduct	-3.98	
For >64 To 96, Deduct	-7.13	
For >96, Deduct	-10.28	
31 05 16 00-0014 CY #9 Stone Aggregate Fill (3/32" To 3/16").....	62.38	
For Up To 8, Add	12.48	
For >8 To 16, Add	6.24	
For >48 To 64, Deduct	-3.94	
For >64 To 96, Deduct	-7.06	
For >96, Deduct	-10.18	
31 05 16 00-0015 CY #10 Stone Aggregate Fill (1/16" To 3/16").....	63.84	
For Up To 8, Add	12.77	
For >8 To 16, Add	6.38	
For >48 To 64, Deduct	-4.01	
For >64 To 96, Deduct	-7.20	
For >96, Deduct	-10.40	
31 05 16 00-0016 CY #610 Modified Stone Aggregate Fill (1/16" To 3/4").....	63.09	
For Up To 8, Add	12.62	
For >8 To 16, Add	6.31	
For >48 To 64, Deduct	-3.98	
For >64 To 96, Deduct	-7.13	
For >96, Deduct	-10.28	
31 05 16 00-0017 CY Screenings Stone Aggregate Fill (3/16" Max).....	52.76	
For Up To 8, Add	10.55	
For >8 To 16, Add	5.28	
For >48 To 64, Deduct	-3.46	
For >64 To 96, Deduct	-6.10	
For >96, Deduct	-8.73	
31 05 16 00-0018 CY Over 6" To 12" Stone Aggregate Fill, Random Size.....	57.43	
For Up To 8, Add	11.49	
For >8 To 16, Add	5.74	
For >48 To 64, Deduct	-3.69	
For >64 To 96, Deduct	-6.56	
For >96, Deduct	-9.44	
31 05 16 00-0019 CY Over 6" To 12" Graded Stone Aggregate Fill.....	57.43	
For Up To 8, Add	11.49	
For >8 To 16, Add	5.74	
For >48 To 64, Deduct	-3.69	
For >64 To 96, Deduct	-6.56	
For >96, Deduct	-9.44	
31 05 16 00-0020 CY 3" To 7" Surge Stone Aggregate Fill, Random Size.....	62.10	
For Up To 8, Add	12.42	
For >8 To 16, Add	6.21	
For >48 To 64, Deduct	-3.93	
For >64 To 96, Deduct	-7.03	
For >96, Deduct	-10.14	
31 05 16 00-0021 CY 3" To 7" Surge Stone Graded Aggregate Fill.....	65.42	
For Up To 8, Add	13.08	
For >8 To 16, Add	6.54	
For >48 To 64, Deduct	-4.09	
For >64 To 96, Deduct	-7.36	
For >96, Deduct	-10.63	
31 05 16 00-0022 CY Crusher Run Aggregate Fill (2-1/2" Minus).....	36.51	
For Up To 8, Add	7.30	
For >8 To 16, Add	3.65	
For >48 To 64, Deduct	-2.65	
For >64 To 96, Deduct	-4.47	
For >96, Deduct	-6.30	
31 05 16 00-0023 CY Crusher Run Aggregate Fill (1-1/2" Minus).....	40.17	
For Up To 8, Add	8.03	
For >8 To 16, Add	4.02	
For >48 To 64, Deduct	-2.83	
For >64 To 96, Deduct	-4.84	
For >96, Deduct	-6.85	
31 05 16 00-0024 CY Crusher Run Aggregate Fill (3/4" Minus).....	37.80	
For Up To 8, Add	7.56	
For >8 To 16, Add	3.78	
For >48 To 64, Deduct	-2.71	
For >64 To 96, Deduct	-4.60	
For >96, Deduct	-6.49	
31 05 16 00-0025 CY Miscellaneous Crushed Base, Processed Concrete, Paving.....	62.12	
For Up To 8, Add	12.42	
For >8 To 16, Add	6.21	
For >48 To 64, Deduct	-3.93	
For >64 To 96, Deduct	-7.03	
For >96, Deduct	-10.14	

31	31 Earthwork
	31 05 Common Work Results for Earthwork
	31 05 36 Equipment Delivery, Pickup, Mobilization and Demobilization



MINOR
CSI UOM DESCRIPTION

TOTAL DIRECT DEMOLITION
UNIT COST UNIT COST

31 05 36 Equipment Delivery, Pickup, Mobilization and Demobilization ⁽³¹⁾

⁽⁰⁵⁾
See CSI section 01 71 13 00-0001 for equipment delivery, pickup, mobilization and demobilization.

31 10 Site Clearing ⁽³¹⁾

31 11 Clearing and Grubbing ^(31 10)

31 11 00 00-0001 Clear And Grub Roots And Stumps ^(31 11)
 Note: Tree diameter (diameter at breast height) is the diameter of the tree trunk measured at 4.5' above ground level. Based on tree density (light, medium or heavy) to be removed. Excludes loading. See CSI section 31 13 13 00-0001 for small areas or individual trees removal.

31 11 00 00-0002	ACR Clear And Grub Light Trees Up To 6" Diameter, Cut And Chip	7,518.11
	Note: Includes grub and removal of stump	
31 11 00 00-0003	ACR Clear And Grub Light Stumps Only Up To 6" Diameter	2,183.84
31 11 00 00-0004	ACR Clear And Grub Medium Trees Up To 10" Diameter, Cut And Chip	10,024.15
	Note: Includes grub and removal of stump	
31 11 00 00-0005	ACR Clear And Grub Medium Stumps Only Up To 10" Diameter	3,639.74
31 11 00 00-0006	ACR Clear And Grub Heavy Trees Up To 16" Diameter, Cut And Chip	13,783.21
	Note: Includes grub and removal of stump	
31 11 00 00-0007	ACR Clear And Grub Heavy Stumps Only Up To 16" Diameter	5,459.62
31 11 00 00-0008	ACR Clear And Grub Heavy Trees Up To 24" Diameter, Cut And Chip	20,048.29
	Note: Includes grub and removal of stump	
31 11 00 00-0009	ACR Clear And Grub Heavy Stumps Only Up To 24" Diameter	7,643.46
31 11 00 00-0010	ACR Clearing By Machine - Light Brush Without Grub	336.03
31 11 00 00-0011	ACR Clearing By Machine - Medium Brush Without Grub	699.78
31 11 00 00-0012	ACR Clearing By Machine - Heavy Brush Without Grub	990.13
31 11 00 00-0013	ACR Chipping - Light Brush	2,673.59
31 11 00 00-0014	ACR Chipping - Medium Brush	3,437.63
31 11 00 00-0015	ACR Chipping - Heavy Brush	4,813.13

31 11 00 00-0016 Loading Of Cleared And Grubbed Material ^(31 11)
 See CSI section 01 74 19 00-0048 for hauling.

31 11 00 00-0017	CY Machine Loading Of Cleared And Grubbed Material	11.68
31 11 00 00-0018	CY Chute Loading Of Cleared And Grubbed Material	14.01
31 11 00 00-0019	CY Hand Loading Of Cleared And Grubbed Material	40.68
31 11 00 00-0020	CY Wheel And Ramp Loading Of Cleared And Grubbed Material	31.97

31 13 Selective Tree and Shrub Removal and Trimming ^(31 10)

31 13 13 Selective Tree and Shrub Removal ^(31 13)

31 13 13 00-0001 Individual Tree Removal ^(31 13 13)
 Note: Includes sawing and chipping branches. Tree diameter, D.B.H. (Diameter At Breast Height) is the diameter of the tree trunk measured at 4.5' above ground elevation. Excludes stump removal or grinding.

31 13 13 00-0002	EA Up To 6" D.B.H. (Diameter At Breast Height) Tree Removal	626.50
	Note: Includes cutting up tree, chipping and loading.	
31 13 13 00-0003	EA >6" To 12" D.B.H. (Diameter At Breast Height) Tree Removal	939.76
	Note: Includes cutting up tree, chipping and loading.	
31 13 13 00-0004	EA >12" To 24" D.B.H. (Diameter At Breast Height) Tree Removal	1,253.02
	Note: Includes cutting up tree, chipping and loading.	
31 13 13 00-0005	EA >24" To 36" D.B.H. (Diameter At Breast Height) Tree Removal	1,879.52
	Note: Includes cutting up tree, chipping and loading.	
31 13 13 00-0006	EA >36" To 48" D.B.H. (Diameter At Breast Height) Tree Removal	2,506.04
	Note: Includes cutting up tree, chipping and loading.	
31 13 13 00-0007	EA >48" To 60" D.B.H. (Diameter At Breast Height) Tree Removal	3,132.54
	Note: Includes cutting up tree, chipping and loading.	
	<i>For Tree Removal Without Chipping Or Cutting Up Tree Into Smaller Pieces, Deduct</i>	<i>-783.14</i>
31 13 13 00-0008	EA >60" To 72" D.B.H. (Diameter At Breast Height) Tree Removal	3,759.06
	Note: Includes cutting up tree, chipping and loading.	
	<i>For Tree Removal Without Chipping Or Cutting Up Tree Into Smaller Pieces, Deduct</i>	<i>-939.77</i>
31 13 13 00-0009	EA >72" To 84" D.B.H. (Diameter At Breast Height) Tree Removal	5,012.08
	Note: Includes cutting up tree, chipping and loading.	
	<i>For Tree Removal Without Chipping Or Cutting Up Tree Into Smaller Pieces, Deduct</i>	<i>-1,253.02</i>

31 13 13 00-0010 Stump Removal ^(31 13 13)
 Note: Measured by diameter of stump.

31 13 13 00-0011 Stump Removal By Machine ^(31 13 13 00-0010)

31 13 13 00-0012	EA Up To 6" Diameter Stump Removal	109.19
	Note: Includes excavation necessary to remove stump and loading.	
31 13 13 00-0013	EA >6" To 12" Diameter Stump Removal	209.29
	Note: Includes excavation necessary to remove stump and loading.	
31 13 13 00-0014	EA >12" To 24" Diameter Stump Removal	272.99
	Note: Includes excavation necessary to remove stump and loading.	
31 13 13 00-0015	EA >24" To 36" Diameter Stump Removal	409.48
	Note: Includes excavation necessary to remove stump and loading.	
31 13 13 00-0016	EA >36" To 48" Diameter Stump Removal	482.30
	Note: Includes excavation necessary to remove stump and loading.	



Earthwork	31	13
Site Clearing	31 10	
Selective Tree and Shrub Removal and Trimming	31 13	

MINOR CSI UOM DESCRIPTION	TOTAL DIRECT UNIT COST	DEMOLITION UNIT COST
31 13 13 00-0017 EA >48" To 60" Diameter Stump Removal..... Note: Includes excavation necessary to remove stump and loading.	567.80	
31 13 13 00-0018 EA >60" To 72" Diameter Stump Removal..... Note: Includes excavation necessary to remove stump and loading.	673.35	
31 13 13 00-0019 EA >72" To 84" Diameter Stump Removal..... Note: Includes excavation necessary to remove stump and loading.	791.64	
31 13 13 00-0020 Stump Removal By Hand <small>(31 13 13 00-0010)</small>		
31 13 13 00-0021 EA Up To 6" Diameter Stump Removal By Hand Note: Where stump removal is inaccessible by machine. Includes excavation necessary to remove stump and loading.	650.59	
31 13 13 00-0022 EA >6" To 12" Diameter Stump Removal By Hand Note: Where stump removal is inaccessible by machine. Includes excavation necessary to remove stump and loading.	813.25	
31 13 13 00-0023 EA >12" To 24" Diameter Stump Removal By Hand Note: Where stump removal is inaccessible by machine. Includes excavation necessary to remove stump and loading.	1,192.75	
31 13 13 00-0024 EA >24" To 36" Diameter Stump Removal By Hand Note: Where stump removal is inaccessible by machine. Includes excavation necessary to remove stump and loading.	1,626.48	
31 13 13 00-0025 EA >36" To 48" Diameter Stump Removal By Hand Note: Where stump removal is inaccessible by machine. Includes excavation necessary to remove stump and loading.	2,168.65	
31 13 13 00-0026 EA >48" To 60" Diameter Stump Removal By Hand Note: Where stump removal is inaccessible by machine. Includes excavation necessary to remove stump and loading.	2,710.81	
31 13 13 00-0027 EA >60" To 72" Diameter Stump Removal By Hand Note: Where stump removal is inaccessible by machine. Includes excavation necessary to remove stump and loading.	3,252.97	
31 13 13 00-0028 EA >72" To 84" Diameter Stump Removal By Hand Note: Where stump removal is inaccessible by machine. Includes excavation necessary to remove stump and loading.	3,795.13	
31 13 13 00-0029 Stump Grinding <small>(31 13 13)</small> Note: Measured by diameter of stump.		
31 13 13 00-0030 Stump Grinding, 18" Deep Below Surface Of Soil <small>(31 13 13 00-0029)</small> Note: Level soil to match existing surface area.		
31 13 13 00-0031 EA Stump Grinding Up To 6" Tree <i>For 24" Depth, Add</i>	119.26 23.85	
31 13 13 00-0032 EA Stump Grinding >6" To 12" Tree..... <i>For 24" Depth, Add</i>	159.02 31.80	
31 13 13 00-0033 EA Stump Grinding >12" To 15" Tree..... <i>For 24" Depth, Add</i>	178.89 35.78	
31 13 13 00-0034 EA Stump Grinding >15" To 18" Tree..... <i>For 24" Depth, Add</i>	198.77 39.75	
31 13 13 00-0035 EA Stump Grinding >18" To 21" Tree..... <i>For 24" Depth, Add</i>	213.69 42.74	
31 13 13 00-0036 EA Stump Grinding >21" To 24" Tree..... <i>For 24" Depth, Add</i>	228.59 45.72	
31 13 13 00-0037 EA Stump Grinding >24" To 27" Tree..... <i>For 24" Depth, Add</i>	248.47 49.69	
31 13 13 00-0038 EA Stump Grinding >27" To 30" Tree..... <i>For 24" Depth, Add</i>	269.77 53.95	
31 13 13 00-0039 EA Stump Grinding >30" To 33" Tree..... <i>For 24" Depth, Add</i>	299.74 59.95	
31 13 13 00-0040 EA Stump Grinding >33" To 36" Tree..... <i>For 24" Depth, Add</i>	319.73 63.95	
31 13 13 00-0041 EA Stump Grinding >36" To 42" Tree..... <i>For 24" Depth, Add</i>	359.68 71.94	
31 13 13 00-0042 EA Stump Grinding >42" To 48" Tree..... <i>For 24" Depth, Add</i>	399.65 79.93	
31 13 13 00-0043 EA Stump Grinding >48" To 60" Tree..... <i>For 24" Depth, Add</i>	499.57 99.91	
31 13 13 00-0044 EA Stump Grinding >60" To 72" Tree..... <i>For 24" Depth, Add</i>	624.46 124.89	
31 13 13 00-0045 EA Stump Grinding >72" To 84" Tree..... <i>For 24" Depth, Add</i>	799.30 159.86	
31 13 13 00-0046 Shrub Removal <small>(31 13 13)</small>		
31 13 13 00-0047 EA Removal Of 18" To 24" Shrub, Broadleaf Evergreen.....	47.40	
31 13 13 00-0048 EA Removal Of 2' To 3' Shrub, Broadleaf Evergreen.....	74.34	
31 13 13 00-0049 EA Removal Of 3' To 4' Shrub, Broadleaf Evergreen.....	86.18	
31 13 13 00-0050 EA Removal Of 4' To 5' Shrub, Broadleaf Evergreen.....	129.27	
31 13 13 00-0051 EA Removal Of 12" To 15" Shrub, Deciduous.....	23.70	
31 13 13 00-0052 EA Removal Of 18" To 24" Shrub, Deciduous.....	36.62	
31 13 13 00-0053 EA Removal Of 2' To 3' Shrub, Deciduous.....	47.40	
31 13 13 00-0054 EA Removal Of 3' To 4' Shrub, Deciduous.....	51.71	
31 13 13 00-0055 EA Removal Of 18" To 24" Shrub, Evergreen.....	47.40	
31 13 13 00-0056 EA Removal Of 24" To 30" Shrub, Evergreen.....	51.71	
31 13 13 00-0057 EA Removal Of 30" To 36" Shrub, Evergreen.....	74.34	

31	31 Earthwork
	31 10 Site Clearing
	31 13 Selective Tree and Shrub Removal and Trimming



MINOR	CSI	UOM	DESCRIPTION	TOTAL DIRECT UNIT COST	DEMOLITION UNIT COST
-------	-----	-----	-------------	------------------------	----------------------

31 13 13 00-0058 EA Removal Of 36" To 42" Shrub, Evergreen129.27

31 13 16 Selective Tree and Shrub Trimming (31 13)

31 13 16 00-0001	Tree Trimming For Pole Line Construction And Maintenance (31 13 16)				
	Note: Area to be vertical cleared (including overhanging limbs) is minimum 20' wide (10' each side of structure) and 16' above ground. All materials to 6" D.B.H. (Diameter At Breast Height) to be chipped in place. Larger material may be chipped or disposed. Trees greater than 18" diameter use individual tree removal tasks. Quantity based on running foot of power line to be cleared.				
31 13 16 00-0002	LF		Tree Trimming, Light Cutting To 6" Diameter For Pole Line Construction	2.04	
31 13 16 00-0003	LF		Tree Trimming, Medium Cutting >6" To 12" Diameter For Pole Line Construction	3.07	
31 13 16 00-0004	LF		Tree Trimming, Heavy Cutting >12" To 18" Diameter For Pole Line Construction.....	3.61	

31 20 Earth Moving (31)

Note: Per OSHA -Soil Classification - 1926 Subpart P App A. Light material: Class A site material, normally referred to as "easy digging". Consisting of loose, soft, free running materials. Close lying, which will fill blade, digger or bucket to capacity, and frequently provide a heaped load. Materials such as dry sand, small gravel, unpacked earth, loam, etc., would fall into this category. Medium material: Class B site material, normally referred to as "medium and tough, wet and sticky clay would be examples of this medium digging", consisting of harder materials that are not difficult to dig without assistance such as ripping, blasting, etc. Material break up with some bulkiness causing voids in digger or bucket. Materials such as packed earth, common earth with some clay, soil with less than 25% rock content would be examples of this category. Heavy/wet material: Class C site material, normally referred to as "hard digging", consisting of materials which may require some assistance in breaking up. Bulky and somewhat hard to penetrate materials would be found in this category and voids in dipper or bucket would be common. Materials such as very hard packed soil, with up to 50% to 70% rock content and hard category. Soil conditions will be determined by soil analysis to provide appropriate percentage (%) for the various types of soil conditions. Apply the percentages to the various soil types to generate an appropriate representation of the soil condition.

31 23 Excavation and Fill (31 20)

31 23 16 Excavation (31 23)

31 23 16 13 Trenching (31 23 16)

Note: Use this section for trenching operations even if the total project volume exceeds 500 CY. Use tasks for work by hand only for areas not accessible by machine.

31 23 16 13-0001 Excavation For Trenching By Machine (31 23 16 13)

Note: Includes stockpiling excess materials and trimming sides and bottom of trench.

31 23 16 13-0002	CY	12" Wide or Less, Excavation for Trenching by Machine in Soil	11.34
		For Excavation In Light Material (Class A), Deduct	-1.42
		For Excavation In Heavy/Wet Material (Class C), Add	4.54
		For Up To 20, Add	9.07
		For >20 To 50, Add	5.67
		For >50 To 250, Add	2.84
		For >500 To 1,000, Deduct	-1.70
		For >1,000, Deduct	-3.40
31 23 16 13-0003	CY	Over 12" Wide, Excavation for Trenching by Machine in Soil	7.40
		For Excavation In Light Material (Class A), Deduct	-0.93
		For Excavation In Heavy/Wet Material (Class C), Add	2.96
		For Up To 20, Add	5.92
		For >20 To 50, Add	3.70
		For >50 To 250, Add	1.85
		For >500 To 1,000, Deduct	-1.11
		For >1,000, Deduct	-2.22
31 23 16 13-0004	CY	12" Wide or Less, Excavation for Trenching by Machine in Loose Rock	18.77
		Note: Includes compacted aggregate	
		For Up To 20, Add	15.02
		For >20 To 50, Add	9.39
		For >50 To 250, Add	4.69
		For >500 To 1,000, Deduct	-2.82
		For >1,000, Deduct	-5.63
31 23 16 13-0005	CY	Over 12" Wide, Excavation for Trenching by Machine in Loose Rock	13.15
		Note: Includes compacted aggregate	
		For Up To 20, Add	10.52
		For >20 To 50, Add	6.58
		For >50 To 250, Add	3.29
		For >500 To 1,000, Deduct	-1.97
		For >1,000, Deduct	-3.95

31 23 16 13-0006 Excavation For Trenching By Hand (31 23 16 13)

31 23 16 13-0007	CY	Excavation For Trenching By Hand In Soil	134.25
		Note: Includes stockpiling excess materials and trimming sides and bottom of trench.	
31 23 16 13-0008	CY	Excavation For Trenching By Hand In Loose Rock Or Compacted Aggregate.....	230.29
		Note: Includes stockpiling excess materials and trimming sides and bottom of trench.	

31 23 16 13-0009 Backfilling Or Placing Subbase For Trenches (31 23 16 13)

Note: With imported or stockpiled materials.

31 23 16 13-0010	CY	Backfilling or Placing Subbase for Trenches with Imported or Stockpiled Materials by Machine.....	4.09
		For Up To 20, Add	3.27
		For >20 To 50, Add	2.05
		For >50 To 250, Add	1.02
		For >500 To 1,000, Deduct	-0.61
		For >1,000, Deduct	-1.23
31 23 16 13-0011	CY	Backfilling or Placing Subbase for Trenches with Imported or Stockpiled Materials by Hand.....	37.29



Earthwork	31	13
Earth Moving	31 20	
Excavation and Fill	31 23	

MINOR CSI UOM DESCRIPTION	TOTAL DIRECT UNIT COST	DEMOLITION UNIT COST
------------------------------	---------------------------	-------------------------

31 23 16 13-0012	Compaction Of Fill Or Subbase For Trenches <small>(31 23 16 13)</small> Note: Includes restoration of final grade.	
31 23 16 13-0013	CY Compaction of Fill or Subbase for Trenches by Vibratory Plate, Air Tamper, Etcetera.....	7.79
	<i>For Up To 20, Add</i>	6.23
	<i>For >20 To 50, Add</i>	3.90
	<i>For >50 To 250, Add</i>	1.95
	<i>For >500 To 1,000, Deduct</i>	-1.17
	<i>For >1,000, Deduct</i>	-2.34
31 23 16 13-0014	CY Compaction of Fill or Subbase for Trenches by Hand	42.07
31 23 16 13-0015	Loading Excess Material For Removal From Excavation For Trenches <small>(31 23 16 13)</small> Note: Includes hand work by laborer for clean-up. Not to be used when excavated material can be loaded directly into truck instead of stock-piling. See CSI section 01 74 19 00-0048 for hauling.	
31 23 16 13-0016	CY Load Excess Material by Machine for Removal from Excavation for Trenching.....	7.11
	<i>For Up To 20, Add</i>	5.69
	<i>For >20 To 50, Add</i>	3.56
	<i>For >50 To 250, Add</i>	1.78
	<i>For >500 To 1,000, Deduct</i>	-1.07
	<i>For >1,000, Deduct</i>	-2.13
31 23 16 13-0017	CY Load Excess Material by Hand for Removal from Excavation for Trenching	98.44
31 23 16 13-0018	Spread Excess Or Imported Material For Trenches <small>(31 23 16 13)</small> Note: Includes hand work by laborer for clean-up.	
31 23 16 13-0019	CY Spread Excess Or Imported Material On Site With Machine.....	3.34
	<i>For Up To 20, Add</i>	2.67
	<i>For >20 To 50, Add</i>	1.67
	<i>For >50 To 250, Add</i>	0.84
	<i>For >500 To 1,000, Deduct</i>	-0.50
	<i>For >1,000, Deduct</i>	-1.00
31 23 16 13-0020	Direct Burial (Plowed-in) Cable Or Piping By Machine <small>(31 23 16 13)</small> Note: Includes trench, backfill, compaction and restoration of final grade.	
31 23 16 13-0021	LF Direct Burial of Cable or Piping up to 12" Deep	2.49
31 23 16 13-0022	LF Direct Burial of Cable or Piping >12" to 24" Deep	2.74
31 23 16 13-0023	LF Direct Burial of Cable or Piping >24" to 36" Deep	3.89
31 23 16 13-0024	LF Direct Burial of Cable or Piping >36" to 48" Deep	4.40
31 23 16 13-0025	Utility Chain Trencher <small>(31 23 16 13)</small>	
31 23 16 13-0026	Utility Trench, Chain Trencher <small>(31 23 16 13-0025)</small> Note: Earth left adjacent to trench.	
31 23 16 13-0027	LF 4" Wide, 12" Deep Trench, Medium Soil, Chain Trencher.....	1.37
	<i>For >100 To 250, Deduct</i>	-0.10
	<i>For >250 To 500, Deduct</i>	-0.21
	<i>For >500, Deduct</i>	-0.41
31 23 16 13-0028	LF 4" Wide, 18" Deep Trench, Medium Soil, Chain Trencher.....	1.50
	<i>For >100 To 250, Deduct</i>	-0.11
	<i>For >250 To 500, Deduct</i>	-0.23
	<i>For >500, Deduct</i>	-0.45
31 23 16 13-0029	LF 4" Wide, 24" Deep Trench, Medium Soil, Chain Trencher.....	1.55
	<i>For >100 To 250, Deduct</i>	-0.11
	<i>For >250 To 500, Deduct</i>	-0.23
	<i>For >500, Deduct</i>	-0.47
31 23 16 13-0030	LF 6" Wide, 12" Deep Trench, Medium Soil, Chain Trencher.....	1.65
	<i>For >100 To 250, Deduct</i>	-0.12
	<i>For >250 To 500, Deduct</i>	-0.25
	<i>For >500, Deduct</i>	-0.50
31 23 16 13-0031	LF 6" Wide, 18" Deep Trench, Medium Soil, Chain Trencher.....	1.80
	<i>For >100 To 250, Deduct</i>	-0.13
	<i>For >250 To 500, Deduct</i>	-0.27
	<i>For >500, Deduct</i>	-0.54
31 23 16 13-0032	LF 6" Wide, 24" Deep Trench, Medium Soil, Chain Trencher.....	2.06
	<i>For >100 To 250, Deduct</i>	-0.14
	<i>For >250 To 500, Deduct</i>	-0.31
	<i>For >500, Deduct</i>	-0.62
31 23 16 13-0033	LF 6" Wide, 36" Deep Trench, Medium Soil, Chain Trencher.....	2.46
	<i>For >100 To 250, Deduct</i>	-0.17
	<i>For >250 To 500, Deduct</i>	-0.37
	<i>For >500, Deduct</i>	-0.74
31 23 16 13-0034	LF 8" Wide, 12" Deep Trench, Medium Soil, Chain Trencher.....	2.32
	<i>For >100 To 250, Deduct</i>	-0.16
	<i>For >250 To 500, Deduct</i>	-0.35
	<i>For >500, Deduct</i>	-0.70
31 23 16 13-0035	LF 8" Wide, 18" Deep Trench, Medium Soil, Chain Trencher.....	2.73
	<i>For >100 To 250, Deduct</i>	-0.19
	<i>For >250 To 500, Deduct</i>	-0.41
	<i>For >500, Deduct</i>	-0.82

31	31 Earthwork
	31 20 Earth Moving
	31 23 Excavation and Fill



MINOR	CSI	UOM	DESCRIPTION	TOTAL DIRECT UNIT COST	DEMOLITION UNIT COST
-------	-----	-----	-------------	------------------------	----------------------

31 23 16 13-0036	LF		8" Wide, 24" Deep Trench, Medium Soil, Chain Trencher	3.11	
			<i>For >100 To 250, Deduct</i>	-0.22	
			<i>For >250 To 500, Deduct</i>	-0.47	
			<i>For >500, Deduct</i>	-0.93	
31 23 16 13-0037	LF		8" Wide, 36" Deep Trench, Medium Soil, Chain Trencher	3.69	
			<i>For >100 To 250, Deduct</i>	-0.26	
			<i>For >250 To 500, Deduct</i>	-0.55	
			<i>For >500, Deduct</i>	-1.11	

31 23 16 13-0038 Backfill Trenches With Compaction (31 23 16 13-0025)

31 23 16 13-0039	LF		Backfill 4" Wide, 12" Deep Trench, With Compaction	0.21	
			<i>For >100 To 250, Deduct</i>	-0.01	
			<i>For >250 To 500, Deduct</i>	-0.03	
			<i>For >500, Deduct</i>	-0.06	
31 23 16 13-0040	LF		Backfill 4" Wide, 18" Deep Trench, With Compaction	0.34	
			<i>For >100 To 250, Deduct</i>	-0.02	
			<i>For >250 To 500, Deduct</i>	-0.05	
			<i>For >500, Deduct</i>	-0.10	
31 23 16 13-0041	LF		Backfill 4" Wide, 24" Deep Trench, With Compaction	0.44	
			<i>For >100 To 250, Deduct</i>	-0.03	
			<i>For >250 To 500, Deduct</i>	-0.07	
			<i>For >500, Deduct</i>	-0.13	
31 23 16 13-0042	LF		Backfill 6" Wide, 12" Deep Trench, With Compaction	0.34	
			<i>For >100 To 250, Deduct</i>	-0.02	
			<i>For >250 To 500, Deduct</i>	-0.05	
			<i>For >500, Deduct</i>	-0.10	
31 23 16 13-0043	LF		Backfill 6" Wide, 18" Deep Trench, With Compaction	0.44	
			<i>For >100 To 250, Deduct</i>	-0.03	
			<i>For >250 To 500, Deduct</i>	-0.07	
			<i>For >500, Deduct</i>	-0.13	
31 23 16 13-0044	LF		Backfill 6" Wide, 24" Deep Trench, With Compaction	0.67	
			<i>For >100 To 250, Deduct</i>	-0.05	
			<i>For >250 To 500, Deduct</i>	-0.10	
			<i>For >500, Deduct</i>	-0.20	
31 23 16 13-0045	LF		Backfill 6" Wide, 36" Deep Trench, With Compaction	0.96	
			<i>For >100 To 250, Deduct</i>	-0.07	
			<i>For >250 To 500, Deduct</i>	-0.14	
			<i>For >500, Deduct</i>	-0.29	
31 23 16 13-0046	LF		Backfill 8" Wide, 12" Deep Trench, With Compaction	0.44	
			<i>For >100 To 250, Deduct</i>	-0.03	
			<i>For >250 To 500, Deduct</i>	-0.07	
			<i>For >500, Deduct</i>	-0.13	
31 23 16 13-0047	LF		Backfill 8" Wide, 18" Deep Trench, With Compaction	0.67	
			<i>For >100 To 250, Deduct</i>	-0.05	
			<i>For >250 To 500, Deduct</i>	-0.10	
			<i>For >500, Deduct</i>	-0.20	
31 23 16 13-0048	LF		Backfill 8" Wide, 24" Deep Trench, With Compaction	0.89	
			<i>For >100 To 250, Deduct</i>	-0.06	
			<i>For >250 To 500, Deduct</i>	-0.13	
			<i>For >500, Deduct</i>	-0.27	
31 23 16 13-0049	LF		Backfill 8" Wide, 36" Deep Trench, With Compaction	1.33	
			<i>For >100 To 250, Deduct</i>	-0.09	
			<i>For >250 To 500, Deduct</i>	-0.20	
			<i>For >500, Deduct</i>	-0.40	

31 23 16 16 Structural Excavation for Minor Structures (31 23 16)

31 23 16 16-0001			Post Holes <small>(31 23 16 16)</small>		
			Note: Excludes spreading of excess material on site or loading and removal of excavated material from site.		
31 23 16 16-0002			Drilling Post Hole In Soil <small>(31 23 16 16-0001)</small>		
			Note: Auger by machine unless otherwise notified by owner.		
31 23 16 16-0003	VLF		Up To 2-1/2" Diameter Hole, Auger By Machine Post Hole In Soil	9.89	
31 23 16 16-0004	VLF		2-1/2" Diameter Hole, Auger By Machine Post Hole In Soil	11.12	
31 23 16 16-0005	VLF		3" Diameter Hole, Auger By Machine Post Hole In Soil	13.18	
31 23 16 16-0006	VLF		4" Diameter Hole, Auger By Machine Post Hole In Soil	14.82	
31 23 16 16-0007	VLF		6" Diameter Hole, Auger By Machine Post Hole In Soil	16.18	
31 23 16 16-0008	VLF		8" Diameter Hole, Auger By Machine Post Hole In Soil	17.80	
31 23 16 16-0009	VLF		10" Diameter Hole, Auger By Machine Post Hole In Soil	19.77	
31 23 16 16-0010	VLF		12" Diameter Hole, Auger By Machine Post Hole In Soil	22.24	
31 23 16 16-0011	VLF		18" Diameter Hole, Auger By Machine Post Hole In Soil	25.43	
31 23 16 16-0012	VLF		24" Diameter Hole, Auger By Machine Post Hole In Soil	29.66	
31 23 16 16-0013	VLF		30" Diameter Hole, Auger By Machine Post Hole In Soil	35.59	
31 23 16 16-0014	VLF		36" Diameter Hole, Auger By Machine Post Hole In Soil	44.48	

31 23 16 16-0015 Drilling Post Hole In Rock (31 23 16 16-0001)

31 23 16 16-0016	CF		Jackhammer Post Hole, Rock	74.51	
31 23 16 16-0017	CF		Rock Drill Post Hole, Rock	20.69	

31 23 16 16-0018 Post Hole Fill (31 23 16 16-0001)



MINOR CSI UOM DESCRIPTION	TOTAL DIRECT UNIT COST	DEMOLITION UNIT COST
------------------------------	---------------------------	-------------------------

31 23 16 16-0019	Concrete Fill <small>(31 23 16 16-0018)</small>	
31 23 16 16-0020	VLF Concrete Fill, Up To 2-1/2" Diameter Hole	5.86
31 23 16 16-0021	VLF Concrete Fill, 2-1/2" Diameter Hole	7.53
31 23 16 16-0022	VLF Concrete Fill, 3" Diameter Hole	8.28
31 23 16 16-0023	VLF Concrete Fill, 4" Diameter Hole	9.49
31 23 16 16-0024	VLF Concrete Fill, 6" Diameter Hole	13.37
31 23 16 16-0025	VLF Concrete Fill, 8" Diameter Hole	17.85
31 23 16 16-0026	VLF Concrete Fill, 10" Diameter Hole	21.82
31 23 16 16-0027	VLF Concrete Fill, 12" Diameter Hole	25.44
31 23 16 16-0028	VLF Concrete Fill, 18" Diameter Hole	34.59
31 23 16 16-0029	VLF Concrete Fill, 24" Diameter Hole	42.86
31 23 16 16-0030	VLF Concrete Fill, 30" Diameter Hole	50.92
31 23 16 16-0031	VLF Concrete Fill, 36" Diameter Hole	59.28

31 23 16 16-0032	Grout Fill <small>(31 23 16 16-0018)</small>	
31 23 16 16-0033	VLF Grout Fill, Up To 2-1/2" Diameter Hole	6.96
31 23 16 16-0034	VLF Grout Fill, 2-1/2" Diameter Hole	8.96
31 23 16 16-0035	VLF Grout Fill, 3" Diameter Hole	9.75
31 23 16 16-0036	VLF Grout Fill, 4" Diameter Hole	10.93
31 23 16 16-0037	VLF Grout Fill, 6" Diameter Hole	15.27
31 23 16 16-0038	VLF Grout Fill, 8" Diameter Hole	20.38
31 23 16 16-0039	VLF Grout Fill, 10" Diameter Hole	24.83
31 23 16 16-0040	VLF Grout Fill, 12" Diameter Hole	28.80
31 23 16 16-0041	VLF Grout Fill, 18" Diameter Hole	38.45
31 23 16 16-0042	VLF Grout Fill, 24" Diameter Hole	46.90
31 23 16 16-0043	VLF Grout Fill, 30" Diameter Hole	55.09
31 23 16 16-0044	VLF Grout Fill, 36" Diameter Hole	63.47

31 23 16 16-0045	Earth Fill, Compacted <small>(31 23 16 16-0018)</small>	
31 23 16 16-0046	VLF Earth Fill, Up To 2-1/2" Diameter Hole	4.98
31 23 16 16-0047	VLF Earth Fill, 2-1/2" Diameter Hole	6.48
31 23 16 16-0048	VLF Earth Fill, 3" Diameter Hole	6.78
31 23 16 16-0049	VLF Earth Fill, 4" Diameter Hole	6.97
31 23 16 16-0050	VLF Earth Fill, 6" Diameter Hole	9.32
31 23 16 16-0051	VLF Earth Fill, 8" Diameter Hole	12.43
31 23 16 16-0052	VLF Earth Fill, 10" Diameter Hole	14.92
31 23 16 16-0053	VLF Earth Fill, 12" Diameter Hole	16.91
31 23 16 16-0054	VLF Earth Fill, 18" Diameter Hole	20.61
31 23 16 16-0055	VLF Earth Fill, 24" Diameter Hole	23.13
31 23 16 16-0056	VLF Earth Fill, 30" Diameter Hole	25.36
31 23 16 16-0057	VLF Earth Fill, 36" Diameter Hole	27.35

31 23 16 26	Rock Removal <small>(31 23 16)</small>	
31 23 16 26-0001	Rock Breaking By Machine <small>(31 23 16 26)</small>	
	Note: Excludes excavation of broken-up rock.	
31 23 16 26-0002	CY Rock Breaking By Machine, Soft Sedimentary Rocks (Shale, Sandstone, Limestone)	28.68
31 23 16 26-0003	CY Rock Breaking By Machine, Medium Metamorphic Rock (Slate)	30.59
31 23 16 26-0004	CY Rock Breaking By Machine, Hard Igneous Rock (Granite, Basalt)	36.33

31 23 16 33 Bulk Excavation (31 23 16)
 Note: For excavations where the total quantity for a project is greater than 500 cubic yards. See CSI section 31 05 16 00-0000 for imported material, 31 23 16 36-0000 for For less than 500 CY excavation.

31 23 16 33-0001	Excavation <small>(31 23 16 33)</small>	
	Note: For bulk excavation. Includes stockpiling excavated materials within 100' of point of excavation.	
31 23 16 33-0002	CY Bulk Excavation by Dozer in Soil	10.45
	<i>For Excavation In Light Material (Class A), Deduct</i>	-1.31
	<i>For Excavation In Heavy/Wet Material (Class C), Add</i>	4.18
	<i>For >1,000, Deduct</i>	-1.57
31 23 16 33-0003	CY Bulk Excavation by Hydraulic Excavator, Front End Loader, Backhoe in Soil	5.97
	<i>For Excavation In Light Material (Class A), Deduct</i>	-0.75
	<i>For Excavation In Heavy/Wet Material (Class C), Add</i>	2.39
	<i>For >1,000, Deduct</i>	-0.90
31 23 16 33-0004	CY Bulk Excavation by Dozer in Loose Rock	12.86
	Note: Includes compacted aggregate	
	<i>For >1,000, Deduct</i>	-1.93
31 23 16 33-0005	CY Bulk Excavation by Hydraulic Excavator, Front End Loader, Backhoe in Loose Rock	7.35
	Note: Includes compacted aggregate	
	<i>For >1,000, Deduct</i>	-1.10

31 23 16 33-0006	Spreading, Shaping And Rough Grading <small>(31 23 16 33)</small>	
	Note: Imported or stockpiled material for bulk excavation.	
31 23 16 33-0007	CY Spreading, Shaping, and Rough Grading Imported or Stockpiled Material for Bulk Excavation by Machine	6.45
	<i>For >1,000, Deduct</i>	-0.97

31	31	Earthwork
	31 20	Earth Moving
	31 23	Excavation and Fill



MINOR CSI UOM DESCRIPTION	TOTAL DIRECT UNIT COST	DEMOLITION UNIT COST
------------------------------	---------------------------	-------------------------

31 23 16 33-0008	Cutting, Shaping and Rough Grading Of Existing Elevations <small>(31 23 16 33)</small> Note: For bulk excavation.	
31 23 16 33-0009	CY Cutting, Shaping and Rough Grading Existing Elevations For Bulk Excavation by Machine <i>For >1,000, Deduct</i>	7.17 -1.08
31 23 16 33-0010	Relocating On Site Excavated Material From Excavation <small>(31 23 16 33)</small> Note: For bulk excavation.	
31 23 16 33-0011	CY Relocating On Site Excavated Material From Bulk Excavation >100' to 300' <i>For >1,000, Deduct</i>	5.73 -0.86
31 23 16 33-0012	CY Relocating On Site Excavated Material From Bulk Excavation >300' to 500' <i>For >1,000, Deduct</i>	8.61 -1.29
31 23 16 33-0013	CY Relocating On Site Excavated Material From Bulk Excavation >500' To 1,000' <i>For >1,000, Deduct</i>	12.90 -1.94
31 23 16 33-0014	CY Relocating On Site Excavated Material From Bulk Excavation >1,000' <i>For >1,000, Deduct</i>	17.20 -2.58
31 23 16 33-0015	Finish Grading <small>(31 23 16 33)</small> Note: For bulk excavation.	
31 23 16 33-0016	SY Finish Grading for Bulk Excavation by Machine.....	0.72
31 23 16 33-0017	Compaction Of Fill Or Subbase, Per Lift <small>(31 23 16 33)</small> Note: For bulk excavation.	
31 23 16 33-0018	SY Compaction of Fill or Subbase for Bulk Excavation by Machine Note: Per Lift	0.73
31 23 16 33-0019	Loading Excess Material For Removal From Excavation <small>(31 23 16 33)</small> Note: For bulk excavation. Includes hand work by laborer for clean-up. Not to be used when excavated material can be loaded directly into truck instead of stock-piling. See CSI section 01 74 19 00-0048 for hauling.	
31 23 16 33-0020	CY Loading Excess Material For Removal From Bulk Excavation..... <i>For >1,000, Deduct</i>	5.97 -0.90
31 23 16 36	Excavation for Building Foundations and Other Structures <small>(31 23 16)</small> Note: Use of a Bobcat is limited to access restricted areas and by owner's approval. See CSI section 31 05 16 00-0000 for imported material, 31 23 16 33-0000 for bulk excavation operations over 500 CY.	
31 23 16 36-0001	Excavation <small>(31 23 16 36)</small> Note: For building foundations and other structures by machine. Includes stockpiling of excess materials on ground in reach of excavated area.	
31 23 16 36-0002	Excavation For Building Foundations And Other Structures By Skid-Steer Loader <small>(31 23 16 36-0001)</small>	
31 23 16 36-0003	CY Excavation For Building Foundations And Other Structures By Skid-Steer Loader In Soil <i>For Excavation In Light Material (Class A), Deduct</i> <i>For Excavation In Heavy/Wet Material (Class C), Add</i> <i>For Up To 20, Add</i> <i>For >20 To 50, Add</i> <i>For >50 To 250, Add</i> <i>For >250 To 500, Add</i>	9.50 -1.19 3.80 9.50 7.13 3.80 1.43
31 23 16 36-0004	CY Excavation For Building Foundations And Other Structures By Skid-Steer Loader In Loose Rock Note: Includes compacted aggregate <i>For Up To 20, Add</i> <i>For >20 To 50, Add</i> <i>For >50 To 250, Add</i> <i>For >250 To 500, Add</i>	11.81 11.81 8.86 4.72 1.77
31 23 16 36-0005	Excavation For Building Foundations And Other Structures By Hydraulic Excavator, Backhoe, Loader <small>(31 23 16 36-0001)</small>	
31 23 16 36-0006	CY Excavation For Building Foundations And Other Structures By Hydraulic Excavator, Backhoe, Loader in Soil <i>For Excavation In Light Material (Class A), Deduct</i> <i>For Excavation In Heavy/Wet Material (Class C), Add</i> <i>For Up To 20, Add</i> <i>For >20 To 50, Add</i> <i>For >50 To 250, Add</i> <i>For >250 To 500, Add</i>	7.17 -0.90 2.87 7.17 5.38 2.87 1.08
31 23 16 36-0007	CY Excavation For Building Foundations And Other Structures By Hydraulic Excavator, Backhoe, Loader in Loose Rock Note: Includes compacted aggregate <i>For Up To 20, Add</i> <i>For >20 To 50, Add</i> <i>For >50 To 250, Add</i> <i>For >250 To 500, Add</i>	8.53 8.53 6.40 3.41 1.28
31 23 16 36-0008	Excavation For Building Foundations And Other Structures By Hand <small>(31 23 16 36-0001)</small> Note: For areas not accessible by machine and only with owner's approval.	



Earthwork	31
Earth Moving	31 20
Excavation and Fill	31 23

13

MINOR	CSI	UOM	DESCRIPTION	TOTAL DIRECT UNIT COST	DEMOLITION UNIT COST
31 23 16 36-0009	CY		Excavation For Building Foundations And Other Structures By Hand in Soil <i>For Excavation In Light Material (Class A), Deduct</i> <i>For Excavation In Heavy/Wet Material (Class C), Add</i>	134.25 -16.76 53.70	
31 23 16 36-0010	CY		Excavation For Building Foundations And Other Structures By Hand in Loose Rock..... Note: Includes compacted aggregate	230.29	
31 23 16 36-0011			Relocating On Site Excavated Stockpiled Material From Excavation <small>(31 23 16 36)</small> Note: For building foundations and other structures.		
31 23 16 36-0012	CY		Relocating On Site Excavated Stockpiled Material With Dozer From Excavation For Building Foundations and Other Structures >100' to 300' <i>For Up To 20, Add</i> <i>For >20 To 50, Add</i> <i>For >50 To 250, Add</i> <i>For >250 To 500, Add</i>	5.73 5.73 4.30 2.29 0.86	
31 23 16 36-0013	CY		Relocating On Site Excavated Stockpiled Material With Dozer From Excavation For Building Foundations and Other Structures >300' to 500' <i>For Up To 20, Add</i> <i>For >20 To 50, Add</i> <i>For >50 To 250, Add</i> <i>For >250 To 500, Add</i>	8.61 8.61 6.46 3.44 1.29	
31 23 16 36-0014	CY		Relocating On Site Excavated Stockpiled Material With Dozer From Excavation For Building Foundations and Other Structures >500' to 1,000' <i>For Up To 20, Add</i> <i>For >20 To 50, Add</i> <i>For >50 To 250, Add</i> <i>For >250 To 500, Add</i>	12.90 12.90 9.68 5.16 1.94	
31 23 16 36-0015	CY		Relocating On Site Excavated Stockpiled Material With Dozer From Excavation For Building Foundations and Other Structures >1,000' <i>For Up To 20, Add</i> <i>For >20 To 50, Add</i> <i>For >50 To 250, Add</i> <i>For >250 To 500, Add</i>	17.20 17.20 12.90 6.88 2.58	
31 23 16 36-0016			Backfilling <small>(31 23 16 36)</small> Note: For building foundations and other structures with imported or stockpiled materials. Includes rough grading.		
31 23 16 36-0017	CY		Backfilling Around Building Foundations And Other Structures By Skid-Steer Loader <i>For Up To 20, Add</i> <i>For >20 To 50, Add</i> <i>For >50 To 250, Add</i> <i>For >250 To 500, Add</i>	4.69 4.69 3.52 1.88 0.70	
31 23 16 36-0018	CY		Backfilling Around Building Foundations And Other Structures By Hydraulic Excavator, Backhoe, Loader <i>For Up To 20, Add</i> <i>For >20 To 50, Add</i> <i>For >50 To 250, Add</i> <i>For >250 To 500, Add</i>	5.55 5.55 4.16 2.22 0.83	
31 23 16 36-0019	CY		Backfilling Around Building Foundations And Other Structures By Hand <i>For Up To 20, Add</i> <i>For >20 To 50, Add</i> <i>For >50 To 250, Add</i> <i>For >250 To 500, Add</i>	63.93 12.34 9.26 4.94 1.85	
31 23 16 36-0020			Compaction Of Fill Or Subbase <small>(31 23 16 36)</small> Note: For building foundations and other structures.		
31 23 16 36-0021	CY		Compaction Of Fill Or Subbase For Building Foundations and Other Structures by Vibratory Plate, Air Tamper, Etcetera <i>For Up To 20, Add</i> <i>For >20 To 50, Add</i> <i>For >50 To 250, Add</i> <i>For >250 To 500, Add</i>	12.34 12.34 9.26 4.94 1.85	
31 23 16 36-0022	CY		Compaction Of Fill Or Subbase For Building Foundations and Other Structures by Hand <i>For Up To 20, Add</i> <i>For >20 To 50, Add</i> <i>For >50 To 250, Add</i> <i>For >250 To 500, Add</i>	42.06 6.22 6.22 4.67 2.49 0.93	
31 23 16 36-0023			Grading <small>(31 23 16 36)</small> Note: For building foundations and other structures.		
31 23 16 36-0024	SY		Rough Grading For Building Foundations And Other Structures by Machine.....	1.23	
31 23 16 36-0025	SY		Finish Grading For Building Foundations And Other Structures by Machine.....	1.99	
31 23 16 36-0026	SY		Finish Grading For Building Foundations And Other Structures by Hand.....	12.43	
31 23 16 36-0027			Loading Excess Material For Removal From Excavation <small>(31 23 16 36)</small> Note: For building foundations and other structures. Includes hand work by laborer for clean-up. Not to be used when excavated material can be loaded directly into truck instead of stock-piling. See CSI section 01 74 19 00-0048 for hauling.		
31 23 16 36-0028	CY		Load Excess Material For Removal From Excavation For Building Foundations and Other Structures by Machine <i>For Up To 20, Add</i> <i>For >20 To 50, Add</i> <i>For >50 To 250, Add</i> <i>For >250 To 500, Add</i>	6.22 6.22 4.67 2.49 0.93	
31 23 16 36-0029	CY		Load Excess Material For Removal From Excavation For Building Foundations and Other Structures by Hand.....	98.44	
31 23 16 36-0030			Spread Material <small>(31 23 16 36)</small> Note: For building foundations and other structures.		

31	31	Earthwork
	31 20	Earth Moving
	31 23	Excavation and Fill



MINOR CSI	UOM	DESCRIPTION	TOTAL DIRECT UNIT COST	DEMOLITION UNIT COST
31 23 16 36-0031	CY	Spread Excess Or Imported Material On Site By Machine	3.34	
		<i>For Up To 20, Add</i>	3.34	
		<i>For >20 To 50, Add</i>	2.57	
		<i>For >50 To 250, Add</i>	1.34	
		<i>For >250 To 500, Add</i>	0.50	
31 23 16 36-0032	CY	Spread Excess Or Imported Material On Site By Hand	54.32	
31 23 16 46		Excavation Operations to Expose Underground Pipes and Structures <small>(31 23 16)</small>		
		Note: Includes work above, beside and under pipe. Pipes up to 82" in diameter. Use this section for trenching operations even if the total project volume exceeds 500 CY. Use tasks for work by hand only for areas not accessible by machine. See CSI section 31 23 16 13-0015 for loading excess material, 31 23 16 13-0018 for spreading excess material.		
31 23 16 46-0001		Excavation To Expose Underground Pipe Or Structures <small>(31 23 16 46)</small>		
		Note: Includes stockpiling excess materials and trimming sides and bottom of trench. Excludes rock breaking.		
31 23 16 46-0002		Excavation By Machine To Expose Underground Pipe Or Structure <small>(31 23 16 46-0001)</small>		
31 23 16 46-0003	CY	Excavation By Hydraulic Excavator, Backhoe, Loader in Soil/Common Excavation To Expose Underground Pipes And Structures	14.35	
31 23 16 46-0004	CY	Excavation By Hydraulic Excavator, Backhoe, Loader in Loose Rock To Expose Underground Pipes And Structures	17.03	
31 23 16 46-0005		Excavation By Hand To Expose Underground Pipe Or Structure <small>(31 23 16 46-0001)</small>		
31 23 16 46-0006	CY	Excavation By Hand In Soil To Expose Underground Pipes And Structures	167.81	
		Note: Includes stockpiling excess materials and trimming sides and bottom of trench.		
31 23 16 46-0007	CY	Excavation By Hand In Loose Rock To Expose Underground Pipes And Structures	250.60	
		Note: Includes stockpiling excess materials and trimming sides and bottom of trench.		
31 23 16 46-0008		Backfilling Or Placing Subbase At Exposed Underground Pipe Or Structures <small>(31 23 16 46)</small>		
		Note: With imported or stockpiled materials		
31 23 16 46-0009	CY	Backfilling By Hydraulic Excavator, Backhoe, Loader At Exposed Underground Pipes And Structures	10.76	
31 23 16 46-0010	CY	Backfilling by Hand At Exposed Underground Pipes And Structures	76.08	
31 23 16 46-0011		Compaction Of Fill Or Subbase At Exposed Underground Pipe Or Structures <small>(31 23 16 46)</small>		
		Note: With imported or stockpiled materials		
31 23 16 46-0012	CY	Compaction of Fill or Subbase by Mechanical Means At Exposed Underground Pipe Or Structures	15.55	
31 23 16 46-0013	CY	Compaction of Fill or Subbase by Hand At Exposed Underground Pipe Or Structures	50.49	
31 23 16 46-0014		Loading Excess Material For Removal From Excavation At Exposed Underground Pipe Or Structures <small>(31 23 16 46)</small>		
		Note: Includes hand work by laborer for clean-up. Not to be used when excavated material can be loaded directly into truck instead of stock-piling. See CSI section 01 74 19 00-0048 for hauling.		
31 23 16 46-0015	CY	Load Excess Material by Machine for Removal from Excavation At Exposed Underground Pipe Or Structures	7.11	
		<i>For Up To 20, Add</i>	5.69	
		<i>For >20 To 50, Add</i>	3.56	
		<i>For >50 To 250, Add</i>	1.78	
		<i>For >500 To 1,000, Deduct</i>	-1.07	
		<i>For >1,000, Deduct</i>	-2.13	
31 23 16 46-0016	CY	Load Excess Material by Hand for Removal from Excavation At Exposed Underground Pipe Or Structures	98.44	
31 23 16 46-0017		Spread Excess Or Imported Material At Exposed Underground Pipe Or Structures <small>(31 23 16 46)</small>		
		Note: Includes hand work by laborer for clean-up.		
31 23 16 46-0018	CY	Spread Excess Or Imported Material On Site By Machine At Exposed Underground Pipe Or Structures	3.34	
		<i>For Up To 20, Add</i>	2.67	
		<i>For >20 To 50, Add</i>	1.67	
		<i>For >50 To 250, Add</i>	0.84	
		<i>For >500 To 1,000, Deduct</i>	-0.50	
		<i>For >1,000, Deduct</i>	-1.00	
31 23 16 46-0019	CY	Spread Excess Or Imported Material On Site By Hand At Exposed Underground Pipe Or Structures	54.32	
31 23 19		Dewatering <small>(31 23)</small>		
31 23 19 00-0001		Well Point Dewatering System <small>(31 23 19)</small>		
31 23 19 00-0002		Delivery, Installation And Removal Cost <small>(31 23 19 00-0001)</small>		
		Note: Priced by linear foot of header used.		
31 23 19 00-0003	LF	Up To 100' In Length Well Point System Delivery, Installation And Removal	134.66	
31 23 19 00-0004	LF	>100' To 250' In Length Well Point System Delivery, Installation And Removal	74.06	
31 23 19 00-0005	LF	>250' To 500' In Length Well Point System Delivery, Installation And Removal	67.33	
31 23 19 00-0006	LF	>250' To 500' In Length Well Point System Delivery, Installation And Removal	60.60	
31 23 19 00-0007	LF	>500' To 1,000' In Length Well Point System Delivery, Installation And Removal	53.87	
31 23 19 00-0008	LF	>1,000' In Length Well Point System Delivery, Installation And Removal	47.13	



Earthwork	31	13
Earth Moving	31 20	
Excavation and Fill	31 23	

MINOR CSI UOM DESCRIPTION	TOTAL DIRECT UNIT COST	DEMOLITION UNIT COST
------------------------------	---------------------------	-------------------------

31 23 19 00-0009 Well Point Dewatering System Rental (31 23 19 00-0001)
 Note: Includes all necessary equipment for a well point system (well point with risers, pump, valves, header pipe, discharge pipe, etc.). Use normal adjustment factor only for rental tasks and modifiers. Unit of measure and modifier quantities are based on linear feet of header per day (ex. 200 ft of header for four days - quantity should be 200x4 or 800 ft). Rental days include weekends, when appropriate, regardless if the system is operational during that time. Use weekly modifier for system use of five days to less than a month. Use monthly modifier for system use of one month or greater. See CSI section 31 23 19 00-0002 for installation, 31 23 19 00-0015 for operational costs.

31 23 19 00-0010	LFD Up To 100' In Length Well Point System Rental (LF x Days = Quantity)	3.82
	For >5 Days And <1 Month, Deduct	-0.84
	For >1 Month, Deduct	-1.07
31 23 19 00-0011	LFD >100' To 250' In Length Well Point System Rental (LF x Days = Quantity)	2.23
	For >5 Days And <1 Month, Deduct	-0.49
	For >1 Month, Deduct	-0.62
31 23 19 00-0012	LFD >250' To 500' In Length Well Point System Rental (LF x Days = Quantity)	1.59
	For >5 Days And <1 Month, Deduct	-0.35
	For >1 Month, Deduct	-0.45
31 23 19 00-0013	LFD >500' To 1,000' In Length Well Point System Rental (LF x Days = Quantity)	1.17
	For >5 Days And <1 Month, Deduct	-0.26
	For >1 Month, Deduct	-0.33
31 23 19 00-0014	LFD >1,000' In Length Well Point System Rental (LF x Days = Quantity)	1.06
	For >5 Days And <1 Month, Deduct	-0.23
	For >1 Month, Deduct	-0.30

31 23 19 00-0015 Well Point Dewatering System Operation Costs (31 23 19 00-0001)
 Note: The quantity for operation shall be the total number of hours the well point system is operational.

31 23 19 00-0016	HR Operation Costs	109.97
------------------	--------------------------	--------

31 23 23 Fill (31 23)

31 23 23 23 Compaction (31 23 23)

31 23 23 23-0001 Compaction Water, Water Truck And Operator (31 23 23 23)

31 23 23 23-0002	MGL Compaction Water, Water Truck And Operator	278.74
------------------	--	--------

Note: Use this task in situations where earth fill, base material, etc. requires additional moisture to comply with the compaction specification. Includes delivery up to 15 miles. (Per each 1,000 gallons of water)

31 23 23 33 Flowable Fill (31 23 23)

31 23 23 33-0001 Flowable Fill (Fly Ash) Cement Backfill For Trenches (31 23 23 33)

Note: Includes compaction and restoration of final grade.

31 23 23 33-0002	CY Flowable Fill (Fly Ash) Cement Backfill for Trenches	134.82
	For Up To 20, Add	55.81
	For >20 To 50, Add	36.18
	For >50 To 250, Add	18.09
	For >500 To 1,000, Deduct	-9.81
	For >1,000, Deduct	-19.63

31 23 23 43 Geofoam (31 23 23)

31 23 23 43-0001 Expanded Polystyrene (EPS) Geofoam Earthwork Void Fill (31 23 23 43)

Note: Excludes earthwork or backfill.

31 23 23 43-0002	CY 1.15 To 1.25 LB/CF Density, Expanded Polystyrene (EPS19) Geofoam Earthwork Void Fill	148.86
	Note: 3' x 4' x 8' length geofoam blocks	
	For Cutting To Shape, Add	8.78
31 23 23 43-0003	CY 1.35 To 1.50 LB/CF Density, Expanded Polystyrene (EPS22) Geofoam Earthwork Void Fill	169.11
	Note: 3' x 4' x 8' length geofoam blocks	
	For Cutting To Shape, Add	10.54
31 23 23 43-0004	CY 1.80 To 2.00 LB/CF Density, Expanded Polystyrene (EPS29) Geofoam Earthwork Void Fill	235.49
	Note: 3' x 4' x 8' length geofoam blocks	
	For Cutting To Shape, Add	14.05
31 23 23 43-0005	CY 2.40 To 2.50 LB/CF Density, Expanded Polystyrene (EPS39) Geofoam Earthwork Void Fill	284.88
	Note: 3' x 4' x 8' length geofoam blocks	
	For Cutting To Shape, Add	17.56
31 23 23 43-0006	CY 2.75 To 2.85 LB/CF Density, Expanded Polystyrene (EPS46) Geofoam Earthwork Void Fill	331.19
	Note: 3' x 4' x 8' length geofoam blocks	
	For Cutting To Shape, Add	20.02

31 24 Embankments (31 20)

31 24 13 Roadway Embankments (31 24)

31 24 13 00-0001 Roadway, Parking Areas, Landscaping And Embankment Excavation And Shaping Operations (31 24 13)

Note: Use this section for excavation and shaping operations even if the total quantity for the project exceeds 500 CY.

31	31	Earthwork
	31 20	Earth Moving
	31 24	Embankments



MINOR CSI UOM DESCRIPTION	TOTAL DIRECT UNIT COST	DEMOLITION UNIT COST
------------------------------	---------------------------	-------------------------

31 24 13 00-0002	Cutting, Shaping And Rough Grading <small>(31 24 13 00-0001)</small> Note: For roadways, parking areas, landscaping, and embankments. Includes loading or stockpiling excess materials within 300' of initial cut.	
31 24 13 00-0003	Cutting, Shaping, And Rough Grading <small>(31 24 13 00-0002)</small>	
31 24 13 00-0004	CY Cut, Shape, and Rough Grading for Roadways, Parking Areas, Landscaping and Embankments by Machine in Soil.....	7.17
	For Up To 20, Add	7.17
	For >20 To 50, Add	5.38
	For >50 To 250, Add	2.87
	For >250 To 500, Add	1.08
	For >1,000, Deduct	-1.08
31 24 13 00-0005	CY Cut, Shape, and Rough Grading for Roadways, Parking Areas, Landscaping and Embankments by Machine in Loose Rock.....	8.89
	Note: Includes compacted aggregate	
	For Up To 20, Add	8.89
	For >20 To 50, Add	6.67
	For >50 To 250, Add	3.56
	For >250 To 500, Add	1.33
	For >1,000, Deduct	-1.33
31 24 13 00-0006	Cutting, Shaping, And Rough Grading By Hand <small>(31 24 13 00-0002)</small>	
31 24 13 00-0007	SY Shape Embankment/Slope By Hand Up To 1 On 4 Slope	6.88
31 24 13 00-0008	SY Shape Embankment/Slope By Hand Greater Than 1 On 4 Slope	8.95
31 24 13 00-0009	Scarify Soil <small>(31 24 13 00-0001)</small> Note: For roadways, parking areas, landscaping and embankments by machine.	
31 24 13 00-0010	CSF Scarify Soil For Roadways, Parking Areas, Landscaping And Embankments By Machine.....	6.64
	For Up To 20, Add	3.32
	For >20 To 50, Add	1.66
	For >250 To 500, Deduct	-0.66
	For >500, Deduct	-1.33
31 24 13 00-0011	Relocating On Site Excavated Material <small>(31 24 13 00-0001)</small>	
31 24 13 00-0012	CY >500' To 1,000', Relocating On Site Excavated Material For Roadways, Parking Areas, Landscaping And Embankments By Machine.....	12.90
	For Up To 20, Add	12.90
	For >20 To 50, Add	9.68
	For >50 To 250, Add	5.16
	For >250 To 500, Add	1.94
	For >1,000, Deduct	-1.94
31 24 13 00-0013	CY >1,000', Relocating On Site Excavated Material For Roadways, Parking Areas, Landscaping And Embankments By Machine.....	17.20
	For Up To 20, Add	17.20
	For >20 To 50, Add	12.90
	For >50 To 250, Add	6.88
	For >250 To 500, Add	2.58
	For >1,000, Deduct	-2.58
31 24 13 00-0014	Spread And Shape Imported Or Stockpiled Material <small>(31 24 13 00-0001)</small> Note: For roadways, parking areas, landscaping and embankments. See CSI section 31 23 16 36-0032 for spreading material by hand.	
31 24 13 00-0015	CY Spread And Shape Imported Or Stockpiled Material For Roadways, Parking Areas, Landscaping and Embankments By Machine.....	7.88
	For Up To 20, Add	7.88
	For >20 To 50, Add	5.91
	For >50 To 250, Add	3.15
	For >250 To 500, Add	1.18
	For >1,000, Deduct	-1.18
31 24 13 00-0016	Grading <small>(31 24 13 00-0001)</small> Note: For roadways, parking areas, landscaping and embankments by machine.	
31 24 13 00-0017	SY Rough Grade Roadway, Parking Areas, Landscaping And Embankments By Machine.....	0.81
31 24 13 00-0018	SY Finish Grade Roadway, Parking Areas, Landscaping And Embankments By Machine.....	1.07
31 24 13 00-0019	LF Finish Grade For Curb	1.21
31 24 13 00-0020	LF Finish Grade For Curb And Gutter.....	1.48
31 24 13 00-0021	Compaction Of Fill Or Subbase <small>(31 24 13 00-0001)</small> Note: For roadways, parking areas, landscaping and embankments by machine, per lift.	
31 24 13 00-0022	SY Compaction Of Fill Or Subbase For Roadways, Parking Areas, Landscaping And Embankments By Machine Per Lift.....	0.73
	For Up To 250, Add	0.73
	For >250 To 500, Add	0.55
	For >500 To 1,000, Add	0.29
	For >5,000, Deduct	-0.11



Earthwork	31	15
Earth Moving	31 20	
Embankments	31 24	

MINOR CSI UOM DESCRIPTION	TOTAL DIRECT UNIT COST	DEMOLITION UNIT COST
------------------------------	---------------------------	-------------------------

<p>31 24 13 00-0023 Loading Excess Material For Removal From Excavation <small>(31 24 13 00-0001)</small> <small>Note: For roadways, parking areas, landscaping and embankments by machine. Includes hand work by laborer for clean-up.</small></p> <p>31 24 13 00-0024 CY Load Excess Material For Removal For Roadways, Parking Areas, Landscaping and Embankments by Machine 5.97 <small>For Up To 20, Add 5.97</small> <small>For >20 To 50, Add 4.48</small> <small>For >50 To 250, Add 2.39</small> <small>For >250 To 500, Add 0.90</small> <small>For >1,000, Deduct -0.90</small></p>	<p>..... 5.97</p> <p>5.97</p> <p>4.48</p> <p>2.39</p> <p>0.90</p> <p>-0.90</p>
--	--

31 25 Erosion and Sedimentation Controls (31 20)

31 25 14 Stabilization Measures for Erosion and Sedimentation Control (31 25)

31 25 14 13 Hydraulically-Applied Erosion Control (31 25 14)

<p>31 25 14 13-0001 Bonded Fiber Matrix <small>(31 25 14 13)</small></p> <p>31 25 14 13-0002 MSF Up To 25,000 SF Bonded Fiber Matrix, Hydraulically Applied 60.66 <small>Note: For roadways, parking areas, landscaping and embankments by machine. Includes hand work by laborer for clean-up.</small></p> <p>31 25 14 13-0003 MSF >25,000 To 50,000 SF Bonded Fiber Matrix, Hydraulically Applied 55.67</p> <p>31 25 14 13-0004 MSF >50,000 To 100,000 SF Bonded Fiber Matrix, Hydraulically Applied 51.43</p> <p>31 25 14 13-0005 MSF >100,000 Bonded Fiber Matrix, Hydraulically Applied 49.01</p>	<p>..... 60.66</p> <p>..... 55.67</p> <p>..... 51.43</p> <p>..... 49.01</p>
--	---

31 25 14 16 Rolled Erosion Control Mats and Blankets (31 25 14)

Note: Includes all staples and stakes for erosion control blankets and turf reinforcement mats.

31 25 14 16-0001 Erosion Control Blankets And Turf Reinforcement Mats (31 25 14 16)

31 25 14 16-0002 Erosion Control Blankets, Short Term, Light Duty (31 25 14 16-0001)

<p>31 25 14 16-0003 SY S75 Single Net Erosion Control Blanket 3.10 <small>Note: Straw matrix with degradable thread to a single standard photodegradable polypropylene netting as manufactured by North American Green.</small></p> <p>31 25 14 16-0004 SY S75BN Single Net Erosion Control Blanket 4.00 <small>Note: Straw Matrix with Biodegradable Thread to a Single Natural Fiber Netting as manufactured by North American Green.</small></p> <p>31 25 14 16-0005 SY Curlex 1, Single Net Erosion Control Blanket 2.94 <small>Note: As manufactured by American Excelsior</small></p> <p>31 25 14 16-0006 SY Curlex 1, Single Net Erosion Control Blanket 3.10 <small>Note: As manufactured by American Green.</small></p> <p>31 25 14 16-0007 SY Futerra Erosion Control Blanket, Wood Fibers With Biodegradable Netting 2.75</p>	<p>..... 3.10</p> <p>..... 4.00</p> <p>..... 2.94</p> <p>..... 3.10</p> <p>..... 2.75</p>
--	---

31 25 14 16-0008 Erosion Control Blankets, Intermediate Duration (31 25 14 16-0001)

<p>31 25 14 16-0009 SY S150 Double Net Erosion Control Blanket 4.00 <small>Note: Straw matrix with degradable thread to a double standard photodegradable polypropylene netting as manufactured by North American Green.</small></p> <p>31 25 14 16-0010 SY S150 BN Double Net Erosion Control Blanket 5.41 <small>Note: Straw matrix with biodegradable thread to a double natural fiber netting as manufactured by North American Green.</small></p> <p>31 25 14 16-0011 SY Curlex II, Double Net Erosion Control Blanket, Natural 3.33 <small>Note: As manufactured by American Excelsior.</small></p> <p>31 25 14 16-0012 SY Curlex II, Double Net Erosion Control Blanket, Green 3.49 <small>Note: As manufactured by American Excelsior.</small></p> <p>31 25 14 16-0013 SY Enforcer Double Net Erosion Control Blanket 3.72 <small>Note: As manufactured by American Excelsior.</small></p>	<p>..... 4.00</p> <p>..... 5.41</p> <p>..... 3.33</p> <p>..... 3.49</p> <p>..... 3.72</p>
---	---

31 25 14 16-0014 Turf Reinforcement Mats (TRM) (31 25 14 16-0001)

Note: Permanent, UV stabilized.

<p>31 25 14 16-0015 SY P300 Permanent Polypropylene Turf Reinforcement Mat 14.10 <small>Note: 100% synthetic, UV stabilized, two layer netting.</small></p> <p>31 25 14 16-0016 SY C350 Permanent Turf Reinforcement Mat 12.98 <small>Note: 100% synthetic, UV stabilized netting incorporating natural coconut fibers as manufactured by North American Green.</small></p> <p>31 25 14 16-0017 SY Recyclex TRM, Permanent Turf Reinforcement Mat 16.53 <small>Note: As manufactured by American Excelsior, 100% recycled</small></p>	<p>..... 14.10</p> <p>..... 12.98</p> <p>..... 16.53</p>
--	--

31 25 14 16-0018 Jute Mesh Erosion Control Blankets (31 25 14 16-0001)

<p>31 25 14 16-0019 SY Jute Mesh, Open Uniform Weave 4.36</p>	<p>..... 4.36</p>
---	-------------------

31 25 14 16-0020 Revegetation Mat (31 25 14 16-0001)

<p>31 25 14 16-0021 SY 3-Dimensional Webbed Revegetation Mat, Polyolefin Fiber 10.92 <small>Note: Polyolefin fibers oriented and mechanically bonded between two nets. Landlok TRM 450 or equal.</small></p> <p>31 25 14 16-0022 SY Webbed Revegetation Mat, Polypropylene Fiber 15.63 <small>Note: Polypropylene fibers positioned between two high strength biaxially oriented nets and mechanically held together by parallel stitching with polypropylene thread. Landlok TRM 1060 or equal.</small></p>	<p>..... 10.92</p> <p>..... 15.63</p>
--	---------------------------------------

31 25 14 23 Stabilization Measures for Erosion Control (31 25 14)

See CSI section 01 74 19 00-0048 for hauling greater than 15 miles.

31	31 Earthwork
	31 20 Earth Moving
	31 25 Erosion and Sedimentation Controls



MINOR CSI UOM DESCRIPTION	TOTAL DIRECT UNIT COST	DEMOLITION UNIT COST
------------------------------	---------------------------	-------------------------

31 25 14 23-0001	Sand Bags <small>(31 25 14 23)</small>		
	Note: Bags filled on site with delivered material. Includes material and placement of bags.		
31 25 14 23-0002	BAG 50 LB Capacity Sand Bag With Sand	6.69	2.83
	<i>For >2,500 To 5,000, Deduct</i>	-0.57	
	<i>For >5,000, Deduct</i>	-1.23	
31 25 14 23-0003	BAG 75 LB Capacity Sand Bag With Sand	8.61	3.52
	<i>For >2,500 To 5,000, Deduct</i>	-0.70	
	<i>For >5,000, Deduct</i>	-1.56	
31 25 14 23-0004	BAG 100 LB Capacity Sand Bag With Sand	10.86	4.20
	<i>For >2,500 To 5,000, Deduct</i>	-0.84	
	<i>For >5,000, Deduct</i>	-1.93	
31 25 14 23-0005	BAG 125 LB Capacity Sand Bag With Sand	13.36	5.26
	<i>For >2,500 To 5,000, Deduct</i>	-1.05	
	<i>For >5,000, Deduct</i>	-2.39	
31 25 14 23-0006	BAG 150 LB Capacity Sand Bag With Sand	16.26	6.30
	<i>For >2,500 To 5,000, Deduct</i>	-1.26	
	<i>For >5,000, Deduct</i>	-2.89	
31 25 14 23-0007	BAG 175 LB Capacity Sand Bag With Sand	18.95	7.17
	<i>For >2,500 To 5,000, Deduct</i>	-1.43	
	<i>For >5,000, Deduct</i>	-3.33	
31 25 14 23-0008	BAG 2,000 LB Capacity Sand Bag With Sand	151.02	49.75
	<i>For >2,500 To 5,000, Deduct</i>	-9.16	
	<i>For >5,000, Deduct</i>	-24.26	
31 25 14 23-0009	BAG 3,000 LB Capacity Sand Bag With Sand	194.48	54.73
	<i>For >2,500 To 5,000, Deduct</i>	-10.08	
	<i>For >5,000, Deduct</i>	-29.52	

31 25 14 23-0010	Gravel Bags <small>(31 25 14 23)</small>		
	Note: Bags filled on site with delivered material. Includes material and placement of bags.		
31 25 14 23-0011	BAG 30 LB Capacity Gravel Bag With Gravel	6.61	1.88
	<i>For >2,500 To 5,000, Deduct</i>	-0.37	
	<i>For >5,000, Deduct</i>	-1.03	
31 25 14 23-0012	BAG 50 LB Capacity Gravel Bag With Gravel	11.76	2.83
	<i>For >2,500 To 5,000, Deduct</i>	-0.57	
	<i>For >5,000, Deduct</i>	-1.74	

31 25 14 23-0013	Floating Turbidity Curtain <small>(31 25 14 23)</small>		
	Note: Type 2 DOT fabric - 18 oz. nominal laminated vinyl/polyester. EPS flotation, 6 in. x 6 in., 13.5 lb./ft. buoyancy in fresh water and 14.4 lb./ft buoyancy in saltwater.		
31 25 14 23-0014	LF 3' High, 18 Oz PVC Coated Polyester, Type 2 DOT Turbidity Curtain	27.29	
	<i>For Type 1, Deduct</i>	-4.23	
	<i>For 13 Oz PVC Fabric, Type 2, Deduct</i>	-2.58	
	<i>For 22 Oz PVC Fabric, Type 2 Heavy Duty, Add</i>	3.13	
31 25 14 23-0015	LF 4' High, 18 Oz PVC Coated Polyester, Type 2 DOT Turbidity Curtain	29.58	
	<i>For Type 1, Deduct</i>	-4.66	
	<i>For 13 Oz PVC Fabric, Type 2, Deduct</i>	-2.84	
	<i>For 22 Oz PVC Fabric, Type 2 Heavy Duty, Add</i>	3.44	
31 25 14 23-0016	LF 5' High, 18 Oz PVC Coated Polyester, Type 2 DOT Turbidity Curtain	32.73	
	<i>For Type 1, Deduct</i>	-5.28	
	<i>For 13 Oz PVC Fabric, Type 2, Deduct</i>	-3.21	
	<i>For 22 Oz PVC Fabric, Type 2 Heavy Duty, Add</i>	3.90	
31 25 14 23-0017	LF 6' High, 18 Oz PVC Coated Polyester, Type 2 DOT Turbidity Curtain	35.43	
	<i>For Type 1, Deduct</i>	-5.79	
	<i>For 13 Oz PVC Fabric, Type 2, Deduct</i>	-3.52	
	<i>For 22 Oz PVC Fabric, Type 2 Heavy Duty, Add</i>	4.28	
31 25 14 23-0018	LF 7' High, 18 Oz PVC Coated Polyester, Type 2 DOT Turbidity Curtain	37.18	
	<i>For Type 1, Deduct</i>	-6.07	
	<i>For 13 Oz PVC Fabric, Type 2, Deduct</i>	-3.69	
	<i>For 22 Oz PVC Fabric, Type 2 Heavy Duty, Add</i>	4.49	
31 25 14 23-0019	LF 8' High, 18 Oz PVC Coated Polyester, Type 2 DOT Turbidity Curtain	38.95	
	<i>For Type 1, Deduct</i>	-6.35	
	<i>For 13 Oz PVC Fabric, Type 2, Deduct</i>	-3.87	
	<i>For 22 Oz PVC Fabric, Type 2 Heavy Duty, Add</i>	4.70	
31 25 14 23-0020	LF 9' High, 18 Oz PVC Coated Polyester, Type 2 DOT Turbidity Curtain	40.99	
	<i>For Type 1, Deduct</i>	-6.69	
	<i>For 13 Oz PVC Fabric, Type 2, Deduct</i>	-4.07	
	<i>For 22 Oz PVC Fabric, Type 2 Heavy Duty, Add</i>	4.95	
31 25 14 23-0021	LF 10' High, 18 Oz PVC Coated Polyester, Type 2 DOT Turbidity Curtain	43.79	
	<i>For Type 1, Deduct</i>	-7.20	
	<i>For 13 Oz PVC Fabric, Type 2, Deduct</i>	-4.38	
	<i>For 22 Oz PVC Fabric, Type 2 Heavy Duty, Add</i>	5.32	
31 25 14 23-0022	LF 12' High, 18 Oz PVC Coated Polyester, Type 2 DOT Turbidity Curtain	46.02	
	<i>For Type 1, Deduct</i>	-7.57	
	<i>For 13 Oz PVC Fabric, Type 2, Deduct</i>	-4.61	
	<i>For 22 Oz PVC Fabric, Type 2 Heavy Duty, Add</i>	5.59	
31 25 14 23-0023	LF 13' High, 18 Oz PVC Coated Polyester, Type 2 DOT Turbidity Curtain	48.99	
	<i>For Type 1, Deduct</i>	-8.10	
	<i>For 13 Oz PVC Fabric, Type 2, Deduct</i>	-4.93	
	<i>For 22 Oz PVC Fabric, Type 2 Heavy Duty, Add</i>	5.99	
31 25 14 23-0024	LF 14' High, 18 Oz PVC Coated Polyester, Type 2 DOT Turbidity Curtain	51.78	
	<i>For Type 1, Deduct</i>	-8.58	
	<i>For 13 Oz PVC Fabric, Type 2, Deduct</i>	-5.22	
	<i>For 22 Oz PVC Fabric, Type 2 Heavy Duty, Add</i>	6.34	



	MINOR	CSI	UOM	DESCRIPTION	TOTAL DIRECT UNIT COST	DEMOLITION UNIT COST
31 25 14 23-0025	LF			15' High, 18 Oz PVC Coated Polyester, Type 2 DOT Turbidity Curtain.....	54.47	
				<i>For Type 1, Deduct</i>	-9.03	
				<i>For 13 Oz PVC Fabric, Type 2, Deduct</i>	-5.50	
				<i>For 22 Oz PVC Fabric, Type 2 Heavy Duty, Add</i>	6.68	
31 25 14 23-0026	LF			16' High, 18 Oz PVC Coated Polyester, Type 2 DOT Turbidity Curtain.....	59.27	
				<i>For Type 1, Deduct</i>	-9.97	
				<i>For 13 Oz PVC Fabric, Type 2, Deduct</i>	-6.07	
				<i>For 22 Oz PVC Fabric, Type 2 Heavy Duty, Add</i>	7.37	
31 25 14 23-0027	LF			17' High, 18 Oz PVC Coated Polyester, Type 2 DOT Turbidity Curtain.....	62.16	
				<i>For Type 1, Deduct</i>	-10.45	
				<i>For 13 Oz PVC Fabric, Type 2, Deduct</i>	-6.36	
				<i>For 22 Oz PVC Fabric, Type 2 Heavy Duty, Add</i>	7.72	
31 25 14 23-0028	LF			18' High, 18 Oz PVC Coated Polyester, Type 2 DOT Turbidity Curtain.....	64.96	
				<i>For Type 1, Deduct</i>	-10.90	
				<i>For 13 Oz PVC Fabric, Type 2, Deduct</i>	-6.63	
				<i>For 22 Oz PVC Fabric, Type 2 Heavy Duty, Add</i>	8.05	
31 25 14 23-0029	LF			19' High, 18 Oz PVC Coated Polyester, Type 2 DOT Turbidity Curtain.....	67.93	
				<i>For Type 1, Deduct</i>	-11.38	
				<i>For 13 Oz PVC Fabric, Type 2, Deduct</i>	-6.93	
				<i>For 22 Oz PVC Fabric, Type 2 Heavy Duty, Add</i>	8.41	
31 25 14 23-0030	LF			20' High, 18 Oz PVC Coated Polyester, Type 2 DOT Turbidity Curtain.....	70.80	
				<i>For Type 1, Deduct</i>	-11.83	
				<i>For 13 Oz PVC Fabric, Type 2, Deduct</i>	-7.20	
				<i>For 22 Oz PVC Fabric, Type 2 Heavy Duty, Add</i>	8.74	
31 25 14 23-0031				Turbidity Curtain Anchors <small>(31 25 14 23)</small>		
31 25 14 23-0032	EA			14 LB, Turbidity Curtain Anchor System.....	734.29	
				Note: Includes anchor, anchor chain, and marker buoy and rope.		
31 25 14 23-0033	EA			25 LB, Turbidity Curtain Anchor System.....	1,006.70	
				Note: Includes anchor, anchor chain, and marker buoy and rope.		
31 25 14 23-0034	EA			40 LB, Turbidity Curtain Anchor System.....	1,280.28	
				Note: Includes anchor, anchor chain, and marker buoy and rope.		
31 25 14 23-0035	EA			65 LB, Turbidity Curtain Anchor System.....	1,674.35	
				Note: Includes anchor, anchor chain, and marker buoy and rope.		
31 25 14 23-0036				Filter Bags <small>(31 25 14 23)</small>		
31 25 14 23-0037				Non-Woven Filter Bags <small>(31 25 14 23-0036)</small>		
31 25 14 23-0038	EA			6' x 15' Non-Woven Filter Bag.....	239.97	
31 25 14 23-0039	EA			13' x 15' Non-Woven Filter Bag.....	347.15	
31 25 14 23-0040	EA			15' x 15' Non-Woven Filter Bag.....	399.22	
31 25 14 23-0041				Monofilament Filter Bags <small>(31 25 14 23-0036)</small>		
31 25 14 23-0042	EA			5' x 15' Monofilament Filter Bag.....	249.47	
31 25 14 23-0043	EA			10' x 15' Monofilament Filter Bag.....	345.29	
31 25 14 23-0044				Cable Articulating Concrete Block <small>(31 25 14 23)</small>		
				Note: 4000 PSI Compressive strength, 12 LB/CF maximum absorption. Interlocking block with longitudinal retention cable. Includes anchoring block to 12" x 12" x 6" concrete pier every 5' with anchor and filling cells with stockpiled material. Excludes site preparation and imported materials.		
31 25 14 23-0045	SF			4.75" Open Cell Articulated Concrete Block With Earth Backfill.....	39.37	
				<i>For Up To 500, Add</i>	9.02	
				<i>For >500 To 1,000, Add</i>	5.08	
31 25 14 23-0046	SF			6" Open Cell Articulated Concrete Block With Earth Backfill.....	44.73	
				<i>For Up To 500, Add</i>	10.20	
				<i>For >500 To 1,000, Add</i>	5.72	
31 25 14 23-0047	SF			7.5" Open Cell Articulated Concrete Block With Earth Backfill.....	50.90	
				<i>For Up To 500, Add</i>	11.55	
				<i>For >500 To 1,000, Add</i>	6.46	
31 25 14 23-0048	SF			9" Open Cell Articulated Concrete Block With Earth Backfill.....	57.29	
				<i>For Up To 500, Add</i>	12.99	
				<i>For >500 To 1,000, Add</i>	7.26	
31 25 14 23-0049	SF			4.75" Closed Cell Articulated Concrete Block.....	41.85	
				<i>For Up To 500, Add</i>	9.52	
				<i>For >500 To 1,000, Add</i>	5.33	
31 25 14 23-0050	SF			6" Closed Cell Articulated Concrete Block.....	47.69	
				<i>For Up To 500, Add</i>	10.79	
				<i>For >500 To 1,000, Add</i>	6.02	
31 25 14 23-0051	SF			7.5" Closed Cell Articulated Concrete Block.....	54.41	
				<i>For Up To 500, Add</i>	12.26	
				<i>For >500 To 1,000, Add</i>	6.82	
31 25 14 23-0052	SF			9" Closed Cell Articulated Concrete Block.....	61.31	
				<i>For Up To 500, Add</i>	13.79	
				<i>For >500 To 1,000, Add</i>	7.66	
31 25 14 26				Stabilization Measures for Sedimentation Control <small>(31 25 14)</small>		
31 25 14 26-0001				Silt Fences And Dike Barriers <small>(31 25 14 26)</small>		
				Note: Includes stakes and embedding.		

31	31	Earthwork
	31 20	Earth Moving
	31 25	Erosion and Sedimentation Controls



MINOR CSI UOM DESCRIPTION	TOTAL DIRECT UNIT COST	DEMOLITION UNIT COST
31 25 14 26-0002 Silt Fences 2' High <small>(31 25 14 26-0001)</small> See CSI section 31 25 14 26-0014 for removal of silt fence.		
31 25 14 26-0003 LF 2' High Silt Fence with Stakes at 4' On Center	3.94	
31 25 14 26-0004 LF 2' High Silt Fence with Stakes at 6' On Center	3.13	
31 25 14 26-0005 LF 2' High Silt Fence with Stakes at 8' On Center	2.31	
31 25 14 26-0006 LF 2' High Silt Fence with Stakes at 10' On Center	2.06	
31 25 14 26-0007 Silt Fences 3' High <small>(31 25 14 26-0001)</small> See CSI section 31 25 14 26-0014 for removal of silt fence.		
31 25 14 26-0008 LF 3' High Silt Fence with Stakes at 4' On Center	4.13	
31 25 14 26-0009 LF 3' High Silt Fence with Stakes at 6' On Center	3.49	
31 25 14 26-0010 LF 3' High Silt Fence with Stakes at 8' On Center	2.44	
31 25 14 26-0011 LF 3' High Silt Fence with Stakes at 10' On Center	2.19	
31 25 14 26-0012 Silt Dike Barrier <small>(31 25 14 26-0001)</small>		
31 25 14 26-0013 LF Silt Dike Barrier With Stakes	5.31	
31 25 14 26-0014 Silt Fences Removal <small>(31 25 14 26-0001)</small>		
31 25 14 26-0015 LF Removal Of Silt Fence And Stakes	0.89	
31 25 14 26-0016 Hay And Straw Bales <small>(31 25 14 26)</small> Note: Includes trench for placement, and stakes.		
31 25 14 26-0017 LF Place Sterilized Straw Bales	4.41	
31 25 14 26-0018 LF Place Hay Bales	4.17	
31 25 14 26-0019 LF Removal Of Hay Or Straw Bales	1.60	
31 25 14 26-0020 Sediment Logs (Degradable) <small>(31 25 14 26)</small>		
31 25 14 26-0021 Sediment Logs (Degradable) <small>(31 25 14 26-0020)</small> Note: Includes stakes and removal after use. Curlex sediment logs as manufactured by American Excelsior.		
31 25 14 26-0022 LF 12" Sediment Log	8.65	
31 25 14 26-0023 LF 20" Sediment Log	11.54	
31 25 14 26-0024 Wattles (Degradable) With UV Stabilized Synthetic Netting <small>(31 25 14 26-0020)</small> Note: Includes trench for placement, 24" wood staking at 4' on-center		
31 25 14 26-0025 EA Wattles (Sterile Straw Filled Rolls), 9" x 25'	184.92	
31 25 14 26-0026 EA Wattles (Sterile Straw Filled Rolls), 12" x 20'	178.58	
31 25 14 26-0027 Fiber Roll (CALTRANS Type 1) <small>(31 25 14 26)</small> Note: Includes furrow trench for placement, 24" wood staking at 4' on-center		
31 25 14 26-0028 LF 8" Diameter Fiber Roll, (Sterile Straw Filled Rolls, With Natural Fiber Wrapping), CALTRANS Type 1	7.54	
For >1,000 To 10,000, Deduct	-0.81	
For >10,000, Deduct	-1.37	
31 25 14 26-0029 LF 9" Diameter Fiber Roll, (Sterile Straw Filled Rolls, With Natural Fiber Wrapping), CALTRANS Type 1	8.71	
For >1,000 To 10,000, Deduct	-0.85	
For >10,000, Deduct	-1.44	
31 25 14 26-0030 LF 12" Diameter Fiber Roll, (Sterile Straw Filled Rolls, With Natural Fiber Wrapping), CALTRANS Type 1	11.00	
For >1,000 To 10,000, Deduct	-1.01	
For >10,000, Deduct	-1.72	
31 25 14 26-0031 Fiber Roll (CALTRANS Type 2) <small>(31 25 14 26)</small> Note: Includes 24" wood stakes at 2' on-center off-set on sides with ropes.		
31 25 14 26-0032 LF 8" Diameter Fiber Roll, (Sterile Straw Filled Rolls, With Natural Fiber Wrapping), CALTRANS Type 2	6.54	
For >1,000 To 10,000, Deduct	-0.66	
For >10,000, Deduct	-1.12	
31 25 14 26-0033 LF 9" Diameter Fiber Roll, (Sterile Straw Filled Rolls, With Natural Fiber Wrapping), CALTRANS Type 2	7.66	
For >1,000 To 10,000, Deduct	-0.69	
For >10,000, Deduct	-1.18	
31 25 14 26-0034 LF 12" Diameter Fiber Roll, (Sterile Straw Filled Rolls, With Natural Fiber Wrapping), CALTRANS Type 2	9.20	
For >1,000 To 10,000, Deduct	-0.74	
For >10,000, Deduct	-1.27	
31 25 14 26-0035 Inlet Protection Sediment Bags <small>(31 25 14 26)</small> Note: Includes removal, cleaning, and replacement per each location.		
31 25 14 26-0036 EA 2' x 2' x 3' Inlet Protection Sediment Bag	73.45	
31 25 14 26-0037 EA 2' x 3' x 3' Inlet Protection Sediment Bag	92.07	
31 25 14 26-0038 EA 2' x 4' x 3' Inlet Protection Sediment Bag	100.62	



Earthwork	31	13
Earth Moving	31 20	
Erosion and Sedimentation Controls	31 25	

MINOR CSI UOM DESCRIPTION	TOTAL DIRECT UNIT COST	DEMOLITION UNIT COST
------------------------------	---------------------------	-------------------------

31 25 14 26-0039	Clean Sediment Logs/Wattles ^(31 25 14 26) Note: Includes removal, cleaning, and replacement per each location.	
31 25 14 26-0040	EA Clean Sediment Logs/Wattles.....	89.51

31 30 Earthwork Methods ⁽³¹⁾

31 31 Soil Treatment ^(31 30)

31 31 16 Termite Control ^(31 31)

31 31 16 13 Chemical Termite Control ^(31 31 16)

31 31 16 13-0001	Commercial Use ^(31 31 16 13)	
31 31 16 13-0002	SF Termite Pretreatment, Commercial Soil Poisoning Under Slab	0.91
31 31 16 13-0003	SF Termite Pretreatment, Commercial Slab And Walls.....	1.26
31 31 16 13-0004	Residential Use ^(31 31 16 13)	
31 31 16 13-0005	SF Termite Pretreatment, Residential General Spraying Walls And Slab	1.24
31 31 16 13-0006	SF Termite Treatment, Existing Residential Structure.....	1.34

31 31 19 Vegetation Control ^(31 31)

31 31 19 13 Chemical Vegetation Control ^(31 31 19)

31 31 19 13-0001	Soil Sterilants ^(31 31 19 13)	
31 31 19 13-0002	MSF Soil Sterilant.....	31.65
	Note: Use only in areas where complete control of all vegetation is desired, such as industrial sites, right-of-way, lumberyards, petroleum tank farms, around farm buildings, along fence lines, etc. When applied to the soil, this product usually inhibits plant growth for a year or more.	
	For >45 To 90, Deduct	-0.47
	For >90 To 225, Deduct	-2.52
	For >225, Deduct	-3.47

31 32 Soil Stabilization ^(31 30)

31 32 13 Soil Mixing Stabilization ^(31 32)

31 32 13 16 Cement Soil Stabilization ^(31 32 13)

31 32 13 16-0001	Cementitious Soil Binder ^(31 32 13 16)	
31 32 13 16-0002	CY Cementitious Soil Binder, 4% Cement Mix By Volume	38.41
31 32 13 16-0003	CY Cementitious Soil Binder, 6% Cement Mix By Volume	43.86
31 32 13 16-0004	CY Cementitious Soil Binder, 9% Cement Mix By Volume	52.84
31 32 13 16-0005	CY Cementitious Soil Binder, 12% Cement Mix By Volume	61.68

31 32 13 19 Lime Soil Stabilization ^(31 32 13)

Note: Includes delivery up to 15 miles from the closest approved source, the cost for loading, and dumping. The price excludes the cost for spreading or backfilling. See CSI section 01 74 19 00-0048 for hauling greater than 15 miles.

31 32 13 19-0001	Lime Slurry ^(31 32 13 19)	
31 32 13 19-0002	LCY Soil Stabilization With Lime Slurry 10% Lime Slurry By Volume	36.66
31 32 13 19-0003	TON Cement Stabilized Base Material	164.00
31 32 13 19-0004	CWT Lime For Soil Stabilization	27.13
	Note: Excludes the cost for spreading or backfilling	
31 32 13 19-0005	LCY Roller, Grader - Lime Stabilization	18.40
31 32 13 19-0006	LCY Roller, Grader - Cement Stabilization	4.25

31 32 13 19-0007 Lime Stabilized Subgrade ^(31 32 13 19)

Note: Based on soil weight of 110 LB/CF using lime weight of 5.5 LB/CF (5%).

31 32 13 19-0008	SY 6" Thick Lime Stabilized Subgrade, 25 LB.....	14.85
	For 4% Lime Instead Of 5%, Deduct	-0.48
	For 6% Lime Instead Of 5%, Add	0.48
31 32 13 19-0009	SY 7" Thick Lime Stabilized Subgrade, 29 LB.....	17.20
	For 4% Lime Instead Of 5%, Deduct	-0.56
	For 6% Lime Instead Of 5%, Add	0.56
31 32 13 19-0010	SY 8" Thick Lime Stabilized Subgrade, 33 LB.....	19.63
	For 4% Lime Instead Of 5%, Deduct	-0.63
	For 6% Lime Instead Of 5%, Add	0.63

31 32 13 29 Liquid Soil Stabilization ^(31 32 13)

31 32 13 29-0001	GAL Polyacrylamide And Calcium Solution	2.58
31 32 13 29-0002	GAL Synthetic, Liquid Dust Suppression Fluid With GTL Technology (Soil Works Durasoil)	9.95
	Note: GTL (Gas-to-Liquid)	
31 32 13 29-0003	GAL Biodegradable, Liquid Copolymer Dust Suppression Fluid (Soil Works Gorilla-Snot)	4.78

31	31 Earthwork
	31 30 Earthwork Methods
	31 32 Soil Stabilization



MINOR CSI UOM DESCRIPTION	TOTAL DIRECT UNIT COST	DEMOLITION UNIT COST
------------------------------	---------------------------	-------------------------

31 32 16 Chemical Treatment Soil Stabilization (31 32)

31 32 16 13 Polymer Emulsion Soil Stabilization (31 32 16)

31 32 16 13-0001 Blended Co-Polymer Paving Systems (TechniSoil) (31 32 16 13)

31 32 16 13-0002 SF 3" Thick, Blended Co-Polymer Paving System Premixed With Decomposed Granite (TechniSoil)	8.48
31 32 16 13-0003 SF Blended Co-Polymer Topical Spray (TechniSoil)	3.08

31 32 19 Geosynthetic Soil Stabilization and Layer Separation (31 32)

31 32 19 13 Geogrid Soil Stabilization (31 32 19)

31 32 19 13-0001 Geogrid Fabrics (31 32 19 13)

Note: For reinforcement of over steepened earth slopes, segmental retaining walls and other mechanically stabilized earth applications.

31 32 19 13-0002 SY 5.3 Ounce/SY, 1,700 LB/FT Wide Width Tensile Ultimate Bi-Directional Woven Polyester Geogrid Fabric (Carthage Mills GX-150)	6.00
<i>For Up To 50, Add</i>	<i>1.31</i>
<i>For >50 To 150, Add</i>	<i>0.97</i>
<i>For >150 To 250, Add</i>	<i>0.64</i>
<i>For >250 To 500, Add</i>	<i>0.32</i>
31 32 19 13-0003 SY 6.9 Ounce/SY, 3,100 LB/FT Wide Width Tensile Ultimate Bi-Directional Woven Polyester Geogrid Fabric (Carthage Mills GX-300)	6.86
<i>For Up To 50, Add</i>	<i>1.49</i>
<i>For >50 To 150, Add</i>	<i>1.11</i>
<i>For >150 To 250, Add</i>	<i>0.73</i>
<i>For >250 To 500, Add</i>	<i>0.36</i>
31 32 19 13-0004 SY 8.7 Ounce/SY, 4,280 LB/FT Wide Width Tensile Ultimate Bi-Directional Woven Polyester Geogrid Fabric (Carthage Mills GX-500)	7.47
<i>For Up To 50, Add</i>	<i>1.61</i>
<i>For >50 To 150, Add</i>	<i>1.20</i>
<i>For >150 To 250, Add</i>	<i>0.79</i>
<i>For >250 To 500, Add</i>	<i>0.39</i>
31 32 19 13-0005 SY 12.6 Ounce/SY, 7,315 LB/FT Wide Width Tensile Ultimate Bi-Directional Woven Polyester Geogrid Fabric (Carthage Mills GX-800)	10.79
<i>For Up To 50, Add</i>	<i>2.28</i>
<i>For >50 To 150, Add</i>	<i>1.70</i>
<i>For >150 To 250, Add</i>	<i>1.12</i>
<i>For >250 To 500, Add</i>	<i>0.56</i>
31 32 19 13-0006 SY 14.1 Ounce/SY, 9,790 LB/FT Wide Width Tensile Ultimate Bi-Directional Woven Polyester Geogrid Fabric (Carthage Mills GX-1000)	12.36
<i>For Up To 50, Add</i>	<i>2.60</i>
<i>For >50 To 150, Add</i>	<i>1.94</i>
<i>For >150 To 250, Add</i>	<i>1.28</i>
<i>For >250 To 500, Add</i>	<i>0.64</i>
31 32 19 13-0007 SY 4.3 Ounce/SY, 1,658 LB/FT Wide Width Tensile Ultimate Bi-Axial Extruded Polypropylene Geogrid Fabric (Carthage Mills Enkagrid Max 20)	6.10
<i>For Up To 50, Add</i>	<i>1.33</i>
<i>For >50 To 150, Add</i>	<i>0.99</i>
<i>For >150 To 250, Add</i>	<i>0.65</i>
<i>For >250 To 500, Add</i>	<i>0.32</i>
31 32 19 13-0008 SY 5.9 Ounce/SY, 2,192 LB/FT Wide Width Tensile Ultimate Bi-Axial Extruded Polypropylene Geogrid Fabric (Carthage Mills Enkagrid Max 30)	9.01
<i>For Up To 50, Add</i>	<i>1.92</i>
<i>For >50 To 150, Add</i>	<i>1.43</i>
<i>For >150 To 250, Add</i>	<i>0.94</i>
<i>For >250 To 500, Add</i>	<i>0.47</i>

31 32 19 16 Geotextile Soil Stabilization (31 32 19)

31 32 19 16-0001 Nonwoven Polypropylene Geotextiles (31 32 19 16)

Note: For drainage, filtration and separation.

31 32 19 16-0002 SY 3.0 Ounce/SY, 40 Mil, 80 LB Grab Tensile Nonwoven Polypropylene Geotextile Fabric (Carthage Mills FX-30HS)	1.86
<i>For Up To 50, Add</i>	<i>0.41</i>
<i>For >50 To 150, Add</i>	<i>0.31</i>
<i>For >150 To 250, Add</i>	<i>0.20</i>
<i>For >250 To 500, Add</i>	<i>0.10</i>
31 32 19 16-0003 SY 3.5 Ounce/SY, 50 Mil, 95 LB Grab Tensile Nonwoven Polypropylene Geotextile Fabric (Carthage Mills FX-35HS)	1.99
<i>For Up To 50, Add</i>	<i>0.44</i>
<i>For >50 To 150, Add</i>	<i>0.33</i>
<i>For >150 To 250, Add</i>	<i>0.21</i>
<i>For >250 To 500, Add</i>	<i>0.11</i>
31 32 19 16-0004 SY 4.0 Ounce/SY, 60 Mil, 115 LB Grab Tensile Nonwoven Polypropylene Geotextile Fabric (Carthage Mills FX-40HS)	2.16
<i>For Up To 50, Add</i>	<i>0.47</i>
<i>For >50 To 150, Add</i>	<i>0.35</i>
<i>For >150 To 250, Add</i>	<i>0.23</i>
<i>For >250 To 500, Add</i>	<i>0.12</i>
31 32 19 16-0005 SY 4.5 Ounce/SY, 55 Mil, 120 LB Grab Tensile Nonwoven Polypropylene Geotextile Fabric (Carthage Mills FX-45HS)	2.33
<i>For Up To 50, Add</i>	<i>0.51</i>
<i>For >50 To 150, Add</i>	<i>0.38</i>
<i>For >150 To 250, Add</i>	<i>0.25</i>
<i>For >250 To 500, Add</i>	<i>0.12</i>



Earthwork	31	13
Earthwork Methods	31 30	
Soil Stabilization	31 32	

MINOR CSI UOM DESCRIPTION	TOTAL DIRECT UNIT COST	DEMOLITION UNIT COST
31 32 19 16-0006 SY 6.0 Ounce/SY, 70 Mil, 160 LB Grab Tensile Nonwoven Polypropylene Geotextile Fabric (Carthage Mills FX-60HS).....	2.77	
For Up To 50, Add	0.60	
For >50 To 150, Add	0.44	
For >150 To 250, Add	0.29	
For >250 To 500, Add	0.15	
31 32 19 16-0007 SY 7.0 Ounce/SY, 85 Mil, 180 LB Grab Tensile Nonwoven Polypropylene Geotextile Fabric (Carthage Mills FX-70HS).....	3.25	
For Up To 50, Add	0.70	
For >50 To 150, Add	0.52	
For >150 To 250, Add	0.34	
For >250 To 500, Add	0.17	
31 32 19 16-0008 SY 8.0 Ounce/SY, 85 Mil, 205 LB Grab Tensile Nonwoven Polypropylene Geotextile Fabric (Carthage Mills FX-80HS).....	3.58	
For Up To 50, Add	0.77	
For >50 To 150, Add	0.57	
For >150 To 250, Add	0.38	
For >250 To 500, Add	0.19	
31 32 19 16-0009 SY 10 Ounce/SY, 115 Mil, 250 LB Grab Tensile Nonwoven Polypropylene Geotextile Fabric (Carthage Mills FX-100HS).....	4.42	
For Up To 50, Add	0.94	
For >50 To 150, Add	0.70	
For >150 To 250, Add	0.46	
For >250 To 500, Add	0.23	
31 32 19 16-0010 SY 16 Ounce/SY, 175 Mil, 425 LB Grab Tensile Nonwoven Polypropylene Geotextile Fabric.....	6.55	
For Up To 50, Add	1.36	
For >50 To 150, Add	1.02	
For >150 To 250, Add	0.67	
For >250 To 500, Add	0.34	
31 32 19 16-0011 Woven Geotextiles Fabric <small>(31 32 19 16)</small>		
31 32 19 16-0012 SY 200 LB Grab Tensile Woven Slit Film Geotextile Fabric (Carthage Mills FX-55).....	2.70	
For Up To 50, Add	0.58	
For >50 To 150, Add	0.43	
For >150 To 250, Add	0.28	
For >250 To 500, Add	0.14	
31 32 19 16-0013 SY 315 LB Grab Tensile Woven Slit Film Geotextile Fabric (Carthage Mills FX-66).....	3.81	
For Up To 50, Add	0.80	
For >50 To 150, Add	0.60	
For >150 To 250, Add	0.40	
For >250 To 500, Add	0.20	
31 32 19 16-0014 SY 4 To 6% Open Area, 370 x 250 LB Grab Tensile Woven Monofilament Geotextile Fabric (Carthage Mills Carthage 6%).....	6.75	
For Up To 50, Add	1.40	
For >50 To 150, Add	1.05	
For >150 To 250, Add	0.69	
For >250 To 500, Add	0.35	
31 32 19 16-0015 SY 11 To 15% Open Area, 370 x 220 LB Grab Tensile Woven Monofilament Geotextile Fabric (Carthage Mills Carthage 15%).....	6.58	
For Up To 50, Add	1.37	
For >50 To 150, Add	1.02	
For >150 To 250, Add	0.68	
For >250 To 500, Add	0.34	
31 32 19 16-0016 SY 6.9 Oz/SY, 250 LB/IN Wide Width Tensile Ultimate Woven Twill Weave Geotextile Fabric (Carthage Mills FX-250TF).....	5.74	
For Up To 50, Add	1.20	
For >50 To 150, Add	0.90	
For >150 To 250, Add	0.59	
For >250 To 500, Add	0.30	
31 32 19 16-0017 SY 9.1 Oz/SY, 333 LB/IN Wide Width Tensile Ultimate Woven Twill Weave Geotextile Fabric (Carthage Mills FX-330TF).....	6.14	
For Up To 50, Add	1.28	
For >50 To 150, Add	0.96	
For >150 To 250, Add	0.63	
For >250 To 500, Add	0.32	
31 32 19 16-0018 SY 12.1 Oz/SY, 400 LB/IN Wide Width Tensile Ultimate Woven Twill Weave Geotextile Fabric (Carthage Mills FX-400TF).....	7.86	
For Up To 50, Add	1.63	
For >50 To 150, Add	1.22	
For >150 To 250, Add	0.80	
For >250 To 500, Add	0.40	
31 32 19 16-0019 SY 12.1 Oz/SY, 400 LB/IN Wide Width Tensile Ultimate Woven Monofilament And Fibrillated Geotextile Fabric (Carthage Mills FX-400MF).....	11.23	
For Up To 50, Add	2.30	
For >50 To 150, Add	1.72	
For >150 To 250, Add	1.14	
For >250 To 500, Add	0.57	
31 32 19 16-0020 Geomembranes <small>(31 32 19 16)</small>		
31 32 19 16-0021 Polyvinyl Chloride (PVC) Geomembrane <small>(31 32 19 16-0020)</small>		
31 32 19 16-0022 SF 20 Mil Polyvinyl Chloride (PVC) Geomembrane (US Fabrics).....	1.39	
31 32 19 16-0023 SF 30 Mil Polyvinyl Chloride (PVC) Geomembrane (US Fabrics).....	1.61	
31 32 19 16-0024 SF 40 Mil Polyvinyl Chloride (PVC) Geomembrane (US Fabrics).....	1.94	
31 32 19 16-0025 SF 50 Mil Polyvinyl Chloride (PVC) Geomembrane (US Fabrics).....	2.34	
31 32 19 16-0026 SF 60 Mil Polyvinyl Chloride (PVC) Geomembrane (US Fabrics).....	2.67	
31 32 19 16-0027 SF 70 Mil Polyvinyl Chloride (PVC) Geomembrane (US Fabrics).....	2.92	

31	31 Earthwork
	31 30 Earthwork Methods
	31 32 Soil Stabilization



MINOR CSI UOM DESCRIPTION	TOTAL DIRECT UNIT COST	DEMOLITION UNIT COST
------------------------------	---------------------------	-------------------------

31 32 19 16-0028	SF	80 Mil Polyvinyl Chloride (PVC) Geomembrane (US Fabrics)	3.16
31 32 19 16-0029	SF	90 Mil Polyvinyl Chloride (PVC) Geomembrane (US Fabrics)	3.50
31 32 19 16-0030	SF	100 Mil Polyvinyl Chloride (PVC) Geomembrane (US Fabrics)	3.82

31 32 19 16-0031 High Density Polyethylene (HDPE) Geomembrane (31 32 19 16-0020)

31 32 19 16-0032	SF	20 Mil High Density Polyethylene Membrane (US Fabrics)	1.30
31 32 19 16-0033	SF	30 Mil High Density Polyethylene Membrane (US Fabrics)	0.90
31 32 19 16-0034	SF	40 Mil High Density Polyethylene Membrane (US Fabrics)	1.02
31 32 19 16-0035	SF	50 Mil High Density Polyethylene Membrane (US Fabrics)	1.51
31 32 19 16-0036	SF	60 Mil High Density Polyethylene Membrane (US Fabrics)	1.23
31 32 19 16-0037	SF	80 Mil High Density Polyethylene Membrane (US Fabrics)	1.46
31 32 19 16-0038	SF	100 Mil High Density Polyethylene Membrane (US Fabrics)	1.68
31 32 19 16-0039	SF	120 Mil High Density Polyethylene Membrane (US Fabrics)	2.85
31 32 19 16-0040	SF	140 Mil High Density Polyethylene Membrane (US Fabrics)	2.94

31 32 19 26 Geoweb Cellular Confinement System (31 32 19)

Note: Includes staples, stakes and filling cells with stockpiled material. Excludes site preparation and imported materials.

31 32 19 26-0001 Geoweb Cellular Confinement System (31 32 19 26)

Note: Includes staples, stakes and filling cells with stockpiled material. Excludes site preparation and imported materials.

31 32 19 26-0002	SF	4" Geoweb Cellular Confinement System (Presto Geosystems)	8.04
		<i>For >20,000, Deduct</i>	-0.21
		<i>For >2:1 Slope, Add</i>	1.24
31 32 19 26-0003	SF	6" Geoweb Cellular Confinement System (Presto Geosystems)	9.96
		<i>For >20,000, Deduct</i>	-0.31
		<i>For >2:1 Slope, Add</i>	1.24
31 32 19 26-0004	SF	8" Geoweb Cellular Confinement System (Presto Geosystems)	12.24
		<i>For >20,000, Deduct</i>	-0.42
		<i>For >2:1 Slope, Add</i>	1.24

31 32 36 Soil Nailing (31 32)

31 32 36 11 Soil Nailing Stabilization (31 32 36)

31 32 36 11-0001 Landslide and Slip-Out Stabilization (31 32 36 11)

Note: Work shall consist of the Contractor stabilizing identified slides by internally reinforcing the soil mass with reinforcing elements (nails) by using one or more of the installation methods specified in this contract. The Owner will identify locations for work to be performed as specified herein. The Contractor shall review all locations with Owner representatives to determine the method to be used. The Contractor will provide all necessary engineering plans and details required to successfully repair slides as noted. These plans shall be stamped by a registered professional engineer with a current California license who is knowledgeable in the design and implementation of slope stabilization with soil nails and related work. The contractor shall furnish all labor, materials, and equipment required to complete the work. Any necessary installation methods and associated costs are the responsibility of the contractor. The Contractor and the Contractor's Engineer will also warrant the stability of the repaired roadway section for a period of 5 years.

31 32 36 11-0002 BioWall® (31 32 36 11-0001)

Note: Furnish and install the BioWall® to integrate with Launched Soil Nails™, SuperNails® or Self Drilling SuperNails®. The BioWall® is a confined soil/compost mass capable of sustaining vegetation at slope angles up to 4(H):1(V), and is composed of 2 layers of galvanized wire mesh and 2 layers of lightweight geosynthetic encasing a seeded compost and/or topsoil mix, tied to the soil nails by steel plates. Furnish equipment and incidentals necessary to complete the work. BioWall® to soil nail connection details will be determined by the Contractor's Engineer and identified in the Contractor's stamped plans and submittals. Unit Pricing excludes Daily Crew Rates for items See CSI section 31 32 36 11-0066 for Daily Crew Rates (DCR).

31 32 36 11-0003	SF	BioWall® Construction	25.00
------------------	----	-----------------------------	-------

31 32 36 11-0004 Green Terra Mesh (31 32 36 11-0001)

Note: Furnish and install the Green Terra Mesh. Furnish equipment and incidentals necessary to complete the work. Unit Pricing excludes Daily Crew Rates for items See CSI section 31 32 36 11-0066 for Daily Crew Rates (DCR).

31 32 36 11-0005	EA	Green Terra Mesh	635.25
------------------	----	------------------------	--------



Earthwork	31	13
Earthwork Methods	31 30	
Soil Stabilization	31 32	

MINOR CSI UOM DESCRIPTION	TOTAL DIRECT UNIT COST	DEMOLITION UNIT COST
------------------------------	---------------------------	-------------------------

31 32 36 11-0006

GeoSynthetically Confined Soil™ (GCS®) Components (31 32 36 11-0001)

Note: Furnish and install geosynthetic reinforcement, backfill and facing element to construct a Geosynthetically Confined Soil Wall™ (GCS®). Designs shall comply with the Design Standards for Geosynthetically Confined Soil Walls (adapted from the NCHRP Report 556 – Design and Construction Guidelines for Geosynthetic Reinforced Soil Bridge Abutments with a Flexible Facing) noted below. Reinforcement Selection and Placement: Geosynthetic reinforcement shall consist of high-tenacity geotextiles manufactured for soil reinforcement applications. Geotextiles shall not be exposed to sunlight and extreme temperatures for an extended period of time. Damaged or improperly handled geosynthetic reinforcement shall be rejected. Use a woven polypropylene geotextile with ultimate tensile strength of 2400 lbs/ft (Amoco 2044 or similar) in the cross-machine direction (as per ASTM D4595). The geosynthetic reinforcement perpendicular to the wall face should consist of one continuous piece of material. Overlap of reinforcement in the design strength direction is not permitted. Adjacent sections of geosynthetic reinforcement should be placed so as to ensure that horizontal coverage shown on the plans is provided. Tracked construction equipment shall not be operated directly on the geosynthetic reinforcement. A minimum backfill thickness of 150 mm (6 in.) is required before operation of tracked vehicles over the geosynthetic reinforcement. Turning of tracked vehicles should be kept to a minimum to prevent displacing the fill and damaging or moving the geosynthetic reinforcement. Rubber-tired equipment may pass over the geosynthetic reinforcement at slow speeds less than 17 km/hr (10 miles/hr). Sudden braking and sharp turning should be avoided. Backfill Specifications: Structure backfill material should consist of material free from organic or other unsuitable material as determined by the Contractor's Engineer. Grading of the backfill should be as follows: 100 percent passing 100 mm (4 in.) sieve, 0-60 percent passing No. 40 (0.425 mm) sieve, and 0-15 percent passing No. 200 (0.075mm) sieve; plasticity index (PI) as determined by AASHTO T90, should not exceed 6. The backfill should exhibit an angle of internal friction of not less than 34 degrees, as determined by the standard direct shear test on the portion finer than 2 mm (No.10) sieve, using a sample compacted to 95 percent of AASHTO T-99, Methods C or D, at optimum moisture content. No testing is required for backfills where 80 percent of sizes are greater than 19 mm. The backfill should be substantially free of shale or other soft, poor durability particles and should have an organic content not larger than 1 percent. The backfill should have a pH between 4.5 and 9. Backfill Placement: Reinforced fill should be placed as specified in construction plans in compacted lift thickness of 8in, but in no case in lifts greater than 12in. Reinforced fill should be placed and compacted at or within 2 percent dry of the optimum moisture content. If the reinforced fill is free draining (i.e., with less than 5 percent passing a No. 200 sieve), water content of the fill may be within ±3 percent of the optimum. A minimum density of 90 percent of standard Proctor density is required. Optimum compaction is 100 percent of AASHTO T-99 (or 95 percent of AASHTO T-180) but this may not be possible throughout the wall structure. If significant percentage of the backfill is coarse material (i.e., greater than 30 percent retained on the 19 mm, or 3/4 in., sieve), a procedural specification may be used to verify compaction, (no less than two passes with a conventional vibratory plate compaction equipment). Backfill should be placed, spread, and compacted so as to prevent the development of wrinkles or movement of the geosynthetic reinforcement and the wall facing units. Only hand-operated compaction equipment should be allowed within 0.5 m (1.5 ft) of the front of th See CSI section 31 32 36 11-0066 for Daily Crew Rates (DCR).

31 32 36 11-0007	SF	GeoSynthetically Confined Soil™ (GCS®) Wall Construction	23.75
Note: Installation sold per square face foot (excludes materials)			
31 32 36 11-0008	EA	GeoSynthetically Confined Soil™ (GCS®) Wall Galvanized Wire Basket Units (approximately 10" x 120")	108.50
31 32 36 11-0009	EA	GeoSynthetically Confined Soil™ (GCS®) Wall Concrete Masonry Units (approximately 8" x 8" x 16")	6.50
31 32 36 11-0010	SF	GeoSynthetically Confined Soil™ (GCS®) Wall Woven Geotextile	0.75

31 32 36 11-0011

Turf (31 32 36 11-0001)
Note: Unit Pricing excludes Daily Crew Rates for items See CSI section 31 32 36 11-0066 for Daily Crew Rates (DCR).

31 32 36 11-0012

Permanent Turf Reinforcing Mat (TRM) (31 32 36 11-0011)
Note: Furnish a web of mechanically bonded synthetic fibers that are entangled to form a strong and dimensionally stable mat. Place fibers between 2 or 3 high-strength, biaxially oriented nets mechanically bound together by stitching with polyolefin thread. The netting material must be resistant to biological, chemical, and ultra-violet degradation.

31 32 36 11-0013	SF	Permanent Turf Reinforcement Mat.....	1.50
Note: sold per square face foot			

31 32 36 11-0014

Biodegradable Turf Reinforcing Mat (TRM) (31 32 36 11-0011)
Note: Furnish a geotextile composed of seed free processed natural fiber matrix mechanically bound together with 100% degradable binding fiber or netting to form a continuous matrix.

31 32 36 11-0015	SF	Biodegradable Turf Reinforcement Mat.....	0.75
Note: sold per square face foot			

31 32 36 11-0016

Shotcrete or Gunite (31 32 36 11-0001)
Note: Unit Pricing excludes Daily Crew Rates for items See CSI section 31 32 36 11-0066 for Daily Crew Rates (DCR).

31	31 Earthwork
	31 30 Earthwork Methods
	31 32 Soil Stabilization



MINOR CSI UOM DESCRIPTION	TOTAL DIRECT UNIT COST	DEMOLITION UNIT COST
------------------------------	---------------------------	-------------------------

31 32 36 11-0017

Wet-Mix Shotcrete for use with Launched Soil Nails™, SuperNails®, SuperMicropiles™, Self-Drilling SuperNails® / SuperMicropiles™ (31 32 36 11-0016)

Note: Furnish steel reinforced shotcrete to integrate with Launched Soil Nails™, SuperNails®, SuperMicropiles™, Self Drilling SuperMicropiles™ or Self Drilling SuperNails® and complying with the requirements of ACI 506.2, "Specifications for Materials, Proportioning and Application of Shotcrete", except as otherwise specified. Shotcreting consists applying of one or more layers of concrete conveyed through a hose pneumatically projected at a high velocity against a prepared surface. Produce shotcrete by a wet-mix. The wet-mix process consists of thoroughly mixing all the ingredients except accelerating admixtures, but including the mixing water, introducing the mixture into the delivery equipment and delivering it, by positive displacement, to the nozzle. Air jet the wet-mix shotcrete from the nozzle at high velocity onto the surface. For additional descriptive information, refer to the American Concrete Institute ACI 506R "Guide to Shotcrete." The Contractor's Engineer shall provide all necessary details required to successfully construct the temporary or permanent facing and facing drainage system to satisfy the design intent of the facing. Comply with AASHTO Specifications, or accepted industry standards for any specific items that may not be addressed herein or elsewhere in this Contract Document. Use materials for shotcrete conforming to the following requirements: Cement
AASHTO M85/ ASTM C150, Type I, II, III or V. Fine Aggregate AASHTO
M6/ASTM C33 clean, natural. Coarse Aggregate AASHTO M80, Class B for quality Water
Clean and Potable. AASHTO M157/ASTM C94 Chemical Admixtures Accelerator Fluid
type, applied at nozzle, meeting requirements of AASHTO M194/ASTM C494/ASTM C1141. Water-reducer and
Superplasticizer AASHTO M194/ASTM C494 Type A, C, D, E, F, or G
Retarders AASHTO M194/ ASTM C494 Type B or D. Mineral Admixtures Fly Ash
AASHTO M295/ASTM C618 Type F or C, cement replacement up to 35
percent by weight of cement. Silica Fume ASTM C1240, 90 percent minimum silicon
dioxide solids content, not to exceed 12 percent by weight of cement. Welded Wire Fabric
AASHTO M55/ASTM A185 or A497. Double twisted hexagonal. ASTM A975-97 guidelines for
Double Twisted Hexagonal Mesh Gabions Prepackaged Shotcrete ASTM C928. PVC Drain Pipes: Pipe
ASTM 1785 Schedule 40 PVC, solid and perforated wall, cell classification 12454-B or
12354-C, wall thickness SDR 35, with solvent weld or elastomeric gasket joints. Deliver, store and handle
materials to prevent contamination, segregation, corrosion or damage. Store liquid admixtures to prevent
evaporation and freezing. Use aggregate for shotcrete meeting the strength and durability requirements of
AASHTO M6/M80, as applicable, and the following gradation requirements: Sieve Size
Percent Passing by Weight 1/2" 100 3/8"
90-100 No. 4 70-85 No. 8 100
Proportion the shotcrete to be pumpable with the concrete pump furnished for the work, with a cementing
materials content of at least 390 kilograms per cubic meter and water/cement ratio not greater than 0.50. Do not
use admixtures unless approved by the Contractor's Engineer. Thoroughly mix admixtures into the shotcrete at
the rate specified by the manufacturer. Use only accelerators compatible with the cement used, non-corrosive to
steel, and not promoting other detrimental effects such as cracking or excessive shrinkage. The maximum
allowable chloride ion content of all ingredients is 0.10% when tested to AASHTO T260. Air entrainment is not
required for temporary shotcrete construction facings. Provide shotcrete with a design compressive strength of
2000 psi in 3 days and 4000 psi in 28 days. Batch aggregate and cement by weight or by volume in accordance
with the requirements of ASTM C94 or AASHTO M241/ASTM C686. Use mixing equipment that thoroughly
blends the materials in sufficient quantity to maintain placing continuity. Produce ready mix shotcrete complying

31 32 36 11-0018 SFI Wet-Mix Reinforced Shotcrete 5.50
Note: sold per inch thickness over one square face foot of area (includes reinforcing steel).



Earthwork	31	13
Earthwork Methods	31 30	
Soil Stabilization	31 32	

MINOR CSI UOM DESCRIPTION	TOTAL DIRECT UNIT COST	DEMOLITION UNIT COST
------------------------------	---------------------------	-------------------------

31 32 36 11-0019

Dry-Mix Shotcrete for use with Launched Soil Nails™, SuperNails®, SuperMicropiles™, Self-Drilling SuperNails® / SuperMicropiles™ (31 32 36 11-0016)

Note: Furnish steel reinforced shotcrete to integrate with Launched Soil Nails™, SuperNails®, SuperMicropiles™, Self Drilling SuperMicropiles™ or Self Drilling SuperNails® and complying with the requirements of ACI 506.2, "Specifications for Materials, Proportioning and Application of Shotcrete", except as otherwise specified. Shotcreting consists applying of one or more layers of concrete conveyed through a hose pneumatically projected at a high velocity against a prepared surface. Produce shotcrete by a dry-mix. The dry-mix process consists of thoroughly mixing Portland cement and aggregate (and or synthetic fiber) thoroughly mixed dry, passed through a cement gun and conveyed by air through a flexible tube, hydrated at a nozzle at the end of such flexible tube and deposited by air pressure in its place of final repose. For additional descriptive information, refer to the American Concrete Institute ACI 506R "Guide to Shotcrete." The Contractor's Engineer shall provide all necessary details required to successfully construct the temporary or permanent facing and facing drainage system to satisfy the design intent of the facing. Comply with AASHTO Specifications, or accepted industry standards for any specific items that may not be addressed herein or elsewhere in this Contract Document. Use materials for shotcrete conforming to the following requirements: Cement
AASHTO M85/ ASTM C150, Type I, II, or III. Fine Aggregate AASHTO
M6/ASTM C33 clean, natural. Coarse Aggregate AASHTO M80, Class B for quality Fiber
Reinforcement ASTM C116-00
Water Clean and Potable. AASHTO M157/ASTM C94 and shall be maintained at a uniform pressure which shall be at least 15 pounds per square inch above air pressure at the nozzle. Chemical Admixtures Accelerator
Fluid type, applied at nozzle, meeting requirements of AASHTO M194/ASTM C494/ASTM C1141.
Water-reducer and Superplasticizer AASHTO M194/ASTM C494 Type A, C, D, E,
F, or G Retarders AASHTO M194/ ASTM C494 Type B or D. Mineral
Admixtures Fly Ash AASHTO M295/ASTM C618 Type F or C, cement
replacement up to 35 percent by weight of cement. Silica Fume ASTM C1240, 90 percent
minimum silicon dioxide solids content, not to exceed 12 percent by weight of cement. Welded Wire Fabric
AASHTO M55/ASTM A185 or A497. Double Twisted hexagonal ASTM A975-97 guidelines for
Double Twisted Hexagonal Mesh Gabions Prepackaged Shotcrete ASTM C928. PVC Drain Pipes: Pipe
ASTM 1785 Schedule 40 PVC, solid and perforated wall, cell classification 12454-B or
12354-C, wall thickness SDR 35, with solvent weld or elastomeric gasket joints. Deliver, store and handle
materials to prevent contamination, segregation, corrosion or damage. Store liquid admixtures to prevent
evaporation and freezing. Use aggregate for shotcrete meeting the strength and durability requirements of
AASHTO M6/M80, as applicable, and the following gradation requirements: Sieve Size
Percent Passing by Weight 1/2" 100 3/8"
90-100 No. 4 70-85 No. 8 100

31 32 36 11-0020 SFI Dry-Mix Reinforced Gunite 8.50
Note: sold per inch thickness over one square face foot of area (includes reinforcing steel).

31 32 36 11-0021

Steel Fiber Reinforcement for use with Launched Soil Nails™, SuperNails®, SuperMicropiles™, Self-Drilling SuperNails® / SuperMicropiles™ (31 32 36 11-0016)

31 32 36 11-0022 SFI Steel Fiber Reinforcement 1.25
Note: sold per inch thickness over one square face foot of area

31 32 36 11-0023

Steel Mesh and Steel Plates for use with Launched Soil Nails™, SuperNails® and Self Drilling SuperNails® (31 32 36 11-0001)

Note: Unit Pricing excludes Daily Crew Rates for items See CSI section 31 32 36 11-0066 for Daily Crew Rates (DCR).

31 32 36 11-0024

Steel Mesh Surface Treatment for use with Launched Soil Nails™, SuperNails® and Self Drilling SuperNails® (31 32 36 11-0023)

Note: Furnish Galfan® Coated Steel Mesh for use with Launched Soil Nails™, SuperNails®, or Self Drilling SuperNails® that is a double twisted hexagonal galvanized steel wire mesh manufactured according to ASTM A975-97 guidelines for Double Twisted Hexagonal Mesh Gabions. Alternately, the mesh may be a diamond shaped, three dimensional mesh made with high capacity 3-millimeter diameter wire. Furnish steel plates to connect the mesh to the nail systems described herein. Furnish equipment and incidentals necessary to complete the work. Soil Nail to mesh connection details will be determined by the Contractor's Engineer and identified in the Contractor's stamped plans and submittals.

31 32 36 11-0025 SF High Capacity Diamond Mesh 11.00
Note: sold per square face foot

31 32 36 11-0026 SF Double Twist Wire Mesh 13.75
Note: sold per square face foot

31 32 36 11-0027

Steel Plates (31 32 36 11-0023)

31 32 36 11-0028 EA Galvanized Steel Plates (8x8) 35.00
31 32 36 11-0029 EA Galvanized Steel Plates (10x10) 54.75
31 32 36 11-0030 EA Galvanized Steel Plates (12x12) 78.75
31 32 36 11-0031 EA Epoxy Coated Steel Plates (8x8) 76.00
31 32 36 11-0032 EA Epoxy Coated Steel Plates (10x10) 89.25
31 32 36 11-0033 EA Epoxy Coated Steel Plates (12x12) 105.25

31	31	Earthwork
	31 30	Earthwork Methods
	31 32	Soil Stabilization



MINOR CSI	UOM	DESCRIPTION	TOTAL DIRECT UNIT COST	DEMOLITION UNIT COST
--------------	-----	-------------	---------------------------	-------------------------

31 32 36 11-0034 Drilled Horizontal Drains (31 32 36 11-0001)
 Note: Unit Pricing excludes Daily Crew Rates for items See CSI section 31 32 36 11-0066 for Daily Crew Rates (DCR).

31 32 36 11-0035	LF	Drilled PVC Horizontal Drains (up to 2" Diameter).....	26.00	
31 32 36 11-0036	LF	Stripdrain - 6" Wide.....	3.25	
31 32 36 11-0037	LF	Stripdrain - 12" Wide.....	4.00	
31 32 36 11-0038	LF	PVC Drain Collector Pipe System.....	26.75	

31 32 36 11-0039 Rockfall Stabilization (31 32 36 11-0001)
 Note: Unit Pricing excludes Daily Crew Rates for items See CSI section 31 32 36 11-0066 for Daily Crew Rates (DCR).

31 32 36 11-0040	SF	Scaling.....	3.75	
31 32 36 11-0041	SF	Trim Blasting.....	155.00	
31 32 36 11-0042	SY	Slope Drape - Double Twist Wire Mesh.....	45.00	
31 32 36 11-0043	SY	Slope Drape - Cable Net.....	135.00	
31 32 36 11-0044	SY	Slope Drape - Tecco Mesh (4mm).....	135.00	
31 32 36 11-0045	LF	Temporary Rockfall Barrier.....	500.00	
31 32 36 11-0046	LF	Low Reach Drilling (<25 feet).....	25.00	
31 32 36 11-0047	LF	High Reach Drilling (>25 feet).....	45.00	
31 32 36 11-0048	LF	Limited Access Drilling.....	100.00	
31 32 36 11-0049	LF	F&I Rock Dowel - #8 Grade 75 All-Thread Bar (Galvanized).....	18.50	
31 32 36 11-0050	LF	F&I Rock Dowel - #8 Grade 75 All-Thread Bar (Epoxy Coated).....	15.25	
31 32 36 11-0051	LF	F&I Rock Dowel - #8 Grade 150 All-Thread Bar (Galvanized).....	23.25	
31 32 36 11-0052	LF	F&I Rock Dowel - #8 Grade 150 All-Thread Bar (Epoxy Coated).....	17.25	
31 32 36 11-0053	LF	F&I Rock Dowel - #10 Grade 75 All-Thread Bar (Galvanized).....	23.50	
31 32 36 11-0054	LF	F&I Rock Dowel - #10 Grade 75 All-Thread Bar (Epoxy Coated).....	18.75	
31 32 36 11-0055	LF	F&I Rock Dowel - #10 Grade 150 All-Thread Bar (Galvanized).....	26.50	
31 32 36 11-0056	LF	F&I Rock Dowel - #10 Grade 150 All-Thread Bar (Epoxy Coated).....	21.00	
31 32 36 11-0057	LF	F&I Rock Dowel - #11 Grade 75 All-Thread Bar (Galvanized).....	29.25	
31 32 36 11-0058	LF	F&I Rock Dowel - #11 Grade 75 All-Thread Bar (Epoxy Coated).....	21.00	
31 32 36 11-0059	LF	F&I Rock Dowel - #11 Grade 150 All-Thread Bar (Galvanized).....	34.50	
31 32 36 11-0060	LF	F&I Rock Dowel - #11 Grade 150 All-Thread Bar (Epoxy Coated).....	31.75	
31 32 36 11-0061	EA	Rock Anchor Testing.....	825.00	

31 32 36 11-0062 Mobilization / Demobilization (31 32 36 11-0001)

31 32 36 11-0063	EA	Mobilization - In State.....	10,000.00	
31 32 36 11-0064	EA	Mobilization - Out Of State.....	25,000.00	
31 32 36 11-0065	EA	Mobilization - Specialty Equipment Adder.....	9,800.00	

31 32 36 11-0066 Daily Crew Rates (DCR) (31 32 36 11-0001)

31 32 36 11-0067	DAY	Soils Stabilization Crew - DCR , Per Workday.....	13,150.00	
31 32 36 11-0068	DAY	Rockfall Stabilization Crew - DCR, Per Workday.....	15,200.00	
31 32 36 11-0069	DAY	Compaction Grouting Crew - DCR, Per Workday.....	12,925.00	
31 32 36 11-0070	DAY	Additional Crew Member/Crew - DCR, Per Workday.....	2,050.00	
31 32 36 11-0071	EA	Out of State Crew Rotation.....	4,950.00	
31 32 36 11-0072	EA	Spider Excavation.....	5,500.00	

31 32 36 13 Driven Soil Nailing (31 32 36)
31 32 36 13-0001 Large Diameter Micropiles (31 32 36 13)
 Note: Unit Pricing excludes Daily Crew Rates for items See CSI section 31 32 36 11-0066 for Daily Crew Rates (DCR).

31 32 36 13-0002	LF	5" Micropiles (with up to 5.5" steel casing).....	94.50	
31 32 36 13-0003	LF	7" Micropiles (with up to 7.625" steel casing).....	130.25	
31 32 36 13-0004	LF	10" Micropiles (with up to 9.625" steel casing).....	166.50	
31 32 36 13-0005	LF	12" Micropiles (with up to 11.875" steel casing).....	213.25	

31 32 36 16 Grouted Soil Nailing (31 32 36)
31 32 36 16-0001 Grouting (31 32 36 16)
 Note: Unit Pricing excludes Daily Crew Rates for items See CSI section 31 32 36 11-0066 for Daily Crew Rates (DCR).



	Earthwork	31
	Earthwork Methods	31 30
	Soil Stabilization	31 32

MINOR CSI UOM DESCRIPTION	TOTAL DIRECT UNIT COST	DEMOLITION UNIT COST
---------------------------	------------------------	----------------------

31 32 36 16-0002

Compaction Grouting (31 32 36 16-0001)

Note: A. Furnish compaction grout material manufactured on-site (at the project location) in volumetric batching equipment so that grout rheology can be controlled real-time. The grout shall have a slump of 0.50" to 3.0" depending on the specific requirements of the project and shall conform to the engineering plans developed and submitted by the Contractor. Grout components shall consist of Type I/II cement, potable water and aggregate. Fly Ash may be added to the mix per the engineering plans. All aggregate for the compaction grout material shall meet the following requirements: a. 100% passing the 1/2" sieve b. Less than 2% organics c. No bentonite or other clay of medium to high plasticity shall be used. Site conditions and re-leveling requirements shall determine the exact proportions of cement, water and soil. The grout mix shall generally consist of aggregate with up to 12% cement by weight and water to form a very stiff mortar-like mixture. No admixtures shall be used without the Project Manager's approval, and previous testing. Mix design and test results of grout mixture must be submitted and approved by the Project Manager 15 Days prior to the commencement of the work. A. Gradations of the aggregate material to be utilized shall be submitted as part of the submittal process and prior to any work taking place. B. The compaction grouting mixer shall be of a type to ensure complete mixing of the stiff grout, as approved by the Project Manager. The compaction grout mixer shall be of sufficient capacity to continuously deliver grout having a slump of less than 1.5 inches at pressures up to 1,000 psi, at flow rates ranging from 0.1 to 5.0 cubic feet per minute. Gauges shall be provided at the pump and the grout pipe head to measure pressure the rate of flow. Type and location of gauges shall be as specified by the Contractor. A dial gauge or meter capable of measuring to 0.5 cubic feet or less shall be provided to measure the amount of grout pumped into the hole. A pressure gauge shall be graduated in 10-psi increments or less and used to measure the applied pressure. Compaction grout hose shall have a minimum inside diameter of 2 inches with non-restrictive full flow couplings. The hose shall be of sufficient strength for the pressures anticipated, and shall be in good condition.

31 32 36 16-0003	LF	Compaction Grouting Casing Installation.....	52.75
31 32 36 16-0004	CF	Compaction Grout Injection for Soils Densification.....	55.50
31 32 36 16-0005	CF	Compaction Grout For Void Fill.....	39.00

31 32 36 16-0006

Polyurethane Grouting (31 32 36 16-0001)

Note: The material shall be a two part 1:1 ratio by volume, polyurethane-forming mixture, having a water insoluble diluent, which permits the formation of polyurethanes in excess water. The material shall reach 90% Compressive strength in 30 minutes such that traffic may be returned to roadway within 30 minutes after last injection of material. Polyurethane Free-rise Physical Properties Property I Units ASTM Minimum Maximum Density - lb/cf D 1622 3.0 lb/cf 6.0 lb/cf Tensile Strength - psi D 1623 80 psi Compressive Strength at Yield Point - psi D 1621 60 psi Furnish equipment and incidentals necessary to complete the work. Polyurethane grout shall not be used for deep injection (deeper than 3 ft below bottom of structure) or soils densification, it shall only be used for void filling under structures and for re-leveling. The Contractor shall prepare a profile to determine the areas that require void filling and re-leveling and determine the locations of the injection holes for each treated area. The Contractor shall obtain approval for the final proposed grades and the location of injection holes. The Contractor shall submit a plan for approval of the proposed polyurethane injection methods for the designated project areas. The plan shall include, but not be limited to: proposed diameter of casing (if required), depth of placement, angle of inclination, injection tube spacing, and project staging. The plan shall include monitoring procedures to ensure that damage will not occur to any existing structures due to the injection process. Monitoring devices shall be installed on mechanically stabilized earth retaining systems and between approach slabs and approach slab footings or other components to help prevent damage. The Contractor shall drill a pattern of holes as proposed in his plan. The holes shall be located in a manner that the void filling and structure lifting process does not affect any adjoining structures, such as mechanically stabilized earth retaining walls. Holes shall not be drilled within 4" of the edge of the slab, construction joints or major cracks. No more holes shall be drilled and tubes installed during the day than can be filled during that day. On bridge approach and roadway projects, and as applicable, the initial lift shall be at the sleeper footer. The Contractor shall lift the sleeper footer and the approach slab to the desired elevation by injecting material under the structures with care to assure that polyurethane material is not placed between the sleeper footer and the approach slab. The amount of rise shall be controlled by regulating the rate of injection of the high density polyurethane material. When the nozzle is removed from the hole, any excessive polyurethane material shall be removed from the area.

31 32 36 16-0007	LB	Polyurethane Grouting For Void Fill and Re-Leveling.....	11.50
------------------	----	--	-------

31 32 36 19

Corrosion-Protected Soil Nailing (31 32 36)

31 32 36 19-0001

Self-Drilling SuperNails® / SuperMicropiles™ (31 32 36 19)

Note: Furnish Self-Drilling SuperNails® / SuperMicropiles™ that consist of a hollow, threaded bar with a sacrificial drill bit. Multiple bars may be coupled to produce final length. Bar thread pattern should be continuous and conform to the pullout requirements of ASTM A 615 (Williams Form Engineering B7X or Ischebeck Titan bars, or approved equivalent). R-thread bars, bars/couplers made from high carbon (>0.20%) or high phosphorous (>0.06%) steels, or bars/couplers made from steels that do not meet the tensile ductility requirements of ASTM A 615 shall not be used for any tensile applications. Bar outer diameters shall be a minimum of 1.5 inches and up to and 3 inches depending on design load. Corrosion Protection for Self Drilling Nails shall follow current FHWA guidance. Inserted length and spacing of Self-Drilling SuperNails® / SuperMicropiles™ will be determined by the Contractor's Engineer and identified in the Contractor's stamped plans and submittals. Unit Pricing excludes Daily Crew Rates for items See CSI section 31 32 36 11-0066 for Daily Crew Rates (DCR).

31 32 36 19-0002

Self-Drilling SuperNails® (31 32 36 19-0001)

31 32 36 19-0003	EA	Self Drilling SuperNails® Up To 10 Ft. Length.....	559.00
31 32 36 19-0004	EA	Self Drilling SuperNails® Up To 20 Ft. Length.....	939.25
31 32 36 19-0005	EA	Self Drilling SuperNails® Up To 30 Ft. Length.....	1,305.75
31 32 36 19-0006	EA	Self Drilling SuperNails® Up To 40 Ft. Length.....	1,735.75
31 32 36 19-0007	EA	Self Drilling SuperNails® Up To 50 Ft. Length.....	2,119.75
31 32 36 19-0008	EA	Self Drilling SuperNails® Up To 60 Ft. Length.....	2,459.25
31 32 36 19-0009	EA	Self Drilling SuperNails® Up To 70 Ft. Length.....	2,879.25
31 32 36 19-0010	EA	Self Drilling SuperNails® Up To 80 Ft. Length.....	3,253.50
31 32 36 19-0011	EA	Additional Cost for 10' High Capacity X-51 Bar.....	129.50

31 32 36 19-0012

SuperNail® Testing (31 32 36 19)

Note: Unit Pricing excludes Daily Crew Rates for items See CSI section 31 32 36 11-0066 for Daily Crew Rates (DCR).

31	31	Earthwork
	31 30	Earthwork Methods
	31 32	Soil Stabilization



MINOR CSI	UOM	DESCRIPTION	TOTAL DIRECT UNIT COST	DEMOLITION UNIT COST
--------------	-----	-------------	---------------------------	-------------------------

31 32 36 19-0013	EA	SuperNail® Proof Testing	769.00	
31 32 36 19-0014	EA	SuperNail® Verification Testing	2,339.75	

31 32 36 26 Launched Soil Nailing (31 32 36)

31 32 36 26-0001 Launched SuperDrain™ (Horizontal Drains) (31 32 36 26)

Note: Furnish Launched SuperDrain™ up to 20 feet in length composed of a tube (1.5 inch outside diameter, 0.120 inch wall thickness hot-dipped galvanized 36ksi steel (ASTM A513) that is mechanically deformed or GalvaDized™ to produce a plurality of surficial asperities). Drainage perforations consist of 0.5-inch diameter holes drilled or torch-cut at 6 inch spacing along the distal 5 feet of nail. Every other hole is rotated 90° about the longitudinal axis of the nail. Furnish equipment and incidentals necessary to complete the work. Insert Launched SuperDrain™ with a single stroke at initial velocities in excess of 200 miles per hour. Inserted length and spacing will be determined by the Contractor's Engineer and identified in the Contractor's stamped plans and submittals. Unit Pricing excludes Daily Crew Rates for items See CSI section 31 32 36 11-0066 for Daily Crew Rates (DCR).

31 32 36 26-0002	EA	GalvaDized™ SuperDrain™ - Up To 20'	605.00	
		Note: perforated GalvaDized™ steel tube up to 20 ft. length.		
31 32 36 26-0003	EA	Fiberglass SuperNail® - Up To 20'	621.50	
		Note: perforated fiberglass tube up to 20 ft. length, pressure grouted with #6 epoxy coated inner Bar.		
31 32 36 26-0004	EA	GalvaDized™ SuperNail® - Up To 20'	478.50	
		Note: perforated GalvaDized™ steel tube up to 20 ft. length, pressure grouted with #6 epoxy coated inner Bar.		
31 32 36 26-0005	EA	Temporary Launched Soil Nail.....	379.50	
		Note: bare steel tube up to 20 ft. length.		
31 32 36 26-0006	EA	Fiberglass SuperDrain™	495.00	
		Note: perforated fiberglass tube up to 20 ft. length.		
31 32 36 26-0007	EA	GalvaDized™ SuperDrain™	379.50	
		Note: perforated GalvaDized™ steel tube up to 20 ft. length.		

31 32 36 29 Drilled Soil Nailing (31 32 36)

31 32 36 29-0001 Drilled SuperNails® (Permanently Cased Soil Nails) (31 32 36 29)

Note: Furnish SuperNails® that are a three stage construction including installation of (1) an outer tube (1.5 inch outside diameter, 0.120 inch wall thickness hot-dipped galvanized steel tube that is mechanically deformed or GalvaDized™ to produce a plurality of surficial asperities); (2) neat cement grout that completely encases and fills the outer tube; and (3) immediately install an epoxy coated, #6 (or greater) grade 75 threadbar as the inner bar. SuperNails® may be in lengths up to 60 feet. Although field adjustments in design may be allowed on certain projects (subject to approval by the Contractor's Engineer and the Owner) bidding an equivalent system is not allowed (i.e. the winning bidder must have the ability to install the above system). Furnish equipment and incidentals necessary to complete the work. Insert SuperNail® outer tubes with a single stroke at initial velocities in excess of 200 miles per hour or by drilling a hole to a prescribed depth and inserting the outer tube. Fill the outer tube with neat cement grout and immediately insert a #6 or larger epoxy coated inner threadbar. Inserted length and spacing will be determined by the Contractor's Engineer and identified in the Contractor's stamped plans and submittals. Unit Pricing excludes Daily Crew Rates for items See CSI section 31 32 36 11-0066 for Daily Crew Rates (DCR).

31 32 36 29-0002	EA	Drilled GalvaDized™ SuperNail® Up To 10 Ft. Length	602.25	
		Note: GalvaDized™ steel tube, drilled and grouted with #6 epoxy coated inner Bar.		
31 32 36 29-0003	EA	Drilled GalvaDized™ SuperNail® Up To 20 Ft. Length	693.50	
		Note: GalvaDized™ steel tube, drilled and grouted with #6 epoxy coated inner Bar.		
31 32 36 29-0004	EA	Drilled GalvaDized™ SuperNail® Up To 30 Ft. Length	921.50	
		Note: GalvaDized™ steel tube, drilled and grouted with #6 epoxy coated inner Bar.		
31 32 36 29-0005	EA	Drilled GalvaDized™ SuperNail® Up To 40 Ft. Length	1,056.00	
		Note: GalvaDized™ steel tube, drilled and grouted with #6 epoxy coated inner Bar.		
31 32 36 29-0006	EA	Drilled GalvaDized™ SuperNail® Up To 50 Ft. Length	1,171.50	
		Note: GalvaDized™ steel tube, drilled and grouted with #6 epoxy coated inner Bar.		
31 32 36 29-0007	EA	Drilled GalvaDized™ SuperNail® Up To 60 Ft. Length	1,376.50	
		Note: GalvaDized™ steel tube, drilled and grouted with #6 epoxy coated inner Bar.		
31 32 36 29-0008	EA	Drilled GalvaDized™ SuperNail® Up To 70 Ft. Length	1,624.75	
		Note: GalvaDized™ steel tube, drilled and grouted with #6 epoxy coated inner Bar.		
31 32 36 29-0009	EA	Drilled GalvaDized™ SuperNail® Up To 80 Ft. Length	1,872.75	
		Note: GalvaDized™ steel tube, drilled and grouted with #6 epoxy coated inner Bar.		

31 32 36 33 Drilled / Launched Soil Nailing (31 32 36)

31 32 36 33-0001 Drilled / Launched SuperMicropiles™ (31 32 36 33)

Note: Furnish SuperMicropiles™ that are a three stage construction including installation of (1) an outer tube (1.5 inch outside diameter, 0.120 inch wall thickness hot-dipped galvanized steel tube that is mechanically deformed or GalvaDized™ to produce a plurality of surficial asperities); (2) neat cement grout that completely encases and fills the outer tube; and (3) immediately install an epoxy coated, #6 (or greater) grade 75 threadbar as the inner bar. SuperMicropiles™ may be in lengths up to 60 feet. Although field adjustments in design may be allowed on certain projects (subject to approval by the Contractor's Engineer and the Owner) bidding an equivalent system is not allowed (i.e. the winning bidder must have the ability to install the above system). Furnish equipment and incidentals necessary to complete the work. Insert SuperMicropile™ outer tubes with a single stroke at initial velocities in excess of 200 miles per hour or by drilling a hole to a prescribed depth and inserting the outer tube. Fill the outer tube with neat cement grout and immediately insert a #6 or larger epoxy coated inner threadbar. Inserted length and spacing will be determined by the Contractor's Engineer and identified in the Contractor's stamped plans and submittals.

31 32 36 33-0002	EA	Drilled / Launched GalvaDized™ SuperMicropiles™ Up To 20 Ft. Length	695.00	
		Note: GalvaDized™ steel tube, grouted with #6 epoxy coated inner Bar.		
31 32 36 33-0003	EA	Drilled / Launched GalvaDized™ SuperMicropiles™ Up To 30 Ft. Length	1,020.00	
		Note: GalvaDized™ steel tube, grouted with #6 epoxy coated inner Bar.		
31 32 36 33-0004	EA	Drilled / Launched GalvaDized™ SuperMicropiles™ Up To 40 Ft. Length	1,280.00	
		Note: GalvaDized™ steel tube, grouted with #6 epoxy coated inner Bar.		
31 32 36 33-0005	EA	Drilled / Launched GalvaDized™ SuperMicropiles™ Up To 50 Ft. Length	1,540.00	
		Note: GalvaDized™ steel tube, grouted with #6 epoxy coated inner Bar.		



Earthwork	31	13
Earthwork Methods	31 30	
Soil Stabilization	31 32	

MINOR CSI UOM DESCRIPTION	TOTAL DIRECT UNIT COST	DEMOLITION UNIT COST
------------------------------	---------------------------	-------------------------

31 35 Slope Protection (31 30)

31 35 19 Geosynthetic Slope Protection (31 35)

31 35 19 19 Slope Protection with Mulch Control Netting (31 35 19)

31 35 19 19-0001 Erosion Control Fabric (31 35 19 19)

31 35 19 19-0002	SY	26.6 OZ/SY Erosion Control Fabric (Belton Industries Geocoir 900)	5.13
------------------	----	---	------

31 36 Gabions (31 30)

Note: Includes the cost for loading, hauling up to 15 miles from the closest approved source, unloading and placing. See CSI section 01 74 19 00-0048 for hauling greater than 15 miles.

31 36 13 Gabion Boxes (31 36)

31 36 13 00-0001 Stone Filled Gabion Slope Protection (31 36 13)

Note: Machine placed by SY of total top face area for depth indicated.

31 36 13 00-0002	SY	6" Deep Stone Filled Gabion Slope Protection	79.51
31 36 13 00-0003	SY	9" Deep Stone Filled Gabion Slope Protection	94.45
31 36 13 00-0004	SY	12" Deep Stone Filled Gabion Slope Protection	115.41
31 36 13 00-0005	SY	15" Deep Stone Filled Gabion Slope Protection	135.75
31 36 13 00-0006	SY	18" Deep Stone Filled Gabion Slope Protection	159.19
31 36 13 00-0007	SY	24" Deep Stone Filled Gabion Slope Protection	218.36
31 36 13 00-0008	SY	36" Deep Stone Filled Gabion Slope Protection	276.47

31 37 Riprap (31 30)

Note: Includes the cost for loading, hauling up to 15 miles from the closest approved source, and dumping. See CSI section 01 74 19 00-0048 for hauling greater than 15 miles.

31 37 13 Machined Riprap (31 37)

31 37 13 00-0001 Random - Filter Stone (31 37 13)

31 37 13 00-0002	CY	10 To 50 LB Average Pieces Random, Dumped From Truck, Rip Rap	64.88
		<i>For Chinking Material, Add</i>	14.10
31 37 13 00-0003	CY	>50 To 100 LB Average Pieces Random, Dumped From Truck, Rip Rap	75.16
		<i>For Chinking Material, Add</i>	14.10
31 37 13 00-0004	CY	>100 To 200 LB Average Pieces Random, Dumped From Truck, Rip Rap	80.01
		<i>For Chinking Material, Add</i>	14.10
31 37 13 00-0005	CY	>200 To 300 LB Average Pieces Random, Dumped From Truck, Rip Rap	85.52
		<i>For Chinking Material, Add</i>	14.10
31 37 13 00-0006	CY	>300 To 600 LB Average Pieces Random, Dumped From Truck, Rip Rap	89.97
		<i>For Chinking Material, Add</i>	14.10
31 37 13 00-0007	CY	>600 LB Average Pieces Random, Dumped From Truck, Rip Rap	97.24
31 37 13 00-0008	CY	3/8 To 1/4 CY Pieces Random, Dumped From Truck, Machine Spread And Placed Slope Protection (Keyed) Rip Rap	116.49
31 37 13 00-0009	TON	10 To 50 LB Average Pieces Random, Dumped From Truck, Rip Rap	43.07
31 37 13 00-0010	TON	>50 To 100 LB Average Pieces Random, Dumped From Truck, Rip Rap	49.60
31 37 13 00-0011	TON	>100 To 200 LB Average Pieces Random, Dumped From Truck, Rip Rap	52.68
31 37 13 00-0012	TON	>200 To 300 LB Average Pieces Random, Dumped From Truck, Rip Rap	56.18
31 37 13 00-0013	TON	>300 To 600 LB Average Pieces Random, Dumped From Truck, Rip Rap	59.00
31 37 13 00-0014	TON	>600 LB Average Pieces Random, Dumped From Truck, Rip Rap	63.67
31 37 13 00-0015	TON	3/8 To 1/4 CY Pieces Random, Dumped From Truck, Machine Spread And Placed Slope Protection (Keyed) Rip Rap	78.90
31 37 13 00-0016	TON	Spread Of Rip Rap By Machine	16.24
		Note: Excludes material	
31 37 13 00-0017	TON	Key Rip Rap	121.79
		Note: Excludes material.	
31 37 13 00-0018	CY	Grout For Rip Rap	203.67
31 37 13 00-0019	TON	Additional Cost For Placement Of Rip-Rap By Barge Instead Of Truck	141.89

31 37 16 Non-Machined Riprap (31 37)

31 37 16 13 Rubble-Stone Riprap (31 37 16)

31 37 16 13-0001 Rock Slope Protection (31 37 16 13)

31 37 16 13-0002	TON	1 LB Average Pieces Random, Dumped From Truck, Rock Slope Protection	39.23
31 37 16 13-0003	TON	5 LB Average Pieces Random, Dumped From Truck, Rock Slope Protection	41.53
31 37 16 13-0004	TON	25 LB Average Pieces Random, Dumped From Truck, Rock Slope Protection	43.07
31 37 16 13-0005	TON	75 LB Average Pieces Random, Dumped From Truck, Rock Slope Protection	49.60
31 37 16 13-0006	TON	200 LB Average Pieces Random, Dumped From Truck, Rock Slope Protection	52.68
31 37 16 13-0007	TON	1/4 Ton Average Pieces Random, Dumped From Truck, Rock Slope Protection	59.00
31 37 16 13-0008	TON	1 Ton Average Pieces Random, Dumped From Truck, Rock Slope Protection	63.67
31 37 16 13-0009	TON	2 Ton Average Pieces Random, Dumped From Truck, Rock Slope Protection	68.81
31 37 16 13-0010	TON	4 Ton Average Pieces Random, Dumped From Truck, Rock Slope Protection	76.52

31 40 Shoring and Underpinning (31)

31	31 Earthwork
	31 40 Shoring and Underpinning
	31 41 Shoring



MINOR
CSI UOM DESCRIPTION

TOTAL DIRECT DEMOLITION
UNIT COST UNIT COST

31 41 Shoring (31 40)

31 41 13 Timber Shoring (31 41)

31 41 13 00-0001	Wood Sheet Piling <small>(31 41 13)</small>	
31 41 13 00-0002	Pull And Salvage <small>(31 41 13 00-0001)</small>	
	Note: Includes soldier beams and lagging (wales, braces and spacers). Excludes tie-backs (rock bolting) where required.	
31 41 13 00-0003	SF 8' Deep Excavation, Wood Shoring, Pull And Salvage	13.12
	<i>For Wood Sheeting Left In Place</i>	-1.47
31 41 13 00-0004	SF 10' Deep Excavation, Wood Shoring, Pull And Salvage	14.22
	<i>For Wood Sheeting Left In Place</i>	-1.69
31 41 13 00-0005	SF 12' Deep Excavation, Wood Shoring, Pull And Salvage	15.41
	<i>For Wood Sheeting Left In Place</i>	-1.93
31 41 13 00-0006	SF 14' Deep Excavation, Wood Shoring, Pull And Salvage	16.70
	<i>For Wood Sheeting Left In Place</i>	-2.20
31 41 13 00-0007	SF 16' Deep Excavation, Wood Shoring, Pull And Salvage	18.11
	<i>For Wood Sheeting Left In Place</i>	-2.49
31 41 13 00-0008	SF 18' Deep Excavation, Wood Shoring, Pull And Salvage	19.63
	<i>For Wood Sheeting Left In Place</i>	-2.82
31 41 13 00-0009	SF 20' Deep Excavation, Wood Shoring, Pull And Salvage	21.32
	<i>For Wood Sheeting Left In Place</i>	-3.17

31 41 16 Sheet Piling (31 41)

31 41 16 13 Steel Sheet Piling (31 41 16)

31 41 16 13-0001	Standard Carbon Grade Steel Sheeting - Pull And Salvage <small>(31 41 16 13)</small>	
	Note: Up to 3 months. 38.5 KSI steel per SF minimum. PSF indicated is for the weight of the material per square foot. Includes soldier beams and lagging (wales, braces and spacers). Excludes tie-backs (rock bolting) where required.	
31 41 16 13-0002	TON Driven Steel Sheet Piling, 15' Excavation, 22 PSF Steel Sheeting, Pull And Salvage	1,988.45
	<i>For Standard Sheeting Left In Place, Add</i>	1,200.82
	<i>For Lightweight Steel Sheeting 8.6 And 9.2 PSF Left In Place, Add</i>	1,157.78
	<i>For High Strength Sheeting 45,000 To 50,000 PSI Grade, Add</i>	96.84
	<i>For High Strength Sheeting 55,000 PSI Grade, Add</i>	107.60
	<i>For Lightweight Steel Sheeting 8.6 And 9.2 PSF, Add</i>	333.56
	<i>For Each Additional Month >3 Months, Add</i>	53.80
31 41 16 13-0003	TON Driven Steel Sheet Piling, 20' Excavation, 27 PSF Steel Sheeting, Pull And Salvage	2,066.60
	<i>For Standard Sheeting Left In Place, Add</i>	1,161.74
	<i>For Lightweight Steel Sheeting 8.6 And 9.2 PSF Left In Place, Add</i>	1,118.70
	<i>For High Strength Sheeting 45,000 To 50,000 PSI Grade, Add</i>	96.84
	<i>For High Strength Sheeting 55,000 PSI Grade, Add</i>	107.60
	<i>For Lightweight Steel Sheeting 8.6 And 9.2 PSF, Add</i>	333.56
	<i>For Each Additional Month >3 Months, Add</i>	53.80
31 41 16 13-0004	TON Driven Steel Sheet Piling, 25' Excavation, 38 PSF Steel Sheeting, Pull And Salvage	2,429.89
	<i>For Standard Sheeting Left In Place, Add</i>	980.10
	<i>For Lightweight Steel Sheeting 8.6 And 9.2 PSF Left In Place, Add</i>	937.06
	<i>For High Strength Sheeting 45,000 To 50,000 PSI Grade, Add</i>	96.84
	<i>For High Strength Sheeting 55,000 PSI Grade, Add</i>	107.60
	<i>For Lightweight Steel Sheeting 8.6 And 9.2 PSF, Add</i>	333.56
	<i>For Each Additional Month >3 Months, Add</i>	53.80
31 41 16 13-0005	TON Driven Steel Sheet Piling, 30' Excavation, 38 PSF Steel Sheeting, Pull And Salvage	2,779.48
	<i>For Standard Sheeting Left In Place, Add</i>	805.30
	<i>For Lightweight Steel Sheeting 8.6 And 9.2 PSF Left In Place, Add</i>	762.26
	<i>For High Strength Sheeting 45,000 To 50,000 PSI Grade, Add</i>	96.84
	<i>For High Strength Sheeting 55,000 PSI Grade, Add</i>	107.60
	<i>For Lightweight Steel Sheeting 8.6 And 9.2 PSF, Add</i>	333.56
	<i>For Each Additional Month >3 Months, Add</i>	53.80
31 41 16 13-0006	TON Driven Steel Sheet Piling, 35' Excavation, 38 PSF Steel Sheeting, Pull And Salvage	2,985.12
	<i>For Standard Sheeting Left In Place, Add</i>	702.48
	<i>For Lightweight Steel Sheeting 8.6 And 9.2 PSF Left In Place, Add</i>	659.44
	<i>For High Strength Sheeting 45,000 To 50,000 PSI Grade, Add</i>	96.84
	<i>For High Strength Sheeting 55,000 PSI Grade, Add</i>	107.60
	<i>For Lightweight Steel Sheeting 8.6 And 9.2 PSF, Add</i>	333.56
	<i>For Each Additional Month >3 Months, Add</i>	53.80
31 41 16 13-0007	TON Driven Steel Sheet Piling, 40' Excavation, 38 PSF Steel Sheeting, Pull And Salvage	3,194.87
	<i>For Standard Sheeting Left In Place, Add</i>	597.61
	<i>For Lightweight Steel Sheeting 8.6 And 9.2 PSF Left In Place, Add</i>	554.57
	<i>For High Strength Sheeting 45,000 To 50,000 PSI Grade, Add</i>	96.84
	<i>For High Strength Sheeting 55,000 PSI Grade, Add</i>	107.60
	<i>For Lightweight Steel Sheeting 8.6 And 9.2 PSF, Add</i>	333.56
	<i>For Each Additional Month >3 Months, Add</i>	53.80

31 45 Vibroflotation and Densification (31 40)

31 45 13 Vibroflotation (31 45)

31 45 13 00-0001	LCY Soil Stabilization, Vibroflotation	15.38
------------------	--	-------

31 50 Excavation Support and Protection (31)



Earthwork	31	CS
Excavation Support and Protection	31 50	
Cofferdams	31 52	

MINOR CSI UOM DESCRIPTION	TOTAL DIRECT UNIT COST	DEMOLITION UNIT COST
------------------------------	---------------------------	-------------------------

31 52 Cofferdams (31 50)

31 52 21 Portable Cofferdams (31 52)

31 52 21 00-0001	Portable Cofferdams <small>(31 52 21)</small> Note: Excludes dewatering and pumps.	
31 52 21 00-0002	Portable Cofferdam Rental <small>(31 52 21 00-0001)</small> Note: Excludes delivery and installation.	
31 52 21 00-0003	LF 3' High x 7' Width, Portable Cofferdam, Rental Per Month Note: Minimum 40'	47.99
31 52 21 00-0004	LF 4' High x 9' Width, Portable Cofferdam, Rental Per Month Note: Minimum 40'	61.43
31 52 21 00-0005	LF 5' High x 11' Width, Portable Cofferdam, Rental Per Month Note: Minimum 40'	86.39
31 52 21 00-0006	LF 6' High x 13' Width, Portable Cofferdam, Rental Per Month Note: Minimum 40'	111.34
31 52 21 00-0007	LF 8' High x 17' Width, Portable Cofferdam, Rental Per Month Note: Minimum 40'	143.98
31 52 21 00-0008	LF 10' High x 21' Width, Portable Cofferdam, Rental Per Month Note: Minimum 40'	287.96
31 52 21 00-0009	LF 12' High x 25' Width, Portable Cofferdam, Rental Per Month Note: Minimum 40'	403.14
31 52 21 00-0010	LF 16' High x 33' Width, Portable Cofferdam, Rental Per Month Note: Minimum 40'	570.15
31 52 21 00-0011	Portable Cofferdam Delivery And Set-up <small>(31 52 21 00-0001)</small> Note: Excludes crane usage where required. See CSI section 01 22 23 00-0942 for crane lifting equipment.	
31 52 21 00-0012	LF Up To 5' High, Portable Cofferdam, Delivery And Set-up In Dynamic (Rivers Or Streams) Water	11.19
31 52 21 00-0013	LF 6' To 8' High, Portable Cofferdam, Delivery And Set-up In Dynamic (Rivers Or Streams) Water	17.90
31 52 21 00-0014	LF 10' To 12' High, Portable Cofferdam, Delivery And Set-up In Dynamic (Rivers Or Streams) Water	26.85
31 52 21 00-0015	LF 16' High, Portable Cofferdam, Delivery And Set-up In Dynamic (Rivers Or Streams) Water	35.81
31 52 21 00-0016	LF Up To 5' High, Portable Cofferdam, Delivery And Set-up In Static (Lakes Or Ponds) Water	6.71
31 52 21 00-0017	LF 6' To 8' High, Portable Cofferdam, Delivery And Set-up In Static (Lakes Or Ponds) Water	11.19
31 52 21 00-0018	LF 10' To 12' High, Portable Cofferdam, Delivery And Set-up In Static (Lakes Or Ponds) Water	17.90
31 52 21 00-0019	LF 16' High, Portable Cofferdam, Delivery And Set-up In Static (Lakes Or Ponds) Water	24.62
31 52 21 00-0020	Portable Cofferdam Repositioning <small>(31 52 21 00-0001)</small>	
31 52 21 00-0021	LF Up To 5' High, Portable Cofferdam, Repositioning	5.59
31 52 21 00-0022	LF 6' To 8' High, Portable Cofferdam, Repositioning	8.95
31 52 21 00-0023	LF 10' To 12' High, Portable Cofferdam, Repositioning	13.43
31 52 21 00-0024	LF 16' High, Portable Cofferdam, Repositioning	17.90

31 60 Special Foundations and Load-bearing Elements (31)

31 62 Driven Piles (31 60)

31 62 13 Concrete Piles (31 62)

31 62 13 23 Prestressed Concrete Piles (31 62 13)

31 62 13 23-0001 Square Prestressed Driven Concrete Piles (31 62 13 23)

31 62 13 23-0002	VLF 10" Square Prestressed Driven Concrete Pile	32.58
	<i>For Piles Driven In Water, Add</i>	14.98
31 62 13 23-0003	VLF 12" Square Prestressed Driven Concrete Pile	41.14
	<i>For Piles Driven In Water, Add</i>	16.93
31 62 13 23-0004	VLF 14" Square Prestressed Driven Concrete Pile	50.13
	<i>For Piles Driven In Water, Add</i>	18.69
31 62 13 23-0005	VLF 16" Square Prestressed Driven Concrete Pile	61.69
	<i>For Piles Driven In Water, Add</i>	20.82
31 62 13 23-0006	VLF 18" Square Prestressed Driven Concrete Pile	75.16
	<i>For Piles Driven In Water, Add</i>	23.29
31 62 13 23-0007	VLF 20" Square Prestressed Driven Concrete Pile	87.10
	<i>For Piles Driven In Water, Add</i>	25.80
31 62 13 23-0008	VLF 24" Square Prestressed Driven Concrete Pile	111.54
	<i>For Piles Driven In Water, Add</i>	29.80

31 62 13 23-0009 Octagonal Prestressed Driven Concrete Piles (31 62 13 23)

31 62 13 23-0010	VLF 12" Octagonal Prestressed Driven Concrete Pile	36.75
	<i>For Piles Driven In Water, Add</i>	15.74
31 62 13 23-0011	VLF 14" Octagonal Prestressed Driven Concrete Pile	45.37
	<i>For Piles Driven In Water, Add</i>	17.35
31 62 13 23-0012	VLF 16" Octagonal Prestressed Driven Concrete Pile	54.11
	<i>For Piles Driven In Water, Add</i>	19.09
31 62 13 23-0013	VLF 18" Octagonal Prestressed Driven Concrete Pile	64.92
	<i>For Piles Driven In Water, Add</i>	21.14
31 62 13 23-0014	VLF 20" Octagonal Prestressed Driven Concrete Pile	69.08
	<i>For Piles Driven In Water, Add</i>	22.69

31	31 Earthwork
	31 60 Special Foundations and Load-bearing Elements
	31 62 Driven Piles



MINOR CSI UOM DESCRIPTION	TOTAL DIRECT UNIT COST	DEMOLITION UNIT COST
31 62 13 23-0015 VLF 24" Octagonal Prestressed Driven Concrete Pile <i>For Piles Driven In Water, Add</i>	73.47 24.44	
31 62 13 23-0016 Straight Cylinder Prestressed Driven Concrete Piles (31 62 13 23)		
31 62 13 23-0017 VLF 12" Diameter, 2-3/8" Wall, Straight Cylinder Prestressed Driven Concrete Pile <i>For Piles Driven In Water, Add</i>	53.57 16.75	
31 62 13 23-0018 VLF 14" Diameter, 2-1/2" Wall, Straight Cylinder Prestressed Driven Concrete Pile <i>For Piles Driven In Water, Add</i>	63.65 18.43	
31 62 13 23-0019 VLF 16" Diameter, 3" Wall, Straight Cylinder Prestressed Driven Concrete Pile..... <i>For Piles Driven In Water, Add</i>	75.60 20.38	
31 62 13 23-0020 VLF 18" Diameter, 3-1/2" Wall, Straight Cylinder Prestressed Driven Concrete Pile <i>For Piles Driven In Water, Add</i>	85.65 22.25	
31 62 13 23-0021 VLF 20" Diameter, 4" Wall, Straight Cylinder Prestressed Driven Concrete Pile..... <i>For Piles Driven In Water, Add</i>	107.95 25.45	
31 62 13 23-0022 VLF 24" Diameter, 5" Wall, Straight Cylinder Prestressed Driven Concrete Pile..... <i>For Piles Driven In Water, Add</i>	133.69 29.15	
31 62 16 Steel Piles (31 62)		
31 62 16 16 Steel H Piles (31 62 16)		
31 62 16 16-0001 Rolled, Driven Steel H Piles (31 62 16 16)		
31 62 16 16-0002 VLF 8" x 8" x 36 LB/FT, Rolled, Driven Steel H Pile..... <i>For Piles Driven In Water, Add</i>	33.39 16.16	
31 62 16 16-0003 VLF 10" x 10" x 42 LB/FT, Rolled, Driven Steel H Pile..... <i>For Piles Driven In Water, Add</i>	37.29 17.18	
31 62 16 16-0004 VLF 10" x 10" x 57 LB/FT, Rolled, Driven Steel H Pile..... <i>For Piles Driven In Water, Add</i>	45.26 17.98	
31 62 16 16-0005 VLF 12" x 12" x 53 LB/FT, Rolled, Driven Steel H Pile..... <i>For Piles Driven In Water, Add</i>	43.58 18.21	
31 62 16 16-0006 VLF 12" x 12" x 63 LB/FT, Rolled, Driven Steel H Pile..... <i>For Piles Driven In Water, Add</i>	48.90 18.74	
31 62 16 16-0007 VLF 12" x 12" x 74 LB/FT, Rolled, Driven Steel H Pile..... <i>For Piles Driven In Water, Add</i>	56.03 20.61	
31 62 16 16-0008 VLF 12" x 12" x 84 LB/FT, Rolled, Driven Steel H Pile..... <i>For Piles Driven In Water, Add</i>	61.34 21.14	
31 62 16 16-0009 VLF 14" x 14" x 73 LB/FT, Rolled, Driven Steel H Pile..... <i>For Piles Driven In Water, Add</i>	55.91 20.97	
31 62 16 16-0010 VLF 14" x 14" x 89 LB/FT, Rolled, Driven Steel H Pile..... <i>For Piles Driven In Water, Add</i>	64.96 21.88	
31 62 16 16-0011 VLF 14" x 14" x 102 LB/FT, Rolled, Driven Steel H Pile..... <i>For Piles Driven In Water, Add</i>	72.76 23.94	
31 62 16 16-0012 VLF 14" x 14" x 117 LB/FT, Rolled, Driven Steel H Pile..... <i>For Piles Driven In Water, Add</i>	81.27 24.79	
31 62 16 16-0013 Splices, Caps, And Points For H-Piles (31 62 16 16)		
31 62 16 16-0014 Rolled Steel H Pile Splices (31 62 16 16-0013)		
31 62 16 16-0015 EA 8" Rolled Steel H Pile Splice.....	303.61	
31 62 16 16-0016 EA 10" Rolled Steel H Pile Splice.....	341.39	
31 62 16 16-0017 EA 12" Rolled Steel H Pile Splice.....	467.17	
31 62 16 16-0018 EA 14" Rolled Steel H Pile Splice.....	486.06	
31 62 16 16-0019 Rolled Steel H Driving Caps (31 62 16 16-0013)		
31 62 16 16-0020 EA 8" Rolled Steel H Driving Cap.....	3,136.07	
31 62 16 16-0021 EA 10" Rolled Steel H Driving Cap.....	3,136.07	
31 62 16 16-0022 EA 12" Rolled Steel H Driving Cap.....	3,192.19	
31 62 16 16-0023 EA 14" Rolled Steel H Driving Cap.....	4,797.66	
31 62 16 16-0024 Rolled Steel H Standard Pile Points (31 62 16 16-0013)		
31 62 16 16-0025 EA 8" Rolled Steel H Standard Pile Point.....	322.50	
31 62 16 16-0026 EA 10" Rolled Steel H Standard Pile Point.....	341.39	
31 62 16 16-0027 EA 12" Rolled Steel H Standard Pile Point.....	467.17	
31 62 16 16-0028 EA 14" Rolled Steel H Standard Pile Point.....	523.84	
31 62 16 16-0029 EA 10" Rolled Steel H Standard Pile Point.....	467.17	
31 62 16 16-0030 EA 14" Rolled Steel H Standard Pile Point.....	560.42	
31 62 16 19 Unfilled Tubular Steel Piles (31 62 16)		
31 62 16 19-0001 Unfilled Tubular Driven Steel Piles (31 62 16 19)		
31 62 16 19-0002 VLF 8" Diameter x 29 LB/FT, Unfilled Tubular Driven Steel Pile <i>For Piles Driven In Water, Add</i>	56.23 22.03	
31 62 16 19-0003 VLF 8" Diameter x 36 LB/FT, Unfilled Tubular Driven Steel Pile <i>For Piles Driven In Water, Add</i>	65.73 22.98	
31 62 16 19-0004 VLF 8" Diameter x 43 LB/FT, Unfilled Tubular Driven Steel Pile <i>For Piles Driven In Water, Add</i>	75.99 24.01	



MINOR CSI UOM DESCRIPTION	TOTAL DIRECT UNIT COST	DEMOLITION UNIT COST
31 62 16 19-0005 VLF 10" Diameter x 34 LB/FT, Unfilled Tubular Driven Steel Pile.....	65.73	
<i>For Piles Driven In Water, Add</i>	22.98	
31 62 16 19-0006 VLF 10" Diameter x 41 LB/FT, Unfilled Tubular Driven Steel Pile.....	74.75	
<i>For Piles Driven In Water, Add</i>	23.88	
31 62 16 19-0007 VLF 10" Diameter x 55 LB/FT, Unfilled Tubular Driven Steel Pile.....	94.70	
<i>For Piles Driven In Water, Add</i>	25.88	
31 62 16 19-0008 VLF 12" Diameter x 42 LB/FT, Unfilled Tubular Driven Steel Pile.....	77.88	
<i>For Piles Driven In Water, Add</i>	25.06	
31 62 16 19-0009 VLF 12" Diameter x 50 LB/FT, Unfilled Tubular Driven Steel Pile.....	88.44	
<i>For Piles Driven In Water, Add</i>	26.12	
31 62 16 19-0010 VLF 12" Diameter x 54 LB/FT, Unfilled Tubular Driven Steel Pile.....	94.31	
<i>For Piles Driven In Water, Add</i>	26.70	
31 62 16 19-0011 VLF 12" Diameter x 65 LB/FT, Unfilled Tubular Driven Steel Pile.....	110.74	
<i>For Piles Driven In Water, Add</i>	28.35	
31 62 16 19-0012 VLF 14" Diameter x 46 LB/FT, Unfilled Tubular Driven Steel Pile.....	84.11	
<i>For Piles Driven In Water, Add</i>	27.49	
31 62 16 19-0013 VLF 14" Diameter x 55 LB/FT, Unfilled Tubular Driven Steel Pile.....	96.06	
<i>For Piles Driven In Water, Add</i>	28.69	
31 62 16 19-0014 VLF 14" Diameter x 64 LB/FT, Unfilled Tubular Driven Steel Pile.....	108.02	
<i>For Piles Driven In Water, Add</i>	29.88	
31 62 16 19-0015 VLF 14" Diameter x 72 LB/FT, Unfilled Tubular Driven Steel Pile.....	119.97	
<i>For Piles Driven In Water, Add</i>	31.08	
31 62 16 19-0016 VLF 16" Diameter x 52 LB/FT, Unfilled Tubular Driven Steel Pile.....	93.55	
<i>For Piles Driven In Water, Add</i>	30.66	
31 62 16 19-0017 VLF 16" Diameter x 63 LB/FT, Unfilled Tubular Driven Steel Pile.....	107.52	
<i>For Piles Driven In Water, Add</i>	32.06	
31 62 16 19-0018 VLF 16" Diameter x 83 LB/FT, Unfilled Tubular Driven Steel Pile.....	134.78	
<i>For Piles Driven In Water, Add</i>	34.78	
31 62 16 19-0019 VLF 18" Diameter x 59 LB/FT, Unfilled Tubular Driven Steel Pile.....	116.46	
<i>For Piles Driven In Water, Add</i>	34.76	
31 62 16 19-0020 VLF 18" Diameter x 71 LB/FT, Unfilled Tubular Driven Steel Pile.....	134.61	
<i>For Piles Driven In Water, Add</i>	36.57	
31 62 16 19-0021 VLF 18" Diameter x 93 LB/FT, Unfilled Tubular Driven Steel Pile.....	169.11	
<i>For Piles Driven In Water, Add</i>	40.02	
31 62 16 19-0022 Splices And Points For Pipe Piles (31 62 16 19)		
31 62 16 19-0023 Steel Pipe Pile Splices (31 62 16 19-0022)		
31 62 16 19-0024 EA 8" Diameter, Steel Pipe Pile Splice.....	432.26	
31 62 16 19-0025 EA 10" Diameter, Steel Pipe Pile Splice.....	487.87	
31 62 16 19-0026 EA 12" Diameter, Steel Pipe Pile Splice.....	611.99	
31 62 16 19-0027 EA 14" Diameter, Steel Pipe Pile Splice.....	666.83	
31 62 16 19-0028 EA 16" Diameter, Steel Pipe Pile Splice.....	838.85	
31 62 16 19-0029 EA 18" Diameter, Steel Pipe Pile Splice.....	1,045.28	
31 62 16 19-0030 Steel Pipe Standard Pile Points (31 62 16 19-0022)		
31 62 16 19-0031 EA 8" Diameter, Steel Pipe Standard Pile Point.....	384.29	
31 62 16 19-0032 EA 10" Diameter, Steel Pipe Standard Pile Point.....	428.83	
31 62 16 19-0033 EA 12" Diameter, Steel Pipe Standard Pile Point.....	495.30	
31 62 16 19-0034 EA 14" Diameter, Steel Pipe Standard Pile Point.....	617.78	
31 62 16 19-0035 EA 16" Diameter, Steel Pipe Standard Pile Point.....	729.13	
31 62 16 19-0036 EA 18" Diameter, Steel Pipe Standard Pile Point.....	832.45	
31 62 16 19-0037 Steel Pipe Heavy Duty Pile Points (31 62 16 19-0022)		
31 62 16 19-0038 EA 10" Diameter, Steel Pipe Heavy Duty Pile Point.....	537.96	
31 62 16 19-0039 EA 12" Diameter, Steel Pipe Heavy Duty Pile Point.....	593.63	
31 62 16 19-0040 EA 14" Diameter, Steel Pipe Heavy Duty Pile Point.....	679.80	
31 62 16 19-0041 EA 16" Diameter, Steel Pipe Heavy Duty Pile Point.....	902.50	
31 62 16 19-0042 EA 18" Diameter, Steel Pipe Heavy Duty Pile Point.....	1,066.17	
31 62 19 Timber Piles (31 62)		
31 62 19 00-0001 Friction Or End Bearing, Driven Treated Wood Piles (31 62 19)		
Note: 12 LB Penta-treated/CF.		
31 62 19 00-0002 LF Up To 30', 12" Butt x 8" Tip, Friction Or End Bearing, Driven Treated Wood Pile.....	34.85	
<i>For Piles Driven In Water, Add</i>	14.88	
<i>For Untreated Pile, Deduct</i>	-8.21	
<i>For Each Pile Tip Point, Add</i>	12.50	
<i>For Each Pile Butt, Driving Cap, Add</i>	20.10	
<i>For Each Splice For Pile >50', Add</i>	139.40	
31 62 19 00-0003 LF >30' To 39', 12" Butt x 8" Tip, Friction Or End Bearing, Driven Treated Wood Pile.....	36.67	
<i>For Piles Driven In Water, Add</i>	16.48	
<i>For Untreated Pile, Deduct</i>	-8.30	
<i>For Each Pile Tip Point, Add</i>	12.50	
<i>For Each Pile Butt, Driving Cap, Add</i>	20.10	
<i>For Each Splice For Pile >50', Add</i>	139.40	

31	31 Earthwork
	31 60 Special Foundations and Load-bearing Elements
	31 62 Driven Piles



MINOR	CSI	UOM	DESCRIPTION	TOTAL DIRECT UNIT COST	DEMOLITION UNIT COST
31 62 19 00-0004	LF		39' To 49', 12" Butt x 7" Tip, Friction Or End Bearing, Driven Treated Wood Pile	38.66	
			<i>For Piles Driven In Water, Add</i>	17.55	
			<i>For Untreated Pile, Deduct</i>	-8.68	
			<i>For Each Pile Tip Point, Add</i>	12.50	
			<i>For Each Pile Butt, Driving Cap, Add</i>	20.10	
			<i>For Each Splice For Pile >50', Add</i>	139.40	
31 62 19 00-0005	LF		>49' To 59', 13" Butt x 7" Tip, Friction Or End Bearing, Driven Treated Wood Pile	41.59	
			<i>For Piles Driven In Water, Add</i>	19.54	
			<i>For Untreated Pile, Deduct</i>	-9.07	
			<i>For Each Pile Tip Point, Add</i>	12.50	
			<i>For Each Pile Butt, Driving Cap, Add</i>	20.10	
			<i>For Each Splice For Pile >50', Add</i>	139.40	
31 62 19 00-0006	LF		>59' To 69', 13" Butt x 6" Tip, Friction Or End Bearing, Driven Treated Wood Pile	51.78	
			<i>For Piles Driven In Water, Add</i>	22.27	
			<i>For Untreated Pile, Deduct</i>	-12.13	
			<i>For Each Pile Tip Point, Add</i>	12.50	
			<i>For Each Pile Butt, Driving Cap, Add</i>	20.10	
			<i>For Each Splice For Pile >50', Add</i>	139.40	
31 62 19 00-0007	LF		>69' To 79', 13" Butt x 6" Tip, Friction Or End Bearing, Driven Treated Wood Pile	64.72	
			<i>For Piles Driven In Water, Add</i>	26.97	
			<i>For Untreated Pile, Deduct</i>	-15.52	
			<i>For Each Pile Tip Point, Add</i>	12.50	
			<i>For Each Pile Butt, Driving Cap, Add</i>	20.10	
			<i>For Each Splice For Pile >50', Add</i>	139.40	

31 62 23 Composite Piles ^(31 62)

31 62 23 13 Concrete-Filled Steel Piles ^(31 62 23)

31 62 23 13-0001 Concrete-Filled Driven Steel Pipe Piles ^(31 62 23 13)

Note: Includes 4,000 PSI concrete grout. Excludes reinforcing.

31 62 23 13-0002	VLF		8" Diameter x 29 LB/FT, Concrete-Filled Driven Steel Pipe Pile	59.83	
			<i>For 5,000 PSI Concrete Grout Fill, Add</i>	6.71	
			<i>For Piles Driven In Water, Add</i>	23.82	
31 62 23 13-0003	VLF		8" Diameter x 36 LB/FT, Concrete-Filled Driven Steel Pipe Pile	69.33	
			<i>For 5,000 PSI Concrete Grout Fill, Add</i>	7.66	
			<i>For Piles Driven In Water, Add</i>	24.77	
31 62 23 13-0004	VLF		8" Diameter x 43 LB/FT, Concrete-Filled Driven Steel Pipe Pile	79.59	
			<i>For 5,000 PSI Concrete Grout Fill, Add</i>	8.69	
			<i>For Piles Driven In Water, Add</i>	25.80	
31 62 23 13-0005	VLF		10" Diameter x 34 LB/FT, Concrete-Filled Driven Steel Pipe Pile	70.96	
			<i>For 5,000 PSI Concrete Grout Fill, Add</i>	9.29	
			<i>For Piles Driven In Water, Add</i>	25.33	
31 62 23 13-0006	VLF		10" Diameter x 41 LB/FT, Concrete-Filled Driven Steel Pipe Pile	79.98	
			<i>For 5,000 PSI Concrete Grout Fill, Add</i>	10.19	
			<i>For Piles Driven In Water, Add</i>	26.23	
31 62 23 13-0007	VLF		10" Diameter x 55 LB/FT, Concrete-Filled Driven Steel Pipe Pile	99.93	
			<i>For 5,000 PSI Concrete Grout Fill, Add</i>	12.19	
			<i>For Piles Driven In Water, Add</i>	28.23	
31 62 23 13-0008	VLF		12" Diameter x 42 LB/FT, Concrete-Filled Driven Steel Pipe Pile	85.22	
			<i>For 5,000 PSI Concrete Grout Fill, Add</i>	12.41	
			<i>For Piles Driven In Water, Add</i>	28.29	
31 62 23 13-0009	VLF		12" Diameter x 50 LB/FT, Concrete-Filled Driven Steel Pipe Pile	95.78	
			<i>For 5,000 PSI Concrete Grout Fill, Add</i>	13.46	
			<i>For Piles Driven In Water, Add</i>	29.34	
31 62 23 13-0010	VLF		12" Diameter x 54 LB/FT, Concrete-Filled Driven Steel Pipe Pile	101.65	
			<i>For 5,000 PSI Concrete Grout Fill, Add</i>	14.05	
			<i>For Piles Driven In Water, Add</i>	29.93	
31 62 23 13-0011	VLF		12" Diameter x 65 LB/FT, Concrete-Filled Driven Steel Pipe Pile	118.08	
			<i>For 5,000 PSI Concrete Grout Fill, Add</i>	15.69	
			<i>For Piles Driven In Water, Add</i>	31.57	
31 62 23 13-0012	VLF		14" Diameter x 46 LB/FT, Concrete-Filled Driven Steel Pipe Pile	94.04	
			<i>For 5,000 PSI Concrete Grout Fill, Add</i>	15.11	
			<i>For Piles Driven In Water, Add</i>	32.52	
31 62 23 13-0013	VLF		14" Diameter x 55 LB/FT, Concrete-Filled Driven Steel Pipe Pile	105.99	
			<i>For 5,000 PSI Concrete Grout Fill, Add</i>	16.30	
			<i>For Piles Driven In Water, Add</i>	33.71	
31 62 23 13-0014	VLF		14" Diameter x 64 LB/FT, Concrete-Filled Driven Steel Pipe Pile	117.94	
			<i>For 5,000 PSI Concrete Grout Fill, Add</i>	17.50	
			<i>For Piles Driven In Water, Add</i>	34.91	
31 62 23 13-0015	VLF		14" Diameter x 72 LB/FT, Concrete-Filled Driven Steel Pipe Pile	129.90	
			<i>For 5,000 PSI Concrete Grout Fill, Add</i>	18.69	
			<i>For Piles Driven In Water, Add</i>	36.10	
31 62 23 13-0016	VLF		16" Diameter x 52 LB/FT, Concrete-Filled Driven Steel Pipe Pile	104.29	
			<i>For 5,000 PSI Concrete Grout Fill, Add</i>	18.52	
			<i>For Piles Driven In Water, Add</i>	34.92	
31 62 23 13-0017	VLF		16" Diameter x 63 LB/FT, Concrete-Filled Driven Steel Pipe Pile	118.26	
			<i>For 5,000 PSI Concrete Grout Fill, Add</i>	19.92	
			<i>For Piles Driven In Water, Add</i>	36.32	
31 62 23 13-0018	VLF		16" Diameter x 83 LB/FT, Concrete-Filled Driven Steel Pipe Pile	145.51	
			<i>For 5,000 PSI Concrete Grout Fill, Add</i>	22.64	
			<i>For Piles Driven In Water, Add</i>	39.04	
31 62 23 13-0019	VLF		18" Diameter x 59 LB/FT, Concrete-Filled Driven Steel Pipe Pile	129.38	
			<i>For 5,000 PSI Concrete Grout Fill, Add</i>	23.71	
			<i>For Piles Driven In Water, Add</i>	39.41	



MINOR CSI UOM DESCRIPTION	TOTAL DIRECT UNIT COST	DEMOLITION UNIT COST
31 62 23 13-0020 VLF 18" Diameter x 71 LB/FT, Concrete-Filled Driven Steel Pipe Pile..... <i>For 5,000 PSI Concrete Grout Fill, Add</i> <i>For Piles Driven In Water, Add</i>	147.54 25.52 41.22	
31 62 23 13-0021 VLF 18" Diameter x 93 LB/FT, Concrete-Filled Driven Steel Pipe Pile..... <i>For 5,000 PSI Concrete Grout Fill, Add</i> <i>For Piles Driven In Water, Add</i>	182.03 28.97 44.67	
31 62 23 13-0022 7 Gauge, Constant Diameter Concrete-Filled Driven Steel Piles <small>(31 62 23 13)</small> Note: End bearing, with fluted steel casing, up to 50'. Includes 4,000 PSI concrete. Excludes reinforcing.		
31 62 23 13-0023 VLF 12" Diameter, 7 Gauge, Constant Diameter Concrete-Filled Driven Steel Pile..... <i>For Piles Driven In Water, Add</i>	80.62 21.74	
31 62 23 13-0024 VLF 14" Diameter, 7 Gauge, Constant Diameter Concrete-Filled Driven Steel Pile..... <i>For Piles Driven In Water, Add</i>	98.43 24.50	
31 62 23 13-0025 VLF 16" Diameter, 7 Gauge, Constant Diameter Concrete-Filled Driven Steel Pile..... <i>For Piles Driven In Water, Add</i>	111.68 26.95	
31 62 23 13-0026 VLF 18" Diameter, 7 Gauge, Constant Diameter Concrete-Filled Driven Steel Pile..... <i>For Piles Driven In Water, Add</i>	121.51 29.24	
31 62 23 13-0027 Tapered Friction Concrete-Filled Driven Steel Piles <small>(31 62 23 13)</small> Note: With fluted steel casing, up to 50'. Includes 4,000 PSI concrete. Excludes reinforcing.		
31 62 23 13-0028 VLF 12" Diameter, 7 Gauge, Tapered Friction Concrete-Filled Driven Steel Pile..... <i>For Piles Driven In Water, Add</i>	79.01 21.58	
31 62 23 13-0029 VLF 14" Diameter, 7 Gauge, Tapered Friction Concrete-Filled Driven Steel Pile..... <i>For Piles Driven In Water, Add</i>	80.89 22.74	
31 62 23 13-0030 VLF 16" Diameter, 7 Gauge, Tapered Friction Concrete-Filled Driven Steel Pile..... <i>For Piles Driven In Water, Add</i>	99.38 25.72	
31 62 23 13-0031 VLF 18" Diameter, 7 Gauge, Tapered Friction Concrete-Filled Driven Steel Pile..... <i>For Piles Driven In Water, Add</i>	115.00 28.59	
31 62 23 13-0032 Thin Wall Shell Straight Sided Driven Steel Piles <small>(31 62 23 13)</small>		
31 62 23 13-0033 VLF 8" Diameter, 16 Gauge, Thin Wall Shell Straight Sided Driven Steel Pile..... <i>For Piles Driven In Water, Add</i> <i>For Thick Wall Shell, Add</i>	46.44 16.18 0.08	
31 62 23 13-0034 VLF 10" Diameter, 16 Gauge, Thin Wall Shell Straight Sided Driven Steel Pile..... <i>For Piles Driven In Water, Add</i> <i>For Thick Wall Shell, Add</i>	51.23 17.94 0.09	
31 62 23 13-0035 VLF 12" Diameter, 16 Gauge, Thin Wall Shell Straight Sided Driven Steel Pile..... <i>For Piles Driven In Water, Add</i> <i>For Thick Wall Shell, Add</i>	55.99 19.70 0.10	
31 62 23 13-0036 VLF 14" Diameter, 16 Gauge, Thin Wall Shell Straight Sided Driven Steel Pile..... <i>For Piles Driven In Water, Add</i> <i>For Thick Wall Shell, Add</i>	60.79 21.46 0.11	
31 62 23 13-0037 VLF 16" Diameter, 16 Gauge, Thin Wall Shell Straight Sided Driven Steel Pile..... <i>For Piles Driven In Water, Add</i> <i>For Thick Wall Shell, Add</i>	65.58 23.22 0.12	
31 63 Bored Piles <small>(31 60)</small>		
31 63 36 Drilled Steel Piles <small>(31 63)</small>		
31 63 36 00-0001 Drill Hole <small>(31 63 36)</small> Note: Excludes removal of excess material.		
31 63 36 00-0002 Drilling Mobilization <small>(31 63 36 00-0001)</small>		
31 63 36 00-0003 EA >12" To 24" Diameter Hole, Drilling Mobilization	945.84	
31 63 36 00-0004 EA >24" Diameter Hole, Drilling Mobilization.....	1,261.11	
31 63 36 00-0005 Drill Hole In Soil <small>(31 63 36 00-0001)</small>		
31 63 36 00-0006 LF 18" Diameter, Up To 24' Depth, Drilled/Augered Hole	53.58	
31 63 36 00-0007 LF 20" Diameter, Up To 24' Depth, Drilled/Augered Hole	62.30	
31 63 36 00-0008 LF 22" Diameter, Up To 24' Depth, Drilled/Augered Hole	73.19	
31 63 36 00-0009 LF 24" Diameter, Up To 24' Depth, Drilled/Augered Hole	86.28	
31 63 36 00-0010 LF 26" Diameter, Up To 24' Depth, Drilled/Augered Hole	93.26	
31 63 36 00-0011 LF 28" Diameter, Up To 24' Depth, Drilled/Augered Hole	102.60	
31 63 36 00-0012 LF 30" Diameter, Up To 24' Depth, Drilled/Augered Hole	112.39	
31 63 36 00-0013 Steel H Piles <small>(31 63 36)</small>		
31 63 36 00-0014 Placed In Drilled Hole, Rolled Steel H-Section Piles <small>(31 63 36 00-0013)</small> Note: Includes guides, bracing and alignment.		
31 63 36 00-0015 VLF 8" x 8" x 36 LB/FT, Placed In Drilled Hole, Rolled Steel H Pile..... <i>For >2,400 To 3,600, Deduct</i> <i>For >3,600 To 4,800, Deduct</i> <i>For >4,800 To 6,000, Deduct</i> <i>For >6,000, Deduct</i>	31.67 -1.10 -2.21 -3.79 -5.38	

31 Earthwork**31 60 Special Foundations and Load-bearing Elements****31 63 Bored Piles**

SAN BERNARDINO
COUNTY

MINOR	CSI	UOM	DESCRIPTION	TOTAL DIRECT UNIT COST	DEMOLITION UNIT COST
31 63 36 00-0016	VLF		10" x 10" x 42 LB/FT, Placed In Drilled Hole, Rolled Steel H Pile.....	35.50	
			<i>For >2,400 To 3,600, Deduct</i>	-1.22	
			<i>For >3,600 To 4,800, Deduct</i>	-2.43	
			<i>For >4,800 To 6,000, Deduct</i>	-4.21	
			<i>For >6,000, Deduct</i>	-5.98	
31 63 36 00-0017	VLF		10" x 10" x 57 LB/FT, Placed In Drilled Hole, Rolled Steel H Pile.....	43.47	
			<i>For >2,400 To 3,600, Deduct</i>	-1.42	
			<i>For >3,600 To 4,800, Deduct</i>	-2.83	
			<i>For >4,800 To 6,000, Deduct</i>	-5.01	
			<i>For >6,000, Deduct</i>	-7.18	
31 63 36 00-0018	VLF		12" x 12" x 53 LB/FT, Placed In Drilled Hole, Rolled Steel H Pile.....	41.73	
			<i>For >2,400 To 3,600, Deduct</i>	-1.38	
			<i>For >3,600 To 4,800, Deduct</i>	-2.76	
			<i>For >4,800 To 6,000, Deduct</i>	-4.85	
			<i>For >6,000, Deduct</i>	-6.94	
31 63 36 00-0019	VLF		12" x 12" x 63 LB/FT, Placed In Drilled Hole, Rolled Steel H Pile.....	47.05	
			<i>For >2,400 To 3,600, Deduct</i>	-1.51	
			<i>For >3,600 To 4,800, Deduct</i>	-3.03	
			<i>For >4,800 To 6,000, Deduct</i>	-5.38	
			<i>For >6,000, Deduct</i>	-7.73	
31 63 36 00-0020	VLF		12" x 12" x 74 LB/FT, Placed In Drilled Hole, Rolled Steel H Pile.....	54.03	
			<i>For >2,400 To 3,600, Deduct</i>	-1.72	
			<i>For >3,600 To 4,800, Deduct</i>	-3.44	
			<i>For >4,800 To 6,000, Deduct</i>	-6.14	
			<i>For >6,000, Deduct</i>	-8.84	
31 63 36 00-0021	VLF		12" x 12" x 84 LB/FT, Placed In Drilled Hole, Rolled Steel H Pile.....	59.34	
			<i>For >2,400 To 3,600, Deduct</i>	-1.85	
			<i>For >3,600 To 4,800, Deduct</i>	-3.70	
			<i>For >4,800 To 6,000, Deduct</i>	-6.67	
			<i>For >6,000, Deduct</i>	-9.63	
31 63 36 00-0022	VLF		14" x 14" x 73 LB/FT, Placed In Drilled Hole, Rolled Steel H Pile.....	53.85	
			<i>For >2,400 To 3,600, Deduct</i>	-1.72	
			<i>For >3,600 To 4,800, Deduct</i>	-3.44	
			<i>For >4,800 To 6,000, Deduct</i>	-6.14	
			<i>For >6,000, Deduct</i>	-8.83	
31 63 36 00-0023	VLF		14" x 14" x 89 LB/FT, Placed In Drilled Hole, Rolled Steel H Pile.....	62.90	
			<i>For >2,400 To 3,600, Deduct</i>	-1.95	
			<i>For >3,600 To 4,800, Deduct</i>	-3.90	
			<i>For >4,800 To 6,000, Deduct</i>	-7.04	
			<i>For >6,000, Deduct</i>	-10.19	
31 63 36 00-0024	VLF		14" x 14" x 102 LB/FT, Placed In Drilled Hole, Rolled Steel H Pile.....	70.53	
			<i>For >2,400 To 3,600, Deduct</i>	-2.17	
			<i>For >3,600 To 4,800, Deduct</i>	-4.34	
			<i>For >4,800 To 6,000, Deduct</i>	-7.87	
			<i>For >6,000, Deduct</i>	-11.39	
31 63 36 00-0025	VLF		14" x 14" x 117 LB/FT, Placed In Drilled Hole, Rolled Steel H Pile.....	79.04	
			<i>For >2,400 To 3,600, Deduct</i>	-2.38	
			<i>For >3,600 To 4,800, Deduct</i>	-4.77	
			<i>For >4,800 To 6,000, Deduct</i>	-8.72	
			<i>For >6,000, Deduct</i>	-12.67	
31 63 36 00-0026			Welded Steel Stud Pins <small>(31 63 36 00-0013)</small>		
			Note: Includes welding to steel piles.		
31 63 36 00-0027	EA		5/8" Diameter x 2-1/2" Long, Welded Steel Stud Pins.....	12.83	
			<i>For >50 To 150, Deduct</i>	-0.58	
			<i>For >150 To 250, Deduct</i>	-1.19	
			<i>For >250 To 500, Deduct</i>	-1.80	
			<i>For >500, Deduct</i>	-2.41	
31 63 36 00-0028	EA		5/8" Diameter x 5" Long, Welded Steel Stud Pins.....	14.08	
			<i>For >50 To 150, Deduct</i>	-0.58	
			<i>For >150 To 250, Deduct</i>	-1.22	
			<i>For >250 To 500, Deduct</i>	-1.87	
			<i>For >500, Deduct</i>	-2.51	
31 63 36 00-0029	EA		5/8" Diameter x 7" Long, Welded Steel Stud Pins.....	15.27	
			<i>For >50 To 150, Deduct</i>	-0.58	
			<i>For >150 To 250, Deduct</i>	-1.25	
			<i>For >250 To 500, Deduct</i>	-1.93	
			<i>For >500, Deduct</i>	-2.60	
31 63 36 00-0030	EA		3/4" Diameter x 2-1/2" Long, Welded Steel Stud Pins.....	14.16	
			<i>For >50 To 150, Deduct</i>	-0.61	
			<i>For >150 To 250, Deduct</i>	-1.27	
			<i>For >250 To 500, Deduct</i>	-1.93	
			<i>For >500, Deduct</i>	-2.59	
31 63 36 00-0031	EA		3/4" Diameter x 5" Long, Welded Steel Stud Pins.....	16.04	
			<i>For >50 To 150, Deduct</i>	-0.61	
			<i>For >150 To 250, Deduct</i>	-1.32	
			<i>For >250 To 500, Deduct</i>	-2.02	
			<i>For >500, Deduct</i>	-2.73	
31 63 36 00-0032	EA		3/4" Diameter x 7" Long, Welded Steel Stud Pins.....	17.36	
			<i>For >50 To 150, Deduct</i>	-0.61	
			<i>For >150 To 250, Deduct</i>	-1.35	
			<i>For >250 To 500, Deduct</i>	-2.09	
			<i>For >500, Deduct</i>	-2.83	



MINOR CSI UOM DESCRIPTION	TOTAL DIRECT UNIT COST	DEMOLITION UNIT COST
31 63 36 00-0033 EA 7/8" Diameter x 2-1/2" Long, Welded Steel Stud Pins	15.76	
<i>For >50 To 150, Deduct</i>	-0.64	
<i>For >150 To 250, Deduct</i>	-1.35	
<i>For >250 To 500, Deduct</i>	-2.06	
<i>For >500, Deduct</i>	-2.77	
31 63 36 00-0034 EA 7/8" Diameter x 5" Long, Welded Steel Stud Pins	18.83	
<i>For >50 To 150, Deduct</i>	-0.64	
<i>For >150 To 250, Deduct</i>	-1.42	
<i>For >250 To 500, Deduct</i>	-2.21	
<i>For >500, Deduct</i>	-3.00	
31 63 36 00-0035 EA 7/8" Diameter x 7" Long, Welded Steel Stud Pins	20.33	
<i>For >50 To 150, Deduct</i>	-0.64	
<i>For >150 To 250, Deduct</i>	-1.46	
<i>For >250 To 500, Deduct</i>	-2.29	
<i>For >500, Deduct</i>	-3.11	
31 63 36 00-0036 Concrete Fill <small>(31 63 36)</small>		
See CSI section 03 37 16 00-0001 for pumping equipment.		
31 63 36 00-0037 VLF 18" Diameter Hole Pumped Concrete Fill For Drilled Pile.....	41.87	
31 63 36 00-0038 VLF 20" Diameter Hole Pumped Concrete Fill For Drilled Pile.....	46.51	
31 63 36 00-0039 VLF 22" Diameter Hole Pumped Concrete Fill For Drilled Pile.....	51.16	
31 63 36 00-0040 VLF 24" Diameter Hole Pumped Concrete Fill For Drilled Pile.....	55.81	
31 63 36 00-0041 VLF 26" Diameter Hole Pumped Concrete Fill For Drilled Pile.....	60.46	
31 63 36 00-0042 VLF 28" Diameter Hole Pumped Concrete Fill For Drilled Pile.....	65.11	
31 63 36 00-0043 VLF 30" Diameter Hole Pumped Concrete Fill For Drilled Pile.....	76.75	
31 64 Caissons <small>(31 60)</small>		
31 64 13 Box Caissons <small>(31 64)</small>		
31 64 13 00-0001 Caisson In Stable Ground No Casing Or Ground Water <small>(31 64 13)</small>		
Note: Up to 50' deep. See CSI section 31 64 13 00-0070 for equipment setup.		
31 64 13 00-0002 Caisson In Stable Ground <small>(31 64 13 00-0001)</small>		
Note: Includes 3000 PSI concrete and reinforcing.		
31 64 13 00-0003 VLF 18" Diameter Caisson, No Casing Stable Ground, No Ground Water	56.50	
Note: 0.066 CY Concrete per VLF, 9 lbs rebar per VLF.		
<i>For >50' To 100' Deep, Add</i>	5.46	
<i>For >100' To 150' Deep, Add</i>	14.13	
<i>For >150' To 200' Deep, Add</i>	18.83	
<i>For Right Angle Drilling, Add</i>	15.07	
31 64 13 00-0004 VLF 24" Diameter Caisson, No Casing Stable Ground, No Ground Water	70.62	
Note: 0.116 CY Concrete per VLF, 14 lbs rebar per VLF.		
<i>For >50' To 100' Deep, Add</i>	7.46	
<i>For >100' To 150' Deep, Add</i>	17.66	
<i>For >150' To 200' Deep, Add</i>	24.33	
<i>For Right Angle Drilling, Add</i>	16.85	
31 64 13 00-0005 VLF 30" Diameter Caisson, No Casing Stable Ground, No Ground Water	99.69	
Note: 0.182 CY Concrete per VLF, 23 lbs rebar per VLF.		
<i>For >50' To 100' Deep, Add</i>	10.99	
<i>For >100' To 150' Deep, Add</i>	24.92	
<i>For >150' To 200' Deep, Add</i>	34.92	
<i>For Right Angle Drilling, Add</i>	22.35	
31 64 13 00-0006 VLF 36" Diameter Caisson, No Casing Stable Ground, No Ground Water	131.61	
Note: 0.262 CY Concrete per VLF, 33 lbs rebar per VLF.		
<i>For >50' To 100' Deep, Add</i>	14.98	
<i>For >100' To 150' Deep, Add</i>	32.90	
<i>For >150' To 200' Deep, Add</i>	46.70	
<i>For Right Angle Drilling, Add</i>	28.03	
31 64 13 00-0007 VLF 42" Diameter Caisson, No Casing Stable Ground, No Ground Water	168.29	
Note: 0.356 CY Concrete per VLF, 48 lbs rebar per VLF.		
<i>For >50' To 100' Deep, Add</i>	19.86	
<i>For >100' To 150' Deep, Add</i>	42.07	
<i>For >150' To 200' Deep, Add</i>	60.59	
<i>For Right Angle Drilling, Add</i>	33.65	
31 64 13 00-0008 VLF 48" Diameter Caisson No Casing Stable Ground, No Ground Water	202.04	
Note: 0.465 CY Concrete per VLF, 57 lbs rebar per VLF.		
<i>For >50' To 100' Deep, Add</i>	24.28	
<i>For >100' To 150' Deep, Add</i>	50.51	
<i>For >150' To 200' Deep, Add</i>	73.28	
<i>For Right Angle Drilling, Add</i>	39.05	
31 64 13 00-0009 VLF 54" Diameter Caisson No Casing Stable Ground, No Ground Water	243.41	
Note: 0.589 CY Concrete per VLF, 76 lbs rebar per VLF.		
<i>For >50' To 100' Deep, Add</i>	30.15	
<i>For >100' To 150' Deep, Add</i>	60.85	
<i>For >150' To 200' Deep, Add</i>	89.41	
<i>For Right Angle Drilling, Add</i>	44.23	
31 64 13 00-0010 VLF 60" Diameter Caisson No Casing Stable Ground, No Ground Water	285.43	
Note: 0.727 CY Concrete per VLF, 93 lbs rebar per VLF.		
<i>For >50' To 100' Deep, Add</i>	36.11	
<i>For >100' To 150' Deep, Add</i>	71.36	
<i>For >150' To 200' Deep, Add</i>	105.80	
<i>For Right Angle Drilling, Add</i>	49.48	

31	31 Earthwork
	31 60 Special Foundations and Load-bearing Elements
	31 64 Caissons



MINOR CSI UOM DESCRIPTION	TOTAL DIRECT UNIT COST	DEMOLITION UNIT COST
31 64 13 00-0011 VLF 66" Diameter Caisson No Casing Stable Ground, No Ground Water333.00 Note: 0.88 CY Concrete per VLF, 113 lbs rebar per VLF. For >50' To 100' Deep, Add 42.83 For >100' To 150' Deep, Add 83.25 For >150' To 200' Deep, Add 124.30 For Right Angle Drilling, Add 55.54		
31 64 13 00-0012 VLF 72" Diameter Caisson No Casing Stable Ground, No Ground Water387.67 Note: 1.047 CY Concrete per VLF, 134 lbs rebar per VLF. For >50' To 100' Deep, Add 50.61 For >100' To 150' Deep, Add 96.92 For >150' To 200' Deep, Add 145.65 For Right Angle Drilling, Add 62.32		
31 64 13 00-0013 VLF 78" Diameter Caisson No Casing Stable Ground, No Ground Water442.00 Note: 1.229 CY Concrete per VLF, 157 lbs rebar per VLF. For >50' To 100' Deep, Add 58.49 For >100' To 150' Deep, Add 110.50 For >150' To 200' Deep, Add 167.04 For Right Angle Drilling, Add 68.60		
31 64 13 00-0014 VLF 84" Diameter Caisson No Casing Stable Ground, No Ground Water499.94 Note: 1.425 CY Concrete per VLF, 183 lbs rebar per VLF. For >50' To 100' Deep, Add 66.95 For >100' To 150' Deep, Add 124.99 For >150' To 200' Deep, Add 189.93 For Right Angle Drilling, Add 75.12		
31 64 13 00-0015 For Bell Excavation And Concrete, Add <small>(31 64 13 00-0001)</small>		
31 64 13 00-0016 EA Bell Excavation And Concrete, 4' Bell Diameter Stable Ground, 24" Shaft, 0.44 CY435.34 For >50' To 100' Deep, Add 35.15 For >100' To 150' Deep, Add 108.84 For >150' To 200' Deep, Add 136.45		
31 64 13 00-0017 EA Bell Excavation And Concrete, 6' Bell Diameter Stable Ground, 30" Shaft, 1.57 CY1,530.25 For >50' To 100' Deep, Add 123.75 For >100' To 150' Deep, Add 382.56 For >150' To 200' Deep, Add 479.86		
31 64 13 00-0018 EA Bell Excavation And Concrete, 7' Bell Diameter Stable Ground, 36" Shaft, 2.33 CY2,312.16 For >50' To 100' Deep, Add 189.83 For >100' To 150' Deep, Add 578.04 For >150' To 200' Deep, Add 728.62		
31 64 13 00-0019 EA Bell Excavation And Concrete, 8' Bell Diameter Stable Ground, 42" Shaft, 3.30 CY3,209.09 For >50' To 100' Deep, Add 263.96 For >100' To 150' Deep, Add 802.27 For >150' To 200' Deep, Add 1,011.88		
31 64 13 00-0020 EA Bell Excavation And Concrete, 9' Bell Diameter Stable Ground, 48" Shaft, 4.48 CY4,359.91 For >50' To 100' Deep, Add 352.49 For >100' To 150' Deep, Add 1,089.98 For >150' To 200' Deep, Add 1,367.09		
31 64 13 00-0021 EA Bell Excavation And Concrete, 10' Bell Diameter Stable Ground, 60" Shaft, 5.24 CY5,126.76 For >50' To 100' Deep, Add 414.31 For >100' To 150' Deep, Add 1,281.69 For >150' To 200' Deep, Add 1,607.32		
31 64 13 00-0022 EA Bell Excavation And Concrete, 12' Bell Diameter Stable Ground, 72" Shaft, 8.74 CY8,696.00 For >50' To 100' Deep, Add 701.40 For >100' To 150' Deep, Add 2,174.00 For >150' To 200' Deep, Add 2,724.65		
31 64 13 00-0023 EA Bell Excavation And Concrete, 14' Bell Diameter Stable Ground, 84" Shaft, 13.6 CY12,565.16 For >50' To 100' Deep, Add 1,023.35 For >100' To 150' Deep, Add 3,141.29 For >150' To 200' Deep, Add 3,949.28		
31 64 13 00-0024 Caisson In Wet Ground, Casing Pulled <small>(31 64 13)</small> Note: Up to 50' deep. See CSI section 31 64 13 00-0070 for equipment set-up.		
31 64 13 00-0025 Caisson In Wet Ground <small>(31 64 13 00-0024)</small> Note: Includes 3000 PSI concrete and reinforcing.		
31 64 13 00-0026 VLF 18" Diameter Caisson Wet Ground, Casing Pulled62.71 Note: 0.066 CY Concrete per VLF, 9 lbs rebar per VLF. For >50' To 100' Deep, Add 5.89 For >100' To 150' Deep, Add 15.68 For >150' To 200' Deep, Add 20.68 For Right Angle Drilling, Add 17.27		
31 64 13 00-0027 VLF 24" Diameter Caisson Wet Ground, Casing Pulled104.79 Note: 0.116 CY Concrete per VLF, 14 lbs rebar per VLF. For >50' To 100' Deep, Add 9.85 For >100' To 150' Deep, Add 26.20 For >150' To 200' Deep, Add 34.58 For Right Angle Drilling, Add 28.81		
31 64 13 00-0028 VLF 30" Diameter Caisson Wet Ground, Casing Pulled138.17 Note: 0.182 CY Concrete per VLF, 23 lbs rebar per VLF. For >50' To 100' Deep, Add 13.68 For >100' To 150' Deep, Add 34.54 For >150' To 200' Deep, Add 46.47 For Right Angle Drilling, Add 35.82		



MINOR CSI UOM DESCRIPTION	TOTAL DIRECT UNIT COST	DEMOLITION UNIT COST
31 64 13 00-0029 VLF 36" Diameter Caisson Wet Ground, Casing Pulled.....	189.45	
Note: 0.262 CY Concrete per VLF, 33 lbs rebar per VLF.		
For >50' To 100' Deep, Add	19.03	
For >100' To 150' Deep, Add	47.36	
For >150' To 200' Deep, Add	64.05	
For Right Angle Drilling, Add	48.28	
31 64 13 00-0030 VLF 42" Diameter Caisson Wet Ground, Casing Pulled.....	239.66	
Note: 0.356 CY Concrete per VLF, 48 lbs rebar per VLF.		
For >50' To 100' Deep, Add	24.86	
For >100' To 150' Deep, Add	59.92	
For >150' To 200' Deep, Add	82.00	
For Right Angle Drilling, Add	58.63	
31 64 13 00-0031 VLF 48" Diameter Caisson Wet Ground, Casing Pulled.....	286.67	
Note: 0.465 CY Concrete per VLF, 57 lbs rebar per VLF.		
For >50' To 100' Deep, Add	30.20	
For >100' To 150' Deep, Add	71.67	
For >150' To 200' Deep, Add	98.67	
For Right Angle Drilling, Add	68.67	
31 64 13 00-0032 VLF 54" Diameter Caisson Wet Ground, Casing Pulled.....	370.12	
Note: 0.589 CY Concrete per VLF, 76 lbs rebar per VLF.		
For >50' To 100' Deep, Add	39.02	
For >100' To 150' Deep, Add	92.53	
For >150' To 200' Deep, Add	127.42	
For Right Angle Drilling, Add	88.58	
31 64 13 00-0033 VLF 60" Diameter Caisson Wet Ground, Casing Pulled.....	453.12	
Note: 0.727 CY Concrete per VLF, 93 lbs rebar per VLF.		
For >50' To 100' Deep, Add	47.85	
For >100' To 150' Deep, Add	113.28	
For >150' To 200' Deep, Add	156.10	
For Right Angle Drilling, Add	108.17	
31 64 13 00-0034 VLF 66" Diameter Caisson Wet Ground, Casing Pulled.....	516.42	
Note: 0.87 CY Concrete per VLF, 113 lbs rebar per VLF.		
For >50' To 100' Deep, Add	55.67	
For >100' To 150' Deep, Add	129.11	
For >150' To 200' Deep, Add	179.33	
For Right Angle Drilling, Add	119.74	
31 64 13 00-0035 VLF 72" Diameter Caisson Wet Ground, Casing Pulled.....	586.79	
Note: 1.047 CY Concrete per VLF, 134 lbs rebar per VLF.		
For >50' To 100' Deep, Add	64.55	
For >100' To 150' Deep, Add	146.70	
For >150' To 200' Deep, Add	205.38	
For Right Angle Drilling, Add	132.01	
31 64 13 00-0036 VLF 78" Diameter Caisson Wet Ground, Casing Pulled.....	667.09	
Note: 1.229 CY Concrete per VLF, 157 lbs rebar per VLF.		
For >50' To 100' Deep, Add	74.25	
For >100' To 150' Deep, Add	166.77	
For >150' To 200' Deep, Add	234.57	
For Right Angle Drilling, Add	147.38	
31 64 13 00-0037 VLF 84" Diameter Caisson Wet Ground, Casing Pulled.....	751.44	
Note: 1.425 CY Concrete per VLF, 183 lbs rebar per VLF.		
For >50' To 100' Deep, Add	84.56	
For >100' To 150' Deep, Add	187.86	
For >150' To 200' Deep, Add	265.38	
For Right Angle Drilling, Add	163.14	
31 64 13 00-0038 For Bell Excavation And Concrete, Add <small>(31 64 13 00-0024)</small>		
31 64 13 00-0039 EA Bell Excavation And Concrete, 4' Bell Diameter Wet Ground 24" Shaft, 0.44 CY.....	502.92	
For >50' To 100' Deep, Add	39.88	
For >100' To 150' Deep, Add	125.73	
For >150' To 200' Deep, Add	156.72	
31 64 13 00-0040 EA Bell Excavation And Concrete, 6' Bell Diameter Wet Ground, 30" Shaft, 1.57 CY.....	1,751.77	
For >50' To 100' Deep, Add	139.25	
For >100' To 150' Deep, Add	437.94	
For >150' To 200' Deep, Add	546.32	
31 64 13 00-0041 EA Bell Excavation And Concrete, 7' Bell Diameter Wet Ground, 36" Shaft, 2.33 CY.....	2,418.71	
For >50' To 100' Deep, Add	179.96	
For >100' To 150' Deep, Add	604.68	
For >150' To 200' Deep, Add	738.93	
31 64 13 00-0042 EA Bell Excavation And Concrete, 8' Bell Diameter Wet Ground, 42" Shaft, 3.3 CY.....	3,846.01	
For >50' To 100' Deep, Add	308.55	
For >100' To 150' Deep, Add	961.50	
For >150' To 200' Deep, Add	1,202.96	
31 64 13 00-0043 EA Bell Excavation And Concrete, 9' Bell Diameter Wet Ground, 48" Shaft, 4.48 CY.....	4,991.25	
For >50' To 100' Deep, Add	396.68	
For >100' To 150' Deep, Add	1,247.81	
For >150' To 200' Deep, Add	1,556.49	
31 64 13 00-0044 EA Bell Excavation And Concrete, 10' Bell Diameter Wet Ground, 60" Shaft, 5.24 CY.....	5,869.52	
For >50' To 100' Deep, Add	466.30	
For >100' To 150' Deep, Add	1,467.38	
For >150' To 200' Deep, Add	1,830.15	
31 64 13 00-0045 EA Bell Excavation And Concrete, 12' Bell Diameter Wet Ground, 72" Shaft, 8.74 CY.....	9,958.69	
For >50' To 100' Deep, Add	789.79	
For >100' To 150' Deep, Add	2,489.67	
For >150' To 200' Deep, Add	3,103.46	

31	31 Earthwork
	31 60 Special Foundations and Load-bearing Elements
	31 64 Caissons



MINOR CSI UOM DESCRIPTION	TOTAL DIRECT UNIT COST	DEMOLITION UNIT COST
31 64 13 00-0046 EA Bell Excavation And Concrete, 14' Bell Diameter Wet Ground, 84" Shaft, 13.6 CY.....	14,369.00	
For >50' To 100' Deep, Add	1,149.62	
For >100' To 150' Deep, Add	3,592.25	
For >150' To 200' Deep, Add	4,490.43	
31 64 13 00-0047 Caisson In Soft Rock And Medium Hard Shale (31 64 13)		
Note: Up to 50' deep. See CSI section 31 64 13 00-0070 for equipment set-up.		
31 64 13 00-0048 Caisson In Soft Rock (31 64 13 00-0047)		
Note: Includes 3000 PSI concrete and reinforcing.		
31 64 13 00-0049 VLF 18" Diameter Caisson, Soft Rock Medium Shale, No Casing/Ground Water.....	243.76	
Note: 0.066 CY Concrete per VLF, 9 lbs rebar per VLF.		
For >50' To 100' Deep, Add	18.56	
For >100' To 150' Deep, Add	60.94	
For >150' To 200' Deep, Add	75.00	
For Right Angle Drilling, Add	80.64	
31 64 13 00-0050 VLF 24" Diameter Caisson, Soft Rock Medium Shale, No Casing/Ground Water.....	406.57	
Note: 0.116 CY Concrete per VLF, 14 lbs rebar per VLF.		
For >50' To 100' Deep, Add	30.98	
For >100' To 150' Deep, Add	101.64	
For >150' To 200' Deep, Add	125.12	
For Right Angle Drilling, Add	134.44	
31 64 13 00-0051 VLF 30" Diameter Caisson, Soft Rock Medium Shale, No Casing/Ground Water.....	612.78	
Note: 0.182 CY Concrete per VLF, 23 lbs rebar per VLF.		
For >50' To 100' Deep, Add	46.91	
For >100' To 150' Deep, Add	153.20	
For >150' To 200' Deep, Add	188.85	
For Right Angle Drilling, Add	201.93	
31 64 13 00-0052 VLF 36" Diameter Caisson, Soft Rock Medium Shale, No Casing/Ground Water.....	782.80	
Note: 0.262 CY Concrete per VLF, 33 lbs rebar per VLF.		
For >50' To 100' Deep, Add	60.57	
For >100' To 150' Deep, Add	195.70	
For >150' To 200' Deep, Add	242.05	
For Right Angle Drilling, Add	255.95	
31 64 13 00-0053 VLF 42" Diameter Caisson, Soft Rock Medium Shale, No Casing/Ground Water.....	1,008.51	
Note: 0.356 CY Concrete per VLF, 48 lbs rebar per VLF.		
For >50' To 100' Deep, Add	78.67	
For >100' To 150' Deep, Add	252.13	
For >150' To 200' Deep, Add	312.65	
For Right Angle Drilling, Add	327.73	
31 64 13 00-0054 VLF 48" Diameter Caisson, Soft Rock Medium Shale, No Casing/Ground Water.....	1,215.69	
Note: 0.465 CY Concrete per VLF, 57 lbs rebar per VLF.		
For >50' To 100' Deep, Add	95.23	
For >100' To 150' Deep, Add	303.92	
For >150' To 200' Deep, Add	377.37	
For Right Angle Drilling, Add	393.82	
31 64 13 00-0055 VLF 54" Diameter Caisson, Soft Rock Medium Shale, No Casing/Ground Water.....	1,486.63	
Note: 0.589 CY Concrete per VLF, 76 lbs rebar per VLF.		
For >50' To 100' Deep, Add	117.17	
For >100' To 150' Deep, Add	371.66	
For >150' To 200' Deep, Add	462.38	
For Right Angle Drilling, Add	479.36	
31 64 13 00-0056 VLF 60" Diameter Caisson, Soft Rock Medium Shale, No Casing/Ground Water.....	1,757.39	
Note: 0.727 CY Concrete per VLF, 93 lbs rebar per VLF.		
For >50' To 100' Deep, Add	139.15	
For >100' To 150' Deep, Add	439.35	
For >150' To 200' Deep, Add	547.39	
For Right Angle Drilling, Add	564.67	
31 64 13 00-0057 VLF 66" Diameter Caisson, Soft Rock Medium Shale, No Casing/Ground Water.....	1,929.82	
Note: 0.88 CY Concrete per VLF, 113 lbs rebar per VLF.		
For >50' To 100' Deep, Add	154.61	
For >100' To 150' Deep, Add	482.46	
For >150' To 200' Deep, Add	603.35	
For Right Angle Drilling, Add	614.43	
31 64 13 00-0058 VLF 72" Diameter Caisson, Soft Rock Medium Shale, No Casing/Ground Water.....	2,108.49	
Note: 1.047 CY Concrete per VLF, 134 lbs rebar per VLF.		
For >50' To 100' Deep, Add	171.07	
For >100' To 150' Deep, Add	527.12	
For >150' To 200' Deep, Add	661.89	
For Right Angle Drilling, Add	664.61	
31 64 13 00-0059 VLF 78" Diameter Caisson, Soft Rock Medium Shale, No Casing/Ground Water.....	2,159.45	
Note: 1.229 CY Concrete per VLF, 157 lbs rebar per VLF.		
For >50' To 100' Deep, Add	178.71	
For >100' To 150' Deep, Add	539.86	
For >150' To 200' Deep, Add	682.28	
For Right Angle Drilling, Add	669.71	
31 64 13 00-0060 VLF 84" Diameter Caisson, Soft Rock Medium Shale, No Casing/Ground Water.....	2,578.86	
Note: 1.425 CY Concrete per VLF, 183 lbs rebar per VLF.		
For >50' To 100' Deep, Add	212.48	
For >100' To 150' Deep, Add	644.72	
For >150' To 200' Deep, Add	813.60	
For Right Angle Drilling, Add	802.74	

31 64 13 00-0061 For Bell Excavation And Concrete, Add (31 64 13 00-0047)



Earthwork	31
Special Foundations and Load-bearing Elements	31 60
Caissons	31 64

MINOR CSI UOM DESCRIPTION	TOTAL DIRECT UNIT COST	DEMOLITION UNIT COST
31 64 13 00-0062 EA Bell Excavation And Concrete, 4' Bell Diameter Soft Rock/Shale 24" Shaft 0.44 CY <i>For >50' To 100' Deep, Add</i> <i>For >100' To 150' Deep, Add</i> <i>For >150' To 200' Deep, Add</i>	865.82 65.29 216.46 265.59	
31 64 13 00-0063 EA Bell Excavation And Concrete, 6' Bell Diameter Soft Rock/Shale 30" Shaft 1.57 CY <i>For >50' To 100' Deep, Add</i> <i>For >100' To 150' Deep, Add</i> <i>For >150' To 200' Deep, Add</i>	3,046.65 229.90 761.66 934.78	
31 64 13 00-0064 EA Bell Excavation And Concrete, 7' Bell Diameter Soft Rock/Shale 36" Shaft 2.33 CY <i>For >50' To 100' Deep, Add</i> <i>For >100' To 150' Deep, Add</i> <i>For >150' To 200' Deep, Add</i>	4,562.67 347.36 1,140.67 1,403.77	
31 64 13 00-0065 EA Bell Excavation And Concrete, 8' Bell Diameter Soft Rock/Shale 42" Shaft 3.3 CY <i>For >50' To 100' Deep, Add</i> <i>For >100' To 150' Deep, Add</i> <i>For >150' To 200' Deep, Add</i>	6,496.64 494.09 1,624.16 1,998.15	
31 64 13 00-0066 EA Bell Excavation And Concrete, 9' Bell Diameter Soft Rock/Shale 48" Shaft 4.48 CY <i>For >50' To 100' Deep, Add</i> <i>For >100' To 150' Deep, Add</i> <i>For >150' To 200' Deep, Add</i>	8,591.33 648.69 2,147.83 2,636.52	
31 64 13 00-0067 EA Bell Excavation And Concrete, 10' Bell Diameter Soft Rock/Shale 60" Shaft 5.24 CY <i>For >50' To 100' Deep, Add</i> <i>For >100' To 150' Deep, Add</i> <i>For >150' To 200' Deep, Add</i>	10,470.92 788.40 2,617.73 3,210.57	
31 64 13 00-0068 EA Bell Excavation And Concrete, 12' Bell Diameter Soft Rock/Shale 72" Shaft 8.74 CY <i>For >50' To 100' Deep, Add</i> <i>For >100' To 150' Deep, Add</i> <i>For >150' To 200' Deep, Add</i>	15,825.47 1,200.46 3,956.37 4,863.49	
31 64 13 00-0069 EA Bell Excavation And Concrete, 14' Bell Diameter Soft Rock/Shale 84" Shaft 13.6 CY <i>For >50' To 100' Deep, Add</i> <i>For >100' To 150' Deep, Add</i> <i>For >150' To 200' Deep, Add</i>	23,797.75 1,809.63 5,949.44 7,319.06	
31 64 13 00-0070 Caisson Setup And Removal <small>(31 64 13)</small> Note: Includes mobilization of equipment, erection, dismantling of equipment, move off of site.		
31 64 13 00-0071 EA Erect, Set Up, Dismantle And Removal Of Caisson 18" To 36" Diameter, Complete	3,616.59	
31 64 13 00-0072 EA Erect, Set Up, Dismantle And Removal Of Caisson 48" To 84" Diameter, Complete	5,086.58	
31 64 13 00-0073 EA Dismantle, Relocate, Erect And Set Up On Site At Different Location (During Same Phase Of Work), Caisson 18" To 36" Diameter	1,709.13	
31 64 13 00-0074 EA Dismantle, Relocate, Erect And Set Up On Site At Different Location (During Same Phase Of Work), Caisson 48" To 84" Diameter	2,278.84	
31 64 13 00-0075 EA Relocate Caisson Equipment To Different Hole On-Site Without Dismantling	142.43	
31 66 Special Foundation <small>(31 60)</small>		
31 66 15 Helical Foundation Piles <small>(31 66)</small>		
31 66 15 00-0001 Helical Pier Restoration (Atlas) <small>(31 66 15)</small>		
31 66 15 00-0002 EA Structural Steel Piers (Atlas Pier System Or Equal) Note: Includes heavy duty bracket, pier platform, and 14' of 3.5" diameter pier sections, non-corrosive coating, hydraulic lifting, fasteners, and other related activities and materials. Excludes excavation and core drilling	5,066.64	
31 66 15 00-0003 EA Pressure Injecting Grout For Slab Repairs, Per Location Note: Includes preparation, installing and removing grout injection pipes, and finishing. Excludes grout and core drilling.	556.80	
31 66 15 00-0004 CY Pressure Injected Non-Shrink Grout	556.80	
31 68 Foundation Anchors <small>(31 60)</small>		
31 68 13 Rock Foundation Anchors <small>(31 68)</small>		
31 68 13 00-0001 Materials And Placement <small>(31 68 13)</small>		
31 68 13 00-0002 Hollow Core Prestressable Anchor, ASTM A615 <small>(31 68 13 00-0001)</small> Note: Pricing includes only material and labor to install anchors. See CSI section 31 68 13 00-0091 for head assembly, 31 68 13 00-0118 for steel plates and washers, 31 68 13 00-0154 for drilling operation, 31 68 13 00-0176 for tools, 31 68 13 00-0198 for grouting, 31 68 13 00-0207 for rock bolt testing.		
31 68 13 00-0003 3/4" Diameter <small>(31 68 13 00-0002)</small>		
31 68 13 00-0004 EA 3/4" Rock Bolt, 5' Hollow Core Prestressable Anchor	195.75	
31 68 13 00-0005 EA 3/4" Rock Bolt, 10' Hollow Core Prestressable Anchor	282.68	
31 68 13 00-0006 EA 3/4" Rock Bolt, 15' Hollow Core Prestressable Anchor	348.76	
31 68 13 00-0007 EA 3/4" Rock Bolt, 20' Hollow Core Prestressable Anchor	456.52	
31 68 13 00-0008 1" Diameter <small>(31 68 13 00-0002)</small>		
31 68 13 00-0009 EA 1" Rock Bolt, 5' Hollow Core Prestressable Anchor	250.98	
31 68 13 00-0010 EA 1" Rock Bolt, 10' Hollow Core Prestressable Anchor	388.88	
31 68 13 00-0011 EA 1" Rock Bolt, 15' Hollow Core Prestressable Anchor	505.95	
31 68 13 00-0012 EA 1" Rock Bolt, 20' Hollow Core Prestressable Anchor	664.71	

31	31 Earthwork
	31 60 Special Foundations and Load-bearing Elements
	31 68 Foundation Anchors



MINOR		TOTAL DIRECT		DEMOLITION	
CSI	UOM	DESCRIPTION	UNIT COST	UNIT COST	UNIT COST
31 68 13 00-0013		1-3/8" Diameter <small>(31 68 13 00-0002)</small>			
31 68 13 00-0014	EA	1-3/8" Rock Bolt, 5' Hollow Core Prestressable Anchor.....	421.30		
31 68 13 00-0015	EA	1-3/8" Rock Bolt, 10' Hollow Core Prestressable Anchor.....	656.86		
31 68 13 00-0016	EA	1-3/8" Rock Bolt, 15' Hollow Core Prestressable Anchor.....	871.62		
31 68 13 00-0017	EA	1-3/8" Rock Bolt, 20' Hollow Core Prestressable Anchor.....	1,128.01		
31 68 13 00-0018		2" Diameter <small>(31 68 13 00-0002)</small>			
31 68 13 00-0019	EA	2" Rock Bolt, 5' Hollow Core Prestressable Anchor.....	939.27		
31 68 13 00-0020	EA	2" Rock Bolt, 10' Hollow Core Prestressable Anchor.....	1,397.90		
31 68 13 00-0021	EA	2" Rock Bolt, 15' Hollow Core Prestressable Anchor.....	1,835.63		
31 68 13 00-0022	EA	2" Rock Bolt, 20' Hollow Core Prestressable Anchor.....	2,315.10		
31 68 13 00-0023		Super High-Tensile Anchors, ASTM A-108 <small>(31 68 13 00-0001)</small>			
Note: Pricing includes only material and labor to install anchors. See CSI section 31 68 13 00-0091 for head assembly, 31 68 13 00-0118 for steel plates and washers, 31 68 13 00-0154 for drilling operation, 31 68 13 00-0176 for tools, 31 68 13 00-0198 for grouting, 31 68 13 00-0207 for rock bolt testing.					
31 68 13 00-0024		3/4" Diameter <small>(31 68 13 00-0023)</small>			
31 68 13 00-0025	EA	3/4" Rock Bolt, 5' Super High-Tensile Anchor.....	139.86		
31 68 13 00-0026	EA	3/4" Rock Bolt, 10' Super High-Tensile Anchor.....	186.60		
31 68 13 00-0027	EA	3/4" Rock Bolt, 15' Super High-Tensile Anchor.....	212.40		
31 68 13 00-0028	EA	3/4" Rock Bolt, 20' Super High-Tensile Anchor.....	278.02		
31 68 13 00-0029		1" Diameter <small>(31 68 13 00-0023)</small>			
31 68 13 00-0030	EA	1" Rock Bolt, 5' Super High-Tensile Anchor.....	168.53		
31 68 13 00-0031	EA	1" Rock Bolt, 10' Super High-Tensile Anchor.....	234.90		
31 68 13 00-0032	EA	1" Rock Bolt, 15' Super High-Tensile Anchor.....	278.12		
31 68 13 00-0033	EA	1" Rock Bolt, 20' Super High-Tensile Anchor.....	363.01		
31 68 13 00-0034		1-1/4" Diameter <small>(31 68 13 00-0023)</small>			
31 68 13 00-0035	EA	1-1/4" Rock Bolt, 5' Super High-Tensile Anchor.....	252.73		
31 68 13 00-0036	EA	1-1/4" Rock Bolt, 10' Super High-Tensile Anchor.....	355.59		
31 68 13 00-0037	EA	1-1/4" Rock Bolt, 15' Super High-Tensile Anchor.....	437.09		
31 68 13 00-0038	EA	1-1/4" Rock Bolt, 20' Super High-Tensile Anchor.....	556.85		
31 68 13 00-0039		2" Diameter <small>(31 68 13 00-0023)</small>			
31 68 13 00-0040	EA	2" Rock Bolt, 5' Super High-Tensile Anchor.....	681.32		
31 68 13 00-0041	EA	2" Rock Bolt, 10' Super High-Tensile Anchor.....	969.48		
31 68 13 00-0042	EA	2" Rock Bolt, 15' Super High-Tensile Anchor.....	1,186.84		
31 68 13 00-0043	EA	2" Rock Bolt, 20' Super High-Tensile Anchor.....	1,459.04		
31 68 13 00-0044		Solid Rebar Anchors, ASTM A615 <small>(31 68 13 00-0001)</small>			
Note: Pricing includes only material and labor to install anchors. See CSI section 31 68 13 00-0091 for head assembly, 31 68 13 00-0118 for steel plates and washers, 31 68 13 00-0154 for drilling operation, 31 68 13 00-0176 for tools, 31 68 13 00-0198 for grouting, 31 68 13 00-0207 for rock bolt testing.					
31 68 13 00-0045		3/4" Diameter <small>(31 68 13 00-0044)</small>			
31 68 13 00-0046	EA	3/4" Rock Bolt, 5' Solid Rebar Anchor.....	130.65		
31 68 13 00-0047	EA	3/4" Rock Bolt, 10' Solid Rebar Anchor.....	167.13		
31 68 13 00-0048	EA	3/4" Rock Bolt, 15' Solid Rebar Anchor.....	182.74		
31 68 13 00-0049	EA	3/4" Rock Bolt, 20' Solid Rebar Anchor.....	240.05		
31 68 13 00-0050		1" Diameter <small>(31 68 13 00-0044)</small>			
31 68 13 00-0051	EA	1" Rock Bolt, 5' Solid Rebar Anchor.....	148.37		
31 68 13 00-0052	EA	1" Rock Bolt, 10' Solid Rebar Anchor.....	196.43		
31 68 13 00-0053	EA	1" Rock Bolt, 15' Solid Rebar Anchor.....	223.68		
31 68 13 00-0054	EA	1" Rock Bolt, 20' Solid Rebar Anchor.....	292.54		
31 68 13 00-0055		1-1/4" Diameter <small>(31 68 13 00-0044)</small>			
31 68 13 00-0056	EA	1-1/4" Rock Bolt, 5' Solid Rebar Anchor.....	219.24		
31 68 13 00-0057	EA	1-1/4" Rock Bolt, 10' Solid Rebar Anchor.....	282.61		
31 68 13 00-0058	EA	1-1/4" Rock Bolt, 15' Solid Rebar Anchor.....	325.24		
31 68 13 00-0059	EA	1-1/4" Rock Bolt, 20' Solid Rebar Anchor.....	409.50		
31 68 13 00-0060		Resin Anchoring With Grade 60 Rebar <small>(31 68 13 00-0001)</small>			
Note: Pricing includes only material and labor to install anchors. See CSI section 31 68 13 00-0081 for rebar collars, 31 68 13 00-0083 for resin cartridges, 31 68 13 00-0118 for steel plates and washers, 31 68 13 00-0154 for drilling operation, 31 68 13 00-0176 for tools, 31 68 13 00-0207 for rock bolt testing.					
31 68 13 00-0061		Rebar #6 <small>(31 68 13 00-0060)</small>			
31 68 13 00-0062	EA	#6 Rebar Rock Anchor, 5' Resin Anchor With Grade 60 Rebar.....	68.46		
31 68 13 00-0063	EA	#6 Rebar Rock Anchor, 10' Resin Anchor With Grade 60 Rebar.....	95.24		



	MINOR	CSI	UOM	DESCRIPTION	TOTAL DIRECT UNIT COST	DEMOLITION UNIT COST
	31 68	13 00-0064	EA	#6 Rebar Rock Anchor, 15' Resin Anchor With Grade 60 Rebar.....	101.18	
	31 68	13 00-0065	EA	#6 Rebar Rock Bolt, 20' Resin Anchor With Grade 60 Rebar.....	136.91	
31 68	13 00-0066	Rebar #8 <small>(31 68 13 00-0066)</small>				
	31 68	13 00-0067	EA	#8 Rebar Rock Bolt, 5' Resin Anchor With Grade 60 Rebar.....	73.08	
	31 68	13 00-0068	EA	#8 Rebar Rock Bolt, 10' Resin Anchor With Grade 60 Rebar.....	104.48	
	31 68	13 00-0069	EA	#8 Rebar Rock Bolt, 15' Resin Anchor With Grade 60 Rebar.....	115.03	
	31 68	13 00-0070	EA	#8 Rebar Rock Bolt, 20' Resin Anchor With Grade 60 Rebar.....	167.26	
31 68	13 00-0071	Rebar #10 <small>(31 68 13 00-0066)</small>				
	31 68	13 00-0072	EA	#10 Rebar Rock Bolt, 5' Resin Anchor With Grade 60 Rebar.....	79.68	
	31 68	13 00-0073	EA	#10 Rebar Rock Bolt, 10' Resin Anchor With Grade 60 Rebar.....	117.67	
	31 68	13 00-0074	EA	#10 Rebar Rock Bolt, 15' Resin Anchor With Grade 60 Rebar.....	134.83	
	31 68	13 00-0075	EA	#10 Rebar Rock Bolt, 20' Resin Anchor With Grade 60 Rebar.....	193.66	
31 68	13 00-0076	Rebar #14 <small>(31 68 13 00-0066)</small>				
	31 68	13 00-0077	EA	#14 Rebar Rock Bolt, 5' Resin Anchor With Grade 60 Rebar.....	95.51	
	31 68	13 00-0078	EA	#14 Rebar Rock Bolt, 10' Resin Anchor With Grade 60 Rebar.....	149.35	
	31 68	13 00-0079	EA	#14 Rebar Rock Bolt, 15' Resin Anchor With Grade 60 Rebar.....	182.34	
	31 68	13 00-0080	EA	#14 Rebar Rock Bolt, 20' Resin Anchor With Grade 60 Rebar.....	257.01	
31 68	13 00-0081	Plastic Rebar Collars, Sizes #6-#14 <small>(31 68 13 00-0060)</small>				
	31 68	13 00-0082	EA	Plastic Rebar Collars For Rebar #4 To #14.....	2.36	
31 68	13 00-0083	12" Long Resin Cartridges <small>(31 68 13 00-0001)</small>				
	31 68	13 00-0084	EA	7/8" Resin Cartridge 12" Long.....	1.98	
	31 68	13 00-0085	EA	1" Resin Cartridge 12" Long.....	2.71	
	31 68	13 00-0086	EA	1-1/16" Resin Cartridge 12" Long.....	2.91	
	31 68	13 00-0087	EA	1-1/4" Resin Cartridge 12" Long.....	3.14	
	31 68	13 00-0088	EA	1-3/8" Resin Cartridge 12" Long.....	3.60	
	31 68	13 00-0089	EA	1-9/16" Resin Cartridge 12" Long.....	4.51	
	31 68	13 00-0090	EA	1-3/4" Resin Cartridge 12" Long.....	6.20	
31 68	13 00-0091	Head Assembly <small>(31 68 13 00-0001)</small>				
31 68	13 00-0092	3/4" Rod Diameter <small>(31 68 13 00-0091)</small>				
	31 68	13 00-0093	EA	3/4" Rod Head Assembly 1-5/8" Short Cone and Shell.....	28.87	
	31 68	13 00-0094	EA	3/4" Rod Head Assembly 1-3/4" Short Cone and Shell.....	24.32	
	31 68	13 00-0095	EA	3/4" Rod Head Assembly 1-7/8" Short Cone and Shell.....	25.50	
	31 68	13 00-0096	EA	3/4" Rod Head Assembly 1-3/4" Long Cone and Shell.....	45.80	
	31 68	13 00-0097	EA	3/4" Rod Head Assembly 1-7/8" Long Cone and Shell.....	45.80	
	31 68	13 00-0098	EA	3/4" Rod Head Assembly 1-3/4" Long Cone and Shell.....	43.39	
31 68	13 00-0099	1" Rod Diameter <small>(31 68 13 00-0091)</small>				
	31 68	13 00-0100	EA	1" Rod Head Assembly 1-5/8" Short Cone and Shell.....	31.11	
	31 68	13 00-0101	EA	1" Rod Head Assembly 1-3/4" Short Cone and Shell.....	26.63	
	31 68	13 00-0102	EA	1" Rod Head Assembly 1-7/8" Short Cone and Shell.....	27.81	
	31 68	13 00-0103	EA	1" Rod Head Assembly 1-3/4" Long Cone and Shell.....	48.17	
	31 68	13 00-0104	EA	1" Rod Head Assembly 1-7/8" Long Cone and Shell.....	48.17	
	31 68	13 00-0105	EA	1" Rod Head Assembly 1-3/4" Long Cone and Shell.....	45.93	
31 68	13 00-0106	1-1/4" Rod Diameter <small>(31 68 13 00-0091)</small>				
	31 68	13 00-0107	EA	1-1/4" Rod Head Assembly 2" Short Cone and Shell.....	69.42	
	31 68	13 00-0108	EA	1-1/4" Rod Head Assembly 2-1/4" Short Cone and Shell.....	81.10	
	31 68	13 00-0109	EA	1-1/4" Rod Head Assembly 2-1/2" Short Cone and Shell.....	82.25	
	31 68	13 00-0110	EA	1-1/4" Rod Head Assembly 2-1/4" Long Cone and Shell.....	72.95	
	31 68	13 00-0111	EA	1-1/4" Rod Head Assembly 2-1/2" Long Cone and Shell.....	85.06	
31 68	13 00-0112	1-7/8" Rod Diameter <small>(31 68 13 00-0091)</small>				
	31 68	13 00-0113	EA	1-7/8" Rod Head Assembly 3-1/2" Long Cone/Shell/Fl.....	273.22	
	31 68	13 00-0114	EA	1-7/8" Rod Head Assembly 3" Long Cone and Shell.....	188.36	
31 68	13 00-0115	2" Rod Diameter <small>(31 68 13 00-0091)</small>				
	31 68	13 00-0116	EA	2" Rod Head Assembly 3-1/2" Long Cone/Shell/Fl.....	273.22	
	31 68	13 00-0117	EA	2" Rod Head Assembly 3" Long Cone and Shell.....	188.36	
31 68	13 00-0118	Steel Plates With Standard Hole And Washers <small>(31 68 13 00-0001)</small>				

31	31 Earthwork
	31 60 Special Foundations and Load-bearing Elements
	31 68 Foundation Anchors



MINOR CSI UOM DESCRIPTION	TOTAL DIRECT UNIT COST	DEMOLITION UNIT COST
------------------------------	---------------------------	-------------------------

31 68 13 00-0119	Steel Plates <small>(31 68 13 00-0118)</small>	
31 68 13 00-0120	EA 1/4" x 4" x 4" Steel Plate For Rock Bolt With Washer	3.67
31 68 13 00-0121	EA 1/4" x 6" x 6" Steel Plate For Rock Bolt With Washer	6.78
31 68 13 00-0122	EA 3/8" x 6" x 6" Steel Plate For Rock Bolt With Washer	9.44
31 68 13 00-0123	EA 3/8" x 8" x 8" Steel Plate For Rock Bolt With Washer	16.56
31 68 13 00-0124	EA 1/2" x 5" x 5" Steel Plate For Rock Bolt With Washer	6.43
31 68 13 00-0125	EA 1/2" x 8" x 8" Steel Plate For Rock Bolt With Washer	16.89
31 68 13 00-0126	EA 3/4" x 7" x 7" Steel Plate For Rock Bolt With Washer	28.03
31 68 13 00-0127	EA 3/4" x 8" x 8" Steel Plate For Rock Bolt With Washer	39.71
31 68 13 00-0128	EA 1" x 4" x 7" Steel Plate For Rock Bolt With Washer	23.83
31 68 13 00-0129	EA 1" x 9" x 9" Steel Plate For Rock Bolt With Washer	67.43
31 68 13 00-0130	EA 1" x 12" x 12" Steel Plate For Rock Bolt With Washer	99.37
31 68 13 00-0131	EA 1-1/4" x 5" x 8" Steel Plate For Rock Bolt With Washer	43.62
31 68 13 00-0132	EA 1-1/4" x 11" x 11" Steel Plate For Rock Bolt With Washer	117.97
31 68 13 00-0133	EA 1-1/2" x 5" x 10" Steel Plate For Rock Bolt With Washer	59.00
31 68 13 00-0134	EA 1-1/2" x 12" x 12" Steel Plate For Rock Bolt With Washer	141.90
31 68 13 00-0135	EA 1-3/4" x 5" x 10" Steel Plate For Rock Bolt With Washer	65.12
31 68 13 00-0136	EA 1-3/4" x 12" x 12" Steel Plate For Rock Bolt With Washer	157.38

31 68 13 00-0137	Hardened Washers <small>(31 68 13 00-0118)</small>	
31 68 13 00-0138	EA Hardened Washer For 3/4" Diameter Rock Bolt	0.96
31 68 13 00-0139	EA Hardened Washer For 1" Diameter Rock Bolt	1.32
31 68 13 00-0140	EA Hardened Washer For 1-1/4" Diameter Rock Bolt	3.70
31 68 13 00-0141	EA Hardened Washer For 2" Diameter Rock Bolt	9.21

31 68 13 00-0142	Beveled Washers <small>(31 68 13 00-0118)</small>	
31 68 13 00-0143	EA Beveled Washer For 3/4" Diameter Rock Bolt	2.41
31 68 13 00-0144	EA Beveled Washer For 7/8" To 1-1/8" Diameter Rock Bolt	2.38
31 68 13 00-0145	EA Beveled Washer For 1-1/4" To 1-3/8" Diameter Rock Bolt	3.60
31 68 13 00-0146	EA Beveled Washer For 1-1/2" Diameter Rock Bolt	15.38
31 68 13 00-0147	EA Beveled Washer For 2" Diameter Rock Bolt	10.62

31 68 13 00-0148	Hex Nuts <small>(31 68 13 00-0118)</small>	
31 68 13 00-0149	EA Hex Nut For 3/4" Diameter Rock Bolt	1.88
31 68 13 00-0150	EA Hex Nut For 1" Diameter Rock Bolt	3.07
31 68 13 00-0151	EA Hex Nut For 1-1/4" Diameter Rock Bolt	12.57
31 68 13 00-0152	EA Hex Nut For 1-1/2" Diameter Rock Bolt	7.92
31 68 13 00-0153	EA Hex Nut For 2" Diameter Rock Bolt	50.51

31 68 13 00-0154	Drilling Operation For Rockbolts <small>(31 68 13)</small>	
31 68 13 00-0155	Drill Holes For Rock Bolts <small>(31 68 13 00-0154)</small>	
31 68 13 00-0156	3/4" Diameter Bolt, 1-3/4" Hole <small>(31 68 13 00-0155)</small>	
31 68 13 00-0157	EA Drill 1-3/4" Diameter Hole x 5' Long For 3/4" Diameter Rock Bolts	187.94
31 68 13 00-0158	EA Drill 1-3/4" Diameter Hole x 10' Long For 3/4" Diameter Rock Bolts	355.00
31 68 13 00-0159	EA Drill 1-3/4" Diameter Hole x 15' Long For 3/4" Diameter Rock Bolts	532.51
31 68 13 00-0160	EA Drill 1-3/4" Diameter Hole x 20' Long For 3/4" Diameter Rock Bolts	639.01

31 68 13 00-0161	1" Diameter Bolt, 2" Hole <small>(31 68 13 00-0155)</small>	
31 68 13 00-0162	EA Drill 2" Diameter Hole x 5' Long For 1" Diameter Rock Bolt	245.78
31 68 13 00-0163	EA Drill 2" Diameter Hole x 10' Long For 1" Diameter Rock Bolt	456.44
31 68 13 00-0164	EA Drill 2" Diameter Hole x 15' Long For 1" Diameter Rock Bolt	639.01
31 68 13 00-0165	EA Drill 2" Diameter Hole x 20' Long For 1" Diameter Rock Bolt	798.77

31 68 13 00-0166	1-1/4" Diameter Bolt, 2-1/4" Hole <small>(31 68 13 00-0155)</small>	
31 68 13 00-0167	EA Drill 2-1/4" Diameter Hole x 5' Long For 1-1/4" Diameter Rock Bolt	266.26
31 68 13 00-0168	EA Drill 2-1/4" Diameter Hole x 10' Long For 1-1/4" Diameter Rock Bolt	532.51
31 68 13 00-0169	EA Drill 2-1/4" Diameter Hole x 15' Long For 1-1/4" Diameter Rock Bolt	798.77
31 68 13 00-0170	EA Drill 2-1/4" Diameter Hole x 20' Long For 1-1/4" Diameter Rock Bolt	1,065.02

31 68 13 00-0171	2" Diameter Bolt, 3-1/2" Hole <small>(31 68 13 00-0155)</small>	
31 68 13 00-0172	EA Drill 3-1/2" Diameter Hole x 5' Long For 2" Diameter Rock Bolt	319.50
31 68 13 00-0173	EA Drill 3-1/2" Diameter Hole x 10' Long For 2" Diameter Rock Bolt	639.01
31 68 13 00-0174	EA Drill 3-1/2" Diameter Hole x 15' Long For 2" Diameter Rock Bolts	1,065.02
31 68 13 00-0175	EA Drill 3-1/2" Diameter Hole x 20' Long For 2" Diameter Rock Bolt	1,597.53

31 68 13 00-0176	Tools <small>(31 68 13)</small>	
31 68 13 00-0177	Hydraulic Jacks, Monthly Rental <small>(31 68 13 00-0176)</small>	
31 68 13 00-0178	EA 1/2" To 1", 30 Ton Hydraulic Jack For Rock Bolt, 2" Stroke	700.08
31 68 13 00-0179	EA 1-1/8" To 1-3/8", 60 Ton Hydraulic Jack For Rock Bolt, 3" Stroke	1,031.70



MINOR CSI UOM DESCRIPTION	TOTAL DIRECT UNIT COST	DEMOLITION UNIT COST
31 68 13 00-0180 EA 1-1/8" To 1-3/8", 60 Ton Hydraulic Jack For Rock Bolt, 10" Stroke	1,730.79	
31 68 13 00-0181 EA 1-7/8" To 2", 100 Ton Hydraulic Jack For Rock Bolt, 10" Stroke	2,591.21	
31 68 13 00-0182 EA 1-7/8" To 2", 150 Ton Hydraulic Jack For Rock Bolt, 12" Stroke	3,873.39	
31 68 13 00-0183 Torque Wrenches And Ratchet Adapter, Monthly Rental (31 68 13 00-0176)		
31 68 13 00-0184 0-500 Foot Pounds (0-678J) (31 68 13 00-0183)		
31 68 13 00-0185 EA 1/2" To 1" Bolt Diameter Torque Wrench 0 To 500 Foot Pounds, Monthly Rental	244.98	
31 68 13 00-0186 EA Torque Wrench Ratchet Adapter Monthly Rental, 0 To 500 Foot Pounds	153.56	
31 68 13 00-0187 EA Torque Wrench With Adapter 0 To 500 Foot Pounds, Monthly Rental	398.84	
31 68 13 00-0188 0-600 Foot Pounds (0-814J) (31 68 13 00-0183)		
31 68 13 00-0189 EA 0 To 600 Foot Pounds Torque Wrench Self-Ratcheting, Monthly Rental	278.14	
31 68 13 00-0190 Up To 1,000 Foot Pounds (0-1356J) (31 68 13 00-0183)		
31 68 13 00-0191 EA 1-1/8" To 2" Bolt Diameter Torque Wrench 0 To 1,000 Foot Pounds, Monthly Rental	534.18	
31 68 13 00-0192 EA Torque Wrench Ratchet Adapter 0 To 1,000 Foot Pounds, Monthly Rental	131.75	
31 68 13 00-0193 EA Torque Wrench With Ratchet 0 To 1,000 Foot Pounds, Monthly Rental	665.93	
31 68 13 00-0194 Torque Multiplier, 4:1 Multiplier (31 68 13 00-0176)		
31 68 13 00-0195 EA Torque Multiplier, 4 To 1 Ratio	684.15	
31 68 13 00-0196 Pneumatic Drive Torque Wrench (31 68 13 00-0176)		
31 68 13 00-0197 EA Pneumatic Drive Torque Wrench 250 To 900 Foot Pounds (339J - 1220J)	1,463.91	
31 68 13 00-0198 Grouting (31 68 13)		
31 68 13 00-0199 Grouting With Pumps (31 68 13 00-0198)		
Note: Grout material and labor only.		
31 68 13 00-0200 GAL Rock Bolt Grouting, Hand Pump 1 To 2 GPM Delivery	20.25	
31 68 13 00-0201 GAL Rock Bolt Grouting, Air Pump 3 To 4 GPM Continuous Delivery	30.44	
31 68 13 00-0202 GAL Rock Bolt Grout, Air/Piston Pump 2 To 4 GPM Delivery	28.25	
31 68 13 00-0203 Grout Pumps, Monthly Rental (31 68 13 00-0198)		
31 68 13 00-0204 EA Hand Grout Pump, Monthly Rental	144.00	
31 68 13 00-0205 EA Air Powered Programmable Feed Grout Pump Monthly Rental	1,211.41	
31 68 13 00-0206 EA Air Powered, Piston Drive Grout Pump Monthly Rental	2,115.01	
31 68 13 00-0207 Rock Bolt Testing (31 68 13)		
31 68 13 00-0208 EA Rock Bolt Test, Low To Medium Capacity LF >100 Bolts Need Testing	577.96	

END OF SECTION 31

31	31	Earthwork
	31 60	Special Foundations and Load-bearing Elements
	31 68	Foundation Anchors



MINOR CSI UOM DESCRIPTION	TOTAL DIRECT UNIT COST	DEMOLITION UNIT COST
------------------------------	---------------------------	-------------------------

THIS PAGE INTENTIONALLY LEFT BLANK

NOT FOR BID



MINOR CSI UOM DESCRIPTION	TOTAL DIRECT UNIT COST	DEMOLITION UNIT COST
------------------------------	---------------------------	-------------------------

32 Exterior Improvements**32 01 Operation and Maintenance of Exterior Improvements ⁽³²⁾****32 01 11 Paving Cleaning ^(32 01)****32 01 11 53 Paint Removal from Paving ^(32 01 11)****32 01 11 53-0001 Remove Pavement Markings ^(32 01 11 53)**

Note: Includes stripe removal by grinding, vacuuming of removed striped area and containment of debris.

32 01 11 53-0002	LF	Removal Of 4" Wide Painted Or Epoxy Pavement Striping	2.23
		For Up To 250, Add	1.12
		For >250 To 1,000, Add	0.56
		For >5,000 To 10,000, Deduct	-0.33
		For >10,000 To 25,000, Deduct	-0.56
		For >25,000 To 50,000, Deduct	-0.78
		For >50,000, Deduct	-0.89
32 01 11 53-0003	LF	Removal Of 6" Wide Painted Or Epoxy Pavement Striping	2.67
		For Up To 250, Add	1.34
		For >250 To 1,000, Add	0.67
		For >5,000 To 10,000, Deduct	-0.40
		For >10,000 To 25,000, Deduct	-0.67
		For >25,000 To 50,000, Deduct	-0.93
		For >50,000, Deduct	-1.07
32 01 11 53-0004	LF	Removal Of 8" Wide Painted Or Epoxy Pavement Striping	3.20
		For Up To 250, Add	1.60
		For >250 To 1,000, Add	0.80
		For >5,000 To 10,000, Deduct	-0.48
		For >10,000 To 25,000, Deduct	-0.80
		For >25,000 To 50,000, Deduct	-1.12
		For >50,000, Deduct	-1.28
32 01 11 53-0005	LF	Removal Of 12" Wide Painted Or Epoxy Pavement Striping	3.84
		For Up To 250, Add	1.92
		For >250 To 1,000, Add	0.96
		For >5,000 To 10,000, Deduct	-0.58
		For >10,000 To 25,000, Deduct	-0.96
		For >25,000 To 50,000, Deduct	-1.34
		For >50,000, Deduct	-1.54
32 01 11 53-0006	LF	Remove Paint From Curb	7.32
32 01 11 53-0007	SF	Removal Of Painted Or Epoxy Pavement Marking, Letters Or Symbols	3.84
		For Up To 250, Add	1.92
		For >250 To 1,000, Add	0.96
		For >5,000 To 10,000, Deduct	-0.58
		For >10,000 To 25,000, Deduct	-0.96
		For >25,000 To 50,000, Deduct	-1.34
		For >50,000, Deduct	-1.54
32 01 11 53-0008	LF	Removal Of 4" Wide Thermoplastic Pavement Striping	2.86
		For Up To 250, Add	1.43
		For >250 To 1,000, Add	0.72
		For >5,000 To 10,000, Deduct	-0.43
		For >10,000 To 25,000, Deduct	-0.72
		For >25,000 To 50,000, Deduct	-1.00
		For >50,000, Deduct	-1.14
32 01 11 53-0009	LF	Removal Of 6" Wide Thermoplastic Pavement Striping	3.37
		For Up To 250, Add	1.69
		For >250 To 1,000, Add	0.84
		For >5,000 To 10,000, Deduct	-0.51
		For >10,000 To 25,000, Deduct	-0.84
		For >25,000 To 50,000, Deduct	-1.18
		For >50,000, Deduct	-1.35
32 01 11 53-0010	LF	Removal Of 8" Wide Thermoplastic Pavement Striping	4.08
		For Up To 250, Add	2.04
		For >250 To 1,000, Add	1.02
		For >5,000 To 10,000, Deduct	-0.61
		For >10,000 To 25,000, Deduct	-1.02
		For >25,000 To 50,000, Deduct	-1.43
		For >50,000, Deduct	-1.63
32 01 11 53-0011	LF	Removal Of 12" Wide Thermoplastic Pavement Striping	4.88
		For Up To 250, Add	2.44
		For >250 To 1,000, Add	1.22
		For >5,000 To 10,000, Deduct	-0.73
		For >10,000 To 25,000, Deduct	-1.22
		For >25,000 To 50,000, Deduct	-1.71
		For >50,000, Deduct	-1.95
32 01 11 53-0012	SF	Removal Of Thermoplastic Pavement Marking, Letters Or Symbols	4.88
		For Up To 250, Add	2.44
		For >250 To 1,000, Add	1.22
		For >5,000 To 10,000, Deduct	-0.73
		For >10,000 To 25,000, Deduct	-1.22
		For >25,000 To 50,000, Deduct	-1.71
		For >50,000, Deduct	-1.95

32 Exterior Improvements
32 01 Operation and Maintenance of Exterior Improvements
32 01 13 Flexible Paving Surface Treatment



MINOR
 CSI UOM DESCRIPTION

TOTAL DIRECT DEMOLITION
 UNIT COST UNIT COST

32 01 13 Flexible Paving Surface Treatment (32 01)

32 01 13 61 Slurry Seal (Latex Modified) (32 01 13)

32 01 13 61-0001 Asphalt Seal Coating, For Roads And Parking Lot (32 01 13 61)

Note: Includes sweeping and cleaning of area.

32 01 13 61-0002	EA	Asphalt Seal Coating Minimum Charge	847.26
		Note: For projects where the total charges are less than the minimum set-up charge, use this task exclusively. This task should not be used in conjunction with any other tasks in this section.	
32 01 13 61-0003	SY	Up To 500 SY, Type O Asphalt Seal Coating, No Aggregate, Per Coat	3.03
32 01 13 61-0004	SY	>500 To 1,000 SY, Type O Asphalt Seal Coating, No Aggregate, Per Coat	2.78
32 01 13 61-0005	SY	>1,000 SY, Type O Asphalt Seal Coating, No Aggregate, Per Coat	2.59
32 01 13 61-0006	SY	Up To 500 SY, Type I Slurry Seal Asphalt Coating, Per Coat	3.37
		Note: 1/8" thick.	
		For Tire Rubber Modified Slurry Seal (TRMSS), Add	0.30
		For Rubberized Emulsion Aggregate Slurry (REAS), Add	0.36
		For Rubberized Polymer Modified Emulsion (RPME), Add	0.46
		For Each 0.5% Of Latex Addition, Add	0.27
32 01 13 61-0007	SY	>500 To 1,000 SY, Type I Slurry Seal Asphalt Coating, Per Coat	3.19
		Note: 1/8" thick.	
		For Tire Rubber Modified Slurry Seal (TRMSS), Add	0.30
		For Rubberized Emulsion Aggregate Slurry (REAS), Add	0.36
		For Rubberized Polymer Modified Emulsion (RPME), Add	0.46
		For Each 0.5% Of Latex Addition, Add	0.27
32 01 13 61-0008	SY	>1,000 To 5,000 SY, Type I Slurry Seal Asphalt Coating, Per Coat	3.04
		Note: 1/8" thick.	
		For Tire Rubber Modified Slurry Seal (TRMSS), Add	0.29
		For Rubberized Emulsion Aggregate Slurry (REAS), Add	0.35
		For Rubberized Polymer Modified Emulsion (RPME), Add	0.45
		For Each 0.5% Of Latex Addition, Add	0.27
32 01 13 61-0009	SY	>5,000 To 20,000 SY, Type I Slurry Seal Asphalt Coating, Per Coat	2.90
		Note: 1/8" thick.	
		For Tire Rubber Modified Slurry Seal (TRMSS), Add	0.28
		For Rubberized Emulsion Aggregate Slurry (REAS), Add	0.34
		For Rubberized Polymer Modified Emulsion (RPME), Add	0.44
		For Each 0.5% Of Latex Addition, Add	0.27
32 01 13 61-0010	SY	>20,000 To 50,000 SY, Type I Slurry Seal Asphalt Coating, Per Coat	2.90
		Note: 1/8" thick.	
		For Tire Rubber Modified Slurry Seal (TRMSS), Add	0.28
		For Rubberized Emulsion Aggregate Slurry (REAS), Add	0.34
		For Rubberized Polymer Modified Emulsion (RPME), Add	0.44
		For Each 0.5% Of Latex Addition, Add	0.27
32 01 13 61-0011	SY	>50,000 SY, Type I Slurry Seal Asphalt Coating, Per Coat	2.65
		Note: 1/8" thick.	
		For Tire Rubber Modified Slurry Seal (TRMSS), Add	0.27
		For Rubberized Emulsion Aggregate Slurry (REAS), Add	0.33
		For Rubberized Polymer Modified Emulsion (RPME), Add	0.43
		For Each 0.5% Of Latex Addition, Add	0.27
32 01 13 61-0012	SY	Up To 500 SY, Type II Slurry Seal Asphalt Coating, Per Coat	4.56
		Note: 1/4" thick, 14 to 18 Lbs/SY.	
		For Tire Rubber Modified Slurry Seal (TRMSS), Add	0.33
		For Rubberized Emulsion Aggregate Slurry (REAS), Add	0.39
		For Rubberized Polymer Modified Emulsion (RPME), Add	0.49
		For Each 0.5% Of Latex Addition, Add	0.39
32 01 13 61-0013	SY	>500 To 1,000 SY, Type II Slurry Seal Asphalt Coating, Per Coat	4.26
		Note: 1/4" thick, 14 to 18 Lbs/SY.	
		For Tire Rubber Modified Slurry Seal (TRMSS), Add	0.31
		For Rubberized Emulsion Aggregate Slurry (REAS), Add	0.37
		For Rubberized Polymer Modified Emulsion (RPME), Add	0.47
		For Each 0.5% Of Latex Addition, Add	0.39
32 01 13 61-0014	SY	>1,000 To 5,000 SY, Type II Slurry Seal Asphalt Coating, Per Coat	4.04
		Note: 1/4" thick, 14 to 18 Lbs/SY.	
		For Tire Rubber Modified Slurry Seal (TRMSS), Add	0.30
		For Rubberized Emulsion Aggregate Slurry (REAS), Add	0.36
		For Rubberized Polymer Modified Emulsion (RPME), Add	0.46
		For Each 0.5% Of Latex Addition, Add	0.39
32 01 13 61-0015	SY	>5,000 To 20,000 SY, Type II Slurry Seal Asphalt Coating, Per Coat	3.82
		Note: 1/4" thick, 14 to 18 Lbs/SY.	
		For Tire Rubber Modified Slurry Seal (TRMSS), Add	0.29
		For Rubberized Emulsion Aggregate Slurry (REAS), Add	0.35
		For Rubberized Polymer Modified Emulsion (RPME), Add	0.45
		For Each 0.5% Of Latex Addition, Add	0.39
32 01 13 61-0016	SY	>20,000 To 50,000 SY, Type II Slurry Seal Asphalt Coating, Per Coat	3.62
		Note: 1/4" thick, 14 to 18 Lbs/SY.	
		For Tire Rubber Modified Slurry Seal (TRMSS), Add	0.28
		For Rubberized Emulsion Aggregate Slurry (REAS), Add	0.34
		For Rubberized Polymer Modified Emulsion (RPME), Add	0.44
		For Each 0.5% Of Latex Addition, Add	0.39
32 01 13 61-0017	SY	>50,000 SY, Type II Slurry Seal Asphalt Coating, Per Coat	3.43
		Note: 1/4" thick, 14 to 18 Lbs/SY.	
		For Tire Rubber Modified Slurry Seal (TRMSS), Add	0.27
		For Rubberized Emulsion Aggregate Slurry (REAS), Add	0.33
		For Rubberized Polymer Modified Emulsion (RPME), Add	0.43
		For Each 0.5% Of Latex Addition, Add	0.39



MINOR CSI UOM DESCRIPTION	TOTAL DIRECT UNIT COST	DEMOLITION UNIT COST
32 01 13 61-0018 SY Up To 500 SY, Type III Slurry Seal Asphalt Coating, Per Coat5.74 Note: 3/8" thick, 25 to 30 Lbs/SY. For Tire Rubber Modified Slurry Seal (TRMSS), Add 0.34 For Rubberized Emulsion Aggregate Slurry (REAS), Add 0.40 For Rubberized Polymer Modified Emulsion (RPME), Add 0.50 For Each 0.5% Of Latex Addition, Add 0.64		
32 01 13 61-0019 SY >500 To 1,000 SY, Type III Slurry Seal Asphalt Coating, Per Coat5.42 Note: 3/8" thick, 25 to 30 Lbs/SY. For Tire Rubber Modified Slurry Seal (TRMSS), Add 0.32 For Rubberized Emulsion Aggregate Slurry (REAS), Add 0.38 For Rubberized Polymer Modified Emulsion (RPME), Add 0.48 For Each 0.5% Of Latex Addition, Add 0.64		
32 01 13 61-0020 SY >1,000 To 5,000 SY, Type III Slurry Seal Asphalt Coating, Per Coat5.17 Note: 3/8" thick, 25 to 30 Lbs/SY. For Tire Rubber Modified Slurry Seal (TRMSS), Add 0.31 For Rubberized Emulsion Aggregate Slurry (REAS), Add 0.37 For Rubberized Polymer Modified Emulsion (RPME), Add 0.47 For Each 0.5% Of Latex Addition, Add 0.64		
32 01 13 61-0021 SY >5,000 To 20,000 SY, Type III Slurry Seal Asphalt Coating, Per Coat4.93 Note: 3/8" thick, 25 to 30 Lbs/SY. For Tire Rubber Modified Slurry Seal (TRMSS), Add 0.30 For Rubberized Emulsion Aggregate Slurry (REAS), Add 0.36 For Rubberized Polymer Modified Emulsion (RPME), Add 0.46 For Each 0.5% Of Latex Addition, Add 0.64		
32 01 13 61-0022 SY >20,000 To 50,000 SY, Type III Slurry Seal Asphalt Coating, Per Coat4.73 Note: 3/8" thick, 25 to 30 Lbs/SY. For Tire Rubber Modified Slurry Seal (TRMSS), Add 0.29 For Rubberized Emulsion Aggregate Slurry (REAS), Add 0.35 For Rubberized Polymer Modified Emulsion (RPME), Add 0.45 For Each 0.5% Of Latex Addition, Add 0.64		
32 01 13 61-0023 SY >50,000 SY, Type III Slurry Seal Asphalt Coating, Per Coat4.53 Note: 3/8" thick, 25 to 30 Lbs/SY. For Tire Rubber Modified Slurry Seal (TRMSS), Add 0.28 For Rubberized Emulsion Aggregate Slurry (REAS), Add 0.34 For Rubberized Polymer Modified Emulsion (RPME), Add 0.44 For Each 0.5% Of Latex Addition, Add 0.64		

32 01 13 62 Asphalt Surface Treatment (32 01 13)

32 01 13 62-0001 Polymer-Modified, Microsurfacing Emulsion (MSE Microsurfacing) <small>(32 01 13 62)</small> Note: Use a blend of emulsified quick-set polymer-modified emulsion asphalt and latex-based polymer. Includes sweeping and cleaning of area.		
32 01 13 62-0002 SY Up To 200 SY, 3/8" Polymer-Modified Microsurfacing Emulsion (MSE).....10.24		
32 01 13 62-0003 SY Up To 500 SY, 3/8" Polymer-Modified Microsurfacing Emulsion (MSE).....9.74		
32 01 13 62-0004 SY >500 To 1,000 SY, 3/8" Polymer-Modified Microsurfacing Emulsion (MSE).....9.30		
32 01 13 62-0005 SY >1,000 To 5,000 SY, 3/8" Polymer-Modified Microsurfacing Emulsion (MSE).....8.93		
32 01 13 62-0006 SY >5,000 To 10,000 SY, 3/8" Polymer-Modified Microsurfacing Emulsion (MSE).....8.59		
32 01 13 62-0007 SY >10,000 To 20,000 SY, 3/8" Polymer-Modified Microsurfacing Emulsion (MSE).....8.30		
32 01 13 62-0008 SY >20,000 To 50,000 SY, 3/8" Polymer-Modified Microsurfacing Emulsion (MSE).....8.10		
32 01 13 62-0009 SY >50,000 SY, 3/8" Polymer-Modified Microsurfacing Emulsion (MSE).....7.98		

32 01 16 Flexible Paving Rehabilitation (32 01)

32 01 16 71 Cold Milling Asphalt Pavement (32 01 16)

32 01 16 71-0001 Removal Of Asphalt Surface Course <small>(32 01 16 71)</small> Note: Includes direct loading into truck.		
32 01 16 71-0002 Production Cold Milling Of Roads And Parking Areas <small>(32 01 16 71-0001)</small> Note: For removal of entire lanes of roads or parking areas. Includes work around man holes, scuppers, drainage structures, catch basins, etc. Includes sweeping and loading into truck. See CSI section 01 74 19 00-0048 for hauling.		
32 01 16 71-0003 SY Up To 3" Depth, Production Cold Milling Of Asphalt4.55 For Up To 2,500, Add 3.41 For >2,500 To 5,000, Add 1.14 For >10,000 To 25,000, Deduct -0.46 For >25,000, Deduct -0.68		
32 01 16 71-0004 SY >3" To 6" Depth, Production Cold Milling Of Asphalt6.07 For Up To 2,500, Add 4.55 For >2,500 To 5,000, Add 1.52 For >10,000 To 25,000, Deduct -0.61 For >25,000, Deduct -0.91		
32 01 16 71-0005 SY >6" To 12" Depth, Production Cold Milling Of Asphalt8.08 For Up To 2,500, Add 6.06 For >2,500 To 5,000, Add 2.02 For >10,000 To 25,000, Deduct -0.81 For >25,000, Deduct -1.21		

32 01 16 71-0006 Limited Production Cold Milling <small>(32 01 16 71-0001)</small> Note: For cross sections of roadways, trenching, partial shoulders, and other small or narrow areas. Includes work around man holes, scuppers, drainage structures, catch basins, etc. Includes sweeping and loading into truck. See CSI section 01 74 19 00-0048 for hauling.		
--	--	--

32 Exterior Improvements**32 01 Operation and Maintenance of Exterior Improvements****32 01 16 Flexible Paving Rehabilitation**

MINOR CSI UOM DESCRIPTION	TOTAL DIRECT UNIT COST	DEMOLITION UNIT COST
32 01 16 71-0007 SY Up To 3" Depth, Limited Cold Milling Of Asphalt..... <i>For >100 To 1,000, Deduct</i> <i>For >1,000, Deduct</i>	28.81 -14.41 -21.61	
32 01 16 71-0008 SY >3" To 6" Depth, Limited Cold Milling Of Asphalt..... <i>For >100 To 1,000, Deduct</i> <i>For >1,000, Deduct</i>	38.15 -19.08 -28.61	
32 01 16 71-0009 SY >6" To 12" Depth, Limited Cold Milling Of Asphalt..... <i>For >100 To 1,000, Deduct</i> <i>For >1,000, Deduct</i>	50.80 -25.40 -38.10	
32 01 16 71-0010 Grind, Leave In-Place Asphalt Grindings (32 01 16 71) Note: For use as subbase material, includes spreading and rolling.		
32 01 16 71-0011 SY Grind, Leave In-Place As Subbase Course, 6-9" Depth	7.61	
32 01 16 71-0012 Wedge Grinding Cold Milling (32 01 16 71) Note: Includes work around man holes, scuppers, drainage structures, catch basins, etc. Includes water truck. Excludes mobilization, sweeping and cleaning, hauling and disposal. See CSI section 01 74 16 00-0001 for sweeping and cleaning.		
32 01 16 71-0013 LF 5' Wedge Gringing/Cold Milling Of Asphalt Up To 3" Depth.....	8.00	
32 01 16 71-0014 LF 10' Wedge Gringing/Cold Milling Of Asphalt Up To 3" Depth.....	16.00	
32 01 16 71-0015 Cutback Ramp (32 01 16 71)		
32 01 16 71-0016 LF 1" Differential, 5' Length, Cutback Ramp	12.84	
32 01 16 71-0017 LF 1-1/2" Differential, 5' Length, Cutback Ramp	15.67	
32 01 16 71-0018 LF 2" Differential, 5' Length, Cutback Ramp	18.25	
32 01 16 73 In Place Cold Reused Asphalt Paving (32 01 16)		
32 01 16 73-0001 Cold-In-Place-Partial Depth Recycling Process With Foam Asphalt (32 01 16 73) Note: Includes milling between 3"-6" of existing AC surface, computerized metered injection of liquid asphalt, cement, and water mix together as binder with milled material, spread and place with paver, follow by vibratory steel drum roller, Cat CB534D or equivalent, then follow by rubber tired roller, Hypac C560A or equivalent. The Contractor will provide all the necessary engineering, preconstruction soil analysis, stamped mix design, in-place compaction testing of recycled material and any other QC/QA during construction. The recycled material (from milled surface mixed with liquid asphalt, cement, and water) shall meet Class II AB (3/4" max.) gradation and shall compact at 96% relative compaction or higher. The Contractor's process shall be capable of producing between 450-500 tons per hour of recycled, in-place material. The Contractor shall warranty their work for a period of two years. Excludes traffic control, grading, utilities adjustment and wearing course of either Chip Seal or HMA overlay of the finished surface.		
32 01 16 73-0002 SF Up To 30,000 SF Cold In Place Recycling Process With Foam Asphalt.....	4.41	
32 01 16 73-0003 SF >30,000 To 42,000 SF Cold In Place Recycling Process With Foam Asphalt	4.12	
32 01 16 73-0004 SF >42,000 To 71,000 SF Cold In Place Recycling Process With Foam Asphalt	3.44	
32 01 16 73-0005 SF >71,000 To 130,000 SF Cold In Place Recycling Process With Foam Asphalt	2.91	
32 01 16 73-0006 SF >130,000 To 250,000 SF Cold In Place Recycling Process With Foam Asphalt	2.60	
32 01 16 73-0007 SF >250,000 To 500,000 SF Cold In Place Recycling Process With Foam Asphalt	2.37	
32 01 16 73-0008 SF >500,000 SF Cold In Place Recycling Process With Foam Asphalt	2.24	
32 01 16 73-0009 Cold-In-Place-Full Depth Reclamation With Foam Asphalt (FDR-FA) (32 01 16 73) Note: Includes milling Up To 12" of existing AC surface. Excludes traffic control, grading, utilities adjustment and wearing course of either Chip Seal or HMA overlay of the finished surface.		
32 01 16 73-0010 SF Up To 30,000 SF Cold In Place Full Depth Reclamation With Foam Asphalt (FDR-FA)	5.51	
32 01 16 73-0011 SF >30,000 To 42,000 SF Cold In Place Full Depth Reclamation With Foam Asphalt (FDR-FA)	5.17	
32 01 16 73-0012 SF >42,000 To 71,000 SF Cold In Place Full Depth Reclamation With Foam Asphalt (FDR-FA)	4.42	
32 01 16 73-0013 SF >71,000 To 130,000 SF Cold In Place Full Depth Reclamation With Foam Asphalt (FDR-FA)	3.85	
32 01 16 73-0014 SF >130,000 To 250,000 SF Cold In Place Full Depth Reclamation With Foam Asphalt (FDR-FA)	3.50	
32 01 16 73-0015 SF >250,000 To 500,000 SF Cold In Place Full Depth Reclamation With Foam Asphalt (FDR-FA)	3.26	
32 01 16 73-0016 SF >500,000 SF Cold In Place Full Depth Reclamation With Foam Asphalt (FDR-FA)	3.11	
32 01 16 73-0017 Cold-In-Place-Full Depth Reclamation Process With Cement (FDR-C) (32 01 16 73) Note: Includes milling Up To 12" of existing AC surface. Excludes traffic control, grading, utilities adjustment and wearing course of either Chip Seal or HMA overlay of the finished surface.		
32 01 16 73-0018 SF Up To 30,000 SF Cold In Place Full Depth Reclamation With Cement (FDR-C).....	5.09	
<i>For >12" To 18" Depth, Add</i>	1.74	
32 01 16 73-0019 SF >42,000 To 71,000 SF Cold In Place Full Depth Reclamation With Cement (FDR-C).....	4.00	
<i>For >12" To 18" Depth, Add</i>	1.41	
32 01 16 73-0020 SF >71,000 To 130,000 SF Cold In Place Full Depth Reclamation With Cement (FDR-C).....	3.43	
<i>For >12" To 18" Depth, Add</i>	1.24	
32 01 16 73-0021 SF >130,000 To 250,000 SF Cold In Place Full Depth Reclamation With Cement (FDR-C).....	3.08	
<i>For >12" To 18" Depth, Add</i>	1.14	
32 01 16 73-0022 SF >250,000 To 500,000 SF Cold In Place Full Depth Reclamation With Cement (FDR-C).....	2.84	
<i>For >12" To 18" Depth, Add</i>	1.06	
32 01 16 73-0023 SF >500,000 SF Cold In Place Full Depth Reclamation With Cement (FDR-C).....	2.69	
<i>For >12" To 18" Depth, Add</i>	1.02	
32 01 16 73-0024 Supplemental Aggregate (32 01 16 73)		



MINOR CSI UOM DESCRIPTION	TOTAL DIRECT UNIT COST	DEMOLITION UNIT COST
32 01 16 73-0025 TON Supplemental Aggregate	97.24	
32 01 16 73-0026 Cold-In-Place Recycling (CALTRAN) (32 01 16 73)		
32 01 16 73-0027 TON Sand Cover (CIPR).....	58.00	
For >500 To 1,000, Deduct	-1.45	
For >1,000 To 2,500, Deduct	-2.90	
For >2,500 To 5,000, Deduct	-4.06	
For >5,000, Deduct	-5.22	
32 01 16 73-0028 SY Cold In Place Recycling (CIPR).....	6.50	
For >10,000 To 25,000, Deduct	-0.65	
For >25,000, Deduct	-0.98	
32 01 16 73-0029 TON Cement (CIPR).....	135.00	
For >500 To 1,000, Deduct	-3.38	
For >1,000 To 2,500, Deduct	-6.75	
For >2,500 To 5,000, Deduct	-9.45	
For >5,000, Deduct	-12.15	
32 01 16 73-0030 TON Emulsified Recycling Agent (CIPR)	610.00	
For >500 To 1,000, Deduct	-15.25	
For >1,000 To 2,500, Deduct	-30.50	
For >2,500 To 5,000, Deduct	-42.70	
For >5,000, Deduct	-54.90	
32 01 16 73-0031 TON Asphaltic Emulsion (CIPR)	610.00	
For >500 To 1,000, Deduct	-15.25	
For >1,000 To 2,500, Deduct	-30.50	
For >2,500 To 5,000, Deduct	-42.70	
For >5,000, Deduct	-54.90	
32 01 16 74 In Place Hot Reused Asphalt Paving (32 01 16)		
32 01 16 74-0001 Rejuvenate, Respread Asphalt Pavement (32 01 16 74)		
Note: Includes direct loading into truck.		
32 01 16 74-0002 SY Removal, Rejuvenation, And Respreading Of Asphalt Grindings To 1/2" Deep	12.74	
32 01 16 74-0003 SY Removal, Rejuvenation, And Respreading Of Asphalt Grindings To 1/2" Deep, Previously Sealed Cold Tar.....	15.19	
32 01 16 74-0004 TON Removal, Rejuvenation, And Respreading Of Asphalt Grindings	198.36	
32 01 16 74-0005 Reclamation, Pulverize And Blending With Existing (32 01 16 74)		
Note: Includes direct loading into truck.		
32 01 16 74-0006 SY Up To 2" Thick Pavement, Up To 1,000 SY, Reclamation, Pulverizing And Blending With Existing Base; Aggregate Base	15.51	
32 01 16 74-0007 SY Up To 2" Thick Pavement, >1,000 To 5,000 SY, Reclamation, Pulverizing And Blending With Existing Base; Aggregate Base.....	7.76	
32 01 16 74-0008 SY Up To 2" Thick Pavement, >5,000 To 15,000 SY, Reclamation, Pulverizing And Blending With Existing Base; Aggregate Base.....	3.88	
32 01 16 74-0009 SY Up To 2" Thick Pavement, >15,000 SY, Reclamation, Pulverizing And Blending With Existing Base; Aggregate Base	3.67	
32 01 16 74-0010 SY >2" To 3" Thick Pavement, >5,000 To 15,000 SY, Reclamation, Pulverizing And Blending With Existing Base; Aggregate Base.....	4.23	
32 01 16 74-0011 SY >2" To 3" Thick Pavement, Up To 1,000 SY, Reclamation, Pulverizing And Blending With Existing Base; Aggregate Base	16.93	
32 01 16 74-0012 SY >2" To 3" Thick Pavement, >1,000 To 5,000 SY, Reclamation, Pulverizing And Blending With Existing Base; Aggregate Base.....	8.46	
32 01 16 74-0013 SY >2" To 3" Thick Pavement, >15,000 SY, Reclamation, Pulverizing And Blending With Existing Base; Aggregate Base	3.99	
32 01 16 74-0014 SY >3" To 4" Thick Pavement, Up To 1,000 SY, Reclamation, Pulverizing And Blending With Existing Base; Aggregate Base	18.62	
32 01 16 74-0015 SY >3" To 4" Thick Pavement, >1,000 To 5,000 SY, Reclamation, Pulverizing And Blending With Existing Base; Aggregate Base.....	9.31	
32 01 16 74-0016 SY >3" To 4" Thick Pavement, >5,000 To 15,000 SY, Reclamation, Pulverizing And Blending With Existing Base; Aggregate Base	4.65	
32 01 16 74-0017 SY >3" To 4" Thick Pavement, >15,000 SY, Reclamation, Pulverizing And Blending With Existing Base; Aggregate Base	4.30	
32 01 16 74-0018 SY >4" To 8" Thick Pavement, Up To 1,000 SY, Reclamation, Pulverizing And Blending With Existing Base; Aggregate Base.....	20.32	
32 01 16 74-0019 SY >4" To 8" Thick Pavement, >1,000 To 5,000 SY, Reclamation, Pulverizing And Blending With Existing Base; Aggregate Base	10.15	
32 01 16 74-0020 SY >4" To 8" Thick Pavement, >5,000 To 15,000 SY, Reclamation, Pulverizing And Blending With Existing Base; Aggregate Base.....	5.08	
32 01 16 74-0021 SY >4" To 8" Thick Pavement, >15,000 SY, Reclamation, Pulverizing And Blending With Existing Base; Aggregate Base	4.74	
32 01 16 74-0022 EA Mobilization And Demobilization For Reclamation, Pulverizing And Blending Crew.....	1,745.77	
32 01 17 Flexible Paving Repair (32 01)		
See CSI section 32 12 16 00-0000 for large area resurfacing.		
32 01 17 61 Sealing Cracks in Asphalt Paving (32 01 17)		
Note: Includes removing loose materials and cleaning.		
32 01 17 61-0001 Hot-Applied, Pourable, Self-Adhesive Asphalt Binder Compounded With Standard Weight Aggregate Longitudinal Crack And Sealing Repair (32 01 17 61)		
Note: Includes removing loose materials and cleaning.		

32 Exterior Improvements
32 01 Operation and Maintenance of Exterior Improvements
32 01 17 Flexible Paving Repair



MINOR	CSI	UOM	DESCRIPTION	TOTAL DIRECT UNIT COST	DEMOLITION UNIT COST
32 01	17 61-0002	LF	Up To 200 LF Fill Cracks Up To 1/2" x 1/2" With Hot Asphalt Crack Filler.....	1.78	
			Note: Includes air cleaning of cracks. Excludes backer rod where required and routing of crack.		
			For 3/4" x 1/2" Fill, Add	0.52	
			For 1" x 1/2" Fill, Add	0.98	
			For Backer Rod, Add	1.08	
32 01	17 61-0003	LF	>200 To 500 LF Fill Cracks Up To 1/2" x 1/2" With Hot Asphalt Crack Filler.....	1.45	
			Note: Includes air cleaning of cracks. Excludes backer rod where required and routing of crack.		
			For 3/4" x 1/2" Fill, Add	0.43	
			For 1" x 1/2" Fill, Add	0.81	
			For Backer Rod, Add	0.97	
32 01	17 61-0004	LF	>500 To 2,000 LF Fill Cracks Up To 1/2" x 1/2" With Hot Asphalt Crack Filler.....	1.16	
			Note: Includes air cleaning of cracks. Excludes backer rod where required and routing of crack.		
			For 3/4" x 1/2" Fill, Add	0.35	
			For 1" x 1/2" Fill, Add	0.67	
			For Backer Rod, Add	0.87	
32 01	17 61-0005	LF	>2,000 To 5,000 LF Fill Cracks Up To 1/2" x 1/2" With Hot Asphalt Crack Filler.....	1.00	
			Note: Includes air cleaning of cracks. Excludes backer rod where required and routing of crack.		
			For 3/4" x 1/2" Fill, Add	0.30	
			For 1" x 1/2" Fill, Add	0.58	
			For Backer Rod, Add	0.81	
32 01	17 61-0006	LF	>5,000 To 10,000 LF Fill Cracks Up To 1/2" x 1/2" With Hot Asphalt Crack Filler.....	0.89	
			Note: Includes air cleaning of cracks. Excludes backer rod where required and routing of crack.		
			For 3/4" x 1/2" Fill, Add	0.27	
			For 1" x 1/2" Fill, Add	0.52	
			For Backer Rod, Add	0.76	
32 01	17 61-0007	LF	>10,000 LF Fill Cracks Up To 1/2" x 1/2" With Hot Asphalt Crack Filler.....	0.82	
			Note: Includes air cleaning of cracks. Excludes backer rod where required and routing of crack.		
			For 3/4" x 1/2" Fill, Add	0.25	
			For 1" x 1/2" Fill, Add	0.48	
			For Backer Rod, Add	0.73	
32 01	17 61-0008	LF	Up To 200 LF Fill Cracks Up To 1/4" x 1/4" With Cold Pour Rubberized Asphalt Crack Filler.....	3.20	
			For 3/8" x 1/4" Fill, Add	0.75	
			For 1/2" x 1/4" Fill, Add	1.38	
			For 1/2" x 1/2" Fill, Add	3.28	
32 01	17 61-0009	LF	>200 To 500 LF Fill Cracks Up To 1/4" x 1/4" With Cold Pour Rubberized Asphalt Crack Filler.....	2.58	
			For 3/8" x 1/4" Fill, Add	0.62	
			For 1/2" x 1/4" Fill, Add	1.14	
			For 1/2" x 1/2" Fill, Add	2.75	
32 01	17 61-0010	LF	>500 To 2,000 LF Fill Cracks Up To 1/4" x 1/4" With Cold Pour Rubberized Asphalt Crack Filler.....	2.00	
			For 3/8" x 1/4" Fill, Add	0.49	
			For 1/2" x 1/4" Fill, Add	0.91	
			For 1/2" x 1/2" Fill, Add	2.20	
32 01	17 61-0011	LF	>2,000 To 5,000 LF Fill Cracks Up To 1/4" x 1/4" With Cold Pour Rubberized Asphalt Crack Filler.....	1.75	
			For 3/8" x 1/4" Fill, Add	0.43	
			For 1/2" x 1/4" Fill, Add	0.80	
			For 1/2" x 1/2" Fill, Add	1.95	
32 01	17 61-0012	LF	>5,000 To 10,000 LF Fill Cracks Up To 1/4" x 1/4" With Cold Pour Rubberized Asphalt Crack Filler.....	1.59	
			For 3/8" x 1/4" Fill, Add	0.39	
			For 1/2" x 1/4" Fill, Add	0.72	
			For 1/2" x 1/2" Fill, Add	1.75	
32 01	17 61-0013	LF	>10,000 LF Fill Cracks Up To 1/4" x 1/4" With Cold Pour Rubberized Asphalt Crack Filler.....	1.47	
			For 3/8" x 1/4" Fill, Add	0.36	
			For 1/2" x 1/4" Fill, Add	0.66	
			For 1/2" x 1/2" Fill, Add	1.60	
32 01	17 61-0014	LF	For Routing And Cleaning Of Crack, Add Per 1/2" Depth.....	0.53	
32 01	17 61-0015	LF	Crack Fill Backer Material, Up To 1" Diameter, As Required.....	1.78	

32 01 17 63 Flexible Pavement Repair (32 01 17)

32 01	17 63-0001		Temporary Pot Hole Repair (32 01 17 63) Note: Includes removal of loose material and moisture, bonding agent, compaction, safety cones and hauling up to 15 miles. Excludes signage, barricades, flagmen, field survey or marking. See CSI section 01 74 19 00-0048 for hauling greater than 15 miles.		
32 01	17 63-0002	EA	Temporary Pot Hole Repairs With Cold Mix Modified, Up To 3 Tons.....	1,812.75	
32 01	17 63-0003	TON	Temporary Pot Hole Repairs With Cold Mix Modified..... Note: Use for each ton over 3 tons.	551.60	
32 01	17 63-0004	EA	Temporary Pot Hole Repairs With Cold Mix, Up To 3 Tons.....	1,720.16	
32 01	17 63-0005	TON	Temporary Pot Hole Repairs With Cold Mix..... Note: Use for each ton over 3 tons.	520.74	
32 01	17 63-0006	EA	Temporary Pot Hole Repairs With Hot Mix Modified, Up To 3 Tons.....	1,673.87	
32 01	17 63-0007	TON	Temporary Pot Hole Repairs With Hot Mix Modified..... Note: Use for each ton over 3 tons.	505.31	
32 01	17 63-0008	EA	Temporary Pot Hole Repairs With Hot Mix, Up To 3 Tons.....	1,627.58	
32 01	17 63-0009	TON	Temporary Pot Hole Repairs With Hot Mix..... Note: Use for each ton over 3 tons.	489.88	

32 01 17 63-0010 Permanent Pot Hole Repair (32 01 17 63)

			Note: Includes removal of loose material and moisture, saw cutting, chipping, squaring off, bonding agent, compaction and hauling up to 15 miles Tasks do not include signage, barricades, flagmen, field survey or marking. See CSI section 01 74 19 00-0048 for hauling greater than 15 miles.		
32 01	17 63-0011	EA	Permanent Pot Hole Repairs With Cold Mix, Up To 3 Tons.....	1,926.14	
32 01	17 63-0012	TON	Permanent Pot Hole Repairs With Cold Mix..... Note: Use for each ton over 3 tons.	626.81	



MINOR CSI UOM DESCRIPTION	TOTAL DIRECT UNIT COST	DEMOLITION UNIT COST
32 01 17 63-0013 EA Permanent Pot Hole Repairs With Hot Mix Modified, Up To 3 Tons.....	1,879.85	
32 01 17 63-0014 TON Permanent Pot Hole Repairs With Hot Mix Modified	611.38	
Note: Use for each ton over 3 tons.		
32 01 17 63-0015 EA Permanent Pot Hole Repairs With Hot Mix, Up To 3 Tons	1,833.56	
32 01 17 63-0016 TON Permanent Pot Hole Repairs With Hot Mix	595.95	
Note: Use for each ton over 3 tons.		
32 01 17 63-0017 Asphalt Placement For Small Repairs <small>(32 01 17 63)</small>		
Note: This section is used for placing up to 100 tons of asphalt after a small area of existing asphalt is removed to allow work such as trenching across or in a road, excavating a drainage structure, uncovering a utility line, etc. Includes mobilization of paving equipment such as a roller, placing the asphalt, compaction and hauling up to 15 miles. Excludes saw cutting, demolition of existing pavement, and new subbase material. Use approximately 0.055 tons per square yard per inch of depth. See CSI section 02 41 19 13-0059 for saw cutting, 32 12 16 13-0000 for areas requiring more than 100 tons.		
32 01 17 63-0018 EA Asphalt Placement For Small Repair Areas, Cold Mix Modified, Up To 3 Tons.....	2,517.61	
Note: For small areas of existing asphalt is removed to allow work such as trenching across or in a road, excavating a drainage structure, uncovering a utility line, etc.		
32 01 17 63-0019 TON Asphalt Placement For Small Repair Areas, Cold Mix Modified	368.17	
Note: For each ton over 3 to 100 tons. For small areas of existing asphalt is removed to allow work such as trenching across or in a road, excavating a drainage structure, uncovering a utility line, etc.		
32 01 17 63-0020 EA Asphalt Placement For Small Repair Areas, Cold Mix, Up To 3 Tons	2,425.02	
Note: For small areas of existing asphalt is removed to allow work such as trenching across or in a road, excavating a drainage structure, uncovering a utility line, etc.		
32 01 17 63-0021 TON Asphalt Placement For Small Repair Areas, Cold Mix.....	337.31	
Note: For each ton over 3 to 100 tons. For small areas of existing asphalt is removed to allow work such as trenching across or in a road, excavating a drainage structure, uncovering a utility line, etc.		
32 01 17 63-0022 EA Asphalt Placement For Small Repair Areas, Hot Mix Modified, Up To 3 Tons	2,378.73	
Note: For small areas of existing asphalt is removed to allow work such as trenching across or in a road, excavating a drainage structure, uncovering a utility line, etc.		
32 01 17 63-0023 TON Asphalt Placement For Small Repair Areas, Hot Mix Modified	321.88	
Note: For each ton over 3 to 100 tons. For small areas of existing asphalt is removed to allow work such as trenching across or in a road, excavating a drainage structure, uncovering a utility line, etc.		
32 01 17 63-0024 EA Asphalt Placement For Small Repair Areas, Hot Mix, Up To 3 Tons	2,332.44	
Note: For small areas of existing asphalt is removed to allow work such as trenching across or in a road, excavating a drainage structure, uncovering a utility line, etc.		
32 01 17 63-0025 TON Asphalt Placement For Small Repair Areas, Hot Mix.....	306.45	
Note: For each ton over 3 to 100 tons. For small areas of existing asphalt is removed to allow work such as trenching across or in a road, excavating a drainage structure, uncovering a utility line, etc.		
32 01 17 63-0026 Grind Asphalt <small>(32 01 17 63)</small>		
32 01 17 63-0027 SY Grinding Asphalt To Level Bump Or Raised Area.....	22.36	
32 01 26 Rigid Paving Rehabilitation <small>(32 01)</small>		
32 01 26 71 Grooving of Concrete Paving <small>(32 01 26)</small>		
32 01 26 71-0001 Roadway Grooving <small>(32 01 26 71)</small>		
32 01 26 71-0002 EA First 500 SY Of Pavement Grooving, Concrete, Longitudinal.....	3,980.35	
32 01 26 71-0003 SY Each SY Over First 500 SY Of Pavement Grooving, Concrete, Longitudinal	3.69	
32 01 26 71-0004 EA First 500 SY Of Pavement Grooving, Concrete, Traverse	4,434.25	
32 01 26 71-0005 SY Each SY Over First 500 SY Of Pavement Grooving, Concrete, Traverse	4.80	
32 01 26 71-0006 Rumble Strips <small>(32 01 26 71)</small>		
32 01 26 71-0007 EA First 5280 LF Of MIARDS, Rumble Strips, Asphalt.....	4,557.71	
32 01 26 71-0008 LF Each LF Over First 5280 LF Of MIARDS, Rumble Strips, Asphalt.....	0.83	
32 01 26 71-0009 EA First 2000 LF Of MIARDS, Rumble Strips, Concrete	5,079.15	
32 01 26 71-0010 LF Each LF Over First 2000 LF Of MIARDS, Rumble Strips, Concrete	0.93	
32 01 26 73 Milling Of Concrete Paving <small>(32 01 26)</small>		
32 01 26 73-0001 Removal Of Concrete <small>(32 01 26 73)</small>		
Note: Includes direct loading into truck.		
32 01 26 73-0002 Production Milling Of Roads And Parking Areas <small>(32 01 26 73-0001)</small>		
Note: For removal of entire lanes of roads or parking areas. Includes work around man holes, scuppers, drainage structures, catch basins, etc. Includes sweeping and loading into truck. See CSI section 01 74 19 00-0048 for hauling.		
32 01 26 73-0003 SY Production Milling Of Concrete Per Inch.....	6.90	
32 01 26 73-0004 Limited Production Milling <small>(32 01 26 73-0001)</small>		
Note: For cross sections of roadways, trenching, partial shoulders, and other small or narrow areas. Includes work around man holes, scuppers, drainage structures, catch basins, etc. Includes sweeping and loading into truck. See CSI section 01 74 19 00-0048 for hauling.		
32 01 26 73-0005 SY Limited Production Milling Of Concrete Per Inch	43.29	
32 01 29 Rigid Paving Repair <small>(32 01)</small>		

32 Exterior Improvements**32 01 Operation and Maintenance of Exterior Improvements****32 01 29 Rigid Paving Repair**MINOR
CSI UOM DESCRIPTIONTOTAL DIRECT DEMOLITION
UNIT COST UNIT COST**32 01 29 61 Partial Depth Patching of Rigid Paving (32 01 29)**

32 01 29 61-0001 Hot Applied Flexible Concrete Repair (32 01 29 61)		
Note: Excludes saw cutting (where required), flagmen.		
32 01 29 61-0002	EA Hot Applied Flexible Concrete Repair Minimum Charge.....	1,200.77
Note: For projects where the total Hot Applied Flexible Concrete Repair In Asphaltcharge is less than the minimum charge, use task "Minimum Charge For Hot Applied Flexible Concrete Repair" exclusively. Task "Minimum Charge For Hot Applied Flexible Concrete Repair" should not be used in conjunction with any other tasks in this section.		
32 01 29 61-0003	SF Up To 2" Depth, Hot Applied Flexible Concrete Repair.....	66.47
<i>For >25 SF Quantity, Deduct</i>		
		-6.65
32 01 29 61-0004	SF >2" To 4" Depth, Hot Applied Flexible Concrete Repair.....	124.81
<i>For >25 SF Quantity, Deduct</i>		
		-12.48
32 01 29 61-0005	SF >4" To 6" Depth, Hot Applied Flexible Concrete Repair.....	182.61
<i>For >25 SF Quantity, Deduct</i>		
		-18.26
32 01 29 61-0006	SF >6" To 8" Depth, Hot Applied Flexible Concrete Repair.....	240.41
<i>For >25 SF Quantity, Deduct</i>		
		-24.04
32 01 29 61-0007	SF >8" To 10" Depth, Hot Applied Flexible Concrete Repair.....	298.21
<i>For >25 SF Quantity, Deduct</i>		
		-29.82
32 01 29 61-0008	CF >10" Depth, Hot Applied Flexible Concrete Repair.....	355.47

32 01 29 61-0009 Cold Applied Flexible Concrete Repair (32 01 29 61)

32 01 29 61-0010	SF 1/8" To 1/4" Thick, Portland Cement Concrete Patching (SikaRepair-223 mixed with water).....	6.55
32 01 29 61-0011	SF 1/4" To 1/2" Thick, Portland Cement Concrete Patching (SikaRepair-223 mixed with water).....	9.42
32 01 29 61-0012	SF 1/2" To 3/4" Thick, Portland Cement Concrete Patching (SikaRepair-223 mixed with water).....	12.39
32 01 29 61-0013	SF 3/4" To 1" Thick, Portland Cement Concrete Patching (SikaRepair-223 mixed with water).....	15.49
32 01 29 61-0014	SF 1" To 1-1/2" Thick, Portland Cement Concrete Patching (SikaRepair-223 mixed with water).....	22.09
32 01 29 61-0015	SF 1/8" To 1/4" Thick, Portland Cement Concrete Patching (SikaRepair-223 mixed with SikaLatex R).....	6.64
32 01 29 61-0016	SF 1/4" To 1/2" Thick, Portland Cement Concrete Patching (SikaRepair-223 mixed with SikaLatex R).....	9.50
32 01 29 61-0017	SF 1/2" To 3/4" Thick, Portland Cement Concrete Patching (SikaRepair-223 mixed with SikaLatex R).....	12.48
32 01 29 61-0018	SF 3/4" To 1" Thick, Portland Cement Concrete Patching (SikaRepair-223 mixed with SikaLatex R).....	15.57
32 01 29 61-0019	SF 1" To 1-1/2" Thick, Portland Cement Concrete Patching (SikaRepair-223 mixed with SikaLatex R).....	22.17
32 01 29 61-0020	SF 1/8" To 1/4" Thick, Portland Cement Concrete Patching (SikaRepair-223 mixed with diluted SikaLatex R).....	6.60
32 01 29 61-0021	SF 1/4" To 1/2" Thick, Portland Cement Concrete Patching (SikaRepair-223 mixed with diluted SikaLatex R).....	9.46
32 01 29 61-0022	SF 1/2" To 3/4" Thick, Portland Cement Concrete Patching (SikaRepair-223 mixed with diluted SikaLatex R).....	12.44
32 01 29 61-0023	SF 3/4" To 1" Thick, Portland Cement Concrete Patching (SikaRepair-223 mixed with diluted SikaLatex R).....	15.53
32 01 29 61-0024	SF 1" To 1-1/2" Thick, Portland Cement Concrete Patching (SikaRepair-223 mixed with diluted SikaLatex R).....	22.13

32 01 90 Operation and Maintenance of Planting (32 01)

Note: These tasks are to be used as requested by the owner to maintain existing conditions.

32 01 90 13 Fertilizing (32 01 90)

32 01 90 13-0001	MSF Fertilizer - 2 LB Of Nitrogen/MSF (Granular).....	14.49
32 01 90 13-0002	MSF Fertilizer - 2 LB Of Nitrogen/MSF (Liquid).....	11.04
32 01 90 13-0003	MSF Fertilizer - 0.5 LB Of Nitrogen/MSF (Granular).....	11.97
32 01 90 13-0004	MSF Fertilizer - 0.5 LB Of Nitrogen/MSF (Liquid).....	9.97

32 01 90 19 Mowing (32 01 90)

32 01 90 19-0001	ACR Vegetation Cutting By Bush Hog.....	203.79
Note: Includes normal debris removal, cutting, and trimming.		
<i>For <1 Acre, Add</i>		
		50.95
32 01 90 19-0002	MSF Mowing Vegetation With Riding Mower, >20,000 To 45,000 SF.....	7.30
32 01 90 19-0003	MSF Mowing Vegetation With Riding Mower, >45,000 SF.....	5.66
32 01 90 19-0004	MSF Clear Vegetation With Weed Trimmer, Up To 1,000 SF.....	25.38
<i>For Work On Slopes >2:1, Add</i>		
		6.35
<i>For Clearing Light Brush, Add</i>		
		3.81
32 01 90 19-0005	MSF Clear Vegetation With Weed Trimmer, >1,000 SF.....	21.32
<i>For Work On Slopes >2:1, Add</i>		
		5.33
<i>For Clearing Light Brush, Add</i>		
		3.20
32 01 90 19-0006	MSF Blow Or Vacuum Dispersed Non-Native Seed After Bulk Of Biomass Removed.....	21.53

32 01 90 23 Pruning (32 01 90)

32 01 90 23-0001 Tree Pruning (32 01 90 23)		
Note: Types of pruning for mature trees (these standards are established by the ISA - International Society of Arboriculture). Includes loading onto truck or dumpster.		
32 01 90 23-0002 Tree Pruning; Crown Cleaning (32 01 90 23-0001)		
Note: Crown cleaning or cleaning out is the removal of dead, dying, diseased, crowded, weakly attached, and low-vigor branches and waterspouts from a tree crown.		
32 01 90 23-0003	EA 1-1/2" Caliper, Tree Pruning (Crown Cleaning), By Hand.....	32.03
32 01 90 23-0004	EA 2" Caliper, Tree Pruning (Crown Cleaning), By Hand.....	36.60
32 01 90 23-0005	EA 2-1/2" Caliper, Tree Pruning (Crown Cleaning), By Hand.....	41.18
32 01 90 23-0006	EA 3" Caliper, Tree Pruning (Crown Cleaning), By Hand.....	45.75
32 01 90 23-0007	EA 4" Caliper, Tree Pruning (Crown Cleaning), By Hand.....	69.53
32 01 90 23-0008	EA 4" Caliper, Tree Pruning (Crown Cleaning), Aerial Lift Equipment.....	115.06
32 01 90 23-0009	EA 6" Caliper, Tree Pruning (Crown Cleaning), By Hand.....	121.67
32 01 90 23-0010	EA 6" Caliper, Tree Pruning (Crown Cleaning), Aerial Lift Equipment.....	219.14
32 01 90 23-0011	EA 9" Caliper, Tree Pruning (Crown Cleaning), By Hand.....	194.84



MINOR CSI UOM DESCRIPTION	TOTAL DIRECT UNIT COST	DEMOLITION UNIT COST
32 01 90 23-0012 EA 9" Caliper, Tree Pruning (Crown Cleaning), Aerial Lift Equipment.....	350.55	
32 01 90 23-0013 EA 12" Caliper, Tree Pruning (Crown Cleaning), By Hand.....	225.15	
32 01 90 23-0014 EA 12" Caliper, Tree Pruning (Crown Cleaning), Aerial Lift Equipment.....	405.39	
32 01 90 23-0015 EA 18" Caliper, Tree Pruning (Crown Cleaning), By Hand.....	261.73	
32 01 90 23-0016 EA 18" Caliper, Tree Pruning (Crown Cleaning), Aerial Lift Equipment.....	471.13	
32 01 90 23-0017 EA 24" Caliper, Tree Pruning (Crown Cleaning), By Hand.....	318.59	
32 01 90 23-0018 EA 24" Caliper, Tree Pruning (Crown Cleaning), Aerial Lift Equipment.....	569.83	
32 01 90 23-0019 EA 30" Caliper, Tree Pruning (Crown Cleaning), By Hand.....	395.75	
32 01 90 23-0020 EA 30" Caliper, Tree Pruning (Crown Cleaning), Aerial Lift Equipment.....	718.16	
32 01 90 23-0021 EA 36" Caliper, Tree Pruning (Crown Cleaning), By Hand.....	542.05	
32 01 90 23-0022 EA 36" Caliper, Tree Pruning (Crown Cleaning), Aerial Lift Equipment.....	973.34	
32 01 90 23-0023 EA 48" Caliper, Tree Pruning (Crown Cleaning), By Hand.....	899.94	
32 01 90 23-0024 EA 48" Caliper, Tree Pruning (Crown Cleaning), Aerial Lift Equipment.....	1,565.31	

32 01 90 23-0025

Tree Pruning; Crown Thinning (32 01 90 23-0001)

Note: Crown thinning includes crown cleaning and the selective removal of branches to increase light penetration and air movement into the crown. Increased light and air stimulates and maintains interior foliage, which in turn improves branch taper and strength. Thinning reduces the wind-sail effect of the crown and the weight of the heavy limbs. Thinning the crown can emphasize the structural beauty of the trunk and branches as well as improve the growth of plants beneath the tree by increasing light penetration. When thinning the crown of mature trees, seldom should more than one-third of the live foliage be removed. At least one-half of the foliage should be on branches that arise in the lower two-thirds of the trees. Likewise, when thinning laterals from a limb, an effort should be made to retain inner lateral branches and leave the same distribution of foliage along the branch. Trees and branches so pruned will have stress more evenly distributed throughout the tree or along a branch.

32 01 90 23-0026 EA 1-1/2" Caliper, Tree Pruning (Crown Thinning), By Hand.....	39.25	
32 01 90 23-0027 EA 2" Caliper, Tree Pruning (Crown Thinning), By Hand.....	44.84	
32 01 90 23-0028 EA 2-1/2" Caliper, Tree Pruning (Crown Thinning), By Hand.....	50.42	
32 01 90 23-0029 EA 3" Caliper, Tree Pruning (Crown Thinning), By Hand.....	56.09	
32 01 90 23-0030 EA 4" Caliper, Tree Pruning (Crown Thinning), By Hand.....	85.18	
32 01 90 23-0031 EA 4" Caliper, Tree Pruning (Crown Thinning), Aerial Lift Equipment.....	140.91	
32 01 90 23-0032 EA 6" Caliper, Tree Pruning (Crown Thinning), By Hand.....	149.05	
32 01 90 23-0033 EA 6" Caliper, Tree Pruning (Crown Thinning), Aerial Lift Equipment.....	268.45	
32 01 90 23-0034 EA 9" Caliper, Tree Pruning (Crown Thinning), By Hand.....	238.72	
32 01 90 23-0035 EA 9" Caliper, Tree Pruning (Crown Thinning), Aerial Lift Equipment.....	429.41	
32 01 90 23-0036 EA 12" Caliper, Tree Pruning (Crown Thinning), By Hand.....	275.78	
32 01 90 23-0037 EA 12" Caliper, Tree Pruning (Crown Thinning), Aerial Lift Equipment.....	496.58	
32 01 90 23-0038 EA 18" Caliper, Tree Pruning (Crown Thinning), By Hand.....	320.61	
32 01 90 23-0039 EA 18" Caliper, Tree Pruning (Crown Thinning), Aerial Lift Equipment.....	577.11	
32 01 90 23-0040 EA 24" Caliper, Tree Pruning (Crown Thinning), By Hand.....	390.24	
32 01 90 23-0041 EA 24" Caliper, Tree Pruning (Crown Thinning), Aerial Lift Equipment.....	698.08	
32 01 90 23-0042 EA 30" Caliper, Tree Pruning (Crown Thinning), By Hand.....	484.76	
32 01 90 23-0043 EA 30" Caliper, Tree Pruning (Crown Thinning), Aerial Lift Equipment.....	879.75	
32 01 90 23-0044 EA 36" Caliper, Tree Pruning (Crown Thinning), By Hand.....	664.00	
32 01 90 23-0045 EA 36" Caliper, Tree Pruning (Crown Thinning), Aerial Lift Equipment.....	1,192.35	
32 01 90 23-0046 EA 48" Caliper, Tree Pruning (Crown Thinning), By Hand.....	1,053.42	
32 01 90 23-0047 EA 48" Caliper, Tree Pruning (Crown Thinning), Aerial Lift Equipment.....	1,917.50	

32 01 90 23-0048

Tree Pruning; Crown Raising (32 01 90 23-0001)

Note: Crown raising removes the lower branches of a tree in order to provide clearance for buildings, vehicles, pedestrians, and vistas. It is important that a tree have at least one-half of its foliage on branches that originate in the lower two-thirds of its trunk to ensure a well-formed, tapered structure and to uniformly distribute stress within a tree. When pruning for view, it is preferable to develop "windows" through the foliage of the tree, rather than to severely raise or reduce the crown.

32 01 90 23-0049 EA 1-1/2" Caliper, Tree Pruning (Crown Raising), By Hand.....	43.28	
32 01 90 23-0050 EA 2" Caliper, Tree Pruning (Crown Raising), By Hand.....	49.41	
32 01 90 23-0051 EA 2-1/2" Caliper, Tree Pruning (Crown Raising), By Hand.....	55.63	
32 01 90 23-0052 EA 3" Caliper, Tree Pruning (Crown Raising), By Hand.....	61.76	
32 01 90 23-0053 EA 4" Caliper, Tree Pruning (Crown Raising), By Hand.....	93.87	
32 01 90 23-0054 EA 4" Caliper, Tree Pruning (Crown Raising), Aerial Lift Equipment.....	155.37	
32 01 90 23-0055 EA 6" Caliper, Tree Pruning (Crown Raising), By Hand.....	164.24	
32 01 90 23-0056 EA 6" Caliper, Tree Pruning (Crown Raising), Aerial Lift Equipment.....	295.85	
32 01 90 23-0057 EA 9" Caliper, Tree Pruning (Crown Raising), By Hand.....	263.06	
32 01 90 23-0058 EA 9" Caliper, Tree Pruning (Crown Raising), Aerial Lift Equipment.....	473.24	
32 01 90 23-0059 EA 12" Caliper, Tree Pruning (Crown Raising), By Hand.....	303.96	
32 01 90 23-0060 EA 12" Caliper, Tree Pruning (Crown Raising), Aerial Lift Equipment.....	547.31	
32 01 90 23-0061 EA 18" Caliper, Tree Pruning (Crown Raising), By Hand.....	353.36	
32 01 90 23-0062 EA 18" Caliper, Tree Pruning (Crown Raising), Aerial Lift Equipment.....	636.06	
32 01 90 23-0063 EA 24" Caliper, Tree Pruning (Crown Raising), By Hand.....	430.14	
32 01 90 23-0064 EA 24" Caliper, Tree Pruning (Crown Raising), Aerial Lift Equipment.....	769.30	
32 01 90 23-0065 EA 30" Caliper, Tree Pruning (Crown Raising), By Hand.....	534.26	
32 01 90 23-0066 EA 30" Caliper, Tree Pruning (Crown Raising), Aerial Lift Equipment.....	969.48	
32 01 90 23-0067 EA 36" Caliper, Tree Pruning (Crown Raising), By Hand.....	731.81	
32 01 90 23-0068 EA 36" Caliper, Tree Pruning (Crown Raising), Aerial Lift Equipment.....	1,313.97	
32 01 90 23-0069 EA 48" Caliper, Tree Pruning (Crown Raising), By Hand.....	1,160.93	
32 01 90 23-0070 EA 48" Caliper, Tree Pruning (Crown Raising), Aerial Lift Equipment.....	2,113.19	

32 Exterior Improvements**32 01 Operation and Maintenance of Exterior Improvements****32 01 90 Operation and Maintenance of Planting**

SAN BERNARDINO
COUNTY

MINOR
CSI UOM DESCRIPTION

TOTAL DIRECT DEMOLITION
UNIT COST UNIT COST

32 01 90 23-0071**Tree Pruning; Crown Reduction** (32 01 90 23-0001)

Note: Crown reduction is used to reduce the height and/or spread of a tree. Thinning cuts are most effective in maintaining the structural integrity and natural form of a tree and in delaying the time when it will need to be pruned again. The lateral to which a branch or trunk is cut should be at least one-half the diameter of the cut being made.

32 01 90 23-0072	EA	1-1/2" Caliper, Tree Pruning (Crown Reduction), By Hand	46.48
32 01 90 23-0073	EA	2" Caliper, Tree Pruning (Crown Reduction), By Hand	53.07
32 01 90 23-0074	EA	2-1/2" Caliper, Tree Pruning (Crown Reduction), By Hand	59.74
32 01 90 23-0075	EA	3" Caliper, Tree Pruning (Crown Reduction), By Hand	66.34
32 01 90 23-0076	EA	4" Caliper, Tree Pruning (Crown Reduction), By Hand	100.83
32 01 90 23-0077	EA	4" Caliper, Tree Pruning (Crown Reduction), Aerial Lift Equipment	166.87
32 01 90 23-0078	EA	6" Caliper, Tree Pruning (Crown Reduction), By Hand	176.41
32 01 90 23-0079	EA	6" Caliper, Tree Pruning (Crown Reduction), Aerial Lift Equipment	317.76
32 01 90 23-0080	EA	9" Caliper, Tree Pruning (Crown Reduction), By Hand	282.55
32 01 90 23-0081	EA	9" Caliper, Tree Pruning (Crown Reduction), Aerial Lift Equipment	508.30
32 01 90 23-0082	EA	12" Caliper, Tree Pruning (Crown Reduction), By Hand	326.47
32 01 90 23-0083	EA	12" Caliper, Tree Pruning (Crown Reduction), Aerial Lift Equipment	587.85
32 01 90 23-0084	EA	18" Caliper, Tree Pruning (Crown Reduction), By Hand	379.53
32 01 90 23-0085	EA	18" Caliper, Tree Pruning (Crown Reduction), Aerial Lift Equipment	683.18
32 01 90 23-0086	EA	24" Caliper, Tree Pruning (Crown Reduction), By Hand	461.98
32 01 90 23-0087	EA	24" Caliper, Tree Pruning (Crown Reduction), Aerial Lift Equipment	826.28
32 01 90 23-0088	EA	30" Caliper, Tree Pruning (Crown Reduction), By Hand	573.87
32 01 90 23-0089	EA	30" Caliper, Tree Pruning (Crown Reduction), Aerial Lift Equipment	1,041.37
32 01 90 23-0090	EA	36" Caliper, Tree Pruning (Crown Reduction), By Hand	785.97
32 01 90 23-0091	EA	36" Caliper, Tree Pruning (Crown Reduction), Aerial Lift Equipment	1,411.38
32 01 90 23-0092	EA	48" Caliper, Tree Pruning (Crown Reduction), By Hand	1,246.94
32 01 90 23-0093	EA	48" Caliper, Tree Pruning (Crown Reduction), Aerial Lift Equipment	2,269.66

32 01 90 23-0094**Tree Pruning; Crown Restoration** (32 01 90 23-0001)

Note: Crown restoration can improve the structure and appearance of trees that have been topped or severely pruned using heading cuts. One to three sprouts on main branch stubs should be selected to reform a more natural appearing crown. Selected vigorous sprouts may need to be thinned to a lateral, or even headed, to control length growth in order to ensure adequate attachment for the size of the sprout. Restoration may require several prunings over a number of years.

32 01 90 23-0095	EA	1-1/2" Caliper, Tree Pruning (Crown Restoration), By Hand	53.34
32 01 90 23-0096	EA	2" Caliper, Tree Pruning (Crown Restoration), By Hand	61.03
32 01 90 23-0097	EA	2-1/2" Caliper, Tree Pruning (Crown Restoration), By Hand	68.63
32 01 90 23-0098	EA	3" Caliper, Tree Pruning (Crown Restoration), By Hand	76.22
32 01 90 23-0099	EA	4" Caliper, Tree Pruning (Crown Restoration), By Hand	115.84
32 01 90 23-0100	EA	4" Caliper, Tree Pruning (Crown Restoration), Aerial Lift Equipment	191.75
32 01 90 23-0101	EA	6" Caliper, Tree Pruning (Crown Restoration), By Hand	202.76
32 01 90 23-0102	EA	6" Caliper, Tree Pruning (Crown Restoration), Aerial Lift Equipment	365.20
32 01 90 23-0103	EA	9" Caliper, Tree Pruning (Crown Restoration), By Hand	324.72
32 01 90 23-0104	EA	9" Caliper, Tree Pruning (Crown Restoration), Aerial Lift Equipment	584.23
32 01 90 23-0105	EA	12" Caliper, Tree Pruning (Crown Restoration), By Hand	375.23
32 01 90 23-0106	EA	12" Caliper, Tree Pruning (Crown Restoration), Aerial Lift Equipment	675.62
32 01 90 23-0107	EA	18" Caliper, Tree Pruning (Crown Restoration), By Hand	436.18
32 01 90 23-0108	EA	18" Caliper, Tree Pruning (Crown Restoration), Aerial Lift Equipment	785.19
32 01 90 23-0109	EA	24" Caliper, Tree Pruning (Crown Restoration), By Hand	530.96
32 01 90 23-0110	EA	24" Caliper, Tree Pruning (Crown Restoration), Aerial Lift Equipment	949.76
32 01 90 23-0111	EA	30" Caliper, Tree Pruning (Crown Restoration), By Hand	659.61
32 01 90 23-0112	EA	30" Caliper, Tree Pruning (Crown Restoration), Aerial Lift Equipment	1,196.96
32 01 90 23-0113	EA	36" Caliper, Tree Pruning (Crown Restoration), By Hand	903.46
32 01 90 23-0114	EA	36" Caliper, Tree Pruning (Crown Restoration), Aerial Lift Equipment	1,622.31
32 01 90 23-0115	EA	48" Caliper, Tree Pruning (Crown Restoration), By Hand	1,433.23
32 01 90 23-0116	EA	48" Caliper, Tree Pruning (Crown Restoration), Aerial Lift Equipment	2,608.89

32 01 90 23-0117**Palm Tree Pruning** (32 01 90 23)

32 01 90 23-0118	EA	Trim Mexican Palm Tree	97.01
32 01 90 23-0119	EA	Trim Date Palm Tree	218.90
32 01 90 23-0120	LF	Skin Palm Tree	24.88
32 01 90 23-0121	EA	Trim And Skin Palm Tree, Up To 30' Height	93.13
32 01 90 23-0122	EA	Trim And Skin Palm Tree, >30' To 60' Height	115.05
32 01 90 23-0123	EA	Trim And Skin Palm Tree, >60' To 80' Height	128.74

32 01 90 23-0124**Shrub Pruning** (32 01 90 23)

32 01 90 23-0125	MSF	Shrub Pruning, Prune, Shrub Bed	104.26
32 01 90 23-0126	EA	Shrub Pruning, Prune, Shrub Under 3' Height	3.66
32 01 90 23-0127	EA	Shrub Pruning, Prune, Shrub 4' Height	8.24
32 01 90 23-0128	EA	Shrub Pruning, Prune, Shrub Over 6'	14.64
32 01 90 23-0129	EA	Shrub Pruning, Prune Trees From Ground	36.60
32 01 90 23-0130	EA	Shrub Pruning, Prune Trees From Ground, High Work	91.50



MINOR CSI UOM DESCRIPTION	TOTAL DIRECT UNIT COST	DEMOLITION UNIT COST
------------------------------	---------------------------	-------------------------

32 01 90 23-0131 Root Pruning (32 01 90 23)

Note: Cut roots cleanly after excavation with clean, sharp tools, to promote callus formation and wound closure. Wounds to be dressed with a tree rooting hormone compound. Mix soil improvements (e.g., peat moss) with fill soil to promote new root growth. Backfill the excavation and water the soil around the roots to avoid leaving air pockets.

32 01 90 23-0132 EA Root Pruning, One Side Of Up To 1-1/2" Caliper Tree	18.30
32 01 90 23-0133 EA Root Pruning, One Side Of 2" Caliper Tree	22.88
32 01 90 23-0134 EA Root Pruning, One Side Of 2-1/2" Caliper Tree	27.45
32 01 90 23-0135 EA Root Pruning, One Side Of 3" Caliper Tree	36.60
32 01 90 23-0136 EA Root Pruning, One Side Of 4" Caliper Tree	54.90
32 01 90 23-0137 EA Root Pruning, One Side Of >4" To 6" Caliper Tree.....	68.63
32 01 90 23-0138 EA Root Pruning, One Side Of >6" To 9" Caliper Tree.....	96.08
32 01 90 23-0139 EA Root Pruning, One Side Of >9" To 12" Caliper Tree.....	109.79
32 01 90 23-0140 EA Root Pruning, One Side Of >12" To 18" Caliper Tree.....	128.09
32 01 90 23-0141 EA Root Pruning, One Side Of >18" To 24" Caliper Tree.....	160.12
32 01 90 23-0142 EA Root Pruning, One Side Of >24" To 30" Caliper Tree.....	196.72
32 01 90 23-0143 EA Root Pruning, One Side Of >30" To 36" Caliper Tree.....	228.75
32 01 90 23-0144 EA Root Pruning, One Side Of >36" To 42" Caliper Tree.....	251.62
32 01 90 23-0145 EA Root Pruning, One Side Of >42" To 48" Caliper Tree.....	274.50

32 01 90 26 Watering (32 01 90)

Note: Includes delivered water. Not to be used as basis if watering with irrigation system or on-site owner provided water from hose or hydrant.

32 01 90 26-0001 Watering Lawns, Plants And Trees (32 01 90 26)

Note: Includes delivered water and watering truck. Not to be used as basis if watering with irrigation system or on-site owner provided water from hose or hydrant. These tasks are to be used as requested by the owner for extended watering period for lawns, plants and trees.

32 01 90 26-0002 MSF Watering Sod/Grass, Per Inch Of Water.....	46.19
32 01 90 26-0003 CSF Watering Groundcover.....	7.13
32 01 90 26-0004 CSF Watering Annuals And Perennials	12.60
32 01 90 26-0005 EA Watering Trees, 1-1/2" To 5" Diameter By Hand	24.30
32 01 90 26-0006 EA Watering Trees, 6" To 12" Diameter By Hand	31.95
32 01 90 26-0007 EA Watering Trees, 13" To 18" Diameter By Hand	39.60
32 01 90 26-0008 EA Watering Trees, >18" Diameter By Hand.....	48.74
32 01 90 26-0009 EA Watering Shrub Or Bush By Hand.....	12.22

32 01 90 36 Weed and Brush Control (32 01 90)

32 01 90 36-0001 Herbicide, Push Or Hand Spreader Applied (32 01 90 36)

32 01 90 36-0002 MSF Non-Selective Post Emergent Weed Herbicide (70.4 oz/acre or 1.62 oz/MSF).....	8.42
For >45 To 90, Deduct	-0.46
For >90 To 225, Deduct	-1.30
For >225 To 870, Deduct	-2.14
For >870, Deduct	-2.60
32 01 90 36-0003 MSF Non-Selective Post Emergent Woody Brush And Tree Herbicide (128 oz/acre or 2.94 oz/MSF).....	9.05
For >45 To 90, Deduct	-0.52
For >90 To 225, Deduct	-1.43
For >225 To 870, Deduct	-2.33
For >870, Deduct	-2.86
32 01 90 36-0004 MSF Selective Weed Herbicide (56 oz/Acre or 1.28 oz/MSF).....	9.01
Note: Includes pre and post emergent.	
For >45 To 90, Deduct	-0.52
For >90 To 225, Deduct	-1.42
For >225 To 870, Deduct	-2.32
For >870, Deduct	-2.84
32 01 90 36-0005 MSF Selective Woody Brush And Tree Herbicide (72 oz/acre or 1.65 oz/MSF).....	9.40
Note: Includes pre and post emergents.	
For >45 To 90, Deduct	-0.56
For >90 To 225, Deduct	-1.50
For >225 To 870, Deduct	-2.44
For >870, Deduct	-3.00

32 01 90 39 Pesticides (32 01 90)

32 01 90 39-0001 MSF Pesticide - Surface Eating	11.38
32 01 90 39-0002 MSF Pesticide - Subsurface Eating.....	11.41
32 01 90 39-0003 MSF Pesticide - Fungicide Application	12.10

32 01 90 43 Weed and Cultivate Beds (32 01 90)

32 01 90 43-0001 MSF Weed Mulched Bed	44.75
32 01 90 43-0002 MSF Weed Unmulched Bed.....	127.85
32 01 90 43-0003 MSF Cultivate Bed	68.84

32 01 90 46 Hedge Trimming (32 01 90)

32 01 90 46-0001 LF Trim 0-5' High Hedge, 0-3' Wide.....	5.91
32 01 90 46-0002 LF Trim 0-5' High Hedge, 4-6' Wide.....	8.87
32 01 90 46-0003 LF Trim 5-10' High Hedge, 0-3' Wide.....	13.43
32 01 90 46-0004 LF Trim 5-10' High Hedge, 4-6' Wide.....	13.68

32 Exterior Improvements
32 01 Operation and Maintenance of Exterior Improvements
 32 01 90 Operation and Maintenance of Planting



MINOR
 CSI UOM DESCRIPTION

TOTAL DIRECT DEMOLITION
 UNIT COST UNIT COST

32 01 90 53 Plant Growth Regulator Application (32 01 90)

32 01 90 53-0001	EA	Plant Growth Regulator Application	6.05
------------------	----	--	------

32 05 Common Work Results for Exterior Improvements (32)

32 05 23 Cement and Concrete for Exterior Improvements (32 05)

32 05 23 00-0001 Common Public Works Assemblies (32 05 23)			
Note: Assembly task as per GreenBook Specifications			
32 05 23 00-0002	SF	PCC Sidewalk	7.00
Note: Assembly task as per GreenBook Specifications.			
32 05 23 00-0003	LF	Curb And Gutter.....	34.00
Note: Assembly task as per GreenBook Specifications.			
32 05 23 00-0004	UNT	Surface Preparation And Crack Seal (Based on 3% of total cost of asphalt).....	1,000.00
Note: Assembly task as per GreenBook Specifications. County Representative to decide value.			
32 05 23 00-0005	TON	>200 Ton Base Repair.....	175.00
Note: Assembly task as per GreenBook Specifications.			
32 05 23 00-0006	TON	<200 Ton Base Repair.....	150.00
Note: Assembly task as per GreenBook Specifications.			
32 05 23 00-0007	SF	Grinding	0.40
Note: Assembly task as per GreenBook Specifications.			
32 05 23 00-0008	SF	AC Taper with Key.....	0.62
Note: Assembly task as per GreenBook Specifications.			
32 05 23 00-0009	TON	Miscellaneous Paving.....	112.00
Note: Assembly task as per GreenBook Specifications.			
32 05 23 00-0010	MI	Shoulder Backing.....	15,940.00
Note: Assembly task as per GreenBook Specifications.			
32 05 23 00-0011	UNT	Traffic Control And Signage.....	1,000.00
Note: Assembly task as per GreenBook Specifications.			
32 05 23 00-0012	EA	Tree Removal Less Than 100" Girth.....	2,000.00
Note: Assembly task as per GreenBook Specifications.			
32 05 23 00-0013	EA	Tree Removal Over Than 100" Girth	4,000.00
Note: Assembly task as per GreenBook Specifications.			
32 05 23 00-0014	EA	Asphalt Index Adjustment	1.00
Note: Assembly task as per GreenBook Specifications.			

32 05 33 Common Work Results for Planting (32 05)

32 05 33 00-0001 Decorative Landscape Boulders (32 05 33)			
Note: Includes delivery of materials and placement.			
32 05 33 00-0002	EA	2' x 3' x 2' Oval Shape Boulders (approx 1000 lbs each).....	326.78
32 05 33 00-0003	EA	3' x 3' x 2' Oval Shape Boulders (approx 1500 lbs each).....	490.16
32 05 33 00-0004	EA	3' x 4' x 3' Oval Shape Boulders (approx 3000 lbs each).....	980.33
32 05 33 00-0005	TON	Landscape Boulders.....	653.56

32 10 Bases, Ballasts, and Paving (32)

32 11 Base Courses (32 10)

32 11 16 Subbase Courses (32 11)

32 11 16 16 Aggregate Subbase Courses (32 11 16)

32 11 16 16-0001 Base And Subbase Courses For Roadways And Parking Areas (32 11 16 16)			
Note: Includes 3/4" To 1-1/2" aggregate material, hauling up to 15 miles, dumping, spreading, grading, compacting and watering. See CSI section 01 74 19 00-0048 for hauling greater than 15 miles.			
32 11 16 16-0002 Base And Subbase Courses By The CY (32 11 16 16-0001)			
32 11 16 16-0003	CY	Class II Graded Crushed Aggregate Roadway Base Course	91.59
32 11 16 16-0004	CY	Class III Graded Crushed Aggregate Roadway Base Course	88.44
32 11 16 16-0005 Class II Base Courses By The SY (32 11 16 16-0001)			
32 11 16 16-0006	SY	2" Class II Graded Crushed Aggregate Base Course	5.04
For Up To 500, Add			
			1.32
For >500 To 1,000, Add			
			0.50
For >5,000 To 10,000, Deduct			
			-0.19
For >10,000, Deduct			
			-0.33
32 11 16 16-0007	SY	4" Class II Crushed Aggregate Base Course.....	10.07
For Up To 500, Add			
			2.64
For >500 To 1,000, Add			
			1.01
For >5,000 To 10,000, Deduct			
			-0.38
For >10,000, Deduct			
			-0.65
32 11 16 16-0008	SY	6" Class II Crushed Aggregate Base Course	15.11
For Up To 500, Add			
			3.96
For >500 To 1,000, Add			
			1.51
For >5,000 To 10,000, Deduct			
			-0.57
For >10,000, Deduct			
			-0.98



MINOR CSI UOM DESCRIPTION	TOTAL DIRECT UNIT COST	DEMOLITION UNIT COST
32 11 16 16-0009 SY 9" Class II Crushed Aggregate Base Course.....	22.65	
<i>For Up To 500, Add</i>	5.93	
<i>For >500 To 1,000, Add</i>	2.27	
<i>For >5,000 To 10,000, Deduct</i>	-0.86	
<i>For >10,000, Deduct</i>	-1.47	
32 11 16 16-0010 SY 12" Class II Crushed Aggregate Base Course.....	30.20	
<i>For Up To 500, Add</i>	7.91	
<i>For >500 To 1,000, Add</i>	3.02	
<i>For >5,000 To 10,000, Deduct</i>	-1.15	
<i>For >10,000, Deduct</i>	-1.96	
32 11 23 Aggregate Base Courses (32 11)		
32 11 23 16 Aggregate Base Courses (32 11 23)		
32 11 23 16-0001 Base Courses For Sidewalk (Asphalt Or Concrete) (32 11 23 16)		
Note: Includes material, hauling up to 15 miles, placement, spreading, grading, and compaction. See CSI section 01 74 19 00-0048 for hauling greater than 15 miles.		
32 11 23 16-0002 SF 2" Crushed Aggregate Base Course For Sidewalks	0.62	
<i>For Up To 1,000, Add</i>	0.17	
<i>For >1,000 To 2,500, Add</i>	0.06	
32 11 23 16-0003 SF 3" Crushed Aggregate Base Course For Sidewalks	0.87	
<i>For Up To 1,000, Add</i>	0.24	
<i>For >1,000 To 2,500, Add</i>	0.09	
32 11 23 16-0004 SF 4" Crushed Aggregate Base Course For Sidewalks	1.13	
<i>For Up To 1,000, Add</i>	0.32	
<i>For >1,000 To 2,500, Add</i>	0.11	
32 11 23 16-0005 SF 5" Crushed Aggregate Base Course For Sidewalks	1.46	
<i>For Up To 1,000, Add</i>	0.41	
<i>For >1,000 To 2,500, Add</i>	0.15	
32 11 23 16-0006 SF 6" Crushed Aggregate Base Course For Sidewalks	1.80	
<i>For Up To 1,000, Add</i>	0.50	
<i>For >1,000 To 2,500, Add</i>	0.18	
32 11 23 16-0007 SF 7" Crushed Aggregate Base Course For Sidewalks	2.07	
<i>For Up To 1,000, Add</i>	0.58	
<i>For >1,000 To 2,500, Add</i>	0.21	
32 11 23 16-0008 SF 8" Crushed Aggregate Base Course For Sidewalks	2.35	
<i>For Up To 1,000, Add</i>	0.66	
<i>For >1,000 To 2,500, Add</i>	0.24	
32 11 26 Asphaltic Base Courses (32 11)		
32 11 26 19 Bituminous-Stabilized Base Courses (32 11 26)		
32 11 26 19-0001 Bituminous-Stabilized Base Courses (32 11 26 19)		
32 11 26 19-0002 CY Bituminous Stabilized Base Course.....	125.35	
Note: 3/4" ASTM C33.		
32 12 Flexible Paving (32 10)		
32 12 13 Preparatory Coats (32 12)		
32 12 13 13 Tack Coats (32 12 13)		
32 12 13 13-0001 SY Tack Coat, 0.04 Gallon/SY	0.70	
<i>For Up To 150, Add</i>	0.14	
<i>For >150 To 300, Add</i>	0.07	
<i>For >300 To 500, Add</i>	0.04	
<i>For >3,500 To 5,000, Deduct</i>	-0.02	
<i>For >5,000, Deduct</i>	-0.04	
32 12 13 13-0002 SY Tack Coat, 0.05 Gallon/SY	0.79	
<i>For Up To 150, Add</i>	0.16	
<i>For >150 To 300, Add</i>	0.08	
<i>For >300 To 500, Add</i>	0.04	
<i>For >3,500 To 5,000, Deduct</i>	-0.02	
<i>For >5,000, Deduct</i>	-0.05	
32 12 13 13-0003 SY Tack Coat, 0.07 Gallon/SY	0.96	
<i>For Up To 150, Add</i>	0.20	
<i>For >150 To 300, Add</i>	0.10	
<i>For >300 To 500, Add</i>	0.05	
<i>For >3,500 To 5,000, Deduct</i>	-0.02	
<i>For >5,000, Deduct</i>	-0.06	
32 12 13 13-0004 SY Tack Coat, 0.08 Gallon/SY	1.04	
<i>For Up To 150, Add</i>	0.22	
<i>For >150 To 300, Add</i>	0.10	
<i>For >300 To 500, Add</i>	0.05	
<i>For >3,500 To 5,000, Deduct</i>	-0.03	
<i>For >5,000, Deduct</i>	-0.07	
32 12 13 13-0005 SY Tack Coat, 0.10 Gallon/SY	1.21	
<i>For Up To 150, Add</i>	0.27	
<i>For >150 To 300, Add</i>	0.12	
<i>For >300 To 500, Add</i>	0.06	
<i>For >3,500 To 5,000, Deduct</i>	-0.03	
<i>For >5,000, Deduct</i>	-0.08	

32 Exterior Improvements

32 10 Bases, Ballasts, and Paving

32 12 Flexible Paving



MINOR CSI UOM DESCRIPTION	TOTAL DIRECT UNIT COST	DEMOLITION UNIT COST
32 12 13 13-0006 SY Tack Coat, 0.11 Gallon/SY	1.30	
For Up To 150, Add	0.29	
For >150 To 300, Add	0.13	
For >300 To 500, Add	0.07	
For >3,500 To 5,000, Deduct	-0.03	
For >5,000, Deduct	-0.09	
32 12 13 19 Prime Coats (32 12 13)		
32 12 13 19-0001 SY Surface Prime Coat, 0.26 Gallon/SY	2.21	
For Up To 150, Add	0.51	
For >150 To 300, Add	0.22	
For >300 To 500, Add	0.17	
For >3,500 To 5,000, Deduct	-0.06	
For >5,000, Deduct	-0.16	
32 12 13 19-0002 SY Surface Prime Coat, 0.28 Gallon/SY	2.35	
For Up To 150, Add	0.54	
For >150 To 300, Add	0.24	
For >300 To 500, Add	0.12	
For >3,500 To 5,000, Deduct	-0.06	
For >5,000, Deduct	-0.17	
32 12 13 19-0003 SY Surface Prime Coat, 0.30 Gallon/SY	2.49	
For Up To 150, Add	0.58	
For >150 To 300, Add	0.25	
For >300 To 500, Add	0.12	
For >3,500 To 5,000, Deduct	-0.06	
For >5,000, Deduct	-0.18	
32 12 16 Asphalt Paving (32 12)		
32 12 16 13 Plant-Mix Asphalt Paving (32 12 16)		
Note: Includes delivery up to 15 miles, placement, rolling, finishing and sweeping. Excludes base, tack or price coat, seal coats and roadway fabrics (where required). See CSI section 01 74 19 00-0048 for hauling greater than 15 miles, 32 11 00 00-0000 for base courses, 32 12 13 13-0000 for tack coats, 32 12 13 19-0000 for prime coats, 32 12 16 39-0000 for roadway fabrics, 32 12 36 00-0000 for seal coats.		
32 12 16 13-0001 Intermediate Binder Courses, Hot Mix Asphalt (HMA) (32 12 16 13)		
Note: Meets Caltrans requirements.		
32 12 16 13-0002 TON Bituminous Hot Mix Intermediate Binder Course 3,954 LB/CY	174.01	
Note: Includes Type A and Type B with 1/2" to 3/4" course or medium aggregate, placement, rolling, finishing and sweeping. Used for applications not described elsewhere in this section.		
For PG64-10 Asphalt, Add	21.27	
For Warm Mix Additive, Add	9.22	
For Up To 25, Add	23.20	
For >25 To 50, Add	12.73	
For >500 To 1,000, Deduct	-7.56	
For >1,000 To 2,500, Deduct	-13.70	
For >2,500 To 5,000, Deduct	-21.26	
For >5,000, Deduct	-30.46	
32 12 16 13-0003 SY 1" Thick Bituminous Hot Mix Intermediate Binder Course	9.82	
Note: Includes placement, rolling, finishing and sweeping.		
For PG64-10 Asphalt, Add	1.17	
For Up To 1,000, Add	1.35	
For >1,000 To 2,000, Add	0.75	
For >10,000 To 20,000, Deduct	-0.43	
For >20,000 To 50,000, Deduct	-0.78	
For >50,000 To 100,000, Deduct	-1.21	
For >100,000, Deduct	-1.74	
32 12 16 13-0004 SY 1-1/2" Thick Bituminous Hot Mix Intermediate Binder Course	14.60	
Note: Includes placement, rolling, finishing and sweeping.		
For PG64-10 Asphalt, Add	1.75	
For Up To 700, Add	1.99	
For >700 To 1,400, Add	1.10	
For >7,000 To 14,000, Deduct	-0.64	
For >14,000 To 32,000, Deduct	-1.17	
For >32,000 To 64,000, Deduct	-1.81	
For >64,000, Deduct	-2.60	
32 12 16 13-0005 SY 2" Thick Bituminous Hot Mix Intermediate Binder Course	18.94	
Note: Includes placement, rolling, finishing and sweeping.		
For PG64-10 Asphalt, Add	2.34	
For Up To 500, Add	2.50	
For >500 To 1,000, Add	1.37	
For >5,000 To 10,000, Deduct	-0.85	
For >10,000 To 24,000, Deduct	-1.54	
For >24,000 To 48,000, Deduct	-2.38	
For >48,000, Deduct	-3.42	
32 12 16 13-0006 SY 2-1/2" Thick Bituminous Hot Mix Intermediate Binder Course	23.89	
Note: Includes placement, rolling, finishing and sweeping.		
For PG64-10 Asphalt, Add	2.92	
For Up To 400, Add	3.19	
For >400 To 800, Add	1.75	
For >4,000 To 8,000, Deduct	-1.06	
For >8,000 To 20,000, Deduct	-1.93	
For >20,000 To 40,000, Deduct	-2.99	
For >40,000, Deduct	-4.29	



MINOR CSI UOM DESCRIPTION	TOTAL DIRECT UNIT COST	DEMOLITION UNIT COST
32 12 16 13-0007 SY 3" Thick Bituminous Hot Mix Intermediate Binder Course 28.66 Note: Includes placement, rolling, finishing and sweeping. <i>For PG64-10 Asphalt, Add</i> 3.50 <i>For Up To 340, Add</i> 3.82 <i>For >340 To 680, Add</i> 3.26 <i>For >3,400 To 6,800, Deduct</i> -1.27 <i>For >6,800 To 17,000, Deduct</i> -2.31 <i>For >17,000 To 34,000, Deduct</i> -3.59 <i>For >34,000, Deduct</i> -5.15		
32 12 16 13-0008 SY 3-1/2" Thick Bituminous Hot Mix Intermediate Binder Course 33.44 Note: Includes placement, rolling, finishing and sweeping. <i>For PG64-10 Asphalt, Add</i> 4.09 <i>For Up To 280, Add</i> 4.46 <i>For >280 To 560, Add</i> 2.45 <i>For >2,800 To 5,600, Deduct</i> -1.49 <i>For >5,600 To 14,000, Deduct</i> -2.70 <i>For >14,000 To 28,000, Deduct</i> -4.19 <i>For >28,000, Deduct</i> -6.01		
32 12 16 13-0009 SY 4" Thick Bituminous Hot Mix Intermediate Binder Course 38.22 Note: Includes placement, rolling, finishing and sweeping. <i>For PG64-10 Asphalt, Add</i> 4.67 <i>For Up To 250, Add</i> 5.10 <i>For >250 To 500, Add</i> 2.80 <i>For >2,500 To 5,000, Deduct</i> -1.70 <i>For >5,000 To 12,000, Deduct</i> -3.09 <i>For >12,000 To 24,000, Deduct</i> -4.78 <i>For >24,000, Deduct</i> -6.87		
32 12 16 13-0010 SY 5" Thick Bituminous Hot Mix Intermediate Binder Course 47.77 Note: Includes placement, rolling, finishing and sweeping. <i>For PG64-10 Asphalt, Add</i> 5.84 <i>For Up To 200, Add</i> 6.37 <i>For >200 To 400, Add</i> 3.49 <i>For >2,000 To 4,000, Deduct</i> -2.12 <i>For >4,000 To 10,000, Deduct</i> -3.86 <i>For >10,000 To 20,000, Deduct</i> -5.98 <i>For >20,000, Deduct</i> -8.58		
32 12 16 13-0011 SY 6" Thick Bituminous Hot Mix Intermediate Binder Course 57.33 Note: Includes placement, rolling, finishing and sweeping. <i>For PG64-10 Asphalt, Add</i> 7.01 <i>For Up To 160, Add</i> 7.64 <i>For >160 To 320, Add</i> 4.19 <i>For >1,600 To 3,200, Deduct</i> -2.55 <i>For >3,200 To 8,000, Deduct</i> -4.63 <i>For >8,000 To 16,000, Deduct</i> -7.18 <i>For >16,000, Deduct</i> -10.30		
32 12 16 13-0012 Surface Wearing Courses, Hot Mix Asphalt (HMA) (32 12 16 13) Note: Meets Caltrans requirements.		
32 12 16 13-0013 TON Bituminous Hot Mix Surface Course 3954 LB/CY 175.59 Note: Includes Type A and Type B with 1/2" to 3/4" course or medium aggregate, placement, rolling, finishing and sweeping. Used for applications not described elsewhere in this section. <i>For PG64-10 Asphalt, Add</i> 3.38 <i>For Warm Mix Additive, Add</i> 8.79 <i>For Up To 25, Add</i> 24.81 <i>For >25 To 50, Add</i> 13.82 <i>For >500 To 1,000, Deduct</i> -7.35 <i>For >1,000 To 2,500, Deduct</i> -13.35 <i>For >2,500 To 5,000, Deduct</i> -20.70 <i>For >5,000, Deduct</i> -29.70		
32 12 16 13-0014 TON Tire Rubber Modified Paving Asphalt (TRMAC) Surface Course (MAC-15TR) 194.48 Note: Includes 1/2" to 3/4" course or medium aggregate, placement, rolling, finishing and sweeping. <i>For Warm Mix Additive, Add</i> 9.59 <i>For Up To 25, Add</i> 27.91 <i>For >25 To 50, Add</i> 15.60 <i>For >500 To 1,000, Deduct</i> -8.06 <i>For >1,000 To 2,500, Deduct</i> -14.64 <i>For >2,500 To 5,000, Deduct</i> -22.70 <i>For >5,000, Deduct</i> -32.57		
32 12 16 13-0015 TON Asphalt Rubberized Hot Mix (ARHM) Surface Course 208.01 Note: Includes 1/2" to 3/4" course or medium aggregate, placement, rolling, finishing and sweeping. <i>For Warm Mix Additive, Add</i> 10.47 <i>For Up To 25, Add</i> 29.26 <i>For >25 To 50, Add</i> 16.28 <i>For >500 To 1,000, Deduct</i> -8.73 <i>For >1,000 To 2,500, Deduct</i> -15.86 <i>For >2,500 To 5,000, Deduct</i> -24.59 <i>For >5,000, Deduct</i> -35.28		
32 12 16 13-0016 SY 1" Thick Bituminous Hot Mix Surface Wearing Course 9.52 Note: Includes placement, rolling, finishing and sweeping. <i>For PG64-10 Asphalt, Add</i> 0.18 <i>For Up To 1,000, Add</i> 1.39 <i>For >1,000 To 2,000, Add</i> 0.78 <i>For >10,000 To 20,000, Deduct</i> -0.40 <i>For >20,000 To 50,000, Deduct</i> -0.74 <i>For >50,000 To 100,000, Deduct</i> -1.14 <i>For >100,000, Deduct</i> -1.64		

32 Exterior Improvements**32 10 Bases, Ballasts, and Paving****32 12 Flexible Paving**

SAN BERNARDINO
COUNTY

MINOR
CSI UOM DESCRIPTION

TOTAL DIRECT DEMOLITION
UNIT COST UNIT COST

32 12 16 13-0017	SY	1-1/2" Thick Bituminous Hot Mix Surface Wearing Course	14.12
		Note: Includes placement, rolling, finishing and sweeping.	
		For PG64-10 Asphalt, Add	0.27
		For Up To 700, Add	2.04
		For >700 To 1,400, Add	1.14
		For >7,000 To 14,000, Deduct	-0.60
		For >14,000 To 32,000, Deduct	-1.10
		For >32,000 To 64,000, Deduct	-1.70
		For >64,000, Deduct	-2.44
32 12 16 13-0018	SY	2" Thick Bituminous Hot Mix Surface Wearing Course	18.20
		Note: Includes placement, rolling, finishing and sweeping.	
		For PG64-10 Asphalt, Add	0.35
		For Up To 500, Add	2.54
		For >500 To 1,000, Add	1.41
		For >5,000 To 10,000, Deduct	-0.79
		For >10,000 To 24,000, Deduct	-1.44
		For >24,000 To 48,000, Deduct	-2.23
		For >48,000, Deduct	-3.20
32 12 16 13-0019	SY	2-1/2" Thick Bituminous Hot Mix Surface Wearing Course	23.01
		Note: Includes placement, rolling, finishing and sweeping.	
		For PG64-10 Asphalt, Add	0.44
		For Up To 400, Add	3.25
		For >400 To 800, Add	1.81
		For >4,000 To 8,000, Deduct	-0.99
		For >8,000 To 20,000, Deduct	-1.81
		For >20,000 To 40,000, Deduct	-2.80
		For >40,000, Deduct	-4.02
32 12 16 13-0020	SY	3" Thick Bituminous Hot Mix Surface Wearing Course	27.62
		Note: Includes placement, rolling, finishing and sweeping.	
		For PG64-10 Asphalt, Add	0.53
		For Up To 340, Add	3.90
		For >340 To 680, Add	3.24
		For >3,400 To 6,800, Deduct	-1.19
		For >6,800 To 17,000, Deduct	-2.17
		For >17,000 To 34,000, Deduct	-3.36
		For >34,000, Deduct	-4.83
32 12 16 13-0021	CSF	Type F Asphalt Surface Cap 1/8" To 1/4" Thick For Use Only On Top Concrete Filled Trench.....	92.10
32 12 16 13-0022		Hand Placed, Hot Mix Asphalt (HMA) (32 12 16 13)	
32 12 16 13-0023	TON	Hand Placed Hot Mixed Asphalt 3,954 LB/CY	404.62
		Note: For small areas not reachable by machine. Includes placement, rolling, finishing and sweeping.	
32 12 16 19		Cold-Mix Asphalt Paving (32 12 16)	
		Note: 0.5 Gal asphalt/SY per inch depth; well graded granular aggregate.	
32 12 16 19-0001		Cold Mix Asphalt (CMA) Pavement (32 12 16 19)	
		Note: 0.5 Gal asphalt/SY per inch depth; well graded granular aggregate.	
32 12 16 19-0002	SY	Cold Laid Asphalt Pavement, Traveling Plant Mixed In Windrows, Compacted 4" Course.....	15.43
32 12 16 19-0003	SY	Cold Laid Asphalt Pavement, Rotary Plant Mixed In Place, Compacted 4" Course.....	15.05
32 12 16 19-0004	SY	Cold Laid Asphalt Pavement, Central Stationary Plant, Mixed, Compacted 4" Course	24.85
32 12 16 39		Paving Fabrics (32 12 16)	
		See CSI section 31 32 19 16-0000 for geotextile fabric.	
32 12 16 39-0001		Geotextile Paving Fabrics (32 12 16 39)	
32 12 16 39-0002	SY	3.6 Ounce/SY, 90 LB Grab Tensile Nonwoven Polypropylene Geotextile Paving Fabric (Carthage Mills FX-38A/O)	2.16
		For Up To 50, Add	0.47
		For >50 To 150, Add	0.35
		For >150 To 250, Add	0.23
		For >250 To 500, Add	0.12
32 12 16 39-0003	SY	4.1 Ounce/SY, 101 LB Grab Tensile Nonwoven Polypropylene Geotextile Paving Fabric (Carthage Mills FX-42 A/O)	2.33
		For Up To 50, Add	0.51
		For >50 To 150, Add	0.38
		For >150 To 250, Add	0.25
		For >250 To 500, Add	0.12
32 12 16 43		Waterproofing Membranes (32 12 16)	
32 12 16 43-0001		Waterproofing Membranes (32 12 16 43)	
32 12 16 43-0002	SY	Up To 500 SY, Preformed Rubberized Asphalt Membrane	39.16
32 12 16 43-0003	SY	>500 To 1,000 SY, Preformed Rubberized Asphalt Membrane.....	29.58
32 12 16 43-0004	SY	>1,000 SY, Preformed Rubberized Asphalt Membrane	18.74
32 12 33		Flexible Paving Surface Treatments (32 12)	
32 12 33 00-0001		Bituminous Surface Treatment For Roadways (32 12 33)	
		Note: 0.25 Gal bitumen per SY and 30 lb of gravel/SY.	
32 12 33 00-0002	SY	Single Course Bituminous Treatment, Prepare And Clean Surface Roadway.....	3.57
32 12 33 00-0003	SY	Double Course Bituminous Treatment, Prepare And Clean Surface Roadway	6.38



MINOR	CSI	UOM	DESCRIPTION	TOTAL DIRECT UNIT COST	DEMOLITION UNIT COST
-------	-----	-----	-------------	------------------------	----------------------

32 12 33 00-0004			Bituminous Surface Treatment For Trails <small>(32 12 33)</small>		
			Note: 0.25 Gal bitumen per SY and 20 lb of gravel/SY.		
32 12 33 00-0005	SY		Bituminous Surface Treatment, For Trails	2.51	

32 12 36 Seal Coats (32 12)
See CSI section 32 01 13 62-0000 for slurry seal.

32 12 36 13 Asphaltic Seal and Fog Coats (32 12 36)

32 12 36 13-0001			Asphalt Emulsion Seal Coat (Chip Seal) <small>(32 12 36 13)</small>		
			Note: Includes initial sweeping prior to placement, cleaning of area, rolling and final sweeping. Excludes crack repair, fog sealer, and any additional consecutive days sweeping following final sweeping.		

32 12 36 13-0002			Fine Screenings - PMCRS-2h, Asphalt Emulsion Seal Coat (Chip Seal) <small>(32 12 36 13-0001)</small>		
			Note: 12 to 20 Pounds Per SY of 1/4" No. 10 with 0.15 to 0.30 gallons asphalt emulsion per SY.		
32 12 36 13-0003	SY		Up To 200 SY, Fine Screenings - PMCRS-2h, Asphalt Emulsion Seal Coat (Chip Seal)	5.01	
			For Each Additional 0.5% Latex Additive, Add	0.50	
32 12 36 13-0004	SY		>200 To 500 SY, Fine Screenings - PMCRS-2h, Asphalt Emulsion Seal Coat (Chip Seal)	4.53	
			For Each Additional 0.5% Latex Additive, Add	0.50	
32 12 36 13-0005	SY		>500 To 1,000 SY, Fine Screenings - PMCRS-2h, Asphalt Emulsion Seal Coat (Chip Seal)	4.33	
			For Each Additional 0.5% Latex Additive, Add	0.50	
32 12 36 13-0006	SY		>1,000 To 5,000 SY, Fine Screenings - PMCRS-2h, Asphalt Emulsion Seal Coat (Chip Seal)	4.08	
			For Each Additional 0.5% Latex Additive, Add	0.50	
32 12 36 13-0007	SY		>5,000 To 10,000 SY, Fine Screenings - PMCRS-2h, Asphalt Emulsion Seal Coat (Chip Seal)	3.96	
			For Each Additional 0.5% Latex Additive, Add	0.50	
32 12 36 13-0008	SY		>10,000 To 20,000 SY, Fine Screenings - PMCRS-2h, Asphalt Emulsion Seal Coat (Chip Seal)	3.86	
			For Each Additional 0.5% Latex Additive, Add	0.50	
32 12 36 13-0009	SY		>20,000 To 50,000 SY, Fine Screenings - PMCRS-2h, Asphalt Emulsion Seal Coat (Chip Seal)	3.73	
			For Each Additional 0.5% Latex Additive, Add	0.50	
32 12 36 13-0010	SY		>50,000 SY, Fine Screenings - PMCRS-2h, Asphalt Emulsion Seal Coat (Chip Seal)	3.66	
			For Each Additional 0.5% Latex Additive, Add	0.50	

32 12 36 13-0011 Medium Fine Screenings - PMCRS-2h, Asphalt Emulsion Seal Coat (Chip Seal) (32 12 36 13-0001)

			Note: 16 to 25 Pounds Per SY of 5/16" No. 8 with 0.25 to 0.35 gallons asphalt emulsion per SY.		
32 12 36 13-0012	SY		Up To 200 SY, Medium Fine Screenings - PMCRS-2h, Asphalt Emulsion Seal Coat (Chip Seal)	5.83	
			For Each Additional 0.5% Latex Additive, Add	0.62	
32 12 36 13-0013	SY		>200 To 500 SY, Medium Fine Screenings - PMCRS-2h, Asphalt Emulsion Seal Coat (Chip Seal)	5.29	
			For Each Additional 0.5% Latex Additive, Add	0.62	
32 12 36 13-0014	SY		>500 To 1,000 SY, Medium Fine Screenings - PMCRS-2h, Asphalt Emulsion Seal Coat (Chip Seal)	5.03	
			For Each Additional 0.5% Latex Additive, Add	0.62	
32 12 36 13-0015	SY		>1,000 To 5,000 SY, Medium Fine Screenings - PMCRS-2h, Asphalt Emulsion Seal Coat (Chip Seal)	4.90	
			For Each Additional 0.5% Latex Additive, Add	0.62	
32 12 36 13-0016	SY		>5,000 To 10,000 SY, Medium Fine Screenings - PMCRS-2h, Asphalt Emulsion Seal Coat (Chip Seal)	4.59	
			For Each Additional 0.5% Latex Additive, Add	0.62	
32 12 36 13-0017	SY		>10,000 To 20,000 SY, Medium Fine Screenings - PMCRS-2h, Asphalt Emulsion Seal Coat (Chip Seal)	4.41	
			For Each Additional 0.5% Latex Additive, Add	0.62	
32 12 36 13-0018	SY		>20,000 To 50,000 SY, Medium Fine Screenings - PMCRS-2h, Asphalt Emulsion Seal Coat (Chip Seal)	4.27	
			For Each Additional 0.5% Latex Additive, Add	0.62	
32 12 36 13-0019	SY		>50,000 SY, Medium Fine Screenings - PMCRS-2h, Asphalt Emulsion Seal Coat (Chip Seal)	4.19	
			For Each Additional 0.5% Latex Additive, Add	0.62	

32 12 36 13-0020 Medium Screenings - PMCRS-2h, Asphalt Emulsion Seal Coat (Chip Seal) (32 12 36 13-0001)

			Note: 20 to 30 Pounds Per SY of 3/8" No. 6 with 0.25 to 0.40 gallons asphalt emulsion per SY.		
32 12 36 13-0021	SY		Up To 200 SY, Medium Screenings - PMCRS-2h, Asphalt Emulsion Seal Coat (Chip Seal)	6.53	
			For Each Additional 0.5% Latex Additive, Add	0.74	
32 12 36 13-0022	SY		>200 To 500 SY, Medium Screenings - PMCRS-2h, Asphalt Emulsion Seal Coat (Chip Seal)	5.93	
			For Each Additional 0.5% Latex Additive, Add	0.74	
32 12 36 13-0023	SY		>500 To 1,000 SY, Medium Screenings - PMCRS-2h, Asphalt Emulsion Seal Coat (Chip Seal)	5.63	
			For Each Additional 0.5% Latex Additive, Add	0.74	
32 12 36 13-0024	SY		>1,000 To 5,000 SY, Medium Screenings - PMCRS-2h, Asphalt Emulsion Seal Coat (Chip Seal)	5.29	
			For Each Additional 0.5% Latex Additive, Add	0.74	
32 12 36 13-0025	SY		>5,000 To 10,000 SY, Medium Screenings - PMCRS-2h, Asphalt Emulsion Seal Coat (Chip Seal)	5.10	
			For Each Additional 0.5% Latex Additive, Add	0.74	
32 12 36 13-0026	SY		>10,000 To 20,000 SY, Medium Screenings - PMCRS-2h, Asphalt Emulsion Seal Coat (Chip Seal)	4.85	
			For Each Additional 0.5% Latex Additive, Add	0.74	
32 12 36 13-0027	SY		>20,000 To 50,000 SY, Medium Screenings - PMCRS-2h, Asphalt Emulsion Seal Coat (Chip Seal)	4.67	
			For Each Additional 0.5% Latex Additive, Add	0.74	
32 12 36 13-0028	SY		>50,000 SY, Medium Screenings - PMCRS-2h, Asphalt Emulsion Seal Coat (Chip Seal)	4.58	
			For Each Additional 0.5% Latex Additive, Add	0.74	

32 12 36 13-0029 Course Screenings - PMCRS-2h, Asphalt Emulsion Seal Coat (Chip Seal) (32 12 36 13-0001)

			Note: 23 to 35 Pounds Per SY of 1/2" No. 4 with 0.30 to 0.40 gallons asphalt emulsion per SY.		
32 12 36 13-0030	SY		Up To 200 SY, Coarse Screenings - PMCRS-2h, Asphalt Emulsion Seal Coat (Chip Seal)	6.61	
			For Each Additional 0.5% Latex Additive, Add	0.85	

32 Exterior Improvements

32 10 Bases, Ballasts, and Paving

32 12 Flexible Paving



MINOR	CSI	UOM	DESCRIPTION	TOTAL DIRECT UNIT COST	DEMOLITION UNIT COST
32 12 36 13-0031	SY		>200 To 500 SY, Coarse Screenings - PMCRS-2h, Asphalt Emulsion Seal Coat (Chip Seal).....	6.00	
			<i>For Each Additional 0.5% Latex Additive, Add</i>	0.85	
32 12 36 13-0032	SY		>500 To 1,000 SY, Coarse Screenings - PMCRS-2h, Asphalt Emulsion Seal Coat (Chip Seal).....	5.70	
			<i>For Each Additional 0.5% Latex Additive, Add</i>	0.85	
32 12 36 13-0033	SY		>1,000 To 5,000 SY, Coarse Screenings - PMCRS-2h, Asphalt Emulsion Seal Coat (Chip Seal).....	5.36	
			<i>For Each Additional 0.5% Latex Additive, Add</i>	0.85	
32 12 36 13-0034	SY		>5,000 To 10,000 SY, Coarse Screenings - PMCRS-2h, Asphalt Emulsion Seal Coat (Chip Seal).....	5.18	
			<i>For Each Additional 0.5% Latex Additive, Add</i>	0.85	
32 12 36 13-0035	SY		>10,000 To 20,000 SY, Coarse Screenings - PMCRS-2h, Asphalt Emulsion Seal Coat (Chip Seal).....	5.01	
			<i>For Each Additional 0.5% Latex Additive, Add</i>	0.85	
32 12 36 13-0036	SY		>20,000 To 50,000 SY, Coarse Screenings - PMCRS-2h, Asphalt Emulsion Seal Coat (Chip Seal).....	4.75	
			<i>For Each Additional 0.5% Latex Additive, Add</i>	0.85	
32 12 36 13-0037	SY		>50,000 SY, Coarse Screenings - PMCRS-2h, Asphalt Emulsion Seal Coat (Chip Seal).....	4.66	
			<i>For Each Additional 0.5% Latex Additive, Add</i>	0.85	
32 12 36 13-0038			Double Screenings - PMCRS-2h, Asphalt Emulsion Seal Coat (Chip Seal) ^(32 12 36 13-0031)		
			Note: First coat 23 to 30 Pounds Per SY of 1/2" No. 4 with 0.20 to 0.35 gallons asphalt emulsion per SY, Second coat 12 to 20 Pounds Per SY of 1/4" No. 10 with 0.20 to 0.30 gallons asphalt emulsion per SY.		
32 12 36 13-0039	SY		Up To 200 SY, Double Screenings - PMCRS-2h, Asphalt Emulsion Seal Coat (Chip Seal).....	9.99	
			<i>For Each Additional 0.5% Latex Additive, Add</i>	1.23	
32 12 36 13-0040	SY		>200 To 500 SY, Double Screenings - PMCRS-2h, Asphalt Emulsion Seal Coat (Chip Seal).....	9.20	
			<i>For Each Additional 0.5% Latex Additive, Add</i>	1.23	
32 12 36 13-0041	SY		>500 To 1,000 SY, Double Screenings - PMCRS-2h, Asphalt Emulsion Seal Coat (Chip Seal).....	8.76	
			<i>For Each Additional 0.5% Latex Additive, Add</i>	1.23	
32 12 36 13-0042	SY		>1,000 To 5,000 SY, Double Screenings - PMCRS-2h, Asphalt Emulsion Seal Coat (Chip Seal).....	8.26	
			<i>For Each Additional 0.5% Latex Additive, Add</i>	1.23	
32 12 36 13-0043	SY		>5,000 To 10,000 SY, Double Screenings - PMCRS-2h, Asphalt Emulsion Seal Coat (Chip Seal).....	7.98	
			<i>For Each Additional 0.5% Latex Additive, Add</i>	1.23	
32 12 36 13-0044	SY		>10,000 To 20,000 SY, Double Screenings - PMCRS-2h, Asphalt Emulsion Seal Coat (Chip Seal).....	7.65	
			<i>For Each Additional 0.5% Latex Additive, Add</i>	1.23	
32 12 36 13-0045	SY		>20,000 To 50,000 SY, Double Screenings - PMCRS-2h, Asphalt Emulsion Seal Coat (Chip Seal).....	7.39	
			<i>For Each Additional 0.5% Latex Additive, Add</i>	1.23	
32 12 36 13-0046	SY		>50,000 SY, Double Screenings - PMCRS-2h, Asphalt Emulsion Seal Coat (Chip Seal).....	7.26	
			<i>For Each Additional 0.5% Latex Additive, Add</i>	1.23	
32 12 36 13-0047			Asphalt Emulsion Seal Coat (Scrub Seal) ^(32 12 36 13)		
			Note: Includes initial sweeping prior to placement, cleaning of area, towed broom sled of scrub brush and final sweeping. Excludes crack repair, fog sealer, and any additional consecutive days sweeping following final sweeping. See CSI section 32.12.36.13-0084 for fog seal.		
32 12 36 13-0048			Fine Screenings - PMCRS-2h, Asphalt Emulsion Seal Coat (Scrub Seal) ^(32 12 36 13-0047)		
			Note: 12 to 20 Pounds Per SY of 1/4" No. 10 with 0.15 to 0.30 gallons asphalt emulsion per SY.		
32 12 36 13-0049	SY		Up To 200 SY, Fine Screenings - PMCRS-2h, Asphalt Emulsion Seal Coat (Scrub Seal).....	4.55	
			<i>For Each Additional 0.5% Latex Additive, Add</i>	0.50	
32 12 36 13-0050	SY		>200 To 500 SY, Fine Screenings - PMCRS-2h, Asphalt Emulsion Seal Coat (Scrub Seal).....	4.28	
			<i>For Each Additional 0.5% Latex Additive, Add</i>	0.50	
32 12 36 13-0051	SY		>500 To 1,000 SY, Fine Screenings - PMCRS-2h, Asphalt Emulsion Seal Coat (Scrub Seal).....	4.08	
			<i>For Each Additional 0.5% Latex Additive, Add</i>	0.50	
32 12 36 13-0052	SY		>1,000 To 5,000 SY, Fine Screenings - PMCRS-2h, Asphalt Emulsion Seal Coat (Scrub Seal).....	3.88	
			<i>For Each Additional 0.5% Latex Additive, Add</i>	0.50	
32 12 36 13-0053	SY		>5,000 To 10,000 SY, Fine Screenings - PMCRS-2h, Asphalt Emulsion Seal Coat (Scrub Seal).....	3.78	
			<i>For Each Additional 0.5% Latex Additive, Add</i>	0.50	
32 12 36 13-0054	SY		>10,000 To 20,000 SY, Fine Screenings - PMCRS-2h, Asphalt Emulsion Seal Coat (Scrub Seal).....	3.68	
			<i>For Each Additional 0.5% Latex Additive, Add</i>	0.50	
32 12 36 13-0055	SY		>20,000 To 50,000 SY, Fine Screenings - PMCRS-2h, Asphalt Emulsion Seal Coat (Scrub Seal).....	3.57	
			<i>For Each Additional 0.5% Latex Additive, Add</i>	0.50	
32 12 36 13-0056	SY		>50,000 SY, Fine Screenings - PMCRS-2h, Asphalt Emulsion Seal Coat (Scrub Seal).....	3.54	
			<i>For Each Additional 0.5% Latex Additive, Add</i>	0.50	
32 12 36 13-0057			Medium Fine Screenings - PMCRS-2h, Asphalt Emulsion Seal Coat (Scrub Seal) ^(32 12 36 13-0047)		
			Note: 16 to 25 Pounds Per SY of 5/16" No. 8 with 0.25 to 0.35 gallons asphalt emulsion per SY.		
32 12 36 13-0058	SY		Up To 200 SY, Medium Fine Screenings - PMCRS-2h, Asphalt Emulsion Seal Coat (Scrub Seal).....	5.39	
			<i>For Each Additional 0.5% Latex Additive, Add</i>	0.62	
32 12 36 13-0059	SY		>200 To 500 SY, Medium Fine Screenings - PMCRS-2h, Asphalt Emulsion Seal Coat (Scrub Seal).....	5.07	
			<i>For Each Additional 0.5% Latex Additive, Add</i>	0.62	
32 12 36 13-0060	SY		>500 To 1,000 SY, Medium Fine Screenings - PMCRS-2h, Asphalt Emulsion Seal Coat (Scrub Seal).....	4.86	
			<i>For Each Additional 0.5% Latex Additive, Add</i>	0.62	
32 12 36 13-0061	SY		>1,000 To 5,000 SY, Medium Fine Screenings - PMCRS-2h, Asphalt Emulsion Seal Coat (Scrub Seal).....	4.71	
			<i>For Each Additional 0.5% Latex Additive, Add</i>	0.62	
32 12 36 13-0062	SY		>5,000 To 10,000 SY, Medium Fine Screenings - PMCRS-2h, Asphalt Emulsion Seal Coat (Scrub Seal).....	4.43	
			<i>For Each Additional 0.5% Latex Additive, Add</i>	0.62	
32 12 36 13-0063	SY		>10,000 To 20,000 SY, Medium Fine Screenings - PMCRS-2h, Asphalt Emulsion Seal Coat (Scrub Seal).....	4.25	
			<i>For Each Additional 0.5% Latex Additive, Add</i>	0.62	
32 12 36 13-0064	SY		>20,000 To 50,000 SY, Medium Fine Screenings - PMCRS-2h, Asphalt Emulsion Seal Coat (Scrub Seal).....	4.11	
			<i>For Each Additional 0.5% Latex Additive, Add</i>	0.62	
32 12 36 13-0065	SY		>50,000 SY, Medium Fine Screenings - PMCRS-2h, Asphalt Emulsion Seal Coat (Scrub Seal).....	4.06	
			<i>For Each Additional 0.5% Latex Additive, Add</i>	0.62	



MINOR	CSI	UOM	DESCRIPTION	TOTAL DIRECT UNIT COST	DEMOLITION UNIT COST
-------	-----	-----	-------------	------------------------	----------------------

32 12 36 13-0066 Medium Screenings - PMCRS-2h, Asphalt Emulsion Seal Coat (Scrub Seal) (32 12 36 13-0047)

Note: 20 to 30 Pounds Per SY of 3/8" No. 6 with 0.25 to 0.40 gallons asphalt emulsion per SY.

32 12 36 13-0067	SY	Up To 200 SY, Medium Screenings - PMCRS-2h, Asphalt Emulsion Seal Coat (Scrub Seal)		6.15	
		For Each Additional 0.5% Latex Additive, Add		0.74	
32 12 36 13-0068	SY	>200 To 500 SY, Medium Screenings - PMCRS-2h, Asphalt Emulsion Seal Coat (Scrub Seal)		5.73	
		For Each Additional 0.5% Latex Additive, Add		0.74	
32 12 36 13-0069	SY	>500 To 1,000 SY, Medium Screenings - PMCRS-2h, Asphalt Emulsion Seal Coat (Scrub Seal)		5.44	
		For Each Additional 0.5% Latex Additive, Add		0.74	
32 12 36 13-0070	SY	>1,000 To 5,000 SY, Medium Screenings - PMCRS-2h, Asphalt Emulsion Seal Coat (Scrub Seal)		5.12	
		For Each Additional 0.5% Latex Additive, Add		0.74	
32 12 36 13-0071	SY	>5,000 To 10,000 SY, Medium Screenings - PMCRS-2h, Asphalt Emulsion Seal Coat (Scrub Seal)		4.93	
		For Each Additional 0.5% Latex Additive, Add		0.74	
32 12 36 13-0072	SY	>10,000 To 20,000 SY, Medium Screenings - PMCRS-2h, Asphalt Emulsion Seal Coat (Scrub Seal)		4.68	
		For Each Additional 0.5% Latex Additive, Add		0.74	
32 12 36 13-0073	SY	>20,000 To 50,000 SY, Medium Screenings - PMCRS-2h, Asphalt Emulsion Seal Coat (Scrub Seal)		4.51	
		For Each Additional 0.5% Latex Additive, Add		0.74	
32 12 36 13-0074	SY	>50,000 SY, Medium Screenings - PMCRS-2h, Asphalt Emulsion Seal Coat (Scrub Seal)		4.45	
		For Each Additional 0.5% Latex Additive, Add		0.74	

32 12 36 13-0075 Course Screenings - PMCRS-2h, Asphalt Emulsion Seal Coat (Scrub Seal) (32 12 36 13-0047)

Note: 23 to 35 Pounds Per SY of 1/2" No. 4 with 0.30 to 0.40 gallons asphalt emulsion per SY.

32 12 36 13-0076	SY	Up To 200 SY, Coarse Screenings - PMCRS-2h, Asphalt Emulsion Seal Coat (Scrub Seal)		6.23	
		For Each Additional 0.5% Latex Additive, Add		0.85	
32 12 36 13-0077	SY	>200 To 500 SY, Coarse Screenings - PMCRS-2h, Asphalt Emulsion Seal Coat (Scrub Seal)		5.82	
		For Each Additional 0.5% Latex Additive, Add		0.85	
32 12 36 13-0078	SY	>500 To 1,000 SY, Coarse Screenings - PMCRS-2h, Asphalt Emulsion Seal Coat (Scrub Seal)		5.52	
		For Each Additional 0.5% Latex Additive, Add		0.85	
32 12 36 13-0079	SY	>1,000 To 5,000 SY, Coarse Screenings - PMCRS-2h, Asphalt Emulsion Seal Coat (Scrub Seal)		5.18	
		For Each Additional 0.5% Latex Additive, Add		0.85	
32 12 36 13-0080	SY	>5,000 To 10,000 SY, Coarse Screenings - PMCRS-2h, Asphalt Emulsion Seal Coat (Scrub Seal)		5.00	
		For Each Additional 0.5% Latex Additive, Add		0.85	
32 12 36 13-0081	SY	>10,000 To 20,000 SY, Coarse Screenings - PMCRS-2h, Asphalt Emulsion Seal Coat (Scrub Seal)		4.84	
		For Each Additional 0.5% Latex Additive, Add		0.85	
32 12 36 13-0082	SY	>20,000 To 50,000 SY, Coarse Screenings - PMCRS-2h, Asphalt Emulsion Seal Coat (Scrub Seal)		4.61	
		For Each Additional 0.5% Latex Additive, Add		0.85	
32 12 36 13-0083	SY	>50,000 SY, Coarse Screenings - PMCRS-2h, Asphalt Emulsion Seal Coat (Scrub Seal)		4.54	
		For Each Additional 0.5% Latex Additive, Add		0.85	

32 12 36 13-0084 Fog Seal, CQS-1h (32 12 36 13)

Note: A fog seal is a light application of diluted, slow-setting asphalt emulsion without aggregate cover. Includes sweeping and cleaning of area.

32 12 36 13-0085	SY	Up To 200 SY, CQS-1h, Fog Seal		1.81	
32 12 36 13-0086	SY	>200 To 500 SY, CQS-1h, Fog Seal		1.31	
32 12 36 13-0087	SY	>500 To 1,000 SY, CQS-1h, Fog Seal		1.10	
32 12 36 13-0088	SY	>1,000 To 5,000 SY, CQS-1h, Fog Seal		0.95	
32 12 36 13-0089	SY	>5,000 To 10,000 SY, CQS-1h, Fog Seal		0.85	
32 12 36 13-0090	SY	>10,000 To 20,000 SY, CQS-1h, Fog Seal		0.78	
32 12 36 13-0091	SY	>20,000 To 50,000 SY, CQS-1h, Fog Seal		0.73	
32 12 36 13-0092	SY	>50,000 SY, CQS-1h, Fog Seal		0.70	

32 12 36 13-0093 Sand Sealer (32 12 36 13)

Note: A sand seal is an application of asphalt binder followed by placement of a layer of sand or fine aggregate, and then rolled to embed the sand or fine aggregate into the binder. Includes sweeping and cleaning of area.

32 12 36 13-0094	SY	Up To 200 SY, Sand Seal		2.74	
32 12 36 13-0095	SY	>200 To 500 SY, Sand Seal		1.82	
32 12 36 13-0096	SY	>500 To 1,000 SY, Sand Seal		1.80	
32 12 36 13-0097	SY	>1,000 To 5,000 SY, Sand Seal		1.59	
32 12 36 13-0098	SY	>5,000 To 10,000 SY, Sand Seal		1.47	
32 12 36 13-0099	SY	>10,000 To 20,000 SY, Sand Seal		1.37	
32 12 36 13-0100	SY	>20,000 To 50,000 SY, Sand Seal		1.30	
32 12 36 13-0101	SY	>50,000 SY, Sand Seal		1.28	

32 12 36 16 Coal Tar Seal Coats (32 12 36)

32 12 36 16-0001 Thermoplastic Coal-Tar Asphalt Seal (32 12 36 16)

Note: Includes sweeping and cleaning of area.

32 12 36 16-0002	SY	Up To 500 SY, Type I Thermoplastic Coal-Tar Asphalt Seal		14.36	
32 12 36 16-0003	SY	>500 To 1,000 SY, Type I Thermoplastic Coal-Tar Asphalt Seal		13.48	
32 12 36 16-0004	SY	>1,000 To 5,000 SY, Type I Thermoplastic Coal-Tar Asphalt Seal		11.88	
32 12 36 16-0005	SY	>5,000 To 20,000 SY, Type I Thermoplastic Coal-Tar Asphalt Seal		10.65	
32 12 36 16-0006	SY	>20,000 To 50,000 SY, Type I Thermoplastic Coal-Tar Asphalt Seal		9.04	
32 12 36 16-0007	SY	>50,000 SY, Type I Thermoplastic Coal-Tar Asphalt Seal		7.44	
32 12 36 16-0008	SY	Up To 500 SY, Type II Thermoplastic Coal-Tar Asphalt Seal		17.40	
32 12 36 16-0009	SY	>500 To 1,000 SY, Type II Thermoplastic Coal-Tar Asphalt Seal		16.42	
32 12 36 16-0010	SY	>1,000 To 5,000 SY, Type II Thermoplastic Coal-Tar Asphalt Seal		14.51	
32 12 36 16-0011	SY	>5,000 To 20,000 SY, Type II Thermoplastic Coal-Tar Asphalt Seal		13.07	

32 Exterior Improvements**32 10 Bases, Ballasts, and Paving****32 12 Flexible Paving**

SAN BERNARDINO
COUNTY

MINOR
CSI UOM DESCRIPTION

TOTAL DIRECT DEMOLITION
UNIT COST UNIT COST

32 12 36 16-0012	SY	>20,000 To 50,000 SY, Type II Thermoplastic Coal-Tar Asphalt Seal.....	11.14
32 12 36 16-0013	SY	>50,000 SY, Type II Thermoplastic Coal-Tar Asphalt Seal.....	9.23

32 12 36 23 Fuel-Resistant Sealers (32 12 36)**32 12 36 23-0001 Guardtop Seal Coat (32 12 36 23)**

Note: Includes sweeping and cleaning of area.

32 12 36 23-0002	SY	GuardTop® Asphalt Based Sealcoat (Two Coats).....	3.09
		For 3% Polyglass Additive, Add	0.40
		For 6% Polyglass Additive, Add	0.72
		For Guardtop Black Sand 60 Mesh Additive (At 3 Pounds Per Gallon), Add	0.27
32 12 36 23-0003	LF	GuardTop® Cold Pour Crack Filler.....	1.29
32 12 36 23-0004	LF	GuardTop® Hot Pour Crack Filler.....	1.47
32 12 36 23-0005	SY	GuardTop® Oil Spot Primer For Asphalt.....	5.69
32 12 36 23-0006	SY	GuardTop® Ultra, Polymer Modified, Asphalt Based Sealcoat (Two Coats).....	4.12
		For 3% Polyglass Additive, Add	0.40
		For 6% Polyglass Additive, Add	0.72
		For Guardtop Black Sand 60 Mesh Additive (At 3 Pounds Per Gallon), Add	0.27

32 12 43 Porous Flexible Paving (32 12)**32 12 43 00-0001 Flexible Recycled Plastic Porous Grid (32 12 43)**

Note: Includes sand fill in rings. Excludes base, earth work and grass or sod.

32 12 43 00-0002	SY	1" Thick, Recycled Plastic Flexible Pavement With Sand Fill.....	37.05
		Note: Includes sand fill in rings. Excludes base, earth work and grass or sod. Invisible Structures, Inc.; Grasspave2.	
		For Up To 100, Add	12.20
		For >100 To 500, Add	3.03
		For >1,000 To 5,000, Deduct	-1.18
		For >5,000, Deduct	-2.52

32 12 73 Asphalt Paving Joint Sealants (32 12)**32 12 73 00-0001 Expansion Joint In Sidewalk (32 12 73)**

32 12 73 00-0002	LF	For Hot Asphalt Poured Over Expansion Joint In Sidewalk.....	3.65
------------------	----	--	------

32 13 Rigid Paving (32 10)**32 13 13 Concrete Paving (32 13)**

Note: The following section includes spreading and placing delivered Portland cement concrete mix.

32 13 13 33 Plain Concrete Paving (32 13 13)**32 13 13 33-0001 Concrete Paving Assemblies (32 13 13 33)**

Note: Includes forms, wire mesh (where necessary), two mat layers #3-#6 reinforcing rods at 12" on center with chairs (where necessary), vapor barrier, concrete, curing, latex or hot asphalt expansion joints, control joints, screed, float and finish. Excludes excavation, base and earthwork. Includes concrete paving machine. To be used for roadways, driveways, parking areas, or other areas of vehicular traffic. See CSI section 03 05 13 00-0001 for color additive.

32 13 13 33-0002 4,500 PSI Concrete Paving Assembly (32 13 13 33-0001)

32 13 13 33-0003	SY	4" 4,500 PSI Concrete Paving Assembly.....	58.80
		For 2,500 PSI Concrete, Deduct	-3.38
		For 3,000 PSI Concrete, Deduct	-2.20
		For 3,500 PSI Concrete, Deduct	-1.76
		For 4,000 PSI Concrete, Deduct	-0.76
		For 5,000 PSI Concrete, Add	0.47
		For High Sulfate Resistance, Type 5 Cement Concrete ASTM C150, Add	3.82
		For <12' Wide Pass, Add	10.29
		For 24' Or Greater Wide Pass, Deduct	-11.76
		For Air Entrainment, Add	1.47
		For Slipforming, Deduct	-5.88
		For Up To 100, Add	23.53
		For >100 To 250, Add	13.23
		For >250 To 500, Add	6.62
		For >1,000 To 2,000, Deduct	-1.47
		For >2,000 To 5,000, Deduct	-2.94
		For >5,000 To 10,000, Deduct	-4.41
		For >10,000 To 20,000, Deduct	-5.88
		For >20,000, Deduct	-7.35



		Exterior Improvements	32
		Bases, Ballasts, and Paving	32 10
		Rigid Paving	32 13

MINOR	CSI	UOM	DESCRIPTION	TOTAL DIRECT UNIT COST	DEMOLITION UNIT COST
32 13 13 33-0004	SY		5" 4,500 PSI Concrete Paving Assembly.....	69.57	
			For 2,500 PSI Concrete, Deduct	-4.24	
			For 3,000 PSI Concrete, Deduct	-2.77	
			For 3,500 PSI Concrete, Deduct	-2.21	
			For 4,000 PSI Concrete, Deduct	-0.96	
			For 5,000 PSI Concrete, Add	0.59	
			For High Sulfate Resistance, Type 5 Cement Concrete ASTM C150, Add	4.79	
			For <12' Wide Pass, Add	11.86	
			For 24' Or Greater Wide Pass, Deduct	-13.91	
			For Air Entrainment, Add	1.84	
			For Slipforming, Deduct	-6.96	
			For Up To 100, Add	26.99	
			For >100 To 250, Add	15.34	
			For >250 To 500, Add	7.67	
			For >1,000 To 2,000, Deduct	-1.84	
			For >2,000 To 5,000, Deduct	-3.58	
			For >5,000 To 10,000, Deduct	-5.32	
			For >10,000 To 20,000, Deduct	-7.06	
			For >20,000, Deduct	-8.80	
32 13 13 33-0005	SY		6" 4,500 PSI Concrete Paving Assembly.....	74.32	
			For 2,500 PSI Concrete, Deduct	-4.47	
			For 3,000 PSI Concrete, Deduct	-2.92	
			For 3,500 PSI Concrete, Deduct	-2.33	
			For 4,000 PSI Concrete, Deduct	-1.01	
			For 5,000 PSI Concrete, Add	0.62	
			For High Sulfate Resistance, Type 5 Cement Concrete ASTM C150, Add	5.06	
			For <12' Wide Pass, Add	12.75	
			For 24' Or Greater Wide Pass, Deduct	-14.86	
			For Air Entrainment, Add	1.94	
			For Slipforming, Deduct	-7.43	
			For Up To 100, Add	29.04	
			For >100 To 250, Add	16.46	
			For >250 To 500, Add	8.23	
			For >1,000 To 2,000, Deduct	-1.94	
			For >2,000 To 5,000, Deduct	-3.80	
			For >5,000 To 10,000, Deduct	-5.66	
			For >10,000 To 20,000, Deduct	-7.52	
			For >20,000, Deduct	-9.38	
32 13 13 33-0006	SY		7" 4,500 PSI Concrete Paving Assembly.....	88.30	
			For 2,500 PSI Concrete, Deduct	-5.64	
			For 3,000 PSI Concrete, Deduct	-3.68	
			For 3,500 PSI Concrete, Deduct	-2.94	
			For 4,000 PSI Concrete, Deduct	-1.28	
			For 5,000 PSI Concrete, Add	0.78	
			For High Sulfate Resistance, Type 5 Cement Concrete ASTM C150, Add	6.38	
			For <12' Wide Pass, Add	14.72	
			For 24' Or Greater Wide Pass, Deduct	-17.66	
			For Air Entrainment, Add	2.45	
			For Slipforming, Deduct	-8.83	
			For Up To 100, Add	33.36	
			For >100 To 250, Add	19.13	
			For >250 To 500, Add	9.57	
			For >1,000 To 2,000, Deduct	-2.45	
			For >2,000 To 5,000, Deduct	-4.66	
			For >5,000 To 10,000, Deduct	-6.87	
			For >10,000 To 20,000, Deduct	-9.08	
			For >20,000, Deduct	-11.28	
32 13 13 33-0007	SY		8" 4,500 PSI Concrete Paving Assembly.....	100.92	
			For 2,500 PSI Concrete, Deduct	-6.19	
			For 3,000 PSI Concrete, Deduct	-4.04	
			For 3,500 PSI Concrete, Deduct	-3.23	
			For 4,000 PSI Concrete, Deduct	-1.40	
			For 5,000 PSI Concrete, Add	0.86	
			For High Sulfate Resistance, Type 5 Cement Concrete ASTM C150, Add	7.00	
			For <12' Wide Pass, Add	17.16	
			For 24' Or Greater Wide Pass, Deduct	-20.18	
			For Air Entrainment, Add	2.69	
			For Slipforming, Deduct	-10.09	
			For Up To 100, Add	39.02	
			For >100 To 250, Add	22.20	
			For >250 To 500, Add	11.10	
			For >1,000 To 2,000, Deduct	-2.69	
			For >2,000 To 5,000, Deduct	-5.21	
			For >5,000 To 10,000, Deduct	-7.74	
			For >10,000 To 20,000, Deduct	-10.26	
			For >20,000, Deduct	-12.78	

32 Exterior Improvements

32 10 Bases, Ballasts, and Paving

32 13 Rigid Paving



MINOR
CSI UOM DESCRIPTION

TOTAL DIRECT DEMOLITION
UNIT COST UNIT COST

32 13 13 33-0008	SY	9" 4,500 PSI Concrete Paving Assembly.....	114.20
		<i>For 2,500 PSI Concrete, Deduct</i>	-7.15
		<i>For 3,000 PSI Concrete, Deduct</i>	-4.67
		<i>For 3,500 PSI Concrete, Deduct</i>	-3.73
		<i>For 4,000 PSI Concrete, Deduct</i>	-1.62
		<i>For 5,000 PSI Concrete, Add</i>	1.00
		<i>For High Sulfate Resistance, Type 5 Cement Concrete ASTM C150, Add</i>	8.09
		<i>For <12' Wide Pass, Add</i>	19.22
		<i>For 24' Or Greater Wide Pass, Deduct</i>	-22.84
		<i>For Air Entrainment, Add</i>	3.11
		<i>For Slipforming, Deduct</i>	-11.42
		<i>For Up To 100, Add</i>	43.64
		<i>For >100 To 250, Add</i>	24.93
		<i>For >250 To 500, Add</i>	12.46
		<i>For >1,000 To 2,000, Deduct</i>	-3.11
		<i>For >2,000 To 5,000, Deduct</i>	-5.97
		<i>For >5,000 To 10,000, Deduct</i>	-8.82
		<i>For >10,000 To 20,000, Deduct</i>	-11.68
		<i>For >20,000, Deduct</i>	-14.53
32 13 13 33-0009	SY	10" 4,500 PSI Concrete Paving Assembly.....	127.29
		<i>For 2,500 PSI Concrete, Deduct</i>	-7.87
		<i>For 3,000 PSI Concrete, Deduct</i>	-5.13
		<i>For 3,500 PSI Concrete, Deduct</i>	-4.11
		<i>For 4,000 PSI Concrete, Deduct</i>	-1.78
		<i>For 5,000 PSI Concrete, Add</i>	1.09
		<i>For High Sulfate Resistance, Type 5 Cement Concrete ASTM C150, Add</i>	8.90
		<i>For <12' Wide Pass, Add</i>	21.56
		<i>For 24' Or Greater Wide Pass, Deduct</i>	-25.46
		<i>For Air Entrainment, Add</i>	3.42
		<i>For Slipforming, Deduct</i>	-12.73
		<i>For Up To 100, Add</i>	49.00
		<i>For >100 To 250, Add</i>	27.92
		<i>For >250 To 500, Add</i>	13.96
		<i>For >1,000 To 2,000, Deduct</i>	-3.42
		<i>For >2,000 To 5,000, Deduct</i>	-6.60
		<i>For >5,000 To 10,000, Deduct</i>	-9.79
		<i>For >10,000 To 20,000, Deduct</i>	-12.97
		<i>For >20,000, Deduct</i>	-16.15
32 13 13 33-0010	SY	12" 4,500 PSI Concrete Paving Assembly.....	151.66
		<i>For 2,500 PSI Concrete, Deduct</i>	-9.32
		<i>For 3,000 PSI Concrete, Deduct</i>	-6.08
		<i>For 3,500 PSI Concrete, Deduct</i>	-4.86
		<i>For 4,000 PSI Concrete, Deduct</i>	-2.11
		<i>For 5,000 PSI Concrete, Add</i>	1.30
		<i>For High Sulfate Resistance, Type 5 Cement Concrete ASTM C150, Add</i>	10.53
		<i>For <12' Wide Pass, Add</i>	25.76
		<i>For 24' Or Greater Wide Pass, Deduct</i>	-30.33
		<i>For Air Entrainment, Add</i>	4.05
		<i>For Slipforming, Deduct</i>	-15.17
		<i>For Up To 100, Add</i>	58.58
		<i>For >100 To 250, Add</i>	33.34
		<i>For >250 To 500, Add</i>	16.67
		<i>For >1,000 To 2,000, Deduct</i>	-4.05
		<i>For >2,000 To 5,000, Deduct</i>	-7.84
		<i>For >5,000 To 10,000, Deduct</i>	-11.63
		<i>For >10,000 To 20,000, Deduct</i>	-15.43
		<i>For >20,000, Deduct</i>	-19.22
32 13 13 33-0011	SY	15" 4,500 PSI Concrete Paving Assembly.....	193.25
		<i>For 2,500 PSI Concrete, Deduct</i>	-11.44
		<i>For 3,000 PSI Concrete, Deduct</i>	-7.46
		<i>For 3,500 PSI Concrete, Deduct</i>	-5.97
		<i>For 4,000 PSI Concrete, Deduct</i>	-2.59
		<i>For 5,000 PSI Concrete, Add</i>	1.59
		<i>For High Sulfate Resistance, Type 5 Cement Concrete ASTM C150, Add</i>	12.94
		<i>For <12' Wide Pass, Add</i>	33.39
		<i>For 24' Or Greater Wide Pass, Deduct</i>	-38.65
		<i>For Air Entrainment, Add</i>	4.98
		<i>For Slipforming, Deduct</i>	-19.33
		<i>For Up To 100, Add</i>	76.15
		<i>For >100 To 250, Add</i>	43.05
		<i>For >250 To 500, Add</i>	21.53
		<i>For >1,000 To 2,000, Deduct</i>	-4.98
		<i>For >2,000 To 5,000, Deduct</i>	-9.81
		<i>For >5,000 To 10,000, Deduct</i>	-14.64
		<i>For >10,000 To 20,000, Deduct</i>	-19.47
		<i>For >20,000, Deduct</i>	-24.30

32 13 16 Decorative Concrete Paving (32 13)

32 13 16 13 Patterned Concrete Paving (32 13 16)

See CSI section 32 17 26 00-0000 for tactile warning surfaces.

32 13 16 13-0001	SF	For Patterned (Tactile) Finish In Concrete Sidewalk.....	4.64
------------------	----	--	------

32 13 43 Pervious Concrete Paving (32 13)



MINOR	CSI	UOM	DESCRIPTION	TOTAL DIRECT UNIT COST	DEMOLITION UNIT COST
-------	-----	-----	-------------	------------------------	----------------------

32 13 43 00-0001			Pervious Concrete Assembly <small>(32 13 43)</small> Note: Pervious concrete is a special concrete mix with high porosity that allows water to pass through it. For paving and sidewalks.		
32 13 43 00-0002	SF		6" Thick, 15-25% Porosity, Minimum 115 PCF, Pervious Concrete Paving..... Note: Includes filter fabric, concrete, curing, finish, and control joints. Excludes excavation, base, forms and expansion joints along existing.	17.58	
			<i>For >5,000 To 30,000, Deduct</i>	-1.88	
			<i>For >30,000 To 100,000, Deduct</i>	-3.43	
			<i>For >100,000, Deduct</i>	-4.26	
32 13 43 00-0003	SF		9" Thick, 15-25% Porosity, Minimum 115 PCF, Pervious Concrete Paving..... Note: Includes filter fabric, concrete, curing, finish, and control joints. Excludes excavation, base, forms and expansion joints along existing.	22.31	
			<i>For >5,000 To 30,000, Deduct</i>	-2.31	
			<i>For >30,000 To 100,000, Deduct</i>	-4.15	
			<i>For >100,000, Deduct</i>	-5.16	
32 13 73			Concrete Paving Joint Sealants <small>(32 13)</small>		
32 13 73 13			Fuel-Resistant Concrete Paving Joint Sealants <small>(32 13 73)</small>		
32 13 73 13-0001			Concrete Pavement Joint And Crack Repair <small>(32 13 73 13)</small> Note: Includes cutting joint, removal of existing material, sweeping and cleaning area.		
32 13 73 13-0002	LF		Pavement Sealing, Roads Resealing Joints In Concrete Pavements For Roads.....	8.45	
32 13 73 16			Field-Molded Concrete Paving Joint Sealants <small>(32 13 73)</small>		
32 13 73 16-0001			Preformed Elastomeric Concrete Pavement Joint And Crack Repair <small>(32 13 73 16)</small> Note: Includes cutting joint, removal of existing material, sweeping and cleaning area.		
32 13 73 16-0002	LF		Joint Sealing, Concrete Pavement Preformed Elastomeric.....	14.71	
32 13 73 19			Compression Concrete Paving Joint Sealants <small>(32 13 73)</small>		
32 13 73 19-0001			Silicone Joint Sealant For Concrete Pavement <small>(32 13 73 19)</small> Note: Installation includes high pressure water wash, sand blast, sweeping, cleaning area, backer rod and Dow Corning 888 silicone sealant. Demolition includes removal of existing material where saw cutting is not required. Excludes saw cutting.		
32 13 73 19-0002	LF		1/4" x 1/4" Expansion And Contraction Silicone Joint Sealant For Concrete Pavement.....	10.99	2.57
32 13 73 19-0003	LF		3/8" x 1/4" Expansion And Contraction Silicone Joint Sealant For Concrete Pavement.....	11.54	2.62
32 13 73 19-0004	LF		1/2" x 1/4" Expansion And Contraction Silicone Joint Sealant For Concrete Pavement.....	12.22	2.67
32 13 73 19-0005	LF		3/4" x 3/8" Expansion And Contraction Silicone Joint Sealant For Concrete Pavement.....	14.43	2.72
32 13 73 19-0006	LF		1" x 1/2" Expansion And Contraction Silicone Joint Sealant For Concrete Pavement.....	16.91	2.78
32 13 73 19-0007	LF		1-1/2" x 1/2" Expansion And Contraction Silicone Joint Sealant For Concrete Pavement.....	20.99	2.83
32 13 73 19-0008	LF		2" x 1/2" Expansion And Contraction Silicone Joint Sealant For Concrete Pavement.....	28.91	2.89
32 14 Unit Paving <small>(32 10)</small>					
32 14 09 Paver Restraints <small>(32 14)</small>					
32 14 09 00-0001			Paver Restraints <small>(32 14 09)</small> Note: Paver restraints are used along the edge of a group of pavers as a locking border. Flexible or rigid sections. Includes stakes and connecting devices. Excludes pavers, bedding, excavation, base course and compaction.		
32 14 09 00-0002	LF		Up To 2" Height, Vinyl Paver Restraint..... <i>For >1,000 To 2,000, Deduct</i> <i>For >2,000 To 4,000, Deduct</i> <i>For >4,000, Deduct</i>	4.96 -0.70 -1.01 -1.30	1.13
32 14 09 00-0003	LF		Up To 2" Height, Galvanized Steel Paver Restraint..... <i>For >500 To 1,000, Deduct</i> <i>For >1,000 To 2,000, Deduct</i> <i>For >2,000, Deduct</i>	5.38 -0.18 -0.36 -0.54	1.13
32 14 09 00-0004	LF		Up To 1" Height, Aluminum Paver Restraint..... <i>For >250 To 500, Deduct</i> <i>For >500 To 1,000, Deduct</i> <i>For >1,000 To 1,500, Deduct</i>	5.17 -0.34 -0.51 -0.84	1.13
32 14 09 00-0005	LF		>1" To 2" Height, Aluminum Paver Restraint..... <i>For >250 To 500, Deduct</i> <i>For >500 To 1,000, Deduct</i> <i>For >1,000 To 1,500, Deduct</i>	6.11 -0.43 -0.65 -1.08	1.13
32 14 09 00-0006	LF		>2" To 3" Height, Aluminum Paver Restraint..... <i>For >250 To 500, Deduct</i> <i>For >500 To 1,000, Deduct</i> <i>For >1,000 To 1,500, Deduct</i>	7.93 -0.61 -0.92 -1.53	1.13
32 14 09 00-0007	LF		>3" To 4" Height, Aluminum Paver Restraint..... <i>For >250 To 500, Deduct</i> <i>For >500 To 1,000, Deduct</i> <i>For >1,000 To 1,500, Deduct</i>	9.32 -0.75 -1.13 -1.88	1.13
32 14 11 Bedding for Unit Paving <small>(32 14)</small>					

32 Exterior Improvements

32 10 Bases, Ballasts, and Paving

32 14 Unit Paving



MINOR
CSI UOM DESCRIPTION

TOTAL DIRECT DEMOLITION
UNIT COST UNIT COST

32 14 11 00-0001	Bedding For Brick, Precast Concrete Paver And Stone Sidewalk <small>(32 14 11)</small>		
	Note: Includes delivery up to 15 miles from the closest approved source, the cost for loading, and dumping. See CSI section 01 74 19 00-0048 for hauling greater than 15 miles.		
32 14 11 00-0002	SF 1" To 2" Sand Bedding, Screeded	0.97	
	For Up To 100, Add	0.43	
	For >100 To 500, Add	0.12	
	For >1,000 To 5,000, Deduct	-0.08	
	For >5,000, Deduct	-0.12	
32 14 11 00-0003	SF 1" To 2" Stone Dust Bedding, Screeded	1.14	
	For Up To 100, Add	0.47	
	For >100 To 500, Add	0.13	
	For >1,000 To 5,000, Deduct	-0.08	
	For >5,000, Deduct	-0.12	
32 14 11 00-0004	SF 3" Stone Dust Bedding, Screeded	1.47	
	For Up To 100, Add	0.59	
	For >100 To 500, Add	0.16	
	For >1,000 To 5,000, Deduct	-0.09	
	For >5,000, Deduct	-0.15	
32 14 11 00-0005	SF 4" Stone Dust Bedding, Screeded	1.87	
	For Up To 100, Add	0.74	
	For >100 To 500, Add	0.20	
	For >1,000 To 5,000, Deduct	-0.11	
	For >5,000, Deduct	-0.19	
32 14 11 00-0006	SF 1" Mortar Bedding	3.06	
	For Up To 100, Add	1.38	
	For >100 To 500, Add	0.40	
	For >1,000 To 5,000, Deduct	-0.24	
	For >5,000, Deduct	-0.38	
32 14 11 00-0007	SF 2" Mortar Bedding	4.50	
	For Up To 100, Add	1.94	
	For >100 To 500, Add	0.55	
	For >1,000 To 5,000, Deduct	-0.33	
	For >5,000, Deduct	-0.53	
32 14 11 00-0008	SF Thin-Set Latex Portland Cement Mortar	1.57	
	For Up To 100, Add	0.72	
	For >100 To 500, Add	0.21	
	For >1,000 To 5,000, Deduct	-0.13	
	For >5,000, Deduct	-0.20	
32 14 13 Precast Concrete Unit Paving <small>(32 14)</small>			
32 14 13 16 Precast Concrete Unit Paving Slabs <small>(32 14 13)</small>			
32 14 13 16-0001	Precast Concrete Paver Sidewalk <small>(32 14 13 16)</small>		
	Note: Square, rectangular, or interlocking pervious pavers. Includes sand joints and all finishes. Excludes bedding, excavation, base course and compaction. See CSI section 32 11 23 16-0001 for base course, 32 14 11 00-0001 for bedding.		
32 14 13 16-0002	SF 2-3/8" Thick, Up To 32 SI Precast Concrete Paver	11.10	3.05
	Note: Includes 2-1/2" x 5", 4" x 4", 4" x 6", 5" x 5", 4" x 8" and other similar size pavers.		
	For 2-3/4" Concrete Paver, Add	1.05	
	For 3-1/8" Concrete Paver, Add	1.70	
	For Cement/Sand Mix Or Polymeric Sand Joints, Add	0.86	
	For Up To 100, Add	4.31	
	For >100 To 500, Add	1.17	
	For >1,000 To 5,000, Deduct	-0.61	
	For >5,000, Deduct	-1.07	
32 14 13 16-0003	SF 2-3/8" Thick, >32 to 64 SI Precast Concrete Paver	10.54	2.78
	Note: Includes 5" x 7", 6" x 6", 8" x 8" and other similar size pavers.		
	For 2-3/4" Concrete Paver, Add	1.03	
	For 3-1/8" Concrete Paver, Add	1.66	
	For Cement/Sand Mix Or Polymeric Sand Joints, Add	0.81	
	For Up To 100, Add	4.03	
	For >100 To 500, Add	1.08	
	For >1,000 To 5,000, Deduct	-0.56	
	For >5,000, Deduct	-0.98	
32 14 13 16-0004	SF 2-3/8" Thick, >64 to 144 SI Precast Concrete Paver	10.03	2.21
	Note: Includes 6" x 12", 12" x 12" and other similar size pavers.		
	For 2-3/4" Concrete Paver, Add	1.00	
	For 3-1/8" Concrete Paver, Add	1.62	
	For Cement/Sand Mix Or Polymeric Sand Joints, Add	0.75	
	For Up To 100, Add	3.77	
	For >100 To 500, Add	1.01	
	For >1,000 To 5,000, Deduct	-0.51	
	For >5,000, Deduct	-0.91	
32 14 13 16-0005	SF 2-3/8" Thick, >144 SI Precast Concrete Paver	9.57	2.30
	Note: Includes 16" x 16", 12" x 24", 18" x 18", 24" x 24", 24" x 36", 36" x 36" and other similar size pavers.		
	For 2-3/4" Concrete Paver, Add	0.98	
	For 3-1/8" Concrete Paver, Add	1.59	
	For Cement/Sand Mix Or Polymeric Sand Joints, Add	0.71	
	For Up To 100, Add	3.54	
	For >100 To 500, Add	0.94	
	For >1,000 To 5,000, Deduct	-0.46	
	For >5,000, Deduct	-0.84	



MINOR CSI UOM DESCRIPTION	TOTAL DIRECT UNIT COST	DEMOLITION UNIT COST
32 14 13 16-0006 SF 2-3/8" Thick, Precast Concrete Paver, Combinations And Patterns Note: Patterns made by combining pavers from two or more size groups. For 2-3/4" Concrete Paver, Add For 3-1/8" Concrete Paver, Add For Cement/Sand Mix Or Polymeric Sand Joints, Add For Up To 100, Add For >100 To 500, Add For >1,000 To 5,000, Deduct For >5,000, Deduct	10.28 1.01 1.64 0.78 3.90 1.04 -0.53 -0.94	2.64
32 14 13 19 Porous Precast Concrete Unit Paving (32 14 13)		
32 14 13 19-0001 Turf Block (32 14 13 19) Note: Grass grid, open-cell unit paver, geoblock.		
32 14 13 19-0002 SF 3-1/8" Thick, Precast Concrete Turf Block For Up To 100, Add For >100 To 500, Add For >1,000 To 5,000, Deduct For >5,000, Deduct	11.68 4.25 1.11 -0.53 -0.99	2.64
32 14 16 Brick Unit Paving (32 14)		
32 14 16 00-0001 Brick Paver Sidewalk (32 14 16) Note: Includes sand joints. Excludes bedding, excavation, base course and compaction. See CSI section 32 11 23 16-0001 for base course, 32 14 11 00-0001 for bedding.		
32 14 16 00-0002 SF 4" x 8" x 2-1/4" Brick Paver, Laid Flat For 1-3/8" Thick Paver, Deduct For 2-3/4" Thick Paver (Vehicular), Add For Cement/Sand Mix Or Polymeric Sand Joints, Add For Up To 100, Add For >100 To 500, Add For >1,000 To 5,000, Deduct For >5,000, Deduct	14.51 -3.24 7.47 1.03 5.16 1.34 -0.61 -1.17	3.05
32 14 16 00-0003 SF 4" x 8" x 2-1/4" Brick, Laid On Edge For 1-3/8" Thick Paver, Deduct For 2-3/4" Thick Paver (Vehicular), Add For Cement/Sand Mix Or Polymeric Sand Joints, Add For Up To 100, Add For >100 To 500, Add For >1,000 To 5,000, Deduct For >5,000, Deduct	21.87 -5.57 13.07 1.44 7.21 1.79 -0.70 -1.49	3.48
32 14 33 Plastic Paving (32 14)		
32 14 33 13 Permeable Plastic Paving (32 14 33)		
32 14 33 13-0001 Turf Block Plastic Paving (32 14 33 13)		
32 14 33 13-0002 SF 4" Thick Recycled Polyvinyl Chloride (PVC) Plastic Turf Block For Up To 100, Add For >100 To 500, Add For >1,000 To 5,000, Deduct For >5,000, Deduct	17.95 5.81 1.43 -0.53 -1.17	2.64
32 14 40 Stone Paving (32 14)		
32 14 40 00-0001 Slate Paver Sidewalk (32 14 40) Note: Includes sand joints and all finishes. Excludes bedding, excavation, base course and compaction. See CSI section 32 11 23 16-0001 for base course, 32 14 11 00-0001 for bedding.		
32 14 40 00-0002 SF 1" Thick, Up to 54 SI Slate Paver Note: Includes 3" x 9", 6" x 6", 6" x 9" and other similar size pavers. For Cement/Sand Mix Or Polymeric Sand Joints, Add For 1/4" Thick Paver, Deduct For 1/2" Thick Paver, Deduct For Up To 100, Add For >100 To 500, Add For >1,000 To 5,000, Deduct For >5,000, Deduct	15.11 1.01 -7.70 -5.39 5.04 1.26 -0.51 -1.06	2.53
32 14 40 00-0003 SF 1" Thick, >54 to 108 SI Slate Paver Note: Includes 6" x 12", 9" x 9", 6" x 18", 9" x 12" and other similar size pavers. For Cement/Sand Mix Or Polymeric Sand Joints, Add For 1/4" Thick Paver, Deduct For 1/2" Thick Paver, Deduct For Up To 100, Add For >100 To 500, Add For >1,000 To 5,000, Deduct For >5,000, Deduct	14.65 0.96 -7.59 -5.32 4.81 1.19 -0.46 -0.99	2.30

32 Exterior Improvements

32 10 Bases, Ballasts, and Paving

32 14 Unit Paving



MINOR	CSI	UOM	DESCRIPTION	TOTAL DIRECT UNIT COST	DEMOLITION UNIT COST
32 14 40 00-0004	SF		1" Thick, >108 to 216 SI Slate Paver Note: Includes 12" x 12", 6" x 24", 9" x 18", 9" x 24", 12" x 18" and other similar size pavers. <i>For Cement/Sand Mix Or Polymeric Sand Joints, Add</i> <i>For 1/4" Thick Paver, Deduct</i> <i>For 1/2" Thick Paver, Deduct</i> <i>For Up To 100, Add</i> <i>For >100 To 500, Add</i> <i>For >1,000 To 5,000, Deduct</i> <i>For >5,000, Deduct</i>	13.86	1.90
32 14 40 00-0005	SF		1" Thick, >216 SI Slate Paver Note: Includes 16" x 16", 12" x 24", 18" x 18", 24" x 24", 24" x 36", 36" x 36" and other similar size pavers. <i>For Cement/Sand Mix Or Polymeric Sand Joints, Add</i> <i>For 1/4" Thick Paver, Deduct</i> <i>For 1/2" Thick Paver, Deduct</i> <i>For Up To 100, Add</i> <i>For >100 To 500, Add</i> <i>For >1,000 To 5,000, Deduct</i> <i>For >5,000, Deduct</i>	13.52	1.72
32 14 40 00-0006	SF		1" Thick, Slate Paver, Combinations And Patterns Note: Patterns made by combining pavers from two or more size groups. <i>For Cement/Sand Mix Or Polymeric Sand Joints, Add</i> <i>For 1/4" Thick Paver, Deduct</i> <i>For 1/2" Thick Paver, Deduct</i> <i>For Up To 100, Add</i> <i>For >100 To 500, Add</i> <i>For >1,000 To 5,000, Deduct</i> <i>For >5,000, Deduct</i>	14.22	2.08
32 14 40 00-0007			Granite Paver Sidewalk <small>(32 14 40)</small> Note: Includes sand joints and all finishes. Excludes bedding, excavation, base course and compaction. See CSI section 32 11 23 16-0001 for base course, 32 14 11 00-0001 for bedding.		
32 14 40 00-0008	SF		1" Thick, Up to 54 SI Granite Paver Note: Includes 3" x 9", 6" x 6", 6" x 9" and other similar size pavers. <i>For Cement/Sand Mix Or Polymeric Sand Joints, Add</i> <i>For 2" Granite Paver, Add</i> <i>For 3" Granite Paver, Add</i> <i>For 4" Granite Paver, Add</i> <i>For Up To 100, Add</i> <i>For >100 To 500, Add</i> <i>For >1,000 To 5,000, Deduct</i> <i>For >5,000, Deduct</i>	22.62	2.53
32 14 40 00-0009	SF		1" Thick, >54 to 108 SI Granite Paver..... Note: Includes 6" x 12", 9" x 9", 6" x 18", 9" x 12" and other similar size pavers. <i>For Cement/Sand Mix Or Polymeric Sand Joints, Add</i> <i>For 2" Granite Paver, Add</i> <i>For 3" Granite Paver, Add</i> <i>For 4" Granite Paver, Add</i> <i>For Up To 100, Add</i> <i>For >100 To 500, Add</i> <i>For >1,000 To 5,000, Deduct</i> <i>For >5,000, Deduct</i>	22.16	2.30
32 14 40 00-0010	SF		1" Thick, >108 to 216 SI Granite Paver..... Note: Includes 12" x 12", 6" x 24", 9" x 18", 9" x 24", 12" x 18" and other similar size pavers. <i>For Cement/Sand Mix Or Polymeric Sand Joints, Add</i> <i>For 2" Granite Paver, Add</i> <i>For 3" Granite Paver, Add</i> <i>For 4" Granite Paver, Add</i> <i>For Up To 100, Add</i> <i>For >100 To 500, Add</i> <i>For >1,000 To 5,000, Deduct</i> <i>For >5,000, Deduct</i>	21.37	1.90
32 14 40 00-0011	SF		1" Thick, >216 SI Granite Paver Note: Includes 16" x 16", 12" x 24", 18" x 18", 24" x 24" and other similar size pavers. <i>For Cement/Sand Mix Or Polymeric Sand Joints, Add</i> <i>For 2" Granite Paver, Add</i> <i>For 3" Granite Paver, Add</i> <i>For 4" Granite Paver, Add</i> <i>For Up To 100, Add</i> <i>For >100 To 500, Add</i> <i>For >1,000 To 5,000, Deduct</i> <i>For >5,000, Deduct</i>	21.03	1.72
32 14 40 00-0012	SF		1" Thick, Granite Paver, Combinations And Patterns Note: Patterns made by combining pavers from two or more size groups. <i>For Cement/Sand Mix Or Polymeric Sand Joints, Add</i> <i>For 2" Granite Paver, Add</i> <i>For 3" Granite Paver, Add</i> <i>For 4" Granite Paver, Add</i> <i>For Up To 100, Add</i> <i>For >100 To 500, Add</i> <i>For >1,000 To 5,000, Deduct</i> <i>For >5,000, Deduct</i>	21.73	2.08

32 15 Aggregate Surfacing (32 10)



Exterior Improvements	32
Bases, Ballasts, and Paving	32 10
Aggregate Surfacing	32 15

MINOR CSI UOM DESCRIPTION	TOTAL DIRECT UNIT COST	DEMOLITION UNIT COST
32 15 40 Crushed Stone Surfacing ^(32 15) Note: Includes delivery up to 15 miles from supplier, placement, rolling and compaction water. See CSI section 01 74 19 00-0048 for hauling greater than 15 miles.		
32 15 40 00-0001 Gravel Surfacing And Spreading ^(32 15 40) Note: Includes delivered material, placement, rolling and compaction water.		
32 15 40 00-0002 CY Gravel Surfacing And Spreading	90.58	
32 15 40 00-0003 Limestone Screenings ^(32 15 40) Note: Includes delivered material, placement, rolling and compaction water. For trail maintenance.		
32 15 40 00-0004 CY Limestone Screenings For Trail	88.28	
32 15 40 00-0005 Decomposed Granite ^(32 15 40) Note: Includes delivered material, placement, rolling and compaction water.		
32 15 40 00-0006 SY 3" To 4" Thick Decomposed Granite Screenings With Stabilizer Pathway	18.77	
Note: Placed in 2 lifts.		
For Additional 2" Lift	9.39	
For >45 To 180, Deduct	-1.26	
For >180 To 450, Deduct	-1.57	
For >450, Deduct	-1.89	
32 16 Curbs, Gutters, Sidewalks, and Driveways ^(32 16)		
32 16 13 Curbs and Gutters ^(32 16) Note: Includes transitions. Demolition Includes two saw cuts (each end) of curbs and gutters for lengths up to 100'. See CSI section 02 41 19 13-0059 for additional saw cuts within the 100'.		
32 16 13 13 Cast-In-Place Concrete Curbs and Gutters ^(32 16 13) Note: Includes concrete, forms, rebar (where required), rebar chairs (where necessary), expansion joints, finish and curing.		
32 16 13 13-0001 Cast In Place Concrete Curbs ^(32 16 13 13) Note: Includes delivered concrete, forms, rebar, chairs (where necessary), expansion joints, finish and curing.		
32 16 13 13-0002 LF 6" x 12" Cast In Place Concrete Curb (Type A1-6)	18.93	9.72
For Mountable Curb, Add	1.37	
For Up To 20, Add	11.56	
For >20 To 50, Add	6.56	
For >50 To 100, Add	2.50	
For >500 To 1,000, Deduct	-2.50	
For >1,000, Deduct	-4.23	
32 16 13 13-0003 LF 6" x 12" Cast In Place Concrete Curb - Radius (Type A1-6)	21.71	11.18
For Mountable Curb, Add	1.59	
For Up To 20, Add	13.34	
For >20 To 50, Add	7.57	
For >50 To 100, Add	2.88	
For >500 To 1,000, Deduct	-2.88	
For >1,000, Deduct	-4.87	
32 16 13 13-0004 LF 6" x 14" Cast In Place Concrete Curb (Type A1-8)	20.81	9.72
For Mountable Curb, Add	1.49	
For Up To 20, Add	12.67	
For >20 To 50, Add	7.18	
For >50 To 100, Add	2.74	
For >500 To 1,000, Deduct	-2.74	
For >1,000, Deduct	-4.63	
32 16 13 13-0005 LF 6" x 14" Cast In Place Concrete Curb - Radius (Type A1-8)	23.87	11.18
For Mountable Curb, Add	1.74	
For Up To 20, Add	14.62	
For >20 To 50, Add	8.29	
For >50 To 100, Add	3.16	
For >500 To 1,000, Deduct	-3.16	
For >1,000, Deduct	-5.34	
32 16 13 13-0006 LF 6" x 16" Cast In Place Concrete Curb	22.92	9.72
For Mountable Curb, Add	1.60	
For Up To 20, Add	13.82	
For >20 To 50, Add	7.83	
For >50 To 100, Add	2.99	
For >500 To 1,000, Deduct	-2.99	
For >1,000, Deduct	-5.06	
32 16 13 13-0007 LF 6" x 16" Cast In Place Concrete Curb - Radius	26.19	14.59
For Mountable Curb, Add	1.88	
For Up To 20, Add	15.93	
For >20 To 50, Add	9.04	
For >50 To 100, Add	3.45	
For >500 To 1,000, Deduct	-3.45	
For >1,000, Deduct	-5.83	
32 16 13 13-0008 LF 6" x 18" Cast In Place Concrete Curb	24.59	9.72
For Mountable Curb, Add	1.69	
For Up To 20, Add	14.74	
For >20 To 50, Add	8.35	
For >50 To 100, Add	3.19	
For >500 To 1,000, Deduct	-3.19	
For >1,000, Deduct	-5.41	

32 Exterior Improvements

32 10 Bases, Ballasts, and Paving

32 16 Curbs, Gutters, Sidewalks, and Driveways



MINOR	CSI	UOM	DESCRIPTION	TOTAL DIRECT UNIT COST	DEMOLITION UNIT COST
32 16 13	13-0009	LF	6" x 18" Cast In Place Concrete Curb - Radius.....	27.80	11.18
			<i>For Mountable Curb, Add</i>	1.94	
			<i>For Up To 20, Add</i>	16.75	
			<i>For >20 To 50, Add</i>	9.49	
			<i>For >50 To 100, Add</i>	3.63	
			<i>For >500 To 1,000, Deduct</i>	-3.63	
			<i>For >1,000, Deduct</i>	-6.14	
32 16 13	13-0010	LF	6" x 24" Cast In Place Concrete Curb.....	28.29	10.70
			<i>For Mountable Curb, Add</i>	1.80	
			<i>For Up To 20, Add</i>	16.47	
			<i>For >20 To 50, Add</i>	9.32	
			<i>For >50 To 100, Add</i>	3.58	
			<i>For >500 To 1,000, Deduct</i>	-3.58	
			<i>For >1,000, Deduct</i>	-6.07	
32 16 13	13-0011	LF	6" x 24" Cast In Place Concrete Curb - Radius.....	31.65	12.15
			<i>For Mountable Curb, Add</i>	2.03	
			<i>For Up To 20, Add</i>	18.49	
			<i>For >20 To 50, Add</i>	10.46	
			<i>For >50 To 100, Add</i>	4.01	
			<i>For >500 To 1,000, Deduct</i>	-4.01	
			<i>For >1,000, Deduct</i>	-6.81	
32 16 13	13-0012	LF	12" x 24" Cast In Place Concrete Curb.....	36.89	12.15
			<i>For Mountable Curb, Add</i>	1.74	
			<i>For Up To 20, Add</i>	19.53	
			<i>For >20 To 50, Add</i>	10.98	
			<i>For >50 To 100, Add</i>	4.28	
			<i>For >500 To 1,000, Deduct</i>	-4.28	
			<i>For >1,000, Deduct</i>	-7.34	
32 16 13	13-0013	LF	12" x 24" Cast In Place Concrete Curb - Radius.....	41.07	13.61
			<i>For Mountable Curb, Add</i>	1.96	
			<i>For Up To 20, Add</i>	21.83	
			<i>For >20 To 50, Add</i>	12.28	
			<i>For >50 To 100, Add</i>	4.78	
			<i>For >500 To 1,000, Deduct</i>	-4.78	
			<i>For >1,000, Deduct</i>	-8.19	
32 16 13	13-0014	EA	Additional Finish For Handicap Drop Section In Curb.....	72.92	
32 16 13	13-0015		Cast In Place Concrete Curb And Gutter <small>(32 16 13 13)</small>		
			Note: Includes concrete, forms, rebar, chairs (where necessary), transitions, expansion joints, finish and curing.		
32 16 13	13-0016	LF	6" x 12" Cast In Place Concrete Gutter With 6" Curb And Face - Straight.....	26.07	11.83
			<i>For Up To 20, Add</i>	17.71	
			<i>For >20 To 50, Add</i>	9.89	
			<i>For >50 To 100, Add</i>	3.91	
			<i>For >500 To 1,000, Deduct</i>	-3.37	
			<i>For >1,000, Deduct</i>	-5.71	
			<i>For Mountable Or Rolled Curb And Gutter, Add</i>	1.78	
32 16 13	13-0017	LF	6" x 12" Cast In Place Concrete Gutter With 6" Curb And Face - Radius.....	28.43	15.78
			<i>For Up To 20, Add</i>	19.33	
			<i>For >20 To 50, Add</i>	10.80	
			<i>For >50 To 100, Add</i>	4.26	
			<i>For >500 To 1,000, Deduct</i>	-3.69	
			<i>For >1,000, Deduct</i>	-6.25	
			<i>For Mountable Or Rolled Curb And Gutter, Add</i>	1.95	
32 16 13	13-0018	LF	6" x 18" Cast In Place Concrete Gutter With 6" Curb And Face - Straight.....	33.13	13.11
			<i>For Up To 20, Add</i>	22.49	
			<i>For >20 To 50, Add</i>	12.55	
			<i>For >50 To 100, Add</i>	4.97	
			<i>For >500 To 1,000, Deduct</i>	-4.27	
			<i>For >1,000, Deduct</i>	-7.23	
			<i>For Mountable Or Rolled Curb And Gutter, Add</i>	2.23	
32 16 13	13-0019	LF	6" x 18" Cast In Place Concrete Gutter With 6" Curb And Face - Radius.....	36.60	14.60
			<i>For Up To 20, Add</i>	24.87	
			<i>For >20 To 50, Add</i>	13.89	
			<i>For >50 To 100, Add</i>	5.49	
			<i>For >500 To 1,000, Deduct</i>	-4.74	
			<i>For >1,000, Deduct</i>	-8.02	
			<i>For Mountable Or Rolled Curb And Gutter, Add</i>	2.50	
32 16 13	13-0020	LF	6" x 24" Cast In Place Concrete Gutter With 6" Curb And Face - Straight (Type A3-6).....	40.16	15.78
			<i>For Up To 20, Add</i>	27.25	
			<i>For >20 To 50, Add</i>	15.20	
			<i>For >50 To 100, Add</i>	6.02	
			<i>For >500 To 1,000, Deduct</i>	-5.16	
			<i>For >1,000, Deduct</i>	-8.75	
			<i>For Mountable Or Rolled Curb And Gutter, Add</i>	2.68	
32 16 13	13-0021	LF	6" x 24" Cast In Place Concrete Gutter With 6" Curb And Face - Radius (Type A3-6).....	44.75	17.75
			<i>For Up To 20, Add</i>	30.40	
			<i>For >20 To 50, Add</i>	16.97	
			<i>For >50 To 100, Add</i>	6.71	
			<i>For >500 To 1,000, Deduct</i>	-5.79	
			<i>For >1,000, Deduct</i>	-9.80	
			<i>For Mountable Or Rolled Curb And Gutter, Add</i>	3.04	



MINOR CSI UOM DESCRIPTION	TOTAL DIRECT UNIT COST	DEMOLITION UNIT COST
32 16 13 13-0022 LF 6" x 24" Cast In Place Concrete Gutter With 6" Curb And 8" Face - Straight.....	42.20	15.78
For Up To 20, Add	28.63	
For >20 To 50, Add	15.97	
For >50 To 100, Add	6.33	
For >500 To 1,000, Deduct	-5.42	
For >1,000, Deduct	-9.19	
For Mountable Or Rolled Curb And Gutter, Add	2.82	
For Tapered Gutter With Level Bottom (Type A2-6 Or 8), Add	0.91	
32 16 13 13-0023 LF 6" x 24" Cast In Place Concrete Gutter With 6" Curb And 8" Face - Radius.....	47.01	17.75
For Up To 20, Add	31.93	
For >20 To 50, Add	17.83	
For >50 To 100, Add	7.05	
For >500 To 1,000, Deduct	-6.08	
For >1,000, Deduct	-10.29	
For Mountable Or Rolled Curb And Gutter, Add	3.19	
For Tapered Gutter With Level Bottom (Type A2-6 Or 8), Add	0.97	
32 16 13 13-0024 LF 6" x 30" Cast In Place Concrete Gutter With 6" Curb And Face - Straight.....	47.71	18.74
For Up To 20, Add	32.37	
For >20 To 50, Add	18.06	
For >50 To 100, Add	7.16	
For >500 To 1,000, Deduct	-6.13	
For >1,000, Deduct	-10.39	
For Mountable Or Rolled Curb And Gutter, Add	3.18	
32 16 13 13-0025 LF 6" x 30" Cast In Place Concrete Gutter With 6" Curb And Face - Radius.....	52.43	20.71
For Up To 20, Add	35.60	
For >20 To 50, Add	19.87	
For >50 To 100, Add	7.86	
For >500 To 1,000, Deduct	-6.76	
For >1,000, Deduct	-11.45	
For Mountable Or Rolled Curb And Gutter, Add	3.53	
32 16 13 13-0026 LF 6" x 36" Cast In Place Concrete Gutter With 6" Curb And Face - Straight.....	55.25	21.69
For Up To 20, Add	37.49	
For >20 To 50, Add	20.91	
For >50 To 100, Add	8.29	
For >500 To 1,000, Deduct	-7.10	
For >1,000, Deduct	-12.03	
For Mountable Or Rolled Curb And Gutter, Add	3.69	
32 16 13 13-0027 LF 6" x 36" Cast In Place Concrete Gutter With 6" Curb And Face - Radius.....	60.11	23.67
For Up To 20, Add	40.80	
For >20 To 50, Add	22.77	
For >50 To 100, Add	9.02	
For >500 To 1,000, Deduct	-7.74	
For >1,000, Deduct	-13.11	
For Mountable Or Rolled Curb And Gutter, Add	4.03	
32 16 13 13-0028 LF 6" x 42" Cast In Place Concrete Gutter With 6" Curb And Face - Straight.....	62.79	24.65
For Up To 20, Add	42.60	
For >20 To 50, Add	23.77	
For >50 To 100, Add	9.42	
For >500 To 1,000, Deduct	-8.07	
For >1,000, Deduct	-13.67	
For Mountable Or Rolled Curb And Gutter, Add	4.19	
32 16 13 13-0029 LF 6" x 42" Cast In Place Concrete Gutter With 6" Curb And Face - Radius.....	69.75	27.61
For Up To 20, Add	47.37	
For >20 To 50, Add	26.45	
For >50 To 100, Add	10.46	
For >500 To 1,000, Deduct	-9.01	
For >1,000, Deduct	-15.26	
For Mountable Or Rolled Curb And Gutter, Add	4.72	

32 16 13 13-0030 Curb And Parkway Drains (32 16 13 13)

Note: Includes concrete, forms, rebar, expansion joints, finish and curing.

32 16 13 13-0031 EA Case I Inlet Structure For Curb Drain	2,193.20
32 16 13 13-0032 EA Case II Inlet Structure For Curb Drain	1,974.94
32 16 13 13-0033 EA Up To 30" Wide Inlet Type I Structure For Parkway Drain.....	2,255.15
32 16 13 13-0034 EA 36" Wide Inlet Type I Structure For Parkway Drain	2,299.77
32 16 13 13-0035 EA 42" Wide Inlet Type I Structure For Parkway Drain	2,345.28
32 16 13 13-0036 EA 48" Wide Inlet Type I Structure For Parkway Drain	2,386.19
32 16 13 13-0037 EA 54" Wide Inlet Type I Structure For Parkway Drain	2,453.09
32 16 13 13-0038 EA 60" Wide Inlet Type I Structure For Parkway Drain	2,501.79
32 16 13 13-0039 EA 66" Wide Inlet Type I Structure For Parkway Drain	2,545.54
32 16 13 13-0040 EA 72" Wide Inlet Type I Structure For Parkway Drain	2,591.75
32 16 13 13-0041 LF Up To 30" Wide x 4" Concrete Duct For Parkway Drain	143.42
32 16 13 13-0042 LF 42" Wide x 4" Concrete Duct For Parkway Drain	163.25
32 16 13 13-0043 LF 48" Wide x 4" Concrete Duct For Parkway Drain	183.08
32 16 13 13-0044 LF 54" Wide x 4" Concrete Duct For Parkway Drain.....	202.92
32 16 13 13-0045 LF 60" Wide x 4" Concrete Duct For Parkway Drain	222.74
32 16 13 13-0046 LF 66" Wide x 4" Concrete Duct For Parkway Drain.....	242.57
32 16 13 13-0047 LF 72" Wide x 4" Concrete Duct For Parkway Drain.....	262.40

32 16 13 14 Machine Formed, Slip Form Curbs (32 16 13)

Note: Includes delivered concrete, steel, expansion joints and finish.

32 16 13 14-0001 Curbs, Machine Formed, Slip Form (32 16 13 14)

Note: Includes delivered concrete, steel, expansion joints and finish.

32 Exterior Improvements
32 10 Bases, Ballasts, and Paving
32 16 Curbs, Gutters, Sidewalks, and Driveways



MINOR	CSI	UOM	DESCRIPTION	TOTAL DIRECT UNIT COST	DEMOLITION UNIT COST
32 16 13 14-0002	EA		Machine Formed Concrete Curb Minimum Set-Up Charge (One Time Per Job).....	1,497.51	
Note: For projects where the total curbing charge is less than the minimum set-up charge, use this task exclusively. This task shall not be used in conjunction with any other tasks in this section.					
32 16 13 14-0003	LF		6" x 12" Straight Concrete Curb, Machine Formed.....	12.37	
32 16 13 14-0004	LF		6" x 12" Curved Concrete Curb, Machine Formed.....	16.92	
32 16 13 14-0005	LF		6" x 18" Straight Concrete Curb, Machine Formed.....	16.33	
32 16 13 14-0006	LF		6" x 18" Curved Concrete Curb, Machine Formed.....	21.70	
32 16 13 16 Steel Faced Curbs (32 16 13)					
Note: Fabrication includes handicap and other curb access cuts.					
32 16 13 16-0001 Sidewalk/Curb Facing (32 16 13 16)					
Note: Fabrication includes handicap and other curb access cuts.					
32 16 13 16-0002	LF		3" Steel Sidewalk/Curb Facing, With Steel Anchor, 12" On Center.....	16.70	5.44
For Curved Section, Add				3.70	
32 16 13 16-0003	LF		4" Steel Sidewalk/Curb Facing, With Steel Anchor, 12" On Center.....	18.39	6.18
For Curved Section, Add				4.16	
32 16 13 16-0004	LF		6" Steel Sidewalk/Curb Facing, With Steel Anchor, 12" On Center.....	24.70	6.93
For Curved Section, Add				5.08	
32 16 13 16-0005	LF		8" Steel Sidewalk/Curb Facing, With Steel Anchor, 12" On Center.....	30.26	7.79
For Curved Section, Add				5.93	
32 16 13 16-0006	LF		10" Steel Sidewalk/Curb Facing, With Steel Anchor, 12" On Center.....	36.95	8.53
For Curved Section, Add				6.89	
32 16 13 16-0007	LF		12" Steel Sidewalk/Curb Facing, With Steel Anchor, 12" On Center.....	48.31	10.89
For Curved Section, Add				8.89	
32 16 13 16-0008	LF		13" Steel Sidewalk/Curb Facing, With Steel Anchor, 12" On Center.....	55.81	14.10
For Curved Section, Add				10.85	
32 16 13 16-0009	EA		Sidewalk/Curb Steel Facing, Pedestrian Ramps, Two Drops Per Section.....	173.41	
32 16 13 19 Cast-In-Place Concrete Drainage Ditches (32 16 13)					
Note: Includes concrete, forms, rebar (where required), rebar chairs (where necessary), expansion joints, finish and curing.					
32 16 13 19-0001 Valley Gutter, Cast In Place (32 16 13 19)					
Note: Includes concrete, forms, rebar, expansion joints, finish and curing.					
32 16 13 19-0002	LF		1' Wide Cast In Place Concrete Valley Gutter, 6" Thick.....	15.63	
32 16 13 19-0003	LF		2' Wide Cast In Place Concrete Valley Gutter, 6" Thick.....	21.94	
For Up To 20, Add				10.22	
For >20 To 50, Add				5.69	
For >50 To 100, Add				2.26	
For >500 To 1,000, Deduct				-2.26	
For >1,000, Deduct				-3.94	
32 16 13 19-0004	LF		2-1/2' Wide Cast In Place Concrete Valley Gutter, 6" Thick.....	26.89	
For Up To 20, Add				12.40	
For >20 To 50, Add				6.90	
For >50 To 100, Add				2.75	
For >500 To 1,000, Deduct				-2.75	
For >1,000, Deduct				-4.80	
32 16 13 19-0005	LF		3' Wide Cast In Place Concrete Valley Gutter, 6" Thick.....	31.79	
For Up To 20, Add				14.54	
For >20 To 50, Add				8.09	
For >50 To 100, Add				3.23	
For >500 To 1,000, Deduct				-3.23	
For >1,000, Deduct				-5.63	
32 16 13 19-0006	LF		3-1/2' Wide Cast In Place Concrete Valley Gutter, 6" Thick.....	36.65	
For Up To 20, Add				16.66	
For >20 To 50, Add				9.26	
For >50 To 100, Add				3.70	
For >500 To 1,000, Deduct				-3.70	
For >1,000, Deduct				-6.46	
32 16 13 19-0007	LF		4' Wide Cast In Place Concrete Valley Gutter, 6" Thick.....	41.53	
For Up To 20, Add				18.79	
For >20 To 50, Add				10.44	
For >50 To 100, Add				4.17	
For >500 To 1,000, Deduct				-4.17	
For >1,000, Deduct				-7.30	
32 16 13 19-0008	LF		5' Wide Cast In Place Concrete Valley Gutter, 6" Thick.....	49.29	
For Up To 20, Add				21.65	
For >20 To 50, Add				12.01	
For >50 To 100, Add				4.82	
For >500 To 1,000, Deduct				-4.82	
For >1,000, Deduct				-8.47	
32 16 13 19-0009	LF		6' Wide Cast In Place Concrete Valley Gutter, 6" Thick.....	56.75	
For Up To 20, Add				24.31	
For >20 To 50, Add				13.45	
For >50 To 100, Add				5.43	
For >500 To 1,000, Deduct				-5.43	
For >1,000, Deduct				-9.56	
32 16 13 19-0010	SF		>6' Wide Cast In Place Concrete Valley Gutter, 6" Thick.....	9.45	
For Up To 100, Add				4.05	
For >100 To 250, Add				2.24	
For >250 To 500, Add				0.90	
For >2,500 To 5,000, Deduct				-0.90	
For >5,000, Deduct				-1.59	



MINOR CSI UOM DESCRIPTION	TOTAL DIRECT UNIT COST	DEMOLITION UNIT COST
32 16 13 19-0011 LF 1' Wide Cast In Place Concrete Valley Gutter, 7" Thick.....	16.96	
For Up To 20, Add	8.92	
For >20 To 50, Add	5.01	
For >50 To 100, Add	1.95	
For >500 To 1,000, Deduct	-1.95	
For >1,000, Deduct	-3.35	
32 16 13 19-0012 LF 2' Wide Cast In Place Concrete Valley Gutter, 7" Thick.....	24.11	
For Up To 20, Add	10.96	
For >20 To 50, Add	6.10	
For >50 To 100, Add	2.43	
For >500 To 1,000, Deduct	-2.43	
For >1,000, Deduct	-4.25	
32 16 13 19-0013 LF 2-1/2' Wide Cast In Place Concrete Valley Gutter, 7" Thick.....	29.77	
For Up To 20, Add	13.44	
For >20 To 50, Add	7.47	
For >50 To 100, Add	2.99	
For >500 To 1,000, Deduct	-2.99	
For >1,000, Deduct	-5.22	
32 16 13 19-0014 LF 3' Wide Cast In Place Concrete Valley Gutter, 7" Thick.....	35.00	
For Up To 20, Add	15.63	
For >20 To 50, Add	8.68	
For >50 To 100, Add	3.48	
For >500 To 1,000, Deduct	-3.48	
For >1,000, Deduct	-6.09	
32 16 13 19-0015 LF 3-1/2' Wide Cast In Place Concrete Valley Gutter, 7" Thick.....	40.40	
For Up To 20, Add	17.93	
For >20 To 50, Add	9.95	
For >50 To 100, Add	3.99	
For >500 To 1,000, Deduct	-3.99	
For >1,000, Deduct	-7.00	
32 16 13 19-0016 LF 4' Wide Cast In Place Concrete Valley Gutter, 7" Thick.....	45.79	
For Up To 20, Add	20.22	
For >20 To 50, Add	11.22	
For >50 To 100, Add	4.50	
For >500 To 1,000, Deduct	-4.50	
For >1,000, Deduct	-7.90	
32 16 13 19-0017 LF 5' Wide Cast In Place Concrete Valley Gutter, 7" Thick.....	54.47	
For Up To 20, Add	23.34	
For >20 To 50, Add	12.92	
For >50 To 100, Add	5.21	
For >500 To 1,000, Deduct	-5.21	
For >1,000, Deduct	-9.18	
32 16 13 19-0018 LF 6' Wide Cast In Place Concrete Valley Gutter, 7" Thick.....	62.84	
For Up To 20, Add	26.24	
For >20 To 50, Add	14.49	
For >50 To 100, Add	5.88	
For >500 To 1,000, Deduct	-5.88	
For >1,000, Deduct	-10.39	
32 16 13 19-0019 SF >6' Wide Cast In Place Concrete Valley Gutter, 7" Thick.....	10.47	
For Up To 100, Add	4.37	
For >100 To 250, Add	2.42	
For >250 To 500, Add	0.98	
For >2,500 To 5,000, Deduct	-0.98	
For >5,000, Deduct	-1.73	
32 16 13 19-0020 LF 1' Wide Cast In Place Concrete Valley Gutter, 8" Thick.....	17.32	
32 16 13 19-0021 LF 2' Wide Cast In Place Concrete Valley Gutter, 8" Thick.....	24.28	
For Up To 20, Add	11.32	
For >20 To 50, Add	6.30	
For >50 To 100, Add	2.51	
For >500 To 1,000, Deduct	-2.51	
For >1,000, Deduct	-4.37	
32 16 13 19-0022 LF 2-1/2' Wide Cast In Place Concrete Valley Gutter, 8" Thick.....	29.79	
For Up To 20, Add	13.75	
For >20 To 50, Add	7.66	
For >50 To 100, Add	3.05	
For >500 To 1,000, Deduct	-3.05	
For >1,000, Deduct	-5.32	
32 16 13 19-0023 LF 3' Wide Cast In Place Concrete Valley Gutter, 8" Thick.....	35.20	
For Up To 20, Add	16.12	
For >20 To 50, Add	8.97	
For >50 To 100, Add	3.58	
For >500 To 1,000, Deduct	-3.58	
For >1,000, Deduct	-6.24	
32 16 13 19-0024 LF 3-1/2' Wide Cast In Place Concrete Valley Gutter, 8" Thick.....	40.61	
For Up To 20, Add	18.49	
For >20 To 50, Add	10.28	
For >50 To 100, Add	4.10	
For >500 To 1,000, Deduct	-4.10	
For >1,000, Deduct	-7.17	
32 16 13 19-0025 LF 4' Wide Cast In Place Concrete Valley Gutter, 8" Thick.....	46.03	
For Up To 20, Add	20.86	
For >20 To 50, Add	11.60	
For >50 To 100, Add	4.63	
For >500 To 1,000, Deduct	-4.63	
For >1,000, Deduct	-8.10	
32 16 13 19-0026 LF 5' Wide Cast In Place Concrete Valley Gutter, 8" Thick.....	54.62	
32 16 13 19-0027 LF 6' Wide Cast In Place Concrete Valley Gutter, 8" Thick.....	62.87	

32 Exterior Improvements
32 10 Bases, Ballasts, and Paving
32 16 Curbs, Gutters, Sidewalks, and Driveways



MINOR CSI	UOM	DESCRIPTION	TOTAL DIRECT UNIT COST	DEMOLITION UNIT COST
32 16 13 19-0028	SF	>6' Wide Cast In Place Concrete Valley Gutter, 8" Thick.....	10.48	
		<i>For Up To 100, Add</i>	4.50	
		<i>For >100 To 250, Add</i>	2.49	
		<i>For >250 To 500, Add</i>	1.00	
		<i>For >2,500 To 5,000, Deduct</i>	-1.00	
		<i>For >5,000, Deduct</i>	-1.77	
32 16 13 23		Precast Concrete Curbs and Gutters <small>(32 16 13)</small>		
32 16 13 23-0001		Precast Concrete Curb <small>(32 16 13 23)</small>		
32 16 13 23-0002	LF	6" x 18" Precast Concrete Curb.....	42.52	10.33
32 16 13 23-0003	LF	6" x 18" Precast Concrete Curb, Radius.....	50.66	11.88
32 16 13 23-0004	LF	6" x 20" Precast Concrete Curb.....	45.02	10.33
32 16 13 23-0005	LF	6" x 20" Precast Concrete Curb, Radius.....	53.96	11.88
32 16 13 23-0006	LF	7" x 18" Precast Concrete Curb.....	46.16	10.33
32 16 13 23-0007	LF	7" x 18" Precast Concrete Curb, Radius.....	55.28	11.88
32 16 13 23-0008	LF	7" x 20" Precast Concrete Curb.....	48.99	10.33
32 16 13 23-0009	LF	7" x 20" Precast Concrete Curb, Radius.....	58.87	11.88
32 16 13 33		Asphalt Curbs <small>(32 16 13)</small>		
32 16 13 33-0001		Asphalt Curbs <small>(32 16 13 33)</small>		
32 16 13 33-0002	LF	6" Wide x 6" High Asphalt Curb 64 LF/TON, Bituminous, Plain.....	13.96	5.57
32 16 13 33-0003	LF	8" Wide x 6" High Asphalt Curb 50 LF/TON, Bituminous, Plain.....	15.75	6.18
32 16 13 33-0004	LF	8" Wide x 8" High Asphalt Curb 44 LF/TON, Bituminous, Plain.....	17.38	6.80
32 16 13 43		Stone Curbs <small>(32 16 13)</small>		
32 16 13 43-0001		Granite Curbs <small>(32 16 13 43)</small>		
32 16 13 43-0002		Split Face Granite Curbs <small>(32 16 13 43-0001)</small>		
32 16 13 43-0003	LF	4" To 5" x 12" To 14" Split Face Granite Curb, Straight Section.....	27.26	8.94
		<i>For Up To 20, Add</i>	11.43	
		<i>For >20 To 50, Add</i>	6.31	
		<i>For >50 To 100, Add</i>	2.56	
		<i>For >500 To 1,000, Deduct</i>	-2.56	
		<i>For >1,000, Deduct</i>	-4.52	
32 16 13 43-0004	LF	6" To 8" x 12" To 14" Split Face Granite Curb, Straight Section.....	32.16	9.77
		<i>For Up To 20, Add</i>	12.93	
		<i>For >20 To 50, Add</i>	7.11	
		<i>For >50 To 100, Add</i>	2.91	
		<i>For >500 To 1,000, Deduct</i>	-2.91	
		<i>For >1,000, Deduct</i>	-5.16	
32 16 13 43-0005	LF	4" To 5" x 16" To 18" Split Face Granite Curb, Straight Section.....	35.48	10.50
		<i>For Up To 20, Add</i>	14.08	
		<i>For >20 To 50, Add</i>	7.74	
		<i>For >50 To 100, Add</i>	3.17	
		<i>For >500 To 1,000, Deduct</i>	-3.17	
		<i>For >1,000, Deduct</i>	-5.64	
32 16 13 43-0006	LF	6" To 8" x 16" To 18" Split Face Granite Curb, Straight Section.....	41.92	11.33
		<i>For Up To 20, Add</i>	15.88	
		<i>For >20 To 50, Add</i>	8.69	
		<i>For >50 To 100, Add</i>	3.60	
		<i>For >500 To 1,000, Deduct</i>	-3.60	
		<i>For >1,000, Deduct</i>	-6.44	
32 16 13 43-0007	LF	4" To 5" x 12" To 14" Split Face Granite Curb, Curved Section.....	33.52	9.77
		<i>For Up To 20, Add</i>	13.17	
		<i>For >20 To 50, Add</i>	7.23	
		<i>For >50 To 100, Add</i>	2.97	
		<i>For >500 To 1,000, Deduct</i>	-2.97	
		<i>For >1,000, Deduct</i>	-5.29	
32 16 13 43-0008	LF	6" To 8" x 12" To 14" Split Face Granite Curb, Curved Section.....	38.41	10.50
		<i>For Up To 20, Add</i>	14.67	
		<i>For >20 To 50, Add</i>	8.03	
		<i>For >50 To 100, Add</i>	3.32	
		<i>For >500 To 1,000, Deduct</i>	-3.32	
		<i>For >1,000, Deduct</i>	-5.94	
32 16 13 43-0009	LF	4" To 5" x 16" To 18" Split Face Granite Curb, Curved Section.....	41.78	11.33
		<i>For Up To 20, Add</i>	15.86	
		<i>For >20 To 50, Add</i>	8.68	
		<i>For >50 To 100, Add</i>	3.59	
		<i>For >500 To 1,000, Deduct</i>	-3.59	
		<i>For >1,000, Deduct</i>	-6.43	
32 16 13 43-0010	LF	6" To 8" x 16" To 18" Split Face Granite Curb, Curved Section.....	48.23	12.06
		<i>For Up To 20, Add</i>	17.67	
		<i>For >20 To 50, Add</i>	9.64	
		<i>For >50 To 100, Add</i>	4.02	
		<i>For >500 To 1,000, Deduct</i>	-4.02	
		<i>For >1,000, Deduct</i>	-7.23	
32 16 13 43-0011		Sawn Face Granite Curbs <small>(32 16 13 43-0001)</small>		



MINOR CSI UOM DESCRIPTION	TOTAL DIRECT UNIT COST	DEMOLITION UNIT COST
32 16 13 43-0012 LF 4" To 5" x 12" To 14" Sawn Face Granite Curb, Straight Section.....	27.26	8.94
<i>For Up To 20, Add</i>	11.43	
<i>For >20 To 50, Add</i>	6.31	
<i>For >50 To 100, Add</i>	2.56	
<i>For >500 To 1,000, Deduct</i>	-2.56	
<i>For >1,000, Deduct</i>	-4.52	
32 16 13 43-0013 LF 6" To 8" x 12" To 14" Sawn Face Granite Curb, Straight Section.....	32.16	9.77
<i>For Up To 20, Add</i>	12.93	
<i>For >20 To 50, Add</i>	7.11	
<i>For >50 To 100, Add</i>	2.91	
<i>For >500 To 1,000, Deduct</i>	-2.91	
<i>For >1,000, Deduct</i>	-5.16	
32 16 13 43-0014 LF 4" To 5" x 16" To 18" Sawn Face Granite Curb, Straight Section.....	35.54	10.50
<i>For Up To 20, Add</i>	14.12	
<i>For >20 To 50, Add</i>	7.76	
<i>For >50 To 100, Add</i>	3.18	
<i>For >500 To 1,000, Deduct</i>	-3.18	
<i>For >1,000, Deduct</i>	-5.66	
32 16 13 43-0015 LF 6" To 8" x 16" To 18" Sawn Face Granite Curb, Straight Section.....	41.99	11.33
<i>For Up To 20, Add</i>	15.93	
<i>For >20 To 50, Add</i>	8.72	
<i>For >50 To 100, Add</i>	3.61	
<i>For >500 To 1,000, Deduct</i>	-3.61	
<i>For >1,000, Deduct</i>	-6.46	
32 16 13 43-0016 LF 4" To 5" x 12" To 14" Sawn Face Granite Curb, Curved Section.....	37.84	9.77
<i>For Up To 20, Add</i>	14.06	
<i>For >20 To 50, Add</i>	7.68	
<i>For >50 To 100, Add</i>	3.19	
<i>For >500 To 1,000, Deduct</i>	-3.19	
<i>For >1,000, Deduct</i>	-5.73	
32 16 13 43-0017 LF 6" To 8" x 12" To 14" Sawn Face Granite Curb, Curved Section.....	45.13	10.50
<i>For Up To 20, Add</i>	16.04	
<i>For >20 To 50, Add</i>	8.72	
<i>For >50 To 100, Add</i>	3.66	
<i>For >500 To 1,000, Deduct</i>	-3.66	
<i>For >1,000, Deduct</i>	-6.62	
32 16 13 43-0018 LF 4" To 5" x 16" To 18" Sawn Face Granite Curb, Curved Section.....	49.97	11.33
<i>For Up To 20, Add</i>	17.53	
<i>For >20 To 50, Add</i>	9.52	
<i>For >50 To 100, Add</i>	4.01	
<i>For >500 To 1,000, Deduct</i>	-4.01	
<i>For >1,000, Deduct</i>	-7.26	
32 16 13 43-0019 LF 6" To 8" x 16" To 18" Sawn Face Granite Curb, Curved Section.....	59.79	12.06
<i>For Up To 20, Add</i>	20.01	
<i>For >20 To 50, Add</i>	10.81	
<i>For >50 To 100, Add</i>	4.60	
<i>For >500 To 1,000, Deduct</i>	-4.60	
<i>For >1,000, Deduct</i>	-8.40	
32 16 13 43-0020 Granite Base And Curbs (32 16 13 43-0001)		
32 16 13 43-0021 LF 4" High Granite Base.....	30.40	11.23
<i>For Up To 20, Add</i>	13.54	
<i>For >20 To 50, Add</i>	7.51	
<i>For >50 To 100, Add</i>	3.01	
<i>For >500 To 1,000, Deduct</i>	-3.01	
<i>For >1,000, Deduct</i>	-5.28	
32 16 13 43-0022 LF 6" High Granite Base.....	35.77	14.70
<i>For Up To 20, Add</i>	16.94	
<i>For >20 To 50, Add</i>	9.45	
<i>For >50 To 100, Add</i>	3.75	
<i>For >500 To 1,000, Deduct</i>	-3.75	
<i>For >1,000, Deduct</i>	-6.51	
32 16 13 43-0023 Remove And Reset Stone And Precast Curbing (32 16 13 43)		
Note: Includes storage and cleaning.		
32 16 13 43-0024 LF Removal And Resetting Of Stone Or Precast Curbing.....	34.30	
Note: Includes storage and cleaning.		
32 16 23 Sidewalks (32 16)		
32 16 23 00-0001 Cast In Place Concrete Sidewalk (32 16 23)		
Note: Includes finish grading, delivered concrete (up to 3500 PSI) by chute, formwork, 1/4" radius joints and edges, polyethylene sheeting, control joints, expansion joints, screed, broom finish, and curing. Excludes excavation, base, base compaction and welded wire reinforcement. For bar or fiber reinforcing, add bar or fiber reinforcing tasks. See CSI section 02 41 13 13-0000 for sidewalk removal, 03 05 13 00-0001 for color additive, 03 21 00 00-0000 for reinforcing steel, 03 31 13 00-0079 for buggies, 03 31 13 00-0086 for small quantity purchases, 03 37 16 00-0001 for pumping with boom truck, 31 23 16 36-0000 for excavation, 32 11 23 16-0001 for base course.		

32 Exterior Improvements
32 10 Bases, Ballasts, and Paving
32 16 Curbs, Gutters, Sidewalks, and Driveways



MINOR	CSI	UOM	DESCRIPTION	TOTAL DIRECT UNIT COST	DEMOLITION UNIT COST
32 16 23 00-0002	SF		4" Cast In Place Concrete Sidewalk	8.94	
			<i>For Up To 100, Add</i>	3.86	
			<i>For >100 To 500, Add</i>	1.10	
			<i>For >1,000 To 5,000, Deduct</i>	-0.65	
			<i>For >5,000, Deduct</i>	-1.42	
			<i>For Welded Wire Reinforcement, Add</i>	0.98	
32 16 23 00-0003	SF		5" Cast In Place Concrete Sidewalk	9.72	
			<i>For Up To 100, Add</i>	4.12	
			<i>For >100 To 500, Add</i>	1.16	
			<i>For >1,000 To 5,000, Deduct</i>	-0.68	
			<i>For >5,000, Deduct</i>	-1.50	
			<i>For Welded Wire Reinforcement, Add</i>	0.98	
32 16 23 00-0004	SF		6" Cast In Place Concrete Sidewalk	10.52	
			<i>For Up To 100, Add</i>	4.38	
			<i>For >100 To 500, Add</i>	1.23	
			<i>For >1,000 To 5,000, Deduct</i>	-0.70	
			<i>For >5,000, Deduct</i>	-1.57	
			<i>For Welded Wire Reinforcement, Add</i>	0.98	
32 16 23 00-0005	SF		7" Cast In Place Concrete Sidewalk	12.21	
			<i>For Up To 100, Add</i>	5.04	
			<i>For >100 To 500, Add</i>	1.40	
			<i>For >1,000 To 5,000, Deduct</i>	-0.79	
			<i>For >5,000, Deduct</i>	-1.80	
			<i>For Welded Wire Reinforcement, Add</i>	0.98	
32 16 23 00-0006	SF		8" Cast In Place Concrete Sidewalk	12.90	
			<i>For Up To 100, Add</i>	5.24	
			<i>For >100 To 500, Add</i>	1.45	
			<i>For >1,000 To 5,000, Deduct</i>	-0.81	
			<i>For >5,000, Deduct</i>	-1.86	
			<i>For Welded Wire Reinforcement, Add</i>	0.98	
32 16 23 00-0007	SF		For Exposed Aggregate Finish In Sidewalk	2.32	
32 16 23 00-0008	EA		Finish Concrete Handicap Drop Section In Sidewalk	139.27	
			Note: Excludes patterned (tactile) finish.		
32 16 23 00-0009	LF		For Hand Trowel Finish At Sidewalk Edges (Picture Frame)	2.32	
32 16 23 00-0010			Bituminous Sidewalk <small>(32 16 23)</small>		
			Note: Includes finish grading, delivered asphalt, formwork, control joints, expansion joints, and compaction. Excludes excavation, base, and base compaction. See CSI section 32 11 23 16-0001 for base course.		
32 16 23 00-0011	SY		1" Bituminous Sidewalk	10.63	
			<i>For Up To 100, Add</i>	3.87	
			<i>For >100 To 500, Add</i>	1.02	
			<i>For >1,000 To 5,000, Deduct</i>	-0.49	
			<i>For >5,000, Deduct</i>	-1.02	
32 16 23 00-0012	SY		1-1/2" Bituminous Sidewalk	13.39	
			<i>For Up To 100, Add</i>	4.81	
			<i>For >100 To 500, Add</i>	1.25	
			<i>For >1,000 To 5,000, Deduct</i>	-0.58	
			<i>For >5,000, Deduct</i>	-1.25	
32 16 23 00-0013	SY		2" Bituminous Sidewalk	18.75	
			<i>For Up To 100, Add</i>	6.50	
			<i>For >100 To 500, Add</i>	1.66	
			<i>For >1,000 To 5,000, Deduct</i>	-0.72	
			<i>For >5,000, Deduct</i>	-1.66	
32 16 23 00-0014	SY		2-1/2" Bituminous Sidewalk	23.44	
			<i>For Up To 100, Add</i>	8.10	
			<i>For >100 To 500, Add</i>	2.07	
			<i>For >1,000 To 5,000, Deduct</i>	-0.90	
			<i>For >5,000, Deduct</i>	-2.07	
32 16 23 00-0015	SY		3" Bituminous Sidewalk	27.09	
			<i>For Up To 100, Add</i>	9.20	
			<i>For >100 To 500, Add</i>	2.33	
			<i>For >1,000 To 5,000, Deduct</i>	-0.97	
			<i>For >5,000, Deduct</i>	-2.33	
32 16 23 00-0016	SY		3-1/2" Bituminous Sidewalk	31.40	
			<i>For Up To 100, Add</i>	10.52	
			<i>For >100 To 500, Add</i>	2.64	
			<i>For >1,000 To 5,000, Deduct</i>	-1.07	
			<i>For >5,000, Deduct</i>	-2.64	
32 16 43			Asphalt Dike <small>(32 16)</small>		
32 16 43 00-0001			Asphalt Dike <small>(32 16 43)</small>		
32 16 43 00-0002	LF		Type A, Asphalt Dike, 11" Base, 5" Top, 6" Height	7.70	
32 16 43 00-0003	LF		Type B, Asphalt Dike, 13" Base, 5" Top, 8" Height	10.64	
32 16 43 00-0004	LF		Type C-6, Asphalt Dike, 18" Base, 6" Top, 6" Height	10.64	
32 16 43 00-0005	LF		Type C-8, Asphalt Dike, 22" Base, 6" Top, 8" Height	15.31	
32 16 43 00-0006	LF		Type C-9, Asphalt Dike, 24" Base, 6" Top, 9" Height	18.16	
32 16 43 00-0007	LF		Type D, Asphalt Dike, 8" Base, 4" Top, 2" Height	3.93	
32 16 43 00-0008	LF		Type E, Mountable Asphalt Dike, 16" Base, 12" Top, 2" Height Front, 6" Height Back	11.08	
32 16 43 00-0009	LF		Type F, Mountable Asphalt Dike, 26" Base, 20" Top, 2" Height Front, 8" Height Back	17.09	
32 16 43 00-0010	LF		CALTRANS Type A, Asphalt Dike, 11" Base, 5" Top, 6" Height	7.70	
32 16 43 00-0011	LF		CALTRANS Type C, Asphalt Dike, 8" Base, 4" Top, 2" Height	3.93	
32 16 43 00-0012	LF		CALTRANS Type D, Mountable Asphalt Dike, 26" Base, 20" Top, 2" Height Front, 8" Height Back	17.09	



MINOR	CSI	UOM	DESCRIPTION	TOTAL DIRECT UNIT COST	DEMOLITION UNIT COST
-------	-----	-----	-------------	------------------------	----------------------

32 16 43 00-0013	LF		CALTRANS Type E, Mountable Asphalt Dike, 16" Base, 12" Top, 2" Height Front, 6" Height Back	11.08	
32 16 43 00-0014	LF		CALTRANS Type F, Asphalt Dike, 8" Base, 4" Top, 4" Height	5.78	

32 17 Paving Specialties (32 10)

32 17 13 Parking Bumpers (32 17)

Note: Includes dowels set.

32 17 13 16 Plastic Parking Bumpers (32 17 13)

32 17 13 16-0001	EA	4" x 6" x 4'	Recycled Plastic Wheel Stop	183.23	7.44
32 17 13 16-0002	EA	4" x 6" x 6'	Recycled Plastic Wheel Stop	207.56	7.44

32 17 13 19 Precast Concrete Parking Bumpers (32 17 13)

32 17 13 19-0001	EA	6" x 8" x 4'	Precast Concrete Wheel Stop With Dowels	68.65	22.41
32 17 13 19-0002	EA	6" x 6" x 6'	Precast Concrete Wheel Stop With Dowels	78.52	22.41
32 17 13 19-0003	EA	6" x 8" x 6'	Precast Concrete Wheel Stop With Dowels	81.50	22.41
32 17 13 19-0004	EA	6" x 10" x 6'	Precast Concrete Wheel Stop With Dowels	85.27	22.41
32 17 13 19-0005	EA	4-7/8" x 7-5/8" x 6'	Precast Concrete Wheel Stop With Dowels	79.67	22.41
32 17 13 19-0006	EA	8" x 13" x 6'	Precast Concrete Wheel Stop With Dowels	100.43	22.41
32 17 13 19-0007	EA		Removal And Relocation Of Precast Concrete Wheel Stop	35.86	
32 17 13 19-0008	EA		Removal And Relocation Of Plastic Or Wood Wheel Stop	23.31	

32 17 13 23 Rubber Parking Bumpers (32 17 13)

32 17 13 23-0001	EA	3'	Recycled Rubber Wheel Stop	32.38	7.44
32 17 13 23-0002	EA	4'	Recycled Rubber Wheel Stop	37.80	7.44
32 17 13 23-0003	EA	5'	Recycled Rubber Wheel Stop	39.97	7.44
32 17 13 23-0004	EA	6'	Recycled Rubber Wheel Stop	43.22	7.44

32 17 13 26 Wood Parking Bumpers (32 17 13)

32 17 13 26-0001	LF	4" x 4"	Timber Barrier With Saddles For Cars, Pressure Treated	9.51	1.79
32 17 13 26-0002	LF	6" x 6"	Timber Barriers With Saddle For Trucks, Pressure Treated	11.89	1.79

32 17 16 Manufactured Traffic-Calming Devices (32 17)

32 17 16 00-0001 Modular Rubber Speed Tables (32 17 16)

Note: 3" high flat topped speed humps, 18" x 42" modular rubber construction. Trafficlogix.

32 17 16 00-0002	SF	Up To 24'	Road Width x 7' Run Modular Rubber Speed Table	62.21	
			Note: Includes drilling in pavement, lag bolts and 3" x 18" x 42" compression molded recycled synthetic and natural rubber composite modular panels.		
32 17 16 00-0003	SF	Up To 24'	Road Width x 14' Run Modular Rubber Speed Table	54.34	
			Note: Includes drilling in pavement, lag bolts and 3" x 18" x 42" compression molded recycled synthetic and natural rubber composite modular panels.		
32 17 16 00-0004	SF	Up To 24'	Road Width x 21' Run Modular Rubber Speed Table	51.06	
			Note: Includes drilling in pavement, lag bolts and 3" x 18" x 42" compression molded recycled synthetic and natural rubber composite modular panels.		
32 17 16 00-0005	SF	>24' To 30'	Road Width x 7' Run Modular Rubber Speed Table	59.54	
			Note: Includes drilling in pavement, lag bolts and 3" x 18" x 42" compression molded recycled synthetic and natural rubber composite modular panels.		
32 17 16 00-0006	SF	>24' To 30'	Road Width x 14' Run Modular Rubber Speed Table	52.42	
			Note: Includes drilling in pavement, lag bolts and 3" x 18" x 42" compression molded recycled synthetic and natural rubber composite modular panels.		
32 17 16 00-0007	SF	>24' To 30'	Road Width x 21' Run Modular Rubber Speed Table	49.53	
			Note: Includes drilling in pavement, lag bolts and 3" x 18" x 42" compression molded recycled synthetic and natural rubber composite modular panels.		
32 17 16 00-0008	SF	>30' To 40'	Road Width x 7' Run Modular Rubber Speed Table	56.91	
			Note: Includes drilling in pavement, lag bolts and 3" x 18" x 42" compression molded recycled synthetic and natural rubber composite modular panels.		
32 17 16 00-0009	SF	>30' To 40'	Road Width x 14' Run Modular Rubber Speed Table	50.89	
			Note: Includes drilling in pavement, lag bolts and 3" x 18" x 42" compression molded recycled synthetic and natural rubber composite modular panels.		
32 17 16 00-0010	SF	>30' To 40'	Road Width x 21' Run Modular Rubber Speed Table	48.26	
			Note: Includes drilling in pavement, lag bolts and 3" x 18" x 42" compression molded recycled synthetic and natural rubber composite modular panels.		

32 17 16 00-0011 Asphalt Speed Table (32 17 16)

Note: Excludes pavement markings or reflectors.

32 17 16 00-0012	LF	Up To 36"	Wide Asphalt Speed Table With 3" Center Crown	38.53	
			Note: Tapered on edges to roadway.		
32 17 16 00-0013	LF	>36" To 48"	Wide Asphalt Speed Table With 3" Center Crown	45.54	
			Note: Tapered on edges to roadway.		
32 17 16 00-0014	LF	Up To 36"	Wide Asphalt Speed Table With 4" Center Crown	48.46	
			Note: Tapered on edges to roadway.		
32 17 16 00-0015	LF	>36" To 48"	Wide Asphalt Speed Table With 4" Center Crown	57.32	
			Note: Tapered on edges to roadway.		
32 17 16 00-0016	LF	Up To 36"	Wide Asphalt Speed Table With 6" Center Crown	58.94	
			Note: Tapered on edges to roadway.		

32 Exterior Improvements

32 10 Bases, Ballasts, and Paving

32 17 Paving Specialties



MINOR	CSI	UOM	DESCRIPTION	TOTAL DIRECT UNIT COST	DEMOLITION UNIT COST
32 17 16 00-0017	LF		>36" To 48" Wide Asphalt Speed Table With 6" Center Crown Note: Tapered on edges to roadway.	65.95	
32 17 16 00-0018			Speed Bumps (32 17 16) Note: Excludes pavement markings or reflectors.		
32 17 16 00-0019	LF		2-1/4" High x 10-1/2" Wide, Asphalt Speed Bump	42.02	1.85
32 17 16 00-0020	LF		2-1/4" High x 12" Wide, Recycled Rubber Speed Bump.....	31.51	1.23
32 17 16 00-0021	LF		2-5/8" High x 12" Wide, Recycled Plastic Speed Bump.....	139.81	1.23
32 17 23			Pavement Markings (32 17)		
32 17 23 13			Painted Pavement Markings (32 17 23)		
32 17 23 13-0001			Pavement Striping, Letters, Symbols And Markers For Roads (32 17 23 13) Note: Includes primers, adhesive and glass beads where required. For broken line quantities use total lane length. Per Coat.		
32 17 23 13-0002			Epoxy Reflective Pavement Marking (32 17 23 13-0001) Note: 15 mil thickness.		
32 17 23 13-0003	LF		Single 4" Wide Solid Line, Epoxy Reflective Pavement Striping.....	0.59	
			For 20 Mil Thickness, Add	0.13	
			For Up To 5,000 LF, Add	0.12	
			For >25,000 LF, Deduct	-0.09	
			For Broken Line, Deduct	-0.28	
32 17 23 13-0004	LF		Single 6" Wide Solid Line, Epoxy Reflective Pavement Striping.....	0.82	
			For 20 Mil Thickness, Add	0.20	
			For Up To 5,000 LF, Add	0.16	
			For >25,000 LF, Deduct	-0.12	
			For Broken Line, Deduct	-0.41	
32 17 23 13-0005	LF		Single 8" Wide Solid Line, Epoxy Reflective Pavement Striping.....	1.00	
			For 20 Mil Thickness, Add	0.24	
			For Up To 5,000 LF, Add	0.20	
			For >25,000 LF, Deduct	-0.15	
			For Broken Line, Deduct	-0.50	
32 17 23 13-0006	LF		Single 12" Wide Solid Line, Epoxy Reflective Pavement Striping.....	1.50	
			For 20 Mil Thickness, Add	0.38	
			For Up To 5,000 LF, Add	0.30	
			For >25,000 LF, Deduct	-0.23	
			For Broken Line, Deduct	-0.80	
32 17 23 13-0007	LF		Double 4" Wide Solid Lines, Epoxy Reflective Pavement Striping.....	0.94	
			For 20 Mil Thickness, Add	0.25	
			For Up To 5,000 LF, Add	0.19	
			For >25,000 LF, Deduct	-0.14	
			For Broken Line On One Side, Deduct	-0.27	
			For Double Broken Line, Deduct	-0.54	
32 17 23 13-0008	LF		Double 6" Wide Solid Lines, Epoxy Reflective Pavement Striping.....	1.35	
			For 20 Mil Thickness, Add	0.37	
			For Up To 5,000 LF, Add	0.27	
			For >25,000 LF, Deduct	-0.20	
			For Broken Line On One Side, Deduct	-0.41	
			For Double Broken Line, Deduct	-0.81	
32 17 23 13-0009	EA		6" High, Letter/Number, Epoxy Reflective Pavement Marking.....	3.93	
			For 20 Mil Thickness, Add	0.41	
			For <10, Add	0.47	
			For >50 To 100, Deduct	-0.24	
			For >100 To 200, Deduct	-0.32	
			For >200, Deduct	-0.63	
32 17 23 13-0010	EA		12" High, Letter/Number, Epoxy Reflective Pavement Marking.....	7.57	
			For 20 Mil Thickness, Add	1.17	
			For <10, Add	0.72	
			For >50 To 100, Deduct	-0.36	
			For >100 To 200, Deduct	-0.48	
			For >200, Deduct	-0.96	
32 17 23 13-0011	EA		24" High, Letter/Number, Epoxy Reflective Pavement Marking.....	12.83	
			For 20 Mil Thickness, Add	2.03	
			For <10, Add	1.19	
			For >50 To 100, Deduct	-0.60	
			For >100 To 200, Deduct	-0.79	
			For >200, Deduct	-1.59	
32 17 23 13-0012	EA		36" High, Letter/Number, Epoxy Reflective Pavement Marking.....	24.47	
			For 20 Mil Thickness, Add	3.66	
			For <10, Add	2.38	
			For >50 To 100, Deduct	-1.19	
			For >100 To 200, Deduct	-1.59	
			For >200, Deduct	-3.18	
32 17 23 13-0013	EA		48" High, Letter/Number, Epoxy Reflective Pavement Marking.....	28.98	
			For 20 Mil Thickness, Add	4.61	
			For <10, Add	2.67	
			For >50 To 100, Deduct	-1.34	
			For >100 To 200, Deduct	-1.78	
			For >200, Deduct	-3.56	



MINOR CSI UOM DESCRIPTION	TOTAL DIRECT UNIT COST	DEMOLITION UNIT COST
32 17 23 13-0014 EA 72" High, Letter/Number, Epoxy Reflective Pavement Marking.....	52.09	
<i>For 20 Mil Thickness, Add</i>	8.38	
<i>For <10, Add</i>	4.75	
<i>For >50 To 100, Deduct</i>	-2.38	
<i>For >100 To 200, Deduct</i>	-3.17	
<i>For >200, Deduct</i>	-6.34	
32 17 23 13-0015 EA 96" High, Letter/Number, Epoxy Reflective Pavement Marking.....	69.40	
<i>For 20 Mil Thickness, Add</i>	11.08	
<i>For <10, Add</i>	6.38	
<i>For >50 To 100, Deduct</i>	-3.19	
<i>For >100 To 200, Deduct</i>	-4.26	
<i>For >200, Deduct</i>	-8.51	
32 17 23 13-0016 EA 120" High, Letter/Number, Epoxy Reflective Pavement Marking.....	112.65	
<i>For 20 Mil Thickness, Add</i>	22.61	
<i>For <10, Add</i>	7.91	
<i>For >50 To 100, Deduct</i>	-3.95	
<i>For >100 To 200, Deduct</i>	-5.27	
<i>For >200, Deduct</i>	-10.55	
32 17 23 13-0017 SF Letter/Number, Epoxy Reflective Pavement Marking.....	6.71	
<i>For 20 Mil Thickness, Add</i>	0.88	
32 17 23 13-0018 SF Symbols, Epoxy Reflective Pavement Marking.....	8.33	
<i>Note: Handicap, railroad, diamond, arrows, etc.</i>		
<i>For 20 Mil Thickness, Add</i>	0.96	
32 17 23 13-0019 Painted Reflective Pavement Marking <small>(32 17 23 13-0001)</small>		
<i>Note: 15 mil thickness.</i>		
32 17 23 13-0020 LF Single 4" Wide Solid Line, Painted Reflective Pavement Striping.....	0.30	
<i>For Up To 5,000 LF, Add</i>	0.06	
<i>For >25,000 LF, Deduct</i>	-0.05	
<i>For Broken Line, Deduct</i>	-0.06	
32 17 23 13-0021 LF Single 6" Wide Solid Line, Painted Reflective Pavement Striping.....	0.39	
<i>For Up To 5,000 LF, Add</i>	0.08	
<i>For >25,000 LF, Deduct</i>	-0.06	
<i>For Broken Line, Deduct</i>	-0.09	
32 17 23 13-0022 LF Single 8" Wide Solid Line, Painted Reflective Pavement Striping.....	0.49	
<i>For Up To 5,000 LF, Add</i>	0.10	
<i>For >25,000 LF, Deduct</i>	-0.07	
<i>For Broken Line, Deduct</i>	-0.11	
32 17 23 13-0023 LF Single 12" Wide Solid Line, Painted Reflective Pavement Striping.....	0.65	
<i>For Up To 5,000 LF, Add</i>	0.13	
<i>For >25,000 LF, Deduct</i>	-0.10	
<i>For Broken Line, Deduct</i>	-0.17	
32 17 23 13-0024 LF Double 4" Wide Solid Lines, Painted Reflective Pavement Striping.....	0.44	
<i>For Up To 5,000 LF, Add</i>	0.09	
<i>For >25,000 LF, Deduct</i>	-0.07	
<i>For Broken Line On One Side, Deduct</i>	-0.06	
<i>For Double Broken Line, Deduct</i>	-0.11	
32 17 23 13-0025 LF Double 6" Wide Solid Lines, Painted Reflective Pavement Striping.....	0.65	
<i>For Up To 5,000 LF, Add</i>	0.13	
<i>For >25,000 LF, Deduct</i>	-0.10	
<i>For Broken Line On One Side, Deduct</i>	-0.08	
<i>For Double Broken Line, Deduct</i>	-0.17	
32 17 23 13-0026 SF Solid Area, Painted Reflective Pavement Striping.....	4.84	
<i>Note: Use this task for: lines >12" wide, stop bars, transverse lines, diagonal lines, crossing lanes, etc.</i>		
32 17 23 13-0027 EA 6" High, Letter/Number, Painted Reflective Pavement Marking.....	3.59	
<i>For <10, Add</i>	0.47	
<i>For >50 To 100, Deduct</i>	-0.24	
<i>For >100 To 200, Deduct</i>	-0.32	
<i>For >200, Deduct</i>	-0.63	
32 17 23 13-0028 EA 12" High, Letter/Number, Painted Reflective Pavement Marking.....	6.34	
<i>For <10, Add</i>	0.72	
<i>For >50 To 100, Deduct</i>	-0.36	
<i>For >100 To 200, Deduct</i>	-0.48	
<i>For >200, Deduct</i>	-0.96	
32 17 23 13-0029 EA 24" High, Letter/Number, Painted Reflective Pavement Marking.....	10.67	
<i>For <10, Add</i>	1.19	
<i>For >50 To 100, Deduct</i>	-0.60	
<i>For >100 To 200, Deduct</i>	-0.79	
<i>For >200, Deduct</i>	-1.59	
32 17 23 13-0030 EA 36" High, Letter/Number, Painted Reflective Pavement Marking.....	20.68	
<i>For <10, Add</i>	2.38	
<i>For >50 To 100, Deduct</i>	-1.19	
<i>For >100 To 200, Deduct</i>	-1.59	
<i>For >200, Deduct</i>	-3.18	
32 17 23 13-0031 EA 48" High, Letter/Number, Painted Reflective Pavement Marking.....	24.05	
<i>For <10, Add</i>	2.67	
<i>For >50 To 100, Deduct</i>	-1.34	
<i>For >100 To 200, Deduct</i>	-1.78	
<i>For >200, Deduct</i>	-3.56	
32 17 23 13-0032 EA 72" High, Letter/Number, Painted Reflective Pavement Marking.....	43.09	
<i>For <10, Add</i>	4.75	
<i>For >50 To 100, Deduct</i>	-2.38	
<i>For >100 To 200, Deduct</i>	-3.17	
<i>For >200, Deduct</i>	-6.34	

32 Exterior Improvements

32 10 Bases, Ballasts, and Paving

32 17 Paving Specialties



MINOR	CSI	UOM	DESCRIPTION	TOTAL DIRECT UNIT COST	DEMOLITION UNIT COST
32 17 23	13-0033	EA	96" High, Letter/Number, Painted Reflective Pavement Marking.....	57.55	
			<i>For <10, Add</i>	6.38	
			<i>For >50 To 100, Deduct</i>	-3.19	
			<i>For >100 To 200, Deduct</i>	-4.26	
			<i>For >200, Deduct</i>	-8.51	
32 17 23	13-0034	EA	120" High, Letter/Number, Painted Reflective Pavement Marking.....	86.20	
			<i>For <10, Add</i>	7.91	
			<i>For >50 To 100, Deduct</i>	-3.95	
			<i>For >100 To 200, Deduct</i>	-5.27	
			<i>For >200, Deduct</i>	-10.55	
32 17 23	13-0035	SF	Letter/Number, Painted Reflective Pavement Marking.....	5.86	
			Note: Includes solvent based and latex paints.		
32 17 23	13-0036	SF	Symbols, Painted Reflective Pavement Marking.....	6.94	
			Note: Handicap, railroad, diamond, arrows, etc. Includes solvent based and latex paints.		
32 17 23	13-0037		Painted Reflective Pavement Marking (CALTRANS) (32 17 23 13-0001)		
			Note: Per LF of detail.		
32 17 23	13-0038	LF	CALTRANS Detail 1 Centerline, Painted Reflective Pavement Striping.....	0.25	
			<i>For Up To 5,000 LF, Add</i>	0.05	
			<i>For >25,000 LF, Deduct</i>	-0.04	
32 17 23	13-0039	LF	CALTRANS Detail 2 Centerline, Painted Reflective Pavement Striping.....	0.38	
			<i>For Up To 5,000 LF, Add</i>	0.08	
			<i>For >25,000 LF, Deduct</i>	-0.06	
32 17 23	13-0040	LF	CALTRANS Detail 4 Centerline.....	0.72	
			<i>For Up To 5,000 LF, Add</i>	0.14	
			<i>For >25,000 LF, Deduct</i>	-0.11	
32 17 23	13-0041	LF	CALTRANS Detail 5 Centerline, Painted Reflective Pavement Striping.....	0.24	
			<i>For Up To 5,000 LF, Add</i>	0.05	
			<i>For >25,000 LF, Deduct</i>	-0.04	
32 17 23	13-0042	LF	CALTRANS Detail 6 Centerline, Painted Reflective Pavement Striping.....	0.38	
			<i>For Up To 5,000 LF, Add</i>	0.08	
			<i>For >25,000 LF, Deduct</i>	-0.06	
32 17 23	13-0043	LF	CALTRANS Detail 7 Centerline.....	0.52	
			<i>For Up To 5,000 LF, Add</i>	0.10	
			<i>For >25,000 LF, Deduct</i>	-0.08	
32 17 23	13-0044	LF	CALTRANS Detail 8 Lanelines, Painted Reflective Pavement Striping.....	0.25	
			<i>For Up To 5,000 LF, Add</i>	0.05	
			<i>For >25,000 LF, Deduct</i>	-0.04	
32 17 23	13-0045	LF	CALTRANS Detail 9 Lanelines, Painted Reflective Pavement Striping.....	0.38	
			<i>For Up To 5,000 LF, Add</i>	0.08	
			<i>For >25,000 LF, Deduct</i>	-0.06	
32 17 23	13-0046	LF	CALTRANS Detail 10 Lanelines.....	0.72	
			<i>For Up To 5,000 LF, Add</i>	0.14	
			<i>For >25,000 LF, Deduct</i>	-0.11	
32 17 23	13-0047	LF	CALTRANS Detail 11 Lanelines, Painted Reflective Pavement Striping.....	0.24	
			<i>For Up To 5,000 LF, Add</i>	0.05	
			<i>For >25,000 LF, Deduct</i>	-0.04	
32 17 23	13-0048	LF	CALTRANS Detail 12 Lanelines, Painted Reflective Pavement Striping.....	0.37	
			<i>For Up To 5,000 LF, Add</i>	0.07	
			<i>For >25,000 LF, Deduct</i>	-0.06	
32 17 23	13-0049	LF	CALTRANS Detail 13 Lanelines.....	0.52	
			<i>For Up To 5,000 LF, Add</i>	0.10	
			<i>For >25,000 LF, Deduct</i>	-0.08	
32 17 23	13-0050	LF	CALTRANS Detail 14 Lanelines.....	0.52	
			<i>For Up To 5,000 LF, Add</i>	0.10	
			<i>For >25,000 LF, Deduct</i>	-0.08	
32 17 23	13-0051	LF	CALTRANS Detail 14A Lanelines, Painted Reflective Pavement Striping.....	0.37	
			<i>For Up To 5,000 LF, Add</i>	0.07	
			<i>For >25,000 LF, Deduct</i>	-0.06	
32 17 23	13-0052	LF	CALTRANS Detail 15 No Passing Zones-One Direction Lanelines, Painted Reflective Pavement Striping.....	0.33	
			<i>For Up To 5,000 LF, Add</i>	0.07	
			<i>For >25,000 LF, Deduct</i>	-0.05	
			<i>For Broken Line On One Side, Deduct</i>	-0.04	
			<i>For Double Broken Line, Deduct</i>	-0.08	
32 17 23	13-0053	LF	CALTRANS Detail 16 No Passing Zones-One Direction Lanelines, Painted Reflective Pavement Striping.....	0.86	
			<i>For Up To 5,000 LF, Add</i>	0.17	
			<i>For >25,000 LF, Deduct</i>	-0.13	
32 17 23	13-0054	LF	CALTRANS Detail 17 No Passing Zones-One Direction Lanelines.....	2.10	
			<i>For Up To 5,000 LF, Add</i>	0.42	
			<i>For >25,000 LF, Deduct</i>	-0.32	
32 17 23	13-0055	LF	CALTRANS Detail 18 No Passing Zones-One Direction Lanelines, Painted Reflective Pavement Striping.....	0.33	
			<i>For Up To 5,000 LF, Add</i>	0.07	
			<i>For >25,000 LF, Deduct</i>	-0.05	
			<i>For Broken Line On One Side, Deduct</i>	-0.04	
			<i>For Double Broken Line, Deduct</i>	-0.08	
32 17 23	13-0056	LF	CALTRANS Detail 19 No Passing Zones-One Direction Lanelines, Painted Reflective Pavement Striping.....	0.72	
			<i>For Up To 5,000 LF, Add</i>	0.14	
			<i>For >25,000 LF, Deduct</i>	-0.11	
32 17 23	13-0057	LF	CALTRANS Detail 20 No Passing Zones-One Direction Lanelines.....	1.77	
			<i>For Up To 5,000 LF, Add</i>	0.35	
			<i>For >25,000 LF, Deduct</i>	-0.27	



MINOR CSI UOM DESCRIPTION	TOTAL DIRECT UNIT COST	DEMOLITION UNIT COST
32 17 23 13-0058 LF CALTRANS Detail 21 No Passing Zones-Two Direction Lanelines, Painted Reflective Pavement Striping	0.40	
<i>For Up To 5,000 LF, Add</i>	0.08	
<i>For >25,000 LF, Deduct</i>	-0.06	
<i>For Broken Line On One Side, Deduct</i>	-0.07	
<i>For Double Broken Line, Deduct</i>	-0.14	
32 17 23 13-0059 LF CALTRANS Detail 22 No Passing Zones-Two Direction Lanelines, Painted Reflective Pavement Striping	0.92	
<i>For Up To 5,000 LF, Add</i>	0.18	
<i>For >25,000 LF, Deduct</i>	-0.14	
32 17 23 13-0060 LF CALTRANS Detail 23 No Passing Zones-Two Direction Lanelines.....	2.50	
<i>For Up To 5,000 LF, Add</i>	0.50	
<i>For >25,000 LF, Deduct</i>	-0.38	
32 17 23 13-0061 LF CALTRANS Detail 24 Left Edgelines, Painted Reflective Pavement Striping.....	0.31	
<i>For Up To 5,000 LF, Add</i>	0.06	
<i>For >25,000 LF, Deduct</i>	-0.05	
32 17 23 13-0062 LF CALTRANS Detail 25 Left Edgelines, Painted Reflective Pavement Striping.....	0.44	
<i>For Up To 5,000 LF, Add</i>	0.09	
<i>For >25,000 LF, Deduct</i>	-0.07	
32 17 23 13-0063 LF CALTRANS Detail 25A Left Edgelines, Painted Reflective Pavement Striping	0.57	
<i>For Up To 5,000 LF, Add</i>	0.11	
<i>For >25,000 LF, Deduct</i>	-0.09	
32 17 23 13-0064 LF CALTRANS Detail 26 Left Edgelines.....	0.13	
<i>For Up To 5,000 LF, Add</i>	0.03	
<i>For >25,000 LF, Deduct</i>	-0.02	
32 17 23 13-0065 LF CALTRANS Detail 27 Left Edgelines, Painted Reflective Pavement Striping.....	0.53	
<i>For Up To 5,000 LF, Add</i>	0.11	
<i>For >25,000 LF, Deduct</i>	-0.08	
32 17 23 13-0066 LF CALTRANS Detail 27B Right Edgelines, Painted Reflective Pavement Striping.....	0.31	
<i>For Up To 5,000 LF, Add</i>	0.06	
<i>For >25,000 LF, Deduct</i>	-0.05	
32 17 23 13-0067 LF CALTRANS Detail 27C Right Edgeline Extension Through Intersections, Painted Reflective Pavement Striping	0.24	
<i>For Up To 5,000 LF, Add</i>	0.05	
<i>For >25,000 LF, Deduct</i>	-0.04	
32 17 23 13-0068 LF CALTRANS Detail 28 Median Islands, Painted Reflective Pavement Striping	0.78	
<i>For Up To 5,000 LF, Add</i>	0.16	
<i>For >25,000 LF, Deduct</i>	-0.12	
<i>For Broken Line On One Side, Deduct</i>	-0.13	
<i>For Double Broken Line, Deduct</i>	-0.26	
32 17 23 13-0069 LF CALTRANS Detail 29 Median Islands, Painted Reflective Pavement Striping	1.30	
<i>For Up To 5,000 LF, Add</i>	0.26	
<i>For >25,000 LF, Deduct</i>	-0.20	
32 17 23 13-0070 LF CALTRANS Detail 30 Median Islands	4.99	
<i>For Up To 5,000 LF, Add</i>	1.00	
<i>For >25,000 LF, Deduct</i>	-0.75	
32 17 23 13-0071 LF CALTRANS Detail 31 Two-Way Left Turn Lanes, Painted Reflective Pavement Striping	0.65	
<i>For Up To 5,000 LF, Add</i>	0.13	
<i>For >25,000 LF, Deduct</i>	-0.10	
<i>For Broken Line On One Side, Deduct</i>	-0.08	
<i>For Double Broken Line, Deduct</i>	-0.17	
32 17 23 13-0072 LF CALTRANS Detail 32 Two-Way Left Turn Lanes, Painted Reflective Pavement Striping	1.30	
<i>For Up To 5,000 LF, Add</i>	0.26	
<i>For >25,000 LF, Deduct</i>	-0.20	
32 17 23 13-0073 LF CALTRANS Detail 33 Two-Way Left Turn Lanes	3.41	
<i>For Up To 5,000 LF, Add</i>	0.68	
<i>For >25,000 LF, Deduct</i>	-0.51	
32 17 23 13-0074 LF CALTRANS Detail 34 Intersection Treatments, Painted Reflective Pavement Striping.....	0.72	
<i>For Up To 5,000 LF, Add</i>	0.14	
<i>For >25,000 LF, Deduct</i>	-0.11	
32 17 23 13-0075 LF CALTRANS Detail 34A Intersection Treatments, Painted Reflective Pavement Striping.....	0.33	
<i>For Up To 5,000 LF, Add</i>	0.07	
<i>For >25,000 LF, Deduct</i>	-0.05	
32 17 23 13-0076 LF CALTRANS Detail 35 Intersection Treatments, Painted Reflective Pavement Striping.....	0.86	
<i>For Up To 5,000 LF, Add</i>	0.17	
<i>For >25,000 LF, Deduct</i>	-0.13	
32 17 23 13-0077 LF CALTRANS Detail 35A Intersection Treatments, Painted Reflective Pavement Striping.....	0.33	
<i>For Up To 5,000 LF, Add</i>	0.07	
<i>For >25,000 LF, Deduct</i>	-0.05	
32 17 23 13-0078 LF CALTRANS Detail 36 Exit Ramp Neutral Area (Gore) Treatment, Painted Reflective Pavement Striping	1.50	
<i>For Up To 5,000 LF, Add</i>	0.30	
<i>For >25,000 LF, Deduct</i>	-0.23	
32 17 23 13-0079 LF CALTRANS Detail 36A Entrance Ramp Neutral Area (Merge) Treatment, Painted Reflective Pavement Striping	0.97	
<i>For Up To 5,000 LF, Add</i>	0.19	
<i>For >25,000 LF, Deduct</i>	-0.15	
32 17 23 13-0080 LF CALTRANS Detail 36B Entrance Ramp Neutral Area (Acceleration Lane) Treatment, Painted Reflective Pavement Striping	1.05	
<i>For Up To 5,000 LF, Add</i>	0.21	
<i>For >25,000 LF, Deduct</i>	-0.16	
32 17 23 13-0081 LF CALTRANS Detail 37 Lane Drop At Exit Ramps, Painted Reflective Pavement Striping	0.92	
<i>For Up To 5,000 LF, Add</i>	0.18	
<i>For >25,000 LF, Deduct</i>	-0.14	
32 17 23 13-0082 LF CALTRANS Detail 37A Lane Drop At Exit Ramps.....	1.68	
<i>For Up To 5,000 LF, Add</i>	0.34	
<i>For >25,000 LF, Deduct</i>	-0.25	
32 17 23 13-0083 LF CALTRANS Detail 37B Lane Drop At Intersections, Painted Reflective Pavement Striping.....	0.92	
<i>For Up To 5,000 LF, Add</i>	0.18	
<i>For >25,000 LF, Deduct</i>	-0.14	

32 Exterior Improvements**32 10 Bases, Ballasts, and Paving****32 17 Paving Specialties**

MINOR CSI UOM DESCRIPTION	TOTAL DIRECT UNIT COST	DEMOLITION UNIT COST
32 17 23 13-0084 LF CALTRANS Detail 37C Lane Drop At Intersections.....	1.68	
For Up To 5,000 LF, Add	0.34	
For >25,000 LF, Deduct	-0.25	
32 17 23 13-0085 LF CALTRANS Detail 38 Channelizing Line, Painted Reflective Pavement Striping	0.88	
For Up To 5,000 LF, Add	0.18	
For >25,000 LF, Deduct	-0.13	
32 17 23 13-0086 LF CALTRANS Detail 38A Channelizing Line, Painted Reflective Pavement Striping	0.63	
For Up To 5,000 LF, Add	0.13	
For >25,000 LF, Deduct	-0.09	
32 17 23 13-0087 LF CALTRANS Detail 38B Channelizing Line, Painted Reflective Pavement Striping	1.14	
For Up To 5,000 LF, Add	0.23	
For >25,000 LF, Deduct	-0.17	
32 17 23 13-0088 LF CALTRANS Detail 38C Channelizing Line.....	2.50	
For Up To 5,000 LF, Add	0.50	
For >25,000 LF, Deduct	-0.38	
32 17 23 13-0089 LF CALTRANS Detail 39 Bike Lane Line, Painted Reflective Pavement Striping	0.38	
For Up To 5,000 LF, Add	0.08	
For >25,000 LF, Deduct	-0.06	
32 17 23 13-0090 LF CALTRANS Detail 39A Intersection Line Bike Lane, Painted Reflective Pavement Striping	0.31	
For Up To 5,000 LF, Add	0.06	
For >25,000 LF, Deduct	-0.05	
32 17 23 13-0091 LF CALTRANS Detail 40 Lane Line Extensions Through Intersections, Painted Reflective Pavement Striping	0.23	
For Up To 5,000 LF, Add	0.05	
For >25,000 LF, Deduct	-0.03	
32 17 23 13-0092 LF CALTRANS Detail 40A Lane Line Extensions Through Intersections	1.19	
For Up To 5,000 LF, Add	0.24	
For >25,000 LF, Deduct	-0.18	
32 17 23 13-0093 LF CALTRANS Detail 41 Center Line Extensions Through Intersections, Painted Reflective Pavement Striping	0.23	
For Up To 5,000 LF, Add	0.05	
For >25,000 LF, Deduct	-0.03	
32 17 23 13-0094 LF CALTRANS Detail 41A Center Line Extensions Through Intersections.....	1.19	
For Up To 5,000 LF, Add	0.24	
For >25,000 LF, Deduct	-0.18	
32 17 23 13-0095 EA CALTRANS 10' Arrow, Type I, Painted Reflective Pavement Marking	92.76	
For <10, Add	11.56	
For >50 To 100, Deduct	-5.78	
For >100 To 200, Deduct	-7.71	
For >200, Deduct	-15.42	
32 17 23 13-0096 EA CALTRANS 18' Arrow, Type I, Painted Reflective Pavement Marking	162.90	
For <10, Add	20.24	
For >50 To 100, Deduct	-10.12	
For >100 To 200, Deduct	-13.49	
For >200, Deduct	-26.98	
32 17 23 13-0097 EA CALTRANS 24' Arrow, Type I, Painted Reflective Pavement Marking	204.32	
For <10, Add	25.44	
For >50 To 100, Deduct	-12.72	
For >100 To 200, Deduct	-16.96	
For >200, Deduct	-33.92	
32 17 23 13-0098 EA CALTRANS 24' Arrow With Single (L or R) Turn Arrow, Type II, Painted Reflective Pavement Marking	297.08	
For <10, Add	37.01	
For >50 To 100, Deduct	-18.50	
For >100 To 200, Deduct	-24.67	
For >200, Deduct	-49.34	
32 17 23 13-0099 EA CALTRANS 24' Arrow With Both (L and R) Turn Arrows, Type II, Painted Reflective Pavement Marking	389.86	
For <10, Add	48.57	
For >50 To 100, Deduct	-24.29	
For >100 To 200, Deduct	-32.38	
For >200, Deduct	-64.76	
32 17 23 13-0100 EA CALTRANS 24' Arrow Single (L or R) Turn Arrow, Type III, Painted Reflective Pavement Marking.....	274.44	
For <10, Add	34.11	
For >50 To 100, Deduct	-17.06	
For >100 To 200, Deduct	-22.74	
For >200, Deduct	-45.48	
32 17 23 13-0101 EA CALTRANS 24' Arrow Both (L and R) Turn Arrows, Type III, Painted Reflective Pavement Marking.....	478.76	
For <10, Add	59.55	
For >50 To 100, Deduct	-29.78	
For >100 To 200, Deduct	-39.70	
For >200, Deduct	-79.41	
32 17 23 13-0102 EA CALTRANS 8' Turn Arrow (L or R), Type IV, Painted Reflective Pavement Marking	97.74	
For <10, Add	12.14	
For >50 To 100, Deduct	-6.07	
For >100 To 200, Deduct	-8.10	
For >200, Deduct	-16.19	
32 17 23 13-0103 EA CALTRANS 24' Arrow, Type V, Painted Reflective Pavement Marking.....	214.26	
For <10, Add	26.60	
For >50 To 100, Deduct	-13.30	
For >100 To 200, Deduct	-17.73	
For >200, Deduct	-35.46	
32 17 23 13-0104 EA CALTRANS 18' Arrow, Type VI, Painted Reflective Pavement Marking.....	274.44	
For <10, Add	34.11	
For >50 To 100, Deduct	-17.06	
For >100 To 200, Deduct	-22.74	
For >200, Deduct	-45.48	



MINOR	CSI	UOM	DESCRIPTION	TOTAL DIRECT UNIT COST	DEMOLITION UNIT COST
32 17 23	13-0105	EA	CALTRANS 13' Arrow With Single (L or R) Turn Arrow, Type VII, Painted Reflective Pavement Marking	176.90	
			For <10, Add	21.97	
			For >50 To 100, Deduct	-10.99	
			For >100 To 200, Deduct	-14.65	
			For >200, Deduct	-29.30	
32 17 23	13-0106	EA	CALTRANS 15' Arrow With Both (L and R) Turn Arrows, Type VIII, Painted Reflective Pavement Marking	233.05	
			For <10, Add	28.91	
			For >50 To 100, Deduct	-14.46	
			For >100 To 200, Deduct	-19.27	
			For >200, Deduct	-38.55	
32 17 23	13-0107	EA	CALTRANS 5' Arrow, Bike Lane, Painted Reflective Pavement Marking	46.39	
			For <10, Add	5.78	
			For >50 To 100, Deduct	-2.89	
			For >100 To 200, Deduct	-3.86	
			For >200, Deduct	-7.71	
32 17 23	13-0108	EA	CALTRANS Railroad Crossing Symbol, Painted Reflective Pavement Marking	444.57	
			Note: Excludes variable width transverse lines.		
			For <10, Add	54.93	
			For >50 To 100, Deduct	-27.47	
			For >100 To 200, Deduct	-36.62	
			For >200, Deduct	-73.24	
32 17 23	13-0109	SF	CALTRANS Solid Area, Painted Reflective Pavement Marking	5.83	
32 17 23	13-0110	EA	CALTRANS Bike Lane Symbol Without Person, Painted Reflective Pavement Marking	46.70	
			Note: Approximate overall dimensions: 4' width x 8' height.		
			For <10, Add	4.16	
			For >50 To 100, Deduct	-2.08	
			For >100 To 200, Deduct	-2.78	
			For >200, Deduct	-5.55	
32 17 23	13-0111	EA	CALTRANS Bike Lane Symbol With Person, Painted Reflective Pavement Marking	49.54	
			Note: Approximate overall dimensions: 4' width x 8' height.		
			For <10, Add	4.40	
			For >50 To 100, Deduct	-2.20	
			For >100 To 200, Deduct	-2.93	
			For >200, Deduct	-5.86	
32 17 23	13-0112	EA	CALTRANS Diamond Symbol, Painted Reflective Pavement Marking	74.00	
			For <10, Add	9.25	
			For >50 To 100, Deduct	-4.63	
			For >100 To 200, Deduct	-6.17	
			For >200, Deduct	-12.34	
32 17 23	13-0113	EA	CALTRANS International Symbol Of Accessibility (ISA) Marking, Painted Reflective Pavement Marking	150.64	
			For <10, Add	18.73	
			For >50 To 100, Deduct	-9.37	
			For >100 To 200, Deduct	-12.49	
			For >200, Deduct	-24.98	
32 17 23	13-0114	EA	CALTRANS Bike Loop Detector Symbol, Painted Reflective Pavement Marking	31.46	
			Note: Approximate overall dimensions: 4' width x 8' height.		
			For <10, Add	4.40	
			For >50 To 100, Deduct	-2.20	
			For >100 To 200, Deduct	-2.93	
			For >200, Deduct	-5.86	
32 17 23	13-0115	SF	CALTRANS Letter/Number, Painted Reflective Pavement Marking	5.90	
32 17 23	13-0116	SF	CALTRANS Symbols, Painted Reflective Pavement Marking	6.52	
			Note: Handicap, railroad, diamond, arrows, etc.		
32 17 23	13-0117		Pavement Striping, Letters And Symbols For Parking Areas (32 17 23 13)		
			Note: Includes primers. Per Coat.		
32 17 23	13-0118		Painted Pavement Marking For Parking Areas (32 17 23 13-0117)		
			Note: 15 mil thickness.		
32 17 23	13-0119	LF	Single 4" Wide Solid Line, Painted Pavement Striping For Parking Areas	1.11	
32 17 23	13-0120	LF	Single 6" Wide Solid Line, Painted Pavement Striping For Parking Areas	1.21	
32 17 23	13-0121	LF	Single 8" Wide Solid Line, Painted Pavement Striping For Parking Areas	1.29	
32 17 23	13-0122	LF	Single 12" Wide Solid Line, Painted Pavement Striping For Parking Areas	1.45	
32 17 23	13-0123	EA	6" High, Letter/Number, Painted Pavement Marking For Parking Areas	3.50	
			For Up To 10, Add	0.46	
			For >50 To 100, Deduct	-0.23	
			For >100 To 200, Deduct	-0.31	
			For >200, Deduct	-0.62	
32 17 23	13-0124	EA	12" High, Letter/Number, Painted Pavement Marking For Parking Areas	6.13	
			For Up To 10, Add	0.69	
			For >50 To 100, Deduct	-0.35	
			For >100 To 200, Deduct	-0.46	
			For >200, Deduct	-0.92	
32 17 23	13-0125	EA	24" High, Letter/Number, Painted Pavement Marking For Parking Areas	10.35	
			For Up To 10, Add	1.16	
			For >50 To 100, Deduct	-0.58	
			For >100 To 200, Deduct	-0.77	
			For >200, Deduct	-1.54	
32 17 23	13-0126	EA	36" High, Letter/Number, Painted Pavement Marking For Parking Areas	19.28	
			For Up To 10, Add	2.20	
			For >50 To 100, Deduct	-1.10	
			For >100 To 200, Deduct	-1.46	
			For >200, Deduct	-2.93	

32 Exterior Improvements**32 10 Bases, Ballasts, and Paving****32 17 Paving Specialties**

SAN BERNARDINO
COUNTY

MINOR CSI UOM DESCRIPTION	TOTAL DIRECT UNIT COST	DEMOLITION UNIT COST
32 17 23 13-0127 EA 42" High, Letter/Number, Painted Pavement Marking For Parking Areas.....	25.38	
For Up To 10, Add	3.01	
For >50 To 100, Deduct	-1.50	
For >100 To 200, Deduct	-2.00	
For >200, Deduct	-4.01	
32 17 23 13-0128 EA 48" High, Letter/Number/Arrow, Painted Pavement Marking For Parking Areas	30.70	
For Up To 10, Add	3.70	
For >50 To 100, Deduct	-1.85	
For >100 To 200, Deduct	-2.47	
For >200, Deduct	-4.93	
32 17 23 13-0129 EA 72" High, Letter/Number/Arrow, Painted Pavement Marking For Parking Areas	41.85	
For Up To 10, Add	4.62	
For >50 To 100, Deduct	-2.31	
For >100 To 200, Deduct	-3.08	
For >200, Deduct	-6.17	
32 17 23 13-0130 EA Through Lane Arrow, Painted Pavement Marking For Parking Areas	79.09	
Note: Approximate overall dimensions: 3-1/2' width x 10' height.		
32 17 23 13-0131 EA Turn Lane Arrow, Painted Pavement Marking For Parking Areas	92.67	
Note: Approximate overall dimensions: 6' width x 8' height.		
32 17 23 13-0132 EA Dual Turn Lane Arrow, Painted Pavement Marking For Parking Areas	137.37	
Note: Approximate overall dimensions: 11' width x 8' height.		
32 17 23 13-0133 EA Turn And Through Lane Arrow, Painted Pavement Marking For Parking Areas.....	140.51	
Note: Approximate overall dimensions: 7' width x 13' height.		
32 17 23 13-0134 EA Dual Turn And Through Lane Arrow, Painted Pavement Marking For Parking Areas	187.98	
Note: Approximate overall dimensions: 9' width x 15' height.		
32 17 23 13-0135 EA Handicap Symbol For Standard Parking Stalls, Painted Pavement Marking For Parking Areas	30.56	
Note: Approximate overall dimensions: 2-2/3' width x 3' height. White or blue symbol. Excludes striping.		
For Blue Background With White Symbol, Add	25.44	
For Blue Background With White Symbol And Border, Add	31.80	
32 17 23 13-0136 EA Handicap Symbol For Van Parking Stalls, Painted Pavement Marking For Parking Areas.....	47.52	
Note: Approximate overall dimensions: 4-1/3' width x 5' height. White or blue symbol. Excludes striping.		
For Blue Background With White Symbol, Add	55.04	
For Blue Background With White Symbol And Border, Add	68.80	
32 17 23 13-0137 Painted Curbs (32 17 23 13)		
Note: All colors.		
32 17 23 13-0138 LF Reflective Painted Curb.....	2.83	
32 17 23 13-0139 LF Reflective Painted Curb And Gutter.....	5.43	
32 17 23 13-0140 LF Painted Curb.....	2.30	
32 17 23 13-0141 LF Painted Curb And Gutter.....	4.97	
32 17 23 13-0142 Markings For Outdoor Play Areas, Courts (32 17 23 13)		
32 17 23 13-0143 LF 2" Wide Marking For Outdoor Play Areas.....	1.02	
32 17 23 13-0144 LF 3" Wide Marking For Outdoor Play Areas.....	1.15	
32 17 23 13-0145 LF 4" Wide Marking For Outdoor Play Areas.....	1.29	
32 17 23 13-0146 LF 6" Wide Marking For Outdoor Play Areas.....	1.52	
32 17 23 13-0147 EA Layout And Paint Playground Game Lines And Background On Asphalt Or Concrete (Hop Scotch, 4 Square, Numbers Games, Etcetera).....	268.73	
32 17 23 23 Raised Pavement Markings (32 17 23)		
32 17 23 23-0001 Raised Pavement Markers (RPMs) (32 17 23 23)		
32 17 23 23-0002 EA One-Way Reflective, Raised Pavement Marker (RPM).....	5.90	2.71
Note: Type G, H or R		
For >100, Deduct	-0.59	
32 17 23 23-0003 EA Two-Way Reflective, Raised Pavement Marker (RPM).....	6.24	2.71
Note: Type B, C, D, AC, RA or RR		
For >100, Deduct	-0.62	
32 17 23 23-0004 EA 4" Diameter, Round Reflective, Raised Pavement Marker (RPM).....	7.05	2.71
For >100, Deduct	-0.71	
32 17 23 23-0005 EA 4" Diameter, Non-Reflective, Raised Pavement Marker (RPM).....	5.48	2.71
Note: Type A or AY		
For >100, Deduct	-0.55	
32 17 23 23-0006 Snowplowable Pavement Markers (32 17 23 23)		
32 17 23 23-0007 EA One-Way Reflective, Snowplowable Pavement Marker With Center Rail.....	74.89	32.59
Note: Type G, H or R		
32 17 23 23-0008 EA Two-Way Reflective, Snowplowable Pavement Marker With Center Rail.....	75.18	32.59
Note: Type B, C, D, AC, RA or RR		
32 17 23 23-0009 EA Removal And Replacement Of Reflector For One-Way Reflective, Recessed (Plowable) Pavement Marker	20.50	
32 17 23 23-0010 EA Removal And Replacement Of Reflectors For Two-Way Reflective, Recessed (Plowable) Pavement Marker	26.22	
32 17 23 33 Plastic Pavement Markings (32 17 23)		
32 17 23 33-0001 Thermoplastic Pavement Striping, Letters, Symbols And Markers For Roads (32 17 23 33)		
Note: Includes primers, adhesive and glass beads where required. For broken line modifier quantity use total lane length.		



MINOR	CSI	UOM	DESCRIPTION	TOTAL DIRECT UNIT COST	DEMOLITION UNIT COST
-------	-----	-----	-------------	------------------------	----------------------

32 17 23 33-0002			Thermoplastic Reflective Pavement Marking <small>(32 17 23 33-0001)</small>		
			Note: 90 mil thickness.		
32 17 23 33-0003	LF		Single 4" Wide Solid Line, 90 Mil Thick, Thermoplastic Reflective Pavement Striping	1.36	
			For Up To 5,000 LF, Add	0.27	
			For >25,000 LF, Deduct	-0.20	
			For 60 mils Thick, Deduct	-0.19	
			For 125 mils Thick, Add	0.24	
			For Broken Line, Deduct	-0.80	
32 17 23 33-0004	LF		Single 6" Wide Solid Line, 90 Mil Thick, Thermoplastic Reflective Pavement Striping	1.95	
			Note: Includes yellow or white.		
			For Up To 5,000 LF, Add	0.39	
			For >25,000 LF, Deduct	-0.29	
			For 60 mils Thick, Deduct	-0.28	
			For 125 mils Thick, Add	0.36	
			For Broken Line, Deduct	-1.20	
32 17 23 33-0005	LF		Single 8" Wide Solid Line, 90 Mil Thick, Thermoplastic Reflective Pavement Striping	2.58	
			Note: Includes yellow or white.		
			For Up To 5,000 LF, Add	0.52	
			For >25,000 LF, Deduct	-0.39	
			For 60 mils Thick, Deduct	-0.37	
			For 125 mils Thick, Add	0.48	
			For Broken Line, Deduct	-1.60	
32 17 23 33-0006	LF		Single 12" Wide Solid Line, 90 Mil Thick, Thermoplastic Reflective Pavement Striping	3.78	
			Note: Includes yellow or white.		
			For Up To 5,000 LF, Add	0.76	
			For >25,000 LF, Deduct	-0.57	
			For 60 mils Thick, Deduct	-0.56	
			For 125 mils Thick, Add	0.72	
			For Broken Line, Deduct	-2.40	
32 17 23 33-0007	LF		Double 4" Wide Solid Lines, 90 Mil Thick, Thermoplastic Reflective Pavement Striping	2.56	
			Note: Includes yellow or white.		
			For Up To 5,000 LF, Add	0.51	
			For >25,000 LF, Deduct	-0.38	
			For 60 mils Thick, Deduct	-0.37	
			For 125 mils Thick, Add	0.48	
			For Broken Line On One Side, Deduct	-0.80	
			For Double Broken Line, Deduct	-1.60	
32 17 23 33-0008	LF		Double 6" Wide Solid Lines, 90 Mil Thick, Thermoplastic Reflective Pavement Striping	3.78	
			Note: Includes yellow or white.		
			For Up To 5,000 LF, Add	0.76	
			For >25,000 LF, Deduct	-0.57	
			For 60 mils Thick, Deduct	-0.56	
			For 125 mils Thick, Add	0.72	
			For Broken Line On One Side, Deduct	-1.20	
			For Double Broken Line, Deduct	-2.40	
32 17 23 33-0009	SF		Solid Area, 90 Mil Thick, Thermoplastic Reflective Pavement Marking	7.80	
			Note: Includes yellow or white.		
			For 60 mils Thick, Deduct	-0.56	
			For 125 mils Thick, Add	0.72	
32 17 23 33-0010	EA		6" High, Letter/Number, 90 Mil Thick, Thermoplastic Reflective Pavement Marking	5.08	
			For Up To 10, Add	0.52	
			For >50 To 100, Deduct	-0.26	
			For >100 To 200, Deduct	-0.35	
			For >200, Deduct	-0.69	
			For 60 mils Thick, Deduct	-0.28	
			For 125 mils Thick, Add	0.36	
32 17 23 33-0011	EA		12" High, Letter/Number, 90 Mil Thick, Thermoplastic Reflective Pavement Marking	11.07	
			For Up To 10, Add	0.79	
			For >50 To 100, Deduct	-0.39	
			For >100 To 200, Deduct	-0.52	
			For >200, Deduct	-1.05	
			For 60 mils Thick, Deduct	-1.02	
			For 125 mils Thick, Add	1.31	
32 17 23 33-0012	EA		24" High, Letter/Number, 90 Mil Thick, Thermoplastic Reflective Pavement Marking	18.92	
			For Up To 10, Add	1.31	
			For >50 To 100, Deduct	-0.65	
			For >100 To 200, Deduct	-0.87	
			For >200, Deduct	-1.74	
			For 60 mils Thick, Deduct	-1.79	
			For 125 mils Thick, Add	2.30	
32 17 23 33-0013	EA		36" High, Letter/Number, 90 Mil Thick, Thermoplastic Reflective Pavement Marking	35.45	
			For Up To 10, Add	2.63	
			For >50 To 100, Deduct	-1.31	
			For >100 To 200, Deduct	-1.75	
			For >200, Deduct	-3.50	
			For 60 mils Thick, Deduct	-3.14	
			For 125 mils Thick, Add	4.04	
32 17 23 33-0014	EA		48" High, Letter/Number, 90 Mil Thick, Thermoplastic Reflective Pavement Marking	42.91	
			For Up To 10, Add	2.94	
			For >50 To 100, Deduct	-1.47	
			For >100 To 200, Deduct	-1.96	
			For >200, Deduct	-3.92	
			For 60 mils Thick, Deduct	-4.08	
			For 125 mils Thick, Add	5.25	

32 Exterior Improvements**32 10 Bases, Ballasts, and Paving****32 17 Paving Specialties**

MINOR CSI UOM DESCRIPTION	TOTAL DIRECT UNIT COST	DEMOLITION UNIT COST
32 17 23 33-0015 EA 72" High, Letter/Number, 90 Mil Thick, Thermoplastic Reflective Pavement Marking	77.48	
For Up To 10, Add	5.23	
For >50 To 100, Deduct	-2.61	
For >100 To 200, Deduct	-3.49	
For >200, Deduct	-6.97	
For 60 mils Thick, Deduct	-7.46	
For 125 mils Thick, Add	9.59	
32 17 23 33-0016 EA 96" High, Letter/Number, 90 Mil Thick, Thermoplastic Reflective Pavement Marking	102.89	
For Up To 10, Add	7.02	
For >50 To 100, Deduct	-3.51	
For >100 To 200, Deduct	-4.68	
For >200, Deduct	-9.36	
For 60 mils Thick, Deduct	-9.82	
For 125 mils Thick, Add	12.62	
32 17 23 33-0017 EA 120" High, Letter/Number, 90 Mil Thick, Thermoplastic Reflective Pavement Marking	183.17	
For Up To 10, Add	8.70	
For >50 To 100, Deduct	-4.35	
For >100 To 200, Deduct	-5.80	
For >200, Deduct	-11.60	
For 60 mils Thick, Deduct	-21.91	
For 125 mils Thick, Add	28.17	
32 17 23 33-0018 SF Letter/Number, 90 Mil Thick, Thermoplastic Reflective Pavement Marking	9.28	
For 60 mils Thick, Deduct	-0.71	
For 125 mils Thick, Add	0.91	
32 17 23 33-0019 SY Cross Hatch, 90 Mil Thick, Thermoplastic Reflective Pavement Marking	26.43	
Note: Per SY of area.		
For 60 mils Thick, Deduct	-1.25	
For 125 mils Thick, Add	1.61	
32 17 23 33-0020 EA Handicap Symbol, 90 Mil Thick, Thermoplastic Reflective Pavement Marking	240.06	
For 60 mils Thick, Deduct	-16.26	
For 125 mils Thick, Add	20.90	
32 17 23 33-0021 EA Railroad Symbol, 90 Mil Thick, Thermoplastic Reflective Pavement Marking	714.42	
For 60 mils Thick, Deduct	-49.47	
For 125 mils Thick, Add	63.61	
32 17 23 33-0022 EA Bike Lane Symbol, 90 Mil Thick, Thermoplastic Reflective Pavement Marking	158.79	
Note: Approximate overall dimensions: 4' width x 8' height.		
For 60 mils Thick, Deduct	-22.39	
For 125 mils Thick, Add	28.79	
32 17 23 33-0023 EA Diamond Symbol, 90 Mil Thick, Thermoplastic Reflective Pavement Marking	114.81	
For 60 mils Thick, Deduct	-7.77	
For 125 mils Thick, Add	9.99	
32 17 23 33-0024 SF Symbols, 90 Mil Thick, Thermoplastic Reflective Pavement Marking	10.44	
Note: Handicap, railroad, diamond, arrows, etc.		
For 60 mils Thick, Deduct	-0.71	
For 125 mils Thick, Add	0.91	
32 17 23 33-0025 EA 10' Arrow, Type I, 90 Mil Thick, Thermoplastic Reflective Pavement Marking	146.12	
For 60 mils Thick, Deduct	-9.89	
For 125 mils Thick, Add	12.72	
32 17 23 33-0026 EA 18' Arrow, Type I, 90 Mil Thick, Thermoplastic Reflective Pavement Marking	260.93	
For 60 mils Thick, Deduct	-17.67	
For 125 mils Thick, Add	22.72	
32 17 23 33-0027 EA 24' Arrow, Type I, 90 Mil Thick, Thermoplastic Reflective Pavement Marking	323.55	
For 60 mils Thick, Deduct	-21.91	
For 125 mils Thick, Add	28.17	
32 17 23 33-0028 EA 24' Arrow With Single (L or R) Turn Arrow, Type II, 90 Mil Thick, Thermoplastic Reflective Pavement Marking	469.67	
For 60 mils Thick, Deduct	-31.80	
For 125 mils Thick, Add	40.89	
32 17 23 33-0029 EA 24' Arrow With Both (L and R) Turn Arrows, Type II, 90 Mil Thick, Thermoplastic Reflective Pavement Marking	615.80	
For 60 mils Thick, Deduct	-41.70	
For 125 mils Thick, Add	53.61	
32 17 23 33-0030 EA 24' Arrow Single (L or R) Turn Arrow, Type III, 90 Mil Thick, Thermoplastic Reflective Pavement Marking	438.36	
For 60 mils Thick, Deduct	-29.68	
For 125 mils Thick, Add	38.16	
32 17 23 33-0031 EA 24' Arrow Both (L and R) Turn Arrows, Type III, 90 Mil Thick, Thermoplastic Reflective Pavement Marking	761.92	
For 60 mils Thick, Deduct	-51.59	
For 125 mils Thick, Add	66.33	
32 17 23 33-0032 EA 8' Turn Arrow (L or R), Type IV, 90 Mil Thick, Thermoplastic Reflective Pavement Marking	156.56	
For 60 mils Thick, Deduct	-10.60	
For 125 mils Thick, Add	13.63	
32 17 23 33-0033 EA 24' Arrow, Type V, 90 Mil Thick, Thermoplastic Reflective Pavement Marking	344.43	
For 60 mils Thick, Deduct	-23.32	
For 125 mils Thick, Add	29.99	
32 17 23 33-0034 EA 18' Arrow, Type VI, 90 Mil Thick, Thermoplastic Reflective Pavement Marking	438.36	
For 60 mils Thick, Deduct	-29.68	
For 125 mils Thick, Add	38.16	
32 17 23 33-0035 EA 13' Arrow With Single (L or R) Turn Arrow, Type VII, 90 Mil Thick, Thermoplastic Reflective Pavement Marking	281.81	
For 60 mils Thick, Deduct	-19.08	
For 125 mils Thick, Add	24.53	
32 17 23 33-0036 EA 15' Arrow With Both (L and R) Turn Arrows, Type VIII, 90 Mil Thick, Thermoplastic Reflective Pavement Marking	375.75	
For 60 mils Thick, Deduct	-25.44	
For 125 mils Thick, Add	32.71	
32 17 23 33-0037 EA 5' Arrow, Bike Lane, 90 Mil Thick, Thermoplastic Reflective Pavement Marking	73.06	
For 60 mils Thick, Deduct	-4.95	
For 125 mils Thick, Add	6.36	



MINOR	CSI	UOM	DESCRIPTION	TOTAL DIRECT UNIT COST	DEMOLITION UNIT COST
-------	-----	-----	-------------	------------------------	----------------------

32 17 23 33-0038 Thermoplastic Reflective Pavement Striping By Hand For Repairs <small>(32 17 23 33-0001)</small>					
32 17 23 33-0039	LF		Single 4" Wide Solid Line, 90 Mil Thick, Thermoplastic Reflective Pavement Striping By Hand For Repairs	2.70	
			<i>For 60 mils Thick, Deduct</i>	-0.19	
			<i>For 125 mils Thick, Add</i>	0.24	
32 17 23 33-0040	LF		Single 6" Wide Solid Line, 90 Mil Thick, Thermoplastic Reflective Pavement Striping By Hand For Repairs	3.46	
			<i>For 60 mils Thick, Deduct</i>	-0.28	
			<i>For 125 mils Thick, Add</i>	0.36	
32 17 23 33-0041	LF		Single 8" Wide Solid Line, 90 Mil Thick, Thermoplastic Reflective Pavement Striping By Hand For Repairs	4.29	
			<i>For 60 mils Thick, Deduct</i>	-0.37	
			<i>For 125 mils Thick, Add</i>	0.48	
32 17 23 33-0042	LF		Single 12" Wide Solid Line, 90 Mil Thick, Thermoplastic Reflective Pavement Striping By Hand For Repairs	6.20	
			<i>For 60 mils Thick, Deduct</i>	-0.56	
			<i>For 125 mils Thick, Add</i>	0.72	
32 17 23 33-0043	LF		Single 24" Wide Solid Line, 90 Mil Thick, Thermoplastic Reflective Pavement Striping By Hand For Repairs	11.27	
			<i>For 60 mils Thick, Deduct</i>	-1.12	
			<i>For 125 mils Thick, Add</i>	1.44	

32 17 23 33-0044 Preformed, Patterned Reflective Pavement Marking Tape <small>(32 17 23 33-0001)</small>					
Note: Applied with pressure sensitive adhesive. Includes adhesive. 60 mil thickness. (3M Stamark 380 Series).					
32 17 23 33-0045	LF		Single 4" Wide Solid Line, 60 Mil Thick, Preformed Patterned Thermoplastic Reflective Pavement Striping	2.92	
			Note: Includes yellow or white.		
			<i>For Up To 5,000 LF, Add</i>	0.58	
			<i>For >25,000 LF, Deduct</i>	-0.44	
32 17 23 33-0046	LF		Single 6" Wide Solid Line, 60 Mil Thick, Preformed Patterned Thermoplastic Reflective Pavement Striping	4.32	
			Note: Includes yellow or white.		
			<i>For Up To 5,000 LF, Add</i>	0.86	
			<i>For >25,000 LF, Deduct</i>	-0.65	
32 17 23 33-0047	LF		Single 8" Wide Solid Line, 60 Mil Thick, Preformed Patterned Thermoplastic Reflective Pavement Striping	5.74	
			Note: Includes yellow or white.		
			<i>For Up To 5,000 LF, Add</i>	1.15	
			<i>For >25,000 LF, Deduct</i>	-0.86	
32 17 23 33-0048	LF		Single 12" Wide Solid Line, 60 Mil Thick, Preformed Patterned Thermoplastic Reflective Pavement Striping	8.52	
			Note: Includes yellow or white.		
			<i>For Up To 5,000 LF, Add</i>	1.70	
			<i>For >25,000 LF, Deduct</i>	-1.28	
32 17 23 33-0049	SF		Solid Area, 60 Mil Thick, Preformed Patterned Thermoplastic Reflective Pavement Marking Tape	22.84	
			Note: Includes yellow or white.		
32 17 23 33-0050	EA		6" High, Preformed Letter/Number, 60 Mil Thick, Patterned Thermoplastic Reflective Pavement Marking Tape	34.03	
			<i>For <10, Add</i>	0.95	
			<i>For >50 To 100, Deduct</i>	-0.47	
			<i>For >100 To 200, Deduct</i>	-0.63	
			<i>For >200, Deduct</i>	-1.26	
32 17 23 33-0051	EA		12" High, Preformed Letter/Number, 60 Mil Thick, Patterned Thermoplastic Reflective Pavement Marking Tape	60.75	
			<i>For <10, Add</i>	1.20	
			<i>For >50 To 100, Deduct</i>	-0.60	
			<i>For >100 To 200, Deduct</i>	-0.80	
			<i>For >200, Deduct</i>	-1.60	
32 17 23 33-0052	EA		24" High, Preformed Letter/Number, 60 Mil Thick, Patterned Thermoplastic Reflective Pavement Marking Tape	103.92	
			<i>For <10, Add</i>	2.38	
			<i>For >50 To 100, Deduct</i>	-1.19	
			<i>For >100 To 200, Deduct</i>	-1.59	
			<i>For >200, Deduct</i>	-3.18	
32 17 23 33-0053	EA		36" High, Preformed Letter/Number, 60 Mil Thick, Patterned Thermoplastic Reflective Pavement Marking Tape	148.13	
			<i>For <10, Add</i>	4.76	
			<i>For >50 To 100, Deduct</i>	-2.38	
			<i>For >100 To 200, Deduct</i>	-3.18	
			<i>For >200, Deduct</i>	-6.35	
32 17 23 33-0054	EA		48" High, Preformed Letter/Number, 60 Mil Thick, Patterned Thermoplastic Reflective Pavement Marking Tape	173.98	
			<i>For <10, Add</i>	5.34	
			<i>For >50 To 100, Deduct</i>	-2.67	
			<i>For >100 To 200, Deduct</i>	-3.56	
			<i>For >200, Deduct</i>	-7.12	
32 17 23 33-0055	EA		72" High, Preformed Letter/Number, 60 Mil Thick, Patterned Thermoplastic Reflective Pavement Marking Tape	218.90	
			<i>For <10, Add</i>	9.51	
			<i>For >50 To 100, Deduct</i>	-4.75	
			<i>For >100 To 200, Deduct</i>	-6.34	
			<i>For >200, Deduct</i>	-12.68	
32 17 23 33-0056	EA		96" High, Preformed Letter/Number, 60 Mil Thick, Patterned Thermoplastic Reflective Pavement Marking Tape	278.17	
			<i>For <10, Add</i>	12.77	
			<i>For >50 To 100, Deduct</i>	-6.38	
			<i>For >100 To 200, Deduct</i>	-8.51	
			<i>For >200, Deduct</i>	-17.02	
32 17 23 33-0057	EA		120" High, Preformed Letter/Number, 60 Mil Thick, Patterned Thermoplastic Reflective Pavement Marking Tape	348.93	
			<i>For <10, Add</i>	15.82	
			<i>For >50 To 100, Deduct</i>	-7.91	
			<i>For >100 To 200, Deduct</i>	-10.55	
			<i>For >200, Deduct</i>	-21.09	
32 17 23 33-0058	SF		Preformed Arrow, 60 Mil Thick, Patterned Thermoplastic Reflective Pavement Marking Tape	23.46	
32 17 23 33-0059	SF		Preformed Symbol, 60 Mil Thick, Patterned Thermoplastic Reflective Pavement Marking Tape	24.62	
			Note: Handicap, railroad, diamond symbol, etc.		

32 17 23 33-0060 Preformed, Thermoplastic Reflective Pavement Marking <small>(32 17 23 33-0001)</small>					
Note: Heat applied. (Flint PreMark or HotTape Series).					

32 Exterior Improvements**32 10 Bases, Ballasts, and Paving****32 17 Paving Specialties**

MINOR CSI	UOM	DESCRIPTION	TOTAL DIRECT UNIT COST	DEMOLITION UNIT COST
32 17 23 33-0061	EA	Preformed Bike Lane Symbol, 90 Mil Thick, Thermoplastic Reflective Pavement Marking Tape Note: Approximate overall dimensions: 4' width x 8' height.	348.73	
32 17 23 33-0062	EA	Preformed Railroad Crossing Symbol, 125 Mil Thick, Thermoplastic Reflective Pavement Marking Tape Note: Approximate overall dimensions: 8' width x 20' height. Excludes transverse lines.	925.82	
32 17 23 33-0063	EA	Preformed Preferential Lane Symbol (Diamond), 125 Mil Thick, Thermoplastic Reflective Pavement Marking Tape Note: Approximate overall dimensions: 3-1/4' width x 13' height.	180.62	
32 17 23 33-0064	EA	6' Height, Preformed Through Lane Arrow, 90 Mil Thick, Thermoplastic Reflective Pavement Marking Tape Note: Approximate overall dimensions: 2' width x 6' height.	150.80	
32 17 23 33-0065	EA	9-1/2' Height, Preformed Through Lane Arrow, 90 Mil Thick, Thermoplastic Reflective Pavement Marking Tape Note: Approximate overall dimensions: 3-1/4' width x 9-1/2' height.	299.95	
32 17 23 33-0066	EA	4' Height, Preformed Turn Lane Arrow, 90 Mil Thick, Thermoplastic Reflective Pavement Marking Tape Note: Approximate overall dimensions: 3' width x 4' height.	176.14	
32 17 23 33-0067	EA	8' Height, Preformed Turn Lane Arrow, 90 Mil Thick, Thermoplastic Reflective Pavement Marking Tape Note: Approximate overall dimensions: 6' width x 8' height.	334.91	
32 17 23 33-0068	EA	Preformed Turn And Through Lane Arrow, 90 Mil Thick, Thermoplastic Reflective Pavement Marking Tape Note: Approximate overall dimensions: 7-1/4' width x 12-3/4' height.	577.90	
32 17 23 33-0069	EA	Preformed Dual Turn And Through Lane Arrow, 90 Mil Thick, Thermoplastic Reflective Pavement Marking Tape Note: Approximate overall dimensions: 11-1/4' width x 13-1/4' height.	874.44	
32 17 23 33-0070	EA	Preformed Elongated Through Lane Arrow, 90 Mil Thick, Thermoplastic Reflective Pavement Marking Tape Note: Approximate overall dimensions: 1-2/3' width x 12' height.	307.51	
32 17 23 33-0071	EA	Preformed Elongated Turn Lane Arrow, 90 Mil Thick, Thermoplastic Reflective Pavement Marking Tape Note: Approximate overall dimensions: 3' width x 12' height.	342.47	
32 17 23 33-0072	EA	Preformed Elongated Dual Turn Lane Arrow, 90 Mil Thick, Thermoplastic Reflective Pavement Marking Tape Note: Approximate overall dimensions: 5-1/2' width x 12' height.	638.68	
32 17 23 33-0073	EA	Preformed Elongated Turn And Through Lane Arrow, 90 Mil Thick, Thermoplastic Reflective Pavement Marking Tape Note: Approximate overall dimensions: 3-1/2' width x 20' height.	586.37	
32 17 23 33-0074	EA	Preformed Elongated Dual Turn And Through Lane Arrow, 90 Mil Thick, Thermoplastic Reflective Pavement Marking Tape Note: Approximate overall dimensions: 5-1/2' width x 20' height.	588.69	
32 17 23 33-0075	EA	Preformed Lane-Reduction Arrow, 90 Mil Thick, Thermoplastic Reflective Pavement Marking Tape Note: Approximate overall dimensions: 5-1/2' width x 18' height.	814.83	
32 17 23 33-0076		Thermoplastic Pavement Striping, Letters And Symbols For Parking Areas (32 17 23 33)		
32 17 23 33-0077		Thermoplastic Pavement Marking Symbols For Parking Areas (32 17 23 33-0076) Note: Heat applied. (Flint PreMark Series).		
32 17 23 33-0078	EA	28" Handicap Symbol For Standard Parking Stalls, 90 Mil Thick, Thermoplastic Pavement Marking Tape For Parking Areas Note: White or blue symbol. Excludes striping.	117.17	
32 17 23 33-0079	EA	39" Handicap Symbol For Standard Parking Stalls, 90 Mil Thick, Thermoplastic Pavement Marking Tape For Parking Areas Note: White symbol on blue background. Excludes striping.	449.28	
32 17 23 33-0080	EA	40" x 40" Handicap Symbol For Van Parking Stalls, 90 Mil Thick, Thermoplastic Pavement Marking Tape For Parking Areas Note: White symbol on blue background. Excludes striping.	252.64	
32 17 23 33-0081	EA	45" x 45" Handicap Symbol For Van Parking Stalls, 90 Mil Thick, Thermoplastic Pavement Marking Tape For Parking Areas Note: White symbol on blue background. Excludes striping.	304.06	
32 17 23 33-0082	EA	48" x 48" Handicap Symbol For Van Parking Stalls, 90 Mil Thick, Thermoplastic Pavement Marking Tape For Parking Areas Note: White symbol on blue background. Excludes striping.	318.76	
32 17 26		Tactile Warning Surfaces (32 17)		
32 17 26 00-0001		Vitrified Polymer Composite (VPC); (Armor Tile) (32 17 26) Note: Truncated dome, raised strips or directional bars. All colors.		
32 17 26 00-0002	SF	Surface Applied VPC Truncated Dome Detectable Warning Surface Note: Includes adhesive, fasteners and sealant at perimeter. Also raised strips or directional bars. All colors.	64.60	8.63
32 17 26 00-0003	SF	Embedded, VPC Truncated Dome Detectable Warning Surface Note: Also raised strips or directional bars. All colors.	53.38	8.63
32 17 26 00-0004		Fiber-Reinforced, Polymermodified Cement And Coated With Acrylic Resin Emulsion (SafteyStep TD) (32 17 26) Note: Pre-molded tactile dome sheet. All colors.		
32 17 26 00-0005	SF	Up To 15 SF, Surface Applied Pre-Molded Tactile Warning Mat (SSTD-MAT) Note: Includes surface preparation, SSTD-589 adhesive, SSTD-100 top coat sealer and SSTD-1250 finish . All colors. 2' or 3' width.	73.89	8.63
32 17 26 00-0006	SF	>15 To 36 SF, Surface Applied Pre-Molded Tactile Warning Mat (SSTD-MAT) Note: Includes surface preparation, SSTD-589 adhesive, SSTD-100 top coat sealer and SSTD-1250 finish . All colors. 2' or 3' width.	66.13	8.63
32 18		Athletic and Recreational Surfacing (32 10)		
32 18 16		Synthetic Resilient Surfacing (32 18)		
32 18 16 13		Playground Protective Surfacing (32 18 16)		
32 18 16 13-0001		Tile Playground Surface Material (32 18 16 13) Note: Black. With or without channel bottom. Includes transition section and curbs. Excludes sub base.		



MINOR CSI UOM DESCRIPTION	TOTAL DIRECT UNIT COST	DEMOLITION UNIT COST
32 18 16 13-0002 SF 1-3/4" Thick, Resilient Rubber Tile Playground Surfacing	22.57	2.45
<i>For Manufacturer's Standard Colors, Add</i>	1.37	
<i>For Interlocking Tiles, Add</i>	3.05	
<i>For Mechanically Fastened, Add</i>	1.87	
<i>For Ethylene Propylene Diene Monomer (EPDM) Top Wearing Surface, Add</i>	1.50	
32 18 16 13-0003 SF 2" Thick, Resilient Rubber Tile Playground Surfacing.....	23.04	2.60
<i>For Manufacturer's Standard Colors, Add</i>	1.37	
<i>For Interlocking Tiles, Add</i>	3.05	
<i>For Mechanically Fastened, Add</i>	1.96	
<i>For Ethylene Propylene Diene Monomer (EPDM) Top Wearing Surface, Add</i>	1.50	
32 18 16 13-0004 SF 2-1/4" Thick, Resilient Rubber Tile Playground Surfacing	23.96	2.90
<i>For Manufacturer's Standard Colors, Add</i>	1.37	
<i>For Interlocking Tiles, Add</i>	3.05	
<i>For Mechanically Fastened, Add</i>	2.15	
<i>For Ethylene Propylene Diene Monomer (EPDM) Top Wearing Surface, Add</i>	1.50	
32 18 16 13-0005 SF 2-1/2" Thick, Resilient Rubber Tile Playground Surfacing	24.87	3.21
<i>For Manufacturer's Standard Colors, Add</i>	1.37	
<i>For Interlocking Tiles, Add</i>	3.05	
<i>For Mechanically Fastened, Add</i>	2.33	
<i>For Ethylene Propylene Diene Monomer (EPDM) Top Wearing Surface, Add</i>	1.50	
32 18 16 13-0006 SF 2-3/4" Thick, Resilient Rubber Tile Playground Surfacing	27.76	3.51
<i>For Manufacturer's Standard Colors, Add</i>	1.03	
<i>For Interlocking Tiles, Add</i>	3.44	
<i>For Mechanically Fastened, Add</i>	2.51	
<i>For Ethylene Propylene Diene Monomer (EPDM) Top Wearing Surface, Add</i>	1.50	
32 18 16 13-0007 SF 3" Thick, Resilient Rubber Tile Playground Surfacing.....	28.78	3.85
<i>For Manufacturer's Standard Colors, Add</i>	1.03	
<i>For Interlocking Tiles, Add</i>	3.44	
<i>For Mechanically Fastened, Add</i>	2.71	
<i>For Ethylene Propylene Diene Monomer (EPDM) Top Wearing Surface, Add</i>	1.50	
32 18 16 13-0008 SF 3-1/4" Thick, Resilient Rubber Tile Playground Surfacing	29.83	4.20
<i>For Manufacturer's Standard Colors, Add</i>	1.03	
<i>For Interlocking Tiles, Add</i>	3.44	
<i>For Mechanically Fastened, Add</i>	2.92	
<i>For Ethylene Propylene Diene Monomer (EPDM) Top Wearing Surface, Add</i>	1.50	
32 18 16 13-0009 SF 3-1/2" Thick, Resilient Rubber Tile Playground Surfacing	32.80	4.50
<i>For Manufacturer's Standard Colors, Add</i>	0.58	
<i>For Interlocking Tiles, Add</i>	3.84	
<i>For Mechanically Fastened, Add</i>	3.12	
<i>For Ethylene Propylene Diene Monomer (EPDM) Top Wearing Surface, Add</i>	1.50	
32 18 16 13-0010 SF 3-3/4" Thick, Resilient Rubber Tile Playground Surfacing	33.72	4.86
<i>For Manufacturer's Standard Colors, Add</i>	0.58	
<i>For Interlocking Tiles, Add</i>	3.84	
<i>For Mechanically Fastened, Add</i>	3.30	
<i>For Ethylene Propylene Diene Monomer (EPDM) Top Wearing Surface, Add</i>	1.50	
32 18 16 13-0011 SF 4" Thick, Resilient Rubber Tile Playground Surfacing.....	34.72	5.14
<i>For Manufacturer's Standard Colors, Add</i>	0.58	
<i>For Interlocking Tiles, Add</i>	3.84	
<i>For Mechanically Fastened, Add</i>	3.50	
<i>For Ethylene Propylene Diene Monomer (EPDM) Top Wearing Surface, Add</i>	1.50	
32 18 16 13-0012 SF 4-1/2" Thick, Resilient Rubber Tile Playground Surfacing	39.95	5.78
<i>For Manufacturer's Standard Colors, Add</i>	0.56	
<i>For Interlocking Tiles, Add</i>	4.50	
<i>For Mechanically Fastened, Add</i>	3.89	
<i>For Ethylene Propylene Diene Monomer (EPDM) Top Wearing Surface, Add</i>	1.50	
32 18 16 13-0013 Loose Laid Playground Surface Material <small>(32 18 16 13)</small>		
Note: Excludes sub base.		
32 18 16 13-0014 SF 3" Loose Laid Wood Fiber Safety Playground Surfacing	1.99	0.37
32 18 16 13-0015 SF 6" Loose Laid Wood Fiber Safety Playground Surfacing	2.71	0.45
32 18 16 13-0016 SF 9" Loose Laid Wood Fiber Safety Playground Surfacing	3.51	0.55
32 18 16 13-0017 SF 12" Loose Laid Wood Fiber Safety Playground Surfacing	4.94	0.83
32 18 16 13-0018 SF 3" Loose Laid Synthetic Fiber Safety Playground Surfacing.....	3.29	0.37
32 18 16 13-0019 SF 6" Loose Laid Synthetic Fiber Safety Playground Surfacing.....	4.07	0.45
32 18 16 13-0020 SF 9" Loose Laid Synthetic Fiber Safety Playground Surfacing.....	6.48	0.55
32 18 16 13-0021 SF 12" Loose Laid Synthetic Fiber Safety Playground Surfacing.....	7.94	0.83
32 18 16 13-0022 SF 8" FIBAR System Playground Surfacing.....	13.41	1.37
Note: Includes drainage system on 6" centers, felt, edge railing and 8" wood fiber.		
32 18 16 13-0023 SF 12" FIBAR System Playground Surfacing.....	16.95	1.84
Note: Includes drainage system on 6" centers, felt, edge railing and 12" wood fiber.		
32 18 16 13-0024 Poured In Place Playground Surfacing <small>(32 18 16 13)</small>		
Note: Includes SBR base mat, 100% color ethylene propylene diene monomer (EPDM) top surface and 5 year warranty. Includes primer for base mat and top surface. Includes all colors. Excludes base preparation.		
32 18 16 13-0025 SF 1-3/4" Thick, Up To 4' Critical Fall Height, Poured In Place Rubber Playground Surfacing.....	17.83	2.68
<i>For Up To 2,000, Add</i>	3.61	
<i>For >2,000 To 3,000, Add</i>	2.55	
<i>For >3,000 To 4,000, Add</i>	1.73	
<i>For >4,000 To 5,000, Add</i>	1.11	
<i>For >5,000 To 7,000, Add</i>	0.46	
<i>For Aliphatic (Non Yellowing) Binder, Add</i>	4.09	
<i>For Each 10% Of Area In Black Instead Of Color, Deduct</i>	-0.57	

32 Exterior Improvements

32 10 Bases, Ballasts, and Paving

32 18 Athletic and Recreational Surfacing



MINOR	CSI	UOM	DESCRIPTION	TOTAL DIRECT UNIT COST	DEMOLITION UNIT COST
32 18 16 13-0026	SF		2" Thick, 5' Critical Fall Height, Poured In Place Rubber Playground Surfacing	18.39	2.97
			<i>For Up To 2,000, Add</i>	3.72	
			<i>For >2,000 To 3,000, Add</i>	2.62	
			<i>For >3,000 To 4,000, Add</i>	1.79	
			<i>For >4,000 To 5,000, Add</i>	1.14	
			<i>For >5,000 To 7,000, Add</i>	0.47	
			<i>For Aliphatic (Non Yellowing) Binder, Add</i>	4.09	
			<i>For Each 10% Of Area In Black Instead Of Color, Deduct</i>	-0.57	
32 18 16 13-0027	SF		2-1/2" Thick, 6' Critical Fall Height, Poured In Place Rubber Playground Surfacing	19.85	3.40
			<i>For Up To 2,000, Add</i>	4.02	
			<i>For >2,000 To 3,000, Add</i>	2.83	
			<i>For >3,000 To 4,000, Add</i>	1.93	
			<i>For >4,000 To 5,000, Add</i>	1.23	
			<i>For >5,000 To 7,000, Add</i>	0.51	
			<i>For Aliphatic (Non Yellowing) Binder, Add</i>	4.09	
			<i>For Each 10% Of Area In Black Instead Of Color, Deduct</i>	-0.57	
32 18 16 13-0028	SF		3" Thick, 7' Critical Fall Height, Poured In Place Rubber Playground Surfacing	21.45	3.62
			<i>For Up To 2,000, Add</i>	4.34	
			<i>For >2,000 To 3,000, Add</i>	3.06	
			<i>For >3,000 To 4,000, Add</i>	2.08	
			<i>For >4,000 To 5,000, Add</i>	1.33	
			<i>For >5,000 To 7,000, Add</i>	0.55	
			<i>For Aliphatic (Non Yellowing) Binder, Add</i>	4.09	
			<i>For Each 10% Of Area In Black Instead Of Color, Deduct</i>	-0.57	
32 18 16 13-0029	SF		3-1/2" Thick, 8' Critical Fall Height, Poured In Place Rubber Playground Surfacing	23.03	3.80
			<i>For Up To 2,000, Add</i>	4.66	
			<i>For >2,000 To 3,000, Add</i>	3.29	
			<i>For >3,000 To 4,000, Add</i>	2.24	
			<i>For >4,000 To 5,000, Add</i>	1.43	
			<i>For >5,000 To 7,000, Add</i>	0.59	
			<i>For Aliphatic (Non Yellowing) Binder, Add</i>	4.09	
			<i>For Each 10% Of Area In Black Instead Of Color, Deduct</i>	-0.57	
32 18 16 13-0030	SF		4" Thick, 9' Critical Fall Height, Poured In Place Rubber Playground Surfacing	24.38	4.02
			<i>For Up To 2,000, Add</i>	4.94	
			<i>For >2,000 To 3,000, Add</i>	3.48	
			<i>For >3,000 To 4,000, Add</i>	2.37	
			<i>For >4,000 To 5,000, Add</i>	1.51	
			<i>For >5,000 To 7,000, Add</i>	0.63	
			<i>For Aliphatic (Non Yellowing) Binder, Add</i>	4.09	
			<i>For Each 10% Of Area In Black Instead Of Color, Deduct</i>	-0.57	
32 18 16 13-0031	SF		4-1/2" Thick, 10' Critical Fall Height, Poured In Place Rubber Playground Surfacing	25.96	4.24
			<i>For Up To 2,000, Add</i>	5.25	
			<i>For >2,000 To 3,000, Add</i>	3.70	
			<i>For >3,000 To 4,000, Add</i>	2.52	
			<i>For >4,000 To 5,000, Add</i>	1.61	
			<i>For >5,000 To 7,000, Add</i>	0.67	
			<i>For Aliphatic (Non Yellowing) Binder, Add</i>	4.09	
			<i>For Each 10% Of Area In Black Instead Of Color, Deduct</i>	-0.57	
32 18 16 13-0032	SF		5-1/2" Thick, 12' Critical Fall Height, Poured In Place Rubber Playground Surfacing	29.13	4.76
			<i>For Up To 2,000, Add</i>	5.90	
			<i>For >2,000 To 3,000, Add</i>	4.16	
			<i>For >3,000 To 4,000, Add</i>	2.83	
			<i>For >4,000 To 5,000, Add</i>	1.81	
			<i>For >5,000 To 7,000, Add</i>	0.75	
			<i>For Aliphatic (Non Yellowing) Binder, Add</i>	4.09	
			<i>For Each 10% Of Area In Black Instead Of Color, Deduct</i>	-0.57	
32 18 16 13-0033	SF		1/2" Top Only, Poured In Place Playground Surfacing	11.64	
			<i>Note: Not used with new surfacing system tasks.</i>		
			<i>For Up To 2,000, Add</i>	3.55	
			<i>For >2,000 To 3,000, Add</i>	2.30	
			<i>For >3,000 To 4,000, Add</i>	1.40	
			<i>For >4,000 To 5,000, Add</i>	0.85	
			<i>For >5,000 To 7,000, Add</i>	0.38	
			<i>For Aliphatic (Non Yellowing) Binder, Add</i>	4.09	
			<i>For Each 10% Of Area In Black Instead Of Color, Deduct</i>	-0.57	
32 18 16 13-0034	EA		Simple Graphics Including Hopsotch, Four Square Or Geometric Shapes (5 Per 1,000 SF) For Poured In Place Playground Surfacing	2,641.34	
32 18 16 13-0035			Synthetic Playground Turf (Sporturf) <small>(32 18 16 13)</small>		
			<i>Note: Excludes base preparation, aggregate, or drainage.</i>		
32 18 16 13-0036	SF		60 OZ/SY Face Weight, Tufted Polyethylene Monofilament Classic Spine/ Texturized Polypropylene Synthetic Turf (Sporturf PL929).....	10.16	
32 18 16 13-0037	SF		71 OZ/SY Face Weight, Tufted Polyethylene Monofilament Classic Spine/ Texturized Polypropylene Synthetic Turf (Mirage PL906).....	8.95	
32 18 16 13-0038	SF		2" Foam Padding (Sporturf)	5.78	
32 18 16 13-0039	CF		Sand/Ruber Infill (Sporturf)	54.59	

32 18 23 Athletic Surfacing (32 18)

32 18 23 13 Baseball Field Surfacing (32 18 23)

32 18 23 13-0001 Infield Dust (32 18 23 13)

32 18 23 13-0002	SF		4" Deep Red Brick Infield Mix	4.73	0.68
------------------	----	--	-------------------------------------	------	------



MINOR CSI	UOM	DESCRIPTION	TOTAL DIRECT UNIT COST	DEMOLITION UNIT COST
32 18 23	13-0003	Clay Infield Maintenance (32 18 23 13)		
32 18 23	13-0004	MSF Playing Field Maintenance (Clay - Nail Drag)	11.90	
32 18 23	13-0005	MSF Playing Field Maintenance (Clay - Screen Drag)	11.90	
32 18 23	13-0006	CY Playing Field Maintenance Of Clay	104.34	
32 18 23	13-0007	Ton Medium Pro Baseball Infield Mix (Diamond Select 60/40 Pro Infield Mix)	175.10	
32 18 23	23	Field Sport Surfacing (32 18 23)		
32 18 23	23-0001	Turf Field Maintenance (32 18 23 23)		
32 18 23	23-0002	ACR Turf Aeration (Minimum 6" Penetration)	160.12	
32 18 23	23-0003	MSF Top Dressing 1/8" - 1/4" Sand	15.21	
32 18 23	23-0004	BAG Envirofill, 50 LB Bag	117.85	
32 18 23	29	Synthetic Field Sport Surfacing (32 18 23)		
32 18 23	29-0001	Synthetic Field Sport Surfacing (32 18 23 29)		
32 18 23	29-0002	Synthetic Turf (AstroTurf) (32 18 23 29-0001) Note: Includes labor, equipment and material required to install the task.		
32 18 23	29-0003	Tufted Monofilament Polyethylene Synthetic Turf (AstroTurf® GameDay Grass™ MT) (32 18 23 29-0002)		
32 18 23	29-0004	38 Oz/SY Face Weight, Tufted Monofilament Polyethylene Synthetic Turf (AstroTurf® GameDay Grass™ MT 38) (32 18 23 29-0003)		
32 18 23	29-0005	SF 38 Oz/SY Face Weight, Tufted Monofilament Polyethylene Synthetic Turf With Ambient Rubber Infill (AstroTurf® GameDay Grass™ MT 38)	8.01	
		For Ambient Rubber And Sand Infill, Add	0.10	
		For Cryo Rubber Infill, Add	0.26	
		For Ethylene Propylene Diene Monomer (EPDM) Rubber Infill, Add	0.31	
		For Cryo Rubber And Sand Infill, Add	0.36	
32 18 23	29-0006	EA Football Markings For AstroTurf® GameDay Grass™ MT 38 Fields	26,256.04	
32 18 23	29-0007	EA Baseball Markings For AstroTurf® GameDay Grass™ MT 38 Fields	21,401.15	
32 18 23	29-0008	EA Soccer, Lacrosse, Softball Or Field Hockey Markings For AstroTurf® GameDay Grass™ MT 38 Fields	6,440.16	
		Note: Per sport.		
32 18 23	29-0009	EA Endzone Lettering For AstroTurf® GameDay Grass™ MT 38 Fields	2,377.91	
		Note: Per letter. Excludes outline.		
32 18 23	29-0010	EA Colored Endzone For AstroTurf® GameDay Grass™ MT 38 Fields	2,278.83	
		Note: Per endzone.		
32 18 23	29-0011	EA Simple Logo For AstroTurf® GameDay Grass™ MT 38 Fields	19,815.88	
		Note: Block letter.		
32 18 23	29-0012	EA Deluxe Logo For AstroTurf® GameDay Grass™ MT 38 Fields	28,733.03	
		Note: Graphic.		
32 18 23	29-0013	41 Oz/SY Face Weight, Tufted Monofilament Polyethylene Synthetic Turf (AstroTurf® GameDay Grass™ MT 41) (32 18 23 29-0003)		
32 18 23	29-0014	SF 41 Oz/SY Face Weight, Tufted Monofilament Polyethylene Synthetic Turf With Ambient Rubber Infill (AstroTurf® GameDay Grass™ MT 41)	9.21	
		For Ambient Rubber And Sand Infill, Add	0.10	
		For Cryo Rubber Infill, Add	0.26	
		For Ethylene Propylene Diene Monomer (EPDM) Rubber Infill, Add	0.31	
		For Cryo Rubber And Sand Infill, Add	0.36	
32 18 23	29-0015	EA Football Markings For AstroTurf® GameDay Grass™ MT 41 Fields	26,751.60	
32 18 23	29-0016	EA Baseball Markings For AstroTurf® GameDay Grass™ MT 41 Fields	22,193.92	
32 18 23	29-0017	EA Soccer, Lacrosse, Softball Or Field Hockey Markings For AstroTurf® GameDay Grass™ MT 41 Fields	6,935.60	
		Note: Per sport.		
32 18 23	29-0018	EA Endzone Lettering For AstroTurf® GameDay Grass™ MT 41 Fields	2,576.08	
		Note: Per letter. Excludes outline.		
32 18 23	29-0019	EA Colored Endzone For AstroTurf® GameDay Grass™ MT 41 Fields	2,377.92	
		Note: Per endzone.		
32 18 23	29-0020	EA Simple Logo For AstroTurf® GameDay Grass™ MT 41 Fields	20,806.80	
		Note: Block letter.		
32 18 23	29-0021	EA Deluxe Logo For AstroTurf® GameDay Grass™ MT 41 Fields	30,169.86	
		Note: Graphic.		
32 18 23	29-0022	45 Oz/SY Face Weight, Tufted Monofilament Polyethylene Synthetic Turf (AstroTurf® GameDay Grass™ MT 45) (32 18 23 29-0003)		
32 18 23	29-0023	SF 45 Oz/SY Face Weight, Tufted Monofilament Polyethylene Synthetic Turf With Ambient Rubber Infill (AstroTurf® GameDay Grass™ MT 45)	9.38	
		For Ambient Rubber And Sand Infill, Add	0.10	
		For Cryo Rubber Infill, Add	0.26	
		For Ethylene Propylene Diene Monomer (EPDM) Rubber Infill, Add	0.31	
		For Cryo Rubber And Sand Infill, Add	0.36	
32 18 23	29-0024	EA Football Markings For AstroTurf® GameDay Grass™ MT 45 Fields	27,247.00	
32 18 23	29-0025	EA Baseball Markings For AstroTurf® GameDay Grass™ MT 45 Fields	23,977.36	
32 18 23	29-0026	EA Soccer, Lacrosse, Softball Or Field Hockey Markings For AstroTurf® GameDay Grass™ MT 45 Fields	7,431.00	
		Note: Per sport.		

32 Exterior Improvements**32 10 Bases, Ballasts, and Paving****32 18 Athletic and Recreational Surfacing**

SAN BERNARDINO
COUNTY

MINOR	CSI	UOM	DESCRIPTION	TOTAL DIRECT UNIT COST	DEMOLITION UNIT COST
32 18 23 29-0027	EA		Endzone Lettering For AstroTurf® GameDay Grass™ MT 45 Fields Note: Per letter. Excludes outline.	2,774.24	
32 18 23 29-0028	EA		Colored Endzone For AstroTurf® GameDay Grass™ MT 45 Fields..... Note: Per endzone.	2,477.00	
32 18 23 29-0029	EA		Simple Logo For AstroTurf® GameDay Grass™ MT 45 Fields Note: Block letter.	21,797.60	
32 18 23 29-0030	EA		Deluxe Logo For AstroTurf® GameDay Grass™ MT 45 Fields Note: Graphic.	31,606.52	
32 18 23 29-0031			Tufted Monofilament Polyethylene Synthetic Turf With Nylon Root Zone (AstroTurf® GameDay Grass™ 3D) (32 18 23 29-0002)		
32 18 23 29-0032			52 Oz/SY Face Weight, Tufted Slit-Film Polyethylene Synthetic Turf With Nylon Root Zone (AstroTurf® GameDay Grass™ 3DX 52) (32 18 23 29-0031)		
32 18 23 29-0033	SF		52 Oz/SY Face Weight, Tufted Slit-Film Polyethylene Synthetic Turf With Nylon Root Zone And Ambient Rubber Infill (AstroTurf® GameDay Grass™ 3DX 52) <i>For Ambient Rubber And Sand Infill, Add</i> <i>For Cryo Rubber Infill, Add</i> <i>For Ethylene Propylene Diene Monomer (EPDM) Rubber Infill, Add</i> <i>For Cryo Rubber And Sand Infill, Add</i>	10.50 0.10 0.20 0.25 0.30	
32 18 23 29-0034	EA		Football Markings For AstroTurf® GameDay Grass™ 3DX 52 Fields	28,237.63	
32 18 23 29-0035	EA		Baseball Markings For AstroTurf® GameDay Grass™ 3DX 52 Fields	30,120.14	
32 18 23 29-0036	EA		Soccer, Lacrosse, Softball Or Field Hockey Markings For AstroTurf® GameDay Grass™ 3DX 52 Fields Note: Per sport.	8,421.75	
32 18 23 29-0037	EA		Endzone Lettering For AstroTurf® GameDay Grass™ 3DX 52 Fields Note: Per letter. Excludes outline.	3,170.54	
32 18 23 29-0038	EA		Colored Endzone For AstroTurf® GameDay Grass™ 3DX 52 Fields Note: Per endzone.	2,675.14	
32 18 23 29-0039	EA		Simple Logo For AstroTurf® GameDay Grass™ 3DX 52 Fields..... Note: Block letter.	23,779.06	
32 18 23 29-0040	EA		Deluxe Logo For AstroTurf® GameDay Grass™ 3DX 52 Fields Note: Graphic.	34,479.63	
32 18 23 29-0041			60 Oz/SY Face Weight, Tufted Slit-Film Polyethylene Synthetic Turf With Nylon Root Zone (AstroTurf® GameDay Grass™ 3DX 60) (32 18 23 29-0031)		
32 18 23 29-0042	SF		60 Oz/SY Face Weight, Tufted Slit-Film Polyethylene Synthetic Turf With Nylon Root Zone And Ambient Rubber Infill (AstroTurf® GameDay Grass™ 3DX 60) <i>For Ambient Rubber And Sand Infill, Add</i> <i>For Cryo Rubber Infill, Add</i> <i>For Ethylene Propylene Diene Monomer (EPDM) Rubber Infill, Add</i> <i>For Cryo Rubber And Sand Infill, Add</i>	10.87 0.10 0.20 0.25 0.30	
32 18 23 29-0043	EA		Football Markings For AstroTurf® GameDay Grass™ 3DX 60 Fields	28,733.03	
32 18 23 29-0044	EA		Baseball Markings For AstroTurf® GameDay Grass™ 3DX 60 Fields	33,488.84	
32 18 23 29-0045	EA		Soccer, Lacrosse, Softball Or Field Hockey Markings For AstroTurf® GameDay Grass™ 3DX 60 Fields Note: Per sport.	8,917.15	
32 18 23 29-0046	EA		Endzone Lettering For AstroTurf® GameDay Grass™ 3DX 60 Fields Note: Per letter. Excludes outline.	3,368.70	
32 18 23 29-0047	EA		Colored Endzone For AstroTurf® GameDay Grass™ 3DX 60 Fields Note: Per endzone.	2,774.22	
32 18 23 29-0048	EA		Simple Logo For AstroTurf® GameDay Grass™ 3DX 60 Fields..... Note: Block letter.	24,769.85	
32 18 23 29-0049	EA		Deluxe Logo For AstroTurf® GameDay Grass™ 3DX 60 Fields Note: Graphic.	35,916.28	
32 18 23 29-0050			52 Oz/SY Face Weight, Tufted Monofilament Polyethylene Synthetic Turf With Nylon Root Zone (AstroTurf® GameDay Grass™ 3D 52) (32 18 23 29-0031)		
32 18 23 29-0051	SF		52 Oz/SY Face Weight, Tufted Monofilament Polyethylene Synthetic Turf With Nylon Root Zone And Ambient Rubber Infill (AstroTurf® GameDay Grass™ 3D 52) <i>For Ambient Rubber And Sand Infill, Add</i> <i>For Cryo Rubber Infill, Add</i> <i>For Ethylene Propylene Diene Monomer (EPDM) Rubber Infill, Add</i> <i>For Cryo Rubber And Sand Infill, Add</i>	10.88 0.10 0.20 0.25 0.30	
32 18 23 29-0052	EA		Football Markings For AstroTurf® GameDay Grass™ 3D 52 Fields.....	29,228.42	
32 18 23 29-0053	EA		Baseball Markings For AstroTurf® GameDay Grass™ 3D 52 Fields.....	33,687.00	
32 18 23 29-0054	EA		Soccer, Lacrosse, Softball Or Field Hockey Markings For AstroTurf® GameDay Grass™ 3D 52 Fields Note: Per sport.	9,412.54	
32 18 23 29-0055	EA		Endzone Lettering For AstroTurf® GameDay Grass™ 3D 52 Fields Note: Per letter. Excludes outline.	3,566.86	
32 18 23 29-0056	EA		Colored Endzone For AstroTurf® GameDay Grass™ 3D 52 Fields Note: Per endzone.	2,873.30	
32 18 23 29-0057	EA		Simple Logo For AstroTurf® GameDay Grass™ 3D 52 Fields..... Note: Block letter.	25,760.64	
32 18 23 29-0058	EA		Deluxe Logo For AstroTurf® GameDay Grass™ 3D 52 Fields Note: Graphic.	37,352.93	
32 18 23 29-0059			60 Oz/SY Face Weight, Tufted Monofilament Polyethylene Synthetic Turf With Nylon Root Zone (AstroTurf® GameDay Grass™ 3D 60) (32 18 23 29-0031)		



MINOR CSI UOM DESCRIPTION	TOTAL DIRECT UNIT COST	DEMOLITION UNIT COST
32 18 23 29-0060 SF 60 Oz/SY Face Weight, Tufted Monofilament Polyethylene Synthetic Turf With Nylon Root Zone And Ambient Rubber Infill (AstroTurf® GameDay Grass™ 3D 60).....	11.09	
<i>For Ambient Rubber And Sand Infill, Add</i>	0.10	
<i>For Cryo Rubber Infill, Add</i>	0.20	
<i>For Ethylene Propylene Diene Monomer (EPDM) Rubber Infill, Add</i>	0.25	
<i>For Cryo Rubber And Sand Infill, Add</i>	0.30	
32 18 23 29-0061 EA Football Markings For AstroTurf® GameDay Grass™ 3D 60 Fields	29,723.82	
32 18 23 29-0062 EA Baseball Markings For AstroTurf® GameDay Grass™ 3D 60 Fields	35,866.74	
32 18 23 29-0063 EA Soccer, Lacrosse, Softball Or Field Hockey Markings For AstroTurf® GameDay Grass™ 3D 60 Fields	9,907.94	
Note: Per sport.		
32 18 23 29-0064 EA Endzone Lettering For AstroTurf® GameDay Grass™ 3D 60 Fields.....	3,963.18	
Note: Per letter. Excludes outline.		
32 18 23 29-0065 EA Colored Endzone For AstroTurf® GameDay Grass™ 3D 60 Fields	2,972.38	
Note: Per endzone.		
32 18 23 29-0066 EA Simple Logo For AstroTurf® GameDay Grass™ 3D 60 Fields	26,751.44	
Note: Block letter.		
32 18 23 29-0067 EA Deluxe Logo For AstroTurf® GameDay Grass™ 3D 60 Fields.....	38,789.59	
Note: Graphic.		
32 18 23 29-0068 Tufted Monofilament Polyethylene Synthetic Turf (AstroTurf® GameDay Grass™ XPe) (32 18 23 29-0002)		
32 18 23 29-0069 38 Oz/SY Face Weight, Tufted Slit-Film Polyethylene Synthetic Turf With Nylon Root Zone (AstroTurf® GameDay Grass™ XPe 38) (32 18 23 29-0068)		
32 18 23 29-0070 SF 38 Oz/SY Face Weight, Tufted Slit-Film Polyethylene Synthetic Turf With Nylon Root Zone And Ambient Rubber Infill (AstroTurf® GameDay Grass™ XPe 38)	8.84	
<i>For Ambient Rubber And Sand Infill, Add</i>	0.10	
<i>For Cryo Rubber Infill, Add</i>	0.26	
<i>For Ethylene Propylene Diene Monomer (EPDM) Rubber Infill, Add</i>	0.31	
<i>For Cryo Rubber And Sand Infill, Add</i>	0.36	
32 18 23 29-0071 EA Football Markings For AstroTurf® GameDay Grass™ XPe 38 Fields	25,265.40	
32 18 23 29-0072 EA Baseball Markings For AstroTurf® GameDay Grass™ XPe 38 Fields	18,627.04	
32 18 23 29-0073 EA Soccer, Lacrosse, Softball Or Field Hockey Markings For AstroTurf® GameDay Grass™ XPe 38 Fields	5,449.40	
Note: Per sport.		
32 18 23 29-0074 EA Endzone Lettering For AstroTurf® GameDay Grass™ XPe 38 Fields.....	1,981.60	
Note: Per letter. Excludes outline.		
32 18 23 29-0075 EA Colored Endzone For AstroTurf® GameDay Grass™ XPe 38 Fields	2,080.68	
Note: Per endzone.		
32 18 23 29-0076 EA Simple Logo For AstroTurf® GameDay Grass™ XPe 38 Fields.....	17,834.40	
Note: Block letter.		
32 18 23 29-0077 EA Deluxe Logo For AstroTurf® GameDay Grass™ XPe 38 Fields	25,859.88	
Note: Graphic.		
32 18 23 29-0078 42 Oz/SY Face Weight, Tufted Slit-Film Polyethylene Synthetic Turf With Nylon Root Zone (AstroTurf® GameDay Grass™ XPe 42) (32 18 23 29-0068)		
32 18 23 29-0079 SF 42 Oz/SY Face Weight, Tufted Slit-Film Polyethylene Synthetic Turf With Nylon Root Zone And Ambient Rubber Infill (AstroTurf® GameDay Grass™ XPe 42)	7.77	
<i>For Ambient Rubber And Sand Infill, Add</i>	0.10	
<i>For Cryo Rubber Infill, Add</i>	0.26	
<i>For Ethylene Propylene Diene Monomer (EPDM) Rubber Infill, Add</i>	0.31	
<i>For Cryo Rubber And Sand Infill, Add</i>	0.36	
32 18 23 29-0080 EA Football Markings For AstroTurf® GameDay Grass™ XPe 42 Fields	25,760.64	
32 18 23 29-0081 EA Baseball Markings For AstroTurf® GameDay Grass™ XPe 42 Fields	19,815.88	
32 18 23 29-0082 EA Soccer, Lacrosse, Softball Or Field Hockey Markings For AstroTurf® GameDay Grass™ XPe 42 Fields	5,944.76	
Note: Per sport.		
32 18 23 29-0083 EA Endzone Lettering For AstroTurf® GameDay Grass™ XPe 42 Fields.....	2,179.75	
Note: Per letter. Excludes outline.		
32 18 23 29-0084 EA Colored Endzone For AstroTurf® GameDay Grass™ XPe 42 Fields	2,179.75	
Note: Per endzone.		
32 18 23 29-0085 EA Simple Logo For AstroTurf® GameDay Grass™ XPe 42 Fields.....	18,825.09	
Note: Block letter.		
32 18 23 29-0086 EA Deluxe Logo For AstroTurf® GameDay Grass™ XPe 42 Fields	27,296.37	
Note: Graphic.		
32 18 23 29-0087 Tufted Monofilament Nylon Synthetic Turf With Nylon Root Zone And Attached Pad (AstroTurf® PureGrass®) (32 18 23 29-0002)		
32 18 23 29-0088 SF Tufted Monofilament Nylon Synthetic Turf With Nylon Root Zone And Attached Pad (AstroTurf® PureGrass®).....	17.44	
32 18 23 29-0089 SF Tufted Monofilament Nylon Synthetic Turf With Nylon Root Zone And Ambient Rubber Infill (AstroTurf® PureGrass®)	15.62	
32 18 23 29-0090 EA Football Markings For AstroTurf® PureGrass® Fields	48,889.22	
32 18 23 29-0091 EA Baseball Markings For AstroTurf® PureGrass® Fields	58,082.07	
32 18 23 29-0092 EA Soccer, Lacrosse, Softball Or Field Hockey Markings For AstroTurf® PureGrass® Fields	14,207.12	
Note: Per sport.		
32 18 23 29-0093 EA Endzone Lettering For AstroTurf® PureGrass® Fields.....	5,432.14	
Note: Per letter. Excludes outline.		
32 18 23 29-0094 EA Colored Endzone For AstroTurf® PureGrass® Fields	4,032.10	
Note: Per endzone.		
32 18 23 29-0095 EA Simple Logo For AstroTurf® PureGrass® Fields.....	36,288.91	
Note: Block letter.		

32 Exterior Improvements

32 10 Bases, Ballasts, and Paving

32 18 Athletic and Recreational Surfacing



MINOR CSI	UOM	DESCRIPTION	TOTAL DIRECT UNIT COST	DEMOLITION UNIT COST
32 18 23 29-0096	EA	Deluxe Logo For AstroTurf® PureGrass® Fields..... Note: Graphic.	53,276.72	
32 18 23 29-0097		Synthetic Turf (G9 Turf) <small>(32 18 23 29-0001)</small>		
		Note: Includes labor, equipment and material required to install the task.		
32 18 23 29-0098	SF	2-1/2" Height, 53 Ounce, Tufted 3/8" Gauge Monofilament Synthetic Turf With Thatch Layer And Ethylene Propylene Diene Monomer (EPDM) Infill (G9 Turf Playmaker Turf) Note: For football and multi-sport fields. Excludes preparation of sub-base, grooming, sports lines and logos.	9.63	
		<i>For >35,000, Deduct</i>	-0.87	
32 18 23 29-0099	SF	2" Height, 48 Ounce, Tufted 3/8" Gauge Monofilament Synthetic Turf With Thatch Layer And Ethylene Propylene Diene Monomer (EPDM) Infill (G9 Turf Striker Turf) Note: For all sports other than football. Excludes preparation of sub-base, grooming, sports lines and logos.	9.54	
		<i>For >35,000, Deduct</i>	-0.86	
32 18 23 29-0100	SF	1-3/4" Height, 72 Ounce, Tufted 3/8" Gauge, Two-Color Monofilament Synthetic Turf With Thatch Layer And Acrylic Coated Sand Infill (G9 Turf Perennial Turf) Note: For landscaped areas or playgrounds. Excludes preparation of sub-base, grooming, sports lines and logos.	9.96	
32 18 23 29-0101	EA	Football Inlays For G9 Synthetic Turf..... Note: Includes field grid, numbers, arrows, coach's box and kick off lines.	67,604.15	
32 18 23 29-0102	EA	Soccer Inlays For G9 Synthetic Turf.....	29,295.13	
32 18 23 29-0103	EA	Boys Lacrosse Inlays For G9 Synthetic Turf.....	29,295.13	
32 18 23 29-0104	EA	Girls Lacrosse Inlays For G9 Synthetic Turf.....	29,295.13	
32 18 23 29-0105	EA	Field Hockey Inlays For G9 Synthetic Turf.....	29,295.13	
32 18 23 29-0106	EA	Endzone Lettering For G9 Synthetic Turf..... Note: Priced per letter. Includes single color outlining.	3,380.21	
32 18 23 29-0107	SF	Ethylene Propylene Diene Monomer (EPDM) Black Infill For G9 Synthetic Turf.....	3.17	
32 18 23 29-0108	SF	Ethylene Propylene Diene Monomer (EPDM) Color Infill For G9 Synthetic Turf.....	8.26	
32 18 23 29-0109	SF	Styrene-Butadiene Rubber (SBR) Infill For G9 Synthetic Turf.....	2.36	
32 18 23 29-0110	SF	Sand Infill For G9 Synthetic Turf.....	1.19	
32 18 23 29-0111	SF	Acrylic Coated Sand Infill For G9 Synthetic Turf.....	1.95	
32 18 23 29-0112	EA	Gmax Compaction And Hardness Test For G9 Synthetic Turf..... Note: Includes a comprehensive report.	2,253.47	
32 18 23 29-0113	EA	Safety Bridge Over Track For G9 Synthetic Turf.....	22,534.72	
32 18 23 29-0114	SF	Clean And Groom Synthetic Turf..... Note: Includes using equipment to pick up metal particles in the field, air vacuum the top 2-5 mm of infill, clean and screen to remove broken strands, dirt, bandage, etc.	0.74	
		<i>For >10,000 To 30,000, Deduct</i>	-0.30	
		<i>For >30,000 To 60,000, Deduct</i>	-0.52	
		<i>For >60,000, Deduct</i>	-0.57	
32 18 23 29-0115	SF	Rejuvenate Synthetic Turf And Reinstall Existing Infill..... Note: Includes using equipment to extract 10 to 20 mm of infill by delivering high pressure air into the carpet, decompacting the surface and driving out the infill leaving the fiber standing straight up. Includes reinstalling the old infill that was removed.	5.05	
32 18 23 29-0116	SF	Rejuvenate Synthetic Turf For Installation Of New Infill..... Note: Includes using equipment to extract 10 to 20 mm of infill by delivering high pressure air into the carpet, decompacting the surface and driving out the infill leaving the fiber standing straight up. Includes disposing of the old infill. Excludes new infill.	5.61	
32 18 23 29-0117	SF	Drainage Layer For G9 Synthetic Turf..... Note: Used for drainage over asphalt or on roof tops.	4.60	
32 18 23 29-0118	SF	15 mm, Shock Pad For G9 Synthetic Turf..... Note: Used for additional Gmax for a stone base field.	2.83	
32 18 23 29-0119	EA	Single Visit Repair Call To Repair Up To 300 LF Of Inlay Lines Or Seams On G9 Synthetic Turf..... Note: Includes field inspection and report.	4,491.00	
32 18 23 29-0120	LF	Repair Inlay Lines Or Seams On G9 Synthetic Turf..... Note: Linear foot price for repairs over the initial repair call maximum of 300 LF.	12.35	
32 18 23 29-0121	LF	Nailer Used To Attach G9 Synthetic Turf.....	4.94	
32 18 23 29-0122	SF	Removal And Recycling Of Existing Field..... Note: Includes removal, shipping and recycling of infill, fibers and backing.	3.48	
32 18 23 33		Running Track Surfacing <small>(32 18 23)</small>		
32 18 23 33-0001		Running Track Surfacing <small>(32 18 23 33)</small>		
32 18 23 33-0002	SY	2-1/2" Asphaltic Concrete Running Track Surfacing.....	36.36	
32 18 23 33-0003		Running Track Seal And Colored Surfaces <small>(32 18 23 33)</small>		
32 18 23 33-0004	SY	1 Seal Coat, Striping Of Track..... Note: Includes certification.	15.74	
32 18 23 39		Synthetic Running Track Surfacing <small>(32 18 23)</small>		
32 18 23 39-0001		Synthetic Running Track Surfacing (XPLODE™) And Striping <small>(32 18 23 39)</small>		
		Note: Includes labor, equipment and material required to install the task. Excludes asphalt base.		
32 18 23 39-0002	SY	Paved-In-Place Styrene-Butadiene Rubber (SBR) Or Ethylene Propylene Diene Monomer (EPDM) Rubber Granule Base Mat With Polyurethane Binder, Synthetic Running Track Surfacing (XPLODE™ M100).....	70.65	7.01
		<i>For >5,500, Deduct</i>	-7.77	
		<i>For Up To 4,000, Add</i>	24.73	



MINOR CSI UOM DESCRIPTION	TOTAL DIRECT UNIT COST	DEMOLITION UNIT COST
32 18 23 39-0003 SY Paved-In-Place Styrene-Butadiene Rubber (SBR) Granule Base Mat With Polyurethane Binder Finished With A Textured And Pigmented Polyurethane And Ethylene Propylene Diene Monomer (EPDM) Rubber Structural Spray Coat, Synthetic Running Track Surfacing (XPLODE™ MS200).....	94.81	7.01
<i>For >5,500, Deduct</i>	-10.43	
<i>For Up To 4,000, Add</i>	33.18	
<i>For Custom Color Upgrade, Add</i>	9.01	
<i>For Aliphatic Top Coating, Add</i>	17.07	
32 18 23 39-0004 SY Paved-In-Place Ethylene Propylene Diene Monomer (EPDM) Rubber Granule Base Mat With Polyurethane Binder, Two-Component Polyurethane Sealer Layer And Two-Component Polyurethane Wearing Layer With Embedded Ethylene Propylene Diene Monomer (EPDM) Rubber, Synthetic Running Track Surfacing (XPLODE™ MSX500).....	159.35	7.01
<i>For >5,500, Deduct</i>	-9.56	
<i>For Up To 4,000, Add</i>	55.77	
<i>For Custom Color Upgrade, Add</i>	12.27	
<i>For Aliphatic Top Coating, Add</i>	22.79	
32 18 23 39-0005 SY Full Pour Two-Component Polyurethane Track System With Embedded Ethylene Propylene Diene Monomer (EPDM) Rubber Surface, Synthetic Running Track Surfacing (XPLODE™ MSX5000).....	205.83	7.01
<i>For >5,500, Deduct</i>	-12.35	
<i>For Up To 4,000, Add</i>	72.04	
<i>For Custom Color Upgrade, Add</i>	16.05	
<i>For Aliphatic Top Coating, Add</i>	23.46	
32 18 23 39-0006 SY Latex Binder, Synthetic Running Track Surfacing (XPLODE™ Plexitrac® Lightning).....	64.36	
<i>For >5,500, Deduct</i>	-7.08	
<i>For Up To 4,000, Add</i>	22.53	
32 18 23 39-0007 SY Latex Binder, Synthetic Running Track Surfacing (XPLODE™ Plexitrac® Accelerator).....	72.44	
<i>For >5,500, Deduct</i>	-10.50	
<i>For Up To 4,000, Add</i>	25.35	
32 18 23 39-0008 SY Spray Retop XPLODE™ M100/MS200 Running Tracks.....	63.63	
<i>For Up To 4,000, Add</i>	22.27	
<i>For >5,500, Deduct</i>	-6.22	
32 18 23 39-0009 SY Sandwich Retop XPLODE™ MSX500 Running Tracks.....	123.16	
<i>For Up To 4,000, Add</i>	43.11	
<i>For >5,500, Deduct</i>	-12.98	
32 18 23 39-0010 SY Retop XPLODE™ Plexitrac® Lightning Running Tracks.....	35.82	
Note: Two layers.		
<i>For Up To 4,000, Add</i>	12.54	
<i>For >5,500, Deduct</i>	-5.92	
32 18 23 39-0011 SY Retop XPLODE™ Plexitrac® Accelerator Running Tracks.....	43.62	
Note: Two layers.		
<i>For Up To 4,000, Add</i>	15.27	
<i>For >5,500, Deduct</i>	-5.92	
32 18 23 39-0012 EA Restripe XPLODE™ Running Track.....	14,808.06	
Note: Includes two coats of acrylic resurfacer and two coats of color.		
<i>For College Track Restriping, Add</i>	2,692.38	
32 18 23 53 Tennis Court Surfacing (32 18 23)		
32 18 23 53-0001 Tennis Court Surfacing (32 18 23 53)		
See CSI section 32 18 23 61-0000 for 100% acrylic tennis court surfacing.		
32 18 23 53-0002 SY Tennis Court Bituminous Pavement, 2-1/2" Thick.....	40.10	
32 18 23 53-0003 Tennis Court Markings (32 18 23 53)		
32 18 23 53-0004 EA Paint Markings On Asphalt Tennis Court 2 Coats.....	443.08	
32 18 23 56 Natural Tennis Court Surfacing (32 18 23)		
32 18 23 56-0001 SY Clay Tennis Court.....	56.10	
32 18 23 56-0002 SY Tennis Court, Pulverized Natural Greenstone, Fast Dry.....	62.46	
Note: Includes 4" base.		
32 18 23 56-0003 SY Tennis Court, Rubber-Cork Base Resilient Pavement.....	21.76	
32 18 23 56-0004 SY Resurface Clay Tennis Court.....	16.06	
32 18 23 56-0005 SY Resurface Tennis Court, Pulverized Natural Greenstone.....	13.56	
32 18 23 56-0006 SY Resurface Tennis Court, Resilient Pavement.....	8.87	
32 18 23 61 Multi-Use, Tennis Court, Basketball Court Athletic Surfacing (32 18 23)		
32 18 23 61-0001 100% Acrylic Athletic Surfacing System (Plexipave®) (32 18 23 61)		
Note: Excludes asphalt or concrete sub base and repairs of sub base.		
32 18 23 61-0002 Surface Preparation For Athletic Surfacing System (Plexipave®) (32 18 23 61-0001)		
32 18 23 61-0003 SY 100% Acrylic Resurfacer, Athletic Surfacing System (California Products Plexipave® Acrylic Resurfacer), Per Coat.....	1.73	
Note: Includes ultra fine silica sand. Applied with rubber squeegee.		
32 18 23 61-0004 SY Acid Etching Concrete Pre-Treatment For Plexipave® Athletic Surfacing System (California Products Plexipave® Concrete Preparer®), Per Coat.....	0.97	
Note: For previously uncoated portland cement concrete. Applied with broom.		
32 18 23 61-0005 SY Two-Part, Water Based Epoxy Primer For Plexipave® Athletic Surfacing System (California Products Plexipave® Ti-Coat®), Per Coat.....	2.53	
Note: For new or uncoated portland cement concrete. Applied with a short nap phenolic roller.		

32	Exterior Improvements
32 10	Bases, Ballasts, and Paving
32 18	Athletic and Recreational Surfacing



MINOR CSI	UOM	DESCRIPTION	TOTAL DIRECT UNIT COST	DEMOLITION UNIT COST
32 18 23 61-0006	SY	Up To 1/2" Thick, Acrylic Latex Patching Compound, Athletic Surfacing System (California Products Plexipave® Court Patch Binder), Per Coat.....	105.83	
		Note: For patching depressions and uneven texture in new or existing asphalt or concrete surfaces. Includes ultra fine silica sand and portland cement. Applied with trowel or metal screed.		
32 18 23 61-0007		Surface Coatings For Athletic Surfacing System (Plexipave®) (32 18 23 61-0001)		
		Note: Standard color includes dark green, Florida green, light green, maroon, Sahara sand, brown, California red, and cape gray.		
32 18 23 61-0008	SY	100% Acrylic Emulsion Color Coating, Athletic Surfacing System (California Products Fortified Plexipave®), First Coat.....	3.94	
		Note: Includes ultra fine silica sand. Applied with rubber squeegee.		
		For Pacific Blue, Add	0.24	
		For US Open Blue, Add	0.84	
32 18 23 61-0009	SY	100% Acrylic Emulsion Color Coating, Athletic Surfacing System (California Products Fortified Plexipave®), Second Coat.....	3.13	
		Note: Includes ultra fine silica sand. Applied with rubber squeegee.		
		For Pacific Blue, Add	0.17	
		For US Open Blue, Add	0.60	
32 18 23 61-0010	SY	100% Acrylic Emulsion Color Coating, Athletic Surfacing System (California Products Fortified Plexipave®), Third Coat.....	2.69	
		Note: Price per coat for third or additional coats. Includes ultra fine silica sand. Applied with rubber squeegee.		
		For Pacific Blue, Add	0.13	
		For US Open Blue, Add	0.46	
32 18 23 61-0011	SY	Non-Textured, 100% Acrylic Emulsion Color Coating Finish, Athletic Surfacing System (California Products Plexipave® Plexichrome®), Per Coat.....	2.86	
		Note: Non-textured finish coat over Plexipave® for faster playing surfaces. Applied with rubber squeegee followed by wide hair-type push broom.		
		For Pacific Blue, Add	0.08	
		For US Open Or Australian Open Blue, Add	0.54	
		For Pro Purple, Add	1.40	
32 18 23 61-0012		Line Striping For Athletic Surfacing System (Plexipave®) (32 18 23 61-0001)		
32 18 23 61-0013	SY	Tennis Or Basketball Court Line Striping For Athletic Surfacing System, Per SY Of Court (California Products Plexipave® Hi-Hide Plexicolor®).....	1.59	
		Note: Textured or non-textured highly reflective line marking paint.		
32 18 23 61-0014		Cushion Coatings For Athletic Surfacing System (Plexipave® Plexicushion®) (32 18 23 61-0001)		
32 18 23 61-0015	SY	Resilient Latex Undercoating Base Coat, Athletic Surfacing System (California Products Plexipave® Plexicushion® Base Coat), First Coat.....	6.72	
		Note: Applied with rubber squeegee.		
32 18 23 61-0016	SY	Resilient Latex Undercoating Base Coat, Athletic Surfacing System (California Products Plexipave® Plexicushion® Base Coat), Second Coat.....	9.33	
		Note: Applied with rubber squeegee.		
32 18 23 61-0017	SY	Resilient Latex Undercoating Base Coat, Athletic Surfacing System (California Products Plexipave® Plexicushion® Base Coat), Third Coat.....	7.96	
		Note: Price per coat for third or additional coats. Applied with rubber squeegee.		
32 18 23 61-0018	SY	Resilient Latex Undercoating, Athletic Surfacing System (California Products Plexipave® Plexicushion®), First Coat.....	5.86	
		Note: Applied with rubber squeegee.		
32 18 23 61-0019	SY	Resilient Latex Undercoating, Athletic Surfacing System (California Products Plexipave® Plexicushion®), Second Coat.....	4.36	
		Note: Price per coat for second or additional coats. Applied with rubber squeegee.		
32 18 23 61-0020		Resurface Athletic Court (32 18 23 61)		
		Note: Excludes asphalt or concrete sub base and repairs of sub base.		
32 18 23 61-0021	SY	Court Resurfacing System, 2 Coats Resurfer, 2 Coats Color, And Sand (SealMaster).....	2.64	
32 30 Site Improvements (32)				
32 31 Fences and Gates (32 30)				
32 31 11 Gate Operators (32 31)				
32 31 11 00-0001		Gate Operators (32 31 11)		
		Note: Excludes gates, electrical connections, access controls and concrete foundation.		
32 31 11 00-0002		Swing Gate Actuator (DKS™ DoorKing®) (32 31 11 00-0001)		
32 31 11 00-0003		Single Gate, Swing Gate Actuator (32 31 11 00-0002)		
32 31 11 00-0004	EA	Up To 10' Wide Gate, 1/2 HP Motor, 115 Volt AC, Single Gate, Swing Gate Actuator (DKS™ DoorKing® 6003).....	1,992.29	223.78
		Note: Includes one primary operator with a 10' wide gate capacity.		
32 31 11 00-0005	EA	Up To 14' Wide Gate, 1/2 HP Motor, 115 Volt AC, Single Gate, Swing Gate Actuator (DKS™ DoorKing® 6002).....	2,661.67	223.78
		Note: Includes one primary operator with a 14' wide gate capacity.		
32 31 11 00-0006		Dual Gate, Swing Gate Actuator (32 31 11 00-0002)		
32 31 11 00-0007	EA	Up To 10' Wide Gates, 1/2 HP Motor, 115 Volt AC, Dual Gate, Swing Gate Actuator (DKS™ DoorKing® 6003).....	3,984.59	447.55
		Note: Includes one primary and one secondary operator each with a 10' wide gate capacity.		



		Exterior Improvements	32
		Site Improvements	32 30
		Fences and Gates	32 31

MINOR CSI	UOM	DESCRIPTION	TOTAL DIRECT UNIT COST	DEMOLITION UNIT COST
32 31 11 00-0008	EA	Up To 14' Wide Gates, 1/2 HP Motor, 115 Volt AC, Dual Gate, Swing Gate Actuator (DKS™ DoorKing® 6002)..... Note: Includes one primary and one secondary operator each with a 14' wide gate capacity.	5,323.36	447.55
32 31 11 00-0009		Swing Gate Operators (DKS™ DoorKing®) (32 31 11 00-0001)		
32 31 11 00-0010		Single Gate, Swing Gate Operators (32 31 11 00-0009)		
32 31 11 00-0011	EA	400 LB Capacity, Up To 10' Wide Gate, 1/2 HP Motor, 115 Volt AC, Single Gate, Swing Gate Operator (DKS™ DoorKing® 6050)..... Note: Includes one primary operator with a 10' wide and 400 LB gate capacity.	4,086.27	223.78
32 31 11 00-0012	EA	500 LB Capacity, Up To 14' Wide Gate, 1/2 HP Motor, 115 Volt AC, Single Gate, Swing Gate Operator (DKS™ DoorKing® 6100)..... Note: Includes one primary operator with a 14' wide and 500 LB gate capacity.	4,446.70	223.78
32 31 11 00-0013	EA	700 LB Capacity, Up To 18' Wide Gate, 1/2 HP Motor, 115 Volt AC, Single Gate, Swing Gate Operator (DKS™ DoorKing® 6500)..... Note: Includes one primary operator with an 18' wide and 700 LB gate capacity.	6,042.93	223.78
		For 208/230/460 Volt AC, Add	322.50	
32 31 11 00-0014	EA	800 LB Capacity, Up To 22' Wide Gate, 1 HP Motor, 115 Volt AC, Single Gate, Swing Gate Operator (DKS™ DoorKing® 6500)..... Note: Includes one primary operator with a 22' wide and 800 LB gate capacity.	6,849.63	223.78
		For 208/230/460 Volt AC, Add	322.50	
32 31 11 00-0015		Dual Gate, Swing Gate Operators (32 31 11 00-0009)		
32 31 11 00-0016	EA	400 LB Capacity, Up To 10' Wide Gates, 1/2 HP Motor, 115 Volt AC, Dual Gate, Swing Gate Operator (DKS™ DoorKing® 6050)..... Note: Includes one primary and one secondary operator each with a 10' wide and 400 LB gate capacity.	7,228.53	447.55
32 31 11 00-0017	EA	500 LB Capacity, Up To 14' Wide Gates, 1/2 HP Motor, 115 Volt AC, Dual Gate, Swing Gate Operator (DKS™ DoorKing® 6100)..... Note: Includes one primary and one secondary operator each with a 14' wide and 500 LB gate capacity.	7,949.41	447.55
32 31 11 00-0018	EA	700 LB Capacity, Up To 14' Wide Gates, 1/2 HP Motor, 115 Volt AC, Dual Gate, Swing Gate Operator (DKS™ DoorKing® 6500)..... Note: Includes one primary and one secondary operator each with an 18' wide and 700 LB gate capacity.	11,124.71	447.55
		For 208/230/460 Volt AC, Add	322.50	
32 31 11 00-0019	EA	800 LB Capacity, Up To 22' Wide Gates, 1 HP Motor, 115 Volt AC, Dual Gate, Swing Gate Operator (DKS™ DoorKing® 6500)..... Note: Includes one primary and one secondary operator each with a 22' wide and 800 LB gate capacity.	12,892.57	447.55
		For 208/230/460 Volt AC, Add	322.50	
32 31 11 00-0020		Sliding Gate Operators (DKS™ DoorKing®) (32 31 11 00-0001)		
		Note: Includes 20' of chain. See CSI section 32 31 11 00-0029 for additional chain over 20'.		
32 31 11 00-0021	EA	300 LB Capacity, Up To 16' Wide Gate, 1/2 HP Motor, 115 Volt AC, Sliding Gate Operator (DKS™ DoorKing® 9050)..... Note: Includes operator, chain brackets, hardware and 20' of #41 chain.	1,846.79	223.78
32 31 11 00-0022	EA	1,000 LB Capacity, Up To 30' Wide Gate, 1/2 HP Motor, 115 Volt AC, Sliding Gate Operator (DKS™ DoorKing® 9100)..... Note: Includes operator, chain brackets, hardware and 20' of #41 chain.	2,572.32	268.53
32 31 11 00-0023	EA	1,500 LB Capacity, Up To 45' Wide Gate, 1 HP Motor, 115 Volt AC, Sliding Gate Operator (DKS™ DoorKing® 9150)..... Note: Includes operator, chain brackets, hardware and 20' of #40 chain.	3,165.94	268.53
32 31 11 00-0024	EA	3,000 LB Capacity, Up To 100' Wide Gate, 1 HP Motor, 115 Volt AC, Sliding Gate Operator (DKS™ DoorKing® 9210)..... Note: Includes operator, chain brackets, hardware and 20' of #50 chain.	4,124.67	313.28
32 31 11 00-0025	EA	2,000 LB Capacity, Up To 100' Wide Gate, 1 HP Motor, 208/230 Volt AC, Variable Speed, Sliding Gate Operator (DKS™ DoorKing® 9220)..... Note: Includes operator, chain brackets, hardware and 20' of #50 chain.	5,040.54	313.28
32 31 11 00-0026	EA	5,000 LB Capacity, Up To 100' Wide Gate, 3 HP Motor, 208/230 Volt AC, Variable Speed, Sliding Gate Operator (DKS™ DoorKing® 9230)..... Note: Includes operator, chain brackets, hardware and 20' of #60 chain.	6,860.02	358.04
32 31 11 00-0027	EA	5,000 LB Capacity, Up To 100' Wide Gate, 3 HP Motor, 208/230 Volt AC, High Speed, Sliding Gate Operator (DKS™ DoorKing® 9530)..... Note: Includes operator, chain brackets, hardware and 20' of #60 chain.	11,401.20	358.04
32 31 11 00-0028	EA	10,000 LB Capacity, Up To 160' Wide Gate, 5 HP Motor, 208/230 Volt AC, High Speed, Sliding Gate Operator (DKS™ DoorKing® 9550)..... Note: Includes operator, chain brackets, hardware and 20' of #60 chain.	19,275.57	402.80
32 31 11 00-0029		Accessories For Gate Actuators And Operators (DKS™ DoorKing®) (32 31 11 00-0001)		
32 31 11 00-0030	EA	Single Channel Detector Loop For Gate Actuators And Operators (DKS™ DoorKing® 9410).....	655.70	
32 31 11 00-0031	EA	Two Channel Detector Loop For Gate Actuators And Operators (DKS™ DoorKing® 9409).....	1,275.36	
32 31 11 00-0032	EA	Heater Kit For Gate Actuators And Operators (DKS™ DoorKing® 1601).....	865.57	
32 31 11 00-0033	EA	Photoelectric Eye For Gate Actuators And Operators (DKS™ DoorKing® 8080-031).....	937.92	
32 31 11 00-0034	EA	Reversing Edge Sensor For Gate Actuators And Operators (DKS™ DoorKing® 8080-020).....	834.93	
32 31 11 00-0035	EA	Post Mount Base Plate For Gate Actuators And Operators (DKS™ DoorKing® 9310).....	586.06	
32 31 11 00-0036	LF	#40 Chain For Sliding Gate Operators.....	5.75	
32 31 11 00-0037	LF	#41 Chain For Sliding Gate Operators.....	6.01	
32 31 11 00-0038	LF	#50 Chain For Sliding Gate Operators.....	7.65	
32 31 11 00-0039	LF	#60 Chain For Sliding Gate Operators.....	11.73	
32 31 11 00-0040	EA	Exterior Keypad Gate Operator (Linear AK-11).....	708.41	151.44
32 31 11 00-0041		Sliding Gate Operator (LiftMaster) (32 31 11 00-0001)		

32 Exterior Improvements**32 30 Site Improvements****32 31 Fences and Gates**

SAN BERNARDINO
COUNTY

MINOR
CSI UOM DESCRIPTION

TOTAL DIRECT DEMOLITION
UNIT COST UNIT COST

32 31 11 00-0042	EA	Up To 1,500 LB Capacity, 120/230 Volt, Single Phase, Sliding Gate Operator With 24 Volt DC Motor (Liftmaster® CSL24U).....	2,962.81	274.50
		Note: Includes 30' Chain, Retro-Reflective Photoelectric Sensor and Reflector Hoops (LMRRUL) and 5' Resistive Safety Edge (S505AL).		
		For Monitored Wireless Edge Receiver And Transmitter Option (Liftmaster LMWEKITU), Add	199.72	
		For Plug-In Loop Detector Option (Liftmaster LOOPDETM), Add	142.96	
		For LED Strobe Light With Siren (Liftmaster SL-1301-SAQ), Add	70.40	
		For 10 Watt Solar Panel (Liftmaster SP10W12V), Add	282.98	
		For Each Additional 10' Chain, Add	42.39	

32 31 13 Chain Link Fences and Gates (32 31)**32 31 13 13 Chain Link Fences and Gates (32 31 13)****32 31 13 13-0001 Post Holes (32 31 13 13)**

Note: Excludes spreading of excess material on site or loading and removal of excavated material from site. See CSI section 02 41 19 13-0083 for core drilling in concrete, 02 41 19 13-0221 for core drilling in asphalt.

32 31 13 13-0002 Auger By Machine Fence Post Hole In Soil (32 31 13 13-0001)

32 31 13 13-0003	VLF	Up To 2-1/2" Diameter Hole, Auger By Machine Fence Post Hole In Soil	9.89	
32 31 13 13-0004	VLF	2-1/2" Diameter Hole, Auger By Machine Fence Post Hole In Soil	11.12	
32 31 13 13-0005	VLF	3" Diameter Hole, Auger By Machine Fence Post Hole In Soil	13.18	
32 31 13 13-0006	VLF	4" Diameter Hole, Auger By Machine Fence Post Hole In Soil	14.82	
32 31 13 13-0007	VLF	6" Diameter Hole, Auger By Machine Fence Post Hole In Soil	16.18	
32 31 13 13-0008	VLF	8" Diameter Hole, Auger By Machine Fence Post Hole In Soil	17.80	
32 31 13 13-0009	VLF	10" Diameter Hole, Auger By Machine Fence Post Hole In Soil	19.77	
32 31 13 13-0010	VLF	12" Diameter Hole, Auger By Machine Fence Post Hole In Soil	22.24	
32 31 13 13-0011	VLF	18" Diameter Hole, Auger By Machine Fence Post Hole In Soil	25.43	
32 31 13 13-0012	VLF	24" Diameter Hole, Auger By Machine Fence Post Hole In Soil	29.66	
32 31 13 13-0013	VLF	30" Diameter Hole, Auger By Machine Fence Post Hole In Soil	35.59	
32 31 13 13-0014	VLF	36" Diameter Hole, Auger By Machine Fence Post Hole In Soil	44.48	

32 31 13 13-0015 Post Hole In Rock (32 31 13 13-0001)

32 31 13 13-0016	CF	Jackhammer Post Hole In Rock.....	74.51	
32 31 13 13-0017	CF	Rock Drill Post Hole In Rock.....	20.69	

32 31 13 13-0018 Fill For Post Holes (32 31 13 13-0001)**32 31 13 13-0019 Concrete Fill For Post Holes (32 31 13 13-0018)**

32 31 13 13-0020	VLF	Up To 2-1/2" Diameter, Concrete Fill For Post Hole	5.86	
32 31 13 13-0021	VLF	2-1/2" Diameter, Concrete Fill For Post Hole	7.53	
32 31 13 13-0022	VLF	3" Diameter, Concrete Fill For Post Hole	8.28	
32 31 13 13-0023	VLF	4" Diameter, Concrete Fill For Post Hole	9.49	
32 31 13 13-0024	VLF	6" Diameter, Concrete Fill For Post Hole	13.37	
32 31 13 13-0025	VLF	8" Diameter, Concrete Fill For Post Hole	17.85	
32 31 13 13-0026	VLF	10" Diameter, Concrete Fill For Post Hole	21.82	
32 31 13 13-0027	VLF	12" Diameter, Concrete Fill For Post Hole	25.44	
32 31 13 13-0028	VLF	18" Diameter, Concrete Fill For Post Hole	34.59	
32 31 13 13-0029	VLF	24" Diameter, Concrete Fill For Post Hole	42.86	
32 31 13 13-0030	VLF	30" Diameter, Concrete Fill For Post Hole	50.92	
32 31 13 13-0031	VLF	36" Diameter, Concrete Fill For Post Hole	59.28	

32 31 13 13-0032 Grout Fill For Post Holes (32 31 13 13-0018)

32 31 13 13-0033	VLF	Up To 2-1/2" Diameter, Grout Fill For Post Hole	6.96	
32 31 13 13-0034	VLF	2-1/2" Diameter, Grout Fill For Post Hole	8.96	
32 31 13 13-0035	VLF	3" Diameter, Grout Fill For Post Hole	9.75	
32 31 13 13-0036	VLF	4" Diameter, Grout Fill For Post Hole	10.93	
32 31 13 13-0037	VLF	6" Diameter, Grout Fill For Post Hole	15.27	
32 31 13 13-0038	VLF	8" Diameter, Grout Fill For Post Hole	20.38	
32 31 13 13-0039	VLF	10" Diameter, Grout Fill For Post Hole	24.83	
32 31 13 13-0040	VLF	12" Diameter, Grout Fill For Post Hole	28.80	
32 31 13 13-0041	VLF	18" Diameter, Grout Fill For Post Hole	38.45	
32 31 13 13-0042	VLF	24" Diameter, Grout Fill For Post Hole	46.90	
32 31 13 13-0043	VLF	30" Diameter, Grout Fill For Post Hole	55.09	
32 31 13 13-0044	VLF	36" Diameter, Grout Fill For Post Hole	63.47	

32 31 13 13-0045 Compacted Earth Fill For Post Holes (32 31 13 13-0018)

32 31 13 13-0046	VLF	Up To 2-1/2" Diameter, Compacted Earth Fill For Post Hole	4.98	
32 31 13 13-0047	VLF	2-1/2" Diameter, Compacted Earth Fill For Post Hole	6.48	
32 31 13 13-0048	VLF	3" Diameter, Compacted Earth Fill For Post Hole	6.78	
32 31 13 13-0049	VLF	4" Diameter, Compacted Earth Fill For Post Hole	6.97	
32 31 13 13-0050	VLF	6" Diameter, Compacted Earth Fill For Post Hole	9.32	
32 31 13 13-0051	VLF	8" Diameter, Compacted Earth Fill For Post Hole	12.43	
32 31 13 13-0052	VLF	10" Diameter, Compacted Earth Fill For Post Hole	14.92	
32 31 13 13-0053	VLF	12" Diameter, Compacted Earth Fill For Post Hole	16.91	
32 31 13 13-0054	VLF	18" Diameter, Compacted Earth Fill For Post Hole	20.61	
32 31 13 13-0055	VLF	24" Diameter, Compacted Earth Fill For Post Hole	23.13	



MINOR CSI UOM DESCRIPTION	TOTAL DIRECT UNIT COST	DEMOLITION UNIT COST
32 31 13 13-0056 VLF 30" Diameter, Compacted Earth Fill For Post Hole.....	25.36	
32 31 13 13-0057 VLF 36" Diameter, Compacted Earth Fill For Post Hole.....	27.35	
32 31 13 13-0058 Fence Posts <small>(32 31 13 13)</small> Note: Demolition excludes concrete footing removal on posts and excavation. See CSI section 31 23 16 36-0009 for hand excavation for footing removal (where required), 32 31 13 13-0001 for drilling for augering holes and backfill.		
32 31 13 13-0059 Fence Posts <small>(32 31 13 13-0058)</small>		
32 31 13 13-0060 1-7/8" H-Beam Post Without Top Rail Fitting, Galvanized Steel <small>(32 31 13 13-0059)</small> Note: Includes cap and accessories.		
32 31 13 13-0061 LF 1-7/8" Galvanized H-beam Post, Up To 6' In Length	19.50	2.92
For Each Top Rail Fitting, Add	0.85	
32 31 13 13-0062 LF 1-7/8" Galvanized H-beam Post, 7' To 10' In Length	18.67	2.48
For Each Top Rail Fitting, Add	0.85	
32 31 13 13-0063 LF 1-7/8" Galvanized H-beam Post, 11' To 15' In Length	17.66	2.06
For Each Top Rail Fitting, Add	0.85	
32 31 13 13-0064 LF 1-7/8" Galvanized H-beam Post, 16' To 20' In Length	16.85	1.62
For Each Top Rail Fitting, Add	0.85	
32 31 13 13-0065 LF 1-7/8" Galvanized H-beam Post, 21' To 24' In Length	16.31	1.41
For Each Top Rail Fitting, Add	0.85	
32 31 13 13-0066 LF 1-7/8" Galvanized H-beam Post, >24' In Length.....	15.46	0.97
For Each Top Rail Fitting, Add	0.85	
32 31 13 13-0067 Post Without Top Rail Fitting, Galvanized Steel (1.66" Nominal) <small>(32 31 13 13-0059)</small> Note: 1-5/8" outside diameter, Schedule 40. Includes cap and accessories.		
32 31 13 13-0068 LF Up To 6' In Length, 1-5/8" Outside Diameter Galvanized Steel Post.....	13.21	2.70
For Each Top Rail Fitting, Add	0.85	
For Each Single Barbed Wire Arm, Add	1.90	
For Each Double Barbed Wire Arm, Add	3.40	
For SS40 (Hot-Dip Galvanized And Chromated), Add	1.95	
For Vinyl Coated, Add	4.69	
For Powder Coated, Add	6.25	
For Aluminum Coated, Add	9.76	
For Schedule 20, Deduct	-1.56	
For Schedule 80, Add	4.29	
32 31 13 13-0069 LF 7' To 10' In Length, 1-5/8" Outside Diameter Galvanized Steel Post.....	12.29	2.27
For Each Top Rail Fitting, Add	0.85	
For Each Single Barbed Wire Arm, Add	1.90	
For Each Double Barbed Wire Arm, Add	3.40	
For SS40 (Hot-Dip Galvanized And Chromated), Add	1.93	
For Vinyl Coated, Add	4.64	
For Powder Coated, Add	6.18	
For Aluminum Coated, Add	9.66	
For Schedule 20, Deduct	-1.55	
For Schedule 80, Add	4.17	
32 31 13 13-0070 LF 11' To 15' In Length, 1-5/8" Outside Diameter Galvanized Steel Post.....	11.33	1.83
For Each Top Rail Fitting, Add	0.85	
For Each Single Barbed Wire Arm, Add	1.90	
For Each Double Barbed Wire Arm, Add	3.40	
For SS40 (Hot-Dip Galvanized And Chromated), Add	1.92	
For Vinyl Coated, Add	4.61	
For Powder Coated, Add	6.15	
For Aluminum Coated, Add	9.61	
For Schedule 20, Deduct	-1.54	
For Schedule 80, Add	4.06	
32 31 13 13-0071 LF 16' To 20' In Length, 1-5/8" Outside Diameter Galvanized Steel Post.....	10.59	1.41
For Each Top Rail Fitting, Add	0.85	
For Each Single Barbed Wire Arm, Add	1.90	
For Each Double Barbed Wire Arm, Add	3.40	
For SS40 (Hot-Dip Galvanized And Chromated), Add	1.92	
For Vinyl Coated, Add	4.60	
For Powder Coated, Add	6.14	
For Aluminum Coated, Add	9.59	
For Schedule 20, Deduct	-1.53	
For Schedule 80, Add	3.97	
32 31 13 13-0072 LF 21' To 24' In Length, 1-5/8" Outside Diameter Galvanized Steel Post.....	10.10	1.19
For Each Top Rail Fitting, Add	0.85	
For Each Single Barbed Wire Arm, Add	1.90	
For Each Double Barbed Wire Arm, Add	3.40	
For SS40 (Hot-Dip Galvanized And Chromated), Add	1.92	
For Vinyl Coated, Add	4.60	
For Powder Coated, Add	6.13	
For Aluminum Coated, Add	9.58	
For Schedule 20, Deduct	-1.53	
For Schedule 80, Add	3.92	

32 Exterior Improvements

32 30 Site Improvements

32 31 Fences and Gates



MINOR CSI	UOM	DESCRIPTION	TOTAL DIRECT UNIT COST	DEMOLITION UNIT COST
32 31 13 13-0073	LF	>24' In Length, 1-5/8" Outside Diameter Galvanized Steel Post.....	9.57	0.97
		<i>For Each Top Rail Fitting, Add</i>	0.85	
		<i>For Each Single Barbed Wire Arm, Add</i>	1.90	
		<i>For Each Double Barbed Wire Arm, Add</i>	3.40	
		<i>For SS40 (Hot-Dip Galvanized And Chromated), Add</i>	1.92	
		<i>For Vinyl Coated, Add</i>	4.60	
		<i>For Powder Coated, Add</i>	6.13	
		<i>For Aluminum Coated, Add</i>	9.58	
		<i>For Schedule 20, Deduct</i>	-1.53	
		<i>For Schedule 80, Add</i>	3.87	
32 31 13 13-0074		Post Without Top Rail Fitting, Galvanized Steel (1.90" Nominal) <small>(32 31 13 13-0059)</small>		
		Note: 2" outside diameter, Schedule 40. Includes cap and accessories.		
32 31 13 13-0075	LF	2" Outside Diameter Galvanized Steel Post, Up To 6' In Length	15.14	2.81
		<i>For Each Top Rail Fitting, Add</i>	1.35	
		<i>For Each Single Barbed Wire Arm, Add</i>	2.65	
		<i>For Each Double Barbed Wire Arm, Add</i>	4.88	
		<i>For SS40 (Hot-Dip Galvanized And Chromated), Add</i>	2.39	
		<i>For Vinyl Coated, Add</i>	5.73	
		<i>For Powder Coated, Add</i>	7.64	
		<i>For Aluminum Coated, Add</i>	11.94	
		<i>For Schedule 20, Deduct</i>	-1.91	
		<i>For Schedule 80, Add</i>	5.14	
32 31 13 13-0076	LF	2" Outside Diameter Galvanized Steel Post, 7' To 10' In Length	14.29	2.38
		<i>For Each Top Rail Fitting, Add</i>	1.35	
		<i>For Each Single Barbed Wire Arm, Add</i>	2.65	
		<i>For Each Double Barbed Wire Arm, Add</i>	4.88	
		<i>For SS40 (Hot-Dip Galvanized And Chromated), Add</i>	2.36	
		<i>For Vinyl Coated, Add</i>	5.67	
		<i>For Powder Coated, Add</i>	7.56	
		<i>For Aluminum Coated, Add</i>	11.81	
		<i>For Schedule 20, Deduct</i>	-1.89	
		<i>For Schedule 80, Add</i>	5.02	
32 31 13 13-0077	LF	2" Outside Diameter Galvanized Steel Post, 11' To 15' In Length	13.26	1.94
		<i>For Each Top Rail Fitting, Add</i>	1.35	
		<i>For Each Single Barbed Wire Arm, Add</i>	2.65	
		<i>For Each Double Barbed Wire Arm, Add</i>	4.88	
		<i>For SS40 (Hot-Dip Galvanized And Chromated), Add</i>	2.35	
		<i>For Vinyl Coated, Add</i>	5.64	
		<i>For Powder Coated, Add</i>	7.52	
		<i>For Aluminum Coated, Add</i>	11.75	
		<i>For Schedule 20, Deduct</i>	-1.88	
		<i>For Schedule 80, Add</i>	4.90	
32 31 13 13-0078	LF	2" Outside Diameter Galvanized Steel Post, 16' To 20' In Length	12.46	1.51
		<i>For Each Top Rail Fitting, Add</i>	1.35	
		<i>For Each Single Barbed Wire Arm, Add</i>	2.65	
		<i>For Each Double Barbed Wire Arm, Add</i>	4.88	
		<i>For SS40 (Hot-Dip Galvanized And Chromated), Add</i>	2.35	
		<i>For Vinyl Coated, Add</i>	5.63	
		<i>For Powder Coated, Add</i>	7.50	
		<i>For Aluminum Coated, Add</i>	11.73	
		<i>For Schedule 20, Deduct</i>	-1.88	
		<i>For Schedule 80, Add</i>	4.81	
32 31 13 13-0079	LF	2" Outside Diameter Galvanized Steel Post, 21' To 24' In Length	11.93	1.30
		<i>For Each Top Rail Fitting, Add</i>	1.35	
		<i>For Each Single Barbed Wire Arm, Add</i>	2.65	
		<i>For Each Double Barbed Wire Arm, Add</i>	4.88	
		<i>For SS40 (Hot-Dip Galvanized And Chromated), Add</i>	2.34	
		<i>For Vinyl Coated, Add</i>	5.62	
		<i>For Powder Coated, Add</i>	7.49	
		<i>For Aluminum Coated, Add</i>	11.70	
		<i>For Schedule 20, Deduct</i>	-1.87	
		<i>For Schedule 80, Add</i>	4.75	
32 31 13 13-0080	LF	2" Outside Diameter Galvanized Steel Post, >24' In Length	11.45	1.08
		<i>For Each Top Rail Fitting, Add</i>	1.35	
		<i>For Each Single Barbed Wire Arm, Add</i>	2.65	
		<i>For Each Double Barbed Wire Arm, Add</i>	4.88	
		<i>For SS40 (Hot-Dip Galvanized And Chromated), Add</i>	2.34	
		<i>For Vinyl Coated, Add</i>	5.62	
		<i>For Powder Coated, Add</i>	7.49	
		<i>For Aluminum Coated, Add</i>	11.70	
		<i>For Schedule 20, Deduct</i>	-1.87	
		<i>For Schedule 80, Add</i>	4.70	
32 31 13 13-0081		Post Without Top Rail Fitting, Galvanized Steel (2.375" Nominal) <small>(32 31 13 13-0059)</small>		
		Note: 2-1/2" outside diameter, Schedule 40. Includes cap and accessories.		



MINOR CSI UOM DESCRIPTION	TOTAL DIRECT UNIT COST	DEMOLITION UNIT COST
32 31 13 13-0082 LF 2-1/2" Outside Diameter Galvanized Steel Post, Up To 6' In Length	18.53	3.03
For Each Top Rail Fitting, Add	1.35	
For Each Single Barbed Wire Arm, Add	2.65	
For Each Double Barbed Wire Arm, Add	4.88	
For SS40 (Hot-Dip Galvanized And Chromated), Add	3.16	
For Vinyl Coated, Add	7.58	
For Powder Coated, Add	10.11	
For Aluminum Coated, Add	15.80	
For Schedule 20, Deduct	-2.53	
For Schedule 80, Add	6.66	
32 31 13 13-0083 LF 2-1/2" Outside Diameter Galvanized Steel Post, 7' To 10' In Length	17.59	2.59
For Each Top Rail Fitting, Add	1.35	
For Each Single Barbed Wire Arm, Add	2.65	
For Each Double Barbed Wire Arm, Add	4.88	
For SS40 (Hot-Dip Galvanized And Chromated), Add	3.13	
For Vinyl Coated, Add	7.52	
For Powder Coated, Add	10.02	
For Aluminum Coated, Add	15.66	
For Schedule 20, Deduct	-2.51	
For Schedule 80, Add	6.52	
32 31 13 13-0084 LF 2-1/2" Outside Diameter Galvanized Steel Post, 11' To 15' In Length	16.52	2.06
For Each Top Rail Fitting, Add	1.35	
For Each Single Barbed Wire Arm, Add	2.65	
For Each Double Barbed Wire Arm, Add	4.88	
For SS40 (Hot-Dip Galvanized And Chromated), Add	3.12	
For Vinyl Coated, Add	7.48	
For Powder Coated, Add	9.98	
For Aluminum Coated, Add	15.59	
For Schedule 20, Deduct	-2.49	
For Schedule 80, Add	6.39	
32 31 13 13-0085 LF 2-1/2" Outside Diameter Galvanized Steel Post, 16' To 20' In Length	15.68	1.62
For Each Top Rail Fitting, Add	1.35	
For Each Single Barbed Wire Arm, Add	2.65	
For Each Double Barbed Wire Arm, Add	4.88	
For SS40 (Hot-Dip Galvanized And Chromated), Add	3.11	
For Vinyl Coated, Add	7.46	
For Powder Coated, Add	9.95	
For Aluminum Coated, Add	15.55	
For Schedule 20, Deduct	-2.49	
For Schedule 80, Add	6.30	
32 31 13 13-0086 LF 2-1/2" Outside Diameter Galvanized Steel Post, 21 To 24' In Length	15.13	1.41
For Each Top Rail Fitting, Add	1.35	
For Each Single Barbed Wire Arm, Add	2.65	
For Each Double Barbed Wire Arm, Add	4.88	
For SS40 (Hot-Dip Galvanized And Chromated), Add	3.11	
For Vinyl Coated, Add	7.46	
For Powder Coated, Add	9.94	
For Aluminum Coated, Add	15.54	
For Schedule 20, Deduct	-2.49	
For Schedule 80, Add	6.24	
32 31 13 13-0087 LF 2-1/2" Outside Diameter Galvanized Steel Post, >24' In Length	14.62	1.08
For Each Top Rail Fitting, Add	1.35	
For Each Single Barbed Wire Arm, Add	2.65	
For Each Double Barbed Wire Arm, Add	4.88	
For SS40 (Hot-Dip Galvanized And Chromated), Add	3.11	
For Vinyl Coated, Add	7.46	
For Powder Coated, Add	9.94	
For Aluminum Coated, Add	15.54	
For Schedule 20, Deduct	-2.49	
For Schedule 80, Add	6.19	
32 31 13 13-0088 Post Without Top Rail Fitting, Galvanized Steel (2.875" Nominal) (32 31 13 13-0059)		
Note: 3" outside diameter, Schedule 40. Includes cap and accessories.		
32 31 13 13-0089 LF 3" Outside Diameter Galvanized Steel Post, Up To 6' In Length	25.55	3.24
For Each Top Rail Fitting, Add	1.85	
For Each Single Barbed Wire Arm, Add	3.85	
For Each Double Barbed Wire Arm, Add	7.05	
For SS40 (Hot-Dip Galvanized And Chromated), Add	4.77	
For Vinyl Coated, Add	11.44	
For Powder Coated, Add	15.26	
For Aluminum Coated, Add	23.84	
For Schedule 20, Deduct	-3.81	
For Schedule 80, Add	9.80	
32 31 13 13-0090 LF 3" Outside Diameter Galvanized Steel Post, 7' To 10' In Length	24.42	2.81
For Each Top Rail Fitting, Add	1.85	
For Each Single Barbed Wire Arm, Add	3.85	
For Each Double Barbed Wire Arm, Add	7.05	
For SS40 (Hot-Dip Galvanized And Chromated), Add	4.71	
For Vinyl Coated, Add	11.30	
For Powder Coated, Add	15.06	
For Aluminum Coated, Add	23.54	
For Schedule 20, Deduct	-3.77	
For Schedule 80, Add	9.60	

32 Exterior Improvements

32 30 Site Improvements

32 31 Fences and Gates



MINOR	CSI	UOM	DESCRIPTION	TOTAL DIRECT UNIT COST	DEMOLITION UNIT COST
32 31 13 13-0091	LF		3" Outside Diameter Galvanized Steel Post, 11' To 15' In Length	23.21	2.27
			<i>For Each Top Rail Fitting, Add</i>	1.85	
			<i>For Each Single Barbed Wire Arm, Add</i>	3.85	
			<i>For Each Double Barbed Wire Arm, Add</i>	7.05	
			<i>For SS40 (Hot-Dip Galvanized And Chromated), Add</i>	4.68	
			<i>For Vinyl Coated, Add</i>	11.23	
			<i>For Powder Coated, Add</i>	14.97	
			<i>For Aluminum Coated, Add</i>	23.39	
			<i>For Schedule 20, Deduct</i>	-3.74	
			<i>For Schedule 80, Add</i>	9.43	
32 31 13 13-0092	LF		3" Outside Diameter Galvanized Steel Post, 16' To 20' In Length	22.25	1.83
			<i>For Each Top Rail Fitting, Add</i>	1.85	
			<i>For Each Single Barbed Wire Arm, Add</i>	3.85	
			<i>For Each Double Barbed Wire Arm, Add</i>	7.05	
			<i>For SS40 (Hot-Dip Galvanized And Chromated), Add</i>	4.66	
			<i>For Vinyl Coated, Add</i>	11.19	
			<i>For Powder Coated, Add</i>	14.92	
			<i>For Aluminum Coated, Add</i>	23.37	
			<i>For Schedule 20, Deduct</i>	-3.73	
			<i>For Schedule 80, Add</i>	9.31	
32 31 13 13-0093	LF		3" Outside Diameter Galvanized Steel Post, 21' To 24' In Length	21.62	1.51
			<i>For Each Top Rail Fitting, Add</i>	1.85	
			<i>For Each Single Barbed Wire Arm, Add</i>	3.85	
			<i>For Each Double Barbed Wire Arm, Add</i>	7.05	
			<i>For SS40 (Hot-Dip Galvanized And Chromated), Add</i>	4.66	
			<i>For Vinyl Coated, Add</i>	11.17	
			<i>For Powder Coated, Add</i>	14.90	
			<i>For Aluminum Coated, Add</i>	23.28	
			<i>For Schedule 20, Deduct</i>	-3.72	
			<i>For Schedule 80, Add</i>	9.24	
32 31 13 13-0094	LF		3" Outside Diameter Galvanized Steel Post, >24' In Length	21.06	1.19
			<i>For Each Top Rail Fitting, Add</i>	1.85	
			<i>For Each Single Barbed Wire Arm, Add</i>	3.85	
			<i>For Each Double Barbed Wire Arm, Add</i>	7.05	
			<i>For SS40 (Hot-Dip Galvanized And Chromated), Add</i>	4.66	
			<i>For Vinyl Coated, Add</i>	11.17	
			<i>For Powder Coated, Add</i>	14.90	
			<i>For Aluminum Coated, Add</i>	23.28	
			<i>For Schedule 20, Deduct</i>	-3.72	
			<i>For Schedule 80, Add</i>	9.18	
32 31 13 13-0095			Post Without Top Rail Fitting, Galvanized Steel, (4.00" Nominal) (32 31 13 13-0059)		
			Note: 4" outside diameter, Schedule 40. Includes cap and accessories.		
32 31 13 13-0096	LF		4" Outside Diameter Galvanized Steel Post, Up To 6' In Length	37.91	3.45
			<i>For Each Top Rail Fitting, Add</i>	2.60	
			<i>For Each Single Barbed Wire Arm, Add</i>	5.10	
			<i>For Each Double Barbed Wire Arm, Add</i>	11.25	
			<i>For SS40 (Hot-Dip Galvanized And Chromated), Add</i>	7.77	
			<i>For Vinyl Coated, Add</i>	18.65	
			<i>For Powder Coated, Add</i>	24.87	
			<i>For Aluminum Coated, Add</i>	38.86	
			<i>For Schedule 20, Deduct</i>	-6.22	
			<i>For Schedule 80, Add</i>	15.61	
32 31 13 13-0097	LF		4" Outside Diameter Galvanized Steel Post, 7' To 10' In Length	36.35	2.81
			<i>For Each Top Rail Fitting, Add</i>	2.60	
			<i>For Each Single Barbed Wire Arm, Add</i>	5.10	
			<i>For Each Double Barbed Wire Arm, Add</i>	11.25	
			<i>For SS40 (Hot-Dip Galvanized And Chromated), Add</i>	7.67	
			<i>For Vinyl Coated, Add</i>	18.40	
			<i>For Powder Coated, Add</i>	24.53	
			<i>For Aluminum Coated, Add</i>	38.33	
			<i>For Schedule 20, Deduct</i>	-6.13	
			<i>For Schedule 80, Add</i>	15.29	
32 31 13 13-0098	LF		4" Outside Diameter Galvanized Steel Post, 11' To 15' In Length	35.19	2.38
			<i>For Each Top Rail Fitting, Add</i>	2.60	
			<i>For Each Single Barbed Wire Arm, Add</i>	5.10	
			<i>For Each Double Barbed Wire Arm, Add</i>	11.25	
			<i>For SS40 (Hot-Dip Galvanized And Chromated), Add</i>	7.61	
			<i>For Vinyl Coated, Add</i>	18.27	
			<i>For Powder Coated, Add</i>	24.36	
			<i>For Aluminum Coated, Add</i>	38.06	
			<i>For Schedule 20, Deduct</i>	-6.09	
			<i>For Schedule 80, Add</i>	15.09	
32 31 13 13-0099	LF		4" Outside Diameter Galvanized Steel Post, 16' To 20' In Length	34.13	1.94
			<i>For Each Top Rail Fitting, Add</i>	2.60	
			<i>For Each Single Barbed Wire Arm, Add</i>	5.10	
			<i>For Each Double Barbed Wire Arm, Add</i>	11.25	
			<i>For SS40 (Hot-Dip Galvanized And Chromated), Add</i>	7.59	
			<i>For Vinyl Coated, Add</i>	18.20	
			<i>For Powder Coated, Add</i>	24.27	
			<i>For Aluminum Coated, Add</i>	37.93	
			<i>For Schedule 20, Deduct</i>	-6.07	
			<i>For Schedule 80, Add</i>	14.94	



		Exterior Improvements	32
		Site Improvements	32 30
		Fences and Gates	32 31

32

MINOR	CSI	UOM	DESCRIPTION	TOTAL DIRECT UNIT COST	DEMOLITION UNIT COST
32 31	13 13-0100	LF	4" Outside Diameter Galvanized Steel Post, 21' To 24' In Length.....	34.08	1.94
			<i>For Each Top Rail Fitting, Add</i>	2.60	
			<i>For Each Single Barbed Wire Arm, Add</i>	5.10	
			<i>For Each Double Barbed Wire Arm, Add</i>	11.25	
			<i>For SS40 (Hot-Dip Galvanized And Chromated), Add</i>	7.57	
			<i>For Vinyl Coated, Add</i>	18.17	
			<i>For Powder Coated, Add</i>	24.23	
			<i>For Aluminum Coated, Add</i>	37.86	
			<i>For Schedule 20, Deduct</i>	-6.06	
			<i>For Schedule 80, Add</i>	14.92	
32 31	13 13-0101	LF	4" Outside Diameter Galvanized Steel Post, >24' In Length.....	32.98	1.41
			<i>For Each Top Rail Fitting, Add</i>	2.60	
			<i>For Each Single Barbed Wire Arm, Add</i>	5.10	
			<i>For Each Double Barbed Wire Arm, Add</i>	11.25	
			<i>For SS40 (Hot-Dip Galvanized And Chromated), Add</i>	7.57	
			<i>For Vinyl Coated, Add</i>	18.17	
			<i>For Powder Coated, Add</i>	24.22	
			<i>For Aluminum Coated, Add</i>	37.85	
			<i>For Schedule 20, Deduct</i>	-6.06	
			<i>For Schedule 80, Add</i>	14.80	
32 31	13 13-0102		Post Without Top Rail Fitting, Galvanized Steel (6.625" Nominal) (32 31 13 13-0059)		
			Note: 6-5/8" outside diameter, Schedule 40. Includes cap and accessories.		
32 31	13 13-0103	LF	6-5/8" Outside Diameter Galvanized Steel Post, Up To 6' In Length.....	75.28	3.78
			<i>For Each Top Rail Fitting, Add</i>	4.55	
			<i>For Each Single Barbed Wire Arm, Add</i>	7.15	
			<i>For Each Double Barbed Wire Arm, Add</i>	14.95	
			<i>For SS40 (Hot-Dip Galvanized And Chromated), Add</i>	16.93	
			<i>For Vinyl Coated, Add</i>	40.62	
			<i>For Powder Coated, Add</i>	54.16	
			<i>For Aluminum Coated, Add</i>	84.63	
			<i>For Schedule 20, Deduct</i>	-13.54	
			<i>For Schedule 80, Add</i>	33.25	
32 31	13 13-0104	LF	6-5/8" Outside Diameter Galvanized Steel Post, 7' To 10' In Length.....	72.43	3.13
			<i>For Each Top Rail Fitting, Add</i>	4.55	
			<i>For Each Single Barbed Wire Arm, Add</i>	7.15	
			<i>For Each Double Barbed Wire Arm, Add</i>	14.95	
			<i>For SS40 (Hot-Dip Galvanized And Chromated), Add</i>	16.52	
			<i>For Vinyl Coated, Add</i>	39.65	
			<i>For Powder Coated, Add</i>	52.86	
			<i>For Aluminum Coated, Add</i>	82.60	
			<i>For Schedule 20, Deduct</i>	-13.22	
			<i>For Schedule 80, Add</i>	32.35	
32 31	13 13-0105	LF	6-5/8" Outside Diameter Galvanized Steel Post, 11' To 15' In Length.....	70.54	2.59
			<i>For Each Top Rail Fitting, Add</i>	4.55	
			<i>For Each Single Barbed Wire Arm, Add</i>	7.15	
			<i>For Each Double Barbed Wire Arm, Add</i>	14.95	
			<i>For SS40 (Hot-Dip Galvanized And Chromated), Add</i>	16.32	
			<i>For Vinyl Coated, Add</i>	39.17	
			<i>For Powder Coated, Add</i>	52.22	
			<i>For Aluminum Coated, Add</i>	81.60	
			<i>For Schedule 20, Deduct</i>	-13.06	
			<i>For Schedule 80, Add</i>	31.86	
32 31	13 13-0106	LF	6-5/8" Outside Diameter Galvanized Steel Post, 16' To 20' In Length.....	69.08	2.06
			<i>For Each Top Rail Fitting, Add</i>	4.55	
			<i>For Each Single Barbed Wire Arm, Add</i>	7.15	
			<i>For Each Double Barbed Wire Arm, Add</i>	14.95	
			<i>For SS40 (Hot-Dip Galvanized And Chromated), Add</i>	16.22	
			<i>For Vinyl Coated, Add</i>	38.92	
			<i>For Powder Coated, Add</i>	51.90	
			<i>For Aluminum Coated, Add</i>	81.09	
			<i>For Schedule 20, Deduct</i>	-12.97	
			<i>For Schedule 80, Add</i>	31.56	
32 31	13 13-0107	LF	6-5/8" Outside Diameter Galvanized Steel Post, 21' To 24' In Length.....	68.27	1.83
			<i>For Each Top Rail Fitting, Add</i>	4.55	
			<i>For Each Single Barbed Wire Arm, Add</i>	7.15	
			<i>For Each Double Barbed Wire Arm, Add</i>	14.95	
			<i>For SS40 (Hot-Dip Galvanized And Chromated), Add</i>	16.17	
			<i>For Vinyl Coated, Add</i>	38.80	
			<i>For Powder Coated, Add</i>	51.74	
			<i>For Aluminum Coated, Add</i>	80.84	
			<i>For Schedule 20, Deduct</i>	-12.93	
			<i>For Schedule 80, Add</i>	31.40	
32 31	13 13-0108	LF	6-5/8" Outside Diameter Galvanized Steel Post, >24' In Length.....	67.63	1.51
			<i>For Each Top Rail Fitting, Add</i>	4.55	
			<i>For Each Single Barbed Wire Arm, Add</i>	7.15	
			<i>For Each Double Barbed Wire Arm, Add</i>	14.95	
			<i>For SS40 (Hot-Dip Galvanized And Chromated), Add</i>	16.16	
			<i>For Vinyl Coated, Add</i>	38.78	
			<i>For Powder Coated, Add</i>	51.70	
			<i>For Aluminum Coated, Add</i>	80.79	
			<i>For Schedule 20, Deduct</i>	-12.93	
			<i>For Schedule 80, Add</i>	31.32	

32 Exterior Improvements**32 30 Site Improvements****32 31 Fences and Gates**

SAN BERNARDINO
COUNTY

MINOR CSI	UOM	DESCRIPTION	TOTAL DIRECT UNIT COST	DEMOLITION UNIT COST
32 31 13 13-0109		Post Without Top Rail Fitting, Galvanized Steel (8.625" Nominal) <small>(32 31 13 13-0059)</small>		
		Note: 8-5/8" outside diameter, Schedule 40. Includes cap and accessories.		
32 31 13 13-0110	LF	8-5/8" Outside Diameter Galvanized Steel Post, Up To 6' In Length.....	146.89	4.21
		For Each Top Rail Fitting, Add	7.50	
		For Each Single Barbed Wire Arm, Add	9.15	
		For Each Double Barbed Wire Arm, Add	18.95	
		For SS40 (Hot-Dip Galvanized And Chromated), Add	34.62	
		For Vinyl Coated, Add	83.08	
		For Powder Coated, Add	110.78	
		For Aluminum Coated, Add	173.09	
		For Schedule 20, Deduct	-27.69	
		For Schedule 80, Add	67.31	
32 31 13 13-0111	LF	8-5/8" Outside Diameter Galvanized Steel Post, 7' To 10' In Length.....	142.30	3.57
		For Each Top Rail Fitting, Add	7.50	
		For Each Single Barbed Wire Arm, Add	9.15	
		For Each Double Barbed Wire Arm, Add	18.95	
		For SS40 (Hot-Dip Galvanized And Chromated), Add	33.82	
		For Vinyl Coated, Add	81.16	
		For Powder Coated, Add	108.21	
		For Aluminum Coated, Add	169.08	
		For Schedule 20, Deduct	-27.05	
		For Schedule 80, Add	65.63	
32 31 13 13-0112	LF	8-5/8" Outside Diameter Galvanized Steel Post, 11' To 15' In Length.....	139.49	2.92
		For Each Top Rail Fitting, Add	7.50	
		For Each Single Barbed Wire Arm, Add	9.15	
		For Each Double Barbed Wire Arm, Add	18.95	
		For SS40 (Hot-Dip Galvanized And Chromated), Add	33.42	
		For Vinyl Coated, Add	80.20	
		For Powder Coated, Add	106.93	
		For Aluminum Coated, Add	167.08	
		For Schedule 20, Deduct	-26.73	
		For Schedule 80, Add	64.74	
32 31 13 13-0113	LF	8-5/8" Outside Diameter Galvanized Steel Post, 16' To 20' In Length.....	137.49	2.27
		For Each Top Rail Fitting, Add	7.50	
		For Each Single Barbed Wire Arm, Add	9.15	
		For Each Double Barbed Wire Arm, Add	18.95	
		For SS40 (Hot-Dip Galvanized And Chromated), Add	33.22	
		For Vinyl Coated, Add	79.72	
		For Powder Coated, Add	106.29	
		For Aluminum Coated, Add	166.08	
		For Schedule 20, Deduct	-26.57	
		For Schedule 80, Add	64.24	
32 31 13 13-0114	LF	8-5/8" Outside Diameter Galvanized Steel Post, 21' To 24' In Length.....	136.46	1.94
		For Each Top Rail Fitting, Add	7.50	
		For Each Single Barbed Wire Arm, Add	9.15	
		For Each Double Barbed Wire Arm, Add	18.95	
		For SS40 (Hot-Dip Galvanized And Chromated), Add	33.12	
		For Vinyl Coated, Add	79.48	
		For Powder Coated, Add	105.97	
		For Aluminum Coated, Add	165.58	
		For Schedule 20, Deduct	-26.49	
		For Schedule 80, Add	63.98	
32 31 13 13-0115	LF	8-5/8" Outside Diameter Galvanized Steel Post, >24' In Length.....	135.72	1.62
		For Each Top Rail Fitting, Add	7.50	
		For Each Single Barbed Wire Arm, Add	9.15	
		For Each Double Barbed Wire Arm, Add	18.95	
		For SS40 (Hot-Dip Galvanized And Chromated), Add	33.10	
		For Vinyl Coated, Add	79.43	
		For Powder Coated, Add	105.90	
		For Aluminum Coated, Add	165.48	
		For Schedule 20, Deduct	-26.48	
		For Schedule 80, Add	63.88	
32 31 13 13-0116		Driven Post Supports <small>(32 31 13 13)</small>		
		Note: OZ-Post.		
32 31 13 13-0117		Driven Post Support For Round Chain Link Fence Posts <small>(32 31 13 13-0116)</small>		
32 31 13 13-0118	EA	26" Driven Post Support For 1-5/8" Round Chain Link Fence Post.....	69.08	
		Note: OZ-Post GB-700.		
32 31 13 13-0119	EA	26" Driven Post Support For 1-7/8" To 2" Round Chain Link Fence Post.....	69.08	
		Note: OZ-Post HB-700.		
32 31 13 13-0120	EA	26" Driven Post Support For 2-3/8" To 2-1/2" Round Chain Link Fence Post.....	70.93	
		Note: OZ-Post IS-600.		
32 31 13 13-0121	EA	32" Driven Post Support For 2-3/8" To 2-1/2" Round Chain Link Fence Post.....	85.16	
		Note: OZ-Post ISW-850.		
32 31 13 13-0122		Driven Post Support For Square Ornamental Fence Posts <small>(32 31 13 13-0116)</small>		
32 31 13 13-0123	EA	34" Driven Post Support For 1-3/4" Square Ornamental Fence Post.....	79.61	
		Note: OZ-Post C175-850.		
32 31 13 13-0124	EA	24" Driven Post Support For 2" Square Ornamental Fence Post.....	76.84	
		Note: OZ-Post I2-600.		
32 31 13 13-0125	EA	34" Driven Post Support For 2" Square Ornamental Fence Post.....	80.17	
		Note: OZ-Post I2-850.		



		Exterior Improvements	32
		Site Improvements	32 30
		Fences and Gates	32 31

MINOR CSI UOM DESCRIPTION	TOTAL DIRECT UNIT COST	DEMOLITION UNIT COST
32 31 13 13-0126 EA 34" Driven Post Support For 2-1/2" Square Ornamental Fence Post Note: OZ-Post I25-850.	85.16	
32 31 13 13-0127 EA 34" Driven Post Support For 3" Square Ornamental Fence Post..... Note: OZ-Post I3-850.	85.16	
32 31 13 13-0128 Driven Post Support For Wooden Fence Posts (32 31 13 13-0116)		
32 31 13 13-0129 EA 24" Driven Post Support For 3-1/2" Square Wooden Fence Post..... Note: OZ-Post T4-600.	78.93	
32 31 13 13-0130 EA 34" Driven Post Support For 3-1/2" Square Wooden Fence Post..... Note: OZ-Post T4-850.	82.38	
32 31 13 13-0131 EA 34" Driven Post Support For 3-3/4" Square Wooden Fence Post..... Note: OZ-Post C4-850.	88.85	
32 31 13 13-0132 EA 34" Driven Post Support For 4" Square Wooden Fence Post..... Note: OZ-Post P4-850.	88.85	
32 31 13 13-0133 EA 36" Driven Post Support For 4" x 6" Wooden Fence Post Note: OZ-Post T46-850.	100.86	
32 31 13 13-0134 EA 36" Driven Post Support For 6" Square Wooden Fence Post..... Note: OZ-Post T6-850.	109.36	
32 31 13 13-0135 Driven Post Support For Vinyl Fence Posts (32 31 13 13-0116)		
32 31 13 13-0136 EA 24" Driven Post Support For 3-1/2" Square Vinyl Fence Post Note: OZ-Post T4-600.	78.93	
32 31 13 13-0137 EA 34" Driven Post Support For 3-1/2" Square Vinyl Fence Post Note: OZ-Post T4-850.	82.38	
32 31 13 13-0138 EA 34" Driven Post Support For 4" Square Vinyl Fence Post..... Note: OZ-Post P4-850.	88.85	
32 31 13 13-0139 EA 34" Driven Post Support For 5" Square Vinyl Fence Post Note: OZ-Post P4-850.	90.33	
32 31 13 13-0140 Chain Link Fence Assemblies (32 31 13 13)		
32 31 13 13-0141 Chain Link Fence Assembly With 2-1/2" Line Post And 3" Corner Posts (32 31 13 13-0140)		
Note: Includes 2" 9 gauge coiled spring mesh (knuckled selvage), tension bars, post tension bands, wire ties, truss rod (at corners or posts), 1-5/8" top rail, 1-5/8" bottom rail, 2-1/2" line post and 3" corner posts. Posts exclude drilling or augering in soil or rock, concrete or soil fill. Heights indicated are from ground to top of installed pole. Minimum 2' bury with up to one third of exposed post height to be buried in ground. Excludes grounding. Demolition excludes concrete footing removal on posts and excavation. See CSI section 26 05 26 00-0000 for grounding, 31 23 16 36-0009 for hand excavation for footing removal (where required), 32 31 13 13-0653 for barb wire attachments.		
32 31 13 13-0142 Galvanized (32 31 13 13-0141)		
32 31 13 13-0143 LF 3' Galvanized Chain Link Fence, 9 Gauge Coiled Spring Mesh, Top And Bottom Rails, 2-1/2" Line Post At 10' On Center, 3" Corner Post.....	37.68	3.68
<i>For Surface Mount On Concrete (Excludes Drilling And Anchors), Add</i>		
<i>For 13 Gauge Fabric, Deduct</i>		
<i>For 11 Gauge Fabric, Deduct</i>		
<i>For 6 Gauge Fabric, Add</i>		
<i>For 1" Mesh Fabric, Add</i>		
<i>For 1-3/4" Mesh Fabric, Add</i>		
<i>For 2-1/8" Mesh Fabric, Deduct</i>		
<i>For 2-3/8" Mesh Fabric, Deduct</i>		
<i>For Posts 8' On Centers, Add</i>		
<i>For Posts 5' On Centers, Add</i>		
<i>For Up To 100, Add</i>		
<i>For >100 To 250, Add</i>		
<i>For >2,500 To 5,000, Deduct</i>		
<i>For >5,000, Deduct</i>		
32 31 13 13-0144 LF 3'-6" Galvanized Chain Link Fence, 9 Gauge Coiled Spring Mesh, Top And Bottom Rails, 2-1/2" Line Post At 10' On Center, 3" Corner Post.....	39.21	3.68
<i>For Surface Mount On Concrete (Excludes Drilling And Anchors), Add</i>		
<i>For 13 Gauge Fabric, Deduct</i>		
<i>For 11 Gauge Fabric, Deduct</i>		
<i>For 6 Gauge Fabric, Add</i>		
<i>For 1" Mesh Fabric, Add</i>		
<i>For 1-3/4" Mesh Fabric, Add</i>		
<i>For 2-1/8" Mesh Fabric, Deduct</i>		
<i>For 2-3/8" Mesh Fabric, Deduct</i>		
<i>For Posts 8' On Centers, Add</i>		
<i>For Posts 5' On Centers, Add</i>		
<i>For Up To 100, Add</i>		
<i>For >100 To 250, Add</i>		
<i>For >2,500 To 5,000, Deduct</i>		
<i>For >5,000, Deduct</i>		

32 Exterior Improvements

32 30 Site Improvements

32 31 Fences and Gates



MINOR	CSI	UOM	DESCRIPTION	TOTAL DIRECT UNIT COST	DEMOLITION UNIT COST
32 31	13 13-0145	LF	4' Galvanized Chain Link Fence, 9 Gauge Coiled Spring Mesh, Top And Bottom Rails, 2-1/2" Line Post At 10' On Center, 3" Corner Post	40.54	3.68
			<i>For Surface Mount On Concrete (Excludes Drilling And Anchors), Add</i>	2.77	
			<i>For 13 Gauge Fabric, Deduct</i>	-8.93	
			<i>For 11 Gauge Fabric, Deduct</i>	-5.22	
			<i>For 6 Gauge Fabric, Add</i>	8.20	
			<i>For 1" Mesh Fabric, Add</i>	11.18	
			<i>For 1-3/4" Mesh Fabric, Add</i>	4.47	
			<i>For 2-1/8" Mesh Fabric, Deduct</i>	-2.24	
			<i>For 2-3/8" Mesh Fabric, Deduct</i>	-2.98	
			<i>For Posts 8' On Centers, Add</i>	2.21	
			<i>For Posts 5' On Centers, Add</i>	8.26	
			<i>For Up To 100, Add</i>	7.57	
			<i>For >100 To 250, Add</i>	2.77	
			<i>For >2,500 To 5,000, Deduct</i>	-1.38	
			<i>For >5,000, Deduct</i>	-2.77	
32 31	13 13-0146	LF	5' Galvanized Chain Link Fence, 9 Gauge Coiled Spring Mesh, Top And Bottom Rails, 2-1/2" Line Post At 10' On Center, 3" Corner Post	43.65	3.68
			<i>For Surface Mount On Concrete (Excludes Drilling And Anchors), Add</i>	2.95	
			<i>For 13 Gauge Fabric, Deduct</i>	-9.85	
			<i>For 11 Gauge Fabric, Deduct</i>	-5.75	
			<i>For 6 Gauge Fabric, Add</i>	9.04	
			<i>For 1" Mesh Fabric, Add</i>	12.33	
			<i>For 1-3/4" Mesh Fabric, Add</i>	4.93	
			<i>For 2-1/8" Mesh Fabric, Deduct</i>	-2.47	
			<i>For 2-3/8" Mesh Fabric, Deduct</i>	-3.29	
			<i>For Posts 8' On Centers, Add</i>	2.37	
			<i>For Posts 5' On Centers, Add</i>	8.85	
			<i>For Up To 100, Add</i>	8.08	
			<i>For >100 To 250, Add</i>	2.95	
			<i>For >2,500 To 5,000, Deduct</i>	-1.47	
			<i>For >5,000, Deduct</i>	-2.95	
32 31	13 13-0147	LF	6' Galvanized Chain Link Fence, 9 Gauge Coiled Spring Mesh, Top And Bottom Rails, 2-1/2" Line Post At 10' On Center, 3" Corner Post	47.32	3.68
			<i>For Surface Mount On Concrete (Excludes Drilling And Anchors), Add</i>	3.18	
			<i>For 13 Gauge Fabric, Deduct</i>	-10.78	
			<i>For 11 Gauge Fabric, Deduct</i>	-6.30	
			<i>For 6 Gauge Fabric, Add</i>	9.89	
			<i>For 1" Mesh Fabric, Add</i>	13.49	
			<i>For 1-3/4" Mesh Fabric, Add</i>	5.40	
			<i>For 2-1/8" Mesh Fabric, Deduct</i>	-2.70	
			<i>For 2-3/8" Mesh Fabric, Deduct</i>	-3.60	
			<i>For Posts 8' On Centers, Add</i>	2.56	
			<i>For Posts 5' On Centers, Add</i>	9.58	
			<i>For Up To 100, Add</i>	8.73	
			<i>For >100 To 250, Add</i>	3.18	
			<i>For >2,500 To 5,000, Deduct</i>	-1.59	
			<i>For >5,000, Deduct</i>	-3.18	
32 31	13 13-0148	LF	7' Galvanized Chain Link Fence, 9 Gauge Coiled Spring Mesh, Top And Bottom Rails, 2-1/2" Line Post At 10' On Center, 3" Corner Post	49.09	5.51
			<i>For Surface Mount On Concrete (Excludes Drilling And Anchors), Add</i>	3.30	
			<i>For 13 Gauge Fabric, Deduct</i>	-11.18	
			<i>For 11 Gauge Fabric, Deduct</i>	-6.53	
			<i>For 6 Gauge Fabric, Add</i>	10.26	
			<i>For 1" Mesh Fabric, Add</i>	13.99	
			<i>For 1-3/4" Mesh Fabric, Add</i>	5.60	
			<i>For 2-1/8" Mesh Fabric, Deduct</i>	-2.80	
			<i>For 2-3/8" Mesh Fabric, Deduct</i>	-3.73	
			<i>For Posts 8' On Centers, Add</i>	2.66	
			<i>For Posts 5' On Centers, Add</i>	9.94	
			<i>For Up To 100, Add</i>	9.06	
			<i>For >100 To 250, Add</i>	3.30	
			<i>For >2,500 To 5,000, Deduct</i>	-1.65	
			<i>For >5,000, Deduct</i>	-3.30	
32 31	13 13-0149	LF	8' Galvanized Chain Link Fence, 9 Gauge Coiled Spring Mesh, Top And Bottom Rails, 2-1/2" Line Post At 10' On Center, 3" Corner Post	55.83	6.43
			<i>For Surface Mount On Concrete (Excludes Drilling And Anchors), Add</i>	3.69	
			<i>For 13 Gauge Fabric, Deduct</i>	-13.14	
			<i>For 11 Gauge Fabric, Deduct</i>	-7.67	
			<i>For 6 Gauge Fabric, Add</i>	12.06	
			<i>For 1" Mesh Fabric, Add</i>	16.44	
			<i>For 1-3/4" Mesh Fabric, Add</i>	6.58	
			<i>For 2-1/8" Mesh Fabric, Deduct</i>	-3.29	
			<i>For 2-3/8" Mesh Fabric, Deduct</i>	-4.38	
			<i>For Posts 8' On Centers, Add</i>	3.01	
			<i>For Posts 5' On Centers, Add</i>	11.22	
			<i>For Up To 100, Add</i>	10.18	
			<i>For >100 To 250, Add</i>	3.69	
			<i>For >2,500 To 5,000, Deduct</i>	-1.85	
			<i>For >5,000, Deduct</i>	-3.69	



		Exterior Improvements	32
		Site Improvements	32 30
		Fences and Gates	32 31

32

MINOR	CSI	UOM	DESCRIPTION	TOTAL DIRECT UNIT COST	DEMOLITION UNIT COST
32 31	13 13-0150	LF	9' Galvanized Chain Link Fence, 9 Gauge Coiled Spring Mesh, Top And Bottom Rails, 2-1/2" Line Post At 10' On Center, 3" Corner Post <i>For Surface Mount On Concrete (Excludes Drilling And Anchors), Add</i> <i>For 13 Gauge Fabric, Deduct</i> <i>For 11 Gauge Fabric, Deduct</i> <i>For 6 Gauge Fabric, Add</i> <i>For 1" Mesh Fabric, Add</i> <i>For 1-3/4" Mesh Fabric, Add</i> <i>For 2-1/8" Mesh Fabric, Deduct</i> <i>For 2-3/8" Mesh Fabric, Deduct</i> <i>For Posts 8' On Centers, Add</i> <i>For Posts 5' On Centers, Add</i> <i>For Up To 100, Add</i> <i>For >100 To 250, Add</i> <i>For >2,500 To 5,000, Deduct</i> <i>For >5,000, Deduct</i>	59.57	8.26
32 31	13 13-0151	LF	10' Galvanized Chain Link Fence, 9 Gauge Coiled Spring Mesh, Top And Bottom Rails, 2-1/2" Line Post At 10' On Center, 3" Corner Post <i>For Surface Mount On Concrete (Excludes Drilling And Anchors), Add</i> <i>For 13 Gauge Fabric, Deduct</i> <i>For 11 Gauge Fabric, Deduct</i> <i>For 6 Gauge Fabric, Add</i> <i>For 1" Mesh Fabric, Add</i> <i>For 1-3/4" Mesh Fabric, Add</i> <i>For 2-1/8" Mesh Fabric, Deduct</i> <i>For 2-3/8" Mesh Fabric, Deduct</i> <i>For Posts 8' On Centers, Add</i> <i>For Posts 5' On Centers, Add</i> <i>For Up To 100, Add</i> <i>For >100 To 250, Add</i> <i>For >2,500 To 5,000, Deduct</i> <i>For >5,000, Deduct</i>	63.33	9.18
32 31	13 13-0152	LF	12' Galvanized Chain Link Fence, 9 Gauge Coiled Spring Mesh, Top And Bottom Rails, 2-1/2" Line Post At 10' On Center, 3" Corner Post <i>For Each Additional Foot >12, Add</i> <i>For Surface Mount On Concrete (Excludes Drilling And Anchors), Add</i> <i>For 13 Gauge Fabric, Deduct</i> <i>For 11 Gauge Fabric, Deduct</i> <i>For 6 Gauge Fabric, Add</i> <i>For 1" Mesh Fabric, Add</i> <i>For 1-3/4" Mesh Fabric, Add</i> <i>For 2-1/8" Mesh Fabric, Deduct</i> <i>For 2-3/8" Mesh Fabric, Deduct</i> <i>For Posts 8' On Centers, Add</i> <i>For Posts 5' On Centers, Add</i> <i>For Up To 100, Add</i> <i>For >100 To 250, Add</i> <i>For >2,500 To 5,000, Deduct</i> <i>For >5,000, Deduct</i>	70.35	11.02
32 31	13 13-0153		Vinyl Coated (32 31 13 13-0141)		
32 31	13 13-0154	LF	4' Vinyl Cover Chain Link Fence, 9 Gauge Coiled Spring Mesh, Top And Bottom Rails, 2-1/2" Line Post At 10' On Center, 3" Corner Post <i>For Powder Coated Framework (Posts, Rails, Hardware), Add</i> <i>For Surface Mount On Concrete (Excludes Drilling And Anchors), Add</i> <i>For 13 Gauge Fabric, Deduct</i> <i>For 11 Gauge Fabric, Deduct</i> <i>For 6 Gauge Fabric, Add</i> <i>For 1" Mesh Fabric, Add</i> <i>For 1-3/4" Mesh Fabric, Add</i> <i>For 2-1/8" Mesh Fabric, Deduct</i> <i>For 2-3/8" Mesh Fabric, Deduct</i> <i>For Posts 8' On Centers, Add</i> <i>For Posts 5' On Centers, Add</i> <i>For Up To 100, Add</i> <i>For >100 To 250, Add</i> <i>For >2,500 To 5,000, Deduct</i> <i>For >5,000, Deduct</i>	42.03	3.68
32 31	13 13-0155	LF	5' Vinyl Cover Chain Link Fence, 9 Gauge Coiled Spring Mesh, Top And Bottom Rails, 2-1/2" Line Post At 10' On Center, 3" Corner Post <i>For Powder Coated Framework (Posts, Rails, Hardware), Add</i> <i>For Surface Mount On Concrete (Excludes Drilling And Anchors), Add</i> <i>For 13 Gauge Fabric, Deduct</i> <i>For 11 Gauge Fabric, Deduct</i> <i>For 6 Gauge Fabric, Add</i> <i>For 1" Mesh Fabric, Add</i> <i>For 1-3/4" Mesh Fabric, Add</i> <i>For 2-1/8" Mesh Fabric, Deduct</i> <i>For 2-3/8" Mesh Fabric, Deduct</i> <i>For Posts 8' On Centers, Add</i> <i>For Posts 5' On Centers, Add</i> <i>For Up To 100, Add</i> <i>For >100 To 250, Add</i> <i>For >2,500 To 5,000, Deduct</i> <i>For >5,000, Deduct</i>	45.53	3.68

32 Exterior Improvements

32 30 Site Improvements

32 31 Fences and Gates



MINOR		TOTAL DIRECT	DEMOLITION
CSI	UOM DESCRIPTION	UNIT COST	UNIT COST
32 31 13 13-0156	LF 6' Vinyl Cover Chain Link Fence, 9 Gauge Coiled Spring Mesh, Top And Bottom Rails, 2-1/2" Line Post At 10' On Center, 3" Corner Post	51.14	3.68
	<i>For Powder Coated Framework (Posts, Rails, Hardware), Add</i>	5.22	
	<i>For Surface Mount On Concrete (Excludes Drilling And Anchors), Add</i>	3.37	
	<i>For 13 Gauge Fabric, Deduct</i>	-12.10	
	<i>For 11 Gauge Fabric, Deduct</i>	-7.07	
	<i>For 6 Gauge Fabric, Add</i>	11.11	
	<i>For 1" Mesh Fabric, Add</i>	15.15	
	<i>For 1-3/4" Mesh Fabric, Add</i>	6.06	
	<i>For 2-1/8" Mesh Fabric, Deduct</i>	-3.03	
	<i>For 2-3/8" Mesh Fabric, Deduct</i>	-4.04	
	<i>For Posts 8' On Centers, Add</i>	2.75	
	<i>For Posts 5' On Centers, Add</i>	10.27	
	<i>For Up To 100, Add</i>	9.30	
	<i>For >100 To 250, Add</i>	3.37	
	<i>For >2,500 To 5,000, Deduct</i>	-1.69	
	<i>For >5,000, Deduct</i>	-3.37	
32 31 13 13-0157	LF 7' Vinyl Cover Chain Link Fence, 9 Gauge Coiled Spring Mesh, Top And Bottom Rails, 2-1/2" Line Post At 10' On Center, 3" Corner Post	53.53	5.51
	<i>For Powder Coated Framework (Posts, Rails, Hardware), Add</i>	5.49	
	<i>For Surface Mount On Concrete (Excludes Drilling And Anchors), Add</i>	3.52	
	<i>For 13 Gauge Fabric, Deduct</i>	-12.72	
	<i>For 11 Gauge Fabric, Deduct</i>	-7.43	
	<i>For 6 Gauge Fabric, Add</i>	11.68	
	<i>For 1" Mesh Fabric, Add</i>	15.93	
	<i>For 1-3/4" Mesh Fabric, Add</i>	6.37	
	<i>For 2-1/8" Mesh Fabric, Deduct</i>	-3.19	
	<i>For 2-3/8" Mesh Fabric, Deduct</i>	-4.25	
	<i>For Posts 8' On Centers, Add</i>	2.88	
	<i>For Posts 5' On Centers, Add</i>	10.74	
	<i>For Up To 100, Add</i>	9.72	
	<i>For >100 To 250, Add</i>	3.52	
	<i>For >2,500 To 5,000, Deduct</i>	-1.76	
	<i>For >5,000, Deduct</i>	-3.52	
32 31 13 13-0158	LF 8' Vinyl Cover Chain Link Fence, 9 Gauge Coiled Spring Mesh, Top And Bottom Rails, 2-1/2" Line Post At 10' On Center, 3" Corner Post	61.01	6.43
	<i>For Powder Coated Framework (Posts, Rails, Hardware), Add</i>	6.45	
	<i>For Surface Mount On Concrete (Excludes Drilling And Anchors), Add</i>	3.95	
	<i>For 13 Gauge Fabric, Deduct</i>	-14.94	
	<i>For 11 Gauge Fabric, Deduct</i>	-8.72	
	<i>For 6 Gauge Fabric, Add</i>	13.71	
	<i>For 1" Mesh Fabric, Add</i>	18.70	
	<i>For 1-3/4" Mesh Fabric, Add</i>	7.48	
	<i>For 2-1/8" Mesh Fabric, Deduct</i>	-3.74	
	<i>For 2-3/8" Mesh Fabric, Deduct</i>	-4.99	
	<i>For Posts 8' On Centers, Add</i>	3.27	
	<i>For Posts 5' On Centers, Add</i>	12.15	
	<i>For Up To 100, Add</i>	10.95	
	<i>For >100 To 250, Add</i>	3.95	
	<i>For >2,500 To 5,000, Deduct</i>	-1.98	
	<i>For >5,000, Deduct</i>	-3.95	
32 31 13 13-0159	LF 9' Vinyl Cover Chain Link Fence, 9 Gauge Coiled Spring Mesh, Top And Bottom Rails, 2-1/2" Line Post At 10' On Center, 3" Corner Post	65.12	8.26
	<i>For Powder Coated Framework (Posts, Rails, Hardware), Add</i>	6.94	
	<i>For Surface Mount On Concrete (Excludes Drilling And Anchors), Add</i>	4.20	
	<i>For 13 Gauge Fabric, Deduct</i>	-16.07	
	<i>For 11 Gauge Fabric, Deduct</i>	-9.39	
	<i>For 6 Gauge Fabric, Add</i>	14.75	
	<i>For 1" Mesh Fabric, Add</i>	20.11	
	<i>For 1-3/4" Mesh Fabric, Add</i>	8.05	
	<i>For 2-1/8" Mesh Fabric, Deduct</i>	-4.02	
	<i>For 2-3/8" Mesh Fabric, Deduct</i>	-5.36	
	<i>For Posts 8' On Centers, Add</i>	3.48	
	<i>For Posts 5' On Centers, Add</i>	12.95	
	<i>For Up To 100, Add</i>	11.66	
	<i>For >100 To 250, Add</i>	4.20	
	<i>For >2,500 To 5,000, Deduct</i>	-2.10	
	<i>For >5,000, Deduct</i>	-4.20	
32 31 13 13-0160	LF 10' Vinyl Cover Chain Link Fence, 9 Gauge Coiled Spring Mesh, Top And Bottom Rails, 2-1/2" Line Post At 10' On Center, 3" Corner Post	69.26	9.18
	<i>For Powder Coated Framework (Posts, Rails, Hardware), Add</i>	7.43	
	<i>For Surface Mount On Concrete (Excludes Drilling And Anchors), Add</i>	4.45	
	<i>For 13 Gauge Fabric, Deduct</i>	-17.20	
	<i>For 11 Gauge Fabric, Deduct</i>	-10.05	
	<i>For 6 Gauge Fabric, Add</i>	15.79	
	<i>For 1" Mesh Fabric, Add</i>	21.54	
	<i>For 1-3/4" Mesh Fabric, Add</i>	8.61	
	<i>For 2-1/8" Mesh Fabric, Deduct</i>	-4.31	
	<i>For 2-3/8" Mesh Fabric, Deduct</i>	-5.74	
	<i>For Posts 8' On Centers, Add</i>	3.70	
	<i>For Posts 5' On Centers, Add</i>	13.75	
	<i>For Up To 100, Add</i>	12.36	
	<i>For >100 To 250, Add</i>	4.45	
	<i>For >2,500 To 5,000, Deduct</i>	-2.23	
	<i>For >5,000, Deduct</i>	-4.45	



MINOR CSI UOM DESCRIPTION	TOTAL DIRECT UNIT COST	DEMOLITION UNIT COST
32 31 13 13-0161 LF 12' Vinyl Cover Chain Link Fence, 9 Gauge Coiled Spring Mesh, Top And Bottom Rails, 2-1/2" Line Post At 10' On Center, 3" Corner Post.....	75.57	11.02
For Each Additional Foot >12, Add	4.14	
For Powder Coated Framework (Posts, Rails, Hardware), Add	8.13	
For Surface Mount On Concrete (Excludes Drilling And Anchors), Add	4.85	
For 13 Gauge Fabric, Deduct	-18.83	
For 11 Gauge Fabric, Deduct	-11.00	
For 6 Gauge Fabric, Add	17.28	
For 1" Mesh Fabric, Add	23.57	
For 1-3/4" Mesh Fabric, Add	9.43	
For 2-1/8" Mesh Fabric, Deduct	-4.71	
For 2-3/8" Mesh Fabric, Deduct	-6.28	
For Posts 8' On Centers, Add	4.04	
For Posts 5' On Centers, Add	14.99	
For Up To 100, Add	13.47	
For >100 To 250, Add	4.85	
For >2,500 To 5,000, Deduct	-2.42	
For >5,000, Deduct	-4.85	
32 31 13 13-0162 Rails <small>(32 31 13 13)</small> Note: Includes rail end fittings.		
32 31 13 13-0163 SS-20 Chain Link Fence Rails <small>(32 31 13 13-0162)</small> Note: Includes tie wires.		
32 31 13 13-0164 LF 1-3/8" Galvanized Steel Rail, 0.08" Wall Thickness, Tie Wires And Fittings.....	6.84	1.19
For SS15, Deduct	-0.44	
For SS40, Add	1.09	
32 31 13 13-0165 LF 1-3/8" Vinyl Coated Rail, 0.08" Wall Thickness, Tie Wires And Fittings.....	8.31	1.19
For SS40, Add	0.58	
For Powder Coated, Add	1.17	
For Aluminum Coated, Add	2.33	
32 31 13 13-0166 LF 1-5/8" Galvanized Steel Rail, 0.085" Wall Thickness, Tie Wires And Fittings.....	8.51	1.35
For SS15, Deduct	-0.58	
For SS40, Add	1.45	
32 31 13 13-0167 LF 1-5/8" Vinyl Coated Rail, 0.085" Wall Thickness, Tie Wires And Fittings.....	10.47	1.35
For SS40, Add	0.78	
For Powder Coated, Add	1.55	
For Aluminum Coated, Add	3.11	
32 31 13 13-0168 LF 2" Galvanized Steel Rail, 0.09" Wall Thickness, Tie Wires And Fittings.....	10.00	1.51
For SS40, Add	1.74	
32 31 13 13-0169 LF 2" Vinyl Coated Rail, 0.09" Wall Thickness, Tie Wires And Fittings.....	12.35	1.51
For SS40, Add	0.93	
For Powder Coated, Add	1.86	
For Aluminum Coated, Add	3.73	
32 31 13 13-0170 Fabric <small>(32 31 13 13)</small>		
32 31 13 13-0171 Fabric, Galvanized Chain Link <small>(32 31 13 13-0170)</small>		
32 31 13 13-0172 LF 3' Full Height Fabric Galvanized Chain Link #9 Gauge, 1.2 Oz Coating, 2" Mesh.....	10.70	2.16
For 1-1/4" Mesh Fabric, Add	1.03	
For 2 Oz Galvanized Or Zinc Coating, Add	0.92	
For 13 Gauge Fabric, Deduct	-1.66	
For 11 Gauge Fabric, Deduct	-0.92	
For 6 Gauge Fabric, Add	2.94	
For 1" Mesh Fabric, Add	2.76	
For 1-1/4" Mesh Fabric, Add	1.84	
For 1-3/4" Mesh Fabric, Add	1.10	
For 2-1/8" Mesh Fabric, Deduct	-0.55	
For 2-3/8" Mesh Fabric, Deduct	-0.74	
32 31 13 13-0173 LF 3'-6" Full Height Fabric Galvanized Chain Link #9 Gauge, 1.2 Oz Coating, 2" Mesh.....	11.85	2.43
For 1-1/4" Mesh Fabric, Add	1.20	
For 2 Oz Galvanized Or Zinc Coating, Add	1.07	
For 13 Gauge Fabric, Deduct	-1.93	
For 11 Gauge Fabric, Deduct	-1.07	
For 6 Gauge Fabric, Add	3.43	
For 1" Mesh Fabric, Add	3.22	
For 1-1/4" Mesh Fabric, Add	2.15	
For 1-3/4" Mesh Fabric, Add	1.29	
For 2-1/8" Mesh Fabric, Deduct	-0.64	
For 2-3/8" Mesh Fabric, Deduct	-0.86	
32 31 13 13-0174 LF 4' Full Height Fabric Galvanized Chain Link #9 Gauge, 1.2 Oz Coating, 2" Mesh.....	12.81	2.70
For 1-1/4" Mesh Fabric, Add	1.32	
For 2 Oz Galvanized Or Zinc Coating, Add	1.18	
For 13 Gauge Fabric, Deduct	-2.12	
For 11 Gauge Fabric, Deduct	-1.18	
For 6 Gauge Fabric, Add	3.77	
For 1" Mesh Fabric, Add	3.53	
For 1-1/4" Mesh Fabric, Add	2.36	
For 1-3/4" Mesh Fabric, Add	1.41	
For 2-1/8" Mesh Fabric, Deduct	-0.71	
For 2-3/8" Mesh Fabric, Deduct	-0.94	

32 Exterior Improvements

32 30 Site Improvements

32 31 Fences and Gates



MINOR		TOTAL DIRECT	DEMOLITION
CSI	UOM DESCRIPTION	UNIT COST	UNIT COST
32 31 13 13-0175	LF 5' Full Height Fabric Galvanized Chain Link #9 Gauge, 1.2 Oz Coating, 2" Mesh.....	14.52	3.24
	For 1-1/4" Mesh Fabric, Add	1.65	
	For 2 Oz Galvanized Or Zinc Coating, Add	1.47	
	For 13 Gauge Fabric, Deduct	-2.65	
	For 11 Gauge Fabric, Deduct	-1.47	
	For 6 Gauge Fabric, Add	4.70	
	For 1" Mesh Fabric, Add	4.41	
	For 1-1/4" Mesh Fabric, Add	2.94	
	For 1-3/4" Mesh Fabric, Add	1.76	
	For 2-1/8" Mesh Fabric, Deduct	-0.88	
	For 2-3/8" Mesh Fabric, Deduct	-1.18	
32 31 13 13-0176	LF 6' Full Height Fabric Galvanized Chain Link #9 Gauge, 1.2 Oz Coating, 2" Mesh.....	16.31	3.78
	For 1-1/4" Mesh Fabric, Add	1.98	
	For 2 Oz Galvanized Or Zinc Coating, Add	1.77	
	For 13 Gauge Fabric, Deduct	-3.18	
	For 11 Gauge Fabric, Deduct	-1.77	
	For 6 Gauge Fabric, Add	5.65	
	For 1" Mesh Fabric, Add	5.30	
	For 1-1/4" Mesh Fabric, Add	3.53	
	For 1-3/4" Mesh Fabric, Add	2.12	
	For 2-1/8" Mesh Fabric, Deduct	-1.06	
	For 2-3/8" Mesh Fabric, Deduct	-1.41	
32 31 13 13-0177	LF 7' Full Height Fabric Galvanized Chain Link #9 Gauge, 1.2 Oz Coating, 2" Mesh.....	18.19	4.32
	For 1-1/4" Mesh Fabric, Add	2.30	
	For 2 Oz Galvanized Or Zinc Coating, Add	2.06	
	For 13 Gauge Fabric, Deduct	-3.70	
	For 11 Gauge Fabric, Deduct	-2.06	
	For 6 Gauge Fabric, Add	6.58	
	For 1" Mesh Fabric, Add	6.17	
	For 1-1/4" Mesh Fabric, Add	4.11	
	For 1-3/4" Mesh Fabric, Add	2.47	
	For 2-1/8" Mesh Fabric, Deduct	-1.23	
	For 2-3/8" Mesh Fabric, Deduct	-1.64	
32 31 13 13-0178	LF 8' Full Height Fabric Galvanized Chain Link #9 Gauge, 1.2 Oz Coating, 2" Mesh.....	20.21	5.40
	For 1-1/4" Mesh Fabric, Add	2.63	
	For 2 Oz Galvanized Or Zinc Coating, Add	2.35	
	For 13 Gauge Fabric, Deduct	-4.23	
	For 11 Gauge Fabric, Deduct	-2.35	
	For 6 Gauge Fabric, Add	7.53	
	For 1" Mesh Fabric, Add	7.06	
	For 1-1/4" Mesh Fabric, Add	4.71	
	For 1-3/4" Mesh Fabric, Add	2.82	
	For 2-1/8" Mesh Fabric, Deduct	-1.41	
	For 2-3/8" Mesh Fabric, Deduct	-1.88	
32 31 13 13-0179	LF 10' Full Height Fabric Galvanized Chain Link #9 Gauge, 1.2 Oz Coating, 2" Mesh.....	24.14	5.95
	For 1-1/4" Mesh Fabric, Add	3.42	
	For 2 Oz Galvanized Or Zinc Coating, Add	3.06	
	For 13 Gauge Fabric, Deduct	-5.50	
	For 11 Gauge Fabric, Deduct	-3.06	
	For 6 Gauge Fabric, Add	9.78	
	For 1" Mesh Fabric, Add	9.17	
	For 1-1/4" Mesh Fabric, Add	6.11	
	For 1-3/4" Mesh Fabric, Add	3.67	
	For 2-1/8" Mesh Fabric, Deduct	-1.83	
	For 2-3/8" Mesh Fabric, Deduct	-2.44	
32 31 13 13-0180	LF 12' Full Height Fabric Galvanized Chain Link #9 Gauge, 1.2 Oz Coating, 2" Mesh.....	27.60	6.48
	For 1-1/4" Mesh Fabric, Add	4.10	
	For 2 Oz Galvanized Or Zinc Coating, Add	3.66	
	For 13 Gauge Fabric, Deduct	-6.59	
	For 11 Gauge Fabric, Deduct	-3.66	
	For 6 Gauge Fabric, Add	11.71	
	For 1" Mesh Fabric, Add	10.98	
	For 1-1/4" Mesh Fabric, Add	7.32	
	For 1-3/4" Mesh Fabric, Add	4.39	
	For 2-1/8" Mesh Fabric, Deduct	-2.20	
	For 2-3/8" Mesh Fabric, Deduct	-2.93	
32 31 13 13-0181	LF 14' Full Height Fabric Galvanized Chain Link #9 Gauge, 1.2 Oz Coating, 2" Mesh.....	30.85	7.56
	For 1-1/4" Mesh Fabric, Add	4.40	
	For 2 Oz Galvanized Or Zinc Coating, Add	3.93	
	For 13 Gauge Fabric, Deduct	-7.08	
	For 11 Gauge Fabric, Deduct	-3.93	
	For 6 Gauge Fabric, Add	12.58	
	For 1" Mesh Fabric, Add	11.80	
	For 1-1/4" Mesh Fabric, Add	7.87	
	For 1-3/4" Mesh Fabric, Add	4.72	
	For 2-1/8" Mesh Fabric, Deduct	-2.36	
	For 2-3/8" Mesh Fabric, Deduct	-3.15	



	MINOR	CSI	UOM	DESCRIPTION	TOTAL DIRECT UNIT COST	DEMOLITION UNIT COST
	32 31	13	13-0182	LF 16' Full Height Fabric Galvanized Chain Link #9 Gauge, 1.2 Oz Coating, 2" Mesh.....	34.09	8.64
				For 1-1/4" Mesh Fabric, Add	4.71	
				For 2 Oz Galvanized Or Zinc Coating, Add	4.20	
				For 13 Gauge Fabric, Deduct	-7.56	
				For 11 Gauge Fabric, Deduct	-4.20	
				For 6 Gauge Fabric, Add	13.45	
				For 1" Mesh Fabric, Add	12.61	
				For 1-1/4" Mesh Fabric, Add	8.41	
				For 1-3/4" Mesh Fabric, Add	5.04	
				For 2-1/8" Mesh Fabric, Deduct	-2.52	
				For 2-3/8" Mesh Fabric, Deduct	-3.36	
	32 31	13	13-0183	Fabric, Vinyl Coated Chain Link <small>(32 31 13 13-0170)</small>	14.31	2.16
				LF 4' Full Height Vinyl Coated Fabric Chain Link #9 Gauge Fused, 2" Mesh	14.31	2.16
				For 1-1/4" Mesh Fabric, Add	1.74	
				For 13 Gauge Fabric, Deduct	-2.79	
				For 11 Gauge Fabric, Deduct	-1.55	
				For 6 Gauge Fabric, Add	4.97	
				For 1" Mesh Fabric, Add	4.66	
				For 1-1/4" Mesh Fabric, Add	3.11	
				For 1-3/4" Mesh Fabric, Add	1.86	
				For 2-1/8" Mesh Fabric, Deduct	-0.93	
				For 2-3/8" Mesh Fabric, Deduct	-1.24	
				For Aluminum Coated, Add	2.48	
				LF 5' Full Height Vinyl Coated Fabric Chain Link #9 Gauge Fused, 2" Mesh	16.40	3.24
				For 1-1/4" Mesh Fabric, Add	2.17	
				For 13 Gauge Fabric, Deduct	-3.49	
				For 11 Gauge Fabric, Deduct	-1.94	
				For 6 Gauge Fabric, Add	6.21	
				For 1" Mesh Fabric, Add	5.82	
				For 1-1/4" Mesh Fabric, Add	3.88	
				For 1-3/4" Mesh Fabric, Add	2.33	
				For 2-1/8" Mesh Fabric, Deduct	-1.16	
				For 2-3/8" Mesh Fabric, Deduct	-1.55	
				For Aluminum Coated, Add	3.10	
				LF 6' Full Height Vinyl Coated Fabric Chain Link #9 Gauge Fused, 2" Mesh	20.13	3.78
				For 1-1/4" Mesh Fabric, Add	3.05	
				For 13 Gauge Fabric, Deduct	-4.90	
				For 11 Gauge Fabric, Deduct	-2.72	
				For 6 Gauge Fabric, Add	8.70	
				For 1" Mesh Fabric, Add	8.16	
				For 1-1/4" Mesh Fabric, Add	5.44	
				For 1-3/4" Mesh Fabric, Add	3.26	
				For 2-1/8" Mesh Fabric, Deduct	-1.63	
				For 2-3/8" Mesh Fabric, Deduct	-2.18	
				For Aluminum Coated, Add	4.35	
				LF 7' Full Height Vinyl Coated Fabric Chain Link #9 Gauge Fused, 2" Mesh	22.63	4.32
				For 1-1/4" Mesh Fabric, Add	3.54	
				For 13 Gauge Fabric, Deduct	-5.70	
				For 11 Gauge Fabric, Deduct	-3.17	
				For 6 Gauge Fabric, Add	10.13	
				For 1" Mesh Fabric, Add	9.50	
				For 1-1/4" Mesh Fabric, Add	6.33	
				For 1-3/4" Mesh Fabric, Add	3.80	
				For 2-1/8" Mesh Fabric, Deduct	-1.90	
				For 2-3/8" Mesh Fabric, Deduct	-2.53	
				For Aluminum Coated, Add	5.06	
				LF 8' Full Height Vinyl Coated Fabric Chain Link #9 Gauge Fused, 2" Mesh	25.38	5.40
				For 1-1/4" Mesh Fabric, Add	4.08	
				For 13 Gauge Fabric, Deduct	-6.56	
				For 11 Gauge Fabric, Deduct	-3.65	
				For 6 Gauge Fabric, Add	11.66	
				For 1" Mesh Fabric, Add	10.94	
				For 1-1/4" Mesh Fabric, Add	7.29	
				For 1-3/4" Mesh Fabric, Add	4.37	
				For 2-1/8" Mesh Fabric, Deduct	-2.19	
				For 2-3/8" Mesh Fabric, Deduct	-2.92	
				For Aluminum Coated, Add	5.83	
				LF 10' Full Height Vinyl Coated Fabric Chain Link #9 Gauge Fused, 2" Mesh	30.07	5.95
				For 1-1/4" Mesh Fabric, Add	5.08	
				For 13 Gauge Fabric, Deduct	-8.17	
				For 11 Gauge Fabric, Deduct	-4.54	
				For 6 Gauge Fabric, Add	14.52	
				For 1" Mesh Fabric, Add	13.61	
				For 1-1/4" Mesh Fabric, Add	9.08	
				For 1-3/4" Mesh Fabric, Add	5.45	
				For 2-1/8" Mesh Fabric, Deduct	-2.72	
				For 2-3/8" Mesh Fabric, Deduct	-3.63	
				For Aluminum Coated, Add	7.26	

32 Exterior Improvements

32 30 Site Improvements

32 31 Fences and Gates



MINOR	CSI	UOM	DESCRIPTION	TOTAL DIRECT UNIT COST	DEMOLITION UNIT COST
32 31 13	13-0190	LF	12' Full Height Vinyl Coated Fabric Chain Link #9 Gauge Fused, 2" Mesh <i>For 1-1/4" Mesh Fabric, Add</i> <i>For 13 Gauge Fabric, Deduct</i> <i>For 11 Gauge Fabric, Deduct</i> <i>For 6 Gauge Fabric, Add</i> <i>For 1" Mesh Fabric, Add</i> <i>For 1-1/4" Mesh Fabric, Add</i> <i>For 1-3/4" Mesh Fabric, Add</i> <i>For 2-1/8" Mesh Fabric, Deduct</i> <i>For 2-3/8" Mesh Fabric, Deduct</i> <i>For Aluminum Coated, Add</i>	32.82 5.56 -8.94 -4.97 15.89 14.90 9.93 5.96 -2.98 -3.97 7.94	6.48
32 31 13	13-0191	LF	14' Full Height Vinyl Coated Fabric Chain Link #9 Gauge Fused, 2" Mesh <i>For 1-1/4" Mesh Fabric, Add</i> <i>For 13 Gauge Fabric, Deduct</i> <i>For 11 Gauge Fabric, Deduct</i> <i>For 6 Gauge Fabric, Add</i> <i>For 1" Mesh Fabric, Add</i> <i>For 1-1/4" Mesh Fabric, Add</i> <i>For 1-3/4" Mesh Fabric, Add</i> <i>For 2-1/8" Mesh Fabric, Deduct</i> <i>For 2-3/8" Mesh Fabric, Deduct</i> <i>For Aluminum Coated, Add</i>	36.98 6.12 -9.84 -5.47 17.49 16.40 10.93 6.56 -3.28 -4.37 8.74	7.56
32 31 13	13-0192	LF	16' Full Height Vinyl Coated Fabric Chain Link #9 Gauge Fused, 2" Mesh <i>For 1-1/4" Mesh Fabric, Add</i> <i>For 13 Gauge Fabric, Deduct</i> <i>For 11 Gauge Fabric, Deduct</i> <i>For 6 Gauge Fabric, Add</i> <i>For 1" Mesh Fabric, Add</i> <i>For 1-1/4" Mesh Fabric, Add</i> <i>For 1-3/4" Mesh Fabric, Add</i> <i>For 2-1/8" Mesh Fabric, Deduct</i> <i>For 2-3/8" Mesh Fabric, Deduct</i> <i>For Aluminum Coated, Add</i>	41.23 6.71 -10.78 -5.99 19.16 17.96 11.98 7.19 -3.59 -4.79 9.58	8.64
32 31 13	13-0193		Fabric, Aluminized Steel Chain Link <small>(32 31 13 13-0170)</small>		
32 31 13	13-0194	LF	3' Full Height Fabric Chain Link #9 Gauge, Aluminized Steel, 2" Mesh <i>For 6 Gauge Fabric, Add</i> <i>For 1" Mesh Fabric, Add</i>	10.40 2.70 3.55	2.16
32 31 13	13-0195	LF	3'-6" Full Height Fabric Chain Link #9 Gauge, Aluminized Steel, 2" Mesh <i>For 6 Gauge Fabric, Add</i> <i>For 1" Mesh Fabric, Add</i>	11.48 3.14 4.12	2.43
32 31 13	13-0196	LF	4' Full Height Fabric Chain Link #9 Gauge, Aluminized Steel, 2" Mesh <i>For 6 Gauge Fabric, Add</i> <i>For 1" Mesh Fabric, Add</i>	12.59 3.59 4.71	2.70
32 31 13	13-0197	LF	5' Full Height Fabric Chain Link #9 Gauge, Aluminized Steel, 2" Mesh <i>For 6 Gauge Fabric, Add</i> <i>For 1" Mesh Fabric, Add</i>	14.25 4.49 5.89	3.24
32 31 13	13-0198	LF	6' Full Height Fabric Chain Link #9 Gauge, Aluminized Steel, 2" Mesh <i>For 6 Gauge Fabric, Add</i> <i>For 1" Mesh Fabric, Add</i>	15.96 5.37 7.05	3.78
32 31 13	13-0199	LF	7' Full Height Fabric Chain Link #9 Gauge, Aluminized Steel, 2" Mesh <i>For 6 Gauge Fabric, Add</i> <i>For 1" Mesh Fabric, Add</i>	17.82 6.28 8.24	4.32
32 31 13	13-0200	LF	8' Full Height Fabric Chain Link #9 Gauge, Aluminized Steel, 2" Mesh <i>For 6 Gauge Fabric, Add</i> <i>For 1" Mesh Fabric, Add</i>	19.76 7.17 9.41	5.40
32 31 13	13-0201	LF	10' Full Height Fabric Chain Link #9 Gauge, Aluminized Steel, 2" Mesh <i>For 6 Gauge Fabric, Add</i> <i>For 1" Mesh Fabric, Add</i>	23.12 8.96 11.76	5.95
32 31 13	13-0202	LF	12' Full Height Fabric Chain Link #9 Gauge, Aluminized Steel, 2" Mesh <i>For 6 Gauge Fabric, Add</i> <i>For 1" Mesh Fabric, Add</i>	26.40 10.75 14.11	6.48
32 31 13	13-0203		Fabric, All Aluminum Chain Link <small>(32 31 13 13-0170)</small>		
32 31 13	13-0204	LF	3' Full Height Fabric Chain Link #9 Gauge, All Aluminum, 2" Mesh <i>For 6 Gauge Fabric, Add</i> <i>For 1" Mesh Fabric, Add</i>	15.85 7.06 9.27	2.16
32 31 13	13-0205	LF	3'-6" Full Height Fabric Chain Link #9 Gauge, All Aluminum, 2" Mesh <i>For 6 Gauge Fabric, Add</i> <i>For 1" Mesh Fabric, Add</i>	17.86 8.24 10.82	2.43
32 31 13	13-0206	LF	4' Full Height Fabric Chain Link #9 Gauge, All Aluminum, 2" Mesh <i>For 6 Gauge Fabric, Add</i> <i>For 1" Mesh Fabric, Add</i>	19.87 9.42 12.36	2.70
32 31 13	13-0207	LF	5' Full Height Fabric Chain Link #9 Gauge, All Aluminum, 2" Mesh <i>For 6 Gauge Fabric, Add</i> <i>For 1" Mesh Fabric, Add</i>	23.35 11.77 15.45	3.24
32 31 13	13-0208	LF	6' Full Height Fabric Chain Link #9 Gauge, All Aluminum, 2" Mesh <i>For 6 Gauge Fabric, Add</i> <i>For 1" Mesh Fabric, Add</i>	26.91 14.13 18.54	3.78
32 31 13	13-0209	LF	7' Full Height Fabric Chain Link #9 Gauge, All Aluminum, 2" Mesh <i>For 6 Gauge Fabric, Add</i> <i>For 1" Mesh Fabric, Add</i>	30.57 16.48 21.63	4.32



MINOR CSI UOM DESCRIPTION	TOTAL DIRECT UNIT COST	DEMOLITION UNIT COST
32 31 13 13-0210 LF 8' Full Height Fabric Chain Link #9 Gauge, All Aluminum, 2" Mesh..... <i>For 6 Gauge Fabric, Add</i> <i>For 1" Mesh Fabric, Add</i>	34.34 18.63 24.72	5.40
32 31 13 13-0211 LF 10' Full Height Fabric Chain Link #9 Gauge, All Aluminum, 2" Mesh..... <i>For 6 Gauge Fabric, Add</i> <i>For 1" Mesh Fabric, Add</i>	41.35 23.54 30.90	5.95
32 31 13 13-0212 LF 12' Full Height Fabric Chain Link #9 Gauge, All Aluminum, 2" Mesh..... <i>For 6 Gauge Fabric, Add</i> <i>For 1" Mesh Fabric, Add</i>	48.27 28.25 37.08	6.48
32 31 13 13-0213 Fence Inserts <small>(32 31 13 13-0170)</small> Note: For use with new or existing chain link fence, per lf of fence.		
32 31 13 13-0214 Vinyl Plastic Fence Inserts <small>(32 31 13 13-0213)</small> Note: Assorted colors.		
32 31 13 13-0215 LF 3' High Fence, Vinyl Plastic Fence Insert.....	9.34	
32 31 13 13-0216 LF 3-1/2' High Fence, Vinyl Plastic Fence Insert	10.66	
32 31 13 13-0217 LF 4' High Fence, Vinyl Plastic Fence Insert.....	11.75	
32 31 13 13-0218 LF 5' High Fence, Vinyl Plastic Fence Insert.....	14.74	
32 31 13 13-0219 LF 6' High Fence, Vinyl Plastic Fence Insert.....	17.63	
32 31 13 13-0220 LF 7' High Fence, Vinyl Plastic Fence Insert.....	20.62	
32 31 13 13-0221 LF 8' High Fence, Vinyl Plastic Fence Insert.....	23.51	
32 31 13 13-0222 LF 10' High Fence, Vinyl Plastic Fence Insert.....	28.58	
32 31 13 13-0223 Aluminum Fence Inserts <small>(32 31 13 13-0213)</small> Note: Assorted colors.		
32 31 13 13-0224 LF 3' High Fence, Aluminum Fence Insert.....	31.94	
32 31 13 13-0225 LF 3-1/2' High Fence, Aluminum Fence Insert.....	35.03	
32 31 13 13-0226 LF 4' High Fence, Aluminum Fence Insert.....	39.82	
32 31 13 13-0227 LF 5' High Fence, Aluminum Fence Insert.....	49.83	
32 31 13 13-0228 LF 6' High Fence, Aluminum Fence Insert.....	59.79	
32 31 13 13-0229 LF 7' High Fence, Aluminum Fence Insert.....	64.98	
32 31 13 13-0230 LF 8' High Fence, Aluminum Fence Insert.....	79.70	
32 31 13 13-0231 LF 10' High Fence, Aluminum Fence Insert.....	99.18	
32 31 13 13-0232 Redwood Fence Inserts <small>(32 31 13 13-0213)</small>		
32 31 13 13-0233 LF 4' High Fence, Redwood Fence Insert.....	13.67	
32 31 13 13-0234 LF 5' High Fence, Redwood Fence Insert.....	17.29	
32 31 13 13-0235 LF 6' High Fence, Redwood Fence Insert.....	20.78	
32 31 13 13-0236 LF 7' High Fence, Redwood Fence Insert.....	24.18	
32 31 13 13-0237 LF 8' High Fence, Redwood Fence Insert.....	27.67	
32 31 13 13-0238 Diagonal Flexible Polyethylene Inserts <small>(32 31 13 13-0213)</small>		
32 31 13 13-0239 SF Diagonal Polyethylene Fence Weave	3.72	
32 31 13 13-0240 Hedge Link Fence Inserts <small>(32 31 13 13-0213)</small>		
32 31 13 13-0241 LF 3' High Fence, Hedge Link Fence Insert.....	19.93	
32 31 13 13-0242 LF 3-1/2' High Fence, Hedge Link Fence Insert.....	22.69	
32 31 13 13-0243 LF 4' High Fence, Hedge Link Fence Insert.....	26.60	
32 31 13 13-0244 LF 5' High Fence, Hedge Link Fence Insert.....	32.81	
32 31 13 13-0245 LF 6' High Fence, Hedge Link Fence Insert.....	37.54	
32 31 13 13-0246 LF 7' High Fence, Hedge Link Fence Insert.....	47.41	
32 31 13 13-0247 LF 8' High Fence, Hedge Link Fence Insert.....	53.85	
32 31 13 13-0248 LF 10' High Fence, Hedge Link Fence Insert.....	64.35	
32 31 13 13-0249 LF 12' High Fence, Hedge Link Fence Insert.....	73.81	
32 31 13 13-0250 Fence Windscreen Fabric <small>(32 31 13 13-0170)</small> Note: Includes plastic wire clips.		
32 31 13 13-0251 SF Vinyl Coated Polyester Windscreen For Fence, 7 Oz Per SY	1.26	0.57
<i>For Sewn Boxed Vent (Each), Add</i>	26.95	
<i>For Welded Boxed Vent (Each), Add</i>	13.47	
<i>For 4' x 4' One Color Logo (Each), Add</i>	561.38	
32 31 13 13-0252 Non-Climbable Fabric, Galvanized Chain Link <small>(32 31 13 13-0170)</small>		
32 31 13 13-0253 LF 3' Non-Climbable Fabric Galvanized Chain Link #9 Gauge, 3/8" Mesh	30.85	2.16
<i>For 11 Gauge, Deduct</i>	-4.77	
<i>For 10 Gauge, Deduct</i>	-1.91	
<i>For 7 Gauge, Add</i>	2.86	
<i>For 6 Gauge, Add</i>	6.67	
<i>For 1/2" Mesh Fabric, Deduct</i>	-1.19	
<i>For 5/8" Mesh Fabric, Deduct</i>	-2.62	
<i>For 3/4" Mesh Fabric, Deduct</i>	-3.81	

32 Exterior Improvements**32 30 Site Improvements****32 31 Fences and Gates**

SAN BERNARDINO
COUNTY

MINOR CSI	UOM	DESCRIPTION	TOTAL DIRECT UNIT COST	DEMOLITION UNIT COST
32 31 13 13-0254	LF	3'-6" Non-Climbable Fabric Galvanized Chain Link #9 Gauge, 3/8" Mesh.....	35.35	2.43
		<i>For 11 Gauge, Deduct</i>	-5.56	
		<i>For 10 Gauge, Deduct</i>	-2.22	
		<i>For 7 Gauge, Add</i>	3.33	
		<i>For 6 Gauge, Add</i>	7.78	
		<i>For 1/2" Mesh Fabric, Deduct</i>	-1.39	
		<i>For 5/8" Mesh Fabric, Deduct</i>	-3.06	
		<i>For 3/4" Mesh Fabric, Deduct</i>	-4.45	
32 31 13 13-0255	LF	4' Non-Climbable Fabric Galvanized Chain Link #9 Gauge, 3/8" Mesh	39.90	2.70
		<i>For 11 Gauge, Deduct</i>	-6.36	
		<i>For 10 Gauge, Deduct</i>	-2.54	
		<i>For 7 Gauge, Add</i>	3.82	
		<i>For 6 Gauge, Add</i>	8.90	
		<i>For 1/2" Mesh Fabric, Deduct</i>	-1.59	
		<i>For 5/8" Mesh Fabric, Deduct</i>	-3.50	
		<i>For 3/4" Mesh Fabric, Deduct</i>	-5.09	
32 31 13 13-0256	LF	5' Non-Climbable Fabric Galvanized Chain Link #9 Gauge, 3/8" Mesh	48.37	3.24
		<i>For 11 Gauge, Deduct</i>	-7.95	
		<i>For 10 Gauge, Deduct</i>	-3.18	
		<i>For 7 Gauge, Add</i>	4.77	
		<i>For 6 Gauge, Add</i>	11.12	
		<i>For 1/2" Mesh Fabric, Deduct</i>	-1.99	
		<i>For 5/8" Mesh Fabric, Deduct</i>	-4.37	
		<i>For 3/4" Mesh Fabric, Deduct</i>	-6.36	
32 31 13 13-0257	LF	6' Non-Climbable Fabric Galvanized Chain Link #9 Gauge, 3/8" Mesh	56.91	3.78
		<i>For 11 Gauge, Deduct</i>	-9.53	
		<i>For 10 Gauge, Deduct</i>	-3.81	
		<i>For 7 Gauge, Add</i>	5.72	
		<i>For 6 Gauge, Add</i>	13.34	
		<i>For 1/2" Mesh Fabric, Deduct</i>	-2.38	
		<i>For 5/8" Mesh Fabric, Deduct</i>	-5.24	
		<i>For 3/4" Mesh Fabric, Deduct</i>	-7.63	
32 31 13 13-0258	LF	7' Non-Climbable Fabric Galvanized Chain Link #9 Gauge, 3/8" Mesh	65.57	4.32
		<i>For 11 Gauge, Deduct</i>	-11.12	
		<i>For 10 Gauge, Deduct</i>	-4.45	
		<i>For 7 Gauge, Add</i>	6.67	
		<i>For 6 Gauge, Add</i>	15.57	
		<i>For 1/2" Mesh Fabric, Deduct</i>	-2.78	
		<i>For 5/8" Mesh Fabric, Deduct</i>	-6.12	
		<i>For 3/4" Mesh Fabric, Deduct</i>	-8.90	
32 31 13 13-0259	LF	8' Non-Climbable Fabric Galvanized Chain Link #9 Gauge, 3/8" Mesh	74.35	5.40
		<i>For 11 Gauge, Deduct</i>	-12.71	
		<i>For 10 Gauge, Deduct</i>	-5.08	
		<i>For 7 Gauge, Add</i>	7.63	
		<i>For 6 Gauge, Add</i>	17.79	
		<i>For 1/2" Mesh Fabric, Deduct</i>	-3.18	
		<i>For 5/8" Mesh Fabric, Deduct</i>	-6.99	
		<i>For 3/4" Mesh Fabric, Deduct</i>	-10.17	
32 31 13 13-0260	LF	9' Non-Climbable Fabric Galvanized Chain Link #9 Gauge, 3/8" Mesh	82.08	5.67
		<i>For 11 Gauge, Deduct</i>	-14.15	
		<i>For 10 Gauge, Deduct</i>	-5.66	
		<i>For 7 Gauge, Add</i>	8.49	
		<i>For 6 Gauge, Add</i>	19.81	
		<i>For 1/2" Mesh Fabric, Deduct</i>	-3.54	
		<i>For 5/8" Mesh Fabric, Deduct</i>	-7.78	
		<i>For 3/4" Mesh Fabric, Deduct</i>	-11.32	
32 31 13 13-0261	LF	10' Non-Climbable Fabric Galvanized Chain Link #9 Gauge, 3/8" Mesh	89.85	5.95
		<i>For 11 Gauge, Deduct</i>	-15.59	
		<i>For 10 Gauge, Deduct</i>	-6.23	
		<i>For 7 Gauge, Add</i>	9.35	
		<i>For 6 Gauge, Add</i>	21.82	
		<i>For 1/2" Mesh Fabric, Deduct</i>	-3.90	
		<i>For 5/8" Mesh Fabric, Deduct</i>	-8.57	
		<i>For 3/4" Mesh Fabric, Deduct</i>	-12.47	
32 31 13 13-0262	LF	12' Non-Climbable Fabric Galvanized Chain Link #9 Gauge, 3/8" Mesh	97.44	6.48
		<i>For 11 Gauge, Deduct</i>	-16.90	
		<i>For 10 Gauge, Deduct</i>	-6.76	
		<i>For 7 Gauge, Add</i>	10.14	
		<i>For 6 Gauge, Add</i>	23.65	
		<i>For 1/2" Mesh Fabric, Deduct</i>	-4.22	
		<i>For 5/8" Mesh Fabric, Deduct</i>	-9.29	
		<i>For 3/4" Mesh Fabric, Deduct</i>	-13.52	
32 31 13 13-0263		Gates <small>(32 31 13 13)</small>		
		Note: Posts exclude drilling or augering in soil or rock. For barbed wire attached directly to posts and gates, select gates and posts sizes for full finished height of gate above grade (top rail to be at lower height, includes barb wire at top area where mesh would be). See CSI section 32 31 13 13-0001 for drilling for augering holes and backfill.		
32 31 13 13-0264		Galvanized Steel Without Barbed Wire <small>(32 31 13 13-0263)</small>		
		Note: Industrial swing gate. Includes posts (3" diameter posts for up to 6' wide gate, 4" diameter for > 6' To 12' wide, 6-5/8" diameter for >12' To 18' wide, 8-5/8" diameter for over 18' wide), 2" diameter schedule pipe frame, offset hinges, cap and hardware (drop rod, center locking device, gate keeper, catch bolt and tension bands). Fabric: galvanized chain link 2" mesh # 9 gauge, galvanized 1.2 ounce coating.		
32 31 13 13-0265		4' Fence Height <small>(32 31 13 13-0264)</small>		



		Exterior Improvements	32
		Site Improvements	32 30
		Fences and Gates	32 31

MINOR	CSI	UOM	DESCRIPTION	TOTAL DIRECT UNIT COST	DEMOLITION UNIT COST
32 31 13	13-0266	EA	3' Wide x 4' High Single Gate Galvanized Steel Without Barbed Wire <i>For Gate With Single Barb Wire Arm, Add</i> <i>For Gate With Double Barb Wire Arm, Add</i> <i>For 1-5/8" Schedule 40 Pipe Frame, Deduct</i> <i>For Aluminized Steel Gate And Post, Add</i> <i>For Powder Coated Gate And Post, Add</i> <i>For 1" Mesh Fabric, Add</i> <i>For 1-1/4" Mesh Fabric, Add</i> <i>For 1-3/4" Mesh Fabric, Add</i> <i>For 2-1/8" Mesh Fabric, Deduct</i>	349.29	24.18
32 31 13	13-0267	EA	4' Wide x 4' High Single Gate Galvanized Steel Without Barbed Wire <i>For Gate With Single Barb Wire Arm, Add</i> <i>For Gate With Double Barb Wire Arm, Add</i> <i>For 1-5/8" Schedule 40 Pipe Frame, Deduct</i> <i>For Aluminized Steel Gate And Post, Add</i> <i>For Powder Coated Gate And Post, Add</i> <i>For 1" Mesh Fabric, Add</i> <i>For 1-1/4" Mesh Fabric, Add</i> <i>For 1-3/4" Mesh Fabric, Add</i> <i>For 2-1/8" Mesh Fabric, Deduct</i>	440.53	25.19
32 31 13	13-0268	EA	5' Wide x 4' High Single Gate Galvanized Steel Without Barbed Wire <i>For Gate With Single Barb Wire Arm, Add</i> <i>For Gate With Double Barb Wire Arm, Add</i> <i>For 1-5/8" Schedule 40 Pipe Frame, Deduct</i> <i>For Aluminized Steel Gate And Post, Add</i> <i>For Powder Coated Gate And Post, Add</i> <i>For 1" Mesh Fabric, Add</i> <i>For 1-1/4" Mesh Fabric, Add</i> <i>For 1-3/4" Mesh Fabric, Add</i> <i>For 2-1/8" Mesh Fabric, Deduct</i>	521.23	26.80
32 31 13	13-0269	EA	6' Wide x 4' High Single Gate Galvanized Steel Without Barbed Wire <i>For Gate With Single Barb Wire Arm, Add</i> <i>For Gate With Double Barb Wire Arm, Add</i> <i>For 1-5/8" Schedule 40 Pipe Frame, Deduct</i> <i>For Aluminized Steel Gate And Post, Add</i> <i>For Powder Coated Gate And Post, Add</i> <i>For 1" Mesh Fabric, Add</i> <i>For 1-1/4" Mesh Fabric, Add</i> <i>For 1-3/4" Mesh Fabric, Add</i> <i>For 2-1/8" Mesh Fabric, Deduct</i>	613.02	32.25
32 31 13	13-0270	EA	7' Wide x 4' High Single Gate Galvanized Steel Without Barbed Wire <i>For Gate With Single Barb Wire Arm, Add</i> <i>For Gate With Double Barb Wire Arm, Add</i> <i>For 1-5/8" Schedule 40 Pipe Frame, Deduct</i> <i>For Aluminized Steel Gate And Post, Add</i> <i>For Powder Coated Gate And Post, Add</i> <i>For 1" Mesh Fabric, Add</i> <i>For 1-1/4" Mesh Fabric, Add</i> <i>For 1-3/4" Mesh Fabric, Add</i> <i>For 2-1/8" Mesh Fabric, Deduct</i>	704.80	37.58
32 31 13	13-0271	EA	8' Wide x 4' High Single Gate Galvanized Steel Without Barbed Wire <i>For Gate With Single Barb Wire Arm, Add</i> <i>For Gate With Double Barb Wire Arm, Add</i> <i>For 1-5/8" Schedule 40 Pipe Frame, Deduct</i> <i>For Aluminized Steel Gate And Post, Add</i> <i>For Powder Coated Gate And Post, Add</i> <i>For 1" Mesh Fabric, Add</i> <i>For 1-1/4" Mesh Fabric, Add</i> <i>For 1-3/4" Mesh Fabric, Add</i> <i>For 2-1/8" Mesh Fabric, Deduct</i>	799.69	42.92
32 31 13	13-0272	EA	9' Wide x 4' High Single Gate Galvanized Steel Without Barbed Wire <i>For Gate With Single Barb Wire Arm, Add</i> <i>For Gate With Double Barb Wire Arm, Add</i> <i>For 1-5/8" Schedule 40 Pipe Frame, Deduct</i> <i>For Aluminized Steel Gate And Post, Add</i> <i>For Powder Coated Gate And Post, Add</i> <i>For 1" Mesh Fabric, Add</i> <i>For 1-1/4" Mesh Fabric, Add</i> <i>For 1-3/4" Mesh Fabric, Add</i> <i>For 2-1/8" Mesh Fabric, Deduct</i>	891.47	48.37
32 31 13	13-0273	EA	10' Wide x 4' High Single Gate Galvanized Steel Without Barbed Wire <i>For Gate With Single Barb Wire Arm, Add</i> <i>For Gate With Double Barb Wire Arm, Add</i> <i>For 1-5/8" Schedule 40 Pipe Frame, Deduct</i> <i>For Aluminized Steel Gate And Post, Add</i> <i>For Powder Coated Gate And Post, Add</i> <i>For 1" Mesh Fabric, Add</i> <i>For 1-1/4" Mesh Fabric, Add</i> <i>For 1-3/4" Mesh Fabric, Add</i> <i>For 2-1/8" Mesh Fabric, Deduct</i>	984.58	53.71

32 Exterior Improvements**32 30 Site Improvements****32 31 Fences and Gates**

MINOR CSI	UOM	DESCRIPTION	TOTAL DIRECT UNIT COST	DEMOLITION UNIT COST
32 31 13	13-0274	EA 10' Wide x 4' High Double Gate Galvanized Steel Without Barbed Wire	1,256.07	53.71
		For Gate With Single Barb Wire Arm, Add	120.43	
		For Gate With Double Barb Wire Arm, Add	175.18	
		For 1-5/8" Schedule 40 Pipe Frame, Deduct	-205.28	
		For Aluminized Steel Gate And Post, Add	525.53	
		For Powder Coated Gate And Post, Add	284.66	
		For 1" Mesh Fabric, Add	476.26	
		For 1-1/4" Mesh Fabric, Add	306.56	
		For 1-3/4" Mesh Fabric, Add	190.50	
		For 2-1/8" Mesh Fabric, Deduct	-95.25	
32 31 13	13-0275	EA 12' Wide x 4' High Double Gate Galvanized Steel Without Barbed Wire	1,486.56	57.53
		For Gate With Single Barb Wire Arm, Add	144.52	
		For Gate With Double Barb Wire Arm, Add	210.21	
		For 1-5/8" Schedule 40 Pipe Frame, Deduct	-246.34	
		For Aluminized Steel Gate And Post, Add	630.63	
		For Powder Coated Gate And Post, Add	341.59	
		For 1" Mesh Fabric, Add	571.51	
		For 1-1/4" Mesh Fabric, Add	367.87	
		For 1-3/4" Mesh Fabric, Add	228.60	
		For 2-1/8" Mesh Fabric, Deduct	-114.30	
32 31 13	13-0276	EA 14' Wide x 4' High Double Gate Galvanized Steel Without Barbed Wire	1,718.82	61.97
		For Gate With Single Barb Wire Arm, Add	168.61	
		For Gate With Double Barb Wire Arm, Add	245.25	
		For 1-5/8" Schedule 40 Pipe Frame, Deduct	-287.40	
		For Aluminized Steel Gate And Post, Add	735.74	
		For Powder Coated Gate And Post, Add	398.53	
		For 1" Mesh Fabric, Add	666.76	
		For 1-1/4" Mesh Fabric, Add	429.18	
		For 1-3/4" Mesh Fabric, Add	266.71	
		For 2-1/8" Mesh Fabric, Deduct	-133.35	
32 31 13	13-0277	EA 16' Wide x 4' High Double Gate Galvanized Steel Without Barbed Wire	1,953.29	67.11
		For Gate With Single Barb Wire Arm, Add	192.69	
		For Gate With Double Barb Wire Arm, Add	280.28	
		For 1-5/8" Schedule 40 Pipe Frame, Deduct	-328.46	
		For Aluminized Steel Gate And Post, Add	840.84	
		For Powder Coated Gate And Post, Add	455.46	
		For 1" Mesh Fabric, Add	762.02	
		For 1-1/4" Mesh Fabric, Add	490.49	
		For 1-3/4" Mesh Fabric, Add	304.81	
		For 2-1/8" Mesh Fabric, Deduct	-152.40	
32 31 13	13-0278	EA 18' Wide x 4' High Double Gate Galvanized Steel Without Barbed Wire	2,224.27	84.38
		For Gate With Single Barb Wire Arm, Add	216.78	
		For Gate With Double Barb Wire Arm, Add	315.32	
		For 1-5/8" Schedule 40 Pipe Frame, Deduct	-369.51	
		For Aluminized Steel Gate And Post, Add	945.95	
		For Powder Coated Gate And Post, Add	512.39	
		For 1" Mesh Fabric, Add	857.27	
		For 1-1/4" Mesh Fabric, Add	551.80	
		For 1-3/4" Mesh Fabric, Add	342.91	
		For 2-1/8" Mesh Fabric, Deduct	-171.45	
32 31 13	13-0279	EA 20' Wide x 4' High Double Gate Galvanized Steel Without Barbed Wire	2,461.35	90.44
		For Gate With Single Barb Wire Arm, Add	240.87	
		For Gate With Double Barb Wire Arm, Add	350.35	
		For 1-5/8" Schedule 40 Pipe Frame, Deduct	-410.57	
		For Aluminized Steel Gate And Post, Add	1,051.06	
		For Powder Coated Gate And Post, Add	569.32	
		For 1" Mesh Fabric, Add	952.52	
		For 1-1/4" Mesh Fabric, Add	613.12	
		For 1-3/4" Mesh Fabric, Add	381.01	
		For 2-1/8" Mesh Fabric, Deduct	-190.50	
32 31 13	13-0280	EA 22' Wide x 4' High Double Gate Galvanized Steel Without Barbed Wire	2,695.86	97.45
		For Gate With Single Barb Wire Arm, Add	264.37	
		For Gate With Double Barb Wire Arm, Add	384.53	
		For 1-5/8" Schedule 40 Pipe Frame, Deduct	-450.62	
		For Aluminized Steel Gate And Post, Add	1,153.59	
		For Powder Coated Gate And Post, Add	624.86	
		For 1" Mesh Fabric, Add	1,045.44	
		For 1-1/4" Mesh Fabric, Add	672.93	
		For 1-3/4" Mesh Fabric, Add	418.18	
		For 2-1/8" Mesh Fabric, Deduct	-209.09	
32 31 13	13-0281	EA 24' Wide x 4' High Double Gate Galvanized Steel Without Barbed Wire	2,933.87	105.54
		For Gate With Single Barb Wire Arm, Add	287.86	
		For Gate With Double Barb Wire Arm, Add	418.71	
		For 1-5/8" Schedule 40 Pipe Frame, Deduct	-490.68	
		For Aluminized Steel Gate And Post, Add	1,256.14	
		For Powder Coated Gate And Post, Add	680.41	
		For 1" Mesh Fabric, Add	1,138.37	
		For 1-1/4" Mesh Fabric, Add	732.75	
		For 1-3/4" Mesh Fabric, Add	455.35	
		For 2-1/8" Mesh Fabric, Deduct	-227.67	



		Exterior Improvements	32
		Site Improvements	32 30
		Fences and Gates	32 31

32

MINOR	CSI	UOM	DESCRIPTION	TOTAL DIRECT UNIT COST	DEMOLITION UNIT COST
32 31	13	13-0282	EA 26' Wide x 4' High Double Gate Galvanized Steel Without Barbed Wire For Gate With Single Barb Wire Arm, Add For Gate With Double Barb Wire Arm, Add For 1-5/8" Schedule 40 Pipe Frame, Deduct For Aluminized Steel Gate And Post, Add For Powder Coated Gate And Post, Add For 1" Mesh Fabric, Add For 1-1/4" Mesh Fabric, Add For 1-3/4" Mesh Fabric, Add For 2-1/8" Mesh Fabric, Deduct	3,176.31 311.36 452.89 -530.73 1,358.68 735.95 1,231.30 792.56 492.52 -246.26	115.16
32 31	13	13-0283	EA 28' Wide x 4' High Double Gate Galvanized Steel Without Barbed Wire For Gate With Single Barb Wire Arm, Add For Gate With Double Barb Wire Arm, Add For 1-5/8" Schedule 40 Pipe Frame, Deduct For Aluminized Steel Gate And Post, Add For Powder Coated Gate And Post, Add For 1" Mesh Fabric, Add For 1-1/4" Mesh Fabric, Add For 1-3/4" Mesh Fabric, Add For 2-1/8" Mesh Fabric, Deduct	3,344.41 326.05 474.26 -555.77 1,422.77 770.67 1,289.38 829.95 515.75 -257.88	126.69
32 31	13	13-0284	EA 30' Wide x 4' High Double Gate Galvanized Steel Without Barbed Wire For Gate With Single Barb Wire Arm, Add For Gate With Double Barb Wire Arm, Add For 1-5/8" Schedule 40 Pipe Frame, Deduct For Aluminized Steel Gate And Post, Add For Powder Coated Gate And Post, Add For 1" Mesh Fabric, Add For 1-1/4" Mesh Fabric, Add For 1-3/4" Mesh Fabric, Add For 2-1/8" Mesh Fabric, Deduct	3,707.10 361.30 525.53 -615.85 1,576.58 853.98 1,428.77 919.67 571.51 -285.75	140.71
32 31	13	13-0285	5' Fence Height <small>(32 31 13 13-0264)</small>		
32 31	13	13-0286	EA 3' Wide x 5' High Single Gate Galvanized Steel Without Barbed Wire For Gate With Single Barb Wire Arm, Add For Gate With Double Barb Wire Arm, Add For 1-5/8" Schedule 40 Pipe Frame, Deduct For Aluminized Steel Gate And Post, Add For Powder Coated Gate And Post, Add For 1" Mesh Fabric, Add For 1-1/4" Mesh Fabric, Add For 1-3/4" Mesh Fabric, Add For 2-1/8" Mesh Fabric, Deduct	418.87 37.21 54.12 -63.42 162.36 87.95 147.14 94.71 58.86 -29.43	26.80
32 31	13	13-0287	EA 4' Wide x 5' High Single Gate Galvanized Steel Without Barbed Wire For Gate With Single Barb Wire Arm, Add For Gate With Double Barb Wire Arm, Add For 1-5/8" Schedule 40 Pipe Frame, Deduct For Aluminized Steel Gate And Post, Add For Powder Coated Gate And Post, Add For 1" Mesh Fabric, Add For 1-1/4" Mesh Fabric, Add For 1-3/4" Mesh Fabric, Add For 2-1/8" Mesh Fabric, Deduct	530.13 49.45 71.92 -84.28 215.76 116.87 195.54 125.86 78.21 -39.11	26.80
32 31	13	13-0288	EA 6' Wide x 5' High Single Gate Galvanized Steel Without Barbed Wire For Gate With Single Barb Wire Arm, Add For Gate With Double Barb Wire Arm, Add For 1-5/8" Schedule 40 Pipe Frame, Deduct For Aluminized Steel Gate And Post, Add For Powder Coated Gate And Post, Add For 1" Mesh Fabric, Add For 1-1/4" Mesh Fabric, Add For 1-3/4" Mesh Fabric, Add For 2-1/8" Mesh Fabric, Deduct	619.74 58.75 85.45 -100.14 256.35 138.86 232.32 149.54 92.93 -46.46	28.52
32 31	13	13-0289	EA 6' Wide x 5' High Single Gate Galvanized Steel Without Barbed Wire For Gate With Single Barb Wire Arm, Add For Gate With Double Barb Wire Arm, Add For 1-5/8" Schedule 40 Pipe Frame, Deduct For Aluminized Steel Gate And Post, Add For Powder Coated Gate And Post, Add For 1" Mesh Fabric, Add For 1-1/4" Mesh Fabric, Add For 1-3/4" Mesh Fabric, Add For 2-1/8" Mesh Fabric, Deduct	725.87 68.54 99.69 -116.83 299.08 162.00 271.04 174.46 108.42 -54.21	34.26
32 31	13	13-0290	EA 7' Wide x 5' High Single Gate Galvanized Steel Without Barbed Wire For Gate With Single Barb Wire Arm, Add For Gate With Double Barb Wire Arm, Add For 1-5/8" Schedule 40 Pipe Frame, Deduct For Aluminized Steel Gate And Post, Add For Powder Coated Gate And Post, Add For 1" Mesh Fabric, Add For 1-1/4" Mesh Fabric, Add For 1-3/4" Mesh Fabric, Add For 2-1/8" Mesh Fabric, Deduct	823.10 77.35 112.51 -131.85 337.53 182.83 305.89 196.89 122.36 -61.18	39.90

32 Exterior Improvements**32 30 Site Improvements****32 31 Fences and Gates**
 MINOR
 CSI UOM DESCRIPTION

 TOTAL DIRECT DEMOLITION
 UNIT COST UNIT COST

32 31 13 13-0291	EA	8' Wide x 5' High Single Gate Galvanized Steel Without Barbed Wire	930.27	45.94
		<i>For Gate With Single Barb Wire Arm, Add</i>	87.14	
		<i>For Gate With Double Barb Wire Arm, Add</i>	126.75	
		<i>For 1-5/8" Schedule 40 Pipe Frame, Deduct</i>	-148.54	
		<i>For Aluminized Steel Gate And Post, Add</i>	380.26	
		<i>For Powder Coated Gate And Post, Add</i>	205.97	
		<i>For 1" Mesh Fabric, Add</i>	344.61	
		<i>For 1-1/4" Mesh Fabric, Add</i>	221.82	
		<i>For 1-3/4" Mesh Fabric, Add</i>	137.84	
		<i>For 2-1/8" Mesh Fabric, Deduct</i>	-68.92	
32 31 13 13-0292	EA	9' Wide x 5' High Single Gate Galvanized Steel Without Barbed Wire	1,031.95	51.69
		<i>For Gate With Single Barb Wire Arm, Add</i>	96.44	
		<i>For Gate With Double Barb Wire Arm, Add</i>	140.28	
		<i>For 1-5/8" Schedule 40 Pipe Frame, Deduct</i>	-164.39	
		<i>For Aluminized Steel Gate And Post, Add</i>	420.85	
		<i>For Powder Coated Gate And Post, Add</i>	227.96	
		<i>For 1" Mesh Fabric, Add</i>	381.39	
		<i>For 1-1/4" Mesh Fabric, Add</i>	245.50	
		<i>For 1-3/4" Mesh Fabric, Add</i>	152.56	
		<i>For 2-1/8" Mesh Fabric, Deduct</i>	-76.28	
32 31 13 13-0293	EA	10' Wide x 5' High Single Gate Galvanized Steel Without Barbed Wire	1,183.64	57.34
		<i>For Gate With Single Barb Wire Arm, Add</i>	105.75	
		<i>For Gate With Double Barb Wire Arm, Add</i>	153.81	
		<i>For 1-5/8" Schedule 40 Pipe Frame, Deduct</i>	-180.25	
		<i>For Aluminized Steel Gate And Post, Add</i>	461.44	
		<i>For Powder Coated Gate And Post, Add</i>	249.95	
		<i>For 1" Mesh Fabric, Add</i>	418.18	
		<i>For 1-1/4" Mesh Fabric, Add</i>	269.17	
		<i>For 1-3/4" Mesh Fabric, Add</i>	167.27	
		<i>For 2-1/8" Mesh Fabric, Deduct</i>	-83.64	
32 31 13 13-0294	EA	10' Wide x 5' High Double Gate Galvanized Steel Without Barbed Wire	1,529.28	57.53
		<i>For Gate With Single Barb Wire Arm, Add</i>	149.22	
		<i>For Gate With Double Barb Wire Arm, Add</i>	217.05	
		<i>For 1-5/8" Schedule 40 Pipe Frame, Deduct</i>	-254.35	
		<i>For Aluminized Steel Gate And Post, Add</i>	651.14	
		<i>For Powder Coated Gate And Post, Add</i>	352.70	
		<i>For 1" Mesh Fabric, Add</i>	590.09	
		<i>For 1-1/4" Mesh Fabric, Add</i>	379.83	
		<i>For 1-3/4" Mesh Fabric, Add</i>	236.04	
		<i>For 2-1/8" Mesh Fabric, Deduct</i>	-118.02	
32 31 13 13-0295	EA	12' Wide x 5' High Double Gate Galvanized Steel Without Barbed Wire	1,814.95	61.97
		<i>For Gate With Single Barb Wire Arm, Add</i>	179.18	
		<i>For Gate With Double Barb Wire Arm, Add</i>	260.63	
		<i>For 1-5/8" Schedule 40 Pipe Frame, Deduct</i>	-305.42	
		<i>For Aluminized Steel Gate And Post, Add</i>	781.88	
		<i>For Powder Coated Gate And Post, Add</i>	423.52	
		<i>For 1" Mesh Fabric, Add</i>	708.58	
		<i>For 1-1/4" Mesh Fabric, Add</i>	456.10	
		<i>For 1-3/4" Mesh Fabric, Add</i>	283.43	
		<i>For 2-1/8" Mesh Fabric, Deduct</i>	-141.72	
32 31 13 13-0296	EA	14' Wide x 5' High Double Gate Galvanized Steel Without Barbed Wire	2,102.83	67.11
		<i>For Gate With Single Barb Wire Arm, Add</i>	209.14	
		<i>For Gate With Double Barb Wire Arm, Add</i>	304.21	
		<i>For 1-5/8" Schedule 40 Pipe Frame, Deduct</i>	-356.49	
		<i>For Aluminized Steel Gate And Post, Add</i>	912.62	
		<i>For Powder Coated Gate And Post, Add</i>	494.34	
		<i>For 1" Mesh Fabric, Add</i>	827.07	
		<i>For 1-1/4" Mesh Fabric, Add</i>	532.36	
		<i>For 1-3/4" Mesh Fabric, Add</i>	330.83	
		<i>For 2-1/8" Mesh Fabric, Deduct</i>	-165.41	
32 31 13 13-0297	EA	16' Wide x 5' High Double Gate Galvanized Steel Without Barbed Wire	2,427.21	84.38
		<i>For Gate With Single Barb Wire Arm, Add</i>	239.10	
		<i>For Gate With Double Barb Wire Arm, Add</i>	347.79	
		<i>For 1-5/8" Schedule 40 Pipe Frame, Deduct</i>	-407.56	
		<i>For Aluminized Steel Gate And Post, Add</i>	1,043.36	
		<i>For Powder Coated Gate And Post, Add</i>	565.15	
		<i>For 1" Mesh Fabric, Add</i>	945.55	
		<i>For 1-1/4" Mesh Fabric, Add</i>	608.63	
		<i>For 1-3/4" Mesh Fabric, Add</i>	378.22	
		<i>For 2-1/8" Mesh Fabric, Deduct</i>	-189.11	
32 31 13 13-0298	EA	18' Wide x 5' High Double Gate Galvanized Steel Without Barbed Wire	2,712.36	90.44
		<i>For Gate With Single Barb Wire Arm, Add</i>	268.48	
		<i>For Gate With Double Barb Wire Arm, Add</i>	390.51	
		<i>For 1-5/8" Schedule 40 Pipe Frame, Deduct</i>	-457.63	
		<i>For Aluminized Steel Gate And Post, Add</i>	1,171.54	
		<i>For Powder Coated Gate And Post, Add</i>	634.58	
		<i>For 1" Mesh Fabric, Add</i>	1,061.71	
		<i>For 1-1/4" Mesh Fabric, Add</i>	683.40	
		<i>For 1-3/4" Mesh Fabric, Add</i>	424.68	
		<i>For 2-1/8" Mesh Fabric, Deduct</i>	-212.34	



MINOR CSI UOM DESCRIPTION	TOTAL DIRECT UNIT COST	DEMOLITION UNIT COST
32 31 13 13-0299 EA 20' Wide x 5' High Double Gate Galvanized Steel Without Barbed Wire.....	3,010.97	97.45
For Gate With Single Barb Wire Arm, Add	299.03	
For Gate With Double Barb Wire Arm, Add	434.95	
For 1-5/8" Schedule 40 Pipe Frame, Deduct	-509.71	
For Aluminized Steel Gate And Post, Add	1,304.85	
For Powder Coated Gate And Post, Add	706.79	
For 1" Mesh Fabric, Add	1,182.52	
For 1-1/4" Mesh Fabric, Add	761.16	
For 1-3/4" Mesh Fabric, Add	473.01	
For 2-1/8" Mesh Fabric, Deduct	-236.50	
32 31 13 13-0300 EA 22' Wide x 5' High Double Gate Galvanized Steel Without Barbed Wire.....	3,307.72	105.54
For Gate With Single Barb Wire Arm, Add	328.99	
For Gate With Double Barb Wire Arm, Add	478.53	
For 1-5/8" Schedule 40 Pipe Frame, Deduct	-560.78	
For Aluminized Steel Gate And Post, Add	1,435.58	
For Powder Coated Gate And Post, Add	777.61	
For 1" Mesh Fabric, Add	1,301.00	
For 1-1/4" Mesh Fabric, Add	837.42	
For 1-3/4" Mesh Fabric, Add	520.40	
For 2-1/8" Mesh Fabric, Deduct	-260.20	
32 31 13 13-0301 EA 24' Wide x 5' High Double Gate Galvanized Steel Without Barbed Wire.....	3,603.57	115.16
For Gate With Single Barb Wire Arm, Add	358.36	
For Gate With Double Barb Wire Arm, Add	521.25	
For 1-5/8" Schedule 40 Pipe Frame, Deduct	-610.85	
For Aluminized Steel Gate And Post, Add	1,563.76	
For Powder Coated Gate And Post, Add	847.04	
For 1" Mesh Fabric, Add	1,417.16	
For 1-1/4" Mesh Fabric, Add	912.20	
For 1-3/4" Mesh Fabric, Add	566.86	
For 2-1/8" Mesh Fabric, Deduct	-283.43	
32 31 13 13-0302 EA 26' Wide x 5' High Double Gate Galvanized Steel Without Barbed Wire.....	3,915.87	126.69
For Gate With Single Barb Wire Arm, Add	388.91	
For Gate With Double Barb Wire Arm, Add	565.69	
For 1-5/8" Schedule 40 Pipe Frame, Deduct	-662.92	
For Aluminized Steel Gate And Post, Add	1,697.07	
For Powder Coated Gate And Post, Add	919.25	
For 1" Mesh Fabric, Add	1,537.97	
For 1-1/4" Mesh Fabric, Add	989.96	
For 1-3/4" Mesh Fabric, Add	615.19	
For 2-1/8" Mesh Fabric, Deduct	-307.59	
32 31 13 13-0303 EA 28' Wide x 5' High Double Gate Galvanized Steel Without Barbed Wire.....	4,227.13	140.71
For Gate With Single Barb Wire Arm, Add	418.50	
For Gate With Double Barb Wire Arm, Add	608.73	
For 1-5/8" Schedule 40 Pipe Frame, Deduct	-713.36	
For Aluminized Steel Gate And Post, Add	1,826.19	
For Powder Coated Gate And Post, Add	989.19	
For 1" Mesh Fabric, Add	1,654.99	
For 1-1/4" Mesh Fabric, Add	1,065.28	
For 1-3/4" Mesh Fabric, Add	662.00	
For 2-1/8" Mesh Fabric, Deduct	-331.00	
32 31 13 13-0304 EA 30' Wide x 5' High Double Gate Galvanized Steel Without Barbed Wire.....	4,545.02	158.30
For Gate With Single Barb Wire Arm, Add	447.66	
For Gate With Double Barb Wire Arm, Add	651.14	
For 1-5/8" Schedule 40 Pipe Frame, Deduct	-763.06	
For Aluminized Steel Gate And Post, Add	1,953.42	
For Powder Coated Gate And Post, Add	1,058.10	
For 1" Mesh Fabric, Add	1,770.29	
For 1-1/4" Mesh Fabric, Add	1,139.50	
For 1-3/4" Mesh Fabric, Add	708.12	
For 2-1/8" Mesh Fabric, Deduct	-354.06	
32 31 13 13-0305 6' Fence Height (32 31 13 13-0264)		
32 31 13 13-0306 EA 3' Wide x 6' High Single Gate Galvanized Steel Without Barbed Wire.....	449.09	28.72
For Gate With Single Barb Wire Arm, Add	39.90	
For Gate With Double Barb Wire Arm, Add	58.04	
For 1-5/8" Schedule 40 Pipe Frame, Deduct	-68.01	
For Aluminized Steel Gate And Post, Add	174.11	
For Powder Coated Gate And Post, Add	94.31	
For 1" Mesh Fabric, Add	157.78	
For 1-1/4" Mesh Fabric, Add	101.56	
For 1-3/4" Mesh Fabric, Add	63.11	
For 2-1/8" Mesh Fabric, Deduct	-31.56	
32 31 13 13-0307 EA 4' Wide x 6' High Single Gate Galvanized Steel Without Barbed Wire.....	569.26	28.72
For Gate With Single Barb Wire Arm, Add	53.12	
For Gate With Double Barb Wire Arm, Add	77.26	
For 1-5/8" Schedule 40 Pipe Frame, Deduct	-90.54	
For Aluminized Steel Gate And Post, Add	231.79	
For Powder Coated Gate And Post, Add	125.55	
For 1" Mesh Fabric, Add	210.06	
For 1-1/4" Mesh Fabric, Add	135.21	
For 1-3/4" Mesh Fabric, Add	84.02	
For 2-1/8" Mesh Fabric, Deduct	-42.01	

32 Exterior Improvements**32 30 Site Improvements****32 31 Fences and Gates**
 MINOR
 CSI UOM DESCRIPTION

 TOTAL DIRECT DEMOLITION
 UNIT COST UNIT COST

32 31 13 13-0308	EA	5' Wide x 6' High Single Gate Galvanized Steel Without Barbed Wire	666.51	30.54
		<i>For Gate With Single Barb Wire Arm, Add</i>	63.23	
		<i>For Gate With Double Barb Wire Arm, Add</i>	91.97	
		<i>For 1-5/8" Schedule 40 Pipe Frame, Deduct</i>	-107.78	
		<i>For Aluminized Steel Gate And Post, Add</i>	275.90	
		<i>For Powder Coated Gate And Post, Add</i>	149.45	
		<i>For 1" Mesh Fabric, Add</i>	250.04	
		<i>For 1-1/4" Mesh Fabric, Add</i>	160.94	
		<i>For 1-3/4" Mesh Fabric, Add</i>	100.02	
		<i>For 2-1/8" Mesh Fabric, Deduct</i>	-50.01	
32 31 13 13-0309	EA	6' Wide x 6' High Single Gate Galvanized Steel Without Barbed Wire	773.98	36.88
		<i>For Gate With Single Barb Wire Arm, Add</i>	72.95	
		<i>For Gate With Double Barb Wire Arm, Add</i>	106.10	
		<i>For 1-5/8" Schedule 40 Pipe Frame, Deduct</i>	-124.34	
		<i>For Aluminized Steel Gate And Post, Add</i>	318.31	
		<i>For Powder Coated Gate And Post, Add</i>	172.42	
		<i>For 1" Mesh Fabric, Add</i>	288.47	
		<i>For 1-1/4" Mesh Fabric, Add</i>	185.68	
		<i>For 1-3/4" Mesh Fabric, Add</i>	115.39	
		<i>For 2-1/8" Mesh Fabric, Deduct</i>	-57.69	
32 31 13 13-0310	EA	7' Wide x 6' High Single Gate Galvanized Steel Without Barbed Wire	886.58	43.33
		<i>For Gate With Single Barb Wire Arm, Add</i>	83.23	
		<i>For Gate With Double Barb Wire Arm, Add</i>	121.06	
		<i>For 1-5/8" Schedule 40 Pipe Frame, Deduct</i>	-141.86	
		<i>For Aluminized Steel Gate And Post, Add</i>	363.17	
		<i>For Powder Coated Gate And Post, Add</i>	196.72	
		<i>For 1" Mesh Fabric, Add</i>	329.12	
		<i>For 1-1/4" Mesh Fabric, Add</i>	211.85	
		<i>For 1-3/4" Mesh Fabric, Add</i>	131.65	
		<i>For 2-1/8" Mesh Fabric, Deduct</i>	-65.82	
32 31 13 13-0311	EA	8' Wide x 6' High Single Gate Galvanized Steel Without Barbed Wire	993.73	49.37
		<i>For Gate With Single Barb Wire Arm, Add</i>	93.02	
		<i>For Gate With Double Barb Wire Arm, Add</i>	135.30	
		<i>For 1-5/8" Schedule 40 Pipe Frame, Deduct</i>	-158.55	
		<i>For Aluminized Steel Gate And Post, Add</i>	405.89	
		<i>For Powder Coated Gate And Post, Add</i>	219.86	
		<i>For 1" Mesh Fabric, Add</i>	367.84	
		<i>For 1-1/4" Mesh Fabric, Add</i>	236.77	
		<i>For 1-3/4" Mesh Fabric, Add</i>	147.14	
		<i>For 2-1/8" Mesh Fabric, Deduct</i>	-73.57	
32 31 13 13-0312	EA	9' Wide x 6' High Single Gate Galvanized Steel Without Barbed Wire	1,101.90	55.73
		<i>For Gate With Single Barb Wire Arm, Add</i>	102.81	
		<i>For Gate With Double Barb Wire Arm, Add</i>	149.54	
		<i>For 1-5/8" Schedule 40 Pipe Frame, Deduct</i>	-175.24	
		<i>For Aluminized Steel Gate And Post, Add</i>	448.62	
		<i>For Powder Coated Gate And Post, Add</i>	243.00	
		<i>For 1" Mesh Fabric, Add</i>	406.56	
		<i>For 1-1/4" Mesh Fabric, Add</i>	261.70	
		<i>For 1-3/4" Mesh Fabric, Add</i>	162.63	
		<i>For 2-1/8" Mesh Fabric, Deduct</i>	-81.31	
32 31 13 13-0313	EA	10' Wide x 6' High Single Gate Galvanized Steel Without Barbed Wire	1,169.98	62.07
		<i>For Gate With Single Barb Wire Arm, Add</i>	108.19	
		<i>For Gate With Double Barb Wire Arm, Add</i>	157.37	
		<i>For 1-5/8" Schedule 40 Pipe Frame, Deduct</i>	-184.42	
		<i>For Aluminized Steel Gate And Post, Add</i>	472.12	
		<i>For Powder Coated Gate And Post, Add</i>	255.73	
		<i>For 1" Mesh Fabric, Add</i>	427.86	
		<i>For 1-1/4" Mesh Fabric, Add</i>	275.40	
		<i>For 1-3/4" Mesh Fabric, Add</i>	171.14	
		<i>For 2-1/8" Mesh Fabric, Deduct</i>	-85.57	
32 31 13 13-0314	EA	10' Wide x 6' High Double Gate Galvanized Steel Without Barbed Wire	1,633.37	61.97
		<i>For Gate With Single Barb Wire Arm, Add</i>	159.21	
		<i>For Gate With Double Barb Wire Arm, Add</i>	231.57	
		<i>For 1-5/8" Schedule 40 Pipe Frame, Deduct</i>	-271.38	
		<i>For Aluminized Steel Gate And Post, Add</i>	694.72	
		<i>For Powder Coated Gate And Post, Add</i>	376.31	
		<i>For 1" Mesh Fabric, Add</i>	629.59	
		<i>For 1-1/4" Mesh Fabric, Add</i>	405.26	
		<i>For 1-3/4" Mesh Fabric, Add</i>	251.84	
		<i>For 2-1/8" Mesh Fabric, Deduct</i>	-125.92	
32 31 13 13-0315	EA	12' Wide x 6' High Double Gate Galvanized Steel Without Barbed Wire	1,937.26	67.11
		<i>For Gate With Single Barb Wire Arm, Add</i>	190.93	
		<i>For Gate With Double Barb Wire Arm, Add</i>	277.72	
		<i>For 1-5/8" Schedule 40 Pipe Frame, Deduct</i>	-325.45	
		<i>For Aluminized Steel Gate And Post, Add</i>	833.15	
		<i>For Powder Coated Gate And Post, Add</i>	451.29	
		<i>For 1" Mesh Fabric, Add</i>	755.04	
		<i>For 1-1/4" Mesh Fabric, Add</i>	486.00	
		<i>For 1-3/4" Mesh Fabric, Add</i>	302.02	
		<i>For 2-1/8" Mesh Fabric, Deduct</i>	-151.01	



		Exterior Improvements	32
		Site Improvements	32 30
		Fences and Gates	32 31

MINOR CSI UOM DESCRIPTION	TOTAL DIRECT UNIT COST	DEMOLITION UNIT COST
32 31 13 13-0316 EA 14' Wide x 6' High Double Gate Galvanized Steel Without Barbed Wire.....	2,301.12	90.44
For Gate With Single Barb Wire Arm, Add	223.24	
For Gate With Double Barb Wire Arm, Add	324.72	
For 1-5/8" Schedule 40 Pipe Frame, Deduct	-380.53	
For Aluminized Steel Gate And Post, Add	974.15	
For Powder Coated Gate And Post, Add	527.66	
For 1" Mesh Fabric, Add	882.82	
For 1-1/4" Mesh Fabric, Add	568.25	
For 1-3/4" Mesh Fabric, Add	353.13	
For 2-1/8" Mesh Fabric, Deduct	-176.56	
32 31 13 13-0317 EA 16' Wide x 6' High Double Gate Galvanized Steel Without Barbed Wire.....	2,610.41	97.45
For Gate With Single Barb Wire Arm, Add	254.97	
For Gate With Double Barb Wire Arm, Add	370.86	
For 1-5/8" Schedule 40 Pipe Frame, Deduct	-434.60	
For Aluminized Steel Gate And Post, Add	1,112.58	
For Powder Coated Gate And Post, Add	602.65	
For 1" Mesh Fabric, Add	1,008.27	
For 1-1/4" Mesh Fabric, Add	649.00	
For 1-3/4" Mesh Fabric, Add	403.31	
For 2-1/8" Mesh Fabric, Deduct	-201.65	
32 31 13 13-0318 EA 18' Wide x 6' High Double Gate Galvanized Steel Without Barbed Wire.....	2,928.53	105.54
For Gate With Single Barb Wire Arm, Add	287.28	
For Gate With Double Barb Wire Arm, Add	417.86	
For 1-5/8" Schedule 40 Pipe Frame, Deduct	-489.68	
For Aluminized Steel Gate And Post, Add	1,253.57	
For Powder Coated Gate And Post, Add	679.02	
For 1" Mesh Fabric, Add	1,136.05	
For 1-1/4" Mesh Fabric, Add	731.25	
For 1-3/4" Mesh Fabric, Add	454.42	
For 2-1/8" Mesh Fabric, Deduct	-227.21	
32 31 13 13-0319 EA 20' Wide x 6' High Double Gate Galvanized Steel Without Barbed Wire.....	3,251.08	115.16
For Gate With Single Barb Wire Arm, Add	319.59	
For Gate With Double Barb Wire Arm, Add	464.86	
For 1-5/8" Schedule 40 Pipe Frame, Deduct	-544.75	
For Aluminized Steel Gate And Post, Add	1,394.57	
For Powder Coated Gate And Post, Add	755.39	
For 1" Mesh Fabric, Add	1,263.83	
For 1-1/4" Mesh Fabric, Add	813.50	
For 1-3/4" Mesh Fabric, Add	505.53	
For 2-1/8" Mesh Fabric, Deduct	-252.77	
32 31 13 13-0320 EA 22' Wide x 6' High Double Gate Galvanized Steel Without Barbed Wire.....	3,574.06	126.69
For Gate With Single Barb Wire Arm, Add	351.31	
For Gate With Double Barb Wire Arm, Add	511.00	
For 1-5/8" Schedule 40 Pipe Frame, Deduct	-598.83	
For Aluminized Steel Gate And Post, Add	1,533.00	
For Powder Coated Gate And Post, Add	830.38	
For 1" Mesh Fabric, Add	1,389.28	
For 1-1/4" Mesh Fabric, Add	894.25	
For 1-3/4" Mesh Fabric, Add	555.71	
For 2-1/8" Mesh Fabric, Deduct	-277.86	
32 31 13 13-0321 EA 24' Wide x 6' High Double Gate Galvanized Steel Without Barbed Wire.....	3,907.38	140.71
For Gate With Single Barb Wire Arm, Add	383.33	
For Gate With Double Barb Wire Arm, Add	557.57	
For 1-5/8" Schedule 40 Pipe Frame, Deduct	-653.40	
For Aluminized Steel Gate And Post, Add	1,672.71	
For Powder Coated Gate And Post, Add	906.05	
For 1" Mesh Fabric, Add	1,515.90	
For 1-1/4" Mesh Fabric, Add	975.75	
For 1-3/4" Mesh Fabric, Add	606.36	
For 2-1/8" Mesh Fabric, Deduct	-303.18	
32 31 13 13-0322 EA 26' Wide x 6' High Double Gate Galvanized Steel Without Barbed Wire.....	4,248.07	158.30
For Gate With Single Barb Wire Arm, Add	414.99	
For Gate With Double Barb Wire Arm, Add	603.63	
For 1-5/8" Schedule 40 Pipe Frame, Deduct	-707.38	
For Aluminized Steel Gate And Post, Add	1,810.89	
For Powder Coated Gate And Post, Add	980.90	
For 1" Mesh Fabric, Add	1,641.12	
For 1-1/4" Mesh Fabric, Add	1,056.35	
For 1-3/4" Mesh Fabric, Add	656.45	
For 2-1/8" Mesh Fabric, Deduct	-328.22	
32 31 13 13-0323 EA 28' Wide x 6' High Double Gate Galvanized Steel Without Barbed Wire.....	4,607.58	180.88
For Gate With Single Barb Wire Arm, Add	447.07	
For Gate With Double Barb Wire Arm, Add	650.29	
For 1-5/8" Schedule 40 Pipe Frame, Deduct	-762.05	
For Aluminized Steel Gate And Post, Add	1,950.86	
For Powder Coated Gate And Post, Add	1,056.72	
For 1" Mesh Fabric, Add	1,767.97	
For 1-1/4" Mesh Fabric, Add	1,138.00	
For 1-3/4" Mesh Fabric, Add	707.19	
For 2-1/8" Mesh Fabric, Deduct	-353.59	

32 Exterior Improvements**32 30 Site Improvements****32 31 Fences and Gates**

SAN BERNARDINO
COUNTY

MINOR	CSI	UOM	DESCRIPTION	TOTAL DIRECT UNIT COST	DEMOLITION UNIT COST
32 31 13	13-0324	EA	30' Wide x 6' High Double Gate Galvanized Steel Without Barbed Wire	4,990.27	211.07
			<i>For Gate With Single Barb Wire Arm, Add</i>	479.21	
			<i>For Gate With Double Barb Wire Arm, Add</i>	697.03	
			<i>For 1-5/8" Schedule 40 Pipe Frame, Deduct</i>	-816.83	
			<i>For Aluminized Steel Gate And Post, Add</i>	2,091.09	
			<i>For Powder Coated Gate And Post, Add</i>	1,132.67	
			<i>For 1" Mesh Fabric, Add</i>	1,895.05	
			<i>For 1-1/4" Mesh Fabric, Add</i>	1,219.80	
			<i>For 1-3/4" Mesh Fabric, Add</i>	758.02	
			<i>For 2-1/8" Mesh Fabric, Deduct</i>	-379.01	
32 31 13	13-0325		7' Fence Height <small>(32 31 13 13-0264)</small>		
32 31 13	13-0326	EA	3' Wide x 7' High Single Gate Galvanized Steel Without Barbed Wire	471.32	30.93
			<i>For Gate With Single Barb Wire Arm, Add</i>	41.61	
			<i>For Gate With Double Barb Wire Arm, Add</i>	60.53	
			<i>For 1-5/8" Schedule 40 Pipe Frame, Deduct</i>	-70.93	
			<i>For Aluminized Steel Gate And Post, Add</i>	181.58	
			<i>For Powder Coated Gate And Post, Add</i>	98.36	
			<i>For 1" Mesh Fabric, Add</i>	164.56	
			<i>For 1-1/4" Mesh Fabric, Add</i>	105.92	
			<i>For 1-3/4" Mesh Fabric, Add</i>	65.82	
			<i>For 2-1/8" Mesh Fabric, Deduct</i>	-32.91	
32 31 13	13-0327	EA	4' Wide x 7' High Single Gate Galvanized Steel Without Barbed Wire	595.94	30.93
			<i>For Gate With Single Barb Wire Arm, Add</i>	55.32	
			<i>For Gate With Double Barb Wire Arm, Add</i>	80.47	
			<i>For 1-5/8" Schedule 40 Pipe Frame, Deduct</i>	-94.30	
			<i>For Aluminized Steel Gate And Post, Add</i>	241.40	
			<i>For Powder Coated Gate And Post, Add</i>	130.76	
			<i>For 1" Mesh Fabric, Add</i>	218.77	
			<i>For 1-1/4" Mesh Fabric, Add</i>	140.82	
			<i>For 1-3/4" Mesh Fabric, Add</i>	87.51	
			<i>For 2-1/8" Mesh Fabric, Deduct</i>	-43.75	
32 31 13	13-0328	EA	5' Wide x 7' High Single Gate Galvanized Steel Without Barbed Wire	701.60	32.54
			<i>For Gate With Single Barb Wire Arm, Add</i>	66.42	
			<i>For Gate With Double Barb Wire Arm, Add</i>	96.62	
			<i>For 1-5/8" Schedule 40 Pipe Frame, Deduct</i>	-113.22	
			<i>For Aluminized Steel Gate And Post, Add</i>	289.85	
			<i>For Powder Coated Gate And Post, Add</i>	157.00	
			<i>For 1" Mesh Fabric, Add</i>	262.68	
			<i>For 1-1/4" Mesh Fabric, Add</i>	169.08	
			<i>For 1-3/4" Mesh Fabric, Add</i>	105.07	
			<i>For 2-1/8" Mesh Fabric, Deduct</i>	-52.54	
32 31 13	13-0329	EA	6' Wide x 7' High Single Gate Galvanized Steel Without Barbed Wire	859.85	39.60
			<i>For Gate With Single Barb Wire Arm, Add</i>	81.50	
			<i>For Gate With Double Barb Wire Arm, Add</i>	118.55	
			<i>For 1-5/8" Schedule 40 Pipe Frame, Deduct</i>	-138.93	
			<i>For Aluminized Steel Gate And Post, Add</i>	355.65	
			<i>For Powder Coated Gate And Post, Add</i>	192.64	
			<i>For 1" Mesh Fabric, Add</i>	322.31	
			<i>For 1-1/4" Mesh Fabric, Add</i>	207.46	
			<i>For 1-3/4" Mesh Fabric, Add</i>	128.92	
			<i>For 2-1/8" Mesh Fabric, Deduct</i>	-64.46	
32 31 13	13-0330	EA	7' Wide x 7' High Single Gate Galvanized Steel Without Barbed Wire	1,017.11	46.35
			<i>For Gate With Single Barb Wire Arm, Add</i>	96.59	
			<i>For Gate With Double Barb Wire Arm, Add</i>	140.49	
			<i>For 1-5/8" Schedule 40 Pipe Frame, Deduct</i>	-164.64	
			<i>For Aluminized Steel Gate And Post, Add</i>	421.47	
			<i>For Powder Coated Gate And Post, Add</i>	228.30	
			<i>For 1" Mesh Fabric, Add</i>	381.96	
			<i>For 1-1/4" Mesh Fabric, Add</i>	245.86	
			<i>For 1-3/4" Mesh Fabric, Add</i>	152.78	
			<i>For 2-1/8" Mesh Fabric, Deduct</i>	-76.39	
32 31 13	13-0331	EA	8' Wide x 7' High Single Gate Galvanized Steel Without Barbed Wire	1,175.36	53.30
			<i>For Gate With Single Barb Wire Arm, Add</i>	111.67	
			<i>For Gate With Double Barb Wire Arm, Add</i>	162.42	
			<i>For 1-5/8" Schedule 40 Pipe Frame, Deduct</i>	-190.34	
			<i>For Aluminized Steel Gate And Post, Add</i>	487.27	
			<i>For Powder Coated Gate And Post, Add</i>	263.94	
			<i>For 1" Mesh Fabric, Add</i>	441.59	
			<i>For 1-1/4" Mesh Fabric, Add</i>	284.24	
			<i>For 1-3/4" Mesh Fabric, Add</i>	176.63	
			<i>For 2-1/8" Mesh Fabric, Deduct</i>	-88.32	
32 31 13	13-0332	EA	9' Wide x 7' High Single Gate Galvanized Steel Without Barbed Wire	1,332.63	60.06
			<i>For Gate With Single Barb Wire Arm, Add</i>	126.75	
			<i>For Gate With Double Barb Wire Arm, Add</i>	184.36	
			<i>For 1-5/8" Schedule 40 Pipe Frame, Deduct</i>	-216.05	
			<i>For Aluminized Steel Gate And Post, Add</i>	553.08	
			<i>For Powder Coated Gate And Post, Add</i>	299.59	
			<i>For 1" Mesh Fabric, Add</i>	501.23	
			<i>For 1-1/4" Mesh Fabric, Add</i>	322.63	
			<i>For 1-3/4" Mesh Fabric, Add</i>	200.49	
			<i>For 2-1/8" Mesh Fabric, Deduct</i>	-100.25	



MINOR CSI UOM DESCRIPTION	TOTAL DIRECT UNIT COST	DEMOLITION UNIT COST
32 31 13 13-0333 EA 10' Wide x 7' High Single Gate Galvanized Steel Without Barbed Wire	1,466.17	67.11
For Gate With Single Barb Wire Arm, Add	139.11	
For Gate With Double Barb Wire Arm, Add	202.34	
For 1-5/8" Schedule 40 Pipe Frame, Deduct	-237.12	
For Aluminized Steel Gate And Post, Add	607.03	
For Powder Coated Gate And Post, Add	328.81	
For 1" Mesh Fabric, Add	550.12	
For 1-1/4" Mesh Fabric, Add	354.10	
For 1-3/4" Mesh Fabric, Add	220.05	
For 2-1/8" Mesh Fabric, Deduct	-110.02	
32 31 13 13-0334 EA 10' Wide x 7' High Double Gate Galvanized Steel Without Barbed Wire	1,861.53	67.11
For Gate With Single Barb Wire Arm, Add	182.60	
For Gate With Double Barb Wire Arm, Add	265.60	
For 1-5/8" Schedule 40 Pipe Frame, Deduct	-311.25	
For Aluminized Steel Gate And Post, Add	796.80	
For Powder Coated Gate And Post, Add	431.60	
For 1" Mesh Fabric, Add	722.10	
For 1-1/4" Mesh Fabric, Add	464.80	
For 1-3/4" Mesh Fabric, Add	288.84	
For 2-1/8" Mesh Fabric, Deduct	-144.42	
32 31 13 13-0335 EA 12' Wide x 7' High Double Gate Galvanized Steel Without Barbed Wire	2,117.43	90.44
For Gate With Single Barb Wire Arm, Add	203.04	
For Gate With Double Barb Wire Arm, Add	295.32	
For 1-5/8" Schedule 40 Pipe Frame, Deduct	-346.08	
For Aluminized Steel Gate And Post, Add	885.97	
For Powder Coated Gate And Post, Add	479.90	
For 1" Mesh Fabric, Add	802.91	
For 1-1/4" Mesh Fabric, Add	516.82	
For 1-3/4" Mesh Fabric, Add	321.17	
For 2-1/8" Mesh Fabric, Deduct	-160.58	
32 31 13 13-0336 EA 14' Wide x 7' High Double Gate Galvanized Steel Without Barbed Wire	2,445.95	97.45
For Gate With Single Barb Wire Arm, Add	236.88	
For Gate With Double Barb Wire Arm, Add	344.55	
For 1-5/8" Schedule 40 Pipe Frame, Deduct	-403.76	
For Aluminized Steel Gate And Post, Add	1,033.64	
For Powder Coated Gate And Post, Add	559.89	
For 1" Mesh Fabric, Add	936.73	
For 1-1/4" Mesh Fabric, Add	602.95	
For 1-3/4" Mesh Fabric, Add	374.69	
For 2-1/8" Mesh Fabric, Deduct	-187.35	
32 31 13 13-0337 EA 16' Wide x 7' High Double Gate Galvanized Steel Without Barbed Wire	2,752.29	105.54
For Gate With Single Barb Wire Arm, Add	267.89	
For Gate With Double Barb Wire Arm, Add	389.66	
For 1-5/8" Schedule 40 Pipe Frame, Deduct	-456.63	
For Aluminized Steel Gate And Post, Add	1,168.98	
For Powder Coated Gate And Post, Add	633.20	
For 1" Mesh Fabric, Add	1,059.39	
For 1-1/4" Mesh Fabric, Add	681.90	
For 1-3/4" Mesh Fabric, Add	423.75	
For 2-1/8" Mesh Fabric, Deduct	-211.88	
32 31 13 13-0338 EA 18' Wide x 7' High Double Gate Galvanized Steel Without Barbed Wire	3,090.86	115.16
For Gate With Single Barb Wire Arm, Add	301.96	
For Gate With Double Barb Wire Arm, Add	439.22	
For 1-5/8" Schedule 40 Pipe Frame, Deduct	-514.71	
For Aluminized Steel Gate And Post, Add	1,317.66	
For Powder Coated Gate And Post, Add	713.73	
For 1" Mesh Fabric, Add	1,194.13	
For 1-1/4" Mesh Fabric, Add	768.64	
For 1-3/4" Mesh Fabric, Add	477.65	
For 2-1/8" Mesh Fabric, Deduct	-238.83	
32 31 13 13-0339 EA 20' Wide x 7' High Double Gate Galvanized Steel Without Barbed Wire	3,429.86	126.69
For Gate With Single Barb Wire Arm, Add	335.45	
For Gate With Double Barb Wire Arm, Add	487.93	
For 1-5/8" Schedule 40 Pipe Frame, Deduct	-571.79	
For Aluminized Steel Gate And Post, Add	1,463.78	
For Powder Coated Gate And Post, Add	792.88	
For 1" Mesh Fabric, Add	1,326.55	
For 1-1/4" Mesh Fabric, Add	853.87	
For 1-3/4" Mesh Fabric, Add	530.62	
For 2-1/8" Mesh Fabric, Deduct	-265.31	
32 31 13 13-0340 EA 22' Wide x 7' High Double Gate Galvanized Steel Without Barbed Wire	3,776.53	140.71
For Gate With Single Barb Wire Arm, Add	368.94	
For Gate With Double Barb Wire Arm, Add	536.64	
For 1-5/8" Schedule 40 Pipe Frame, Deduct	-628.87	
For Aluminized Steel Gate And Post, Add	1,609.91	
For Powder Coated Gate And Post, Add	872.03	
For 1" Mesh Fabric, Add	1,458.98	
For 1-1/4" Mesh Fabric, Add	939.11	
For 1-3/4" Mesh Fabric, Add	583.59	
For 2-1/8" Mesh Fabric, Deduct	-291.80	

32 Exterior Improvements**32 30 Site Improvements****32 31 Fences and Gates**

MINOR CSI UOM DESCRIPTION	TOTAL DIRECT UNIT COST	DEMOLITION UNIT COST
32 31 13 13-0341 EA 24' Wide x 7' High Double Gate Galvanized Steel Without Barbed Wire	4,133.78	158.30
For Gate With Single Barb Wire Arm, Add	402.42	
For Gate With Double Barb Wire Arm, Add	585.34	
For 1-5/8" Schedule 40 Pipe Frame, Deduct	-685.95	
For Aluminized Steel Gate And Post, Add	1,756.03	
For Powder Coated Gate And Post, Add	951.18	
For 1" Mesh Fabric, Add	1,591.40	
For 1-1/4" Mesh Fabric, Add	1,024.35	
For 1-3/4" Mesh Fabric, Add	636.56	
For 2-1/8" Mesh Fabric, Deduct	-318.28	
32 31 13 13-0342 EA 26' Wide x 7' High Double Gate Galvanized Steel Without Barbed Wire	4,506.10	180.88
For Gate With Single Barb Wire Arm, Add	435.91	
For Gate With Double Barb Wire Arm, Add	634.05	
For 1-5/8" Schedule 40 Pipe Frame, Deduct	-743.03	
For Aluminized Steel Gate And Post, Add	1,902.15	
For Powder Coated Gate And Post, Add	1,030.33	
For 1" Mesh Fabric, Add	1,723.82	
For 1-1/4" Mesh Fabric, Add	1,109.59	
For 1-3/4" Mesh Fabric, Add	689.53	
For 2-1/8" Mesh Fabric, Deduct	-344.76	
32 31 13 13-0343 EA 28' Wide x 7' High Double Gate Galvanized Steel Without Barbed Wire	4,901.08	211.07
For Gate With Single Barb Wire Arm, Add	469.40	
For Gate With Double Barb Wire Arm, Add	682.76	
For 1-5/8" Schedule 40 Pipe Frame, Deduct	-800.11	
For Aluminized Steel Gate And Post, Add	2,048.28	
For Powder Coated Gate And Post, Add	1,109.48	
For 1" Mesh Fabric, Add	1,856.25	
For 1-1/4" Mesh Fabric, Add	1,194.83	
For 1-3/4" Mesh Fabric, Add	742.50	
For 2-1/8" Mesh Fabric, Deduct	-371.25	
32 31 13 13-0344 EA 30' Wide x 7' High Double Gate Galvanized Steel Without Barbed Wire	5,332.27	253.26
For Gate With Single Barb Wire Arm, Add	502.88	
For Gate With Double Barb Wire Arm, Add	731.47	
For 1-5/8" Schedule 40 Pipe Frame, Deduct	-857.19	
For Aluminized Steel Gate And Post, Add	2,194.40	
For Powder Coated Gate And Post, Add	1,188.63	
For 1" Mesh Fabric, Add	1,988.67	
For 1-1/4" Mesh Fabric, Add	1,280.06	
For 1-3/4" Mesh Fabric, Add	795.47	
For 2-1/8" Mesh Fabric, Deduct	-397.73	
32 31 13 13-0345 8' Fence Height (32 31 13 13-0264)		
32 31 13 13-0346 EA 3' Wide x 8' High Single Gate Galvanized Steel Without Barbed Wire	552.57	33.56
For Gate With Single Barb Wire Arm, Add	49.70	
For Gate With Double Barb Wire Arm, Add	72.29	
For 1-5/8" Schedule 40 Pipe Frame, Deduct	-84.71	
For Aluminized Steel Gate And Post, Add	216.86	
For Powder Coated Gate And Post, Add	117.47	
For 1" Mesh Fabric, Add	196.53	
For 1-1/4" Mesh Fabric, Add	126.50	
For 1-3/4" Mesh Fabric, Add	78.61	
For 2-1/8" Mesh Fabric, Deduct	-39.31	
32 31 13 13-0347 EA 4' Wide x 8' High Single Gate Galvanized Steel Without Barbed Wire	703.18	33.56
For Gate With Single Barb Wire Arm, Add	66.27	
For Gate With Double Barb Wire Arm, Add	96.39	
For 1-5/8" Schedule 40 Pipe Frame, Deduct	-112.95	
For Aluminized Steel Gate And Post, Add	289.16	
For Powder Coated Gate And Post, Add	156.63	
For 1" Mesh Fabric, Add	262.05	
For 1-1/4" Mesh Fabric, Add	168.67	
For 1-3/4" Mesh Fabric, Add	104.82	
For 2-1/8" Mesh Fabric, Deduct	-52.41	
32 31 13 13-0348 EA 5' Wide x 8' High Single Gate Galvanized Steel Without Barbed Wire	820.85	37.39
For Gate With Single Barb Wire Arm, Add	77.93	
For Gate With Double Barb Wire Arm, Add	113.36	
For 1-5/8" Schedule 40 Pipe Frame, Deduct	-132.84	
For Aluminized Steel Gate And Post, Add	340.08	
For Powder Coated Gate And Post, Add	184.21	
For 1" Mesh Fabric, Add	308.19	
For 1-1/4" Mesh Fabric, Add	198.38	
For 1-3/4" Mesh Fabric, Add	123.28	
For 2-1/8" Mesh Fabric, Deduct	-61.64	
32 31 13 13-0349 EA 6' Wide x 8' High Single Gate Galvanized Steel Without Barbed Wire	941.56	42.33
For Gate With Single Barb Wire Arm, Add	89.60	
For Gate With Double Barb Wire Arm, Add	130.33	
For 1-5/8" Schedule 40 Pipe Frame, Deduct	-152.74	
For Aluminized Steel Gate And Post, Add	391.00	
For Powder Coated Gate And Post, Add	211.79	
For 1" Mesh Fabric, Add	354.35	
For 1-1/4" Mesh Fabric, Add	228.09	
For 1-3/4" Mesh Fabric, Add	141.74	
For 2-1/8" Mesh Fabric, Deduct	-70.87	



		Exterior Improvements	32
		Site Improvements	32 30
		Fences and Gates	32 31

32

MINOR	CSI	UOM	DESCRIPTION	TOTAL DIRECT UNIT COST	DEMOLITION UNIT COST
32 31	13	13-0350	EA 7' Wide x 8' High Single Gate Galvanized Steel Without Barbed Wire For Gate With Single Barb Wire Arm, Add For Gate With Double Barb Wire Arm, Add For 1-5/8" Schedule 40 Pipe Frame, Deduct For Aluminized Steel Gate And Post, Add For Powder Coated Gate And Post, Add For 1" Mesh Fabric, Add For 1-1/4" Mesh Fabric, Add For 1-3/4" Mesh Fabric, Add For 2-1/8" Mesh Fabric, Deduct	1,073.86 101.28 147.31 -172.63 441.94 239.38 400.50 257.80 160.20 -80.10	50.98
32 31	13	13-0351	EA 8' Wide x 8' High Single Gate Galvanized Steel Without Barbed Wire For Gate With Single Barb Wire Arm, Add For Gate With Double Barb Wire Arm, Add For 1-5/8" Schedule 40 Pipe Frame, Deduct For Aluminized Steel Gate And Post, Add For Powder Coated Gate And Post, Add For 1" Mesh Fabric, Add For 1-1/4" Mesh Fabric, Add For 1-3/4" Mesh Fabric, Add For 2-1/8" Mesh Fabric, Deduct	1,205.16 112.95 164.29 -192.53 492.86 266.97 446.66 287.50 178.66 -89.33	59.35
32 31	13	13-0352	EA 9' Wide x 8' High Single Gate Galvanized Steel Without Barbed Wire For Gate With Single Barb Wire Arm, Add For Gate With Double Barb Wire Arm, Add For 1-5/8" Schedule 40 Pipe Frame, Deduct For Aluminized Steel Gate And Post, Add For Powder Coated Gate And Post, Add For 1" Mesh Fabric, Add For 1-1/4" Mesh Fabric, Add For 1-3/4" Mesh Fabric, Add For 2-1/8" Mesh Fabric, Deduct	1,337.46 124.62 181.26 -212.42 543.79 294.55 492.81 317.21 197.12 -98.56	68.12
32 31	13	13-0353	EA 10' Wide x 8' High Single Gate Galvanized Steel Without Barbed Wire For Gate With Single Barb Wire Arm, Add For Gate With Double Barb Wire Arm, Add For 1-5/8" Schedule 40 Pipe Frame, Deduct For Aluminized Steel Gate And Post, Add For Powder Coated Gate And Post, Add For 1" Mesh Fabric, Add For 1-1/4" Mesh Fabric, Add For 1-3/4" Mesh Fabric, Add For 2-1/8" Mesh Fabric, Deduct	1,469.75 136.29 198.24 -232.31 594.72 322.14 538.97 346.92 215.59 -107.79	76.89
32 31	13	13-0354	EA 10' Wide x 8' High Double Gate Galvanized Steel Without Barbed Wire For Gate With Single Barb Wire Arm, Add For Gate With Double Barb Wire Arm, Add For 1-5/8" Schedule 40 Pipe Frame, Deduct For Aluminized Steel Gate And Post, Add For Powder Coated Gate And Post, Add For 1" Mesh Fabric, Add For 1-1/4" Mesh Fabric, Add For 1-3/4" Mesh Fabric, Add For 2-1/8" Mesh Fabric, Deduct	2,130.18 204.44 297.36 -348.47 892.09 483.22 808.46 520.39 323.38 -161.69	90.44
32 31	13	13-0355	EA 12' Wide x 8' High Double Gate Galvanized Steel Without Barbed Wire For Gate With Single Barb Wire Arm, Add For Gate With Double Barb Wire Arm, Add For 1-5/8" Schedule 40 Pipe Frame, Deduct For Aluminized Steel Gate And Post, Add For Powder Coated Gate And Post, Add For 1" Mesh Fabric, Add For 1-1/4" Mesh Fabric, Add For 1-3/4" Mesh Fabric, Add For 2-1/8" Mesh Fabric, Deduct	2,508.94 243.80 354.62 -415.58 1,063.87 576.26 964.13 620.59 385.65 -192.83	97.45
32 31	13	13-0356	EA 14' Wide x 8' High Double Gate Galvanized Steel Without Barbed Wire For Gate With Single Barb Wire Arm, Add For Gate With Double Barb Wire Arm, Add For 1-5/8" Schedule 40 Pipe Frame, Deduct For Aluminized Steel Gate And Post, Add For Powder Coated Gate And Post, Add For 1" Mesh Fabric, Add For 1-1/4" Mesh Fabric, Add For 1-3/4" Mesh Fabric, Add For 2-1/8" Mesh Fabric, Deduct	2,896.49 283.75 412.73 -483.67 1,238.19 670.69 1,122.11 722.28 448.85 -224.42	105.54
32 31	13	13-0357	EA 16' Wide x 8' High Double Gate Galvanized Steel Without Barbed Wire For Gate With Single Barb Wire Arm, Add For Gate With Double Barb Wire Arm, Add For 1-5/8" Schedule 40 Pipe Frame, Deduct For Aluminized Steel Gate And Post, Add For Powder Coated Gate And Post, Add For 1" Mesh Fabric, Add For 1-1/4" Mesh Fabric, Add For 1-3/4" Mesh Fabric, Add For 2-1/8" Mesh Fabric, Deduct	3,299.15 324.88 472.55 -553.77 1,417.64 767.89 1,284.74 826.96 513.90 -256.95	115.16

32 Exterior Improvements

32 30 Site Improvements

32 31 Fences and Gates



MINOR CSI UOM DESCRIPTION	TOTAL DIRECT UNIT COST	DEMOLITION UNIT COST
32 31 13 13-0358 EA 18 Wide x 8' High Double Gate Galvanized Steel Without Barbed Wire.....	3,707.58	126.69
For Gate With Single Barb Wire Arm, Add	366.00	
For Gate With Double Barb Wire Arm, Add	532.36	
For 1-5/8" Schedule 40 Pipe Frame, Deduct	-623.86	
For Aluminized Steel Gate And Post, Add	1,597.09	
For Powder Coated Gate And Post, Add	865.09	
For 1" Mesh Fabric, Add	1,447.36	
For 1-1/4" Mesh Fabric, Add	931.64	
For 1-3/4" Mesh Fabric, Add	578.94	
For 2-1/8" Mesh Fabric, Deduct	-289.47	
32 31 13 13-0359 EA 20' Wide x 8' High Double Gate Galvanized Steel Without Barbed Wire.....	4,118.34	140.71
For Gate With Single Barb Wire Arm, Add	406.54	
For Gate With Double Barb Wire Arm, Add	591.32	
For 1-5/8" Schedule 40 Pipe Frame, Deduct	-692.96	
For Aluminized Steel Gate And Post, Add	1,773.97	
For Powder Coated Gate And Post, Add	960.90	
For 1" Mesh Fabric, Add	1,607.66	
For 1-1/4" Mesh Fabric, Add	1,034.82	
For 1-3/4" Mesh Fabric, Add	643.07	
For 2-1/8" Mesh Fabric, Deduct	-321.53	
32 31 13 13-0360 EA 22' Wide x 8' High Double Gate Galvanized Steel Without Barbed Wire.....	4,534.34	158.30
For Gate With Single Barb Wire Arm, Add	446.48	
For Gate With Double Barb Wire Arm, Add	649.43	
For 1-5/8" Schedule 40 Pipe Frame, Deduct	-761.05	
For Aluminized Steel Gate And Post, Add	1,948.30	
For Powder Coated Gate And Post, Add	1,055.33	
For 1" Mesh Fabric, Add	1,765.64	
For 1-1/4" Mesh Fabric, Add	1,136.51	
For 1-3/4" Mesh Fabric, Add	706.26	
For 2-1/8" Mesh Fabric, Deduct	-353.13	
32 31 13 13-0361 EA 24' Wide x 8' High Double Gate Galvanized Steel Without Barbed Wire.....	4,976.09	180.88
For Gate With Single Barb Wire Arm, Add	487.61	
For Gate With Double Barb Wire Arm, Add	709.25	
For 1-5/8" Schedule 40 Pipe Frame, Deduct	-831.15	
For Aluminized Steel Gate And Post, Add	2,127.74	
For Powder Coated Gate And Post, Add	1,152.53	
For 1" Mesh Fabric, Add	1,928.27	
For 1-1/4" Mesh Fabric, Add	1,241.18	
For 1-3/4" Mesh Fabric, Add	771.31	
For 2-1/8" Mesh Fabric, Deduct	-385.65	
32 31 13 13-0362 EA 26' Wide x 8' High Double Gate Galvanized Steel Without Barbed Wire.....	5,440.49	211.07
For Gate With Single Barb Wire Arm, Add	528.73	
For Gate With Double Barb Wire Arm, Add	769.06	
For 1-5/8" Schedule 40 Pipe Frame, Deduct	-901.25	
For Aluminized Steel Gate And Post, Add	2,307.19	
For Powder Coated Gate And Post, Add	1,249.73	
For 1" Mesh Fabric, Add	2,090.89	
For 1-1/4" Mesh Fabric, Add	1,345.86	
For 1-3/4" Mesh Fabric, Add	836.36	
For 2-1/8" Mesh Fabric, Deduct	-418.18	
32 31 13 13-0363 EA 28' Wide x 8' High Double Gate Galvanized Steel Without Barbed Wire.....	5,935.77	253.26
For Gate With Single Barb Wire Arm, Add	569.27	
For Gate With Double Barb Wire Arm, Add	828.03	
For 1-5/8" Schedule 40 Pipe Frame, Deduct	-970.34	
For Aluminized Steel Gate And Post, Add	2,484.08	
For Powder Coated Gate And Post, Add	1,345.54	
For 1" Mesh Fabric, Add	2,251.19	
For 1-1/4" Mesh Fabric, Add	1,449.04	
For 1-3/4" Mesh Fabric, Add	900.48	
For 2-1/8" Mesh Fabric, Deduct	-450.24	
32 31 13 13-0364 EA 30' Wide x 8' High Double Gate Galvanized Steel Without Barbed Wire.....	6,494.43	316.60
For Gate With Single Barb Wire Arm, Add	609.80	
For Gate With Double Barb Wire Arm, Add	886.99	
For 1-5/8" Schedule 40 Pipe Frame, Deduct	-1,039.44	
For Aluminized Steel Gate And Post, Add	2,660.96	
For Powder Coated Gate And Post, Add	1,441.35	
For 1" Mesh Fabric, Add	2,411.50	
For 1-1/4" Mesh Fabric, Add	1,552.23	
For 1-3/4" Mesh Fabric, Add	964.60	
For 2-1/8" Mesh Fabric, Deduct	-482.30	
32 31 13 13-0365 10' Fence Height (32 31 13 13-0264)		
32 31 13 13-0366 EA 3' Wide x 10' High Single Gate Galvanized Steel Without Barbed Wire.....	696.20	37.29
For Gate With Single Barb Wire Arm, Add	64.27	
For Gate With Double Barb Wire Arm, Add	93.48	
For 1-5/8" Schedule 40 Pipe Frame, Deduct	-109.55	
For Aluminized Steel Gate And Post, Add	280.44	
For Powder Coated Gate And Post, Add	151.90	
For 1" Mesh Fabric, Add	254.14	
For 1-1/4" Mesh Fabric, Add	163.59	
For 1-3/4" Mesh Fabric, Add	101.66	
For 2-1/8" Mesh Fabric, Deduct	-50.83	



MINOR CSI UOM DESCRIPTION	TOTAL DIRECT UNIT COST	DEMOLITION UNIT COST
32 31 13 13-0367 EA 4' Wide x 10' High Single Gate Galvanized Steel Without Barbed Wire	890.94	37.29
For Gate With Single Barb Wire Arm, Add	85.69	
For Gate With Double Barb Wire Arm, Add	124.64	
For 1-5/8" Schedule 40 Pipe Frame, Deduct	-146.06	
For Aluminized Steel Gate And Post, Add	373.91	
For Powder Coated Gate And Post, Add	202.53	
For 1" Mesh Fabric, Add	338.86	
For 1-1/4" Mesh Fabric, Add	218.11	
For 1-3/4" Mesh Fabric, Add	135.54	
For 2-1/8" Mesh Fabric, Deduct	-67.77	
32 31 13 13-0368 EA 5' Wide x 10' High Single Gate Galvanized Steel Without Barbed Wire	1,033.09	38.90
For Gate With Single Barb Wire Arm, Add	100.78	
For Gate With Double Barb Wire Arm, Add	146.59	
For 1-5/8" Schedule 40 Pipe Frame, Deduct	-171.79	
For Aluminized Steel Gate And Post, Add	439.78	
For Powder Coated Gate And Post, Add	238.21	
For 1" Mesh Fabric, Add	398.55	
For 1-1/4" Mesh Fabric, Add	256.54	
For 1-3/4" Mesh Fabric, Add	159.42	
For 2-1/8" Mesh Fabric, Deduct	-79.71	
32 31 13 13-0369 EA 6' Wide x 10' High Single Gate Galvanized Steel Without Barbed Wire	1,198.51	48.37
For Gate With Single Barb Wire Arm, Add	115.88	
For Gate With Double Barb Wire Arm, Add	168.55	
For 1-5/8" Schedule 40 Pipe Frame, Deduct	-197.51	
For Aluminized Steel Gate And Post, Add	505.64	
For Powder Coated Gate And Post, Add	273.89	
For 1" Mesh Fabric, Add	458.23	
For 1-1/4" Mesh Fabric, Add	294.95	
For 1-3/4" Mesh Fabric, Add	183.29	
For 2-1/8" Mesh Fabric, Deduct	-91.65	
32 31 13 13-0370 EA 7' Wide x 10' High Single Gate Galvanized Steel Without Barbed Wire	1,363.32	57.34
For Gate With Single Barb Wire Arm, Add	130.96	
For Gate With Double Barb Wire Arm, Add	190.49	
For 1-5/8" Schedule 40 Pipe Frame, Deduct	-223.23	
For Aluminized Steel Gate And Post, Add	571.48	
For Powder Coated Gate And Post, Add	309.55	
For 1" Mesh Fabric, Add	517.90	
For 1-1/4" Mesh Fabric, Add	333.36	
For 1-3/4" Mesh Fabric, Add	207.16	
For 2-1/8" Mesh Fabric, Deduct	-103.58	
32 31 13 13-0371 EA 8' Wide x 10' High Single Gate Galvanized Steel Without Barbed Wire	1,528.31	66.81
For Gate With Single Barb Wire Arm, Add	146.06	
For Gate With Double Barb Wire Arm, Add	212.45	
For 1-5/8" Schedule 40 Pipe Frame, Deduct	-248.96	
For Aluminized Steel Gate And Post, Add	637.34	
For Powder Coated Gate And Post, Add	345.23	
For 1" Mesh Fabric, Add	577.59	
For 1-1/4" Mesh Fabric, Add	371.78	
For 1-3/4" Mesh Fabric, Add	231.04	
For 2-1/8" Mesh Fabric, Deduct	-115.52	
32 31 13 13-0372 EA 9' Wide x 10' High Single Gate Galvanized Steel Without Barbed Wire	1,692.72	75.87
For Gate With Single Barb Wire Arm, Add	161.15	
For Gate With Double Barb Wire Arm, Add	234.40	
For 1-5/8" Schedule 40 Pipe Frame, Deduct	-274.69	
For Aluminized Steel Gate And Post, Add	703.20	
For Powder Coated Gate And Post, Add	380.90	
For 1" Mesh Fabric, Add	637.28	
For 1-1/4" Mesh Fabric, Add	410.20	
For 1-3/4" Mesh Fabric, Add	254.91	
For 2-1/8" Mesh Fabric, Deduct	-127.46	
32 31 13 13-0373 EA 10' Wide x 10' High Single Gate Galvanized Steel Without Barbed Wire	1,858.16	85.25
For Gate With Single Barb Wire Arm, Add	176.24	
For Gate With Double Barb Wire Arm, Add	256.36	
For 1-5/8" Schedule 40 Pipe Frame, Deduct	-300.42	
For Aluminized Steel Gate And Post, Add	769.07	
For Powder Coated Gate And Post, Add	416.58	
For 1" Mesh Fabric, Add	696.97	
For 1-1/4" Mesh Fabric, Add	448.62	
For 1-3/4" Mesh Fabric, Add	278.79	
For 2-1/8" Mesh Fabric, Deduct	-139.39	
32 31 13 13-0374 EA 10' Wide x 10' High Double Gate Galvanized Steel Without Barbed Wire	2,705.13	100.54
For Gate With Single Barb Wire Arm, Add	264.36	
For Gate With Double Barb Wire Arm, Add	384.53	
For 1-5/8" Schedule 40 Pipe Frame, Deduct	-450.62	
For Aluminized Steel Gate And Post, Add	1,153.58	
For Powder Coated Gate And Post, Add	624.86	
For 1" Mesh Fabric, Add	1,045.44	
For 1-1/4" Mesh Fabric, Add	672.92	
For 1-3/4" Mesh Fabric, Add	418.17	
For 2-1/8" Mesh Fabric, Deduct	-209.09	

32 Exterior Improvements

32 30 Site Improvements

32 31 Fences and Gates



MINOR	CSI	UOM	DESCRIPTION	TOTAL DIRECT UNIT COST	DEMOLITION UNIT COST
32 31 13	13-0375	EA	12' Wide x 10' High Double Gate Galvanized Steel Without Barbed Wire	2,941.93	108.15
			<i>For Gate With Single Barb Wire Arm, Add</i>	287.87	
			<i>For Gate With Double Barb Wire Arm, Add</i>	418.72	
			<i>For 1-5/8" Schedule 40 Pipe Frame, Deduct</i>	-490.69	
			<i>For Aluminized Steel Gate And Post, Add</i>	1,256.16	
			<i>For Powder Coated Gate And Post, Add</i>	680.42	
			<i>For 1" Mesh Fabric, Add</i>	1,138.39	
			<i>For 1-1/4" Mesh Fabric, Add</i>	732.76	
			<i>For 1-3/4" Mesh Fabric, Add</i>	455.36	
			<i>For 2-1/8" Mesh Fabric, Deduct</i>	-227.68	
32 31 13	13-0376	EA	14' Wide x 10' High Double Gate Galvanized Steel Without Barbed Wire	3,353.62	117.30
			<i>For Gate With Single Barb Wire Arm, Add</i>	330.16	
			<i>For Gate With Double Barb Wire Arm, Add</i>	480.24	
			<i>For 1-5/8" Schedule 40 Pipe Frame, Deduct</i>	-562.78	
			<i>For Aluminized Steel Gate And Post, Add</i>	1,440.71	
			<i>For Powder Coated Gate And Post, Add</i>	780.38	
			<i>For 1" Mesh Fabric, Add</i>	1,305.64	
			<i>For 1-1/4" Mesh Fabric, Add</i>	840.41	
			<i>For 1-3/4" Mesh Fabric, Add</i>	522.26	
			<i>For 2-1/8" Mesh Fabric, Deduct</i>	-261.13	
32 31 13	13-0377	EA	16' Wide x 10' High Double Gate Galvanized Steel Without Barbed Wire	3,812.73	127.88
			<i>For Gate With Single Barb Wire Arm, Add</i>	377.16	
			<i>For Gate With Double Barb Wire Arm, Add</i>	548.60	
			<i>For 1-5/8" Schedule 40 Pipe Frame, Deduct</i>	-642.89	
			<i>For Aluminized Steel Gate And Post, Add</i>	1,645.80	
			<i>For Powder Coated Gate And Post, Add</i>	891.47	
			<i>For 1" Mesh Fabric, Add</i>	1,491.50	
			<i>For 1-1/4" Mesh Fabric, Add</i>	960.05	
			<i>For 1-3/4" Mesh Fabric, Add</i>	596.60	
			<i>For 2-1/8" Mesh Fabric, Deduct</i>	-298.30	
32 31 13	13-0378	EA	18' Wide x 10' High Double Gate Galvanized Steel Without Barbed Wire	4,278.56	140.71
			<i>For Gate With Single Barb Wire Arm, Add</i>	424.16	
			<i>For Gate With Double Barb Wire Arm, Add</i>	616.96	
			<i>For 1-5/8" Schedule 40 Pipe Frame, Deduct</i>	-723.00	
			<i>For Aluminized Steel Gate And Post, Add</i>	1,850.88	
			<i>For Powder Coated Gate And Post, Add</i>	1,002.56	
			<i>For 1" Mesh Fabric, Add</i>	1,677.36	
			<i>For 1-1/4" Mesh Fabric, Add</i>	1,079.68	
			<i>For 1-3/4" Mesh Fabric, Add</i>	670.94	
			<i>For 2-1/8" Mesh Fabric, Deduct</i>	-335.47	
32 31 13	13-0379	EA	20' Wide x 10' High Double Gate Galvanized Steel Without Barbed Wire	4,755.21	156.28
			<i>For Gate With Single Barb Wire Arm, Add</i>	471.45	
			<i>For Gate With Double Barb Wire Arm, Add</i>	685.75	
			<i>For 1-5/8" Schedule 40 Pipe Frame, Deduct</i>	-803.61	
			<i>For Aluminized Steel Gate And Post, Add</i>	2,057.25	
			<i>For Powder Coated Gate And Post, Add</i>	1,114.34	
			<i>For 1" Mesh Fabric, Add</i>	1,864.38	
			<i>For 1-1/4" Mesh Fabric, Add</i>	1,200.06	
			<i>For 1-3/4" Mesh Fabric, Add</i>	745.75	
			<i>For 2-1/8" Mesh Fabric, Deduct</i>	-372.88	
32 31 13	13-0380	EA	22' Wide x 10' High Double Gate Galvanized Steel Without Barbed Wire	5,244.06	175.89
			<i>For Gate With Single Barb Wire Arm, Add</i>	518.74	
			<i>For Gate With Double Barb Wire Arm, Add</i>	754.54	
			<i>For 1-5/8" Schedule 40 Pipe Frame, Deduct</i>	-884.22	
			<i>For Aluminized Steel Gate And Post, Add</i>	2,263.61	
			<i>For Powder Coated Gate And Post, Add</i>	1,226.12	
			<i>For 1" Mesh Fabric, Add</i>	2,051.40	
			<i>For 1-1/4" Mesh Fabric, Add</i>	1,320.44	
			<i>For 1-3/4" Mesh Fabric, Add</i>	820.56	
			<i>For 2-1/8" Mesh Fabric, Deduct</i>	-410.28	
32 31 13	13-0381	EA	24' Wide x 10' High Double Gate Galvanized Steel Without Barbed Wire	5,746.38	200.84
			<i>For Gate With Single Barb Wire Arm, Add</i>	565.74	
			<i>For Gate With Double Barb Wire Arm, Add</i>	822.90	
			<i>For 1-5/8" Schedule 40 Pipe Frame, Deduct</i>	-964.33	
			<i>For Aluminized Steel Gate And Post, Add</i>	2,468.69	
			<i>For Powder Coated Gate And Post, Add</i>	1,337.21	
			<i>For 1" Mesh Fabric, Add</i>	2,237.25	
			<i>For 1-1/4" Mesh Fabric, Add</i>	1,440.07	
			<i>For 1-3/4" Mesh Fabric, Add</i>	894.90	
			<i>For 2-1/8" Mesh Fabric, Deduct</i>	-447.45	
32 31 13	13-0382	EA	26' Wide x 10' High Double Gate Galvanized Steel Without Barbed Wire	6,274.63	234.48
			<i>For Gate With Single Barb Wire Arm, Add</i>	612.74	
			<i>For Gate With Double Barb Wire Arm, Add</i>	891.26	
			<i>For 1-5/8" Schedule 40 Pipe Frame, Deduct</i>	-1,044.44	
			<i>For Aluminized Steel Gate And Post, Add</i>	2,673.78	
			<i>For Powder Coated Gate And Post, Add</i>	1,448.30	
			<i>For 1" Mesh Fabric, Add</i>	2,423.11	
			<i>For 1-1/4" Mesh Fabric, Add</i>	1,559.70	
			<i>For 1-3/4" Mesh Fabric, Add</i>	969.24	
			<i>For 2-1/8" Mesh Fabric, Deduct</i>	-484.62	



		Exterior Improvements	32
		Site Improvements	32 30
		Fences and Gates	32 31

MINOR	CSI	UOM	DESCRIPTION	TOTAL DIRECT UNIT COST	DEMOLITION UNIT COST
32 31 13	13-0383	EA	28' Wide x 10' High Double Gate Galvanized Steel Without Barbed Wire For Gate With Single Barb Wire Arm, Add For Gate With Double Barb Wire Arm, Add For 1-5/8" Schedule 40 Pipe Frame, Deduct For Aluminized Steel Gate And Post, Add For Powder Coated Gate And Post, Add For 1" Mesh Fabric, Add For 1-1/4" Mesh Fabric, Add For 1-3/4" Mesh Fabric, Add For 2-1/8" Mesh Fabric, Deduct	6,842.00 659.74 959.62 -1,124.56 2,878.86 1,559.38 2,608.97 1,679.34 1,043.59 -521.79	281.19
32 31 13	13-0384	EA	30' Wide x 10' High Double Gate Galvanized Steel Without Barbed Wire For Gate With Single Barb Wire Arm, Add For Gate With Double Barb Wire Arm, Add For 1-5/8" Schedule 40 Pipe Frame, Deduct For Aluminized Steel Gate And Post, Add For Powder Coated Gate And Post, Add For 1" Mesh Fabric, Add For 1-1/4" Mesh Fabric, Add For 1-3/4" Mesh Fabric, Add For 2-1/8" Mesh Fabric, Deduct	7,486.63 707.33 1,028.84 -1,205.67 3,086.51 1,671.86 2,797.15 1,800.46 1,118.86 -559.43	351.78
32 31 13	13-0385		12' Fence Height (32 31 13 13-0264)		
32 31 13	13-0386	EA	3' Wide x 12' High Single Gate Galvanized Steel Without Barbed Wire For Gate With Single Barb Wire Arm, Add For Gate With Double Barb Wire Arm, Add For 1-5/8" Schedule 40 Pipe Frame, Deduct For Aluminized Steel Gate And Post, Add For Powder Coated Gate And Post, Add For 1" Mesh Fabric, Add For 1-1/4" Mesh Fabric, Add For 1-3/4" Mesh Fabric, Add For 2-1/8" Mesh Fabric, Deduct	872.23 82.26 119.65 -140.22 358.96 194.44 325.31 209.39 130.12 -65.06	41.41
32 31 13	13-0387	EA	4' Wide x 12' High Single Gate Galvanized Steel Without Barbed Wire For Gate With Single Barb Wire Arm, Add For Gate With Double Barb Wire Arm, Add For 1-5/8" Schedule 40 Pipe Frame, Deduct For Aluminized Steel Gate And Post, Add For Powder Coated Gate And Post, Add For 1" Mesh Fabric, Add For 1-1/4" Mesh Fabric, Add For 1-3/4" Mesh Fabric, Add For 2-1/8" Mesh Fabric, Deduct	1,121.49 109.68 159.53 -186.95 478.60 259.24 433.73 279.19 173.49 -86.75	41.41
32 31 13	13-0388	EA	5' Wide x 12' High Single Gate Galvanized Steel Without Barbed Wire For Gate With Single Barb Wire Arm, Add For Gate With Double Barb Wire Arm, Add For 1-5/8" Schedule 40 Pipe Frame, Deduct For Aluminized Steel Gate And Post, Add For Powder Coated Gate And Post, Add For 1" Mesh Fabric, Add For 1-1/4" Mesh Fabric, Add For 1-3/4" Mesh Fabric, Add For 2-1/8" Mesh Fabric, Deduct	1,301.70 129.00 187.64 -219.89 562.91 304.91 510.14 328.36 204.06 -102.03	42.92
32 31 13	13-0389	EA	6' Wide x 12' High Single Gate Galvanized Steel Without Barbed Wire For Gate With Single Barb Wire Arm, Add For Gate With Double Barb Wire Arm, Add For 1-5/8" Schedule 40 Pipe Frame, Deduct For Aluminized Steel Gate And Post, Add For Powder Coated Gate And Post, Add For 1" Mesh Fabric, Add For 1-1/4" Mesh Fabric, Add For 1-3/4" Mesh Fabric, Add For 2-1/8" Mesh Fabric, Deduct	1,508.57 148.32 215.74 -252.82 647.21 350.57 586.53 377.54 234.61 -117.31	53.30
32 31 13	13-0390	EA	7' Wide x 12' High Single Gate Galvanized Steel Without Barbed Wire For Gate With Single Barb Wire Arm, Add For Gate With Double Barb Wire Arm, Add For 1-5/8" Schedule 40 Pipe Frame, Deduct For Aluminized Steel Gate And Post, Add For Powder Coated Gate And Post, Add For 1" Mesh Fabric, Add For 1-1/4" Mesh Fabric, Add For 1-3/4" Mesh Fabric, Add For 2-1/8" Mesh Fabric, Deduct	697.34 55.65 80.94 -94.85 242.82 131.53 220.06 141.65 88.02 -44.01	63.79
32 31 13	13-0391	EA	8' Wide x 12' High Single Gate Galvanized Steel Without Barbed Wire For Gate With Single Barb Wire Arm, Add For Gate With Double Barb Wire Arm, Add For 1-5/8" Schedule 40 Pipe Frame, Deduct For Aluminized Steel Gate And Post, Add For Powder Coated Gate And Post, Add For 1" Mesh Fabric, Add For 1-1/4" Mesh Fabric, Add For 1-3/4" Mesh Fabric, Add For 2-1/8" Mesh Fabric, Deduct	785.87 62.06 90.27 -105.78 270.80 146.68 245.41 157.97 98.17 -49.08	73.86

32 Exterior Improvements

32 30 Site Improvements

32 31 Fences and Gates



MINOR	CSI	UOM	DESCRIPTION	TOTAL DIRECT UNIT COST	DEMOLITION UNIT COST
32 31	13	13-0392	EA 9' Wide x 12' High Single Gate Galvanized Steel Without Barbed Wire	875.40	84.24
			For Gate With Single Barb Wire Arm, Add	68.47	
			For Gate With Double Barb Wire Arm, Add	99.60	
			For 1-5/8" Schedule 40 Pipe Frame, Deduct	-116.71	
			For Aluminized Steel Gate And Post, Add	298.79	
			For Powder Coated Gate And Post, Add	161.84	
			For 1" Mesh Fabric, Add	270.77	
			For 1-1/4" Mesh Fabric, Add	174.29	
			For 1-3/4" Mesh Fabric, Add	108.31	
			For 2-1/8" Mesh Fabric, Deduct	-54.15	
32 31	13	13-0393	EA 10' Wide x 12' High Single Gate Galvanized Steel Without Barbed Wire.....	964.93	94.62
			For Gate With Single Barb Wire Arm, Add	74.88	
			For Gate With Double Barb Wire Arm, Add	108.92	
			For 1-5/8" Schedule 40 Pipe Frame, Deduct	-127.64	
			For Aluminized Steel Gate And Post, Add	326.77	
			For Powder Coated Gate And Post, Add	177.00	
			For 1" Mesh Fabric, Add	296.13	
			For 1-1/4" Mesh Fabric, Add	190.62	
			For 1-3/4" Mesh Fabric, Add	118.45	
			For 2-1/8" Mesh Fabric, Deduct	-59.23	
32 31	13	13-0394	EA 10' Wide x 12' High Double Gate Galvanized Steel Without Barbed Wire	1,283.85	111.72
			For Gate With Single Barb Wire Arm, Add	104.33	
			For Gate With Double Barb Wire Arm, Add	151.76	
			For 1-5/8" Schedule 40 Pipe Frame, Deduct	-177.84	
			For Aluminized Steel Gate And Post, Add	455.28	
			For Powder Coated Gate And Post, Add	246.61	
			For 1" Mesh Fabric, Add	412.59	
			For 1-1/4" Mesh Fabric, Add	265.58	
			For 1-3/4" Mesh Fabric, Add	165.04	
			For 2-1/8" Mesh Fabric, Deduct	-82.52	
32 31	13	13-0395	EA 12' Wide x 12' High Double Gate Galvanized Steel Without Barbed Wire	1,403.41	120.28
			For Gate With Single Barb Wire Arm, Add	114.67	
			For Gate With Double Barb Wire Arm, Add	166.79	
			For 1-5/8" Schedule 40 Pipe Frame, Deduct	-195.46	
			For Aluminized Steel Gate And Post, Add	500.38	
			For Powder Coated Gate And Post, Add	271.04	
			For 1" Mesh Fabric, Add	453.47	
			For 1-1/4" Mesh Fabric, Add	291.89	
			For 1-3/4" Mesh Fabric, Add	181.39	
			For 2-1/8" Mesh Fabric, Deduct	-90.69	
32 31	13	13-0396	EA 14' Wide x 12' High Double Gate Galvanized Steel Without Barbed Wire	1,586.18	130.25
			For Gate With Single Barb Wire Arm, Add	131.44	
			For Gate With Double Barb Wire Arm, Add	191.19	
			For 1-5/8" Schedule 40 Pipe Frame, Deduct	-224.05	
			For Aluminized Steel Gate And Post, Add	573.56	
			For Powder Coated Gate And Post, Add	310.68	
			For 1" Mesh Fabric, Add	519.79	
			For 1-1/4" Mesh Fabric, Add	334.58	
			For 1-3/4" Mesh Fabric, Add	207.92	
			For 2-1/8" Mesh Fabric, Deduct	-103.96	
32 31	13	13-0397	EA 16' Wide x 12' High Double Gate Galvanized Steel Without Barbed Wire	1,791.85	142.02
			For Gate With Single Barb Wire Arm, Add	150.16	
			For Gate With Double Barb Wire Arm, Add	218.42	
			For 1-5/8" Schedule 40 Pipe Frame, Deduct	-255.96	
			For Aluminized Steel Gate And Post, Add	655.26	
			For Powder Coated Gate And Post, Add	354.93	
			For 1" Mesh Fabric, Add	593.83	
			For 1-1/4" Mesh Fabric, Add	382.23	
			For 1-3/4" Mesh Fabric, Add	237.53	
			For 2-1/8" Mesh Fabric, Deduct	-118.77	
32 31	13	13-0398	EA 18' Wide x 12' High Double Gate Galvanized Steel Without Barbed Wire	5,094.34	156.40
			For Gate With Single Barb Wire Arm, Add	508.76	
			For Gate With Double Barb Wire Arm, Add	740.01	
			For 1-5/8" Schedule 40 Pipe Frame, Deduct	-867.20	
			For Aluminized Steel Gate And Post, Add	2,220.03	
			For Powder Coated Gate And Post, Add	1,202.52	
			For 1" Mesh Fabric, Add	2,011.90	
			For 1-1/4" Mesh Fabric, Add	1,295.02	
			For 1-3/4" Mesh Fabric, Add	804.76	
			For 2-1/8" Mesh Fabric, Deduct	-402.38	
32 31	13	13-0399	EA 20' Wide x 12' High Double Gate Galvanized Steel Without Barbed Wire	5,664.36	173.63
			For Gate With Single Barb Wire Arm, Add	565.74	
			For Gate With Double Barb Wire Arm, Add	822.90	
			For 1-5/8" Schedule 40 Pipe Frame, Deduct	-964.33	
			For Aluminized Steel Gate And Post, Add	2,468.69	
			For Powder Coated Gate And Post, Add	1,337.21	
			For 1" Mesh Fabric, Add	2,237.25	
			For 1-1/4" Mesh Fabric, Add	1,440.07	
			For 1-3/4" Mesh Fabric, Add	894.90	
			For 2-1/8" Mesh Fabric, Deduct	-447.45	



MINOR CSI UOM DESCRIPTION	TOTAL DIRECT UNIT COST	DEMOLITION UNIT COST
32 31 13 13-0400 EA 22' Wide x 12' High Double Gate Galvanized Steel Without Barbed Wire For Gate With Single Barb Wire Arm, Add For Gate With Double Barb Wire Arm, Add For 1-5/8" Schedule 40 Pipe Frame, Deduct For Aluminized Steel Gate And Post, Add For Powder Coated Gate And Post, Add For 1" Mesh Fabric, Add For 1-1/4" Mesh Fabric, Add For 1-3/4" Mesh Fabric, Add For 2-1/8" Mesh Fabric, Deduct	6,242.71 622.14 904.93 -1,060.47 2,714.79 1,470.51 2,460.28 1,583.63 984.11 -492.06	195.38
32 31 13 13-0401 EA 24' Wide x 12' High Double Gate Galvanized Steel Without Barbed Wire For Gate With Single Barb Wire Arm, Add For Gate With Double Barb Wire Arm, Add For 1-5/8" Schedule 40 Pipe Frame, Deduct For Aluminized Steel Gate And Post, Add For Powder Coated Gate And Post, Add For 1" Mesh Fabric, Add For 1-1/4" Mesh Fabric, Add For 1-3/4" Mesh Fabric, Add For 2-1/8" Mesh Fabric, Deduct	6,844.18 679.13 987.82 -1,157.60 2,963.46 1,605.21 2,685.63 1,728.68 1,074.25 -537.13	223.19
32 31 13 13-0402 EA 26' Wide x 12' High Double Gate Galvanized Steel Without Barbed Wire For Gate With Single Barb Wire Arm, Add For Gate With Double Barb Wire Arm, Add For 1-5/8" Schedule 40 Pipe Frame, Deduct For Aluminized Steel Gate And Post, Add For Powder Coated Gate And Post, Add For 1" Mesh Fabric, Add For 1-1/4" Mesh Fabric, Add For 1-3/4" Mesh Fabric, Add For 2-1/8" Mesh Fabric, Deduct	7,463.76 734.94 1,069.00 -1,252.73 3,207.00 1,737.12 2,906.34 1,870.75 1,162.54 -581.27	260.63
32 31 13 13-0403 EA 28' Wide x 12' High Double Gate Galvanized Steel Without Barbed Wire For Gate With Single Barb Wire Arm, Add For Gate With Double Barb Wire Arm, Add For 1-5/8" Schedule 40 Pipe Frame, Deduct For Aluminized Steel Gate And Post, Add For Powder Coated Gate And Post, Add For 1" Mesh Fabric, Add For 1-1/4" Mesh Fabric, Add For 1-3/4" Mesh Fabric, Add For 2-1/8" Mesh Fabric, Deduct	8,132.14 791.33 1,151.03 -1,348.87 3,453.10 1,870.43 3,129.37 2,014.31 1,251.75 -625.87	312.44
32 31 13 13-0404 EA 30' Wide x 12' High Double Gate Galvanized Steel Without Barbed Wire For Gate With Single Barb Wire Arm, Add For Gate With Double Barb Wire Arm, Add For 1-5/8" Schedule 40 Pipe Frame, Deduct For Aluminized Steel Gate And Post, Add For Powder Coated Gate And Post, Add For 1" Mesh Fabric, Add For 1-1/4" Mesh Fabric, Add For 1-3/4" Mesh Fabric, Add For 2-1/8" Mesh Fabric, Deduct	8,885.78 848.32 1,233.92 -1,446.00 3,701.76 2,005.12 3,354.72 2,159.36 1,341.89 -670.94	390.88
32 31 13 13-0405 Vinyl Coated Without Barb Wire Arm <small>(32 31 13 13-0263)</small>		
<p>Note: Industrial swing gate. Includes posts (3" diameter posts for up to 6' wide gate, 4" diameter to 13' wide, 6-5/8" diameter for 18' wide, 8-5/8" diameter for over 18' wide), 2" diameter schedule pipe frame, offset hinges, cap and hardware (drop rod, center locking device, gate keeper, catch bolt and tension bands). Fabric: galvanized chain link 2" mesh # 9 gauge, galvanized 1.2 ounce coating.</p>		
32 31 13 13-0406 4' Fence Height <small>(32 31 13 13-0405)</small>		
32 31 13 13-0407 EA 3' Wide x 4' High Single Gate Vinyl Coated Without Barbed Wire Arm For 1-5/8" Schedule 40 Pipe Frame, Deduct For 1" Mesh Fabric, Add For 1-1/4" Mesh Fabric, Add For 1-3/4" Mesh Fabric, Add For 2-1/8" Mesh Fabric, Deduct For Gate With Single Barb Wire Arm, Add For Gate With Double Barb Wire Arm, Add	193.88 -22.18 51.46 33.12 20.58 -10.29 13.01 18.93	25.19
32 31 13 13-0408 EA 4' Wide x 4' High Single Gate Vinyl Coated Without Barbed Wire Arm For 1-5/8" Schedule 40 Pipe Frame, Deduct For 1" Mesh Fabric, Add For 1-1/4" Mesh Fabric, Add For 1-3/4" Mesh Fabric, Add For 2-1/8" Mesh Fabric, Deduct For Gate With Single Barb Wire Arm, Add For Gate With Double Barb Wire Arm, Add	233.31 -29.57 68.61 44.16 27.45 -13.72 17.35 25.24	25.19
32 31 13 13-0409 EA 5' Wide x 4' High Single Gate Vinyl Coated Without Barbed Wire Arm For 1-5/8" Schedule 40 Pipe Frame, Deduct For 1" Mesh Fabric, Add For 1-1/4" Mesh Fabric, Add For 1-3/4" Mesh Fabric, Add For 2-1/8" Mesh Fabric, Deduct For Gate With Single Barb Wire Arm, Add For Gate With Double Barb Wire Arm, Add	271.22 -35.74 82.91 53.37 33.16 -16.58 20.97 30.50	26.80

32 Exterior Improvements

32 30 Site Improvements

32 31 Fences and Gates



MINOR	CSI	UOM	DESCRIPTION	TOTAL DIRECT UNIT COST	DEMOLITION UNIT COST
32 31 13	13-0410	EA	6' Wide x 4' High Single Gate Vinyl Coated Without Barbed Wire Arm.....	320.20	32.25
			<i>For 1-5/8" Schedule 40 Pipe Frame, Deduct</i>	-41.90	
			<i>For 1" Mesh Fabric, Add</i>	97.21	
			<i>For 1-1/4" Mesh Fabric, Add</i>	62.57	
			<i>For 1-3/4" Mesh Fabric, Add</i>	38.88	
			<i>For 2-1/8" Mesh Fabric, Deduct</i>	-19.44	
			<i>For Gate With Single Barb Wire Arm, Add</i>	24.58	
			<i>For Gate With Double Barb Wire Arm, Add</i>	35.75	
32 31 13	13-0411	EA	7' Wide x 4' High Single Gate Vinyl Coated Without Barbed Wire Arm.....	369.16	37.58
			<i>For 1-5/8" Schedule 40 Pipe Frame, Deduct</i>	-48.06	
			<i>For 1" Mesh Fabric, Add</i>	111.49	
			<i>For 1-1/4" Mesh Fabric, Add</i>	71.77	
			<i>For 1-3/4" Mesh Fabric, Add</i>	44.60	
			<i>For 2-1/8" Mesh Fabric, Deduct</i>	-22.30	
			<i>For Gate With Single Barb Wire Arm, Add</i>	28.19	
			<i>For Gate With Double Barb Wire Arm, Add</i>	41.01	
32 31 13	13-0412	EA	8' Wide x 4' High Single Gate Vinyl Coated Without Barbed Wire Arm.....	418.16	42.92
			<i>For 1-5/8" Schedule 40 Pipe Frame, Deduct</i>	-54.22	
			<i>For 1" Mesh Fabric, Add</i>	125.80	
			<i>For 1-1/4" Mesh Fabric, Add</i>	80.97	
			<i>For 1-3/4" Mesh Fabric, Add</i>	50.32	
			<i>For 2-1/8" Mesh Fabric, Deduct</i>	-25.16	
			<i>For Gate With Single Barb Wire Arm, Add</i>	31.81	
			<i>For Gate With Double Barb Wire Arm, Add</i>	46.27	
32 31 13	13-0413	EA	9' Wide x 4' High Single Gate Vinyl Coated Without Barbed Wire Arm.....	467.14	48.37
			<i>For 1-5/8" Schedule 40 Pipe Frame, Deduct</i>	-60.38	
			<i>For 1" Mesh Fabric, Add</i>	140.09	
			<i>For 1-1/4" Mesh Fabric, Add</i>	90.17	
			<i>For 1-3/4" Mesh Fabric, Add</i>	56.03	
			<i>For 2-1/8" Mesh Fabric, Deduct</i>	-28.02	
			<i>For Gate With Single Barb Wire Arm, Add</i>	35.42	
			<i>For Gate With Double Barb Wire Arm, Add</i>	51.53	
32 31 13	13-0414	EA	10' Wide x 4' High Single Gate Vinyl Coated Without Barbed Wire Arm.....	516.12	53.71
			<i>For 1-5/8" Schedule 40 Pipe Frame, Deduct</i>	-66.54	
			<i>For 1" Mesh Fabric, Add</i>	154.38	
			<i>For 1-1/4" Mesh Fabric, Add</i>	99.37	
			<i>For 1-3/4" Mesh Fabric, Add</i>	61.75	
			<i>For 2-1/8" Mesh Fabric, Deduct</i>	-30.88	
			<i>For Gate With Single Barb Wire Arm, Add</i>	39.04	
			<i>For Gate With Double Barb Wire Arm, Add</i>	56.78	
32 31 13	13-0415	EA	10' Wide x 4' High Double Gate Vinyl Coated Without Barbed Wire Arm.....	634.42	53.71
			<i>For 1-5/8" Schedule 40 Pipe Frame, Deduct</i>	-88.73	
			<i>For 1" Mesh Fabric, Add</i>	205.84	
			<i>For 1-1/4" Mesh Fabric, Add</i>	132.50	
			<i>For 1-3/4" Mesh Fabric, Add</i>	82.34	
			<i>For 2-1/8" Mesh Fabric, Deduct</i>	-41.17	
			<i>For Gate With Single Barb Wire Arm, Add</i>	52.05	
			<i>For Gate With Double Barb Wire Arm, Add</i>	75.71	
32 31 13	13-0416	EA	12' Wide x 4' High Double Gate Vinyl Coated Without Barbed Wire Arm.....	740.59	57.53
			<i>For 1-5/8" Schedule 40 Pipe Frame, Deduct</i>	-106.47	
			<i>For 1" Mesh Fabric, Add</i>	247.01	
			<i>For 1-1/4" Mesh Fabric, Add</i>	159.00	
			<i>For 1-3/4" Mesh Fabric, Add</i>	98.81	
			<i>For 2-1/8" Mesh Fabric, Deduct</i>	-49.40	
			<i>For Gate With Single Barb Wire Arm, Add</i>	62.46	
			<i>For Gate With Double Barb Wire Arm, Add</i>	90.86	
32 31 13	13-0417	EA	14' Wide x 4' High Double Gate Vinyl Coated Without Barbed Wire Arm.....	848.52	61.97
			<i>For 1-5/8" Schedule 40 Pipe Frame, Deduct</i>	-124.22	
			<i>For 1" Mesh Fabric, Add</i>	288.18	
			<i>For 1-1/4" Mesh Fabric, Add</i>	185.50	
			<i>For 1-3/4" Mesh Fabric, Add</i>	115.27	
			<i>For 2-1/8" Mesh Fabric, Deduct</i>	-57.64	
			<i>For Gate With Single Barb Wire Arm, Add</i>	72.87	
			<i>For Gate With Double Barb Wire Arm, Add</i>	106.00	
32 31 13	13-0418	EA	16' Wide x 4' High Double Gate Vinyl Coated Without Barbed Wire Arm.....	958.66	67.11
			<i>For 1-5/8" Schedule 40 Pipe Frame, Deduct</i>	-141.96	
			<i>For 1" Mesh Fabric, Add</i>	329.35	
			<i>For 1-1/4" Mesh Fabric, Add</i>	212.00	
			<i>For 1-3/4" Mesh Fabric, Add</i>	131.74	
			<i>For 2-1/8" Mesh Fabric, Deduct</i>	-65.87	
			<i>For Gate With Single Barb Wire Arm, Add</i>	83.28	
			<i>For Gate With Double Barb Wire Arm, Add</i>	121.14	
32 31 13	13-0419	EA	18' Wide x 4' High Double Gate Vinyl Coated Without Barbed Wire Arm.....	1,105.31	84.38
			<i>For 1-5/8" Schedule 40 Pipe Frame, Deduct</i>	-159.71	
			<i>For 1" Mesh Fabric, Add</i>	370.52	
			<i>For 1-1/4" Mesh Fabric, Add</i>	238.50	
			<i>For 1-3/4" Mesh Fabric, Add</i>	148.21	
			<i>For 2-1/8" Mesh Fabric, Deduct</i>	-74.10	
			<i>For Gate With Single Barb Wire Arm, Add</i>	93.69	
			<i>For Gate With Double Barb Wire Arm, Add</i>	136.28	



MINOR	CSI	UOM	DESCRIPTION	TOTAL DIRECT UNIT COST	DEMOLITION UNIT COST
32 31 13	13-0420	EA	20' Wide x 4' High Double Gate Vinyl Coated Without Barbed Wire Arm For 1-5/8" Schedule 40 Pipe Frame, Deduct For 1" Mesh Fabric, Add For 1-1/4" Mesh Fabric, Add For 1-3/4" Mesh Fabric, Add For 2-1/8" Mesh Fabric, Deduct For Gate With Single Barb Wire Arm, Add For Gate With Double Barb Wire Arm, Add	1,218.06 -177.45 411.69 264.99 164.68 -82.34 104.11 151.43	90.44
32 31 13	13-0421	EA	22' Wide x 4' High Double Gate Vinyl Coated Without Barbed Wire Arm For 1-5/8" Schedule 40 Pipe Frame, Deduct For 1" Mesh Fabric, Add For 1-1/4" Mesh Fabric, Add For 1-3/4" Mesh Fabric, Add For 2-1/8" Mesh Fabric, Deduct For Gate With Single Barb Wire Arm, Add For Gate With Double Barb Wire Arm, Add	1,333.59 -195.20 452.86 291.49 181.14 -90.57 114.52 766.57	97.45
32 31 13	13-0422	EA	24' Wide x 4' High Double Gate Vinyl Coated Without Barbed Wire Arm For 1-5/8" Schedule 40 Pipe Frame, Deduct For 1" Mesh Fabric, Add For 1-1/4" Mesh Fabric, Add For 1-3/4" Mesh Fabric, Add For 2-1/8" Mesh Fabric, Deduct For Gate With Single Barb Wire Arm, Add For Gate With Double Barb Wire Arm, Add	1,452.61 -212.94 494.03 317.99 197.61 -98.81 124.93 181.71	105.54
32 31 13	13-0423	EA	26' Wide x 4' High Double Gate Vinyl Coated Without Barbed Wire Arm For 1-5/8" Schedule 40 Pipe Frame, Deduct For 1" Mesh Fabric, Add For 1-1/4" Mesh Fabric, Add For 1-3/4" Mesh Fabric, Add For 2-1/8" Mesh Fabric, Deduct For Gate With Single Barb Wire Arm, Add For Gate With Double Barb Wire Arm, Add	1,576.06 -230.69 535.19 344.49 214.08 -107.04 135.34 196.85	115.16
32 31 13	13-0424	EA	28' Wide x 4' High Double Gate Vinyl Coated Without Barbed Wire Arm For 1-5/8" Schedule 40 Pipe Frame, Deduct For 1" Mesh Fabric, Add For 1-1/4" Mesh Fabric, Add For 1-3/4" Mesh Fabric, Add For 2-1/8" Mesh Fabric, Deduct For Gate With Single Barb Wire Arm, Add For Gate With Double Barb Wire Arm, Add	1,705.28 -248.43 576.36 370.99 230.54 -115.27 145.75 212.00	126.69
32 31 13	13-0425	EA	30' Wide x 4' High Double Gate Vinyl Coated Without Barbed Wire Arm For 1-5/8" Schedule 40 Pipe Frame, Deduct For 1" Mesh Fabric, Add For 1-1/4" Mesh Fabric, Add For 1-3/4" Mesh Fabric, Add For 2-1/8" Mesh Fabric, Deduct For Gate With Single Barb Wire Arm, Add For Gate With Double Barb Wire Arm, Add	1,842.17 -266.18 617.53 397.49 247.01 -123.51 156.16 227.14	140.71
32 31 13	13-0426		5' Fence Height <small>(32 31 13 13-0405)</small>		
32 31 13	13-0427	EA	3' Wide x 5' High Single Gate Vinyl Coated Without Barbed Wire Arm For 1-5/8" Schedule 40 Pipe Frame, Deduct For 1" Mesh Fabric, Add For 1-1/4" Mesh Fabric, Add For 1-3/4" Mesh Fabric, Add For 2-1/8" Mesh Fabric, Deduct For Gate With Single Barb Wire Arm, Add For Gate With Double Barb Wire Arm, Add	227.21 -27.49 63.77 41.05 25.51 -12.75 16.12 23.45	26.80
32 31 13	13-0428	EA	4' Wide x 5' High Single Gate Vinyl Coated Without Barbed Wire Arm For 1-5/8" Schedule 40 Pipe Frame, Deduct For 1" Mesh Fabric, Add For 1-1/4" Mesh Fabric, Add For 1-3/4" Mesh Fabric, Add For 2-1/8" Mesh Fabric, Deduct For Gate With Single Barb Wire Arm, Add For Gate With Double Barb Wire Arm, Add	276.08 -36.65 85.03 54.73 34.01 -17.01 21.50 31.27	26.80
32 31 13	13-0429	EA	5' Wide x 5' High Single Gate Vinyl Coated Without Barbed Wire Arm For 1-5/8" Schedule 40 Pipe Frame, Deduct For 1" Mesh Fabric, Add For 1-1/4" Mesh Fabric, Add For 1-3/4" Mesh Fabric, Add For 2-1/8" Mesh Fabric, Deduct For Gate With Single Barb Wire Arm, Add For Gate With Double Barb Wire Arm, Add	317.76 -43.52 100.97 64.99 40.39 -20.19 25.53 37.14	28.52
32 31 13	13-0430	EA	6' Wide x 5' High Single Gate Vinyl Coated Without Barbed Wire Arm For 1-5/8" Schedule 40 Pipe Frame, Deduct For 1" Mesh Fabric, Add For 1-1/4" Mesh Fabric, Add For 1-3/4" Mesh Fabric, Add For 2-1/8" Mesh Fabric, Deduct For Gate With Single Barb Wire Arm, Add For Gate With Double Barb Wire Arm, Add	371.53 -50.39 116.91 75.25 46.76 -23.38 29.56 43.00	34.26

32 Exterior Improvements**32 30 Site Improvements****32 31 Fences and Gates**

SAN BERNARDINO
COUNTY

MINOR CSI	UOM	DESCRIPTION	TOTAL DIRECT UNIT COST	DEMOLITION UNIT COST
32 31 13	13-0431	EA 7' Wide x 5' High Single Gate Vinyl Coated Without Barbed Wire Arm.....	425.32	39.90
		<i>For 1-5/8" Schedule 40 Pipe Frame, Deduct</i>	-57.26	
		<i>For 1" Mesh Fabric, Add</i>	132.85	
		<i>For 1-1/4" Mesh Fabric, Add</i>	85.51	
		<i>For 1-3/4" Mesh Fabric, Add</i>	53.14	
		<i>For 2-1/8" Mesh Fabric, Deduct</i>	-26.57	
		<i>For Gate With Single Barb Wire Arm, Add</i>	33.60	
		<i>For Gate With Double Barb Wire Arm, Add</i>	48.87	
32 31 13	13-0432	EA 8' Wide x 5' High Single Gate Vinyl Coated Without Barbed Wire Arm.....	480.10	45.94
		<i>For 1-5/8" Schedule 40 Pipe Frame, Deduct</i>	-64.13	
		<i>For 1" Mesh Fabric, Add</i>	148.79	
		<i>For 1-1/4" Mesh Fabric, Add</i>	95.77	
		<i>For 1-3/4" Mesh Fabric, Add</i>	59.52	
		<i>For 2-1/8" Mesh Fabric, Deduct</i>	-29.76	
		<i>For Gate With Single Barb Wire Arm, Add</i>	37.63	
		<i>For Gate With Double Barb Wire Arm, Add</i>	54.73	
32 31 13	13-0433	EA 9' Wide x 5' High Single Gate Vinyl Coated Without Barbed Wire Arm.....	533.88	51.69
		<i>For 1-5/8" Schedule 40 Pipe Frame, Deduct</i>	-71.01	
		<i>For 1" Mesh Fabric, Add</i>	164.73	
		<i>For 1-1/4" Mesh Fabric, Add</i>	106.04	
		<i>For 1-3/4" Mesh Fabric, Add</i>	65.89	
		<i>For 2-1/8" Mesh Fabric, Deduct</i>	-32.95	
		<i>For Gate With Single Barb Wire Arm, Add</i>	41.66	
		<i>For Gate With Double Barb Wire Arm, Add</i>	60.59	
32 31 13	13-0434	EA 10' Wide x 5' High Single Gate Vinyl Coated Without Barbed Wire Arm.....	587.65	57.34
		<i>For 1-5/8" Schedule 40 Pipe Frame, Deduct</i>	-77.88	
		<i>For 1" Mesh Fabric, Add</i>	180.67	
		<i>For 1-1/4" Mesh Fabric, Add</i>	116.30	
		<i>For 1-3/4" Mesh Fabric, Add</i>	72.27	
		<i>For 2-1/8" Mesh Fabric, Deduct</i>	-36.13	
		<i>For Gate With Single Barb Wire Arm, Add</i>	45.69	
		<i>For Gate With Double Barb Wire Arm, Add</i>	66.45	
32 31 13	13-0435	EA 10' Wide x 5' High Double Gate Vinyl Coated Without Barbed Wire Arm.....	759.10	57.53
		<i>For 1-5/8" Schedule 40 Pipe Frame, Deduct</i>	-109.94	
		<i>For 1" Mesh Fabric, Add</i>	255.07	
		<i>For 1-1/4" Mesh Fabric, Add</i>	164.18	
		<i>For 1-3/4" Mesh Fabric, Add</i>	102.03	
		<i>For 2-1/8" Mesh Fabric, Deduct</i>	-51.01	
		<i>For Gate With Single Barb Wire Arm, Add</i>	64.50	
		<i>For Gate With Double Barb Wire Arm, Add</i>	93.82	
32 31 13	13-0436	EA 12' Wide x 5' High Double Gate Vinyl Coated Without Barbed Wire Arm.....	889.67	61.97
		<i>For 1-5/8" Schedule 40 Pipe Frame, Deduct</i>	-131.93	
		<i>For 1" Mesh Fabric, Add</i>	306.08	
		<i>For 1-1/4" Mesh Fabric, Add</i>	197.02	
		<i>For 1-3/4" Mesh Fabric, Add</i>	122.43	
		<i>For 2-1/8" Mesh Fabric, Deduct</i>	-61.22	
		<i>For Gate With Single Barb Wire Arm, Add</i>	77.40	
		<i>For Gate With Double Barb Wire Arm, Add</i>	112.58	
32 31 13	13-0437	EA 14' Wide x 5' High Double Gate Vinyl Coated Without Barbed Wire Arm.....	1,022.44	67.11
		<i>For 1-5/8" Schedule 40 Pipe Frame, Deduct</i>	-153.92	
		<i>For 1" Mesh Fabric, Add</i>	357.10	
		<i>For 1-1/4" Mesh Fabric, Add</i>	229.85	
		<i>For 1-3/4" Mesh Fabric, Add</i>	142.84	
		<i>For 2-1/8" Mesh Fabric, Deduct</i>	-71.42	
		<i>For Gate With Single Barb Wire Arm, Add</i>	90.30	
		<i>For Gate With Double Barb Wire Arm, Add</i>	131.35	
32 31 13	13-0438	EA 16' Wide x 5' High Double Gate Vinyl Coated Without Barbed Wire Arm.....	1,191.72	84.38
		<i>For 1-5/8" Schedule 40 Pipe Frame, Deduct</i>	-175.91	
		<i>For 1" Mesh Fabric, Add</i>	408.11	
		<i>For 1-1/4" Mesh Fabric, Add</i>	262.69	
		<i>For 1-3/4" Mesh Fabric, Add</i>	163.24	
		<i>For 2-1/8" Mesh Fabric, Deduct</i>	-81.62	
		<i>For Gate With Single Barb Wire Arm, Add</i>	103.20	
		<i>For Gate With Double Barb Wire Arm, Add</i>	150.11	
32 31 13	13-0439	EA 18' Wide x 5' High Double Gate Vinyl Coated Without Barbed Wire Arm.....	1,327.10	90.44
		<i>For 1-5/8" Schedule 40 Pipe Frame, Deduct</i>	-197.90	
		<i>For 1" Mesh Fabric, Add</i>	459.12	
		<i>For 1-1/4" Mesh Fabric, Add</i>	295.53	
		<i>For 1-3/4" Mesh Fabric, Add</i>	183.65	
		<i>For 2-1/8" Mesh Fabric, Deduct</i>	-91.82	
		<i>For Gate With Single Barb Wire Arm, Add</i>	116.10	
		<i>For Gate With Double Barb Wire Arm, Add</i>	168.87	
32 31 13	13-0440	EA 20' Wide x 5' High Double Gate Vinyl Coated Without Barbed Wire Arm.....	1,465.27	97.45
		<i>For 1-5/8" Schedule 40 Pipe Frame, Deduct</i>	-219.89	
		<i>For 1" Mesh Fabric, Add</i>	510.14	
		<i>For 1-1/4" Mesh Fabric, Add</i>	328.36	
		<i>For 1-3/4" Mesh Fabric, Add</i>	204.06	
		<i>For 2-1/8" Mesh Fabric, Deduct</i>	-102.03	
		<i>For Gate With Single Barb Wire Arm, Add</i>	129.00	
		<i>For Gate With Double Barb Wire Arm, Add</i>	187.64	



		Exterior Improvements	32
		Site Improvements	32 30
		Fences and Gates	32 31

MINOR	CSI	UOM	DESCRIPTION	TOTAL DIRECT UNIT COST	DEMOLITION UNIT COST
32 31 13	13-0441	EA	22' Wide x 5' High Double Gate Vinyl Coated Without Barbed Wire Arm For 1-5/8" Schedule 40 Pipe Frame, Deduct For 1" Mesh Fabric, Add For 1-1/4" Mesh Fabric, Add For 1-3/4" Mesh Fabric, Add For 2-1/8" Mesh Fabric, Deduct For Gate With Single Barb Wire Arm, Add For Gate With Double Barb Wire Arm, Add	1,606.92 -241.68 561.15 361.20 224.46 -112.23 141.90 206.40	105.54
32 31 13	13-0442	EA	24' Wide x 5' High Double Gate Vinyl Coated Without Barbed Wire Arm For 1-5/8" Schedule 40 Pipe Frame, Deduct For 1" Mesh Fabric, Add For 1-1/4" Mesh Fabric, Add For 1-3/4" Mesh Fabric, Add For 2-1/8" Mesh Fabric, Deduct For Gate With Single Barb Wire Arm, Add For Gate With Double Barb Wire Arm, Add	1,753.00 -263.86 612.16 394.04 244.86 -122.43 154.80 225.16	115.16
32 31 13	13-0443	EA	26' Wide x 5' High Double Gate Vinyl Coated Without Barbed Wire Arm For 1-5/8" Schedule 40 Pipe Frame, Deduct For 1" Mesh Fabric, Add For 1-1/4" Mesh Fabric, Add For 1-3/4" Mesh Fabric, Add For 2-1/8" Mesh Fabric, Deduct For Gate With Single Barb Wire Arm, Add For Gate With Double Barb Wire Arm, Add	1,904.86 -285.85 663.18 426.87 265.27 -132.64 167.70 243.93	126.69
32 31 13	13-0444	EA	28' Wide x 5' High Double Gate Vinyl Coated Without Barbed Wire Arm For 1-5/8" Schedule 40 Pipe Frame, Deduct For 1" Mesh Fabric, Add For 1-1/4" Mesh Fabric, Add For 1-3/4" Mesh Fabric, Add For 2-1/8" Mesh Fabric, Deduct For Gate With Single Barb Wire Arm, Add For Gate With Double Barb Wire Arm, Add	2,064.38 -307.84 714.19 459.71 285.68 -142.84 180.60 262.69	140.71
32 31 13	13-0445	EA	30' Wide x 5' High Double Gate Vinyl Coated Without Barbed Wire Arm For 1-5/8" Schedule 40 Pipe Frame, Deduct For 1" Mesh Fabric, Add For 1-1/4" Mesh Fabric, Add For 1-3/4" Mesh Fabric, Add For 2-1/8" Mesh Fabric, Deduct For Gate With Single Barb Wire Arm, Add For Gate With Double Barb Wire Arm, Add	2,234.48 -329.83 765.20 492.55 306.08 -153.04 193.50 281.45	158.30
32 31 13	13-0446	6' Fence Height ^(32 31 13 13-0405)			
32 31 13	13-0447	EA	3' Wide x 6' High Single Gate Vinyl Coated Without Barbed Wire Arm For 1-5/8" Schedule 40 Pipe Frame, Deduct For 1" Mesh Fabric, Add For 1-1/4" Mesh Fabric, Add For 1-3/4" Mesh Fabric, Add For 2-1/8" Mesh Fabric, Deduct For Gate With Single Barb Wire Arm, Add For Gate With Double Barb Wire Arm, Add	243.03 -29.37 68.15 43.86 27.26 -13.63 17.23 25.07	28.72
32 31 13	13-0448	EA	4' Wide x 6' High Single Gate Vinyl Coated Without Barbed Wire Arm For 1-5/8" Schedule 40 Pipe Frame, Deduct For 1" Mesh Fabric, Add For 1-1/4" Mesh Fabric, Add For 1-3/4" Mesh Fabric, Add For 2-1/8" Mesh Fabric, Deduct For Gate With Single Barb Wire Arm, Add For Gate With Double Barb Wire Arm, Add	295.26 -39.17 90.87 58.49 36.35 -18.17 22.98 33.42	28.72
32 31 13	13-0449	EA	5' Wide x 6' High Single Gate Vinyl Coated Without Barbed Wire Arm For 1-5/8" Schedule 40 Pipe Frame, Deduct For 1" Mesh Fabric, Add For 1-1/4" Mesh Fabric, Add For 1-3/4" Mesh Fabric, Add For 2-1/8" Mesh Fabric, Deduct For Gate With Single Barb Wire Arm, Add For Gate With Double Barb Wire Arm, Add	339.76 -46.51 107.91 69.46 43.16 -21.58 27.29 39.69	30.54
32 31 13	13-0450	EA	6' Wide x 6' High Single Gate Vinyl Coated Without Barbed Wire Arm For 1-5/8" Schedule 40 Pipe Frame, Deduct For 1" Mesh Fabric, Add For 1-1/4" Mesh Fabric, Add For 1-3/4" Mesh Fabric, Add For 2-1/8" Mesh Fabric, Deduct For Gate With Single Barb Wire Arm, Add For Gate With Double Barb Wire Arm, Add	398.06 -53.85 124.94 80.42 49.98 -24.99 31.59 45.96	36.88
32 31 13	13-0451	EA	7' Wide x 6' High Single Gate Vinyl Coated Without Barbed Wire Arm For 1-5/8" Schedule 40 Pipe Frame, Deduct For 1" Mesh Fabric, Add For 1-1/4" Mesh Fabric, Add For 1-3/4" Mesh Fabric, Add For 2-1/8" Mesh Fabric, Deduct For Gate With Single Barb Wire Arm, Add For Gate With Double Barb Wire Arm, Add	456.38 -61.20 141.98 91.39 56.79 -28.40 35.90 52.22	43.33

32 Exterior Improvements

32 30 Site Improvements

32 31 Fences and Gates



MINOR	CSI	UOM	DESCRIPTION	TOTAL DIRECT UNIT COST	DEMOLITION UNIT COST
32 31 13	13-0452	EA	8' Wide x 6' High Single Gate Vinyl Coated Without Barbed Wire Arm.....	513.67	49.37
			<i>For 1-5/8" Schedule 40 Pipe Frame, Deduct</i>	-68.54	
			<i>For 1" Mesh Fabric, Add</i>	159.01	
			<i>For 1-1/4" Mesh Fabric, Add</i>	102.35	
			<i>For 1-3/4" Mesh Fabric, Add</i>	63.61	
			<i>For 2-1/8" Mesh Fabric, Deduct</i>	-31.80	
			<i>For Gate With Single Barb Wire Arm, Add</i>	40.21	
			<i>For Gate With Double Barb Wire Arm, Add</i>	58.49	
32 31 13	13-0453	EA	9' Wide x 6' High Single Gate Vinyl Coated Without Barbed Wire Arm.....	571.99	55.73
			<i>For 1-5/8" Schedule 40 Pipe Frame, Deduct</i>	-75.89	
			<i>For 1" Mesh Fabric, Add</i>	176.05	
			<i>For 1-1/4" Mesh Fabric, Add</i>	113.32	
			<i>For 1-3/4" Mesh Fabric, Add</i>	70.42	
			<i>For 2-1/8" Mesh Fabric, Deduct</i>	-35.21	
			<i>For Gate With Single Barb Wire Arm, Add</i>	44.52	
			<i>For Gate With Double Barb Wire Arm, Add</i>	64.76	
32 31 13	13-0454	EA	10' Wide x 6' High Single Gate Vinyl Coated Without Barbed Wire Arm.....	630.30	62.07
			<i>For 1-5/8" Schedule 40 Pipe Frame, Deduct</i>	-83.23	
			<i>For 1" Mesh Fabric, Add</i>	193.09	
			<i>For 1-1/4" Mesh Fabric, Add</i>	124.29	
			<i>For 1-3/4" Mesh Fabric, Add</i>	77.24	
			<i>For 2-1/8" Mesh Fabric, Deduct</i>	-38.62	
			<i>For Gate With Single Barb Wire Arm, Add</i>	48.83	
			<i>For Gate With Double Barb Wire Arm, Add</i>	71.02	
32 31 13	13-0455	EA	10' Wide x 6' High Double Gate Vinyl Coated Without Barbed Wire Arm.....	812.69	61.97
			<i>For 1-5/8" Schedule 40 Pipe Frame, Deduct</i>	-117.50	
			<i>For 1" Mesh Fabric, Add</i>	272.60	
			<i>For 1-1/4" Mesh Fabric, Add</i>	175.46	
			<i>For 1-3/4" Mesh Fabric, Add</i>	109.04	
			<i>For 2-1/8" Mesh Fabric, Deduct</i>	-54.52	
			<i>For Gate With Single Barb Wire Arm, Add</i>	68.93	
			<i>For Gate With Double Barb Wire Arm, Add</i>	100.27	
32 31 13	13-0456	EA	12' Wide x 6' High Double Gate Vinyl Coated Without Barbed Wire Arm.....	953.52	67.11
			<i>For 1-5/8" Schedule 40 Pipe Frame, Deduct</i>	-141.00	
			<i>For 1" Mesh Fabric, Add</i>	327.12	
			<i>For 1-1/4" Mesh Fabric, Add</i>	210.56	
			<i>For 1-3/4" Mesh Fabric, Add</i>	130.85	
			<i>For 2-1/8" Mesh Fabric, Deduct</i>	-65.42	
			<i>For Gate With Single Barb Wire Arm, Add</i>	82.72	
			<i>For Gate With Double Barb Wire Arm, Add</i>	120.32	
32 31 13	13-0457	EA	14' Wide x 6' High Double Gate Vinyl Coated Without Barbed Wire Arm.....	1,148.97	90.44
			<i>For 1-5/8" Schedule 40 Pipe Frame, Deduct</i>	-164.50	
			<i>For 1" Mesh Fabric, Add</i>	381.63	
			<i>For 1-1/4" Mesh Fabric, Add</i>	245.65	
			<i>For 1-3/4" Mesh Fabric, Add</i>	152.65	
			<i>For 2-1/8" Mesh Fabric, Deduct</i>	-76.33	
			<i>For Gate With Single Barb Wire Arm, Add</i>	96.51	
			<i>For Gate With Double Barb Wire Arm, Add</i>	140.37	
32 31 13	13-0458	EA	16' Wide x 6' High Double Gate Vinyl Coated Without Barbed Wire Arm.....	1,295.19	97.45
			<i>For 1-5/8" Schedule 40 Pipe Frame, Deduct</i>	-188.00	
			<i>For 1" Mesh Fabric, Add</i>	436.15	
			<i>For 1-1/4" Mesh Fabric, Add</i>	280.74	
			<i>For 1-3/4" Mesh Fabric, Add</i>	174.46	
			<i>For 2-1/8" Mesh Fabric, Deduct</i>	-87.23	
			<i>For Gate With Single Barb Wire Arm, Add</i>	110.29	
			<i>For Gate With Double Barb Wire Arm, Add</i>	160.42	
32 31 13	13-0459	EA	18' Wide x 6' High Double Gate Vinyl Coated Without Barbed Wire Arm.....	1,444.90	105.54
			<i>For 1-5/8" Schedule 40 Pipe Frame, Deduct</i>	-211.50	
			<i>For 1" Mesh Fabric, Add</i>	490.67	
			<i>For 1-1/4" Mesh Fabric, Add</i>	315.83	
			<i>For 1-3/4" Mesh Fabric, Add</i>	196.27	
			<i>For 2-1/8" Mesh Fabric, Deduct</i>	-98.13	
			<i>For Gate With Single Barb Wire Arm, Add</i>	124.08	
			<i>For Gate With Double Barb Wire Arm, Add</i>	180.48	
32 31 13	13-0460	EA	20' Wide x 6' High Double Gate Vinyl Coated Without Barbed Wire Arm.....	1,622.20	115.16
			<i>For 1-5/8" Schedule 40 Pipe Frame, Deduct</i>	-239.34	
			<i>For 1" Mesh Fabric, Add</i>	555.26	
			<i>For 1-1/4" Mesh Fabric, Add</i>	357.41	
			<i>For 1-3/4" Mesh Fabric, Add</i>	222.11	
			<i>For 2-1/8" Mesh Fabric, Deduct</i>	-111.05	
			<i>For Gate With Single Barb Wire Arm, Add</i>	140.41	
			<i>For Gate With Double Barb Wire Arm, Add</i>	204.24	
32 31 13	13-0461	EA	22' Wide x 6' High Double Gate Vinyl Coated Without Barbed Wire Arm.....	1,763.16	126.69
			<i>For 1-5/8" Schedule 40 Pipe Frame, Deduct</i>	-259.28	
			<i>For 1" Mesh Fabric, Add</i>	601.54	
			<i>For 1-1/4" Mesh Fabric, Add</i>	387.20	
			<i>For 1-3/4" Mesh Fabric, Add</i>	240.62	
			<i>For 2-1/8" Mesh Fabric, Deduct</i>	-120.31	
			<i>For Gate With Single Barb Wire Arm, Add</i>	152.11	
			<i>For Gate With Double Barb Wire Arm, Add</i>	221.26	



		Exterior Improvements	32
		Site Improvements	32 30
		Fences and Gates	32 31

32

MINOR	CSI	UOM	DESCRIPTION	TOTAL DIRECT UNIT COST	DEMOLITION UNIT COST
32 31 13	13-0462	EA	24' Wide x 6' High Double Gate Vinyl Coated Without Barbed Wire Arm For 1-5/8" Schedule 40 Pipe Frame, Deduct For 1" Mesh Fabric, Add For 1-1/4" Mesh Fabric, Add For 1-3/4" Mesh Fabric, Add For 2-1/8" Mesh Fabric, Deduct For Gate With Single Barb Wire Arm, Add For Gate With Double Barb Wire Arm, Add	1,926.53 -281.99 654.23 421.11 261.69 -130.85 165.44 240.64	140.71
32 31 13	13-0463	EA	26' Wide x 6' High Double Gate Vinyl Coated Without Barbed Wire Arm For 1-5/8" Schedule 40 Pipe Frame, Deduct For 1" Mesh Fabric, Add For 1-1/4" Mesh Fabric, Add For 1-3/4" Mesh Fabric, Add For 2-1/8" Mesh Fabric, Deduct For Gate With Single Barb Wire Arm, Add For Gate With Double Barb Wire Arm, Add	2,104.70 -305.50 708.75 456.21 283.50 -141.75 179.22 260.69	158.30
32 31 13	13-0464	EA	28' Wide x 6' High Double Gate Vinyl Coated Without Barbed Wire Arm For 1-5/8" Schedule 40 Pipe Frame, Deduct For 1" Mesh Fabric, Add For 1-1/4" Mesh Fabric, Add For 1-3/4" Mesh Fabric, Add For 2-1/8" Mesh Fabric, Deduct For Gate With Single Barb Wire Arm, Add For Gate With Double Barb Wire Arm, Add	2,297.93 -329.00 763.27 491.30 305.31 -152.65 193.01 280.74	180.88
32 31 13	13-0465	EA	30' Wide x 6' High Double Gate Vinyl Coated Without Barbed Wire Arm For 1-5/8" Schedule 40 Pipe Frame, Deduct For 1" Mesh Fabric, Add For 1-1/4" Mesh Fabric, Add For 1-3/4" Mesh Fabric, Add For 2-1/8" Mesh Fabric, Deduct For Gate With Single Barb Wire Arm, Add For Gate With Double Barb Wire Arm, Add	2,513.81 -352.49 817.79 526.39 327.11 -163.56 206.80 300.80	211.07
32 31 13	13-0466		7' Fence Height <small>(32 31 13 13-0465)</small>		
32 31 13	13-0467	EA	3' Wide x 7' High Single Gate Vinyl Coated Without Barbed Wire Arm For 1-5/8" Schedule 40 Pipe Frame, Deduct For 1" Mesh Fabric, Add For 1-1/4" Mesh Fabric, Add For 1-3/4" Mesh Fabric, Add For 2-1/8" Mesh Fabric, Deduct For Gate With Single Barb Wire Arm, Add For Gate With Double Barb Wire Arm, Add	257.57 -30.85 71.58 46.07 28.63 -14.32 18.10 26.33	30.93
32 31 13	13-0468	EA	4' Wide x 7' High Single Gate Vinyl Coated Without Barbed Wire Arm For 1-5/8" Schedule 40 Pipe Frame, Deduct For 1" Mesh Fabric, Add For 1-1/4" Mesh Fabric, Add For 1-3/4" Mesh Fabric, Add For 2-1/8" Mesh Fabric, Deduct For Gate With Single Barb Wire Arm, Add For Gate With Double Barb Wire Arm, Add	312.42 -41.14 95.44 61.43 38.18 -19.09 24.13 35.10	30.93
32 31 13	13-0469	EA	5' Wide x 7' High Single Gate Vinyl Coated Without Barbed Wire Arm For 1-5/8" Schedule 40 Pipe Frame, Deduct For 1" Mesh Fabric, Add For 1-1/4" Mesh Fabric, Add For 1-3/4" Mesh Fabric, Add For 2-1/8" Mesh Fabric, Deduct For Gate With Single Barb Wire Arm, Add For Gate With Double Barb Wire Arm, Add	358.29 -48.85 113.34 72.95 45.34 -22.67 28.66 41.69	32.54
32 31 13	13-0470	EA	6' Wide x 7' High Single Gate Vinyl Coated Without Barbed Wire Arm For 1-5/8" Schedule 40 Pipe Frame, Deduct For 1" Mesh Fabric, Add For 1-1/4" Mesh Fabric, Add For 1-3/4" Mesh Fabric, Add For 2-1/8" Mesh Fabric, Deduct For Gate With Single Barb Wire Arm, Add For Gate With Double Barb Wire Arm, Add	420.60 -56.57 131.24 84.47 52.49 -26.25 33.19 48.27	39.60
32 31 13	13-0471	EA	7' Wide x 7' High Single Gate Vinyl Coated Without Barbed Wire Arm For 1-5/8" Schedule 40 Pipe Frame, Deduct For 1" Mesh Fabric, Add For 1-1/4" Mesh Fabric, Add For 1-3/4" Mesh Fabric, Add For 2-1/8" Mesh Fabric, Deduct For Gate With Single Barb Wire Arm, Add For Gate With Double Barb Wire Arm, Add	481.88 -64.28 149.13 95.99 59.65 -29.83 37.71 54.85	46.35
32 31 13	13-0472	EA	8' Wide x 7' High Single Gate Vinyl Coated Without Barbed Wire Arm For 1-5/8" Schedule 40 Pipe Frame, Deduct For 1" Mesh Fabric, Add For 1-1/4" Mesh Fabric, Add For 1-3/4" Mesh Fabric, Add For 2-1/8" Mesh Fabric, Deduct For Gate With Single Barb Wire Arm, Add For Gate With Double Barb Wire Arm, Add	544.20 -72.00 167.03 107.51 66.81 -33.41 42.24 61.44	53.30

32 Exterior Improvements

32 30 Site Improvements

32 31 Fences and Gates



MINOR	CSI	UOM	DESCRIPTION	TOTAL DIRECT UNIT COST	DEMOLITION UNIT COST
32 31	13	13-0473	EA 9' Wide x 7' High Single Gate Vinyl Coated Without Barbed Wire Arm.....	605.48	60.06
			<i>For 1-5/8" Schedule 40 Pipe Frame, Deduct</i>	-79.71	
			<i>For 1" Mesh Fabric, Add</i>	184.92	
			<i>For 1-1/4" Mesh Fabric, Add</i>	119.03	
			<i>For 1-3/4" Mesh Fabric, Add</i>	73.97	
			<i>For 2-1/8" Mesh Fabric, Deduct</i>	-36.98	
			<i>For Gate With Single Barb Wire Arm, Add</i>	46.76	
			<i>For Gate With Double Barb Wire Arm, Add</i>	68.02	
32 31	13	13-0474	EA 10' Wide x 7' High Single Gate Vinyl Coated Without Barbed Wire Arm.....	667.78	67.11
			<i>For 1-5/8" Schedule 40 Pipe Frame, Deduct</i>	-87.42	
			<i>For 1" Mesh Fabric, Add</i>	202.82	
			<i>For 1-1/4" Mesh Fabric, Add</i>	130.55	
			<i>For 1-3/4" Mesh Fabric, Add</i>	81.13	
			<i>For 2-1/8" Mesh Fabric, Deduct</i>	-40.56	
			<i>For Gate With Single Barb Wire Arm, Add</i>	51.29	
			<i>For Gate With Double Barb Wire Arm, Add</i>	74.60	
32 31	13	13-0475	EA 10' Wide x 7' High Double Gate Vinyl Coated Without Barbed Wire Arm.....	859.76	67.11
			<i>For 1-5/8" Schedule 40 Pipe Frame, Deduct</i>	-123.42	
			<i>For 1" Mesh Fabric, Add</i>	286.33	
			<i>For 1-1/4" Mesh Fabric, Add</i>	184.90	
			<i>For 1-3/4" Mesh Fabric, Add</i>	114.53	
			<i>For 2-1/8" Mesh Fabric, Deduct</i>	-57.27	
			<i>For Gate With Single Barb Wire Arm, Add</i>	72.41	
			<i>For Gate With Double Barb Wire Arm, Add</i>	105.32	
32 31	13	13-0476	EA 12' Wide x 7' High Double Gate Vinyl Coated Without Barbed Wire Arm.....	1,061.50	90.44
			<i>For 1-5/8" Schedule 40 Pipe Frame, Deduct</i>	-148.10	
			<i>For 1" Mesh Fabric, Add</i>	343.58	
			<i>For 1-1/4" Mesh Fabric, Add</i>	221.16	
			<i>For 1-3/4" Mesh Fabric, Add</i>	137.43	
			<i>For 2-1/8" Mesh Fabric, Deduct</i>	-68.72	
			<i>For Gate With Single Barb Wire Arm, Add</i>	86.88	
			<i>For Gate With Double Barb Wire Arm, Add</i>	126.38	
32 31	13	13-0477	EA 14' Wide x 7' High Double Gate Vinyl Coated Without Barbed Wire Arm.....	1,214.05	97.45
			<i>For 1-5/8" Schedule 40 Pipe Frame, Deduct</i>	-172.78	
			<i>For 1" Mesh Fabric, Add</i>	400.86	
			<i>For 1-1/4" Mesh Fabric, Add</i>	258.02	
			<i>For 1-3/4" Mesh Fabric, Add</i>	160.34	
			<i>For 2-1/8" Mesh Fabric, Deduct</i>	-80.17	
			<i>For Gate With Single Barb Wire Arm, Add</i>	101.37	
			<i>For Gate With Double Barb Wire Arm, Add</i>	147.44	
32 31	13	13-0478	EA 16' Wide x 7' High Double Gate Vinyl Coated Without Barbed Wire Arm.....	1,370.06	105.54
			<i>For 1-5/8" Schedule 40 Pipe Frame, Deduct</i>	-197.46	
			<i>For 1" Mesh Fabric, Add</i>	458.12	
			<i>For 1-1/4" Mesh Fabric, Add</i>	294.88	
			<i>For 1-3/4" Mesh Fabric, Add</i>	183.25	
			<i>For 2-1/8" Mesh Fabric, Deduct</i>	-91.62	
			<i>For Gate With Single Barb Wire Arm, Add</i>	115.85	
			<i>For Gate With Double Barb Wire Arm, Add</i>	168.50	
32 31	13	13-0479	EA 18' Wide x 7' High Double Gate Vinyl Coated Without Barbed Wire Arm.....	1,530.52	115.16
			<i>For 1-5/8" Schedule 40 Pipe Frame, Deduct</i>	-222.15	
			<i>For 1" Mesh Fabric, Add</i>	515.38	
			<i>For 1-1/4" Mesh Fabric, Add</i>	331.74	
			<i>For 1-3/4" Mesh Fabric, Add</i>	206.15	
			<i>For 2-1/8" Mesh Fabric, Deduct</i>	-103.08	
			<i>For Gate With Single Barb Wire Arm, Add</i>	130.33	
			<i>For Gate With Double Barb Wire Arm, Add</i>	189.57	
32 31	13	13-0480	EA 20' Wide x 7' High Double Gate Vinyl Coated Without Barbed Wire Arm.....	1,696.73	126.69
			<i>For 1-5/8" Schedule 40 Pipe Frame, Deduct</i>	-246.83	
			<i>For 1" Mesh Fabric, Add</i>	572.64	
			<i>For 1-1/4" Mesh Fabric, Add</i>	368.60	
			<i>For 1-3/4" Mesh Fabric, Add</i>	229.06	
			<i>For 2-1/8" Mesh Fabric, Deduct</i>	-114.53	
			<i>For Gate With Single Barb Wire Arm, Add</i>	144.81	
			<i>For Gate With Double Barb Wire Arm, Add</i>	210.63	
32 31	13	13-0481	EA 22' Wide x 7' High Double Gate Vinyl Coated Without Barbed Wire Arm.....	1,870.61	140.71
			<i>For 1-5/8" Schedule 40 Pipe Frame, Deduct</i>	-271.51	
			<i>For 1" Mesh Fabric, Add</i>	629.90	
			<i>For 1-1/4" Mesh Fabric, Add</i>	405.45	
			<i>For 1-3/4" Mesh Fabric, Add</i>	251.96	
			<i>For 2-1/8" Mesh Fabric, Deduct</i>	-125.98	
			<i>For Gate With Single Barb Wire Arm, Add</i>	159.29	
			<i>For Gate With Double Barb Wire Arm, Add</i>	231.69	
32 31	13	13-0482	EA 24' Wide x 7' High Double Gate Vinyl Coated Without Barbed Wire Arm.....	2,055.09	158.30
			<i>For 1-5/8" Schedule 40 Pipe Frame, Deduct</i>	-296.19	
			<i>For 1" Mesh Fabric, Add</i>	687.17	
			<i>For 1-1/4" Mesh Fabric, Add</i>	442.32	
			<i>For 1-3/4" Mesh Fabric, Add</i>	274.87	
			<i>For 2-1/8" Mesh Fabric, Deduct</i>	-137.43	
			<i>For Gate With Single Barb Wire Arm, Add</i>	173.77	
			<i>For Gate With Double Barb Wire Arm, Add</i>	252.75	



	MINOR	CSI	UOM	DESCRIPTION	TOTAL DIRECT UNIT COST	DEMOLITION UNIT COST
	32 31	13	13-0483	EA 26' Wide x 7' High Double Gate Vinyl Coated Without Barbed Wire Arm For 1-5/8" Schedule 40 Pipe Frame, Deduct For 1" Mesh Fabric, Add For 1-1/4" Mesh Fabric, Add For 1-3/4" Mesh Fabric, Add For 2-1/8" Mesh Fabric, Deduct For Gate With Single Barb Wire Arm, Add For Gate With Double Barb Wire Arm, Add	2,254.65 -320.68 744.44 479.18 297.78 -148.89 188.25 273.82	180.88
	32 31	13	13-0484	EA 28' Wide x 7' High Double Gate Vinyl Coated Without Barbed Wire Arm For 1-5/8" Schedule 40 Pipe Frame, Deduct For 1" Mesh Fabric, Add For 1-1/4" Mesh Fabric, Add For 1-3/4" Mesh Fabric, Add For 2-1/8" Mesh Fabric, Deduct For Gate With Single Barb Wire Arm, Add For Gate With Double Barb Wire Arm, Add	2,476.83 -345.56 801.70 516.04 320.68 -160.34 202.73 294.88	211.07
	32 31	13	13-0485	EA 30' Wide x 7' High Double Gate Vinyl Coated Without Barbed Wire Arm For 1-5/8" Schedule 40 Pipe Frame, Deduct For 1" Mesh Fabric, Add For 1-1/4" Mesh Fabric, Add For 1-3/4" Mesh Fabric, Add For 2-1/8" Mesh Fabric, Deduct For Gate With Single Barb Wire Arm, Add For Gate With Double Barb Wire Arm, Add	2,735.26 -370.25 858.97 552.90 343.59 -171.79 217.21 315.94	253.26
	32 31	13	13-0486	8' Fence Height (32 31 13 13-0405)		
	32 31	13	13-0487	EA 3' Wide x 8' High Single Gate Vinyl Coated Without Barbed Wire Arm For 1-5/8" Schedule 40 Pipe Frame, Deduct For 1" Mesh Fabric, Add For 1-1/4" Mesh Fabric, Add For 1-3/4" Mesh Fabric, Add For 2-1/8" Mesh Fabric, Deduct For Gate With Single Barb Wire Arm, Add For Gate With Double Barb Wire Arm, Add	300.22 -37.40 86.76 55.85 34.70 -17.35 21.94 31.91	33.56
	32 31	13	13-0488	EA 4' Wide x 8' High Single Gate Vinyl Coated Without Barbed Wire Arm For 1-5/8" Schedule 40 Pipe Frame, Deduct For 1" Mesh Fabric, Add For 1-1/4" Mesh Fabric, Add For 1-3/4" Mesh Fabric, Add For 2-1/8" Mesh Fabric, Deduct For Gate With Single Barb Wire Arm, Add For Gate With Double Barb Wire Arm, Add	366.70 -49.86 115.68 74.46 46.27 -23.14 29.25 42.55	33.56
	32 31	13	13-0489	EA 5' Wide x 8' High Single Gate Vinyl Coated Without Barbed Wire Arm For 1-5/8" Schedule 40 Pipe Frame, Deduct For 1" Mesh Fabric, Add For 1-1/4" Mesh Fabric, Add For 1-3/4" Mesh Fabric, Add For 2-1/8" Mesh Fabric, Deduct For Gate With Single Barb Wire Arm, Add For Gate With Double Barb Wire Arm, Add	411.02 -58.17 134.96 86.87 53.98 -26.99 34.13 49.64	33.56
	32 31	13	13-0490	EA 6' Wide x 8' High Single Gate Vinyl Coated Without Barbed Wire Arm For 1-5/8" Schedule 40 Pipe Frame, Deduct For 1" Mesh Fabric, Add For 1-1/4" Mesh Fabric, Add For 1-3/4" Mesh Fabric, Add For 2-1/8" Mesh Fabric, Deduct For Gate With Single Barb Wire Arm, Add For Gate With Double Barb Wire Arm, Add	481.55 -66.48 154.24 99.28 61.70 -30.85 39.00 56.73	42.33
	32 31	13	13-0491	EA 7' Wide x 8' High Single Gate Vinyl Coated Without Barbed Wire Arm For 1-5/8" Schedule 40 Pipe Frame, Deduct For 1" Mesh Fabric, Add For 1-1/4" Mesh Fabric, Add For 1-3/4" Mesh Fabric, Add For 2-1/8" Mesh Fabric, Deduct For Gate With Single Barb Wire Arm, Add For Gate With Double Barb Wire Arm, Add	552.06 -74.79 173.52 111.69 69.41 -34.70 43.88 63.82	50.98
	32 31	13	13-0492	EA 8' Wide x 8' High Single Gate Vinyl Coated Without Barbed Wire Arm For 1-5/8" Schedule 40 Pipe Frame, Deduct For 1" Mesh Fabric, Add For 1-1/4" Mesh Fabric, Add For 1-3/4" Mesh Fabric, Add For 2-1/8" Mesh Fabric, Deduct For Gate With Single Barb Wire Arm, Add For Gate With Double Barb Wire Arm, Add	621.58 -83.10 192.80 124.10 77.12 -38.56 48.75 70.92	59.35
	32 31	13	13-0493	EA 9' Wide x 8' High Single Gate Vinyl Coated Without Barbed Wire Arm For 1-5/8" Schedule 40 Pipe Frame, Deduct For 1" Mesh Fabric, Add For 1-1/4" Mesh Fabric, Add For 1-3/4" Mesh Fabric, Add For 2-1/8" Mesh Fabric, Deduct For Gate With Single Barb Wire Arm, Add For Gate With Double Barb Wire Arm, Add	692.10 -91.41 212.08 136.51 84.63 -42.42 53.63 78.01	68.12

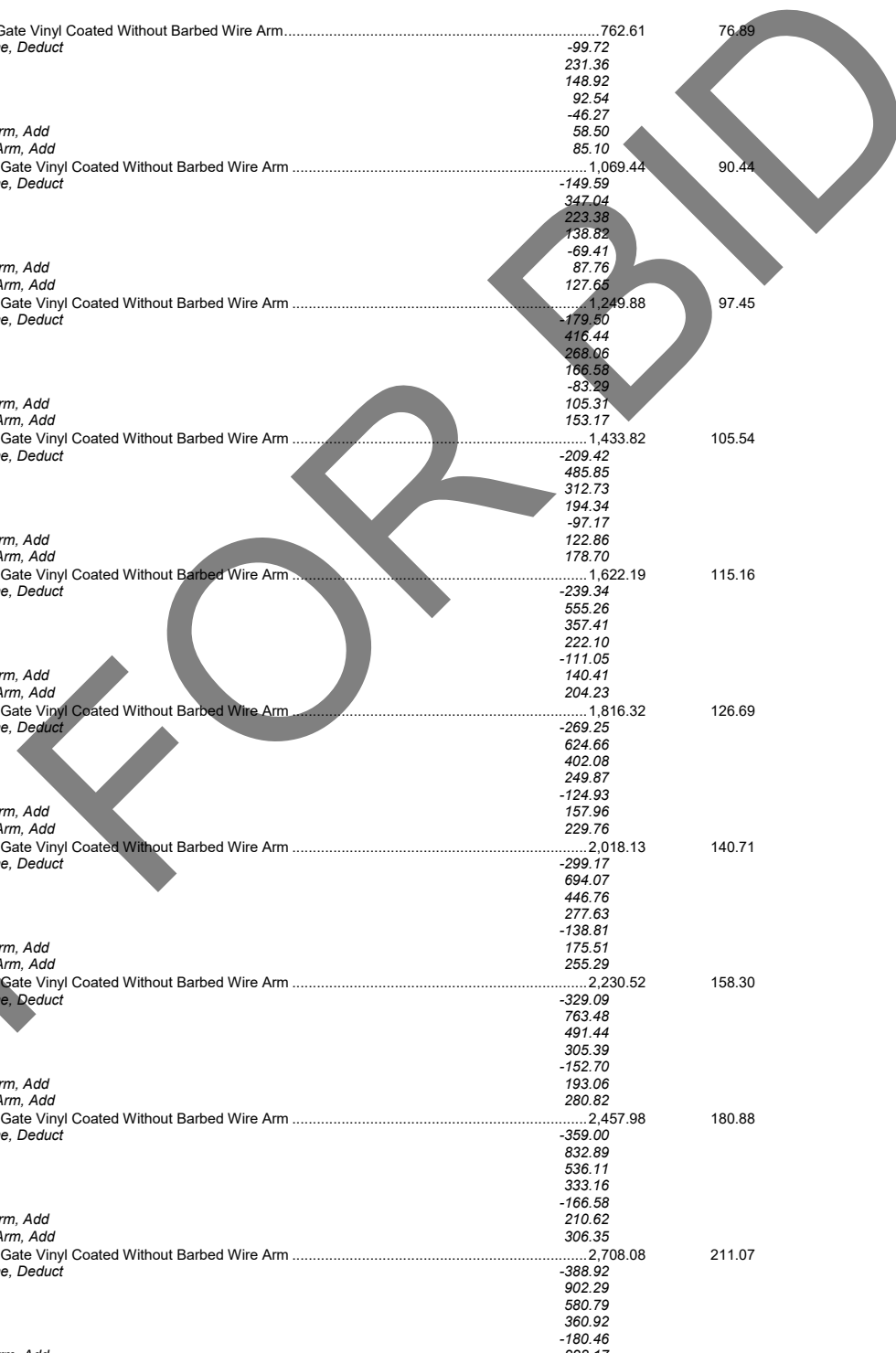
32 Exterior Improvements

32 30 Site Improvements

32 31 Fences and Gates



MINOR	CSI	UOM	DESCRIPTION	TOTAL DIRECT UNIT COST	DEMOLITION UNIT COST
32 31 13	13-0494	EA	10' Wide x 8' High Single Gate Vinyl Coated Without Barbed Wire Arm.....	762.61	76.89
			<i>For 1-5/8" Schedule 40 Pipe Frame, Deduct</i>	-99.72	
			<i>For 1" Mesh Fabric, Add</i>	231.36	
			<i>For 1-1/4" Mesh Fabric, Add</i>	148.92	
			<i>For 1-3/4" Mesh Fabric, Add</i>	92.54	
			<i>For 2-1/8" Mesh Fabric, Deduct</i>	-46.27	
			<i>For Gate With Single Barb Wire Arm, Add</i>	58.50	
			<i>For Gate With Double Barb Wire Arm, Add</i>	85.10	
32 31 13	13-0495	EA	10' Wide x 8' High Double Gate Vinyl Coated Without Barbed Wire Arm	1,069.44	90.44
			<i>For 1-5/8" Schedule 40 Pipe Frame, Deduct</i>	-149.59	
			<i>For 1" Mesh Fabric, Add</i>	347.04	
			<i>For 1-1/4" Mesh Fabric, Add</i>	223.38	
			<i>For 1-3/4" Mesh Fabric, Add</i>	138.82	
			<i>For 2-1/8" Mesh Fabric, Deduct</i>	-69.41	
			<i>For Gate With Single Barb Wire Arm, Add</i>	87.76	
			<i>For Gate With Double Barb Wire Arm, Add</i>	127.66	
32 31 13	13-0496	EA	12' Wide x 8' High Double Gate Vinyl Coated Without Barbed Wire Arm	1,249.88	97.45
			<i>For 1-5/8" Schedule 40 Pipe Frame, Deduct</i>	-179.50	
			<i>For 1" Mesh Fabric, Add</i>	416.44	
			<i>For 1-1/4" Mesh Fabric, Add</i>	268.06	
			<i>For 1-3/4" Mesh Fabric, Add</i>	166.58	
			<i>For 2-1/8" Mesh Fabric, Deduct</i>	-83.29	
			<i>For Gate With Single Barb Wire Arm, Add</i>	105.31	
			<i>For Gate With Double Barb Wire Arm, Add</i>	153.17	
32 31 13	13-0497	EA	14' Wide x 8' High Double Gate Vinyl Coated Without Barbed Wire Arm	1,433.82	105.54
			<i>For 1-5/8" Schedule 40 Pipe Frame, Deduct</i>	-209.42	
			<i>For 1" Mesh Fabric, Add</i>	485.85	
			<i>For 1-1/4" Mesh Fabric, Add</i>	312.73	
			<i>For 1-3/4" Mesh Fabric, Add</i>	194.34	
			<i>For 2-1/8" Mesh Fabric, Deduct</i>	-97.17	
			<i>For Gate With Single Barb Wire Arm, Add</i>	122.86	
			<i>For Gate With Double Barb Wire Arm, Add</i>	178.70	
32 31 13	13-0498	EA	16' Wide x 8' High Double Gate Vinyl Coated Without Barbed Wire Arm	1,622.19	115.16
			<i>For 1-5/8" Schedule 40 Pipe Frame, Deduct</i>	-239.34	
			<i>For 1" Mesh Fabric, Add</i>	555.26	
			<i>For 1-1/4" Mesh Fabric, Add</i>	357.41	
			<i>For 1-3/4" Mesh Fabric, Add</i>	222.10	
			<i>For 2-1/8" Mesh Fabric, Deduct</i>	-111.05	
			<i>For Gate With Single Barb Wire Arm, Add</i>	140.41	
			<i>For Gate With Double Barb Wire Arm, Add</i>	204.23	
32 31 13	13-0499	EA	18' Wide x 8' High Double Gate Vinyl Coated Without Barbed Wire Arm	1,816.32	126.69
			<i>For 1-5/8" Schedule 40 Pipe Frame, Deduct</i>	-269.25	
			<i>For 1" Mesh Fabric, Add</i>	624.66	
			<i>For 1-1/4" Mesh Fabric, Add</i>	402.08	
			<i>For 1-3/4" Mesh Fabric, Add</i>	249.87	
			<i>For 2-1/8" Mesh Fabric, Deduct</i>	-124.93	
			<i>For Gate With Single Barb Wire Arm, Add</i>	157.96	
			<i>For Gate With Double Barb Wire Arm, Add</i>	229.76	
32 31 13	13-0500	EA	20' Wide x 8' High Double Gate Vinyl Coated Without Barbed Wire Arm	2,018.13	140.71
			<i>For 1-5/8" Schedule 40 Pipe Frame, Deduct</i>	-299.17	
			<i>For 1" Mesh Fabric, Add</i>	694.07	
			<i>For 1-1/4" Mesh Fabric, Add</i>	446.76	
			<i>For 1-3/4" Mesh Fabric, Add</i>	277.63	
			<i>For 2-1/8" Mesh Fabric, Deduct</i>	-138.81	
			<i>For Gate With Single Barb Wire Arm, Add</i>	175.51	
			<i>For Gate With Double Barb Wire Arm, Add</i>	255.29	
32 31 13	13-0501	EA	22' Wide x 8' High Double Gate Vinyl Coated Without Barbed Wire Arm	2,230.52	158.30
			<i>For 1-5/8" Schedule 40 Pipe Frame, Deduct</i>	-329.09	
			<i>For 1" Mesh Fabric, Add</i>	763.48	
			<i>For 1-1/4" Mesh Fabric, Add</i>	491.44	
			<i>For 1-3/4" Mesh Fabric, Add</i>	305.39	
			<i>For 2-1/8" Mesh Fabric, Deduct</i>	-152.70	
			<i>For Gate With Single Barb Wire Arm, Add</i>	193.06	
			<i>For Gate With Double Barb Wire Arm, Add</i>	280.82	
32 31 13	13-0502	EA	24' Wide x 8' High Double Gate Vinyl Coated Without Barbed Wire Arm	2,457.98	180.88
			<i>For 1-5/8" Schedule 40 Pipe Frame, Deduct</i>	-359.00	
			<i>For 1" Mesh Fabric, Add</i>	832.89	
			<i>For 1-1/4" Mesh Fabric, Add</i>	536.11	
			<i>For 1-3/4" Mesh Fabric, Add</i>	333.16	
			<i>For 2-1/8" Mesh Fabric, Deduct</i>	-166.58	
			<i>For Gate With Single Barb Wire Arm, Add</i>	210.62	
			<i>For Gate With Double Barb Wire Arm, Add</i>	306.35	
32 31 13	13-0503	EA	26' Wide x 8' High Double Gate Vinyl Coated Without Barbed Wire Arm	2,708.08	211.07
			<i>For 1-5/8" Schedule 40 Pipe Frame, Deduct</i>	-388.92	
			<i>For 1" Mesh Fabric, Add</i>	902.29	
			<i>For 1-1/4" Mesh Fabric, Add</i>	580.79	
			<i>For 1-3/4" Mesh Fabric, Add</i>	360.92	
			<i>For 2-1/8" Mesh Fabric, Deduct</i>	-180.46	
			<i>For Gate With Single Barb Wire Arm, Add</i>	228.17	
			<i>For Gate With Double Barb Wire Arm, Add</i>	331.88	





MINOR CSI UOM DESCRIPTION	TOTAL DIRECT UNIT COST	DEMOLITION UNIT COST
32 31 13 13-0504 EA 28' Wide x 8' High Double Gate Vinyl Coated Without Barbed Wire Arm For 1-5/8" Schedule 40 Pipe Frame, Deduct For 1" Mesh Fabric, Add For 1-1/4" Mesh Fabric, Add For 1-3/4" Mesh Fabric, Add For 2-1/8" Mesh Fabric, Deduct For Gate With Single Barb Wire Arm, Add For Gate With Double Barb Wire Arm, Add	2,994.41 -418.64 971.70 625.46 388.68 -194.34 245.72 357.41	253.26
32 31 13 13-0505 EA 30' Wide x 8' High Double Gate Vinyl Coated Without Barbed Wire Arm For 1-5/8" Schedule 40 Pipe Frame, Deduct For 1" Mesh Fabric, Add For 1-1/4" Mesh Fabric, Add For 1-3/4" Mesh Fabric, Add For 2-1/8" Mesh Fabric, Deduct For Gate With Single Barb Wire Arm, Add For Gate With Double Barb Wire Arm, Add	3,344.12 -448.76 1,041.11 670.14 416.44 -208.22 263.27 362.94	316.60
32 31 13 13-0506 10' Fence Height (32 31 13 13-0405)		
32 31 13 13-0507 EA 3' Wide x 10' High Single Gate Vinyl Coated Without Barbed Wire Arm For 1-5/8" Schedule 40 Pipe Frame, Deduct For 1" Mesh Fabric, Add For 1-1/4" Mesh Fabric, Add For 1-3/4" Mesh Fabric, Add For 2-1/8" Mesh Fabric, Deduct For Gate With Single Barb Wire Arm, Add For Gate With Double Barb Wire Arm, Add	343.33 -43.38 100.65 64.78 40.26 -20.13 25.45 37.02	37.29
32 31 13 13-0508 EA 4' Wide x 10' High Single Gate Vinyl Coated Without Barbed Wire Arm For 1-5/8" Schedule 40 Pipe Frame, Deduct For 1" Mesh Fabric, Add For 1-1/4" Mesh Fabric, Add For 1-3/4" Mesh Fabric, Add For 2-1/8" Mesh Fabric, Deduct For Gate With Single Barb Wire Arm, Add For Gate With Double Barb Wire Arm, Add	420.45 -57.84 134.19 86.38 53.68 -26.84 33.93 49.36	37.29
32 31 13 13-0509 EA 5' Wide x 10' High Gate Single Vinyl Coated Without Barbed Wire Arm For 1-5/8" Schedule 40 Pipe Frame, Deduct For 1" Mesh Fabric, Add For 1-1/4" Mesh Fabric, Add For 1-3/4" Mesh Fabric, Add For 2-1/8" Mesh Fabric, Deduct For Gate With Single Barb Wire Arm, Add For Gate With Double Barb Wire Arm, Add	476.80 -67.48 156.56 100.77 62.62 -31.31 39.59 57.59	38.90
32 31 13 13-0510 EA 6' Wide x 10' High Single Gate Vinyl Coated Without Barbed Wire Arm For 1-5/8" Schedule 40 Pipe Frame, Deduct For 1" Mesh Fabric, Add For 1-1/4" Mesh Fabric, Add For 1-3/4" Mesh Fabric, Add For 2-1/8" Mesh Fabric, Deduct For Gate With Single Barb Wire Arm, Add For Gate With Double Barb Wire Arm, Add	556.42 -77.12 178.92 115.17 71.57 -35.78 45.25 65.81	48.37
32 31 13 13-0511 EA 7' Wide x 10' High Single Gate Vinyl Coated Without Barbed Wire Arm For 1-5/8" Schedule 40 Pipe Frame, Deduct For 1" Mesh Fabric, Add For 1-1/4" Mesh Fabric, Add For 1-3/4" Mesh Fabric, Add For 2-1/8" Mesh Fabric, Deduct For Gate With Single Barb Wire Arm, Add For Gate With Double Barb Wire Arm, Add	635.05 -86.76 201.29 129.57 80.52 -40.26 50.90 74.04	57.34
32 31 13 13-0512 EA 8' Wide x 10' High Single Gate Vinyl Coated Without Barbed Wire Arm For 1-5/8" Schedule 40 Pipe Frame, Deduct For 1" Mesh Fabric, Add For 1-1/4" Mesh Fabric, Add For 1-3/4" Mesh Fabric, Add For 2-1/8" Mesh Fabric, Deduct For Gate With Single Barb Wire Arm, Add For Gate With Double Barb Wire Arm, Add	714.68 -96.41 223.66 143.96 89.46 -44.73 56.56 82.27	66.81
32 31 13 13-0513 EA 9' Wide x 10' High Single Gate Vinyl Coated Without Barbed Wire Arm For 1-5/8" Schedule 40 Pipe Frame, Deduct For 1" Mesh Fabric, Add For 1-1/4" Mesh Fabric, Add For 1-3/4" Mesh Fabric, Add For 2-1/8" Mesh Fabric, Deduct For Gate With Single Barb Wire Arm, Add For Gate With Double Barb Wire Arm, Add	793.30 -106.05 246.03 158.36 98.41 -49.21 62.21 90.49	75.87
32 31 13 13-0514 EA 10' Wide x 10' High Single Gate Vinyl Coated Without Barbed Wire Arm For 1-5/8" Schedule 40 Pipe Frame, Deduct For 1" Mesh Fabric, Add For 1-1/4" Mesh Fabric, Add For 1-3/4" Mesh Fabric, Add For 2-1/8" Mesh Fabric, Deduct For Gate With Single Barb Wire Arm, Add For Gate With Double Barb Wire Arm, Add	872.93 -115.69 268.39 172.76 107.36 -53.68 67.87 98.72	85.25

32 Exterior Improvements

32 30 Site Improvements

32 31 Fences and Gates



MINOR	CSI	UOM	DESCRIPTION	TOTAL DIRECT UNIT COST	DEMOLITION UNIT COST
32 31 13	13-0515	EA	10' Wide x 10' High Double Gate Vinyl Coated Without Barbed Wire Arm For 1-5/8" Schedule 40 Pipe Frame, Deduct For 1" Mesh Fabric, Add For 1-1/4" Mesh Fabric, Add For 1-3/4" Mesh Fabric, Add For 2-1/8" Mesh Fabric, Deduct For Gate With Single Barb Wire Arm, Add For Gate With Double Barb Wire Arm, Add	1,227.30 -173.53 402.58 259.13 161.03 -80.52 101.80 148.08	100.54
32 31 13	13-0516	EA	12' Wide x 10' High Double Gate Vinyl Coated Without Barbed Wire Arm For 1-5/8" Schedule 40 Pipe Frame, Deduct For 1" Mesh Fabric, Add For 1-1/4" Mesh Fabric, Add For 1-3/4" Mesh Fabric, Add For 2-1/8" Mesh Fabric, Deduct For Gate With Single Barb Wire Arm, Add For Gate With Double Barb Wire Arm, Add	1,435.51 -208.23 483.10 310.96 193.24 -96.62 122.16 177.69	108.15
32 31 13	13-0517	EA	14' Wide x 10' High Double Gate Vinyl Coated Without Barbed Wire Arm For 1-5/8" Schedule 40 Pipe Frame, Deduct For 1" Mesh Fabric, Add For 1-1/4" Mesh Fabric, Add For 1-3/4" Mesh Fabric, Add For 2-1/8" Mesh Fabric, Deduct For Gate With Single Barb Wire Arm, Add For Gate With Double Barb Wire Arm, Add	1,647.80 -242.94 563.61 362.78 226.44 -112.72 142.52 207.31	117.30
32 31 13	13-0518	EA	16' Wide x 10' High Double Gate Vinyl Coated Without Barbed Wire Arm For 1-5/8" Schedule 40 Pipe Frame, Deduct For 1" Mesh Fabric, Add For 1-1/4" Mesh Fabric, Add For 1-3/4" Mesh Fabric, Add For 2-1/8" Mesh Fabric, Deduct For Gate With Single Barb Wire Arm, Add For Gate With Double Barb Wire Arm, Add	1,864.74 -277.64 644.13 414.61 257.65 -128.83 162.88 236.92	127.88
32 31 13	13-0519	EA	18' Wide x 10' High Double Gate Vinyl Coated Without Barbed Wire Arm For 1-5/8" Schedule 40 Pipe Frame, Deduct For 1" Mesh Fabric, Add For 1-1/4" Mesh Fabric, Add For 1-3/4" Mesh Fabric, Add For 2-1/8" Mesh Fabric, Deduct For Gate With Single Barb Wire Arm, Add For Gate With Double Barb Wire Arm, Add	2,088.41 -312.35 724.64 466.44 289.86 -144.93 183.24 266.54	140.71
32 31 13	13-0520	EA	20' Wide x 10' High Double Gate Vinyl Coated Without Barbed Wire Arm For 1-5/8" Schedule 40 Pipe Frame, Deduct For 1" Mesh Fabric, Add For 1-1/4" Mesh Fabric, Add For 1-3/4" Mesh Fabric, Add For 2-1/8" Mesh Fabric, Deduct For Gate With Single Barb Wire Arm, Add For Gate With Double Barb Wire Arm, Add	2,320.22 -347.05 805.16 518.26 322.06 -161.03 203.60 296.15	156.28
32 31 13	13-0521	EA	22' Wide x 10' High Double Gate Vinyl Coated Without Barbed Wire Arm For 1-5/8" Schedule 40 Pipe Frame, Deduct For 1" Mesh Fabric, Add For 1-1/4" Mesh Fabric, Add For 1-3/4" Mesh Fabric, Add For 2-1/8" Mesh Fabric, Deduct For Gate With Single Barb Wire Arm, Add For Gate With Double Barb Wire Arm, Add	2,564.23 -381.76 885.67 570.09 354.27 -177.13 223.96 325.76	175.89
32 31 13	13-0522	EA	24' Wide x 10' High Double Gate Vinyl Coated Without Barbed Wire Arm For 1-5/8" Schedule 40 Pipe Frame, Deduct For 1" Mesh Fabric, Add For 1-1/4" Mesh Fabric, Add For 1-3/4" Mesh Fabric, Add For 2-1/8" Mesh Fabric, Deduct For Gate With Single Barb Wire Arm, Add For Gate With Double Barb Wire Arm, Add	2,824.40 -416.46 966.19 621.92 386.48 -193.24 244.32 355.38	200.84
32 31 13	13-0523	EA	26' Wide x 10' High Double Gate Vinyl Coated Without Barbed Wire Arm For 1-5/8" Schedule 40 Pipe Frame, Deduct For 1" Mesh Fabric, Add For 1-1/4" Mesh Fabric, Add For 1-3/4" Mesh Fabric, Add For 2-1/8" Mesh Fabric, Deduct For Gate With Single Barb Wire Arm, Add For Gate With Double Barb Wire Arm, Add	3,110.48 -451.17 1,046.71 673.74 418.68 -209.34 264.68 385.00	234.48
32 31 13	13-0524	EA	28' Wide x 10' High Double Gate Vinyl Coated Without Barbed Wire Arm For 1-5/8" Schedule 40 Pipe Frame, Deduct For 1" Mesh Fabric, Add For 1-1/4" Mesh Fabric, Add For 1-3/4" Mesh Fabric, Add For 2-1/8" Mesh Fabric, Deduct For Gate With Single Barb Wire Arm, Add For Gate With Double Barb Wire Arm, Add	3,435.69 -485.87 1,127.22 725.57 450.89 -225.44 285.05 414.61	281.19



	MINOR	CSI	UOM	DESCRIPTION	TOTAL DIRECT UNIT COST	DEMOLITION UNIT COST
	32 31	13	13-0525	EA 30' Wide x 10' High Double Gate Vinyl Coated Without Barbed Wire Arm For 1-5/8" Schedule 40 Pipe Frame, Deduct For 1" Mesh Fabric, Add For 1-1/4" Mesh Fabric, Add For 1-3/4" Mesh Fabric, Add For 2-1/8" Mesh Fabric, Deduct For Gate With Single Barb Wire Arm, Add For Gate With Double Barb Wire Arm, Add	3,832.81 -520.58 1,207.74 777.39 483.10 -241.55 305.41 444.23	351.78
	32 31	13	13-0526	12' Fence Height <small>(32 31 13 13-0405)</small>		
	32 31	13	13-0527	EA 3' Wide x 12' High Single Gate Vinyl Coated Without Barbed Wire Arm..... For 1-5/8" Schedule 40 Pipe Frame, Deduct For 1" Mesh Fabric, Add For 1-1/4" Mesh Fabric, Add For 1-3/4" Mesh Fabric, Add For 2-1/8" Mesh Fabric, Deduct For Gate With Single Barb Wire Arm, Add For Gate With Double Barb Wire Arm, Add	447.06 -60.50 140.36 90.34 56.14 -28.07 35.49 51.63	41.41
	32 31	13	13-0528	EA 4' Wide x 12' High Single Gate Vinyl Coated Without Barbed Wire Arm..... For 1-5/8" Schedule 40 Pipe Frame, Deduct For 1" Mesh Fabric, Add For 1-1/4" Mesh Fabric, Add For 1-3/4" Mesh Fabric, Add For 2-1/8" Mesh Fabric, Deduct For Gate With Single Barb Wire Arm, Add For Gate With Double Barb Wire Arm, Add	554.32 -80.61 187.02 120.38 74.81 -37.40 47.29 68.79	41.41
	32 31	13	13-0529	EA 5' Wide x 12' High Single Gate Vinyl Coated Without Barbed Wire Arm..... For 1-5/8" Schedule 40 Pipe Frame, Deduct For 1" Mesh Fabric, Add For 1-1/4" Mesh Fabric, Add For 1-3/4" Mesh Fabric, Add For 2-1/8" Mesh Fabric, Deduct For Gate With Single Barb Wire Arm, Add For Gate With Double Barb Wire Arm, Add	638.67 -95.57 221.72 142.72 88.69 -44.34 56.07 81.55	42.92
	32 31	13	13-0530	EA 6' Wide x 12' High Single Gate Vinyl Coated Without Barbed Wire Arm..... For 1-5/8" Schedule 40 Pipe Frame, Deduct For 1" Mesh Fabric, Add For 1-1/4" Mesh Fabric, Add For 1-3/4" Mesh Fabric, Add For 2-1/8" Mesh Fabric, Deduct For Gate With Single Barb Wire Arm, Add For Gate With Double Barb Wire Arm, Add	736.41 -108.04 250.64 161.33 100.26 -50.13 63.38 92.19	53.30
	32 31	13	13-0531	EA 7' Wide x 12' High Single Gate Vinyl Coated Without Barbed Wire Arm..... For 1-5/8" Schedule 40 Pipe Frame, Deduct For 1" Mesh Fabric, Add For 1-1/4" Mesh Fabric, Add For 1-3/4" Mesh Fabric, Add For 2-1/8" Mesh Fabric, Deduct For Gate With Single Barb Wire Arm, Add For Gate With Double Barb Wire Arm, Add	841.52 -121.89 282.78 182.02 113.11 -56.56 71.51 104.01	63.79
	32 31	13	13-0532	EA 8' Wide x 12' High Single Gate Vinyl Coated Without Barbed Wire Arm..... For 1-5/8" Schedule 40 Pipe Frame, Deduct For 1" Mesh Fabric, Add For 1-1/4" Mesh Fabric, Add For 1-3/4" Mesh Fabric, Add For 2-1/8" Mesh Fabric, Deduct For Gate With Single Barb Wire Arm, Add For Gate With Double Barb Wire Arm, Add	945.63 -135.74 314.91 202.70 125.96 -62.98 79.63 115.83	73.86
	32 31	13	13-0533	EA 9' Wide x 12' High Single Gate Vinyl Coated Without Barbed Wire Arm..... For 1-5/8" Schedule 40 Pipe Frame, Deduct For 1" Mesh Fabric, Add For 1-1/4" Mesh Fabric, Add For 1-3/4" Mesh Fabric, Add For 2-1/8" Mesh Fabric, Deduct For Gate With Single Barb Wire Arm, Add For Gate With Double Barb Wire Arm, Add	1,050.73 -149.59 347.04 223.38 138.82 -69.41 87.76 127.65	84.24
	32 31	13	13-0534	EA 10' Wide x 12' High Single Gate Vinyl Coated Without Barbed Wire Arm..... For 1-5/8" Schedule 40 Pipe Frame, Deduct For 1" Mesh Fabric, Add For 1-1/4" Mesh Fabric, Add For 1-3/4" Mesh Fabric, Add For 2-1/8" Mesh Fabric, Deduct For Gate With Single Barb Wire Arm, Add For Gate With Double Barb Wire Arm, Add	1,148.44 -162.05 375.96 242.00 150.38 -75.19 95.07 138.28	94.62
	32 31	13	13-0535	EA 10' Wide x 12' High Double Gate Vinyl Coated Without Barbed Wire Arm..... For 1-5/8" Schedule 40 Pipe Frame, Deduct For 1" Mesh Fabric, Add For 1-1/4" Mesh Fabric, Add For 1-3/4" Mesh Fabric, Add For 2-1/8" Mesh Fabric, Deduct For Gate With Single Barb Wire Arm, Add For Gate With Double Barb Wire Arm, Add	1,631.23 -243.00 563.75 362.87 225.50 -112.75 142.56 207.36	111.72

32 Exterior Improvements**32 30 Site Improvements****32 31 Fences and Gates**

MINOR CSI UOM DESCRIPTION	TOTAL DIRECT UNIT COST	DEMOLITION UNIT COST
32 31 13 13-0536 EA 12' Wide x 12' High Double Gate Vinyl Coated Without Barbed Wire Arm	1,958.32	120.28
For 1-5/8" Schedule 40 Pipe Frame, Deduct	-299.51	
For 1" Mesh Fabric, Add	694.85	
For 1-1/4" Mesh Fabric, Add	447.26	
For 1-3/4" Mesh Fabric, Add	277.94	
For 2-1/8" Mesh Fabric, Deduct	-138.97	
For Gate With Single Barb Wire Arm, Add	175.71	
For Gate With Double Barb Wire Arm, Add	255.58	
32 31 13 13-0537 EA 14' Wide x 12' High Double Gate Vinyl Coated Without Barbed Wire Arm	2,256.33	130.25
For 1-5/8" Schedule 40 Pipe Frame, Deduct	-349.70	
For 1" Mesh Fabric, Add	811.31	
For 1-1/4" Mesh Fabric, Add	522.22	
For 1-3/4" Mesh Fabric, Add	324.52	
For 2-1/8" Mesh Fabric, Deduct	-162.26	
For Gate With Single Barb Wire Arm, Add	205.16	
For Gate With Double Barb Wire Arm, Add	298.41	
32 31 13 13-0538 EA 16' Wide x 12' High Double Gate Vinyl Coated Without Barbed Wire Arm	2,557.73	142.02
For 1-5/8" Schedule 40 Pipe Frame, Deduct	-399.56	
For 1" Mesh Fabric, Add	926.99	
For 1-1/4" Mesh Fabric, Add	596.68	
For 1-3/4" Mesh Fabric, Add	370.79	
For 2-1/8" Mesh Fabric, Deduct	-185.40	
For Gate With Single Barb Wire Arm, Add	234.41	
For Gate With Double Barb Wire Arm, Add	340.96	
32 31 13 13-0539 EA 18' Wide x 12' High Double Gate Vinyl Coated Without Barbed Wire Arm	2,862.91	156.40
For 1-5/8" Schedule 40 Pipe Frame, Deduct	-448.76	
For 1" Mesh Fabric, Add	1,041.12	
For 1-1/4" Mesh Fabric, Add	670.15	
For 1-3/4" Mesh Fabric, Add	416.45	
For 2-1/8" Mesh Fabric, Deduct	-208.22	
For Gate With Single Barb Wire Arm, Add	263.27	
For Gate With Double Barb Wire Arm, Add	382.94	
32 31 13 13-0540 EA 20' Wide x 12' High Double Gate Vinyl Coated Without Barbed Wire Arm	3,180.57	173.63
For 1-5/8" Schedule 40 Pipe Frame, Deduct	-498.62	
For 1" Mesh Fabric, Add	1,156.80	
For 1-1/4" Mesh Fabric, Add	744.61	
For 1-3/4" Mesh Fabric, Add	462.72	
For 2-1/8" Mesh Fabric, Deduct	-231.36	
For Gate With Single Barb Wire Arm, Add	292.53	
For Gate With Double Barb Wire Arm, Add	425.49	
32 31 13 13-0541 EA 22' Wide x 12' High Double Gate Vinyl Coated Without Barbed Wire Arm	3,512.14	195.38
For 1-5/8" Schedule 40 Pipe Frame, Deduct	-548.48	
For 1" Mesh Fabric, Add	1,272.48	
For 1-1/4" Mesh Fabric, Add	819.07	
For 1-3/4" Mesh Fabric, Add	508.99	
For 2-1/8" Mesh Fabric, Deduct	-254.50	
For Gate With Single Barb Wire Arm, Add	321.78	
For Gate With Double Barb Wire Arm, Add	468.04	
32 31 13 13-0542 EA 24' Wide x 12' High Double Gate Vinyl Coated Without Barbed Wire Arm	3,861.49	223.19
For 1-5/8" Schedule 40 Pipe Frame, Deduct	-598.35	
For 1" Mesh Fabric, Add	1,388.16	
For 1-1/4" Mesh Fabric, Add	893.53	
For 1-3/4" Mesh Fabric, Add	555.27	
For 2-1/8" Mesh Fabric, Deduct	-277.63	
For Gate With Single Barb Wire Arm, Add	351.03	
For Gate With Double Barb Wire Arm, Add	510.59	
32 31 13 13-0543 EA 26' Wide x 12' High Double Gate Vinyl Coated Without Barbed Wire Arm	4,248.50	260.63
For 1-5/8" Schedule 40 Pipe Frame, Deduct	-649.87	
For 1" Mesh Fabric, Add	1,507.70	
For 1-1/4" Mesh Fabric, Add	970.47	
For 1-3/4" Mesh Fabric, Add	603.08	
For 2-1/8" Mesh Fabric, Deduct	-301.54	
For Gate With Single Barb Wire Arm, Add	381.26	
For Gate With Double Barb Wire Arm, Add	554.56	
32 31 13 13-0544 EA 28' Wide x 12' High Double Gate Vinyl Coated Without Barbed Wire Arm	4,870.10	312.44
For 1-5/8" Schedule 40 Pipe Frame, Deduct	-699.73	
For 1" Mesh Fabric, Add	1,623.38	
For 1-1/4" Mesh Fabric, Add	1,044.93	
For 1-3/4" Mesh Fabric, Add	649.35	
For 2-1/8" Mesh Fabric, Deduct	-324.68	
For Gate With Single Barb Wire Arm, Add	410.51	
For Gate With Double Barb Wire Arm, Add	597.11	
32 31 13 13-0545 EA 30' Wide x 12' High Double Gate Vinyl Coated Without Barbed Wire Arm	5,171.62	390.88
For 1-5/8" Schedule 40 Pipe Frame, Deduct	-749.60	
For 1" Mesh Fabric, Add	1,739.06	
For 1-1/4" Mesh Fabric, Add	1,119.40	
For 1-3/4" Mesh Fabric, Add	695.62	
For 2-1/8" Mesh Fabric, Deduct	-347.81	
For Gate With Single Barb Wire Arm, Add	439.76	
For Gate With Double Barb Wire Arm, Add	639.65	



		Exterior Improvements	32
		Site Improvements	32 30
		Fences and Gates	32 31

32

MINOR CSI UOM DESCRIPTION	TOTAL DIRECT UNIT COST	DEMOLITION UNIT COST
32 31 13 13-0546 Chain Link Galvanized Steel Sliding Gate <small>(32 31 13 13-0263)</small>		
Note: Includes posts (3" diameter posts for up to 15' wide gate and 4" diameter over 15' wide), caps, upper and lower rails, track brackets, roller gate wheel carrier, track rollers, 2" diameter Schedule 40 pipe frame top and bottom bar, and 1-1/2" bracing. Includes truss rod, latches, track rollers with brackets, pipe track clamps and two wheel carriers. Fabric: galvanized chain link 2" mesh # 9 gauge, galvanized 1.2 ounce coating. See CSI section 32 31 13 13-0630 for additional gate accessories, 32 31 13 13-0711 for gate replacement parts.		
32 31 13 13-0547 4' High Chain Link Galvanized Steel Sliding Gate <small>(32 31 13 13-0546)</small>		
32 31 13 13-0548 EA 10' Long x 4' High Chain Link Galvanized Steel Sliding Gate.....	3,040.58	385.77
For 1" Mesh Fabric, Add	987.01	
For 1-1/4" Mesh Fabric, Add	635.32	
For 1-3/4" Mesh Fabric, Add	394.80	
For 2-1/8" Mesh Fabric, Deduct	-197.40	
For Gate With Barb Wire Arm, Add	249.59	
For Vinyl Coated, Add	680.70	
32 31 13 13-0549 EA 12' Long x 4' High Chain Link Galvanized Steel Sliding Gate.....	3,654.17	465.75
For 1" Mesh Fabric, Add	1,184.41	
For 1-1/4" Mesh Fabric, Add	762.38	
For 1-3/4" Mesh Fabric, Add	473.77	
For 2-1/8" Mesh Fabric, Deduct	-236.88	
For Gate With Barb Wire Arm, Add	299.51	
For Vinyl Coated, Add	816.84	
32 31 13 13-0550 EA 14' Long x 4' High Chain Link Galvanized Steel Sliding Gate.....	4,263.43	543.35
For 1" Mesh Fabric, Add	1,381.82	
For 1-1/4" Mesh Fabric, Add	889.45	
For 1-3/4" Mesh Fabric, Add	552.73	
For 2-1/8" Mesh Fabric, Deduct	-276.36	
For Gate With Barb Wire Arm, Add	349.43	
For Vinyl Coated, Add	952.98	
32 31 13 13-0551 EA 16' Long x 4' High Chain Link Galvanized Steel Sliding Gate.....	4,879.43	624.53
For 1" Mesh Fabric, Add	1,579.22	
For 1-1/4" Mesh Fabric, Add	1,016.51	
For 1-3/4" Mesh Fabric, Add	631.69	
For 2-1/8" Mesh Fabric, Deduct	-315.84	
For Gate With Barb Wire Arm, Add	399.34	
For Vinyl Coated, Add	1,089.12	
32 31 13 13-0552 EA 18' Long x 4' High Chain Link Galvanized Steel Sliding Gate.....	5,489.40	702.61
For 1" Mesh Fabric, Add	1,776.63	
For 1-1/4" Mesh Fabric, Add	1,143.58	
For 1-3/4" Mesh Fabric, Add	710.65	
For 2-1/8" Mesh Fabric, Deduct	-355.33	
For Gate With Barb Wire Arm, Add	449.26	
For Vinyl Coated, Add	1,225.26	
32 31 13 13-0553 EA 20' Long x 4' High Chain Link Galvanized Steel Sliding Gate.....	6,084.96	773.45
For 1" Mesh Fabric, Add	1,974.03	
For 1-1/4" Mesh Fabric, Add	1,270.64	
For 1-3/4" Mesh Fabric, Add	789.61	
For 2-1/8" Mesh Fabric, Deduct	-394.81	
For Gate With Barb Wire Arm, Add	499.18	
For Vinyl Coated, Add	1,361.40	
32 31 13 13-0554 EA 24' Long x 4' High Chain Link Galvanized Steel Sliding Gate.....	7,268.41	931.38
For 1" Mesh Fabric, Add	2,351.45	
For 1-1/4" Mesh Fabric, Add	1,513.58	
For 1-3/4" Mesh Fabric, Add	940.58	
For 2-1/8" Mesh Fabric, Deduct	-470.29	
For Gate With Barb Wire Arm, Add	594.62	
For Vinyl Coated, Add	1,621.69	
32 31 13 13-0555 EA 30' Long x 4' High Chain Link Galvanized Steel Sliding Gate.....	10,323.11	1,758.07
For 1" Mesh Fabric, Add	2,961.04	
For 1-1/4" Mesh Fabric, Add	1,905.96	
For 1-3/4" Mesh Fabric, Add	1,184.42	
For 2-1/8" Mesh Fabric, Deduct	-592.21	
For Gate With Barb Wire Arm, Add	748.77	
For Vinyl Coated, Add	2,042.10	
32 31 13 13-0556 EA 40' Long x 4' High Chain Link Galvanized Steel Sliding Gate.....	13,764.15	2,344.10
For 1" Mesh Fabric, Add	3,948.05	
For 1-1/4" Mesh Fabric, Add	2,541.27	
For 1-3/4" Mesh Fabric, Add	1,579.22	
For 2-1/8" Mesh Fabric, Deduct	-789.61	
For Gate With Barb Wire Arm, Add	998.36	
For Vinyl Coated, Add	2,722.79	
32 31 13 13-0557 5' High Chain Link Galvanized Steel Sliding Gate <small>(32 31 13 13-0546)</small>		
32 31 13 13-0558 EA 10' Long x 5' High Chain Link Galvanized Steel Sliding Gate.....	3,175.43	419.88
For 1" Mesh Fabric, Add	1,016.02	
For 1-1/4" Mesh Fabric, Add	653.99	
For 1-3/4" Mesh Fabric, Add	406.41	
For 2-1/8" Mesh Fabric, Deduct	-203.20	
For Gate With Barb Wire Arm, Add	256.92	
For Vinyl Coated, Add	700.70	

32 Exterior Improvements**32 30 Site Improvements****32 31 Fences and Gates**

SAN BERNARDINO
COUNTY

MINOR CSI	UOM	DESCRIPTION	TOTAL DIRECT UNIT COST	DEMOLITION UNIT COST
32 31 13 13-0559	EA	12' Long x 5' High Chain Link Galvanized Steel Sliding Gate	3,809.35	503.31
		<i>For 1" Mesh Fabric, Add</i>	1,219.23	
		<i>For 1-1/4" Mesh Fabric, Add</i>	784.79	
		<i>For 1-3/4" Mesh Fabric, Add</i>	487.69	
		<i>For 2-1/8" Mesh Fabric, Deduct</i>	-243.85	
		<i>For Gate With Barb Wire Arm, Add</i>	308.31	
		<i>For Vinyl Coated, Add</i>	840.85	
32 31 13 13-0560	EA	14' Long x 5' High Chain Link Galvanized Steel Sliding Gate	4,444.02	587.09
		<i>For 1" Mesh Fabric, Add</i>	1,422.43	
		<i>For 1-1/4" Mesh Fabric, Add</i>	915.59	
		<i>For 1-3/4" Mesh Fabric, Add</i>	568.97	
		<i>For 2-1/8" Mesh Fabric, Deduct</i>	-284.49	
		<i>For Gate With Barb Wire Arm, Add</i>	359.70	
		<i>For Vinyl Coated, Add</i>	980.99	
32 31 13 13-0561	EA	16' Long x 5' High Chain Link Galvanized Steel Sliding Gate	5,079.22	671.12
		<i>For 1" Mesh Fabric, Add</i>	1,625.64	
		<i>For 1-1/4" Mesh Fabric, Add</i>	1,046.39	
		<i>For 1-3/4" Mesh Fabric, Add</i>	650.26	
		<i>For 2-1/8" Mesh Fabric, Deduct</i>	-325.13	
		<i>For Gate With Barb Wire Arm, Add</i>	411.08	
		<i>For Vinyl Coated, Add</i>	1,121.13	
32 31 13 13-0562	EA	18' Long x 5' High Chain Link Galvanized Steel Sliding Gate	5,713.84	754.78
		<i>For 1" Mesh Fabric, Add</i>	1,828.84	
		<i>For 1-1/4" Mesh Fabric, Add</i>	1,177.18	
		<i>For 1-3/4" Mesh Fabric, Add</i>	731.53	
		<i>For 2-1/8" Mesh Fabric, Deduct</i>	-365.77	
		<i>For Gate With Barb Wire Arm, Add</i>	462.46	
		<i>For Vinyl Coated, Add</i>	1,261.27	
32 31 13 13-0563	EA	20' Long x 5' High Chain Link Galvanized Steel Sliding Gate	6,348.78	838.69
		<i>For 1" Mesh Fabric, Add</i>	2,032.04	
		<i>For 1-1/4" Mesh Fabric, Add</i>	1,307.98	
		<i>For 1-3/4" Mesh Fabric, Add</i>	812.82	
		<i>For 2-1/8" Mesh Fabric, Deduct</i>	-406.41	
		<i>For Gate With Barb Wire Arm, Add</i>	513.85	
		<i>For Vinyl Coated, Add</i>	1,401.41	
32 31 13 13-0564	EA	24' Long x 5' High Chain Link Galvanized Steel Sliding Gate	7,579.69	1,007.57
		<i>For 1" Mesh Fabric, Add</i>	2,420.56	
		<i>For 1-1/4" Mesh Fabric, Add</i>	1,558.06	
		<i>For 1-3/4" Mesh Fabric, Add</i>	968.22	
		<i>For 2-1/8" Mesh Fabric, Deduct</i>	-484.11	
		<i>For Gate With Barb Wire Arm, Add</i>	612.10	
		<i>For Vinyl Coated, Add</i>	1,669.35	
32 31 13 13-0565	EA	30' Long x 5' High Chain Link Galvanized Steel Sliding Gate	9,523.61	1,258.34
		<i>For 1" Mesh Fabric, Add</i>	3,048.06	
		<i>For 1-1/4" Mesh Fabric, Add</i>	1,961.97	
		<i>For 1-3/4" Mesh Fabric, Add</i>	1,219.22	
		<i>For 2-1/8" Mesh Fabric, Deduct</i>	-609.61	
		<i>For Gate With Barb Wire Arm, Add</i>	770.77	
		<i>For Vinyl Coated, Add</i>	2,102.11	
32 31 13 13-0566	EA	40' Long x 5' High Chain Link Galvanized Steel Sliding Gate	12,697.56	1,677.38
		<i>For 1" Mesh Fabric, Add</i>	4,064.08	
		<i>For 1-1/4" Mesh Fabric, Add</i>	2,615.96	
		<i>For 1-3/4" Mesh Fabric, Add</i>	1,625.63	
		<i>For 2-1/8" Mesh Fabric, Deduct</i>	-812.82	
		<i>For Gate With Barb Wire Arm, Add</i>	1,027.70	
		<i>For Vinyl Coated, Add</i>	2,802.82	
32 31 13 13-0567		6' High Chain Link Galvanized Steel Sliding Gate (32 31 13 13-0546)		
32 31 13 13-0568	EA	10' Long x 6' High Chain Link Galvanized Steel Sliding Gate	3,366.79	492.25
		<i>For 1" Mesh Fabric, Add</i>	1,036.33	
		<i>For 1-1/4" Mesh Fabric, Add</i>	667.06	
		<i>For 1-3/4" Mesh Fabric, Add</i>	414.53	
		<i>For 2-1/8" Mesh Fabric, Deduct</i>	-207.27	
		<i>For Gate With Barb Wire Arm, Add</i>	262.06	
		<i>For Vinyl Coated, Add</i>	714.71	
32 31 13 13-0569	EA	12' Long x 6' High Chain Link Galvanized Steel Sliding Gate	4,036.68	588.87
		<i>For 1" Mesh Fabric, Add</i>	1,243.59	
		<i>For 1-1/4" Mesh Fabric, Add</i>	800.47	
		<i>For 1-3/4" Mesh Fabric, Add</i>	497.44	
		<i>For 2-1/8" Mesh Fabric, Deduct</i>	-248.72	
		<i>For Gate With Barb Wire Arm, Add</i>	314.47	
		<i>For Vinyl Coated, Add</i>	857.65	
32 31 13 13-0570	EA	14' Long x 6' High Chain Link Galvanized Steel Sliding Gate	4,709.25	686.92
		<i>For 1" Mesh Fabric, Add</i>	1,450.86	
		<i>For 1-1/4" Mesh Fabric, Add</i>	933.89	
		<i>For 1-3/4" Mesh Fabric, Add</i>	580.34	
		<i>For 2-1/8" Mesh Fabric, Deduct</i>	-290.17	
		<i>For Gate With Barb Wire Arm, Add</i>	366.88	
		<i>For Vinyl Coated, Add</i>	1,000.59	
32 31 13 13-0571	EA	16' Long x 6' High Chain Link Galvanized Steel Sliding Gate	5,382.24	785.21
		<i>For 1" Mesh Fabric, Add</i>	1,658.12	
		<i>For 1-1/4" Mesh Fabric, Add</i>	1,067.30	
		<i>For 1-3/4" Mesh Fabric, Add</i>	663.25	
		<i>For 2-1/8" Mesh Fabric, Deduct</i>	-331.62	
		<i>For Gate With Barb Wire Arm, Add</i>	419.30	
		<i>For Vinyl Coated, Add</i>	1,143.53	



		Exterior Improvements	32
		Site Improvements	32 30
		Fences and Gates	32 31

MINOR	CSI	UOM	DESCRIPTION	TOTAL DIRECT UNIT COST	DEMOLITION UNIT COST
32 31 13	13-0572	EA	18' Long x 6' High Chain Link Galvanized Steel Sliding Gate For 1" Mesh Fabric, Add For 1-1/4" Mesh Fabric, Add For 1-3/4" Mesh Fabric, Add For 2-1/8" Mesh Fabric, Deduct For Gate With Barb Wire Arm, Add For Vinyl Coated, Add	6,054.81 1,865.39 1,200.71 746.16 -373.08 471.71 1,286.48	883.25
32 31 13	13-0573	EA	20' Long x 6' High Chain Link Galvanized Steel Sliding Gate For 1" Mesh Fabric, Add For 1-1/4" Mesh Fabric, Add For 1-3/4" Mesh Fabric, Add For 2-1/8" Mesh Fabric, Deduct For Gate With Barb Wire Arm, Add For Vinyl Coated, Add	6,733.98 2,072.65 1,334.12 829.06 -414.53 524.12 1,429.42	984.63
32 31 13	13-0574	EA	24' Long x 6' High Chain Link Galvanized Steel Sliding Gate For 1" Mesh Fabric, Add For 1-1/4" Mesh Fabric, Add For 1-3/4" Mesh Fabric, Add For 2-1/8" Mesh Fabric, Deduct For Gate With Barb Wire Arm, Add For Vinyl Coated, Add	8,031.43 2,468.94 1,589.20 987.58 -493.79 624.33 1,702.72	1,177.87
32 31 13	13-0575	EA	30' Long x 6' High Chain Link Galvanized Steel Sliding Gate For 1" Mesh Fabric, Add For 1-1/4" Mesh Fabric, Add For 1-3/4" Mesh Fabric, Add For 2-1/8" Mesh Fabric, Deduct For Gate With Barb Wire Arm, Add For Vinyl Coated, Add	10,092.45 3,108.98 2,001.19 1,243.59 -621.80 786.18 2,144.13	1,472.72
32 31 13	13-0576	EA	40' Long x 6' High Chain Link Galvanized Steel Sliding Gate For 1" Mesh Fabric, Add For 1-1/4" Mesh Fabric, Add For 1-3/4" Mesh Fabric, Add For 2-1/8" Mesh Fabric, Deduct For Gate With Barb Wire Arm, Add For Vinyl Coated, Add	13,454.97 4,145.31 2,668.25 1,658.12 -829.06 1,048.24 2,858.84	1,962.72
32 31 13	13-0577	EA	7' High Chain Link Galvanized Steel Sliding Gate (32 31 13 13-0546)		
32 31 13	13-0578	EA	10' Long x 7' High Chain Link Galvanized Steel Sliding Gate For 1" Mesh Fabric, Add For 1-1/4" Mesh Fabric, Add For 1-3/4" Mesh Fabric, Add For 2-1/8" Mesh Fabric, Deduct For Gate With Barb Wire Arm, Add For Vinyl Coated, Add	3,573.86 1,076.94 693.20 430.78 -215.39 272.33 742.72	549.06
32 31 13	13-0579	EA	12' Long x 7' High Chain Link Galvanized Steel Sliding Gate For 1" Mesh Fabric, Add For 1-1/4" Mesh Fabric, Add For 1-3/4" Mesh Fabric, Add For 2-1/8" Mesh Fabric, Deduct For Gate With Barb Wire Arm, Add For Vinyl Coated, Add	4,287.79 1,292.36 831.87 516.95 -258.47 326.80 891.29	658.41
32 31 13	13-0580	EA	14' Long x 7' High Chain Link Galvanized Steel Sliding Gate For 1" Mesh Fabric, Add For 1-1/4" Mesh Fabric, Add For 1-3/4" Mesh Fabric, Add For 2-1/8" Mesh Fabric, Deduct For Gate With Barb Wire Arm, Add For Vinyl Coated, Add	5,003.46 1,507.71 970.48 603.08 -301.54 381.26 1,039.80	768.69
32 31 13	13-0581	EA	16' Long x 7' High Chain Link Galvanized Steel Sliding Gate For 1" Mesh Fabric, Add For 1-1/4" Mesh Fabric, Add For 1-3/4" Mesh Fabric, Add For 2-1/8" Mesh Fabric, Deduct For Gate With Barb Wire Arm, Add For Vinyl Coated, Add	5,717.27 1,723.10 1,109.12 689.24 -344.62 435.73 1,188.35	878.03
32 31 13	13-0582	EA	18' Long x 7' High Chain Link Galvanized Steel Sliding Gate For 1" Mesh Fabric, Add For 1-1/4" Mesh Fabric, Add For 1-3/4" Mesh Fabric, Add For 2-1/8" Mesh Fabric, Deduct For Gate With Barb Wire Arm, Add For Vinyl Coated, Add	6,432.11 1,938.49 1,247.76 775.40 -387.70 490.19 1,336.89	987.96
32 31 13	13-0583	EA	20' Long x 7' High Chain Link Galvanized Steel Sliding Gate For 1" Mesh Fabric, Add For 1-1/4" Mesh Fabric, Add For 1-3/4" Mesh Fabric, Add For 2-1/8" Mesh Fabric, Deduct For Gate With Barb Wire Arm, Add For Vinyl Coated, Add	7,146.19 2,153.89 1,386.41 861.55 -430.78 544.66 1,485.44	1,097.42
32 31 13	13-0584	EA	24' Long x 7' High Chain Link Galvanized Steel Sliding Gate For 1" Mesh Fabric, Add For 1-1/4" Mesh Fabric, Add For 1-3/4" Mesh Fabric, Add For 2-1/8" Mesh Fabric, Deduct For Gate With Barb Wire Arm, Add For Vinyl Coated, Add	8,531.84 2,565.70 1,651.48 1,026.28 -513.14 648.80 1,769.45	1,316.80

32 Exterior Improvements**32 30 Site Improvements****32 31 Fences and Gates**

SAN BERNARDINO
COUNTY

MINOR CSI	UOM	DESCRIPTION	TOTAL DIRECT UNIT COST	DEMOLITION UNIT COST
32 31 13 13-0585	EA	30' Long x 7' High Chain Link Galvanized Steel Sliding Gate	10,719.27	1,646.00
		<i>For 1" Mesh Fabric, Add</i>	3,230.81	
		<i>For 1-1/4" Mesh Fabric, Add</i>	2,079.60	
		<i>For 1-3/4" Mesh Fabric, Add</i>	1,292.33	
		<i>For 2-1/8" Mesh Fabric, Deduct</i>	-646.16	
		<i>For Gate With Barb Wire Arm, Add</i>	816.99	
		<i>For Vinyl Coated, Add</i>	2,228.15	
32 31 13 13-0586	EA	40' Long x 7' High Chain Link Galvanized Steel Sliding Gate	14,292.37	2,194.71
		<i>For 1" Mesh Fabric, Add</i>	4,307.76	
		<i>For 1-1/4" Mesh Fabric, Add</i>	2,772.81	
		<i>For 1-3/4" Mesh Fabric, Add</i>	1,723.10	
		<i>For 2-1/8" Mesh Fabric, Deduct</i>	-861.55	
		<i>For Gate With Barb Wire Arm, Add</i>	1,089.32	
		<i>For Vinyl Coated, Add</i>	2,970.87	
32 31 13 13-0587		8' High Chain Link Galvanized Steel Sliding Gate (32 31 13 13-0546)		
32 31 13 13-0588	EA	10' Long x 8' High Chain Link Galvanized Steel Sliding Gate	3,738.73	594.82
		<i>For 1" Mesh Fabric, Add</i>	1,108.85	
		<i>For 1-1/4" Mesh Fabric, Add</i>	713.75	
		<i>For 1-3/4" Mesh Fabric, Add</i>	443.54	
		<i>For 2-1/8" Mesh Fabric, Deduct</i>	-221.77	
		<i>For Gate With Barb Wire Arm, Add</i>	280.40	
		<i>For Vinyl Coated, Add</i>	764.73	
32 31 13 13-0589	EA	12' Long x 8' High Chain Link Galvanized Steel Sliding Gate	4,483.04	712.12
		<i>For 1" Mesh Fabric, Add</i>	1,330.62	
		<i>For 1-1/4" Mesh Fabric, Add</i>	856.49	
		<i>For 1-3/4" Mesh Fabric, Add</i>	532.25	
		<i>For 2-1/8" Mesh Fabric, Deduct</i>	-266.12	
		<i>For Gate With Barb Wire Arm, Add</i>	336.48	
		<i>For Vinyl Coated, Add</i>	917.67	
32 31 13 13-0590	EA	14' Long x 8' High Chain Link Galvanized Steel Sliding Gate	5,230.29	830.84
		<i>For 1" Mesh Fabric, Add</i>	1,552.38	
		<i>For 1-1/4" Mesh Fabric, Add</i>	999.24	
		<i>For 1-3/4" Mesh Fabric, Add</i>	620.95	
		<i>For 2-1/8" Mesh Fabric, Deduct</i>	-310.48	
		<i>For Gate With Barb Wire Arm, Add</i>	392.56	
		<i>For Vinyl Coated, Add</i>	1,070.61	
32 31 13 13-0591	EA	16' Long x 8' High Chain Link Galvanized Steel Sliding Gate	5,977.76	949.57
		<i>For 1" Mesh Fabric, Add</i>	1,774.16	
		<i>For 1-1/4" Mesh Fabric, Add</i>	1,141.99	
		<i>For 1-3/4" Mesh Fabric, Add</i>	709.66	
		<i>For 2-1/8" Mesh Fabric, Deduct</i>	-354.83	
		<i>For Gate With Barb Wire Arm, Add</i>	448.64	
		<i>For Vinyl Coated, Add</i>	1,223.56	
32 31 13 13-0592	EA	18' Long x 8' High Chain Link Galvanized Steel Sliding Gate	6,723.91	1,067.83
		<i>For 1" Mesh Fabric, Add</i>	1,995.92	
		<i>For 1-1/4" Mesh Fabric, Add</i>	1,284.73	
		<i>For 1-3/4" Mesh Fabric, Add</i>	798.37	
		<i>For 2-1/8" Mesh Fabric, Deduct</i>	-399.18	
		<i>For Gate With Barb Wire Arm, Add</i>	504.72	
		<i>For Vinyl Coated, Add</i>	1,376.50	
32 31 13 13-0593	EA	20' Long x 8' High Chain Link Galvanized Steel Sliding Gate	7,471.49	1,186.66
		<i>For 1" Mesh Fabric, Add</i>	2,217.70	
		<i>For 1-1/4" Mesh Fabric, Add</i>	1,427.48	
		<i>For 1-3/4" Mesh Fabric, Add</i>	887.08	
		<i>For 2-1/8" Mesh Fabric, Deduct</i>	-443.54	
		<i>For Gate With Barb Wire Arm, Add</i>	560.80	
		<i>For Vinyl Coated, Add</i>	1,529.45	
32 31 13 13-0594	EA	24' Long x 8' High Chain Link Galvanized Steel Sliding Gate	8,921.20	1,424.12
		<i>For 1" Mesh Fabric, Add</i>	2,641.72	
		<i>For 1-1/4" Mesh Fabric, Add</i>	1,700.41	
		<i>For 1-3/4" Mesh Fabric, Add</i>	1,056.69	
		<i>For 2-1/8" Mesh Fabric, Deduct</i>	-528.34	
		<i>For Gate With Barb Wire Arm, Add</i>	668.02	
		<i>For Vinyl Coated, Add</i>	1,821.87	
32 31 13 13-0595	EA	30' Long x 8' High Chain Link Galvanized Steel Sliding Gate	11,208.14	1,780.42
		<i>For 1" Mesh Fabric, Add</i>	3,326.55	
		<i>For 1-1/4" Mesh Fabric, Add</i>	2,141.23	
		<i>For 1-3/4" Mesh Fabric, Add</i>	1,330.62	
		<i>For 2-1/8" Mesh Fabric, Deduct</i>	-665.31	
		<i>For Gate With Barb Wire Arm, Add</i>	841.20	
		<i>For Vinyl Coated, Add</i>	2,294.17	
32 31 13 13-0596	EA	40' Long x 8' High Chain Link Galvanized Steel Sliding Gate	14,940.61	2,372.14
		<i>For 1" Mesh Fabric, Add</i>	4,435.39	
		<i>For 1-1/4" Mesh Fabric, Add</i>	2,854.96	
		<i>For 1-3/4" Mesh Fabric, Add</i>	1,774.16	
		<i>For 2-1/8" Mesh Fabric, Deduct</i>	-887.08	
		<i>For Gate With Barb Wire Arm, Add</i>	1,121.59	
		<i>For Vinyl Coated, Add</i>	3,058.89	
32 31 13 13-0597		9' High Chain Link Galvanized Steel Sliding Gate (32 31 13 13-0546)		



		Exterior Improvements	32
		Site Improvements	32 30
		Fences and Gates	32 31

MINOR	CSI	UOM	DESCRIPTION	TOTAL DIRECT UNIT COST	DEMOLITION UNIT COST
32 31 13	13-0598	EA	10' Long x 9' High Chain Link Galvanized Steel Sliding Gate	3,933.55	648.89
			For 1" Mesh Fabric, Add	1,146.66	
			For 1-1/4" Mesh Fabric, Add	738.01	
			For 1-3/4" Mesh Fabric, Add	458.62	
			For 2-1/8" Mesh Fabric, Deduct	-229.31	
			For Gate With Barb Wire Arm, Add	289.93	
			For Vinyl Coated, Add	790.73	
32 31 13	13-0599	EA	12' Long x 9' High Chain Link Galvanized Steel Sliding Gate	4,715.44	776.30
			For 1" Mesh Fabric, Add	1,375.87	
			For 1-1/4" Mesh Fabric, Add	885.62	
			For 1-3/4" Mesh Fabric, Add	550.35	
			For 2-1/8" Mesh Fabric, Deduct	-275.17	
			For Gate With Barb Wire Arm, Add	347.92	
			For Vinyl Coated, Add	948.88	
32 31 13	13-0600	EA	14' Long x 9' High Chain Link Galvanized Steel Sliding Gate	5,501.05	905.48
			For 1" Mesh Fabric, Add	1,605.18	
			For 1-1/4" Mesh Fabric, Add	1,033.22	
			For 1-3/4" Mesh Fabric, Add	642.07	
			For 2-1/8" Mesh Fabric, Deduct	-321.04	
			For Gate With Barb Wire Arm, Add	405.91	
			For Vinyl Coated, Add	1,107.02	
32 31 13	13-0601	EA	16' Long x 9' High Chain Link Galvanized Steel Sliding Gate	6,287.69	1,035.26
			For 1" Mesh Fabric, Add	1,834.49	
			For 1-1/4" Mesh Fabric, Add	1,180.82	
			For 1-3/4" Mesh Fabric, Add	733.80	
			For 2-1/8" Mesh Fabric, Deduct	-366.90	
			For Gate With Barb Wire Arm, Add	463.89	
			For Vinyl Coated, Add	1,265.17	
32 31 13	13-0602	EA	18' Long x 9' High Chain Link Galvanized Steel Sliding Gate	7,073.53	1,164.56
			For 1" Mesh Fabric, Add	2,063.81	
			For 1-1/4" Mesh Fabric, Add	1,328.43	
			For 1-3/4" Mesh Fabric, Add	825.52	
			For 2-1/8" Mesh Fabric, Deduct	-412.76	
			For Gate With Barb Wire Arm, Add	521.88	
			For Vinyl Coated, Add	1,423.31	
32 31 13	13-0603	EA	20' Long x 9' High Chain Link Galvanized Steel Sliding Gate	7,859.35	1,293.87
			For 1" Mesh Fabric, Add	2,293.12	
			For 1-1/4" Mesh Fabric, Add	1,476.03	
			For 1-3/4" Mesh Fabric, Add	917.25	
			For 2-1/8" Mesh Fabric, Deduct	-458.62	
			For Gate With Barb Wire Arm, Add	579.87	
			For Vinyl Coated, Add	1,581.46	
32 31 13	13-0604	EA	24' Long x 9' High Chain Link Galvanized Steel Sliding Gate	9,384.46	1,552.47
			For 1" Mesh Fabric, Add	2,731.55	
			For 1-1/4" Mesh Fabric, Add	1,758.24	
			For 1-3/4" Mesh Fabric, Add	1,092.62	
			For 2-1/8" Mesh Fabric, Deduct	-546.31	
			For Gate With Barb Wire Arm, Add	690.74	
			For Vinyl Coated, Add	1,883.83	
32 31 13	13-0605	EA	30' Long x 9' High Chain Link Galvanized Steel Sliding Gate	11,787.96	1,940.39
			For 1" Mesh Fabric, Add	3,439.68	
			For 1-1/4" Mesh Fabric, Add	2,214.04	
			For 1-3/4" Mesh Fabric, Add	1,375.87	
			For 2-1/8" Mesh Fabric, Deduct	-687.94	
			For Gate With Barb Wire Arm, Add	869.80	
			For Vinyl Coated, Add	2,372.19	
32 31 13	13-0606	EA	40' Long x 9' High Chain Link Galvanized Steel Sliding Gate	15,721.52	2,589.28
			For 1" Mesh Fabric, Add	4,586.24	
			For 1-1/4" Mesh Fabric, Add	2,952.07	
			For 1-3/4" Mesh Fabric, Add	1,834.50	
			For 2-1/8" Mesh Fabric, Deduct	-917.25	
			For Gate With Barb Wire Arm, Add	1,159.74	
			For Vinyl Coated, Add	3,162.93	
32 31 13	13-0607		10' High Chain Link Galvanized Steel Sliding Gate (32 31 13 13-0546)		
32 31 13	13-0608	EA	10' Long x 10' High Chain Link Galvanized Steel Sliding Gate	4,176.70	713.79
			For 1" Mesh Fabric, Add	1,195.87	
			For 1-1/4" Mesh Fabric, Add	769.76	
			For 1-3/4" Mesh Fabric, Add	478.35	
			For 2-1/8" Mesh Fabric, Deduct	-239.17	
			For Gate With Barb Wire Arm, Add	302.40	
			For Vinyl Coated, Add	824.74	
32 31 13	13-0609	EA	12' Long x 10' High Chain Link Galvanized Steel Sliding Gate	5,012.04	856.51
			For 1" Mesh Fabric, Add	1,435.05	
			For 1-1/4" Mesh Fabric, Add	923.71	
			For 1-3/4" Mesh Fabric, Add	574.02	
			For 2-1/8" Mesh Fabric, Deduct	-287.01	
			For Gate With Barb Wire Arm, Add	362.89	
			For Vinyl Coated, Add	989.69	

32 Exterior Improvements**32 30 Site Improvements****32 31 Fences and Gates**

SAN BERNARDINO
COUNTY

MINOR
CSI UOM DESCRIPTION

TOTAL DIRECT DEMOLITION
UNIT COST UNIT COST

32 31 13 13-0610	EA	14' Long x 10' High Chain Link Galvanized Steel Sliding Gate	5,847.87	999.49
		<i>For 1" Mesh Fabric, Add</i>	1,674.22	
		<i>For 1-1/4" Mesh Fabric, Add</i>	1,077.66	
		<i>For 1-3/4" Mesh Fabric, Add</i>	669.69	
		<i>For 2-1/8" Mesh Fabric, Deduct</i>	-334.84	
		<i>For Gate With Barb Wire Arm, Add</i>	423.37	
		<i>For Vinyl Coated, Add</i>	1,154.64	
32 31 13 13-0611	EA	16' Long x 10' High Chain Link Galvanized Steel Sliding Gate	6,683.02	1,142.22
		<i>For 1" Mesh Fabric, Add</i>	1,913.40	
		<i>For 1-1/4" Mesh Fabric, Add</i>	1,231.62	
		<i>For 1-3/4" Mesh Fabric, Add</i>	765.36	
		<i>For 2-1/8" Mesh Fabric, Deduct</i>	-382.68	
		<i>For Gate With Barb Wire Arm, Add</i>	483.85	
		<i>For Vinyl Coated, Add</i>	1,319.59	
32 31 13 13-0612	EA	18' Long x 10' High Chain Link Galvanized Steel Sliding Gate	7,518.07	1,284.84
		<i>For 1" Mesh Fabric, Add</i>	2,152.57	
		<i>For 1-1/4" Mesh Fabric, Add</i>	1,385.56	
		<i>For 1-3/4" Mesh Fabric, Add</i>	861.03	
		<i>For 2-1/8" Mesh Fabric, Deduct</i>	-430.51	
		<i>For Gate With Barb Wire Arm, Add</i>	544.33	
		<i>For Vinyl Coated, Add</i>	1,484.53	
32 31 13 13-0613	EA	20' Long x 10' High Chain Link Galvanized Steel Sliding Gate	8,353.41	1,427.56
		<i>For 1" Mesh Fabric, Add</i>	2,391.75	
		<i>For 1-1/4" Mesh Fabric, Add</i>	1,539.52	
		<i>For 1-3/4" Mesh Fabric, Add</i>	956.70	
		<i>For 2-1/8" Mesh Fabric, Deduct</i>	-478.35	
		<i>For Gate With Barb Wire Arm, Add</i>	604.81	
		<i>For Vinyl Coated, Add</i>	1,649.48	
32 31 13 13-0614	EA	24' Long x 10' High Chain Link Galvanized Steel Sliding Gate	9,976.93	1,713.75
		<i>For 1" Mesh Fabric, Add</i>	2,849.05	
		<i>For 1-1/4" Mesh Fabric, Add</i>	1,833.87	
		<i>For 1-3/4" Mesh Fabric, Add</i>	1,139.62	
		<i>For 2-1/8" Mesh Fabric, Deduct</i>	-569.81	
		<i>For Gate With Barb Wire Arm, Add</i>	720.45	
		<i>For Vinyl Coated, Add</i>	1,964.86	
32 31 13 13-0615	EA	30' Long x 10' High Chain Link Galvanized Steel Sliding Gate	12,530.10	2,141.35
		<i>For 1" Mesh Fabric, Add</i>	3,587.62	
		<i>For 1-1/4" Mesh Fabric, Add</i>	2,309.27	
		<i>For 1-3/4" Mesh Fabric, Add</i>	1,435.05	
		<i>For 2-1/8" Mesh Fabric, Deduct</i>	-717.52	
		<i>For Gate With Barb Wire Arm, Add</i>	907.21	
		<i>For Vinyl Coated, Add</i>	2,474.22	
32 31 13 13-0616	EA	40' Long x 10' High Chain Link Galvanized Steel Sliding Gate	16,703.40	2,853.47
		<i>For 1" Mesh Fabric, Add</i>	4,783.50	
		<i>For 1-1/4" Mesh Fabric, Add</i>	3,079.03	
		<i>For 1-3/4" Mesh Fabric, Add</i>	1,913.40	
		<i>For 2-1/8" Mesh Fabric, Deduct</i>	-956.70	
		<i>For Gate With Barb Wire Arm, Add</i>	1,209.62	
		<i>For Vinyl Coated, Add</i>	3,298.97	

32 31 13 13-0617 Sliding Cantilever Gate, Single Track, Manually Operated Exposed Roller ⁽³²⁾

^{31 13 13-02631}

Note: Includes posts (3" diameter posts for up to 15' wide gate and 4" diameter over 15' wide), caps, upper rail, track brackets, roller gate wheel carrier, metal track rollers for rail, 2" diameter Schedule 40 pipe frame top and bottom bar, and 1-1/2" bracing. Includes truss rod, latches, single track, track rollers with brackets, pipe track clamps and two wheel carriers. Fabric: galvanized chain link 2" mesh # 9 gauge, galvanized 1.2 ounce coating. Width listed on tasks is opening width of gate. See CSI section 32 31 11 00-0020 for gate operators.

32 31 13 13-0618	EA	5' High x 10' Wide Galvanized Cantilever Sliding Gate	5,659.80	475.39
		<i>For 1" Mesh Fabric, Add</i>	2,048.43	
		<i>For 1-1/4" Mesh Fabric, Add</i>	1,318.53	
		<i>For 1-3/4" Mesh Fabric, Add</i>	819.37	
		<i>For 2-1/8" Mesh Fabric, Deduct</i>	-409.69	
		<i>For Gate With Single Barb Wire Arm, Add</i>	517.99	
		<i>For Gate With Double Barb Wire Arm, Add</i>	753.45	
		<i>For Aluminized Steel Gate And Post, Add</i>	2,260.34	
		<i>For Powder Coated Gate And Post, Add</i>	988.90	
		<i>For Vinyl Coated, Add</i>	1,412.71	
32 31 13 13-0619	EA	5' High x 12' Wide Galvanized Cantilever Sliding Gate	6,218.05	594.22
		<i>For 1" Mesh Fabric, Add</i>	2,187.88	
		<i>For 1-1/4" Mesh Fabric, Add</i>	1,408.29	
		<i>For 1-3/4" Mesh Fabric, Add</i>	875.15	
		<i>For 2-1/8" Mesh Fabric, Deduct</i>	-437.58	
		<i>For Gate With Single Barb Wire Arm, Add</i>	553.26	
		<i>For Gate With Double Barb Wire Arm, Add</i>	804.74	
		<i>For Aluminized Steel Gate And Post, Add</i>	2,414.21	
		<i>For Powder Coated Gate And Post, Add</i>	1,056.22	
		<i>For Vinyl Coated, Add</i>	1,508.88	



		Exterior Improvements	32
		Site Improvements	32 30
		Fences and Gates	32 31

MINOR	CSI	UOM	DESCRIPTION	TOTAL DIRECT UNIT COST	DEMOLITION UNIT COST
32 31 13	13-0620	EA	5' High x 15' Wide Galvanized Cantilever Sliding Gate.....	6,780.72	713.07
			For 1" Mesh Fabric, Add	2,329.24	
			For 1-1/4" Mesh Fabric, Add	1,499.28	
			For 1-3/4" Mesh Fabric, Add	931.70	
			For 2-1/8" Mesh Fabric, Deduct	-465.85	
			For Gate With Single Barb Wire Arm, Add	589.00	
			For Gate With Double Barb Wire Arm, Add	856.73	
			For Aluminized Steel Gate And Post, Add	2,570.19	
			For Powder Coated Gate And Post, Add	1,124.46	
			For Vinyl Coated, Add	1,606.37	
32 31 13	13-0621	EA	5' High x 20' Wide Galvanized Cantilever Sliding Gate.....	7,970.03	950.76
			For 1" Mesh Fabric, Add	2,639.80	
			For 1-1/4" Mesh Fabric, Add	1,699.18	
			For 1-3/4" Mesh Fabric, Add	1,055.92	
			For 2-1/8" Mesh Fabric, Deduct	-527.96	
			For Gate With Single Barb Wire Arm, Add	667.54	
			For Gate With Double Barb Wire Arm, Add	970.96	
			For Aluminized Steel Gate And Post, Add	2,912.88	
			For Powder Coated Gate And Post, Add	1,274.39	
			For Vinyl Coated, Add	1,820.55	
32 31 13	13-0622	EA	6' High x 15' Wide Galvanized Cantilever Sliding Gate.....	7,416.09	950.76
			For 1" Mesh Fabric, Add	2,398.84	
			For 1-1/4" Mesh Fabric, Add	1,544.08	
			For 1-3/4" Mesh Fabric, Add	959.54	
			For 2-1/8" Mesh Fabric, Deduct	-479.77	
			For Gate With Single Barb Wire Arm, Add	606.60	
			For Gate With Double Barb Wire Arm, Add	882.33	
			For Aluminized Steel Gate And Post, Add	2,646.99	
			For Powder Coated Gate And Post, Add	1,158.06	
			For Vinyl Coated, Add	1,654.37	
32 31 13	13-0623	EA	6' High x 20' Wide Galvanized Cantilever Sliding Gate.....	8,706.26	1,247.88
			For 1" Mesh Fabric, Add	2,701.57	
			For 1-1/4" Mesh Fabric, Add	1,738.94	
			For 1-3/4" Mesh Fabric, Add	1,080.63	
			For 2-1/8" Mesh Fabric, Deduct	-540.31	
			For Gate With Single Barb Wire Arm, Add	683.16	
			For Gate With Double Barb Wire Arm, Add	993.68	
			For Aluminized Steel Gate And Post, Add	2,981.04	
			For Powder Coated Gate And Post, Add	1,304.21	
			For Vinyl Coated, Add	1,863.15	
32 31 13	13-0624	EA	6' High x 25' Wide Galvanized Cantilever Sliding Gate.....	11,530.94	1,544.98
			For 1" Mesh Fabric, Add	3,671.82	
			For 1-1/4" Mesh Fabric, Add	2,363.47	
			For 1-3/4" Mesh Fabric, Add	1,468.73	
			For 2-1/8" Mesh Fabric, Deduct	-734.36	
			For Gate With Single Barb Wire Arm, Add	928.51	
			For Gate With Double Barb Wire Arm, Add	1,350.56	
			For Aluminized Steel Gate And Post, Add	4,051.67	
			For Powder Coated Gate And Post, Add	1,772.60	
			For Vinyl Coated, Add	2,532.29	
32 31 13	13-0625	EA	6' High x 30' Wide Galvanized Cantilever Sliding Gate.....	12,999.85	1,842.10
			For 1" Mesh Fabric, Add	4,052.31	
			For 1-1/4" Mesh Fabric, Add	2,608.38	
			For 1-3/4" Mesh Fabric, Add	1,620.92	
			For 2-1/8" Mesh Fabric, Deduct	-810.46	
			For Gate With Single Barb Wire Arm, Add	1,024.72	
			For Gate With Double Barb Wire Arm, Add	1,490.51	
			For Aluminized Steel Gate And Post, Add	4,471.52	
			For Powder Coated Gate And Post, Add	1,956.29	
			For Vinyl Coated, Add	2,794.70	
32 31 13	13-0626	EA	8' High x 15' Wide Galvanized Cantilever Sliding Gate.....	8,686.18	1,188.45
			For 1" Mesh Fabric, Add	2,744.53	
			For 1-1/4" Mesh Fabric, Add	1,766.60	
			For 1-3/4" Mesh Fabric, Add	1,097.81	
			For 2-1/8" Mesh Fabric, Deduct	-548.91	
			For Gate With Single Barb Wire Arm, Add	694.02	
			For Gate With Double Barb Wire Arm, Add	1,009.48	
			For Aluminized Steel Gate And Post, Add	3,028.45	
			For Powder Coated Gate And Post, Add	1,324.95	
			For Vinyl Coated, Add	1,892.78	
32 31 13	13-0627	EA	8' High x 20' Wide Galvanized Cantilever Sliding Gate.....	10,313.13	1,604.40
			For 1" Mesh Fabric, Add	3,090.37	
			For 1-1/4" Mesh Fabric, Add	1,989.21	
			For 1-3/4" Mesh Fabric, Add	1,236.15	
			For 2-1/8" Mesh Fabric, Deduct	-618.07	
			For Gate With Single Barb Wire Arm, Add	781.47	
			For Gate With Double Barb Wire Arm, Add	1,136.69	
			For Aluminized Steel Gate And Post, Add	3,410.07	
			For Powder Coated Gate And Post, Add	1,491.91	
			For Vinyl Coated, Add	2,131.29	

32 Exterior Improvements**32 30 Site Improvements****32 31 Fences and Gates**

SAN BERNARDINO
COUNTY

MINOR CSI	UOM	DESCRIPTION	TOTAL DIRECT UNIT COST	DEMOLITION UNIT COST
32 31 13 13-0628	EA	8' High x 25' Wide Galvanized Cantilever Sliding Gate.....	13,696.45	2,020.37
		<i>For 1" Mesh Fabric, Add</i>	4,200.24	
		<i>For 1-1/4" Mesh Fabric, Add</i>	2,703.60	
		<i>For 1-3/4" Mesh Fabric, Add</i>	1,680.10	
		<i>For 2-1/8" Mesh Fabric, Deduct</i>	-840.05	
		<i>For Gate With Single Barb Wire Arm, Add</i>	1,062.13	
		<i>For Gate With Double Barb Wire Arm, Add</i>	1,544.92	
		<i>For Aluminized Steel Gate And Post, Add</i>	4,634.75	
		<i>For Powder Coated Gate And Post, Add</i>	2,027.70	
		<i>For Vinyl Coated, Add</i>	2,896.72	
32 31 13 13-0629	EA	8' High x 30' Wide Galvanized Cantilever Sliding Gate.....	15,408.87	2,376.91
		<i>For 1" Mesh Fabric, Add</i>	4,634.96	
		<i>For 1-1/4" Mesh Fabric, Add</i>	2,983.42	
		<i>For 1-3/4" Mesh Fabric, Add</i>	1,853.98	
		<i>For 2-1/8" Mesh Fabric, Deduct</i>	-926.99	
		<i>For Gate With Single Barb Wire Arm, Add</i>	1,172.06	
		<i>For Gate With Double Barb Wire Arm, Add</i>	1,704.81	
		<i>For Aluminized Steel Gate And Post, Add</i>	5,114.43	
		<i>For Powder Coated Gate And Post, Add</i>	2,237.56	
		<i>For Vinyl Coated, Add</i>	3,196.52	
32 31 13 13-0630		Gate Accessories (32 31 13 13-0263)		
32 31 13 13-0631	EA	Gate Center Stop, Cast Steel, Ground	47.55	
32 31 13 13-0632	EA	Gate Latch, Malleable Galvanized Steel	52.95	
32 31 13 13-0633	EA	Gate Keeper, Full Length, Galvanized Steel.....	244.90	
32 31 13 13-0634	EA	Gate Keeper Hold-Open For Cantilever Gate	104.05	19.15
32 31 13 13-0635	EA	Heavy Duty Gate Latch, Malleable Galvanized Steel	58.76	
32 31 13 13-0636	EA	Gate Keeper, Full Length, Stainless Steel, Internal Locking Device With 3/4" Stainless Steel Rod For 3' To 5' High Gate.....	827.66	
32 31 13 13-0637	EA	Gate Keeper, Full Length, Stainless Steel, Internal Locking Device With 3/4" Stainless Steel Rod For >5' To 8' High Gate	888.33	
32 31 13 13-0638	EA	Gate Keeper, Full Length, Stainless Steel, Internal Locking Device With 3/4" Stainless Steel Rod For >8' To 12' High Gate	949.00	
32 31 13 13-0639	LF	Aluminum V-Groove Gate Track	55.82	10.88
32 31 13 13-0640	LF	Galvanized Steel V-Groove Gate Track.....	42.68	10.88
32 31 13 13-0641		Vertical-Pivot Lift Gate (32 31 13 13-0263)		
		Note: Includes 2" diameter Schedule 40 pipe frame top and bottom bar, and 1-1/2" bracing. Includes operator. Fabric: galvanized chain link 2" mesh # 9 gauge, galvanized 1.2 ounce coating. Width listed on tasks is opening width of gate.		
32 31 13 13-0642	EA	5' High x 12' Wide Galvanized Vertical-Pivot Lift Gate.....	21,745.69	891.34
		<i>For Curb Notch, Add</i>	239.00	
		<i>For Prewired Loop Kit, Add</i>	245.00	
32 31 13 13-0643	EA	5' High x 14' Wide Galvanized Vertical-Pivot Lift Gate.....	22,102.23	1,069.61
		<i>For Curb Notch, Add</i>	239.00	
		<i>For Prewired Loop Kit, Add</i>	245.00	
32 31 13 13-0644	EA	5' High x 16' Wide Galvanized Vertical-Pivot Lift Gate.....	22,458.76	1,247.88
		<i>For Curb Notch, Add</i>	239.00	
		<i>For Prewired Loop Kit, Add</i>	245.00	
		<i>For Wind Bracing, Add</i>	287.50	
32 31 13 13-0645	EA	5' High x 18' Wide Galvanized Vertical-Pivot Lift Gate.....	23,065.62	1,426.15
		<i>For Curb Notch, Add</i>	239.00	
		<i>For Prewired Loop Kit, Add</i>	245.00	
		<i>For Wind Bracing, Add</i>	317.50	
32 31 13 13-0646	EA	5' High x 20' Wide Galvanized Vertical-Pivot Lift Gate.....	23,659.96	1,604.40
		<i>For Curb Notch, Add</i>	239.00	
		<i>For Prewired Loop Kit, Add</i>	245.00	
		<i>For Wind Bracing, Add</i>	317.50	
32 31 13 13-0647	EA	6' High x 12' Wide Galvanized Vertical-Pivot Lift Gate.....	22,768.62	1,158.74
		<i>For Curb Notch, Add</i>	239.00	
		<i>For Prewired Loop Kit, Add</i>	245.00	
32 31 13 13-0648	EA	6' High x 14' Wide Galvanized Vertical-Pivot Lift Gate.....	23,125.15	1,337.01
		<i>For Curb Notch, Add</i>	239.00	
		<i>For Prewired Loop Kit, Add</i>	245.00	
32 31 13 13-0649	EA	6' High x 16' Wide Galvanized Vertical-Pivot Lift Gate.....	23,481.69	1,515.27
		<i>For Curb Notch, Add</i>	239.00	
		<i>For Prewired Loop Kit, Add</i>	245.00	
		<i>For Wind Bracing, Add</i>	287.50	
32 31 13 13-0650	EA	6' High x 18' Wide Galvanized Vertical-Pivot Lift Gate.....	23,975.90	1,693.54
		<i>For Curb Notch, Add</i>	239.00	
		<i>For Prewired Loop Kit, Add</i>	245.00	
		<i>For Wind Bracing, Add</i>	317.50	
32 31 13 13-0651	EA	6' High x 20' Wide Galvanized Vertical-Pivot Lift Gate.....	24,682.89	1,871.81
		<i>For Curb Notch, Add</i>	239.00	
		<i>For Prewired Loop Kit, Add</i>	245.00	
		<i>For Wind Bracing, Add</i>	317.50	
32 31 13 13-0652		Accessories (32 31 13 13)		
32 31 13 13-0653		Barbed And Concertina Wire (32 31 13 13-0652)		
32 31 13 13-0654		Single Strand Barbed Wire (32 31 13 13-0653)		



MINOR	CSI	UOM	DESCRIPTION	TOTAL DIRECT UNIT COST	DEMOLITION UNIT COST
32 31 13 13-0655	LF		Galvanized Barbed Wire, Per Strand Note: Includes clips. 4 points 12-1/2 Gauge, Class I. For >500 To 2,000, Deduct For >2,000, Deduct	1.08 -0.10 -0.16	0.51
32 31 13 13-0656	LF		Vinyl Coated Barbed Wire (Fused), Per Strand Note: Includes clips. For >500 To 2,000, Deduct For >2,000, Deduct	1.22 -0.11 -0.17	0.51
32 31 13 13-0657	EA		Barbed Wire Extension Arms 3 Strands (Single Arm).....	11.82	8.06
32 31 13 13-0658	EA		Barbed Wire Extension Arms 6 Strands (Double Arm)	18.91	9.67
32 31 13 13-0659	EA		Barbed Wire Eye Tops (For Single Strand)	12.25	8.06
32 31 13 13-0660			Galvanized Steel Concertina (Razor) Wire, Single Coil <small>(32 31 13 13-0653)</small>		
32 31 13 13-0661	LF		18" Diameter, 18" On Center Galvanized Concertina (Razor) Wire, Attach To Every 6th Barb On Top Of Chain Link Fence, Per LF Of Fence..... For >500 To 1,500, Deduct For >1,500 To 5,000, Deduct For >5,000, Deduct For Ground Installation, Deduct For Double Coil (Helix), Add	5.22 -0.44 -0.88 -1.25 -0.51 4.21	0.71
32 31 13 13-0662	LF		18" Diameter, 12" On Center Galvanized Concertina (Razor) Wire, Attach To Every 4th Barb On Top Of Chain Link Fence, Per LF Of Fence..... For >500 To 1,500, Deduct For >1,500 To 5,000, Deduct For >5,000, Deduct For Ground Installation, Deduct For Double Coil (Helix), Add	7.87 -0.67 -1.33 -1.88 -0.76 6.36	0.71
32 31 13 13-0663	LF		18" Diameter, 9" On Center Galvanized Concertina (Razor) Wire, Attach To Every 3rd Barb On Top Of Chain Link Fence, Per LF Of Fence..... For >500 To 1,500, Deduct For >1,500 To 5,000, Deduct For >5,000, Deduct For Ground Installation, Deduct For Double Coil (Helix), Add	10.43 -0.88 -1.77 -2.49 -1.01 8.42	0.71
32 31 13 13-0664	LF		24" Diameter, 18" On Center Galvanized Concertina (Razor) Wire, Attach To Every 6th Barb On Top Of Chain Link Fence, Per LF Of Fence..... For >500 To 1,500, Deduct For >1,500 To 5,000, Deduct For >5,000, Deduct For Ground Installation, Deduct For Double Coil (Helix), Add	9.06 -0.74 -1.47 -2.04 -0.56 7.94	0.71
32 31 13 13-0665	LF		24" Diameter, 12" On Center Galvanized Concertina (Razor) Wire, Attach To Every 4th Barb On Top Of Chain Link Fence, Per LF Of Fence..... For >500 To 1,500, Deduct For >1,500 To 5,000, Deduct For >5,000, Deduct For Ground Installation, Deduct For Double Coil (Helix), Add	13.69 -1.11 -2.22 -3.07 -0.84 12.01	0.71
32 31 13 13-0666	LF		24" Diameter, 9" On Center Galvanized Concertina (Razor) Wire, Attach To Every 3rd Barb On Top Of Chain Link Fence, Per LF Of Fence..... For >500 To 1,500, Deduct For >1,500 To 5,000, Deduct For >5,000, Deduct For Ground Installation, Deduct For Double Coil (Helix), Add	18.08 -1.47 -2.93 -4.06 -1.11 15.86	0.71
32 31 13 13-0667	LF		30" Diameter, 18" On Center Galvanized Concertina (Razor) Wire, Attach To Every 6th Barb On Top Of Chain Link Fence, Per LF Of Fence..... For >500 To 1,500, Deduct For >1,500 To 5,000, Deduct For >5,000, Deduct For Ground Installation, Deduct For Double Coil (Helix), Add	29.27 -2.26 -4.52 -6.11 -0.63 28.02	0.71
32 31 13 13-0668	LF		30" Diameter, 12" On Center Galvanized Concertina (Razor) Wire, Attach To Every 4th Barb On Top Of Chain Link Fence, Per LF Of Fence..... For >500 To 1,500, Deduct For >1,500 To 5,000, Deduct For >5,000, Deduct For Ground Installation, Deduct For Double Coil (Helix), Add	44.31 -3.42 -6.84 -9.24 -0.95 42.42	0.71
32 31 13 13-0669	LF		30" Diameter, 9" On Center Galvanized Concertina (Razor) Wire, Attach To Every 3rd Barb On Top Of Chain Link Fence, Per LF Of Fence..... For >500 To 1,500, Deduct For >1,500 To 5,000, Deduct For >5,000, Deduct For Ground Installation, Deduct For Double Coil (Helix), Add	58.55 -4.52 -9.03 -12.21 -1.26 56.03	0.71

32 31 13 13-0670 Stainless Steel Concertina (Razor) Wire, Single Coil (32 31 13 13-0653)

32 Exterior Improvements

32 30 Site Improvements

32 31 Fences and Gates



MINOR	CSI	UOM	DESCRIPTION	TOTAL DIRECT UNIT COST	DEMOLITION UNIT COST
32 31 13	13-0671	LF	18" Diameter, 18" On Center, Stainless Steel Concertina (Razor) Wire, Attach To Every 6th Barb On Top Of Chain Link Fence, Per LF Of Fence	9.81	0.71
			<i>For >500 To 1,500, Deduct</i>	-0.79	
			<i>For >1,500 To 5,000, Deduct</i>	-1.57	
			<i>For >5,000, Deduct</i>	-2.16	
			<i>For Ground Installation, Deduct</i>	-0.51	
			<i>For Double Coil (Helix), Add</i>	8.80	
32 31 13	13-0672	LF	18" Diameter, 12" On Center, Stainless Steel Concertina (Razor) Wire, Attach To Every 4th Barb On Top Of Chain Link Fence, Per LF Of Fence	14.83	0.71
			<i>For >500 To 1,500, Deduct</i>	-1.19	
			<i>For >1,500 To 5,000, Deduct</i>	-2.38	
			<i>For >5,000, Deduct</i>	-3.27	
			<i>For Ground Installation, Deduct</i>	-0.76	
			<i>For Double Coil (Helix), Add</i>	13.32	
32 31 13	13-0673	LF	18" Diameter, 9" On Center, Stainless Steel Concertina (Razor) Wire, Attach To Every 3rd Barb On Top Of Chain Link Fence, Per LF Of Fence	19.62	0.71
			<i>For >500 To 1,500, Deduct</i>	-1.57	
			<i>For >1,500 To 5,000, Deduct</i>	-3.14	
			<i>For >5,000, Deduct</i>	-4.33	
			<i>For Ground Installation, Deduct</i>	-1.01	
			<i>For Double Coil (Helix), Add</i>	17.61	
32 31 13	13-0674	LF	24" Diameter, 18" On Center, Stainless Steel Concertina (Razor) Wire, Attach To Every 6th Barb On Top Of Chain Link Fence, Per LF Of Fence	12.96	0.71
			<i>For >500 To 1,500, Deduct</i>	-1.03	
			<i>For >1,500 To 5,000, Deduct</i>	-2.06	
			<i>For >5,000, Deduct</i>	-2.82	
			<i>For Ground Installation, Deduct</i>	-0.56	
			<i>For Double Coil (Helix), Add</i>	11.84	
32 31 13	13-0675	LF	24" Diameter, 12" On Center, Stainless Steel Concertina (Razor) Wire, Attach To Every 4th Barb On Top Of Chain Link Fence, Per LF Of Fence	19.60	0.71
			<i>For >500 To 1,500, Deduct</i>	-1.55	
			<i>For >1,500 To 5,000, Deduct</i>	-3.11	
			<i>For >5,000, Deduct</i>	-4.26	
			<i>For Ground Installation, Deduct</i>	-0.84	
			<i>For Double Coil (Helix), Add</i>	17.92	
32 31 13	13-0676	LF	24" Diameter, 9" On Center, Stainless Steel Concertina (Razor) Wire, Attach To Every 3rd Barb On Top Of Chain Link Fence, Per LF Of Fence	25.87	0.71
			<i>For >500 To 1,500, Deduct</i>	-2.05	
			<i>For >1,500 To 5,000, Deduct</i>	-4.10	
			<i>For >5,000, Deduct</i>	-5.62	
			<i>For Ground Installation, Deduct</i>	-1.11	
			<i>For Double Coil (Helix), Add</i>	23.65	
32 31 13	13-0677	LF	30" Diameter, 18" On Center, Stainless Steel Concertina (Razor) Wire, Attach To Every 6th Barb On Top Of Chain Link Fence, Per LF Of Fence	44.01	0.71
			<i>For >500 To 1,500, Deduct</i>	-3.36	
			<i>For >1,500 To 5,000, Deduct</i>	-6.73	
			<i>For >5,000, Deduct</i>	-9.05	
			<i>For Ground Installation, Deduct</i>	-0.63	
			<i>For Double Coil (Helix), Add</i>	42.76	
32 31 13	13-0678	LF	30" Diameter, 12" On Center, Stainless Steel Concertina (Razor) Wire, Attach To Every 4th Barb On Top Of Chain Link Fence, Per LF Of Fence	66.66	0.71
			<i>For >500 To 1,500, Deduct</i>	-5.09	
			<i>For >1,500 To 5,000, Deduct</i>	-10.19	
			<i>For >5,000, Deduct</i>	-13.71	
			<i>For Ground Installation, Deduct</i>	-0.95	
			<i>For Double Coil (Helix), Add</i>	64.77	
32 31 13	13-0679	LF	30" Diameter, 9" On Center, Stainless Steel Concertina (Razor) Wire, Attach To Every 3rd Barb On Top Of Chain Link Fence, Per LF Of Fence	88.04	0.71
			<i>For >500 To 1,500, Deduct</i>	-6.73	
			<i>For >1,500 To 5,000, Deduct</i>	-13.46	
			<i>For >5,000, Deduct</i>	-18.11	
			<i>For Ground Installation, Deduct</i>	-1.26	
			<i>For Double Coil (Helix), Add</i>	85.52	
32 31 13	13-0680		Grounding For Gates <small>(32 31 13 13-0652)</small> Note: Includes two of each of the following per opening: 5/8 ground rods, clamps, braided straps and #6 bare copper wire.		
32 31 13	13-0681	OPNG	Grounding For Gates (Per Opening)	456.57	
32 31 13	13-0682		Coiled Spring Reinforcing Wire <small>(32 31 13 13-0652)</small>		
32 31 13	13-0683		Galvanized Steel <small>(32 31 13 13-0682)</small>		
32 31 13	13-0684	LF	7 Gauge, Galvanized Steel, Reinforcing Wire Coiled Spring	1.19	0.51
32 31 13	13-0685		Vinyl Coated Steel <small>(32 31 13 13-0682)</small>		
32 31 13	13-0686	LF	9 Gauge, Vinyl Coated Steel, Reinforcing Wire Coiled Spring	1.19	0.51
32 31 13	13-0687		Bending Of Fabric Around Pipe Railings <small>(32 31 13 13-0652)</small> Note: Only where specified.		
32 31 13	13-0688	LF	Bend Chain Link Fence Fabric Around Pipe Railing, Top	1.60	
32 31 13	13-0689	LF	Bend Chain Link Fence Fabric Around Pipe Railing, Bottom	1.39	



MINOR	CSI	UOM	DESCRIPTION	TOTAL DIRECT UNIT COST	DEMOLITION UNIT COST
-------	-----	-----	-------------	------------------------	----------------------

32 31 13 13-0690

Mounting Plate With Anchors Or Bolts (32 31 13 13-0690)

Note: For drilling for anchor or bolts, installing post on or against flat surface.

32 31 13 13-0691	EA	Mounting Plate For 1-5/8" Diameter Post	45.24	
32 31 13 13-0692	EA	Mounting Plate For 2" Diameter Post	45.99	
32 31 13 13-0693	EA	Mounting Plate For 2-1/2" Diameter Post	47.28	
32 31 13 13-0694	EA	Mounting Plate For 3" Diameter Post	57.00	
32 31 13 13-0695	EA	Mounting Plate For 4" Diameter Post	65.55	
32 31 13 13-0696	EA	Mounting Plate For 6-5/8" Diameter Post	75.97	
32 31 13 13-0697	EA	Mounting Plate For 8-5/8" Diameter Post	89.59	

32 31 13 13-0698

Tension Bar (32 31 13 13-0698)

32 31 13 13-0699	EA	3' Long x 5/8" Wide x 3/16" Thick Galvanized Steel Tension Bar	16.10	
32 31 13 13-0700	EA	3-1/2' Long x 5/8" Wide x 3/16" Thick Galvanized Steel Tension Bar	17.13	
32 31 13 13-0701	EA	4' Long x 3/4" Wide x 3/16" Thick Galvanized Steel Tension Bar	21.05	
32 31 13 13-0702	EA	5' Long x 3/4" Wide x 3/16" Thick Galvanized Steel Tension Bar	24.37	
32 31 13 13-0703	EA	6' Long x 3/4" Wide x 3/16" Thick Galvanized Steel Tension Bar	28.76	
32 31 13 13-0704	EA	7' Long x 3/4" Wide x 3/16" Thick Galvanized Steel Tension Bar	33.34	
32 31 13 13-0705	EA	8' Long x 3/4" Wide x 3/16" Thick Galvanized Steel Tension Bar	37.68	
32 31 13 13-0706	EA	9' Long x 3/4" Wide x 3/16" Thick Galvanized Steel Tension Bar	45.17	
32 31 13 13-0707	EA	10' Long x 3/4" Wide x 3/16" Thick Galvanized Steel Tension Bar	54.05	

32 31 13 13-0708

Truss Rods (32 31 13 13-0652)

32 31 13 13-0709	LF	3/8" Diameter Truss Rods.....	2.17	0.56
------------------	----	-------------------------------	------	------

32 31 13 13-0710

Fence And Gate Repair And Replacement (32 31 13 13)

32 31 13 13-0711

Fence And Gate Parts Replacement (32 31 13 13-0710)

32 31 13 13-0712	EA	Cantilever Roller Assembly, Ball Bearing With Fittings, Replacement.....	126.20	
32 31 13 13-0713	EA	Sliding Gate Roller Assembly Replacement	123.82	
32 31 13 13-0714	EA	Rod And Lock Gate Keeper Replacement	125.57	
32 31 13 13-0715	EA	Galvanized Gate Holdback Replacement	27.94	
32 31 13 13-0716	LF	3/8" Cross Bracing Rod Replacement	1.62	
32 31 13 13-0717	LF	1-5/8" Diagonal Pipe Bracing Replacement.....	2.52	
32 31 13 13-0718	EA	2-3/8" To 2-1/2" Diameter Galvanized Steel Gate Hinge With Bolts, Replacement	27.39	
32 31 13 13-0719	EA	2-7/8" To 3" Diameter Galvanized Steel Gate Hinge With Bolts, Replacement	31.29	
32 31 13 13-0720	EA	3-1/2" To 4" Diameter Galvanized Steel Gate Hinge With Bolts, Replacement	35.30	
32 31 13 13-0721	EA	6-1/2" To 6-5/8" Diameter Galvanized Steel Gate Hinge With Bolts, Replacement	52.43	
32 31 13 13-0722	EA	8-5/8" Diameter Galvanized Steel Gate Hinge With Bolts, Replacement.....	130.01	
32 31 13 13-0723	EA	2-1/2" x 2" Off Set Gate Hinge Replacement	26.15	
32 31 13 13-0724	EA	3" x 2" Off Set Gate Hinge Replacement	27.29	
32 31 13 13-0725	EA	4" x 2" Off Set Gate Hinge Replacement	29.12	
32 31 13 13-0726	EA	6-5/8" x 2" Off Set Gate Hinge Replacement	47.44	
32 31 13 13-0727	EA	8-5/8" x 2" Off Set Gate Hinge Replacement	74.56	
32 31 13 13-0728	EA	1-5/8" Aluminum Die-Cast Post Cap Replacement.....	5.87	
32 31 13 13-0729	EA	2" Aluminum Die-Cast Post Cap Replacement.....	6.44	
32 31 13 13-0730	EA	2-1/2" Aluminum Die-Cast Post Cap Replacement.....	7.52	
32 31 13 13-0731	EA	3" Aluminum Die-Cast Post Cap Replacement.....	8.78	
32 31 13 13-0732	EA	2" Galvanized Post Cap Replacement.....	6.50	
32 31 13 13-0733	EA	2-1/2" Galvanized Post Cap Replacement.....	7.03	
32 31 13 13-0734	EA	3" Galvanized Post Cap Replacement.....	8.06	
32 31 13 13-0735	EA	4" Galvanized Post Cap Replacement.....	11.94	
32 31 13 13-0736	EA	6-5/8" Galvanized Post Cap Replacement	22.37	
32 31 13 13-0737	EA	8-5/8" Galvanized Post Cap Replacement	36.69	
32 31 13 13-0738	EA	1-5/8" Boulevard Clamp Replacement.....	10.85	
32 31 13 13-0739	EA	2" Boulevard Clamp Replacement.....	13.22	
32 31 13 13-0740	EA	2-1/2" Boulevard Clamp Replacement.....	15.52	
32 31 13 13-0741	EA	3" Boulevard Clamp Replacement.....	18.82	
32 31 13 13-0742	EA	1-5/8" Gate Brace Or End Rail Clamp Replacement	10.64	
32 31 13 13-0743	EA	2" Gate Brace Or End Rail Clamp Replacement	12.93	
32 31 13 13-0744	EA	2-1/2" Gate Brace Or End Rail Clamp Replacement	15.22	
32 31 13 13-0745	EA	3" Gate Brace Or End Rail Clamp Replacement	18.51	
32 31 13 13-0746	EA	1-5/8" Heavy Duty Galvanized Tension Band With Bolt, Replacement.....	11.09	
32 31 13 13-0747	EA	2" Heavy Duty Galvanized Tension Band With Bolt, Replacement.....	11.34	
32 31 13 13-0748	EA	2-1/2" Heavy Duty Galvanized Tension Band With Bolt, Replacement.....	11.23	
32 31 13 13-0749	EA	3" Heavy Duty Galvanized Tension Band With Bolt, Replacement.....	11.41	
32 31 13 13-0750	EA	3-1/2" Heavy Duty Galvanized Tension Band With Bolt, Replacement.....	11.57	
32 31 13 13-0751	EA	4" Heavy Duty Galvanized Tension Band With Bolt, Replacement.....	12.02	
32 31 13 13-0752	EA	6-5/8" Heavy Duty Galvanized Tension Band With Bolt, Replacement.....	15.29	
32 31 13 13-0753	EA	1-3/8" Heavy Duty Galvanized Tension Band With Bolt, Replacement.....	11.00	

32 31 13 13-0754

Removal And Reinstallation Of Chain Link Fences (32 31 13 13)

Note: Includes removal, storage, cleaning and reinstallation of fence fabric, rails and other components. Excludes post work.

32 31 13 13-0755	LF	Removal And Reinstallation Of Chain Link Fence Up To 5' Height	20.15	
32 31 13 13-0756	LF	Removal And Reinstallation Of Chain Link Fence 6' To 12' Height	30.23	

32 Exterior Improvements**32 30 Site Improvements****32 31 Fences and Gates**

SAN BERNARDINO
COUNTY

MINOR
CSI UOM DESCRIPTION

TOTAL DIRECT DEMOLITION
UNIT COST UNIT COST

32 31 13 13-0757		Decorative Privacy Fence (32 31 13 13) Note: Includes fastener clips		
32 31 13 13-0758	LF	59", Faux Ivy Leaf Decorative Privacy Fence	16.10	1.94
		Note: Includes faux ivy leaves closely attached to the mesh screen. Applied to fence, railing or wall		
32 31 13 33		Chain Link Backstops (32 31 13)		
32 31 13 33-0001		Regulation Baseball Backstop (32 31 13 33) See CSI section 32 31 13 13-0001 for auguring holes and concrete.		
32 31 13 33-0002	EA	20'-6" Wide x 13' High Baseball Backstop Prefabricated With Hood, Galvanized.....	12,615.96	2,023.20
32 31 13 33-0003	EA	34' Wide x 17'-6" High Baseball Backstop Prefabricated With Hood, Galvanized.....	18,212.34	2,697.61
32 31 13 33-0004	EA	48'-3-1/2" Wide x 24' High Baseball Backstop Prefabricated With Hood, Galvanized	23,228.91	3,147.21
32 31 13 33-0005	EA	20'-6" Wide x 13' High Baseball Backstop Prefabricated With Hood, Vinyl Coated	17,759.71	2,023.20
32 31 13 33-0006	EA	34' Wide x 17'-6" High Baseball Backstop Prefabricated With Hood, Vinyl Coated	25,909.01	2,697.61
32 31 13 33-0007	EA	48'-3-1/2" Wide x 24' High Baseball Backstop Prefabricated With Hood, Vinyl Coated	33,385.87	3,147.21
32 31 13 33-0008		Regulation Softball Backstop (32 31 13 33) See CSI section 32 31 13 13-0001 for auguring holes and concrete.		
32 31 13 33-0009		14' High Softball Backstop (32 31 13 33-0008) Note: Includes 3" outside diameter posts every 8', top, middle, and bottom brace rails, overhang panel with 9 gauge mesh and 1-1/8" outside diameter frame, 16' of 6 gauge mesh and 32' of 9 gauge mesh.		
32 31 13 33-0010	EA	14' Softball Backstop, Galvanized Regulation.....	10,741.67	2,066.83
32 31 13 33-0011	EA	14' Softball Backstop, Vinyl Coated Regulation	14,430.84	2,066.83
32 31 13 33-0012		18' High Softball Backstop (32 31 13 33-0008) Note: Includes 3" outside diameter posts every 8', top, middle, and bottom brace rails, overhang panel with 9 gauge mesh and 1-1/8" outside diameter frame, 16' of 6 gauge mesh and 32' of 9 gauge mesh.		
32 31 13 33-0013	EA	18' Softball Backstop, Galvanized Regulation.....	12,543.98	2,297.75
32 31 13 33-0014	EA	18' Softball Backstop Vinyl Coated Regulation	17,006.69	2,297.75
32 31 13 33-0015		20' High Softball Backstop (32 31 13 33-0008) Note: Includes 3" outside diameter posts every 8', top, middle, and bottom brace rails, overhang panel with 9 gauge mesh and 1-1/8" outside diameter frame, 16' of 6 gauge mesh and 32' of 9 gauge mesh.		
32 31 13 33-0016	EA	20' Softball Backstop, Galvanized Regulation.....	14,209.95	2,422.66
32 31 13 33-0017	EA	20' Softball Backstop, Vinyl Coated Regulation.....	19,505.75	2,422.66
32 31 13 33-0018		22' High Softball Backstop (32 31 13 33-0008) Note: Includes 3" outside diameter posts every 8', top, middle, and bottom brace rails, overhang panel with 9 gauge mesh and 1-1/8" outside diameter frame, 16' of 6 gauge mesh and 32' of 9 gauge mesh.		
32 31 13 33-0019	EA	22' Softball Backstop, Galvanized Regulation.....	16,373.52	2,495.74
32 31 13 33-0020	EA	22' Softball Backstop, Vinyl Coated Regulation	22,740.32	2,495.74
32 31 13 33-0021		24' High Softball Backstop (32 31 13 33-0008) Note: Includes 3" outside diameter posts every 8', top, middle, and bottom brace rails, overhang panel with 9 gauge mesh and 1-1/8" outside diameter frame, 16' of 6 gauge mesh and 32' of 9 gauge mesh.		
32 31 13 33-0022	EA	24' Softball Backstop, Galvanized Regulation.....	19,494.58	2,852.28
32 31 13 33-0023	EA	24' Softball Backstop, Vinyl Coated Regulation.....	27,408.46	2,852.28
32 31 16		Welded Wire Fences and Gates (32 31)		
32 31 16 00-0001		Welded Wire Fence (32 31 16)		
32 31 16 00-0002		12 Gauge Galvanized Steel Welded Wire Fence, 2" x 4" Mesh (32 31 16 00-0001) Note: Posts 5' on center.		
32 31 16 00-0003	LF	3' High, 12 Gauge Galvanized Steel Welded Wire Fence, 2" x 4" Mesh, Posts At 5'.....	9.93	1.80
32 31 16 00-0004	LF	5' High, 12 Gauge Galvanized Steel Welded Wire Fence, 2" x 4" Mesh, Posts At 5'.....	10.69	1.80
32 31 16 00-0005		14 Gauge Galvanized Steel Welded Wire Fence, 1" x 2" Mesh (32 31 16 00-0001) Note: Posts 5' on center.		
32 31 16 00-0006	LF	3' High, 14 Gauge Galvanized Steel Welded Wire Fence, 1" x 2" Mesh, Posts At 5'.....	9.77	1.80
32 31 16 00-0007	LF	5' High, 14 Gauge Galvanized Steel Welded Wire Fence, 1" x 2" Mesh, Posts At 5'.....	10.45	1.80
32 31 16 00-0008		Welded Galvanized Perforated Wired Metal Screen Panel (32 31 16)		
32 31 16 00-0009		16 Gauge Welded Galvanized Perforated Wired Metal Screen Panel (32 31 16 00-0008)		
32 31 16 00-0010	EA	7' High x 30' Wide, 16 Gauge Welded Galvanized Perforated Wired Metal Screen Panel	9,574.76	1,083.87
		Note: 40% Open Area		
32 31 16 00-0011		Galvanized Steel Welded Wire Fence Assemblies (32 31 16)		



MINOR CSI UOM DESCRIPTION	TOTAL DIRECT UNIT COST	DEMOLITION UNIT COST
32 31 16 00-0012 6 Gauge, 2" x 6" Mesh, Galvanized Steel Welded Wire Fence Assemblies ⁽³²⁾ <small>31 16 00-0011</small> Note: Posts 8' on center.		
32 31 16 00-0013 LF 48" Height, 6 Gauge, 2" x 6" Mesh, Galvanized Steel Welded Wire Fence Assembly.....	45.49	1.80
32 31 16 00-0014 LF 60" Height, 6 Gauge, 2" x 6" Mesh, Galvanized Steel Welded Wire Fence Assembly..... Note: 2" Square, 16 Gauge Posts at 8' Centers	54.26	1.80
32 31 16 00-0015 LF 72" Height, 6 Gauge, 2" x 6" Mesh, Galvanized Steel Welded Wire Fence Assembly..... Note: 2" Square, 16 Gauge Posts at 8' Centers	60.75	1.80
32 31 16 00-0016 LF 96" Height, 6 Gauge, 2" x 6" Mesh, Galvanized Steel Welded Wire Fence Assembly..... Note: 2-1/2" Square, 16 Gauge Posts at 8' Centers	85.44	1.80
32 31 19 Decorative Metal Fences and Gates ^(32 31) See CSI section 32 31 13 13-0001 for drilling and grouting.		
32 31 19 00-0001 Wrought Iron Fence ^(32 31 19) Note: Factory primed.		
32 31 19 00-0002 Wrought Iron Fence, 3/4" Verticals At >3" To 4" On Center ^(32 31 19 00-0001) Note: Factory primed.		
32 31 19 00-0003 LF 3' Wrought Iron Fence, Verticals At >3" To 4" On Center	61.56	11.08
For Verticals Up To 2" On Center, Add	12.60	
For Verticals >2" To 2-1/2" On Center, Add	7.88	
For Verticals >2-1/2" To 3" On Center, Add	3.15	
For Verticals >4" To 6" On Center, Deduct	-3.55	
For Pickets Extending Above Top Rail, Add	6.03	
For Curved Pickets Extending Above Top Rail, Add	14.46	
32 31 19 00-0004 LF 4' Wrought Iron Fence, Verticals At >3" To 4" On Center	79.43	14.11
For Verticals Up To 2" On Center, Add	16.71	
For Verticals >2" To 2-1/2" On Center, Add	10.44	
For Verticals >2-1/2" To 3" On Center, Add	4.18	
For Verticals >4" To 6" On Center, Deduct	-4.70	
For Pickets Extending Above Top Rail, Add	7.89	
For Curved Pickets Extending Above Top Rail, Add	19.01	
32 31 19 00-0005 LF 5' Wrought Iron Fence, Verticals At >3" To 4" On Center	95.45	14.71
For Verticals Up To 2" On Center, Add	21.07	
For Verticals >2" To 2-1/2" On Center, Add	13.17	
For Verticals >2-1/2" To 3" On Center, Add	5.27	
For Verticals >4" To 6" On Center, Deduct	-5.92	
For Pickets Extending Above Top Rail, Add	9.71	
For Curved Pickets Extending Above Top Rail, Add	23.62	
32 31 19 00-0006 LF 6' Wrought Iron Fence, Verticals At >3" To 4" On Center	115.69	17.73
For Verticals Up To 2" On Center, Add	25.64	
For Verticals >2" To 2-1/2" On Center, Add	16.03	
For Verticals >2-1/2" To 3" On Center, Add	6.41	
For Verticals >4" To 6" On Center, Deduct	-7.21	
For Pickets Extending Above Top Rail, Add	11.80	
For Curved Pickets Extending Above Top Rail, Add	28.71	
32 31 19 00-0007 LF 7' Wrought Iron Fence, Verticals At >3" To 4" On Center	137.15	18.77
For Verticals Up To 2" On Center, Add	31.88	
For Verticals >2" To 2-1/2" On Center, Add	19.92	
For Verticals >2-1/2" To 3" On Center, Add	7.97	
For Verticals >4" To 6" On Center, Deduct	-8.96	
For Pickets Extending Above Top Rail, Add	14.33	
For Curved Pickets Extending Above Top Rail, Add	35.19	
32 31 19 00-0008 LF 8' Wrought Iron Fence, Verticals At >3" To 4" On Center	158.57	19.75
For Verticals Up To 2" On Center, Add	38.10	
For Verticals >2" To 2-1/2" On Center, Add	23.81	
For Verticals >2-1/2" To 3" On Center, Add	9.53	
For Verticals >4" To 6" On Center, Deduct	-10.72	
For Pickets Extending Above Top Rail, Add	16.86	
For Curved Pickets Extending Above Top Rail, Add	41.66	
32 31 19 00-0009 LF 10' Wrought Iron Fence, Verticals At >3" To 4" On Center	194.32	22.17
For Verticals Up To 2" On Center, Add	47.99	
For Verticals >2" To 2-1/2" On Center, Add	30.00	
For Verticals >2-1/2" To 3" On Center, Add	12.00	
For Verticals >4" To 6" On Center, Deduct	-13.50	
For Pickets Extending Above Top Rail, Add	20.96	
For Curved Pickets Extending Above Top Rail, Add	52.07	
32 31 19 00-0010 LF 12' Wrought Iron Fence, Verticals At >3" To 4" On Center	230.49	25.19
For Verticals Up To 2" On Center, Add	57.63	
For Verticals >2" To 2-1/2" On Center, Add	36.02	
For Verticals >2-1/2" To 3" On Center, Add	14.41	
For Verticals >4" To 6" On Center, Deduct	-16.21	
For Pickets Extending Above Top Rail, Add	25.03	
For Curved Pickets Extending Above Top Rail, Add	62.31	
32 31 19 00-0011 Wrought Iron Gates ^(32 31 19 00-0001) Note: Factory primed.		
32 31 19 00-0012 Single Wrought Iron Gates ^(32 31 19 00-0011) Note: Factory primed.		
32 31 19 00-0013 LF 3' Single Wrought Iron Gate, Hardware And Associated Trim	76.23	13.50
32 31 19 00-0014 LF 4' Single Wrought Iron Gate, Hardware And Associated Trim	100.09	16.73
32 31 19 00-0015 LF 5' Single Wrought Iron Gate, Hardware And Associated Trim	122.88	20.15

32 Exterior Improvements

32 30 Site Improvements

32 31 Fences and Gates



MINOR				TOTAL DIRECT	DEMOLITION
CSI	UOM	DESCRIPTION		UNIT COST	UNIT COST
32 31 19 00-0016	LF	6' Single Wrought Iron Gate, Hardware And Associated Trim		149.58	24.18
32 31 19 00-0017	LF	8' Single Wrought Iron Gate, Hardware And Associated Trim		204.58	26.80
32 31 19 00-0018	LF	10' Single Wrought Iron Gate, Hardware And Associated Trim		249.69	29.62
32 31 19 00-0019	LF	12' Single Wrought Iron Gate, Hardware And Associated Trim		293.90	33.66
32 31 19 00-0020		Double Wrought Iron Gates (32 31 19 00-0011) Note: Factory primed.			
32 31 19 00-0021	LF	3' Double Wrought Iron Gate, Hardware And Associated Trim		93.57	12.09
32 31 19 00-0022	LF	4' Double Wrought Iron Gate, Hardware And Associated Trim		123.16	15.12
32 31 19 00-0023	LF	5' Double Wrought Iron Gate, Hardware And Associated Trim		150.64	18.14
32 31 19 00-0024	LF	6' Double Wrought Iron Gate, Hardware And Associated Trim		182.95	21.77
32 31 19 00-0025	LF	8' Double Wrought Iron Gate, Hardware And Associated Trim		251.28	24.18
32 31 19 00-0026	LF	10' Double Wrought Iron Gate, Hardware And Associated Trim		307.17	26.60
32 31 19 00-0027	LF	12' Double Wrought Iron Gate, Hardware And Associated Trim		362.12	30.23
32 31 19 00-0028		Repair Or Replace Wrought Iron Fence (32 31 19 00-0001)			
32 31 19 00-0029	LF	Removal And Replacement Of Wrought Iron Picket		21.27	
32 31 19 00-0030	LF	Removal And Replacement Of Wrought Iron Post		32.47	
32 31 19 00-0031	EA	Straighten Wrought Iron Post		80.62	
32 31 19 00-0032		Steel Tube Fence, Powder Coated (32 31 19) Note: Pickets are 3/4" square x 16 gauge.			
32 31 19 00-0033		Steel Tube Fence, 2 Rail (32 31 19 00-0032)			
32 31 19 00-0034	LF	3' Steel Tube Fence, Verticals At >2-1/2" To 3" On Center With 2-1/2" Square Posts		72.09	11.08
		For Verticals Up To 2" On Center, Add		10.07	
		For Verticals >2" To 2-1/2" On Center, Add		5.04	
		For Verticals >3" To 4" On Center, Deduct		-5.04	
		For Verticals >4" To 6" On Center, Deduct		-10.07	
		For Pickets Extending Above Top Rail, Add		5.37	
		For Curved Pickets Extending Above Top Rail, Add		9.44	
		For Solid Pickets, Add		14.59	
		For Aluminum With Satin Finish, Add		11.85	
		For Third Rail, Add		3.78	
		For 1" Square x 14 Gauge Pickets, Add		12.59	
		For 3" Square Posts, Add		5.04	
32 31 19 00-0035	LF	3'-6" Steel Tube Fence, Verticals At >2-1/2" To 3" On Center With 2-1/2" Square Posts		77.14	11.85
		For Verticals Up To 2" On Center, Add		10.69	
		For Verticals >2" To 2-1/2" On Center, Add		5.34	
		For Verticals >3" To 4" On Center, Deduct		-5.34	
		For Verticals >4" To 6" On Center, Deduct		-10.69	
		For Pickets Extending Above Top Rail, Add		5.73	
		For Curved Pickets Extending Above Top Rail, Add		10.06	
		For Solid Pickets, Add		15.58	
		For Aluminum With Satin Finish, Add		12.48	
		For Third Rail, Add		4.01	
		For 1" Square x 14 Gauge Pickets, Add		13.36	
		For 3" Square Posts, Add		5.34	
32 31 19 00-0036	LF	4' Steel Tube Fence, Verticals At >2-1/2" To 3" On Center With 2-1/2" Square Posts		81.63	13.10
		For Verticals Up To 2" On Center, Add		11.19	
		For Verticals >2" To 2-1/2" On Center, Add		5.60	
		For Verticals >3" To 4" On Center, Deduct		-5.60	
		For Verticals >4" To 6" On Center, Deduct		-11.19	
		For Pickets Extending Above Top Rail, Add		6.04	
		For Curved Pickets Extending Above Top Rail, Add		10.60	
		For Solid Pickets, Add		16.44	
		For Aluminum With Satin Finish, Add		12.93	
		For Third Rail, Add		4.20	
		For 1" Square x 14 Gauge Pickets, Add		13.99	
		For 3" Square Posts, Add		5.60	
32 31 19 00-0037	LF	5' Steel Tube Fence, Verticals At >2-1/2" To 3" On Center With 2-1/2" Square Posts		86.97	14.71
		For Verticals Up To 2" On Center, Add		11.47	
		For Verticals >2" To 2-1/2" On Center, Add		5.74	
		For Verticals >3" To 4" On Center, Deduct		-5.74	
		For Verticals >4" To 6" On Center, Deduct		-11.47	
		For Pickets Extending Above Top Rail, Add		6.36	
		For Curved Pickets Extending Above Top Rail, Add		11.11	
		For Solid Pickets, Add		17.35	
		For Aluminum With Satin Finish, Add		12.76	
		For Third Rail, Add		4.30	
		For 1" Square x 14 Gauge Pickets, Add		14.34	
		For 3" Square Posts, Add		5.74	



	MINOR	CSI	UOM	DESCRIPTION	TOTAL DIRECT UNIT COST	DEMOLITION UNIT COST
32 31	19 00-0038	LF		6' Steel Tube Fence, Verticals At >2-1/2" To 3" On Center With 2-1/2" Square Posts	100.85	16.63
				For Verticals Up To 2" On Center, Add	13.52	
				For Verticals >2" To 2-1/2" On Center, Add	6.76	
				For Verticals >3" To 4" On Center, Deduct	-6.76	
				For Verticals >4" To 6" On Center, Deduct	-13.52	
				For Pickets Extending Above Top Rail, Add	7.41	
				For Curved Pickets Extending Above Top Rail, Add	12.97	
				For Solid Pickets, Add	20.20	
				For Aluminum With Satin Finish, Add	15.29	
				For Third Rail, Add	5.07	
				For 1" Square x 14 Gauge Pickets, Add	16.90	
				For 3" Square Posts, Add	6.76	
32 31	19 00-0039	LF		7' Steel Tube Fence, Verticals At >2-1/2" To 3" On Center With 3" Square Posts.....	115.47	18.14
				For Verticals Up To 2" On Center, Add	15.84	
				For Verticals >2" To 2-1/2" On Center, Add	7.92	
				For Verticals >3" To 4" On Center, Deduct	-7.92	
				For Verticals >4" To 6" On Center, Deduct	-15.84	
				For Pickets Extending Above Top Rail, Add	8.55	
				For Curved Pickets Extending Above Top Rail, Add	15.00	
				For Solid Pickets, Add	23.26	
				For Aluminum With Satin Finish, Add	18.32	
				For Third Rail, Add	5.94	
				For 1" Square x 14 Gauge Pickets, Add	19.80	
				For 4" Square Posts, Add	27.72	
32 31	19 00-0040	LF		8' Steel Tube Fence, Verticals At >2-1/2" To 3" On Center With 3" Square Posts.....	130.29	19.75
				For Verticals Up To 2" On Center, Add	18.16	
				For Verticals >2" To 2-1/2" On Center, Add	9.08	
				For Verticals >3" To 4" On Center, Deduct	-9.08	
				For Verticals >4" To 6" On Center, Deduct	-18.16	
				For Pickets Extending Above Top Rail, Add	9.69	
				For Curved Pickets Extending Above Top Rail, Add	17.03	
				For Solid Pickets, Add	26.35	
				For Aluminum With Satin Finish, Add	21.31	
				For Third Rail, Add	6.81	
				For 1" Square x 14 Gauge Pickets, Add	22.70	
				For 4" Square Posts, Add	31.78	
32 31	19 00-0041	LF		9' Steel Tube Fence, Verticals At >2-1/2" To 3" On Center With 3" Square Posts.....	151.50	21.16
				For Verticals Up To 2" On Center, Add	21.83	
				For Verticals >2" To 2-1/2" On Center, Add	10.92	
				For Verticals >3" To 4" On Center, Deduct	-10.92	
				For Verticals >4" To 6" On Center, Deduct	-21.83	
				For Pickets Extending Above Top Rail, Add	11.40	
				For Curved Pickets Extending Above Top Rail, Add	20.10	
				For Solid Pickets, Add	30.91	
				For Aluminum With Satin Finish, Add	26.40	
				For Third Rail, Add	8.19	
				For 1" Square x 14 Gauge Pickets, Add	27.29	
				For 4" Square Posts, Add	38.21	
32 31	19 00-0042	LF		10' Steel Tube Fence, Verticals At >2-1/2" To 3" On Center With 4" Square Posts.....	172.90	22.67
				For Verticals Up To 2" On Center, Add	25.51	
				For Verticals >2" To 2-1/2" On Center, Add	12.76	
				For Verticals >3" To 4" On Center, Deduct	-12.76	
				For Verticals >4" To 6" On Center, Deduct	-25.51	
				For Pickets Extending Above Top Rail, Add	13.11	
				For Curved Pickets Extending Above Top Rail, Add	23.17	
				For Solid Pickets, Add	35.50	
				For Aluminum With Satin Finish, Add	31.46	
				For Third Rail, Add	9.57	
				For 1" Square x 14 Gauge Pickets, Add	31.89	
				For 6" Square Posts, Add	44.64	
32 31	19 00-0043	LF		12' Steel Tube Fence, Verticals At >2-1/2" To 3" On Center With 4" Square Posts.....	203.67	25.19
				For Verticals Up To 2" On Center, Add	30.66	
				For Verticals >2" To 2-1/2" On Center, Add	15.33	
				For Verticals >3" To 4" On Center, Deduct	-15.33	
				For Verticals >4" To 6" On Center, Deduct	-30.66	
				For Pickets Extending Above Top Rail, Add	15.55	
				For Curved Pickets Extending Above Top Rail, Add	27.54	
				For Solid Pickets, Add	42.05	
				For Aluminum With Satin Finish, Add	38.43	
				For Third Rail, Add	11.50	
				For 1" Square x 14 Gauge Pickets, Add	38.32	
				For 6" Square Posts, Add	53.65	
32 31	19 00-0044	LF		14' Steel Tube Fence, Verticals At >2-1/2" To 3" On Center With 4" Square Posts.....	218.16	27.21
				For Verticals Up To 2" On Center, Add	32.75	
				For Verticals >2" To 2-1/2" On Center, Add	16.38	
				For Verticals >3" To 4" On Center, Deduct	-16.38	
				For Verticals >4" To 6" On Center, Deduct	-32.75	
				For Pickets Extending Above Top Rail, Add	16.64	
				For Curved Pickets Extending Above Top Rail, Add	29.46	
				For Solid Pickets, Add	45.01	
				For Aluminum With Satin Finish, Add	40.96	
				For Third Rail, Add	12.28	
				For 1" Square x 14 Gauge Pickets, Add	40.94	
				For 6" Square Posts, Add	57.31	

32 31 19 00-0045 Steel Tube Swing Gates (32 31 19 00-0032)

32 Exterior Improvements**32 30 Site Improvements****32 31 Fences and Gates**

MINOR	CSI	UOM	DESCRIPTION	TOTAL DIRECT UNIT COST	DEMOLITION UNIT COST
32 31 19 00-0046			3' Fence Height Steel Tube Swing Gates, 2 Rail (32 31 19 00-0045)		
32 31 19 00-0047	EA		3' Wide x 3' High Steel Tube Single Swing Gate Note: Includes mounting hardware and associated trim.	782.19	21.46
			<i>For Solid Pickets, Add</i>	171.16	
			<i>For Aluminum With Satin Finish, Add</i>	205.64	
			<i>For Third Rail, Add</i>	53.83	
			<i>For 1" Square x 14 Gauge Pickets, Add</i>	71.77	
32 31 19 00-0048	EA		3'-6" Wide x 3' High Steel Tube Single Swing Gate Note: Includes mounting hardware and associated trim.	870.80	22.48
			<i>For Solid Pickets, Add</i>	190.87	
			<i>For Aluminum With Satin Finish, Add</i>	230.86	
			<i>For Third Rail, Add</i>	60.25	
			<i>For 1" Square x 14 Gauge Pickets, Add</i>	80.33	
32 31 19 00-0049	EA		4' Wide x 3' High Steel Tube Single Swing Gate Note: Includes mounting hardware and associated trim.	964.30	23.78
			<i>For Solid Pickets, Add</i>	211.60	
			<i>For Aluminum With Satin Finish, Add</i>	257.10	
			<i>For Third Rail, Add</i>	66.96	
			<i>For 1" Square x 14 Gauge Pickets, Add</i>	89.28	
32 31 19 00-0050	EA		5' Wide x 3' High Steel Tube Single Swing Gate Note: Includes mounting hardware and associated trim.	1,014.07	25.50
			<i>For Solid Pickets, Add</i>	222.42	
			<i>For Aluminum With Satin Finish, Add</i>	269.76	
			<i>For Third Rail, Add</i>	70.31	
			<i>For 1" Square x 14 Gauge Pickets, Add</i>	93.75	
32 31 19 00-0051	EA		6' Wide x 3' High Steel Tube Single Swing Gate Note: Includes mounting hardware and associated trim.	1,132.28	30.54
			<i>For Solid Pickets, Add</i>	247.89	
			<i>For Aluminum With Satin Finish, Add</i>	298.42	
			<i>For Third Rail, Add</i>	78.04	
			<i>For 1" Square x 14 Gauge Pickets, Add</i>	104.06	
32 31 19 00-0052	EA		7' Wide x 3' High Steel Tube Single Swing Gate Note: Includes mounting hardware and associated trim.	1,203.79	35.57
			<i>For Solid Pickets, Add</i>	262.84	
			<i>For Aluminum With Satin Finish, Add</i>	313.07	
			<i>For Third Rail, Add</i>	82.27	
			<i>For 1" Square x 14 Gauge Pickets, Add</i>	109.70	
32 31 19 00-0053	EA		8' Wide x 3' High Steel Tube Single Swing Gate Note: Includes mounting hardware and associated trim.	1,313.27	40.91
			<i>For Solid Pickets, Add</i>	286.27	
			<i>For Aluminum With Satin Finish, Add</i>	338.66	
			<i>For Third Rail, Add</i>	89.28	
			<i>For 1" Square x 14 Gauge Pickets, Add</i>	119.03	
32 31 19 00-0054	EA		9' Wide x 3' High Steel Tube Single Swing Gate Note: Includes mounting hardware and associated trim.	1,408.13	45.94
			<i>For Solid Pickets, Add</i>	306.48	
			<i>For Aluminum With Satin Finish, Add</i>	360.32	
			<i>For Third Rail, Add</i>	95.26	
			<i>For 1" Square x 14 Gauge Pickets, Add</i>	127.01	
32 31 19 00-0055	EA		10' Wide x 3' High Steel Tube Single Swing Gate Note: Includes mounting hardware and associated trim.	1,491.32	50.98
			<i>For Solid Pickets, Add</i>	324.06	
			<i>For Aluminum With Satin Finish, Add</i>	378.47	
			<i>For Third Rail, Add</i>	100.36	
			<i>For 1" Square x 14 Gauge Pickets, Add</i>	133.82	
32 31 19 00-0056	EA		6' Wide x 3' High Steel Tube Double Swing Gate Note: Includes mounting hardware and associated trim.	1,636.16	42.92
			<i>For Solid Pickets, Add</i>	358.46	
			<i>For Aluminum With Satin Finish, Add</i>	432.81	
			<i>For Third Rail, Add</i>	113.04	
			<i>For 1" Square x 14 Gauge Pickets, Add</i>	150.72	
32 31 19 00-0057	EA		7' Wide x 3' High Steel Tube Double Swing Gate Note: Includes mounting hardware and associated trim.	1,743.55	44.94
			<i>For Solid Pickets, Add</i>	382.17	
			<i>For Aluminum With Satin Finish, Add</i>	462.30	
			<i>For Third Rail, Add</i>	120.64	
			<i>For 1" Square x 14 Gauge Pickets, Add</i>	160.85	
32 31 19 00-0058	EA		8' Wide x 3' High Steel Tube Double Swing Gate Note: Includes mounting hardware and associated trim.	1,928.60	47.66
			<i>For Solid Pickets, Add</i>	423.20	
			<i>For Aluminum With Satin Finish, Add</i>	514.19	
			<i>For Third Rail, Add</i>	133.91	
			<i>For 1" Square x 14 Gauge Pickets, Add</i>	178.55	
32 31 19 00-0059	EA		9' Wide x 3' High Steel Tube Double Swing Gate Note: Includes mounting hardware and associated trim.	2,021.16	49.37
			<i>For Solid Pickets, Add</i>	443.65	
			<i>For Aluminum With Satin Finish, Add</i>	539.69	
			<i>For Third Rail, Add</i>	140.48	
			<i>For 1" Square x 14 Gauge Pickets, Add</i>	187.30	
32 31 19 00-0060	EA		10' Wide x 3' High Steel Tube Double Swing Gate Note: Includes mounting hardware and associated trim.	2,096.22	50.98
			<i>For Solid Pickets, Add</i>	460.16	
			<i>For Aluminum With Satin Finish, Add</i>	559.94	
			<i>For Third Rail, Add</i>	145.73	
			<i>For 1" Square x 14 Gauge Pickets, Add</i>	194.31	



		Exterior Improvements	32
		Site Improvements	32 30
		Fences and Gates	32 31

MINOR	CSI	UOM	DESCRIPTION	TOTAL DIRECT UNIT COST	DEMOLITION UNIT COST
32 31 19 00-0061	EA		12' Wide x 3' High Steel Tube Double Swing Gate Note: Includes mounting hardware and associated trim. <i>For Solid Pickets, Add</i> <i>For Aluminum With Satin Finish, Add</i> <i>For Third Rail, Add</i> <i>For 1" Square x 14 Gauge Pickets, Add</i>	2,357.90 516.77 624.84 163.09 217.45	61.06
32 31 19 00-0062	EA		14' Wide x 3' High Steel Tube Double Swing Gate Note: Includes mounting hardware and associated trim. <i>For Solid Pickets, Add</i> <i>For Aluminum With Satin Finish, Add</i> <i>For Third Rail, Add</i> <i>For 1" Square x 14 Gauge Pickets, Add</i>	2,582.63 565.07 678.66 177.68 236.90	71.14
32 31 19 00-0063	EA		16' Wide x 3' High Steel Tube Double Swing Gate Note: Includes mounting hardware and associated trim. <i>For Solid Pickets, Add</i> <i>For Aluminum With Satin Finish, Add</i> <i>For Third Rail, Add</i> <i>For 1" Square x 14 Gauge Pickets, Add</i>	2,770.47 604.92 720.50 189.35 252.46	81.92
32 31 19 00-0064	EA		18' Wide x 3' High Steel Tube Double Swing Gate Note: Includes mounting hardware and associated trim. <i>For Solid Pickets, Add</i> <i>For Aluminum With Satin Finish, Add</i> <i>For Third Rail, Add</i> <i>For 1" Square x 14 Gauge Pickets, Add</i>	2,927.13 637.90 753.90 198.83 265.10	91.90
32 31 19 00-0065	EA		20' Wide x 3' High Steel Tube Double Swing Gate Note: Includes mounting hardware and associated trim. <i>For Solid Pickets, Add</i> <i>For Aluminum With Satin Finish, Add</i> <i>For Third Rail, Add</i> <i>For 1" Square x 14 Gauge Pickets, Add</i>	3,054.61 664.31 778.53 206.12 274.83	101.98
32 31 19 00-0066			4' Fence Height Steel Tube Swing Gates, 2 Rail <small>(32 31 19 00-0045)</small>		
32 31 19 00-0067	EA		3' Wide x 4' High Steel Tube Single Swing Gate Note: Includes mounting hardware and associated trim. <i>For Solid Pickets, Add</i> <i>For Aluminum With Satin Finish, Add</i> <i>For Third Rail, Add</i> <i>For 1" Square x 14 Gauge Pickets, Add</i>	904.36 198.38 240.70 62.73 83.64	20.15
32 31 19 00-0068	EA		3'-6" Wide x 4' High Steel Tube Single Swing Gate Note: Includes mounting hardware and associated trim. <i>For Solid Pickets, Add</i> <i>For Aluminum With Satin Finish, Add</i> <i>For Third Rail, Add</i> <i>For 1" Square x 14 Gauge Pickets, Add</i>	978.86 214.95 261.92 68.12 90.83	23.48
32 31 19 00-0069	EA		4' Wide x 4' High Steel Tube Single Swing Gate Note: Includes mounting hardware and associated trim. <i>For Solid Pickets, Add</i> <i>For Aluminum With Satin Finish, Add</i> <i>For Third Rail, Add</i> <i>For 1" Square x 14 Gauge Pickets, Add</i>	1,055.86 231.90 282.75 73.52 98.03	25.19
32 31 19 00-0070	EA		5' Wide x 4' High Steel Tube Single Swing Gate Note: Includes mounting hardware and associated trim. <i>For Solid Pickets, Add</i> <i>For Aluminum With Satin Finish, Add</i> <i>For Third Rail, Add</i> <i>For 1" Square x 14 Gauge Pickets, Add</i>	1,119.25 245.78 299.50 77.90 103.86	26.80
32 31 19 00-0071	EA		6' Wide x 4' High Steel Tube Single Swing Gate Note: Includes mounting hardware and associated trim. <i>For Solid Pickets, Add</i> <i>For Aluminum With Satin Finish, Add</i> <i>For Third Rail, Add</i> <i>For 1" Square x 14 Gauge Pickets, Add</i>	1,205.39 263.96 318.08 83.15 110.87	32.25
32 31 19 00-0072	EA		7' Wide x 4' High Steel Tube Single Swing Gate Note: Includes mounting hardware and associated trim. <i>For Solid Pickets, Add</i> <i>For Aluminum With Satin Finish, Add</i> <i>For Third Rail, Add</i> <i>For 1" Square x 14 Gauge Pickets, Add</i>	1,322.64 289.13 346.01 90.73 120.98	37.58
32 31 19 00-0073	EA		8' Wide x 4' High Steel Tube Single Swing Gate Note: Includes mounting hardware and associated trim. <i>For Solid Pickets, Add</i> <i>For Aluminum With Satin Finish, Add</i> <i>For Third Rail, Add</i> <i>For 1" Square x 14 Gauge Pickets, Add</i>	1,484.64 324.37 387.35 101.67 135.57	42.92
32 31 19 00-0074	EA		9' Wide x 4' High Steel Tube Single Swing Gate Note: Includes mounting hardware and associated trim. <i>For Solid Pickets, Add</i> <i>For Aluminum With Satin Finish, Add</i> <i>For Third Rail, Add</i> <i>For 1" Square x 14 Gauge Pickets, Add</i>	1,642.75 358.74 427.53 112.32 149.77	48.37

32 Exterior Improvements**32 30 Site Improvements****32 31 Fences and Gates**
 MINOR
 CSI UOM DESCRIPTION

 TOTAL DIRECT DEMOLITION
 UNIT COST UNIT COST

32 31 19 00-0075	EA	10' Wide x 4' High Steel Tube Single Swing Gate	1,793.08	53.71
		Note: Includes mounting hardware and associated trim.		
		For Solid Pickets, Add	391.35	
		For Aluminum With Satin Finish, Add	465.38	
		For Third Rail, Add	122.39	
		For 1" Square x 14 Gauge Pickets, Add	163.19	
32 31 19 00-0076	EA	6' Wide x 4' High Steel Tube Double Swing Gate	1,808.73	45.35
		Note: Includes mounting hardware and associated trim.		
		For Solid Pickets, Add	396.76	
		For Aluminum With Satin Finish, Add	481.41	
		For Third Rail, Add	125.45	
		For 1" Square x 14 Gauge Pickets, Add	167.27	
32 31 19 00-0077	EA	7' Wide x 4' High Steel Tube Double Swing Gate	1,957.70	46.96
		Note: Includes mounting hardware and associated trim.		
		For Solid Pickets, Add	429.90	
		For Aluminum With Satin Finish, Add	523.83	
		For Third Rail, Add	136.25	
		For 1" Square x 14 Gauge Pickets, Add	181.66	
32 31 19 00-0078	EA	8' Wide x 4' High Steel Tube Double Swing Gate	2,111.71	50.39
		Note: Includes mounting hardware and associated trim.		
		For Solid Pickets, Add	463.80	
		For Aluminum With Satin Finish, Add	565.50	
		For Third Rail, Add	147.04	
		For 1" Square x 14 Gauge Pickets, Add	196.06	
32 31 19 00-0079	EA	9' Wide x 4' High Steel Tube Double Swing Gate	2,233.44	52.00
		Note: Includes mounting hardware and associated trim.		
		For Solid Pickets, Add	490.81	
		For Aluminum With Satin Finish, Add	599.75	
		For Third Rail, Add	155.79	
		For 1" Square x 14 Gauge Pickets, Add	207.73	
32 31 19 00-0080	EA	10' Wide x 4' High Steel Tube Double Swing Gate	2,335.73	53.71
		Note: Includes mounting hardware and associated trim.		
		For Solid Pickets, Add	513.45	
		For Aluminum With Satin Finish, Add	628.17	
		For Third Rail, Add	163.09	
		For 1" Square x 14 Gauge Pickets, Add	217.45	
32 31 19 00-0081	EA	12' Wide x 4' High Steel Tube Double Swing Gate	2,650.01	64.39
		Note: Includes mounting hardware and associated trim.		
		For Solid Pickets, Add	581.74	
		For Aluminum With Satin Finish, Add	707.94	
		For Third Rail, Add	184.24	
		For 1" Square x 14 Gauge Pickets, Add	245.65	
32 31 19 00-0082	EA	14' Wide x 4' High Steel Tube Double Swing Gate	2,925.38	75.17
		Note: Includes mounting hardware and associated trim.		
		For Solid Pickets, Add	641.28	
		For Aluminum With Satin Finish, Add	776.04	
		For Third Rail, Add	202.47	
		For 1" Square x 14 Gauge Pickets, Add	269.97	
32 31 19 00-0083	EA	16' Wide x 4' High Steel Tube Double Swing Gate	3,163.79	85.85
		Note: Includes mounting hardware and associated trim.		
		For Solid Pickets, Add	692.51	
		For Aluminum With Satin Finish, Add	833.06	
		For Third Rail, Add	217.94	
		For 1" Square x 14 Gauge Pickets, Add	290.58	
32 31 19 00-0084	EA	18' Wide x 4' High Steel Tube Double Swing Gate	3,369.15	96.63
		Note: Includes mounting hardware and associated trim.		
		For Solid Pickets, Add	736.29	
		For Aluminum With Satin Finish, Add	880.15	
		For Third Rail, Add	230.92	
		For 1" Square x 14 Gauge Pickets, Add	307.89	
32 31 19 00-0085	EA	20' Wide x 4' High Steel Tube Double Swing Gate	3,543.37	107.42
		Note: Includes mounting hardware and associated trim.		
		For Solid Pickets, Add	773.07	
		For Aluminum With Satin Finish, Add	917.91	
		For Third Rail, Add	241.57	
		For 1" Square x 14 Gauge Pickets, Add	322.09	
32 31 19 00-0086		5' Fence Height Steel Tube Swing Gates, 2 Rail <small>(32 31 19 00-0045)</small>		
32 31 19 00-0087	EA	3' Wide x 5' High Steel Tube Single Swing Gate	984.69	23.48
		Note: Includes mounting hardware and associated trim.		
		For Solid Pickets, Add	216.26	
		For Aluminum With Satin Finish, Add	263.66	
		For Third Rail, Add	68.56	
		For 1" Square x 14 Gauge Pickets, Add	91.42	
32 31 19 00-0088	EA	3'-6" Wide x 5' High Steel Tube Single Swing Gate	1,038.36	25.19
		Note: Includes mounting hardware and associated trim.		
		For Solid Pickets, Add	227.96	
		For Aluminum With Satin Finish, Add	277.50	
		For Third Rail, Add	72.21	
		For 1" Square x 14 Gauge Pickets, Add	96.28	



		Exterior Improvements	32
		Site Improvements	32 30
		Fences and Gates	32 31

MINOR	CSI	UOM	DESCRIPTION	TOTAL DIRECT UNIT COST	DEMOLITION UNIT COST
32 31 19 00-0089	EA		4' Wide x 5' High Steel Tube Single Swing Gate Note: Includes mounting hardware and associated trim.	1,080.08	26.80
			<i>For Solid Pickets, Add</i>	239.22	
			<i>For Aluminum With Satin Finish, Add</i>	290.75	
			<i>For Third Rail, Add</i>	75.71	
			<i>For 1" Square x 14 Gauge Pickets, Add</i>	100.95	
32 31 19 00-0090	EA		5' Wide x 5' High Steel Tube Single Swing Gate Note: Includes mounting hardware and associated trim.	1,165.13	28.52
			<i>For Solid Pickets, Add</i>	255.73	
			<i>For Aluminum With Satin Finish, Add</i>	311.00	
			<i>For Third Rail, Add</i>	80.96	
			<i>For 1" Square x 14 Gauge Pickets, Add</i>	107.95	
32 31 19 00-0091	EA		6' Wide x 5' High Steel Tube Single Swing Gate Note: Includes mounting hardware and associated trim.	1,265.89	34.26
			<i>For Solid Pickets, Add</i>	277.12	
			<i>For Aluminum With Satin Finish, Add</i>	333.52	
			<i>For Third Rail, Add</i>	87.23	
			<i>For 1" Square x 14 Gauge Pickets, Add</i>	116.31	
32 31 19 00-0092	EA		7' Wide x 5' High Steel Tube Single Swing Gate Note: Includes mounting hardware and associated trim.	1,399.72	39.90
			<i>For Solid Pickets, Add</i>	305.94	
			<i>For Aluminum With Satin Finish, Add</i>	365.96	
			<i>For Third Rail, Add</i>	95.99	
			<i>For 1" Square x 14 Gauge Pickets, Add</i>	127.98	
32 31 19 00-0093	EA		8' Wide x 5' High Steel Tube Single Swing Gate Note: Includes mounting hardware and associated trim.	1,587.08	45.94
			<i>For Solid Pickets, Add</i>	346.74	
			<i>For Aluminum With Satin Finish, Add</i>	414.00	
			<i>For Third Rail, Add</i>	108.68	
			<i>For 1" Square x 14 Gauge Pickets, Add</i>	144.90	
32 31 19 00-0094	EA		9' Wide x 5' High Steel Tube Single Swing Gate Note: Includes mounting hardware and associated trim.	1,769.53	51.69
			<i>For Solid Pickets, Add</i>	386.51	
			<i>For Aluminum With Satin Finish, Add</i>	461.03	
			<i>For Third Rail, Add</i>	121.08	
			<i>For 1" Square x 14 Gauge Pickets, Add</i>	161.44	
32 31 19 00-0095	EA		10' Wide x 5' High Steel Tube Single Swing Gate Note: Includes mounting hardware and associated trim.	1,948.09	57.34
			<i>For Solid Pickets, Add</i>	425.40	
			<i>For Aluminum With Satin Finish, Add</i>	506.89	
			<i>For Third Rail, Add</i>	133.18	
			<i>For 1" Square x 14 Gauge Pickets, Add</i>	177.58	
32 31 19 00-0096	EA		6' Wide x 5' High Steel Tube Double Swing Gate Note: Includes mounting hardware and associated trim.	1,941.36	39.60
			<i>For Solid Pickets, Add</i>	428.33	
			<i>For Aluminum With Satin Finish, Add</i>	531.53	
			<i>For Third Rail, Add</i>	137.12	
			<i>For 1" Square x 14 Gauge Pickets, Add</i>	182.83	
32 31 19 00-0097	EA		7' Wide x 5' High Steel Tube Double Swing Gate Note: Includes mounting hardware and associated trim.	2,055.50	46.15
			<i>For Solid Pickets, Add</i>	452.60	
			<i>For Aluminum With Satin Finish, Add</i>	557.30	
			<i>For Third Rail, Add</i>	144.27	
			<i>For 1" Square x 14 Gauge Pickets, Add</i>	192.36	
32 31 19 00-0098	EA		8' Wide x 5' High Steel Tube Double Swing Gate Note: Includes mounting hardware and associated trim.	2,170.76	53.10
			<i>For Solid Pickets, Add</i>	477.03	
			<i>For Aluminum With Satin Finish, Add</i>	582.90	
			<i>For Third Rail, Add</i>	151.42	
			<i>For 1" Square x 14 Gauge Pickets, Add</i>	201.89	
32 31 19 00-0099	EA		9' Wide x 5' High Steel Tube Double Swing Gate Note: Includes mounting hardware and associated trim.	2,329.65	59.75
			<i>For Solid Pickets, Add</i>	511.37	
			<i>For Aluminum With Satin Finish, Add</i>	622.08	
			<i>For Third Rail, Add</i>	161.92	
			<i>For 1" Square x 14 Gauge Pickets, Add</i>	215.90	
32 31 19 00-0100	EA		10' Wide x 5' High Steel Tube Double Swing Gate Note: Includes mounting hardware and associated trim.	2,469.08	66.30
			<i>For Solid Pickets, Add</i>	541.33	
			<i>For Aluminum With Satin Finish, Add</i>	655.43	
			<i>For Third Rail, Add</i>	170.97	
			<i>For 1" Square x 14 Gauge Pickets, Add</i>	227.95	
32 31 19 00-0101	EA		12' Wide x 5' High Steel Tube Double Swing Gate Note: Includes mounting hardware and associated trim.	2,811.06	73.76
			<i>For Solid Pickets, Add</i>	616.69	
			<i>For Aluminum With Satin Finish, Add</i>	748.55	
			<i>For Third Rail, Add</i>	195.03	
			<i>For 1" Square x 14 Gauge Pickets, Add</i>	260.05	
32 31 19 00-0102	EA		14' Wide x 5' High Steel Tube Double Swing Gate Note: Includes mounting hardware and associated trim.	3,118.32	81.82
			<i>For Solid Pickets, Add</i>	684.08	
			<i>For Aluminum With Satin Finish, Add</i>	830.25	
			<i>For Third Rail, Add</i>	216.33	
			<i>For 1" Square x 14 Gauge Pickets, Add</i>	288.44	

32 Exterior Improvements**32 30 Site Improvements****32 31 Fences and Gates**

MINOR	CSI	UOM	DESCRIPTION	TOTAL DIRECT UNIT COST	DEMOLITION UNIT COST
32 31	19 00-0103	EA	16' Wide x 5' High Steel Tube Double Swing Gate Note: Includes mounting hardware and associated trim.	3,392.77	90.79
			<i>For Solid Pickets, Add</i>	743.92	
			<i>For Aluminum With Satin Finish, Add</i>	901.11	
			<i>For Third Rail, Add</i>	235.01	
			<i>For 1" Square x 14 Gauge Pickets, Add</i>	313.34	
32 31	19 00-0104	EA	18' Wide x 5' High Steel Tube Double Swing Gate Note: Includes mounting hardware and associated trim.	3,839.43	100.86
			<i>For Solid Pickets, Add</i>	797.26	
			<i>For Aluminum With Satin Finish, Add</i>	962.14	
			<i>For Third Rail, Add</i>	251.34	
			<i>For 1" Square x 14 Gauge Pickets, Add</i>	335.12	
32 31	19 00-0105	EA	20' Wide x 5' High Steel Tube Double Swing Gate Note: Includes mounting hardware and associated trim.	3,858.30	112.16
			<i>For Solid Pickets, Add</i>	844.09	
			<i>For Aluminum With Satin Finish, Add</i>	1,013.34	
			<i>For Third Rail, Add</i>	265.35	
			<i>For 1" Square x 14 Gauge Pickets, Add</i>	353.80	
32 31	19 00-0106		6' Fence Height Steel Tube Swing Gates, 2 Rail <small>(32 31 19 00-0045)</small>		
32 31	19 00-0107	EA	3' Wide x 6' High Steel Tube Single Swing Gate Note: Includes mounting hardware and associated trim.	1,024.81	25.80
			<i>For Solid Pickets, Add</i>	224.76	
			<i>For Aluminum With Satin Finish, Add</i>	272.53	
			<i>For Third Rail, Add</i>	71.04	
			<i>For 1" Square x 14 Gauge Pickets, Add</i>	94.72	
32 31	19 00-0108	EA	3'-6" Wide x 6' High Steel Tube Single Swing Gate Note: Includes mounting hardware and associated trim.	1,077.46	27.21
			<i>For Solid Pickets, Add</i>	236.31	
			<i>For Aluminum With Satin Finish, Add</i>	286.51	
			<i>For Third Rail, Add</i>	74.69	
			<i>For 1" Square x 14 Gauge Pickets, Add</i>	99.58	
32 31	19 00-0109	EA	4' Wide x 6' High Steel Tube Single Swing Gate Note: Includes mounting hardware and associated trim.	1,130.83	28.72
			<i>For Solid Pickets, Add</i>	247.96	
			<i>For Aluminum With Satin Finish, Add</i>	300.38	
			<i>For Third Rail, Add</i>	78.33	
			<i>For 1" Square x 14 Gauge Pickets, Add</i>	104.45	
32 31	19 00-0110	EA	5' Wide x 6' High Steel Tube Single Swing Gate Note: Includes mounting hardware and associated trim.	1,196.47	30.54
			<i>For Solid Pickets, Add</i>	262.33	
			<i>For Aluminum With Satin Finish, Add</i>	317.67	
			<i>For Third Rail, Add</i>	82.86	
			<i>For 1" Square x 14 Gauge Pickets, Add</i>	110.48	
32 31	19 00-0111	EA	6' Wide x 6' High Steel Tube Single Swing Gate Note: Includes mounting hardware and associated trim.	1,342.02	36.88
			<i>For Solid Pickets, Add</i>	293.64	
			<i>For Aluminum With Satin Finish, Add</i>	352.73	
			<i>For Third Rail, Add</i>	92.34	
			<i>For 1" Square x 14 Gauge Pickets, Add</i>	123.12	
32 31	19 00-0112	EA	7' Wide x 6' High Steel Tube Single Swing Gate Note: Includes mounting hardware and associated trim.	1,497.32	43.33
			<i>For Solid Pickets, Add</i>	327.15	
			<i>For Aluminum With Satin Finish, Add</i>	390.71	
			<i>For Third Rail, Add</i>	102.55	
			<i>For 1" Square x 14 Gauge Pickets, Add</i>	136.73	
32 31	19 00-0113	EA	8' Wide x 6' High Steel Tube Single Swing Gate Note: Includes mounting hardware and associated trim.	1,671.06	49.37
			<i>For Solid Pickets, Add</i>	364.88	
			<i>For Aluminum With Satin Finish, Add</i>	434.66	
			<i>For Third Rail, Add</i>	114.22	
			<i>For 1" Square x 14 Gauge Pickets, Add</i>	152.29	
32 31	19 00-0114	EA	9' Wide x 6' High Steel Tube Single Swing Gate Note: Includes mounting hardware and associated trim.	1,838.03	55.73
			<i>For Solid Pickets, Add</i>	401.01	
			<i>For Aluminum With Satin Finish, Add</i>	476.14	
			<i>For Third Rail, Add</i>	125.31	
			<i>For 1" Square x 14 Gauge Pickets, Add</i>	167.08	
32 31	19 00-0115	EA	10' Wide x 6' High Steel Tube Single Swing Gate Note: Includes mounting hardware and associated trim.	2,041.93	62.07
			<i>For Solid Pickets, Add</i>	445.45	
			<i>For Aluminum With Satin Finish, Add</i>	528.70	
			<i>For Third Rail, Add</i>	139.16	
			<i>For 1" Square x 14 Gauge Pickets, Add</i>	185.55	
32 31	19 00-0116	EA	6' Wide x 6' High Steel Tube Double Swing Gate Note: Includes mounting hardware and associated trim.	2,016.36	42.72
			<i>For Solid Pickets, Add</i>	444.54	
			<i>For Aluminum With Satin Finish, Add</i>	550.04	
			<i>For Third Rail, Add</i>	142.08	
			<i>For 1" Square x 14 Gauge Pickets, Add</i>	189.44	



MINOR CSI UOM DESCRIPTION	TOTAL DIRECT UNIT COST	DEMOLITION UNIT COST
32 31 19 00-0117 EA 7' Wide x 6' High Steel Tube Double Swing Gate Note: Includes mounting hardware and associated trim. <i>For Solid Pickets, Add</i> <i>For Aluminum With Satin Finish, Add</i> <i>For Third Rail, Add</i> <i>For 1" Square x 14 Gauge Pickets, Add</i>	2,134.66 469.58 576.06 149.38 199.17	50.08
32 31 19 00-0118 EA 8' Wide x 6' High Steel Tube Double Swing Gate Note: Includes mounting hardware and associated trim. <i>For Solid Pickets, Add</i> <i>For Aluminum With Satin Finish, Add</i> <i>For Third Rail, Add</i> <i>For 1" Square x 14 Gauge Pickets, Add</i>	2,251.87 494.45 602.24 156.67 208.89	57.04
32 31 19 00-0119 EA 9' Wide x 6' High Steel Tube Double Swing Gate Note: Includes mounting hardware and associated trim. <i>For Solid Pickets, Add</i> <i>For Aluminum With Satin Finish, Add</i> <i>For Third Rail, Add</i> <i>For 1" Square x 14 Gauge Pickets, Add</i>	2,393.52 524.74 635.26 165.71 220.95	64.39
32 31 19 00-0120 EA 10' Wide x 6' High Steel Tube Double Swing Gate Note: Includes mounting hardware and associated trim. <i>For Solid Pickets, Add</i> <i>For Aluminum With Satin Finish, Add</i> <i>For Third Rail, Add</i> <i>For 1" Square x 14 Gauge Pickets, Add</i>	2,616.86 573.41 692.78 180.89 241.18	71.75
32 31 19 00-0121 EA 12' Wide x 6' High Steel Tube Double Swing Gate Note: Includes mounting hardware and associated trim. <i>For Solid Pickets, Add</i> <i>For Aluminum With Satin Finish, Add</i> <i>For Third Rail, Add</i> <i>For 1" Square x 14 Gauge Pickets, Add</i>	3,069.97 673.62 818.24 213.12 284.16	79.91
32 31 19 00-0122 EA 14' Wide x 6' High Steel Tube Double Swing Gate Note: Includes mounting hardware and associated trim. <i>For Solid Pickets, Add</i> <i>For Aluminum With Satin Finish, Add</i> <i>For Third Rail, Add</i> <i>For 1" Square x 14 Gauge Pickets, Add</i>	3,213.28 703.87 849.26 221.88 295.83	89.27
32 31 19 00-0123 EA 16' Wide x 6' High Steel Tube Double Swing Gate Note: Includes mounting hardware and associated trim. <i>For Solid Pickets, Add</i> <i>For Aluminum With Satin Finish, Add</i> <i>For Third Rail, Add</i> <i>For 1" Square x 14 Gauge Pickets, Add</i>	3,528.02 772.52 930.71 243.32 324.43	99.35
32 31 19 00-0124 EA 18' Wide x 6' High Steel Tube Double Swing Gate Note: Includes mounting hardware and associated trim. <i>For Solid Pickets, Add</i> <i>For Aluminum With Satin Finish, Add</i> <i>For Third Rail, Add</i> <i>For 1" Square x 14 Gauge Pickets, Add</i>	3,816.90 835.11 1,002.92 262.58 350.10	110.54
32 31 19 00-0125 EA 20' Wide x 6' High Steel Tube Double Swing Gate Note: Includes mounting hardware and associated trim. <i>For Solid Pickets, Add</i> <i>For Aluminum With Satin Finish, Add</i> <i>For Third Rail, Add</i> <i>For 1" Square x 14 Gauge Pickets, Add</i>	4,084.94 892.68 1,066.87 279.93 373.25	123.34
32 31 19 00-0126 7' Fence Height Steel Tube Swing Gates, 2 Rail <small>(32 31 19 00-0045)</small>		
32 31 19 00-0127 EA 3' Wide x 7' High Steel Tube Single Swing Gate Note: Includes mounting hardware and associated trim. <i>For Solid Pickets, Add</i> <i>For Aluminum With Satin Finish, Add</i> <i>For Third Rail, Add</i> <i>For 1" Square x 14 Gauge Pickets, Add</i>	1,085.62 237.97 287.91 75.13 100.17	27.91
32 31 19 00-0128 EA 3'-6" Wide x 7' High Steel Tube Single Swing Gate Note: Includes mounting hardware and associated trim. <i>For Solid Pickets, Add</i> <i>For Aluminum With Satin Finish, Add</i> <i>For Third Rail, Add</i> <i>For 1" Square x 14 Gauge Pickets, Add</i>	1,140.61 250.01 302.42 78.92 105.22	29.42
32 31 19 00-0129 EA 4' Wide x 7' High Steel Tube Single Swing Gate Note: Includes mounting hardware and associated trim. <i>For Solid Pickets, Add</i> <i>For Aluminum With Satin Finish, Add</i> <i>For Third Rail, Add</i> <i>For 1" Square x 14 Gauge Pickets, Add</i>	1,195.84 262.09 316.89 82.71 110.28	30.93
32 31 19 00-0130 EA 5' Wide x 7' High Steel Tube Single Swing Gate Note: Includes mounting hardware and associated trim. <i>For Solid Pickets, Add</i> <i>For Aluminum With Satin Finish, Add</i> <i>For Third Rail, Add</i> <i>For 1" Square x 14 Gauge Pickets, Add</i>	1,251.12 274.17 331.35 86.50 115.34	32.54

32 Exterior Improvements

32 30 Site Improvements

32 31 Fences and Gates



MINOR	CSI	UOM	DESCRIPTION	TOTAL DIRECT UNIT COST	DEMOLITION UNIT COST
32 31	19 00-0131	EA	6' Wide x 7' High Steel Tube Single Swing Gate Note: Includes mounting hardware and associated trim.	1,447.35	39.60
			<i>For Solid Pickets, Add</i>	316.74	
			<i>For Aluminum With Satin Finish, Add</i>	380.70	
			<i>For Third Rail, Add</i>	99.63	
			<i>For 1" Square x 14 Gauge Pickets, Add</i>	132.84	
32 31	19 00-0132	EA	7' Wide x 7' High Steel Tube Single Swing Gate Note: Includes mounting hardware and associated trim.	1,626.97	46.35
			<i>For Solid Pickets, Add</i>	355.64	
			<i>For Aluminum With Satin Finish, Add</i>	425.52	
			<i>For Third Rail, Add</i>	111.59	
			<i>For 1" Square x 14 Gauge Pickets, Add</i>	148.79	
32 31	19 00-0133	EA	8' Wide x 7' High Steel Tube Single Swing Gate Note: Includes mounting hardware and associated trim.	1,757.06	53.30
			<i>For Solid Pickets, Add</i>	383.32	
			<i>For Aluminum With Satin Finish, Add</i>	455.02	
			<i>For Third Rail, Add</i>	119.76	
			<i>For 1" Square x 14 Gauge Pickets, Add</i>	159.68	
32 31	19 00-0134	EA	9' Wide x 7' High Steel Tube Single Swing Gate Note: Includes mounting hardware and associated trim.	1,905.59	60.06
			<i>For Solid Pickets, Add</i>	415.23	
			<i>For Aluminum With Satin Finish, Add</i>	490.51	
			<i>For Third Rail, Add</i>	129.39	
			<i>For 1" Square x 14 Gauge Pickets, Add</i>	172.52	
32 31	19 00-0135	EA	10' Wide x 7' High Steel Tube Single Swing Gate Note: Includes mounting hardware and associated trim.	2,088.18	67.11
			<i>For Solid Pickets, Add</i>	454.73	
			<i>For Aluminum With Satin Finish, Add</i>	535.77	
			<i>For Third Rail, Add</i>	141.50	
			<i>For 1" Square x 14 Gauge Pickets, Add</i>	188.67	
32 31	19 00-0136	EA	6' Wide x 7' High Steel Tube Double Swing Gate Note: Includes mounting hardware and associated trim.	2,134.15	45.75
			<i>For Solid Pickets, Add</i>	470.37	
			<i>For Aluminum With Satin Finish, Add</i>	581.39	
			<i>For Third Rail, Add</i>	150.25	
			<i>For 1" Square x 14 Gauge Pickets, Add</i>	200.34	
32 31	19 00-0137	EA	7' Wide x 7' High Steel Tube Double Swing Gate Note: Includes mounting hardware and associated trim.	2,257.45	53.51
			<i>For Solid Pickets, Add</i>	496.45	
			<i>For Aluminum With Satin Finish, Add</i>	608.40	
			<i>For Third Rail, Add</i>	157.84	
			<i>For 1" Square x 14 Gauge Pickets, Add</i>	210.45	
32 31	19 00-0138	EA	8' Wide x 7' High Steel Tube Double Swing Gate Note: Includes mounting hardware and associated trim.	2,381.87	61.67
			<i>For Solid Pickets, Add</i>	522.70	
			<i>For Aluminum With Satin Finish, Add</i>	635.25	
			<i>For Third Rail, Add</i>	165.42	
			<i>For 1" Square x 14 Gauge Pickets, Add</i>	220.56	
32 31	19 00-0139	EA	9' Wide x 7' High Steel Tube Double Swing Gate Note: Includes mounting hardware and associated trim.	2,507.13	69.42
			<i>For Solid Pickets, Add</i>	549.22	
			<i>For Aluminum With Satin Finish, Add</i>	662.85	
			<i>For Third Rail, Add</i>	173.15	
			<i>For 1" Square x 14 Gauge Pickets, Add</i>	230.87	
32 31	19 00-0140	EA	10' Wide x 7' High Steel Tube Double Swing Gate Note: Includes mounting hardware and associated trim.	2,824.09	77.59
			<i>For Solid Pickets, Add</i>	618.79	
			<i>For Aluminum With Satin Finish, Add</i>	747.47	
			<i>For Third Rail, Add</i>	195.18	
			<i>For 1" Square x 14 Gauge Pickets, Add</i>	260.24	
32 31	19 00-0141	EA	12' Wide x 7' High Steel Tube Double Swing Gate Note: Includes mounting hardware and associated trim.	3,415.58	86.56
			<i>For Solid Pickets, Add</i>	749.97	
			<i>For Aluminum With Satin Finish, Add</i>	913.44	
			<i>For Third Rail, Add</i>	237.63	
			<i>For 1" Square x 14 Gauge Pickets, Add</i>	316.84	
32 31	19 00-0142	EA	14' Wide x 7' High Steel Tube Double Swing Gate Note: Includes mounting hardware and associated trim.	3,375.49	97.04
			<i>For Solid Pickets, Add</i>	738.70	
			<i>For Aluminum With Satin Finish, Add</i>	887.95	
			<i>For Third Rail, Add</i>	232.38	
			<i>For 1" Square x 14 Gauge Pickets, Add</i>	309.84	
32 31	19 00-0143	EA	16' Wide x 7' High Steel Tube Double Swing Gate Note: Includes mounting hardware and associated trim.	3,656.59	108.22
			<i>For Solid Pickets, Add</i>	799.54	
			<i>For Aluminum With Satin Finish, Add</i>	957.81	
			<i>For Third Rail, Add</i>	251.05	
			<i>For 1" Square x 14 Gauge Pickets, Add</i>	334.73	
32 31	19 00-0144	EA	18' Wide x 7' High Steel Tube Double Swing Gate Note: Includes mounting hardware and associated trim.	3,992.71	121.02
			<i>For Solid Pickets, Add</i>	872.42	
			<i>For Aluminum With Satin Finish, Add</i>	1,042.19	
			<i>For Third Rail, Add</i>	273.52	
			<i>For 1" Square x 14 Gauge Pickets, Add</i>	364.69	



MINOR CSI UOM DESCRIPTION	TOTAL DIRECT UNIT COST	DEMOLITION UNIT COST
32 31 19 00-0145 EA 20' Wide x 7' High Steel Tube Double Swing Gate	4,213.49	135.03
Note: Includes mounting hardware and associated trim.		
<i>For Solid Pickets, Add</i>	919.11	
<i>For Aluminum With Satin Finish, Add</i>	1,090.47	
<i>For Third Rail, Add</i>	287.08	
<i>For 1" Square x 14 Gauge Pickets, Add</i>	382.78	
32 31 19 00-0146 8' Fence Height Steel Tube Swing Gates, 2 Rail <small>(32 31 19 00-0045)</small>		
32 31 19 00-0147 EA 3' Wide x 8' High Steel Tube Single Swing Gate	1,179.89	30.23
Note: Includes mounting hardware and associated trim.		
<i>For Solid Pickets, Add</i>	258.67	
<i>For Aluminum With Satin Finish, Add</i>	313.16	
<i>For Third Rail, Add</i>	81.69	
<i>For 1" Square x 14 Gauge Pickets, Add</i>	108.92	
32 31 19 00-0148 EA 3'-6" Wide x 8' High Steel Tube Single Swing Gate	1,237.45	31.84
Note: Includes mounting hardware and associated trim.		
<i>For Solid Pickets, Add</i>	271.25	
<i>For Aluminum With Satin Finish, Add</i>	328.16	
<i>For Third Rail, Add</i>	85.63	
<i>For 1" Square x 14 Gauge Pickets, Add</i>	114.17	
32 31 19 00-0149 EA 4' Wide x 8' High Steel Tube Single Swing Gate	1,298.89	33.56
Note: Includes mounting hardware and associated trim.		
<i>For Solid Pickets, Add</i>	284.69	
<i>For Aluminum With Satin Finish, Add</i>	344.32	
<i>For Third Rail, Add</i>	89.86	
<i>For 1" Square x 14 Gauge Pickets, Add</i>	119.81	
32 31 19 00-0150 EA 5' Wide x 8' High Steel Tube Single Swing Gate	1,353.27	37.39
Note: Includes mounting hardware and associated trim.		
<i>For Solid Pickets, Add</i>	296.06	
<i>For Aluminum With Satin Finish, Add</i>	355.42	
<i>For Third Rail, Add</i>	93.07	
<i>For 1" Square x 14 Gauge Pickets, Add</i>	124.09	
32 31 19 00-0151 EA 6' Wide x 8' High Steel Tube Single Swing Gate	1,601.28	42.33
Note: Includes mounting hardware and associated trim.		
<i>For Solid Pickets, Add</i>	350.77	
<i>For Aluminum With Satin Finish, Add</i>	423.25	
<i>For Third Rail, Add</i>	110.57	
<i>For 1" Square x 14 Gauge Pickets, Add</i>	147.43	
32 31 19 00-0152 EA 7' Wide x 8' High Steel Tube Single Swing Gate	1,781.12	50.98
Note: Includes mounting hardware and associated trim.		
<i>For Solid Pickets, Add</i>	389.27	
<i>For Aluminum With Satin Finish, Add</i>	465.41	
<i>For Third Rail, Add</i>	122.10	
<i>For 1" Square x 14 Gauge Pickets, Add</i>	162.80	
32 31 19 00-0153 EA 8' Wide x 8' High Steel Tube Single Swing Gate	1,858.84	59.35
Note: Includes mounting hardware and associated trim.		
<i>For Solid Pickets, Add</i>	404.86	
<i>For Aluminum With Satin Finish, Add</i>	477.39	
<i>For Third Rail, Add</i>	126.04	
<i>For 1" Square x 14 Gauge Pickets, Add</i>	168.05	
32 31 19 00-0154 EA 9' Wide x 8' High Steel Tube Single Swing Gate	1,992.02	68.12
Note: Includes mounting hardware and associated trim.		
<i>For Solid Pickets, Add</i>	432.86	
<i>For Aluminum With Satin Finish, Add</i>	505.55	
<i>For Third Rail, Add</i>	134.06	
<i>For 1" Square x 14 Gauge Pickets, Add</i>	178.75	
32 31 19 00-0155 EA 10' Wide x 8' High Steel Tube Single Swing Gate	2,107.67	76.89
Note: Includes mounting hardware and associated trim.		
<i>For Solid Pickets, Add</i>	456.92	
<i>For Aluminum With Satin Finish, Add</i>	528.46	
<i>For Third Rail, Add</i>	140.77	
<i>For 1" Square x 14 Gauge Pickets, Add</i>	187.69	
32 31 19 00-0156 EA 6' Wide x 8' High Steel Tube Double Swing Gate	2,320.00	48.87
Note: Includes mounting hardware and associated trim.		
<i>For Solid Pickets, Add</i>	511.53	
<i>For Aluminum With Satin Finish, Add</i>	633.15	
<i>For Third Rail, Add</i>	163.53	
<i>For 1" Square x 14 Gauge Pickets, Add</i>	218.03	
32 31 19 00-0157 EA 7' Wide x 8' High Steel Tube Double Swing Gate	2,457.74	58.95
Note: Includes mounting hardware and associated trim.		
<i>For Solid Pickets, Add</i>	540.36	
<i>For Aluminum With Satin Finish, Add</i>	661.51	
<i>For Third Rail, Add</i>	171.69	
<i>For 1" Square x 14 Gauge Pickets, Add</i>	228.93	
32 31 19 00-0158 EA 8' Wide x 8' High Steel Tube Double Swing Gate	2,592.43	68.62
Note: Includes mounting hardware and associated trim.		
<i>For Solid Pickets, Add</i>	568.58	
<i>For Aluminum With Satin Finish, Add</i>	689.44	
<i>For Third Rail, Add</i>	179.72	
<i>For 1" Square x 14 Gauge Pickets, Add</i>	239.62	

32 Exterior Improvements

32 30 Site Improvements

32 31 Fences and Gates



MINOR	CSI	UOM	DESCRIPTION	TOTAL DIRECT UNIT COST	DEMOLITION UNIT COST
32 31	19 00-0159	EA	9' Wide x 8' High Steel Tube Double Swing Gate Note: Includes mounting hardware and associated trim. <i>For Solid Pickets, Add</i> <i>For Aluminum With Satin Finish, Add</i> <i>For Third Rail, Add</i> <i>For 1" Square x 14 Gauge Pickets, Add</i>	2,704.89 591.72 710.21 185.99 247.99	78.80
32 31	19 00-0160	EA	10' Wide x 8' High Steel Tube Double Swing Gate Note: Includes mounting hardware and associated trim. <i>For Solid Pickets, Add</i> <i>For Aluminum With Satin Finish, Add</i> <i>For Third Rail, Add</i> <i>For 1" Square x 14 Gauge Pickets, Add</i>	3,144.10 688.39 829.01 216.77 289.03	88.88
32 31	19 00-0161	EA	12' Wide x 8' High Steel Tube Double Swing Gate Note: Includes mounting hardware and associated trim. <i>For Solid Pickets, Add</i> <i>For Aluminum With Satin Finish, Add</i> <i>For Third Rail, Add</i> <i>For 1" Square x 14 Gauge Pickets, Add</i>	3,921.17 860.82 1,047.66 272.64 363.52	100.06
32 31	19 00-0162	EA	14' Wide x 8' High Steel Tube Double Swing Gate Note: Includes mounting hardware and associated trim. <i>For Solid Pickets, Add</i> <i>For Aluminum With Satin Finish, Add</i> <i>For Third Rail, Add</i> <i>For 1" Square x 14 Gauge Pickets, Add</i>	3,580.44 781.41 928.98 244.34 325.79	112.85
32 31	19 00-0163	EA	16' Wide x 8' High Steel Tube Double Swing Gate Note: Includes mounting hardware and associated trim. <i>For Solid Pickets, Add</i> <i>For Aluminum With Satin Finish, Add</i> <i>For Third Rail, Add</i> <i>For 1" Square x 14 Gauge Pickets, Add</i>	3,832.61 834.99 985.68 260.10 346.79	127.67
32 31	19 00-0164	EA	18' Wide x 8' High Steel Tube Double Swing Gate Note: Includes mounting hardware and associated trim. <i>For Solid Pickets, Add</i> <i>For Aluminum With Satin Finish, Add</i> <i>For Third Rail, Add</i> <i>For 1" Square x 14 Gauge Pickets, Add</i>	4,223.42 919.43 1,081.98 285.92 381.22	143.90
32 31	19 00-0165	EA	20' Wide x 8' High Steel Tube Double Swing Gate Note: Includes mounting hardware and associated trim. <i>For Solid Pickets, Add</i> <i>For Aluminum With Satin Finish, Add</i> <i>For Third Rail, Add</i> <i>For 1" Square x 14 Gauge Pickets, Add</i>	4,306.64 934.25 1,083.50 288.25 384.33	162.13
32 31	19 00-0166		Replace Steel Tube Fence Pickets (32 31 19 00-0032)		
32 31	19 00-0167	LF	Removal And Replacement Of 3/4" Square x 16 Gauge Steel Tube Fence Picket <i>For 1" Square x 14 Gauge Pickets, Add</i>	28.75 0.86	
32 31	19 00-0168		Removal And Reinstallation Of Ornamental Fences (32 31 19)		
			Note: Including storage and cleaning. Excludes augering and concrete.		
32 31	19 00-0169	LF	Removal And Reinstallation Of Ornamental Fence Up To 5' Height.....	45.35	
32 31	19 00-0170	LF	Removal And Reinstallation Of Ornamental Fence, 6' Height.....	49.88	
32 31	19 00-0171	LF	Removal And Reinstallation Of Ornamental Fence, 7' Height.....	54.41	
32 31	19 00-0172	LF	Removal And Reinstallation Of Ornamental Fence, 8' Height.....	58.95	
32 31	19 00-0173	LF	Removal And Reinstallation Of Ornamental Fence, 9' Height.....	63.48	
32 31	19 00-0174	LF	Removal And Reinstallation Of Ornamental Fence, 10' Height.....	68.01	
32 31	19 00-0175	LF	Removal And Reinstallation Of Ornamental Fence 12' Height.....	75.58	
32 31 23			Plastic Fences and Gates (32 31)		
32 31	23 00-0001		Vinyl Fence (32 31 23)		
32 31	23 00-0002		Privacy Tongue And Groove Vinyl Fence (32 31 23 00-0001)		
			Note: With 1-1/2" x 5-1/2" top and bottom rails, 5" x 5" posts installed 7' centers. Post includes flat cap.		
32 31	23 00-0003	LF	3' High Privacy Tongue And Groove Vinyl Fence.....	53.78	5.03
32 31	23 00-0004	LF	4' High Privacy Tongue And Groove Vinyl Fence.....	60.13	6.04
32 31	23 00-0005	LF	5' High Privacy Tongue And Groove Vinyl Fence.....	67.04	7.03
32 31	23 00-0006	LF	6' High Privacy Tongue And Groove Vinyl Fence.....	73.79	8.04
32 31	23 00-0007		Semi-Privacy 6" Picket Vinyl Fence (32 31 23 00-0001)		
			Note: With 1-1/2" x 5-1/2" top and bottom rails, 2" x 3-1/2" mid rail, 5" x 5" posts installed 6' centers. Post includes flat cap.		
32 31	23 00-0008	LF	5' High Semi-Privacy 6" Picket Vinyl Fence.....	71.96	7.03
32 31	23 00-0009	LF	6' High Semi-Privacy 6" Picket Vinyl Fence.....	78.77	8.04
32 31	23 00-0010		Picket Straight Top Vinyl Fence (32 31 23 00-0001)		
			Note: With 2-1/2" x 3-1/2" top rail, 1-1/2" x 5-1/2" bottom rail, 1-3/8" x 1-3/8" or 1" x 3" pickets, 5" x 5" posts installed 6' centers. Post includes flat cap.		
32 31	23 00-0011	LF	3' High Picket Straight Top Vinyl Fence.....	49.43	5.03
32 31	23 00-0012	LF	4' High Picket Straight Top Vinyl Fence.....	56.01	6.04
32 31	23 00-0013	LF	5' High Picket Straight Top Vinyl Fence.....	64.16	7.03



		Exterior Improvements	32
		Site Improvements	32 30
		Fences and Gates	32 31

32

MINOR	CSI	UOM	DESCRIPTION	TOTAL DIRECT UNIT COST	DEMOLITION UNIT COST
32 31 23 00-0014	LF		6' High Picket Straight Top Vinyl Fence.....	70.97	8.04
32 31 23 00-0015			Picket Scalloped Top Vinyl Fence (32 31 23 00-0001) Note: With 2-1/2" x 3-1/2" top rail, 1-1/2" x 5-1/2" bottom rail, 1-3/8" x 1-3/8" or 1" x 3" pickets, 5" x 5" posts installed 6' centers. Post includes flat cap.		
32 31 23 00-0016	LF		3' High Picket Scalloped Top Vinyl Fence.....	55.02	5.03
32 31 23 00-0017	LF		4' High Picket Scalloped Top Vinyl Fence.....	61.77	6.04
32 31 23 00-0018	LF		5' High Picket Scalloped Top Vinyl Fence.....	69.54	7.03
32 31 23 00-0019	LF		6' High Picket Scalloped Top Vinyl Fence.....	76.52	8.04
32 31 23 00-0020			Post And Rail Vinyl Fence, Ranch Style (32 31 23 00-0001) Note: With 1-1/2" x 5-1/2" rails, 5" x 5" posts installed 8' centers. Post includes flat cap.		
32 31 23 00-0021	LF		5' High, 2 Rail, Post And Rail Vinyl Fence.....	18.90	5.03
32 31 23 00-0022	LF		6-1/2' High, 3 Rail, Post And Rail Vinyl Fence.....	24.41	6.04
32 31 23 00-0023	LF		7' High, 4 Rail, Post And Rail Vinyl Fence.....	28.27	6.53
32 31 23 00-0024			Post, Rails And Pickets (Traditional Style) Vinyl Fence (32 31 23 00-0001) Note: With top and bottom 3" x 3" rails, 5" x 5" posts and 1-1/2" x 1-1/2" pickets. Post includes flat cap.		
32 31 23 00-0025	LF		3' High Rail And Picket Vinyl Fence, 72" On Center Posts.....	64.56	5.53
32 31 23 00-0026	LF		4' High Rail And Picket Vinyl Fence, 72" On Center Posts.....	70.35	6.53
32 31 23 00-0027	LF		3' High Rail And Picket Vinyl Fence, 96" On Center Posts.....	60.98	5.03
32 31 23 00-0028	LF		4' High Rail And Picket Vinyl Fence, 96" On Center Posts.....	66.11	6.04
32 31 23 00-0029			Vinyl Gates (32 31 23)		
32 31 23 00-0030			Gates For Privacy And Semi-Privacy Fences (32 31 23 00-0029) Note: Includes hinges.		
32 31 23 00-0031			3' High Gates For Privacy And Semi-Privacy Fences (32 31 23 00-0030)		
32 31 23 00-0032	EA		3' High x 3' Wide Vinyl Gate For Privacy Or Semi-Privacy Fence And Hinge Set.....	597.02	50.26
			For Self-Closing Hinge Set, Add	14.50	
			For Self-Closing Stainless Steel Hinge Set, Add	38.50	
32 31 23 00-0033	EA		3' High x 4' Wide Vinyl Gate For Privacy Or Semi-Privacy Fence And Hinge Set.....	633.71	52.78
			For Self-Closing Hinge Set, Add	14.50	
			For Self-Closing Stainless Steel Hinge Set, Add	38.50	
32 31 23 00-0034	EA		3' High x 5' Wide Vinyl Gate For Privacy Or Semi-Privacy Fence And Hinge Set.....	696.30	55.29
			For Self-Closing Hinge Set, Add	14.50	
			For Self-Closing Stainless Steel Hinge Set, Add	38.50	
32 31 23 00-0035	EA		3' High x 6' Wide Vinyl Gate For Privacy Or Semi-Privacy Fence And Hinge Set.....	781.91	57.80
			For Self-Closing Hinge Set, Add	14.50	
			For Self-Closing Stainless Steel Hinge Set, Add	38.50	
32 31 23 00-0036			4' High Gates For Privacy And Semi-Privacy Fences (32 31 23 00-0030)		
32 31 23 00-0037	EA		4' High x 3' Wide Vinyl Gate For Privacy Or Semi-Privacy Fence And Hinge Set.....	633.71	52.78
			For Self-Closing Hinge Set, Add	14.50	
			For Self-Closing Stainless Steel Hinge Set, Add	38.50	
32 31 23 00-0038	EA		4' High x 4' Wide Vinyl Gate For Privacy Or Semi-Privacy Fence And Hinge Set.....	656.01	55.29
			For Self-Closing Hinge Set, Add	14.50	
			For Self-Closing Stainless Steel Hinge Set, Add	38.50	
32 31 23 00-0039	EA		4' High x 5' Wide Vinyl Gate For Privacy Or Semi-Privacy Fence And Hinge Set.....	730.11	57.80
			For Self-Closing Hinge Set, Add	14.50	
			For Self-Closing Stainless Steel Hinge Set, Add	38.50	
32 31 23 00-0040	EA		4' High x 6' Wide Vinyl Gate For Privacy Or Semi-Privacy Fence And Hinge Set.....	858.89	60.32
			For Self-Closing Hinge Set, Add	14.50	
			For Self-Closing Stainless Steel Hinge Set, Add	38.50	
32 31 23 00-0041			5' High Gates For Privacy And Semi-Privacy Fences (32 31 23 00-0030)		
32 31 23 00-0042	EA		5' High x 3' Wide Vinyl Gate For Privacy Or Semi-Privacy Fence And Hinge Set.....	656.01	55.29
			For Self-Closing Hinge Set, Add	14.50	
			For Self-Closing Stainless Steel Hinge Set, Add	38.50	
32 31 23 00-0043	EA		5' High x 4' Wide Vinyl Gate For Privacy Or Semi-Privacy Fence And Hinge Set.....	684.05	57.80
			For Self-Closing Hinge Set, Add	14.50	
			For Self-Closing Stainless Steel Hinge Set, Add	38.50	
32 31 23 00-0044	EA		5' High x 5' Wide Vinyl Gate For Privacy Or Semi-Privacy Fence And Hinge Set.....	786.93	60.32
			For Self-Closing Hinge Set, Add	14.50	
			For Self-Closing Stainless Steel Hinge Set, Add	38.50	
32 31 23 00-0045	EA		5' High x 6' Wide Vinyl Gate For Privacy Or Semi-Privacy Fence And Hinge Set.....	921.48	62.83
			For Self-Closing Hinge Set, Add	14.50	
			For Self-Closing Stainless Steel Hinge Set, Add	38.50	
32 31 23 00-0046			6' High Gates For Privacy And Semi-Privacy Fences (32 31 23 00-0030)		
32 31 23 00-0047	EA		6' High x 3' Wide Vinyl Gate For Privacy Or Semi-Privacy Fence And Hinge Set.....	689.07	60.32
			For Self-Closing Hinge Set, Add	14.50	
			For Self-Closing Stainless Steel Hinge Set, Add	38.50	

32 Exterior Improvements

32 30 Site Improvements

32 31 Fences and Gates



MINOR	CSI	UOM	DESCRIPTION	TOTAL DIRECT UNIT COST	DEMOLITION UNIT COST
32 31 23 00-0048	EA		6' High x 4' Wide Vinyl Gate For Privacy Or Semi-Privacy Fence And Hinge Set.....	717.13	62.83
			<i>For Self-Closing Hinge Set, Add</i>	14.50	
			<i>For Self-Closing Stainless Steel Hinge Set, Add</i>	38.50	
32 31 23 00-0049	EA		6' High x 5' Wide Vinyl Gate For Privacy Or Semi-Privacy Fence And Hinge Set.....	868.95	65.35
			<i>For Self-Closing Hinge Set, Add</i>	14.50	
			<i>For Self-Closing Stainless Steel Hinge Set, Add</i>	38.50	
32 31 23 00-0050	EA		6' High x 6' Wide Vinyl Gate For Privacy Or Semi-Privacy Fence And Hinge Set.....	960.32	65.35
			<i>For Self-Closing Hinge Set, Add</i>	14.50	
			<i>For Self-Closing Stainless Steel Hinge Set, Add</i>	38.50	
32 31 23 00-0051			Gates For Picket Fences (32 31 23 00-0029)		
			Note: Includes hinges.		
32 31 23 00-0052			3' High Gates For Picket Fences (32 31 23 00-0051)		
32 31 23 00-0053	EA		3' High x 3' Wide Vinyl Gate For Picket Style Fence And Hinge Set.....	571.12	50.26
			<i>For Self-Closing Hinge Set, Add</i>	14.50	
			<i>For Self-Closing Stainless Steel Hinge Set, Add</i>	38.50	
32 31 23 00-0054	EA		3' High x 4' Wide Vinyl Gate For Picket Style Fence And Hinge Set.....	593.41	52.78
			<i>For Self-Closing Hinge Set, Add</i>	14.50	
			<i>For Self-Closing Stainless Steel Hinge Set, Add</i>	38.50	
32 31 23 00-0055	EA		3' High x 5' Wide Vinyl Gate For Picket Style Fence And Hinge Set.....	667.52	55.29
			<i>For Self-Closing Hinge Set, Add</i>	14.50	
			<i>For Self-Closing Stainless Steel Hinge Set, Add</i>	38.50	
32 31 23 00-0056	EA		3' High x 6' Wide Vinyl Gate For Picket Style Fence And Hinge Set.....	796.30	57.80
			<i>For Self-Closing Hinge Set, Add</i>	14.50	
			<i>For Self-Closing Stainless Steel Hinge Set, Add</i>	38.50	
32 31 23 00-0057			4' High Gates For Picket Fences (32 31 23 00-0051)		
32 31 23 00-0058	EA		4' High x 3' Wide Vinyl Gate For Picket Style Fence And Hinge Set.....	576.15	52.78
			<i>For Self-Closing Hinge Set, Add</i>	14.50	
			<i>For Self-Closing Stainless Steel Hinge Set, Add</i>	38.50	
32 31 23 00-0059	EA		4' High x 4' Wide Vinyl Gate For Picket Style Fence And Hinge Set.....	598.44	55.29
			<i>For Self-Closing Hinge Set, Add</i>	14.50	
			<i>For Self-Closing Stainless Steel Hinge Set, Add</i>	38.50	
32 31 23 00-0060	EA		4' High x 5' Wide Vinyl Gate For Picket Style Fence And Hinge Set.....	672.54	57.80
			<i>For Self-Closing Hinge Set, Add</i>	14.50	
			<i>For Self-Closing Stainless Steel Hinge Set, Add</i>	38.50	
32 31 23 00-0061	EA		4' High x 6' Wide Vinyl Gate For Picket Style Fence And Hinge Set.....	801.32	60.32
			<i>For Self-Closing Hinge Set, Add</i>	14.50	
			<i>For Self-Closing Stainless Steel Hinge Set, Add</i>	38.50	
32 31 23 00-0062			5' High Gates For Picket Fences (32 31 23 00-0051)		
32 31 23 00-0063	EA		5' High x 3' Wide Vinyl Gate For Picket Style Fence And Hinge Set.....	598.44	55.29
			<i>For Self-Closing Hinge Set, Add</i>	14.50	
			<i>For Self-Closing Stainless Steel Hinge Set, Add</i>	38.50	
32 31 23 00-0064	EA		5' High x 4' Wide Vinyl Gate For Picket Style Fence And Hinge Set.....	626.49	57.80
			<i>For Self-Closing Hinge Set, Add</i>	14.50	
			<i>For Self-Closing Stainless Steel Hinge Set, Add</i>	38.50	
32 31 23 00-0065	EA		5' High x 5' Wide Vinyl Gate For Picket Style Fence And Hinge Set.....	729.37	60.32
			<i>For Self-Closing Hinge Set, Add</i>	14.50	
			<i>For Self-Closing Stainless Steel Hinge Set, Add</i>	38.50	
32 31 23 00-0066	EA		5' High x 6' Wide Vinyl Gate For Picket Style Fence And Hinge Set.....	863.92	62.83
			<i>For Self-Closing Hinge Set, Add</i>	14.50	
			<i>For Self-Closing Stainless Steel Hinge Set, Add</i>	38.50	
32 31 23 00-0067			6' High Gates For Picket Fences (32 31 23 00-0051)		
32 31 23 00-0068	EA		6' High x 3' Wide Vinyl Gate For Picket Style Fence And Hinge Set.....	631.51	60.32
			<i>For Self-Closing Hinge Set, Add</i>	14.50	
			<i>For Self-Closing Stainless Steel Hinge Set, Add</i>	38.50	
32 31 23 00-0069	EA		6' High x 4' Wide Vinyl Gate For Picket Style Fence And Hinge Set.....	659.57	62.83
			<i>For Self-Closing Hinge Set, Add</i>	14.50	
			<i>For Self-Closing Stainless Steel Hinge Set, Add</i>	38.50	
32 31 23 00-0070	EA		6' High x 5' Wide Vinyl Gate For Picket Style Fence And Hinge Set.....	811.38	65.35
			<i>For Self-Closing Hinge Set, Add</i>	14.50	
			<i>For Self-Closing Stainless Steel Hinge Set, Add</i>	38.50	
32 31 23 00-0071	EA		6' High x 6' Wide Vinyl Gate For Picket Style Fence And Hinge Set.....	902.76	67.86
			<i>For Self-Closing Hinge Set, Add</i>	14.50	
			<i>For Self-Closing Stainless Steel Hinge Set, Add</i>	38.50	
32 31 23 00-0072			Gates Accessories (32 31 23 00-0029)		
32 31 23 00-0073	EA		Gate Stop/Drop Rod	128.74	
32 31 23 00-0074	EA		Latch Set.....	87.00	
32 31 23 00-0075	EA		Stainless Steel Latch Set.....	128.74	

32 31 26 Wire Fences and Gates (32 31)

32 31 26 13 Wire Fences with Steel Posts (32 31 26)



MINOR CSI UOM DESCRIPTION	TOTAL DIRECT UNIT COST	DEMOLITION UNIT COST
32 31 26 13-0001 Chicken Wire <small>(32 31 26 13)</small> Note: Posts at 4'.		
32 31 26 13-0002 LF 4' High, 1" Mesh, Chicken Wire Fence, Metal Posts At 4'.....	8.49	1.80
32 31 26 13-0003 LF 6' High, 2" Mesh, Chicken Wire Fence, Metal Posts At 4'.....	9.26	1.80
32 31 26 13-0004 Wire And Screen <small>(32 31 26 13)</small>		
32 31 26 13-0005 Wire And Screen For Partitions And Fences <small>(32 31 26 13-0004)</small> Note: Excludes framing and post.		
32 31 26 13-0006 Screen Wire <small>(32 31 26 13-0005)</small>		
32 31 26 13-0007 LF Screen Wire, 48" Wide Rolls.....	12.35	1.02
32 31 26 13-0008 Hog Wire <small>(32 31 26 13-0005)</small>		
32 31 26 13-0009 SF 4" x 4" Hog Wire For Fencing.....	2.12	0.81
32 31 26 13-0010 SF 6" x 6" Hog Wire For Fencing.....	2.22	0.92
32 31 26 13-0011 Non-Climb Horse Fence <small>(32 31 26 13-0005)</small>		
32 31 26 13-0012 LF 4' Non-Climb Woven, 12.5 Gauge, Horse Fence.....	9.72	3.25
32 31 26 13-0013 LF 5' Non-Climb Woven, 12.5 Gauge, Horse Fence.....	12.50	4.05
32 31 26 13-0014 LF 6' Non-Climb Woven, 12.5 Gauge, Horse Fence.....	15.77	4.87
32 31 26 13-0015 Screen For Partitions And Ceilings <small>(32 31 26 13-0004)</small> Note: Can be used to support insulation on walls and ceilings.		
32 31 26 13-0016 SF 1" Mesh Chicken Wire.....	2.15	0.57
32 31 26 13-0017 Wicket Fence <small>(32 31 26 13)</small>		
32 31 26 13-0018 LF Steel Wicket Fence, Painted.....	82.39	5.04
32 31 29 Wood Fences and Gates <small>(32 31)</small> See CSI section 32 31 13 13-0001 for drilling for augering holes and backfill.		
32 31 29 00-0001 Basket Weave <small>(32 31 29)</small> Note: 3/8" x 4" boards, 4" x 4" post.		
32 31 29 00-0002 LF 6' High #1 Cedar Basket Weave Fence 3/8" x 4" Boards, 4" x 4" Post.....	42.36	3.59
For Fastening With Screws Instead Of Nails, Add	2.49	
32 31 29 00-0003 LF 6' High, Pressure Treated Pine Basket Weave 3/8" x 4" Boards, 4" x 4" Post.....	28.20	3.59
For Fastening With Screws Instead Of Nails, Add	1.81	
32 31 29 00-0004 Board Fence <small>(32 31 29)</small> Note: 1x4" board, 2x4" rail, 4x4" post.		
32 31 29 00-0005 LF Two 2" x 4" Rails, 3' High 1" x 4" Boards, Preservative Treated Board Fence.....	27.63	3.59
For 1" x 6" Boards, Deduct	-2.93	
For 1" x 3" Boards (Stockade Top), Add	3.65	
For Fastening With Screws Instead Of Nails, Add	1.80	
32 31 29 00-0006 LF Two 2" x 4" Rails, 4' High 1" x 4" Boards, Preservative Treated Board Fence.....	30.72	3.59
For 1" x 6" Boards, Deduct	-3.19	
For 1" x 3" Boards (Stockade Top), Add	3.95	
For Fastening With Screws Instead Of Nails, Add	1.98	
32 31 29 00-0007 LF Three 2" x 4" Rails, 5' High 1" x 4" Boards, Preservative Treated Board Fence.....	34.27	3.59
For 1" x 6" Boards, Deduct	-3.40	
For 1" x 3" Boards (Stockade Top), Add	4.17	
For Fastening With Screws Instead Of Nails, Add	2.18	
32 31 29 00-0008 LF Three 2" x 4" Rails, 6' High 1" x 4" Boards, Preservative Treated Board Fence.....	36.58	3.59
For 1" x 6" Boards, Deduct	-3.58	
For 1" x 3" Boards (Stockade Top), Add	4.36	
For Fastening With Screws Instead Of Nails, Add	2.31	
32 31 29 00-0009 LF Three 2" x 4" Rails, 8' High 1" x 4" Boards, Preservative Treated Board Fence.....	39.07	3.59
For 1" x 6" Boards, Deduct	-3.76	
For 1" x 3" Boards (Stockade Top), Add	4.57	
For Fastening With Screws Instead Of Nails, Add	2.45	
32 31 29 00-0010 LF Two 2" x 4" Rails, 3' High 1" x 4" #2 Grade Western Cedar Board Fence.....	29.50	3.59
For 1" x 6" Boards, Deduct	-3.00	
For 1" x 3" Boards (Stockade Top), Add	3.70	
For Fastening With Screws Instead Of Nails, Add	1.89	
32 31 29 00-0011 LF Two 2" x 4" Rails, 4' High 1" x 4" #2 Grade Western Cedar Board Fence.....	32.16	3.59
For 1" x 6" Boards, Deduct	-3.24	
For 1" x 3" Boards (Stockade Top), Add	3.99	
For Fastening With Screws Instead Of Nails, Add	2.05	
32 31 29 00-0012 LF Three 2" x 4" Rails, 5' High 1" x 4" #2 Grade Western Cedar Board Fence.....	34.27	3.59
For 1" x 6" Boards, Deduct	-3.40	
For 1" x 3" Boards (Stockade Top), Add	4.17	
For Fastening With Screws Instead Of Nails, Add	2.18	

32 Exterior Improvements**32 30 Site Improvements****32 31 Fences and Gates**

SAN BERNARDINO
COUNTY

MINOR	CSI	UOM	DESCRIPTION	TOTAL DIRECT UNIT COST	DEMOLITION UNIT COST
32 31 29 00-0013	LF		Three 2" x 4" Rails, 6' High 1" x 4" #2 Grade Western Cedar Board Fence.....	36.58	3.59
			<i>For 1" x 6" Boards, Deduct</i>	-3.58	
			<i>For 1" x 3" Boards (Stockade Top), Add</i>	4.36	
			<i>For Fastening With Screws Instead Of Nails, Add</i>	2.31	
32 31 29 00-0014	LF		Three 2" x 4" Rails, 8' High 1" x 4" #2 Grade Western Cedar Board Fence.....	39.07	3.59
			<i>For 1" x 6" Boards, Deduct</i>	-3.76	
			<i>For 1" x 3" Boards (Stockade Top), Add</i>	4.57	
			<i>For Fastening With Screws Instead Of Nails, Add</i>	2.45	
32 31 29 00-0015	LF		Two 2" x 4" Rails, 3' High 1" x 4" #1 Grade Cedar Board Fence	29.51	3.59
			<i>For 1" x 6" Boards, Deduct</i>	-3.00	
			<i>For 1" x 3" Boards (Stockade Top), Add</i>	3.70	
			<i>For Fastening With Screws Instead Of Nails, Add</i>	1.89	
32 31 29 00-0016	LF		Two 2" x 4" Rails, 4' High 1" x 4" #1 Grade Cedar Board Fence	38.53	3.59
			<i>For 1" x 6" Boards, Deduct</i>	-3.50	
			<i>For 1" x 3" Boards (Stockade Top), Add</i>	4.18	
			<i>For Fastening With Screws Instead Of Nails, Add</i>	2.37	
32 31 29 00-0017	LF		Three 2" x 4" Rails, 5' High 1" x 4" #1 Grade Cedar Board Fence.....	40.38	3.59
			<i>For 1" x 6" Boards, Deduct</i>	-3.65	
			<i>For 1" x 3" Boards (Stockade Top), Add</i>	4.35	
			<i>For Fastening With Screws Instead Of Nails, Add</i>	2.48	
32 31 29 00-0018	LF		Three 2" x 4" Rails, 6' High 1" x 4" #1 Grade Cedar Board Fence.....	43.41	3.59
			<i>For 1" x 6" Boards, Deduct</i>	-3.85	
			<i>For 1" x 3" Boards (Stockade Top), Add</i>	4.57	
			<i>For Fastening With Screws Instead Of Nails, Add</i>	2.65	
32 31 29 00-0019	LF		Three 2" x 4" Rails, 8' High 1" x 4" #1 Grade Cedar Board Fence.....	46.69	3.59
			<i>For 1" x 6" Boards, Deduct</i>	-4.06	
			<i>For 1" x 3" Boards (Stockade Top), Add</i>	4.79	
			<i>For Fastening With Screws Instead Of Nails, Add</i>	2.83	
32 31 29 00-0020			Shadow Box <small>(32 31 29)</small>		
			Note: 1x6" board, 2x4" Rail, 4x4" post.		
32 31 29 00-0021	LF		Shadow Box, 3 - 2" x 4" Rails, 6' High 1" x 6" Pressure Treated Pine	58.59	3.59
			<i>For Fastening With Screws Instead Of Nails, Add</i>	3.31	
32 31 29 00-0022	LF		Shadow Box, 3 - 2" x 4" Rails, 4' High 1" x 4" #1 Cedar	73.57	3.59
			<i>For Fastening With Screws Instead Of Nails, Add</i>	4.12	
32 31 29 00-0023	LF		Shadow Box, 3 - 2" x 4" Rails, 6' High 1" x 4" #1 Cedar	80.13	3.59
			<i>For Fastening With Screws Instead Of Nails, Add</i>	4.47	
32 31 29 00-0024	LF		Shadow Box, 3 - 2" x 4" Rails, 8' High 1" x 4" #1 Cedar	86.10	3.59
			<i>For Fastening With Screws Instead Of Nails, Add</i>	4.80	
32 31 29 00-0025			Open Rail Fence <small>(32 31 29)</small>		
32 31 29 00-0026			Post And Rail Fence, Ranch Style <small>(32 31 29 00-0025)</small>		
32 31 29 00-0027	LF		Post And Rail Fence, 2 Rails, 3' High #1 Cedar.....	27.60	3.59
32 31 29 00-0028	LF		Post And Rail Fence, 2 Rails, 3' High #2 Cedar.....	21.67	3.59
32 31 29 00-0029	LF		Post And Rail Fence, 3 Rails, 4' High #1 Cedar.....	32.64	3.59
32 31 29 00-0030	LF		Post And Rail Fence, 3 Rails, 4' High #2 Cedar.....	23.40	3.59
32 31 29 00-0031			Split Rail Fence <small>(32 31 29 00-0025)</small>		
32 31 29 00-0032	LF		Split Rail Fence, 2 Rails, 3' High #1 Cedar.....	26.08	3.59
32 31 29 00-0033	LF		Split Rail Fence, 2 Rails, 3' High #2 Cedar.....	21.61	3.59
32 31 29 00-0034	LF		Split Rail Fence, 3 Rail, 4' High #1 Cedar.....	29.73	3.59
32 31 29 00-0035	LF		Split Rail Fence, 3 Rail, 4' High #2 Cedar.....	24.26	3.59
32 31 29 00-0036			Picket Fence <small>(32 31 29)</small>		
32 31 29 00-0037	LF		Picket Fence, 2 Rail, 3' High, Pressure Treated	31.55	3.59
			<i>For Fastening With Screws Instead Of Nails, Add</i>	2.01	
32 31 29 00-0038	LF		Picket Fence, 2 Rail, 3' High #1 Cedar	29.51	3.59
			<i>For Fastening With Screws Instead Of Nails, Add</i>	1.90	
32 31 29 00-0039			Wood Fence Post Accessories <small>(32 31 29)</small>		
32 31 29 00-0040	EA		3-1/2" x 3-1/2" Copper, Pyramid Slip Over, Wood Fence Post Cap.....	44.84	
32 31 29 00-0041	EA		4" x 4" Copper, Pyramid Slip Over, Wood Fence Post Cap.....	50.23	
32 31 29 00-0042	EA		6" x 6" Copper, Pyramid Slip Over, Wood Fence Post Cap.....	54.71	
32 31 29 00-0043	EA		8" x 8" Copper, Pyramid Slip Over, Wood Fence Post Cap.....	80.78	
32 31 29 00-0044			Wood Gate <small>(32 31 29)</small>		
32 31 29 00-0045			Board Fence Gates, Pressure Treated Wood <small>(32 31 29 00-0044)</small>		
			Note: Includes galvanized extra duty hinges (1-1/2 butts per leaf), a galvanized latch and extra heavy-duty wheels per leaf, based on 2x4 frame, 1x4 cover, galvanized nails and hinges (treated lumber).		
32 31 29 00-0046	EA		3' To 5' High x 3' Wide, Pressure Treated Board Gate, 2 - 2" x 4" Rails With 1" x 4" Board, Post And Hardware	415.47	126.88
32 31 29 00-0047	EA		3' To 5' High x 3'-6" Wide, Pressure Treated Board Gate, 2 - 2" x 4" Rails With 1" x 4" Board, Post And Hardware.....	459.80	134.49
32 31 29 00-0048	EA		3' To 5' High x 4' Wide, Pressure Treated Board Gate, 2 - 2" x 4" Rails With 1" x 4" Board, Post And Hardware	514.28	147.18
32 31 29 00-0049	EA		3' To 5' High x 5' Wide, Pressure Treated Board Gate, 2 - 2" x 4" Rails With 1" x 4" Board, Post And Hardware	584.50	154.79
32 31 29 00-0050	EA		3' To 5' High x 6' Wide, Pressure Treated Board Gate, 2 - 2" x 4" Rails With 1" x 4" Board, Post And Hardware	654.70	162.41
32 31 29 00-0051	EA		>5' To 8' High x 3' Wide, Pressure Treated Board Gate, 3 - 2" x 4" Rails With 1" x 4" Board, Post And Hardware	529.01	167.48



MINOR CSI UOM DESCRIPTION	TOTAL DIRECT UNIT COST	DEMOLITION UNIT COST
32 31 29 00-0052 EA >5' To 8' High x 3'-6" Wide, Pressure Treated Board Gate, 3 - 2" x 4" Rails With 1" x 4" Board, Post And Hardware.....	576.58	175.09
32 31 29 00-0053 EA >5' To 8' High x 4' Wide, Pressure Treated Board Gate, 3 - 2" x 4" Rails With 1" x 4" Board, Post And Hardware.....	624.15	182.71
32 31 29 00-0054 EA >5' To 8' High x 5' Wide, Pressure Treated Board Gate, 3 - 2" x 4" Rails With 1" x 4" Board, Post And Hardware.....	704.05	190.32
32 31 29 00-0055 EA >5' To 8' High x 6' Wide, Pressure Treated Board Gate, 3 - 2" x 4" Rails With 1" x 4" Board, Post And Hardware.....	767.80	197.93
32 31 29 00-0056 Board Fence Gates, Grade 2 Cedar <small>(32 31 29 00-0044)</small>		
<small>Note: Includes galvanized extra duty hinges (1-1/2 butts per leaf), a galvanized latch and extra heavy-duty wheels per leaf, based on 2x4 frame, 1x4 cover, galvanized nails and hinges (cedar lumber)</small>		
32 31 29 00-0057 EA 3' To 5' High x 3' Wide, #2 Cedar Board Gate, 3 - 2" x 4" Rails With 1" x 4" Board, Post And Hardware.....	661.42	112.40
32 31 29 00-0058 EA 3' To 5' High x 3'-6" Wide, #2 Cedar Board Gate, 3 - 2" x 4" Rails With 1" x 4" Board, Post And Hardware.....	684.61	119.15
32 31 29 00-0059 EA 3' To 5' High x 4' Wide, #2 Cedar Board Gate, 3 - 2" x 4" Rails With 1" x 4" Board, Post And Hardware.....	720.03	130.38
32 31 29 00-0060 EA 3' To 5' High x 5' Wide, #2 Cedar Board Gate, 3 - 2" x 4" Rails With 1" x 4" Board, Post And Hardware.....	759.39	137.13
32 31 29 00-0061 EA 3' To 5' High x 6' Wide, #2 Cedar Board Gate, 3 - 2" x 4" Rails With 1" x 4" Board, Post And Hardware.....	808.46	143.88
32 31 29 00-0062 EA >5' To 8' High x 3' Wide, #2 Cedar Board Gate, 3 - 2" x 4" Rails With 1" x 4" Board, Post And Hardware.....	781.87	148.37
32 31 29 00-0063 EA >5' To 8' High x 3'-6" Wide, #2 Cedar Board Gate, 3 - 2" x 4" Rails With 1" x 4" Board, Post And Hardware.....	811.53	155.11
32 31 29 00-0064 EA >5' To 8' High x 4' Wide, #2 Cedar Board Gate, 3 - 2" x 4" Rails With 1" x 4" Board, Post And Hardware.....	857.35	161.86
32 31 29 00-0065 EA >5' To 8' High x 5' Wide, #2 Cedar Board Gate, 3 - 2" x 4" Rails With 1" x 4" Board, Post And Hardware.....	903.18	168.60
32 31 29 00-0066 EA >5' To 8' High x 6' Wide, #2 Cedar Board Gate, 3 - 2" x 4" Rails With 1" x 4" Board, Post And Hardware.....	949.02	175.34
32 31 29 00-0067 Board Fence Gates, Grade 1 Cedar <small>(32 31 29 00-0044)</small>		
<small>Note: Includes galvanized extra duty hinges (1-1/2 butts per leaf), a galvanized latch and extra heavy-duty wheels per leaf, based on 2x4 frame, 1x4 cover, galvanized nails and hinges (cedar lumber)</small>		
32 31 29 00-0068 EA 3' To 5' High x 3' Wide, #1 Cedar Board Gate, 2 - 2" x 4" Rails With 1" x 4" Board, Post And Hardware.....	709.93	112.40
32 31 29 00-0069 EA 3' To 5' High x 3'-6" Wide, #1 Cedar Board Gate, 2 - 2" x 4" Rails With 1" x 4" Board, Post And Hardware.....	739.59	119.15
32 31 29 00-0070 EA 3' To 5' High x 4' Wide, #1 Cedar Board Gate, 2 - 2" x 4" Rails With 1" x 4" Board, Post And Hardware.....	778.24	130.38
32 31 29 00-0071 EA 3' To 5' High x 5' Wide, #1 Cedar Board Gate, 2 - 2" x 4" Rails With 1" x 4" Board, Post And Hardware.....	824.07	137.13
32 31 29 00-0072 EA 3' To 5' High x 6' Wide, #1 Cedar Board Gate, 2 - 2" x 4" Rails With 1" x 4" Board, Post And Hardware.....	869.90	143.88
32 31 29 00-0073 EA >5' To 8' High x 3' Wide, #1 Cedar Board Gate, 3 - 2" x 4" Rails With 1" x 4" Board, Post And Hardware.....	846.55	148.37
32 31 29 00-0074 EA >5' To 8' High x 3'-6" Wide, #1 Cedar Board Gate, 3 - 2" x 4" Rails With 1" x 4" Board, Post And Hardware.....	876.21	155.11
32 31 29 00-0075 EA >5' To 8' High x 4' Wide, #1 Cedar Board Gate, 3 - 2" x 4" Rails With 1" x 4" Board, Post And Hardware.....	922.04	161.86
32 31 29 00-0076 EA >5' To 8' High x 5' Wide, #1 Cedar Board Gate, 3 - 2" x 4" Rails With 1" x 4" Board, Post And Hardware.....	967.87	168.60
32 31 29 00-0077 EA >5' To 8' High x 6' Wide, #1 Cedar Board Gate, 3 - 2" x 4" Rails With 1" x 4" Board, Post And Hardware.....	1,029.87	175.34
32 31 29 00-0078 Pressure Treated Wood Fence Posts <small>(32 31 29)</small>		
<small>See CSI section 32 31 13 13-0001 for drilling augering, 32 31 56 00-0017 for barbed wire.</small>		
32 31 29 00-0079 EA 4' High, Pressure Treated Wood Fence Posts, Set In Soil, Earth Fill.....	39.51	12.69
32 31 29 00-0080 EA 6' High, Pressure Treated Wood Fence Posts, Set In Soil, Earth Fill.....	44.62	12.69
32 31 29 00-0081 EA 4' High, Pressure Treated Wood Fence Posts, Set In Concrete.....	69.42	24.36
32 31 29 00-0082 EA 6' High, Pressure Treated Wood Fence Posts, Set In Concrete.....	75.24	24.36
32 31 29 00-0083 Wood Utility Pole Fence <small>(32 31 29)</small>		
<small>Note: Excludes post holes. See CSI section 32 31 13 13-0001 for drilling augering and backfill.</small>		
32 31 29 00-0084 LF Wood Utility Pole Barrier Fence.....	53.13	3.59
<small>Note: Includes notching post, drilling and pinned with #5 rebar.</small>		
32 31 29 00-0085 Wood Rail Fence <small>(32 31 29)</small>		
<small>Note: 3" diameter treated lodgepole pine rails, 6" diameter treated lodgepole pine post. Posts at 8' centers. Excludes post holes and fill</small>		
32 31 29 00-0086 LF 4' Above Ground Wood Rail Fence, 3 - 3" Diameter Treated Lodgepole Pine Rails, 6" Diameter, 6' Overall Treated Lodgepole Pine Post.....	27.54	3.59
32 31 34 Tubular Barrier Gates <small>(32 31)</small>		
32 31 34 00-0001 Tube Gate <small>(32 31 34)</small>		
<small>See CSI section 32 31 13 13-0001 for augering post holes and concrete fill, 32 31 13 13-0630 for gate accessories.</small>		
32 31 34 00-0002 50" Height, 2" Diameter 16 Gauge Powder Coated Tubing, Six Rail Tube Gate <small>(32 31 34 00-0001)</small>		
<small>Note: Round top edges. Includes lag bolt hinges, lock plate and hardware. Excludes augering, concrete, bollard and chain.</small>		
32 31 34 00-0003 EA 4' Wide, 50" Height, 2" Diameter 16 Gauge Powder Coated Tubing, Six Rail Tube Gate.....	199.39	27.21
<small>For 13 Gauge Tubing, Add</small>		31.82
<small>For Galvanized Finish, Add</small>		17.82
32 31 34 00-0004 EA 6' Wide, 50" Height, 2" Diameter 16 Gauge Powder Coated Tubing, Six Rail Tube Gate.....	259.22	35.27
<small>For 13 Gauge Tubing, Add</small>		41.26
<small>For Galvanized Finish, Add</small>		23.01
32 31 34 00-0005 EA 8' Wide, 50" Height, 2" Diameter 16 Gauge Powder Coated Tubing, Six Rail Tube Gate.....	349.31	45.35
<small>For 13 Gauge Tubing, Add</small>		56.26
<small>For Galvanized Finish, Add</small>		31.99
32 31 34 00-0006 EA 10' Wide, 50" Height, 2" Diameter 16 Gauge Powder Coated Tubing, Six Rail Tube Gate.....	403.82	56.43
<small>For 13 Gauge Tubing, Add</small>		63.63
<small>For Galvanized Finish, Add</small>		34.88
32 31 34 00-0007 EA 12' Wide, 50" Height, 2" Diameter 16 Gauge Powder Coated Tubing, Six Rail Tube Gate.....	478.95	67.11
<small>For 13 Gauge Tubing, Add</small>		75.64
<small>For Galvanized Finish, Add</small>		41.61

32 Exterior Improvements**32 30 Site Improvements****32 31 Fences and Gates**

SAN BERNARDINO
COUNTY

MINOR CSI UOM DESCRIPTION	TOTAL DIRECT UNIT COST	DEMOLITION UNIT COST
32 31 34 00-0008 EA 14' Wide, 50" Height, 2" Diameter 16 Gauge Powder Coated Tubing, Six Rail Tube Gate <i>For 13 Gauge Tubing, Add</i> <i>For Galvanized Finish, Add</i>	523.39 82.01 44.50	75.58
32 31 34 00-0009 EA 16' Wide, 50" Height, 2" Diameter 16 Gauge Powder Coated Tubing, Six Rail Tube Gate <i>For 13 Gauge Tubing, Add</i> <i>For Galvanized Finish, Add</i>	614.25 96.65 52.84	87.17
32 31 34 00-0010 33" Height, 1-3/4" Diameter 16 Gauge Galvanized Steel Tubing, Six Rail Tube Gate <small>(32 31 34 00-0001)</small> Note: Round top edges. Includes lag bolt hinges, lock plate and hardware. Excludes augering and concrete.		
32 31 34 00-0011 EA 4' Wide, 33" Height, 1-3/4" Diameter 16 Gauge Galvanized Steel Tubing, Six Rail Tube Gate <i>For Natina (or Equal) Galvanized Surface Stain "Rustic Brown Finish", Add</i>	258.92 71.32	27.21
32 31 34 00-0012 EA 6' Wide, 33" Height, 1-3/4" Diameter 16 Gauge Galvanized Steel Tubing, Six Rail Tube Gate <i>For Natina (or Equal) Galvanized Surface Stain "Rustic Brown Finish", Add</i>	310.43 81.85	35.27
32 31 34 00-0013 EA 8' Wide, 33" Height, 1-3/4" Diameter 16 Gauge Galvanized Steel Tubing, Six Rail Tube Gate <i>For Natina (or Equal) Galvanized Surface Stain "Rustic Brown Finish", Add</i>	371.59 94.22	45.35
32 31 34 00-0014 EA 10' Wide, 33" Height, 1-3/4" Diameter 16 Gauge Galvanized Steel Tubing, Six Rail Tube Gate <i>For Natina (or Equal) Galvanized Surface Stain "Rustic Brown Finish", Add</i>	429.20 103.16	56.43
32 31 34 00-0015 EA 12' Wide, 33" Height, 1-3/4" Diameter 16 Gauge Galvanized Steel Tubing, Six Rail Tube Gate <i>For Natina (or Equal) Galvanized Surface Stain "Rustic Brown Finish", Add</i>	487.26 114.29	67.11
32 31 34 00-0016 EA 14' Wide, 33" Height, 1-3/4" Diameter 16 Gauge Galvanized Steel Tubing, Six Rail Tube Gate <i>For Natina (or Equal) Galvanized Surface Stain "Rustic Brown Finish", Add</i>	540.03 125.32	75.58
32 31 34 00-0017 EA 16' Wide, 33" Height, 1-3/4" Diameter 16 Gauge Galvanized Steel Tubing, Six Rail Tube Gate <i>For Natina (or Equal) Galvanized Surface Stain "Rustic Brown Finish", Add</i>	603.82 136.73	87.17
32 31 34 00-0018 EA 18' Wide, 33" Height, 1-3/4" Diameter 16 Gauge Galvanized Steel Tubing, Six Rail Tube Gate <i>For Natina (or Equal) Galvanized Surface Stain "Rustic Brown Finish", Add</i>	693.54 158.51	98.10
32 31 34 00-0019 EA 20' Wide, 33" Height, 1-3/4" Diameter 16 Gauge Galvanized Steel Tubing, Six Rail Tube Gate <i>For Natina (or Equal) Galvanized Surface Stain "Rustic Brown Finish", Add</i>	770.70 187.36	109.73
32 31 34 00-0020 33" Height, 2" Diameter 16 Gauge Galvanized Steel Tubing, Six Rail Tube Gate <small>(32 31 34 00-0001)</small> Note: Round top edges. Includes lag bolt hinges, lock plate and hardware. Excludes augering and concrete.		
32 31 34 00-0021 EA 4' Wide, 33" Height, 2" Diameter 16 Gauge Galvanized Steel Tubing, Six Rail Tube Gate <i>For Natina (or Equal) Galvanized Surface Stain "Rustic Brown Finish", Add</i>	279.80 79.67	27.21
32 31 34 00-0022 EA 6' Wide, 33" Height, 2" Diameter 16 Gauge Galvanized Steel Tubing, Six Rail Tube Gate <i>For Natina (or Equal) Galvanized Surface Stain "Rustic Brown Finish", Add</i>	330.97 90.06	35.27
32 31 34 00-0023 EA 8' Wide, 33" Height, 2" Diameter 16 Gauge Galvanized Steel Tubing, Six Rail Tube Gate <i>For Natina (or Equal) Galvanized Surface Stain "Rustic Brown Finish", Add</i>	385.52 99.80	45.35
32 31 34 00-0024 EA 10' Wide, 33" Height, 2" Diameter 16 Gauge Galvanized Steel Tubing, Six Rail Tube Gate <i>For Natina (or Equal) Galvanized Surface Stain "Rustic Brown Finish", Add</i>	449.51 111.28	56.43
32 31 34 00-0025 EA 12' Wide, 33" Height, 2" Diameter 16 Gauge Galvanized Steel Tubing, Six Rail Tube Gate <i>For Natina (or Equal) Galvanized Surface Stain "Rustic Brown Finish", Add</i>	501.94 120.16	67.11
32 31 34 00-0026 EA 14' Wide, 33" Height, 2" Diameter 16 Gauge Galvanized Steel Tubing, Six Rail Tube Gate <i>For Natina (or Equal) Galvanized Surface Stain "Rustic Brown Finish", Add</i>	574.30 139.03	75.58
32 31 34 00-0027 EA 16' Wide, 33" Height, 2" Diameter 16 Gauge Galvanized Steel Tubing, Six Rail Tube Gate <i>For Natina (or Equal) Galvanized Surface Stain "Rustic Brown Finish", Add</i>	641.03 151.62	87.17
32 31 34 00-0028 EA 18' Wide, 33" Height, 2" Diameter 16 Gauge Galvanized Steel Tubing, Six Rail Tube Gate <i>For Natina (or Equal) Galvanized Surface Stain "Rustic Brown Finish", Add</i>	750.32 181.22	98.10
32 31 34 00-0029 EA 20' Wide, 33" Height, 2" Diameter 16 Gauge Galvanized Steel Tubing, Six Rail Tube Gate <i>For Natina (or Equal) Galvanized Surface Stain "Rustic Brown Finish", Add</i>	821.75 207.78	109.73
32 31 34 00-0030 Tubular Steel Barrier Gate (Triangular Shape) <small>(32 31 34 00-0001)</small> Note: Includes posts, caps, welded hinges and lock keeper. Excludes augering, concrete, and bollards.		
32 31 34 00-0031 EA 4' High x 10' Wide Opening Tubular Galvanized Steel Barrier Gate With 3" Diameter Post <i>For Natina (or Equal) Galvanized Surface Stain "Rustic Brown Finish", Add</i>	1,949.25 622.99	56.43
32 31 34 00-0032 EA 4' High x 12' Wide Opening Tubular Galvanized Steel Barrier Gate With 3" Diameter Post <i>For Natina (or Equal) Galvanized Surface Stain "Rustic Brown Finish", Add</i>	2,118.89 668.46	67.11
32 31 34 00-0033 EA 4' High x 14' Wide Opening Tubular Galvanized Steel Barrier Gate With 3" Diameter Post <i>For Natina (or Equal) Galvanized Surface Stain "Rustic Brown Finish", Add</i>	2,502.52 801.76	75.58
32 31 34 00-0034 EA 4' High x 10' Wide Opening Tubular Galvanized Steel Barrier Gate With 4" Diameter Post <i>For Natina (or Equal) Galvanized Surface Stain "Rustic Brown Finish", Add</i>	2,030.76 655.32	56.43
32 31 34 00-0035 EA 4' High x 12' Wide Opening Tubular Galvanized Steel Barrier Gate With 4" Diameter Post <i>For Natina (or Equal) Galvanized Surface Stain "Rustic Brown Finish", Add</i>	2,212.06 705.42	67.11
32 31 34 00-0036 EA 4' High x 14' Wide Opening Tubular Galvanized Steel Barrier Gate With 4" Diameter Post <i>For Natina (or Equal) Galvanized Surface Stain "Rustic Brown Finish", Add</i>	2,595.68 838.71	75.58
32 31 34 00-0037 Four Rail Tube Gate, 1-1/2" Diameter Welded Galvanized Steel Tubing <small>(32 31 34 00-0001)</small> Note: Excludes augering holes and concrete.		
32 31 34 00-0038 EA 4' Four Rail Metal Frame Tube Gate, 1-1/2" Diameter Welded Galvanized Steel With Posts <i>For Natina (or Equal) Galvanized Surface Stain "Rustic Brown Finish", Add</i>	459.43 38.67	27.21
32 31 34 00-0039 Tubular Horse Gate <small>(32 31 34 00-0001)</small> Note: Includes posts, caps and hardware. Treated with Natina (or Equal) galvanized surface stain "rustic brown finish". Excludes augering holes and concrete.		
32 31 34 00-0040 EA 5-1/2' Above Ground, 5' Wide Tubular Galvanized Steel Horse Gate With 3" Diameter Posts <i>For Natina (or Equal) Galvanized Surface Stain "Rustic Brown Finish", Add</i>	3,793.28 1,134.40	27.21



Exterior Improvements	32	
Site Improvements	32 30	32
Fences and Gates	32 31	

MINOR CSI UOM DESCRIPTION	TOTAL DIRECT UNIT COST	DEMOLITION UNIT COST
------------------------------	---------------------------	-------------------------

32 31 34 00-0041	Pipe Gate (32 31 34) Note: Excludes augering and concrete. See CSI section 32 31 13 13-0001 for augering post holes and concrete fill.		
32 31 34 00-0042	EA 20' Galvanized Steel Pipe Gate, Swinging (Road Access Barrier)	3,936.63	
32 31 34 00-0043	EA 25' Galvanized Steel Pipe Gate, Swinging (Road Access Barrier)	4,923.20	
32 31 34 00-0044	EA 30' Galvanized Steel Pipe Gate, Swinging (Road Access Barrier)	5,866.60	

32 31 41 Precast Concrete Fences (32 31)

32 31 41 00-0001	Precast Post And Rail Fence, Ranch Style, With Integral Color Concrete. (32 31 41) Note: Includes post holes, fill, spreading of excess material on site. See CSI section 32 31 13 13-0001 for drilling for augering holes and backfill.		
32 31 41 00-0002	LF Precast Post And Rail Fence With Integral Color Concrete, 2 Rails, 3' Above Ground With 2' Bury..... Note: Includes 12" diameter holes with concrete fill for line posts and 18" diameter holes with concrete fill at corners.	68.04	3.59

32 31 56 Wild Life Deterrent Fence (32 31)

32 31 56 00-0001	Barbed Wire Fences (32 31 56) Note: Excludes post holes and fill See CSI section 32 31 13 13-0001 for drilling for augering holes and backfill.		
32 31 56 00-0002	Fence Posts (32 31 56 00-0001)		
32 31 56 00-0003	Fence Post Soil, Set In Concrete (32 31 56 00-0002)		
32 31 56 00-0004	EA Barbed Wire Fence Post, Galvanized Set In Concrete In Soil..... For Bracing On Corner Post, End Post And Pull Post, Add	99.89 161.11	8.06
32 31 56 00-0005	EA Barbed Wire Fence Post, Vinyl Coated Set In Concrete In Soil..... For Bracing On Corner Post, End Post And Pull Post, Add	134.38 218.70	8.06
32 31 56 00-0006	Post In Rock (32 31 56 00-0002)		
32 31 56 00-0007	EA Barbed Wire Fence Post, Galvanized Grouted In Rock..... For Bracing On Corner Post, End Post And Pull Post, Add	98.12 158.45	8.06
32 31 56 00-0008	EA Barbed Wire Fence Post, Vinyl Coated Grouted In Rock..... For Bracing On Corner Post, End Post And Pull Post, Add	132.61 216.05	8.06
32 31 56 00-0009	Studded Steel T-Posts, Enamel Paint Finish (32 31 56 00-0001) Note: Posts for barb wire, chain link or welded wire mesh.		
32 31 56 00-0010	EA 5' Studded Steel T-Post, Driven Into Earth	26.25	
32 31 56 00-0011	EA 5'-6" Studded Steel T-Post, Driven Into Earth.....	26.89	
32 31 56 00-0012	EA 6' Studded Steel T-Post, Driven Into Earth.....	28.11	
32 31 56 00-0013	EA 6'-6" Studded Steel T-Post, Driven Into Earth.....	29.33	
32 31 56 00-0014	EA 7' Studded Steel T-Post, Driven Into Earth	30.95	
32 31 56 00-0015	EA 8' Studded Steel T-Post, Driven Into Earth	34.85	
32 31 56 00-0016	EA 10' Studded Steel T-Post, Driven Into Earth	42.45	
32 31 56 00-0017	Barbed Wire (32 31 56 00-0001) Note: Per strand.		
32 31 56 00-0018	LF Galvanized Barbed Wire For Wild Life Deterrent Fencing, Per Strand.....	0.89	0.41
32 31 56 00-0019	LF Vinyl Coated Barbed Wire, For Wild Life Deterrent Fencing, Per Strand.....	1.03	0.41
32 31 56 00-0020	Barbed Wire Fence, Farm Style, With Wood Posts (32 31 56 00-0001) Note: Based on post at 10' centers, two corner post and two pull post per 300 lf.		
32 31 56 00-0021	LF 4'-6" Height, Three (3) Strand Barbed Wire Fence With Wood Posts..... Note: Posts at 10' maximum.	11.89	2.62

32 32 Retaining Walls (32 30)

32 32 13 Cast-In-Place Concrete Retaining Wall (32 32)

Note: System includes all necessary forms (4 uses), 3000 PSI concrete with an 8" chute, all necessary reinforcing steel, and underdrain. Exposed concrete is patched and rubbed. Excludes initial site grading, subbase preparation or finish grading.

32 32 13 00-0001	Concrete Retaining Walls (32 32 13) Note: System elements include all necessary forms (4 uses), 3000 PSI concrete with an 8" chute, all necessary reinforcing steel, and underdrain. Exposed concrete is patched and rubbed. Excludes initial site grading, subbase preparation or finish grading.		
32 32 13 00-0002	LF 4' High With Base, 10" Thick, Reinforced, Cast-In-Place Concrete Retaining Wall	362.00	133.52
	For >3:1 Sloped Soil At Top, Add	8.08	
32 32 13 00-0003	LF 6' High With Base, 10" Thick, Reinforced, Cast-In-Place Concrete Retaining Wall	451.41	164.30
	For >3:1 Sloped Soil At Top, Add	10.43	
32 32 13 00-0004	LF 8' High With Base, 10" Thick, Reinforced, Cast-In-Place Concrete Retaining Wall	491.58	177.22
	For >3:1 Sloped Soil At Top, Add	11.66	
32 32 13 00-0005	LF 10' High With Base, 13" Thick, Reinforced, Cast-In-Place Concrete Retaining Wall	625.74	219.12
	For >3:1 Sloped Soil At Top, Add	15.95	
32 32 13 00-0006	LF 12' High With Base, 14" Thick, Reinforced, Cast-In-Place Concrete Retaining Wall	721.10	251.69
	For >3:1 Sloped Soil At Top, Add	18.50	

32 Exterior Improvements**32 30 Site Improvements****32 32 Retaining Walls**

SAN BERNARDINO
COUNTY

MINOR CSI	UOM	DESCRIPTION	TOTAL DIRECT UNIT COST	DEMOLITION UNIT COST
32 32 13 00-0007	LF	16' High With Base, 16" Thick, Reinforced, Cast-In-Place Concrete Retaining Wall	1,043.54	369.24
		<i>For >3:1 Sloped Soil At Top, Add</i>	25.94	
32 32 13 00-0008	LF	20' High With Base, 18" Thick, Reinforced, Cast-In-Place Concrete Retaining Wall	1,432.78	509.75
		<i>For >3:1 Sloped Soil At Top, Add</i>	35.12	
32 32 13 00-0009	LF	4' High With Base, 12" Thick, Reinforced, Cast-In-Place Concrete Retaining Wall	397.73	145.81
		<i>For >3:1 Sloped Soil At Top, Add</i>	9.02	
32 32 13 00-0010	LF	6' High With Base, 12" Thick, Reinforced, Cast-In-Place Concrete Retaining Wall	486.64	175.69
		<i>For >3:1 Sloped Soil At Top, Add</i>	11.50	
32 32 13 00-0011	LF	8' High With Base, 12" Thick, Reinforced, Cast-In-Place Concrete Retaining Wall	515.10	183.31
		<i>For >3:1 Sloped Soil At Top, Add</i>	12.62	
32 32 13 00-0012	LF	10' High With Base, 16" Thick, Reinforced, Cast-In-Place Concrete Retaining Wall	708.16	245.68
		<i>For >3:1 Sloped Soil At Top, Add</i>	18.42	
32 32 13 00-0013	LF	12' High With Base, 18" Thick, Reinforced, Cast-In-Place Concrete Retaining Wall	896.21	315.57
		<i>For >3:1 Sloped Soil At Top, Add</i>	22.70	
32 32 13 00-0014	LF	16' High With Base, 21" Thick, Reinforced, Cast-In-Place Concrete Retaining Wall	1,347.20	478.35
		<i>For >3:1 Sloped Soil At Top, Add</i>	33.20	
32 32 13 00-0015	LF	20' High With Base, 24" Thick, Reinforced, Cast-In-Place Concrete Retaining Wall	1,901.32	675.22
		<i>For >3:1 Sloped Soil At Top, Add</i>	46.83	
32 32 16 Precast Concrete Retaining Walls (32 32)				
32 32 16 00-0001 Precast Retaining Walls (32 32 16)				
Note: Tied-back earth walls. Includes precast filter fabric, soil reinforcing mesh and cast-in-place coping. Excludes concrete leveling pad, or select earth excavation and backfill.				
32 32 16 00-0002	SF	10-15' High, Tied-back, Precast Concrete Retaining Walls	92.25	13.14
32 32 16 00-0003	SF	16-20' High, Tied-back, Precast Concrete Retaining Walls	94.82	10.56
32 32 16 00-0004	SF	21-25' High, Tied-back, Precast Concrete Retaining Walls	98.41	8.79
32 32 16 00-0005	SF	26-30' High, Tied-back, Precast Concrete Retaining Walls	106.43	8.79
32 32 16 00-0006	SF	>30' High, Tied-back, Precast Concrete Retaining Walls	112.65	7.51
32 32 23 Segmental Retaining Walls (32 32)				
32 32 23 13 Segmental Concrete Unit Masonry Retaining Walls (32 32 23)				
32 32 23 13-0001 Modular Retaining Wall Systems (32 32 23 13)				
Note: Includes installation, material and manufacturer's wall design. Includes stone wall, cap stones, #57 stone backing, Geo-Grid (2/3 height of wall), miradrain and fill with earth, and compaction. Includes cap at top, pins, and installation. Excludes initial site grading, subbase preparation or finish grading.				
32 32 23 13-0002 "Amastone" Type Modular Retaining Wall Systems (32 32 23 13-0001)				
32 32 23 13-0003	SF	Up To 4' Height "Amastone" Type Modular Retaining Wall System	63.68	8.05
		<i>For >3:1 Sloped Soil At Top, Add</i>	4.05	
32 32 23 13-0004	SF	4 To 8' Height "Amastone" Type Modular Retaining Wall System	67.19	8.47
		<i>For >3:1 Sloped Soil At Top, Add</i>	4.27	
32 32 23 13-0005	SF	8 To 12' Height "Amastone" Type Modular Retaining Wall System	70.01	9.32
		<i>For >3:1 Sloped Soil At Top, Add</i>	4.37	
32 32 23 13-0006	SF	12 To 16' Height "Amastone" Type Modular Retaining Wall System	73.02	10.16
		<i>For >3:1 Sloped Soil At Top, Add</i>	4.48	
32 32 23 13-0007 "Diamond" Type Modular Retaining Wall Systems (32 32 23 13-0001)				
32 32 23 13-0008	SF	Up To 4' Height "Diamond" Type Modular Retaining Wall System	66.17	8.05
		<i>For >3:1 Sloped Soil At Top, Add</i>	4.26	
32 32 23 13-0009	SF	4 To 8' Height "Diamond" Type Modular Retaining Wall System	69.67	8.47
		<i>For >3:1 Sloped Soil At Top, Add</i>	4.48	
32 32 23 13-0010	SF	8 To 12' Height "Diamond" Type Modular Retaining Wall System	72.50	9.32
		<i>For >3:1 Sloped Soil At Top, Add</i>	4.58	
32 32 23 13-0011	SF	12 To 16' Height "Diamond" Type Modular Retaining Wall System	75.51	10.16
		<i>For >3:1 Sloped Soil At Top, Add</i>	4.69	
32 32 23 13-0012 "Keystone" Type Modular Retaining Wall Systems (32 32 23 13-0001)				
32 32 23 13-0013	SF	Up To 4' Height "Keystone" Type Modular Retaining Wall System	72.11	8.05
		<i>For >3:1 Sloped Soil At Top, Add</i>	4.76	
32 32 23 13-0014	SF	4 To 8' Height "Keystone" Type Modular Retaining Wall System	75.62	8.47
		<i>For >3:1 Sloped Soil At Top, Add</i>	4.99	
32 32 23 13-0015	SF	8 To 12' Height "Keystone" Type Modular Retaining Wall System	78.44	9.32
		<i>For >3:1 Sloped Soil At Top, Add</i>	5.08	
32 32 23 13-0016	SF	12 To 16' Height "Keystone" Type Modular Retaining Wall System	81.45	10.16
		<i>For >3:1 Sloped Soil At Top, Add</i>	5.20	
32 32 23 13-0017 "Criblock" Type Modular Retaining Wall Systems (32 32 23 13-0001)				
32 32 23 13-0018	SF	Up To 4' Height "Criblock" Type Modular Retaining Wall System	63.68	8.05
		<i>For >3:1 Sloped Soil At Top, Add</i>	4.05	
		<i>For Gravel Backfill Instead Of Earth, Add</i>	0.25	
32 32 23 13-0019	SF	4 To 8' Height "Criblock" Type Modular Retaining Wall System	67.19	8.47
		<i>For >3:1 Sloped Soil At Top, Add</i>	4.27	
		<i>For Gravel Backfill Instead Of Earth, Add</i>	0.25	
32 32 23 13-0020	SF	8 To 12' Height "Criblock" Type Modular Retaining Wall System	70.01	9.32
		<i>For >3:1 Sloped Soil At Top, Add</i>	4.37	
		<i>For Gravel Backfill Instead Of Earth, Add</i>	0.25	



MINOR	CSI	UOM	DESCRIPTION	TOTAL DIRECT UNIT COST	DEMOLITION UNIT COST
32 32 23 13-0021	SF		12 To 16' Height "Criblock" Type Modular Retaining Wall System <i>For >3:1 Sloped Soil At Top, Add</i> <i>For Gravel Backfill Instead Of Earth, Add</i>	73.02 4.48 0.25	10.16
32 32 23 13-0022			"Versa-Lok" Type Modular Retaining Wall Systems (32 32 23 13-0001)		
32 32 23 13-0023	SF		Up To 4' Height "Versa-Lok" Type Modular Retaining Wall System <i>For >3:1 Sloped Soil At Top, Add</i>	56.13 3.40	8.05
32 32 23 13-0024	SF		4 To 8' Height "Versa-Lok" Type Modular Retaining Wall System <i>For >3:1 Sloped Soil At Top, Add</i>	62.13 3.84	8.47
32 32 23 13-0025	SF		8 To 12' Height "Versa-Lok" Type Modular Retaining Wall System <i>For >3:1 Sloped Soil At Top, Add</i>	65.00 3.94	9.32
32 32 23 13-0026	SF		12 To 16' Height "Versa-Lok" Type Modular Retaining Wall System <i>For >3:1 Sloped Soil At Top, Add</i>	67.54 4.01	10.16
32 32 23 13-0027			Retaining Wall Cap Block Restoration (32 32 23 13-0001)		
			Note: Includes removal of existing cap block and installation of new cap block to match.		
32 32 23 13-0028	LF		Removal And Reinstall Retaining Wall Cap Block And Pins <i>For >3:1 Sloped Soil At Top, Add</i>	32.32 1.73	
32 32 26			Metal Crib Retaining Walls (32 32)		
32 32 26 00-0001			Bin Type Retaining Wall (32 32 26)		
32 32 26 00-0002			Vertical Bin Walls (32 32 26 00-0001)		
			Note: Excludes excavation and backfill.		
32 32 26 00-0003	SF		5.5' Vertical Bin Retaining Wall, Wall Heights To 11'	71.55	
32 32 26 00-0004	SF		7.7' Vertical Bin Retaining Wall, Wall Heights 8.33' To 16.33'	84.93	
32 32 26 00-0005	SF		9.9' Vertical Bin Retaining Wall, Wall Heights 13.67' To 21.67'	98.98	
32 32 26 00-0006	SF		12.1' Vertical Bin Retain Wall, Wall Heights 17.67' To 25.67'	107.01	
32 32 26 00-0007	SF		14.3' Vertical Bin Retain Wall, Wall Heights 20.33' To 28.33'	119.49	
32 32 26 00-0008	SF		16.5' Vertical Bin Retain Wall, Wall Heights 20.33' To 28.33'	127.51	
32 32 26 00-0009			Battered Bin Walls (32 32 26 00-0001)		
			Note: Excludes excavation and backfill.		
32 32 26 00-0010	SF		5.5' Battered Bin Retain Wall, Wall Heights To 11'	63.45	
32 32 26 00-0011	SF		7.7' Battered Bin Retain Wall, Wall Heights 8.33' To 16.33'	68.80	
32 32 26 00-0012	SF		9.9' Battered Bin Retain Wall, Wall Heights 13.67' To 21.67'	77.40	
32 32 26 00-0013	SF		12.1' Battered Bin Retain Wall, Wall Heights 17.67' To 25.67'	86.77	
32 32 26 00-0014	SF		14.3' Battered Bin Retain Wall, Wall Heights 20.33' To 28.33'	101.55	
32 32 26 00-0015	SF		16.5' Battered Bin Retain Wall, Wall Heights 20.33' To 28.33'	104.23	
32 32 26 00-0016			Aluminized Steel Bin (32 32 26)		
			Note: Excludes excavation and backfill.		
32 32 26 00-0017	SF		4' High, 5.5' Deep Aluminized Steel Bin <i>For >3:1 Sloped Soil At Top, Add</i> <i>For Galvanized Type, Deduct</i>	49.65 3.41 -4.01	4.79
32 32 26 00-0018	SF		8' High, 5.5' Deep Aluminized Steel Bin <i>For >3:1 Sloped Soil At Top, Add</i> <i>For Galvanized Type, Deduct</i>	55.82 3.92 -4.62	4.79
32 32 26 00-0019	SF		10' High, 7.7' Deep Aluminized Steel Bin <i>For >3:1 Sloped Soil At Top, Add</i> <i>For Galvanized Type, Deduct</i>	59.59 4.18 -4.92	5.24
32 32 26 00-0020	SF		12' High, 7.7' Deep Aluminized Steel Bin <i>For >3:1 Sloped Soil At Top, Add</i> <i>For Galvanized Type, Deduct</i>	67.90 4.77 -5.61	5.91
32 32 26 00-0021	SF		16' High, 7.7' Deep Aluminized Steel Bin <i>For >3:1 Sloped Soil At Top, Add</i> <i>For Galvanized Type, Deduct</i>	65.21 4.51 -5.31	6.13
32 32 26 00-0022	SF		16' High, 9.9' Deep Aluminized Steel Bin <i>For >3:1 Sloped Soil At Top, Add</i> <i>For Galvanized Type, Deduct</i>	72.95 5.15 -6.06	6.24
32 32 26 00-0023	SF		20' High, 9.9' Deep Aluminized Steel Bin <i>For >3:1 Sloped Soil At Top, Add</i> <i>For Galvanized Type, Deduct</i>	81.02 5.76 -6.78	6.57
32 32 26 00-0024	SF		20' High, 12.1' Deep Aluminized Steel Bin <i>For >3:1 Sloped Soil At Top, Add</i> <i>For Galvanized Type, Deduct</i>	82.92 5.88 -6.92	6.91
32 32 26 00-0025	SF		24' High, 12.1' Deep Aluminized Steel Bin <i>For >3:1 Sloped Soil At Top, Add</i> <i>For Galvanized Type, Deduct</i>	87.38 6.25 -7.36	6.91
32 32 26 00-0026	SF		24' High, 14.3' Deep Aluminized Steel Bin <i>For >3:1 Sloped Soil At Top, Add</i> <i>For Galvanized Type, Deduct</i>	91.80 6.62 -7.79	7.02
32 32 26 00-0027	SF		28' High, 14.3' Deep Aluminized Steel Bin <i>For >3:1 Sloped Soil At Top, Add</i> <i>For Galvanized Type, Deduct</i>	94.93 6.86 -8.08	7.13
32 32 29			Timber Retaining Walls (32 32)		

32 Exterior Improvements

32 30 Site Improvements

32 32 Retaining Walls



MINOR
CSI UOM DESCRIPTION

TOTAL DIRECT DEMOLITION
UNIT COST UNIT COST

MINOR CSI UOM DESCRIPTION	TOTAL DIRECT UNIT COST	DEMOLITION UNIT COST
32 32 29 00-0001 Wood Post Retaining Walls ^(32 32 29) Note: System includes wood posts installed side-by-side to various heights, and underdrain. Excludes initial site grading, subbase preparation or finish grading.		
32 32 29 00-0002 LF 4" x 4", 1' High, Redwood, Wood Post Retaining Walls.....	75.14	26.94
For>3:1 Sloped Soil At Top, Add	1.81	
32 32 29 00-0003 LF 4" x 4", 2' High, Redwood, Wood Post Retaining Walls.....	147.05	52.75
For>3:1 Sloped Soil At Top, Add	3.54	
32 32 29 00-0004 LF 4" x 4", 1' High, Cedar, Wood Post Retaining Walls.....	72.42	26.94
For>3:1 Sloped Soil At Top, Add	1.58	
32 32 29 00-0005 LF 4" x 4", 2' High, Cedar, Wood Post Retaining Walls.....	141.76	52.75
For>3:1 Sloped Soil At Top, Add	3.09	
32 32 29 00-0006 LF 4" x 4", 1' High, Pressure Treated Lumber, Wood Post Retaining Walls.....	81.31	23.54
For>3:1 Sloped Soil At Top, Add	2.90	
32 32 29 00-0007 LF 4" x 4", 2' High, Pressure Treated Lumber, Wood Post Retaining Walls.....	159.20	46.03
For>3:1 Sloped Soil At Top, Add	5.70	
32 32 29 00-0008 LF 4" x 4", 1' High, Creosoted Lumber, Wood Post Retaining Walls.....	59.82	20.89
For>3:1 Sloped Soil At Top, Add	1.53	
32 32 29 00-0009 LF 4" x 4", 2' High, Creosoted Lumber, Wood Post Retaining Walls.....	108.17	37.82
For>3:1 Sloped Soil At Top, Add	2.77	
32 32 29 00-0010 LF 6" x 6", 2' High, Redwood, Wood Post Retaining Walls.....	197.42	63.91
For>3:1 Sloped Soil At Top, Add	5.92	
32 32 29 00-0011 LF 6" x 6", 4' High, Redwood, Wood Post Retaining Walls.....	389.66	125.26
For>3:1 Sloped Soil At Top, Add	11.84	
32 32 29 00-0012 LF 6" x 6", 2' High, Cedar, Wood Post Retaining Walls.....	194.39	63.91
For>3:1 Sloped Soil At Top, Add	5.66	
32 32 29 00-0013 LF 6" x 6", 4' High, Cedar, Wood Post Retaining Walls.....	382.09	125.26
For>3:1 Sloped Soil At Top, Add	11.19	
32 32 29 00-0014 LF 6" x 6", 2' High, Pressure Treated Lumber, Wood Post Retaining Walls.....	212.67	51.90
For>3:1 Sloped Soil At Top, Add	9.25	
32 32 29 00-0015 LF 6" x 6", 4' High, Pressure Treated Lumber, Wood Post Retaining Walls.....	422.67	102.47
For>3:1 Sloped Soil At Top, Add	18.50	
32 32 29 00-0016 LF 6" x 6", 2' High, Creosoted Lumber, Wood Post Retaining Walls.....	135.30	41.50
For>3:1 Sloped Soil At Top, Add	4.44	
32 32 29 00-0017 LF 6" x 6", 4' High, Creosoted Lumber, Wood Post Retaining Walls.....	266.07	81.20
For>3:1 Sloped Soil At Top, Add	8.81	
32 32 29 00-0018 LF 8" x 8", 4' High, Redwood, Wood Post Retaining Walls.....	484.40	138.49
For>3:1 Sloped Soil At Top, Add	17.63	
32 32 29 00-0019 LF 8" x 8", 6' High, Redwood, Wood Post Retaining Walls.....	906.03	258.55
For>3:1 Sloped Soil At Top, Add	33.07	
32 32 29 00-0020 LF 8" x 8", 4' High, Cedar, Wood Post Retaining Walls.....	469.27	138.49
For>3:1 Sloped Soil At Top, Add	16.34	
32 32 29 00-0021 LF 8" x 8", 6' High, Cedar, Wood Post Retaining Walls.....	877.27	258.55
For>3:1 Sloped Soil At Top, Add	30.62	
32 32 29 00-0022 LF 8" x 8", 4' High, Pressure Treated Lumber, Wood Post Retaining Walls.....	577.70	159.76
For>3:1 Sloped Soil At Top, Add	21.94	
32 32 29 00-0023 LF 8" x 8", 6' High, Pressure Treated Lumber, Wood Post Retaining Walls.....	1,077.58	298.35
For>3:1 Sloped Soil At Top, Add	40.87	
32 32 29 00-0024 LF 8" x 8", 4' High, Creosoted Lumber, Wood Post Retaining Walls.....	383.12	129.13
For>3:1 Sloped Soil At Top, Add	10.61	
32 32 29 00-0025 LF 8" x 8", 6' High, Creosoted Lumber, Wood Post Retaining Walls.....	710.59	239.54
For>3:1 Sloped Soil At Top, Add	19.68	
32 32 29 00-0026 LF 4' High, Cedar, Random Diameter Poles, Wood Post Retaining Walls.....	144.36	53.22
For>3:1 Sloped Soil At Top, Add	3.22	
32 32 29 00-0027 LF 6' High, Cedar, Random Diameter Poles, Wood Post Retaining Walls.....	215.78	79.88
For>3:1 Sloped Soil At Top, Add	4.76	
32 32 29 00-0028 LF 8' High, Cedar, Random Diameter Poles, Wood Post Retaining Walls.....	287.13	106.45
For>3:1 Sloped Soil At Top, Add	6.30	
32 32 29 00-0029 LF 4' High Creosoted Lumber, Random Diameter Poles, Wood Post Retaining Walls.....	97.26	30.07
For>3:1 Sloped Soil At Top, Add	3.15	
32 32 29 00-0030 LF 6' High Creosoted Lumber, Random Diameter Poles, Wood Post Retaining Walls.....	141.30	43.39
For>3:1 Sloped Soil At Top, Add	4.63	
32 32 29 00-0031 LF 8' High Creosoted Lumber, Random Diameter Poles, Wood Post Retaining Walls.....	191.33	58.62
For>3:1 Sloped Soil At Top, Add	6.30	
32 32 29 00-0032 Post And Board Retaining Walls ^(32 32 29) Note: System includes all the elements that must go into a wall that resists lateral pressure. System elements include posts and boards, cap, underdrain, and deadman where required. Excludes initial site grading, subbase preparation or finish grading.		
32 32 29 00-0033 LF 4" x 4" Post, 4' Spacing, 3' High, 2" Planking, Redwood, Post And Board Retaining Walls.....	59.43	15.98
For>3:1 Sloped Soil At Top, Add	2.33	
32 32 29 00-0034 LF 4" x 4" Post, 2' Spacing, 4' High, 2" Planking, Redwood, Post And Board Retaining Walls.....	91.67	27.32
For>3:1 Sloped Soil At Top, Add	3.15	
32 32 29 00-0035 LF 6" x 6" Post, 4' Spacing, 5' High 2" Planking, Redwood, Post And Board Retaining Walls.....	120.12	33.94
For>3:1 Sloped Soil At Top, Add	4.44	
32 32 29 00-0036 LF 6" x 6" Post, 3' Spacing, 6' High, 2" Planking, Redwood, Post And Board Retaining Walls.....	168.04	48.12
For>3:1 Sloped Soil At Top, Add	6.11	
32 32 29 00-0037 LF 6" x 6" With Deadman, 3' Spacing, 8' High, 2" Planking, Redwood, Post And Board Retaining Walls.....	219.74	62.58
For>3:1 Sloped Soil At Top, Add	8.04	
32 32 29 00-0038 LF 8" x 8" Post, 2' Spacing, 8' High, 2" Planking, Redwood, Post And Board Retaining Walls.....	450.49	123.84
For>3:1 Sloped Soil At Top, Add	17.24	
32 32 29 00-0039 LF 8" x 8" With Deadman, 2' Spacing, 9' High, 2" Planking, Redwood, Post And Board Retaining Walls.....	508.88	137.17
For>3:1 Sloped Soil At Top, Add	19.94	



		Exterior Improvements	32
		Site Improvements	32 30
		Retaining Walls	32 32

MINOR	CSI	UOM	DESCRIPTION	TOTAL DIRECT UNIT COST	DEMOLITION UNIT COST
32 32 29 00-0040	LF		4" x 4" Post, 4' Spacing, 3' High, 2" Planking, Cedar, Post And Board Retaining Walls <i>For >3:1 Sloped Soil At Top, Add</i>	60.37 2.30	16.64
32 32 29 00-0041	LF		4" x 4" With Deadman, 2' Spacing, 4' High 2" Planking, Cedar, Post And Board Retaining Walls..... <i>For >3:1 Sloped Soil At Top, Add</i>	106.04 3.99	29.59
32 32 29 00-0042	LF		6" x 6" Post, 4' Spacing, 4' High 2" Planking, Cedar, Post And Board Retaining Walls <i>For >3:1 Sloped Soil At Top, Add</i>	104.23 3.92	29.02
32 32 29 00-0043	LF		6" x 6" Post, 3' Spacing, 5' High 2" Planking, Cedar, Post And Board Retaining Walls <i>For >3:1 Sloped Soil At Top, Add</i>	146.17 5.34	41.69
32 32 29 00-0044	LF		6" x 6" Post, 2' Spacing, 6' High 2" Planking, Cedar, Post And Board Retaining Walls <i>For >3:1 Sloped Soil At Top, Add</i>	227.75 8.04	66.55
32 32 29 00-0045	LF		6 x 6 Post With Deadman, 3' Spacing, 6' High, 2" Planking, Cedar..... <i>For >3:1 Sloped Soil At Top, Add</i>	180.20 6.63	51.15
32 32 29 00-0046	LF		8 x 8 Post With Deadman, 2' Spacing, 8' High, 2" Planking, Cedar..... <i>For >3:1 Sloped Soil At Top, Add</i>	465.98 17.88	127.81
32 32 29 00-0047	LF		4 x 4 Post, 4' Spacing, 3' High 2" Planking, Pressure Treated..... <i>For >3:1 Sloped Soil At Top, Add</i>	77.03 1.32	30.73
32 32 29 00-0048	LF		4 x 4 Post, 3' Spacing, 4' High 2" Planking, Pressure Treated..... <i>For >3:1 Sloped Soil At Top, Add</i>	111.35 2.04	43.68
32 32 29 00-0049	LF		4 x 4 Post With Deadman, 2' Space, 5' High, 2" Planking, Pressure Treat..... <i>For >3:1 Sloped Soil At Top, Add</i>	161.44 3.54	59.93
32 32 29 00-0050	LF		6 x 6 Post, 3' Spacing, 6' High, 2" Planking, Pressure Treated..... <i>For >3:1 Sloped Soil At Top, Add</i>	283.33 6.88	101.15
32 32 29 00-0051	LF		6 x 6 Post, 2' Spacing, 7' High, 2" Planking, Pressure Treated..... <i>For >3:1 Sloped Soil At Top, Add</i>	287.11 7.20	101.15
32 32 29 00-0052	LF		6 x 6 Post With Deadman, 3' Spacing 8' High, 2" Planking, Pressure Treat..... <i>For >3:1 Sloped Soil At Top, Add</i>	270.08 6.43	97.18
32 32 29 00-0053	LF		8 x 8 Post With Deadman, 2' Spacing 10' High, 2" Planking, Pressure Treated..... <i>For >3:1 Sloped Soil At Top, Add</i>	634.76 15.95	223.57
32 32 29 00-0054	LF		4 x 4 Post, 4' Spacing, 3' High Creosoted 2" Planking..... <i>For >3:1 Sloped Soil At Top, Add</i>	77.03 1.32	30.73
32 32 29 00-0055	LF		4 x 4 Post, 3' Spacing, 4' High Creosoted, 2" Planking..... <i>For >3:1 Sloped Soil At Top, Add</i>	111.35 2.04	43.68
32 32 29 00-0056	LF		4 x 4 Post With Deadman, 2' Spacing, 5' High, Creosoted, 2" Planking..... <i>For >3:1 Sloped Soil At Top, Add</i>	161.44 3.54	59.93
32 32 29 00-0057	LF		6 x 6 Post, 3' Spacing, 6' High Creosoted, 2" Planking..... <i>For >3:1 Sloped Soil At Top, Add</i>	202.84 4.57	74.58
32 32 29 00-0058	LF		6" x 6" Post, 2' Spacing, 7' High, 2" Planking, Creosoted, Post And Board Retaining Walls <i>For >3:1 Sloped Soil At Top, Add</i>	283.33 6.88	101.15
32 32 29 00-0059	LF		6" x 6" Post With Deadman, 3' Spacing, 8' High, 2" Planking, Creosoted, Post And Board Retaining Walls..... <i>For >3:1 Sloped Soil At Top, Add</i>	270.08 6.43	97.18
32 32 29 00-0060	LF		8" x 8" Post With Deadman, 2' Spacing, 10' High, Creosoted, 2" Planking, Post And Board Retaining Walls..... <i>For >3:1 Sloped Soil At Top, Add</i>	634.76 15.95	223.57
32 32 29 00-0061			Wood Tie Retaining Walls, Rod Connector At 4' <small>(32 32 29)</small> Note: The system includes all the elements that must go into a wall that resists lateral pressure. System elements include: wood ties, threaded rod (1/2" diameter), underdrain, and deadman where required. Excludes initial site grading, subbase preparation or finish grading.		
32 32 29 00-0062			Redwood <small>(32 32 29 00-0061)</small>		
32 32 29 00-0063	LF		2' High, 6" x 6" Wood Tie Wall <i>For >3:1 Sloped Soil At Top, Add</i>	101.84 3.09	32.71
32 32 29 00-0064	LF		4' High, 6" x 6" Wood Tie Wall Deadman At 6'..... <i>For >3:1 Sloped Soil At Top, Add</i>	232.36 7.08	74.58
32 32 29 00-0065	LF		6' High, 6" x 6" Wood Tie Wall Deadman At 6'..... <i>For >3:1 Sloped Soil At Top, Add</i>	347.84 10.55	111.83
32 32 29 00-0066	LF		4' High, 8" x 8" Wood Tie Wall Deadman At 6'..... <i>For >3:1 Sloped Soil At Top, Add</i>	335.48 12.22	95.86
32 32 29 00-0067	LF		6' High, 8" x 8" Wood Tie Wall Deadman At 6'..... <i>For >3:1 Sloped Soil At Top, Add</i>	504.10 18.40	143.78
32 32 29 00-0068	LF		8' High, 8" x 8" Wood Tie Wall Deadman At 6'..... <i>For >3:1 Sloped Soil At Top, Add</i>	665.68 24.45	189.07
32 32 29 00-0069			Cedar <small>(32 32 29 00-0061)</small>		
32 32 29 00-0070	LF		2' High, 6" x 6" Wood Tie Wall <i>For >3:1 Sloped Soil At Top, Add</i>	100.32 2.96	32.71
32 32 29 00-0071	LF		4' High, 6" x 6" Wood Tie Wall Deadman At 6'..... <i>For >3:1 Sloped Soil At Top, Add</i>	227.82 6.69	74.58
32 32 29 00-0072	LF		6' High, 6" x 6" Wood Tie Wall Deadman At 6'..... <i>For >3:1 Sloped Soil At Top, Add</i>	341.78 10.04	111.83
32 32 29 00-0073	LF		4' High, 8" x 8" Wood Tie Wall Deadman At 6'..... <i>For >3:1 Sloped Soil At Top, Add</i>	324.89 11.32	95.86
32 32 29 00-0074	LF		6' High, 8" x 8" Wood Tie Wall Deadman At 6'..... <i>For >3:1 Sloped Soil At Top, Add</i>	488.96 17.11	143.78
32 32 29 00-0075	LF		8' High, 8" x 8" Wood Tie Wall Deadman At 6'..... <i>For >3:1 Sloped Soil At Top, Add</i>	644.49 22.64	189.07
32 32 29 00-0076			Creosoted Wood <small>(32 32 29 00-0061)</small>		
32 32 29 00-0077	LF		2' High, 6" x 8" Wood Tie Wall <i>For >3:1 Sloped Soil At Top, Add</i>	112.62 2.19	43.39
32 32 29 00-0078	LF		4' High, 6" x 8" Wood Tie Wall Deadman At 6'..... <i>For >3:1 Sloped Soil At Top, Add</i>	258.00 4.95	99.83

32 Exterior Improvements

32 30 Site Improvements

32 32 Retaining Walls



MINOR		TOTAL DIRECT	DEMOLITION
CSI	UOM DESCRIPTION	UNIT COST	UNIT COST
32 32 29 00-0079	LF 6' High, 6" x 8" Wood Tie Wall Deadman At 6' <i>For >3:1 Sloped Soil At Top, Add</i>	382.56 7.40	147.76
32 32 29 00-0080	LF 4' High, 7" x 9" Wood Tie Wall Deadman At 6' <i>For >3:1 Sloped Soil At Top, Add</i>	518.58 9.91	200.98
32 32 29 00-0081	LF 6' High, 7" x 9" Wood Tie Wall Deadman At 6' <i>For >3:1 Sloped Soil At Top, Add</i>	755.05 14.41	292.77
32 32 29 00-0082	LF 8' High, 7" x 9" Wood Tie Wall Deadman At 6' <i>For >3:1 Sloped Soil At Top, Add</i>	1,001.88 19.17	388.16
32 32 29 00-0083	Pressure Treated Wood (32 32 29 00-0061)		
32 32 29 00-0084	LF 2' High, 6" x 6" Wood Tie Wall <i>For >3:1 Sloped Soil At Top, Add</i>	88.19 2.90	27.04
32 32 29 00-0085	LF 4' High, 6" x 6" Wood Tie Wall Deadman At 6' <i>For >3:1 Sloped Soil At Top, Add</i>	200.43 6.63	61.26
32 32 29 00-0086	LF 6' High, 6" x 6" Wood Tie Wall Deadman At 6' <i>For >3:1 Sloped Soil At Top, Add</i>	300.28 9.91	91.89
32 32 29 00-0087	LF 4' High, 8" x 8" Wood Tie Wall Deadman At 6' <i>For >3:1 Sloped Soil At Top, Add</i>	327.64 9.07	110.51
32 32 29 00-0088	LF 6' High, 8" x 8" Wood Tie Wall Deadman At 6' <i>For >3:1 Sloped Soil At Top, Add</i>	492.17 13.77	165.15
32 32 29 00-0089	LF 8' High, 8" x 8" Wood Tie Wall Deadman At 6' <i>For >3:1 Sloped Soil At Top, Add</i>	652.56 18.14	219.60
32 32 53	Stone Retaining Walls (32 32)		
32 32 53 00-0001	Stone Retaining Walls (32 32 53) Note: Construction is either dry set or mortar set. System includes concrete base, crushed stone, underdrain, and backfill. Standard design to have 12" thick top with vertical backside and sloped face at 2" per foot of height. Excludes initial site grading, subbase preparation or finish grading.		
32 32 53 00-0002	Stone Retaining Walls (32 32 53 00-0001) Note: Stone at \$16.00/ton.		
32 32 53 00-0003	LF \$16.00/ton 3' High Stone Retaining Wall, Dry Set <i>For >3:1 Sloped Soil At Top, Add</i>	430.03 4.14	190.66
32 32 53 00-0004	LF \$16.00/ton 4' High Stone Retaining Wall, Dry Set <i>For >3:1 Sloped Soil At Top, Add</i>	506.86 4.52	226.82
32 32 53 00-0005	LF \$16.00/ton 6' High Stone Retaining Wall, Dry Set <i>For >3:1 Sloped Soil At Top, Add</i>	664.90 5.29	301.35
32 32 53 00-0006	LF \$16.00/ton 8' High Stone Retaining Wall, Dry Set <i>For >3:1 Sloped Soil At Top, Add</i>	1,022.73 6.83	471.17
32 32 53 00-0007	LF \$16.00/ton 10' High Stone Retaining Wall, Dry Set <i>For >3:1 Sloped Soil At Top, Add</i>	1,327.77 8.08	616.35
32 32 53 00-0008	LF \$16.00/ton 12' High Stone Retaining Wall, Dry Set <i>For >3:1 Sloped Soil At Top, Add</i>	1,647.11 9.52	767.53
32 32 53 00-0009	LF \$16.00/ton 3' High Stone Retaining Wall, Mortar Set <i>For >3:1 Sloped Soil At Top, Add</i>	386.24 4.14	168.80
32 32 53 00-0010	LF \$16.00/ton 4' High Stone Retaining Wall, Mortar Set <i>For >3:1 Sloped Soil At Top, Add</i>	452.66 4.52	199.72
32 32 53 00-0011	LF \$16.00/ton 6' High Stone Retaining Wall, Mortar Set <i>For >3:1 Sloped Soil At Top, Add</i>	584.89 5.29	261.29
32 32 53 00-0012	LF \$16.00/ton 8' High Stone Retaining Wall, Mortar Set <i>For >3:1 Sloped Soil At Top, Add</i>	893.94 6.83	406.80
32 32 53 00-0013	LF \$16.00/ton 10' High Stone Retaining Wall, Mortar Set <i>For >3:1 Sloped Soil At Top, Add</i>	1,147.11 8.08	526.06
32 32 53 00-0014	LF \$16.00/ton 12' High Stone Retaining Wall, Mortar Set <i>For >3:1 Sloped Soil At Top, Add</i>	1,424.27 9.52	656.15
32 32 53 00-0015	Stone Retaining Walls (32 32 53 00-0001) Note: Stone at \$32.00/ton.		
32 32 53 00-0016	LF \$32.00/ton 3' High Stone Retaining Wall, Dry Set <i>For >3:1 Sloped Soil At Top, Add</i>	444.74 5.39	190.66
32 32 53 00-0017	LF \$32.00/ton 4' High Stone Retaining Wall, Dry Set <i>For >3:1 Sloped Soil At Top, Add</i>	527.22 6.25	226.82
32 32 53 00-0018	LF \$32.00/ton 6' High Stone Retaining Wall, Dry Set <i>For >3:1 Sloped Soil At Top, Add</i>	694.31 7.79	301.35
32 32 53 00-0019	LF \$32.00/ton 8' High Stone Retaining Wall, Dry Set <i>For >3:1 Sloped Soil At Top, Add</i>	1,065.72 10.48	471.17
32 32 53 00-0020	LF \$32.00/ton 10' High Stone Retaining Wall, Dry Set <i>For >3:1 Sloped Soil At Top, Add</i>	1,386.60 13.08	616.35
32 32 53 00-0021	LF \$32.00/ton 12' High Stone Retaining Wall, Dry Set <i>For >3:1 Sloped Soil At Top, Add</i>	1,721.78 15.87	767.53
32 32 53 00-0022	LF \$32.00/ton 3' High Stone Retaining Wall, Mortar Set <i>For >3:1 Sloped Soil At Top, Add</i>	400.95 5.39	168.80
32 32 53 00-0023	LF \$32.00/ton 4' High Stone Retaining Wall, Mortar Set <i>For >3:1 Sloped Soil At Top, Add</i>	473.02 6.25	199.72
32 32 53 00-0024	LF \$32.00/ton 6' High Stone Retaining Wall, Mortar Set <i>For >3:1 Sloped Soil At Top, Add</i>	614.30 7.79	261.29
32 32 53 00-0025	LF \$32.00/ton 8' High Stone Retaining Wall, Mortar Set <i>For >3:1 Sloped Soil At Top, Add</i>	936.93 10.48	406.80
32 32 53 00-0026	LF \$32.00/ton 10' High Stone Retaining Wall, Mortar Set <i>For >3:1 Sloped Soil At Top, Add</i>	1,205.94 13.08	526.06



MINOR	CSI	UOM	DESCRIPTION	TOTAL DIRECT UNIT COST	DEMOLITION UNIT COST
32 32 53 00-0027	LF		\$32.00/ton 12' High Stone Retaining Wall, Mortar Set..... <i>For >3:1 Sloped Soil At Top, Add</i>	1,498.94 15.67	656.15
32 32 53 00-0028 Stone Retaining Walls (32 32 53 00-0001)					
Note: Stone at \$48.00/ton.					
32 32 53 00-0029	LF		\$48.00/ton 3' High Stone Retaining Wall, Dry Set <i>For >3:1 Sloped Soil At Top, Add</i>	460.58 6.73	190.66
32 32 53 00-0030	LF		\$48.00/ton 4' High Stone Retaining Wall, Dry Set <i>For >3:1 Sloped Soil At Top, Add</i>	547.36 7.96	226.82
32 32 53 00-0031	LF		\$48.00/ton 6' High Stone Retaining Wall, Dry Set <i>For >3:1 Sloped Soil At Top, Add</i>	722.60 10.19	301.35
32 32 53 00-0032	LF		\$48.00/ton 8' High Stone Retaining Wall, Dry Set <i>For >3:1 Sloped Soil At Top, Add</i>	1,108.72 14.14	471.17
32 32 53 00-0033	LF		\$48.00/ton 10' High Stone Retaining Wall, Dry Set <i>For >3:1 Sloped Soil At Top, Add</i>	1,445.44 18.08	616.35
32 32 53 00-0034	LF		\$48.00/ton 12' High Stone Retaining Wall, Dry Set <i>For >3:1 Sloped Soil At Top, Add</i>	1,797.59 22.31	767.53
32 32 53 00-0035	LF		\$48.00/ton 3' High Stone Retaining Wall, Mortar Set..... <i>For >3:1 Sloped Soil At Top, Add</i>	416.79 6.73	168.80
32 32 53 00-0036	LF		\$48.00/ton 4' High Stone Retaining Wall, Mortar Set..... <i>For >3:1 Sloped Soil At Top, Add</i>	493.39 7.98	199.72
32 32 53 00-0037	LF		\$48.00/ton 6' High Stone Retaining Wall, Mortar Set..... <i>For >3:1 Sloped Soil At Top, Add</i>	642.59 10.19	261.29
32 32 53 00-0038	LF		\$48.00/ton 8' High Stone Retaining Wall, Mortar Set..... <i>For >3:1 Sloped Soil At Top, Add</i>	979.93 14.14	406.80
32 32 53 00-0039	LF		\$48.00/ton 10' High Stone Retaining Wall, Mortar Set..... <i>For >3:1 Sloped Soil At Top, Add</i>	1,264.78 18.08	526.06
32 32 53 00-0040	LF		\$48.00/ton 12' High Stone Retaining Wall, Mortar Set..... <i>For >3:1 Sloped Soil At Top, Add</i>	1,574.75 22.31	656.15
32 32 53 00-0041 Stone Retaining Walls (32 32 53 00-0001)					
Note: Stone at \$64.00/ton.					
32 32 53 00-0042	LF		\$64.00/ton 3' High Stone Retaining Wall, Dry Set <i>For >3:1 Sloped Soil At Top, Add</i>	476.42 8.08	190.66
32 32 53 00-0043	LF		\$64.00/ton 4' High Stone Retaining Wall, Dry Set <i>For >3:1 Sloped Soil At Top, Add</i>	545.32 7.79	226.82
32 32 53 00-0044	LF		\$64.00/ton 6' High Stone Retaining Wall, Dry Set <i>For >3:1 Sloped Soil At Top, Add</i>	753.15 12.79	301.35
32 32 53 00-0045	LF		\$64.00/ton 8' High Stone Retaining Wall, Dry Set <i>For >3:1 Sloped Soil At Top, Add</i>	1,153.98 17.98	471.17
32 32 53 00-0046	LF		\$64.00/ton 10' High Stone Retaining Wall, Dry Set <i>For >3:1 Sloped Soil At Top, Add</i>	1,506.53 23.27	616.35
32 32 53 00-0047	LF		\$64.00/ton 12' High Stone Retaining Wall, Dry Set <i>For >3:1 Sloped Soil At Top, Add</i>	1,874.53 28.85	767.53
32 32 53 00-0048	LF		\$64.00/ton 3' High Stone Retaining Wall, Mortar Set..... <i>For >3:1 Sloped Soil At Top, Add</i>	432.63 8.08	168.80
32 32 53 00-0049	LF		\$64.00/ton 4' High Stone Retaining Wall, Mortar Set..... <i>For >3:1 Sloped Soil At Top, Add</i>	513.75 9.71	199.72
32 32 53 00-0050	LF		\$64.00/ton 6' High Stone Retaining Wall, Mortar Set..... <i>For >3:1 Sloped Soil At Top, Add</i>	673.14 12.79	261.29
32 32 53 00-0051	LF		\$64.00/ton 8' High Stone Retaining Wall, Mortar Set..... <i>For >3:1 Sloped Soil At Top, Add</i>	1,025.19 17.98	406.80
32 32 53 00-0052	LF		\$64.00/ton 10' High Stone Retaining Wall, Mortar Set..... <i>For >3:1 Sloped Soil At Top, Add</i>	1,325.87 23.27	526.06
32 32 53 00-0053	LF		\$64.00/ton 12' High Stone Retaining Wall, Mortar Set..... <i>For >3:1 Sloped Soil At Top, Add</i>	1,651.69 28.85	656.15
32 33 Site Furnishings (32 30)					
32 33 13 Site Bicycle Racks (32 33)					
32 33 13 00-0001 Bicycle Organizer And Rack (32 33 13)					
32 33 13 00-0002 Vertical Style Bike Racks Single/Double Sided, Galvanized (32 33 13 00-0001)					
32 33 13 00-0003 Double Sided (32 33 13 00-0002)					
32 33 13 00-0004	EA		5' Galvanized Steel Double Sided Bike Rack, 9 Bikes.....	701.86	125.91
32 33 13 00-0005	EA		10' Galvanized Steel Double Sided Bike Rack, 18 Bikes.....	1,060.18	206.86
32 33 13 00-0006	EA		20' Galvanized Steel Double Sided Bike Rack, 36 Bikes.....	1,822.70	314.79
32 33 13 00-0007 Single Sided (32 33 13 00-0002)					
32 33 13 00-0008	EA		5' Galvanized Steel Single Sided Bike Rack, 5 Bikes.....	614.62	112.43
32 33 13 00-0009	EA		10' Galvanized Steel Single Sided Bike Rack, 9 Bikes.....	871.37	187.08
32 33 13 00-0010	EA		20' Galvanized Steel Single Sided Bike Rack, 18 Bikes.....	1,490.57	281.07
32 33 13 00-0011 Anchor Set For Vertical Style Bike Rack (32 33 13 00-0002)					
32 33 13 00-0012	PR		Anchor Set For Vertical Style Bike Rack..... Note: Anchoring frame to ground.	123.92	

32 Exterior Improvements**32 30 Site Improvements****32 33 Site Furnishings**

SAN BERNARDINO
COUNTY

MINOR
CSI UOM DESCRIPTION

TOTAL DIRECT DEMOLITION
UNIT COST UNIT COST

32 33 13 00-0013		Bike Racks Ground Loop (32 33 13 00-0001) Note: In-ground mount.		
32 33 13 00-0014	EA	83" Ground Loop Bike Rack, Surface Or Wall Mounted, 12 Bikes.....	938.62	220.63
32 33 13 00-0015		Serpentine Bike Racks (32 33 13 00-0001) Note: In-ground mount.		
32 33 13 00-0016		Galvanized, 36" High, 2-3/8" OD Tubing (32 33 13 00-0005)		
32 33 13 00-0017	EA	1' x 3' High Serpentine (M Style) Bike Rack, 3 Bikes, Galvanized.....	520.88	134.91
32 33 13 00-0018	EA	3' x 3' High Serpentine (M Style) Bike Rack, 5 Bikes, Galvanized.....	704.58	146.15
32 33 13 00-0019	EA	5' x 3' High Serpentine (M Style) Bike Rack, 7 Bikes, Galvanized.....	888.28	157.40
32 33 13 00-0020	EA	7' x 3' High Serpentine (M Style) Bike Rack, 9 Bikes, Galvanized.....	1,095.03	168.64
32 33 13 00-0021	EA	9' x 3' High Serpentine (M Style) Bike Rack, 11 Bikes, Galvanized.....	1,301.77	179.88
32 33 13 00-0022	EA	11' x 3' High Serpentine (M Style) Bike Rack, 13 Bikes, Galvanized.....	1,416.39	191.13
32 33 13 00-0023		Galvanized, 42" High, 2-3/8" OD Tubing (32 33 13 00-0015)		
32 33 13 00-0024	EA	1' x 42" High Serpentine Bike Rack, 3 Bikes, Galvanized.....	588.40	134.91
32 33 13 00-0025	EA	3' x 42" High Serpentine Bike Rack, 5 Bikes, Galvanized.....	753.26	146.15
32 33 13 00-0026	EA	5' x 42" High Serpentine Bike Rack, 7 Bikes, Galvanized.....	918.12	157.40
32 33 13 00-0027	EA	7' x 42" High Serpentine Bike Rack, 9 Bikes, Galvanized.....	1,065.19	168.64
32 33 13 00-0028	EA	9' x 42" High Serpentine Bike Rack, 11 Bikes, Galvanized.....	1,230.06	179.88
32 33 13 00-0029	EA	11' x 42" High Serpentine Bike Rack, 13 Bikes, Galvanized.....	1,430.52	191.13
32 33 13 00-0030	EA	13' x 42" High Serpentine Bike Rack, 15 Bikes, Galvanized.....	1,684.36	224.85
32 33 13 00-0031	EA	15' x 42" High Serpentine Bike Rack, 17 Bikes, Galvanized.....	1,956.01	213.62
32 33 13 00-0032	EA	17' x 42" High Serpentine Bike Rack, 19 Bikes, Galvanized.....	2,209.86	224.85
32 33 13 00-0033		Powder Coated, 36" High, 2-3/8" OD Tubing (32 33 13 00-0015)		
32 33 13 00-0034	EA	1' x 3' High Serpentine (M Style) Bike Rack, 3 Bikes, Powder Coated.....	520.88	134.91
32 33 13 00-0035	EA	3' x 3' High Serpentine (M Style) Bike Rack, 5 Bikes, Powder Coated.....	704.58	146.15
32 33 13 00-0036	EA	5' x 3' High Serpentine (M Style) Bike Rack, 7 Bikes, Powder Coated.....	888.28	157.40
32 33 13 00-0037	EA	7' x 3' High Serpentine (M Style) Bike Rack, 9 Bikes, Powder Coated.....	1,095.03	168.64
32 33 13 00-0038	EA	9' x 3' High Serpentine (M Style) Bike Rack, 11 Bikes, Powder Coated.....	1,301.77	179.88
32 33 13 00-0039	EA	11' x 3' High Serpentine (M Style) Bike Rack, 13 Bikes, Powder Coated.....	1,416.39	191.13
32 33 13 00-0040		Powder Coated, 42" High, 2-3/8" OD Tubing (32 33 13 00-0015)		
32 33 13 00-0041	EA	1' x 42" High Serpentine Bike Rack, 3 Bikes, Powder Coated.....	606.20	134.91
32 33 13 00-0042	EA	3' x 42" High Serpentine Bike Rack, 5 Bikes, Powder Coated.....	788.85	146.15
32 33 13 00-0043	EA	5' x 42" High Serpentine Bike Rack, 7 Bikes, Powder Coated.....	953.71	157.40
32 33 13 00-0044	EA	7' x 42" High Serpentine Bike Rack, 9 Bikes, Powder Coated.....	1,154.18	168.64
32 33 13 00-0045	EA	9' x 42" High Serpentine Bike Rack, 11 Bikes, Powder Coated.....	1,319.04	179.88
32 33 13 00-0046	EA	11' x 42" High Serpentine Bike Rack, 13 Bikes, Powder Coated.....	1,537.30	191.13
32 33 13 00-0047	EA	13' x 42" High Serpentine Bike Rack, 15 Bikes, Powder Coated.....	1,826.73	224.85
32 33 13 00-0048	EA	15' x 42" High Serpentine Bike Rack, 17 Bikes, Powder Coated.....	2,116.18	213.62
32 33 13 00-0049	EA	17' x 42" High Serpentine Bike Rack, 19 Bikes, Powder Coated.....	2,387.84	224.85
32 33 13 00-0050		Stainless Steel, 36" High, 2-3/8" OD Tubing (32 33 13 00-0015)		
32 33 13 00-0051	EA	1' x 36" High Serpentine Bike Rack, 3 Bikes, Stainless Steel.....	974.58	134.91
32 33 13 00-0052	EA	3' x 36" High Serpentine Bike Rack, 5 Bikes, Stainless Steel.....	1,449.64	146.15
32 33 13 00-0053	EA	5' x 36" High Serpentine Bike Rack, 7 Bikes, Stainless Steel.....	1,924.71	157.40
32 33 13 00-0054	EA	7' x 36" High Serpentine Bike Rack, 9 Bikes, Stainless Steel.....	2,464.46	168.64
32 33 13 00-0055	EA	9' x 36" High Serpentine Bike Rack, 11 Bikes, Stainless Steel.....	3,004.18	179.88
32 33 13 00-0056	EA	11' x 36" High Serpentine Bike Rack, 13 Bikes, Stainless Steel.....	3,285.29	191.13
32 33 13 00-0057		Stainless Steel, 42" High, 2-3/8" OD Tubing (32 33 13 00-0015)		
32 33 13 00-0058	EA	1' x 42" High Serpentine Bike Rack, 3 Bikes, Stainless Steel.....	766.37	134.91
32 33 13 00-0059	EA	3' x 42" High Serpentine Bike Rack, 5 Bikes, Stainless Steel.....	1,678.72	146.15
32 33 13 00-0060	EA	5' x 42" High Serpentine Bike Rack, 7 Bikes, Stainless Steel.....	2,199.52	157.40
32 33 13 00-0061	EA	7' x 42" High Serpentine Bike Rack, 9 Bikes, Stainless Steel.....	2,684.74	168.64
32 33 13 00-0062	EA	9' x 42" High Serpentine Bike Rack, 11 Bikes, Stainless Steel.....	3,187.76	179.88
32 33 13 00-0063	EA	11' x 42" High Serpentine Bike Rack, 13 Bikes, Stainless Steel.....	3,708.58	191.13
32 33 13 00-0064		Bike Racks Bollards/Bicycle Posts (32 33 13 00-0001) Note: In-ground mount.		
32 33 13 00-0065	EA	43" Overall Height, 4-1/2" Outside Diameter Bollard/Bicycle Post, 2 Loop Galvanized Steel Bollard (Belson BOL450-2R-IG-G).....	614.32	101.19
32 33 23		Site Trash and Litter Receptacles (32 33)		
32 33 23 00-0001		Steel Trash Containment (32 33 23)		
32 33 23 00-0002		Steel Frame Surrounded With Kiln-Dried Wood (32 33 23 00-0001)		



MINOR CSI UOM DESCRIPTION	TOTAL DIRECT UNIT COST	DEMOLITION UNIT COST
32 33 23 00-0003 EA 13" x 13" x 30" Ash Receptacle Steel Frame, Kiln Dried Wood.....	525.66	53.71
32 33 23 00-0004 EA 24" x 24" x 30" High Open Top Trash Container Steel Frame, Kiln Dried Wood	501.76	53.71
32 33 23 00-0005 EA 21" x 21" x 31" High Flat Top Trash Container Steel Frame, Kiln Dried Wood	501.76	53.71
32 33 23 00-0006 EA 24" x 24" x 31" High, Flat Top Trash Container Steel Frame, Kiln Dried Wood	474.87	53.71
32 33 23 00-0007 EA 18" x 18" x 37" High Dome Top Trash Container Steel Frame, Kiln Dried Wood	525.66	53.71
32 33 23 00-0008 EA 23" x 23" x 37" High Dome Top Trash Container Steel Frame, Kiln Dried Wood	474.87	53.71
32 33 23 00-0009 EA 24" x 24" x 37" High Dome Top Trash Container Steel Frame, Kiln Dried Wood	651.13	53.71
32 33 23 00-0010 Square Steel Frames Surrounded With Flat Steel (32 33 23 00-0001)		
32 33 23 00-0011 EA 26" Diameter x 34" High Open Top Trash Square Container Steel Frame, Flat Steel Surround	951.79	53.71
32 33 23 00-0012 EA 26" Diameter x 34" High Dome Top Trash Square Container Steel Frame, Flat Steel Surround	1,027.71	53.71
32 33 23 00-0013 EA 26" Diameter x 39" High Dome Top Trash Square Container Steel Frame, Flat Steel Surround	1,027.71	53.71
32 33 23 00-0014 Round Steel Pipe And Flat Steel Frames (32 33 23 00-0001)		
Note: Surrounded with kiln-dried wood.		
32 33 23 00-0015 EA 21" Diameter x 32" High Open Top Trash Container Steel Pipe, Flat Steel Frame, Kiln Dried Wood.....	1,407.32	53.71
32 33 23 00-0016 EA 21" Diameter x 32" High Flat Top Trash Steel Container Pipe, Flat Steel Frame, Kiln Dried Wood	1,515.78	53.71
32 33 23 00-0017 EA 21" Diameter x 39" High Dome Top Trash Steel Container Pipe, Flat Steel Frame, Kiln Dried Wood	1,746.26	53.71
32 33 23 00-0018 EA 21" Diameter x 40" High HPR Top Trash Container Steel Pipe, Flat Steel Frame, Kiln Dried Wood.....	1,583.57	53.71
32 33 23 00-0019 Round Steel Pipe Surrounded With Perforated (32 33 23 00-0001)		
32 33 23 00-0020 EA 21" Diameter x 32" High Open Top Trash Container Perforated Round Steel Pipe	1,258.19	53.71
32 33 23 00-0021 EA 21" Diameter x 32" High Flat Top Trash Container Perforated Round Steel Pipe	1,366.65	53.71
32 33 23 00-0022 EA 21" Diameter x 39" High Dome Top Trash Container Perforated Round Steel Pipe	1,597.13	53.71
32 33 23 00-0023 EA 21" Diameter x 40" High HPR Top Trash Container Perforated Round Steel Pipe	1,447.99	53.71
32 33 23 00-0024 Round Steel Pipe Frames Surrounded With Welded Wire (32 33 23 00-0001)		
32 33 23 00-0025 EA 21" Diameter x 32" High Flat Top Trash Container Steel Pipe Frame, Welded Wire Surround	1,000.59	53.71
32 33 23 00-0026 EA 21" Diameter x 32" High Open Top Trash Steel Container Pipe Frame, Welded Wire Surround	1,109.05	53.71
32 33 23 00-0027 EA 21" Diameter x 39" High Dome Top Trash Steel Container Pipe Frame, Welded Wire Surround	1,339.53	53.71
32 33 23 00-0028 EA 21" Diameter x 40" High HPR Top Trash Container Steel Pipe Frame, Welded Wire Surround	1,190.40	53.71
32 33 23 00-0029 Litter Baskets (32 33 23)		
32 33 23 00-0030 Round Wire Litter Baskets (32 33 23 00-0029)		
32 33 23 00-0031 EA 1.33' Diameter x 1.83' High Round Wire Litter Basket	176.49	5.46
32 33 23 00-0032 EA 1.5' Diameter x 1.83' High Round Wire Litter Basket	222.89	5.46
32 33 23 00-0033 EA 1.75' Diameter x 2.33' High Round Wire Litter Basket	301.61	5.46
32 33 23 00-0034 EA 1.83' Diameter x 2.83' High Round Wire Litter Basket	346.04	5.46
32 33 23 00-0035 Trash Can/Wire Basket Holder (32 33 23 00-0029)		
32 33 23 00-0036 EA Steel Post, Single Holder	251.25	43.86
32 33 23 00-0037 EA Steel Post, Double Holder	340.04	43.86
32 33 23 00-0038 EA Redwood Post, Single Holder	126.71	43.86
32 33 23 00-0039 EA Redwood Post, Double Holder	144.83	43.86
32 33 23 00-0040 Litter Receptacles, Freestanding (32 33 23 00-0029)		
Note: Includes 1-1/2" outside diameter steel leg supports. Wall mounted, includes 3/8" x 3" steel wall plates. Surface mounted, includes 2-1/2" outside diameter steel tube with floor flange, embedded to include 2-1/2" outside diameter steel tube.		
32 33 23 00-0041 EA 16" Diameter x 28" High Litter Receptacle, Freestanding Or Embedded.....	1,419.03	22.38
For Powder Coated Sand Pan, Add	50.00	
For Orange Peel Lid, Add	25.00	
For Polished Granite Lid, Add	50.00	
32 33 23 00-0042 EA 16" Diameter x 32" High Litter Receptacle, Freestanding Or Embedded.....	1,493.72	22.38
For Powder Coated Sand Pan, Add	50.00	
For Orange Peel Lid, Add	25.00	
For Polished Granite Lid, Add	50.00	
32 33 23 00-0043 EA 20" Diameter x 36" High Litter Receptacle, Freestanding Or Embedded.....	1,740.17	33.56
For Powder Coated Sand Pan, Add	50.00	
For Orange Peel Lid, Add	25.00	
For Polished Granite Lid, Add	50.00	
32 33 23 00-0044 EA 20" Diameter x 40" High Litter Receptacle, Freestanding Embedded.....	1,814.86	33.56
For Powder Coated Sand Pan, Add	50.00	
For Orange Peel Lid, Add	25.00	
For Polished Granite Lid, Add	50.00	
32 33 23 00-0045 EA 16" Diameter x 28" High Litter Receptacle, Pole Mount With Pole	1,889.55	33.56
For Powder Coated Sand Pan, Add	50.00	
For 1-1/2" x 8-1/2" Diameter Metal Cover Plate, Add	22.50	
For Orange Peel Lid, Add	25.00	
For Polished Granite Lid, Add	50.00	

32 Exterior Improvements**32 30 Site Improvements****32 33 Site Furnishings**

SAN BERNARDINO
COUNTY

MINOR CSI UOM DESCRIPTION	TOTAL DIRECT UNIT COST	DEMOLITION UNIT COST
32 33 23 00-0046 EA 16" Diameter x 32" High Litter Receptacle, Pole Mount With Pole <i>For Powder Coated Sand Pan, Add</i> <i>For 1-1/2" x 8-1/2" Diameter Metal Cover Plate, Add</i> <i>For Orange Peel Lid, Add</i> <i>For Polished Granite Lid, Add</i>	1,964.24 50.00 22.50 25.00 50.00	33.56
32 33 23 00-0047 EA 16" Diameter x 28" High Litter Receptacle, Wall Mount..... <i>For Powder Coated Sand Pan, Add</i> <i>For Orange Peel Lid, Add</i> <i>For Polished Granite Lid, Add</i> <i>For 1-1/2" x 6" Diameter Metal Cover Plate, Add</i>	1,566.90 50.00 25.00 50.00 20.00	29.09
32 33 23 00-0048 EA 16" Diameter x 32" High Litter Receptacle, Wall Mount..... <i>For Powder Coated Sand Pan, Add</i> <i>For Orange Peel Lid, Add</i> <i>For Polished Granite Lid, Add</i> <i>For 1-1/2" x 6" Diameter Metal Cover Plate, Add</i>	1,641.59 50.00 25.00 50.00 20.00	29.09
32 33 23 00-0049 Ash Receptacles (32 33 23)		
32 33 23 00-0050 EA 12" Diameter x 21" High Ash Receptacle, Freestanding Or Embedded..... <i>For 1-1/2" x 8-1/2" Diameter Metal Cover Plate, Add</i> <i>For Sand Pan, Add</i> <i>For Bowl And Funnel, Add</i>	585.13 22.50 110.00 120.00	22.38
32 33 23 00-0051 EA 18" Square Concrete Exposed Aggregate x 36" High Ash Receptacles With 3-1/2" ID iron Pipe With Cap Square Concrete With Steel Liner.....	250.13	22.38
32 33 23 00-0052 Trash Receptacles (32 33 23)		
32 33 23 00-0053 EA Outdoor Covered Steel Receptacle With Liner	1,165.09	22.38
32 33 23 00-0054 EA Driftwood And Sable Receptacle, 35 Gallon With Liner And Frame	366.71	22.38
32 33 23 00-0055 EA 24" x 24" Square Trash Containment With Exposed Aggregate Finish	631.12	22.38
32 33 23 00-0056 EA 30" x 30" Square Trash Containment With Exposed Aggregate Finish	658.59	24.61
32 33 23 00-0057 EA 36" x 36" Square Trash Containment With Exposed Aggregate Finish	709.05	26.85
32 33 23 00-0058 EA 32 Gallon, Open Round Trash Receptacle, Recycled Plastic Lumber	506.79	17.90
32 33 23 00-0059 EA 32 Gallon, Round Trash Receptacle With Liner And Lid, Recycled Plastic Lumber	604.91	17.90
32 33 23 00-0060 EA 24" x 24" Square 18" High Trash Receptacle, Fiberglass	1,031.11	22.38
32 33 23 00-0061 EA 25" Square x 34" Height, Concrete Trash Receptacle With "C" Style Lid (Quick Crete QS-CAL2534W-C21).....	1,389.74	29.53
32 33 23 00-0062 Trash Containers (Dumpsters) (32 33 23)		
32 33 23 00-0063 EA 1 CY Straight Side Trash Dumpster	288.98	
32 33 23 00-0064 EA 1.5 CY Straight Side Trash Dumpster	433.47	
32 33 23 00-0065 EA 2 CY Straight Side Trash Dumpster	577.96	
32 33 23 00-0066 EA 2 CY Sloped Side Trash Dumpster	577.96	
32 33 23 00-0067 EA 3 CY Sloped Side Trash Dumpster	866.94	
32 33 23 00-0068 EA 4 CY Sloped Side Trash Dumpster	1,155.92	
32 33 23 00-0069 EA 6 CY Sloped Side Trash Dumpster	1,733.88	
32 33 23 00-0070 EA 8 CY Sloped Side Trash Dumpster	2,311.83	
32 33 33 Site Manufactured Planters (32 33)		
32 33 33 00-0001 Precast Concrete Planters (32 33 33)		
32 33 33 00-0002 Circular Precast Concrete Planters (32 33 33 00-0001)		
32 33 33 00-0003 EA 24" Diameter, 17" Height, Circular Precast Concrete Planter	782.81	26.93
32 33 33 00-0004 EA 24" Diameter, 24" Height, Circular Precast Concrete Planter	876.47	32.32
32 33 33 00-0005 EA 24" Diameter, 33" Height, Circular Precast Concrete Planter	959.36	32.32
32 33 33 00-0006 EA 30" Diameter, 17" Height, Circular Precast Concrete Planter	1,040.83	37.70
32 33 33 00-0007 EA 30" Diameter, 30" Height, Circular Precast Concrete Planter	1,259.85	48.48
32 33 33 00-0008 EA 36" Diameter, 24" Height, Circular Precast Concrete Planter	1,371.99	48.48
32 33 33 00-0009 EA 36" Diameter, 30" Height, Circular Precast Concrete Planter	1,546.12	53.87
32 33 33 00-0010 EA 48" Diameter, 17" Height, Circular Precast Concrete Planter	1,633.88	53.87
32 33 33 00-0011 EA 48" Diameter, 24" Height, Circular Precast Concrete Planter	1,819.28	67.33
32 33 33 00-0012 EA 48" Diameter, 30" Height, Circular Precast Concrete Planter	1,935.17	71.64
32 33 33 00-0013 EA 48" Diameter, 36" Height, Circular Precast Concrete Planter	2,015.85	75.40
32 33 33 00-0014 EA 60" Diameter, 17" Height, Circular Precast Concrete Planter	1,830.62	67.33
32 33 33 00-0015 EA 60" Diameter, 24" Height, Circular Precast Concrete Planter	2,013.41	75.40
32 33 33 00-0016 EA 60" Diameter, 36" Height, Circular Precast Concrete Planter	2,582.47	80.80
32 33 33 00-0017 EA 72" Diameter, 36" Height, Circular Precast Concrete Planter	3,352.07	102.34
32 33 33 00-0018 EA 84" Diameter, 36" Height, Circular Precast Concrete Planter	3,896.75	107.73
32 33 33 00-0019 Square Precast Concrete Planters (32 33 33 00-0001)		
32 33 33 00-0020 EA 36" Square, 30" Height, Square Precast Concrete Planter	1,575.26	70.02
32 33 33 00-0021 EA 42" Square, 30" Height, Square Precast Concrete Planter	1,804.38	75.40
32 33 33 00-0022 EA 60" Square, 36" Height, Square Precast Concrete Planter	2,856.54	86.18
32 33 33 00-0023 EA 72" Square, 36" Height, Square Precast Concrete Planter	3,047.72	91.57
32 33 33 00-0024 Rectangular Precast Concrete Planters (32 33 33 00-0001)		
32 33 33 00-0025 EA 33" x 18", 20" Height, Rectangular Precast Concrete Planter	913.04	32.32
32 33 33 00-0026 EA 48" x 18", 20" Height, Rectangular Precast Concrete Planter	1,069.69	48.48



MINOR CSI UOM DESCRIPTION	TOTAL DIRECT UNIT COST	DEMOLITION UNIT COST
32 33 33 00-0027 EA 60" x 18", 20" Height, Rectangular Precast Concrete Planter.....	1,241.37	53.87
32 33 33 00-0028 EA 72" x 18", 20" Height, Rectangular Precast Concrete Planter.....	1,412.14	67.33
32 33 33 00-0029 Fiberglass Planters (32 33 33)		
32 33 33 00-0030 Circular Fiberglass Planters (32 33 33 00-0029)		
32 33 33 00-0031 EA 36" Diameter, 27" High, Circular Fiberglass Planter.....	1,934.41	26.93
32 33 33 00-0032 EA 60" Diameter, 39" High, Circular Fiberglass Planter.....	3,230.44	26.93
32 33 33 00-0033 EA 36" Diameter, 24" High, Circular Fiberglass Planter.....	1,284.07	26.93
32 33 33 00-0034 EA 60" Diameter, 24" High, Circular Fiberglass Planter.....	2,547.21	26.93
32 33 33 00-0035 Tapered Circular Fiberglass Planters (32 33 33 00-0029)		
32 33 33 00-0036 EA 24" Diameter, 20" High, Tapered Circular Fiberglass Planter.....	742.37	26.93
32 33 33 00-0037 EA 30" Diameter, 25" High, Tapered Circular Fiberglass Planter.....	1,096.23	26.93
32 33 33 00-0038 EA 36" Diameter, 30" High, Tapered Circular Fiberglass Planter.....	1,967.29	26.93
32 33 33 00-0039 EA 40" Diameter, 36" High, Tapered Circular Fiberglass Planter.....	2,753.83	26.93
32 33 33 00-0040 Square Fiberglass Planters (32 33 33 00-0029)		
32 33 33 00-0041 EA 24" Square, 21" High, Square Fiberglass Planter.....	980.14	26.93
32 33 33 00-0042 EA 24" Square, 24" High, Square Fiberglass Planter.....	1,002.32	26.93
32 33 33 00-0043 EA 30" Square, 12" High, Square Fiberglass Planter.....	1,014.05	26.93
32 33 33 00-0044 EA 30" Square, 21" High, Square Fiberglass Planter.....	1,152.59	26.93
32 33 33 00-0045 EA 30" Square, 24" High, Square Fiberglass Planter.....	1,253.53	26.93
32 33 33 00-0046 Rectangular Fiberglass Planters (32 33 33 00-0029)		
32 33 33 00-0047 EA 48" x 12", 12" High, Rectangular Fiberglass Planter.....	1,130.65	26.93
32 33 33 00-0048 EA 48" x 12", 21" High, Rectangular Fiberglass Planter.....	1,213.43	26.93
32 33 33 00-0049 EA 48" x 24", 12" High, Rectangular Fiberglass Planter.....	1,586.19	26.93
32 33 33 00-0050 EA 48" x 24", 21" High, Rectangular Fiberglass Planter.....	1,751.75	26.93
32 33 33 00-0051 Timber Planters (32 33 33)		
32 33 33 00-0052 Square Timber Planters (32 33 33 00-0051)		
32 33 33 00-0053 EA 14" Square, 30" High, Square Timber Planter.....	452.03	53.71
32 33 33 00-0054 EA 21" Square, 30" High, Square Timber Planter.....	452.03	53.71
32 33 33 00-0055 EA 27" Square, 30" High, Square Timber Planter.....	833.01	53.71
32 33 33 00-0056 EA 34" Square, 30" High, Square Timber Planter.....	725.69	53.71
32 33 33 00-0057 EA 41" Square, 36" High, Square Timber Planter.....	859.84	53.71
32 33 33 00-0058 EA 54" Square, 36" High, Square Timber Planter.....	2,169.11	53.71
32 33 33 00-0059 EA 81" Square, 36" High, Square Timber Planter.....	3,247.65	53.71
32 33 33 00-0060 Rectangular Timber Planters (32 33 33 00-0051)		
32 33 33 00-0061 EA 21" x 14", 30" High, Rectangular Timber Planter.....	446.67	53.71
32 33 33 00-0062 EA 27" x 14", 30" High, Rectangular Timber Planter.....	494.96	53.71
32 33 33 00-0063 EA 27" x 21", 30" High, Rectangular Timber Planter.....	639.84	53.71
32 33 33 00-0064 EA 34" x 21", 30" High, Rectangular Timber Planter.....	704.23	53.71
32 33 33 00-0065 EA 41" x 21", 30" High, Rectangular Timber Planter.....	897.40	53.71
32 33 33 00-0066 EA 34" x 27", 30" High, Rectangular Timber Planter.....	1,036.91	53.71
32 33 33 00-0067 EA 41" x 27", 30" High, Rectangular Timber Planter.....	1,154.96	53.71
32 33 33 00-0068 EA 54" x 27", 30" High, Rectangular Timber Planter.....	1,493.01	53.71
32 33 33 00-0069 EA 54" x 34", 30" High, Rectangular Timber Planter.....	1,680.82	53.71
32 33 33 00-0070 EA 68" x 34", 36" High, Rectangular Timber Planter.....	1,911.55	53.71
32 33 33 00-0071 EA 54" x 41", 36" High, Rectangular Timber Planter.....	1,820.33	53.71
32 33 33 00-0072 EA 68" x 41", 36" High, Rectangular Timber Planter.....	2,056.43	53.71
32 33 33 00-0073 EA 81" x 41", 36" High, Rectangular Timber Planter.....	2,297.89	53.71
32 33 43 Site Seating and Tables (32 33)		
32 33 43 13 Site Seating (32 33 43)		
32 33 43 13-0001 Benches (Landscapeforms) (32 33 43 13)		
Note: Excludes embedding in concrete See CSI section 32 31 13 13-0001 for drilling and concrete.		
32 33 43 13-0002 EA 72" Backless Wood Or PolySite Bench (Landscapeforms Balustrade).....	1,576.34	89.51
32 33 43 13-0003 EA 72" Backed Wood Or PolySite Bench (Landscapeforms Balustrade).....	1,967.59	89.51
32 33 43 13-0004 EA 96" Backed Wood Bench (Landscapeforms Balustrade).....	2,219.11	89.51
32 33 43 13-0005 EA End Loop Arms For Backed Bench (Landscapeforms Balustrade).....	184.49	22.38
32 33 43 13-0006 EA 72" Backless Wood Or PolySite Bench (Landscapeforms Gretchen's).....	1,722.15	89.51
32 33 43 13-0007 EA 96" Backless Wood Bench (Landscapeforms Gretchen's).....	1,946.93	89.51
32 33 43 13-0008 EA 72" Backed Wood Or PolySite Bench (Landscapeforms Gretchen's).....	2,123.12	89.51
32 33 43 13-0009 EA 96" Backed Wood Bench (Landscapeforms Gretchen's).....	2,396.50	89.51
32 33 43 13-0010 EA 72" Backed Wood Or PolySite Bench With Armrest (Landscapeforms Gretchen's).....	2,426.88	89.51
32 33 43 13-0011 EA 96" Backed Wood Bench With Armrest (Landscapeforms Gretchen's).....	2,700.27	89.51
32 33 43 13-0012 EA 59" Backed Wood Or Metal Rod Bench (Landscapeforms Hyde Park).....	3,146.93	89.51
32 33 43 13-0013 EA 75" Backed Wood Or Metal Rod Bench (Landscapeforms Hyde Park).....	3,419.34	89.51

32 Exterior Improvements**32 30 Site Improvements****32 33 Site Furnishings**

SAN BERNARDINO
COUNTY

MINOR
CSI UOM DESCRIPTION

TOTAL DIRECT DEMOLITION
UNIT COST UNIT COST

32 33 43 13-0014	EA	42" Backless Metal Grid Bench (Landscapeforms Manistee)	894.16	67.14
32 33 43 13-0015	EA	62" Backless Metal Grid Bench (Landscapeforms Manistee)	965.85	67.14
32 33 43 13-0016	EA	72" Backless Metal Grid Bench (Landscapeforms Manistee)	1,045.58	78.33
32 33 43 13-0017	EA	82" Backless Metal Grid Bench (Landscapeforms Manistee)	1,217.63	78.33
32 33 43 13-0018	EA	42" Backed Metal Grid Bench (Landscapeforms Manistee).....	1,117.27	78.33
32 33 43 13-0019	EA	62" Backed Metal Grid Bench (Landscapeforms Manistee).....	1,188.96	78.33
32 33 43 13-0020	EA	72" Backed Metal Grid Bench (Landscapeforms Manistee).....	1,283.02	89.51
32 33 43 13-0021	EA	82" Backed Metal Grid Bench (Landscapeforms Manistee).....	1,469.41	89.51
32 33 43 13-0022	EA	42" Backed Metal Grid Bench With Armrest Each End (Landscapeforms Manistee).....	1,246.31	78.33
32 33 43 13-0023	EA	62" Backed Metal Grid Bench With Armrest Each End (Landscapeforms Manistee).....	1,340.37	89.51
32 33 43 13-0024	EA	72" Backed Metal Grid Bench With Armrest Each End (Landscapeforms Manistee).....	1,412.06	89.51
32 33 43 13-0025	EA	82" Backed Metal Grid Bench With Armrest Each End (Landscapeforms Manistee).....	1,598.45	89.51
32 33 43 13-0026	EA	72" Backless Solid Wood Bench (Landscapeforms Palisade)	2,536.24	89.51
32 33 43 13-0027	EA	96" Backless Solid Wood Bench (Landscapeforms Palisade)	2,912.90	89.51
32 33 43 13-0028	EA	70" Backless Perforated Metal Bench (Landscapeforms Petoskey)	1,632.23	89.51
32 33 43 13-0029	EA	70" Dual Support Backed Perforated Metal Bench (Landscapeforms Petoskey).....	1,967.59	89.51
32 33 43 13-0030	EA	70" Quad Support Backed Perforated Metal Bench (Landscapeforms Petoskey)	2,135.27	89.51
32 33 43 13-0031	EA	72" Backed Wood Bench (Landscapeforms Plainwell)	2,080.59	89.51
32 33 43 13-0032	EA	72" Backed Wood Bench With Center Arm (Landscapeforms Plainwell).....	2,305.38	89.51
32 33 43 13-0033	EA	96" Backed Wood Bench (Landscapeforms Plainwell).....	2,548.39	89.51
32 33 43 13-0034	EA	96" Backed Wood Bench With Center Arm (Landscapeforms Plainwell).....	2,773.17	89.51
32 33 43 13-0035	EA	96" Backed Wood Bench With Two Center Arms (Landscapeforms Plainwell)	3,004.03	89.51
32 33 43 13-0036	EA	72" Backed Aluminum Bench (Landscapeforms Plainwell).....	2,645.59	89.51
32 33 43 13-0037	EA	72" Backed Aluminum Bench With Center Arm (Landscapeforms Plainwell).....	2,870.38	89.51
32 33 43 13-0038	EA	96" Backed Aluminum Bench (Landscapeforms Plainwell).....	3,240.97	89.51
32 33 43 13-0039	EA	96" Backed Aluminum Bench With Center Arm (Landscapeforms Plainwell)	3,477.91	89.51
32 33 43 13-0040	EA	96" Backed Aluminum Bench With Two Center Arms (Landscapeforms Plainwell).....	3,696.62	89.51
32 33 43 13-0041	EA	Backless Metal Grid Seats For Straight Runs (Landscapeforms Plexus)	603.69	22.38
32 33 43 13-0042	EA	Backless Metal Grid Seats For 60 Degree Radius (Landscapeforms Plexus).....	810.25	22.38
32 33 43 13-0043	EA	Backless Metal Grid Seats For 120 Degree Radius (Landscapeforms Plexus).....	810.25	22.38
32 33 43 13-0044	EA	Backed Metal Grid Seats For Straight Runs (Landscapeforms Plexus).....	737.34	22.38
32 33 43 13-0045	EA	Narrow-Backed Metal Grid Seats For 60 Degree Radius (Landscapeforms Plexus).....	913.53	22.38
32 33 43 13-0046	EA	Narrow-Backed Metal Grid Seats For 120 Degree Radius (Landscapeforms Plexus).....	913.53	22.38
32 33 43 13-0047	EA	Wide-Backed Metal Grid Seats For 120 Degree Radius (Landscapeforms Plexus).....	913.53	22.38
32 33 43 13-0048	EA	Armrest For Metal Grid Seats (Landscapeforms Plexus).....	184.49	22.38
32 33 43 13-0049	EA	Backless Straight Metal Grid Seats (Landscapeforms Presidio).....	846.70	22.38
32 33 43 13-0050	EA	Backless Straight Metal Grid Seats With One Arm (Landscapeforms Presidio).....	937.83	22.38
32 33 43 13-0051	EA	Backless Straight Metal Grid Seats With Two Arms (Landscapeforms Presidio).....	1,028.96	22.38
32 33 43 13-0052	EA	Backless Angled Metal Grid Seats (Landscapeforms Presidio).....	1,022.88	22.38
32 33 43 13-0053	EA	Backless Angled Metal Grid Seats With One Arm (Landscapeforms Presidio).....	1,114.01	22.38
32 33 43 13-0054	EA	Backless Angled Metal Grid Seats With Two Arms (Landscapeforms Presidio).....	1,205.14	22.38
32 33 43 13-0055	EA	Backed Straight Metal Grid Seats (Landscapeforms Presidio).....	1,010.73	22.38
32 33 43 13-0056	EA	Backed Straight Metal Grid Seats With One Arm (Landscapeforms Presidio).....	1,101.86	22.38
32 33 43 13-0057	EA	Backed Straight Metal Grid Seats With Two Arms (Landscapeforms Presidio).....	1,192.99	22.38
32 33 43 13-0058	EA	Narrow-Backed Angled Metal Grid Seats (Landscapeforms Presidio).....	1,235.52	22.38
32 33 43 13-0059	EA	Narrow-Backed Angled Metal Grid Seats With One Arm (Landscapeforms Presidio).....	1,326.65	22.38
32 33 43 13-0060	EA	Narrow-Backed Angled Metal Grid Seats With Two Arms (Landscapeforms Presidio)	1,417.78	22.38
32 33 43 13-0061	EA	Wide-Backed Angled Metal Grid Seats (Landscapeforms Presidio).....	1,235.52	22.38
32 33 43 13-0062	EA	Wide-Backed Angled Metal Grid Seats With One Arm (Landscapeforms Presidio).....	1,326.65	22.38
32 33 43 13-0063	EA	Wide-Backed Angled Metal Grid Seats With Two Arms (Landscapeforms Presidio).....	1,417.78	22.38
32 33 43 13-0064	EA	48" Backless Horizontal Strap Bench (Landscapeforms Scarborough)	1,697.84	89.51
32 33 43 13-0065	EA	72" Backless Horizontal Strap Bench (Landscapeforms Scarborough).....	1,722.15	89.51
32 33 43 13-0066	EA	96" Backless Horizontal Strap Bench (Landscapeforms Scarborough).....	2,092.74	89.51
32 33 43 13-0067	EA	48" Backless Woven Bench (Landscapeforms Scarborough).....	2,536.24	89.51
32 33 43 13-0068	EA	72" Backless Woven Bench (Landscapeforms Scarborough).....	2,991.88	89.51
32 33 43 13-0069	EA	96" Backless Woven Bench (Landscapeforms Scarborough).....	3,423.23	89.51
32 33 43 13-0070	EA	24" Backed Horizontal Strap Bench (Landscapeforms Scarborough).....	1,369.78	89.51
32 33 43 13-0071	EA	48" Backed Horizontal Strap Bench (Landscapeforms Scarborough).....	1,819.35	89.51
32 33 43 13-0072	EA	72" Backed Horizontal Strap Bench (Landscapeforms Scarborough).....	1,861.88	89.51
32 33 43 13-0073	EA	72" Backed Horizontal Strap Bench With Center Arm (Landscapeforms Scarborough).....	2,141.34	89.51
32 33 43 13-0074	EA	96" Backed Horizontal Strap Bench (Landscapeforms Scarborough).....	2,414.73	89.51
32 33 43 13-0075	EA	96" Backed Horizontal Strap Bench With Center Arm (Landscapeforms Scarborough)	2,700.27	89.51
32 33 43 13-0076	EA	96" Backed Horizontal Strap Bench With Two Intermediate Arms (Landscapeforms Scarborough).....	2,979.73	89.51
32 33 43 13-0077	EA	24" Backed Woven Bench (Landscapeforms Scarborough).....	2,414.73	89.51
32 33 43 13-0078	EA	48" Backed Woven Bench (Landscapeforms Scarborough).....	2,918.98	89.51
32 33 43 13-0079	EA	72" Backed Woven Bench (Landscapeforms Scarborough).....	3,411.08	89.51
32 33 43 13-0080	EA	72" Backed Woven Bench With Center Arm (Landscapeforms Scarborough).....	3,696.62	89.51
32 33 43 13-0081	EA	96" Backed Woven Bench (Landscapeforms Scarborough).....	4,304.15	89.51
32 33 43 13-0082	EA	96" Backed Woven Bench With Center Arm (Landscapeforms Scarborough).....	4,583.61	89.51
32 33 43 13-0083	EA	96" Backed Woven Bench With Two Intermediate Arms (Landscapeforms Scarborough).....	4,857.00	89.51
32 33 43 13-0084	EA	32" Backed Strap Or Perforated Bench (Landscapeforms Town Square)	1,159.06	78.33
32 33 43 13-0085	EA	49" Backed Strap Or Perforated Bench (Landscapeforms Town Square)	1,396.00	78.33
32 33 43 13-0086	EA	49" Backed Strap Or Perforated Bench With Divider (Landscapeforms Town Square).....	1,523.58	78.33
32 33 43 13-0087	EA	70" Backed Strap Or Perforated Bench (Landscapeforms Town Square).....	1,782.90	89.51
32 33 43 13-0088	EA	70" Backed Strap Or Perforated Bench With Two Dividers (Landscapeforms Town Square)	2,019.84	89.51

32 33 43 13-0089 Benches (Columbia Cascade, TimberForm) (32 33 43 13)

32 33 43 13-0090 Wood Benches (Columbia Cascade, TimberForm) (32 33 43 13-0089)

Note: Includes powder coated steel frames.

32 33 43 13-0091	EA	70" Length, Embedment Mount, 3 x 4 And 3 x 8 Wood Slats Bench (TimberForm 2006-6-E).....	831.72	44.76
------------------	----	--	--------	-------



MINOR CSI UOM DESCRIPTION	TOTAL DIRECT UNIT COST	DEMOLITION UNIT COST
32 33 43 13-0092 EA 94" Length, Embedment Mount, 3 x 4 And 3 x 8 Wood Slats Bench (TimberForm 2006-8-E).....	954.40	44.76
32 33 43 13-0093 EA 118" Length, Embedment Mount, 3 x 4 And 3 x 8 Wood Slats Bench (TimberForm 2006-10-E).....	1,224.26	44.76
32 33 43 13-0094 EA 70" Length, Pedestal Mount, 3 x 4 And 3 x 8 Wood Slats Bench (TimberForm 2006-6-P).....	868.54	44.76
32 33 43 13-0095 EA 94" Length, Pedestal Mount, 3 x 4 And 3 x 8 Wood Slats Bench (TimberForm 2006-8-P).....	991.20	44.76
32 33 43 13-0096 EA 118" Length, Pedestal Mount, 3 x 4 And 3 x 8 Wood Slats Bench (TimberForm 2006-10-P).....	1,273.32	44.76
32 33 43 13-0097 EA 70" Length, Embedment Mount, 3 x 4 And 3 x 8 Wood Slats Bench With Straight Back (TimberForm 2016-6-E).....	1,273.32	44.76
32 33 43 13-0098 EA 94" Length, Embedment Mount, 3 x 4 And 3 x 8 Wood Slats Bench With Straight Back (TimberForm 2016-8-E).....	1,481.84	44.76
32 33 43 13-0099 EA 118" Length, Embedment Mount, 3 x 4 And 3 x 8 Wood Slats Bench With Straight Back (TimberForm 2016-10-E).....	1,911.15	44.76
32 33 43 13-0100 EA 70" Length, Pedestal Mount, 3 x 4 And 3 x 8 Wood Slats Bench With Straight Back (TimberForm 2016-6-P).....	1,334.65	44.76
32 33 43 13-0101 EA 94" Length, Pedestal Mount, 3 x 4 And 3 x 8 Wood Slats Bench With Straight Back (TimberForm 2016-8-P).....	1,543.17	44.76
32 33 43 13-0102 EA 118" Length, Pedestal Mount, 3 x 4 And 3 x 8 Wood Slats Bench With Straight Back (TimberForm 2016-10-P).....	1,997.02	44.76
32 33 43 13-0103 EA 70" Length, Embedment Mount, Back-To-Back Double Bench, 3 x 4 And 3 x 8 Wood Slats Benches With Straight Backs (TimberForm 2026-6-E).....	2,463.13	44.76
32 33 43 13-0104 EA 94" Length, Embedment Mount, Back-To-Back Double Bench, 3 x 4 And 3 x 8 Wood Slats Benches With Straight Backs (TimberForm 2026-8-E).....	2,892.44	44.76
32 33 43 13-0105 EA 118" Length, Embedment Mount, Back-To-Back Double Bench, 3 x 4 And 3 x 8 Wood Slats Benches With Straight Backs (TimberForm 2026-10-E).....	3,787.86	44.76
32 33 43 13-0106 EA 70" Length, Pedestal Mount, Back-To-Back Double Bench, 3 x 4 And 3 x 8 Wood Slats Benches With Straight Backs (TimberForm 2026-6-P).....	2,524.46	44.76
32 33 43 13-0107 EA 94" Length, Pedestal Mount, Back-To-Back Double Bench, 3 x 4 And 3 x 8 Wood Slats Benches With Straight Backs (TimberForm 2026-8-P).....	2,953.77	44.76
32 33 43 13-0108 EA 118" Length, Pedestal Mount, Back-To-Back Double Bench, 3 x 4 And 3 x 8 Wood Slats Benches With Straight Backs (TimberForm 2026-10-P).....	3,873.72	44.76
32 33 43 13-0109 EA 70" Length, Embedment Mount, 3 x 4 Wood Slats Concave Bench (TimberForm 2028-6-E).....	966.67	44.76
32 33 43 13-0110 EA 94" Length, Embedment Mount, 3 x 4 Wood Slats Concave Bench (TimberForm 2028-8-E).....	1,089.33	44.76
32 33 43 13-0111 EA 70" Length, Pedestal Mount, 3 x 4 Wood Slats Concave Bench (TimberForm 2028-6-P).....	1,003.47	44.76
32 33 43 13-0112 EA 94" Length, Pedestal Mount, 3 x 4 Wood Slats Concave Bench (TimberForm 2028-8-P).....	1,126.13	44.76
32 33 43 13-0113 EA 46" Length, Embedment Mount, 3 x 4 And 3 x 8 Wood Slats Platform Seat (TimberForm 2044-4-E).....	1,616.77	44.76
32 33 43 13-0114 EA 70" Length, Embedment Mount, 3 x 4 And 3 x 8 Wood Slats Platform Seat (TimberForm 2044-6-E).....	1,911.15	44.76
32 33 43 13-0115 EA 46" Length, Pedestal Mount, 3 x 4 And 3 x 8 Wood Slats Platform Seat (TimberForm 2044-4-P).....	1,714.90	44.76
32 33 43 13-0116 EA 70" Length, Pedestal Mount, 3 x 4 And 3 x 8 Wood Slats Platform Seat (TimberForm 2044-6-P).....	2,009.28	44.76
32 33 43 13-0117 EA 70" Length, Wall Mount, 3 x 4 And 3 x 8 Wood Slats Bench (TimberForm 2045-6).....	1,014.55	67.14
32 33 43 13-0118 EA 94" Length, Wall Mount, 3 x 4 And 3 x 8 Wood Slats Bench (TimberForm 2045-8).....	1,063.61	67.14
32 33 43 13-0119 EA 118" Length, Wall Mount, 3 x 4 And 3 x 8 Wood Slats Bench (TimberForm 2045-10).....	1,443.86	67.14
32 33 43 13-0120 EA 46" Length, Embedment Mount, 3 x 4 Patterned Wood Slats Bench (TimberForm 2139-4-E).....	782.68	44.76
32 33 43 13-0121 EA 70" Length, Embedment Mount, 3 x 4 Patterned Wood Slats Bench (TimberForm 2139-6-E).....	905.34	44.76
32 33 43 13-0122 EA 94" Length, Embedment Mount, 3 x 4 Patterned Wood Slats Bench (TimberForm 2139-8-E).....	1,028.00	44.76
32 33 43 13-0123 EA 118" Length, Embedment Mount, 3 x 4 Patterned Wood Slats Bench (TimberForm 2139-10-E).....	1,322.38	44.76
32 33 43 13-0124 EA 142" Length, Embedment Mount, 3 x 4 Patterned Wood Slats Bench (TimberForm 2139-12-E).....	1,445.04	44.76
32 33 43 13-0125 EA 46" Length, Pedestal Mount, 3 x 4 Patterned Wood Slats Bench (TimberForm 2139-4-P).....	794.94	44.76
32 33 43 13-0126 EA 70" Length, Pedestal Mount, 3 x 4 Patterned Wood Slats Bench (TimberForm 2139-6-P).....	917.60	44.76
32 33 43 13-0127 EA 94" Length, Pedestal Mount, 3 x 4 Patterned Wood Slats Bench (TimberForm 2139-8-P).....	1,040.27	44.76
32 33 43 13-0128 EA 118" Length, Pedestal Mount, 3 x 4 Patterned Wood Slats Bench (TimberForm 2139-10-P).....	1,359.18	44.76
32 33 43 13-0129 EA 142" Length, Pedestal Mount, 3 x 4 Patterned Wood Slats Bench (TimberForm 2139-12-P).....	1,481.84	44.76
32 33 43 13-0130 EA 70" Length, Embedment Mount, 3 x 4 Patterned Wood Slats Bench With Contoured Back (TimberForm 2140-6-E).....	1,346.92	44.76
32 33 43 13-0131 EA 94" Length, Embedment Mount, 3 x 4 Patterned Wood Slats Bench With Contoured Back (TimberForm 2140-8-E).....	1,555.44	44.76
32 33 43 13-0132 EA 118" Length, Embedment Mount, 3 x 4 Patterned Wood Slats Bench With Contoured Back (TimberForm 2140-10-E).....	2,009.28	44.76
32 33 43 13-0133 EA 142" Length, Embedment Mount, 3 x 4 Patterned Wood Slats Bench With Contoured Back (TimberForm 2140-12-E).....	2,217.81	44.76
32 33 43 13-0134 EA 70" Length, Pedestal Mount, 3 x 4 Patterned Wood Slats Bench With Contoured Back (TimberForm 2140-6-P).....	1,371.45	44.76
32 33 43 13-0135 EA 94" Length, Pedestal Mount, 3 x 4 Patterned Wood Slats Bench With Contoured Back (TimberForm 2140-8-P).....	1,579.97	44.76
32 33 43 13-0136 EA 118" Length, Pedestal Mount, 3 x 4 Patterned Wood Slats Bench With Contoured Back (TimberForm 2140-10-P).....	2,046.08	44.76
32 33 43 13-0137 EA 142" Length, Pedestal Mount, 3 x 4 Patterned Wood Slats Bench With Contoured Back (TimberForm 2140-12-P).....	2,254.60	44.76
32 33 43 13-0138 EA 70" Length, Embedment Mount, 3 x 4 Patterned Wood Slats Bench With Contoured Back And Armrests (TimberForm 2141-6-E).....	1,346.92	44.76
32 33 43 13-0139 EA 82" Length, Embedment Mount, 3 x 4 Patterned Wood Slats Bench With Contoured Back And Armrests (TimberForm 2141-7-E).....	1,898.89	44.76
32 33 43 13-0140 EA 94" Length, Embedment Mount, 3 x 4 Patterned Wood Slats Bench With Contoured Back And Armrests (TimberForm 2141-8-E).....	1,690.37	44.76
32 33 43 13-0141 EA 118" Length, Embedment Mount, 3 x 4 Patterned Wood Slats Bench With Contoured Back And Armrests (TimberForm 2141-10-E).....	2,230.07	44.76
32 33 43 13-0142 EA 142" Length, Embedment Mount, 3 x 4 Patterned Wood Slats Bench With Contoured Back And Armrests (TimberForm 2141-12-E).....	2,438.59	44.76
32 33 43 13-0143 EA 70" Length, Pedestal Mount, 3 x 4 Patterned Wood Slats Bench With Contoured Back And Armrests (TimberForm 2141-6-P).....	1,543.17	44.76
32 33 43 13-0144 EA 82" Length, Pedestal Mount, 3 x 4 Patterned Wood Slats Bench With Contoured Back And Armrests (TimberForm 2141-7-P).....	1,935.69	44.76
32 33 43 13-0145 EA 94" Length, Pedestal Mount, 3 x 4 Patterned Wood Slats Bench With Contoured Back And Armrests (TimberForm 2141-8-P).....	1,714.90	44.76
32 33 43 13-0146 EA 118" Length, Pedestal Mount, 3 x 4 Patterned Wood Slats Bench With Contoured Back And Armrests (TimberForm 2141-10-P).....	2,266.87	44.76
32 33 43 13-0147 EA 142" Length, Pedestal Mount, 3 x 4 Patterned Wood Slats Bench With Contoured Back And Armrests (TimberForm 2141-12-P).....	2,475.39	44.76
32 33 43 13-0148 EA 70" Length, Wall Mount, 3 x 4 Patterned Wood Slats Bench With Contoured Back (TimberForm 2142-6).....	1,419.33	67.14
32 33 43 13-0149 EA 94" Length, Wall Mount, 3 x 4 Patterned Wood Slats Bench With Contoured Back (TimberForm 2142-8).....	1,640.12	67.14
32 33 43 13-0150 EA 118" Length, Wall Mount, 3 x 4 Patterned Wood Slats Bench With Contoured Back (TimberForm 2142-10).....	2,106.23	67.14
32 33 43 13-0151 EA 70" Length, Wall Mount, 3 x 4 Patterned Wood Slats Bench With Contoured Back And Armrests (TimberForm 2143-6).....	1,554.26	67.14
32 33 43 13-0152 EA 94" Length, Wall Mount, 3 x 4 Patterned Wood Slats Bench With Contoured Back And Armrests (TimberForm 2143-8).....	1,775.04	67.14
32 33 43 13-0153 EA 118" Length, Wall Mount, 3 x 4 Patterned Wood Slats Bench With Contoured Back And Armrests (TimberForm 2143-10).....	2,314.75	67.14

32 Exterior Improvements**32 30 Site Improvements****32 33 Site Furnishings**

SAN BERNARDINO
COUNTY

MINOR
CSI UOM DESCRIPTION

TOTAL DIRECT DEMOLITION
UNIT COST UNIT COST

32 33 43 13-0154 Recycled Plastic Benches (Columbia Cascade, TimberForm) (32 33 43 13-0089)

Note: Includes powder coated steel frames.

32 33 43 13-0155	EA	70" Length, Embedment Mount, 3 x 4 Recycled Plastic Slats Concave Bench (TimberForm 2029-6-E)	1,138.39	44.76
32 33 43 13-0156	EA	94" Length, Embedment Mount, 3 x 4 Recycled Plastic Slats Concave Bench (TimberForm 2029-8-E)	1,555.44	44.76
32 33 43 13-0157	EA	70" Length, Pedestal Mount, 3 x 4 Recycled Plastic Slats Concave Bench (TimberForm 2029-6-P)	1,175.19	44.76
32 33 43 13-0158	EA	94" Length, Pedestal Mount, 3 x 4 Recycled Plastic Slats Concave Bench (TimberForm 2029-8-P)	1,592.24	44.76
32 33 43 13-0159	EA	46" Length, Embedment Mount, 3 x 4 Recycled Plastic Slats Platform Seat (TimberForm 2041-4-E)	1,788.49	44.76
32 33 43 13-0160	EA	70" Length, Embedment Mount, 3 x 4 Recycled Plastic Slats Platform Seat (TimberForm 2041-6-E)	2,095.15	44.76
32 33 43 13-0161	EA	46" Length, Pedestal Mount, 3 x 4 Recycled Plastic Slats Platform Seat (TimberForm 2041-4-P)	1,886.62	44.76
32 33 43 13-0162	EA	70" Length, Pedestal Mount, 3 x 4 Recycled Plastic Slats Platform Seat (TimberForm 2041-6-P)	2,193.27	44.76
32 33 43 13-0163	EA	70" Length, Wall Mount, 3 x 4 Recycled Plastic Slats Bench (TimberForm 2042-6)	1,137.21	67.14
32 33 43 13-0164	EA	94" Length, Wall Mount, 3 x 4 Recycled Plastic Slats Bench (TimberForm 2042-8)	1,370.26	67.14
32 33 43 13-0165	EA	118" Length, Wall Mount, 3 x 4 Recycled Plastic Slats Bench (TimberForm 2042-10)	1,615.59	67.14
32 33 43 13-0166	EA	70" Length, Embedment Mount, 3 x 4 Recycled Plastic Slats Bench (TimberForm 2007-6-E)	929.85	44.76
32 33 43 13-0167	EA	94" Length, Embedment Mount, 3 x 4 Recycled Plastic Slats Bench (TimberForm 2007-8-E)	1,248.79	44.76
32 33 43 13-0168	EA	118" Length, Embedment Mount, 3 x 4 Recycled Plastic Slats Bench (TimberForm 2007-10-E)	1,494.11	44.76
32 33 43 13-0169	EA	70" Length, Pedestal Mount, 3 x 4 Recycled Plastic Slats Bench (TimberForm 2007-6-P)	966.67	44.76
32 33 43 13-0170	EA	94" Length, Pedestal Mount, 3 x 4 Recycled Plastic Slats Bench (TimberForm 2007-8-P)	1,285.59	44.76
32 33 43 13-0171	EA	118" Length, Pedestal Mount, 3 x 4 Recycled Plastic Slats Bench (TimberForm 2007-10-P)	1,543.17	44.76
32 33 43 13-0172	EA	70" Length, Embedment Mount, 3 x 4 Recycled Plastic Slats Bench With Straight Back (TimberForm 2017-6-E)	1,481.84	44.76
32 33 43 13-0173	EA	94" Length, Embedment Mount, 3 x 4 Recycled Plastic Slats Bench With Straight Back (TimberForm 2017-8-E)	1,997.02	44.76
32 33 43 13-0174	EA	118" Length, Embedment Mount, 3 x 4 Recycled Plastic Slats Bench With Straight Back (TimberForm 2017-10-E)	2,426.33	44.76
32 33 43 13-0175	EA	70" Length, Pedestal Mount, 3 x 4 Recycled Plastic Slats Bench With Straight Back (TimberForm 2017-6-P)	1,543.17	44.76
32 33 43 13-0176	EA	94" Length, Pedestal Mount, 3 x 4 Recycled Plastic Slats Bench With Straight Back (TimberForm 2017-8-P)	2,082.88	44.76
32 33 43 13-0177	EA	118" Length, Pedestal Mount, 3 x 4 Recycled Plastic Slats Bench With Straight Back (TimberForm 2017-10-P)	2,512.19	44.76
32 33 43 13-0178	EA	70" Length, Embedment Mount, Back-To-Back Double Bench, 3 x 4 Recycled Plastic Slats Benches With Straight Backs (TimberForm 2027-6-E)	2,892.44	44.76
32 33 43 13-0179	EA	94" Length, Embedment Mount, Back-To-Back Double Bench, 3 x 4 Recycled Plastic Slats Benches With Straight Backs (TimberForm 2027-8-E)	3,984.12	44.76
32 33 43 13-0180	EA	118" Length, Embedment Mount, Back-To-Back Double Bench, 3 x 4 Recycled Plastic Slats Benches With Straight Backs (TimberForm 2027-10-E)	4,413.43	44.76
32 33 43 13-0181	EA	70" Length, Pedestal Mount, Back-To-Back Double Bench, 3 x 4 Recycled Plastic Slats Benches With Straight Backs (TimberForm 2027-6-P)	2,953.77	44.76
32 33 43 13-0182	EA	94" Length, Pedestal Mount, Back-To-Back Double Bench, 3 x 4 Recycled Plastic Slats Benches With Straight Backs (TimberForm 2027-8-P)	4,069.98	44.76
32 33 43 13-0183	EA	118" Length, Pedestal Mount, Back-To-Back Double Bench, 3 x 4 Recycled Plastic Slats Benches With Straight Backs (TimberForm 2027-10-P)	4,499.29	44.76
32 33 43 13-0184	EA	70" Length, Embedment Mount, 3 x 4 Patterned Recycled Plastic Slats Bench With Contoured Back And Armrests (TimberForm 2155-6-E)	1,813.03	44.76
32 33 43 13-0185	EA	82" Length, Embedment Mount, 3 x 4 Patterned Recycled Plastic Slats Bench With Contoured Back And Armrests (TimberForm 2155-7-E)	2,524.46	44.76
32 33 43 13-0186	EA	94" Length, Embedment Mount, 3 x 4 Patterned Recycled Plastic Slats Bench With Contoured Back And Armrests (TimberForm 2155-8-E)	2,414.06	44.76
32 33 43 13-0187	EA	118" Length, Embedment Mount, 3 x 4 Patterned Recycled Plastic Slats Bench With Contoured Back And Armrests (TimberForm 2155-10-E)	2,769.78	44.76
32 33 43 13-0188	EA	142" Length, Embedment Mount, 3 x 4 Patterned Recycled Plastic Slats Bench With Contoured Back And Armrests (TimberForm 2155-12-E)	3,726.53	44.76
32 33 43 13-0189	EA	70" Length, Pedestal Mount, 3 x 4 Patterned Recycled Plastic Slats Bench With Contoured Back And Armrests (TimberForm 2155-6-P)	1,837.56	44.76
32 33 43 13-0190	EA	82" Length, Pedestal Mount, 3 x 4 Patterned Recycled Plastic Slats Bench With Contoured Back And Armrests (TimberForm 2155-7-P)	2,561.25	44.76
32 33 43 13-0191	EA	94" Length, Pedestal Mount, 3 x 4 Patterned Recycled Plastic Slats Bench With Contoured Back And Armrests (TimberForm 2155-8-P)	2,450.86	44.76
32 33 43 13-0192	EA	118" Length, Pedestal Mount, 3 x 4 Patterned Recycled Plastic Slats Bench With Contoured Back And Armrests (TimberForm 2155-10-P)	2,806.58	44.76
32 33 43 13-0193	EA	142" Length, Pedestal Mount, 3 x 4 Patterned Recycled Plastic Slats Bench With Contoured Back And Armrests (TimberForm 2155-12-P)	3,787.86	44.76
32 33 43 13-0194	EA	70" Length, Wall Mount, 3 x 4 Patterned Recycled Plastic Slats Bench With Contoured Back (TimberForm 2154-6)	1,725.98	67.14
32 33 43 13-0195	EA	94" Length, Wall Mount, 3 x 4 Patterned Recycled Plastic Slats Bench With Contoured Back (TimberForm 2154-8)	2,327.02	67.14
32 33 43 13-0196	EA	118" Length, Wall Mount, 3 x 4 Patterned Recycled Plastic Slats Bench With Contoured Back (TimberForm 2154-10)	2,878.99	67.14
32 33 43 13-0197	EA	70" Length, Wall Mount, 3 x 4 Patterned Recycled Plastic Slats Bench With Contoured Back And Armrests (TimberForm 2156-6)	1,934.50	67.14
32 33 43 13-0198	EA	94" Length, Wall Mount, 3 x 4 Patterned Recycled Plastic Slats Bench With Contoured Back And Armrests (TimberForm 2156-8)	2,584.60	67.14
32 33 43 13-0199	EA	118" Length, Wall Mount, 3 x 4 Patterned Recycled Plastic Slats Bench With Contoured Back And Armrests (TimberForm 2156-10)	2,842.19	67.14
32 33 43 13-0200	EA	46" Length, Embedment Mount, 3 x 4 Patterned Recycled Plastic Slats Bench (TimberForm 2151-4-E)	831.74	44.76
32 33 43 13-0201	EA	70" Length, Embedment Mount, 3 x 4 Patterned Recycled Plastic Slats Bench (TimberForm 2151-6-E)	1,089.33	44.76
32 33 43 13-0202	EA	94" Length, Embedment Mount, 3 x 4 Patterned Recycled Plastic Slats Bench (TimberForm 2151-8-E)	1,469.58	44.76
32 33 43 13-0203	EA	118" Length, Embedment Mount, 3 x 4 Patterned Recycled Plastic Slats Bench (TimberForm 2151-10-E)	1,727.16	44.76
32 33 43 13-0204	EA	142" Length, Embedment Mount, 3 x 4 Patterned Recycled Plastic Slats Bench (TimberForm 2151-12-E)	2,009.28	44.76
32 33 43 13-0205	EA	46" Length, Pedestal Mount, 3 x 4 Patterned Recycled Plastic Slats Bench (TimberForm 2151-4-P)	856.27	44.76
32 33 43 13-0206	EA	70" Length, Pedestal Mount, 3 x 4 Patterned Recycled Plastic Slats Bench (TimberForm 2151-6-P)	1,113.86	44.76
32 33 43 13-0207	EA	94" Length, Pedestal Mount, 3 x 4 Patterned Recycled Plastic Slats Bench (TimberForm 2151-8-P)	1,506.38	44.76
32 33 43 13-0208	EA	118" Length, Pedestal Mount, 3 x 4 Patterned Recycled Plastic Slats Bench (TimberForm 2151-10-P)	1,763.96	44.76
32 33 43 13-0209	EA	142" Length, Pedestal Mount, 3 x 4 Patterned Recycled Plastic Slats Bench (TimberForm 2151-12-P)	2,058.35	44.76
32 33 43 13-0210	EA	70" Length, Embedment Mount, 3 x 4 Patterned Recycled Plastic Slats Bench With Contoured Back (TimberForm 2153-6-E)	1,616.77	44.76



MINOR CSI UOM DESCRIPTION	TOTAL DIRECT UNIT COST	DEMOLITION UNIT COST
32 33 43 13-0211 EA 94" Length, Embedment Mount, 3 x 4 Patterned Recycled Plastic Slats Bench With Contoured Back (TimberForm 2153-8-E)	2,217.81	44.76
32 33 43 13-0212 EA 118" Length, Embedment Mount, 3 x 4 Patterned Recycled Plastic Slats Bench With Contoured Back (TimberForm 2153-10-E)	2,732.98	44.76
32 33 43 13-0213 EA 142" Length, Embedment Mount, 3 x 4 Patterned Recycled Plastic Slats Bench With Contoured Back (TimberForm 2153-12-E)	3,076.43	44.76
32 33 43 13-0214 EA 70" Length, Pedestal Mount, 3 x 4 Patterned Recycled Plastic Slats Bench With Contoured Back (TimberForm 2153-6-P)	1,641.30	44.76
32 33 43 13-0215 EA 94" Length, Pedestal Mount, 3 x 4 Patterned Recycled Plastic Slats Bench With Contoured Back (TimberForm 2153-8-P)	2,254.60	44.76
32 33 43 13-0216 EA 118" Length, Pedestal Mount, 3 x 4 Patterned Recycled Plastic Slats Bench With Contoured Back (TimberForm 2153-10-P)	2,769.78	44.76
32 33 43 13-0217 EA 142" Length, Pedestal Mount, 3 x 4 Patterned Recycled Plastic Slats Bench With Contoured Back (TimberForm 2153-12-P)	3,125.49	44.76
32 33 43 13-0218 Benches (Wabash Valley) (32 33 43 13)		
32 33 43 13-0219 Prestige/Profile Benches (32 33 43 13-0218)		
32 33 43 13-0220 EA 6' Bench With Arms, Inground, Diamond Site Furniture (Wabash Valley PP411D)	743.21	41.80
32 33 43 13-0221 EA 6' Bench With Arms, Inground, Perforated Site Furniture (Wabash Valley PP411P)	818.92	41.80
32 33 43 13-0222 Straight Benches (32 33 43 13-0218)		
32 33 43 13-0223 EA 6' Signature Standard Inground Bench With Back (Wabash Valley SG303P)	941.92	62.66
32 33 43 13-0224 EA 6' Signature Standard Surface Mount Bench With Back (Wabash Valley SG306P)	956.51	62.66
32 33 43 13-0225 EA 8' Signature Standard Inground Bench With Back (Wabash Valley SG315P)	1,027.02	62.66
32 33 43 13-0226 EA 8' Signature Standard Inground Bench Without Back (Wabash Valley SG316P)	679.35	62.66
32 33 43 13-0227 EA 8' Signature Standard Surface Mount Bench With Back (Wabash Valley SG318P)	1,027.02	62.66
32 33 43 13-0228 EA 8' Signature Standard Surface Mount Bench Without Back (Wabash Valley SG319P)	679.35	62.66
32 33 43 13-0229 EA Shelter With 6' Bench (Wabash Valley SH305P)	6,687.90	80.56
32 33 43 13-0230 EA 2-Seat With Back, Portable (Wabash Valley CL310)	1,387.24	41.80
32 33 43 13-0231 EA 2-Seat With Back, Surface Mount (Wabash Valley CL311D)	1,332.60	62.75
32 33 43 13-0232 EA 2-Seat With Back, Inground (Wabash Valley CL312D)	1,473.91	83.69
32 33 43 13-0233 EA 2-Seat Without Back, Portable (Wabash Valley CL315D)	1,194.14	41.80
32 33 43 13-0234 EA 2-Seat Without Back, Surface Mount (Wabash Valley CL316D)	1,139.51	62.75
32 33 43 13-0235 EA 2-Seat Without Back, Inground (Wabash Valley CL317D)	1,252.42	83.69
32 33 43 13-0236 EA 3-Seat With Back, Portable (Wabash Valley CL320D)	2,009.13	41.80
32 33 43 13-0237 EA 3-Seat With Back, Surface Mount (Wabash Valley CL321D)	1,974.37	62.75
32 33 43 13-0238 EA 3-Seat With Back, Inground (Wabash Valley CL322D)	2,078.77	83.69
32 33 43 13-0239 EA 3-Seat Without Back, Portable (Wabash Valley CL325D)	1,662.69	41.80
32 33 43 13-0240 EA 3-Seat Without Back, Surface Mount (Wabash Valley CL326D)	1,627.93	62.75
32 33 43 13-0241 EA 3-Seat Without Back, Inground (Wabash Valley CL327D)	1,735.16	83.69
32 33 43 13-0242 Concave Benches (32 33 43 13-0218)		
32 33 43 13-0243 EA Benches, 15 Deg Concave With Back, Portable, CL405D	1,906.91	41.80
32 33 43 13-0244 EA Benches, 15 Deg Concave With Back, Surface Mount, CL406D	1,860.79	62.75
32 33 43 13-0245 EA Benches, 15 Deg Concave With Back, Inground, CL407D	1,968.87	83.69
32 33 43 13-0246 EA Benches, 15 Deg Concave Without Back, Portable, CL415D	1,864.31	41.80
32 33 43 13-0247 EA Benches, 15 Deg Concave Without Back, Surface Mount, CL416D	1,818.19	62.75
32 33 43 13-0248 EA Benches, 15 Deg Concave Without Back, Inground, CL417D	1,925.42	83.69
32 33 43 13-0249 Swings (32 33 43 13-0218)		
32 33 43 13-0250 EA 4' Swing With Chain (Perforated Or Rib) SP300P	1,460.72	35.81
32 33 43 13-0251 EA 6' Swing With Chain (Perforated Or Rib) SP305P	1,711.13	35.81
32 33 43 13-0252 EA Round Inground Post Package SP310N	709.03	83.69
32 33 43 13-0253 EA 4' Square Inground Post Package SP315N	1,564.37	107.41
32 33 43 13-0254 EA 6' Square Inground Post Package SP320N	1,695.66	107.41
32 33 43 13-0255 Accessories (32 33 43 13-0218)		
32 33 43 13-0256 EA Mounting Plate Covers (Set Of 2), MC102N	61.70	6.26
32 33 43 13-0257 EA Mounting Plate Covers (Set Of 3), MC103N	88.89	8.33
32 33 43 13-0258 EA Mounting Plate Covers (Set Of 4), MC104	103.75	8.33
32 33 43 13-0259 Camden Series Benches (32 33 43 13-0218)		
32 33 43 13-0260 EA 6' Bench, With Back, Square Perforation, Portable/Surface Mount, CA1112C	1,412.86	62.66
32 33 43 13-0261 EA 6' Bench, With Back, Square Perforation, Inground, CA1111I	1,445.91	83.69
32 33 43 13-0262 EA 6' Bench, With Back, With Arms, Faux-Wood, Portable/Surface Mount, CA1112C	1,572.93	62.66
32 33 43 13-0263 EA 6' Bench, With Back, With Arms, Faux-Wood, Inground, CA1112I	1,609.88	83.69
32 33 43 13-0264 EA 6' Bench, With Back, With Arms, Rod, Portable/Surface Mount, CA1114C	1,764.23	62.66
32 33 43 13-0265 EA 6' Bench, With Back, With Arms, Rod, Inground, CA1114I	1,801.18	83.69
32 33 43 13-0266 EA 6' Bench, With Back, With Arms, Round Perforation, Portable/Surface Mount, CA1116C	1,391.39	62.66
32 33 43 13-0267 EA 6' Bench, With Back, With Arms, Round Perforation, Inground, CA1116I	1,426.39	83.69
32 33 43 13-0268 EA 6' Bench, With Back, With Arms, Horizontal Slat, Portable/Surface Mount, CA1119C	1,586.59	62.66
32 33 43 13-0269 EA 6' Bench, With Back, With Arms, Horizontal Slat, Inground, CA1119I	1,621.59	83.69

32 Exterior Improvements

32 30 Site Improvements

32 33 Site Furnishings



MINOR
CSI UOM DESCRIPTION

TOTAL DIRECT DEMOLITION
UNIT COST UNIT COST

MINOR	CSI	UOM	DESCRIPTION	TOTAL DIRECT UNIT COST	DEMOLITION UNIT COST
32 33 43	13-0270		Miscellaneous (32 33 43 13-0218)		
32 33 43	13-0271	EA	4' Bench With Back, Surface Mounted, Ribbed Or Perforated, Estate (Wabash ES500)	1,654.37	83.69
32 33 43	13-0272	EA	4' Bench Without Back, Surface Mounted, Ribbed Or Perforated, Estate (Wabash ES505)	1,377.41	62.66
32 33 43	13-0273	EA	6' Bench With Back, Surface Mounted, Ribbed Or Perforated, Estate (Wabash ES520)	1,935.87	83.69
32 33 43	13-0274	EA	6' Bench Without Back, Surface Mounted, Ribbed Or Perforated, Estate (Wabash ES525)	1,656.87	62.66
32 33 43	13-0275	EA	8' Bench With Back, Surface Mounted, Ribbed Or Perforated, Estate (Wabash ES527)	2,714.64	83.69
32 33 43	13-0276	EA	8' Bench Without Back, Surface Mounted, Ribbed Or Perforated, Estate (Wabash ES528)	2,291.80	62.66
32 33 43	13-0277		Benches, Concrete (Quick Crete) (32 33 43 13)		
32 33 43	13-0278	EA	84" Long, Concrete Park Bench With Back (Quick Crete Q1PS84B)	2,318.68	111.88
32 33 43	13-0279		Other Benches (32 33 43 13)		
32 33 43	13-0280	EA	6' Timberform #2118-6 Restoration Bench With Cast Iron Glossy Black Frames, Armrests, Purple Heart Wood Slats, S.J.S.U. Logo, Surface Mount	3,742.66	82.80
32 33 43 53			Site Tables (32 33 43)		
32 33 43 53-0001			Tables (32 33 43 53)		
32 33 43 53-0002			Tables (Wabash) (32 33 43 53-0001)		
32 33 43 53-0003	EA		Spyder ADA Round Table (Wabash SY203P)	2,450.28	80.56
32 33 43 53-0004	EA		Shelter With 6' Table (Wabash SH105P)	7,436.71	80.56
32 33 43 53-0005	EA		46" Round Table With Attached Chairs, Bench Seats, Solid Top With Square Perforation Seats, Portable/Surface Mount (Wabash CA2Q50C)	2,253.02	80.56
32 33 43 53-0006	EA		46" Round Table With Attached Chairs, Bench Seats, Solid Top With Square Perforation Seats, Inground (Wabash CA2Q50I)	2,415.94	89.51
32 33 43 53-0007			Tables (Landscapeforms) (32 33 43 53-0001)		
32 33 43 53-0008	EA		Plexus Companion Table For Backed Seat, Straight Runs	774.40	83.69
32 33 43 53-0009	EA		Companion Table For Narrow-Backed Seat, For 60 Degree Radius (Landscapeforms Plexus)	968.81	83.69
32 33 43 53-0010	EA		Companion Table For Narrow-Backed Seat, For 120 Degree Radius (Landscapeforms Plexus)	968.81	83.69
32 33 43 53-0011	EA		Companion Table For Wide-Backed Seat, For 120 Degree Radius (Landscapeforms Plexus)	968.81	83.69
32 33 43 53-0012	EA		6-Person Picnic Table (Landscapeforms Manistee)	2,927.97	83.69
32 33 43 53-0013	EA		4-Person Picnic Table (Landscapeforms Manistee)	2,601.36	83.69
32 33 43 53-0014	EA		2-Person Picnic Table (Landscapeforms Manistee)	2,301.97	83.69
32 33 43 53-0015	EA		Umbrella Stand For Picnic Table (Landscapeforms)	243.01	
32 33 43 53-0016	EA		32" x 72" Picnic Table (Landscapeforms Petoskey)	2,309.04	80.56
32 33 43 53-0017	EA		62" Backless Metal Rod Bench (Landscapeforms Petoskey)	1,217.63	62.66
32 33 43 53-0018	EA		29" Backless Metal Rod Bench (Landscapeforms Petoskey)	1,016.90	62.66
32 33 43 53-0019	EA		58" x 54" x 30" Wood Or PolySite Picnic Table With Benches (Landscapeforms Gretchen)	2,704.42	80.56
32 33 43 53-0020	EA		3 Seat Table, Backless, Grid Seats And Fiberglass Top (Landscapeforms Carousel)	2,601.36	83.69
32 33 43 53-0021	EA		4 Seat Table, Backless, Grid Seats And Fiberglass Top (Landscapeforms Carousel)	2,601.36	83.69
32 33 43 53-0022	EA		5 Seat Table, Backless, Grid Seats And Fiberglass Top (Landscapeforms Carousel)	3,377.06	83.69
32 33 43 53-0023	EA		6 Seat Table, Backless, Grid Seats And Fiberglass Top (Landscapeforms Carousel)	3,377.06	83.69
32 33 43 53-0024	EA		3 Seat Table, Backless, Grid Seats And Fiberglass Polished Granite Top (Landscapeforms Carousel)	2,778.28	83.69
32 33 43 53-0025	EA		4 Seat Table, Backless, Grid Seats And Fiberglass Polished Granite Top (Landscapeforms Carousel)	2,778.28	83.69
32 33 43 53-0026	EA		5 Seat Table, Backless, Grid Seats And Fiberglass Polished Granite Top (Landscapeforms Carousel)	3,553.97	83.69
32 33 43 53-0027	EA		6 Seat Table, Backless, Grid Seats And Fiberglass Polished Granite Top (Landscapeforms Carousel)	3,553.97	83.69
32 33 43 53-0028	EA		3 Seat Table, Backless, Perforated Seats And Fiberglass Top (Landscapeforms Carousel)	2,710.23	83.69
32 33 43 53-0029	EA		4 Seat Table, Backless, Perforated Seats And Fiberglass Top (Landscapeforms Carousel)	2,710.23	83.69
32 33 43 53-0030	EA		5 Seat Table, Backless, Perforated Seats And Fiberglass Top (Landscapeforms Carousel)	3,540.36	83.69
32 33 43 53-0031	EA		6 Seat Table, Backless, Perforated Seats And Fiberglass Top (Landscapeforms Carousel)	3,540.36	83.69
32 33 43 53-0032	EA		3 Seat Table, Backless, Perforated Seats And Fiberglass Polished Granite Top (Landscapeforms Carousel)	2,887.15	83.69
32 33 43 53-0033	EA		4 Seat Table, Backless, Perforated Seats And Fiberglass Polished Granite Top (Landscapeforms Carousel)	2,887.15	83.69
32 33 43 53-0034	EA		5 Seat Table, Backless, Perforated Seats And Fiberglass Polished Granite Top (Landscapeforms Carousel)	3,717.27	83.69
32 33 43 53-0035	EA		6 Seat Table, Backless, Perforated Seats And Fiberglass Polished Granite Top (Landscapeforms Carousel)	3,717.27	83.69
32 33 43 53-0036	EA		3 Seat Table, Backed, Grid Seats And Fiberglass Top (Landscapeforms Carousel)	2,764.67	83.69
32 33 43 53-0037	EA		4 Seat Table, Backed, Grid Seats And Fiberglass Top (Landscapeforms Carousel)	2,764.67	83.69
32 33 43 53-0038	EA		5 Seat Table, Backed, Grid Seats And Fiberglass Top (Landscapeforms Carousel)	3,553.97	83.69
32 33 43 53-0039	EA		6 Seat Table, Backed, Grid Seats And Fiberglass Top (Landscapeforms Carousel)	3,553.97	83.69
32 33 43 53-0040	EA		3 Seat Table, Backed, Grid Seats And Fiberglass Polished Granite Top (Landscapeforms Carousel)	2,941.58	83.69
32 33 43 53-0041	EA		4 Seat Table, Backed, Grid Seats And Fiberglass Polished Granite Top (Landscapeforms Carousel)	2,941.58	83.69
32 33 43 53-0042	EA		5 Seat Table, Backed, Grid Seats And Fiberglass Polished Granite Top (Landscapeforms Carousel)	3,730.88	83.69
32 33 43 53-0043	EA		6 Seat Table, Backed, Grid Seats And Fiberglass Polished Granite Top (Landscapeforms Carousel)	3,730.88	83.69
32 33 43 53-0044	EA		3 Seat Table, Backed, Perforated Seats And Fiberglass Top (Landscapeforms Carousel)	2,900.75	83.69
32 33 43 53-0045	EA		4 Seat Table, Backed, Perforated Seats And Fiberglass Top (Landscapeforms Carousel)	2,900.75	83.69
32 33 43 53-0046	EA		5 Seat Table, Backed, Perforated Seats And Fiberglass Top (Landscapeforms Carousel)	3,758.10	83.69
32 33 43 53-0047	EA		6 Seat Table, Backed, Perforated Seats And Fiberglass Top (Landscapeforms Carousel)	3,758.10	83.69
32 33 43 53-0048	EA		3 Seat Table, Backed, Perforated Seats And Fiberglass Polished Granite Top (Landscapeforms Carousel)	3,077.67	83.69
32 33 43 53-0049	EA		4 Seat Table, Backed, Perforated Seats And Fiberglass Polished Granite Top (Landscapeforms Carousel)	3,077.67	83.69
32 33 43 53-0050	EA		5 Seat Table, Backed, Perforated Seats And Fiberglass Polished Granite Top (Landscapeforms Carousel)	3,935.01	83.69
32 33 43 53-0051	EA		6 Seat Table, Backed, Perforated Seats And Fiberglass Polished Granite Top (Landscapeforms Carousel)	3,935.01	83.69
32 33 43 53-0052	EA		3 Seat Table, Backless, Grid Seats And Catena Top (Landscapeforms Carousel)	2,414.73	83.69
32 33 43 53-0053	EA		4 Seat Table, Backless, Grid Seats And Catena Top (Landscapeforms Carousel)	2,414.73	83.69
32 33 43 53-0054	EA		5 Seat Table, Backless, Grid Seats And Catena Top (Landscapeforms Carousel)	3,180.22	83.69
32 33 43 53-0055	EA		6 Seat Table, Backless, Grid Seats And Catena Top (Landscapeforms Carousel)	3,180.22	83.69



MINOR CSI UOM DESCRIPTION	TOTAL DIRECT UNIT COST	DEMOLITION UNIT COST
32 33 43 53-0056 EA 3 Seat Table, Backless, Grid Seats And Steelhead Top (Landscapeforms Carousel).....	2,511.94	83.69
32 33 43 53-0057 EA 4 Seat Table, Backless, Grid Seats And Steelhead Top (Landscapeforms Carousel).....	2,511.94	83.69
32 33 43 53-0058 EA 5 Seat Table, Backless, Grid Seats And Steelhead Top (Landscapeforms Carousel).....	3,265.27	83.69
32 33 43 53-0059 EA 6 Seat Table, Backless, Grid Seats And Steelhead Top (Landscapeforms Carousel).....	3,265.27	83.69
32 33 43 53-0060 EA 3 Seat Table, Backless, Perforated Seats And Catena Top (Landscapeforms Carousel).....	2,524.09	83.69
32 33 43 53-0061 EA 4 Seat Table, Backless, Perforated Seats And Catena Top (Landscapeforms Carousel).....	2,524.09	83.69
32 33 43 53-0062 EA 5 Seat Table, Backless, Perforated Seats And Catena Top (Landscapeforms Carousel).....	3,326.03	83.69
32 33 43 53-0063 EA 6 Seat Table, Backless, Perforated Seats And Catena Top (Landscapeforms Carousel).....	3,326.03	83.69
32 33 43 53-0064 EA 3 Seat Table, Backless, Perforated Seats And Steelhead Top (Landscapeforms Carousel).....	2,609.14	83.69
32 33 43 53-0065 EA 4 Seat Table, Backless, Perforated Seats And Steelhead Top (Landscapeforms Carousel).....	2,609.14	83.69
32 33 43 53-0066 EA 5 Seat Table, Backless, Perforated Seats And Steelhead Top (Landscapeforms Carousel).....	3,411.08	83.69
32 33 43 53-0067 EA 6 Seat Table, Backless, Perforated Seats And Steelhead Top (Landscapeforms Carousel).....	3,411.08	83.69
32 33 43 53-0068 EA 3 Seat Table, Backed, Grid Seats And Catena Top (Landscapeforms Carousel).....	2,572.69	83.69
32 33 43 53-0069 EA 4 Seat Table, Backed, Grid Seats And Catena Top (Landscapeforms Carousel).....	2,572.69	83.69
32 33 43 53-0070 EA 5 Seat Table, Backed, Grid Seats And Catena Top (Landscapeforms Carousel).....	3,350.33	83.69
32 33 43 53-0071 EA 6 Seat Table, Backed, Grid Seats And Catena Top (Landscapeforms Carousel).....	3,350.33	83.69
32 33 43 53-0072 EA 3 Seat Table, Backed, Grid Seats And Steelhead Top (Landscapeforms Carousel).....	2,663.82	83.69
32 33 43 53-0073 EA 4 Seat Table, Backed, Grid Seats And Steelhead Top (Landscapeforms Carousel).....	2,663.82	83.69
32 33 43 53-0074 EA 5 Seat Table, Backed, Grid Seats And Steelhead Top (Landscapeforms Carousel).....	3,435.38	83.69
32 33 43 53-0075 EA 6 Seat Table, Backed, Grid Seats And Steelhead Top (Landscapeforms Carousel).....	3,435.38	83.69
32 33 43 53-0076 EA 3 Seat Table, Backed, Perforated Seats And Catena Top (Landscapeforms Carousel).....	2,724.57	83.69
32 33 43 53-0077 EA 4 Seat Table, Backed, Perforated Seats And Catena Top (Landscapeforms Carousel).....	2,724.57	83.69
32 33 43 53-0078 EA 5 Seat Table, Backed, Perforated Seats And Catena Top (Landscapeforms Carousel).....	3,587.26	83.69
32 33 43 53-0079 EA 6 Seat Table, Backed, Perforated Seats And Catena Top (Landscapeforms Carousel).....	3,587.26	83.69
32 33 43 53-0080 EA 3 Seat Table, Backed, Perforated Seats And Steelhead Top (Landscapeforms Carousel).....	2,809.62	83.69
32 33 43 53-0081 EA 4 Seat Table, Backed, Perforated Seats And Steelhead Top (Landscapeforms Carousel).....	2,809.62	83.69
32 33 43 53-0082 EA 5 Seat Table, Backed, Perforated Seats And Steelhead Top (Landscapeforms Carousel).....	3,672.32	83.69
32 33 43 53-0083 EA 6 Seat Table, Backed, Perforated Seats And Steelhead Top (Landscapeforms Carousel).....	3,672.32	83.69
32 33 43 53-0084 Tables (Columbia Cascade Co. - TimberForm) (32 33 43 53-0001)		
32 33 43 53-0085 EA Table With Four Chairs (Columbia Cascade Co. 2052-E).....	4,538.98	104.55
32 33 43 53-0086 EA Table With Four Chairs (Columbia Cascade Co. 2052-P).....	5,541.22	104.55
32 33 43 53-0087 EA Accessible Table With Three Chairs (Columbia Cascade Co. 2053-E).....	3,829.06	104.55
32 33 43 53-0088 EA Accessible Table With Three Chairs (Columbia Cascade Co. 2053-P).....	4,775.62	104.55
32 33 43 53-0089 EA Table With Four Seats (Columbia Cascade Co. 2054-E).....	2,548.42	104.55
32 33 43 53-0090 EA Table With Four Seats (Columbia Cascade Co. 2054-P).....	2,771.14	104.55
32 33 43 53-0091 EA Accessible Table With Three Seats (Columbia Cascade Co. 2055-E).....	2,172.58	104.55
32 33 43 53-0092 EA Accessible Table With Three Seats (Columbia Cascade Co. 2055-P).....	2,367.46	104.55
32 33 43 53-0093 EA Integral Table With Four Seats (Columbia Cascade Co. 2056-E).....	2,840.74	104.55
32 33 43 53-0094 EA Integral Table With Four Seats (Columbia Cascade Co. 2056-P).....	3,035.62	104.55
32 33 43 53-0095 EA Integral Table With Four Seats (Columbia Cascade Co. 2056-R).....	4,594.66	104.55
32 33 43 53-0096 EA Accessible Integral Table With Four Seats (Columbia Cascade Co. 2057-E).....	2,520.58	104.55
32 33 43 53-0097 EA Accessible Integral Table With Four Seats (Columbia Cascade Co. 2057-P).....	2,715.46	104.55
32 33 43 53-0098 EA Accessible Integral Table With Four Seats (Columbia Cascade Co. 2057-R).....	4,274.50	104.55
32 33 43 53-0099 EA Standard Picnic Table And Seats (Columbia Cascade Co. 2062).....	3,133.06	104.55
32 33 43 53-0100 EA Standard Picnic Table And Seats (Columbia Cascade Co. 2062-P).....	3,355.78	104.55
32 33 43 53-0101 EA Accessible Picnic Table And Seats (Columbia Cascade Co. 2063-E).....	3,662.02	104.55
32 33 43 53-0102 EA Accessible Picnic Table And Seats (Columbia Cascade Co. 2063-P).....	3,884.74	104.55
32 33 43 53-0103 EA Accessible Picnic Table And Benches (Columbia Cascade Co. 2072-E).....	4,594.66	104.55
32 33 43 53-0104 EA Accessible Picnic Table And Benches (Columbia Cascade Co. 2072-P).....	4,817.38	104.55
32 33 43 53-0105 EA Standard Picnic Table And Benches (Columbia Cascade Co. 2073-E).....	4,594.66	104.55
32 33 43 53-0106 EA Standard Picnic Table And Benches (Columbia Cascade Co. 2073-P).....	4,817.38	104.55
32 33 43 53-0107 EA Standard Picnic Table And Seats (Columbia Cascade Co. 2074-E).....	1,077.83	41.80
32 33 43 53-0108 EA Accessible Picnic Table And Seats (Columbia Cascade Co. 2075-E).....	1,439.75	41.80
32 33 43 53-0109 EA Gameboard (Columbia Cascade Co. 2095).....	309.24	20.94
32 33 43 53-0110 EA Standard Picnic Table With Seats (Columbia Cascade Co. 2162-6-E).....	3,133.06	104.55
32 33 43 53-0111 EA Standard Picnic Table With Seats (Columbia Cascade Co. 2162-8-E).....	3,578.50	104.55
32 33 43 53-0112 EA Standard Picnic Table With Seats (Columbia Cascade Co. 2162-6-P).....	3,355.78	104.55
32 33 43 53-0113 EA Standard Picnic Table With Seats (Columbia Cascade Co. 2162-8-P).....	3,801.22	104.55
32 33 43 53-0114 EA Accessible Picnic Table With Seats (Columbia Cascade Co. 2163-6-E).....	3,481.06	104.55
32 33 43 53-0115 EA Accessible Picnic Table With Seats (Columbia Cascade Co. 2163-8-E).....	3,926.50	104.55
32 33 43 53-0116 EA Accessible Picnic Table With Seats (Columbia Cascade Co. 2163-6-P).....	3,703.78	104.55
32 33 43 53-0117 EA Accessible Picnic Table With Seats (Columbia Cascade Co. 2163-8-P).....	4,149.22	104.55
32 33 43 53-0118 EA Standard Picnic Table With Seats (Columbia Cascade Co. 2164-E).....	2,943.11	41.80
32 33 43 53-0119 EA Standard Picnic Table With Seats (Columbia Cascade Co. 2164-P).....	3,305.03	41.80
32 33 43 53-0120 EA Accessible Picnic Table With Seats (Columbia Cascade Co. 2165-E).....	3,291.11	41.80
32 33 43 53-0121 EA Accessible Picnic Table With Seats (Columbia Cascade Co. 2165-P).....	3,653.03	41.80
32 33 43 53-0122 EA Standard Picnic Table With Seats (Columbia Cascade Co. 2638-6-E).....	7,406.50	104.55
32 33 43 53-0123 EA Standard Picnic Table With Seats (Columbia Cascade Co. 2638-6-P).....	8,186.02	104.55
32 33 43 53-0124 EA Accessible Picnic Table With Seats (Columbia Cascade Co. 2639-6-E).....	7,406.50	104.55
32 33 43 53-0125 EA Accessible Picnic Table With Seats (Columbia Cascade Co. 2639-6-P).....	8,186.02	104.55
32 33 43 53-0126 EA Round Table With Center Support (Columbia Cascade Co. 2902-0030-E).....	1,824.58	104.55
32 33 43 53-0127 EA Round Table With Center Support (Columbia Cascade Co. 2902-0036-E).....	2,005.54	104.55
32 33 43 53-0128 EA Round Table With Center Support (Columbia Cascade Co. 2902-0042-E).....	2,186.50	104.55
32 33 43 53-0129 EA Round Table With Center Support (Columbia Cascade Co. 2902-0030-P).....	1,949.86	104.55
32 33 43 53-0130 EA Round Table With Center Support (Columbia Cascade Co. 2902-0036-P).....	2,130.82	104.55
32 33 43 53-0131 EA Round Table With Center Support (Columbia Cascade Co. 2902-0042-P).....	2,311.78	104.55
32 33 43 53-0132 EA Square Table With Center Support (Columbia Cascade Co. 2902-3030-E).....	1,782.82	104.55
32 33 43 53-0133 EA Square Table With Center Support (Columbia Cascade Co. 2902-3636-E).....	1,908.10	104.55
32 33 43 53-0134 EA Square Table With Center Support (Columbia Cascade Co. 2902-4242-E).....	2,033.38	104.55

32 Exterior Improvements

32 30 Site Improvements

32 33 Site Furnishings



MINOR	CSI	UOM	DESCRIPTION	TOTAL DIRECT UNIT COST	DEMOLITION UNIT COST
-------	-----	-----	-------------	------------------------	----------------------

32 33 43 53-0135	EA		Square Table With Center Support (Columbia Cascade Co. 2902-3030-P)	1,908.10	104.55
32 33 43 53-0136	EA		Square Table With Center Support (Columbia Cascade Co. 2902-3636-P)	2,033.38	104.55
32 33 43 53-0137	EA		Square Table With Center Support (Columbia Cascade Co. 2902-4242-P)	2,158.66	104.55
32 33 43 53-0138	EA		Round Table With Four Legs (Columbia Cascade Co. 2905-0030-E)	1,727.14	104.55
32 33 43 53-0139	EA		Round Table With Four Legs (Columbia Cascade Co. 2905-0036-E)	1,908.10	104.55
32 33 43 53-0140	EA		Round Table With Four Legs (Columbia Cascade Co. 2905-0042-E)	2,089.06	104.55
32 33 43 53-0141	EA		Round Table With Four Legs (Columbia Cascade Co. 2905-0030-P)	1,727.14	104.55
32 33 43 53-0142	EA		Round Table With Four Legs (Columbia Cascade Co. 2905-0036-P)	1,908.10	104.55
32 33 43 53-0143	EA		Round Table With Four Legs (Columbia Cascade Co. 2905-0042-P)	2,089.06	104.55
32 33 43 53-0144	EA		Round Table With Four Legs (Columbia Cascade Co. 2905-0030-L)	1,727.14	104.55
32 33 43 53-0145	EA		Round Table With Four Legs (Columbia Cascade Co. 2905-0036-L)	1,908.10	104.55
32 33 43 53-0146	EA		Round Table With Four Legs (Columbia Cascade Co. 2905-0042-L)	2,089.06	104.55
32 33 43 53-0147	EA		Square Table With Four Legs (Columbia Cascade Co. 2905-3030-E)	1,643.62	104.55
32 33 43 53-0148	EA		Square Table With Four Legs (Columbia Cascade Co. 2905-3636-E)	1,768.90	104.55
32 33 43 53-0149	EA		Square Table With Four Legs (Columbia Cascade Co. 2905-4242-E)	1,894.18	104.55
32 33 43 53-0150	EA		Square Table With Four Legs (Columbia Cascade Co. 2905-3030-P)	1,643.62	104.55
32 33 43 53-0151	EA		Square Table With Four Legs (Columbia Cascade Co. 2905-3636-P)	1,768.90	104.55
32 33 43 53-0152	EA		Square Table With Four Legs (Columbia Cascade Co. 2905-4242-P)	1,894.18	104.55
32 33 43 53-0153	EA		Square Table With Four Legs (Columbia Cascade Co. 2905-3030-L)	1,643.62	104.55
32 33 43 53-0154	EA		Square Table With Four Legs (Columbia Cascade Co. 2905-3636-L)	1,768.90	104.55
32 33 43 53-0155	EA		Square Table With Four Legs (Columbia Cascade Co. 2905-4242-L)	1,894.18	104.55
32 33 43 53-0156	EA		Round Table With Center Support (Columbia Cascade Co. 2912-0030-E)	1,574.02	104.55
32 33 43 53-0157	EA		Round Table With Center Support (Columbia Cascade Co. 2912-0036-E)	1,754.98	104.55
32 33 43 53-0158	EA		Round Table With Center Support (Columbia Cascade Co. 2912-0042-E)	1,935.94	104.55
32 33 43 53-0159	EA		Round Table With Center Support (Columbia Cascade Co. 2912-0030-P)	1,699.30	104.55
32 33 43 53-0160	EA		Round Table With Center Support (Columbia Cascade Co. 2912-0036-P)	1,880.26	104.55
32 33 43 53-0161	EA		Round Table With Center Support (Columbia Cascade Co. 2912-0042-P)	2,061.22	104.55
32 33 43 53-0162	EA		Square Table With Center Support (Columbia Cascade Co. 2912-3030-E)	1,462.66	104.55
32 33 43 53-0163	EA		Square Table With Center Support (Columbia Cascade Co. 2912-3636-E)	1,574.02	104.55
32 33 43 53-0164	EA		Square Table With Center Support (Columbia Cascade Co. 2912-4242-E)	1,699.30	104.55
32 33 43 53-0165	EA		Square Table With Center Support (Columbia Cascade Co. 2912-3030-P)	1,574.02	104.55
32 33 43 53-0166	EA		Square Table With Center Support (Columbia Cascade Co. 2912-3636-P)	1,699.30	104.55
32 33 43 53-0167	EA		Square Table With Center Support (Columbia Cascade Co. 2912-4242-P)	1,824.58	104.55
32 33 43 53-0168	EA		Round Table With Four Legs (Columbia Cascade Co. 2915-0030-E)	1,657.54	104.55
32 33 43 53-0169	EA		Round Table With Four Legs (Columbia Cascade Co. 2915-0036-E)	1,838.50	104.55
32 33 43 53-0170	EA		Round Table With Four Legs (Columbia Cascade Co. 2915-0042-E)	2,019.46	104.55
32 33 43 53-0171	EA		Round Table With Four Legs (Columbia Cascade Co. 2915-0030-P)	1,657.54	104.55
32 33 43 53-0172	EA		Round Table With Four Legs (Columbia Cascade Co. 2915-0036-P)	1,838.50	104.55
32 33 43 53-0173	EA		Round Table With Four Legs (Columbia Cascade Co. 2915-0042-P)	2,019.46	104.55
32 33 43 53-0174	EA		Round Table With Four Legs (Columbia Cascade Co. 2915-0030-L)	1,657.54	104.55
32 33 43 53-0175	EA		Round Table With Four Legs (Columbia Cascade Co. 2915-0036-L)	1,838.50	104.55
32 33 43 53-0176	EA		Round Table With Four Legs (Columbia Cascade Co. 2915-0042-L)	2,019.46	104.55
32 33 43 53-0177	EA		Square Table With Four Legs (Columbia Cascade Co. 2915-3030-E)	1,560.10	104.55
32 33 43 53-0178	EA		Square Table With Four Legs (Columbia Cascade Co. 2915-3636-E)	1,685.38	104.55
32 33 43 53-0179	EA		Square Table With Four Legs (Columbia Cascade Co. 2915-4242-E)	1,810.66	104.55
32 33 43 53-0180	EA		Square Table With Four Legs (Columbia Cascade Co. 2915-3030-P)	1,560.10	104.55
32 33 43 53-0181	EA		Square Table With Four Legs (Columbia Cascade Co. 2915-3636-P)	1,685.38	104.55
32 33 43 53-0182	EA		Square Table With Four Legs (Columbia Cascade Co. 2915-4242-P)	1,810.66	104.55
32 33 43 53-0183	EA		Square Table With Four Legs (Columbia Cascade Co. 2915-3030-L)	1,560.10	104.55
32 33 43 53-0184	EA		Square Table With Four Legs (Columbia Cascade Co. 2915-3636-L)	1,685.38	104.55
32 33 43 53-0185	EA		Square Table With Four Legs (Columbia Cascade Co. 2915-4242-L)	1,810.66	104.55
32 33 43 53-0186	EA		Round Table With Center Support (Columbia Cascade Co. 2922-0030-E)	1,462.66	104.55
32 33 43 53-0187	EA		Round Table With Center Support (Columbia Cascade Co. 2922-0036-E)	1,518.34	104.55
32 33 43 53-0188	EA		Round Table With Center Support (Columbia Cascade Co. 2922-0042-E)	1,574.02	104.55
32 33 43 53-0189	EA		Round Table With Center Support (Columbia Cascade Co. 2922-0030-P)	1,587.94	104.55
32 33 43 53-0190	EA		Round Table With Center Support (Columbia Cascade Co. 2922-0036-P)	1,643.62	104.55
32 33 43 53-0191	EA		Round Table With Center Support (Columbia Cascade Co. 2922-0042-P)	1,699.30	104.55
32 33 43 53-0192	EA		Square Table With Center Support (Columbia Cascade Co. 2922-3030-E)	1,448.74	104.55
32 33 43 53-0193	EA		Square Table With Center Support (Columbia Cascade Co. 2922-3636-E)	1,490.50	104.55
32 33 43 53-0194	EA		Square Table With Center Support (Columbia Cascade Co. 2922-4242-E)	1,532.26	104.55
32 33 43 53-0195	EA		Square Table With Center Support (Columbia Cascade Co. 2922-3030-P)	1,574.02	104.55
32 33 43 53-0196	EA		Square Table With Center Support (Columbia Cascade Co. 2922-3636-P)	1,615.78	104.55
32 33 43 53-0197	EA		Square Table With Center Support (Columbia Cascade Co. 2922-4242-P)	1,657.54	104.55
32 33 43 53-0198	EA		Round Table With Four Legs (Columbia Cascade Co. 2925-0030-E)	1,490.50	104.55
32 33 43 53-0199	EA		Round Table With Four Legs (Columbia Cascade Co. 2925-0036-E)	1,546.18	104.55
32 33 43 53-0200	EA		Round Table With Four Legs (Columbia Cascade Co. 2925-0042-E)	1,601.86	104.55
32 33 43 53-0201	EA		Round Table With Four Legs (Columbia Cascade Co. 2925-0030-P)	1,490.50	104.55
32 33 43 53-0202	EA		Round Table With Four Legs (Columbia Cascade Co. 2925-0036-P)	1,546.18	104.55
32 33 43 53-0203	EA		Round Table With Four Legs (Columbia Cascade Co. 2925-0042-P)	1,601.86	104.55
32 33 43 53-0204	EA		Round Table With Four Legs (Columbia Cascade Co. 2925-0030-L)	1,490.50	104.55
32 33 43 53-0205	EA		Round Table With Four Legs (Columbia Cascade Co. 2925-0036-L)	1,546.18	104.55
32 33 43 53-0206	EA		Round Table With Four Legs (Columbia Cascade Co. 2925-0042-L)	1,601.86	104.55
32 33 43 53-0207	EA		Square Table With Four Legs (Columbia Cascade Co. 2925-3030-E)	1,490.50	104.55
32 33 43 53-0208	EA		Square Table With Four Legs (Columbia Cascade Co. 2925-3636-E)	1,532.26	104.55
32 33 43 53-0209	EA		Square Table With Four Legs (Columbia Cascade Co. 2925-4242-E)	1,574.02	104.55
32 33 43 53-0210	EA		Square Table With Four Legs (Columbia Cascade Co. 2925-3030-P)	1,490.50	104.55
32 33 43 53-0211	EA		Square Table With Four Legs (Columbia Cascade Co. 2925-3636-P)	1,532.26	104.55
32 33 43 53-0212	EA		Square Table With Four Legs (Columbia Cascade Co. 2925-4242-P)	1,574.02	104.55
32 33 43 53-0213	EA		Square Table With Four Legs (Columbia Cascade Co. 2925-3030-L)	1,490.50	104.55
32 33 43 53-0214	EA		Square Table With Four Legs (Columbia Cascade Co. 2925-3636-L)	1,532.26	104.55
32 33 43 53-0215	EA		Square Table With Four Legs (Columbia Cascade Co. 2925-4242-L)	1,574.02	104.55



MINOR CSI UOM DESCRIPTION	TOTAL DIRECT UNIT COST	DEMOLITION UNIT COST
32 33 43 53-0216 EA Round Table With Center Support (Columbia Cascade Co. 2932-0030-E).....	1,518.34	104.55
32 33 43 53-0217 EA Round Table With Center Support (Columbia Cascade Co. 2932-0036-E).....	1,574.02	104.55
32 33 43 53-0218 EA Round Table With Center Support (Columbia Cascade Co. 2932-0042-E).....	1,629.70	104.55
32 33 43 53-0219 EA Round Table With Center Support (Columbia Cascade Co. 2932-0030-P).....	1,643.62	104.55
32 33 43 53-0220 EA Round Table With Center Support (Columbia Cascade Co. 2932-0036-P).....	1,699.30	104.55
32 33 43 53-0221 EA Round Table With Center Support (Columbia Cascade Co. 2932-0042-P).....	1,754.98	104.55
32 33 43 53-0222 EA Square Table With Center Support (Columbia Cascade Co. 2932-3030-E).....	1,615.78	104.55
32 33 43 53-0223 EA Square Table With Center Support (Columbia Cascade Co. 2932-3636-E).....	1,657.54	104.55
32 33 43 53-0224 EA Square Table With Center Support (Columbia Cascade Co. 2932-4242-E).....	1,699.30	104.55
32 33 43 53-0225 EA Square Table With Center Support (Columbia Cascade Co. 2932-3030-P).....	1,741.06	104.55
32 33 43 53-0226 EA Square Table With Center Support (Columbia Cascade Co. 2932-3636-P).....	1,782.82	104.55
32 33 43 53-0227 EA Square Table With Center Support (Columbia Cascade Co. 2932-4242-P).....	1,843.58	104.55
32 33 43 53-0228 EA Round Table With Four Legs (Columbia Cascade Co. 2935-0030-E).....	1,587.94	104.55
32 33 43 53-0229 EA Round Table With Four Legs (Columbia Cascade Co. 2935-0036-E).....	1,643.62	104.55
32 33 43 53-0230 EA Round Table With Four Legs (Columbia Cascade Co. 2935-0042-E).....	1,699.30	104.55
32 33 43 53-0231 EA Round Table With Four Legs (Columbia Cascade Co. 2935-0030-P).....	1,587.94	104.55
32 33 43 53-0232 EA Round Table With Four Legs (Columbia Cascade Co. 2935-0036-P).....	1,643.62	104.55
32 33 43 53-0233 EA Round Table With Four Legs (Columbia Cascade Co. 2935-0042-P).....	1,699.30	104.55
32 33 43 53-0234 EA Round Table With Four Legs (Columbia Cascade Co. 2935-0030-L).....	1,587.94	104.55
32 33 43 53-0235 EA Round Table With Four Legs (Columbia Cascade Co. 2935-0036-L).....	1,643.62	104.55
32 33 43 53-0236 EA Round Table With Four Legs (Columbia Cascade Co. 2935-0042-L).....	1,699.30	104.55
32 33 43 53-0237 EA Square Table With Four Legs (Columbia Cascade Co. 2935-3030-E).....	1,685.38	104.55
32 33 43 53-0238 EA Square Table With Four Legs (Columbia Cascade Co. 2935-3636-E).....	1,727.14	104.55
32 33 43 53-0239 EA Square Table With Four Legs (Columbia Cascade Co. 2935-4242-E).....	1,768.90	104.55
32 33 43 53-0240 EA Square Table With Four Legs (Columbia Cascade Co. 2935-3030-P).....	1,685.38	104.55
32 33 43 53-0241 EA Square Table With Four Legs (Columbia Cascade Co. 2935-3636-P).....	1,727.14	104.55
32 33 43 53-0242 EA Square Table With Four Legs (Columbia Cascade Co. 2935-4242-P).....	1,768.90	104.55
32 33 43 53-0243 EA Square Table With Four Legs (Columbia Cascade Co. 2935-3030-L).....	1,685.38	104.55
32 33 43 53-0244 EA Square Table With Four Legs (Columbia Cascade Co. 2935-3636-L).....	1,727.14	104.55
32 33 43 53-0245 EA Square Table With Four Legs (Columbia Cascade Co. 2935-4242-L).....	1,768.90	104.55
32 33 43 53-0246 EA Square Table With Center Support (Columbia Cascade Co. 2942-3030-E).....	1,281.70	104.55
32 33 43 53-0247 EA Square Table With Center Support (Columbia Cascade Co. 2942-3636-E).....	1,323.46	104.55
32 33 43 53-0248 EA Square Table With Center Support (Columbia Cascade Co. 2942-4242-E).....	1,365.22	104.55
32 33 43 53-0249 EA Square Table With Center Support (Columbia Cascade Co. 2942-3030-P).....	1,406.98	104.55
32 33 43 53-0250 EA Square Table With Center Support (Columbia Cascade Co. 2942-3636-P).....	1,448.74	104.55
32 33 43 53-0251 EA Square Table With Center Support (Columbia Cascade Co. 2942-4242-P).....	1,490.50	104.55
32 33 43 53-0252 EA Round Table With Center Support (Columbia Cascade Co. 2962-0030-E).....	1,518.34	104.55
32 33 43 53-0253 EA Round Table With Center Support (Columbia Cascade Co. 2962-0036-E).....	1,574.02	104.55
32 33 43 53-0254 EA Round Table With Center Support (Columbia Cascade Co. 2962-0042-E).....	1,629.70	104.55
32 33 43 53-0255 EA Round Table With Center Support (Columbia Cascade Co. 2962-0030-P).....	1,657.54	104.55
32 33 43 53-0256 EA Round Table With Center Support (Columbia Cascade Co. 2962-0036-P).....	1,703.22	104.55
32 33 43 53-0257 EA Round Table With Center Support (Columbia Cascade Co. 2962-0042-P).....	1,748.90	104.55
32 33 43 53-0258 EA Square Table With Center Support (Columbia Cascade Co. 2962-3030-E).....	1,253.86	104.55
32 33 43 53-0259 EA Square Table With Center Support (Columbia Cascade Co. 2962-3636-E).....	1,295.62	104.55
32 33 43 53-0260 EA Square Table With Center Support (Columbia Cascade Co. 2962-4242-E).....	1,337.38	104.55
32 33 43 53-0261 EA Square Table With Center Support (Columbia Cascade Co. 2962-3030-P).....	1,379.14	104.55
32 33 43 53-0262 EA Square Table With Center Support (Columbia Cascade Co. 2962-3636-P).....	1,420.90	104.55
32 33 43 53-0263 EA Square Table With Center Support (Columbia Cascade Co. 2962-4242-P).....	1,462.66	104.55
32 33 43 53-0264 Picnic Tables (32 33 43 53)		
32 33 43 53-0265 Wooden Picnic Tables (32 33 43 53-0264)		
32 33 43 53-0266 EA 6' Permanent Rectangular Redwood Table.....	784.58	67.14
32 33 43 53-0267 Portable Picnic Tables (32 33 43 53-0264)		
32 33 43 53-0268 EA 6' Wood Table With Aluminum Frame.....	1,370.97	44.76
32 33 43 53-0269 EA 6' Aluminum Table And Frame.....	1,990.27	44.76
32 33 43 53-0270 EA 8' Aluminum Table And Frame.....	2,374.68	55.95
32 33 43 53-0271 EA 6' Steel Table And Frame.....	1,226.40	44.76
32 33 43 53-0272 EA 8' Steel Table And Frame.....	1,404.19	55.95
32 33 43 53-0273 Concrete Picnic Tables (32 33 43 53-0264)		
32 33 43 53-0274 EA 72" Long x 72" Wide, Precast Concrete, One Piece, Rectangular Picnic Table With Two Integral Benches (Quikrete QLBT72PT).....	2,424.17	179.02
32 33 43 53-0275 EA 96" Long x 72" Wide, Precast Concrete, One Piece, Rectangular Picnic Table With Two Integral Benches (Quick Crete QLBT96PT Or QLMR96PT).....	2,801.71	
Note: Standard sealer		
32 33 43 53-0276 EA 102" Long x 72" Wide, Precast Concrete, One Piece, Rectangular Picnic Table With Two Integral Benches And Handicap Access On Two Ends (Quick Crete QLMR102PTADA).....	2,810.70	
Note: Standard sealer		
32 33 43 53-0277 EA 42" Diameter, Precast Concrete, Round Food Court Table Set With Four Benches (Quick Crete QR42FC).....	2,970.77	
Note: Includes table top, four benches and mounting hardware.		
32 33 43 53-0278 Plastic Picnic Tables (32 33 43 53-0264)		
Note: Manufactured from recycled plastic.		
32 33 43 53-0279 Pedestal Tables - 4' Square, 2 Seats (32 33 43 53-0278)		
32 33 43 53-0280 EA 3" x 4" Slats, Pedestal Table, 4' Square, 2 Seats.....	1,476.66	67.14

32 Exterior Improvements**32 30 Site Improvements****32 33 Site Furnishings**

SAN BERNARDINO
COUNTY

MINOR CSI UOM DESCRIPTION	TOTAL DIRECT UNIT COST	DEMOLITION UNIT COST
32 33 43 53-0281 EA 4" x 4" Slats, Pedestal Table, 4' Square, 2 Seats	1,619.25	67.14
32 33 43 53-0282 Pedestal Tables - 4' Square, 4 Seats (32 33 43 53-0278)		
32 33 43 53-0283 EA 3" x 4" Slats, Pedestal Table, 4' Square, 4 Seats	1,939.06	67.14
32 33 43 53-0284 EA 4" x 4" Slats, Pedestal Table, 4' Square, 4 Seats	2,130.54	67.14
32 33 43 53-0285 Recycled Plastic Tables (32 33 43 53-0278)		
32 33 43 53-0286 EA 6' Standard "Step-Over" Table, Recycled Plastic Lumber	2,543.36	67.14
32 33 43 53-0287 EA 6' "Walk-Through" Table, Recycled Plastic Lumber	2,116.33	67.14
32 33 43 53-0288 EA 7' Reinforced "Step-Over" Table, Recycled Plastic Lumber, ADA Ends	2,312.58	67.14
32 33 43 53-0289 EA 8' "Walk-Through" Table, Recycled Plastic Lumber, ADA Ends	2,161.86	67.14
32 33 43 53-0290 EA 8' Reinforced "Step-Over" Table, Recycled Plastic Lumber, ADA Ends	2,723.52	67.14
32 33 43 53-0291 EA 4' Youth Table, Recycled Plastic Lumber	1,078.82	53.71
32 33 53 Site Grills (32 33)		
32 33 53 00-0001 Picnic Grills (32 33 53)		
32 33 53 00-0002 EA 20" Wide x 14" Deep x 8-1/2" High Adjustable Grill	409.64	
Note: 11 gauge with galvanized steel post.		
32 33 53 00-0003 EA 20" Wide x 14" Deep x 8-1/2" High Adjustable Grill	438.42	
Note: 7 gauge with galvanized steel post.		
32 33 63 Skate Board Deterrent (32 33)		
32 33 63 00-0001 Skate Stoppers (32 33 63)		
32 33 63 00-0002 EA Aluminum Architectural Series Pieces, Skate Stopper	61.45	
Note: Various shapes. Includes drilling and anchoring into suitable surface material.		
For >59 To 99, Deduct	-6.59	
For >99 To 249, Deduct	-8.32	
For >249, Deduct	-10.05	
32 33 63 00-0003 EA Aluminum Fixed Angle Series Pieces, Skate Stopper	65.09	
Note: Various shapes. Includes drilling and anchoring into suitable surface material.		
For >59 To 99, Deduct	-7.10	
For >99 To 249, Deduct	-8.94	
For >249, Deduct	-10.78	
32 33 63 00-0004 EA Aluminum Fixed Radius Series Pieces, Skate Stopper	45.98	
Note: Various shapes. Includes drilling and anchoring into suitable surface material.		
For >59 To 99, Deduct	-4.42	
For >99 To 249, Deduct	-5.69	
For >249, Deduct	-6.96	
32 33 63 00-0005 EA Aluminum Bench Clips, Skate Stopper	36.86	
Note: Various shapes. Includes drilling and anchoring into suitable surface material.		
For >59 To 99, Deduct	-3.15	
For >99 To 249, Deduct	-4.14	
For >249, Deduct	-5.13	
32 33 63 00-0006 EA Aluminum Curve Clips, Skate Stopper	40.27	
Note: Various shapes. Includes drilling and anchoring into suitable surface material.		
For >59 To 99, Deduct	-3.62	
For >99 To 249, Deduct	-4.72	
For >249, Deduct	-5.82	
32 33 63 00-0007 EA Aluminum Hand Rail, Skate Stopper	38.55	
Note: Various shapes. Includes drilling and anchoring into suitable surface material.		
For >59 To 99, Deduct	-3.38	
For >99 To 249, Deduct	-4.43	
For >249, Deduct	-5.47	
32 33 63 00-0008 EA Aluminum 2" x 3" x 0.25" Flat Cap, Skate Stopper	36.30	
Note: Includes drilling and anchoring into suitable surface material.		
For >59 To 99, Deduct	-3.07	
For >99 To 249, Deduct	-4.04	
For >249, Deduct	-5.02	
32 33 63 00-0009 EA Aluminum 6" Diameter x 0.25" Rumble Disc, Skate Stopper	50.22	
Note: Includes drilling and anchoring into suitable surface material.		
For >59 To 99, Deduct	-5.02	
For >99 To 249, Deduct	-6.41	
For >249, Deduct	-7.81	
32 33 63 00-0010 EA Aluminum 4" x 17" x 0.25" Flat Strap, Skate Stopper	91.99	
Note: Includes drilling and anchoring into suitable surface material.		
For >59 To 99, Deduct	-10.86	
For >99 To 249, Deduct	-13.51	
For >249, Deduct	-16.16	
32 35 Screening Devices (32 30)		
32 35 13 Screens and Louvers (32 35)		
32 35 13 00-0001 Roof Screen System (32 35 13)		
32 35 13 00-0002 SF Roof Screen System	90.45	
Note: Includes panels with bolted connection wall or roof mounted support frames, inside an outside corners, and gates as necessary.		



MINOR CSI UOM DESCRIPTION	TOTAL DIRECT UNIT COST	DEMOLITION UNIT COST
------------------------------	---------------------------	-------------------------

32 35 13 00-0003	SF	Roof Screen System (Ruskin EV 700).....	88.97	
Note: Includes panels with bolted connection wall or roof mounted support frames, inside an outside corners, and accessories as necessary.				

32 35 16 Sound Barriers (32 35)

32 35 16 00-0001 Acoustical K-Rail Mounted Sound Wall (Rental) <small>(32 35 16)</small>				
32 35 16 00-0002	LF	Freight/Delivery And Installation Of Rented 16' High, Dual K-Rail Mounted STC-32 Sound Wall	49.32	
32 35 16 00-0003	EA	Freight/Delivery And Installation Of Rented 20' K-Rail For Dual K-Rail Mounted Sound Wall	272.51	
32 35 16 00-0004	LF	16' High, Dual K-Rail Mounted STC-32 Sound Wall, Material Rental Per Month.....	29.84	
Note: Includes rental material only per LF per Month.				
32 35 16 00-0005	EA	20' K-Rail For Dual K-Rail Mounted Sound Wall, Material Rental Per Each	116.03	
Note: Includes rental material only per each 20' section per Month.				
32 35 16 00-0006	LF	Freight/Return And Removal Of Rented 16' High, Dual K-Rail Mounted STC-32 Sound Wall.....	45.70	
32 35 16 00-0007	EA	Freight/Return And Removal Of Rented 20' K-Rail For Dual K-Rail Mounted Sound Wall	272.51	
32 35 16 00-0008 Acoustical K-Rail Mounted Sound Wall (Purchase) <small>(32 35 16)</small>				
32 35 16 00-0009	LF	16' High, Dual K-Rail Mounted STC-32 Sound Wall (Purchase).....	844.92	
Note: Includes freight/delivery, installation and material.				
32 35 16 00-0010	EA	20' K-Rail For Dual K-Rail Mounted Sound Wall (Purchase)	1,267.01	
Note: Includes freight/delivery, installation and material.				

32 39 Manufactured Site Specialties (32 39)

Note: Excludes core drilling, augering, concrete footing and compaction See CSI section 02 41 19 13-0083 for concrete core drilling, 02 41 19 13-0221 for asphalt core drilling, 32 31 13 13-0002 for augering, 32 31 13 13-0019 for concrete footing, 32 31 13 13-0045 for compaction of earth.

32 39 13 Manufactured Metal Bollards (32 39)

32 39 13 00-0001 Metal Pipe Bollards <small>(32 39 13)</small>				
Note: For bollards by the LF, the quantity is the total length, including the buried portion, if any. See CSI section 32 31 13 13-0001 for augering and filling holes for bollards, 32 31 13 13-0018 for concrete fill for post and post holes.				
32 39 13 00-0002 Steel Pipe Bollard, Schedule 40 Pipe, Painted Or Powder Coated <small>(32 39 13 00-0001)</small>				
32 39 13 00-0003	LF	4" Steel Pipe Bollard, Schedule 40, Painted Or Powder Coated	95.13	12.19
For Galvanized Steel, Add			12.03	
For 304 Stainless Steel, Add			95.51	
For Each Surface Mounted Bollard (Includes Base Plate And Anchor Bolts), Add			121.52	
For Each Sleeve For Removable, Lockable Bollard (Includes Tamper Proof Screw), Add			86.68	
For Schedule 80, Add			13.05	
For Concrete Fill, Add Per LF Of Pipe Bollard			9.48	
32 39 13 00-0004	LF	6" Steel Pipe Bollard, Schedule 40, Painted Or Powder Coated	135.98	12.19
For Galvanized Steel, Add			18.97	
For 304 Stainless Steel, Add			150.66	
For Each Surface Mounted Bollard (Includes Base Plate And Anchor Bolts), Add			121.52	
For Each Sleeve For Removable, Lockable Bollard (Includes Tamper Proof Screw), Add			86.68	
For Schedule 80, Add			19.18	
For Concrete Fill, Add Per LF Of Pipe Bollard			13.37	
32 39 13 00-0005	LF	8" Steel Pipe Bollard, Schedule 40, Painted Or Powder Coated	196.01	15.24
For Galvanized Steel, Add			28.14	
For 304 Stainless Steel, Add			223.47	
For Each Surface Mounted Bollard (Includes Base Plate And Anchor Bolts), Add			159.92	
For Each Sleeve For Removable, Lockable Bollard, Add			129.12	
For Schedule 80, Add			27.88	
For Concrete Fill, Add Per LF Of Pipe Bollard			17.84	
32 39 13 00-0006	LF	10" Steel Pipe Bollard, Schedule 40, Painted Or Powder Coated	263.05	18.29
For Galvanized Steel, Add			38.50	
For 304 Stainless Steel, Add			305.75	
For Each Surface Mounted Bollard (Includes Base Plate And Anchor Bolts), Add			184.28	
For Each Sleeve For Removable, Lockable Bollard, Add			141.30	
For Schedule 80, Add			37.63	
For Concrete Fill, Add Per LF Of Pipe Bollard			21.81	
32 39 13 00-0007	LF	12" Steel Pipe Bollard, Schedule 40, Painted Or Powder Coated	329.83	24.38
For Galvanized Steel, Add			47.78	
For 304 Stainless Steel, Add			379.43	
For Each Surface Mounted Bollard (Includes Base Plate And Anchor Bolts), Add			254.08	
For Each Sleeve For Removable, Lockable Bollard, Add			194.41	
For Schedule 80, Add			47.04	
For Concrete Fill, Add Per LF Of Pipe Bollard			25.43	

32 39 23 Manufactured Concrete Bollards (32 39)

32 39 23 00-0001 Concrete Bollards <small>(32 39 23)</small>				
Note: For bollards by the LF, the quantity is the total length, including the buried portion, if any.				
32 39 23 00-0002 Concrete Bollard, Exposed Aggregate <small>(32 39 23 00-0001)</small>				
32 39 23 00-0003	EA	12" x 12" x 30" High Concrete Bollard, Light Media Blast.....	592.86	97.53
Note: Surface mounted with anchor bolts embedded into grout pockets.				
32 39 23 00-0004	EA	12" Diameter x 30" High Concrete Bollard, Light Media Blast.....	592.86	97.53
Note: Surface mounted with anchor bolts embedded into grout pockets.				

32 Exterior Improvements**32 30 Site Improvements****32 39 Manufactured Site Specialties**

SAN BERNARDINO
COUNTY

MINOR
CSI UOM DESCRIPTION

TOTAL DIRECT DEMOLITION
UNIT COST UNIT COST

MINOR	CSI	UOM	DESCRIPTION	TOTAL DIRECT UNIT COST	DEMOLITION UNIT COST
32 39 23 00-0005			Poured In Place Concrete Bollard With Powder Coated Steel Exterior (32 39 23 00-0001) Note: Includes high visibility powder coated steel exterior with welded anchoring tabs for embedding in concrete. Excludes excavation and concrete foundation.		
32 39 23 00-0006	EA		24" Exposed Height, 5-1/2" Diameter, Poured In Place Concrete Bollard With Powder Coated Steel Exterior	233.31	48.77
32 39 23 00-0007	EA		36" Exposed Height, 5-1/2" Diameter, Poured In Place Concrete Bollard With Powder Coated Steel Exterior	299.54	48.77
32 39 23 00-0008	EA		42" Exposed Height, 5-1/2" Diameter, Poured In Place Concrete Bollard With Powder Coated Steel Exterior	343.46	48.77
32 39 23 00-0009	EA		48" Exposed Height, 5-1/2" Diameter, Poured In Place Concrete Bollard With Powder Coated Steel Exterior	385.25	48.77

32 39 25 Manufactured Wood Bollards (32 39)

MINOR	CSI	UOM	DESCRIPTION	TOTAL DIRECT UNIT COST	DEMOLITION UNIT COST
32 39 25 00-0001			Wood Bollards (32 39 25) Note: For bollards by the LF, the quantity is the total length, including the buried portion, if any. See CSI section 32 31 13 13-0001 for augering and filling holes for bollards, 32 31 13 13-0018 for concrete fill.		
32 39 25 00-0002			Wood Bollard, Pressure Treated Timber (32 39 25 00-0001)		
32 39 25 00-0003	LF		4" x 4", Pressure Treated Wood Bollard	22.66	9.76
			<i>For Each Sleeve For Removable, Lockable Bollard, Add</i>	86.02	
32 39 25 00-0004	LF		6" x 6", Pressure Treated Wood Bollard	26.00	9.76
			<i>For Each Sleeve For Removable, Lockable Bollard, Add</i>	86.02	
32 39 25 00-0005	LF		8" x 8", Pressure Treated Wood Bollard	33.50	10.98
			<i>For Each Sleeve For Removable, Lockable Bollard, Add</i>	129.08	
32 39 25 00-0006	LF		10" x 10", Pressure Treated Wood Bollard	47.28	14.63
			<i>For Each Sleeve For Removable, Lockable Bollard, Add</i>	143.72	
32 39 25 00-0007	LF		12" x 12", Pressure Treated Wood Bollard	64.95	19.50
			<i>For Each Sleeve For Removable, Lockable Bollard, Add</i>	199.11	

32 39 27 Manufactured Plastic Bollards (32 39)

MINOR	CSI	UOM	DESCRIPTION	TOTAL DIRECT UNIT COST	DEMOLITION UNIT COST
32 39 27 00-0001			Plastic Bollards (32 39 27) See CSI section 32 31 13 13-0001 for augering and filling holes for bollards.		
32 39 27 00-0002			Recycled Plastic Bollards (32 39 27 00-0001)		
32 39 27 00-0003	EA		6" x 6" x 33" Surface Mounted Recycled Plastic Bollard	333.54	48.77
			Note: Includes anchor bolts.		
32 39 27 00-0004	EA		6" Diameter x 6' Steel Reinforced Recycled Plastic Bollard	543.65	48.77

32 39 27 00-0005 Plastic Bollard Covers (32 39 27 00-0001)

MINOR	CSI	UOM	DESCRIPTION	TOTAL DIRECT UNIT COST	DEMOLITION UNIT COST
32 39 27 00-0006	EA		4" x 60", 1/8" Thick LDPE Bollard Cover, Fits 4" To 4-1/2" Pipe	85.48	11.53
			<i>For Reflective Tape, Add</i>	9.91	
32 39 27 00-0007	EA		6" x 60", 1/8" Thick LDPE Bollard Cover, Fits 6" To 6-5/8" Pipe	92.41	12.69
			<i>For Reflective Tape, Add</i>	9.91	
32 39 27 00-0008	EA		3" x 60", 1/4" Thick LDPE Bollard Cover, Fits 3" To 3 1/2" Pipe	116.69	11.53
			<i>For Reflective Tape, Add</i>	9.91	
32 39 27 00-0009	EA		3-1/2" x 52", 1/4" Thick LDPE Bollard Cover, Fits 3-1/2" To 4" Pipe	116.69	11.53
			<i>For Reflective Tape, Add</i>	9.91	
32 39 27 00-0010	EA		3-1/2" x 68", 1/4" Thick LDPE Bollard Cover, Fits 3-1/2" To 4" Pipe	131.25	11.53
			<i>For Reflective Tape, Add</i>	9.91	
32 39 27 00-0011	EA		4" x 52", 1/4" Thick LDPE Bollard Cover, Fits 4" To 4-1/2" Pipe	116.69	11.53
			<i>For Reflective Tape, Add</i>	9.91	
32 39 27 00-0012	EA		4" x 60", 1/4" Thick LDPE Bollard Cover, Fits 4" To 4-1/2" Pipe	118.77	11.53
			<i>For Reflective Tape, Add</i>	9.91	
32 39 27 00-0013	EA		5" x 52", 1/4" Thick LDPE Bollard Cover, Fits 5" To 5-9/16" Pipe	116.69	11.53
			<i>For Reflective Tape, Add</i>	9.91	
32 39 27 00-0014	EA		5" x 60", 1/4" Thick LDPE Bollard Cover, Fits 5" To 5-9/16" Pipe	118.77	11.53
			<i>For Reflective Tape, Add</i>	9.91	
32 39 27 00-0015	EA		5" x 72", 1/4" Thick LDPE Bollard Cover, Fits 5" To 5-9/16" Pipe	166.62	11.53
			<i>For Reflective Tape, Add</i>	9.91	
32 39 27 00-0016	EA		6" x 52", 1/4" Thick LDPE Bollard Cover, Fits 6" To 6-5/8" Pipe	118.99	12.69
			<i>For Reflective Tape, Add</i>	9.91	
32 39 27 00-0017	EA		6" x 65", 1/4" Thick LDPE Bollard Cover, Fits 6" To 6-5/8" Pipe	152.27	12.69
			<i>For Reflective Tape, Add</i>	9.91	
32 39 27 00-0018	EA		6" x 84", 1/4" Thick LDPE Bollard Cover, Fits 6" To 6-5/8" Pipe	173.55	12.69
			<i>For Reflective Tape, Add</i>	9.91	
32 39 27 00-0019	EA		7" x 56", 1/4" Thick LDPE Bollard Cover, Fits 6" To 6-5/8" Pipe	146.26	13.85
			<i>For Reflective Tape, Add</i>	9.91	
32 39 27 00-0020	EA		8" x 52", 1/4" Thick LDPE Bollard Cover, Fits 7" To 7-5/16" Pipe	158.75	13.85
			<i>For Reflective Tape, Add</i>	9.91	
32 39 27 00-0021	EA		8" x 69", 1/4" Thick LDPE Bollard Cover, Fits 8" To 8-5/8" Pipe	158.75	13.85
			<i>For Reflective Tape, Add</i>	9.91	
32 39 27 00-0022	EA		10" x 69", 1/4" Thick LDPE Bollard Cover, Fits 10" To 11" Pipe	214.94	13.85
			<i>For Reflective Tape, Add</i>	9.91	

32 39 29 Manufactured Stone Bollards (32 39)

MINOR	CSI	UOM	DESCRIPTION
32 39 29 00-0001			Stone Bollards (32 39 29)
32 39 29 00-0002			Granite Bollards (32 39 29 00-0001)



MINOR CSI UOM DESCRIPTION	TOTAL DIRECT UNIT COST	DEMOLITION UNIT COST
32 39 29 00-0003 EA 16" x 16" x 30" Granite Bollard, Smooth Matt Finish..... Note: Surface mounted with anchors embedded into grout pockets.	1,247.01	121.91
32 39 29 00-0004 EA 16" x 16" x 54" Granite Bollard, Smooth Matt Finish..... Note: Surface mounted with anchors embedded into grout pockets.	1,581.65	170.67
32 39 29 00-0005 EA 12" x 12" x 24" Granite Bollard, Rough Finish, Pyramid Top..... Note: Surface mounted with anchors embedded into grout pockets.	780.07	121.91
32 39 29 00-0006 EA 12" Diameter x 18" Granite Bollard, Smooth Matt Finish..... Note: Flat Top, surface mounted with anchors embedded into grout pockets.	1,143.52	97.53
32 39 29 00-0007 EA 24" x 24" x 20" Granite Bollard, Octagonal Cross Section..... Note: Smooth matt finish, flat top, surface mounted with anchors embedded into grout pockets.	1,699.83	97.53

32 80 Irrigation ⁽³²⁾

32 84 Planting Irrigation ^(32 80)

32 84 13 Drip Irrigation ^(32 84)

32 84 13 00-0001 Drip Emitter Irrigation Devices ^(32 84 13)

32 84 13 00-0002 Drip Emitter Irrigation Valves ^(32 84 13 00-0001)

32 84 13 00-0003 EA 1/2" Air/Vacuum Relief Valve For Drip Emitter Irrigation Systems (Rain Bird® ARV050).....	45.62	10.85
32 84 13 00-0004 EA 1", Low Flow Remote Control Valve For Drip Emitter Irrigation Systems (Rain Bird® LRV100).....	72.41	10.85
32 84 13 00-0005 EA 3/4", Anti-Siphon, Low Flow Remote Control Valve For Drip Emitter Irrigation Systems (Rain Bird® LRV075).....	70.54	10.85
32 84 13 00-0006 EA 3/4", Latching Solenoid, Low Flow Remote Control Valve For Drip Emitter Irrigation Systems (Rain Bird® LRV075TBOS).....	95.71	10.85

32 84 13 00-0007 Drip Emitter Irrigation Filters ^(32 84 13 00-0001)

32 84 13 00-0008 EA 3/4" Inlet/Outlet, Inline Basket Filter For Drip Emitter Irrigation Systems (Rain Bird® QKCHK-075).....	148.90	10.85
32 84 13 00-0009 EA 1" Inlet/Outlet, Inline Basket Filter For Drip Emitter Irrigation Systems (Rain Bird® QKCHK-100).....	150.28	10.85
32 84 13 00-0010 EA 3/4" Inlet/Outlet, Inline Wye Filter For Drip Emitter Irrigation Systems (Rain Bird® RBY075MPTX).....	57.32	10.85
32 84 13 00-0011 EA 1" Inlet/Outlet, Inline Wye Filter For Drip Emitter Irrigation Systems (Rain Bird® RBY100MPTX).....	58.43	10.85
32 84 13 00-0012 EA 1" Inlet/Outlet, Pressure Regulating, Inline Basket Filter For Drip Emitter Irrigation Systems (Rain Bird® PRB-QCHK-100).....	161.79	10.85
32 84 13 00-0013 EA 3/4" Inlet/Outlet, Pressure Regulating, Inline RBY Filter For Drip Emitter Irrigation Systems (Rain Bird® PRF075RBY).....	73.98	10.85
32 84 13 00-0014 EA 1" Inlet/Outlet, Pressure Regulating, Inline RBY Filter For Drip Emitter Irrigation Systems (Rain Bird® PRF100RBY).....	82.66	10.85

32 84 13 00-0015 Drip Emitter Irrigation Pressure Regulators ^(32 84 13 00-0001)

32 84 13 00-0016 EA 3/4", 6 To 300 GPH, 30 PSI, Inline Pressure Regulator For Drip Emitter Irrigation Systems (Rain Bird® PSI-L30X-075).....	56.20	10.85
32 84 13 00-0017 EA 3/4", 120 To 600 GPH, 30 PSI, Inline Pressure Regulator For Drip Emitter Irrigation Systems (Rain Bird® PSI-M30X-075).....	56.20	10.85
32 84 13 00-0018 EA 3/4", 120 To 600 GPH, 40 PSI, Inline Pressure Regulator For Drip Emitter Irrigation Systems (Rain Bird® PSI-M40X-075).....	56.20	10.85
32 84 13 00-0019 EA 1", 120 To 900 GPH, 40 PSI, Inline Pressure Regulator For Drip Emitter Irrigation Systems (Rain Bird® PSI-M40X-100).....	65.32	10.85

32 84 13 00-0020 Drip Emitter Irrigation Tubing ^(32 84 13 00-0001)

Note: Includes surface installation and covering of tubing with existing pine straw, pine bark etc.		
32 84 13 00-0021 LF 1/4", Landscape Dripline With Extruded Non-Pressure Compensating Drip Emitters (Rain Bird® LDQ0806100).....	4.09	1.52
32 84 13 00-0022 LF 1/2", Landscape Dripline With Extruded Pressure Compensating Drip Emitters (Rain Bird® XFD0612100).....	3.81	1.73
32 84 13 00-0023 LF 1/4", UV-Resistant, Polyethylene, Distribution Tubing For Drip Emitter Irrigation Systems (Rain Bird® XQ100).....	3.20	1.52
<i>For Shallow Trenching And Backfill By Hand, Add</i>		
	6.22	
32 84 13 00-0024 LF 1/2", UV-Resistant, Polyethylene, Distribution Tubing For Drip Emitter Irrigation Systems (Rain Bird® XT700100).....	3.80	1.73
<i>For Shallow Trenching And Backfill By Hand, Add</i>		
	6.74	

32 84 13 00-0025 Drip Emitter Irrigation Fittings ^(32 84 13 00-0001)

32 84 13 00-0026 EA 1/4", Barbed Coupling For Irrigation Tubing (Rain Bird® XBF1CONN).....	2.88	
32 84 13 00-0027 EA 1/4", Barbed Elbow For Irrigation Tubing (Rain Bird® XBF2EL).....	2.91	
32 84 13 00-0028 EA 1/4", Barbed Tee For Irrigation Tubing (Rain Bird® XBF3TEE).....	2.96	
32 84 13 00-0029 EA 1/4", Self Piercing Barbed Coupling For Irrigation Tubing (Rain Bird® SPB025).....	3.12	
32 84 13 00-0030 EA 1/4", Plug For Irrigation Tubing (Rain Bird® EMAGPX).....	2.85	
32 84 13 00-0031 EA 17mm, Barbed Coupling For Irrigation Tubing (Rain Bird® XFFCOUP).....	3.04	
<i>For Compression Fitting, Add</i>		
	0.33	
32 84 13 00-0032 EA 17mm, Barbed Elbow For Irrigation Tubing (Rain Bird® XFF-ELBOW).....	3.14	
<i>For Compression Fitting, Add</i>		
	0.43	
32 84 13 00-0033 EA 17mm, Barbed Tee For Irrigation Tubing (Rain Bird® XFF-TEE).....	3.18	
<i>For Compression Fitting, Add</i>		
	0.47	
32 84 13 00-0034 EA 17mm, Barbed Male Adapter For Irrigation Tubing (Rain Bird® XFFMA050).....	3.21	
<i>For Compression Fitting, Add</i>		
	0.50	
32 84 13 00-0035 EA 17mm, Barbed Cross For Irrigation Tubing (Rain Bird® XFFDCROSS).....	3.41	
<i>For Compression Fitting, Add</i>		
	0.70	
32 84 13 00-0036 EA 1/2", Plug For Irrigation Tubing (Rain Bird® MDCFCAP).....	3.63	
32 84 13 00-0037 EA 12 Gauge, Galvanized Stake For Irrigation Tubing (Rain Bird® TDS050BEND).....	1.80	

32 Exterior Improvements**32 80 Irrigation****32 84 Planting Irrigation**

SAN BERNARDINO
COUNTY

MINOR CSI	UOM	DESCRIPTION	TOTAL DIRECT UNIT COST	DEMOLITION UNIT COST
32 84 13 00-0038		Drip Emitters (32 84 13 00-0001)		
32 84 13 00-0039	EA	0.5 To 2 GPH, Single Outlet, Pressure Compensating Emmitter For Drip Emmitter Irrigation Systems (Rain Bird® XB20PC).....	5.93	
32 84 13 00-0040	EA	5 To 24 GPH, Single Outlet, Pressure Compensating Emmitter For Drip Emmitter Irrigation Systems (Rain Bird® PC24).....	6.81	
32 84 13 00-0041	EA	0.5 To 2 GPH, Six Outlet, Pressure Compensating Emmitter For Drip Emmitter Irrigation Systems (Rain Bird® XB056).....	14.99	
32 84 13 00-0042		Drip Emmitter Irrigation Micro-Bubblers, Sprays And Misters (32 84 13 00-0001)		
32 84 13 00-0043	EA	Adjustable Stream Bubbler With Spike For Drip Emmitter Irrigation Systems (Rain Bird® SXB360SPYK).....	23.06	9.76
32 84 13 00-0044	EA	Adjustable Micro Spray With Spike For Drip Emmitter Irrigation Systems (Rain Bird® XS360TSPYK).....	23.11	9.76
32 84 13 00-0045	EA	12" Height, Riser Assembly With Pressure Compensating Nozzle For Drip Emmitter Irrigation Systems (Rain Bird® SQADP12 With SQFUL).....	25.55	9.76
32 84 13 00-0046	EA	24" Height, Riser Assembly With Pressure Compensating Nozzle For Drip Emmitter Irrigation Systems (Rain Bird® SQADP24 With SQFUL).....	25.81	9.76
32 84 13 00-0047	EA	4" Pop-Up Height, Micro Spray Pop-Ups For Drip Emmitter Irrigation Systems (Rain Bird® XP-400X With SQFUL)..... Note: Includes nozzle.	37.53	12.79
32 84 13 00-0048	EA	6" Pop-Up Height, Micro Spray Pop-Ups For Drip Emmitter Irrigation Systems (Rain Bird® XP-600X With SQFUL)..... Note: Includes nozzle.	40.69	12.79
32 84 13 00-0049	EA	12" Pop-Up Height, Micro Spray Pop-Ups For Drip Emmitter Irrigation Systems (Rain Bird® XP1200X With SQFUL)..... Note: Includes nozzle.	41.66	12.79
32 84 13 00-0050		Subsurface Drip Emmitter Irrigation Tubing (Rain Bird® XFS) (32 84 13 00-0001)		
		Note: Brown or purple tubing. Includes layout, trenching 4" to 6", installing tubing and backfilling trench.		
32 84 13 00-0051	LF	0.536" ID, 0.634" OD, Subsurface Drip Emmitter Irrigation Tubing (Rain Bird® XFS Copper Shield).....	4.39	1.89
32 84 23		Underground Sprinklers (32 84)		
32 84 23 00-0001		Sprinkler Heads (32 84 23)		
32 84 23 00-0002		Spray Sprinkler Heads (32 84 23 00-0001)		
		Note: Includes plastic riser and case. Includes spray, variable arc or bubbler nozzle with partial or full circle coverage.		
32 84 23 00-0003	EA	2" Pop-Up Height, Spray Sprinkler Head (Rain Bird® 1802P)..... For Rotary Nozzle, Add	33.05 3.25	11.98
32 84 23 00-0004	EA	4" Pop-Up Height, Spray Sprinkler Head (Rain Bird® 1804P)..... For Rotary Nozzle, Add	31.26 3.25	11.98
32 84 23 00-0005	EA	6" Pop-Up Height, Spray Sprinkler Head (Rain Bird® 1806P)..... For Rotary Nozzle, Add	37.89 3.25	11.98
32 84 23 00-0006	EA	12" Pop-Up Height, Spray Sprinkler Head (Rain Bird® 1812P)..... For Rotary Nozzle, Add	43.44 3.25	11.98
32 84 23 00-0007	EA	4" Pop-Up Height, Spray Sprinkler Head With Check Valve (Rain Bird® 1804-SAM)..... For Rotary Nozzle, Add	33.76 3.25	11.98
32 84 23 00-0008	EA	6" Pop-Up Height, Spray Sprinkler Head With Check Valve (Rain Bird® 1806-SAM)..... For Rotary Nozzle, Add	43.09 3.25	11.98
32 84 23 00-0009	EA	12" Pop-Up Height, Spray Sprinkler Head With Check Valve (Rain Bird® 1812-SAM)..... For Rotary Nozzle, Add	47.58 3.25	11.98
32 84 23 00-0010	EA	4" Pop-Up Height, Spray Sprinkler Head With Pressure Regulator (Rain Bird® 1804-PRS)..... For Rotary Nozzle, Add	36.41 3.25	11.98
32 84 23 00-0011	EA	6" Pop-Up Height, Spray Sprinkler Head With Pressure Regulator (Rain Bird® 1806-PRS)..... For Rotary Nozzle, Add	44.92 3.25	11.98
32 84 23 00-0012	EA	12" Pop-Up Height, Spray Sprinkler Head With Pressure Regulator (Rain Bird® 1812-PRS)..... For Rotary Nozzle, Add	49.12 3.25	11.98
32 84 23 00-0013	EA	4" Pop-Up Height, Spray Sprinkler Head With Check Valve And Pressure Regulator (Rain Bird® 1804-SAM-PRS)..... For Rotary Nozzle, Add	37.48 3.25	11.98
32 84 23 00-0014	EA	6" Pop-Up Height, Spray Sprinkler Head With Check Valve And Pressure Regulator (Rain Bird® 1806-SAM-PRS)..... For Rotary Nozzle, Add	50.53 3.25	11.98
32 84 23 00-0015	EA	12" Pop-Up Height, Spray Sprinkler Head With Check Valve And Pressure Regulator (Rain Bird® 1812-SAM-PRS)..... For Rotary Nozzle, Add	54.67 3.25	11.98
32 84 23 00-0016	EA	Bubbler Head With Screen, 1/2" NPT (Rain Bird® 1300)..... For Rotary Nozzle, Add	27.78 3.25	11.98
32 84 23 00-0017	EA	Pressure Compensating Bubbler With Screen, 1/2" NPT (Rain Bird® 1400).....	31.92	11.98
32 84 23 00-0018		Gear-Drive, Rotary Sprinkler Heads (32 84 23 00-0001)		
		Note: Maximum spacing is equivalent to maximum radius.		
32 84 23 00-0019		1/2" Inlet, Up To 35' Spacing, Gear-Drive, Rotary Sprinkler Heads (32 84 23 00-0018)		
		Note: Includes plastic riser and case, standard rubber cover and nozzle with partial or full circle coverage.		
32 84 23 00-0020	EA	4" Pop-Up Height, 1/2" Inlet, Up To 35' Spacing, Gear-Drive, Rotary Sprinkler Head (Rain Bird® 3504PC)..... For Non-Potable Cover, Add	46.16 2.00	11.98
32 84 23 00-0021	EA	4" Pop-Up Height, 1/2" Inlet, Up To 35' Spacing, Gear-Drive, Rotary Sprinkler Head With Check Valve (Rain Bird® 3504-PC-SAM)..... For Non-Potable Cover, Add	47.64 2.00	11.98
32 84 23 00-0022		3/4" Inlet, Up To 55' Spacing, Gear-Drive, Rotary Sprinkler Heads (32 84 23 00-0018)		
		Note: Includes plastic riser and case, standard rubber cover and nozzle with partial or full circle coverage.		



MINOR CSI UOM DESCRIPTION	TOTAL DIRECT UNIT COST	DEMOLITION UNIT COST
32 84 23 00-0023 EA 4" Pop-Up Height, 3/4" Inlet, Up To 55' Spacing, Gear-Drive, Rotary Sprinkler Head (Rain Bird® 5004-PLPC).....	42.62	11.98
<i>For Non-Potable Cover, Add</i>	2.00	
<i>For Stainless Steel Riser, Add</i>	9.00	
32 84 23 00-0024 EA 6" Pop-Up Height, 3/4" Inlet, Up To 55' Spacing, Gear-Drive, Rotary Sprinkler Head (Rain Bird® 5006-PLPC).....	58.57	11.98
<i>For Non-Potable Cover, Add</i>	2.00	
<i>For Stainless Steel Riser, Add</i>	9.00	
32 84 23 00-0025 EA 4" Pop-Up Height, 3/4" Inlet, Up To 55' Spacing, Gear-Drive, Rotary Sprinkler Head With Check Valve (Rain Bird® 5004-PLPCS).....	45.57	11.98
<i>For Non-Potable Cover, Add</i>	2.00	
<i>For Stainless Steel Riser, Add</i>	9.00	
32 84 23 00-0026 EA 6" Pop-Up Height, 3/4" Inlet, Up To 55' Spacing, Gear-Drive, Rotary Sprinkler Head With Check Valve (Rain Bird® 5006-PLPCS).....	60.93	11.98
<i>For Non-Potable Cover, Add</i>	2.00	
<i>For Stainless Steel Riser, Add</i>	9.00	
32 84 23 00-0027 EA 4" Pop-Up Height, 3/4" Inlet, Up To 55' Spacing, Gear-Drive, Rotary Sprinkler Head With Pressure Regulator (Rain Bird® 5004+PCR).....	46.75	11.98
<i>For Non-Potable Cover, Add</i>	2.00	
<i>For Stainless Steel Riser, Add</i>	9.00	
32 84 23 00-0028 EA 4" Pop-Up Height, 3/4" Inlet, Up To 55' Spacing, Gear-Drive, Rotary Sprinkler Head With Check Valve And Pressure Regulator (Rain Bird® 5004+FCSR).....	49.12	11.98
<i>For Non-Potable Cover, Add</i>	2.00	
<i>For Stainless Steel Riser, Add</i>	9.00	
32 84 23 00-0029 EA 6" Pop-Up Height, 3/4" Inlet, Up To 55' Spacing, Gear-Drive, Rotary Sprinkler Head With Check Valve And Pressure Regulator (Rain Bird® 5006+PCSR).....	64.48	11.98
<i>For Non-Potable Cover, Add</i>	2.00	
<i>For Stainless Steel Riser, Add</i>	9.00	
32 84 23 00-0030 EA 12" Pop-Up Height, 3/4" Inlet, Up To 55' Spacing, Gear-Drive, Rotary Sprinkler Head With Check Valve And Pressure Regulator (Rain Bird® 5012+PCSR).....	73.93	11.98
<i>For Non-Potable Cover, Add</i>	2.00	
<i>For Stainless Steel Riser, Add</i>	9.00	
32 84 23 00-0031 EA Shrub Type, 3/4" Inlet, Up To 55' Spacing, Gear-Drive, Rotary Sprinkler Head With Check Valve (Rain Bird® 5000S-PLPCS).....	48.82	11.98
<i>For Non-Potable Cover, Add</i>	2.00	
32 84 23 00-0032 EA Shrub Type, 3/4" Inlet, Up To 55' Spacing, Gear-Drive, Rotary Sprinkler Head With Check Valve And Pressure Regulator (Rain Bird® 5000S+PCSR).....	58.27	11.98
<i>For Non-Potable Cover, Add</i>	2.00	
32 84 23 00-0033 1" Inlet, Up To 65' Spacing, Gear-Drive, Rotary Sprinkler Heads <small>(32 84 23 00-0018)</small> Note: Includes plastic riser and case, standard rubber cover, check valve and nozzle with partial or full circle coverage.		
32 84 23 00-0034 EA 4" Pop-Up Height, 1" Inlet, Up To 65' Spacing, Gear-Drive, Rotary Sprinkler Head (Rain Bird® F4PC).....	80.72	11.98
<i>For Non-Potable Cover, Add</i>	2.00	
<i>For Stainless Steel Riser, Add</i>	9.00	
<i>For Stainless Steel Riser And High Speed Rotor, Add</i>	43.48	
32 84 23 00-0035 1" Inlet, Up To 80' Spacing, Gear-Drive, Rotary Sprinkler Heads <small>(32 84 23 00-0018)</small> Note: Includes plastic riser and case, standard rubber cover, check valve and nozzle with partial or full circle coverage.		
32 84 23 00-0036 EA 5" Pop-Up Height, 1" Inlet, Up To 80' Spacing, Gear-Drive, Rotary Sprinkler Head (Rain Bird® 8005).....	114.99	11.98
<i>For Non-Potable Cover, Add</i>	2.00	
<i>For Stainless Steel Riser, Add</i>	9.00	
32 84 23 00-0037 Impact-Drive Sprinkler Heads <small>(32 84 23 00-0001)</small> Note: Includes partial or full circle coverage. Maximum spacing is equivalent to maximum radius.		
32 84 23 00-0038 EA 1/2" Inlet, Up To 45' Spacing, Pop-Up, Impact-Drive Rotary Sprinkler Head (Rain Bird® 2045A-08).....	64.18	11.98
<i>For Non-Potable Cover, Add</i>	2.00	
32 84 23 00-0039 EA 1/2" Inlet, Up To 45' Spacing, Riser Mounted, Plastic Body, Impact-Drive Sprinkler Head (Rain Bird® 2045-PJ08).....	50.00	11.98
32 84 23 00-0040 EA 3/4" Inlet, Up To 51' Spacing, Riser Mounted, Brass/Bronze Body, Impact-Drive Sprinkler Head (Rain Bird® 35A-ADJ-TNTB).....	97.24	11.98
32 84 23 00-0041 Electric Remote Control Irrigation Valves <small>(32 84 23)</small>		
32 84 23 00-0042 0.2 To 22 GPM, Plastic, Electric Remote Control Irrigation Valves (Rain Bird® DV Series) <small>(32 84 23 00-0041)</small> Note: 15 to 150 PSI.		
32 84 23 00-0043 EA 3/4", 0.2 To 22 GPM, Plastic, Electric Remote Control Irrigation Valve (Rain Bird® 75DV).....	139.34	49.94
32 84 23 00-0044 EA 1", 0.2 To 40 GPM, Plastic, Electric Remote Control Irrigation Valve (Rain Bird® 100DV).....	139.34	49.94
32 84 23 00-0045 EA 1", 0.2 To 40 GPM, Slip-On, Plastic, Electric Remote Control Irrigation Valve (Rain Bird® 100DVSS).....	153.61	56.93
32 84 23 00-0046 EA 1", 0.2 To 22 GPM, Plastic, Electric Remote Control Irrigation Angle Valve (Rain Bird® 100DVA).....	140.52	49.94
32 84 23 00-0047 0.2 To 22 GPM, Plastic, Electric Remote Control Irrigation Valves With Flow Control (Rain Bird® DVF Series) <small>(32 84 23 00-0041)</small> Note: 15 to 150 PSI.		
32 84 23 00-0048 EA 1", 0.2 To 40 GPM, Plastic, Electric Remote Control Irrigation Valve With Flow Control (Rain Bird® 100DVF).....	140.52	49.94
32 84 23 00-0049 EA 1", 0.2 To 40 GPM, Slip-On, Plastic, Electric Remote Control Irrigation Valve With Flow Control (Rain Bird® 100DVFSS).....	155.38	56.93
32 84 23 00-0050 EA 1", 0.2 To 40 GPM, Male x Barb, Plastic, Electric Remote Control Irrigation Valve With Flow Control (Rain Bird® 100DVFMB).....	156.56	56.93

32 Exterior Improvements**32 80 Irrigation****32 84 Planting Irrigation**

SAN BERNARDINO
COUNTY

MINOR
CSI UOM DESCRIPTION

TOTAL DIRECT DEMOLITION
UNIT COST UNIT COST

32 84 23 00-0051		0.25 To 200 GPM, Plastic, Electric Remote Control Irrigation Valves (Rain Bird® PEB Series) (32 84 23 00-0041) Note: 20 to 200 PSI.		
32 84 23 00-0052	EA	1", 0.25 To 200 GPM, Plastic, Electric Remote Control Irrigation Valve (Rain Bird® 100PEB)	235.05	49.94
32 84 23 00-0053	EA	1-1/2", 0.25 To 200 GPM, Plastic, Electric Remote Control Irrigation Valve (Rain Bird® 150PEB)	276.41	49.94
32 84 23 00-0054	EA	2", 0.25 To 200 GPM, Plastic, Electric Remote Control Irrigation Valve (Rain Bird® 200PEB)	329.58	49.94
32 84 23 00-0055		5 To 200 GPM, Plastic, Electric Remote Control Irrigation Valves With Pressure Regulator (Rain Bird® PEB PRS-D Series) (32 84 23 00-0041) Note: 20 to 200 PSI operating range pressure and 15 to 100 PSI pressure regulation.		
32 84 23 00-0056	EA	1", 5 To 200 GPM, Plastic, Electric Remote Control Irrigation Valve With Pressure Regulator (Rain Bird® 100PEB PRS-D)	337.54	56.13
32 84 23 00-0057	EA	1-1/2", 5 To 200 GPM, Plastic, Electric Remote Control Irrigation Valve With Pressure Regulator (Rain Bird® 150PEB PRS-D)	378.90	56.13
32 84 23 00-0058	EA	2", 5 To 200 GPM, Plastic, Electric Remote Control Irrigation Valve With Pressure Regulator (Rain Bird® 200PEB PRS-D)	432.07	56.13
32 84 23 00-0059		20 To 200 GPM, Plastic, Electric Remote Control Irrigation Valves With Pressure Regulator And Scrubber Valve (Rain Bird® PESB PRS-D Series) (32 84 23 00-0041) Note: 20 to 200 PSI operating range pressure and 15 to 100 PSI pressure regulation.		
32 84 23 00-0060	EA	1", 5 To 200 GPM, Plastic, Electric Remote Control Irrigation Valve With Pressure Regulator And Scrubber Valve (Rain Bird® 100PESB PRS-D)	396.62	56.13
32 84 23 00-0061	EA	1-1/2", 5 To 200 GPM, Plastic, Electric Remote Control Irrigation Valve With Pressure Regulator And Scrubber Valve (Rain Bird® 150PESB PRS-D)	437.98	56.13
32 84 23 00-0062	EA	2", 5 To 200 GPM, Plastic, Electric Remote Control Irrigation Valve With Pressure Regulator And Scrubber Valve (Rain Bird® 200PESB PRS-D)	491.15	56.13
32 84 23 00-0063		0.1 To 300 GPM, Brass, Electric Remote Control Irrigation Valves (Hunter IBV Series) (32 84 23 00-0041) Note: 20 to 200 PSI operating range pressure.		
32 84 23 00-0064	EA	1", 0.1 To 300 GPM, Brass, Electric Remote Control Irrigation Valve (Hunter IBV-101G-B)	352.68	49.94
32 84 23 00-0065	EA	1-1/2", 0.1 To 300 GPM, Brass, Electric Remote Control Irrigation Valve (Hunter IBV-151G-B)	542.81	49.94
32 84 23 00-0066	EA	2", 0.1 To 300 GPM, Brass, Electric Remote Control Irrigation Valve (Hunter IBV-201G-B)	560.00	49.94
32 84 23 00-0067	EA	3", 0.1 To 300 GPM, Brass, Electric Remote Control Irrigation Valve (Hunter IBV-301G-B)	1,320.70	67.42
32 84 23 00-0068		5 To 200 GPM, Brass, Contamination Proof, Electric Remote Control Irrigation Valves (Rain Bird® EFB-CP Series) (32 84 23 00-0041) Note: 15 to 200 PSI operating range pressure and 15 to 100 PSI pressure regulation.		
32 84 23 00-0069	EA	1", 5 To 200 GPM, Brass, Contamination Proof, Electric Remote Control Irrigation Valve (Rain Bird® 100EFB-CP)	324.72	56.13
32 84 23 00-0070	EA	1-1/4", 5 To 200 GPM, Brass, Contamination Proof, Electric Remote Control Irrigation Valve (Rain Bird® 125EFB-CP)	381.26	56.13
32 84 23 00-0071	EA	1-1/2", 5 To 200 GPM, Brass, Contamination Proof, Electric Remote Control Irrigation Valve (Rain Bird® 150EFB-CP)	442.65	56.13
32 84 23 00-0072	EA	2", 5 To 200 GPM, Brass, Contamination Proof, Electric Remote Control Irrigation Valve (Rain Bird® 200EFB-CP)	523.47	56.13
32 84 23 00-0073		0.1 To 300 GPM, Brass, Contamination Proof, Electric Remote Control Irrigation Valves (Hunter IBV FS Series) (32 84 23 00-0041) Note: 20 to 200 PSI operating range pressure and 20 to 100 PSI pressure regulation.		
32 84 23 00-0074	EA	1", 0.1 To 300 GPM, Brass, Contamination Proof, Electric Remote Control Irrigation Valve (Hunter IBV-101G-B-FS)	431.00	56.13
32 84 23 00-0075	EA	1-1/2", 0.1 To 300 GPM, Brass, Contamination Proof, Electric Remote Control Irrigation Valve (Hunter IBV-151G-B-FS)	656.58	56.13
32 84 23 00-0076	EA	2", 0.1 To 300 GPM, Brass, Contamination Proof, Electric Remote Control Irrigation Valve (Hunter IBV-201G-B-FS)	675.91	56.13
32 84 23 00-0077	EA	3", 0.1 To 300 GPM, Brass, Contamination Proof, Electric Remote Control Irrigation Valve (Hunter IBV-301G-B-FS)	1,412.82	56.13
32 84 23 00-0078		0.1 To 300 GPM, Brass, Electric Remote Control Irrigation Valves With Pressure Regulator (Hunter IBV ACCU-SYNC Series) (32 84 23 00-0041) Note: 20 to 200 PSI operating range pressure and 20 to 100 PSI pressure regulation.		
32 84 23 00-0079	EA	1", 0.1 To 300 GPM, Brass, Electric Remote Control Irrigation Valves With Pressure Regulator (Hunter IBV-101G-B ACCU-SYNC-ADJ)	438.61	49.94
32 84 23 00-0080	EA	1-1/2", 0.1 To 300 GPM, Brass, Electric Remote Control Irrigation Valves With Pressure Regulator (Hunter IBV-151G-B ACCU-SYNC-ADJ)	628.74	49.94
32 84 23 00-0081	EA	2", 0.1 To 300 GPM, Brass, Electric Remote Control Irrigation Valves With Pressure Regulator (Hunter IBV-201G-B ACCU-SYNC-ADJ)	645.93	49.94
32 84 23 00-0082	EA	3", 0.1 To 300 GPM, Brass, Electric Remote Control Irrigation Valves With Pressure Regulator (Hunter IBV-301G-B ACCU-SYNC-ADJ)	1,406.63	67.42



		Exterior Improvements	32
		Irrigation	32 80
		Planting Irrigation	32 84

MINOR CSI UOM DESCRIPTION	TOTAL DIRECT UNIT COST	DEMOLITION UNIT COST
------------------------------	---------------------------	-------------------------

32 84 23 00-0083	5 To 200 GPM, Brass, Contamination Proof, Electric Remote Control Irrigation Valves With Pressure Regulator (Rain Bird® EFB-CP PRS-D Series) (32 84 23 00-0041)	
	Note: 15 to 200 PSI operating range pressure and 15 to 100 PSI pressure regulation.	
32 84 23 00-0084	EA 1", 5 To 200 GPM, Brass, Contamination Proof, Electric Remote Control Irrigation Valve With Pressure Regulator (Rain Bird® 100EFB-CP PRS-D).....	413.34 56.13
32 84 23 00-0085	EA 1-1/4", 5 To 200 GPM, Brass, Contamination Proof, Electric Remote Control Irrigation Valve With Pressure Regulator (Rain Bird® 125EFB-CP PRS-D).....	469.88 56.13
32 84 23 00-0086	EA 1-1/2", 5 To 200 GPM, Brass, Contamination Proof, Electric Remote Control Irrigation Valve With Pressure Regulator (Rain Bird® 150EFB-CP PRS-D).....	531.27 56.13
32 84 23 00-0087	EA 2", 5 To 200 GPM, Brass, Contamination Proof, Electric Remote Control Irrigation Valve With Pressure Regulator (Rain Bird® 200EFB-CP PRS-D).....	612.09 56.13
32 84 23 00-0088	0.1 To 300 GPM, Brass, Contamination Proof, Electric Remote Control Irrigation Valves With Pressure Regulator (Hunter IBV FS ACCU-SYNC Series) (32 84 23 00-0041)	
	Note: 20 to 200 PSI operating range pressure and 20 to 100 PSI pressure regulation.	
32 84 23 00-0089	EA 1", 0.1 To 300 GPM, Brass, Contamination Proof, Electric Remote Control Irrigation Valve With Pressure Regulator (Hunter IBV-101G-B-FS ACCU-SYNC-ADJ).....	516.93 56.13
32 84 23 00-0090	EA 1-1/2", 0.1 To 300 GPM, Brass, Contamination Proof, Electric Remote Control Irrigation Valve With Pressure Regulator (Hunter IBV-151G-B-FS ACCU-SYNC-ADJ).....	742.51 56.13
32 84 23 00-0091	EA 2", 0.1 To 300 GPM, Brass, Contamination Proof, Electric Remote Control Irrigation Valve With Pressure Regulator (Hunter IBV-201G-B-FS ACCU-SYNC-ADJ).....	761.85 56.13
32 84 23 00-0092	EA 3", 0.1 To 300 GPM, Brass, Contamination Proof, Electric Remote Control Irrigation Valve With Pressure Regulator (Hunter IBV-301G-B-FS ACCU-SYNC-ADJ).....	1,498.75 56.13
32 84 23 00-0093	Other Electric Remote Control Valves/Accessories (32 84 23 00-0041)	
32 84 23 00-0094	EA Pressure Regulator Module For Electric Remote Control Valves (Rain Bird® PRS-DIAL).....	128.57
32 84 23 00-0095	Remote Control Valve Assemblies (32 84 23 00-0041)	
	Note: Includes excavation and disposal of soil, installation of 6" minimum depth gravel or crushed rock, woven wire cloth, valve, fittings, valve box (Carson 1419-12), as detailed in the Caltrans Standard Plans 2010 page 224.	
32 84 23 00-0096	EA 1" Glass-Filled Nylon Remote Control Valve With Flow Control And Captured Solenoid (Rain Bird® PEB) And Box (Carson 1419-12).....	510.74 124.85
32 84 23 00-0097	EA 1-1/2" Glass-Filled Nylon Remote Control Valve With Flow Control And Captured Solenoid (Rain Bird® PEB) And Box (Carson 1419-12).....	552.09 124.85
32 84 23 00-0098	EA 2" Glass-Filled Nylon Remote Control Valve With Flow Control And Captured Solenoid (Rain Bird® PEB) And Box (Carson 1419-12).....	605.27 124.85
32 84 23 00-0099	EA 1" Glass-Filled Nylon Remote Control Scrubber Valve With Flow Control And Captured Solenoid (Rain Bird® PESB-R) And Box (Carson 1419-12).....	569.82 124.85
	Note: Purple components for use with recycled water	
32 84 23 00-0100	EA 1-1/2" Glass-Filled Nylon Remote Control Scrubber Valve With Flow Control And Captured Solenoid (Rain Bird® PESB-R) And Box (Carson 1419-12).....	611.17 124.85
	Note: Purple components for use with recycled water	
32 84 23 00-0101	EA 2" Glass-Filled Nylon Remote Control Scrubber Valve With Flow Control And Captured Solenoid (Rain Bird® PESB-R) And Box (Carson 1419-12).....	664.35 124.85
	Note: Purple components for use with recycled water	
32 84 23 00-0102	EA 1" Brass Remote Control Valve With Flow Control And Captured Solenoid (Rain Bird® EFB-CP-R) And Box (Carson 1419-12).....	586.54 124.85
	Note: Purple components for use with recycled water	
32 84 23 00-0103	EA 1-1/2" Brass Remote Control Valve With Flow Control And Captured Solenoid (Rain Bird® EFB-CP-R) And Box (Carson 1419-12).....	704.46 124.85
	Note: Purple components for use with recycled water	
32 84 23 00-0104	EA 2" Brass Remote Control Valve With Flow Control And Captured Solenoid (Rain Bird® EFB-CP-R) And Box (Carson 1419-12).....	785.29 124.85
	Note: Purple components for use with recycled water	
32 84 23 00-0105	Irrigation Valve Boxes (32 84 23)	
	Note: Includes lid.	
32 84 23 00-0106	EA 6" Round Irrigation Valve Box With Lid (Rain Bird® PVB-6RND).....	84.52 35.96
32 84 23 00-0107	EA 7" Round Irrigation Valve Box With Lid (Rain Bird® VB-7RND).....	98.48 35.96
32 84 23 00-0108	EA 10" Round Irrigation Valve Box With Lid (Rain Bird® VB-10RND).....	129.18 47.34
32 84 23 00-0109	EA 21.8" x 16.6" x 12" Depth, Rectangular Irrigation Valve Box With Lid (Rain Bird® VB-STD).....	224.97 69.12
32 84 23 00-0110	EA 21.8" x 16.6" x 12" Depth, Rectangular Irrigation Valve Box With Lock (Rain Bird® VB-STDH).....	229.91 69.12
32 84 23 00-0111	EA 26.3" x 19.8" x 12.1" Depth, Rectangular Irrigation Valve Box With Lid (Rain Bird® VB-JMB).....	265.35 69.12
32 84 23 00-0112	EA 26.3" x 19.8" x 12.1" Depth, Rectangular Irrigation Valve Box With Lock (Rain Bird® VB-JMBH).....	269.57 69.12
32 84 23 00-0113	EA 33.1" x 23.8" x 15" Depth, Rectangular Irrigation Valve Box With Lock (Rain Bird® VB-SPRH).....	472.08 69.12
32 84 23 00-0114	EA 40.3" x 27.1" x 18" Depth, Rectangular Irrigation Valve Box With Lock (Rain Bird® VB-MAXH).....	734.37 69.12
32 84 23 00-0115	EA Number 5 CALTRANS Concrete Valve Box With Non-Traffic Rated Concrete Lid.....	449.72 134.16
	For 12" Extension, Add	96.76
32 84 23 00-0116	EA Number 5 CALTRANS Concrete Valve Box With Non-Traffic Rated Steel Lid.....	707.39 134.16
	For 12" Extension, Add	96.76
32 84 23 00-0117	EA 12" x 17" x 12" Depth, Rectangular Irrigation Valve Box With Lid (Carson 1419-12).....	183.98 59.93
32 84 23 00-0118	EA 15" x 21" x 12" Depth, Rectangular Irrigation Valve Box With Lid (Carson 1220-12).....	267.58 69.12
32 84 23 00-0119	EA 10" Round Irrigation Valve Box With Lid (Carson 910-10).....	141.24 47.34

32 Exterior Improvements**32 80 Irrigation****32 84 Planting Irrigation**

SAN BERNARDINO
COUNTY

MINOR
CSI UOM DESCRIPTION

TOTAL DIRECT DEMOLITION
UNIT COST UNIT COST

32 84 23 00-0120		Irrigation Controllers <small>(32 84 23)</small> See CSI section 27 15 13 00-0256 for low voltage wiring.		
32 84 23 00-0121		Irrigation Controllers <small>(32 84 23 00-0120)</small>		
32 84 23 00-0122		Irrigation Controllers (Rain Bird®) <small>(32 84 23 00-0121)</small>		
32 84 23 00-0123		Four Program, Indoor Mount, Modular Irrigation Controllers (Rain Bird® ESP Series) <small>(32 84 23 00-0122)</small>		
32 84 23 00-0124		Four Program, Modular Irrigation Controllers (Rain Bird® ESP-ME Series) <small>(32 84 23 00-0123)</small>		
32 84 23 00-0125		Four Program, Indoor Mount, Modular Irrigation Controllers (Rain Bird® ESP-MEI Series) <small>(32 84 23 00-0124)</small>		
32 84 23 00-0126	EA	4-Station, Four Program, Indoor Mount, Modular Irrigation Controller (Rain Bird® ESP-MEI Series)	380.56	35.81
32 84 23 00-0127	EA	7-Station, Four Program, Indoor Mount, Modular Irrigation Controller (Rain Bird® ESP-MEI Series)	531.63	35.81
32 84 23 00-0128	EA	10-Station, Four Program, Indoor Mount, Modular Irrigation Controller (Rain Bird® ESP-MEI Series)	682.70	35.81
32 84 23 00-0129	EA	13-Station, Four Program, Indoor Mount, Modular Irrigation Controller (Rain Bird® ESP-MEI Series)	833.76	35.81
32 84 23 00-0130	EA	16-Station, Four Program, Indoor Mount, Modular Irrigation Controller (Rain Bird® ESP-MEI Series)	949.03	35.81
32 84 23 00-0131	EA	19-Station, Four Program, Indoor Mount, Modular Irrigation Controller (Rain Bird® ESP-MEI Series)	1,104.59	35.81
32 84 23 00-0132	EA	22-Station, Four Program, Indoor Mount, Modular Irrigation Controller (Rain Bird® ESP-MEI Series)	1,260.12	35.81
32 84 23 00-0133		Four Program, Outdoor Mount, Modular Irrigation Controllers (Rain Bird® ESP-ME Series) <small>(32 84 23 00-0124)</small>		
32 84 23 00-0134	EA	4-Station, Four Program, Outdoor Mount, Modular Irrigation Controller (Rain Bird® ESP-ME Series)	445.20	35.81
32 84 23 00-0135	EA	7-Station, Four Program, Outdoor Mount, Modular Irrigation Controller (Rain Bird® ESP-ME Series)	596.27	35.81
32 84 23 00-0136	EA	10-Station, Four Program, Outdoor Mount, Modular Irrigation Controller (Rain Bird® ESP-ME Series)	747.34	35.81
32 84 23 00-0137	EA	13-Station, Four Program, Outdoor Mount, Modular Irrigation Controller (Rain Bird® ESP-ME Series)	898.40	35.81
32 84 23 00-0138	EA	16-Station, Four Program, Outdoor Mount, Modular Irrigation Controller (Rain Bird® ESP-ME Series)	1,013.67	35.81
32 84 23 00-0139	EA	19-Station, Four Program, Outdoor Mount, Modular Irrigation Controller (Rain Bird® ESP-ME Series)	1,169.22	35.81
32 84 23 00-0140	EA	22-Station, Four Program, Outdoor Mount, Modular Irrigation Controller (Rain Bird® ESP-ME Series)	1,324.76	35.81
32 84 23 00-0141		Four Program, Modular Irrigation Controllers (Rain Bird® ESP-SMTE Series) <small>(32 84 23 00-0123)</small>		
32 84 23 00-0142		Four Program, Indoor Mount, Modular Irrigation Controllers (Rain Bird® ESP-SMTEI Series) <small>(32 84 23 00-0141)</small>		
32 84 23 00-0143	EA	4-Station, Four Program, Indoor Mount, Modular Irrigation Controller (Rain Bird® ESP-SMTEI Series)	605.10	35.81
32 84 23 00-0144	EA	7-Station, Four Program, Indoor Mount, Modular Irrigation Controller (Rain Bird® ESP-SMTEI Series)	756.16	35.81
32 84 23 00-0145	EA	10-Station, Four Program, Indoor Mount, Modular Irrigation Controller (Rain Bird® ESP-SMTEI Series)	907.24	35.81
32 84 23 00-0146	EA	13-Station, Four Program, Indoor Mount, Modular Irrigation Controller (Rain Bird® ESP-SMTEI Series)	1,058.30	35.81
32 84 23 00-0147	EA	16-Station, Four Program, Indoor Mount, Modular Irrigation Controller (Rain Bird® ESP-SMTEI Series)	1,173.56	35.81
32 84 23 00-0148	EA	19-Station, Four Program, Indoor Mount, Modular Irrigation Controller (Rain Bird® ESP-SMTEI Series)	1,329.12	35.81
32 84 23 00-0149	EA	22-Station, Four Program, Indoor Mount, Modular Irrigation Controller (Rain Bird® ESP-SMTEI Series)	1,484.66	35.81
32 84 23 00-0150		Four Program, Outdoor Mount, Modular Irrigation Controllers (Rain Bird® ESP-SMTE Series) <small>(32 84 23 00-0141)</small>		
32 84 23 00-0151	EA	4-Station, Four Program, Outdoor Mount, Modular Irrigation Controller (Rain Bird® ESP-SMTE Series)	653.53	35.81
32 84 23 00-0152	EA	7-Station, Four Program, Outdoor Mount, Modular Irrigation Controller (Rain Bird® ESP-SMTE Series)	804.60	35.81
32 84 23 00-0153	EA	10-Station, Four Program, Outdoor Mount, Modular Irrigation Controller (Rain Bird® ESP-SMTE Series)	955.67	35.81
32 84 23 00-0154	EA	13-Station, Four Program, Outdoor Mount, Modular Irrigation Controller (Rain Bird® ESP-SMTE Series)	1,106.73	35.81
32 84 23 00-0155	EA	16-Station, Four Program, Outdoor Mount, Modular Irrigation Controller (Rain Bird® ESP-SMTE Series)	1,222.00	35.81
32 84 23 00-0156	EA	19-Station, Four Program, Outdoor Mount, Modular Irrigation Controller (Rain Bird® ESP-SMTE Series)	1,377.55	35.81
32 84 23 00-0157	EA	22-Station, Four Program, Outdoor Mount, Modular Irrigation Controller (Rain Bird® ESP-SMTE Series)	1,533.09	35.81
32 84 23 00-0158		Accessories For ESP-ME/MEI Irrigation Controllers <small>(32 84 23 00-0123)</small>		
32 84 23 00-0159	EA	3-Station Expansion Module For ESP Series Irrigation Controllers (Rain Bird® ESP-SM3)	155.55	
		Note: Use task for increasing capacity of existing ESP series irrigation controllers up to a maximum of 22-stations.		
32 84 23 00-0160	EA	6-Station Expansion Module For ESP Series Irrigation Controllers (Rain Bird® ESP-SM6)	297.60	
		Note: Use task for increasing capacity of existing ESP series irrigation controllers up to a maximum of 22-stations.		
32 84 23 00-0161	EA	Smart Controller Upgrade Kit For ESP Series Irrigation Controllers (Rain Bird® ESPSMTEUPG)	418.72	
32 84 23 00-0162		Four Program, Indoor/Outdoor Mount, Modular Irrigation Controllers (Rain Bird® ESP-LX Series) <small>(32 84 23 00-0122)</small>		
32 84 23 00-0163		Four Program, Indoor/Outdoor Mount, Modular Irrigation Controllers (Rain Bird® ESP-LX Basic Series) <small>(32 84 23 00-0162)</small>		
32 84 23 00-0164	EA	12-Station, Four Program, Indoor/Outdoor Mount, Modular Irrigation Controller (Rain Bird® ESP-LX Basic Series)	901.07	35.81
32 84 23 00-0165	EA	16-Station, Four Program, Indoor/Outdoor Mount, Modular Irrigation Controller (Rain Bird® ESP-LX Basic Series)	1,091.35	35.81
32 84 23 00-0166	EA	20-Station, Four Program, Indoor/Outdoor Mount, Modular Irrigation Controller (Rain Bird® ESP-LX Basic Series)	1,284.78	35.81
32 84 23 00-0167	EA	24-Station, Four Program, Indoor/Outdoor Mount, Modular Irrigation Controller (Rain Bird® ESP-LX Basic Series)	1,475.05	35.81
32 84 23 00-0168	EA	28-Station, Four Program, Indoor/Outdoor Mount, Modular Irrigation Controller (Rain Bird® ESP-LX Basic Series)	1,668.46	35.81
32 84 23 00-0169	EA	32-Station, Four Program, Indoor/Outdoor Mount, Modular Irrigation Controller (Rain Bird® ESP-LX Basic Series)	1,858.74	35.81



Exterior Improvements		32
Irrigation		32 80
Planting Irrigation		32 84

MINOR CSI UOM DESCRIPTION	TOTAL DIRECT UNIT COST	DEMOLITION UNIT COST
32 84 23 00-0170 EA 36-Station, Four Program, Indoor/Outdoor Mount, Modular Irrigation Controller (Rain Bird® ESP-LX Basic Series).....	2,052.16	35.81
32 84 23 00-0171 EA 40-Station, Four Program, Indoor/Outdoor Mount, Modular Irrigation Controller (Rain Bird® ESP-LX Basic Series).....	2,242.44	35.81
32 84 23 00-0172 EA 44-Station, Four Program, Indoor/Outdoor Mount, Modular Irrigation Controller (Rain Bird® ESP-LX Basic Series).....	2,435.86	35.81
32 84 23 00-0173 EA 48-Station, Four Program, Indoor/Outdoor Mount, Modular Irrigation Controller (Rain Bird® ESP-LX Basic Series).....	2,626.14	35.81
32 84 23 00-0174 Four Program, Indoor/Outdoor Mount, Modular Irrigation Controllers (Rain Bird® ESP-LXME Series) (32 84 23 00-0162)		
32 84 23 00-0175 EA 8-Station, Four Program, Indoor/Outdoor Mount, Modular Irrigation Controller (Rain Bird® ESP-LXME Series).....	898.89	35.81
32 84 23 00-0176 EA 12-Station, Four Program, Indoor/Outdoor Mount, Modular Irrigation Controller (Rain Bird® ESP-LXME Series).....	1,089.16	35.81
32 84 23 00-0177 EA 16-Station, Four Program, Indoor/Outdoor Mount, Modular Irrigation Controller (Rain Bird® ESP-LXME Series).....	1,282.58	35.81
32 84 23 00-0178 EA 20-Station, Four Program, Indoor/Outdoor Mount, Modular Irrigation Controller (Rain Bird® ESP-LXME Series).....	1,472.87	35.81
32 84 23 00-0179 EA 24-Station, Four Program, Indoor/Outdoor Mount, Modular Irrigation Controller (Rain Bird® ESP-LXME Series).....	1,666.28	35.81
32 84 23 00-0180 EA 28-Station, Four Program, Indoor/Outdoor Mount, Modular Irrigation Controller (Rain Bird® ESP-LXME Series).....	1,856.56	35.81
32 84 23 00-0181 EA 32-Station, Four Program, Indoor/Outdoor Mount, Modular Irrigation Controller (Rain Bird® ESP-LXME Series).....	2,049.97	35.81
32 84 23 00-0182 EA 36-Station, Four Program, Indoor/Outdoor Mount, Modular Irrigation Controller (Rain Bird® ESP-LXME Series).....	2,240.25	35.81
32 84 23 00-0183 EA 40-Station, Four Program, Indoor/Outdoor Mount, Modular Irrigation Controller (Rain Bird® ESP-LXME Series).....	2,433.67	35.81
32 84 23 00-0184 EA 44-Station, Four Program, Indoor/Outdoor Mount, Modular Irrigation Controller (Rain Bird® ESP-LXME Series).....	2,623.95	35.81
32 84 23 00-0185 EA 48-Station, Four Program, Indoor/Outdoor Mount, Modular Irrigation Controller (Rain Bird® ESP-LXME Series).....	2,817.36	35.81
32 84 23 00-0186 Accessories For ESP-LX/LXME Irrigation Controllers (32 84 23 00-0162)		
32 84 23 00-0187 EA Powder Coated Steel Wall Cabinet For ESP-LX/LXME Irrigation Controllers (Rain Bird® LXMM).....	661.63	
32 84 23 00-0188 EA Powder Coated Steel Cabinet And Pedestal For ESP-LX/LXME Irrigation Controllers (Rain Bird® LXMMPED + LXMM).....	1,534.86	
Note: Excludes concrete foundation.		
32 84 23 00-0189 EA Stainless Steel Wall Cabinet For ESP-LX/LXME Irrigation Controllers (Rain Bird® LXMMSS).....	1,453.18	
32 84 23 00-0190 EA Stainless Steel Cabinet And Pedestal For ESP-LX/LXME Irrigation Controllers (Rain Bird® LXMMSSPED + LXMMSS).....	3,227.69	
Note: Excludes concrete foundation.		
32 84 23 00-0191 EA 4-Station Expansion Module For ESP-LX/LXME Irrigation Controllers (Rain Bird® ESPLXMSM4).....	190.28	
Note: Use task for increasing capacity of existing ESP-LX/LXME irrigation controllers up to a maximum of 48-stations.		
32 84 23 00-0192 EA 8-Station Expansion Module For ESP-LX/LXME Irrigation Controllers (Rain Bird® ESPLXMSM8).....	383.70	
Note: Use task for increasing capacity of existing ESP-LX/LXME irrigation controllers up to a maximum of 48-stations.		
32 84 23 00-0193 EA 12-Station Expansion Module For ESP-LX/LXME Irrigation Controllers (Rain Bird® ESPLXMSM12).....	595.53	
Note: Use task for increasing capacity of existing ESP-LX/LXME irrigation controllers up to a maximum of 48-stations.		
32 84 23 00-0194 EA Flow Smart Water Management Module For ESP-LXME Irrigation Controllers (Rain Bird® FSM-LXME).....	220.52	
32 84 23 00-0195 Three Program, Battery-Operated, Buriable Irrigation Control Modules (Rain Bird® TBOS-II Series) (32 84 23 00-0122)		
32 84 23 00-0196 Three Program, Battery-Operated, Buriable Irrigation Control Modules (Rain Bird® TBOS-II Series) (32 84 23 00-0195)		
32 84 23 00-0197 EA 1-Station, Three Program, Battery-Operated, Buriable Irrigation Control Module (Rain Bird® TBOS-II Series).....	436.57	35.81
32 84 23 00-0198 EA 2-Station, Three Program, Battery-Operated, Buriable Irrigation Control Module (Rain Bird® TBOS-II Series).....	527.23	35.81
32 84 23 00-0199 EA 4-Station, Three Program, Battery-Operated, Buriable Irrigation Control Module (Rain Bird® TBOS-II Series).....	655.27	35.81
32 84 23 00-0200 Accessories For TBOS-II Series Irrigation Controllers (32 84 23 00-0195)		
32 84 23 00-0201 EA Field Transmitter For TBOS-II Series Irrigation Controllers (Rain Bird® TBOS2FTUS).....	548.60	
32 84 23 00-0202 EA Potted Latching Solenoid For TBOS-II Series Irrigation Controllers (Rain Bird® TBOSPSOL).....	110.59	26.85
32 84 23 00-0203 Accessories For Irrigation Controllers (Rain Bird®) (32 84 23 00-0122)		
32 84 23 00-0204 EA Wired Rain Sensor For Irrigation Controllers (Rain Bird® RSDBEX).....	159.14	26.85
32 84 23 00-0205 EA Wireless Rain Sensor And Controller Interface For Irrigation Controllers (Rain Bird® WR2RC).....	324.79	26.85
32 84 23 00-0206 EA Wireless Rain/Freeze Sensor And Controller Interface For Irrigation Controllers (Rain Bird® WR2RFC).....	343.60	26.85
32 84 23 00-0207 EA Soil Moisture Sensor And Controller Interface For Irrigation Controllers (Rain Bird® SMRT-Y).....	506.62	26.85
32 84 23 00-0208 Two-Wire Decoder Systems (32 84 23 00-0120)		
32 84 23 00-0209 Two-Wire Decoder Systems (Rain Bird®) (32 84 23 00-0208)		
32 84 23 00-0210 Controllers For Two-Wire Decoder Systems (Rain Bird® ESP-LXD Series) (32 84 23 00-0209)		
Note: Includes water resistant cabinet.		
32 84 23 00-0211 EA 50-Station, Modular Controller For Two-Wire Decoder Systems (Rain Bird® ESP-LXD Series).....	2,592.68	35.81
32 84 23 00-0212 EA 125-Station, Modular Controller For Two-Wire Decoder Systems (Rain Bird® ESP-LXD Series).....	3,705.15	35.81
32 84 23 00-0213 EA 200-Station, Modular Controller For Two-Wire Decoder Systems (Rain Bird® ESP-LXD Series).....	4,817.62	35.81
32 84 23 00-0214 Field Decoders For Two-Wire Decoder Systems (Rain Bird®) (32 84 23 00-0209)		
32 84 23 00-0215 EA One Individual Valve Interface, Field Decoder For Two-Wire Decoder System (Rain Bird® FD101TURF).....	318.62	35.81
32 84 23 00-0216 EA One Pair Of Valves Interface, Field Decoder For Two-Wire Decoder System (Rain Bird® FD102TURF).....	405.48	35.81
32 84 23 00-0217 EA Two Pair Of Valves Interface, Field Decoder For Two-Wire Decoder System (Rain Bird® FD202TURF).....	606.47	35.81
32 84 23 00-0218 EA Up To Four Individual Valves Interface, Field Decoder For Two-Wire Decoder System (Rain Bird® FD401TURF).....	739.36	35.81

32 Exterior Improvements**32 80 Irrigation****32 84 Planting Irrigation**

SAN BERNARDINO
COUNTY

MINOR CSI UOM DESCRIPTION	TOTAL DIRECT UNIT COST	DEMOLITION UNIT COST
32 84 23 00-0219 EA Up To Six Individual Valves Interface, Field Decoder For Two-Wire Decoder System (Rain Bird® FD601TURF).....	1,223.11	35.81
32 84 23 00-0220 Accessories For Two-Wire Decoder Systems (Rain Bird®) (32 84 23 00-0209)		
32 84 23 00-0221 EA 50-Station Replacement Base Module For ESP-LXD Series Two Wire Decoder Based Controllers (Rain Bird® MOD50-LXD).....	1,927.67	
32 84 23 00-0222 EA 75-Station Expansion Module For ESP-LXD Series Two Wire Decoder Based Controllers (Rain Bird® SPLXDSM75).....	1,112.48	
32 84 23 00-0223 EA Line Surge Protection For ESP-LXD Series Two-Wire Decoder Systems (Rain Bird® LSP1TURF).....	240.89	31.33
32 84 23 00-0224 EA Sensor Decoder Interface For ESP-LXD Series Two-Wire Decoder Systems (Rain Bird® SD210TURF).....	1,084.83	35.81
32 84 23 00-0225 Calsense Controllers (32 84 23 00-0120)		
32 84 23 00-0226 Irrigation Controllers (32 84 23 00-0225)		
32 84 23 00-0227 EA 6 Station ET-Driven Irrigation Controller (Calsense ET2000E-6).....	2,685.80	89.51
32 84 23 00-0228 EA 8 Station ET-Driven Irrigation Controller (Calsense ET2000E-8).....	3,466.05	100.69
32 84 23 00-0229 EA 12 Station ET-Driven Irrigation Controller (Calsense ET2000E-12).....	4,759.31	111.88
32 84 23 00-0230 EA 16 Station ET-Driven Irrigation Controller (Calsense ET2000E-16).....	5,237.34	111.88
32 84 23 00-0231 EA 24 Station ET-Driven Irrigation Controller (Calsense ET2000E-24).....	6,192.47	123.07
32 84 23 00-0232 EA 32 Station ET-Driven Irrigation Controller (Calsense ET2000E-32).....	7,475.01	123.07
32 84 23 00-0233 EA 40 Station ET-Driven Irrigation Controller (Calsense ET2000E-40).....	8,465.12	134.26
32 84 23 00-0234 EA 48 Station ET-Driven Irrigation Controller (Calsense ET2000E-48).....	9,479.50	134.26
32 84 23 00-0235 EA Upgrade Existing Calsense Controller To ET2000E (Calsense ET2000E-UPGRADE).....	2,739.39	44.76
32 84 23 00-0236 EA Upgrade Existing Calsense Controller With 8 Additional Stations (Calsense STATION UPGRADE).....	1,149.46	44.76
32 84 23 00-0237 Irrigation Controller Accessories (32 84 23 00-0225)		
32 84 23 00-0238 EA Set Of 10 Keys For Calsense Controllers Or Enclosures (Calsense KEY-1).....	111.93	
32 84 23 00-0239 EA Spare Lock For Enclosures (Calsense PAD).....	121.26	
32 84 23 00-0240 EA Hardware And Software For Up To 4 Additional Light Circuits (Calsense L).....	143.64	11.19
32 84 23 00-0241 EA Transformer For Irrigation Controllers (Calsense TR-1).....	206.10	44.76
32 84 23 00-0242 EA AC Line Protection For Irrigation Controllers (Calsense TP-110).....	567.55	44.76
32 84 23 00-0243 EA Transient Protection Board For Irrigation Controller Stations (Calsense TP-1).....	754.10	44.76
<i>For Outdoor Gray Powder Coated Stainless Steel Enclosure, Add</i>	<i>358.70</i>	
32 84 23 00-0244 Sensors For Irrigation Controllers (32 84 23 00-0225)		
32 84 23 00-0245 Flow Sensors (32 84 23 00-0244)		
32 84 23 00-0246 EA 1-1/2" Polyvinyl Chloride (PVC) Schedule 80 Tee Mounted Flow Meter (Calsense FM 1.5).....	1,323.52	67.14
<i>For Flow Meter Replacement Insert Only, Deduct</i>	<i>-939.01</i>	
32 84 23 00-0247 EA 2" Polyvinyl Chloride (PVC) Schedule 80 Tee Mounted Flow Meter (Calsense FM 2).....	1,370.16	67.14
<i>For Flow Meter Replacement Insert Only, Deduct</i>	<i>-985.65</i>	
32 84 23 00-0248 EA 3" Polyvinyl Chloride (PVC) Schedule 80 Tee Mounted Flow Meter (Calsense FM 3).....	1,416.80	67.14
<i>For Flow Meter Replacement Insert Only, Deduct</i>	<i>-1,032.29</i>	
32 84 23 00-0249 EA 1" Brass Tee Mounted Flow Meter (Calsense FM 1B).....	1,566.49	89.51
<i>For Flow Meter Replacement Insert Only, Deduct</i>	<i>-1,181.67</i>	
32 84 23 00-0250 EA 1-1/4" Brass Tee Mounted Flow Meter (Calsense FM 1.25B).....	1,683.09	89.51
<i>For Flow Meter Replacement Insert Only, Deduct</i>	<i>-1,298.27</i>	
32 84 23 00-0251 EA 1-1/2" Brass Tee Mounted Flow Meter (Calsense FM 1.5B).....	1,729.73	89.51
<i>For Flow Meter Replacement Insert Only, Deduct</i>	<i>-1,344.91</i>	
32 84 23 00-0252 EA 2" Brass Tee Mounted Flow Meter (Calsense FM 2B).....	2,032.87	89.51
<i>For Flow Meter Replacement Insert Only, Deduct</i>	<i>-1,519.86</i>	
32 84 23 00-0253 EA 2" Pipe Saddle Mounted Insertion Flow Meter (Calsense FMBX).....	1,581.92	44.76
<i>Note: For 4" and larger pipe. Excludes pipe saddle.</i>		
<i>For Flow Meter Replacement Insert Only, Deduct</i>	<i>-1,068.91</i>	
32 84 23 00-0254 Moisture Sensors (32 84 23 00-0244)		
32 84 23 00-0255 EA Soil Moisture Sensor (Calsense 1000-S).....	556.84	33.57
32 84 23 00-0256 Weather Sensors (32 84 23 00-0244)		
32 84 23 00-0257 EA Wind Gage, Irrigation Weather Sensor (Calsense WG-1).....	1,519.86	89.51
32 84 23 00-0258 EA Tipping Rain Bucket, Irrigation Weather Sensor (Calsense RB-1).....	1,745.51	179.02
32 84 23 00-0259 EA ET Gage, Irrigation Weather Sensor (Calsense ETG).....	3,474.88	134.26
32 84 23 00-0260 Weather Sensor Accessories (32 84 23 00-0244)		
32 84 23 00-0261 EA Ceramic Cup For ET Gage Weather Sensor (Calsense ETG-C).....	1,022.27	
32 84 23 00-0262 EA Removal And Replacement Of Circuit Board For ET Gage Weather Sensor (Calsense ETG-PCB).....	1,931.70	
32 84 23 00-0263 EA Vandal Resistant Mounting Base For ET Gage Enclosure (Calsense ETGE-BASE).....	1,022.27	44.76
32 84 23 00-0264 EA Vandal Resistant Stainless Steel Enclosure For ET Gage (Calsense ETGE).....	2,364.99	44.76
32 84 23 00-0265 Antennas For Irrigation Controllers (32 84 23 00-0225)		
<i>Note: Excludes antenna cable.</i>		
32 84 23 00-0266 EA Local Radio Dome Antenna (Calsense LR-DOME).....	532.57	44.76
32 84 23 00-0267 EA Local Radio Stick Antenna (Calsense LR-STICK).....	777.42	44.76
32 84 23 00-0268 EA Local Radio Yagi Antenna (Calsense LR-YAGI).....	866.93	89.51



		Exterior Improvements	32
		Irrigation	32 80
		Planting Irrigation	32 84

32

MINOR	CSI	UOM	DESCRIPTION	TOTAL DIRECT UNIT COST	DEMOLITION UNIT COST
32 84 23 00-0269	EA		Local Radio And Calsense Radio, Remote Dome Antenna (Calsense LR-DOME-RR).....	532.57	44.76
32 84 23 00-0270	EA		Local Radio And Calsense Radio, Enhanced Remote Dome Antenna (Calsense LR-DOME-RRE).....	532.57	44.76
32 84 23 00-0271	EA		GPRS Stubby Antenna (Calsense GR-STUBBY).....	532.57	44.76
32 84 23 00-0272	EA		GPRS Stick Antenna (Calsense GR-STICK).....	777.42	44.76
32 84 23 00-0273	EA		Spread Spectrum Dome Antenna (Calsense SR-DOME).....	532.57	44.76
32 84 23 00-0274	EA		Spread Spectrum Stick Antenna (Calsense SR-STICK).....	777.42	44.76
32 84 23 00-0275	EA		Spread Spectrum Yagi Antenna (Calsense SR-YAGI).....	866.93	89.51
32 84 23 00-0276	EA		Spread Spectrum And Calsense Radio, Remote Dome Antenna (Calsense SR-DOME-RR).....	532.57	44.76
32 84 23 00-0277	EA		Spread Spectrum And Calsense Radio, Enhanced Remote Dome Antenna (Calsense SR-DOME-RRE).....	532.57	44.76
32 84 23 00-0278	EA		Spread Spectrum Stubby Antenna (Calsense SR-STUBBY).....	532.57	44.76
32 84 23 00-0279	EA		WiFi Stubby Antenna (Calsense WEN-STUBBY).....	532.57	44.76
32 84 23 00-0280	LF		Antenna Cable With End Connectors (Calsense LMR-400-DB).....	14.59	0.54
32 84 23 00-0281	EA		Surge Protection Device For Antenna (Calsense ANT-PROT).....	534.46	22.38
32 84 23 00-0282	EA		5' High, Non-Penetrating, Antenna Tripod Mount (Calsense ANT-TRIP5).....	870.69	44.76
32 84 23 00-0283	EA		3' Antenna Stand Off Mount For 3" Maximum Tower Leg (Calsense ANT-SOM).....	757.86	
32 84 23 00-0284	EA		Local Radio Frequency Filter (Calsense LR-FILTER).....	1,072.67	
32 84 23 00-0285	EA		Spread Spectrum Frequency Filter (Calsense SR-FILTER).....	792.84	
32 84 23 00-0286			Pedestals And Enclosures For Irrigation Controllers (32 84 23 00-0225)		
32 84 23 00-0287	EA		15 Amperes, Circuit Breaker With Enclosure For Irrigation Controllers (Calsense SSE-BREAKER).....	484.04	67.14
32 84 23 00-0288	EA		Standard Gray Powder Coated Stainless Steel Controller Enclosure (Calsense C-BOX).....	1,177.74	111.88
32 84 23 00-0289	EA		Indoor Wall Mount, Stainless Steel Back Panel (Calsense SSBP)..... Note: Includes GFI and receptacle.	1,313.75	44.76
32 84 23 00-0290	EA		Standard Gray Powder Coated Stainless Steel Pedestal (Calsense PD-1)..... Note: Includes factory installed transient protection board and AC line protection.	1,571.21	33.57
32 84 23 00-0291	EA		Heavy-Duty Stainless Steel Enclosure For Irrigation Controllers (Calsense SSE)..... Note: Includes factory installed transient protection board and AC line protection.	4,930.72	33.57
32 84 23 00-0292	EA		Heavy-Duty Stainless Steel Enclosure For Irrigation Controllers (Calsense SSE-R)..... Note: Includes factory installed transient protection board, AC line protection and dome antenna.	5,570.40	33.57
32 84 23 00-0293	EA		Double-Wide Heavy-Duty Stainless Steel Enclosure For Irrigation Controllers (Calsense SSE-D)..... Note: Includes factory installed transient protection boards and AC line protection. Pre-wired for two controllers.	8,080.71	67.14
32 84 23 00-0294	EA		Double-Wide Heavy-Duty Stainless Steel Enclosure For Irrigation Controllers (Calsense SSE-D-R)..... Note: Includes factory installed transient protection boards, AC line protection and dome antenna. Pre-wired for two controllers.	8,470.24	67.14
32 84 23 00-0295	EA		Bolt Mounting Template For Heavy-Duty Stainless Steel Enclosures (Calsense SSE-CAM).....	276.77	
32 84 23 00-0296	EA		Stainless Steel Fully Enclosed Riser For Calsense SSE Enclosures (Calsense SSE-PED).....	894.96	
32 84 23 00-0297			Central Computer For Irrigation Control Systems (32 84 23 00-0225)		
32 84 23 00-0298	EA		Central Computer For Irrigation Control Systems (Calsense COMP-2)..... Note: Includes a minimum of 133 MHz Pentium, 32 Meg Ram, 1.2 GB hard drive, 14.4 modem and a printer. Excludes Command Center Water Management software.	6,216.02	
32 84 23 00-0299	EA		Command Center Water Management Software For Central Computer (Calsense COMM-1).....	11,006.99	
32 84 23 00-0300	EA		Up To 5 Simultaneous Users Capacity, Calsense Advantage Client/Server Database Add-On (Calsense CS-5)..... Note: Package price for up to 5 users. Includes remote communication through internet connection.	2,111.66	
32 84 23 00-0301	EA		>5 To 10 Simultaneous Users Capacity, Calsense Advantage Client/Server Database Add-On (Calsense CS-10)..... Note: Package price for 6 to 10 users. Includes remote communication through internet connection.	4,160.65	
32 84 23 00-0302	EA		Data Logger With Phone Modem For Irrigation Control Systems (Calsense DL-2).....	6,700.06	
32 84 23 00-0303	EA		GPRS Radio For Use At Central Computer (Calsense DTR-G).....	4,006.61	
32 84 23 00-0304			Data Access Service (32 84 23 00-0225)		
32 84 23 00-0305	EA		1 Month, Data Access Plan For Up To 2 Controllers (Calsense COMM-1MN)..... Note: For communication between GPRS unit and up to 2 controllers.	33.92	
32 84 23 00-0306	EA		1 Year, Data Access Plan For Up To 2 Controllers (Calsense COMM-1YR)..... Note: For communication between GPRS unit and up to 2 controllers.	370.98	
32 84 23 00-0307	EA		5 Year, Data Access Plan For Up To 2 Controllers (Calsense COMM-5YR)..... Note: For communication between GPRS unit and up to 2 controllers.	1,589.92	
32 84 23 00-0308	EA		1 Month, Data Access Plan For Up To 2 Controllers (Calsense COMM-1MN-M)..... Note: For communication between GPRS unit and multiple controllers.	137.79	
32 84 23 00-0309	EA		1 Year, Data Access Plan For Up To 2 Controllers (Calsense COMM-1YR-M)..... Note: For communication between GPRS unit and multiple controllers.	1,483.93	
32 84 23 00-0310	EA		5 Year, Data Access Plan For Up To 2 Controllers (Calsense COMM-5YR-M)..... Note: For communication between GPRS unit and multiple controllers.	6,359.70	
32 84 23 00-0311			Communication Options For Irrigation Controllers (32 84 23 00-0225)		
32 84 23 00-0312	EA		FCC License Fee (Calsense).....	224.95	
32 84 23 00-0313	EA		P.C.I.A. And/Or A.P.C.O. Fee (Calsense)..... Note: Per frequency or frequency pair.	436.94	
32 84 23 00-0314	EA		Hardware Communication Option For Irrigation Controllers (Calsense M)..... Note: Allows multiple controllers to be chained together via a communications cable and share one phone line.	1,229.54	
32 84 23 00-0315	EA		Phone Line Communication Option For Irrigation Controllers (Calsense R).....	1,293.14	
32 84 23 00-0316	EA		Ethernet Communication Option For Irrigation Controllers (Calsense EN).....	1,293.14	
32 84 23 00-0317	EA		WiFi Communication Option For Irrigation Controllers (Calsense WEN).....	2,649.88	
32 84 23 00-0318	EA		Local Radio Communication Option For Irrigation Controllers (Calsense LR).....	3,370.64	
32 84 23 00-0319	EA		Spread Spectrum Radio Communication Option For Irrigation Controllers (Calsense SR).....	3,370.64	
32 84 23 00-0320	EA		GPRS Radio Modem Communication Option For Irrigation Controllers (Calsense GR).....	3,370.64	
32 84 23 00-0321	EA		Fiber Optic Modem Communication Option For Irrigation Controllers (Calsense FOM).....	10,811.49	
32 84 23 00-0322	EA		Communication Hub For Irrigation Controllers (Calsense HUB)..... Note: Accepts up to two communication options. Excludes communication options.	4,162.67	

32 Exterior Improvements**32 80 Irrigation****32 84 Planting Irrigation**

SAN BERNARDINO
COUNTY

MINOR
CSI UOM DESCRIPTION

TOTAL DIRECT DEMOLITION
UNIT COST UNIT COST

32 84 23 00-0323		Retrofit Options For Irrigation Controllers (32 84 23 00-0225)		
32 84 23 00-0324		Weather Retrofits For Irrigation Controllers (32 84 23 00-0323)		
32 84 23 00-0325	EA	Add One Flow Sensor Interface To An Existing Calsense Controller (Calsense F-RETRO)	1,647.64	
32 84 23 00-0326	EA	Add One ET Gage Interface To An Existing Calsense Controller (Calsense G-RETRO)	1,647.64	
32 84 23 00-0327	EA	Add One Tipping Rain Bucket Interface To An Existing Calsense Controller (Calsense RB-RETRO)	1,647.64	
32 84 23 00-0328	EA	Add One Wind Gage Interface To An Existing Calsense Controller (Calsense WG-RETRO)	1,647.64	
32 84 23 00-0329		Phone Communication Retrofits For Irrigation Controllers (32 84 23 00-0323)		
32 84 23 00-0330	EA	Add The Ability To Chain To Another Calsense Controller With The Phone Line Communication Option And Share One Phone Line (Calsense M-RETRO)	1,732.43	
32 84 23 00-0331	EA	Add The Phone Line Communication Option To An Existing Calsense Controller (Calsense R-RETRO)	2,050.42	
32 84 23 00-0332	EA	Add The Phone Line Communication Option And The Ability To Chain To Another Calsense Controller And Share One Phone Line (Calsense MLR-RETRO)	3,290.56	
32 84 23 00-0333		Local Radio Communication Retrofits For Irrigation Controllers (32 84 23 00-0323)		
32 84 23 00-0334	EA	Add The Ability To Chain To Another Calsense Controller With The Local Radio Communication Option And Share One Local Radio (Calsense ML-RETRO)	1,944.42	
32 84 23 00-0335	EA	Add The Local Radio Communication Option To An Existing Calsense Controller (Calsense LR-RETRO)	4,106.72	
32 84 23 00-0336	EA	Add The Local Radio Communication Option And The Ability To Chain To Another Calsense Controller And Share One Local Radio (Calsense MLR-RETRO)	5,336.26	
32 84 23 00-0337		Spread Spectrum Radio Communication Retrofits For Irrigation Controllers (32 84 23 00-0323)		
32 84 23 00-0338	EA	Add The Ability To Chain To Another Calsense Controller With The Spread Spectrum Radio Communication Option And Share One Spread Spectrum Radio (Calsense MS-RETRO)	1,944.42	
32 84 23 00-0339	EA	Add The Spread Spectrum Radio Communication Option To An Existing Calsense Controller (Calsense SR-RETRO)	4,106.72	
32 84 23 00-0340	EA	Add The Spread Spectrum Radio Communication Option And The Ability To Chain To Another Calsense Controller And Share One Spread Spectrum Radio (Calsense MSR-RETRO)	5,336.26	
32 84 23 00-0341		Ethernet Communication Retrofits For Irrigation Controllers (32 84 23 00-0323)		
32 84 23 00-0342	EA	Add The Ability To Chain To Another Calsense Controller With The Ethernet Communication Option And Share One Ethernet Device (Calsense ME-RETRO)	1,944.42	
32 84 23 00-0343	EA	Add The Ethernet Communication Option To An Existing Calsense Controller (Calsense EN-RETRO)	2,050.42	
32 84 23 00-0344	EA	Add The Ethernet Communication Option And The Ability To Chain To Another Calsense Controller And Share One Ethernet Device (Calsense MEN-RETRO)	3,290.56	
32 84 23 00-0345		GPRS Radio Modem Communication Retrofits For Irrigation Controllers (32 84 23 00-0323)		
32 84 23 00-0346	EA	Add The Ability To Chain To Another Calsense Controller With The GPRS Communication Option And Share One GPRS Modem (Calsense MG-RETRO)	1,944.42	
32 84 23 00-0347	EA	Add The GPRS Communication Option To An Existing Calsense Controller (Calsense GR-RETRO)	4,106.72	
32 84 23 00-0348	EA	Add The GPRS Communication Option And The Ability To Chain To Another Calsense Controller And Share One GPRS Modem (Calsense MGR-RETRO)	5,336.26	
32 84 23 00-0349		Radio Remote Units For Irrigation Controllers (32 84 23 00-0225)		
32 84 23 00-0350	EA	Enhanced Radio Remote Hand-Held Transmitter With Carry Case (Calsense RRe-TRAN)	1,955.02	
32 84 23 00-0351	EA	Calsense Integrated Radio Remote Receiver Board (Calsense RR/RRe)	419.74	
		Note: Includes polyvinyl chloride (PVC) stick antenna. Excludes antenna cable.		
32 84 23 00-0352	EA	Wall Mount Charger For Hand-Held Transmitter (Calsense RRTRAN-CHG)	180.19	
32 84 23 00-0353	EA	Removal And Replacement Of Battery For Hand-Held Transmitter (Calsense RRTRAN-BAT)	319.17	
32 84 23 00-0354	EA	Polyvinyl Chloride (PVC) Stick Antenna For Radio Remote Receiver Board (Calsense RR-ANT)	202.57	11.19
		Note: Excludes antenna cable.		
32 84 23 00-0355	EA	Whip Antenna For Radio Remote Receiver Board (Calsense RRe-WHIP)	393.36	11.19
		Note: Excludes antenna cable.		
32 84 23 00-0356	EA	Dome Antenna For Radio Remote Receiver Board (Calsense RR-Dome/RRe-Dome)	425.16	11.19
		Note: Excludes antenna cable.		
32 84 23 00-0357		Hydro-Safe WeatherTrak Controllers (32 84 23 00-0120)		
32 84 23 00-0358		Front Entry Pedestal Irrigation Controllers (32 84 23 00-0357)		
		Note: HydroPoint WeatherTrak ETPro2 Commercial controller assembly in StrongBox SB-18SS enclosure.		
32 84 23 00-0359	EA	12 Station Irrigation Controller (HydroPoint WeatherTrak ETPro2 HS1-WTPRO2SC12S)	8,352.49	111.88
32 84 23 00-0360	EA	18 Station Irrigation Controller (HydroPoint WeatherTrak ETPro2 HS1-WTPRO2SC18S)	8,891.41	111.88
32 84 23 00-0361	EA	24 Station Irrigation Controller (HydroPoint WeatherTrak ETPro2 HS1-WTPRO2SC24S)	9,452.70	123.07
32 84 23 00-0362	EA	30 Station Irrigation Controller (HydroPoint WeatherTrak ETPro2 HS1-WTPRO2SC30S)	10,103.89	123.07
32 84 23 00-0363	EA	36 Station Irrigation Controller (HydroPoint WeatherTrak ETPro2 HS1-WTPRO2SC36S)	10,642.81	123.07
32 84 23 00-0364	EA	42 Station Irrigation Controller (HydroPoint WeatherTrak ETPro2 HS1-WTPRO2SC42S)	11,181.66	134.26
32 84 23 00-0365	EA	48 Station Irrigation Controller (HydroPoint WeatherTrak ETPro2 HS1-WTPRO2SC48S)	11,720.58	134.26



MINOR CSI UOM DESCRIPTION	TOTAL DIRECT UNIT COST	DEMOLITION UNIT COST
---------------------------	------------------------	----------------------

32 84 23 00-0366

Back-to-Back Dual Irrigation Controllers (32 84 23 00-0357)

Note: HydroPoint WeatherTrak ETPro2 Dual back-to-back controller assembly in StrongBox SB-18DSS enclosure.

32 84 23 00-0367	EA	12+18 Back-to-back Dual Station Irrigation Controller (HydroPoint WeatherTrak ETPro2 HS5-WTPRO2SC1218S)	15,425.65	134.26
32 84 23 00-0368	EA	12+24 Back-to-back Dual Station Irrigation Controller (HydroPoint WeatherTrak ETPro2 HS5-WTPRO2SC1224S)	15,942.12	134.26
32 84 23 00-0369	EA	12+36 Back-to-back Dual Station Irrigation Controller (HydroPoint WeatherTrak ETPro2 HS5-WTPRO2SC1236S)	17,100.67	152.16
32 84 23 00-0370	EA	12+42 Back-to-back Dual Station Irrigation Controller (HydroPoint WeatherTrak ETPro2 HS5-WTPRO2SC1242S)	17,706.95	152.16
32 84 23 00-0371	EA	18+24 Back-to-back Dual Station Irrigation Controller (HydroPoint WeatherTrak ETPro2 HS5-WTPRO2SC1824S)	16,481.04	134.26
32 84 23 00-0372	EA	18+36 Back-to-back Dual Station Irrigation Controller (HydroPoint WeatherTrak ETPro2 HS5-WTPRO2SC1836S)	17,706.95	152.16
32 84 23 00-0373	EA	18+42 Back-to-back Dual Station Irrigation Controller (HydroPoint WeatherTrak ETPro2 HS5-WTPRO2SC1842S)	18,245.87	152.16
32 84 23 00-0374	EA	24+24 Back-to-back Dual Station Irrigation Controller (HydroPoint WeatherTrak ETPro2 HS5-WTPRO2SC2424S)	17,055.76	152.16
32 84 23 00-0375	EA	24+36 Back-to-back Dual Station Irrigation Controller (HydroPoint WeatherTrak ETPro2 HS5-WTPRO2SC2436S)	18,245.87	152.16
32 84 23 00-0376	EA	24+42 Back-to-back Dual Station Irrigation Controller (HydroPoint WeatherTrak ETPro2 HS5-WTPRO2SC2442S)	18,798.15	170.07
32 84 23 00-0377	EA	36+36 Back-to-back Dual Station Irrigation Controller (HydroPoint WeatherTrak ETPro2 HS5-WTPRO2SC3636S)	19,471.80	170.07
32 84 23 00-0378	EA	36+42 Back-to-back Dual Station Irrigation Controller (HydroPoint WeatherTrak ETPro2 HS5-WTPRO2SC3642S)	19,988.26	170.07
32 84 23 00-0379	EA	42+42 Back-to-back Dual Station Irrigation Controller (HydroPoint WeatherTrak ETPro2 HS5-WTPRO2SC4242S)	20,562.98	187.97

32 84 23 00-0380

Wall Mount/Retrofit Mount Irrigation Controllers (32 84 23 00-0357)

Note: HydroPoint WeatherTrak ETPro2 wall mount / retrofit controller assembly.

32 84 23 00-0381	EA	12 Station Irrigation Controller (HydroPoint WeatherTrak ETPro2 HS718-WTPRO2SC12S)	5,096.52	111.88
32 84 23 00-0382	EA	18 Station Irrigation Controller (HydroPoint WeatherTrak ETPro2 HS718-WTPRO2SC18S)	5,545.62	111.88
32 84 23 00-0383	EA	24 Station Irrigation Controller (HydroPoint WeatherTrak ETPro2 HS718-WTPRO2SC24S)	6,106.91	123.07
32 84 23 00-0384	EA	30 Station Irrigation Controller (HydroPoint WeatherTrak ETPro2 HS718-WTPRO2SC30S)	6,758.10	123.07
32 84 23 00-0385	EA	36 Station Irrigation Controller (HydroPoint WeatherTrak ETPro2 HS718-WTPRO2SC36S)	7,297.02	123.07
32 84 23 00-0386	EA	42 Station Irrigation Controller (HydroPoint WeatherTrak ETPro2 HS718-WTPRO2SC42S)	7,858.32	134.26

32 84 23 00-0387

Top Mount Irrigation Controllers (32 84 23 00-0357)

Note: HydroPoint WeatherTrak ETPro2 stainless steel top mount controller assembly.

32 84 23 00-0388	EA	12 Station Irrigation Controller (HydroPoint WeatherTrak ETPro2 HS16-WTPRO2SC12S)	8,891.41	111.88
32 84 23 00-0389	EA	18 Station Irrigation Controller (HydroPoint WeatherTrak ETPro2 HS16-WTPRO2SC18S)	9,430.33	111.88
32 84 23 00-0390	EA	24 Station Irrigation Controller (HydroPoint WeatherTrak ETPro2 HS16-WTPRO2SC24S)	10,014.07	123.07
32 84 23 00-0391	EA	30 Station Irrigation Controller (HydroPoint WeatherTrak ETPro2 HS16-WTPRO2SC30S)	10,642.81	123.07
32 84 23 00-0392	EA	36 Station Irrigation Controller (HydroPoint WeatherTrak ETPro2 HS16-WTPRO2SC36S)	11,181.73	123.07
32 84 23 00-0393	EA	42 Station Irrigation Controller (HydroPoint WeatherTrak ETPro2 HS16-WTPRO2SC42S)	11,743.03	134.26
32 84 23 00-0394	EA	48 Station Irrigation Controller (HydroPoint WeatherTrak ETPro2 HS16-WTPRO2SC48S)	12,259.50	134.26

32 84 23 00-0395

Wall Mount Irrigation Controllers (32 84 23 00-0357)

Note: HydroPoint WeatherTrak ETPro2 stainless steel wall mount controller assembly.

32 84 23 00-0396	EA	12 Station Irrigation Controller (HydroPoint WeatherTrak ETPro2 HS7-WTPRO2SC12S)	6,578.54	111.88
32 84 23 00-0397	EA	18 Station Irrigation Controller (HydroPoint WeatherTrak ETPro2 HS7-WTPRO2SC18S)	7,117.46	111.88
32 84 23 00-0398	EA	24 Station Irrigation Controller (HydroPoint WeatherTrak ETPro2 HS7-WTPRO2SC24S)	7,678.75	123.07
32 84 23 00-0399	EA	30 Station Irrigation Controller (HydroPoint WeatherTrak ETPro2 HS7-WTPRO2SC30S)	8,329.95	123.07
32 84 23 00-0400	EA	36 Station Irrigation Controller (HydroPoint WeatherTrak ETPro2 HS7-WTPRO2SC36S)	8,868.87	123.07
32 84 23 00-0401	EA	42 Station Irrigation Controller (HydroPoint WeatherTrak ETPro2 HS7-WTPRO2SC42S)	9,430.17	134.26
32 84 23 00-0402	EA	48 Station Irrigation Controller (HydroPoint WeatherTrak ETPro2 HS7-WTPRO2SC48S)	9,946.63	134.26

32 84 23 00-0403

Accessories (32 84 23 00-0357)

32 84 23 00-0404	EA	WeatherTRAK Central Internet Management Upgrade (HydroPoint WTEXB-PRO2-CIM)	2,445.20	
32 84 23 00-0405	EA	Central Pancake Antenna (HydroPoint ANT-GRPS-PC)	374.93	
32 84 23 00-0406	EA	Central Antenna Amplifier Kit (HydroPoint ANT-AMP-C-Kit)	3,073.94	
32 84 23 00-0407	EA	Central Antenna Amplifier Kit With YAGI Antenna (HydroPoint ANT-AMP-C-Yagi-Kit)	4,028.28	
32 84 23 00-0408	EA	6-Station Key - ET PRO2 Smart Water Manager Series (HydroPoint WTPRO2S-6STA-KEY)	763.35	
32 84 23 00-0409	EA	24-Station Output Board - ET PRO2 Smart Water Manager Series (HydroPoint WTPRO2S-STA-EXT-BRD)	1,120.35	

32 84 23 00-0410

Satellite Irrigation Controllers (Rain Bird® ESP-SAT) (32 84 23 00-0120)

Note: Satellite controllers compatible with Maxi-Con Central Control. Includes link communication with SEMET at the controller and stainless steel cabinet. Excludes concrete pad.

32 84 23 00-0411	EA	12 Station, Satellite Irrigation Controller With Stainless Steel Cabinet (Rain Bird® RBESP12SATLS)	4,578.57	201.40
32 84 23 00-0412	EA	24 Station, Satellite Irrigation Controller With Stainless Steel Cabinet (Rain Bird® RBESP24SATLS)	4,828.50	212.59
32 84 23 00-0413	EA	40 Station, Satellite Irrigation Controller With Stainless Steel Cabinet (Rain Bird® RBESP40SATLS)	6,711.86	223.78

32 84 23 00-0414

LEIT Controllers (32 84 23 00-0120)

32 84 23 00-0415

LEIT X Series Irrigation Controller (32 84 23 00-0414)

32 84 23 00-0416	EA	10 Station, Four Program Ambient Light Irrigation Controller (LEIT X Series)	4,307.56	35.81
32 84 23 00-0417	EA	12 Station, Four Program Ambient Light Irrigation Controller (LEIT X Series)	4,726.67	35.81
32 84 23 00-0418	EA	16 Station, Four Program Ambient Light Irrigation Controller (LEIT X Series)	5,409.06	35.81
32 84 23 00-0419	EA	20 Station, Four Program Ambient Light Irrigation Controller (LEIT X Series)	6,091.45	35.81
32 84 23 00-0420	EA	24 Station, Four Program Ambient Light Irrigation Controller (LEIT X Series)	6,573.22	35.81
32 84 23 00-0421	EA	28 Station, Four Program Ambient Light Irrigation Controller (LEIT X Series)	7,055.00	35.81

32 84 23 00-0422

LEIT X Series Irrigation Controller Assembly (32 84 23 00-0414)

Note: Includes excavation and concrete for footing, 2" diameter galvanized steel pole (minimum 18" bury), 2" sweeps, controller, and number 5 concrete box with non-traffic rated lid per detail.

32 Exterior Improvements**32 80 Irrigation****32 84 Planting Irrigation**

SAN BERNARDINO
COUNTY

MINOR CSI UOM DESCRIPTION	TOTAL DIRECT UNIT COST	DEMOLITION UNIT COST
32 84 23 00-0423 EA 10 Station, Four Program Ambient Light Irrigation Controller (LEIT X Series) Assembly Mounted On Pole.....	4,869.88	185.49
32 84 23 00-0424 EA 12 Station, Four Program Ambient Light Irrigation Controller (LEIT X Series) Assembly Mounted On Pole.....	5,288.99	185.49
32 84 23 00-0425 EA 16 Station, Four Program Ambient Light Irrigation Controller (LEIT X Series) Assembly Mounted On Pole.....	5,971.37	185.49
32 84 23 00-0426 EA 20 Station, Four Program Ambient Light Irrigation Controller (LEIT X Series) Assembly Mounted On Pole.....	6,653.76	185.49
32 84 23 00-0427 EA 24 Station, Four Program Ambient Light Irrigation Controller (LEIT X Series) Assembly Mounted On Pole.....	7,135.54	185.49
32 84 23 00-0428 EA 28 Station, Four Program Ambient Light Irrigation Controller (LEIT X Series) Assembly Mounted On Pole.....	7,617.31	185.49
32 84 23 00-0429 Enclosure For LEIT Controller Assembly (32 84 23 00-0414)		
Note: Includes mounting bolts to concrete foundation and installation of enclosure per detail.		
32 84 23 00-0430 EA 12" x 12" x 54" Milled Steel, #9 Expanded Metal, Painted Per Detail, Enclosure With Access Hatch.....	3,295.51	249.57
Note: For LEIT Controller		
32 84 23 00-0431 Hunter Controllers (32 84 23 00-0120)		
32 84 23 00-0432 Hunter XC Hybrid Controller (32 84 23 00-0431)		
Note: Operates DC latching solenoids with battery power or a plug in 24 VAC transformer. Includes 6 AA batteries, outdoor stainless steel enclosure and installation of controller in Irrigation Controller Enclosure.		
32 84 23 00-0433 EA 6 Station Hybrid Irrigation Controller With Stainless Steel Enclosure (Hunter XCH-600-SS).....	710.55	89.51
32 84 23 00-0434 EA 12 Station Hybrid Irrigation Controller With Stainless Steel Enclosure (Hunter XCH-1200-SS).....	904.18	111.88
32 84 23 00-0435 DC Latching Solenoid (32 84 23 00-0120)		
32 84 23 00-0436 EA DC Latching Solenoid (Micro Power Solenoid) For Non LEIT Controllers	39.66	
Note: As per manufacture of valve.		
32 84 23 00-0437 EA DC Solenoid For LEIT Controllers (DIG S-305DC).....	62.25	
32 84 23 00-0438 Irrigation Controller Enclosure Cabinet (32 84 23 00-0120)		
Note: Includes excavation, installation of concrete foundation, mounting bolts, sweeps, number 5 concrete pull box with non-traffic rated lid and installation of enclosure per detail.		
32 84 23 00-0439 EA 35" (H) x 18" (W) x 12" (D), 12 Gauge Cold Rolled Steel Irrigation Controller Enclosure Cabinet, Powdercoated (Tan).....	3,154.41	491.93
32 84 23 00-0440 EA 35" (H) x 24" (W) x 12" (D), 12 Gauge Cold Rolled Steel Irrigation Controller Enclosure Cabinet, Powdercoated (Tan).....	3,403.13	536.66
32 84 23 00-0441 EA 35" (H) x 36" (W) x 12" (D), 12 Gauge Cold Rolled Steel Irrigation Controller Enclosure Cabinet, Powdercoated (Tan).....	3,761.10	581.37
32 84 23 00-0442 EA 35" (H) x 18" (W) x 12" (D), 0.125" 5052-H-32 Aluminum Irrigation Controller Enclosure Cabinet,	3,154.43	491.93
32 84 23 00-0443 EA 35" (H) x 24" (W) x 12" (D), 0.125" 5052-H-32 Aluminum Steel Irrigation Controller Enclosure Cabinet.....	3,403.13	536.66
32 84 23 00-0444 EA 35" (H) x 36" (W) x 12" (D), 0.125" 5052-H-32 Aluminum Steel Irrigation Controller Enclosure Cabinet.....	3,761.10	581.37
32 84 23 00-0445 EA 35" (H) x 18" (W) x 12" (D), Type 304 Stainless Steel Irrigation Controller Enclosure Cabinet.....	3,922.31	491.93
32 84 23 00-0446 EA 35" (H) x 24" (W) x 12" (D), Type 304 Stainless Steel Irrigation Controller Enclosure Cabinet.....	4,266.99	536.66
32 84 23 00-0447 EA 35" (H) x 36" (W) x 12" (D), Type 304 Stainless Steel Irrigation Controller Enclosure Cabinet.....	4,624.96	581.37
32 84 23 00-0448 Irrigation Valves (32 84 23)		
32 84 23 00-0449 Reduced Pressure Zone Valves With QT Shut-Offs (32 84 23 00-0448)		
Note: Includes ball type test cocks, two quarter-turn (QT) full port resilient seated bronze body ball valves, and captured spring assemblies (Watts 009 QT series).		
32 84 23 00-0450 EA 3/4" Threaded Reduced Pressure Zone Assembly With Quarter Turn Shut-offs (Watts 009M3 QT series)	786.87	41.21
32 84 23 00-0451 EA 1" Threaded Reduced Pressure Zone Assembly With Quarter Turn Shut-offs (Watts 009M2 QT series)	933.40	50.33
32 84 23 00-0452 EA 1-1/4" Threaded Reduced Pressure Zone Assembly With Quarter Turn Shut-offs (Watts 009M2 QT series)	1,413.30	58.57
32 84 23 00-0453 EA 1-1/2" Threaded Reduced Pressure Zone Assembly With Quarter Turn Shut-offs (Watts 009M2 QT series)	1,493.48	67.24
32 84 23 00-0454 EA 2" Threaded Reduced Pressure Zone Assembly With Quarter Turn Shut-offs (Watts 009M2 QT series)	1,790.96	86.76
32 84 23 00-0455 Brass Quick-Coupling Irrigation Valves (32 84 23 00-0448)		
32 84 23 00-0456 EA 3/4", 1-Piece Brass Body, Quick-Coupling Irrigation Valve (Rain Bird® 3RC).....	155.52	35.96
For Valve Key, Add	43.42	
32 84 23 00-0457 EA 3/4", 2-Piece Brass Body, Quick-Coupling Irrigation Valve (Rain Bird® 33DRC).....	160.55	35.96
For Locking Cover, Add	25.00	
For Valve Key, Add	43.42	
32 84 23 00-0458 EA 1", 1-Piece Brass Body, Quick-Coupling Irrigation Valve (Rain Bird® 44RC).....	215.79	35.96
For Valve Key, Add	111.07	
32 84 23 00-0459 EA 1", 2-Piece Brass Body, Quick-Coupling Irrigation Valve (Rain Bird® 44LRC).....	235.87	35.96
For Valve Key, Add	111.07	
32 84 23 00-0460 EA 1", 1-Piece Brass Body, Non-Potable (Purple) Quick-Coupling Irrigation Valve (Rain Bird® 5NP).....	226.42	35.96
32 84 23 00-0461 EA 1", 2-Piece Brass Body, Non-Potable (Purple) Quick-Coupling Irrigation Valve (Rain Bird® 44NP).....	235.87	35.96
32 84 23 00-0462 Anti-Siphon Pressure Type Vacuum Breaker (32 84 23 00-0448)		
Note: Pressure: 15 to 150 PSI, temperature: 33 to 140 degrees Fahrenheit.		
32 84 23 00-0463 EA 3/4" Anti-Siphon Pressure Type Vacuum Breaker (Watts 800M4QT).....	277.14	30.37
32 84 23 00-0464 EA 1" Anti-Siphon Pressure Type Vacuum Breaker (Watts 800M4QT).....	398.25	34.70
32 84 23 00-0465 EA 1-1/4" Anti-Siphon Pressure Type Vacuum Breaker (Watts 800M4QT).....	725.29	40.13
32 84 23 00-0466 EA 1-1/2" Anti-Siphon Pressure Type Vacuum Breaker (Watts 800M4QT).....	883.66	44.46
32 84 23 00-0467 EA 2" Anti-Siphon Pressure Type Vacuum Breaker	890.20	54.23
32 84 23 00-0468 Aluminum Cam And Groove Adapter (32 84 23 00-0448)		



		Exterior Improvements	32
		Irrigation	32 80
		Planting Irrigation	32 84

MINOR	CSI	UOM	DESCRIPTION	TOTAL DIRECT UNIT COST	DEMOLITION UNIT COST
32 84 23 00-0469	EA		1-1/2" Type A Aluminum Cam And Groove Male Adapter x 1-1/2" NPT Female Pipe Thread	39.36	
32 84 23 00-0470	EA		2" Type A Aluminum Cam And Groove Male Adapter x 2" NPT Female Pipe Thread.....	41.58	
32 84 23 00-0471	EA		1-1/2" Type F Aluminum Cam And Groove Male Adapter x 1-1/2" NPT Male Pipe Thread.....	40.57	
32 84 23 00-0472	EA		2" Type F Aluminum Cam And Groove Male Adapter x 2" NPT Male Pipe Thread	43.85	
32 84 23 00-0473			Manual Sprinkler Control Valves (32 84 23 00-0448)		
32 84 23 00-0474	EA		3/4" Manual Sprinkler Control Valves, With Union	95.44	29.28
32 84 23 00-0475	EA		1" Manual Sprinkler Control Valves, With Union.....	116.35	31.45
32 84 23 00-0476	EA		1-1/4" Manual Sprinkler Control Valves, With Union.....	179.72	39.80
32 84 23 00-0477	EA		1-1/2" Manual Sprinkler Control Valves, With Union.....	213.24	45.88
32 84 23 00-0478	EA		2" Manual Sprinkler Control Valves, With Union.....	287.17	54.23
32 84 23 00-0479			Irrigation Piping (32 84 23)		
32 84 23 00-0480			Irrigation Piping With Fittings, On Grade With Pipe Stabilizers (32 84 23 00-0479)		
			Note: Install stabilizers every 20', at change of direction and at sprinkler heads less than 12" tall.		
32 84 23 00-0481			Schedule 40 Polyvinyl Chloride (PVC) Irrigation Piping With Fittings, On Grade With Pipe Stabilizers (32 84 23 00-0480)		
32 84 23 00-0482	LF		1/2" Schedule 40 Polyvinyl Chloride (PVC) Pipe With Fittings, On Grade With Pipe Stabilizers	3.41	1.00
			For >1,000, Deduct	-0.17	
32 84 23 00-0483	LF		3/4" Schedule 40 Polyvinyl Chloride (PVC) Pipe With Fittings, On Grade With Pipe Stabilizers	4.18	1.25
			For >1,000, Deduct	-0.21	
32 84 23 00-0484	LF		1" Schedule 40 Polyvinyl Chloride (PVC) Pipe With Fittings, On Grade With Pipe Stabilizers	5.16	1.50
			For >1,000, Deduct	-0.26	
32 84 23 00-0485	LF		1-1/2" Schedule 40 Polyvinyl Chloride (PVC) Pipe With Fittings, On Grade With Pipe Stabilizers	6.97	1.89
			For >1,000, Deduct	-0.35	
32 84 23 00-0486	LF		2" Schedule 40 Polyvinyl Chloride (PVC) Pipe With Fittings, On Grade With Pipe Stabilizers	8.86	2.38
			For >1,000, Deduct	-0.44	
32 84 23 00-0487	LF		2-1/2" Schedule 40 Polyvinyl Chloride (PVC) Pipe With Fittings, On Grade With Pipe Stabilizers	11.78	2.77
			For >1,000, Deduct	-0.59	
32 84 23 00-0488	LF		3" Schedule 40 Polyvinyl Chloride (PVC) Pipe With Fittings, On Grade With Pipe Stabilizers	15.95	3.99
			For >1,000, Deduct	-0.80	
32 84 23 00-0489	LF		4" Schedule 40 Polyvinyl Chloride (PVC) Pipe With Fittings, On Grade With Pipe Stabilizers	21.26	4.99
			For >1,000, Deduct	-1.06	
32 84 23 00-0490	LF		6" Schedule 40 Polyvinyl Chloride (PVC) Pipe With Fittings, On Grade With Pipe Stabilizers	31.82	6.24
			For >1,000, Deduct	-1.59	
32 84 23 00-0491			Class 200, SDR-21 Polyvinyl Chloride (PVC) Irrigation Piping With Fittings, On Grade With Pipe Stabilizers (32 84 23 00-0480)		
32 84 23 00-0492	LF		3/4" Class 200 Polyvinyl Chloride (PVC) Socketweld Pipe With Fittings, On Grade With Pipe Stabilizers	3.82	1.25
			For >1,000, Deduct	-0.19	
32 84 23 00-0493	LF		1" Class 200 Polyvinyl Chloride (PVC) Socketweld Pipe With Fittings, On Grade With Pipe Stabilizers	4.55	1.50
			For >1,000, Deduct	-0.23	
32 84 23 00-0494	LF		1-1/2" Class 200 Polyvinyl Chloride (PVC) Socketweld Pipe With Fittings, On Grade With Pipe Stabilizers	6.54	1.89
			For >1,000, Deduct	-0.33	
32 84 23 00-0495	LF		2" Class 200 Polyvinyl Chloride (PVC) Socketweld Pipe With Fittings, On Grade With Pipe Stabilizers	8.50	2.38
			For >1,000, Deduct	-0.43	
32 84 23 00-0496	LF		2-1/2" Class 200 Polyvinyl Chloride (PVC) Socketweld Pipe With Fittings, On Grade With Pipe Stabilizers	11.24	2.77
			For >1,000, Deduct	-0.56	
32 84 23 00-0497	LF		3" Class 200, SDR-21 Polyvinyl Chloride (PVC) Pipe With Fittings, On Grade With Pipe Stabilizers	15.74	3.99
			For >1,000, Deduct	-0.79	
32 84 23 00-0498	LF		4" Class 200, SDR-21 Polyvinyl Chloride (PVC) Pipe With Fittings, On Grade With Pipe Stabilizers	22.39	4.99
			For >1,000, Deduct	-1.12	
32 84 23 00-0499	LF		6" Class 200, SDR-21 Polyvinyl Chloride (PVC) Pipe With Fittings, On Grade With Pipe Stabilizers	38.98	6.24
			For >1,000, Deduct	-1.95	
32 84 23 00-0500			Class 315, SDR-13.5 Polyvinyl Chloride (PVC) Irrigation Piping With Fittings, On Grade With Pipe Stabilizers (32 84 23 00-0480)		
32 84 23 00-0501	LF		3/4" Class 315, SDR-13.5 Polyvinyl Chloride (PVC) Pipe With Fittings, On Grade With Pipe Stabilizers	4.12	1.25
			For >1,000, Deduct	-0.21	
32 84 23 00-0502	LF		1" Class 315, SDR-13.5 Polyvinyl Chloride (PVC) Pipe With Fittings, On Grade With Pipe Stabilizers	4.97	1.50
			For >1,000, Deduct	-0.25	
32 84 23 00-0503	LF		1-1/2" Class 315, SDR-13.5 Polyvinyl Chloride (PVC) Pipe With Fittings, On Grade With Pipe Stabilizers	7.34	1.89
			For >1,000, Deduct	-0.37	
32 84 23 00-0504	LF		2" Class 315, SDR-13.5 Polyvinyl Chloride (PVC) Pipe With Fittings, On Grade With Pipe Stabilizers	9.82	2.38
			For >1,000, Deduct	-0.49	
32 84 23 00-0505	LF		2-1/2" Class 315, SDR-13.5 Polyvinyl Chloride (PVC) Pipe With Fittings, On Grade With Pipe Stabilizers	13.34	2.77
			For >1,000, Deduct	-0.67	
32 84 23 00-0506	LF		3" Class 315, SDR-13.5 Polyvinyl Chloride (PVC) Pipe With Fittings, On Grade With Pipe Stabilizers	15.95	3.99
			For >1,000, Deduct	-0.80	
32 84 23 00-0507	LF		4" Class 315, SDR-13.5 Polyvinyl Chloride (PVC) Pipe With Fittings, On Grade With Pipe Stabilizers	21.26	4.99
			For >1,000, Deduct	-1.06	
32 84 23 00-0508	LF		6" Class 315, SDR-13.5 Polyvinyl Chloride (PVC) Pipe With Fittings, On Grade With Pipe Stabilizers	32.52	6.24
			For >1,000, Deduct	-1.63	

32 Exterior Improvements

32 80 Irrigation

32 84 Planting Irrigation



MINOR
CSI UOM DESCRIPTION

TOTAL DIRECT DEMOLITION
UNIT COST UNIT COST

32 84 23 00-0509	Irrigation Piping With Fittings, Trenching, Cover, Backfilled And Compacted <small>(32 84 23 00-0479)</small> Note: Install thrust blocks per Caltrans details for 3" piping and larger, upstream of remote control valve.		
32 84 23 00-0510	Schedule 40 Polyvinyl Chloride (PVC) Irrigation Piping With Fittings, Trenching, 12" Of Cover, Backfilled And Compacted <small>(32 84 23 00-0509)</small>		
32 84 23 00-0511	LF 3/4" Schedule 40 Polyvinyl Chloride (PVC) Pipe With Fittings, 12" Of Cover, Backfilled And Compacted	6.22	1.25
	<i>For >1,000, Deduct</i>	-0.31	
32 84 23 00-0512	LF 1" Schedule 40 Polyvinyl Chloride (PVC) Pipe With Fittings, 12" Of Cover, Backfilled And Compacted	7.21	1.50
	<i>For >1,000, Deduct</i>	-0.36	
32 84 23 00-0513	LF 1-1/2" Schedule 40 Polyvinyl Chloride (PVC) Pipe With Fittings, 12" Of Cover, Backfilled And Compacted	9.02	1.89
	<i>For >1,000, Deduct</i>	-0.45	
32 84 23 00-0514	LF 2" Schedule 40 Polyvinyl Chloride (PVC) Pipe With Fittings, 12" Of Cover, Backfilled And Compacted	10.90	2.38
	<i>For >1,000, Deduct</i>	-0.55	
32 84 23 00-0515	LF 2-1/2" Schedule 40 Polyvinyl Chloride (PVC) Pipe With Fittings, 12" Of Cover, Backfilled And Compacted	13.82	2.77
	<i>For >1,000, Deduct</i>	-0.69	
32 84 23 00-0516	LF 3" Schedule 40 Polyvinyl Chloride (PVC) Gasketed Pipe With Fittings, 12" Of Cover, Backfilled And Compacted	17.99	3.99
	<i>For >1,000, Deduct</i>	-0.90	
32 84 23 00-0517	LF 4" Schedule 40 Polyvinyl Chloride (PVC) Gasketed Pipe With Fittings, 12" Of Cover, Backfilled And Compacted	23.30	4.99
	<i>For >1,000, Deduct</i>	-1.17	
32 84 23 00-0518	LF 6" Schedule 40 Polyvinyl Chloride (PVC) Gasketed Pipe With Fittings, 12" Of Cover, Backfilled And Compacted	33.86	6.24
	<i>For >1,000, Deduct</i>	-1.69	
32 84 23 00-0519	Schedule 40 Polyvinyl Chloride (PVC) Irrigation Piping With Fittings, Trenching, 18" Of Cover, Backfilled And Compacted <small>(32 84 23 00-0509)</small>		
32 84 23 00-0520	LF 3/4" Schedule 40 Polyvinyl Chloride (PVC) Pipe With Fittings, 18" Of Cover, Backfilled And Compacted	6.48	1.25
	<i>For >1,000, Deduct</i>	-0.32	
32 84 23 00-0521	LF 1" Schedule 40 Polyvinyl Chloride (PVC) Pipe With Fittings, 18" Of Cover, Backfilled And Compacted	7.46	1.50
	<i>For >1,000, Deduct</i>	-0.37	
32 84 23 00-0522	LF 1-1/2" Schedule 40 Polyvinyl Chloride (PVC) Pipe With Fittings, 18" Of Cover, Backfilled And Compacted	9.27	1.89
	<i>For >1,000, Deduct</i>	-0.46	
32 84 23 00-0523	LF 2" Schedule 40 Polyvinyl Chloride (PVC) Pipe With Fittings, 18" Of Cover, Backfilled And Compacted	11.14	2.38
	<i>For >1,000, Deduct</i>	-0.56	
32 84 23 00-0524	LF 2-1/2" Schedule 40 Polyvinyl Chloride (PVC) Pipe With Fittings, 18" Of Cover, Backfilled And Compacted	14.07	2.77
	<i>For >1,000, Deduct</i>	-0.70	
32 84 23 00-0525	LF 3" Schedule 40 Polyvinyl Chloride (PVC) Gasketed Pipe With Fittings, 18" Of Cover, Backfilled And Compacted	18.25	3.99
	<i>For >1,000, Deduct</i>	-0.91	
32 84 23 00-0526	LF 4" Schedule 40 Polyvinyl Chloride (PVC) Gasketed Pipe With Fittings, 18" Of Cover, Backfilled And Compacted	23.55	4.99
	<i>For >1,000, Deduct</i>	-1.18	
32 84 23 00-0527	LF 6" Schedule 40 Polyvinyl Chloride (PVC) Gasketed Pipe With Fittings, 18" Of Cover, Backfilled And Compacted	34.11	6.24
	<i>For >1,000, Deduct</i>	-1.71	
32 84 23 00-0528	Schedule 40 Polyvinyl Chloride (PVC) Irrigation Piping With Fittings, Trenching, 24" Of Cover, Backfilled And Compacted <small>(32 84 23 00-0509)</small>		
32 84 23 00-0529	LF 3/4" Schedule 40 Polyvinyl Chloride (PVC) Pipe With Fittings, 24" Of Cover, Backfilled And Compacted	6.72	1.25
	<i>For >1,000, Deduct</i>	-0.34	
32 84 23 00-0530	LF 1" Schedule 40 Polyvinyl Chloride (PVC) Pipe With Fittings, 24" Of Cover, Backfilled And Compacted	7.71	1.50
	<i>For >1,000, Deduct</i>	-0.39	
32 84 23 00-0531	LF 1-1/2" Schedule 40 Polyvinyl Chloride (PVC) Pipe With Fittings, 24" Of Cover, Backfilled And Compacted	9.51	1.89
	<i>For >1,000, Deduct</i>	-0.48	
32 84 23 00-0532	LF 2" Schedule 40 Polyvinyl Chloride (PVC) Pipe With Fittings, 24" Of Cover, Backfilled And Compacted	11.39	2.38
	<i>For >1,000, Deduct</i>	-0.57	
32 84 23 00-0533	LF 2-1/2" Schedule 40 Polyvinyl Chloride (PVC) Pipe With Fittings, 24" Of Cover, Backfilled And Compacted	14.33	2.77
	<i>For >1,000, Deduct</i>	-0.72	
32 84 23 00-0534	LF 3" Schedule 40 Polyvinyl Chloride (PVC) Gasketed Pipe With Fittings, 24" Of Cover, Backfilled And Compacted	18.50	3.99
	<i>For >1,000, Deduct</i>	-0.93	
32 84 23 00-0535	LF 4" Schedule 40 Polyvinyl Chloride (PVC) Gasketed Pipe With Fittings, 24" Of Cover, Backfilled And Compacted	23.79	4.99
	<i>For >1,000, Deduct</i>	-1.19	
32 84 23 00-0536	LF 6" Schedule 40 Polyvinyl Chloride (PVC) Gasketed Pipe With Fittings, 24" Of Cover, Backfilled And Compacted	34.36	6.24
	<i>For >1,000, Deduct</i>	-1.72	
32 84 23 00-0537	Class 200, SDR-21 Polyvinyl Chloride (PVC) Irrigation Piping With Fittings, Trenching, 12" Of Cover, Backfilled And Compacted <small>(32 84 23 00-0509)</small>		
32 84 23 00-0538	LF 3/4" Class 200, SDR-21 Polyvinyl Chloride (PVC) Pipe With Fittings, 12" Of Cover, Backfilled And Compacted	6.03	1.25
	<i>For >1,000, Deduct</i>	-0.30	
32 84 23 00-0539	LF 1" Class 200, SDR-21 Polyvinyl Chloride (PVC) Pipe With Fittings, 12" Of Cover, Backfilled And Compacted	6.90	1.50
	<i>For >1,000, Deduct</i>	-0.35	
32 84 23 00-0540	LF 1-1/2" Class 200, SDR-21 Polyvinyl Chloride (PVC) Pipe With Fittings, 12" Of Cover, Backfilled And Compacted	9.04	1.89
	<i>For >1,000, Deduct</i>	-0.45	
32 84 23 00-0541	LF 2" Class 200, SDR-21 Polyvinyl Chloride (PVC) Pipe With Fittings, 12" Of Cover, Backfilled And Compacted	11.54	2.38
	<i>For >1,000, Deduct</i>	-0.58	
32 84 23 00-0542	LF 2-1/2" Class 200, SDR-21 Polyvinyl Chloride (PVC) Pipe With Fittings, 12" Of Cover, Backfilled And Compacted	14.86	2.77
	<i>For >1,000, Deduct</i>	-0.74	
32 84 23 00-0543	LF 3" Class 200, SDR-21 Polyvinyl Chloride (PVC) Gasketed Pipe With Fittings, 12" Of Cover, Backfilled And Compacted	17.78	3.99
	<i>For >1,000, Deduct</i>	-0.89	
32 84 23 00-0544	LF 4" Class 200, SDR-21 Polyvinyl Chloride (PVC) Gasketed Pipe With Fittings, 12" Of Cover, Backfilled And Compacted	24.44	4.99
	<i>For >1,000, Deduct</i>	-1.22	



MINOR CSI UOM DESCRIPTION	TOTAL DIRECT UNIT COST	DEMOLITION UNIT COST
32 84 23 00-0545 LF 6" Class 200, SDR-21 Polyvinyl Chloride (PVC) Gasketed Pipe With Fittings, 12" Of Cover, Backfilled And Compacted <i>For >1,000, Deduct</i>	41.02 -2.05	6.24
32 84 23 00-0546 Class 200, SDR-21 Polyvinyl Chloride (PVC) Irrigation Piping With Fittings, Trenching, 18" Of Cover, Backfilled And Compacted <small>(32 84 23 00-0509)</small>		
32 84 23 00-0547 LF 3/4" Class 200, SDR-21 Polyvinyl Chloride (PVC) Pipe With Fittings, 18" Of Cover, Backfilled And Compacted <i>For >1,000, Deduct</i>	6.29 -0.31	1.25
32 84 23 00-0548 LF 1" Class 200, SDR-21 Polyvinyl Chloride (PVC) Pipe With Fittings, 18" Of Cover, Backfilled And Compacted <i>For >1,000, Deduct</i>	7.15 -0.36	1.50
32 84 23 00-0549 LF 1-1/2" Class 200, SDR-21 Polyvinyl Chloride (PVC) Pipe With Fittings, 18" Of Cover, Backfilled And Compacted <i>For >1,000, Deduct</i>	9.29 -0.46	1.89
32 84 23 00-0550 LF 2" Class 200, SDR-21 Polyvinyl Chloride (PVC) Pipe With Fittings, 18" Of Cover, Backfilled And Compacted <i>For >1,000, Deduct</i>	11.78 -0.59	2.38
32 84 23 00-0551 LF 2-1/2" Class 200, SDR-21 Polyvinyl Chloride (PVC) Pipe With Fittings, 18" Of Cover, Backfilled And Compacted <i>For >1,000, Deduct</i>	15.11 -0.76	2.77
32 84 23 00-0552 LF 3" Class 200, SDR-21 Polyvinyl Chloride (PVC) Gasketed Pipe With Fittings, 18" Of Cover, Backfilled And Compacted <i>For >1,000, Deduct</i>	18.04 -0.90	3.99
32 84 23 00-0553 LF 4" Class 200, SDR-21 Polyvinyl Chloride (PVC) Gasketed Pipe With Fittings, 18" Of Cover, Backfilled And Compacted <i>For >1,000, Deduct</i>	24.69 -1.23	4.99
32 84 23 00-0554 LF 6" Class 200, SDR-21 Polyvinyl Chloride (PVC) Gasketed Pipe With Fittings, 18" Of Cover, Backfilled And Compacted <i>For >1,000, Deduct</i>	41.27 -2.06	6.24
32 84 23 00-0555 Class 200, SDR-21 Polyvinyl Chloride (PVC) Irrigation Piping With Fittings, Trenching, 24" Of Cover, Backfilled And Compacted <small>(32 84 23 00-0509)</small>		
32 84 23 00-0556 LF 3/4" Class 200, SDR-21 Polyvinyl Chloride (PVC) Pipe With Fittings, 24" Of Cover, Backfilled And Compacted <i>For >1,000, Deduct</i>	6.53 -0.33	1.25
32 84 23 00-0557 LF 1" Class 200, SDR-21 Polyvinyl Chloride (PVC) Pipe With Fittings, 24" Of Cover, Backfilled And Compacted <i>For >1,000, Deduct</i>	7.40 -0.37	1.50
32 84 23 00-0558 LF 1-1/2" Class 200, SDR-21 Polyvinyl Chloride (PVC) Pipe With Fittings, 24" Of Cover, Backfilled And Compacted <i>For >1,000, Deduct</i>	9.53 -0.48	1.89
32 84 23 00-0559 LF 2" Class 200, SDR-21 Polyvinyl Chloride (PVC) Pipe With Fittings, 24" Of Cover, Backfilled And Compacted <i>For >1,000, Deduct</i>	12.03 -0.60	2.38
32 84 23 00-0560 LF 2-1/2" Class 200, SDR-21 Polyvinyl Chloride (PVC) Pipe With Fittings, 24" Of Cover, Backfilled And Compacted <i>For >1,000, Deduct</i>	15.37 -0.77	2.77
32 84 23 00-0561 LF 3" Class 200, SDR-21 Polyvinyl Chloride (PVC) Gasketed Pipe With Fittings, 24" Of Cover, Backfilled And Compacted <i>For >1,000, Deduct</i>	18.29 -0.91	3.99
32 84 23 00-0562 LF 4" Class 200, SDR-21 Polyvinyl Chloride (PVC) Gasketed Pipe With Fittings, 24" Of Cover, Backfilled And Compacted <i>For >1,000, Deduct</i>	24.93 -1.25	4.99
32 84 23 00-0563 LF 6" Class 200, SDR-21 Polyvinyl Chloride (PVC) Gasketed Pipe With Fittings, 24" Of Cover, Backfilled And Compacted <i>For >1,000, Deduct</i>	41.52 -2.08	6.24
32 84 23 00-0564 Class 315, SDR-13.5 Polyvinyl Chloride (PVC) Irrigation Piping With Fittings, Trenching, 12" Of Cover, Backfilled And Compacted <small>(32 84 23 00-0509)</small>		
32 84 23 00-0565 LF 3/4" Class 315, SDR-13.5 Polyvinyl Chloride (PVC) Pipe With Fittings, 12" Of Cover, Backfilled And Compacted <i>For >1,000, Deduct</i>	6.16 -0.31	1.25
32 84 23 00-0566 LF 1" Class 315, SDR-13.5 Polyvinyl Chloride (PVC) Pipe With Fittings, 12" Of Cover, Backfilled And Compacted <i>For >1,000, Deduct</i>	7.02 -0.35	1.50
32 84 23 00-0567 LF 1-1/2" Class 315, SDR-13.5 Polyvinyl Chloride (PVC) Pipe With Fittings, 12" Of Cover, Backfilled And Compacted <i>For >1,000, Deduct</i>	9.38 -0.47	1.89
32 84 23 00-0568 LF 2" Class 315, SDR-13.5 Polyvinyl Chloride (PVC) Pipe With Fittings, 12" Of Cover, Backfilled And Compacted <i>For >1,000, Deduct</i>	11.87 -0.59	2.38
32 84 23 00-0569 LF 2-1/2" Class 315, SDR-13.5 Polyvinyl Chloride (PVC) Pipe With Fittings, 12" Of Cover, Backfilled And Compacted <i>For >1,000, Deduct</i>	15.38 -0.77	2.77
32 84 23 00-0570 LF 3" Class 315, SDR-13.5 Polyvinyl Chloride (PVC) Gasketed Pipe With Fittings, 12" Of Cover, Backfilled And Compacted <i>For >1,000, Deduct</i>	17.99 -0.90	3.99
32 84 23 00-0571 LF 4" Class 315, SDR-13.5 Polyvinyl Chloride (PVC) Gasketed Pipe With Fittings, 12" Of Cover, Backfilled And Compacted <i>For >1,000, Deduct</i>	23.30 -1.17	4.99
32 84 23 00-0572 LF 6" Class 315, SDR-13.5 Polyvinyl Chloride (PVC) Gasketed Pipe With Fittings, 12" Of Cover, Backfilled And Compacted <i>For >1,000, Deduct</i>	34.56 -1.73	6.24
32 84 23 00-0573 Class 315, SDR-13.5 Polyvinyl Chloride (PVC) Irrigation Piping With Fittings, Trenching, 18" Of Cover, Backfilled And Compacted <small>(32 84 23 00-0509)</small>		
32 84 23 00-0574 LF 3/4" Class 315, SDR-13.5 Polyvinyl Chloride (PVC) Pipe With Fittings, 18" Of Cover, Backfilled And Compacted <i>For >1,000, Deduct</i>	6.42 -0.32	1.25
32 84 23 00-0575 LF 1" Class 315, SDR-13.5 Polyvinyl Chloride (PVC) Pipe With Fittings, 18" Of Cover, Backfilled And Compacted <i>For >1,000, Deduct</i>	7.27 -0.36	1.50
32 84 23 00-0576 LF 1-1/2" Class 315, SDR-13.5 Polyvinyl Chloride (PVC) Pipe With Fittings, 18" Of Cover, Backfilled And Compacted <i>For >1,000, Deduct</i>	9.63 -0.48	1.89

32 Exterior Improvements**32 80 Irrigation****32 84 Planting Irrigation**

SAN BERNARDINO
COUNTY

MINOR CSI UOM DESCRIPTION	TOTAL DIRECT UNIT COST	DEMOLITION UNIT COST
32 84 23 00-0577 LF 2" Class 315, SDR-13.5 Polyvinyl Chloride (PVC) Pipe With Fittings, 18" Of Cover, Backfilled And Compacted.....	12.11	2.38
<i>For >1,000, Deduct</i>	-0.61	
32 84 23 00-0578 LF 2-1/2" Class 315, SDR-13.5 Polyvinyl Chloride (PVC) Pipe With Fittings, 18" Of Cover, Backfilled And Compacted.....	15.63	2.77
<i>For >1,000, Deduct</i>	-0.78	
32 84 23 00-0579 LF 3" Class 315, SDR-13.5 Polyvinyl Chloride (PVC) Gasketed Pipe With Fittings, 18" Of Cover, Backfilled And Compacted.....	18.25	3.99
<i>For >1,000, Deduct</i>	-0.91	
32 84 23 00-0580 LF 4" Class 315, SDR-13.5 Polyvinyl Chloride (PVC) Gasketed Pipe With Fittings, 18" Of Cover, Backfilled And Compacted.....	23.55	4.99
<i>For >1,000, Deduct</i>	-1.18	
32 84 23 00-0581 LF 6" Class 315, SDR-13.5 Polyvinyl Chloride (PVC) Gasketed Pipe With Fittings, 18" Of Cover, Backfilled And Compacted.....	34.81	6.24
<i>For >1,000, Deduct</i>	-1.74	
32 84 23 00-0582 Class 315, SDR-13.5 Polyvinyl Chloride (PVC) Irrigation Piping With Fittings, Trenching, 24" Of Cover, Backfilled And Compacted (32 84 23 00-0509)		
32 84 23 00-0583 LF 3/4" Class 315, SDR-13.5 Polyvinyl Chloride (PVC) Pipe With Fittings, 24" Of Cover, Backfilled And Compacted.....	6.66	1.25
<i>For >1,000, Deduct</i>	-0.33	
32 84 23 00-0584 LF 1" Class 315, SDR-13.5 Polyvinyl Chloride (PVC) Pipe With Fittings, 24" Of Cover, Backfilled And Compacted.....	7.52	1.50
<i>For >1,000, Deduct</i>	-0.38	
32 84 23 00-0585 LF 1-1/2" Class 315, SDR-13.5 Polyvinyl Chloride (PVC) Pipe With Fittings, 24" Of Cover, Backfilled And Compacted.....	9.87	1.89
<i>For >1,000, Deduct</i>	-0.49	
32 84 23 00-0586 LF 2" Class 315, SDR-13.5 Polyvinyl Chloride (PVC) Pipe With Fittings, 24" Of Cover, Backfilled And Compacted.....	12.36	2.38
<i>For >1,000, Deduct</i>	-0.62	
32 84 23 00-0587 LF 2-1/2" Class 315, SDR-13.5 Polyvinyl Chloride (PVC) Pipe With Fittings, 24" Of Cover, Backfilled And Compacted.....	15.89	2.77
<i>For >1,000, Deduct</i>	-0.79	
32 84 23 00-0588 LF 3" Class 315, SDR-13.5 Polyvinyl Chloride (PVC) Gasketed Pipe With Fittings, 24" Of Cover, Backfilled And Compacted.....	18.50	3.99
<i>For >1,000, Deduct</i>	-0.93	
32 84 23 00-0589 LF 4" Class 315, SDR-13.5 Polyvinyl Chloride (PVC) Gasketed Pipe With Fittings, 24" Of Cover, Backfilled And Compacted.....	23.79	4.99
<i>For >1,000, Deduct</i>	-1.19	
32 84 23 00-0590 LF 6" Class 315, SDR-13.5 Polyvinyl Chloride (PVC) Gasketed Pipe With Fittings, 24" Of Cover, Backfilled And Compacted.....	35.06	6.24
<i>For >1,000, Deduct</i>	-1.75	
32 84 23 00-0591 Irrigation Riser Piping With Fittings (32 84 23 00-0479)		
32 84 23 00-0592 EA 1/2" Polyvinyl Chloride (PVC) Riser Pipe With Fittings, 6" Exposed, Type IV.....	19.29	2.99
Note: Includes #4 steel reinforcing bar, stainless steel hose clamp		
32 84 23 00-0593 EA 3/4" Polyvinyl Chloride (PVC) Riser Pipe With Fittings, 6" Exposed, Type IV.....	20.84	3.75
Note: Includes #4 steel reinforcing bar, stainless steel hose clamp		
32 84 23 00-0594 EA 1/2" Polyvinyl Chloride (PVC) Riser Pipe With Fittings, 12" Exposed, Type IV.....	20.64	3.50
Note: Includes #4 steel reinforcing bar, stainless steel hose clamp		
32 84 23 00-0595 EA 3/4" Polyvinyl Chloride (PVC) Riser Pipe With Fittings, 12" Exposed, Type IV.....	22.55	4.37
Note: Includes #4 steel reinforcing bar, stainless steel hose clamp		
32 84 23 00-0596 EA 1/2" Polyvinyl Chloride (PVC) Riser Pipe With Fittings, 24" Exposed, Type I.....	41.61	5.24
Note: Includes 2" diameter lodge poll support stake, two stainless steel sprinkler ties		
32 84 23 00-0597 EA 3/4" Polyvinyl Chloride (PVC) Riser Pipe With Fittings, 24" Exposed, Type I.....	44.31	6.55
Note: Includes 2" diameter lodge poll support stake, two stainless steel sprinkler ties		
32 84 23 00-0598 EA 1/2" Polyvinyl Chloride (PVC) Riser Pipe With Fittings, 36" Exposed, Type I.....	48.94	6.74
Note: Includes 2" diameter lodge poll support stake, two stainless steel sprinkler ties		
32 84 23 00-0599 EA 3/4" Polyvinyl Chloride (PVC) Riser Pipe With Fittings, 36" Exposed, Type I.....	52.43	8.43
Note: Includes 2" diameter lodge poll support stake, two stainless steel sprinkler ties		
32 84 23 00-0600 EA 1/2" Polyvinyl Chloride (PVC) Riser Pipe With Fittings, 48" Exposed, Type I.....	56.27	8.24
Note: Includes 2" diameter lodge poll support stake, two stainless steel sprinkler ties		
32 84 23 00-0601 EA 3/4" Polyvinyl Chloride (PVC) Riser Pipe With Fittings, 48" Exposed, Type I.....	60.54	10.30
Note: Includes 2" diameter lodge poll support stake, two stainless steel sprinkler ties		
32 84 23 00-0602 Irrigation Crossover Piping With Fittings (32 84 23 00-0479)		
Note: Install per Caltrans details. Includes thrust blocks, HDPE sleeve pipe and fittings, 3" pvc irrigation piping and 1" electrical pvc conduit. Excludes #5 concrete irrigation pull boxes on ends, electrical control wiring. See CSI section 32 84 23 00-0105 for #5 concrete pull box, 32 84 23 00-0646 for irrigation wiring.		
32 84 23 00-0603 Irrigation Crossover, Corrugated High Density Polyethylene Pipe (CHDPE), 24" Open Trench (32 84 23 00-0602)		
32 84 23 00-0604 LF 6" Irrigation Crossover, Corrugated High Density Polyethylene Pipe (CHDPE), 24" Open Trench Installation.....	47.22	
<i>For >1,000, Deduct</i>	-2.36	
32 84 23 00-0605 LF 8" Irrigation Crossover, Corrugated High Density Polyethylene Pipe (CHDPE), 24" Open Trench Installation.....	68.38	
<i>For >1,000, Deduct</i>	-3.42	
32 84 23 00-0606 LF 10" Irrigation Crossover, Corrugated High Density Polyethylene Pipe (CHDPE), 24" Open Trench Installation.....	96.14	
<i>For >1,000, Deduct</i>	-4.81	
32 84 23 00-0607 LF 12" Irrigation Crossover, Corrugated High Density Polyethylene Pipe (CHDPE), 24" Open Trench Installation.....	128.38	
<i>For >1,000, Deduct</i>	-6.42	
32 84 23 00-0608 Irrigation Crossover, Corrugated High Density Polyethylene Pipe (CHDPE), 36" Open Trench (32 84 23 00-0602)		
32 84 23 00-0609 LF 6" Irrigation Crossover, Corrugated High Density Polyethylene Pipe (CHDPE), 36" Open Trench Installation.....	47.96	
<i>For >1,000, Deduct</i>	-2.40	



		Exterior Improvements	32
		Irrigation	32 80
		Planting Irrigation	32 84

32

MINOR	CSI	UOM	DESCRIPTION	TOTAL DIRECT UNIT COST	DEMOLITION UNIT COST
32 84 23 00-0610	LF		8" Irrigation Crossover, Corrugated High Density Polyethylene Pipe (CHDPE), 36" Open Trench Installation <i>For >1,000, Deduct</i>	69.21 -3.46	
32 84 23 00-0611	LF		10" Irrigation Crossover, Corrugated High Density Polyethylene Pipe (CHDPE), 36" Open Trench Installation..... <i>For >1,000, Deduct</i>	97.05 -4.85	
32 84 23 00-0612	LF		12" Irrigation Crossover, Corrugated High Density Polyethylene Pipe (CHDPE), 36" Open Trench Installation..... <i>For >1,000, Deduct</i>	129.38 -6.47	
32 84 23 00-0613			Irrigation Crossover, Corrugated High Density Polyethylene Pipe (CHDPE), 48" Open Trench <small>(32 84 23 00-0602)</small>		
32 84 23 00-0614	LF		6" Irrigation Crossover, Corrugated High Density Polyethylene Pipe (CHDPE), 48" Open Trench Installation <i>For >1,000, Deduct</i>	48.71 -2.44	
32 84 23 00-0615	LF		8" Irrigation Crossover, Corrugated High Density Polyethylene Pipe (CHDPE), 36" Open Trench Installation <i>For >1,000, Deduct</i>	70.04 -3.50	
32 84 23 00-0616	LF		10" Irrigation Crossover, Corrugated High Density Polyethylene Pipe (CHDPE), 36" Open Trench Installation..... <i>For >1,000, Deduct</i>	97.96 -4.90	
32 84 23 00-0617	LF		12" Irrigation Crossover, Corrugated High Density Polyethylene Pipe (CHDPE), 36" Open Trench Installation..... <i>For >1,000, Deduct</i>	130.37 -6.52	
32 84 23 00-0618			Irrigation Crossover, Corrugated High Density Polyethylene Pipe (CHDPE), Directional Bore <small>(32 84 23 00-0602)</small>		
32 84 23 00-0619	LF		6" Irrigation Crossover, Corrugated High Density Polyethylene Pipe (CHDPE), Directional Bore Installation <i>For >1,000, Deduct</i>	103.79 -5.19	
32 84 23 00-0620	LF		8" Irrigation Crossover, Corrugated High Density Polyethylene Pipe (CHDPE), Directional Bore Installation <i>For >1,000, Deduct</i>	136.40 -6.82	
32 84 23 00-0621	LF		10" Irrigation Crossover, Corrugated High Density Polyethylene Pipe (CHDPE), Directional Bore Installation <i>For >1,000, Deduct</i>	169.79 -8.49	
32 84 23 00-0622	LF		12" Irrigation Crossover, Corrugated High Density Polyethylene Pipe (CHDPE), Directional Bore Installation <i>For >1,000, Deduct</i>	207.68 -10.38	
32 84 23 00-0623			Below Ground Cam Adapter Assembly <small>(32 84 23 00-0479)</small> Note: Includes minimum 6" depth gravel or crushed rock, woven wire cloth, jumbo valve box with 15" x 21.5" cover, 1-1/2" brass ball valve, 1-1/2" aluminum male cam adapter x female NPT, 1-1/2" PVC elbow, 2" PVC reducing tee, 30" PVC pipe.		
32 84 23 00-0624	EA		Below Ground Cam Adapter Assembly Note: Includes 6" depth gravel or crushed rock, woven wire cloth, jumbo valve box with 15" x 21.5" cover, 1-1/2" brass ball valve, 1-1/2" aluminum male cam adapter x female NPT, 1-1/2" PVC elbow, 2" PVC reducing tee, 30" PVC pipe.	681.75	
32 84 23 00-0625			Above Ground Cam Adapter Assembly <small>(32 84 23 00-0479)</small> Note: Includes concrete thrust block, 1-1/2" plastic ball valve, 1-1/2" aluminum male cam adapter x female NPT, 1-1/2" PVC elbow, 2" PVC reducing tee, 30" PVC pipe.		
32 84 23 00-0626	EA		Above Ground Cam Adapter Assembly Note: Includes concrete thrust block, 1-1/2" plastic ball valve, 1-1/2" aluminum male cam adapter x female NPT, 1-1/2" PVC elbow, 2" PVC reducing tee, 30" PVC pipe.	418.01	
32 84 23 00-0627			Thrust Block <small>(32 84 23 00-0479)</small>		
32 84 23 00-0628	EA		Thrust Block For 1-1/2" Pipe Size And Smaller	35.45	
32 84 23 00-0629	EA		Thrust Block For 2" Pipe	60.97	
32 84 23 00-0630	EA		Thrust Block For 3" And 4" Pipe	86.51	
32 84 23 00-0631	EA		Thrust Block For 6" Pipe	138.14	
32 84 23 00-0632	EA		Thrust Block For 8" Pipe	196.57	
32 84 23 00-0633			Irrigation Swing Joints <small>(32 84 23)</small>		
32 84 23 00-0634	EA		3/4" Male NPT, 12" Length, Polyvinyl Chloride (PVC) Irrigation Swing Joint (Rain Bird® TSJ12075)	59.35	19.88
32 84 23 00-0635	EA		1" Male NPT, 12" Length, Polyvinyl Chloride (PVC) Irrigation Swing Joint (Rain Bird® TSJ12)	67.56	22.19
32 84 23 00-0636	EA		1" Male NPT, 12" Length, Polyvinyl Chloride (PVC) Irrigation Swing Joint With 70 PSI Pressure Regulator (Rain Bird® TSJ100PRS)	91.19	22.19
32 84 23 00-0637	EA		1/2" Diameter, 12" Length, Polyvinyl Chloride (PVC) Irrigation Swing Joint, CALTRANS Type I..... Note: Consists of three threaded 90 degree elbows and 12" threaded pipe.	42.48	25.91
32 84 23 00-0638	EA		3/4" Diameter, 12" Length, Polyvinyl Chloride (PVC) Irrigation Swing Joint, CALTRANS Type I..... Note: Consists of three threaded 90 degree elbows and 12" threaded pipe.	56.78	34.56
32 84 23 00-0639	EA		1" Diameter, 12" Length, Polyvinyl Chloride (PVC) Irrigation Swing Joint, CALTRANS Type I..... Note: Consists of three threaded 90 degree elbows and 12" threaded pipe.	71.78	42.38
32 84 23 00-0640	EA		1/2" Diameter, 24" Length, Polyvinyl Chloride (PVC) Irrigation Swing Joint, CALTRAN Type II..... Note: Consists of one threaded 90 degree elbow, one threaded x socket 90 degree elbow, one adapter and 24" threaded pipe.	60.11	26.31
32 84 23 00-0641	EA		3/4" Diameter, 24" Length, Polyvinyl Chloride (PVC) Irrigation Swing Joint, CALTRAN Type II..... Note: Consists of one threaded 90 degree elbow, one threaded x socket 90 degree elbow, one adapter and 24" threaded pipe.	79.49	34.90
32 84 23 00-0642	EA		1" Diameter, 24" Length, Polyvinyl Chloride (PVC) Irrigation Swing Joint, CALTRAN Type II..... Note: Consists of one threaded 90 degree elbow, one threaded x socket 90 degree elbow, one adapter and 24" threaded pipe.	98.06	42.80
32 84 23 00-0643	EA		1/2" Diameter, Polyvinyl Chloride (PVC) Irrigation Swing Joint, CALTRANS Type III..... Note: Consists of two street 90 degree elbows.	33.88	16.11
32 84 23 00-0644	EA		3/4" Diameter, Polyvinyl Chloride (PVC) Irrigation Swing Joint, CALTRANS Type III..... Note: Consists of two street 90 degree elbows.	45.30	21.49

32 Exterior Improvements**32 80 Irrigation****32 84 Planting Irrigation**

SAN BERNARDINO
COUNTY

MINOR CSI	UOM	DESCRIPTION	TOTAL DIRECT UNIT COST	DEMOLITION UNIT COST
32 84 23 00-0645	EA	1" Diameter, Polyvinyl Chloride (PVC) Irrigation Swing Joint, CALTRANS Type III..... Note: Consists of two street 90 degree elbows.	54.05	26.64
32 84 23 00-0646		Irrigation Control Wire ^(32 84 23) Note: Excludes excavation and backfill.		
32 84 23 00-0647		18 AWG, Irrigation Control Wire, Buried In Trench ^(32 84 23 00-0646)		
32 84 23 00-0648	CLF	1-Conductor, 18 AWG, Irrigation Control Wire, Buried In Trench	49.58	14.98
32 84 23 00-0649	CLF	2-Conductor, 18 AWG, Irrigation Control Wire, Buried In Trench	65.47	17.48
32 84 23 00-0650	CLF	3-Conductor, 18 AWG, Irrigation Control Wire, Buried In Trench	75.37	19.98
32 84 23 00-0651	CLF	4-Conductor, 18 AWG, Irrigation Control Wire, Buried In Trench	86.35	22.48
32 84 23 00-0652	CLF	5-Conductor, 18 AWG, Irrigation Control Wire, Buried In Trench	98.42	24.97
32 84 23 00-0653	CLF	6-Conductor, 18 AWG, Irrigation Control Wire, Buried In Trench	118.14	27.46
32 84 23 00-0654	CLF	7-Conductor, 18 AWG, Irrigation Control Wire, Buried In Trench	137.02	29.96
32 84 23 00-0655	CLF	8-Conductor, 18 AWG, Irrigation Control Wire, Buried In Trench	148.90	32.46
32 84 23 00-0656	CLF	9-Conductor, 18 AWG, Irrigation Control Wire, Buried In Trench	163.64	34.95
32 84 23 00-0657	CLF	10-Conductor, 18 AWG, Irrigation Control Wire, Buried In Trench	180.64	37.45
32 84 23 00-0658	CLF	11-Conductor, 18 AWG, Irrigation Control Wire, Buried In Trench	186.70	39.95
32 84 23 00-0659	CLF	12-Conductor, 18 AWG, Irrigation Control Wire, Buried In Trench	193.87	42.45
32 84 23 00-0660	CLF	13-Conductor, 18 AWG, Irrigation Control Wire, Buried In Trench	204.52	44.94
32 84 23 00-0661		16 AWG, Irrigation Control Wire, Buried In Trench ^(32 84 23 00-0646)		
32 84 23 00-0662	CLF	1-Conductor, 16 AWG, Irrigation Control Wire, Buried In Trench	52.47	14.98
32 84 23 00-0663		14 AWG, Irrigation Control Wire, Buried In Trench ^(32 84 23 00-0646)		
32 84 23 00-0664	CLF	1-Conductor, 14 AWG, Irrigation Control Wire, Buried In Trench	52.48	14.98
32 84 23 00-0665		12 AWG, Irrigation Control Wire, Buried In Trench ^(32 84 23 00-0646)		
32 84 23 00-0666	CLF	1-Conductor, 12 AWG, Irrigation Control Wire, Buried In Trench	71.64	14.98
32 84 23 00-0667		10 AWG, Irrigation Control Wire, Buried In Trench ^(32 84 23 00-0646)		
32 84 23 00-0668	CLF	1-Conductor, 10 AWG, Irrigation Control Wire, Buried In Trench	95.92	14.98
32 84 23 00-0669		Root Watering Systems ^(32 84 23) Note: Includes swing assembly.		
32 84 23 00-0670	EA	0.25 GPM Bubbler On Riser, 36" Tube, 4" Diameter Grate, Root Watering System (Rain Bird® RWS-B-1401)..... <i>For Root Watering Sand Sock, Add</i>	96.33 4.95	19.98
32 84 23 00-0671	EA	0.25 GPM Bubbler And Check Valve On Riser, 36" Tube, 4" Diameter Grate, Root Watering System (Rain Bird® RWS-B-C-1401)	104.15 4.95	19.98
32 84 23 00-0672	EA	0.5 GPM Bubbler On Riser, 36" Tube, 4" Diameter Grate, Root Watering System (Rain Bird® RWS-B-1402)..... <i>For Root Watering Sand Sock, Add</i>	96.33 4.95	19.98
32 84 23 00-0673	EA	0.5 GPM Bubbler And Check Valve On Riser, 36" Tube, 4" Diameter Grate, Root Watering System (Rain Bird® RWS-B-C-1402)	104.15 4.95	19.98
32 84 23 00-0674	EA	1 GPM Bubbler And Check Valve On Riser, 36" Tube, 4" Diameter Grate, Root Watering System (Rain Bird® RWS-B-C-1404)	104.15 4.95	19.98
32 84 23 00-0675	EA	0.25 GPM Bubbler On Riser, 18" Tube, 4" Diameter Grate, Root Watering System (Rain Bird® RWS-M-B-1401)..... <i>For Root Watering Sand Sock, Add</i>	83.57 4.46	17.48
32 84 23 00-0676	EA	0.25 GPM Bubbler And Check Valve On Riser, 18" Tube, 4" Diameter Grate, Root Watering System (Rain Bird® RWS-M-B-C-1401)	91.08 4.46	17.48
32 84 23 00-0677	EA	0.5 GPM Bubbler On Riser, 18" Tube, 4" Diameter Grate, Root Watering System (Rain Bird® RWS-M-B-1402)..... <i>For Root Watering Sand Sock, Add</i>	83.57 4.46	17.48
32 84 23 00-0678	EA	0.5 GPM Bubbler And Check Valve On Riser, 18" Tube, 4" Diameter Grate, Root Watering System (Rain Bird® RWS-M-B-C-1402)	91.08 4.46	17.48
32 84 23 00-0679	EA	0.25 GPM Bubbler On Riser, 10" Tube, 4" Diameter Grate, Root Watering System (Rain Bird® RWS-S-B-1401)..... <i>For Root Watering Sand Sock, Add</i>	55.83 3.96	14.98
32 84 23 00-0680	EA	0.25 GPM Bubbler And Check Valve On Riser, 10" Tube, 4" Diameter Grate, Root Watering System (Rain Bird® RWS-S-B-C-1401).....	62.97 3.96	14.98

32 90 Planting ⁽³²⁾

Note: Plant installation includes the initial watering only. The extended watering period for the establishment of lawns, plants and trees is addressed on a per plant per amount per occurrence basis as directed in the specification. cvs = cultivar. See CSI section 32 01 90 26-0000 for additional "extended watering period" tasks.

32 91 Planting Preparation ^(32 90)**32 91 13 Soil Preparation** ^(32 91)**32 91 13 16 Mulching** ^(32 91 13)



		Exterior Improvements	32
		Planting	32 90
		Planting Preparation	32 91

MINOR CSI UOM DESCRIPTION	TOTAL DIRECT UNIT COST	DEMOLITION UNIT COST
32 91 13 16-0001 Mulch <small>(32 91 13 16)</small> Note: Includes loading, delivery up to 15 miles and spreading. 1 CY = 108 SF of mulch spread 3" thick. See CSI section 01 74 19 00-0048 for hauling greater than 15 miles.		
32 91 13 16-0002 CY Pine Bark Nugget Mulch	103.16	
For >5 To 20, Deduct	-8.75	
For >20 To 50, Deduct	-13.13	
For >50, Deduct	-18.29	
For Work On Slopes >2.5:1, Add	14.38	
32 91 13 16-0003 CY Hardwood Bark Nugget Mulch	101.91	
For >5 To 20, Deduct	-8.69	
For >20 To 50, Deduct	-13.04	
For >50, Deduct	-18.13	
For Work On Slopes >2.5:1, Add	14.38	
32 91 13 16-0004 CY Pine Wood Chip Mulch	99.41	
For >5 To 20, Deduct	-8.57	
For >20 To 50, Deduct	-12.65	
For >50, Deduct	-17.82	
For Work On Slopes >2.5:1, Add	14.38	
32 91 13 16-0005 CY Hardwood Chip Mulch	104.41	
For >5 To 20, Deduct	-8.82	
For >20 To 50, Deduct	-13.22	
For >50, Deduct	-18.44	
For Work On Slopes >2.5:1, Add	14.38	
32 91 13 16-0006 CY Shredded Hardwood Mulch	104.41	
For >5 To 20, Deduct	-8.82	
For >20 To 50, Deduct	-13.22	
For >50, Deduct	-18.44	
For Work On Slopes >2.5:1, Add	14.38	
32 91 13 16-0007 CY Shredded Pine Mulch	93.16	
For >5 To 20, Deduct	-8.25	
For >20 To 50, Deduct	-12.38	
For >50, Deduct	-17.04	
For Work On Slopes >2.5:1, Add	14.38	
32 91 13 16-0008 CY Shredded Cedar Mulch	117.53	
For >5 To 20, Deduct	-9.47	
For >20 To 50, Deduct	-14.21	
For >50, Deduct	-20.08	
For Work On Slopes >2.5:1, Add	14.38	
32 91 13 16-0009 CY Shredded Cypress Mulch	115.66	
For >5 To 20, Deduct	-9.38	
For >20 To 50, Deduct	-14.07	
For >50, Deduct	-19.85	
For Work On Slopes >2.5:1, Add	14.38	
32 91 13 16-0010 CY Shredded Redwood Mulch	120.66	
For >5 To 20, Deduct	-9.63	
For >20 To 50, Deduct	-14.44	
For >50, Deduct	-20.48	
For Work On Slopes >2.5:1, Add	14.38	
32 91 13 16-0011 CY Pea Gravel Mulch	109.51	
For >5 To 20, Deduct	-9.07	
For >20 To 50, Deduct	-13.61	
For >50, Deduct	-19.08	
For Work On Slopes >2.5:1, Add	14.38	
32 91 13 16-0012 CY Chunk Recycled Tire Mulch	179.27	
For >5 To 20, Deduct	-13.55	
For >20 To 50, Deduct	-20.33	
For >50, Deduct	-29.29	
For Work On Slopes >2.5:1, Add	18.35	
32 91 13 16-0013 CY Chunk Colored Recycled Tire Mulch	265.52	
For >5 To 20, Deduct	-17.86	
For >20 To 50, Deduct	-26.80	
For >50, Deduct	-40.07	
For Work On Slopes >2.5:1, Add	18.35	
32 91 13 16-0014 CY Shredded Recycled Tire Mulch	266.77	
For >5 To 20, Deduct	-17.93	
For >20 To 50, Deduct	-26.89	
For >50, Deduct	-40.23	
For Work On Slopes >2.5:1, Add	18.35	
32 91 13 16-0015 CY Shredded Colored Recycled Tire Mulch	439.27	
For >5 To 20, Deduct	-26.55	
For >20 To 50, Deduct	-39.83	
For >50, Deduct	-61.79	
For Work On Slopes >2.5:1, Add	18.35	
32 91 13 16-0016 EA Pine Straw Mulch Bale.....	8.39	
Note: Covers 50 SF at a thickness of 2" to 4" forming a uniform mat through which none of the original ground surface can be seen.		
For >100 To 250, Deduct	-0.62	
For >250 To 500, Deduct	-0.82	
For >500, Deduct	-1.04	
For Work On Slopes >2.5:1, Add	0.81	
32 91 13 16-0017 EA Wheat Straw Mulch Bale	8.16	
Note: Covers 350 SF forming a uniform mat through which 20 to 40% of the original ground surface can be seen.		
For >100 To 250, Deduct	-0.56	
For >250 To 500, Deduct	-0.71	
For >500, Deduct	-0.97	
For Work On Slopes >2.5:1, Add	0.60	

32 Exterior Improvements

32 90 Planting

32 91 Planting Preparation



MINOR	CSI	UOM	DESCRIPTION	TOTAL DIRECT UNIT COST	DEMOLITION UNIT COST
32 91 13 16-0018	CY		Stone/Gravel Mulch, Marble Chips	331.33	
			<i>For >5 To 20, Deduct</i>	-20.16	
			<i>For >20 To 50, Deduct</i>	-30.24	
			<i>For >50, Deduct</i>	-46.81	
			<i>For Work On Slopes >2.5:1, Add</i>	14.38	
32 91 13 16-0019	CY		Stone Mulch, Decomposed Granite Chips	151.32	
			<i>For >5 To 20, Deduct</i>	-11.16	
			<i>For >20 To 50, Deduct</i>	-16.74	
			<i>For >50, Deduct</i>	-24.31	
			<i>For Work On Slopes >2.5:1, Add</i>	14.38	
32 91 13 16-0020			Compost Soil Amendment (AgriService) <small>(32 91 13 16)</small>		
			Note: Includes loading, delivery up to 15 miles and spreading. See CSI section 01 74 19 00-0048 for hauling greater than 15 miles.		
32 91 13 16-0021	CY		Humic Compost (OIM)	91.44	
			Note: (Agri Service or Equal)		
			<i>For Work On Slopes >2.5:1, Add</i>	14.38	
			<i>For >100 To 1,000, Deduct</i>	-15.36	
			<i>For >1,000, Deduct</i>	-23.53	
32 91 13 26			Planting Beds <small>(32 91 13)</small>		
			Note: Not for use when installing trees and shrubs.		
32 91 13 26-0001			Plant Bed Preparation <small>(32 91 13 26)</small>		
			Note: Not for use when installing trees and shrubs.		
32 91 13 26-0002	SF		Up To 8" Deep, Prepare And Mix Plant Bed, By Machine	1.13	
			Note: Includes loosening subgrade, removing stones, sticks, roots, rubbish, and raking surface. Excludes soil amendments.		
			<i>For Work On Slopes >2.5:1, Add</i>	0.23	
32 91 13 26-0003	SF		>8" To 13" Deep, Prepare And Mix Plant Bed, By Machine	1.30	
			Note: Includes loosening subgrade, removing stones, sticks, roots, rubbish, and raking surface. Excludes soil amendments.		
			<i>For Work On Slopes >2.5:1, Add</i>	0.26	
32 91 13 26-0004	SF		>13" To 18" Deep, Prepare And Mix Plant Bed, By Machine	1.53	
			Note: Includes loosening subgrade, removing stones, sticks, roots, rubbish, and raking surface. Excludes soil amendments.		
			<i>For Work On Slopes >2.5:1, Add</i>	0.31	
32 91 13 26-0005	SF		Up To 8" Deep, Prepare And Mix Plant Bed By Hand	5.18	
			Note: Includes loosening subgrade, removing stones, sticks, roots, rubbish, and raking surface. Excludes soil amendments.		
			<i>For Work On Slopes >2.5:1, Add</i>	1.04	
32 91 13 26-0006	SF		>8" To 13" Deep, Prepare And Mix Plant Bed By Hand	5.95	
			Note: Includes loosening subgrade, removing stones, sticks, roots, rubbish, and raking surface. Excludes soil amendments.		
			<i>For Work On Slopes >2.5:1, Add</i>	1.19	
32 91 13 26-0007	SF		>13" To 18" Deep, Prepare And Mix Plant Bed By Hand	6.99	
			Note: Includes loosening subgrade, removing stones, sticks, roots, rubbish, and raking surface. Excludes soil amendments.		
			<i>For Work On Slopes >2.5:1, Add</i>	1.40	
32 91 13 26-0008			Plant Bed Preparation With Humic Compost <small>(32 91 13 26)</small>		
32 91 13 26-0009	SF		Prepare And Mix Plant Bed By Rototiller, Up To 8" Deep, Mixing Humic Compost (Mixed At Rate Of 3 CY Per 1,000 SF)	1.26	
			Note: Includes loosening subgrade, removing rubbish, mixing humic compost and raking surface.		
			<i>For Work On Slopes >2.5:1, Add</i>	0.24	
			<i>For >1,000 To 5,000, Deduct</i>	-0.18	
			<i>For >5,000 To 10,000, Deduct</i>	-0.30	
			<i>For >10,000 To 20,000, Deduct</i>	-0.60	
			<i>For >20,000, Deduct</i>	-0.85	
32 91 13 26-0010	SF		Prepare And Mix Plant Bed By Rototiller, Up To 8" Deep, Mixing Humic Compost (Mixed At Rate Of 6 CY Per 1,000 SF)	1.57	
			Note: Includes loosening subgrade, removing rubbish, mixing humic compost and raking surface.		
			<i>For Work On Slopes >2.5:1, Add</i>	0.29	
			<i>For >1,000 To 5,000, Deduct</i>	-0.22	
			<i>For >5,000 To 10,000, Deduct</i>	-0.36	
			<i>For >10,000 To 20,000, Deduct</i>	-0.73	
			<i>For >20,000, Deduct</i>	-1.03	
32 91 13 26-0011	SF		Prepare And Mix Plant Bed By Rototiller, Up To 8" Deep, Mixing Humic Compost (Mixed At Rate Of 9 CY Per 1,000 SF)	1.87	
			Note: Includes loosening subgrade, removing rubbish, mixing humic compost and raking surface.		
			<i>For Work On Slopes >2.5:1, Add</i>	0.34	
			<i>For >1,000 To 5,000, Deduct</i>	-0.25	
			<i>For >5,000 To 10,000, Deduct</i>	-0.42	
			<i>For >10,000 To 20,000, Deduct</i>	-0.85	
			<i>For >20,000, Deduct</i>	-1.20	
32 91 13 26-0012			Planting Pit Preparation <small>(32 91 13 26)</small>		
			Note: Not for use when installing trees and shrubs.		
32 91 13 26-0013	CY		Excavate Planting Pit By Hand, Sandy Soil	89.51	
			Note: For use with existing planting pits.		
			<i>For Work On Slopes >2.5:1, Add</i>	17.90	



		Exterior Improvements	32
		Planting	32 90
		Planting Preparation	32 91

MINOR	CSI	UOM	DESCRIPTION	TOTAL DIRECT UNIT COST	DEMOLITION UNIT COST
32 91	13 26-0014	CY	Excavate Planting Pit By Hand, Heavy Soil Note: For use with existing planting pits. <i>For Work On Slopes >2.5:1, Add</i>	179.02 35.80	
32 91	13 26-0015	CY	Excavate Planting Pit By Machine, Sandy Soil Note: For use with existing planting pits. <i>For Work On Slopes >2.5:1, Add</i>	14.02 2.80	
32 91	13 26-0016	CY	Excavate Planting Pit By Machine, Heavy Soil Note: For use with existing planting pits. <i>For Work On Slopes >2.5:1, Add</i>	18.24 3.65	
32 91	13 26-0017	CY	Backfill Planting Pit By Hand With Topsoil From Stockpile <i>For Work On Slopes >2.5:1, Add</i>	79.54 15.91	
32 91	13 26-0018	CY	Backfill Planting Pit By Hand With Contractor Furnished Planting Mix <i>For Work On Slopes >2.5:1, Add</i>	117.76 14.40	
32 91	13 26-0019	CY	Backfill Planting Pit By Machine, With Topsoil From Stockpile <i>For Work On Slopes >2.5:1, Add</i>	7.67 1.53	
32 91	13 26-0020	CY	Backfill Planting Pit By Machine, With Contractor Furnished Planting Mix <i>For Work On Slopes >2.5:1, Add</i>	64.43 3.74	
32 91 13 26-0021 Weed Barrier (32 91 13 26)					
32 91	13 26-0022	SY	Up To 3 Oz/SY Non Woven, Polypropylene Weed Barrier <i>For Work On Slopes >2.5:1, Add</i>	2.30 0.14	
32 91	13 26-0023	SY	4 Oz/SY Woven, Polypropylene Weed Barrier <i>For Work On Slopes >2.5:1, Add</i>	3.12 0.14	
32 91	13 26-0024	SY	5 Oz/SY Woven, Needle Punched Polypropylene Weed Barrier <i>For Work On Slopes >2.5:1, Add</i>	3.49 0.14	
32 91 13 33 Soil Conditioners (32 91 13)					
32 91 13 33-0001 Spread Soil Conditioners (32 91 13 33)					
32 91	13 33-0002	SY	Aluminum Sulfate 1 LB/SY, Push Spreader.....	0.33	
32 91	13 33-0003	MSF	Aluminum Sulfate 110 LB/MSF Tractor Spreader.....	30.76	
32 91	13 33-0004	MSF	Fertilizer, 20 LB/MSF, Push Spreader.....	6.99	
32 91	13 33-0005	MSF	Fertilizer, 20 LB/MSF, Tractor Spread.....	2.65	
32 91	13 33-0006	MSF	Fertilizer, 20 LB/MSF, Truck Spread.....	5.11	
32 91	13 33-0007	SY	Pelletized Lime, 1 LB/SY, Push Spreader.....	0.09	
32 91	13 33-0008	MSF	Pelletized Lime, 110 LB/MSF, Tractor Spreader.....	6.15	
32 91	13 33-0009	SY	Perlite, 1" Deep, Push Spreader.....	2.78	
32 91	13 33-0010	MSF	Perlite, 1" Deep, Tractor Spreader.....	287.59	
32 91	13 33-0011	SY	Vermiculite, Push Spreader.....	2.58	
32 91	13 33-0012	MSF	Vermiculite, Tractor Spreader.....	280.93	
32 91	13 33-0013	SY	Humate Granular Soil Conditioner, 0.10 LB/SY, Push Spreader.....	0.21	
32 91	13 33-0014	MSF	Humate Granular Soil Conditioner, 10 LB/MSF, Tractor Spreader.....	19.56	
32 91 13 36 Lawn Bed Preparation (32 91 13)					
32 91 13 36-0001 Lawn Bed Preparation (32 91 13 36)					
32 91	13 36-0002	MSF	Rake Topsoil With Machine.....	87.71	
32 91	13 36-0003	MSF	Rake Topsoil By Hand.....	71.60	
32 91	13 36-0004	MSF	Screen Loam By Hand.....	47.73	
32 91	13 36-0005	SY	Roll Topsoil With Machine.....	1.13	
32 91	13 36-0006	SY	Roll Topsoil By Hand.....	3.20	
32 91	13 36-0007	MSF	Removal Of Rocks And Debris With Machine.....	10.37	
32 91	13 36-0008	MSF	Removal Of Rocks And Debris By Hand.....	32.32	
32 91	13 36-0009	MSF	Root Raking And Loading, No Boulders..... <i>For >45 to 225, Deduct</i>	54.28 -38.00	
			<i>For >225, Deduct</i>	-48.85	
32 91	13 36-0010	MSF	Root Raking And Loading, With Boulders..... <i>For >45 to 225, Deduct</i>	90.46 -63.32	
			<i>For >225, Deduct</i>	-81.41	
32 91	13 36-0011	MSF	Up To 6" Deep Tilling Topsoil With Tractor.....	4.86	
32 91	13 36-0012	MSF	>6" To 12" Deep Tilling Topsoil With Tractor..... <i>For Work On Slopes >2.5:1, Add</i>	9.84 1.97	
32 91	13 36-0013	SY	Up To 2" Deep Tilling Topsoil With Rototiller.....	0.76	
32 91	13 36-0014	SY	>2" To 4" Deep Tilling Topsoil With Rototiller.....	0.91	
32 91	13 36-0015	SY	>4" To 6" Deep Tilling Topsoil With Rototiller.....	1.14	
32 91	13 36-0016	LF	"V" Cut Soil For Edge Of Planting Beds.....	1.27	
32 91 13 36-0017 Sod Removal (32 91 13 36)					
32 91	13 36-0018	SY	Removal Of Sod By Hand..... <i>For Work On Slopes >2.5:1, Add</i>	6.04 1.21	
32 91	13 36-0019	SY	Removal Of Sod With Machine..... <i>For Work On Slopes >2.5:1, Add</i>	0.66 0.13	
32 91	13 36-0020	SY	Pile Sod By Hand..... <i>For Work On Slopes >2.5:1, Add</i>	3.58 0.72	
32 91	13 36-0021	SY	Pile Sod With Machine..... <i>For Work On Slopes >2.5:1, Add</i>	1.23 0.25	

32 Exterior Improvements

32 90 Planting

32 91 Planting Preparation



MINOR
CSI UOM DESCRIPTION

TOTAL DIRECT DEMOLITION
UNIT COST UNIT COST

32 91 19 Landscape Grading (32 91)

32 91 19 13 Topsoil Placement and Grading (32 91 19)

32 91 19 13-0001	Remove And Stockpile Topsoil On Site (32 91 19 13)		
32 91 19 13-0002	CY Removal Of Topsoil, 4" Deep Stockpile On Site	5.07	
32 91 19 13-0003	CY Removal Of Topsoil, 6" Deep Stockpile On Site	5.02	
32 91 19 13-0004	Screening Topsoil (32 91 19 13)		
32 91 19 13-0005	CY Screen Topsoil With Vibrating Screen, Wet Material (Organic)	11.15	
32 91 19 13-0006	CY Screen Topsoil With Vibrating Screen, Dry Material	7.43	
32 91 19 13-0007	Spreading Topsoil From Stockpile (32 91 19 13)		
32 91 19 13-0008	CY Spread Topsoil By Machine From Stockpile	8.34	
32 91 19 13-0009	CY Spread Topsoil By Hand From Stockpile	68.32	
32 91 19 13-0010	Furnish And Place Imported Screened Topsoil (32 91 19 13)		
	Note: Includes delivery up to 15 miles from the closest approved source and spread by machine. Excludes hand spreading. See CSI section 01 74 19 00-0048 for hauling greater than 15 miles, 31 23 16 36-0030 for hand spreading.		
32 91 19 13-0011	SY Furnish And Place Imported Screened Topsoil, 2" Deep	3.80	
	For Unscreened, Deduct	-0.48	
32 91 19 13-0012	SY Furnish And Place Imported Screened Topsoil, 4" Deep	7.28	
	For Unscreened, Deduct	-0.96	
32 91 19 13-0013	SY Furnish And Place Imported Screened Topsoil, 6" Deep	10.52	
	For Unscreened, Deduct	-1.44	
32 91 19 13-0014	SY Furnish And Place Imported Screened Topsoil, 9" Deep	15.15	
	For Unscreened, Deduct	-2.16	
32 91 19 13-0015	SY Furnish And Place Imported Screened Topsoil, 12" Deep	19.80	
	For Unscreened, Deduct	-2.88	
32 91 19 13-0016	CY Furnish And Place Imported Screened Topsoil, Over 12" Deep	54.38	
	For Unscreened, Deduct	-8.63	
32 91 19 13-0017	Scarify Soil For Planting Preparation (32 91 19 13)		
	Note: Ripped in multiple directions with 3" maximum clods.		
32 91 19 13-0018	MSF Up To 5,000 SF Scarify Up To 6" Soil With Machine	65.60	
32 91 19 13-0019	MSF >5,000 To 20,000 SF Scarify Up To 8" Soil With Machine	45.91	
32 91 19 13-0020	MSF >20,000 SF Scarify Up To 8" Soil With Machine	26.94	

32 92 Turf and Grasses (32 90)

32 92 16 Plugging (32 92)

32 92 16 00-0001	Bermuda Or Centipede Plugging, 1" Deep (32 92 16)		
	Note: Includes fine grade and soil preparation.		
32 92 16 00-0002	6" On Center Plugging (32 92 16 00-0001)		
32 92 16 00-0003	MSF Plugging By Hand, 6" On Center	228.81	
32 92 16 00-0004	MSF Plugging By Walk Behind Planter, 6" On Center	29.45	
32 92 16 00-0005	MSF Plugging By Towed Planter, 6" On Center	21.33	
32 92 16 00-0006	9" On Center Plugging (32 92 16 00-0001)		
32 92 16 00-0007	MSF Plugging By Hand, 9" On Center	175.60	
32 92 16 00-0008	MSF Plugging By Walk Behind Planter, 9" On Center	23.16	
32 92 16 00-0009	MSF Plugging By Towed Planter, 9" On Center	16.01	
32 92 16 00-0010	12" On Center Plugging (32 92 16 00-0001)		
32 92 16 00-0011	MSF Plugging By Hand, 12" On Center	148.20	
32 92 16 00-0012	MSF Plugging By Walk Behind Planter, 12" On Center	15.78	
32 92 16 00-0013	MSF Plugging By Towed Planter, 12" On Center	10.28	

32 92 19 Seeding (32 92)

32 92 19 13 Mechanical Seeding (32 92 19)

Note: Includes fertilizing, liming, mixing, seeding and initial watering.

32 92 19 13-0001	Tractor Spreader Mechanical Seeding (32 92 19 13)		
	Note: Excludes straw.		
32 92 19 13-0002	MSF Common Bluegrass, Tractor Spreader	44.55	
	Note: 4 LB/MSF spread rate.		
32 92 19 13-0003	MSF Tall Fescue, Tractor Spreader	35.80	
	Note: 5.5 LB/MSF spread rate.		
32 92 19 13-0004	MSF Rye, Tractor Spreader	36.42	
	Note: 10 LB/MSF spread rate.		



		Exterior Improvements	32
		Planting	32 90
		Turf and Grasses	32 92

MINOR	CSI	UOM	DESCRIPTION	TOTAL DIRECT UNIT COST	DEMOLITION UNIT COST
32 92 19 13-0005	MSF		Shade Mix, Tractor Spreader..... Note: 6 LB/MSF spread rate. Mixture of red fescue, creeping red fescue, perennial rye and bluegrass.	39.57	
32 92 19 13-0006	MSF		Turf Mix, Tractor Spreader..... Note: 4 LB/MSF spread rate. Mixture of three varieties of bluegrass and one improved perennial ryegrass.	41.83	
32 92 19 13-0007	MSF		Slope Mix, Tractor Spreader..... Note: 6 LB/MSF spread rate.	38.81	
32 92 19 13-0008	MSF		Utility Mix, Tractor Spreader..... Note: 7 LB/MSF spread rate. Mixture of perennial/annual rye, creeping red fescue and bluegrass.	35.05	
32 92 19 13-0009	MSF		Wild Flower Mix, Tractor Spreader..... Note: 0.10 LB/MSF spread rate.	27.95	
32 92 19 13-0010	MSF		Crown Vetch Mix, Tractor Spreader..... Note: 4 LB/MSF spread rate.	84.07	
32 92 19 13-0011	MSF		Athletic Mix, Tractor Spreader..... Note: 8 LB/MSF spread rate. Mixture of three varieties of drought resistant bluegrass, tall fescue and Kentucky bluegrass.	50.88	
32 92 19 13-0012	MSF		White Clover Mix, Tractor Spreader..... Note: 7 LB/MSF spread rate.	27.88	
32 92 19 13-0013	MSF		Ladino Clover Mix, Tractor Spreader..... Note: 7 LB/MSF spread rate.	30.89	
32 92 19 13-0014	MSF		Bermuda, Tractor Spreader..... Note: 10 LB/MSF spread rate.	45.24	
32 92 19 13-0015			Hydro Or Air Mechanical Seeding (32 92 19 13)		
32 92 19 13-0016	MSF		Common Bluegrass, Hydro Or Air Seeding..... Note: 4 LB/MSF spread rate.	89.53	
			<i>For Spot Areas Up To 1, Add</i>	96.13	
			<i>For >1 To 4, Add</i>	61.77	
			<i>For >4 To 7.5, Add</i>	41.85	
			<i>For >7.5 To 10, Add</i>	20.93	
			<i>For >45, Deduct</i>	-7.22	
			<i>For Tackifier, Add</i>	1.37	
32 92 19 13-0017	MSF		Tall Fescue, Hydro Or Air Seeding..... Note: 5.5 LB/MSF spread rate.	94.81	
			<i>For Spot Areas Up To 1, Add</i>	98.24	
			<i>For >1 To 4, Add</i>	62.83	
			<i>For >4 To 7.5, Add</i>	42.38	
			<i>For >7.5 To 10, Add</i>	21.19	
			<i>For >45, Deduct</i>	-7.48	
			<i>For Tackifier, Add</i>	1.37	
32 92 19 13-0018	MSF		Rye, Hydro Or Air Spread..... Note: 10 LB/MSF spread rate.	89.75	
			<i>For Spot Areas Up To 1, Add</i>	96.21	
			<i>For >1 To 4, Add</i>	61.81	
			<i>For >4 To 7.5, Add</i>	41.87	
			<i>For >7.5 To 10, Add</i>	20.94	
			<i>For >45, Deduct</i>	-7.23	
			<i>For Tackifier, Add</i>	1.37	
32 92 19 13-0019	MSF		Shade Mix, Hydro Or Air Seeding..... Note: 6 LB/MSF spread rate. Mixture of red fescue, creeping red fescue, perennial rye and bluegrass.	89.53	
			<i>For Spot Areas Up To 1, Add</i>	96.13	
			<i>For >1 To 4, Add</i>	61.77	
			<i>For >4 To 7.5, Add</i>	41.85	
			<i>For >7.5 To 10, Add</i>	20.93	
			<i>For >45, Deduct</i>	-7.22	
			<i>For Tackifier, Add</i>	1.37	
32 92 19 13-0020	MSF		Turf Mix, Hydro Or Air Seeding..... Note: 4 LB/MSF spread rate. Mixture of three varieties of bluegrass and one improved perennial ryegrass.	94.81	
			<i>For Spot Areas Up To 1, Add</i>	98.24	
			<i>For >1 To 4, Add</i>	62.83	
			<i>For >4 To 7.5, Add</i>	42.38	
			<i>For >7.5 To 10, Add</i>	21.19	
			<i>For >45, Deduct</i>	-7.48	
			<i>For Tackifier, Add</i>	1.37	
32 92 19 13-0021	MSF		Slope Mix, Hydro Or Air Seeding..... Note: 6 LB/MSF spread rate.	92.54	
			<i>For Spot Areas Up To 1, Add</i>	97.33	
			<i>For >1 To 4, Add</i>	62.37	
			<i>For >4 To 7.5, Add</i>	42.15	
			<i>For >7.5 To 10, Add</i>	21.08	
			<i>For >45, Deduct</i>	-7.37	
			<i>For Tackifier, Add</i>	1.37	
32 92 19 13-0022	MSF		Utility Mix, Hydro Or Air Seeding..... Note: 7 LB/MSF spread rate. Mixture of perennial/annual rye, creeping red fescue and bluegrass.	90.72	
			<i>For Spot Areas Up To 1, Add</i>	96.60	
			<i>For >1 To 4, Add</i>	62.01	
			<i>For >4 To 7.5, Add</i>	41.97	
			<i>For >7.5 To 10, Add</i>	20.99	
			<i>For >45, Deduct</i>	-7.28	
			<i>For Tackifier, Add</i>	1.37	

32 Exterior Improvements

32 90 Planting

32 92 Turf and Grasses



MINOR	CSI	UOM	DESCRIPTION	TOTAL DIRECT UNIT COST	DEMOLITION UNIT COST
32 92 19 13-0023	MSF		Wild Flower Mix, Hydro Or Air Seeding.....	84.84	
			Note: 0.10 LB/MSF spread rate.		
			<i>For Spot Areas Up To 1, Add</i>	94.25	
			<i>For >1 To 4, Add</i>	60.83	
			<i>For >4 To 7.5, Add</i>	41.38	
			<i>For >7.5 To 10, Add</i>	20.69	
			<i>For >45, Deduct</i>	-6.98	
			<i>For Tackifier, Add</i>	1.37	
32 92 19 13-0024	MSF		Crown Vetch Mix, Hydro Or Air Seeding.....	137.80	
			Note: 4 LB/MSF spread rate.		
			<i>For Spot Areas Up To 1, Add</i>	115.43	
			<i>For >1 To 4, Add</i>	71.42	
			<i>For >4 To 7.5, Add</i>	46.68	
			<i>For >7.5 To 10, Add</i>	23.34	
			<i>For >45, Deduct</i>	-9.63	
			<i>For Tackifier, Add</i>	1.37	
32 92 19 13-0025	MSF		Athletic Mix, Hydro Or Air Seeding	121.22	
			Note: 8 LB/MSF spread rate. Mixture of three varieties of drought resistant bluegrass, tall fescue and Kentucky bluegrass.		
			<i>For Spot Areas Up To 1, Add</i>	108.60	
			<i>For >1 To 4, Add</i>	68.11	
			<i>For >4 To 7.5, Add</i>	45.02	
			<i>For >7.5 To 10, Add</i>	22.51	
			<i>For >45, Deduct</i>	-8.80	
			<i>For Tackifier, Add</i>	1.37	
32 92 19 13-0026	MSF		White Clover Mix, Hydro Or Air Seeding.....	77.68	
			Note: 7 LB/MSF spread rate.		
			<i>For Spot Areas Up To 1, Add</i>	91.39	
			<i>For >1 To 4, Add</i>	59.40	
			<i>For >4 To 7.5, Add</i>	40.67	
			<i>For >7.5 To 10, Add</i>	20.33	
			<i>For >45, Deduct</i>	-6.63	
			<i>For Tackifier, Add</i>	1.37	
32 92 19 13-0027	MSF		Ladino Clover Mix, Hydro Or Air Seeding	86.51	
			Note: 7 LB/MSF spread rate.		
			<i>For Spot Areas Up To 1, Add</i>	94.92	
			<i>For >1 To 4, Add</i>	61.17	
			<i>For >4 To 7.5, Add</i>	41.55	
			<i>For >7.5 To 10, Add</i>	20.77	
			<i>For >45, Deduct</i>	-7.07	
			<i>For Tackifier, Add</i>	1.37	
32 92 19 13-0028	MSF		60% Kentucky Bluegrass, 20% Creeping Red Fescue, 10% Red Top And 10% Domestic Rye, Hydro Or Air Spread.....	91.03	
			Note: 4 LB/MSF spread rate.		
			<i>For Spot Areas Up To 1, Add</i>	96.73	
			<i>For >1 To 4, Add</i>	62.07	
			<i>For >4 To 7.5, Add</i>	42.00	
			<i>For >7.5 To 10, Add</i>	21.00	
			<i>For >45, Deduct</i>	-7.29	
			<i>For Tackifier, Add</i>	1.37	
32 92 19 13-0029	MSF		2,500 LB/Acre, High Performance - Flexible Growth Medium.....	111.63	
			Note: Applied with seed. Excludes seed.		
			<i>For >45, Deduct</i>	-6.95	
32 92 19 13-0030	MSF		3,000 LB/Acre, High Performance - Flexible Growth Medium.....	129.84	
			Note: Applied with seed. Excludes seed.		
			<i>For >45, Deduct</i>	-7.93	
32 92 19 13-0031	MSF		3,500 LB/Acre, High Performance - Flexible Growth Medium.....	148.15	
			Note: Applied with seed. Excludes seed.		
			<i>For >45, Deduct</i>	-8.92	
32 92 19 13-0032	MSF		4,000 LB/Acre, High Performance - Flexible Growth Medium.....	166.47	
			Note: Applied with seed. Excludes seed.		
			<i>For >45, Deduct</i>	-9.91	
32 92 19 13-0033	MSF		4,500 LB/Acre, High Performance - Flexible Growth Medium.....	184.91	
			Note: Applied with seed. Excludes seed.		
			<i>For >45, Deduct</i>	-10.91	
32 92 19 13-0034	MSF		Custom Mix (Landfill Closure), Hydro Or Air Seeding.....	116.32	
			Note: Mixture of varieties: 0.184 Lbs/MSF (8 Lbs/Acre) Vulpia Microstachys, 0.138 Lbs/MSF (6 Lbs/Acre) Poa Secunda, 0.23 Lbs/MSF (10 Lbs/Acre) Hordeum Californicum Prostrate, 0.138 Lbs/MSF (6 Lbs/Acre) Nassella Pulchra, 0.184 Lbs/MSF (8 Lbs/Acre) Elymus Glaucus Anderson, 0.023 Lbs/MSF (1 Lbs/Acre) Artemisia Californica, 0.046 Lbs/MSF (2 Lbs/Acre) Atriplex Semibaccata, and 0.023 Lbs/MSF (1 Lbs/Acre) Atriplex Polycarpa.		
			<i>For Spot Areas Up To 1, Add</i>	106.84	
			<i>For >1 To 4, Add</i>	67.13	
			<i>For >4 To 7.5, Add</i>	44.53	
			<i>For >7.5 To 10, Add</i>	22.27	
			<i>For >45, Deduct</i>	-8.56	
32 92 19 13-0035	ACR		Custom Mix (Landfill Closure), Hydro Or Air Seeding.....	4,823.83	
			Note: Mixture of varieties: 8 Lbs/Acre Vulpia Microstachys, 6 Lbs/Acre Poa Secunda, 10 Lbs/Acre Hordeum Californicum Prostrate, 6 Lbs/Acre Nassella Pulchra, 8 Lbs/Acre Elymus Glaucus Anderson, 1 Lbs/Acre Artemisia Californica, 2 Lbs/Acre Atriplex Semibaccata, and 1 Lbs/Acre Atriplex Polycarpa.		

32 92 19 19 Seeding by Hand (32 92 19)

Note: Includes fertilizing, liming, mixing, seeding and initial watering. See CSI section 32 91 13 16-0017 for wheat straw mulch.



MINOR CSI UOM DESCRIPTION	TOTAL DIRECT UNIT COST	DEMOLITION UNIT COST
------------------------------	---------------------------	-------------------------

32 92 19 19-0001	Push Spreader Or Hand Seeding <small>(32 92 19 19)</small> <small>Note: Excludes straw.</small>		
32 92 19 19-0002	MSF Common Bluegrass, Push Spreader Or Hand..... <small>Note: 4 LB/MSF spread rate.</small>	110.32	
	<i>For >5 To 20, Deduct</i>	-7.75	
	<i>For >20 To 45, Deduct</i>	-14.99	
	<i>For >45, Deduct</i>	-24.46	
32 92 19 19-0003	MSF Tall Fescue, Push Spreader Or Hand..... <small>Note: 5.5 LB/MSF spread rate.</small>	101.57	
	<i>For >5 To 20, Deduct</i>	-7.32	
	<i>For >20 To 45, Deduct</i>	-14.33	
	<i>For >45, Deduct</i>	-23.58	
32 92 19 19-0004	MSF Rye, Push Spreader Or Hand..... <small>Note: 10 LB/MSF spread rate.</small>	102.19	
	<i>For >5 To 20, Deduct</i>	-7.35	
	<i>For >20 To 45, Deduct</i>	-14.38	
	<i>For >45, Deduct</i>	-23.64	
32 92 19 19-0005	MSF Shade Mix, Push Spreader Or Hand..... <small>Note: 6 LB/MSF spread rate. Mixture of red fescue, creeping red fescue, perennial rye and bluegrass.</small>	105.34	
	<i>For >5 To 20, Deduct</i>	-7.50	
	<i>For >20 To 45, Deduct</i>	-14.61	
	<i>For >45, Deduct</i>	-23.96	
32 92 19 19-0006	MSF Turf Mix, Push Spreader Or Hand..... <small>Note: 4 LB/MSF spread rate. Mixture of three varieties of bluegrass and one improved perennial ryegrass.</small>	107.60	
	<i>For >5 To 20, Deduct</i>	-7.62	
	<i>For >20 To 45, Deduct</i>	-14.78	
	<i>For >45, Deduct</i>	-24.19	
32 92 19 19-0007	MSF Slope Mix, Push Spreader Or Hand..... <small>Note: 6 LB/MSF spread rate.</small>	104.58	
	<i>For >5 To 20, Deduct</i>	-7.47	
	<i>For >20 To 45, Deduct</i>	-14.56	
	<i>For >45, Deduct</i>	-23.88	
32 92 19 19-0008	MSF Utility Mix, Push Spreader Or Hand..... <small>Note: 7 LB/MSF spread rate. Mixture of perennial/annual rye, creeping red fescue and bluegrass.</small>	100.82	
	<i>For >5 To 20, Deduct</i>	-7.28	
	<i>For >20 To 45, Deduct</i>	-14.27	
	<i>For >45, Deduct</i>	-23.51	
32 92 19 19-0009	MSF Wild Flower Mix, Push Spreader Or Hand..... <small>Note: 0.10 LB/MSF spread rate.</small>	93.72	
	<i>For >5 To 20, Deduct</i>	-6.92	
	<i>For >20 To 45, Deduct</i>	-13.74	
	<i>For >45, Deduct</i>	-22.80	
32 92 19 19-0010	MSF Crown Vetch Mix, Push Spreader Or Hand..... <small>Note: 4 LB/MSF spread rate.</small>	149.84	
	<i>For >5 To 20, Deduct</i>	-9.73	
	<i>For >20 To 45, Deduct</i>	-17.95	
	<i>For >45, Deduct</i>	-28.41	
32 92 19 19-0011	MSF Athletic Mix, Push Spreader Or Hand..... <small>Note: 8 LB/MSF spread rate. Mixture of drought resistant bluegrass, tall fescue and Kentucky bluegrass.</small>	116.65	
	<i>For >5 To 20, Deduct</i>	-8.07	
	<i>For >20 To 45, Deduct</i>	-15.46	
	<i>For >45, Deduct</i>	-25.09	
32 92 19 19-0012	MSF White Clover Mix, Push Spreader Or Hand..... <small>Note: 7 LB/MSF spread rate.</small>	93.65	
	<i>For >5 To 20, Deduct</i>	-6.92	
	<i>For >20 To 45, Deduct</i>	-13.74	
	<i>For >45, Deduct</i>	-22.79	
32 92 19 19-0013	MSF Ladino Clover Mix, Push Spreader Or Hand..... <small>Note: 7 LB/MSF spread rate.</small>	96.66	
	<i>For >5 To 20, Deduct</i>	-7.07	
	<i>For >20 To 45, Deduct</i>	-13.96	
	<i>For >45, Deduct</i>	-23.09	
32 92 19 19-0014	MSF 100% Kentucky Bluegrass, Push Spreader Or Hand..... <small>Note: 3.3 LB/MSF spread rate.</small>	111.75	
	<i>For >5 To 20, Deduct</i>	-7.83	
	<i>For >20 To 45, Deduct</i>	-15.09	
	<i>For >45, Deduct</i>	-24.60	
32 92 19 19-0015	MSF 70% Kentucky Bluegrass And 30% Fescue, Push Spreader Or Hand..... <small>Note: 3.3 LB/MSF spread rate.</small>	107.60	
	<i>For >5 To 20, Deduct</i>	-7.62	
	<i>For >20 To 45, Deduct</i>	-14.78	
	<i>For >45, Deduct</i>	-24.19	
32 92 19 19-0016	MSF 50% Kentucky Bluegrass And 50% Fescue, Push Spreader Or Hand..... <small>Note: 3.3 LB/MSF spread rate.</small>	104.59	
	<i>For >5 To 20, Deduct</i>	-7.47	
	<i>For >20 To 45, Deduct</i>	-14.56	
	<i>For >45, Deduct</i>	-23.88	
32 92 19 19-0017	MSF 50% Kentucky Bluegrass And 50% Perennial Rye, Push Spreader Or Hand..... <small>Note: 4.4 LB/MSF spread rate.</small>	110.62	
	<i>For >5 To 20, Deduct</i>	-7.77	
	<i>For >20 To 45, Deduct</i>	-15.01	
	<i>For >45, Deduct</i>	-24.49	

32 Exterior Improvements

32 90 Planting

32 92 Turf and Grasses



MINOR	CSI	UOM	DESCRIPTION	TOTAL DIRECT UNIT COST	DEMOLITION UNIT COST
32 92 19 19-0018	MSF		60% Kentucky Bluegrass, 20% Creeping Red Fescue, 10% Red Top And 10% Domestic Rye, Push Spreader Or Hand.....	106.09	
			Note: 3.3 LB/MSF spread rate.		
			For >5 To 20, Deduct	-7.54	
			For >20 To 45, Deduct	-14.67	
			For >45, Deduct	-24.03	
32 92 19 19-0019	MSF		40% Creeping Red Fescue, 30% Kentucky Bluegrass, 10% Red Top, And 20% Blue Tag Perennial Rye, Push Spreader Or Hand.....	107.60	
			Note: 3.3 LB/MSF spread rate.		
			For >5 To 20, Deduct	-7.62	
			For >20 To 45, Deduct	-14.78	
			For >45, Deduct	-24.19	
32 92 19 19-0020	MSF		Bermuda, Push Spreader Or Hand.....	111.01	
			Note: 10 LB/MSF spread rate.		
			For >5 To 20, Deduct	-7.79	
			For >20 To 45, Deduct	-15.04	
			For >45, Deduct	-24.53	
32 92 23			Sodding <small>(32 92)</small>		
			Note: Includes raking preparation, water thoroughly and allow surface to dry before planting, rolling of sod, sanding seams for (up to 16" wide by 24" long) squares or (up to 24" wide by 54" long) rolls and initial watering within 2 hours after planting.		
32 92 23 00-0001			Bermuda Sod <small>(32 92 23)</small>		
32 92 23 00-0002	MSF		Up To 1,000 SF, Bermuda Sod, Installed On Level Ground.....	1,482.28	
32 92 23 00-0003	MSF		>1,000 To 4,000 SF, Bermuda Sod, Installed On Level Ground.....	1,256.83	
32 92 23 00-0004	MSF		>4,000 To 8,000 SF, Bermuda Sod, Installed On Level Ground.....	1,070.77	
32 92 23 00-0005	MSF		>8,000 SF, Bermuda Sod, Installed On Level Ground.....	940.93	
32 92 23 00-0006	MSF		Up To 1,000 SF, Bermuda Sod, Installed On Sloped (>1:6) Ground With Stakes.....	1,834.31	
32 92 23 00-0007	MSF		>1,000 To 4,000 SF, Bermuda Sod, Installed On Sloped (>1:6) Ground With Stakes.....	1,554.93	
32 92 23 00-0008	MSF		>4,000 To 8,000 SF, Bermuda Sod, Installed On Sloped (>1:6) Ground With Stakes.....	1,276.43	
32 92 23 00-0009	MSF		>8,000 SF, Bermuda Sod, Installed On Sloped (>1:6) Ground With Stakes.....	1,115.81	
32 92 23 00-0010			Zoysia Sod <small>(32 92 23)</small>		
32 92 23 00-0011	MSF		Up To 1,000 SF, Zoysia Sod, Installed On Level Ground.....	2,120.55	
32 92 23 00-0012	MSF		>1,000 To 4,000 SF, Zoysia Sod, Installed On Level Ground.....	1,733.83	
32 92 23 00-0013	MSF		>4,000 To 8,000 SF, Zoysia Sod, Installed On Level Ground.....	1,468.28	
32 92 23 00-0014	MSF		>8,000 SF, Zoysia Sod, Installed On Level Ground.....	1,258.94	
32 92 23 00-0015	MSF		Up To 1,000 SF, Zoysia Sod, Installed On Sloped (>1:6) Ground With Stakes.....	2,470.32	
32 92 23 00-0016	MSF		>1,000 To 4,000 SF, Zoysia Sod, Installed On Sloped (>1:6) Ground With Stakes.....	2,031.93	
32 92 23 00-0017	MSF		>4,000 To 8,000 SF, Zoysia Sod, Installed On Sloped (>1:6) Ground With Stakes.....	1,673.94	
32 92 23 00-0018	MSF		>8,000 SF, Zoysia Sod, Installed On Sloped (>1:6) Ground With Stakes.....	1,433.82	
32 92 23 00-0019			Tall Fescue Sod <small>(32 92 23)</small>		
32 92 23 00-0020	MSF		Up To 1,000 SF, Tall Fescue Sod, Installed On Level Ground.....	2,091.02	
			For Hybrid Fescue "Marathon", Add	135.39	
32 92 23 00-0021	MSF		>1,000 To 4,000 SF, Tall Fescue Sod, Installed On Level Ground.....	1,711.69	
			For Hybrid Fescue "Marathon", Add	102.06	
32 92 23 00-0022	MSF		>4,000 To 8,000 SF, Tall Fescue Sod, Installed On Level Ground.....	1,449.82	
			For Hybrid Fescue "Marathon", Add	85.39	
32 92 23 00-0023	MSF		>8,000 SF, Tall Fescue Sod, Installed On Level Ground.....	1,244.17	
			For Hybrid Fescue "Marathon", Add	68.72	
32 92 23 00-0024	MSF		Up To 1,000 SF, Tall Fescue Sod, Installed On Sloped (>1:6) Ground With Stakes.....	2,440.79	
			For Hybrid Fescue "Marathon", Add	135.39	
32 92 23 00-0025	MSF		>1,000 To 4,000 SF, Tall Fescue Sod, Installed On Sloped (>1:6) Ground With Stakes.....	2,009.79	
			For Hybrid Fescue "Marathon", Add	102.06	
32 92 23 00-0026	MSF		>4,000 To 8,000 SF, Tall Fescue Sod, Installed On Sloped (>1:6) Ground With Stakes.....	1,655.48	
			For Hybrid Fescue "Marathon", Add	85.39	
32 92 23 00-0027	MSF		>8,000 SF, Tall Fescue Sod, Installed On Sloped (>1:6) Ground With Stakes.....	1,419.05	
			For Hybrid Fescue "Marathon", Add	68.72	
32 92 23 00-0028			Centipede Sod <small>(32 92 23)</small>		
32 92 23 00-0029	MSF		Up To 1,000 SF, Centipede Sod, Installed On Level Ground.....	1,874.69	
32 92 23 00-0030	MSF		>1,000 To 4,000 SF, Centipede Sod, Installed On Level Ground.....	1,549.44	
32 92 23 00-0031	MSF		>4,000 To 8,000 SF, Centipede Sod, Installed On Level Ground.....	1,314.61	
32 92 23 00-0032	MSF		>8,000 SF, Centipede Sod, Installed On Level Ground.....	1,136.01	
32 92 23 00-0033	MSF		Up To 1,000 SF, Centipede Sod, Installed On Sloped (>1:6) Ground With Stakes.....	2,224.46	
32 92 23 00-0034	MSF		>1,000 To 4,000 SF, Centipede Sod, Installed On Sloped (>1:6) Ground With Stakes.....	1,847.54	
32 92 23 00-0035	MSF		>4,000 To 8,000 SF, Centipede Sod, Installed On Sloped (>1:6) Ground With Stakes.....	1,520.27	
32 92 23 00-0036	MSF		>8,000 SF, Centipede Sod, Installed On Sloped (>1:6) Ground With Stakes.....	1,310.89	
32 92 23 00-0037			Kentucky Blue Grass Sod <small>(32 92 23)</small>		
32 92 23 00-0038	MSF		Up To 1,000 SF, Kentucky Blue Grass Sod, Installed On Level Ground.....	1,787.99	
32 92 23 00-0039	MSF		>1,000 To 4,000 SF, Kentucky Blue Grass Sod, Installed On Level Ground.....	1,484.41	
32 92 23 00-0040	MSF		>4,000 To 8,000 SF, Kentucky Blue Grass Sod, Installed On Level Ground.....	1,260.43	
32 92 23 00-0041	MSF		>8,000 SF, Kentucky Blue Grass Sod, Installed On Level Ground.....	1,092.66	
32 92 23 00-0042	MSF		Up To 1,000 SF, Kentucky Blue Grass Sod, Installed On Sloped (>1:6) Ground With Stakes.....	2,137.76	
32 92 23 00-0043	MSF		>1,000 To 4,000 SF, Kentucky Blue Grass Sod, Installed On Sloped (>1:6) Ground With Stakes.....	1,782.51	



Exterior Improvements		32
Planting		32 90
Turf and Grasses		32 92

MINOR	CSI	UOM	DESCRIPTION	TOTAL DIRECT UNIT COST	DEMOLITION UNIT COST
-------	-----	-----	-------------	------------------------	----------------------

32 92 23 00-0044	MSF	>4,000 To 8,000 SF, Kentucky Blue Grass Sod, Installed On Sloped (>1:6) Ground With Stakes	1,466.09		
32 92 23 00-0045	MSF	>8,000 SF, Kentucky Blue Grass Sod, Installed On Sloped (>1:6) Ground With Stakes	1,267.54		

32 92 23 00-0046		Ballfield Mix 2A Sod 10% Bermuda Shorts, 10% Barclay, 80% Turfstar (32 92 23)			
32 92 23 00-0047	MSF	Up To 1,000 SF, Ballfield Mix 2A Sod, Installed On Level Ground	1,657.94		
32 92 23 00-0048	MSF	>1,000 To 4,000 SF, Ballfield Mix 2A Sod, Installed On Level Ground	1,386.88		
32 92 23 00-0049	MSF	>4,000 To 8,000 SF, Ballfield Mix 2A Sod, Installed On Level Ground	1,179.15		
32 92 23 00-0050	MSF	>8,000 SF, Ballfield Mix 2A Sod, Installed On Level Ground	1,027.63		
32 92 23 00-0051	MSF	Up To 1,000 SF, Ballfield Mix 2A Sod, Installed On Sloped (>1:6) Ground With Stakes	2,007.71		
32 92 23 00-0052	MSF	>1,000 To 4,000 SF, Ballfield Mix 2A Sod, Installed On Sloped (>1:6) Ground With Stakes	1,684.98		
32 92 23 00-0053	MSF	>4,000 To 8,000 SF, Ballfield Mix 2A Sod, Installed On Sloped (>1:6) Ground With Stakes	1,384.81		
32 92 23 00-0054	MSF	>8,000 SF, Ballfield Mix 2A Sod, Installed On Sloped (>1:6) Ground With Stakes	1,202.51		

32 92 23 00-0055		GN-1 Sod (32 92 23)			
32 92 23 00-0056	MSF	Up To 1,000 SF, GN-1 Sod, Installed On Level Ground	2,108.11		
32 92 23 00-0057	MSF	>1,000 To 4,000 SF, GN-1 Sod, Installed On Level Ground	1,724.51		
32 92 23 00-0058	MSF	>4,000 To 8,000 SF, GN-1 Sod, Installed On Level Ground	1,460.50		
32 92 23 00-0059	MSF	>8,000 SF, GN-1 Sod, Installed On Level Ground	1,252.72		
32 92 23 00-0060	MSF	Up To 1,000 SF, GN-1 Sod, Installed On Sloped (>1:6) Ground With Stakes	2,457.88		
32 92 23 00-0061	MSF	>1,000 To 4,000 SF, GN-1 Sod, Installed On Sloped (>1:6) Ground With Stakes	2,022.61		
32 92 23 00-0062	MSF	>4,000 To 8,000 SF, GN-1 Sod, Installed On Sloped (>1:6) Ground With Stakes	1,666.16		
32 92 23 00-0063	MSF	>8,000 SF, GN-1 Sod, Installed On Sloped (>1:6) Ground With Stakes	1,427.60		

32 92 23 00-0064		Tifgreen Bermuda Sod (32 92 23)			
32 92 23 00-0065	MSF	Up To 1,000 SF, Tifgreen Bermuda Sod, Installed On Level Ground	2,206.48		
32 92 23 00-0066	MSF	>1,000 To 4,000 SF, Tifgreen Bermuda Sod, Installed On Level Ground	1,798.28		
32 92 23 00-0067	MSF	>4,000 To 8,000 SF, Tifgreen Bermuda Sod, Installed On Level Ground	1,521.98		
32 92 23 00-0068	MSF	>8,000 SF, Tifgreen Bermuda Sod, Installed On Level Ground	1,301.90		
32 92 23 00-0069	MSF	Up To 1,000 SF, Tifgreen Bermuda Sod, Installed On Sloped (>1:6) Ground With Stakes	2,556.25		
32 92 23 00-0070	MSF	>1,000 To 4,000 SF, Tifgreen Bermuda Sod, Installed On Sloped (>1:6) Ground With Stakes	2,096.38		
32 92 23 00-0071	MSF	>4,000 To 8,000 SF, Tifgreen Bermuda Sod, Installed On Sloped (>1:6) Ground With Stakes	1,727.64		
32 92 23 00-0072	MSF	>8,000 SF, Tifgreen Bermuda Sod, Installed On Sloped (>1:6) Ground With Stakes	1,476.78		

32 93 Plants (32 90)

32 93 13 Ground Covers (32 93)

Note: Materials only. See CSI section 32 93 83 00-0062 for installation and planting of ground cover.

32 93 13 00-0001 Ornamental Grasses (32 93 13)

32 93 13 00-0002	EA	1 Gallon, Cortaderia selloana - Pampas Grass	31.69		
32 93 13 00-0003	EA	2 Gallon, Cortaderia selloana - Pampas Grass	58.58		
32 93 13 00-0004	EA	3 Gallon, Cortaderia selloana - Pampas Grass	106.47		
32 93 13 00-0005	EA	5 Gallon, Cortaderia selloana - Pampas Grass	193.78		
32 93 13 00-0006	EA	1 Gallon, Distichlis spicata - Saltgrass	10.74		
32 93 13 00-0007	EA	5 Gallon, Distichlis spicata - Saltgrass	28.09		
32 93 13 00-0008	EA	1 Quart, Imperata cylindrica - Japanese Blood Grass	24.26		
32 93 13 00-0009	EA	1 Gallon, Imperata cylindrica - Japanese Blood Grass	32.26		
32 93 13 00-0010	EA	2 Gallon, Imperata cylindrica - Japanese Blood Grass	34.52		
32 93 13 00-0011	EA	1 Quart, Koeleria glauca - Blue Hair Grass	24.19		
32 93 13 00-0012	EA	1 Gallon, Koeleria glauca - Blue Hair Grass	32.26		
32 93 13 00-0013	EA	3 Gallon, Koeleria glauca - Blue Hair Grass	78.05		
32 93 13 00-0014	EA	1 Gallon, Miscanthus sinensis 'Gracillimus' - Maiden Grass	30.63		
32 93 13 00-0015	EA	3 Gallon, Miscanthus sinensis 'Gracillimus' - Maiden Grass	39.69		
32 93 13 00-0016	EA	5 Gallon, Miscanthus sinensis 'Gracillimus' - Maiden Grass	75.88		
32 93 13 00-0017	EA	1 Gallon, Miscanthus sinensis 'Zebrinus' - Zebra Grass	28.43		
32 93 13 00-0018	EA	3 Gallon, Miscanthus sinensis 'Zebrinus' - Zebra Grass	44.69		
32 93 13 00-0019	EA	5 Gallon, Miscanthus sinensis 'Zebrinus' - Zebra Grass	76.48		
32 93 13 00-0020	EA	1 Gallon, Monathochloe littoralis - Shore Grass	13.42		
32 93 13 00-0021	EA	1 Quart, Pennisetum setaceum - Fountain Grass	26.46		
32 93 13 00-0022	EA	1 Gallon, Pennisetum setaceum - Fountain Grass	67.32		
32 93 13 00-0023	EA	3 Gallon, Pennisetum setaceum - Fountain Grass	88.74		
32 93 13 00-0024	EA	1 Gallon, Saccharum ravennae - Ravenna Grass	83.78		
32 93 13 00-0025	EA	3 Gallon, Saccharum ravennae - Ravenna Grass	94.11		
32 93 13 00-0026	EA	7 Gallon, Saccharum ravennae - Ravenna Grass	155.26		
32 93 13 00-0027	EA	1 Gallon, Spartina pectinata - Variegated Cord Grass	45.49		
32 93 13 00-0028	EA	2 Gallon, Spartina pectinata - Variegated Cord Grass	68.08		
32 93 13 00-0029	EA	1 Quart, Stipa gigantea - Giant Feather Grass	34.72		
32 93 13 00-0030	EA	1 Gallon, Stipa gigantea - Giant Feather Grass	48.39		
32 93 13 00-0031	EA	1 Gallon, Triglochin maritima - Arrow Grass	8.06		

32 93 13 00-0032 Ground Covers (32 93 13)

32 93 13 00-0033	EA	1 Gallon Agave Attenuata - Century Plant	11.82		
32 93 13 00-0034	EA	5 Gallon Agave Attenuata - Century Plant	31.85		
32 93 13 00-0035	EA	15 Gallon Agave Attenuata - Century Plant	105.31		
32 93 13 00-0036	EA	1 Gallon Ceanothus 'Carmel Creeper' - Wild Lilac	10.08		
32 93 13 00-0037	EA	5 Gallon Ceanothus 'Carmel Creeper' - Wild Lilac	28.05		

32 Exterior Improvements**32 90 Planting****32 93 Plants**

MINOR
CSI UOM DESCRIPTION

TOTAL DIRECT DEMOLITION
UNIT COST UNIT COST

32 93 13 00-0038	EA	1 Gallon Ceanothus 'Yankee Point' - Wild Lilac.....	10.08	
32 93 13 00-0039	EA	5 Gallon Ceanothus 'Yankee Point' - Wild Lilac.....	26.20	
32 93 13 00-0040	EA	1 Gallon Dietes Vegata - Fortnight Lily.....	8.84	
32 93 13 00-0041	EA	5 Gallon Dietes Vegata - Fortnight Lily.....	21.78	
32 93 13 00-0042	EA	1 Gallon Juncus Patens 'Elk Blue' - California Gray Rush.....	16.42	
32 93 13 00-0043	EA	5 Gallon Juncus Patens 'Elk Blue' - California Gray Rush.....	43.13	
32 93 13 00-0044	EA	4" Pot Miscanthus 'Morning Light' - NCN.....	12.31	
32 93 13 00-0045	EA	20 Count Flat Miscanthus 'Morning Light' - NCN.....	181.56	
32 93 13 00-0046	EA	1 Gallon Nassella Tenuissima - Mexican Feather Grass.....	16.42	
32 93 13 00-0047	EA	1 Gallon Trachelospermum Jasminoides - Star Jasmine.....	8.93	
32 93 13 00-0048	EA	5 Gallon Trachelospermum Jasminoides - Star Jasmine.....	22.36	
32 93 13 00-0049	EA	1 Gallon Westringia Fruticosa - Coast Rosemary.....	8.84	
32 93 13 00-0050	EA	5 Gallon Westringia Fruticosa - Coast Rosemary.....	21.78	
32 93 13 00-0051	EA	15 Gallon Westringia Fruticosa - Coast Rosemary.....	89.38	
32 93 13 00-0052	EA	1 Quart Carex 'Bowles Golden' - Variegated Japanese Sedge.....	33.27	
32 93 13 00-0053	EA	1 Gallon Carex 'Bowles Golden' - Variegated Japanese Sedge.....	43.31	
32 93 13 00-0054	EA	2 Gallon Juniperus horizontalis 'Plumosa Compacta' - Andorra Creeping Juniper.....	54.81	
32 93 13 00-0055	EA	1 Quart Waldsteinia ternata - Barren Strawberry.....	9.41	
32 93 13 00-0056	EA	1 Gallon Waldsteinia ternata - Barren Strawberry.....	22.60	
32 93 13 00-0057	EA	1 Gallon Cotoneaster dammeri - Bearberry Cotoneaster.....	30.75	
32 93 13 00-0058	EA	2 Gallon Cotoneaster dammeri - Bearberry Cotoneaster.....	58.37	
32 93 13 00-0059	EA	5 Gallon Cotoneaster dammeri - Bearberry Cotoneaster.....	102.93	
32 93 13 00-0060	EA	1 Gallon Liriope muscari 'Big Blue' - Big Blue Liriope.....	10.53	
32 93 13 00-0061	EA	1 Gallon Distictis buccinatoria - Blood Red Trumpet Vine.....	19.46	
32 93 13 00-0062	EA	5 Gallon Distictis buccinatoria - Blood Red Trumpet Vine.....	68.41	
32 93 13 00-0063	EA	1 Gallon Juniperus horizontalis 'Wiltoni' - Blue Rug Juniper.....	25.54	
32 93 13 00-0064	EA	4" Pot Parthenocissus tricuspidata - Boston Ivy.....	12.55	
32 93 13 00-0065	EA	1 Gallon Parthenocissus tricuspidata - Boston Ivy.....	28.62	
32 93 13 00-0066	EA	5 Gallon Parthenocissus tricuspidata - Boston Ivy.....	78.33	
32 93 13 00-0067	EA	3 Gallon Bougainvillea spectabilis - Bougainvillea.....	32.92	
32 93 13 00-0068	EA	1 Quart Iberis sempervirens - Candytuft.....	9.41	
32 93 13 00-0069	EA	1 Gallon Iberis sempervirens - Candytuft.....	22.59	
32 93 13 00-0070	EA	1 Gallon Gelsemium sempervirens - Carolina Jessamine.....	27.11	
32 93 13 00-0071	EA	5 Gallon Gelsemium sempervirens - Carolina Jessamine.....	97.91	
32 93 13 00-0072	EA	3" Pot Ajuga reptans - Carpet Bugle.....	5.65	
32 93 13 00-0073	EA	1 Quart Ajuga reptans - Carpet Bugle.....	9.41	
32 93 13 00-0074	EA	1 Gallon Ajuga reptans - Carpet Bugle.....	22.59	
32 93 13 00-0075	EA	24 Plant Flat Ajuga reptans - Carpet Bugle.....	97.28	
32 93 13 00-0076	EA	1 Gallon Macfadyena unguis-cati - Cat Claw Vine.....	22.59	
32 93 13 00-0077	EA	5 Gallon Macfadyena unguis-cati - Cat Claw Vine.....	97.91	
32 93 13 00-0078	EA	1 Gallon Wisteria sinensis - Chinese Wisteria Vine.....	29.50	
32 93 13 00-0079	EA	3 Gallon Wisteria sinensis - Chinese Wisteria Vine.....	65.27	
32 93 13 00-0080	EA	5 Gallon Wisteria sinensis - Chinese Wisteria Vine.....	97.91	
32 93 13 00-0081	EA	1 Gallon Ranunculaceae - Clematis Varieties.....	32.43	
32 93 13 00-0082	EA	2 Gallon Ranunculaceae - Clematis Varieties.....	59.98	
32 93 13 00-0083	EA	1 Gallon Hydrangea petiolaris - Climbing Hydrangea.....	40.79	
32 93 13 00-0084	EA	2 Gallon Hydrangea petiolaris - Climbing Hydrangea.....	76.57	
32 93 13 00-0085	EA	5 Gallon Hydrangea petiolaris - Climbing Hydrangea.....	125.52	
32 93 13 00-0086	EA	4" Pot Lantana camera - Common Lantana.....	5.65	
32 93 13 00-0087	EA	1 Gallon Lantana camera - Common Lantana.....	16.32	
32 93 13 00-0088	EA	1 Gallon Gardenia jasminoides 'Radicans' - Creeping Gardenia.....	19.46	
32 93 13 00-0089	EA	5 Gallon Gardenia jasminoides 'Radicans' - Creeping Gardenia.....	64.02	
32 93 13 00-0090	EA	2 Quart Lysimachia nummularia - Creeping Jenny.....	9.41	
32 93 13 00-0091	EA	1 Gallon Lysimachia nummularia - Creeping Jenny.....	18.20	
32 93 13 00-0092	EA	2 Quart Liriope spicata - Creeping Lilytuft.....	16.32	
32 93 13 00-0093	EA	1 Gallon Liriope spicata - Creeping Lilytuft.....	29.50	
32 93 13 00-0094	EA	5 Gallon Liriope spicata - Creeping Lilytuft.....	62.13	
32 93 13 00-0095	EA	Bare Root Liriope spicata - Creeping Liriope.....	4.11	
32 93 13 00-0096	EA	3" Pot Rosmarinus officinalis 'Prostratus' - Creeping Rosemary.....	5.65	
32 93 13 00-0097	EA	1 Gallon Rosmarinus officinalis 'Prostratus' - Creeping Rosemary.....	22.59	
32 93 13 00-0098	EA	2-1/4" Pot Securigera varia - Crown Vetch.....	3.77	
32 93 13 00-0099	EA	50 Plant Flat Securigera varia - Crown Vetch.....	127.40	
32 93 13 00-0100	EA	1 Quart Senecio cineraria - Dusty Miller.....	9.41	
32 93 13 00-0101	EA	1 Gallon Senecio cineraria - Dusty Miller.....	22.59	
32 93 13 00-0102	EA	2 Gallon Aristolochia macrophylla - Dutchman's Pipe.....	78.45	
32 93 13 00-0103	EA	5 Gallon Aristolochia macrophylla - Dutchman's Pipe.....	143.72	
32 93 13 00-0104	EA	1 Gallon Ilex cornuta - Dwarf Holly.....	17.04	
32 93 13 00-0105	EA	3 Gallon Ilex cornuta - Dwarf Holly.....	36.53	
32 93 13 00-0106	EA	3 Gallon Rhamphiolepis umbellata 'Minor' - Dwarf Indian Hawthorn.....	36.53	
32 93 13 00-0107	EA	1 Gallon Tradescantia spathacea - Dwarf Oyster Plant.....	12.18	
32 93 13 00-0108	EA	2" To 3" Pot Hedera helix - English Ivy.....	5.65	
32 93 13 00-0109	EA	12" To 15" Runners Hedera helix - English Ivy.....	9.41	
32 93 13 00-0110	EA	1 Gallon Hedera helix - English Ivy.....	22.59	
32 93 13 00-0111	EA	50 Plant Flat Hedera helix - English Ivy.....	130.54	
32 93 13 00-0112	EA	4" Pot Lavandula angustifolia - English Lavender.....	8.16	
32 93 13 00-0113	EA	1 Quart Lavandula angustifolia - English Lavender.....	15.69	
32 93 13 00-0114	EA	1 Gallon Lavandula angustifolia - English Lavender.....	25.73	
32 93 13 00-0115	EA	1 Gallon Euonymus fortunei 'Kewensis' - Wintercreeper.....	24.48	
32 93 13 00-0116	EA	2 Gallon Euonymus fortunei 'Kewensis' - Wintercreeper.....	48.95	
32 93 13 00-0117	EA	1 Quart Arundo donax - Giant Reed.....	30.13	
32 93 13 00-0118	EA	1 Gallon Arundo donax - Giant Reed.....	43.31	



	MINOR	CSI	UOM	DESCRIPTION	TOTAL DIRECT UNIT COST	DEMOLITION UNIT COST
32 93	13	00	0119	EA 1 Gallon Lonicera x heckrottii - Gold Flame Honeysuckle	25.73	
32 93	13	00	0120	EA 2 Gallon Lonicera x heckrottii - Gold Flame Honeysuckle	48.95	
32 93	13	00	0121	EA 1 Quart Hakonechloa macra 'Aureola' - Golden Variegated Hakone Grass	33.27	
32 93	13	00	0122	EA 1 Gallon Hakonechloa macra 'Aureola' - Golden Variegated Hakone Grass	50.21	
32 93	13	00	0123	EA 3" Pot Lonicera japonica 'Halliana' - Hall's Japanese Honeysuckle	5.65	
32 93	13	00	0124	EA 1 Gallon Lonicera japonica 'Halliana' - Hall's Japanese Honeysuckle	25.73	
32 93	13	00	0125	EA 2 Gallon Lonicera japonica 'Halliana' - Hall's Japanese Honeysuckle	48.95	
32 93	13	00	0126	EA 1 Gallon Hardenbergia violacea - Happy Wanderer	22.59	
32 93	13	00	0127	EA 5 Gallon Hardenbergia violacea - Happy Wanderer	75.31	
32 93	13	00	0128	EA 3 Gallon Hibiscus, Assorted Colors	29.43	
32 93	13	00	0129	EA 1 Gallon Acorus gramineus - Japanese Sweet Flag	23.54	
32 93	13	00	0130	EA 1 Gallon Jasminum volubile - Wax Jasmine	11.86	
32 93	13	00	0131	EA 1 Gallon Jasminum volubile - Wax Jasmine	29.43	
32 93	13	00	0132	EA 1 Gallon Juniperus davurica 'Parsonii' - Parson's Juniper	14.78	
32 93	13	00	0133	EA 3 Gallon Juniperus davurica 'Parsonii' - Parson's Juniper	32.92	
32 93	13	00	0134	EA 1 Gallon Cissus antarctica - Kangaroo Vine	18.20	
32 93	13	00	0135	EA 5 Gallon Cissus antarctica - Kangaroo Vine	57.11	
32 93	13	00	0136	EA 1 Quart Stachys byzantina - Lamb's Ear	9.41	
32 93	13	00	0137	EA 1 Quart Stachys byzantina - Lamb's Ear	22.59	
32 93	13	00	0138	EA 1 Gallon Lantana spp. Various Colors	13.32	
32 93	13	00	0139	EA 1 Gallon Lantana sellowiana - Trailing Lantana	8.77	
32 93	13	00	0140	EA 1 Gallon Cocculus laurifolius - Laurel-leaf Snailseed	18.20	
32 93	13	00	0141	EA 5 Gallon Cocculus laurifolius - Laurel-leaf Snailseed	65.27	
32 93	13	00	0142	EA 1 Gallon Liriope Evergreen Giant, 6 To 8 Bibs Minimum	13.32	
32 93	13	00	0143	EA 1 Gallon Variegated Liriope Evergreen Giant, 6 To 8 Bibs Minimum	16.81	
32 93	13	00	0144	EA 3 Gallon Variegated Liriope Evergreen Giant, 6 To 8 Bibs Minimum	26.87	
32 93	13	00	0145	EA 1 Quart Moss Phlox, Creeping Phlox	9.41	
32 93	13	00	0146	EA 1 Gallon Moss Phlox, Creeping Phlox	22.59	
32 93	13	00	0147	EA 1 Gallon Nephrolepis exaltata - Common Boston Fern	11.86	
32 93	13	00	0148	EA 4" Pot Ophiopogon Japonicus - Mondo grass	5.65	
32 93	13	00	0149	EA 1 Gallon Ophiopogon Japonicus - Mondo grass	22.59	
32 93	13	00	0150	EA 5 Gallon Ophiopogon Japonicus - Mondo grass	52.09	
32 93	13	00	0151	EA 2' To 3' High Oregon Holly-Grape	26.08	
32 93	13	00	0152	EA 1 Gallon Pachysandra terminalis - Pachysandra	33.98	
32 93	13	00	0153	EA 2-1/4" Pot Vinca minor - Periwinkle	3.14	
32 93	13	00	0154	EA 4" Pot Vinca minor - Periwinkle	9.41	
32 93	13	00	0155	EA Bare Root Vinca minor - Periwinkle	3.14	
32 93	13	00	0156	EA 1 Quart Nepeta mussinii - Persian Catmint	9.41	
32 93	13	00	0157	EA 1 Gallon Nepeta mussinii - Persian Catmint	19.46	
32 93	13	00	0158	EA 1 Gallon Coprosma kirkii - Prostrate Coprosma	15.69	
32 93	13	00	0159	EA 5 Gallon Coprosma kirkii - Prostrate Coprosma	57.11	
32 93	13	00	0160	EA 1 Gallon Juniperus Horizontalis - Prostrate Juniper	25.73	
32 93	13	00	0161	EA 3 Gallon Juniperus Horizontalis - Prostrate Juniper	55.23	
32 93	13	00	0162	EA 5 Gallon Juniperus Horizontalis - Prostrate Juniper	81.59	
32 93	13	00	0163	EA 1 Quart Euonymus fortunei 'Coloratus' - Purple-leaf Wintercreeper	22.41	
32 93	13	00	0164	EA 1 Gallon Euonymus fortunei 'Coloratus' - Purple-leaf Wintercreeper	58.07	
32 93	13	00	0165	EA 24 Plant Flat Euonymus fortunei 'Coloratus' - Purple-leaf Wintercreeper	97.28	
32 93	13	00	0166	EA 1 Gallon Tradescantia spathacea - Rhoeo Discolor "Dwarf"	11.86	
32 93	13	00	0167	EA 1 Quart Festuca glauca 'Sea Urchin' - Sea Urchin Blue Fescue	13.18	
32 93	13	00	0168	EA 1 Gallon Festuca glauca 'Sea Urchin' - Sea Urchin Blue Fescue	23.54	
32 93	13	00	0169	EA 2 Gallon Festuca glauca 'Sea Urchin' - Sea Urchin Blue Fescue	36.72	
32 93	13	00	0170	EA 1 Gallon Hymenocallis latifolia - Spider Lily	14.61	
32 93	13	00	0171	EA 3 Gallon Hymenocallis latifolia - Spider Lily	38.96	
32 93	13	00	0172	EA 1 Quart Hypericum perforatum - St. John's Wort	9.41	
32 93	13	00	0173	EA 1 Gallon Hypericum perforatum - St. John's Wort	22.59	
32 93	13	00	0174	EA 5 Gallon Hypericum perforatum - St. John's Wort	58.37	
32 93	13	00	0175	EA 24" To 30" High Viburnum awabuki - Sweet Viburnum	79.43	
32 93	13	00	0176	EA 1 Gallon Campsis radicans - Trumpet Creeper	34.52	
32 93	13	00	0177	EA 2 Gallon Campsis radicans - Trumpet Creeper	52.09	
32 93	13	00	0178	EA 5 Gallon Campsis radicans - Trumpet Creeper	125.52	
32 93	13	00	0179	EA 2-1/4" Pot Vinca major - Variegated Greater Periwinkle	3.14	
32 93	13	00	0180	EA 4" Pot Vinca major - Variegated Greater Periwinkle	9.41	
32 93	13	00	0181	EA Bare Root Vinca major - Variegated Greater Periwinkle	3.14	
32 93	13	00	0182	EA 1 Quart Carex hachijoensis - Variegated Japanese Sedge	16.95	
32 93	13	00	0183	EA 1 Gallon Carex hachijoensis - Variegated Japanese Sedge	23.54	
32 93	13	00	0184	EA 2 Gallon Carex hachijoensis - Variegated Japanese Sedge	36.72	
32 93	13	00	0185	EA 1 Gallon Liriope muscari 'Variegata' - Variegated Lilyturf	25.73	
32 93	13	00	0186	EA 2 Quart Verbena peruviana "St. Paul" - St. Paul Verbena	11.92	
32 93	13	00	0187	EA 1 Gallon Verbena peruviana "St. Paul" - St. Paul Verbena	18.20	
32 93	13	00	0188	EA 48 Plant Flat Vinca minor - Lesser Periwinkle	111.86	
32 93	13	00	0189	EA 3" Pot Parthenocissus quinquefolia - Virginia Creeper	5.65	
32 93	13	00	0190	EA 1 Gallon Parthenocissus quinquefolia - Virginia Creeper	29.50	
32 93	13	00	0191	EA 1 Gallon Jasminum polyanthum - Winter Jasmine	22.59	
32 93	13	00	0192	EA 2 Gallon Jasminum polyanthum - Winter Jasmine	45.19	
32 93	13	00	0193	EA 5 Gallon Jasminum polyanthum - Winter Jasmine	78.45	
32 93	13	00	0194	EA 1 Gallon Cistaceae - Wrinkleleaf Rock Rose	18.20	
32 93	13	00	0195	EA 5 Gallon Cistaceae - Wrinkleleaf Rock Rose	62.13	
32 93	13	00	0196	EA 1 Gallon Acmispon galaber - Common Deerweed	14.38	
32 93	13	00	0197	EA 1 Gallon Acacia redolens - Bank Catclaw	5.96	
32 93	13	00	0198	EA 5 Gallon Acacia redolens - Bank Catclaw	18.49	
32 93	13	00	0199	EA 15 Gallon Acacia redolens - Bank Catclaw	71.92	

32 Exterior Improvements**32 90 Planting****32 93 Plants**

SAN BERNARDINO
COUNTY

MINOR
CSI UOM DESCRIPTION

TOTAL DIRECT DEMOLITION
UNIT COST UNIT COST

32 93 13 00-0200	EA	1 Gallon Achillea filipendulina - Fernleaf Yarrow	8.84
32 93 13 00-0201	EA	1 Gallon Achillea millefolium - Common Yarrow	8.01
32 93 13 00-0202	EA	5 Gallon Achillea millefolium - Common Yarrow	24.66
32 93 13 00-0203	EA	1 Gallon Achillea millefolium 'Paprika' - Red Yarrow	8.84
32 93 13 00-0204	EA	1 Gallon Achillea 'Moonshine' - Yellow yarrow	8.84
32 93 13 00-0205	EA	1 Gallon Agave americana - Century Plant	12.12
32 93 13 00-0206	EA	5 Gallon Agave americana - Century Plant	32.88
32 93 13 00-0207	EA	15 Gallon Agave americana - Century Plant	100.69
32 93 13 00-0208	EA	24" Box Agave americana - Century Plant	359.59
32 93 13 00-0209	EA	1 Gallon Agave vilmoriniana - Octopus Agave	12.12
32 93 13 00-0210	EA	5 Gallon Agave vilmoriniana - Octopus Agave	32.88
32 93 13 00-0211	EA	15 Gallon Agave vilmoriniana - Octopus Agave	100.69
32 93 13 00-0212	EA	24" Box Agave vilmoriniana - Octopus Agave	359.59
32 93 13 00-0213	EA	5 Gallon Nolina parryi - Giant Nolina	32.88

32 93 23 Plants and Bulbs (32 93)

Note: Materials only. See CSI section 32 93 83 00-0062 for installation and planting of bulbs and annuals.

32 93 23 00-0001 Perennials (32 93 23)

32 93 23 00-0002	EA	2 Quart Assorted Daylilies	18.20
32 93 23 00-0003	EA	1 Gallon Assorted Daylilies	25.73
32 93 23 00-0004	EA	2 Gallon Assorted Daylilies	42.68
32 93 23 00-0005	EA	1 Quart Azure Penstemon	9.41
32 93 23 00-0006	EA	1 Gallon Azure Penstemon	23.53
32 93 23 00-0007	EA	1 Quart Balloon Flower	9.41
32 93 23 00-0008	EA	1 Gallon Balloon Flower	23.53
32 93 23 00-0009	EA	1 Quart Black-eyed Susan	9.41
32 93 23 00-0010	EA	1 Gallon Black-eyed Susan	23.53
32 93 23 00-0011	EA	2 Gallon Black-eyed Susan	30.44
32 93 23 00-0012	EA	1 Quart Blackberry Lily	9.41
32 93 23 00-0013	EA	1 Gallon Blackberry Lily	23.53
32 93 23 00-0014	EA	1 Quart Blank Flower	9.41
32 93 23 00-0015	EA	1 Gallon Blank Flower	21.65
32 93 23 00-0016	EA	2 Gallon Blank Flower	30.44
32 93 23 00-0017	EA	1 Quart Blazing Star, Gayfeather	9.41
32 93 23 00-0018	EA	1 Gallon Blazing Star, Gayfeather	23.53
32 93 23 00-0019	EA	1 Quart Bloodred Geranium	16.00
32 93 23 00-0020	EA	1 Gallon Bloodred Geranium	26.99
32 93 23 00-0021	EA	1 Quart Blue Plumbago	9.41
32 93 23 00-0022	EA	1 Gallon Blue Plumbago	23.53
32 93 23 00-0023	EA	1 Quart Blue Star	16.94
32 93 23 00-0024	EA	1 Gallon Blue Star	26.99
32 93 23 00-0025	EA	1 Quart Cardinal Flower	9.41
32 93 23 00-0026	EA	1 Gallon Cardinal Flower	23.53
32 93 23 00-0027	EA	4" Pot Columbine	5.65
32 93 23 00-0028	EA	1 Quart Columbine	9.41
32 93 23 00-0029	EA	1 Gallon Columbine	23.53
32 93 23 00-0030	EA	1 Quart Common Globeflower	9.41
32 93 23 00-0031	EA	1 Gallon Common Globeflower	23.53
32 93 23 00-0032	EA	1 Quart Cottage Pink, Scotch Pink	9.41
32 93 23 00-0033	EA	1 Quart Cottage Pink, Scotch Pink	23.53
32 93 23 00-0034	EA	1 Gallon Astilbe 'Deutschland'	33.89
32 93 23 00-0035	EA	1 Quart Diploid	11.93
32 93 23 00-0036	EA	1 Gallon Diploid	26.99
32 93 23 00-0037	EA	3 Gallon Diploid	46.44
32 93 23 00-0038	EA	4" Pot Dune Sunflower	13.44
32 93 23 00-0039	EA	1 Quart Evans Begonia	16.94
32 93 23 00-0040	EA	1 Gallon Evans Begonia	30.44
32 93 23 00-0041	EA	1 Quart False Dragonhead	9.41
32 93 23 00-0042	EA	1 Gallon False Dragonhead	23.53
32 93 23 00-0043	EA	1 Quart False Spirea	9.41
32 93 23 00-0044	EA	1 Gallon False Spirea	30.44
32 93 23 00-0045	EA	3 Gallon False Spirea	42.05
32 93 23 00-0046	EA	2 Quart False Sunflower	15.06
32 93 23 00-0047	EA	1 Gallon False Sunflower	23.53
32 93 23 00-0048	EA	2 Gallon False Sunflower	30.44
32 93 23 00-0049	EA	1 Gallon Foxglove	21.65
32 93 23 00-0050	EA	2 Gallon Foxglove	30.44
32 93 23 00-0051	EA	3 Gallon Foxglove	43.93
32 93 23 00-0052	EA	1 Gallon Francee Hostas	38.11
32 93 23 00-0053	EA	1 Quart Garden Phlox	9.41
32 93 23 00-0054	EA	1 Gallon Garden Phlox	23.53
32 93 23 00-0055	EA	2 Quart Golden Groundsel	20.08
32 93 23 00-0056	EA	2 Gallon Golden Groundsel	40.49
32 93 23 00-0057	EA	1 Quart Golden Star	9.41
32 93 23 00-0058	EA	1 Gallon Golden Star	23.53
32 93 23 00-0059	EA	1 Quart Goldenrod	9.41
32 93 23 00-0060	EA	1 Gallon Goldenrod	23.53
32 93 23 00-0061	EA	1 Gallon Happy Returns Daylilies	43.83
32 93 23 00-0062	EA	4" Pot Hardy Aster, Michaelmas Daisy	5.65
32 93 23 00-0063	EA	1 Quart Hardy Aster, Michaelmas Daisy	9.41



MINOR CSI UOM DESCRIPTION	TOTAL DIRECT UNIT COST	DEMOLITION UNIT COST
32 93 23 00-0064 EA 1 Gallon Hardy Aster, Michaelmas Daisy	23.53	
32 93 23 00-0065 EA 1 Quart Hardy Chrysanthemum	8.16	
32 93 23 00-0066 EA 6" To 8" Pot Hardy Chrysanthemum	13.50	
32 93 23 00-0067 EA 1 Gallon Hardy Chrysanthemum	21.65	
32 93 23 00-0068 EA 1 Gallon Herbaceous Peony	33.58	
32 93 23 00-0069 EA 2 Gallon Herbaceous Peony	53.66	
32 93 23 00-0070 EA 3 Gallon Herbaceous Peony	70.61	
32 93 23 00-0071 EA 4" Pot Japanese Anemone	5.65	
32 93 23 00-0072 EA 1 Quart Japanese Anemone	16.94	
32 93 23 00-0073 EA 2 Gallon Japanese Anemone	30.44	
32 93 23 00-0074 EA 2" Pot Japanese Spurge	3.35	
32 93 23 00-0075 EA 6" Pot Japanese Spurge	5.02	
32 93 23 00-0076 EA 1 Gallon Japanese Spurge	21.62	
32 93 23 00-0077 EA 1 Quart Oriental Poppy	13.50	
32 93 23 00-0078 EA 1 Gallon Oriental Poppy	26.99	
32 93 23 00-0079 EA 48 Plant Flat Pachysandra terminalis	111.86	
32 93 23 00-0080 EA 1 Gallon Pacific Coast Iris	18.52	
32 93 23 00-0081 EA 3 Gallon Pacific Coast Iris	35.15	
32 93 23 00-0082 EA 1 Gallon Palace Purple Coral Bells	35.63	
32 93 23 00-0083 EA 4" Pot Perennial Salvia	5.65	
32 93 23 00-0084 EA 1 Quart Perennial Salvia	9.41	
32 93 23 00-0085 EA 1 Gallon Perennial Salvia	23.53	
32 93 23 00-0086 EA 1 Quart Pincushion Flower	9.41	
32 93 23 00-0087 EA 1 Gallon Pincushion Flower	23.53	
32 93 23 00-0088 EA 2 Quart Plantain Lily	18.20	
32 93 23 00-0089 EA 1 Gallon Plantain Lily	25.73	
32 93 23 00-0090 EA 2 Gallon Plantain Lily	42.68	
32 93 23 00-0091 EA 3 Gallon Plantain Lily	80.66	
32 93 23 00-0092 EA 2 Quart Purple Coneflower	16.94	
32 93 23 00-0093 EA 1 Gallon Purple Coneflower	23.53	
32 93 23 00-0094 EA 2 Gallon Purple Coneflower	30.44	
32 93 23 00-0095 EA 1 Quart Purple Loosestrife	9.41	
32 93 23 00-0096 EA 1 Gallon Purple Loosestrife	23.53	
32 93 23 00-0097 EA 1 Quart Rose Mallow	18.52	
32 93 23 00-0098 EA 2 Gallon Rose Mallow	33.58	
32 93 23 00-0099 EA 3 Gallon Rose Mallow	57.43	
32 93 23 00-0100 EA 1 Gallon Autumn Joy Sedum	35.88	
32 93 23 00-0101 EA 1 Quart Siberian Iris	16.00	
32 93 23 00-0102 EA 2 Gallon Siberian Iris	30.44	
32 93 23 00-0103 EA 3 Gallon Siberian Iris	42.05	
32 93 23 00-0104 EA 1 Quart Speedwell	9.41	
32 93 23 00-0105 EA 1 Gallon Speedwell	23.53	
32 93 23 00-0106 EA 1 Quart Tetraploid	23.53	
32 93 23 00-0107 EA 1 Gallon Tetraploid	43.93	
32 93 23 00-0108 EA 3 Gallon Tetraploid	59.94	
32 93 23 00-0109 EA 1 Quart Threadleaf Coreopsis	9.41	
32 93 23 00-0110 EA 1 Gallon Threadleaf Coreopsis	23.53	
32 93 23 00-0111 EA 1 Quart Torch Lily	9.41	
32 93 23 00-0112 EA 1 Quart Bluebeard	16.94	
32 93 23 00-0113 EA 1 Gallon Bluebeard	25.11	
32 93 23 00-0114 EA 2 Gallon Bluebeard	36.72	
32 93 23 00-0115 EA 1 Gallon Anemopsis californica - Yerba Mansa	12.08	
32 93 23 00-0116 EA 1 Gallon Artemisia palmeri - San Diego Sagewort	10.74	
32 93 23 00-0117 EA 1 Gallon Arthrocnemum subterminale - Parish's Pickleweed	13.42	
32 93 23 00-0118 EA 1 Gallon Cressa truxillensis - Alkali Weed	13.42	
32 93 23 00-0119 EA 1 Gallon Frankenia salina - Alkali Heath	10.74	
32 93 23 00-0120 EA 4" Pot Jaumea carnososa - Salt Marsh Daisy	5.38	
32 93 23 00-0121 EA 1 Gallon Jaumea carnososa - Salt Marsh Daisy	10.75	
32 93 23 00-0122 EA 1 Gallon Juncus acutus - Spiny Rush	10.74	
32 93 23 00-0123 EA 5 Gallon Juncus acutus - Spiny Rush	28.09	
32 93 23 00-0124 EA 1 Gallon Limonium californicum - Sea Lavender	10.74	
32 93 23 00-0125 EA 1 Gallon Salicornia virginica - Deer Weed	10.74	
32 93 23 00-0126 EA 1 Gallon Suaeda esteroea - Sea Blite	13.42	
32 93 23 00-0127 EA 1 Gallon Suaeda taxifolia - Woolly Sea Blite	10.74	
32 93 23 00-0128 Annuals (32 93 23)		
32 93 23 00-0129 EA 2-1/2" Pot Annual Flowers	4.37	
32 93 23 00-0130 EA 3" Pot Annual Flowers	5.91	
32 93 23 00-0131 EA 4" Pot Annual Flowers	12.63	
32 93 23 00-0132 EA 5-1/2" Pot Annual Flowers	16.80	
32 93 23 00-0133 EA 6" Pot Annual Flowers	33.26	
32 93 23 00-0134 EA 8" Pot Annual Flowers	55.43	
32 93 23 00-0135 EA 36 Plant Flat Annual Flowers	72.56	
32 93 23 00-0136 EA 48 Plant Flat Annual Flowers	82.30	
32 93 23 00-0137 Bulbs (32 93 23)		
32 93 23 00-0138 EA Top Size Allium giganteum - Giant Ornamental Onion	15.19	
32 93 23 00-0139 EA Top Size Allium sphaerocephalum - Drumstick Ornamental Onion	0.88	
32 93 23 00-0140 EA Top Size Crocus Hybrid	0.99	

32 Exterior Improvements

32 90 Planting

32 93 Plants



MINOR
CSI UOM DESCRIPTION

TOTAL DIRECT DEMOLITION
UNIT COST UNIT COST

32 93 23 00-0141	EA	Top Size Eranthis hyemalis - Winter Aconite	1.29	
32 93 23 00-0142	EA	Top Size Galanthus nivalis - Snowdrops	1.64	
32 93 23 00-0143	EA	Top Size Iris reticulata cvs - Dutch Iris	0.64	
32 93 23 00-0144	EA	Top Size Muscari armeniacum - Grape Hyacinth	0.76	
32 93 23 00-0145	EA	Top Size Muscari latifolium - Grape Hyacinth	0.88	
32 93 23 00-0146	EA	Narcissus 'Carlton' - Carlton Daffodil DNI	5.26	
32 93 23 00-0147	EA	Narcissus 'Dutch Master' - Dutch Master Daffodil DNI	2.61	
32 93 23 00-0148	EA	Narcissus 'February Gold' - February Gold Daffodil DNI	2.63	
32 93 23 00-0149	EA	Narcissus 'Ice Follies' - Ice Follies Daffodil DNI	2.63	
32 93 23 00-0150	EA	Narcissus 'Mount Hood' - Mount Hood Daffodil DNI	2.75	
32 93 23 00-0151	EA	Narcissus 'Papillon Blanc' - Papillon Blanc Daffodil DNI	2.92	
32 93 23 00-0152	EA	Narcissus 'Pipit' - Pipit Daffodil DNI	2.75	
32 93 23 00-0153	EA	Narcissus 'Salome' - Salome Daffodil DNI	2.57	
32 93 23 00-0154	EA	Narcissus 'Tete A Tete' - Tete A Tete Daffodil DNI	2.75	
32 93 23 00-0155	EA	Narcissus 'Thalia' - Thalia Daffodil DNI	2.75	
32 93 23 00-0156	EA	Top Size Scilla siberica - Siberian Squill	0.82	
32 93 23 00-0157	EA	Top Size Tulip 'Angelique' - Angelique Tulip	2.34	
32 93 23 00-0158	EA	Top Size Tulip 'Apeldoorn' - Apeldoorn Tulip	1.75	
32 93 23 00-0159	EA	Top Size Tulip 'Apricot Beauty' - Apricot Beauty Tulip	2.34	
32 93 23 00-0160	EA	Top Size Tulip 'Big Smile' - Big Smile Tulip	2.04	
32 93 23 00-0161	EA	Top Size Tulip 'Black Parrot' - Black Parrot Tulip	2.92	
32 93 23 00-0162	EA	Top Size Tulip 'Blue Heron' - Blue Heron Tulip	2.22	
32 93 23 00-0163	EA	Top Size Tulip 'Cardinal' - Cardinal Tulip	1.93	
32 93 23 00-0164	EA	Top Size Tulip 'Christmas Marvel' - Christmas Marvel Tulip	2.16	
32 93 23 00-0165	EA	Top Size Tulip clusiana - Species Tulip	2.16	
32 93 23 00-0166	EA	Top Size Tulip 'Elizabeth Arden' - Elizabeth Arden Tulip	2.16	
32 93 23 00-0167	EA	Top Size Tulip 'Golden Apledoorn' - Golden Apledoorn Tulip	1.75	
32 93 23 00-0168	EA	Top Size Tulip 'Golden Emperor' - Golden Emperor Tulip	1.69	
32 93 23 00-0169	EA	Top Size Tulip 'Halcro' - Halcro Tulip	1.75	
32 93 23 00-0170	EA	Top Size Tulip 'Ivory Floridale' - Ivory Floridale Tulip	2.92	
32 93 23 00-0171	EA	Top Size Tulip 'Orange Emperor' - Orange Emperor Tulip	1.75	
32 93 23 00-0172	EA	Top Size Tulip 'Passionale' - Passionale Tulip	2.34	
32 93 23 00-0173	EA	Top Size Tulip 'Peach Blossom' - Peach Blossom Tulip	2.51	
32 93 23 00-0174	EA	Top Size Tulip 'Peer Gynt' - Peer Gynt Tulip	2.63	
32 93 23 00-0175	EA	Top Size Tulip 'Pink Diamond' - Pink Diamond Tulip	2.10	
32 93 23 00-0176	EA	Top Size Tulip 'Pink Emperor' - Pink Emperor Tulip	1.99	
32 93 23 00-0177	EA	Top Size Tulip praetens 'Fusilier' - Praetens Fusilier Tulip	2.16	
32 93 23 00-0178	EA	Top Size Tulip 'Princes' - Princes Tulip	2.16	
32 93 23 00-0179	EA	Top Size Tulip 'Red Riding Hood' - Red Riding Hood Tulip	1.69	
32 93 23 00-0180	EA	Top Size Tulip saxatilis - Species Tulip	1.17	
32 93 23 00-0181	EA	Top Size Tulip 'Shirley' - Shirley Tulip	1.75	
32 93 23 00-0182	EA	Top Size Tulip 'Spring Green' - Spring Green Tulip	2.28	
32 93 23 00-0183	EA	Top Size Tulip 'White Emperor' - White Emperor Tulip	1.75	

32 93 33 Shrubs (32 93)

Note: (cvs = cultivar) materials only. See CSI section 32 93 83 00-0038 for installation and planting of shrubs.

32 93 33 00-0001 Shrubs (32 93 33)

32 93 33 00-0002	EA	1 Gallon Abelia x grandiflora - Abelia	15.05	
32 93 33 00-0003	EA	3 Gallon Abelia x grandiflora - Abelia	30.65	
32 93 33 00-0004	EA	5 Gallon Abelia x grandiflora - Abelia	58.84	
32 93 33 00-0005	EA	3 Gallon Aesculus parviflora 'Rogers' - Rogers Bottlebrush Buckeye	90.67	
32 93 33 00-0006	EA	18" Balled and Burlapped, Aesculus parviflora 'Rogers' - Rogers Bottlebrush Buckeye	132.51	
32 93 33 00-0007	EA	24" Balled and Burlapped, Aesculus parviflora 'Rogers' - Rogers Bottlebrush Buckeye	147.86	
32 93 33 00-0008	EA	30" Balled and Burlapped, Aesculus parviflora 'Rogers' - Rogers Bottlebrush Buckeye	186.91	
32 93 33 00-0009	EA	36" Balled and Burlapped, Aesculus parviflora 'Rogers' - Rogers Bottlebrush Buckeye	207.84	
32 93 33 00-0010	EA	18" Balled and Burlapped, Aesculus parviflora - Bottlebrush Buckeye	41.85	
32 93 33 00-0011	EA	24" Balled and Burlapped, Aesculus parviflora - Bottlebrush Buckeye	55.79	
32 93 33 00-0012	EA	30" Balled and Burlapped, Aesculus parviflora - Bottlebrush Buckeye	69.74	
32 93 33 00-0013	EA	36" Balled and Burlapped, Aronia arbutifolia & cvs - Red Chokeberry	38.51	
32 93 33 00-0014	EA	42" Balled and Burlapped, Aronia arbutifolia & cvs - Red Chokeberry	45.31	
32 93 33 00-0015	EA	48" Balled and Burlapped, Aronia arbutifolia & cvs - Red Chokeberry	54.37	
32 93 33 00-0016	EA	60" Balled and Burlapped, Aronia arbutifolia & cvs - Red Chokeberry	63.43	
32 93 33 00-0017	EA	72" Balled and Burlapped, Aronia arbutifolia & cvs - Red Chokeberry	77.02	
32 93 33 00-0018	EA	36" Balled and Burlapped, Aronia melanocarpa & cvs - Black Chokeberry	37.38	
32 93 33 00-0019	EA	42" Balled and Burlapped, Aronia melanocarpa & cvs - Black Chokeberry	39.64	
32 93 33 00-0020	EA	48" Balled and Burlapped, Aronia melanocarpa & cvs - Black Chokeberry	41.91	
32 93 33 00-0021	EA	60" Balled and Burlapped, Aronia melanocarpa & cvs - Black Chokeberry	47.57	
32 93 33 00-0022	EA	36" Balled and Burlapped, Aronia prunifolia - Purple-Fruited Chokeberry	37.94	
32 93 33 00-0023	EA	42" Balled and Burlapped, Aronia prunifolia - Purple-Fruited Chokeberry	40.21	
32 93 33 00-0024	EA	48" Balled and Burlapped, Aronia prunifolia - Purple-Fruited Chokeberry	42.47	
32 93 33 00-0025	EA	60" Balled and Burlapped, Aronia prunifolia - Purple-Fruited Chokeberry	44.74	
32 93 33 00-0026	EA	1 Gallon Aspidistra elatior - Cast Iron Plant	7.79	
32 93 33 00-0027	EA	2 Gallon Aspidistra elatior - Cast Iron Plant	18.01	
32 93 33 00-0028	EA	1 Gallon Baccharis pilularis 'Pigeon Point' - Dwarf Coyote Brush	8.93	
32 93 33 00-0029	EA	5 Gallon Baccharis pilularis 'Pigeon Point' - Dwarf Coyote Brush	22.08	
32 93 33 00-0030	EA	1 Gallon Baccharis pilularis 'Twin Peaks' - Dwarf Coyote Brush	8.93	
32 93 33 00-0031	EA	5 Gallon Baccharis pilularis 'Twin Peaks' - Dwarf Coyote Brush	22.08	
32 93 33 00-0032	EA	1 Gallon Aucuba japonica "Variegata" - Gold Dust Plant	9.13	
32 93 33 00-0033	EA	3 Gallon Aucuba japonica "Variegata" - Gold Dust Plant	20.08	
32 93 33 00-0034	EA	5 Gallon Aucuba japonica "Variegata" - Gold Dust Plant	27.13	



MINOR	CSI	UOM	DESCRIPTION	TOTAL DIRECT UNIT COST	DEMOLITION UNIT COST
32 93 33 00-0035	EA	1	Gallon Bauhinia purpurea - Orange-eye Butterfly Bush.....	9.73	
32 93 33 00-0036	EA	2	Gallon Bauhinia purpurea - Orange-eye Butterfly Bush.....	14.24	
32 93 33 00-0037	EA	15"	To 18" Berberis - Northern Bayberry.....	40.64	
32 93 33 00-0038	EA	2'	To 2-1/2' Berberis - Northern Bayberry.....	51.59	
32 93 33 00-0039	EA	2-1/2'	To 3' Berberis - Northern Bayberry.....	72.28	
32 93 33 00-0040	EA	1	Gallon Berberis Buxifolia 'Nana' - Barberry.....	10.08	
32 93 33 00-0041	EA	5	Gallon Berberis Buxifolia 'Nana' - Barberry.....	24.28	
32 93 33 00-0042	EA	18"	To 24" Berberis julianae - Dwarf Wintergreen Barberry.....	43.44	
32 93 33 00-0043	EA	2'	To 2-1/2' Berberis julianae - Dwarf Wintergreen Barberry.....	55.61	
32 93 33 00-0044	EA	2-1/2'	To 3' Berberis julianae - Dwarf Wintergreen Barberry.....	71.06	
32 93 33 00-0045	EA	1	Gallon Berberis thunbergii - Crimson Pygmy Barberry.....	11.68	
32 93 33 00-0046	EA	2	Gallon Berberis thunbergii - Crimson Pygmy Barberry.....	23.00	
32 93 33 00-0047	EA	3	Gallon Berberis thunbergii - Crimson Pygmy Barberry.....	28.11	
32 93 33 00-0048	EA	1	Gallon Berberis x mentorensis - Mentor Barberry.....	11.07	
32 93 33 00-0049	EA	5	Gallon Berberis x mentorensis - Mentor Barberry.....	31.27	
32 93 33 00-0050	EA	2'	To 3' Berberis x mentorensis - Mentor Barberry.....	43.44	
32 93 33 00-0051	EA	3'	To 4' Berberis x mentorensis - Mentor Barberry.....	67.04	
32 93 33 00-0052	EA	1	Gallon Buxus microphylla japonica - Japanese Boxwood.....	12.65	
32 93 33 00-0053	EA	5	Gallon Buxus microphylla japonica - Japanese Boxwood.....	33.95	
32 93 33 00-0054	EA	12"	To 15" Buxus microphylla japonica - Japanese Boxwood.....	36.14	
32 93 33 00-0055	EA	15"	To 18" Buxus microphylla japonica - Japanese Boxwood.....	46.48	
32 93 33 00-0056	EA	18"	To 24" Buxus microphylla japonica - Japanese Boxwood.....	61.93	
32 93 33 00-0057	EA	24"	To 30" Buxus microphylla japonica - Japanese Boxwood.....	92.96	
32 93 33 00-0058	EA	30"	To 36" Buxus microphylla japonica - Japanese Boxwood.....	129.10	
32 93 33 00-0059	EA	12"	To 15" Buxus sempervirens - Common Boxwood.....	36.14	
32 93 33 00-0060	EA	15"	To 18" Buxus sempervirens - Common Boxwood.....	46.48	
32 93 33 00-0061	EA	18"	To 24" Buxus sempervirens - Common Boxwood.....	61.93	
32 93 33 00-0062	EA	24"	To 30" Buxus sempervirens - Common Boxwood.....	92.96	
32 93 33 00-0063	EA	2	Gallon Buxus Hybrid - Boxwood Cultivars.....	23.79	
32 93 33 00-0064	EA	5	Gallon Buxus Hybrid - Boxwood Cultivars.....	39.64	
32 93 33 00-0065	EA	5	Gallon Buxus microphylla & cvs - Little leaf Boxwood.....	104.20	
32 93 33 00-0066	EA	18"	Balled and Burlapped, Buxus microphylla & cvs - Little leaf Boxwood.....	56.63	
32 93 33 00-0067	EA	24"	Balled and Burlapped, Buxus microphylla & cvs - Little leaf Boxwood.....	77.02	
32 93 33 00-0068	EA	30"	Balled and Burlapped, Buxus microphylla & cvs - Little leaf Boxwood.....	104.20	
32 93 33 00-0069	EA	5	Gallon Calycanthus floridus - Common Sweetshrub.....	37.38	
32 93 33 00-0070	EA	30"	Balled and Burlapped, Calycanthus floridus - Common Sweetshrub.....	33.98	
32 93 33 00-0071	EA	36"	Balled and Burlapped, Calycanthus floridus - Common Sweetshrub.....	45.31	
32 93 33 00-0072	EA	1	Gallon Camellia "Sasanqua" - Camellia.....	9.93	
32 93 33 00-0073	EA	3	Gallon Camellia "Sasanqua" - Camellia.....	21.19	
32 93 33 00-0074	EA	5	Gallon Camellia "Sasanqua" - Camellia.....	35.24	
32 93 33 00-0075	EA	7	Gallon Camellia "Sasanqua" - Camellia.....	52.47	
32 93 33 00-0076	EA	15	Gallon Camellia "Sasanqua" - Camellia.....	136.13	
32 93 33 00-0077	EA	1	Gallon Camellia japonica - Camellia.....	9.93	
32 93 33 00-0078	EA	3	Gallon Camellia japonica - Camellia.....	21.19	
32 93 33 00-0079	EA	5	Gallon Camellia japonica - Camellia.....	35.24	
32 93 33 00-0080	EA	5	Gallon Ceanothus americanus - New Jersey Tea.....	37.38	
32 93 33 00-0081	EA	1	Gallon Ceanothus Griseus Horizontalis 'Yankee Point' - Yankee Point Ceanothus.....	10.08	
32 93 33 00-0082	EA	5	Gallon Ceanothus Griseus Horizontalis 'Yankee Point' - Yankee Point Ceanothus.....	26.20	
32 93 33 00-0083	EA	5	Gallon Celastrus scandens - Bittersweet.....	37.38	
32 93 33 00-0084	EA	36"	Balled and Burlapped, Celastrus scandens - Bittersweet.....	31.71	
32 93 33 00-0085	EA	5	Gallon Cephalanthus occidentalis - Buttonbush.....	37.38	
32 93 33 00-0086	EA	24"	Balled and Burlapped, Cephalanthus occidentalis - Buttonbush.....	28.32	
32 93 33 00-0087	EA	30"	Balled and Burlapped, Cephalanthus occidentalis - Buttonbush.....	31.71	
32 93 33 00-0088	EA	36"	Balled and Burlapped, Cephalanthus occidentalis - Buttonbush.....	33.98	
32 93 33 00-0089	EA	18"	To 24" Chaenomeles speciosa - Flowering Quince.....	32.61	
32 93 33 00-0090	EA	2'	To 3' Chaenomeles speciosa - Flowering Quince.....	43.44	
32 93 33 00-0091	EA	3'	To 4' Chaenomeles speciosa - Flowering Quince.....	67.04	
32 93 33 00-0092	EA	3	Gallon Clethra alnifolia & cvs - Summersweet Clethra.....	36.24	
32 93 33 00-0093	EA	18"	Balled and Burlapped, Clethra alnifolia & cvs - Summersweet Clethra.....	39.08	
32 93 33 00-0094	EA	24"	Balled and Burlapped, Clethra alnifolia & cvs - Summersweet Clethra.....	43.61	
32 93 33 00-0095	EA	30"	Balled and Burlapped, Clethra alnifolia & cvs - Summersweet Clethra.....	45.87	
32 93 33 00-0096	EA	36"	Balled and Burlapped, Clethra alnifolia & cvs - Summersweet Clethra.....	53.80	
32 93 33 00-0097	EA	1	Gallon Cistus Hybridus - White Rockrose.....	8.93	
32 93 33 00-0098	EA	5	Gallon Cistus Hybridus - White Rockrose.....	22.08	
32 93 33 00-0099	EA	1	Gallon Coleonema Pulchellum - Confetti Bush.....	8.93	
32 93 33 00-0100	EA	5	Gallon Coleonema Pulchellum - Confetti Bush.....	22.08	
32 93 33 00-0101	EA	15	Gallon Coleonema Pulchellum - Confetti Bush.....	103.38	
32 93 33 00-0102	EA	2'	To 3' Cornus mas - Cornelian Cherry.....	51.59	
32 93 33 00-0103	EA	3'	To 4' Cornus mas - Cornelian Cherry.....	64.49	
32 93 33 00-0104	EA	4'	To 5' Cornus mas - Cornelian Cherry.....	82.62	
32 93 33 00-0105	EA	5'	To 6' Cornus mas - Cornelian Cherry.....	113.52	
32 93 33 00-0106	EA	5	Gallon Cornus alba & cvs - Tartarian Dogwood.....	33.98	
32 93 33 00-0107	EA	36"	Balled and Burlapped, Cornus alba & cvs - Tartarian Dogwood.....	23.79	
32 93 33 00-0108	EA	48"	Balled and Burlapped, Cornus alba & cvs - Tartarian Dogwood.....	27.18	
32 93 33 00-0109	EA	60"	Balled and Burlapped, Cornus alba & cvs - Tartarian Dogwood.....	33.98	
32 93 33 00-0110	EA	72"	Balled and Burlapped, Cornus alba & cvs - Tartarian Dogwood.....	40.78	
32 93 33 00-0111	EA	36"	Balled and Burlapped, Cornus amomum - Silky Dogwood.....	33.98	
32 93 33 00-0112	EA	5	Gallon Cornus obliqua - Blue Fruited Dogwood.....	37.38	
32 93 33 00-0113	EA	5	Gallon Cornus racemosa - Gray Dogwood.....	37.38	
32 93 33 00-0114	EA	36"	Balled and Burlapped, Cornus racemosa - Gray Dogwood.....	33.98	
32 93 33 00-0115	EA	48"	Balled and Burlapped, Cornus racemosa - Gray Dogwood.....	39.64	

32 Exterior Improvements

32 90 Planting

32 93 Plants



MINOR
CSI UOM DESCRIPTION

TOTAL DIRECT DEMOLITION
UNIT COST UNIT COST

32 93 33 00-0116	EA	60" Balled and Burlapped, Cornus racemosa - Gray Dogwood	43.04
32 93 33 00-0117	EA	72" Balled and Burlapped, Cornus racemosa - Gray Dogwood	52.10
32 93 33 00-0118	EA	36" Balled and Burlapped, Cornus sanguinea & cvs - Bloodtwig Dogwood	36.81
32 93 33 00-0119	EA	48" Balled and Burlapped, Cornus sanguinea & cvs - Bloodtwig Dogwood	41.34
32 93 33 00-0120	EA	60" Balled and Burlapped, Cornus sanguinea & cvs - Bloodtwig Dogwood	47.01
32 93 33 00-0121	EA	24" Balled and Burlapped, Cornus sericea & cvs - Redosier Dogwood	29.45
32 93 33 00-0122	EA	30" Balled and Burlapped, Cornus sericea & cvs - Redosier Dogwood	33.98
32 93 33 00-0123	EA	36" Balled and Burlapped, Cornus sericea & cvs - Redosier Dogwood	36.24
32 93 33 00-0124	EA	48" Balled and Burlapped, Cornus sericea & cvs - Redosier Dogwood	39.64
32 93 33 00-0125	EA	60" Balled and Burlapped, Cornus sericea & cvs - Redosier Dogwood	44.17
32 93 33 00-0126	EA	5 Gallon Corylus americana - American Filbert	35.11
32 93 33 00-0127	EA	30" Balled and Burlapped, Corylus americana - American Filbert	39.64
32 93 33 00-0128	EA	36" Balled and Burlapped, Corylus americana - American Filbert	42.47
32 93 33 00-0129	EA	48" Balled and Burlapped, Corylus americana - American Filbert	45.87
32 93 33 00-0130	EA	24" Balled and Burlapped, Corylus avellana - Contorted Hazelnut	113.27
32 93 33 00-0131	EA	30" Balled and Burlapped, Corylus avellana - Contorted Hazelnut	147.24
32 93 33 00-0132	EA	36" Balled and Burlapped, Corylus avellana - Contorted Hazelnut	158.57
32 93 33 00-0133	EA	42" Balled and Burlapped, Corylus avellana - Contorted Hazelnut	203.88
32 93 33 00-0134	EA	48" Balled and Burlapped, Corylus avellana - Contorted Hazelnut	249.18
32 93 33 00-0135	EA	60" Balled and Burlapped, Corylus avellana - Contorted Hazelnut	283.16
32 93 33 00-0136	EA	5' To 6' Cotinus coggygria - Smoke Tree	108.42
32 93 33 00-0137	EA	6' To 8' Cotinus coggygria - Smoke Tree	162.56
32 93 33 00-0138	EA	8' To 10' Cotinus coggygria - Smoke Tree	245.18
32 93 33 00-0139	EA	5 Gallon Cotoneaster acutifolia & cvs - Peking Cotoneaster	28.32
32 93 33 00-0140	EA	18" Balled and Burlapped, Cotoneaster acutifolia & cvs - Peking Cotoneaster	28.32
32 93 33 00-0141	EA	24" Balled and Burlapped, Cotoneaster acutifolia & cvs - Peking Cotoneaster	29.45
32 93 33 00-0142	EA	12" To 15" Spread Cotoneaster adpressus - Creeping Cotoneaster	27.13
32 93 33 00-0143	EA	3 Gallon Cotoneaster apiculata & cvs - Cranberry Cotoneaster	29.45
32 93 33 00-0144	EA	18" Balled and Burlapped, Cotoneaster apiculata & cvs - Cranberry Cotoneaster	28.32
32 93 33 00-0145	EA	24" Balled and Burlapped, Cotoneaster apiculata & cvs - Cranberry Cotoneaster	29.45
32 93 33 00-0146	EA	1 Gallon Cotoneaster divaricatus - Spreading Cotoneaster	11.68
32 93 33 00-0147	EA	2' To 3' Cotoneaster divaricatus - Spreading Cotoneaster	36.14
32 93 33 00-0148	EA	3' To 4' Cotoneaster divaricatus - Spreading Cotoneaster	48.79
32 93 33 00-0149	EA	4' To 5' Cotoneaster divaricatus - Spreading Cotoneaster	82.62
32 93 33 00-0150	EA	1 Gallon Cotoneaster glaucophyllus - Gray Leaf Cotoneaster	8.93
32 93 33 00-0151	EA	5 Gallon Cotoneaster glaucophyllus - Gray Leaf Cotoneaster	22.08
32 93 33 00-0152	EA	1 Gallon Cotoneaster horizontalis - Rockspray Cotoneaster	11.68
32 93 33 00-0153	EA	2 Gallon Cotoneaster horizontalis - Rockspray Cotoneaster	23.00
32 93 33 00-0154	EA	1 Gallon Cotoneaster lacteus - Red Clusterberry	8.93
32 93 33 00-0155	EA	5 Gallon Cotoneaster lacteus - Red Clusterberry	22.08
32 93 33 00-0156	EA	15 Gallon Cotoneaster lacteus - Red Clusterberry	87.63
32 93 33 00-0157	EA	18" Balled and Burlapped, Deutzia gracilis - Slender Deutzia	28.88
32 93 33 00-0158	EA	24" Balled and Burlapped, Deutzia gracilis - Slender Deutzia	31.71
32 93 33 00-0159	EA	30" Balled and Burlapped, Deutzia gracilis - Slender Deutzia	40.78
32 93 33 00-0160	EA	36" Balled and Burlapped, Deutzia gracilis - Slender Deutzia	47.57
32 93 33 00-0161	EA	42" Balled and Burlapped, Deutzia gracilis - Slender Deutzia	54.37
32 93 33 00-0162	EA	24" Balled and Burlapped, Diervilla sessilifolia - Southern Bush Honeysuckle	45.31
32 93 33 00-0163	EA	30" Balled and Burlapped, Diervilla sessilifolia - Southern Bush Honeysuckle	54.37
32 93 33 00-0164	EA	36" Balled and Burlapped, Diervilla sessilifolia - Southern Bush Honeysuckle	63.43
32 93 33 00-0165	EA	2 Gallon Diervilla splendens - Splendens Bush Honeysuckle	16.99
32 93 33 00-0166	EA	36" Balled and Burlapped, Diervilla splendens - Splendens Bush Honeysuckle	40.78
32 93 33 00-0167	EA	48" Balled and Burlapped, Diervilla splendens - Splendens Bush Honeysuckle	54.37
32 93 33 00-0168	EA	1 Gallon Elaeagnus - Silverberry	10.42
32 93 33 00-0169	EA	3 Gallon Elaeagnus - Silverberry	20.84
32 93 33 00-0170	EA	5 Gallon Elaeagnus - Silverberry	28.66
32 93 33 00-0171	EA	3' To 4' Elaeagnus umbellata - Autumn Olive	33.83
32 93 33 00-0172	EA	4' To 5' Elaeagnus umbellata - Autumn Olive	46.48
32 93 33 00-0173	EA	5' To 6' Elaeagnus umbellata - Autumn Olive	55.61
32 93 33 00-0174	EA	3' To 4' Elaeagnus angustifolia - Russian Olive	54.15
32 93 33 00-0175	EA	1 Gallon Euonymus - Gold Spot	9.74
32 93 33 00-0176	EA	2 Gallon Euonymus - Gold Spot	20.44
32 93 33 00-0177	EA	5 Gallon Euonymus - Gold Spot	28.11
32 93 33 00-0178	EA	1 Gallon Euonymus alatus - Winged Euonymus	8.31
32 93 33 00-0179	EA	3 Gallon Euonymus alatus - Winged Euonymus	23.97
32 93 33 00-0180	EA	24" Balled and Burlapped, Euonymus alatus - Winged Euonymus	32.30
32 93 33 00-0181	EA	30" Balled and Burlapped, Euonymus alatus - Winged Euonymus	40.38
32 93 33 00-0182	EA	36" Balled and Burlapped, Euonymus alatus - Winged Euonymus	55.49
32 93 33 00-0183	EA	42" Balled and Burlapped, Euonymus alatus - Winged Euonymus	68.51
32 93 33 00-0184	EA	48" Balled and Burlapped, Euonymus alatus - Winged Euonymus	80.76
32 93 33 00-0185	EA	54" Balled and Burlapped, Euonymus alatus - Winged Euonymus	104.20
32 93 33 00-0186	EA	5 Gallon Euonymus alatus - Winged Euonymus	29.96
32 93 33 00-0187	EA	60" Balled and Burlapped, Euonymus alatus - Winged Euonymus	130.26
32 93 33 00-0188	EA	30" Balled and Burlapped, Euonymus alatus compactus - Compact Winged Euonymus	50.97
32 93 33 00-0189	EA	36" Balled and Burlapped, Euonymus alatus compactus - Compact Winged Euonymus	60.60
32 93 33 00-0190	EA	42" Balled and Burlapped, Euonymus alatus compactus - Compact Winged Euonymus	79.29
32 93 33 00-0191	EA	48" Balled and Burlapped, Euonymus alatus compactus - Compact Winged Euonymus	95.14
32 93 33 00-0192	EA	60" Balled and Burlapped, Euonymus alatus compactus - Compact Winged Euonymus	117.80
32 93 33 00-0193	EA	18" To 24" Euonymus alatus - Winged Burning Bush	36.14
32 93 33 00-0194	EA	2' To 2-1/2' Euonymus alatus - Winged Burning Bush	42.59
32 93 33 00-0195	EA	2-1/2' To 3' Euonymus alatus - Winged Burning Bush	58.16
32 93 33 00-0196	EA	3' To 3-1/2' Euonymus alatus - Winged Burning Bush	69.72



MINOR	CSI	UOM	DESCRIPTION	TOTAL DIRECT UNIT COST	DEMOLITION UNIT COST
32 93 33 00-0197	EA		3-1/2 To 4' Euonymus alatus - Winged Burning Bush	87.73	
32 93 33 00-0198	EA		4' To 5' Euonymus alatus - Winged Burning Bush	123.87	
32 93 33 00-0199	EA		5' To 6' Euonymus alatus - Winged Burning Bush	154.90	
32 93 33 00-0200	EA		6' To 8' Euonymus alatus - Winged Burning Bush	180.69	
32 93 33 00-0201	EA		15" To 18" Euonymus alatus - Dwarf Winged Burning Bush.....	36.14	
32 93 33 00-0202	EA		18" To 24" Euonymus alatus - Dwarf Winged Burning Bush.....	41.25	
32 93 33 00-0203	EA		2' To 2-1/2' Euonymus alatus - Dwarf Winged Burning Bush.....	50.37	
32 93 33 00-0204	EA		2-1/2' To 3' Euonymus alatus - Dwarf Winged Burning Bush.....	71.06	
32 93 33 00-0205	EA		3' To 3-1/2' Euonymus alatus - Dwarf Winged Burning Bush.....	83.96	
32 93 33 00-0206	EA		3-1/2' To 4' Euonymus alatus - Dwarf Winged Burning Bush.....	100.63	
32 93 33 00-0207	EA		4' To 5' Euonymus alatus - Dwarf Winged Burning Bush.....	142.00	
32 93 33 00-0208	EA		5' To 6' Euonymus alatus - Dwarf Winged Burning Bush.....	167.79	
32 93 33 00-0209	EA		36" Balled and Burlapped, Euonymus atropurpurea - Eastern Wahoo	30.58	
32 93 33 00-0210	EA		1 Gallon Euonymus fortunei - Wintercreeper	11.68	
32 93 33 00-0211	EA		2 Gallon Euonymus fortunei - Wintercreeper	23.00	
32 93 33 00-0212	EA		3 Gallon Euonymus fortunei - Wintercreeper	28.11	
32 93 33 00-0213	EA		5 Gallon Euonymus fortunei - Wintercreeper	33.34	
32 93 33 00-0214	EA		2' To 3' Forsythia - Korean Forsythia	25.80	
32 93 33 00-0215	EA		3' To 4' Forsythia - Korean Forsythia	32.61	
32 93 33 00-0216	EA		4' To 5' Forsythia - Korean Forsythia	40.64	
32 93 33 00-0217	EA		30" Balled and Burlapped, Forsythia cvs - Forsythia cultivars	26.05	
32 93 33 00-0218	EA		36" Balled and Burlapped, Forsythia cvs - Forsythia cultivars	28.88	
32 93 33 00-0219	EA		48" Balled and Burlapped, Forsythia cvs - Forsythia cultivars	31.15	
32 93 33 00-0220	EA		18" Balled and Burlapped, Forsythia viridissima & cvs - Green Forsythia	27.18	
32 93 33 00-0221	EA		24" Balled and Burlapped, Forsythia viridissima & cvs - Green Forsythia	36.24	
32 93 33 00-0222	EA		24" Balled and Burlapped, Forsythia x intermedia & cvs - Border Forsythia	27.18	
32 93 33 00-0223	EA		30" Balled and Burlapped, Forsythia x intermedia & cvs - Border Forsythia	31.71	
32 93 33 00-0224	EA		36" Balled and Burlapped, Forsythia x intermedia & cvs - Border Forsythia	37.38	
32 93 33 00-0225	EA		42" Balled and Burlapped, Forsythia x intermedia & cvs - Border Forsythia	43.04	
32 93 33 00-0226	EA		48" Balled and Burlapped, Forsythia x intermedia & cvs - Border Forsythia	49.84	
32 93 33 00-0227	EA		2 Gallon Fothergilla gardenii & cvs - Dwarf Fothergilla	38.51	
32 93 33 00-0228	EA		3 Gallon Fothergilla gardenii & cvs - Dwarf Fothergilla	53.80	
32 93 33 00-0229	EA		5 Gallon Fothergilla gardenii & cvs - Dwarf Fothergilla	56.63	
32 93 33 00-0230	EA		15" Balled and Burlapped, Fothergilla gardenii & cvs - Dwarf Fothergilla	58.90	
32 93 33 00-0231	EA		18" Balled and Burlapped, Fothergilla gardenii & cvs - Dwarf Fothergilla	63.43	
32 93 33 00-0232	EA		24" Balled and Burlapped, Fothergilla gardenii & cvs - Dwarf Fothergilla	77.02	
32 93 33 00-0233	EA		24" Balled and Burlapped, Fothergilla major - Large Fothergilla.....	99.67	
32 93 33 00-0234	EA		30" Balled and Burlapped, Fothergilla major - Large Fothergilla.....	113.27	
32 93 33 00-0235	EA		1 Gallon Gardenia jasminoides - Cape Jasmine	8.40	
32 93 33 00-0236	EA		3 Gallon Gardenia jasminoides - Cape Jasmine	22.02	
32 93 33 00-0237	EA		5 Gallon Gardenia jasminoides - Cape Jasmine	28.11	
32 93 33 00-0238	EA		36" Balled and Burlapped, Hamamelis vernalis & cvs - Vernal Witchhazel	79.29	
32 93 33 00-0239	EA		48" Balled and Burlapped, Hamamelis vernalis & cvs - Vernal Witchhazel	129.12	
32 93 33 00-0240	EA		60" Balled and Burlapped, Hamamelis vernalis & cvs - Vernal Witchhazel	163.10	
32 93 33 00-0241	EA		72" Balled and Burlapped, Hamamelis vernalis & cvs - Vernal Witchhazel	249.18	
32 93 33 00-0242	EA		84" Balled and Burlapped, Hamamelis vernalis & cvs - Vernal Witchhazel	283.16	
32 93 33 00-0243	EA		1 Gallon Hedychium gardenium - Variegated Ginger	4.82	
32 93 33 00-0244	EA		3 Gallon Hedychium gardenium - Variegated Ginger	16.93	
32 93 33 00-0245	EA		5 Gallon Hedychium gardenium - Variegated Ginger	32.56	
32 93 33 00-0246	EA		1 Gallon Hibiscus rosa-sinensis - Hibiscus	12.35	
32 93 33 00-0247	EA		3 Gallon Hibiscus rosa-sinensis - Hibiscus	20.84	
32 93 33 00-0248	EA		5 Gallon Hibiscus rosa-sinensis - Hibiscus	31.52	
32 93 33 00-0249	EA		5 Gallon Hibiscus syriacus - Rose Of Sharon	32.61	
32 93 33 00-0250	EA		2' To 3' Hibiscus syriacus - Rose Of Sharon	27.74	
32 93 33 00-0251	EA		3' To 4' Hibiscus syriacus - Rose Of Sharon	37.48	
32 93 33 00-0252	EA		4' To 5' Hibiscus syriacus - Rose Of Sharon	54.15	
32 93 33 00-0253	EA		5' To 6' Hibiscus syriacus - Rose Of Sharon	74.83	
32 93 33 00-0254	EA		2 Gallon Hydrangea - Blue Hydrangea	23.00	
32 93 33 00-0255	EA		5 Gallon Hydrangea - Blue Hydrangea	32.37	
32 93 33 00-0256	EA		2' To 3' Hydrangea paniculata "Grandiflora" - Peegee Hydrangea	36.14	
32 93 33 00-0257	EA		3' To 4' Hydrangea paniculata "Grandiflora" - Peegee Hydrangea	41.25	
32 93 33 00-0258	EA		2 Gallon Hydrangea quercifolia - Oakleaf Hydrangea	23.00	
32 93 33 00-0259	EA		5 Gallon Hydrangea arborescens & cvs - Smooth Hydrangea	39.64	
32 93 33 00-0260	EA		30" Balled and Burlapped, Hydrangea arborescens & cvs - Smooth Hydrangea	43.04	
32 93 33 00-0261	EA		36" Balled and Burlapped, Hydrangea arborescens & cvs - Smooth Hydrangea	49.84	
32 93 33 00-0262	EA		4 Gallon Hydrangea macrophylla & cvs - Bigleaf Hydrangea	52.10	
32 93 33 00-0263	EA		18" Balled and Burlapped, Hydrangea macrophylla & cvs - Bigleaf Hydrangea	40.78	
32 93 33 00-0264	EA		24" Balled and Burlapped, Hydrangea macrophylla & cvs - Bigleaf Hydrangea	54.37	
32 93 33 00-0265	EA		3 Gallon Hydrangea paniculata & cvs - Panicle Hydrangea	23.79	
32 93 33 00-0266	EA		5 Gallon Hydrangea paniculata & cvs - Panicle Hydrangea	28.32	
32 93 33 00-0267	EA		18" Balled and Burlapped, Hydrangea paniculata & cvs - Panicle Hydrangea	24.35	
32 93 33 00-0268	EA		24" Balled and Burlapped, Hydrangea paniculata & cvs - Panicle Hydrangea	26.05	
32 93 33 00-0269	EA		30" Balled and Burlapped, Hydrangea paniculata & cvs - Panicle Hydrangea	29.45	
32 93 33 00-0270	EA		36" Balled and Burlapped, Hydrangea paniculata & cvs - Panicle Hydrangea	33.98	
32 93 33 00-0271	EA		48" Balled and Burlapped, Hydrangea paniculata & cvs - Panicle Hydrangea	45.31	
32 93 33 00-0272	EA		18" Balled and Burlapped, Hydrangea quercifolia & cvs - Oakleaf Hydrangea	32.85	
32 93 33 00-0273	EA		24" Balled and Burlapped, Hydrangea quercifolia & cvs - Oakleaf Hydrangea	37.38	
32 93 33 00-0274	EA		30" Balled and Burlapped, Hydrangea quercifolia & cvs - Oakleaf Hydrangea	44.17	
32 93 33 00-0275	EA		2 Gallon Hypericum kalmianum - St. John's Wort.....	23.00	
32 93 33 00-0276	EA		3 Gallon Hypericum kalmianum - Kalm St. John's Wort.....	27.18	
32 93 33 00-0277	EA		24" Balled and Burlapped, Hypericum kalmianum - Kalm St. John's Wort	29.45	

32 Exterior Improvements**32 90 Planting****32 93 Plants**

SAN BERNARDINO
COUNTY

MINOR
CSI UOM DESCRIPTION

TOTAL DIRECT DEMOLITION
UNIT COST UNIT COST

32 93 33 00-0278	EA	1 Gallon Ilex "Carissa" - Holly	11.68	
32 93 33 00-0279	EA	2 Gallon Ilex "Carissa" - Holly	23.00	
32 93 33 00-0280	EA	5 Gallon Ilex "Carissa" - Holly	32.37	
32 93 33 00-0281	EA	18" To 24" Ilex - Gulfside Sweet Holly	31.03	
32 93 33 00-0282	EA	2' To 2-1/2' Ilex - Gulfside Sweet Holly	39.30	
32 93 33 00-0283	EA	2-1/2' To 3' Ilex - Gulfside Sweet Holly	50.98	
32 93 33 00-0284	EA	3' To 3-1/2' Ilex - Gulfside Sweet Holly	61.93	
32 93 33 00-0285	EA	3 Gallon Ilex cornuta - Dwarf Horned Holly	23.18	
32 93 33 00-0286	EA	1 Gallon Ilex cornuta, Osmanthus heterophyllus - Dwarf Chinese Holly	11.68	
32 93 33 00-0287	EA	2 Gallon Ilex cornuta, Osmanthus heterophyllus - Dwarf Chinese Holly	23.00	
32 93 33 00-0288	EA	5 Gallon Ilex cornuta, Osmanthus heterophyllus - Dwarf Chinese Holly	33.34	
32 93 33 00-0289	EA	1 Gallon Ilex crenata - Hellers Japanese Holly	11.68	
32 93 33 00-0290	EA	2 Gallon Ilex crenata - Hellers Japanese Holly	25.55	
32 93 33 00-0291	EA	3 Gallon Ilex crenata - Hellers Japanese Holly	33.34	
32 93 33 00-0292	EA	2 Gallon Ilex crenata - Hetzi Japanese Holly	25.55	
32 93 33 00-0293	EA	3 Gallon Ilex crenata - Hetzi Japanese Holly	30.78	
32 93 33 00-0294	EA	2' To 3' Ilex crenata - Hetzi Japanese Holly	61.93	
32 93 33 00-0295	EA	3' To 4' Ilex crenata - Hetzi Japanese Holly	82.62	
32 93 33 00-0296	EA	2' To 3' Ilex opaca - American Holly	82.62	
32 93 33 00-0297	EA	3' To 4' Ilex opaca - American Holly	136.77	
32 93 33 00-0298	EA	4' To 5' Ilex opaca - American Holly	175.46	
32 93 33 00-0299	EA	5' To 6' Ilex opaca - American Holly	211.60	
32 93 33 00-0300	EA	6' To 7' Ilex opaca - American Holly	296.77	
32 93 33 00-0301	EA	7' To 8' Ilex opaca - American Holly	412.98	
32 93 33 00-0302	EA	8' To 10' Ilex opaca - American Holly	593.55	
32 93 33 00-0303	EA	10' To 12' Ilex opaca - American Holly	903.34	
32 93 33 00-0304	EA	12' To 14' Ilex opaca - American Holly	1,096.81	
32 93 33 00-0305	EA	14' To 16' Ilex opaca - American Holly	1,354.89	
32 93 33 00-0306	EA	2' To 3' Ilex verticillata - Winterberry (Female)	82.62	
32 93 33 00-0307	EA	3' To 4' Ilex verticillata - Winterberry (Female)	108.42	
32 93 33 00-0308	EA	2' To 3' Ilex verticillata - Winterberry (Male)	67.04	
32 93 33 00-0309	EA	3' To 4' Ilex verticillata - Winterberry (Male)	92.96	
32 93 33 00-0310	EA	4' To 5' Ilex verticillata - Winterberry (Male)	108.42	
32 93 33 00-0311	EA	1 Gallon Ilex vomitoria - Yaupon Holly	10.95	
32 93 33 00-0312	EA	3 Gallon Ilex vomitoria - Yaupon Holly	22.02	
32 93 33 00-0313	EA	10 Gallon Ilex vomitoria - Yaupon Holly	77.39	
32 93 33 00-0314	EA	18" Balled and Burlapped, Ilex glabra compacta & cvs - Compact Inkberry Holly	35.11	
32 93 33 00-0315	EA	24" Balled and Burlapped, Ilex glabra compacta & cvs - Compact Inkberry Holly	39.64	
32 93 33 00-0316	EA	3 Gallon Ilex meserveae & cvs - Blue Holly	45.31	
32 93 33 00-0317	EA	18" Balled and Burlapped, Ilex meserveae & cvs - Blue Holly	41.91	
32 93 33 00-0318	EA	24" Balled and Burlapped, Ilex meserveae & cvs - Blue Holly	50.97	
32 93 33 00-0319	EA	5 Gallon Ilex verticillata & cvs - Common Winterberry	37.38	
32 93 33 00-0320	EA	24" Balled and Burlapped, Ilex verticillata & cvs - Common Winterberry	37.38	
32 93 33 00-0321	EA	30" Balled and Burlapped, Ilex verticillata & cvs - Common Winterberry	39.64	
32 93 33 00-0322	EA	36" Balled and Burlapped, Ilex verticillata & cvs - Common Winterberry	47.57	
32 93 33 00-0323	EA	42" Balled and Burlapped, Ilex verticillata & cvs - Common Winterberry	53.23	
32 93 33 00-0324	EA	48" Balled and Burlapped, Ilex verticillata & cvs - Common Winterberry	56.63	
32 93 33 00-0325	EA	60" Balled and Burlapped, Ilex verticillata & cvs - Common Winterberry	72.49	
32 93 33 00-0326	EA	4' To 5' Ilex x attenuata "Foster" - Holly	134.21	
32 93 33 00-0327	EA	5' To 6' Ilex x attenuata "Foster" - Holly	178.01	
32 93 33 00-0328	EA	6' To 7' Ilex x attenuata "Foster" - Holly	159.28	
32 93 33 00-0329	EA	7' To 8' Ilex x attenuata "Foster" - Holly	309.67	
32 93 33 00-0330	EA	1 Gallon Jasimnum - Jasmine	3.00	
32 93 33 00-0331	EA	3 Gallon Jasimnum - Jasmine	11.72	
32 93 33 00-0332	EA	3 Gallon Jasimnum - Orange Jasmine	9.12	
32 93 33 00-0333	EA	4' - 5' Jasimnum - Orange Jasmine	104.20	
32 93 33 00-0334	EA	6' - 7' Jasimnum - Orange Jasmine	208.41	
32 93 33 00-0335	EA	8' - 10' Jasimnum - Orange Jasmine	281.35	
32 93 33 00-0336	EA	3 Gallon Juniperus chinensis cvs - Chinese Juniper	39.64	
32 93 33 00-0337	EA	5 Gallon Juniperus chinensis cvs - Chinese Juniper	44.17	
32 93 33 00-0338	EA	18" Balled and Burlapped, Juniperus chinensis cvs - Chinese Juniper	58.90	
32 93 33 00-0339	EA	24" Balled and Burlapped, Juniperus chinensis cvs - Chinese Juniper	77.02	
32 93 33 00-0340	EA	30" Balled and Burlapped, Juniperus chinensis cvs - Chinese Juniper	90.61	
32 93 33 00-0341	EA	36" Balled and Burlapped, Juniperus chinensis cvs - Chinese Juniper	122.33	
32 93 33 00-0342	EA	48" Balled and Burlapped, Juniperus chinensis cvs - Chinese Juniper	167.63	
32 93 33 00-0343	EA	1 Gallon Juniperus horizontalis cvs - Creeping Juniper	18.89	
32 93 33 00-0344	EA	3 Gallon Juniperus horizontalis cvs - Creeping Juniper	39.64	
32 93 33 00-0345	EA	5 Gallon Juniperus horizontalis cvs - Creeping Juniper	44.17	
32 93 33 00-0346	EA	15" Balled and Burlapped, Juniperus horizontalis cvs - Creeping Juniper	47.57	
32 93 33 00-0347	EA	18" Balled and Burlapped, Juniperus horizontalis cvs - Creeping Juniper	52.10	
32 93 33 00-0348	EA	24" Balled and Burlapped, Juniperus horizontalis cvs - Creeping Juniper	63.43	
32 93 33 00-0349	EA	30" Balled and Burlapped, Juniperus horizontalis cvs - Creeping Juniper	77.02	
32 93 33 00-0350	EA	3 Gallon Juniperus procumbens cvs - Japanese Garden Juniper	30.58	
32 93 33 00-0351	EA	18" Balled and Burlapped, Juniperus procumbens cvs - Japanese Garden Juniper	36.24	
32 93 33 00-0352	EA	24" Balled and Burlapped, Juniperus procumbens cvs - Japanese Garden Juniper	49.84	
32 93 33 00-0353	EA	30" Balled and Burlapped, Juniperus procumbens cvs - Japanese Garden Juniper	63.43	
32 93 33 00-0354	EA	36" Balled and Burlapped, Juniperus procumbens cvs - Japanese Garden Juniper	77.02	
32 93 33 00-0355	EA	3 Gallon Juniperus sabina cvs - Savin Juniper	28.32	
32 93 33 00-0356	EA	5 Gallon Juniperus sabina cvs - Savin Juniper	33.98	
32 93 33 00-0357	EA	4 Gallon Juniperus virginiana cvs - Red Cedar Juniper	29.45	
32 93 33 00-0358	EA	36" Balled and Burlapped, Juniperus virginiana cvs - Red Cedar Juniper	56.63	



		Exterior Improvements	32
		Planting	32 90
		Plants	32 93

MINOR	CSI	UOM	DESCRIPTION	TOTAL DIRECT UNIT COST	DEMOLITION UNIT COST
32 93 33 00-0359	EA		48" Balled and Burlapped, Juniperus virginiana cvs - Red Cedar Juniper	88.35	
32 93 33 00-0360	EA		60" Balled and Burlapped, Juniperus virginiana cvs - Red Cedar Juniper	111.00	
32 93 33 00-0361	EA		15" To 18" Kalmia latifolia - Mountain Laurel	46.48	
32 93 33 00-0362	EA		18" To 24" Kalmia latifolia - Mountain Laurel	61.93	
32 93 33 00-0363	EA		2' To 3' Kalmia latifolia - Mountain Laurel	90.28	
32 93 33 00-0364	EA		4' To 5' Kalmia latifolia - Mountain Laurel	165.12	
32 93 33 00-0365	EA		5' To 6' Kalmia latifolia - Mountain Laurel	252.97	
32 93 33 00-0366	EA		6' To 8' Kalmia latifolia - Mountain Laurel	387.18	
32 93 33 00-0367	EA		1 Gallon Kerria japonica - Kerria	10.34	
32 93 33 00-0368	EA		5 Gallon Kerria japonica - Kerria	32.37	
32 93 33 00-0369	EA		24" Balled and Burlapped, Kolkwitzia amabilis & cvs - Beautybush	32.85	
32 93 33 00-0370	EA		30" Balled and Burlapped, Kolkwitzia amabilis & cvs - Beautybush	37.38	
32 93 33 00-0371	EA		36" Balled and Burlapped, Kolkwitzia amabilis & cvs - Beautybush	40.78	
32 93 33 00-0372	EA		42" Balled and Burlapped, Kolkwitzia amabilis & cvs - Beautybush	47.57	
32 93 33 00-0373	EA		48" Balled and Burlapped, Kolkwitzia amabilis & cvs - Beautybush	54.37	
32 93 33 00-0374	EA		60" Balled and Burlapped, Kolkwitzia amabilis & cvs - Beautybush	67.96	
32 93 33 00-0375	EA		1 Gallon Lagerstroemia indica - Crape Myrtle	7.79	
32 93 33 00-0376	EA		5 Gallon Lagerstroemia indica - Crape Myrtle	27.74	
32 93 33 00-0377	EA		3' To 4' Lagerstroemia indica - Crape Myrtle	38.69	
32 93 33 00-0378	EA		4' To 5' Lagerstroemia indica - Crape Myrtle	56.82	
32 93 33 00-0379	EA		5' To 6' Lagerstroemia indica - Crape Myrtle	90.28	
32 93 33 00-0380	EA		7' To 8' Lagerstroemia indica - Crape Myrtle	117.23	
32 93 33 00-0381	EA		9' To 10' Lagerstroemia indica - Crape Myrtle	156.31	
32 93 33 00-0382	EA		11' To 12' Lagerstroemia indica - Crape Myrtle	325.64	
32 93 33 00-0383	EA		1 Gallon Leucothoe axillaris - Coast Leucothoe	11.68	
32 93 33 00-0384	EA		2 Gallon Leucothoe axillaris - Coast Leucothoe	25.55	
32 93 33 00-0385	EA		3 Gallon Leucothoe axillaris - Coast Leucothoe	30.78	
32 93 33 00-0386	EA		1 Gallon Ligustrum lucidum - Glossy Privet	7.18	
32 93 33 00-0387	EA		5 Gallon Ligustrum lucidum - Glossy Privet	22.02	
32 93 33 00-0388	EA		15 Gallon Ligustrum lucidum - Glossy Privet	103.18	
32 93 33 00-0389	EA		1 Gallon Ligustrum sinense - Variegated Chinese Privet	7.18	
32 93 33 00-0390	EA		2 Gallon Ligustrum sinense - Variegated Chinese Privet	15.45	
32 93 33 00-0391	EA		3 Gallon Ligustrum sinense - Variegated Chinese Privet	20.08	
32 93 33 00-0392	EA		36" Balled and Burlapped, Ligustrum vulgare & cvs - Common Privet	33.98	
32 93 33 00-0393	EA		48" Balled and Burlapped, Ligustrum vulgare & cvs - Common Privet	49.84	
32 93 33 00-0394	EA		60" Balled and Burlapped, Ligustrum vulgare & cvs - Common Privet	63.43	
32 93 33 00-0395	EA		72" Balled and Burlapped, Ligustrum vulgare & cvs - Common Privet	72.49	
32 93 33 00-0396	EA		5 Gallon Lindera benzoin - Spicebush	37.38	
32 93 33 00-0397	EA		36" Balled and Burlapped, Lindera benzoin - Spicebush	31.71	
32 93 33 00-0398	EA		48" Balled and Burlapped, Lindera benzoin - Spicebush	38.51	
32 93 33 00-0399	EA		2' To 3' Lonicera fragrantissima - Winter Honeysuckle	61.93	
32 93 33 00-0400	EA		3' To 4' Lonicera fragrantissima - Winter Honeysuckle	74.83	
32 93 33 00-0401	EA		30" Balled and Burlapped, Lonicera tatarica & cvs - Tatarian Honeysuckle	33.98	
32 93 33 00-0402	EA		36" Balled and Burlapped, Lonicera tatarica & cvs - Tatarian Honeysuckle	40.78	
32 93 33 00-0403	EA		42" Balled and Burlapped, Lonicera tatarica & cvs - Tatarian Honeysuckle	45.31	
32 93 33 00-0404	EA		48" Balled and Burlapped, Lonicera tatarica & cvs - Tatarian Honeysuckle	49.84	
32 93 33 00-0405	EA		1 Gallon Myrica cerifera - Wax Myrtle	6.51	
32 93 33 00-0406	EA		4 Gallon Myrica cerifera - Wax Myrtle	20.84	
32 93 33 00-0407	EA		7 Gallon Myrica cerifera - Wax Myrtle	45.59	
32 93 33 00-0408	EA		10 Gallon Myrica cerifera - Wax Myrtle	67.73	
32 93 33 00-0409	EA		15 Gallon Myrica cerifera - Wax Myrtle	104.20	
32 93 33 00-0410	EA		45 Gallon Myrica cerifera - Wax Myrtle	312.61	
32 93 33 00-0411	EA		1' - 2' Myrica cerifera - Wax Myrtle	9.12	
32 93 33 00-0412	EA		3' - 4' Myrica cerifera - Wax Myrtle	31.26	
32 93 33 00-0413	EA		5' - 6' Myrica cerifera - Wax Myrtle	57.31	
32 93 33 00-0414	EA		7' - 8' Myrica cerifera - Wax Myrtle	78.15	
32 93 33 00-0415	EA		9' - 10' Myrica cerifera - Wax Myrtle	104.20	
32 93 33 00-0416	EA		11' - 12' Myrica cerifera - Wax Myrtle	158.91	
32 93 33 00-0417	EA		3 Gallon Myrica pensylvanica - Northern Bayberry	33.98	
32 93 33 00-0418	EA		24" Balled and Burlapped, Myrica pensylvanica - Northern Bayberry	55.50	
32 93 33 00-0419	EA		30" Balled and Burlapped, Myrica pensylvanica - Northern Bayberry	81.55	
32 93 33 00-0420	EA		36" Balled and Burlapped, Myrica pensylvanica - Northern Bayberry	97.41	
32 93 33 00-0421	EA		48" Balled and Burlapped, Myrica pensylvanica - Northern Bayberry	101.94	
32 93 33 00-0422	EA		1 Gallon Nandina domestica - Heavenly Bamboo	11.68	
32 93 33 00-0423	EA		2 Gallon Nandina domestica - Heavenly Bamboo	25.55	
32 93 33 00-0424	EA		5 Gallon Nandina domestica - Heavenly Bamboo	38.69	
32 93 33 00-0425	EA		1 Gallon Osmanthus fragrans - Fragrant Tea Olive	7.18	
32 93 33 00-0426	EA		3 Gallon Osmanthus fragrans - Fragrant Tea Olive	19.47	
32 93 33 00-0427	EA		1 Gallon Philadelphus - Evergreen Mockorange	9.98	
32 93 33 00-0428	EA		5 Gallon Philadelphus - Evergreen Mockorange	32.37	
32 93 33 00-0429	EA		36" Balled and Burlapped, Philadelphus x virginialis & cvs - Mockorange	33.98	
32 93 33 00-0430	EA		42" Balled and Burlapped, Philadelphus x virginialis & cvs - Mockorange	39.64	
32 93 33 00-0431	EA		48" Balled and Burlapped, Philadelphus x virginialis & cvs - Mockorange	45.31	
32 93 33 00-0432	EA		24" Balled and Burlapped, Physocarpus opulifolius 'Nana' - Dwarf Common Ninebark	33.98	
32 93 33 00-0433	EA		30" Balled and Burlapped, Physocarpus opulifolius 'Nana' - Dwarf Common Ninebark	39.64	
32 93 33 00-0434	EA		36" Balled and Burlapped, Physocarpus opulifolius 'Nana' - Dwarf Common Ninebark	45.31	
32 93 33 00-0435	EA		42" Balled and Burlapped, Physocarpus opulifolius 'Nana' - Dwarf Common Ninebark	56.63	
32 93 33 00-0436	EA		48" Balled and Burlapped, Physocarpus opulifolius 'Nana' - Dwarf Common Ninebark	67.96	
32 93 33 00-0437	EA		12" To 15" Spread Pieris - Mountain Andromeda	31.27	
32 93 33 00-0438	EA		15" To 18" Spread Pieris - Mountain Andromeda	67.04	
32 93 33 00-0439	EA		12" To 15" Pieris japonica - Japanese Andromeda	40.64	

32 Exterior Improvements**32 90 Planting****32 93 Plants**

SAN BERNARDINO
COUNTY

MINOR
CSI UOM DESCRIPTION

TOTAL DIRECT DEMOLITION
UNIT COST UNIT COST

32 93 33 00-0440	EA	15" To 18" Pieris japonica - Japanese Andromeda.....	46.48	
32 93 33 00-0441	EA	18" To 24" Pieris japonica - Japanese Andromeda.....	58.16	
32 93 33 00-0442	EA	2' To 2-1/2' Pieris japonica - Japanese Andromeda.....	82.62	
32 93 33 00-0443	EA	2-1/2' To 3' Pieris japonica - Japanese Andromeda.....	98.07	
32 93 33 00-0444	EA	24" Balled and Burlapped, Pinus mugo & cvs - Mugo Pine.....	34.87	
32 93 33 00-0445	EA	30" Balled and Burlapped, Pinus mugo & cvs - Mugo Pine.....	44.64	
32 93 33 00-0446	EA	36" Balled and Burlapped, Pinus mugo & cvs - Mugo Pine.....	53.70	
32 93 33 00-0447	EA	48" Balled and Burlapped, Pinus mugo & cvs - Mugo Pine.....	69.05	
32 93 33 00-0448	EA	60" Balled and Burlapped, Pinus mugo & cvs - Mugo Pine.....	82.99	
32 93 33 00-0449	EA	72" Balled and Burlapped, Pinus mugo & cvs - Mugo Pine.....	121.35	
32 93 33 00-0450	EA	30" Balled and Burlapped, Pinus mugo compacta - Dwarf Mugo Pine.....	75.32	
32 93 33 00-0451	EA	36" Balled and Burlapped, Pinus mugo compacta - Dwarf Mugo Pine.....	90.67	
32 93 33 00-0452	EA	48" Balled and Burlapped, Pinus mugo compacta - Dwarf Mugo Pine.....	120.66	
32 93 33 00-0453	EA	1 Gallon Pittosporum - Pittosporum.....	4.30	
32 93 33 00-0454	EA	3 Gallon Pittosporum - Pittosporum.....	11.07	
32 93 33 00-0455	EA	1 Gallon Pittosporum - Varigated Pittosporum.....	4.30	
32 93 33 00-0456	EA	3 Gallon Pittosporum - Varigated Pittosporum.....	11.07	
32 93 33 00-0457	EA	5 Gallon Pittosporum - Varigated Pittosporum.....	19.41	
32 93 33 00-0458	EA	1 Gallon Podocarpus macrophyllus - Yew Podocarpus.....	5.21	
32 93 33 00-0459	EA	3 Gallon Podocarpus macrophyllus - Yew Podocarpus.....	15.63	
32 93 33 00-0460	EA	2 Gallon Potentilla fruticosa & cvs - Bush Cinquefoil.....	19.26	
32 93 33 00-0461	EA	5 Gallon Potentilla fruticosa & cvs - Bush Cinquefoil.....	27.18	
32 93 33 00-0462	EA	18" Balled and Burlapped, Potentilla fruticosa & cvs - Bush Cinquefoil.....	20.39	
32 93 33 00-0463	EA	24" Balled and Burlapped, Potentilla fruticosa & cvs - Bush Cinquefoil.....	22.65	
32 93 33 00-0464	EA	30" Balled and Burlapped, Potentilla fruticosa & cvs - Bush Cinquefoil.....	32.85	
32 93 33 00-0465	EA	36" Balled and Burlapped, Potentilla fruticosa & cvs - Bush Cinquefoil.....	37.94	
32 93 33 00-0466	EA	1 Gallon Prunus caroliniana - Carolina Cherry Laurel.....	4.79	
32 93 33 00-0467	EA	5 Gallon Prunus caroliniana - Carolina Cherry Laurel.....	11.99	
32 93 33 00-0468	EA	15 Gallon Prunus caroliniana - Carolina Cherry Laurel.....	71.48	
32 93 33 00-0469	EA	15" To 18" Prunus laurocerasus - Cherry Laurel.....	18.28	
32 93 33 00-0470	EA	18" To 24" Prunus laurocerasus - Cherry Laurel.....	22.63	
32 93 33 00-0471	EA	24" To 30" Prunus laurocerasus - Cherry Laurel.....	29.44	
32 93 33 00-0472	EA	15" To 18" Prunus triloba - Double White Flowering Almond.....	16.33	
32 93 33 00-0473	EA	18" To 24" Prunus triloba - Double White Flowering Almond.....	20.90	
32 93 33 00-0474	EA	3' To 4' Prunus triloba - Double White Flowering Almond.....	33.34	
32 93 33 00-0475	EA	4' To 6' Prunus triloba - Double White Flowering Almond.....	66.76	
32 93 33 00-0476	EA	5 Gallon Prunus triloba - Pink Flowering Almond.....	20.08	
32 93 33 00-0477	EA	18" To 24" Prunus triloba - Pink Flowering Almond.....	22.55	
32 93 33 00-0478	EA	2' To 3' Prunus triloba - Pink Flowering Almond.....	26.22	
32 93 33 00-0479	EA	2' To 3' Prunus virginiana - Brilliant Chokeberry.....	17.83	
32 93 33 00-0480	EA	3' To 4' Prunus virginiana - Brilliant Chokeberry.....	21.88	
32 93 33 00-0481	EA	4' To 5' Prunus virginiana - Brilliant Chokeberry.....	26.22	
32 93 33 00-0482	EA	5' To 6' Prunus virginiana - Brilliant Chokeberry.....	30.04	
32 93 33 00-0483	EA	1 Gallon Punica granatum - Dwarf Pomegranate.....	7.67	
32 93 33 00-0484	EA	3 Gallon Punica granatum - Dwarf Pomegranate.....	22.63	
32 93 33 00-0485	EA	7 Gallon Punica granatum - Dwarf Pomegranate.....	46.48	
32 93 33 00-0486	EA	1 Gallon Pyracantha koidzumi "Santa Cruz" - Pyracantha.....	9.73	
32 93 33 00-0487	EA	5 Gallon Pyracantha koidzumi "Santa Cruz" - Pyracantha.....	32.37	
32 93 33 00-0488	EA	5 Gallon Espalier Pyracantha koidzumi "Santa Cruz" - Pyracantha.....	67.04	
32 93 33 00-0489	EA	1 Gallon Ralphiolepis indica - Indian Hawthorne.....	7.79	
32 93 33 00-0490	EA	2 Gallon Ralphiolepis indica - Indian Hawthorne.....	14.84	
32 93 33 00-0491	EA	5 Gallon Ralphiolepis indica - Indian Hawthorne.....	26.41	
32 93 33 00-0492	EA	1 Gallon Rhamnus californica - Coffeeberry.....	11.84	
32 93 33 00-0493	EA	5 Gallon Rhamnus californica - Coffeeberry.....	33.85	
32 93 33 00-0494	EA	15 Gallon Rhamnus californica - Coffeeberry.....	101.58	
32 93 33 00-0495	EA	4' To 5' Rhamnus frangula "Columnaris" - Tallhedge.....	59.38	
32 93 33 00-0496	EA	5' To 6' Rhamnus frangula "Columnaris" - Tallhedge.....	81.40	
32 93 33 00-0497	EA	6' To 8' Rhamnus frangula "Columnaris" - Tallhedge.....	105.86	
32 93 33 00-0498	EA	10' To 12' Rhamnus frangula "Columnaris" - Tallhedge.....	193.59	
32 93 33 00-0499	EA	1 Gallon Rhododendron - Azalea Evergreen Hybrids.....	12.65	
32 93 33 00-0500	EA	2 Gallon Rhododendron - Azalea Evergreen Hybrids.....	25.55	
32 93 33 00-0501	EA	3 Gallon Rhododendron - Azalea Evergreen Hybrids.....	33.34	
32 93 33 00-0502	EA	5 Gallon Rhododendron - Azalea Evergreen Hybrids.....	38.69	
32 93 33 00-0503	EA	15" To 18" Rhododendron - Azalea Evergreen Hybrids.....	45.26	
32 93 33 00-0504	EA	18" To 24" Rhododendron - Azalea Evergreen Hybrids.....	56.82	
32 93 33 00-0505	EA	2' To 2-1/2' Rhododendron - Azalea Evergreen Hybrids.....	82.62	
32 93 33 00-0506	EA	2-1/2' To 3' Rhododendron - Azalea Evergreen Hybrids.....	116.08	
32 93 33 00-0507	EA	1 Gallon Rhododendron - Azalea Exbury, Knapp Hill And Liam Hybrids.....	14.24	
32 93 33 00-0508	EA	2 Gallon Rhododendron - Azalea Exbury, Knapp Hill And Liam Hybrids.....	25.55	
32 93 33 00-0509	EA	15' To 18' Rhododendron - Azalea Exbury, Knapp Hill And Liam Hybrids.....	43.93	
32 93 33 00-0510	EA	18" To 24" Rhododendron - Azalea Exbury, Knapp Hill And Liam Hybrids.....	56.82	
32 93 33 00-0511	EA	2' To 3' Rhododendron - Azalea Exbury, Knapp Hill And Liam Hybrids.....	82.62	
32 93 33 00-0512	EA	3' To 4' Rhododendron - Azalea Exbury, Knapp Hill And Liam Hybrids.....	121.31	
32 93 33 00-0513	EA	4' To 5' Rhododendron - Azalea Exbury, Knapp Hill And Liam Hybrids.....	162.56	
32 93 33 00-0514	EA	5 Gallon Rhododendron - Boxleaf Azara.....	32.37	
32 93 33 00-0515	EA	15 Gallon Rhododendron - Boxleaf Azara.....	116.08	
32 93 33 00-0516	EA	15" To 18" Rhododendron - Carolina Rhododendron.....	36.63	
32 93 33 00-0517	EA	18" To 24" Rhododendron - Carolina Rhododendron.....	64.49	
32 93 33 00-0518	EA	24" To 30" Rhododendron - Carolina Rhododendron.....	95.52	
32 93 33 00-0519	EA	2' To 3' Rhododendron - Five-leafed Azalea.....	43.44	
32 93 33 00-0520	EA	3' To 4' Rhododendron - Five-leafed Azalea.....	56.82	



MINOR	CSI	UOM	DESCRIPTION	TOTAL DIRECT UNIT COST	DEMOLITION UNIT COST
32 93 33 00-0521	EA		4' To 5' Rhododendron - Five-leafed Azalea.....	74.83	
32 93 33 00-0522	EA		15" To 18" Rhododendron - Ghent Azalea.....	43.44	
32 93 33 00-0523	EA		18" To 24" Rhododendron - Ghent Azalea.....	54.15	
32 93 33 00-0524	EA		2' To 3' Rhododendron - Ghent Azalea.....	87.73	
32 93 33 00-0525	EA		3' To 4' Rhododendron - Ghent Azalea.....	121.31	
32 93 33 00-0526	EA		4' To 5' Rhododendron - Ghent Azalea.....	162.56	
32 93 33 00-0527	EA		5' To 6' Rhododendron - Ghent Azalea.....	216.83	
32 93 33 00-0528	EA		1 Gallon Rhododendron - Hybrid Rhododendron.....	14.24	
32 93 33 00-0529	EA		2 Gallon Rhododendron - Hybrid Rhododendron.....	30.78	
32 93 33 00-0530	EA		3 Gallon Rhododendron - Hybrid Rhododendron.....	43.68	
32 93 33 00-0531	EA		5 Gallon Rhododendron - Hybrid Rhododendron.....	48.79	
32 93 33 00-0532	EA		15" To 18" Rhododendron - Hybrid Rhododendron.....	41.25	
32 93 33 00-0533	EA		18" To 24" Rhododendron - Hybrid Rhododendron.....	56.82	
32 93 33 00-0534	EA		24" To 30" Rhododendron - Hybrid Rhododendron.....	77.39	
32 93 33 00-0535	EA		30" To 36" Rhododendron - Hybrid Rhododendron.....	90.29	
32 93 33 00-0536	EA		36" To 42" Rhododendron - Hybrid Rhododendron.....	129.10	
32 93 33 00-0537	EA		42" To 48" Rhododendron - Hybrid Rhododendron.....	160.01	
32 93 33 00-0538	EA		15" To 18" Rhododendron - Pjm Rhododendron.....	46.48	
32 93 33 00-0539	EA		18" To 24" Rhododendron - Pjm Rhododendron.....	56.82	
32 93 33 00-0540	EA		2' To 2-1/2' Rhododendron - Pjm Rhododendron.....	82.62	
32 93 33 00-0541	EA		2-1/2 To 3' Rhododendron - Pjm Rhododendron.....	105.86	
32 93 33 00-0542	EA		3' To 3-1/2' Rhododendron - Pjm Rhododendron.....	129.10	
32 93 33 00-0543	EA		12" To 15" Rhododendron - Torch Azalea.....	36.14	
32 93 33 00-0544	EA		15" To 18" Rhododendron - Torch Azalea.....	43.44	
32 93 33 00-0545	EA		18" To 24" Rhododendron - Torch Azalea.....	54.15	
32 93 33 00-0546	EA		2' To 3' Rhododendron - Torch Azalea.....	90.29	
32 93 33 00-0547	EA		3 Gallon Rhododendron cvs - Lepidote Rhododendron.....	40.78	
32 93 33 00-0548	EA		5 Gallon Rhododendron cvs - Lepidote Rhododendron.....	49.84	
32 93 33 00-0549	EA		18" Balled and Burlapped, Rhododendron cvs - Lepidote Rhododendron.....	61.16	
32 93 33 00-0550	EA		24" Balled and Burlapped, Rhododendron cvs - Lepidote Rhododendron.....	77.02	
32 93 33 00-0551	EA		30" Balled and Burlapped, Rhododendron cvs - Lepidote Rhododendron.....	90.61	
32 93 33 00-0552	EA		36" Balled and Burlapped, Rhododendron cvs - Lepidote Rhododendron.....	108.73	
32 93 33 00-0553	EA		1 Gallon Rhus glabra - Dwarf Smooth Sumac.....	11.68	
32 93 33 00-0554	EA		5 Gallon Rhus glabra - Dwarf Smooth Sumac.....	32.37	
32 93 33 00-0555	EA		2 Gallon Rhus aromatica & cvs - Fragrant Sumac.....	27.18	
32 93 33 00-0556	EA		5 Gallon Rhus aromatica & cvs - Fragrant Sumac.....	37.38	
32 93 33 00-0557	EA		18" Balled and Burlapped, Rhus aromatica & cvs - Fragrant Sumac.....	43.04	
32 93 33 00-0558	EA		24" Balled and Burlapped, Rhus aromatica & cvs - Fragrant Sumac.....	56.63	
32 93 33 00-0559	EA		36" Balled and Burlapped, Rhus glabra - Smooth Sumac.....	33.98	
32 93 33 00-0560	EA		48" Balled and Burlapped, Rhus typhina & cvs - Staghorn Sumac.....	56.63	
32 93 33 00-0561	EA		72" Balled and Burlapped, Rhus typhina & cvs - Staghorn Sumac.....	90.61	
32 93 33 00-0562	EA		15" Balled and Burlapped, Ribes alpinum & cvs - Alpine Currant.....	30.58	
32 93 33 00-0563	EA		18" Balled and Burlapped, Ribes alpinum & cvs - Alpine Currant.....	35.11	
32 93 33 00-0564	EA		24" Balled and Burlapped, Ribes alpinum & cvs - Alpine Currant.....	50.97	
32 93 33 00-0565	EA		30" Balled and Burlapped, Ribes alpinum & cvs - Alpine Currant.....	67.96	
32 93 33 00-0566	EA		1 Gallon Rosa hybrids & cvs - Shrub Rose.....	18.69	
32 93 33 00-0567	EA		2 Gallon Rosa hybrids & cvs - Shrub Rose.....	22.65	
32 93 33 00-0568	EA		3 Gallon Rosa hybrids & cvs - Shrub Rose.....	28.32	
32 93 33 00-0569	EA		2 Gallon Rosa rugosa & cvs - Rugosa Rose.....	20.39	
32 93 33 00-0570	EA		3 Gallon Rosa rugosa & cvs - Rugosa Rose.....	26.05	
32 93 33 00-0571	EA		5 Gallon Sambucus canadensis - American Elder.....	37.38	
32 93 33 00-0572	EA		2 Gallon Sarcococca hookeriana humilis - Himalayan Sarcococca.....	16.79	
32 93 33 00-0573	EA		3 Gallon Sarcococca hookeriana humilis - Himalayan Sarcococca.....	24.58	
32 93 33 00-0574	EA		1 Gallon Sarcococca humilis - Fragrant Sarcococca.....	9.13	
32 93 33 00-0575	EA		5 Gallon Sarcococca humilis - Fragrant Sarcococca.....	23.85	
32 93 33 00-0576	EA		1 Gallon Skimmia japonica - Japanese Skimmia.....	11.68	
32 93 33 00-0577	EA		2 Gallon Skimmia japonica - Japanese Skimmia.....	23.24	
32 93 33 00-0578	EA		5 Gallon Skimmia japonica - Japanese Skimmia.....	37.48	
32 93 33 00-0579	EA		3' To 4' Spiraea - Garland Spiraea.....	54.15	
32 93 33 00-0580	EA		4' To 5' Spiraea - Garland Spiraea.....	82.62	
32 93 33 00-0581	EA		5 Gallon Spiraea - Snowmound Spiraea.....	32.37	
32 93 33 00-0582	EA		18" To 24" Spiraea - Snowmound Spiraea.....	26.53	
32 93 33 00-0583	EA		2' To 3' Spiraea - Snowmound Spiraea.....	37.48	
32 93 33 00-0584	EA		3' To 4' Spiraea - Snowmound Spiraea.....	43.44	
32 93 33 00-0585	EA		4' To 5' Spiraea - Snowmound Spiraea.....	74.83	
32 93 33 00-0586	EA		1 Gallon Spiraea japonica & cvs - Japanese Spiraea.....	11.68	
32 93 33 00-0587	EA		2 Gallon Spiraea japonica & cvs - Japanese Spiraea.....	23.00	
32 93 33 00-0588	EA		3 Gallon Spiraea japonica & cvs - Japanese Spiraea.....	26.62	
32 93 33 00-0589	EA		5 Gallon Spiraea japonica & cvs - Japanese Spiraea.....	28.88	
32 93 33 00-0590	EA		18" Balled and Burlapped, Spiraea japonica & cvs - Japanese Spiraea.....	29.45	
32 93 33 00-0591	EA		24" Balled and Burlapped, Spiraea japonica & cvs - Japanese Spiraea.....	33.98	
32 93 33 00-0592	EA		30" Balled and Burlapped, Spiraea japonica & cvs - Japanese Spiraea.....	38.51	
32 93 33 00-0593	EA		36" Balled and Burlapped, Spiraea japonica & cvs - Japanese Spiraea.....	44.74	
32 93 33 00-0594	EA		2 Gallon Spiraea nipponica & cvs - Nippon Spiraea.....	18.12	
32 93 33 00-0595	EA		5 Gallon Spiraea nipponica & cvs - Nippon Spiraea.....	27.18	
32 93 33 00-0596	EA		18" Balled and Burlapped, Spiraea nipponica & cvs - Nippon Spiraea.....	24.92	
32 93 33 00-0597	EA		24" Balled and Burlapped, Spiraea nipponica & cvs - Nippon Spiraea.....	29.45	
32 93 33 00-0598	EA		30" Balled and Burlapped, Spiraea nipponica & cvs - Nippon Spiraea.....	33.98	
32 93 33 00-0599	EA		36" Balled and Burlapped, Spiraea nipponica & cvs - Nippon Spiraea.....	38.51	
32 93 33 00-0600	EA		48" Balled and Burlapped, Spiraea nipponica & cvs - Nippon Spiraea.....	49.84	
32 93 33 00-0601	EA		1 Gallon Spiraea x bumalda & cvs - Bumalda Spiraea.....	11.68	

32 Exterior Improvements**32 90 Planting****32 93 Plants**

SAN BERNARDINO
COUNTY

MINOR
CSI UOM DESCRIPTION

TOTAL DIRECT DEMOLITION
UNIT COST UNIT COST

32 93 33 00-0602	EA	2 Gallon Spiraea x bumalda & cvs - Bumalda Spirea	20.95	
32 93 33 00-0603	EA	4 Gallon Spiraea x bumalda & cvs - Bumalda Spirea	27.18	
32 93 33 00-0604	EA	18" Balled and Burlapped, Spiraea x bumalda & cvs - Bumalda Spirea	23.79	
32 93 33 00-0605	EA	24" Balled and Burlapped, Spiraea x bumalda & cvs - Bumalda Spirea	28.88	
32 93 33 00-0606	EA	30" Balled and Burlapped, Spiraea x bumalda & cvs - Bumalda Spirea	33.98	
32 93 33 00-0607	EA	36" Balled and Burlapped, Spiraea x bumalda & cvs - Bumalda Spirea	38.51	
32 93 33 00-0608	EA	5 Gallon Spiraea x vanhouttei & cvs - Vanhoutte Spirea	27.18	
32 93 33 00-0609	EA	18" Balled and Burlapped, Spiraea x vanhouttei & cvs - Vanhoutte Spirea	27.18	
32 93 33 00-0610	EA	24" Balled and Burlapped, Spiraea x vanhouttei & cvs - Vanhoutte Spirea	31.71	
32 93 33 00-0611	EA	30" Balled and Burlapped, Spiraea x vanhouttei & cvs - Vanhoutte Spirea	43.04	
32 93 33 00-0612	EA	36" Balled and Burlapped, Spiraea x vanhouttei & cvs - Vanhoutte Spirea	49.84	
32 93 33 00-0613	EA	42" Balled and Burlapped, Spiraea x vanhouttei & cvs - Vanhoutte Spirea	58.90	
32 93 33 00-0614	EA	5 Gallon Staphylea trifolia - Bladdernut	38.24	
32 93 33 00-0615	EA	2 Gallon Stephanandra incisa & cvs - Cutleaf Stephanadra	27.18	
32 93 33 00-0616	EA	5 Gallon Stephanandra incisa & cvs - Cutleaf Stephanadra	29.45	
32 93 33 00-0617	EA	24" Balled and Burlapped, Stephanandra incisa & cvs - Cutleaf Stephanadra	33.98	
32 93 33 00-0618	EA	30" Balled and Burlapped, Stephanandra incisa & cvs - Cutleaf Stephanadra	40.78	
32 93 33 00-0619	EA	2 Gallon Symphoricarpos albus - Common Snowberry	28.32	
32 93 33 00-0620	EA	5 Gallon Symphoricarpos albus - Common Snowberry	30.02	
32 93 33 00-0621	EA	24" Balled and Burlapped, Syringa meyeri & cvs - Meyer Lilac	49.84	
32 93 33 00-0622	EA	30" Balled and Burlapped, Syringa meyeri & cvs - Meyer Lilac	62.30	
32 93 33 00-0623	EA	36" Balled and Burlapped, Syringa meyeri & cvs - Meyer Lilac	72.49	
32 93 33 00-0624	EA	42" Balled and Burlapped, Syringa meyeri & cvs - Meyer Lilac	83.82	
32 93 33 00-0625	EA	18" Balled and Burlapped, Syringa patula 'Miss Kim' - Miss Kim Lilac	49.84	
32 93 33 00-0626	EA	24" Balled and Burlapped, Syringa patula 'Miss Kim' - Miss Kim Lilac	54.37	
32 93 33 00-0627	EA	30" Balled and Burlapped, Syringa patula 'Miss Kim' - Miss Kim Lilac	62.30	
32 93 33 00-0628	EA	36" Balled and Burlapped, Syringa patula 'Miss Kim' - Miss Kim Lilac	72.49	
32 93 33 00-0629	EA	42" Balled and Burlapped, Syringa patula 'Miss Kim' - Miss Kim Lilac	83.82	
32 93 33 00-0630	EA	60" Balled and Burlapped, Syringa villosa & cvs - Late Lilac	39.64	
32 93 33 00-0631	EA	72" Balled and Burlapped, Syringa villosa & cvs - Late Lilac	43.04	
32 93 33 00-0632	EA	36" Balled and Burlapped, Syringa vulgaris & cvs - Common Lilac	33.98	
32 93 33 00-0633	EA	42" Balled and Burlapped, Syringa vulgaris & cvs - Common Lilac	38.51	
32 93 33 00-0634	EA	48" Balled and Burlapped, Syringa vulgaris & cvs - Common Lilac	43.04	
32 93 33 00-0635	EA	60" Balled and Burlapped, Syringa vulgaris & cvs - Common Lilac	49.84	
32 93 33 00-0636	EA	72" Balled and Burlapped, Syringa vulgaris & cvs - Common Lilac	61.16	
32 93 33 00-0637	EA	5 Gallon Syringa x chinensis & cvs - Chinese Lilac	28.32	
32 93 33 00-0638	EA	36" Balled and Burlapped, Syringa x hyacinthiflora & cvs - Hybrid Lilac	32.85	
32 93 33 00-0639	EA	48" Balled and Burlapped, Syringa x hyacinthiflora & cvs - Hybrid Lilac	43.04	
32 93 33 00-0640	EA	48" Balled and Burlapped, Taxus cuspidata capitata - Capitata Japanese Yew	180.09	
32 93 33 00-0641	EA	54" Balled and Burlapped, Taxus cuspidata capitata - Capitata Japanese Yew	221.61	
32 93 33 00-0642	EA	60" Balled and Burlapped, Taxus cuspidata capitata - Capitata Japanese Yew	222.00	
32 93 33 00-0643	EA	72" Balled and Burlapped, Taxus cuspidata capitata - Capitata Japanese Yew	267.31	
32 93 33 00-0644	EA	18" Balled and Burlapped, Taxus cuspidata cvs - Dwarf & Spreading Japanese Yew	47.57	
32 93 33 00-0645	EA	24" Balled and Burlapped, Taxus cuspidata cvs - Dwarf & Spreading Japanese Yew	62.30	
32 93 33 00-0646	EA	30" Balled and Burlapped, Taxus cuspidata cvs - Dwarf & Spreading Japanese Yew	72.49	
32 93 33 00-0647	EA	36" Balled and Burlapped, Taxus cuspidata cvs - Dwarf & Spreading Japanese Yew	79.29	
32 93 33 00-0648	EA	15" Balled and Burlapped, Taxus x media & cvs - Anglojap Yew	47.57	
32 93 33 00-0649	EA	18" Balled and Burlapped, Taxus x media & cvs - Anglojap Yew	62.30	
32 93 33 00-0650	EA	24" Balled and Burlapped, Taxus x media & cvs - Anglojap Yew	73.62	
32 93 33 00-0651	EA	30" Balled and Burlapped, Taxus x media & cvs - Anglojap Yew	87.21	
32 93 33 00-0652	EA	36" Balled and Burlapped, Taxus x media & cvs - Anglojap Yew	131.39	
32 93 33 00-0653	EA	36" Balled and Burlapped, Thuja occidentalis & cvs - Upright Arborvitae	72.49	
32 93 33 00-0654	EA	48" Balled and Burlapped, Thuja occidentalis & cvs - Upright Arborvitae	97.41	
32 93 33 00-0655	EA	60" Balled and Burlapped, Thuja occidentalis & cvs - Upright Arborvitae	147.24	
32 93 33 00-0656	EA	72" Balled and Burlapped, Thuja occidentalis & cvs - Upright Arborvitae	215.20	
32 93 33 00-0657	EA	84" Balled and Burlapped, Thuja occidentalis & cvs - Upright Arborvitae	246.92	
32 93 33 00-0658	EA	96" Balled and Burlapped, Thuja occidentalis & cvs - Upright Arborvitae	286.56	
32 93 33 00-0659	EA	15" Balled and Burlapped, Thuja occidentalis cvs - Dwarf Arborvitae	31.71	
32 93 33 00-0660	EA	18" Balled and Burlapped, Thuja occidentalis cvs - Dwarf Arborvitae	44.17	
32 93 33 00-0661	EA	24" Balled and Burlapped, Thuja occidentalis cvs - Dwarf Arborvitae	62.30	
32 93 33 00-0662	EA	3' To 4' Viburnum dilatatum - Linden Viburnum	54.15	
32 93 33 00-0663	EA	4' To 5' Viburnum dilatatum - Linden Viburnum	82.62	
32 93 33 00-0664	EA	5' To 6' Viburnum dilatatum - Linden Viburnum	108.42	
32 93 33 00-0665	EA	1 Gallon Viburnum japonicum - Japanese Viburnum	6.57	
32 93 33 00-0666	EA	3 Gallon Viburnum japonicum - Japanese Viburnum	18.01	
32 93 33 00-0667	EA	5 Gallon Viburnum plicatum - Japanese Snowball	32.37	
32 93 33 00-0668	EA	5' To 6' Viburnum plicatum - Japanese Snowball	121.31	
32 93 33 00-0669	EA	2' To 3' Viburnum rhytidophyllum - Leatherleaf Viburnum	56.82	
32 93 33 00-0670	EA	3' To 4' Viburnum rhytidophyllum - Leatherleaf Viburnum	67.04	
32 93 33 00-0671	EA	4' To 5' Viburnum rhytidophyllum - Leatherleaf Viburnum	94.30	
32 93 33 00-0672	EA	30" Balled and Burlapped, Viburnum burkwoodii & cvs - Burkwood Viburnum	62.30	
32 93 33 00-0673	EA	36" Balled and Burlapped, Viburnum burkwoodii & cvs - Burkwood Viburnum	74.76	
32 93 33 00-0674	EA	24" Balled and Burlapped, Viburnum carlesii & cvs - Korean Spice Viburnum	56.63	
32 93 33 00-0675	EA	30" Balled and Burlapped, Viburnum carlesii & cvs - Korean Spice Viburnum	67.96	
32 93 33 00-0676	EA	36" Balled and Burlapped, Viburnum carlesii & cvs - Korean Spice Viburnum	79.29	
32 93 33 00-0677	EA	42" Balled and Burlapped, Viburnum carlesii & cvs - Korean Spice Viburnum	90.61	
32 93 33 00-0678	EA	36" Balled and Burlapped, Viburnum dentatum & cvs - Arrowwood Viburnum	31.71	
32 93 33 00-0679	EA	42" Balled and Burlapped, Viburnum dentatum & cvs - Arrowwood Viburnum	33.98	
32 93 33 00-0680	EA	48" Balled and Burlapped, Viburnum dentatum & cvs - Arrowwood Viburnum	39.64	
32 93 33 00-0681	EA	60" Balled and Burlapped, Viburnum dentatum & cvs - Arrowwood Viburnum	45.31	
32 93 33 00-0682	EA	72" Balled and Burlapped, Viburnum dentatum & cvs - Arrowwood Viburnum	49.84	



MINOR	CSI	UOM	DESCRIPTION	TOTAL DIRECT UNIT COST	DEMOLITION UNIT COST
32 93 33 00-0683	EA	30"	Balled and Burlapped, Viburnum lantana & cvs - Wayfaringtree Viburnum.....	30.58	
32 93 33 00-0684	EA	36"	Balled and Burlapped, Viburnum lantana & cvs - Wayfaringtree Viburnum.....	33.98	
32 93 33 00-0685	EA	42"	Balled and Burlapped, Viburnum lantana & cvs - Wayfaringtree Viburnum.....	43.04	
32 93 33 00-0686	EA	48"	Balled and Burlapped, Viburnum lantana & cvs - Wayfaringtree Viburnum.....	49.84	
32 93 33 00-0687	EA	60"	Balled and Burlapped, Viburnum lantana & cvs - Wayfaringtree Viburnum.....	67.96	
32 93 33 00-0688	EA	72"	Balled and Burlapped, Viburnum lantana & cvs - Wayfaringtree Viburnum.....	81.55	
32 93 33 00-0689	EA	36"	Balled and Burlapped, Viburnum lentago & cvs - Nannyberry Viburnum.....	33.98	
32 93 33 00-0690	EA	48"	Balled and Burlapped, Viburnum lentago & cvs - Nannyberry Viburnum.....	45.31	
32 93 33 00-0691	EA	5'	Balled and Burlapped, Viburnum lentago & cvs - Nannyberry Viburnum.....	56.63	
32 93 33 00-0692	EA	6'	Balled and Burlapped, Viburnum lentago & cvs - Nannyberry Viburnum.....	79.29	
32 93 33 00-0693	EA	7'	Balled and Burlapped, Viburnum lentago & cvs - Nannyberry Viburnum.....	113.27	
32 93 33 00-0694	EA	8'	Balled and Burlapped, Viburnum lentago & cvs - Nannyberry Viburnum.....	158.57	
32 93 33 00-0695	EA	9'	Balled and Burlapped, Viburnum lentago & cvs - Nannyberry Viburnum.....	203.88	
32 93 33 00-0696	EA	30"	Balled and Burlapped, Viburnum plicatum tomentosum & cvs - Doublefile Viburnum.....	40.78	
32 93 33 00-0697	EA	36"	Balled and Burlapped, Viburnum plicatum tomentosum & cvs - Doublefile Viburnum.....	45.31	
32 93 33 00-0698	EA	36"	Balled and Burlapped, Viburnum prunifolium & cvs - Blackhaw Viburnum.....	81.55	
32 93 33 00-0699	EA	48"	Balled and Burlapped, Viburnum prunifolium & cvs - Blackhaw Viburnum.....	124.59	
32 93 33 00-0700	EA	60"	Balled and Burlapped, Viburnum prunifolium & cvs - Blackhaw Viburnum.....	158.57	
32 93 33 00-0701	EA	72"	Balled and Burlapped, Viburnum prunifolium & cvs - Blackhaw Viburnum.....	192.55	
32 93 33 00-0702	EA	84"	Balled and Burlapped, Viburnum prunifolium & cvs - Blackhaw Viburnum.....	237.86	
32 93 33 00-0703	EA	96"	Balled and Burlapped, Viburnum prunifolium & cvs - Blackhaw Viburnum.....	283.16	
32 93 33 00-0704	EA	108"	Balled and Burlapped, Viburnum prunifolium & cvs - Blackhaw Viburnum.....	339.80	
32 93 33 00-0705	EA	120"	Balled and Burlapped, Viburnum prunifolium & cvs - Blackhaw Viburnum.....	396.43	
32 93 33 00-0706	EA	30"	Balled and Burlapped, Viburnum sargentii & cvs - Sargent Viburnum.....	34.55	
32 93 33 00-0707	EA	36"	Balled and Burlapped, Viburnum sargentii & cvs - Sargent Viburnum.....	37.94	
32 93 33 00-0708	EA	48"	Balled and Burlapped, Viburnum sargentii & cvs - Sargent Viburnum.....	43.04	
32 93 33 00-0709	EA	60"	Balled and Burlapped, Viburnum sargentii & cvs - Sargent Viburnum.....	49.84	
32 93 33 00-0710	EA	72"	Balled and Burlapped, Viburnum sargentii & cvs - Sargent Viburnum.....	57.20	
32 93 33 00-0711	EA	18"	Balled and Burlapped, Viburnum trilobum & cvs - American Cranberry Viburnum.....	32.85	
32 93 33 00-0712	EA	24"	Balled and Burlapped, Viburnum trilobum & cvs - American Cranberry Viburnum.....	39.64	
32 93 33 00-0713	EA	30"	Balled and Burlapped, Viburnum trilobum & cvs - American Cranberry Viburnum.....	47.57	
32 93 33 00-0714	EA	36"	Balled and Burlapped, Viburnum trilobum & cvs - American Cranberry Viburnum.....	54.37	
32 93 33 00-0715	EA	42"	Balled and Burlapped, Viburnum trilobum & cvs - American Cranberry Viburnum.....	65.69	
32 93 33 00-0716	EA	48"	Balled and Burlapped, Viburnum trilobum & cvs - American Cranberry Viburnum.....	72.49	
32 93 33 00-0717	EA	30"	Balled and Burlapped, Viburnum x carcephalum & cvs - Fragrant Viburnum.....	56.63	
32 93 33 00-0718	EA	36"	Balled and Burlapped, Viburnum x carcephalum & cvs - Fragrant Viburnum.....	67.96	
32 93 33 00-0719	EA	42"	Balled and Burlapped, Viburnum x carcephalum & cvs - Fragrant Viburnum.....	79.29	
32 93 33 00-0720	EA	48"	Balled and Burlapped, Viburnum x carcephalum & cvs - Fragrant Viburnum.....	90.61	
32 93 33 00-0721	EA	60"	Balled and Burlapped, Viburnum x carcephalum & cvs - Fragrant Viburnum.....	101.94	
32 93 33 00-0722	EA	30"	Balled and Burlapped, Viburnum x juddii & cvs - Judd Viburnum.....	72.49	
32 93 33 00-0723	EA	36"	Balled and Burlapped, Viburnum x juddii & cvs - Judd Viburnum.....	81.55	
32 93 33 00-0724	EA	42"	Balled and Burlapped, Viburnum x juddii & cvs - Judd Viburnum.....	92.88	
32 93 33 00-0725	EA	48"	Balled and Burlapped, Viburnum x juddii & cvs - Judd Viburnum.....	106.47	
32 93 33 00-0726	EA	2'	To 3' Viburnum opulus "Roseum" - Fragrant Snowball.....	67.04	
32 93 33 00-0727	EA	3'	To 4' Viburnum opulus "Roseum" - Fragrant Snowball.....	82.62	
32 93 33 00-0728	EA	4'	To 5' Viburnum opulus "Roseum" - Fragrant Snowball.....	121.31	
32 93 33 00-0729	EA	5	Gallon Weigela florida & cvs - Old Fashioned Weigela.....	37.38	
32 93 33 00-0730	EA	24"	Balled and Burlapped, Weigela florida & cvs - Old Fashioned Weigela.....	33.98	
32 93 33 00-0731	EA	30"	Balled and Burlapped, Weigela florida & cvs - Old Fashioned Weigela.....	38.51	
32 93 33 00-0732	EA	36"	Balled and Burlapped, Weigela florida & cvs - Old Fashioned Weigela.....	43.04	
32 93 33 00-0733	EA	42"	Balled and Burlapped, Weigela florida & cvs - Old Fashioned Weigela.....	49.84	
32 93 33 00-0734	EA	48"	Balled and Burlapped, Weigela florida & cvs - Old Fashioned Weigela.....	56.63	
32 93 33 00-0735	EA	1	Gallon Xylosma congestum - Shiny Xylosma.....	7.79	
32 93 33 00-0736	EA	5	Gallon Xylosma congestum - Shiny Xylosma.....	22.02	
32 93 33 00-0737	EA	15	Gallon Xylosma congestum - Shiny Xylosma.....	96.86	
32 93 33 00-0738	EA	1	Gallon Yucca aloifolia - Spanish Bayonet.....	6.57	
32 93 33 00-0739	EA	3	Gallon Yucca aloifolia - Spanish Bayonet.....	17.40	
32 93 33 00-0740	EA	1	Gallon Yucca filamentosa - Adams Needle.....	9.13	
32 93 33 00-0741	EA	3	Gallon Yucca filamentosa - Adams Needle.....	17.76	
32 93 33 00-0742	EA	5	Gallon Yucca filamentosa - Adams Needle.....	28.11	
32 93 33 00-0743	EA	5	Gallon Border Forsythia - Goldenbells.....	31.27	
32 93 33 00-0744	EA	2'	To 3' Border Forsythia - Goldenbells.....	25.80	
32 93 33 00-0745	EA	3'	To 4' Border Forsythia - Goldenbells.....	32.61	
32 93 33 00-0746	EA	4'	To 5' Border Forsythia - Goldenbells.....	40.64	
32 93 33 00-0747	EA	5'	To 6' Border Forsythia - Goldenbells.....	48.79	
32 93 33 00-0748	EA	6'	To 8' Border Forsythia - Goldenbells.....	67.04	
32 93 33 00-0749	EA	3'	Juniperus chinensis - Columnar Chinese Juniper.....	66.43	
32 93 33 00-0750	EA	4'	Juniperus chinensis - Columnar Chinese Juniper.....	91.18	
32 93 33 00-0751	EA	5'	Juniperus chinensis - Columnar Chinese Juniper.....	143.28	
32 93 33 00-0752	EA	6'	Juniperus chinensis - Columnar Chinese Juniper.....	166.73	
32 93 33 00-0753	EA	7'	Juniperus chinensis - Columnar Chinese Juniper.....	218.83	
32 93 33 00-0754	EA	2	Gallon Chrysobalanus icaco - Cocoplum Red Tip.....	13.03	
32 93 33 00-0755	EA	3	Gallon Chrysobalanus icaco - Cocoplum Red Tip.....	18.24	
32 93 33 00-0756	EA	5	Gallon Chrysobalanus icaco - Cocoplum Red Tip.....	44.16	
32 93 33 00-0757	EA	2	Gallon Chrysobalanus icaco - Cocoplum Green Tip.....	13.03	
32 93 33 00-0758	EA	3	Gallon Chrysobalanus icaco - Cocoplum Green Tip.....	18.24	
32 93 33 00-0759	EA		Beile Poitvine Roses.....	52.10	
32 93 33 00-0760	EA	3	Gallon Bird Of Paradise.....	23.45	
32 93 33 00-0761	EA	5	Gallon Bird Of Paradise.....	36.47	
32 93 33 00-0762	EA	7	Gallon Bird Of Paradise.....	49.50	
32 93 33 00-0763	EA	10	Gallon Bird Of Paradise.....	98.99	

32 Exterior Improvements

32 90 Planting

32 93 Plants



MINOR
CSI UOM DESCRIPTION

TOTAL DIRECT DEMOLITION
UNIT COST UNIT COST

32 93 33 00-0764	EA	18" Bonica Roses	59.92	
32 93 33 00-0765	EA	1 Gallon Burmese Grape	10.42	
32 93 33 00-0766	EA	5 Gallon Burmese Grape	28.66	
32 93 33 00-0767	EA	15 Gallon Burmese Grape	106.81	
32 93 33 00-0768	EA	6" To 9" Canby Paxistima	20.84	
32 93 33 00-0769	EA	9" To 12" Canby Paxistima	26.05	
32 93 33 00-0770	EA	12" To 15" Canby Paxistima	33.67	
32 93 33 00-0771	EA	5 Gallon Chastetree	36.47	
32 93 33 00-0772	EA	3' Chinese Lilac	52.10	
32 93 33 00-0773	EA	4' Chinese Lilac	65.13	
32 93 33 00-0774	EA	5' Chinese Lilac	88.57	
32 93 33 00-0775	EA	1 Gallon Christmas Berry	13.03	
32 93 33 00-0776	EA	2 Gallon Christmas Berry	28.66	
32 93 33 00-0777	EA	5 Gallon Christmas Berry	41.68	
32 93 33 00-0778	EA	15 Gallon Christmas Berry	192.78	
32 93 33 00-0779	EA	1 Gallon Concha Wild Lilac	10.42	
32 93 33 00-0780	EA	5 Gallon Concha Wild Lilac	26.05	
32 93 33 00-0781	EA	1 Gallon Flower Carpet Roses	26.05	
32 93 33 00-0782	EA	3 Gallon Flower Carpet Roses	49.50	
32 93 33 00-0783	EA	Goldfinger Potentillas	41.68	
32 93 33 00-0784	EA	Green Mound Alpine Currents	52.10	
32 93 33 00-0785	EA	24" Gro-Low Sumacs	52.10	
32 93 33 00-0786	EA	3 Gallon Heliconia	23.45	
32 93 33 00-0787	EA	1' Ibolium Private	2.61	
32 93 33 00-0788	EA	2' Ibolium Private	10.42	
32 93 33 00-0789	EA	3' Ibolium Private	18.24	
32 93 33 00-0790	EA	5 Gallon Japanese Privit	28.66	
32 93 33 00-0791	EA	24" Spirea - Little Princess	54.71	
32 93 33 00-0792	EA	2' Longstalk Holly	52.10	
32 93 33 00-0793	EA	2-1/2' Longstalk Holly	70.34	
32 93 33 00-0794	EA	3' Longstalk Holly	88.57	
32 93 33 00-0795	EA	3-1/2' Longstalk Holly	98.99	
32 93 33 00-0796	EA	3 Gallon Low Dense Pyracantha	26.05	
32 93 33 00-0797	EA	1 Gallon Pacific Wax Myrtle	7.82	
32 93 33 00-0798	EA	5 Gallon Pacific Wax Myrtle	26.05	
32 93 33 00-0799	EA	1 Gallon Red Escallonia	7.82	
32 93 33 00-0800	EA	5 Gallon Red Escallonia	26.05	
32 93 33 00-0801	EA	15 Gallon Red Escallonia	106.81	
32 93 33 00-0802	EA	24" Smooth Hydrangeas	62.52	
32 93 33 00-0803	EA	15" To 18" Somerset Burkwood Daphne	41.68	
32 93 33 00-0804	EA	18" To 24" Somerset Burkwood Daphne	54.71	
32 93 33 00-0805	EA	1 Gallon Spring Bouquet Laurustinis	7.82	
32 93 33 00-0806	EA	5 Gallon Spring Bouquet Laurustinis	28.66	
32 93 33 00-0807	EA	15" To 18" Summersweet	31.26	
32 93 33 00-0808	EA	18" To 24" Summersweet	36.47	
32 93 33 00-0809	EA	2' Sweet Shrubs	41.68	
32 93 33 00-0810	EA	3' Sweet Shrubs	54.71	
32 93 33 00-0811	EA	1 Gallon Variegated Silverberry	7.82	
32 93 33 00-0812	EA	3 Gallon Variegated Silverberry	18.24	
32 93 33 00-0813	EA	15 Gallon Variegated Silverberry	106.81	
32 93 33 00-0814	EA	1 Gallon Variegated Winter Daphne	13.03	
32 93 33 00-0815	EA	5 Gallon Variegated Winter Daphne	41.68	
32 93 33 00-0816	EA	15 Gallon Variegated Winter Daphne	192.78	
32 93 33 00-0817	EA	2' To 3' Virginia Sweetspire	91.18	
32 93 33 00-0818	EA	1 Gallon Warminster Broom	13.03	
32 93 33 00-0819	EA	2 Gallon Warminster Broom	26.05	
32 93 33 00-0820	EA	5 Gallon Warminster Broom	36.47	
32 93 33 00-0821	EA	1 Gallon Callistemon citrinus ' Little John' - Dwarf Bottle Bush	8.01	
32 93 33 00-0822	EA	5 Gallon Callistemon citrinus ' Little John' - Dwarf Bottle Bush	24.66	
32 93 33 00-0823	EA	15 Gallon Callistemon citrinus ' Little John' - Dwarf Bottle Bush	80.14	
32 93 33 00-0824	EA	1 Gallon Dendromecon harfordii - Island Bush Poppy	20.55	
32 93 33 00-0825	EA	5 Gallon Dendromecon harfordii - Island Bush Poppy	51.37	
32 93 33 00-0826	EA	5 Gallon Senna artemisioides - Feathery Cassia	24.66	
32 93 33 00-0827	EA	15 Gallon Senna artemisioides - Feathery Cassia	98.12	
32 93 33 00-0828	EA	24" Box Senna artemisioides - Feathery Cassia	308.22	

32 93 43 Trees (32 93)

Note: (cvs = cultivar) materials only. See CSI section 32 93 83 00-0001 for installation and planting of trees.

32 93 43 00-0001 Deciduous Ornamental Trees (32 93 43)

Note: All trees listed by caliper of trunk or height of tree if field grown, dug with spade, balled and burlapped and delivered to site.

32 93 43 00-0002	EA	6' Clump Form Acer ginnala & cvs - Amur Maple	311.80	
32 93 43 00-0003	EA	7' Clump Form Acer ginnala & cvs - Amur Maple	381.09	
32 93 43 00-0004	EA	8' Clump Form Acer ginnala & cvs - Amur Maple	433.05	
32 93 43 00-0005	EA	10' Clump Form Acer ginnala & cvs - Amur Maple	502.34	
32 93 43 00-0006	EA	12' Clump Form Acer ginnala & cvs - Amur Maple	571.63	
32 93 43 00-0007	EA	14' Clump Form Acer ginnala & cvs - Amur Maple	675.56	
32 93 43 00-0008	EA	1-1/2" To 2" Caliper Acer griseum - Paperbark Maple	236.13	
32 93 43 00-0009	EA	2" To 2-1/2" Caliper Acer griseum - Paperbark Maple	1,108.62	
32 93 43 00-0010	EA	2-1/2" To 3" Caliper Acer griseum - Paperbark Maple	1,385.77	



		Exterior Improvements	32
		Planting	32 90
		Plants	32 93

MINOR	CSI	UOM	DESCRIPTION	TOTAL DIRECT UNIT COST	DEMOLITION UNIT COST
32 93 43 00-0011	EA		5' Clump Form Acer griseum - Paperbark Maple.....	277.15	
32 93 43 00-0012	EA		1-1/2" Caliper Aesculus californica - California Buckeye.....	692.89	
32 93 43 00-0013	EA		2" Caliper Aesculus californica - California Buckeye.....	900.75	
32 93 43 00-0014	EA		2-1/2" Caliper Aesculus californica - California Buckeye.....	1,039.33	
32 93 43 00-0015	EA		3" Caliper Aesculus californica - California Buckeye.....	1,177.91	
32 93 43 00-0016	EA		3-1/2" Caliper Aesculus californica - California Buckeye.....	1,385.77	
32 93 43 00-0017	EA		6' Albizia julibrissin - Silk Tree.....	690.77	
32 93 43 00-0018	EA		8' Albizia julibrissin - Silk Tree.....	921.02	
32 93 43 00-0019	EA		10' Albizia julibrissin - Silk Tree.....	1,151.28	
32 93 43 00-0020	EA		12' Albizia julibrissin - Silk Tree.....	1,381.54	
32 93 43 00-0021	EA		36" Balled and Burlapped, Amelanchier alnifolia & cvs - Saskatoon Serviceberry.....	90.61	
32 93 43 00-0022	EA		48" Balled and Burlapped, Amelanchier alnifolia & cvs - Saskatoon Serviceberry.....	113.27	
32 93 43 00-0023	EA		60" Balled and Burlapped, Amelanchier alnifolia & cvs - Saskatoon Serviceberry.....	140.45	
32 93 43 00-0024	EA		60" Balled and Burlapped, Amelanchier arborea & cvs - Downy Serviceberry.....	113.27	
32 93 43 00-0025	EA		72" Balled and Burlapped, Amelanchier arborea & cvs - Downy Serviceberry.....	135.92	
32 93 43 00-0026	EA		7' Balled and Burlapped, Amelanchier arborea & cvs - Downy Serviceberry.....	158.57	
32 93 43 00-0027	EA		8' Balled and Burlapped, Amelanchier arborea & cvs - Downy Serviceberry.....	181.22	
32 93 43 00-0028	EA		5' Balled and Burlapped, Amelanchier canadensis & cvs - Shadblow Serviceberry.....	203.88	
32 93 43 00-0029	EA		6' Balled and Burlapped, Amelanchier canadensis & cvs - Shadblow Serviceberry.....	226.53	
32 93 43 00-0030	EA		7' Balled and Burlapped, Amelanchier canadensis & cvs - Shadblow Serviceberry.....	260.51	
32 93 43 00-0031	EA		8' Balled and Burlapped, Amelanchier canadensis & cvs - Shadblow Serviceberry.....	294.49	
32 93 43 00-0032	EA		9' Balled and Burlapped, Amelanchier canadensis & cvs - Shadblow Serviceberry.....	339.80	
32 93 43 00-0033	EA		1-1/2" Caliper Amelanchier x grandiflora & cvs - Apple Serviceberry.....	346.44	
32 93 43 00-0034	EA		2" Caliper Amelanchier x grandiflora & cvs - Apple Serviceberry.....	485.02	
32 93 43 00-0035	EA		2-1/2" Caliper Amelanchier x grandiflora & cvs - Apple Serviceberry.....	519.67	
32 93 43 00-0036	EA		3" Caliper Amelanchier x grandiflora & cvs - Apple Serviceberry.....	606.28	
32 93 43 00-0037	EA		6" Clump Form Amelanchier x grandiflora & cvs - Apple Serviceberry.....	433.05	
32 93 43 00-0038	EA		7" Clump Form Amelanchier x grandiflora & cvs - Apple Serviceberry.....	519.67	
32 93 43 00-0039	EA		8" Clump Form Amelanchier x grandiflora & cvs - Apple Serviceberry.....	606.28	
32 93 43 00-0040	EA		10' Clump Form Amelanchier x grandiflora & cvs - Apple Serviceberry.....	692.89	
32 93 43 00-0041	EA		12' Clump Form Amelanchier x grandiflora & cvs - Apple Serviceberry.....	779.50	
32 93 43 00-0042	EA		14' Clump Form Amelanchier x grandiflora & cvs - Apple Serviceberry.....	866.11	
32 93 43 00-0043	EA		7' Balled and Burlapped, Amelanchier laevis & cvs - Allegheny Serviceberry.....	260.51	
32 93 43 00-0044	EA		8' Balled and Burlapped, Amelanchier laevis & cvs - Allegheny Serviceberry.....	305.82	
32 93 43 00-0045	EA		9' Balled and Burlapped, Amelanchier laevis & cvs - Allegheny Serviceberry.....	351.12	
32 93 43 00-0046	EA		10' Balled and Burlapped, Amelanchier laevis & cvs - Allegheny Serviceberry.....	385.10	
32 93 43 00-0047	EA		30" Balled and Burlapped, Amelanchier stolonifera & cvs - Running Serviceberry.....	90.61	
32 93 43 00-0048	EA		48" Balled and Burlapped, Amelanchier stolonifera & cvs - Running Serviceberry.....	192.55	
32 93 43 00-0049	EA		60" Balled and Burlapped, Amelanchier stolonifera & cvs - Running Serviceberry.....	249.18	
32 93 43 00-0050	EA		2' To 4' Amelemchier - Juneberry.....	27.58	
32 93 43 00-0051	EA		4' To 5' Amelemchier - Juneberry.....	28.93	
32 93 43 00-0052	EA		5' To 6' Amelemchier - Juneberry.....	34.45	
32 93 43 00-0053	EA		6' To 8' Amelemchier - Juneberry.....	41.10	
32 93 43 00-0054	EA		15 Gallon Chilopsis linearis - Desert Willow.....	57.68	
32 93 43 00-0055	EA		24" Box Chilopsis linearis - Desert Willow.....	185.74	
32 93 43 00-0056	EA		36" Box Chilopsis linearis - Desert Willow.....	488.79	
32 93 43 00-0057	EA		15 Gallon Chionanthus retusus - Chinese Fringe Tree.....	57.68	
32 93 43 00-0058	EA		24" Box Chionanthus retusus - Chinese Fringe Tree.....	156.41	
32 93 43 00-0059	EA		36" Box Chionanthus retusus - Chinese Fringe Tree.....	537.67	
32 93 43 00-0060	EA		1-1/2" Caliper Arbutus menziesii - Madrona.....	500.56	
32 93 43 00-0061	EA		2" Caliper Arbutus menziesii - Madrona.....	650.72	
32 93 43 00-0062	EA		2-1/2" Caliper Arbutus menziesii - Madrona.....	750.83	
32 93 43 00-0063	EA		3" Caliper Arbutus menziesii - Madrona.....	850.95	
32 93 43 00-0064	EA		3-1/2" Caliper Arbutus menziesii - Madrona.....	1,001.11	
32 93 43 00-0065	EA		1 Gallon Arbutus 'Marina' - Marina Strawberry Tree.....	6.35	
32 93 43 00-0066	EA		5 Gallon Arbutus 'Marina' - Marina Strawberry Tree.....	23.95	
32 93 43 00-0067	EA		15 Gallon Arbutus 'Marina' - Marina Strawberry Tree.....	77.23	
32 93 43 00-0068	EA		24" Box Arbutus 'Marina' - Marina Strawberry Tree.....	185.74	
32 93 43 00-0069	EA		36" Box Arbutus 'Marina' - Marina Strawberry Tree.....	597.41	
32 93 43 00-0070	EA		1 Gallon Arbutus unedo - Strawberry Tree.....	5.87	
32 93 43 00-0071	EA		5 Gallon Arbutus unedo - Strawberry Tree.....	17.60	
32 93 43 00-0072	EA		15 Gallon Arbutus unedo - Strawberry Tree.....	77.23	
32 93 43 00-0073	EA		24" Box Arbutus unedo - Strawberry Tree.....	185.74	
32 93 43 00-0074	EA		36" Box Arbutus unedo - Strawberry Tree.....	537.67	
32 93 43 00-0075	EA		3' Clump Form Asimina triloba - Paw-Paw.....	242.51	
32 93 43 00-0076	EA		4' Clump Form Asimina triloba - Paw-Paw.....	277.15	
32 93 43 00-0077	EA		5' Clump Form Asimina triloba - Paw-Paw.....	381.09	
32 93 43 00-0078	EA		6' Brachychiton acerifolius - Flame Tree.....	690.77	
32 93 43 00-0079	EA		8' Brachychiton acerifolius - Flame Tree.....	921.02	
32 93 43 00-0080	EA		10' Brachychiton acerifolius - Flame Tree.....	1,151.28	
32 93 43 00-0081	EA		12' Brachychiton acerifolius - Flame Tree.....	1,381.54	
32 93 43 00-0082	EA		1 Gallon Callistemon salignus - White BottleBrush.....	3.42	
32 93 43 00-0083	EA		5 Gallon Callistemon salignus - White BottleBrush.....	9.78	
32 93 43 00-0084	EA		15 Gallon Callistemon salignus - White BottleBrush.....	38.13	
32 93 43 00-0085	EA		24" Box Callistemon salignus - White BottleBrush.....	156.41	
32 93 43 00-0086	EA		5 Gallon Calodendrum capense - Cape Chestnut.....	43.17	
32 93 43 00-0087	EA		15 Gallon Calodendrum capense - Cape Chestnut.....	172.69	
32 93 43 00-0088	EA		24" Box Calodendrum capense - Cape Chestnut.....	647.60	
32 93 43 00-0089	EA		1-1/2" Caliper Carpinus caroliniana - American Hornbeam Ironwood.....	519.67	
32 93 43 00-0090	EA		2" Caliper Carpinus caroliniana - American Hornbeam Ironwood.....	606.28	
32 93 43 00-0091	EA		2-1/2" Caliper Carpinus caroliniana - American Hornbeam Ironwood.....	779.50	

32 Exterior Improvements

32 90 Planting

32 93 Plants



MINOR
CSI UOM DESCRIPTION

TOTAL DIRECT DEMOLITION
UNIT COST UNIT COST

32 93 43 00-0092	EA	5' Clump Form Carpinus caroliniana - American Hornbeam Ironwood	311.80	
32 93 43 00-0093	EA	6' Clump Form Carpinus caroliniana - American Hornbeam Ironwood	381.09	
32 93 43 00-0094	EA	7' Clump Form Carpinus caroliniana - American Hornbeam Ironwood	519.67	
32 93 43 00-0095	EA	8' Clump Form Carpinus caroliniana - American Hornbeam Ironwood	606.28	
32 93 43 00-0096	EA	10' Clump Form Carpinus caroliniana - American Hornbeam Ironwood	727.53	
32 93 43 00-0097	EA	12' Clump Form Carpinus caroliniana - American Hornbeam Ironwood	883.43	
32 93 43 00-0098	EA	14' Clump Form Carpinus caroliniana - American Hornbeam Ironwood	1,004.69	
32 93 43 00-0099	EA	8' Cassia leptophlia - Gold Medallion Tree	374.17	
32 93 43 00-0100	EA	10' Cassia leptophlia - Gold Medallion Tree	474.90	
32 93 43 00-0101	EA	12' Cassia leptophlia - Gold Medallion Tree	575.64	
32 93 43 00-0102	EA	5 Gallon Celtis Sinensis - Chinese Hackberry	42.23	
32 93 43 00-0103	EA	15 Gallon Celtis Sinensis - Chinese Hackberry	111.34	
32 93 43 00-0104	EA	24" Box Celtis Sinensis - Chinese Hackberry	364.74	
32 93 43 00-0105	EA	36" Box Celtis Sinensis - Chinese Hackberry	1,065.43	
32 93 43 00-0106	EA	15 Gallon Cercis canadensis - American Redbud, Eastern Redbud	77.23	
32 93 43 00-0107	EA	24" Box Cercis canadensis - American Redbud, Eastern Redbud	185.74	
32 93 43 00-0108	EA	36" Box Cercis canadensis - American Redbud, Eastern Redbud	488.79	
32 93 43 00-0109	EA	1 Gallon Cercis occidentalis - Western Redbud	6.35	
32 93 43 00-0110	EA	5 Gallon Cercis occidentalis - Western Redbud	23.95	
32 93 43 00-0111	EA	15 Gallon Cercis occidentalis - Western Redbud	77.23	
32 93 43 00-0112	EA	24" Box Cercis occidentalis - Western Redbud	185.74	
32 93 43 00-0113	EA	36" Box Cercis occidentalis - Western Redbud	537.67	
32 93 43 00-0114	EA	1 Gallon Chitalpa tashkentensis - Chitalpa	4.40	
32 93 43 00-0115	EA	5 Gallon Chitalpa tashkentensis - Chitalpa	13.69	
32 93 43 00-0116	EA	15 Gallon Chitalpa tashkentensis - Chitalpa	47.90	
32 93 43 00-0117	EA	24" Box Chitalpa tashkentensis - Chitalpa	156.41	
32 93 43 00-0118	EA	36" Box Chitalpa tashkentensis - Chitalpa	439.91	
32 93 43 00-0119	EA	5' To 6' Chaenomeles - Orange Quince	109.43	
32 93 43 00-0120	EA	6' To 8' Chaenomeles - Orange Quince	136.78	
32 93 43 00-0121	EA	1-1/2" Caliper Chilopsis linearis - Desert Willow	558.37	
32 93 43 00-0122	EA	2" Caliper Chilopsis linearis - Desert Willow	670.62	
32 93 43 00-0123	EA	2-1/2" Caliper Chilopsis linearis - Desert Willow	713.79	
32 93 43 00-0124	EA	3" Caliper Chilopsis linearis - Desert Willow	791.50	
32 93 43 00-0125	EA	5 Gallon Chionanthus retusus - Chinese Fringe Tree	28.78	
32 93 43 00-0126	EA	15 Gallon Chionanthus retusus - Chinese Fringe Tree	115.13	
32 93 43 00-0127	EA	24" Box Chionanthus retusus - Chinese Fringe Tree	575.64	
32 93 43 00-0128	EA	6' Chionanthus virginicus - White Fringe Tree	345.38	
32 93 43 00-0129	EA	8' Chionanthus virginicus - White Fringe Tree	557.77	
32 93 43 00-0130	EA	10' Chionanthus virginicus - White Fringe Tree	776.90	
32 93 43 00-0131	EA	5' Clump Form Chionanthus virginicus - White Fringetree	346.44	
32 93 43 00-0132	EA	6' Clump Form Chionanthus virginicus - White Fringetree	433.05	
32 93 43 00-0133	EA	7' Clump Form Chionanthus virginicus - White Fringetree	554.31	
32 93 43 00-0134	EA	4' To 5' Cornus - Pink Or Red Flowering Dogwood	125.06	
32 93 43 00-0135	EA	5' To 6' Cornus - Pink Or Red Flowering Dogwood	156.32	
32 93 43 00-0136	EA	6' To 7' Cornus - Pink Or Red Flowering Dogwood	218.85	
32 93 43 00-0137	EA	7' To 8' Cornus - Pink Or Red Flowering Dogwood	281.38	
32 93 43 00-0138	EA	4' To 5' Cornus - White Flowering Dogwood	83.37	
32 93 43 00-0139	EA	5' To 6' Cornus - White Flowering Dogwood	125.06	
32 93 43 00-0140	EA	6' To 7' Cornus - White Flowering Dogwood	175.08	
32 93 43 00-0141	EA	3' To 4' Cornus kousa - Japanese Dogwood	83.37	
32 93 43 00-0142	EA	4' To 5' Cornus kousa - Japanese Dogwood	95.88	
32 93 43 00-0143	EA	5' To 6' Cornus kousa - Japanese Dogwood	125.06	
32 93 43 00-0144	EA	6' To 8' Cornus kousa - Japanese Dogwood	183.42	
32 93 43 00-0145	EA	8' To 10' Cornus kousa - Japanese Dogwood	250.11	
32 93 43 00-0146	EA	1-1/2" Caliper Cornus alternifolia & cvs - Pagoda Dogwood	398.41	
32 93 43 00-0147	EA	2" Caliper Cornus alternifolia & cvs - Pagoda Dogwood	485.02	
32 93 43 00-0148	EA	4' Clump Form Cornus alternifolia & cvs - Pagoda Dogwood	190.54	
32 93 43 00-0149	EA	5' Clump Form Cornus alternifolia & cvs - Pagoda Dogwood	242.51	
32 93 43 00-0150	EA	6' Clump Form Cornus alternifolia & cvs - Pagoda Dogwood	277.15	
32 93 43 00-0151	EA	7' Clump Form Cornus alternifolia & cvs - Pagoda Dogwood	311.80	
32 93 43 00-0152	EA	8' Clump Form Cornus alternifolia & cvs - Pagoda Dogwood	381.09	
32 93 43 00-0153	EA	4' Clump Form Cornus mas & cvs - Corneliancherry Dogwood	190.54	
32 93 43 00-0154	EA	5' Clump Form Cornus mas & cvs - Corneliancherry Dogwood	242.51	
32 93 43 00-0155	EA	6' Clump Form Cornus mas & cvs - Corneliancherry Dogwood	294.48	
32 93 43 00-0156	EA	7' Clump Form Cornus mas & cvs - Corneliancherry Dogwood	346.44	
32 93 43 00-0157	EA	8' Clump Form Cornus mas & cvs - Corneliancherry Dogwood	485.02	
32 93 43 00-0158	EA	1-1/2" Caliper Cornus mas & cvs - Corneliancherry Dogwood	433.05	
32 93 43 00-0159	EA	2" Caliper Cornus mas & cvs - Corneliancherry Dogwood	519.67	
32 93 43 00-0160	EA	2-1/2" Caliper Cornus mas & cvs - Corneliancherry Dogwood	606.28	
32 93 43 00-0161	EA	1-1/2" Caliper Crataegus crusgalli inermis & cvs - Thornless Cockspur Hawthorn	346.44	
32 93 43 00-0162	EA	2" Caliper Crataegus crusgalli inermis & cvs - Thornless Cockspur Hawthorn	433.05	
32 93 43 00-0163	EA	2-1/2" Caliper Crataegus crusgalli inermis & cvs - Thornless Cockspur Hawthorn	536.99	
32 93 43 00-0164	EA	3" Caliper Crataegus crusgalli inermis & cvs - Thornless Cockspur Hawthorn	606.28	
32 93 43 00-0165	EA	3-1/2" Caliper Crataegus crusgalli inermis & cvs - Thornless Cockspur Hawthorn	692.89	
32 93 43 00-0166	EA	4" Caliper Crataegus crusgalli inermis & cvs - Thornless Cockspur Hawthorn	779.50	
32 93 43 00-0167	EA	6' Clump Form Crataegus crusgalli inermis & cvs - Thornless Cockspur Hawthorn	346.44	
32 93 43 00-0168	EA	7' Clump Form Crataegus crusgalli inermis & cvs - Thornless Cockspur Hawthorn	415.73	
32 93 43 00-0169	EA	8' Clump Form Crataegus crusgalli inermis & cvs - Thornless Cockspur Hawthorn	485.02	
32 93 43 00-0170	EA	10' Clump Form Crataegus crusgalli inermis & cvs - Thornless Cockspur Hawthorn	606.28	
32 93 43 00-0171	EA	12' Clump Form Crataegus crusgalli inermis & cvs - Thornless Cockspur Hawthorn	779.50	
32 93 43 00-0172	EA	5 Gallon Crataegus phaenopyrum - Washington Hawthorn	42.23	



MINOR	CSI	UOM	DESCRIPTION	TOTAL DIRECT UNIT COST	DEMOLITION UNIT COST
32 93 43 00-0173	EA		15 Gallon Crataegus phaenopyrum - Washington Hawthorn.....	111.34	
32 93 43 00-0174	EA		24" Box Crataegus phaenopyrum - Washington Hawthorn.....	364.74	
32 93 43 00-0175	EA		36" Box Crataegus phaenopyrum - Washington Hawthorn.....	1,065.43	
32 93 43 00-0176	EA		1-1/2" Caliper Crataegus phaenopyrum & cvs - Washington Hawthorn.....	277.15	
32 93 43 00-0177	EA		2" Caliper Crataegus phaenopyrum & cvs - Washington Hawthorn.....	311.80	
32 93 43 00-0178	EA		2-1/2" Caliper Crataegus phaenopyrum & cvs - Washington Hawthorn.....	346.44	
32 93 43 00-0179	EA		3" Caliper Crataegus phaenopyrum & cvs - Washington Hawthorn.....	398.41	
32 93 43 00-0180	EA		3-1/2" Caliper Crataegus phaenopyrum & cvs - Washington Hawthorn.....	519.67	
32 93 43 00-0181	EA		4" Caliper Crataegus phaenopyrum & cvs - Washington Hawthorn.....	588.95	
32 93 43 00-0182	EA		6' Clump Form Crataegus phaenopyrum & cvs - Washington Hawthorn.....	242.51	
32 93 43 00-0183	EA		7' Clump Form Crataegus phaenopyrum & cvs - Washington Hawthorn.....	294.48	
32 93 43 00-0184	EA		8' Clump Form Crataegus phaenopyrum & cvs - Washington Hawthorn.....	346.44	
32 93 43 00-0185	EA		10' Clump Form Crataegus phaenopyrum & cvs - Washington Hawthorn.....	433.05	
32 93 43 00-0186	EA		12' Clump Form Crataegus phaenopyrum & cvs - Washington Hawthorn.....	536.99	
32 93 43 00-0187	EA		14' Clump Form Crataegus phaenopyrum & cvs - Washington Hawthorn.....	640.92	
32 93 43 00-0188	EA		16' Clump Form Crataegus phaenopyrum & cvs - Washington Hawthorn.....	744.85	
32 93 43 00-0189	EA		1-1/2" Caliper Crataegus viridis - Winter King Hawthorn.....	277.15	
32 93 43 00-0190	EA		2" Caliper Crataegus viridis - Winter King Hawthorn.....	311.80	
32 93 43 00-0191	EA		2-1/2" Caliper Crataegus viridis - Winter King Hawthorn.....	433.05	
32 93 43 00-0192	EA		3" Caliper Crataegus viridis - Winter King Hawthorn.....	571.63	
32 93 43 00-0193	EA		6' Clump Form Crataegus viridis - Winter King Hawthorn.....	259.83	
32 93 43 00-0194	EA		7' Clump Form Crataegus viridis - Winter King Hawthorn.....	346.44	
32 93 43 00-0195	EA		8' Clump Form Crataegus viridis - Winter King Hawthorn.....	433.05	
32 93 43 00-0196	EA		10' Clump Form Crataegus viridis - Winter King Hawthorn.....	519.67	
32 93 43 00-0197	EA		1 Gallon Eucalyptus ficifolia - Red-Flowering Gum.....	12.48	
32 93 43 00-0198	EA		5 Gallon Eucalyptus ficifolia - Red-Flowering Gum.....	34.55	
32 93 43 00-0199	EA		15 Gallon Eucalyptus ficifolia - Red-Flowering Gum.....	151.66	
32 93 43 00-0200	EA		24" Box Eucalyptus ficifolia - Red-Flowering Gum.....	364.74	
32 93 43 00-0201	EA		36" Box Eucalyptus ficifolia - Red-Flowering Gum.....	959.85	
32 93 43 00-0202	EA		15 Gallon Fraxinus velutina 'Raywood' - Fan-Tex Ash.....	94.07	
32 93 43 00-0203	EA		24" Box Fraxinus velutina 'Raywood' - Fan-Tex Ash.....	307.15	
32 93 43 00-0204	EA		36" Box Fraxinus velutina 'Raywood' - Fan-Tex Ash.....	815.87	
32 93 43 00-0205	EA		48" Box Fraxinus velutina 'Raywood' - Fan-Tex Ash.....	1,823.72	
32 93 43 00-0206	EA		15 Gallon Geijera parvifolia - Australian Willow.....	239.05	
32 93 43 00-0207	EA		24" Box Geijera parvifolia - Australian Willow.....	492.04	
32 93 43 00-0208	EA		30" Box Geijera parvifolia - Australian Willow.....	916.34	
32 93 43 00-0209	EA		36" Box Geijera parvifolia - Australian Willow.....	1,314.75	
32 93 43 00-0210	EA		5 Gallon Gleditsia triacanthos 'Shademaster' - Shademaster Honey Locust.....	26.88	
32 93 43 00-0211	EA		15 Gallon Gleditsia triacanthos 'Shademaster' - Shademaster Honey Locust.....	94.07	
32 93 43 00-0212	EA		24" Box Gleditsia triacanthos 'Shademaster' - Shademaster Honey Locust.....	307.15	
32 93 43 00-0213	EA		36" Box Gleditsia triacanthos 'Shademaster' - Shademaster Honey Locust.....	815.87	
32 93 43 00-0214	EA		48" Box Gleditsia triacanthos 'Shademaster' - Shademaster Honey Locust.....	1,823.72	
32 93 43 00-0215	EA		5 Gallon Ginkgo biloba - Maidenhair Tree or Ginkgo.....	23.95	
32 93 43 00-0216	EA		15 Gallon Ginkgo biloba - Maidenhair Tree or Ginkgo.....	77.23	
32 93 43 00-0217	EA		24" Box Ginkgo biloba - Maidenhair Tree or Ginkgo.....	156.41	
32 93 43 00-0218	EA		36" Box Ginkgo biloba - Maidenhair Tree or Ginkgo.....	537.67	
32 93 43 00-0219	EA		1-1/2" Caliper Ginkgo Biloba - Maidenhair Tree.....	709.17	
32 93 43 00-0220	EA		2" Caliper Ginkgo Biloba - Maidenhair Tree.....	988.06	
32 93 43 00-0221	EA		2-1/2" Caliper Ginkgo Biloba - Maidenhair Tree.....	1,191.25	
32 93 43 00-0222	EA		3" Caliper Ginkgo Biloba - Maidenhair Tree.....	1,390.45	
32 93 43 00-0223	EA		3-1/2" Caliper Ginkgo Biloba - Maidenhair Tree.....	1,820.73	
32 93 43 00-0224	EA		4" Caliper Ginkgo Biloba - Maidenhair Tree.....	1,944.24	
32 93 43 00-0225	EA		4-1/2" Caliper Ginkgo Biloba - Maidenhair Tree.....	2,071.73	
32 93 43 00-0226	EA		24" Box Ginkgo Biloba - Maidenhair Tree.....	647.42	
32 93 43 00-0227	EA		4' Clump Form Hamamelis virginiana - Common Witchhazel.....	173.22	
32 93 43 00-0228	EA		5' Clump Form Hamamelis virginiana - Common Witchhazel.....	225.19	
32 93 43 00-0229	EA		6' Clump Form Hamamelis virginiana - Common Witchhazel.....	277.15	
32 93 43 00-0230	EA		7' Clump Form Hamamelis virginiana - Common Witchhazel.....	381.09	
32 93 43 00-0231	EA		8' Clump Form Hamamelis virginiana - Common Witchhazel.....	519.67	
32 93 43 00-0232	EA		1 Gallon Ilex Cassine - Casine Holly (Dahoon).....	9.96	
32 93 43 00-0233	EA		5 Gallon Ilex Cassine - Casine Holly (Dahoon).....	31.87	
32 93 43 00-0234	EA		4' To 5' Ilex Cassine - Casine Holly (Dahoon).....	54.78	
32 93 43 00-0235	EA		6' To 7' Ilex Cassine - Casine Holly (Dahoon).....	104.58	
32 93 43 00-0236	EA		8' To 9' Ilex Cassine - Casine Holly (Dahoon).....	139.44	
32 93 43 00-0237	EA		10' To 12' Ilex Cassine - Casine Holly (Dahoon).....	179.28	
32 93 43 00-0238	EA		1-1/2" Caliper Koelreuteria bipinnata - Chinese Flame Tree.....	345.38	
32 93 43 00-0239	EA		2" Caliper Koelreuteria bipinnata - Chinese Flame Tree.....	561.25	
32 93 43 00-0240	EA		2-1/2" Caliper Koelreuteria bipinnata - Chinese Flame Tree.....	690.77	
32 93 43 00-0241	EA		3" Caliper Koelreuteria bipinnata - Chinese Flame Tree.....	762.72	
32 93 43 00-0242	EA		24" Box Koelreuteria bipinnata - Chinese Flame Tree.....	336.75	
32 93 43 00-0243	EA		30" Box Koelreuteria bipinnata - Chinese Flame Tree.....	777.11	
32 93 43 00-0244	EA		36" Box Koelreuteria bipinnata - Chinese Flame Tree.....	1,216.04	
32 93 43 00-0245	EA		1-1/2" Cliber Koelreuteria paniculata - Golden Rain Tree.....	313.72	
32 93 43 00-0246	EA		2" Cliber Koelreuteria paniculata - Golden Rain Tree.....	509.44	
32 93 43 00-0247	EA		3" Cliber Koelreuteria paniculata - Golden Rain Tree.....	705.16	
32 93 43 00-0248	EA		4' To 5' Lagerstroemia indica - Crape Myrtle.....	254.98	
32 93 43 00-0249	EA		6' Lagerstroemia indica - Crape Myrtle.....	474.11	
32 93 43 00-0250	EA		8' Lagerstroemia indica - Crape Myrtle.....	490.04	
32 93 43 00-0251	EA		10' Lagerstroemia indica - Crape Myrtle.....	593.63	
32 93 43 00-0252	EA		24" Box Lagerstroemia indica - Crape Myrtle.....	466.14	
32 93 43 00-0253	EA		1 Gallon Handroanthus impetiginosus (Tabebuia avellanedae) - Pink Trumpet Tree.....	9.68	

32 Exterior Improvements**32 90 Planting****32 93 Plants**

SAN BERNARDINO
COUNTY

MINOR
CSI UOM DESCRIPTION

TOTAL DIRECT DEMOLITION
UNIT COST UNIT COST

32 93 43 00-0254	EA	5 Gallon Handroanthus impetiginosus (Tabebuia avellanedae) - Pink Trumpet Tree.....	23.95	
32 93 43 00-0255	EA	15 Gallon Handroanthus impetiginosus (Tabebuia avellanedae) - Pink Trumpet Tree.....	77.23	
32 93 43 00-0256	EA	1 Gallon Jacaranda mimosifolia - Jacaranda.....	6.35	
32 93 43 00-0257	EA	5 Gallon Jacaranda mimosifolia - Jacaranda.....	17.60	
32 93 43 00-0258	EA	15 Gallon Jacaranda mimosifolia - Jacaranda.....	47.90	
32 93 43 00-0259	EA	24" Box Jacaranda mimosifolia - Jacaranda.....	156.41	
32 93 43 00-0260	EA	36" Box Jacaranda mimosifolia - Jacaranda.....	439.91	
32 93 43 00-0261	EA	1 Gallon Koelreuteria bipinnata - Chinese Flame Tree.....	6.35	
32 93 43 00-0262	EA	5 Gallon Koelreuteria bipinnata - Chinese Flame Tree.....	17.60	
32 93 43 00-0263	EA	15 Gallon Koelreuteria bipinnata - Chinese Flame Tree.....	57.68	
32 93 43 00-0264	EA	5 Gallon Liquidambar styraciflua 'Burgundy' - Burgundy Sweetgum.....	26.88	
32 93 43 00-0265	EA	15 Gallon Liquidambar styraciflua 'Burgundy' - Burgundy Sweetgum.....	113.26	
32 93 43 00-0266	EA	24" Box Liquidambar styraciflua 'Burgundy' - Burgundy Sweetgum.....	307.15	
32 93 43 00-0267	EA	36" Box Liquidambar styraciflua 'Burgundy' - Burgundy Sweetgum.....	863.86	
32 93 43 00-0268	EA	48" Box Liquidambar styraciflua 'Burgundy' - Burgundy Sweetgum.....	2,207.66	
32 93 43 00-0269	EA	5 Gallon Liquidambar styraciflua 'Festival' - Festival Sweetgum.....	26.88	
32 93 43 00-0270	EA	15 Gallon Liquidambar styraciflua 'Festival' - Festival Sweetgum.....	113.26	
32 93 43 00-0271	EA	24" Box Liquidambar styraciflua 'Festival' - Festival Sweetgum.....	307.15	
32 93 43 00-0272	EA	36" Box Liquidambar styraciflua 'Festival' - Festival Sweetgum.....	863.86	
32 93 43 00-0273	EA	48" Box Liquidambar styraciflua 'Festival' - Festival Sweetgum.....	2,207.66	
32 93 43 00-0274	EA	5 Gallon Liquidambar styraciflua 'Palo Alto' - Palo Alto Sweetgum.....	26.88	
32 93 43 00-0275	EA	15 Gallon Liquidambar styraciflua 'Palo Alto' - Palo Alto Sweetgum.....	113.26	
32 93 43 00-0276	EA	24" Box Liquidambar styraciflua 'Palo Alto' - Palo Alto Sweetgum.....	307.15	
32 93 43 00-0277	EA	36" Box Liquidambar styraciflua 'Palo Alto' - Palo Alto Sweetgum.....	863.86	
32 93 43 00-0278	EA	48" Box Liquidambar styraciflua 'Palo Alto' - Palo Alto Sweetgum.....	2,207.66	
32 93 43 00-0279	EA	15 Gallon Macadamia integrifolia - Smoothshell macadamia.....	146.64	
32 93 43 00-0280	EA	2' To 3' Magnolia Virginiana - Sweetbay Magnolia.....	65.66	
32 93 43 00-0281	EA	3' To 4' Magnolia Virginiana - Sweetbay Magnolia.....	98.48	
32 93 43 00-0282	EA	4' To 5' Magnolia Virginiana - Sweetbay Magnolia.....	123.11	
32 93 43 00-0283	EA	5' To 6' Magnolia Virginiana - Sweetbay Magnolia.....	153.33	
32 93 43 00-0284	EA	4' Clump Form Magnolia acuminata, cvs & hybrids - Cucumbertree Magnolia.....	259.83	
32 93 43 00-0285	EA	5' Clump Form Magnolia acuminata, cvs & hybrids - Cucumbertree Magnolia.....	346.44	
32 93 43 00-0286	EA	6' Clump Form Magnolia acuminata, cvs & hybrids - Cucumbertree Magnolia.....	450.38	
32 93 43 00-0287	EA	7' Clump Form Magnolia acuminata, cvs & hybrids - Cucumbertree Magnolia.....	502.34	
32 93 43 00-0288	EA	9' Clump Form Magnolia acuminata, cvs & hybrids - Cucumbertree Magnolia.....	675.56	
32 93 43 00-0289	EA	8' Clump Form Magnolia acuminata, cvs & hybrids - Cucumbertree Magnolia.....	606.28	
32 93 43 00-0290	EA	6' Magnolia grandiflora 'St. Mary's'.....	431.73	
32 93 43 00-0291	EA	8' Magnolia grandiflora 'St. Mary's'.....	762.72	
32 93 43 00-0292	EA	10' Magnolia grandiflora 'St. Mary's'.....	958.44	
32 93 43 00-0293	EA	12' Magnolia grandiflora 'St. Mary's'.....	1,151.28	
32 93 43 00-0294	EA	14' Magnolia grandiflora 'St. Mary's'.....	1,338.36	
32 93 43 00-0295	EA	16' Magnolia grandiflora 'St. Mary's'.....	1,583.01	
32 93 43 00-0296	EA	24" Box Magnolia grandiflora 'St. Mary's'.....	474.90	
32 93 43 00-0297	EA	6' Magnolia grandiflora - Southern Magnolia.....	212.99	
32 93 43 00-0298	EA	7' Magnolia grandiflora - Southern Magnolia.....	322.36	
32 93 43 00-0299	EA	8' Magnolia grandiflora - Southern Magnolia.....	451.88	
32 93 43 00-0300	EA	9' Magnolia grandiflora - Southern Magnolia.....	601.54	
32 93 43 00-0301	EA	10' Magnolia grandiflora - Southern Magnolia.....	915.27	
32 93 43 00-0302	EA	24" Box Magnolia grandiflora - Southern Magnolia.....	374.17	
32 93 43 00-0303	EA	4' Clump Form Magnolia kobus, cvs & hybrids - Kobus Magnolia.....	259.83	
32 93 43 00-0304	EA	5' Clump Form Magnolia kobus, cvs & hybrids - Kobus Magnolia.....	346.44	
32 93 43 00-0305	EA	6' Clump Form Magnolia kobus, cvs & hybrids - Kobus Magnolia.....	450.38	
32 93 43 00-0306	EA	7' Clump Form Magnolia kobus, cvs & hybrids - Kobus Magnolia.....	502.34	
32 93 43 00-0307	EA	8' Clump Form Magnolia kobus, cvs & hybrids - Kobus Magnolia.....	606.28	
32 93 43 00-0308	EA	9' Clump Form Magnolia kobus, cvs & hybrids - Kobus Magnolia.....	675.56	
32 93 43 00-0309	EA	4' Clump Form Magnolia loebneri, cvs & hybrids - Loebner Magnolia.....	259.83	
32 93 43 00-0310	EA	5' Clump Form Magnolia loebneri, cvs & hybrids - Loebner Magnolia.....	346.44	
32 93 43 00-0311	EA	6' Clump Form Magnolia loebneri, cvs & hybrids - Loebner Magnolia.....	450.38	
32 93 43 00-0312	EA	7' Clump Form Magnolia loebneri, cvs & hybrids - Loebner Magnolia.....	502.34	
32 93 43 00-0313	EA	8' Clump Form Magnolia loebneri, cvs & hybrids - Loebner Magnolia.....	606.28	
32 93 43 00-0314	EA	9' Clump Form Magnolia loebneri, cvs & hybrids - Loebner Magnolia.....	675.56	
32 93 43 00-0315	EA	4' Clump Form Magnolia soulangiana & cvs - Saucer Magnolia.....	259.83	
32 93 43 00-0316	EA	5' Clump Form Magnolia soulangiana & cvs - Saucer Magnolia.....	346.44	
32 93 43 00-0317	EA	6' Clump Form Magnolia soulangiana & cvs - Saucer Magnolia.....	450.38	
32 93 43 00-0318	EA	7' Clump Form Magnolia soulangiana & cvs - Saucer Magnolia.....	502.34	
32 93 43 00-0319	EA	8' Clump Form Magnolia soulangiana & cvs - Saucer Magnolia.....	606.28	
32 93 43 00-0320	EA	9' Clump Form Magnolia soulangiana & cvs - Saucer Magnolia.....	675.56	
32 93 43 00-0321	EA	4' Clump Form Magnolia stellata, cvs & hybrids - Star Magnolia.....	259.83	
32 93 43 00-0322	EA	5' Clump Form Magnolia stellata, cvs & hybrids - Star Magnolia.....	346.44	
32 93 43 00-0323	EA	6' Clump Form Magnolia stellata, cvs & hybrids - Star Magnolia.....	450.38	
32 93 43 00-0324	EA	7' Clump Form Magnolia stellata, cvs & hybrids - Star Magnolia.....	502.34	
32 93 43 00-0325	EA	8' Clump Form Magnolia stellata, cvs & hybrids - Star Magnolia.....	606.28	
32 93 43 00-0326	EA	9' Clump Form Magnolia stellata, cvs & hybrids - Star Magnolia.....	675.56	
32 93 43 00-0327	EA	5 Gallon Malus - Crabapple.....	70.34	
32 93 43 00-0328	EA	15 Gallon Malus - Crabapple.....	179.38	
32 93 43 00-0329	EA	20 Gallon Malus - Crabapple.....	211.03	
32 93 43 00-0330	EA	1-1/2" Caliper Malus cvs - Crabapple Varieties.....	207.87	
32 93 43 00-0331	EA	2" Caliper Malus cvs - Crabapple Varieties.....	277.15	
32 93 43 00-0332	EA	2-1/2" Caliper Malus cvs - Crabapple Varieties.....	346.44	
32 93 43 00-0333	EA	3" Caliper Malus cvs - Crabapple Varieties.....	415.73	
32 93 43 00-0334	EA	3-1/2" Caliper Malus cvs - Crabapple Varieties.....	485.02	



MINOR	CSI	UOM	DESCRIPTION	TOTAL DIRECT UNIT COST	DEMOLITION UNIT COST
32 93 43 00-0335	EA		4" Caliper Malus cvs - Crabapple Varieties.....	554.31	
32 93 43 00-0336	EA		6' Clump Form Malus cvs - Crabapple Varieties.....	311.80	
32 93 43 00-0337	EA		7' Clump Form Malus cvs - Crabapple Varieties.....	346.44	
32 93 43 00-0338	EA		8' Clump Form Malus cvs - Crabapple Varieties.....	433.05	
32 93 43 00-0339	EA		10' Clump Form Malus cvs - Crabapple Varieties.....	485.02	
32 93 43 00-0340	EA		12' Clump Form Malus cvs - Crabapple Varieties.....	623.60	
32 93 43 00-0341	EA		1-1/2" Caliper Malus dwarf cvs - Dwarf Crabapple Cultivars.....	346.44	
32 93 43 00-0342	EA		2" Caliper Malus dwarf cvs - Dwarf Crabapple Cultivars.....	433.05	
32 93 43 00-0343	EA		4' Clump Form Malus dwarf cvs - Dwarf Crabapple.....	259.83	
32 93 43 00-0344	EA		5' Clump Form Malus dwarf cvs - Dwarf Crabapple.....	329.12	
32 93 43 00-0345	EA		6' Clump Form Malus dwarf cvs - Dwarf Crabapple.....	398.41	
32 93 43 00-0346	EA		7' Clump Form Malus dwarf cvs - Dwarf Crabapple.....	450.38	
32 93 43 00-0347	EA		8' Clump Form Malus dwarf cvs - Dwarf Crabapple.....	502.34	
32 93 43 00-0348	EA		9' Clump Form Malus dwarf cvs - Dwarf Crabapple.....	554.31	
32 93 43 00-0349	EA		1 Gallon Melaleuca saligna (Callistemon salignus) - White Bottle Brush.....	5.62	
32 93 43 00-0350	EA		5 Gallon Melaleuca saligna (Callistemon salignus) - White Bottle Brush.....	26.88	
32 93 43 00-0351	EA		15 Gallon Melaleuca saligna (Callistemon salignus) - White Bottle Brush.....	46.44	
32 93 43 00-0352	EA		15 Gallon Melia azedarach - China Berry.....	55.71	
32 93 43 00-0353	EA		24" Box Melia azedarach - China Berry.....	183.78	
32 93 43 00-0354	EA		4' To 5' Oxydendrum arboreum - Sourwood.....	158.93	
32 93 43 00-0355	EA		5' To 6' Oxydendrum arboreum - Sourwood.....	198.66	
32 93 43 00-0356	EA		6' To 7' Oxydendrum arboreum - Sourwood.....	238.39	
32 93 43 00-0357	EA		7' To 8' Oxydendrum arboreum - Sourwood.....	278.12	
32 93 43 00-0358	EA		1 Gallon Pittosporum undulatum - Victorian Box.....	11.28	
32 93 43 00-0359	EA		5 Gallon Pittosporum undulatum - Victorian Box.....	24.30	
32 93 43 00-0360	EA		15 Gallon Pittosporum undulatum - Victorian Box.....	137.14	
32 93 43 00-0361	EA		24" Box Pittosporum undulatum - Victorian Box.....	329.82	
32 93 43 00-0362	EA		36" Box Pittosporum undulatum - Victorian Box.....	954.74	
32 93 43 00-0363	EA		48" Box Pittosporum undulatum - Victorian Box.....	2,169.88	
32 93 43 00-0364	EA		5 Gallon Platanus Racemosa - California Sycamore.....	17.60	
32 93 43 00-0365	EA		15 Gallon Platanus Racemosa - California Sycamore.....	47.90	
32 93 43 00-0366	EA		24" Box Platanus Racemosa - California Sycamore.....	156.41	
32 93 43 00-0367	EA		36" Box Platanus Racemosa - California Sycamore.....	439.91	
32 93 43 00-0368	EA		1 Gallon Platanus racemosa, Multi Trunk - Western Sycamore.....	5.64	
32 93 43 00-0369	EA		5 Gallon Platanus racemosa, Multi Trunk - Western Sycamore.....	23.89	
32 93 43 00-0370	EA		20 Gallon Prunus subhirtella - Flowering Cherry.....	341.71	
32 93 43 00-0371	EA		1-1/2" To 2" Caliper Prunus subhirtella - Flowering Cherry.....	353.23	
32 93 43 00-0372	EA		2" To 2-1/2" Caliper Prunus subhirtella - Flowering Cherry.....	441.48	
32 93 43 00-0373	EA		3-1/2" To 4" Caliper Prunus subhirtella - Flowering Cherry.....	921.34	
32 93 43 00-0374	EA		3" To 3-1/2" Caliper Prunus subhirtella - Flowering Cherry.....	710.10	
32 93 43 00-0375	EA		4" To 5" Caliper Prunus subhirtella - Flowering Cherry.....	1,382.02	
32 93 43 00-0376	EA		4' To 6' Prunus - Pigeon Plum.....	139.72	
32 93 43 00-0377	EA		8' To 10' Prunus - Pigeon Plum.....	475.04	
32 93 43 00-0378	EA		10' To 12' Prunus - Pigeon Plum.....	603.58	
32 93 43 00-0379	EA		14' To 16' Prunus - Pigeon Plum.....	950.08	
32 93 43 00-0380	EA		5 Gallon Prunus cerasifera x 'Thundercloud' - Thundercloud Purple Leaf Plum.....	88.26	
32 93 43 00-0381	EA		15 Gallon Prunus cerasifera x 'Thundercloud' - Thundercloud Purple Leaf Plum.....	241.76	
32 93 43 00-0382	EA		20 Gallon Prunus cerasifera x 'Thundercloud' - Thundercloud Purple Leaf Plum.....	314.85	
32 93 43 00-0383	EA		5' To 6' Prunus cerasifera x 'Thundercloud' - Thundercloud Purple Leaf Plum.....	99.77	
32 93 43 00-0384	EA		6' To 8' Prunus cerasifera x 'Thundercloud' - Thundercloud Purple Leaf Plum.....	191.87	
32 93 43 00-0385	EA		1-1/2" To 2" Caliper Prunus cerasifera x 'Thundercloud' - Thundercloud Purple Leaf Plum.....	353.23	
32 93 43 00-0386	EA		2" To 2-1/2" Caliper Prunus cerasifera x 'Thundercloud' - Thundercloud Purple Leaf Plum.....	422.29	
32 93 43 00-0387	EA		1-1/2" To 1-3/4" Caliper Prunus subhirtella - Weeping Cherry.....	276.48	
32 93 43 00-0388	EA		1-1/4" To 1-1/2" Caliper Prunus subhirtella - Weeping Cherry.....	230.24	
32 93 43 00-0389	EA		1-3/4" To 2" Caliper Prunus subhirtella - Weeping Cherry.....	337.69	
32 93 43 00-0390	EA		2" To 2-1/2" Caliper Prunus subhirtella - Weeping Cherry.....	403.11	
32 93 43 00-0391	EA		2-1/2" To 3" Caliper Prunus subhirtella - Weeping Cherry.....	518.23	
32 93 43 00-0392	EA		6' To 8' Prunus yedoensis - Yoshino Cherry.....	199.73	
32 93 43 00-0393	EA		1-1/2" To 2" Caliper Prunus yedoensis - Yoshino Cherry.....	307.18	
32 93 43 00-0394	EA		2" To 2-1/2" Caliper Prunus yedoensis - Yoshino Cherry.....	376.07	
32 93 43 00-0395	EA		2-1/2" To 3" Caliper Prunus yedoensis - Yoshino Cherry.....	479.86	
32 93 43 00-0396	EA		15 Gallon Pyrus Calleryana x 'Aristocrat' - Flowering Pear.....	266.79	
32 93 43 00-0397	EA		20 Gallon Pyrus Calleryana x 'Aristocrat' - Flowering Pear.....	333.49	
32 93 43 00-0398	EA		1-1/2" To 2" Caliper Pyrus Calleryana x 'Aristocrat' - Flowering Pear.....	346.83	
32 93 43 00-0399	EA		2" To 2-1/2" Caliper Pyrus Calleryana x 'Aristocrat' - Flowering Pear.....	413.52	
32 93 43 00-0400	EA		2-1/2" To 3" Caliper Pyrus Calleryana x 'Aristocrat' - Flowering Pear.....	560.26	
32 93 43 00-0401	EA		3" To 3-1/2" Caliper Pyrus Calleryana x 'Aristocrat' - Flowering Pear.....	733.68	
32 93 43 00-0402	EA		3-1/2" To 4" Caliper Pyrus Calleryana x 'Aristocrat' - Flowering Pear.....	933.77	
32 93 43 00-0403	EA		15 Gallon Pyrus Calleryana x "Bradford" - Flowering Pear.....	266.79	
32 93 43 00-0404	EA		20 Gallon Pyrus Calleryana x "Bradford" - Flowering Pear.....	333.49	
32 93 43 00-0405	EA		1-1/2" To 2" Caliper Pyrus Calleryana x "Bradford" - Flowering Pear.....	226.78	
32 93 43 00-0406	EA		2" To 2-1/2" Caliper Pyrus Calleryana x "Bradford" - Flowering Pear.....	346.83	
32 93 43 00-0407	EA		2-1/2" To 3" Caliper Pyrus Calleryana x "Bradford" - Flowering Pear.....	413.16	
32 93 43 00-0408	EA		3" To 3-1/2" Caliper Pyrus Calleryana x "Bradford" - Flowering Pear.....	560.26	
32 93 43 00-0409	EA		3-1/2" To 4" Caliper Pyrus Calleryana x "Bradford" - Flowering Pear.....	733.68	
32 93 43 00-0410	EA		5 Gallon Pyrus calleryana 'Chanticleer' - Chanticleer Flowering Pear.....	21.72	
32 93 43 00-0411	EA		15 Gallon Pyrus calleryana 'Chanticleer' - Chanticleer Flowering Pear.....	56.48	
32 93 43 00-0412	EA		24" Box Pyrus calleryana 'Chanticleer' - Chanticleer Flowering Pear.....	195.52	
32 93 43 00-0413	EA		36" Box Pyrus calleryana 'Chanticleer' - Chanticleer Flowering Pear.....	521.38	
32 93 43 00-0414	EA		1-1/2" Caliper Pyrus calleryana & cvs - Callery Pear.....	485.97	
32 93 43 00-0415	EA		2" Caliper Pyrus calleryana & cvs - Callery Pear.....	607.47	

32 Exterior Improvements**32 90 Planting****32 93 Plants**MINOR
CSI UOM DESCRIPTIONTOTAL DIRECT DEMOLITION
UNIT COST UNIT COST

32 93 43 00-0416	EA	2-1/2" Caliper Pyrus calleryana & cvs - Callery Pear	753.26	
32 93 43 00-0417	EA	3" Caliper Pyrus calleryana & cvs - Callery Pear	850.45	
32 93 43 00-0418	EA	3-1/2" Caliper Pyrus calleryana & cvs - Callery Pear	947.65	
32 93 43 00-0419	EA	4" Caliper Pyrus calleryana & cvs - Callery Pear	1,214.93	
32 93 43 00-0420	EA	5 Gallon Quercus kelloggii - California Black Oak	43.99	
32 93 43 00-0421	EA	15 Gallon Quercus kelloggii - California Black Oak	78.21	
32 93 43 00-0422	EA	1 Gallon Quercus lobata - Valley Oak	8.79	
32 93 43 00-0423	EA	5 Gallon Quercus lobata - Valley Oak	26.38	
32 93 43 00-0424	EA	15 Gallon Quercus lobata - Valley Oak	79.17	
32 93 43 00-0425	EA	1 Gallon Ribes aureum - Golden Currant	4.94	
32 93 43 00-0426	EA	5 Gallon Ribes aureum - Golden Currant	14.11	
32 93 43 00-0427	EA	1 Gallon Ribes sanguineum - Red Flowering Currant	4.94	
32 93 43 00-0428	EA	5 Gallon Ribes sanguineum - Red Flowering Currant	14.11	
32 93 43 00-0429	EA	1 Gallon Ribes viburnifolium - Evergreen Currant	4.94	
32 93 43 00-0430	EA	5 Gallon Ribes viburnifolium - Evergreen Currant	14.11	
32 93 43 00-0431	EA	1-3/4" Caliper Sophora japonica - Japanese Pagoda	463.18	
32 93 43 00-0432	EA	2" Caliper Sophora japonica - Japanese Pagoda	521.07	
32 93 43 00-0433	EA	2-1/2" Caliper Sophora japonica - Japanese Pagoda	607.92	
32 93 43 00-0434	EA	3" Caliper Sophora japonica - Japanese Pagoda	889.13	
32 93 43 00-0435	EA	3-1/2" Caliper Sophora japonica - Japanese Pagoda	1,344.04	
32 93 43 00-0436	EA	1-1/2" Caliper Sorbus alnifolia - Korean Mountainash	346.44	
32 93 43 00-0437	EA	2" Caliper Sorbus alnifolia - Korean Mountainash	433.05	
32 93 43 00-0438	EA	2-1/2" Caliper Sorbus alnifolia - Korean Mountainash	536.99	
32 93 43 00-0439	EA	3" Caliper Sorbus alnifolia - Korean Mountainash	658.24	
32 93 43 00-0440	EA	3-1/2" Caliper Sorbus alnifolia - Korean Mountainash	796.82	
32 93 43 00-0441	EA	4" Caliper Sorbus alnifolia - Korean Mountainash	952.72	
32 93 43 00-0442	EA	1-1/2" Caliper Syringa reticulata & cvs - Japanese Tree Lilac	450.38	
32 93 43 00-0443	EA	2" Caliper Syringa reticulata & cvs - Japanese Tree Lilac	485.02	
32 93 43 00-0444	EA	2-1/2" Caliper Syringa reticulata & cvs - Japanese Tree Lilac	588.95	
32 93 43 00-0445	EA	4' Clump Form Syringa reticulata & cvs - Japanese Tree Lilac	277.15	
32 93 43 00-0446	EA	5' Clump Form Syringa reticulata & cvs - Japanese Tree Lilac	329.12	
32 93 43 00-0447	EA	6' Clump Form Syringa reticulata & cvs - Japanese Tree Lilac	381.09	
32 93 43 00-0448	EA	7' Clump Form Syringa reticulata & cvs - Japanese Tree Lilac	433.05	
32 93 43 00-0449	EA	8' Clump Form Syringa reticulata & cvs - Japanese Tree Lilac	502.34	
32 93 43 00-0450	EA	10' Clump Form Syringa reticulata & cvs - Japanese Tree Lilac	640.92	
32 93 43 00-0451	EA	12' Clump Form Syringa reticulata & cvs - Japanese Tree Lilac	727.53	
32 93 43 00-0452	EA	14' Clump Form Syringa reticulata & cvs - Japanese Tree Lilac	831.46	
32 93 43 00-0453	EA	6' Prunus cerasifera - Purple Leaf Plum	224.50	
32 93 43 00-0454	EA	8' Prunus cerasifera - Purple Leaf Plum	259.04	
32 93 43 00-0455	EA	10' Prunus cerasifera - Purple Leaf Plum	333.87	
32 93 43 00-0456	EA	24" Box Prunus cerasifera - Purple Leaf Plum	355.46	
32 93 43 00-0457	EA	30" Box Prunus cerasifera - Purple Leaf Plum	719.55	
32 93 43 00-0458	EA	36" Box Prunus cerasifera - Purple Leaf Plum	1,103.79	
32 93 43 00-0459	EA	6' Pittosporum phylliraeoides - Willow Pittosporum	469.15	
32 93 43 00-0460	EA	8' Pittosporum phylliraeoides - Willow Pittosporum	670.62	
32 93 43 00-0461	EA	10' Pittosporum phylliraeoides - Willow Pittosporum	803.02	
32 93 43 00-0462	EA	12' Pittosporum phylliraeoides - Willow Pittosporum	1,036.15	
32 93 43 00-0463	EA	24" Box Sapium sebiferum - Chinese Tallow Tree	876.50	
32 93 43 00-0464	EA	15 Gallon Sapium sebiferum - Chinese Tallow Tree	239.05	
32 93 43 00-0465	EA	6' Stenocarpus sinuatus - Firewheel Tree	690.77	
32 93 43 00-0466	EA	8' Stenocarpus sinuatus - Firewheel Tree	921.02	
32 93 43 00-0467	EA	10' Stenocarpus sinuatus - Firewheel Tree	1,151.28	
32 93 43 00-0468	EA	12' Stenocarpus sinuatus - Firewheel Tree	1,381.54	
32 93 43 00-0469	EA	24" Box Handroanthus impetiginosus (Tabebuia avellanedae) - Pink Trumpet Tree	329.82	
32 93 43 00-0470	EA	36" Box Handroanthus impetiginosus (Tabebuia avellanedae) - Pink Trumpet Tree	954.74	
32 93 43 00-0471	EA	2-1/2" Cliber Koelreuteria paniculata - Golden Rain Tree	624.57	
32 93 43 00-0472	EA	1-1/2" Caliper Tipuana tipu - Tipu Tree	446.12	
32 93 43 00-0473	EA	2" Caliper Tipuana tipu - Tipu Tree	581.40	
32 93 43 00-0474	EA	2-1/2" Caliper Tipuana tipu - Tipu Tree	736.82	
32 93 43 00-0475	EA	3" Caliper Tipuana tipu - Tipu Tree	849.07	
32 93 43 00-0476	EA	3-1/2" Caliper Tipuana tipu - Tipu Tree	1,249.14	
32 93 43 00-0477	EA	4" Caliper Tipuana tipu - Tipu Tree	1,669.36	
32 93 43 00-0478	EA	1 Gallon Tipuana tipu - Tipu Tree	6.35	
32 93 43 00-0479	EA	5 Gallon Tipuana tipu - Tipu Tree	17.60	
32 93 43 00-0480	EA	15 Gallon Tipuana tipu - Tipu Tree	57.68	
32 93 43 00-0481	EA	24" Box Tipuana tipu - Tipu Tree	336.75	

32 93 43 00-0482**Deciduous Shade Trees (32 93 43)**

Note: All trees listed by caliper of trunk or height of tree if field grown, dug with spade, balled and burlapped and delivered to site.

32 93 43 00-0483	EA	3-1/2" To 4" Caliper Acer palmatum - Bloodgood Japanese Maple	202.03	
32 93 43 00-0484	EA	4" To 4-1/2" Caliper Acer palmatum - Bloodgood Japanese Maple	247.65	
32 93 43 00-0485	EA	4-1/2" To 5" Caliper Acer palmatum - Bloodgood Japanese Maple	322.60	
32 93 43 00-0486	EA	5" To 6" Caliper Acer palmatum - Bloodgood Japanese Maple	418.19	
32 93 43 00-0487	EA	2' To 2-1/2' Acer palmatum - Japanese Maple	21.31	
32 93 43 00-0488	EA	4' To 5' Acer palmatum - Japanese Maple	44.75	
32 93 43 00-0489	EA	5' To 6' Acer palmatum - Japanese Maple	58.60	
32 93 43 00-0490	EA	6' To 7' Acer palmatum - Japanese Maple	106.55	
32 93 43 00-0491	EA	7' To 8' Acer palmatum - Japanese Maple	149.16	
32 93 43 00-0492	EA	8' To 10' Acer palmatum - Japanese Maple	191.78	



MINOR	CSI	UOM	DESCRIPTION	TOTAL DIRECT UNIT COST	DEMOLITION UNIT COST
32 93 43 00-0493	EA		10' To 12' Acer palmatum - Japanese Maple.....	255.71	
32 93 43 00-0494	EA		2" Caliper Acer platanoides & cvs - Norway Maple.....	108.62	
32 93 43 00-0495	EA		2" Caliper Acer platanoides & cvs - Norway Maple.....	132.23	
32 93 43 00-0496	EA		3" Caliper Acer platanoides & cvs - Norway Maple.....	170.01	
32 93 43 00-0497	EA		3-1/2" Caliper Acer platanoides & cvs - Norway Maple.....	198.35	
32 93 43 00-0498	EA		4" Caliper Acer platanoides & cvs - Norway Maple.....	212.52	
32 93 43 00-0499	EA		4-1/2" Caliper Acer platanoides & cvs - Norway Maple.....	231.41	
32 93 43 00-0500	EA		5" Caliper Acer platanoides & cvs - Norway Maple.....	259.74	
32 93 43 00-0501	EA		2" Caliper Acer rubrum & cvs - Red Maple.....	103.90	
32 93 43 00-0502	EA		2-1/2" Caliper Acer rubrum & cvs - Red Maple.....	132.23	
32 93 43 00-0503	EA		3" Caliper Acer rubrum & cvs - Red Maple.....	170.01	
32 93 43 00-0504	EA		3-1/2" Caliper Acer rubrum & cvs - Red Maple.....	207.79	
32 93 43 00-0505	EA		4" Caliper Acer rubrum & cvs - Red Maple.....	236.13	
32 93 43 00-0506	EA		4-1/2" Caliper Acer rubrum & cvs - Red Maple.....	273.91	
32 93 43 00-0507	EA		5" Caliper Acer rubrum & cvs - Red Maple.....	306.97	
32 93 43 00-0508	EA		8' Clump Form Acer rubrum & cvs - Red Maple.....	127.51	
32 93 43 00-0509	EA		10' Clump Form Acer rubrum & cvs - Red Maple.....	170.01	
32 93 43 00-0510	EA		12' Clump Form Acer rubrum & cvs - Red Maple.....	198.35	
32 93 43 00-0511	EA		14' Clump Form Acer rubrum & cvs - Red Maple.....	226.69	
32 93 43 00-0512	EA		16' Clump Form Acer rubrum & cvs - Red Maple.....	255.02	
32 93 43 00-0513	EA		18' Clump Form Acer rubrum & cvs - Red Maple.....	283.36	
32 93 43 00-0514	EA		2" Caliper Acer saccharinum & cvs - Silver Maple.....	85.01	
32 93 43 00-0515	EA		2-1/2" Caliper Acer saccharinum & cvs - Silver Maple.....	113.34	
32 93 43 00-0516	EA		3" Caliper Acer saccharinum & cvs - Silver Maple.....	141.68	
32 93 43 00-0517	EA		3-1/2" Caliper Acer saccharinum & cvs - Silver Maple.....	170.01	
32 93 43 00-0518	EA		4" Caliper Acer saccharinum & cvs - Silver Maple.....	198.35	
32 93 43 00-0519	EA		4-1/2" Caliper Acer saccharinum & cvs - Silver Maple.....	226.69	
32 93 43 00-0520	EA		5" Caliper Acer saccharinum & cvs - Silver Maple.....	255.02	
32 93 43 00-0521	EA		2" Caliper Acer saccharum & cvs - Sugar Maple.....	103.90	
32 93 43 00-0522	EA		2-1/2" Caliper Acer saccharum & cvs - Sugar Maple.....	136.96	
32 93 43 00-0523	EA		3" Caliper Acer saccharum & cvs - Sugar Maple.....	165.29	
32 93 43 00-0524	EA		3-1/2" Caliper Acer saccharum & cvs - Sugar Maple.....	188.90	
32 93 43 00-0525	EA		4" Caliper Acer saccharum & cvs - Sugar Maple.....	221.96	
32 93 43 00-0526	EA		4-1/2" Caliper Acer saccharum & cvs - Sugar Maple.....	255.02	
32 93 43 00-0527	EA		5" Caliper Acer saccharum & cvs - Sugar Maple.....	283.36	
32 93 43 00-0528	EA		10' Clump Form Acer saccharum & cvs - Sugar Maple.....	188.90	
32 93 43 00-0529	EA		12' Clump Form Acer saccharum & cvs - Sugar Maple.....	221.96	
32 93 43 00-0530	EA		14' Clump Form Acer saccharum & cvs - Sugar Maple.....	259.74	
32 93 43 00-0531	EA		16' Clump Form Acer saccharum & cvs - Sugar Maple.....	288.08	
32 93 43 00-0532	EA		18' Clump Form Acer saccharum & cvs - Sugar Maple.....	349.47	
32 93 43 00-0533	EA		20' Clump Form Acer saccharum & cvs - Sugar Maple.....	377.81	
32 93 43 00-0534	EA		2" Caliper Acer x freemanii & cvs - Freemanii Hybrid Maple.....	118.07	
32 93 43 00-0535	EA		2-1/2" Caliper Acer x freemanii & cvs - Freemanii Hybrid Maple.....	146.40	
32 93 43 00-0536	EA		3" Caliper Acer x freemanii & cvs - Freemanii Hybrid Maple.....	179.46	
32 93 43 00-0537	EA		3-1/2" Caliper Acer x freemanii & cvs - Freemanii Hybrid Maple.....	207.79	
32 93 43 00-0538	EA		4" Caliper Acer x freemanii & cvs - Freemanii Hybrid Maple.....	226.69	
32 93 43 00-0539	EA		4-1/2" Caliper Acer x freemanii & cvs - Freemanii Hybrid Maple.....	250.30	
32 93 43 00-0540	EA		5" Caliper Acer x freemanii & cvs - Freemanii Hybrid Maple.....	278.63	
32 93 43 00-0541	EA		10' Clump Form Acer x freemanii & cvs - Freemanii Hybrid Maple.....	170.01	
32 93 43 00-0542	EA		12' Clump Form Acer x freemanii & cvs - Freemanii Hybrid Maple.....	224.80	
32 93 43 00-0543	EA		14' Clump Form Acer x freemanii & cvs - Freemanii Hybrid Maple.....	261.63	
32 93 43 00-0544	EA		16' Clump Form Acer x freemanii & cvs - Freemanii Hybrid Maple.....	288.08	
32 93 43 00-0545	EA		18' Clump Form Acer x freemanii & cvs - Freemanii Hybrid Maple.....	349.47	
32 93 43 00-0546	EA		20' Clump Form Acer x freemanii & cvs - Freemanii Hybrid Maple.....	377.81	
32 93 43 00-0547	EA		2" Caliper Aesculus hippocastanum & cvs - Common Horsechestnut.....	165.29	
32 93 43 00-0548	EA		2-1/2" Caliper Aesculus hippocastanum & cvs - Common Horsechestnut.....	184.18	
32 93 43 00-0549	EA		3" Caliper Aesculus hippocastanum & cvs - Common Horsechestnut.....	207.79	
32 93 43 00-0550	EA		3-1/2" Caliper Aesculus hippocastanum & cvs - Common Horsechestnut.....	236.13	
32 93 43 00-0551	EA		4" Caliper Aesculus hippocastanum & cvs - Common Horsechestnut.....	283.36	
32 93 43 00-0552	EA		2" Caliper Aesculus x carnea - Red Horsechestnut.....	165.29	
32 93 43 00-0553	EA		2-1/2" Caliper Aesculus x carnea - Red Horsechestnut.....	184.18	
32 93 43 00-0554	EA		3" Caliper Aesculus x carnea - Red Horsechestnut.....	207.79	
32 93 43 00-0555	EA		3-1/2" Caliper Aesculus x carnea - Red Horsechestnut.....	236.13	
32 93 43 00-0556	EA		4" Caliper Aesculus x carnea - Red Horsechestnut.....	283.36	
32 93 43 00-0557	EA		2" Caliper Alnus glutinosa - Common Alder, Black Alder.....	118.07	
32 93 43 00-0558	EA		2-1/2" Caliper Alnus glutinosa - Common Alder, Black Alder.....	136.96	
32 93 43 00-0559	EA		3" Caliper Alnus glutinosa - Common Alder, Black Alder.....	155.85	
32 93 43 00-0560	EA		3-1/2" Caliper Alnus glutinosa - Common Alder, Black Alder.....	179.46	
32 93 43 00-0561	EA		8' Clump Form Alnus glutinosa - Common Alder, Black Alder.....	122.79	
32 93 43 00-0562	EA		10' Clump Form Alnus glutinosa - Common Alder, Black Alder.....	151.12	
32 93 43 00-0563	EA		12' Clump Form Alnus glutinosa - Common Alder, Black Alder.....	170.01	
32 93 43 00-0564	EA		14' Clump Form Alnus glutinosa - Common Alder, Black Alder.....	188.90	
32 93 43 00-0565	EA		16' Clump Form Alnus glutinosa - Common Alder, Black Alder.....	212.52	
32 93 43 00-0566	EA		18' Clump Form Alnus glutinosa - Common Alder, Black Alder.....	236.13	
32 93 43 00-0567	EA		2" Caliper Betula nigra - River Birch.....	118.07	
32 93 43 00-0568	EA		2-1/2" Caliper Betula nigra - River Birch.....	133.70	
32 93 43 00-0569	EA		3" Caliper Betula nigra - River Birch.....	151.12	
32 93 43 00-0570	EA		3-1/2" Caliper Betula nigra - River Birch.....	188.90	
32 93 43 00-0571	EA		4" Caliper Betula nigra - River Birch.....	212.52	
32 93 43 00-0572	EA		4-1/2" Caliper Betula nigra - River Birch.....	236.13	
32 93 43 00-0573	EA		5" Caliper Betula nigra - River Birch.....	259.74	

32 Exterior Improvements**32 90 Planting****32 93 Plants**

SAN BERNARDINO
COUNTY

MINOR
CSI UOM DESCRIPTION

TOTAL DIRECT DEMOLITION
UNIT COST UNIT COST

32 93 43 00-0574	EA	8' Clump Form Betula nigra - River Birch.....	108.62	
32 93 43 00-0575	EA	10' Clump Form Betula nigra - River Birch.....	122.79	
32 93 43 00-0576	EA	12' Clump Form Betula nigra - River Birch.....	141.68	
32 93 43 00-0577	EA	14' Clump Form Betula nigra - River Birch.....	165.29	
32 93 43 00-0578	EA	16' Clump Form Betula nigra - River Birch.....	188.90	
32 93 43 00-0579	EA	12' Clump Form Betula platyphylla japonica & cvs - Asian White Birch.....	141.68	
32 93 43 00-0580	EA	14' Clump Form Betula platyphylla japonica & cvs - Asian White Birch.....	170.01	
32 93 43 00-0581	EA	16' Clump Form Betula platyphylla japonica & cvs - Asian White Birch.....	198.35	
32 93 43 00-0582	EA	18' Clump Form Betula platyphylla japonica & cvs - Asian White Birch.....	236.13	
32 93 43 00-0583	EA	20' Clump Form Betula platyphylla japonica & cvs - Asian White Birch.....	245.58	
32 93 43 00-0584	EA	2" Caliper Carpinus betulus & cvs - European Hornbeam.....	188.90	
32 93 43 00-0585	EA	2-1/2" Caliper Carpinus betulus & cvs - European Hornbeam.....	212.52	
32 93 43 00-0586	EA	3" Caliper Carpinus betulus & cvs - European Hornbeam.....	245.58	
32 93 43 00-0587	EA	3-1/2" Caliper Carpinus betulus & cvs - European Hornbeam.....	297.52	
32 93 43 00-0588	EA	6' Clump Form Carpinus betulus & cvs - European Hornbeam.....	85.01	
32 93 43 00-0589	EA	7' Clump Form Carpinus betulus & cvs - European Hornbeam.....	118.07	
32 93 43 00-0590	EA	8' Clump Form Carpinus betulus & cvs - European Hornbeam.....	146.40	
32 93 43 00-0591	EA	2" Caliper Catalpa speciosa - Western Catalpa.....	103.90	
32 93 43 00-0592	EA	2-1/2" Caliper Catalpa speciosa - Western Catalpa.....	141.68	
32 93 43 00-0593	EA	3" Caliper Catalpa speciosa - Western Catalpa.....	184.18	
32 93 43 00-0594	EA	3-1/2" Caliper Catalpa speciosa - Western Catalpa.....	221.96	
32 93 43 00-0595	EA	4" Caliper Catalpa speciosa - Western Catalpa.....	255.02	
32 93 43 00-0596	EA	2" Caliper Celtis occidentalis & cvs - Common Hackberry.....	132.23	
32 93 43 00-0597	EA	2-1/2" Caliper Celtis occidentalis & cvs - Common Hackberry.....	151.12	
32 93 43 00-0598	EA	3" Caliper Celtis occidentalis & cvs - Common Hackberry.....	184.18	
32 93 43 00-0599	EA	3-1/2" Caliper Celtis occidentalis & cvs - Common Hackberry.....	217.24	
32 93 43 00-0600	EA	4" Caliper Celtis occidentalis & cvs - Common Hackberry.....	250.30	
32 93 43 00-0601	EA	4-1/2" Caliper Celtis occidentalis & cvs - Common Hackberry.....	283.36	
32 93 43 00-0602	EA	3" Caliper Cercidiphyllum japonicum - Katsuratree.....	165.29	
32 93 43 00-0603	EA	3-1/2" Caliper Cercidiphyllum japonicum - Katsuratree.....	188.90	
32 93 43 00-0604	EA	4" Caliper Cercidiphyllum japonicum - Katsuratree.....	221.96	
32 93 43 00-0605	EA	5" Caliper Cercidiphyllum japonicum - Katsuratree.....	264.47	
32 93 43 00-0606	EA	6' Clump Form Cercidiphyllum japonicum - Katsuratree.....	132.23	
32 93 43 00-0607	EA	7' Clump Form Cercidiphyllum japonicum - Katsuratree.....	155.85	
32 93 43 00-0608	EA	8' Clump Form Cercidiphyllum japonicum - Katsuratree.....	188.90	
32 93 43 00-0609	EA	10' Clump Form Cercidiphyllum japonicum - Katsuratree.....	236.13	
32 93 43 00-0610	EA	12' Clump Form Cercidiphyllum japonicum - Katsuratree.....	283.36	
32 93 43 00-0611	EA	2" Caliper Cladrastus lutea - American Yellowwood.....	236.13	
32 93 43 00-0612	EA	2-1/2" Caliper Cladrastus lutea - American Yellowwood.....	283.36	
32 93 43 00-0613	EA	3" Caliper Cladrastus lutea - American Yellowwood.....	330.58	
32 93 43 00-0614	EA	3-1/2" Caliper Cladrastus lutea - American Yellowwood.....	377.81	
32 93 43 00-0615	EA	2" Caliper Corylus colurna - Turkish Filbert.....	146.40	
32 93 43 00-0616	EA	2-1/2" Caliper Corylus colurna - Turkish Filbert.....	165.29	
32 93 43 00-0617	EA	3" Caliper Corylus colurna - Turkish Filbert.....	188.90	
32 93 43 00-0618	EA	3-1/2" Caliper Corylus colurna - Turkish Filbert.....	217.24	
32 93 43 00-0619	EA	4" Caliper Corylus colurna - Turkish Filbert.....	259.74	
32 93 43 00-0620	EA	4-1/2" Caliper Corylus colurna - Turkish Filbert.....	302.25	
32 93 43 00-0621	EA	5" Caliper Corylus colurna - Turkish Filbert.....	344.75	
32 93 43 00-0622	EA	8' Clump Form Corylus colurna - Turkish Filbert.....	132.23	
32 93 43 00-0623	EA	10' Clump Form Corylus colurna - Turkish Filbert.....	160.57	
32 93 43 00-0624	EA	12' Clump Form Corylus colurna - Turkish Filbert.....	188.90	
32 93 43 00-0625	EA	14' Clump Form Corylus colurna - Turkish Filbert.....	212.52	
32 93 43 00-0626	EA	16' Clump Form Corylus colurna - Turkish Filbert.....	236.13	
32 93 43 00-0627	EA	1-1/2" Caliper Diospyros - Persimmon.....	85.01	
32 93 43 00-0628	EA	2" Caliper Diospyros - Persimmon.....	103.90	
32 93 43 00-0629	EA	2-1/2" Caliper Diospyros - Persimmon.....	132.23	
32 93 43 00-0630	EA	3" Caliper Diospyros - Persimmon.....	165.29	
32 93 43 00-0631	EA	3-1/2" Caliper Diospyros - Persimmon.....	198.35	
32 93 43 00-0632	EA	1-1/2" Caliper Fagus grandifolia - American Beech.....	188.90	
32 93 43 00-0633	EA	2" Caliper Fagus grandifolia - American Beech.....	245.58	
32 93 43 00-0634	EA	2-1/2" Caliper Fagus grandifolia - American Beech.....	311.69	
32 93 43 00-0635	EA	3" Caliper Fagus grandifolia - American Beech.....	377.81	
32 93 43 00-0636	EA	3-1/2" Caliper Fagus grandifolia - American Beech.....	448.65	
32 93 43 00-0637	EA	2" Caliper Fagus sylvatica & cvs - European Beech.....	212.52	
32 93 43 00-0638	EA	2-1/2" Caliper Fagus sylvatica & cvs - European Beech.....	255.02	
32 93 43 00-0639	EA	3" Caliper Fagus sylvatica & cvs - European Beech.....	306.97	
32 93 43 00-0640	EA	3-1/2" Caliper Fagus sylvatica & cvs - European Beech.....	340.03	
32 93 43 00-0641	EA	4" Caliper Fagus sylvatica & cvs - European Beech.....	401.42	
32 93 43 00-0642	EA	4-1/2" Caliper Fagus sylvatica & cvs - European Beech.....	519.49	
32 93 43 00-0643	EA	5" Caliper Fagus sylvatica & cvs - European Beech.....	613.94	
32 93 43 00-0644	EA	2" Caliper Fraxinus americana & cvs - White Ash.....	118.07	
32 93 43 00-0645	EA	2-1/2" Caliper Fraxinus americana & cvs - White Ash.....	141.68	
32 93 43 00-0646	EA	3" Caliper Fraxinus americana & cvs - White Ash.....	179.46	
32 93 43 00-0647	EA	3-1/2" Caliper Fraxinus americana & cvs - White Ash.....	217.24	
32 93 43 00-0648	EA	4" Caliper Fraxinus americana & cvs - White Ash.....	255.02	
32 93 43 00-0649	EA	4-1/2" Caliper Fraxinus americana & cvs - White Ash.....	283.36	
32 93 43 00-0650	EA	5" Caliper Fraxinus americana & cvs - White Ash.....	330.58	
32 93 43 00-0651	EA	2" Caliper Fraxinus pennsylvanica & cvs - Green Ash.....	103.90	
32 93 43 00-0652	EA	2-1/2" Caliper Fraxinus pennsylvanica & cvs - Green Ash.....	122.79	
32 93 43 00-0653	EA	3" Caliper Fraxinus pennsylvanica & cvs - Green Ash.....	165.29	
32 93 43 00-0654	EA	3-1/2" Caliper Fraxinus pennsylvanica & cvs - Green Ash.....	198.35	



MINOR	CSI	UOM	DESCRIPTION	TOTAL DIRECT UNIT COST	DEMOLITION UNIT COST
32 93 43 00-0655	EA		4" Caliper Fraxinus pennsylvanica & cvs - Green Ash.....	236.13	
32 93 43 00-0656	EA		4-1/2" Caliper Fraxinus pennsylvanica & cvs - Green Ash.....	255.02	
32 93 43 00-0657	EA		5" Caliper Fraxinus pennsylvanica & cvs - Green Ash.....	283.36	
32 93 43 00-0658	EA		1-1/2" Caliper Fraxinus quadrangulata - Blue Ash.....	141.68	
32 93 43 00-0659	EA		2" Caliper Fraxinus quadrangulata - Blue Ash.....	174.74	
32 93 43 00-0660	EA		2-1/2" Caliper Fraxinus quadrangulata - Blue Ash.....	212.52	
32 93 43 00-0661	EA		3" Caliper Fraxinus quadrangulata - Blue Ash.....	259.74	
32 93 43 00-0662	EA		3-1/2" Caliper Fraxinus quadrangulata - Blue Ash.....	306.97	
32 93 43 00-0663	EA		1-1/2" Caliper Ginkgo biloba & cvs - Ginkgo (Maidenhair Tree).....	165.29	
32 93 43 00-0664	EA		2" Caliper Ginkgo biloba & cvs - Ginkgo (Maidenhair Tree).....	184.18	
32 93 43 00-0665	EA		2-1/2" Caliper Ginkgo biloba & cvs - Ginkgo (Maidenhair Tree).....	207.79	
32 93 43 00-0666	EA		3" Caliper Ginkgo biloba & cvs - Ginkgo (Maidenhair Tree).....	231.41	
32 93 43 00-0667	EA		3-1/2" Caliper Ginkgo biloba & cvs - Ginkgo (Maidenhair Tree).....	259.74	
32 93 43 00-0668	EA		4" Caliper Ginkgo biloba & cvs - Ginkgo (Maidenhair Tree).....	283.36	
32 93 43 00-0669	EA		4-1/2" Caliper Ginkgo biloba & cvs - Ginkgo (Maidenhair Tree).....	425.03	
32 93 43 00-0670	EA		5" Caliper Ginkgo biloba & cvs - Ginkgo (Maidenhair Tree).....	472.26	
32 93 43 00-0671	EA		2" Caliper Gleditsia triacanthos inermis & cvs - Thornless Common Honeylocust.....	113.34	
32 93 43 00-0672	EA		2-1/2" Caliper Gleditsia triacanthos inermis & cvs - Thornless Common Honeylocust.....	141.68	
32 93 43 00-0673	EA		3" Caliper Gleditsia triacanthos inermis & cvs - Thornless Common Honeylocust.....	170.01	
32 93 43 00-0674	EA		3-1/2" Caliper Gleditsia triacanthos inermis & cvs - Thornless Common Honeylocust.....	198.35	
32 93 43 00-0675	EA		4" Caliper Gleditsia triacanthos inermis & cvs - Thornless Common Honeylocust.....	226.69	
32 93 43 00-0676	EA		4-1/2" Caliper Gleditsia triacanthos inermis & cvs - Thornless Common Honeylocust.....	255.02	
32 93 43 00-0677	EA		5" Caliper Gleditsia triacanthos inermis & cvs - Thornless Common Honeylocust.....	302.25	
32 93 43 00-0678	EA		10' - 12' Bursera Simaruba - Gumbo Limbo.....	59.74	
32 93 43 00-0679	EA		12' - 14' Bursera Simaruba - Gumbo Limbo.....	70.60	
32 93 43 00-0680	EA		14' - 16' Bursera Simaruba - Gumbo Limbo.....	97.76	
32 93 43 00-0681	EA		17' - 18' Bursera Simaruba - Gumbo Limbo.....	127.09	
32 93 43 00-0682	EA		19' - 20' Bursera Simaruba - Gumbo Limbo.....	141.21	
32 93 43 00-0683	EA		21' - 22' Bursera Simaruba - Gumbo Limbo.....	167.27	
32 93 43 00-0684	EA		2" Caliper Gymnocladus dioicus - Kentucky Coffeetree.....	146.40	
32 93 43 00-0685	EA		2-1/2" Caliper Gymnocladus dioicus - Kentucky Coffeetree.....	179.46	
32 93 43 00-0686	EA		3" Caliper Gymnocladus dioicus - Kentucky Coffeetree.....	212.52	
32 93 43 00-0687	EA		3-1/2" Caliper Gymnocladus dioicus - Kentucky Coffeetree.....	250.30	
32 93 43 00-0688	EA		4" Caliper Gymnocladus dioicus - Kentucky Coffeetree.....	283.36	
32 93 43 00-0689	EA		4-1/2" Caliper Gymnocladus dioicus - Kentucky Coffeetree.....	316.41	
32 93 43 00-0690	EA		5" Caliper Gymnocladus dioicus - Kentucky Coffeetree.....	354.20	
32 93 43 00-0691	EA		1-1/2" To 2" Caliper Zelkova serrata - Japanese Keaki Tree.....	73.09	
32 93 43 00-0692	EA		2" To 2-1/2" Caliper Zelkova serrata - Japanese Keaki Tree.....	89.54	
32 93 43 00-0693	EA		2-1/2" To 3" Caliper Zelkova serrata - Japanese Keaki Tree.....	113.44	
32 93 43 00-0694	EA		1-1/2" Caliper Juglans cinerea - Butternut.....	113.34	
32 93 43 00-0695	EA		2" Caliper Juglans cinerea - Butternut.....	132.23	
32 93 43 00-0696	EA		2-1/2" Caliper Juglans cinerea - Butternut.....	165.29	
32 93 43 00-0697	EA		3" Caliper Juglans cinerea - Butternut.....	207.79	
32 93 43 00-0698	EA		3-1/2" Caliper Juglans cinerea - Butternut.....	255.02	
32 93 43 00-0699	EA		1-1/2" Caliper Juglans californica - California Walnut.....	113.34	
32 93 43 00-0700	EA		2" Caliper Juglans californica - California Walnut.....	132.23	
32 93 43 00-0701	EA		2-1/2" Caliper Juglans californica - California Walnut.....	165.29	
32 93 43 00-0702	EA		3" Caliper Juglans californica - California Walnut.....	207.79	
32 93 43 00-0703	EA		3-1/2" Caliper Juglans californica - California Walnut.....	255.02	
32 93 43 00-0704	EA		4" Caliper Juglans californica - California Walnut.....	306.97	
32 93 43 00-0705	EA		4-1/2" Caliper Juglans californica - California Walnut.....	354.20	
32 93 43 00-0706	EA		5" Caliper Juglans californica - California Walnut.....	401.42	
32 93 43 00-0707	EA		5 Gallon Koelreuteria Paniculata - Goldenrain Tree.....	12.79	
32 93 43 00-0708	EA		15 Gallon Koelreuteria Paniculata - Goldenrain Tree.....	31.96	
32 93 43 00-0709	EA		20 Gallon Koelreuteria Paniculata - Goldenrain Tree.....	63.93	
32 93 43 00-0710	EA		55 Gallon Koelreuteria Paniculata - Goldenrain Tree.....	83.11	
32 93 43 00-0711	EA		1-1/2" To 2" Caliper Koelreuteria Paniculata - Goldenrain Tree.....	60.73	
32 93 43 00-0712	EA		2" To 2-1/2" Caliper Koelreuteria Paniculata - Goldenrain Tree.....	73.52	
32 93 43 00-0713	EA		2-1/2" To 3" Caliper Koelreuteria Paniculata - Goldenrain Tree.....	102.28	
32 93 43 00-0714	EA		1-1/2" Caliper Liquidambar styraciflua - American Sweetgum.....	151.12	
32 93 43 00-0715	EA		2" Caliper Liquidambar styraciflua - American Sweetgum.....	188.90	
32 93 43 00-0716	EA		2-1/2" Caliper Liquidambar styraciflua - American Sweetgum.....	236.13	
32 93 43 00-0717	EA		3" Caliper Liquidambar styraciflua - American Sweetgum.....	283.36	
32 93 43 00-0718	EA		3-1/2" Caliper Liquidambar styraciflua - American Sweetgum.....	330.58	
32 93 43 00-0719	EA		1-1/2" Caliper Liriodendron tulipifera - Tulip Tree.....	151.12	
32 93 43 00-0720	EA		2" Caliper Liriodendron tulipifera - Tulip Tree.....	207.79	
32 93 43 00-0721	EA		2-1/2" Caliper Liriodendron tulipifera - Tulip Tree.....	245.58	
32 93 43 00-0722	EA		3" Caliper Liriodendron tulipifera - Tulip Tree.....	283.36	
32 93 43 00-0723	EA		3-1/2" Caliper Liriodendron tulipifera - Tulip Tree.....	321.14	
32 93 43 00-0724	EA		8' Clump Form Liriodendron tulipifera - Tulip Tree.....	113.34	
32 93 43 00-0725	EA		10' Clump Form Liriodendron tulipifera - Tulip Tree.....	203.07	
32 93 43 00-0726	EA		12' Clump Form Liriodendron tulipifera - Tulip Tree.....	245.58	
32 93 43 00-0727	EA		1-1/2" Caliper Nyssa sylvatica - Black Tupelo Sour Gum.....	151.12	
32 93 43 00-0728	EA		2" Caliper Nyssa sylvatica - Black Tupelo Sour Gum.....	188.90	
32 93 43 00-0729	EA		2-1/2" Caliper Nyssa sylvatica - Black Tupelo Sour Gum.....	236.13	
32 93 43 00-0730	EA		3" Caliper Nyssa sylvatica - Black Tupelo Sour Gum.....	283.36	
32 93 43 00-0731	EA		3-1/2" Caliper Nyssa sylvatica - Black Tupelo Sour Gum.....	330.58	
32 93 43 00-0732	EA		4' Clump Form Nyssa sylvatica - Black Tupelo Sour Gum.....	66.12	
32 93 43 00-0733	EA		5' Clump Form Nyssa sylvatica - Black Tupelo Sour Gum.....	75.56	
32 93 43 00-0734	EA		6' Clump Form Nyssa sylvatica - Black Tupelo Sour Gum.....	89.73	
32 93 43 00-0735	EA		7' Clump Form Nyssa sylvatica - Black Tupelo Sour Gum.....	113.34	

32 Exterior Improvements**32 90 Planting****32 93 Plants**

SAN BERNARDINO
COUNTY

MINOR
CSI UOM DESCRIPTION

TOTAL DIRECT DEMOLITION
UNIT COST UNIT COST

32 93 43 00-0736	EA	8' Clump Form Nyssa sylvatica - Black Tupelo Sour Gum.....	141.68	
32 93 43 00-0737	EA	2" Caliper Ostrya virginiana - American Hophornbeam.....	122.79	
32 93 43 00-0738	EA	2-1/2" Caliper Ostrya virginiana - American Hophornbeam.....	155.85	
32 93 43 00-0739	EA	3" Caliper Ostrya virginiana - American Hophornbeam.....	188.90	
32 93 43 00-0740	EA	3-1/2" Caliper Ostrya virginiana - American Hophornbeam.....	221.96	
32 93 43 00-0741	EA	4" Caliper Ostrya virginiana - American Hophornbeam.....	269.19	
32 93 43 00-0742	EA	2" Caliper Phellodendron amurense - Amur Corktree.....	94.45	
32 93 43 00-0743	EA	2-1/2" Caliper Phellodendron amurense - Amur Corktree.....	118.07	
32 93 43 00-0744	EA	3" Caliper Phellodendron amurense - Amur Corktree.....	141.68	
32 93 43 00-0745	EA	3-1/2" Caliper Phellodendron amurense - Amur Corktree.....	165.29	
32 93 43 00-0746	EA	4" Caliper Phellodendron amurense - Amur Corktree.....	186.90	
32 93 43 00-0747	EA	4-1/2" Caliper Phellodendron amurense - Amur Corktree.....	212.52	
32 93 43 00-0748	EA	5" Caliper Phellodendron amurense - Amur Corktree.....	236.13	
32 93 43 00-0749	EA	1-1/2" To 2" Caliper Platanus acerifolia "Bloodgold" - London Plane.....	370.52	
32 93 43 00-0750	EA	2" To 2-1/2" Caliper Platanus acerifolia "Bloodgold" - London Plane.....	661.36	
32 93 43 00-0751	EA	2-1/2" To 3" Caliper Platanus acerifolia "Bloodgold" - London Plane.....	968.14	
32 93 43 00-0752	EA	3" To 3-1/2" Caliper Platanus acerifolia "Bloodgold" - London Plane.....	1,203.20	
32 93 43 00-0753	EA	3-1/2" To 4" Caliper Platanus acerifolia "Bloodgold" - London Plane.....	1,557.78	
32 93 43 00-0754	EA	4" To 5" Caliper Platanus acerifolia "Bloodgold" - London Plane.....	1,772.92	
32 93 43 00-0755	EA	24" Box Platanus acerifolia "Bloodgold" - London Plane.....	466.14	
32 93 43 00-0756	EA	30" Box Platanus Occidentalis - Buttonwood Sycamore.....	205.17	
32 93 43 00-0757	EA	36" Box Platanus Occidentalis - Buttonwood Sycamore.....	298.44	
32 93 43 00-0758	EA	42" Box Platanus occidentalis - Buttonwood Sycamore.....	443.94	
32 93 43 00-0759	EA	1-1/2" To 2" Caliper Platanus occidentalis - Buttonwood Sycamore.....	68.65	
32 93 43 00-0760	EA	2" To 2-1/2" Caliper Platanus occidentalis - Buttonwood Sycamore.....	82.08	
32 93 43 00-0761	EA	2-1/2" To 3" Caliper Platanus occidentalis - Buttonwood Sycamore.....	111.91	
32 93 43 00-0762	EA	3" To 3-1/2" Caliper Platanus occidentalis - Buttonwood Sycamore.....	135.81	
32 93 43 00-0763	EA	8' To 10' Platanus occidentalis - Green Or Silver Buttonwood.....	56.48	
32 93 43 00-0764	EA	10' To 12' Platanus occidentalis - Green Or Silver Buttonwood.....	70.60	
32 93 43 00-0765	EA	12' To 14' Platanus occidentalis - Green Or Silver Buttonwood.....	124.91	
32 93 43 00-0766	EA	16' To 18' Platanus occidentalis - Green Or Silver Buttonwood.....	179.22	
32 93 43 00-0767	EA	2" Caliper Platanus x acerifolia & cvs - London Planetree.....	113.34	
32 93 43 00-0768	EA	2-1/2" Caliper Platanus x acerifolia & cvs - London Planetree.....	136.96	
32 93 43 00-0769	EA	3" Caliper Platanus x acerifolia & cvs - London Planetree.....	165.29	
32 93 43 00-0770	EA	3-1/2" Caliper Platanus x acerifolia & cvs - London Planetree.....	198.35	
32 93 43 00-0771	EA	4" Caliper Platanus x acerifolia & cvs - London Planetree.....	236.13	
32 93 43 00-0772	EA	2" Caliper Populus alba & cvs - White Poplar.....	113.34	
32 93 43 00-0773	EA	2-1/2" Caliper Populus alba & cvs - White Poplar.....	132.23	
32 93 43 00-0774	EA	3" Caliper Populus alba & cvs - White Poplar.....	151.12	
32 93 43 00-0775	EA	3-1/2" Caliper Populus alba & cvs - White Poplar.....	179.46	
32 93 43 00-0776	EA	4" Caliper Populus alba & cvs - White Poplar.....	198.35	
32 93 43 00-0777	EA	4-1/2" Caliper Populus alba & cvs - White Poplar.....	226.69	
32 93 43 00-0778	EA	2" Caliper Populus deltoides & cvs - Eastern Cottonwood.....	103.90	
32 93 43 00-0779	EA	2-1/2" Caliper Populus deltoides & cvs - Eastern Cottonwood.....	136.96	
32 93 43 00-0780	EA	3" Caliper Populus deltoides & cvs - Eastern Cottonwood.....	165.29	
32 93 43 00-0781	EA	3-1/2" Caliper Populus deltoides & cvs - Eastern Cottonwood.....	198.35	
32 93 43 00-0782	EA	4" Caliper Populus deltoides & cvs - Eastern Cottonwood.....	236.13	
32 93 43 00-0783	EA	1 Gallon Quercus agrifolia - Coast Live Oak.....	9.68	
32 93 43 00-0784	EA	5 Gallon Quercus agrifolia - Coast Live Oak.....	23.95	
32 93 43 00-0785	EA	15 Gallon Quercus agrifolia - Coast Live Oak.....	77.23	
32 93 43 00-0786	EA	24" Box Quercus agrifolia - Coast Live Oak.....	234.62	
32 93 43 00-0787	EA	6' To 8' Quercus acutissima - Sawtooth Oak.....	35.52	
32 93 43 00-0788	EA	8' To 10' Quercus acutissima - Sawtooth Oak.....	53.27	
32 93 43 00-0789	EA	10' To 12' Quercus acutissima - Sawtooth Oak.....	62.15	
32 93 43 00-0790	EA	1-1/2" To 2" Caliper Quercus acutissima - Sawtooth Oak.....	71.03	
32 93 43 00-0791	EA	2" To 2-1/2" Caliper Quercus acutissima - Sawtooth Oak.....	79.91	
32 93 43 00-0792	EA	3" To 3-1/2" Caliper Quercus virginiana - Live Oak.....	281.28	
32 93 43 00-0793	EA	3-1/2" To 4" Caliper Quercus virginiana - Live Oak.....	379.08	
32 93 43 00-0794	EA	4" To 4-1/2" Caliper Quercus virginiana - Live Oak.....	512.69	
32 93 43 00-0795	EA	4-1/2" To 5" Caliper Quercus virginiana - Live Oak.....	684.31	
32 93 43 00-0796	EA	5" To 5-1/2" Caliper Quercus virginiana - Live Oak.....	825.51	
32 93 43 00-0797	EA	5-1/2" To 6" Caliper Quercus virginiana - Live Oak.....	912.41	
32 93 43 00-0798	EA	6" To 6-1/2" Caliper Quercus virginiana - Live Oak.....	1,227.41	
32 93 43 00-0799	EA	6-1/2" To 7" Caliper Quercus virginiana - Live Oak.....	1,542.40	
32 93 43 00-0800	EA	7" To 7-1/2" Caliper Quercus virginiana - Live Oak.....	1,857.40	
32 93 43 00-0801	EA	7-1/2" To 8" Caliper Quercus virginiana - Live Oak.....	2,253.86	
32 93 43 00-0802	EA	8" To 8-1/2" Caliper Quercus virginiana - Live Oak.....	2,650.33	
32 93 43 00-0803	EA	2" Caliper Quercus alba - White Oak.....	141.68	
32 93 43 00-0804	EA	2-1/2" Caliper Quercus alba - White Oak.....	165.29	
32 93 43 00-0805	EA	3" Caliper Quercus alba - White Oak.....	207.79	
32 93 43 00-0806	EA	3-1/2" Caliper Quercus alba - White Oak.....	259.74	
32 93 43 00-0807	EA	4" Caliper Quercus alba - White Oak.....	306.97	
32 93 43 00-0808	EA	4-1/2" Caliper Quercus alba - White Oak.....	377.81	
32 93 43 00-0809	EA	5" Caliper Quercus alba - White Oak.....	448.65	
32 93 43 00-0810	EA	2" Caliper Quercus bicolor - Swamp White Oak.....	165.29	
32 93 43 00-0811	EA	2-1/2" Caliper Quercus bicolor - Swamp White Oak.....	188.90	
32 93 43 00-0812	EA	3" Caliper Quercus bicolor - Swamp White Oak.....	217.24	
32 93 43 00-0813	EA	3-1/2" Caliper Quercus bicolor - Swamp White Oak.....	240.85	
32 93 43 00-0814	EA	4" Caliper Quercus bicolor - Swamp White Oak.....	273.91	
32 93 43 00-0815	EA	4-1/2" Caliper Quercus bicolor - Swamp White Oak.....	302.25	
32 93 43 00-0816	EA	5" Caliper Quercus bicolor - Swamp White Oak.....	340.03	



		Exterior Improvements	32
		Planting	32 90
		Plants	32 93

MINOR	CSI	UOM	DESCRIPTION	TOTAL DIRECT UNIT COST	DEMOLITION UNIT COST
32 93 43 00-0817	EA		10' Clump Form Quercus bicolor - Swamp White Oak.....	236.13	
32 93 43 00-0818	EA		12' Clump Form Quercus bicolor - Swamp White Oak.....	283.36	
32 93 43 00-0819	EA		14' Clump Form Quercus bicolor - Swamp White Oak.....	330.58	
32 93 43 00-0820	EA		16' Clump Form Quercus bicolor - Swamp White Oak.....	377.81	
32 93 43 00-0821	EA		2" Caliper Quercus coccinea - Scarlet Oak.....	122.79	
32 93 43 00-0822	EA		2-1/2" Caliper Quercus coccinea - Scarlet Oak.....	155.85	
32 93 43 00-0823	EA		3" Caliper Quercus coccinea - Scarlet Oak.....	193.63	
32 93 43 00-0824	EA		3-1/2" Caliper Quercus coccinea - Scarlet Oak.....	236.13	
32 93 43 00-0825	EA		4" Caliper Quercus coccinea - Scarlet Oak.....	283.36	
32 93 43 00-0826	EA		4-1/2" Caliper Quercus coccinea - Scarlet Oak.....	335.31	
32 93 43 00-0827	EA		5" Caliper Quercus coccinea - Scarlet Oak.....	391.98	
32 93 43 00-0828	EA		1-1/2" Caliper Quercus imbricaria - Shingle Oak.....	122.79	
32 93 43 00-0829	EA		2" Caliper Quercus imbricaria - Shingle Oak.....	165.29	
32 93 43 00-0830	EA		2-1/2" Caliper Quercus imbricaria - Shingle Oak.....	221.96	
32 93 43 00-0831	EA		3" Caliper Quercus imbricaria - Shingle Oak.....	330.58	
32 93 43 00-0832	EA		3-1/2" Caliper Quercus imbricaria - Shingle Oak.....	448.65	
32 93 43 00-0833	EA		1-1/2" Caliper Quercus macrocarpa - Bur Oak.....	122.79	
32 93 43 00-0834	EA		2" Caliper Quercus macrocarpa - Bur Oak.....	146.40	
32 93 43 00-0835	EA		2-1/2" Caliper Quercus macrocarpa - Bur Oak.....	174.74	
32 93 43 00-0836	EA		3" Caliper Quercus macrocarpa - Bur Oak.....	212.52	
32 93 43 00-0837	EA		3-1/2" Caliper Quercus macrocarpa - Bur Oak.....	259.74	
32 93 43 00-0838	EA		4" Caliper Quercus macrocarpa - Bur Oak.....	306.97	
32 93 43 00-0839	EA		9' Clump Form Quercus macrocarpa - Bur Oak.....	283.36	
32 93 43 00-0840	EA		10' Clump Form Quercus macrocarpa - Bur Oak.....	330.58	
32 93 43 00-0841	EA		12' Clump Form Quercus macrocarpa - Bur Oak.....	377.81	
32 93 43 00-0842	EA		2" Caliper Quercus palustris - Pin Oak.....	103.90	
32 93 43 00-0843	EA		2-1/2" Caliper Quercus palustris - Pin Oak.....	141.68	
32 93 43 00-0844	EA		3" Caliper Quercus palustris - Pin Oak.....	184.18	
32 93 43 00-0845	EA		3-1/2" Caliper Quercus palustris - Pin Oak.....	212.52	
32 93 43 00-0846	EA		4" Caliper Quercus palustris - Pin Oak.....	245.58	
32 93 43 00-0847	EA		4-1/2" Caliper Quercus palustris - Pin Oak.....	278.63	
32 93 43 00-0848	EA		5" Caliper Quercus palustris - Pin Oak.....	306.97	
32 93 43 00-0849	EA		2" Caliper Quercus robur & cvs - English Oak.....	122.79	
32 93 43 00-0850	EA		2-1/2" Caliper Quercus robur & cvs - English Oak.....	151.12	
32 93 43 00-0851	EA		3" Caliper Quercus robur & cvs - English Oak.....	179.46	
32 93 43 00-0852	EA		3-1/2" Caliper Quercus robur & cvs - English Oak.....	212.52	
32 93 43 00-0853	EA		4" Caliper Quercus robur & cvs - English Oak.....	245.58	
32 93 43 00-0854	EA		4-1/2" Caliper Quercus robur & cvs - English Oak.....	283.36	
32 93 43 00-0855	EA		5" Caliper Quercus robur & cvs - English Oak.....	321.14	
32 93 43 00-0856	EA		2" Caliper Quercus rubra - Red Oak.....	141.68	
32 93 43 00-0857	EA		2-1/2" Caliper Quercus rubra - Red Oak.....	165.29	
32 93 43 00-0858	EA		3" Caliper Quercus rubra - Red Oak.....	198.35	
32 93 43 00-0859	EA		3-1/2" Caliper Quercus rubra - Red Oak.....	236.13	
32 93 43 00-0860	EA		4" Caliper Quercus rubra - Red Oak.....	283.36	
32 93 43 00-0861	EA		4-1/2" Caliper Quercus rubra - Red Oak.....	330.58	
32 93 43 00-0862	EA		5" Caliper Quercus rubra - Red Oak.....	377.81	
32 93 43 00-0863	EA		16' Clump Form Quercus rubra - Red Oak.....	306.97	
32 93 43 00-0864	EA		18' Clump Form Quercus rubra - Red Oak.....	368.36	
32 93 43 00-0865	EA		20' Clump Form Quercus rubra - Red Oak.....	410.87	
32 93 43 00-0866	EA		2" Caliper Quercus shumardii - Shumard Oak.....	160.57	
32 93 43 00-0867	EA		2-1/2" Caliper Quercus shumardii - Shumard Oak.....	203.07	
32 93 43 00-0868	EA		3" Caliper Quercus shumardii - Shumard Oak.....	236.13	
32 93 43 00-0869	EA		3-1/2" Caliper Quercus shumardii - Shumard Oak.....	283.36	
32 93 43 00-0870	EA		4" Caliper Quercus shumardii - Shumard Oak.....	330.58	
32 93 43 00-0871	EA		4-1/2" Caliper Quercus shumardii - Shumard Oak.....	377.81	
32 93 43 00-0872	EA		5" Caliper Quercus shumardii - Shumard Oak.....	425.03	
32 93 43 00-0873	EA		2" Caliper Quercus schuettii - Swamp Bur Oak.....	141.68	
32 93 43 00-0874	EA		2-1/2" Caliper Quercus schuettii - Swamp Bur Oak.....	170.01	
32 93 43 00-0875	EA		3" Caliper Quercus schuettii - Swamp Bur Oak.....	212.52	
32 93 43 00-0876	EA		3-1/2" Caliper Quercus schuettii - Swamp Bur Oak.....	259.74	
32 93 43 00-0877	EA		4" Caliper Quercus schuettii - Swamp Bur Oak.....	302.25	
32 93 43 00-0878	EA		4-1/2" Caliper Quercus schuettii - Swamp Bur Oak.....	340.03	
32 93 43 00-0879	EA		1-1/2" Caliper Quercus suber - Cork Oak.....	557.77	
32 93 43 00-0880	EA		2" Caliper Quercus suber - Cork Oak.....	772.92	
32 93 43 00-0881	EA		2-1/2" Caliper Quercus suber - Cork Oak.....	988.06	
32 93 43 00-0882	EA		3" Caliper Quercus suber - Cork Oak.....	1,235.07	
32 93 43 00-0883	EA		3-1/2" Caliper Quercus suber - Cork Oak.....	1,852.61	
32 93 43 00-0884	EA		4" Caliper Quercus suber - Cork Oak.....	2,390.46	
32 93 43 00-0885	EA		4-1/2" Caliper Quercus suber - Cork Oak.....	3,107.60	
32 93 43 00-0886	EA		1-1/2" Caliper Quercus ilex - Holly Oak.....	617.54	
32 93 43 00-0887	EA		2" Caliper Quercus ilex - Holly Oak.....	832.68	
32 93 43 00-0888	EA		2-1/2" Caliper Quercus ilex - Holly Oak.....	1,019.93	
32 93 43 00-0889	EA		3" Caliper Quercus ilex - Holly Oak.....	1,235.07	
32 93 43 00-0890	EA		3-1/2" Caliper Quercus ilex - Holly Oak.....	1,852.61	
32 93 43 00-0891	EA		4" Caliper Quercus ilex - Holly Oak.....	2,390.46	
32 93 43 00-0892	EA		24" Box Salix babylonica - Weeping Willow.....	119.37	
32 93 43 00-0893	EA		36" Box Salix babylonica - Weeping Willow.....	298.44	
32 93 43 00-0894	EA		1-1/2" To 2" Caliper Salix babylonica - Weeping Willow.....	68.65	
32 93 43 00-0895	EA		2" To 2-1/2" Caliper Salix babylonica - Weeping Willow.....	82.08	
32 93 43 00-0896	EA		2-1/2" To 3" Caliper Salix babylonica - Weeping Willow.....	89.54	
32 93 43 00-0897	EA		2" Caliper Salix alba & cvs - White Willow.....	75.56	

32 Exterior Improvements**32 90 Planting****32 93 Plants**

SAN BERNARDINO
COUNTY

MINOR CSI UOM DESCRIPTION	TOTAL DIRECT UNIT COST	DEMOLITION UNIT COST
32 93 43 00-0898 EA 2-1/2" Caliper Salix alba & cvs - White Willow	89.73	
32 93 43 00-0899 EA 3" Caliper Salix alba & cvs - White Willow	118.07	
32 93 43 00-0900 EA 3-1/2" Caliper Salix alba & cvs - White Willow	141.68	
32 93 43 00-0901 EA 4" Caliper Salix alba & cvs - White Willow	170.01	
32 93 43 00-0902 EA 4-1/2" Caliper Salix alba & cvs - White Willow	198.35	
32 93 43 00-0903 EA 5" Caliper Salix alba & cvs - White Willow	226.69	
32 93 43 00-0904 EA 5' Clump Form Sassafras albidum - Common Sassafras	89.73	
32 93 43 00-0905 EA 6' Clump Form Sassafras albidum - Common Sassafras	108.62	
32 93 43 00-0906 EA 7' Clump Form Sassafras albidum - Common Sassafras	136.96	
32 93 43 00-0907 EA 8' Clump Form Sassafras albidum - Common Sassafras	155.85	
32 93 43 00-0908 EA 10' Clump Form Sassafras albidum - Common Sassafras	174.74	
32 93 43 00-0909 EA 12' Clump Form Sassafras albidum - Common Sassafras	212.52	
32 93 43 00-0910 EA 14' Clump Form Sassafras albidum - Common Sassafras	259.74	
32 93 43 00-0911 EA 16' Clump Form Sassafras albidum - Common Sassafras	306.97	
32 93 43 00-0912 EA 1-3/4" Caliper Sophora japonica - Chinese Scholar	156.41	
32 93 43 00-0913 EA 2" Caliper Sophora japonica - Chinese Scholar	173.79	
32 93 43 00-0914 EA 2-1/2" Caliper Sophora japonica - Chinese Scholar	233.53	
32 93 43 00-0915 EA 3" Caliper Sophora japonica - Chinese Scholar	304.14	
32 93 43 00-0916 EA 3-1/2" Caliper Sophora japonica - Chinese Scholar	353.02	
32 93 43 00-0917 EA 10' To 12' Swietenia Mahagoni - Mahogany	83.64	
32 93 43 00-0918 EA 12' To 14' Swietenia Mahagoni - Mahogany	97.76	
32 93 43 00-0919 EA 14' To 16' Swietenia Mahagoni - Mahogany	130.34	
32 93 43 00-0920 EA 16' To 18' Swietenia Mahagoni - Mahogany	146.64	
32 93 43 00-0921 EA 2" Caliper Taxodium distichum - Common Bald Cypress	118.07	
32 93 43 00-0922 EA 2-1/2" Caliper Taxodium distichum - Common Bald Cypress	136.96	
32 93 43 00-0923 EA 3" Caliper Taxodium distichum - Common Bald Cypress	165.29	
32 93 43 00-0924 EA 3-1/2" Caliper Taxodium distichum - Common Bald Cypress	188.90	
32 93 43 00-0925 EA 4" Caliper Taxodium distichum - Common Bald Cypress	207.79	
32 93 43 00-0926 EA 6' Clump Form Taxodium distichum - Common Bald Cypress	103.90	
32 93 43 00-0927 EA 7' Clump Form Taxodium distichum - Common Bald Cypress	118.07	
32 93 43 00-0928 EA 8' Clump Form Taxodium distichum - Common Bald Cypress	170.01	
32 93 43 00-0929 EA 10' Clump Form Taxodium distichum - Common Bald Cypress	188.90	
32 93 43 00-0930 EA 12' Clump Form Taxodium distichum - Common Bald Cypress	212.52	
32 93 43 00-0931 EA 14' Clump Form Taxodium distichum - Common Bald Cypress	245.58	
32 93 43 00-0932 EA 16' Clump Form Taxodium distichum - Common Bald Cypress	283.36	
32 93 43 00-0933 EA 2' Thuja occidentalis - American Arborvitae	16.18	
32 93 43 00-0934 EA 2-1/2' Thuja occidentalis - American Arborvitae	17.49	
32 93 43 00-0935 EA 3' Thuja occidentalis - American Arborvitae	24.98	
32 93 43 00-0936 EA 4' Thuja occidentalis - American Arborvitae	34.32	
32 93 43 00-0937 EA 5' Thuja occidentalis - American Arborvitae	47.79	
32 93 43 00-0938 EA 6' Thuja occidentalis - American Arborvitae	66.26	
32 93 43 00-0939 EA 7' Thuja occidentalis - American Arborvitae	80.38	
32 93 43 00-0940 EA 8' Thuja occidentalis - American Arborvitae	112.96	
32 93 43 00-0941 EA 2" Caliper Tilia americana & cvs - American Linden Basswood	118.07	
32 93 43 00-0942 EA 2-1/2" Caliper Tilia americana & cvs - American Linden Basswood	136.96	
32 93 43 00-0943 EA 3" Caliper Tilia americana & cvs - American Linden Basswood	174.74	
32 93 43 00-0944 EA 3-1/2" Caliper Tilia americana & cvs - American Linden Basswood	203.07	
32 93 43 00-0945 EA 4" Caliper Tilia americana & cvs - American Linden Basswood	231.41	
32 93 43 00-0946 EA 4-1/2" Caliper Tilia americana & cvs - American Linden Basswood	259.74	
32 93 43 00-0947 EA 5" Caliper Tilia americana & cvs - American Linden Basswood	283.36	
32 93 43 00-0948 EA 10' Clump Form Tilia americana & cvs - American Linden Basswood	151.12	
32 93 43 00-0949 EA 12' Clump Form Tilia americana & cvs - American Linden Basswood	165.29	
32 93 43 00-0950 EA 14' Clump Form Tilia americana & cvs - American Linden Basswood	188.90	
32 93 43 00-0951 EA 16' Clump Form Tilia americana & cvs - American Linden Basswood	217.24	
32 93 43 00-0952 EA 2" Caliper Tilia cordata & cvs - Littleleaf Linden	118.77	
32 93 43 00-0953 EA 2-1/2" Caliper Tilia cordata & cvs - Littleleaf Linden	143.47	
32 93 43 00-0954 EA 3" Caliper Tilia cordata & cvs - Littleleaf Linden	165.29	
32 93 43 00-0955 EA 3-1/2" Caliper Tilia cordata & cvs - Littleleaf Linden	203.07	
32 93 43 00-0956 EA 4" Caliper Tilia cordata & cvs - Littleleaf Linden	231.41	
32 93 43 00-0957 EA 4-1/2" Caliper Tilia cordata & cvs - Littleleaf Linden	259.74	
32 93 43 00-0958 EA 5" Caliper Tilia cordata & cvs - Littleleaf Linden	288.08	
32 93 43 00-0959 EA 2" Caliper Tilia tomentosa & cvs - Silver Linden	132.23	
32 93 43 00-0960 EA 2-1/2" Caliper Tilia tomentosa & cvs - Silver Linden	146.40	
32 93 43 00-0961 EA 3" Caliper Tilia tomentosa & cvs - Silver Linden	160.57	
32 93 43 00-0962 EA 3-1/2" Caliper Tilia tomentosa & cvs - Silver Linden	179.46	
32 93 43 00-0963 EA 4" Caliper Tilia tomentosa & cvs - Silver Linden	207.79	
32 93 43 00-0964 EA 4-1/2" Caliper Tilia tomentosa & cvs - Silver Linden	245.58	
32 93 43 00-0965 EA 5" Caliper Tilia tomentosa & cvs - Silver Linden	321.14	
32 93 43 00-0966 EA 2" Caliper Tilia x euchlora - Crimean Linden	132.23	
32 93 43 00-0967 EA 2-1/2" Caliper Tilia x euchlora - Crimean Linden	170.01	
32 93 43 00-0968 EA 3" Caliper Tilia x euchlora - Crimean Linden	207.79	
32 93 43 00-0969 EA 3-1/2" Caliper Tilia x euchlora - Crimean Linden	236.13	
32 93 43 00-0970 EA 4" Caliper Tilia x euchlora - Crimean Linden	264.47	
32 93 43 00-0971 EA 4-1/2" Caliper Tilia x euchlora - Crimean Linden	297.52	
32 93 43 00-0972 EA 5" Caliper Tilia x euchlora - Crimean Linden	321.14	
32 93 43 00-0973 EA 2" Caliper Ulmus x 'Homestead' - Homestead Hybrid Elm	132.23	
32 93 43 00-0974 EA 2-1/2" Caliper Ulmus x 'Homestead' - Homestead Hybrid Elm	151.12	
32 93 43 00-0975 EA 3" Caliper Ulmus x 'Homestead' - Homestead Hybrid Elm	165.29	
32 93 43 00-0976 EA 3-1/2" Caliper Ulmus x 'Homestead' - Homestead Hybrid Elm	179.46	
32 93 43 00-0977 EA 4" Caliper Ulmus x 'Homestead' - Homestead Hybrid Elm	198.35	
32 93 43 00-0978 EA 4-1/2" Caliper Ulmus x 'Homestead' - Homestead Hybrid Elm	236.13	



		Exterior Improvements	32
		Planting	32 90
		Plants	32 93

MINOR	CSI	UOM	DESCRIPTION	TOTAL DIRECT UNIT COST	DEMOLITION UNIT COST
-------	-----	-----	-------------	------------------------	----------------------

32 93 43 00-0979	EA		5" Caliper Ulmus x 'Homestead' - Homestead Hybrid Elm.....	278.63	
32 93 43 00-0980	EA		2" Caliper Ulmus x 'Pioneer' - Pioneer Hybrid Elm.....	151.12	
32 93 43 00-0981	EA		2-1/2" Caliper Ulmus x 'Pioneer' - Pioneer Hybrid Elm.....	165.29	
32 93 43 00-0982	EA		3" Caliper Ulmus x 'Pioneer' - Pioneer Hybrid Elm.....	179.46	
32 93 43 00-0983	EA		3-1/2" Caliper Ulmus x 'Pioneer' - Pioneer Hybrid Elm.....	198.35	
32 93 43 00-0984	EA		4" Caliper Ulmus x 'Pioneer' - Pioneer Hybrid Elm.....	236.13	
32 93 43 00-0985	EA		4-1/2" Caliper Ulmus x 'Pioneer' - Pioneer Hybrid Elm.....	278.63	
32 93 43 00-0986	EA		5" Caliper Ulmus x 'Pioneer' - Pioneer Hybrid Elm.....	321.14	
32 93 43 00-0987	EA		2" Caliper Ulmus x 'Regal' - Regal Hybrid Elm.....	151.12	
32 93 43 00-0988	EA		2-1/2" Mary-Louise Parker Ulmus x 'Regal' - Regal Hybrid Elm.....	165.29	
32 93 43 00-0989	EA		3" Caliper Ulmus x 'Regal' - Regal Hybrid Elm.....	179.46	
32 93 43 00-0990	EA		3-1/2" Caliper Ulmus x 'Regal' - Regal Hybrid Elm.....	198.35	
32 93 43 00-0991	EA		4" Caliper Ulmus x 'Regal' - Regal Hybrid Elm.....	236.13	
32 93 43 00-0992	EA		4-1/2" Caliper Ulmus x 'Regal' - Regal Hybrid Elm.....	278.63	
32 93 43 00-0993	EA		5" Caliper Ulmus x 'Regal' - Regal Hybrid Elm.....	321.14	

32 93 43 00-0994

Evergreen Trees (32 93 43)

Note: All trees listed by caliper of trunk or height of tree if field grown, dug with spade, balled and burlapped and delivered to site.

32 93 43 00-0995	EA		6' Abies balsamea - Balsam Fir.....	115.49	
32 93 43 00-0996	EA		7' Abies balsamea - Balsam Fir.....	144.36	
32 93 43 00-0997	EA		8' Abies balsamea - Balsam Fir.....	173.23	
32 93 43 00-0998	EA		9' Abies balsamea - Balsam Fir.....	230.97	
32 93 43 00-0999	EA		10' Abies balsamea - Balsam Fir.....	288.72	
32 93 43 00-1000	EA		12' Abies balsamea - Balsam Fir.....	346.46	
32 93 43 00-1001	EA		6' Abies concolor - White Fir.....	167.46	
32 93 43 00-1002	EA		7' Abies concolor - White Fir.....	190.55	
32 93 43 00-1003	EA		8' Abies concolor - White Fir.....	225.20	
32 93 43 00-1004	EA		9' Abies concolor - White Fir.....	259.85	
32 93 43 00-1005	EA		10' Abies concolor - White Fir.....	306.04	
32 93 43 00-1006	EA		12' Abies concolor - White Fir.....	375.33	
32 93 43 00-1007	EA		14' Abies concolor - White Fir.....	461.95	
32 93 43 00-1008	EA		16' Abies concolor - White Fir.....	519.69	
32 93 43 00-1009	EA		6' Abies fraseri - Frasier Fir.....	115.49	
32 93 43 00-1010	EA		7' Abies fraseri - Frasier Fir.....	144.36	
32 93 43 00-1011	EA		8' Abies fraseri - Frasier Fir.....	173.23	
32 93 43 00-1012	EA		9' Abies fraseri - Frasier Fir.....	230.97	
32 93 43 00-1013	EA		10' Abies fraseri - Frasier Fir.....	288.72	
32 93 43 00-1014	EA		12' Abies fraseri - Frasier Fir.....	346.46	
32 93 43 00-1015	EA		5 Gallon Araucaria heterophylla (Araucaria excelsa) - Norfolk Island Pine, Star Pine.....	31.25	
32 93 43 00-1016	EA		15 Gallon Araucaria heterophylla (Araucaria excelsa) - Norfolk Island Pine, Star Pine.....	216.99	
32 93 43 00-1017	EA		24" Box Araucaria heterophylla (Araucaria excelsa) - Norfolk Island Pine, Star Pine.....	433.98	
32 93 43 00-1018	EA		36" Box Araucaria heterophylla (Araucaria excelsa) - Norfolk Island Pine, Star Pine.....	1,041.54	
32 93 43 00-1019	EA		1 Gallon Bauhinia variegata (Bauhinia purpurea) - Purple Orchid Tree.....	6.35	
32 93 43 00-1020	EA		5 Gallon Bauhinia variegata (Bauhinia purpurea) - Purple Orchid Tree.....	23.95	
32 93 43 00-1021	EA		15 Gallon Bauhinia variegata (Bauhinia purpurea) - Purple Orchid Tree.....	77.23	
32 93 43 00-1022	EA		24" Box Bauhinia variegata (Bauhinia purpurea) - Purple Orchid Tree.....	185.74	
32 93 43 00-1023	EA		5 Gallon Bauhinia blakeana - Hong Kong Orchid Tree.....	17.60	
32 93 43 00-1024	EA		15 Gallon Bauhinia blakeana - Hong Kong Orchid Tree.....	77.23	
32 93 43 00-1025	EA		24" Box Bauhinia blakeana - Hong Kong Orchid Tree.....	185.74	
32 93 43 00-1026	EA		1 Gallon Callistemon viminalis - Weeping Bottlebrush.....	7.81	
32 93 43 00-1027	EA		5 Gallon Callistemon viminalis - Weeping Bottlebrush.....	24.30	
32 93 43 00-1028	EA		15 Gallon Callistemon viminalis - Weeping Bottlebrush.....	85.06	
32 93 43 00-1029	EA		24" Box Callistemon viminalis - Weeping Bottlebrush.....	277.74	
32 93 43 00-1030	EA		36" Box Callistemon viminalis - Weeping Bottlebrush.....	781.16	
32 93 43 00-1031	EA		2' To 3' Cedrus atlantica - Blue Atlas Cedar.....	20.80	
32 93 43 00-1032	EA		3' To 4' Cedrus atlantica - Blue Atlas Cedar.....	33.44	
32 93 43 00-1033	EA		4' To 5' Cedrus atlantica - Blue Atlas Cedar.....	49.68	
32 93 43 00-1034	EA		5' To 6' Cedrus atlantica - Blue Atlas Cedar.....	66.83	
32 93 43 00-1035	EA		7' To 8' Cedrus atlantica - Blue Atlas Cedar.....	94.88	
32 93 43 00-1036	EA		1 Gallon Cedrus deodara - Deodar Cedar.....	17.19	
32 93 43 00-1037	EA		5 Gallon Cedrus deodara - Deodar Cedar.....	31.25	
32 93 43 00-1038	EA		15 Gallon Cedrus deodara - Deodar Cedar.....	137.14	
32 93 43 00-1039	EA		24" Box Cedrus deodara - Deodar Cedar.....	433.98	
32 93 43 00-1040	EA		36" Box Cedrus deodara - Deodar Cedar.....	954.74	
32 93 43 00-1041	EA		6' Cedrus decurrens - Incense Cedar.....	96.95	
32 93 43 00-1042	EA		8' Cedrus decurrens - Incense Cedar.....	200.54	
32 93 43 00-1043	EA		10' Cedrus decurrens - Incense Cedar.....	265.62	
32 93 43 00-1044	EA		12' Cedrus decurrens - Incense Cedar.....	351.95	
32 93 43 00-1045	EA		6' To 8' Cedrus deodara - Indian Cedar.....	85.85	
32 93 43 00-1046	EA		8' To 10' Cedrus deodara - Indian Cedar.....	99.40	
32 93 43 00-1047	EA		10' To 12' Cedrus deodara - Indian Cedar.....	135.53	
32 93 43 00-1048	EA		12' To 14' Cedrus deodara - Indian Cedar.....	176.18	
32 93 43 00-1049	EA		14' To 16' Cedrus deodara - Indian Cedar.....	225.90	
32 93 43 00-1050	EA		5 Gallon Cedrus libani - Cedar of Lebanon.....	31.25	
32 93 43 00-1051	EA		15 Gallon Cedrus libani - Cedar of Lebanon.....	137.14	
32 93 43 00-1052	EA		24" Box Cedrus libani - Cedar of Lebanon.....	329.82	
32 93 43 00-1053	EA		36" Box Cedrus libani - Cedar of Lebanon.....	954.74	
32 93 43 00-1054	EA		15 Gallon Celtis australis - European Hackberry.....	112.83	
32 93 43 00-1055	EA		24" Box Celtis australis - European Hackberry.....	390.58	

32 Exterior Improvements

32 90 Planting

32 93 Plants



MINOR	CSI	UOM	DESCRIPTION	TOTAL DIRECT UNIT COST	DEMOLITION UNIT COST
-------	-----	-----	-------------	------------------------	----------------------

32 93 43 00-1056	EA	15"	To 18" Chamaecyparis obtusa - Compact Hinoki Cypress	26.84	
32 93 43 00-1057	EA	18"	To 24" Chamaecyparis obtusa - Compact Hinoki Cypress	40.26	
32 93 43 00-1058	EA	2'	To 3' Chamaecyparis obtusa - Compact Hinoki Cypress	62.62	
32 93 43 00-1059	EA	3'	To 4' Chamaecyparis obtusa - Compact Hinoki Cypress	107.35	
32 93 43 00-1060	EA	4'	To 5' Chamaecyparis pisifera - Sawara Cypress	32.53	
32 93 43 00-1061	EA	5'	To 6' Chamaecyparis pisifera - Sawara Cypress	50.63	
32 93 43 00-1062	EA	6'	To 7' Chamaecyparis pisifera - Sawara Cypress	63.23	
32 93 43 00-1063	EA	7'	To 8' Chamaecyparis pisifera - Sawara Cypress	90.37	
32 93 43 00-1064	EA	1	Gallon Cinnamomum camphora - Camphor Tree	11.28	
32 93 43 00-1065	EA	5	Gallon Cinnamomum camphora - Camphor Tree	31.25	
32 93 43 00-1066	EA	15	Gallon Cinnamomum camphora - Camphor Tree	85.06	
32 93 43 00-1067	EA	24"	Box Cinnamomum camphora - Camphor Tree	277.74	
32 93 43 00-1068	EA	36"	Box Cinnamomum camphora - Camphor Tree	781.16	
32 93 43 00-1069	EA	1	Gallon Cleyera japonica - Japanese Cleyera	3.66	
32 93 43 00-1070	EA	3	Gallon Cleyera japonica - Japanese Cleyera	9.18	
32 93 43 00-1071	EA	7	Gallon Cleyera japonica - Japanese Cleyera	26.30	
32 93 43 00-1072	EA	5	Gallon Cupressocyparis leylandii - Leyland Cypress	14.76	
32 93 43 00-1073	EA	15	Gallon Cupressocyparis leylandii - Leyland Cypress	59.06	
32 93 43 00-1074	EA	4'	To 5' Cupressocyparis leylandii - Leyland Cypress	25.84	
32 93 43 00-1075	EA	5'	To 6' Cupressocyparis leylandii - Leyland Cypress	33.22	
32 93 43 00-1076	EA	6'	To 7' Cupressocyparis leylandii - Leyland Cypress	51.68	
32 93 43 00-1077	EA	24"	Box Cupressocyparis leylandii - Leyland Cypress	125.50	
32 93 43 00-1078	EA	1	Gallon Cupressus macrocarpa - Monterey Cypress	2.69	
32 93 43 00-1079	EA	5	Gallon Cupressus macrocarpa - Monterey Cypress	12.12	
32 93 43 00-1080	EA	15	Gallon Cupressus macrocarpa - Monterey Cypress	40.39	
32 93 43 00-1081	EA	5	Gallon Cupressus sempervirens - Italian Cypress	13.90	
32 93 43 00-1082	EA	15	Gallon Cupressus sempervirens - Italian Cypress	38.21	
32 93 43 00-1083	EA	1	Gallon Eriobotrya deflexa - Bronze Loquat	11.28	
32 93 43 00-1084	EA	5	Gallon Eriobotrya deflexa - Bronze Loquat	31.25	
32 93 43 00-1085	EA	15	Gallon Eriobotrya deflexa - Bronze Loquat	137.14	
32 93 43 00-1086	EA	24"	Box Eriobotrya deflexa - Bronze Loquat	329.82	
32 93 43 00-1087	EA	36"	Box Eriobotrya deflexa - Bronze Loquat	954.74	
32 93 43 00-1088	EA	1	Gallon Heteromeles arbutifolia - Toyon	11.28	
32 93 43 00-1089	EA	5	Gallon Heteromeles arbutifolia - Toyon	31.25	
32 93 43 00-1090	EA	15	Gallon Heteromeles arbutifolia - Toyon	104.14	
32 93 43 00-1091	EA	24"	Box Heteromeles arbutifolia - Toyon	329.82	
32 93 43 00-1092	EA	1	Gallon Illicium anisatum - Anise Tree	3.97	
32 93 43 00-1093	EA	3	Gallon Illicium anisatum - Anise Tree	9.18	
32 93 43 00-1094	EA	1	Gallon Juniperus horizontalis "Bar Harbor" - Bar Harbor Juniper	4.08	
32 93 43 00-1095	EA	2	Gallon Juniperus horizontalis "Bar Harbor" - Bar Harbor Juniper	7.99	
32 93 43 00-1096	EA	3	Gallon Juniperus horizontalis "Bar Harbor" - Bar Harbor Juniper	9.90	
32 93 43 00-1097	EA	5	Gallon Juniperus horizontalis "Bar Harbor" - Bar Harbor Juniper	11.64	
32 93 43 00-1098	EA	1	Gallon Juniperus - Blue Sargent Juniper	4.08	
32 93 43 00-1099	EA	2	Gallon Juniperus - Blue Sargent Juniper	7.99	
32 93 43 00-1100	EA	3	Gallon Juniperus - Blue Sargent Juniper	9.90	
32 93 43 00-1101	EA	5	Gallon Juniperus - Blue Sargent Juniper	11.64	
32 93 43 00-1102	EA	5	Gallon Juniperus - Compact Pfizer Juniper	11.64	
32 93 43 00-1103	EA	15"	To 18" Juniperus - Compact Pfizer Juniper	12.59	
32 93 43 00-1104	EA	18"	To 24" Juniperus - Compact Pfizer Juniper	15.20	
32 93 43 00-1105	EA	2'	To 2 1/2' Juniperus - Compact Pfizer Juniper	22.58	
32 93 43 00-1106	EA	2 1/2'	To 3' Juniperus - Compact Pfizer Juniper	26.14	
32 93 43 00-1107	EA	5'	To 6' Juniperus - Fairview Juniper	38.94	
32 93 43 00-1108	EA	1	Gallon Juniperus - Hollywood Juniper	5.21	
32 93 43 00-1109	EA	5	Gallon Juniperus - Hollywood Juniper	14.50	
32 93 43 00-1110	EA	15	Gallon Juniperus - Hollywood Juniper	61.49	
32 93 43 00-1111	EA	4'	To 5' Juniperus - Hollywood Juniper	40.65	
32 93 43 00-1112	EA	5'	To 6' Juniperus - Hollywood Juniper	52.37	
32 93 43 00-1113	EA	1	Gallon Juniperus - Parson's Juniper	4.08	
32 93 43 00-1114	EA	2	Gallon Juniperus - Parson's Juniper	8.08	
32 93 43 00-1115	EA	3	Gallon Juniperus - Parson's Juniper	9.99	
32 93 43 00-1116	EA	5	Gallon Juniperus - Parson's Juniper	11.81	
32 93 43 00-1117	EA	5	Gallon Juniperus - Skyrocket Juniper	14.59	
32 93 43 00-1118	EA	15	Gallon Juniperus - Skyrocket Juniper	62.10	
32 93 43 00-1119	EA	2'	To 3' Juniperus - Skyrocket Juniper	21.89	
32 93 43 00-1120	EA	3'	To 4' Juniperus - Skyrocket Juniper	31.01	
32 93 43 00-1121	EA	4'	To 5' Juniperus - Skyrocket Juniper	41.08	
32 93 43 00-1122	EA	5'	To 6' Juniperus - Skyrocket Juniper	52.98	
32 93 43 00-1123	EA	6'	To 8' Juniperus - Skyrocket Juniper	68.44	
32 93 43 00-1124	EA	1	Gallon Juniperus horizontalis "Wiltonii" - Blue Rug Juniper	4.08	
32 93 43 00-1125	EA	2	Gallon Juniperus horizontalis "Wiltonii" - Blue Rug Juniper	8.03	
32 93 43 00-1126	EA	3	Gallon Juniperus horizontalis "Wiltonii" - Blue Rug Juniper	9.86	
32 93 43 00-1127	EA	5	Gallon Juniperus horizontalis "Wiltonii" - Blue Rug Juniper	11.68	
32 93 43 00-1128	EA	1	Gallon Juniperus horizontalis "Plumosa" - Compact Andorra Juniper	4.08	
32 93 43 00-1129	EA	2	Gallon Juniperus horizontalis "Plumosa" - Compact Andorra Juniper	8.03	
32 93 43 00-1130	EA	3	Gallon Juniperus horizontalis "Plumosa" - Compact Andorra Juniper	9.86	
32 93 43 00-1131	EA	5	Gallon Juniperus horizontalis "Plumosa" - Compact Andorra Juniper	11.68	
32 93 43 00-1132	EA	2'	To 3' Juniperus virginiana - Eastern Red Cedar	21.89	
32 93 43 00-1133	EA	3'	To 4' Juniperus virginiana - Eastern Red Cedar	31.01	
32 93 43 00-1134	EA	4'	To 5' Juniperus virginiana - Eastern Red Cedar	41.08	
32 93 43 00-1135	EA	5'	To 6' Juniperus virginiana - Eastern Red Cedar	52.98	
32 93 43 00-1136	EA	1	Gallon Laurus nobilis - Sweet Bay	7.81	



		Exterior Improvements	32
		Planting	32 90
		Plants	32 93

MINOR	CSI	UOM	DESCRIPTION	TOTAL DIRECT UNIT COST	DEMOLITION UNIT COST
32 93 43 00-1137	EA	5	Gallon Laurus nobilis - Sweet Bay.....	24.30	
32 93 43 00-1138	EA	15	Gallon Laurus nobilis - Sweet Bay.....	85.06	
32 93 43 00-1139	EA	24"	Box Laurus nobilis - Sweet Bay.....	277.74	
32 93 43 00-1140	EA	36"	Box Laurus nobilis - Sweet Bay.....	954.74	
32 93 43 00-1141	EA	5	Gallon Lophostemon confertus (Tristania conferta) - Brisbane Box.....	24.30	
32 93 43 00-1142	EA	15	Gallon Lophostemon confertus (Tristania conferta) - Brisbane Box.....	85.06	
32 93 43 00-1143	EA	24"	Box Lophostemon confertus (Tristania conferta) - Brisbane Box.....	277.74	
32 93 43 00-1144	EA	36"	Box Lophostemon confertus (Tristania conferta) - Brisbane Box.....	781.16	
32 93 43 00-1145	EA	1	Gallon Lyonothamnus floribundus - Catalina Ironwood.....	17.19	
32 93 43 00-1146	EA	5	Gallon Lyonothamnus floribundus - Catalina Ironwood.....	42.53	
32 93 43 00-1147	EA	15	Gallon Lyonothamnus floribundus - Catalina Ironwood.....	216.99	
32 93 43 00-1148	EA	24"	Box Lyonothamnus floribundus - Catalina Ironwood.....	433.98	
32 93 43 00-1149	EA	1	Gallon Lyonothamnus floribundus ssp. asplenifolius - Catalina Ironwood.....	17.34	
32 93 43 00-1150	EA	5	Gallon Lyonothamnus floribundus ssp. asplenifolius - Catalina Ironwood.....	52.06	
32 93 43 00-1151	EA	6'	Melaleuca linariifolia - Flaxleaf Paperbark.....	278.90	
32 93 43 00-1152	EA	8'	Melaleuca linariifolia - Flaxleaf Paperbark.....	371.87	
32 93 43 00-1153	EA	10'	Melaleuca linariifolia - Flaxleaf Paperbark.....	464.84	
32 93 43 00-1154	EA	12'	Melaleuca linariifolia - Flaxleaf Paperbark.....	557.80	
32 93 43 00-1155	EA	1	Gallon Melaleuca linariifolia - Flaxleaf Paperbark.....	7.77	
32 93 43 00-1156	EA	5	Gallon Melaleuca linariifolia - Flaxleaf Paperbark.....	24.17	
32 93 43 00-1157	EA	15	Gallon Melaleuca linariifolia - Flaxleaf Paperbark.....	84.60	
32 93 43 00-1158	EA	24"	Box Melaleuca linariifolia - Flaxleaf Paperbark.....	276.24	
32 93 43 00-1159	EA	6'	Melaleuca quinquenervia - Cajeput Tree.....	278.90	
32 93 43 00-1160	EA	8'	Melaleuca quinquenervia - Cajeput Tree.....	371.87	
32 93 43 00-1161	EA	10'	Melaleuca quinquenervia - Cajeput Tree.....	464.84	
32 93 43 00-1162	EA	12'	Melaleuca quinquenervia - Cajeput Tree.....	557.80	
32 93 43 00-1163	EA	24"	Box Melaleuca quinquenervia - Cajeput Tree.....	155.39	
32 93 43 00-1164	EA	30"	Box Melaleuca quinquenervia - Cajeput Tree.....	391.79	
32 93 43 00-1165	EA	36"	Box Melaleuca quinquenervia - Cajeput Tree.....	617.57	
32 93 43 00-1166	EA	4'	Metrosideros excelsus - New Zealand Christmas Tree.....	82.34	
32 93 43 00-1167	EA	5'	Metrosideros excelsus - New Zealand Christmas Tree.....	111.56	
32 93 43 00-1168	EA	6'	Metrosideros excelsus - New Zealand Christmas Tree.....	189.92	
32 93 43 00-1169	EA	8'	Metrosideros excelsus - New Zealand Christmas Tree.....	235.07	
32 93 43 00-1170	EA	24"	Box Metrosideros excelsus - New Zealand Christmas Tree.....	156.41	
32 93 43 00-1171	EA	1	Gallon Photinia fraseri - Fraser's Photinia.....	7.81	
32 93 43 00-1172	EA	5	Gallon Photinia fraseri - Fraser's Photinia.....	67.70	
32 93 43 00-1173	EA	15	Gallon Photinia fraseri - Fraser's Photinia.....	102.42	
32 93 43 00-1174	EA	24"	Box Photinia fraseri - Fraser's Photinia.....	329.82	
32 93 43 00-1175	EA	5'	Picea abies & cvs - Norway Spruce.....	127.04	
32 93 43 00-1176	EA	6'	Picea abies & cvs - Norway Spruce.....	144.36	
32 93 43 00-1177	EA	7'	Picea abies & cvs - Norway Spruce.....	173.23	
32 93 43 00-1178	EA	8'	Picea abies & cvs - Norway Spruce.....	202.10	
32 93 43 00-1179	EA	9'	Picea abies & cvs - Norway Spruce.....	271.39	
32 93 43 00-1180	EA	10'	Picea abies & cvs - Norway Spruce.....	329.14	
32 93 43 00-1181	EA	12'	Picea abies & cvs - Norway Spruce.....	404.20	
32 93 43 00-1182	EA	14'	Picea abies & cvs - Norway Spruce.....	490.82	
32 93 43 00-1183	EA	6'	Picea glauca - White Spruce.....	121.26	
32 93 43 00-1184	EA	7'	Picea glauca - White Spruce.....	173.23	
32 93 43 00-1185	EA	8'	Picea glauca - White Spruce.....	202.10	
32 93 43 00-1186	EA	9'	Picea glauca - White Spruce.....	242.52	
32 93 43 00-1187	EA	10'	Picea glauca - White Spruce.....	288.72	
32 93 43 00-1188	EA	12'	Picea glauca - White Spruce.....	346.46	
32 93 43 00-1189	EA	4'	Picea glauca densata - Black Hills Spruce.....	69.29	
32 93 43 00-1190	EA	5'	Picea glauca densata - Black Hills Spruce.....	103.94	
32 93 43 00-1191	EA	6'	Picea glauca densata - Black Hills Spruce.....	155.91	
32 93 43 00-1192	EA	7'	Picea glauca densata - Black Hills Spruce.....	184.78	
32 93 43 00-1193	EA	8'	Picea glauca densata - Black Hills Spruce.....	213.65	
32 93 43 00-1194	EA	9'	Picea glauca densata - Black Hills Spruce.....	236.75	
32 93 43 00-1195	EA	10'	Picea glauca densata - Black Hills Spruce.....	259.85	
32 93 43 00-1196	EA	1	Gallon Melaleuca citrina (Callistemon citrinus) - Lemon Bottlebrush.....	6.08	
32 93 43 00-1197	EA	5	Gallon Melaleuca citrina (Callistemon citrinus) - Lemon Bottlebrush.....	17.36	
32 93 43 00-1198	EA	15	Gallon Melaleuca citrina (Callistemon citrinus) - Lemon Bottlebrush.....	67.70	
32 93 43 00-1199	EA	24"	Box Melaleuca citrina (Callistemon citrinus) - Lemon Bottlebrush.....	277.74	
32 93 43 00-1200	EA	36"	Box Melaleuca citrina (Callistemon citrinus) - Lemon Bottlebrush.....	781.16	
32 93 43 00-1201	EA	1	Gallon Melaleuca viminalis (Callistemon viminalis) - Weeping Bottle Brush.....	7.81	
32 93 43 00-1202	EA	5	Gallon Melaleuca viminalis (Callistemon viminalis) - Weeping Bottle Brush.....	24.30	
32 93 43 00-1203	EA	15	Gallon Melaleuca viminalis (Callistemon viminalis) - Weeping Bottle Brush.....	85.06	
32 93 43 00-1204	EA	24"	Box Melaleuca viminalis (Callistemon viminalis) - Weeping Bottle Brush.....	277.74	
32 93 43 00-1205	EA	36"	Box Melaleuca viminalis (Callistemon viminalis) - Weeping Bottle Brush.....	781.16	
32 93 43 00-1206	EA	1	Gallon Metrosideros excelsa - New Zealand Christmas Tree.....	6.35	
32 93 43 00-1207	EA	5	Gallon Metrosideros excelsa - New Zealand Christmas Tree.....	23.95	
32 93 43 00-1208	EA	15	Gallon Metrosideros excelsa - New Zealand Christmas Tree.....	77.23	
32 93 43 00-1209	EA	24"	Box Olea europaea 'Swan Hill' - Swan Hill Olive.....	433.98	
32 93 43 00-1210	EA	36"	Box Olea europaea 'Swan Hill' - Swan Hill Olive.....	1,041.54	
32 93 43 00-1211	EA	6'	Picea omorika & cvs - Serbian Spruce.....	155.91	
32 93 43 00-1212	EA	7'	Picea omorika & cvs - Serbian Spruce.....	173.23	
32 93 43 00-1213	EA	8'	Picea omorika & cvs - Serbian Spruce.....	207.88	
32 93 43 00-1214	EA	9'	Picea omorika & cvs - Serbian Spruce.....	242.52	
32 93 43 00-1215	EA	10'	Picea omorika & cvs - Serbian Spruce.....	277.17	
32 93 43 00-1216	EA	5'	Picea pungens - Colorado Green Spruce.....	127.04	
32 93 43 00-1217	EA	6'	Picea pungens - Colorado Green Spruce.....	161.68	

32 Exterior Improvements**32 90 Planting****32 93 Plants**
 MINOR
 CSI UOM DESCRIPTION

 TOTAL DIRECT DEMOLITION
 UNIT COST UNIT COST

32 93 43 00-1218	EA	7' Picea pungens - Colorado Green Spruce	190.55	
32 93 43 00-1219	EA	8' Picea pungens - Colorado Green Spruce	219.43	
32 93 43 00-1220	EA	9' Picea pungens - Colorado Green Spruce	254.07	
32 93 43 00-1221	EA	10' Picea pungens - Colorado Green Spruce	479.27	
32 93 43 00-1222	EA	12' Picea pungens - Colorado Green Spruce	346.46	
32 93 43 00-1223	EA	14' Picea pungens - Colorado Green Spruce	404.20	
32 93 43 00-1224	EA	16' Picea pungens - Colorado Green Spruce	519.69	
32 93 43 00-1225	EA	5' Picea pungens glauca & cvs - Colorado Blue Spruce	127.04	
32 93 43 00-1226	EA	6' Picea pungens glauca & cvs - Colorado Blue Spruce	173.23	
32 93 43 00-1227	EA	7' Picea pungens glauca & cvs - Colorado Blue Spruce	202.10	
32 93 43 00-1228	EA	8' Picea pungens glauca & cvs - Colorado Blue Spruce	230.97	
32 93 43 00-1229	EA	9' Picea pungens glauca & cvs - Colorado Blue Spruce	259.85	
32 93 43 00-1230	EA	10' Picea pungens glauca & cvs - Colorado Blue Spruce	317.59	
32 93 43 00-1231	EA	12' Picea pungens glauca & cvs - Colorado Blue Spruce	404.20	
32 93 43 00-1232	EA	16' Picea pungens glauca & cvs - Colorado Blue Spruce	606.31	
32 93 43 00-1233	EA	6' Pinus canariensis - Canary Island Pine	318.74	
32 93 43 00-1234	EA	8' Pinus canariensis - Canary Island Pine	424.99	
32 93 43 00-1235	EA	10' Pinus canariensis - Canary Island Pine	531.24	
32 93 43 00-1236	EA	12' Pinus canariensis - Canary Island Pine	637.49	
32 93 43 00-1237	EA	1 Gallon Pinus canariensis - Canary Island Pine	11.28	
32 93 43 00-1238	EA	5 Gallon Pinus canariensis - Canary Island Pine	31.25	
32 93 43 00-1239	EA	15 Gallon Pinus canariensis - Canary Island Pine	102.42	
32 93 43 00-1240	EA	24" Box Pinus canariensis - Canary Island Pine	328.04	
32 93 43 00-1241	EA	1 Gallon Pinus eldarica - Eldarica Pine, Afghan Pine, Mondell Pine	7.81	
32 93 43 00-1242	EA	5 Gallon Pinus eldarica - Eldarica Pine, Afghan Pine, Mondell Pine	24.30	
32 93 43 00-1243	EA	15 Gallon Pinus eldarica - Eldarica Pine, Afghan Pine, Mondell Pine	85.06	
32 93 43 00-1244	EA	24" Box Pinus eldarica - Eldarica Pine, Afghan Pine, Mondell Pine	277.74	
32 93 43 00-1245	EA	36" Box Pinus eldarica - Eldarica Pine, Afghan Pine, Mondell Pine	781.16	
32 93 43 00-1246	EA	1 Gallon Pinus halepensis - Aleppo Pine	7.81	
32 93 43 00-1247	EA	5 Gallon Pinus halepensis - Aleppo Pine	24.30	
32 93 43 00-1248	EA	15 Gallon Pinus halepensis - Aleppo Pine	85.06	
32 93 43 00-1249	EA	24" Box Pinus halepensis - Aleppo Pine	277.74	
32 93 43 00-1250	EA	36" Box Pinus halepensis - Aleppo Pine	781.16	
32 93 43 00-1251	EA	1 Gallon Pinus muricata - Bishop Pine	17.34	
32 93 43 00-1252	EA	5 Gallon Pinus muricata - Bishop Pine	52.06	
32 93 43 00-1253	EA	15 Gallon Pinus patula - Jelecote Pine, Mexican Weeping Pine	112.83	
32 93 43 00-1254	EA	24" Box Pinus patula - Jelecote Pine, Mexican Weeping Pine	390.58	
32 93 43 00-1255	EA	6' Pinus pinea - Italian Stone Pine	318.74	
32 93 43 00-1256	EA	8' Pinus pinea - Italian Stone Pine	424.99	
32 93 43 00-1257	EA	10' Pinus pinea - Italian Stone Pine	531.24	
32 93 43 00-1258	EA	12' Pinus pinea - Italian Stone Pine	637.49	
32 93 43 00-1259	EA	1 Gallon Pinus pinea - Italian Stone Pine	11.22	
32 93 43 00-1260	EA	5 Gallon Pinus pinea - Italian Stone Pine	31.08	
32 93 43 00-1261	EA	15 Gallon Pinus pinea - Italian Stone Pine	101.87	
32 93 43 00-1262	EA	24" Box Pinus pinea - Italian Stone Pine	276.24	
32 93 43 00-1263	EA	36" Box Pinus pinea - Italian Stone Pine	776.94	
32 93 43 00-1264	EA	2' Pinus strobus - Pyramidal White Pine	15.99	
32 93 43 00-1265	EA	3' Pinus strobus - Pyramidal White Pine	21.37	
32 93 43 00-1266	EA	4' Pinus strobus - Pyramidal White Pine	23.57	
32 93 43 00-1267	EA	5' Pinus strobus - Pyramidal White Pine	25.78	
32 93 43 00-1268	EA	6' Pinus strobus - Pyramidal White Pine	32.12	
32 93 43 00-1269	EA	7' Pinus strobus - Pyramidal White Pine	42.74	
32 93 43 00-1270	EA	8' Pinus strobus - Pyramidal White Pine	58.73	
32 93 43 00-1271	EA	10' Pinus strobus - Pyramidal White Pine	117.18	
32 93 43 00-1272	EA	12' Pinus strobus - Pyramidal White Pine	278.47	
32 93 43 00-1273	EA	14' Pinus strobus - Pyramidal White Pine	373.59	
32 93 43 00-1274	EA	16' Pinus strobus - Pyramidal White Pine	449.41	
32 93 43 00-1275	EA	2' Pinus strobus - White Pine	24.57	
32 93 43 00-1276	EA	3' Pinus strobus - White Pine	35.06	
32 93 43 00-1277	EA	4' Pinus strobus - White Pine	55.91	
32 93 43 00-1278	EA	5' Pinus strobus - White Pine	79.69	
32 93 43 00-1279	EA	6' Pinus strobus - White Pine	116.87	
32 93 43 00-1280	EA	7' Pinus strobus - White Pine	139.45	
32 93 43 00-1281	EA	8' Pinus strobus - White Pine	188.59	
32 93 43 00-1282	EA	10' Pinus strobus - White Pine	253.67	
32 93 43 00-1283	EA	12' Pinus strobus - White Pine	336.01	
32 93 43 00-1284	EA	14' Pinus strobus - White Pine	411.71	
32 93 43 00-1285	EA	16' Pinus strobus - White Pine	500.69	
32 93 43 00-1286	EA	3' Pinus sylvestris - Scotch Pine	37.94	
32 93 43 00-1287	EA	4' Pinus sylvestris - Scotch Pine	52.66	
32 93 43 00-1288	EA	5' Pinus sylvestris - Scotch Pine	73.91	
32 93 43 00-1289	EA	6' Pinus sylvestris - Scotch Pine	102.55	
32 93 43 00-1290	EA	7' Pinus sylvestris - Scotch Pine	125.65	
32 93 43 00-1291	EA	8' Pinus sylvestris - Scotch Pine	177.39	
32 93 43 00-1292	EA	9' Pinus sylvestris - Scotch Pine	225.20	
32 93 43 00-1293	EA	10' Pinus sylvestris - Scotch Pine	259.85	
32 93 43 00-1294	EA	12' Pinus sylvestris - Scotch Pine	306.04	
32 93 43 00-1295	EA	14' Pinus sylvestris - Scotch Pine	346.46	
32 93 43 00-1296	EA	16' Pinus sylvestris - Scotch Pine	404.20	
32 93 43 00-1297	EA	5' To 6' Pinus taeda - Loblolly Pine	16.51	
32 93 43 00-1298	EA	1 Gallon Pinus thunbergiana - Japanese Black Pine	4.08	



MINOR	CSI	UOM	DESCRIPTION	TOTAL DIRECT UNIT COST	DEMOLITION UNIT COST
32 93 43 00-1299	EA		5 Gallon Pinus thunbergiana - Japanese Black Pine	14.50	
32 93 43 00-1300	EA		15 Gallon Pinus thunbergiana - Japanese Black Pine	46.99	
32 93 43 00-1301	EA		2' To 3' Pinus thunbergiana - Japanese Black Pine	19.89	
32 93 43 00-1302	EA		3' To 4' Pinus thunbergiana - Japanese Black Pine	25.27	
32 93 43 00-1303	EA		4' To 5' Pinus thunbergiana - Japanese Black Pine	37.95	
32 93 43 00-1304	EA		5' To 6' Pinus thunbergiana - Japanese Black Pine	74.08	
32 93 43 00-1305	EA		6' To 7' Pinus thunbergiana - Japanese Black Pine	83.12	
32 93 43 00-1306	EA		7' To 8' Pinus thunbergiana - Japanese Black Pine	103.87	
32 93 43 00-1307	EA		4' Pinus cembra - Swiss Stone Pine	98.16	
32 93 43 00-1308	EA		5' Pinus cembra - Swiss Stone Pine	121.26	
32 93 43 00-1309	EA		6' Pinus cembra - Swiss Stone Pine	150.13	
32 93 43 00-1310	EA		6' Pinus flexilis & cvs - Limber Pine	144.36	
32 93 43 00-1311	EA		7' Pinus flexilis & cvs - Limber Pine	167.46	
32 93 43 00-1312	EA		8' Pinus flexilis & cvs - Limber Pine	207.88	
32 93 43 00-1313	EA		9' Pinus flexilis & cvs - Limber Pine	254.07	
32 93 43 00-1314	EA		10' Pinus flexilis & cvs - Limber Pine	288.72	
32 93 43 00-1315	EA		1 Gallon Pinus mugo - Mugho Pine	5.38	
32 93 43 00-1316	EA		2 Gallon Pinus mugo - Mugho Pine	11.38	
32 93 43 00-1317	EA		3 Gallon Pinus mugo - Mugho Pine	14.24	
32 93 43 00-1318	EA		5 Gallon Pinus mugo - Mugho Pine	18.06	
32 93 43 00-1319	EA		12" To 15" Spread Pinus mugo - Mugho Pine	13.98	
32 93 43 00-1320	EA		15" To 18" Spread Pinus mugo - Mugho Pine	16.68	
32 93 43 00-1321	EA		18" To 24" Spread Pinus mugo - Mugho Pine	22.58	
32 93 43 00-1322	EA		2' To 2-1/2' Spread Pinus mugo - Mugho Pine	31.61	
32 93 43 00-1323	EA		2-1/2' To 3' Spread Pinus mugo - Mugho Pine	40.65	
32 93 43 00-1324	EA		3' To 3-1/2' Spread Pinus mugo - Mugho Pine	50.63	
32 93 43 00-1325	EA		3-1/2' To 4' Spread Pinus mugo - Mugho Pine	61.49	
32 93 43 00-1326	EA		6' Pinus nigra - Austrian Pine	144.36	
32 93 43 00-1327	EA		7' Pinus nigra - Austrian Pine	173.23	
32 93 43 00-1328	EA		8' Pinus nigra - Austrian Pine	225.20	
32 93 43 00-1329	EA		9' Pinus nigra - Austrian Pine	259.85	
32 93 43 00-1330	EA		10' Pinus nigra - Austrian Pine	306.04	
32 93 43 00-1331	EA		12' Pinus nigra - Austrian Pine	346.46	
32 93 43 00-1332	EA		14' Pinus nigra - Austrian Pine	386.88	
32 93 43 00-1333	EA		16' Pinus nigra - Austrian Pine	438.85	
32 93 43 00-1334	EA		5' Pinus peuce - Macedonian Pine	179.00	
32 93 43 00-1335	EA		6' Pinus peuce - Macedonian Pine	225.20	
32 93 43 00-1336	EA		7' Pinus peuce - Macedonian Pine	259.85	
32 93 43 00-1337	EA		8' Pinus peuce - Macedonian Pine	294.49	
32 93 43 00-1338	EA		9' Pinus peuce - Macedonian Pine	340.69	
32 93 43 00-1339	EA		1 Gallon Pinus torreyana - Torrey Pine	17.19	
32 93 43 00-1340	EA		5 Gallon Pinus torreyana - Torrey Pine	42.53	
32 93 43 00-1341	EA		15 Gallon Pinus torreyana - Torrey Pine	137.14	
32 93 43 00-1342	EA		24" Box Pinus torreyana - Torrey Pine	329.82	
32 93 43 00-1343	EA		36" Box Pinus torreyana - Torrey Pine	954.74	
32 93 43 00-1344	EA		6' Pittosporum undulatum - Victorian Box	175.31	
32 93 43 00-1345	EA		8' Pittosporum undulatum - Victorian Box	277.57	
32 93 43 00-1346	EA		10' Pittosporum undulatum - Victorian Box	365.23	
32 93 43 00-1347	EA		1 Gallon Podocarpus - Chinese Podocarpus	2.69	
32 93 43 00-1348	EA		3 Gallon Podocarpus - Chinese Podocarpus	6.25	
32 93 43 00-1349	EA		7 Gallon Podocarpus - Chinese Podocarpus	18.06	
32 93 43 00-1350	EA		15 Gallon Podocarpus - Chinese Podocarpus	29.36	
32 93 43 00-1351	EA		4' To 5' Podocarpus - Chinese Podocarpus	45.16	
32 93 43 00-1352	EA		1 Gallon Rhus lancea - African Sumac	11.28	
32 93 43 00-1353	EA		5 Gallon Rhus lancea - African Sumac	31.25	
32 93 43 00-1354	EA		15 Gallon Rhus lancea - African Sumac	85.06	
32 93 43 00-1355	EA		6' Afrocarpus falcatus (Podocarpus gracilior) - African Fern Pine	332.02	
32 93 43 00-1356	EA		8' Afrocarpus falcatus (Podocarpus gracilior) - African Fern Pine	438.27	
32 93 43 00-1357	EA		10' Afrocarpus falcatus (Podocarpus gracilior) - African Fern Pine	557.80	
32 93 43 00-1358	EA		12' Afrocarpus falcatus (Podocarpus gracilior) - African Fern Pine	664.05	
32 93 43 00-1359	EA		24" Box Afrocarpus falcatus (Podocarpus gracilior) - African Fern Pine	155.39	
32 93 43 00-1360	EA		1 Gallon Podocarpus macrophyllus - Yew Pine	6.18	
32 93 43 00-1361	EA		3 Gallon Podocarpus macrophyllus - Yew Pine	14.48	
32 93 43 00-1362	EA		5 Gallon Podocarpus macrophyllus - Yew Pine	18.99	
32 93 43 00-1363	EA		15 Gallon Podocarpus macrophyllus - Yew Pine	82.34	
32 93 43 00-1364	EA		24" Box Podocarpus macrophyllus - Yew Pine	159.37	
32 93 43 00-1365	EA		5' Pseudotsuga menziesii - Douglas Fir	115.49	
32 93 43 00-1366	EA		6' Pseudotsuga menziesii - Douglas Fir	138.58	
32 93 43 00-1367	EA		7' Pseudotsuga menziesii - Douglas Fir	173.23	
32 93 43 00-1368	EA		8' Pseudotsuga menziesii - Douglas Fir	207.88	
32 93 43 00-1369	EA		9' Pseudotsuga menziesii - Douglas Fir	259.85	
32 93 43 00-1370	EA		10' Pseudotsuga menziesii - Douglas Fir	306.04	
32 93 43 00-1371	EA		12' Pseudotsuga menziesii - Douglas Fir	346.46	
32 93 43 00-1372	EA		15 Gallon Prosopis alba 'Colorado' - Argentine Mesquite	98.93	
32 93 43 00-1373	EA		24" Box Prosopis alba 'Colorado' - Argentine Mesquite	343.69	
32 93 43 00-1374	EA		15 Gallon Prosopis hybrid 'Phoenix' - Phoenix Mesquite	98.93	
32 93 43 00-1375	EA		24" Box Prosopis hybrid 'Phoenix' - Phoenix Mesquite	343.69	
32 93 43 00-1376	EA		1 Gallon Prunus ilicifolia ssp lyonii (Prunus lyonii) - Catalina Cherry	11.28	
32 93 43 00-1377	EA		5 Gallon Prunus ilicifolia ssp lyonii (Prunus lyonii) - Catalina Cherry	42.53	
32 93 43 00-1378	EA		15 Gallon Prunus ilicifolia ssp lyonii (Prunus lyonii) - Catalina Cherry	95.47	
32 93 43 00-1379	EA		24" Box Prunus ilicifolia ssp lyonii (Prunus lyonii) - Catalina Cherry	329.82	

32 Exterior Improvements**32 90 Planting****32 93 Plants**

SAN BERNARDINO
COUNTY

MINOR
CSI UOM DESCRIPTION

TOTAL DIRECT DEMOLITION
UNIT COST UNIT COST

32 93 43 00-1380	EA	24" Box Quercus engelmannii - Mesa Oak	416.62	
32 93 43 00-1381	EA	36" Box Quercus engelmannii - Mesa Oak	1,041.54	
32 93 43 00-1382	EA	5 Gallon Quillaja saponaria - Soapbark Tree	112.83	
32 93 43 00-1383	EA	15 Gallon Quillaja saponaria - Soapbark Tree	390.58	
32 93 43 00-1384	EA	24" Box Rhus lancea - African Sumac	164.02	
32 93 43 00-1385	EA	30" Box Rhus lancea - African Sumac	265.62	
32 93 43 00-1386	EA	8' Rhus lancea - African Sumac	398.43	
32 93 43 00-1387	EA	10' Rhus lancea - African Sumac	444.91	
32 93 43 00-1388	EA	12' Rhus lancea - African Sumac	531.24	
32 93 43 00-1389	EA	5' To 6' Sequoia sempervirens - Dawn Redwood	56.45	
32 93 43 00-1390	EA	6' To 8' Sequoia sempervirens - Dawn Redwood	76.21	
32 93 43 00-1391	EA	8' To 10' Sequoia sempervirens - Dawn Redwood	93.15	
32 93 43 00-1392	EA	3' To 4' Thuja occidentalis 'Wareana' - Siberian Arborvitae	10.88	
32 93 43 00-1393	EA	3' To 4' Thuja occidentalis 'Woodwadii' - Woodward Arborvitae	21.35	
32 93 43 00-1394	EA	5' To 6' Taxodium distichum & cvs - Bald Cypress	40.12	
32 93 43 00-1395	EA	6' To 7' Taxodium distichum & cvs - Bald Cypress	50.16	
32 93 43 00-1396	EA	7' To 8' Taxodium distichum & cvs - Bald Cypress	62.01	
32 93 43 00-1397	EA	8' To 10' Taxodium distichum & cvs - Bald Cypress	78.47	
32 93 43 00-1398	EA	6' Tsuga canadensis - Northern Hemlock	115.49	
32 93 43 00-1399	EA	7' Tsuga canadensis - Northern Hemlock	144.36	
32 93 43 00-1400	EA	8' Tsuga canadensis - Northern Hemlock	196.33	
32 93 43 00-1401	EA	9' Tsuga canadensis - Northern Hemlock	230.97	
32 93 43 00-1402	EA	10' Tsuga canadensis - Northern Hemlock	259.85	
32 93 43 00-1403	EA	12' Tsuga canadensis - Northern Hemlock	288.72	
32 93 43 00-1404	EA	1 Gallon Tristania conferta - Brisbane Box	11.28	
32 93 43 00-1405	EA	5 Gallon Tristania conferta - Brisbane Box	31.25	
32 93 43 00-1406	EA	15 Gallon Tristania conferta - Brisbane Box	85.06	
32 93 43 00-1407	EA	24" Box Tristania conferta - Brisbane Box	277.74	
32 93 43 00-1408	EA	36" Box Tristania conferta - Brisbane Box	781.16	

32 93 43 00-1409**Palm And Subtropical Trees (32 93 43)**

Note: All trees listed by caliper of trunk or height of tree if field grown, dug with spade, balled and burlapped and delivered to site.

32 93 43 00-1410	EA	4' To 5' Acacia baileyana - Bailey Acacia	217.24	
32 93 43 00-1411	EA	6' Acacia baileyana - Bailey Acacia	260.69	
32 93 43 00-1412	EA	8' Acacia baileyana - Bailey Acacia	304.14	
32 93 43 00-1413	EA	10' Acacia baileyana - Bailey Acacia	380.17	
32 93 43 00-1414	EA	6' Agonis flexuosa - Peppermint Tree	130.34	
32 93 43 00-1415	EA	8' Agonis flexuosa - Peppermint Tree	162.93	
32 93 43 00-1416	EA	10' Agonis flexuosa - Peppermint Tree	195.52	
32 93 43 00-1417	EA	24" Box Agonis flexuosa - Peppermint Tree	162.39	
32 93 43 00-1418	EA	4' To 5' Archontophoenix cunninghamiana - King Palm	93.23	
32 93 43 00-1419	EA	6' To 8' Archontophoenix cunninghamiana - King Palm	145.02	
32 93 43 00-1420	EA	8' To 10' Archontophoenix cunninghamiana - King Palm	186.46	
32 93 43 00-1421	EA	10' To 12' Archontophoenix cunninghamiana - King Palm	248.61	
32 93 43 00-1422	EA	4' To 5' Arecastrum romanzoffianum - Queen Palm	70.63	
32 93 43 00-1423	EA	6' To 8' Arecastrum romanzoffianum - Queen Palm	98.88	
32 93 43 00-1424	EA	8' To 10' Arecastrum romanzoffianum - Queen Palm	127.13	
32 93 43 00-1425	EA	10' To 12' Arecastrum romanzoffianum - Queen Palm	155.38	
32 93 43 00-1426	EA	12' To 14' Arecastrum romanzoffianum - Queen Palm	188.34	
32 93 43 00-1427	EA	14' To 16' Arecastrum romanzoffianum - Queen Palm	235.42	
32 93 43 00-1428	EA	4' To 5' Bauhinia blakeana - Hong Kong Orchid	404.93	
32 93 43 00-1429	EA	6' Bauhinia blakeana - Hong Kong Orchid	480.27	
32 93 43 00-1430	EA	8' Bauhinia blakeana - Hong Kong Orchid	640.36	
32 93 43 00-1431	EA	10' Bauhinia blakeana - Hong Kong Orchid	800.44	
32 93 43 00-1432	EA	6' Bauhinia purpurea - Purple Orchid Tree	508.52	
32 93 43 00-1433	EA	8' Bauhinia purpurea - Purple Orchid Tree	678.02	
32 93 43 00-1434	EA	10' Bauhinia purpurea - Purple Orchid Tree	847.53	
32 93 43 00-1435	EA	24" Box Bauhinia purpurea - Purple Orchid Tree	220.36	
32 93 43 00-1436	EA	6' Bauhinia variegata candida - White Orchid Tree	565.02	
32 93 43 00-1437	EA	8' Bauhinia variegata candida - White Orchid Tree	753.36	
32 93 43 00-1438	EA	10' Bauhinia variegata candida - White Orchid Tree	941.70	
32 93 43 00-1439	EA	6' Callistemon citrinus - Crimson or Lemon Bottle Brush	293.27	
32 93 43 00-1440	EA	8' Callistemon citrinus - Crimson or Lemon Bottle Brush	391.03	
32 93 43 00-1441	EA	10' Callistemon citrinus - Crimson or Lemon Bottle Brush	488.79	
32 93 43 00-1442	EA	6' Callistemon viminalis - Weeping Bottle Brush	293.27	
32 93 43 00-1443	EA	8' Callistemon viminalis - Weeping Bottle Brush	391.03	
32 93 43 00-1444	EA	10' Callistemon viminalis - Weeping Bottle Brush	488.79	
32 93 43 00-1445	EA	12' Callistemon viminalis - Weeping Bottle Brush	586.55	
32 93 43 00-1446	EA	3' To 4' Chamaedorea radicalis - Dwarf Bamboo Palm	197.76	
32 93 43 00-1447	EA	5' To 6' Chamaedorea radicalis - Dwarf Bamboo Palm	310.76	
32 93 43 00-1448	EA	3' To 4' Chamaerops humilis - European Fan Palm	169.51	
32 93 43 00-1449	EA	5' To 6' Chamaerops humilis - European Fan Palm	226.01	
32 93 43 00-1450	EA	7' To 8' Chamaerops humilis - European Fan Palm	527.35	
32 93 43 00-1451	EA	9' To 10' Chamaerops humilis - European Fan Palm	904.03	
32 93 43 00-1452	EA	6' To 7' Cocos nucifera 'Jamaican Maypan' - Maypan Coconut	131.84	
32 93 43 00-1453	EA	8' To 10' Cocos nucifera 'Jamaican Maypan' - Maypan Coconut	263.68	
32 93 43 00-1454	EA	10' To 12' Cocos nucifera 'Jamaican Maypan' - Maypan Coconut	339.01	
32 93 43 00-1455	EA	12' To 14' Cocos nucifera 'Jamaican Maypan' - Maypan Coconut	470.85	
32 93 43 00-1456	EA	12' To 16' Cocos nucifera - Coconut Palm	397.15	



MINOR	CSI	UOM	DESCRIPTION	TOTAL DIRECT UNIT COST	DEMOLITION UNIT COST
32 93 43 00-1457	EA	6'	Eriobotrya deflexa - Bronze Loquat.....	508.52	
32 93 43 00-1458	EA	8'	Eriobotrya deflexa - Bronze Loquat.....	678.02	
32 93 43 00-1459	EA	10'	Eriobotrya deflexa - Bronze Loquat.....	847.53	
32 93 43 00-1460	EA	6'	Eucalyptus erythrocorys - Red Cap Gum.....	508.52	
32 93 43 00-1461	EA	8'	Eucalyptus erythrocorys - Red Cap Gum.....	678.02	
32 93 43 00-1462	EA	10'	Eucalyptus erythrocorys - Red Cap Gum.....	847.53	
32 93 43 00-1463	EA	6'	Eucalyptus gunnii - Cider Gum.....	508.52	
32 93 43 00-1464	EA	8'	Eucalyptus gunnii - Cider Gum.....	678.02	
32 93 43 00-1465	EA	10'	Eucalyptus gunnii - Cider Gum.....	847.53	
32 93 43 00-1466	EA	6'	Eucalyptus leucoxydon - White Ironbark.....	508.52	
32 93 43 00-1467	EA	8'	Eucalyptus leucoxydon - White Ironbark.....	678.02	
32 93 43 00-1468	EA	10'	Eucalyptus leucoxydon - White Ironbark.....	847.53	
32 93 43 00-1469	EA	12'	Eucalyptus leucoxydon - White Ironbark.....	1,017.04	
32 93 43 00-1470	EA	6'	Eucalyptus polyanthemos - Silver Dollar Gum.....	508.52	
32 93 43 00-1471	EA	8'	Eucalyptus polyanthemos - Silver Dollar Gum.....	678.02	
32 93 43 00-1472	EA	10'	Eucalyptus polyanthemos - Silver Dollar Gum.....	847.53	
32 93 43 00-1473	EA	6'	Eucalyptus torquata - Coral Gum.....	508.52	
32 93 43 00-1474	EA	8'	Eucalyptus torquata - Coral Gum.....	678.02	
32 93 43 00-1475	EA	10'	Eucalyptus torquata - Coral Gum.....	847.53	
32 93 43 00-1476	EA	8'	Fraxinus oxycarpa "Raywood" - Raywood Ash.....	304.14	
32 93 43 00-1477	EA	10'	Fraxinus oxycarpa "Raywood" - Raywood Ash.....	412.76	
32 93 43 00-1478	EA	12'	Fraxinus oxycarpa "Raywood" - Raywood Ash.....	510.51	
32 93 43 00-1479	EA	6'	Jacarandra acutifolia - Jacaranda.....	508.52	
32 93 43 00-1480	EA	8'	Jacarandra acutifolia - Jacaranda.....	678.02	
32 93 43 00-1481	EA	10'	Jacarandra acutifolia - Jacaranda.....	847.53	
32 93 43 00-1482	EA	24"	Box Jacarandra acutifolia - Jacaranda.....	220.36	
32 93 43 00-1483	EA	6'	Olea europaea - Olive "Fruitless".....	358.59	
32 93 43 00-1484	EA	8'	Olea europaea - Olive "Fruitless".....	478.12	
32 93 43 00-1485	EA	10'	Olea europaea - Olive "Fruitless".....	597.64	
32 93 43 00-1486	EA	12'	Olea europaea - Olive "Fruitless".....	717.17	
32 93 43 00-1487	EA	24"	Box Olea europaea - Olive "Fruitless".....	440.93	
32 93 43 00-1488	EA	5 Gallon	Pistacia chinensis - Chinese Pistache.....	33.90	
32 93 43 00-1489	EA	15 Gallon	Pistacia chinensis - Chinese Pistache.....	113.00	
32 93 43 00-1490	EA	24"	Box Pistacia chinensis - Chinese Pistache.....	438.83	
32 93 43 00-1491	EA	36"	Box Pistacia chinensis - Chinese Pistache.....	1,167.71	
32 93 43 00-1492	EA	48"	Box Pistacia chinensis - Chinese Pistache.....	2,486.09	
32 93 43 00-1493	EA	5 Gallon	Pyrus kawakamii - Evergreen Pear, Single.....	20.20	
32 93 43 00-1494	EA	15 Gallon	Pyrus kawakamii - Evergreen Pear, Single.....	67.34	
32 93 43 00-1495	EA	24"	Box Pyrus kawakamii - Evergreen Pear, Single.....	253.08	
32 93 43 00-1496	EA	30"	Box Pyrus kawakamii - Evergreen Pear, Single.....	462.72	
32 93 43 00-1497	EA	36"	Box Pyrus kawakamii - Evergreen Pear, Single.....	673.44	
32 93 43 00-1498	EA	5 Gallon	Pyrus kawakamii - Evergreen Pear, Multi.....	20.20	
32 93 43 00-1499	EA	15 Gallon	Pyrus kawakamii - Evergreen Pear, Multi.....	71.69	
32 93 43 00-1500	EA	24"	Box Pyrus kawakamii - Evergreen Pear, Multi.....	260.69	
32 93 43 00-1501	EA	30"	Box Pyrus kawakamii - Evergreen Pear, Multi.....	462.72	
32 93 43 00-1502	EA	36"	Box Pyrus kawakamii - Evergreen Pear, Multi.....	673.44	
32 93 43 00-1503	EA	4' To 5'	Rhapis excelsa - Lady Palm.....	357.85	
32 93 43 00-1504	EA	6' To 7'	Rhapis excelsa - Lady Palm.....	508.52	
32 93 43 00-1505	EA	8' To 9'	Roystonea regia - Royal Palm.....	288.16	
32 93 43 00-1506	EA	10' To 11'	Roystonea regia - Royal Palm.....	352.20	
32 93 43 00-1507	EA	12' To 13'	Roystonea regia - Royal Palm.....	416.23	
32 93 43 00-1508	EA	14' To 15'	Roystonea regia - Royal Palm.....	480.27	
32 93 43 00-1509	EA	16' To 17'	Roystonea regia - Royal Palm.....	544.30	
32 93 43 00-1510	EA	18' To 19'	Roystonea regia - Royal Palm.....	608.34	
32 93 43 00-1511	EA	20' To 21'	Roystonea regia - Royal Palm.....	672.37	
32 93 43 00-1512	EA	10' To 16'	Sabal palmetto - Cabbage Palm.....	145.63	
32 93 43 00-1513	EA	6' To 7'	Thrinax morrisii - Key Thatch Palm.....	395.51	
32 93 43 00-1514	EA	8' To 9'	Thrinax morrisii - Key Thatch Palm.....	508.52	
32 93 43 00-1515	EA	10' To 11'	Thrinax morrisii - Key Thatch Palm.....	621.52	
32 93 43 00-1516	EA	9'	Ptychosperma elegans - Alexander Palm, Solitaire Palm.....	141.26	
32 93 43 00-1517	EA	11'	Ptychosperma elegans - Alexander Palm, Solitaire Palm.....	235.42	
32 93 43 00-1518	EA	15'	Ptychosperma elegans - Alexander Palm, Solitaire Palm.....	357.85	
32 93 43 00-1519	EA	17'	Ptychosperma elegans - Alexander Palm, Solitaire Palm.....	404.93	
32 93 43 00-1520	EA	20'	Ptychosperma elegans - Alexander Palm, Solitaire Palm.....	470.85	
32 93 43 00-1521	EA	1 Gallon	Washingtonia robusta - Mexican Fan Palm.....	8.64	
32 93 43 00-1522	EA	5 Gallon	Washingtonia robusta - Mexican Fan Palm.....	26.88	
32 93 43 00-1523	EA	15 Gallon	Washingtonia robusta - Mexican Fan Palm.....	94.07	
32 93 43 00-1524	EA	24"	Box Washingtonia robusta - Mexican Fan Palm.....	307.15	
32 93 43 00-1525	EA	36"	Box Washingtonia robusta - Mexican Fan Palm.....	815.87	
32 93 43 00-1526	EA	6'	Washingtonia robusta - Mexican Fan Palm.....	508.52	
32 93 43 00-1527	EA	8'	Washingtonia robusta - Mexican Fan Palm.....	678.02	
32 93 43 00-1528	EA	10'	Washingtonia robusta - Mexican Fan Palm.....	847.53	
32 93 43 00-1529	EA	12'	Washingtonia robusta - Mexican Fan Palm.....	1,017.04	
32 93 43 00-1530	EA	5 Gallon	Phoenix roebelenii - Pygmy Date Palm.....	32.88	
32 93 43 00-1531	EA	7 Gallon	Phoenix roebelenii - Pygmy Date Palm.....	80.14	
32 93 43 00-1532	EA	15 Gallon	Phoenix roebelenii - Pygmy Date Palm.....	121.23	
32 93 43 00-1533	EA	24"	Box Phoenix roebelenii - Pygmy Date Palm.....	359.59	

32 93 63 Specialty Plants (32 93)

32 Exterior Improvements

32 90 Planting

32 93 Plants



MINOR
CSI UOM DESCRIPTION

TOTAL DIRECT DEMOLITION
UNIT COST UNIT COST

32 93 63 00-0001	Specialty Plants In Place <small>(32 93 63)</small>		
	Note: Includes plant and placement for trees.		
32 93 63 00-0002	EA 5 Gallon Trees	163.70	
32 93 63 00-0003	EA 7 Gallon Trees	197.93	
32 93 63 00-0004	EA 15 Gallon Trees	396.81	
32 93 63 00-0005	EA 24" Box Container Trees.....	706.39	
32 93 63 00-0006	EA 36" Box Container Trees.....	2,173.73	
32 93 63 00-0007	EA 48" Box Container Trees.....	4,501.78	
32 93 63 00-0008	EA 60" Box Container Trees.....	7,421.79	
32 93 63 00-0009	EA 72" Box Container Trees.....	12,403.30	

32 93 83 Planting of Trees, Shrubs and Ground Cover (32 93)
 Note: Includes moving plant(s) from truck or staging site to planting site, excavation of hole, placing plant in hole, backfill and compaction. Use appropriate gallon, height or caliper size to match with description from plant section.

32 93 83 00-0001	Planting Trees <small>(32 93 83)</small>		
	Note: Excludes mulch. See CSI section 32 91 13 16-0001 for mulch.		
32 93 83 00-0002	EA 3" To 5" Bare Root Seedlings Tree Planting	1.39	
32 93 83 00-0003	EA 6" To 10" Bare Root Seedlings Tree Planting	2.24	
32 93 83 00-0004	EA 11" To 16" Bare Root Seedlings Tree Planting	2.80	
32 93 83 00-0005	EA 17" To 24" Bare Root Seedlings Tree Planting	4.48	
32 93 83 00-0006	EA 1 Gallon Container Tree Planting.....	22.38	
	For>10 To 25, Deduct	-1.12	
	For>25 To 50, Deduct	-2.80	
	For>50 To 100, Deduct	-4.48	
	For>100, Deduct	-6.71	
32 93 83 00-0007	EA 2 Gallon Container Tree Planting.....	31.33	
	For>10 To 25, Deduct	-1.57	
	For>25 To 50, Deduct	-3.92	
	For>50 To 100, Deduct	-6.27	
	For>100, Deduct	-9.40	
32 93 83 00-0008	EA 3 Gallon Container Tree Planting.....	40.28	
	For>10 To 25, Deduct	-2.01	
	For>25 To 50, Deduct	-5.04	
	For>50 To 100, Deduct	-8.06	
	For>100, Deduct	-12.08	
32 93 83 00-0009	EA 5 Gallon Container Tree Planting.....	67.14	
	For>10 To 25, Deduct	-3.36	
	For>25 To 50, Deduct	-8.39	
	For>50 To 100, Deduct	-13.43	
	For>100, Deduct	-20.14	
32 93 83 00-0010	EA 7 Gallon Container Tree Planting.....	89.51	
	For>10 To 25, Deduct	-4.48	
	For>25 To 50, Deduct	-11.19	
	For>50 To 100, Deduct	-17.90	
	For>100, Deduct	-26.85	
32 93 83 00-0011	EA 10 Gallon Container Tree Planting.....	116.36	
	For>10 To 25, Deduct	-5.82	
	For>25 To 50, Deduct	-14.55	
	For>50 To 100, Deduct	-23.27	
	For>100, Deduct	-34.91	
32 93 83 00-0012	EA 15 Gallon Container Tree Planting.....	165.59	
	For>10 To 25, Deduct	-8.28	
	For>25 To 50, Deduct	-20.70	
	For>50 To 100, Deduct	-33.12	
	For>100, Deduct	-49.68	
32 93 83 00-0013	EA 20 Gallon Container Tree Planting.....	273.01	
	For>10 To 25, Deduct	-13.65	
	For>25 To 50, Deduct	-34.13	
	For>50 To 100, Deduct	-54.60	
	For>100, Deduct	-81.90	
32 93 83 00-0014	EA 25 Gallon Container Tree Planting.....	353.56	
	For>10 To 25, Deduct	-17.68	
	For>25 To 50, Deduct	-44.20	
	For>50 To 100, Deduct	-70.71	
	For>100, Deduct	-106.07	
32 93 83 00-0015	EA 30 Gallon Container Tree Planting.....	425.17	
	For>10 To 25, Deduct	-21.26	
	For>25 To 50, Deduct	-53.15	
	For>50 To 100, Deduct	-85.03	
	For>100, Deduct	-127.55	
32 93 83 00-0016	EA 45 Gallon Container Tree Planting.....	528.11	
	For>10 To 25, Deduct	-26.41	
	For>25 To 50, Deduct	-66.01	
	For>50 To 100, Deduct	-105.62	
	For>100, Deduct	-158.43	
32 93 83 00-0017	EA 65 Gallon Container Tree Planting.....	626.57	
	For>10 To 25, Deduct	-31.33	
	For>25 To 50, Deduct	-78.32	
	For>50 To 100, Deduct	-125.31	
	For>100, Deduct	-187.97	



		Exterior Improvements	32
		Planting	32 90
		Plants	32 93

MINOR	CSI	UOM	DESCRIPTION	TOTAL DIRECT UNIT COST	DEMOLITION UNIT COST
32 93 83 00-0018	EA		24" Box Container Tree Planting	116.36	
			For >10 To 25, Deduct	-5.82	
			For >25 To 50, Deduct	-14.55	
			For >50 To 100, Deduct	-23.27	
			For >100, Deduct	-34.91	
32 93 83 00-0019	EA		36" Box Container Tree Planting	353.56	
			For >10 To 25, Deduct	-17.68	
			For >25 To 50, Deduct	-44.20	
			For >50 To 100, Deduct	-70.71	
			For >100, Deduct	-106.07	
32 93 83 00-0020	EA		48" Box Container Tree Planting	626.57	
			For >10 To 25, Deduct	-31.33	
			For >25 To 50, Deduct	-78.32	
			For >50 To 100, Deduct	-125.31	
			For >100, Deduct	-187.97	
32 93 83 00-0021	EA		60" Box Container Tree Planting	742.93	
			For >10 To 25, Deduct	-37.15	
			For >25 To 50, Deduct	-92.87	
			For >50 To 100, Deduct	-148.59	
			For >100, Deduct	-222.88	
32 93 83 00-0022	EA		72" Box Container Tree Planting	895.11	
			For >10 To 25, Deduct	-44.76	
			For >25 To 50, Deduct	-111.89	
			For >50 To 100, Deduct	-179.02	
			For >100, Deduct	-268.53	
32 93 83 00-0023	EA		6' Balled And Burlapped Tree Planting	223.78	
			For >10 To 25, Deduct	-11.19	
			For >25 To 50, Deduct	-27.97	
			For >50 To 100, Deduct	-44.76	
			For >100, Deduct	-67.13	
32 93 83 00-0024	EA		7' Balled And Burlapped Tree Planting	298.07	
			For >10 To 25, Deduct	-14.90	
			For >25 To 50, Deduct	-37.26	
			For >50 To 100, Deduct	-59.61	
			For >100, Deduct	-89.42	
32 93 83 00-0025	EA		8' Balled And Burlapped Tree Planting	335.66	
			For >10 To 25, Deduct	-16.78	
			For >25 To 50, Deduct	-41.96	
			For >50 To 100, Deduct	-67.13	
			For >100, Deduct	-100.70	
32 93 83 00-0026	EA		10' Balled And Burlapped Tree Planting	391.61	
			For >10 To 25, Deduct	-19.58	
			For >25 To 50, Deduct	-48.95	
			For >50 To 100, Deduct	-78.32	
			For >100, Deduct	-117.48	
32 93 83 00-0027	EA		12' Balled And Burlapped Tree Planting	523.63	
			For >10 To 25, Deduct	-26.18	
			For >25 To 50, Deduct	-65.45	
			For >50 To 100, Deduct	-104.73	
			For >100, Deduct	-157.09	
32 93 83 00-0028	EA		14' Balled And Burlapped Tree Planting	599.72	
			For >10 To 25, Deduct	-29.99	
			For >25 To 50, Deduct	-74.97	
			For >50 To 100, Deduct	-119.94	
			For >100, Deduct	-179.92	
32 93 83 00-0029	EA		16' Balled And Burlapped Tree Planting	727.27	
			For >10 To 25, Deduct	-36.36	
			For >25 To 50, Deduct	-90.91	
			For >50 To 100, Deduct	-145.45	
			For >100, Deduct	-218.18	
32 93 83 00-0030	EA		18' Balled And Burlapped Tree Planting	872.73	
			For >10 To 25, Deduct	-43.64	
			For >25 To 50, Deduct	-109.09	
			For >50 To 100, Deduct	-174.55	
			For >100, Deduct	-261.82	
32 93 83 00-0031	EA		20' Balled And Burlapped Tree Planting	1,006.99	
			For >10 To 25, Deduct	-50.35	
			For >25 To 50, Deduct	-125.87	
			For >50 To 100, Deduct	-201.40	
			For >100, Deduct	-302.10	
32 93 83 00-0032	EA		1-1/2" Caliper Balled And Burlapped Tree Planting	335.66	
			For >10 To 25, Deduct	-16.78	
			For >25 To 50, Deduct	-41.96	
			For >50 To 100, Deduct	-67.13	
			For >100, Deduct	-100.70	
32 93 83 00-0033	EA		2" Caliper Balled And Burlapped Tree Planting	391.61	
			For >10 To 25, Deduct	-19.58	
			For >25 To 50, Deduct	-48.95	
			For >50 To 100, Deduct	-78.32	
			For >100, Deduct	-117.48	
32 93 83 00-0034	EA		2-1/2" Caliper Balled And Burlapped Tree Planting	525.87	
			For >10 To 25, Deduct	-26.29	
			For >25 To 50, Deduct	-65.73	
			For >50 To 100, Deduct	-105.17	
			For >100, Deduct	-157.76	

32 Exterior Improvements

32 90 Planting

32 93 Plants



MINOR	CSI	UOM	DESCRIPTION	TOTAL DIRECT UNIT COST	DEMOLITION UNIT COST
32 93 83 00-0035	EA		3" Caliper Balled And Burlapped Tree Planting	604.19	
			<i>For >10 To 25, Deduct</i>	-30.21	
			<i>For >25 To 50, Deduct</i>	-75.52	
			<i>For >50 To 100, Deduct</i>	-120.84	
			<i>For >100, Deduct</i>	-181.26	
32 93 83 00-0036	EA		3-1/2" Caliper Balled And Burlapped Tree Planting	671.33	
			<i>For >10 To 25, Deduct</i>	-33.57	
			<i>For >25 To 50, Deduct</i>	-83.92	
			<i>For >50 To 100, Deduct</i>	-134.27	
			<i>For >100, Deduct</i>	-201.40	
32 93 83 00-0037	EA		4" Caliper Balled And Burlapped Tree Planting	769.78	
			<i>For >10 To 25, Deduct</i>	-38.49	
			<i>For >25 To 50, Deduct</i>	-96.22	
			<i>For >50 To 100, Deduct</i>	-153.96	
			<i>For >100, Deduct</i>	-230.93	
32 93 83 00-0038			Planting Shrubs <small>(32 93 83)</small>		
			Note: Excludes mulch. See CSI section 32 91 13 16-0001 for mulch.		
32 93 83 00-0039	EA		1 Gallon Container Shrub Planting	19.03	
			<i>For >10 To 25, Deduct</i>	-0.95	
			<i>For >25 To 50, Deduct</i>	-2.38	
			<i>For >50 To 100, Deduct</i>	-3.81	
			<i>For >100, Deduct</i>	-5.71	
32 93 83 00-0040	EA		2 Gallon Container Shrub Planting	26.85	
			<i>For >10 To 25, Deduct</i>	-1.34	
			<i>For >25 To 50, Deduct</i>	-3.36	
			<i>For >50 To 100, Deduct</i>	-5.37	
			<i>For >100, Deduct</i>	-8.06	
32 93 83 00-0041	EA		3 Gallon Container Shrub Planting	33.57	
			<i>For >10 To 25, Deduct</i>	-1.68	
			<i>For >25 To 50, Deduct</i>	-4.20	
			<i>For >50 To 100, Deduct</i>	-6.71	
			<i>For >100, Deduct</i>	-10.07	
32 93 83 00-0042	EA		4 Gallon Container Shrub Planting	44.76	
			<i>For >10 To 25, Deduct</i>	-2.24	
			<i>For >25 To 50, Deduct</i>	-5.60	
			<i>For >50 To 100, Deduct</i>	-8.95	
			<i>For >100, Deduct</i>	-13.43	
32 93 83 00-0043	EA		5 Gallon Container Shrub Planting	55.95	
			<i>For >10 To 25, Deduct</i>	-2.80	
			<i>For >25 To 50, Deduct</i>	-6.99	
			<i>For >50 To 100, Deduct</i>	-11.19	
			<i>For >100, Deduct</i>	-16.79	
32 93 83 00-0044	EA		7 Gallon Container Shrub Planting	76.09	
			<i>For >10 To 25, Deduct</i>	-3.80	
			<i>For >25 To 50, Deduct</i>	-9.51	
			<i>For >50 To 100, Deduct</i>	-15.22	
			<i>For >100, Deduct</i>	-22.83	
32 93 83 00-0045	EA		10 Gallon Container Shrub Planting	100.69	
			<i>For >10 To 25, Deduct</i>	-5.03	
			<i>For >25 To 50, Deduct</i>	-12.59	
			<i>For >50 To 100, Deduct</i>	-20.14	
			<i>For >100, Deduct</i>	-30.21	
32 93 83 00-0046	EA		15 Gallon Container Shrub Planting	138.74	
			<i>For >10 To 25, Deduct</i>	-6.94	
			<i>For >25 To 50, Deduct</i>	-17.34	
			<i>For >50 To 100, Deduct</i>	-27.75	
			<i>For >100, Deduct</i>	-41.62	
32 93 83 00-0047	EA		20 Gallon Container Shrub Planting	232.73	
			<i>For >10 To 25, Deduct</i>	-11.64	
			<i>For >25 To 50, Deduct</i>	-29.09	
			<i>For >50 To 100, Deduct</i>	-46.55	
			<i>For >100, Deduct</i>	-69.82	
32 93 83 00-0048	EA		25 Gallon Container Shrub Planting	298.07	
			<i>For >10 To 25, Deduct</i>	-14.90	
			<i>For >25 To 50, Deduct</i>	-37.26	
			<i>For >50 To 100, Deduct</i>	-59.61	
			<i>For >100, Deduct</i>	-89.42	
32 93 83 00-0049	EA		15" Balled And Burlapped Shrub Planting	62.66	
			<i>For >10 To 25, Deduct</i>	-3.13	
			<i>For >25 To 50, Deduct</i>	-7.83	
			<i>For >50 To 100, Deduct</i>	-12.53	
			<i>For >100, Deduct</i>	-18.80	
32 93 83 00-0050	EA		18" Balled And Burlapped Shrub Planting	64.90	
			<i>For >10 To 25, Deduct</i>	-3.25	
			<i>For >25 To 50, Deduct</i>	-8.11	
			<i>For >50 To 100, Deduct</i>	-12.98	
			<i>For >100, Deduct</i>	-19.47	
32 93 83 00-0051	EA		24" Balled And Burlapped Shrub Planting	71.61	
			<i>For >10 To 25, Deduct</i>	-3.58	
			<i>For >25 To 50, Deduct</i>	-8.95	
			<i>For >50 To 100, Deduct</i>	-14.32	
			<i>For >100, Deduct</i>	-21.48	



		Exterior Improvements	32
		Planting	32 90
		Plants	32 93

MINOR	CSI	UOM	DESCRIPTION	TOTAL DIRECT UNIT COST	DEMOLITION UNIT COST
32 93 83 00-0052	EA		30" Balled And Burlapped Shrub Planting	71.61	
			<i>For >10 To 25, Deduct</i>	-3.58	
			<i>For >25 To 50, Deduct</i>	-8.95	
			<i>For >50 To 100, Deduct</i>	-14.32	
			<i>For >100, Deduct</i>	-21.48	
32 93 83 00-0053	EA		36" Balled And Burlapped Shrub Planting	78.33	
			<i>For >10 To 25, Deduct</i>	-3.92	
			<i>For >25 To 50, Deduct</i>	-9.79	
			<i>For >50 To 100, Deduct</i>	-15.67	
			<i>For >100, Deduct</i>	-23.50	
32 93 83 00-0054	EA		42" Balled And Burlapped Shrub Planting	82.80	
			<i>For >10 To 25, Deduct</i>	-4.14	
			<i>For >25 To 50, Deduct</i>	-10.35	
			<i>For >50 To 100, Deduct</i>	-16.56	
			<i>For >100, Deduct</i>	-24.84	
32 93 83 00-0055	EA		48" Balled And Burlapped Shrub Planting	89.51	
			<i>For >10 To 25, Deduct</i>	-4.48	
			<i>For >25 To 50, Deduct</i>	-11.19	
			<i>For >50 To 100, Deduct</i>	-17.90	
			<i>For >100, Deduct</i>	-26.85	
32 93 83 00-0056	EA		5' Balled And Burlapped Shrub Planting	134.26	
			<i>For >10 To 25, Deduct</i>	-6.71	
			<i>For >25 To 50, Deduct</i>	-16.78	
			<i>For >50 To 100, Deduct</i>	-26.85	
			<i>For >100, Deduct</i>	-40.28	
32 93 83 00-0057	EA		6' Balled And Burlapped Shrub Planting	190.21	
			<i>For >10 To 25, Deduct</i>	-9.51	
			<i>For >25 To 50, Deduct</i>	-23.78	
			<i>For >50 To 100, Deduct</i>	-38.04	
			<i>For >100, Deduct</i>	-57.06	
32 93 83 00-0058	EA		7' Balled And Burlapped Shrub Planting	252.87	
			<i>For >10 To 25, Deduct</i>	-12.64	
			<i>For >25 To 50, Deduct</i>	-31.61	
			<i>For >50 To 100, Deduct</i>	-50.57	
			<i>For >100, Deduct</i>	-75.86	
32 93 83 00-0059	EA		8' Balled And Burlapped Shrub Planting	286.44	
			<i>For >10 To 25, Deduct</i>	-14.32	
			<i>For >25 To 50, Deduct</i>	-35.81	
			<i>For >50 To 100, Deduct</i>	-57.29	
			<i>For >100, Deduct</i>	-85.93	
32 93 83 00-0060	EA		9' Balled And Burlapped Shrub Planting	308.81	
			<i>For >10 To 25, Deduct</i>	-15.44	
			<i>For >25 To 50, Deduct</i>	-38.60	
			<i>For >50 To 100, Deduct</i>	-61.76	
			<i>For >100, Deduct</i>	-92.64	
32 93 83 00-0061	EA		10' Balled And Burlapped Shrub Planting	335.66	
			<i>For >10 To 25, Deduct</i>	-16.78	
			<i>For >25 To 50, Deduct</i>	-41.96	
			<i>For >50 To 100, Deduct</i>	-67.13	
			<i>For >100, Deduct</i>	-100.70	
32 93 83 00-0062			Planting Groundcover, Vines, Perennials, Annuals And Bulbs (32 93 83) See CSI section 32 91 13 16-0001 for mulch.		
32 93 83 00-0063	EA		2-1/4" Diameter Potted Groundcover And Flower Planting	1.87	
			<i>For >10 To 25, Deduct</i>	-0.09	
			<i>For >25 To 50, Deduct</i>	-0.23	
			<i>For >50 To 100, Deduct</i>	-0.37	
			<i>For >100, Deduct</i>	-0.56	
32 93 83 00-0064	EA		3" Diameter Potted Groundcover And Flower Planting	2.13	
			<i>For >10 To 25, Deduct</i>	-0.11	
			<i>For >25 To 50, Deduct</i>	-0.27	
			<i>For >50 To 100, Deduct</i>	-0.43	
			<i>For >100, Deduct</i>	-0.64	
32 93 83 00-0065	EA		4" Diameter Potted Groundcover And Flower Planting	2.49	
			<i>For >10 To 25, Deduct</i>	-0.12	
			<i>For >25 To 50, Deduct</i>	-0.31	
			<i>For >50 To 100, Deduct</i>	-0.50	
			<i>For >100, Deduct</i>	-0.75	
32 93 83 00-0066	EA		5-1/2" Diameter Potted Groundcover And Flower Planting	2.98	
			<i>For >10 To 25, Deduct</i>	-0.15	
			<i>For >25 To 50, Deduct</i>	-0.37	
			<i>For >50 To 100, Deduct</i>	-0.60	
			<i>For >100, Deduct</i>	-0.89	
32 93 83 00-0067	EA		6" Diameter Potted Groundcover And Flower Planting	3.73	
			<i>For >10 To 25, Deduct</i>	-0.19	
			<i>For >25 To 50, Deduct</i>	-0.47	
			<i>For >50 To 100, Deduct</i>	-0.75	
			<i>For >100, Deduct</i>	-1.12	
32 93 83 00-0068	EA		8" Diameter Potted Groundcover And Flower Planting	5.59	
			<i>For >10 To 25, Deduct</i>	-0.28	
			<i>For >25 To 50, Deduct</i>	-0.70	
			<i>For >50 To 100, Deduct</i>	-1.12	
			<i>For >100, Deduct</i>	-1.68	

32 Exterior Improvements

32 90 Planting

32 93 Plants



MINOR CSI UOM DESCRIPTION	TOTAL DIRECT UNIT COST	DEMOLITION UNIT COST
32 93 83 00-0069 EA 1 Gallon Container Groundcover And Flower Planting	17.90	
For>10 To 25, Deduct	-0.90	
For>25 To 50, Deduct	-2.24	
For>50 To 100, Deduct	-3.58	
For>100, Deduct	-5.37	
32 93 83 00-0070 EA 2 Gallon Container Groundcover And Flower Planting	24.62	
For>10 To 25, Deduct	-1.23	
For>25 To 50, Deduct	-3.08	
For>50 To 100, Deduct	-4.92	
For>100, Deduct	-7.39	
32 93 83 00-0071 EA 3 Gallon Container Groundcover And Flower Planting	31.33	
For>10 To 25, Deduct	-1.57	
For>25 To 50, Deduct	-3.92	
For>50 To 100, Deduct	-6.27	
For>100, Deduct	-9.40	
32 93 83 00-0072 EA 4 Gallon Container Groundcover And Flower Planting	40.28	
For>10 To 25, Deduct	-2.01	
For>25 To 50, Deduct	-5.04	
For>50 To 100, Deduct	-8.06	
For>100, Deduct	-12.08	
32 93 83 00-0073 EA 5 Gallon Container Groundcover And Flower Planting	49.23	
For>10 To 25, Deduct	-2.46	
For>25 To 50, Deduct	-6.15	
For>50 To 100, Deduct	-9.85	
For>100, Deduct	-14.77	
32 93 83 00-0074 EA 7 Gallon Container Groundcover And Flower Planting	67.14	
For>10 To 25, Deduct	-3.36	
For>25 To 50, Deduct	-8.39	
For>50 To 100, Deduct	-13.43	
For>100, Deduct	-20.14	
32 93 83 00-0075 EA Bulb Planting.....	1.11	
For>10 To 25, Deduct	-0.06	
For>25 To 50, Deduct	-0.14	
For>50 To 100, Deduct	-0.22	
For>100, Deduct	-0.33	
32 93 83 00-0076 EA Flats Of 24 Groundcover And Flower Planting.....	31.33	
For>10 To 25, Deduct	-1.57	
For>25, Deduct	-3.92	
32 93 83 00-0077 EA Flats Of 36 Groundcover And Flower Planting.....	44.44	
For>10 To 25, Deduct	-2.22	
For>25, Deduct	-5.56	
32 93 83 00-0078 EA Flats Of 48 Groundcover And Flower Planting.....	59.16	
For>10 To 25, Deduct	-2.96	
For>25, Deduct	-7.40	
32 93 83 00-0079 Tree Pits <small>(32 93 83)</small>		
Note: Costs given show the tree pit size accommodates the soil ball and the type of soil excavated includes excavation, bank run sand and gravel fill for drainage, imported mix planting soil, hand backfill, perforated drainage pipe for watering, and drainage fabric. Includes one layer of woven fabric to be applied before mulch is spread. Excludes additional soil conditioners or mulch.		
32 93 83 00-0080 EA 2' x 1-1/4' Deep Tree Pit	121.07	
32 93 83 00-0081 EA 2' x 2-1/2' Deep Tree Pit	181.57	
32 93 83 00-0082 EA 2-1/2' x 1-1/2' Deep Tree Pit	234.60	
32 93 83 00-0083 EA 2-1/2' x 3' Deep Tree Pit	351.82	
32 93 83 00-0084 EA 3' x 1-3/4' Deep Tree Pit	361.98	
32 93 83 00-0085 EA 3' x 3-1/2' Deep Tree Pit	540.15	
32 93 83 00-0086 EA 3-1/2' x 1-3/4' Deep Tree Pit	443.49	
32 93 83 00-0087 EA 3-1/2' x 3-1/2' Deep Tree Pit	664.30	
32 93 83 00-0088 EA 4' x 2' Deep Tree Pit	530.08	
32 93 83 00-0089 EA 4' x 4' Deep Tree Pit	794.68	
32 93 83 00-0090 EA 4-1/2' x 2' Deep Tree Pit	762.95	
32 93 83 00-0091 EA 4-1/2' x 4' Deep Tree Pit	1,146.69	
32 93 83 00-0092 EA 5' x 2-1/4' Deep Tree Pit	1,014.80	
32 93 83 00-0093 EA 5' x 4-1/2' Deep Tree Pit	1,511.48	
32 93 83 00-0094 EA 6' x 2-1/2' Deep Tree Pit	1,439.20	
32 93 83 00-0095 EA 6' x 5' Deep Tree Pit	2,155.58	
32 93 83 00-0096 EA 7' x 3' Deep Tree Pit	2,424.43	
32 93 83 00-0097 EA 7' x 6' Deep Tree Pit	3,656.22	
32 93 83 00-0098 EA 8' x 3-1/4' Deep Tree Pit	3,333.12	
32 93 83 00-0099 EA 8' x 6-1/2' Deep Tree Pit	4,997.55	
32 94 Planting Accessories <small>(32 90)</small>		
32 94 13 Landscape Edging <small>(32 94)</small>		
Note: Including stakes.		
32 94 13 00-0001 Landscape Edging <small>(32 94 13)</small>		
Note: Includes stakes.		
32 94 13 00-0002 LF 6" Poly/Vinyl Landscape Edging With Non-Round Top.....	5.75	1.14
For>2,000 To 5,000 LF, Deduct	-0.35	
For>5,000 LF, Deduct	-0.69	



MINOR	CSI	UOM	DESCRIPTION	TOTAL DIRECT UNIT COST	DEMOLITION UNIT COST
32 94 13 00-0003	LF		5" Polyethylene Landscape Edging With Round Top <i>For >2,000 To 5,000 LF, Deduct</i> <i>For >5,000 LF, Deduct</i>	3.37 -0.11 -0.22	1.14
32 94 13 00-0004	LF		5-1/2" Polyethylene Landscape Edging With Round Top <i>For >2,000 To 5,000 LF, Deduct</i> <i>For >5,000 LF, Deduct</i>	3.43 -0.11 -0.23	1.14
32 94 13 00-0005	LF		5" Polyethylene Landscape Edging With Corrugated Sides And Round Top <i>For >2,000 To 5,000 LF, Deduct</i> <i>For >5,000 LF, Deduct</i>	3.47 -0.12 -0.24	1.14
32 94 13 00-0006	LF		1/8" x 4", Mill Finish, Aluminum Alloy Landscape Edging <i>For >1,000 LF, Deduct</i>	9.83 -1.10	2.71
32 94 13 00-0007	LF		1/8" x 4", Black Paint, Aluminum Alloy Landscape Edging <i>For >1,000 LF, Deduct</i>	10.74 -1.33	2.71
32 94 13 00-0008	LF		1/8" x 4", Black Anodized, Aluminum Alloy Landscape Edging <i>For >1,000 LF, Deduct</i>	10.80 -1.35	2.71
32 94 13 00-0009	LF		3/16" x 4", Mill Finish, Aluminum Alloy Landscape Edging <i>For >1,000 LF, Deduct</i>	12.40 -1.71	2.80
32 94 13 00-0010	LF		3/16" x 4", Black Paint, Aluminum Alloy Landscape Edging <i>For >1,000 LF, Deduct</i>	13.52 -1.99	2.80
32 94 13 00-0011	LF		3/16" x 4", Black Anodized, Aluminum Alloy Landscape Edging <i>For >1,000 LF, Deduct</i>	13.50 -1.98	2.80
32 94 13 00-0012	LF		1/8" x 5-1/2", Mill Finish, Aluminum Alloy Landscape Edging <i>For >1,000 LF, Deduct</i>	11.04 -1.33	2.89
32 94 13 00-0013	LF		1/8" x 5-1/2", Black Paint, Aluminum Alloy Landscape Edging <i>For >1,000 LF, Deduct</i>	12.29 -1.64	2.89
32 94 13 00-0014	LF		1/8" x 5-1/2", Black Anodized, Aluminum Alloy Landscape Edging <i>For >1,000 LF, Deduct</i>	12.42 -1.68	2.89
32 94 13 00-0015	LF		3/16" x 5-1/2", Mill Finish, Aluminum Alloy Landscape Edging <i>For >1,000 LF, Deduct</i>	13.97 -2.03	2.98
32 94 13 00-0016	LF		3/16" x 5-1/2", Black Paint, Aluminum Alloy Landscape Edging <i>For >1,000 LF, Deduct</i>	15.22 -2.34	2.98
32 94 13 00-0017	LF		3/16" x 5-1/2", Black Anodized, Aluminum Alloy Landscape Edging <i>For >1,000 LF, Deduct</i>	15.32 -2.36	2.98
32 94 13 00-0018	LF		1/8" x 4" Powder Coated Steel Landscape Edging <i>For >1,000 LF, Deduct</i>	10.46 -1.21	2.80
32 94 13 00-0019	LF		3/16" x 4" Powder Coated Steel Landscape Edging <i>For >1,000 LF, Deduct</i>	12.30 -1.67	2.80
32 94 13 00-0020	LF		1/4" x 5" Powder Coated Steel Landscape Edging <i>For >1,000 LF, Deduct</i>	17.24 -2.91	2.80
32 94 13 00-0021	LF		1/2" x 4", Recycled Plastic Landscape Edging (Bend-A-Board) <i>For >1,000 LF, Deduct</i>	7.84 -0.61	2.71
32 94 13 00-0022	LF		1" x 4", Recycled Plastic Landscape Edging (Bend-A-Board) <i>For >1,000 LF, Deduct</i>	8.94 -0.88	2.71
32 94 13 00-0023	LF		1" x 6", Recycled Plastic Landscape Edging (Bend-A-Board) <i>For >1,000 LF, Deduct</i>	9.90 -1.12	2.71
32 94 13 00-0024	LF		2" x 4", Recycled Plastic Landscape Edging (Bend-A-Board) <i>For >1,000 LF, Deduct</i>	10.10 -1.17	2.71
32 94 16 Landscape Timbers (32 94)					
32 94 16 00-0001	LF		1" x 4" Redwood Edging	4.94	1.62
32 94 16 00-0002	LF		2" x 4" Redwood Edging	6.76	2.43
32 94 16 00-0003	LF		3" x 4" Pressure Treated Landscape Timber <i>Note: 2 rounded edges and 2 straight edges.</i>	5.39	2.43
32 94 16 00-0004	LF		3" x 5" Pressure Treated Landscape Timber <i>Note: 2 rounded edges and 2 straight edges.</i>	7.04	3.15
32 94 16 00-0005	LF		4" x 6" Pressure Treated Hardwood	9.83	3.25
32 94 16 00-0006	LF		6" x 6" Pressure Treated Hardwood	12.86	4.06
32 94 16 00-0007	LF		6" x 8" Pressure Treated Hardwood	14.97	4.77
32 94 16 00-0008	LF		1" x 4" Pressure Treated Pine.....	3.81	1.62
32 94 16 00-0009	LF		2" x 4" Pressure Treated Pine.....	5.79	2.43
32 94 16 00-0010	LF		4" x 6" Pressure Treated Pine.....	9.33	3.15
32 94 16 00-0011	LF		6" x 6" Pressure Treated Pine.....	12.75	4.06
32 94 16 00-0012	LF		6" x 8" Pressure Treated Pine.....	15.63	4.77
32 94 16 00-0013	LF		6" x 8" Railroad Ties	13.92	4.44
32 94 16 00-0014	LF		7" x 9" Railroad Ties	16.74	5.58
32 94 43 Tree Grates (32 94)					
32 94 43 00-0001 Tree Grates With Frames (32 94 43)					
32 94 43 00-0002 Round Cast Iron Tree Grates With Frames (32 94 43 00-0001)					
32 94 43 00-0003	EA		32" Diameter, 100 To 150 LB Cast Iron Tree Grate With Frame <i>For >3 To 9, Deduct</i> <i>For >9, Deduct</i>	1,004.50 -66.64 -137.72	57.99
32 94 43 00-0004	EA		36" Diameter, 125 To 175 LB Cast Iron Tree Grate With Frame <i>For >3 To 9, Deduct</i> <i>For >9, Deduct</i>	1,166.04 -78.75 -162.76	57.99
32 94 43 00-0005	EA		42" Diameter, 150 To 200 LB Cast Iron Tree Grate With Frame <i>For >3 To 9, Deduct</i> <i>For >9, Deduct</i>	1,406.63 -93.90 -194.06	77.32

32 Exterior Improvements

32 90 Planting

32 94 Planting Accessories



MINOR	CSI	UOM	DESCRIPTION	TOTAL DIRECT UNIT COST	DEMOLITION UNIT COST
32 94 43 00-0006	EA		48" Diameter, 200 To 250 LB Cast Iron Tree Grate With Frame	1,758.24	77.32
			<i>For >3 To 9, Deduct</i>	-120.27	
			<i>For >9, Deduct</i>	-248.56	
32 94 43 00-0007	EA		54" Diameter, 300 To 350 LB Cast Iron Tree Grate With Frame	2,255.41	96.65
			<i>For >3 To 9, Deduct</i>	-154.66	
			<i>For >9, Deduct</i>	-319.63	
32 94 43 00-0008	EA		60" Diameter, Up To 350 LB Cast Iron Tree Grate With Frame	2,360.58	115.98
			<i>For >3 To 9, Deduct</i>	-159.65	
			<i>For >9, Deduct</i>	-329.94	
32 94 43 00-0009	EA		60" Diameter, >350 LB Cast Iron Tree Grate With Frame	2,605.27	115.98
			<i>For >3 To 9, Deduct</i>	-178.00	
			<i>For >9, Deduct</i>	-367.86	
32 94 43 00-0010	EA		72" Diameter, Up To 550 LB Cast Iron Tree Grate With Frame	3,464.52	164.31
			<i>For >3 To 9, Deduct</i>	-235.19	
			<i>For >9, Deduct</i>	-486.07	
32 94 43 00-0011	EA		72" Diameter, >500 To 550 LB Cast Iron Tree Grate With Frame	3,607.07	164.31
			<i>For >3 To 9, Deduct</i>	-245.89	
			<i>For >9, Deduct</i>	-508.16	
32 94 43 00-0012	EA		72" Diameter, >600 To 650 LB Cast Iron Tree Grate With Frame	3,725.85	164.31
			<i>For >3 To 9, Deduct</i>	-254.79	
			<i>For >9, Deduct</i>	-526.57	
32 94 43 00-0013	EA		72" Diameter, >650 To 700 LB Cast Iron Tree Grate With Frame	3,820.88	164.31
			<i>For >3 To 9, Deduct</i>	-261.92	
			<i>For >9, Deduct</i>	-541.30	
32 94 43 00-0014	EA		72" Diameter, >700 LB Cast Iron Tree Grate With Frame	3,892.15	164.31
			<i>For >3 To 9, Deduct</i>	-267.27	
			<i>For >9, Deduct</i>	-552.35	
32 94 43 00-0015	EA		93" Diameter, 950 To 1,000 LB Cast Iron Tree Grate With Frame	4,263.74	193.30
			<i>For >3 To 9, Deduct</i>	-290.79	
			<i>For >9, Deduct</i>	-600.96	
32 94 43 00-0016			Square Cast Iron Tree Grates With Frames <small>(32 94 43 00-0001)</small>		
32 94 43 00-0017	EA		30" x 30", 75 To 125 LB Cast Iron Tree Grate With Frame	923.72	57.99
			<i>For >3 To 9, Deduct</i>	-60.58	
			<i>For >9, Deduct</i>	-125.20	
32 94 43 00-0018	EA		36" x 36", 100 To 150 LB Cast Iron Tree Grate With Frame	1,125.65	57.99
			<i>For >3 To 9, Deduct</i>	-75.73	
			<i>For >9, Deduct</i>	-156.50	
32 94 43 00-0019	EA		48" x 48", Up To 200 LB Cast Iron Tree Grate With Frame	1,666.23	96.65
			<i>For >3 To 9, Deduct</i>	-110.47	
			<i>For >9, Deduct</i>	-228.30	
32 94 43 00-0020	EA		48" x 48", >200 To 250 LB Cast Iron Tree Grate With Frame	1,975.08	96.65
			<i>For >3 To 9, Deduct</i>	-133.63	
			<i>For >9, Deduct</i>	-276.18	
32 94 43 00-0021	EA		48" x 48", >250 To 300 LB Cast Iron Tree Grate With Frame	2,260.16	96.65
			<i>For >3 To 9, Deduct</i>	-155.01	
			<i>For >9, Deduct</i>	-320.36	
32 94 43 00-0022	EA		48" x 48", >300 To 350 LB Cast Iron Tree Grate With Frame	2,521.49	96.65
			<i>For >3 To 9, Deduct</i>	-174.61	
			<i>For >9, Deduct</i>	-360.87	
32 94 43 00-0023	EA		48" x 48", >350 To 400 LB Cast Iron Tree Grate With Frame	2,759.06	96.65
			<i>For >3 To 9, Deduct</i>	-192.43	
			<i>For >9, Deduct</i>	-397.69	
32 94 43 00-0024	EA		48" x 48", >400 LB Cast Iron Tree Grate With Frame	2,972.87	96.65
			<i>For >3 To 9, Deduct</i>	-208.47	
			<i>For >9, Deduct</i>	-430.83	
32 94 43 00-0025	EA		60" x 60", Up To 400 LB Cast Iron Tree Grate With Frame	2,836.38	135.31
			<i>For >3 To 9, Deduct</i>	-192.43	
			<i>For >9, Deduct</i>	-397.69	
32 94 43 00-0026	EA		60" x 60", >400 To 450 LB Cast Iron Tree Grate With Frame	3,050.19	135.31
			<i>For >3 To 9, Deduct</i>	-208.47	
			<i>For >9, Deduct</i>	-430.83	
32 94 43 00-0027	EA		60" x 60", >450 To 500 LB Cast Iron Tree Grate With Frame	3,240.24	135.31
			<i>For >3 To 9, Deduct</i>	-222.72	
			<i>For >9, Deduct</i>	-460.29	
32 94 43 00-0028	EA		60" x 60", >500 To 550 LB Cast Iron Tree Grate With Frame	3,406.54	135.31
			<i>For >3 To 9, Deduct</i>	-235.19	
			<i>For >9, Deduct</i>	-486.07	
32 94 43 00-0029	EA		60" x 60", >550 To 600 LB Cast Iron Tree Grate With Frame	3,549.09	135.31
			<i>For >3 To 9, Deduct</i>	-245.89	
			<i>For >9, Deduct</i>	-508.16	
32 94 43 00-0030	EA		60" x 60", >600 LB Cast Iron Tree Grate With Frame	3,667.87	135.31
			<i>For >3 To 9, Deduct</i>	-254.79	
			<i>For >9, Deduct</i>	-526.57	
32 94 43 00-0031	EA		72" x 72", Up To 550 LB Cast Iron Tree Grate With Frame	3,464.52	164.31
			<i>For >3 To 9, Deduct</i>	-235.19	
			<i>For >9, Deduct</i>	-486.07	
32 94 43 00-0032	EA		72" x 72", >550 To 600 LB Cast Iron Tree Grate With Frame	3,607.07	164.31
			<i>For >3 To 9, Deduct</i>	-245.89	
			<i>For >9, Deduct</i>	-508.16	
32 94 43 00-0033	EA		72" x 72", >600 To 650 LB Cast Iron Tree Grate With Frame	3,725.85	164.31
			<i>For >3 To 9, Deduct</i>	-254.79	
			<i>For >9, Deduct</i>	-526.57	



		Exterior Improvements	32
		Planting	32 90
		Planting Accessories	32 94

MINOR	CSI	UOM	DESCRIPTION	TOTAL DIRECT UNIT COST	DEMOLITION UNIT COST
32 94 43 00-0034	EA		72" x 72", >650 To 700 LB Cast Iron Tree Grate With Frame.....	3,820.88	164.31
			<i>For >3 To 9, Deduct</i>	-261.92	
			<i>For >9, Deduct</i>	-541.30	
32 94 43 00-0035	EA		72" x 72", >700 To 750 LB Cast Iron Tree Grate With Frame.....	3,892.15	164.31
			<i>For >3 To 9, Deduct</i>	-267.27	
			<i>For >9, Deduct</i>	-552.35	
32 94 43 00-0036	EA		72" x 72", >750 To 800 LB Cast Iron Tree Grate With Frame.....	3,939.66	164.31
			<i>For >3 To 9, Deduct</i>	-270.63	
			<i>For >9, Deduct</i>	-559.71	
32 94 43 00-0037	EA		72" x 72", >800 To 850 LB Cast Iron Tree Grate With Frame.....	3,963.42	164.31
			<i>For >3 To 9, Deduct</i>	-272.61	
			<i>For >9, Deduct</i>	-563.40	
32 94 43 00-0038	EA		72" x 72", >850 LB Cast Iron Tree Grate With Frame.....	3,987.18	164.31
			<i>For >3 To 9, Deduct</i>	-274.39	
			<i>For >9, Deduct</i>	-567.08	
32 94 43 00-0039			Rectangular Cast Iron Tree Grates With Frames (32 94 43 00-0001)		
32 94 43 00-0040	EA		36" x 48", 200 To 250 LB Cast Iron Tree Grate With Frame.....	1,758.24	77.32
			<i>For >3 To 9, Deduct</i>	-120.27	
			<i>For >9, Deduct</i>	-248.56	
32 94 43 00-0041	EA		36" x 60", 200 To 250 LB Cast Iron Tree Grate With Frame.....	1,793.87	77.32
			<i>For >3 To 9, Deduct</i>	-122.94	
			<i>For >9, Deduct</i>	-254.08	
32 94 43 00-0042	EA		36" x 72", 275 To 325 LB Cast Iron Tree Grate With Frame.....	2,191.26	96.65
			<i>For >3 To 9, Deduct</i>	-149.85	
			<i>For >9, Deduct</i>	-309.68	
32 94 43 00-0043	EA		48" x 72", Up To 350 LB Cast Iron Tree Grate With Frame.....	2,588.01	96.65
			<i>For >3 To 9, Deduct</i>	-179.60	
			<i>For >9, Deduct</i>	-371.18	
32 94 43 00-0044	EA		48" x 72", >350 LB Cast Iron Tree Grate With Frame.....	2,759.06	96.65
			<i>For >3 To 9, Deduct</i>	-192.43	
			<i>For >9, Deduct</i>	-397.69	
32 94 43 00-0045	EA		60" x 84", 700 To 750 LB Cast Iron Tree Grate With Frame.....	3,678.34	164.31
			<i>For >3 To 9, Deduct</i>	-251.23	
			<i>For >9, Deduct</i>	-519.21	
32 94 46			Tree Grids (32 94)		
32 94 46 00-0001			Tree Wells (32 94 46)		
32 94 46 00-0002	EA		Type 1, Case 1 Tree Well, 4'-1" x 4'-1" x 3" Permeable Concrete Cover.....	905.35	96.65
			Note: Includes saw cutting, concrete removal, excavation, 3" permeable concrete tree well cover, premolded joint filler, drywell pipes and 3" layer of crushed rock. Excludes tree, soil, tree planting, and water.		
32 94 46 00-0003	EA		Type 1, Case 2 Tree Well, 2'-11" x 5'-6" x 3" Permeable Concrete Cover.....	881.44	77.32
			Note: Includes saw cutting, concrete removal, excavation, 3" permeable concrete tree well cover, premolded joint filler, drywell pipes and 3" layer of crushed rock. Excludes tree, soil, tree planting, and water.		
32 94 46 00-0004	EA		Type 2, Case 1 Tree Well, 4'-1" x 4'-1" x 3" "Manhole" Brick Cover.....	1,074.90	96.65
			Note: Includes saw cutting, concrete removal, excavation, manhole brick tree well cover, premolded joint filler, redwood header, drywell pipes and 3" layer of crushed rock. Excludes tree, soil, tree planting, and water.		
32 94 46 00-0005	EA		Type 2, Case 2 Tree Well, 2'-11" x 5'-6" x 3" "Manhole" Brick Cover.....	1,048.32	77.32
			Note: Includes saw cutting, concrete removal, excavation, manhole brick tree well cover, premolded joint filler, redwood header, drywell pipes and 3" layer of crushed rock. Excludes tree, soil, tree planting, and water.		
32 94 46 00-0006	EA		Type 3, Case 1 Tree Well, 4'-1" x 4'-1" x 3" Hollow Concrete Block Cover.....	973.96	96.65
			Note: Includes saw cutting, concrete removal, excavation, hollow concrete block tree well cover, premolded joint filler, redwood header, drywell pipes and 3" layer of crushed rock. Excludes tree, soil, tree planting, and water.		
32 94 46 00-0007	EA		Type 3, Tree Well, 3' x 18" Precast Permeable Concrete.....	199.01	
			Note: Includes saw cutting, concrete removal, and precast permeable concrete tree well cover. Excludes excavation, tree, soil, tree planting, and water.		
32 94 46 00-0008	EA		Type 3, Tree Well, 4' x 24" Precast Permeable Concrete.....	302.47	
			Note: Includes saw cutting, concrete removal, and precast permeable concrete tree well cover. Excludes excavation, tree, soil, tree planting, and water.		
32 94 46 00-0009	EA		Type 3, Tree Well, 3' x 3' Precast Permeable Concrete.....	371.30	
			Note: Includes saw cutting, concrete removal, and precast permeable concrete tree well cover. Excludes excavation, tree, soil, tree planting, and water.		
32 94 46 00-0010	EA		Type 3, Tree Well, 4' x 4' Precast Permeable Concrete.....	564.30	
			Note: Includes saw cutting, concrete removal, and precast permeable concrete tree well cover. Excludes excavation, tree, soil, tree planting, and water.		
32 94 46 00-0011	EA		Type 4 Tree Well, 5' x 5' Cast Iron Grate With Frame.....	3,956.19	
			Note: Includes saw cutting, concrete removal, excavation, cast iron grate with frame, drywell pipes and 3" layer of crushed rock. Excludes tree, soil, tree planting, and water.		
32 94 49			Plant and Tree Accessories (32 94)		
32 94 49 00-0001			Tree Guying (32 94 49)		
32 94 49 00-0002			Tree Guying, Stakes (32 94 49 00-0001)		
			Note: Includes stakes, cross brace, double #12 gauge twisted wire and reinforced rubber hose tree wrap.		
32 94 49 00-0003	EA		Tree Guying Up To 2" Caliper, 2 Stakes, Guy Wire And Wrap.....	23.30	
32 94 49 00-0004	EA		Tree Guying 2" To 3" Caliper, 2 Stakes, Guy Wire And Wrap.....	42.30	
32 94 49 00-0005	EA		Tree Guying 3" To 4" Caliper, 3 Stakes, Guy Wire And Wrap.....	72.70	

32 Exterior Improvements**32 90 Planting****32 94 Planting Accessories**

SAN BERNARDINO
COUNTY

MINOR CSI	UOM	DESCRIPTION	TOTAL DIRECT UNIT COST	DEMOLITION UNIT COST
32 94 49 00-0006		Tree Guying, Anchors (32 94 49 00-0001) Note: Includes arrowhead anchor, cable, turnbuckles and wrap or reinforced rubber hose.		
32 94 49 00-0007	EA	Tree Guying Up To 3" Caliper, 3" Anchors And Polypropylene Flat Rope	96.56	
32 94 49 00-0008	EA	Tree Guying 3" To 6" Caliper, 4" Anchors And Polypropylene Flat Rope	130.09	
32 94 49 00-0009	EA	Tree Guying 6" To 8" Caliper, 6" Anchors And Polypropylene Flat Rope	165.84	
32 94 49 00-0010	EA	Tree Guying 8" And Up Caliper, 8" Anchors And Polypropylene Flat Rope	215.42	
32 94 49 00-0011		Tree Wrap (32 94 49) Note: Includes arrowhead anchor, cable, turnbuckles and wrap or reinforced rubber hose.		
32 94 49 00-0012	EA	Tree Wrap, Up To 1" Caliper Applied Ground Level To First Branches Of Tree	6.79	
32 94 49 00-0013	EA	Tree Wrap, 1" To 2" Caliper Applied Ground Level To First Branches Of Tree	11.33	
32 94 49 00-0014	EA	Tree Wrap, >2" To 4" Caliper Applied Ground Level To First Branches Of Tree	22.49	
32 94 49 00-0015	EA	Tree Wrap, >4" To 6" Caliper Applied Ground Level To First Branches Of Tree	34.91	
32 94 49 00-0016		Tree Guards (32 94 49) Note: Includes arrowhead anchor, cable, turnbuckles and wrap or reinforced rubber hose.		
32 94 49 00-0017	EA	3' Preformed Plastic Tree Guard	13.41	
32 94 49 00-0018	EA	2' Preformed Plastic Tree Guard	11.77	
32 94 49 00-0019		Stake Out Tree And Shrub Locations (32 94 49) Note: When no design available.		
32 94 49 00-0020	EA	Stake Out Trees Or Shrubs	7.06	
32 94 49 00-0021		Root Barriers (32 94 49) Note: Excludes excavation, earthwork, crushed aggregate base, backfill, compaction, planting soil, tree and mulch. See CSI section 31 23 16 36-0001 for excavation, 31 23 16 36-0016 for backfill, 31 23 16 36-0020 for compaction, 32 11 16 16-0000 for crushed aggregate base, 32 91 13 16-0001 for mulch, 32 91 19 13-0010 for planting soil.		
32 94 49 00-0022	EA	12" High x 24" Long, 0.080" Polypropylene, Root Barrier Panel With Self Locking Joiner	12.20	
32 94 49 00-0023	EA	18" High x 24" Long, 0.080" Polypropylene, Root Barrier Panel With Self Locking Joiner	17.34	
32 94 49 00-0024	EA	24" High x 24" Long, 0.080" Polypropylene, Root Barrier Panel With Self Locking Joiner	20.50	
32 94 49 00-0025	EA	36" High x 24" Long, 0.080" Polypropylene, Root Barrier Panel With Self Locking Joiner	38.54	
32 94 49 00-0026	EA	48" High x 24" Long, 0.080" Polypropylene, Root Barrier Panel With Self Locking Joiner	53.30	
32 94 49 00-0027		Silva Cells (32 94 49) Note: Excludes excavation, earthwork, crushed aggregate base, backfill, compaction, planting soil, tree and mulch. See CSI section 31 23 16 36-0001 for excavation, 31 23 16 36-0016 for backfill, 31 23 16 36-0020 for compaction, 32 11 16 16-0000 for crushed aggregate base, 32 91 13 16-0001 for mulch, 32 91 19 13-0010 for planting soil.		
32 94 49 00-0028	EA	48" x 24" x 30.9" High Silva Cell 2 - 2x System (DeepRoot SC2-2X)	373.79	
		Note: Includes one SC2 base, one SC2 deck and six 2X posts.		
32 94 49 00-0029	EA	10" Long x 19/64" Diameter Galvanized Timber Spikes (DeepRoot SC Spike)	2.86	
32 94 49 00-0030	EA	25" Long Cable/Zip Ties (DeepRoot SC2-Cable ties)	0.88	
32 94 49 00-0031	SF	Bi/Uniaxial GeoGrid, Miragrid 2XT/ SG150 (DeepRoot SC2-GG 12-150)	0.68	
32 94 49 00-0032	SF	Woven PP Geotextile Fabric (DeepRoot GT-570)	0.76	
32 94 49 00-0033	EA	Strong Back, Silva Cell 2 (DeepRoot SC2-SB)	107.68	
32 94 49 00-0034	LF	18" x 2' Universal Tree Root Guide (DeepRoot UB 18-2)	12.21	
32 96 Transplanting (32 90)		See CSI section 32 94 49 00-0001 for guying.		
32 96 33 Shrub Transplanting (32 96)		Note: Includes digging up, moving on site, digging new hole and replanting.		
32 96 33 00-0001		Moving Shrubs On Site, Relocate (32 96 33) Note: Includes digging up, moving on site, digging new hole and replanting. See CSI section 32 94 49 00-0001 for guying.		
32 96 33 00-0002	EA	Up To 18" Root Ball, Move Shrubs On Site	76.45	
		For >25 To 50, Deduct	-7.65	
		For >50, Deduct	-11.47	
32 96 33 00-0003	EA	>18" To 24" Root Ball, Move Shrubs On Site	103.44	
		For >25 To 50, Deduct	-10.34	
		For >50, Deduct	-15.52	
32 96 33 00-0004	EA	>24" To 30" Root Ball, Move Shrubs On Site	175.38	
		For >25 To 50, Deduct	-17.54	
		For >50, Deduct	-26.31	
32 96 33 00-0005	EA	>30" To 36" Root Ball, Move Shrubs On Site	269.83	
		For >25 To 50, Deduct	-26.98	
		For >50, Deduct	-40.47	
32 96 43 Tree Transplanting (32 96)		Note: Includes digging up, moving on site, digging new hole and replanting.		
32 96 43 00-0001		Moving Trees On Site, Relocate (32 96 43) Note: Includes digging up, moving on site, digging new hole and replanting. Excludes crane where necessary for trees over 20' tall. See CSI section 01 22 23 00-0942 for crane lifting equipment, 32 94 49 00-0001 for guying.		
32 96 43 00-0002	EA	Up To 24" Root Ball, Move Trees On Site	291.77	
		For >5 To 10, Deduct	-14.59	
		For >10 To 20, Deduct	-29.18	
		For >20, Deduct	-43.77	



		Exterior Improvements	32
		Planting	32 90
		Transplanting	32 96

MINOR CSI UOM DESCRIPTION	TOTAL DIRECT UNIT COST	DEMOLITION UNIT COST
32 96 43 00-0003 EA >24" To 30" Root Ball, Move Trees On Site.....	400.14	
For >5 To 10, Deduct	-20.01	
For >10 To 20, Deduct	-40.01	
For >20, Deduct	-60.02	
32 96 43 00-0004 EA >30" To 36" Root Ball, Move Trees On Site.....	648.36	
For >5 To 10, Deduct	-32.42	
For >10 To 20, Deduct	-64.84	
For >20, Deduct	-97.25	
32 96 43 00-0005 EA >36" To 48" Root Ball, Move Trees On Site.....	1,077.29	
For >5 To 10, Deduct	-53.86	
For >10 To 20, Deduct	-107.73	
For >20, Deduct	-161.59	
32 96 43 00-0006 EA >48" To 60" Root Ball, Move Trees On Site.....	1,750.59	
For >5 To 10, Deduct	-87.53	
For >10 To 20, Deduct	-175.06	
For >20, Deduct	-262.59	
32 96 43 00-0007 EA >60" To 72" Root Ball, Move Trees On Site.....	2,258.82	
For >5 To 10, Deduct	-112.94	
For >10 To 20, Deduct	-225.88	
For >20, Deduct	-338.82	
32 96 43 00-0008 EA >72" To 84" Root Ball, Move Trees On Site.....	2,917.65	
For >5 To 10, Deduct	-145.88	
For >10 To 20, Deduct	-291.77	
For >20, Deduct	-437.65	
32 96 43 00-0009 EA >84" To 96" Root Ball, Move Trees On Site.....	3,501.18	
For >5 To 10, Deduct	-175.06	
For >10 To 20, Deduct	-350.12	
For >20, Deduct	-525.18	
32 96 43 00-0010 EA >96" To 120" Root Ball, Move Trees On Site.....	3,978.61	
For >5 To 10, Deduct	-198.93	
For >10 To 20, Deduct	-397.86	
For >20, Deduct	-596.79	

END OF SECTION 32

NOT FOR BIDD

32	32	Exterior Improvements
	32 90	Planting
	32 96	Transplanting



MINOR CSI UOM DESCRIPTION	TOTAL DIRECT UNIT COST	DEMOLITION UNIT COST
------------------------------	---------------------------	-------------------------

THIS PAGE INTENTIONALLY LEFT BLANK

NOT FOR BID



MINOR CSI UOM DESCRIPTION	TOTAL DIRECT UNIT COST	DEMOLITION UNIT COST
------------------------------	---------------------------	-------------------------

33 Utilities

Note: Buried plastic pipe and conduit includes detectable tracer wire

33 01 Operation and Maintenance of Utilities ⁽³³⁾

33 01 10 Operation and Maintenance of Water Utilities ^(33 01)

33 01 10 54 Cleaning of Water Utility Piping ^(33 01 10)

See CSI section 33 01 30 41-0012 for cleaning of water lines.

33 01 10 58 Disinfection of Water Utility Piping Systems ^(33 01 10)

33 01 10 58-0001 Water Main Disinfection/Sterilization ^(33 01 10 58)

Note: Gas chlorination. Continuous or plug method.

33 01 10 58-0002	EA	Setting Up And Removing Equipment For Water Main Disinfection/Sterilization, Gas Chlorination Method	1,026.35
33 01 10 58-0003	EA	Re-Set Up/Move Equipment For Water Main Disinfection/Sterilization, Gas Chlorination Method	513.17
33 01 10 58-0004	LF	Up To 4" Diameter Pipe Water Main Disinfection/Sterilization	0.38
		<i>For >250 To 500, Deduct</i>	-0.02
		<i>For >500 To 1,000, Deduct</i>	-0.04
		<i>For >1,000 To 2,000, Deduct</i>	-0.06
		<i>For >2,000 To 5,000, Deduct</i>	-0.08
		<i>For >5,000, Deduct</i>	-0.10
33 01 10 58-0005	LF	6" Diameter Pipe Water Main Disinfection/Sterilization	0.59
		<i>For >250 To 500, Deduct</i>	-0.03
		<i>For >500 To 1,000, Deduct</i>	-0.06
		<i>For >1,000 To 2,000, Deduct</i>	-0.09
		<i>For >2,000 To 5,000, Deduct</i>	-0.12
		<i>For >5,000, Deduct</i>	-0.15
33 01 10 58-0006	LF	8" Diameter Pipe Water Main Disinfection/Sterilization	0.77
		<i>For >250 To 500, Deduct</i>	-0.04
		<i>For >500 To 1,000, Deduct</i>	-0.08
		<i>For >1,000 To 2,000, Deduct</i>	-0.12
		<i>For >2,000 To 5,000, Deduct</i>	-0.15
		<i>For >5,000, Deduct</i>	-0.19
33 01 10 58-0007	LF	10" Diameter Pipe Water Main Disinfection/Sterilization	0.90
		<i>For >250 To 500, Deduct</i>	-0.05
		<i>For >500 To 1,000, Deduct</i>	-0.09
		<i>For >1,000 To 2,000, Deduct</i>	-0.14
		<i>For >2,000 To 5,000, Deduct</i>	-0.18
		<i>For >5,000, Deduct</i>	-0.23
33 01 10 58-0008	LF	12" Diameter Pipe Water Main Disinfection/Sterilization	1.19
		<i>For >250 To 500, Deduct</i>	-0.06
		<i>For >500 To 1,000, Deduct</i>	-0.12
		<i>For >1,000 To 2,000, Deduct</i>	-0.18
		<i>For >2,000 To 5,000, Deduct</i>	-0.24
		<i>For >5,000, Deduct</i>	-0.30
33 01 10 58-0009	LF	>12" To 16" Diameter Pipe Water Main Disinfection/Sterilization	1.34
		<i>For >250 To 500, Deduct</i>	-0.07
		<i>For >500 To 1,000, Deduct</i>	-0.13
		<i>For >1,000 To 2,000, Deduct</i>	-0.20
		<i>For >2,000 To 5,000, Deduct</i>	-0.27
		<i>For >5,000, Deduct</i>	-0.34
33 01 10 58-0010	LF	>16" To 24" Diameter Pipe Water Main Disinfection/Sterilization	1.54
		<i>For >250 To 500, Deduct</i>	-0.08
		<i>For >500 To 1,000, Deduct</i>	-0.15
		<i>For >1,000 To 2,000, Deduct</i>	-0.23
		<i>For >2,000 To 5,000, Deduct</i>	-0.31
		<i>For >5,000, Deduct</i>	-0.39
33 01 10 58-0011	LF	>24" To 30" Diameter Pipe Water Main Disinfection/Sterilization	1.81
		<i>For >250 To 500, Deduct</i>	-0.09
		<i>For >500 To 1,000, Deduct</i>	-0.18
		<i>For >1,000 To 2,000, Deduct</i>	-0.27
		<i>For >2,000 To 5,000, Deduct</i>	-0.36
		<i>For >5,000, Deduct</i>	-0.45
33 01 10 58-0012	LF	>30" To 42" Diameter Pipe Water Main Disinfection/Sterilization	2.33
		<i>For >250 To 500, Deduct</i>	-0.12
		<i>For >500 To 1,000, Deduct</i>	-0.23
		<i>For >1,000 To 2,000, Deduct</i>	-0.35
		<i>For >2,000 To 5,000, Deduct</i>	-0.47
		<i>For >5,000, Deduct</i>	-0.58
33 01 10 58-0013	LF	>42" To 60" Diameter Pipe Water Main Disinfection/Sterilization	3.42
		<i>For >250 To 500, Deduct</i>	-0.17
		<i>For >500 To 1,000, Deduct</i>	-0.34
		<i>For >1,000 To 2,000, Deduct</i>	-0.51
		<i>For >2,000 To 5,000, Deduct</i>	-0.68
		<i>For >5,000, Deduct</i>	-0.86
33 01 10 58-0014	LF	>60" Diameter Pipe Water Main Disinfection/Sterilization	4.74
		<i>For >250 To 500, Deduct</i>	-0.24
		<i>For >500 To 1,000, Deduct</i>	-0.47
		<i>For >1,000 To 2,000, Deduct</i>	-0.71
		<i>For >2,000 To 5,000, Deduct</i>	-0.95
		<i>For >5,000, Deduct</i>	-1.19



MINOR
 CSI UOM DESCRIPTION

TOTAL DIRECT DEMOLITION
 UNIT COST UNIT COST

33 01 10 71 Relining Water Utilities Pipelines (33 01 10)
 See CSI section 33 01 30 71-0000 for relining water pipelines.

33 01 10 71-0001	Relining Underground Water Pipelines <small>(33 01 10 71)</small>		
	Note: Excludes costs for CCTV inspection, pipe cleaning, pavement; temporary and permanent, emergency after hours response for homeowners backups.		
33 01 10 71-0002	Relining Underground Water Pipelines Set-Up And Reinsertion <small>(33 01 10 71-0001)</small>		
33 01 10 71-0003	EA Initial Set Up And Final Equipment Removal For Relining Underground Water Pipelines	5,112.65	
33 01 10 71-0004	EA Move And Reset Up At Different Access/Location	2,045.07	
33 01 10 71-0005	Lining Pipe With Cement <small>(33 01 10 71-0001)</small>		
33 01 10 71-0006	LF Up To 500', 4" Pipe, 1/8" Pipe Lining With Cement	59.87	
	For 3/16" Thickness, Add	1.16	
	For 1/4" Thickness, Add	2.32	
33 01 10 71-0007	LF >500' To 1,000', 4" Pipe, 1/8" Pipe Lining With Cement	53.38	
	For 3/16" Thickness, Add	1.16	
	For 1/4" Thickness, Add	2.32	
33 01 10 71-0008	LF >1,000' To 5,000', 4" Pipe, 1/8" Pipe Lining With Cement	44.67	
	For 3/16" Thickness, Add	1.16	
	For 1/4" Thickness, Add	2.32	
33 01 10 71-0009	LF >5,000', 4" Pipe, 1/8" Pipe Lining With Cement	33.74	
	For 3/16" Thickness, Add	1.16	
	For 1/4" Thickness, Add	2.32	
33 01 10 71-0010	LF Up To 500', 6" Pipe, 1/8" Pipe Lining With Cement	62.51	
	For 3/16" Thickness, Add	1.74	
	For 1/4" Thickness, Add	3.47	
33 01 10 71-0011	LF >500' To 1,000', 6" Pipe, 1/8" Pipe Lining With Cement	55.77	
	For 3/16" Thickness, Add	1.74	
	For 1/4" Thickness, Add	3.47	
33 01 10 71-0012	LF >1,000' To 5,000', 6" Pipe, 1/8" Pipe Lining With Cement	46.76	
	For 3/16" Thickness, Add	1.74	
	For 1/4" Thickness, Add	3.47	
33 01 10 71-0013	LF >5,000', 6" Pipe, 1/8" Pipe Lining With Cement	35.68	
	For 3/16" Thickness, Add	1.74	
	For 1/4" Thickness, Add	3.47	
33 01 10 71-0014	LF Up To 500', 8" Pipe, 1/8" Pipe Lining With Cement	65.06	
	For 3/16" Thickness, Add	2.31	
	For 1/4" Thickness, Add	4.62	
33 01 10 71-0015	LF >500' To 1,000', 8" Pipe, 1/8" Pipe Lining With Cement	58.17	
	For 3/16" Thickness, Add	2.31	
	For 1/4" Thickness, Add	4.62	
33 01 10 71-0016	LF >1,000' To 5,000', 8" Pipe, 1/8" Pipe Lining With Cement	48.86	
	For 3/16" Thickness, Add	2.31	
	For 1/4" Thickness, Add	4.62	
33 01 10 71-0017	LF >5,000', 8" Pipe, 1/8" Pipe Lining With Cement	37.62	
	For 3/16" Thickness, Add	2.31	
	For 1/4" Thickness, Add	4.62	
33 01 10 71-0018	LF Up To 500', 10" Pipe, 1/8" Pipe Lining With Cement	67.09	
	For 3/16" Thickness, Add	2.90	
	For 1/4" Thickness, Add	5.80	
33 01 10 71-0019	LF >500' To 1,000', 10" Pipe, 1/8" Pipe Lining With Cement	60.08	
	For 3/16" Thickness, Add	2.90	
	For 1/4" Thickness, Add	5.80	
33 01 10 71-0020	LF >1,000' To 5,000', 10" Pipe, 1/8" Pipe Lining With Cement	50.64	
	For 3/16" Thickness, Add	2.90	
	For 1/4" Thickness, Add	5.80	
33 01 10 71-0021	LF >5,000', 10" Pipe, 1/8" Pipe Lining With Cement	39.60	
	For 3/16" Thickness, Add	2.90	
	For 1/4" Thickness, Add	5.80	
33 01 10 71-0022	LF Up To 500', 12" Pipe, 1/8" Pipe Lining With Cement	72.66	
	For 3/16" Thickness, Add	3.48	
	For 1/4" Thickness, Add	6.95	
33 01 10 71-0023	LF >500' To 1,000', 12" Pipe, 1/8" Pipe Lining With Cement	65.21	
	For 3/16" Thickness, Add	3.48	
	For 1/4" Thickness, Add	6.95	
33 01 10 71-0024	LF >1,000' To 5,000', 12" Pipe, 1/8" Pipe Lining With Cement	55.16	
	For 3/16" Thickness, Add	3.48	
	For 1/4" Thickness, Add	6.95	
33 01 10 71-0025	LF >5,000', 12" Pipe, 1/8" Pipe Lining With Cement	43.23	
	For 3/16" Thickness, Add	3.48	
	For 1/4" Thickness, Add	6.95	
33 01 10 71-0026	LF Up To 500', >12" To 16" Pipe, 3/16" Pipe Lining With Cement	79.29	
	For 1/4" Thickness, Add	3.86	
	For 5/16" Thickness, Add	7.73	
33 01 10 71-0027	LF >500' To 1,000', >12" To 16" Pipe, 3/16" Pipe Lining With Cement	71.57	
	For 1/4" Thickness, Add	3.86	
	For 5/16" Thickness, Add	7.73	
33 01 10 71-0028	LF >1,000' To 5,000', >12" To 16" Pipe, 3/16" Pipe Lining With Cement	61.10	
	For 1/4" Thickness, Add	3.86	
	For 5/16" Thickness, Add	7.73	
33 01 10 71-0029	LF >5,000', >12" To 16" Pipe, 3/16" Pipe Lining With Cement	49.66	
	For 1/4" Thickness, Add	3.86	
	For 5/16" Thickness, Add	7.73	



MINOR CSI UOM DESCRIPTION	TOTAL DIRECT UNIT COST	DEMOLITION UNIT COST
33 01 10 71-0030 LF Up To 500', >16" To 20" Pipe, 3/16" Pipe Lining With Cement.....	83.57	
<i>For 1/4" Thickness, Add</i>	4.63	
<i>For 5/16" Thickness, Add</i>	9.26	
33 01 10 71-0031 LF >500' To 1,000', >16" To 20" Pipe, 3/16" Pipe Lining With Cement.....	75.61	
<i>For 1/4" Thickness, Add</i>	4.63	
<i>For 5/16" Thickness, Add</i>	9.26	
33 01 10 71-0032 LF >1,000' To 5,000', >16" To 20" Pipe, 3/16" Pipe Lining With Cement.....	64.79	
<i>For 1/4" Thickness, Add</i>	4.63	
<i>For 5/16" Thickness, Add</i>	9.26	
33 01 10 71-0033 LF >5,000', >16" To 20" Pipe, 3/16" Pipe Lining With Cement.....	53.95	
<i>For 1/4" Thickness, Add</i>	4.63	
<i>For 5/16" Thickness, Add</i>	9.26	
33 01 10 71-0034 LF Up To 500', >20" To 22" Pipe, 3/16" Pipe Lining With Cement.....	88.78	
<i>For 1/4" Thickness, Add</i>	5.40	
<i>For 5/16" Thickness, Add</i>	10.81	
33 01 10 71-0035 LF >500' To 1,000', >20" To 22" Pipe, 3/16" Pipe Lining With Cement.....	80.54	
<i>For 1/4" Thickness, Add</i>	5.40	
<i>For 5/16" Thickness, Add</i>	10.81	
33 01 10 71-0036 LF >1,000' To 5,000', >20" To 22" Pipe, 3/16" Pipe Lining With Cement.....	69.20	
<i>For 1/4" Thickness, Add</i>	5.40	
<i>For 5/16" Thickness, Add</i>	10.81	
33 01 10 71-0037 LF >5,000', >20" To 22" Pipe, 3/16" Pipe Lining With Cement.....	59.05	
<i>For 1/4" Thickness, Add</i>	5.40	
<i>For 5/16" Thickness, Add</i>	10.81	
33 01 10 71-0038 LF Up To 500', 24" Pipe, 3/16" Pipe Lining With Cement.....	94.09	
<i>For 1/4" Thickness, Add</i>	6.18	
<i>For 5/16" Thickness, Add</i>	12.36	
33 01 10 71-0039 LF >500' To 1,000', 24" Pipe, 3/16" Pipe Lining With Cement.....	85.51	
<i>For 1/4" Thickness, Add</i>	6.18	
<i>For 5/16" Thickness, Add</i>	12.36	
33 01 10 71-0040 LF >1,000' To 5,000', 24" Pipe, 3/16" Pipe Lining With Cement.....	73.81	
<i>For 1/4" Thickness, Add</i>	6.18	
<i>For 5/16" Thickness, Add</i>	12.36	
33 01 10 71-0041 LF >5,000', 24" Pipe, 3/16" Pipe Lining With Cement.....	64.36	
<i>For 1/4" Thickness, Add</i>	6.18	
<i>For 5/16" Thickness, Add</i>	12.36	
33 01 10 71-0042 LF Up To 500', 30" Pipe, 3/16" Pipe Lining With Cement.....	101.59	
<i>For 1/4" Thickness, Add</i>	7.72	
<i>For 5/16" Thickness, Add</i>	15.44	
33 01 10 71-0043 LF >500' To 1,000', 30" Pipe, 3/16" Pipe Lining With Cement.....	92.52	
<i>For 1/4" Thickness, Add</i>	7.72	
<i>For 5/16" Thickness, Add</i>	15.44	
33 01 10 71-0044 LF >1,000' To 5,000', 30" Pipe, 3/16" Pipe Lining With Cement.....	80.12	
<i>For 1/4" Thickness, Add</i>	7.72	
<i>For 5/16" Thickness, Add</i>	15.44	
33 01 10 71-0045 LF >5,000', 30" Pipe, 3/16" Pipe Lining With Cement.....	70.58	
<i>For 1/4" Thickness, Add</i>	7.72	
<i>For 5/16" Thickness, Add</i>	15.44	
33 01 10 71-0046 LF Up To 500', 36" Pipe, 3/16" Pipe Lining With Cement.....	109.02	
<i>For 1/4" Thickness, Add</i>	9.27	
<i>For 5/16" Thickness, Add</i>	18.53	
33 01 10 71-0047 LF 500' To 1,000', 36" Pipe, 3/16" Pipe Lining With Cement.....	99.54	
<i>For 1/4" Thickness, Add</i>	9.27	
<i>For 5/16" Thickness, Add</i>	18.53	
33 01 10 71-0048 LF >1,000' To 5,000', 36" Pipe, 3/16" Pipe Lining With Cement.....	86.46	
<i>For 1/4" Thickness, Add</i>	9.27	
<i>For 5/16" Thickness, Add</i>	18.53	
33 01 10 71-0049 LF >5,000', 36" Pipe, 3/16" Pipe Lining With Cement.....	76.81	
<i>For 1/4" Thickness, Add</i>	9.27	
<i>For 5/16" Thickness, Add</i>	18.53	
33 01 10 71-0050 LF Up To 500', 42" Pipe, 1/4" Pipe Lining With Cement.....	137.41	
<i>For 3/8" Thickness, Add</i>	24.32	
<i>For 7/16" Thickness, Add</i>	36.48	
33 01 10 71-0051 LF >500' To 1,000', 42" Pipe, 1/4" Pipe Lining With Cement.....	127.09	
<i>For 3/8" Thickness, Add</i>	24.32	
<i>For 7/16" Thickness, Add</i>	36.48	
33 01 10 71-0052 LF >1,000' To 5,000', 42" Pipe, 1/4" Pipe Lining With Cement.....	112.86	
<i>For 3/8" Thickness, Add</i>	24.32	
<i>For 7/16" Thickness, Add</i>	36.48	
33 01 10 71-0053 LF >5,000', 42" Pipe, 1/4" Pipe Lining With Cement.....	102.92	
<i>For 3/8" Thickness, Add</i>	24.32	
<i>For 7/16" Thickness, Add</i>	36.48	
33 01 10 71-0054 LF Up To 500', 48" Pipe, 1/4" Pipe Lining With Cement.....	151.82	
<i>For 3/8" Thickness, Add</i>	27.80	
<i>For 7/16" Thickness, Add</i>	41.69	
33 01 10 71-0055 LF >500' To 1,000', 48" Pipe, 1/4" Pipe Lining With Cement.....	140.77	
<i>For 3/8" Thickness, Add</i>	27.80	
<i>For 7/16" Thickness, Add</i>	41.69	
33 01 10 71-0056 LF >1,000' To 5,000', 48" Pipe, 1/4" Pipe Lining With Cement.....	125.47	
<i>For 3/8" Thickness, Add</i>	27.80	
<i>For 7/16" Thickness, Add</i>	41.69	
33 01 10 71-0057 LF >5,000', 48" Pipe, 1/4" Pipe Lining With Cement.....	115.34	
<i>For 3/8" Thickness, Add</i>	27.80	
<i>For 7/16" Thickness, Add</i>	41.69	

33 Utilities

33 01 Operation and Maintenance of Utilities

33 01 10 Operation and Maintenance of Water Utilities



MINOR CSI UOM DESCRIPTION	TOTAL DIRECT UNIT COST	DEMOLITION UNIT COST
33 01 10 71-0058 LF Up To 500', 54" Pipe, 1/4" Pipe Lining With Cement <i>For 3/8" Thickness, Add</i> <i>For 7/16" Thickness, Add</i>	160.54 31.27 46.90	
33 01 10 71-0059 LF >500' To 1,000', 54" Pipe, 1/4" Pipe Lining With Cement <i>For 3/8" Thickness, Add</i> <i>For 7/16" Thickness, Add</i>	149.26 31.27 46.90	
33 01 10 71-0060 LF >1,000' To 5,000', 54" Pipe, 1/4" Pipe Lining With Cement <i>For 3/8" Thickness, Add</i> <i>For 7/16" Thickness, Add</i>	133.61 31.27 46.90	
33 01 10 71-0061 LF >5,000', 54" Pipe, 1/4" Pipe Lining With Cement <i>For 3/8" Thickness, Add</i> <i>For 7/16" Thickness, Add</i>	123.86 31.27 46.90	
33 01 10 71-0062 LF Up To 500', 60" Pipe, 1/4" Pipe Lining With Cement <i>For 3/8" Thickness, Add</i> <i>For 7/16" Thickness, Add</i>	169.31 34.75 52.13	
33 01 10 71-0063 LF >500' To 1,000', 60" Pipe, 1/4" Pipe Lining With Cement <i>For 3/8" Thickness, Add</i> <i>For 7/16" Thickness, Add</i>	157.82 34.75 52.13	
33 01 10 71-0064 LF >1,000' To 5,000', 60" Pipe, 1/4" Pipe Lining With Cement <i>For 3/8" Thickness, Add</i> <i>For 7/16" Thickness, Add</i>	141.87 34.75 52.13	
33 01 10 71-0065 LF >5,000', 60" Pipe, 1/4" Pipe Lining With Cement <i>For 3/8" Thickness, Add</i> <i>For 7/16" Thickness, Add</i>	132.43 34.75 52.13	
33 01 10 71-0066 LF Up To 500', 66" Pipe, 1/4" Pipe Lining With Cement <i>For 3/8" Thickness, Add</i> <i>For 7/16" Thickness, Add</i>	178.35 38.23 57.34	
33 01 10 71-0067 LF >500' To 1,000', 66" Pipe, 1/4" Pipe Lining With Cement <i>For 3/8" Thickness, Add</i> <i>For 7/16" Thickness, Add</i>	166.62 38.23 57.34	
33 01 10 71-0068 LF >1,000' To 5,000', 66" Pipe, 1/4" Pipe Lining With Cement <i>For 3/8" Thickness, Add</i> <i>For 7/16" Thickness, Add</i>	150.41 38.23 57.34	
33 01 10 71-0069 LF >5,000', 66" Pipe, 1/4" Pipe Lining With Cement <i>For 3/8" Thickness, Add</i> <i>For 7/16" Thickness, Add</i>	141.66 38.23 57.34	
33 01 10 71-0070 LF Up To 500', 72" Pipe, 1/4" Pipe Lining With Cement <i>For 3/8" Thickness, Add</i> <i>For 7/16" Thickness, Add</i>	187.77 41.70 62.54	
33 01 10 71-0071 LF >500' To 1,000', 72" Pipe, 1/4" Pipe Lining With Cement <i>For 3/8" Thickness, Add</i> <i>For 7/16" Thickness, Add</i>	175.84 41.70 62.54	
33 01 10 71-0072 LF >1,000' To 5,000', 72" Pipe, 1/4" Pipe Lining With Cement <i>For 3/8" Thickness, Add</i> <i>For 7/16" Thickness, Add</i>	159.24 41.70 62.54	
33 01 10 71-0073 LF >5,000', 72" Pipe, 1/4" Pipe Lining With Cement <i>For 3/8" Thickness, Add</i> <i>For 7/16" Thickness, Add</i>	150.99 41.70 62.54	
33 01 10 71-0074 Lining Pipe With Epoxy (33 01 10 71-0001)		
33 01 10 71-0075 LF Up To 500', 4" Pipe, 1 mm (40 Mil) Epoxy Resin Lining.....	56.07	
33 01 10 71-0076 LF >500' To 1,000', 4" Pipe, 1 mm (40 Mil) Epoxy Resin Lining.....	50.09	
33 01 10 71-0077 LF >1,000' To 5,000', 4" Pipe, 1 mm (40 Mil) Epoxy Resin Lining.....	42.07	
33 01 10 71-0078 LF >5,000', 4" Pipe, 1 mm (40 Mil) Epoxy Resin Lining.....	38.07	
33 01 10 71-0079 LF Up To 500', 6" Pipe, 1 mm (40 Mil) Epoxy Resin Lining.....	58.98	
33 01 10 71-0080 LF >500' To 1,000', 6" Pipe, 1 mm (40 Mil) Epoxy Resin Lining.....	52.79	
33 01 10 71-0081 LF >1,000' To 5,000', 6" Pipe, 1 mm (40 Mil) Epoxy Resin Lining.....	44.50	
33 01 10 71-0082 LF >5,000', 6" Pipe, 1 mm (40 Mil) Epoxy Resin Lining.....	40.34	
33 01 10 71-0083 LF Up To 500', 8" Pipe, 1 mm (40 Mil) Epoxy Resin Lining.....	61.83	
33 01 10 71-0084 LF >500' To 1,000', 8" Pipe, 1 mm (40 Mil) Epoxy Resin Lining.....	55.49	
33 01 10 71-0085 LF >1,000' To 5,000', 8" Pipe, 1 mm (40 Mil) Epoxy Resin Lining.....	46.92	
33 01 10 71-0086 LF >5,000', 8" Pipe, 1 mm (40 Mil) Epoxy Resin Lining.....	42.70	
33 01 10 71-0087 LF Up To 500', 10" Pipe, 1 mm (40 Mil) Epoxy Resin Lining.....	59.03	
33 01 10 71-0088 LF >500' To 1,000', 10" Pipe, 1 mm (40 Mil) Epoxy Resin Lining.....	57.72	
33 01 10 71-0089 LF >1,000' To 5,000', 10" Pipe, 1 mm (40 Mil) Epoxy Resin Lining.....	49.06	
33 01 10 71-0090 LF >5,000', 10" Pipe, 1 mm (40 Mil) Epoxy Resin Lining.....	44.74	
33 01 10 71-0091 LF Up To 500', 12" Pipe, 1 mm (40 Mil) Epoxy Resin Lining.....	69.80	
33 01 10 71-0092 LF >500' To 1,000', 12" Pipe, 1 mm (40 Mil) Epoxy Resin Lining.....	62.94	
33 01 10 71-0093 LF >1,000' To 5,000', 12" Pipe, 1 mm (40 Mil) Epoxy Resin Lining.....	53.69	
33 01 10 71-0094 LF >5,000', 12" Pipe, 1 mm (40 Mil) Epoxy Resin Lining.....	49.02	
33 01 10 71-0095 LF Up To 500', >12" To 16" Pipe, 1 mm (40 Mil) Epoxy Resin Lining.....	73.99	
33 01 10 71-0096 LF >500' To 1,000', >12" To 16" Pipe, 1 mm (40 Mil) Epoxy Resin Lining.....	66.86	
33 01 10 71-0097 LF >1,000' To 5,000', >12" To 16" Pipe, 1 mm (40 Mil) Epoxy Resin Lining.....	57.24	
33 01 10 71-0098 LF >5,000', >12" To 16" Pipe, 1 mm (40 Mil) Epoxy Resin Lining.....	52.38	
33 01 10 71-0099 LF Up To 500', >16" To 20" Pipe, 1 mm (40 Mil) Epoxy Resin Lining.....	78.11	
33 01 10 71-0100 LF >500' To 1,000', >16" To 20" Pipe, 1 mm (40 Mil) Epoxy Resin Lining.....	70.80	
33 01 10 71-0101 LF 1,000' To 5,000', >16" To 20" Pipe, 1 mm (40 Mil) Epoxy Resin Lining.....	60.84	
33 01 10 71-0102 LF >5,000', >16" To 20" Pipe, 1 mm (40 Mil) Epoxy Resin Lining.....	55.81	
33 01 10 71-0103 LF Up To 500', >20" To 22" Pipe, 1 mm (40 Mil) Epoxy Resin Lining.....	83.14	
33 01 10 71-0104 LF >500' To 1,000', >20" To 22" Pipe, 1 mm (40 Mil) Epoxy Resin Lining.....	75.53	
33 01 10 71-0105 LF >1,000' To 5,000', >20" To 22" Pipe, 1 mm (40 Mil) Epoxy Resin Lining.....	65.10	
33 01 10 71-0106 LF >5,000', >20" To 22" Pipe, 1 mm (40 Mil) Epoxy Resin Lining.....	59.98	



MINOR CSI UOM DESCRIPTION	TOTAL DIRECT UNIT COST	DEMOLITION UNIT COST
33 01 10 71-0107 LF Up To 500', 24" Pipe, 1 mm (40 Mil) Epoxy Resin Lining	88.19	
33 01 10 71-0108 LF >500' To 1,000', 24" Pipe, 1 mm (40 Mil) Epoxy Resin Lining	80.30	
33 01 10 71-0109 LF >1,000' To 5,000', 24" Pipe, 1 mm (40 Mil) Epoxy Resin Lining	69.53	
33 01 10 71-0110 LF >5,000', 24" Pipe, 1 mm (40 Mil) Epoxy Resin Lining	64.15	
33 01 10 71-0111 LF Up To 500', 30" Pipe, 1 mm (40 Mil) Epoxy Resin Lining	95.52	
33 01 10 71-0112 LF >500' To 1,000', 30" Pipe, 1 mm (40 Mil) Epoxy Resin Lining	87.16	
33 01 10 71-0113 LF >1,000' To 5,000', 30" Pipe, 1 mm (40 Mil) Epoxy Resin Lining	75.76	
33 01 10 71-0114 LF >5,000', 30" Pipe, 1 mm (40 Mil) Epoxy Resin Lining	70.00	
33 01 10 71-0115 LF Up To 500', 36" Pipe, 1 mm (40 Mil) Epoxy Resin Lining	102.77	
33 01 10 71-0116 LF >500' To 1,000', 36" Pipe, 1 mm (40 Mil) Epoxy Resin Lining	94.05	
33 01 10 71-0117 LF >1,000' To 5,000', 36" Pipe, 1 mm (40 Mil) Epoxy Resin Lining	82.02	
33 01 10 71-0118 LF >5,000', 36" Pipe, 1 mm (40 Mil) Epoxy Resin Lining	76.04	
33 01 10 71-0119 LF Up To 500', 42" Pipe, 1 mm (40 Mil) Epoxy Resin Lining	114.39	
33 01 10 71-0120 LF >500' To 1,000', 42" Pipe, 1 mm (40 Mil) Epoxy Resin Lining	104.88	
33 01 10 71-0121 LF >1,000' To 5,000', 42" Pipe, 1 mm (40 Mil) Epoxy Resin Lining	91.80	
33 01 10 71-0122 LF >5,000', 42" Pipe, 1 mm (40 Mil) Epoxy Resin Lining	85.32	
33 01 10 71-0123 LF Up To 500', 48" Pipe, 1 mm (40 Mil) Epoxy Resin Lining	125.94	
33 01 10 71-0124 LF >500' To 1,000', 48" Pipe, 1 mm (40 Mil) Epoxy Resin Lining	115.76	
33 01 10 71-0125 LF >1,000' To 5,000', 48" Pipe, 1 mm (40 Mil) Epoxy Resin Lining	101.71	
33 01 10 71-0126 LF >5,000', 48" Pipe, 1 mm (40 Mil) Epoxy Resin Lining	94.76	
33 01 10 71-0127 LF Up To 500', 54" Pipe, 1 mm (40 Mil) Epoxy Resin Lining	132.25	
33 01 10 71-0128 LF >500' To 1,000', 54" Pipe, 1 mm (40 Mil) Epoxy Resin Lining	121.86	
33 01 10 71-0129 LF >1,000' To 5,000', 54" Pipe, 1 mm (40 Mil) Epoxy Resin Lining	107.48	
33 01 10 71-0130 LF >5,000', 54" Pipe, 1 mm (40 Mil) Epoxy Resin Lining	100.32	
33 01 10 71-0131 LF Up To 500', 60" Pipe, 1 mm (40 Mil) Epoxy Resin Lining	138.54	
33 01 10 71-0132 LF >500' To 1,000', 60" Pipe, 1 mm (40 Mil) Epoxy Resin Lining	127.98	
33 01 10 71-0133 LF >1,000' To 5,000', 60" Pipe, 1 mm (40 Mil) Epoxy Resin Lining	113.31	
33 01 10 71-0134 LF >5,000', 60" Pipe, 1 mm (40 Mil) Epoxy Resin Lining	105.70	

33 01 10 71-0135	Water House Connection (33 01 10 71-0001)	
33 01 10 71-0136	EA Blow Out Line To Water House Connection After Lining	51.32

33 01 30 Operation and Maintenance of Sewer Utilities (33 01)

33 01 30 11 Television Inspection Of Pipelines (33 01 30)

Note: Rotating head color camera. Includes all log records and color video tape, DVD or CD.

33 01 30 11-0001 Remote Visual Inspection (RVI) Of Pipe Interior And Culverts (33 01 30 11)

33 01 30 11-0002 Video Camera Set-up (33 01 30 11-0001)

33 01 30 11-0003	EA Initial Set Up For "Push Camera" Video Camera Inspection, 1" To 12" Diameter Pipe Or Culvert	900.71
	Note: A "push camera" is a straight view camera at the end of a rigid push rod for 1"-12" diameter pipes for distances up to 300 feet.	
33 01 30 11-0004	EA Initial Set Up For "Crawler" Video Camera Inspection, 4" To 30" Diameter Pipe Or Culvert.....	1,801.42
	Note: Crawlers are generally remotely operated vehicles (ROVs) for longer distances (over 300') and for larger diameters (4" and larger).	
33 01 30 11-0005	EA Initial Set Up For "Crawler" Video Camera Inspection, >30" Diameter Pipe Or Culvert.....	2,702.13
33 01 30 11-0006	EA Re-Set Up/Move For "Push Camera" Video Camera Inspection, 1" To 12" Diameter Pipe Or Culvert.....	450.36
33 01 30 11-0007	EA Re-Set Up/Move For "Crawler" Video Camera Inspection, 4" And Larger Diameter Pipe Or Culvert.....	900.71

33 01 30 11-0008 Video Camera Planning And Analysis Inspection (33 01 30 11-0001)

Note: For pipe interior and culverts.

33 01 30 11-0009	LF 4" To 6" Diameter Pipe Inspection, Planning/Analysis Phase.....	2.28
	Note: CCTV inspection of pipe interior.	
	For >500 To 1,000, Deduct	-0.23
	For >1,000 To 5,000, Deduct	-0.57
	For >5,000, Deduct	-0.80
	For Inspection Not Requiring Pre-cleaning, Deduct	-0.34
33 01 30 11-0010	LF >6" To 12" Diameter Pipe Inspection, Planning/Analysis Phase.....	3.05
	Note: CCTV inspection of pipe interior.	
	For >500 To 1,000, Deduct	-0.31
	For >1,000 To 5,000, Deduct	-0.76
	For >5,000, Deduct	-1.07
	For Inspection Not Requiring Pre-cleaning, Deduct	-0.46
33 01 30 11-0011	LF >12" To 21" Diameter Pipe Inspection, Planning/Analysis Phase.....	3.81
	Note: CCTV inspection of pipe interior.	
	For >500 To 1,000, Deduct	-0.38
	For >1,000 To 5,000, Deduct	-0.95
	For >5,000, Deduct	-1.33
	For Inspection Not Requiring Pre-cleaning, Deduct	-0.57
33 01 30 11-0012	LF >21" To 30" Diameter Pipe Inspection, Planning/Analysis Phase.....	5.08
	Note: CCTV inspection of pipe interior.	
	For >500 To 1,000, Deduct	-0.51
	For >1,000 To 5,000, Deduct	-1.27
	For >5,000, Deduct	-1.78
	For Inspection Not Requiring Pre-cleaning, Deduct	-0.76

33 Utilities**33 01 Operation and Maintenance of Utilities****33 01 30 Operation and Maintenance of Sewer Utilities**
 MINOR
 CSI UOM DESCRIPTION

 TOTAL DIRECT DEMOLITION
 UNIT COST UNIT COST

33 01 30 11-0013	LF	>30" To 42" Diameter Pipe Inspection, Planning/Analysis Phase.....	7.14
		Note: CCTV inspection of pipe interior.	
		For >500 To 1,000, Deduct	-0.71
		For >1,000 To 5,000, Deduct	-1.79
		For >5,000, Deduct	-2.50
		For Inspection Not Requiring Pre-cleaning, Deduct	-1.07
33 01 30 11-0014	LF	>42" To 60" Diameter Pipe Inspection, Planning/Analysis Phase.....	9.52
		Note: CCTV inspection of pipe interior.	
		For >500 To 1,000, Deduct	-0.95
		For >1,000 To 5,000, Deduct	-2.38
		For >5,000, Deduct	-3.33
		For Inspection Not Requiring Pre-cleaning, Deduct	-1.43
33 01 30 11-0015	LF	>60" To 72" Diameter Pipe Inspection, Planning/Analysis Phase.....	13.43
		Note: CCTV inspection of pipe interior.	
		For >500 To 1,000, Deduct	-1.34
		For >1,000 To 5,000, Deduct	-3.36
		For >5,000, Deduct	-4.70
		For Inspection Not Requiring Pre-cleaning, Deduct	-2.01
33 01 30 11-0016	LF	>72" To 84" Diameter Pipe Inspection, Planning/Analysis Phase.....	19.03
		Note: CCTV inspection of pipe interior.	
		For >500 To 1,000, Deduct	-1.90
		For >1,000 To 5,000, Deduct	-4.76
		For >5,000, Deduct	-6.66
		For Inspection Not Requiring Pre-cleaning, Deduct	-2.85
33 01 30 11-0017		Video Camera Pre-Rehab For Pipe Interior And Culverts (33 01 30 11-0001)	
33 01 30 11-0018	LF	4" To 6" Diameter Pipe Inspection, Pre-Rehabilitation Phase.....	3.38
		Note: CCTV inspection of pipe interior.	
		For >500 To 1,000, Deduct	-0.34
		For >1,000 To 5,000, Deduct	-0.85
		For >5,000, Deduct	-1.18
33 01 30 11-0019	LF	>6" To 12" Diameter Pipe Inspection, Pre-Rehabilitation Phase.....	4.50
		Note: CCTV inspection of pipe interior.	
		For >500 To 1,000, Deduct	-0.45
		For >1,000 To 5,000, Deduct	-1.13
		For >5,000, Deduct	-1.58
33 01 30 11-0020	LF	>12" To 21" Diameter Pipe Inspection, Pre-Rehabilitation Phase.....	5.63
		Note: CCTV inspection of pipe interior.	
		For >500 To 1,000, Deduct	-0.56
		For >1,000 To 5,000, Deduct	-1.41
		For >5,000, Deduct	-1.97
33 01 30 11-0021	LF	>21" To 30" Diameter Pipe Inspection, Pre-Rehabilitation Phase.....	7.50
		Note: CCTV inspection of pipe interior.	
		For >500 To 1,000, Deduct	-0.75
		For >1,000 To 5,000, Deduct	-1.88
		For >5,000, Deduct	-2.63
33 01 30 11-0022	LF	>30" To 42" Diameter Pipe Inspection, Pre-Rehabilitation Phase.....	10.55
		Note: CCTV inspection of pipe interior.	
		For >500 To 1,000, Deduct	-1.06
		For >1,000 To 5,000, Deduct	-2.64
		For >5,000, Deduct	-3.69
33 01 30 11-0023	LF	>42" To 60" Diameter Pipe Inspection, Pre-Rehabilitation Phase.....	14.07
		Note: CCTV inspection of pipe interior.	
		For >500 To 1,000, Deduct	-1.41
		For >1,000 To 5,000, Deduct	-3.52
		For >5,000, Deduct	-4.92
33 01 30 11-0024	LF	>60" To 72" Diameter Pipe Inspection, Pre-Rehabilitation Phase.....	19.87
		Note: CCTV inspection of pipe interior.	
		For >500 To 1,000, Deduct	-1.99
		For >1,000 To 5,000, Deduct	-4.97
		For >5,000, Deduct	-6.95
33 01 30 11-0025	LF	>72" To 84" Diameter Pipe Inspection, Pre-Rehabilitation Phase.....	28.15
		Note: CCTV inspection of pipe interior.	
		For >500 To 1,000, Deduct	-2.82
		For >1,000 To 5,000, Deduct	-7.04
		For >5,000, Deduct	-9.85
33 01 30 11-0026		Video Camera Post-Rehab For Pipe Interior And Culverts (33 01 30 11-0001)	
33 01 30 11-0027	LF	4" To 6" Diameter Pipe Inspection, Post-Rehabilitation Phase.....	2.41
		Note: CCTV inspection of pipe interior.	
		For >500 To 1,000, Deduct	-0.24
		For >1,000 To 5,000, Deduct	-0.60
		For >5,000, Deduct	-0.84
33 01 30 11-0028	LF	>6" To 12" Diameter Pipe Inspection, Post-Rehabilitation Phase.....	3.22
		Note: CCTV inspection of pipe interior.	
		For >500 To 1,000, Deduct	-0.32
		For >1,000 To 5,000, Deduct	-0.81
		For >5,000, Deduct	-1.13
33 01 30 11-0029	LF	>12" To 21" Diameter Pipe Inspection, Post-Rehabilitation Phase.....	4.02
		Note: CCTV inspection of pipe interior.	
		For >500 To 1,000, Deduct	-0.40
		For >1,000 To 5,000, Deduct	-1.01
		For >5,000, Deduct	-1.41



MINOR CSI	UOM	DESCRIPTION	TOTAL DIRECT UNIT COST	DEMOLITION UNIT COST
33 01 30 11-0030	LF	>21" To 30" Diameter Pipe Inspection, Post-Rehabilitation Phase Note: CCTV inspection of pipe interior. For >500 To 1,000, Deduct For >1,000 To 5,000, Deduct For >5,000, Deduct	5.36 -0.54 -1.34 -1.88	
33 01 30 11-0031	LF	>30" To 42" Diameter Pipe Inspection, Post-Rehabilitation Phase Note: CCTV inspection of pipe interior. For >500 To 1,000, Deduct For >1,000 To 5,000, Deduct For >5,000, Deduct	7.54 -0.75 -1.89 -2.64	
33 01 30 11-0032	LF	>42" To 60" Diameter Pipe Inspection, Post-Rehabilitation Phase Note: CCTV inspection of pipe interior. For >500 To 1,000, Deduct For >1,000 To 5,000, Deduct For >5,000, Deduct	10.05 -1.01 -2.51 -3.52	
33 01 30 11-0033	LF	>60" To 72" Diameter Pipe Inspection, Post-Rehabilitation Phase Note: CCTV inspection of pipe interior. For >500 To 1,000, Deduct For >1,000 To 5,000, Deduct For >5,000, Deduct	14.19 -1.42 -3.55 -4.97	
33 01 30 11-0034	LF	>72" To 84" Diameter Pipe Inspection, Post-Rehabilitation Phase Note: CCTV inspection of pipe interior. For >500 To 1,000, Deduct For >1,000 To 5,000, Deduct For >5,000, Deduct	20.11 -2.01 -5.03 -7.04	
33 01 30 23		Pipe Bursting (33 01 30)		
33 01 30 23-0001		Pipe Bursting (33 01 30 23) Note: The following section excludes costs for CCTV inspection, sewer cleaning, pavement both temporary and permanent, emergency after hours response for homeowners backups, bypass pumping, tree removal, service saddles, soil testing, and erosion control. See CSI section 31 13 13 00-0001 for tree removal.		
33 01 30 23-0002		Manhole Chipping (33 01 30 23-0001) Note: For use at manholes to open holes for pipe bursting head.		
33 01 30 23-0003	EA	6" To 15" Diameter, Manhole Chipping	370.10	
33 01 30 23-0004	EA	>15" To 24" Diameter, Manhole Chipping	434.50	
33 01 30 23-0005	EA	>24" To 36" Diameter, Manhole Chipping	543.10	
33 01 30 23-0006		Pipe Bursting (33 01 30 23-0001) Note: Includes equipment to burst or upsize existing clay, cast iron, concrete, PVC or ductile iron pipe; pipe bursting royalty fee. Excludes CCTV inspection, PE piping, excavation of pit, backfill, compaction, final grade, seed and sod restoration, recovery of bursting head disabled by obstruction, either undocumented or unrecognizable during CCTV inspection. See CSI section 33 01 30 23-0051 for PE piping.		
33 01 30 23-0007		Pipe Bursting Equipment Set-up (33 01 30 23-0006)		
33 01 30 23-0008	EA	Initial Set-up And Final Equipment Removal For Up To 12" Underground Pipelines For Pipe Bursting Equipment	6,669.98	
33 01 30 23-0009	EA	Initial Set-up And Final Equipment Removal For > 12" To 24" Underground Pipelines For Pipe Bursting Equipment	10,004.97	
33 01 30 23-0010	EA	Initial Set-up And Final Equipment Removal For > 24" To 36" Underground Pipelines For Pipe Bursting Equipment	16,674.95	
33 01 30 23-0011	EA	Move And Reset Up At Different Access/Location For Up To 12" Underground Pipelines For Pipe Bursting Equipment	2,501.24	
33 01 30 23-0012	EA	Move And Reset Up At Different Access/Location For > 12" To 24" Underground Pipelines For Pipe Bursting Equipment	3,751.86	
33 01 30 23-0013	EA	Move And Reset Up At Different Access/Location For > 2" To 36" Underground Pipelines For Pipe Bursting Equipment	6,253.10	
33 01 30 23-0014	EA	Set Up/Move Pipe Bursting Equipment For Laterals	1,667.49	
33 01 30 23-0015		Pneumatic Head Pipe Bursting (33 01 30 23-0006)		
33 01 30 23-0016	LF	4" Diameter, Pneumatic Head Pipe Bursting For The Increase In Pipe Diameter By 1 Pipe Size, Add For >150 To 200, Add For >100 To 150, Add For >75 To 100, Add For >50 To 75, Add For >25 To 50, Add For Up To 25, Add For Bursting Polyvinyl Chloride (PVC) Pipe, Add For Bursting Ductile Iron Pipe, Add	24.43 1.90 1.14 2.27 3.41 4.55 6.06 8.34 1.90 6.39	
33 01 30 23-0017	LF	6" Diameter, Pneumatic Head Pipe Bursting For The Increase In Pipe Diameter By 1 Pipe Size, Add For >150 To 200, Add For >100 To 150, Add For >75 To 100, Add For >50 To 75, Add For >25 To 50, Add For Up To 25, Add For Bursting Polyvinyl Chloride (PVC) Pipe, Add For Bursting Ductile Iron Pipe, Add	28.06 2.35 1.41 2.82 4.23 5.64 7.52 10.33 2.35 7.59	

33 Utilities

33 01 Operation and Maintenance of Utilities

33 01 30 Operation and Maintenance of Sewer Utilities



MINOR CSI UOM DESCRIPTION	TOTAL DIRECT UNIT COST	DEMOLITION UNIT COST
33 01 30 23-0018 LF 8" Diameter, Pneumatic Head Pipe Bursting	31.48	
For The Increase In Pipe Diameter By 1 Pipe Size, Add	2.78	
For >150 To 200, Add	1.67	
For >100 To 150, Add	3.33	
For >75 To 100, Add	5.00	
For >50 To 75, Add	6.66	
For >25 To 50, Add	8.88	
For Up To 25, Add	12.22	
For Bursting Polyvinyl Chloride (PVC) Pipe, Add	2.78	
For Bursting Ductile Iron Pipe, Add	8.72	
33 01 30 23-0019 LF 10" Diameter, Pneumatic Head Pipe Bursting	35.90	
For The Increase In Pipe Diameter By 1 Pipe Size, Add	3.33	
For >150 To 200, Add	2.00	
For >100 To 150, Add	3.99	
For >75 To 100, Add	5.99	
For >50 To 75, Add	7.99	
For >25 To 50, Add	10.65	
For Up To 25, Add	14.65	
For Bursting Polyvinyl Chloride (PVC) Pipe, Add	3.33	
For Bursting Ductile Iron Pipe, Add	10.18	
33 01 30 23-0020 LF 12" Diameter, Pneumatic Head Pipe Bursting	40.98	
For The Increase In Pipe Diameter By 1 Pipe Size, Add	3.96	
For >150 To 200, Add	2.38	
For >100 To 150, Add	4.76	
For >75 To 100, Add	7.13	
For >50 To 75, Add	9.51	
For >25 To 50, Add	12.68	
For Up To 25, Add	17.44	
For Bursting Polyvinyl Chloride (PVC) Pipe, Add	3.96	
For Bursting Ductile Iron Pipe, Add	11.85	
33 01 30 23-0021 LF 15" Diameter, Pneumatic Head Pipe Bursting	45.54	
For The Increase In Pipe Diameter By 1 Pipe Size, Add	4.09	
For >150 To 200, Add	2.45	
For >100 To 150, Add	4.91	
For >75 To 100, Add	7.36	
For >50 To 75, Add	9.82	
For >25 To 50, Add	13.09	
For Up To 25, Add	18.00	
For Bursting Polyvinyl Chloride (PVC) Pipe, Add	4.09	
For Bursting Ductile Iron Pipe, Add	12.72	
33 01 30 23-0022 LF 18" Diameter, Pneumatic Head Pipe Bursting	50.64	
For The Increase In Pipe Diameter By 1 Pipe Size, Add	4.73	
For >150 To 200, Add	2.84	
For >100 To 150, Add	5.67	
For >75 To 100, Add	8.51	
For >50 To 75, Add	11.35	
For >25 To 50, Add	15.13	
For Up To 25, Add	20.81	
For Bursting Polyvinyl Chloride (PVC) Pipe, Add	4.73	
For Bursting Ductile Iron Pipe, Add	14.41	
33 01 30 23-0023 LF 21"/22" Diameter, Pneumatic Head Pipe Bursting	64.23	
For The Increase In Pipe Diameter By 1 Pipe Size, Add	5.63	
For >150 To 200, Add	3.38	
For >100 To 150, Add	6.75	
For >75 To 100, Add	10.13	
For >50 To 75, Add	13.50	
For >25 To 50, Add	18.00	
For Up To 25, Add	24.75	
For Bursting Polyvinyl Chloride (PVC) Pipe, Add	5.63	
For Bursting Ductile Iron Pipe, Add	17.73	
33 01 30 23-0024 LF 24" Diameter, Pneumatic Head Pipe Bursting	78.70	
For The Increase In Pipe Diameter By 1 Pipe Size, Add	7.43	
For >150 To 200, Add	4.46	
For >100 To 150, Add	8.92	
For >75 To 100, Add	13.38	
For >50 To 75, Add	17.84	
For >25 To 50, Add	23.79	
For Up To 25, Add	32.71	
For Bursting Polyvinyl Chloride (PVC) Pipe, Add	7.43	
For Bursting Ductile Iron Pipe, Add	22.51	
33 01 30 23-0025 LF 30" Diameter, Pneumatic Head Pipe Bursting	87.31	
For The Increase In Pipe Diameter By 1 Pipe Size, Add	7.71	
For >150 To 200, Add	4.63	
For >100 To 150, Add	9.25	
For >75 To 100, Add	13.88	
For >50 To 75, Add	18.51	
For >25 To 50, Add	24.68	
For Up To 25, Add	33.93	
For Bursting Polyvinyl Chloride (PVC) Pipe, Add	7.71	
For Bursting Ductile Iron Pipe, Add	24.20	



MINOR CSI UOM DESCRIPTION	TOTAL DIRECT UNIT COST	DEMOLITION UNIT COST
33 01 30 23-0026 LF 36" Diameter, Pneumatic Head Pipe Bursting	112.37	
For The Increase In Pipe Diameter By 1 Pipe Size, Add	10.84	
For >150 To 200, Add	6.51	
For >100 To 150, Add	13.01	
For >75 To 100, Add	19.52	
For >50 To 75, Add	26.03	
For >25 To 50, Add	34.70	
For Up To 25, Add	47.71	
For Bursting Polyvinyl Chloride (PVC) Pipe, Add	10.84	
For Bursting Ductile Iron Pipe, Add	32.47	
33 01 30 23-0027 Static Head Pipe Bursting (33 01 30 23-0006)		
33 01 30 23-0028 LF 4" Diameter, Static Head Pipe Bursting	31.80	
For The Increase In Pipe Diameter By 1 Pipe Size, Add	2.82	
For >150 To 200, Add	1.69	
For >100 To 150, Add	3.38	
For >75 To 100, Add	5.07	
For >50 To 75, Add	6.76	
For >25 To 50, Add	9.01	
For Up To 25, Add	12.39	
For Bursting Polyvinyl Chloride (PVC) Pipe, Add	2.82	
For Bursting Ductile Iron Pipe, Add	8.83	
33 01 30 23-0029 LF 6" Diameter, Static Head Pipe Bursting	35.47	
For The Increase In Pipe Diameter By 1 Pipe Size, Add	3.28	
For >150 To 200, Add	1.97	
For >100 To 150, Add	3.93	
For >75 To 100, Add	5.90	
For >50 To 75, Add	7.86	
For >25 To 50, Add	10.48	
For Up To 25, Add	14.41	
For Bursting Polyvinyl Chloride (PVC) Pipe, Add	3.28	
For Bursting Ductile Iron Pipe, Add	10.04	
33 01 30 23-0030 LF 8" Diameter, Static Head Pipe Bursting	39.70	
For The Increase In Pipe Diameter By 1 Pipe Size, Add	3.80	
For >150 To 200, Add	2.28	
For >100 To 150, Add	4.56	
For >75 To 100, Add	6.85	
For >50 To 75, Add	9.13	
For >25 To 50, Add	12.17	
For Up To 25, Add	16.74	
For Bursting Polyvinyl Chloride (PVC) Pipe, Add	3.80	
For Bursting Ductile Iron Pipe, Add	11.43	
33 01 30 23-0031 LF 10" Diameter, Static Head Pipe Bursting	45.21	
For The Increase In Pipe Diameter By 1 Pipe Size, Add	4.49	
For >150 To 200, Add	2.70	
For >100 To 150, Add	5.39	
For >75 To 100, Add	8.09	
For >50 To 75, Add	10.78	
For >25 To 50, Add	14.38	
For Up To 25, Add	19.77	
For Bursting Polyvinyl Chloride (PVC) Pipe, Add	4.49	
For Bursting Ductile Iron Pipe, Add	13.25	
33 01 30 23-0032 LF 12" Diameter, Static Head Pipe Bursting	51.57	
For The Increase In Pipe Diameter By 1 Pipe Size, Add	5.29	
For >150 To 200, Add	3.17	
For >100 To 150, Add	6.35	
For >75 To 100, Add	9.52	
For >50 To 75, Add	12.69	
For >25 To 50, Add	16.92	
For Up To 25, Add	23.27	
For Bursting Polyvinyl Chloride (PVC) Pipe, Add	5.29	
For Bursting Ductile Iron Pipe, Add	15.35	
33 01 30 23-0033 LF 15" Diameter, Static Head Pipe Bursting	59.45	
For The Increase In Pipe Diameter By 1 Pipe Size, Add	5.83	
For >150 To 200, Add	3.50	
For >100 To 150, Add	7.00	
For >75 To 100, Add	10.49	
For >50 To 75, Add	13.99	
For >25 To 50, Add	18.66	
For Up To 25, Add	25.65	
For Bursting Polyvinyl Chloride (PVC) Pipe, Add	5.83	
For Bursting Ductile Iron Pipe, Add	17.31	
33 01 30 23-0034 LF 18" Diameter, Static Head Pipe Bursting	65.60	
For The Increase In Pipe Diameter By 1 Pipe Size, Add	6.60	
For >150 To 200, Add	3.96	
For >100 To 150, Add	7.92	
For >75 To 100, Add	11.88	
For >50 To 75, Add	15.84	
For >25 To 50, Add	21.12	
For Up To 25, Add	29.03	
For Bursting Polyvinyl Chloride (PVC) Pipe, Add	6.60	
For Bursting Ductile Iron Pipe, Add	19.34	

33 Utilities

33 01 Operation and Maintenance of Utilities

33 01 30 Operation and Maintenance of Sewer Utilities



MINOR CSI UOM DESCRIPTION	TOTAL DIRECT UNIT COST	DEMOLITION UNIT COST
33 01 30 23-0035 LF 21"/22" Diameter, Static Head Pipe Bursting	82.44	
For The Increase In Pipe Diameter By 1 Pipe Size, Add	7.90	
For >150 To 200, Add	4.74	
For >100 To 150, Add	9.48	
For >75 To 100, Add	14.22	
For >50 To 75, Add	18.96	
For >25 To 50, Add	25.28	
For Up To 25, Add	34.77	
For Bursting Polyvinyl Chloride (PVC) Pipe, Add	7.90	
For Bursting Ductile Iron Pipe, Add	23.74	
33 01 30 23-0036 LF 24" Diameter, Static Head Pipe Bursting	106.07	
For The Increase In Pipe Diameter By 1 Pipe Size, Add	10.86	
For >150 To 200, Add	6.51	
For >100 To 150, Add	13.03	
For >75 To 100, Add	19.54	
For >50 To 75, Add	26.05	
For >25 To 50, Add	34.74	
For Up To 25, Add	47.76	
For Bursting Polyvinyl Chloride (PVC) Pipe, Add	10.86	
For Bursting Ductile Iron Pipe, Add	31.54	
33 01 30 23-0037 LF 30" Diameter, Static Head Pipe Bursting	129.38	
For The Increase In Pipe Diameter By 1 Pipe Size, Add	12.97	
For >150 To 200, Add	7.78	
For >100 To 150, Add	15.56	
For >75 To 100, Add	23.35	
For >50 To 75, Add	31.13	
For >25 To 50, Add	41.50	
For Up To 25, Add	57.07	
For Bursting Polyvinyl Chloride (PVC) Pipe, Add	12.97	
For Bursting Ductile Iron Pipe, Add	38.08	
33 01 30 23-0038 LF 36" Diameter, Static Head Pipe Bursting	155.69	
For The Increase In Pipe Diameter By 1 Pipe Size, Add	16.26	
For >150 To 200, Add	9.76	
For >100 To 150, Add	19.51	
For >75 To 100, Add	29.27	
For >50 To 75, Add	39.02	
For >25 To 50, Add	52.03	
For Up To 25, Add	71.54	
For Bursting Polyvinyl Chloride (PVC) Pipe, Add	16.26	
For Bursting Ductile Iron Pipe, Add	46.77	
33 01 30 23-0039 Hydraulic Head Pipe Bursting (33 01 30 23-0006)		
33 01 30 23-0040 LF 4" Diameter, Hydraulic Head Pipe Bursting	27.80	
For The Increase In Pipe Diameter By 1 Pipe Size, Add	2.32	
For >150 To 200, Add	1.39	
For >100 To 150, Add	2.78	
For >75 To 100, Add	4.17	
For >50 To 75, Add	5.56	
For >25 To 50, Add	7.41	
For Up To 25, Add	10.19	
For Bursting Polyvinyl Chloride (PVC) Pipe, Add	2.32	
For Bursting Ductile Iron Pipe, Add	7.51	
33 01 30 23-0041 LF 6" Diameter, Hydraulic Head Pipe Bursting	31.04	
For The Increase In Pipe Diameter By 1 Pipe Size, Add	2.72	
For >150 To 200, Add	1.63	
For >100 To 150, Add	3.27	
For >75 To 100, Add	4.90	
For >50 To 75, Add	6.53	
For >25 To 50, Add	8.71	
For Up To 25, Add	11.97	
For Bursting Polyvinyl Chloride (PVC) Pipe, Add	2.72	
For Bursting Ductile Iron Pipe, Add	8.57	
33 01 30 23-0042 LF 8" Diameter, Hydraulic Head Pipe Bursting	34.78	
For The Increase In Pipe Diameter By 1 Pipe Size, Add	3.19	
For >150 To 200, Add	1.91	
For >100 To 150, Add	3.83	
For >75 To 100, Add	5.74	
For >50 To 75, Add	7.65	
For >25 To 50, Add	10.20	
For Up To 25, Add	14.03	
For Bursting Polyvinyl Chloride (PVC) Pipe, Add	3.19	
For Bursting Ductile Iron Pipe, Add	9.81	
33 01 30 23-0043 LF 10" Diameter, Hydraulic Head Pipe Bursting	39.62	
For The Increase In Pipe Diameter By 1 Pipe Size, Add	3.79	
For >150 To 200, Add	2.28	
For >100 To 150, Add	4.55	
For >75 To 100, Add	6.83	
For >50 To 75, Add	9.11	
For >25 To 50, Add	12.14	
For Up To 25, Add	16.69	
For Bursting Polyvinyl Chloride (PVC) Pipe, Add	3.79	
For Bursting Ductile Iron Pipe, Add	11.41	



MINOR CSI UOM DESCRIPTION	TOTAL DIRECT UNIT COST	DEMOLITION UNIT COST
33 01 30 23-0044 LF 12" Diameter, Hydraulic Head Pipe Bursting	45.21	
For The Increase In Pipe Diameter By 1 Pipe Size, Add	4.49	
For >150 To 200, Add	2.70	
For >100 To 150, Add	5.39	
For >75 To 100, Add	8.09	
For >50 To 75, Add	10.78	
For >25 To 50, Add	14.38	
For Up To 25, Add	19.77	
For Bursting Polyvinyl Chloride (PVC) Pipe, Add	4.49	
For Bursting Ductile Iron Pipe, Add	13.25	
33 01 30 23-0045 LF 15" Diameter, Hydraulic Head Pipe Bursting	52.00	
For The Increase In Pipe Diameter By 1 Pipe Size, Add	4.90	
For >150 To 200, Add	2.94	
For >100 To 150, Add	5.88	
For >75 To 100, Add	8.82	
For >50 To 75, Add	11.76	
For >25 To 50, Add	15.68	
For Up To 25, Add	21.55	
For Bursting Polyvinyl Chloride (PVC) Pipe, Add	4.90	
For Bursting Ductile Iron Pipe, Add	14.85	
33 01 30 23-0046 LF 18" Diameter, Hydraulic Head Pipe Bursting	58.04	
For The Increase In Pipe Diameter By 1 Pipe Size, Add	5.65	
For >150 To 200, Add	3.39	
For >100 To 150, Add	6.78	
For >75 To 100, Add	10.18	
For >50 To 75, Add	13.57	
For >25 To 50, Add	18.09	
For Up To 25, Add	24.88	
For Bursting Polyvinyl Chloride (PVC) Pipe, Add	5.65	
For Bursting Ductile Iron Pipe, Add	16.85	
33 01 30 23-0047 LF 21"/22" Diameter, Hydraulic Head Pipe Bursting	73.39	
For The Increase In Pipe Diameter By 1 Pipe Size, Add	6.77	
For >150 To 200, Add	4.06	
For >100 To 150, Add	8.12	
For >75 To 100, Add	12.19	
For >50 To 75, Add	16.25	
For >25 To 50, Add	21.66	
For Up To 25, Add	29.79	
For Bursting Polyvinyl Chloride (PVC) Pipe, Add	6.77	
For Bursting Ductile Iron Pipe, Add	20.76	
33 01 30 23-0048 LF 24" Diameter, Hydraulic Head Pipe Bursting	95.11	
For The Increase In Pipe Diameter By 1 Pipe Size, Add	9.49	
For >150 To 200, Add	5.69	
For >100 To 150, Add	11.38	
For >75 To 100, Add	17.07	
For >50 To 75, Add	22.76	
For >25 To 50, Add	30.35	
For Up To 25, Add	41.73	
For Bursting Polyvinyl Chloride (PVC) Pipe, Add	9.49	
For Bursting Ductile Iron Pipe, Add	27.92	
33 01 30 23-0049 LF 30" Diameter, Hydraulic Head Pipe Bursting	117.09	
For The Increase In Pipe Diameter By 1 Pipe Size, Add	11.43	
For >150 To 200, Add	6.86	
For >100 To 150, Add	13.72	
For >75 To 100, Add	20.58	
For >50 To 75, Add	27.44	
For >25 To 50, Add	36.59	
For Up To 25, Add	50.31	
For Bursting Polyvinyl Chloride (PVC) Pipe, Add	11.43	
For Bursting Ductile Iron Pipe, Add	34.03	
33 01 30 23-0050 LF 36" Diameter, Hydraulic Head Pipe Bursting	142.12	
For The Increase In Pipe Diameter By 1 Pipe Size, Add	14.56	
For >150 To 200, Add	8.74	
For >100 To 150, Add	17.48	
For >75 To 100, Add	26.21	
For >50 To 75, Add	34.95	
For >25 To 50, Add	46.60	
For Up To 25, Add	64.08	
For Bursting Polyvinyl Chloride (PVC) Pipe, Add	14.56	
For Bursting Ductile Iron Pipe, Add	42.29	
33 01 30 23-0051 Pipe Lining <small>(33 01 30 23-0001)</small>		
33 01 30 23-0052 Pipe Fusion For High Density Polyethylene (HDPE) Pipe Lining <small>(33 01 30 23-0051)</small>		
Note: Per each joint.		
33 01 30 23-0053 EA 4" To 15", Pipe Fusion For High Density Polyethylene (HDPE) Pipe Lining	121.36	
33 01 30 23-0054 EA >15" To 24", Pipe Fusion For High Density Polyethylene (HDPE) Pipe Lining	139.25	
33 01 30 23-0055 EA >24" To 36", Pipe Fusion For High Density Polyethylene (HDPE) Pipe Lining	166.07	
33 01 30 23-0056 High Density Polyethylene (HDPE) Pipe Lining, DR 17 <small>(33 01 30 23-0051)</small>		
Note: Material to be installed behind bursting head. Excludes pipe joint fusion. See CSI section 33 01 30 23-0052 for pipe joint fusion.		

33 Utilities

33 01 Operation and Maintenance of Utilities

33 01 30 Operation and Maintenance of Sewer Utilities



MINOR CSI UOM DESCRIPTION	TOTAL DIRECT UNIT COST	DEMOLITION UNIT COST
33 01 30 23-0057 LF 4" DR 17 Polyethylene Pipe, 100 PSI, For Use In Pipe Lining.....	5.00	
For DR 21 Polyethylene Pipe, 80 PSI, Deduct	-0.63	
For DR 11 Polyethylene Pipe, 160 PSI, Add	1.70	
For White Interior Pipe, Add	1.15	
For Gray Interior Pipe, Add	0.87	
33 01 30 23-0058 LF 5" DR 17 Polyethylene Pipe, 100 PSI, For Use In Pipe Lining.....	6.85	
For DR 21 Polyethylene Pipe, 80 PSI, Deduct	-0.95	
For DR 11 Polyethylene Pipe, 160 PSI, Add	2.59	
For White Interior Pipe, Add	1.75	
For Gray Interior Pipe, Add	1.32	
33 01 30 23-0059 LF 6" DR 17 Polyethylene Pipe, 100 PSI, For Use In Pipe Lining.....	9.14	
For DR 21 Polyethylene Pipe, 80 PSI, Deduct	-1.36	
For DR 11 Polyethylene Pipe, 160 PSI, Add	3.69	
For White Interior Pipe, Add	2.49	
For Gray Interior Pipe, Add	1.89	
33 01 30 23-0060 LF 7.125" DR 17 Polyethylene Pipe, 100 PSI, For Use In Pipe Lining.....	10.35	
For DR 21 Polyethylene Pipe, 80 PSI, Deduct	-1.57	
For DR 11 Polyethylene Pipe, 160 PSI, Add	4.26	
For White Interior Pipe, Add	2.87	
For Gray Interior Pipe, Add	2.18	
33 01 30 23-0061 LF 8" DR 17 Polyethylene Pipe, 100 PSI, For Use In Pipe Lining.....	14.42	
For DR 21 Polyethylene Pipe, 80 PSI, Deduct	-2.29	
For DR 11 Polyethylene Pipe, 160 PSI, Add	6.23	
For White Interior Pipe, Add	4.20	
For Gray Interior Pipe, Add	3.19	
33 01 30 23-0062 LF 10" DR 17 Polyethylene Pipe, 100 PSI, For Use In Pipe Lining.....	21.52	
For DR 21 Polyethylene Pipe, 80 PSI, Deduct	-3.56	
For DR 11 Polyethylene Pipe, 160 PSI, Add	9.68	
For White Interior Pipe, Add	6.53	
For Gray Interior Pipe, Add	4.95	
33 01 30 23-0063 LF 12" DR 17 Polyethylene Pipe, 100 PSI, For Use In Pipe Lining.....	29.61	
For DR 21 Polyethylene Pipe, 80 PSI, Deduct	-5.07	
For DR 11 Polyethylene Pipe, 160 PSI, Add	13.61	
For White Interior Pipe, Add	9.19	
For Gray Interior Pipe, Add	6.96	
33 01 30 23-0064 LF 13.375" DR 17 Polyethylene Pipe, 100 PSI, For Use In Pipe Lining.....	32.46	
For DR 21 Polyethylene Pipe, 80 PSI, Deduct	-5.52	
For DR 11 Polyethylene Pipe, 160 PSI, Add	14.98	
For White Interior Pipe, Add	10.11	
For Gray Interior Pipe, Add	7.66	
33 01 30 23-0065 LF 14" DR 17 Polyethylene Pipe, 100 PSI, For Use In Pipe Lining.....	35.46	
For DR 21 Polyethylene Pipe, 80 PSI, Deduct	-6.04	
For DR 11 Polyethylene Pipe, 160 PSI, Add	16.42	
For White Interior Pipe, Add	11.08	
For Gray Interior Pipe, Add	8.40	
33 01 30 23-0066 LF 16" DR 17 Polyethylene Pipe, 100 PSI, For Use In Pipe Lining.....	45.84	
For DR 21 Polyethylene Pipe, 80 PSI, Deduct	-7.89	
For DR 11 Polyethylene Pipe, 160 PSI, Add	21.44	
For White Interior Pipe, Add	14.47	
For Gray Interior Pipe, Add	10.96	
33 01 30 23-0067 LF 18" DR 17 Polyethylene Pipe, 100 PSI, For Use In Pipe Lining.....	57.66	
For DR 21 Polyethylene Pipe, 80 PSI, Deduct	-10.00	
For DR 11 Polyethylene Pipe, 160 PSI, Add	27.16	
For White Interior Pipe, Add	18.33	
For Gray Interior Pipe, Add	13.89	
33 01 30 23-0068 LF 20" DR 17 Polyethylene Pipe, 100 PSI, For Use In Pipe Lining.....	70.82	
For DR 21 Polyethylene Pipe, 80 PSI, Deduct	-12.34	
For DR 11 Polyethylene Pipe, 160 PSI, Add	33.52	
For White Interior Pipe, Add	22.62	
For Gray Interior Pipe, Add	17.14	
33 01 30 23-0069 LF 22" DR 17 Polyethylene Pipe, 100 PSI, For Use In Pipe Lining.....	85.39	
For DR 21 Polyethylene Pipe, 80 PSI, Deduct	-14.93	
For DR 11 Polyethylene Pipe, 160 PSI, Add	40.55	
For White Interior Pipe, Add	27.37	
For Gray Interior Pipe, Add	20.73	
33 01 30 23-0070 LF 24" DR 17 Polyethylene Pipe, 100 PSI, For Use In Pipe Lining.....	101.39	
For DR 21 Polyethylene Pipe, 80 PSI, Deduct	-17.77	
For DR 11 Polyethylene Pipe, 160 PSI, Add	48.28	
For White Interior Pipe, Add	32.58	
For Gray Interior Pipe, Add	24.68	
33 01 30 23-0071 LF 26" DR 17 Polyethylene Pipe, 100 PSI, For Use In Pipe Lining.....	118.69	
For DR 21 Polyethylene Pipe, 80 PSI, Deduct	-20.84	
For DR 11 Polyethylene Pipe, 160 PSI, Add	56.62	
For White Interior Pipe, Add	38.21	
For Gray Interior Pipe, Add	28.95	
33 01 30 23-0072 LF 28" DR 17 Polyethylene Pipe, 100 PSI, For Use In Pipe Lining.....	137.51	
For DR 21 Polyethylene Pipe, 80 PSI, Deduct	-24.18	
For DR 11 Polyethylene Pipe, 160 PSI, Add	65.68	
For White Interior Pipe, Add	44.33	
For Gray Interior Pipe, Add	33.58	
33 01 30 23-0073 LF 30" DR 17 Polyethylene Pipe, 100 PSI, For Use In Pipe Lining.....	157.74	
For DR 21 Polyethylene Pipe, 80 PSI, Deduct	-27.76	
For DR 11 Polyethylene Pipe, 160 PSI, Add	75.40	
For White Interior Pipe, Add	50.89	
For Gray Interior Pipe, Add	38.55	



MINOR CSI UOM DESCRIPTION	TOTAL DIRECT UNIT COST	DEMOLITION UNIT COST
33 01 30 23-0074 LF 32" DR 17 Polyethylene Pipe, 100 PSI, For Use In Pipe Lining.....	179.40	
For DR 21 Polyethylene Pipe, 80 PSI, Deduct	-31.57	
For DR 11 Polyethylene Pipe, 160 PSI, Add	85.78	
For White Interior Pipe, Add	57.89	
For Gray Interior Pipe, Add	43.85	
33 01 30 23-0075 LF 34" DR 17 Polyethylene Pipe, 100 PSI, For Use In Pipe Lining.....	221.00	
For DR 21 Polyethylene Pipe, 80 PSI, Deduct	-38.96	
For DR 11 Polyethylene Pipe, 160 PSI, Add	105.84	
For White Interior Pipe, Add	71.43	
For Gray Interior Pipe, Add	54.11	
33 01 30 23-0076 LF 36" DR 17 Polyethylene Pipe, 100 PSI, For Use In Pipe Lining.....	227.36	
For DR 21 Polyethylene Pipe, 80 PSI, Deduct	-39.97	
For DR 11 Polyethylene Pipe, 160 PSI, Add	103.57	
For White Interior Pipe, Add	73.27	
For Gray Interior Pipe, Add	55.51	
33 01 30 23-0077 Re-Connection Of Non-Renewed Laterals (33 01 30 23-0001)		
Note: Excludes earthwork excavation and backfill		
33 01 30 23-0078 Re-Connection Of Laterals; Insert-A-Tee (33 01 30 23-0077)		
Note: Includes cutting hole in pipe and excavation vacuum truck for exterior pipe lateral reconnection. Excludes asphalt removal, asphalt replacement pavement both temporary and permanent, hauling, and back-fill material. See CSI section 01 74 19 00-0048 for hauling, 31 05 16 00-0001 for back-fill material.		
33 01 30 23-0079 EA Re-Connection Of Non-Renewed Lateral, 6 To 8" Main With 4" Inserta-Tee	1,177.69	
For No Excavation, Deduct	-755.00	
33 01 30 23-0080 EA Re-Connection Of Non-Renewed Lateral, 8" Main With 6" Inserta-Tee.....	1,321.52	
For No Excavation, Deduct	-849.37	
33 01 30 23-0081 EA Re-Connection Of Non-Renewed Lateral, 10" To 18" Main With 4" Inserta-Tee	1,394.94	
For No Excavation, Deduct	-896.56	
33 01 30 23-0082 EA Re-Connection Of Non-Renewed Lateral, 10" To 18" Main With 6" Inserta-Tee	1,468.34	
For No Excavation, Deduct	-943.74	
33 01 30 23-0083 EA Re-Connection Of Non-Renewed Lateral, 10" To 18" Main With 8" Inserta-Tee	1,598.83	
For No Excavation, Deduct	-990.93	
33 01 30 23-0084 EA Re-Connection Of Non-Renewed Lateral, 20" To 36" Main With 4" Inserta-Tee	1,489.37	
For No Excavation, Deduct	-943.74	
33 01 30 23-0085 EA Re-Connection Of Non-Renewed Lateral, 20" To 36" Main With 6" Inserta-Tee	1,565.79	
For No Excavation, Deduct	-990.93	
33 01 30 23-0086 EA Re-Connection Of Non-Renewed Lateral, 20" To 36" Main With 8" Inserta-Tee	1,684.27	
For No Excavation, Deduct	-1,038.12	
33 01 30 23-0087 EA Re-Connection Of Non-Renewed Lateral, 20" To 36" Main With 10" Inserta-Tee	2,006.99	
For No Excavation, Deduct	-1,085.31	
33 01 30 23-0088 EA Re-Connection Of Non-Renewed Lateral, 20" To 36" Main With 12" Inserta-Tee	2,116.45	
For No Excavation, Deduct	-1,132.50	
33 01 30 23-0089 EA Re-Connection Of Non-Renewed Lateral, 20" To 36" Main With 15" Inserta-Tee	2,622.38	
For No Excavation, Deduct	-1,179.68	
33 01 30 23-0090 Re-Connection Of Laterals; Saddle Style (33 01 30 23-0077)		
Note: Includes excavation vacuum truck for exterior pipe lateral reconnection, fusion to high density polyethylene (HDPE) pipe for lateral. Excludes asphalt removal, asphalt replacement pavement both temporary and permanent, hauling and back-fill material. See CSI section 01 74 19 00-0048 for hauling, 31 05 16 00-0001 for back-fill material.		
33 01 30 23-0091 EA Re-Connection Of Non-Renewed Lateral, 6" Main With 4" Or 6" Saddle Tap (Mueller H-615).....	2,608.74	
For No Excavation, Deduct	-842.63	
For Strap-On Saddle Type Instead Of Fusion Weld	-198.53	
33 01 30 23-0092 EA Re-Connection Of Non-Renewed Lateral, 8" Main With 4" Or 6" Saddle Tap (Mueller H-615).....	2,886.93	
For No Excavation, Deduct	-876.34	
For Strap-On Saddle Type Instead Of Fusion Weld	-180.40	
33 01 30 23-0093 EA Re-Connection Of Non-Renewed Lateral, 10" Main With 4" Or 6" Saddle Tap (Mueller H-615).....	4,063.45	
For No Excavation, Deduct	-910.04	
For Strap-On Saddle Type Instead Of Fusion Weld	-27.51	
33 01 30 23-0094 EA Re-Connection Of Non-Renewed Lateral, 12" Main With 4" Or 6" Saddle Tap (Mueller H-615).....	4,265.68	
For No Excavation, Deduct	-1,011.16	
For Strap-On Saddle Type Instead Of Fusion Weld	-67.96	
33 01 30 23-0095 EA Re-Connection Of Non-Renewed Lateral, 14" Main With 4" Or 6" Saddle Tap (Mueller H-615).....	7,638.74	
For No Excavation, Deduct	-1,078.57	
For Strap-On Saddle Type Instead Of Fusion Weld	390.82	
33 01 30 23-0096 EA Re-Connection Of Non-Renewed Lateral, 16" Main With 4" Or 6" Saddle Tap (Mueller H-615).....	8,274.19	
For No Excavation, Deduct	-1,196.54	
For Strap-On Saddle Type Instead Of Fusion Weld	403.55	
33 01 30 23-0097 EA Re-Connection Of Non-Renewed Lateral, 18" Main With 4" Or 6" Saddle Tap (Mueller H-615).....	11,169.37	
For No Excavation, Deduct	-1,314.50	
For Strap-On Saddle Type Instead Of Fusion Weld	755.26	
33 01 30 23-0098 EA Re-Connection Of Non-Renewed Lateral, 20" Main With 4" Or 6" Saddle Tap (Mueller H-615).....	10,606.41	
For No Excavation, Deduct	-1,483.03	
For Strap-On Saddle Type Instead Of Fusion Weld	552.84	
33 01 30 23-0099 EA Re-Connection Of Non-Renewed Lateral, 24" Main With 4" Or 6" Saddle Tap (Mueller H-615).....	12,890.83	
For No Excavation, Deduct	-1,752.68	
For Strap-On Saddle Type Instead Of Fusion Weld	706.75	
33 01 30 41 Cleaning of Sewers (33 01 30)		
33 01 30 41-0001 Pipe Line Cleaning And Flushing (33 01 30 41)		
Note: Includes flushing. Owner provided water.		

33 Utilities

33 01 Operation and Maintenance of Utilities

33 01 30 Operation and Maintenance of Sewer Utilities



MINOR
CSI UOM DESCRIPTION

TOTAL DIRECT DEMOLITION
UNIT COST UNIT COST

33 01 30 41-0002	Pipe Line Cleaning <small>(33 01 30 41-0001)</small>		
	Note: Includes removal of all debris/waste. Excludes disposal.		
33 01 30 41-0003	Hydro Jet Set-up And Reinsertion <small>(33 01 30 41-0002)</small>		
	Note: Includes mobilization delivery, set-up, clean-up after use and return.		
33 01 30 41-0004	EA Initial Set Up And Final Equipment Removal For Up To 8" Jet Cleaning	1,376.37	
33 01 30 41-0005	EA Initial Set Up And Final Equipment Removal For >8" To 12" Jet Cleaning	2,064.56	
33 01 30 41-0006	EA Initial Set Up And Final Equipment Removal For >12" To 30" Jet Cleaning	2,752.75	
33 01 30 41-0007	EA Initial Set Up And Final Equipment Removal For >30" Jet Cleaning.....	3,670.33	
33 01 30 41-0008	EA Move And Reset Up At Different Access/Location For Up To 8" Jet Cleaning.....	344.09	
33 01 30 41-0009	EA Move And Reset Up At Different Access/Location For >8" To 12" Jet Cleaning.....	516.14	
33 01 30 41-0010	EA Move And Reset Up At Different Access/Location For >12" To 30" Jet Cleaning.....	688.19	
33 01 30 41-0011	EA Move And Reset Up At Different Access/Location For >30" Jet Cleaning	860.24	
33 01 30 41-0012	Hydro Jet Cleaning Of Sewer And Water Pipelines <small>(33 01 30 41-0002)</small>		
33 01 30 41-0013	LF Up To 4" Diameter Pipe Line Cleaning, Hydro Jetting Method, Light Cleaning - 3 Passes.....	3.70	
	For >250 To 500, Deduct	-0.19	
	For >500 To 1,000, Deduct	-0.37	
	For >1,000 To 2,000, Deduct	-0.56	
	For >2,000 To 5,000, Deduct	-0.74	
	For >5,000, Deduct	-0.93	
	For Heavy Cleaning, >4 Passes (Includes Attached Mechanical Device), Add	2.78	
33 01 30 41-0014	LF 6" Diameter Pipe Line Cleaning, Hydro Jetting Method, Light Cleaning - 3 Passes.....	4.25	
	For >250 To 500, Deduct	-0.21	
	For >500 To 1,000, Deduct	-0.43	
	For >1,000 To 2,000, Deduct	-0.64	
	For >2,000 To 5,000, Deduct	-0.85	
	For >5,000, Deduct	-1.06	
	For Heavy Cleaning, >4 Passes (Includes Attached Mechanical Device), Add	3.19	
33 01 30 41-0015	LF 8" Diameter Pipe Line Cleaning, Hydro Jetting Method, Light Cleaning - 3 Passes.....	4.99	
	For >250 To 500, Deduct	-0.25	
	For >500 To 1,000, Deduct	-0.50	
	For >1,000 To 2,000, Deduct	-0.75	
	For >2,000 To 5,000, Deduct	-1.00	
	For >5,000, Deduct	-1.25	
	For Heavy Cleaning, >4 Passes (Includes Attached Mechanical Device), Add	3.74	
33 01 30 41-0016	LF 10" Diameter Pipe Line Cleaning, Hydro Jetting Method, Light Cleaning - 3 Passes.....	6.17	
	For >250 To 500, Deduct	-0.31	
	For >500 To 1,000, Deduct	-0.62	
	For >1,000 To 2,000, Deduct	-0.93	
	For >2,000 To 5,000, Deduct	-1.23	
	For >5,000, Deduct	-1.54	
	For Heavy Cleaning, >4 Passes (Includes Attached Mechanical Device), Add	4.63	
33 01 30 41-0017	LF 12" Diameter Pipe Line Cleaning, Hydro Jetting Method, Light Cleaning - 3 Passes.....	6.99	
	For >250 To 500, Deduct	-0.35	
	For >500 To 1,000, Deduct	-0.70	
	For >1,000 To 2,000, Deduct	-1.05	
	For >2,000 To 5,000, Deduct	-1.40	
	For >5,000, Deduct	-1.75	
	For Heavy Cleaning, >4 Passes (Includes Attached Mechanical Device), Add	5.24	
33 01 30 41-0018	LF >12" To 16" Diameter Pipe Line Cleaning, Hydro Jetting Method, Light Cleaning - 3 Passes.....	8.08	
	For >250 To 500, Deduct	-0.40	
	For >500 To 1,000, Deduct	-0.81	
	For >1,000 To 2,000, Deduct	-1.21	
	For >2,000 To 5,000, Deduct	-1.62	
	For >5,000, Deduct	-2.02	
	For Heavy Cleaning, >4 Passes (Includes Attached Mechanical Device), Add	6.06	
33 01 30 41-0019	LF >16" To 24" Diameter Pipe Line Cleaning, Hydro Jetting Method, Light Cleaning - 3 Passes.....	9.72	
	For >250 To 500, Deduct	-0.49	
	For >500 To 1,000, Deduct	-0.97	
	For >1,000 To 2,000, Deduct	-1.46	
	For >2,000 To 5,000, Deduct	-1.94	
	For >5,000, Deduct	-2.43	
	For Heavy Cleaning, >4 Passes (Includes Attached Mechanical Device), Add	7.29	
33 01 30 41-0020	LF >24" To 30" Diameter Pipe Line Cleaning, Hydro Jetting Method, Light Cleaning - 3 Passes.....	11.03	
	For >250 To 500, Deduct	-0.55	
	For >500 To 1,000, Deduct	-1.10	
	For >1,000 To 2,000, Deduct	-1.65	
	For >2,000 To 5,000, Deduct	-2.21	
	For >5,000, Deduct	-2.76	
	For Heavy Cleaning, >4 Passes (Includes Attached Mechanical Device), Add	8.27	
33 01 30 41-0021	LF >30" To 42" Diameter Pipe Line Cleaning, Hydro Jetting Method, Light Cleaning - 3 Passes.....	13.03	
	For >250 To 500, Deduct	-0.65	
	For >500 To 1,000, Deduct	-1.30	
	For >1,000 To 2,000, Deduct	-1.95	
	For >2,000 To 5,000, Deduct	-2.61	
	For >5,000, Deduct	-3.26	
	For Heavy Cleaning, >4 Passes (Includes Attached Mechanical Device), Add	9.77	
33 01 30 41-0022	LF >42" To 60" Diameter Pipe Line Cleaning, Hydro Jetting Method, Light Cleaning - 3 Passes.....	16.38	
	For >250 To 500, Deduct	-0.82	
	For >500 To 1,000, Deduct	-1.64	
	For >1,000 To 2,000, Deduct	-2.46	
	For >2,000 To 5,000, Deduct	-3.28	
	For >5,000, Deduct	-4.10	
	For Heavy Cleaning, >4 Passes (Includes Attached Mechanical Device), Add	12.29	



MINOR CSI UOM DESCRIPTION	TOTAL DIRECT UNIT COST	DEMOLITION UNIT COST
33 01 30 41-0023 LF >60" Diameter Pipe Line Cleaning, Hydro Jetting Method, Light Cleaning - 3 Passes	19.11	
<i>For >250 To 500, Deduct</i>	-0.96	
<i>For >500 To 1,000, Deduct</i>	-1.91	
<i>For >1,000 To 2,000, Deduct</i>	-2.87	
<i>For >2,000 To 5,000, Deduct</i>	-3.82	
<i>For >5,000, Deduct</i>	-4.78	
<i>For Heavy Cleaning, >4 Passes (Includes Attached Mechanical Device), Add</i>	14.33	
33 01 30 41-0024 Flushing Of Storm Water Pipelines <small>(33 01 30 41-0002)</small>		
Note: To remove silt and small debris from storm drainage pipes. Excludes disposal.		
33 01 30 41-0025 LF 12" To 16" Diameter Pipe Line Flushing	1.45	
<i>For >250 To 500, Deduct</i>	-0.07	
<i>For >500 To 1,000, Deduct</i>	-0.15	
<i>For >1,000 To 2,000, Deduct</i>	-0.22	
<i>For >2,000 To 5,000, Deduct</i>	-0.29	
<i>For >5,000, Deduct</i>	-0.36	
33 01 30 41-0026 LF >16" To 24" Diameter Pipe Line Flushing	1.66	
<i>For >250 To 500, Deduct</i>	-0.08	
<i>For >500 To 1,000, Deduct</i>	-0.17	
<i>For >1,000 To 2,000, Deduct</i>	-0.25	
<i>For >2,000 To 5,000, Deduct</i>	-0.33	
<i>For >5,000, Deduct</i>	-0.42	
33 01 30 41-0027 LF >24" To 30" Diameter Pipe Line Flushing	1.95	
<i>For >250 To 500, Deduct</i>	-0.10	
<i>For >500 To 1,000, Deduct</i>	-0.20	
<i>For >1,000 To 2,000, Deduct</i>	-0.29	
<i>For >2,000 To 5,000, Deduct</i>	-0.39	
<i>For >5,000, Deduct</i>	-0.49	
33 01 30 41-0028 LF >30" To 42" Diameter Pipe Line Flushing	2.24	
<i>For >250 To 500, Deduct</i>	-0.11	
<i>For >500 To 1,000, Deduct</i>	-0.22	
<i>For >1,000 To 2,000, Deduct</i>	-0.34	
<i>For >2,000 To 5,000, Deduct</i>	-0.45	
<i>For >5,000, Deduct</i>	-0.56	
33 01 30 41-0029 LF >42" To 60" Diameter Pipe Line Flushing	2.98	
<i>For >250 To 500, Deduct</i>	-0.15	
<i>For >500 To 1,000, Deduct</i>	-0.30	
<i>For >1,000 To 2,000, Deduct</i>	-0.45	
<i>For >2,000 To 5,000, Deduct</i>	-0.60	
<i>For >5,000, Deduct</i>	-0.75	
33 01 30 41-0030 Hydro Jet Cleaning Of Culverts <small>(33 01 30 41-0002)</small>		
33 01 30 41-0031 LF Jet Cleaning Of Culvert, 0-250 LF	17.12	
<i>For >250 To 500, Deduct</i>	-0.86	
<i>For >500 To 1,000, Deduct</i>	-1.71	
<i>For >1,000 To 2,000, Deduct</i>	-2.57	
<i>For >2,000 To 5,000, Deduct</i>	-3.42	
<i>For >5,000, Deduct</i>	-4.28	
33 01 30 41-0032 Pipe Line Cleaning, Mechanical Method <small>(33 01 30 41-0001)</small>		
Note: Power winching buckets, scrapers, scooters, porcupines, brushes and other debris removing equipment. Includes removal of all debris/waste. Excludes disposal.		
33 01 30 41-0033 EA Initial Set Up And Final Equipment Removal For Mechanical Cleaning	1,231.62	
33 01 30 41-0034 EA Move And Reset Up At Different Access/Location	410.54	
33 01 30 41-0035 LF Up To 4" Diameter Pipe Line Cleaning, Mechanical Method	7.13	
<i>For >250 To 500, Deduct</i>	-0.34	
<i>For >500 To 1,000, Deduct</i>	-0.68	
<i>For >1,000 To 2,000, Deduct</i>	-1.03	
<i>For >2,000 To 5,000, Deduct</i>	-1.37	
<i>For >5,000, Deduct</i>	-1.71	
33 01 30 41-0036 LF 6" Diameter Pipe Line Cleaning, Mechanical Method	9.38	
<i>For >250 To 500, Deduct</i>	-0.44	
<i>For >500 To 1,000, Deduct</i>	-0.88	
<i>For >1,000 To 2,000, Deduct</i>	-1.32	
<i>For >2,000 To 5,000, Deduct</i>	-1.76	
<i>For >5,000, Deduct</i>	-2.20	
33 01 30 41-0037 LF 8" Diameter Pipe Line Cleaning, Mechanical Method	10.98	
<i>For >250 To 500, Deduct</i>	-0.51	
<i>For >500 To 1,000, Deduct</i>	-1.03	
<i>For >1,000 To 2,000, Deduct</i>	-1.54	
<i>For >2,000 To 5,000, Deduct</i>	-2.05	
<i>For >5,000, Deduct</i>	-2.57	
33 01 30 41-0038 LF 10" Diameter Pipe Line Cleaning, Mechanical Method	12.70	
<i>For >250 To 500, Deduct</i>	-0.59	
<i>For >500 To 1,000, Deduct</i>	-1.18	
<i>For >1,000 To 2,000, Deduct</i>	-1.78	
<i>For >2,000 To 5,000, Deduct</i>	-2.37	
<i>For >5,000, Deduct</i>	-2.96	

33 Utilities
33 01 Operation and Maintenance of Utilities
33 01 30 Operation and Maintenance of Sewer Utilities



MINOR CSI	UOM	DESCRIPTION	TOTAL DIRECT UNIT COST	DEMOLITION UNIT COST
33 01 30 41-0039	LF	12" Diameter Pipe Line Cleaning, Mechanical Method	13.84	
		<i>For >250 To 500, Deduct</i>	-0.64	
		<i>For >500 To 1,000, Deduct</i>	-1.28	
		<i>For >1,000 To 2,000, Deduct</i>	-1.92	
		<i>For >2,000 To 5,000, Deduct</i>	-2.57	
		<i>For >5,000, Deduct</i>	-3.21	
33 01 30 41-0040	LF	>12" To 16" Diameter Pipe Line Cleaning, Mechanical Method	15.96	
		<i>For >250 To 500, Deduct</i>	-0.73	
		<i>For >500 To 1,000, Deduct</i>	-1.47	
		<i>For >1,000 To 2,000, Deduct</i>	-2.20	
		<i>For >2,000 To 5,000, Deduct</i>	-2.93	
		<i>For >5,000, Deduct</i>	-3.67	
33 01 30 41-0041	LF	>16" To 24" Diameter Pipe Line Cleaning, Mechanical Method	20.12	
		<i>For >250 To 500, Deduct</i>	-0.91	
		<i>For >500 To 1,000, Deduct</i>	-1.81	
		<i>For >1,000 To 2,000, Deduct</i>	-2.72	
		<i>For >2,000 To 5,000, Deduct</i>	-3.62	
		<i>For >5,000, Deduct</i>	-4.53	
33 01 30 41-0042	LF	>24" To 30" Diameter Pipe Line Cleaning, Mechanical Method	23.07	
		<i>For >250 To 500, Deduct</i>	-1.01	
		<i>For >500 To 1,000, Deduct</i>	-2.02	
		<i>For >1,000 To 2,000, Deduct</i>	-3.03	
		<i>For >2,000 To 5,000, Deduct</i>	-4.04	
		<i>For >5,000, Deduct</i>	-5.05	
33 01 30 41-0043	LF	>30" To 42" Diameter Pipe Line Cleaning, Mechanical Method	26.84	
		<i>For >250 To 500, Deduct</i>	-1.16	
		<i>For >500 To 1,000, Deduct</i>	-2.32	
		<i>For >1,000 To 2,000, Deduct</i>	-3.49	
		<i>For >2,000 To 5,000, Deduct</i>	-4.65	
		<i>For >5,000, Deduct</i>	-5.81	
33 01 30 41-0044	LF	>42 To 60" Diameter Pipe Line Cleaning, Mechanical Method	35.11	
		<i>For >250 To 500, Deduct</i>	-1.54	
		<i>For >500 To 1,000, Deduct</i>	-3.08	
		<i>For >1,000 To 2,000, Deduct</i>	-4.62	
		<i>For >2,000 To 5,000, Deduct</i>	-6.16	
		<i>For >5,000, Deduct</i>	-7.70	
33 01 30 41-0045	LF	>60" Diameter Pipe Line Cleaning, Mechanical Method	39.97	
		<i>For >250 To 500, Deduct</i>	-1.71	
		<i>For >500 To 1,000, Deduct</i>	-3.42	
		<i>For >1,000 To 2,000, Deduct</i>	-5.13	
		<i>For >2,000 To 5,000, Deduct</i>	-6.84	
		<i>For >5,000, Deduct</i>	-8.55	
33 01 30 41-0046		Pipe Line Auguring/Rod Out Pipe (33 01 30 41-0001)		
33 01 30 41-0047	EA	Initial Set Up And Final Equipment Removal For Auguring	1,231.62	
33 01 30 41-0048	EA	Move And Reset Up At Different Location	410.54	
33 01 30 41-0049	LF	Up To 4" Diameter Pipe Line Auguring/Rod Out	4.11	
		<i>For >250 To 500, Deduct</i>	-0.21	
		<i>For >500 To 1,000, Deduct</i>	-0.41	
		<i>For >1,000 To 2,000, Deduct</i>	-0.62	
		<i>For >2,000 To 5,000, Deduct</i>	-0.82	
		<i>For >5,000, Deduct</i>	-1.03	
33 01 30 41-0050	LF	6" Diameter Pipe Line Auguring/Rod Out	5.31	
		<i>For >250 To 500, Deduct</i>	-0.27	
		<i>For >500 To 1,000, Deduct</i>	-0.53	
		<i>For >1,000 To 2,000, Deduct</i>	-0.80	
		<i>For >2,000 To 5,000, Deduct</i>	-1.06	
		<i>For >5,000, Deduct</i>	-1.33	
33 01 30 41-0051	LF	8" Diameter Pipe Line Auguring/Rod Out	6.15	
		<i>For >250 To 500, Deduct</i>	-0.31	
		<i>For >500 To 1,000, Deduct</i>	-0.62	
		<i>For >1,000 To 2,000, Deduct</i>	-0.92	
		<i>For >2,000 To 5,000, Deduct</i>	-1.23	
		<i>For >5,000, Deduct</i>	-1.54	
33 01 30 41-0052	LF	10" Diameter Pipe Line Auguring/Rod Out	7.16	
		<i>For >250 To 500, Deduct</i>	-0.36	
		<i>For >500 To 1,000, Deduct</i>	-0.72	
		<i>For >1,000 To 2,000, Deduct</i>	-1.07	
		<i>For >2,000 To 5,000, Deduct</i>	-1.43	
		<i>For >5,000, Deduct</i>	-1.79	
33 01 30 41-0053	LF	12" Diameter Pipe Line Auguring/Rod Out	7.70	
		<i>For >250 To 500, Deduct</i>	-0.39	
		<i>For >500 To 1,000, Deduct</i>	-0.77	
		<i>For >1,000 To 2,000, Deduct</i>	-1.16	
		<i>For >2,000 To 5,000, Deduct</i>	-1.54	
		<i>For >5,000, Deduct</i>	-1.93	
33 01 30 41-0054	LF	>12" To 16" Diameter Pipe Line Auguring/Rod Out	8.80	
		<i>For >250 To 500, Deduct</i>	-0.44	
		<i>For >500 To 1,000, Deduct</i>	-0.88	
		<i>For >1,000 To 2,000, Deduct</i>	-1.32	
		<i>For >2,000 To 5,000, Deduct</i>	-1.76	
		<i>For >5,000, Deduct</i>	-2.20	



MINOR CSI UOM DESCRIPTION	TOTAL DIRECT UNIT COST	DEMOLITION UNIT COST
33 01 30 41-0055 LF >16" To 24" Diameter Pipe Line Auguring/Rod Out.....	10.80	
For >250 To 500, Deduct	-0.54	
For >500 To 1,000, Deduct	-1.08	
For >1,000 To 2,000, Deduct	-1.62	
For >2,000 To 5,000, Deduct	-2.16	
For >5,000, Deduct	-2.70	
33 01 30 41-0056 LF >24" To 30" Diameter Pipe Line Auguring/Rod Out.....	12.07	
For >250 To 500, Deduct	-0.60	
For >500 To 1,000, Deduct	-1.21	
For >1,000 To 2,000, Deduct	-1.81	
For >2,000 To 5,000, Deduct	-2.41	
For >5,000, Deduct	-3.02	
33 01 30 41-0057 LF >30" To 42" Diameter Pipe Line Auguring/Rod Out.....	14.00	
For >250 To 500, Deduct	-0.70	
For >500 To 1,000, Deduct	-1.40	
For >1,000 To 2,000, Deduct	-2.10	
For >2,000 To 5,000, Deduct	-2.80	
For >5,000, Deduct	-3.50	
33 01 30 41-0058 LF >42 To 60" Diameter Pipe Line Auguring/Rod Out.....	19.25	
For >250 To 500, Deduct	-0.96	
For >500 To 1,000, Deduct	-1.93	
For >1,000 To 2,000, Deduct	-2.89	
For >2,000 To 5,000, Deduct	-3.85	
For >5,000, Deduct	-4.81	
33 01 30 41-0059 LF >60" Diameter Pipe Line Auguring/Rod Out.....	20.52	
For >250 To 500, Deduct	-1.03	
For >500 To 1,000, Deduct	-2.05	
For >1,000 To 2,000, Deduct	-3.08	
For >2,000 To 5,000, Deduct	-4.10	
For >5,000, Deduct	-5.13	
33 01 30 42 Cleaning of Manholes (33 01 30)		
33 01 30 42-0001 Structure Cleaning And Flushing (33 01 30 42)		
Note: Includes flushing. Owner provided water.		
33 01 30 42-0002 Rod Out Structures And Other Hand Operations (33 01 30 42-0001)		
33 01 30 42-0003 EA Rod Out Waste Water Drain.....	49.71	
33 01 30 42-0004 EA Rod Out Sewer Catch Basin.....	99.41	
33 01 30 42-0005 EA Up To 6" Diameter Pipe, Rod Out Blockage.....	19.88	
33 01 30 42-0006 EA 8" Diameter Pipe, Rod Out Blockage.....	21.87	
33 01 30 42-0007 EA 10" Diameter Pipe, Rod Out Blockage.....	24.85	
33 01 30 42-0008 EA 12" Diameter Pipe, Rod Out Blockage.....	28.82	
33 01 30 42-0009 EA >12" To 16" Diameter Pipe, Rod Out Blockage.....	33.80	
33 01 30 42-0010 EA >16" To 24" Diameter Pipe, Rod Out Blockage.....	39.77	
33 01 30 42-0011 EA >24" To 30" Diameter Pipe, Rod Out Blockage.....	46.73	
33 01 30 42-0012 EA >30" To 42" Diameter Pipe, Rod Out Blockage.....	53.68	
33 01 30 42-0013 EA >42" To 60" Diameter Pipe, Rod Out Blockage.....	62.63	
33 01 30 42-0014 EA >60" Diameter Pipe, Rod Out Blockage.....	74.55	
33 01 30 42-0015 EA Clean Out Debris From Entrance To Inlet Structure.....	248.53	
33 01 30 42-0016 EA 3' To 4' Diameter, Clean Out Blocked Manhole By Hand.....	895.11	
For >10 To 100, Deduct	-134.27	
For >100 To 250, Deduct	-201.40	
For >250, Deduct	-268.53	
33 01 30 42-0017 EA 5' To 6' Diameter, Clean Out Blocked Manhole By Hand.....	1,074.12	
For >10 To 100, Deduct	-161.12	
For >100 To 250, Deduct	-241.68	
For >250, Deduct	-322.24	
33 01 30 42-0018 EA Clean Out Blocked Catch Basin By Hand.....	537.06	
For >10 To 100, Deduct	-80.56	
For >100 To 250, Deduct	-120.84	
For >250, Deduct	-161.12	
33 01 30 42-0019 Cleaning Manholes And Drainage Structures With Jet/Vacuum (33 01 30 42-0001)		
Note: Includes the removal of debris with high pressure water jetting and vacuum equipment and cleaning of grate. Excludes hardened concrete debris and disposal of material.		
33 01 30 42-0020 EA Jet/Vacuum Clean 1 To 2 Catch Basins Or Manholes.....	285.89	
33 01 30 42-0021 EA Jet/Vacuum Clean 3 To 10 Catch Basins Or Manholes.....	265.70	
33 01 30 42-0022 EA Jet/Vacuum Clean 11 To 25 Catch Basins Or Manholes.....	245.50	
33 01 30 42-0023 EA Jet/Vacuum Clean 26 To 100 Catch Basins Or Manholes.....	225.32	
33 01 30 42-0024 EA Jet/Vacuum Clean 101 To 250 Catch Basins Or Manholes.....	205.12	
33 01 30 42-0025 EA Jet/Vacuum Clean >250 Catch Basins Or Manholes.....	184.92	
33 01 30 43 Removal of Protruding Service Connection (33 01 30)		
33 01 30 43-0001 Trim Protruding Service Taps (33 01 30 43)		
33 01 30 43-0002 EA Trim Protruding Service Tap, 4", Robotic.....	697.81	
33 01 30 43-0003 EA Trim Protruding Service Tap, 6", Robotic.....	767.59	
33 01 30 43-0004 EA Trim Protruding Service Tap, 8", Robotic.....	837.37	



MINOR
 CSI UOM DESCRIPTION

TOTAL DIRECT DEMOLITION
 UNIT COST UNIT COST

33 01 30 51 Maintenance of Utilities (33 01 30)

33 01 30 51-0001	Pipe Repair ^(33 01 30 51) Note: Excludes excavation and backfill where required See CSI section 31 23 00 00-0000 for excavation and backfill.	
33 01 30 51-0002	Pipe Repair Clamp, Full Circle, Single Band ^(33 01 30 51-0001) Note: Repair clamps for asbestos cement pipe, cast iron soil pipe, non-reinforced concrete pipe, PVC pipe, vitrified clay pipe, gray iron pipe and ductile iron pipe.	
33 01 30 51-0003	EA 2" Diameter, 7-1/2" Long, Pipe Repair Clamp, Single Band With Alloy Bolts And Nuts (Smith-Blair 226).....	125.52
	<i>For Stainless Steel Nuts And Bolts, Add</i>	20.64
33 01 30 51-0004	EA 2" Diameter, 10" Long, Pipe Repair Clamp, Single Band With Alloy Bolts And Nuts (Smith-Blair 226).....	178.61
	<i>For Stainless Steel Nuts And Bolts, Add</i>	31.10
33 01 30 51-0005	EA 2" Diameter, 12-1/2" Long, Pipe Repair Clamp, Single Band With Alloy Bolts And Nuts (Smith-Blair 226).....	206.44
	<i>For Stainless Steel Nuts And Bolts, Add</i>	36.63
33 01 30 51-0006	EA 2" Diameter, 15" Long, Pipe Repair Clamp, Single Band With Alloy Bolts And Nuts (Smith-Blair 226).....	235.26
	<i>For Stainless Steel Nuts And Bolts, Add</i>	42.14
33 01 30 51-0007	EA 2-1/2" Diameter, 7-1/2" Long, Pipe Repair Clamp, Single Band With Alloy Bolts And Nuts (Smith-Blair 226).....	135.41
	<i>For Stainless Steel Nuts And Bolts, Add</i>	22.47
33 01 30 51-0008	EA 2-1/2" Diameter, 10" Long, Pipe Repair Clamp, Single Band With Alloy Bolts And Nuts (Smith-Blair 226).....	189.86
	<i>For Stainless Steel Nuts And Bolts, Add</i>	33.19
33 01 30 51-0009	EA 2-1/2" Diameter, 12-1/2" Long, Pipe Repair Clamp, Single Band With Alloy Bolts And Nuts (Smith-Blair 226).....	217.66
	<i>For Stainless Steel Nuts And Bolts, Add</i>	38.59
33 01 30 51-0010	EA 2-1/2" Diameter, 15" Long, Pipe Repair Clamp, Single Band With Alloy Bolts And Nuts (Smith-Blair 226).....	251.62
	<i>For Stainless Steel Nuts And Bolts, Add</i>	45.15
33 01 30 51-0011	EA 3" Diameter, 7-1/2" Long, Pipe Repair Clamp, Single Band With Alloy Bolts And Nuts (Smith-Blair 226).....	145.66
	<i>For Stainless Steel Nuts And Bolts, Add</i>	24.52
33 01 30 51-0012	EA 3" Diameter, 10" Long, Pipe Repair Clamp, Single Band With Alloy Bolts And Nuts (Smith-Blair 226).....	197.50
	<i>For Stainless Steel Nuts And Bolts, Add</i>	34.70
33 01 30 51-0013	EA 3" Diameter, 12-1/2" Long, Pipe Repair Clamp, Single Band With Alloy Bolts And Nuts (Smith-Blair 226).....	228.41
	<i>For Stainless Steel Nuts And Bolts, Add</i>	40.68
33 01 30 51-0014	EA 3" Diameter, 15" Long, Pipe Repair Clamp, Single Band With Alloy Bolts And Nuts (Smith-Blair 226).....	266.40
	<i>For Stainless Steel Nuts And Bolts, Add</i>	48.30
33 01 30 51-0015	EA 4" Diameter, 7-1/2" Long, Pipe Repair Clamp, Single Band With Alloy Bolts And Nuts (Smith-Blair 226).....	164.15
	<i>For Stainless Steel Nuts And Bolts, Add</i>	27.88
33 01 30 51-0016	EA 4" Diameter, 10" Long, Pipe Repair Clamp, Single Band With Alloy Bolts And Nuts (Smith-Blair 226).....	216.90
	<i>For Stainless Steel Nuts And Bolts, Add</i>	37.53
33 01 30 51-0017	EA 4" Diameter, 12-1/2" Long, Pipe Repair Clamp, Single Band With Alloy Bolts And Nuts (Smith-Blair 226).....	263.05
	<i>For Stainless Steel Nuts And Bolts, Add</i>	45.68
33 01 30 51-0018	EA 4" Diameter, 15" Long, Pipe Repair Clamp, Single Band With Alloy Bolts And Nuts (Smith-Blair 226).....	316.91
	<i>For Stainless Steel Nuts And Bolts, Add</i>	55.11
33 01 30 51-0019	EA 4" Diameter, 20" Long, Pipe Repair Clamp, Single Band With Alloy Bolts And Nuts (Smith-Blair 226).....	414.60
	<i>For Stainless Steel Nuts And Bolts, Add</i>	74.02
33 01 30 51-0020	EA 4" Diameter, 25" Long, Pipe Repair Clamp, Single Band With Alloy Bolts And Nuts (Smith-Blair 226).....	515.90
	<i>For Stainless Steel Nuts And Bolts, Add</i>	92.93
33 01 30 51-0021	EA 4" Diameter, 30" Long, Pipe Repair Clamp, Single Band With Alloy Bolts And Nuts (Smith-Blair 226).....	629.47
	<i>For Stainless Steel Nuts And Bolts, Add</i>	113.99
33 01 30 51-0022	EA 6" Diameter, 7-1/2" Long, Pipe Repair Clamp, Single Band With Alloy Bolts And Nuts (Smith-Blair 226).....	192.98
	<i>For Stainless Steel Nuts And Bolts, Add</i>	32.90
33 01 30 51-0023	EA 6" Diameter, 10" Long, Pipe Repair Clamp, Single Band With Alloy Bolts And Nuts (Smith-Blair 226).....	256.46
	<i>For Stainless Steel Nuts And Bolts, Add</i>	44.63
33 01 30 51-0024	EA 6" Diameter, 12-1/2" Long, Pipe Repair Clamp, Single Band With Alloy Bolts And Nuts (Smith-Blair 226).....	303.71
	<i>For Stainless Steel Nuts And Bolts, Add</i>	52.62
33 01 30 51-0025	EA 6" Diameter, 15" Long, Pipe Repair Clamp, Single Band With Alloy Bolts And Nuts (Smith-Blair 226).....	355.77
	<i>For Stainless Steel Nuts And Bolts, Add</i>	61.15
33 01 30 51-0026	EA 6" Diameter, 20" Long, Pipe Repair Clamp, Single Band With Alloy Bolts And Nuts (Smith-Blair 226).....	493.14
	<i>For Stainless Steel Nuts And Bolts, Add</i>	88.61
33 01 30 51-0027	EA 6" Diameter, 25" Long, Pipe Repair Clamp, Single Band With Alloy Bolts And Nuts (Smith-Blair 226).....	599.65
	<i>For Stainless Steel Nuts And Bolts, Add</i>	108.06
33 01 30 51-0028	EA 6" Diameter, 30" Long, Pipe Repair Clamp, Single Band With Alloy Bolts And Nuts (Smith-Blair 226).....	716.22
	<i>For Stainless Steel Nuts And Bolts, Add</i>	129.12
33 01 30 51-0029	EA 8" Diameter, 7-1/2" Long, Pipe Repair Clamp, Single Band With Alloy Bolts And Nuts (Smith-Blair 226).....	251.03
	<i>For Stainless Steel Nuts And Bolts, Add</i>	39.36
33 01 30 51-0030	EA 8" Diameter, 10" Long, Pipe Repair Clamp, Single Band With Alloy Bolts And Nuts (Smith-Blair 226).....	326.32
	<i>For Stainless Steel Nuts And Bolts, Add</i>	52.08
33 01 30 51-0031	EA 8" Diameter, 12-1/2" Long, Pipe Repair Clamp, Single Band With Alloy Bolts And Nuts (Smith-Blair 226).....	393.88
	<i>For Stainless Steel Nuts And Bolts, Add</i>	63.02
33 01 30 51-0032	EA 8" Diameter, 15" Long, Pipe Repair Clamp, Single Band With Alloy Bolts And Nuts (Smith-Blair 226).....	470.35
	<i>For Stainless Steel Nuts And Bolts, Add</i>	75.10
33 01 30 51-0033	EA 8" Diameter, 20" Long, Pipe Repair Clamp, Single Band With Alloy Bolts And Nuts (Smith-Blair 226).....	625.15
	<i>For Stainless Steel Nuts And Bolts, Add</i>	104.04
33 01 30 51-0034	EA 8" Diameter, 25" Long, Pipe Repair Clamp, Single Band With Alloy Bolts And Nuts (Smith-Blair 226).....	747.69
	<i>For Stainless Steel Nuts And Bolts, Add</i>	124.41
33 01 30 51-0035	EA 8" Diameter, 30" Long, Pipe Repair Clamp, Single Band With Alloy Bolts And Nuts (Smith-Blair 226).....	885.37
	<i>For Stainless Steel Nuts And Bolts, Add</i>	146.43
33 01 30 51-0036	EA 10" Diameter, 7-1/2" Long, Pipe Repair Clamp, Single Band With Alloy Bolts And Nuts (Smith-Blair 226).....	294.17
	<i>For Stainless Steel Nuts And Bolts, Add</i>	47.90
33 01 30 51-0037	EA 10" Diameter, 10" Long, Pipe Repair Clamp, Single Band With Alloy Bolts And Nuts (Smith-Blair 226).....	395.46
	<i>For Stainless Steel Nuts And Bolts, Add</i>	66.26
33 01 30 51-0038	EA 10" Diameter, 12-1/2" Long, Pipe Repair Clamp, Single Band With Alloy Bolts And Nuts (Smith-Blair 226).....	465.69
	<i>For Stainless Steel Nuts And Bolts, Add</i>	77.47
33 01 30 51-0039	EA 10" Diameter, 15" Long, Pipe Repair Clamp, Single Band With Alloy Bolts And Nuts (Smith-Blair 226).....	571.44
	<i>For Stainless Steel Nuts And Bolts, Add</i>	95.82
33 01 30 51-0040	EA 10" Diameter, 20" Long, Pipe Repair Clamp, Single Band With Alloy Bolts And Nuts (Smith-Blair 226).....	750.87
	<i>For Stainless Steel Nuts And Bolts, Add</i>	129.97



MINOR CSI UOM DESCRIPTION	TOTAL DIRECT UNIT COST	DEMOLITION UNIT COST
33 01 30 51-0041 EA 10" Diameter, 25" Long, Pipe Repair Clamp, Single Band With Alloy Bolts And Nuts (Smith-Blair 226) <i>For Stainless Steel Nuts And Bolts, Add</i>	854.32 145.27	
33 01 30 51-0042 EA 10" Diameter, 30" Long, Pipe Repair Clamp, Single Band With Alloy Bolts And Nuts (Smith-Blair 226) <i>For Stainless Steel Nuts And Bolts, Add</i>	1,099.95 191.65	
33 01 30 51-0043 EA 12" Diameter, 7-1/2" Long, Pipe Repair Clamp, Single Band With Alloy Bolts And Nuts (Smith-Blair 226) <i>For Stainless Steel Nuts And Bolts, Add</i>	334.80 54.03	
33 01 30 51-0044 EA 12" Diameter, 10" Long, Pipe Repair Clamp, Single Band With Alloy Bolts And Nuts (Smith-Blair 226) <i>For Stainless Steel Nuts And Bolts, Add</i>	437.29 71.86	
33 01 30 51-0045 EA 12" Diameter, 12-1/2" Long, Pipe Repair Clamp, Single Band With Alloy Bolts And Nuts (Smith-Blair 226) <i>For Stainless Steel Nuts And Bolts, Add</i>	527.89 86.96	
33 01 30 51-0046 EA 12" Diameter, 15" Long, Pipe Repair Clamp, Single Band With Alloy Bolts And Nuts (Smith-Blair 226) <i>For Stainless Steel Nuts And Bolts, Add</i>	649.59 108.06	
33 01 30 51-0047 EA 12" Diameter, 20" Long, Pipe Repair Clamp, Single Band With Alloy Bolts And Nuts (Smith-Blair 226) <i>For Stainless Steel Nuts And Bolts, Add</i>	836.28 142.72	
33 01 30 51-0048 EA 12" Diameter, 25" Long, Pipe Repair Clamp, Single Band With Alloy Bolts And Nuts (Smith-Blair 226) <i>For Stainless Steel Nuts And Bolts, Add</i>	983.34 166.67	
33 01 30 51-0049 EA 12" Diameter, 30" Long, Pipe Repair Clamp, Single Band With Alloy Bolts And Nuts (Smith-Blair 226) <i>For Stainless Steel Nuts And Bolts, Add</i>	1,250.22 216.11	
33 01 30 51-0050 Pipe Repair Clamp, Full Circle, Double Bands <small>(33 01 30 51-0001)</small> Note: Repair clamps for reinforced concrete pipe, gray iron pipe and ductile iron pipe.		
33 01 30 51-0051 EA 14.38"-15.13" OD Diameter Pipe, 10" Long, Pipe Repair Clamp, Double Bands With Alloy Bolts And Nuts (Smith-Blair 228) <i>For Stainless Steel Nuts And Bolts, Add</i>	747.29 207.89	
33 01 30 51-0052 EA 14.38"-15.13" OD Diameter Pipe, 15" Long, Pipe Repair Clamp, Double Bands With Alloy Bolts And Nuts (Smith-Blair 228) <i>For Stainless Steel Nuts And Bolts, Add</i>	1,059.79 300.12	
33 01 30 51-0053 EA 14.38"-15.13" OD Diameter Pipe, 20" Long, Pipe Repair Clamp, Double Bands With Alloy Bolts And Nuts (Smith-Blair 228) <i>For Stainless Steel Nuts And Bolts, Add</i>	1,427.27 407.00	
33 01 30 51-0054 EA 14.38"-15.13" OD Diameter Pipe, 30" Long, Pipe Repair Clamp, Double Bands With Alloy Bolts And Nuts (Smith-Blair 228) <i>For Stainless Steel Nuts And Bolts, Add</i>	2,103.35 613.43	
33 01 30 51-0055 EA 15.07"-15.82" OD Diameter Pipe, 10" Long, Pipe Repair Clamp, Double Bands With Alloy Bolts And Nuts (Smith-Blair 228) <i>For Stainless Steel Nuts And Bolts, Add</i>	784.37 218.12	
33 01 30 51-0056 EA 15.07"-15.82" OD Diameter Pipe, 15" Long, Pipe Repair Clamp, Double Bands With Alloy Bolts And Nuts (Smith-Blair 228) <i>For Stainless Steel Nuts And Bolts, Add</i>	1,109.39 314.03	
33 01 30 51-0057 EA 15.07"-15.82" OD Diameter Pipe, 20" Long, Pipe Repair Clamp, Double Bands With Alloy Bolts And Nuts (Smith-Blair 228) <i>For Stainless Steel Nuts And Bolts, Add</i>	1,490.42 424.56	
33 01 30 51-0058 EA 15.07"-15.82" OD Diameter Pipe, 30" Long, Pipe Repair Clamp, Double Bands With Alloy Bolts And Nuts (Smith-Blair 228) <i>For Stainless Steel Nuts And Bolts, Add</i>	2,204.90 642.70	
33 01 30 51-0059 EA 15.92"-16.67" OD Diameter Pipe, 10" Long, Pipe Repair Clamp, Double Bands With Alloy Bolts And Nuts (Smith-Blair 228) <i>For Stainless Steel Nuts And Bolts, Add</i>	804.30 222.53	
33 01 30 51-0060 EA 15.92"-16.67" OD Diameter Pipe, 15" Long, Pipe Repair Clamp, Double Bands With Alloy Bolts And Nuts (Smith-Blair 228) <i>For Stainless Steel Nuts And Bolts, Add</i>	1,135.62 319.90	
33 01 30 51-0061 EA 15.92"-16.67" OD Diameter Pipe, 20" Long, Pipe Repair Clamp, Double Bands With Alloy Bolts And Nuts (Smith-Blair 228) <i>For Stainless Steel Nuts And Bolts, Add</i>	1,529.41 434.08	
33 01 30 51-0062 EA 15.92"-16.67" OD Diameter Pipe, 30" Long, Pipe Repair Clamp, Double Bands With Alloy Bolts And Nuts (Smith-Blair 228) <i>For Stainless Steel Nuts And Bolts, Add</i>	2,260.76 656.60	
33 01 30 51-0063 EA 16.56"-17.31" OD Diameter Pipe, 10" Long, Pipe Repair Clamp, Double Bands With Alloy Bolts And Nuts (Smith-Blair 228) <i>For Stainless Steel Nuts And Bolts, Add</i>	825.21 226.92	
33 01 30 51-0064 EA 16.56"-17.31" OD Diameter Pipe, 15" Long, Pipe Repair Clamp, Double Bands With Alloy Bolts And Nuts (Smith-Blair 228) <i>For Stainless Steel Nuts And Bolts, Add</i>	1,165.49 326.48	
33 01 30 51-0065 EA 16.56"-17.31" OD Diameter Pipe, 20" Long, Pipe Repair Clamp, Double Bands With Alloy Bolts And Nuts (Smith-Blair 228) <i>For Stainless Steel Nuts And Bolts, Add</i>	1,567.06 442.13	
33 01 30 51-0066 EA 16.56"-17.31" OD Diameter Pipe, 30" Long, Pipe Repair Clamp, Double Bands With Alloy Bolts And Nuts (Smith-Blair 228) <i>For Stainless Steel Nuts And Bolts, Add</i>	2,316.52 669.79	
33 01 30 51-0067 EA 17.15"-17.90" OD Diameter Pipe, 10" Long, Pipe Repair Clamp, Double Bands With Alloy Bolts And Nuts (Smith-Blair 228) <i>For Stainless Steel Nuts And Bolts, Add</i>	844.00 230.58	
33 01 30 51-0068 EA 17.15"-17.90" OD Diameter Pipe, 15" Long, Pipe Repair Clamp, Double Bands With Alloy Bolts And Nuts (Smith-Blair 228) <i>For Stainless Steel Nuts And Bolts, Add</i>	1,191.02 331.60	
33 01 30 51-0069 EA 17.15"-17.90" OD Diameter Pipe, 20" Long, Pipe Repair Clamp, Double Bands With Alloy Bolts And Nuts (Smith-Blair 228) <i>For Stainless Steel Nuts And Bolts, Add</i>	1,604.71 450.18	
33 01 30 51-0070 EA 17.15"-17.90" OD Diameter Pipe, 30" Long, Pipe Repair Clamp, Double Bands With Alloy Bolts And Nuts (Smith-Blair 228) <i>For Stainless Steel Nuts And Bolts, Add</i>	2,366.82 680.76	
33 01 30 51-0071 EA 17.82"-18.57" OD Diameter Pipe, 10" Long, Pipe Repair Clamp, Double Bands With Alloy Bolts And Nuts (Smith-Blair 228) <i>For Stainless Steel Nuts And Bolts, Add</i>	861.76 234.25	

33 Utilities**33 01 Operation and Maintenance of Utilities****33 01 30 Operation and Maintenance of Sewer Utilities**

SAN BERNARDINO
COUNTY

MINOR
CSI UOM DESCRIPTION

TOTAL DIRECT DEMOLITION
UNIT COST UNIT COST

33 01 30 51-0072	EA	17.82"-18.57" OD Diameter Pipe, 15" Long, Pipe Repair Clamp, Double Bands With Alloy Bolts And Nuts (Smith-Blair 228).....	1,217.24	
		<i>For Stainless Steel Nuts And Bolts, Add</i>	337.45	
33 01 30 51-0073	EA	17.82"-18.57" OD Diameter Pipe, 20" Long, Pipe Repair Clamp, Double Bands With Alloy Bolts And Nuts (Smith-Blair 228).....	1,638.25	
		<i>For Stainless Steel Nuts And Bolts, Add</i>	457.50	
33 01 30 51-0074	EA	17.82"-18.57" OD Diameter Pipe, 30" Long, Pipe Repair Clamp, Double Bands With Alloy Bolts And Nuts (Smith-Blair 228).....	2,398.90	
		<i>For Stainless Steel Nuts And Bolts, Add</i>	686.25	
33 01 30 51-0075	EA	18.46"-19.21" OD Diameter Pipe, 10" Long, Pipe Repair Clamp, Double Bands With Alloy Bolts And Nuts (Smith-Blair 228).....	882.16	
		<i>For Stainless Steel Nuts And Bolts, Add</i>	238.81	
33 01 30 51-0076	EA	18.46"-19.21" OD Diameter Pipe, 15" Long, Pipe Repair Clamp, Double Bands With Alloy Bolts And Nuts (Smith-Blair 228).....	1,248.26	
		<i>For Stainless Steel Nuts And Bolts, Add</i>	344.77	
33 01 30 51-0077	EA	18.46"-19.21" OD Diameter Pipe, 20" Long, Pipe Repair Clamp, Double Bands With Alloy Bolts And Nuts (Smith-Blair 228).....	1,673.89	
		<i>For Stainless Steel Nuts And Bolts, Add</i>	465.55	
33 01 30 51-0078	EA	18.46"-19.21" OD Diameter Pipe, 30" Long, Pipe Repair Clamp, Double Bands With Alloy Bolts And Nuts (Smith-Blair 228).....	2,470.97	
		<i>For Stainless Steel Nuts And Bolts, Add</i>	705.65	

33 01 30 51-0079 Repair Couplings and Fittings (33 01 30 51-0001)**33 01 30 51-0080 Couplings And Fittings For Copper Pipe, Compression (33 01 30 51-0079)**

Note: Includes gaskets. Dresser style 88.

33 01 30 51-0081 Copper Compression Repair Couplings (33 01 30 51-0080)

33 01 30 51-0082	EA	1/2" Copper Compression Repair Coupling.....	91.17	
33 01 30 51-0083	EA	3/4" Copper Compression Repair Coupling.....	105.78	
33 01 30 51-0084	EA	1" Copper Compression Repair Coupling.....	124.43	
33 01 30 51-0085	EA	1-1/4" Copper Compression Repair Coupling.....	139.77	
33 01 30 51-0086	EA	1-1/2" Copper Compression Repair Coupling.....	219.68	

33 01 30 51-0087 Copper Compression Repair Fitting, 90 Degree Elbows (33 01 30 51-0080)

33 01 30 51-0088	EA	1/2" Copper Compression Repair 90 Degree Elbow.....	111.13	
33 01 30 51-0089	EA	1" Copper Compression Repair 90 Degree Elbow.....	127.29	
33 01 30 51-0090	EA	1-1/2" Copper Compression Repair 90 Degree Elbow.....	265.06	
33 01 30 51-0091	EA	1" IPS x 1" CTS 90 Degree Plain End Street Elbow.....	100.56	
33 01 30 51-0092	EA	3/4" IPS x 3/4" CTS 90 Degree Threaded End Street Elbow.....	90.82	
33 01 30 51-0093	EA	1" IPS x 1" CTS 90 Degree Threaded End Street Elbow.....	106.34	
33 01 30 51-0094	EA	1-1/4" IPS x 1" CTS 90 Degree Threaded End Street Elbow.....	132.57	

33 01 30 51-0095 Copper Compression Repair Fitting, Tees (33 01 30 51-0080)

33 01 30 51-0096	EA	1/2" Copper Compression Repair Tee.....	206.47	
33 01 30 51-0097	EA	3/4" Copper Compression Repair Tee.....	155.11	
33 01 30 51-0098	EA	1" Copper Compression Repair Tee.....	184.58	
33 01 30 51-0099	EA	1" F x 1" M x 1" CTS Street Tee.....	149.20	

33 01 30 51-0100 Copper Compression Repair Fitting, Male Adapters (33 01 30 51-0080)

33 01 30 51-0101	EA	3/4" M x 1/2" CTS Male Adapter.....	96.66	
33 01 30 51-0102	EA	3/4" M x 3/4" CTS Male Adapter.....	76.12	
33 01 30 51-0103	EA	1" M x 1" CTS Male Adapter.....	85.82	
33 01 30 51-0104	EA	1-1/4" M x 1" CTS Male Adapter.....	103.16	
33 01 30 51-0105	EA	1-1/4" M x 1-1/4" CTS Male Adapter.....	125.60	
33 01 30 51-0106	EA	1-1/2" M x 1" CTS Male Adapter.....	136.27	

33 01 30 51-0107 Copper Compression Repair Fitting, Female Adapters (33 01 30 51-0080)

33 01 30 51-0108	EA	3/4" M x 3/4" CTS Female Adapter.....	114.03	
33 01 30 51-0109	EA	1" M x 1" CTS Female Adapter.....	119.42	

33 01 30 51-0110 Couplings For Steel Pipe (33 01 30 51-0079)

Note: Includes Buna S gasket. Dresser style 38

33 01 30 51-0111	EA	1/2" Coupling, 3-1/2" Middle Ring With Buna S Gasket.....	67.47	
33 01 30 51-0112	EA	3/4" Coupling, 5" Middle Ring With Buna S Gasket.....	82.87	
33 01 30 51-0113	EA	1" Coupling, 5" Middle Ring With Buna S Gasket.....	94.37	
33 01 30 51-0114	EA	1-1/2" Coupling, 5" Middle Ring With Buna S Gasket.....	111.47	
33 01 30 51-0115	EA	2" Coupling, 4" Middle Ring With Buna S Gasket.....	137.90	
33 01 30 51-0116	EA	2" Coupling, 5" Middle Ring With Buna S Gasket.....	187.58	
33 01 30 51-0117	EA	2" Coupling, 7" Middle Ring With Buna S Gasket.....	175.22	
33 01 30 51-0118	EA	3" Coupling, 4" Middle Ring With Buna S Gasket.....	227.11	
33 01 30 51-0119	EA	3" Coupling, 5" Middle Ring With Buna S Gasket.....	234.59	
33 01 30 51-0120	EA	3" Coupling, 7" Middle Ring With Buna S Gasket.....	242.08	
33 01 30 51-0121	EA	4" Coupling, 4" Middle Ring With Buna S Gasket.....	260.81	
33 01 30 51-0122	EA	4" Coupling, 5" Middle Ring With Buna S Gasket.....	273.51	
33 01 30 51-0123	EA	4" Coupling, 7" Middle Ring With Buna S Gasket.....	289.44	



MINOR CSI UOM DESCRIPTION	TOTAL DIRECT UNIT COST	DEMOLITION UNIT COST
33 01 30 51-0124 EA 5" Coupling, 4" Middle Ring With Buna S Gasket.....	340.08	
33 01 30 51-0125 EA 5" Coupling, 5" Middle Ring With Buna S Gasket.....	345.09	
33 01 30 51-0126 EA 5" Coupling, 7" Middle Ring With Buna S Gasket.....	363.35	
33 01 30 51-0127 EA 6" Coupling, 4" Middle Ring With Buna S Gasket.....	360.22	
33 01 30 51-0128 EA 6" Coupling, 5" Middle Ring With Buna S Gasket.....	373.78	
33 01 30 51-0129 EA 6" Coupling, 7" Middle Ring With Buna S Gasket.....	391.11	
33 01 30 51-0130 EA 8" Coupling, 4" Middle Ring With Buna S Gasket.....	419.85	
33 01 30 51-0131 EA 8" Coupling, 5" Middle Ring With Buna S Gasket.....	439.90	
33 01 30 51-0132 EA 8" Coupling, 7" Middle Ring With Buna S Gasket.....	456.37	
33 01 30 51-0133 EA 10" Coupling, 5" Middle Ring With Buna S Gasket.....	521.73	
33 01 30 51-0134 EA 10" Coupling, 7" Middle Ring With Buna S Gasket.....	616.40	
33 01 30 51-0135 EA 12" Coupling, 5" Middle Ring With Buna S Gasket.....	593.29	
33 01 30 51-0136 EA 12" Coupling, 7" Middle Ring With Buna S Gasket.....	793.95	
33 01 30 51-0137 EA 14" Coupling, 7" Middle Ring With Buna S Gasket.....	921.31	
33 01 30 51-0138 EA 16" Coupling, 7" Middle Ring With Buna S Gasket.....	1,107.89	
33 01 30 51-0139 EA 18" Coupling, 7" Middle Ring With Buna S Gasket.....	1,220.17	
33 01 30 51-0140 EA 20" Coupling, 7" Middle Ring With Buna S Gasket.....	1,317.49	
33 01 30 51-0141 EA 22" Coupling, 7" Middle Ring With Buna S Gasket.....	1,665.49	
33 01 30 51-0142 EA 24" Coupling, 7" Middle Ring With Buna S Gasket.....	1,751.58	

33 01 30 51-0143

Couplings For Steel Pipe (33 01 30 51-0079)

Note: Includes Buna S gasket, protected, Dresser style 38.

33 01 30 51-0144 EA 1/2" Coupling, 3-1/2" Middle Ring With Buna S Gasket, Protected.....	69.62	
33 01 30 51-0145 EA 3/4" Coupling, 5" Middle Ring With Buna S Gasket, Protected.....	82.57	
33 01 30 51-0146 EA 1" Coupling, 5" Middle Ring With Buna S Gasket, Protected.....	94.24	
33 01 30 51-0147 EA 1-1/2" Coupling, 5" Middle Ring With Buna S Gasket, Protected.....	110.47	
33 01 30 51-0148 EA 2" Coupling, 4" Middle Ring With Buna S Gasket, Protected.....	166.44	
33 01 30 51-0149 EA 2" Coupling, 5" Middle Ring With Buna S Gasket, Protected.....	162.52	
33 01 30 51-0150 EA 2" Coupling, 7" Middle Ring With Buna S Gasket, Protected.....	164.48	
33 01 30 51-0151 EA 3" Coupling, 4" Middle Ring With Buna S Gasket, Protected.....	242.08	
33 01 30 51-0152 EA 3" Coupling, 5" Middle Ring With Buna S Gasket, Protected.....	249.56	
33 01 30 51-0153 EA 3" Coupling, 7" Middle Ring With Buna S Gasket, Protected.....	257.04	
33 01 30 51-0154 EA 4" Coupling, 4" Middle Ring With Buna S Gasket, Protected.....	281.20	
33 01 30 51-0155 EA 4" Coupling, 5" Middle Ring With Buna S Gasket, Protected.....	268.01	
33 01 30 51-0156 EA 4" Coupling, 7" Middle Ring With Buna S Gasket, Protected.....	274.95	
33 01 30 51-0157 EA 5" Coupling, 4" Middle Ring With Buna S Gasket, Protected.....	366.34	
33 01 30 51-0158 EA 5" Coupling, 5" Middle Ring With Buna S Gasket, Protected.....	370.01	
33 01 30 51-0159 EA 5" Coupling, 7" Middle Ring With Buna S Gasket, Protected.....	539.76	
33 01 30 51-0160 EA 6" Coupling, 4" Middle Ring With Buna S Gasket, Protected.....	368.25	
33 01 30 51-0161 EA 6" Coupling, 5" Middle Ring With Buna S Gasket, Protected.....	387.72	
33 01 30 51-0162 EA 6" Coupling, 7" Middle Ring With Buna S Gasket, Protected.....	395.24	
33 01 30 51-0163 EA 8" Coupling, 4" Middle Ring With Buna S Gasket, Protected.....	463.38	
33 01 30 51-0164 EA 8" Coupling, 5" Middle Ring With Buna S Gasket, Protected.....	470.77	
33 01 30 51-0165 EA 8" Coupling, 7" Middle Ring With Buna S Gasket, Protected.....	482.69	
33 01 30 51-0166 EA 10" Coupling, 5" Middle Ring With Buna S Gasket, Protected.....	539.69	
33 01 30 51-0167 EA 10" Coupling, 7" Middle Ring With Buna S Gasket, Protected.....	635.10	
33 01 30 51-0168 EA 12" Coupling, 5" Middle Ring With Buna S Gasket, Protected.....	611.99	
33 01 30 51-0169 EA 12" Coupling, 7" Middle Ring With Buna S Gasket, Protected.....	812.25	
33 01 30 51-0170 EA 14" Coupling, 7" Middle Ring With Buna S Gasket, Protected.....	940.01	
33 01 30 51-0171 EA 16" Coupling, 7" Middle Ring With Buna S Gasket, Protected.....	1,135.95	
33 01 30 51-0172 EA 18" Coupling, 7" Middle Ring With Buna S Gasket, Protected.....	1,257.59	
33 01 30 51-0173 EA 20" Coupling, 7" Middle Ring With Buna S Gasket, Protected.....	1,354.91	
33 01 30 51-0174 EA 22" Coupling, 7" Middle Ring With Buna S Gasket, Protected.....	1,702.91	
33 01 30 51-0175 EA 24" Coupling, 7" Middle Ring With Buna S Gasket, Protected.....	1,789.00	

33 01 30 51-0176

Couplings For Steel Pipe (33 01 30 51-0079)

Note: Includes Buna N gasket, protected, Dresser style 38.

33 01 30 51-0177 EA 1/2" Coupling, 3-1/2" Middle Ring With Buna N Gasket, Protected.....	82.92	
33 01 30 51-0178 EA 3/4" Coupling, 5" Middle Ring With Buna N Gasket, Protected.....	96.11	
33 01 30 51-0179 EA 1" Coupling, 5" Middle Ring With Buna N Gasket, Protected.....	110.12	
33 01 30 51-0180 EA 1-1/2" Coupling, 5" Middle Ring With Buna N Gasket, Protected.....	131.11	
33 01 30 51-0181 EA 2" Coupling, 4" Middle Ring With Buna N Gasket, Protected.....	166.44	
33 01 30 51-0182 EA 2" Coupling, 5" Middle Ring With Buna N Gasket, Protected.....	199.86	
33 01 30 51-0183 EA 2" Coupling, 7" Middle Ring With Buna N Gasket, Protected.....	210.97	
33 01 30 51-0184 EA 3" Coupling, 4" Middle Ring With Buna N Gasket, Protected.....	242.08	
33 01 30 51-0185 EA 3" Coupling, 5" Middle Ring With Buna N Gasket, Protected.....	249.56	
33 01 30 51-0186 EA 3" Coupling, 7" Middle Ring With Buna N Gasket, Protected.....	257.04	
33 01 30 51-0187 EA 4" Coupling, 4" Middle Ring With Buna N Gasket, Protected.....	281.20	
33 01 30 51-0188 EA 4" Coupling, 5" Middle Ring With Buna N Gasket, Protected.....	307.88	
33 01 30 51-0189 EA 4" Coupling, 7" Middle Ring With Buna N Gasket, Protected.....	318.02	
33 01 30 51-0190 EA 5" Coupling, 4" Middle Ring With Buna N Gasket, Protected.....	366.34	
33 01 30 51-0191 EA 5" Coupling, 5" Middle Ring With Buna N Gasket, Protected.....	370.01	
33 01 30 51-0192 EA 5" Coupling, 7" Middle Ring With Buna N Gasket, Protected.....	412.85	
33 01 30 51-0193 EA 6" Coupling, 4" Middle Ring With Buna N Gasket, Protected.....	368.25	
33 01 30 51-0194 EA 6" Coupling, 5" Middle Ring With Buna N Gasket, Protected.....	387.72	
33 01 30 51-0195 EA 6" Coupling, 7" Middle Ring With Buna N Gasket, Protected.....	395.24	
33 01 30 51-0196 EA 8" Coupling, 4" Middle Ring With Buna N Gasket, Protected.....	463.38	
33 01 30 51-0197 EA 8" Coupling, 5" Middle Ring With Buna N Gasket, Protected.....	470.77	
33 01 30 51-0198 EA 8" Coupling, 7" Middle Ring With Buna N Gasket, Protected.....	482.69	

33 Utilities**33 01 Operation and Maintenance of Utilities****33 01 30 Operation and Maintenance of Sewer Utilities**

MINOR
CSI UOM DESCRIPTION

TOTAL DIRECT DEMOLITION
UNIT COST UNIT COST

33 01 30 51-0199	EA	10" Coupling, 5" Middle Ring With Buna N Gasket, Protected.....	539.69	
33 01 30 51-0200	EA	10" Coupling, 7" Middle Ring With Buna N Gasket, Protected.....	635.10	
33 01 30 51-0201	EA	12" Coupling, 5" Middle Ring With Buna N Gasket, Protected.....	611.99	
33 01 30 51-0202	EA	12" Coupling, 7" Middle Ring With Buna N Gasket, Protected.....	812.25	
33 01 30 51-0203	EA	14" Coupling, 7" Middle Ring With Buna N Gasket, Protected.....	940.01	
33 01 30 51-0204	EA	16" Coupling, 7" Middle Ring With Buna N Gasket, Protected.....	1,107.89	
33 01 30 51-0205	EA	18" Coupling, 7" Middle Ring With Buna N Gasket, Protected.....	1,257.69	
33 01 30 51-0206	EA	20" Coupling, 7" Middle Ring With Buna N Gasket, Protected.....	1,354.91	
33 01 30 51-0207	EA	22" Coupling, 7" Middle Ring With Buna N Gasket, Protected.....	1,702.91	
33 01 30 51-0208	EA	24" Coupling, 7" Middle Ring With Buna N Gasket, Protected.....	1,789.00	

33 01 30 51-0209**Couplings For Steel Pipe** (33 01 30 51-0079)

Note: Includes high temperature carded glass gasket, protected. Dresser style 38.

33 01 30 51-0210	EA	3/4" Coupling, 5" Middle Ring With High Temp Carded Glass Gasket.....	143.05	
33 01 30 51-0211	EA	1" Coupling, 5" Middle Ring With High Temp Carded Glass Gasket.....	153.04	
33 01 30 51-0212	EA	1-1/2" Coupling, 5" Middle Ring With High Temp Carded Glass Gasket.....	157.28	
33 01 30 51-0213	EA	2" Coupling, 4" Middle Ring With High Temp Carded Glass Gasket.....	245.58	
33 01 30 51-0214	EA	2" Coupling, 5" Middle Ring With High Temp Carded Glass Gasket.....	266.05	
33 01 30 51-0215	EA	2" Coupling, 7" Middle Ring With High Temp Carded Glass Gasket.....	276.47	
33 01 30 51-0216	EA	3" Coupling, 5" Middle Ring With High Temp Carded Glass Gasket.....	314.20	
33 01 30 51-0217	EA	3" Coupling, 7" Middle Ring With High Temp Carded Glass Gasket.....	311.84	
33 01 30 51-0218	EA	4" Coupling, 5" Middle Ring With High Temp Carded Glass Gasket.....	345.30	
33 01 30 51-0219	EA	4" Coupling, 7" Middle Ring With High Temp Carded Glass Gasket.....	355.44	
33 01 30 51-0220	EA	5" Coupling, 5" Middle Ring With High Temp Carded Glass Gasket.....	486.19	
33 01 30 51-0221	EA	5" Coupling, 7" Middle Ring With High Temp Carded Glass Gasket.....	499.64	
33 01 30 51-0222	EA	6" Coupling, 5" Middle Ring With High Temp Carded Glass Gasket.....	514.68	
33 01 30 51-0223	EA	6" Coupling, 7" Middle Ring With High Temp Carded Glass Gasket.....	523.60	
33 01 30 51-0224	EA	8" Coupling, 4" Middle Ring With High Temp Carded Glass Gasket.....	527.57	
33 01 30 51-0225	EA	8" Coupling, 5" Middle Ring With High Temp Carded Glass Gasket.....	661.47	
33 01 30 51-0226	EA	8" Coupling, 7" Middle Ring With High Temp Carded Glass Gasket.....	716.07	
33 01 30 51-0227	EA	10" Coupling, 5" Middle Ring With High Temp Carded Glass Gasket.....	726.01	
33 01 30 51-0228	EA	10" Coupling, 7" Middle Ring With High Temp Carded Glass Gasket.....	725.82	
33 01 30 51-0229	EA	12" Coupling, 5" Middle Ring With High Temp Carded Glass Gasket.....	930.67	
33 01 30 51-0230	EA	12" Coupling, 7" Middle Ring With High Temp Carded Glass Gasket.....	971.79	
33 01 30 51-0231	EA	14" Coupling, 7" Middle Ring With High Temp Carded Glass Gasket.....	1,127.92	
33 01 30 51-0232	EA	16" Coupling, 7" Middle Ring With High Temp Carded Glass Gasket.....	1,425.60	
33 01 30 51-0233	EA	18" Coupling, 7" Middle Ring With High Temp Carded Glass Gasket.....	1,384.80	
33 01 30 51-0234	EA	20" Coupling, 7" Middle Ring With High Temp Carded Glass Gasket.....	1,547.60	
33 01 30 51-0235	EA	22" Coupling, 7" Middle Ring With High Temp Carded Glass Gasket.....	1,678.59	
33 01 30 51-0236	EA	24" Coupling, 7" Middle Ring With High Temp Carded Glass Gasket.....	1,826.42	

33 01 30 51-0237**Couplings And Fittings For Steel Pipe, Cast Body, Compression** (33 01 30 51-0079)

Note: Includes gaskets. Dresser style 90.

33 01 30 51-0238**Couplings For Steel Pipe, Cast Body (Compression)** (33 01 30 51-0237)

Note: Includes gaskets.

33 01 30 51-0239	EA	1/2" Coupling, Cast Body (Compression), 5" Middle Ring.....	69.93	
33 01 30 51-0240	EA	3/4" Coupling, Cast Body (Compression), 5" Middle Ring.....	69.43	
33 01 30 51-0241	EA	1" Coupling, Cast Body (Compression), 5" Middle Ring.....	77.83	
33 01 30 51-0242	EA	1-1/4" Coupling, Cast Body (Compression), 5" Middle Ring.....	86.33	
33 01 30 51-0243	EA	1-1/2" Coupling, Cast Body (Compression), 5" Middle Ring.....	106.53	
33 01 30 51-0244	EA	2" Coupling, Cast Body (Compression), 5" Middle Ring.....	129.86	
33 01 30 51-0245	EA	1/2" Coupling, Cast Body (Compression), 5" Middle Ring With Armored Gasket.....	72.08	
33 01 30 51-0246	EA	3/4" Coupling, Cast Body (Compression), 5" Middle Ring With Armored Gasket.....	71.81	
33 01 30 51-0247	EA	1" Coupling, Cast Body (Compression), 5" Middle Ring With Armored Gasket.....	78.18	
33 01 30 51-0248	EA	1-1/4" Coupling, Cast Body (Compression), 5" Middle Ring With Armored Gasket.....	87.43	
33 01 30 51-0249	EA	1-1/2" Coupling, Cast Body (Compression), 5" Middle Ring With Armored Gasket.....	110.14	
33 01 30 51-0250	EA	2" Coupling, Cast Body (Compression), 5" Middle Ring With Armored Gasket.....	131.45	
33 01 30 51-0251	EA	3/4" Coupling, Steel Body (Compression), 5" Middle Ring With Armored Gasket.....	143.29	
33 01 30 51-0252	EA	1" Coupling, Steel Body (Compression), 5" Middle Ring With Armored Gasket.....	167.67	
33 01 30 51-0253	EA	1-1/4" Coupling, Steel Body (Compression), 5" Middle Ring With Armored Gasket.....	173.36	
33 01 30 51-0254	EA	1-1/2" Coupling, Steel Body (Compression), 5" Middle Ring With Armored Gasket.....	193.38	
33 01 30 51-0255	EA	2" Coupling, Steel Body (Compression), 5" Middle Ring With Armored Gasket.....	235.58	

33 01 30 51-0256**Reducing Couplings For Steel Pipe (Compression)** (33 01 30 51-0237)

Note: Includes armored gaskets.

33 01 30 51-0257	EA	3/4" x 1/2" Reducing Coupling (Compression).....	76.62	
33 01 30 51-0258	EA	1" x 3/4" Reducing Coupling (Compression).....	80.17	
33 01 30 51-0259	EA	1-1/4" x 3/4" Reducing Coupling (Compression).....	90.26	
33 01 30 51-0260	EA	1-1/4" x 1" Reducing Coupling (Compression).....	94.22	
33 01 30 51-0261	EA	1-1/2" x 3/4" Reducing Coupling (Compression).....	189.41	
33 01 30 51-0262	EA	1-1/2" x 1" Reducing Coupling (Compression).....	112.69	
33 01 30 51-0263	EA	1-1/2" x 1-1/4" Reducing Coupling (Compression).....	113.25	
33 01 30 51-0264	EA	2" x 3/4" Reducing Coupling (Compression).....	226.13	
33 01 30 51-0265	EA	2" x 1" Reducing Coupling (Compression).....	204.10	
33 01 30 51-0266	EA	2" x 1-1/4" Reducing Coupling (Compression).....	151.66	
33 01 30 51-0267	EA	2" x 1-1/2" Reducing Coupling (Compression).....	151.08	



MINOR CSI UOM DESCRIPTION	TOTAL DIRECT UNIT COST	DEMOLITION UNIT COST
------------------------------	---------------------------	-------------------------

33 01 30 51-0268 Steel Compression Repair Fittings, Elbows (33 01 30 51-0237)
 Note: Includes armored gaskets.

33 01 30 51-0269	EA	1" 45 Degree Elbow (Compression)	130.76	
33 01 30 51-0270	EA	1-1/4" 45 Degree Elbow (Compression)	135.21	
33 01 30 51-0271	EA	1-1/2" 45 Degree Elbow (Compression)	175.15	
33 01 30 51-0272	EA	2" 45 Degree Elbow (Compression)	222.02	
33 01 30 51-0273	EA	3/4" 90 Degree Elbow (Compression)	85.77	
33 01 30 51-0274	EA	1" 90 Degree Elbow (Compression)	87.82	
33 01 30 51-0275	EA	1-1/4" 90 Degree Elbow (Compression)	103.15	
33 01 30 51-0276	EA	1-1/2" 90 Degree Elbow (Compression)	149.15	
33 01 30 51-0277	EA	2" 90 Degree Elbow (Compression)	161.89	
33 01 30 51-0278	EA	3/4" Plain End 90 Degree Street Elbow (Compression)	86.07	
33 01 30 51-0279	EA	1" Plain End 90 Degree Street Elbow (Compression)	73.53	
33 01 30 51-0280	EA	1-1/4" Plain End 90 Degree Street Elbow (Compression)	82.92	
33 01 30 51-0281	EA	1-1/2" Plain End 90 Degree Street Elbow (Compression)	105.05	
33 01 30 51-0282	EA	2" Plain End 90 Degree Street Elbow (Compression)	136.95	
33 01 30 51-0283	EA	3/4" Threaded End 90 Degree Street Elbow (Compression)	89.17	
33 01 30 51-0284	EA	1" Threaded End 90 Degree Street Elbow (Compression)	79.34	
33 01 30 51-0285	EA	1-1/4" Threaded End 90 Degree Street Elbow (Compression)	104.53	
33 01 30 51-0286	EA	1-1/2" Threaded End 90 Degree Street Elbow (Compression)	125.67	
33 01 30 51-0287	EA	2" Threaded End 90 Degree Street Elbow (Compression)	181.05	

33 01 30 51-0288 Steel Compression Repair Fittings, Tees (33 01 30 51-0237)
 Note: Includes armored gaskets.

33 01 30 51-0289	EA	3/4" Street Tee (Compression)	91.15	
33 01 30 51-0290	EA	1" Street Tee (Compression)	107.42	
33 01 30 51-0291	EA	1-1/4" Street Tee (Compression)	106.72	
33 01 30 51-0292	EA	1-1/2" Street Tee (Compression)	121.70	
33 01 30 51-0293	EA	2" Street Tee (Compression)	190.35	
33 01 30 51-0294	EA	1-1/4" x 1-1/4" x 1" Reducing Street Tee (Compression)	105.60	
33 01 30 51-0295	EA	1-1/4" x 1" x 1-1/4" Reducing Street Tee (Compression)	111.23	
33 01 30 51-0296	EA	1-1/2" x 1-1/2" x 1" Reducing Street Tee (Compression)	139.34	
33 01 30 51-0297	EA	1-1/2" x 1-1/2" x 1-1/4" Reducing Street Tee (Compression)	164.78	
33 01 30 51-0298	EA	1-1/2" x 1" x 1-1/2" Reducing Street Tee (Compression)	165.91	
33 01 30 51-0299	EA	1-1/2" x 1-1/4" x 1-1/2" Reducing Street Tee (Compression)	136.95	
33 01 30 51-0300	EA	2" x 1-1/4" x 2" Reducing Street Tee (Compression)	184.85	
33 01 30 51-0301	EA	2" x 1-1/2" x 2" Reducing Street Tee (Compression)	213.12	
33 01 30 51-0302	EA	3/4" Welding Street Tee (Compression)	175.95	
33 01 30 51-0303	EA	1" Welding Street Tee (Compression)	174.55	
33 01 30 51-0304	EA	1-1/4" Welding Street Tee (Compression)	186.27	
33 01 30 51-0305	EA	1-1/2" Welding Street Tee (Compression)	223.45	
33 01 30 51-0306	EA	2" Welding Street Tee (Compression)	303.86	
33 01 30 51-0307	EA	3/4" Regular Tee (Compression)	126.62	
33 01 30 51-0308	EA	1" Regular Tee (Compression)	228.37	
33 01 30 51-0309	EA	1-1/4" Regular Tee (Compression)	239.98	
33 01 30 51-0310	EA	1-1/2" Regular Tee (Compression)	254.96	
33 01 30 51-0311	EA	2" Regular Tee (Compression)	280.96	
33 01 30 51-0312	EA	2" x 2" x 1-1/4" Regular Reducing Tee (Compression)	276.43	

33 01 30 51-0313 Steel Compression Repair Fittings, Male Adapters (33 01 30 51-0237)
 Note: Includes armored gaskets.

33 01 30 51-0314	EA	3/4" Male Adapter (Compression)	85.50	
33 01 30 51-0315	EA	1" Male Adapter (Compression)	94.87	
33 01 30 51-0316	EA	1-1/4" Male Adapter (Compression)	125.19	
33 01 30 51-0317	EA	1-1/2" Male Adapter (Compression)	140.11	
33 01 30 51-0318	EA	2" Male Adapter (Compression)	157.16	
33 01 30 51-0319	EA	1" x 1-1/4" Male Adapter (Compression)	124.46	

33 01 30 51-0320 Steel Compression Repair Fittings, Line Caps (33 01 30 51-0237)
 Note: Includes armored gaskets.

33 01 30 51-0321	EA	3/4" Line Caps (Compression)	46.22	
33 01 30 51-0322	EA	1" Line Caps (Compression)	53.81	
33 01 30 51-0323	EA	1-1/4" Line Caps (Compression)	61.53	
33 01 30 51-0324	EA	1-1/2" Line Caps (Compression)	72.02	
33 01 30 51-0325	EA	2" Line Caps (Compression)	89.17	

33 01 30 51-0326 Grind Offset Joint (33 01 30 51-0001)

33 01 30 51-0327	EA	6" To 10", Grind Drop Offset Joint	418.68	
33 01 30 51-0328	EA	>10" To 15", Grind Drop Offset Joint	558.25	
33 01 30 51-0329	EA	>15" To 24", Grind Drop Offset Joint	697.81	
33 01 30 51-0330	EA	>24" To 30", Grind Drop Offset Joint	837.37	

33 01 30 51-0331 Pipe Plugging (33 01 30 51-0001)

33 01 30 51-0332 Gravity Bladder Type, Temporary Pipe Plugging (33 01 30 51-0331)
 Note: Includes insertion of expandable bladder device into pipe, expanding to block flow and removal.

33 Utilities**33 01 Operation and Maintenance of Utilities****33 01 30 Operation and Maintenance of Sewer Utilities**

MINOR
CSI UOM DESCRIPTION

TOTAL DIRECT DEMOLITION
UNIT COST UNIT COST

33 01 30 51-0333	EA	3/4" Bladder Type, Temporary Pipe Plug.....	75.45	
33 01 30 51-0334	EA	1" Bladder Type, Temporary Pipe Plug.....	80.75	
33 01 30 51-0335	EA	1-1/4" Bladder Type, Temporary Pipe Plug.....	87.22	
33 01 30 51-0336	EA	1-1/2" Bladder Type, Temporary Pipe Plug.....	93.24	
33 01 30 51-0337	EA	2" Bladder Type, Temporary Pipe Plug.....	99.01	
33 01 30 51-0338	EA	2-1/2" Bladder Type, Temporary Pipe Plug.....	105.47	
33 01 30 51-0339	EA	3" Bladder Type, Temporary Pipe Plug.....	113.72	
33 01 30 51-0340	EA	4" Bladder Type, Temporary Pipe Plug.....	125.13	
33 01 30 51-0341	EA	5" Bladder Type, Temporary Pipe Plug.....	135.57	
33 01 30 51-0342	EA	6" Bladder Type, Temporary Pipe Plug.....	151.20	
33 01 30 51-0343	EA	8" Bladder Type, Temporary Pipe Plug.....	167.90	
33 01 30 51-0344	EA	10" Bladder Type, Temporary Pipe Plug.....	194.58	
33 01 30 51-0345	EA	12" Bladder Type, Temporary Pipe Plug.....	228.13	
33 01 30 51-0346	EA	14" Bladder Type, Temporary Pipe Plug.....	271.42	
33 01 30 51-0347	EA	16" Bladder Type, Temporary Pipe Plug.....	326.94	
33 01 30 51-0348	EA	18" Bladder Type, Temporary Pipe Plug.....	393.65	
33 01 30 51-0349	EA	20" Bladder Type, Temporary Pipe Plug.....	469.31	
33 01 30 51-0350	EA	24" Bladder Type, Temporary Pipe Plug.....	541.99	

33 01 30 51-0351 Hydra Stop, Hot Tapping Of Pressure Pipe (33 01 30 51-0331)

Note: Includes flanged or threaded lateral outlet, cutting and tapping pipe, insertion of expandable bladder device into pipe, expanding to block flow, and removal of bladder/cutting device.

33 01 30 51-0352	EA	2" Hydra Stop, Line Stopper.....	2,638.90	
33 01 30 51-0353	EA	2-1/2" Hydra Stop, Line Stopper.....	3,311.45	
33 01 30 51-0354	EA	3" Hydra Stop, Line Stopper.....	4,060.85	
33 01 30 51-0355	EA	4" Hydra Stop, Line Stopper.....	4,893.50	
33 01 30 51-0356	EA	5" Hydra Stop, Line Stopper.....	5,508.37	
33 01 30 51-0357	EA	6" Hydra Stop, Line Stopper.....	6,481.93	
33 01 30 51-0358	EA	8" Hydra Stop, Line Stopper.....	7,096.80	
33 01 30 51-0359	EA	10" Hydra Stop, Line Stopper.....	8,070.32	
33 01 30 51-0360	EA	12" Hydra Stop, Line Stopper.....	9,043.89	
33 01 30 51-0361	EA	14" Hydra Stop, Line Stopper.....	10,081.45	
33 01 30 51-0362	EA	16" Hydra Stop, Line Stopper.....	11,503.40	
33 01 30 51-0363	EA	18" Hydra Stop, Line Stopper.....	13,117.50	
33 01 30 51-0364	EA	20" Hydra Stop, Line Stopper.....	15,628.23	

33 01 30 51-0365 Aluminum Expansion Plugs (33 01 30 51-0331)

Note: For use with PVC, clay Or cast iron drainage pipe.

33 01 30 51-0366	EA	3" Pipe Aluminum Expansion Plug.....	72.93	
33 01 30 51-0367	EA	4" Pipe Aluminum Expansion Plug.....	105.91	
33 01 30 51-0368	EA	5" Pipe Aluminum Expansion Plug.....	119.47	
33 01 30 51-0369	EA	6" Pipe Aluminum Expansion Plug.....	182.73	
33 01 30 51-0370	EA	8" Pipe Aluminum Expansion Plug.....	187.65	
33 01 30 51-0371	EA	10" Pipe Aluminum Expansion Plug.....	235.35	
33 01 30 51-0372	EA	12" Pipe Aluminum Expansion Plug.....	319.37	
33 01 30 51-0373	EA	14" Pipe Aluminum Expansion Plug.....	517.92	
33 01 30 51-0374	EA	15" Pipe Aluminum Expansion Plug.....	561.14	

33 01 30 51-0375 Pipe Repair Clamp, Stainless Steel, 3" Long (33 01 30 51-0001)

33 01 30 51-0376	EA	1/2" Diameter Pipe Clamp, Stainless Steel, 3" Long.....	141.35	
33 01 30 51-0377	EA	3/4" Diameter Pipe Clamp, Stainless Steel, 3" Long.....	141.53	
33 01 30 51-0378	EA	1" Diameter Pipe Clamp, Stainless Steel, 3" Long.....	141.97	
33 01 30 51-0379	EA	1-1/4" Diameter Pipe Clamp, Stainless Steel, 3" Long.....	142.41	
33 01 30 51-0380	EA	1-1/2" Diameter Pipe Clamp, Stainless Steel, 3" Long.....	142.63	
33 01 30 51-0381	EA	2" Diameter Pipe Clamp, Stainless Steel, 3" Long.....	143.29	
33 01 30 51-0382	EA	2-1/2" Diameter Pipe Clamp, Stainless Steel, 3" Long.....	143.95	
33 01 30 51-0383	EA	3" Diameter Pipe Clamp, Stainless Steel, 3" Long.....	144.83	
33 01 30 51-0384	EA	4" Diameter Pipe Clamp, Stainless Steel, 3" Long.....	260.07	
33 01 30 51-0385	EA	6" Diameter Pipe Clamp, Stainless Steel, 3" Long.....	262.93	
33 01 30 51-0386	EA	8" Diameter Pipe Clamp, Stainless Steel, 3" Long.....	264.92	
33 01 30 51-0387	EA	10" Diameter Pipe Clamp, Stainless Steel, 3" Long.....	285.87	
33 01 30 51-0388	EA	12" Diameter Pipe Clamp, Stainless Steel, 3" Long.....	288.52	
33 01 30 51-0389	EA	14" Diameter Pipe Clamp, Stainless Steel, 3" Long.....	290.29	
33 01 30 51-0390	EA	16" Diameter Pipe Clamp, Stainless Steel, 3" Long.....	292.93	
33 01 30 51-0391	EA	18" Diameter Pipe Clamp, Stainless Steel, 3" Long.....	295.58	
33 01 30 51-0392	EA	20" Diameter Pipe Clamp, Stainless Steel, 3" Long.....	299.11	
33 01 30 51-0393	EA	24" Diameter Pipe Clamp, Stainless Steel, 3" Long.....	305.28	

33 01 30 51-0394 Polyseal Pipe Coupler (33 01 30 51-0001)

33 01 30 51-0395	EA	18" Diameter Pipe, PolySeal Repair Couplers (MarMac).....	317.56	
33 01 30 51-0396	EA	24" Diameter Pipe, PolySeal Repair Couplers (MarMac).....	358.40	

33 01 30 63 Sewer and Pipe Joint Sealing (33 01 30)**33 01 30 63-0001 Joint Air Test (33 01 30 63)**

33 01 30 63-0002	EA	4" To 8", Joint Air Test.....	94.27	
------------------	----	-------------------------------	-------	--



MINOR CSI UOM DESCRIPTION	TOTAL DIRECT UNIT COST	DEMOLITION UNIT COST
33 01 30 63-0003 EA 10" To 15", Joint Air Test.....	109.98	
33 01 30 63-0004 EA >15" To 21", Joint Air Test.....	125.69	
33 01 30 63-0005 EA >21" To 24", Joint Air Test.....	157.11	
33 01 30 63-0006 EA >24" To 27", Joint Air Test.....	188.53	
33 01 30 63-0007 EA >27" To 36", Joint Air Test.....	219.95	
33 01 30 63-0008 Joint Seal And Joint Air Retest (33 01 30 63)		
Note: Includes grout.		
33 01 30 63-0009 EA 4" Joint Seal And Joint Air Retest.....	285.91	
Note: Includes up to 1 gallon of grout.		
33 01 30 63-0010 EA 6" Joint Seal And Joint Air Retest.....	317.34	
Note: Includes 1 gallon of grout.		
33 01 30 63-0011 EA 8" Joint Seal And Joint Air Retest.....	383.30	
Note: Includes 2 gallons of grout.		
33 01 30 63-0012 EA 10" Joint Seal And Joint Air Retest.....	432.00	
Note: Includes 2.5 gallons of grout.		
33 01 30 63-0013 EA 12" Joint Seal And Joint Air Retest.....	480.69	
Note: Includes 3 gallons of grout.		
33 01 30 63-0014 EA 15" Joint Seal And Joint Air Retest.....	569.43	
Note: Includes 3.75 gallons of grout.		
33 01 30 63-0015 EA 18" Joint Seal And Joint Air Retest.....	658.18	
Note: Includes 4.5 gallons of grout.		
33 01 30 63-0016 EA 21" Joint Seal And Joint Air Retest.....	746.93	
Note: Includes 5.25 gallons of grout.		
33 01 30 63-0017 EA 24" Joint Seal And Joint Air Retest.....	867.10	
Note: Includes 6 gallons of grout.		
33 01 30 63-0018 EA 27" Joint Seal And Joint Air Retest.....	987.26	
Note: Includes 6.75 gallons of grout.		
33 01 30 63-0019 EA 30" Joint Seal And Joint Air Retest.....	1,138.86	
Note: Includes 7.5 gallons of grout.		
33 01 30 63-0020 EA 36" Joint Seal And Joint Air Retest.....	1,316.37	
Note: Includes 9 gallons of grout.		
33 01 30 63-0021 GAL Extra Grout Per Joint.....	160.23	
Note: For extra grout per joint required over listed amount.		
33 01 30 70 Rehabilitation of Sewer Utilities (33 01 30)		
33 01 30 70-0001 Cementitious Pipe Coatings By Hand (33 01 30 70)		
Note: To be used on repair areas to install the coating on the exposed portion of the pipe.		
33 01 30 70-0002 SF Up To 1" Thick Cementitious Coating On Pipe, Troweled On.....	9.27	
33 01 30 70-0003 SF >1" To 2" Thick Cementitious Coating On Pipe, Troweled On.....	14.15	
33 01 30 71 Relining Sewer Utilities Pipelines (33 01 30)		
33 01 30 71-0001 Relining Underground Pipelines (33 01 30 71)		
Note: Excludes CCTV inspection, sewer cleaning, pavement both temporary and permanent, emergency after hours response for homeowners backups. See CSI section 01 22 20 00-0000 for hourly rates for after hours response for homeowners backups, 32 01 17 63-0000 for temporary pavement, 32 12 16 00-0000 for permanent pavement, 33 01 30 11-0000 for CCTV inspection, 33 01 30 41-0002 for sewer cleaning.		
33 01 30 71-0002 25% Asphalt Paving In Pipe, Cold Applied, ASTM A849 (33 01 30 71-0001)		
Note: Excludes costs for CCTV inspection, sewer cleaning, bypass pumping.		
33 01 30 71-0003 LF 12" Diameter Pipe, 25% Asphalt Paved.....	8.03	
Note: Cold applied to corrugated metal pipe.		
For Up To 100 LF Total Relining (All Sizes), Add 1.80		
For >100 To 250 LF Total Relining (All Sizes), Add 1.44		
For >250 To 500 LF Total Relining (All Sizes), Add 0.72		
For >2,500 To 5,000 LF Total Relining (All Sizes), Deduct -0.52		
For >5,000 LF Total Relining (All Sizes), Deduct -0.88		
33 01 30 71-0004 LF 15" Diameter Pipe, 25% Asphalt Paved.....	12.66	
Note: Cold applied to corrugated metal pipe.		
For Up To 100 LF Total Relining (All Sizes), Add 2.32		
For >100 To 250 LF Total Relining (All Sizes), Add 1.85		
For >250 To 500 LF Total Relining (All Sizes), Add 0.93		
For >2,500 To 5,000 LF Total Relining (All Sizes), Deduct -0.66		
For >5,000 LF Total Relining (All Sizes), Deduct -1.13		
33 01 30 71-0005 LF 18" Diameter Pipe, 25% Asphalt Paved.....	12.66	
Note: Cold applied to corrugated metal pipe.		
For Up To 100 LF Total Relining (All Sizes), Add 2.78		
For >100 To 250 LF Total Relining (All Sizes), Add 2.22		
For >250 To 500 LF Total Relining (All Sizes), Add 1.11		
For >2,500 To 5,000 LF Total Relining (All Sizes), Deduct -0.80		
For >5,000 LF Total Relining (All Sizes), Deduct -1.35		
33 01 30 71-0006 LF 21" Diameter Pipe, 25% Asphalt Paved.....	14.79	
Note: Cold applied to corrugated metal pipe.		
For Up To 100 LF Total Relining (All Sizes), Add 3.25		
For >100 To 250 LF Total Relining (All Sizes), Add 2.60		
For >250 To 500 LF Total Relining (All Sizes), Add 1.30		
For >2,500 To 5,000 LF Total Relining (All Sizes), Deduct -0.93		
For >5,000 LF Total Relining (All Sizes), Deduct -1.58		

33 Utilities
33 01 Operation and Maintenance of Utilities
33 01 30 Operation and Maintenance of Sewer Utilities



MINOR CSI UOM DESCRIPTION	TOTAL DIRECT UNIT COST	DEMOLITION UNIT COST
33 01 30 71-0007 LF 24" Diameter Pipe, 25% Asphalt Paved.....	16.90	
Note: Cold applied to corrugated metal pipe.		
For Up To 100 LF Total Relining (All Sizes), Add	3.71	
For >100 To 250 LF Total Relining (All Sizes), Add	2.97	
For >250 To 500 LF Total Relining (All Sizes), Add	1.48	
For >2,500 To 5,000 LF Total Relining (All Sizes), Deduct	-1.06	
For >5,000 LF Total Relining (All Sizes), Deduct	-1.80	
33 01 30 71-0008 LF 30" Diameter Pipe, 25% Asphalt Paved.....	21.12	
Note: Cold applied to corrugated metal pipe.		
For Up To 100 LF Total Relining (All Sizes), Add	4.64	
For >100 To 250 LF Total Relining (All Sizes), Add	3.71	
For >250 To 500 LF Total Relining (All Sizes), Add	1.85	
For >2,500 To 5,000 LF Total Relining (All Sizes), Deduct	-1.33	
For >5,000 LF Total Relining (All Sizes), Deduct	-2.25	
33 01 30 71-0009 LF 36" Diameter Pipe, 25% Asphalt Paved.....	25.34	
Note: Cold applied to corrugated metal pipe.		
For Up To 100 LF Total Relining (All Sizes), Add	5.56	
For >100 To 250 LF Total Relining (All Sizes), Add	4.45	
For >250 To 500 LF Total Relining (All Sizes), Add	2.23	
For >2,500 To 5,000 LF Total Relining (All Sizes), Deduct	-1.59	
For >5,000 LF Total Relining (All Sizes), Deduct	-2.70	
33 01 30 71-0010 LF 42" Diameter Pipe, 25% Asphalt Paved.....	29.56	
Note: Cold applied to corrugated metal pipe.		
For Up To 100 LF Total Relining (All Sizes), Add	6.49	
For >100 To 250 LF Total Relining (All Sizes), Add	5.19	
For >250 To 500 LF Total Relining (All Sizes), Add	2.60	
For >2,500 To 5,000 LF Total Relining (All Sizes), Deduct	-1.86	
For >5,000 LF Total Relining (All Sizes), Deduct	-3.15	
33 01 30 71-0011 LF 48" Diameter Pipe, 25% Asphalt Paved.....	33.78	
Note: Cold applied to corrugated metal pipe.		
For Up To 100 LF Total Relining (All Sizes), Add	7.42	
For >100 To 250 LF Total Relining (All Sizes), Add	5.93	
For >250 To 500 LF Total Relining (All Sizes), Add	2.97	
For >2,500 To 5,000 LF Total Relining (All Sizes), Deduct	-2.12	
For >5,000 LF Total Relining (All Sizes), Deduct	-3.60	
33 01 30 71-0012 LF 54" Diameter Pipe, 25% Asphalt Paved.....	38.00	
Note: Cold applied to corrugated metal pipe.		
For Up To 100 LF Total Relining (All Sizes), Add	8.34	
For >100 To 250 LF Total Relining (All Sizes), Add	6.67	
For >250 To 500 LF Total Relining (All Sizes), Add	3.34	
For >2,500 To 5,000 LF Total Relining (All Sizes), Deduct	-2.39	
For >5,000 LF Total Relining (All Sizes), Deduct	-4.05	
33 01 30 71-0013 LF 60" Diameter Pipe, 25% Asphalt Paved.....	42.23	
Note: Cold applied to corrugated metal pipe.		
For Up To 100 LF Total Relining (All Sizes), Add	9.27	
For >100 To 250 LF Total Relining (All Sizes), Add	7.42	
For >250 To 500 LF Total Relining (All Sizes), Add	3.71	
For >2,500 To 5,000 LF Total Relining (All Sizes), Deduct	-2.65	
For >5,000 LF Total Relining (All Sizes), Deduct	-4.51	
33 01 30 71-0014 LF 66" Diameter Pipe, 25% Asphalt Paved.....	46.46	
Note: Cold applied to corrugated metal pipe.		
For Up To 100 LF Total Relining (All Sizes), Add	10.20	
For >100 To 250 LF Total Relining (All Sizes), Add	8.16	
For >250 To 500 LF Total Relining (All Sizes), Add	4.08	
For >2,500 To 5,000 LF Total Relining (All Sizes), Deduct	-2.92	
For >5,000 LF Total Relining (All Sizes), Deduct	-4.96	
33 01 30 71-0015 LF 72" Diameter Pipe, 25% Asphalt Paved.....	50.68	
Note: Cold applied to corrugated metal pipe.		
For Up To 100 LF Total Relining (All Sizes), Add	11.13	
For >100 To 250 LF Total Relining (All Sizes), Add	8.90	
For >250 To 500 LF Total Relining (All Sizes), Add	4.45	
For >2,500 To 5,000 LF Total Relining (All Sizes), Deduct	-3.18	
For >5,000 LF Total Relining (All Sizes), Deduct	-5.41	
33 01 30 71-0016 LF 78" Diameter Pipe, 25% Asphalt Paved.....	54.90	
Note: Cold applied to corrugated metal pipe.		
For Up To 100 LF Total Relining (All Sizes), Add	12.05	
For >100 To 250 LF Total Relining (All Sizes), Add	9.64	
For >250 To 500 LF Total Relining (All Sizes), Add	4.82	
For >2,500 To 5,000 LF Total Relining (All Sizes), Deduct	-3.45	
For >5,000 LF Total Relining (All Sizes), Deduct	-5.86	
33 01 30 71-0017 LF 84" Diameter Pipe, 25% Asphalt Paved.....	59.12	
Note: Cold applied to corrugated metal pipe.		
For Up To 100 LF Total Relining (All Sizes), Add	12.98	
For >100 To 250 LF Total Relining (All Sizes), Add	10.38	
For >250 To 500 LF Total Relining (All Sizes), Add	5.19	
For >2,500 To 5,000 LF Total Relining (All Sizes), Deduct	-3.71	
For >5,000 LF Total Relining (All Sizes), Deduct	-6.31	
33 01 30 71-0018 LF 90" Diameter Pipe, 25% Asphalt Paved.....	63.34	
Note: Cold applied to corrugated metal pipe.		
For Up To 100 LF Total Relining (All Sizes), Add	13.90	
For >100 To 250 LF Total Relining (All Sizes), Add	11.12	
For >250 To 500 LF Total Relining (All Sizes), Add	5.56	
For >2,500 To 5,000 LF Total Relining (All Sizes), Deduct	-3.98	
For >5,000 LF Total Relining (All Sizes), Deduct	-6.76	



MINOR CSI UOM DESCRIPTION	TOTAL DIRECT UNIT COST	DEMOLITION UNIT COST
33 01 30 71-0019 LF 96" Diameter Pipe, 25% Asphalt Paved.....	67.56	
Note: Cold applied to corrugated metal pipe.		
For Up To 100 LF Total Relining (All Sizes), Add	14.83	
For >100 To 250 LF Total Relining (All Sizes), Add	11.86	
For >250 To 500 LF Total Relining (All Sizes), Add	5.93	
For >2,500 To 5,000 LF Total Relining (All Sizes), Deduct	-4.24	
For >5,000 LF Total Relining (All Sizes), Deduct	-7.21	
33 01 30 71-0020 LF 102" Diameter Pipe, 25% Asphalt Paved.....	71.79	
Note: Cold applied to corrugated metal pipe.		
For Up To 100 LF Total Relining (All Sizes), Add	15.76	
For >100 To 250 LF Total Relining (All Sizes), Add	12.61	
For >250 To 500 LF Total Relining (All Sizes), Add	6.30	
For >2,500 To 5,000 LF Total Relining (All Sizes), Deduct	-4.51	
For >5,000 LF Total Relining (All Sizes), Deduct	-7.66	
33 01 30 71-0021 LF 108" Diameter Pipe, 25% Asphalt Paved.....	76.02	
Note: Cold applied to corrugated metal pipe.		
For Up To 100 LF Total Relining (All Sizes), Add	16.69	
For >100 To 250 LF Total Relining (All Sizes), Add	13.35	
For >250 To 500 LF Total Relining (All Sizes), Add	6.68	
For >2,500 To 5,000 LF Total Relining (All Sizes), Deduct	-4.77	
For >5,000 LF Total Relining (All Sizes), Deduct	-8.11	
33 01 30 71-0022 LF 114" Diameter Pipe, 25% Asphalt Paved.....	80.24	
Note: Cold applied to corrugated metal pipe.		
For Up To 100 LF Total Relining (All Sizes), Add	17.61	
For >100 To 250 LF Total Relining (All Sizes), Add	14.09	
For >250 To 500 LF Total Relining (All Sizes), Add	7.05	
For >2,500 To 5,000 LF Total Relining (All Sizes), Deduct	-5.04	
For >5,000 LF Total Relining (All Sizes), Deduct	-8.56	
33 01 30 71-0023 LF 120" Diameter Pipe, 25% Asphalt Paved.....	84.46	
Note: Cold applied to corrugated metal pipe.		
For Up To 100 LF Total Relining (All Sizes), Add	18.54	
For >100 To 250 LF Total Relining (All Sizes), Add	14.83	
For >250 To 500 LF Total Relining (All Sizes), Add	7.42	
For >2,500 To 5,000 LF Total Relining (All Sizes), Deduct	-5.30	
For >5,000 LF Total Relining (All Sizes), Deduct	-9.01	
33 01 30 71-0024 LF 126" Diameter Pipe, 25% Asphalt Paved.....	88.69	
Note: Cold applied to corrugated metal pipe.		
For Up To 100 LF Total Relining (All Sizes), Add	19.47	
For >100 To 250 LF Total Relining (All Sizes), Add	15.58	
For >250 To 500 LF Total Relining (All Sizes), Add	7.79	
For >2,500 To 5,000 LF Total Relining (All Sizes), Deduct	-5.57	
For >5,000 LF Total Relining (All Sizes), Deduct	-9.46	
33 01 30 71-0025 LF 132" Diameter Pipe, 25% Asphalt Paved.....	92.90	
Note: Cold applied to corrugated metal pipe.		
For Up To 100 LF Total Relining (All Sizes), Add	20.39	
For >100 To 250 LF Total Relining (All Sizes), Add	16.31	
For >250 To 500 LF Total Relining (All Sizes), Add	8.16	
For >2,500 To 5,000 LF Total Relining (All Sizes), Deduct	-5.83	
For >5,000 LF Total Relining (All Sizes), Deduct	-9.91	
33 01 30 71-0026 LF 138" Diameter Pipe, 25% Asphalt Paved.....	97.13	
Note: Cold applied to corrugated metal pipe.		
For Up To 100 LF Total Relining (All Sizes), Add	21.32	
For >100 To 250 LF Total Relining (All Sizes), Add	17.06	
For >250 To 500 LF Total Relining (All Sizes), Add	8.53	
For >2,500 To 5,000 LF Total Relining (All Sizes), Deduct	-6.10	
For >5,000 LF Total Relining (All Sizes), Deduct	-10.36	
33 01 30 71-0027 LF 144" Diameter Pipe, 25% Asphalt Paved.....	101.35	
Note: Cold applied to corrugated metal pipe.		
For Up To 100 LF Total Relining (All Sizes), Add	22.25	
For >100 To 250 LF Total Relining (All Sizes), Add	17.80	
For >250 To 500 LF Total Relining (All Sizes), Add	8.90	
For >2,500 To 5,000 LF Total Relining (All Sizes), Deduct	-6.37	
For >5,000 LF Total Relining (All Sizes), Deduct	-10.81	
33 01 30 71-0028 Lining Pipe, Spray Applied With Structural Polyurethane (33 01 30 71-0001)		
Note: Two part structural polyurethane.		
33 01 30 71-0029 Mobilization And Setup For Spray Applied Structural Polyurethane Lining (33 01 30 71-0028)		
33 01 30 71-0030 EA Initial Set Up And Final Equipment Removal For Spray Applied Structural Polyurethane Lining.....	1,869.61	
33 01 30 71-0031 Lining Pipe, Spray Applied With 100 mil Structural Polyurethane (33 01 30 71-0028)		
Note: Two part structural polyurethane.		
33 01 30 71-0032 LF 36" Diameter Pipe Lining, Spray Applied With 100 mil Structural Polyurethane.....	57.76	
For Up To 75, Add	12.56	
For >75 To 150, Add	5.78	
For >150 To 1,000, Deduct	-1.56	
For >1,000 To 2,000, Deduct	-3.02	
For >2,000 To 5,000, Deduct	-4.68	
For >5,000, Deduct	-6.78	

33 Utilities

33 01 Operation and Maintenance of Utilities

33 01 30 Operation and Maintenance of Sewer Utilities



MINOR CSI UOM DESCRIPTION	TOTAL DIRECT UNIT COST	DEMOLITION UNIT COST
33 01 30 71-0033 LF 42" Diameter Pipe Lining, Spray Applied With 100 mil Structural Polyurethane	67.39	
For Up To 75, Add	14.65	
For >75 To 150, Add	6.74	
For >500 To 1,000, Deduct	-1.82	
For >1,000 To 2,000, Deduct	-3.52	
For >2,000 To 5,000, Deduct	-5.46	
For >5,000, Deduct	-7.92	
33 01 30 71-0034 LF 48" Diameter Pipe Lining, Spray Applied With 100 mil Structural Polyurethane	77.03	
For Up To 75, Add	16.75	
For >75 To 150, Add	7.70	
For >500 To 1,000, Deduct	-2.08	
For >1,000 To 2,000, Deduct	-4.02	
For >2,000 To 5,000, Deduct	-6.24	
For >5,000, Deduct	-9.05	
33 01 30 71-0035 LF 54" Diameter Pipe Lining, Spray Applied With 100 mil Structural Polyurethane	86.64	
For Up To 75, Add	18.84	
For >75 To 150, Add	8.66	
For >500 To 1,000, Deduct	-2.34	
For >1,000 To 2,000, Deduct	-4.52	
For >2,000 To 5,000, Deduct	-7.01	
For >5,000, Deduct	-10.18	
33 01 30 71-0036 LF 60" Diameter Pipe Lining, Spray Applied With 100 mil Structural Polyurethane	96.27	
For Up To 75, Add	20.93	
For >75 To 150, Add	9.63	
For >500 To 1,000, Deduct	-2.60	
For >1,000 To 2,000, Deduct	-5.03	
For >2,000 To 5,000, Deduct	-7.79	
For >5,000, Deduct	-11.31	
33 01 30 71-0037 LF 66" Diameter Pipe Lining, Spray Applied With 100 mil Structural Polyurethane	105.89	
For Up To 75, Add	23.03	
For >75 To 150, Add	10.59	
For >500 To 1,000, Deduct	-2.86	
For >1,000 To 2,000, Deduct	-5.53	
For >2,000 To 5,000, Deduct	-8.57	
For >5,000, Deduct	-12.44	
33 01 30 71-0038 LF 72" Diameter Pipe Lining, Spray Applied With 100 mil Structural Polyurethane	115.52	
For Up To 75, Add	25.12	
For >75 To 150, Add	11.55	
For >500 To 1,000, Deduct	-3.12	
For >1,000 To 2,000, Deduct	-6.03	
For >2,000 To 5,000, Deduct	-9.35	
For >5,000, Deduct	-13.57	
33 01 30 71-0039 LF 78" Diameter Pipe Lining, Spray Applied With 100 mil Structural Polyurethane	125.14	
For Up To 75, Add	27.21	
For >75 To 150, Add	12.51	
For >500 To 1,000, Deduct	-3.38	
For >1,000 To 2,000, Deduct	-6.53	
For >2,000 To 5,000, Deduct	-10.13	
For >5,000, Deduct	-14.70	
33 01 30 71-0040 LF 84" Diameter Pipe Lining, Spray Applied With 100 mil Structural Polyurethane	134.78	
For Up To 75, Add	29.31	
For >75 To 150, Add	13.48	
For >500 To 1,000, Deduct	-3.64	
For >1,000 To 2,000, Deduct	-7.04	
For >2,000 To 5,000, Deduct	-10.91	
For >5,000, Deduct	-15.83	
33 01 30 71-0041 LF 90" Diameter Pipe Lining, Spray Applied With 100 mil Structural Polyurethane	144.40	
For Up To 75, Add	31.40	
For >75 To 150, Add	14.44	
For >500 To 1,000, Deduct	-3.90	
For >1,000 To 2,000, Deduct	-7.54	
For >2,000 To 5,000, Deduct	-11.69	
For >5,000, Deduct	-16.96	
33 01 30 71-0042 LF 96" Diameter Pipe Lining, Spray Applied With 100 mil Structural Polyurethane	154.03	
For Up To 75, Add	33.50	
For >75 To 150, Add	15.40	
For >500 To 1,000, Deduct	-4.16	
For >1,000 To 2,000, Deduct	-8.04	
For >2,000 To 5,000, Deduct	-12.47	
For >5,000, Deduct	-18.09	
33 01 30 71-0043 LF 102" Diameter Pipe Lining, Spray Applied With 100 mil Structural Polyurethane	163.67	
For Up To 75, Add	35.59	
For >75 To 150, Add	16.37	
For >500 To 1,000, Deduct	-4.42	
For >1,000 To 2,000, Deduct	-8.55	
For >2,000 To 5,000, Deduct	-13.25	
For >5,000, Deduct	-19.22	
33 01 30 71-0044 LF 108" Diameter Pipe Lining, Spray Applied With 100 mil Structural Polyurethane	173.28	
For Up To 75, Add	37.68	
For >75 To 150, Add	17.33	
For >500 To 1,000, Deduct	-4.68	
For >1,000 To 2,000, Deduct	-9.05	
For >2,000 To 5,000, Deduct	-14.03	
For >5,000, Deduct	-20.35	



MINOR CSI UOM DESCRIPTION	TOTAL DIRECT UNIT COST	DEMOLITION UNIT COST
33 01 30 71-0045 LF 114" Diameter Pipe Lining, Spray Applied With 100 mil Structural Polyurethane	182.92	
<i>For Up To 75, Add</i>	39.78	
<i>For >75 To 150, Add</i>	18.29	
<i>For >500 To 1,000, Deduct</i>	-4.94	
<i>For >1,000 To 2,000, Deduct</i>	-9.55	
<i>For >2,000 To 5,000, Deduct</i>	-14.81	
<i>For >5,000, Deduct</i>	-21.49	
33 01 30 71-0046 LF 120" Diameter Pipe Lining, Spray Applied With 100 mil Structural Polyurethane	192.53	
<i>For Up To 75, Add</i>	41.87	
<i>For >75 To 150, Add</i>	19.25	
<i>For >500 To 1,000, Deduct</i>	-5.20	
<i>For >1,000 To 2,000, Deduct</i>	-10.05	
<i>For >2,000 To 5,000, Deduct</i>	-15.59	
<i>For >5,000, Deduct</i>	-22.61	
33 01 30 71-0047 SF Structure Lining, Spray Applied With 100 mil Structural Polyurethane	6.13	
33 01 30 71-0048 Lining Pipe, Spray Applied With 150 mil Structural Polyurethane <small>(33 01 30 71-0028)</small>		
Note: Two part structural polyurethane.		
33 01 30 71-0049 LF 36" Diameter Pipe Lining, Spray Applied With 150 mil Structural Polyurethane	77.66	
<i>For Up To 75, Add</i>	16.59	
<i>For >75 To 150, Add</i>	7.77	
<i>For >500 To 1,000, Deduct</i>	-1.98	
<i>For >1,000 To 2,000, Deduct</i>	-3.85	
<i>For >2,000 To 5,000, Deduct</i>	-5.93	
<i>For >5,000, Deduct</i>	-8.83	
33 01 30 71-0050 LF 42" Diameter Pipe Lining, Spray Applied With 150 mil Structural Polyurethane	90.59	
<i>For Up To 75, Add</i>	19.36	
<i>For >75 To 150, Add</i>	9.06	
<i>For >500 To 1,000, Deduct</i>	-2.31	
<i>For >1,000 To 2,000, Deduct</i>	-4.49	
<i>For >2,000 To 5,000, Deduct</i>	-6.92	
<i>For >5,000, Deduct</i>	-10.30	
33 01 30 71-0051 LF 48" Diameter Pipe Lining, Spray Applied With 150 mil Structural Polyurethane	103.54	
<i>For Up To 75, Add</i>	22.12	
<i>For >75 To 150, Add</i>	10.35	
<i>For >500 To 1,000, Deduct</i>	-2.64	
<i>For >1,000 To 2,000, Deduct</i>	-5.13	
<i>For >2,000 To 5,000, Deduct</i>	-7.91	
<i>For >5,000, Deduct</i>	-11.77	
33 01 30 71-0052 LF 54" Diameter Pipe Lining, Spray Applied With 150 mil Structural Polyurethane	116.48	
<i>For Up To 75, Add</i>	24.89	
<i>For >75 To 150, Add</i>	11.65	
<i>For >500 To 1,000, Deduct</i>	-2.97	
<i>For >1,000 To 2,000, Deduct</i>	-5.77	
<i>For >2,000 To 5,000, Deduct</i>	-8.90	
<i>For >5,000, Deduct</i>	-13.24	
33 01 30 71-0053 LF 60" Diameter Pipe Lining, Spray Applied With 150 mil Structural Polyurethane	129.42	
<i>For Up To 75, Add</i>	27.65	
<i>For >75 To 150, Add</i>	12.94	
<i>For >500 To 1,000, Deduct</i>	-3.30	
<i>For >1,000 To 2,000, Deduct</i>	-6.42	
<i>For >2,000 To 5,000, Deduct</i>	-9.89	
<i>For >5,000, Deduct</i>	-14.71	
33 01 30 71-0054 LF 66" Diameter Pipe Lining, Spray Applied With 150 mil Structural Polyurethane	142.37	
<i>For Up To 75, Add</i>	30.42	
<i>For >75 To 150, Add</i>	14.24	
<i>For >500 To 1,000, Deduct</i>	-3.63	
<i>For >1,000 To 2,000, Deduct</i>	-7.06	
<i>For >2,000 To 5,000, Deduct</i>	-10.88	
<i>For >5,000, Deduct</i>	-16.18	
33 01 30 71-0055 LF 72" Diameter Pipe Lining, Spray Applied With 150 mil Structural Polyurethane	155.31	
<i>For Up To 75, Add</i>	33.19	
<i>For >75 To 150, Add</i>	15.53	
<i>For >500 To 1,000, Deduct</i>	-3.96	
<i>For >1,000 To 2,000, Deduct</i>	-7.70	
<i>For >2,000 To 5,000, Deduct</i>	-11.87	
<i>For >5,000, Deduct</i>	-17.65	
33 01 30 71-0056 LF 78" Diameter Pipe Lining, Spray Applied With 150 mil Structural Polyurethane	168.25	
<i>For Up To 75, Add</i>	35.95	
<i>For >75 To 150, Add</i>	16.83	
<i>For >500 To 1,000, Deduct</i>	-4.28	
<i>For >1,000 To 2,000, Deduct</i>	-8.34	
<i>For >2,000 To 5,000, Deduct</i>	-12.85	
<i>For >5,000, Deduct</i>	-19.12	
33 01 30 71-0057 LF 84" Diameter Pipe Lining, Spray Applied With 150 mil Structural Polyurethane	181.20	
<i>For Up To 75, Add</i>	38.72	
<i>For >75 To 150, Add</i>	18.12	
<i>For >500 To 1,000, Deduct</i>	-4.61	
<i>For >1,000 To 2,000, Deduct</i>	-8.98	
<i>For >2,000 To 5,000, Deduct</i>	-13.84	
<i>For >5,000, Deduct</i>	-20.60	

33 Utilities
33 01 Operation and Maintenance of Utilities
33 01 30 Operation and Maintenance of Sewer Utilities



MINOR CSI UOM DESCRIPTION	TOTAL DIRECT UNIT COST	DEMOLITION UNIT COST
33 01 30 71-0058 LF 90" Diameter Pipe Lining, Spray Applied With 150 mil Structural Polyurethane	194.14	
For Up To 75, Add	41.48	
For >75 To 150, Add	19.41	
For >500 To 1,000, Deduct	-4.94	
For >1,000 To 2,000, Deduct	-9.62	
For >2,000 To 5,000, Deduct	-14.83	
For >5,000, Deduct	-22.07	
33 01 30 71-0059 LF 96" Diameter Pipe Lining, Spray Applied With 150 mil Structural Polyurethane	207.08	
For Up To 75, Add	44.25	
For >75 To 150, Add	20.71	
For >500 To 1,000, Deduct	-5.27	
For >1,000 To 2,000, Deduct	-10.26	
For >2,000 To 5,000, Deduct	-15.82	
For >5,000, Deduct	-23.54	
33 01 30 71-0060 LF 102" Diameter Pipe Lining, Spray Applied With 150 mil Structural Polyurethane	220.02	
For Up To 75, Add	47.01	
For >75 To 150, Add	22.00	
For >500 To 1,000, Deduct	-5.60	
For >1,000 To 2,000, Deduct	-10.91	
For >2,000 To 5,000, Deduct	-16.81	
For >5,000, Deduct	-25.01	
33 01 30 71-0061 LF 108" Diameter Pipe Lining, Spray Applied With 150 mil Structural Polyurethane	232.97	
For Up To 75, Add	49.78	
For >75 To 150, Add	23.30	
For >500 To 1,000, Deduct	-5.93	
For >1,000 To 2,000, Deduct	-11.55	
For >2,000 To 5,000, Deduct	-17.80	
For >5,000, Deduct	-26.48	
33 01 30 71-0062 LF 114" Diameter Pipe Lining, Spray Applied With 150 mil Structural Polyurethane	245.90	
For Up To 75, Add	52.54	
For >75 To 150, Add	24.59	
For >500 To 1,000, Deduct	-6.26	
For >1,000 To 2,000, Deduct	-12.19	
For >2,000 To 5,000, Deduct	-18.79	
For >5,000, Deduct	-27.95	
33 01 30 71-0063 LF 120" Diameter Pipe Lining, Spray Applied With 150 mil Structural Polyurethane	258.86	
For Up To 75, Add	55.31	
For >75 To 150, Add	25.89	
For >500 To 1,000, Deduct	-6.59	
For >1,000 To 2,000, Deduct	-12.83	
For >2,000 To 5,000, Deduct	-19.78	
For >5,000, Deduct	-29.42	
33 01 30 71-0064 SF Structure Lining, Spray Applied With 150 mil Structural Polyurethane	8.25	
33 01 30 71-0065 Lining Pipe, Spray Applied With 200 mil Structural Polyurethane <small>(33 01 30 71-0028)</small>		
Note: Two part structural polyurethane.		
33 01 30 71-0066 LF 36" Diameter Pipe Lining, Spray Applied With 200 mil Structural Polyurethane	97.53	
For Up To 75, Add	20.62	
For >75 To 150, Add	9.75	
For >500 To 1,000, Deduct	-2.40	
For >1,000 To 2,000, Deduct	-4.68	
For >2,000 To 5,000, Deduct	-7.19	
For >5,000, Deduct	-10.87	
33 01 30 71-0067 LF 42" Diameter Pipe Lining, Spray Applied With 200 mil Structural Polyurethane	113.80	
For Up To 75, Add	24.06	
For >75 To 150, Add	11.38	
For >500 To 1,000, Deduct	-2.80	
For >1,000 To 2,000, Deduct	-5.46	
For >2,000 To 5,000, Deduct	-8.39	
For >5,000, Deduct	-12.68	
33 01 30 71-0068 LF 48" Diameter Pipe Lining, Spray Applied With 200 mil Structural Polyurethane	130.04	
For Up To 75, Add	27.50	
For >75 To 150, Add	13.00	
For >500 To 1,000, Deduct	-3.20	
For >1,000 To 2,000, Deduct	-6.24	
For >2,000 To 5,000, Deduct	-9.59	
For >5,000, Deduct	-14.49	
33 01 30 71-0069 LF 54" Diameter Pipe Lining, Spray Applied With 200 mil Structural Polyurethane	146.30	
For Up To 75, Add	30.94	
For >75 To 150, Add	14.63	
For >500 To 1,000, Deduct	-3.60	
For >1,000 To 2,000, Deduct	-7.03	
For >2,000 To 5,000, Deduct	-10.79	
For >5,000, Deduct	-16.31	
33 01 30 71-0070 LF 60" Diameter Pipe Lining, Spray Applied With 200 mil Structural Polyurethane	162.56	
For Up To 75, Add	34.37	
For >75 To 150, Add	16.26	
For >500 To 1,000, Deduct	-4.00	
For >1,000 To 2,000, Deduct	-7.81	
For >2,000 To 5,000, Deduct	-11.99	
For >5,000, Deduct	-18.12	



MINOR CSI UOM DESCRIPTION	TOTAL DIRECT UNIT COST	DEMOLITION UNIT COST
33 01 30 71-0071 LF 66" Diameter Pipe Lining, Spray Applied With 200 mil Structural Polyurethane	178.81	
For Up To 75, Add	37.81	
For >75 To 150, Add	17.88	
For >500 To 1,000, Deduct	-4.40	
For >1,000 To 2,000, Deduct	-8.59	
For >2,000 To 5,000, Deduct	-13.19	
For >5,000, Deduct	-19.93	
33 01 30 71-0072 LF 72" Diameter Pipe Lining, Spray Applied With 200 mil Structural Polyurethane	195.07	
For Up To 75, Add	41.25	
For >75 To 150, Add	19.51	
For >500 To 1,000, Deduct	-4.80	
For >1,000 To 2,000, Deduct	-9.37	
For >2,000 To 5,000, Deduct	-14.39	
For >5,000, Deduct	-21.74	
33 01 30 71-0073 LF 78" Diameter Pipe Lining, Spray Applied With 200 mil Structural Polyurethane	211.33	
For Up To 75, Add	44.69	
For >75 To 150, Add	21.13	
For >500 To 1,000, Deduct	-5.20	
For >1,000 To 2,000, Deduct	-10.15	
For >2,000 To 5,000, Deduct	-15.59	
For >5,000, Deduct	-23.55	
33 01 30 71-0074 LF 84" Diameter Pipe Lining, Spray Applied With 200 mil Structural Polyurethane	227.58	
For Up To 75, Add	48.12	
For >75 To 150, Add	22.76	
For >500 To 1,000, Deduct	-5.59	
For >1,000 To 2,000, Deduct	-10.93	
For >2,000 To 5,000, Deduct	-16.78	
For >5,000, Deduct	-25.37	
33 01 30 71-0075 LF 90" Diameter Pipe Lining, Spray Applied With 200 mil Structural Polyurethane	243.84	
For Up To 75, Add	51.56	
For >75 To 150, Add	24.38	
For >500 To 1,000, Deduct	-5.99	
For >1,000 To 2,000, Deduct	-11.71	
For >2,000 To 5,000, Deduct	-17.98	
For >5,000, Deduct	-27.18	
33 01 30 71-0076 LF 96" Diameter Pipe Lining, Spray Applied With 200 mil Structural Polyurethane	260.10	
For Up To 75, Add	55.00	
For >75 To 150, Add	26.01	
For >500 To 1,000, Deduct	-6.39	
For >1,000 To 2,000, Deduct	-12.49	
For >2,000 To 5,000, Deduct	-19.18	
For >5,000, Deduct	-28.99	
33 01 30 71-0077 LF 102" Diameter Pipe Lining, Spray Applied With 200 mil Structural Polyurethane	276.34	
For Up To 75, Add	58.43	
For >75 To 150, Add	27.63	
For >500 To 1,000, Deduct	-6.79	
For >1,000 To 2,000, Deduct	-13.27	
For >2,000 To 5,000, Deduct	-20.38	
For >5,000, Deduct	-30.80	
33 01 30 71-0078 LF 108" Diameter Pipe Lining, Spray Applied With 200 mil Structural Polyurethane	292.61	
For Up To 75, Add	61.87	
For >75 To 150, Add	29.26	
For >500 To 1,000, Deduct	-7.19	
For >1,000 To 2,000, Deduct	-14.05	
For >2,000 To 5,000, Deduct	-21.58	
For >5,000, Deduct	-32.61	
33 01 30 71-0079 LF 114" Diameter Pipe Lining, Spray Applied With 200 mil Structural Polyurethane	308.87	
For Up To 75, Add	65.31	
For >75 To 150, Add	30.89	
For >500 To 1,000, Deduct	-7.59	
For >1,000 To 2,000, Deduct	-14.83	
For >2,000 To 5,000, Deduct	-22.78	
For >5,000, Deduct	-34.43	
33 01 30 71-0080 LF 120" Diameter Pipe Lining, Spray Applied With 200 mil Structural Polyurethane	325.11	
For Up To 75, Add	68.75	
For >75 To 150, Add	32.51	
For >500 To 1,000, Deduct	-7.99	
For >1,000 To 2,000, Deduct	-15.61	
For >2,000 To 5,000, Deduct	-23.98	
For >5,000, Deduct	-36.24	
33 01 30 71-0081 SF Structure Lining, Spray Applied With 200 mil Structural Polyurethane	10.35	
33 01 30 71-0082 Lining Pipe, Spray Applied With 250 mil Structural Polyurethane (33 01 30 71-0028)		
Note: Two part structural polyurethane.		
33 01 30 71-0083 LF 36" Diameter Pipe Lining, Spray Applied With 250 mil Structural Polyurethane	117.51	
For Up To 75, Add	24.68	
For >75 To 150, Add	11.75	
For >500 To 1,000, Deduct	-2.82	
For >1,000 To 2,000, Deduct	-5.52	
For >2,000 To 5,000, Deduct	-8.46	
For >5,000, Deduct	-12.93	

33 Utilities

33 01 Operation and Maintenance of Utilities

33 01 30 Operation and Maintenance of Sewer Utilities



MINOR CSI UOM DESCRIPTION	TOTAL DIRECT UNIT COST	DEMOLITION UNIT COST
33 01 30 71-0084 LF 42" Diameter Pipe Lining, Spray Applied With 250 mil Structural Polyurethane	137.09	
For Up To 75, Add	28.79	
For >75 To 150, Add	13.71	
For >500 To 1,000, Deduct	-3.29	
For >1,000 To 2,000, Deduct	-6.44	
For >2,000 To 5,000, Deduct	-9.87	
For >5,000, Deduct	-15.08	
33 01 30 71-0085 LF 48" Diameter Pipe Lining, Spray Applied With 250 mil Structural Polyurethane	156.68	
For Up To 75, Add	32.90	
For >75 To 150, Add	15.67	
For >500 To 1,000, Deduct	-3.76	
For >1,000 To 2,000, Deduct	-7.37	
For >2,000 To 5,000, Deduct	-11.28	
For >5,000, Deduct	-17.24	
33 01 30 71-0086 LF 54" Diameter Pipe Lining, Spray Applied With 250 mil Structural Polyurethane	176.26	
For Up To 75, Add	37.02	
For >75 To 150, Add	17.63	
For >500 To 1,000, Deduct	-4.23	
For >1,000 To 2,000, Deduct	-8.29	
For >2,000 To 5,000, Deduct	-12.69	
For >5,000, Deduct	-19.39	
33 01 30 71-0087 LF 60" Diameter Pipe Lining, Spray Applied With 250 mil Structural Polyurethane	195.85	
For Up To 75, Add	41.13	
For >75 To 150, Add	19.59	
For >500 To 1,000, Deduct	-4.70	
For >1,000 To 2,000, Deduct	-9.21	
For >2,000 To 5,000, Deduct	-14.10	
For >5,000, Deduct	-21.55	
33 01 30 71-0088 LF 66" Diameter Pipe Lining, Spray Applied With 250 mil Structural Polyurethane	215.43	
For Up To 75, Add	45.24	
For >75 To 150, Add	21.54	
For >500 To 1,000, Deduct	-5.17	
For >1,000 To 2,000, Deduct	-10.13	
For >2,000 To 5,000, Deduct	-15.51	
For >5,000, Deduct	-23.70	
33 01 30 71-0089 LF 72" Diameter Pipe Lining, Spray Applied With 250 mil Structural Polyurethane	235.02	
For Up To 75, Add	49.36	
For >75 To 150, Add	23.50	
For >500 To 1,000, Deduct	-5.64	
For >1,000 To 2,000, Deduct	-11.05	
For >2,000 To 5,000, Deduct	-16.92	
For >5,000, Deduct	-25.85	
33 01 30 71-0090 LF 78" Diameter Pipe Lining, Spray Applied With 250 mil Structural Polyurethane	254.61	
For Up To 75, Add	53.47	
For >75 To 150, Add	25.46	
For >500 To 1,000, Deduct	-6.11	
For >1,000 To 2,000, Deduct	-11.97	
For >2,000 To 5,000, Deduct	-18.33	
For >5,000, Deduct	-28.01	
33 01 30 71-0091 LF 84" Diameter Pipe Lining, Spray Applied With 250 mil Structural Polyurethane	274.18	
For Up To 75, Add	57.58	
For >75 To 150, Add	27.42	
For >500 To 1,000, Deduct	-6.58	
For >1,000 To 2,000, Deduct	-12.89	
For >2,000 To 5,000, Deduct	-19.74	
For >5,000, Deduct	-30.16	
33 01 30 71-0092 LF 90" Diameter Pipe Lining, Spray Applied With 250 mil Structural Polyurethane	293.77	
For Up To 75, Add	61.69	
For >75 To 150, Add	29.38	
For >500 To 1,000, Deduct	-7.05	
For >1,000 To 2,000, Deduct	-13.81	
For >2,000 To 5,000, Deduct	-21.15	
For >5,000, Deduct	-32.32	
33 01 30 71-0093 LF 96" Diameter Pipe Lining, Spray Applied With 250 mil Structural Polyurethane	313.35	
For Up To 75, Add	65.81	
For >75 To 150, Add	31.34	
For >500 To 1,000, Deduct	-7.52	
For >1,000 To 2,000, Deduct	-14.73	
For >2,000 To 5,000, Deduct	-22.56	
For >5,000, Deduct	-34.47	
33 01 30 71-0094 LF 102" Diameter Pipe Lining, Spray Applied With 250 mil Structural Polyurethane	332.93	
For Up To 75, Add	69.92	
For >75 To 150, Add	33.29	
For >500 To 1,000, Deduct	-7.99	
For >1,000 To 2,000, Deduct	-15.65	
For >2,000 To 5,000, Deduct	-23.97	
For >5,000, Deduct	-36.63	
33 01 30 71-0095 LF 108" Diameter Pipe Lining, Spray Applied With 250 mil Structural Polyurethane	352.53	
For Up To 75, Add	74.03	
For >75 To 150, Add	35.25	
For >500 To 1,000, Deduct	-8.46	
For >1,000 To 2,000, Deduct	-16.57	
For >2,000 To 5,000, Deduct	-25.39	
For >5,000, Deduct	-38.78	



MINOR CSI UOM DESCRIPTION	TOTAL DIRECT UNIT COST	DEMOLITION UNIT COST
33 01 30 71-0096 LF 114" Diameter Pipe Lining, Spray Applied With 250 mil Structural Polyurethane	372.10	
For Up To 75, Add	78.14	
For >75 To 150, Add	37.21	
For >500 To 1,000, Deduct	-8.93	
For >1,000 To 2,000, Deduct	-17.49	
For >2,000 To 5,000, Deduct	-26.79	
For >5,000, Deduct	-40.93	
33 01 30 71-0097 LF 120" Diameter Pipe Lining, Spray Applied With 250 mil Structural Polyurethane	391.70	
For Up To 75, Add	82.26	
For >75 To 150, Add	39.17	
For >500 To 1,000, Deduct	-9.40	
For >1,000 To 2,000, Deduct	-18.41	
For >2,000 To 5,000, Deduct	-28.21	
For >5,000, Deduct	-43.09	
33 01 30 71-0098 SF Structure Lining, Spray Applied With 250 mil Structural Polyurethane	12.47	
33 01 30 71-0099 Lining Pipe, Spray Applied With 300 mil Structural Polyurethane (33 01 30 71-0028)		
Note: Two part structural polyurethane.		
33 01 30 71-0100 LF 36" Diameter Pipe Lining, Spray Applied With 300 mil Structural Polyurethane	137.61	
For Up To 75, Add	28.76	
For >75 To 150, Add	13.76	
For >500 To 1,000, Deduct	-3.25	
For >1,000 To 2,000, Deduct	-6.37	
For >2,000 To 5,000, Deduct	-9.74	
For >5,000, Deduct	-15.00	
33 01 30 71-0101 LF 42" Diameter Pipe Lining, Spray Applied With 300 mil Structural Polyurethane	160.55	
For Up To 75, Add	33.55	
For >75 To 150, Add	16.06	
For >500 To 1,000, Deduct	-3.79	
For >1,000 To 2,000, Deduct	-7.43	
For >2,000 To 5,000, Deduct	-11.37	
For >5,000, Deduct	-17.50	
33 01 30 71-0102 LF 48" Diameter Pipe Lining, Spray Applied With 300 mil Structural Polyurethane	183.49	
For Up To 75, Add	38.35	
For >75 To 150, Add	18.35	
For >500 To 1,000, Deduct	-4.33	
For >1,000 To 2,000, Deduct	-8.50	
For >2,000 To 5,000, Deduct	-12.99	
For >5,000, Deduct	-20.00	
33 01 30 71-0103 LF 54" Diameter Pipe Lining, Spray Applied With 300 mil Structural Polyurethane	206.42	
For Up To 75, Add	43.14	
For >75 To 150, Add	20.64	
For >500 To 1,000, Deduct	-4.87	
For >1,000 To 2,000, Deduct	-9.56	
For >2,000 To 5,000, Deduct	-14.61	
For >5,000, Deduct	-22.50	
33 01 30 71-0104 LF 60" Diameter Pipe Lining, Spray Applied With 300 mil Structural Polyurethane	229.36	
For Up To 75, Add	47.94	
For >75 To 150, Add	22.94	
For >500 To 1,000, Deduct	-5.41	
For >1,000 To 2,000, Deduct	-10.62	
For >2,000 To 5,000, Deduct	-16.24	
For >5,000, Deduct	-25.00	
33 01 30 71-0105 LF 66" Diameter Pipe Lining, Spray Applied With 300 mil Structural Polyurethane	252.29	
For Up To 75, Add	52.73	
For >75 To 150, Add	25.23	
For >500 To 1,000, Deduct	-5.95	
For >1,000 To 2,000, Deduct	-11.68	
For >2,000 To 5,000, Deduct	-17.86	
For >5,000, Deduct	-27.50	
33 01 30 71-0106 LF 72" Diameter Pipe Lining, Spray Applied With 300 mil Structural Polyurethane	275.23	
For Up To 75, Add	57.52	
For >75 To 150, Add	27.52	
For >500 To 1,000, Deduct	-6.50	
For >1,000 To 2,000, Deduct	-12.74	
For >2,000 To 5,000, Deduct	-19.49	
For >5,000, Deduct	-30.00	
33 01 30 71-0107 LF 78" Diameter Pipe Lining, Spray Applied With 300 mil Structural Polyurethane	298.16	
For Up To 75, Add	62.31	
For >75 To 150, Add	29.82	
For >500 To 1,000, Deduct	-7.04	
For >1,000 To 2,000, Deduct	-13.80	
For >2,000 To 5,000, Deduct	-21.11	
For >5,000, Deduct	-32.50	
33 01 30 71-0108 LF 84" Diameter Pipe Lining, Spray Applied With 300 mil Structural Polyurethane	321.09	
For Up To 75, Add	67.11	
For >75 To 150, Add	32.11	
For >500 To 1,000, Deduct	-7.58	
For >1,000 To 2,000, Deduct	-14.87	
For >2,000 To 5,000, Deduct	-22.73	
For >5,000, Deduct	-35.00	

33 Utilities
33 01 Operation and Maintenance of Utilities
33 01 30 Operation and Maintenance of Sewer Utilities



MINOR CSI UOM DESCRIPTION	TOTAL DIRECT UNIT COST	DEMOLITION UNIT COST
33 01 30 71-0109 LF 90" Diameter Pipe Lining, Spray Applied With 300 mil Structural Polyurethane	344.04	
For Up To 75, Add	71.90	
For >75 To 150, Add	34.40	
For >500 To 1,000, Deduct	-8.12	
For >1,000 To 2,000, Deduct	-15.93	
For >2,000 To 5,000, Deduct	-24.36	
For >5,000, Deduct	-37.50	
33 01 30 71-0110 LF 96" Diameter Pipe Lining, Spray Applied With 300 mil Structural Polyurethane	366.96	
For Up To 75, Add	76.69	
For >75 To 150, Add	36.70	
For >500 To 1,000, Deduct	-8.66	
For >1,000 To 2,000, Deduct	-16.99	
For >2,000 To 5,000, Deduct	-25.98	
For >5,000, Deduct	-40.00	
33 01 30 71-0111 LF 102" Diameter Pipe Lining, Spray Applied With 300 mil Structural Polyurethane	389.91	
For Up To 75, Add	81.49	
For >75 To 150, Add	38.99	
For >500 To 1,000, Deduct	-9.20	
For >1,000 To 2,000, Deduct	-18.05	
For >2,000 To 5,000, Deduct	-27.60	
For >5,000, Deduct	-42.50	
33 01 30 71-0112 LF 108" Diameter Pipe Lining, Spray Applied With 300 mil Structural Polyurethane	412.84	
For Up To 75, Add	86.28	
For >75 To 150, Add	41.28	
For >500 To 1,000, Deduct	-9.74	
For >1,000 To 2,000, Deduct	-19.11	
For >2,000 To 5,000, Deduct	-29.23	
For >5,000, Deduct	-45.00	
33 01 30 71-0113 LF 114" Diameter Pipe Lining, Spray Applied With 300 mil Structural Polyurethane	435.78	
For Up To 75, Add	91.08	
For >75 To 150, Add	43.58	
For >500 To 1,000, Deduct	-10.28	
For >1,000 To 2,000, Deduct	-20.18	
For >2,000 To 5,000, Deduct	-30.85	
For >5,000, Deduct	-47.50	
33 01 30 71-0114 LF 120" Diameter Pipe Lining, Spray Applied With 300 mil Structural Polyurethane	458.71	
For Up To 75, Add	95.87	
For >75 To 150, Add	45.87	
For >500 To 1,000, Deduct	-10.82	
For >1,000 To 2,000, Deduct	-21.24	
For >2,000 To 5,000, Deduct	-32.47	
For >5,000, Deduct	-50.00	
33 01 30 71-0115 SF Structure Lining, Spray Applied With 300 mil Structural Polyurethane	14.59	
33 01 30 71-0116 Lining Pipe, Spray Applied With 400 mil Structural Polyurethane <small>(33 01 30 71-0028)</small>		
Note: Two part structural polyurethane.		
33 01 30 71-0117 LF 36" Diameter Pipe Lining, Spray Applied With 400 mil Structural Polyurethane	177.89	
For Up To 75, Add	36.95	
For >75 To 150, Add	17.79	
For >500 To 1,000, Deduct	-4.11	
For >1,000 To 2,000, Deduct	-8.08	
For >2,000 To 5,000, Deduct	-12.32	
For >5,000, Deduct	-19.16	
33 01 30 71-0118 LF 42" Diameter Pipe Lining, Spray Applied With 400 mil Structural Polyurethane	207.54	
For Up To 75, Add	43.11	
For >75 To 150, Add	20.75	
For >500 To 1,000, Deduct	-4.79	
For >1,000 To 2,000, Deduct	-9.43	
For >2,000 To 5,000, Deduct	-14.38	
For >5,000, Deduct	-22.36	
33 01 30 71-0119 LF 48" Diameter Pipe Lining, Spray Applied With 400 mil Structural Polyurethane	237.18	
For Up To 75, Add	49.27	
For >75 To 150, Add	23.72	
For >500 To 1,000, Deduct	-5.48	
For >1,000 To 2,000, Deduct	-10.77	
For >2,000 To 5,000, Deduct	-16.43	
For >5,000, Deduct	-25.55	
33 01 30 71-0120 LF 54" Diameter Pipe Lining, Spray Applied With 400 mil Structural Polyurethane	266.84	
For Up To 75, Add	55.43	
For >75 To 150, Add	26.68	
For >500 To 1,000, Deduct	-6.16	
For >1,000 To 2,000, Deduct	-12.12	
For >2,000 To 5,000, Deduct	-18.49	
For >5,000, Deduct	-28.75	
33 01 30 71-0121 LF 60" Diameter Pipe Lining, Spray Applied With 400 mil Structural Polyurethane	296.48	
For Up To 75, Add	61.59	
For >75 To 150, Add	29.65	
For >500 To 1,000, Deduct	-6.85	
For >1,000 To 2,000, Deduct	-13.46	
For >2,000 To 5,000, Deduct	-20.54	
For >5,000, Deduct	-31.94	



MINOR CSI UOM DESCRIPTION	TOTAL DIRECT UNIT COST	DEMOLITION UNIT COST
33 01 30 71-0122 LF 66" Diameter Pipe Lining, Spray Applied With 400 mil Structural Polyurethane	326.13	
For Up To 75, Add	67.75	
For >75 To 150, Add	32.61	
For >500 To 1,000, Deduct	-7.53	
For >1,000 To 2,000, Deduct	-14.81	
For >2,000 To 5,000, Deduct	-22.59	
For >5,000, Deduct	-35.14	
33 01 30 71-0123 LF 72" Diameter Pipe Lining, Spray Applied With 400 mil Structural Polyurethane	355.77	
For Up To 75, Add	73.91	
For >75 To 150, Add	35.58	
For >500 To 1,000, Deduct	-8.22	
For >1,000 To 2,000, Deduct	-16.16	
For >2,000 To 5,000, Deduct	-24.65	
For >5,000, Deduct	-38.33	
33 01 30 71-0124 LF 78" Diameter Pipe Lining, Spray Applied With 400 mil Structural Polyurethane	385.44	
For Up To 75, Add	60.07	
For >75 To 150, Add	38.54	
For >500 To 1,000, Deduct	-8.90	
For >1,000 To 2,000, Deduct	-17.50	
For >2,000 To 5,000, Deduct	-26.70	
For >5,000, Deduct	-41.53	
33 01 30 71-0125 LF 84" Diameter Pipe Lining, Spray Applied With 400 mil Structural Polyurethane	415.07	
For Up To 75, Add	86.22	
For >75 To 150, Add	41.51	
For >500 To 1,000, Deduct	-9.59	
For >1,000 To 2,000, Deduct	-18.85	
For >2,000 To 5,000, Deduct	-28.76	
For >5,000, Deduct	-44.72	
33 01 30 71-0126 LF 90" Diameter Pipe Lining, Spray Applied With 400 mil Structural Polyurethane	444.72	
For Up To 75, Add	92.38	
For >75 To 150, Add	44.47	
For >500 To 1,000, Deduct	-10.27	
For >1,000 To 2,000, Deduct	-20.20	
For >2,000 To 5,000, Deduct	-30.81	
For >5,000, Deduct	-47.91	
33 01 30 71-0127 LF 96" Diameter Pipe Lining, Spray Applied With 400 mil Structural Polyurethane	474.37	
For Up To 75, Add	98.54	
For >75 To 150, Add	47.44	
For >500 To 1,000, Deduct	-10.95	
For >1,000 To 2,000, Deduct	-21.54	
For >2,000 To 5,000, Deduct	-32.86	
For >5,000, Deduct	-51.11	
33 01 30 71-0128 LF 102" Diameter Pipe Lining, Spray Applied With 400 mil Structural Polyurethane	504.03	
For Up To 75, Add	104.70	
For >75 To 150, Add	50.40	
For >500 To 1,000, Deduct	-11.64	
For >1,000 To 2,000, Deduct	-22.89	
For >2,000 To 5,000, Deduct	-34.92	
For >5,000, Deduct	-54.30	
33 01 30 71-0129 LF 108" Diameter Pipe Lining, Spray Applied With 400 mil Structural Polyurethane	533.66	
For Up To 75, Add	110.86	
For >75 To 150, Add	53.37	
For >500 To 1,000, Deduct	-12.32	
For >1,000 To 2,000, Deduct	-24.23	
For >2,000 To 5,000, Deduct	-36.97	
For >5,000, Deduct	-57.49	
33 01 30 71-0130 LF 114" Diameter Pipe Lining, Spray Applied With 400 mil Structural Polyurethane	563.31	
For Up To 75, Add	117.02	
For >75 To 150, Add	56.33	
For >500 To 1,000, Deduct	-13.01	
For >1,000 To 2,000, Deduct	-25.58	
For >2,000 To 5,000, Deduct	-39.03	
For >5,000, Deduct	-60.69	
33 01 30 71-0131 LF 120" Diameter Pipe Lining, Spray Applied With 400 mil Structural Polyurethane	592.97	
For Up To 75, Add	123.18	
For >75 To 150, Add	59.30	
For >500 To 1,000, Deduct	-13.69	
For >1,000 To 2,000, Deduct	-26.93	
For >2,000 To 5,000, Deduct	-41.08	
For >5,000, Deduct	-63.88	
33 01 30 71-0132 SF Structure Lining, Spray Applied With 400 mil Structural Polyurethane	18.88	
33 01 30 71-0133 Lining Pipe, Spray Applied With 500 mil Structural Polyurethane (33 01 30 71-0028)		
Note: Two part structural polyurethane.		
33 01 30 71-0134 LF 36" Diameter Pipe Lining, Spray Applied With 500 mil Structural Polyurethane	218.54	
For Up To 75, Add	45.24	
For >75 To 150, Add	21.85	
For >500 To 1,000, Deduct	-4.98	
For >1,000 To 2,000, Deduct	-9.81	
For >2,000 To 5,000, Deduct	-14.95	
For >5,000, Deduct	-23.38	

33 Utilities

33 01 Operation and Maintenance of Utilities

33 01 30 Operation and Maintenance of Sewer Utilities



MINOR CSI UOM DESCRIPTION	TOTAL DIRECT UNIT COST	DEMOLITION UNIT COST
33 01 30 71-0135 LF 42" Diameter Pipe Lining, Spray Applied With 500 mil Structural Polyurethane	254.96	
For Up To 75, Add	52.78	
For >75 To 150, Add	25.50	
For >500 To 1,000, Deduct	-5.81	
For >1,000 To 2,000, Deduct	-11.45	
For >2,000 To 5,000, Deduct	-17.44	
For >5,000, Deduct	-27.28	
33 01 30 71-0136 LF 48" Diameter Pipe Lining, Spray Applied With 500 mil Structural Polyurethane	291.38	
For Up To 75, Add	60.31	
For >75 To 150, Add	29.14	
For >500 To 1,000, Deduct	-6.64	
For >1,000 To 2,000, Deduct	-13.08	
For >2,000 To 5,000, Deduct	-19.93	
For >5,000, Deduct	-31.18	
33 01 30 71-0137 LF 54" Diameter Pipe Lining, Spray Applied With 500 mil Structural Polyurethane	327.81	
For Up To 75, Add	67.85	
For >75 To 150, Add	32.78	
For >500 To 1,000, Deduct	-7.47	
For >1,000 To 2,000, Deduct	-14.72	
For >2,000 To 5,000, Deduct	-22.42	
For >5,000, Deduct	-35.07	
33 01 30 71-0138 LF 60" Diameter Pipe Lining, Spray Applied With 500 mil Structural Polyurethane	364.24	
For Up To 75, Add	75.40	
For >75 To 150, Add	36.42	
For >500 To 1,000, Deduct	-8.30	
For >1,000 To 2,000, Deduct	-16.35	
For >2,000 To 5,000, Deduct	-24.91	
For >5,000, Deduct	-38.97	
33 01 30 71-0139 LF 66" Diameter Pipe Lining, Spray Applied With 500 mil Structural Polyurethane	400.65	
For Up To 75, Add	82.93	
For >75 To 150, Add	40.07	
For >500 To 1,000, Deduct	-9.13	
For >1,000 To 2,000, Deduct	-17.99	
For >2,000 To 5,000, Deduct	-27.40	
For >5,000, Deduct	-42.87	
33 01 30 71-0140 LF 72" Diameter Pipe Lining, Spray Applied With 500 mil Structural Polyurethane	437.08	
For Up To 75, Add	90.47	
For >75 To 150, Add	43.71	
For >500 To 1,000, Deduct	-9.96	
For >1,000 To 2,000, Deduct	-19.62	
For >2,000 To 5,000, Deduct	-29.89	
For >5,000, Deduct	-46.77	
33 01 30 71-0141 LF 78" Diameter Pipe Lining, Spray Applied With 500 mil Structural Polyurethane	473.50	
For Up To 75, Add	98.01	
For >75 To 150, Add	47.35	
For >500 To 1,000, Deduct	-10.79	
For >1,000 To 2,000, Deduct	-21.26	
For >2,000 To 5,000, Deduct	-32.38	
For >5,000, Deduct	-50.66	
33 01 30 71-0142 LF 84" Diameter Pipe Lining, Spray Applied With 500 mil Structural Polyurethane	509.92	
For Up To 75, Add	105.55	
For >75 To 150, Add	50.99	
For >500 To 1,000, Deduct	-11.62	
For >1,000 To 2,000, Deduct	-22.89	
For >2,000 To 5,000, Deduct	-34.87	
For >5,000, Deduct	-54.56	
33 01 30 71-0143 LF 90" Diameter Pipe Lining, Spray Applied With 500 mil Structural Polyurethane	546.35	
For Up To 75, Add	113.09	
For >75 To 150, Add	54.64	
For >500 To 1,000, Deduct	-12.46	
For >1,000 To 2,000, Deduct	-24.53	
For >2,000 To 5,000, Deduct	-37.37	
For >5,000, Deduct	-58.46	
33 01 30 71-0144 LF 96" Diameter Pipe Lining, Spray Applied With 500 mil Structural Polyurethane	582.78	
For Up To 75, Add	120.63	
For >75 To 150, Add	58.28	
For >500 To 1,000, Deduct	-13.29	
For >1,000 To 2,000, Deduct	-26.16	
For >2,000 To 5,000, Deduct	-39.86	
For >5,000, Deduct	-62.35	
33 01 30 71-0145 LF 102" Diameter Pipe Lining, Spray Applied With 500 mil Structural Polyurethane	619.19	
For Up To 75, Add	128.17	
For >75 To 150, Add	61.92	
For >500 To 1,000, Deduct	-14.12	
For >1,000 To 2,000, Deduct	-27.80	
For >2,000 To 5,000, Deduct	-42.35	
For >5,000, Deduct	-66.25	
33 01 30 71-0146 LF 108" Diameter Pipe Lining, Spray Applied With 500 mil Structural Polyurethane	655.62	
For Up To 75, Add	135.71	
For >75 To 150, Add	65.56	
For >500 To 1,000, Deduct	-14.95	
For >1,000 To 2,000, Deduct	-29.43	
For >2,000 To 5,000, Deduct	-44.84	
For >5,000, Deduct	-70.15	



MINOR CSI UOM DESCRIPTION	TOTAL DIRECT UNIT COST	DEMOLITION UNIT COST
33 01 30 71-0147 LF 114" Diameter Pipe Lining, Spray Applied With 500 mil Structural Polyurethane	692.04	
<i>For Up To 75, Add</i>	143.25	
<i>For >75 To 150, Add</i>	69.20	
<i>For >500 To 1,000, Deduct</i>	-15.78	
<i>For >1,000 To 2,000, Deduct</i>	-31.07	
<i>For >2,000 To 5,000, Deduct</i>	-47.33	
<i>For >5,000, Deduct</i>	-74.04	
33 01 30 71-0148 LF 120" Diameter Pipe Lining, Spray Applied With 500 mil Structural Polyurethane	728.46	
<i>For Up To 75, Add</i>	150.79	
<i>For >75 To 150, Add</i>	72.85	
<i>For >500 To 1,000, Deduct</i>	-16.61	
<i>For >1,000 To 2,000, Deduct</i>	-32.70	
<i>For >2,000 To 5,000, Deduct</i>	-49.82	
<i>For >5,000, Deduct</i>	-77.94	
33 01 30 71-0149 SF Structure Lining, Spray Applied With 500 mil Structural Polyurethane	23.18	
33 01 30 71-0150 Lining Pipe With Rib Loc <small>(33 01 30 71-0001)</small>		
33 01 30 71-0151 LF Lining 6" Pipe With Rib Loc	46.81	
<i>For >500 To 1,000, Deduct</i>	-1.17	
<i>For >1,000 To 2,000, Deduct</i>	-2.29	
<i>For >2,000 To 5,000, Deduct</i>	-3.52	
<i>For >5,000, Deduct</i>	-5.27	
33 01 30 71-0152 LF Lining 8" Pipe With Rib Loc	52.11	
<i>For >500 To 1,000, Deduct</i>	-1.30	
<i>For >1,000 To 2,000, Deduct</i>	-2.53	
<i>For >2,000 To 5,000, Deduct</i>	-3.89	
<i>For >5,000, Deduct</i>	-5.85	
33 01 30 71-0153 LF Lining 10" Pipe With Rib Loc	72.70	
<i>For >500 To 1,000, Deduct</i>	-1.73	
<i>For >1,000 To 2,000, Deduct</i>	-3.40	
<i>For >2,000 To 5,000, Deduct</i>	-5.20	
<i>For >5,000, Deduct</i>	-7.97	
33 01 30 71-0154 LF Lining 12" Pipe With Rib Loc	92.88	
<i>For >500 To 1,000, Deduct</i>	-2.16	
<i>For >1,000 To 2,000, Deduct</i>	-4.25	
<i>For >2,000 To 5,000, Deduct</i>	-6.49	
<i>For >5,000, Deduct</i>	-10.06	
33 01 30 71-0155 LF Lining 15" Pipe With Rib Loc	124.05	
<i>For >500 To 1,000, Deduct</i>	-2.83	
<i>For >1,000 To 2,000, Deduct</i>	-5.57	
<i>For >2,000 To 5,000, Deduct</i>	-8.49	
<i>For >5,000, Deduct</i>	-13.28	
33 01 30 71-0156 LF Lining 18" Pipe With Rib Loc	160.42	
<i>For >500 To 1,000, Deduct</i>	-3.60	
<i>For >1,000 To 2,000, Deduct</i>	-7.10	
<i>For >2,000 To 5,000, Deduct</i>	-10.80	
<i>For >5,000, Deduct</i>	-17.03	
33 01 30 71-0157 LF Lining 21" Pipe With Rib Loc	201.93	
<i>For >500 To 1,000, Deduct</i>	-4.46	
<i>For >1,000 To 2,000, Deduct</i>	-8.82	
<i>For >2,000 To 5,000, Deduct</i>	-13.39	
<i>For >5,000, Deduct</i>	-21.26	
33 01 30 71-0158 LF Lining 24" Pipe With Rib Loc	250.33	
<i>For >500 To 1,000, Deduct</i>	-5.47	
<i>For >1,000 To 2,000, Deduct</i>	-10.83	
<i>For >2,000 To 5,000, Deduct</i>	-16.41	
<i>For >5,000, Deduct</i>	-26.20	
33 01 30 71-0159 LF Lining 27" Pipe With Rib Loc	300.20	
<i>For >500 To 1,000, Deduct</i>	-6.52	
<i>For >1,000 To 2,000, Deduct</i>	-12.90	
<i>For >2,000 To 5,000, Deduct</i>	-19.55	
<i>For >5,000, Deduct</i>	-31.30	
33 01 30 71-0160 LF Lining 30" Pipe With Rib Loc	356.42	
<i>For >500 To 1,000, Deduct</i>	-7.70	
<i>For >1,000 To 2,000, Deduct</i>	-15.25	
<i>For >2,000 To 5,000, Deduct</i>	-23.09	
<i>For >5,000, Deduct</i>	-37.06	
33 01 30 71-0161 LF Lining 36" Pipe With Rib Loc	455.12	
<i>For >500 To 1,000, Deduct</i>	-9.74	
<i>For >1,000 To 2,000, Deduct</i>	-19.32	
<i>For >2,000 To 5,000, Deduct</i>	-29.22	
<i>For >5,000, Deduct</i>	-47.11	
33 01 30 71-0162 LF Lining 42" Pipe With Rib Loc	567.24	
<i>For >500 To 1,000, Deduct</i>	-12.08	
<i>For >1,000 To 2,000, Deduct</i>	-23.97	
<i>For >2,000 To 5,000, Deduct</i>	-36.23	
<i>For >5,000, Deduct</i>	-58.55	
33 01 30 71-0163 LF Lining 48" Pipe With Rib Loc	694.62	
<i>For >500 To 1,000, Deduct</i>	-14.74	
<i>For >1,000 To 2,000, Deduct</i>	-29.28	
<i>For >2,000 To 5,000, Deduct</i>	-44.23	
<i>For >5,000, Deduct</i>	-71.59	

33 Utilities
33 01 Operation and Maintenance of Utilities
33 01 30 Operation and Maintenance of Sewer Utilities



MINOR CSI UOM DESCRIPTION	TOTAL DIRECT UNIT COST	DEMOLITION UNIT COST
33 01 30 71-0164 LF Lining 54" Pipe With Rib Loc.....	821.32	
For >500 To 1,000, Deduct	-17.45	
For >1,000 To 2,000, Deduct	-34.64	
For >2,000 To 5,000, Deduct	-52.35	
For >5,000, Deduct	-84.69	
33 01 30 71-0165 LF Lining 60" Pipe With Rib Loc.....	968.29	
For >500 To 1,000, Deduct	-20.76	
For >1,000 To 2,000, Deduct	-41.17	
For >2,000 To 5,000, Deduct	-62.28	
For >5,000, Deduct	-100.32	
33 01 30 71-0166 LF Lining 66" Pipe With Rib Loc.....	1,147.40	
For >500 To 1,000, Deduct	-25.14	
For >1,000 To 2,000, Deduct	-49.73	
For >2,000 To 5,000, Deduct	-75.42	
For >5,000, Deduct	-120.22	
33 01 30 71-0167 LF Lining 72" Pipe With Rib Loc.....	1,380.53	
For >500 To 1,000, Deduct	-31.45	
For >1,000 To 2,000, Deduct	-61.93	
For >2,000 To 5,000, Deduct	-94.34	
For >5,000, Deduct	-147.64	

33 01 30 72 Cured-in-Place Pipe Lining (33 01 30)

33 01 30 72-0001 Cured-In-Place Pipe (CIPP) Relining Underground Pipelines (33 01 30 72)
 Note: Excludes CCTV inspection and sewer cleaning. See CSI section 33 01 30 11-0000 for CCTV inspection, 33 01 30 41-0002 for sewer cleaning.

33 01 30 72-0002 Cured In-Place Pipe (CIPP) Lining Set-Up And Reinsertion (33 01 30 72-0001)

33 01 30 72-0003 EA Initial Set Up And Final Equipment Removal For Relining Up To 12" Underground Pipelines Cured In-Place Pipe (CIPP).....	1,533.79	
33 01 30 72-0004 EA Initial Set Up And Final Equipment Removal For Relining >12" To 24" Underground Pipelines Cured In-Place Pipe (CIPP).....	2,556.33	
33 01 30 72-0005 EA Initial Set Up And Final Equipment Removal For Relining >24" To 48" Underground Pipelines Cured In-Place Pipe (CIPP).....	3,834.48	
33 01 30 72-0006 EA Initial Set Up And Final Equipment Removal For Relining > 48" Underground Pipelines Cured In-Place Pipe (CIPP).....	5,112.65	
33 01 30 72-0007 EA Move And Reset Up At Different Access/Location For Relining Up To 12" Underground Pipelines Cured In-Place Pipe (CIPP).....	766.90	
33 01 30 72-0008 EA Move And Reset Up At Different Access/Location For Relining >12" To 24" Underground Pipelines Cured In-Place Pipe (CIPP).....	1,278.16	
33 01 30 72-0009 EA Move And Reset Up At Different Access/Location For Relining >24" To 48" Underground Pipelines Cured In-Place Pipe (CIPP).....	1,597.70	
33 01 30 72-0010 EA Move And Reset Up At Different Access/Location For Relining > 48" Underground Pipelines Cured In-Place Pipe (CIPP).....	2,045.07	
33 01 30 72-0011 EA Mixing Truck And Refrigeration For Relining Up To 12" Underground Pipelines Cured In-Place Pipe (CIPP).....	1,278.16	
Note: Need to mix wet material in bag prior to installation.		
33 01 30 72-0012 EA Mixing Truck And Refrigeration For Relining >12" To 24" Underground Pipelines Cured In-Place Pipe (CIPP).....	3,067.59	
Note: Need to mix wet material in bag prior to installation.		
33 01 30 72-0013 EA Mixing Truck And Refrigeration For Relining >24" To 48" Underground Pipelines Cured In-Place Pipe (CIPP).....	5,112.65	
Note: Need to mix wet material in bag prior to installation.		
33 01 30 72-0014 EA Mixing Truck And Refrigeration For Relining >48" Underground Pipelines Cured In-Place Pipe (CIPP).....	7,668.98	
Note: Need to mix wet material in bag prior to installation.		

33 01 30 72-0015 Lining Pipe With Polyester Resin Impregnated Cured In-Place Pipe (CIPP)
 (33 01 30 72-0001)
 Note: Cured in-place thermosetting resin pipe and resin impregnated tube. Excludes video camera inspection, culvert cleaning and grouting. Use round equivalent pipe sizes for elliptical, oval or arched pipe.

33 01 30 72-0016 4.5mm Thick Lining Cured In-Place Pipe (33 01 30 72-0015)

33 01 30 72-0017 LF 4.5mm Lining 2" Pipe With Resin Impregnated Cured In-Place Pipe (CIPP).....	21.86	
For Vinlyester Resin, Add	5.91	
For Epoxy Resin, Add	0.70	
For Up To >10, Add	44.48	
For >10 To 25, Add	35.66	
For >25 To 50, Add	21.82	
For >50 To 100, Add	10.91	
For >500 To 1,000, Deduct	-1.43	
For >1,000 To 2,000, Deduct	-2.31	
For >2,000 To 5,000, Deduct	-4.37	
For >5,000, Deduct	-7.06	
33 01 30 72-0018 LF 4.5mm Lining 3" Pipe With Resin Impregnated Cured In-Place Pipe (CIPP).....	26.49	
For Vinlyester Resin, Add	9.15	
For Epoxy Resin, Add	1.08	
For Up To >10, Add	46.80	
For >10 To 25, Add	36.82	
For >25 To 50, Add	22.74	
For >50 To 100, Add	11.37	
For >500 To 1,000, Deduct	-1.66	
For >1,000 To 2,000, Deduct	-2.66	
For >2,000 To 5,000, Deduct	-4.92	
For >5,000, Deduct	-7.98	



MINOR CSI UOM DESCRIPTION	TOTAL DIRECT UNIT COST	DEMOLITION UNIT COST
33 01 30 72-0019 LF 4.5mm Lining 4" Pipe With Resin Impregnated Cured In-Place Pipe (CIPP).....	31.11	
For Vinlyester Resin, Add	12.38	
For Epoxy Resin, Add	1.46	
For Up To >10, Add	49.11	
For >10 To 25, Add	37.97	
For >25 To 50, Add	23.67	
For >50 To 100, Add	11.83	
For >500 To 1,000, Deduct	-1.89	
For >1,000 To 2,000, Deduct	-3.00	
For >2,000 To 5,000, Deduct	-5.48	
For >5,000, Deduct	-8.91	
33 01 30 72-0020 LF 4.5mm Lining 6" Pipe With Resin Impregnated Cured In-Place Pipe (CIPP).....	41.65	
For Vinlyester Resin, Add	18.87	
For Epoxy Resin, Add	2.22	
For Up To >10, Add	57.58	
For >10 To 25, Add	43.49	
For >25 To 50, Add	27.44	
For >50 To 100, Add	18.72	
For >500 To 1,000, Deduct	-2.45	
For >1,000 To 2,000, Deduct	-3.86	
For >2,000 To 5,000, Deduct	-6.91	
For >5,000, Deduct	-11.27	
33 01 30 72-0021 LF 4.5mm Lining 8" Pipe With Resin Impregnated Cured In-Place Pipe (CIPP).....	52.18	
For Vinlyester Resin, Add	25.35	
For Epoxy Resin, Add	2.99	
For Up To >10, Add	66.02	
For >10 To 25, Add	48.98	
For >25 To 50, Add	31.20	
For >50 To 100, Add	15.60	
For >500 To 1,000, Deduct	-3.01	
For >1,000 To 2,000, Deduct	-4.71	
For >2,000 To 5,000, Deduct	-8.34	
For >5,000, Deduct	-13.63	
33 01 30 72-0022 6mm Thick Lining Cured In-Place Pipe <small>(33 01 30 72-0015)</small>		
33 01 30 72-0023 LF 6mm Lining 3" Pipe With Resin Impregnated Cured In-Place Pipe (CIPP).....	30.48	
For Vinlyester Resin, Add	11.94	
For Epoxy Resin, Add	1.41	
For Up To >10, Add	48.79	
For >10 To 25, Add	37.82	
For >25 To 50, Add	23.54	
For >50 To 100, Add	11.77	
For >500 To 1,000, Deduct	-1.86	
For >1,000 To 2,000, Deduct	-2.96	
For >2,000 To 5,000, Deduct	-5.40	
For >5,000, Deduct	-8.78	
33 01 30 72-0024 LF 6mm Lining 4" Pipe With Resin Impregnated Cured In-Place Pipe (CIPP).....	36.65	
For Vinlyester Resin, Add	16.26	
For Epoxy Resin, Add	1.92	
For Up To >10, Add	51.88	
For >10 To 25, Add	39.36	
For >25 To 50, Add	24.78	
For >50 To 100, Add	12.39	
For >500 To 1,000, Deduct	-2.17	
For >1,000 To 2,000, Deduct	-3.42	
For >2,000 To 5,000, Deduct	-6.14	
For >5,000, Deduct	-10.01	
33 01 30 72-0025 LF 6mm Lining 6" Pipe With Resin Impregnated Cured In-Place Pipe (CIPP).....	50.27	
For Vinlyester Resin, Add	24.90	
For Epoxy Resin, Add	2.93	
For Up To >10, Add	61.89	
For >10 To 25, Add	45.64	
For >25 To 50, Add	29.16	
For >50 To 100, Add	14.58	
For >500 To 1,000, Deduct	-2.88	
For >1,000 To 2,000, Deduct	-4.51	
For >2,000 To 5,000, Deduct	-7.94	
For >5,000, Deduct	-12.99	
33 01 30 72-0026 LF 6mm Lining 8" Pipe With Resin Impregnated Cured In-Place Pipe (CIPP).....	63.88	
For Vinlyester Resin, Add	33.54	
For Epoxy Resin, Add	3.95	
For Up To >10, Add	71.87	
For >10 To 25, Add	51.90	
For >25 To 50, Add	33.54	
For >50 To 100, Add	16.77	
For >500 To 1,000, Deduct	-3.59	
For >1,000 To 2,000, Deduct	-5.59	
For >2,000 To 5,000, Deduct	-9.74	
For >5,000, Deduct	-15.97	

33 Utilities**33 01 Operation and Maintenance of Utilities****33 01 30 Operation and Maintenance of Sewer Utilities**
 MINOR
 CSI UOM DESCRIPTION

 TOTAL DIRECT DEMOLITION
 UNIT COST UNIT COST

33 01 30 72-0027	LF	6mm Lining 10" Pipe With Resin Impregnated Cured In-Place Pipe (CIPP)	77.64	
		For Vinylster Resin, Add	42.18	
		For Epoxy Resin, Add	4.97	
		For Up To >10, Add	82.27	
		For >10 To 25, Add	58.52	
		For >25 To 50, Add	38.12	
		For >50 To 100, Add	19.06	
		For >500 To 1,000, Deduct	-4.32	
		For >1,000 To 2,000, Deduct	-6.69	
		For >2,000 To 5,000, Deduct	-11.58	
		For >5,000, Deduct	-19.00	
33 01 30 72-0028	LF	6mm Lining 12" Pipe With Resin Impregnated Cured In-Place Pipe (CIPP)	91.77	
		For Vinylster Resin, Add	50.82	
		For Epoxy Resin, Add	5.99	
		For Up To >10, Add	93.81	
		For >10 To 25, Add	66.08	
		For >25 To 50, Add	43.28	
		For >50 To 100, Add	21.64	
		For >500 To 1,000, Deduct	-5.07	
		For >1,000 To 2,000, Deduct	-7.84	
		For >2,000 To 5,000, Deduct	-13.50	
		For >5,000, Deduct	-22.19	
33 01 30 72-0029		7.5mm Thick Lining Cured In-Place Pipe <small>(33 01 30 72-0015)</small>		
33 01 30 72-0030	LF	7.5mm Lining 4" Pipe With Resin Impregnated Cured In-Place Pipe (CIPP)	42.00	
		For Vinylster Resin, Add	20.01	
		For Epoxy Resin, Add	2.36	
		For Up To >10, Add	54.55	
		For >10 To 25, Add	40.70	
		For >25 To 50, Add	25.85	
		For >50 To 100, Add	12.92	
		For >500 To 1,000, Deduct	-2.44	
		For >1,000 To 2,000, Deduct	-3.82	
		For >2,000 To 5,000, Deduct	-6.78	
		For >5,000, Deduct	-11.08	
33 01 30 72-0031	LF	7.5mm Lining 6" Pipe With Resin Impregnated Cured In-Place Pipe (CIPP)	58.70	
		For Vinylster Resin, Add	30.80	
		For Epoxy Resin, Add	3.63	
		For Up To >10, Add	66.10	
		For >10 To 25, Add	47.75	
		For >25 To 50, Add	30.85	
		For >50 To 100, Add	15.43	
		For >500 To 1,000, Deduct	-3.30	
		For >1,000 To 2,000, Deduct	-5.14	
		For >2,000 To 5,000, Deduct	-8.96	
		For >5,000, Deduct	-14.68	
33 01 30 72-0032	LF	7.5mm Lining 8" Pipe With Resin Impregnated Cured In-Place Pipe (CIPP)	75.41	
		For Vinylster Resin, Add	41.61	
		For Epoxy Resin, Add	4.90	
		For Up To >10, Add	77.63	
		For >10 To 25, Add	54.79	
		For >25 To 50, Add	35.84	
		For >50 To 100, Add	17.92	
		For >500 To 1,000, Deduct	-4.17	
		For >1,000 To 2,000, Deduct	-6.45	
		For >2,000 To 5,000, Deduct	-11.13	
		For >5,000, Deduct	-18.28	
33 01 30 72-0033	LF	7.5mm Lining 10" Pipe With Resin Impregnated Cured In-Place Pipe (CIPP)	92.24	
		For Vinylster Resin, Add	52.40	
		For Epoxy Resin, Add	6.18	
		For Up To >10, Add	89.57	
		For >10 To 25, Add	62.17	
		For >25 To 50, Add	41.04	
		For >50 To 100, Add	20.52	
		For >500 To 1,000, Deduct	-5.05	
		For >1,000 To 2,000, Deduct	-7.79	
		For >2,000 To 5,000, Deduct	-13.33	
		For >5,000, Deduct	-21.92	
33 01 30 72-0034	LF	7.5mm Lining 12" Pipe With Resin Impregnated Cured In-Place Pipe (CIPP)	109.46	
		For Vinylster Resin, Add	63.20	
		For Epoxy Resin, Add	7.45	
		For Up To >10, Add	102.66	
		For >10 To 25, Add	70.50	
		For >25 To 50, Add	46.81	
		For >50 To 100, Add	23.41	
		For >500 To 1,000, Deduct	-5.95	
		For >1,000 To 2,000, Deduct	-9.17	
		For >2,000 To 5,000, Deduct	-15.63	
		For >5,000, Deduct	-25.73	



MINOR CSI UOM DESCRIPTION	TOTAL DIRECT UNIT COST	DEMOLITION UNIT COST
33 01 30 72-0035 LF 7.5mm Lining 15" Pipe With Resin Impregnated Cured In-Place Pipe (CIPP).....	135.17	
For Vinylster Resin, Add	79.41	
For Epoxy Resin, Add	9.36	
For Up To >10, Add	121.91	
For >10 To 25, Add	82.69	
For >25 To 50, Add	55.28	
For >50 To 100, Add	27.64	
For >500 To 1,000, Deduct	-7.30	
For >1,000 To 2,000, Deduct	-11.22	
For >2,000 To 5,000, Deduct	-19.05	
For >5,000, Deduct	-31.38	
33 01 30 72-0036 LF 7.5mm Lining 18" Pipe With Resin Impregnated Cured In-Place Pipe (CIPP).....	161.11	
For Vinylster Resin, Add	95.60	
For Epoxy Resin, Add	11.27	
For Up To >10, Add	141.91	
For >10 To 25, Add	95.49	
For >25 To 50, Add	64.12	
For >50 To 100, Add	32.06	
For >500 To 1,000, Deduct	-8.67	
For >1,000 To 2,000, Deduct	-13.31	
For >2,000 To 5,000, Deduct	-22.52	
For >5,000, Deduct	-37.13	
33 01 30 72-0037 9mm Thick Lining Cured In-Place Pipe (33 01 30 72-0015)		
33 01 30 72-0038 LF 9mm Lining 6" Pipe With Resin Impregnated Cured In-Place Pipe (CIPP).....	66.96	
For Vinylster Resin, Add	36.58	
For Epoxy Resin, Add	4.31	
For Up To >10, Add	70.23	
For >10 To 25, Add	49.82	
For >25 To 50, Add	32.50	
For >50 To 100, Add	16.25	
For >500 To 1,000, Deduct	-3.72	
For >1,000 To 2,000, Deduct	-5.76	
For >2,000 To 5,000, Deduct	-9.95	
For >5,000, Deduct	-16.33	
33 01 30 72-0039 LF 9mm Lining 8" Pipe With Resin Impregnated Cured In-Place Pipe (CIPP).....	86.74	
For Vinylster Resin, Add	49.54	
For Epoxy Resin, Add	5.84	
For Up To >10, Add	83.30	
For >10 To 25, Add	57.62	
For >25 To 50, Add	38.11	
For >50 To 100, Add	19.05	
For >500 To 1,000, Deduct	-4.74	
For >1,000 To 2,000, Deduct	-7.30	
For >2,000 To 5,000, Deduct	-12.48	
For >5,000, Deduct	-20.54	
33 01 30 72-0040 LF 9mm Lining 10" Pipe With Resin Impregnated Cured In-Place Pipe (CIPP).....	106.67	
For Vinylster Resin, Add	62.50	
For Epoxy Resin, Add	7.37	
For Up To >10, Add	96.79	
For >10 To 25, Add	65.77	
For >25 To 50, Add	43.93	
For >50 To 100, Add	21.96	
For >500 To 1,000, Deduct	-5.77	
For >1,000 To 2,000, Deduct	-8.87	
For >2,000 To 5,000, Deduct	-15.06	
For >5,000, Deduct	-24.81	
33 01 30 72-0041 LF 9mm Lining 12" Pipe With Resin Impregnated Cured In-Place Pipe (CIPP).....	126.97	
For Vinylster Resin, Add	75.46	
For Epoxy Resin, Add	8.89	
For Up To >10, Add	111.41	
For >10 To 25, Add	74.88	
For >25 To 50, Add	50.32	
For >50 To 100, Add	25.16	
For >500 To 1,000, Deduct	-6.83	
For >1,000 To 2,000, Deduct	-10.48	
For >2,000 To 5,000, Deduct	-17.73	
For >5,000, Deduct	-29.23	
33 01 30 72-0042 LF 9mm Lining 15" Pipe With Resin Impregnated Cured In-Place Pipe (CIPP).....	157.31	
For Vinylster Resin, Add	94.91	
For Epoxy Resin, Add	11.19	
For Up To >10, Add	132.98	
For >10 To 25, Add	88.22	
For >25 To 50, Add	59.71	
For >50 To 100, Add	29.86	
For >500 To 1,000, Deduct	-8.41	
For >1,000 To 2,000, Deduct	-12.88	
For >2,000 To 5,000, Deduct	-21.70	
For >5,000, Deduct	-35.81	

33 Utilities
33 01 Operation and Maintenance of Utilities
33 01 30 Operation and Maintenance of Sewer Utilities



MINOR	CSI	UOM	DESCRIPTION	TOTAL DIRECT UNIT COST	DEMOLITION UNIT COST
33 01	30 72-0043	LF	9mm Lining 18" Pipe With Resin Impregnated Cured In-Place Pipe (CIPP).....	187.88	
			<i>For Vinylster Resin, Add</i>	114.34	
			<i>For Epoxy Resin, Add</i>	13.48	
			<i>For Up To >10, Add</i>	155.29	
			<i>For >10 To 25, Add</i>	102.19	
			<i>For >25 To 50, Add</i>	69.48	
			<i>For >50 To 100, Add</i>	34.74	
			<i>For >500 To 1,000, Deduct</i>	-10.01	
			<i>For >1,000 To 2,000, Deduct</i>	-15.32	
			<i>For >2,000 To 5,000, Deduct</i>	-25.74	
			<i>For >5,000, Deduct</i>	-42.48	
33 01	30 72-0044	LF	9mm Lining 21" Pipe With Resin Impregnated Cured In-Place Pipe (CIPP).....	217.70	
			<i>For Vinylster Resin, Add</i>	133.78	
			<i>For Epoxy Resin, Add</i>	15.77	
			<i>For Up To >10, Add</i>	175.33	
			<i>For >10 To 25, Add</i>	114.25	
			<i>For >25 To 50, Add</i>	78.11	
			<i>For >50 To 100, Add</i>	39.05	
			<i>For >500 To 1,000, Deduct</i>	-11.55	
			<i>For >1,000 To 2,000, Deduct</i>	-17.66	
			<i>For >2,000 To 5,000, Deduct</i>	-29.58	
			<i>For >5,000, Deduct</i>	-48.86	
33 01	30 72-0045	LF	9mm Lining 24" Pipe With Resin Impregnated Cured In-Place Pipe (CIPP).....	247.90	
			<i>For Vinylster Resin, Add</i>	153.22	
			<i>For Epoxy Resin, Add</i>	18.06	
			<i>For Up To >10, Add</i>	196.48	
			<i>For >10 To 25, Add</i>	127.25	
			<i>For >25 To 50, Add</i>	87.29	
			<i>For >50 To 100, Add</i>	43.65	
			<i>For >500 To 1,000, Deduct</i>	-13.12	
			<i>For >1,000 To 2,000, Deduct</i>	-20.04	
			<i>For >2,000 To 5,000, Deduct</i>	-33.52	
			<i>For >5,000, Deduct</i>	-55.38	
33 01	30 72-0046		10.5mm Thick Lining Cured In-Place Pipe <small>(33 01 30 72-0015)</small>		
33 01	30 72-0047	LF	10.5mm Lining 15" Pipe With Resin Impregnated Cured In-Place Pipe (CIPP).....	179.26	
			<i>For Vinylster Resin, Add</i>	110.27	
			<i>For Epoxy Resin, Add</i>	13.00	
			<i>For Up To >10, Add</i>	143.96	
			<i>For >10 To 25, Add</i>	93.71	
			<i>For >25 To 50, Add</i>	64.10	
			<i>For >50 To 100, Add</i>	32.05	
			<i>For >500 To 1,000, Deduct</i>	-9.51	
			<i>For >1,000 To 2,000, Deduct</i>	-14.53	
			<i>For >2,000 To 5,000, Deduct</i>	-24.34	
			<i>For >5,000, Deduct</i>	-40.20	
33 01	30 72-0048	LF	10.5mm Lining 18" Pipe With Resin Impregnated Cured In-Place Pipe (CIPP).....	214.47	
			<i>For Vinylster Resin, Add</i>	132.95	
			<i>For Epoxy Resin, Add</i>	15.67	
			<i>For Up To >10, Add</i>	168.59	
			<i>For >10 To 25, Add</i>	108.83	
			<i>For >25 To 50, Add</i>	74.80	
			<i>For >50 To 100, Add</i>	37.40	
			<i>For >500 To 1,000, Deduct</i>	-11.34	
			<i>For >1,000 To 2,000, Deduct</i>	-17.31	
			<i>For >2,000 To 5,000, Deduct</i>	-28.93	
			<i>For >5,000, Deduct</i>	-47.80	
33 01	30 72-0049	LF	10.5mm Lining 21" Pipe With Resin Impregnated Cured In-Place Pipe (CIPP).....	248.92	
			<i>For Vinylster Resin, Add</i>	155.63	
			<i>For Epoxy Resin, Add</i>	18.34	
			<i>For Up To >10, Add</i>	190.94	
			<i>For >10 To 25, Add</i>	122.06	
			<i>For >25 To 50, Add</i>	84.35	
			<i>For >50 To 100, Add</i>	42.18	
			<i>For >500 To 1,000, Deduct</i>	-13.11	
			<i>For >1,000 To 2,000, Deduct</i>	-20.00	
			<i>For >2,000 To 5,000, Deduct</i>	-33.33	
			<i>For >5,000, Deduct</i>	-55.10	
33 01	30 72-0050	LF	10.5mm Lining 24" Pipe With Resin Impregnated Cured In-Place Pipe (CIPP).....	283.74	
			<i>For Vinylster Resin, Add</i>	178.31	
			<i>For Epoxy Resin, Add</i>	21.02	
			<i>For Up To >10, Add</i>	214.40	
			<i>For >10 To 25, Add</i>	136.21	
			<i>For >25 To 50, Add</i>	94.46	
			<i>For >50 To 100, Add</i>	47.23	
			<i>For >500 To 1,000, Deduct</i>	-14.91	
			<i>For >1,000 To 2,000, Deduct</i>	-22.73	
			<i>For >2,000 To 5,000, Deduct</i>	-37.82	
			<i>For >5,000, Deduct</i>	-62.55	



MINOR CSI UOM DESCRIPTION	TOTAL DIRECT UNIT COST	DEMOLITION UNIT COST
33 01 30 72-0051 LF 10.5mm Lining 27" Pipe With Resin Impregnated Cured In-Place Pipe (CIPP).....	319.09	
For Vinylster Resin, Add	200.99	
For Epoxy Resin, Add	23.69	
For Up To >10, Add	239.45	
For >10 To 25, Add	151.68	
For >25 To 50, Add	105.37	
For >50 To 100, Add	52.68	
For >500 To 1,000, Deduct	-16.75	
For >1,000 To 2,000, Deduct	-25.53	
For >2,000 To 5,000, Deduct	-42.45	
For >5,000, Deduct	-70.21	
33 01 30 72-0052 LF 10.5mm Lining 30" Pipe With Resin Impregnated Cured In-Place Pipe (CIPP).....	355.06	
For Vinylster Resin, Add	223.67	
For Epoxy Resin, Add	26.36	
For Up To >10, Add	266.36	
For >10 To 25, Add	168.71	
For >25 To 50, Add	117.20	
For >50 To 100, Add	58.60	
For >500 To 1,000, Deduct	-18.64	
For >1,000 To 2,000, Deduct	-28.41	
For >2,000 To 5,000, Deduct	-47.23	
For >5,000, Deduct	-78.12	
33 01 30 72-0053 LF 10.5mm Lining 36" Pipe With Resin Impregnated Cured In-Place Pipe (CIPP).....	424.32	
For Vinylster Resin, Add	269.02	
For Epoxy Resin, Add	31.71	
For Up To >10, Add	312.16	
For >10 To 25, Add	196.08	
For >25 To 50, Add	136.86	
For >50 To 100, Add	68.43	
For >500 To 1,000, Deduct	-22.22	
For >1,000 To 2,000, Deduct	-33.82	
For >2,000 To 5,000, Deduct	-56.12	
For >5,000, Deduct	-92.86	
33 01 30 72-0054 12mm Thick Lining Cured In-Place Pipe <small>(33 01 30 72-0015)</small>		
33 01 30 72-0055 LF 12mm Lining 15" Pipe With Resin Impregnated Cured In-Place Pipe (CIPP).....	201.03	
For Vinylster Resin, Add	125.51	
For Epoxy Resin, Add	14.79	
For Up To >10, Add	154.84	
For >10 To 25, Add	99.15	
For >25 To 50, Add	68.46	
For >50 To 100, Add	34.23	
For >500 To 1,000, Deduct	-10.59	
For >1,000 To 2,000, Deduct	-16.16	
For >2,000 To 5,000, Deduct	-26.95	
For >5,000, Deduct	-44.55	
33 01 30 72-0056 LF 12mm Lining 18" Pipe With Resin Impregnated Cured In-Place Pipe (CIPP).....	240.88	
For Vinylster Resin, Add	151.44	
For Epoxy Resin, Add	17.85	
For Up To >10, Add	181.79	
For >10 To 25, Add	115.44	
For >25 To 50, Add	80.08	
For >50 To 100, Add	40.04	
For >500 To 1,000, Deduct	-12.66	
For >1,000 To 2,000, Deduct	-19.29	
For >2,000 To 5,000, Deduct	-32.10	
For >5,000, Deduct	-53.08	
33 01 30 72-0057 LF 12mm Lining 21" Pipe With Resin Impregnated Cured In-Place Pipe (CIPP).....	279.95	
For Vinylster Resin, Add	177.35	
For Epoxy Resin, Add	20.90	
For Up To >10, Add	206.45	
For >10 To 25, Add	129.82	
For >25 To 50, Add	90.56	
For >50 To 100, Add	45.28	
For >500 To 1,000, Deduct	-14.66	
For >1,000 To 2,000, Deduct	-22.33	
For >2,000 To 5,000, Deduct	-37.05	
For >5,000, Deduct	-61.31	
33 01 30 72-0058 LF 12mm Lining 24" Pipe With Resin Impregnated Cured In-Place Pipe (CIPP).....	319.40	
For Vinylster Resin, Add	203.27	
For Epoxy Resin, Add	23.96	
For Up To >10, Add	232.23	
For >10 To 25, Add	145.12	
For >25 To 50, Add	101.59	
For >50 To 100, Add	50.80	
For >500 To 1,000, Deduct	-16.70	
For >1,000 To 2,000, Deduct	-25.41	
For >2,000 To 5,000, Deduct	-42.10	
For >5,000, Deduct	-69.68	

33 Utilities

33 01 Operation and Maintenance of Utilities

33 01 30 Operation and Maintenance of Sewer Utilities



MINOR CSI UOM DESCRIPTION	TOTAL DIRECT UNIT COST	DEMOLITION UNIT COST
33 01 30 72-0059 LF 12mm Lining 27" Pipe With Resin Impregnated Cured In-Place Pipe (CIPP).....	359.38	
For Vinlyester Resin, Add	229.19	
For Epoxy Resin, Add	27.01	
For Up To >10, Add	259.59	
For >10 To 25, Add	161.76	
For >25 To 50, Add	113.42	
For >50 To 100, Add	56.71	
For >500 To 1,000, Deduct	-18.77	
For >1,000 To 2,000, Deduct	-28.55	
For >2,000 To 5,000, Deduct	-47.28	
For >5,000, Deduct	-78.27	
33 01 30 72-0060 LF 12mm Lining 30" Pipe With Resin Impregnated Cured In-Place Pipe (CIPP).....	398.97	
For Vinlyester Resin, Add	255.11	
For Epoxy Resin, Add	30.07	
For Up To >10, Add	288.81	
For >10 To 25, Add	179.94	
For >25 To 50, Add	126.18	
For >50 To 100, Add	63.09	
For >500 To 1,000, Deduct	-20.89	
For >1,000 To 2,000, Deduct	-31.77	
For >2,000 To 5,000, Deduct	-52.62	
For >5,000, Deduct	-87.10	
33 01 30 72-0061 LF 12mm Lining 36" Pipe With Resin Impregnated Cured In-Place Pipe (CIPP).....	478.50	
For Vinlyester Resin, Add	306.95	
For Epoxy Resin, Add	36.18	
For Up To >10, Add	339.25	
For >10 To 25, Add	209.63	
For >25 To 50, Add	147.70	
For >50 To 100, Add	73.85	
For >500 To 1,000, Deduct	-24.93	
For >1,000 To 2,000, Deduct	-37.89	
For >2,000 To 5,000, Deduct	-62.62	
For >5,000, Deduct	-103.70	
33 01 30 72-0062 LF 12mm Lining 42" Pipe With Resin Impregnated Cured In-Place Pipe (CIPP).....	558.18	
For Vinlyester Resin, Add	358.79	
For Epoxy Resin, Add	42.29	
For Up To >10, Add	393.17	
For >10 To 25, Add	242.21	
For >25 To 50, Add	170.96	
For >50 To 100, Add	85.48	
For >500 To 1,000, Deduct	-29.05	
For >1,000 To 2,000, Deduct	-44.15	
For >2,000 To 5,000, Deduct	-72.91	
For >5,000, Deduct	-120.76	
33 01 30 72-0063 LF 12mm Lining 48" Pipe With Resin Impregnated Cured In-Place Pipe (CIPP).....	639.91	
For Vinlyester Resin, Add	410.63	
For Epoxy Resin, Add	48.40	
For Up To >10, Add	453.21	
For >10 To 25, Add	279.90	
For >25 To 50, Add	197.27	
For >50 To 100, Add	98.64	
For >500 To 1,000, Deduct	-33.33	
For >1,000 To 2,000, Deduct	-50.66	
For >2,000 To 5,000, Deduct	-83.72	
For >5,000, Deduct	-138.64	
33 01 30 72-0064 13.5mm Thick Lining Cured In-Place Pipe (33 01 30 72-0015)		
33 01 30 72-0065 LF 13.5mm Lining 15" Pipe With Resin Impregnated Cured In-Place Pipe (CIPP).....	222.63	
For Vinlyester Resin, Add	140.63	
For Epoxy Resin, Add	16.57	
For Up To >10, Add	165.64	
For >10 To 25, Add	104.55	
For >25 To 50, Add	72.78	
For >50 To 100, Add	36.39	
For >500 To 1,000, Deduct	-11.67	
For >1,000 To 2,000, Deduct	-17.78	
For >2,000 To 5,000, Deduct	-29.54	
For >5,000, Deduct	-48.87	
33 01 30 72-0066 LF 13.5mm Lining 18" Pipe With Resin Impregnated Cured In-Place Pipe (CIPP).....	267.10	
For Vinlyester Resin, Add	169.79	
For Epoxy Resin, Add	20.01	
For Up To >10, Add	194.90	
For >10 To 25, Add	121.99	
For >25 To 50, Add	85.32	
For >50 To 100, Add	42.66	
For >500 To 1,000, Deduct	-13.97	
For >1,000 To 2,000, Deduct	-21.26	
For >2,000 To 5,000, Deduct	-35.24	
For >5,000, Deduct	-58.33	



MINOR CSI UOM DESCRIPTION	TOTAL DIRECT UNIT COST	DEMOLITION UNIT COST
33 01 30 72-0067 LF 13.5mm Lining 21" Pipe With Resin Impregnated Cured In-Place Pipe (CIPP).....	310.81	
For Vinylster Resin, Add	198.95	
For Epoxy Resin, Add	23.45	
For Up To >10, Add	221.88	
For >10 To 25, Add	137.53	
For >25 To 50, Add	96.73	
For >50 To 100, Add	48.36	
For >500 To 1,000, Deduct	-16.21	
For >1,000 To 2,000, Deduct	-24.64	
For >2,000 To 5,000, Deduct	40.75	
For >5,000, Deduct	-67.48	
33 01 30 72-0068 LF 13.5mm Lining 24" Pipe With Resin Impregnated Cured In-Place Pipe (CIPP).....	354.88	
For Vinylster Resin, Add	228.11	
For Epoxy Resin, Add	26.88	
For Up To >10, Add	249.97	
For >10 To 25, Add	153.99	
For >25 To 50, Add	108.69	
For >50 To 100, Add	54.34	
For >500 To 1,000, Deduct	-18.47	
For >1,000 To 2,000, Deduct	-28.07	
For >2,000 To 5,000, Deduct	-46.36	
For >5,000, Deduct	-76.78	
33 01 30 72-0069 LF 13.5mm Lining 27" Pipe With Resin Impregnated Cured In-Place Pipe (CIPP).....	399.49	
For Vinylster Resin, Add	257.27	
For Epoxy Resin, Add	30.32	
For Up To >10, Add	279.65	
For >10 To 25, Add	171.78	
For >25 To 50, Add	121.45	
For >50 To 100, Add	60.72	
For >500 To 1,000, Deduct	-20.77	
For >1,000 To 2,000, Deduct	-31.56	
For >2,000 To 5,000, Deduct	-52.09	
For >5,000, Deduct	-86.29	
33 01 30 72-0070 LF 13.5mm Lining 30" Pipe With Resin Impregnated Cured In-Place Pipe (CIPP).....	444.71	
For Vinylster Resin, Add	286.43	
For Epoxy Resin, Add	33.76	
For Up To >10, Add	311.18	
For >10 To 25, Add	191.12	
For >25 To 50, Add	135.13	
For >50 To 100, Add	67.57	
For >500 To 1,000, Deduct	-23.12	
For >1,000 To 2,000, Deduct	-35.13	
For >2,000 To 5,000, Deduct	-57.98	
For >5,000, Deduct	-96.05	
33 01 30 72-0071 LF 13.5mm Lining 36" Pipe With Resin Impregnated Cured In-Place Pipe (CIPP).....	532.49	
For Vinylster Resin, Add	344.74	
For Epoxy Resin, Add	40.63	
For Up To >10, Add	366.25	
For >10 To 25, Add	223.12	
For >25 To 50, Add	158.50	
For >50 To 100, Add	79.25	
For >500 To 1,000, Deduct	-27.62	
For >1,000 To 2,000, Deduct	-41.94	
For >2,000 To 5,000, Deduct	-69.10	
For >5,000, Deduct	-114.50	
33 01 30 72-0072 LF 13.5mm Lining 42" Pipe With Resin Impregnated Cured In-Place Pipe (CIPP).....	621.43	
For Vinylster Resin, Add	403.06	
For Epoxy Resin, Add	47.50	
For Up To >10, Add	424.79	
For >10 To 25, Add	258.03	
For >25 To 50, Add	183.61	
For >50 To 100, Add	91.80	
For >500 To 1,000, Deduct	-32.21	
For >1,000 To 2,000, Deduct	-48.89	
For >2,000 To 5,000, Deduct	-80.50	
For >5,000, Deduct	-133.41	
33 01 30 72-0073 LF 13.5mm Lining 48" Pipe With Resin Impregnated Cured In-Place Pipe (CIPP).....	712.41	
For Vinylster Resin, Add	461.38	
For Epoxy Resin, Add	54.38	
For Up To >10, Add	489.46	
For >10 To 25, Add	298.03	
For >25 To 50, Add	211.77	
For >50 To 100, Add	105.89	
For >500 To 1,000, Deduct	-36.95	
For >1,000 To 2,000, Deduct	-56.10	
For >2,000 To 5,000, Deduct	-92.42	
For >5,000, Deduct	-153.14	
33 01 30 72-0074 15mm Thick Lining Cured In-Place Pipe (33 01 30 72-0015)		

33 Utilities
33 01 Operation and Maintenance of Utilities
33 01 30 Operation and Maintenance of Sewer Utilities



MINOR CSI UOM DESCRIPTION	TOTAL DIRECT UNIT COST	DEMOLITION UNIT COST
33 01 30 72-0075 LF 15mm Lining 15" Pipe With Resin Impregnated Cured In-Place Pipe (CIPP).....	244.04	
For Vinlyester Resin, Add	155.62	
For Epoxy Resin, Add	18.34	
For Up To >10, Add	176.35	
For >10 To 25, Add	109.90	
For >25 To 50, Add	77.06	
For >50 To 100, Add	38.53	
For >500 To 1,000, Deduct	-12.75	
For >1,000 To 2,000, Deduct	-19.39	
For >2,000 To 5,000, Deduct	-32.11	
For >5,000, Deduct	-53.15	
33 01 30 72-0076 LF 15mm Lining 18" Pipe With Resin Impregnated Cured In-Place Pipe (CIPP).....	293.14	
For Vinlyester Resin, Add	188.02	
For Epoxy Resin, Add	22.16	
For Up To >10, Add	207.92	
For >10 To 25, Add	128.50	
For >25 To 50, Add	90.53	
For >50 To 100, Add	45.27	
For >500 To 1,000, Deduct	-15.27	
For >1,000 To 2,000, Deduct	-23.21	
For >2,000 To 5,000, Deduct	-38.37	
For >5,000, Deduct	-63.54	
33 01 30 72-0077 LF 15mm Lining 21" Pipe With Resin Impregnated Cured In-Place Pipe (CIPP).....	341.47	
For Vinlyester Resin, Add	220.42	
For Epoxy Resin, Add	25.98	
For Up To >10, Add	237.21	
For >10 To 25, Add	145.20	
For >25 To 50, Add	102.86	
For >50 To 100, Add	51.43	
For >500 To 1,000, Deduct	-17.74	
For >1,000 To 2,000, Deduct	-26.94	
For >2,000 To 5,000, Deduct	-44.43	
For >5,000, Deduct	-73.61	
33 01 30 72-0078 LF 15mm Lining 24" Pipe With Resin Impregnated Cured In-Place Pipe (CIPP).....	390.17	
For Vinlyester Resin, Add	252.81	
For Epoxy Resin, Add	29.80	
For Up To >10, Add	267.61	
For >10 To 25, Add	162.82	
For >25 To 50, Add	115.75	
For >50 To 100, Add	57.87	
For >500 To 1,000, Deduct	-20.23	
For >1,000 To 2,000, Deduct	-30.71	
For >2,000 To 5,000, Deduct	-50.59	
For >5,000, Deduct	-83.84	
33 01 30 72-0079 LF 15mm Lining 27" Pipe With Resin Impregnated Cured In-Place Pipe (CIPP).....	439.41	
For Vinlyester Resin, Add	285.22	
For Epoxy Resin, Add	33.61	
For Up To >10, Add	299.61	
For >10 To 25, Add	181.76	
For >25 To 50, Add	129.43	
For >50 To 100, Add	64.72	
For >500 To 1,000, Deduct	-22.77	
For >1,000 To 2,000, Deduct	-34.55	
For >2,000 To 5,000, Deduct	-56.88	
For >5,000, Deduct	-94.27	
33 01 30 72-0080 LF 15mm Lining 30" Pipe With Resin Impregnated Cured In-Place Pipe (CIPP).....	489.26	
For Vinlyester Resin, Add	317.61	
For Epoxy Resin, Add	37.43	
For Up To >10, Add	333.46	
For >10 To 25, Add	202.26	
For >25 To 50, Add	144.04	
For >50 To 100, Add	72.02	
For >500 To 1,000, Deduct	-25.35	
For >1,000 To 2,000, Deduct	-38.47	
For >2,000 To 5,000, Deduct	-63.33	
For >5,000, Deduct	-104.96	
33 01 30 72-0081 LF 15mm Lining 36" Pipe With Resin Impregnated Cured In-Place Pipe (CIPP).....	586.30	
For Vinlyester Resin, Add	382.41	
For Epoxy Resin, Add	45.07	
For Up To >10, Add	393.15	
For >10 To 25, Add	236.58	
For >25 To 50, Add	169.26	
For >50 To 100, Add	84.63	
For >500 To 1,000, Deduct	-30.32	
For >1,000 To 2,000, Deduct	-45.97	
For >2,000 To 5,000, Deduct	-75.56	
For >5,000, Deduct	-125.26	



MINOR CSI UOM DESCRIPTION	TOTAL DIRECT UNIT COST	DEMOLITION UNIT COST
33 01 30 72-0082 LF 15mm Lining 42" Pipe With Resin Impregnated Cured In-Place Pipe (CIPP).....	684.50	
For Vinlyester Resin, Add	447.21	
For Epoxy Resin, Add	52.71	
For Up To >10, Add	456.33	
For >10 To 25, Add	273.79	
For >25 To 50, Add	196.22	
For >50 To 100, Add	98.11	
For >500 To 1,000, Deduct	-35.37	
For >1,000 To 2,000, Deduct	-53.62	
For >2,000 To 5,000, Deduct	-88.07	
For >5,000, Deduct	-146.03	
33 01 30 72-0083 LF 15mm Lining 48" Pipe With Resin Impregnated Cured In-Place Pipe (CIPP).....	784.74	
For Vinlyester Resin, Add	512.01	
For Epoxy Resin, Add	60.34	
For Up To >10, Add	525.62	
For >10 To 25, Add	316.11	
For >25 To 50, Add	226.24	
For >50 To 100, Add	118.12	
For >500 To 1,000, Deduct	-40.57	
For >1,000 To 2,000, Deduct	-61.52	
For >2,000 To 5,000, Deduct	-101.10	
For >5,000, Deduct	-167.61	
33 01 30 72-0084 16.5mm Thick Lining Cured In-Place Pipe (33 01 30 72-0015)		
33 01 30 72-0085 LF 16.5mm Lining 18" Pipe With Resin Impregnated Cured In-Place Pipe (CIPP).....	318.99	
For Vinlyester Resin, Add	206.12	
For Epoxy Resin, Add	24.29	
For Up To >10, Add	220.85	
For >10 To 25, Add	134.96	
For >25 To 50, Add	95.70	
For >50 To 100, Add	47.85	
For >500 To 1,000, Deduct	-16.56	
For >1,000 To 2,000, Deduct	-25.15	
For >2,000 To 5,000, Deduct	-41.47	
For >5,000, Deduct	-68.71	
33 01 30 72-0086 LF 16.5mm Lining 21" Pipe With Resin Impregnated Cured In-Place Pipe (CIPP).....	371.95	
For Vinlyester Resin, Add	241.75	
For Epoxy Resin, Add	28.49	
For Up To >10, Add	252.45	
For >10 To 25, Add	152.82	
For >25 To 50, Add	108.96	
For >50 To 100, Add	54.48	
For >500 To 1,000, Deduct	-19.26	
For >1,000 To 2,000, Deduct	-29.23	
For >2,000 To 5,000, Deduct	-48.09	
For >5,000, Deduct	-79.71	
33 01 30 72-0087 LF 16.5mm Lining 24" Pipe With Resin Impregnated Cured In-Place Pipe (CIPP).....	425.29	
For Vinlyester Resin, Add	277.40	
For Epoxy Resin, Add	32.69	
For Up To >10, Add	285.17	
For >10 To 25, Add	171.60	
For >25 To 50, Add	122.77	
For >50 To 100, Add	61.39	
For >500 To 1,000, Deduct	-21.99	
For >1,000 To 2,000, Deduct	-33.35	
For >2,000 To 5,000, Deduct	-54.81	
For >5,000, Deduct	-90.86	
33 01 30 72-0088 LF 16.5mm Lining 27" Pipe With Resin Impregnated Cured In-Place Pipe (CIPP).....	479.15	
For Vinlyester Resin, Add	313.03	
For Epoxy Resin, Add	36.89	
For Up To >10, Add	319.48	
For >10 To 25, Add	191.70	
For >25 To 50, Add	137.38	
For >50 To 100, Add	68.69	
For >500 To 1,000, Deduct	-24.76	
For >1,000 To 2,000, Deduct	-37.53	
For >2,000 To 5,000, Deduct	-61.65	
For >5,000, Deduct	-102.22	
33 01 30 72-0089 LF 16.5mm Lining 30" Pipe With Resin Impregnated Cured In-Place Pipe (CIPP).....	533.64	
For Vinlyester Resin, Add	348.68	
For Epoxy Resin, Add	41.09	
For Up To >10, Add	355.65	
For >10 To 25, Add	213.35	
For >25 To 50, Add	152.92	
For >50 To 100, Add	76.46	
For >500 To 1,000, Deduct	-27.57	
For >1,000 To 2,000, Deduct	-41.80	
For >2,000 To 5,000, Deduct	-68.66	
For >5,000, Deduct	-113.83	

33 Utilities

33 01 Operation and Maintenance of Utilities

33 01 30 Operation and Maintenance of Sewer Utilities



MINOR CSI UOM DESCRIPTION	TOTAL DIRECT UNIT COST	DEMOLITION UNIT COST
33 01 30 72-0090 LF 16.5mm Lining 36" Pipe With Resin Impregnated Cured In-Place Pipe (CIPP).....	639.93	
For Vinylster Resin, Add	419.95	
For Epoxy Resin, Add	49.49	
For Up To >10, Add	419.97	
For >10 To 25, Add	249.98	
For >25 To 50, Add	179.99	
For >50 To 100, Add	89.99	
For >500 To 1,000, Deduct	-33.00	
For >1,000 To 2,000, Deduct	-49.99	
For >2,000 To 5,000, Deduct	-81.99	
For >5,000, Deduct	-135.99	
33 01 30 72-0091 LF 16.5mm Lining 42" Pipe With Resin Impregnated Cured In-Place Pipe (CIPP).....	747.38	
For Vinylster Resin, Add	491.23	
For Epoxy Resin, Add	57.89	
For Up To >10, Add	487.77	
For >10 To 25, Add	289.51	
For >25 To 50, Add	208.80	
For >50 To 100, Add	104.40	
For >500 To 1,000, Deduct	-38.51	
For >1,000 To 2,000, Deduct	-58.34	
For >2,000 To 5,000, Deduct	-95.62	
For >5,000, Deduct	-158.60	
33 01 30 72-0092 LF 16.5mm Lining 48" Pipe With Resin Impregnated Cured In-Place Pipe (CIPP).....	856.88	
For Vinylster Resin, Add	562.51	
For Epoxy Resin, Add	66.30	
For Up To >10, Add	561.69	
For >10 To 25, Add	334.15	
For >25 To 50, Add	240.67	
For >50 To 100, Add	120.33	
For >500 To 1,000, Deduct	-44.18	
For >1,000 To 2,000, Deduct	-66.93	
For >2,000 To 5,000, Deduct	-109.75	
For >5,000, Deduct	-182.04	
33 01 30 72-0093 LF 16.5mm Lining 54" Pipe With Resin Impregnated Cured In-Place Pipe (CIPP).....	965.48	
For Vinylster Resin, Add	633.79	
For Epoxy Resin, Add	74.70	
For Up To >10, Add	632.92	
For >10 To 25, Add	376.53	
For >25 To 50, Add	271.19	
For >50 To 100, Add	135.59	
For >500 To 1,000, Deduct	-49.78	
For >1,000 To 2,000, Deduct	-75.41	
For >2,000 To 5,000, Deduct	-123.67	
For >5,000, Deduct	-205.11	
33 01 30 72-0094 18mm Thick Lining Cured In-Place Pipe (33 01 30 72-0015)		
33 01 30 72-0095 LF 18mm Lining 18" Pipe With Resin Impregnated Cured In-Place Pipe (CIPP).....	345.31	
For Vinylster Resin, Add	224.09	
For Epoxy Resin, Add	26.41	
For Up To >10, Add	235.61	
For >10 To 25, Add	142.98	
For >25 To 50, Add	101.80	
For >50 To 100, Add	50.90	
For >500 To 1,000, Deduct	-17.90	
For >1,000 To 2,000, Deduct	-27.16	
For >2,000 To 5,000, Deduct	-44.71	
For >5,000, Deduct	-74.10	
33 01 30 72-0096 LF 18mm Lining 21" Pipe With Resin Impregnated Cured In-Place Pipe (CIPP).....	403.03	
For Vinylster Resin, Add	262.97	
For Epoxy Resin, Add	30.99	
For Up To >10, Add	269.92	
For >10 To 25, Add	162.32	
For >25 To 50, Add	116.17	
For >50 To 100, Add	58.09	
For >500 To 1,000, Deduct	-20.84	
For >1,000 To 2,000, Deduct	-31.60	
For >2,000 To 5,000, Deduct	-51.92	
For >5,000, Deduct	-86.08	
33 01 30 72-0097 LF 18mm Lining 24" Pipe With Resin Impregnated Cured In-Place Pipe (CIPP).....	460.99	
For Vinylster Resin, Add	301.85	
For Epoxy Resin, Add	35.57	
For Up To >10, Add	304.95	
For >10 To 25, Add	182.25	
For >25 To 50, Add	130.91	
For >50 To 100, Add	65.46	
For >500 To 1,000, Deduct	-23.79	
For >1,000 To 2,000, Deduct	-36.06	
For >2,000 To 5,000, Deduct	-59.19	
For >5,000, Deduct	-98.15	



MINOR CSI UOM DESCRIPTION	TOTAL DIRECT UNIT COST	DEMOLITION UNIT COST
33 01 30 72-0098 LF 18mm Lining 27" Pipe With Resin Impregnated Cured In-Place Pipe (CIPP).....	519.59	
For Vinlyester Resin, Add	340.73	
For Epoxy Resin, Add	40.16	
For Up To >10, Add	341.90	
For >10 To 25, Add	203.79	
For >25 To 50, Add	146.61	
For >50 To 100, Add	73.31	
For >500 To 1,000, Deduct	-26.80	
For >1,000 To 2,000, Deduct	-40.61	
For >2,000 To 5,000, Deduct	-66.62	
For >5,000, Deduct	-110.49	
33 01 30 72-0099 LF 18mm Lining 30" Pipe With Resin Impregnated Cured In-Place Pipe (CIPP).....	578.72	
For Vinlyester Resin, Add	379.60	
For Epoxy Resin, Add	44.74	
For Up To >10, Add	380.44	
For >10 To 25, Add	226.65	
For >25 To 50, Add	163.10	
For >50 To 100, Add	81.55	
For >500 To 1,000, Deduct	-29.85	
For >1,000 To 2,000, Deduct	-45.23	
For >2,000 To 5,000, Deduct	-74.18	
For >5,000, Deduct	-123.03	
33 01 30 72-0100 LF 18mm Lining 36" Pipe With Resin Impregnated Cured In-Place Pipe (CIPP).....	695.31	
For Vinlyester Resin, Add	457.37	
For Epoxy Resin, Add	53.90	
For Up To >10, Add	452.48	
For >10 To 25, Add	268.17	
For >25 To 50, Add	193.57	
For >50 To 100, Add	96.79	
For >500 To 1,000, Deduct	-35.81	
For >1,000 To 2,000, Deduct	-54.24	
For >2,000 To 5,000, Deduct	-88.89	
For >5,000, Deduct	-147.45	
33 01 30 72-0101 LF 18mm Lining 42" Pipe With Resin Impregnated Cured In-Place Pipe (CIPP).....	812.39	
For Vinlyester Resin, Add	535.12	
For Epoxy Resin, Add	63.07	
For Up To >10, Add	526.02	
For >10 To 25, Add	310.94	
For >25 To 50, Add	224.79	
For >50 To 100, Add	112.39	
For >500 To 1,000, Deduct	-41.82	
For >1,000 To 2,000, Deduct	-63.33	
For >2,000 To 5,000, Deduct	-103.72	
For >5,000, Deduct	-172.06	
33 01 30 72-0102 LF 18mm Lining 48" Pipe With Resin Impregnated Cured In-Place Pipe (CIPP).....	931.52	
For Vinlyester Resin, Add	612.88	
For Epoxy Resin, Add	72.23	
For Up To >10, Add	605.71	
For >10 To 25, Add	358.84	
For >25 To 50, Add	259.08	
For >50 To 100, Add	129.54	
For >500 To 1,000, Deduct	-47.98	
For >1,000 To 2,000, Deduct	-72.66	
For >2,000 To 5,000, Deduct	-119.06	
For >5,000, Deduct	-197.50	
33 01 30 72-0103 LF 18mm Lining 54" Pipe With Resin Impregnated Cured In-Place Pipe (CIPP).....	1,049.77	
For Vinlyester Resin, Add	690.64	
For Epoxy Resin, Add	81.40	
For Up To >10, Add	682.74	
For >10 To 25, Add	404.51	
For >25 To 50, Add	292.04	
For >50 To 100, Add	146.02	
For >500 To 1,000, Deduct	-54.07	
For >1,000 To 2,000, Deduct	-81.89	
For >2,000 To 5,000, Deduct	-134.18	
For >5,000, Deduct	-222.58	
33 01 30 72-0104 LF 18mm Lining 60" Pipe With Resin Impregnated Cured In-Place Pipe (CIPP).....	1,167.88	
For Vinlyester Resin, Add	768.40	
For Epoxy Resin, Add	90.56	
For Up To >10, Add	759.37	
For >10 To 25, Add	449.85	
For >25 To 50, Add	324.80	
For >50 To 100, Add	162.40	
For >500 To 1,000, Deduct	-60.15	
For >1,000 To 2,000, Deduct	-91.10	
For >2,000 To 5,000, Deduct	-149.27	
For >5,000, Deduct	-247.61	

33 Utilities**33 01 Operation and Maintenance of Utilities****33 01 30 Operation and Maintenance of Sewer Utilities**
 MINOR
 CSI UOM DESCRIPTION

 TOTAL DIRECT DEMOLITION
 UNIT COST UNIT COST

33 01 30 72-0105	LF	18mm Lining 66" Pipe With Resin Impregnated Cured In-Place Pipe (CIPP)	1,286.50	
		<i>For Vinylster Resin, Add</i>	846.15	
		<i>For Epoxy Resin, Add</i>	99.73	
		<i>For Up To >10, Add</i>	837.53	
		<i>For >10 To 25, Add</i>	496.47	
		<i>For >25 To 50, Add</i>	358.32	
		<i>For >50 To 100, Add</i>	179.16	
		<i>For >500 To 1,000, Deduct</i>	-66.27	
		<i>For >1,000 To 2,000, Deduct</i>	-100.37	
		<i>For >2,000 To 5,000, Deduct</i>	-164.48	
		<i>For >5,000, Deduct</i>	-272.84	
33 01 30 72-0106	LF	18mm Lining 72" Pipe With Resin Impregnated Cured In-Place Pipe (CIPP)	1,404.74	
		<i>For Vinylster Resin, Add</i>	923.91	
		<i>For Epoxy Resin, Add</i>	108.89	
		<i>For Up To >10, Add</i>	914.55	
		<i>For >10 To 25, Add</i>	542.14	
		<i>For >25 To 50, Add</i>	391.28	
		<i>For >50 To 100, Add</i>	195.64	
		<i>For >500 To 1,000, Deduct</i>	-72.36	
		<i>For >1,000 To 2,000, Deduct</i>	-109.60	
		<i>For >2,000 To 5,000, Deduct</i>	-179.60	
		<i>For >5,000, Deduct</i>	-297.92	
33 01 30 72-0107		19.5mm Thick Lining Cured In-Place Pipe <small>(33 01 30 72-0015)</small>		
33 01 30 72-0108	LF	19.5mm Lining 18" Pipe With Resin Impregnated Cured In-Place Pipe (CIPP)	371.82	
		<i>For Vinylster Resin, Add</i>	241.93	
		<i>For Epoxy Resin, Add</i>	28.51	
		<i>For Up To >10, Add</i>	251.41	
		<i>For >10 To 25, Add</i>	151.91	
		<i>For >25 To 50, Add</i>	108.42	
		<i>For >50 To 100, Add</i>	54.21	
		<i>For >500 To 1,000, Deduct</i>	-19.25	
		<i>For >1,000 To 2,000, Deduct</i>	-29.20	
		<i>For >2,000 To 5,000, Deduct</i>	-48.02	
		<i>For >5,000, Deduct</i>	-79.60	
33 01 30 72-0109	LF	19.5mm Lining 21" Pipe With Resin Impregnated Cured In-Place Pipe (CIPP)	434.16	
		<i>For Vinylster Resin, Add</i>	284.05	
		<i>For Epoxy Resin, Add</i>	33.48	
		<i>For Up To >10, Add</i>	288.01	
		<i>For >10 To 25, Add</i>	172.37	
		<i>For >25 To 50, Add</i>	123.71	
		<i>For >50 To 100, Add</i>	61.86	
		<i>For >500 To 1,000, Deduct</i>	-22.42	
		<i>For >1,000 To 2,000, Deduct</i>	-33.98	
		<i>For >2,000 To 5,000, Deduct</i>	-55.79	
		<i>For >5,000, Deduct</i>	-92.51	
33 01 30 72-0110	LF	19.5mm Lining 24" Pipe With Resin Impregnated Cured In-Place Pipe (CIPP)	496.89	
		<i>For Vinylster Resin, Add</i>	326.17	
		<i>For Epoxy Resin, Add</i>	38.44	
		<i>For Up To >10, Add</i>	325.77	
		<i>For >10 To 25, Add</i>	193.82	
		<i>For >25 To 50, Add</i>	139.59	
		<i>For >50 To 100, Add</i>	69.79	
		<i>For >500 To 1,000, Deduct</i>	-25.62	
		<i>For >1,000 To 2,000, Deduct</i>	-38.81	
		<i>For >2,000 To 5,000, Deduct</i>	-63.65	
		<i>For >5,000, Deduct</i>	-105.56	
33 01 30 72-0111	LF	19.5mm Lining 27" Pipe With Resin Impregnated Cured In-Place Pipe (CIPP)	559.87	
		<i>For Vinylster Resin, Add</i>	368.29	
		<i>For Epoxy Resin, Add</i>	43.41	
		<i>For Up To >10, Add</i>	364.29	
		<i>For >10 To 25, Add</i>	215.88	
		<i>For >25 To 50, Add</i>	155.84	
		<i>For >50 To 100, Add</i>	77.92	
		<i>For >500 To 1,000, Deduct</i>	-28.84	
		<i>For >1,000 To 2,000, Deduct</i>	-43.68	
		<i>For >2,000 To 5,000, Deduct</i>	-71.57	
		<i>For >5,000, Deduct</i>	-118.72	
33 01 30 72-0112	LF	19.5mm Lining 30" Pipe With Resin Impregnated Cured In-Place Pipe (CIPP)	623.87	
		<i>For Vinylster Resin, Add</i>	410.41	
		<i>For Epoxy Resin, Add</i>	48.37	
		<i>For Up To >10, Add</i>	405.86	
		<i>For >10 To 25, Add</i>	240.50	
		<i>For >25 To 50, Add</i>	173.62	
		<i>For >50 To 100, Add</i>	86.81	
		<i>For >500 To 1,000, Deduct</i>	-32.13	
		<i>For >1,000 To 2,000, Deduct</i>	-48.67	
		<i>For >2,000 To 5,000, Deduct</i>	-79.75	
		<i>For >5,000, Deduct</i>	-132.29	



MINOR	CSI	UOM	DESCRIPTION	TOTAL DIRECT UNIT COST	DEMOLITION UNIT COST
33 01 30	72-0113	LF	19.5mm Lining 36" Pipe With Resin Impregnated Cured In-Place Pipe (CIPP).....	760.87	
			For Vinylster Resin, Add	494.65	
			For Epoxy Resin, Add	58.30	
			For Up To >10, Add	486.01	
			For >10 To 25, Add	287.24	
			For >25 To 50, Add	207.67	
			For >50 To 100, Add	103.84	
			For >500 To 1,000, Deduct	-38.65	
			For >1,000 To 2,000, Deduct	-58.53	
			For >2,000 To 5,000, Deduct	-95.85	
			For >5,000, Deduct	-159.02	
33 01 30	72-0114	LF	19.5mm Lining 42" Pipe With Resin Impregnated Cured In-Place Pipe (CIPP).....	878.24	
			For Vinylster Resin, Add	578.89	
			For Epoxy Resin, Add	68.23	
			For Up To >10, Add	567.27	
			For >10 To 25, Add	334.90	
			For >25 To 50, Add	242.29	
			For >50 To 100, Add	121.14	
			For >500 To 1,000, Deduct	-45.19	
			For >1,000 To 2,000, Deduct	-68.43	
			For >2,000 To 5,000, Deduct	-112.05	
			For >5,000, Deduct	-185.90	
33 01 30	72-0115	LF	19.5mm Lining 48" Pipe With Resin Impregnated Cured In-Place Pipe (CIPP).....	1,006.50	
			For Vinylster Resin, Add	663.12	
			For Epoxy Resin, Add	78.15	
			For Up To >10, Add	651.20	
			For >10 To 25, Add	384.78	
			For >25 To 50, Add	278.23	
			For >50 To 100, Add	139.12	
			For >500 To 1,000, Deduct	-51.80	
			For >1,000 To 2,000, Deduct	-78.45	
			For >2,000 To 5,000, Deduct	-128.47	
			For >5,000, Deduct	-213.14	
33 01 30	72-0116	LF	19.5mm Lining 54" Pipe With Resin Impregnated Cured In-Place Pipe (CIPP).....	1,134.38	
			For Vinylster Resin, Add	747.36	
			For Epoxy Resin, Add	88.08	
			For Up To >10, Add	733.99	
			For >10 To 25, Add	433.72	
			For >25 To 50, Add	313.61	
			For >50 To 100, Add	156.81	
			For >500 To 1,000, Deduct	-58.39	
			For >1,000 To 2,000, Deduct	-88.41	
			For >2,000 To 5,000, Deduct	-144.80	
			For >5,000, Deduct	-240.22	
33 01 30	72-0117	LF	19.5mm Lining 60" Pipe With Resin Impregnated Cured In-Place Pipe (CIPP).....	1,262.26	
			For Vinylster Resin, Add	831.60	
			For Epoxy Resin, Add	98.01	
			For Up To >10, Add	816.78	
			For >10 To 25, Add	482.65	
			For >25 To 50, Add	348.99	
			For >50 To 100, Add	174.50	
			For >500 To 1,000, Deduct	-64.97	
			For >1,000 To 2,000, Deduct	-98.38	
			For >2,000 To 5,000, Deduct	-161.13	
			For >5,000, Deduct	-267.30	
33 01 30	72-0118	LF	19.5mm Lining 66" Pipe With Resin Impregnated Cured In-Place Pipe (CIPP).....	1,391.68	
			For Vinylster Resin, Add	915.84	
			For Epoxy Resin, Add	107.94	
			For Up To >10, Add	904.19	
			For >10 To 25, Add	535.44	
			For >25 To 50, Add	386.68	
			For >50 To 100, Add	193.34	
			For >500 To 1,000, Deduct	-71.67	
			For >1,000 To 2,000, Deduct	-108.54	
			For >2,000 To 5,000, Deduct	-177.84	
			For >5,000, Deduct	-295.00	
33 01 30	72-0119	LF	19.5mm Lining 72" Pipe With Resin Impregnated Cured In-Place Pipe (CIPP).....	1,519.67	
			For Vinylster Resin, Add	1,000.07	
			For Epoxy Resin, Add	117.87	
			For Up To >10, Add	987.34	
			For >10 To 25, Add	584.67	
			For >25 To 50, Add	422.23	
			For >50 To 100, Add	211.12	
			For >500 To 1,000, Deduct	-78.26	
			For >1,000 To 2,000, Deduct	-118.53	
			For >2,000 To 5,000, Deduct	-194.19	
			For >5,000, Deduct	-322.13	
33 01 30	72-0120		21mm Thick Lining Cured In-Place Pipe <small>(33 01 30 72-0015)</small>		

33 Utilities
33 01 Operation and Maintenance of Utilities
33 01 30 Operation and Maintenance of Sewer Utilities



MINOR CSI UOM DESCRIPTION	TOTAL DIRECT UNIT COST	DEMOLITION UNIT COST
33 01 30 72-0121 LF 21mm Lining 18" Pipe With Resin Impregnated Cured In-Place Pipe (CIPP).....	398.03	
For Vinlyester Resin, Add	259.65	
For Epoxy Resin, Add	30.60	
For Up To >10, Add	266.77	
For >10 To 25, Add	160.48	
For >25 To 50, Add	114.84	
For >50 To 100, Add	57.42	
For >500 To 1,000, Deduct	-20.58	
For >1,000 To 2,000, Deduct	-31.21	
For >2,000 To 5,000, Deduct	-51.29	
For >5,000, Deduct	-85.03	
33 01 30 72-0122 LF 21mm Lining 21" Pipe With Resin Impregnated Cured In-Place Pipe (CIPP).....	465.13	
For Vinlyester Resin, Add	305.01	
For Epoxy Resin, Add	35.95	
For Up To >10, Add	306.07	
For >10 To 25, Add	182.43	
For >25 To 50, Add	131.25	
For >50 To 100, Add	65.62	
For >500 To 1,000, Deduct	-23.99	
For >1,000 To 2,000, Deduct	-36.35	
For >2,000 To 5,000, Deduct	-59.64	
For >5,000, Deduct	-98.91	
33 01 30 72-0123 LF 21mm Lining 24" Pipe With Resin Impregnated Cured In-Place Pipe (CIPP).....	532.61	
For Vinlyester Resin, Add	350.37	
For Epoxy Resin, Add	41.29	
For Up To >10, Add	346.51	
For >10 To 25, Add	205.33	
For >25 To 50, Add	148.23	
For >50 To 100, Add	74.11	
For >500 To 1,000, Deduct	-27.43	
For >1,000 To 2,000, Deduct	-41.55	
For >2,000 To 5,000, Deduct	-68.08	
For >5,000, Deduct	-112.94	
33 01 30 72-0124 LF 21mm Lining 27" Pipe With Resin Impregnated Cured In-Place Pipe (CIPP).....	599.97	
For Vinlyester Resin, Add	395.73	
For Epoxy Resin, Add	46.64	
For Up To >10, Add	386.59	
For >10 To 25, Add	227.93	
For >25 To 50, Add	165.03	
For >50 To 100, Add	82.51	
For >500 To 1,000, Deduct	-30.86	
For >1,000 To 2,000, Deduct	-46.73	
For >2,000 To 5,000, Deduct	-76.50	
For >5,000, Deduct	-126.92	
33 01 30 72-0125 LF 21mm Lining 30" Pipe With Resin Impregnated Cured In-Place Pipe (CIPP).....	668.73	
For Vinlyester Resin, Add	441.09	
For Epoxy Resin, Add	51.99	
For Up To >10, Add	430.87	
For >10 To 25, Add	254.03	
For >25 To 50, Add	183.93	
For >50 To 100, Add	91.96	
For >500 To 1,000, Deduct	-34.40	
For >1,000 To 2,000, Deduct	-52.08	
For >2,000 To 5,000, Deduct	-85.27	
For >5,000, Deduct	-141.47	
33 01 30 72-0126 LF 21mm Lining 36" Pipe With Resin Impregnated Cured In-Place Pipe (CIPP).....	806.25	
For Vinlyester Resin, Add	531.80	
For Epoxy Resin, Add	62.68	
For Up To >10, Add	519.45	
For >10 To 25, Add	306.26	
For >25 To 50, Add	221.74	
For >50 To 100, Add	110.87	
For >500 To 1,000, Deduct	-41.48	
For >1,000 To 2,000, Deduct	-62.80	
For >2,000 To 5,000, Deduct	-102.80	
For >5,000, Deduct	-170.56	
33 01 30 72-0127 LF 21mm Lining 42" Pipe With Resin Impregnated Cured In-Place Pipe (CIPP).....	943.77	
For Vinlyester Resin, Add	622.52	
For Epoxy Resin, Add	73.37	
For Up To >10, Add	608.01	
For >10 To 25, Add	358.46	
For >25 To 50, Add	259.54	
For >50 To 100, Add	129.77	
For >500 To 1,000, Deduct	-48.55	
For >1,000 To 2,000, Deduct	-73.51	
For >2,000 To 5,000, Deduct	-120.33	
For >5,000, Deduct	-199.64	



MINOR CSI UOM DESCRIPTION	TOTAL DIRECT UNIT COST	DEMOLITION UNIT COST
33 01 30 72-0128 LF 21mm Lining 48" Pipe With Resin Impregnated Cured In-Place Pipe (CIPP).....	1,081.28	
For Vinlyester Resin, Add	713.24	
For Epoxy Resin, Add	84.06	
For Up To >10, Add	696.57	
For >10 To 25, Add	410.65	
For >25 To 50, Add	297.34	
For >50 To 100, Add	148.67	
For >500 To 1,000, Deduct	-55.62	
For >1,000 To 2,000, Deduct	-84.21	
For >2,000 To 5,000, Deduct	-137.86	
For >5,000, Deduct	-228.73	
33 01 30 72-0129 LF 21mm Lining 54" Pipe With Resin Impregnated Cured In-Place Pipe (CIPP).....	1,218.81	
For Vinlyester Resin, Add	803.96	
For Epoxy Resin, Add	94.75	
For Up To >10, Add	785.16	
For >10 To 25, Add	462.88	
For >25 To 50, Add	335.15	
For >50 To 100, Add	167.58	
For >500 To 1,000, Deduct	-62.70	
For >1,000 To 2,000, Deduct	-94.93	
For >2,000 To 5,000, Deduct	-155.40	
For >5,000, Deduct	-257.82	
33 01 30 72-0130 LF 21mm Lining 60" Pipe With Resin Impregnated Cured In-Place Pipe (CIPP).....	1,356.34	
For Vinlyester Resin, Add	894.68	
For Epoxy Resin, Add	105.44	
For Up To >10, Add	873.75	
For >10 To 25, Add	515.10	
For >25 To 50, Add	372.97	
For >50 To 100, Add	186.48	
For >500 To 1,000, Deduct	-69.77	
For >1,000 To 2,000, Deduct	-105.64	
For >2,000 To 5,000, Deduct	-172.93	
For >5,000, Deduct	-286.91	
33 01 30 72-0131 LF 21mm Lining 66" Pipe With Resin Impregnated Cured In-Place Pipe (CIPP).....	1,496.67	
For Vinlyester Resin, Add	985.40	
For Epoxy Resin, Add	116.14	
For Up To >10, Add	970.74	
For >10 To 25, Add	574.33	
For >25 To 50, Add	414.98	
For >50 To 100, Add	207.49	
For >500 To 1,000, Deduct	-77.06	
For >1,000 To 2,000, Deduct	-116.70	
For >2,000 To 5,000, Deduct	-191.17	
For >5,000, Deduct	-317.13	
33 01 30 72-0132 LF 21mm Lining 72" Pipe With Resin Impregnated Cured In-Place Pipe (CIPP).....	1,634.44	
For Vinlyester Resin, Add	1,076.11	
For Epoxy Resin, Add	126.83	
For Up To >10, Add	1,060.07	
For >10 To 25, Add	627.18	
For >25 To 50, Add	453.17	
For >50 To 100, Add	226.59	
For >500 To 1,000, Deduct	-84.15	
For >1,000 To 2,000, Deduct	-127.44	
For >2,000 To 5,000, Deduct	-208.76	
For >5,000, Deduct	-346.32	
33 01 30 72-0133 22.5mm Thick Lining Cured In-Place Pipe (33 01 30 72-0015)		
33 01 30 72-0134 LF 22.5mm Lining 18" Pipe With Resin Impregnated Cured In-Place Pipe (CIPP).....	423.93	
For Vinlyester Resin, Add	277.24	
For Epoxy Resin, Add	32.67	
For Up To >10, Add	281.64	
For >10 To 25, Add	168.69	
For >25 To 50, Add	121.02	
For >50 To 100, Add	60.51	
For >500 To 1,000, Deduct	-21.89	
For >1,000 To 2,000, Deduct	-33.19	
For >2,000 To 5,000, Deduct	-54.49	
For >5,000, Deduct	-90.36	
33 01 30 72-0135 LF 22.5mm Lining 21" Pipe With Resin Impregnated Cured In-Place Pipe (CIPP).....	495.66	
For Vinlyester Resin, Add	325.84	
For Epoxy Resin, Add	38.40	
For Up To >10, Add	323.26	
For >10 To 25, Add	191.80	
For >25 To 50, Add	138.35	
For >50 To 100, Add	69.18	
For >500 To 1,000, Deduct	-25.54	
For >1,000 To 2,000, Deduct	-38.68	
For >2,000 To 5,000, Deduct	-63.40	
For >5,000, Deduct	-105.17	

33 Utilities

33 01 Operation and Maintenance of Utilities

33 01 30 Operation and Maintenance of Sewer Utilities



MINOR CSI UOM DESCRIPTION	TOTAL DIRECT UNIT COST	DEMOLITION UNIT COST
33 01 30 72-0136 LF 22.5mm Lining 24" Pipe With Resin Impregnated Cured In-Place Pipe (CIPP).....	568.15	
For Vinlyester Resin, Add	374.44	
For Epoxy Resin, Add	44.13	
For Up To >10, Add	367.15	
For >10 To 25, Add	216.81	
For >25 To 50, Add	156.83	
For >50 To 100, Add	78.41	
For >500 To 1,000, Deduct	-29.24	
For >1,000 To 2,000, Deduct	-44.27	
For >2,000 To 5,000, Deduct	-72.50	
For >5,000, Deduct	-120.28	
33 01 30 72-0137 LF 22.5mm Lining 27" Pipe With Resin Impregnated Cured In-Place Pipe (CIPP).....	641.02	
For Vinlyester Resin, Add	423.04	
For Epoxy Resin, Add	49.86	
For Up To >10, Add	412.21	
For >10 To 25, Add	242.79	
For >25 To 50, Add	175.89	
For >50 To 100, Add	87.94	
For >500 To 1,000, Deduct	-32.97	
For >1,000 To 2,000, Deduct	-49.91	
For >2,000 To 5,000, Deduct	-81.69	
For >5,000, Deduct	-135.54	
33 01 30 72-0138 LF 22.5mm Lining 30" Pipe With Resin Impregnated Cured In-Place Pipe (CIPP).....	714.66	
For Vinlyester Resin, Add	471.63	
For Epoxy Resin, Add	55.59	
For Up To >10, Add	459.58	
For >10 To 25, Add	270.69	
For >25 To 50, Add	196.10	
For >50 To 100, Add	98.05	
For >500 To 1,000, Deduct	-36.76	
For >1,000 To 2,000, Deduct	-55.64	
For >2,000 To 5,000, Deduct	-91.08	
For >5,000, Deduct	-151.11	
33 01 30 72-0139 LF 22.5mm Lining 36" Pipe With Resin Impregnated Cured In-Place Pipe (CIPP).....	861.96	
For Vinlyester Resin, Add	568.83	
For Epoxy Resin, Add	67.04	
For Up To >10, Add	554.33	
For >10 To 25, Add	326.51	
For >25 To 50, Add	236.53	
For >50 To 100, Add	118.27	
For >500 To 1,000, Deduct	-44.33	
For >1,000 To 2,000, Deduct	-67.11	
For >2,000 To 5,000, Deduct	-109.85	
For >5,000, Deduct	-182.26	
33 01 30 72-0140 LF 22.5mm Lining 42" Pipe With Resin Impregnated Cured In-Place Pipe (CIPP).....	1,009.24	
For Vinlyester Resin, Add	666.03	
For Epoxy Resin, Add	78.50	
For Up To >10, Add	649.05	
For >10 To 25, Add	382.29	
For >25 To 50, Add	276.95	
For >50 To 100, Add	138.47	
For >500 To 1,000, Deduct	-51.91	
For >1,000 To 2,000, Deduct	-78.58	
For >2,000 To 5,000, Deduct	-128.62	
For >5,000, Deduct	-213.40	
33 01 30 72-0141 LF 22.5mm Lining 48" Pipe With Resin Impregnated Cured In-Place Pipe (CIPP).....	1,156.54	
For Vinlyester Resin, Add	763.23	
For Epoxy Resin, Add	89.95	
For Up To >10, Add	743.80	
For >10 To 25, Add	438.11	
For >25 To 50, Add	317.38	
For >50 To 100, Add	158.69	
For >500 To 1,000, Deduct	-59.48	
For >1,000 To 2,000, Deduct	-90.05	
For >2,000 To 5,000, Deduct	-147.39	
For >5,000, Deduct	-244.55	
33 01 30 72-0142 LF 22.5mm Lining 54" Pipe With Resin Impregnated Cured In-Place Pipe (CIPP).....	1,303.82	
For Vinlyester Resin, Add	860.43	
For Epoxy Resin, Add	101.41	
For Up To >10, Add	838.51	
For >10 To 25, Add	493.90	
For >25 To 50, Add	357.80	
For >50 To 100, Add	178.90	
For >500 To 1,000, Deduct	-67.06	
For >1,000 To 2,000, Deduct	-101.52	
For >2,000 To 5,000, Deduct	-166.16	
For >5,000, Deduct	-275.69	



MINOR CSI UOM DESCRIPTION	TOTAL DIRECT UNIT COST	DEMOLITION UNIT COST
33 01 30 72-0143 LF 22.5mm Lining 60" Pipe With Resin Impregnated Cured In-Place Pipe (CIPP).....	1,451.11	
For Vinyl Ester Resin, Add	957.62	
For Epoxy Resin, Add	112.86	
For Up To >10, Add	933.26	
For >10 To 25, Add	549.71	
For >25 To 50, Add	398.23	
For >50 To 100, Add	199.11	
For >500 To 1,000, Deduct	-74.63	
For >1,000 To 2,000, Deduct	-112.99	
For >2,000 To 5,000, Deduct	-184.93	
For >5,000, Deduct	-306.84	
33 01 30 72-0144 LF 22.5mm Lining 66" Pipe With Resin Impregnated Cured In-Place Pipe (CIPP).....	1,601.35	
For Vinyl Ester Resin, Add	1,054.82	
For Epoxy Resin, Add	124.32	
For Up To >10, Add	1,036.83	
For >10 To 25, Add	612.87	
For >25 To 50, Add	443.07	
For >50 To 100, Add	221.53	
For >500 To 1,000, Deduct	-82.43	
For >1,000 To 2,000, Deduct	-124.82	
For >2,000 To 5,000, Deduct	-204.44	
For >5,000, Deduct	-339.16	
33 01 30 72-0145 LF 22.5mm Lining 72" Pipe With Resin Impregnated Cured In-Place Pipe (CIPP).....	1,748.88	
For Vinyl Ester Resin, Add	1,152.02	
For Epoxy Resin, Add	135.77	
For Up To >10, Add	1,132.29	
For >10 To 25, Add	669.29	
For >25 To 50, Add	483.86	
For >50 To 100, Add	241.93	
For >500 To 1,000, Deduct	-90.02	
For >1,000 To 2,000, Deduct	-136.32	
For >2,000 To 5,000, Deduct	-223.27	
For >5,000, Deduct	-370.40	
33 01 30 72-0146 24mm Thick Lining Cured In-Place Pipe <small>(33 01 30 72-0015)</small>		
33 01 30 72-0147 LF 24mm Lining 18" Pipe With Resin Impregnated Cured In-Place Pipe (CIPP).....	449.50	
For Vinyl Ester Resin, Add	294.70	
For Epoxy Resin, Add	34.73	
For Up To >10, Add	296.00	
For >10 To 25, Add	176.50	
For >25 To 50, Add	126.95	
For >50 To 100, Add	63.48	
For >500 To 1,000, Deduct	-23.19	
For >1,000 To 2,000, Deduct	-35.14	
For >2,000 To 5,000, Deduct	-57.65	
For >5,000, Deduct	-95.60	
33 01 30 72-0148 LF 24mm Lining 21" Pipe With Resin Impregnated Cured In-Place Pipe (CIPP).....	525.86	
For Vinyl Ester Resin, Add	346.54	
For Epoxy Resin, Add	40.84	
For Up To >10, Add	339.93	
For >10 To 25, Add	200.77	
For >25 To 50, Add	145.21	
For >50 To 100, Add	72.61	
For >500 To 1,000, Deduct	-27.06	
For >1,000 To 2,000, Deduct	-40.98	
For >2,000 To 5,000, Deduct	-67.11	
For >5,000, Deduct	-111.33	
33 01 30 72-0149 LF 24mm Lining 24" Pipe With Resin Impregnated Cured In-Place Pipe (CIPP).....	603.38	
For Vinyl Ester Resin, Add	398.38	
For Epoxy Resin, Add	46.95	
For Up To >10, Add	387.34	
For >10 To 25, Add	227.93	
For >25 To 50, Add	165.21	
For >50 To 100, Add	82.61	
For >500 To 1,000, Deduct	-31.03	
For >1,000 To 2,000, Deduct	-46.97	
For >2,000 To 5,000, Deduct	-76.86	
For >5,000, Deduct	-127.53	
33 01 30 72-0150 LF 24mm Lining 27" Pipe With Resin Impregnated Cured In-Place Pipe (CIPP).....	681.90	
For Vinyl Ester Resin, Add	450.22	
For Epoxy Resin, Add	53.06	
For Up To >10, Add	437.78	
For >10 To 25, Add	257.62	
For >25 To 50, Add	186.73	
For >50 To 100, Add	93.36	
For >500 To 1,000, Deduct	-35.06	
For >1,000 To 2,000, Deduct	-53.08	
For >2,000 To 5,000, Deduct	-86.86	
For >5,000, Deduct	-144.13	

33 Utilities
33 01 Operation and Maintenance of Utilities
33 01 30 Operation and Maintenance of Sewer Utilities



MINOR CSI UOM DESCRIPTION	TOTAL DIRECT UNIT COST	DEMOLITION UNIT COST
33 01 30 72-0151 LF 24mm Lining 30" Pipe With Resin Impregnated Cured In-Place Pipe (CIPP).....	760.43	
For Vinlyester Resin, Add	502.06	
For Epoxy Resin, Add	59.17	
For Up To >10, Add	488.22	
For >10 To 25, Add	287.31	
For >25 To 50, Add	208.25	
For >50 To 100, Add	104.12	
For >500 To 1,000, Deduct	-39.10	
For >1,000 To 2,000, Deduct	-59.19	
For >2,000 To 5,000, Deduct	-96.87	
For >5,000, Deduct	-160.73	
33 01 30 72-0152 LF 24mm Lining 36" Pipe With Resin Impregnated Cured In-Place Pipe (CIPP).....	917.48	
For Vinlyester Resin, Add	605.74	
For Epoxy Resin, Add	71.39	
For Up To >10, Add	589.09	
For >10 To 25, Add	346.69	
For >25 To 50, Add	251.28	
For >50 To 100, Add	125.64	
For >500 To 1,000, Deduct	-47.18	
For >1,000 To 2,000, Deduct	-71.42	
For >2,000 To 5,000, Deduct	-116.88	
For >5,000, Deduct	-193.92	
33 01 30 72-0153 LF 24mm Lining 42" Pipe With Resin Impregnated Cured In-Place Pipe (CIPP).....	1,113.68	
For Vinlyester Resin, Add	736.90	
For Epoxy Resin, Add	86.85	
For Up To >10, Add	709.27	
For >10 To 25, Add	415.60	
For >25 To 50, Add	302.00	
For >50 To 100, Add	151.00	
For >500 To 1,000, Deduct	-57.21	
For >1,000 To 2,000, Deduct	-86.57	
For >2,000 To 5,000, Deduct	-141.57	
For >5,000, Deduct	-234.93	
33 01 30 72-0154 LF 24mm Lining 48" Pipe With Resin Impregnated Cured In-Place Pipe (CIPP).....	1,231.47	
For Vinlyester Resin, Add	813.09	
For Epoxy Resin, Add	95.83	
For Up To >10, Add	790.51	
For >10 To 25, Add	465.17	
For >25 To 50, Add	337.18	
For >50 To 100, Add	168.59	
For >500 To 1,000, Deduct	-63.32	
For >1,000 To 2,000, Deduct	-95.86	
For >2,000 To 5,000, Deduct	-156.86	
For >5,000, Deduct	-260.28	
33 01 30 72-0155 LF 24mm Lining 54" Pipe With Resin Impregnated Cured In-Place Pipe (CIPP).....	1,388.53	
For Vinlyester Resin, Add	916.77	
For Epoxy Resin, Add	108.05	
For Up To >10, Add	891.42	
For >10 To 25, Add	524.57	
For >25 To 50, Add	380.22	
For >50 To 100, Add	190.11	
For >500 To 1,000, Deduct	-71.40	
For >1,000 To 2,000, Deduct	-108.08	
For >2,000 To 5,000, Deduct	-176.88	
For >5,000, Deduct	-293.48	
33 01 30 72-0156 LF 24mm Lining 60" Pipe With Resin Impregnated Cured In-Place Pipe (CIPP).....	1,545.59	
For Vinlyester Resin, Add	1,020.45	
For Epoxy Resin, Add	120.27	
For Up To >10, Add	992.32	
For >10 To 25, Add	583.97	
For >25 To 50, Add	423.27	
For >50 To 100, Add	211.64	
For >500 To 1,000, Deduct	-79.47	
For >1,000 To 2,000, Deduct	-120.31	
For >2,000 To 5,000, Deduct	-196.89	
For >5,000, Deduct	-326.68	
33 01 30 72-0157 LF 24mm Lining 66" Pipe With Resin Impregnated Cured In-Place Pipe (CIPP).....	1,705.72	
For Vinlyester Resin, Add	1,124.12	
For Epoxy Resin, Add	132.49	
For Up To >10, Add	1,102.44	
For >10 To 25, Add	651.05	
For >25 To 50, Add	470.92	
For >50 To 100, Add	235.46	
For >500 To 1,000, Deduct	-87.78	
For >1,000 To 2,000, Deduct	-132.92	
For >2,000 To 5,000, Deduct	-217.66	
For >5,000, Deduct	-361.11	



MINOR CSI UOM DESCRIPTION	TOTAL DIRECT UNIT COST	DEMOLITION UNIT COST
33 01 30 72-0158 LF 24mm Lining 72" Pipe With Resin Impregnated Cured In-Place Pipe (CIPP).....	1,863.03	
For Vinylster Resin, Add	1,227.60	
For Epoxy Resin, Add	144.71	
For Up To >10, Add	1,204.09	
For >10 To 25, Add	711.08	
For >25 To 50, Add	514.35	
For >50 To 100, Add	257.17	
For >500 To 1,000, Deduct	-95.88	
For >1,000 To 2,000, Deduct	-145.18	
For >2,000 To 5,000, Deduct	-237.74	
For >5,000, Deduct	-394.41	
33 01 30 72-0159 LF 24mm Lining 78" Pipe With Resin Impregnated Cured In-Place Pipe (CIPP).....	2,020.34	
For Vinylster Resin, Add	1,331.48	
For Epoxy Resin, Add	156.92	
For Up To >10, Add	1,305.75	
For >10 To 25, Add	771.10	
For >25 To 50, Add	557.77	
For >50 To 100, Add	278.88	
For >500 To 1,000, Deduct	-103.97	
For >1,000 To 2,000, Deduct	-157.44	
For >2,000 To 5,000, Deduct	-257.81	
For >5,000, Deduct	-427.71	
33 01 30 72-0160 LF 24mm Lining 84" Pipe With Resin Impregnated Cured In-Place Pipe (CIPP).....	2,177.65	
For Vinylster Resin, Add	1,435.15	
For Epoxy Resin, Add	169.14	
For Up To >10, Add	1,407.40	
For >10 To 25, Add	831.13	
For >25 To 50, Add	601.19	
For >50 To 100, Add	300.59	
For >500 To 1,000, Deduct	-112.07	
For >1,000 To 2,000, Deduct	-169.70	
For >2,000 To 5,000, Deduct	-277.88	
For >5,000, Deduct	-461.02	
33 01 30 72-0161 25.5mm Thick Lining Cured In-Place Pipe <small>(33 01 30 72-0015)</small>		
33 01 30 72-0162 LF 25.5mm Lining 21" Pipe With Resin Impregnated Cured In-Place Pipe (CIPP).....	556.28	
For Vinylster Resin, Add	367.12	
For Epoxy Resin, Add	43.27	
For Up To >10, Add	357.72	
For >10 To 25, Add	210.69	
For >25 To 50, Add	152.64	
For >50 To 100, Add	76.32	
For >500 To 1,000, Deduct	-28.61	
For >1,000 To 2,000, Deduct	-43.31	
For >2,000 To 5,000, Deduct	-70.89	
For >5,000, Deduct	-117.62	
33 01 30 72-0163 LF 25.5mm Lining 24" Pipe With Resin Impregnated Cured In-Place Pipe (CIPP).....	639.18	
For Vinylster Resin, Add	422.20	
For Epoxy Resin, Add	49.76	
For Up To >10, Add	409.69	
For >10 To 25, Add	240.89	
For >25 To 50, Add	174.69	
For >50 To 100, Add	87.34	
For >500 To 1,000, Deduct	-32.86	
For >1,000 To 2,000, Deduct	-49.74	
For >2,000 To 5,000, Deduct	-81.39	
For >5,000, Deduct	-135.04	
33 01 30 72-0164 LF 25.5mm Lining 27" Pipe With Resin Impregnated Cured In-Place Pipe (CIPP).....	722.59	
For Vinylster Resin, Add	477.27	
For Epoxy Resin, Add	56.25	
For Up To >10, Add	463.22	
For >10 To 25, Add	272.38	
For >25 To 50, Add	197.52	
For >50 To 100, Add	98.76	
For >500 To 1,000, Deduct	-37.15	
For >1,000 To 2,000, Deduct	-56.23	
For >2,000 To 5,000, Deduct	-92.01	
For >5,000, Deduct	-152.67	
33 01 30 72-0165 LF 25.5mm Lining 30" Pipe With Resin Impregnated Cured In-Place Pipe (CIPP).....	805.88	
For Vinylster Resin, Add	532.36	
For Epoxy Resin, Add	62.74	
For Up To >10, Add	516.37	
For >10 To 25, Add	303.55	
For >25 To 50, Add	220.16	
For >50 To 100, Add	110.08	
For >500 To 1,000, Deduct	-41.43	
For >1,000 To 2,000, Deduct	-62.71	
For >2,000 To 5,000, Deduct	-102.60	
For >5,000, Deduct	-170.25	

33 Utilities
33 01 Operation and Maintenance of Utilities
33 01 30 Operation and Maintenance of Sewer Utilities



MINOR CSI UOM DESCRIPTION	TOTAL DIRECT UNIT COST	DEMOLITION UNIT COST
33 01 30 72-0166 LF 25.5mm Lining 36" Pipe With Resin Impregnated Cured In-Place Pipe (CIPP).....	972.70	
For Vinlyester Resin, Add	642.51	
For Epoxy Resin, Add	75.72	
For Up To >10, Add	623.43	
For >10 To 25, Add	366.54	
For >25 To 50, Add	265.82	
For >50 To 100, Add	132.91	
For >500 To 1,000, Deduct	-50.01	
For >1,000 To 2,000, Deduct	-75.69	
For >2,000 To 5,000, Deduct	-123.85	
For >5,000, Deduct	-205.51	
33 01 30 72-0167 LF 25.5mm Lining 42" Pipe With Resin Impregnated Cured In-Place Pipe (CIPP).....	1,139.41	
For Vinlyester Resin, Add	752.67	
For Epoxy Resin, Add	88.71	
For Up To >10, Add	730.13	
For >10 To 25, Add	429.24	
For >25 To 50, Add	311.30	
For >50 To 100, Add	155.65	
For >500 To 1,000, Deduct	-58.57	
For >1,000 To 2,000, Deduct	-88.66	
For >2,000 To 5,000, Deduct	-145.07	
For >5,000, Deduct	-240.72	
33 01 30 72-0168 LF 25.5mm Lining 48" Pipe With Resin Impregnated Cured In-Place Pipe (CIPP).....	1,306.24	
For Vinlyester Resin, Add	862.83	
For Epoxy Resin, Add	101.69	
For Up To >10, Add	837.20	
For >10 To 25, Add	492.23	
For >25 To 50, Add	356.97	
For >50 To 100, Add	178.48	
For >500 To 1,000, Deduct	-67.15	
For >1,000 To 2,000, Deduct	-101.65	
For >2,000 To 5,000, Deduct	-166.32	
For >5,000, Deduct	-275.97	
33 01 30 72-0169 LF 25.5mm Lining 54" Pipe With Resin Impregnated Cured In-Place Pipe (CIPP).....	1,472.92	
For Vinlyester Resin, Add	972.98	
For Epoxy Resin, Add	114.67	
For Up To >10, Add	943.84	
For >10 To 25, Add	554.87	
For >25 To 50, Add	402.42	
For >50 To 100, Add	201.21	
For >500 To 1,000, Deduct	-75.72	
For >1,000 To 2,000, Deduct	-114.62	
For >2,000 To 5,000, Deduct	-187.53	
For >5,000, Deduct	-311.17	
33 01 30 72-0170 LF 25.5mm Lining 60" Pipe With Resin Impregnated Cured In-Place Pipe (CIPP).....	1,639.76	
For Vinlyester Resin, Add	1,083.15	
For Epoxy Resin, Add	127.66	
For Up To >10, Add	1,050.91	
For >10 To 25, Add	617.86	
For >25 To 50, Add	448.09	
For >50 To 100, Add	224.04	
For >500 To 1,000, Deduct	-84.30	
For >1,000 To 2,000, Deduct	-127.60	
For >2,000 To 5,000, Deduct	-208.78	
For >5,000, Deduct	-346.43	
33 01 30 72-0171 LF 25.5mm Lining 66" Pipe With Resin Impregnated Cured In-Place Pipe (CIPP).....	1,810.67	
For Vinlyester Resin, Add	1,193.30	
For Epoxy Resin, Add	140.64	
For Up To >10, Add	1,170.24	
For >10 To 25, Add	691.08	
For >25 To 50, Add	499.88	
For >50 To 100, Add	249.94	
For >500 To 1,000, Deduct	-93.18	
For >1,000 To 2,000, Deduct	-141.10	
For >2,000 To 5,000, Deduct	-231.06	
For >5,000, Deduct	-383.33	
33 01 30 72-0172 LF 25.5mm Lining 72" Pipe With Resin Impregnated Cured In-Place Pipe (CIPP).....	1,977.88	
For Vinlyester Resin, Add	1,303.46	
For Epoxy Resin, Add	153.62	
For Up To >10, Add	1,278.44	
For >10 To 25, Add	755.02	
For >25 To 50, Add	546.12	
For >50 To 100, Add	273.06	
For >500 To 1,000, Deduct	-101.79	
For >1,000 To 2,000, Deduct	-154.13	
For >2,000 To 5,000, Deduct	-252.40	
For >5,000, Deduct	-418.74	



MINOR CSI UOM DESCRIPTION	TOTAL DIRECT UNIT COST	DEMOLITION UNIT COST
33 01 30 72-0173 LF 25.5mm Lining 78" Pipe With Resin Impregnated Cured In-Place Pipe (CIPP).....	2,144.95	
For Vinylster Resin, Add	1,413.61	
For Epoxy Resin, Add	166.60	
For Up To >10, Add	1,386.25	
For >10 To 25, Add	818.64	
For >25 To 50, Add	592.15	
For >50 To 100, Add	296.08	
For >500 To 1,000, Deduct	-110.39	
For >1,000 To 2,000, Deduct	-167.15	
For >2,000 To 5,000, Deduct	-273.71	
For >5,000, Deduct	-454.09	
33 01 30 72-0174 LF 25.5mm Lining 84" Pipe With Resin Impregnated Cured In-Place Pipe (CIPP).....	2,312.17	
For Vinylster Resin, Add	1,523.77	
For Epoxy Resin, Add	179.59	
For Up To >10, Add	1,494.49	
For >10 To 25, Add	862.60	
For >25 To 50, Add	638.40	
For >50 To 100, Add	319.20	
For >500 To 1,000, Deduct	-118.99	
For >1,000 To 2,000, Deduct	-180.18	
For >2,000 To 5,000, Deduct	-295.06	
For >5,000, Deduct	-489.51	
33 01 30 72-0175 27mm Thick Lining Cured In-Place Pipe (33 01 30 72-0015)		
33 01 30 72-0176 LF 27mm Lining 21" Pipe With Resin Impregnated Cured In-Place Pipe (CIPP).....	586.38	
For Vinylster Resin, Add	387.56	
For Epoxy Resin, Add	45.68	
For Up To >10, Add	374.99	
For >10 To 25, Add	220.22	
For >25 To 50, Add	159.81	
For >50 To 100, Add	79.91	
For >500 To 1,000, Deduct	-30.14	
For >1,000 To 2,000, Deduct	-45.61	
For >2,000 To 5,000, Deduct	-74.62	
For >5,000, Deduct	-123.82	
33 01 30 72-0177 LF 27mm Lining 24" Pipe With Resin Impregnated Cured In-Place Pipe (CIPP).....	674.67	
For Vinylster Resin, Add	445.88	
For Epoxy Resin, Add	52.55	
For Up To >10, Add	431.59	
For >10 To 25, Add	253.49	
For >25 To 50, Add	183.94	
For >50 To 100, Add	91.97	
For >500 To 1,000, Deduct	-34.68	
For >1,000 To 2,000, Deduct	-52.49	
For >2,000 To 5,000, Deduct	-85.86	
For >5,000, Deduct	-142.47	
33 01 30 72-0178 LF 27mm Lining 27" Pipe With Resin Impregnated Cured In-Place Pipe (CIPP).....	762.98	
For Vinylster Resin, Add	504.20	
For Epoxy Resin, Add	59.42	
For Up To >10, Add	488.22	
For >10 To 25, Add	286.80	
For >25 To 50, Add	208.09	
For >50 To 100, Add	104.05	
For >500 To 1,000, Deduct	-39.22	
For >1,000 To 2,000, Deduct	-59.36	
For >2,000 To 5,000, Deduct	-97.11	
For >5,000, Deduct	-161.13	
33 01 30 72-0179 LF 27mm Lining 30" Pipe With Resin Impregnated Cured In-Place Pipe (CIPP).....	851.14	
For Vinylster Resin, Add	562.52	
For Epoxy Resin, Add	66.30	
For Up To >10, Add	544.42	
For >10 To 25, Add	319.75	
For >25 To 50, Add	232.03	
For >50 To 100, Add	116.02	
For >500 To 1,000, Deduct	-43.75	
For >1,000 To 2,000, Deduct	-66.21	
For >2,000 To 5,000, Deduct	-108.32	
For >5,000, Deduct	-179.74	
33 01 30 72-0180 LF 27mm Lining 36" Pipe With Resin Impregnated Cured In-Place Pipe (CIPP).....	1,027.61	
For Vinylster Resin, Add	679.15	
For Epoxy Resin, Add	80.04	
For Up To >10, Add	657.28	
For >10 To 25, Add	386.03	
For >25 To 50, Add	280.13	
For >50 To 100, Add	140.06	
For >500 To 1,000, Deduct	-52.82	
For >1,000 To 2,000, Deduct	-79.94	
For >2,000 To 5,000, Deduct	-130.77	
For >5,000, Deduct	-217.00	

33 Utilities
33 01 Operation and Maintenance of Utilities
33 01 30 Operation and Maintenance of Sewer Utilities



MINOR	CSI	UOM	DESCRIPTION	TOTAL DIRECT UNIT COST	DEMOLITION UNIT COST
33 01	30 72-0181	LF	27mm Lining 42" Pipe With Resin Impregnated Cured In-Place Pipe (CIPP).....	1,204.21	
			For Vinlyester Resin, Add	795.80	
			For Epoxy Resin, Add	93.79	
			For Up To >10, Add	770.51	
			For >10 To 25, Add	452.61	
			For >25 To 50, Add	328.41	
			For >50 To 100, Add	164.21	
			For >500 To 1,000, Deduct	-61.89	
			For >1,000 To 2,000, Deduct	-93.68	
			For >2,000 To 5,000, Deduct	-153.26	
			For >5,000, Deduct	-254.31	
33 01	30 72-0182	LF	27mm Lining 48" Pipe With Resin Impregnated Cured In-Place Pipe (CIPP).....	1,380.68	
			For Vinlyester Resin, Add	912.44	
			For Epoxy Resin, Add	107.54	
			For Up To >10, Add	883.34	
			For >10 To 25, Add	518.87	
			For >25 To 50, Add	376.50	
			For >50 To 100, Add	188.25	
			For >500 To 1,000, Deduct	-70.96	
			For >1,000 To 2,000, Deduct	-107.41	
			For >2,000 To 5,000, Deduct	-175.72	
			For >5,000, Deduct	-291.58	
33 01	30 72-0183	LF	27mm Lining 54" Pipe With Resin Impregnated Cured In-Place Pipe (CIPP).....	1,557.14	
			For Vinlyester Resin, Add	1,029.07	
			For Epoxy Resin, Add	121.28	
			For Up To >10, Add	996.17	
			For >10 To 25, Add	585.13	
			For >25 To 50, Add	424.58	
			For >50 To 100, Add	212.29	
			For >500 To 1,000, Deduct	-80.03	
			For >1,000 To 2,000, Deduct	-121.14	
			For >2,000 To 5,000, Deduct	-198.17	
			For >5,000, Deduct	-328.84	
33 01	30 72-0184	LF	27mm Lining 60" Pipe With Resin Impregnated Cured In-Place Pipe (CIPP).....	1,733.60	
			For Vinlyester Resin, Add	1,145.70	
			For Epoxy Resin, Add	135.03	
			For Up To >10, Add	1,109.00	
			For >10 To 25, Add	651.38	
			For >25 To 50, Add	472.66	
			For >50 To 100, Add	236.33	
			For >500 To 1,000, Deduct	-89.10	
			For >1,000 To 2,000, Deduct	-134.86	
			For >2,000 To 5,000, Deduct	-220.63	
			For >5,000, Deduct	-366.10	
33 01	30 72-0185	LF	27mm Lining 66" Pipe With Resin Impregnated Cured In-Place Pipe (CIPP).....	1,915.45	
			For Vinlyester Resin, Add	1,262.35	
			For Epoxy Resin, Add	148.78	
			For Up To >10, Add	1,237.98	
			For >10 To 25, Add	731.09	
			For >25 To 50, Add	528.82	
			For >50 To 100, Add	264.41	
			For >500 To 1,000, Deduct	-98.58	
			For >1,000 To 2,000, Deduct	-149.26	
			For >2,000 To 5,000, Deduct	-244.43	
			For >5,000, Deduct	-405.51	
33 01	30 72-0186	LF	27mm Lining 72" Pipe With Resin Impregnated Cured In-Place Pipe (CIPP).....	2,092.42	
			For Vinlyester Resin, Add	1,378.98	
			For Epoxy Resin, Add	162.52	
			For Up To >10, Add	1,352.34	
			For >10 To 25, Add	798.62	
			For >25 To 50, Add	577.67	
			For >50 To 100, Add	288.83	
			For >500 To 1,000, Deduct	-107.68	
			For >1,000 To 2,000, Deduct	-163.05	
			For >2,000 To 5,000, Deduct	-267.01	
			For >5,000, Deduct	-442.97	
33 01	30 72-0187	LF	27mm Lining 78" Pipe With Resin Impregnated Cured In-Place Pipe (CIPP).....	2,269.39	
			For Vinlyester Resin, Add	1,495.61	
			For Epoxy Resin, Add	176.27	
			For Up To >10, Add	1,466.70	
			For >10 To 25, Add	866.15	
			For >25 To 50, Add	626.52	
			For >50 To 100, Add	313.26	
			For >500 To 1,000, Deduct	-116.79	
			For >1,000 To 2,000, Deduct	-176.84	
			For >2,000 To 5,000, Deduct	-289.59	
			For >5,000, Deduct	-480.44	



MINOR CSI UOM DESCRIPTION	TOTAL DIRECT UNIT COST	DEMOLITION UNIT COST
33 01 30 72-0188 LF 27mm Lining 84" Pipe With Resin Impregnated Cured In-Place Pipe (CIPP).....	2,446.37	
For Vinlyester Resin, Add	1,612.25	
For Epoxy Resin, Add	190.02	
For Up To >10, Add	1,581.06	
For >10 To 25, Add	933.68	
For >25 To 50, Add	675.37	
For >50 To 100, Add	337.68	
For >500 To 1,000, Deduct	-125.90	
For >1,000 To 2,000, Deduct	-190.64	
For >2,000 To 5,000, Deduct	-312.17	
For >5,000, Deduct	-517.90	
33 01 30 72-0189 28.5mm Thick Lining Cured In-Place Pipe (33 01 30 72-0015)	709.74	
33 01 30 72-0190 LF 28.5mm Lining 24" Pipe With Resin Impregnated Cured In-Place Pipe (CIPP).....	469.44	
For Vinlyester Resin, Add	55.33	
For Epoxy Resin, Add	452.65	
For Up To >10, Add	265.43	
For >10 To 25, Add	192.79	
For >25 To 50, Add	96.40	
For >50 To 100, Add	-36.46	
For >500 To 1,000, Deduct	-55.19	
For >1,000 To 2,000, Deduct	-90.25	
For >2,000 To 5,000, Deduct	-149.77	
For >5,000, Deduct		
33 01 30 72-0191 LF 28.5mm Lining 27" Pipe With Resin Impregnated Cured In-Place Pipe (CIPP).....	802.93	
For Vinlyester Resin, Add	531.00	
For Epoxy Resin, Add	62.58	
For Up To >10, Add	512.37	
For >10 To 25, Add	300.54	
For >25 To 50, Add	218.25	
For >50 To 100, Add	109.13	
For >500 To 1,000, Deduct	-41.26	
For >1,000 To 2,000, Deduct	-62.44	
For >2,000 To 5,000, Deduct	-102.12	
For >5,000, Deduct	-169.46	
33 01 30 72-0192 LF 28.5mm Lining 30" Pipe With Resin Impregnated Cured In-Place Pipe (CIPP).....	895.98	
For Vinlyester Resin, Add	592.56	
For Epoxy Resin, Add	69.84	
For Up To >10, Add	571.67	
For >10 To 25, Add	335.30	
For >25 To 50, Add	243.51	
For >50 To 100, Add	121.75	
For >500 To 1,000, Deduct	-46.04	
For >1,000 To 2,000, Deduct	-69.67	
For >2,000 To 5,000, Deduct	-113.95	
For >5,000, Deduct	-189.09	
33 01 30 72-0193 LF 28.5mm Lining 36" Pipe With Resin Impregnated Cured In-Place Pipe (CIPP).....	1,134.07	
For Vinlyester Resin, Add	752.07	
For Epoxy Resin, Add	88.64	
For Up To >10, Add	716.26	
For >10 To 25, Add	417.82	
For >25 To 50, Add	304.41	
For >50 To 100, Add	152.21	
For >500 To 1,000, Deduct	-58.20	
For >1,000 To 2,000, Deduct	-88.04	
For >2,000 To 5,000, Deduct	-143.85	
For >5,000, Deduct	-238.75	
33 01 30 72-0194 LF 28.5mm Lining 42" Pipe With Resin Impregnated Cured In-Place Pipe (CIPP).....	1,268.31	
For Vinlyester Resin, Add	838.79	
For Epoxy Resin, Add	98.86	
For Up To >10, Add	809.26	
For >10 To 25, Add	474.67	
For >25 To 50, Add	344.71	
For >50 To 100, Add	172.36	
For >500 To 1,000, Deduct	-65.17	
For >1,000 To 2,000, Deduct	-98.63	
For >2,000 To 5,000, Deduct	-161.30	
For >5,000, Deduct	-267.67	
33 01 30 72-0195 LF 28.5mm Lining 48" Pipe With Resin Impregnated Cured In-Place Pipe (CIPP).....	1,454.43	
For Vinlyester Resin, Add	961.91	
For Epoxy Resin, Add	113.37	
For Up To >10, Add	927.89	
For >10 To 25, Add	544.22	
For >25 To 50, Add	395.24	
For >50 To 100, Add	197.62	
For >500 To 1,000, Deduct	-74.73	
For >1,000 To 2,000, Deduct	-113.10	
For >2,000 To 5,000, Deduct	-184.97	
For >5,000, Deduct	-306.94	

33 Utilities

33 01 Operation and Maintenance of Utilities

33 01 30 Operation and Maintenance of Sewer Utilities



MINOR	CSI	UOM	DESCRIPTION	TOTAL DIRECT UNIT COST	DEMOLITION UNIT COST
33 01 30	72-0196	LF	28.5mm Lining 54" Pipe With Resin Impregnated Cured In-Place Pipe (CIPP).....	1,640.54	
			For Vinlyester Resin, Add	1,085.03	
			For Epoxy Resin, Add	127.88	
			For Up To >10, Add	1,046.52	
			For >10 To 25, Add	613.76	
			For >25 To 50, Add	445.76	
			For >50 To 100, Add	222.88	
			For >500 To 1,000, Deduct	-84.29	
			For >1,000 To 2,000, Deduct	-127.57	
			For >2,000 To 5,000, Deduct	-208.63	
			For >5,000, Deduct	-346.21	
33 01 30	72-0197	LF	28.5mm Lining 60" Pipe With Resin Impregnated Cured In-Place Pipe (CIPP).....	1,826.63	
			For Vinlyester Resin, Add	1,208.14	
			For Epoxy Resin, Add	142.39	
			For Up To >10, Add	1,165.09	
			For >10 To 25, Add	683.26	
			For >25 To 50, Add	496.25	
			For >50 To 100, Add	248.12	
			For >500 To 1,000, Deduct	-93.85	
			For >1,000 To 2,000, Deduct	-142.03	
			For >2,000 To 5,000, Deduct	-232.29	
			For >5,000, Deduct	-385.47	
33 01 30	72-0198	LF	28.5mm Lining 66" Pipe With Resin Impregnated Cured In-Place Pipe (CIPP).....	2,018.37	
			For Vinlyester Resin, Add	1,331.26	
			For Epoxy Resin, Add	156.90	
			For Up To >10, Add	1,300.61	
			For >10 To 25, Add	766.88	
			For >25 To 50, Add	555.22	
			For >50 To 100, Add	277.61	
			For >500 To 1,000, Deduct	-103.83	
			For >1,000 To 2,000, Deduct	-157.21	
			For >2,000 To 5,000, Deduct	-257.36	
			For >5,000, Deduct	-426.99	
33 01 30	72-0199	LF	28.5mm Lining 72" Pipe With Resin Impregnated Cured In-Place Pipe (CIPP).....	2,204.98	
			For Vinlyester Resin, Add	1,454.38	
			For Epoxy Resin, Add	171.41	
			For Up To >10, Add	1,420.74	
			For >10 To 25, Add	837.67	
			For >25 To 50, Add	606.49	
			For >50 To 100, Add	303.24	
			For >500 To 1,000, Deduct	-113.43	
			For >1,000 To 2,000, Deduct	-171.74	
			For >2,000 To 5,000, Deduct	-281.15	
			For >5,000, Deduct	-466.46	
33 01 30	72-0200	LF	28.5mm Lining 78" Pipe With Resin Impregnated Cured In-Place Pipe (CIPP).....	2,391.73	
			For Vinlyester Resin, Add	1,577.49	
			For Epoxy Resin, Add	185.92	
			For Up To >10, Add	1,541.29	
			For >10 To 25, Add	908.82	
			For >25 To 50, Add	657.97	
			For >50 To 100, Add	328.98	
			For >500 To 1,000, Deduct	-123.04	
			For >1,000 To 2,000, Deduct	-186.29	
			For >2,000 To 5,000, Deduct	-304.97	
			For >5,000, Deduct	-505.98	
33 01 30	72-0201	LF	28.5mm Lining 84" Pipe With Resin Impregnated Cured In-Place Pipe (CIPP).....	2,578.35	
			For Vinlyester Resin, Add	1,700.61	
			For Epoxy Resin, Add	200.43	
			For Up To >10, Add	1,661.45	
			For >10 To 25, Add	979.64	
			For >25 To 50, Add	709.25	
			For >50 To 100, Add	354.63	
			For >500 To 1,000, Deduct	-132.64	
			For >1,000 To 2,000, Deduct	-200.82	
			For >2,000 To 5,000, Deduct	-328.76	
			For >5,000, Deduct	-545.45	
33 01 30	72-0202		30mm Thick Lining Cured In-Place Pipe (33 01 30 72-0015)		
33 01 30	72-0203	LF	30mm Lining 24" Pipe With Resin Impregnated Cured In-Place Pipe (CIPP).....	744.62	
			For Vinlyester Resin, Add	492.88	
			For Epoxy Resin, Add	58.09	
			For Up To >10, Add	473.59	
			For >10 To 25, Add	277.30	
			For >25 To 50, Add	201.59	
			For >50 To 100, Add	100.79	
			For >500 To 1,000, Deduct	-38.24	
			For >1,000 To 2,000, Deduct	-57.87	
			For >2,000 To 5,000, Deduct	-94.62	
			For >5,000, Deduct	-157.03	



MINOR CSI UOM DESCRIPTION	TOTAL DIRECT UNIT COST	DEMOLITION UNIT COST
33 01 30 72-0204 LF 30mm Lining 27" Pipe With Resin Impregnated Cured In-Place Pipe (CIPP).....	842.57	
For Vinlyester Resin, Add	557.68	
For Epoxy Resin, Add	65.73	
For Up To >10, Add	536.01	
For >10 To 25, Add	313.90	
For >25 To 50, Add	228.17	
For >50 To 100, Add	114.09	
For >500 To 1,000, Deduct	-43.28	
For >1,000 To 2,000, Deduct	-65.49	
For >2,000 To 5,000, Deduct	-107.07	
For >5,000, Deduct	-177.69	
33 01 30 72-0205 LF 30mm Lining 30" Pipe With Resin Impregnated Cured In-Place Pipe (CIPP).....	940.50	
For Vinlyester Resin, Add	622.47	
For Epoxy Resin, Add	73.36	
For Up To >10, Add	598.40	
For >10 To 25, Add	350.46	
For >25 To 50, Add	254.74	
For >50 To 100, Add	127.37	
For >500 To 1,000, Deduct	-48.31	
For >1,000 To 2,000, Deduct	-73.10	
For >2,000 To 5,000, Deduct	-119.52	
For >5,000, Deduct	-198.35	
33 01 30 72-0206 LF 30mm Lining 36" Pipe With Resin Impregnated Cured In-Place Pipe (CIPP).....	1,136.24	
For Vinlyester Resin, Add	752.07	
For Epoxy Resin, Add	88.64	
For Up To >10, Add	722.77	
For >10 To 25, Add	423.25	
For >25 To 50, Add	307.67	
For >50 To 100, Add	153.83	
For >500 To 1,000, Deduct	-58.36	
For >1,000 To 2,000, Deduct	-88.31	
For >2,000 To 5,000, Deduct	-144.39	
For >5,000, Deduct	-239.62	
33 01 30 72-0207 LF 30mm Lining 42" Pipe With Resin Impregnated Cured In-Place Pipe (CIPP).....	1,332.12	
For Vinlyester Resin, Add	881.66	
For Epoxy Resin, Add	103.91	
For Up To >10, Add	847.56	
For >10 To 25, Add	496.38	
For >25 To 50, Add	360.80	
For >50 To 100, Add	180.40	
For >500 To 1,000, Deduct	-68.42	
For >1,000 To 2,000, Deduct	-103.54	
For >2,000 To 5,000, Deduct	-169.29	
For >5,000, Deduct	-280.94	
33 01 30 72-0208 LF 30mm Lining 48" Pipe With Resin Impregnated Cured In-Place Pipe (CIPP).....	1,527.87	
For Vinlyester Resin, Add	1,011.26	
For Epoxy Resin, Add	119.18	
For Up To >10, Add	971.96	
For >10 To 25, Add	569.19	
For >25 To 50, Add	413.75	
For >50 To 100, Add	206.87	
For >500 To 1,000, Deduct	-78.47	
For >1,000 To 2,000, Deduct	-118.75	
For >2,000 To 5,000, Deduct	-194.16	
For >5,000, Deduct	-322.22	
33 01 30 72-0209 LF 30mm Lining 54" Pipe With Resin Impregnated Cured In-Place Pipe (CIPP).....	1,723.74	
For Vinlyester Resin, Add	1,140.86	
For Epoxy Resin, Add	134.46	
For Up To >10, Add	1,096.72	
For >10 To 25, Add	642.30	
For >25 To 50, Add	466.87	
For >50 To 100, Add	233.44	
For >500 To 1,000, Deduct	-88.54	
For >1,000 To 2,000, Deduct	-133.98	
For >2,000 To 5,000, Deduct	-219.06	
For >5,000, Deduct	-363.54	
33 01 30 72-0210 LF 30mm Lining 60" Pipe With Resin Impregnated Cured In-Place Pipe (CIPP).....	1,919.49	
For Vinlyester Resin, Add	1,270.46	
For Epoxy Resin, Add	149.73	
For Up To >10, Add	1,221.12	
For >10 To 25, Add	715.11	
For >25 To 50, Add	519.81	
For >50 To 100, Add	259.91	
For >500 To 1,000, Deduct	-98.59	
For >1,000 To 2,000, Deduct	-149.19	
For >2,000 To 5,000, Deduct	-243.93	
For >5,000, Deduct	-404.81	

33 Utilities
33 01 Operation and Maintenance of Utilities
33 01 30 Operation and Maintenance of Sewer Utilities



MINOR CSI UOM DESCRIPTION	TOTAL DIRECT UNIT COST	DEMOLITION UNIT COST
33 01 30 72-0211 LF 30mm Lining 66" Pipe With Resin Impregnated Cured In-Place Pipe (CIPP).....	2,121.11	
For Vinlyester Resin, Add	1,400.05	
For Epoxy Resin, Add	165.01	
For Up To >10, Add	1,363.16	
For >10 To 25, Add	802.62	
For >25 To 50, Add	581.57	
For >50 To 100, Add	290.79	
For >500 To 1,000, Deduct	-109.08	
For >1,000 To 2,000, Deduct	-165.14	
For >2,000 To 5,000, Deduct	-270.27	
For >5,000, Deduct	-448.43	
33 01 30 72-0212 LF 30mm Lining 72" Pipe With Resin Impregnated Cured In-Place Pipe (CIPP).....	2,317.37	
For Vinlyester Resin, Add	1,529.65	
For Epoxy Resin, Add	180.28	
For Up To >10, Add	1,489.09	
For >10 To 25, Add	876.70	
For >25 To 50, Add	635.28	
For >50 To 100, Add	317.64	
For >500 To 1,000, Deduct	-119.17	
For >1,000 To 2,000, Deduct	-180.41	
For >2,000 To 5,000, Deduct	-295.27	
For >5,000, Deduct	-489.91	
33 01 30 72-0213 LF 30mm Lining 78" Pipe With Resin Impregnated Cured In-Place Pipe (CIPP).....	2,513.76	
For Vinlyester Resin, Add	1,659.25	
For Epoxy Resin, Add	195.55	
For Up To >10, Add	1,615.41	
For >10 To 25, Add	951.11	
For >25 To 50, Add	689.19	
For >50 To 100, Add	344.59	
For >500 To 1,000, Deduct	-129.27	
For >1,000 To 2,000, Deduct	-195.70	
For >2,000 To 5,000, Deduct	-320.29	
For >5,000, Deduct	-531.43	
33 01 30 72-0214 LF 30mm Lining 84" Pipe With Resin Impregnated Cured In-Place Pipe (CIPP).....	2,710.15	
For Vinlyester Resin, Add	1,788.84	
For Epoxy Resin, Add	210.83	
For Up To >10, Add	1,741.73	
For >10 To 25, Add	1,025.52	
For >25 To 50, Add	743.09	
For >50 To 100, Add	371.54	
For >500 To 1,000, Deduct	-139.37	
For >1,000 To 2,000, Deduct	-210.99	
For >2,000 To 5,000, Deduct	-345.32	
For >5,000, Deduct	-572.96	
33 01 30 72-0215 LF 30mm Lining 90" Pipe With Resin Impregnated Cured In-Place Pipe (CIPP).....	2,906.41	
For Vinlyester Resin, Add	1,918.44	
For Epoxy Resin, Add	226.10	
For Up To >10, Add	1,867.66	
For >10 To 25, Add	1,099.61	
For >25 To 50, Add	796.80	
For >50 To 100, Add	398.40	
For >500 To 1,000, Deduct	-149.47	
For >1,000 To 2,000, Deduct	-226.27	
For >2,000 To 5,000, Deduct	-370.32	
For >5,000, Deduct	-614.44	
33 01 30 72-0216 LF 30mm Lining 96" Pipe With Resin Impregnated Cured In-Place Pipe (CIPP).....	3,102.79	
For Vinlyester Resin, Add	2,048.03	
For Epoxy Resin, Add	241.38	
For Up To >10, Add	1,993.97	
For >10 To 25, Add	1,174.02	
For >25 To 50, Add	850.70	
For >50 To 100, Add	425.35	
For >500 To 1,000, Deduct	-159.57	
For >1,000 To 2,000, Deduct	-241.56	
For >2,000 To 5,000, Deduct	-395.35	
For >5,000, Deduct	-655.96	
33 01 30 72-0217 31.5mm Thick Lining Cured In-Place Pipe (33 01 30 72-0015)	779.33	
33 01 30 72-0218 LF 31.5mm Lining 24" Pipe With Resin Impregnated Cured In-Place Pipe (CIPP).....	779.33	
For Vinlyester Resin, Add	516.18	
For Epoxy Resin, Add	60.84	
For Up To >10, Add	494.49	
For >10 To 25, Add	289.18	
For >25 To 50, Add	210.38	
For >50 To 100, Add	105.19	
For >500 To 1,000, Deduct	-40.01	
For >1,000 To 2,000, Deduct	-60.55	
For >2,000 To 5,000, Deduct	-98.97	
For >5,000, Deduct	-164.25	



MINOR CSI UOM DESCRIPTION	TOTAL DIRECT UNIT COST	DEMOLITION UNIT COST
33 01 30 72-0219 LF 31.5mm Lining 27" Pipe With Resin Impregnated Cured In-Place Pipe (CIPP).....	882.02	
For Vinlyester Resin, Add	584.22	
For Epoxy Resin, Add	68.85	
For Up To >10, Add	559.56	
For >10 To 25, Add	327.20	
For >25 To 50, Add	238.05	
For >50 To 100, Add	119.03	
For >500 To 1,000, Deduct	-45.29	
For >1,000 To 2,000, Deduct	-68.52	
For >2,000 To 5,000, Deduct	-112.01	
For >5,000, Deduct	-185.89	
33 01 30 72-0220 LF 31.5mm Lining 30" Pipe With Resin Impregnated Cured In-Place Pipe (CIPP).....	984.70	
For Vinlyester Resin, Add	652.25	
For Epoxy Resin, Add	76.87	
For Up To >10, Add	624.63	
For >10 To 25, Add	365.22	
For >25 To 50, Add	265.72	
For >50 To 100, Add	132.86	
For >500 To 1,000, Deduct	-50.56	
For >1,000 To 2,000, Deduct	-76.50	
For >2,000 To 5,000, Deduct	-125.04	
For >5,000, Deduct	-207.52	
33 01 30 72-0221 LF 31.5mm Lining 36" Pipe With Resin Impregnated Cured In-Place Pipe (CIPP).....	1,190.23	
For Vinlyester Resin, Add	788.33	
For Epoxy Resin, Add	92.91	
For Up To >10, Add	755.22	
For >10 To 25, Add	441.65	
For >25 To 50, Add	321.30	
For >50 To 100, Add	160.65	
For >500 To 1,000, Deduct	-61.11	
For >1,000 To 2,000, Deduct	-92.47	
For >2,000 To 5,000, Deduct	-151.15	
For >5,000, Deduct	-250.85	
33 01 30 72-0222 LF 31.5mm Lining 42" Pipe With Resin Impregnated Cured In-Place Pipe (CIPP).....	1,395.62	
For Vinlyester Resin, Add	924.41	
For Epoxy Resin, Add	108.95	
For Up To >10, Add	885.39	
For >10 To 25, Add	517.72	
For >25 To 50, Add	376.66	
For >50 To 100, Add	188.33	
For >500 To 1,000, Deduct	-71.66	
For >1,000 To 2,000, Deduct	-108.42	
For >2,000 To 5,000, Deduct	-177.23	
For >5,000, Deduct	-294.13	
33 01 30 72-0223 LF 31.5mm Lining 48" Pipe With Resin Impregnated Cured In-Place Pipe (CIPP).....	1,601.12	
For Vinlyester Resin, Add	1,060.49	
For Epoxy Resin, Add	124.99	
For Up To >10, Add	1,015.91	
For >10 To 25, Add	594.10	
For >25 To 50, Add	432.21	
For >50 To 100, Add	216.10	
For >500 To 1,000, Deduct	-82.21	
For >1,000 To 2,000, Deduct	-124.39	
For >2,000 To 5,000, Deduct	-203.33	
For >5,000, Deduct	-337.45	
33 01 30 72-0224 LF 31.5mm Lining 54" Pipe With Resin Impregnated Cured In-Place Pipe (CIPP).....	1,806.51	
For Vinlyester Resin, Add	1,196.56	
For Epoxy Resin, Add	141.02	
For Up To >10, Add	1,146.11	
For >10 To 25, Add	670.19	
For >25 To 50, Add	487.58	
For >50 To 100, Add	243.79	
For >500 To 1,000, Deduct	-92.75	
For >1,000 To 2,000, Deduct	-140.35	
For >2,000 To 5,000, Deduct	-229.41	
For >5,000, Deduct	-380.73	
33 01 30 72-0225 LF 31.5mm Lining 60" Pipe With Resin Impregnated Cured In-Place Pipe (CIPP).....	2,011.90	
For Vinlyester Resin, Add	1,332.64	
For Epoxy Resin, Add	157.06	
For Up To >10, Add	1,276.28	
For >10 To 25, Add	746.27	
For >25 To 50, Add	542.95	
For >50 To 100, Add	271.47	
For >500 To 1,000, Deduct	-103.30	
For >1,000 To 2,000, Deduct	-156.30	
For >2,000 To 5,000, Deduct	-255.48	
For >5,000, Deduct	-424.01	

33 Utilities

33 01 Operation and Maintenance of Utilities

33 01 30 Operation and Maintenance of Sewer Utilities



MINOR		TOTAL DIRECT	DEMOLITION
CSI	UOM DESCRIPTION	UNIT COST	UNIT COST
33 01 30 72-0226	LF 31.5mm Lining 66" Pipe With Resin Impregnated Cured In-Place Pipe (CIPP).....	2,223.43	
	For Vinlyester Resin, Add	1,468.72	
	For Epoxy Resin, Add	173.10	
	For Up To >10, Add	1,424.87	
	For >10 To 25, Add	837.69	
	For >25 To 50, Add	607.52	
	For >50 To 100, Add	303.76	
	For >500 To 1,000, Deduct	-114.30	
	For >1,000 To 2,000, Deduct	-173.02	
	For >2,000 To 5,000, Deduct	-283.10	
	For >5,000, Deduct	-469.74	
33 01 30 72-0227	LF 31.5mm Lining 72" Pipe With Resin Impregnated Cured In-Place Pipe (CIPP).....	2,445.23	
	For Vinlyester Resin, Add	1,615.75	
	For Epoxy Resin, Add	190.43	
	For Up To >10, Add	1,565.14	
	For >10 To 25, Add	919.58	
	For >25 To 50, Add	667.16	
	For >50 To 100, Add	333.58	
	For >500 To 1,000, Deduct	-125.69	
	For >1,000 To 2,000, Deduct	-190.24	
	For >2,000 To 5,000, Deduct	-311.24	
	For >5,000, Deduct	-576.45	
33 01 30 72-0228	LF 31.5mm Lining 78" Pipe With Resin Impregnated Cured In-Place Pipe (CIPP).....	2,635.35	
	For Vinlyester Resin, Add	1,740.87	
	For Epoxy Resin, Add	205.17	
	For Up To >10, Add	1,688.68	
	For >10 To 25, Add	992.74	
	For >25 To 50, Add	719.99	
	For >50 To 100, Add	360.00	
	For >500 To 1,000, Deduct	-135.48	
	For >1,000 To 2,000, Deduct	-205.07	
	For >2,000 To 5,000, Deduct	-335.53	
	For >5,000, Deduct	-556.75	
33 01 30 72-0229	LF 31.5mm Lining 84" Pipe With Resin Impregnated Cured In-Place Pipe (CIPP).....	2,841.38	
	For Vinlyester Resin, Add	1,876.95	
	For Epoxy Resin, Add	221.21	
	For Up To >10, Add	1,820.77	
	For >10 To 25, Add	1,070.41	
	For >25 To 50, Add	776.32	
	For >50 To 100, Add	388.16	
	For >500 To 1,000, Deduct	-146.07	
	For >1,000 To 2,000, Deduct	-221.11	
	For >2,000 To 5,000, Deduct	-361.77	
	For >5,000, Deduct	-600.28	
33 01 30 72-0230	LF 31.5mm Lining 90" Pipe With Resin Impregnated Cured In-Place Pipe (CIPP).....	3,047.27	
	For Vinlyester Resin, Add	2,013.02	
	For Epoxy Resin, Add	237.25	
	For Up To >10, Add	1,952.46	
	For >10 To 25, Add	1,147.76	
	For >25 To 50, Add	832.44	
	For >50 To 100, Add	416.22	
	For >500 To 1,000, Deduct	-156.65	
	For >1,000 To 2,000, Deduct	-237.12	
	For >2,000 To 5,000, Deduct	-387.97	
	For >5,000, Deduct	-643.76	
33 01 30 72-0231	LF 31.5mm Lining 96" Pipe With Resin Impregnated Cured In-Place Pipe (CIPP).....	3,253.30	
	For Vinlyester Resin, Add	2,149.10	
	For Epoxy Resin, Add	253.29	
	For Up To >10, Add	2,084.55	
	For >10 To 25, Add	1,225.44	
	For >25 To 50, Add	888.77	
	For >50 To 100, Add	444.38	
	For >500 To 1,000, Deduct	-167.24	
	For >1,000 To 2,000, Deduct	-253.16	
	For >2,000 To 5,000, Deduct	-414.21	
	For >5,000, Deduct	-687.29	
33 01 30 72-0232	33mm Thick Lining Cured In-Place Pipe (33 01 30 72-0015)	813.71	
33 01 30 72-0233	LF 33mm Lining 24" Pipe With Resin Impregnated Cured In-Place Pipe (CIPP).....	813.71	
	For Vinlyester Resin, Add	539.36	
	For Epoxy Resin, Add	63.57	
	For Up To >10, Add	514.86	
	For >10 To 25, Add	300.63	
	For >25 To 50, Add	218.90	
	For >50 To 100, Add	109.45	
	For >500 To 1,000, Deduct	-41.77	
	For >1,000 To 2,000, Deduct	-63.19	
	For >2,000 To 5,000, Deduct	-103.26	
	For >5,000, Deduct	-171.38	



MINOR CSI UOM DESCRIPTION	TOTAL DIRECT UNIT COST	DEMOLITION UNIT COST
33 01 30 72-0234 LF 33mm Lining 27" Pipe With Resin Impregnated Cured In-Place Pipe (CIPP).....	921.29	
For Vinlyester Resin, Add	610.63	
For Epoxy Resin, Add	71.97	
For Up To >10, Add	583.05	
For >10 To 25, Add	340.48	
For >25 To 50, Add	247.91	
For >50 To 100, Add	123.95	
For >500 To 1,000, Deduct	-47.29	
For >1,000 To 2,000, Deduct	-71.54	
For >2,000 To 5,000, Deduct	-116.92	
For >5,000, Deduct	-194.05	
33 01 30 72-0235 LF 33mm Lining 30" Pipe With Resin Impregnated Cured In-Place Pipe (CIPP).....	1,028.73	
For Vinlyester Resin, Add	681.91	
For Epoxy Resin, Add	80.37	
For Up To >10, Add	650.79	
For >10 To 25, Add	379.97	
For >25 To 50, Add	276.69	
For >50 To 100, Add	138.34	
For >500 To 1,000, Deduct	-52.80	
For >1,000 To 2,000, Deduct	-79.88	
For >2,000 To 5,000, Deduct	-130.54	
For >5,000, Deduct	-216.66	
33 01 30 72-0236 LF 33mm Lining 36" Pipe With Resin Impregnated Cured In-Place Pipe (CIPP).....	1,243.90	
For Vinlyester Resin, Add	824.47	
For Epoxy Resin, Add	97.17	
For Up To >10, Add	787.15	
For >10 To 25, Add	459.66	
For >25 To 50, Add	334.68	
For >50 To 100, Add	167.34	
For >500 To 1,000, Deduct	-63.85	
For >1,000 To 2,000, Deduct	-96.60	
For >2,000 To 5,000, Deduct	-157.86	
For >5,000, Deduct	-262.00	
33 01 30 72-0237 LF 33mm Lining 42" Pipe With Resin Impregnated Cured In-Place Pipe (CIPP).....	1,458.92	
For Vinlyester Resin, Add	967.02	
For Epoxy Resin, Add	113.97	
For Up To >10, Add	923.11	
For >10 To 25, Add	539.02	
For >25 To 50, Add	392.48	
For >50 To 100, Add	196.24	
For >500 To 1,000, Deduct	-74.88	
For >1,000 To 2,000, Deduct	-113.29	
For >2,000 To 5,000, Deduct	-185.14	
For >5,000, Deduct	-307.28	
33 01 30 72-0238 LF 33mm Lining 48" Pipe With Resin Impregnated Cured In-Place Pipe (CIPP).....	1,674.08	
For Vinlyester Resin, Add	1,109.58	
For Epoxy Resin, Add	130.77	
For Up To >10, Add	1,059.44	
For >10 To 25, Add	618.68	
For >25 To 50, Add	450.46	
For >50 To 100, Add	225.23	
For >500 To 1,000, Deduct	-85.93	
For >1,000 To 2,000, Deduct	-130.00	
For >2,000 To 5,000, Deduct	-212.45	
For >5,000, Deduct	-352.61	
33 01 30 72-0239 LF 33mm Lining 54" Pipe With Resin Impregnated Cured In-Place Pipe (CIPP).....	1,889.11	
For Vinlyester Resin, Add	1,252.14	
For Epoxy Resin, Add	147.57	
For Up To >10, Add	1,195.41	
For >10 To 25, Add	698.04	
For >25 To 50, Add	508.26	
For >50 To 100, Add	254.13	
For >500 To 1,000, Deduct	-96.96	
For >1,000 To 2,000, Deduct	-146.70	
For >2,000 To 5,000, Deduct	-239.74	
For >5,000, Deduct	-397.89	
33 01 30 72-0240 LF 33mm Lining 60" Pipe With Resin Impregnated Cured In-Place Pipe (CIPP).....	2,104.13	
For Vinlyester Resin, Add	1,394.69	
For Epoxy Resin, Add	164.37	
For Up To >10, Add	1,331.34	
For >10 To 25, Add	777.38	
For >25 To 50, Add	566.05	
For >50 To 100, Add	283.02	
For >500 To 1,000, Deduct	-108.00	
For >1,000 To 2,000, Deduct	-163.40	
For >2,000 To 5,000, Deduct	-267.02	
For >5,000, Deduct	-443.17	

33 Utilities

33 01 Operation and Maintenance of Utilities

33 01 30 Operation and Maintenance of Sewer Utilities



MINOR	CSI	UOM	DESCRIPTION	TOTAL DIRECT UNIT COST	DEMOLITION UNIT COST
33 01 30	72-0241	LF	33mm Lining 66" Pipe With Resin Impregnated Cured In-Place Pipe (CIPP).....	2,325.42	
			For Vinylster Resin, Add	1,537.25	
			For Epoxy Resin, Add	181.18	
			For Up To >10, Add	1,486.09	
			For >10 To 25, Add	872.39	
			For >25 To 50, Add	633.24	
			For >50 To 100, Add	316.62	
			For >500 To 1,000, Deduct	-119.50	
			For >1,000 To 2,000, Deduct	-180.87	
			For >2,000 To 5,000, Deduct	-295.87	
			For >5,000, Deduct	-490.95	
33 01 30	72-0242	LF	33mm Lining 72" Pipe With Resin Impregnated Cured In-Place Pipe (CIPP).....	2,541.48	
			For Vinylster Resin, Add	1,679.81	
			For Epoxy Resin, Add	197.98	
			For Up To >10, Add	1,625.12	
			For >10 To 25, Add	954.31	
			For >25 To 50, Add	692.57	
			For >50 To 100, Add	346.29	
			For >500 To 1,000, Deduct	-130.62	
			For >1,000 To 2,000, Deduct	-197.70	
			For >2,000 To 5,000, Deduct	-323.41	
			For >5,000, Deduct	-536.65	
33 01 30	72-0243	LF	33mm Lining 78" Pipe With Resin Impregnated Cured In-Place Pipe (CIPP).....	2,756.63	
			For Vinylster Resin, Add	1,822.37	
			For Epoxy Resin, Add	214.78	
			For Up To >10, Add	1,761.44	
			For >10 To 25, Add	1,033.97	
			For >25 To 50, Add	750.55	
			For >50 To 100, Add	375.28	
			For >500 To 1,000, Deduct	-141.66	
			For >1,000 To 2,000, Deduct	-214.41	
			For >2,000 To 5,000, Deduct	-350.72	
			For >5,000, Deduct	-581.98	
33 01 30	72-0244	LF	33mm Lining 84" Pipe With Resin Impregnated Cured In-Place Pipe (CIPP).....	2,972.30	
			For Vinylster Resin, Add	1,964.92	
			For Epoxy Resin, Add	231.58	
			For Up To >10, Add	1,899.33	
			For >10 To 25, Add	1,114.93	
			For >25 To 50, Add	809.31	
			For >50 To 100, Add	404.66	
			For >500 To 1,000, Deduct	-152.75	
			For >1,000 To 2,000, Deduct	-231.19	
			For >2,000 To 5,000, Deduct	-378.16	
			For >5,000, Deduct	-627.51	
33 01 30	72-0245	LF	33mm Lining 90" Pipe With Resin Impregnated Cured In-Place Pipe (CIPP).....	3,187.96	
			For Vinylster Resin, Add	2,107.48	
			For Epoxy Resin, Add	248.38	
			For Up To >10, Add	2,037.18	
			For >10 To 25, Add	1,195.87	
			For >25 To 50, Add	868.06	
			For >50 To 100, Add	434.03	
			For >500 To 1,000, Deduct	-163.83	
			For >1,000 To 2,000, Deduct	-247.96	
			For >2,000 To 5,000, Deduct	-405.60	
			For >5,000, Deduct	-673.05	
33 01 30	72-0246	LF	33mm Lining 96" Pipe With Resin Impregnated Cured In-Place Pipe (CIPP).....	3,403.63	
			For Vinylster Resin, Add	2,250.03	
			For Epoxy Resin, Add	265.18	
			For Up To >10, Add	2,175.07	
			For >10 To 25, Add	1,276.83	
			For >25 To 50, Add	926.82	
			For >50 To 100, Add	463.41	
			For >500 To 1,000, Deduct	-174.91	
			For >1,000 To 2,000, Deduct	-264.74	
			For >2,000 To 5,000, Deduct	-433.04	
			For >5,000, Deduct	-718.59	
33 01 30	72-0247		34.5mm Thick Lining Cured In-Place Pipe (33 01 30 72-0015)		
33 01 30	72-0248	LF	34.5mm Lining 27" Pipe With Resin Impregnated Cured In-Place Pipe (CIPP).....	959.99	
			For Vinylster Resin, Add	636.92	
			For Epoxy Resin, Add	75.07	
			For Up To >10, Add	605.25	
			For >10 To 25, Add	352.72	
			For >25 To 50, Add	257.13	
			For >50 To 100, Add	128.56	
			For >500 To 1,000, Deduct	-49.25	
			For >1,000 To 2,000, Deduct	-74.50	
			For >2,000 To 5,000, Deduct	-121.71	
			For >5,000, Deduct	-202.02	



MINOR CSI UOM DESCRIPTION	TOTAL DIRECT UNIT COST	DEMOLITION UNIT COST
33 01 30 72-0249 LF 34.5mm Lining 30" Pipe With Resin Impregnated Cured In-Place Pipe (CIPP).....	1,072.32	
For Vinylster Resin, Add	711.44	
For Epoxy Resin, Add	83.85	
For Up To >10, Add	676.11	
For >10 To 25, Add	394.04	
For >25 To 50, Add	287.24	
For >50 To 100, Add	143.62	
For >500 To 1,000, Deduct	-55.02	
For >1,000 To 2,000, Deduct	-83.22	
For >2,000 To 5,000, Deduct	-135.96	
For >5,000, Deduct	-225.66	
33 01 30 72-0250 LF 34.5mm Lining 36" Pipe With Resin Impregnated Cured In-Place Pipe (CIPP).....	1,297.00	
For Vinylster Resin, Add	860.48	
For Epoxy Resin, Add	101.41	
For Up To >10, Add	817.85	
For >10 To 25, Add	476.67	
For >25 To 50, Add	347.46	
For >50 To 100, Add	178.73	
For >500 To 1,000, Deduct	-66.54	
For >1,000 To 2,000, Deduct	-100.66	
For >2,000 To 5,000, Deduct	-164.45	
For >5,000, Deduct	-272.95	
33 01 30 72-0251 LF 34.5mm Lining 42" Pipe With Resin Impregnated Cured In-Place Pipe (CIPP).....	1,521.53	
For Vinylster Resin, Add	1,009.51	
For Epoxy Resin, Add	118.98	
For Up To >10, Add	959.19	
For >10 To 25, Add	558.97	
For >25 To 50, Add	407.49	
For >50 To 100, Add	203.74	
For >500 To 1,000, Deduct	-78.06	
For >1,000 To 2,000, Deduct	-118.08	
For >2,000 To 5,000, Deduct	-192.90	
For >5,000, Deduct	-320.18	
33 01 30 72-0252 LF 34.5mm Lining 48" Pipe With Resin Impregnated Cured In-Place Pipe (CIPP).....	1,746.20	
For Vinylster Resin, Add	1,158.55	
For Epoxy Resin, Add	136.54	
For Up To >10, Add	1,100.93	
For >10 To 25, Add	641.59	
For >25 To 50, Add	467.71	
For >50 To 100, Add	233.85	
For >500 To 1,000, Deduct	-89.59	
For >1,000 To 2,000, Deduct	-135.52	
For >2,000 To 5,000, Deduct	-221.39	
For >5,000, Deduct	-367.47	
33 01 30 72-0253 LF 34.5mm Lining 54" Pipe With Resin Impregnated Cured In-Place Pipe (CIPP).....	1,970.75	
For Vinylster Resin, Add	1,307.59	
For Epoxy Resin, Add	154.11	
For Up To >10, Add	1,242.30	
For >10 To 25, Add	723.92	
For >25 To 50, Add	527.75	
For >50 To 100, Add	263.88	
For >500 To 1,000, Deduct	-101.11	
For >1,000 To 2,000, Deduct	-152.94	
For >2,000 To 5,000, Deduct	-249.85	
For >5,000, Deduct	-414.70	
33 01 30 72-0254 LF 34.5mm Lining 60" Pipe With Resin Impregnated Cured In-Place Pipe (CIPP).....	2,195.42	
For Vinylster Resin, Add	1,456.62	
For Epoxy Resin, Add	171.67	
For Up To >10, Add	1,384.04	
For >10 To 25, Add	806.55	
For >25 To 50, Add	587.97	
For >50 To 100, Add	293.99	
For >500 To 1,000, Deduct	-112.63	
For >1,000 To 2,000, Deduct	-170.38	
For >2,000 To 5,000, Deduct	-278.34	
For >5,000, Deduct	-461.99	
33 01 30 72-0255 LF 34.5mm Lining 66" Pipe With Resin Impregnated Cured In-Place Pipe (CIPP).....	2,426.34	
For Vinylster Resin, Add	1,605.66	
For Epoxy Resin, Add	189.24	
For Up To >10, Add	1,544.52	
For >10 To 25, Add	904.80	
For >25 To 50, Add	657.57	
For >50 To 100, Add	328.79	
For >500 To 1,000, Deduct	-124.63	
For >1,000 To 2,000, Deduct	-188.60	
For >2,000 To 5,000, Deduct	-308.39	
For >5,000, Deduct	-511.78	

33 Utilities**33 01 Operation and Maintenance of Utilities****33 01 30 Operation and Maintenance of Sewer Utilities**
 MINOR
 CSI UOM DESCRIPTION

 TOTAL DIRECT DEMOLITION
 UNIT COST UNIT COST

33 01 30 72-0256	LF	34.5mm Lining 72" Pipe With Resin Impregnated Cured In-Place Pipe (CIPP)	2,651.77	
		For Vinlyester Resin, Add	1,754.69	
		For Epoxy Resin, Add	206.80	
		For Up To >10, Add	1,688.56	
		For >10 To 25, Add	989.35	
		For >25 To 50, Add	718.95	
		For >50 To 100, Add	359.47	
		For >500 To 1,000, Deduct	-136.22	
		For >1,000 To 2,000, Deduct	-206.14	
		For >2,000 To 5,000, Deduct	-337.07	
		For >5,000, Deduct	-559.37	
33 01 30 72-0257	LF	34.5mm Lining 78" Pipe With Resin Impregnated Cured In-Place Pipe (CIPP)	2,874.66	
		For Vinlyester Resin, Add	1,903.73	
		For Epoxy Resin, Add	224.37	
		For Up To >10, Add	1,824.93	
		For >10 To 25, Add	1,067.51	
		For >25 To 50, Add	776.48	
		For >50 To 100, Add	388.24	
		For >500 To 1,000, Deduct	-147.61	
		For >1,000 To 2,000, Deduct	-223.35	
		For >2,000 To 5,000, Deduct	-365.11	
		For >5,000, Deduct	-605.94	
33 01 30 72-0258	LF	34.5mm Lining 84" Pipe With Resin Impregnated Cured In-Place Pipe (CIPP)	3,102.00	
		For Vinlyester Resin, Add	2,052.76	
		For Epoxy Resin, Add	241.93	
		For Up To >10, Add	1,974.70	
		For >10 To 25, Add	1,156.83	
		For >25 To 50, Add	840.72	
		For >50 To 100, Add	420.36	
		For >500 To 1,000, Deduct	-159.34	
		For >1,000 To 2,000, Deduct	-241.12	
		For >2,000 To 5,000, Deduct	-394.27	
		For >5,000, Deduct	-654.30	
33 01 30 72-0259	LF	34.5mm Lining 90" Pipe With Resin Impregnated Cured In-Place Pipe (CIPP)	3,327.18	
		For Vinlyester Resin, Add	2,201.80	
		For Epoxy Resin, Add	259.50	
		For Up To >10, Add	2,117.97	
		For >10 To 25, Add	1,240.73	
		For >25 To 50, Add	901.71	
		For >50 To 100, Add	450.86	
		For >500 To 1,000, Deduct	-170.90	
		For >1,000 To 2,000, Deduct	-258.63	
		For >2,000 To 5,000, Deduct	-422.89	
		For >5,000, Deduct	-701.79	
33 01 30 72-0260	LF	34.5mm Lining 96" Pipe With Resin Impregnated Cured In-Place Pipe (CIPP)	3,552.37	
		For Vinlyester Resin, Add	2,350.84	
		For Epoxy Resin, Add	277.06	
		For Up To >10, Add	2,261.26	
		For >10 To 25, Add	1,324.66	
		For >25 To 50, Add	962.71	
		For >50 To 100, Add	481.36	
		For >500 To 1,000, Deduct	-182.47	
		For >1,000 To 2,000, Deduct	-276.13	
		For >2,000 To 5,000, Deduct	-451.51	
		For >5,000, Deduct	-749.28	
33 01 30 72-0261		36mm Thick Lining Cured In-Place Pipe (33 01 30 72-0015)		
33 01 30 72-0262	LF	36mm Lining 27" Pipe With Resin Impregnated Cured In-Place Pipe (CIPP)	998.53	
		For Vinlyester Resin, Add	663.09	
		For Epoxy Resin, Add	78.15	
		For Up To >10, Add	627.42	
		For >10 To 25, Add	364.97	
		For >25 To 50, Add	266.34	
		For >50 To 100, Add	133.17	
		For >500 To 1,000, Deduct	-51.21	
		For >1,000 To 2,000, Deduct	-77.45	
		For >2,000 To 5,000, Deduct	-126.49	
		For >5,000, Deduct	-209.96	
33 01 30 72-0263	LF	36mm Lining 30" Pipe With Resin Impregnated Cured In-Place Pipe (CIPP)	1,115.61	
		For Vinlyester Resin, Add	740.85	
		For Epoxy Resin, Add	87.31	
		For Up To >10, Add	700.96	
		For >10 To 25, Add	407.74	
		For >25 To 50, Add	297.56	
		For >50 To 100, Add	148.78	
		For >500 To 1,000, Deduct	-57.21	
		For >1,000 To 2,000, Deduct	-86.53	
		For >2,000 To 5,000, Deduct	-141.32	
		For >5,000, Deduct	-234.57	



MINOR CSI UOM DESCRIPTION	TOTAL DIRECT UNIT COST	DEMOLITION UNIT COST
33 01 30 72-0264 LF 36mm Lining 36" Pipe With Resin Impregnated Cured In-Place Pipe (CIPP).....	1,349.79	
For Vinylster Resin, Add	896.36	
For Epoxy Resin, Add	105.64	
For Up To >10, Add	849.07	
For >10 To 25, Add	493.31	
For >25 To 50, Add	360.01	
For >50 To 100, Add	180.00	
For >500 To 1,000, Deduct	-69.22	
For >1,000 To 2,000, Deduct	-104.70	
For >2,000 To 5,000, Deduct	-170.98	
For >5,000, Deduct	-283.81	
33 01 30 72-0265 LF 36mm Lining 42" Pipe With Resin Impregnated Cured In-Place Pipe (CIPP).....	1,583.97	
For Vinylster Resin, Add	1,051.88	
For Epoxy Resin, Add	123.97	
For Up To >10, Add	995.21	
For >10 To 25, Add	578.90	
For >25 To 50, Add	422.47	
For >50 To 100, Add	211.24	
For >500 To 1,000, Deduct	-81.23	
For >1,000 To 2,000, Deduct	-122.86	
For >2,000 To 5,000, Deduct	-200.64	
For >5,000, Deduct	-333.05	
33 01 30 72-0266 LF 36mm Lining 48" Pipe With Resin Impregnated Cured In-Place Pipe (CIPP).....	1,818.03	
For Vinylster Resin, Add	1,207.40	
For Epoxy Resin, Add	142.30	
For Up To >10, Add	1,141.97	
For >10 To 25, Add	664.16	
For >25 To 50, Add	484.74	
For >50 To 100, Add	242.37	
For >500 To 1,000, Deduct	-93.23	
For >1,000 To 2,000, Deduct	-141.01	
For >2,000 To 5,000, Deduct	-230.28	
For >5,000, Deduct	-382.24	
33 01 30 72-0267 LF 36mm Lining 54" Pipe With Resin Impregnated Cured In-Place Pipe (CIPP).....	2,052.21	
For Vinylster Resin, Add	1,362.91	
For Epoxy Resin, Add	160.63	
For Up To >10, Add	1,289.11	
For >10 To 25, Add	749.75	
For >25 To 50, Add	547.20	
For >50 To 100, Add	273.60	
For >500 To 1,000, Deduct	-105.24	
For >1,000 To 2,000, Deduct	-159.18	
For >2,000 To 5,000, Deduct	-259.94	
For >5,000, Deduct	-431.48	
33 01 30 72-0268 LF 36mm Lining 60" Pipe With Resin Impregnated Cured In-Place Pipe (CIPP).....	2,286.39	
For Vinylster Resin, Add	1,518.43	
For Epoxy Resin, Add	178.96	
For Up To >10, Add	1,436.22	
For >10 To 25, Add	835.32	
For >25 To 50, Add	609.65	
For >50 To 100, Add	304.83	
For >500 To 1,000, Deduct	-117.25	
For >1,000 To 2,000, Deduct	-177.34	
For >2,000 To 5,000, Deduct	-289.60	
For >5,000, Deduct	-480.72	
33 01 30 72-0269 LF 36mm Lining 66" Pipe With Resin Impregnated Cured In-Place Pipe (CIPP).....	2,527.08	
For Vinylster Resin, Add	1,673.94	
For Epoxy Resin, Add	197.29	
For Up To >10, Add	1,602.89	
For >10 To 25, Add	937.19	
For >25 To 50, Add	681.88	
For >50 To 100, Add	340.94	
For >500 To 1,000, Deduct	-129.75	
For >1,000 To 2,000, Deduct	-196.32	
For >2,000 To 5,000, Deduct	-320.90	
For >5,000, Deduct	-532.56	
33 01 30 72-0270 LF 36mm Lining 72" Pipe With Resin Impregnated Cured In-Place Pipe (CIPP).....	2,761.91	
For Vinylster Resin, Add	1,829.46	
For Epoxy Resin, Add	215.61	
For Up To >10, Add	1,751.96	
For >10 To 25, Add	1,024.38	
For >25 To 50, Add	745.30	
For >50 To 100, Add	372.65	
For >500 To 1,000, Deduct	-141.81	
For >1,000 To 2,000, Deduct	-214.56	
For >2,000 To 5,000, Deduct	-350.72	
For >5,000, Deduct	-582.06	

33 Utilities

33 01 Operation and Maintenance of Utilities

33 01 30 Operation and Maintenance of Sewer Utilities



MINOR	CSI	UOM	DESCRIPTION	TOTAL DIRECT UNIT COST	DEMOLITION UNIT COST
33 01 30	72-0271	LF	36mm Lining 78" Pipe With Resin Impregnated Cured In-Place Pipe (CIPP)	2,992.37	
			<i>For Vinylster Resin, Add</i>	1,984.97	
			<i>For Epoxy Resin, Add</i>	233.94	
			<i>For Up To >10, Add</i>	1,887.94	
			<i>For >10 To 25, Add</i>	1,100.67	
			<i>For >25 To 50, Add</i>	802.18	
			<i>For >50 To 100, Add</i>	401.09	
			<i>For >500 To 1,000, Deduct</i>	-153.54	
			<i>For >1,000 To 2,000, Deduct</i>	-232.26	
			<i>For >2,000 To 5,000, Deduct</i>	-379.46	
			<i>For >5,000, Deduct</i>	-629.81	
33 01 30	72-0272	LF	36mm Lining 84" Pipe With Resin Impregnated Cured In-Place Pipe (CIPP)	3,231.41	
			<i>For Vinylster Resin, Add</i>	2,140.49	
			<i>For Epoxy Resin, Add</i>	252.27	
			<i>For Up To >10, Add</i>	2,049.63	
			<i>For >10 To 25, Add</i>	1,198.39	
			<i>For >25 To 50, Add</i>	871.92	
			<i>For >50 To 100, Add</i>	435.96	
			<i>For >500 To 1,000, Deduct</i>	-165.91	
			<i>For >1,000 To 2,000, Deduct</i>	-251.03	
			<i>For >2,000 To 5,000, Deduct</i>	-410.33	
			<i>For >5,000, Deduct</i>	-681.00	
33 01 30	72-0273	LF	36mm Lining 90" Pipe With Resin Impregnated Cured In-Place Pipe (CIPP)	3,466.23	
			<i>For Vinylster Resin, Add</i>	2,296.00	
			<i>For Epoxy Resin, Add</i>	270.60	
			<i>For Up To >10, Add</i>	2,198.69	
			<i>For >10 To 25, Add</i>	1,285.58	
			<i>For >25 To 50, Add</i>	935.35	
			<i>For >50 To 100, Add</i>	467.67	
			<i>For >500 To 1,000, Deduct</i>	-177.97	
			<i>For >1,000 To 2,000, Deduct</i>	-269.28	
			<i>For >2,000 To 5,000, Deduct</i>	-440.16	
			<i>For >5,000, Deduct</i>	-730.49	
33 01 30	72-0274	LF	36mm Lining 96" Pipe With Resin Impregnated Cured In-Place Pipe (CIPP)	3,701.05	
			<i>For Vinylster Resin, Add</i>	2,451.52	
			<i>For Epoxy Resin, Add</i>	288.93	
			<i>For Up To >10, Add</i>	2,347.73	
			<i>For >10 To 25, Add</i>	1,372.74	
			<i>For >25 To 50, Add</i>	998.75	
			<i>For >50 To 100, Add</i>	499.38	
			<i>For >500 To 1,000, Deduct</i>	-190.02	
			<i>For >1,000 To 2,000, Deduct</i>	-287.52	
			<i>For >2,000 To 5,000, Deduct</i>	-469.98	
			<i>For >5,000, Deduct</i>	-779.99	
33 01 30	72-0275	LF	36mm Lining 102" Pipe With Resin Impregnated Cured In-Place Pipe (CIPP)	3,935.75	
			<i>For Vinylster Resin, Add</i>	2,607.04	
			<i>For Epoxy Resin, Add</i>	307.26	
			<i>For Up To >10, Add</i>	2,496.40	
			<i>For >10 To 25, Add</i>	1,459.61	
			<i>For >25 To 50, Add</i>	1,061.98	
			<i>For >50 To 100, Add</i>	530.99	
			<i>For >500 To 1,000, Deduct</i>	-202.07	
			<i>For >1,000 To 2,000, Deduct</i>	-305.75	
			<i>For >2,000 To 5,000, Deduct</i>	-499.77	
			<i>For >5,000, Deduct</i>	-829.43	
33 01 30	72-0276	LF	36mm Lining 108" Pipe With Resin Impregnated Cured In-Place Pipe (CIPP)	4,170.57	
			<i>For Vinylster Resin, Add</i>	2,762.55	
			<i>For Epoxy Resin, Add</i>	325.59	
			<i>For Up To >10, Add</i>	2,645.46	
			<i>For >10 To 25, Add</i>	1,546.80	
			<i>For >25 To 50, Add</i>	1,125.41	
			<i>For >50 To 100, Add</i>	562.70	
			<i>For >500 To 1,000, Deduct</i>	-214.13	
			<i>For >1,000 To 2,000, Deduct</i>	-324.00	
			<i>For >2,000 To 5,000, Deduct</i>	-529.60	
			<i>For >5,000, Deduct</i>	-878.93	
33 01 30	72-0277	LF	37.5mm Thick Lining Cured In-Place Pipe <small>(33 01 30 72-0015)</small>	1,158.58	
			<i>For Vinylster Resin, Add</i>	770.12	
			<i>For Epoxy Resin, Add</i>	90.76	
			<i>For Up To >10, Add</i>	725.32	
			<i>For >10 To 25, Add</i>	421.07	
			<i>For >25 To 50, Add</i>	307.65	
			<i>For >50 To 100, Add</i>	153.82	
			<i>For >500 To 1,000, Deduct</i>	-59.39	
			<i>For >1,000 To 2,000, Deduct</i>	-89.81	
			<i>For >2,000 To 5,000, Deduct</i>	-146.62	
			<i>For >5,000, Deduct</i>	-243.40	



MINOR CSI UOM DESCRIPTION	TOTAL DIRECT UNIT COST	DEMOLITION UNIT COST
33 01 30 72-0279 LF 37.5mm Lining 36" Pipe With Resin Impregnated Cured In-Place Pipe (CIPP).....	1,402.27	
For Vinylster Resin, Add	932.11	
For Epoxy Resin, Add	109.86	
For Up To >10, Add	877.84	
For >10 To 25, Add	509.60	
For >25 To 50, Add	372.34	
For >50 To 100, Add	186.17	
For >500 To 1,000, Deduct	-71.88	
For >1,000 To 2,000, Deduct	-108.70	
For >2,000 To 5,000, Deduct	-177.46	
For >5,000, Deduct	-294.59	
33 01 30 72-0280 LF 37.5mm Lining 42" Pipe With Resin Impregnated Cured In-Place Pipe (CIPP).....	1,645.96	
For Vinylster Resin, Add	1,094.11	
For Epoxy Resin, Add	128.95	
For Up To >10, Add	1,030.36	
For >10 To 25, Add	998.13	
For >25 To 50, Add	437.03	
For >50 To 100, Add	218.51	
For >500 To 1,000, Deduct	-84.37	
For >1,000 To 2,000, Deduct	-127.59	
For >2,000 To 5,000, Deduct	-208.30	
For >5,000, Deduct	-345.78	
33 01 30 72-0281 LF 37.5mm Lining 48" Pipe With Resin Impregnated Cured In-Place Pipe (CIPP).....	1,889.67	
For Vinylster Resin, Add	1,256.11	
For Epoxy Resin, Add	148.04	
For Up To >10, Add	1,182.91	
For >10 To 25, Add	686.69	
For >25 To 50, Add	501.73	
For >50 To 100, Add	250.87	
For >500 To 1,000, Deduct	-96.86	
For >1,000 To 2,000, Deduct	-146.49	
For >2,000 To 5,000, Deduct	-239.14	
For >5,000, Deduct	-396.98	
33 01 30 72-0282 LF 37.5mm Lining 54" Pipe With Resin Impregnated Cured In-Place Pipe (CIPP).....	2,133.36	
For Vinylster Resin, Add	1,418.10	
For Epoxy Resin, Add	167.13	
For Up To >10, Add	1,335.43	
For >10 To 25, Add	775.22	
For >25 To 50, Add	566.42	
For >50 To 100, Add	283.21	
For >500 To 1,000, Deduct	-109.36	
For >1,000 To 2,000, Deduct	-165.38	
For >2,000 To 5,000, Deduct	-269.98	
For >5,000, Deduct	-448.17	
33 01 30 72-0283 LF 37.5mm Lining 60" Pipe With Resin Impregnated Cured In-Place Pipe (CIPP).....	2,377.05	
For Vinylster Resin, Add	1,580.10	
For Epoxy Resin, Add	186.23	
For Up To >10, Add	1,487.95	
For >10 To 25, Add	863.75	
For >25 To 50, Add	631.11	
For >50 To 100, Add	315.56	
For >500 To 1,000, Deduct	-121.85	
For >1,000 To 2,000, Deduct	-184.27	
For >2,000 To 5,000, Deduct	-300.82	
For >5,000, Deduct	-499.36	
33 01 30 72-0284 LF 37.5mm Lining 66" Pipe With Resin Impregnated Cured In-Place Pipe (CIPP).....	2,627.38	
For Vinylster Resin, Add	1,742.09	
For Epoxy Resin, Add	205.32	
For Up To >10, Add	1,660.39	
For >10 To 25, Add	968.88	
For >25 To 50, Add	705.76	
For >50 To 100, Add	352.88	
For >500 To 1,000, Deduct	-134.84	
For >1,000 To 2,000, Deduct	-203.99	
For >2,000 To 5,000, Deduct	-333.31	
For >5,000, Deduct	-553.21	
33 01 30 72-0285 LF 37.5mm Lining 72" Pipe With Resin Impregnated Cured In-Place Pipe (CIPP).....	2,871.71	
For Vinylster Resin, Add	1,904.08	
For Epoxy Resin, Add	224.41	
For Up To >10, Add	1,814.83	
For >10 To 25, Add	1,059.01	
For >25 To 50, Add	771.41	
For >50 To 100, Add	385.70	
For >500 To 1,000, Deduct	-147.38	
For >1,000 To 2,000, Deduct	-222.96	
For >2,000 To 5,000, Deduct	-364.31	
For >5,000, Deduct	-604.66	

33 Utilities
33 01 Operation and Maintenance of Utilities
33 01 30 Operation and Maintenance of Sewer Utilities



MINOR	CSI	UOM	DESCRIPTION	TOTAL DIRECT UNIT COST	DEMOLITION UNIT COST
33 01 30	72-0286	LF	37.5mm Lining 78" Pipe With Resin Impregnated Cured In-Place Pipe (CIPP).....	3,113.88	
			For Vinylster Resin, Add	2,066.09	
			For Epoxy Resin, Add	243.50	
			For Up To >10, Add	1,962.77	
			For >10 To 25, Add	1,143.71	
			For >25 To 50, Add	833.81	
			For >50 To 100, Add	416.90	
			For >500 To 1,000, Deduct	-159.75	
			For >1,000 To 2,000, Deduct	-241.66	
			For >2,000 To 5,000, Deduct	-394.77	
			For >5,000, Deduct	-655.24	
33 01 30	72-0287	LF	37.5mm Lining 84" Pipe With Resin Impregnated Cured In-Place Pipe (CIPP).....	3,360.38	
			For Vinylster Resin, Add	2,228.08	
			For Epoxy Resin, Add	262.60	
			For Up To >10, Add	2,123.72	
			For >10 To 25, Add	1,239.27	
			For >25 To 50, Add	902.71	
			For >50 To 100, Add	451.35	
			For >500 To 1,000, Deduct	-172.45	
			For >1,000 To 2,000, Deduct	-260.90	
			For >2,000 To 5,000, Deduct	-426.31	
			For >5,000, Deduct	-707.56	
33 01 30	72-0288	LF	37.5mm Lining 90" Pipe With Resin Impregnated Cured In-Place Pipe (CIPP).....	3,604.70	
			For Vinylster Resin, Add	2,390.07	
			For Epoxy Resin, Add	281.69	
			For Up To >10, Add	2,278.13	
			For >10 To 25, Add	1,329.37	
			For >25 To 50, Add	968.34	
			For >50 To 100, Add	484.17	
			For >500 To 1,000, Deduct	-184.99	
			For >1,000 To 2,000, Deduct	-279.87	
			For >2,000 To 5,000, Deduct	-457.30	
			For >5,000, Deduct	-759.00	
33 01 30	72-0289	LF	37.5mm Lining 96" Pipe With Resin Impregnated Cured In-Place Pipe (CIPP).....	3,848.92	
			For Vinylster Resin, Add	2,552.07	
			For Epoxy Resin, Add	300.78	
			For Up To >10, Add	2,432.21	
			For >10 To 25, Add	1,419.21	
			For >25 To 50, Add	1,033.81	
			For >50 To 100, Add	516.91	
			For >500 To 1,000, Deduct	-197.52	
			For >1,000 To 2,000, Deduct	-298.82	
			For >2,000 To 5,000, Deduct	-488.27	
			For >5,000, Deduct	-810.40	
33 01 30	72-0290	LF	37.5mm Lining 102" Pipe With Resin Impregnated Cured In-Place Pipe (CIPP).....	4,093.25	
			For Vinylster Resin, Add	2,714.07	
			For Epoxy Resin, Add	319.87	
			For Up To >10, Add	2,586.65	
			For >10 To 25, Add	1,509.34	
			For >25 To 50, Add	1,099.46	
			For >50 To 100, Add	549.73	
			For >500 To 1,000, Deduct	-210.06	
			For >1,000 To 2,000, Deduct	-317.79	
			For >2,000 To 5,000, Deduct	-519.27	
			For >5,000, Deduct	-861.85	
33 01 30	72-0291	LF	37.5mm Lining 108" Pipe With Resin Impregnated Cured In-Place Pipe (CIPP).....	4,337.58	
			For Vinylster Resin, Add	2,876.06	
			For Epoxy Resin, Add	338.96	
			For Up To >10, Add	2,741.09	
			For >10 To 25, Add	1,599.47	
			For >25 To 50, Add	1,165.11	
			For >50 To 100, Add	582.56	
			For >500 To 1,000, Deduct	-222.60	
			For >1,000 To 2,000, Deduct	-336.76	
			For >2,000 To 5,000, Deduct	-550.27	
			For >5,000, Deduct	-913.30	
33 01 30	72-0292		39mm Thick Lining Cured In-Place Pipe (33 01 30 72-0015)		
33 01 30	72-0293	LF	39mm Lining 36" Pipe With Resin Impregnated Cured In-Place Pipe (CIPP).....	1,454.57	
			For Vinylster Resin, Add	967.74	
			For Epoxy Resin, Add	114.05	
			For Up To >10, Add	907.51	
			For >10 To 25, Add	525.85	
			For >25 To 50, Add	384.63	
			For >50 To 100, Add	192.32	
			For >500 To 1,000, Deduct	-74.53	
			For >1,000 To 2,000, Deduct	-112.70	
			For >2,000 To 5,000, Deduct	-183.92	
			For >5,000, Deduct	-305.33	



MINOR CSI UOM DESCRIPTION	TOTAL DIRECT UNIT COST	DEMOLITION UNIT COST
33 01 30 72-0294 LF 39mm Lining 42" Pipe With Resin Impregnated Cured In-Place Pipe (CIPP).....	1,707.77	
For Vinlyester Resin, Add	1,136.21	
For Epoxy Resin, Add	133.91	
For Up To >10, Add	1,065.41	
For >10 To 25, Add	617.32	
For >25 To 50, Add	451.55	
For >50 To 100, Add	225.77	
For >500 To 1,000, Deduct	-87.50	
For >1,000 To 2,000, Deduct	-132.31	
For >2,000 To 5,000, Deduct	-215.93	
For >5,000, Deduct	-358.48	
33 01 30 72-0295 LF 39mm Lining 48" Pipe With Resin Impregnated Cured In-Place Pipe (CIPP).....	1,960.99	
For Vinlyester Resin, Add	1,304.70	
For Epoxy Resin, Add	153.77	
For Up To >10, Add	1,223.35	
For >10 To 25, Add	708.81	
For >25 To 50, Add	518.48	
For >50 To 100, Add	259.24	
For >500 To 1,000, Deduct	-100.48	
For >1,000 To 2,000, Deduct	-151.93	
For >2,000 To 5,000, Deduct	-247.95	
For >5,000, Deduct	-411.63	
33 01 30 72-0296 LF 39mm Lining 54" Pipe With Resin Impregnated Cured In-Place Pipe (CIPP).....	2,214.19	
For Vinlyester Resin, Add	1,473.16	
For Epoxy Resin, Add	173.62	
For Up To >10, Add	1,381.27	
For >10 To 25, Add	800.31	
For >25 To 50, Add	585.41	
For >50 To 100, Add	292.70	
For >500 To 1,000, Deduct	-113.45	
For >1,000 To 2,000, Deduct	-171.55	
For >2,000 To 5,000, Deduct	-279.96	
For >5,000, Deduct	-464.77	
33 01 30 72-0297 LF 39mm Lining 60" Pipe With Resin Impregnated Cured In-Place Pipe (CIPP).....	2,467.52	
For Vinlyester Resin, Add	1,641.64	
For Epoxy Resin, Add	193.48	
For Up To >10, Add	1,539.56	
For >10 To 25, Add	892.10	
For >25 To 50, Add	652.52	
For >50 To 100, Add	326.26	
For >500 To 1,000, Deduct	-126.43	
For >1,000 To 2,000, Deduct	-191.18	
For >2,000 To 5,000, Deduct	-312.00	
For >5,000, Deduct	-517.97	
33 01 30 72-0298 LF 39mm Lining 66" Pipe With Resin Impregnated Cured In-Place Pipe (CIPP).....	2,727.38	
For Vinlyester Resin, Add	1,810.12	
For Epoxy Resin, Add	213.34	
For Up To >10, Add	1,717.44	
For >10 To 25, Add	1,000.22	
For >25 To 50, Add	729.43	
For >50 To 100, Add	364.71	
For >500 To 1,000, Deduct	-139.91	
For >1,000 To 2,000, Deduct	-211.63	
For >2,000 To 5,000, Deduct	-345.68	
For >5,000, Deduct	-573.78	
33 01 30 72-0299 LF 39mm Lining 72" Pipe With Resin Impregnated Cured In-Place Pipe (CIPP).....	2,981.22	
For Vinlyester Resin, Add	1,978.59	
For Epoxy Resin, Add	233.19	
For Up To >10, Add	1,877.26	
For >10 To 25, Add	1,093.29	
For >25 To 50, Add	797.30	
For >50 To 100, Add	398.65	
For >500 To 1,000, Deduct	-152.93	
For >1,000 To 2,000, Deduct	-231.32	
For >2,000 To 5,000, Deduct	-377.85	
For >5,000, Deduct	-627.18	
33 01 30 72-0300 LF 39mm Lining 78" Pipe With Resin Impregnated Cured In-Place Pipe (CIPP).....	3,235.06	
For Vinlyester Resin, Add	2,147.07	
For Epoxy Resin, Add	253.05	
For Up To >10, Add	2,037.08	
For >10 To 25, Add	1,186.36	
For >25 To 50, Add	865.18	
For >50 To 100, Add	432.59	
For >500 To 1,000, Deduct	-165.95	
For >1,000 To 2,000, Deduct	-251.02	
For >2,000 To 5,000, Deduct	-410.02	
For >5,000, Deduct	-680.58	

33 Utilities
33 01 Operation and Maintenance of Utilities
33 01 30 Operation and Maintenance of Sewer Utilities



MINOR	CSI	UOM	DESCRIPTION	TOTAL DIRECT UNIT COST	DEMOLITION UNIT COST
33 01	30 72-0301	LF	39mm Lining 84" Pipe With Resin Impregnated Cured In-Place Pipe (CIPP).....	3,489.03	
			<i>For Vinlyester Resin, Add</i>	2,315.54	
			<i>For Epoxy Resin, Add</i>	272.90	
			<i>For Up To >10, Add</i>	2,197.29	
			<i>For >10 To 25, Add</i>	1,279.76	
			<i>For >25 To 50, Add</i>	933.25	
			<i>For >50 To 100, Add</i>	466.62	
			<i>For >500 To 1,000, Deduct</i>	-178.98	
			<i>For >1,000 To 2,000, Deduct</i>	-270.73	
			<i>For >2,000 To 5,000, Deduct</i>	-442.23	
			<i>For >5,000, Deduct</i>	-734.03	
33 01	30 72-0302	LF	39mm Lining 90" Pipe With Resin Impregnated Cured In-Place Pipe (CIPP).....	3,742.88	
			<i>For Vinlyester Resin, Add</i>	2,484.02	
			<i>For Epoxy Resin, Add</i>	292.76	
			<i>For Up To >10, Add</i>	2,357.14	
			<i>For >10 To 25, Add</i>	1,372.86	
			<i>For >25 To 50, Add</i>	1,001.14	
			<i>For >50 To 100, Add</i>	500.57	
			<i>For >500 To 1,000, Deduct</i>	-192.00	
			<i>For >1,000 To 2,000, Deduct</i>	-290.43	
			<i>For >2,000 To 5,000, Deduct</i>	-474.40	
			<i>For >5,000, Deduct</i>	-787.43	
33 01	30 72-0303	LF	39mm Lining 96" Pipe With Resin Impregnated Cured In-Place Pipe (CIPP).....	3,996.72	
			<i>For Vinlyester Resin, Add</i>	2,652.50	
			<i>For Epoxy Resin, Add</i>	312.62	
			<i>For Up To >10, Add</i>	2,516.96	
			<i>For >10 To 25, Add</i>	1,465.92	
			<i>For >25 To 50, Add</i>	1,069.02	
			<i>For >50 To 100, Add</i>	534.51	
			<i>For >500 To 1,000, Deduct</i>	-205.02	
			<i>For >1,000 To 2,000, Deduct</i>	-310.13	
			<i>For >2,000 To 5,000, Deduct</i>	-506.57	
			<i>For >5,000, Deduct</i>	-840.83	
33 01	30 72-0304	LF	39mm Lining 102" Pipe With Resin Impregnated Cured In-Place Pipe (CIPP).....	4,250.57	
			<i>For Vinlyester Resin, Add</i>	2,820.97	
			<i>For Epoxy Resin, Add</i>	332.47	
			<i>For Up To >10, Add</i>	2,676.81	
			<i>For >10 To 25, Add</i>	1,559.02	
			<i>For >25 To 50, Add</i>	1,136.91	
			<i>For >50 To 100, Add</i>	568.45	
			<i>For >500 To 1,000, Deduct</i>	-218.04	
			<i>For >1,000 To 2,000, Deduct</i>	-329.82	
			<i>For >2,000 To 5,000, Deduct</i>	-538.75	
			<i>For >5,000, Deduct</i>	-894.24	
33 01	30 72-0305	LF	39mm Lining 108" Pipe With Resin Impregnated Cured In-Place Pipe (CIPP).....	4,504.42	
			<i>For Vinlyester Resin, Add</i>	2,989.45	
			<i>For Epoxy Resin, Add</i>	352.33	
			<i>For Up To >10, Add</i>	2,836.66	
			<i>For >10 To 25, Add</i>	1,652.11	
			<i>For >25 To 50, Add</i>	1,204.80	
			<i>For >50 To 100, Add</i>	602.40	
			<i>For >500 To 1,000, Deduct</i>	-231.07	
			<i>For >1,000 To 2,000, Deduct</i>	-349.52	
			<i>For >2,000 To 5,000, Deduct</i>	-570.92	
			<i>For >5,000, Deduct</i>	-947.64	
33 01	30 72-0306	LF	39mm Lining 114" Pipe With Resin Impregnated Cured In-Place Pipe (CIPP).....	4,758.26	
			<i>For Vinlyester Resin, Add</i>	3,157.92	
			<i>For Epoxy Resin, Add</i>	372.18	
			<i>For Up To >10, Add</i>	2,996.48	
			<i>For >10 To 25, Add</i>	1,745.18	
			<i>For >25 To 50, Add</i>	1,272.67	
			<i>For >50 To 100, Add</i>	636.34	
			<i>For >500 To 1,000, Deduct</i>	-244.09	
			<i>For >1,000 To 2,000, Deduct</i>	-369.22	
			<i>For >2,000 To 5,000, Deduct</i>	-603.09	
			<i>For >5,000, Deduct</i>	-1,001.04	
33 01	30 72-0307	LF	39mm Lining 120" Pipe With Resin Impregnated Cured In-Place Pipe (CIPP).....	5,012.11	
			<i>For Vinlyester Resin, Add</i>	3,326.40	
			<i>For Epoxy Resin, Add</i>	392.04	
			<i>For Up To >10, Add</i>	3,156.33	
			<i>For >10 To 25, Add</i>	1,838.28	
			<i>For >25 To 50, Add</i>	1,340.57	
			<i>For >50 To 100, Add</i>	670.28	
			<i>For >500 To 1,000, Deduct</i>	-257.11	
			<i>For >1,000 To 2,000, Deduct</i>	-388.91	
			<i>For >2,000 To 5,000, Deduct</i>	-635.27	
			<i>For >5,000, Deduct</i>	-1,054.44	
33 01	30 72-0308		40.5mm Thick Lining Cured In-Place Pipe <small>(33 01 30 72-0015)</small>		



MINOR CSI UOM DESCRIPTION	TOTAL DIRECT UNIT COST	DEMOLITION UNIT COST
33 01 30 72-0309 LF 40.5mm Lining 42" Pipe With Resin Impregnated Cured In-Place Pipe (CIPP).....	1,769.28	
For Vinylster Resin, Add	1,178.20	
For Epoxy Resin, Add	138.86	
For Up To >10, Add	1,099.99	
For >10 To 25, Add	636.14	
For >25 To 50, Add	465.84	
For >50 To 100, Add	232.92	
For >500 To 1,000, Deduct	-90.62	
For >1,000 To 2,000, Deduct	-137.00	
For >2,000 To 5,000, Deduct	-223.51	
For >5,000, Deduct	-371.08	
33 01 30 72-0310 LF 40.5mm Lining 48" Pipe With Resin Impregnated Cured In-Place Pipe (CIPP).....	2,032.00	
For Vinylster Resin, Add	1,353.15	
For Epoxy Resin, Add	159.48	
For Up To >10, Add	1,263.33	
For >10 To 25, Add	730.59	
For >25 To 50, Add	535.01	
For >50 To 100, Add	267.50	
For >500 To 1,000, Deduct	-104.07	
For >1,000 To 2,000, Deduct	-157.35	
For >2,000 To 5,000, Deduct	-256.70	
For >5,000, Deduct	-426.19	
33 01 30 72-0311 LF 40.5mm Lining 54" Pipe With Resin Impregnated Cured In-Place Pipe (CIPP).....	2,294.72	
For Vinylster Resin, Add	1,528.11	
For Epoxy Resin, Add	180.10	
For Up To >10, Add	1,426.64	
For >10 To 25, Add	825.03	
For >25 To 50, Add	604.17	
For >50 To 100, Add	302.08	
For >500 To 1,000, Deduct	-117.53	
For >1,000 To 2,000, Deduct	-177.69	
For >2,000 To 5,000, Deduct	-289.89	
For >5,000, Deduct	-481.29	
33 01 30 72-0312 LF 40.5mm Lining 60" Pipe With Resin Impregnated Cured In-Place Pipe (CIPP).....	2,557.44	
For Vinylster Resin, Add	1,703.06	
For Epoxy Resin, Add	200.72	
For Up To >10, Add	1,589.97	
For >10 To 25, Add	919.49	
For >25 To 50, Add	673.34	
For >50 To 100, Add	336.67	
For >500 To 1,000, Deduct	-130.98	
For >1,000 To 2,000, Deduct	-198.03	
For >2,000 To 5,000, Deduct	-323.08	
For >5,000, Deduct	-536.39	
33 01 30 72-0313 LF 40.5mm Lining 66" Pipe With Resin Impregnated Cured In-Place Pipe (CIPP).....	2,827.06	
For Vinylster Resin, Add	1,878.02	
For Epoxy Resin, Add	221.34	
For Up To >10, Add	1,773.98	
For >10 To 25, Add	1,031.17	
For >25 To 50, Add	752.85	
For >50 To 100, Add	376.42	
For >500 To 1,000, Deduct	-144.96	
For >1,000 To 2,000, Deduct	-219.24	
For >2,000 To 5,000, Deduct	-357.99	
For >5,000, Deduct	-594.25	
33 01 30 72-0314 LF 40.5mm Lining 72" Pipe With Resin Impregnated Cured In-Place Pipe (CIPP).....	3,090.42	
For Vinylster Resin, Add	2,052.97	
For Epoxy Resin, Add	241.96	
For Up To >10, Add	1,939.21	
For >10 To 25, Add	1,127.21	
For >25 To 50, Add	822.96	
For >50 To 100, Add	411.48	
For >500 To 1,000, Deduct	-158.46	
For >1,000 To 2,000, Deduct	-239.66	
For >2,000 To 5,000, Deduct	-391.34	
For >5,000, Deduct	-649.60	
33 01 30 72-0315 LF 40.5mm Lining 78" Pipe With Resin Impregnated Cured In-Place Pipe (CIPP).....	3,353.76	
For Vinylster Resin, Add	2,227.93	
For Epoxy Resin, Add	262.58	
For Up To >10, Add	2,104.41	
For >10 To 25, Add	1,223.21	
For >25 To 50, Add	893.07	
For >50 To 100, Add	446.53	
For >500 To 1,000, Deduct	-171.96	
For >1,000 To 2,000, Deduct	-260.08	
For >2,000 To 5,000, Deduct	-424.68	
For >5,000, Deduct	-704.95	

33 Utilities
33 01 Operation and Maintenance of Utilities
33 01 30 Operation and Maintenance of Sewer Utilities



MINOR CSI UOM DESCRIPTION	TOTAL DIRECT UNIT COST	DEMOLITION UNIT COST
33 01 30 72-0316 LF 40.5mm Lining 84" Pipe With Resin Impregnated Cured In-Place Pipe (CIPP).....	3,617.13	
For Vinlyester Resin, Add	2,402.88	
For Epoxy Resin, Add	283.20	
For Up To >10, Add	2,269.67	
For >10 To 25, Add	1,319.27	
For >25 To 50, Add	963.20	
For >50 To 100, Add	481.60	
For >500 To 1,000, Deduct	-185.47	
For >1,000 To 2,000, Deduct	-280.51	
For >2,000 To 5,000, Deduct	-458.03	
For >5,000, Deduct	-760.31	
33 01 30 72-0317 LF 40.5mm Lining 90" Pipe With Resin Impregnated Cured In-Place Pipe (CIPP).....	3,880.48	
For Vinlyester Resin, Add	2,577.83	
For Epoxy Resin, Add	303.82	
For Up To >10, Add	2,434.89	
For >10 To 25, Add	1,415.31	
For >25 To 50, Add	1,033.31	
For >50 To 100, Add	516.66	
For >500 To 1,000, Deduct	-198.97	
For >1,000 To 2,000, Deduct	-300.93	
For >2,000 To 5,000, Deduct	-491.38	
For >5,000, Deduct	-815.67	
33 01 30 72-0318 LF 40.5mm Lining 96" Pipe With Resin Impregnated Cured In-Place Pipe (CIPP).....	4,143.84	
For Vinlyester Resin, Add	2,752.79	
For Epoxy Resin, Add	324.44	
For Up To >10, Add	2,600.12	
For >10 To 25, Add	1,511.34	
For >25 To 50, Add	1,103.43	
For >50 To 100, Add	551.72	
For >500 To 1,000, Deduct	-212.47	
For >1,000 To 2,000, Deduct	-321.35	
For >2,000 To 5,000, Deduct	-524.73	
For >5,000, Deduct	-871.02	
33 01 30 72-0319 LF 40.5mm Lining 102" Pipe With Resin Impregnated Cured In-Place Pipe (CIPP).....	4,407.20	
For Vinlyester Resin, Add	2,927.75	
For Epoxy Resin, Add	345.06	
For Up To >10, Add	2,765.35	
For >10 To 25, Add	1,607.38	
For >25 To 50, Add	1,173.55	
For >50 To 100, Add	586.78	
For >500 To 1,000, Deduct	-225.98	
For >1,000 To 2,000, Deduct	-341.78	
For >2,000 To 5,000, Deduct	-558.08	
For >5,000, Deduct	-926.38	
33 01 30 72-0320 LF 40.5mm Lining 108" Pipe With Resin Impregnated Cured In-Place Pipe (CIPP).....	4,670.55	
For Vinlyester Resin, Add	3,102.70	
For Epoxy Resin, Add	365.68	
For Up To >10, Add	2,930.58	
For >10 To 25, Add	1,703.41	
For >25 To 50, Add	1,243.67	
For >50 To 100, Add	621.83	
For >500 To 1,000, Deduct	-239.48	
For >1,000 To 2,000, Deduct	-362.20	
For >2,000 To 5,000, Deduct	-591.42	
For >5,000, Deduct	-981.73	
33 01 30 72-0321 LF 40.5mm Lining 114" Pipe With Resin Impregnated Cured In-Place Pipe (CIPP).....	4,933.91	
For Vinlyester Resin, Add	3,277.66	
For Epoxy Resin, Add	386.30	
For Up To >10, Add	3,095.81	
For >10 To 25, Add	1,799.44	
For >25 To 50, Add	1,313.78	
For >50 To 100, Add	656.89	
For >500 To 1,000, Deduct	-252.98	
For >1,000 To 2,000, Deduct	-382.62	
For >2,000 To 5,000, Deduct	-624.77	
For >5,000, Deduct	-1,037.09	
33 01 30 72-0322 LF 40.5mm Lining 120" Pipe With Resin Impregnated Cured In-Place Pipe (CIPP).....	5,197.28	
For Vinlyester Resin, Add	3,452.62	
For Epoxy Resin, Add	406.92	
For Up To >10, Add	3,261.07	
For >10 To 25, Add	1,895.50	
For >25 To 50, Add	1,383.92	
For >50 To 100, Add	691.96	
For >500 To 1,000, Deduct	-266.49	
For >1,000 To 2,000, Deduct	-403.04	
For >2,000 To 5,000, Deduct	-658.12	
For >5,000, Deduct	-1,092.45	
33 01 30 72-0323 42mm Thick Lining Cured In-Place Pipe (33 01 30 72-0015)		



MINOR CSI UOM DESCRIPTION	TOTAL DIRECT UNIT COST	DEMOLITION UNIT COST
33 01 30 72-0324 LF 42mm Lining 48" Pipe With Resin Impregnated Cured In-Place Pipe (CIPP).....	2,102.71	
For Vinlyester Resin, Add	1,401.48	
For Epoxy Resin, Add	165.17	
For Up To >10, Add	1,302.86	
For >10 To 25, Add	752.03	
For >25 To 50, Add	551.32	
For >50 To 100, Add	275.66	
For >500 To 1,000, Deduct	-107.65	
For >1,000 To 2,000, Deduct	-162.73	
For >2,000 To 5,000, Deduct	-265.40	
For >5,000, Deduct	-440.66	
33 01 30 72-0325 LF 42mm Lining 54" Pipe With Resin Impregnated Cured In-Place Pipe (CIPP).....	2,374.94	
For Vinlyester Resin, Add	1,582.92	
For Epoxy Resin, Add	186.58	
For Up To >10, Add	1,471.55	
For >10 To 25, Add	849.40	
For >25 To 50, Add	622.71	
For >50 To 100, Add	311.35	
For >500 To 1,000, Deduct	-121.59	
For >1,000 To 2,000, Deduct	-183.80	
For >2,000 To 5,000, Deduct	-299.76	
For >5,000, Deduct	-497.71	
33 01 30 72-0326 LF 42mm Lining 60" Pipe With Resin Impregnated Cured In-Place Pipe (CIPP).....	2,647.17	
For Vinlyester Resin, Add	1,764.35	
For Epoxy Resin, Add	207.94	
For Up To >10, Add	1,640.26	
For >10 To 25, Add	946.80	
For >25 To 50, Add	694.11	
For >50 To 100, Add	347.05	
For >500 To 1,000, Deduct	-135.53	
For >1,000 To 2,000, Deduct	-204.87	
For >2,000 To 5,000, Deduct	-334.13	
For >5,000, Deduct	-554.77	
33 01 30 72-0327 LF 42mm Lining 66" Pipe With Resin Impregnated Cured In-Place Pipe (CIPP).....	2,926.42	
For Vinlyester Resin, Add	1,945.78	
For Epoxy Resin, Add	229.32	
For Up To >10, Add	1,830.04	
For >10 To 25, Add	1,061.75	
For >25 To 50, Add	776.03	
For >50 To 100, Add	388.02	
For >500 To 1,000, Deduct	-149.99	
For >1,000 To 2,000, Deduct	-226.82	
For >2,000 To 5,000, Deduct	-370.25	
For >5,000, Deduct	-614.63	
33 01 30 72-0328 LF 42mm Lining 72" Pipe With Resin Impregnated Cured In-Place Pipe (CIPP).....	3,199.30	
For Vinlyester Resin, Add	2,127.22	
For Epoxy Resin, Add	250.71	
For Up To >10, Add	2,000.68	
For >10 To 25, Add	1,160.75	
For >25 To 50, Add	848.39	
For >50 To 100, Add	424.20	
For >500 To 1,000, Deduct	-163.98	
For >1,000 To 2,000, Deduct	-247.97	
For >2,000 To 5,000, Deduct	-404.77	
For >5,000, Deduct	-671.94	
33 01 30 72-0329 LF 42mm Lining 78" Pipe With Resin Impregnated Cured In-Place Pipe (CIPP).....	3,472.16	
For Vinlyester Resin, Add	2,308.66	
For Epoxy Resin, Add	272.09	
For Up To >10, Add	2,171.28	
For >10 To 25, Add	1,259.72	
For >25 To 50, Add	920.74	
For >50 To 100, Add	460.37	
For >500 To 1,000, Deduct	-177.96	
For >1,000 To 2,000, Deduct	-269.12	
For >2,000 To 5,000, Deduct	-439.29	
For >5,000, Deduct	-729.25	
33 01 30 72-0330 LF 42mm Lining 84" Pipe With Resin Impregnated Cured In-Place Pipe (CIPP).....	3,745.04	
For Vinlyester Resin, Add	2,490.09	
For Epoxy Resin, Add	293.47	
For Up To >10, Add	2,341.95	
For >10 To 25, Add	1,358.74	
For >25 To 50, Add	993.11	
For >50 To 100, Add	496.55	
For >500 To 1,000, Deduct	-191.95	
For >1,000 To 2,000, Deduct	-290.27	
For >2,000 To 5,000, Deduct	-473.81	
For >5,000, Deduct	-786.56	

33 Utilities

33 01 Operation and Maintenance of Utilities

33 01 30 Operation and Maintenance of Sewer Utilities



MINOR	CSI	UOM	DESCRIPTION	TOTAL DIRECT UNIT COST	DEMOLITION UNIT COST
33 01 30	72-0331	LF	42mm Lining 90" Pipe With Resin Impregnated Cured In-Place Pipe (CIPP).....	4,017.91	
			For Vinlyester Resin, Add	2,671.53	
			For Epoxy Resin, Add	314.86	
			For Up To >10, Add	2,512.56	
			For >10 To 25, Add	1,457.72	
			For >25 To 50, Add	1,065.45	
			For >50 To 100, Add	532.73	
			For >500 To 1,000, Deduct	-205.93	
			For >1,000 To 2,000, Deduct	-311.42	
			For >2,000 To 5,000, Deduct	-508.34	
			For >5,000, Deduct	-843.87	
33 01 30	72-0332	LF	42mm Lining 96" Pipe With Resin Impregnated Cured In-Place Pipe (CIPP).....	4,290.77	
			For Vinlyester Resin, Add	2,852.96	
			For Epoxy Resin, Add	336.24	
			For Up To >10, Add	2,683.16	
			For >10 To 25, Add	1,556.69	
			For >25 To 50, Add	1,137.80	
			For >50 To 100, Add	568.90	
			For >500 To 1,000, Deduct	-219.92	
			For >1,000 To 2,000, Deduct	-332.66	
			For >2,000 To 5,000, Deduct	-542.86	
			For >5,000, Deduct	-901.18	
33 01 30	72-0333	LF	42mm Lining 102" Pipe With Resin Impregnated Cured In-Place Pipe (CIPP).....	4,563.64	
			For Vinlyester Resin, Add	3,034.40	
			For Epoxy Resin, Add	357.63	
			For Up To >10, Add	2,853.80	
			For >10 To 25, Add	1,655.69	
			For >25 To 50, Add	1,210.16	
			For >50 To 100, Add	605.08	
			For >500 To 1,000, Deduct	-233.90	
			For >1,000 To 2,000, Deduct	-353.71	
			For >2,000 To 5,000, Deduct	-577.38	
			For >5,000, Deduct	-958.49	
33 01 30	72-0334	LF	42mm Lining 108" Pipe With Resin Impregnated Cured In-Place Pipe (CIPP).....	4,836.52	
			For Vinlyester Resin, Add	3,215.84	
			For Epoxy Resin, Add	379.01	
			For Up To >10, Add	3,024.44	
			For >10 To 25, Add	1,754.69	
			For >25 To 50, Add	1,282.52	
			For >50 To 100, Add	641.26	
			For >500 To 1,000, Deduct	-247.89	
			For >1,000 To 2,000, Deduct	-374.86	
			For >2,000 To 5,000, Deduct	-611.90	
			For >5,000, Deduct	-1,015.80	
33 01 30	72-0335	LF	42mm Lining 114" Pipe With Resin Impregnated Cured In-Place Pipe (CIPP).....	5,109.38	
			For Vinlyester Resin, Add	3,397.27	
			For Epoxy Resin, Add	400.39	
			For Up To >10, Add	3,195.04	
			For >10 To 25, Add	1,853.66	
			For >25 To 50, Add	1,354.86	
			For >50 To 100, Add	677.43	
			For >500 To 1,000, Deduct	-261.87	
			For >1,000 To 2,000, Deduct	-396.01	
			For >2,000 To 5,000, Deduct	-646.42	
			For >5,000, Deduct	-1,073.10	
33 01 30	72-0336	LF	42mm Lining 120" Pipe With Resin Impregnated Cured In-Place Pipe (CIPP).....	5,382.25	
			For Vinlyester Resin, Add	3,578.70	
			For Epoxy Resin, Add	421.78	
			For Up To >10, Add	3,365.68	
			For >10 To 25, Add	1,952.66	
			For >25 To 50, Add	1,427.22	
			For >50 To 100, Add	713.61	
			For >500 To 1,000, Deduct	-275.86	
			For >1,000 To 2,000, Deduct	-417.16	
			For >2,000 To 5,000, Deduct	-680.95	
			For >5,000, Deduct	-1,130.41	
33 01 30 74			Cured-in-Place Lateral Lining (33 01 30)		
33 01 30 74-0001			Laterals; Cutting, Grouting And Reinstatement (33 01 30 74)		
33 01 30 74-0002			Lateral Reinstatement/Reconnection (33 01 30 74-0001)		
33 01 30 74-0003	EA		Cut Liner For Laterals, Up To 4" (Robotic).....	516.38	
33 01 30 74-0004	EA		Cut Liner For Laterals, 6" (Robotic).....	558.25	
33 01 30 74-0005	EA		Cut Liner For Laterals, 8" (Robotic).....	593.14	
33 01 30 74-0006	EA		Cut Liner For Laterals, 10" (Robotic).....	628.03	
33 01 30 74-0007	EA		Cut Liner For Laterals, 12" (Robotic).....	662.92	
33 01 30 74-0008			Grout Lateral Service (33 01 30 74-0001)		
33 01 30 74-0009			Grout Lateral Service - Bladder (33 01 30 74-0008)		
33 01 30 74-0010	EA		Grout Up To 4" Lateral Service - Bladder.....	537.30	
33 01 30 74-0011	EA		Grout 6" Lateral Service - Bladder.....	617.41	
33 01 30 74-0012	EA		Grout 8" Lateral Service - Bladder.....	697.53	



MINOR CSI UOM DESCRIPTION	TOTAL DIRECT UNIT COST	DEMOLITION UNIT COST
33 01 30 74-0013 Grout Lateral Service - Robotic Trowel Application <small>(33 01 30 74-0008)</small>		
33 01 30 74-0014 EA Grout 3" To 6" Lateral Service - Robotic Trowel Application.....	585.99	
33 01 30 74-0015 EA Grout 8" To 12" Lateral Service - Robotic Trowel Application.....	634.68	
33 01 30 74-0016 Lateral T-Liner <small>(33 01 30 74-0001)</small> Note: As manufactured by LMK.		
33 01 30 74-0017 EA Up To 4" Lateral T-Liner	738.74	
33 01 30 74-0018 EA 6" Lateral T-Liner	829.29	
33 01 30 74-0019 EA 8" Lateral T-Liner	964.97	
33 01 30 74-0020 Lining Lateral Pipe <small>(33 01 30 74-0001)</small>		
33 01 30 74-0021 Lining Lateral Pipe <small>(33 01 30 74-0020)</small>		
33 01 30 74-0022 LF 6mm Lining 3" Lateral Pipe With Cured In-Place Pipe (CIPP).....	37.19	
For 7.5mm, Add	4.05	
For 9 mm, Add	8.00	
33 01 30 74-0023 LF 6mm Lining 4" Lateral Pipe With Cured In-Place Pipe (CIPP).....	44.32	
For 7.5mm, Add	5.51	
For 9 mm, Add	10.90	
33 01 30 74-0024 LF 6mm Lining 6" Lateral Pipe With Cured In-Place Pipe (CIPP).....	57.61	
For 7.5mm, Add	8.44	
For 9 mm, Add	16.69	
33 01 30 74-0025 Lining Manhole Drop <small>(33 01 30 74-0020)</small>		
33 01 30 74-0026 EA Manhole Drop Section Lining.....	817.79	
33 01 30 79 Fold-and-Form Pipe Lining <small>(33 01 30)</small>		
33 01 30 79-0001 Form and Fold Relining Underground Pipelines <small>(33 01 30 79)</small> Note: Excludes CCTV inspection and sewer cleaning. See CSI section 33 01 30 11-0000 for CCTV inspection, 33 01 30 41-0002 for sewer cleaning.		
33 01 30 79-0002 Fold-And-Form Relining Underground Pipelines Set-Up And Reinsertion <small>(33 01 30 79-0001)</small>		
33 01 30 79-0003 EA Initial Set Up And Final Equipment Removal For Fold-And-Form Relining Underground Pipelines.....	5,112.65	
33 01 30 79-0004 EA Move And Reset Up At Different Access/Location For Fold-And-Form Relining Underground Pipelines	2,045.07	
33 01 30 79-0005 Form And Fold Polyethylene (PE) Pipeliner <small>(33 01 30 79-0001)</small>		
33 01 30 79-0006 LF 4" Diameter Form and Fold Polyethylene Pipeliner, DR 32.5	55.62	
For DR 26 Pipe Liner, Add	11.17	
For Up To 75, Add	25.37	
For >75 To 150, Add	12.69	
For >500 To 1,000, Deduct	-0.82	
For >1,000 To 2,000, Deduct	-1.64	
For >2,000, Deduct	-3.29	
33 01 30 79-0007 LF 6" Diameter Form and Fold Polyethylene Pipeliner, DR 32.5	72.47	
For DR 26 Pipe Liner, Add	15.17	
For DR 35 Pipe Liner, Deduct	-7.58	
For Up To 75, Add	29.83	
For >75 To 150, Add	14.92	
For >500 To 1,000, Deduct	-0.89	
For >1,000 To 2,000, Deduct	-1.77	
For >2,000, Deduct	-3.54	
33 01 30 79-0008 LF 8" Diameter Form and Fold Polyethylene Pipeliner, DR 32.5	74.58	
For DR 26 Pipe Liner, Add	15.45	
For DR 35 Pipe Liner, Deduct	-7.73	
For Up To 75, Add	31.53	
For >75 To 150, Add	15.77	
For >500 To 1,000, Deduct	-0.96	
For >1,000 To 2,000, Deduct	-1.92	
For >2,000, Deduct	-3.83	
33 01 30 79-0009 LF 10" Diameter Form and Fold Polyethylene Pipeliner, DR 32.5	106.64	
For DR 26 Pipe Liner, Add	23.17	
For DR 35 Pipe Liner, Deduct	-11.59	
For DR 41 Pipe Liner, Deduct	-23.17	
For Up To 75, Add	39.46	
For >75 To 150, Add	19.73	
For >500 To 1,000, Deduct	-1.05	
For >1,000 To 2,000, Deduct	-2.09	
For >2,000, Deduct	-4.19	

33 Utilities**33 01 Operation and Maintenance of Utilities****33 01 30 Operation and Maintenance of Sewer Utilities**
 MINOR
 CSI UOM DESCRIPTION

 TOTAL DIRECT DEMOLITION
 UNIT COST UNIT COST

33 01 30 79-0010	LF 12" Diameter Form and Fold Polyethylene Pipeliner, DR 32.5	151.01	
	<i>For DR 26 Pipe Liner, Add</i>	33.92	
	<i>For DR 35 Pipe Liner, Deduct</i>	-16.96	
	<i>For DR 41 Pipe Liner, Deduct</i>	-33.92	
	<i>For Up To 75, Add</i>	50.14	
	<i>For >75 To 150, Add</i>	25.07	
	<i>For >500 To 1,000, Deduct</i>	-1.15	
	<i>For >1,000 To 2,000, Deduct</i>	-2.30	
	<i>For >2,000, Deduct</i>	-4.60	
33 01 30 79-0011	LF 15" Diameter Form and Fold Polyethylene Pipeliner, DR 32.5	208.44	
	<i>For DR 35 Pipe Liner, Deduct</i>	-23.88	
	<i>For DR 41 Pipe Liner, Deduct</i>	-47.75	
	<i>For Up To 75, Add</i>	64.35	
	<i>For >75 To 150, Add</i>	32.17	
	<i>For >500 To 1,000, Deduct</i>	-1.31	
	<i>For >1,000 To 2,000, Deduct</i>	-2.61	
	<i>For >2,000, Deduct</i>	-5.23	
33 01 30 79-0012	LF 18" Diameter Form and Fold Polyethylene Pipeliner, DR 35	296.62	
	<i>For DR 41 Pipe Liner, Deduct</i>	-27.70	
	<i>For DR 50 Pipe Liner, Deduct</i>	-55.39	
	<i>For Up To 75, Add</i>	84.88	
	<i>For >75 To 150, Add</i>	42.44	
	<i>For >500 To 1,000, Deduct</i>	-1.47	
	<i>For >1,000 To 2,000, Deduct</i>	-2.95	
	<i>For >2,000, Deduct</i>	-5.90	
33 01 30 79-0013	LF 21" Diameter Form and Fold Polyethylene Pipeliner, DR 47	335.90	
	<i>For DR 50 Pipe Liner, Deduct</i>	-47.19	
	<i>For DR 55 Pipe Liner, Deduct</i>	-78.65	
	<i>For Up To 75, Add</i>	94.87	
	<i>For >75 To 150, Add</i>	47.44	
	<i>For >500 To 1,000, Deduct</i>	-1.60	
	<i>For >1,000 To 2,000, Deduct</i>	-3.20	
	<i>For >2,000, Deduct</i>	-6.39	
33 01 30 79-0014	LF 24" Diameter Form and Fold Polyethylene Pipeliner, DR 55	410.87	
	<i>For DR 60 Pipe Liner, Deduct</i>	-58.14	
	<i>For Up To 75, Add</i>	112.39	
	<i>For >75 To 150, Add</i>	56.19	
	<i>For >500 To 1,000, Deduct</i>	-1.74	
	<i>For >1,000 To 2,000, Deduct</i>	-3.49	
	<i>For >2,000, Deduct</i>	-6.97	
33 01 30 79-0015	Form And Fold Polyvinyl Chloride (PVC) Pipeliner (33 01 30 79-0001)		
33 01 30 79-0016	LF 4" Diameter Form and Fold Polyvinyl Chloride (PVC) Pipeliner, DR 32.5	59.83	
	<i>For Up To 75, Add</i>	26.21	
	<i>For >75 To 150, Add</i>	13.11	
	<i>For >500 To 1,000, Deduct</i>	-0.82	
	<i>For >1,000 To 2,000, Deduct</i>	-1.64	
	<i>For >2,000, Deduct</i>	-3.29	
	<i>For DR 26 Pipe Liner, Add</i>	12.22	
33 01 30 79-0017	LF 6" Diameter Form and Fold Polyvinyl Chloride (PVC) Pipeliner, DR 32.5	72.47	
	<i>For Up To 75, Add</i>	29.83	
	<i>For >75 To 150, Add</i>	14.92	
	<i>For >500 To 1,000, Deduct</i>	-0.89	
	<i>For >1,000 To 2,000, Deduct</i>	-1.77	
	<i>For >2,000, Deduct</i>	-3.54	
	<i>For DR 26 Pipe Liner, Add</i>	15.17	
	<i>For DR 35 Pipe Liner, Deduct</i>	-7.58	
33 01 30 79-0018	LF 8" Diameter Form and Fold Polyvinyl Chloride (PVC) Pipeliner, DR 32.5	80.19	
	<i>For Up To 75, Add</i>	32.65	
	<i>For >75 To 150, Add</i>	16.33	
	<i>For >500 To 1,000, Deduct</i>	-0.96	
	<i>For >1,000 To 2,000, Deduct</i>	-1.92	
	<i>For >2,000, Deduct</i>	-3.83	
	<i>For DR 26 Pipe Liner, Add</i>	16.85	
	<i>For DR 35 Pipe Liner, Deduct</i>	-8.43	
33 01 30 79-0019	LF 10" Diameter Form and Fold Polyvinyl Chloride (PVC) Pipeliner, DR 32.5	115.07	
	<i>For Up To 75, Add</i>	41.15	
	<i>For >75 To 150, Add</i>	20.57	
	<i>For >500 To 1,000, Deduct</i>	-1.05	
	<i>For >1,000 To 2,000, Deduct</i>	-2.09	
	<i>For >2,000, Deduct</i>	-4.19	
	<i>For DR 26 Pipe Liner, Add</i>	25.28	
	<i>For DR 35 Pipe Liner, Deduct</i>	-12.64	
	<i>For DR 41 Pipe Liner, Deduct</i>	-25.28	
33 01 30 79-0020	LF 12" Diameter Form and Fold Polyvinyl Chloride (PVC) Pipeliner, DR 32.5	163.65	
	<i>For Up To 75, Add</i>	52.67	
	<i>For >75 To 150, Add</i>	26.34	
	<i>For >500 To 1,000, Deduct</i>	-1.15	
	<i>For >1,000 To 2,000, Deduct</i>	-2.30	
	<i>For >2,000, Deduct</i>	-4.60	
	<i>For DR 26 Pipe Liner, Add</i>	37.08	
	<i>For DR 35 Pipe Liner, Deduct</i>	-18.54	
	<i>For DR 41 Pipe Liner, Deduct</i>	-37.08	



MINOR CSI UOM DESCRIPTION	TOTAL DIRECT UNIT COST	DEMOLITION UNIT COST
33 01 30 79-0021 LF 15" Diameter Form and Fold Polyvinyl Chloride (PVC) Pipeliner, DR 32.5.....	226.41	
For Up To 75, Add	67.94	
For >75 To 150, Add	33.97	
For >500 To 1,000, Deduct	-1.31	
For >1,000 To 2,000, Deduct	-2.61	
For >2,000, Deduct	-5.23	
For DR 35 Pipe Liner, Deduct	-26.12	
For DR 41 Pipe Liner, Deduct	-52.25	
33 01 30 79-0022 LF 18" Diameter Form and Fold Polyvinyl Chloride (PVC) Pipeliner, DR 35.....	323.02	
For Up To 75, Add	90.16	
For >75 To 150, Add	45.08	
For >500 To 1,000, Deduct	-1.47	
For >1,000 To 2,000, Deduct	-2.95	
For >2,000, Deduct	-5.90	
For DR 41 Pipe Liner, Deduct	-30.34	
For DR 50 Pipe Liner, Deduct	-60.67	
33 01 30 79-0023 LF 21" Diameter Form and Fold Polyvinyl Chloride (PVC) Pipeliner, DR 47.....	365.11	
For Up To 75, Add	100.71	
For >75 To 150, Add	50.36	
For >500 To 1,000, Deduct	-1.60	
For >1,000 To 2,000, Deduct	-3.20	
For >2,000, Deduct	-6.39	
For DR 50 Pipe Liner, Deduct	-51.57	
For DR 55 Pipe Liner, Deduct	-85.95	
33 01 30 79-0024 LF 24" Diameter Form and Fold Polyvinyl Chloride (PVC) Pipeliner, DR 55.....	447.95	
For Up To 75, Add	119.80	
For >75 To 150, Add	59.90	
For >500 To 1,000, Deduct	-1.74	
For >1,000 To 2,000, Deduct	-3.49	
For >2,000, Deduct	-6.97	
For DR 60 Pipe Liner, Deduct	-63.71	
33 01 30 81 Manhole Rehabilitation (33 01 30)		
33 01 30 81-0001 Restoration And Rehabilitation Of Manholes (33 01 30 81)		
Note: Work is in confined spaces.		
33 01 30 81-0002 Inspection And Ventilation System Set-up (33 01 30 81-0001)		
33 01 30 81-0003 EA Inspect Manhole.....	175.48	
33 01 30 81-0004 EA 36" to 60" Diameter, Up To 2600", Installation And Maintenance Of Ventilation System.....	14,328.90	
Note: For internal inspection and repair of water mains.		
33 01 30 81-0005 EA >60" to 108" Diameter, Up To 2600", Installation And Maintenance Of Ventilation System.....	20,301.16	
Note: For internal inspection and repair of water mains		
33 01 30 81-0006 Manhole Seals (33 01 30 81-0001)		
33 01 30 81-0007 Internal Manhole Chimney Seals (33 01 30 81-0006)		
Note: Cretex.		
33 01 30 81-0008 EA 20" Internal Manhole Chimney Seal.....	545.18	
33 01 30 81-0009 EA 22" Internal Manhole Chimney Seal.....	574.64	
33 01 30 81-0010 EA 24" Internal Manhole Chimney Seal.....	589.39	
33 01 30 81-0011 EA 26" Internal Manhole Chimney Seal.....	677.78	
33 01 30 81-0012 EA 28" Internal Manhole Chimney Seal.....	766.19	
33 01 30 81-0013 EA 30" Internal Manhole Chimney Seal.....	854.59	
33 01 30 81-0014 EA 36" Internal Manhole Chimney Seal.....	1,031.42	
33 01 30 81-0015 External Manhole Encapsulation (33 01 30 81-0006)		
Note: Wrapidseal.		
33 01 30 81-0016 EA 24" External Manhole Encapsulation.....	795.67	
33 01 30 81-0017 EA 30" External Manhole Encapsulation.....	839.87	
33 01 30 81-0018 EA 36" External Manhole Encapsulation.....	898.80	
33 01 30 81-0019 EA 42" External Manhole Encapsulation.....	972.48	
33 01 30 81-0020 EA 48" External Manhole Encapsulation.....	1,075.62	
33 01 30 81-0021 EA 54" External Manhole Encapsulation.....	1,193.50	
33 01 30 81-0022 EA 60" External Manhole Encapsulation.....	1,340.84	
33 01 30 81-0023 Manhole Crack Repair (33 01 30 81-0001)		
Note: Includes removing loose materials and cleaning.		
33 01 30 81-0024 LF Up To 1/4" Wide, Epoxy Grout Injection, Manhole Crack Repair.....	55.71	
33 01 30 81-0025 LF >1/4" To 1/2" Wide, Epoxy Grout Injection, Manhole Crack Repair.....	75.03	
33 01 30 81-0026 LF Up To 1/4" Wide, Urethane Grout Injection, Manhole Crack Repair.....	52.80	
33 01 30 81-0027 LF >1/4" To 1/2" Wide, Urethane Grout Injection, Manhole Crack Repair.....	71.62	
33 01 30 81-0028 Manhole Patching (33 01 30 81-0001)		
Note: Includes removing loose materials and cleaning.		
33 01 30 81-0029 SF Up To 1/4" Thick, Cementitious Grout, Manhole Patching.....	16.83	
33 01 30 81-0030 SF Up To 1/4" Thick, Epoxy Grout, Manhole Patching.....	38.67	

33 Utilities**33 01 Operation and Maintenance of Utilities****33 01 30 Operation and Maintenance of Sewer Utilities**

SAN BERNARDINO
COUNTY

MINOR
CSI UOM DESCRIPTION

TOTAL DIRECT DEMOLITION
UNIT COST UNIT COST

33 01 30 81-0031	Manhole Joint Restoration <small>(33 01 30 81-0001)</small>		
	Note: Includes drilling holes at joints, fill joints with grout.		
33 01 30 81-0032	EA 3' Diameter Joint Restoration, Grout Fill Per Each Manhole.....	2,302.24	
	Note: Includes two (2) joints sections to be grouted and two (2) pipe connections.		
	<i>For Grouting Each Additional Manhole Joint Section, Add</i>	227.41	
33 01 30 81-0033	EA 3-1/2' Diameter Joint Restoration, Grout Fill Per Each Manhole.....	2,687.57	
	Note: Includes two (2) joints sections to be grouted and two (2) pipe connections.		
	<i>For Grouting Each Additional Manhole Joint Section, Add</i>	252.81	
33 01 30 81-0034	EA 4' Diameter Joint Restoration, Grout Fill Per Each Manhole.....	3,069.65	
	Note: Includes two (2) joints sections to be grouted and two (2) pipe connections.		
	<i>For Grouting Each Additional Manhole Joint Section, Add</i>	278.22	
33 01 30 81-0035	EA 5' Diameter Joint Restoration, Grout Fill Per Each Manhole.....	3,648.17	
	Note: Includes two (2) joints sections to be grouted and two (2) pipe connections.		
	<i>For Grouting Each Additional Manhole Joint Section, Add</i>	290.92	
33 01 30 81-0036	EA 6' Diameter Joint Restoration, Grout Fill Per Each Manhole.....	4,225.07	
	Note: Includes two (2) joints sections to be grouted and two (2) pipe connections.		
	<i>For Grouting Each Additional Manhole Joint Section, Add</i>	303.62	
33 01 30 81-0037	Step Installation In Existing Manholes <small>(33 01 30 81-0001)</small>		
	Note: Including drilling in existing concrete manhole, step and grout. Demolition cost includes removal of old step and patching holes.		
33 01 30 81-0038	EA Drill And Grout 8" x 9" Cast Iron Manhole Steps.....	168.76	22.88
33 01 30 81-0039	EA Drill And Grout Galvanized Steel Manhole Step.....	121.48	22.88
33 01 30 81-0040	EA Bolt On Galvanized Steel Manhole Step.....	119.75	22.88
33 01 30 81-0041	EA Drill And Grout Aluminum Manhole Step.....	149.54	22.88
33 01 30 81-0042	EA Drill And Insert Polypropylene Manhole Step.....	69.89	18.30
33 01 30 81-0043	Invert Restoration <small>(33 01 30 81-0001)</small>		
	Note: Includes removal of existing defective material and installation of new material.		
33 01 30 81-0044	Concrete Invert Restoration <small>(33 01 30 81-0043)</small>		
33 01 30 81-0045	EA 2' Diameter, Concrete Invert Restoration.....	345.15	
33 01 30 81-0046	EA 3' Diameter, Concrete Invert Restoration.....	389.02	
33 01 30 81-0047	EA 4' Diameter, Concrete Invert Restoration.....	432.89	
33 01 30 81-0048	EA 5' Diameter, Concrete Invert Restoration.....	476.76	
33 01 30 81-0049	EA 6' Diameter, Concrete Invert Restoration.....	608.37	
33 01 30 81-0050	SF Square Or Rectangular, Concrete Invert Restoration.....	34.42	
33 01 30 81-0051	Brick Invert Restoration <small>(33 01 30 81-0043)</small>		
33 01 30 81-0052	EA 2' Diameter, Brick Invert Restoration.....	578.95	
33 01 30 81-0053	EA 3' Diameter, Brick Invert Restoration.....	622.82	
33 01 30 81-0054	EA 4' Diameter, Brick Invert Restoration.....	666.69	
33 01 30 81-0055	EA 5' Diameter, Brick Invert Restoration.....	710.56	
33 01 30 81-0056	EA 6' Diameter, Brick Invert Restoration.....	754.44	
33 01 30 81-0057	SF Square Or Rectangular, Brick Invert Restoration.....	48.40	
33 01 30 81-0058	Repair In-Kind Of Drainage Structures <small>(33 01 30 81)</small>		
	Note: For brick, concrete or concrete block catch basins, inlets, manholes, and other drainage structures. Includes replacing bricks or concrete blocks, concrete repair, sealing and repairing joints, excavation, backfilling, pavement removal, restoration of pavement and all tasks to perform interior and/or exterior repair in-kind. Sizes are inside dimensions. For other sizes, use closest size.		
33 01 30 81-0059	VLF 2' Diameter, Repair In-Kind Drainage Structure.....	792.54	
33 01 30 81-0060	VLF 3' Diameter, Repair In-Kind Drainage Structure.....	1,188.82	
33 01 30 81-0061	VLF 4' Diameter, Repair In-Kind Drainage Structure.....	1,585.20	
33 01 30 81-0062	VLF 5' Diameter, Repair In-Kind Drainage Structure.....	1,981.36	
33 01 30 81-0063	VLF 6' Diameter, Repair In-Kind Drainage Structure.....	2,377.64	
33 01 30 81-0064	VLF 2' x 2', Repair In-Kind Drainage Structure.....	1,009.61	
33 01 30 81-0065	VLF 2' x 3', Repair In-Kind Drainage Structure.....	1,262.02	
33 01 30 81-0066	VLF 2' x 4', Repair In-Kind Drainage Structure.....	1,514.42	
33 01 30 81-0067	VLF 3' x 4', Repair In-Kind Drainage Structure.....	1,766.82	
33 01 30 81-0068	VLF 4' x 4', Repair In-Kind Drainage Structure.....	2,019.23	
33 01 30 81-0069	VLF 4' x 5', Repair In-Kind Drainage Structure.....	2,271.63	
33 01 30 81-0070	VLF 4' x 6', Repair In-Kind Drainage Structure.....	2,524.03	
33 01 30 81-0071	VLF 4' x 8', Repair In-Kind Drainage Structure.....	3,028.84	
33 01 30 81-0072	VLF >32 GSF, Repair In-Kind Drainage Structure.....	3,533.65	
33 01 30 82	Epoxy Lining for Concrete Manholes <small>(33 01 30)</small>		
33 01 30 82-0001	Epoxy Manhole Restoration, Interior <small>(33 01 30 82)</small>		
33 01 30 82-0002	VLF 60 Mil Epoxy Restoration Of 3' Diameter Manhole Interior.....	344.52	
	<i>For 80 Mil Material, Add</i>	41.01	
	<i>For 100 Mil Material, Add</i>	82.03	
	<i>For 125 Mil Material, Add</i>	127.94	
	<i>For 150 Mil Material, Add</i>	173.84	
	<i>For 200 Mil Material, Add</i>	251.37	
	<i>For 2 To 5 Manholes, Deduct</i>	-24.37	
	<i>For 6 To 10 Manholes, Deduct</i>	-40.13	
	<i>For >10 Manholes, Deduct</i>	-80.26	



MINOR CSI UOM DESCRIPTION	TOTAL DIRECT UNIT COST	DEMOLITION UNIT COST
33 01 30 82-0003 VLF 60 Mil Epoxy Restoration Of 3-1/2' Diameter Manhole Interior	417.87	
<i>For 80 Mil Material, Add</i>	49.06	
<i>For 100 Mil Material, Add</i>	98.12	
<i>For 125 Mil Material, Add</i>	152.89	
<i>For 150 Mil Material, Add</i>	207.67	
<i>For 200 Mil Material, Add</i>	299.76	
<i>For 2 To 5 Manholes, Deduct</i>	-29.63	
<i>For 6 To 10 Manholes, Deduct</i>	-48.80	
<i>For >10 Manholes, Deduct</i>	-97.61	
33 01 30 82-0004 VLF 60 Mil Epoxy Restoration Of 4' Diameter Manhole Interior	459.35	
<i>For 80 Mil Material, Add</i>	54.68	
<i>For 100 Mil Material, Add</i>	109.37	
<i>For 125 Mil Material, Add</i>	170.58	
<i>For 150 Mil Material, Add</i>	231.79	
<i>For 200 Mil Material, Add</i>	335.16	
<i>For 2 To 5 Manholes, Deduct</i>	-32.49	
<i>For 6 To 10 Manholes, Deduct</i>	-53.50	
<i>For >10 Manholes, Deduct</i>	-107.01	
33 01 30 82-0005 VLF 60 Mil Epoxy Restoration Of 5' Diameter Manhole Interior	574.25	
<i>For 80 Mil Material, Add</i>	68.37	
<i>For 100 Mil Material, Add</i>	136.75	
<i>For 125 Mil Material, Add</i>	213.29	
<i>For 150 Mil Material, Add</i>	289.83	
<i>For 200 Mil Material, Add</i>	419.09	
<i>For 2 To 5 Manholes, Deduct</i>	-40.62	
<i>For 6 To 10 Manholes, Deduct</i>	-66.88	
<i>For >10 Manholes, Deduct</i>	-133.77	
33 01 30 82-0006 VLF 60 Mil Epoxy Restoration Of 6' Diameter Manhole Interior	689.09	
<i>For 80 Mil Material, Add</i>	82.05	
<i>For 100 Mil Material, Add</i>	164.09	
<i>For 125 Mil Material, Add</i>	255.93	
<i>For 150 Mil Material, Add</i>	347.78	
<i>For 200 Mil Material, Add</i>	502.88	
<i>For 2 To 5 Manholes, Deduct</i>	-48.74	
<i>For 6 To 10 Manholes, Deduct</i>	-80.26	
<i>For >10 Manholes, Deduct</i>	-160.52	
33 01 30 83 Lining for Concrete Manholes (33 01 30)		
33 01 30 83-0001 Manhole Lining (33 01 30 83)		
Note: Includes power washing and cleaning of manhole interiors.		
33 01 30 83-0002 Cementitious Manhole Restoration, Interior (33 01 30 83-0001)		
33 01 30 83-0003 VLF 1/2" Cementitious Restoration On 3' Diameter Manhole Interior	145.58	
<i>For Each Additional 1/2" Thick Material, Add</i>	34.49	
<i>For 2 To 5 Manholes, Deduct</i>	-10.30	
<i>For 6 To 10 Manholes, Deduct</i>	-16.95	
<i>For >10 Manholes, Deduct</i>	-33.90	
33 01 30 83-0004 VLF 1/2" Cementitious Restoration On 3-1/2' Diameter Manhole Interior	168.79	
<i>For Each Additional 1/2" Thick Material, Add</i>	40.14	
<i>For 2 To 5 Manholes, Deduct</i>	-11.93	
<i>For 6 To 10 Manholes, Deduct</i>	-19.64	
<i>For >10 Manholes, Deduct</i>	-39.29	
33 01 30 83-0005 VLF 1/2" Cementitious Restoration On 4' Diameter Manhole Interior	191.99	
<i>For Each Additional 1/2" Thick Material, Add</i>	45.78	
<i>For 2 To 5 Manholes, Deduct</i>	-13.57	
<i>For 6 To 10 Manholes, Deduct</i>	-22.34	
<i>For >10 Manholes, Deduct</i>	-44.67	
33 01 30 83-0006 VLF 1/2" Cementitious Restoration On 5' Diameter Manhole Interior	225.91	
<i>For Each Additional 1/2" Thick Material, Add</i>	55.98	
<i>For 2 To 5 Manholes, Deduct</i>	-15.90	
<i>For 6 To 10 Manholes, Deduct</i>	-26.15	
<i>For >10 Manholes, Deduct</i>	-52.30	
33 01 30 83-0007 VLF 1/2" Cementitious Restoration On 6' Diameter Manhole Interior	246.71	
<i>For Each Additional 1/2" Thick Material, Add</i>	64.54	
<i>For 2 To 5 Manholes, Deduct</i>	-17.26	
<i>For 6 To 10 Manholes, Deduct</i>	-28.35	
<i>For >10 Manholes, Deduct</i>	-56.69	
33 01 30 83-0008 Polyurethane Manhole Restoration, Interior (33 01 30 83-0001)		
33 01 30 83-0009 VLF 60 Mil Polyurethane Restoration Of 3' Diameter Manhole Interior	306.29	
<i>For 80 Mil Material, Add</i>	28.27	
<i>For 100 Mil Material, Add</i>	56.54	
<i>For 125 Mil Material, Add</i>	86.52	
<i>For 150 Mil Material, Add</i>	116.50	
<i>For 200 Mil Material, Add</i>	162.17	
<i>For 2 To 5 Manholes, Deduct</i>	-22.46	
<i>For 6 To 10 Manholes, Deduct</i>	-37.26	
<i>For >10 Manholes, Deduct</i>	-74.52	

33 Utilities**33 01 Operation and Maintenance of Utilities****33 01 30 Operation and Maintenance of Sewer Utilities**

SAN BERNARDINO
COUNTY

MINOR CSI UOM DESCRIPTION	TOTAL DIRECT UNIT COST	DEMOLITION UNIT COST
33 01 30 83-0010 VLF 60 Mil Polyurethane Restoration Of 3-1/2' Diameter Manhole Interior	373.21	
For 80 Mil Material, Add	34.17	
For 100 Mil Material, Add	68.35	
For 125 Mil Material, Add	104.51	
For 150 Mil Material, Add	140.68	
For 200 Mil Material, Add	195.55	
For 2 To 5 Manholes, Deduct	-27.39	
For 6 To 10 Manholes, Deduct	-45.45	
For >10 Manholes, Deduct	-90.91	
33 01 30 83-0011 VLF 60 Mil Polyurethane Restoration Of 4' Diameter Manhole Interior	408.37	
For 80 Mil Material, Add	37.69	
For 100 Mil Material, Add	75.38	
For 125 Mil Material, Add	115.35	
For 150 Mil Material, Add	155.32	
For 200 Mil Material, Add	216.21	
For 2 To 5 Manholes, Deduct	-29.94	
For 6 To 10 Manholes, Deduct	-49.68	
For >10 Manholes, Deduct	-99.36	
33 01 30 83-0012 VLF 60 Mil Polyurethane Restoration Of 5' Diameter Manhole Interior	510.47	
For 80 Mil Material, Add	47.11	
For 100 Mil Material, Add	94.23	
For 125 Mil Material, Add	144.19	
For 150 Mil Material, Add	194.16	
For 200 Mil Material, Add	270.27	
For 2 To 5 Manholes, Deduct	-37.43	
For 6 To 10 Manholes, Deduct	-62.10	
For >10 Manholes, Deduct	-124.20	
33 01 30 83-0013 VLF 60 Mil Polyurethane Restoration Of 6' Diameter Manhole Interior	612.57	
For 80 Mil Material, Add	56.54	
For 100 Mil Material, Add	113.08	
For 125 Mil Material, Add	173.04	
For 150 Mil Material, Add	233.00	
For 200 Mil Material, Add	324.33	
For 2 To 5 Manholes, Deduct	-44.92	
For 6 To 10 Manholes, Deduct	-74.52	
For >10 Manholes, Deduct	-149.04	
33 01 30 83-0014 Multiplexx™ PVC Cured-In-Place (CIP) Lining Manhole Restoration, Interior (33 01 30 83-0001)		
33 01 30 83-0015 VLF 3' Diameter, Multiplexx™ PVC Cured-In-Place (CIP) Manhole Liner For Existing Manhole	540.78	
For 2 To 5 Manholes, Deduct	-31.35	
For 6 To 10 Manholes, Deduct	-49.19	
For >10 Manholes, Deduct	-98.37	
33 01 30 83-0016 VLF 3-1/2' Diameter, Multiplexx™ PVC Cured-In-Place (CIP) Manhole Liner For Existing Manhole	662.28	
For 2 To 5 Manholes, Deduct	-38.39	
For 6 To 10 Manholes, Deduct	-60.22	
For >10 Manholes, Deduct	-120.43	
33 01 30 83-0017 VLF 4' Diameter, Multiplexx™ PVC Cured-In-Place (CIP) Manhole Liner For Existing Manhole	780.92	
For 2 To 5 Manholes, Deduct	-44.80	
For 6 To 10 Manholes, Deduct	-70.07	
For >10 Manholes, Deduct	-140.15	
33 01 30 83-0018 VLF 5' Diameter, Multiplexx™ PVC Cured-In-Place (CIP) Manhole Liner For Existing Manhole	979.35	
For 2 To 5 Manholes, Deduct	-56.16	
For 6 To 10 Manholes, Deduct	-87.83	
For >10 Manholes, Deduct	-175.66	
33 01 30 83-0019 VLF 6' Diameter, Multiplexx™ PVC Cured-In-Place (CIP) Manhole Liner For Existing Manhole	1,177.79	
For 2 To 5 Manholes, Deduct	-67.52	
For 6 To 10 Manholes, Deduct	-105.59	
For >10 Manholes, Deduct	-211.18	
33 01 30 86 Manhole Rim Adjustment (33 01 30)		
33 01 30 86-0001 Adjustable Or Solid, Cast Iron Or Steel, Manhole Cover Risers (33 01 30 86)		
33 01 30 86-0002 Up To 6" Rise, Up To 26" Diameter, Adjustable Or Solid, Cast Iron Or Steel, Manhole Cover Risers (33 01 30 86-0001)		
33 01 30 86-0003 EA Up To 2" Rise, Up To 26" Diameter, Adjustable Or Solid, Cast Iron Or Steel, Manhole Cover Riser	380.67	
33 01 30 86-0004 EA >2" To 3" Rise, Up To 26" Diameter, Adjustable Or Solid, Cast Iron Or Steel, Manhole Cover Riser	428.32	
33 01 30 86-0005 EA >3" To 4" Rise, Up To 26" Diameter, Adjustable Or Solid, Cast Iron Or Steel, Manhole Cover Riser	471.60	
33 01 30 86-0006 EA >4" To 5" Rise, Up To 26" Diameter, Adjustable Or Solid, Cast Iron Or Steel, Manhole Cover Riser	520.65	
33 01 30 86-0007 EA >5" To 6" Rise, Up To 26" Diameter, Adjustable Or Solid, Cast Iron Or Steel, Manhole Cover Riser	560.51	
33 01 30 86-0008 Up To 6" Rise, >26" To 32-1/2" Diameter, Adjustable Or Solid, Cast Iron Or Steel, Manhole Cover Riser (33 01 30 86-0001)		
33 01 30 86-0009 EA Up To 2" Rise, >26" To 32-1/2" Diameter, Adjustable Or Solid, Cast Iron Or Steel, Manhole Cover Riser	447.81	
33 01 30 86-0010 EA >2 To 3" Rise, >26" To 32-1/2" Diameter, Adjustable Or Solid, Cast Iron Or Steel, Manhole Cover Riser	488.18	
33 01 30 86-0011 EA >3" To 4" Rise, >26" To 32-1/2" Diameter, Adjustable Or Solid, Cast Iron Or Steel, Manhole Cover Riser	538.96	
33 01 30 86-0012 EA >4" To 5" Rise, >26" To 32-1/2" Diameter, Adjustable Or Solid, Cast Iron Or Steel, Manhole Cover Riser	588.00	
33 01 30 86-0013 EA >5" To 6" Rise, >26" To 32-1/2" Diameter, Adjustable Or Solid, Cast Iron Or Steel, Manhole Cover Riser	635.32	



MINOR CSI UOM DESCRIPTION	TOTAL DIRECT UNIT COST	DEMOLITION UNIT COST
33 01 30 86-0014 >6" To 12" Rise, >32-1/2" To 36" Diameter, Solid, Cast Iron, Manhole Cover Risers <small>(33 01 30 86-0001)</small>		
33 01 30 86-0015 EA >6" To 6-1/2" Rise, >32-1/2" To 36", Solid, Cast Iron, Manhole Cover Riser.....	625.39	
33 01 30 86-0016 EA 7" Rise, >32-1/2" To 36", Solid, Cast Iron, Manhole Cover Riser	680.25	
33 01 30 86-0017 EA 7-1/2" Rise, >32-1/2" To 36", Solid, Cast Iron, Manhole Cover Riser	735.99	
33 01 30 86-0018 EA 8" Rise, >32-1/2" To 36", Solid, Cast Iron, Manhole Cover Riser	780.35	
33 01 30 86-0019 EA 9" Rise, >32-1/2" To 36", Solid, Cast Iron, Manhole Cover Riser	848.10	
33 01 30 86-0020 EA 10" Rise, >32-1/2" To 36", Solid, Cast Iron, Manhole Cover Riser	909.64	
33 01 30 86-0021 EA 11" Rise, >32-1/2" To 36", Solid, Cast Iron, Manhole Cover Riser	969.90	
33 01 30 86-0022 EA 12" Rise, >32-1/2" To 36", Solid, Cast Iron, Manhole Cover Riser	1,031.46	
33 01 30 86-0023 >12" Rise, Solid Manhole Risers <small>(33 01 30 86)</small>		
33 01 30 86-0024 Precast Concrete Manhole Riser <small>(33 01 30 86-0023)</small>		
33 01 30 86-0025 VLF Up To 26" Diameter Precast Concrete Manhole Riser.....	105.23	
33 01 30 86-0026 VLF >26" To 36" Diameter Precast Concrete Manhole Riser.....	125.96	
33 01 30 86-0027 VLF >36" To 48" Diameter Precast Concrete Manhole Riser	176.92	
33 01 30 86-0028 VLF >48" To 60" Diameter Precast Concrete Manhole Riser.....	359.26	
33 01 30 86-0029 VLF >60" To 72" Diameter Precast Concrete Manhole Riser.....	526.52	
33 01 30 89 By-Pass Piping and Pumping of Sewer Utilities <small>(33 01 30)</small>		
33 01 30 89-0001 Set-Up By-Pass Pumping Unit <small>(33 01 30 89)</small>		
Note: Excludes pump and hose rental. See CSI section 01 22 23 00-1113 for pump rental, 01 22 23 00-1156 for suction hose, 01 22 23 00-1175 for discharge hose.		
33 01 30 89-0002 EA Set-up By-Pass Pumping Unit	1,859.64	
33 01 30 89-0003 EA Re-Set Up/Move By-Pass Pumping Unit	929.81	
33 01 30 89-0004 By-Pass Pumping <small>(33 01 30 89)</small>		
Note: Excludes pump rental. See CSI section 01 22 23 00-1113 for pump rental.		
33 01 30 89-0005 DAY Maintain And Operate By-Pass Pumping Unit.....	464.91	
33 01 30 89-0006 WK Maintain And Operate By-Pass Pumping Unit.....	2,324.54	
33 01 30 89-0007 MO Maintain And Operate By-Pass Pumping Unit.....	9,763.09	
33 01 30 89-0008 Temporary Bypass And Service Lines <small>(33 01 30 89)</small>		
Note: Laid on ground, includes fittings and connections. Remove after use.		
33 01 30 89-0009 Temporary Water Service Lines <small>(33 01 30 89-0008)</small>		
Note: Laid on ground, includes fittings, connections and chlorination prior to each use. Remove after use.		
33 01 30 89-0010 LF 1/2" Temporary Service Hose With Fittings	2.77	
Note: Includes removal after use.		
33 01 30 89-0011 LF 3/4" Temporary Service Hose With Fittings	3.51	
Note: Includes removal after use.		
33 01 30 89-0012 LF 1" Temporary Service Hose With Fittings	4.11	
Note: Includes removal after use.		
33 01 30 89-0013 LF 1-1/2" Temporary Service Hose With Fittings	4.94	
Note: Includes removal after use.		
33 01 30 89-0014 LF 2" Temporary Service Hose With Fittings	6.09	
Note: Includes removal after use.		
33 01 30 89-0015 EA Temporary Service Valve Assembly At Fire Hydrant.....	299.64	
Note: Includes removal after use.		
33 01 30 89-0016 Temporary Bypass Water Main Lines <small>(33 01 30 89-0008)</small>		
Note: Laid on ground, includes fittings, connections and chlorination prior to each use. Remove after use.		
33 01 30 89-0017 LF 2" Temporary Bypass Pipe With Fittings.....	6.28	
Note: Includes removal after use.		
For >500 To 1,000, Deduct		-0.42
For >1,000 To 5,000, Deduct		-0.83
For >5,000, Deduct		-1.39
33 01 30 89-0018 LF 4" Temporary Bypass Pipe With Fittings.....	7.95	
Note: Includes removal after use.		
For >500 To 1,000, Deduct		-0.54
For >1,000 To 5,000, Deduct		-1.07
For >5,000, Deduct		-1.79
33 01 30 89-0019 LF 6" Temporary Bypass Pipe With Fittings.....	9.98	
Note: Includes removal after use.		
For >500 To 1,000, Deduct		-0.62
For >1,000 To 5,000, Deduct		-1.25
For >5,000, Deduct		-2.08
33 01 30 89-0020 LF 8" Temporary Bypass Pipe With Fittings.....	12.83	
Note: Includes removal after use.		
For >500 To 1,000, Deduct		-0.75
For >1,000 To 5,000, Deduct		-1.50
For >5,000, Deduct		-2.50
33 01 30 89-0021 Piping Protection For Temporary Water Line <small>(33 01 30 89-0008)</small>		

33 Utilities**33 01 Operation and Maintenance of Utilities****33 01 30 Operation and Maintenance of Sewer Utilities**

SAN BERNARDINO
COUNTY

MINOR CSI	UOM	DESCRIPTION	TOTAL DIRECT UNIT COST	DEMOLITION UNIT COST
33 01 30 89-0022	LF	Cold Mix For Temporary Pipe..... Note: Install along each side of pipe edge. Unit of measure "LF" is for length of pipe and includes both sides of pipe.	3.29	
33 01 30 89-0023		Drill Meter Cover For Temporary Water Line (33 01 30 89-0008)		
33 01 30 89-0024	EA	Drill Meter Cover For Temporary Bypass Pipe	17.11	
33 01 34		Operation and Maintenance of Onsite Wastewater Disposal Systems (33 01)		
33 01 34 13		Septic Tank Solids Removal (33 01 34)		
33 01 34 13-0001		Pump Out Septic Tanks (33 01 34 13)		
33 01 34 13-0002	GAL	Pump Out Septic Tank And Dispose	0.68	
33 01 40		Operation and Maintenance of Stormwater Utilities (33 01)		
33 01 40 00-0001		Solid Wall High Density Polyethylene (HDPE) Culvert Slip-Lining System (33 01 40) Note: Snap-Tite slip-lining system. Excludes culvert cleaning and grouting. See CSI section 33 01 30 41-0024 for culvert cleaning.		
33 01 40 00-0002	LF	6.625" Outside Diameter High Density Polyethylene (HDPE) Culvert Liner DR 32.5	21.86	
		<i>For Profile Wall (Corrugated), Deduct</i>	-3.32	
33 01 40 00-0003	LF	8.625" Outside Diameter High Density Polyethylene (HDPE) Culvert Liner DR 32.5	32.57	
		<i>For Profile Wall (Corrugated), Deduct</i>	-5.20	
33 01 40 00-0004	LF	10.75" Outside Diameter High Density Polyethylene (HDPE) Culvert Liner DR 32.5	30.73	
		<i>For Profile Wall (Corrugated), Deduct</i>	-4.61	
33 01 40 00-0005	LF	12.75" Outside Diameter High Density Polyethylene (HDPE) Culvert Liner DR 32.5	40.47	
		<i>For Profile Wall (Corrugated), Deduct</i>	-6.23	
33 01 40 00-0006	LF	14" Outside Diameter High Density Polyethylene (HDPE) Culvert Liner DR 32.5	46.40	
		<i>For Profile Wall (Corrugated), Deduct</i>	-6.98	
33 01 40 00-0007	LF	16" Outside Diameter High Density Polyethylene (HDPE) Culvert Liner DR 32.5	55.74	
		<i>For Profile Wall (Corrugated), Deduct</i>	-8.69	
33 01 40 00-0008	LF	18" Outside Diameter High Density Polyethylene (HDPE) Culvert Liner DR 32.5	70.05	
		<i>For Profile Wall (Corrugated), Deduct</i>	-10.94	
33 01 40 00-0009	LF	20" Outside Diameter High Density Polyethylene (HDPE) Culvert Liner DR 32.5	85.78	
		<i>For Profile Wall (Corrugated), Deduct</i>	-13.64	
33 01 40 00-0010	LF	22" Outside Diameter High Density Polyethylene (HDPE) Culvert Liner DR 32.5	98.87	
		<i>For Profile Wall (Corrugated), Deduct</i>	-15.82	
33 01 40 00-0011	LF	24" Outside Diameter High Density Polyethylene (HDPE) Culvert Liner DR 32.5	113.07	
		<i>For Profile Wall (Corrugated), Deduct</i>	-18.22	
33 01 40 00-0012	LF	26" Outside Diameter High Density Polyethylene (HDPE) Culvert Liner DR 32.5	128.94	
		<i>For Profile Wall (Corrugated), Deduct</i>	-20.96	
33 01 40 00-0013	LF	28" Outside Diameter High Density Polyethylene (HDPE) Culvert Liner DR 32.5	145.33	
		<i>For Profile Wall (Corrugated), Deduct</i>	-23.80	
33 01 40 00-0014	LF	30" Outside Diameter High Density Polyethylene (HDPE) Culvert Liner DR 32.5	168.07	
		<i>For Profile Wall (Corrugated), Deduct</i>	-27.91	
33 01 40 00-0015	LF	32" Outside Diameter High Density Polyethylene (HDPE) Culvert Liner DR 32.5	191.91	
		<i>For Profile Wall (Corrugated), Deduct</i>	-32.23	
33 01 40 00-0016	LF	34" Outside Diameter High Density Polyethylene (HDPE) Culvert Liner DR 32.5	211.98	
		<i>For Profile Wall (Corrugated), Deduct</i>	-35.81	
33 01 40 00-0017	LF	36" Outside Diameter High Density Polyethylene (HDPE) Culvert Liner DR 32.5	232.05	
		<i>For Profile Wall (Corrugated), Deduct</i>	-39.38	
33 01 40 00-0018	LF	39.37" Outside Diameter High Density Polyethylene (HDPE) Culvert Liner DR 32.5	264.89	
		<i>For Profile Wall (Corrugated), Deduct</i>	-45.51	
33 01 40 00-0019	LF	42" Outside Diameter High Density Polyethylene (HDPE) Culvert Liner DR 32.5	297.72	
		<i>For Profile Wall (Corrugated), Deduct</i>	-51.64	
33 01 40 00-0020	LF	48" Outside Diameter High Density Polyethylene (HDPE) Culvert Liner DR 32.5	381.82	
		<i>For Profile Wall (Corrugated), Deduct</i>	-68.02	
33 01 40 00-0021	LF	54" Outside Diameter High Density Polyethylene (HDPE) Culvert Liner DR 32.5	464.84	
		<i>For Profile Wall (Corrugated), Deduct</i>	-84.19	
33 01 40 00-0022	LF	57" Outside Diameter High Density Polyethylene (HDPE) Culvert Liner DR 32.5	514.68	
		<i>For Profile Wall (Corrugated), Deduct</i>	-93.71	
33 01 40 00-0023	LF	60" Outside Diameter High Density Polyethylene (HDPE) Culvert Liner DR 32.5	564.06	
		<i>For Profile Wall (Corrugated), Deduct</i>	-103.15	
33 01 40 00-0024	LF	63" Outside Diameter High Density Polyethylene (HDPE) Culvert Liner DR 32.5	614.36	
		<i>For Profile Wall (Corrugated), Deduct</i>	-112.77	
33 01 40 00-0025	LF	66" Outside Diameter High Density Polyethylene (HDPE) Culvert Liner DR 32.5	689.39	
		<i>For Profile Wall (Corrugated), Deduct</i>	-127.12	
33 01 40 00-0026	LF	72" Outside Diameter High Density Polyethylene (HDPE) Culvert Liner DR 32.5	732.15	
		<i>For Profile Wall (Corrugated), Deduct</i>	-134.79	
33 01 40 00-0027	LF	78" Outside Diameter High Density Polyethylene (HDPE) Culvert Liner DR 32.5	778.71	
		<i>For Profile Wall (Corrugated), Deduct</i>	-143.01	
33 01 40 00-0028	LF	84" Outside Diameter High Density Polyethylene (HDPE) Culvert Liner DR 32.5	845.07	
		<i>For Profile Wall (Corrugated), Deduct</i>	-155.40	
33 01 40 00-0029	LF	90" Outside Diameter High Density Polyethylene (HDPE) Culvert Liner DR 32.5	865.35	
		<i>For Profile Wall (Corrugated), Deduct</i>	-158.58	
33 01 40 00-0030	LF	96" Outside Diameter High Density Polyethylene (HDPE) Culvert Liner DR 32.5	877.76	
		<i>For Profile Wall (Corrugated), Deduct</i>	-159.96	



MINOR	CSI	UOM	DESCRIPTION	TOTAL DIRECT UNIT COST	DEMOLITION UNIT COST
33 01 40 00-0031	LF		16.5 x 23" Outside Diameter High Density Polyethylene (HDPE) Culvert Liner For Elliptical, Arched Or Oval Culvert	114.08	
			<i>For Profile Wall (Corrugated), Deduct</i>	-18.38	
33 01 40 00-0032	LF		17" x 26" Outside Diameter High Density Polyethylene (HDPE) Culvert Liner For Elliptical, Arched Or Oval Culvert	128.06	
			<i>For Profile Wall (Corrugated), Deduct</i>	-20.35	
33 01 40 00-0033	LF		18" x 29" Outside Diameter High Density Polyethylene (HDPE) Culvert Liner For Elliptical, Arched Or Oval Culvert	141.17	
33 01 40 00-0034	LF		19" x 32" Outside Diameter High Density Polyethylene (HDPE) Culvert Liner For Elliptical, Arched Or Oval Culvert	162.87	
			<i>For Profile Wall (Corrugated), Deduct</i>	-26.75	
33 01 40 00-0035	LF		21" x 33.5" Outside Diameter High Density Polyethylene (HDPE) Culvert Liner For Elliptical, Arched Or Oval Culvert	178.63	
			<i>For Profile Wall (Corrugated), Deduct</i>	-28.72	
33 01 40 00-0036	LF		22.5 x 36" Outside Diameter High Density Polyethylene (HDPE) Culvert Liner For Elliptical, Arched Or Oval Culvert	200.15	
			<i>For Profile Wall (Corrugated), Deduct</i>	-32.44	
33 01 40 00-0037	LF		26" x 37" Outside Diameter High Density Polyethylene (HDPE) Culvert Liner For Elliptical, Arched Or Oval Culvert	222.78	
			<i>For Profile Wall (Corrugated), Deduct</i>	-36.38	
33 01 40 00-0038	LF		30" x 41" Outside Diameter High Density Polyethylene (HDPE) Culvert Liner For Elliptical, Arched Or Oval Culvert	266.59	
			<i>For Profile Wall (Corrugated), Deduct</i>	-43.97	
33 01 40 00-0039	LF		31" x 46" Outside Diameter High Density Polyethylene (HDPE) Culvert Liner For Elliptical, Arched Or Oval Culvert	299.17	
33 01 40 00-0040	LF		34" x 48.5" Outside Diameter High Density Polyethylene (HDPE) Culvert Liner For Elliptical, Arched Or Oval Culvert	330.74	
			<i>For Profile Wall (Corrugated), Deduct</i>	-55.63	
33 01 40 00-0041	LF		39" x 55.5" Outside Diameter High Density Polyethylene (HDPE) Culvert Liner For Elliptical, Arched Or Oval Culvert	407.77	
			<i>For Profile Wall (Corrugated), Deduct</i>	-70.46	
33 01 40 00-0042	LF		43" x 63" Outside Diameter High Density Polyethylene (HDPE) Culvert Liner For Elliptical, Arched Or Oval Culvert	488.13	
			<i>For Profile Wall (Corrugated), Deduct</i>	-85.94	
33 01 40 00-0043	LF		48" x 75" Outside Diameter High Density Polyethylene (HDPE) Culvert Liner For Elliptical, Arched Or Oval Culvert	621.76	
			<i>For Profile Wall (Corrugated), Deduct</i>	-112.67	
33 01 40 00-0044	LF		52" x 72.5" Outside Diameter High Density Polyethylene (HDPE) Culvert Liner For Elliptical, Arched Or Oval Culvert	630.52	
			<i>For Profile Wall (Corrugated), Deduct</i>	-112.67	
33 01 40 00-0045	LF		58" x 67.5" Outside Diameter High Density Polyethylene (HDPE) Culvert Liner For Elliptical, Arched Or Oval Culvert	630.52	
			<i>For Profile Wall (Corrugated), Deduct</i>	-112.67	

33 05 Common Work Results for Utilities ⁽³³⁾

33 05 07 Trenchless Installation of Utility Piping ^(33 05)

33 05 07 13 Utility Directional Drilling ^(33 05 07)

33 05 07 13-0001 Horizontal Augering ^(33 05 07 13)

Note: Excludes starting or receiving pits, dewatering, cost of casing pipe or spoils removal.

33 05 07 13-0002	LF	Up To 2" Diameter Horizontal Hand Augering	26.54
33 05 07 13-0003	LF	3" Diameter Horizontal Hand Augering	32.03
33 05 07 13-0004	LF	4" Diameter Horizontal Hand Augering	43.92
33 05 07 13-0005	LF	6" Diameter Horizontal Hand Augering	56.73
33 05 07 13-0006	LF	8" Diameter Horizontal Augering	100.46
33 05 07 13-0007	LF	10" Diameter Horizontal Augering	146.55
33 05 07 13-0008	LF	12" Diameter Horizontal Augering	176.09
33 05 07 13-0009	LF	16" Diameter Horizontal Augering	210.37
33 05 07 13-0010	LF	20" Diameter Horizontal Augering	364.00
33 05 07 13-0011	LF	24" Diameter Horizontal Augering	452.96
33 05 07 13-0012	LF	30" Diameter Horizontal Augering	558.70
33 05 07 13-0013	LF	36" Diameter Horizontal Augering	638.33
33 05 07 13-0014	LF	42" Diameter Horizontal Augering	808.01
33 05 07 13-0015	LF	48" Diameter Horizontal Augering	870.64
33 05 07 13-0016	LF	54" Diameter Horizontal Augering	946.87
33 05 07 13-0017	LF	60" Diameter Horizontal Augering	992.68
33 05 07 13-0018	EA	8" To 20" Horizontal Augering Minimum Set-up Charge	4,254.56
		Note: For projects where the total horizontal augering charge is less than the minimum set-up charge, use this task exclusively. This task should not be used in conjunction with any other tasks in this section.	
33 05 07 13-0019	EA	>20" To 36" Horizontal Augering Minimum Set-up Charge	5,743.65
		Note: For projects where the total horizontal augering charge is less than the minimum set-up charge, use this task exclusively. This task should not be used in conjunction with any other tasks in this section.	
33 05 07 13-0020	EA	>36" Horizontal Augering Minimum Set-up Charge	8,248.58
		Note: For projects where the total horizontal augering charge is less than the minimum set-up charge, use this task exclusively. This task should not be used in conjunction with any other tasks in this section.	

33 05 07 13-0021 Horizontal Directional Boring ^(33 05 07 13)

Note: Excludes receiving pits or dewatering or cost of casing pipe.

33 05 07 13-0022	LF	Up To 1-1/2" Diameter Directional Boring For Horizontal Pipe, Underground	13.93
		<i>For Horizontal Boring Through Rock, Add</i>	9.75
33 05 07 13-0023	LF	2" Diameter Directional Boring For Horizontal Pipe, Underground	20.90
		<i>For Horizontal Boring Through Rock, Add</i>	14.63
33 05 07 13-0024	LF	2-1/2" Diameter Directional Boring For Horizontal Pipe, Underground	29.03
		<i>For Horizontal Boring Through Rock, Add</i>	20.32
33 05 07 13-0025	LF	3" Diameter Directional Boring For Horizontal Pipe, Underground	36.00
		<i>For Horizontal Boring Through Rock, Add</i>	25.20
33 05 07 13-0026	LF	4" Diameter Directional Boring For Horizontal Pipe, Underground	42.96
		<i>For Horizontal Boring Through Rock, Add</i>	30.07

33 Utilities**33 05 Common Work Results for Utilities****33 05 07 Trenchless Installation of Utility Piping**

SAN BERNARDINO
COUNTY

MINOR
CSI UOM DESCRIPTION

TOTAL DIRECT DEMOLITION
UNIT COST UNIT COST

33 05 07 13-0027	LF	5" Diameter Directional Boring For Horizontal Pipe, Underground <i>For Horizontal Boring Through Rock, Add</i>	49.93 34.95	
33 05 07 13-0028	LF	6" Diameter Directional Boring For Horizontal Pipe, Underground <i>For Horizontal Boring Through Rock, Add</i>	58.06 40.64	
33 05 07 13-0029	LF	8" Diameter Directional Boring For Horizontal Pipe, Underground <i>For Horizontal Boring Through Rock, Add</i>	70.91 49.64	
33 05 07 13-0030	LF	10" Diameter Directional Boring For Horizontal Pipe, Underground <i>For Horizontal Boring Through Rock, Add</i>	76.82 53.77	
33 05 07 13-0031	LF	12" Diameter Directional Boring For Horizontal Pipe, Underground <i>For Horizontal Boring Through Rock, Add</i>	82.73 57.91	
33 05 07 13-0032	LF	18" Diameter Directional Boring For Horizontal Pipe, Underground <i>For Horizontal Boring Through Rock, Add</i>	171.36 119.95	
33 05 07 13-0033	LF	24" Diameter Directional Boring For Horizontal Pipe, Underground <i>For Horizontal Boring Through Rock, Add</i>	267.61 187.33	
33 05 07 13-0034	LF	30" Diameter Directional Boring For Horizontal Pipe, Underground <i>For Horizontal Boring Through Rock, Add</i>	407.93 285.55	
33 05 07 13-0035	LF	36" Diameter Directional Boring For Horizontal Pipe, Underground <i>For Horizontal Boring Through Rock, Add</i>	652.69 456.88	
33 05 07 13-0036	EA	Up To 6" Horizontal Directional Boring Minimum Set-up Charge Note: For projects where the total horizontal directional boring charge is less than the minimum set-up charge, use this task exclusively. This task should not be used in conjunction with any other tasks in this section.	3,715.81	
33 05 07 13-0037	EA	>6" To 18" Horizontal Directional Boring Minimum Set-up Charge Note: For projects where the total horizontal directional boring charge is less than the minimum set-up charge, use this task exclusively. This task should not be used in conjunction with any other tasks in this section.	4,254.56	
33 05 07 13-0038	EA	>18" To 36" Horizontal Directional Boring Minimum Set-up Charge Note: For projects where the total horizontal directional boring charge is less than the minimum set-up charge, use this task exclusively. This task should not be used in conjunction with any other tasks in this section.	5,743.65	

33 05 07 23 Utility Boring and Jacking (33 05 07)**33 05 07 23-0001****Horizontal Jacking (33 05 07 23)**

Note: Includes cost of steel casing pipe, excludes dewatering and excavation for jacking pit or receiving pit.

33 05 07 23-0002	LF	Up To 2" Diameter Horizontal Jacking <i>For Horizontal Jacking Through Rock, Add</i>	83.49 31.01	
33 05 07 23-0003	LF	3" Diameter Horizontal Jacking <i>For Horizontal Jacking Through Rock, Add</i>	99.78 37.42	
33 05 07 23-0004	LF	4" Diameter Horizontal Jacking <i>For Horizontal Jacking Through Rock, Add</i>	133.89 51.32	
33 05 07 23-0005	LF	6" Diameter Horizontal Jacking <i>For Horizontal Jacking Through Rock, Add</i>	173.09 66.29	
33 05 07 23-0006	LF	8" Diameter Horizontal Jacking <i>For Horizontal Jacking Through Rock, Add</i>	233.15 90.87	
33 05 07 23-0007	LF	10" Diameter Horizontal Jacking <i>For Horizontal Jacking Through Rock, Add</i>	342.62 132.59	
33 05 07 23-0008	LF	12" Diameter Horizontal Jacking <i>For Horizontal Jacking Through Rock, Add</i>	412.88 159.32	
33 05 07 23-0009	LF	16" Diameter Horizontal Jacking <i>For Horizontal Jacking Through Rock, Add</i>	492.81 190.33	
33 05 07 23-0010	LF	20" Diameter Horizontal Jacking <i>For Horizontal Jacking Through Rock, Add</i>	724.98 330.40	
33 05 07 23-0011	LF	24" Diameter Horizontal Jacking <i>For Horizontal Jacking Through Rock, Add</i>	1,420.48 370.80	
33 05 07 23-0012	LF	30" Diameter Horizontal Jacking <i>For Horizontal Jacking Through Rock, Add</i>	1,616.11 457.86	
33 05 07 23-0013	LF	36" Diameter Horizontal Jacking <i>For Horizontal Jacking Through Rock, Add</i>	1,816.81 523.52	
33 05 07 23-0014	LF	42" Diameter Horizontal Jacking <i>For Horizontal Jacking Through Rock, Add</i>	1,947.81 565.33	
33 05 07 23-0015	LF	48" Diameter Horizontal Jacking <i>For Horizontal Jacking Through Rock, Add</i>	2,117.27 609.13	
33 05 07 23-0016	LF	54" Diameter Horizontal Jacking <i>For Horizontal Jacking Through Rock, Add</i>	2,247.23 662.93	
33 05 07 23-0017	EA	Up To 6" Horizontal Jacking Minimum Set-up Charge Note: For projects where the total horizontal jacking charge is less than the minimum set-up charge, use this task exclusively. This task should not be used in conjunction with any other tasks in this section.	3,715.81	
33 05 07 23-0018	EA	>6" To 20" Horizontal Jacking Minimum Set-up Charge Note: For projects where the total horizontal jacking charge is less than the minimum set-up charge, use this task exclusively. This task should not be used in conjunction with any other tasks in this section.	4,254.56	
33 05 07 23-0019	EA	>20" To 36" Horizontal Jacking Minimum Set-up Charge Note: For projects where the total horizontal jacking charge is less than the minimum set-up charge, use this task exclusively. This task should not be used in conjunction with any other tasks in this section.	5,743.65	
33 05 07 23-0020	EA	>36" Horizontal Jacking Minimum Set-up Charge Note: For projects where the total horizontal jacking charge is less than the minimum set-up charge, use this task exclusively. This task should not be used in conjunction with any other tasks in this section.	8,248.58	

33 05 07 24 Casing Piping for Utility Jacking (33 05 07)**33 05 07 24-0001****Casing Pipe (33 05 07 24)**

Note: Casing pipe is pulled back from hook on boring auger through slurry. Costs are installed costs. Excludes boring.

33 05 07 24-0002**Steel Pipe (33 05 07 24-0001)**



MINOR CSI UOM DESCRIPTION	TOTAL DIRECT UNIT COST	DEMOLITION UNIT COST
33 05 07 24-0003 LF 1-1/2" Steel Pipe Pull In Place By Boring Machine Note: Includes pipe welding.	33.19	
33 05 07 24-0004 LF 2" Steel Pipe Pull In Place By Boring Machine Note: Includes pipe welding.	35.06	
33 05 07 24-0005 LF 2-1/2" Steel Pipe Pull In Place By Boring Machine Note: Includes pipe welding.	38.04	
33 05 07 24-0006 LF 3" Steel Pipe Pull In Place By Boring Machine Note: Includes pipe welding.	41.07	
33 05 07 24-0007 LF 4" Steel Pipe Pull In Place By Boring Machine Note: Includes pipe welding.	52.75	
33 05 07 24-0008 LF 5" Steel Pipe Pull In Place By Boring Machine Note: Includes pipe welding.	60.07	
33 05 07 24-0009 LF 6" Steel Pipe Pull In Place By Boring Machine Note: Includes pipe welding.	67.35	
33 05 07 24-0010 Polyethylene Pipe (33 05 07 24-0001)		
33 05 07 24-0011 LF 3/4" Polyethylene Pipe Pull In Place By Boring Machine Note: Includes pipe welding.	8.10	
33 05 07 24-0012 LF 1" Polyethylene Pipe Pull In Place By Boring Machine Note: Includes pipe welding.	8.82	
33 05 07 24-0013 LF 1-1/4" Polyethylene Pipe Pull In Place By Boring Machine Note: Includes pipe welding.	9.54	
33 05 07 24-0014 LF 1-1/2" Polyethylene Pipe Pull In Place By Boring Machine Note: Includes pipe welding.	10.20	
33 05 07 24-0015 LF 2" Polyethylene Pipe Pull In Place By Boring Machine Note: Includes pipe welding.	10.92	
33 05 07 24-0016 LF 2-1/2" Polyethylene Pipe Pull In Place By Boring Machine Note: Includes pipe welding.	11.74	
33 05 07 24-0017 LF 3" Polyethylene Pipe Pull In Place By Boring Machine Note: Includes pipe welding.	12.60	
33 05 07 24-0018 LF 4" Polyethylene Pipe Pull In Place By Boring Machine Note: Includes pipe welding.	15.65	
33 05 07 24-0019 LF 5" Polyethylene Pipe Pull In Place By Boring Machine Note: Includes pipe welding.	17.51	
33 05 07 24-0020 LF 6" Polyethylene Pipe Pull In Place By Boring Machine Note: Includes pipe welding.	19.39	
33 05 07 24-0021 LF 8" Polyethylene Pipe Pull In Place By Boring Machine Note: Includes pipe welding.	25.90	
33 05 07 24-0022 LF 10" Polyethylene Pipe Pull In Place By Boring Machine Note: Includes pipe welding.	36.15	
33 05 09 Piping Specials for Utilities (33 05)		
33 05 09 23 Adapters for Utility Piping (33 05 09) See CSI section 33 14 13 53-0222 for ductile iron body adapters, 33 14 13 53-0229 for steel body adapters.		
33 05 09 33 Thrust Restraint for Utility Piping (33 05 09) See CSI section 33 14 13 13-0587 for mechanical restraints, 33 14 13 13-0622 for flanged restraints, 33 14 13 13-1194 for slip-on restraints, 33 14 13 13-1210 for slip-on restraint harnesses.		
33 05 16 Cast-Iron Utility Pipe (33 05) See CSI section 22 13 16 00-0019 for cast iron utility piping.		
33 05 17 Copper Utility Pipe and Tubing (33 05) See CSI section 33 14 13 39-0000 for copper utility piping.		
33 05 19 Ductile-Iron Utility Pipe (33 05) See CSI section 33 14 13 13-0000 for ductile iron utility piping.		
33 05 24 Steel Utility Pipe (33 05)		
33 05 24 23 Steel Pipe for Water Service (33 05 24) See CSI section 33 14 13 26-0000 for galvanized steel utility piping, 33 14 13 36-0000 for steel utility piping.		
33 05 27 Corrugated Metal Utility Pipe (33 05)		
33 05 27 13 Corrugated Metal Culvert Pipe (33 05 27) See CSI section 33 42 11 00-0500 for corrugated metal culvert pipe.		
33 05 27 23 Corrugated Metal Slotted Pipe (33 05 27) See CSI section 33 41 16 13-0085 for corrugated metal slotted pipe.		
33 05 27 33 Corrugated Metal Culvert Arch Pipe (33 05 27) See CSI section 33 42 11 00-0844 for corrugated metal culvert arch pipe.		
33 05 31 Thermoplastic Utility Pipe (33 05)		
33 05 31 11 Polyvinyl Chloride Gravity Sewer Pipe (33 05 31) See CSI section 33 31 11 00-0000 for polyvinyl chloride gravity sewer pipe.		
33 05 31 13 Polyvinyl Chloride Pressure Pipe (33 05 31) See CSI section 33 14 13 23-0001 for polyvinyl chloride pressure pipe.		
33 05 31 16 Polyvinyl Chloride Pressure Pipe for Water Transmission and Distribution		

33 Utilities**33 05 Common Work Results for Utilities****33 05 31 Thermoplastic Utility Pipe**

MINOR
CSI UOM DESCRIPTION

TOTAL DIRECT DEMOLITION
UNIT COST UNIT COST

(AWWA C900 and AWWA C905) (33 05 31)

See CSI section 33 14 13 23-0171 for AWWA C900 and 905 polyvinyl chloride pressure pipe.

33 05 33 Polyethylene Utility Pipe (33 05)

33 05 33 13 Corrugated-Wall, Smooth Interior HDPE Gravity Pipe (33 05 33)
See CSI section 33 42 11 00-0241 for corrugated-wall smooth interior HDPE gravity pipe.

33 05 33 23 Polyethylene Pressure Pipe and Tubing (AWWA C901 and AWWA C906) (33 05 33)
See CSI section 33 14 13 23-0426 for AWWA C906 high density polyethylene pipe.

33 05 33 33 Corrugated, Perforated HDPE Drainage Pipe (33 05 33)
See CSI section 33 42 11 00-0263 for corrugated perforated HDPE drainage pipe.

33 05 33 36 Corrugated, Non-Perforated HDPE Drainage Pipe (33 05 33)
See CSI section 33 41 16 13-0002 for corrugated non-perforated HDPE drainage pipe.

33 05 33 53 HDPE Gas Utility Pipe (33 05 33)
See CSI section 33 52 16 26-0001 for high-density polyethylene gas utility pipe.

33 05 33 56 Medium-Density Polyethylene Gas Utility Pipe (33 05 33)
See CSI section 33 52 16 23-0000 for Medium-Density Polyethylene Gas Utility Pipe.

33 05 33 63 HDPE Communication Duct (33 05 33)

33 05 33 63-0001 ASTM F2160, UL 651-A, NEMA TC-7, Smoothwall HDPE Conduit, Pulled In Place By Boring Machine (33 05 33 63)

Note: Excludes boring.

33 05 33 63-0002	LF	1" Schedule 40, ASTM F2160, UL 651-A, NEMA TC-7, Smoothwall HDPE Conduit, Pulled In Place By Boring Machine.....	3.62
		For Up To 250, Add.....	0.12
		For >250 To 500, Add.....	0.08
33 05 33 63-0003	LF	1-1/4" Schedule 40, ASTM F2160, UL 651-A, NEMA TC-7, Smoothwall HDPE Conduit, Pulled In Place By Boring Machine.....	4.05
		For Up To 250, Add.....	0.14
		For >250 To 500, Add.....	0.10
33 05 33 63-0004	LF	1-1/2" Schedule 40, ASTM F2160, UL 651-A, NEMA TC-7, Smoothwall HDPE Conduit, Pulled In Place By Boring Machine.....	4.39
		For Up To 250, Add.....	0.16
		For >250 To 500, Add.....	0.11
33 05 33 63-0005	LF	2" Schedule 40, ASTM F2160, UL 651-A, NEMA TC-7, Smoothwall HDPE Conduit, Pulled In Place By Boring Machine.....	4.84
		For Up To 250, Add.....	0.19
		For >250 To 500, Add.....	0.13
33 05 33 63-0006	LF	3" Schedule 40, ASTM F2160, UL 651-A, NEMA TC-7, Smoothwall HDPE Conduit, Pulled In Place By Boring Machine.....	6.53
		For Up To 250, Add.....	0.41
		For >250 To 500, Add.....	0.27
33 05 33 63-0007	LF	4" Schedule 40, ASTM F2160, UL 651-A, NEMA TC-7, Smoothwall HDPE Conduit, Pulled In Place By Boring Machine.....	8.28
		For Up To 250, Add.....	0.62
		For >250 To 500, Add.....	0.41
33 05 33 63-0008	LF	1" Schedule 80, ASTM F2160, UL 651-A, NEMA TC-7, Smoothwall HDPE Conduit, Pulled In Place By Boring Machine.....	3.70
		For Up To 250, Add.....	0.13
		For >250 To 500, Add.....	0.09
33 05 33 63-0009	LF	1-1/4" Schedule 80, ASTM F2160, UL 651-A, NEMA TC-7, Smoothwall HDPE Conduit, Pulled In Place By Boring Machine.....	4.21
		For Up To 250, Add.....	0.17
		For >250 To 500, Add.....	0.11
33 05 33 63-0010	LF	1-1/2" Schedule 80, ASTM F2160, UL 651-A, NEMA TC-7, Smoothwall HDPE Conduit, Pulled In Place By Boring Machine.....	4.52
		For Up To 250, Add.....	0.18
		For >250 To 500, Add.....	0.12
33 05 33 63-0011	LF	2" Schedule 80, ASTM F2160, UL 651-A, NEMA TC-7, Smoothwall HDPE Conduit, Pulled In Place By Boring Machine.....	5.16
		For Up To 250, Add.....	0.24
		For >250 To 500, Add.....	0.16
33 05 33 63-0012	LF	3" Schedule 80, ASTM F2160, UL 651-A, NEMA TC-7, Smoothwall HDPE Conduit, Pulled In Place By Boring Machine.....	7.22
		For Up To 250, Add.....	0.51
		For >250 To 500, Add.....	0.34
33 05 33 63-0013	LF	4" Schedule 80, ASTM F2160, UL 651-A, NEMA TC-7, Smoothwall HDPE Conduit, Pulled In Place By Boring Machine.....	9.16
		For Up To 250, Add.....	0.75
		For >250 To 500, Add.....	0.50

33 05 39 Concrete Pipe (33 05)

33 05 39 13 Prestressed Concrete Pressure Pipe, Steel-Cylinder Type (AWWA C301) (33 05 39)
See CSI section 33 42 11 00-0094 for prestressed concrete pressure pipe.

33 05 39 41 Reinforced Concrete Pipe for Sewers and Culverts (33 05 39)
See CSI section 33 42 11 00-0001 for reinforced concrete pipe.

33 05 39 46 Reinforced Concrete Elliptical Pipe for Sewers and Culverts (33 05 39)



MINOR CSI UOM DESCRIPTION	TOTAL DIRECT UNIT COST	DEMOLITION UNIT COST
------------------------------	---------------------------	-------------------------

See CSI section 33 42 11 00-0019 for reinforced concrete elliptical pipe.

33 05 41 Vitrified Clay Utility Pipe (33 05)

See CSI section 33 42 11 00-0367 for vitrified clay piping.

33 05 61 Concrete Manholes (33 05)

33 05 61 00-0001 Manholes (33 05 61)

33 05 61 00-0002 Precast Concrete Manholes (33 05 61 00-0001)

Note: Includes base, riser(s), reducer and openings. Excludes excavation, aggregate, backfill and frame/cover.
See CSI section 33 05 84 00-0002 for top slabs.

33 05 61 00-0003 3' Diameter, Precast Concrete Manholes (33 05 61 00-0002)

33 05 61 00-0004	EA 4' Deep, 3' Diameter, Precast Concrete Manhole	1,651.60	296.26
	For Bitumastic Coating, Add	76.16	
	For Epoxy Coating, Add	145.53	
33 05 61 00-0005	EA 6' Deep, 3' Diameter, Precast Concrete Manhole	2,250.85	425.53
	For Bitumastic Coating, Add	114.24	
	For Epoxy Coating, Add	218.29	
33 05 61 00-0006	EA 8' Deep, 3' Diameter, Precast Concrete Manhole	3,033.25	646.37
	For Bitumastic Coating, Add	152.31	
	For Epoxy Coating, Add	291.06	
33 05 61 00-0007	VLF Riser For 3' Diameter, Precast Concrete Manhole	321.17	75.40
	Note: For depths greater than 8'.		
	For Bitumastic Coating, Add	19.04	
	For Epoxy Coating, Add	36.38	
33 05 61 00-0008	VLF Drop Collar For 3' Diameter, Precast Concrete Manhole	346.16	75.40
33 05 61 00-0009	EA Drop Base For 3' Diameter, Precast Concrete Manhole	554.13	75.40
33 05 61 00-0010	EA Extended Base Slab For 3' Diameter, Precast Concrete Manhole	442.45	75.40
33 05 61 00-0011	EA Precast Channel For 3' Diameter, Precast Concrete Manhole	632.67	75.40

33 05 61 00-0012 4' Diameter, Precast Concrete Manholes (33 05 61 00-0002)

33 05 61 00-0013	EA 4' Deep, 4' Diameter, Precast Concrete Manhole	2,463.41	339.34
	For Bitumastic Coating, Add	76.16	
	For Epoxy Coating, Add	145.53	
33 05 61 00-0014	EA 6' Deep, 4' Diameter, Precast Concrete Manhole	3,286.63	463.23
	For Bitumastic Coating, Add	114.24	
	For Epoxy Coating, Add	218.29	
33 05 61 00-0015	EA 8' Deep, 4' Diameter, Precast Concrete Manhole	4,326.16	700.23
	For Bitumastic Coating, Add	152.31	
	For Epoxy Coating, Add	291.06	
33 05 61 00-0016	VLF Riser For 4' Diameter, Precast Concrete Manhole	461.42	88.88
	Note: For depths greater than 8'.		
	For Bitumastic Coating, Add	19.04	
	For Epoxy Coating, Add	36.38	
33 05 61 00-0017	VLF Drop Collar For 4' Diameter, Precast Concrete Manhole	503.43	88.88
33 05 61 00-0018	EA Drop Base For 4' Diameter, Precast Concrete Manhole	852.98	88.88
33 05 61 00-0019	EA Extended Base Slab For 4' Diameter, Precast Concrete Manhole	665.27	88.88
33 05 61 00-0020	EA Precast Channel For 4' Diameter, Precast Concrete Manhole	985.02	88.88

33 05 61 00-0021 5' Diameter, Precast Concrete Manholes (33 05 61 00-0002)

33 05 61 00-0022	EA 4' Deep, 5' Diameter, Precast Concrete Manhole	4,665.46	377.04
	For Bitumastic Coating, Add	98.12	
	For Epoxy Coating, Add	234.61	
33 05 61 00-0023	EA 6' Deep, 5' Diameter, Precast Concrete Manhole	6,211.55	517.10
	For Bitumastic Coating, Add	147.19	
	For Epoxy Coating, Add	351.91	
33 05 61 00-0024	EA 8' Deep, 5' Diameter, Precast Concrete Manhole	7,997.44	775.65
	For Bitumastic Coating, Add	196.25	
	For Epoxy Coating, Add	469.22	
33 05 61 00-0025	VLF Riser For 5' Diameter, Precast Concrete Manhole	828.60	96.95
	Note: For depths greater than 8'.		
	For Bitumastic Coating, Add	24.53	
	For Epoxy Coating, Add	58.65	

33 05 61 00-0026 6' Diameter, Precast Concrete Manholes (33 05 61 00-0002)

33 05 61 00-0027	EA 4' Deep, 6' Diameter, Precast Concrete Manhole	6,272.83	420.14
	For Bitumastic Coating, Add	112.34	
	For Epoxy Coating, Add	274.66	
33 05 61 00-0028	EA 6' Deep, 6' Diameter, Precast Concrete Manhole	8,166.17	570.96
	For Bitumastic Coating, Add	168.51	
	For Epoxy Coating, Add	412.00	
33 05 61 00-0029	EA 8' Deep, 6' Diameter, Precast Concrete Manhole	10,328.00	861.83
	For Bitumastic Coating, Add	224.67	
	For Epoxy Coating, Add	549.33	
33 05 61 00-0030	VLF Riser For 6' Diameter, Precast Concrete Manhole	1,007.97	107.73
	Note: For depths greater than 8'.		
	For Bitumastic Coating, Add	28.08	
	For Epoxy Coating, Add	68.67	

33 Utilities**33 05 Common Work Results for Utilities****33 05 61 Concrete Manholes**

SAN BERNARDINO
COUNTY

MINOR
CSI UOM DESCRIPTION

TOTAL DIRECT DEMOLITION
UNIT COST UNIT COST

MINOR	CSI	UOM	DESCRIPTION	TOTAL DIRECT UNIT COST	DEMOLITION UNIT COST
33 05 61 00-0031			7' Diameter, Precast Concrete Manholes (33 05 61 00-0002)		
33 05 61 00-0032	EA		4' Deep, 7' Diameter, Precast Concrete Manhole	9,918.69	463.23
			<i>For Bitumastic Coating, Add</i>	238.89	
			<i>For Epoxy Coating, Add</i>	479.96	
33 05 61 00-0033	EA		6' Deep, 7' Diameter, Precast Concrete Manhole	12,821.46	631.83
			<i>For Bitumastic Coating, Add</i>	358.33	
			<i>For Epoxy Coating, Add</i>	719.94	
33 05 61 00-0034	EA		8' Deep, 7' Diameter, Precast Concrete Manhole	16,019.42	948.01
			<i>For Bitumastic Coating, Add</i>	477.78	
			<i>For Epoxy Coating, Add</i>	959.91	
33 05 61 00-0035	VLF		Riser For 7' Diameter, Precast Concrete Manhole.....	1,519.79	118.50
			Note: For depths greater than 8'.		
			<i>For Bitumastic Coating, Add</i>	59.72	
			<i>For Epoxy Coating, Add</i>	119.99	
33 05 61 00-0036			8' Diameter, Precast Concrete Manholes (33 05 61 00-0002)		
33 05 61 00-0037	EA		4' Deep, 8' Diameter, Precast Concrete Manhole.....	14,374.67	533.26
			<i>For Bitumastic Coating, Add</i>	282.42	
			<i>For Epoxy Coating, Add</i>	585.03	
33 05 61 00-0038	EA		6' Deep, 8' Diameter, Precast Concrete Manhole	18,633.51	727.17
			<i>For Bitumastic Coating, Add</i>	423.63	
			<i>For Epoxy Coating, Add</i>	877.54	
33 05 61 00-0039	EA		8' Deep, 8' Diameter, Precast Concrete Manhole	23,231.70	1,090.75
			<i>For Bitumastic Coating, Add</i>	564.84	
			<i>For Epoxy Coating, Add</i>	1,170.05	
33 05 61 00-0040	VLF		Riser For 8' Diameter, Precast Concrete Manhole.....	2,204.83	134.66
			Note: For depths greater than 8'.		
			<i>For Bitumastic Coating, Add</i>	70.60	
			<i>For Epoxy Coating, Add</i>	146.26	

33 05 63 Concrete Vaults and Chambers (33 05)

33 05 63 00-0001			Underground Utility Vaults And Structures (33 05 63)		
			See CSI section 33 05 61 00-0001 for manholes, 33 05 81 00-0006 for frames and covers.		
33 05 63 00-0002			Precast Concrete Underground Utility Vault (33 05 63 00-0001)		
			Note: Sizes given are for inside dimensions.		
33 05 63 00-0003			6' High Precast Concrete Underground Utility Vault (33 05 63 00-0002)		
33 05 63 00-0004	EA		4' x 4' x 6' Precast Concrete Underground Utility Vault.....	3,352.37	
			Note: 6" thick walls and 8" thick top.		
33 05 63 00-0005	EA		4' x 6' x 6' Precast Concrete Underground Utility Vault.....	4,369.86	
			Note: 6" thick walls and 8" thick top.		
33 05 63 00-0006	EA		5' x 10' x 6' Precast Concrete Underground Utility Vault	7,209.27	
			Note: 6" thick walls and 8" thick top.		
33 05 63 00-0007	EA		5' x 12' x 6' Precast Concrete Underground Utility Vault	8,324.27	
			Note: 6" thick walls and 8" thick top.		
33 05 63 00-0008	EA		6' x 6' x 6' Precast Concrete Underground Utility Vault.....	5,584.48	
			Note: 6" thick walls and 8" thick top.		
33 05 63 00-0009	EA		6' x 8' x 6' Precast Concrete Underground Utility Vault.....	6,798.01	
			Note: 6" thick walls and 8" thick top.		
33 05 63 00-0010	EA		6' x 10' x 6' Precast Concrete Underground Utility Vault.....	8,012.63	
			Note: 6" thick walls and 8" thick top.		
33 05 63 00-0011	EA		6' x 12' x 6' Precast Concrete Underground Utility Vault	11,576.71	
			Note: 8" thick walls and top.		
33 05 63 00-0012	EA		6' x 14' x 6' Precast Concrete Underground Utility Vault	11,576.71	
			Note: 8" thick walls and top.		
33 05 63 00-0013	EA		6' x 16' x 6' Precast Concrete Underground Utility Vault	14,576.90	
			Note: 8" thick walls and top.		
33 05 63 00-0014	EA		8' x 8' x 6' Precast Concrete Underground Utility Vault.....	8,209.78	
			Note: 6" thick walls and 8" thick top.		
33 05 63 00-0015	EA		8' x 10' x 6' Precast Concrete Underground Utility Vault.....	9,620.48	
			Note: 6" thick walls and 8" thick top.		
33 05 63 00-0016	EA		8' x 12' x 6' Precast Concrete Underground Utility Vault	13,751.67	
			Note: 8" thick walls and top.		
33 05 63 00-0017	EA		8' x 14' x 6' Precast Concrete Underground Utility Vault	15,477.44	
			Note: 8" thick walls and top.		
33 05 63 00-0018			7' High Precast Concrete Underground Utility Vault (33 05 63 00-0002)		
33 05 63 00-0019	EA		4' x 4' x 7' Precast Concrete Underground Utility Vault.....	3,737.89	
			Note: 6" thick walls and 8" thick top.		
33 05 63 00-0020	EA		4' x 6' x 7' Precast Concrete Underground Utility Vault.....	4,853.51	
			Note: 6" thick walls and 8" thick top.		
33 05 63 00-0021	EA		4' x 8' x 7' Precast Concrete Underground Utility Vault.....	5,893.63	
			Note: 6" thick walls and 8" thick top.		
33 05 63 00-0022	EA		5' x 10' x 7' Precast Concrete Underground Utility Vault	7,842.18	
			Note: 6" thick walls and 8" thick top.		
33 05 63 00-0023	EA		5' x 12' x 7' Precast Concrete Underground Utility Vault	9,042.25	
			Note: 6" thick walls and 8" thick top.		
33 05 63 00-0024	EA		6' x 6' x 7' Precast Concrete Underground Utility Vault.....	6,168.77	
			Note: 6" thick walls and 8" thick top.		



MINOR CSI UOM DESCRIPTION	TOTAL DIRECT UNIT COST	DEMOLITION UNIT COST
33 05 63 00-0025 EA 6' x 8' x 7' Precast Concrete Underground Utility Vault..... Note: 6" thick walls and 8" thick top.	7,389.46	
33 05 63 00-0026 EA 6' x 10' x 7' Precast Concrete Underground Utility Vault..... Note: 6" thick walls and 8" thick top.	8,799.32	
33 05 63 00-0027 EA 6' x 12' x 7' Precast Concrete Underground Utility Vault..... Note: 8" thick walls and top.	12,589.32	
33 05 63 00-0028 EA 6' x 16' x 7' Precast Concrete Underground Utility Vault..... Note: 8" thick walls and top.	15,814.67	
33 05 63 00-0029 EA 8' x 8' x 7' Precast Concrete Underground Utility Vault..... Note: 6" thick walls and 8" thick top.	8,885.21	
33 05 63 00-0030 EA 8' x 10' x 7' Precast Concrete Underground Utility Vault..... Note: 6" thick walls and 8" thick top.	10,379.94	
33 05 63 00-0031 EA 8' x 12' x 7' Precast Concrete Underground Utility Vault..... Note: 8" thick walls and top.	14,877.48	
33 05 63 00-0032 EA 8' x 14' x 7' Precast Concrete Underground Utility Vault..... Note: 8" thick walls and top.	16,714.13	
33 05 63 00-0033 EA 10' x 10' x 7' Precast Concrete Underground Utility Vault..... Note: 8" thick walls and top.	15,101.80	
33 05 63 00-0034 8' High Precast Concrete Underground Utility Vault <small>(33 05 63 00-0002)</small>		
33 05 63 00-0035 EA 4' x 4' x 8' Precast Concrete Underground Utility Vault..... Note: 6" thick walls and 8" thick top.	4,027.83	
33 05 63 00-0036 EA 4' x 6' x 8' Precast Concrete Underground Utility Vault..... Note: 6" thick walls and 8" thick top.	5,214.44	
33 05 63 00-0037 EA 5' x 10' x 8' Precast Concrete Underground Utility Vault..... Note: 6" thick walls and 8" thick top.	8,475.07	
33 05 63 00-0038 EA 5' x 12' x 8' Precast Concrete Underground Utility Vault..... Note: 6" thick walls and 8" thick top.	9,759.16	
33 05 63 00-0039 EA 6' x 6' x 8' Precast Concrete Underground Utility Vault..... Note: 6" thick walls and 8" thick top.	6,597.10	
33 05 63 00-0040 EA 6' x 8' x 8' Precast Concrete Underground Utility Vault..... Note: 6" thick walls and 8" thick top.	7,979.79	
33 05 63 00-0041 EA 6' x 10' x 8' Precast Concrete Underground Utility Vault..... Note: 6" thick walls and 8" thick top.	9,362.49	
33 05 63 00-0042 EA 6' x 12' x 8' Precast Concrete Underground Utility Vault..... Note: 8" thick walls and top.	13,601.92	
33 05 63 00-0043 EA 6' x 16' x 8' Precast Concrete Underground Utility Vault..... Note: 8" thick walls and top.	17,052.49	
33 05 63 00-0044 EA 8' x 8' x 8' Precast Concrete Underground Utility Vault..... Note: 6" thick walls and 8" thick top.	9,559.59	
33 05 63 00-0045 EA 8' x 10' x 8' Precast Concrete Underground Utility Vault..... Note: 6" thick walls and 8" thick top.	11,139.40	
33 05 63 00-0046 EA 8' x 12' x 8' Precast Concrete Underground Utility Vault..... Note: 8" thick walls and top.	16,002.12	
33 05 63 00-0047 EA 8' x 14' x 8' Precast Concrete Underground Utility Vault..... Note: 8" thick walls and top.	17,951.93	
33 05 63 00-0048 EA 10' x 10' x 8' Precast Concrete Underground Utility Vault..... Note: 8" thick walls and top.	16,227.27	
33 05 63 00-0049 10' High Precast Concrete Underground Utility Vault <small>(33 05 63 00-0002)</small>		
33 05 63 00-0050 EA 6' x 6' x 10' Precast Concrete Underground Utility Vault..... Note: 6" thick walls and 8" thick top.	7,103.44	
33 05 63 00-0051 EA 6' x 8' x 10' Precast Concrete Underground Utility Vault..... Note: 6" thick walls and 8" thick top.	8,570.12	
33 05 63 00-0052 EA 10' x 10' x 10' Precast Concrete Underground Utility Vault..... Note: 8" thick walls and top.	17,351.86	
33 05 63 00-0053 12' High Precast Concrete Underground Utility Vault <small>(33 05 63 00-0002)</small>		
33 05 63 00-0054 EA 6' x 6' x 12' Precast Concrete Underground Utility Vault..... Note: 6" thick walls and 8" thick top.	7,609.74	
33 05 63 00-0055 EA 6' x 8' x 12' Precast Concrete Underground Utility Vault..... Note: 6" thick walls and 8" thick top.	9,161.54	
33 05 63 00-0056 Meter Pit <small>(33 05 63 00-0001)</small>		
33 05 63 00-0057 Precast Concrete Meter Pit <small>(33 05 63 00-0056)</small>		
33 05 63 00-0058 EA 4' x 4' x 4' Deep Precast Concrete Meter Pit.....	3,297.82	
33 05 63 00-0059 EA 4' x 4' x 6' Deep Precast Concrete Meter Pit.....	4,467.47	
33 05 63 00-0060 EA 4' x 4' x 8' Deep Precast Concrete Meter Pit.....	5,602.85	
33 05 63 00-0061 EA 4' x 4' x 10' Deep Precast Concrete Meter Pit.....	6,938.28	
33 05 63 00-0062 EA 4' x 4' x 15' Deep Precast Concrete Meter Pit.....	9,577.35	
33 05 63 00-0063 EA 6' x 6' x 4' Deep Precast Concrete Meter Pit.....	4,996.81	
33 05 63 00-0064 EA 6' x 6' x 6' Deep Precast Concrete Meter Pit.....	6,938.28	
33 05 63 00-0065 EA 6' x 6' x 8' Deep Precast Concrete Meter Pit.....	8,933.57	
33 05 63 00-0066 EA 6' x 6' x 10' Deep Precast Concrete Meter Pit.....	11,145.17	
33 05 63 00-0067 EA 6' x 6' x 15' Deep Precast Concrete Meter Pit.....	15,824.82	
33 05 63 00-0068 Handhole Or Pull Box Enclosures <small>(33 05 63 00-0001)</small>		

MINOR
CSI UOM DESCRIPTIONTOTAL DIRECT DEMOLITION
UNIT COST UNIT COST

33 05 63 00-0069		Polymer Concrete Handhole Enclosures (33 05 63 00-0068)		
33 05 63 00-0070		Polymer Concrete Handhole Enclosures (33 05 63 00-0069) Note: Excludes cover See CSI section 33 05 63 00-0290 for covers.		
33 05 63 00-0071		Flared Sides, Polymer Concrete Handhole Enclosures (33 05 63 00-0070)		
33 05 63 00-0072		Open Bottom, Flared Sides, Polymer Concrete Handhole Enclosures (33 05 63 00-0071)		
33 05 63 00-0073	EA	12" x 12", 24" Depth, 15,000 LB Design Load, Open Bottom, Flared Sides, Polymer Concrete Handhole Enclosure.....	564.28	24.16
33 05 63 00-0074	EA	10" x 15", 18" Depth, 15,000 LB Design Load, Open Bottom, Flared Sides, Polymer Concrete Handhole Enclosure.....	442.72	53.67
33 05 63 00-0075	EA	13" x 24", 18" Depth, 15,000 LB Design Load, Open Bottom, Flared Sides, Polymer Concrete Handhole Enclosure.....	677.88	80.50
33 05 63 00-0076	EA	17" x 30", 18" Depth, 15,000 LB Design Load, Open Bottom, Flared Sides, Polymer Concrete Handhole Enclosure.....	805.68	80.50
33 05 63 00-0077	EA	13" x 24", 18" Depth, 22,500 LB Design Load, Open Bottom, Flared Sides, Polymer Concrete Handhole Enclosure.....	763.45	80.50
33 05 63 00-0078	EA	13" x 24", 26" Depth, 22,500 LB Design Load, Open Bottom, Flared Sides, Polymer Concrete Handhole Enclosure.....	947.78	80.50
33 05 63 00-0079	EA	17" x 30", 18" Depth, 22,500 LB Design Load, Open Bottom, Flared Sides, Polymer Concrete Handhole Enclosure.....	919.96	80.50
33 05 63 00-0080	EA	17" x 30", 26" Depth, 22,500 LB Design Load, Open Bottom, Flared Sides, Polymer Concrete Handhole Enclosure.....	1,293.20	80.50
33 05 63 00-0081	EA	27" Round, 36" Depth, 22,500 LB Design Load, Open Bottom, Flared Sides, Polymer Concrete Handhole Enclosure.....	1,846.28	107.33
33 05 63 00-0082	EA	27" Round, 48" Depth, 22,500 LB Design Load, Open Bottom, Flared Sides, Polymer Concrete Handhole Enclosure.....	2,649.52	107.33
33 05 63 00-0083	EA	24" x 36", 18" Depth, 22,500 LB Design Load, Open Bottom, Flared Sides, Polymer Concrete Handhole Enclosure.....	1,608.18	147.58
33 05 63 00-0084	EA	24" x 36", 26" Depth, 22,500 LB Design Load, Open Bottom, Flared Sides, Polymer Concrete Handhole Enclosure.....	1,859.72	147.58
33 05 63 00-0085	EA	24" x 36", 48" Depth, 22,500 LB Design Load, Open Bottom, Flared Sides, Polymer Concrete Handhole Enclosure.....	3,168.28	147.58
33 05 63 00-0086	EA	39" Round, 18" Depth, 22,500 LB Design Load, Open Bottom, Flared Sides, Polymer Concrete Handhole Enclosure.....	1,712.72	161.00
33 05 63 00-0087	EA	39" Round, 24" Depth, 22,500 LB Design Load, Open Bottom, Flared Sides, Polymer Concrete Handhole Enclosure.....	2,536.68	161.00
33 05 63 00-0088	EA	39" Round, 36" Depth, 22,500 LB Design Load, Open Bottom, Flared Sides, Polymer Concrete Handhole Enclosure.....	3,210.48	161.00
33 05 63 00-0089	EA	39" Round, 48" Depth, 22,500 LB Design Load, Open Bottom, Flared Sides, Polymer Concrete Handhole Enclosure.....	4,804.15	161.00
33 05 63 00-0090	EA	30" x 48", 24" Depth, 22,500 LB Design Load, Open Bottom, Flared Sides, Polymer Concrete Handhole Enclosure.....	2,457.03	249.57
33 05 63 00-0091	EA	30" x 48", 48" Depth, 22,500 LB Design Load, Open Bottom, Flared Sides, Polymer Concrete Handhole Enclosure.....	3,697.14	249.57
33 05 63 00-0092		Gasketed, Open Bottom, Flared Sides, Polymer Concrete Handhole Enclosures (33 05 63 00-0071)		
33 05 63 00-0093	EA	12" x 12", 24" Depth, 15,000 LB Design Load, Gasketed, Open Bottom, Flared Sides, Polymer Concrete Handhole Enclosure.....	731.24	24.16
33 05 63 00-0094	EA	13" x 24", 18" Depth, 15,000 LB Design Load, Gasketed, Open Bottom, Flared Sides, Polymer Concrete Handhole Enclosure.....	876.73	80.50
33 05 63 00-0095	EA	17" x 30", 18" Depth, 15,000 LB Design Load, Gasketed, Open Bottom, Flared Sides, Polymer Concrete Handhole Enclosure.....	1,082.45	80.50
33 05 63 00-0096	EA	13" x 24", 18" Depth, 22,500 LB Design Load, Gasketed, Open Bottom, Flared Sides, Polymer Concrete Handhole Enclosure.....	990.37	80.50
33 05 63 00-0097	EA	13" x 24", 26" Depth, 22,500 LB Design Load, Gasketed, Open Bottom, Flared Sides, Polymer Concrete Handhole Enclosure.....	1,147.91	80.50
33 05 63 00-0098	EA	17" x 30", 18" Depth, 22,500 LB Design Load, Gasketed, Open Bottom, Flared Sides, Polymer Concrete Handhole Enclosure.....	1,189.22	80.50
33 05 63 00-0099	EA	17" x 30", 26" Depth, 22,500 LB Design Load, Gasketed, Open Bottom, Flared Sides, Polymer Concrete Handhole Enclosure.....	1,564.78	80.50
33 05 63 00-0100	EA	24" x 36", 18" Depth, 22,500 LB Design Load, Gasketed, Open Bottom, Flared Sides, Polymer Concrete Handhole Enclosure.....	2,031.03	147.58
33 05 63 00-0101	EA	24" x 36", 26" Depth, 22,500 LB Design Load, Gasketed, Open Bottom, Flared Sides, Polymer Concrete Handhole Enclosure.....	2,282.57	147.58
33 05 63 00-0102	EA	24" x 36", 48" Depth, 22,500 LB Design Load, Gasketed, Open Bottom, Flared Sides, Polymer Concrete Handhole Enclosure.....	3,591.17	147.58
33 05 63 00-0103	EA	30" x 48", 24" Depth, 22,500 LB Design Load, Gasketed, Open Bottom, Flared Sides, Polymer Concrete Handhole Enclosure.....	2,951.18	249.57
33 05 63 00-0104	EA	30" x 48", 48" Depth, 22,500 LB Design Load, Gasketed, Open Bottom, Flared Sides, Polymer Concrete Handhole Enclosure.....	4,200.70	249.57
33 05 63 00-0105		Straight Sides, Polymer Concrete Handhole Enclosures (33 05 63 00-0070)		
33 05 63 00-0106		Open Bottom, Straight Sides, Polymer Concrete Handhole Enclosures (33 05 63 00-0105)		
33 05 63 00-0107	EA	5" x 16", 12" Depth, 5,000 LB Design Load, Open Bottom, Straight Sides, Polymer Concrete Handhole Enclosure.....	946.10	24.16
33 05 63 00-0108	EA	10" x 12", 15" Depth, 5,000 LB Design Load, Open Bottom, Straight Sides, Polymer Concrete Handhole Enclosure.....	794.99	24.16



MINOR CSI UOM DESCRIPTION	TOTAL DIRECT UNIT COST	DEMOLITION UNIT COST
33 05 63 00-0109 EA 13" x 24", 12" Depth, 5,000 LB Design Load, Open Bottom, Straight Sides, Polymer Concrete Handhole Enclosure	566.36	80.50
33 05 63 00-0110 EA 17" x 30", 12" Depth, 5,000 LB Design Load, Open Bottom, Straight Sides, Polymer Concrete Handhole Enclosure	655.52	80.50
33 05 63 00-0111 EA 6" x 8", 6" Depth, 15,000 LB Design Load, Open Bottom, Straight Sides, Polymer Concrete Handhole Enclosure	198.06	24.16
33 05 63 00-0112 EA 12" x 12", 12" Depth, 15,000 LB Design Load, Open Bottom, Straight Sides, Polymer Concrete Handhole Enclosure	324.43	24.16
33 05 63 00-0113 EA 8" x 18", 7" Depth, 15,000 LB Design Load, Open Bottom, Straight Sides, Polymer Concrete Handhole Enclosure	543.76	24.16
33 05 63 00-0114 EA 8" x 18", 8" Depth, 15,000 LB Design Load, Open Bottom, Straight Sides, Polymer Concrete Handhole Enclosure	570.31	24.16
33 05 63 00-0115 EA 11" x 18", 12" Depth, 15,000 LB Design Load, Open Bottom, Straight Sides, Polymer Concrete Handhole Enclosure	433.46	53.67
33 05 63 00-0116 EA 11" x 18", 18" Depth, 15,000 LB Design Load, Open Bottom, Straight Sides, Polymer Concrete Handhole Enclosure	474.18	53.67
33 05 63 00-0117 EA 8" x 8", 12" Depth, 22,500 LB Design Load, Open Bottom, Straight Sides, Polymer Concrete Handhole Enclosure	319.00	24.16
33 05 63 00-0118 EA 8" x 8", 18" Depth, 22,500 LB Design Load, Open Bottom, Straight Sides, Polymer Concrete Handhole Enclosure	368.74	24.16
33 05 63 00-0119 EA 11" x 18", 12" Depth, 22,500 LB Design Load, Open Bottom, Straight Sides, Polymer Concrete Handhole Enclosure	469.95	53.67
33 05 63 00-0120 EA 11" x 18", 18" Depth, 22,500 LB Design Load, Open Bottom, Straight Sides, Polymer Concrete Handhole Enclosure	538.40	53.67
33 05 63 00-0121 EA 11" x 20", 12" Depth, 22,500 LB Design Load, Open Bottom, Straight Sides, Polymer Concrete Handhole Enclosure	494.09	53.67
33 05 63 00-0122 EA 13" x 24", 12" Depth, 22,500 LB Design Load, Open Bottom, Straight Sides, Polymer Concrete Handhole Enclosure	570.51	80.50
33 05 63 00-0123 EA 13" x 24", 18" Depth, 22,500 LB Design Load, Open Bottom, Straight Sides, Polymer Concrete Handhole Enclosure	637.64	80.50
33 05 63 00-0124 EA 17" x 30", 12" Depth, 22,500 LB Design Load, Open Bottom, Straight Sides, Polymer Concrete Handhole Enclosure	687.58	80.50
33 05 63 00-0125 EA 17" x 30", 18" Depth, 22,500 LB Design Load, Open Bottom, Straight Sides, Polymer Concrete Handhole Enclosure	762.78	80.50
33 05 63 00-0126 EA 17" x 30", 22" Depth, 22,500 LB Design Load, Open Bottom, Straight Sides, Polymer Concrete Handhole Enclosure	912.73	80.50
33 05 63 00-0127 EA 17" x 30", 24" Depth, 22,500 LB Design Load, Open Bottom, Straight Sides, Polymer Concrete Handhole Enclosure	1,003.70	80.50
33 05 63 00-0128 EA 17" x 30", 28" Depth, 22,500 LB Design Load, Open Bottom, Straight Sides, Polymer Concrete Handhole Enclosure	1,103.25	80.50
33 05 63 00-0129 EA 17" x 30", 30" Depth, 22,500 LB Design Load, Open Bottom, Straight Sides, Polymer Concrete Handhole Enclosure	1,165.83	80.50
33 05 63 00-0130 EA 24" x 24", 24" Depth, 22,500 LB Design Load, Open Bottom, Straight Sides, Polymer Concrete Handhole Enclosure	1,374.45	107.33
33 05 63 00-0131 EA 24" x 36", 18" Depth, 22,500 LB Design Load, Open Bottom, Straight Sides, Polymer Concrete Handhole Enclosure	1,335.68	147.58
33 05 63 00-0132 EA 24" x 36", 24" Depth, 22,500 LB Design Load, Open Bottom, Straight Sides, Polymer Concrete Handhole Enclosure	1,771.63	147.58
33 05 63 00-0133 EA 24" x 36", 30" Depth, 22,500 LB Design Load, Open Bottom, Straight Sides, Polymer Concrete Handhole Enclosure	2,174.16	147.58
33 05 63 00-0134 EA 24" x 36", 36" Depth, 22,500 LB Design Load, Open Bottom, Straight Sides, Polymer Concrete Handhole Enclosure	2,428.38	147.58
33 05 63 00-0135 EA 24" x 36", 42" Depth, 22,500 LB Design Load, Open Bottom, Straight Sides, Polymer Concrete Handhole Enclosure	2,681.24	147.58
33 05 63 00-0136 EA 36" x 36", 36" Depth, 22,500 LB Design Load, Open Bottom, Straight Sides, Polymer Concrete Handhole Enclosure	2,940.84	249.57
33 05 63 00-0137 EA 30" x 48", 18" Depth, 22,500 LB Design Load, Open Bottom, Straight Sides, Polymer Concrete Handhole Enclosure	2,049.66	249.57
33 05 63 00-0138 EA 30" x 48", 24" Depth, 22,500 LB Design Load, Open Bottom, Straight Sides, Polymer Concrete Handhole Enclosure	2,372.53	249.57
33 05 63 00-0139 EA 30" x 48", 36" Depth, 22,500 LB Design Load, Open Bottom, Straight Sides, Polymer Concrete Handhole Enclosure	2,989.93	249.57
33 05 63 00-0140 EA 30" x 60", 21" Depth, 22,500 LB Design Load, Open Bottom, Straight Sides, Polymer Concrete Handhole Enclosure	2,983.59	249.57
33 05 63 00-0141 EA 30" x 60", 30" Depth, 22,500 LB Design Load, Open Bottom, Straight Sides, Polymer Concrete Handhole Enclosure	3,214.05	249.57
33 05 63 00-0142 EA 30" x 60", 36" Depth, 22,500 LB Design Load, Open Bottom, Straight Sides, Polymer Concrete Handhole Enclosure	3,657.26	249.57
33 05 63 00-0143 EA 36" x 60", 19" Depth, 22,500 LB Design Load, Open Bottom, Straight Sides, Polymer Concrete Handhole Enclosure	3,312.98	267.40
33 05 63 00-0144 EA 36" x 60", 24" Depth, 22,500 LB Design Load, Open Bottom, Straight Sides, Polymer Concrete Handhole Enclosure	3,625.91	267.40
33 05 63 00-0145 EA 36" x 60", 31" Depth, 22,500 LB Design Load, Open Bottom, Straight Sides, Polymer Concrete Handhole Enclosure	4,025.41	267.40
33 05 63 00-0146 EA 36" x 60", 36" Depth, 22,500 LB Design Load, Open Bottom, Straight Sides, Polymer Concrete Handhole Enclosure	4,185.27	267.40
33 05 63 00-0147 EA 48" x 48", 36" Depth, 22,500 LB Design Load, Open Bottom, Straight Sides, Polymer Concrete Handhole Enclosure	4,240.83	267.40
33 05 63 00-0148 EA 48" x 48", 48" Depth, 22,500 LB Design Load, Open Bottom, Straight Sides, Polymer Concrete Handhole Enclosure	4,849.57	267.40
33 05 63 00-0149 EA 36" x 72", 21" Depth, 22,500 LB Design Load, Open Bottom, Straight Sides, Polymer Concrete Handhole Enclosure	3,667.38	267.40
33 05 63 00-0150 EA 36" x 72", 36" Depth, 22,500 LB Design Load, Open Bottom, Straight Sides, Polymer Concrete Handhole Enclosure	4,950.03	267.40
33 05 63 00-0151 EA 48" x 72", 36" Depth, 22,500 LB Design Load, Open Bottom, Straight Sides, Polymer Concrete Handhole Enclosure	5,592.88	285.23
33 05 63 00-0152 EA 48" x 72", 48" Depth, 22,500 LB Design Load, Open Bottom, Straight Sides, Polymer Concrete Handhole Enclosure	6,988.45	285.23

33 Utilities**33 05 Common Work Results for Utilities****33 05 63 Concrete Vaults and Chambers**

SAN BERNARDINO
COUNTY

MINOR CSI	UOM	DESCRIPTION	TOTAL DIRECT UNIT COST	DEMOLITION UNIT COST
33 05 63 00-0153	EA	48" x 96", 48" Depth, 22,500 LB Design Load, Open Bottom, Straight Sides, Polymer Concrete Handhole Enclosure.....	9,068.28	285.23
33 05 63 00-0154		Gasketed, Open Bottom, Straight Sides, Polymer Concrete Handhole Enclosures <small>(33 05 63 00-0105)</small>		
33 05 63 00-0155	EA	13" x 24", 12" Depth, 5,000 LB Design Load, Gasketed, Open Bottom, Straight Sides, Polymer Concrete Handhole Enclosure	797.86	80.50
33 05 63 00-0156	EA	17" x 30", 12" Depth, 5,000 LB Design Load, Gasketed, Open Bottom, Straight Sides, Polymer Concrete Handhole Enclosure	930.14	80.50
33 05 63 00-0157	EA	6" x 8", 6" Depth, 15,000 LB Design Load, Gasketed, Open Bottom, Straight Sides, Polymer Concrete Handhole Enclosure.....	356.60	24.16
33 05 63 00-0158	EA	12" x 12", 12" Depth, 15,000 LB Design Load, Gasketed, Open Bottom, Straight Sides, Polymer Concrete Handhole Enclosure	529.31	24.16
33 05 63 00-0159	EA	8" x 18", 7" Depth, 15,000 LB Design Load, Gasketed, Open Bottom, Straight Sides, Polymer Concrete Handhole Enclosure.....	720.23	24.16
33 05 63 00-0160	EA	8" x 18", 8" Depth, 15,000 LB Design Load, Gasketed, Open Bottom, Straight Sides, Polymer Concrete Handhole Enclosure.....	746.81	24.16
33 05 63 00-0161	EA	10" x 15", 18" Depth, 15,000 LB Design Load, Gasketed, Open Bottom, Flared Sides, Polymer Concrete Handhole Enclosure	607.29	53.67
33 05 63 00-0162	EA	11" x 18", 12" Depth, 15,000 LB Design Load, Gasketed, Open Bottom, Straight Sides, Polymer Concrete Handhole Enclosure	635.63	53.67
33 05 63 00-0163	EA	11" x 18", 18" Depth, 15,000 LB Design Load, Gasketed, Open Bottom, Straight Sides, Polymer Concrete Handhole Enclosure	673.51	53.67
33 05 63 00-0164	EA	8" x 8", 12" Depth, 22,500 LB Design Load, Gasketed, Open Bottom, Straight Sides, Polymer Concrete Handhole Enclosure.....	491.87	24.16
33 05 63 00-0165	EA	8" x 8", 18" Depth, 22,500 LB Design Load, Gasketed, Open Bottom, Straight Sides, Polymer Concrete Handhole Enclosure.....	586.95	24.16
33 05 63 00-0166	EA	11" x 18", 12" Depth, 22,500 LB Design Load, Gasketed, Open Bottom, Straight Sides, Polymer Concrete Handhole Enclosure	672.59	53.67
33 05 63 00-0167	EA	11" x 18", 18" Depth, 22,500 LB Design Load, Gasketed, Open Bottom, Straight Sides, Polymer Concrete Handhole Enclosure	741.05	53.67
33 05 63 00-0168	EA	11" x 20", 12" Depth, 22,500 LB Design Load, Gasketed, Open Bottom, Straight Sides, Polymer Concrete Handhole Enclosure	698.90	53.67
33 05 63 00-0169	EA	13" x 24", 12" Depth, 22,500 LB Design Load, Gasketed, Open Bottom, Straight Sides, Polymer Concrete Handhole Enclosure	796.58	80.50
33 05 63 00-0170	EA	13" x 24", 18" Depth, 22,500 LB Design Load, Gasketed, Open Bottom, Straight Sides, Polymer Concrete Handhole Enclosure	864.56	80.50
33 05 63 00-0171	EA	17" x 30", 12" Depth, 22,500 LB Design Load, Gasketed, Open Bottom, Straight Sides, Polymer Concrete Handhole Enclosure	957.36	80.50
33 05 63 00-0172	EA	17" x 30", 18" Depth, 22,500 LB Design Load, Gasketed, Open Bottom, Straight Sides, Polymer Concrete Handhole Enclosure	1,032.08	80.50
33 05 63 00-0173	EA	17" x 30", 22" Depth, 22,500 LB Design Load, Gasketed, Open Bottom, Straight Sides, Polymer Concrete Handhole Enclosure	1,181.60	80.50
33 05 63 00-0174	EA	17" x 30", 24" Depth, 22,500 LB Design Load, Gasketed, Open Bottom, Straight Sides, Polymer Concrete Handhole Enclosure	1,272.96	80.50
33 05 63 00-0175	EA	17" x 30", 28" Depth, 22,500 LB Design Load, Gasketed, Open Bottom, Straight Sides, Polymer Concrete Handhole Enclosure	1,372.07	80.50
33 05 63 00-0176	EA	17" x 30", 30" Depth, 22,500 LB Design Load, Gasketed, Open Bottom, Straight Sides, Polymer Concrete Handhole Enclosure	1,435.10	80.50
33 05 63 00-0177	EA	24" x 24", 24" Depth, 22,500 LB Design Load, Gasketed, Open Bottom, Straight Sides, Polymer Concrete Handhole Enclosure	1,746.42	107.33
33 05 63 00-0178	EA	24" x 36", 18" Depth, 22,500 LB Design Load, Gasketed, Open Bottom, Straight Sides, Polymer Concrete Handhole Enclosure	1,758.57	147.58
33 05 63 00-0179	EA	24" x 36", 24" Depth, 22,500 LB Design Load, Gasketed, Open Bottom, Straight Sides, Polymer Concrete Handhole Enclosure	2,194.00	147.58
33 05 63 00-0180	EA	24" x 36", 30" Depth, 22,500 LB Design Load, Gasketed, Open Bottom, Straight Sides, Polymer Concrete Handhole Enclosure	2,596.10	147.58
33 05 63 00-0181	EA	24" x 36", 36" Depth, 22,500 LB Design Load, Gasketed, Open Bottom, Straight Sides, Polymer Concrete Handhole Enclosure	2,849.92	147.58
33 05 63 00-0182	EA	24" x 36", 42" Depth, 22,500 LB Design Load, Gasketed, Open Bottom, Straight Sides, Polymer Concrete Handhole Enclosure	3,103.62	147.58
33 05 63 00-0183	EA	30" x 48", 18" Depth, 22,500 LB Design Load, Gasketed, Open Bottom, Straight Sides, Polymer Concrete Handhole Enclosure	2,539.14	249.57
33 05 63 00-0184	EA	30" x 48", 24" Depth, 22,500 LB Design Load, Gasketed, Open Bottom, Straight Sides, Polymer Concrete Handhole Enclosure	2,862.49	249.57
33 05 63 00-0185	EA	30" x 48", 36" Depth, 22,500 LB Design Load, Gasketed, Open Bottom, Straight Sides, Polymer Concrete Handhole Enclosure	3,479.41	249.57
33 05 63 00-0186		Solid Bottom, Straight Sides, Polymer Concrete Handhole Enclosures <small>(33 05 63 00-0105)</small>		
33 05 63 00-0187	EA	13" x 24", 12" Depth, 5,000 LB Design Load, Solid Bottom, Straight Sides, Polymer Concrete Handhole Enclosure	723.94	80.50
33 05 63 00-0188	EA	17" x 30", 12" Depth, 5,000 LB Design Load, Solid Bottom, Straight Sides, Polymer Concrete Handhole Enclosure	859.89	80.50
33 05 63 00-0189	EA	6" x 8", 6" Depth, 15,000 LB Design Load, Solid Bottom, Straight Sides, Polymer Concrete Handhole Enclosure	255.54	24.16
33 05 63 00-0190	EA	12" x 12", 12" Depth, 15,000 LB Design Load, Solid Bottom, Straight Sides, Polymer Concrete Handhole Enclosure.....	440.58	24.16
33 05 63 00-0191	EA	8" x 18", 7" Depth, 15,000 LB Design Load, Solid Bottom, Straight Sides, Polymer Concrete Handhole Enclosure	646.38	24.16
33 05 63 00-0192	EA	8" x 18", 8" Depth, 15,000 LB Design Load, Solid Bottom, Straight Sides, Polymer Concrete Handhole Enclosure	673.45	24.16
33 05 63 00-0193	EA	11" x 18", 12" Depth, 15,000 LB Design Load, Solid Bottom, Straight Sides, Polymer Concrete Handhole Enclosure.....	558.68	53.67
33 05 63 00-0194	EA	11" x 18", 18" Depth, 15,000 LB Design Load, Solid Bottom, Straight Sides, Polymer Concrete Handhole Enclosure.....	637.47	53.67
33 05 63 00-0195	EA	8" x 8", 18" Depth, 22,500 LB Design Load, Solid Bottom, Straight Sides, Polymer Concrete Handhole Enclosure	381.67	24.16



MINOR CSI UOM DESCRIPTION	TOTAL DIRECT UNIT COST	DEMOLITION UNIT COST
33 05 63 00-0196 EA 11" x 18", 12" Depth, 22,500 LB Design Load, Solid Bottom, Straight Sides, Polymer Concrete Handhole Enclosure	597.39	53.67
33 05 63 00-0197 EA 11" x 18", 18" Depth, 22,500 LB Design Load, Solid Bottom, Straight Sides, Polymer Concrete Handhole Enclosure	695.54	53.67
33 05 63 00-0198 EA 11" x 20", 12" Depth, 22,500 LB Design Load, Solid Bottom, Straight Sides, Polymer Concrete Handhole Enclosure	622.90	53.67
33 05 63 00-0199 EA 13" x 24", 12" Depth, 22,500 LB Design Load, Solid Bottom, Straight Sides, Polymer Concrete Handhole Enclosure	786.16	80.50
33 05 63 00-0200 EA 13" x 24", 18" Depth, 22,500 LB Design Load, Solid Bottom, Straight Sides, Polymer Concrete Handhole Enclosure	920.36	80.50
33 05 63 00-0201 EA 17" x 30", 12" Depth, 22,500 LB Design Load, Solid Bottom, Straight Sides, Polymer Concrete Handhole Enclosure	964.98	80.50
33 05 63 00-0202 EA 17" x 30", 18" Depth, 22,500 LB Design Load, Solid Bottom, Straight Sides, Polymer Concrete Handhole Enclosure	1,071.24	80.50
33 05 63 00-0203 EA 17" x 30", 22" Depth, 22,500 LB Design Load, Solid Bottom, Straight Sides, Polymer Concrete Handhole Enclosure	1,168.99	80.50
33 05 63 00-0204 EA 17" x 30", 24" Depth, 22,500 LB Design Load, Solid Bottom, Straight Sides, Polymer Concrete Handhole Enclosure	1,261.27	80.50
33 05 63 00-0205 EA 17" x 30", 28" Depth, 22,500 LB Design Load, Solid Bottom, Straight Sides, Polymer Concrete Handhole Enclosure	1,426.51	80.50
33 05 63 00-0206 EA 17" x 30", 30" Depth, 22,500 LB Design Load, Solid Bottom, Straight Sides, Polymer Concrete Handhole Enclosure	1,449.55	80.50
33 05 63 00-0207 EA 24" x 24", 24" Depth, 22,500 LB Design Load, Solid Bottom, Straight Sides, Polymer Concrete Handhole Enclosure	1,775.23	107.33
33 05 63 00-0208 EA 24" x 36", 18" Depth, 22,500 LB Design Load, Solid Bottom, Straight Sides, Polymer Concrete Handhole Enclosure	1,795.93	147.58
33 05 63 00-0209 EA 24" x 36", 24" Depth, 22,500 LB Design Load, Solid Bottom, Straight Sides, Polymer Concrete Handhole Enclosure	2,276.82	147.58
33 05 63 00-0210 EA 24" x 36", 30" Depth, 22,500 LB Design Load, Solid Bottom, Straight Sides, Polymer Concrete Handhole Enclosure	2,752.41	147.58
33 05 63 00-0211 EA 24" x 36", 36" Depth, 22,500 LB Design Load, Solid Bottom, Straight Sides, Polymer Concrete Handhole Enclosure	3,068.29	147.58
33 05 63 00-0212 EA 24" x 36", 42" Depth, 22,500 LB Design Load, Solid Bottom, Straight Sides, Polymer Concrete Handhole Enclosure	3,384.18	147.58
33 05 63 00-0213 EA 36" x 36", 36" Depth, 22,500 LB Design Load, Solid Bottom, Straight Sides, Polymer Concrete Handhole Enclosure	3,529.38	249.57
33 05 63 00-0214 EA 30" x 48", 18" Depth, 22,500 LB Design Load, Solid Bottom, Straight Sides, Polymer Concrete Handhole Enclosure	2,638.25	249.57
33 05 63 00-0215 EA 30" x 48", 24" Depth, 22,500 LB Design Load, Solid Bottom, Straight Sides, Polymer Concrete Handhole Enclosure	2,986.30	249.57
33 05 63 00-0216 EA 30" x 48", 36" Depth, 22,500 LB Design Load, Solid Bottom, Straight Sides, Polymer Concrete Handhole Enclosure	3,603.26	249.57
33 05 63 00-0217 EA 30" x 60", 21" Depth, 22,500 LB Design Load, Solid Bottom, Straight Sides, Polymer Concrete Handhole Enclosure	3,875.40	249.57
33 05 63 00-0218 EA 30" x 60", 30" Depth, 22,500 LB Design Load, Solid Bottom, Straight Sides, Polymer Concrete Handhole Enclosure	3,960.62	249.57
33 05 63 00-0219 EA 30" x 60", 36" Depth, 22,500 LB Design Load, Solid Bottom, Straight Sides, Polymer Concrete Handhole Enclosure	4,787.33	249.57
33 05 63 00-0220 EA 36" x 60", 19" Depth, 22,500 LB Design Load, Solid Bottom, Straight Sides, Polymer Concrete Handhole Enclosure	4,394.82	267.40
33 05 63 00-0221 EA 36" x 60", 24" Depth, 22,500 LB Design Load, Solid Bottom, Straight Sides, Polymer Concrete Handhole Enclosure	4,556.51	267.40
33 05 63 00-0222 EA 36" x 60", 31" Depth, 22,500 LB Design Load, Solid Bottom, Straight Sides, Polymer Concrete Handhole Enclosure	5,015.17	267.40
33 05 63 00-0223 EA 36" x 60", 36" Depth, 22,500 LB Design Load, Solid Bottom, Straight Sides, Polymer Concrete Handhole Enclosure	5,362.31	267.40
33 05 63 00-0224 EA 36" x 72", 24" Depth, 22,500 LB Design Load, Solid Bottom, Straight Sides, Polymer Concrete Handhole Enclosure	4,898.30	267.40
33 05 63 00-0225 EA 36" x 72", 36" Depth, 22,500 LB Design Load, Solid Bottom, Straight Sides, Polymer Concrete Handhole Enclosure	6,139.81	267.40
33 05 63 00-0226 EA 48" x 48", 36" Depth, 22,500 LB Design Load, Solid Bottom, Straight Sides, Polymer Concrete Handhole Enclosure	5,284.84	267.40
33 05 63 00-0227 EA 48" x 48", 48" Depth, 22,500 LB Design Load, Solid Bottom, Straight Sides, Polymer Concrete Handhole Enclosure	5,841.88	267.40
33 05 63 00-0228 EA 48" x 72", 36" Depth, 22,500 LB Design Load, Solid Bottom, Straight Sides, Polymer Concrete Handhole Enclosure	7,125.12	285.23
33 05 63 00-0229 EA 48" x 72", 48" Depth, 22,500 LB Design Load, Solid Bottom, Straight Sides, Polymer Concrete Handhole Enclosure	8,521.26	285.23
33 05 63 00-0230 EA 48" x 96", 48" Depth, 22,500 LB Design Load, Solid Bottom, Straight Sides, Polymer Concrete Handhole Enclosure	11,619.51	285.23
33 05 63 00-0231 Gasketed, Solid Bottom, Straight Sides, Polymer Concrete Handhole Enclosures <small>(33 05 63 00-0105)</small>		
33 05 63 00-0232 EA 13" x 24", 12" Depth, 5,000 LB Design Load, Gasketed, Solid Bottom, Straight Sides, Polymer Concrete Handhole Enclosure	955.40	80.50
33 05 63 00-0233 EA 17" x 30", 12" Depth, 5,000 LB Design Load, Gasketed, Solid Bottom, Straight Sides, Polymer Concrete Handhole Enclosure	1,135.02	80.50
33 05 63 00-0234 EA 6" x 8", 6" Depth, 15,000 LB Design Load, Gasketed, Solid Bottom, Straight Sides, Polymer Concrete Handhole Enclosure	412.80	24.16
33 05 63 00-0235 EA 12" x 12", 12" Depth, 15,000 LB Design Load, Gasketed, Solid Bottom, Straight Sides, Polymer Concrete Handhole Enclosure	645.07	24.16
33 05 63 00-0236 EA 8" x 18", 7" Depth, 15,000 LB Design Load, Gasketed, Solid Bottom, Straight Sides, Polymer Concrete Handhole Enclosure	822.49	24.16

33 Utilities**33 05 Common Work Results for Utilities****33 05 63 Concrete Vaults and Chambers**

SAN BERNARDINO
COUNTY

MINOR CSI	UOM	DESCRIPTION	TOTAL DIRECT UNIT COST	DEMOLITION UNIT COST
33 05 63 00-0237	EA	8" x 18", 8" Depth, 15,000 LB Design Load, Gasketed, Solid Bottom, Straight Sides, Polymer Concrete Handhole Enclosure.....	849.91	24.16
33 05 63 00-0238	EA	11" x 18", 12" Depth, 15,000 LB Design Load, Gasketed, Solid Bottom, Straight Sides, Polymer Concrete Handhole Enclosure.....	761.32	53.67
33 05 63 00-0239	EA	11" x 18", 18" Depth, 15,000 LB Design Load, Gasketed, Solid Bottom, Straight Sides, Polymer Concrete Handhole Enclosure.....	839.63	53.67
33 05 63 00-0240	EA	8" x 8", 18" Depth, 22,500 LB Design Load, Gasketed, Solid Bottom, Straight Sides, Polymer Concrete Handhole Enclosure.....	606.39	24.16
33 05 63 00-0241	EA	11" x 18", 12" Depth, 22,500 LB Design Load, Gasketed, Solid Bottom, Straight Sides, Polymer Concrete Handhole Enclosure.....	799.12	53.67
33 05 63 00-0242	EA	11" x 18", 18" Depth, 22,500 LB Design Load, Gasketed, Solid Bottom, Straight Sides, Polymer Concrete Handhole Enclosure.....	897.27	53.67
33 05 63 00-0243	EA	11" x 20", 12" Depth, 22,500 LB Design Load, Gasketed, Solid Bottom, Straight Sides, Polymer Concrete Handhole Enclosure.....	769.86	53.67
33 05 63 00-0244	EA	13" x 24", 12" Depth, 22,500 LB Design Load, Gasketed, Solid Bottom, Straight Sides, Polymer Concrete Handhole Enclosure.....	1,013.16	80.50
33 05 63 00-0245	EA	13" x 24", 18" Depth, 22,500 LB Design Load, Gasketed, Solid Bottom, Straight Sides, Polymer Concrete Handhole Enclosure.....	1,147.35	80.50
33 05 63 00-0246	EA	17" x 30", 12" Depth, 22,500 LB Design Load, Gasketed, Solid Bottom, Straight Sides, Polymer Concrete Handhole Enclosure.....	1,234.25	80.50
33 05 63 00-0247	EA	17" x 30", 18" Depth, 22,500 LB Design Load, Gasketed, Solid Bottom, Straight Sides, Polymer Concrete Handhole Enclosure.....	1,340.54	80.50
33 05 63 00-0248	EA	17" x 30", 22" Depth, 22,500 LB Design Load, Gasketed, Solid Bottom, Straight Sides, Polymer Concrete Handhole Enclosure.....	1,438.25	80.50
33 05 63 00-0249	EA	17" x 30", 24" Depth, 22,500 LB Design Load, Gasketed, Solid Bottom, Straight Sides, Polymer Concrete Handhole Enclosure.....	1,530.57	80.50
33 05 63 00-0250	EA	17" x 30", 28" Depth, 22,500 LB Design Load, Gasketed, Solid Bottom, Straight Sides, Polymer Concrete Handhole Enclosure.....	1,695.86	80.50
33 05 63 00-0251	EA	17" x 30", 30" Depth, 22,500 LB Design Load, Gasketed, Solid Bottom, Straight Sides, Polymer Concrete Handhole Enclosure.....	1,718.81	80.50
33 05 63 00-0252	EA	24" x 24", 24" Depth, 22,500 LB Design Load, Gasketed, Solid Bottom, Straight Sides, Polymer Concrete Handhole Enclosure.....	2,146.72	107.33
33 05 63 00-0253	EA	24" x 36", 18" Depth, 22,500 LB Design Load, Gasketed, Solid Bottom, Straight Sides, Polymer Concrete Handhole Enclosure.....	2,218.79	147.58
33 05 63 00-0254	EA	24" x 36", 24" Depth, 22,500 LB Design Load, Gasketed, Solid Bottom, Straight Sides, Polymer Concrete Handhole Enclosure.....	2,699.24	147.58
33 05 63 00-0255	EA	24" x 36", 30" Depth, 22,500 LB Design Load, Gasketed, Solid Bottom, Straight Sides, Polymer Concrete Handhole Enclosure.....	3,174.30	147.58
33 05 63 00-0256	EA	24" x 36", 36" Depth, 22,500 LB Design Load, Gasketed, Solid Bottom, Straight Sides, Polymer Concrete Handhole Enclosure.....	3,490.43	147.58
33 05 63 00-0257	EA	24" x 36", 42" Depth, 22,500 LB Design Load, Gasketed, Solid Bottom, Straight Sides, Polymer Concrete Handhole Enclosure.....	3,806.55	147.58
33 05 63 00-0258	EA	30" x 48", 18" Depth, 22,500 LB Design Load, Gasketed, Solid Bottom, Straight Sides, Polymer Concrete Handhole Enclosure.....	3,128.16	249.57
33 05 63 00-0259	EA	30" x 48", 24" Depth, 22,500 LB Design Load, Gasketed, Solid Bottom, Straight Sides, Polymer Concrete Handhole Enclosure.....	3,476.69	249.57
33 05 63 00-0260	EA	30" x 48", 36" Depth, 22,500 LB Design Load, Gasketed, Solid Bottom, Straight Sides, Polymer Concrete Handhole Enclosure.....	4,093.21	249.57
33 05 63 00-0261		Footed, Straight Sides, Polymer Concrete Handhole Enclosures (33 05 63 00-0105)		
33 05 63 00-0262	EA	17" x 30", 12" Depth, 5,000 LB Design Load, Footed, Straight Sides, Polymer Concrete Handhole Enclosure.....	780.38	80.50
33 05 63 00-0263	EA	11" x 18", 12" Depth, 15,000 LB Design Load, Footed, Straight Sides, Polymer Concrete Handhole Enclosure.....	528.02	53.67
33 05 63 00-0264	EA	11" x 18", 18" Depth, 15,000 LB Design Load, Footed, Straight Sides, Polymer Concrete Handhole Enclosure.....	603.70	53.67
33 05 63 00-0265	EA	13" x 24", 12" Depth, 15,000 LB Design Load, Footed, Straight Sides, Polymer Concrete Handhole Enclosure.....	682.15	80.50
33 05 63 00-0266	EA	11" x 18", 12" Depth, 22,500 LB Design Load, Footed, Straight Sides, Polymer Concrete Handhole Enclosure.....	552.81	53.67
33 05 63 00-0267	EA	11" x 18", 18" Depth, 22,500 LB Design Load, Footed, Straight Sides, Polymer Concrete Handhole Enclosure.....	625.29	53.67
33 05 63 00-0268		Polymer Concrete Handhole Enclosure Extensions (33 05 63 00-0069)		
Note: Excludes bases See CSI section 33 05 63 00-0070 for bases.				
33 05 63 00-0269	EA	13" x 24", 8" Extension, 22,500 LB Design Load, Straight Sides, Polymer Concrete Handhole Enclosure Extension.....	541.25	80.50
33 05 63 00-0270	EA	17" x 30", 8" Extension, 22,500 LB Design Load, Straight Sides, Polymer Concrete Handhole Enclosure Extension.....	620.12	80.50
33 05 63 00-0271	EA	24" x 24", 6" Extension, 22,500 LB Design Load, Straight Sides, Polymer Concrete Handhole Enclosure Extension.....	691.83	107.33
33 05 63 00-0272	EA	24" x 24", 12" Extension, 22,500 LB Design Load, Straight Sides, Polymer Concrete Handhole Enclosure Extension.....	769.27	107.33
33 05 63 00-0273	EA	24" x 36", 8" Extension, 22,500 LB Design Load, Straight Sides, Polymer Concrete Handhole Enclosure Extension.....	884.12	147.58
33 05 63 00-0274	EA	36" x 36", 12" Extension, 22,500 LB Design Load, Straight Sides, Polymer Concrete Handhole Enclosure Extension.....	1,590.33	249.57
33 05 63 00-0275	EA	30" x 48", 8" Extension, 22,500 LB Design Load, Straight Sides, Polymer Concrete Handhole Enclosure Extension.....	1,505.67	249.57
33 05 63 00-0276	EA	30" x 48", 11" Extension, 22,500 LB Design Load, Straight Sides, Polymer Concrete Handhole Enclosure Extension.....	1,524.15	249.57
33 05 63 00-0277	EA	36" x 60", 12" Extension, 22,500 LB Design Load, Straight Sides, Polymer Concrete Handhole Enclosure Extension.....	2,143.32	267.40
33 05 63 00-0278	EA	48" x 72", 12" Extension, 22,500 LB Design Load, Straight Sides, Polymer Concrete Handhole Enclosure Extension.....	3,577.47	285.23
33 05 63 00-0279	EA	48" x 96", 12" Extension, 22,500 LB Design Load, Straight Sides, Polymer Concrete Handhole Enclosure Extension.....	4,807.24	285.23



MINOR CSI UOM DESCRIPTION	TOTAL DIRECT UNIT COST	DEMOLITION UNIT COST
33 05 63 00-0280 EA 13" x 24", 8" Extension, 22,500 LB Design Load, Straight Sides, Polymer Concrete Handhole Enclosure Solid Base Extension.....	955.08	80.50
33 05 63 00-0281 EA 17" x 30", 8" Extension, 22,500 LB Design Load, Straight Sides, Polymer Concrete Handhole Enclosure Solid Base Extension.....	1,003.26	80.50
33 05 63 00-0282 EA 24" x 24", 6" Extension, 22,500 LB Design Load, Straight Sides, Polymer Concrete Handhole Enclosure Solid Base Extension.....	1,044.84	107.33
33 05 63 00-0283 EA 24" x 24", 12" Extension, 22,500 LB Design Load, Straight Sides, Polymer Concrete Handhole Enclosure Solid Base Extension.....	1,123.11	107.33
33 05 63 00-0284 EA 24" x 36", 8" Extension, 22,500 LB Design Load, Straight Sides, Polymer Concrete Handhole Enclosure Solid Base Extension.....	1,271.30	147.58
33 05 63 00-0285 EA 30" x 48", 8" Extension, 22,500 LB Design Load, Straight Sides, Polymer Concrete Handhole Enclosure Solid Base Extension.....	2,052.82	249.57
33 05 63 00-0286 EA 13" x 24", 3" Extension, 22,500 LB Design Load, Straight Sides, Polymer Concrete Handhole Enclosure Grade Adjustable Extension.....	719.55	80.50
33 05 63 00-0287 EA 17" x 30", 3" Extension, 22,500 LB Design Load, Straight Sides, Polymer Concrete Handhole Enclosure Grade Adjustable Extension.....	814.58	80.50
33 05 63 00-0288 EA 24" x 36", 4" Extension, 22,500 LB Design Load, Straight Sides, Polymer Concrete Handhole Enclosure Grade Adjustable Extension.....	1,020.47	147.58
33 05 63 00-0289 EA 36" x 60", 3" Extension, 22,500 LB Design Load, Straight Sides, Polymer Concrete Handhole Enclosure Grade Adjustable Extension.....	2,052.67	267.40

33 05 63 00-0290

Polymer Concrete Handhole Enclosure Covers (33 05 63 00-0069)

33 05 63 00-0291

Polymer Concrete Handhole Enclosure Covers (33 05 63 00-0290)

33 05 63 00-0292 EA 5" x 16", 5,000 LB Design Load, Standard Duty, Polymer Concrete Handhole Enclosure Cover.....	216.83	10.74
33 05 63 00-0293 EA 10" x 12", 5,000 LB Design Load, Standard Duty, Polymer Concrete Handhole Enclosure Cover.....	219.87	10.74
33 05 63 00-0294 EA 12" x 12", 5,000 LB Design Load, Standard Duty, Polymer Concrete Handhole Enclosure Cover.....	202.50	10.74
33 05 63 00-0295 EA 8" x 18", 5,000 LB Design Load, Standard Duty, Polymer Concrete Handhole Enclosure Cover.....	220.47	10.74
33 05 63 00-0296 EA 11" x 18", 5,000 LB Design Load, Standard Duty, Polymer Concrete Handhole Enclosure Cover.....	222.77	10.73
33 05 63 00-0297 EA 13" x 24", 5,000 LB Design Load, Standard Duty, Polymer Concrete Handhole Enclosure Cover.....	258.14	10.73
33 05 63 00-0298 EA 17" x 30", 5,000 LB Design Load, Standard Duty, Polymer Concrete Handhole Enclosure Cover.....	301.88	10.73
33 05 63 00-0299 EA 30" x 59", 5,000 LB Design Load, Standard Duty, Polymer Concrete Handhole Enclosure Cover.....	2,044.46	32.09
33 05 63 00-0300 EA 30" x 60", 5,000 LB Design Load, Standard Duty, Polymer Concrete Handhole Enclosure Cover.....	1,783.62	32.09
33 05 63 00-0301 EA 36" x 60", 5,000 LB Design Load, Standard Duty, Polymer Concrete Handhole Enclosure Cover.....	2,692.15	32.09
33 05 63 00-0302 EA 48" x 48", 5,000 LB Design Load, Standard Duty, Polymer Concrete Handhole Enclosure Cover.....	2,723.13	32.09
33 05 63 00-0303 EA 36" x 72", 5,000 LB Design Load, Standard Duty, Polymer Concrete Handhole Enclosure Cover.....	3,090.74	32.09
33 05 63 00-0304 EA 48" x 72", 5,000 LB Design Load, Standard Duty, Polymer Concrete Handhole Enclosure Cover.....	3,371.54	32.09
33 05 63 00-0305 EA 48" x 96", 5,000 LB Design Load, Standard Duty, Polymer Concrete Handhole Enclosure Cover.....	5,444.71	32.09
33 05 63 00-0306 EA 10" x 15", 8,000 LB Design Load, Standard Duty, Polymer Concrete Handhole Enclosure Cover.....	183.22	10.73
33 05 63 00-0307 EA 11" x 18", 8,000 LB Design Load, Standard Duty, Polymer Concrete Handhole Enclosure Cover.....	270.03	10.73
33 05 63 00-0308 EA 11" x 20", 8,000 LB Design Load, Standard Duty, Polymer Concrete Handhole Enclosure Cover.....	274.06	10.73
33 05 63 00-0309 EA 13" x 24", 8,000 LB Design Load, Standard Duty, Polymer Concrete Handhole Enclosure Cover.....	349.30	10.73
33 05 63 00-0310 EA 13" x 24", 8,000 LB Design Load, Standard Duty, Service Box, Polymer Concrete Handhole Enclosure Cover.....	259.25	10.73
33 05 63 00-0311 EA 17" x 30", 8,000 LB Design Load, Standard Duty, Polymer Concrete Handhole Enclosure Cover.....	416.40	10.73
33 05 63 00-0312 EA 17" x 30", 8,000 LB Design Load, Standard Duty, Service Box, Polymer Concrete Handhole Enclosure Cover.....	323.20	10.73
33 05 63 00-0313 EA 27" Round, 8,000 LB Design Load, Standard Duty, Polymer Concrete Handhole Enclosure Cover.....	681.55	10.73
33 05 63 00-0314 EA 24" x 24", 8,000 LB Design Load, Standard Duty, Polymer Concrete Handhole Enclosure Cover.....	586.35	16.10
33 05 63 00-0315 EA 24" x 36", 8,000 LB Design Load, Standard Duty, Polymer Concrete Handhole Enclosure Cover.....	741.46	16.10
33 05 63 00-0316 EA 39" Round, 8,000 LB Design Load, Standard Duty, Polymer Concrete Handhole Enclosure Cover.....	958.85	18.78
33 05 63 00-0317 EA 36" x 36", 8,000 LB Design Load, Standard Duty, Polymer Concrete Handhole Enclosure Cover.....	1,350.64	24.96
33 05 63 00-0318 EA 30" x 48", 8,000 LB Design Load, Standard Duty, Polymer Concrete Handhole Enclosure Cover.....	1,399.80	47.53
33 05 63 00-0319 EA 11" x 18", 15,000 LB Design Load, Heavy Duty, Polymer Concrete Handhole Enclosure Cover.....	353.81	10.73
33 05 63 00-0320 EA 13" x 24", 15,000 LB Design Load, Heavy Duty, Polymer Concrete Handhole Enclosure Cover.....	511.87	10.73
33 05 63 00-0321 EA 17" x 30", 15,000 LB Design Load, Heavy Duty, Polymer Concrete Handhole Enclosure Cover.....	584.84	10.73
33 05 63 00-0322 EA 27" Round, 15,000 LB Design Load, Heavy Duty, Polymer Concrete Handhole Enclosure Cover.....	983.98	10.73
33 05 63 00-0323 EA 24" x 24", 15,000 LB Design Load, Heavy Duty, Polymer Concrete Handhole Enclosure Cover.....	799.58	16.10
33 05 63 00-0324 EA 39" Round, 15,000 LB Design Load, Heavy Duty, Polymer Concrete Handhole Enclosure Cover.....	1,364.98	18.78
33 05 63 00-0325 EA 36" x 36", 15,000 LB Design Load, Heavy Duty, Polymer Concrete Handhole Enclosure Cover.....	1,790.58	24.96
33 05 63 00-0326 EA 30" x 59", 15,000 LB Design Load, Heavy Duty, Polymer Concrete Handhole Enclosure Cover.....	2,418.42	32.09
33 05 63 00-0327 EA 30" x 60", 15,000 LB Design Load, Heavy Duty, Polymer Concrete Handhole Enclosure Cover.....	2,145.12	32.09
33 05 63 00-0328 EA 36" x 60", 15,000 LB Design Load, Heavy Duty, Polymer Concrete Handhole Enclosure Cover.....	3,014.19	32.09
33 05 63 00-0329 EA 48" x 48", 15,000 LB Design Load, Heavy Duty, Polymer Concrete Handhole Enclosure Cover.....	3,938.45	32.09
33 05 63 00-0330 EA 36" x 72", 15,000 LB Design Load, Heavy Duty, Polymer Concrete Handhole Enclosure Cover.....	3,769.85	32.09
33 05 63 00-0331 EA 48" x 72", 15,000 LB Design Load, Heavy Duty, Polymer Concrete Handhole Enclosure Cover.....	5,745.70	32.09
33 05 63 00-0332 EA 48" x 96", 15,000 LB Design Load, Heavy Duty, Polymer Concrete Handhole Enclosure Cover.....	8,899.35	32.09
33 05 63 00-0333 EA 11" x 18", 22,500 LB Design Load, Extra Heavy Duty, Polymer Concrete Handhole Enclosure Cover.....	470.92	10.73
33 05 63 00-0334 EA 11" x 20", 22,500 LB Design Load, Extra Heavy Duty, Polymer Concrete Handhole Enclosure Cover.....	516.58	10.73
33 05 63 00-0335 EA 13" x 24", 22,500 LB Design Load, Extra Heavy Duty, Polymer Concrete Handhole Enclosure Cover.....	685.70	10.73
33 05 63 00-0336 EA 17" x 30", 22,500 LB Design Load, Extra Heavy Duty, Polymer Concrete Handhole Enclosure Cover.....	783.85	10.73
33 05 63 00-0337 EA 27" Round, 22,500 LB Design Load, Extra Heavy Duty, Polymer Concrete Handhole Enclosure Cover.....	1,367.52	10.73
33 05 63 00-0338 EA 24" x 24", 22,500 LB Design Load, Extra Heavy Duty, Polymer Concrete Handhole Enclosure Cover.....	980.31	16.10
33 05 63 00-0339 EA 24" x 36", 22,500 LB Design Load, Extra Heavy Duty, Polymer Concrete Handhole Enclosure Cover.....	1,349.84	16.10
33 05 63 00-0340 EA 39" Round, 22,500 LB Design Load, Extra Heavy Duty, Polymer Concrete Handhole Enclosure Cover.....	2,102.88	18.78
33 05 63 00-0341 EA 36" x 36", 22,500 LB Design Load, Extra Heavy Duty, Polymer Concrete Handhole Enclosure Cover.....	2,402.99	24.96
33 05 63 00-0342 EA 30" x 48", 22,500 LB Design Load, Extra Heavy Duty, Polymer Concrete Handhole Enclosure Cover.....	2,496.29	47.53
33 05 63 00-0343 EA 30" x 60", 22,500 LB Design Load, Extra Heavy Duty, Polymer Concrete Handhole Enclosure Cover.....	2,888.93	32.09
33 05 63 00-0344 EA 36" x 60", 22,500 LB Design Load, Extra Heavy Duty, Polymer Concrete Handhole Enclosure Cover.....	4,050.89	32.09
33 05 63 00-0345 EA 48" x 48", 22,500 LB Design Load, Extra Heavy Duty, Polymer Concrete Handhole Enclosure Cover.....	5,685.23	32.09
33 05 63 00-0346 EA 36" x 72", 22,500 LB Design Load, Extra Heavy Duty, Polymer Concrete Handhole Enclosure Cover.....	5,068.43	32.09
33 05 63 00-0347 EA 48" x 72", 22,500 LB Design Load, Extra Heavy Duty, Polymer Concrete Handhole Enclosure Cover.....	8,428.88	32.09
33 05 63 00-0348 EA 48" x 96", 22,500 LB Design Load, Extra Heavy Duty, Polymer Concrete Handhole Enclosure Cover.....	13,034.43	32.09

33 Utilities**33 05 Common Work Results for Utilities****33 05 63 Concrete Vaults and Chambers**

SAN BERNARDINO
COUNTY

MINOR
CSI UOM DESCRIPTION

TOTAL DIRECT DEMOLITION
UNIT COST UNIT COST

MINOR	CSI	UOM	DESCRIPTION	TOTAL DIRECT UNIT COST	DEMOLITION UNIT COST
33 05 63 00-0349			Polymer Concrete Handhole Enclosure Covers With Gaskets (33 05 63 00-0290)		
33 05 63 00-0350	EA		12" x 12", 5,000 LB Design Load, Standard Duty, Polymer Concrete Handhole Enclosure Cover With Gasket.....	251.60	10.74
33 05 63 00-0351	EA		8" x 18", 5,000 LB Design Load, Standard Duty, Polymer Concrete Handhole Enclosure Cover With Gasket.....	266.89	10.74
33 05 63 00-0352	EA		11" x 18", 5,000 LB Design Load, Standard Duty, Polymer Concrete Handhole Enclosure Cover With Gasket.....	271.87	10.73
33 05 63 00-0353	EA		13" x 24", 5,000 LB Design Load, Standard Duty, Polymer Concrete Handhole Enclosure Cover With Gasket.....	273.74	10.73
33 05 63 00-0354	EA		17" x 30", 5,000 LB Design Load, Standard Duty, Polymer Concrete Handhole Enclosure Cover With Gasket.....	318.57	10.73
33 05 63 00-0355	EA		10" x 15", 8,000 LB Design Load, Standard Duty, Polymer Concrete Handhole Enclosure Cover With Gasket.....	197.31	10.73
33 05 63 00-0356	EA		11" x 18", 8,000 LB Design Load, Standard Duty, Polymer Concrete Handhole Enclosure Cover With Gasket.....	284.48	10.73
33 05 63 00-0357	EA		11" x 20", 8,000 LB Design Load, Standard Duty, Polymer Concrete Handhole Enclosure Cover With Gasket.....	287.27	10.73
33 05 63 00-0358	EA		13" x 24", 8,000 LB Design Load, Standard Duty, Polymer Concrete Handhole Enclosure Cover With Gasket.....	364.19	10.73
33 05 63 00-0359	EA		13" x 24", 8,000 LB Design Load, Standard Duty, Service Box, Polymer Concrete Handhole Enclosure Cover With Gasket.....	275.46	10.73
33 05 63 00-0360	EA		17" x 30", 8,000 LB Design Load, Standard Duty, Service Box, Polymer Concrete Handhole Enclosure Cover With Gasket.....	340.32	10.73
33 05 63 00-0361	EA		17" x 30", 8,000 LB Design Load, Standard Duty, Polymer Concrete Handhole Enclosure Cover With Gasket.....	432.16	10.73
33 05 63 00-0362	EA		24" x 24", 8,000 LB Design Load, Standard Duty, Polymer Concrete Handhole Enclosure Cover With Gasket.....	596.93	16.10
33 05 63 00-0363	EA		24" x 36", 8,000 LB Design Load, Standard Duty, Polymer Concrete Handhole Enclosure Cover With Gasket.....	757.71	16.10
33 05 63 00-0364	EA		30" x 48", 8,000 LB Design Load, Standard Duty, Polymer Concrete Handhole Enclosure Cover With Gasket.....	1,416.43	47.53
33 05 63 00-0365	EA		6" x 8", 15,000 LB Design Load, Heavy Duty, Polymer Concrete Handhole Enclosure Cover With Gasket.....	161.47	10.74
33 05 63 00-0366	EA		8" x 8", 15,000 LB Design Load, Heavy Duty, Polymer Concrete Handhole Enclosure Cover With Gasket.....	262.10	10.74
33 05 63 00-0367	EA		8" x 18", 15,000 LB Design Load, Heavy Duty, Polymer Concrete Handhole Enclosure Cover With Gasket.....	293.47	10.74
33 05 63 00-0368	EA		12" x 12", 15,000 LB Design Load, Heavy Duty, Polymer Concrete Handhole Enclosure Cover With Gasket.....	279.54	10.74
33 05 63 00-0369	EA		10" x 15", 15,000 LB Design Load, Heavy Duty, Polymer Concrete Handhole Enclosure Cover With Gasket.....	227.28	10.73
33 05 63 00-0370	EA		11" x 18", 15,000 LB Design Load, Heavy Duty, Polymer Concrete Handhole Enclosure Cover With Gasket.....	368.22	10.73
33 05 63 00-0371	EA		11" x 20", 15,000 LB Design Load, Heavy Duty, Polymer Concrete Handhole Enclosure Cover With Gasket.....	400.79	10.73
33 05 63 00-0372	EA		13" x 24", 15,000 LB Design Load, Heavy Duty, Polymer Concrete Handhole Enclosure Cover With Gasket.....	527.20	10.73
33 05 63 00-0373	EA		17" x 30", 15,000 LB Design Load, Heavy Duty, Polymer Concrete Handhole Enclosure Cover With Gasket.....	601.48	10.73
33 05 63 00-0374	EA		24" x 24", 15,000 LB Design Load, Heavy Duty, Polymer Concrete Handhole Enclosure Cover With Gasket.....	814.46	16.10
33 05 63 00-0375	EA		24" x 36", 15,000 LB Design Load, Heavy Duty, Polymer Concrete Handhole Enclosure Cover With Gasket.....	1,023.34	16.10
33 05 63 00-0376	EA		30" x 48", 15,000 LB Design Load, Heavy Duty, Polymer Concrete Handhole Enclosure Cover With Gasket.....	1,878.01	47.53
33 05 63 00-0377			Polymer Concrete Handhole Enclosure Covers Without Bolts (33 05 63 00-0290)		
33 05 63 00-0378	EA		6" x 9", 5,000 LB Design Load, Standard Duty, Polymer Concrete Handhole Enclosure Cover Without Bolts.....	126.87	10.74
33 05 63 00-0379	EA		7" x 13", 5,000 LB Design Load, Standard Duty, Polymer Concrete Handhole Enclosure Cover Without Bolts.....	153.93	10.74
33 05 63 00-0380	EA		12" x 12", 5,000 LB Design Load, Standard Duty, Polymer Concrete Handhole Enclosure Cover Without Bolts.....	190.37	10.74
33 05 63 00-0381	EA		8" x 18", 5,000 LB Design Load, Standard Duty, Polymer Concrete Handhole Enclosure Cover Without Bolts.....	206.58	10.74
33 05 63 00-0382	EA		11" x 18", 5,000 LB Design Load, Standard Duty, Polymer Concrete Handhole Enclosure Cover Without Bolts.....	206.13	10.73
33 05 63 00-0383	EA		13" x 24", 5,000 LB Design Load, Standard Duty, Polymer Concrete Handhole Enclosure Cover Without Bolts.....	247.64	10.73
33 05 63 00-0384	EA		17" x 30", 5,000 LB Design Load, Standard Duty, Polymer Concrete Handhole Enclosure Cover Without Bolts.....	288.43	10.73
33 05 63 00-0385	EA		24" x 36", 5,000 LB Design Load, Standard Duty, Polymer Concrete Handhole Enclosure Cover Without Bolts.....	714.88	16.10
33 05 63 00-0386	EA		30" x 48", 5,000 LB Design Load, Standard Duty, Polymer Concrete Handhole Enclosure Cover Without Bolts.....	1,339.05	47.53
33 05 63 00-0387	EA		30" x 59", 5,000 LB Design Load, Standard Duty, Polymer Concrete Handhole Enclosure Cover Without Bolts.....	2,021.67	32.09
33 05 63 00-0388	EA		30" x 60", 5,000 LB Design Load, Standard Duty, Polymer Concrete Handhole Enclosure Cover Without Bolts.....	1,757.87	32.09
33 05 63 00-0389	EA		48" x 48", 5,000 LB Design Load, Standard Duty, Polymer Concrete Handhole Enclosure Cover Without Bolts.....	2,649.80	32.09
33 05 63 00-0390	EA		36" x 60", 5,000 LB Design Load, Standard Duty, Polymer Concrete Handhole Enclosure Cover Without Bolts.....	2,555.49	32.09
33 05 63 00-0391	EA		36" x 72", 5,000 LB Design Load, Standard Duty, Polymer Concrete Handhole Enclosure Cover Without Bolts.....	3,066.15	32.09
33 05 63 00-0392	EA		48" x 72", 5,000 LB Design Load, Standard Duty, Polymer Concrete Handhole Enclosure Cover Without Bolts.....	3,280.70	32.09
33 05 63 00-0393	EA		48" x 96", 5,000 LB Design Load, Standard Duty, Polymer Concrete Handhole Enclosure Cover Without Bolts.....	5,270.12	32.09
33 05 63 00-0394	EA		10" x 15", 8,000 LB Design Load, Standard Duty, Polymer Concrete Handhole Enclosure Cover Without Bolts.....	175.51	10.73
33 05 63 00-0395	EA		10" x 16", 8,000 LB Design Load, Standard Duty, Polymer Concrete Handhole Enclosure Cover Without Bolts.....	171.00	10.73
33 05 63 00-0396	EA		11" x 20", 8,000 LB Design Load, Standard Duty, Polymer Concrete Handhole Enclosure Cover Without Bolts.....	260.29	10.73
33 05 63 00-0397	EA		11" x 21", 8,000 LB Design Load, Standard Duty, Polymer Concrete Handhole Enclosure Cover Without Bolts.....	287.63	10.73
33 05 63 00-0398	EA		13" x 24", 8,000 LB Design Load, Standard Duty, Polymer Concrete Handhole Enclosure Cover Without Bolts.....	327.71	10.73
33 05 63 00-0399	EA		13" x 24", 8,000 LB Design Load, Standard Duty, Service Box, Polymer Concrete Handhole Enclosure Cover Without Bolts.....	245.28	10.73
33 05 63 00-0400	EA		18" x 19", 8,000 LB Design Load, Standard Duty, Polymer Concrete Handhole Enclosure Cover Without Bolts.....	275.46	10.73
33 05 63 00-0401	EA		17" x 30", 8,000 LB Design Load, Standard Duty, Polymer Concrete Handhole Enclosure Cover Without Bolts.....	397.48	10.73
33 05 63 00-0402	EA		24" x 24", 8,000 LB Design Load, Standard Duty, Polymer Concrete Handhole Enclosure Cover Without Bolts.....	574.10	16.10
33 05 63 00-0403	EA		20" x 42", 8,000 LB Design Load, Standard Duty, Polymer Concrete Handhole Enclosure Cover Without Bolts.....	723.30	16.10
33 05 63 00-0404	EA		24" x 36", 8,000 LB Design Load, Standard Duty, Polymer Concrete Handhole Enclosure Cover Without Bolts.....	714.44	16.10
33 05 63 00-0405	EA		36" x 36", 8,000 LB Design Load, Standard Duty, Polymer Concrete Handhole Enclosure Cover Without Bolts.....	1,295.24	24.96
33 05 63 00-0406	EA		30" x 48", 8,000 LB Design Load, Standard Duty, Polymer Concrete Handhole Enclosure Cover Without Bolts.....	1,339.05	28.52
33 05 63 00-0407			Overlapping, Polymer Concrete Handhole Enclosure Covers (33 05 63 00-0290)		
33 05 63 00-0408	EA		30" x 60", 5,000 LB Design Load, Standard Duty, Overlapping, Polymer Concrete Handhole Enclosure Cover.....	2,106.65	32.09
33 05 63 00-0409	EA		36" x 60", 5,000 LB Design Load, Standard Duty, Overlapping, Polymer Concrete Handhole Enclosure Cover.....	3,069.31	32.09
33 05 63 00-0410	EA		30" x 48", 8,000 LB Design Load, Standard Duty, Overlapping, Polymer Concrete Handhole Enclosure Cover.....	1,765.41	47.53
33 05 63 00-0411	EA		30" x 48", 15,000 LB Design Load, Heavy Duty, Overlapping, Polymer Concrete Handhole Enclosure Cover.....	2,353.08	47.53
33 05 63 00-0412	EA		30" x 60", 15,000 LB Design Load, Heavy Duty, Overlapping, Polymer Concrete Handhole Enclosure Cover.....	2,510.86	32.09
33 05 63 00-0413	EA		36" x 60", 15,000 LB Design Load, Heavy Duty, Overlapping, Polymer Concrete Handhole Enclosure Cover.....	3,437.36	32.09
33 05 63 00-0414			Split, Polymer Concrete Handhole Enclosure Covers (33 05 63 00-0290)		
33 05 63 00-0415	EA		24" x 36", 8,000 LB Design Load, Standard Duty, Split, Polymer Concrete Handhole Enclosure Cover.....	814.74	16.10
33 05 63 00-0416	EA		36" x 36", 8,000 LB Design Load, Standard Duty, Split, Polymer Concrete Handhole Enclosure Cover.....	1,524.03	24.96
33 05 63 00-0417	EA		30" x 48", 8,000 LB Design Load, Standard Duty, Split, Polymer Concrete Handhole Enclosure Cover.....	1,590.31	47.53
33 05 63 00-0418	EA		6" x 8", 15,000 LB Design Load, Heavy Duty, Split, Polymer Concrete Handhole Enclosure Cover.....	119.32	10.74



MINOR	CSI	UOM	DESCRIPTION	TOTAL DIRECT UNIT COST	DEMOLITION UNIT COST
33 05 63 00-0419	EA		8" x 8", 15,000 LB Design Load, Heavy Duty, Split, Polymer Concrete Handhole Enclosure Cover	208.01	10.74
33 05 63 00-0420	EA		12" x 12", 15,000 LB Design Load, Heavy Duty, Split, Polymer Concrete Handhole Enclosure Cover	230.45	10.74
33 05 63 00-0421	EA		8" x 18", 15,000 LB Design Load, Heavy Duty, Split, Polymer Concrete Handhole Enclosure Cover	245.29	10.74
33 05 63 00-0422	EA		10" x 15", 15,000 LB Design Load, Heavy Duty, Split, Polymer Concrete Handhole Enclosure Cover	213.31	10.73
33 05 63 00-0423	EA		11" x 20", 15,000 LB Design Load, Heavy Duty, Split, Polymer Concrete Handhole Enclosure Cover	387.58	10.73
33 05 63 00-0424	EA		24" x 36", 15,000 LB Design Load, Heavy Duty, Split, Polymer Concrete Handhole Enclosure Cover	1,099.65	16.10
33 05 63 00-0425	EA		36" x 36", 15,000 LB Design Load, Heavy Duty, Split, Polymer Concrete Handhole Enclosure Cover	2,037.85	24.96
33 05 63 00-0426	EA		30" x 48", 15,000 LB Design Load, Heavy Duty, Split, Polymer Concrete Handhole Enclosure Cover	2,132.47	47.53
33 05 63 00-0427			Precast Concrete Handholes With Steel Cover <small>(33 05 63 00-0068)</small>		
			Note: 8000 To 12000 pound traffic rated top. Includes cover stamped with utility (Electrical, Sewer, Water, Etc.).		
33 05 63 00-0428	EA		12" x 12" x 12" Precast Concrete Handholes With Steel Cover	844.77	233.45
			Note: 8000 To 12000 pound traffic rated top.		
			For 15,000 to 22,500 Pound Traffic Rated Top, Add	18.00	
33 05 63 00-0429	EA		12" x 24" x 21" Precast Concrete Handholes With Steel Cover	1,421.06	350.17
			Note: 8000 To 12000 pound traffic rated top.		
			For 15,000 to 22,500 Pound Traffic Rated Top, Add	104.37	
33 05 63 00-0430	EA		18" x 30" x 18" Precast Concrete Handholes With Steel Cover	1,721.59	466.91
			Note: 8000 To 12000 pound traffic rated top.		
			For 15,000 to 22,500 Pound Traffic Rated Top, Add	182.11	
33 05 63 00-0431	EA		24" x 24" x 24" Precast Concrete Handholes With Steel Cover	1,788.83	466.91
			Note: 8000 To 12000 pound traffic rated top.		
			For 15,000 to 22,500 Pound Traffic Rated Top, Add	229.67	
33 05 63 00-0432	EA		24" x 24" x 30" Precast Concrete Handholes With Steel Cover	2,102.14	583.63
			Note: 8000 To 12000 pound traffic rated top.		
			For 15,000 to 22,500 Pound Traffic Rated Top, Add	276.18	
33 05 63 00-0433	EA		30" x 36" x 30" Precast Concrete Handholes With Steel Cover	2,213.91	583.63
			Note: 8000 To 12000 pound traffic rated top.		
			For 15,000 to 22,500 Pound Traffic Rated Top, Add	304.61	
33 05 63 00-0434	EA		36" x 36" x 48" Precast Concrete Handholes With Steel Cover	2,557.14	700.35
			Note: 8000 To 12000 pound traffic rated top.		
			For 15,000 to 22,500 Pound Traffic Rated Top, Add	355.55	
33 05 63 00-0435	EA		48" x 48" x 48" Precast Concrete Handholes With Steel Cover	2,935.81	817.08
			Note: 8000 To 12000 pound traffic rated top.		
			For 15,000 to 22,500 Pound Traffic Rated Top, Add	499.85	
33 05 63 00-0436	EA		48" x 72" x 36" Precast Concrete Handholes With Steel Cover	2,888.66	700.35
			Note: 8000 To 12000 pound traffic rated top.		
			For 15,000 to 22,500 Pound Traffic Rated Top, Add	544.87	
33 05 63 00-0437	EA		54" x 38" x 24" Precast Concrete Handholes With Steel Cover	2,917.18	700.35
			Note: 8000 To 12000 pound traffic rated top.		
			For 15,000 to 22,500 Pound Traffic Rated Top, Add	374.67	
33 05 63 00-0438	EA		6" Diameter Precast Concrete Handholes With Steel Cover	662.22	233.45
			Note: 8000 To 12000 pound traffic rated top.		
			For 15,000 to 22,500 Pound Traffic Rated Top, Add	15.00	
33 05 63 00-0439	EA		9" Diameter Precast Concrete Handholes With Steel Cover	780.65	262.63
			Note: 8000 To 12000 pound traffic rated top.		
			For 15,000 to 22,500 Pound Traffic Rated Top, Add	15.00	
33 05 63 00-0440	EA		12" Diameter Precast Concrete Handholes With Steel Cover	959.10	291.81
			Note: 8000 To 12000 pound traffic rated top.		
			For 15,000 to 22,500 Pound Traffic Rated Top, Add	15.00	
33 05 81			Metallic Castings for Utility Structures <small>(33 05 81)</small>		
33 05 81 00-0001			Manhole Accessories <small>(33 05 81)</small>		
33 05 81 00-0002			Steps For Cast-In-Place Manholes <small>(33 05 81 00-0001)</small>		
			See CSI section 33 01 30 81-0037 for installation of steps in existing manholes.		
33 05 81 00-0003	EA		Cast Iron Manhole Step For New Manholes	110.70	
33 05 81 00-0004	EA		Galvanized Steel Manhole Step For New Manholes	63.42	
33 05 81 00-0005	EA		Aluminum Manhole Step For New Manholes	91.49	
33 05 81 00-0006			Manhole Covers And Frames <small>(33 05 81)</small>		
			Note: Includes moisture-tight masonry joints and waterproof grouting.		
33 05 81 00-0007			Regular Manhole Covers And Frames <small>(33 05 81 00-0006)</small>		
33 05 81 00-0008	EA		18" Square, Gray Iron, Manhole Cover With Frame	2,282.86	92.65
			For Ductile Iron Castings, Add	1,401.94	
33 05 81 00-0009	EA		18" Diameter, Gray Iron, Manhole Cover With Frame	1,252.23	92.65
			For Ductile Iron Castings, Add	680.50	
33 05 81 00-0010	EA		24" Diameter, Gray Iron, Manhole Cover With Frame	1,447.19	107.73
			For Ductile Iron Castings, Add	786.79	
33 05 81 00-0011	EA		24" Square, Gray Iron, Manhole Cover With Frame	2,312.05	119.58
			For Ductile Iron Castings, Add	1,367.07	
33 05 81 00-0012	EA		26" Diameter, Gray Iron, Manhole Cover With Frame	1,938.67	129.27
			For Ductile Iron Castings, Add	1,084.52	
33 05 81 00-0013	EA		30" Diameter, Gray Iron, Manhole Cover With Frame	2,023.11	134.66
			For Ductile Iron Castings, Add	1,133.41	
33 05 81 00-0014			Watertight Type Manhole Covers And Frames <small>(33 05 81 00-0006)</small>		

33 Utilities**33 05 Common Work Results for Utilities****33 05 81 Metallic Castings for Utility Structures**

SAN BERNARDINO
COUNTY

MINOR CSI UOM DESCRIPTION	TOTAL DIRECT UNIT COST	DEMOLITION UNIT COST
33 05 81 00-0015 EA 20" Diameter, Gray Iron, Watertight Manhole Cover With Frame <i>For Ductile Iron Castings, Add</i>	2,516.02 1,548.10	76.48
33 05 81 00-0016 EA 22" Diameter, Gray Iron, Watertight Manhole Cover With Frame <i>For Ductile Iron Castings, Add</i>	2,548.33 1,553.17	76.48
33 05 81 00-0017 EA 24" Diameter, Gray Iron, Watertight Manhole Cover With Frame <i>For Ductile Iron Castings, Add</i>	2,592.54 1,563.41	89.41
33 05 81 00-0018 EA 26" Diameter, Gray Iron, Watertight Manhole Cover With Frame <i>For Ductile Iron Castings, Add</i>	3,097.76 1,895.88	100.19
33 05 81 00-0019 EA 30" Diameter, Gray Iron, Watertight Manhole Cover With Frame <i>For Ductile Iron Castings, Add</i>	3,601.28 2,238.12	102.34
33 05 81 00-0020 EA 32" Diameter, Gray Iron, Watertight Manhole Cover With Frame <i>For Ductile Iron Castings, Add</i>	3,794.75 2,369.85	104.50
33 05 81 00-0021 EA 36" Diameter, Gray Iron, Watertight Manhole Cover With Frame <i>For Ductile Iron Castings, Add</i>	3,967.92 2,487.21	107.73
33 05 81 00-0022 Aluminum Manhole Covers And Frames (33 05 81 00-0006)		
33 05 81 00-0023 EA 12" Square Aluminum Manhole Cover With Frame	1,158.70	29.28
33 05 81 00-0024 EA 18" Square Aluminum Manhole Cover With Frame	2,133.43	32.41
33 05 81 00-0025 EA 24" Square Aluminum Manhole Cover With Frame	3,066.58	37.64
33 05 81 00-0026 Removal And Reinstallation Of Manhole Cover And Frame (33 05 81 00-0006) Note: Includes surrounding asphalt removal and repair. Excludes saw cutting.		
33 05 81 00-0027 EA Removal And Reinstallation Of Manhole Cover And Frame	431.92	
33 05 83 Non-Metallic Accessories for Utility Structures (33 05)		
33 05 83 00-0001 Manhole Accessories (33 05 83)		
33 05 83 00-0002 Steps For Cast-In-Place Manholes (33 05 83 00-0001) See CSI section 33 01 30 81-0037 for installation of steps in existing manholes.		
33 05 83 00-0003 EA Polypropylene Manhole Step For New Manholes	47.97	
33 05 83 00-0004 Rainguard Inflow Protectors (33 05 83)		
33 05 83 00-0005 EA 18" Diameter Acrylonitrile Butadiene Styrene (ABS) Rainguard Inflow Protectors	137.36	22.88
33 05 83 00-0006 EA 22" Diameter Acrylonitrile Butadiene Styrene (ABS) Rainguard Inflow Protectors	159.84	22.88
33 05 83 00-0007 EA 24" Diameter Acrylonitrile Butadiene Styrene (ABS) Rainguard Inflow Protectors	191.08	27.45
33 05 83 00-0008 EA 26" Diameter Acrylonitrile Butadiene Styrene (ABS) Rainguard Inflow Protectors	205.29	27.45
33 05 83 00-0009 EA 30" Diameter Acrylonitrile Butadiene Styrene (ABS) Rainguard Inflow Protectors	255.24	32.03
33 05 83 00-0010 EA 32" Diameter Acrylonitrile Butadiene Styrene (ABS) Rainguard Inflow Protectors	272.69	32.03
33 05 84 Accessories for Utility Structures (33 05) See CSI section 22 13 19 26-0044 for oil interceptors, 22 13 23 00-0000 for sediment interceptors, 31 23 16 00-0000 for excavation, 31 23 16 36-0016 for backfill.		
33 05 84 00-0001 Manhole Accessories (33 05 84)		
33 05 84 00-0002 Precast Concrete Manhole Tops (33 05 84 00-0001)		
33 05 84 00-0003 Precast Concrete Manhole Slab Tops (33 05 84 00-0002)		
33 05 84 00-0004 EA 3' Diameter x 8" Thick Precast Manhole Top Slab	595.43	80.80
33 05 84 00-0005 EA 4' Diameter x 8" Thick Precast Manhole Top Slab	833.89	87.26
33 05 84 00-0006 EA 5' Diameter x 8" Thick Precast Manhole Top Slab	1,129.46	93.73
33 05 84 00-0007 EA 6' Diameter x 8" Thick Precast Manhole Top Slab	1,352.96	100.19
33 05 84 00-0008 Precast Concrete Manhole Cone Tops (33 05 84 00-0002)		
33 05 84 00-0009 EA 3' Diameter x 8" Thick Precast Manhole Top Cone	948.45	101.00
33 05 84 00-0010 EA 3'-6" Diameter x 8" Thick Precast Manhole Top Cone	1,055.35	105.03
33 05 84 00-0011 EA 4' Diameter x 8" Thick Precast Manhole Top Cone	1,162.27	109.07
33 05 84 00-0012 EA 5' Diameter x 8" Thick Precast Manhole Top Cone	1,370.67	115.81
33 05 84 00-0013 EA 6' Diameter x 8" Thick Precast Manhole Top Cone	1,584.49	123.89
33 05 84 00-0014 EA 7' Diameter x 8" Thick Precast Manhole Top Cone	2,513.82	131.96
33 05 84 00-0015 EA 8' Diameter x 10" Thick Precast Manhole Top Cone	3,158.09	145.44
33 05 84 00-0016 Precast Concrete Manhole Reducer Slabs (33 05 84 00-0002)		
33 05 84 00-0017 EA 5' Diameter To 4' Diameter, Precast Concrete Manhole Reducer Slab	1,345.36	93.73
33 05 84 00-0018 EA 6' Diameter To 4' Diameter, Precast Concrete Manhole Reducer Slab	1,742.71	100.19
33 05 84 00-0019 EA 7' Diameter To 4' Diameter, Precast Concrete Manhole Reducer Slab	2,316.99	100.19
33 05 84 00-0020 EA 8' Diameter To 4' Diameter, Precast Concrete Manhole Reducer Slab	3,696.83	100.19
33 05 84 00-0021 EA 10' Diameter To 4' Diameter, Precast Concrete Manhole Reducer Slab	4,770.31	100.19
33 05 84 00-0022 EA 12' Diameter To 4' Diameter, Precast Concrete Manhole Reducer Slab	6,931.99	100.19
33 05 84 00-0023 Pipe To Manhole Connector (33 05 84 00-0001)		



MINOR CSI UOM DESCRIPTION	TOTAL DIRECT UNIT COST	DEMOLITION UNIT COST
------------------------------	---------------------------	-------------------------

33 05 84 00-0024	Ethylene Propylene Diene Monomer (EPDM) Pipe To Manhole Boot Connectors <small>(33 05 84 00-0023)</small>		
33 05 84 00-0025	EA 4" Ethylene Propylene Diene Monomer (EPDM) Pipe To Manhole Boot Connector	111.54	
33 05 84 00-0026	EA 6" Ethylene Propylene Diene Monomer (EPDM) Pipe To Manhole Boot Connector	177.07	
33 05 84 00-0027	EA 8" Ethylene Propylene Diene Monomer (EPDM) Pipe To Manhole Boot Connector	198.99	
33 05 84 00-0028	EA 10" Ethylene Propylene Diene Monomer (EPDM) Pipe To Manhole Boot Connector	321.00	
33 05 84 00-0029	EA 12" Ethylene Propylene Diene Monomer (EPDM) Pipe To Manhole Boot Connector	456.82	
33 05 84 00-0030	EA 15" Ethylene Propylene Diene Monomer (EPDM) Pipe To Manhole Boot Connector	597.00	
33 05 84 00-0031	EA 18" Ethylene Propylene Diene Monomer (EPDM) Pipe To Manhole Boot Connector	1,122.29	
33 05 84 00-0032	EA 21" Ethylene Propylene Diene Monomer (EPDM) Pipe To Manhole Boot Connector	1,569.89	
33 05 84 00-0033	EA 24" Ethylene Propylene Diene Monomer (EPDM) Pipe To Manhole Boot Connector	2,532.15	
33 05 84 00-0034	EA 27" Ethylene Propylene Diene Monomer (EPDM) Pipe To Manhole Boot Connector	2,964.51	

33 05 84 00-0035	Elastomeric Polyvinyl Chloride (PVC) Flexible Manhole Adapter And Grout <small>(33 05 84 00-0023)</small>		
	Note: Fernco CMA.		
33 05 84 00-0036	EA 4" Elastomeric Polyvinyl Chloride (PVC) Flexible Manhole Adapter And Grout	111.41	
33 05 84 00-0037	EA 6" Elastomeric Polyvinyl Chloride (PVC) Flexible Manhole Adapter And Grout	154.79	
33 05 84 00-0038	EA 8" Elastomeric Polyvinyl Chloride (PVC) Flexible Manhole Adapter And Grout	195.59	
33 05 84 00-0039	EA 10" Elastomeric Polyvinyl Chloride (PVC) Flexible Manhole Adapter And Grout	236.21	
33 05 84 00-0040	EA 12" Elastomeric Polyvinyl Chloride (PVC) Flexible Manhole Adapter And Grout	274.01	

33 05 84 00-0041	Brick And Grout Pipe To Manhole Connector <small>(33 05 84 00-0023)</small>		
33 05 84 00-0042	EA Seal Gap Between Pipe And Structure With Brick And Grout	246.13	

33 05 84 00-0043	Inverts For Manholes <small>(33 05 84 00-0001)</small>		
33 05 84 00-0044	EA Single Channel Concrete Invert For Manholes	395.12	
33 05 84 00-0045	EA Double Channel Concrete Invert For Manholes	570.54	
33 05 84 00-0046	EA Triple Channel Concrete Invert For Manholes	768.17	
33 05 84 00-0047	EA Quad Channel Concrete Invert For Manholes	965.74	
33 05 84 00-0048	EA Single Channel Brick Invert For Manholes	601.33	
33 05 84 00-0049	EA Double Channel Brick Invert For Manholes	900.04	
33 05 84 00-0050	EA Triple Channel Brick Invert For Manholes	1,203.81	
33 05 84 00-0051	EA Quad Channel Brick Invert For Manholes	1,504.41	

33 05 84 00-0052	Protective Coating For New Manholes <small>(33 05 84 00-0001)</small>		
-------------------------	--	--	--

33 05 84 00-0053	Polyurethane Protective Coating For New Manholes <small>(33 05 84 00-0052)</small>		
33 05 84 00-0054	VLF 60 Mil Polyurethane Coating Of 3' Diameter Manhole Interior	201.63	
	For 80 Mil Material, Add	30.30	
	For 100 Mil Material, Add	60.59	
	For 125 Mil Material, Add	95.79	
	For 150 Mil Material, Add	130.98	
	For 200 Mil Material, Add	194.22	
	For 2 To 5 Manholes, Deduct	-13.65	
	For 6 To 10 Manholes, Deduct	-22.27	
	For >10 Manholes, Deduct	-44.53	
33 05 84 00-0055	VLF 60 Mil Polyurethane Coating Of 3-1/2' Diameter Manhole Interior	243.23	
	For 80 Mil Material, Add	35.96	
	For 100 Mil Material, Add	71.92	
	For 125 Mil Material, Add	113.60	
	For 150 Mil Material, Add	155.28	
	For 200 Mil Material, Add	229.90	
	For 2 To 5 Manholes, Deduct	-16.53	
	For 6 To 10 Manholes, Deduct	-26.97	
	For >10 Manholes, Deduct	-53.95	
33 05 84 00-0056	VLF 60 Mil Polyurethane Coating Of 4' Diameter Manhole Interior	268.83	
	For 80 Mil Material, Add	40.39	
	For 100 Mil Material, Add	80.79	
	For 125 Mil Material, Add	127.71	
	For 150 Mil Material, Add	174.63	
	For 200 Mil Material, Add	258.95	
	For 2 To 5 Manholes, Deduct	-18.20	
	For 6 To 10 Manholes, Deduct	-29.69	
	For >10 Manholes, Deduct	-59.38	
33 05 84 00-0057	VLF 60 Mil Polyurethane Coating Of 5' Diameter Manhole Interior	336.11	
	For 80 Mil Material, Add	50.51	
	For 100 Mil Material, Add	101.03	
	For 125 Mil Material, Add	159.71	
	For 150 Mil Material, Add	218.39	
	For 200 Mil Material, Add	323.83	
	For 2 To 5 Manholes, Deduct	-22.76	
	For 6 To 10 Manholes, Deduct	-37.12	
	For >10 Manholes, Deduct	-74.23	

33 Utilities**33 05 Common Work Results for Utilities****33 05 84 Accessories for Utility Structures**

SAN BERNARDINO
COUNTY

MINOR CSI UOM DESCRIPTION	TOTAL DIRECT UNIT COST	DEMOLITION UNIT COST
33 05 84 00-0058 VLF 60 Mil Polyurethane Coating Of 6' Diameter Manhole Interior	390.61	
For 80 Mil Material, Add	59.66	
For 100 Mil Material, Add	119.32	
For 125 Mil Material, Add	188.78	
For 150 Mil Material, Add	258.23	
For 200 Mil Material, Add	383.49	
For 2 To 5 Manholes, Deduct	-26.36	
For 6 To 10 Manholes, Deduct	-42.95	
For >10 Manholes, Deduct	-85.90	
33 05 84 00-0059 Polyvinyl Chloride (PVC) Liner (33 05 84 00-0052)		
Note: For new manholes and shop applied.		
33 05 84 00-0060 VLF 3' Diameter Polyvinyl Chloride (PVC) Liner For New Manhole	276.18	
33 05 84 00-0061 VLF 3-1/2' Diameter Polyvinyl Chloride (PVC) Liner For New Manhole	338.54	
33 05 84 00-0062 VLF 4' Diameter Polyvinyl Chloride (PVC) Liner For New Manhole	413.14	
33 05 84 00-0063 VLF 5' Diameter Polyvinyl Chloride (PVC) Liner For New Manhole	518.83	
33 05 84 00-0064 VLF 6' Diameter Polyvinyl Chloride (PVC) Liner For New Manhole	624.51	
33 05 84 00-0065 SF Polyvinyl Chloride (PVC) Liner At Structures	73.91	
33 05 84 00-0066 Concrete Grade Extensions/Grade Rings (33 05 84 00-0001)		
33 05 84 00-0067 18" Diameter, Concrete Grade Extensions/Grade Rings (33 05 84 00-0066)		
33 05 84 00-0068 EA 4" Rise, 18" Diameter, Concrete Grade Extensions/Grade Rings	97.10	
33 05 84 00-0069 EA 6" Rise, 18" Diameter, Concrete Grade Extensions/Grade Ring	106.82	
33 05 84 00-0070 EA 8" Rise, 18" Diameter, Concrete Grade Extensions/Grade Ring	116.54	
33 05 84 00-0071 EA 10" Rise, 18" Diameter, Concrete Grade Extensions/Grade Ring	126.26	
33 05 84 00-0072 24" Diameter, Concrete Grade Extensions/Grade Rings (33 05 84 00-0066)		
33 05 84 00-0073 EA 4" Rise, 24" Diameter, Concrete Grade Extensions/Grade Ring	109.12	
33 05 84 00-0074 EA 6" Rise, 24" Diameter, Concrete Grade Extensions/Grade Ring	120.17	
33 05 84 00-0075 EA 8" Rise, 24" Diameter, Concrete Grade Extensions/Grade Ring	131.22	
33 05 84 00-0076 EA 10" Rise, 24" Diameter, Concrete Grade Extensions/Grade Ring	142.27	
33 05 84 00-0077 30" Diameter, Concrete Grade Extensions/Grade Rings (33 05 84 00-0066)		
33 05 84 00-0078 EA 4" Rise, 30" Diameter, Concrete Grade Extensions/Grade Ring	120.85	
33 05 84 00-0079 EA 6" Rise, 30" Diameter, Concrete Grade Extensions/Grade Ring	133.17	
33 05 84 00-0080 EA 8" Rise, 30" Diameter, Concrete Grade Extensions/Grade Ring	145.49	
33 05 84 00-0081 EA 10" Rise, 30" Diameter, Concrete Grade Extensions/Grade Ring	157.81	
33 05 84 00-0082 Bentonite Collar (33 05 84 00-0001)		
33 05 84 00-0083 Bentonite Collar At Manhole Connections (33 05 84 00-0082)		
33 05 84 00-0084 EA Up To 12" Pipe, Bentonite Collar At Manhole Connection	140.40	
33 05 84 00-0085 EA >12" To 21" Pipe, Bentonite Collar At Manhole Connection	222.32	
33 05 84 00-0086 EA >21" To 30" Pipe, Bentonite Collar At Manhole Connection	351.28	
33 05 84 00-0087 EA >30" To 36" Pipe, Bentonite Collar At Manhole Connection	819.93	
33 05 84 00-0088 EA >36" To 48" Pipe, Bentonite Collar At Manhole Connection	1,286.75	
33 05 84 00-0089 EA >48" To 60" Pipe, Bentonite Collar At Manhole Connection	2,339.03	
33 05 84 00-0090 Waste Water Collection System Taps (33 05 84)		
Note: For tapping existing structures only. Includes grout.		
33 05 84 00-0091 Brick Manhole Taps (33 05 84 00-0090)		
33 05 84 00-0092 EA 4" Tap In 6" Brick Manhole	554.90	
33 05 84 00-0093 EA 6" Tap In 6" Brick Manhole	619.92	
33 05 84 00-0094 EA 8" Tap In 6" Brick Manhole	683.77	
33 05 84 00-0095 EA 10" Tap In 6" Brick Manhole	747.50	
33 05 84 00-0096 EA 12" Tap In 6" Brick Manhole	824.78	
33 05 84 00-0097 EA 15" Tap In 6" Brick Manhole	888.38	
33 05 84 00-0098 Precast Concrete Manhole Tap (33 05 84 00-0090)		
33 05 84 00-0099 EA 4" Tap In Existing Precast Concrete Manhole	812.12	
33 05 84 00-0100 EA 6" Tap In Existing Precast Concrete Manhole	909.64	
33 05 84 00-0101 EA 8" Tap In Existing Precast Concrete Manhole	1,017.38	
33 05 84 00-0102 EA 10" Tap In Existing Precast Concrete Manhole	1,112.98	
33 05 84 00-0103 EA 12" Tap In Existing Precast Concrete Manhole	1,208.38	
33 05 84 00-0104 EA 15" Tap In Existing Precast Concrete Manhole	1,306.10	
33 05 84 00-0105 EA 18" Tap In Existing Precast Concrete Manhole	1,504.02	
33 05 84 00-0106 EA 24" Tap In Existing Precast Concrete Manhole	1,933.82	

33 05 97 Identification and Signage for Utilities (33 05)**33 05 97 16 Markers for Utility Identification** (33 05 97)



MINOR CSI UOM DESCRIPTION	TOTAL DIRECT UNIT COST	DEMOLITION UNIT COST
------------------------------	---------------------------	-------------------------

33 05 97 16-0001	Reflective Sheeting Delineators <small>(33 05 97 16)</small>	
33 05 97 16-0002	EA Delineator, Single Unit One Way On Post, 3" Diameter or 3" x 3" Square.....	47.83
33 05 97 16-0003	EA Delineator, Single Unit Back To Back On Post, 3" Diameter or 3" x 3" Square	50.93
33 05 97 16-0004	EA Delineator, Single Unit Two Way On Post, 3" Diameter or 3" x 3" Square.....	57.13
33 05 97 16-0005	EA Delineator, Single Unit Three Way On Post, 3" Diameter or 3" x 3" Square	60.23
33 05 97 16-0006	EA Delineator, Single Unit Four Way On Post, 3" Diameter or 3" x 3" Square.....	63.32
33 05 97 16-0007	EA Delineator, Double Unit On Post, 3" Diameter or 3" x 3" Square	54.80
33 05 97 16-0008	EA Delineator, Single Unit Band Or Bracket Mounted, 3" Diameter or 3" x 3" Square	48.60
33 05 97 16-0009	EA Delineator, Double Unit Band Or Bracket Mounted, 3" Diameter or 3" x 3" Square.....	51.70
33 05 97 16-0010	EA Delineator, Single Unit, Back To Back, Band Or Bracket Mounted, 3" Diameter or 3" x 3" Square.....	51.70
33 05 97 16-0011	EA Delineator, Single Unit, Two Way, Band Or Bracket Mounted, 3" Diameter or 3" x 3" Square	54.80
33 05 97 16-0012	EA Delineator, Single Unit, Three Way, Band Or Bracket Mounted, 3" Diameter or 3" x 3" Square.....	57.90
33 05 97 16-0013	EA Delineator, Single Unit, Four Way, Band Or Bracket Mounted, 3" Diameter or 3" x 3" Square.....	61.00
33 05 97 16-0014	EA Delineator, White, Single Unit, One Way On 48" Ground Mounted (Driven) Flexible Post Or 30" Surface Mounted, 3" Diameter or 3" x 3" Square.....	88.89
33 05 97 16-0015	EA Delineator, Single Unit Three Way On 48" Ground Mounted (Driven) Flexible Post Or 30" Surface Mounted, 3" Diameter or 3" x 3" Square	60.23
33 05 97 16-0016	EA Delineator, White, Double Unit On 48" Ground Mounted (Driven) Flexible Post Or 30" Surface Mounted, 3" Diameter or 3" x 3" Square.....	92.77
33 05 97 16-0017	EA Delineator, Yellow, Single Unit, One Way On 48" Ground Mounted (Driven) Flexible Post Or 30" Surface Mounted, 3" Diameter or 3" x 3" Square.....	88.89
33 05 97 16-0018	EA Delineator, Yellow, Single Unit, Back To Back On 48" Ground Mounted (Driven) Flexible Post Or 30" Surface Mounted, 3" Diameter or 3" x 3" Square.....	91.99
33 05 97 16-0019	EA Delineator, Yellow, Double Unit, On 48" Ground Mounted (Driven) Flexible Post Or 30" Surface Mounted, 3" Diameter or 3" x 3" Square.....	92.77
33 05 97 16-0020	EA Relocate Delineator	61.38

33 05 97 16-0021	Reference Markers <small>(33 05 97 16)</small>	
33 05 97 16-0022	EA Reference Marker, 4' Mounting Height	95.30
33 05 97 16-0023	EA Reference Marker, 7' Mounting Height.....	118.69
33 05 97 16-0024	EA Reference Marker, Band Or Bracket Mounted.....	111.87
33 05 97 16-0025	EA Reference Marker, Furnish Panel Only.....	100.36
33 05 97 16-0026	EA Relocate Reference Marker.....	61.38

33 05 97 16-0027	Object Markers <small>(33 05 97 16)</small>	
33 05 97 16-0028	EA Object Marker, Type L-1.....	92.47
33 05 97 16-0029	EA Object Marker, Type L-2.....	85.27
33 05 97 16-0030	EA Object Marker, Type K-1.....	98.22
33 05 97 16-0031	EA Object Marker, Type K-2.....	91.03
33 05 97 16-0032	EA Object Marker, Type Q.....	62.25

33 05 97 23 Utility Identification Warning Tape (33 05 97)

33 05 97 23-0001	Non-Detectable Utility Warning Tape <small>(33 05 97 23)</small>	
	Note: Labor installation is included with pipe and excavation..	
33 05 97 23-0002	CLF 3" Non-Detectable Utility Warning Tape	7.94
33 05 97 23-0003	CLF 6" Non-Detectable Utility Warning Tape	11.15

33 05 97 23-0004 Detectable Utility Warning Tape (33 05 97 23)

	Note: Labor installation is included with pipe and excavation..	
33 05 97 23-0005	CLF 2" Detectable Utility Warning Tape	8.05
33 05 97 23-0006	CLF 3" Detectable Utility Warning Tape.....	10.97
33 05 97 23-0007	CLF 6" Detectable Utility Warning Tape	17.52

33 10 Water Utilities (33)

33 11 Groundwater Sources (33 10)

33 11 13 Potable Water Supply Wells (33 11)

33 11 13 00-0001	Drill And Test Water Well <small>(33 11 13)</small>	
33 11 13 00-0002	Drill Hole <small>(33 11 13 00-0001)</small>	
	Note: Excludes loading and hauling of spoils.	
33 11 13 00-0003	Mobilization And Demobilization <small>(33 11 13 00-0002)</small>	
33 11 13 00-0004	EA Up To 12" Diameter, Well Drilling Mobilization And Demobilization.....	1,026.53
33 11 13 00-0005	EA >12" To 24" Diameter, Well Drilling Mobilization And Demobilization.....	1,261.11
33 11 13 00-0006	EA >24" To 36" Diameter, Well Drilling Mobilization And Demobilization.....	1,891.67

33 11 13 00-0007	Drill Hole In Normal Soil, Sand, Gravel, O.B. <small>(33 11 13 00-0002)</small>	
	Note: Excludes well casing, gravel or materials.	

33 Utilities

33 10 Water Utilities

33 11 Groundwater Sources



MINOR		TOTAL DIRECT	DEMOLITION
CSI	UOM DESCRIPTION	UNIT COST	UNIT COST
33 11 13 00-0008	LF Up To 6" Well Hole Drilled In Normal Soil, Sand, Gravel, O.B.....	24.43	
	For>100 To 250, Add	0.61	
	For>250 To 400, Add	1.22	
	For>400 To 600, Add	1.83	
	For>600 To 750, Add	2.44	
	For>750, Add	3.05	
33 11 13 00-0009	LF 8" Water Well Hole Drilled In Normal Soil, Sand, Gravel, O.B.....	29.01	
	For>100 To 250, Add	0.73	
	For>250 To 400, Add	1.45	
	For>400 To 600, Add	2.18	
	For>600 To 750, Add	2.90	
	For>750, Add	3.63	
33 11 13 00-0010	LF 10" Water Well Hole Drilled In Normal Soil, Sand, Gravel, O.B.....	38.78	
	For>100 To 250, Add	0.97	
	For>250 To 400, Add	1.94	
	For>400 To 600, Add	2.91	
	For>600 To 750, Add	3.88	
	For>750, Add	4.85	
33 11 13 00-0011	LF 12" Water Well Hole Drilled In Normal Soil, Sand, Gravel, O.B.....	60.69	
	For>100 To 250, Add	1.52	
	For>250 To 400, Add	3.03	
	For>400 To 600, Add	4.55	
	For>600 To 750, Add	6.07	
	For>750, Add	7.59	
33 11 13 00-0012	LF 14" Water Well Hole Drilled In Normal Soil, Sand, Gravel, O.B.....	87.34	
	For>100 To 250, Add	2.18	
	For>250 To 400, Add	4.37	
	For>400 To 600, Add	6.55	
	For>600 To 750, Add	8.73	
	For>750, Add	10.92	
33 11 13 00-0013	LF 16" Water Well Hole Drilled In Normal Soil, Sand, Gravel, O.B.....	114.13	
	For>100 To 250, Add	2.85	
	For>250 To 400, Add	5.71	
	For>400 To 600, Add	8.56	
	For>600 To 750, Add	11.41	
	For>750, Add	14.27	
33 11 13 00-0014	LF 18" Water Well Hole Drilled In Normal Soil, Sand, Gravel, O.B.....	135.57	
	For>100 To 250, Add	3.39	
	For>250 To 400, Add	6.78	
	For>400 To 600, Add	10.17	
	For>600 To 750, Add	13.56	
	For>750, Add	16.95	
33 11 13 00-0015	LF 20" Water Well Hole Drilled In Normal Soil, Sand, Gravel, O.B.....	157.63	
	For>100 To 250, Add	3.94	
	For>250 To 400, Add	7.88	
	For>400 To 600, Add	11.82	
	For>600 To 750, Add	15.76	
	For>750, Add	19.70	
33 11 13 00-0016	LF 22" Water Well Hole Drilled In Normal Soil, Sand, Gravel, O.B.....	185.22	
	For>100 To 250, Add	4.63	
	For>250 To 400, Add	9.26	
	For>400 To 600, Add	13.89	
	For>600 To 750, Add	18.52	
	For>750, Add	23.15	
33 11 13 00-0017	LF 24" Water Well Hole Drilled In Normal Soil, Sand, Gravel, O.B.....	218.33	
	For>100 To 250, Add	5.46	
	For>250 To 400, Add	10.92	
	For>400 To 600, Add	16.37	
	For>600 To 750, Add	21.83	
	For>750, Add	27.29	
33 11 13 00-0018	LF 26" Water Well Hole Drilled In Normal Soil, Sand, Gravel, O.B.....	235.99	
	For>100 To 250, Add	5.90	
	For>250 To 400, Add	11.80	
	For>400 To 600, Add	17.70	
	For>600 To 750, Add	23.60	
	For>750, Add	29.50	
33 11 13 00-0019	LF 28" Water Well Hole Drilled In Normal Soil, Sand, Gravel, O.B.....	259.63	
	For>100 To 250, Add	6.49	
	For>250 To 400, Add	12.98	
	For>400 To 600, Add	19.47	
	For>600 To 750, Add	25.96	
	For>750, Add	32.45	
33 11 13 00-0020	LF 30" Water Well Hole Drilled In Normal Soil, Sand, Gravel, O.B.....	284.38	
	For>100 To 250, Add	7.11	
	For>250 To 400, Add	14.22	
	For>400 To 600, Add	21.33	
	For>600 To 750, Add	28.44	
	For>750, Add	35.55	
33 11 13 00-0021	LF 36" Water Well Hole Drilled In Normal Soil, Sand, Gravel, O.B.....	353.74	
	For>100 To 250, Add	8.84	
	For>250 To 400, Add	17.69	
	For>400 To 600, Add	26.53	
	For>600 To 750, Add	35.37	
	For>750, Add	44.22	



Utilities	33	CS
Water Utilities	33 10	
Groundwater Sources	33 11	

MINOR CSI UOM DESCRIPTION	TOTAL DIRECT UNIT COST	DEMOLITION UNIT COST
33 11 13 00-0022 Drill Hole In Sedimentary Rock <small>(33 11 13 00-0002)</small>		
33 11 13 00-0023 LF 6" Water Well Hole Drilled In Sedimentary Rock	49.82	
For >100 To 250, Add	1.25	
For >250 To 400, Add	2.49	
For >400 To 600, Add	3.74	
For >600 To 750, Add	4.98	
For >750, Add	6.23	
33 11 13 00-0024 LF 8" Water Well Hole Drilled In Sedimentary Rock	58.01	
For >100 To 250, Add	1.45	
For >250 To 400, Add	2.90	
For >400 To 600, Add	4.35	
For >600 To 750, Add	5.80	
For >750, Add	7.25	
33 11 13 00-0025 LF 10" Water Well Hole Drilled In Sedimentary Rock	92.88	
For >100 To 250, Add	2.32	
For >250 To 400, Add	4.64	
For >400 To 600, Add	6.97	
For >600 To 750, Add	9.29	
For >750, Add	11.61	
33 11 13 00-0026 LF 12" Water Well Hole Drilled In Sedimentary Rock	121.45	
For >100 To 250, Add	3.04	
For >250 To 400, Add	6.07	
For >400 To 600, Add	9.11	
For >600 To 750, Add	12.15	
For >750, Add	15.18	
33 11 13 00-0027 LF 14" Water Well Hole Drilled In Sedimentary Rock	174.79	
For >100 To 250, Add	4.37	
For >250 To 400, Add	8.74	
For >400 To 600, Add	13.11	
For >600 To 750, Add	17.48	
For >750, Add	21.85	
33 11 13 00-0028 LF 16" Water Well Hole Drilled In Sedimentary Rock	228.14	
For >100 To 250, Add	5.70	
For >250 To 400, Add	11.41	
For >400 To 600, Add	17.11	
For >600 To 750, Add	22.81	
For >750, Add	28.52	
33 11 13 00-0029 LF 18" Water Well Hole Drilled In Sedimentary Rock	271.27	
For >100 To 250, Add	6.78	
For >250 To 400, Add	13.56	
For >400 To 600, Add	20.35	
For >600 To 750, Add	27.13	
For >750, Add	33.91	
33 11 13 00-0030 LF 20" Water Well Hole Drilled In Sedimentary Rock	314.78	
For >100 To 250, Add	7.87	
For >250 To 400, Add	15.74	
For >400 To 600, Add	23.61	
For >600 To 750, Add	31.48	
For >750, Add	39.35	
33 11 13 00-0031 LF 22" Water Well Hole Drilled In Sedimentary Rock	370.77	
For >100 To 250, Add	9.27	
For >250 To 400, Add	18.54	
For >400 To 600, Add	27.81	
For >600 To 750, Add	37.08	
For >750, Add	46.35	
33 11 13 00-0032 LF 24" Water Well Hole Drilled In Sedimentary Rock	428.28	
For >100 To 250, Add	10.71	
For >250 To 400, Add	21.41	
For >400 To 600, Add	32.12	
For >600 To 750, Add	42.83	
For >750, Add	53.54	
33 11 13 00-0033 LF 26" Water Well Hole Drilled In Sedimentary Rock	471.98	
For >100 To 250, Add	11.80	
For >250 To 400, Add	23.60	
For >400 To 600, Add	35.40	
For >600 To 750, Add	47.20	
For >750, Add	59.00	
33 11 13 00-0034 LF 28" Water Well Hole Drilled In Sedimentary Rock	519.27	
For >100 To 250, Add	12.98	
For >250 To 400, Add	25.96	
For >400 To 600, Add	38.95	
For >600 To 750, Add	51.93	
For >750, Add	64.91	
33 11 13 00-0035 LF 30" Water Well Hole Drilled In Sedimentary Rock	568.77	
For >100 To 250, Add	14.22	
For >250 To 400, Add	28.44	
For >400 To 600, Add	42.66	
For >600 To 750, Add	56.88	
For >750, Add	71.10	
33 11 13 00-0036 LF 36" Water Well Hole Drilled In Sedimentary Rock	707.49	
For >100 To 250, Add	17.69	
For >250 To 400, Add	35.37	
For >400 To 600, Add	53.06	
For >600 To 750, Add	70.75	
For >750, Add	88.44	



MINOR
CSI UOM DESCRIPTION

TOTAL DIRECT DEMOLITION
UNIT COST UNIT COST

MINOR	CSI	UOM	DESCRIPTION	TOTAL DIRECT UNIT COST	DEMOLITION UNIT COST
33 11 13 00-0037			Drill Hole In Crystalline Rock (33 11 13 00-0002)		
33 11 13 00-0038	LF		6" Water Well Hole Drilled In Crystalline Rock.....	102.47	
			For>100 To 250, Add	2.56	
			For>250 To 400, Add	5.12	
			For>400 To 600, Add	7.69	
			For>600 To 750, Add	10.25	
			For>750, Add	12.81	
33 11 13 00-0039	LF		8" Water Well Hole Drilled In Crystalline Rock.....	118.23	
			For>100 To 250, Add	2.96	
			For>250 To 400, Add	5.91	
			For>400 To 600, Add	8.87	
			For>600 To 750, Add	11.82	
			For>750, Add	14.78	
33 11 13 00-0040	LF		10" Water Well Hole Drilled In Crystalline Rock.....	135.57	
			For>100 To 250, Add	3.39	
			For>250 To 400, Add	6.78	
			For>400 To 600, Add	10.17	
			For>600 To 750, Add	13.56	
			For>750, Add	16.95	
33 11 13 00-0041	LF		12" Water Well Hole Drilled In Crystalline Rock.....	171.83	
			For>100 To 250, Add	4.30	
			For>250 To 400, Add	8.59	
			For>400 To 600, Add	12.89	
			For>600 To 750, Add	17.18	
			For>750, Add	21.48	
33 11 13 00-0042	LF		14" Water Well Hole Drilled In Crystalline Rock.....	222.27	
			For>100 To 250, Add	5.56	
			For>250 To 400, Add	11.11	
			For>400 To 600, Add	16.67	
			For>600 To 750, Add	22.23	
			For>750, Add	27.78	
33 11 13 00-0043	LF		16" Water Well Hole Drilled In Crystalline Rock.....	323.17	
			For>100 To 250, Add	8.08	
			For>250 To 400, Add	16.16	
			For>400 To 600, Add	24.24	
			For>600 To 750, Add	32.32	
			For>750, Add	40.40	
33 11 13 00-0044	LF		18" Water Well Hole Drilled In Crystalline Rock.....	384.64	
			For>100 To 250, Add	9.62	
			For>250 To 400, Add	19.23	
			For>400 To 600, Add	28.85	
			For>600 To 750, Add	38.46	
			For>750, Add	48.08	
33 11 13 00-0045	LF		20" Water Well Hole Drilled In Crystalline Rock.....	446.12	
			For>100 To 250, Add	11.15	
			For>250 To 400, Add	22.31	
			For>400 To 600, Add	33.46	
			For>600 To 750, Add	44.61	
			For>750, Add	55.77	
33 11 13 00-0046	LF		22" Water Well Hole Drilled In Crystalline Rock.....	524.94	
			For>100 To 250, Add	13.12	
			For>250 To 400, Add	26.25	
			For>400 To 600, Add	39.37	
			For>600 To 750, Add	52.49	
			For>750, Add	65.62	
33 11 13 00-0047	LF		24" Water Well Hole Drilled In Crystalline Rock.....	606.91	
			For>100 To 250, Add	15.17	
			For>250 To 400, Add	30.35	
			For>400 To 600, Add	45.52	
			For>600 To 750, Add	60.69	
			For>750, Add	75.86	
33 11 13 00-0048			Furnish And Install Casing (33 11 13 00-0001)		
			Note: Excludes drilling of hole.		
33 11 13 00-0049			Steel Well Casing (33 11 13 00-0048)		
33 11 13 00-0050	LF		6" Diameter, Steel Well Casing, Flush.....	47.07	
			For>100 To 250, Deduct	-1.40	
			For>250 To 400, Deduct	-2.58	
			For>400 To 600, Deduct	-3.87	
			For>600 To 750, Deduct	-5.15	
			For>750, Deduct	-6.73	
33 11 13 00-0051	LF		8" Diameter, Steel Well Casing, Flush.....	58.51	
			For>100 To 250, Deduct	-1.74	
			For>250 To 400, Deduct	-3.21	
			For>400 To 600, Deduct	-4.81	
			For>600 To 750, Deduct	-6.41	
			For>750, Deduct	-8.38	



	Utilities	33	
	Water Utilities	33 10	33
	Groundwater Sources	33 11	

MINOR CSI UOM DESCRIPTION	TOTAL DIRECT UNIT COST	DEMOLITION UNIT COST
33 11 13 00-0052 LF 10" Diameter, Steel Well Casing, Flush.....	86.89	
For >100 To 250, Deduct	-2.51	
For >250 To 400, Deduct	-4.68	
For >400 To 600, Deduct	-7.02	
For >600 To 750, Deduct	-9.36	
For >750, Deduct	-12.14	
33 11 13 00-0053 LF 12" Diameter, Steel Well Casing, Flush.....	146.27	
For >100 To 250, Deduct	-4.06	
For >250 To 400, Deduct	-7.72	
For >400 To 600, Deduct	-11.57	
For >600 To 750, Deduct	-15.43	
For >750, Deduct	-19.81	
33 11 13 00-0054 LF 14" Diameter, Steel Well Casing, Flush.....	163.72	
For >100 To 250, Deduct	-4.65	
For >250 To 400, Deduct	-8.75	
For >400 To 600, Deduct	-13.12	
For >600 To 750, Deduct	-17.49	
For >750, Deduct	-22.59	
33 11 13 00-0055 LF 16" Diameter, Steel Well Casing, Flush.....	192.09	
For >100 To 250, Deduct	-5.50	
For >250 To 400, Deduct	-10.30	
For >400 To 600, Deduct	-15.45	
For >600 To 750, Deduct	-20.60	
For >750, Deduct	-26.64	
33 11 13 00-0056 LF 18" Diameter, Steel Well Casing, Flush.....	218.93	
For >100 To 250, Deduct	-6.35	
For >250 To 400, Deduct	-11.82	
For >400 To 600, Deduct	-17.73	
For >600 To 750, Deduct	-23.64	
For >750, Deduct	-30.68	
33 11 13 00-0057 LF 20" Diameter, Steel Well Casing, Flush.....	249.35	
For >100 To 250, Deduct	-7.31	
For >250 To 400, Deduct	-13.54	
For >400 To 600, Deduct	-20.31	
For >600 To 750, Deduct	-27.08	
For >750, Deduct	-35.25	
33 11 13 00-0058 LF 24" Diameter, Steel Well Casing, Flush.....	291.58	
For >100 To 250, Deduct	-8.50	
For >250 To 400, Deduct	-15.79	
For >400 To 600, Deduct	-23.68	
For >600 To 750, Deduct	-31.57	
For >750, Deduct	-41.04	
33 11 13 00-0059 LB Steel Well Casing, Furnish And Install.....	1.51	
For >100 To 250, Deduct	-0.05	
For >250 To 400, Deduct	-0.09	
For >400 To 600, Deduct	-0.14	
For >600 To 750, Deduct	-0.18	
For >750, Deduct	-0.25	
33 11 13 00-0060 Stainless Steel Well Casing, Flush Threaded (33 11 13 00-0048)		
33 11 13 00-0061 LF 6" Diameter, Stainless Steel Well Casing, Flush.....	103.24	
For >100 To 250, Deduct	-2.80	
For >250 To 400, Deduct	-5.39	
For >400 To 600, Deduct	-8.08	
For >600 To 750, Deduct	-10.77	
For >750, Deduct	-13.75	
33 11 13 00-0062 LF 8" Diameter, Stainless Steel Well Casing, Flush.....	155.55	
For >100 To 250, Deduct	-4.17	
For >250 To 400, Deduct	-8.06	
For >400 To 600, Deduct	-12.09	
For >600 To 750, Deduct	-16.11	
For >750, Deduct	-20.51	
33 11 13 00-0063 LF 10" Diameter, Stainless Steel Well Casing, Flush.....	217.63	
For >100 To 250, Deduct	-5.80	
For >250 To 400, Deduct	-11.24	
For >400 To 600, Deduct	-16.86	
For >600 To 750, Deduct	-22.48	
For >750, Deduct	-28.56	
33 11 13 00-0064 LF 12" Diameter, Stainless Steel Well Casing, Flush.....	253.01	
For >100 To 250, Deduct	-6.75	
For >250 To 400, Deduct	-13.08	
For >400 To 600, Deduct	-19.61	
For >600 To 750, Deduct	-26.15	
For >750, Deduct	-33.24	
33 11 13 00-0065 Stainless Steel Well Casing, Welded Ring (33 11 13 00-0048)		
33 11 13 00-0066 LF 10" Diameter, Stainless Steel Well Casing, Welded.....	228.36	
For >100 To 250, Deduct	-6.34	
For >250 To 400, Deduct	-12.04	
For >400 To 600, Deduct	-18.07	
For >600 To 750, Deduct	-24.09	
For >750, Deduct	-30.92	

33 Utilities

33 10 Water Utilities

33 11 Groundwater Sources



MINOR CSI	UOM	DESCRIPTION	TOTAL DIRECT UNIT COST	DEMOLITION UNIT COST
33 11 13 00-0067	LF	12" Diameter, Stainless Steel Well Casing, Welded	264.65	
		<i>For >100 To 250, Deduct</i>	-7.33	
		<i>For >250 To 400, Deduct</i>	-13.95	
		<i>For >400 To 600, Deduct</i>	-20.92	
		<i>For >600 To 750, Deduct</i>	-27.90	
		<i>For >750, Deduct</i>	-35.80	
33 11 13 00-0068	LF	14" Diameter, Stainless Steel Well Casing, Welded	318.54	
		<i>For >100 To 250, Deduct</i>	-8.77	
		<i>For >250 To 400, Deduct</i>	-16.73	
		<i>For >400 To 600, Deduct</i>	-25.10	
		<i>For >600 To 750, Deduct</i>	-33.46	
		<i>For >750, Deduct</i>	-42.88	
33 11 13 00-0069	LF	16" Diameter, Stainless Steel Well Casing, Welded	364.79	
		<i>For >100 To 250, Deduct</i>	-10.04	
		<i>For >250 To 400, Deduct</i>	-19.16	
		<i>For >400 To 600, Deduct</i>	-28.73	
		<i>For >600 To 750, Deduct</i>	-38.31	
		<i>For >750, Deduct</i>	-49.08	
33 11 13 00-0070	LF	18" Diameter, Stainless Steel Well Casing, Welded	402.45	
		<i>For >100 To 250, Deduct</i>	-11.11	
		<i>For >250 To 400, Deduct</i>	-21.17	
		<i>For >400 To 600, Deduct</i>	-31.76	
		<i>For >600 To 750, Deduct</i>	-42.35	
		<i>For >750, Deduct</i>	-54.30	
33 11 13 00-0071	LF	20" Diameter, Stainless Steel Well Casing, Welded	528.51	
		<i>For >100 To 250, Deduct</i>	-14.47	
		<i>For >250 To 400, Deduct</i>	-27.68	
		<i>For >400 To 600, Deduct</i>	-41.52	
		<i>For >600 To 750, Deduct</i>	-55.36	
		<i>For >750, Deduct</i>	-70.82	
33 11 13 00-0072	LF	24" Diameter, Stainless Steel Well Casing, Welded	697.12	
		<i>For >100 To 250, Deduct</i>	-18.99	
		<i>For >250 To 400, Deduct</i>	-36.42	
		<i>For >400 To 600, Deduct</i>	-54.63	
		<i>For >600 To 750, Deduct</i>	-72.84	
		<i>For >750, Deduct</i>	-93.09	
33 11 13 00-0073		Polyvinyl Chloride (PVC) Well Casing, Schedule 80 <small>(33 11 13 00-0048)</small>		
33 11 13 00-0074	LF	6" Polyvinyl Chloride (PVC) Well Casing	73.76	
		<i>For >100 To 250, Deduct</i>	-2.02	
		<i>For >250 To 400, Deduct</i>	-3.87	
		<i>For >400 To 600, Deduct</i>	-5.80	
		<i>For >600 To 750, Deduct</i>	-7.73	
		<i>For >750, Deduct</i>	-9.90	
33 11 13 00-0075	LF	8" Polyvinyl Chloride (PVC) Well Casing	117.25	
		<i>For >100 To 250, Deduct</i>	-3.21	
		<i>For >250 To 400, Deduct</i>	-6.14	
		<i>For >400 To 600, Deduct</i>	-9.21	
		<i>For >600 To 750, Deduct</i>	-12.28	
		<i>For >750, Deduct</i>	-15.72	
33 11 13 00-0076	LF	10" Polyvinyl Chloride (PVC) Well Casing	177.15	
		<i>For >100 To 250, Deduct</i>	-4.85	
		<i>For >250 To 400, Deduct</i>	-9.28	
		<i>For >400 To 600, Deduct</i>	-13.92	
		<i>For >600 To 750, Deduct</i>	-18.56	
		<i>For >750, Deduct</i>	-23.76	
33 11 13 00-0077	LF	12" Polyvinyl Chloride (PVC) Well Casing	208.67	
		<i>For >100 To 250, Deduct</i>	-5.73	
		<i>For >250 To 400, Deduct</i>	-10.95	
		<i>For >400 To 600, Deduct</i>	-16.42	
		<i>For >600 To 750, Deduct</i>	-21.90	
		<i>For >750, Deduct</i>	-28.04	
33 11 13 00-0078		Furnish And Install Well Screen Assembly <small>(33 11 13 00-0001)</small>		
33 11 13 00-0079		Stainless Steel Well Screen <small>(33 11 13 00-0078)</small>		
33 11 13 00-0080	LF	2" Stainless Steel Well Screen	30.52	1.79
		<i>For >100 To 250, Deduct</i>	-0.99	
		<i>For >250 To 400, Deduct</i>	-1.76	
		<i>For >400 To 600, Deduct</i>	-2.63	
		<i>For >600 To 750, Deduct</i>	-3.51	
		<i>For >750, Deduct</i>	-4.69	
33 11 13 00-0081	LF	3" Stainless Steel Well Screen	49.62	1.79
		<i>For >100 To 250, Deduct</i>	-1.49	
		<i>For >250 To 400, Deduct</i>	-2.73	
		<i>For >400 To 600, Deduct</i>	-4.09	
		<i>For >600 To 750, Deduct</i>	-5.46	
		<i>For >750, Deduct</i>	-7.14	
33 11 13 00-0082	LF	4" Stainless Steel Well Screen	62.33	2.68
		<i>For >100 To 250, Deduct</i>	-1.87	
		<i>For >250 To 400, Deduct</i>	-3.43	
		<i>For >400 To 600, Deduct</i>	-5.14	
		<i>For >600 To 750, Deduct</i>	-6.86	
		<i>For >750, Deduct</i>	-8.98	



	Utilities	33	
	Water Utilities	33 10	33
	Groundwater Sources	33 11	

MINOR CSI	UOM	DESCRIPTION	TOTAL DIRECT UNIT COST	DEMOLITION UNIT COST
33 11 13 00-0083	LF	5" Stainless Steel Well Screen	79.03	2.68
		For >100 To 250, Deduct	-2.35	
		For >250 To 400, Deduct	-4.32	
		For >400 To 600, Deduct	-6.49	
		For >600 To 750, Deduct	-8.65	
		For >750, Deduct	-11.30	
33 11 13 00-0084	LF	6" Stainless Steel Well Screen	94.26	3.57
		For >100 To 250, Deduct	-2.65	
		For >250 To 400, Deduct	-5.21	
		For >400 To 600, Deduct	-7.81	
		For >600 To 750, Deduct	-10.42	
		For >750, Deduct	-13.67	
33 11 13 00-0085	LF	8" Stainless Steel Well Screen	123.17	4.48
		For >100 To 250, Deduct	-3.71	
		For >250 To 400, Deduct	-6.79	
		For >400 To 600, Deduct	-10.19	
		For >600 To 750, Deduct	-13.59	
		For >750, Deduct	-17.81	
33 11 13 00-0086	LF	10" Stainless Steel Well Screen	155.77	7.16
		For >100 To 250, Deduct	-4.75	
		For >250 To 400, Deduct	-8.65	
		For >400 To 600, Deduct	-12.97	
		For >600 To 750, Deduct	-17.29	
		For >750, Deduct	-22.73	
33 11 13 00-0087	LF	12" Stainless Steel Well Screen	182.80	8.94
		For >100 To 250, Deduct	-5.57	
		For >250 To 400, Deduct	-10.14	
		For >400 To 600, Deduct	-15.21	
		For >600 To 750, Deduct	-20.28	
		For >750, Deduct	-26.66	
33 11 13 00-0088	LF	14" Stainless Steel Well Screen	200.12	9.84
		For >100 To 250, Deduct	-6.16	
		For >250 To 400, Deduct	-11.16	
		For >400 To 600, Deduct	-16.74	
		For >600 To 750, Deduct	-22.32	
		For >750, Deduct	-29.40	
33 11 13 00-0089	LF	16" Stainless Steel Well Screen	216.13	11.62
		For >100 To 250, Deduct	-6.70	
		For >250 To 400, Deduct	-12.10	
		For >400 To 600, Deduct	-18.15	
		For >600 To 750, Deduct	-24.21	
		For >750, Deduct	-31.94	
33 11 13 00-0090	LF	18" Stainless Steel Well Screen	258.98	13.42
		For >100 To 250, Deduct	-8.07	
		For >250 To 400, Deduct	-14.55	
		For >400 To 600, Deduct	-21.82	
		For >600 To 750, Deduct	-29.09	
		For >750, Deduct	-38.44	
33 11 13 00-0091	LF	20" Stainless Steel Well Screen	326.72	16.99
		For >100 To 250, Deduct	-10.17	
		For >250 To 400, Deduct	-18.34	
		For >400 To 600, Deduct	-27.51	
		For >600 To 750, Deduct	-36.69	
		For >750, Deduct	-48.47	
33 11 13 00-0092	LF	24" Stainless Steel Well Screen	423.55	22.36
		For >100 To 250, Deduct	-13.22	
		For >250 To 400, Deduct	-23.81	
		For >400 To 600, Deduct	-35.71	
		For >600 To 750, Deduct	-47.62	
		For >750, Deduct	-62.94	
33 11 13 00-0093	LF	26" Stainless Steel Well Screen	488.93	25.94
		For >100 To 250, Deduct	-15.20	
		For >250 To 400, Deduct	-27.43	
		For >400 To 600, Deduct	-41.14	
		For >600 To 750, Deduct	-54.86	
		For >750, Deduct	-72.45	
33 11 13 00-0094		Slotted Polyvinyl Chloride (PVC) Well Screen, Schedule 40 <small>(33 11 13 00-0078)</small>		
33 11 13 00-0095	LF	1-1/4" Diameter Slotted Polyvinyl Chloride (PVC) Well Screen	19.82	
		For >100 To 250, Deduct	-0.66	
		For >250 To 400, Deduct	-1.16	
		For >400 To 600, Deduct	-1.73	
		For >600 To 750, Deduct	-2.31	
		For >750, Deduct	-3.10	
		For Schedule 80, Add	5.30	
33 11 13 00-0096	LF	1-1/2" Diameter Slotted Polyvinyl Chloride (PVC) Well Screen	22.92	
		For >100 To 250, Deduct	-0.75	
		For >250 To 400, Deduct	-1.32	
		For >400 To 600, Deduct	-1.98	
		For >600 To 750, Deduct	-2.64	
		For >750, Deduct	-3.53	
		For Schedule 80, Add	6.36	



SAN BERNARDINO
COUNTY

MINOR
CSI UOM DESCRIPTION

TOTAL DIRECT DEMOLITION
UNIT COST UNIT COST

33 11 13 00-0097	LF 2" Diameter Slotted Polyvinyl Chloride (PVC) Well Screen	31.09
	<i>For >100 To 250, Deduct</i>	-1.09
	<i>For >250 To 400, Deduct</i>	-1.87
	<i>For >400 To 600, Deduct</i>	-2.80
	<i>For >600 To 750, Deduct</i>	-3.74
	<i>For >750, Deduct</i>	-5.08
	<i>For Schedule 80, Add</i>	7.42
33 11 13 00-0098	LF 3" Diameter Slotted Polyvinyl Chloride (PVC) Well Screen	47.98
	<i>For >100 To 250, Deduct</i>	-1.54
	<i>For >250 To 400, Deduct</i>	-2.74
	<i>For >400 To 600, Deduct</i>	-4.11
	<i>For >600 To 750, Deduct</i>	-5.47
	<i>For >750, Deduct</i>	-7.28
	<i>For Schedule 80, Add</i>	13.78
33 11 13 00-0099	LF 4" Diameter Slotted Polyvinyl Chloride (PVC) Well Screen	60.30
	<i>For >100 To 250, Deduct</i>	-1.94
	<i>For >250 To 400, Deduct</i>	-3.44
	<i>For >400 To 600, Deduct</i>	-5.16
	<i>For >600 To 750, Deduct</i>	-6.89
	<i>For >750, Deduct</i>	-9.16
	<i>For Schedule 80, Add</i>	17.28
33 11 13 00-0100	LF 5" Diameter Slotted Polyvinyl Chloride (PVC) Well Screen	76.03
	<i>For >100 To 250, Deduct</i>	-2.41
	<i>For >250 To 400, Deduct</i>	-4.31
	<i>For >400 To 600, Deduct</i>	-6.47
	<i>For >600 To 750, Deduct</i>	-8.62
	<i>For >750, Deduct</i>	-11.44
	<i>For Schedule 80, Add</i>	22.26
33 11 13 00-0101	LF 6" Diameter Slotted Polyvinyl Chloride (PVC) Well Screen	81.48
	<i>For >100 To 250, Deduct</i>	-2.72
	<i>For >250 To 400, Deduct</i>	-4.75
	<i>For >400 To 600, Deduct</i>	-7.13
	<i>For >600 To 750, Deduct</i>	-9.51
	<i>For >750, Deduct</i>	-12.76
	<i>For Schedule 80, Add</i>	21.73
33 11 13 00-0102	LF 8" Diameter Slotted Polyvinyl Chloride (PVC) Well Screen	119.55
	<i>For >100 To 250, Deduct</i>	-3.86
	<i>For >250 To 400, Deduct</i>	-6.85
	<i>For >400 To 600, Deduct</i>	-10.27
	<i>For >600 To 750, Deduct</i>	-13.69
	<i>For >750, Deduct</i>	-18.24
	<i>For Schedule 80, Add</i>	33.92
33 11 13 00-0103	Furnish And Install Gravel Pack Material <small>(33 11 13 00-0001)</small>	
	Note: Quantity is based on 3" space between wall and the casing or well screen.	
33 11 13 00-0104	Artificial Gravel Pack <small>(33 11 13 00-0103)</small>	
	Note: Excludes casing.	
33 11 13 00-0105	LF Artificial Gravel Pack, 6" Casing, 2" Screen	17.97
	<i>For >100 To 250, Deduct</i>	-0.71
	<i>For >250 To 400, Deduct</i>	-1.16
	<i>For >400 To 600, Deduct</i>	-1.73
	<i>For >600 To 750, Deduct</i>	-2.31
	<i>For >750, Deduct</i>	-3.22
33 11 13 00-0106	LF Artificial Gravel Pack, 8" Casing, 2" Screen	26.61
	<i>For >100 To 250, Deduct</i>	-1.07
	<i>For >250 To 400, Deduct</i>	-1.73
	<i>For >400 To 600, Deduct</i>	-2.60
	<i>For >600 To 750, Deduct</i>	-3.47
	<i>For >750, Deduct</i>	-4.86
33 11 13 00-0107	LF Artificial Gravel Pack, 10" Casing, 2" Screen	37.23
	<i>For >100 To 250, Deduct</i>	-1.53
	<i>For >250 To 400, Deduct</i>	-2.46
	<i>For >400 To 600, Deduct</i>	-3.69
	<i>For >600 To 750, Deduct</i>	-4.92
	<i>For >750, Deduct</i>	-6.94
33 11 13 00-0108	LF Artificial Gravel Pack, 12" Casing, 2" Screen	47.62
	<i>For >100 To 250, Deduct</i>	-1.94
	<i>For >250 To 400, Deduct</i>	-3.13
	<i>For >400 To 600, Deduct</i>	-4.69
	<i>For >600 To 750, Deduct</i>	-6.25
	<i>For >750, Deduct</i>	-8.79
33 11 13 00-0109	LF Artificial Gravel Pack, 14" Casing, 2" Screen	58.61
	<i>For >100 To 250, Deduct</i>	-2.36
	<i>For >250 To 400, Deduct</i>	-3.82
	<i>For >400 To 600, Deduct</i>	-5.73
	<i>For >600 To 750, Deduct</i>	-7.64
	<i>For >750, Deduct</i>	-10.71
33 11 13 00-0110	LF Artificial Gravel Pack, 16" Casing, 2" Screen	75.66
	<i>For >100 To 250, Deduct</i>	-2.99
	<i>For >250 To 400, Deduct</i>	-4.88
	<i>For >400 To 600, Deduct</i>	-7.32
	<i>For >600 To 750, Deduct</i>	-9.77
	<i>For >750, Deduct</i>	-13.64



	Utilities	33	
	Water Utilities	33 10	33
	Groundwater Sources	33 11	

MINOR CSI UOM DESCRIPTION	TOTAL DIRECT UNIT COST	DEMOLITION UNIT COST
33 11 13 00-0111 LF Artificial Gravel Pack, 18" Casing, 2" Screen.....	86.67	
For >100 To 250, Deduct	-3.41	
For >250 To 400, Deduct	-5.98	
For >400 To 600, Deduct	-8.36	
For >600 To 750, Deduct	-11.15	
For >750, Deduct	-15.96	
33 11 13 00-0112 LF Artificial Gravel Pack, 20" Casing, 2" Screen.....	103.12	
For >100 To 250, Deduct	-4.10	
For >250 To 400, Deduct	-6.67	
For >400 To 600, Deduct	-10.01	
For >600 To 750, Deduct	-13.35	
For >750, Deduct	-18.65	
33 11 13 00-0113 LF Artificial Gravel Pack, 24" Casing, 2" Screen.....	116.76	
For >100 To 250, Deduct	-4.68	
For >250 To 400, Deduct	-7.58	
For >400 To 600, Deduct	-11.37	
For >600 To 750, Deduct	-15.16	
For >750, Deduct	-21.21	
33 11 13 00-0114 LF Artificial Gravel Pack, 26" Casing, 2" Screen.....	125.57	
For >100 To 250, Deduct	-4.96	
For >250 To 400, Deduct	-8.10	
For >400 To 600, Deduct	-12.15	
For >600 To 750, Deduct	-16.20	
For >750, Deduct	-22.61	
33 11 13 00-0115 LF Artificial Gravel Pack, 30" Casing, 2" Screen.....	150.02	
For >100 To 250, Deduct	-5.99	
For >250 To 400, Deduct	-9.74	
For >400 To 600, Deduct	-14.61	
For >600 To 750, Deduct	-19.48	
For >750, Deduct	-27.26	
33 11 13 00-0116 LF Artificial Gravel Pack, 36" Casing, 2" Screen.....	174.13	
For >100 To 250, Deduct	-7.08	
For >250 To 400, Deduct	-11.44	
For >400 To 600, Deduct	-17.15	
For >600 To 750, Deduct	-22.87	
For >750, Deduct	-32.14	
33 11 13 00-0117 Develop Well (33 11 13 00-0001)		
Note: Pump out drilled well to remove debris and fine material remaining from the drilling process. Excludes disposal.		
33 11 13 00-0118 HR Develop Well.....	432.39	
33 11 13 00-0119 Pump Test (33 11 13 00-0001)		
Note: To determine water level and GPM flow rate.		
33 11 13 00-0120 HR Pump Test Well.....	382.78	
33 11 13 00-0121 Test Well (33 11 13 00-0001)		
33 11 13 00-0122 VLF 2-1/2" Diameter Test Well.....	102.32	
33 11 13 00-0123 Surface Seal, Concrete Filled (33 11 13)		
33 11 13 00-0124 SF Surface Seal Well, Concrete Filled.....	32.80	
33 11 13 00-0125 Other Water Well (33 11 13)		
33 11 13 00-0126 SF Patch Hole In Well Casing.....	96.22	
33 11 13 00-0127 SF 1/2" Pressure Grout Well.....	2.38	
33 11 13 00-0128 SF 1" Pressure Grout Well.....	3.86	
33 11 13 00-0129 CF Sediment Removal In Well Casing For Existing Well.....	5.59	
33 11 13 00-0130 Sterilization Of Well (33 11 13)		
33 11 13 00-0131 EA Well Sterilization, Chlorine.....	1,603.09	
33 11 13 00-0132 Submersible Well Pumps (33 11 13)		
Note: Includes pump end, motor and control box.		
33 11 13 00-0133 4" Submersible Well Pumps (33 11 13 00-0132)		
33 11 13 00-0134 Powder Coated Case And Cast Iron Ends (33 11 13 00-0133)		
33 11 13 00-0135 EA 1/2 HP Submersible Well Pump, 4" Diameter Powder Coated Case And Cast Iron Ends.....	1,359.48	465.19
33 11 13 00-0136 EA 3/4 HP Submersible Well Pump, 4" Diameter Powder Coated Case And Cast Iron Ends.....	1,549.82	515.60
33 11 13 00-0137 EA 1 HP Submersible Well Pump, 4" Diameter Powder Coated Case And Cast Iron Ends.....	1,720.08	572.89
33 11 13 00-0138 Stainless Steel Case And Ends (33 11 13 00-0133)		
33 11 13 00-0139 EA 1/2 HP Submersible Well Pump, 4" Diameter Stainless Steel.....	1,532.36	458.32
33 11 13 00-0140 EA 3/4 HP Submersible Well Pump, 4" Diameter Stainless Steel.....	1,747.58	515.60
33 11 13 00-0141 EA 1 HP Submersible Well Pump, 4" Diameter Stainless Steel.....	1,959.27	572.89

33	Utilities
33 10	Water Utilities
33 11	Groundwater Sources



MINOR	CSI	UOM	DESCRIPTION	TOTAL DIRECT UNIT COST	DEMOLITION UNIT COST
33 11 13 00-0142	EA		1-1/2 HP Submersible Well Pump, 4" Diameter Stainless Steel	2,244.35	630.19
33 11 13 00-0143	EA		2 HP Submersible Well Pump, 4" Diameter Stainless Steel	2,540.09	687.47
33 11 13 00-0144	EA		3 HP Submersible Well Pump, 4" Diameter Stainless Steel	3,124.48	802.06
33 11 13 00-0145	EA		5 HP Submersible Well Pump, 4" Diameter Stainless Steel	3,930.30	916.63
33 11 13 00-0146			6" Submersible Well Pumps <small>(33 11 13 00-0132)</small>		
33 11 13 00-0147	EA		5 HP Submersible Well Pump, 6" Diameter Stainless Steel	3,821.44	1,145.79
33 11 13 00-0148	EA		7.5 HP Submersible Well Pump, 6" Diameter Stainless Steel	4,407.00	1,260.37
33 11 13 00-0149	EA		10 HP Submersible Well Pump, 6" Diameter Stainless Steel	5,015.08	1,374.95
33 11 13 00-0150	EA		15 HP Submersible Well Pump, 6" Diameter Stainless Steel	6,093.23	1,604.10

33 14 Water Utility Transmission and Distribution (33 14)

33 14 11 Water Utility Transmission Piping (33 14)

See CSI section 33 14 13 00-0000 for water utility transmission piping.

33 14 13 Public Water Utility Distribution Piping (33 14)

Note: Piping includes hydrostatic testing, disinfecting and warning tape. Excludes excavation and backfill. See CSI section 31 23 16 00-0000 for excavation, 31 23 16 36-0016 for backfill.

33 14 13 13 Ductile Iron Public Water Utility Distribution Piping (33 14 13)

33 14 13 13-0001 Ductile Iron Piping (33 14 13 13)

33 14 13 13-0002 Mechanical Joint Ductile Iron Piping (33 14 13 13-0001)

Note: Cement lining and bituminous coating shall conform to ANSI A21.4. Fittings are C153. See CSI section 39 14 13 13-0542 for bolts and gaskets.

33 14 13 13-0003 Mechanical Joint Ductile Iron Pipe (33 14 13 13-0002)

Note: Conforming to ANSI/AWWA C151/A21.51, federal specification WW-P-421D.

33 14 13 13-0004	LF		3", Class 51, Mechanical Joint Ductile Iron Pipe	42.03	12.78
			<i>For 40 Mil Glass Fiber Epoxy Or Polyurethane Lining, Add</i>	15.88	
			<i>For Cement Mortar Lining (CML), Add</i>	2.27	
			<i>Note: ANSI/AWWA C104/A21.4</i>		
			<i>For 40 Mil Ceramic Epoxy Lining (P401), Add</i>	12.25	
			<i>For Fusion Bonded Epoxy Lining (206N), Add</i>	4.08	
			<i>Note: ANSI/AWWA C104/A21.4</i>		
			<i>For Bituminous Or Coal Tar Coating, 1 Mil, Add</i>	1.70	
			<i>Note: ANSI/AWWA C151/A21.51</i>		
			<i>For >1,000, Deduct</i>	-2.10	
			<i>For Class 52, Add</i>	7.18	
			<i>For Class 53, Add</i>	12.88	
			<i>For Class 54, Add</i>	18.36	
			<i>For Class 55, Add</i>	21.14	
			<i>For Class 56, Add</i>	23.88	
33 14 13 13-0005	LF		4", Class 50, Mechanical Joint Ductile Iron Pipe	45.54	13.60
			<i>For 40 Mil Glass Fiber Epoxy Or Polyurethane Lining, Add</i>	17.45	
			<i>For Cement Mortar Lining (CML), Add</i>	2.49	
			<i>Note: ANSI/AWWA C104/A21.4</i>		
			<i>For 40 Mil Ceramic Epoxy Lining (P401), Add</i>	13.46	
			<i>For Fusion Bonded Epoxy Lining (206N), Add</i>	4.49	
			<i>Note: ANSI/AWWA C104/A21.4</i>		
			<i>For Bituminous Or Coal Tar Coating, 1 Mil, Add</i>	1.87	
			<i>Note: ANSI/AWWA C151/A21.51</i>		
			<i>For >1,000, Deduct</i>	-2.28	
			<i>For Class 51, Add</i>	3.66	
			<i>For Class 52, Add</i>	7.87	
			<i>For Class 53, Add</i>	14.13	
			<i>For Class 54, Add</i>	20.14	
			<i>For Class 55, Add</i>	23.19	
			<i>For Class 56, Add</i>	26.19	
33 14 13 13-0006	LF		6", Class 50, Mechanical Joint Ductile Iron Pipe	48.65	14.29
			<i>For 40 Mil Glass Fiber Epoxy Or Polyurethane Lining, Add</i>	18.94	
			<i>For Cement Mortar Lining (CML), Add</i>	2.71	
			<i>Note: ANSI/AWWA C104/A21.4</i>		
			<i>For 40 Mil Ceramic Epoxy Lining (P401), Add</i>	14.61	
			<i>For Fusion Bonded Epoxy Lining (206N), Add</i>	4.87	
			<i>Note: ANSI/AWWA C104/A21.4</i>		
			<i>For Bituminous Or Coal Tar Coating, 1 Mil, Add</i>	2.03	
			<i>Note: ANSI/AWWA C151/A21.51</i>		
			<i>For >1,000, Deduct</i>	-2.43	
			<i>For Class 51, Add</i>	3.96	
			<i>For Class 52, Add</i>	8.53	
			<i>For Class 53, Add</i>	15.31	
			<i>For Class 54, Add</i>	21.82	
			<i>For Class 55, Add</i>	25.12	
			<i>For Class 56, Add</i>	28.37	



MINOR CSI UOM DESCRIPTION	TOTAL DIRECT UNIT COST	DEMOLITION UNIT COST
33 14 13 13-0007 LF 8", Class 50, Mechanical Joint Ductile Iron Pipe.....	57.10	14.84
For 40 Mil Glass Fiber Epoxy Or Polyurethane Lining, Add	24.23	
For Cement Mortar Lining (CML), Add	3.46	
Note: ANSI/AWWA C104/A21.4		
For 40 Mil Ceramic Epoxy Lining (P401), Add	18.69	
For Fusion Bonded Epoxy Lining (206N), Add	6.23	
Note: ANSI/AWWA C104/A21.4		
For Bituminous Or Coal Tar Coating, 1 Mil, Add	2.60	
Note: ANSI/AWWA C151/A21.51		
For >1,000, Deduct	-2.86	
For Class 51, Add	5.00	
For Class 52, Add	10.78	
For Class 53, Add	19.39	
For Class 54, Add	27.65	
For Class 55, Add	31.81	
For Class 56, Add	35.90	
33 14 13 13-0008 LF 10", Class 50, Mechanical Joint Ductile Iron Pipe.....	76.86	21.01
For 40 Mil Glass Fiber Epoxy Or Polyurethane Lining, Add	27.02	
For Cement Mortar Lining (CML), Add	4.50	
Note: ANSI/AWWA C104/A21.4		
For 40 Mil Ceramic Epoxy Lining (P401), Add	22.52	
For Fusion Bonded Epoxy Lining (206N), Add	8.11	
Note: ANSI/AWWA C104/A21.4		
For Bituminous Or Coal Tar Coating, 1 Mil, Add	3.38	
Note: ANSI/AWWA C151/A21.51		
For >1,000, Deduct	-3.84	
For Class 51, Add	6.54	
For Class 52, Add	14.08	
For Class 53, Add	25.33	
For Class 54, Add	36.10	
For Class 55, Add	41.55	
For Class 56, Add	46.90	
33 14 13 13-0009 LF 12", Class 50, Mechanical Joint Ductile Iron Pipe.....	92.88	23.35
For 40 Mil Glass Fiber Epoxy Or Polyurethane Lining, Add	28.76	
For Cement Mortar Lining (CML), Add	5.75	
Note: ANSI/AWWA C104/A21.4		
For 40 Mil Ceramic Epoxy Lining (P401), Add	23.00	
For Fusion Bonded Epoxy Lining (206N), Add	10.35	
Note: ANSI/AWWA C104/A21.4		
For Bituminous Or Coal Tar Coating, 1 Mil, Add	4.31	
Note: ANSI/AWWA C151/A21.51		
For >1,000, Deduct	-4.64	
For Class 51, Add	8.28	
For Class 52, Add	17.86	
For Class 53, Add	32.15	
For Class 54, Add	45.84	
For Class 55, Add	52.73	
For Class 56, Add	59.50	
33 14 13 13-0010 LF 14", Class 50, Mechanical Joint Ductile Iron Pipe.....	111.11	26.21
For 40 Mil Glass Fiber Epoxy Or Polyurethane Lining, Add	31.38	
For Cement Mortar Lining (CML), Add	7.13	
Note: ANSI/AWWA C104/A21.4		
For 40 Mil Ceramic Epoxy Lining (P401), Add	24.25	
For Fusion Bonded Epoxy Lining (206N), Add	12.84	
Note: ANSI/AWWA C104/A21.4		
For Bituminous Or Coal Tar Coating, 1 Mil, Add	5.35	
Note: ANSI/AWWA C151/A21.51		
For >1,000, Deduct	-5.56	
For Class 51, Add	10.22	
For Class 52, Add	22.04	
For Class 53, Add	39.71	
For Class 54, Add	56.65	
For Class 55, Add	65.14	
For Class 56, Add	73.48	
33 14 13 13-0011 LF 16", Class 50, Mechanical Joint Ductile Iron Pipe.....	125.44	30.04
For 40 Mil Glass Fiber Epoxy Or Polyurethane Lining, Add	32.78	
For Cement Mortar Lining (CML), Add	8.00	
Note: ANSI/AWWA C104/A21.4		
For 40 Mil Ceramic Epoxy Lining (P401), Add	24.79	
For Fusion Bonded Epoxy Lining (206N), Add	14.39	
Note: ANSI/AWWA C104/A21.4		
For Bituminous Or Coal Tar Coating, 1 Mil, Add	6.00	
Note: ANSI/AWWA C151/A21.51		
For >1,000, Deduct	-6.27	
For Class 51, Add	11.47	
For Class 52, Add	24.73	
For Class 53, Add	44.56	
For Class 54, Add	63.56	
For Class 55, Add	73.09	
For Class 56, Add	82.45	

33 Utilities

33 10 Water Utilities

33 14 Water Utility Transmission and Distribution



MINOR CSI UOM DESCRIPTION	TOTAL DIRECT UNIT COST	DEMOLITION UNIT COST
33 14 13 13-0012 LF 18", Class 50, Mechanical Joint Ductile Iron Pipe.....	155.60	35.01
For 40 Mil Glass Fiber Epoxy Or Polyurethane Lining, Add	42.04	
For Cement Mortar Lining (CML), Add	10.25	
Note: ANSI/AWWA C104/A21.4		
For 40 Mil Ceramic Epoxy Lining (P401), Add	31.79	
For Fusion Bonded Epoxy Lining (206N), Add	18.46	
Note: ANSI/AWWA C104/A21.4		
For Bituminous Or Coal Tar Coating, 1 Mil, Add	7.69	
Note: ANSI/AWWA C151/A21.51		
For >1,000, Deduct	-7.78	
For Class 51, Add	14.64	
For Class 52, Add	31.59	
For Class 53, Add	56.94	
For Class 54, Add	81.24	
For Class 55, Add	93.40	
For Class 56, Add	105.34	
33 14 13 13-0013 LF 20", Class 50, Mechanical Joint Ductile Iron Pipe.....	176.59	42.02
For 40 Mil Glass Fiber Epoxy Or Polyurethane Lining, Add	42.97	
For Cement Mortar Lining (CML), Add	11.29	
Note: ANSI/AWWA C104/A21.4		
For 40 Mil Ceramic Epoxy Lining (P401), Add	31.62	
For Fusion Bonded Epoxy Lining (206N), Add	20.33	
Note: ANSI/AWWA C104/A21.4		
For Bituminous Or Coal Tar Coating, 1 Mil, Add	8.47	
Note: ANSI/AWWA C151/A21.51		
For >1,000, Deduct	-8.83	
For Class 51, Add	16.19	
For Class 52, Add	34.91	
For Class 53, Add	62.90	
For Class 54, Add	89.73	
For Class 55, Add	103.18	
For Class 56, Add	116.40	
33 14 13 13-0014 LF 24", Class 50, Mechanical Joint Ductile Iron Pipe.....	231.15	52.53
For 40 Mil Glass Fiber Epoxy Or Polyurethane Lining, Add	46.98	
For Cement Mortar Lining (CML), Add	15.16	
Note: ANSI/AWWA C104/A21.4		
For 40 Mil Ceramic Epoxy Lining (P401), Add	31.83	
For Fusion Bonded Epoxy Lining (206N), Add	27.28	
Note: ANSI/AWWA C104/A21.4		
For Bituminous Or Coal Tar Coating, 1 Mil, Add	11.37	
Note: ANSI/AWWA C151/A21.51		
For >1,000, Deduct	-11.56	
For Class 51, Add	21.65	
For Class 52, Add	46.72	
For Class 53, Add	84.21	
For Class 54, Add	120.14	
For Class 55, Add	138.12	
For Class 56, Add	155.79	
33 14 13 13-0015 LF 30", Class 50, Mechanical Joint Ductile Iron Pipe.....	298.62	56.56
For 40 Mil Glass Fiber Epoxy Or Polyurethane Lining, Add	66.25	
For Cement Mortar Lining (CML), Add	21.37	
Note: ANSI/AWWA C104/A21.4		
For Fusion Bonded Epoxy Lining (206N), Add	38.47	
Note: ANSI/AWWA C104/A21.4		
For Bituminous Or Coal Tar Coating, 1 Mil, Add	16.03	
Note: ANSI/AWWA C151/A21.51		
For >1,000, Deduct	-14.93	
For Class 51, Add	30.19	
For Class 52, Add	65.19	
For Class 53, Add	117.72	
For Class 54, Add	168.04	
For Class 55, Add	193.06	
For Class 56, Add	217.63	
33 14 13 13-0016 LF 36", Class 50, Mechanical Joint Ductile Iron Pipe.....	357.45	60.06
For 40 Mil Glass Fiber Epoxy Or Polyurethane Lining, Add	82.84	
For Cement Mortar Lining (CML), Add	26.72	
Note: ANSI/AWWA C104/A21.4		
For Fusion Bonded Epoxy Lining (206N), Add	48.10	
Note: ANSI/AWWA C104/A21.4		
For Bituminous Or Coal Tar Coating, 1 Mil, Add	20.04	
Note: ANSI/AWWA C151/A21.51		
For >1,000, Deduct	-17.87	
For Class 51, Add	37.55	
For Class 52, Add	81.12	
For Class 53, Add	146.60	
For Class 54, Add	209.32	
For Class 55, Add	240.41	
For Class 56, Add	270.93	



Utilities	33	CS
Water Utilities	33 10	
Water Utility Transmission and Distribution	33 14	

MINOR CSI UOM DESCRIPTION	TOTAL DIRECT UNIT COST	DEMOLITION UNIT COST
33 14 13 13-0017 LF 42", Class 50, Mechanical Joint Ductile Iron Pipe.....	439.77	63.56
For 40 Mil Glass Fiber Epoxy Or Polyurethane Lining, Add	106.72	
For Cement Mortar Lining (CML), Add	34.43	
Note: ANSI/AWWA C104/A21.4		
For Fusion Bonded Epoxy Lining (206N), Add	61.97	
Note: ANSI/AWWA C104/A21.4		
For Bituminous Or Coal Tar Coating, 1 Mil, Add	25.82	
Note: ANSI/AWWA C151/A21.51		
For >1,000, Deduct	-21.99	
For Class 51, Add	48.12	
For Class 52, Add	103.98	
For Class 53, Add	188.07	
For Class 54, Add	268.62	
For Class 55, Add	308.40	
For Class 56, Add	347.46	
33 14 13 13-0018 LF 48", Class 50, Mechanical Joint Ductile Iron Pipe.....	539.62	67.18
For 40 Mil Glass Fiber Epoxy Or Polyurethane Lining, Add	136.03	
For Cement Mortar Lining (CML), Add	48.88	
Note: ANSI/AWWA C104/A21.4		
For Fusion Bonded Epoxy Lining (206N), Add	78.98	
Note: ANSI/AWWA C104/A21.4		
For Bituminous Or Coal Tar Coating, 1 Mil, Add	32.91	
Note: ANSI/AWWA C151/A21.51		
For >1,000, Deduct	-26.98	
For Class 51, Add	61.07	
For Class 52, Add	132.01	
For Class 53, Add	238.93	
For Class 54, Add	341.34	
For Class 55, Add	391.79	
For Class 56, Add	441.32	
33 14 13 13-0019 Mechanical Joint Ductile Iron 90 Degree Elbow <small>(33 14 13 13-0002)</small>		
33 14 13 13-0020 EA 3" Mechanical Joint Ductile Iron 90 Degree Elbow	170.42	40.36
For Cement Mortar Lining (CML), Add	10.93	
Note: ANSI/AWWA C104/A21.4		
For Fusion Bonded Epoxy Lining (206N), Add	19.67	
Note: ANSI/AWWA C104/A21.4		
For Bituminous Or Coal Tar Coating, 1 Mil, Add	8.19	
Note: ANSI/AWWA C151/A21.51		
33 14 13 13-0021 EA 4" Mechanical Joint Ductile Iron 90 Degree Elbow	191.97	48.24
For Cement Mortar Lining (CML), Add	11.89	
Note: ANSI/AWWA C104/A21.4		
For Fusion Bonded Epoxy Lining (206N), Add	21.40	
Note: ANSI/AWWA C104/A21.4		
For Bituminous Or Coal Tar Coating, 1 Mil, Add	8.92	
Note: ANSI/AWWA C151/A21.51		
33 14 13 13-0022 EA 6" Mechanical Joint Ductile Iron 90 Degree Elbow	302.34	71.29
For Cement Mortar Lining (CML), Add	19.44	
Note: ANSI/AWWA C104/A21.4		
For Fusion Bonded Epoxy Lining (206N), Add	34.99	
Note: ANSI/AWWA C104/A21.4		
For Bituminous Or Coal Tar Coating, 1 Mil, Add	14.58	
Note: ANSI/AWWA C151/A21.51		
33 14 13 13-0023 EA 8" Mechanical Joint Ductile Iron 90 Degree Elbow	410.92	84.55
For Cement Mortar Lining (CML), Add	28.28	
Note: ANSI/AWWA C104/A21.4		
For Fusion Bonded Epoxy Lining (206N), Add	50.90	
Note: ANSI/AWWA C104/A21.4		
For Bituminous Or Coal Tar Coating, 1 Mil, Add	21.21	
Note: ANSI/AWWA C151/A21.51		
33 14 13 13-0024 EA 10" Mechanical Joint Ductile Iron 90 Degree Elbow	590.98	93.18
For Cement Mortar Lining (CML), Add	44.98	
Note: ANSI/AWWA C104/A21.4		
For Fusion Bonded Epoxy Lining (206N), Add	80.97	
Note: ANSI/AWWA C104/A21.4		
For Bituminous Or Coal Tar Coating, 1 Mil, Add	33.74	
Note: ANSI/AWWA C151/A21.51		
33 14 13 13-0025 EA 12" Mechanical Joint Ductile Iron 90 Degree Elbow	771.21	109.30
For Cement Mortar Lining (CML), Add	60.57	
Note: ANSI/AWWA C104/A21.4		
For Fusion Bonded Epoxy Lining (206N), Add	109.02	
Note: ANSI/AWWA C104/A21.4		
For Bituminous Or Coal Tar Coating, 1 Mil, Add	45.43	
Note: ANSI/AWWA C151/A21.51		
33 14 13 13-0026 EA 14" Mechanical Joint Ductile Iron 90 Degree Elbow	1,199.43	122.57
For Cement Mortar Lining (CML), Add	101.37	
Note: ANSI/AWWA C104/A21.4		
For Fusion Bonded Epoxy Lining (206N), Add	182.47	
Note: ANSI/AWWA C104/A21.4		
For Bituminous Or Coal Tar Coating, 1 Mil, Add	76.03	
Note: ANSI/AWWA C151/A21.51		

33 Utilities**33 10 Water Utilities****33 14 Water Utility Transmission and Distribution**

SAN BERNARDINO
COUNTY

MINOR CSI UOM DESCRIPTION	TOTAL DIRECT UNIT COST	DEMOLITION UNIT COST
33 14 13 13-0027 EA 16" Mechanical Joint Ductile Iron 90 Degree Elbow	1,589.06	140.08
For Cement Mortar Lining (CML), Add	137.68	
Note: ANSI/AWWA C104/A21.4		
For Fusion Bonded Epoxy Lining (206N), Add	247.83	
Note: ANSI/AWWA C104/A21.4		
For Bituminous Or Coal Tar Coating, 1 Mil, Add	103.26	
Note: ANSI/AWWA C151/A21.51		
33 14 13 13-0028 EA 18" Mechanical Joint Ductile Iron 90 Degree Elbow	1,955.06	196.11
For Cement Mortar Lining (CML), Add	165.80	
Note: ANSI/AWWA C104/A21.4		
For Fusion Bonded Epoxy Lining (206N), Add	298.43	
Note: ANSI/AWWA C104/A21.4		
For Bituminous Or Coal Tar Coating, 1 Mil, Add	124.35	
Note: ANSI/AWWA C151/A21.51		
33 14 13 13-0029 EA 20" Mechanical Joint Ductile Iron 90 Degree Elbow	2,683.23	245.13
For Cement Mortar Lining (CML), Add	231.18	
Note: ANSI/AWWA C104/A21.4		
For Fusion Bonded Epoxy Lining (206N), Add	416.13	
Note: ANSI/AWWA C104/A21.4		
For Bituminous Or Coal Tar Coating, 1 Mil, Add	173.39	
Note: ANSI/AWWA C151/A21.51		
33 14 13 13-0030 EA 24" Mechanical Joint Ductile Iron 90 Degree Elbow	3,945.54	326.42
For Cement Mortar Lining (CML), Add	345.09	
Note: ANSI/AWWA C104/A21.4		
For Fusion Bonded Epoxy Lining (206N), Add	621.16	
Note: ANSI/AWWA C104/A21.4		
For Bituminous Or Coal Tar Coating, 1 Mil, Add	258.82	
Note: ANSI/AWWA C151/A21.51		
33 14 13 13-0031 EA 30" Mechanical Joint Ductile Iron 90 Degree Elbow	6,068.41	350.20
For Cement Mortar Lining (CML), Add	553.78	
Note: ANSI/AWWA C104/A21.4		
For Fusion Bonded Epoxy Lining (206N), Add	996.81	
Note: ANSI/AWWA C104/A21.4		
For Bituminous Or Coal Tar Coating, 1 Mil, Add	415.34	
Note: ANSI/AWWA C151/A21.51		
33 14 13 13-0032 EA 36" Mechanical Joint Ductile Iron 90 Degree Elbow	9,208.54	363.57
For Cement Mortar Lining (CML), Add	865.78	
Note: ANSI/AWWA C104/A21.4		
For Fusion Bonded Epoxy Lining (206N), Add	1,558.40	
Note: ANSI/AWWA C104/A21.4		
For Bituminous Or Coal Tar Coating, 1 Mil, Add	649.33	
Note: ANSI/AWWA C151/A21.51		
33 14 13 13-0033 EA 42" Mechanical Joint Ductile Iron 90 Degree Elbow	15,482.94	420.23
For Cement Mortar Lining (CML), Add	1,484.62	
Note: ANSI/AWWA C104/A21.4		
For Fusion Bonded Epoxy Lining (206N), Add	2,672.32	
Note: ANSI/AWWA C104/A21.4		
For Bituminous Or Coal Tar Coating, 1 Mil, Add	1,113.47	
Note: ANSI/AWWA C151/A21.51		
33 14 13 13-0034 EA 48" Mechanical Joint Ductile Iron 90 Degree Elbow	20,473.39	447.08
For Cement Mortar Lining (CML), Add	1,979.60	
Note: ANSI/AWWA C104/A21.4		
For Fusion Bonded Epoxy Lining (206N), Add	3,563.29	
Note: ANSI/AWWA C104/A21.4		
For Bituminous Or Coal Tar Coating, 1 Mil, Add	1,484.70	
Note: ANSI/AWWA C151/A21.51		
33 14 13 13-0035 Mechanical Joint Ductile Iron 45 Degree Elbow (33 14 13 13-0002)		
33 14 13 13-0036 EA 3" Mechanical Joint Ductile Iron 45 Degree Elbow	159.17	40.36
For Cement Mortar Lining (CML), Add	9.80	
Note: ANSI/AWWA C104/A21.4		
For Fusion Bonded Epoxy Lining (206N), Add	17.64	
Note: ANSI/AWWA C104/A21.4		
For Bituminous Or Coal Tar Coating, 1 Mil, Add	7.35	
Note: ANSI/AWWA C151/A21.51		
33 14 13 13-0037 EA 4" Mechanical Joint Ductile Iron 45 Degree Elbow	171.08	48.24
For Cement Mortar Lining (CML), Add	9.80	
Note: ANSI/AWWA C104/A21.4		
For Fusion Bonded Epoxy Lining (206N), Add	17.64	
Note: ANSI/AWWA C104/A21.4		
For Bituminous Or Coal Tar Coating, 1 Mil, Add	7.35	
Note: ANSI/AWWA C151/A21.51		
33 14 13 13-0038 EA 6" Mechanical Joint Ductile Iron 45 Degree Elbow	265.39	71.29
For Cement Mortar Lining (CML), Add	15.74	
Note: ANSI/AWWA C104/A21.4		
For Fusion Bonded Epoxy Lining (206N), Add	28.34	
Note: ANSI/AWWA C104/A21.4		
For Bituminous Or Coal Tar Coating, 1 Mil, Add	11.81	
Note: ANSI/AWWA C151/A21.51		
33 14 13 13-0039 EA 8" Mechanical Joint Ductile Iron 45 Degree Elbow	357.91	84.55
For Cement Mortar Lining (CML), Add	22.97	
Note: ANSI/AWWA C104/A21.4		
For Fusion Bonded Epoxy Lining (206N), Add	41.35	
Note: ANSI/AWWA C104/A21.4		
For Bituminous Or Coal Tar Coating, 1 Mil, Add	17.23	
Note: ANSI/AWWA C151/A21.51		



MINOR CSI UOM DESCRIPTION	TOTAL DIRECT UNIT COST	DEMOLITION UNIT COST
33 14 13 13-0040 EA 10" Mechanical Joint Ductile Iron 45 Degree Elbow For Cement Mortar Lining (CML), Add Note: ANSI/AWWA C104/A21.4 For Fusion Bonded Epoxy Lining (206N), Add Note: ANSI/AWWA C104/A21.4 For Bituminous Or Coal Tar Coating, 1 Mil, Add Note: ANSI/AWWA C151/A21.51	476.91 33.58 60.44 25.18	93.18
33 14 13 13-0041 EA 12" Mechanical Joint Ductile Iron 45 Degree Elbow For Cement Mortar Lining (CML), Add Note: ANSI/AWWA C104/A21.4 For Fusion Bonded Epoxy Lining (206N), Add Note: ANSI/AWWA C104/A21.4 For Bituminous Or Coal Tar Coating, 1 Mil, Add Note: ANSI/AWWA C151/A21.51	666.79 50.73 90.23 37.59	109.30
33 14 13 13-0042 EA 14" Mechanical Joint Ductile Iron 45 Degree Elbow For Cement Mortar Lining (CML), Add Note: ANSI/AWWA C104/A21.4 For Fusion Bonded Epoxy Lining (206N), Add Note: ANSI/AWWA C104/A21.4 For Bituminous Or Coal Tar Coating, 1 Mil, Add Note: ANSI/AWWA C151/A21.51	974.51 78.88 141.99 59.16	122.57
33 14 13 13-0043 EA 16" Mechanical Joint Ductile Iron 45 Degree Elbow For Cement Mortar Lining (CML), Add Note: ANSI/AWWA C104/A21.4 For Fusion Bonded Epoxy Lining (206N), Add Note: ANSI/AWWA C104/A21.4 For Bituminous Or Coal Tar Coating, 1 Mil, Add Note: ANSI/AWWA C151/A21.51	1,195.45 98.32 176.98 73.74	140.08
33 14 13 13-0044 EA 18" Mechanical Joint Ductile Iron 45 Degree Elbow For Cement Mortar Lining (CML), Add Note: ANSI/AWWA C104/A21.4 For Fusion Bonded Epoxy Lining (206N), Add Note: ANSI/AWWA C104/A21.4 For Bituminous Or Coal Tar Coating, 1 Mil, Add Note: ANSI/AWWA C151/A21.51	1,707.65 141.06 253.90 105.79	196.11
33 14 13 13-0045 EA 20" Mechanical Joint Ductile Iron 45 Degree Elbow For Cement Mortar Lining (CML), Add Note: ANSI/AWWA C104/A21.4 For Fusion Bonded Epoxy Lining (206N), Add Note: ANSI/AWWA C104/A21.4 For Bituminous Or Coal Tar Coating, 1 Mil, Add Note: ANSI/AWWA C151/A21.51	1,878.34 150.70 271.25 113.02	245.13
33 14 13 13-0046 EA 24" Mechanical Joint Ductile Iron 45 Degree Elbow For Cement Mortar Lining (CML), Add Note: ANSI/AWWA C104/A21.4 For Fusion Bonded Epoxy Lining (206N), Add Note: ANSI/AWWA C104/A21.4 For Bituminous Or Coal Tar Coating, 1 Mil, Add Note: ANSI/AWWA C151/A21.51	2,784.00 228.94 412.08 171.70	326.42
33 14 13 13-0047 EA 30" Mechanical Joint Ductile Iron 45 Degree Elbow For Cement Mortar Lining (CML), Add Note: ANSI/AWWA C104/A21.4 For Fusion Bonded Epoxy Lining (206N), Add Note: ANSI/AWWA C104/A21.4 For Bituminous Or Coal Tar Coating, 1 Mil, Add Note: ANSI/AWWA C151/A21.51	5,181.59 465.10 837.18 348.82	350.20
33 14 13 13-0048 EA 36" Mechanical Joint Ductile Iron 45 Degree Elbow For Cement Mortar Lining (CML), Add Note: ANSI/AWWA C104/A21.4 For Fusion Bonded Epoxy Lining (206N), Add Note: ANSI/AWWA C104/A21.4 For Bituminous Or Coal Tar Coating, 1 Mil, Add Note: ANSI/AWWA C151/A21.51	7,351.36 680.06 1,224.10 510.04	363.57
33 14 13 13-0049 EA 42" Mechanical Joint Ductile Iron 45 Degree Elbow For Cement Mortar Lining (CML), Add Note: ANSI/AWWA C104/A21.4 For Fusion Bonded Epoxy Lining (206N), Add Note: ANSI/AWWA C104/A21.4 For Bituminous Or Coal Tar Coating, 1 Mil, Add Note: ANSI/AWWA C151/A21.51	11,085.79 1,044.91 1,880.83 783.68	420.23
33 14 13 13-0050 EA 48" Mechanical Joint Ductile Iron 45 Degree Elbow For Cement Mortar Lining (CML), Add Note: ANSI/AWWA C104/A21.4 For Fusion Bonded Epoxy Lining (206N), Add Note: ANSI/AWWA C104/A21.4 For Bituminous Or Coal Tar Coating, 1 Mil, Add Note: ANSI/AWWA C151/A21.51	14,370.07 1,369.27 2,464.69 1,026.95	447.08
33 14 13 13-0051 Mechanical Joint Ductile Iron 22-1/2 Degree Elbow (33 14 13 13-0002)		
33 14 13 13-0052 EA 3" Mechanical Joint Ductile Iron 22-1/2 Degree Elbow For Cement Mortar Lining (CML), Add Note: ANSI/AWWA C104/A21.4 For Fusion Bonded Epoxy Lining (206N), Add Note: ANSI/AWWA C104/A21.4 For Bituminous Or Coal Tar Coating, 1 Mil, Add Note: ANSI/AWWA C151/A21.51	138.28 7.71 13.88 5.78	40.36

33 Utilities

33 10 Water Utilities

33 14 Water Utility Transmission and Distribution



MINOR CSI	UOM	DESCRIPTION	TOTAL DIRECT UNIT COST	DEMOLITION UNIT COST
33 14 13 13-0053	EA	4" Mechanical Joint Ductile Iron 22-1/2 Degree Elbow <i>For Cement Mortar Lining (CML), Add</i> <i>Note: ANSI/AWWA C104/A21.4</i> <i>For Fusion Bonded Epoxy Lining (206N), Add</i> <i>Note: ANSI/AWWA C104/A21.4</i> <i>For Bituminous Or Coal Tar Coating, 1 Mil, Add</i> <i>Note: ANSI/AWWA C151/A21.51</i>	166.26 9.32 16.77 6.99	48.24
33 14 13 13-0054	EA	6" Mechanical Joint Ductile Iron 22-1/2 Degree Elbow <i>For Cement Mortar Lining (CML), Add</i> <i>Note: ANSI/AWWA C104/A21.4</i> <i>For Fusion Bonded Epoxy Lining (206N), Add</i> <i>Note: ANSI/AWWA C104/A21.4</i> <i>For Bituminous Or Coal Tar Coating, 1 Mil, Add</i> <i>Note: ANSI/AWWA C151/A21.51</i>	252.54 14.46 26.03 10.84	71.29
33 14 13 13-0055	EA	8" Mechanical Joint Ductile Iron 22-1/2 Degree Elbow <i>For Cement Mortar Lining (CML), Add</i> <i>Note: ANSI/AWWA C104/A21.4</i> <i>For Fusion Bonded Epoxy Lining (206N), Add</i> <i>Note: ANSI/AWWA C104/A21.4</i> <i>For Bituminous Or Coal Tar Coating, 1 Mil, Add</i> <i>Note: ANSI/AWWA C151/A21.51</i>	353.09 22.49 40.49 16.87	84.55
33 14 13 13-0056	EA	10" Mechanical Joint Ductile Iron 22-1/2 Degree Elbow <i>For Cement Mortar Lining (CML), Add</i> <i>Note: ANSI/AWWA C104/A21.4</i> <i>For Fusion Bonded Epoxy Lining (206N), Add</i> <i>Note: ANSI/AWWA C104/A21.4</i> <i>For Bituminous Or Coal Tar Coating, 1 Mil, Add</i> <i>Note: ANSI/AWWA C151/A21.51</i>	475.30 33.42 60.15 25.06	93.18
33 14 13 13-0057	EA	12" Mechanical Joint Ductile Iron 22-1/2 Degree Elbow <i>For Cement Mortar Lining (CML), Add</i> <i>Note: ANSI/AWWA C104/A21.4</i> <i>For Fusion Bonded Epoxy Lining (206N), Add</i> <i>Note: ANSI/AWWA C104/A21.4</i> <i>For Bituminous Or Coal Tar Coating, 1 Mil, Add</i> <i>Note: ANSI/AWWA C151/A21.51</i>	604.13 43.86 78.95 32.89	109.30
33 14 13 13-0058	EA	14" Mechanical Joint Ductile Iron 22-1/2 Degree Elbow <i>For Cement Mortar Lining (CML), Add</i> <i>Note: ANSI/AWWA C104/A21.4</i> <i>For Fusion Bonded Epoxy Lining (206N), Add</i> <i>Note: ANSI/AWWA C104/A21.4</i> <i>For Bituminous Or Coal Tar Coating, 1 Mil, Add</i> <i>Note: ANSI/AWWA C151/A21.51</i>	984.15 79.85 143.72 59.88	122.57
33 14 13 13-0059	EA	16" Mechanical Joint Ductile Iron 22-1/2 Degree Elbow <i>For Cement Mortar Lining (CML), Add</i> <i>Note: ANSI/AWWA C104/A21.4</i> <i>For Fusion Bonded Epoxy Lining (206N), Add</i> <i>Note: ANSI/AWWA C104/A21.4</i> <i>For Bituminous Or Coal Tar Coating, 1 Mil, Add</i> <i>Note: ANSI/AWWA C151/A21.51</i>	1,155.29 94.31 169.75 70.73	140.08
33 14 13 13-0060	EA	18" Mechanical Joint Ductile Iron 22-1/2 Degree Elbow <i>For Cement Mortar Lining (CML), Add</i> <i>Note: ANSI/AWWA C104/A21.4</i> <i>For Fusion Bonded Epoxy Lining (206N), Add</i> <i>Note: ANSI/AWWA C104/A21.4</i> <i>For Bituminous Or Coal Tar Coating, 1 Mil, Add</i> <i>Note: ANSI/AWWA C151/A21.51</i>	1,455.42 115.83 208.50 86.87	196.11
33 14 13 13-0061	EA	20" Mechanical Joint Ductile Iron 22-1/2 Degree Elbow <i>For Cement Mortar Lining (CML), Add</i> <i>Note: ANSI/AWWA C104/A21.4</i> <i>For Fusion Bonded Epoxy Lining (206N), Add</i> <i>Note: ANSI/AWWA C104/A21.4</i> <i>For Bituminous Or Coal Tar Coating, 1 Mil, Add</i> <i>Note: ANSI/AWWA C151/A21.51</i>	1,945.82 157.44 283.40 118.08	245.13
33 14 13 13-0062	EA	24" Mechanical Joint Ductile Iron 22-1/2 Degree Elbow <i>For Cement Mortar Lining (CML), Add</i> <i>Note: ANSI/AWWA C104/A21.4</i> <i>For Fusion Bonded Epoxy Lining (206N), Add</i> <i>Note: ANSI/AWWA C104/A21.4</i> <i>For Bituminous Or Coal Tar Coating, 1 Mil, Add</i> <i>Note: ANSI/AWWA C151/A21.51</i>	2,607.28 211.26 380.27 158.45	326.42
33 14 13 13-0063	EA	30" Mechanical Joint Ductile Iron 22-1/2 Degree Elbow <i>For Cement Mortar Lining (CML), Add</i> <i>Note: ANSI/AWWA C104/A21.4</i> <i>For Fusion Bonded Epoxy Lining (206N), Add</i> <i>Note: ANSI/AWWA C104/A21.4</i> <i>For Bituminous Or Coal Tar Coating, 1 Mil, Add</i> <i>Note: ANSI/AWWA C151/A21.51</i>	4,428.11 389.75 701.55 292.31	350.20
33 14 13 13-0064	EA	36" Mechanical Joint Ductile Iron 22-1/2 Degree Elbow <i>For Cement Mortar Lining (CML), Add</i> <i>Note: ANSI/AWWA C104/A21.4</i> <i>For Fusion Bonded Epoxy Lining (206N), Add</i> <i>Note: ANSI/AWWA C104/A21.4</i> <i>For Bituminous Or Coal Tar Coating, 1 Mil, Add</i> <i>Note: ANSI/AWWA C151/A21.51</i>	6,263.72 571.29 1,028.33 428.47	363.57



Utilities	33	CS
Water Utilities	33 10	
Water Utility Transmission and Distribution	33 14	

MINOR CSI UOM DESCRIPTION	TOTAL DIRECT UNIT COST	DEMOLITION UNIT COST
33 14 13 13-0065 EA 42" Mechanical Joint Ductile Iron 22-1/2 Degree Elbow For Cement Mortar Lining (CML), Add Note: ANSI/AWWA C104/A21.4 For Fusion Bonded Epoxy Lining (206N), Add Note: ANSI/AWWA C104/A21.4 For Bituminous Or Coal Tar Coating, 1 Mil, Add Note: ANSI/AWWA C151/A21.51	9,262.34 862.56 1,552.61 646.92	420.23
33 14 13 13-0066 EA 48" Mechanical Joint Ductile Iron 22-1/2 Degree Elbow For Cement Mortar Lining (CML), Add Note: ANSI/AWWA C104/A21.4 For Fusion Bonded Epoxy Lining (206N), Add Note: ANSI/AWWA C104/A21.4 For Bituminous Or Coal Tar Coating, 1 Mil, Add Note: ANSI/AWWA C151/A21.51	11,908.82 1,123.15 2,021.66 842.36	447.08
33 14 13 13-0067 Mechanical Joint Ductile Iron 11-1/4 Degree Elbow <small>(33 14 13 13-0062)</small>		
33 14 13 13-0068 EA 3" Mechanical Joint Ductile Iron 11-1/4 Degree Elbow For Cement Mortar Lining (CML), Add Note: ANSI/AWWA C104/A21.4 For Fusion Bonded Epoxy Lining (206N), Add Note: ANSI/AWWA C104/A21.4 For Bituminous Or Coal Tar Coating, 1 Mil, Add Note: ANSI/AWWA C151/A21.51	138.28 7.71 13.88 5.78	40.36
33 14 13 13-0069 EA 4" Mechanical Joint Ductile Iron 11-1/4 Degree Elbow For Cement Mortar Lining (CML), Add Note: ANSI/AWWA C104/A21.4 For Fusion Bonded Epoxy Lining (206N), Add Note: ANSI/AWWA C104/A21.4 For Bituminous Or Coal Tar Coating, 1 Mil, Add Note: ANSI/AWWA C151/A21.51	161.44 8.84 15.90 6.63	48.24
33 14 13 13-0070 EA 6" Mechanical Joint Ductile Iron 11-1/4 Degree Elbow For Cement Mortar Lining (CML), Add Note: ANSI/AWWA C104/A21.4 For Fusion Bonded Epoxy Lining (206N), Add Note: ANSI/AWWA C104/A21.4 For Bituminous Or Coal Tar Coating, 1 Mil, Add Note: ANSI/AWWA C151/A21.51	257.36 14.94 26.89 11.21	71.29
33 14 13 13-0071 EA 8" Mechanical Joint Ductile Iron 11-1/4 Degree Elbow For Cement Mortar Lining (CML), Add Note: ANSI/AWWA C104/A21.4 For Fusion Bonded Epoxy Lining (206N), Add Note: ANSI/AWWA C104/A21.4 For Bituminous Or Coal Tar Coating, 1 Mil, Add Note: ANSI/AWWA C151/A21.51	332.20 20.40 36.73 15.30	84.55
33 14 13 13-0072 EA 10" Mechanical Joint Ductile Iron 11-1/4 Degree Elbow For Cement Mortar Lining (CML), Add Note: ANSI/AWWA C104/A21.4 For Fusion Bonded Epoxy Lining (206N), Add Note: ANSI/AWWA C104/A21.4 For Bituminous Or Coal Tar Coating, 1 Mil, Add Note: ANSI/AWWA C151/A21.51	472.09 33.10 59.57 24.82	93.18
33 14 13 13-0073 EA 12" Mechanical Joint Ductile Iron 11-1/4 Degree Elbow For Cement Mortar Lining (CML), Add Note: ANSI/AWWA C104/A21.4 For Fusion Bonded Epoxy Lining (206N), Add Note: ANSI/AWWA C104/A21.4 For Bituminous Or Coal Tar Coating, 1 Mil, Add Note: ANSI/AWWA C151/A21.51	576.82 41.13 74.03 30.85	109.30
33 14 13 13-0074 EA 14" Mechanical Joint Ductile Iron 11-1/4 Degree Elbow For Cement Mortar Lining (CML), Add Note: ANSI/AWWA C104/A21.4 For Fusion Bonded Epoxy Lining (206N), Add Note: ANSI/AWWA C104/A21.4 For Bituminous Or Coal Tar Coating, 1 Mil, Add Note: ANSI/AWWA C151/A21.51	1,096.61 91.09 163.97 68.32	122.57
33 14 13 13-0075 EA 16" Mechanical Joint Ductile Iron 11-1/4 Degree Elbow For Cement Mortar Lining (CML), Add Note: ANSI/AWWA C104/A21.4 For Fusion Bonded Epoxy Lining (206N), Add Note: ANSI/AWWA C104/A21.4 For Bituminous Or Coal Tar Coating, 1 Mil, Add Note: ANSI/AWWA C151/A21.51	1,209.91 99.77 179.58 74.83	140.08
33 14 13 13-0076 EA 18" Mechanical Joint Ductile Iron 11-1/4 Degree Elbow For Cement Mortar Lining (CML), Add Note: ANSI/AWWA C104/A21.4 For Fusion Bonded Epoxy Lining (206N), Add Note: ANSI/AWWA C104/A21.4 For Bituminous Or Coal Tar Coating, 1 Mil, Add Note: ANSI/AWWA C151/A21.51	1,760.67 146.36 263.44 109.77	196.11
33 14 13 13-0077 EA 20" Mechanical Joint Ductile Iron 11-1/4 Degree Elbow For Cement Mortar Lining (CML), Add Note: ANSI/AWWA C104/A21.4 For Fusion Bonded Epoxy Lining (206N), Add Note: ANSI/AWWA C104/A21.4 For Bituminous Or Coal Tar Coating, 1 Mil, Add Note: ANSI/AWWA C151/A21.51	1,854.24 148.29 266.91 111.21	245.13

33 Utilities
33 10 Water Utilities
33 14 Water Utility Transmission and Distribution



MINOR CSI UOM DESCRIPTION	TOTAL DIRECT UNIT COST	DEMOLITION UNIT COST
33 14 13 13-0078 EA 24" Mechanical Joint Ductile Iron 11-1/4 Degree Elbow For Cement Mortar Lining (CML), Add Note: ANSI/AWWA C104/A21.4 For Fusion Bonded Epoxy Lining (206N), Add Note: ANSI/AWWA C104/A21.4 For Bituminous Or Coal Tar Coating, 1 Mil, Add Note: ANSI/AWWA C151/A21.51	2,472.33 197.77 355.98 148.33	326.42
33 14 13 13-0079 EA 30" Mechanical Joint Ductile Iron 11-1/4 Degree Elbow For Cement Mortar Lining (CML), Add Note: ANSI/AWWA C104/A21.4 For Fusion Bonded Epoxy Lining (206N), Add Note: ANSI/AWWA C104/A21.4 For Bituminous Or Coal Tar Coating, 1 Mil, Add Note: ANSI/AWWA C151/A21.51	4,498.80 396.82 714.28 297.62	350.20
33 14 13 13-0080 EA 36" Mechanical Joint Ductile Iron 11-1/4 Degree Elbow For Cement Mortar Lining (CML), Add Note: ANSI/AWWA C104/A21.4 For Fusion Bonded Epoxy Lining (206N), Add Note: ANSI/AWWA C104/A21.4 For Bituminous Or Coal Tar Coating, 1 Mil, Add Note: ANSI/AWWA C151/A21.51	5,974.54 542.38 976.28 406.78	363.57
33 14 13 13-0081 EA 42" Mechanical Joint Ductile Iron 11-1/4 Degree Elbow For Cement Mortar Lining (CML), Add Note: ANSI/AWWA C104/A21.4 For Fusion Bonded Epoxy Lining (206N), Add Note: ANSI/AWWA C104/A21.4 For Bituminous Or Coal Tar Coating, 1 Mil, Add Note: ANSI/AWWA C151/A21.51	8,868.73 823.20 1,481.76 617.40	420.23
33 14 13 13-0082 EA 48" Mechanical Joint Ductile Iron 11-1/4 Degree Elbow For Cement Mortar Lining (CML), Add Note: ANSI/AWWA C104/A21.4 For Fusion Bonded Epoxy Lining (206N), Add Note: ANSI/AWWA C104/A21.4 For Bituminous Or Coal Tar Coating, 1 Mil, Add Note: ANSI/AWWA C151/A21.51	11,831.71 1,115.44 2,007.78 836.58	447.08
33 14 13 13-0083 Mechanical Joint x Plain End (MJxPE) Ductile Iron 90 Degree Elbow (33 14 13 13-0083)		
33 14 13 13-0084 EA 3" Mechanical Joint x Plain End (MJxPE) Ductile Iron 90 Degree Elbow For Cement Mortar Lining (CML), Add Note: ANSI/AWWA C104/A21.4 For Fusion Bonded Epoxy Lining (206N), Add Note: ANSI/AWWA C104/A21.4 For Bituminous Or Coal Tar Coating, 1 Mil, Add Note: ANSI/AWWA C151/A21.51	175.24 11.41 20.53 8.56	40.36
33 14 13 13-0085 EA 4" Mechanical Joint x Plain End (MJxPE) Ductile Iron 90 Degree Elbow For Cement Mortar Lining (CML), Add Note: ANSI/AWWA C104/A21.4 For Fusion Bonded Epoxy Lining (206N), Add Note: ANSI/AWWA C104/A21.4 For Bituminous Or Coal Tar Coating, 1 Mil, Add Note: ANSI/AWWA C151/A21.51	214.46 14.14 25.45 10.60	48.24
33 14 13 13-0086 EA 6" Mechanical Joint x Plain End (MJxPE) Ductile Iron 90 Degree Elbow For Cement Mortar Lining (CML), Add Note: ANSI/AWWA C104/A21.4 For Fusion Bonded Epoxy Lining (206N), Add Note: ANSI/AWWA C104/A21.4 For Bituminous Or Coal Tar Coating, 1 Mil, Add Note: ANSI/AWWA C151/A21.51	342.51 23.46 42.22 17.59	71.29
33 14 13 13-0087 EA 8" Mechanical Joint x Plain End (MJxPE) Ductile Iron 90 Degree Elbow For Cement Mortar Lining (CML), Add Note: ANSI/AWWA C104/A21.4 For Fusion Bonded Epoxy Lining (206N), Add Note: ANSI/AWWA C104/A21.4 For Bituminous Or Coal Tar Coating, 1 Mil, Add Note: ANSI/AWWA C151/A21.51	463.94 33.58 60.44 25.18	84.55
33 14 13 13-0088 EA 10" Mechanical Joint x Plain End (MJxPE) Ductile Iron 90 Degree Elbow For Cement Mortar Lining (CML), Add Note: ANSI/AWWA C104/A21.4 For Fusion Bonded Epoxy Lining (206N), Add Note: ANSI/AWWA C104/A21.4 For Bituminous Or Coal Tar Coating, 1 Mil, Add Note: ANSI/AWWA C151/A21.51	668.09 52.70 94.85 39.52	93.18
33 14 13 13-0089 EA 12" Mechanical Joint x Plain End (MJxPE) Ductile Iron 90 Degree Elbow For Cement Mortar Lining (CML), Add Note: ANSI/AWWA C104/A21.4 For Fusion Bonded Epoxy Lining (206N), Add Note: ANSI/AWWA C104/A21.4 For Bituminous Or Coal Tar Coating, 1 Mil, Add Note: ANSI/AWWA C151/A21.51	854.75 68.92 124.06 51.69	109.30



MINOR CSI UOM DESCRIPTION	TOTAL DIRECT UNIT COST	DEMOLITION UNIT COST
33 14 13 13-0090 EA 14" Mechanical Joint x Plain End (MJxPE) Ductile Iron 90 Degree Elbow..... <i>For Cement Mortar Lining (CML), Add</i> <i>Note: ANSI/AWWA C104/A21.4</i> <i>For Fusion Bonded Epoxy Lining (206N), Add</i> <i>Note: ANSI/AWWA C104/A21.4</i> <i>For Bituminous Or Coal Tar Coating, 1 Mil, Add</i> <i>Note: ANSI/AWWA C151/A21.51</i>	1,467.72 128.20 230.77 96.15	122.57
33 14 13 13-0091 EA 16" Mechanical Joint x Plain End (MJxPE) Ductile Iron 90 Degree Elbow..... <i>For Cement Mortar Lining (CML), Add</i> <i>Note: ANSI/AWWA C104/A21.4</i> <i>For Fusion Bonded Epoxy Lining (206N), Add</i> <i>Note: ANSI/AWWA C104/A21.4</i> <i>For Bituminous Or Coal Tar Coating, 1 Mil, Add</i> <i>Note: ANSI/AWWA C151/A21.51</i>	2,242.93 203.07 365.52 152.30	140.08
33 14 13 13-0092 EA 18" Mechanical Joint x Plain End (MJxPE) Ductile Iron 90 Degree Elbow..... <i>For Cement Mortar Lining (CML), Add</i> <i>Note: ANSI/AWWA C104/A21.4</i> <i>For Fusion Bonded Epoxy Lining (206N), Add</i> <i>Note: ANSI/AWWA C104/A21.4</i> <i>For Bituminous Or Coal Tar Coating, 1 Mil, Add</i> <i>Note: ANSI/AWWA C151/A21.51</i>	2,604.11 230.70 415.26 173.03	196.11
33 14 13 13-0093 EA 20" Mechanical Joint x Plain End (MJxPE) Ductile Iron 90 Degree Elbow..... <i>For Cement Mortar Lining (CML), Add</i> <i>Note: ANSI/AWWA C104/A21.4</i> <i>For Fusion Bonded Epoxy Lining (206N), Add</i> <i>Note: ANSI/AWWA C104/A21.4</i> <i>For Bituminous Or Coal Tar Coating, 1 Mil, Add</i> <i>Note: ANSI/AWWA C151/A21.51</i>	3,537.92 316.65 569.98 237.49	245.13
33 14 13 13-0094 EA 24" Mechanical Joint x Plain End (MJxPE) Ductile Iron 90 Degree Elbow..... <i>For Cement Mortar Lining (CML), Add</i> <i>Note: ANSI/AWWA C104/A21.4</i> <i>For Fusion Bonded Epoxy Lining (206N), Add</i> <i>Note: ANSI/AWWA C104/A21.4</i> <i>For Bituminous Or Coal Tar Coating, 1 Mil, Add</i> <i>Note: ANSI/AWWA C151/A21.51</i>	4,298.98 380.43 684.78 285.32	326.42
33 14 13 13-0095 EA 30" Mechanical Joint x Plain End (MJxPE) Ductile Iron 90 Degree Elbow..... <i>For Cement Mortar Lining (CML), Add</i> <i>Note: ANSI/AWWA C104/A21.4</i> <i>For Fusion Bonded Epoxy Lining (206N), Add</i> <i>Note: ANSI/AWWA C104/A21.4</i> <i>For Bituminous Or Coal Tar Coating, 1 Mil, Add</i> <i>Note: ANSI/AWWA C151/A21.51</i>	8,021.99 749.14 1,348.45 561.85	350.20
33 14 13 13-0096 EA 36" Mechanical Joint x Plain End (MJxPE) Ductile Iron 90 Degree Elbow..... <i>For Cement Mortar Lining (CML), Add</i> <i>Note: ANSI/AWWA C104/A21.4</i> <i>For Fusion Bonded Epoxy Lining (206N), Add</i> <i>Note: ANSI/AWWA C104/A21.4</i> <i>For Bituminous Or Coal Tar Coating, 1 Mil, Add</i> <i>Note: ANSI/AWWA C151/A21.51</i>	14,355.96 1,380.52 2,484.93 1,035.39	363.57
33 14 13 13-0097 Mechanical Joint x Plain End (MJxPE) Ductile Iron 45 Degree Elbow <small>(33 14 13 13-0002)</small>		
33 14 13 13-0098 EA 3" Mechanical Joint x Plain End (MJxPE) Ductile Iron 45 Degree Elbow..... <i>For Cement Mortar Lining (CML), Add</i> <i>Note: ANSI/AWWA C104/A21.4</i> <i>For Fusion Bonded Epoxy Lining (206N), Add</i> <i>Note: ANSI/AWWA C104/A21.4</i> <i>For Bituminous Or Coal Tar Coating, 1 Mil, Add</i> <i>Note: ANSI/AWWA C151/A21.51</i>	160.78 9.96 17.93 7.47	40.36
33 14 13 13-0099 EA 4" Mechanical Joint x Plain End (MJxPE) Ductile Iron 45 Degree Elbow..... <i>For Cement Mortar Lining (CML), Add</i> <i>Note: ANSI/AWWA C104/A21.4</i> <i>For Fusion Bonded Epoxy Lining (206N), Add</i> <i>Note: ANSI/AWWA C104/A21.4</i> <i>For Bituminous Or Coal Tar Coating, 1 Mil, Add</i> <i>Note: ANSI/AWWA C151/A21.51</i>	175.90 10.28 18.51 7.71	48.24
33 14 13 13-0100 EA 6" Mechanical Joint x Plain End (MJxPE) Ductile Iron 45 Degree Elbow..... <i>For Cement Mortar Lining (CML), Add</i> <i>Note: ANSI/AWWA C104/A21.4</i> <i>For Fusion Bonded Epoxy Lining (206N), Add</i> <i>Note: ANSI/AWWA C104/A21.4</i> <i>For Bituminous Or Coal Tar Coating, 1 Mil, Add</i> <i>Note: ANSI/AWWA C151/A21.51</i>	283.07 17.51 31.52 13.13	71.29
33 14 13 13-0101 EA 8" Mechanical Joint x Plain End (MJxPE) Ductile Iron 45 Degree Elbow..... <i>For Cement Mortar Lining (CML), Add</i> <i>Note: ANSI/AWWA C104/A21.4</i> <i>For Fusion Bonded Epoxy Lining (206N), Add</i> <i>Note: ANSI/AWWA C104/A21.4</i> <i>For Bituminous Or Coal Tar Coating, 1 Mil, Add</i> <i>Note: ANSI/AWWA C151/A21.51</i>	409.32 28.12 50.61 21.09	84.55

33 Utilities
33 10 Water Utilities
33 14 Water Utility Transmission and Distribution



MINOR CSI	UOM	DESCRIPTION	TOTAL DIRECT UNIT COST	DEMOLITION UNIT COST
33 14 13 13-0102	EA	10" Mechanical Joint x Plain End (MJxPE) Ductile Iron 45 Degree Elbow..... For Cement Mortar Lining (CML), Add Note: ANSI/AWWA C104/A21.4 For Fusion Bonded Epoxy Lining (206N), Add Note: ANSI/AWWA C104/A21.4 For Bituminous Or Coal Tar Coating, 1 Mil, Add Note: ANSI/AWWA C151/A21.51	558.85 41.77 75.19 31.33	93.18
33 14 13 13-0103	EA	12" Mechanical Joint x Plain End (MJxPE) Ductile Iron 45 Degree Elbow..... For Cement Mortar Lining (CML), Add Note: ANSI/AWWA C104/A21.4 For Fusion Bonded Epoxy Lining (206N), Add Note: ANSI/AWWA C104/A21.4 For Bituminous Or Coal Tar Coating, 1 Mil, Add Note: ANSI/AWWA C151/A21.51	759.97 59.44 107.00 44.58	109.30
33 14 13 13-0104	EA	14" Mechanical Joint x Plain End (MJxPE) Ductile Iron 45 Degree Elbow..... For Cement Mortar Lining (CML), Add Note: ANSI/AWWA C104/A21.4 For Fusion Bonded Epoxy Lining (206N), Add Note: ANSI/AWWA C104/A21.4 For Bituminous Or Coal Tar Coating, 1 Mil, Add Note: ANSI/AWWA C151/A21.51	1,299.04 111.34 200.40 83.50	122.57
33 14 13 13-0105	EA	16" Mechanical Joint x Plain End (MJxPE) Ductile Iron 45 Degree Elbow..... For Cement Mortar Lining (CML), Add Note: ANSI/AWWA C104/A21.4 For Fusion Bonded Epoxy Lining (206N), Add Note: ANSI/AWWA C104/A21.4 For Bituminous Or Coal Tar Coating, 1 Mil, Add Note: ANSI/AWWA C151/A21.51	1,977.85 176.56 317.81 132.42	140.08
33 14 13 13-0106	EA	18" Mechanical Joint x Plain End (MJxPE) Ductile Iron 45 Degree Elbow..... For Cement Mortar Lining (CML), Add Note: ANSI/AWWA C104/A21.4 For Fusion Bonded Epoxy Lining (206N), Add Note: ANSI/AWWA C104/A21.4 For Bituminous Or Coal Tar Coating, 1 Mil, Add Note: ANSI/AWWA C151/A21.51	2,335.81 203.87 366.97 152.90	196.11
33 14 13 13-0107	EA	20" Mechanical Joint x Plain End (MJxPE) Ductile Iron 45 Degree Elbow..... For Cement Mortar Lining (CML), Add Note: ANSI/AWWA C104/A21.4 For Fusion Bonded Epoxy Lining (206N), Add Note: ANSI/AWWA C104/A21.4 For Bituminous Or Coal Tar Coating, 1 Mil, Add Note: ANSI/AWWA C151/A21.51	3,033.46 266.21 479.17 199.66	245.13
33 14 13 13-0108	EA	24" Mechanical Joint x Plain End (MJxPE) Ductile Iron 45 Degree Elbow..... For Cement Mortar Lining (CML), Add Note: ANSI/AWWA C104/A21.4 For Fusion Bonded Epoxy Lining (206N), Add Note: ANSI/AWWA C104/A21.4 For Bituminous Or Coal Tar Coating, 1 Mil, Add Note: ANSI/AWWA C151/A21.51	3,812.20 331.76 597.16 248.82	326.42
33 14 13 13-0109	EA	30" Mechanical Joint x Plain End (MJxPE) Ductile Iron 45 Degree Elbow..... For Cement Mortar Lining (CML), Add Note: ANSI/AWWA C104/A21.4 For Fusion Bonded Epoxy Lining (206N), Add Note: ANSI/AWWA C104/A21.4 For Bituminous Or Coal Tar Coating, 1 Mil, Add Note: ANSI/AWWA C151/A21.51	7,046.81 651.62 1,172.92 488.72	350.20
33 14 13 13-0110	EA	36" Mechanical Joint x Plain End (MJxPE) Ductile Iron 45 Degree Elbow..... For Cement Mortar Lining (CML), Add Note: ANSI/AWWA C104/A21.4 For Fusion Bonded Epoxy Lining (206N), Add Note: ANSI/AWWA C104/A21.4 For Bituminous Or Coal Tar Coating, 1 Mil, Add Note: ANSI/AWWA C151/A21.51	12,561.43 1,201.06 2,161.92 900.80	363.57
33 14 13 13-0111		Mechanical Joint Ductile Iron Tee (33 14 13 13-0002)		
33 14 13 13-0112	EA	3" x 3" Mechanical Joint Ductile Iron Tee..... For Cement Mortar Lining (CML), Add Note: ANSI/AWWA C104/A21.4 For Fusion Bonded Epoxy Lining (206N), Add Note: ANSI/AWWA C104/A21.4 For Bituminous Or Coal Tar Coating, 1 Mil, Add Note: ANSI/AWWA C151/A21.51	278.11 18.64 33.54 13.98	60.56
33 14 13 13-0113	EA	4" x 3" Mechanical Joint Ductile Iron Tee..... For Cement Mortar Lining (CML), Add Note: ANSI/AWWA C104/A21.4 For Fusion Bonded Epoxy Lining (206N), Add Note: ANSI/AWWA C104/A21.4 For Bituminous Or Coal Tar Coating, 1 Mil, Add Note: ANSI/AWWA C151/A21.51	288.91 18.64 33.54 13.98	67.68
33 14 13 13-0114	EA	4" x 4" Mechanical Joint Ductile Iron Tee..... For Cement Mortar Lining (CML), Add Note: ANSI/AWWA C104/A21.4 For Fusion Bonded Epoxy Lining (206N), Add Note: ANSI/AWWA C104/A21.4 For Bituminous Or Coal Tar Coating, 1 Mil, Add Note: ANSI/AWWA C151/A21.51	263.79 15.58 28.05 11.69	71.29



	MINOR	CSI	UOM	DESCRIPTION	TOTAL DIRECT UNIT COST	DEMOLITION UNIT COST
33 14 13	13-0115	EA		6" x 3" Mechanical Joint Ductile Iron Tee For Cement Mortar Lining (CML), Add Note: ANSI/AWWA C104/A21.4 For Fusion Bonded Epoxy Lining (206N), Add Note: ANSI/AWWA C104/A21.4 For Bituminous Or Coal Tar Coating, 1 Mil, Add Note: ANSI/AWWA C151/A21.51	351.33 21.53 38.75 16.15	89.80
33 14 13	13-0116	EA		6" x 4" Mechanical Joint Ductile Iron Tee For Cement Mortar Lining (CML), Add Note: ANSI/AWWA C104/A21.4 For Fusion Bonded Epoxy Lining (206N), Add Note: ANSI/AWWA C104/A21.4 For Bituminous Or Coal Tar Coating, 1 Mil, Add Note: ANSI/AWWA C151/A21.51	403.58 26.19 47.14 19.64	93.51
33 14 13	13-0117	EA		6" x 6" Mechanical Joint Ductile Iron Tee For Cement Mortar Lining (CML), Add Note: ANSI/AWWA C104/A21.4 For Fusion Bonded Epoxy Lining (206N), Add Note: ANSI/AWWA C104/A21.4 For Bituminous Or Coal Tar Coating, 1 Mil, Add Note: ANSI/AWWA C151/A21.51	439.68 28.12 50.61 21.09	104.68
33 14 13	13-0118	EA		8" x 4" Mechanical Joint Ductile Iron Tee For Cement Mortar Lining (CML), Add Note: ANSI/AWWA C104/A21.4 For Fusion Bonded Epoxy Lining (206N), Add Note: ANSI/AWWA C104/A21.4 For Bituminous Or Coal Tar Coating, 1 Mil, Add Note: ANSI/AWWA C151/A21.51	467.82 30.36 54.66 22.77	108.36
33 14 13	13-0119	EA		8" x 6" Mechanical Joint Ductile Iron Tee For Cement Mortar Lining (CML), Add Note: ANSI/AWWA C104/A21.4 For Fusion Bonded Epoxy Lining (206N), Add Note: ANSI/AWWA C104/A21.4 For Bituminous Or Coal Tar Coating, 1 Mil, Add Note: ANSI/AWWA C151/A21.51	531.28 35.02 63.04 26.27	119.49
33 14 13	13-0120	EA		8" x 8" Mechanical Joint Ductile Iron Tee For Cement Mortar Lining (CML), Add Note: ANSI/AWWA C104/A21.4 For Fusion Bonded Epoxy Lining (206N), Add Note: ANSI/AWWA C104/A21.4 For Bituminous Or Coal Tar Coating, 1 Mil, Add Note: ANSI/AWWA C151/A21.51	614.83 42.25 76.06 31.69	126.95
33 14 13	13-0121	EA		10" x 4" Mechanical Joint Ductile Iron Tee For Cement Mortar Lining (CML), Add Note: ANSI/AWWA C104/A21.4 For Fusion Bonded Epoxy Lining (206N), Add Note: ANSI/AWWA C104/A21.4 For Bituminous Or Coal Tar Coating, 1 Mil, Add Note: ANSI/AWWA C151/A21.51	641.35 46.59 83.86 34.94	115.80
33 14 13	13-0122	EA		10" x 6" Mechanical Joint Ductile Iron Tee For Cement Mortar Lining (CML), Add Note: ANSI/AWWA C104/A21.4 For Fusion Bonded Epoxy Lining (206N), Add Note: ANSI/AWWA C104/A21.4 For Bituminous Or Coal Tar Coating, 1 Mil, Add Note: ANSI/AWWA C151/A21.51	642.81 45.14 81.26 33.86	126.31
33 14 13	13-0123	EA		10" x 8" Mechanical Joint Ductile Iron Tee For Cement Mortar Lining (CML), Add Note: ANSI/AWWA C104/A21.4 For Fusion Bonded Epoxy Lining (206N), Add Note: ANSI/AWWA C104/A21.4 For Bituminous Or Coal Tar Coating, 1 Mil, Add Note: ANSI/AWWA C151/A21.51	730.55 52.86 95.14 39.64	133.30
33 14 13	13-0124	EA		10" x 10" Mechanical Joint Ductile Iron Tee For Cement Mortar Lining (CML), Add Note: ANSI/AWWA C104/A21.4 For Fusion Bonded Epoxy Lining (206N), Add Note: ANSI/AWWA C104/A21.4 For Bituminous Or Coal Tar Coating, 1 Mil, Add Note: ANSI/AWWA C151/A21.51	816.31 60.41 108.73 45.31	140.08
33 14 13	13-0125	EA		12" x 4" Mechanical Joint Ductile Iron Tee For Cement Mortar Lining (CML), Add Note: ANSI/AWWA C104/A21.4 For Fusion Bonded Epoxy Lining (206N), Add Note: ANSI/AWWA C104/A21.4 For Bituminous Or Coal Tar Coating, 1 Mil, Add Note: ANSI/AWWA C151/A21.51	767.00 57.03 102.66 42.77	129.80
33 14 13	13-0126	EA		12" x 6" Mechanical Joint Ductile Iron Tee For Cement Mortar Lining (CML), Add Note: ANSI/AWWA C104/A21.4 For Fusion Bonded Epoxy Lining (206N), Add Note: ANSI/AWWA C104/A21.4 For Bituminous Or Coal Tar Coating, 1 Mil, Add Note: ANSI/AWWA C151/A21.51	871.27 65.87 118.56 49.40	140.30

33 Utilities

33 10 Water Utilities

33 14 Water Utility Transmission and Distribution



MINOR CSI	UOM	DESCRIPTION	TOTAL DIRECT UNIT COST	DEMOLITION UNIT COST
33 14 13	13-0127	EA 12" x 8" Mechanical Joint Ductile Iron Tee..... <i>For Cement Mortar Lining (CML), Add</i> <i>Note: ANSI/AWWA C104/A21.4</i> <i>For Fusion Bonded Epoxy Lining (206N), Add</i> <i>Note: ANSI/AWWA C104/A21.4</i> <i>For Bituminous Or Coal Tar Coating, 1 Mil, Add</i> <i>Note: ANSI/AWWA C151/A21.51</i>	1,069.86 84.67 152.40 63.50	147.32
33 14 13	13-0128	EA 12" x 10" Mechanical Joint Ductile Iron Tee..... <i>For Cement Mortar Lining (CML), Add</i> <i>Note: ANSI/AWWA C104/A21.4</i> <i>For Fusion Bonded Epoxy Lining (206N), Add</i> <i>Note: ANSI/AWWA C104/A21.4</i> <i>For Bituminous Or Coal Tar Coating, 1 Mil, Add</i> <i>Note: ANSI/AWWA C151/A21.51</i>	1,145.99 91.25 164.26 68.44	154.08
33 14 13	13-0129	EA 12" x 12" Mechanical Joint Ductile Iron Tee..... <i>For Cement Mortar Lining (CML), Add</i> <i>Note: ANSI/AWWA C104/A21.4</i> <i>For Fusion Bonded Epoxy Lining (206N), Add</i> <i>Note: ANSI/AWWA C104/A21.4</i> <i>For Bituminous Or Coal Tar Coating, 1 Mil, Add</i> <i>Note: ANSI/AWWA C151/A21.51</i>	1,087.51 84.34 151.82 63.26	161.09
33 14 13	13-0130	EA 14" x 6" Mechanical Joint Ductile Iron Tee..... <i>For Cement Mortar Lining (CML), Add</i> <i>Note: ANSI/AWWA C104/A21.4</i> <i>For Fusion Bonded Epoxy Lining (206N), Add</i> <i>Note: ANSI/AWWA C104/A21.4</i> <i>For Bituminous Or Coal Tar Coating, 1 Mil, Add</i> <i>Note: ANSI/AWWA C151/A21.51</i>	1,160.23 91.25 164.26 68.44	163.48
33 14 13	13-0131	EA 14" x 8" Mechanical Joint Ductile Iron Tee..... <i>For Cement Mortar Lining (CML), Add</i> <i>Note: ANSI/AWWA C104/A21.4</i> <i>For Fusion Bonded Epoxy Lining (206N), Add</i> <i>Note: ANSI/AWWA C104/A21.4</i> <i>For Bituminous Or Coal Tar Coating, 1 Mil, Add</i> <i>Note: ANSI/AWWA C151/A21.51</i>	1,291.35 103.30 185.94 77.48	170.50
33 14 13	13-0132	EA 14" x 10" Mechanical Joint Ductile Iron Tee..... <i>For Cement Mortar Lining (CML), Add</i> <i>Note: ANSI/AWWA C104/A21.4</i> <i>For Fusion Bonded Epoxy Lining (206N), Add</i> <i>Note: ANSI/AWWA C104/A21.4</i> <i>For Bituminous Or Coal Tar Coating, 1 Mil, Add</i> <i>Note: ANSI/AWWA C151/A21.51</i>	1,648.62 138.00 248.41 103.50	177.26
33 14 13	13-0133	EA 14" x 12" Mechanical Joint Ductile Iron Tee..... <i>For Cement Mortar Lining (CML), Add</i> <i>Note: ANSI/AWWA C104/A21.4</i> <i>For Fusion Bonded Epoxy Lining (206N), Add</i> <i>Note: ANSI/AWWA C104/A21.4</i> <i>For Bituminous Or Coal Tar Coating, 1 Mil, Add</i> <i>Note: ANSI/AWWA C151/A21.51</i>	1,762.04 148.29 266.91 111.21	184.26
33 14 13	13-0134	EA 14" x 14" Mechanical Joint Ductile Iron Tee..... <i>For Cement Mortar Lining (CML), Add</i> <i>Note: ANSI/AWWA C104/A21.4</i> <i>For Fusion Bonded Epoxy Lining (206N), Add</i> <i>Note: ANSI/AWWA C104/A21.4</i> <i>For Bituminous Or Coal Tar Coating, 1 Mil, Add</i> <i>Note: ANSI/AWWA C151/A21.51</i>	1,700.88 140.41 252.74 105.31	195.89
33 14 13	13-0135	EA 16" x 6" Mechanical Joint Ductile Iron Tee..... <i>For Cement Mortar Lining (CML), Add</i> <i>Note: ANSI/AWWA C104/A21.4</i> <i>For Fusion Bonded Epoxy Lining (206N), Add</i> <i>Note: ANSI/AWWA C104/A21.4</i> <i>For Bituminous Or Coal Tar Coating, 1 Mil, Add</i> <i>Note: ANSI/AWWA C151/A21.51</i>	1,474.64 117.76 211.97 88.32	196.10
33 14 13	13-0136	EA 16" x 8" Mechanical Joint Ductile Iron Tee..... <i>For Cement Mortar Lining (CML), Add</i> <i>Note: ANSI/AWWA C104/A21.4</i> <i>For Fusion Bonded Epoxy Lining (206N), Add</i> <i>Note: ANSI/AWWA C104/A21.4</i> <i>For Bituminous Or Coal Tar Coating, 1 Mil, Add</i> <i>Note: ANSI/AWWA C151/A21.51</i>	1,586.56 127.88 230.19 95.91	203.11
33 14 13	13-0137	EA 16" x 10" Mechanical Joint Ductile Iron Tee..... <i>For Cement Mortar Lining (CML), Add</i> <i>Note: ANSI/AWWA C104/A21.4</i> <i>For Fusion Bonded Epoxy Lining (206N), Add</i> <i>Note: ANSI/AWWA C104/A21.4</i> <i>For Bituminous Or Coal Tar Coating, 1 Mil, Add</i> <i>Note: ANSI/AWWA C151/A21.51</i>	1,847.45 152.95 275.30 114.71	209.87
33 14 13	13-0138	EA 16" x 12" Mechanical Joint Ductile Iron Tee..... <i>For Cement Mortar Lining (CML), Add</i> <i>Note: ANSI/AWWA C104/A21.4</i> <i>For Fusion Bonded Epoxy Lining (206N), Add</i> <i>Note: ANSI/AWWA C104/A21.4</i> <i>For Bituminous Or Coal Tar Coating, 1 Mil, Add</i> <i>Note: ANSI/AWWA C151/A21.51</i>	2,021.92 169.33 304.80 127.00	216.88



MINOR	CSI	UOM	DESCRIPTION	TOTAL DIRECT UNIT COST	DEMOLITION UNIT COST
33 14 13	13-0139	EA	16" x 14" Mechanical Joint Ductile Iron Tee..... <i>For Cement Mortar Lining (CML), Add</i> <i>Note: ANSI/AWWA C104/A21.4</i> <i>For Fusion Bonded Epoxy Lining (206N), Add</i> <i>Note: ANSI/AWWA C104/A21.4</i> <i>For Bituminous Or Coal Tar Coating, 1 Mil, Add</i> <i>Note: ANSI/AWWA C151/A21.51</i>	2,433.09 208.69 375.65 156.52	228.48
33 14 13	13-0140	EA	16" x 16" Mechanical Joint Ductile Iron Tee..... <i>For Cement Mortar Lining (CML), Add</i> <i>Note: ANSI/AWWA C104/A21.4</i> <i>For Fusion Bonded Epoxy Lining (206N), Add</i> <i>Note: ANSI/AWWA C104/A21.4</i> <i>For Bituminous Or Coal Tar Coating, 1 Mil, Add</i> <i>Note: ANSI/AWWA C151/A21.51</i>	2,300.35 192.95 347.31 144.71	244.82
33 14 13	13-0141	EA	18" x 6" Mechanical Joint Ductile Iron Tee..... <i>For Cement Mortar Lining (CML), Add</i> <i>Note: ANSI/AWWA C104/A21.4</i> <i>For Fusion Bonded Epoxy Lining (206N), Add</i> <i>Note: ANSI/AWWA C104/A21.4</i> <i>For Bituminous Or Coal Tar Coating, 1 Mil, Add</i> <i>Note: ANSI/AWWA C151/A21.51</i>	2,047.86 166.76 300.17 125.07	250.97
33 14 13	13-0142	EA	18" x 8" Mechanical Joint Ductile Iron Tee..... <i>For Cement Mortar Lining (CML), Add</i> <i>Note: ANSI/AWWA C104/A21.4</i> <i>For Fusion Bonded Epoxy Lining (206N), Add</i> <i>Note: ANSI/AWWA C104/A21.4</i> <i>For Bituminous Or Coal Tar Coating, 1 Mil, Add</i> <i>Note: ANSI/AWWA C151/A21.51</i>	2,196.66 180.58 325.04 135.43	257.98
33 14 13	13-0143	EA	18" x 10" Mechanical Joint Ductile Iron Tee..... <i>For Cement Mortar Lining (CML), Add</i> <i>Note: ANSI/AWWA C104/A21.4</i> <i>For Fusion Bonded Epoxy Lining (206N), Add</i> <i>Note: ANSI/AWWA C104/A21.4</i> <i>For Bituminous Or Coal Tar Coating, 1 Mil, Add</i> <i>Note: ANSI/AWWA C151/A21.51</i>	2,377.20 197.61 355.69 148.21	264.75
33 14 13	13-0144	EA	18" x 12" Mechanical Joint Ductile Iron Tee..... <i>For Cement Mortar Lining (CML), Add</i> <i>Note: ANSI/AWWA C104/A21.4</i> <i>For Fusion Bonded Epoxy Lining (206N), Add</i> <i>Note: ANSI/AWWA C104/A21.4</i> <i>For Bituminous Or Coal Tar Coating, 1 Mil, Add</i> <i>Note: ANSI/AWWA C151/A21.51</i>	2,556.50 214.48 386.06 160.86	271.75
33 14 13	13-0145	EA	18" x 14" Mechanical Joint Ductile Iron Tee..... <i>For Cement Mortar Lining (CML), Add</i> <i>Note: ANSI/AWWA C104/A21.4</i> <i>For Fusion Bonded Epoxy Lining (206N), Add</i> <i>Note: ANSI/AWWA C104/A21.4</i> <i>For Bituminous Or Coal Tar Coating, 1 Mil, Add</i> <i>Note: ANSI/AWWA C151/A21.51</i>	2,630.29 220.10 396.18 165.07	283.34
33 14 13	13-0146	EA	18" x 16" Mechanical Joint Ductile Iron Tee..... <i>For Cement Mortar Lining (CML), Add</i> <i>Note: ANSI/AWWA C104/A21.4</i> <i>For Fusion Bonded Epoxy Lining (206N), Add</i> <i>Note: ANSI/AWWA C104/A21.4</i> <i>For Bituminous Or Coal Tar Coating, 1 Mil, Add</i> <i>Note: ANSI/AWWA C151/A21.51</i>	2,807.62 235.36 423.65 176.52	299.65
33 14 13	13-0147	EA	18" x 18" Mechanical Joint Ductile Iron Tee..... <i>For Cement Mortar Lining (CML), Add</i> <i>Note: ANSI/AWWA C104/A21.4</i> <i>For Fusion Bonded Epoxy Lining (206N), Add</i> <i>Note: ANSI/AWWA C104/A21.4</i> <i>For Bituminous Or Coal Tar Coating, 1 Mil, Add</i> <i>Note: ANSI/AWWA C151/A21.51</i>	3,287.77 279.22 502.60 209.42	327.06
33 14 13	13-0148	EA	20" x 6" Mechanical Joint Ductile Iron Tee..... <i>For Cement Mortar Lining (CML), Add</i> <i>Note: ANSI/AWWA C104/A21.4</i> <i>For Fusion Bonded Epoxy Lining (206N), Add</i> <i>Note: ANSI/AWWA C104/A21.4</i> <i>For Bituminous Or Coal Tar Coating, 1 Mil, Add</i> <i>Note: ANSI/AWWA C151/A21.51</i>	2,421.76 187.65 337.76 140.73	359.90
33 14 13	13-0149	EA	20" x 8" Mechanical Joint Ductile Iron Tee..... <i>For Cement Mortar Lining (CML), Add</i> <i>Note: ANSI/AWWA C104/A21.4</i> <i>For Fusion Bonded Epoxy Lining (206N), Add</i> <i>Note: ANSI/AWWA C104/A21.4</i> <i>For Bituminous Or Coal Tar Coating, 1 Mil, Add</i> <i>Note: ANSI/AWWA C151/A21.51</i>	2,474.15 191.82 345.28 143.87	366.90
33 14 13	13-0150	EA	20" x 10" Mechanical Joint Ductile Iron Tee..... <i>For Cement Mortar Lining (CML), Add</i> <i>Note: ANSI/AWWA C104/A21.4</i> <i>For Fusion Bonded Epoxy Lining (206N), Add</i> <i>Note: ANSI/AWWA C104/A21.4</i> <i>For Bituminous Or Coal Tar Coating, 1 Mil, Add</i> <i>Note: ANSI/AWWA C151/A21.51</i>	2,694.86 212.87 383.16 159.65	373.67

33 Utilities

33 10 Water Utilities

33 14 Water Utility Transmission and Distribution



MINOR CSI	UOM	DESCRIPTION	TOTAL DIRECT UNIT COST	DEMOLITION UNIT COST
33 14 13	13-0151	EA 20" x 12" Mechanical Joint Ductile Iron Tee <i>For Cement Mortar Lining (CML), Add</i> <i>Note: ANSI/AWWA C104/A21.4</i> <i>For Fusion Bonded Epoxy Lining (206N), Add</i> <i>Note: ANSI/AWWA C104/A21.4</i> <i>For Bituminous Or Coal Tar Coating, 1 Mil, Add</i> <i>Note: ANSI/AWWA C151/A21.51</i>	2,914.32 233.75 420.76 175.32	380.67
33 14 13	13-0152	EA 20" x 14" Mechanical Joint Ductile Iron Tee <i>For Cement Mortar Lining (CML), Add</i> <i>Note: ANSI/AWWA C104/A21.4</i> <i>For Fusion Bonded Epoxy Lining (206N), Add</i> <i>Note: ANSI/AWWA C104/A21.4</i> <i>For Bituminous Or Coal Tar Coating, 1 Mil, Add</i> <i>Note: ANSI/AWWA C151/A21.51</i>	2,949.56 235.52 423.94 176.64	392.26
33 14 13	13-0153	EA 20" x 16" Mechanical Joint Ductile Iron Tee <i>For Cement Mortar Lining (CML), Add</i> <i>Note: ANSI/AWWA C104/A21.4</i> <i>For Fusion Bonded Epoxy Lining (206N), Add</i> <i>Note: ANSI/AWWA C104/A21.4</i> <i>For Bituminous Or Coal Tar Coating, 1 Mil, Add</i> <i>Note: ANSI/AWWA C151/A21.51</i>	2,993.55 237.45 427.41 178.09	408.57
33 14 13	13-0154	EA 20" x 18" Mechanical Joint Ductile Iron Tee <i>For Cement Mortar Lining (CML), Add</i> <i>Note: ANSI/AWWA C104/A21.4</i> <i>For Fusion Bonded Epoxy Lining (206N), Add</i> <i>Note: ANSI/AWWA C104/A21.4</i> <i>For Bituminous Or Coal Tar Coating, 1 Mil, Add</i> <i>Note: ANSI/AWWA C151/A21.51</i>	3,761.28 310.07 558.12 232.55	436.00
33 14 13	13-0155	EA 20" x 20" Mechanical Joint Ductile Iron Tee <i>For Cement Mortar Lining (CML), Add</i> <i>Note: ANSI/AWWA C104/A21.4</i> <i>For Fusion Bonded Epoxy Lining (206N), Add</i> <i>Note: ANSI/AWWA C104/A21.4</i> <i>For Bituminous Or Coal Tar Coating, 1 Mil, Add</i> <i>Note: ANSI/AWWA C151/A21.51</i>	3,316.84 257.37 463.27 193.03	490.48
33 14 13	13-0156	EA 24" x 6" Mechanical Joint Ductile Iron Tee <i>For Cement Mortar Lining (CML), Add</i> <i>Note: ANSI/AWWA C104/A21.4</i> <i>For Fusion Bonded Epoxy Lining (206N), Add</i> <i>Note: ANSI/AWWA C104/A21.4</i> <i>For Bituminous Or Coal Tar Coating, 1 Mil, Add</i> <i>Note: ANSI/AWWA C151/A21.51</i>	2,967.05 225.72 406.30 169.29	468.49
33 14 13	13-0157	EA 24" x 8" Mechanical Joint Ductile Iron Tee <i>For Cement Mortar Lining (CML), Add</i> <i>Note: ANSI/AWWA C104/A21.4</i> <i>For Fusion Bonded Epoxy Lining (206N), Add</i> <i>Note: ANSI/AWWA C104/A21.4</i> <i>For Bituminous Or Coal Tar Coating, 1 Mil, Add</i> <i>Note: ANSI/AWWA C151/A21.51</i>	3,006.58 228.61 411.50 171.46	476.16
33 14 13	13-0158	EA 24" x 10" Mechanical Joint Ductile Iron Tee <i>For Cement Mortar Lining (CML), Add</i> <i>Note: ANSI/AWWA C104/A21.4</i> <i>For Fusion Bonded Epoxy Lining (206N), Add</i> <i>Note: ANSI/AWWA C104/A21.4</i> <i>For Bituminous Or Coal Tar Coating, 1 Mil, Add</i> <i>Note: ANSI/AWWA C151/A21.51</i>	3,312.43 258.17 464.71 193.63	482.26
33 14 13	13-0159	EA 24" x 12" Mechanical Joint Ductile Iron Tee <i>For Cement Mortar Lining (CML), Add</i> <i>Note: ANSI/AWWA C104/A21.4</i> <i>For Fusion Bonded Epoxy Lining (206N), Add</i> <i>Note: ANSI/AWWA C104/A21.4</i> <i>For Bituminous Or Coal Tar Coating, 1 Mil, Add</i> <i>Note: ANSI/AWWA C151/A21.51</i>	3,395.34 265.40 477.73 199.05	489.26
33 14 13	13-0160	EA 24" x 14" Mechanical Joint Ductile Iron Tee <i>For Cement Mortar Lining (CML), Add</i> <i>Note: ANSI/AWWA C104/A21.4</i> <i>For Fusion Bonded Epoxy Lining (206N), Add</i> <i>Note: ANSI/AWWA C104/A21.4</i> <i>For Bituminous Or Coal Tar Coating, 1 Mil, Add</i> <i>Note: ANSI/AWWA C151/A21.51</i>	3,820.97 306.21 551.18 229.66	500.85
33 14 13	13-0161	EA 24" x 16" Mechanical Joint Ductile Iron Tee <i>For Cement Mortar Lining (CML), Add</i> <i>Note: ANSI/AWWA C104/A21.4</i> <i>For Fusion Bonded Epoxy Lining (206N), Add</i> <i>Note: ANSI/AWWA C104/A21.4</i> <i>For Bituminous Or Coal Tar Coating, 1 Mil, Add</i> <i>Note: ANSI/AWWA C151/A21.51</i>	4,126.83 334.33 601.79 250.74	517.15
33 14 13	13-0162	EA 24" x 18" Mechanical Joint Ductile Iron Tee <i>For Cement Mortar Lining (CML), Add</i> <i>Note: ANSI/AWWA C104/A21.4</i> <i>For Fusion Bonded Epoxy Lining (206N), Add</i> <i>Note: ANSI/AWWA C104/A21.4</i> <i>For Bituminous Or Coal Tar Coating, 1 Mil, Add</i> <i>Note: ANSI/AWWA C151/A21.51</i>	4,688.93 386.38 695.48 289.78	544.59



MINOR	CSI	UOM	DESCRIPTION	TOTAL DIRECT UNIT COST	DEMOLITION UNIT COST
33 14 13	13-0163	EA	24" x 20" Mechanical Joint Ductile Iron Tee..... For Cement Mortar Lining (CML), Add Note: ANSI/AWWA C104/A21.4 For Fusion Bonded Epoxy Lining (206N), Add Note: ANSI/AWWA C104/A21.4 For Bituminous Or Coal Tar Coating, 1 Mil, Add Note: ANSI/AWWA C151/A21.51	5,197.18 428.95 772.11 321.71	599.05
33 14 13	13-0164	EA	24" x 24" Mechanical Joint Ductile Iron Tee..... For Cement Mortar Lining (CML), Add Note: ANSI/AWWA C104/A21.4 For Fusion Bonded Epoxy Lining (206N), Add Note: ANSI/AWWA C104/A21.4 For Bituminous Or Coal Tar Coating, 1 Mil, Add Note: ANSI/AWWA C151/A21.51	4,810.33 382.04 687.67 286.53	653.88
33 14 13	13-0165	EA	30" x 8" Mechanical Joint Ductile Iron Tee..... For Cement Mortar Lining (CML), Add Note: ANSI/AWWA C104/A21.4 For Fusion Bonded Epoxy Lining (206N), Add Note: ANSI/AWWA C104/A21.4 For Bituminous Or Coal Tar Coating, 1 Mil, Add Note: ANSI/AWWA C151/A21.51	5,147.75 431.04 775.87 323.28	552.66
33 14 13	13-0166	EA	30" x 10" Mechanical Joint Ductile Iron Tee..... For Cement Mortar Lining (CML), Add Note: ANSI/AWWA C104/A21.4 For Fusion Bonded Epoxy Lining (206N), Add Note: ANSI/AWWA C104/A21.4 For Bituminous Or Coal Tar Coating, 1 Mil, Add Note: ANSI/AWWA C151/A21.51	5,423.09 457.55 823.59 343.16	559.43
33 14 13	13-0167	EA	30" x 12" Mechanical Joint Ductile Iron Tee..... For Cement Mortar Lining (CML), Add Note: ANSI/AWWA C104/A21.4 For Fusion Bonded Epoxy Lining (206N), Add Note: ANSI/AWWA C104/A21.4 For Bituminous Or Coal Tar Coating, 1 Mil, Add Note: ANSI/AWWA C151/A21.51	5,698.79 484.06 871.30 363.04	566.42
33 14 13	13-0168	EA	30" x 14" Mechanical Joint Ductile Iron Tee..... For Cement Mortar Lining (CML), Add Note: ANSI/AWWA C104/A21.4 For Fusion Bonded Epoxy Lining (206N), Add Note: ANSI/AWWA C104/A21.4 For Bituminous Or Coal Tar Coating, 1 Mil, Add Note: ANSI/AWWA C151/A21.51	6,092.28 521.65 938.97 391.24	578.02
33 14 13	13-0169	EA	30" x 16" Mechanical Joint Ductile Iron Tee..... For Cement Mortar Lining (CML), Add Note: ANSI/AWWA C104/A21.4 For Fusion Bonded Epoxy Lining (206N), Add Note: ANSI/AWWA C104/A21.4 For Bituminous Or Coal Tar Coating, 1 Mil, Add Note: ANSI/AWWA C151/A21.51	6,518.63 561.81 1,011.27 421.36	769.04
33 14 13	13-0170	EA	30" x 18" Mechanical Joint Ductile Iron Tee..... For Cement Mortar Lining (CML), Add Note: ANSI/AWWA C104/A21.4 For Fusion Bonded Epoxy Lining (206N), Add Note: ANSI/AWWA C104/A21.4 For Bituminous Or Coal Tar Coating, 1 Mil, Add Note: ANSI/AWWA C151/A21.51	6,695.14 575.31 1,035.56 431.48	621.76
33 14 13	13-0171	EA	30" x 20" Mechanical Joint Ductile Iron Tee..... For Cement Mortar Lining (CML), Add Note: ANSI/AWWA C104/A21.4 For Fusion Bonded Epoxy Lining (206N), Add Note: ANSI/AWWA C104/A21.4 For Bituminous Or Coal Tar Coating, 1 Mil, Add Note: ANSI/AWWA C151/A21.51	6,965.64 594.11 1,069.39 445.58	676.23
33 14 13	13-0172	EA	30" x 24" Mechanical Joint Ductile Iron Tee..... For Cement Mortar Lining (CML), Add Note: ANSI/AWWA C104/A21.4 For Fusion Bonded Epoxy Lining (206N), Add Note: ANSI/AWWA C104/A21.4 For Bituminous Or Coal Tar Coating, 1 Mil, Add Note: ANSI/AWWA C151/A21.51	7,319.41 621.26 1,118.26 465.94	730.52
33 14 13	13-0173	EA	30" x 30" Mechanical Joint Ductile Iron Tee..... For Cement Mortar Lining (CML), Add Note: ANSI/AWWA C104/A21.4 For Fusion Bonded Epoxy Lining (206N), Add Note: ANSI/AWWA C104/A21.4 For Bituminous Or Coal Tar Coating, 1 Mil, Add Note: ANSI/AWWA C151/A21.51	9,174.00 800.87 1,441.57 600.65	769.04
33 14 13	13-0174	EA	30" x 6" Mechanical Joint Ductile Iron Tee..... For Cement Mortar Lining (CML), Add Note: ANSI/AWWA C104/A21.4 For Fusion Bonded Epoxy Lining (206N), Add Note: ANSI/AWWA C104/A21.4 For Bituminous Or Coal Tar Coating, 1 Mil, Add Note: ANSI/AWWA C151/A21.51	5,381.33 455.46 819.83 341.60	545.64

33 Utilities

33 10 Water Utilities

33 14 Water Utility Transmission and Distribution



MINOR CSI	UOM	DESCRIPTION	TOTAL DIRECT UNIT COST	DEMOLITION UNIT COST
33 14 13	13-0175	EA 36" x 8" Mechanical Joint Ductile Iron Tee..... <i>For Cement Mortar Lining (CML), Add</i> <i>Note: ANSI/AWWA C104/A21.4</i> <i>For Fusion Bonded Epoxy Lining (206N), Add</i> <i>Note: ANSI/AWWA C104/A21.4</i> <i>For Bituminous Or Coal Tar Coating, 1 Mil, Add</i> <i>Note: ANSI/AWWA C151/A21.51</i>	6,291.60 536.27 965.29 402.20	613.08
33 14 13	13-0176	EA 36" x 10" Mechanical Joint Ductile Iron Tee..... <i>For Cement Mortar Lining (CML), Add</i> <i>Note: ANSI/AWWA C104/A21.4</i> <i>For Fusion Bonded Epoxy Lining (206N), Add</i> <i>Note: ANSI/AWWA C104/A21.4</i> <i>For Bituminous Or Coal Tar Coating, 1 Mil, Add</i> <i>Note: ANSI/AWWA C151/A21.51</i>	6,999.10 605.99 1,090.79 454.50	619.84
33 14 13	13-0177	EA 36" x 12" Mechanical Joint Ductile Iron Tee..... <i>For Cement Mortar Lining (CML), Add</i> <i>Note: ANSI/AWWA C104/A21.4</i> <i>For Fusion Bonded Epoxy Lining (206N), Add</i> <i>Note: ANSI/AWWA C104/A21.4</i> <i>For Bituminous Or Coal Tar Coating, 1 Mil, Add</i> <i>Note: ANSI/AWWA C151/A21.51</i>	7,382.44 643.27 1,157.88 482.45	626.85
33 14 13	13-0178	EA 36" x 14" Mechanical Joint Ductile Iron Tee..... <i>For Cement Mortar Lining (CML), Add</i> <i>Note: ANSI/AWWA C104/A21.4</i> <i>For Fusion Bonded Epoxy Lining (206N), Add</i> <i>Note: ANSI/AWWA C104/A21.4</i> <i>For Bituminous Or Coal Tar Coating, 1 Mil, Add</i> <i>Note: ANSI/AWWA C151/A21.51</i>	7,658.65 669.13 1,204.44 501.85	638.43
33 14 13	13-0179	EA 36" x 16" Mechanical Joint Ductile Iron Tee..... <i>For Cement Mortar Lining (CML), Add</i> <i>Note: ANSI/AWWA C104/A21.4</i> <i>For Fusion Bonded Epoxy Lining (206N), Add</i> <i>Note: ANSI/AWWA C104/A21.4</i> <i>For Bituminous Or Coal Tar Coating, 1 Mil, Add</i> <i>Note: ANSI/AWWA C151/A21.51</i>	7,938.80 694.68 1,250.42 521.01	654.74
33 14 13	13-0180	EA 36" x 18" Mechanical Joint Ductile Iron Tee..... <i>For Cement Mortar Lining (CML), Add</i> <i>Note: ANSI/AWWA C104/A21.4</i> <i>For Fusion Bonded Epoxy Lining (206N), Add</i> <i>Note: ANSI/AWWA C104/A21.4</i> <i>For Bituminous Or Coal Tar Coating, 1 Mil, Add</i> <i>Note: ANSI/AWWA C151/A21.51</i>	8,475.19 744.16 1,339.49 558.12	682.17
33 14 13	13-0181	EA 36" x 20" Mechanical Joint Ductile Iron Tee..... <i>For Cement Mortar Lining (CML), Add</i> <i>Note: ANSI/AWWA C104/A21.4</i> <i>For Fusion Bonded Epoxy Lining (206N), Add</i> <i>Note: ANSI/AWWA C104/A21.4</i> <i>For Bituminous Or Coal Tar Coating, 1 Mil, Add</i> <i>Note: ANSI/AWWA C151/A21.51</i>	9,054.13 793.80 1,428.84 595.35	736.64
33 14 13	13-0182	EA 36" x 24" Mechanical Joint Ductile Iron Tee..... <i>For Cement Mortar Lining (CML), Add</i> <i>Note: ANSI/AWWA C104/A21.4</i> <i>For Fusion Bonded Epoxy Lining (206N), Add</i> <i>Note: ANSI/AWWA C104/A21.4</i> <i>For Bituminous Or Coal Tar Coating, 1 Mil, Add</i> <i>Note: ANSI/AWWA C151/A21.51</i>	10,016.80 881.84 1,587.31 661.38	790.93
33 14 13	13-0183	EA 36" x 30" Mechanical Joint Ductile Iron Tee..... <i>For Cement Mortar Lining (CML), Add</i> <i>Note: ANSI/AWWA C104/A21.4</i> <i>For Fusion Bonded Epoxy Lining (206N), Add</i> <i>Note: ANSI/AWWA C104/A21.4</i> <i>For Bituminous Or Coal Tar Coating, 1 Mil, Add</i> <i>Note: ANSI/AWWA C151/A21.51</i>	11,072.93 981.61 1,766.89 736.21	859.78
33 14 13	13-0184	EA 36" x 36" Mechanical Joint Ductile Iron Tee..... <i>For Cement Mortar Lining (CML), Add</i> <i>Note: ANSI/AWWA C104/A21.4</i> <i>For Fusion Bonded Epoxy Lining (206N), Add</i> <i>Note: ANSI/AWWA C104/A21.4</i> <i>For Bituminous Or Coal Tar Coating, 1 Mil, Add</i> <i>Note: ANSI/AWWA C151/A21.51</i>	12,926.07 1,162.35 2,092.22 871.76	859.78
33 14 13	13-0185	EA 42" x 12" Mechanical Joint Ductile Iron Tee..... <i>For Cement Mortar Lining (CML), Add</i> <i>Note: ANSI/AWWA C104/A21.4</i> <i>For Fusion Bonded Epoxy Lining (206N), Add</i> <i>Note: ANSI/AWWA C104/A21.4</i> <i>For Bituminous Or Coal Tar Coating, 1 Mil, Add</i> <i>Note: ANSI/AWWA C151/A21.51</i>	14,521.75 1,352.08 2,433.75 1,014.06	660.62
33 14 13	13-0186	EA 42" x 14" Mechanical Joint Ductile Iron Tee..... <i>For Cement Mortar Lining (CML), Add</i> <i>Note: ANSI/AWWA C104/A21.4</i> <i>For Fusion Bonded Epoxy Lining (206N), Add</i> <i>Note: ANSI/AWWA C104/A21.4</i> <i>For Bituminous Or Coal Tar Coating, 1 Mil, Add</i> <i>Note: ANSI/AWWA C151/A21.51</i>	14,812.42 1,379.39 2,482.91 1,034.54	672.22



MINOR CSI UOM DESCRIPTION	TOTAL DIRECT UNIT COST	DEMOLITION UNIT COST
33 14 13 13-0187 EA 42" x 16" Mechanical Joint Ductile Iron Tee..... For Cement Mortar Lining (CML), Add Note: ANSI/AWWA C104/A21.4 For Fusion Bonded Epoxy Lining (206N), Add Note: ANSI/AWWA C104/A21.4 For Bituminous Or Coal Tar Coating, 1 Mil, Add Note: ANSI/AWWA C151/A21.51	16,461.37 1,541.82 2,775.27 1,156.36	688.52
33 14 13 13-0188 EA 42" x 18" Mechanical Joint Ductile Iron Tee..... For Cement Mortar Lining (CML), Add Note: ANSI/AWWA C104/A21.4 For Fusion Bonded Epoxy Lining (206N), Add Note: ANSI/AWWA C104/A21.4 For Bituminous Or Coal Tar Coating, 1 Mil, Add Note: ANSI/AWWA C151/A21.51	15,394.41 1,430.96 2,575.73 1,073.22	715.95
33 14 13 13-0189 EA 42" x 20" Mechanical Joint Ductile Iron Tee..... For Cement Mortar Lining (CML), Add Note: ANSI/AWWA C104/A21.4 For Fusion Bonded Epoxy Lining (206N), Add Note: ANSI/AWWA C104/A21.4 For Bituminous Or Coal Tar Coating, 1 Mil, Add Note: ANSI/AWWA C151/A21.51	15,476.92 1,430.96 2,575.73 1,073.22	770.42
33 14 13 13-0190 EA 42" x 24" Mechanical Joint Ductile Iron Tee..... For Cement Mortar Lining (CML), Add Note: ANSI/AWWA C104/A21.4 For Fusion Bonded Epoxy Lining (206N), Add Note: ANSI/AWWA C104/A21.4 For Bituminous Or Coal Tar Coating, 1 Mil, Add Note: ANSI/AWWA C151/A21.51	15,821.06 1,457.15 2,622.87 1,092.86	824.71
33 14 13 13-0191 EA 42" x 30" Mechanical Joint Ductile Iron Tee..... For Cement Mortar Lining (CML), Add Note: ANSI/AWWA C104/A21.4 For Fusion Bonded Epoxy Lining (206N), Add Note: ANSI/AWWA C104/A21.4 For Bituminous Or Coal Tar Coating, 1 Mil, Add Note: ANSI/AWWA C151/A21.51	19,182.61 1,787.46 3,217.43 1,340.59	863.30
33 14 13 13-0192 EA 42" x 36" Mechanical Joint Ductile Iron Tee..... For Cement Mortar Lining (CML), Add Note: ANSI/AWWA C104/A21.4 For Fusion Bonded Epoxy Lining (206N), Add Note: ANSI/AWWA C104/A21.4 For Bituminous Or Coal Tar Coating, 1 Mil, Add Note: ANSI/AWWA C151/A21.51	19,978.64 1,862.49 3,352.47 1,396.86	893.51
33 14 13 13-0193 EA 42" x 42" Mechanical Joint Ductile Iron Tee..... For Cement Mortar Lining (CML), Add Note: ANSI/AWWA C104/A21.4 For Fusion Bonded Epoxy Lining (206N), Add Note: ANSI/AWWA C104/A21.4 For Bituminous Or Coal Tar Coating, 1 Mil, Add Note: ANSI/AWWA C151/A21.51	21,133.63 1,975.43 3,555.77 1,481.57	910.40
33 14 13 13-0194 EA 48" x 12" Mechanical Joint Ductile Iron Tee..... For Cement Mortar Lining (CML), Add Note: ANSI/AWWA C104/A21.4 For Fusion Bonded Epoxy Lining (206N), Add Note: ANSI/AWWA C104/A21.4 For Bituminous Or Coal Tar Coating, 1 Mil, Add Note: ANSI/AWWA C151/A21.51	17,107.92 1,602.54 2,884.58 1,201.91	714.44
33 14 13 13-0195 EA 48" x 14" Mechanical Joint Ductile Iron Tee..... For Cement Mortar Lining (CML), Add Note: ANSI/AWWA C104/A21.4 For Fusion Bonded Epoxy Lining (206N), Add Note: ANSI/AWWA C104/A21.4 For Bituminous Or Coal Tar Coating, 1 Mil, Add Note: ANSI/AWWA C151/A21.51	17,414.67 1,631.46 2,936.63 1,223.60	726.03
33 14 13 13-0196 EA 48" x 16" Mechanical Joint Ductile Iron Tee..... For Cement Mortar Lining (CML), Add Note: ANSI/AWWA C104/A21.4 For Fusion Bonded Epoxy Lining (206N), Add Note: ANSI/AWWA C104/A21.4 For Bituminous Or Coal Tar Coating, 1 Mil, Add Note: ANSI/AWWA C151/A21.51	17,849.04 1,672.43 3,010.37 1,254.32	742.33
33 14 13 13-0197 EA 48" x 18" Mechanical Joint Ductile Iron Tee..... For Cement Mortar Lining (CML), Add Note: ANSI/AWWA C104/A21.4 For Fusion Bonded Epoxy Lining (206N), Add Note: ANSI/AWWA C104/A21.4 For Bituminous Or Coal Tar Coating, 1 Mil, Add Note: ANSI/AWWA C151/A21.51	18,298.68 1,713.24 3,083.82 1,284.93	769.78
33 14 13 13-0198 EA 48" x 20" Mechanical Joint Ductile Iron Tee..... For Cement Mortar Lining (CML), Add Note: ANSI/AWWA C104/A21.4 For Fusion Bonded Epoxy Lining (206N), Add Note: ANSI/AWWA C104/A21.4 For Bituminous Or Coal Tar Coating, 1 Mil, Add Note: ANSI/AWWA C151/A21.51	18,790.87 1,754.20 3,157.57 1,315.65	824.23

33 Utilities

33 10 Water Utilities

33 14 Water Utility Transmission and Distribution



MINOR CSI UOM DESCRIPTION	TOTAL DIRECT UNIT COST	DEMOLITION UNIT COST
33 14 13 13-0199 EA 48" x 24" Mechanical Joint Ductile Iron Tee <i>For Cement Mortar Lining (CML), Add</i> <i>Note: ANSI/AWWA C104/A21.4</i> <i>For Fusion Bonded Epoxy Lining (206N), Add</i> <i>Note: ANSI/AWWA C104/A21.4</i> <i>For Bituminous Or Coal Tar Coating, 1 Mil, Add</i> <i>Note: ANSI/AWWA C151/A21.51</i>	18,927.75 1,759.67 3,167.40 1,319.75	878.52
33 14 13 13-0200 EA 48" x 30" Mechanical Joint Ductile Iron Tee <i>For Cement Mortar Lining (CML), Add</i> <i>Note: ANSI/AWWA C104/A21.4</i> <i>For Fusion Bonded Epoxy Lining (206N), Add</i> <i>Note: ANSI/AWWA C104/A21.4</i> <i>For Bituminous Or Coal Tar Coating, 1 Mil, Add</i> <i>Note: ANSI/AWWA C151/A21.51</i>	23,033.14 2,164.36 3,895.84 1,623.27	917.11
33 14 13 13-0201 EA 48" x 36" Mechanical Joint Ductile Iron Tee <i>For Cement Mortar Lining (CML), Add</i> <i>Note: ANSI/AWWA C104/A21.4</i> <i>For Fusion Bonded Epoxy Lining (206N), Add</i> <i>Note: ANSI/AWWA C104/A21.4</i> <i>For Bituminous Or Coal Tar Coating, 1 Mil, Add</i> <i>Note: ANSI/AWWA C151/A21.51</i>	26,259.90 2,482.46 4,468.42 1,861.84	947.32
33 14 13 13-0202 EA 48" x 42" Mechanical Joint Ductile Iron Tee <i>For Cement Mortar Lining (CML), Add</i> <i>Note: ANSI/AWWA C104/A21.4</i> <i>For Fusion Bonded Epoxy Lining (206N), Add</i> <i>Note: ANSI/AWWA C104/A21.4</i> <i>For Bituminous Or Coal Tar Coating, 1 Mil, Add</i> <i>Note: ANSI/AWWA C151/A21.51</i>	27,545.03 2,608.41 4,695.14 1,956.31	964.20
33 14 13 13-0203 EA 48" x 48" Mechanical Joint Ductile Iron Tee <i>For Cement Mortar Lining (CML), Add</i> <i>Note: ANSI/AWWA C104/A21.4</i> <i>For Fusion Bonded Epoxy Lining (206N), Add</i> <i>Note: ANSI/AWWA C104/A21.4</i> <i>For Bituminous Or Coal Tar Coating, 1 Mil, Add</i> <i>Note: ANSI/AWWA C151/A21.51</i>	28,005.11 2,650.34 4,770.62 1,987.76	991.16
33 14 13 13-0204 Mechanical Joint Ductile Iron Wye (Laterals) (33 14 13 13-0002)		
33 14 13 13-0205 EA 4" x 3" Mechanical Joint Ductile Iron Wye (Lateral) <i>For Cement Mortar Lining (CML), Add</i> <i>Note: ANSI/AWWA C104/A21.4</i> <i>For Fusion Bonded Epoxy Lining (206N), Add</i> <i>Note: ANSI/AWWA C104/A21.4</i> <i>For Bituminous Or Coal Tar Coating, 1 Mil, Add</i> <i>Note: ANSI/AWWA C151/A21.51</i>	239.11 13.66 24.58 10.24	67.68
33 14 13 13-0206 EA 4" x 4" Mechanical Joint Ductile Iron Wye (Lateral) <i>For Cement Mortar Lining (CML), Add</i> <i>Note: ANSI/AWWA C104/A21.4</i> <i>For Fusion Bonded Epoxy Lining (206N), Add</i> <i>Note: ANSI/AWWA C104/A21.4</i> <i>For Bituminous Or Coal Tar Coating, 1 Mil, Add</i> <i>Note: ANSI/AWWA C151/A21.51</i>	363.39 25.54 45.98 19.16	71.25
33 14 13 13-0207 EA 6" x 3" Mechanical Joint Ductile Iron Wye (Lateral) <i>For Cement Mortar Lining (CML), Add</i> <i>Note: ANSI/AWWA C104/A21.4</i> <i>For Fusion Bonded Epoxy Lining (206N), Add</i> <i>Note: ANSI/AWWA C104/A21.4</i> <i>For Bituminous Or Coal Tar Coating, 1 Mil, Add</i> <i>Note: ANSI/AWWA C151/A21.51</i>	351.33 21.53 38.75 16.15	89.80
33 14 13 13-0208 EA 6" x 4" Mechanical Joint Ductile Iron Wye (Lateral) <i>For Cement Mortar Lining (CML), Add</i> <i>Note: ANSI/AWWA C104/A21.4</i> <i>For Fusion Bonded Epoxy Lining (206N), Add</i> <i>Note: ANSI/AWWA C104/A21.4</i> <i>For Bituminous Or Coal Tar Coating, 1 Mil, Add</i> <i>Note: ANSI/AWWA C151/A21.51</i>	405.14 26.35 47.43 19.76	93.51
33 14 13 13-0209 EA 6" x 6" Mechanical Joint Ductile Iron Wye (Lateral) <i>For Cement Mortar Lining (CML), Add</i> <i>Note: ANSI/AWWA C104/A21.4</i> <i>For Fusion Bonded Epoxy Lining (206N), Add</i> <i>Note: ANSI/AWWA C104/A21.4</i> <i>For Bituminous Or Coal Tar Coating, 1 Mil, Add</i> <i>Note: ANSI/AWWA C151/A21.51</i>	544.10 38.56 69.40 28.92	104.63
33 14 13 13-0210 EA 8" x 4" Mechanical Joint Ductile Iron Wye (Lateral) <i>For Cement Mortar Lining (CML), Add</i> <i>Note: ANSI/AWWA C104/A21.4</i> <i>For Fusion Bonded Epoxy Lining (206N), Add</i> <i>Note: ANSI/AWWA C104/A21.4</i> <i>For Bituminous Or Coal Tar Coating, 1 Mil, Add</i> <i>Note: ANSI/AWWA C151/A21.51</i>	695.95 53.18 95.72 39.88	108.36
33 14 13 13-0211 EA 8" x 6" Mechanical Joint Ductile Iron Wye (Lateral) <i>For Cement Mortar Lining (CML), Add</i> <i>Note: ANSI/AWWA C104/A21.4</i> <i>For Fusion Bonded Epoxy Lining (206N), Add</i> <i>Note: ANSI/AWWA C104/A21.4</i> <i>For Bituminous Or Coal Tar Coating, 1 Mil, Add</i> <i>Note: ANSI/AWWA C151/A21.51</i>	626.07 44.50 80.10 33.38	119.49



	MINOR	CSI	UOM	DESCRIPTION	TOTAL DIRECT UNIT COST	DEMOLITION UNIT COST
33 14 13	13-0212	EA		8" x 8" Mechanical Joint Ductile Iron Wye (Lateral) For Cement Mortar Lining (CML), Add Note: ANSI/AWWA C104/A21.4 For Fusion Bonded Epoxy Lining (206N), Add Note: ANSI/AWWA C104/A21.4 For Bituminous Or Coal Tar Coating, 1 Mil, Add Note: ANSI/AWWA C151/A21.51	754.60 56.23 101.21 42.17	126.91
33 14 13	13-0213	EA		10" x 4" Mechanical Joint Ductile Iron Wye (Lateral) For Cement Mortar Lining (CML), Add Note: ANSI/AWWA C104/A21.4 For Fusion Bonded Epoxy Lining (206N), Add Note: ANSI/AWWA C104/A21.4 For Bituminous Or Coal Tar Coating, 1 Mil, Add Note: ANSI/AWWA C151/A21.51	1,070.30 89.49 161.07 67.11	115.80
33 14 13	13-0214	EA		10" x 6" Mechanical Joint Ductile Iron Wye (Lateral) For Cement Mortar Lining (CML), Add Note: ANSI/AWWA C104/A21.4 For Fusion Bonded Epoxy Lining (206N), Add Note: ANSI/AWWA C104/A21.4 For Bituminous Or Coal Tar Coating, 1 Mil, Add Note: ANSI/AWWA C151/A21.51	1,132.81 94.14 169.46 70.61	126.31
33 14 13	13-0215	EA		10" x 8" Mechanical Joint Ductile Iron Wye (Lateral) For Cement Mortar Lining (CML), Add Note: ANSI/AWWA C104/A21.4 For Fusion Bonded Epoxy Lining (206N), Add Note: ANSI/AWWA C104/A21.4 For Bituminous Or Coal Tar Coating, 1 Mil, Add Note: ANSI/AWWA C151/A21.51	1,300.88 109.89 197.80 82.42	133.30
33 14 13	13-0216	EA		10" x 10" Mechanical Joint Ductile Iron Wye (Lateral) For Cement Mortar Lining (CML), Add Note: ANSI/AWWA C104/A21.4 For Fusion Bonded Epoxy Lining (206N), Add Note: ANSI/AWWA C104/A21.4 For Bituminous Or Coal Tar Coating, 1 Mil, Add Note: ANSI/AWWA C151/A21.51	1,463.75 125.15 225.27 93.86	140.08
33 14 13	13-0217	EA		12" x 4" Mechanical Joint Ductile Iron Wye (Lateral) For Cement Mortar Lining (CML), Add Note: ANSI/AWWA C104/A21.4 For Fusion Bonded Epoxy Lining (206N), Add Note: ANSI/AWWA C104/A21.4 For Bituminous Or Coal Tar Coating, 1 Mil, Add Note: ANSI/AWWA C151/A21.51	1,364.64 116.80 210.23 87.60	129.80
33 14 13	13-0218	EA		12" x 6" Mechanical Joint Ductile Iron Wye (Lateral) For Cement Mortar Lining (CML), Add Note: ANSI/AWWA C104/A21.4 For Fusion Bonded Epoxy Lining (206N), Add Note: ANSI/AWWA C104/A21.4 For Bituminous Or Coal Tar Coating, 1 Mil, Add Note: ANSI/AWWA C151/A21.51	1,542.81 133.02 239.44 99.77	140.30
33 14 13	13-0219	EA		12" x 8" Mechanical Joint Ductile Iron Wye (Lateral) For Cement Mortar Lining (CML), Add Note: ANSI/AWWA C104/A21.4 For Fusion Bonded Epoxy Lining (206N), Add Note: ANSI/AWWA C104/A21.4 For Bituminous Or Coal Tar Coating, 1 Mil, Add Note: ANSI/AWWA C151/A21.51	1,857.07 163.39 294.10 122.54	147.32
33 14 13	13-0220	EA		12" x 10" Mechanical Joint Ductile Iron Wye (Lateral) For Cement Mortar Lining (CML), Add Note: ANSI/AWWA C104/A21.4 For Fusion Bonded Epoxy Lining (206N), Add Note: ANSI/AWWA C104/A21.4 For Bituminous Or Coal Tar Coating, 1 Mil, Add Note: ANSI/AWWA C151/A21.51	1,910.71 167.73 301.91 125.79	154.08
33 14 13	13-0221	EA		12" x 12" Mechanical Joint Ductile Iron Wye (Lateral) For Cement Mortar Lining (CML), Add Note: ANSI/AWWA C104/A21.4 For Fusion Bonded Epoxy Lining (206N), Add Note: ANSI/AWWA C104/A21.4 For Bituminous Or Coal Tar Coating, 1 Mil, Add Note: ANSI/AWWA C151/A21.51	1,733.35 148.93 268.07 111.70	161.08
33 14 13	13-0222	EA		14" x 6" Mechanical Joint Ductile Iron Wye (Lateral) For Cement Mortar Lining (CML), Add Note: ANSI/AWWA C104/A21.4 For Fusion Bonded Epoxy Lining (206N), Add Note: ANSI/AWWA C104/A21.4 For Bituminous Or Coal Tar Coating, 1 Mil, Add Note: ANSI/AWWA C151/A21.51	2,040.62 179.29 322.73 134.47	163.48
33 14 13	13-0223	EA		14" x 8" Mechanical Joint Ductile Iron Wye (Lateral) For Cement Mortar Lining (CML), Add Note: ANSI/AWWA C104/A21.4 For Fusion Bonded Epoxy Lining (206N), Add Note: ANSI/AWWA C104/A21.4 For Bituminous Or Coal Tar Coating, 1 Mil, Add Note: ANSI/AWWA C151/A21.51	2,334.01 207.57 373.62 155.68	170.50

33 Utilities

33 10 Water Utilities

33 14 Water Utility Transmission and Distribution



MINOR CSI UOM DESCRIPTION	TOTAL DIRECT UNIT COST	DEMOLITION UNIT COST
33 14 13 13-0224 EA 14" x 10" Mechanical Joint Ductile Iron Wye (Lateral) For Cement Mortar Lining (CML), Add Note: ANSI/AWWA C104/A21.4 For Fusion Bonded Epoxy Lining (206N), Add Note: ANSI/AWWA C104/A21.4 For Bituminous Or Coal Tar Coating, 1 Mil, Add Note: ANSI/AWWA C151/A21.51	3,043.11 277.45 499.42 208.09	177.26
33 14 13 13-0225 EA 14" x 12" Mechanical Joint Ductile Iron Wye (Lateral) For Cement Mortar Lining (CML), Add Note: ANSI/AWWA C104/A21.4 For Fusion Bonded Epoxy Lining (206N), Add Note: ANSI/AWWA C104/A21.4 For Bituminous Or Coal Tar Coating, 1 Mil, Add Note: ANSI/AWWA C151/A21.51	3,259.96 298.02 536.43 223.51	184.26
33 14 13 13-0226 EA 14" x 14" Mechanical Joint Ductile Iron Wye (Lateral) For Cement Mortar Lining (CML), Add Note: ANSI/AWWA C104/A21.4 For Fusion Bonded Epoxy Lining (206N), Add Note: ANSI/AWWA C104/A21.4 For Bituminous Or Coal Tar Coating, 1 Mil, Add Note: ANSI/AWWA C151/A21.51	3,186.95 289.02 520.24 216.77	195.86
33 14 13 13-0227 EA 16" x 6" Mechanical Joint Ductile Iron Wye (Lateral) For Cement Mortar Lining (CML), Add Note: ANSI/AWWA C104/A21.4 For Fusion Bonded Epoxy Lining (206N), Add Note: ANSI/AWWA C104/A21.4 For Bituminous Or Coal Tar Coating, 1 Mil, Add Note: ANSI/AWWA C151/A21.51	2,099.68 180.26 324.46 135.19	196.10
33 14 13 13-0228 EA 16" x 8" Mechanical Joint Ductile Iron Wye (Lateral) For Cement Mortar Lining (CML), Add Note: ANSI/AWWA C104/A21.4 For Fusion Bonded Epoxy Lining (206N), Add Note: ANSI/AWWA C104/A21.4 For Bituminous Or Coal Tar Coating, 1 Mil, Add Note: ANSI/AWWA C151/A21.51	2,309.51 200.18 360.32 150.13	203.11
33 14 13 13-0229 EA 16" x 10" Mechanical Joint Ductile Iron Wye (Lateral) For Cement Mortar Lining (CML), Add Note: ANSI/AWWA C104/A21.4 For Fusion Bonded Epoxy Lining (206N), Add Note: ANSI/AWWA C104/A21.4 For Bituminous Or Coal Tar Coating, 1 Mil, Add Note: ANSI/AWWA C151/A21.51	2,719.81 240.18 432.33 180.14	209.87
33 14 13 13-0230 EA 16" x 12" Mechanical Joint Ductile Iron Wye (Lateral) For Cement Mortar Lining (CML), Add Note: ANSI/AWWA C104/A21.4 For Fusion Bonded Epoxy Lining (206N), Add Note: ANSI/AWWA C104/A21.4 For Bituminous Or Coal Tar Coating, 1 Mil, Add Note: ANSI/AWWA C151/A21.51	3,040.48 271.19 488.14 203.39	216.88
33 14 13 13-0231 EA 16" x 14" Mechanical Joint Ductile Iron Wye (Lateral) For Cement Mortar Lining (CML), Add Note: ANSI/AWWA C104/A21.4 For Fusion Bonded Epoxy Lining (206N), Add Note: ANSI/AWWA C104/A21.4 For Bituminous Or Coal Tar Coating, 1 Mil, Add Note: ANSI/AWWA C151/A21.51	3,800.27 345.41 621.74 259.06	228.48
33 14 13 13-0232 EA 16" x 16" Mechanical Joint Ductile Iron Wye (Lateral) For Cement Mortar Lining (CML), Add Note: ANSI/AWWA C104/A21.4 For Fusion Bonded Epoxy Lining (206N), Add Note: ANSI/AWWA C104/A21.4 For Bituminous Or Coal Tar Coating, 1 Mil, Add Note: ANSI/AWWA C151/A21.51	3,667.53 329.67 593.40 247.25	244.78
33 14 13 13-0233 EA 18" x 6" Mechanical Joint Ductile Iron Wye (Lateral) For Cement Mortar Lining (CML), Add Note: ANSI/AWWA C104/A21.4 For Fusion Bonded Epoxy Lining (206N), Add Note: ANSI/AWWA C104/A21.4 For Bituminous Or Coal Tar Coating, 1 Mil, Add Note: ANSI/AWWA C151/A21.51	3,299.37 291.91 525.44 218.93	250.97
33 14 13 13-0234 EA 18" x 8" Mechanical Joint Ductile Iron Wye (Lateral) For Cement Mortar Lining (CML), Add Note: ANSI/AWWA C104/A21.4 For Fusion Bonded Epoxy Lining (206N), Add Note: ANSI/AWWA C104/A21.4 For Bituminous Or Coal Tar Coating, 1 Mil, Add Note: ANSI/AWWA C151/A21.51	3,550.99 316.01 568.82 237.01	257.98
33 14 13 13-0235 EA 18" x 10" Mechanical Joint Ductile Iron Wye (Lateral) For Cement Mortar Lining (CML), Add Note: ANSI/AWWA C104/A21.4 For Fusion Bonded Epoxy Lining (206N), Add Note: ANSI/AWWA C104/A21.4 For Bituminous Or Coal Tar Coating, 1 Mil, Add Note: ANSI/AWWA C151/A21.51	3,794.18 339.31 610.75 254.48	264.75



MINOR	CSI	UOM	DESCRIPTION	TOTAL DIRECT UNIT COST	DEMOLITION UNIT COST
33 14 13	13-0236	EA	18" x 12" Mechanical Joint Ductile Iron Wye (Lateral) For Cement Mortar Lining (CML), Add Note: ANSI/AWWA C104/A21.4 For Fusion Bonded Epoxy Lining (206N), Add Note: ANSI/AWWA C104/A21.4 For Bituminous Or Coal Tar Coating, 1 Mil, Add Note: ANSI/AWWA C151/A21.51	4,058.63 364.69 656.44 273.52	271.75
33 14 13	13-0237	EA	18" x 14" Mechanical Joint Ductile Iron Wye (Lateral) For Cement Mortar Lining (CML), Add Note: ANSI/AWWA C104/A21.4 For Fusion Bonded Epoxy Lining (206N), Add Note: ANSI/AWWA C104/A21.4 For Bituminous Or Coal Tar Coating, 1 Mil, Add Note: ANSI/AWWA C151/A21.51	4,105.11 367.58 661.65 275.69	283.84
33 14 13	13-0238	EA	18" x 16" Mechanical Joint Ductile Iron Wye (Lateral) For Cement Mortar Lining (CML), Add Note: ANSI/AWWA C104/A21.4 For Fusion Bonded Epoxy Lining (206N), Add Note: ANSI/AWWA C104/A21.4 For Bituminous Or Coal Tar Coating, 1 Mil, Add Note: ANSI/AWWA C151/A21.51	4,149.10 369.51 665.12 277.13	299.65
33 14 13	13-0239	EA	18" x 18" Mechanical Joint Ductile Iron Wye (Lateral) For Cement Mortar Lining (CML), Add Note: ANSI/AWWA C104/A21.4 For Fusion Bonded Epoxy Lining (206N), Add Note: ANSI/AWWA C104/A21.4 For Bituminous Or Coal Tar Coating, 1 Mil, Add Note: ANSI/AWWA C151/A21.51	3,801.87 330.63 595.13 247.97	327.08
33 14 13	13-0240	EA	20" x 6" Mechanical Joint Ductile Iron Wye (Lateral) For Cement Mortar Lining (CML), Add Note: ANSI/AWWA C104/A21.4 For Fusion Bonded Epoxy Lining (206N), Add Note: ANSI/AWWA C104/A21.4 For Bituminous Or Coal Tar Coating, 1 Mil, Add Note: ANSI/AWWA C151/A21.51	3,922.29 337.70 607.86 253.27	359.90
33 14 13	13-0241	EA	20" x 8" Mechanical Joint Ductile Iron Wye (Lateral) For Cement Mortar Lining (CML), Add Note: ANSI/AWWA C104/A21.4 For Fusion Bonded Epoxy Lining (206N), Add Note: ANSI/AWWA C104/A21.4 For Bituminous Or Coal Tar Coating, 1 Mil, Add Note: ANSI/AWWA C151/A21.51	4,008.42 345.25 621.45 258.94	366.90
33 14 13	13-0242	EA	20" x 10" Mechanical Joint Ductile Iron Wye (Lateral) For Cement Mortar Lining (CML), Add Note: ANSI/AWWA C104/A21.4 For Fusion Bonded Epoxy Lining (206N), Add Note: ANSI/AWWA C104/A21.4 For Bituminous Or Coal Tar Coating, 1 Mil, Add Note: ANSI/AWWA C151/A21.51	4,397.82 383.17 689.70 287.37	373.67
33 14 13	13-0243	EA	20" x 12" Mechanical Joint Ductile Iron Wye (Lateral) For Cement Mortar Lining (CML), Add Note: ANSI/AWWA C104/A21.4 For Fusion Bonded Epoxy Lining (206N), Add Note: ANSI/AWWA C104/A21.4 For Bituminous Or Coal Tar Coating, 1 Mil, Add Note: ANSI/AWWA C151/A21.51	4,784.36 420.76 757.36 315.57	380.67
33 14 13	13-0244	EA	20" x 14" Mechanical Joint Ductile Iron Wye (Lateral) For Cement Mortar Lining (CML), Add Note: ANSI/AWWA C104/A21.4 For Fusion Bonded Epoxy Lining (206N), Add Note: ANSI/AWWA C104/A21.4 For Bituminous Or Coal Tar Coating, 1 Mil, Add Note: ANSI/AWWA C151/A21.51	4,834.05 423.97 763.15 317.98	392.26
33 14 13	13-0245	EA	20" x 16" Mechanical Joint Ductile Iron Wye (Lateral) For Cement Mortar Lining (CML), Add Note: ANSI/AWWA C104/A21.4 For Fusion Bonded Epoxy Lining (206N), Add Note: ANSI/AWWA C104/A21.4 For Bituminous Or Coal Tar Coating, 1 Mil, Add Note: ANSI/AWWA C151/A21.51	4,892.50 427.35 769.22 320.51	408.57
33 14 13	13-0246	EA	20" x 18" Mechanical Joint Ductile Iron Wye (Lateral) For Cement Mortar Lining (CML), Add Note: ANSI/AWWA C104/A21.4 For Fusion Bonded Epoxy Lining (206N), Add Note: ANSI/AWWA C104/A21.4 For Bituminous Or Coal Tar Coating, 1 Mil, Add Note: ANSI/AWWA C151/A21.51	5,663.45 500.28 900.51 375.21	436.00
33 14 13	13-0247	EA	20" x 20" Mechanical Joint Ductile Iron Wye (Lateral) For Cement Mortar Lining (CML), Add Note: ANSI/AWWA C104/A21.4 For Fusion Bonded Epoxy Lining (206N), Add Note: ANSI/AWWA C104/A21.4 For Bituminous Or Coal Tar Coating, 1 Mil, Add Note: ANSI/AWWA C151/A21.51	5,376.45 463.33 834.00 347.50	490.46

33 Utilities
33 10 Water Utilities
33 14 Water Utility Transmission and Distribution



MINOR CSI UOM DESCRIPTION	TOTAL DIRECT UNIT COST	DEMOLITION UNIT COST
33 14 13 13-0248 EA 24" x 6" Mechanical Joint Ductile Iron Wye (Lateral) For Cement Mortar Lining (CML), Add Note: ANSI/AWWA C104/A21.4 For Fusion Bonded Epoxy Lining (206N), Add Note: ANSI/AWWA C104/A21.4 For Bituminous Or Coal Tar Coating, 1 Mil, Add Note: ANSI/AWWA C151/A21.51	4,772.82 406.30 731.34 304.72	468.49
33 14 13 13-0249 EA 24" x 8" Mechanical Joint Ductile Iron Wye (Lateral) For Cement Mortar Lining (CML), Add Note: ANSI/AWWA C104/A21.4 For Fusion Bonded Epoxy Lining (206N), Add Note: ANSI/AWWA C104/A21.4 For Bituminous Or Coal Tar Coating, 1 Mil, Add Note: ANSI/AWWA C151/A21.51	4,834.85 411.44 740.59 308.58	475.49
33 14 13 13-0250 EA 24" x 10" Mechanical Joint Ductile Iron Wye (Lateral) For Cement Mortar Lining (CML), Add Note: ANSI/AWWA C104/A21.4 For Fusion Bonded Epoxy Lining (206N), Add Note: ANSI/AWWA C104/A21.4 For Bituminous Or Coal Tar Coating, 1 Mil, Add Note: ANSI/AWWA C151/A21.51	5,376.86 464.62 836.31 348.46	482.26
33 14 13 13-0251 EA 24" x 12" Mechanical Joint Ductile Iron Wye (Lateral) For Cement Mortar Lining (CML), Add Note: ANSI/AWWA C104/A21.4 For Fusion Bonded Epoxy Lining (206N), Add Note: ANSI/AWWA C104/A21.4 For Bituminous Or Coal Tar Coating, 1 Mil, Add Note: ANSI/AWWA C151/A21.51	5,625.24 488.39 879.11 366.30	489.26
33 14 13 13-0252 EA 24" x 14" Mechanical Joint Ductile Iron Wye (Lateral) For Cement Mortar Lining (CML), Add Note: ANSI/AWWA C104/A21.4 For Fusion Bonded Epoxy Lining (206N), Add Note: ANSI/AWWA C104/A21.4 For Bituminous Or Coal Tar Coating, 1 Mil, Add Note: ANSI/AWWA C151/A21.51	6,484.65 572.58 1,030.64 429.43	500.85
33 14 13 13-0253 EA 24" x 16" Mechanical Joint Ductile Iron Wye (Lateral) For Cement Mortar Lining (CML), Add Note: ANSI/AWWA C104/A21.4 For Fusion Bonded Epoxy Lining (206N), Add Note: ANSI/AWWA C104/A21.4 For Bituminous Or Coal Tar Coating, 1 Mil, Add Note: ANSI/AWWA C151/A21.51	7,198.57 641.50 1,154.70 481.12	517.15
33 14 13 13-0254 EA 24" x 18" Mechanical Joint Ductile Iron Wye (Lateral) For Cement Mortar Lining (CML), Add Note: ANSI/AWWA C104/A21.4 For Fusion Bonded Epoxy Lining (206N), Add Note: ANSI/AWWA C104/A21.4 For Bituminous Or Coal Tar Coating, 1 Mil, Add Note: ANSI/AWWA C151/A21.51	8,049.85 722.47 1,300.45 541.85	544.59
33 14 13 13-0255 EA 24" x 20" Mechanical Joint Ductile Iron Wye (Lateral) For Cement Mortar Lining (CML), Add Note: ANSI/AWWA C104/A21.4 For Fusion Bonded Epoxy Lining (206N), Add Note: ANSI/AWWA C104/A21.4 For Bituminous Or Coal Tar Coating, 1 Mil, Add Note: ANSI/AWWA C151/A21.51	8,844.07 793.64 1,428.55 595.23	599.05
33 14 13 13-0256 EA 24" x 24" Mechanical Joint Ductile Iron Wye (Lateral) For Cement Mortar Lining (CML), Add Note: ANSI/AWWA C104/A21.4 For Fusion Bonded Epoxy Lining (206N), Add Note: ANSI/AWWA C104/A21.4 For Bituminous Or Coal Tar Coating, 1 Mil, Add Note: ANSI/AWWA C151/A21.51	7,866.01 687.61 1,237.69 515.71	653.35
33 14 13 13-0257 EA 30" x 6" Mechanical Joint Ductile Iron Wye (Lateral) For Cement Mortar Lining (CML), Add Note: ANSI/AWWA C104/A21.4 For Fusion Bonded Epoxy Lining (206N), Add Note: ANSI/AWWA C104/A21.4 For Bituminous Or Coal Tar Coating, 1 Mil, Add Note: ANSI/AWWA C151/A21.51	9,789.73 896.30 1,613.34 672.23	545.64
33 14 13 13-0258 EA 30" x 8" Mechanical Joint Ductile Iron Wye (Lateral) For Cement Mortar Lining (CML), Add Note: ANSI/AWWA C104/A21.4 For Fusion Bonded Epoxy Lining (206N), Add Note: ANSI/AWWA C104/A21.4 For Bituminous Or Coal Tar Coating, 1 Mil, Add Note: ANSI/AWWA C151/A21.51	10,966.71 1,012.94 1,823.28 759.70	552.66
33 14 13 13-0259 EA 30" x 10" Mechanical Joint Ductile Iron Wye (Lateral) For Cement Mortar Lining (CML), Add Note: ANSI/AWWA C104/A21.4 For Fusion Bonded Epoxy Lining (206N), Add Note: ANSI/AWWA C104/A21.4 For Bituminous Or Coal Tar Coating, 1 Mil, Add Note: ANSI/AWWA C151/A21.51	11,600.32 1,075.27 1,935.49 806.45	559.43



MINOR	CSI	UOM	DESCRIPTION	TOTAL DIRECT UNIT COST	DEMOLITION UNIT COST
33 14 13	13-0260	EA	30" x 12" Mechanical Joint Ductile Iron Wye (Lateral) For Cement Mortar Lining (CML), Add Note: ANSI/AWWA C104/A21.4 For Fusion Bonded Epoxy Lining (206N), Add Note: ANSI/AWWA C104/A21.4 For Bituminous Or Coal Tar Coating, 1 Mil, Add Note: ANSI/AWWA C151/A21.51	12,234.27 1,137.61 2,047.69 853.20	566.42
33 14 13	13-0261	EA	30" x 14" Mechanical Joint Ductile Iron Wye (Lateral) For Cement Mortar Lining (CML), Add Note: ANSI/AWWA C104/A21.4 For Fusion Bonded Epoxy Lining (206N), Add Note: ANSI/AWWA C104/A21.4 For Bituminous Or Coal Tar Coating, 1 Mil, Add Note: ANSI/AWWA C151/A21.51	13,133.83 1,225.81 2,206.45 919.35	578.02
33 14 13	13-0262	EA	30" x 16" Mechanical Joint Ductile Iron Wye (Lateral) For Cement Mortar Lining (CML), Add Note: ANSI/AWWA C104/A21.4 For Fusion Bonded Epoxy Lining (206N), Add Note: ANSI/AWWA C104/A21.4 For Bituminous Or Coal Tar Coating, 1 Mil, Add Note: ANSI/AWWA C151/A21.51	14,103.20 1,320.27 2,376.49 990.20	594.32
33 14 13	13-0263	EA	30" x 18" Mechanical Joint Ductile Iron Wye (Lateral) For Cement Mortar Lining (CML), Add Note: ANSI/AWWA C104/A21.4 For Fusion Bonded Epoxy Lining (206N), Add Note: ANSI/AWWA C104/A21.4 For Bituminous Or Coal Tar Coating, 1 Mil, Add Note: ANSI/AWWA C151/A21.51	14,461.25 1,351.92 2,433.46 1,013.94	621.76
33 14 13	13-0264	EA	30" x 20" Mechanical Joint Ductile Iron Wye (Lateral) For Cement Mortar Lining (CML), Add Note: ANSI/AWWA C104/A21.4 For Fusion Bonded Epoxy Lining (206N), Add Note: ANSI/AWWA C104/A21.4 For Bituminous Or Coal Tar Coating, 1 Mil, Add Note: ANSI/AWWA C151/A21.51	14,985.59 1,396.10 2,512.98 1,047.08	676.23
33 14 13	13-0265	EA	30" x 24" Mechanical Joint Ductile Iron Wye (Lateral) For Cement Mortar Lining (CML), Add Note: ANSI/AWWA C104/A21.4 For Fusion Bonded Epoxy Lining (206N), Add Note: ANSI/AWWA C104/A21.4 For Bituminous Or Coal Tar Coating, 1 Mil, Add Note: ANSI/AWWA C151/A21.51	15,705.65 1,459.88 2,627.79 1,094.91	730.52
33 14 13	13-0266	EA	30" x 30" Mechanical Joint Ductile Iron Wye (Lateral) For Cement Mortar Lining (CML), Add Note: ANSI/AWWA C104/A21.4 For Fusion Bonded Epoxy Lining (206N), Add Note: ANSI/AWWA C104/A21.4 For Bituminous Or Coal Tar Coating, 1 Mil, Add Note: ANSI/AWWA C151/A21.51	17,018.83 1,585.35 2,853.64 1,189.01	769.10
33 14 13	13-0267	EA	36" x 12" Mechanical Joint Ductile Iron Wye (Lateral) For Cement Mortar Lining (CML), Add Note: ANSI/AWWA C104/A21.4 For Fusion Bonded Epoxy Lining (206N), Add Note: ANSI/AWWA C104/A21.4 For Bituminous Or Coal Tar Coating, 1 Mil, Add Note: ANSI/AWWA C151/A21.51	18,639.60 1,768.98 3,184.17 1,326.74	626.85
33 14 13	13-0268	EA	36" x 14" Mechanical Joint Ductile Iron Wye (Lateral) For Cement Mortar Lining (CML), Add Note: ANSI/AWWA C104/A21.4 For Fusion Bonded Epoxy Lining (206N), Add Note: ANSI/AWWA C104/A21.4 For Bituminous Or Coal Tar Coating, 1 Mil, Add Note: ANSI/AWWA C151/A21.51	19,368.87 1,840.15 3,312.28 1,380.12	638.43
33 14 13	13-0269	EA	36" x 16" Mechanical Joint Ductile Iron Wye (Lateral) For Cement Mortar Lining (CML), Add Note: ANSI/AWWA C104/A21.4 For Fusion Bonded Epoxy Lining (206N), Add Note: ANSI/AWWA C104/A21.4 For Bituminous Or Coal Tar Coating, 1 Mil, Add Note: ANSI/AWWA C151/A21.51	20,095.63 1,910.36 3,438.65 1,432.77	654.74
33 14 13	13-0270	EA	36" x 18" Mechanical Joint Ductile Iron Wye (Lateral) For Cement Mortar Lining (CML), Add Note: ANSI/AWWA C104/A21.4 For Fusion Bonded Epoxy Lining (206N), Add Note: ANSI/AWWA C104/A21.4 For Bituminous Or Coal Tar Coating, 1 Mil, Add Note: ANSI/AWWA C151/A21.51	21,497.96 2,046.44 3,683.58 1,534.83	682.17
33 14 13	13-0271	EA	36" x 20" Mechanical Joint Ductile Iron Wye (Lateral) For Cement Mortar Lining (CML), Add Note: ANSI/AWWA C104/A21.4 For Fusion Bonded Epoxy Lining (206N), Add Note: ANSI/AWWA C104/A21.4 For Bituminous Or Coal Tar Coating, 1 Mil, Add Note: ANSI/AWWA C151/A21.51	22,946.06 2,182.99 3,929.39 1,637.25	736.64

33 Utilities
33 10 Water Utilities
33 14 Water Utility Transmission and Distribution



MINOR CSI	UOM	DESCRIPTION	TOTAL DIRECT UNIT COST	DEMOLITION UNIT COST
33 14 13	13-0272	EA 36" x 24" Mechanical Joint Ductile Iron Wye (Lateral) For Cement Mortar Lining (CML), Add Note: ANSI/AWWA C104/A21.4 For Fusion Bonded Epoxy Lining (206N), Add Note: ANSI/AWWA C104/A21.4 For Bituminous Or Coal Tar Coating, 1 Mil, Add Note: ANSI/AWWA C151/A21.51	25,449.41 2,425.10 4,365.18 1,818.83	790.93
33 14 13	13-0273	EA 36" x 30" Mechanical Joint Ductile Iron Wye (Lateral) For Cement Mortar Lining (CML), Add Note: ANSI/AWWA C104/A21.4 For Fusion Bonded Epoxy Lining (206N), Add Note: ANSI/AWWA C104/A21.4 For Bituminous Or Coal Tar Coating, 1 Mil, Add Note: ANSI/AWWA C151/A21.51	28,500.89 2,724.40 4,903.93 2,043.30	829.52
33 14 13	13-0274	EA 36" x 36" Mechanical Joint Ductile Iron Wye (Lateral) For Cement Mortar Lining (CML), Add Note: ANSI/AWWA C104/A21.4 For Fusion Bonded Epoxy Lining (206N), Add Note: ANSI/AWWA C104/A21.4 For Bituminous Or Coal Tar Coating, 1 Mil, Add Note: ANSI/AWWA C151/A21.51	33,994.50 3,269.19 5,884.54 2,451.69	859.73
33 14 13	13-0275	EA 42" x 20" Mechanical Joint Ductile Iron Wye (Lateral) For Cement Mortar Lining (CML), Add Note: ANSI/AWWA C104/A21.4 For Fusion Bonded Epoxy Lining (206N), Add Note: ANSI/AWWA C104/A21.4 For Bituminous Or Coal Tar Coating, 1 Mil, Add Note: ANSI/AWWA C151/A21.51	29,915.07 2,874.78 5,174.60 2,156.08	770.42
33 14 13	13-0276	EA 42" x 24" Mechanical Joint Ductile Iron Wye (Lateral) For Cement Mortar Lining (CML), Add Note: ANSI/AWWA C104/A21.4 For Fusion Bonded Epoxy Lining (206N), Add Note: ANSI/AWWA C104/A21.4 For Bituminous Or Coal Tar Coating, 1 Mil, Add Note: ANSI/AWWA C151/A21.51	30,667.28 2,941.77 5,295.19 2,206.33	824.71
33 14 13	13-0277	EA 42" x 30" Mechanical Joint Ductile Iron Wye (Lateral) For Cement Mortar Lining (CML), Add Note: ANSI/AWWA C104/A21.4 For Fusion Bonded Epoxy Lining (206N), Add Note: ANSI/AWWA C104/A21.4 For Bituminous Or Coal Tar Coating, 1 Mil, Add Note: ANSI/AWWA C151/A21.51	32,756.43 3,144.84 5,660.71 2,358.63	863.30
33 14 13	13-0278	EA 42" x 36" Mechanical Joint Ductile Iron Wye (Lateral) For Cement Mortar Lining (CML), Add Note: ANSI/AWWA C104/A21.4 For Fusion Bonded Epoxy Lining (206N), Add Note: ANSI/AWWA C104/A21.4 For Bituminous Or Coal Tar Coating, 1 Mil, Add Note: ANSI/AWWA C151/A21.51	37,445.16 3,609.14 6,496.45 2,706.85	893.51
33 14 13	13-0279	EA 42" x 42" Mechanical Joint Ductile Iron Wye (Lateral) For Cement Mortar Lining (CML), Add Note: ANSI/AWWA C104/A21.4 For Fusion Bonded Epoxy Lining (206N), Add Note: ANSI/AWWA C104/A21.4 For Bituminous Or Coal Tar Coating, 1 Mil, Add Note: ANSI/AWWA C151/A21.51	44,144.39 4,276.50 7,697.70 3,207.38	910.39
33 14 13	13-0280	EA 48" x 20" Mechanical Joint Ductile Iron Wye (Lateral) For Cement Mortar Lining (CML), Add Note: ANSI/AWWA C104/A21.4 For Fusion Bonded Epoxy Lining (206N), Add Note: ANSI/AWWA C104/A21.4 For Bituminous Or Coal Tar Coating, 1 Mil, Add Note: ANSI/AWWA C151/A21.51	29,521.08 2,827.22 5,089.00 2,120.42	824.23
33 14 13	13-0281	EA 48" x 24" Mechanical Joint Ductile Iron Wye (Lateral) For Cement Mortar Lining (CML), Add Note: ANSI/AWWA C104/A21.4 For Fusion Bonded Epoxy Lining (206N), Add Note: ANSI/AWWA C104/A21.4 For Bituminous Or Coal Tar Coating, 1 Mil, Add Note: ANSI/AWWA C151/A21.51	33,426.96 3,209.59 5,777.25 2,407.19	878.52
33 14 13	13-0282	EA 48" x 30" Mechanical Joint Ductile Iron Wye (Lateral) For Cement Mortar Lining (CML), Add Note: ANSI/AWWA C104/A21.4 For Fusion Bonded Epoxy Lining (206N), Add Note: ANSI/AWWA C104/A21.4 For Bituminous Or Coal Tar Coating, 1 Mil, Add Note: ANSI/AWWA C151/A21.51	35,623.75 3,423.42 6,162.15 2,567.56	917.11
33 14 13	13-0283	EA 48" x 36" Mechanical Joint Ductile Iron Wye (Lateral) For Cement Mortar Lining (CML), Add Note: ANSI/AWWA C104/A21.4 For Fusion Bonded Epoxy Lining (206N), Add Note: ANSI/AWWA C104/A21.4 For Bituminous Or Coal Tar Coating, 1 Mil, Add Note: ANSI/AWWA C151/A21.51	40,593.62 3,915.83 7,048.49 2,936.87	947.32



	MINOR	CSI	UOM	DESCRIPTION	TOTAL DIRECT UNIT COST	DEMOLITION UNIT COST
33 14 13	13-0284	EA		48" x 42" Mechanical Joint Ductile Iron Wye (Lateral) For Cement Mortar Lining (CML), Add Note: ANSI/AWWA C104/A21.4 For Fusion Bonded Epoxy Lining (206N), Add Note: ANSI/AWWA C104/A21.4 For Bituminous Or Coal Tar Coating, 1 Mil, Add Note: ANSI/AWWA C151/A21.51	53,037.92 5,157.70 9,283.86 3,868.28	964.20
33 14 13	13-0285	EA		48" x 48" Mechanical Joint Ductile Iron Wye (Lateral) For Cement Mortar Lining (CML), Add Note: ANSI/AWWA C104/A21.4 For Fusion Bonded Epoxy Lining (206N), Add Note: ANSI/AWWA C104/A21.4 For Bituminous Or Coal Tar Coating, 1 Mil, Add Note: ANSI/AWWA C151/A21.51	58,219.68 5,671.80 10,209.24 4,253.85	991.11
33 14 13	13-0286			Mechanical Joint x Flanged End (MJxFE) Ductile Iron Hydrant Tee (33 14 13 13-0002)		
33 14 13	13-0287	EA		6" x 6" Mechanical Joint x Flanged End (MJxFE) Ductile Iron Hydrant Tee For Cement Mortar Lining (CML), Add Note: ANSI/AWWA C104/A21.4 For Fusion Bonded Epoxy Lining (206N), Add Note: ANSI/AWWA C104/A21.4 For Bituminous Or Coal Tar Coating, 1 Mil, Add Note: ANSI/AWWA C151/A21.51 For Protective Fusion-Bonded Epoxy Coated, C116, Add	483.06 32.45 58.42 24.34 24.34	104.68
33 14 13	13-0288	EA		8" x 6" Mechanical Joint x Flanged End (MJxFE) Ductile Iron Hydrant Tee For Cement Mortar Lining (CML), Add Note: ANSI/AWWA C104/A21.4 For Fusion Bonded Epoxy Lining (206N), Add Note: ANSI/AWWA C104/A21.4 For Bituminous Or Coal Tar Coating, 1 Mil, Add Note: ANSI/AWWA C151/A21.51 For Protective Fusion-Bonded Epoxy Coated, C116, Add	573.05 39.20 70.56 29.40 29.40	119.49
33 14 13	13-0289	EA		10" x 6" Mechanical Joint x Flanged End (MJxFE) Ductile Iron Hydrant Tee For Cement Mortar Lining (CML), Add Note: ANSI/AWWA C104/A21.4 For Fusion Bonded Epoxy Lining (206N), Add Note: ANSI/AWWA C104/A21.4 For Bituminous Or Coal Tar Coating, 1 Mil, Add Note: ANSI/AWWA C151/A21.51 For Protective Fusion-Bonded Epoxy Coated, C116, Add	859.70 66.83 120.30 50.12 50.12	126.31
33 14 13	13-0290	EA		12" x 6" Mechanical Joint x Flanged End (MJxFE) Ductile Iron Hydrant Tee For Cement Mortar Lining (CML), Add Note: ANSI/AWWA C104/A21.4 For Fusion Bonded Epoxy Lining (206N), Add Note: ANSI/AWWA C104/A21.4 For Bituminous Or Coal Tar Coating, 1 Mil, Add Note: ANSI/AWWA C151/A21.51 For Protective Fusion-Bonded Epoxy Coated, C116, Add	966.06 75.35 135.63 56.51 56.51	140.30
33 14 13	13-0291	EA		14" x 6" Mechanical Joint x Flanged End (MJxFE) Ductile Iron Hydrant Tee For Cement Mortar Lining (CML), Add Note: ANSI/AWWA C104/A21.4 For Fusion Bonded Epoxy Lining (206N), Add Note: ANSI/AWWA C104/A21.4 For Bituminous Or Coal Tar Coating, 1 Mil, Add Note: ANSI/AWWA C151/A21.51 For Protective Fusion-Bonded Epoxy Coated, C116, Add	1,314.46 106.68 192.02 80.01 80.01	163.48
33 14 13	13-0292	EA		16" x 6" Mechanical Joint x Flanged End (MJxFE) Ductile Iron Hydrant Tee For Cement Mortar Lining (CML), Add Note: ANSI/AWWA C104/A21.4 For Fusion Bonded Epoxy Lining (206N), Add Note: ANSI/AWWA C104/A21.4 For Bituminous Or Coal Tar Coating, 1 Mil, Add Note: ANSI/AWWA C151/A21.51 For Protective Fusion-Bonded Epoxy Coated, C116, Add	1,677.16 138.00 248.41 103.50 103.50	196.10
33 14 13	13-0293	EA		18" x 6" Mechanical Joint x Flanged End (MJxFE) Ductile Iron Hydrant Tee For Cement Mortar Lining (CML), Add Note: ANSI/AWWA C104/A21.4 For Fusion Bonded Epoxy Lining (206N), Add Note: ANSI/AWWA C104/A21.4 For Bituminous Or Coal Tar Coating, 1 Mil, Add Note: ANSI/AWWA C151/A21.51 For Protective Fusion-Bonded Epoxy Coated, C116, Add	2,060.71 168.05 302.48 126.03 126.03	250.97
33 14 13	13-0294	EA		20" x 6" Mechanical Joint x Flanged End (MJxFE) Ductile Iron Hydrant Tee For Cement Mortar Lining (CML), Add Note: ANSI/AWWA C104/A21.4 For Fusion Bonded Epoxy Lining (206N), Add Note: ANSI/AWWA C104/A21.4 For Bituminous Or Coal Tar Coating, 1 Mil, Add Note: ANSI/AWWA C151/A21.51 For Protective Fusion-Bonded Epoxy Coated, C116, Add	2,889.27 234.40 421.91 175.80 175.80	359.90

33 Utilities

33 10 Water Utilities

33 14 Water Utility Transmission and Distribution



MINOR CSI	UOM	DESCRIPTION	TOTAL DIRECT UNIT COST	DEMOLITION UNIT COST
33 14 13 13-0295	EA	24" x 6" Mechanical Joint x Flanged End (MJxFE) Ductile Iron Hydrant Tee <i>For Cement Mortar Lining (CML), Add</i> <i>Note: ANSI/AWWA C104/A21.4</i> <i>For Fusion Bonded Epoxy Lining (206N), Add</i> <i>Note: ANSI/AWWA C104/A21.4</i> <i>For Bituminous Or Coal Tar Coating, 1 Mil, Add</i> <i>Note: ANSI/AWWA C151/A21.51</i> <i>For Protective Fusion-Bonded Epoxy Coated, C116, Add</i>	3,362.04 268.62 483.51 201.46 201.46	468.49
33 14 13 13-0296	EA	30" x 6" Mechanical Joint x Flanged End (MJxFE) Ductile Iron Hydrant Tee <i>For Cement Mortar Lining (CML), Add</i> <i>Note: ANSI/AWWA C104/A21.4</i> <i>For Fusion Bonded Epoxy Lining (206N), Add</i> <i>Note: ANSI/AWWA C104/A21.4</i> <i>For Bituminous Or Coal Tar Coating, 1 Mil, Add</i> <i>Note: ANSI/AWWA C151/A21.51</i> <i>For Protective Fusion-Bonded Epoxy Coated, C116, Add</i>	6,531.62 570.49 1,026.88 427.87 427.87	545.64
33 14 13 13-0297		Mechanical Joint x Swivel (MJxSW) Ductile Iron Hydrant Tee <small>(33 14 13 13-0002)</small>		
33 14 13 13-0298	EA	6" x 6" Mechanical Joint x Swivel (MJxSW) Ductile Iron Hydrant Tee <i>Note: Includes swivel gland.</i> <i>For Cement Mortar Lining (CML), Add</i> <i>Note: ANSI/AWWA C104/A21.4</i> <i>For Fusion Bonded Epoxy Lining (206N), Add</i> <i>Note: ANSI/AWWA C104/A21.4</i> <i>For Bituminous Or Coal Tar Coating, 1 Mil, Add</i> <i>Note: ANSI/AWWA C151/A21.51</i> <i>For Protective Fusion-Bonded Epoxy Coated, C116, Add</i>	434.86 27.63 49.74 20.72 20.72	104.68
33 14 13 13-0299	EA	8" x 6" Mechanical Joint x Swivel (MJxSW) Ductile Iron Hydrant Tee <i>Note: Includes swivel gland.</i> <i>For Cement Mortar Lining (CML), Add</i> <i>Note: ANSI/AWWA C104/A21.4</i> <i>For Fusion Bonded Epoxy Lining (206N), Add</i> <i>Note: ANSI/AWWA C104/A21.4</i> <i>For Bituminous Or Coal Tar Coating, 1 Mil, Add</i> <i>Note: ANSI/AWWA C151/A21.51</i> <i>For Protective Fusion-Bonded Epoxy Coated, C116, Add</i>	508.79 32.77 58.99 24.58 24.58	119.49
33 14 13 13-0300	EA	10" x 6" Mechanical Joint x Swivel (MJxSW) Ductile Iron Hydrant Tee <i>Note: Includes swivel gland.</i> <i>For Cement Mortar Lining (CML), Add</i> <i>Note: ANSI/AWWA C104/A21.4</i> <i>For Fusion Bonded Epoxy Lining (206N), Add</i> <i>Note: ANSI/AWWA C104/A21.4</i> <i>For Bituminous Or Coal Tar Coating, 1 Mil, Add</i> <i>Note: ANSI/AWWA C151/A21.51</i> <i>For Protective Fusion-Bonded Epoxy Coated, C116, Add</i>	718.32 52.70 94.85 39.52 39.52	126.31
33 14 13 13-0301	EA	12" x 6" Mechanical Joint x Swivel (MJxSW) Ductile Iron Hydrant Tee <i>Note: Includes swivel gland.</i> <i>For Cement Mortar Lining (CML), Add</i> <i>Note: ANSI/AWWA C104/A21.4</i> <i>For Fusion Bonded Epoxy Lining (206N), Add</i> <i>Note: ANSI/AWWA C104/A21.4</i> <i>For Bituminous Or Coal Tar Coating, 1 Mil, Add</i> <i>Note: ANSI/AWWA C151/A21.51</i> <i>For Protective Fusion-Bonded Epoxy Coated, C116, Add</i>	887.34 67.48 121.46 50.61 50.61	140.30
33 14 13 13-0302	EA	14" x 6" Mechanical Joint x Swivel (MJxSW) Ductile Iron Hydrant Tee <i>Note: Includes swivel gland.</i> <i>For Cement Mortar Lining (CML), Add</i> <i>Note: ANSI/AWWA C104/A21.4</i> <i>For Fusion Bonded Epoxy Lining (206N), Add</i> <i>Note: ANSI/AWWA C104/A21.4</i> <i>For Bituminous Or Coal Tar Coating, 1 Mil, Add</i> <i>Note: ANSI/AWWA C151/A21.51</i> <i>For Protective Fusion-Bonded Epoxy Coated, C116, Add</i>	1,115.24 86.75 156.16 65.07 65.07	163.48
33 14 13 13-0303	EA	16" x 6" Mechanical Joint x Swivel (MJxSW) Ductile Iron Hydrant Tee <i>Note: Includes swivel gland.</i> <i>For Cement Mortar Lining (CML), Add</i> <i>Note: ANSI/AWWA C104/A21.4</i> <i>For Fusion Bonded Epoxy Lining (206N), Add</i> <i>Note: ANSI/AWWA C104/A21.4</i> <i>For Bituminous Or Coal Tar Coating, 1 Mil, Add</i> <i>Note: ANSI/AWWA C151/A21.51</i> <i>For Protective Fusion-Bonded Epoxy Coated, C116, Add</i>	1,407.25 111.01 199.82 83.26 83.26	196.10
33 14 13 13-0304	EA	18" x 6" Mechanical Joint x Swivel (MJxSW) Ductile Iron Hydrant Tee <i>Note: Includes swivel gland.</i> <i>For Cement Mortar Lining (CML), Add</i> <i>Note: ANSI/AWWA C104/A21.4</i> <i>For Fusion Bonded Epoxy Lining (206N), Add</i> <i>Note: ANSI/AWWA C104/A21.4</i> <i>For Bituminous Or Coal Tar Coating, 1 Mil, Add</i> <i>Note: ANSI/AWWA C151/A21.51</i> <i>For Protective Fusion-Bonded Epoxy Coated, C116, Add</i>	1,818.12 143.79 258.82 107.84 107.84	250.97



MINOR CSI UOM DESCRIPTION	TOTAL DIRECT UNIT COST	DEMOLITION UNIT COST
33 14 13 13-0305 EA 20" x 6" Mechanical Joint x Swivel (MJxSW) Ductile Iron Hydrant Tee Note: Includes swivel gland. For Cement Mortar Lining (CML), Add Note: ANSI/AWWA C104/A21.4 For Fusion Bonded Epoxy Lining (206N), Add Note: ANSI/AWWA C104/A21.4 For Bituminous Or Coal Tar Coating, 1 Mil, Add Note: ANSI/AWWA C151/A21.51 For Protective Fusion-Bonded Epoxy Coated, C116, Add	1,994.42 144.91 260.84 108.68 108.68	359.90
33 14 13 13-0306 EA 24" x 6" Mechanical Joint x Swivel (MJxSW) Ductile Iron Hydrant Tee Note: Includes swivel gland. For Cement Mortar Lining (CML), Add Note: ANSI/AWWA C104/A21.4 For Fusion Bonded Epoxy Lining (206N), Add Note: ANSI/AWWA C104/A21.4 For Bituminous Or Coal Tar Coating, 1 Mil, Add Note: ANSI/AWWA C151/A21.51 For Protective Fusion-Bonded Epoxy Coated, C116, Add	2,762.79 208.69 375.65 156.52 156.52	468.49
33 14 13 13-0307 Mechanical Joint Ductile Iron Cross <small>(33 14 13 13-0002)</small>		
33 14 13 13-0308 EA 3" x 3" Mechanical Joint Ductile Iron Cross For Cement Mortar Lining (CML), Add Note: ANSI/AWWA C104/A21.4 For Fusion Bonded Epoxy Lining (206N), Add Note: ANSI/AWWA C104/A21.4 For Bituminous Or Coal Tar Coating, 1 Mil, Add Note: ANSI/AWWA C151/A21.51	329.59 20.73 37.31 15.54	80.74
33 14 13 13-0309 EA 4" x 3" Mechanical Joint Ductile Iron Cross For Cement Mortar Lining (CML), Add Note: ANSI/AWWA C104/A21.4 For Fusion Bonded Epoxy Lining (206N), Add Note: ANSI/AWWA C104/A21.4 For Bituminous Or Coal Tar Coating, 1 Mil, Add Note: ANSI/AWWA C151/A21.51	398.22 26.51 47.71 19.88	87.87
33 14 13 13-0310 EA 4" x 4" Mechanical Joint Ductile Iron Cross For Cement Mortar Lining (CML), Add Note: ANSI/AWWA C104/A21.4 For Fusion Bonded Epoxy Lining (206N), Add Note: ANSI/AWWA C104/A21.4 For Bituminous Or Coal Tar Coating, 1 Mil, Add Note: ANSI/AWWA C151/A21.51	470.72 33.58 60.44 25.18	89.05
33 14 13 13-0311 EA 6" x 3" Mechanical Joint Ductile Iron Cross For Cement Mortar Lining (CML), Add Note: ANSI/AWWA C104/A21.4 For Fusion Bonded Epoxy Lining (206N), Add Note: ANSI/AWWA C104/A21.4 For Bituminous Or Coal Tar Coating, 1 Mil, Add Note: ANSI/AWWA C151/A21.51	562.08 39.52 71.14 29.64	110.09
33 14 13 13-0312 EA 6" x 4" Mechanical Joint Ductile Iron Cross For Cement Mortar Lining (CML), Add Note: ANSI/AWWA C104/A21.4 For Fusion Bonded Epoxy Lining (206N), Add Note: ANSI/AWWA C104/A21.4 For Bituminous Or Coal Tar Coating, 1 Mil, Add Note: ANSI/AWWA C151/A21.51	546.21 36.63 65.93 27.47	118.74
33 14 13 13-0313 EA 6" x 6" Mechanical Joint Ductile Iron Cross For Cement Mortar Lining (CML), Add Note: ANSI/AWWA C104/A21.4 For Fusion Bonded Epoxy Lining (206N), Add Note: ANSI/AWWA C104/A21.4 For Bituminous Or Coal Tar Coating, 1 Mil, Add Note: ANSI/AWWA C151/A21.51	636.17 41.13 74.03 30.85	148.42
33 14 13 13-0314 EA 8" x 4" Mechanical Joint Ductile Iron Cross For Cement Mortar Lining (CML), Add Note: ANSI/AWWA C104/A21.4 For Fusion Bonded Epoxy Lining (206N), Add Note: ANSI/AWWA C104/A21.4 For Bituminous Or Coal Tar Coating, 1 Mil, Add Note: ANSI/AWWA C151/A21.51	561.49 36.47 65.64 27.35	129.88
33 14 13 13-0315 EA 8" x 6" Mechanical Joint Ductile Iron Cross For Cement Mortar Lining (CML), Add Note: ANSI/AWWA C104/A21.4 For Fusion Bonded Epoxy Lining (206N), Add Note: ANSI/AWWA C104/A21.4 For Bituminous Or Coal Tar Coating, 1 Mil, Add Note: ANSI/AWWA C151/A21.51	667.51 42.57 76.63 31.93	159.57
33 14 13 13-0316 EA 8" x 8" Mechanical Joint Ductile Iron Cross For Cement Mortar Lining (CML), Add Note: ANSI/AWWA C104/A21.4 For Fusion Bonded Epoxy Lining (206N), Add Note: ANSI/AWWA C104/A21.4 For Bituminous Or Coal Tar Coating, 1 Mil, Add Note: ANSI/AWWA C151/A21.51	706.88 44.82 80.68 33.62	170.69

33 Utilities

33 10 Water Utilities

33 14 Water Utility Transmission and Distribution



MINOR CSI UOM DESCRIPTION	TOTAL DIRECT UNIT COST	DEMOLITION UNIT COST
33 14 13 13-0317 EA 10" x 4" Mechanical Joint Ductile Iron Cross <i>For Cement Mortar Lining (CML), Add</i> <i>Note: ANSI/AWWA C104/A21.4</i> <i>For Fusion Bonded Epoxy Lining (206N), Add</i> <i>Note: ANSI/AWWA C104/A21.4</i> <i>For Bituminous Or Coal Tar Coating, 1 Mil, Add</i> <i>Note: ANSI/AWWA C151/A21.51</i>	680.73 47.55 85.60 35.67	135.43
33 14 13 13-0318 EA 10" x 6" Mechanical Joint Ductile Iron Cross <i>For Cement Mortar Lining (CML), Add</i> <i>Note: ANSI/AWWA C104/A21.4</i> <i>For Fusion Bonded Epoxy Lining (206N), Add</i> <i>Note: ANSI/AWWA C104/A21.4</i> <i>For Bituminous Or Coal Tar Coating, 1 Mil, Add</i> <i>Note: ANSI/AWWA C151/A21.51</i>	781.02 53.34 96.01 40.00	163.45
33 14 13 13-0319 EA 10" x 8" Mechanical Joint Ductile Iron Cross <i>For Cement Mortar Lining (CML), Add</i> <i>Note: ANSI/AWWA C104/A21.4</i> <i>For Fusion Bonded Epoxy Lining (206N), Add</i> <i>Note: ANSI/AWWA C104/A21.4</i> <i>For Bituminous Or Coal Tar Coating, 1 Mil, Add</i> <i>Note: ANSI/AWWA C151/A21.51</i>	925.47 66.19 119.14 49.64	173.96
33 14 13 13-0320 EA 10" x 10" Mechanical Joint Ductile Iron Cross <i>For Cement Mortar Lining (CML), Add</i> <i>Note: ANSI/AWWA C104/A21.4</i> <i>For Fusion Bonded Epoxy Lining (206N), Add</i> <i>Note: ANSI/AWWA C104/A21.4</i> <i>For Bituminous Or Coal Tar Coating, 1 Mil, Add</i> <i>Note: ANSI/AWWA C151/A21.51</i>	1,001.17 71.81 129.26 53.86	186.77
33 14 13 13-0321 EA 12" x 4" Mechanical Joint Ductile Iron Cross <i>For Cement Mortar Lining (CML), Add</i> <i>Note: ANSI/AWWA C104/A21.4</i> <i>For Fusion Bonded Epoxy Lining (206N), Add</i> <i>Note: ANSI/AWWA C104/A21.4</i> <i>For Bituminous Or Coal Tar Coating, 1 Mil, Add</i> <i>Note: ANSI/AWWA C151/A21.51</i>	823.71 60.09 108.15 45.06	147.09
33 14 13 13-0322 EA 12" x 6" Mechanical Joint Ductile Iron Cross <i>For Cement Mortar Lining (CML), Add</i> <i>Note: ANSI/AWWA C104/A21.4</i> <i>For Fusion Bonded Epoxy Lining (206N), Add</i> <i>Note: ANSI/AWWA C104/A21.4</i> <i>For Bituminous Or Coal Tar Coating, 1 Mil, Add</i> <i>Note: ANSI/AWWA C151/A21.51</i>	957.73 69.24 124.64 51.93	175.09
33 14 13 13-0323 EA 12" x 8" Mechanical Joint Ductile Iron Cross <i>For Cement Mortar Lining (CML), Add</i> <i>Note: ANSI/AWWA C104/A21.4</i> <i>For Fusion Bonded Epoxy Lining (206N), Add</i> <i>Note: ANSI/AWWA C104/A21.4</i> <i>For Bituminous Or Coal Tar Coating, 1 Mil, Add</i> <i>Note: ANSI/AWWA C151/A21.51</i>	1,373.69 109.25 196.64 81.93	185.61
33 14 13 13-0324 EA 12" x 10" Mechanical Joint Ductile Iron Cross <i>For Cement Mortar Lining (CML), Add</i> <i>Note: ANSI/AWWA C104/A21.4</i> <i>For Fusion Bonded Epoxy Lining (206N), Add</i> <i>Note: ANSI/AWWA C104/A21.4</i> <i>For Bituminous Or Coal Tar Coating, 1 Mil, Add</i> <i>Note: ANSI/AWWA C151/A21.51</i>	1,393.16 109.25 196.64 81.93	198.46
33 14 13 13-0325 EA 12" x 12" Mechanical Joint Ductile Iron Cross <i>For Cement Mortar Lining (CML), Add</i> <i>Note: ANSI/AWWA C104/A21.4</i> <i>For Fusion Bonded Epoxy Lining (206N), Add</i> <i>Note: ANSI/AWWA C104/A21.4</i> <i>For Bituminous Or Coal Tar Coating, 1 Mil, Add</i> <i>Note: ANSI/AWWA C151/A21.51</i>	1,579.51 126.12 227.01 94.59	210.12
33 14 13 13-0326 EA 14" x 6" Mechanical Joint Ductile Iron Cross <i>For Cement Mortar Lining (CML), Add</i> <i>Note: ANSI/AWWA C104/A21.4</i> <i>For Fusion Bonded Epoxy Lining (206N), Add</i> <i>Note: ANSI/AWWA C104/A21.4</i> <i>For Bituminous Or Coal Tar Coating, 1 Mil, Add</i> <i>Note: ANSI/AWWA C151/A21.51</i>	1,615.63 132.38 238.29 99.29	192.60
33 14 13 13-0327 EA 14" x 8" Mechanical Joint Ductile Iron Cross <i>For Cement Mortar Lining (CML), Add</i> <i>Note: ANSI/AWWA C104/A21.4</i> <i>For Fusion Bonded Epoxy Lining (206N), Add</i> <i>Note: ANSI/AWWA C104/A21.4</i> <i>For Bituminous Or Coal Tar Coating, 1 Mil, Add</i> <i>Note: ANSI/AWWA C151/A21.51</i>	1,898.23 159.05 286.29 119.29	203.11
33 14 13 13-0328 EA 14" x 10" Mechanical Joint Ductile Iron Cross <i>For Cement Mortar Lining (CML), Add</i> <i>Note: ANSI/AWWA C104/A21.4</i> <i>For Fusion Bonded Epoxy Lining (206N), Add</i> <i>Note: ANSI/AWWA C104/A21.4</i> <i>For Bituminous Or Coal Tar Coating, 1 Mil, Add</i> <i>Note: ANSI/AWWA C151/A21.51</i>	1,949.85 162.26 292.07 121.70	215.96



MINOR	CSI	UOM	DESCRIPTION	TOTAL DIRECT UNIT COST	DEMOLITION UNIT COST
33 14 13	13-0329	EA	14" x 12" Mechanical Joint Ductile Iron Cross For Cement Mortar Lining (CML), Add Note: ANSI/AWWA C104/A21.4 For Fusion Bonded Epoxy Lining (206N), Add Note: ANSI/AWWA C104/A21.4 For Bituminous Or Coal Tar Coating, 1 Mil, Add Note: ANSI/AWWA C151/A21.51	2,057.46 171.26 308.27 128.44	227.61
33 14 13	13-0330	EA	14" x 14" Mechanical Joint Ductile Iron Cross For Cement Mortar Lining (CML), Add Note: ANSI/AWWA C104/A21.4 For Fusion Bonded Epoxy Lining (206N), Add Note: ANSI/AWWA C104/A21.4 For Bituminous Or Coal Tar Coating, 1 Mil, Add Note: ANSI/AWWA C151/A21.51	2,275.16 190.38 342.68 142.78	245.13
33 14 13	13-0331	EA	16" x 6" Mechanical Joint Ductile Iron Cross For Cement Mortar Lining (CML), Add Note: ANSI/AWWA C104/A21.4 For Fusion Bonded Epoxy Lining (206N), Add Note: ANSI/AWWA C104/A21.4 For Bituminous Or Coal Tar Coating, 1 Mil, Add Note: ANSI/AWWA C151/A21.51	1,847.14 151.82 278.28 113.87	217.10
33 14 13	13-0332	EA	16" x 8" Mechanical Joint Ductile Iron Cross For Cement Mortar Lining (CML), Add Note: ANSI/AWWA C104/A21.4 For Fusion Bonded Epoxy Lining (206N), Add Note: ANSI/AWWA C104/A21.4 For Bituminous Or Coal Tar Coating, 1 Mil, Add Note: ANSI/AWWA C151/A21.51	2,099.22 175.44 315.78 131.58	227.61
33 14 13	13-0333	EA	16" x 10" Mechanical Joint Ductile Iron Cross For Cement Mortar Lining (CML), Add Note: ANSI/AWWA C104/A21.4 For Fusion Bonded Epoxy Lining (206N), Add Note: ANSI/AWWA C104/A21.4 For Bituminous Or Coal Tar Coating, 1 Mil, Add Note: ANSI/AWWA C151/A21.51	2,508.43 214.41 385.94 160.81	240.45
33 14 13	13-0334	EA	16" x 12" Mechanical Joint Ductile Iron Cross For Cement Mortar Lining (CML), Add Note: ANSI/AWWA C104/A21.4 For Fusion Bonded Epoxy Lining (206N), Add Note: ANSI/AWWA C104/A21.4 For Bituminous Or Coal Tar Coating, 1 Mil, Add Note: ANSI/AWWA C151/A21.51	2,793.44 241.15 434.06 180.86	252.12
33 14 13	13-0335	EA	16" x 14" Mechanical Joint Ductile Iron Cross For Cement Mortar Lining (CML), Add Note: ANSI/AWWA C104/A21.4 For Fusion Bonded Epoxy Lining (206N), Add Note: ANSI/AWWA C104/A21.4 For Bituminous Or Coal Tar Coating, 1 Mil, Add Note: ANSI/AWWA C151/A21.51	3,369.41 296.09 532.96 222.07	269.62
33 14 13	13-0336	EA	16" x 16" Mechanical Joint Ductile Iron Cross For Cement Mortar Lining (CML), Add Note: ANSI/AWWA C104/A21.4 For Fusion Bonded Epoxy Lining (206N), Add Note: ANSI/AWWA C104/A21.4 For Bituminous Or Coal Tar Coating, 1 Mil, Add Note: ANSI/AWWA C151/A21.51	3,941.51 349.59 629.26 262.19	294.16
33 14 13	13-0337	EA	18" x 6" Mechanical Joint Ductile Iron Cross For Cement Mortar Lining (CML), Add Note: ANSI/AWWA C104/A21.4 For Fusion Bonded Epoxy Lining (206N), Add Note: ANSI/AWWA C104/A21.4 For Bituminous Or Coal Tar Coating, 1 Mil, Add Note: ANSI/AWWA C151/A21.51	3,041.38 265.24 477.44 198.93	256.72
33 14 13	13-0338	EA	18" x 8" Mechanical Joint Ductile Iron Cross For Cement Mortar Lining (CML), Add Note: ANSI/AWWA C104/A21.4 For Fusion Bonded Epoxy Lining (206N), Add Note: ANSI/AWWA C104/A21.4 For Bituminous Or Coal Tar Coating, 1 Mil, Add Note: ANSI/AWWA C151/A21.51	3,214.76 280.99 505.78 210.74	267.23
33 14 13	13-0339	EA	18" x 10" Mechanical Joint Ductile Iron Cross For Cement Mortar Lining (CML), Add Note: ANSI/AWWA C104/A21.4 For Fusion Bonded Epoxy Lining (206N), Add Note: ANSI/AWWA C104/A21.4 For Bituminous Or Coal Tar Coating, 1 Mil, Add Note: ANSI/AWWA C151/A21.51	3,365.96 294.16 529.49 220.62	280.07
33 14 13	13-0340	EA	18" x 12" Mechanical Joint Ductile Iron Cross For Cement Mortar Lining (CML), Add Note: ANSI/AWWA C104/A21.4 For Fusion Bonded Epoxy Lining (206N), Add Note: ANSI/AWWA C104/A21.4 For Bituminous Or Coal Tar Coating, 1 Mil, Add Note: ANSI/AWWA C151/A21.51	3,647.10 320.51 576.92 240.38	291.73

33 Utilities

33 10 Water Utilities

33 14 Water Utility Transmission and Distribution



MINOR CSI UOM DESCRIPTION	TOTAL DIRECT UNIT COST	DEMOLITION UNIT COST
33 14 13 13-0341 EA 18" x 14" Mechanical Joint Ductile Iron Cross For Cement Mortar Lining (CML), Add Note: ANSI/AWWA C104/A21.4 For Fusion Bonded Epoxy Lining (206N), Add Note: ANSI/AWWA C104/A21.4 For Bituminous Or Coal Tar Coating, 1 Mil, Add Note: ANSI/AWWA C151/A21.51	4,250.37 378.18 680.73 283.64	309.23
33 14 13 13-0342 EA 18" x 16" Mechanical Joint Ductile Iron Cross For Cement Mortar Lining (CML), Add Note: ANSI/AWWA C104/A21.4 For Fusion Bonded Epoxy Lining (206N), Add Note: ANSI/AWWA C104/A21.4 For Bituminous Or Coal Tar Coating, 1 Mil, Add Note: ANSI/AWWA C151/A21.51	4,525.26 401.96 723.53 301.47	333.72
33 14 13 13-0343 EA 18" x 18" Mechanical Joint Ductile Iron Cross For Cement Mortar Lining (CML), Add Note: ANSI/AWWA C104/A21.4 For Fusion Bonded Epoxy Lining (206N), Add Note: ANSI/AWWA C104/A21.4 For Bituminous Or Coal Tar Coating, 1 Mil, Add Note: ANSI/AWWA C151/A21.51	4,742.73 417.71 751.87 313.28	373.32
33 14 13 13-0344 EA 20" x 6" Mechanical Joint Ductile Iron Cross For Cement Mortar Lining (CML), Add Note: ANSI/AWWA C104/A21.4 For Fusion Bonded Epoxy Lining (206N), Add Note: ANSI/AWWA C104/A21.4 For Bituminous Or Coal Tar Coating, 1 Mil, Add Note: ANSI/AWWA C151/A21.51	3,823.25 333.52 600.34 250.14	322.09
33 14 13 13-0345 EA 20" x 8" Mechanical Joint Ductile Iron Cross For Cement Mortar Lining (CML), Add Note: ANSI/AWWA C104/A21.4 For Fusion Bonded Epoxy Lining (206N), Add Note: ANSI/AWWA C104/A21.4 For Bituminous Or Coal Tar Coating, 1 Mil, Add Note: ANSI/AWWA C151/A21.51	3,998.24 349.43 628.97 262.07	332.61
33 14 13 13-0346 EA 20" x 10" Mechanical Joint Ductile Iron Cross For Cement Mortar Lining (CML), Add Note: ANSI/AWWA C104/A21.4 For Fusion Bonded Epoxy Lining (206N), Add Note: ANSI/AWWA C104/A21.4 For Bituminous Or Coal Tar Coating, 1 Mil, Add Note: ANSI/AWWA C151/A21.51	4,122.12 359.87 647.76 269.90	345.46
33 14 13 13-0347 EA 20" x 12" Mechanical Joint Ductile Iron Cross For Cement Mortar Lining (CML), Add Note: ANSI/AWWA C104/A21.4 For Fusion Bonded Epoxy Lining (206N), Add Note: ANSI/AWWA C104/A21.4 For Bituminous Or Coal Tar Coating, 1 Mil, Add Note: ANSI/AWWA C151/A21.51	4,401.66 386.06 694.90 289.54	357.11
33 14 13 13-0348 EA 20" x 14" Mechanical Joint Ductile Iron Cross For Cement Mortar Lining (CML), Add Note: ANSI/AWWA C104/A21.4 For Fusion Bonded Epoxy Lining (206N), Add Note: ANSI/AWWA C104/A21.4 For Bituminous Or Coal Tar Coating, 1 Mil, Add Note: ANSI/AWWA C151/A21.51	4,481.18 391.36 704.44 293.52	374.62
33 14 13 13-0349 EA 20" x 16" Mechanical Joint Ductile Iron Cross For Cement Mortar Lining (CML), Add Note: ANSI/AWWA C104/A21.4 For Fusion Bonded Epoxy Lining (206N), Add Note: ANSI/AWWA C104/A21.4 For Bituminous Or Coal Tar Coating, 1 Mil, Add Note: ANSI/AWWA C151/A21.51	5,411.55 480.68 865.23 360.51	399.11
33 14 13 13-0350 EA 20" x 18" Mechanical Joint Ductile Iron Cross For Cement Mortar Lining (CML), Add Note: ANSI/AWWA C104/A21.4 For Fusion Bonded Epoxy Lining (206N), Add Note: ANSI/AWWA C104/A21.4 For Bituminous Or Coal Tar Coating, 1 Mil, Add Note: ANSI/AWWA C151/A21.51	5,629.01 496.43 893.57 372.32	438.73
33 14 13 13-0351 EA 20" x 20" Mechanical Joint Ductile Iron Cross For Cement Mortar Lining (CML), Add Note: ANSI/AWWA C104/A21.4 For Fusion Bonded Epoxy Lining (206N), Add Note: ANSI/AWWA C104/A21.4 For Bituminous Or Coal Tar Coating, 1 Mil, Add Note: ANSI/AWWA C151/A21.51	6,095.99 533.22 959.79 399.91	504.07
33 14 13 13-0352 EA 24" x 6" Mechanical Joint Ductile Iron Cross For Cement Mortar Lining (CML), Add Note: ANSI/AWWA C104/A21.4 For Fusion Bonded Epoxy Lining (206N), Add Note: ANSI/AWWA C104/A21.4 For Bituminous Or Coal Tar Coating, 1 Mil, Add Note: ANSI/AWWA C151/A21.51	5,206.86 459.64 827.35 344.73	402.93



		Utilities	33
		Water Utilities	33 10
		Water Utility Transmission and Distribution	33 14

CS

MINOR	CSI	UOM	DESCRIPTION	TOTAL DIRECT UNIT COST	DEMOLITION UNIT COST
33 14 13	13-0353	EA	24" x 8" Mechanical Joint Ductile Iron Cross For Cement Mortar Lining (CML), Add Note: ANSI/AWWA C104/A21.4 For Fusion Bonded Epoxy Lining (206N), Add Note: ANSI/AWWA C104/A21.4 For Bituminous Or Coal Tar Coating, 1 Mil, Add Note: ANSI/AWWA C151/A21.51	5,329.14 470.24 846.43 352.68	413.44
33 14 13	13-0354	EA	24" x 10" Mechanical Joint Ductile Iron Cross For Cement Mortar Lining (CML), Add Note: ANSI/AWWA C104/A21.4 For Fusion Bonded Epoxy Lining (206N), Add Note: ANSI/AWWA C104/A21.4 For Bituminous Or Coal Tar Coating, 1 Mil, Add Note: ANSI/AWWA C151/A21.51	5,531.44 488.56 879.40 366.42	426.28
33 14 13	13-0355	EA	24" x 12" Mechanical Joint Ductile Iron Cross For Cement Mortar Lining (CML), Add Note: ANSI/AWWA C104/A21.4 For Fusion Bonded Epoxy Lining (206N), Add Note: ANSI/AWWA C104/A21.4 For Bituminous Or Coal Tar Coating, 1 Mil, Add Note: ANSI/AWWA C151/A21.51	5,706.55 504.30 907.74 378.22	437.94
33 14 13	13-0356	EA	24" x 14" Mechanical Joint Ductile Iron Cross For Cement Mortar Lining (CML), Add Note: ANSI/AWWA C104/A21.4 For Fusion Bonded Epoxy Lining (206N), Add Note: ANSI/AWWA C104/A21.4 For Bituminous Or Coal Tar Coating, 1 Mil, Add Note: ANSI/AWWA C151/A21.51	5,811.78 512.17 921.91 384.13	455.45
33 14 13	13-0357	EA	24" x 16" Mechanical Joint Ductile Iron Cross For Cement Mortar Lining (CML), Add Note: ANSI/AWWA C104/A21.4 For Fusion Bonded Epoxy Lining (206N), Add Note: ANSI/AWWA C104/A21.4 For Bituminous Or Coal Tar Coating, 1 Mil, Add Note: ANSI/AWWA C151/A21.51	6,033.66 530.65 955.16 397.99	479.95
33 14 13	13-0358	EA	24" x 18" Mechanical Joint Ductile Iron Cross For Cement Mortar Lining (CML), Add Note: ANSI/AWWA C104/A21.4 For Fusion Bonded Epoxy Lining (206N), Add Note: ANSI/AWWA C104/A21.4 For Bituminous Or Coal Tar Coating, 1 Mil, Add Note: ANSI/AWWA C151/A21.51	7,958.89 717.17 1,290.90 537.88	519.56
33 14 13	13-0359	EA	24" x 20" Mechanical Joint Ductile Iron Cross For Cement Mortar Lining (CML), Add Note: ANSI/AWWA C104/A21.4 For Fusion Bonded Epoxy Lining (206N), Add Note: ANSI/AWWA C104/A21.4 For Bituminous Or Coal Tar Coating, 1 Mil, Add Note: ANSI/AWWA C151/A21.51	8,398.55 751.23 1,352.21 563.42	584.94
33 14 13	13-0360	EA	24" x 24" Mechanical Joint Ductile Iron Cross For Cement Mortar Lining (CML), Add Note: ANSI/AWWA C104/A21.4 For Fusion Bonded Epoxy Lining (206N), Add Note: ANSI/AWWA C104/A21.4 For Bituminous Or Coal Tar Coating, 1 Mil, Add Note: ANSI/AWWA C151/A21.51	9,256.82 824.81 1,484.65 618.61	665.80
33 14 13	13-0361	EA	30" x 8" Mechanical Joint Ductile Iron Cross For Cement Mortar Lining (CML), Add Note: ANSI/AWWA C104/A21.4 For Fusion Bonded Epoxy Lining (206N), Add Note: ANSI/AWWA C104/A21.4 For Bituminous Or Coal Tar Coating, 1 Mil, Add Note: ANSI/AWWA C151/A21.51	9,922.54 911.08 1,639.94 683.31	535.74
33 14 13	13-0362	EA	30" x 10" Mechanical Joint Ductile Iron Cross For Cement Mortar Lining (CML), Add Note: ANSI/AWWA C104/A21.4 For Fusion Bonded Epoxy Lining (206N), Add Note: ANSI/AWWA C104/A21.4 For Bituminous Or Coal Tar Coating, 1 Mil, Add Note: ANSI/AWWA C151/A21.51	10,120.33 928.91 1,672.04 696.68	548.59
33 14 13	13-0363	EA	30" x 12" Mechanical Joint Ductile Iron Cross For Cement Mortar Lining (CML), Add Note: ANSI/AWWA C104/A21.4 For Fusion Bonded Epoxy Lining (206N), Add Note: ANSI/AWWA C104/A21.4 For Bituminous Or Coal Tar Coating, 1 Mil, Add Note: ANSI/AWWA C151/A21.51	10,314.72 946.59 1,703.85 709.94	560.25
33 14 13	13-0364	EA	30" x 14" Mechanical Joint Ductile Iron Cross For Cement Mortar Lining (CML), Add Note: ANSI/AWWA C104/A21.4 For Fusion Bonded Epoxy Lining (206N), Add Note: ANSI/AWWA C104/A21.4 For Bituminous Or Coal Tar Coating, 1 Mil, Add Note: ANSI/AWWA C151/A21.51	10,545.26 966.99 1,740.58 725.24	577.75

33 Utilities
33 10 Water Utilities
33 14 Water Utility Transmission and Distribution



MINOR CSI	UOM	DESCRIPTION	TOTAL DIRECT UNIT COST	DEMOLITION UNIT COST
33 14 13	13-0365	EA 30" x 16" Mechanical Joint Ductile Iron Cross For Cement Mortar Lining (CML), Add Note: ANSI/AWWA C104/A21.4 For Fusion Bonded Epoxy Lining (206N), Add Note: ANSI/AWWA C104/A21.4 For Bituminous Or Coal Tar Coating, 1 Mil, Add Note: ANSI/AWWA C151/A21.51	10,810.52 989.80 1,781.64 742.35	602.25
33 14 13	13-0366	EA 30" x 18" Mechanical Joint Ductile Iron Cross For Cement Mortar Lining (CML), Add Note: ANSI/AWWA C104/A21.4 For Fusion Bonded Epoxy Lining (206N), Add Note: ANSI/AWWA C104/A21.4 For Bituminous Or Coal Tar Coating, 1 Mil, Add Note: ANSI/AWWA C151/A21.51	11,124.97 1,015.19 1,827.33 761.39	641.86
33 14 13	13-0367	EA 30" x 20" Mechanical Joint Ductile Iron Cross For Cement Mortar Lining (CML), Add Note: ANSI/AWWA C104/A21.4 For Fusion Bonded Epoxy Lining (206N), Add Note: ANSI/AWWA C104/A21.4 For Bituminous Or Coal Tar Coating, 1 Mil, Add Note: ANSI/AWWA C151/A21.51	11,527.09 1,045.55 1,881.99 784.16	707.25
33 14 13	13-0368	EA 30" x 24" Mechanical Joint Ductile Iron Cross For Cement Mortar Lining (CML), Add Note: ANSI/AWWA C104/A21.4 For Fusion Bonded Epoxy Lining (206N), Add Note: ANSI/AWWA C104/A21.4 For Bituminous Or Coal Tar Coating, 1 Mil, Add Note: ANSI/AWWA C151/A21.51	14,800.02 1,360.60 2,449.07 1,020.45	788.08
33 14 13	13-0369	EA 30" x 30" Mechanical Joint Ductile Iron Cross For Cement Mortar Lining (CML), Add Note: ANSI/AWWA C104/A21.4 For Fusion Bonded Epoxy Lining (206N), Add Note: ANSI/AWWA C104/A21.4 For Bituminous Or Coal Tar Coating, 1 Mil, Add Note: ANSI/AWWA C151/A21.51	17,019.23 1,563.99 2,815.17 1,172.99	910.40
33 14 13	13-0370	EA 36" x 8" Mechanical Joint Ductile Iron Cross For Cement Mortar Lining (CML), Add Note: ANSI/AWWA C104/A21.4 For Fusion Bonded Epoxy Lining (206N), Add Note: ANSI/AWWA C104/A21.4 For Bituminous Or Coal Tar Coating, 1 Mil, Add Note: ANSI/AWWA C151/A21.51	13,824.10 1,294.41 2,329.93 970.80	580.84
33 14 13	13-0371	EA 36" x 10" Mechanical Joint Ductile Iron Cross For Cement Mortar Lining (CML), Add Note: ANSI/AWWA C104/A21.4 For Fusion Bonded Epoxy Lining (206N), Add Note: ANSI/AWWA C104/A21.4 For Bituminous Or Coal Tar Coating, 1 Mil, Add Note: ANSI/AWWA C151/A21.51	14,020.29 1,312.08 2,361.74 984.06	593.67
33 14 13	13-0372	EA 36" x 12" Mechanical Joint Ductile Iron Cross For Cement Mortar Lining (CML), Add Note: ANSI/AWWA C104/A21.4 For Fusion Bonded Epoxy Lining (206N), Add Note: ANSI/AWWA C104/A21.4 For Bituminous Or Coal Tar Coating, 1 Mil, Add Note: ANSI/AWWA C151/A21.51	14,188.97 1,327.18 2,388.92 995.38	605.34
33 14 13	13-0373	EA 36" x 14" Mechanical Joint Ductile Iron Cross For Cement Mortar Lining (CML), Add Note: ANSI/AWWA C104/A21.4 For Fusion Bonded Epoxy Lining (206N), Add Note: ANSI/AWWA C104/A21.4 For Bituminous Or Coal Tar Coating, 1 Mil, Add Note: ANSI/AWWA C151/A21.51	14,392.20 1,344.85 2,420.73 1,008.64	622.83
33 14 13	13-0374	EA 36" x 16" Mechanical Joint Ductile Iron Cross For Cement Mortar Lining (CML), Add Note: ANSI/AWWA C104/A21.4 For Fusion Bonded Epoxy Lining (206N), Add Note: ANSI/AWWA C104/A21.4 For Bituminous Or Coal Tar Coating, 1 Mil, Add Note: ANSI/AWWA C151/A21.51	14,631.75 1,365.09 2,457.17 1,023.82	647.34
33 14 13	13-0375	EA 36" x 18" Mechanical Joint Ductile Iron Cross For Cement Mortar Lining (CML), Add Note: ANSI/AWWA C104/A21.4 For Fusion Bonded Epoxy Lining (206N), Add Note: ANSI/AWWA C104/A21.4 For Bituminous Or Coal Tar Coating, 1 Mil, Add Note: ANSI/AWWA C151/A21.51	14,918.30 1,387.75 2,497.94 1,040.81	686.94
33 14 13	13-0376	EA 36" x 20" Mechanical Joint Ductile Iron Cross For Cement Mortar Lining (CML), Add Note: ANSI/AWWA C104/A21.4 For Fusion Bonded Epoxy Lining (206N), Add Note: ANSI/AWWA C104/A21.4 For Bituminous Or Coal Tar Coating, 1 Mil, Add Note: ANSI/AWWA C151/A21.51	15,295.31 1,415.54 2,547.97 1,061.66	752.34



MINOR	CSI	UOM	DESCRIPTION	TOTAL DIRECT UNIT COST	DEMOLITION UNIT COST
33 14 13	13-0377	EA	36" x 24" Mechanical Joint Ductile Iron Cross For Cement Mortar Lining (CML), Add Note: ANSI/AWWA C104/A21.4 For Fusion Bonded Epoxy Lining (206N), Add Note: ANSI/AWWA C104/A21.4 For Bituminous Or Coal Tar Coating, 1 Mil, Add Note: ANSI/AWWA C151/A21.51	15,947.93 1,468.56 2,643.40 1,101.42	833.16
33 14 13	13-0378	EA	36" x 30" Mechanical Joint Ductile Iron Cross For Cement Mortar Lining (CML), Add Note: ANSI/AWWA C104/A21.4 For Fusion Bonded Epoxy Lining (206N), Add Note: ANSI/AWWA C104/A21.4 For Bituminous Or Coal Tar Coating, 1 Mil, Add Note: ANSI/AWWA C151/A21.51	21,457.38 2,000.97 3,601.75 1,500.73	955.47
33 14 13	13-0379	EA	36" x 36" Mechanical Joint Ductile Iron Cross For Cement Mortar Lining (CML), Add Note: ANSI/AWWA C104/A21.4 For Fusion Bonded Epoxy Lining (206N), Add Note: ANSI/AWWA C104/A21.4 For Bituminous Or Coal Tar Coating, 1 Mil, Add Note: ANSI/AWWA C151/A21.51	23,569.24 2,205.33 3,969.59 1,653.99	1,000.60
33 14 13	13-0380	EA	42" x 12" Mechanical Joint Ductile Iron Cross For Cement Mortar Lining (CML), Add Note: ANSI/AWWA C104/A21.4 For Fusion Bonded Epoxy Lining (206N), Add Note: ANSI/AWWA C104/A21.4 For Bituminous Or Coal Tar Coating, 1 Mil, Add Note: ANSI/AWWA C151/A21.51	18,534.05 1,757.74 3,163.93 1,318.30	631.40
33 14 13	13-0381	EA	42" x 14" Mechanical Joint Ductile Iron Cross For Cement Mortar Lining (CML), Add Note: ANSI/AWWA C104/A21.4 For Fusion Bonded Epoxy Lining (206N), Add Note: ANSI/AWWA C104/A21.4 For Bituminous Or Coal Tar Coating, 1 Mil, Add Note: ANSI/AWWA C151/A21.51	20,947.51 1,996.43 3,593.58 1,497.32	648.91
33 14 13	13-0382	EA	42" x 16" Mechanical Joint Ductile Iron Cross For Cement Mortar Lining (CML), Add Note: ANSI/AWWA C104/A21.4 For Fusion Bonded Epoxy Lining (206N), Add Note: ANSI/AWWA C104/A21.4 For Bituminous Or Coal Tar Coating, 1 Mil, Add Note: ANSI/AWWA C151/A21.51	18,959.16 1,793.89 3,228.99 1,345.41	673.40
33 14 13	13-0383	EA	42" x 18" Mechanical Joint Ductile Iron Cross For Cement Mortar Lining (CML), Add Note: ANSI/AWWA C104/A21.4 For Fusion Bonded Epoxy Lining (206N), Add Note: ANSI/AWWA C104/A21.4 For Bituminous Or Coal Tar Coating, 1 Mil, Add Note: ANSI/AWWA C151/A21.51	19,213.57 1,813.32 3,263.98 1,359.99	713.02
33 14 13	13-0384	EA	42" x 20" Mechanical Joint Ductile Iron Cross For Cement Mortar Lining (CML), Add Note: ANSI/AWWA C104/A21.4 For Fusion Bonded Epoxy Lining (206N), Add Note: ANSI/AWWA C104/A21.4 For Bituminous Or Coal Tar Coating, 1 Mil, Add Note: ANSI/AWWA C151/A21.51	19,577.73 1,839.83 3,311.70 1,379.87	778.41
33 14 13	13-0385	EA	42" x 24" Mechanical Joint Ductile Iron Cross For Cement Mortar Lining (CML), Add Note: ANSI/AWWA C104/A21.4 For Fusion Bonded Epoxy Lining (206N), Add Note: ANSI/AWWA C104/A21.4 For Bituminous Or Coal Tar Coating, 1 Mil, Add Note: ANSI/AWWA C151/A21.51	20,183.76 1,888.19 3,398.74 1,416.14	859.23
33 14 13	13-0386	EA	42" x 30" Mechanical Joint Ductile Iron Cross For Cement Mortar Lining (CML), Add Note: ANSI/AWWA C104/A21.4 For Fusion Bonded Epoxy Lining (206N), Add Note: ANSI/AWWA C104/A21.4 For Bituminous Or Coal Tar Coating, 1 Mil, Add Note: ANSI/AWWA C151/A21.51	25,824.97 2,433.78 4,380.80 1,825.33	981.54
33 14 13	13-0387	EA	42" x 36" Mechanical Joint Ductile Iron Cross For Cement Mortar Lining (CML), Add Note: ANSI/AWWA C104/A21.4 For Fusion Bonded Epoxy Lining (206N), Add Note: ANSI/AWWA C104/A21.4 For Bituminous Or Coal Tar Coating, 1 Mil, Add Note: ANSI/AWWA C151/A21.51	33,693.13 3,213.76 5,784.77 2,410.32	1,026.63
33 14 13	13-0388	EA	42" x 42" Mechanical Joint Ductile Iron Cross For Cement Mortar Lining (CML), Add Note: ANSI/AWWA C104/A21.4 For Fusion Bonded Epoxy Lining (206N), Add Note: ANSI/AWWA C104/A21.4 For Bituminous Or Coal Tar Coating, 1 Mil, Add Note: ANSI/AWWA C151/A21.51	36,097.47 3,450.25 6,210.45 2,587.69	1,052.70

33 Utilities

33 10 Water Utilities

33 14 Water Utility Transmission and Distribution



MINOR CSI UOM DESCRIPTION	TOTAL DIRECT UNIT COST	DEMOLITION UNIT COST
33 14 13 13-0389 EA 48" x 12" Mechanical Joint Ductile Iron Cross <i>For Cement Mortar Lining (CML), Add</i> <i>Note: ANSI/AWWA C104/A21.4</i> <i>For Fusion Bonded Epoxy Lining (206N), Add</i> <i>Note: ANSI/AWWA C104/A21.4</i> <i>For Bituminous Or Coal Tar Coating, 1 Mil, Add</i> <i>Note: ANSI/AWWA C151/A21.51</i>	25,041.60 2,392.81 4,307.06 1,794.61	734.90
33 14 13 13-0390 EA 48" x 14" Mechanical Joint Ductile Iron Cross <i>For Cement Mortar Lining (CML), Add</i> <i>Note: ANSI/AWWA C104/A21.4</i> <i>For Fusion Bonded Epoxy Lining (206N), Add</i> <i>Note: ANSI/AWWA C104/A21.4</i> <i>For Bituminous Or Coal Tar Coating, 1 Mil, Add</i> <i>Note: ANSI/AWWA C151/A21.51</i>	25,212.71 2,407.27 4,333.09 1,805.45	752.41
33 14 13 13-0391 EA 48" x 16" Mechanical Joint Ductile Iron Cross <i>For Cement Mortar Lining (CML), Add</i> <i>Note: ANSI/AWWA C104/A21.4</i> <i>For Fusion Bonded Epoxy Lining (206N), Add</i> <i>Note: ANSI/AWWA C104/A21.4</i> <i>For Bituminous Or Coal Tar Coating, 1 Mil, Add</i> <i>Note: ANSI/AWWA C151/A21.51</i>	25,442.61 2,426.55 4,367.79 1,819.91	776.90
33 14 13 13-0392 EA 48" x 18" Mechanical Joint Ductile Iron Cross <i>For Cement Mortar Lining (CML), Add</i> <i>Note: ANSI/AWWA C104/A21.4</i> <i>For Fusion Bonded Epoxy Lining (206N), Add</i> <i>Note: ANSI/AWWA C104/A21.4</i> <i>For Bituminous Or Coal Tar Coating, 1 Mil, Add</i> <i>Note: ANSI/AWWA C151/A21.51</i>	25,695.41 2,445.83 4,402.49 1,834.37	816.52
33 14 13 13-0393 EA 48" x 20" Mechanical Joint Ductile Iron Cross <i>For Cement Mortar Lining (CML), Add</i> <i>Note: ANSI/AWWA C104/A21.4</i> <i>For Fusion Bonded Epoxy Lining (206N), Add</i> <i>Note: ANSI/AWWA C104/A21.4</i> <i>For Bituminous Or Coal Tar Coating, 1 Mil, Add</i> <i>Note: ANSI/AWWA C151/A21.51</i>	26,037.09 2,470.09 4,446.15 1,852.56	881.90
33 14 13 13-0394 EA 48" x 24" Mechanical Joint Ductile Iron Cross <i>For Cement Mortar Lining (CML), Add</i> <i>Note: ANSI/AWWA C104/A21.4</i> <i>For Fusion Bonded Epoxy Lining (206N), Add</i> <i>Note: ANSI/AWWA C104/A21.4</i> <i>For Bituminous Or Coal Tar Coating, 1 Mil, Add</i> <i>Note: ANSI/AWWA C151/A21.51</i>	26,617.42 2,515.87 4,528.57 1,886.90	962.73
33 14 13 13-0395 EA 48" x 30" Mechanical Joint Ductile Iron Cross <i>For Cement Mortar Lining (CML), Add</i> <i>Note: ANSI/AWWA C104/A21.4</i> <i>For Fusion Bonded Epoxy Lining (206N), Add</i> <i>Note: ANSI/AWWA C104/A21.4</i> <i>For Bituminous Or Coal Tar Coating, 1 Mil, Add</i> <i>Note: ANSI/AWWA C151/A21.51</i>	28,179.56 2,653.56 4,776.40 1,990.17	1,085.05
33 14 13 13-0396 EA 48" x 36" Mechanical Joint Ductile Iron Cross <i>For Cement Mortar Lining (CML), Add</i> <i>Note: ANSI/AWWA C104/A21.4</i> <i>For Fusion Bonded Epoxy Lining (206N), Add</i> <i>Note: ANSI/AWWA C104/A21.4</i> <i>For Bituminous Or Coal Tar Coating, 1 Mil, Add</i> <i>Note: ANSI/AWWA C151/A21.51</i>	34,500.60 3,278.83 5,901.89 2,459.12	1,130.12
33 14 13 13-0397 EA 48" x 42" Mechanical Joint Ductile Iron Cross <i>For Cement Mortar Lining (CML), Add</i> <i>Note: ANSI/AWWA C104/A21.4</i> <i>For Fusion Bonded Epoxy Lining (206N), Add</i> <i>Note: ANSI/AWWA C104/A21.4</i> <i>For Bituminous Or Coal Tar Coating, 1 Mil, Add</i> <i>Note: ANSI/AWWA C151/A21.51</i>	44,319.22 4,256.74 7,662.13 3,192.56	1,156.19
33 14 13 13-0398 EA 48" x 48" Mechanical Joint Ductile Iron Cross <i>For Cement Mortar Lining (CML), Add</i> <i>Note: ANSI/AWWA C104/A21.4</i> <i>For Fusion Bonded Epoxy Lining (206N), Add</i> <i>Note: ANSI/AWWA C104/A21.4</i> <i>For Bituminous Or Coal Tar Coating, 1 Mil, Add</i> <i>Note: ANSI/AWWA C151/A21.51</i>	47,203.98 4,529.54 8,153.16 3,397.15	1,259.64
33 14 13 13-0399 Mechanical Joint x Mechanical Joint Ductile Iron Reducers (33 14 13 13-0002)		
33 14 13 13-0400 EA 4" x 3" Mechanical Joint x Mechanical Joint Ductile Iron Reducer <i>For Cement Mortar Lining (CML), Add</i> <i>Note: ANSI/AWWA C104/A21.4</i> <i>For Fusion Bonded Epoxy Lining (206N), Add</i> <i>Note: ANSI/AWWA C104/A21.4</i> <i>For Bituminous Or Coal Tar Coating, 1 Mil, Add</i> <i>Note: ANSI/AWWA C151/A21.51</i>	159.75 9.32 16.77 6.99	43.93
33 14 13 13-0401 EA 6" x 3" Mechanical Joint x Mechanical Joint Ductile Iron Reducer <i>For Cement Mortar Lining (CML), Add</i> <i>Note: ANSI/AWWA C104/A21.4</i> <i>For Fusion Bonded Epoxy Lining (206N), Add</i> <i>Note: ANSI/AWWA C104/A21.4</i> <i>For Bituminous Or Coal Tar Coating, 1 Mil, Add</i> <i>Note: ANSI/AWWA C151/A21.51</i>	186.26 10.28 18.51 7.71	55.06



MINOR CSI UOM DESCRIPTION	TOTAL DIRECT UNIT COST	DEMOLITION UNIT COST
33 14 13 13-0402 EA 6" x 4" Mechanical Joint x Mechanical Joint Ductile Iron Reducer..... <i>For Cement Mortar Lining (CML), Add</i> <i>Note: ANSI/AWWA C104/A21.4</i> <i>For Fusion Bonded Epoxy Lining (206N), Add</i> <i>Note: ANSI/AWWA C104/A21.4</i> <i>For Bituminous Or Coal Tar Coating, 1 Mil, Add</i> <i>Note: ANSI/AWWA C151/A21.51</i>	201.29 11.25 20.24 8.43	58.62
33 14 13 13-0403 EA 8" x 4" Mechanical Joint x Mechanical Joint Ductile Iron Reducer..... <i>For Cement Mortar Lining (CML), Add</i> <i>Note: ANSI/AWWA C104/A21.4</i> <i>For Fusion Bonded Epoxy Lining (206N), Add</i> <i>Note: ANSI/AWWA C104/A21.4</i> <i>For Bituminous Or Coal Tar Coating, 1 Mil, Add</i> <i>Note: ANSI/AWWA C151/A21.51</i>	254.41 15.42 27.76 11.57	66.06
33 14 13 13-0404 EA 8" x 6" Mechanical Joint x Mechanical Joint Ductile Iron Reducer..... <i>For Cement Mortar Lining (CML), Add</i> <i>Note: ANSI/AWWA C104/A21.4</i> <i>For Fusion Bonded Epoxy Lining (206N), Add</i> <i>Note: ANSI/AWWA C104/A21.4</i> <i>For Bituminous Or Coal Tar Coating, 1 Mil, Add</i> <i>Note: ANSI/AWWA C151/A21.51</i>	280.81 16.39 29.50 12.29	77.18
33 14 13 13-0405 EA 10" x 4" Mechanical Joint x Mechanical Joint Ductile Iron Reducer..... <i>For Cement Mortar Lining (CML), Add</i> <i>Note: ANSI/AWWA C104/A21.4</i> <i>For Fusion Bonded Epoxy Lining (206N), Add</i> <i>Note: ANSI/AWWA C104/A21.4</i> <i>For Bituminous Or Coal Tar Coating, 1 Mil, Add</i> <i>Note: ANSI/AWWA C151/A21.51</i>	305.53 20.08 36.15 15.06	69.11
33 14 13 13-0406 EA 10" x 6" Mechanical Joint x Mechanical Joint Ductile Iron Reducer..... <i>For Cement Mortar Lining (CML), Add</i> <i>Note: ANSI/AWWA C104/A21.4</i> <i>For Fusion Bonded Epoxy Lining (206N), Add</i> <i>Note: ANSI/AWWA C104/A21.4</i> <i>For Bituminous Or Coal Tar Coating, 1 Mil, Add</i> <i>Note: ANSI/AWWA C151/A21.51</i>	332.69 21.21 38.17 15.91	79.61
33 14 13 13-0407 EA 10" x 8" Mechanical Joint x Mechanical Joint Ductile Iron Reducer..... <i>For Cement Mortar Lining (CML), Add</i> <i>Note: ANSI/AWWA C104/A21.4</i> <i>For Fusion Bonded Epoxy Lining (206N), Add</i> <i>Note: ANSI/AWWA C104/A21.4</i> <i>For Bituminous Or Coal Tar Coating, 1 Mil, Add</i> <i>Note: ANSI/AWWA C151/A21.51</i>	364.19 23.30 41.93 17.47	86.61
33 14 13 13-0408 EA 12" x 4" Mechanical Joint x Mechanical Joint Ductile Iron Reducer..... <i>For Cement Mortar Lining (CML), Add</i> <i>Note: ANSI/AWWA C104/A21.4</i> <i>For Fusion Bonded Epoxy Lining (206N), Add</i> <i>Note: ANSI/AWWA C104/A21.4</i> <i>For Bituminous Or Coal Tar Coating, 1 Mil, Add</i> <i>Note: ANSI/AWWA C151/A21.51</i>	369.15 25.38 45.69 19.04	76.10
33 14 13 13-0409 EA 12" x 6" Mechanical Joint x Mechanical Joint Ductile Iron Reducer..... <i>For Cement Mortar Lining (CML), Add</i> <i>Note: ANSI/AWWA C104/A21.4</i> <i>For Fusion Bonded Epoxy Lining (206N), Add</i> <i>Note: ANSI/AWWA C104/A21.4</i> <i>For Bituminous Or Coal Tar Coating, 1 Mil, Add</i> <i>Note: ANSI/AWWA C151/A21.51</i>	410.77 27.95 50.32 20.97	86.61
33 14 13 13-0410 EA 12" x 8" Mechanical Joint x Mechanical Joint Ductile Iron Reducer..... <i>For Cement Mortar Lining (CML), Add</i> <i>Note: ANSI/AWWA C104/A21.4</i> <i>For Fusion Bonded Epoxy Lining (206N), Add</i> <i>Note: ANSI/AWWA C104/A21.4</i> <i>For Bituminous Or Coal Tar Coating, 1 Mil, Add</i> <i>Note: ANSI/AWWA C151/A21.51</i>	429.42 28.76 51.76 21.57	93.62
33 14 13 13-0411 EA 12" x 10" Mechanical Joint x Mechanical Joint Ductile Iron Reducer..... <i>For Cement Mortar Lining (CML), Add</i> <i>Note: ANSI/AWWA C104/A21.4</i> <i>For Fusion Bonded Epoxy Lining (206N), Add</i> <i>Note: ANSI/AWWA C104/A21.4</i> <i>For Bituminous Or Coal Tar Coating, 1 Mil, Add</i> <i>Note: ANSI/AWWA C151/A21.51</i>	470.20 31.81 57.26 23.86	100.39
33 14 13 13-0412 EA 14" x 6" Mechanical Joint x Mechanical Joint Ductile Iron Reducer..... <i>For Cement Mortar Lining (CML), Add</i> <i>Note: ANSI/AWWA C104/A21.4</i> <i>For Fusion Bonded Epoxy Lining (206N), Add</i> <i>Note: ANSI/AWWA C104/A21.4</i> <i>For Bituminous Or Coal Tar Coating, 1 Mil, Add</i> <i>Note: ANSI/AWWA C151/A21.51</i>	768.92 62.01 111.62 46.51	98.20
33 14 13 13-0413 EA 14" x 8" Mechanical Joint x Mechanical Joint Ductile Iron Reducer..... <i>For Cement Mortar Lining (CML), Add</i> <i>Note: ANSI/AWWA C104/A21.4</i> <i>For Fusion Bonded Epoxy Lining (206N), Add</i> <i>Note: ANSI/AWWA C104/A21.4</i> <i>For Bituminous Or Coal Tar Coating, 1 Mil, Add</i> <i>Note: ANSI/AWWA C151/A21.51</i>	747.41 58.80 105.84 44.10	105.22

33 Utilities

33 10 Water Utilities

33 14 Water Utility Transmission and Distribution



MINOR CSI UOM DESCRIPTION	TOTAL DIRECT UNIT COST	DEMOLITION UNIT COST
33 14 13 13-0414 EA 14" x 10" Mechanical Joint x Mechanical Joint Ductile Iron Reducer.....	670.91	111.98
For Cement Mortar Lining (CML), Add	50.13	
Note: ANSI/AWWA C104/A21.4		
For Fusion Bonded Epoxy Lining (206N), Add	90.23	
Note: ANSI/AWWA C104/A21.4		
For Bituminous Or Coal Tar Coating, 1 Mil, Add	37.59	
Note: ANSI/AWWA C151/A21.51		
33 14 13 13-0415 EA 14" x 12" Mechanical Joint x Mechanical Joint Ductile Iron Reducer.....	705.63	118.98
For Cement Mortar Lining (CML), Add	52.54	
Note: ANSI/AWWA C104/A21.4		
For Fusion Bonded Epoxy Lining (206N), Add	94.56	
Note: ANSI/AWWA C104/A21.4		
For Bituminous Or Coal Tar Coating, 1 Mil, Add	39.40	
Note: ANSI/AWWA C151/A21.51		
33 14 13 13-0416 EA 16" x 6" Mechanical Joint x Mechanical Joint Ductile Iron Reducer.....	902.88	114.50
For Cement Mortar Lining (CML), Add	72.94	
Note: ANSI/AWWA C104/A21.4		
For Fusion Bonded Epoxy Lining (206N), Add	131.29	
Note: ANSI/AWWA C104/A21.4		
For Bituminous Or Coal Tar Coating, 1 Mil, Add	54.70	
Note: ANSI/AWWA C151/A21.51		
33 14 13 13-0417 EA 16" x 8" Mechanical Joint x Mechanical Joint Ductile Iron Reducer.....	886.19	121.52
For Cement Mortar Lining (CML), Add	70.21	
Note: ANSI/AWWA C104/A21.4		
For Fusion Bonded Epoxy Lining (206N), Add	126.37	
Note: ANSI/AWWA C104/A21.4		
For Bituminous Or Coal Tar Coating, 1 Mil, Add	52.66	
Note: ANSI/AWWA C151/A21.51		
33 14 13 13-0418 EA 16" x 10" Mechanical Joint x Mechanical Joint Ductile Iron Reducer.....	870.73	128.29
For Cement Mortar Lining (CML), Add	67.64	
Note: ANSI/AWWA C104/A21.4		
For Fusion Bonded Epoxy Lining (206N), Add	121.74	
Note: ANSI/AWWA C104/A21.4		
For Bituminous Or Coal Tar Coating, 1 Mil, Add	50.73	
Note: ANSI/AWWA C151/A21.51		
33 14 13 13-0419 EA 16" x 12" Mechanical Joint x Mechanical Joint Ductile Iron Reducer.....	944.00	135.29
For Cement Mortar Lining (CML), Add	73.90	
Note: ANSI/AWWA C104/A21.4		
For Fusion Bonded Epoxy Lining (206N), Add	133.02	
Note: ANSI/AWWA C104/A21.4		
For Bituminous Or Coal Tar Coating, 1 Mil, Add	55.43	
Note: ANSI/AWWA C151/A21.51		
33 14 13 13-0420 EA 16" x 14" Mechanical Joint x Mechanical Joint Ductile Iron Reducer.....	1,049.93	146.88
For Cement Mortar Lining (CML), Add	82.74	
Note: ANSI/AWWA C104/A21.4		
For Fusion Bonded Epoxy Lining (206N), Add	148.93	
Note: ANSI/AWWA C104/A21.4		
For Bituminous Or Coal Tar Coating, 1 Mil, Add	62.05	
Note: ANSI/AWWA C151/A21.51		
33 14 13 13-0421 EA 18" x 8" Mechanical Joint x Mechanical Joint Ductile Iron Reducer.....	1,126.96	148.95
For Cement Mortar Lining (CML), Add	90.13	
Note: ANSI/AWWA C104/A21.4		
For Fusion Bonded Epoxy Lining (206N), Add	162.23	
Note: ANSI/AWWA C104/A21.4		
For Bituminous Or Coal Tar Coating, 1 Mil, Add	67.60	
Note: ANSI/AWWA C151/A21.51		
33 14 13 13-0422 EA 18" x 10" Mechanical Joint x Mechanical Joint Ductile Iron Reducer.....	1,262.53	155.72
For Cement Mortar Lining (CML), Add	102.66	
Note: ANSI/AWWA C104/A21.4		
For Fusion Bonded Epoxy Lining (206N), Add	184.79	
Note: ANSI/AWWA C104/A21.4		
For Bituminous Or Coal Tar Coating, 1 Mil, Add	76.99	
Note: ANSI/AWWA C151/A21.51		
33 14 13 13-0423 EA 18" x 12" Mechanical Joint x Mechanical Joint Ductile Iron Reducer.....	1,218.52	162.72
For Cement Mortar Lining (CML), Add	97.20	
Note: ANSI/AWWA C104/A21.4		
For Fusion Bonded Epoxy Lining (206N), Add	174.95	
Note: ANSI/AWWA C104/A21.4		
For Bituminous Or Coal Tar Coating, 1 Mil, Add	72.90	
Note: ANSI/AWWA C151/A21.51		
33 14 13 13-0424 EA 18" x 14" Mechanical Joint x Mechanical Joint Ductile Iron Reducer.....	1,292.31	174.32
For Cement Mortar Lining (CML), Add	102.82	
Note: ANSI/AWWA C104/A21.4		
For Fusion Bonded Epoxy Lining (206N), Add	185.08	
Note: ANSI/AWWA C104/A21.4		
For Bituminous Or Coal Tar Coating, 1 Mil, Add	77.12	
Note: ANSI/AWWA C151/A21.51		
33 14 13 13-0425 EA 18" x 16" Mechanical Joint x Mechanical Joint Ductile Iron Reducer.....	1,362.00	190.63
For Cement Mortar Lining (CML), Add	107.32	
Note: ANSI/AWWA C104/A21.4		
For Fusion Bonded Epoxy Lining (206N), Add	193.17	
Note: ANSI/AWWA C104/A21.4		
For Bituminous Or Coal Tar Coating, 1 Mil, Add	80.49	
Note: ANSI/AWWA C151/A21.51		



MINOR	CSI	UOM	DESCRIPTION	TOTAL DIRECT UNIT COST	DEMOLITION UNIT COST
33 14 13	13-0426	EA	20" x 8" Mechanical Joint x Mechanical Joint Ductile Iron Reducer..... For Cement Mortar Lining (CML), Add Note: ANSI/AWWA C104/A21.4 For Fusion Bonded Epoxy Lining (206N), Add Note: ANSI/AWWA C104/A21.4 For Bituminous Or Coal Tar Coating, 1 Mil, Add Note: ANSI/AWWA C151/A21.51	1,590.24 128.20 230.77 96.15	203.42
33 14 13	13-0427	EA	20" x 10" Mechanical Joint x Mechanical Joint Ductile Iron Reducer..... For Cement Mortar Lining (CML), Add Note: ANSI/AWWA C104/A21.4 For Fusion Bonded Epoxy Lining (206N), Add Note: ANSI/AWWA C104/A21.4 For Bituminous Or Coal Tar Coating, 1 Mil, Add Note: ANSI/AWWA C151/A21.51	1,526.58 120.81 217.46 90.61	210.18
33 14 13	13-0428	EA	20" x 12" Mechanical Joint x Mechanical Joint Ductile Iron Reducer..... For Cement Mortar Lining (CML), Add Note: ANSI/AWWA C104/A21.4 For Fusion Bonded Epoxy Lining (206N), Add Note: ANSI/AWWA C104/A21.4 For Bituminous Or Coal Tar Coating, 1 Mil, Add Note: ANSI/AWWA C151/A21.51	1,410.27 108.12 194.62 81.09	217.18
33 14 13	13-0429	EA	20" x 14" Mechanical Joint x Mechanical Joint Ductile Iron Reducer..... For Cement Mortar Lining (CML), Add Note: ANSI/AWWA C104/A21.4 For Fusion Bonded Epoxy Lining (206N), Add Note: ANSI/AWWA C104/A21.4 For Bituminous Or Coal Tar Coating, 1 Mil, Add Note: ANSI/AWWA C151/A21.51	1,419.81 107.32 193.17 80.49	228.78
33 14 13	13-0430	EA	20" x 16" Mechanical Joint x Mechanical Joint Ductile Iron Reducer..... For Cement Mortar Lining (CML), Add Note: ANSI/AWWA C104/A21.4 For Fusion Bonded Epoxy Lining (206N), Add Note: ANSI/AWWA C104/A21.4 For Bituminous Or Coal Tar Coating, 1 Mil, Add Note: ANSI/AWWA C151/A21.51	1,467.01 109.57 197.22 82.18	245.09
33 14 13	13-0431	EA	20" x 18" Mechanical Joint x Mechanical Joint Ductile Iron Reducer..... For Cement Mortar Lining (CML), Add Note: ANSI/AWWA C104/A21.4 For Fusion Bonded Epoxy Lining (206N), Add Note: ANSI/AWWA C104/A21.4 For Bituminous Or Coal Tar Coating, 1 Mil, Add Note: ANSI/AWWA C151/A21.51	1,757.60 134.47 242.04 100.85	272.52
33 14 13	13-0432	EA	24" x 12" Mechanical Joint x Mechanical Joint Ductile Iron Reducer..... For Cement Mortar Lining (CML), Add Note: ANSI/AWWA C104/A21.4 For Fusion Bonded Epoxy Lining (206N), Add Note: ANSI/AWWA C104/A21.4 For Bituminous Or Coal Tar Coating, 1 Mil, Add Note: ANSI/AWWA C151/A21.51	2,067.69 165.64 298.14 124.23	271.47
33 14 13	13-0433	EA	24" x 14" Mechanical Joint x Mechanical Joint Ductile Iron Reducer..... For Cement Mortar Lining (CML), Add Note: ANSI/AWWA C104/A21.4 For Fusion Bonded Epoxy Lining (206N), Add Note: ANSI/AWWA C104/A21.4 For Bituminous Or Coal Tar Coating, 1 Mil, Add Note: ANSI/AWWA C151/A21.51	2,127.02 169.81 305.66 127.36	283.07
33 14 13	13-0434	EA	24" x 16" Mechanical Joint x Mechanical Joint Ductile Iron Reducer..... For Cement Mortar Lining (CML), Add Note: ANSI/AWWA C104/A21.4 For Fusion Bonded Epoxy Lining (206N), Add Note: ANSI/AWWA C104/A21.4 For Bituminous Or Coal Tar Coating, 1 Mil, Add Note: ANSI/AWWA C151/A21.51	2,174.23 172.06 309.71 129.05	299.37
33 14 13	13-0435	EA	24" x 18" Mechanical Joint x Mechanical Joint Ductile Iron Reducer..... For Cement Mortar Lining (CML), Add Note: ANSI/AWWA C104/A21.4 For Fusion Bonded Epoxy Lining (206N), Add Note: ANSI/AWWA C104/A21.4 For Bituminous Or Coal Tar Coating, 1 Mil, Add Note: ANSI/AWWA C151/A21.51	2,140.28 164.51 296.12 123.38	326.80
33 14 13	13-0436	EA	24" x 20" Mechanical Joint x Mechanical Joint Ductile Iron Reducer..... For Cement Mortar Lining (CML), Add Note: ANSI/AWWA C104/A21.4 For Fusion Bonded Epoxy Lining (206N), Add Note: ANSI/AWWA C104/A21.4 For Bituminous Or Coal Tar Coating, 1 Mil, Add Note: ANSI/AWWA C151/A21.51	2,614.81 203.71 366.68 152.78	381.27
33 14 13	13-0437	EA	30" x 16" Mechanical Joint x Mechanical Joint Ductile Iron Reducer..... For Cement Mortar Lining (CML), Add Note: ANSI/AWWA C104/A21.4 For Fusion Bonded Epoxy Lining (206N), Add Note: ANSI/AWWA C104/A21.4 For Bituminous Or Coal Tar Coating, 1 Mil, Add Note: ANSI/AWWA C151/A21.51	4,247.31 373.53 672.35 280.14	337.96

33 Utilities

33 10 Water Utilities

33 14 Water Utility Transmission and Distribution



MINOR CSI	UOM	DESCRIPTION	TOTAL DIRECT UNIT COST	DEMOLITION UNIT COST
33 14 13	13-0438	EA 30" x 18" Mechanical Joint x Mechanical Joint Ductile Iron Reducer..... <i>For Cement Mortar Lining (CML), Add</i> <i>Note: ANSI/AWWA C104/A21.4</i> <i>For Fusion Bonded Epoxy Lining (206N), Add</i> <i>Note: ANSI/AWWA C104/A21.4</i> <i>For Bituminous Or Coal Tar Coating, 1 Mil, Add</i> <i>Note: ANSI/AWWA C151/A21.51</i>	4,436.69 388.31 698.95 291.23	365.40
33 14 13	13-0439	EA 30" x 20" Mechanical Joint x Mechanical Joint Ductile Iron Reducer..... <i>For Cement Mortar Lining (CML), Add</i> <i>Note: ANSI/AWWA C104/A21.4</i> <i>For Fusion Bonded Epoxy Lining (206N), Add</i> <i>Note: ANSI/AWWA C104/A21.4</i> <i>For Bituminous Or Coal Tar Coating, 1 Mil, Add</i> <i>Note: ANSI/AWWA C151/A21.51</i>	4,303.92 366.78 660.20 275.08	419.85
33 14 13	13-0440	EA 30" x 24" Mechanical Joint x Mechanical Joint Ductile Iron Reducer..... <i>For Cement Mortar Lining (CML), Add</i> <i>Note: ANSI/AWWA C104/A21.4</i> <i>For Fusion Bonded Epoxy Lining (206N), Add</i> <i>Note: ANSI/AWWA C104/A21.4</i> <i>For Bituminous Or Coal Tar Coating, 1 Mil, Add</i> <i>Note: ANSI/AWWA C151/A21.51</i>	4,211.07 349.27 628.68 261.95	474.15
33 14 13	13-0441	EA 36" x 20" Mechanical Joint x Mechanical Joint Ductile Iron Reducer..... <i>For Cement Mortar Lining (CML), Add</i> <i>Note: ANSI/AWWA C104/A21.4</i> <i>For Fusion Bonded Epoxy Lining (206N), Add</i> <i>Note: ANSI/AWWA C104/A21.4</i> <i>For Bituminous Or Coal Tar Coating, 1 Mil, Add</i> <i>Note: ANSI/AWWA C151/A21.51</i>	6,364.32 568.24 1,022.83 426.18	450.06
33 14 13	13-0442	EA 36" x 24" Mechanical Joint x Mechanical Joint Ductile Iron Reducer..... <i>For Cement Mortar Lining (CML), Add</i> <i>Note: ANSI/AWWA C104/A21.4</i> <i>For Fusion Bonded Epoxy Lining (206N), Add</i> <i>Note: ANSI/AWWA C104/A21.4</i> <i>For Bituminous Or Coal Tar Coating, 1 Mil, Add</i> <i>Note: ANSI/AWWA C151/A21.51</i>	5,275.40 451.12 812.02 338.34	504.35
33 14 13	13-0443	EA 36" x 30" Mechanical Joint x Mechanical Joint Ductile Iron Reducer..... <i>For Cement Mortar Lining (CML), Add</i> <i>Note: ANSI/AWWA C104/A21.4</i> <i>For Fusion Bonded Epoxy Lining (206N), Add</i> <i>Note: ANSI/AWWA C104/A21.4</i> <i>For Bituminous Or Coal Tar Coating, 1 Mil, Add</i> <i>Note: ANSI/AWWA C151/A21.51</i>	5,729.07 490.64 883.16 367.98	542.94
33 14 13	13-0444	EA 42" x 16" Mechanical Joint x Mechanical Joint Ductile Iron Reducer..... <i>For Cement Mortar Lining (CML), Add</i> <i>Note: ANSI/AWWA C104/A21.4</i> <i>For Fusion Bonded Epoxy Lining (206N), Add</i> <i>Note: ANSI/AWWA C104/A21.4</i> <i>For Bituminous Or Coal Tar Coating, 1 Mil, Add</i> <i>Note: ANSI/AWWA C151/A21.51</i>	8,256.35 767.29 1,381.13 575.47	385.05
33 14 13	13-0445	EA 42" x 18" Mechanical Joint x Mechanical Joint Ductile Iron Reducer..... <i>For Cement Mortar Lining (CML), Add</i> <i>Note: ANSI/AWWA C104/A21.4</i> <i>For Fusion Bonded Epoxy Lining (206N), Add</i> <i>Note: ANSI/AWWA C104/A21.4</i> <i>For Bituminous Or Coal Tar Coating, 1 Mil, Add</i> <i>Note: ANSI/AWWA C151/A21.51</i>	8,227.23 760.22 1,368.40 570.17	412.48
33 14 13	13-0446	EA 42" x 20" Mechanical Joint x Mechanical Joint Ductile Iron Reducer..... <i>For Cement Mortar Lining (CML), Add</i> <i>Note: ANSI/AWWA C104/A21.4</i> <i>For Fusion Bonded Epoxy Lining (206N), Add</i> <i>Note: ANSI/AWWA C104/A21.4</i> <i>For Bituminous Or Coal Tar Coating, 1 Mil, Add</i> <i>Note: ANSI/AWWA C151/A21.51</i>	8,284.04 757.65 1,363.78 568.24	466.95
33 14 13	13-0447	EA 42" x 24" Mechanical Joint x Mechanical Joint Ductile Iron Reducer..... <i>For Cement Mortar Lining (CML), Add</i> <i>Note: ANSI/AWWA C104/A21.4</i> <i>For Fusion Bonded Epoxy Lining (206N), Add</i> <i>Note: ANSI/AWWA C104/A21.4</i> <i>For Bituminous Or Coal Tar Coating, 1 Mil, Add</i> <i>Note: ANSI/AWWA C151/A21.51</i>	9,245.10 845.53 1,521.96 634.15	521.25
33 14 13	13-0448	EA 42" x 30" Mechanical Joint x Mechanical Joint Ductile Iron Reducer..... <i>For Cement Mortar Lining (CML), Add</i> <i>Note: ANSI/AWWA C104/A21.4</i> <i>For Fusion Bonded Epoxy Lining (206N), Add</i> <i>Note: ANSI/AWWA C104/A21.4</i> <i>For Bituminous Or Coal Tar Coating, 1 Mil, Add</i> <i>Note: ANSI/AWWA C151/A21.51</i>	7,635.95 678.77 1,221.79 509.08	559.82
33 14 13	13-0449	EA 42" x 36" Mechanical Joint x Mechanical Joint Ductile Iron Reducer..... <i>For Cement Mortar Lining (CML), Add</i> <i>Note: ANSI/AWWA C104/A21.4</i> <i>For Fusion Bonded Epoxy Lining (206N), Add</i> <i>Note: ANSI/AWWA C104/A21.4</i> <i>For Bituminous Or Coal Tar Coating, 1 Mil, Add</i> <i>Note: ANSI/AWWA C151/A21.51</i>	7,993.39 709.94 1,277.89 532.45	590.04



MINOR CSI UOM DESCRIPTION	TOTAL DIRECT UNIT COST	DEMOLITION UNIT COST
33 14 13 13-0450 EA 48" x 16" Mechanical Joint x Mechanical Joint Ductile Iron Reducer..... <i>For Cement Mortar Lining (CML), Add</i> <i>Note: ANSI/AWWA C104/A21.4</i> <i>For Fusion Bonded Epoxy Lining (206N), Add</i> <i>Note: ANSI/AWWA C104/A21.4</i> <i>For Bituminous Or Coal Tar Coating, 1 Mil, Add</i> <i>Note: ANSI/AWWA C151/A21.51</i>	11,115.03 1,049.08 1,888.35 786.81	411.96
33 14 13 13-0451 EA 48" x 18" Mechanical Joint x Mechanical Joint Ductile Iron Reducer..... <i>For Cement Mortar Lining (CML), Add</i> <i>Note: ANSI/AWWA C104/A21.4</i> <i>For Fusion Bonded Epoxy Lining (206N), Add</i> <i>Note: ANSI/AWWA C104/A21.4</i> <i>For Bituminous Or Coal Tar Coating, 1 Mil, Add</i> <i>Note: ANSI/AWWA C151/A21.51</i>	10,780.65 1,011.49 1,820.68 758.62	439.99
33 14 13 13-0452 EA 48" x 20" Mechanical Joint x Mechanical Joint Ductile Iron Reducer..... <i>For Cement Mortar Lining (CML), Add</i> <i>Note: ANSI/AWWA C104/A21.4</i> <i>For Fusion Bonded Epoxy Lining (206N), Add</i> <i>Note: ANSI/AWWA C104/A21.4</i> <i>For Bituminous Or Coal Tar Coating, 1 Mil, Add</i> <i>Note: ANSI/AWWA C151/A21.51</i>	10,284.81 953.65 1,716.58 715.24	493.86
33 14 13 13-0453 EA 48" x 24" Mechanical Joint x Mechanical Joint Ductile Iron Reducer..... <i>For Cement Mortar Lining (CML), Add</i> <i>Note: ANSI/AWWA C104/A21.4</i> <i>For Fusion Bonded Epoxy Lining (206N), Add</i> <i>Note: ANSI/AWWA C104/A21.4</i> <i>For Bituminous Or Coal Tar Coating, 1 Mil, Add</i> <i>Note: ANSI/AWWA C151/A21.51</i>	10,609.66 977.91 1,760.24 733.43	548.15
33 14 13 13-0454 EA 48" x 30" Mechanical Joint x Mechanical Joint Ductile Iron Reducer..... <i>For Cement Mortar Lining (CML), Add</i> <i>Note: ANSI/AWWA C104/A21.4</i> <i>For Fusion Bonded Epoxy Lining (206N), Add</i> <i>Note: ANSI/AWWA C104/A21.4</i> <i>For Bituminous Or Coal Tar Coating, 1 Mil, Add</i> <i>Note: ANSI/AWWA C151/A21.51</i>	12,671.51 1,178.25 2,120.85 883.69	586.73
33 14 13 13-0455 EA 48" x 36" Mechanical Joint x Mechanical Joint Ductile Iron Reducer..... <i>For Cement Mortar Lining (CML), Add</i> <i>Note: ANSI/AWWA C104/A21.4</i> <i>For Fusion Bonded Epoxy Lining (206N), Add</i> <i>Note: ANSI/AWWA C104/A21.4</i> <i>For Bituminous Or Coal Tar Coating, 1 Mil, Add</i> <i>Note: ANSI/AWWA C151/A21.51</i>	11,109.11 1,017.43 1,831.38 763.08	616.95
33 14 13 13-0456 EA 48" x 42" Mechanical Joint x Mechanical Joint Ductile Iron Reducer..... <i>For Cement Mortar Lining (CML), Add</i> <i>Note: ANSI/AWWA C104/A21.4</i> <i>For Fusion Bonded Epoxy Lining (206N), Add</i> <i>Note: ANSI/AWWA C104/A21.4</i> <i>For Bituminous Or Coal Tar Coating, 1 Mil, Add</i> <i>Note: ANSI/AWWA C151/A21.51</i>	12,191.81 1,123.15 2,021.66 842.36	633.83
33 14 13 13-0457 Mechanical Joint x Plain End Ductile Iron Offsets (33 14 13 13-0002)		
33 14 13 13-0458 EA 4" Diameter x 6" Mechanical Joint x Plain End Offset, Ductile Iron..... <i>For Cement Mortar Lining (CML), Add</i> <i>Note: ANSI/AWWA C104/A21.4</i> <i>For Bituminous Or Coal Tar Coating, 1 Mil, Add</i> <i>Note: ANSI/AWWA C151/A21.51</i>	748.08 50.07 37.55	163.27
33 14 13 13-0459 EA 4" Diameter x 12" Mechanical Joint x Plain End Offset, Ductile Iron..... <i>For Cement Mortar Lining (CML), Add</i> <i>Note: ANSI/AWWA C104/A21.4</i> <i>For Bituminous Or Coal Tar Coating, 1 Mil, Add</i> <i>Note: ANSI/AWWA C151/A21.51</i>	768.20 52.08 39.06	163.27
33 14 13 13-0460 EA 6" Diameter x 6" Mechanical Joint x Plain End Offset, Ductile Iron..... <i>For Cement Mortar Lining (CML), Add</i> <i>Note: ANSI/AWWA C104/A21.4</i> <i>For Bituminous Or Coal Tar Coating, 1 Mil, Add</i> <i>Note: ANSI/AWWA C151/A21.51</i>	925.63 61.64 46.23	204.09
33 14 13 13-0461 EA 6" Diameter x 12" Mechanical Joint x Plain End Offset, Ductile Iron..... <i>For Cement Mortar Lining (CML), Add</i> <i>Note: ANSI/AWWA C104/A21.4</i> <i>For Bituminous Or Coal Tar Coating, 1 Mil, Add</i> <i>Note: ANSI/AWWA C151/A21.51</i>	1,008.60 69.94 52.45	204.09
33 14 13 13-0462 EA 6" Diameter x 18" Mechanical Joint x Plain End Offset, Ductile Iron..... <i>For Cement Mortar Lining (CML), Add</i> <i>Note: ANSI/AWWA C104/A21.4</i> <i>For Bituminous Or Coal Tar Coating, 1 Mil, Add</i> <i>Note: ANSI/AWWA C151/A21.51</i>	1,112.77 80.36 60.27	204.09
33 14 13 13-0463 EA 8" Diameter x 6" Mechanical Joint x Plain End Offset, Ductile Iron..... <i>For Cement Mortar Lining (CML), Add</i> <i>Note: ANSI/AWWA C104/A21.4</i> <i>For Bituminous Or Coal Tar Coating, 1 Mil, Add</i> <i>Note: ANSI/AWWA C151/A21.51</i>	1,171.82 81.84 61.38	233.21

33 Utilities

33 10 Water Utilities

33 14 Water Utility Transmission and Distribution



MINOR CSI	UOM	DESCRIPTION	TOTAL DIRECT UNIT COST	DEMOLITION UNIT COST
33 14 13 13-0464	EA	8" Diameter x 12" Mechanical Joint x Plain End Offset, Ductile Iron..... <i>For Cement Mortar Lining (CML), Add</i> <i>Note: ANSI/AWWA C104/A21.4</i> <i>For Bituminous Or Coal Tar Coating, 1 Mil, Add</i> <i>Note: ANSI/AWWA C151/A21.51</i>	1,380.26 102.69 77.02	233.21
33 14 13 13-0465	EA	8" Diameter x 18" Mechanical Joint x Plain End Offset, Ductile Iron..... <i>For Cement Mortar Lining (CML), Add</i> <i>Note: ANSI/AWWA C104/A21.4</i> <i>For Bituminous Or Coal Tar Coating, 1 Mil, Add</i> <i>Note: ANSI/AWWA C151/A21.51</i>	1,471.21 111.78 83.84	233.21
33 14 13 13-0466	EA	10" Diameter x 6" Mechanical Joint x Plain End Offset, Ductile Iron..... <i>For Cement Mortar Lining (CML), Add</i> <i>Note: ANSI/AWWA C104/A21.4</i> <i>For Bituminous Or Coal Tar Coating, 1 Mil, Add</i> <i>Note: ANSI/AWWA C151/A21.51</i>	1,530.12 111.78 83.84	272.11
33 14 13 13-0467	EA	10" Diameter x 12" Mechanical Joint x Plain End Offset, Ductile Iron..... <i>For Cement Mortar Lining (CML), Add</i> <i>Note: ANSI/AWWA C104/A21.4</i> <i>For Bituminous Or Coal Tar Coating, 1 Mil, Add</i> <i>Note: ANSI/AWWA C151/A21.51</i>	1,825.95 141.37 106.02	272.11
33 14 13 13-0468	EA	10" Diameter x 18" Mechanical Joint x Plain End Offset, Ductile Iron..... <i>For Cement Mortar Lining (CML), Add</i> <i>Note: ANSI/AWWA C104/A21.4</i> <i>For Bituminous Or Coal Tar Coating, 1 Mil, Add</i> <i>Note: ANSI/AWWA C151/A21.51</i>	2,079.63 166.73 125.05	272.11
33 14 13 13-0469	EA	12" Diameter x 6" Mechanical Joint x Plain End Offset, Ductile Iron..... <i>For Cement Mortar Lining (CML), Add</i> <i>Note: ANSI/AWWA C104/A21.4</i> <i>For Bituminous Or Coal Tar Coating, 1 Mil, Add</i> <i>Note: ANSI/AWWA C151/A21.51</i>	2,161.03 171.13 128.34	296.85
33 14 13 13-0470	EA	12" Diameter x 12" Mechanical Joint x Plain End Offset, Ductile Iron..... <i>For Cement Mortar Lining (CML), Add</i> <i>Note: ANSI/AWWA C104/A21.4</i> <i>For Bituminous Or Coal Tar Coating, 1 Mil, Add</i> <i>Note: ANSI/AWWA C151/A21.51</i>	2,384.23 193.45 145.08	296.85
33 14 13 13-0471	EA	12" Diameter x 18" Mechanical Joint x Plain End Offset, Ductile Iron..... <i>For Cement Mortar Lining (CML), Add</i> <i>Note: ANSI/AWWA C104/A21.4</i> <i>For Bituminous Or Coal Tar Coating, 1 Mil, Add</i> <i>Note: ANSI/AWWA C151/A21.51</i>	2,815.92 236.62 177.46	296.85
33 14 13 13-0472	EA	14" Diameter x 6" Mechanical Joint x Plain End Offset, Ductile Iron..... <i>For Cement Mortar Lining (CML), Add</i> <i>Note: ANSI/AWWA C104/A21.4</i> <i>For Bituminous Or Coal Tar Coating, 1 Mil, Add</i> <i>Note: ANSI/AWWA C151/A21.51</i>	3,530.37 303.56 227.67	326.54
33 14 13 13-0473	EA	14" Diameter x 12" Mechanical Joint x Plain End Offset, Ductile Iron..... <i>For Cement Mortar Lining (CML), Add</i> <i>Note: ANSI/AWWA C104/A21.4</i> <i>For Bituminous Or Coal Tar Coating, 1 Mil, Add</i> <i>Note: ANSI/AWWA C151/A21.51</i>	4,423.20 392.85 294.63	326.54
33 14 13 13-0474	EA	14" Diameter x 18" Mechanical Joint x Plain End Offset, Ductile Iron..... <i>For Cement Mortar Lining (CML), Add</i> <i>Note: ANSI/AWWA C104/A21.4</i> <i>For Bituminous Or Coal Tar Coating, 1 Mil, Add</i> <i>Note: ANSI/AWWA C151/A21.51</i>	2,615.22 212.05 159.04	326.54
33 14 13 13-0475	EA	16" Diameter x 6" Mechanical Joint x Plain End Offset, Ductile Iron..... <i>For Cement Mortar Lining (CML), Add</i> <i>Note: ANSI/AWWA C104/A21.4</i> <i>For Bituminous Or Coal Tar Coating, 1 Mil, Add</i> <i>Note: ANSI/AWWA C151/A21.51</i>	2,186.58 163.69 122.76	362.86
33 14 13 13-0476	EA	16" Diameter x 12" Mechanical Joint x Plain End Offset, Ductile Iron..... <i>For Cement Mortar Lining (CML), Add</i> <i>Note: ANSI/AWWA C104/A21.4</i> <i>For Bituminous Or Coal Tar Coating, 1 Mil, Add</i> <i>Note: ANSI/AWWA C151/A21.51</i>	2,707.40 215.77 161.83	362.86
33 14 13 13-0477	EA	16" Diameter x 18" Mechanical Joint x Plain End Offset, Ductile Iron..... <i>For Cement Mortar Lining (CML), Add</i> <i>Note: ANSI/AWWA C104/A21.4</i> <i>For Bituminous Or Coal Tar Coating, 1 Mil, Add</i> <i>Note: ANSI/AWWA C151/A21.51</i>	3,116.61 256.69 192.52	362.86
33 14 13 13-0478		Mechanical Joint Ductile Iron Caps (33 14 13 13-0002)		
33 14 13 13-0479	EA	3" Mechanical Joint Ductile Iron Caps <i>For Cement Mortar Lining (CML), Add</i> <i>Note: ANSI/AWWA C104/A21.4</i> <i>For Fusion Bonded Epoxy Lining (206N), Add</i> <i>Note: ANSI/AWWA C104/A21.4</i> <i>For Bituminous Or Coal Tar Coating, 1 Mil, Add</i> <i>Note: ANSI/AWWA C151/A21.51</i>	182.33 4.18 7.52 3.13	92.76



MINOR	CSI	UOM	DESCRIPTION	TOTAL DIRECT UNIT COST	DEMOLITION UNIT COST
33 14 13	13-0480	EA	4" Mechanical Joint Ductile Iron Caps For Cement Mortar Lining (CML), Add Note: ANSI/AWWA C104/A21.4 For Fusion Bonded Epoxy Lining (206N), Add Note: ANSI/AWWA C104/A21.4 For Bituminous Or Coal Tar Coating, 1 Mil, Add Note: ANSI/AWWA C151/A21.51	208.30 4.34 7.81 3.25	108.85
33 14 13	13-0481	EA	6" Mechanical Joint Ductile Iron Caps For Cement Mortar Lining (CML), Add Note: ANSI/AWWA C104/A21.4 For Fusion Bonded Epoxy Lining (206N), Add Note: ANSI/AWWA C104/A21.4 For Bituminous Or Coal Tar Coating, 1 Mil, Add Note: ANSI/AWWA C151/A21.51	283.26 7.71 13.88 5.78	136.05
33 14 13	13-0482	EA	8" Mechanical Joint Ductile Iron Caps For Cement Mortar Lining (CML), Add Note: ANSI/AWWA C104/A21.4 For Fusion Bonded Epoxy Lining (206N), Add Note: ANSI/AWWA C104/A21.4 For Bituminous Or Coal Tar Coating, 1 Mil, Add Note: ANSI/AWWA C151/A21.51	364.12 12.85 28.13 9.64	155.51
33 14 13	13-0483	EA	10" Mechanical Joint Ductile Iron Caps For Cement Mortar Lining (CML), Add Note: ANSI/AWWA C104/A21.4 For Fusion Bonded Epoxy Lining (206N), Add Note: ANSI/AWWA C104/A21.4 For Bituminous Or Coal Tar Coating, 1 Mil, Add Note: ANSI/AWWA C151/A21.51	515.99 16.23 29.21 12.17	233.47
33 14 13	13-0484	EA	12" Mechanical Joint Ductile Iron Caps For Cement Mortar Lining (CML), Add Note: ANSI/AWWA C104/A21.4 For Fusion Bonded Epoxy Lining (206N), Add Note: ANSI/AWWA C104/A21.4 For Bituminous Or Coal Tar Coating, 1 Mil, Add Note: ANSI/AWWA C151/A21.51	628.48 24.26 43.67 18.19	254.69
33 14 13	13-0485	EA	14" Mechanical Joint Ductile Iron Caps For Cement Mortar Lining (CML), Add Note: ANSI/AWWA C104/A21.4 For Fusion Bonded Epoxy Lining (206N), Add Note: ANSI/AWWA C104/A21.4 For Bituminous Or Coal Tar Coating, 1 Mil, Add Note: ANSI/AWWA C151/A21.51	792.38 36.79 66.22 27.59	280.16
33 14 13	13-0486	EA	16" Mechanical Joint Ductile Iron Caps For Cement Mortar Lining (CML), Add Note: ANSI/AWWA C104/A21.4 For Fusion Bonded Epoxy Lining (206N), Add Note: ANSI/AWWA C104/A21.4 For Bituminous Or Coal Tar Coating, 1 Mil, Add Note: ANSI/AWWA C151/A21.51	964.86 49.32 88.78 36.99	311.25
33 14 13	13-0487	EA	18" Mechanical Joint Ductile Iron Caps For Cement Mortar Lining (CML), Add Note: ANSI/AWWA C104/A21.4 For Fusion Bonded Epoxy Lining (206N), Add Note: ANSI/AWWA C104/A21.4 For Bituminous Or Coal Tar Coating, 1 Mil, Add Note: ANSI/AWWA C151/A21.51	1,133.06 60.25 108.44 45.18	350.20
33 14 13	13-0488	EA	20" Mechanical Joint Ductile Iron Caps For Cement Mortar Lining (CML), Add Note: ANSI/AWWA C104/A21.4 For Fusion Bonded Epoxy Lining (206N), Add Note: ANSI/AWWA C104/A21.4 For Bituminous Or Coal Tar Coating, 1 Mil, Add Note: ANSI/AWWA C151/A21.51	1,385.58 77.92 140.25 58.44	400.18
33 14 13	13-0489	EA	24" Mechanical Joint Ductile Iron Caps For Cement Mortar Lining (CML), Add Note: ANSI/AWWA C104/A21.4 For Fusion Bonded Epoxy Lining (206N), Add Note: ANSI/AWWA C104/A21.4 For Bituminous Or Coal Tar Coating, 1 Mil, Add Note: ANSI/AWWA C151/A21.51	1,777.43 107.00 192.59 80.25	466.92
33 14 13	13-0490	EA	30" Mechanical Joint Ductile Iron Caps For Cement Mortar Lining (CML), Add Note: ANSI/AWWA C104/A21.4 For Fusion Bonded Epoxy Lining (206N), Add Note: ANSI/AWWA C104/A21.4 For Bituminous Or Coal Tar Coating, 1 Mil, Add Note: ANSI/AWWA C151/A21.51	3,295.75 244.68 440.42 183.51	560.31
33 14 13	13-0491	EA	36" Mechanical Joint Ductile Iron Caps For Cement Mortar Lining (CML), Add Note: ANSI/AWWA C104/A21.4 For Fusion Bonded Epoxy Lining (206N), Add Note: ANSI/AWWA C104/A21.4 For Bituminous Or Coal Tar Coating, 1 Mil, Add Note: ANSI/AWWA C151/A21.51	5,511.37 445.02 801.03 333.76	700.39

33 Utilities
33 10 Water Utilities
33 14 Water Utility Transmission and Distribution



MINOR CSI	UOM	DESCRIPTION	TOTAL DIRECT UNIT COST	DEMOLITION UNIT COST
33 14 13 13-0492	EA	42" Mechanical Joint Ductile Iron Caps For Cement Mortar Lining (CML), Add Note: ANSI/AWWA C104/A21.4 For Fusion Bonded Epoxy Lining (206N), Add Note: ANSI/AWWA C104/A21.4 For Bituminous Or Coal Tar Coating, 1 Mil, Add Note: ANSI/AWWA C151/A21.51	8,022.59 674.92 1,214.85 506.19	840.47
33 14 13 13-0493	EA	48" Mechanical Joint Ductile Iron Caps For Cement Mortar Lining (CML), Add Note: ANSI/AWWA C104/A21.4 For Fusion Bonded Epoxy Lining (206N), Add Note: ANSI/AWWA C104/A21.4 For Bituminous Or Coal Tar Coating, 1 Mil, Add Note: ANSI/AWWA C151/A21.51	9,547.94 813.24 1,463.83 609.93	933.86
33 14 13 13-0494		Mechanical Joint Ductile Iron Plug (33 14 13 13-0002)		
33 14 13 13-0495	EA	3" Mechanical Joint Ductile Iron Plug For Cement Mortar Lining (CML), Add Note: ANSI/AWWA C104/A21.4 For Fusion Bonded Epoxy Lining (206N), Add Note: ANSI/AWWA C104/A21.4 For Bituminous Or Coal Tar Coating, 1 Mil, Add Note: ANSI/AWWA C151/A21.51	188.76 4.82 8.68 3.62	92.76
33 14 13 13-0496	EA	4" Mechanical Joint Ductile Iron Plug For Cement Mortar Lining (CML), Add Note: ANSI/AWWA C104/A21.4 For Fusion Bonded Epoxy Lining (206N), Add Note: ANSI/AWWA C104/A21.4 For Bituminous Or Coal Tar Coating, 1 Mil, Add Note: ANSI/AWWA C151/A21.51	217.94 5.30 9.54 3.98	108.85
33 14 13 13-0497	EA	6" Mechanical Joint Ductile Iron Plug For Cement Mortar Lining (CML), Add Note: ANSI/AWWA C104/A21.4 For Fusion Bonded Epoxy Lining (206N), Add Note: ANSI/AWWA C104/A21.4 For Bituminous Or Coal Tar Coating, 1 Mil, Add Note: ANSI/AWWA C151/A21.51	308.97 10.28 18.51 7.71	136.05
33 14 13 13-0498	EA	8" Mechanical Joint Ductile Iron Plug For Cement Mortar Lining (CML), Add Note: ANSI/AWWA C104/A21.4 For Fusion Bonded Epoxy Lining (206N), Add Note: ANSI/AWWA C104/A21.4 For Bituminous Or Coal Tar Coating, 1 Mil, Add Note: ANSI/AWWA C151/A21.51	389.83 15.42 27.76 11.57	155.51
33 14 13 13-0499	EA	10" Mechanical Joint Ductile Iron Plug For Cement Mortar Lining (CML), Add Note: ANSI/AWWA C104/A21.4 For Fusion Bonded Epoxy Lining (206N), Add Note: ANSI/AWWA C104/A21.4 For Bituminous Or Coal Tar Coating, 1 Mil, Add Note: ANSI/AWWA C151/A21.51	620.42 26.67 48.00 20.00	233.47
33 14 13 13-0500	EA	12" Mechanical Joint Ductile Iron Plug For Cement Mortar Lining (CML), Add Note: ANSI/AWWA C104/A21.4 For Fusion Bonded Epoxy Lining (206N), Add Note: ANSI/AWWA C104/A21.4 For Bituminous Or Coal Tar Coating, 1 Mil, Add Note: ANSI/AWWA C151/A21.51	657.40 27.15 48.87 20.36	254.69
33 14 13 13-0501	EA	14" Mechanical Joint Ductile Iron Plug For Cement Mortar Lining (CML), Add Note: ANSI/AWWA C104/A21.4 For Fusion Bonded Epoxy Lining (206N), Add Note: ANSI/AWWA C104/A21.4 For Bituminous Or Coal Tar Coating, 1 Mil, Add Note: ANSI/AWWA C151/A21.51	977.14 55.27 99.48 41.45	280.16
33 14 13 13-0502	EA	16" Mechanical Joint Ductile Iron Plug For Cement Mortar Lining (CML), Add Note: ANSI/AWWA C104/A21.4 For Fusion Bonded Epoxy Lining (206N), Add Note: ANSI/AWWA C104/A21.4 For Bituminous Or Coal Tar Coating, 1 Mil, Add Note: ANSI/AWWA C151/A21.51	542.34 7.07 12.72 5.30	311.25
33 14 13 13-0503	EA	18" Mechanical Joint Ductile Iron Plug For Cement Mortar Lining (CML), Add Note: ANSI/AWWA C104/A21.4 For Fusion Bonded Epoxy Lining (206N), Add Note: ANSI/AWWA C104/A21.4 For Bituminous Or Coal Tar Coating, 1 Mil, Add Note: ANSI/AWWA C151/A21.51	1,407.78 87.72 157.89 65.79	350.20
33 14 13 13-0504	EA	20" Mechanical Joint Ductile Iron Plug For Cement Mortar Lining (CML), Add Note: ANSI/AWWA C104/A21.4 For Fusion Bonded Epoxy Lining (206N), Add Note: ANSI/AWWA C104/A21.4 For Bituminous Or Coal Tar Coating, 1 Mil, Add Note: ANSI/AWWA C151/A21.51	1,759.91 115.35 207.63 86.51	400.18



MINOR	CSI	UOM	DESCRIPTION	TOTAL DIRECT UNIT COST	DEMOLITION UNIT COST
33 14 13	13-0505	EA	24" Mechanical Joint Ductile Iron Plug..... For Cement Mortar Lining (CML), Add Note: ANSI/AWWA C104/A21.4 For Fusion Bonded Epoxy Lining (206N), Add Note: ANSI/AWWA C104/A21.4 For Bituminous Or Coal Tar Coating, 1 Mil, Add Note: ANSI/AWWA C151/A21.51	2,307.59 160.01 289.02 120.01	466.92
33 14 13	13-0506	EA	30" Mechanical Joint Ductile Iron Plug..... For Cement Mortar Lining (CML), Add Note: ANSI/AWWA C104/A21.4 For Fusion Bonded Epoxy Lining (206N), Add Note: ANSI/AWWA C104/A21.4 For Bituminous Or Coal Tar Coating, 1 Mil, Add Note: ANSI/AWWA C151/A21.51	4,025.13 317.62 571.71 238.21	560.81
33 14 13	13-0507	EA	36" Mechanical Joint Ductile Iron Plug..... For Cement Mortar Lining (CML), Add Note: ANSI/AWWA C104/A21.4 For Fusion Bonded Epoxy Lining (206N), Add Note: ANSI/AWWA C104/A21.4 For Bituminous Or Coal Tar Coating, 1 Mil, Add Note: ANSI/AWWA C151/A21.51	5,967.63 490.64 888.16 367.98	700.39
33 14 13	13-0508	EA	42" Mechanical Joint Ductile Iron Plug..... For Cement Mortar Lining (CML), Add Note: ANSI/AWWA C104/A21.4 For Fusion Bonded Epoxy Lining (206N), Add Note: ANSI/AWWA C104/A21.4 For Bituminous Or Coal Tar Coating, 1 Mil, Add Note: ANSI/AWWA C151/A21.51	8,080.42 680.70 1,225.26 510.52	840.47
33 14 13	13-0509	EA	48" Mechanical Joint Ductile Iron Plug..... For Cement Mortar Lining (CML), Add Note: ANSI/AWWA C104/A21.4 For Fusion Bonded Epoxy Lining (206N), Add Note: ANSI/AWWA C104/A21.4 For Bituminous Or Coal Tar Coating, 1 Mil, Add Note: ANSI/AWWA C151/A21.51	10,488.78 907.39 1,633.29 680.54	933.86
33 14 13	13-0510		Mechanical Joint x Flanged End (MJxFE) Ductile Iron Adapters (33 14 13 13-0002)		
33 14 13	13-0511	EA	3" Mechanical Joint x Flanged End (MJxFE) Ductile Iron Adapters..... For Cement Mortar Lining (CML), Add Note: ANSI/AWWA C104/A21.4 For Fusion Bonded Epoxy Lining (206N), Add Note: ANSI/AWWA C104/A21.4 For Bituminous Or Coal Tar Coating, 1 Mil, Add Note: ANSI/AWWA C151/A21.51	318.07 10.44 18.80 7.83	141.00
33 14 13	13-0512	EA	4" Mechanical Joint x Flanged End (MJxFE) Ductile Iron Adapters..... For Cement Mortar Lining (CML), Add Note: ANSI/AWWA C104/A21.4 For Fusion Bonded Epoxy Lining (206N), Add Note: ANSI/AWWA C104/A21.4 For Bituminous Or Coal Tar Coating, 1 Mil, Add Note: ANSI/AWWA C151/A21.51	359.84 11.25 20.24 8.43	163.27
33 14 13	13-0513	EA	6" Mechanical Joint x Flanged End (MJxFE) Ductile Iron Adapters..... For Cement Mortar Lining (CML), Add Note: ANSI/AWWA C104/A21.4 For Fusion Bonded Epoxy Lining (206N), Add Note: ANSI/AWWA C104/A21.4 For Bituminous Or Coal Tar Coating, 1 Mil, Add Note: ANSI/AWWA C151/A21.51	465.06 15.58 28.05 11.69	204.09
33 14 13	13-0514	EA	8" Mechanical Joint x Flanged End (MJxFE) Ductile Iron Adapters..... For Cement Mortar Lining (CML), Add Note: ANSI/AWWA C104/A21.4 For Fusion Bonded Epoxy Lining (206N), Add Note: ANSI/AWWA C104/A21.4 For Bituminous Or Coal Tar Coating, 1 Mil, Add Note: ANSI/AWWA C151/A21.51	589.55 23.62 42.51 17.71	233.21
33 14 13	13-0515	EA	10" Mechanical Joint x Flanged End (MJxFE) Ductile Iron Adapters..... For Cement Mortar Lining (CML), Add Note: ANSI/AWWA C104/A21.4 For Fusion Bonded Epoxy Lining (206N), Add Note: ANSI/AWWA C104/A21.4 For Bituminous Or Coal Tar Coating, 1 Mil, Add Note: ANSI/AWWA C151/A21.51	941.88 41.13 74.03 30.85	350.20
33 14 13	13-0516	EA	12" Mechanical Joint x Flanged End (MJxFE) Ductile Iron Adapters..... For Cement Mortar Lining (CML), Add Note: ANSI/AWWA C104/A21.4 For Fusion Bonded Epoxy Lining (206N), Add Note: ANSI/AWWA C104/A21.4 For Bituminous Or Coal Tar Coating, 1 Mil, Add Note: ANSI/AWWA C151/A21.51	1,105.79 52.70 94.85 39.52	382.03
33 14 13	13-0517	EA	14" Mechanical Joint x Flanged End (MJxFE) Ductile Iron Adapters..... For Cement Mortar Lining (CML), Add Note: ANSI/AWWA C104/A21.4 For Fusion Bonded Epoxy Lining (206N), Add Note: ANSI/AWWA C104/A21.4 For Bituminous Or Coal Tar Coating, 1 Mil, Add Note: ANSI/AWWA C151/A21.51	1,473.74 83.70 150.66 62.78	420.23



MINOR CSI UOM DESCRIPTION	TOTAL DIRECT UNIT COST	DEMOLITION UNIT COST
33 14 13 13-0518 EA 16" Mechanical Joint x Flanged End (MJxFE) Ductile Iron Adapters.....	1,663.36	466.92
For Cement Mortar Lining (CML), Add	95.59	
Note: ANSI/AWWA C104/A21.4		
For Fusion Bonded Epoxy Lining (206N), Add	172.06	
Note: ANSI/AWWA C104/A21.4		
For Bituminous Or Coal Tar Coating, 1 Mil, Add	71.69	
Note: ANSI/AWWA C151/A21.51		
33 14 13 13-0519 EA 18" Mechanical Joint x Flanged End (MJxFE) Ductile Iron Adapters.....	2,257.87	525.29
For Cement Mortar Lining (CML), Add	146.20	
Note: ANSI/AWWA C104/A21.4		
For Fusion Bonded Epoxy Lining (206N), Add	263.15	
Note: ANSI/AWWA C104/A21.4		
For Bituminous Or Coal Tar Coating, 1 Mil, Add	109.65	
Note: ANSI/AWWA C151/A21.51		
33 14 13 13-0520 EA 20" Mechanical Joint x Flanged End (MJxFE) Ductile Iron Adapters.....	2,651.11	600.32
For Cement Mortar Lining (CML), Add	174.15	
Note: ANSI/AWWA C104/A21.4		
For Fusion Bonded Epoxy Lining (206N), Add	313.47	
Note: ANSI/AWWA C104/A21.4		
For Bituminous Or Coal Tar Coating, 1 Mil, Add	130.61	
Note: ANSI/AWWA C151/A21.51		
33 14 13 13-0521 EA 24" Mechanical Joint x Flanged End (MJxFE) Ductile Iron Adapters.....	3,205.96	700.39
For Cement Mortar Lining (CML), Add	214.48	
Note: ANSI/AWWA C104/A21.4		
For Fusion Bonded Epoxy Lining (206N), Add	386.06	
Note: ANSI/AWWA C104/A21.4		
For Bituminous Or Coal Tar Coating, 1 Mil, Add	160.86	
Note: ANSI/AWWA C151/A21.51		
33 14 13 13-0522 EA 30" Mechanical Joint x Flanged End (MJxFE) Ductile Iron Adapters.....	5,220.75	840.47
For Cement Mortar Lining (CML), Add	394.73	
Note: ANSI/AWWA C104/A21.4		
For Fusion Bonded Epoxy Lining (206N), Add	710.52	
Note: ANSI/AWWA C104/A21.4		
For Bituminous Or Coal Tar Coating, 1 Mil, Add	296.05	
Note: ANSI/AWWA C151/A21.51		
33 14 13 13-0523 EA 36" Mechanical Joint x Flanged End (MJxFE) Ductile Iron Adapters.....	7,248.50	1,050.59
For Cement Mortar Lining (CML), Add	565.67	
Note: ANSI/AWWA C104/A21.4		
For Fusion Bonded Epoxy Lining (206N), Add	1,018.21	
Note: ANSI/AWWA C104/A21.4		
For Bituminous Or Coal Tar Coating, 1 Mil, Add	424.25	
Note: ANSI/AWWA C151/A21.51		
33 14 13 13-0524 EA 42" Mechanical Joint x Flanged End (MJxFE) Ductile Iron Adapters.....	9,705.80	1,200.63
For Cement Mortar Lining (CML), Add	788.66	
Note: ANSI/AWWA C104/A21.4		
For Fusion Bonded Epoxy Lining (206N), Add	1,419.59	
Note: ANSI/AWWA C104/A21.4		
For Bituminous Or Coal Tar Coating, 1 Mil, Add	591.50	
Note: ANSI/AWWA C151/A21.51		
33 14 13 13-0525 EA 48" Mechanical Joint x Flanged End (MJxFE) Ductile Iron Adapters.....	11,999.52	1,400.78
For Cement Mortar Lining (CML), Add	987.71	
Note: ANSI/AWWA C104/A21.4		
For Fusion Bonded Epoxy Lining (206N), Add	1,777.88	
Note: ANSI/AWWA C104/A21.4		
For Bituminous Or Coal Tar Coating, 1 Mil, Add	740.78	
Note: ANSI/AWWA C151/A21.51		
33 14 13 13-0526 Mechanical Joint Ductile Iron Long Sleeves (33 14 13 13-0002)		
33 14 13 13-0527 EA 3" Mechanical Joint Ductile Iron Long Sleeves.....	302.00	141.00
For Cement Mortar Lining (CML), Add	8.84	
Note: ANSI/AWWA C104/A21.4		
For Fusion Bonded Epoxy Lining (206N), Add	15.90	
Note: ANSI/AWWA C104/A21.4		
For Bituminous Or Coal Tar Coating, 1 Mil, Add	6.63	
Note: ANSI/AWWA C151/A21.51		
33 14 13 13-0528 EA 4" Mechanical Joint Ductile Iron Long Sleeves.....	351.81	163.27
For Cement Mortar Lining (CML), Add	10.44	
Note: ANSI/AWWA C104/A21.4		
For Fusion Bonded Epoxy Lining (206N), Add	18.80	
Note: ANSI/AWWA C104/A21.4		
For Bituminous Or Coal Tar Coating, 1 Mil, Add	7.83	
Note: ANSI/AWWA C151/A21.51		
33 14 13 13-0529 EA 6" Mechanical Joint Ductile Iron Long Sleeves.....	484.34	204.09
For Cement Mortar Lining (CML), Add	17.51	
Note: ANSI/AWWA C104/A21.4		
For Fusion Bonded Epoxy Lining (206N), Add	31.52	
Note: ANSI/AWWA C104/A21.4		
For Bituminous Or Coal Tar Coating, 1 Mil, Add	13.13	
Note: ANSI/AWWA C151/A21.51		
33 14 13 13-0530 EA 8" Mechanical Joint Ductile Iron Long Sleeves.....	640.96	233.21
For Cement Mortar Lining (CML), Add	28.76	
Note: ANSI/AWWA C104/A21.4		
For Fusion Bonded Epoxy Lining (206N), Add	51.76	
Note: ANSI/AWWA C104/A21.4		
For Bituminous Or Coal Tar Coating, 1 Mil, Add	21.57	
Note: ANSI/AWWA C151/A21.51		



MINOR CSI UOM DESCRIPTION	TOTAL DIRECT UNIT COST	DEMOLITION UNIT COST
33 14 13 13-0531 EA 10" Mechanical Joint Ductile Iron Long Sleeves <i>For Cement Mortar Lining (CML), Add</i> <i>Note: ANSI/AWWA C104/A21.4</i> <i>For Fusion Bonded Epoxy Lining (206N), Add</i> <i>Note: ANSI/AWWA C104/A21.4</i> <i>For Bituminous Or Coal Tar Coating, 1 Mil, Add</i> <i>Note: ANSI/AWWA C151/A21.51</i>	872.80 34.22 61.60 25.67	350.20
33 14 13 13-0532 EA 12" Mechanical Joint Ductile Iron Long Sleeves <i>For Cement Mortar Lining (CML), Add</i> <i>Note: ANSI/AWWA C104/A21.4</i> <i>For Fusion Bonded Epoxy Lining (206N), Add</i> <i>Note: ANSI/AWWA C104/A21.4</i> <i>For Bituminous Or Coal Tar Coating, 1 Mil, Add</i> <i>Note: ANSI/AWWA C151/A21.51</i>	1,041.53 46.27 83.28 34.70	382.03
33 14 13 13-0533 EA 14" Mechanical Joint Ductile Iron Long Sleeves <i>For Cement Mortar Lining (CML), Add</i> <i>Note: ANSI/AWWA C104/A21.4</i> <i>For Fusion Bonded Epoxy Lining (206N), Add</i> <i>Note: ANSI/AWWA C104/A21.4</i> <i>For Bituminous Or Coal Tar Coating, 1 Mil, Add</i> <i>Note: ANSI/AWWA C151/A21.51</i>	1,335.57 69.89 125.79 52.41	420.23
33 14 13 13-0534 EA 16" Mechanical Joint Ductile Iron Long Sleeves <i>For Cement Mortar Lining (CML), Add</i> <i>Note: ANSI/AWWA C104/A21.4</i> <i>For Fusion Bonded Epoxy Lining (206N), Add</i> <i>Note: ANSI/AWWA C104/A21.4</i> <i>For Bituminous Or Coal Tar Coating, 1 Mil, Add</i> <i>Note: ANSI/AWWA C151/A21.51</i>	1,592.67 88.52 159.34 66.39	466.92
33 14 13 13-0535 EA 18" Mechanical Joint Ductile Iron Long Sleeves <i>For Cement Mortar Lining (CML), Add</i> <i>Note: ANSI/AWWA C104/A21.4</i> <i>For Fusion Bonded Epoxy Lining (206N), Add</i> <i>Note: ANSI/AWWA C104/A21.4</i> <i>For Bituminous Or Coal Tar Coating, 1 Mil, Add</i> <i>Note: ANSI/AWWA C151/A21.51</i>	1,928.52 113.26 203.87 84.95	525.29
33 14 13 13-0536 EA 20" Mechanical Joint Ductile Iron Long Sleeves <i>For Cement Mortar Lining (CML), Add</i> <i>Note: ANSI/AWWA C104/A21.4</i> <i>For Fusion Bonded Epoxy Lining (206N), Add</i> <i>Note: ANSI/AWWA C104/A21.4</i> <i>For Bituminous Or Coal Tar Coating, 1 Mil, Add</i> <i>Note: ANSI/AWWA C151/A21.51</i>	2,276.78 136.72 246.09 102.54	600.32
33 14 13 13-0537 EA 24" Mechanical Joint Ductile Iron Long Sleeves <i>For Cement Mortar Lining (CML), Add</i> <i>Note: ANSI/AWWA C104/A21.4</i> <i>For Fusion Bonded Epoxy Lining (206N), Add</i> <i>Note: ANSI/AWWA C104/A21.4</i> <i>For Bituminous Or Coal Tar Coating, 1 Mil, Add</i> <i>Note: ANSI/AWWA C151/A21.51</i>	2,862.15 180.10 324.17 135.07	700.39
33 14 13 13-0538 EA 30" Mechanical Joint Ductile Iron Long Sleeves <i>For Cement Mortar Lining (CML), Add</i> <i>Note: ANSI/AWWA C104/A21.4</i> <i>For Fusion Bonded Epoxy Lining (206N), Add</i> <i>Note: ANSI/AWWA C104/A21.4</i> <i>For Bituminous Or Coal Tar Coating, 1 Mil, Add</i> <i>Note: ANSI/AWWA C151/A21.51</i>	5,045.63 377.22 679.00 282.92	840.47
33 14 13 13-0539 EA 36" Mechanical Joint Ductile Iron Long Sleeves <i>For Cement Mortar Lining (CML), Add</i> <i>Note: ANSI/AWWA C104/A21.4</i> <i>For Fusion Bonded Epoxy Lining (206N), Add</i> <i>Note: ANSI/AWWA C104/A21.4</i> <i>For Bituminous Or Coal Tar Coating, 1 Mil, Add</i> <i>Note: ANSI/AWWA C151/A21.51</i>	6,888.63 529.68 953.43 397.26	1,050.59
33 14 13 13-0540 EA 42" Mechanical Joint Ductile Iron Long Sleeves <i>For Cement Mortar Lining (CML), Add</i> <i>Note: ANSI/AWWA C104/A21.4</i> <i>For Fusion Bonded Epoxy Lining (206N), Add</i> <i>Note: ANSI/AWWA C104/A21.4</i> <i>For Bituminous Or Coal Tar Coating, 1 Mil, Add</i> <i>Note: ANSI/AWWA C151/A21.51</i>	8,902.04 708.49 1,275.29 531.37	1,199.26
33 14 13 13-0541 EA 48" Mechanical Joint Ductile Iron Long Sleeves <i>For Cement Mortar Lining (CML), Add</i> <i>Note: ANSI/AWWA C104/A21.4</i> <i>For Fusion Bonded Epoxy Lining (206N), Add</i> <i>Note: ANSI/AWWA C104/A21.4</i> <i>For Bituminous Or Coal Tar Coating, 1 Mil, Add</i> <i>Note: ANSI/AWWA C151/A21.51</i>	12,075.03 995.26 1,791.48 746.45	1,400.78
33 14 13 13-0542 Mechanical Joint Ductile Iron Gland Packs <small>(33 14 13 13-0002)</small> <i>Note: Includes ductile iron retainer gland, gasket, break off torque bolts and all nuts.</i>		
33 14 13 13-0543 Mechanical Joint Gland, Gasket, T-Head Bolts And Nuts <small>(33 14 13 13-0542)</small> <i>Note: Labor installation is included with pipe fittings or valves.</i>		
33 14 13 13-0544 EA 3" Mechanical Joint Gland, Gasket, T-Head Bolts And Nuts	32.13	
33 14 13 13-0545 EA 4" Mechanical Joint Gland, Gasket, T-Head Bolts And Nuts <i>Note: Includes four (4) 3/4" diameter plain finish Boltss with nut.</i>	70.19	



MINOR CSI	UOM	DESCRIPTION	TOTAL DIRECT UNIT COST	DEMOLITION UNIT COST
33 14 13 13-0546	EA	6" Mechanical Joint Gland, Gasket, T-Head Bolts And Nuts Note: Includes six (6) 3/4" diameter plain finish Boltss with nut.	84.82	
33 14 13 13-0547	EA	8" Mechanical Joint Gland, Gasket, T-Head Bolts And Nuts Note: Includes six (6) 3/4" diameter plain finish Boltss with nut.	99.44	
33 14 13 13-0548	EA	10" Mechanical Joint Gland, Gasket, T-Head Bolts And Nuts Note: Includes eight (8) 3/4" diameter plain finish Boltss with nut.	137.46	
33 14 13 13-0549	EA	12" Mechanical Joint Gland, Gasket, T-Head Bolts And Nuts Note: Includes eight (8) 3/4" diameter plain finish Boltss with nut.	146.24	
33 14 13 13-0550	EA	14" Mechanical Joint Gland, Gasket, T-Head Bolts And Nuts Note: Includes ten (10) 3/4" diameter plain finish Boltss with nut.	239.83	
33 14 13 13-0551	EA	16" Mechanical Joint Gland, Gasket, T-Head Bolts And Nuts Note: Includes twelve (12) 3/4" diameter plain finish Boltss with nut.	254.45	
33 14 13 13-0552	EA	18" Mechanical Joint Gland, Gasket, T-Head Bolts And Nuts Note: Includes twelve (12) 3/4" diameter plain finish Boltss with nut.	339.27	
33 14 13 13-0553	EA	20" Mechanical Joint Gland, Gasket, T-Head Bolts And Nuts Note: Includes fourteen (14) 3/4" diameter plain finish Boltss with nut.	438.71	
33 14 13 13-0554	EA	24" Mechanical Joint Gland, Gasket, T-Head Bolts And Nuts Note: Includes sixteen (16) 3/4" diameter plain finish Boltss with nut.	611.27	
33 14 13 13-0555	EA	30" Mechanical Joint Gland, Gasket, T-Head Bolts And Nuts Note: Includes twenty (20) 1" diameter plain finish Boltss with nut.	1,459.44	
33 14 13 13-0556	EA	36" Mechanical Joint Gland, Gasket, T-Head Bolts And Nuts Note: Includes twenty-four (24) 1" diameter plain finish Boltss with nut.	3,147.00	
33 14 13 13-0557	EA	42" Mechanical Joint Gland, Gasket, T-Head Bolts And Nuts Note: Includes twenty-eight (28) 1-1/4" diameter plain finish Boltss with nut.	4,594.74	
33 14 13 13-0558	EA	48" Mechanical Joint Gland, Gasket, T-Head Bolts And Nuts Note: Includes thirty-two (32) 1-1/4" diameter plain finish Boltss with nut.	5,638.86	
33 14 13 13-0559		Mechanical Joint Gland, Gasket, Star Blue Fluoropolymer Coated T-Head Bolts And Nuts <small>(33 14 13 13-0542)</small> Note: Labor installation is included with pipe fittings or valves.		
33 14 13 13-0560	EA	3" Mechanical Joint Gland, Gasket, Star Blue Fluoropolymer Coated T-Head Bolts And Nuts.....	54.62	
33 14 13 13-0561	EA	4" Mechanical Joint Gland, Gasket, Star Blue Fluoropolymer Coated T-Head Bolts And Nuts..... Note: Includes four (4) 3/4" diameter plain finish Boltss with nut.	99.44	
33 14 13 13-0562	EA	6" Mechanical Joint Gland, Gasket, Star Blue Fluoropolymer Coated T-Head Bolts And Nuts..... Note: Includes six (6) 3/4" diameter plain finish Boltss with nut.	125.76	
33 14 13 13-0563	EA	8" Mechanical Joint Gland, Gasket, Star Blue Fluoropolymer Coated T-Head Bolts And Nuts..... Note: Includes six (6) 3/4" diameter plain finish Boltss with nut.	137.46	
33 14 13 13-0564	EA	10" Mechanical Joint Gland, Gasket, Star Blue Fluoropolymer Coated T-Head Bolts And Nuts Note: Includes eight (8) 3/4" diameter plain finish Boltss with nut.	190.11	
33 14 13 13-0565	EA	12" Mechanical Joint Gland, Gasket, Star Blue Fluoropolymer Coated T-Head Bolts And Nuts Note: Includes eight (8) 3/4" diameter plain finish Boltss with nut.	198.88	
33 14 13 13-0566	EA	14" Mechanical Joint Gland, Gasket, Star Blue Fluoropolymer Coated T-Head Bolts And Nuts Note: Includes ten (10) 3/4" diameter plain finish Boltss with nut.	301.25	
33 14 13 13-0567	EA	16" Mechanical Joint Gland, Gasket, Star Blue Fluoropolymer Coated T-Head Bolts And Nuts Note: Includes twelve (12) 3/4" diameter plain finish Boltss with nut.	330.49	
33 14 13 13-0568	EA	18" Mechanical Joint Gland, Gasket, Star Blue Fluoropolymer Coated T-Head Bolts And Nuts Note: Includes twelve (12) 3/4" diameter plain finish Boltss with nut.	438.71	
33 14 13 13-0569	EA	20" Mechanical Joint Gland, Gasket, Star Blue Fluoropolymer Coated T-Head Bolts And Nuts Note: Includes fourteen (14) 3/4" diameter plain finish Boltss with nut.	567.40	
33 14 13 13-0570	EA	24" Mechanical Joint Gland, Gasket, Star Blue Fluoropolymer Coated T-Head Bolts And Nuts Note: Includes sixteen (16) 3/4" diameter plain finish Boltss with nut.	792.60	
33 14 13 13-0571		Epoxy Coated Mechanical Joint Gland, Gasket, T-Head Bolts And Nuts <small>(33 14 13 13-0542)</small> Note: Labor installation is included with pipe fittings or valves.		
33 14 13 13-0572	EA	3" Epoxy Coated Mechanical Joint Gland, Gasket, T-Head Bolts And Nuts.....	35.34	
33 14 13 13-0573	EA	4" Epoxy Coated Mechanical Joint Gland, Gasket, T-Head Bolts And Nuts..... Note: Includes four (4) 3/4" diameter plain finish Boltss with nut.	76.04	
33 14 13 13-0574	EA	6" Epoxy Coated Mechanical Joint Gland, Gasket, T-Head Bolts And Nuts Note: Includes six (6) 3/4" diameter plain finish Boltss with nut.	90.67	
33 14 13 13-0575	EA	8" Epoxy Coated Mechanical Joint Gland, Gasket, T-Head Bolts And Nuts Note: Includes six (6) 3/4" diameter plain finish Boltss with nut.	108.21	
33 14 13 13-0576	EA	10" Epoxy Coated Mechanical Joint Gland, Gasket, T-Head Bolts And Nuts Note: Includes eight (8) 3/4" diameter plain finish Boltss with nut.	149.16	
33 14 13 13-0577	EA	12" Epoxy Coated Mechanical Joint Gland, Gasket, T-Head Bolts And Nuts Note: Includes eight (8) 3/4" diameter plain finish Boltss with nut.	157.93	
33 14 13 13-0578	EA	14" Epoxy Coated Mechanical Joint Gland, Gasket, T-Head Bolts And Nuts Note: Includes ten (10) 3/4" diameter plain finish Boltss with nut.	260.30	
33 14 13 13-0579	EA	16" Epoxy Coated Mechanical Joint Gland, Gasket, T-Head Bolts And Nuts Note: Includes twelve (12) 3/4" diameter plain finish Boltss with nut.	274.92	
33 14 13 13-0580	EA	18" Epoxy Coated Mechanical Joint Gland, Gasket, T-Head Bolts And Nuts Note: Includes twelve (12) 3/4" diameter plain finish Boltss with nut.	371.44	
33 14 13 13-0581	EA	20" Epoxy Coated Mechanical Joint Gland, Gasket, T-Head Bolts And Nuts Note: Includes fourteen (14) 3/4" diameter plain finish Boltss with nut.	476.73	
33 14 13 13-0582	EA	24" Epoxy Coated Mechanical Joint Gland, Gasket, T-Head Bolts And Nuts Note: Includes sixteen (16) 3/4" diameter plain finish Boltss with nut.	666.84	
33 14 13 13-0583	EA	30" Epoxy Coated Mechanical Joint Gland, Gasket, T-Head Bolts And Nuts Note: Includes twenty (20) 1" diameter plain finish Boltss with nut.	1,596.90	
33 14 13 13-0584	EA	36" Epoxy Coated Mechanical Joint Gland, Gasket, T-Head Bolts And Nuts Note: Includes twenty-four (24) 1" diameter plain finish Boltss with nut.	3,538.91	
33 14 13 13-0585	EA	42" Epoxy Coated Mechanical Joint Gland, Gasket, T-Head Bolts And Nuts Note: Includes twenty-eight (28) 1-1/4" diameter plain finish Boltss with nut.	5,124.11	



MINOR CSI UOM DESCRIPTION	TOTAL DIRECT UNIT COST	DEMOLITION UNIT COST
33 14 13 13-0586 EA 48" Epoxy Coated Mechanical Joint Gland, Gasket, T-Head Bolts And Nuts.....	6,305.70	
Note: Includes thirty-two (32) 1-1/4" diameter plain finish Bolts with nut.		
33 14 13 13-0587	Mechanical Joint Restraints With Accessories For Ductile Iron Pipe (MEGALUG® 1100DEC Series) (33 14 13 13-0002)	
Note: Includes ductile iron retainer gland, gasket, break off torque bolts and all nuts and bolts. Excludes pipe and fitting.		
33 14 13 13-0588 EA 3" Mechanical Joint Restraints For Ductile Iron Pipe (MEGALUG® 1103DSC).....	199.18	70.72
33 14 13 13-0589 EA 4" Mechanical Joint Restraints For Ductile Iron Pipe (MEGALUG® 1104DEC).....	226.87	83.77
33 14 13 13-0590 EA 6" Mechanical Joint Restraints For Ductile Iron Pipe (MEGALUG® 1106DEC).....	281.47	103.68
33 14 13 13-0591 EA 8" Mechanical Joint Restraints For Ductile Iron Pipe (MEGALUG® 1108DEC).....	352.11	120.99
33 14 13 13-0592 EA 10" Mechanical Joint Restraints For Ductile Iron Pipe (MEGALUG® 1110DEC).....	506.57	175.09
33 14 13 13-0593 EA 12" Mechanical Joint Restraints For Ductile Iron Pipe (MEGALUG® 1112DEC).....	626.63	200.14
33 14 13 13-0594 EA 14" Mechanical Joint Restraints For Ductile Iron Pipe (MEGALUG® 1114DEC).....	732.04	215.43
33 14 13 13-0595 EA 16" Mechanical Joint Restraints For Ductile Iron Pipe (MEGALUG® 1116DEC).....	906.39	233.47
33 14 13 13-0596 EA 18" Mechanical Joint Restraints For Ductile Iron Pipe (MEGALUG® 1118DEC).....	1,165.64	280.16
33 14 13 13-0597 EA 20" Mechanical Joint Restraints For Ductile Iron Pipe (MEGALUG® 1120DEC).....	1,378.41	311.15
33 14 13 13-0598 EA 24" Mechanical Joint Restraints For Ductile Iron Pipe (MEGALUG® 1124DEC).....	1,796.06	359.00
33 14 13 13-0599 EA 30" Mechanical Joint Restraints For Ductile Iron Pipe (MEGALUG® 1130DEC).....	3,522.40	430.52
33 14 13 13-0600 EA 36" Mechanical Joint Restraints For Ductile Iron Pipe (MEGALUG® 1136DEC).....	4,348.87	538.77
33 14 13 13-0601 EA 42" Mechanical Joint Restraints For Ductile Iron Pipe (MEGALUG® 1142DEC).....	6,441.41	621.65
33 14 13 13-0602 EA 48" Mechanical Joint Restraints For Ductile Iron Pipe (MEGALUG® 1148DEC).....	8,248.48	799.50
33 14 13 13-0603	Mechanical Joint Ductile Iron Force Balanced Flexible Expansion Joint (FLEX-TEND®) (33 14 13 13-0002)	
33 14 13 13-0604 EA 3" Mechanical Joint Ductile Iron FLEX-TEND® Force Balanced Flexible Expansion Joint.....	4,423.23	57.88
33 14 13 13-0605 EA 4" Mechanical Joint Ductile Iron FLEX-TEND® Force Balanced Flexible Expansion Joint.....	4,604.13	72.36
33 14 13 13-0606 EA 6" Mechanical Joint Ductile Iron FLEX-TEND® Force Balanced Flexible Expansion Joint.....	6,680.80	106.93
33 14 13 13-0607 EA 8" Mechanical Joint Ductile Iron FLEX-TEND® Force Balanced Flexible Expansion Joint.....	9,081.28	126.83
33 14 13 13-0608 EA 10" Mechanical Joint Ductile Iron FLEX-TEND® Force Balanced Flexible Expansion Joint.....	11,448.30	139.76
33 14 13 13-0609 EA 12" Mechanical Joint Ductile Iron FLEX-TEND® Force Balanced Flexible Expansion Joint.....	15,272.82	163.96
33 14 13 13-0610 EA 14" Mechanical Joint Ductile Iron FLEX-TEND® Force Balanced Flexible Expansion Joint.....	18,816.86	183.85
33 14 13 13-0611 EA 16" Mechanical Joint Ductile Iron FLEX-TEND® Force Balanced Flexible Expansion Joint.....	22,262.32	210.12
33 14 13 13-0612 EA 18" Mechanical Joint Ductile Iron FLEX-TEND® Force Balanced Flexible Expansion Joint.....	25,090.55	294.16
33 14 13 13-0613 EA 20" Mechanical Joint Ductile Iron FLEX-TEND® Force Balanced Flexible Expansion Joint.....	33,758.68	367.70
33 14 13 13-0614 EA 24" Mechanical Joint Ductile Iron FLEX-TEND® Force Balanced Flexible Expansion Joint.....	46,779.36	490.27
33 14 13 13-0615	Set Screw Flange Adapter For Ductile Iron Pipe (E-Z Flange 1000DSM Series) (33 14 13 13-0002)	
Note: Includes machined bolts and gasket.		
33 14 13 13-0616 EA 3" E-Z Flange Set Screw Flange Adapter For Ductile Iron Pipe (EBAA Iron 1003DSM).....	197.70	70.72
33 14 13 13-0617 EA 4" E-Z Flange Set Screw Flange Adapter For Ductile Iron Pipe (EBAA Iron 1004DSM).....	254.42	83.77
33 14 13 13-0618 EA 6" E-Z Flange Set Screw Flange Adapter For Ductile Iron Pipe (EBAA Iron 1006DSM).....	329.25	103.68
33 14 13 13-0619 EA 8" E-Z Flange Set Screw Flange Adapter For Ductile Iron Pipe (EBAA Iron 1008DSM).....	375.52	120.99
33 14 13 13-0620 EA 10" E-Z Flange Set Screw Flange Adapter For Ductile Iron Pipe (EBAA Iron 1010DSM).....	662.10	185.53
33 14 13 13-0621 EA 12" E-Z Flange Set Screw Flange Adapter For Ductile Iron Pipe (EBAA Iron 1012DSM).....	749.14	212.07
33 14 13 13-0622	Restrained Flange Adapter For Ductile Iron Pipe (MEGAFLANGE® 2100 Series) (33 14 13 13-0002)	
Note: Includes nuts, bolts and gasket.		
33 14 13 13-0623 EA 3" Restrained Flange Adapter For Ductile Iron Pipe (MEGAFLANGE® 2103000).....	291.29	70.72
33 14 13 13-0624 EA 4" Restrained Flange Adapter For Ductile Iron Pipe (MEGAFLANGE® 2104000).....	362.70	83.77
33 14 13 13-0625 EA 6" Restrained Flange Adapter For Ductile Iron Pipe (MEGAFLANGE® 2106000).....	503.34	103.68
33 14 13 13-0626 EA 8" Restrained Flange Adapter For Ductile Iron Pipe (MEGAFLANGE® 2108000).....	730.53	120.99
33 14 13 13-0627 EA 10" Restrained Flange Adapter For Ductile Iron Pipe (MEGAFLANGE® 2110000).....	1,057.36	185.53
33 14 13 13-0628 EA 12" Restrained Flange Adapter For Ductile Iron Pipe (MEGAFLANGE® 2112000).....	1,316.45	212.07
33 14 13 13-0629 EA 14" Restrained Flange Adapter For Ductile Iron Pipe (MEGAFLANGE® 2114000).....	2,037.85	228.26
33 14 13 13-0630 EA 16" Restrained Flange Adapter For Ductile Iron Pipe (MEGAFLANGE® 2116000).....	2,862.94	247.38
33 14 13 13-0631 EA 18" Restrained Flange Adapter For Ductile Iron Pipe (MEGAFLANGE® 2118000).....	3,236.54	296.85
33 14 13 13-0632 EA 20" Restrained Flange Adapter For Ductile Iron Pipe (MEGAFLANGE® 2120000).....	3,575.02	329.68
33 14 13 13-0633 EA 24" Restrained Flange Adapter For Ductile Iron Pipe (MEGAFLANGE® 2124000).....	4,326.68	380.39
33 14 13 13-0634 EA 30" Restrained Flange Adapter For Ductile Iron Pipe (MEGAFLANGE® 2130000).....	5,569.72	456.18
33 14 13 13-0635 EA 36" Restrained Flange Adapter For Ductile Iron Pipe (MEGAFLANGE® 2136000).....	8,329.71	570.88
33 14 13 13-0636 EA 42" Restrained Flange Adapter For Ductile Iron Pipe (MEGAFLANGE® 2142000).....	21,807.01	658.70
33 14 13 13-0637 EA 48" Restrained Flange Adapter For Ductile Iron Pipe (MEGAFLANGE® 2148000).....	27,931.33	847.15
33 14 13 13-0638	Ceramic Epoxy Lined (P401), Bituminous Seal Coat, Mechanical Joint Ductile Iron Piping (33 14 13 13-0001)	
Note: . See CSI section 33 14 13 13-0542 for bolts and gaskets.		
33 14 13 13-0639	Ceramic Epoxy Lined (P401), Bituminous Seal Coat, Mechanical Joint Ductile Iron 90 Degree Elbow (33 14 13 13-0638)	
33 14 13 13-0640 EA 3" Ceramic Epoxy Lined (P401), Bituminous Seal Coat, Mechanical Joint Ductile Iron 90 Degree Elbow.....	403.37	40.36
33 14 13 13-0641 EA 4" Ceramic Epoxy Lined (P401), Bituminous Seal Coat, Mechanical Joint Ductile Iron 90 Degree Elbow.....	482.76	48.36

33 Utilities**33 10 Water Utilities****33 14 Water Utility Transmission and Distribution**

SAN BERNARDINO
COUNTY

MINOR
CSI UOM DESCRIPTION

TOTAL DIRECT DEMOLITION
UNIT COST UNIT COST

33 14 13 13-0642	EA	6" Ceramic Epoxy Lined (P401), Bituminous Seal Coat, Mechanical Joint Ductile Iron 90 Degree Elbow	748.97	70.84
33 14 13 13-0643	EA	8" Ceramic Epoxy Lined (P401), Bituminous Seal Coat, Mechanical Joint Ductile Iron 90 Degree Elbow	1,023.02	84.34
33 14 13 13-0644	EA	10" Ceramic Epoxy Lined (P401), Bituminous Seal Coat, Mechanical Joint Ductile Iron 90 Degree Elbow	1,400.68	93.39
33 14 13 13-0645	EA	12" Ceramic Epoxy Lined (P401), Bituminous Seal Coat, Mechanical Joint Ductile Iron 90 Degree Elbow	1,775.31	109.30
33 14 13 13-0646	EA	14" Ceramic Epoxy Lined (P401), Bituminous Seal Coat, Mechanical Joint Ductile Iron 90 Degree Elbow	2,521.64	123.10
33 14 13 13-0647	EA	16" Ceramic Epoxy Lined (P401), Bituminous Seal Coat, Mechanical Joint Ductile Iron 90 Degree Elbow	3,059.06	140.08
33 14 13 13-0648	EA	18" Ceramic Epoxy Lined (P401), Bituminous Seal Coat, Mechanical Joint Ductile Iron 90 Degree Elbow	3,698.19	196.32
33 14 13 13-0649	EA	20" Ceramic Epoxy Lined (P401), Bituminous Seal Coat, Mechanical Joint Ductile Iron 90 Degree Elbow	4,609.50	245.13
33 14 13 13-0650	EA	24" Ceramic Epoxy Lined (P401), Bituminous Seal Coat, Mechanical Joint Ductile Iron 90 Degree Elbow	6,516.04	326.85
33 14 13 13-0651	EA	30" Ceramic Epoxy Lined (P401), Bituminous Seal Coat, Mechanical Joint Ductile Iron 90 Degree Elbow	10,422.19	350.20
33 14 13 13-0652	EA	36" Ceramic Epoxy Lined (P401), Bituminous Seal Coat, Mechanical Joint Ductile Iron 90 Degree Elbow	15,340.78	363.99
33 14 13 13-0653	EA	42" Ceramic Epoxy Lined (P401), Bituminous Seal Coat, Mechanical Joint Ductile Iron 90 Degree Elbow	25,263.68	420.23
33 14 13 13-0654	EA	48" Ceramic Epoxy Lined (P401), Bituminous Seal Coat, Mechanical Joint Ductile Iron 90 Degree Elbow	33,041.51	446.77

33 14 13 13-0655 Ceramic Epoxy Lined (P401), Bituminous Seal Coat, Mechanical Joint Ductile Iron 45 Degree Elbow (33 14 13 13-0638)

33 14 13 13-0656	EA	3" Ceramic Epoxy Lined (P401), Bituminous Seal Coat, Mechanical Joint Ductile Iron 45 Degree Elbow	385.70	40.36
33 14 13 13-0657	EA	4" Ceramic Epoxy Lined (P401), Bituminous Seal Coat, Mechanical Joint Ductile Iron 45 Degree Elbow	452.24	48.36
33 14 13 13-0658	EA	6" Ceramic Epoxy Lined (P401), Bituminous Seal Coat, Mechanical Joint Ductile Iron 45 Degree Elbow	695.95	70.84
33 14 13 13-0659	EA	8" Ceramic Epoxy Lined (P401), Bituminous Seal Coat, Mechanical Joint Ductile Iron 45 Degree Elbow	941.09	84.34
33 14 13 13-0660	EA	10" Ceramic Epoxy Lined (P401), Bituminous Seal Coat, Mechanical Joint Ductile Iron 45 Degree Elbow	1,227.17	93.39
33 14 13 13-0661	EA	12" Ceramic Epoxy Lined (P401), Bituminous Seal Coat, Mechanical Joint Ductile Iron 45 Degree Elbow	1,611.48	109.30
33 14 13 13-0662	EA	14" Ceramic Epoxy Lined (P401), Bituminous Seal Coat, Mechanical Joint Ductile Iron 45 Degree Elbow	2,187.47	123.10
33 14 13 13-0663	EA	16" Ceramic Epoxy Lined (P401), Bituminous Seal Coat, Mechanical Joint Ductile Iron 45 Degree Elbow	2,618.87	140.08
33 14 13 13-0664	EA	18" Ceramic Epoxy Lined (P401), Bituminous Seal Coat, Mechanical Joint Ductile Iron 45 Degree Elbow	3,098.94	196.32
33 14 13 13-0665	EA	20" Ceramic Epoxy Lined (P401), Bituminous Seal Coat, Mechanical Joint Ductile Iron 45 Degree Elbow	3,762.84	245.13
33 14 13 13-0666	EA	24" Ceramic Epoxy Lined (P401), Bituminous Seal Coat, Mechanical Joint Ductile Iron 45 Degree Elbow	4,959.28	326.85
33 14 13 13-0667	EA	30" Ceramic Epoxy Lined (P401), Bituminous Seal Coat, Mechanical Joint Ductile Iron 45 Degree Elbow	9,109.63	350.20
33 14 13 13-0668	EA	36" Ceramic Epoxy Lined (P401), Bituminous Seal Coat, Mechanical Joint Ductile Iron 45 Degree Elbow	12,589.74	363.99
33 14 13 13-0669	EA	42" Ceramic Epoxy Lined (P401), Bituminous Seal Coat, Mechanical Joint Ductile Iron 45 Degree Elbow	18,988.27	420.23
33 14 13 13-0670	EA	48" Ceramic Epoxy Lined (P401), Bituminous Seal Coat, Mechanical Joint Ductile Iron 45 Degree Elbow	23,932.32	446.77

33 14 13 13-0671 Ceramic Epoxy Lined (P401), Bituminous Seal Coat, Mechanical Joint Ductile Iron 22-1/2 Degree Elbow (33 14 13 13-0638)

33 14 13 13-0672	EA	3" Ceramic Epoxy Lined (P401), Bituminous Seal Coat, Mechanical Joint Ductile Iron 22-1/2 Degree Elbow	300.55	40.36
33 14 13 13-0673	EA	4" Ceramic Epoxy Lined (P401), Bituminous Seal Coat, Mechanical Joint Ductile Iron 22-1/2 Degree Elbow	447.42	48.36
33 14 13 13-0674	EA	6" Ceramic Epoxy Lined (P401), Bituminous Seal Coat, Mechanical Joint Ductile Iron 22-1/2 Degree Elbow	676.67	70.84
33 14 13 13-0675	EA	8" Ceramic Epoxy Lined (P401), Bituminous Seal Coat, Mechanical Joint Ductile Iron 22-1/2 Degree Elbow	934.66	84.34
33 14 13 13-0676	EA	10" Ceramic Epoxy Lined (P401), Bituminous Seal Coat, Mechanical Joint Ductile Iron 22-1/2 Degree Elbow	1,225.57	93.39
33 14 13 13-0677	EA	12" Ceramic Epoxy Lined (P401), Bituminous Seal Coat, Mechanical Joint Ductile Iron 22-1/2 Degree Elbow	1,526.30	109.30
33 14 13 13-0678	EA	14" Ceramic Epoxy Lined (P401), Bituminous Seal Coat, Mechanical Joint Ductile Iron 22-1/2 Degree Elbow	2,200.33	123.10
33 14 13 13-0679	EA	16" Ceramic Epoxy Lined (P401), Bituminous Seal Coat, Mechanical Joint Ductile Iron 22-1/2 Degree Elbow	2,561.03	140.08
33 14 13 13-0680	EA	18" Ceramic Epoxy Lined (P401), Bituminous Seal Coat, Mechanical Joint Ductile Iron 22-1/2 Degree Elbow	3,084.48	196.32
33 14 13 13-0681	EA	20" Ceramic Epoxy Lined (P401), Bituminous Seal Coat, Mechanical Joint Ductile Iron 22-1/2 Degree Elbow	3,896.18	245.13
33 14 13 13-0682	EA	24" Ceramic Epoxy Lined (P401), Bituminous Seal Coat, Mechanical Joint Ductile Iron 22-1/2 Degree Elbow	4,853.25	326.85
33 14 13 13-0683	EA	30" Ceramic Epoxy Lined (P401), Bituminous Seal Coat, Mechanical Joint Ductile Iron 22-1/2 Degree Elbow	8,108.74	350.20
33 14 13 13-0684	EA	36" Ceramic Epoxy Lined (P401), Bituminous Seal Coat, Mechanical Joint Ductile Iron 22-1/2 Degree Elbow	11,062.51	363.99
33 14 13 13-0685	EA	42" Ceramic Epoxy Lined (P401), Bituminous Seal Coat, Mechanical Joint Ductile Iron 22-1/2 Degree Elbow	15,825.14	420.23
33 14 13 13-0686	EA	48" Ceramic Epoxy Lined (P401), Bituminous Seal Coat, Mechanical Joint Ductile Iron 22-1/2 Degree Elbow	20,258.11	446.77

33 14 13 13-0687 Ceramic Epoxy Lined (P401), Bituminous Seal Coat, Mechanical Joint Ductile Iron 11-1/4 Degree Elbow (33 14 13 13-0638)

33 14 13 13-0688	EA	3" Ceramic Epoxy Lined (P401), Bituminous Seal Coat, Mechanical Joint Ductile Iron 11-1/4 Degree Elbow	300.55	40.36
33 14 13 13-0689	EA	4" Ceramic Epoxy Lined (P401), Bituminous Seal Coat, Mechanical Joint Ductile Iron 11-1/4 Degree Elbow	535.78	48.36
33 14 13 13-0690	EA	6" Ceramic Epoxy Lined (P401), Bituminous Seal Coat, Mechanical Joint Ductile Iron 11-1/4 Degree Elbow	683.10	70.84
33 14 13 13-0691	EA	8" Ceramic Epoxy Lined (P401), Bituminous Seal Coat, Mechanical Joint Ductile Iron 11-1/4 Degree Elbow	905.75	84.34
33 14 13 13-0692	EA	10" Ceramic Epoxy Lined (P401), Bituminous Seal Coat, Mechanical Joint Ductile Iron 11-1/4 Degree Elbow	1,222.35	93.39
33 14 13 13-0693	EA	12" Ceramic Epoxy Lined (P401), Bituminous Seal Coat, Mechanical Joint Ductile Iron 11-1/4 Degree Elbow	1,482.92	109.30
33 14 13 13-0694	EA	14" Ceramic Epoxy Lined (P401), Bituminous Seal Coat, Mechanical Joint Ductile Iron 11-1/4 Degree Elbow	2,369.02	123.10
33 14 13 13-0695	EA	16" Ceramic Epoxy Lined (P401), Bituminous Seal Coat, Mechanical Joint Ductile Iron 11-1/4 Degree Elbow	2,639.75	140.08
33 14 13 13-0696	EA	18" Ceramic Epoxy Lined (P401), Bituminous Seal Coat, Mechanical Joint Ductile Iron 11-1/4 Degree Elbow	3,540.74	196.32
33 14 13 13-0697	EA	20" Ceramic Epoxy Lined (P401), Bituminous Seal Coat, Mechanical Joint Ductile Iron 11-1/4 Degree Elbow	3,758.02	245.13
33 14 13 13-0698	EA	24" Ceramic Epoxy Lined (P401), Bituminous Seal Coat, Mechanical Joint Ductile Iron 11-1/4 Degree Elbow	4,854.85	326.85
33 14 13 13-0699	EA	30" Ceramic Epoxy Lined (P401), Bituminous Seal Coat, Mechanical Joint Ductile Iron 11-1/4 Degree Elbow	8,214.78	350.20
33 14 13 13-0700	EA	36" Ceramic Epoxy Lined (P401), Bituminous Seal Coat, Mechanical Joint Ductile Iron 11-1/4 Degree Elbow	10,758.87	363.99
33 14 13 13-0701	EA	42" Ceramic Epoxy Lined (P401), Bituminous Seal Coat, Mechanical Joint Ductile Iron 11-1/4 Degree Elbow	15,391.37	420.23
33 14 13 13-0702	EA	48" Ceramic Epoxy Lined (P401), Bituminous Seal Coat, Mechanical Joint Ductile Iron 11-1/4 Degree Elbow	20,142.44	446.77

33 14 13 13-0703 Ceramic Epoxy Lined (P401), Bituminous Seal Coat, Mechanical Joint x Plain End (MJxPE) Ductile Iron 90 Degree Elbow (33 14 13 13-0638)

33 14 13 13-0704	EA	3" Ceramic Epoxy Lined (P401), Bituminous Seal Coat, Mechanical Joint x Plain End (MJxPE) Ductile Iron 90 Degree Elbow	353.56	40.36
33 14 13 13-0705	EA	4" Ceramic Epoxy Lined (P401), Bituminous Seal Coat, Mechanical Joint x Plain End (MJxPE) Ductile Iron 90 Degree Elbow	519.71	48.36
33 14 13 13-0706	EA	6" Ceramic Epoxy Lined (P401), Bituminous Seal Coat, Mechanical Joint x Plain End (MJxPE) Ductile Iron 90 Degree Elbow	810.02	70.84



MINOR CSI UOM DESCRIPTION	TOTAL DIRECT UNIT COST	DEMOLITION UNIT COST
33 14 13 13-0707 EA 8" Ceramic Epoxy Lined (P401), Bituminous Seal Coat, Mechanical Joint x Plain End (MJxPE) Ductile Iron 90 Degree Elbow	1,100.14	84.34
33 14 13 13-0708 EA 10" Ceramic Epoxy Lined (P401), Bituminous Seal Coat, Mechanical Joint x Plain End (MJxPE) Ductile Iron 90 Degree Elbow	1,513.14	93.39
33 14 13 13-0709 EA 12" Ceramic Epoxy Lined (P401), Bituminous Seal Coat, Mechanical Joint x Plain End (MJxPE) Ductile Iron 90 Degree Elbow	1,899.02	109.30
33 14 13 13-0710 EA 14" Ceramic Epoxy Lined (P401), Bituminous Seal Coat, Mechanical Joint x Plain End (MJxPE) Ductile Iron 90 Degree Elbow	3,410.07	123.10
33 14 13 13-0711 EA 16" Ceramic Epoxy Lined (P401), Bituminous Seal Coat, Mechanical Joint x Plain End (MJxPE) Ductile Iron 90 Degree Elbow	5,319.49	140.08
33 14 13 13-0712 EA 18" Ceramic Epoxy Lined (P401), Bituminous Seal Coat, Mechanical Joint x Plain End (MJxPE) Ductile Iron 90 Degree Elbow	6,080.72	196.32
33 14 13 13-0713 EA 20" Ceramic Epoxy Lined (P401), Bituminous Seal Coat, Mechanical Joint x Plain End (MJxPE) Ductile Iron 90 Degree Elbow	7,009.70	245.13
33 14 13 13-0714 EA 24" Ceramic Epoxy Lined (P401), Bituminous Seal Coat, Mechanical Joint x Plain End (MJxPE) Ductile Iron 90 Degree Elbow	7,582.79	326.85
33 14 13 13-0715 Ceramic Epoxy Lined (P401), Bituminous Seal Coat, Mechanical Joint x Plain End (MJxPE) Ductile Iron 45 Degree Elbow <small>(33 14 13 13-0638)</small>		
33 14 13 13-0716 EA 3" Ceramic Epoxy Lined (P401), Bituminous Seal Coat, Mechanical Joint x Plain End (MJxPE) Ductile Iron 45 Degree Elbow	353.56	40.36
33 14 13 13-0717 EA 4" Ceramic Epoxy Lined (P401), Bituminous Seal Coat, Mechanical Joint x Plain End (MJxPE) Ductile Iron 45 Degree Elbow	458.65	48.36
33 14 13 13-0718 EA 6" Ceramic Epoxy Lined (P401), Bituminous Seal Coat, Mechanical Joint x Plain End (MJxPE) Ductile Iron 45 Degree Elbow	721.66	70.84
33 14 13 13-0719 EA 8" Ceramic Epoxy Lined (P401), Bituminous Seal Coat, Mechanical Joint x Plain End (MJxPE) Ductile Iron 45 Degree Elbow	1,019.81	84.34
33 14 13 13-0720 EA 10" Ceramic Epoxy Lined (P401), Bituminous Seal Coat, Mechanical Joint x Plain End (MJxPE) Ductile Iron 45 Degree Elbow	1,350.88	93.39
33 14 13 13-0721 EA 12" Ceramic Epoxy Lined (P401), Bituminous Seal Coat, Mechanical Joint x Plain End (MJxPE) Ductile Iron 45 Degree Elbow	1,757.64	109.30
33 14 13 13-0722 EA 14" Ceramic Epoxy Lined (P401), Bituminous Seal Coat, Mechanical Joint x Plain End (MJxPE) Ductile Iron 45 Degree Elbow	2,341.69	123.10
33 14 13 13-0723 EA 16" Ceramic Epoxy Lined (P401), Bituminous Seal Coat, Mechanical Joint x Plain End (MJxPE) Ductile Iron 45 Degree Elbow	2,813.26	140.08
33 14 13 13-0724 EA 18" Ceramic Epoxy Lined (P401), Bituminous Seal Coat, Mechanical Joint x Plain End (MJxPE) Ductile Iron 45 Degree Elbow	5,261.36	196.32
33 14 13 13-0725 EA 20" Ceramic Epoxy Lined (P401), Bituminous Seal Coat, Mechanical Joint x Plain End (MJxPE) Ductile Iron 45 Degree Elbow	5,522.02	245.13
33 14 13 13-0726 EA 24" Ceramic Epoxy Lined (P401), Bituminous Seal Coat, Mechanical Joint x Plain End (MJxPE) Ductile Iron 45 Degree Elbow	5,754.53	326.85
33 14 13 13-0727 Ceramic Epoxy Lined (P401), Bituminous Seal Coat, Mechanical Joint Ductile Iron Tee <small>(33 14 13 13-0638)</small>		
33 14 13 13-0728 EA 3" x 3" Ceramic Epoxy Lined (P401), Bituminous Seal Coat, Mechanical Joint Ductile Iron Tee	498.21	60.56
33 14 13 13-0729 EA 4" x 3" Ceramic Epoxy Lined (P401), Bituminous Seal Coat, Mechanical Joint Ductile Iron Tee	543.65	68.28
33 14 13 13-0730 EA 4" x 4" Ceramic Epoxy Lined (P401), Bituminous Seal Coat, Mechanical Joint Ductile Iron Tee	573.85	70.84
33 14 13 13-0731 EA 6" x 3" Ceramic Epoxy Lined (P401), Bituminous Seal Coat, Mechanical Joint Ductile Iron Tee	817.23	89.80
33 14 13 13-0732 EA 6" x 4" Ceramic Epoxy Lined (P401), Bituminous Seal Coat, Mechanical Joint Ductile Iron Tee	885.50	93.33
33 14 13 13-0733 EA 6" x 6" Ceramic Epoxy Lined (P401), Bituminous Seal Coat, Mechanical Joint Ductile Iron Tee	934.50	104.58
33 14 13 13-0734 EA 8" x 4" Ceramic Epoxy Lined (P401), Bituminous Seal Coat, Mechanical Joint Ductile Iron Tee	1,086.35	107.95
33 14 13 13-0735 EA 8" x 6" Ceramic Epoxy Lined (P401), Bituminous Seal Coat, Mechanical Joint Ductile Iron Tee	1,175.51	119.19
33 14 13 13-0736 EA 8" x 8" Ceramic Epoxy Lined (P401), Bituminous Seal Coat, Mechanical Joint Ductile Iron Tee	1,292.79	127.06
33 14 13 13-0737 EA 10" x 4" Ceramic Epoxy Lined (P401), Bituminous Seal Coat, Mechanical Joint Ductile Iron Tee	1,455.88	115.67
33 14 13 13-0738 EA 10" x 6" Ceramic Epoxy Lined (P401), Bituminous Seal Coat, Mechanical Joint Ductile Iron Tee	1,454.13	126.29
33 14 13 13-0739 EA 10" x 8" Ceramic Epoxy Lined (P401), Bituminous Seal Coat, Mechanical Joint Ductile Iron Tee	1,575.60	133.71
33 14 13 13-0740 EA 10" x 10" Ceramic Epoxy Lined (P401), Bituminous Seal Coat, Mechanical Joint Ductile Iron Tee	1,699.91	140.08
33 14 13 13-0741 EA 12" x 4" Ceramic Epoxy Lined (P401), Bituminous Seal Coat, Mechanical Joint Ductile Iron Tee	1,751.82	129.47
33 14 13 13-0742 EA 12" x 6" Ceramic Epoxy Lined (P401), Bituminous Seal Coat, Mechanical Joint Ductile Iron Tee	1,767.73	140.08
33 14 13 13-0743 EA 12" x 8" Ceramic Epoxy Lined (P401), Bituminous Seal Coat, Mechanical Joint Ductile Iron Tee	1,911.69	147.51
33 14 13 13-0744 EA 12" x 10" Ceramic Epoxy Lined (P401), Bituminous Seal Coat, Mechanical Joint Ductile Iron Tee	2,203.10	153.87
33 14 13 13-0745 EA 12" x 12" Ceramic Epoxy Lined (P401), Bituminous Seal Coat, Mechanical Joint Ductile Iron Tee	2,208.89	161.30
33 14 13 13-0746 EA 14" x 6" Ceramic Epoxy Lined (P401), Bituminous Seal Coat, Mechanical Joint Ductile Iron Tee	2,501.70	163.43
33 14 13 13-0747 EA 14" x 8" Ceramic Epoxy Lined (P401), Bituminous Seal Coat, Mechanical Joint Ductile Iron Tee	2,706.73	170.86
33 14 13 13-0748 EA 14" x 10" Ceramic Epoxy Lined (P401), Bituminous Seal Coat, Mechanical Joint Ductile Iron Tee	3,284.09	177.22
33 14 13 13-0749 EA 14" x 12" Ceramic Epoxy Lined (P401), Bituminous Seal Coat, Mechanical Joint Ductile Iron Tee	3,466.61	184.65
33 14 13 13-0750 EA 14" x 14" Ceramic Epoxy Lined (P401), Bituminous Seal Coat, Mechanical Joint Ductile Iron Tee	3,212.66	196.32
33 14 13 13-0751 EA 16" x 6" Ceramic Epoxy Lined (P401), Bituminous Seal Coat, Mechanical Joint Ductile Iron Tee	2,992.84	196.32
33 14 13 13-0752 EA 16" x 8" Ceramic Epoxy Lined (P401), Bituminous Seal Coat, Mechanical Joint Ductile Iron Tee	3,154.56	202.69
33 14 13 13-0753 EA 16" x 10" Ceramic Epoxy Lined (P401), Bituminous Seal Coat, Mechanical Joint Ductile Iron Tee	3,783.35	210.12
33 14 13 13-0754 EA 16" x 12" Ceramic Epoxy Lined (P401), Bituminous Seal Coat, Mechanical Joint Ductile Iron Tee	3,549.76	216.48
33 14 13 13-0755 EA 16" x 14" Ceramic Epoxy Lined (P401), Bituminous Seal Coat, Mechanical Joint Ductile Iron Tee	4,629.26	228.16
33 14 13 13-0756 EA 16" x 16" Ceramic Epoxy Lined (P401), Bituminous Seal Coat, Mechanical Joint Ductile Iron Tee	4,189.66	245.13
33 14 13 13-0757 EA 18" x 6" Ceramic Epoxy Lined (P401), Bituminous Seal Coat, Mechanical Joint Ductile Iron Tee	3,929.14	251.51
33 14 13 13-0758 EA 18" x 8" Ceramic Epoxy Lined (P401), Bituminous Seal Coat, Mechanical Joint Ductile Iron Tee	4,143.81	257.87
33 14 13 13-0759 EA 18" x 10" Ceramic Epoxy Lined (P401), Bituminous Seal Coat, Mechanical Joint Ductile Iron Tee	4,415.92	264.24
33 14 13 13-0760 EA 18" x 12" Ceramic Epoxy Lined (P401), Bituminous Seal Coat, Mechanical Joint Ductile Iron Tee	4,667.52	271.66
33 14 13 13-0761 EA 18" x 14" Ceramic Epoxy Lined (P401), Bituminous Seal Coat, Mechanical Joint Ductile Iron Tee	4,795.93	283.34
33 14 13 13-0762 EA 18" x 16" Ceramic Epoxy Lined (P401), Bituminous Seal Coat, Mechanical Joint Ductile Iron Tee	5,124.28	299.26
33 14 13 13-0763 EA 18" x 18" Ceramic Epoxy Lined (P401), Bituminous Seal Coat, Mechanical Joint Ductile Iron Tee	5,720.10	326.85



MINOR	CSI	UOM	DESCRIPTION	TOTAL DIRECT UNIT COST	DEMOLITION UNIT COST
33 14 13 13-0764	EA		20" x 6" Ceramic Epoxy Lined (P401), Bituminous Seal Coat, Mechanical Joint Ductile Iron Tee.....	4,519.93	359.74
33 14 13 13-0765	EA		20" x 8" Ceramic Epoxy Lined (P401), Bituminous Seal Coat, Mechanical Joint Ductile Iron Tee.....	4,596.42	367.17
33 14 13 13-0766	EA		20" x 10" Ceramic Epoxy Lined (P401), Bituminous Seal Coat, Mechanical Joint Ductile Iron Tee.....	5,050.08	373.55
33 14 13 13-0767	EA		20" x 12" Ceramic Epoxy Lined (P401), Bituminous Seal Coat, Mechanical Joint Ductile Iron Tee.....	5,298.46	380.97
33 14 13 13-0768	EA		20" x 14" Ceramic Epoxy Lined (P401), Bituminous Seal Coat, Mechanical Joint Ductile Iron Tee.....	5,351.36	392.64
33 14 13 13-0769	EA		20" x 16" Ceramic Epoxy Lined (P401), Bituminous Seal Coat, Mechanical Joint Ductile Iron Tee.....	5,284.50	408.56
33 14 13 13-0770	EA		20" x 18" Ceramic Epoxy Lined (P401), Bituminous Seal Coat, Mechanical Joint Ductile Iron Tee.....	6,752.70	436.16
33 14 13 13-0771	EA		20" x 20" Ceramic Epoxy Lined (P401), Bituminous Seal Coat, Mechanical Joint Ductile Iron Tee.....	5,762.02	490.27
33 14 13 13-0772	EA		24" x 6" Ceramic Epoxy Lined (P401), Bituminous Seal Coat, Mechanical Joint Ductile Iron Tee.....	5,487.74	467.99
33 14 13 13-0773	EA		24" x 8" Ceramic Epoxy Lined (P401), Bituminous Seal Coat, Mechanical Joint Ductile Iron Tee.....	5,540.13	476.48
33 14 13 13-0774	EA		24" x 10" Ceramic Epoxy Lined (P401), Bituminous Seal Coat, Mechanical Joint Ductile Iron Tee.....	5,640.34	481.78
33 14 13 13-0775	EA		24" x 12" Ceramic Epoxy Lined (P401), Bituminous Seal Coat, Mechanical Joint Ductile Iron Tee.....	5,789.11	489.21
33 14 13 13-0776	EA		24" x 14" Ceramic Epoxy Lined (P401), Bituminous Seal Coat, Mechanical Joint Ductile Iron Tee.....	6,582.65	500.88
33 14 13 13-0777	EA		24" x 16" Ceramic Epoxy Lined (P401), Bituminous Seal Coat, Mechanical Joint Ductile Iron Tee.....	6,866.02	516.81
33 14 13 13-0778	EA		24" x 18" Ceramic Epoxy Lined (P401), Bituminous Seal Coat, Mechanical Joint Ductile Iron Tee.....	8,446.67	544.39
33 14 13 13-0779	EA		24" x 20" Ceramic Epoxy Lined (P401), Bituminous Seal Coat, Mechanical Joint Ductile Iron Tee.....	8,721.97	599.57
33 14 13 13-0780	EA		24" x 24" Ceramic Epoxy Lined (P401), Bituminous Seal Coat, Mechanical Joint Ductile Iron Tee.....	8,185.71	653.70
33 14 13 13-0781	EA		30" x 6" Ceramic Epoxy Lined (P401), Bituminous Seal Coat, Mechanical Joint Ductile Iron Tee.....	9,595.33	545.46
33 14 13 13-0782	EA		30" x 8" Ceramic Epoxy Lined (P401), Bituminous Seal Coat, Mechanical Joint Ductile Iron Tee.....	9,136.84	552.88
33 14 13 13-0783	EA		30" x 10" Ceramic Epoxy Lined (P401), Bituminous Seal Coat, Mechanical Joint Ductile Iron Tee.....	9,656.38	559.25
33 14 13 13-0784	EA		30" x 12" Ceramic Epoxy Lined (P401), Bituminous Seal Coat, Mechanical Joint Ductile Iron Tee.....	10,177.87	566.68
33 14 13 13-0785	EA		30" x 14" Ceramic Epoxy Lined (P401), Bituminous Seal Coat, Mechanical Joint Ductile Iron Tee.....	10,918.39	578.35
33 14 13 13-0786	EA		30" x 16" Ceramic Epoxy Lined (P401), Bituminous Seal Coat, Mechanical Joint Ductile Iron Tee.....	11,717.46	769.37
33 14 13 13-0787	EA		30" x 18" Ceramic Epoxy Lined (P401), Bituminous Seal Coat, Mechanical Joint Ductile Iron Tee.....	11,665.84	621.86
33 14 13 13-0788	EA		30" x 20" Ceramic Epoxy Lined (P401), Bituminous Seal Coat, Mechanical Joint Ductile Iron Tee.....	11,653.58	675.99
33 14 13 13-0789	EA		30" x 24" Ceramic Epoxy Lined (P401), Bituminous Seal Coat, Mechanical Joint Ductile Iron Tee.....	12,142.30	730.10
33 14 13 13-0790	EA		30" x 30" Ceramic Epoxy Lined (P401), Bituminous Seal Coat, Mechanical Joint Ductile Iron Tee.....	14,491.72	769.37
33 14 13 13-0791	EA		36" x 8" Ceramic Epoxy Lined (P401), Bituminous Seal Coat, Mechanical Joint Ductile Iron Tee.....	9,904.75	613.38
33 14 13 13-0792	EA		36" x 10" Ceramic Epoxy Lined (P401), Bituminous Seal Coat, Mechanical Joint Ductile Iron Tee.....	11,081.37	619.74
33 14 13 13-0793	EA		36" x 12" Ceramic Epoxy Lined (P401), Bituminous Seal Coat, Mechanical Joint Ductile Iron Tee.....	11,716.94	627.17
33 14 13 13-0794	EA		36" x 14" Ceramic Epoxy Lined (P401), Bituminous Seal Coat, Mechanical Joint Ductile Iron Tee.....	12,166.66	638.84
33 14 13 13-0795	EA		36" x 16" Ceramic Epoxy Lined (P401), Bituminous Seal Coat, Mechanical Joint Ductile Iron Tee.....	12,618.70	654.76
33 14 13 13-0796	EA		36" x 18" Ceramic Epoxy Lined (P401), Bituminous Seal Coat, Mechanical Joint Ductile Iron Tee.....	13,489.26	682.35
33 14 13 13-0797	EA		36" x 20" Ceramic Epoxy Lined (P401), Bituminous Seal Coat, Mechanical Joint Ductile Iron Tee.....	14,402.37	736.47
33 14 13 13-0798	EA		36" x 24" Ceramic Epoxy Lined (P401), Bituminous Seal Coat, Mechanical Joint Ductile Iron Tee.....	15,957.86	790.59
33 14 13 13-0799	EA		36" x 30" Ceramic Epoxy Lined (P401), Bituminous Seal Coat, Mechanical Joint Ductile Iron Tee.....	18,021.30	859.57
33 14 13 13-0800	EA		36" x 36" Ceramic Epoxy Lined (P401), Bituminous Seal Coat, Mechanical Joint Ductile Iron Tee.....	20,762.87	859.57
33 14 13 13-0801	EA		42" x 12" Ceramic Epoxy Lined (P401), Bituminous Seal Coat, Mechanical Joint Ductile Iron Tee.....	23,637.37	661.13
33 14 13 13-0802	EA		42" x 14" Ceramic Epoxy Lined (P401), Bituminous Seal Coat, Mechanical Joint Ductile Iron Tee.....	24,112.80	671.74
33 14 13 13-0803	EA		42" x 16" Ceramic Epoxy Lined (P401), Bituminous Seal Coat, Mechanical Joint Ductile Iron Tee.....	26,518.43	688.72
33 14 13 13-0804	EA		42" x 18" Ceramic Epoxy Lined (P401), Bituminous Seal Coat, Mechanical Joint Ductile Iron Tee.....	30,226.17	716.31
33 14 13 13-0805	EA		42" x 20" Ceramic Epoxy Lined (P401), Bituminous Seal Coat, Mechanical Joint Ductile Iron Tee.....	30,308.68	770.43
33 14 13 13-0806	EA		42" x 24" Ceramic Epoxy Lined (P401), Bituminous Seal Coat, Mechanical Joint Ductile Iron Tee.....	25,073.24	824.55
33 14 13 13-0807	EA		42" x 30" Ceramic Epoxy Lined (P401), Bituminous Seal Coat, Mechanical Joint Ductile Iron Tee.....	25,522.09	863.82
33 14 13 13-0808	EA		42" x 36" Ceramic Epoxy Lined (P401), Bituminous Seal Coat, Mechanical Joint Ductile Iron Tee.....	31,618.17	893.52
33 14 13 13-0809	EA		42" x 42" Ceramic Epoxy Lined (P401), Bituminous Seal Coat, Mechanical Joint Ductile Iron Tee.....	33,327.42	910.51
33 14 13 13-0810	EA		48" x 12" Ceramic Epoxy Lined (P401), Bituminous Seal Coat, Mechanical Joint Ductile Iron Tee.....	27,565.02	714.18
33 14 13 13-0811	EA		48" x 14" Ceramic Epoxy Lined (P401), Bituminous Seal Coat, Mechanical Joint Ductile Iron Tee.....	28,059.73	725.86
33 14 13 13-0812	EA		48" x 16" Ceramic Epoxy Lined (P401), Bituminous Seal Coat, Mechanical Joint Ductile Iron Tee.....	28,762.40	742.83
33 14 13 13-0813	EA		48" x 18" Ceramic Epoxy Lined (P401), Bituminous Seal Coat, Mechanical Joint Ductile Iron Tee.....	29,477.12	769.37
33 14 13 13-0814	EA		48" x 20" Ceramic Epoxy Lined (P401), Bituminous Seal Coat, Mechanical Joint Ductile Iron Tee.....	30,237.61	824.55
33 14 13 13-0815	EA		48" x 24" Ceramic Epoxy Lined (P401), Bituminous Seal Coat, Mechanical Joint Ductile Iron Tee.....	30,409.84	878.67
33 14 13 13-0816	EA		48" x 30" Ceramic Epoxy Lined (P401), Bituminous Seal Coat, Mechanical Joint Ductile Iron Tee.....	32,651.61	916.87
33 14 13 13-0817	EA		48" x 36" Ceramic Epoxy Lined (P401), Bituminous Seal Coat, Mechanical Joint Ductile Iron Tee.....	26,259.90	947.65
33 14 13 13-0818	EA		48" x 42" Ceramic Epoxy Lined (P401), Bituminous Seal Coat, Mechanical Joint Ductile Iron Tee.....	32,930.22	964.63
33 14 13 13-0819	EA		48" x 48" Ceramic Epoxy Lined (P401), Bituminous Seal Coat, Mechanical Joint Ductile Iron Tee.....	43,871.50	991.16

33 14 13 13-0820 Ceramic Epoxy Lined (P401), Bituminous Seal Coat, Mechanical Joint Ductile Iron Wye (Laterals) (33 14 13 13-0638)

33 14 13 13-0821	EA		3" x 3" Ceramic Epoxy Lined (P401), Bituminous Seal Coat, Mechanical Joint Ductile Iron Wye (Lateral).....	558.81	67.68
33 14 13 13-0822	EA		4" x 3" Ceramic Epoxy Lined (P401), Bituminous Seal Coat, Mechanical Joint Ductile Iron Wye (Lateral).....	615.04	67.68
33 14 13 13-0823	EA		4" x 4" Ceramic Epoxy Lined (P401), Bituminous Seal Coat, Mechanical Joint Ductile Iron Wye (Lateral).....	721.66	70.84
33 14 13 13-0824	EA		6" x 3" Ceramic Epoxy Lined (P401), Bituminous Seal Coat, Mechanical Joint Ductile Iron Wye (Lateral).....	796.35	89.80
33 14 13 13-0825	EA		6" x 4" Ceramic Epoxy Lined (P401), Bituminous Seal Coat, Mechanical Joint Ductile Iron Wye (Lateral).....	888.71	93.33
33 14 13 13-0826	EA		6" x 6" Ceramic Epoxy Lined (P401), Bituminous Seal Coat, Mechanical Joint Ductile Iron Wye (Lateral).....	1,087.12	104.58
33 14 13 13-0827	EA		8" x 4" Ceramic Epoxy Lined (P401), Bituminous Seal Coat, Mechanical Joint Ductile Iron Wye (Lateral).....	1,428.54	107.95
33 14 13 13-0828	EA		8" x 6" Ceramic Epoxy Lined (P401), Bituminous Seal Coat, Mechanical Joint Ductile Iron Wye (Lateral).....	1,316.89	119.19
33 14 13 13-0829	EA		8" x 8" Ceramic Epoxy Lined (P401), Bituminous Seal Coat, Mechanical Joint Ductile Iron Wye (Lateral).....	1,480.76	127.06
33 14 13 13-0830	EA		10" x 4" Ceramic Epoxy Lined (P401), Bituminous Seal Coat, Mechanical Joint Ductile Iron Wye (Lateral).....	2,096.90	115.67
33 14 13 13-0831	EA		10" x 6" Ceramic Epoxy Lined (P401), Bituminous Seal Coat, Mechanical Joint Ductile Iron Wye (Lateral).....	2,183.50	126.29
33 14 13 13-0832	EA		10" x 8" Ceramic Epoxy Lined (P401), Bituminous Seal Coat, Mechanical Joint Ductile Iron Wye (Lateral).....	2,443.14	133.71
33 14 13 13-0833	EA		10" x 10" Ceramic Epoxy Lined (P401), Bituminous Seal Coat, Mechanical Joint Ductile Iron Wye (Lateral).....	2,667.06	140.08
33 14 13 13-0834	EA		12" x 4" Ceramic Epoxy Lined (P401), Bituminous Seal Coat, Mechanical Joint Ductile Iron Wye (Lateral).....	2,559.92	129.47
33 14 13 13-0835	EA		12" x 6" Ceramic Epoxy Lined (P401), Bituminous Seal Coat, Mechanical Joint Ductile Iron Wye (Lateral).....	2,903.57	140.08
33 14 13 13-0836	EA		12" x 8" Ceramic Epoxy Lined (P401), Bituminous Seal Coat, Mechanical Joint Ductile Iron Wye (Lateral).....	3,437.93	147.51
33 14 13 13-0837	EA		12" x 10" Ceramic Epoxy Lined (P401), Bituminous Seal Coat, Mechanical Joint Ductile Iron Wye (Lateral).....	3,440.15	153.87
33 14 13 13-0838	EA		12" x 12" Ceramic Epoxy Lined (P401), Bituminous Seal Coat, Mechanical Joint Ductile Iron Wye (Lateral).....	3,172.83	161.30
33 14 13 13-0839	EA		14" x 6" Ceramic Epoxy Lined (P401), Bituminous Seal Coat, Mechanical Joint Ductile Iron Wye (Lateral).....	3,774.10	163.43
33 14 13 13-0840	EA		14" x 8" Ceramic Epoxy Lined (P401), Bituminous Seal Coat, Mechanical Joint Ductile Iron Wye (Lateral).....	4,340.60	170.86
33 14 13 13-0841	EA		14" x 10" Ceramic Epoxy Lined (P401), Bituminous Seal Coat, Mechanical Joint Ductile Iron Wye (Lateral).....	5,724.46	177.22



MINOR CSI UOM DESCRIPTION	TOTAL DIRECT UNIT COST	DEMOLITION UNIT COST
33 14 13 13-0842 EA 14" x 12" Ceramic Epoxy Lined (P401), Bituminous Seal Coat, Mechanical Joint Ductile Iron Wye (Lateral)	6,139.92	184.65
33 14 13 13-0843 EA 14" x 14" Ceramic Epoxy Lined (P401), Bituminous Seal Coat, Mechanical Joint Ductile Iron Wye (Lateral)	5,980.76	196.32
33 14 13 13-0844 EA 16" x 6" Ceramic Epoxy Lined (P401), Bituminous Seal Coat, Mechanical Joint Ductile Iron Wye (Lateral)	3,926.34	196.32
33 14 13 13-0845 EA 16" x 8" Ceramic Epoxy Lined (P401), Bituminous Seal Coat, Mechanical Joint Ductile Iron Wye (Lateral)	4,338.60	202.69
33 14 13 13-0846 EA 16" x 10" Ceramic Epoxy Lined (P401), Bituminous Seal Coat, Mechanical Joint Ductile Iron Wye (Lateral)	5,153.75	210.12
33 14 13 13-0847 EA 16" x 12" Ceramic Epoxy Lined (P401), Bituminous Seal Coat, Mechanical Joint Ductile Iron Wye (Lateral)	5,316.98	216.48
33 14 13 13-0848 EA 16" x 14" Ceramic Epoxy Lined (P401), Bituminous Seal Coat, Mechanical Joint Ductile Iron Wye (Lateral)	6,590.87	228.16
33 14 13 13-0849 EA 16" x 16" Ceramic Epoxy Lined (P401), Bituminous Seal Coat, Mechanical Joint Ductile Iron Wye (Lateral)	6,229.99	245.13
33 14 13 13-0850 EA 18" x 6" Ceramic Epoxy Lined (P401), Bituminous Seal Coat, Mechanical Joint Ductile Iron Wye (Lateral)	5,567.83	251.51
33 14 13 13-0851 EA 18" x 8" Ceramic Epoxy Lined (P401), Bituminous Seal Coat, Mechanical Joint Ductile Iron Wye (Lateral)	6,007.42	257.87
33 14 13 13-0852 EA 18" x 10" Ceramic Epoxy Lined (P401), Bituminous Seal Coat, Mechanical Joint Ductile Iron Wye (Lateral)	6,432.16	264.24
33 14 13 13-0853 EA 18" x 12" Ceramic Epoxy Lined (P401), Bituminous Seal Coat, Mechanical Joint Ductile Iron Wye (Lateral)	6,892.60	271.66
33 14 13 13-0854 EA 18" x 14" Ceramic Epoxy Lined (P401), Bituminous Seal Coat, Mechanical Joint Ductile Iron Wye (Lateral)	6,961.57	283.34
33 14 13 13-0855 EA 18" x 16" Ceramic Epoxy Lined (P401), Bituminous Seal Coat, Mechanical Joint Ductile Iron Wye (Lateral)	7,039.30	299.26
33 14 13 13-0856 EA 18" x 18" Ceramic Epoxy Lined (P401), Bituminous Seal Coat, Mechanical Joint Ductile Iron Wye (Lateral)	6,372.37	326.85
33 14 13 13-0857 EA 20" x 6" Ceramic Epoxy Lined (P401), Bituminous Seal Coat, Mechanical Joint Ductile Iron Wye (Lateral)	6,547.41	359.74
33 14 13 13-0858 EA 20" x 8" Ceramic Epoxy Lined (P401), Bituminous Seal Coat, Mechanical Joint Ductile Iron Wye (Lateral)	6,691.37	367.17
33 14 13 13-0859 EA 20" x 10" Ceramic Epoxy Lined (P401), Bituminous Seal Coat, Mechanical Joint Ductile Iron Wye (Lateral)	7,376.38	373.55
33 14 13 13-0860 EA 20" x 12" Ceramic Epoxy Lined (P401), Bituminous Seal Coat, Mechanical Joint Ductile Iron Wye (Lateral)	8,055.32	380.97
33 14 13 13-0861 EA 20" x 14" Ceramic Epoxy Lined (P401), Bituminous Seal Coat, Mechanical Joint Ductile Iron Wye (Lateral)	8,129.11	392.64
33 14 13 13-0862 EA 20" x 16" Ceramic Epoxy Lined (P401), Bituminous Seal Coat, Mechanical Joint Ductile Iron Wye (Lateral)	8,214.87	408.56
33 14 13 13-0863 EA 20" x 18" Ceramic Epoxy Lined (P401), Bituminous Seal Coat, Mechanical Joint Ductile Iron Wye (Lateral)	9,551.32	436.16
33 14 13 13-0864 EA 20" x 20" Ceramic Epoxy Lined (P401), Bituminous Seal Coat, Mechanical Joint Ductile Iron Wye (Lateral)	8,978.36	490.27
33 14 13 13-0865 EA 24" x 6" Ceramic Epoxy Lined (P401), Bituminous Seal Coat, Mechanical Joint Ductile Iron Wye (Lateral)	7,931.32	467.99
33 14 13 13-0866 EA 24" x 8" Ceramic Epoxy Lined (P401), Bituminous Seal Coat, Mechanical Joint Ductile Iron Wye (Lateral)	8,033.51	475.42
33 14 13 13-0867 EA 24" x 10" Ceramic Epoxy Lined (P401), Bituminous Seal Coat, Mechanical Joint Ductile Iron Wye (Lateral)	8,988.41	481.78
33 14 13 13-0868 EA 24" x 12" Ceramic Epoxy Lined (P401), Bituminous Seal Coat, Mechanical Joint Ductile Iron Wye (Lateral)	9,421.54	489.21
33 14 13 13-0869 EA 24" x 14" Ceramic Epoxy Lined (P401), Bituminous Seal Coat, Mechanical Joint Ductile Iron Wye (Lateral)	10,934.82	500.88
33 14 13 13-0870 EA 24" x 16" Ceramic Epoxy Lined (P401), Bituminous Seal Coat, Mechanical Joint Ductile Iron Wye (Lateral)	12,185.34	516.81
33 14 13 13-0871 EA 24" x 18" Ceramic Epoxy Lined (P401), Bituminous Seal Coat, Mechanical Joint Ductile Iron Wye (Lateral)	13,664.78	544.39
33 14 13 13-0872 EA 24" x 20" Ceramic Epoxy Lined (P401), Bituminous Seal Coat, Mechanical Joint Ductile Iron Wye (Lateral)	15,013.26	599.57
33 14 13 13-0873 EA 24" x 24" Ceramic Epoxy Lined (P401), Bituminous Seal Coat, Mechanical Joint Ductile Iron Wye (Lateral)	13,211.03	653.70
33 14 13 13-0874 EA 30" x 6" Ceramic Epoxy Lined (P401), Bituminous Seal Coat, Mechanical Joint Ductile Iron Wye (Lateral)	16,757.38	545.46
33 14 13 13-0875 EA 30" x 8" Ceramic Epoxy Lined (P401), Bituminous Seal Coat, Mechanical Joint Ductile Iron Wye (Lateral)	18,840.46	552.88
33 14 13 13-0876 EA 30" x 10" Ceramic Epoxy Lined (P401), Bituminous Seal Coat, Mechanical Joint Ductile Iron Wye (Lateral)	19,957.64	559.25
33 14 13 13-0877 EA 30" x 12" Ceramic Epoxy Lined (P401), Bituminous Seal Coat, Mechanical Joint Ductile Iron Wye (Lateral)	21,076.78	566.68
33 14 13 13-0878 EA 30" x 14" Ceramic Epoxy Lined (P401), Bituminous Seal Coat, Mechanical Joint Ductile Iron Wye (Lateral)	22,662.34	578.35
33 14 13 13-0879 EA 30" x 16" Ceramic Epoxy Lined (P401), Bituminous Seal Coat, Mechanical Joint Ductile Iron Wye (Lateral)	24,365.91	594.27
33 14 13 13-0880 EA 30" x 18" Ceramic Epoxy Lined (P401), Bituminous Seal Coat, Mechanical Joint Ductile Iron Wye (Lateral)	24,969.76	621.86
33 14 13 13-0881 EA 30" x 20" Ceramic Epoxy Lined (P401), Bituminous Seal Coat, Mechanical Joint Ductile Iron Wye (Lateral)	25,837.90	675.99
33 14 13 13-0882 EA 30" x 24" Ceramic Epoxy Lined (P401), Bituminous Seal Coat, Mechanical Joint Ductile Iron Wye (Lateral)	27,052.78	730.10
33 14 13 13-0883 EA 30" x 30" Ceramic Epoxy Lined (P401), Bituminous Seal Coat, Mechanical Joint Ductile Iron Wye (Lateral)	29,341.15	769.37
33 14 13 13-0884 EA 36" x 12" Ceramic Epoxy Lined (P401), Bituminous Seal Coat, Mechanical Joint Ductile Iron Wye (Lateral)	32,390.15	627.17
33 14 13 13-0885 EA 36" x 14" Ceramic Epoxy Lined (P401), Bituminous Seal Coat, Mechanical Joint Ductile Iron Wye (Lateral)	33,672.07	638.84
33 14 13 13-0886 EA 36" x 16" Ceramic Epoxy Lined (P401), Bituminous Seal Coat, Mechanical Joint Ductile Iron Wye (Lateral)	34,945.07	654.76
33 14 13 13-0887 EA 36" x 18" Ceramic Epoxy Lined (P401), Bituminous Seal Coat, Mechanical Joint Ductile Iron Wye (Lateral)	37,404.51	682.35
33 14 13 13-0888 EA 36" x 20" Ceramic Epoxy Lined (P401), Bituminous Seal Coat, Mechanical Joint Ductile Iron Wye (Lateral)	39,914.54	736.47
33 14 13 13-0889 EA 36" x 24" Ceramic Epoxy Lined (P401), Bituminous Seal Coat, Mechanical Joint Ductile Iron Wye (Lateral)	44,299.18	790.59
33 14 13 13-0890 EA 36" x 30" Ceramic Epoxy Lined (P401), Bituminous Seal Coat, Mechanical Joint Ductile Iron Wye (Lateral)	49,676.96	829.86
33 14 13 13-0891 EA 36" x 36" Ceramic Epoxy Lined (P401), Bituminous Seal Coat, Mechanical Joint Ductile Iron Wye (Lateral)	59,405.46	859.57
33 14 13 13-0892 EA 42" x 20" Ceramic Epoxy Lined (P401), Bituminous Seal Coat, Mechanical Joint Ductile Iron Wye (Lateral)	52,260.72	770.43
33 14 13 13-0893 EA 42" x 24" Ceramic Epoxy Lined (P401), Bituminous Seal Coat, Mechanical Joint Ductile Iron Wye (Lateral)	53,533.45	824.55
33 14 13 13-0894 EA 42" x 30" Ceramic Epoxy Lined (P401), Bituminous Seal Coat, Mechanical Joint Ductile Iron Wye (Lateral)	57,200.24	863.82
33 14 13 13-0895 EA 42" x 36" Ceramic Epoxy Lined (P401), Bituminous Seal Coat, Mechanical Joint Ductile Iron Wye (Lateral)	65,498.91	893.52
33 14 13 13-0896 EA 42" x 42" Ceramic Epoxy Lined (P401), Bituminous Seal Coat, Mechanical Joint Ductile Iron Wye (Lateral)	77,385.72	910.51
33 14 13 13-0897 EA 48" x 20" Ceramic Epoxy Lined (P401), Bituminous Seal Coat, Mechanical Joint Ductile Iron Wye (Lateral)	51,497.22	824.55
33 14 13 13-0898 EA 48" x 24" Ceramic Epoxy Lined (P401), Bituminous Seal Coat, Mechanical Joint Ductile Iron Wye (Lateral)	58,375.23	878.67
33 14 13 13-0899 EA 48" x 30" Ceramic Epoxy Lined (P401), Bituminous Seal Coat, Mechanical Joint Ductile Iron Wye (Lateral)	62,233.20	916.87
33 14 13 13-0900 EA 48" x 36" Ceramic Epoxy Lined (P401), Bituminous Seal Coat, Mechanical Joint Ductile Iron Wye (Lateral)	71,031.51	947.65
33 14 13 13-0901 EA 48" x 42" Ceramic Epoxy Lined (P401), Bituminous Seal Coat, Mechanical Joint Ductile Iron Wye (Lateral)	93,128.02	964.63
33 14 13 13-0902 EA 48" x 48" Ceramic Epoxy Lined (P401), Bituminous Seal Coat, Mechanical Joint Ductile Iron Wye (Lateral)	102,305.30	991.16
33 14 13 13-0903 Ceramic Epoxy Lined (P401), Bituminous Seal Coat, Mechanical Joint x		
Flanged End (MJxFE) Ductile Iron Hydrant Tee <small>(33 14 13 13-0638)</small>		
33 14 13 13-0904 EA 6" x 6" Ceramic Epoxy Lined (P401), Bituminous Seal Coat, Mechanical Joint x Flanged End (MJxFE) Ductile Iron Hydrant Tee.....	993.94	104.58
33 14 13 13-0905 EA 8" x 6" Ceramic Epoxy Lined (P401), Bituminous Seal Coat, Mechanical Joint x Flanged End (MJxFE) Ductile Iron Hydrant Tee.....	1,236.56	119.19
33 14 13 13-0906 EA 10" x 6" Ceramic Epoxy Lined (P401), Bituminous Seal Coat, Mechanical Joint x Flanged End (MJxFE) Ductile Iron Hydrant Tee.....	1,775.44	126.29
33 14 13 13-0907 EA 12" x 6" Ceramic Epoxy Lined (P401), Bituminous Seal Coat, Mechanical Joint x Flanged End (MJxFE) Ductile Iron Hydrant Tee.....	2,044.06	140.08
33 14 13 13-0908 EA 14" x 6" Ceramic Epoxy Lined (P401), Bituminous Seal Coat, Mechanical Joint x Flanged End (MJxFE) Ductile Iron Hydrant Tee.....	2,705.74	163.43
33 14 13 13-0909 EA 16" x 6" Ceramic Epoxy Lined (P401), Bituminous Seal Coat, Mechanical Joint x Flanged End (MJxFE) Ductile Iron Hydrant Tee.....	3,296.57	196.32
33 14 13 13-0910 EA 18" x 6" Ceramic Epoxy Lined (P401), Bituminous Seal Coat, Mechanical Joint x Flanged End (MJxFE) Ductile Iron Hydrant Tee.....	3,888.98	251.51
33 14 13 13-0911 EA 20" x 6" Ceramic Epoxy Lined (P401), Bituminous Seal Coat, Mechanical Joint x Flanged End (MJxFE) Ductile Iron Hydrant Tee.....	5,225.21	359.74

33 Utilities

33 10 Water Utilities

33 14 Water Utility Transmission and Distribution



MINOR CSI UOM DESCRIPTION	TOTAL DIRECT UNIT COST	DEMOLITION UNIT COST
------------------------------	---------------------------	-------------------------

33 14 13 13-0912 EA 24" x 6" Ceramic Epoxy Lined (P401), Bituminous Seal Coat, Mechanical Joint x Flanged End (MJxFE) Ductile Iron Hydrant Tee.....	6,094.80	467.99
33 14 13 13-0913 EA 30" x 6" Ceramic Epoxy Lined (P401), Bituminous Seal Coat, Mechanical Joint x Flanged End (MJxFE) Ductile Iron Hydrant Tee.....	11,103.89	545.46

33 14 13 13-0914 Ceramic Epoxy Lined (P401), Bituminous Seal Coat, Mechanical Joint Ductile Iron Cross (33 14 13 13-0638)

33 14 13 13-0915 EA 3" x 3" Ceramic Epoxy Lined (P401), Bituminous Seal Coat, Mechanical Joint Ductile Iron Cross	554.50	80.74
33 14 13 13-0916 EA 4" x 3" Ceramic Epoxy Lined (P401), Bituminous Seal Coat, Mechanical Joint Ductile Iron Cross	693.83	87.87
33 14 13 13-0917 EA 4" x 4" Ceramic Epoxy Lined (P401), Bituminous Seal Coat, Mechanical Joint Ductile Iron Cross	869.15	88.83
33 14 13 13-0918 EA 6" x 3" Ceramic Epoxy Lined (P401), Bituminous Seal Coat, Mechanical Joint Ductile Iron Cross	920.35	110.13
33 14 13 13-0919 EA 6" x 4" Ceramic Epoxy Lined (P401), Bituminous Seal Coat, Mechanical Joint Ductile Iron Cross	1,077.98	119.19
33 14 13 13-0920 EA 6" x 6" Ceramic Epoxy Lined (P401), Bituminous Seal Coat, Mechanical Joint Ductile Iron Cross	1,188.83	148.42
33 14 13 13-0921 EA 8" x 4" Ceramic Epoxy Lined (P401), Bituminous Seal Coat, Mechanical Joint Ductile Iron Cross	1,144.67	130.44
33 14 13 13-0922 EA 8" x 6" Ceramic Epoxy Lined (P401), Bituminous Seal Coat, Mechanical Joint Ductile Iron Cross	1,348.69	159.67
33 14 13 13-0923 EA 8" x 8" Ceramic Epoxy Lined (P401), Bituminous Seal Coat, Mechanical Joint Ductile Iron Cross	1,333.44	170.92
33 14 13 13-0924 EA 10" x 4" Ceramic Epoxy Lined (P401), Bituminous Seal Coat, Mechanical Joint Ductile Iron Cross	1,345.85	135.83
33 14 13 13-0925 EA 10" x 6" Ceramic Epoxy Lined (P401), Bituminous Seal Coat, Mechanical Joint Ductile Iron Cross	1,507.18	163.43
33 14 13 13-0926 EA 10" x 8" Ceramic Epoxy Lined (P401), Bituminous Seal Coat, Mechanical Joint Ductile Iron Cross	1,793.02	174.04
33 14 13 13-0927 EA 10" x 10" Ceramic Epoxy Lined (P401), Bituminous Seal Coat, Mechanical Joint Ductile Iron Cross	1,942.62	186.77
33 14 13 13-0928 EA 12" x 4" Ceramic Epoxy Lined (P401), Bituminous Seal Coat, Mechanical Joint Ductile Iron Cross	1,733.03	147.51
33 14 13 13-0929 EA 12" x 6" Ceramic Epoxy Lined (P401), Bituminous Seal Coat, Mechanical Joint Ductile Iron Cross	2,005.20	175.09
33 14 13 13-0930 EA 12" x 8" Ceramic Epoxy Lined (P401), Bituminous Seal Coat, Mechanical Joint Ductile Iron Cross	2,176.97	185.71
33 14 13 13-0931 EA 12" x 10" Ceramic Epoxy Lined (P401), Bituminous Seal Coat, Mechanical Joint Ductile Iron Cross	2,541.85	198.44
33 14 13 13-0932 EA 12" x 12" Ceramic Epoxy Lined (P401), Bituminous Seal Coat, Mechanical Joint Ductile Iron Cross	2,904.92	210.12
33 14 13 13-0933 EA 14" x 6" Ceramic Epoxy Lined (P401), Bituminous Seal Coat, Mechanical Joint Ductile Iron Cross	3,006.91	192.08
33 14 13 13-0934 EA 14" x 8" Ceramic Epoxy Lined (P401), Bituminous Seal Coat, Mechanical Joint Ductile Iron Cross	3,569.06	202.69
33 14 13 13-0935 EA 14" x 10" Ceramic Epoxy Lined (P401), Bituminous Seal Coat, Mechanical Joint Ductile Iron Cross	3,654.41	216.48
33 14 13 13-0936 EA 14" x 12" Ceramic Epoxy Lined (P401), Bituminous Seal Coat, Mechanical Joint Ductile Iron Cross	3,856.81	227.09
33 14 13 13-0937 EA 14" x 14" Ceramic Epoxy Lined (P401), Bituminous Seal Coat, Mechanical Joint Ductile Iron Cross	4,275.33	245.13
33 14 13 13-0938 EA 16" x 6" Ceramic Epoxy Lined (P401), Bituminous Seal Coat, Mechanical Joint Ductile Iron Cross	3,365.34	217.55
33 14 13 13-0939 EA 16" x 8" Ceramic Epoxy Lined (P401), Bituminous Seal Coat, Mechanical Joint Ductile Iron Cross	3,853.59	227.09
33 14 13 13-0940 EA 16" x 10" Ceramic Epoxy Lined (P401), Bituminous Seal Coat, Mechanical Joint Ductile Iron Cross	4,652.24	240.90
33 14 13 13-0941 EA 16" x 12" Ceramic Epoxy Lined (P401), Bituminous Seal Coat, Mechanical Joint Ductile Iron Cross	5,204.88	252.56
33 14 13 13-0942 EA 16" x 14" Ceramic Epoxy Lined (P401), Bituminous Seal Coat, Mechanical Joint Ductile Iron Cross	6,328.69	269.55
33 14 13 13-0943 EA 16" x 16" Ceramic Epoxy Lined (P401), Bituminous Seal Coat, Mechanical Joint Ductile Iron Cross	6,603.58	293.95
33 14 13 13-0944 EA 18" x 6" Ceramic Epoxy Lined (P401), Bituminous Seal Coat, Mechanical Joint Ductile Iron Cross	5,828.76	256.81
33 14 13 13-0945 EA 18" x 8" Ceramic Epoxy Lined (P401), Bituminous Seal Coat, Mechanical Joint Ductile Iron Cross	6,167.62	267.42
33 14 13 13-0946 EA 18" x 10" Ceramic Epoxy Lined (P401), Bituminous Seal Coat, Mechanical Joint Ductile Iron Cross	6,456.98	280.16
33 14 13 13-0947 EA 18" x 12" Ceramic Epoxy Lined (P401), Bituminous Seal Coat, Mechanical Joint Ductile Iron Cross	7,016.05	291.83
33 14 13 13-0948 EA 18" x 14" Ceramic Epoxy Lined (P401), Bituminous Seal Coat, Mechanical Joint Ductile Iron Cross	8,225.00	308.81
33 14 13 13-0949 EA 18" x 16" Ceramic Epoxy Lined (P401), Bituminous Seal Coat, Mechanical Joint Ductile Iron Cross	8,748.91	333.22
33 14 13 13-0950 EA 18" x 18" Ceramic Epoxy Lined (P401), Bituminous Seal Coat, Mechanical Joint Ductile Iron Cross	9,131.85	373.55
33 14 13 13-0951 EA 20" x 6" Ceramic Epoxy Lined (P401), Bituminous Seal Coat, Mechanical Joint Ductile Iron Cross	7,328.76	322.60
33 14 13 13-0952 EA 20" x 8" Ceramic Epoxy Lined (P401), Bituminous Seal Coat, Mechanical Joint Ductile Iron Cross	7,670.83	332.16
33 14 13 13-0953 EA 20" x 10" Ceramic Epoxy Lined (P401), Bituminous Seal Coat, Mechanical Joint Ductile Iron Cross	7,903.97	345.95
33 14 13 13-0954 EA 20" x 12" Ceramic Epoxy Lined (P401), Bituminous Seal Coat, Mechanical Joint Ductile Iron Cross	8,458.23	357.62
33 14 13 13-0955 EA 20" x 14" Ceramic Epoxy Lined (P401), Bituminous Seal Coat, Mechanical Joint Ductile Iron Cross	8,593.97	374.60
33 14 13 13-0956 EA 20" x 16" Ceramic Epoxy Lined (P401), Bituminous Seal Coat, Mechanical Joint Ductile Iron Cross	10,462.57	399.01
33 14 13 13-0957 EA 20" x 18" Ceramic Epoxy Lined (P401), Bituminous Seal Coat, Mechanical Joint Ductile Iron Cross	10,845.51	438.27
33 14 13 13-0958 EA 20" x 20" Ceramic Epoxy Lined (P401), Bituminous Seal Coat, Mechanical Joint Ductile Iron Cross	11,699.67	504.07
33 14 13 13-0959 EA 24" x 6" Ceramic Epoxy Lined (P401), Bituminous Seal Coat, Mechanical Joint Ductile Iron Cross	10,037.78	403.26
33 14 13 13-0960 EA 24" x 8" Ceramic Epoxy Lined (P401), Bituminous Seal Coat, Mechanical Joint Ductile Iron Cross	10,270.92	413.87
33 14 13 13-0961 EA 24" x 10" Ceramic Epoxy Lined (P401), Bituminous Seal Coat, Mechanical Joint Ductile Iron Cross	10,666.00	426.60
33 14 13 13-0962 EA 24" x 12" Ceramic Epoxy Lined (P401), Bituminous Seal Coat, Mechanical Joint Ductile Iron Cross	11,006.59	438.27
33 14 13 13-0963 EA 24" x 14" Ceramic Epoxy Lined (P401), Bituminous Seal Coat, Mechanical Joint Ductile Iron Cross	11,193.76	455.25
33 14 13 13-0964 EA 24" x 16" Ceramic Epoxy Lined (P401), Bituminous Seal Coat, Mechanical Joint Ductile Iron Cross	11,610.03	479.66
33 14 13 13-0965 EA 24" x 18" Ceramic Epoxy Lined (P401), Bituminous Seal Coat, Mechanical Joint Ductile Iron Cross	15,495.27	519.99
33 14 13 13-0966 EA 24" x 20" Ceramic Epoxy Lined (P401), Bituminous Seal Coat, Mechanical Joint Ductile Iron Cross	16,293.19	584.72
33 14 13 13-0967 EA 24" x 24" Ceramic Epoxy Lined (P401), Bituminous Seal Coat, Mechanical Joint Ductile Iron Cross	17,925.82	665.37
33 14 13 13-0968 EA 30" x 8" Ceramic Epoxy Lined (P401), Bituminous Seal Coat, Mechanical Joint Ductile Iron Cross	15,588.88	535.91
33 14 13 13-0969 EA 30" x 10" Ceramic Epoxy Lined (P401), Bituminous Seal Coat, Mechanical Joint Ductile Iron Cross	15,897.52	548.64
33 14 13 13-0970 EA 30" x 12" Ceramic Epoxy Lined (P401), Bituminous Seal Coat, Mechanical Joint Ductile Iron Cross	16,201.16	560.31
33 14 13 13-0971 EA 30" x 14" Ceramic Epoxy Lined (P401), Bituminous Seal Coat, Mechanical Joint Ductile Iron Cross	16,558.62	577.29
33 14 13 13-0972 EA 30" x 16" Ceramic Epoxy Lined (P401), Bituminous Seal Coat, Mechanical Joint Ductile Iron Cross	16,966.85	602.76
33 14 13 13-0973 EA 30" x 18" Ceramic Epoxy Lined (P401), Bituminous Seal Coat, Mechanical Joint Ductile Iron Cross	17,438.15	642.03
33 14 13 13-0974 EA 30" x 20" Ceramic Epoxy Lined (P401), Bituminous Seal Coat, Mechanical Joint Ductile Iron Cross	18,028.84	706.76
33 14 13 13-0975 EA 30" x 24" Ceramic Epoxy Lined (P401), Bituminous Seal Coat, Mechanical Joint Ductile Iron Cross	23,261.77	788.47
33 14 13 13-0976 EA 30" x 30" Ceramic Epoxy Lined (P401), Bituminous Seal Coat, Mechanical Joint Ductile Iron Cross	26,745.35	910.51
33 14 13 13-0977 EA 36" x 8" Ceramic Epoxy Lined (P401), Bituminous Seal Coat, Mechanical Joint Ductile Iron Cross	21,874.58	580.47
33 14 13 13-0978 EA 36" x 10" Ceramic Epoxy Lined (P401), Bituminous Seal Coat, Mechanical Joint Ductile Iron Cross	22,180.00	593.21
33 14 13 13-0979 EA 36" x 12" Ceramic Epoxy Lined (P401), Bituminous Seal Coat, Mechanical Joint Ductile Iron Cross	22,443.48	604.88
33 14 13 13-0980 EA 36" x 14" Ceramic Epoxy Lined (P401), Bituminous Seal Coat, Mechanical Joint Ductile Iron Cross	22,755.96	622.92
33 14 13 13-0981 EA 36" x 16" Ceramic Epoxy Lined (P401), Bituminous Seal Coat, Mechanical Joint Ductile Iron Cross	23,120.81	647.33
33 14 13 13-0982 EA 36" x 18" Ceramic Epoxy Lined (P401), Bituminous Seal Coat, Mechanical Joint Ductile Iron Cross	23,548.74	686.60
33 14 13 13-0983 EA 36" x 20" Ceramic Epoxy Lined (P401), Bituminous Seal Coat, Mechanical Joint Ductile Iron Cross	24,099.26	752.39
33 14 13 13-0984 EA 36" x 24" Ceramic Epoxy Lined (P401), Bituminous Seal Coat, Mechanical Joint Ductile Iron Cross	25,081.23	833.04
33 14 13 13-0985 EA 36" x 30" Ceramic Epoxy Lined (P401), Bituminous Seal Coat, Mechanical Joint Ductile Iron Cross	33,901.80	955.08
33 14 13 13-0986 EA 36" x 36" Ceramic Epoxy Lined (P401), Bituminous Seal Coat, Mechanical Joint Ductile Iron Cross	37,284.44	1,000.70
33 14 13 13-0987 EA 42" x 12" Ceramic Epoxy Lined (P401), Bituminous Seal Coat, Mechanical Joint Ductile Iron Cross	29,465.09	631.42



MINOR CSI UOM DESCRIPTION	TOTAL DIRECT UNIT COST	DEMOLITION UNIT COST
33 14 13 13-0988 EA 42" x 14" Ceramic Epoxy Lined (P401), Bituminous Seal Coat, Mechanical Joint Ductile Iron Cross	30,077.99	648.39
33 14 13 13-0989 EA 42" x 16" Ceramic Epoxy Lined (P401), Bituminous Seal Coat, Mechanical Joint Ductile Iron Cross	30,431.60	673.86
33 14 13 13-0990 EA 42" x 18" Ceramic Epoxy Lined (P401), Bituminous Seal Coat, Mechanical Joint Ductile Iron Cross	30,920.58	713.12
33 14 13 13-0991 EA 42" x 20" Ceramic Epoxy Lined (P401), Bituminous Seal Coat, Mechanical Joint Ductile Iron Cross	31,803.65	778.92
33 14 13 13-0992 EA 42" x 24" Ceramic Epoxy Lined (P401), Bituminous Seal Coat, Mechanical Joint Ductile Iron Cross	33,682.08	859.57
33 14 13 13-0993 EA 42" x 30" Ceramic Epoxy Lined (P401), Bituminous Seal Coat, Mechanical Joint Ductile Iron Cross	40,960.37	981.61
33 14 13 13-0994 EA 42" x 36" Ceramic Epoxy Lined (P401), Bituminous Seal Coat, Mechanical Joint Ductile Iron Cross	53,680.34	1,026.17
33 14 13 13-0995 EA 42" x 42" Ceramic Epoxy Lined (P401), Bituminous Seal Coat, Mechanical Joint Ductile Iron Cross	57,554.69	1,052.70
33 14 13 13-0996 EA 48" x 12" Ceramic Epoxy Lined (P401), Bituminous Seal Coat, Mechanical Joint Ductile Iron Cross	39,923.17	735.41
33 14 13 13-0997 EA 48" x 14" Ceramic Epoxy Lined (P401), Bituminous Seal Coat, Mechanical Joint Ductile Iron Cross	40,184.24	752.39
33 14 13 13-0998 EA 48" x 16" Ceramic Epoxy Lined (P401), Bituminous Seal Coat, Mechanical Joint Ductile Iron Cross	40,533.03	776.79
33 14 13 13-0999 EA 48" x 18" Ceramic Epoxy Lined (P401), Bituminous Seal Coat, Mechanical Joint Ductile Iron Cross	40,906.32	816.06
33 14 13 13-1000 EA 48" x 20" Ceramic Epoxy Lined (P401), Bituminous Seal Coat, Mechanical Joint Ductile Iron Cross	41,399.02	881.86
33 14 13 13-1001 EA 48" x 24" Ceramic Epoxy Lined (P401), Bituminous Seal Coat, Mechanical Joint Ductile Iron Cross	42,263.71	962.51
33 14 13 13-1002 EA 48" x 30" Ceramic Epoxy Lined (P401), Bituminous Seal Coat, Mechanical Joint Ductile Iron Cross	44,682.15	1,084.55
33 14 13 13-1003 EA 48" x 36" Ceramic Epoxy Lined (P401), Bituminous Seal Coat, Mechanical Joint Ductile Iron Cross	54,892.67	1,130.17
33 14 13 13-1004 EA 48" x 42" Ceramic Epoxy Lined (P401), Bituminous Seal Coat, Mechanical Joint Ductile Iron Cross	70,792.12	1,156.70
33 14 13 13-1005 EA 48" x 48" Ceramic Epoxy Lined (P401), Bituminous Seal Coat, Mechanical Joint Ductile Iron Cross	75,373.41	1,259.64
33 14 13 13-1006 Ceramic Epoxy Lined (P401), Bituminous Seal Coat, Mechanical Joint x Mechanical Joint Ductile Iron Reducers (33 14 13 13-0638)		
33 14 13 13-1007 EA 4" x 3" Ceramic Epoxy Lined (P401), Bituminous Seal Coat, Mechanical Joint x Mechanical Joint Ductile Iron Reducer	395.91	43.93
33 14 13 13-1008 EA 6" x 3" Ceramic Epoxy Lined (P401), Bituminous Seal Coat, Mechanical Joint x Mechanical Joint Ductile Iron Reducer	554.16	55.06
33 14 13 13-1009 EA 6" x 4" Ceramic Epoxy Lined (P401), Bituminous Seal Coat, Mechanical Joint x Mechanical Joint Ductile Iron Reducer	609.36	58.47
33 14 13 13-1010 EA 8" x 4" Ceramic Epoxy Lined (P401), Bituminous Seal Coat, Mechanical Joint x Mechanical Joint Ductile Iron Reducer	800.64	66.34
33 14 13 13-1011 EA 8" x 6" Ceramic Epoxy Lined (P401), Bituminous Seal Coat, Mechanical Joint x Mechanical Joint Ductile Iron Reducer	831.86	77.59
33 14 13 13-1012 EA 10" x 4" Ceramic Epoxy Lined (P401), Bituminous Seal Coat, Mechanical Joint x Mechanical Joint Ductile Iron Reducer	980.29	68.97
33 14 13 13-1013 EA 10" x 6" Ceramic Epoxy Lined (P401), Bituminous Seal Coat, Mechanical Joint x Mechanical Joint Ductile Iron Reducer	1,025.11	79.59
33 14 13 13-1014 EA 10" x 8" Ceramic Epoxy Lined (P401), Bituminous Seal Coat, Mechanical Joint x Mechanical Joint Ductile Iron Reducer	1,066.26	87.01
33 14 13 13-1015 EA 12" x 4" Ceramic Epoxy Lined (P401), Bituminous Seal Coat, Mechanical Joint x Mechanical Joint Ductile Iron Reducer	1,133.87	76.40
33 14 13 13-1016 EA 12" x 6" Ceramic Epoxy Lined (P401), Bituminous Seal Coat, Mechanical Joint x Mechanical Joint Ductile Iron Reducer	1,254.22	87.01
33 14 13 13-1017 EA 12" x 8" Ceramic Epoxy Lined (P401), Bituminous Seal Coat, Mechanical Joint x Mechanical Joint Ductile Iron Reducer	1,274.47	93.39
33 14 13 13-1018 EA 12" x 10" Ceramic Epoxy Lined (P401), Bituminous Seal Coat, Mechanical Joint x Mechanical Joint Ductile Iron Reducer	1,331.32	100.82
33 14 13 13-1019 EA 14" x 6" Ceramic Epoxy Lined (P401), Bituminous Seal Coat, Mechanical Joint x Mechanical Joint Ductile Iron Reducer	1,965.81	98.69
33 14 13 13-1020 EA 14" x 8" Ceramic Epoxy Lined (P401), Bituminous Seal Coat, Mechanical Joint x Mechanical Joint Ductile Iron Reducer	1,976.43	105.05
33 14 13 13-1021 EA 14" x 10" Ceramic Epoxy Lined (P401), Bituminous Seal Coat, Mechanical Joint x Mechanical Joint Ductile Iron Reducer	1,718.38	112.48
33 14 13 13-1022 EA 14" x 12" Ceramic Epoxy Lined (P401), Bituminous Seal Coat, Mechanical Joint x Mechanical Joint Ductile Iron Reducer	1,753.10	118.86
33 14 13 13-1023 EA 16" x 6" Ceramic Epoxy Lined (P401), Bituminous Seal Coat, Mechanical Joint x Mechanical Joint Ductile Iron Reducer	2,356.82	114.61
33 14 13 13-1024 EA 16" x 8" Ceramic Epoxy Lined (P401), Bituminous Seal Coat, Mechanical Joint x Mechanical Joint Ductile Iron Reducer	2,285.50	122.04
33 14 13 13-1025 EA 16" x 10" Ceramic Epoxy Lined (P401), Bituminous Seal Coat, Mechanical Joint x Mechanical Joint Ductile Iron Reducer	2,144.73	128.40
33 14 13 13-1026 EA 16" x 12" Ceramic Epoxy Lined (P401), Bituminous Seal Coat, Mechanical Joint x Mechanical Joint Ductile Iron Reducer	2,118.39	134.77
33 14 13 13-1027 EA 16" x 14" Ceramic Epoxy Lined (P401), Bituminous Seal Coat, Mechanical Joint x Mechanical Joint Ductile Iron Reducer	2,396.23	146.44
33 14 13 13-1028 EA 18" x 8" Ceramic Epoxy Lined (P401), Bituminous Seal Coat, Mechanical Joint x Mechanical Joint Ductile Iron Reducer	2,560.01	148.57
33 14 13 13-1029 EA 18" x 10" Ceramic Epoxy Lined (P401), Bituminous Seal Coat, Mechanical Joint x Mechanical Joint Ductile Iron Reducer	2,888.37	156.00
33 14 13 13-1030 EA 18" x 12" Ceramic Epoxy Lined (P401), Bituminous Seal Coat, Mechanical Joint x Mechanical Joint Ductile Iron Reducer	2,757.60	162.36
33 14 13 13-1031 EA 18" x 14" Ceramic Epoxy Lined (P401), Bituminous Seal Coat, Mechanical Joint x Mechanical Joint Ductile Iron Reducer	3,298.90	174.04
33 14 13 13-1032 EA 18" x 16" Ceramic Epoxy Lined (P401), Bituminous Seal Coat, Mechanical Joint x Mechanical Joint Ductile Iron Reducer	2,885.02	191.01
33 14 13 13-1033 EA 20" x 8" Ceramic Epoxy Lined (P401), Bituminous Seal Coat, Mechanical Joint x Mechanical Joint Ductile Iron Reducer	3,408.87	203.75
33 14 13 13-1034 EA 20" x 10" Ceramic Epoxy Lined (P401), Bituminous Seal Coat, Mechanical Joint x Mechanical Joint Ductile Iron Reducer	3,435.18	210.12
33 14 13 13-1035 EA 20" x 12" Ceramic Epoxy Lined (P401), Bituminous Seal Coat, Mechanical Joint x Mechanical Joint Ductile Iron Reducer	3,118.05	217.55
33 14 13 13-1036 EA 20" x 14" Ceramic Epoxy Lined (P401), Bituminous Seal Coat, Mechanical Joint x Mechanical Joint Ductile Iron Reducer	3,114.73	229.22

33 Utilities**33 10 Water Utilities****33 14 Water Utility Transmission and Distribution**

SAN BERNARDINO
COUNTY

MINOR CSI UOM DESCRIPTION	TOTAL DIRECT UNIT COST	DEMOLITION UNIT COST
33 14 13 13-1037 EA 20" x 16" Ceramic Epoxy Lined (P401), Bituminous Seal Coat, Mechanical Joint x Mechanical Joint Ductile Iron Reducer.....	3,036.62	245.13
33 14 13 13-1038 EA 20" x 18" Ceramic Epoxy Lined (P401), Bituminous Seal Coat, Mechanical Joint x Mechanical Joint Ductile Iron Reducer.....	3,593.90	272.73
33 14 13 13-1039 EA 24" x 12" Ceramic Epoxy Lined (P401), Bituminous Seal Coat, Mechanical Joint x Mechanical Joint Ductile Iron Reducer.....	4,292.78	271.66
33 14 13 13-1040 EA 24" x 14" Ceramic Epoxy Lined (P401), Bituminous Seal Coat, Mechanical Joint x Mechanical Joint Ductile Iron Reducer.....	4,355.32	283.34
33 14 13 13-1041 EA 24" x 16" Ceramic Epoxy Lined (P401), Bituminous Seal Coat, Mechanical Joint x Mechanical Joint Ductile Iron Reducer.....	4,431.44	299.26
33 14 13 13-1042 EA 24" x 18" Ceramic Epoxy Lined (P401), Bituminous Seal Coat, Mechanical Joint x Mechanical Joint Ductile Iron Reducer.....	4,360.54	326.85
33 14 13 13-1043 EA 24" x 20" Ceramic Epoxy Lined (P401), Bituminous Seal Coat, Mechanical Joint x Mechanical Joint Ductile Iron Reducer.....	5,029.47	380.97
33 14 13 13-1044 EA 30" x 16" Ceramic Epoxy Lined (P401), Bituminous Seal Coat, Mechanical Joint x Mechanical Joint Ductile Iron Reducer.....	7,847.61	337.46
33 14 13 13-1045 EA 30" x 18" Ceramic Epoxy Lined (P401), Bituminous Seal Coat, Mechanical Joint x Mechanical Joint Ductile Iron Reducer.....	8,179.97	365.05
33 14 13 13-1046 EA 30" x 20" Ceramic Epoxy Lined (P401), Bituminous Seal Coat, Mechanical Joint x Mechanical Joint Ductile Iron Reducer.....	7,873.69	420.23
33 14 13 13-1047 EA 30" x 24" Ceramic Epoxy Lined (P401), Bituminous Seal Coat, Mechanical Joint x Mechanical Joint Ductile Iron Reducer.....	6,661.08	474.35
33 14 13 13-1048 EA 36" x 20" Ceramic Epoxy Lined (P401), Bituminous Seal Coat, Mechanical Joint x Mechanical Joint Ductile Iron Reducer.....	10,350.20	449.95
33 14 13 13-1049 EA 36" x 24" Ceramic Epoxy Lined (P401), Bituminous Seal Coat, Mechanical Joint x Mechanical Joint Ductile Iron Reducer.....	9,611.51	504.07
33 14 13 13-1050 EA 36" x 30" Ceramic Epoxy Lined (P401), Bituminous Seal Coat, Mechanical Joint x Mechanical Joint Ductile Iron Reducer.....	10,261.18	543.34
33 14 13 13-1051 EA 42" x 16" Ceramic Epoxy Lined (P401), Bituminous Seal Coat, Mechanical Joint x Mechanical Joint Ductile Iron Reducer.....	15,342.89	385.21
33 14 13 13-1052 EA 42" x 18" Ceramic Epoxy Lined (P401), Bituminous Seal Coat, Mechanical Joint x Mechanical Joint Ductile Iron Reducer.....	15,249.51	412.81
33 14 13 13-1053 EA 42" x 20" Ceramic Epoxy Lined (P401), Bituminous Seal Coat, Mechanical Joint x Mechanical Joint Ductile Iron Reducer.....	15,282.21	466.92
33 14 13 13-1054 EA 42" x 24" Ceramic Epoxy Lined (P401), Bituminous Seal Coat, Mechanical Joint x Mechanical Joint Ductile Iron Reducer.....	15,876.97	521.05
33 14 13 13-1055 EA 42" x 30" Ceramic Epoxy Lined (P401), Bituminous Seal Coat, Mechanical Joint x Mechanical Joint Ductile Iron Reducer.....	12,960.09	560.31
33 14 13 13-1056 EA 42" x 36" Ceramic Epoxy Lined (P401), Bituminous Seal Coat, Mechanical Joint x Mechanical Joint Ductile Iron Reducer.....	13,561.73	590.03
33 14 13 13-1057 EA 48" x 16" Ceramic Epoxy Lined (P401), Bituminous Seal Coat, Mechanical Joint x Mechanical Joint Ductile Iron Reducer.....	19,343.83	411.74
33 14 13 13-1058 EA 48" x 18" Ceramic Epoxy Lined (P401), Bituminous Seal Coat, Mechanical Joint x Mechanical Joint Ductile Iron Reducer.....	18,713.85	439.34
33 14 13 13-1059 EA 48" x 20" Ceramic Epoxy Lined (P401), Bituminous Seal Coat, Mechanical Joint x Mechanical Joint Ductile Iron Reducer.....	17,764.95	493.46
33 14 13 13-1060 EA 48" x 24" Ceramic Epoxy Lined (P401), Bituminous Seal Coat, Mechanical Joint x Mechanical Joint Ductile Iron Reducer.....	18,279.38	548.64
33 14 13 13-1061 EA 48" x 30" Ceramic Epoxy Lined (P401), Bituminous Seal Coat, Mechanical Joint x Mechanical Joint Ductile Iron Reducer.....	21,912.44	586.84
33 14 13 13-1062 EA 48" x 36" Ceramic Epoxy Lined (P401), Bituminous Seal Coat, Mechanical Joint x Mechanical Joint Ductile Iron Reducer.....	18,937.88	616.56
33 14 13 13-1063 EA 48" x 42" Ceramic Epoxy Lined (P401), Bituminous Seal Coat, Mechanical Joint x Mechanical Joint Ductile Iron Reducer.....	20,833.50	633.53
33 14 13 13-1064 Ceramic Epoxy Lined (P401), Bituminous Seal Coat, Mechanical Joint Ductile Iron Caps <small>(33 14 13 13-0638)</small>		
33 14 13 13-1065 EA 3" Ceramic Epoxy Lined (P401), Bituminous Seal Coat, Mechanical Joint Ductile Iron Caps.....	360.66	92.76
33 14 13 13-1066 EA 4" Ceramic Epoxy Lined (P401), Bituminous Seal Coat, Mechanical Joint Ductile Iron Caps.....	434.82	109.07
33 14 13 13-1067 EA 6" Ceramic Epoxy Lined (P401), Bituminous Seal Coat, Mechanical Joint Ductile Iron Caps.....	636.71	136.05
33 14 13 13-1068 EA 8" Ceramic Epoxy Lined (P401), Bituminous Seal Coat, Mechanical Joint Ductile Iron Caps.....	854.13	155.17
33 14 13 13-1069 EA 10" Ceramic Epoxy Lined (P401), Bituminous Seal Coat, Mechanical Joint Ductile Iron Caps.....	1,132.91	233.47
33 14 13 13-1070 EA 12" Ceramic Epoxy Lined (P401), Bituminous Seal Coat, Mechanical Joint Ductile Iron Caps.....	1,430.15	254.69
33 14 13 13-1071 EA 14" Ceramic Epoxy Lined (P401), Bituminous Seal Coat, Mechanical Joint Ductile Iron Caps.....	1,626.19	280.16
33 14 13 13-1072 EA 16" Ceramic Epoxy Lined (P401), Bituminous Seal Coat, Mechanical Joint Ductile Iron Caps.....	1,980.21	310.93
33 14 13 13-1073 EA 18" Ceramic Epoxy Lined (P401), Bituminous Seal Coat, Mechanical Joint Ductile Iron Caps.....	2,320.31	350.20
33 14 13 13-1074 EA 20" Ceramic Epoxy Lined (P401), Bituminous Seal Coat, Mechanical Joint Ductile Iron Caps.....	2,799.35	400.07
33 14 13 13-1075 EA 24" Ceramic Epoxy Lined (P401), Bituminous Seal Coat, Mechanical Joint Ductile Iron Caps.....	3,591.24	466.92
33 14 13 13-1076 EA 30" Ceramic Epoxy Lined (P401), Bituminous Seal Coat, Mechanical Joint Ductile Iron Caps.....	6,528.15	560.31
33 14 13 13-1077 EA 36" Ceramic Epoxy Lined (P401), Bituminous Seal Coat, Mechanical Joint Ductile Iron Caps.....	10,710.20	700.39
33 14 13 13-1078 EA 42" Ceramic Epoxy Lined (P401), Bituminous Seal Coat, Mechanical Joint Ductile Iron Caps.....	15,443.29	840.47
33 14 13 13-1079 EA 48" Ceramic Epoxy Lined (P401), Bituminous Seal Coat, Mechanical Joint Ductile Iron Caps.....	18,391.45	933.86
33 14 13 13-1080 Ceramic Epoxy Lined (P401), Bituminous Seal Coat, Mechanical Joint Ductile Iron Plug <small>(33 14 13 13-0638)</small>		
33 14 13 13-1081 EA 3" Ceramic Epoxy Lined (P401), Bituminous Seal Coat, Mechanical Joint Ductile Iron Plug.....	362.27	92.76
33 14 13 13-1082 EA 4" Ceramic Epoxy Lined (P401), Bituminous Seal Coat, Mechanical Joint Ductile Iron Plug.....	450.89	109.07
33 14 13 13-1083 EA 6" Ceramic Epoxy Lined (P401), Bituminous Seal Coat, Mechanical Joint Ductile Iron Plug.....	678.48	136.05
33 14 13 13-1084 EA 8" Ceramic Epoxy Lined (P401), Bituminous Seal Coat, Mechanical Joint Ductile Iron Plug.....	895.90	155.17
33 14 13 13-1085 EA 10" Ceramic Epoxy Lined (P401), Bituminous Seal Coat, Mechanical Joint Ductile Iron Plug.....	1,372.29	233.47



MINOR CSI UOM DESCRIPTION	TOTAL DIRECT UNIT COST	DEMOLITION UNIT COST
33 14 13 13-1086 EA 12" Ceramic Epoxy Lined (P401), Bituminous Seal Coat, Mechanical Joint Ductile Iron Plug.....	1,484.78	254.69
33 14 13 13-1087 EA 14" Ceramic Epoxy Lined (P401), Bituminous Seal Coat, Mechanical Joint Ductile Iron Plug.....	1,974.81	280.16
33 14 13 13-1088 EA 16" Ceramic Epoxy Lined (P401), Bituminous Seal Coat, Mechanical Joint Ductile Iron Plug.....	2,383.46	310.93
33 14 13 13-1089 EA 18" Ceramic Epoxy Lined (P401), Bituminous Seal Coat, Mechanical Joint Ductile Iron Plug.....	2,836.01	350.20
33 14 13 13-1090 EA 20" Ceramic Epoxy Lined (P401), Bituminous Seal Coat, Mechanical Joint Ductile Iron Plug.....	3,496.60	400.07
33 14 13 13-1091 EA 24" Ceramic Epoxy Lined (P401), Bituminous Seal Coat, Mechanical Joint Ductile Iron Plug.....	4,584.09	466.92
33 14 13 13-1092 EA 30" Ceramic Epoxy Lined (P401), Bituminous Seal Coat, Mechanical Joint Ductile Iron Plug.....	7,900.15	560.31
33 14 13 13-1093 EA 36" Ceramic Epoxy Lined (P401), Bituminous Seal Coat, Mechanical Joint Ductile Iron Plug.....	11,563.28	700.39
33 14 13 13-1094 EA 42" Ceramic Epoxy Lined (P401), Bituminous Seal Coat, Mechanical Joint Ductile Iron Plug.....	15,550.93	840.47
33 14 13 13-1095 EA 48" Ceramic Epoxy Lined (P401), Bituminous Seal Coat, Mechanical Joint Ductile Iron Plug.....	20,674.37	933.86
33 14 13 13-1096 Ceramic Epoxy Lined (P401), Bituminous Seal Coat, Mechanical Joint x Flanged End (MJxFE) Ductile Iron Adapters (33 14 13 13-0638)		
33 14 13 13-1097 EA 3" Ceramic Epoxy Lined (P401), Bituminous Seal Coat, Mechanical Joint x Flanged End (MJxFE) Ductile Iron Adapters.....	491.57	141.00
33 14 13 13-1098 EA 4" Ceramic Epoxy Lined (P401), Bituminous Seal Coat, Mechanical Joint x Flanged End (MJxFE) Ductile Iron Adapters.....	650.63	163.04
33 14 13 13-1099 EA 6" Ceramic Epoxy Lined (P401), Bituminous Seal Coat, Mechanical Joint x Flanged End (MJxFE) Ductile Iron Adapters.....	895.61	204.65
33 14 13 13-1100 EA 8" Ceramic Epoxy Lined (P401), Bituminous Seal Coat, Mechanical Joint x Flanged End (MJxFE) Ductile Iron Adapters.....	1,177.56	232.76
33 14 13 13-1101 EA 10" Ceramic Epoxy Lined (P401), Bituminous Seal Coat, Mechanical Joint x Flanged End (MJxFE) Ductile Iron Adapters.....	1,732.31	350.20
33 14 13 13-1102 EA 12" Ceramic Epoxy Lined (P401), Bituminous Seal Coat, Mechanical Joint x Flanged End (MJxFE) Ductile Iron Adapters.....	2,069.73	382.03
33 14 13 13-1103 EA 14" Ceramic Epoxy Lined (P401), Bituminous Seal Coat, Mechanical Joint x Flanged End (MJxFE) Ductile Iron Adapters.....	2,709.18	420.23
33 14 13 13-1104 EA 16" Ceramic Epoxy Lined (P401), Bituminous Seal Coat, Mechanical Joint x Flanged End (MJxFE) Ductile Iron Adapters.....	3,075.53	466.92
33 14 13 13-1105 EA 18" Ceramic Epoxy Lined (P401), Bituminous Seal Coat, Mechanical Joint x Flanged End (MJxFE) Ductile Iron Adapters.....	4,037.94	525.29
33 14 13 13-1106 EA 20" Ceramic Epoxy Lined (P401), Bituminous Seal Coat, Mechanical Joint x Flanged End (MJxFE) Ductile Iron Adapters.....	4,683.41	600.64
33 14 13 13-1107 EA 24" Ceramic Epoxy Lined (P401), Bituminous Seal Coat, Mechanical Joint x Flanged End (MJxFE) Ductile Iron Adapters.....	5,670.42	700.39
33 14 13 13-1108 EA 30" Ceramic Epoxy Lined (P401), Bituminous Seal Coat, Mechanical Joint x Flanged End (MJxFE) Ductile Iron Adapters.....	8,928.69	840.47
33 14 13 13-1109 EA 36" Ceramic Epoxy Lined (P401), Bituminous Seal Coat, Mechanical Joint x Flanged End (MJxFE) Ductile Iron Adapters.....	12,148.51	1,050.59
33 14 13 13-1110 EA 42" Ceramic Epoxy Lined (P401), Bituminous Seal Coat, Mechanical Joint x Flanged End (MJxFE) Ductile Iron Adapters.....	16,536.90	1,200.21
33 14 13 13-1111 EA 48" Ceramic Epoxy Lined (P401), Bituminous Seal Coat, Mechanical Joint x Flanged End (MJxFE) Ductile Iron Adapters.....	20,556.06	1,400.78
33 14 13 13-1112 Ceramic Epoxy Lined (P401), Bituminous Seal Coat, Mechanical Joint Ductile Iron Long Sleeves (33 14 13 13-0638)		
33 14 13 13-1113 EA 3" Ceramic Epoxy Lined (P401), Bituminous Seal Coat, Mechanical Joint Ductile Iron Long Sleeves.....	510.85	141.00
33 14 13 13-1114 EA 4" Ceramic Epoxy Lined (P401), Bituminous Seal Coat, Mechanical Joint Ductile Iron Long Sleeves.....	626.53	163.04
33 14 13 13-1115 EA 6" Ceramic Epoxy Lined (P401), Bituminous Seal Coat, Mechanical Joint Ductile Iron Long Sleeves.....	922.93	204.65
33 14 13 13-1116 EA 8" Ceramic Epoxy Lined (P401), Bituminous Seal Coat, Mechanical Joint Ductile Iron Long Sleeves.....	1,251.46	232.76
33 14 13 13-1117 EA 10" Ceramic Epoxy Lined (P401), Bituminous Seal Coat, Mechanical Joint Ductile Iron Long Sleeves.....	1,629.49	350.20
33 14 13 13-1118 EA 12" Ceramic Epoxy Lined (P401), Bituminous Seal Coat, Mechanical Joint Ductile Iron Long Sleeves.....	1,973.33	382.03
33 14 13 13-1119 EA 14" Ceramic Epoxy Lined (P401), Bituminous Seal Coat, Mechanical Joint Ductile Iron Long Sleeves.....	2,503.54	420.23
33 14 13 13-1120 EA 16" Ceramic Epoxy Lined (P401), Bituminous Seal Coat, Mechanical Joint Ductile Iron Long Sleeves.....	2,966.28	466.92
33 14 13 13-1121 EA 18" Ceramic Epoxy Lined (P401), Bituminous Seal Coat, Mechanical Joint Ductile Iron Long Sleeves.....	3,543.12	525.29
33 14 13 13-1122 EA 20" Ceramic Epoxy Lined (P401), Bituminous Seal Coat, Mechanical Joint Ductile Iron Long Sleeves.....	4,125.93	600.64
33 14 13 13-1123 EA 24" Ceramic Epoxy Lined (P401), Bituminous Seal Coat, Mechanical Joint Ductile Iron Long Sleeves.....	5,159.53	700.39
33 14 13 13-1124 EA 30" Ceramic Epoxy Lined (P401), Bituminous Seal Coat, Mechanical Joint Ductile Iron Long Sleeves.....	8,663.61	840.47
33 14 13 13-1125 EA 36" Ceramic Epoxy Lined (P401), Bituminous Seal Coat, Mechanical Joint Ductile Iron Long Sleeves.....	11,263.29	1,050.59
33 14 13 13-1126 EA 42" Ceramic Epoxy Lined (P401), Bituminous Seal Coat, Mechanical Joint Ductile Iron Long Sleeves.....	14,667.98	1,199.15
33 14 13 13-1127 EA 48" Ceramic Epoxy Lined (P401), Bituminous Seal Coat, Mechanical Joint Ductile Iron Long Sleeves.....	21,801.14	1,400.78
33 14 13 13-1128 Push-On Joint Ductile Iron Piping (33 14 13 13-0001)		
33 14 13 13-1129 Push-On Joint Ductile Iron Pipe (33 14 13 13-1128)		
Note: Conforming to ANSI/AWWA C151/A21.51, federal specification WW-P-421D.		

33 Utilities

33 10 Water Utilities

33 14 Water Utility Transmission and Distribution



MINOR	CSI	UOM	DESCRIPTION	TOTAL DIRECT UNIT COST	DEMOLITION UNIT COST
33 14 13	13-1130	LF	4", Class 50, Push-On Joint Ductile Iron Pipe.....	34.11	9.28
			<i>For 40 Mil Glass Fiber Epoxy Or Polyurethane Lining, Add</i>	14.04	
			<i>For Cement Mortar Lining (CML), Add</i>	2.01	
			<i>Note: ANSI/AWWA C104/A21.4</i>		
			<i>For 40 Mil Ceramic Epoxy Lining (P401), Add</i>	10.83	
			<i>For Fusion Bonded Epoxy Lining (206N), Add</i>	3.61	
			<i>Note: ANSI/AWWA C104/A21.4</i>		
			<i>For Bituminous Or Coal Tar Coating, 1 Mil, Add</i>	1.50	
			<i>Note: ANSI/AWWA C151/A21.51</i>		
			<i>For >1,000, Deduct</i>	-1.71	
			<i>For Class 51, Add</i>	2.91	
			<i>For Class 52, Add</i>	6.27	
			<i>For Class 53, Add</i>	11.27	
			<i>For Class 54, Add</i>	16.07	
			<i>For Class 55, Add</i>	18.49	
			<i>For Class 56, Add</i>	20.87	
33 14 13	13-1131	LF	6", Class 50, Push-On Joint Ductile Iron Pipe.....	37.40	10.23
			<i>For 40 Mil Glass Fiber Epoxy Or Polyurethane Lining, Add</i>	15.40	
			<i>For Cement Mortar Lining (CML), Add</i>	2.20	
			<i>Note: ANSI/AWWA C104/A21.4</i>		
			<i>For 40 Mil Ceramic Epoxy Lining (P401), Add</i>	11.88	
			<i>For Fusion Bonded Epoxy Lining (206N), Add</i>	3.96	
			<i>Note: ANSI/AWWA C104/A21.4</i>		
			<i>For Bituminous Or Coal Tar Coating, 1 Mil, Add</i>	1.65	
			<i>Note: ANSI/AWWA C151/A21.51</i>		
			<i>For >1,000, Deduct</i>	-1.87	
			<i>For Class 51, Add</i>	3.19	
			<i>For Class 52, Add</i>	6.88	
			<i>For Class 53, Add</i>	12.37	
			<i>For Class 54, Add</i>	17.63	
			<i>For Class 55, Add</i>	20.29	
			<i>For Class 56, Add</i>	22.90	
33 14 13	13-1132	LF	8", Class 50, Push-On Joint Ductile Iron Pipe.....	46.95	11.25
			<i>For 40 Mil Glass Fiber Epoxy Or Polyurethane Lining, Add</i>	21.06	
			<i>For Cement Mortar Lining (CML), Add</i>	3.01	
			<i>Note: ANSI/AWWA C104/A21.4</i>		
			<i>For 40 Mil Ceramic Epoxy Lining (P401), Add</i>	16.24	
			<i>For Fusion Bonded Epoxy Lining (206N), Add</i>	5.41	
			<i>Note: ANSI/AWWA C104/A21.4</i>		
			<i>For Bituminous Or Coal Tar Coating, 1 Mil, Add</i>	2.26	
			<i>Note: ANSI/AWWA C151/A21.51</i>		
			<i>For >1,000, Deduct</i>	-2.35	
			<i>For Class 51, Add</i>	4.31	
			<i>For Class 52, Add</i>	9.30	
			<i>For Class 53, Add</i>	16.75	
			<i>For Class 54, Add</i>	23.90	
			<i>For Class 55, Add</i>	27.48	
			<i>For Class 56, Add</i>	31.00	
33 14 13	13-1133	LF	10", Class 50, Push-On Joint Ductile Iron Pipe.....	66.30	15.81
			<i>For 40 Mil Glass Fiber Epoxy Or Polyurethane Lining, Add</i>	25.45	
			<i>For Cement Mortar Lining (CML), Add</i>	4.24	
			<i>Note: ANSI/AWWA C104/A21.4</i>		
			<i>For 40 Mil Ceramic Epoxy Lining (P401), Add</i>	21.21	
			<i>For Fusion Bonded Epoxy Lining (206N), Add</i>	7.64	
			<i>Note: ANSI/AWWA C104/A21.4</i>		
			<i>For Bituminous Or Coal Tar Coating, 1 Mil, Add</i>	3.18	
			<i>Note: ANSI/AWWA C151/A21.51</i>		
			<i>For >1,000, Deduct</i>	-3.32	
			<i>For Class 51, Add</i>	6.08	
			<i>For Class 52, Add</i>	13.12	
			<i>For Class 53, Add</i>	23.63	
			<i>For Class 54, Add</i>	33.70	
			<i>For Class 55, Add</i>	38.76	
			<i>For Class 56, Add</i>	43.72	
33 14 13	13-1134	LF	12", Class 50, Push-On Joint Ductile Iron Pipe.....	77.11	17.51
			<i>For 40 Mil Glass Fiber Epoxy Or Polyurethane Lining, Add</i>	25.29	
			<i>For Cement Mortar Lining (CML), Add</i>	5.06	
			<i>Note: ANSI/AWWA C104/A21.4</i>		
			<i>For 40 Mil Ceramic Epoxy Lining (P401), Add</i>	20.23	
			<i>For Fusion Bonded Epoxy Lining (206N), Add</i>	9.10	
			<i>Note: ANSI/AWWA C104/A21.4</i>		
			<i>For Bituminous Or Coal Tar Coating, 1 Mil, Add</i>	3.79	
			<i>Note: ANSI/AWWA C151/A21.51</i>		
			<i>For >1,000, Deduct</i>	-3.86	
			<i>For Class 51, Add</i>	7.23	
			<i>For Class 52, Add</i>	15.59	
			<i>For Class 53, Add</i>	28.10	
			<i>For Class 54, Add</i>	40.09	
			<i>For Class 55, Add</i>	46.09	
			<i>For Class 56, Add</i>	51.99	



MINOR CSI UOM DESCRIPTION	TOTAL DIRECT UNIT COST	DEMOLITION UNIT COST
33 14 13 13-1135 LF 14", Class 50, Push-On Joint Ductile Iron Pipe.....	94.29	19.74
For 40 Mil Glass Fiber Epoxy Or Polyurethane Lining, Add	28.37	
For Cement Mortar Lining (CML), Add	6.45	
Note: ANSI/AWWA C104/A21.4		
For 40 Mil Ceramic Epoxy Lining (P401), Add	21.92	
For Fusion Bonded Epoxy Lining (206N), Add	11.60	
Note: ANSI/AWWA C104/A21.4		
For Bituminous Or Coal Tar Coating, 1 Mil, Add	4.84	
Note: ANSI/AWWA C151/A21.51		
For >1,000, Deduct	-4.71	
For Class 51, Add	9.16	
For Class 52, Add	19.77	
For Class 53, Add	35.67	
For Class 54, Add	50.90	
For Class 55, Add	58.50	
For Class 56, Add	65.97	
33 14 13 13-1136 LF 16", Class 50, Push-On Joint Ductile Iron Pipe.....	111.90	22.50
For 40 Mil Glass Fiber Epoxy Or Polyurethane Lining, Add	31.91	
For Cement Mortar Lining (CML), Add	7.78	
Note: ANSI/AWWA C104/A21.4		
For 40 Mil Ceramic Epoxy Lining (P401), Add	24.13	
For Fusion Bonded Epoxy Lining (206N), Add	14.01	
Note: ANSI/AWWA C104/A21.4		
For Bituminous Or Coal Tar Coating, 1 Mil, Add	5.84	
Note: ANSI/AWWA C151/A21.51		
For >1,000, Deduct	-5.60	
For Class 51, Add	11.04	
For Class 52, Add	23.82	
For Class 53, Add	42.99	
For Class 54, Add	61.36	
For Class 55, Add	70.51	
For Class 56, Add	79.50	
33 14 13 13-1137 LF 18", Class 50, Push-On Joint Ductile Iron Pipe.....	130.19	26.32
For 40 Mil Glass Fiber Epoxy Or Polyurethane Lining, Add	37.06	
For Cement Mortar Lining (CML), Add	9.04	
Note: ANSI/AWWA C104/A21.4		
For 40 Mil Ceramic Epoxy Lining (P401), Add	28.02	
For Fusion Bonded Epoxy Lining (206N), Add	16.27	
Note: ANSI/AWWA C104/A21.4		
For Bituminous Or Coal Tar Coating, 1 Mil, Add	6.78	
Note: ANSI/AWWA C151/A21.51		
For >1,000, Deduct	-6.51	
For Class 51, Add	12.82	
For Class 52, Add	27.67	
For Class 53, Add	49.94	
For Class 54, Add	71.27	
For Class 55, Add	81.90	
For Class 56, Add	92.34	
33 14 13 13-1138 LF 20", Class 50, Push-On Joint Ductile Iron Pipe.....	150.01	31.52
For 40 Mil Glass Fiber Epoxy Or Polyurethane Lining, Add	38.86	
For Cement Mortar Lining (CML), Add	10.23	
Note: ANSI/AWWA C104/A21.4		
For 40 Mil Ceramic Epoxy Lining (P401), Add	28.63	
For Fusion Bonded Epoxy Lining (206N), Add	18.41	
Note: ANSI/AWWA C104/A21.4		
For Bituminous Or Coal Tar Coating, 1 Mil, Add	7.67	
Note: ANSI/AWWA C151/A21.51		
For >1,000, Deduct	-7.50	
For Class 51, Add	14.53	
For Class 52, Add	31.37	
For Class 53, Add	56.59	
For Class 54, Add	80.76	
For Class 55, Add	92.82	
For Class 56, Add	104.67	
33 14 13 13-1139 LF 24", Class 50, Push-On Joint Ductile Iron Pipe.....	189.86	39.37
For 40 Mil Glass Fiber Epoxy Or Polyurethane Lining, Add	40.33	
For Cement Mortar Lining (CML), Add	13.01	
Note: ANSI/AWWA C104/A21.4		
For 40 Mil Ceramic Epoxy Lining (P401), Add	27.32	
For Fusion Bonded Epoxy Lining (206N), Add	23.42	
Note: ANSI/AWWA C104/A21.4		
For Bituminous Or Coal Tar Coating, 1 Mil, Add	9.76	
Note: ANSI/AWWA C151/A21.51		
For >1,000, Deduct	-9.49	
For Class 51, Add	18.48	
For Class 52, Add	39.89	
For Class 53, Add	71.97	
For Class 54, Add	102.70	
For Class 55, Add	118.04	
For Class 56, Add	133.09	

33 Utilities**33 10 Water Utilities****33 14 Water Utility Transmission and Distribution**

MINOR CSI UOM DESCRIPTION	TOTAL DIRECT UNIT COST	DEMOLITION UNIT COST
33 14 13 13-1140 LF 30", Class 50, Push-On Joint Ductile Iron Pipe.....	225.61	42.02
For 40 Mil Glass Fiber Epoxy Or Polyurethane Lining, Add	50.20	
For Cement Mortar Lining (CML), Add	16.19	
Note: ANSI/AWWA C104/A21.4		
For Fusion Bonded Epoxy Lining (206N), Add	29.15	
Note: ANSI/AWWA C104/A21.4		
For Bituminous Or Coal Tar Coating, 1 Mil, Add	12.15	
Note: ANSI/AWWA C151/A21.51		
For >1,000, Deduct	-11.28	
For Class 51, Add	22.87	
For Class 52, Add	49.38	
For Class 53, Add	89.17	
For Class 54, Add	127.29	
For Class 55, Add	146.24	
For Class 56, Add	164.85	
33 14 13 13-1141 LF 36", Class 50, Push-On Joint Ductile Iron Pipe.....	280.89	44.67
For 40 Mil Glass Fiber Epoxy Or Polyurethane Lining, Add	66.09	
For Cement Mortar Lining (CML), Add	21.32	
Note: ANSI/AWWA C104/A21.4		
For Fusion Bonded Epoxy Lining (206N), Add	38.37	
Note: ANSI/AWWA C104/A21.4		
For Bituminous Or Coal Tar Coating, 1 Mil, Add	15.99	
Note: ANSI/AWWA C151/A21.51		
For >1,000, Deduct	-14.04	
For Class 51, Add	29.90	
For Class 52, Add	64.60	
For Class 53, Add	116.79	
For Class 54, Add	166.77	
For Class 55, Add	191.52	
For Class 56, Add	215.82	
33 14 13 13-1142 LF 42", Class 50, Push-On Joint Ductile Iron Pipe.....	343.49	47.33
For 40 Mil Glass Fiber Epoxy Or Polyurethane Lining, Add	84.27	
For Cement Mortar Lining (CML), Add	27.19	
Note: ANSI/AWWA C104/A21.4		
For Fusion Bonded Epoxy Lining (206N), Add	48.93	
Note: ANSI/AWWA C104/A21.4		
For Bituminous Or Coal Tar Coating, 1 Mil, Add	20.39	
Note: ANSI/AWWA C151/A21.51		
For >1,000, Deduct	-17.17	
For Class 51, Add	37.95	
For Class 52, Add	82.01	
For Class 53, Add	148.37	
For Class 54, Add	211.93	
For Class 55, Add	243.30	
For Class 56, Add	274.10	
33 14 13 13-1143 LF 48", Class 50, Push-On Joint Ductile Iron Pipe.....	414.56	49.87
For 40 Mil Glass Fiber Epoxy Or Polyurethane Lining, Add	105.06	
For Cement Mortar Lining (CML), Add	33.89	
Note: ANSI/AWWA C104/A21.4		
For Fusion Bonded Epoxy Lining (206N), Add	61.00	
Note: ANSI/AWWA C104/A21.4		
For Bituminous Or Coal Tar Coating, 1 Mil, Add	25.42	
Note: ANSI/AWWA C151/A21.51		
For >1,000, Deduct	-20.73	
For Class 51, Add	47.14	
For Class 52, Add	101.90	
For Class 53, Add	184.45	
For Class 54, Add	263.52	
For Class 55, Add	302.45	
For Class 56, Add	340.68	
33 14 13 13-1144 LF 54", Class 50, Push-On Joint Ductile Iron Pipe.....	527.25	52.53
For 40 Mil Glass Fiber Epoxy Or Polyurethane Lining, Add	138.77	
For Cement Mortar Lining (CML), Add	44.77	
Note: ANSI/AWWA C104/A21.4		
For Fusion Bonded Epoxy Lining (206N), Add	80.58	
Note: ANSI/AWWA C104/A21.4		
For Bituminous Or Coal Tar Coating, 1 Mil, Add	33.57	
Note: ANSI/AWWA C151/A21.51		
For >1,000, Deduct	-26.36	
For Class 51, Add	62.01	
For Class 52, Add	134.09	
For Class 53, Add	242.89	
For Class 54, Add	347.07	
For Class 55, Add	398.24	
For Class 56, Add	448.48	
33 14 13 13-1145 Push-On Joint Ductile Iron 90 Degree Elbow (33 14 13 13-1128)		
33 14 13 13-1146 EA 4" 90 Degree Elbow, Push-On Joint Ductile Iron	163.69	36.21
For Cement Mortar Lining (CML), Add	10.88	
Note: ANSI/AWWA C104/A21.4		
For Fusion Bonded Epoxy Lining (206N), Add	19.59	
Note: ANSI/AWWA C104/A21.4		
For Bituminous Or Coal Tar Coating, 1 Mil, Add	8.16	
Note: ANSI/AWWA C151/A21.51		



	MINOR	CSI	UOM	DESCRIPTION	TOTAL DIRECT UNIT COST	DEMOLITION UNIT COST
33 14 13 13-1147	EA			6" 90 Degree Elbow, Push-On Joint Ductile Iron <i>For Cement Mortar Lining (CML), Add</i> <i>Note: ANSI/AWWA C104/A21.4</i> <i>For Fusion Bonded Epoxy Lining (206N), Add</i> <i>Note: ANSI/AWWA C104/A21.4</i> <i>For Bituminous Or Coal Tar Coating, 1 Mil, Add</i> <i>Note: ANSI/AWWA C151/A21.51</i>	237.82 15.69 28.23 11.76	53.41
33 14 13 13-1148	EA			8" 90 Degree Elbow, Push-On Joint Ductile Iron <i>For Cement Mortar Lining (CML), Add</i> <i>Note: ANSI/AWWA C104/A21.4</i> <i>For Fusion Bonded Epoxy Lining (206N), Add</i> <i>Note: ANSI/AWWA C104/A21.4</i> <i>For Bituminous Or Coal Tar Coating, 1 Mil, Add</i> <i>Note: ANSI/AWWA C151/A21.51</i>	313.73 21.76 39.17 16.32	63.42
33 14 13 13-1149	EA			10" 90 Degree Elbow, Push-On Joint Ductile Iron <i>For Cement Mortar Lining (CML), Add</i> <i>Note: ANSI/AWWA C104/A21.4</i> <i>For Fusion Bonded Epoxy Lining (206N), Add</i> <i>Note: ANSI/AWWA C104/A21.4</i> <i>For Bituminous Or Coal Tar Coating, 1 Mil, Add</i> <i>Note: ANSI/AWWA C151/A21.51</i>	473.36 32.89 59.21 24.67	69.83
33 14 13 13-1150	EA			12" 90 Degree Elbow, Push-On Joint Ductile Iron <i>For Cement Mortar Lining (CML), Add</i> <i>Note: ANSI/AWWA C104/A21.4</i> <i>For Fusion Bonded Epoxy Lining (206N), Add</i> <i>Note: ANSI/AWWA C104/A21.4</i> <i>For Bituminous Or Coal Tar Coating, 1 Mil, Add</i> <i>Note: ANSI/AWWA C151/A21.51</i>	604.50 43.52 78.34 32.64	81.92
33 14 13 13-1151	EA			14" 90 Degree Elbow, Push-On Joint Ductile Iron <i>For Cement Mortar Lining (CML), Add</i> <i>Note: ANSI/AWWA C104/A21.4</i> <i>For Fusion Bonded Epoxy Lining (206N), Add</i> <i>Note: ANSI/AWWA C104/A21.4</i> <i>For Bituminous Or Coal Tar Coating, 1 Mil, Add</i> <i>Note: ANSI/AWWA C151/A21.51</i>	1,144.45 95.45 171.80 71.58	91.90
33 14 13 13-1152	EA			16" 90 Degree Elbow, Push-On Joint Ductile Iron <i>For Cement Mortar Lining (CML), Add</i> <i>Note: ANSI/AWWA C104/A21.4</i> <i>For Fusion Bonded Epoxy Lining (206N), Add</i> <i>Note: ANSI/AWWA C104/A21.4</i> <i>For Bituminous Or Coal Tar Coating, 1 Mil, Add</i> <i>Note: ANSI/AWWA C151/A21.51</i>	1,294.58 107.75 193.95 80.81	105.05
33 14 13 13-1153	EA			18" 90 Degree Elbow, Push-On Joint Ductile Iron <i>For Cement Mortar Lining (CML), Add</i> <i>Note: ANSI/AWWA C104/A21.4</i> <i>For Fusion Bonded Epoxy Lining (206N), Add</i> <i>Note: ANSI/AWWA C104/A21.4</i> <i>For Bituminous Or Coal Tar Coating, 1 Mil, Add</i> <i>Note: ANSI/AWWA C151/A21.51</i>	2,004.30 170.04 306.08 127.53	147.09
33 14 13 13-1154	EA			20" 90 Degree Elbow, Push-On Joint Ductile Iron <i>For Cement Mortar Lining (CML), Add</i> <i>Note: ANSI/AWWA C104/A21.4</i> <i>For Fusion Bonded Epoxy Lining (206N), Add</i> <i>Note: ANSI/AWWA C104/A21.4</i> <i>For Bituminous Or Coal Tar Coating, 1 Mil, Add</i> <i>Note: ANSI/AWWA C151/A21.51</i>	2,264.84 189.41 340.94 142.06	185.39
33 14 13 13-1155	EA			24" 90 Degree Elbow, Push-On Joint Ductile Iron <i>For Cement Mortar Lining (CML), Add</i> <i>Note: ANSI/AWWA C104/A21.4</i> <i>For Fusion Bonded Epoxy Lining (206N), Add</i> <i>Note: ANSI/AWWA C104/A21.4</i> <i>For Bituminous Or Coal Tar Coating, 1 Mil, Add</i> <i>Note: ANSI/AWWA C151/A21.51</i>	2,828.17 236.48 425.66 177.36	231.76
33 14 13 13-1156				Push-On Joint Ductile Iron 45 Degree Elbow (33 14 13 13-1128)		
33 14 13 13-1157	EA			4" 45 Degree Elbow, Push-On Joint Ductile Iron <i>For Cement Mortar Lining (CML), Add</i> <i>Note: ANSI/AWWA C104/A21.4</i> <i>For Fusion Bonded Epoxy Lining (206N), Add</i> <i>Note: ANSI/AWWA C104/A21.4</i> <i>For Bituminous Or Coal Tar Coating, 1 Mil, Add</i> <i>Note: ANSI/AWWA C151/A21.51</i>	138.94 8.41 15.13 6.31	36.21
33 14 13 13-1158	EA			6" 45 Degree Elbow, Push-On Joint Ductile Iron <i>For Cement Mortar Lining (CML), Add</i> <i>Note: ANSI/AWWA C104/A21.4</i> <i>For Fusion Bonded Epoxy Lining (206N), Add</i> <i>Note: ANSI/AWWA C104/A21.4</i> <i>For Bituminous Or Coal Tar Coating, 1 Mil, Add</i> <i>Note: ANSI/AWWA C151/A21.51</i>	204.55 12.36 22.25 9.27	53.41
33 14 13 13-1159	EA			8" 45 Degree Elbow, Push-On Joint Ductile Iron <i>For Cement Mortar Lining (CML), Add</i> <i>Note: ANSI/AWWA C104/A21.4</i> <i>For Fusion Bonded Epoxy Lining (206N), Add</i> <i>Note: ANSI/AWWA C104/A21.4</i> <i>For Bituminous Or Coal Tar Coating, 1 Mil, Add</i> <i>Note: ANSI/AWWA C151/A21.51</i>	277.93 18.18 32.72 13.63	63.42



MINOR CSI UOM DESCRIPTION	TOTAL DIRECT UNIT COST	DEMOLITION UNIT COST
33 14 13 13-1160 EA 10" 45 Degree Elbow, Push-On Joint Ductile Iron	423.93	69.83
For Cement Mortar Lining (CML), Add	27.95	
Note: ANSI/AWWA C104/A21.4		
For Fusion Bonded Epoxy Lining (206N), Add	50.31	
Note: ANSI/AWWA C104/A21.4		
For Bituminous Or Coal Tar Coating, 1 Mil, Add	20.96	
Note: ANSI/AWWA C151/A21.51		
33 14 13 13-1161 EA 12" 45 Degree Elbow, Push-On Joint Ductile Iron	541.54	81.92
For Cement Mortar Lining (CML), Add	37.22	
Note: ANSI/AWWA C104/A21.4		
For Fusion Bonded Epoxy Lining (206N), Add	67.00	
Note: ANSI/AWWA C104/A21.4		
For Bituminous Or Coal Tar Coating, 1 Mil, Add	27.92	
Note: ANSI/AWWA C151/A21.51		
33 14 13 13-1162 EA 14" 45 Degree Elbow, Push-On Joint Ductile Iron	751.20	91.90
For Cement Mortar Lining (CML), Add	56.12	
Note: ANSI/AWWA C104/A21.4		
For Fusion Bonded Epoxy Lining (206N), Add	101.01	
Note: ANSI/AWWA C104/A21.4		
For Bituminous Or Coal Tar Coating, 1 Mil, Add	42.09	
Note: ANSI/AWWA C151/A21.51		
33 14 13 13-1163 EA 16" 45 Degree Elbow, Push-On Joint Ductile Iron	1,088.67	105.05
For Cement Mortar Lining (CML), Add	87.16	
Note: ANSI/AWWA C104/A21.4		
For Fusion Bonded Epoxy Lining (206N), Add	156.89	
Note: ANSI/AWWA C104/A21.4		
For Bituminous Or Coal Tar Coating, 1 Mil, Add	65.37	
Note: ANSI/AWWA C151/A21.51		
33 14 13 13-1164 EA 18" 45 Degree Elbow, Push-On Joint Ductile Iron	1,271.76	147.09
For Cement Mortar Lining (CML), Add	96.79	
Note: ANSI/AWWA C104/A21.4		
For Fusion Bonded Epoxy Lining (206N), Add	174.22	
Note: ANSI/AWWA C104/A21.4		
For Bituminous Or Coal Tar Coating, 1 Mil, Add	72.59	
Note: ANSI/AWWA C151/A21.51		
33 14 13 13-1165 EA 20" 45 Degree Elbow, Push-On Joint Ductile Iron	1,763.30	185.39
For Cement Mortar Lining (CML), Add	139.26	
Note: ANSI/AWWA C104/A21.4		
For Fusion Bonded Epoxy Lining (206N), Add	250.66	
Note: ANSI/AWWA C104/A21.4		
For Bituminous Or Coal Tar Coating, 1 Mil, Add	104.44	
Note: ANSI/AWWA C151/A21.51		
33 14 13 13-1166 EA 24" 45 Degree Elbow, Push-On Joint Ductile Iron	2,189.38	231.76
For Cement Mortar Lining (CML), Add	172.60	
Note: ANSI/AWWA C104/A21.4		
For Fusion Bonded Epoxy Lining (206N), Add	310.67	
Note: ANSI/AWWA C104/A21.4		
For Bituminous Or Coal Tar Coating, 1 Mil, Add	129.45	
Note: ANSI/AWWA C151/A21.51		
33 14 13 13-1167 Push-On Joint Ductile Iron Tee (33 14 13 13-1128)		
33 14 13 13-1168 EA 4" Tee, Push-On Joint Ductile Iron	249.22	53.41
For Cement Mortar Lining (CML), Add	16.83	
Note: ANSI/AWWA C104/A21.4		
For Fusion Bonded Epoxy Lining (206N), Add	30.29	
Note: ANSI/AWWA C104/A21.4		
For Bituminous Or Coal Tar Coating, 1 Mil, Add	12.62	
Note: ANSI/AWWA C151/A21.51		
33 14 13 13-1169 EA 6" Tee, Push-On Joint Ductile Iron	349.21	78.49
For Cement Mortar Lining (CML), Add	23.02	
Note: ANSI/AWWA C104/A21.4		
For Fusion Bonded Epoxy Lining (206N), Add	41.44	
Note: ANSI/AWWA C104/A21.4		
For Bituminous Or Coal Tar Coating, 1 Mil, Add	17.27	
Note: ANSI/AWWA C151/A21.51		
33 14 13 13-1170 EA 8" Tee, Push-On Joint Ductile Iron	470.68	95.13
For Cement Mortar Lining (CML), Add	32.64	
Note: ANSI/AWWA C104/A21.4		
For Fusion Bonded Epoxy Lining (206N), Add	58.75	
Note: ANSI/AWWA C104/A21.4		
For Bituminous Or Coal Tar Coating, 1 Mil, Add	24.48	
Note: ANSI/AWWA C151/A21.51		
33 14 13 13-1171 EA 10" Tee, Push-On Joint Ductile Iron	672.80	106.12
For Cement Mortar Lining (CML), Add	51.36	
Note: ANSI/AWWA C104/A21.4		
For Fusion Bonded Epoxy Lining (206N), Add	92.45	
Note: ANSI/AWWA C104/A21.4		
For Bituminous Or Coal Tar Coating, 1 Mil, Add	38.52	
Note: ANSI/AWWA C151/A21.51		
33 14 13 13-1172 EA 12" Tee, Push-On Joint Ductile Iron	833.43	122.36
For Cement Mortar Lining (CML), Add	64.77	
Note: ANSI/AWWA C104/A21.4		
For Fusion Bonded Epoxy Lining (206N), Add	116.59	
Note: ANSI/AWWA C104/A21.4		
For Bituminous Or Coal Tar Coating, 1 Mil, Add	48.58	
Note: ANSI/AWWA C151/A21.51		



	MINOR	CSI	UOM	DESCRIPTION	TOTAL DIRECT UNIT COST	DEMOLITION UNIT COST
33 14 13 13-1173	EA			14" Tee, Push-On Joint Ductile Iron..... For Cement Mortar Lining (CML), Add Note: ANSI/AWWA C104/A21.4 For Fusion Bonded Epoxy Lining (206N), Add Note: ANSI/AWWA C104/A21.4 For Bituminous Or Coal Tar Coating, 1 Mil, Add Note: ANSI/AWWA C151/A21.51	1,315.45 109.26 196.67 81.94	147.09
33 14 13 13-1174	EA			16" Tee, Push-On Joint Ductile Iron..... For Cement Mortar Lining (CML), Add Note: ANSI/AWWA C104/A21.4 For Fusion Bonded Epoxy Lining (206N), Add Note: ANSI/AWWA C104/A21.4 For Bituminous Or Coal Tar Coating, 1 Mil, Add Note: ANSI/AWWA C151/A21.51	1,886.05 160.75 289.35 120.56	183.91
33 14 13 13-1175	EA			18" Tee, Push-On Joint Ductile Iron..... For Cement Mortar Lining (CML), Add Note: ANSI/AWWA C104/A21.4 For Fusion Bonded Epoxy Lining (206N), Add Note: ANSI/AWWA C104/A21.4 For Bituminous Or Coal Tar Coating, 1 Mil, Add Note: ANSI/AWWA C151/A21.51	2,378.18 200.64 361.16 150.48	245.35
33 14 13 13-1176	EA			20" Tee, Push-On Joint Ductile Iron..... For Cement Mortar Lining (CML), Add Note: ANSI/AWWA C104/A21.4 For Fusion Bonded Epoxy Lining (206N), Add Note: ANSI/AWWA C104/A21.4 For Bituminous Or Coal Tar Coating, 1 Mil, Add Note: ANSI/AWWA C151/A21.51	2,807.92 235.44 423.79 176.58	299.36
33 14 13 13-1177	EA			24" Tee, Push-On Joint Ductile Iron..... For Cement Mortar Lining (CML), Add Note: ANSI/AWWA C104/A21.4 For Fusion Bonded Epoxy Lining (206N), Add Note: ANSI/AWWA C104/A21.4 For Bituminous Or Coal Tar Coating, 1 Mil, Add Note: ANSI/AWWA C151/A21.51	3,668.15 310.13 558.23 232.59	374.18
33 14 13 13-1178				Flanged End x Push-On Joint Ductile Iron Adapters (33 14 13 13-1128)		
33 14 13 13-1179	EA			4" Flanged End x Push-On Joint Adapter, Ductile Iron For Cement Mortar Lining (CML), Add Note: ANSI/AWWA C104/A21.4 For Fusion Bonded Epoxy Lining (206N), Add Note: ANSI/AWWA C104/A21.4 For Bituminous Or Coal Tar Coating, 1 Mil, Add Note: ANSI/AWWA C151/A21.51	396.00 20.57 37.03 15.43	125.60
33 14 13 13-1180	EA			6" Flanged End x Push-On Joint Adapter, Ductile Iron For Cement Mortar Lining (CML), Add Note: ANSI/AWWA C104/A21.4 For Fusion Bonded Epoxy Lining (206N), Add Note: ANSI/AWWA C104/A21.4 For Bituminous Or Coal Tar Coating, 1 Mil, Add Note: ANSI/AWWA C151/A21.51	484.95 24.94 44.88 18.70	155.51
33 14 13 13-1181	EA			8" Flanged End x Push-On Joint Adapter, Ductile Iron For Cement Mortar Lining (CML), Add Note: ANSI/AWWA C104/A21.4 For Fusion Bonded Epoxy Lining (206N), Add Note: ANSI/AWWA C104/A21.4 For Bituminous Or Coal Tar Coating, 1 Mil, Add Note: ANSI/AWWA C151/A21.51	633.30 35.84 64.52 26.88	181.37
33 14 13 13-1182	EA			10" Flanged End x Push-On Joint Adapter, Ductile Iron For Cement Mortar Lining (CML), Add Note: ANSI/AWWA C104/A21.4 For Fusion Bonded Epoxy Lining (206N), Add Note: ANSI/AWWA C104/A21.4 For Bituminous Or Coal Tar Coating, 1 Mil, Add Note: ANSI/AWWA C151/A21.51	865.48 46.75 84.16 35.06	262.65
33 14 13 13-1183	EA			12" Flanged End x Push-On Joint Adapter, Ductile Iron For Cement Mortar Lining (CML), Add Note: ANSI/AWWA C104/A21.4 For Fusion Bonded Epoxy Lining (206N), Add Note: ANSI/AWWA C104/A21.4 For Bituminous Or Coal Tar Coating, 1 Mil, Add Note: ANSI/AWWA C151/A21.51	1,046.99 59.22 106.60 44.42	300.21
33 14 13 13-1184	EA			14" Flanged End x Push-On Joint Adapter, Ductile Iron For Cement Mortar Lining (CML), Add Note: ANSI/AWWA C104/A21.4 For Fusion Bonded Epoxy Lining (206N), Add Note: ANSI/AWWA C104/A21.4 For Bituminous Or Coal Tar Coating, 1 Mil, Add Note: ANSI/AWWA C151/A21.51	1,206.67 71.69 129.04 53.77	323.24
33 14 13 13-1185	EA			16" Flanged End x Push-On Joint Adapter, Ductile Iron For Cement Mortar Lining (CML), Add Note: ANSI/AWWA C104/A21.4 For Fusion Bonded Epoxy Lining (206N), Add Note: ANSI/AWWA C104/A21.4 For Bituminous Or Coal Tar Coating, 1 Mil, Add Note: ANSI/AWWA C151/A21.51	1,434.49 90.39 162.70 67.79	350.20

33 Utilities**33 10 Water Utilities****33 14 Water Utility Transmission and Distribution**

SAN BERNARDINO
COUNTY

MINOR CSI UOM DESCRIPTION	TOTAL DIRECT UNIT COST	DEMOLITION UNIT COST
33 14 13 13-1186 EA 18" Flanged End x Push-On Joint Adapter, Ductile Iron	1,696.45	420.23
For Cement Mortar Lining (CML), Add	105.97	
Note: ANSI/AWWA C104/A21.4		
For Fusion Bonded Epoxy Lining (206N), Add	190.75	
Note: ANSI/AWWA C104/A21.4		
For Bituminous Or Coal Tar Coating, 1 Mil, Add	79.48	
Note: ANSI/AWWA C151/A21.51		
33 14 13 13-1187 EA 20" Flanged End x Push-On Joint Adapter, Ductile Iron	1,969.79	466.92
For Cement Mortar Lining (CML), Add	126.23	
Note: ANSI/AWWA C104/A21.4		
For Fusion Bonded Epoxy Lining (206N), Add	227.22	
Note: ANSI/AWWA C104/A21.4		
For Bituminous Or Coal Tar Coating, 1 Mil, Add	94.67	
Note: ANSI/AWWA C151/A21.51		
33 14 13 13-1188 EA 24" Flanged End x Push-On Joint Adapter, Ductile Iron	2,468.25	538.77
For Cement Mortar Lining (CML), Add	165.19	
Note: ANSI/AWWA C104/A21.4		
For Fusion Bonded Epoxy Lining (206N), Add	297.35	
Note: ANSI/AWWA C104/A21.4		
For Bituminous Or Coal Tar Coating, 1 Mil, Add	123.90	
Note: ANSI/AWWA C151/A21.51		
33 14 13 13-1189 EA 30" Flanged End x Push-On Joint Adapter, Ductile Iron	3,944.32	646.48
For Cement Mortar Lining (CML), Add	296.48	
Note: ANSI/AWWA C104/A21.4		
For Fusion Bonded Epoxy Lining (206N), Add	533.66	
Note: ANSI/AWWA C104/A21.4		
For Bituminous Or Coal Tar Coating, 1 Mil, Add	222.36	
Note: ANSI/AWWA C151/A21.51		
33 14 13 13-1190 EA 36" Flanged End x Push-On Joint Adapter, Ductile Iron	5,454.66	808.10
For Cement Mortar Lining (CML), Add	423.02	
Note: ANSI/AWWA C104/A21.4		
For Fusion Bonded Epoxy Lining (206N), Add	761.44	
Note: ANSI/AWWA C104/A21.4		
For Bituminous Or Coal Tar Coating, 1 Mil, Add	317.27	
Note: ANSI/AWWA C151/A21.51		
33 14 13 13-1191 EA 42" Flanged End x Push-On Joint Adapter, Ductile Iron	6,892.50	933.86
For Cement Mortar Lining (CML), Add	547.76	
Note: ANSI/AWWA C104/A21.4		
For Fusion Bonded Epoxy Lining (206N), Add	985.96	
Note: ANSI/AWWA C104/A21.4		
For Bituminous Or Coal Tar Coating, 1 Mil, Add	410.82	
Note: ANSI/AWWA C151/A21.51		
33 14 13 13-1192 EA 48" Flanged End x Push-On Joint Adapter, Ductile Iron	8,797.22	1,200.63
For Cement Mortar Lining (CML), Add	697.80	
Note: ANSI/AWWA C104/A21.4		
For Fusion Bonded Epoxy Lining (206N), Add	1,256.04	
Note: ANSI/AWWA C104/A21.4		
For Bituminous Or Coal Tar Coating, 1 Mil, Add	523.35	
Note: ANSI/AWWA C151/A21.51		
33 14 13 13-1193 EA 54" Flanged End x Push-On Joint Adapter, Ductile Iron	10,686.85	1,401.09
For Cement Mortar Lining (CML), Add	856.39	
Note: ANSI/AWWA C104/A21.4		
For Fusion Bonded Epoxy Lining (206N), Add	1,541.50	
Note: ANSI/AWWA C104/A21.4		
For Bituminous Or Coal Tar Coating, 1 Mil, Add	642.29	
Note: ANSI/AWWA C151/A21.51		
33 14 13 13-1194 Push-On Joint Ductile Iron Pipe And Fitting Restraints (33 14 13 13-1128)		
Note: Includes ductile iron follower gland, restraint ring and all nuts and bolts. Excludes pipe and fitting.		
33 14 13 13-1195 EA 4" Pipe And Fitting Restraint, Push-On Joint Ductile Iron	37.08	19.56
33 14 13 13-1196 EA 6" Pipe And Fitting Restraint, Push-On Joint Ductile Iron	49.68	25.51
33 14 13 13-1197 EA 8" Pipe And Fitting Restraint, Push-On Joint Ductile Iron	64.92	25.97
33 14 13 13-1198 EA 10" Pipe And Fitting Restraint, Push-On Joint Ductile Iron	74.81	27.58
33 14 13 13-1199 EA 12" Pipe And Fitting Restraint, Push-On Joint Ductile Iron	87.61	30.63
33 14 13 13-1200 EA 14" Pipe And Fitting Restraint, Push-On Joint Ductile Iron	107.95	34.47
33 14 13 13-1201 EA 16" Pipe And Fitting Restraint, Push-On Joint Ductile Iron	126.55	39.39
33 14 13 13-1202 EA 18" Pipe And Fitting Restraint, Push-On Joint Ductile Iron	141.56	42.69
33 14 13 13-1203 EA 20" Pipe And Fitting Restraint, Push-On Joint Ductile Iron	165.97	51.21
33 14 13 13-1204 EA 24" Pipe And Fitting Restraint, Push-On Joint Ductile Iron	194.21	53.19
33 14 13 13-1205 EA 30" Pipe And Fitting Restraint, Push-On Joint Ductile Iron	243.43	59.10
33 14 13 13-1206 EA 36" Pipe And Fitting Restraint, Push-On Joint Ductile Iron	309.54	64.01
33 14 13 13-1207 EA 42" Pipe And Fitting Restraint, Push-On Joint Ductile Iron	376.64	70.04
33 14 13 13-1208 EA 48" Pipe And Fitting Restraint, Push-On Joint Ductile Iron	442.03	78.80
33 14 13 13-1209 EA 54" Pipe And Fitting Restraint, Push-On Joint Ductile Iron	596.34	85.45
33 14 13 13-1210 Push-On Joint Ductile Iron Bell Restraint Harness (MEGALUG® 1700 Series) (33 14 13 13-1128)		
33 14 13 13-1211 EA 4" Bell Restraint Harness, Ductile Iron (MEGALUG® 170400)	234.13	71.64
33 14 13 13-1212 EA 6" Bell Restraint Harness, Ductile Iron (MEGALUG® 170600)	309.56	87.45
33 14 13 13-1213 EA 8" Bell Restraint Harness, Ductile Iron (MEGALUG® 170800)	399.06	106.65
33 14 13 13-1214 EA 10" Bell Restraint Harness, Ductile Iron (MEGALUG® 17100)	603.87	130.10
33 14 13 13-1215 EA 12" Bell Restraint Harness, Ductile Iron (MEGALUG® 171200)	749.23	158.65



	MINOR	CSI	UOM	DESCRIPTION	TOTAL DIRECT UNIT COST	DEMOLITION UNIT COST
	33 14 13 13-1216	EA		14" Bell Restraint Harness, Ductile Iron (MEGALUG® 171400).....	1,288.19	193.56
	33 14 13 13-1217	EA		16" Bell Restraint Harness, Ductile Iron (MEGALUG® 171600).....	1,480.82	236.22
	33 14 13 13-1218	EA		18" Bell Restraint Harness, Ductile Iron (MEGALUG® 171800).....	1,679.39	288.12
	33 14 13 13-1219	EA		20" Bell Restraint Harness, Ductile Iron (MEGALUG® 172000).....	2,286.22	351.57
	33 14 13 13-1220	EA		24" Bell Restraint Harness, Ductile Iron (MEGALUG® 172400).....	2,917.53	428.83
	33 14 13 13-1221	EA		30" Bell Restraint Harness, Ductile Iron (MEGALUG® 173000).....	5,053.53	523.28
	33 14 13 13-1222	EA		36" Bell Restraint Harness, Ductile Iron (MEGALUG® 173600).....	7,178.84	638.31
	33 14 13 13-1223	EA		42" Bell Restraint Harness, Ductile Iron (MEGALUG® 174200).....	13,072.00	778.81
	33 14 13 13-1224	EA		48" Bell Restraint Harness, Ductile Iron (MEGALUG® 174800).....	16,915.86	950.09
33 14 13 13-1225				Ductile Iron Pipe Repair (33 14 13 13-0001) See CSI section 33 14 13 13-0002 for mechanical joint fittings.		
33 14 13 13-1226				Ductile Iron Pipe Repair (33 14 13 13-1225) Note: Includes two transition sleeves, mechanical joint ductile iron sleeve and 16' of ductile iron pipe.		
	33 14 13 13-1227	EA		30" Diameter Mechanical Ductile Iron Push Joint.....	2,610.82	
	33 14 13 13-1228	EA		36" Diameter Mechanical Ductile Iron Push Joint.....	3,284.97	
	33 14 13 13-1229	EA		42" Diameter Mechanical Ductile Iron Push Joint.....	4,087.06	
	33 14 13 13-1230	EA		48" Diameter Mechanical Ductile Iron Push Joint.....	5,111.02	
	33 14 13 13-1231	EA		54" Diameter Mechanical Ductile Iron Push Joint.....	7,323.63	
33 14 13 13-1232				WEKO Seals (33 14 13 13-1225) Note: Internal joint seal.		
	33 14 13 13-1233	EA		16" WEKO Internal Joint Seal.....	1,344.61	192.89
				<i>For Extra Wide Seals, Add</i>	84.61	
	33 14 13 13-1234	EA		18" WEKO Internal Joint Seal.....	1,431.70	203.67
				<i>For Extra Wide Seals, Add</i>	85.44	
	33 14 13 13-1235	EA		20" WEKO Internal Joint Seal.....	1,518.61	214.47
				<i>For Extra Wide Seals, Add</i>	86.25	
	33 14 13 13-1236	EA		24" WEKO Internal Joint Seal.....	1,610.92	231.63
				<i>For Extra Wide Seals, Add</i>	87.55	
	33 14 13 13-1237	EA		30" WEKO Internal Joint Seal.....	1,667.38	248.78
				<i>For Extra Wide Seals, Add</i>	88.85	
	33 14 13 13-1238	EA		36" WEKO Internal Joint Seal.....	1,753.63	270.23
				<i>For Extra Wide Seals, Add</i>	90.47	
	33 14 13 13-1239	EA		42" WEKO Internal Joint Seal.....	1,873.28	295.96
				<i>For Extra Wide Seals, Add</i>	92.42	
	33 14 13 13-1240	EA		48" WEKO Internal Joint Seal.....	2,022.27	317.41
				<i>For Extra Wide Seals, Add</i>	94.05	
	33 14 13 13-1241	EA		54" WEKO Internal Joint Seal.....	2,100.25	334.57
				<i>For Extra Wide Seals, Add</i>	95.35	
	33 14 13 13-1242	EA		60" WEKO Internal Joint Seal.....	2,194.81	360.30
				<i>For Extra Wide Seals, Add</i>	97.30	
33 14 13 23				Plastic Public Water Utility Distribution Piping (33 14 13)		
33 14 13 23-0001				Class 200, SDR 21 Polyvinyl Chloride (PVC) Pressure Piping (33 14 13 23)		
33 14 13 23-0002				Class 200, SDR 21 Polyvinyl Chloride (PVC) Pressure Pipe (33 14 13 23-0001)		
	33 14 13 23-0003	LF		3/4" Class 200, SDR 21 Polyvinyl Chloride (PVC) Pressure Pipe.....	2.52	0.80
				<i>For >1,000, Deduct</i>	-0.13	
				<i>For Coloring Of Polyvinyl Chloride (PVC) Pipe For Reclaimed Water Identification, Add</i>	0.08	
	33 14 13 23-0004	LF		1" Class 200, SDR 21 Polyvinyl Chloride (PVC) Pressure Pipe.....	2.83	0.86
				<i>For >1,000, Deduct</i>	-0.14	
				<i>For Coloring Of Polyvinyl Chloride (PVC) Pipe For Reclaimed Water Identification, Add</i>	0.10	
	33 14 13 23-0005	LF		1-1/4" Class 200, SDR 21 Polyvinyl Chloride (PVC) Pressure Pipe.....	3.42	0.94
				<i>For >1,000, Deduct</i>	-0.17	
				<i>For Coloring Of Polyvinyl Chloride (PVC) Pipe For Reclaimed Water Identification, Add</i>	0.16	
	33 14 13 23-0006	LF		1-1/2" Class 200, SDR 21 Polyvinyl Chloride (PVC) Pressure Pipe.....	4.06	1.04
				<i>For >1,000, Deduct</i>	-0.20	
				<i>For Coloring Of Polyvinyl Chloride (PVC) Pipe For Reclaimed Water Identification, Add</i>	0.22	
	33 14 13 23-0007	LF		2" Class 200, SDR 21 Polyvinyl Chloride (PVC) Pressure Pipe.....	5.62	1.17
				<i>For >1,000, Deduct</i>	-0.28	
				<i>For Coloring Of Polyvinyl Chloride (PVC) Pipe For Reclaimed Water Identification, Add</i>	0.41	
	33 14 13 23-0008	LF		2-1/2" Class 200, SDR 21 Polyvinyl Chloride (PVC) Pressure Pipe.....	7.59	1.33
				<i>For >1,000, Deduct</i>	-0.38	
				<i>For Coloring Of Polyvinyl Chloride (PVC) Pipe For Reclaimed Water Identification, Add</i>	0.64	
	33 14 13 23-0009	LF		3" Class 200, SDR 21 Polyvinyl Chloride (PVC) Pressure Pipe.....	9.62	1.50
				<i>For >1,000, Deduct</i>	-0.48	
				<i>For Coloring Of Polyvinyl Chloride (PVC) Pipe For Reclaimed Water Identification, Add</i>	0.88	
	33 14 13 23-0010	LF		4" Class 200, SDR 21 Polyvinyl Chloride (PVC) Pressure Pipe.....	14.21	1.86
				<i>For >1,000, Deduct</i>	-0.71	
				<i>For Coloring Of Polyvinyl Chloride (PVC) Pipe For Reclaimed Water Identification, Add</i>	1.44	
	33 14 13 23-0011	LF		6" Class 200, SDR 21 Polyvinyl Chloride (PVC) Pressure Pipe.....	26.74	2.36
				<i>For >1,000, Deduct</i>	-1.34	
				<i>For Coloring Of Polyvinyl Chloride (PVC) Pipe For Reclaimed Water Identification, Add</i>	3.13	
	33 14 13 23-0012	LF		8" Class 200, SDR 21 Polyvinyl Chloride (PVC) Pressure Pipe.....	43.27	3.18
				<i>For >1,000, Deduct</i>	-2.16	
				<i>For Coloring Of Polyvinyl Chloride (PVC) Pipe For Reclaimed Water Identification, Add</i>	5.30	
	33 14 13 23-0013	LF		10" Class 200, SDR 21 Polyvinyl Chloride (PVC) Pressure Pipe.....	65.56	4.25
				<i>For >1,000, Deduct</i>	-3.28	
				<i>For Coloring Of Polyvinyl Chloride (PVC) Pipe For Reclaimed Water Identification, Add</i>	8.24	

33 Utilities**33 10 Water Utilities****33 14 Water Utility Transmission and Distribution**

SAN BERNARDINO
COUNTY

MINOR
CSI UOM DESCRIPTION

TOTAL DIRECT DEMOLITION
UNIT COST UNIT COST

33 14 13 23-0014	LF	12" Class 200, SDR 21 Polyvinyl Chloride (PVC) Pressure Pipe.....	91.69	5.73
		<i>For >1,000, Deduct</i>	-4.58	
		<i>For Coloring Of Polyvinyl Chloride (PVC) Pipe For Reclaimed Water Identification, Add</i>	11.61	
33 14 13 23-0015		90 Degree Elbows, Class 200, SDR 21 Polyvinyl Chloride (PVC) (33 14 13 23-0001)		
33 14 13 23-0016	EA	3/4", Class 200, SDR 21 Polyvinyl Chloride (PVC) 90 Degree Elbow.....	24.64	9.63
33 14 13 23-0017	EA	1", Class 200, SDR 21 Polyvinyl Chloride (PVC) 90 Degree Elbow.....	31.35	12.03
33 14 13 23-0018	EA	1-1/4", Class 200, SDR 21 Polyvinyl Chloride (PVC) 90 Degree Elbow.....	39.74	15.04
33 14 13 23-0019	EA	1-1/2", Class 200, SDR 21 Polyvinyl Chloride (PVC) 90 Degree Elbow.....	71.92	16.64
33 14 13 23-0020	EA	2", Class 200, SDR 21 Polyvinyl Chloride (PVC) 90 Degree Elbow.....	76.73	18.65
33 14 13 23-0021	EA	2-1/2", Class 200, SDR 21 Polyvinyl Chloride (PVC) 90 Degree Elbow.....	92.54	21.15
33 14 13 23-0022	EA	3", Class 200, SDR 21 Polyvinyl Chloride (PVC) 90 Degree Elbow.....	104.95	24.17
33 14 13 23-0023	EA	4", Class 200, SDR 21 Polyvinyl Chloride (PVC) 90 Degree Elbow.....	153.06	29.68
33 14 13 23-0024	EA	6", Class 200, SDR 21 Polyvinyl Chloride (PVC) 90 Degree Elbow.....	230.21	37.71
33 14 13 23-0025	EA	8", Class 200, SDR 21 Polyvinyl Chloride (PVC) 90 Degree Elbow.....	385.45	49.50
33 14 13 23-0026	EA	10", Class 200, SDR 21 Polyvinyl Chloride (PVC) 90 Degree Elbow.....	475.87	66.23
33 14 13 23-0027	EA	12", Class 200, SDR 21 Polyvinyl Chloride (PVC) 90 Degree Elbow.....	625.98	89.14
33 14 13 23-0028		45 Degree Elbows, Class 200, SDR 21 Polyvinyl Chloride (PVC) (33 14 13 23-0001)		
33 14 13 23-0029	EA	3/4" 45 Degree Elbow, Class 200, SDR 21 Polyvinyl Chloride (PVC).....	25.46	9.63
33 14 13 23-0030	EA	1" 45 Degree Elbow, Class 200, SDR 21 Polyvinyl Chloride (PVC).....	31.93	12.03
33 14 13 23-0031	EA	1-1/4" 45 Degree Elbow, Class 200, SDR 21 Polyvinyl Chloride (PVC).....	40.09	15.04
33 14 13 23-0032	EA	1-1/2" 45 Degree Elbow, Class 200, SDR 21 Polyvinyl Chloride (PVC).....	61.25	16.64
33 14 13 23-0033	EA	2" 45 Degree Elbow, Class 200, SDR 21 Polyvinyl Chloride (PVC).....	77.72	18.65
33 14 13 23-0034	EA	2-1/2" 45 Degree Elbow, Class 200, SDR 21 Polyvinyl Chloride (PVC).....	96.57	21.15
33 14 13 23-0035	EA	3" 45 Degree Elbow, Class 200, SDR 21 Polyvinyl Chloride (PVC).....	103.25	24.17
33 14 13 23-0036	EA	4" 45 Degree Elbow, Class 200, SDR 21 Polyvinyl Chloride (PVC).....	149.39	29.68
33 14 13 23-0037	EA	6" 45 Degree Elbow, Class 200, SDR 21 Polyvinyl Chloride (PVC).....	222.80	37.71
33 14 13 23-0038	EA	8" 45 Degree Elbow, Class 200, SDR 21 Polyvinyl Chloride (PVC).....	381.33	49.50
33 14 13 23-0039	EA	10" 45 Degree Elbow, Class 200, SDR 21 Polyvinyl Chloride (PVC).....	417.37	66.23
33 14 13 23-0040	EA	12" 45 Degree Elbow, Class 200, SDR 21 Polyvinyl Chloride (PVC).....	545.02	89.14
33 14 13 23-0041		Tees Or Wyes, Class 200, SDR 21 Polyvinyl Chloride (PVC) (33 14 13 23-0001)		
33 14 13 23-0042	EA	3/4" Tees Or Wyes, Class 200 SDR 21 Polyvinyl Chloride (PVC).....	36.91	14.44
33 14 13 23-0043	EA	1" Tees Or Wyes, Class 200 SDR 21 Polyvinyl Chloride (PVC).....	46.78	18.15
33 14 13 23-0044	EA	1-1/4" Tees Or Wyes, Class 200 SDR 21 Polyvinyl Chloride (PVC).....	58.88	22.66
33 14 13 23-0045	EA	1-1/2" Tees Or Wyes, Class 200 SDR 21 Polyvinyl Chloride (PVC).....	94.77	25.07
33 14 13 23-0046	EA	2" Tees Or Wyes, Class 200 SDR 21 Polyvinyl Chloride (PVC).....	109.04	27.87
33 14 13 23-0047	EA	2-1/2" Tees Or Wyes, Class 200 SDR 21 Polyvinyl Chloride (PVC).....	128.41	31.79
33 14 13 23-0048	EA	3" Tees Or Wyes, Class 200 SDR 21 Polyvinyl Chloride (PVC).....	161.94	36.15
33 14 13 23-0049	EA	4" Tees Or Wyes, Class 200 SDR 21 Polyvinyl Chloride (PVC).....	218.70	44.57
33 14 13 23-0050	EA	6" Tees Or Wyes, Class 200 SDR 21 Polyvinyl Chloride (PVC).....	396.43	56.66
33 14 13 23-0051	EA	8" Tees Or Wyes, Class 200 SDR 21 Polyvinyl Chloride (PVC).....	614.91	74.26
33 14 13 23-0052	EA	10" Tees Or Wyes, Class 200 SDR 21 Polyvinyl Chloride (PVC).....	688.25	102.10
33 14 13 23-0053	EA	12" Tees Or Wyes, Class 200 SDR 21 Polyvinyl Chloride (PVC).....	840.57	137.38
33 14 13 23-0054		Couplings, Class 200, SDR 21 Polyvinyl Chloride (PVC) (33 14 13 23-0001)		
33 14 13 23-0055	EA	3/4" Coupling, Class 200 SDR 21 Polyvinyl Chloride (PVC).....	16.56	6.42
33 14 13 23-0056	EA	1" Coupling, Class 200 SDR 21 Polyvinyl Chloride (PVC).....	22.44	8.63
33 14 13 23-0057	EA	1-1/4" Coupling, Class 200 SDR 21 Polyvinyl Chloride (PVC).....	30.38	11.33
33 14 13 23-0058	EA	1-1/2" Coupling, Class 200 SDR 21 Polyvinyl Chloride (PVC).....	49.07	12.54
33 14 13 23-0059	EA	2" Coupling, Class 200 SDR 21 Polyvinyl Chloride (PVC).....	53.80	13.94
33 14 13 23-0060	EA	2-1/2" Coupling, Class 200 SDR 21 Polyvinyl Chloride (PVC).....	61.16	15.84
33 14 13 23-0061	EA	3" Coupling, Class 200 SDR 21 Polyvinyl Chloride (PVC).....	72.08	18.08
33 14 13 23-0062	EA	4" Coupling, Class 200 SDR 21 Polyvinyl Chloride (PVC).....	103.99	22.24
33 14 13 23-0063	EA	6" Coupling, Class 200 SDR 21 Polyvinyl Chloride (PVC).....	155.64	28.33
33 14 13 23-0064	EA	8" Coupling, Class 200 SDR 21 Polyvinyl Chloride (PVC).....	286.17	37.12
33 14 13 23-0065	EA	10" Coupling, Class 200 SDR 21 Polyvinyl Chloride (PVC).....	321.17	51.10
33 14 13 23-0066	EA	12" Coupling, Class 200 SDR 21 Polyvinyl Chloride (PVC).....	401.77	68.69
33 14 13 23-0067		Schedule 40 Polyvinyl Chloride (PVC) Pipe And Fittings (33 14 13 23)		
33 14 13 23-0068		Schedule 40 Polyvinyl Chloride (PVC) Pipe (33 14 13 23-0067)		
33 14 13 23-0069	LF	3/4" Schedule 40 Polyvinyl Chloride (PVC) Pipe.....	2.93	0.80
		<i>For >1,000, Deduct</i>	-0.15	
		<i>For Coloring Of Polyvinyl Chloride (PVC) Pipe For Reclaimed Water Identification, Add</i>	0.14	
33 14 13 23-0070	LF	1" Schedule 40 Polyvinyl Chloride (PVC) Pipe.....	3.62	0.86
		<i>For >1,000, Deduct</i>	-0.18	
		<i>For Coloring Of Polyvinyl Chloride (PVC) Pipe For Reclaimed Water Identification, Add</i>	0.22	
33 14 13 23-0071	LF	1-1/2" Schedule 40 Polyvinyl Chloride (PVC) Pipe.....	4.79	1.04
		<i>For >1,000, Deduct</i>	-0.24	
		<i>For Coloring Of Polyvinyl Chloride (PVC) Pipe For Reclaimed Water Identification, Add</i>	0.33	
33 14 13 23-0072	LF	2" Schedule 40 Polyvinyl Chloride (PVC) Pipe.....	5.89	1.17
		<i>For >1,000, Deduct</i>	-0.29	
		<i>For Coloring Of Polyvinyl Chloride (PVC) Pipe For Reclaimed Water Identification, Add</i>	0.45	



	MINOR	CSI	UOM	DESCRIPTION	TOTAL DIRECT UNIT COST	DEMOLITION UNIT COST
33 14 13 23-0073	LF			2-1/2" Schedule 40 Polyvinyl Chloride (PVC) Pipe <i>For >1,000, Deduct</i>	8.02 -0.40	1.33
				<i>For Coloring Of Polyvinyl Chloride (PVC) Pipe For Reclaimed Water Identification, Add</i>	0.71	
33 14 13 23-0074	LF			3" Schedule 40 Polyvinyl Chloride (PVC) Pipe <i>For >1,000, Deduct</i>	9.89 -0.49	1.50
				<i>For Coloring Of Polyvinyl Chloride (PVC) Pipe For Reclaimed Water Identification, Add</i>	0.92	
33 14 13 23-0075	LF			4" Schedule 40 Polyvinyl Chloride (PVC) Pipe <i>For >1,000, Deduct</i>	13.46 -0.67	1.86
				<i>For Coloring Of Polyvinyl Chloride (PVC) Pipe For Reclaimed Water Identification, Add</i>	1.32	
33 14 13 23-0076	LF			6" Schedule 40 Polyvinyl Chloride (PVC) Pipe <i>For >1,000, Deduct</i>	21.29 -1.06	2.36
				<i>For Coloring Of Polyvinyl Chloride (PVC) Pipe For Reclaimed Water Identification, Add</i>	2.31	
33 14 13 23-0077				Schedule 40 Polyvinyl Chloride (PVC) 90 Degree Elbows <small>(33 14 13 23-0067)</small>		
33 14 13 23-0078	EA			3/4" 90 Degree Elbow, Schedule 40 Polyvinyl Chloride (PVC).....	24.94	9.63
33 14 13 23-0079	EA			1" 90 Degree Elbow, Schedule 40 Polyvinyl Chloride (PVC).....	31.52	12.03
33 14 13 23-0080	EA			1-1/2" 90 Degree Elbow, Schedule 40 Polyvinyl Chloride (PVC).....	44.04	16.64
33 14 13 23-0081	EA			2" 90 Degree Elbow, Schedule 40 Polyvinyl Chloride (PVC).....	50.25	18.65
33 14 13 23-0082	EA			2-1/2" 90 Degree Elbow, Schedule 40 Polyvinyl Chloride (PVC).....	62.80	21.15
33 14 13 23-0083	EA			3" 90 Degree Elbow, Schedule 40 Polyvinyl Chloride (PVC).....	72.40	24.17
33 14 13 23-0084	EA			4" 90 Degree Elbow, Schedule 40 Polyvinyl Chloride (PVC).....	98.58	29.68
33 14 13 23-0085	EA			6" 90 Degree Elbow, Schedule 40 Polyvinyl Chloride (PVC).....	171.87	37.71
33 14 13 23-0086				Schedule 40 Polyvinyl Chloride (PVC) 45 Degree Elbows <small>(33 14 13 23-0067)</small>		
33 14 13 23-0087	EA			3/4" 45 Degree Elbow, Schedule 40 Polyvinyl Chloride (PVC).....	24.87	9.63
33 14 13 23-0088	EA			1" 45 Degree Elbow, Schedule 40 Polyvinyl Chloride (PVC).....	31.45	12.03
33 14 13 23-0089	EA			1-1/2" 45 Degree Elbow, Schedule 40 Polyvinyl Chloride (PVC).....	44.08	16.64
33 14 13 23-0090	EA			2" 45 Degree Elbow, Schedule 40 Polyvinyl Chloride (PVC).....	49.97	18.65
33 14 13 23-0091	EA			2-1/2" 45 Degree Elbow, Schedule 40 Polyvinyl Chloride (PVC).....	62.04	21.15
33 14 13 23-0092	EA			3" 45 Degree Elbow, Schedule 40 Polyvinyl Chloride (PVC).....	71.51	24.17
33 14 13 23-0093	EA			4" 45 Degree Elbow, Schedule 40 Polyvinyl Chloride (PVC).....	96.78	29.68
33 14 13 23-0094	EA			6" 45 Degree Elbow, Schedule 40 Polyvinyl Chloride (PVC).....	166.14	37.71
33 14 13 23-0095				Schedule 40 Polyvinyl Chloride (PVC) Tees Or Wyes <small>(33 14 13 23-0067)</small>		
33 14 13 23-0096	EA			3/4" Tees Or Wyes, Schedule 40 Polyvinyl Chloride (PVC).....	37.21	14.44
33 14 13 23-0097	EA			1" Tees Or Wyes, Schedule 40 Polyvinyl Chloride (PVC).....	47.01	18.15
33 14 13 23-0098	EA			1-1/2" Tees Or Wyes, Schedule 40 Polyvinyl Chloride (PVC).....	65.72	25.07
33 14 13 23-0099	EA			2" Tees Or Wyes, Schedule 40 Polyvinyl Chloride (PVC).....	74.39	27.87
33 14 13 23-0100	EA			2-1/2" Tees Or Wyes, Schedule 40 Polyvinyl Chloride (PVC).....	94.63	31.79
33 14 13 23-0101	EA			3" Tees Or Wyes, Schedule 40 Polyvinyl Chloride (PVC).....	112.24	36.15
33 14 13 23-0102	EA			4" Tees Or Wyes, Schedule 40 Polyvinyl Chloride (PVC).....	140.54	44.57
33 14 13 23-0103	EA			6" Tees Or Wyes, Schedule 40 Polyvinyl Chloride (PVC).....	263.31	56.66
33 14 13 23-0104				Schedule 40 Polyvinyl Chloride (PVC) Couplings <small>(33 14 13 23-0067)</small>		
33 14 13 23-0105	EA			3/4" Coupling, Schedule 40 Polyvinyl Chloride (PVC).....	16.70	6.42
33 14 13 23-0106	EA			1" Coupling, Schedule 40 Polyvinyl Chloride (PVC).....	22.55	8.63
33 14 13 23-0107	EA			1-1/2" Coupling, Schedule 40 Polyvinyl Chloride (PVC).....	32.68	12.54
33 14 13 23-0108	EA			2" Coupling, Schedule 40 Polyvinyl Chloride (PVC).....	37.17	13.94
33 14 13 23-0109	EA			2-1/2" Coupling, Schedule 40 Polyvinyl Chloride (PVC).....	44.66	15.84
33 14 13 23-0110	EA			3" Coupling, Schedule 40 Polyvinyl Chloride (PVC).....	52.95	18.08
33 14 13 23-0111	EA			4" Coupling, Schedule 40 Polyvinyl Chloride (PVC).....	65.90	22.24
33 14 13 23-0112	EA			6" Coupling, Schedule 40 Polyvinyl Chloride (PVC).....	106.11	28.33
33 14 13 23-0113				Crosses, Schedule 40 Polyvinyl Chloride (PVC) <small>(33 14 13 23-0067)</small>		
33 14 13 23-0114	EA			3/4" Cross, Schedule 40 Polyvinyl Chloride (PVC).....	49.89	19.25
33 14 13 23-0115	EA			1" Cross, Schedule 40 Polyvinyl Chloride (PVC).....	62.61	24.16
33 14 13 23-0116	EA			1-1/2" Cross, Schedule 40 Polyvinyl Chloride (PVC).....	87.61	33.39
33 14 13 23-0117	EA			2" Cross, Schedule 40 Polyvinyl Chloride (PVC).....	99.17	37.20
33 14 13 23-0118	EA			2-1/2" Cross, Schedule 40 Polyvinyl Chloride (PVC).....	126.10	42.32
33 14 13 23-0119	EA			3" Cross, Schedule 40 Polyvinyl Chloride (PVC).....	149.54	48.25
33 14 13 23-0120	EA			4" Cross, Schedule 40 Polyvinyl Chloride (PVC).....	187.21	59.36
33 14 13 23-0121	EA			6" Cross, Schedule 40 Polyvinyl Chloride (PVC).....	350.37	75.51
33 14 13 23-0122				Schedule 80 Polyvinyl Chloride (PVC) Pipe And Fittings <small>(33 14 13 23)</small>		
33 14 13 23-0123				Schedule 80 Polyvinyl Chloride (PVC) Pipe <small>(33 14 13 23-0122)</small>		
33 14 13 23-0124	LF			1" Schedule 80 Polyvinyl Chloride (PVC) Pipe <i>For >1,000, Deduct</i>	4.07 -0.20	0.86
				<i>For Coloring Of Polyvinyl Chloride (PVC) Pipe For Reclaimed Water Identification, Add</i>	0.29	
33 14 13 23-0125	LF			1-1/2" Schedule 80 Polyvinyl Chloride (PVC) Pipe <i>For >1,000, Deduct</i>	5.69 -0.28	1.04
				<i>For Coloring Of Polyvinyl Chloride (PVC) Pipe For Reclaimed Water Identification, Add</i>	0.46	
33 14 13 23-0126	LF			2" Schedule 80 Polyvinyl Chloride (PVC) Pipe <i>For >1,000, Deduct</i>	7.40 -0.37	1.17
				<i>For Coloring Of Polyvinyl Chloride (PVC) Pipe For Reclaimed Water Identification, Add</i>	0.67	

33 Utilities**33 10 Water Utilities****33 14 Water Utility Transmission and Distribution**

SAN BERNARDINO
COUNTY

MINOR CSI UOM DESCRIPTION	TOTAL DIRECT UNIT COST	DEMOLITION UNIT COST
33 14 13 23-0127 LF 2-1/2" Schedule 80 Polyvinyl Chloride (PVC) Pipe	9.99	1.33
For >1,000, Deduct	-0.50	
For Coloring Of Polyvinyl Chloride (PVC) Pipe For Reclaimed Water Identification, Add	1.00	
33 14 13 23-0128 LF 3" Schedule 80 Polyvinyl Chloride (PVC) Pipe	12.65	1.50
For >1,000, Deduct	-0.63	
For Coloring Of Polyvinyl Chloride (PVC) Pipe For Reclaimed Water Identification, Add	1.33	
33 14 13 23-0129 LF 4" Schedule 80 Polyvinyl Chloride (PVC) Pipe	17.67	1.86
For >1,000, Deduct	-0.88	
For Coloring Of Polyvinyl Chloride (PVC) Pipe For Reclaimed Water Identification, Add	1.95	
33 14 13 23-0130 LF 6" Schedule 80 Polyvinyl Chloride (PVC) Pipe	30.67	2.36
For >1,000, Deduct	1.53	
For Coloring Of Polyvinyl Chloride (PVC) Pipe For Reclaimed Water Identification, Add	3.72	
33 14 13 23-0131 Schedule 80 Polyvinyl Chloride (PVC) 90 Degree Elbows (33 14 13 23-0122)		
33 14 13 23-0132 EA 1" 90 Degree Elbow, Schedule 80 Polyvinyl Chloride (PVC)	33.85	12.03
33 14 13 23-0133 EA 1-1/2" 90 Degree Elbow, Schedule 80 Polyvinyl Chloride (PVC)	44.04	16.64
33 14 13 23-0134 EA 2" 90 Degree Elbow, Schedule 80 Polyvinyl Chloride (PVC)	52.59	18.65
33 14 13 23-0135 EA 2-1/2" 90 Degree Elbow, Schedule 80 Polyvinyl Chloride (PVC)	67.75	21.15
33 14 13 23-0136 EA 3" Schedule 80 Polyvinyl Chloride (PVC) 90 Degree Elbow	77.01	24.17
33 14 13 23-0137 EA 4" Schedule 80 Polyvinyl Chloride (PVC) 90 Degree Elbow	99.69	29.68
33 14 13 23-0138 EA 6" Schedule 80 Polyvinyl Chloride (PVC) 90 Degree Elbow	166.62	37.71
33 14 13 23-0139 Schedule 80 Polyvinyl Chloride (PVC) 45 Degree Elbows (33 14 13 23-0122)		
33 14 13 23-0140 EA 1" Schedule 80 Polyvinyl Chloride (PVC) 45 Degree Elbow	43.42	12.03
33 14 13 23-0141 EA 1-1/2" Schedule 80 Polyvinyl Chloride (PVC) 45 Degree Elbow	53.26	16.64
33 14 13 23-0142 EA 2" Schedule 80 Polyvinyl Chloride (PVC) 45 Degree Elbow	61.45	18.65
33 14 13 23-0143 EA 2-1/2" Schedule 80 Polyvinyl Chloride (PVC) 45 Degree Elbow	84.38	21.15
33 14 13 23-0144 EA 3" Schedule 80 Polyvinyl Chloride (PVC) 45 Degree Elbow	98.65	24.17
33 14 13 23-0145 EA 4" Schedule 80 Polyvinyl Chloride (PVC) 45 Degree Elbow	143.20	29.68
33 14 13 23-0146 EA 6" Schedule 80 Polyvinyl Chloride (PVC) 45 Degree Elbow	163.70	37.71
33 14 13 23-0147 Schedule 80 Polyvinyl Chloride (PVC) Tees Or Wyes (33 14 13 23-0122)		
33 14 13 23-0148 EA 1" Schedule 80 Polyvinyl Chloride (PVC) Tees Or Wyes	51.91	18.15
33 14 13 23-0149 EA 1-1/2" Schedule 80 Polyvinyl Chloride (PVC) Tees Or Wyes	80.59	25.07
33 14 13 23-0150 EA 2" Schedule 80 Polyvinyl Chloride (PVC) Tees Or Wyes	92.12	27.87
33 14 13 23-0151 EA 2-1/2" Schedule 80 Polyvinyl Chloride (PVC) Tees Or Wyes	104.02	31.79
33 14 13 23-0152 EA 3" Schedule 80 Polyvinyl Chloride (PVC) Tees Or Wyes	121.23	36.15
33 14 13 23-0153 EA 4" Schedule 80 Polyvinyl Chloride (PVC) Tees Or Wyes	147.01	44.57
33 14 13 23-0154 EA 6" Schedule 80 Polyvinyl Chloride (PVC) Tees Or Wyes	263.08	56.66
33 14 13 23-0155 Schedule 80 Polyvinyl Chloride (PVC) Couplings (33 14 13 23-0122)		
33 14 13 23-0156 EA 1" Schedule 80 Polyvinyl Chloride (PVC) Coupling	26.05	8.63
33 14 13 23-0157 EA 1-1/2" Schedule 80 Polyvinyl Chloride (PVC) Coupling	38.69	12.54
33 14 13 23-0158 EA 2" Schedule 80 Polyvinyl Chloride (PVC) Coupling	42.83	13.94
33 14 13 23-0159 EA 2-1/2" Schedule 80 Polyvinyl Chloride (PVC) Coupling	59.18	15.84
33 14 13 23-0160 EA 3" Schedule 80 Polyvinyl Chloride (PVC) Coupling	67.59	18.08
33 14 13 23-0161 EA 4" Schedule 80 Polyvinyl Chloride (PVC) Coupling	83.68	22.24
33 14 13 23-0162 EA 6" Schedule 80 Polyvinyl Chloride (PVC) Coupling	130.96	28.33
33 14 13 23-0163 Crosses, Schedule 80 Polyvinyl Chloride (PVC) (33 14 13 23-0122)		
33 14 13 23-0164 EA 1" Schedule 80 Polyvinyl Chloride (PVC) Cross	69.11	24.16
33 14 13 23-0165 EA 1-1/2" Schedule 80 Polyvinyl Chloride (PVC) Cross	107.35	33.39
33 14 13 23-0166 EA 2" Schedule 80 Polyvinyl Chloride (PVC) Cross	122.70	37.20
33 14 13 23-0167 EA 2-1/2" Schedule 80 Polyvinyl Chloride (PVC) Cross	138.56	42.32
33 14 13 23-0168 EA 3" Schedule 80 Polyvinyl Chloride (PVC) Cross	161.46	48.25
33 14 13 23-0169 EA 4" Schedule 80 Polyvinyl Chloride (PVC) Cross	195.80	59.36
33 14 13 23-0170 EA 6" Schedule 80 Polyvinyl Chloride (PVC) Cross	350.06	75.51
33 14 13 23-0171 AWWA C900/C905 Polyvinyl Chloride (PVC) Pipe (33 14 13 23)		
Note: Includes hub on one end of pipe. C900 is available in blue, white, purple or green.		
33 14 13 23-0172 AWWA C900, DR 25, PC 165 Polyvinyl Chloride (PVC) Pipe (33 14 13 23-0171)		
33 14 13 23-0173 LF 4" AWWA C900, DR 25, PC 165 Polyvinyl Chloride (PVC) Pipe	10.55	3.78
33 14 13 23-0174 LF 6" AWWA C900, DR 25, PC 165 Polyvinyl Chloride (PVC) Pipe	15.26	4.59
33 14 13 23-0175 LF 8" AWWA C900, DR 25, PC 165 Polyvinyl Chloride (PVC) Pipe	20.81	5.16
33 14 13 23-0176 LF 10" AWWA C900, DR 25, PC 165 Polyvinyl Chloride (PVC) Pipe	27.29	5.74
33 14 13 23-0177 LF 12" AWWA C900, DR 25, PC 165 Polyvinyl Chloride (PVC) Pipe	35.24	6.42
33 14 13 23-0178 AWWA C900, DR 18, PC 235 Polyvinyl Chloride (PVC) Pipe (33 14 13 23-0171)		
33 14 13 23-0179 LF 4" AWWA C900, DR 18, PC 235 Polyvinyl Chloride (PVC) Pipe	11.62	3.78
33 14 13 23-0180 LF 6" AWWA C900, DR 18, PC 235 Polyvinyl Chloride (PVC) Pipe	17.48	4.59
33 14 13 23-0181 LF 8" AWWA C900, DR 18, PC 235 Polyvinyl Chloride (PVC) Pipe	24.54	5.16
33 14 13 23-0182 LF 10" AWWA C900, DR 18, PC 235 Polyvinyl Chloride (PVC) Pipe	33.10	5.74
33 14 13 23-0183 LF 12" AWWA C900, DR 18, PC 235 Polyvinyl Chloride (PVC) Pipe	43.35	6.42



MINOR CSI UOM DESCRIPTION	TOTAL DIRECT UNIT COST	DEMOLITION UNIT COST
------------------------------	---------------------------	-------------------------

33 14 13 23-0184	AWWA C900, DR 14, PC 305 Polyvinyl Chloride (PVC) Pipe <small>(33 14 13 23-0171)</small>		
33 14 13 23-0185	LF 4" AWWA C900, DR 14, PC 305 Polyvinyl Chloride (PVC) Pipe	12.67	3.78
33 14 13 23-0186	LF 6" AWWA C900, DR 14, PC 305 Polyvinyl Chloride (PVC) Pipe	19.68	4.59
33 14 13 23-0187	LF 8" AWWA C900, DR 14, PC 305 Polyvinyl Chloride (PVC) Pipe	28.28	5.16
33 14 13 23-0188	LF 10" AWWA C900, DR 14, PC 305 Polyvinyl Chloride (PVC) Pipe	38.79	5.74
33 14 13 23-0189	LF 12" AWWA C900, DR 14, PC 305 Polyvinyl Chloride (PVC) Pipe	51.46	6.42

33 14 13 23-0190	AWWA C905, DR 51, PC 80 Polyvinyl Chloride (PVC) Pipe <small>(33 14 13 23-0171)</small>		
33 14 13 23-0191	LF 18" AWWA C905, DR 51, PC 80 Polyvinyl Chloride (PVC) Pipe	55.32	9.63
33 14 13 23-0192	LF 20" AWWA C905, DR 51, PC 80 Polyvinyl Chloride (PVC) Pipe	67.44	11.47
33 14 13 23-0193	LF 24" AWWA C905, DR 51, PC 80 Polyvinyl Chloride (PVC) Pipe	90.36	13.77
33 14 13 23-0194	LF 30" AWWA C905, DR 51, PC 80 Polyvinyl Chloride (PVC) Pipe	130.33	16.05
33 14 13 23-0195	LF 36" AWWA C905, DR 51, PC 80 Polyvinyl Chloride (PVC) Pipe	179.66	18.35
33 14 13 23-0196	LF 42" AWWA C905, DR 51, PC 80 Polyvinyl Chloride (PVC) Pipe	227.42	19.49
33 14 13 23-0197	LF 48" AWWA C905, DR 51, PC 80 Polyvinyl Chloride (PVC) Pipe	287.81	20.99

33 14 13 23-0198	AWWA C905, DR 41, PC 100 Polyvinyl Chloride (PVC) Pipe <small>(33 14 13 23-0171)</small>		
33 14 13 23-0199	LF 14" AWWA C905, DR 41, PC 100 Polyvinyl Chloride (PVC) Pipe	40.85	7.22
33 14 13 23-0200	LF 16" AWWA C905, DR 41, PC 100 Polyvinyl Chloride (PVC) Pipe	51.17	8.03
33 14 13 23-0201	LF 18" AWWA C905, DR 41, PC 100 Polyvinyl Chloride (PVC) Pipe	63.45	9.63
33 14 13 23-0202	LF 20" AWWA C905, DR 41, PC 100 Polyvinyl Chloride (PVC) Pipe	77.99	11.47
33 14 13 23-0203	LF 24" AWWA C905, DR 41, PC 100 Polyvinyl Chloride (PVC) Pipe	106.64	13.77
33 14 13 23-0204	LF 30" AWWA C905, DR 41, PC 100 Polyvinyl Chloride (PVC) Pipe	153.67	16.05
33 14 13 23-0205	LF 36" AWWA C905, DR 41, PC 100 Polyvinyl Chloride (PVC) Pipe	210.92	18.35
33 14 13 23-0206	LF 42" AWWA C905, DR 41, PC 100 Polyvinyl Chloride (PVC) Pipe	279.42	19.49
33 14 13 23-0207	LF 48" AWWA C905, DR 41, PC 100 Polyvinyl Chloride (PVC) Pipe	355.27	20.99

33 14 13 23-0208	AWWA C905, DR 32.5, PC 125 Polyvinyl Chloride (PVC) Pipe <small>(33 14 13 23-0171)</small>		
33 14 13 23-0209	LF 14" AWWA C905, DR 32.5, PC 125 Polyvinyl Chloride (PVC) Pipe	47.11	7.22
33 14 13 23-0210	LF 16" AWWA C905, DR 32.5, PC 125 Polyvinyl Chloride (PVC) Pipe	59.85	8.03
33 14 13 23-0211	LF 18" AWWA C905, DR 32.5, PC 125 Polyvinyl Chloride (PVC) Pipe	74.23	9.63
33 14 13 23-0212	LF 20" AWWA C905, DR 32.5, PC 125 Polyvinyl Chloride (PVC) Pipe	91.98	11.47
33 14 13 23-0213	LF 24" AWWA C905, DR 32.5, PC 125 Polyvinyl Chloride (PVC) Pipe	126.73	13.77
33 14 13 23-0214	LF 30" AWWA C905, DR 32.5, PC 125 Polyvinyl Chloride (PVC) Pipe	183.85	16.05
33 14 13 23-0215	LF 36" AWWA C905, DR 32.5, PC 125 Polyvinyl Chloride (PVC) Pipe	254.98	18.35
33 14 13 23-0216	LF 42" AWWA C905, DR 32.5, PC 125 Polyvinyl Chloride (PVC) Pipe	331.61	19.49
33 14 13 23-0217	LF 48" AWWA C905, DR 32.5, PC 125 Polyvinyl Chloride (PVC) Pipe	423.38	20.99

33 14 13 23-0218	AWWA C905, DR 25, PC 165 Polyvinyl Chloride (PVC) Pipe <small>(33 14 13 23-0171)</small>		
33 14 13 23-0219	LF 14" AWWA C905, DR 25, PC 165 Polyvinyl Chloride (PVC) Pipe	57.80	7.22
33 14 13 23-0220	LF 16" AWWA C905, DR 25, PC 165 Polyvinyl Chloride (PVC) Pipe	72.55	8.03
33 14 13 23-0221	LF 18" AWWA C905, DR 25, PC 165 Polyvinyl Chloride (PVC) Pipe	90.58	9.63
33 14 13 23-0222	LF 20" AWWA C905, DR 25, PC 165 Polyvinyl Chloride (PVC) Pipe	111.72	11.47
33 14 13 23-0223	LF 24" AWWA C905, DR 25, PC 165 Polyvinyl Chloride (PVC) Pipe	155.20	13.77
33 14 13 23-0224	LF 30" AWWA C905, DR 25, PC 165 Polyvinyl Chloride (PVC) Pipe	228.53	16.05
33 14 13 23-0225	LF 36" AWWA C905, DR 25, PC 165 Polyvinyl Chloride (PVC) Pipe	323.67	18.35
33 14 13 23-0226	LF 42" AWWA C905, DR 25, PC 165 Polyvinyl Chloride (PVC) Pipe	432.36	19.49
33 14 13 23-0227	LF 48" AWWA C905, DR 25, PC 165 Polyvinyl Chloride (PVC) Pipe	558.58	20.99

33 14 13 23-0228	AWWA C905, DR 21, PC 200 Polyvinyl Chloride (PVC) Pipe <small>(33 14 13 23-0171)</small>		
33 14 13 23-0229	LF 14" AWWA C905, DR 21, PC 200 Polyvinyl Chloride (PVC) Pipe	65.83	7.22
33 14 13 23-0230	LF 16" AWWA C905, DR 21, PC 200 Polyvinyl Chloride (PVC) Pipe	83.01	8.03
33 14 13 23-0231	LF 18" AWWA C905, DR 21, PC 200 Polyvinyl Chloride (PVC) Pipe	103.76	9.63
33 14 13 23-0232	LF 20" AWWA C905, DR 21, PC 200 Polyvinyl Chloride (PVC) Pipe	128.14	11.47
33 14 13 23-0233	LF 24" AWWA C905, DR 21, PC 200 Polyvinyl Chloride (PVC) Pipe	178.82	13.77
33 14 13 23-0234	LF 30" AWWA C905, DR 21, PC 200 Polyvinyl Chloride (PVC) Pipe	264.88	16.05
33 14 13 23-0235	LF 36" AWWA C905, DR 21, PC 200 Polyvinyl Chloride (PVC) Pipe	376.76	18.35
33 14 13 23-0236	LF 42" AWWA C905, DR 21, PC 200 Polyvinyl Chloride (PVC) Pipe	505.11	19.49

33 14 13 23-0237	AWWA C905, DR 18, PC 235 Polyvinyl Chloride (PVC) Pipe <small>(33 14 13 23-0171)</small>		
33 14 13 23-0238	LF 14" AWWA C905, DR 18, PC 235 Polyvinyl Chloride (PVC) Pipe	73.66	7.22
33 14 13 23-0239	LF 16" AWWA C905, DR 18, PC 235 Polyvinyl Chloride (PVC) Pipe	93.17	8.03
33 14 13 23-0240	LF 18" AWWA C905, DR 18, PC 235 Polyvinyl Chloride (PVC) Pipe	116.58	9.63
33 14 13 23-0241	LF 20" AWWA C905, DR 18, PC 235 Polyvinyl Chloride (PVC) Pipe	144.12	11.47
33 14 13 23-0242	LF 24" AWWA C905, DR 18, PC 235 Polyvinyl Chloride (PVC) Pipe	201.80	13.77
33 14 13 23-0243	LF 30" AWWA C905, DR 18, PC 235 Polyvinyl Chloride (PVC) Pipe	300.23	16.05
33 14 13 23-0244	LF 36" AWWA C905, DR 18, PC 235 Polyvinyl Chloride (PVC) Pipe	428.42	18.35

33 14 13 23-0245	AWWA C900/905, DR 18, PC 235 Polyvinyl Chloride (PVC) Fittings <small>(33 14 13 23)</small>		
Note: Includes rubber gaskets.			

33	Utilities
33 10	Water Utilities
33 14	Water Utility Transmission and Distribution



MINOR
CSI UOM DESCRIPTION

TOTAL DIRECT UNIT COST DEMOLITION UNIT COST

MINOR	CSI	UOM	DESCRIPTION	TOTAL DIRECT UNIT COST	DEMOLITION UNIT COST
33 14 13 23-0246			90 Degree Elbows, AWWA C900/905, DR 18, PC 235 Polyvinyl Chloride (PVC) <small>(33 14 13 23-0245)</small>		
33 14 13 23-0247	EA		4" 90 Degree Elbow, AWWA C900/905, DR 18, PC 235 Polyvinyl Chloride (PVC).....	201.21	12.03
			<i>For DR 25, Deduct</i>	-10.63	
33 14 13 23-0248	EA		6" 90 Degree Elbow, AWWA C900/905, DR 18, PC 235 Polyvinyl Chloride (PVC).....	413.76	13.54
			<i>For DR 25, Deduct</i>	-23.20	
33 14 13 23-0249	EA		8" 90 Degree Elbow, AWWA C900/905, DR 18, PC 235 Polyvinyl Chloride (PVC).....	622.35	15.04
			<i>For DR 25, Deduct</i>	-35.54	
33 14 13 23-0250	EA		10" 90 Degree Elbow, AWWA C900/905, DR 18, PC 235 Polyvinyl Chloride (PVC).....	950.19	23.86
			<i>For DR 25, Deduct</i>	-54.15	
33 14 13 23-0251	EA		12" 90 Degree Elbow, AWWA C900/905, DR 18, PC 235 Polyvinyl Chloride (PVC).....	1,235.10	39.77
			<i>For DR 25, Deduct</i>	-69.34	
33 14 13 23-0252	EA		14" 90 Degree Elbow, AWWA C900/905, DR 18, PC 235 Polyvinyl Chloride (PVC).....	1,856.52	49.71
			<i>For DR 25, Deduct</i>	-105.43	
33 14 13 23-0253	EA		16" 90 Degree Elbow, AWWA C900/905, DR 18, PC 235 Polyvinyl Chloride (PVC).....	2,215.46	59.64
			<i>For DR 25, Deduct</i>	-125.77	
33 14 13 23-0254	EA		18" 90 Degree Elbow, AWWA C900/905, DR 18, PC 235 Polyvinyl Chloride (PVC).....	3,805.49	79.53
			<i>For DR 25, Deduct</i>	-218.79	
33 14 13 23-0255	EA		20" 90 Degree Elbow, AWWA C900/905, DR 18, PC 235 Polyvinyl Chloride (PVC).....	4,684.45	99.41
			<i>For DR 25, Deduct</i>	-269.14	
33 14 13 23-0256	EA		24" 90 Degree Elbow, AWWA C900/905, DR 18, PC 235 Polyvinyl Chloride (PVC).....	7,781.29	134.20
			<i>For DR 25, Deduct</i>	-450.77	
33 14 13 23-0257			45 Degree Elbows, AWWA C900/905, DR 18, PC 235 Polyvinyl Chloride (PVC) <small>(33 14 13 23-0245)</small>		
33 14 13 23-0258	EA		4" 45 Degree Elbow, AWWA C900/905, DR 18, PC 235 Polyvinyl Chloride (PVC).....	178.08	12.03
			<i>For DR 25, Deduct</i>	-9.24	
33 14 13 23-0259	EA		6" 45 Degree Elbow, AWWA C900/905, DR 18, PC 235 Polyvinyl Chloride (PVC).....	308.86	13.54
			<i>For DR 25, Deduct</i>	-16.91	
33 14 13 23-0260	EA		8" 45 Degree Elbow, AWWA C900/905, DR 18, PC 235 Polyvinyl Chloride (PVC).....	391.73	15.04
			<i>For DR 25, Deduct</i>	-21.70	
33 14 13 23-0261	EA		10" 45 Degree Elbow, AWWA C900/905, DR 18, PC 235 Polyvinyl Chloride (PVC).....	553.58	23.86
			<i>For DR 25, Deduct</i>	-30.35	
33 14 13 23-0262	EA		12" 45 Degree Elbow, AWWA C900/905, DR 18, PC 235 Polyvinyl Chloride (PVC).....	738.82	39.77
			<i>For DR 25, Deduct</i>	-39.56	
33 14 13 23-0263	EA		14" 45 Degree Elbow, AWWA C900/905, DR 18, PC 235 Polyvinyl Chloride (PVC).....	1,424.81	49.71
			<i>For DR 25, Deduct</i>	-79.52	
33 14 13 23-0264	EA		16" 45 Degree Elbow, AWWA C900/905, DR 18, PC 235 Polyvinyl Chloride (PVC).....	1,806.49	59.64
			<i>For DR 25, Deduct</i>	-101.23	
33 14 13 23-0265	EA		18" 45 Degree Elbow, AWWA C900/905, DR 18, PC 235 Polyvinyl Chloride (PVC).....	3,121.70	79.53
			<i>For DR 25, Deduct</i>	-177.76	
33 14 13 23-0266	EA		20" 45 Degree Elbow, AWWA C900/905, DR 18, PC 235 Polyvinyl Chloride (PVC).....	3,877.20	99.41
			<i>For DR 25, Deduct</i>	-220.70	
33 14 13 23-0267	EA		24" 45 Degree Elbow, AWWA C900/905, DR 18, PC 235 Polyvinyl Chloride (PVC).....	5,472.51	134.20
			<i>For DR 25, Deduct</i>	-312.25	
33 14 13 23-0268			22-1/2 Degree Elbows, AWWA C900/905, DR 18, PC 235 Polyvinyl Chloride (PVC) <small>(33 14 13 23-0245)</small>		
33 14 13 23-0269	EA		4" 22-1/2 Degree Elbow, AWWA C900/905, DR 18, PC 235 Polyvinyl Chloride (PVC).....	175.26	12.03
			<i>For DR 25, Deduct</i>	-9.07	
33 14 13 23-0270	EA		6" 22-1/2 Degree Elbow, AWWA C900/905, DR 18, PC 235 Polyvinyl Chloride (PVC).....	308.86	13.54
			<i>For DR 25, Deduct</i>	-16.91	
33 14 13 23-0271	EA		8" 22-1/2 Degree Elbow, AWWA C900/905, DR 18, PC 235 Polyvinyl Chloride (PVC).....	391.74	15.04
			<i>For DR 25, Deduct</i>	-21.70	
33 14 13 23-0272	EA		10" 22-1/2 Degree Elbow, AWWA C900/905, DR 18, PC 235 Polyvinyl Chloride (PVC).....	553.59	23.86
			<i>For DR 25, Deduct</i>	-30.35	
33 14 13 23-0273	EA		12" 22-1/2 Degree Elbow, AWWA C900/905, DR 18, PC 235 Polyvinyl Chloride (PVC).....	738.82	39.77
			<i>For DR 25, Deduct</i>	-39.56	
33 14 13 23-0274	EA		14" 22-1/2 Degree Elbow, AWWA C900/905, DR 18, PC 235 Polyvinyl Chloride (PVC).....	1,420.81	49.71
			<i>For DR 25, Deduct</i>	-79.52	
33 14 13 23-0275	EA		16" 22-1/2 Degree Elbow, AWWA C900/905, DR 18, PC 235 Polyvinyl Chloride (PVC).....	1,806.46	59.64
			<i>For DR 25, Deduct</i>	-101.23	
33 14 13 23-0276	EA		18" 22-1/2 Degree Elbow, AWWA C900/905, DR 18, PC 235 Polyvinyl Chloride (PVC).....	3,121.70	79.53
			<i>For DR 25, Deduct</i>	-177.76	
33 14 13 23-0277	EA		20" 22-1/2 Degree Elbow, AWWA C900/905, DR 18, PC 235 Polyvinyl Chloride (PVC).....	3,877.20	99.41
			<i>For DR 25, Deduct</i>	-220.70	
33 14 13 23-0278	EA		24" 22-1/2 Degree Elbow, AWWA C900/905, DR 18, PC 235 Polyvinyl Chloride (PVC).....	5,472.51	134.20
			<i>For DR 25, Deduct</i>	-312.25	
33 14 13 23-0279			11-1/4 Degree Elbows, AWWA C900/905, DR 18, PC 235 Polyvinyl Chloride (PVC) <small>(33 14 13 23-0245)</small>		
33 14 13 23-0280	EA		4" 11-1/4 Degree Elbow, AWWA C900/905, DR 18, PC 235 Polyvinyl Chloride (PVC).....	154.55	12.03
			<i>For DR 25, Deduct</i>	-7.83	
33 14 13 23-0281	EA		6" 11-1/4 Degree Elbow, AWWA C900/905, DR 18, PC 235 Polyvinyl Chloride (PVC).....	308.86	13.54
			<i>For DR 25, Deduct</i>	-16.91	
33 14 13 23-0282	EA		8" 11-1/4 Degree Elbow, AWWA C900/905, DR 18, PC 235 Polyvinyl Chloride (PVC).....	391.74	15.04
			<i>For DR 25, Deduct</i>	-21.70	



MINOR	CSI	UOM	DESCRIPTION	TOTAL DIRECT UNIT COST	DEMOLITION UNIT COST
33 14 13 23-0283	EA	10"	11-1/4 Degree Elbow, AWWA C900/905, DR 18, PC 235 Polyvinyl Chloride (PVC).....	553.59	23.86
			<i>For DR 25, Deduct</i>	-30.35	
33 14 13 23-0284	EA	12"	11-1/4 Degree Elbow, AWWA C900/905, DR 18, PC 235 Polyvinyl Chloride (PVC).....	738.82	39.77
			<i>For DR 25, Deduct</i>	-39.56	
33 14 13 23-0285	EA	14"	11-1/4 Degree Elbow, AWWA C900/905, DR 18, PC 235 Polyvinyl Chloride (PVC).....	1,420.81	47.71
			<i>For DR 25, Deduct</i>	-79.52	
33 14 13 23-0286	EA	16"	11-1/4 Degree Elbow, AWWA C900/905, DR 18, PC 235 Polyvinyl Chloride (PVC).....	1,806.46	59.64
			<i>For DR 25, Deduct</i>	-101.23	
33 14 13 23-0287	EA	18"	11-1/4 Degree Elbow, AWWA C900/905, DR 18, PC 235 Polyvinyl Chloride (PVC).....	3,121.70	79.53
			<i>For DR 25, Deduct</i>	-177.76	
33 14 13 23-0288	EA	20"	11-1/4 Degree Elbow, AWWA C900/905, DR 18, PC 235 Polyvinyl Chloride (PVC).....	3,877.20	99.41
			<i>For DR 25, Deduct</i>	-220.70	
33 14 13 23-0289	EA	24"	11-1/4 Degree Elbow, AWWA C900/905, DR 18, PC 235 Polyvinyl Chloride (PVC).....	5,472.51	134.20
			<i>For DR 25, Deduct</i>	-312.25	
33 14 13 23-0290			Tees Or Wyes, AWWA C900/905, DR 18, PC 235 Polyvinyl Chloride (PVC)		
			<small>(33 14 13 23-0245)</small>		
33 14 13 23-0291	EA	4"	Tees Or Wyes, AWWA C900/905, DR 18, PC 235 Polyvinyl Chloride (PVC)	239.26	13.54
			<i>For DR 25, Deduct</i>	-12.73	
33 14 13 23-0292	EA	6"	Tees Or Wyes, AWWA C900/905, DR 18, PC 235 Polyvinyl Chloride (PVC)	463.86	15.04
			<i>For DR 25, Deduct</i>	-26.03	
33 14 13 23-0293	EA	8"	Tees Or Wyes, AWWA C900/905, DR 18, PC 235 Polyvinyl Chloride (PVC)	647.93	17.05
			<i>For DR 25, Deduct</i>	-36.83	
33 14 13 23-0294	EA	10"	Tees Or Wyes, AWWA C900/905, DR 18, PC 235 Polyvinyl Chloride (PVC)	1,336.68	29.82
			<i>For DR 25, Deduct</i>	-76.62	
33 14 13 23-0295	EA	12"	Tees Or Wyes, AWWA C900/905, DR 18, PC 235 Polyvinyl Chloride (PVC)	1,627.71	59.64
			<i>For DR 25, Deduct</i>	-90.51	
33 14 13 23-0296	EA	14"	Tees Or Wyes, AWWA C900/905, DR 18, PC 235 Polyvinyl Chloride (PVC)	2,945.10	74.55
			<i>For DR 25, Deduct</i>	-167.76	
33 14 13 23-0297	EA	16"	Tees Or Wyes, AWWA C900/905, DR 18, PC 235 Polyvinyl Chloride (PVC)	3,648.27	89.46
			<i>For DR 25, Deduct</i>	-208.16	
33 14 13 23-0298	EA	18"	Tee, AWWA C900/905, DR 18, PC 235 Polyvinyl Chloride (PVC)	4,602.21	119.29
			<i>For DR 25, Deduct</i>	-261.82	
33 14 13 23-0299	EA	20"	Tee, AWWA C900/905, DR 18, PC 235 Polyvinyl Chloride (PVC)	5,525.72	149.12
			<i>For DR 25, Deduct</i>	-313.65	
33 14 13 23-0300	EA	24"	Tee, AWWA C900/905, DR 18, PC 235 Polyvinyl Chloride (PVC)	7,597.96	101.39
			<i>For DR 25, Deduct</i>	-443.71	
33 14 13 23-0301			Reducing Tees Or Wyes, AWWA C900/905, DR 18, PC 235 Polyvinyl Chloride (PVC)		
			<small>(33 14 13 23-0245)</small>		
33 14 13 23-0302	EA	6" x 4"	Reducing Tees Or Wyes, AWWA C900/905, DR 18, PC 235 Polyvinyl Chloride (PVC)	461.15	19.55
			<i>For DR 25, Deduct</i>	-25.32	
33 14 13 23-0303	EA	8" x 4"	Reducing Tees Or Wyes, AWWA C900/905, DR 18, PC 235 Polyvinyl Chloride (PVC)	628.14	21.05
			<i>For DR 25, Deduct</i>	-35.16	
33 14 13 23-0304	EA	8" x 6"	Reducing Tees Or Wyes, AWWA C900/905, DR 18, PC 235 Polyvinyl Chloride (PVC)	643.83	21.81
			<i>For DR 25, Deduct</i>	-36.01	
33 14 13 23-0305	EA	10" x 4"	Reducing Tees Or Wyes, AWWA C900/905, DR 18, PC 235 Polyvinyl Chloride (PVC)	835.14	29.82
			<i>For DR 25, Deduct</i>	-46.53	
33 14 13 23-0306	EA	10" x 6"	Reducing Tees Or Wyes, AWWA C900/905, DR 18, PC 235 Polyvinyl Chloride (PVC)	1,132.67	30.57
			<i>For DR 25, Deduct</i>	-64.29	
33 14 13 23-0307	EA	10" x 8"	Reducing Tees Or Wyes, AWWA C900/905, DR 18, PC 235 Polyvinyl Chloride (PVC)	1,211.93	31.31
			<i>For DR 25, Deduct</i>	-68.96	
33 14 13 23-0308	EA	12" x 4"	Reducing Tees Or Wyes, AWWA C900/905, DR 18, PC 235 Polyvinyl Chloride (PVC)	1,282.82	45.73
			<i>For DR 25, Deduct</i>	-71.48	
33 14 13 23-0309	EA	12" x 6"	Reducing Tees Or Wyes, AWWA C900/905, DR 18, PC 235 Polyvinyl Chloride (PVC)	1,473.54	46.47
			<i>For DR 25, Deduct</i>	-82.84	
33 14 13 23-0310	EA	12" x 8"	Reducing Tees Or Wyes, AWWA C900/905, DR 18, PC 235 Polyvinyl Chloride (PVC)	1,563.60	47.22
			<i>For DR 25, Deduct</i>	-88.15	
33 14 13 23-0311	EA	12" x 10"	Reducing Tees Or Wyes, AWWA C900/905, DR 18, PC 235 Polyvinyl Chloride (PVC)	1,592.48	51.69
			<i>For DR 25, Deduct</i>	-89.35	
33 14 13 23-0312	EA	14" x 4"	Reducing Tees Or Wyes, AWWA C900/905, DR 18, PC 235 Polyvinyl Chloride (PVC)	2,422.52	53.68
			<i>For DR 25, Deduct</i>	-138.91	
33 14 13 23-0313	EA	14" x 6"	Reducing Tees Or Wyes, AWWA C900/905, DR 18, PC 235 Polyvinyl Chloride (PVC)	2,520.19	54.43
			<i>For DR 25, Deduct</i>	-144.68	
33 14 13 23-0314	EA	14" x 8"	Reducing Tees Or Wyes, AWWA C900/905, DR 18, PC 235 Polyvinyl Chloride (PVC)	2,618.11	55.17
			<i>For DR 25, Deduct</i>	-150.47	
33 14 13 23-0315	EA	14" x 10"	Reducing Tees Or Wyes, AWWA C900/905, DR 18, PC 235 Polyvinyl Chloride (PVC)	2,722.92	59.64
			<i>For DR 25, Deduct</i>	-156.22	
33 14 13 23-0316	EA	14" x 12"	Reducing Tees Or Wyes, AWWA C900/905, DR 18, PC 235 Polyvinyl Chloride (PVC)	2,835.05	67.60
			<i>For DR 25, Deduct</i>	-161.99	
33 14 13 23-0317	EA	16" x 4"	Reducing Tees Or Wyes, AWWA C900/905, DR 18, PC 235 Polyvinyl Chloride (PVC)	3,023.44	65.61
			<i>For DR 25, Deduct</i>	-173.53	
33 14 13 23-0318	EA	16" x 6"	Reducing Tees Or Wyes, AWWA C900/905, DR 18, PC 235 Polyvinyl Chloride (PVC)	3,119.59	65.61
			<i>For DR 25, Deduct</i>	-179.30	
33 14 13 23-0319	EA	16" x 8"	Reducing Tees Or Wyes, AWWA C900/905, DR 18, PC 235 Polyvinyl Chloride (PVC)	3,217.29	66.36
			<i>For DR 25, Deduct</i>	-185.07	
33 14 13 23-0320	EA	16" x 10"	Reducing Tees Or Wyes, AWWA C900/905, DR 18, PC 235 Polyvinyl Chloride (PVC)	3,314.97	67.10
			<i>For DR 25, Deduct</i>	-190.85	
33 14 13 23-0321	EA	16" x 12"	Reducing Tees Or Wyes, AWWA C900/905, DR 18, PC 235 Polyvinyl Chloride (PVC)	3,435.97	79.53
			<i>For DR 25, Deduct</i>	-196.62	
33 14 13 23-0322	EA	16" x 14"	Reducing Tees Or Wyes, AWWA C900/905, DR 18, PC 235 Polyvinyl Chloride (PVC)	3,540.11	83.50
			<i>For DR 25, Deduct</i>	-202.39	

33 Utilities
33 10 Water Utilities
33 14 Water Utility Transmission and Distribution



MINOR CSI	UOM	DESCRIPTION	TOTAL DIRECT UNIT COST	DEMOLITION UNIT COST
33 14 13 23-0323	EA	18" x 4" Reducing Tees Or Wyes, AWWA C900/905, DR 18, PC 235 Polyvinyl Chloride (PVC) <i>For DR 25, Deduct</i>	3,735.76 -213.89	85.49
33 14 13 23-0324	EA	18" x 6" Reducing Tees Or Wyes, AWWA C900/905, DR 18, PC 235 Polyvinyl Chloride (PVC) <i>For DR 25, Deduct</i>	3,834.12 -219.70	86.24
33 14 13 23-0325	EA	18" x 8" Reducing Tees Or Wyes, AWWA C900/905, DR 18, PC 235 Polyvinyl Chloride (PVC) <i>For DR 25, Deduct</i>	3,931.78 -225.47	86.99
33 14 13 23-0326	EA	18" x 10" Reducing Tees Or Wyes, AWWA C900/905, DR 18, PC 235 Polyvinyl Chloride (PVC) <i>For DR 25, Deduct</i>	4,036.91 -231.24	91.46
33 14 13 23-0327	EA	18" x 12" Reducing Tees Or Wyes, AWWA C900/905, DR 18, PC 235 Polyvinyl Chloride (PVC) <i>For DR 25, Deduct</i>	4,148.96 -237.01	99.41
33 14 13 23-0328	EA	18" x 14" Reducing Tees Or Wyes, AWWA C900/905, DR 18, PC 235 Polyvinyl Chloride (PVC) <i>For DR 25, Deduct</i>	4,252.43 -242.74	103.39
33 14 13 23-0329	EA	18" x 16" Reducing Tees Or Wyes, AWWA C900/905, DR 18, PC 235 Polyvinyl Chloride (PVC) <i>For DR 25, Deduct</i>	4,383.78 -249.91	109.35
33 14 13 23-0330	EA	20" x 4" Reducing Tees Or Wyes, AWWA C900/905, DR 18, PC 235 Polyvinyl Chloride (PVC) <i>For DR 25, Deduct</i>	4,738.62 -271.67	105.37
33 14 13 23-0331	EA	20" x 6" Reducing Tees Or Wyes, AWWA C900/905, DR 18, PC 235 Polyvinyl Chloride (PVC) <i>For DR 25, Deduct</i>	4,904.34 -281.53	106.12
33 14 13 23-0332	EA	20" x 8" Reducing Tees Or Wyes, AWWA C900/905, DR 18, PC 235 Polyvinyl Chloride (PVC) <i>For DR 25, Deduct</i>	4,969.49 -285.35	106.86
33 14 13 23-0333	EA	20" x 10" Reducing Tees Or Wyes, AWWA C900/905, DR 18, PC 235 Polyvinyl Chloride (PVC) <i>For DR 25, Deduct</i>	5,042.19 -289.17	111.34
33 14 13 23-0334	EA	20" x 12" Reducing Tees Or Wyes, AWWA C900/905, DR 18, PC 235 Polyvinyl Chloride (PVC) <i>For DR 25, Deduct</i>	5,121.79 -292.99	119.29
33 14 13 23-0335	EA	20" x 14" Reducing Tees Or Wyes, AWWA C900/905, DR 18, PC 235 Polyvinyl Chloride (PVC) <i>For DR 25, Deduct</i>	5,232.99 -299.19	123.27
33 14 13 23-0336	EA	20" x 16" Reducing Tees Or Wyes, AWWA C900/905, DR 18, PC 235 Polyvinyl Chloride (PVC) <i>For DR 25, Deduct</i>	5,348.21 -305.39	129.23
33 14 13 23-0337	EA	20" x 18" Reducing Tees Or Wyes, AWWA C900/905, DR 18, PC 235 Polyvinyl Chloride (PVC) <i>For DR 25, Deduct</i>	5,436.97 -309.52	139.17
33 14 13 23-0338	EA	24" x 4" Reducing Tees Or Wyes, AWWA C900/905, DR 18, PC 235 Polyvinyl Chloride (PVC) <i>For DR 25, Deduct</i>	5,576.69 -317.78	140.16
33 14 13 23-0339	EA	24" x 6" Reducing Tees Or Wyes, AWWA C900/905, DR 18, PC 235 Polyvinyl Chloride (PVC) <i>For DR 25, Deduct</i>	5,647.10 -321.92	140.91
33 14 13 23-0340	EA	24" x 8" Reducing Tees Or Wyes, AWWA C900/905, DR 18, PC 235 Polyvinyl Chloride (PVC) <i>For DR 25, Deduct</i>	5,717.47 -326.05	141.66
33 14 13 23-0341	EA	24" x 10" Reducing Tees Or Wyes, AWWA C900/905, DR 18, PC 235 Polyvinyl Chloride (PVC) <i>For DR 25, Deduct</i>	6,006.56 -342.86	146.14
33 14 13 23-0342	EA	24" x 12" Reducing Tees Or Wyes, AWWA C900/905, DR 18, PC 235 Polyvinyl Chloride (PVC) <i>For DR 25, Deduct</i>	6,302.59 -359.67	154.08
33 14 13 23-0343	EA	24" x 14" Reducing Tees Or Wyes, AWWA C900/905, DR 18, PC 235 Polyvinyl Chloride (PVC) <i>For DR 25, Deduct</i>	6,590.69 -376.47	158.06
33 14 13 23-0344	EA	24" x 16" Reducing Tees Or Wyes, AWWA C900/905, DR 18, PC 235 Polyvinyl Chloride (PVC) <i>For DR 25, Deduct</i>	6,882.76 -393.28	164.03
33 14 13 23-0345	EA	24" x 18" Reducing Tees Or Wyes, AWWA C900/905, DR 18, PC 235 Polyvinyl Chloride (PVC) <i>For DR 25, Deduct</i>	7,182.79 -410.09	173.96
33 14 13 23-0346	EA	24" x 20" Reducing Tees Or Wyes, AWWA C900/905, DR 18, PC 235 Polyvinyl Chloride (PVC) <i>For DR 25, Deduct</i>	7,482.81 -426.90	183.91
33 14 13 23-0347		Cross, AWWA C900/905, DR 18, PC 235 Polyvinyl Chloride (PVC) <small>(33 14 13 23-0245)</small>		
33 14 13 23-0348	EA	4" Cross, AWWA C900/905, DR 18, PC 235 Polyvinyl Chloride (PVC) <i>For DR 25, Deduct</i>	331.04 -16.98	24.06
33 14 13 23-0349	EA	6" Cross, AWWA C900/905, DR 18, PC 235 Polyvinyl Chloride (PVC) <i>For DR 25, Deduct</i>	597.12 -32.58	27.07
33 14 13 23-0350	EA	8" Cross, AWWA C900/905, DR 18, PC 235 Polyvinyl Chloride (PVC) <i>For DR 25, Deduct</i>	827.84 -46.06	30.08
33 14 13 23-0351	EA	10" Cross, AWWA C900/905, DR 18, PC 235 Polyvinyl Chloride (PVC) <i>For DR 25, Deduct</i>	1,691.07 -95.74	47.71
33 14 13 23-0352	EA	12" Cross, AWWA C900/905, DR 18, PC 235 Polyvinyl Chloride (PVC) <i>For DR 25, Deduct</i>	2,005.19 -113.15	59.64
33 14 13 23-0353	EA	14" Cross, AWWA C900/905, DR 18, PC 235 Polyvinyl Chloride (PVC) <i>For DR 25, Deduct</i>	3,654.24 -209.71	79.53
33 14 13 23-0354	EA	16" Cross, AWWA C900/905, DR 18, PC 235 Polyvinyl Chloride (PVC) <i>For DR 25, Deduct</i>	4,534.78 -260.17	99.41
33 14 13 23-0355	EA	18" Cross, AWWA C900/905, DR 18, PC 235 Polyvinyl Chloride (PVC) <i>For DR 25, Deduct</i>	5,773.46 -327.32	159.05
33 14 13 23-0356	EA	20" Cross, AWWA C900/905, DR 18, PC 235 Polyvinyl Chloride (PVC) <i>For DR 25, Deduct</i>	6,932.11 -392.07	198.82
33 14 13 23-0357	EA	24" Cross, AWWA C900/905, DR 18, PC 235 Polyvinyl Chloride (PVC) <i>For DR 25, Deduct</i>	9,780.20 -554.60	268.40
33 14 13 23-0358		Reducing Cross, AWWA C900/905, DR 18, PC 235 Polyvinyl Chloride (PVC) <small>(33 14 13 23-0245)</small>		
33 14 13 23-0359	EA	6" x 4" Reducing Cross, AWWA C900/905, DR 18, PC 235 Polyvinyl Chloride (PVC) <i>For DR 25, Deduct</i>	579.11 -31.68	25.57
33 14 13 23-0360	EA	8" x 4" Reducing Cross, AWWA C900/905, DR 18, PC 235 Polyvinyl Chloride (PVC) <i>For DR 25, Deduct</i>	787.59 -44.01	27.07
33 14 13 23-0361	EA	8" x 6" Reducing Cross, AWWA C900/905, DR 18, PC 235 Polyvinyl Chloride (PVC) <i>For DR 25, Deduct</i>	807.59 -45.03	28.57
33 14 13 23-0362	EA	10" x 4" Reducing Cross, AWWA C900/905, DR 18, PC 235 Polyvinyl Chloride (PVC) <i>For DR 25, Deduct</i>	1,212.16 -68.44	35.79



MINOR CSI	UOM	DESCRIPTION	TOTAL DIRECT UNIT COST	DEMOLITION UNIT COST
33 14 13 23-0363	EA	10" x 6" Reducing Cross, AWWA C900/905, DR 18, PC 235 Polyvinyl Chloride (PVC).....	1,414.15	37.28
		<i>For DR 25, Deduct</i>	-80.38	
33 14 13 23-0364	EA	10" x 8" Reducing Cross, AWWA C900/905, DR 18, PC 235 Polyvinyl Chloride (PVC).....	1,553.86	38.77
		<i>For DR 25, Deduct</i>	-89.58	
33 14 13 23-0365	EA	12" x 4" Reducing Cross, AWWA C900/905, DR 18, PC 235 Polyvinyl Chloride (PVC).....	1,593.08	51.89
		<i>For DR 25, Deduct</i>	-89.38	
33 14 13 23-0366	EA	12" x 6" Reducing Cross, AWWA C900/905, DR 18, PC 235 Polyvinyl Chloride (PVC).....	1,832.03	53.18
		<i>For DR 25, Deduct</i>	-103.54	
33 14 13 23-0367	EA	12" x 8" Reducing Cross, AWWA C900/905, DR 18, PC 235 Polyvinyl Chloride (PVC).....	1,945.75	54.68
		<i>For DR 25, Deduct</i>	-110.18	
33 14 13 23-0368	EA	12" x 10" Reducing Cross, AWWA C900/905, DR 18, PC 235 Polyvinyl Chloride (PVC).....	1,988.45	63.62
		<i>For DR 25, Deduct</i>	-111.67	
33 14 13 23-0369	EA	14" x 4" Reducing Cross, AWWA C900/905, DR 18, PC 235 Polyvinyl Chloride (PVC).....	3,013.23	59.64
		<i>For DR 25, Deduct</i>	-173.64	
33 14 13 23-0370	EA	14" x 6" Reducing Cross, AWWA C900/905, DR 18, PC 235 Polyvinyl Chloride (PVC).....	3,136.08	61.13
		<i>For DR 25, Deduct</i>	-180.83	
33 14 13 23-0371	EA	14" x 8" Reducing Cross, AWWA C900/905, DR 18, PC 235 Polyvinyl Chloride (PVC).....	3,260.24	62.63
		<i>For DR 25, Deduct</i>	-188.10	
33 14 13 23-0372	EA	14" x 10" Reducing Cross, AWWA C900/905, DR 18, PC 235 Polyvinyl Chloride (PVC).....	3,398.83	71.57
		<i>For DR 25, Deduct</i>	-195.34	
33 14 13 23-0373	EA	14" x 12" Reducing Cross, AWWA C900/905, DR 18, PC 235 Polyvinyl Chloride (PVC).....	3,550.41	87.48
		<i>For DR 25, Deduct</i>	-202.53	
33 14 13 23-0374	EA	16" x 4" Reducing Cross, AWWA C900/905, DR 18, PC 235 Polyvinyl Chloride (PVC).....	3,757.86	71.57
		<i>For DR 25, Deduct</i>	-216.88	
33 14 13 23-0375	EA	16" x 6" Reducing Cross, AWWA C900/905, DR 18, PC 235 Polyvinyl Chloride (PVC).....	3,882.34	73.06
		<i>For DR 25, Deduct</i>	-224.17	
33 14 13 23-0376	EA	16" x 8" Reducing Cross, AWWA C900/905, DR 18, PC 235 Polyvinyl Chloride (PVC).....	4,005.47	74.55
		<i>For DR 25, Deduct</i>	-231.38	
33 14 13 23-0377	EA	16" x 10" Reducing Cross, AWWA C900/905, DR 18, PC 235 Polyvinyl Chloride (PVC).....	4,143.94	83.50
		<i>For DR 25, Deduct</i>	-238.62	
33 14 13 23-0378	EA	16" x 12" Reducing Cross, AWWA C900/905, DR 18, PC 235 Polyvinyl Chloride (PVC).....	4,209.90	99.41
		<i>For DR 25, Deduct</i>	-240.66	
33 14 13 23-0379	EA	16" x 14" Reducing Cross, AWWA C900/905, DR 18, PC 235 Polyvinyl Chloride (PVC).....	4,431.46	107.36
		<i>For DR 25, Deduct</i>	-253.00	
33 14 13 23-0380	EA	18" x 4" Reducing Cross, AWWA C900/905, DR 18, PC 235 Polyvinyl Chloride (PVC).....	4,639.50	91.46
		<i>For DR 25, Deduct</i>	-267.40	
33 14 13 23-0381	EA	18" x 6" Reducing Cross, AWWA C900/905, DR 18, PC 235 Polyvinyl Chloride (PVC).....	4,763.67	92.95
		<i>For DR 25, Deduct</i>	-274.67	
33 14 13 23-0382	EA	18" x 8" Reducing Cross, AWWA C900/905, DR 18, PC 235 Polyvinyl Chloride (PVC).....	4,886.99	94.44
		<i>For DR 25, Deduct</i>	-281.89	
33 14 13 23-0383	EA	18" x 10" Reducing Cross, AWWA C900/905, DR 18, PC 235 Polyvinyl Chloride (PVC).....	5,023.66	103.39
		<i>For DR 25, Deduct</i>	-289.01	
33 14 13 23-0384	EA	18" x 12" Reducing Cross, AWWA C900/905, DR 18, PC 235 Polyvinyl Chloride (PVC).....	5,176.68	119.29
		<i>For DR 25, Deduct</i>	-296.29	
33 14 13 23-0385	EA	18" x 14" Reducing Cross, AWWA C900/905, DR 18, PC 235 Polyvinyl Chloride (PVC).....	5,312.37	127.24
		<i>For DR 25, Deduct</i>	-303.47	
33 14 13 23-0386	EA	18" x 16" Reducing Cross, AWWA C900/905, DR 18, PC 235 Polyvinyl Chloride (PVC).....	5,485.28	139.17
		<i>For DR 25, Deduct</i>	-312.42	
33 14 13 23-0387	EA	20" x 4" Reducing Cross, AWWA C900/905, DR 18, PC 235 Polyvinyl Chloride (PVC).....	5,883.08	111.34
		<i>For DR 25, Deduct</i>	-339.62	
33 14 13 23-0388	EA	20" x 6" Reducing Cross, AWWA C900/905, DR 18, PC 235 Polyvinyl Chloride (PVC).....	6,091.01	112.83
		<i>For DR 25, Deduct</i>	-351.92	
33 14 13 23-0389	EA	20" x 8" Reducing Cross, AWWA C900/905, DR 18, PC 235 Polyvinyl Chloride (PVC).....	6,174.17	114.32
		<i>For DR 25, Deduct</i>	-356.73	
33 14 13 23-0390	EA	20" x 10" Reducing Cross, AWWA C900/905, DR 18, PC 235 Polyvinyl Chloride (PVC).....	6,271.38	123.27
		<i>For DR 25, Deduct</i>	-361.49	
33 14 13 23-0391	EA	20" x 12" Reducing Cross, AWWA C900/905, DR 18, PC 235 Polyvinyl Chloride (PVC).....	6,382.54	139.17
		<i>For DR 25, Deduct</i>	-366.25	
33 14 13 23-0392	EA	20" x 14" Reducing Cross, AWWA C900/905, DR 18, PC 235 Polyvinyl Chloride (PVC).....	6,526.62	147.12
		<i>For DR 25, Deduct</i>	-373.94	
33 14 13 23-0393	EA	20" x 16" Reducing Cross, AWWA C900/905, DR 18, PC 235 Polyvinyl Chloride (PVC).....	6,681.22	159.05
		<i>For DR 25, Deduct</i>	-381.79	
33 14 13 23-0394	EA	20" x 18" Reducing Cross, AWWA C900/905, DR 18, PC 235 Polyvinyl Chloride (PVC).....	6,806.84	178.94
		<i>For DR 25, Deduct</i>	-386.94	
33 14 13 23-0395	EA	24" x 4" Reducing Cross, AWWA C900/905, DR 18, PC 235 Polyvinyl Chloride (PVC).....	6,874.48	146.14
		<i>For DR 25, Deduct</i>	-394.93	
33 14 13 23-0396	EA	24" x 6" Reducing Cross, AWWA C900/905, DR 18, PC 235 Polyvinyl Chloride (PVC).....	7,002.25	147.63
		<i>For DR 25, Deduct</i>	-402.42	
33 14 13 23-0397	EA	24" x 8" Reducing Cross, AWWA C900/905, DR 18, PC 235 Polyvinyl Chloride (PVC).....	7,091.69	149.12
		<i>For DR 25, Deduct</i>	-407.61	
33 14 13 23-0398	EA	24" x 10" Reducing Cross, AWWA C900/905, DR 18, PC 235 Polyvinyl Chloride (PVC).....	7,459.36	158.06
		<i>For DR 25, Deduct</i>	-428.59	
33 14 13 23-0399	EA	24" x 12" Reducing Cross, AWWA C900/905, DR 18, PC 235 Polyvinyl Chloride (PVC).....	7,841.07	173.96
		<i>For DR 25, Deduct</i>	-449.59	
33 14 13 23-0400	EA	24" x 14" Reducing Cross, AWWA C900/905, DR 18, PC 235 Polyvinyl Chloride (PVC).....	8,206.79	181.92
		<i>For DR 25, Deduct</i>	-470.58	
33 14 13 23-0401	EA	24" x 16" Reducing Cross, AWWA C900/905, DR 18, PC 235 Polyvinyl Chloride (PVC).....	8,581.98	193.85
		<i>For DR 25, Deduct</i>	-491.66	
33 14 13 23-0402	EA	24" x 18" Reducing Cross, AWWA C900/905, DR 18, PC 235 Polyvinyl Chloride (PVC).....	8,970.82	213.73
		<i>For DR 25, Deduct</i>	-512.60	
33 14 13 23-0403	EA	24" x 20" Reducing Cross, AWWA C900/905, DR 18, PC 235 Polyvinyl Chloride (PVC).....	9,361.17	233.61
		<i>For DR 25, Deduct</i>	-533.64	



MINOR TOTAL DIRECT DEMOLITION
 CSI UOM DESCRIPTION UNIT COST UNIT COST

33 14 13 23-0404 Couplings, AWWA C900/905, DR 18, PC 235 Polyvinyl Chloride (PVC) (33 14 13 23-0245)

33 14 13 23-0405	EA 4" Coupling, AWWA C900/905, DR 18, PC 235 Polyvinyl Chloride (PVC)	119.46	12.03
	<i>For DR 25, Deduct</i>	-5.72	
33 14 13 23-0406	EA 6" Coupling, AWWA C900/905, DR 18, PC 235 Polyvinyl Chloride (PVC)	223.99	13.54
	<i>For DR 25, Deduct</i>	-11.82	
33 14 13 23-0407	EA 8" Coupling, AWWA C900/905, DR 18, PC 235 Polyvinyl Chloride (PVC)	269.80	15.04
	<i>For DR 25, Deduct</i>	-14.38	
33 14 13 23-0408	EA 10" Coupling, AWWA C900/905, DR 18, PC 235 Polyvinyl Chloride (PVC)	383.04	23.86
	<i>For DR 25, Deduct</i>	-20.12	
33 14 13 23-0409	EA 12" Coupling, AWWA C900/905, DR 18, PC 235 Polyvinyl Chloride (PVC)	610.62	29.82
	<i>For DR 25, Deduct</i>	-33.06	
33 14 13 23-0410	EA 14" Coupling, AWWA C900/905, DR 18, PC 235 Polyvinyl Chloride (PVC)	1,061.34	39.77
	<i>For DR 25, Deduct</i>	-58.91	
33 14 13 23-0411	EA 16" Coupling, AWWA C900/905, DR 18, PC 235 Polyvinyl Chloride (PVC)	1,256.86	49.71
	<i>For DR 25, Deduct</i>	-69.45	
33 14 13 23-0412	EA 18" Coupling, AWWA C900/905, DR 18, PC 235 Polyvinyl Chloride (PVC)	3,015.29	79.53
	<i>For DR 25, Deduct</i>	-171.37	
33 14 13 23-0413	EA 20" Coupling, AWWA C900/905, DR 18, PC 235 Polyvinyl Chloride (PVC)	3,378.70	99.41
	<i>For DR 25, Deduct</i>	-190.79	
33 14 13 23-0414	EA 24" Coupling, AWWA C900/905, DR 18, PC 235 Polyvinyl Chloride (PVC)	4,758.21	134.20
	<i>For DR 25, Deduct</i>	-269.39	

33 14 13 23-0415 Flanged End x Gasket Joint Adapter, AWWA C900/905, DR 18, PC 235 Polyvinyl Chloride (PVC) (33 14 13 23-0245)

33 14 13 23-0416	EA 4" Flanged End x Gasket Joint Adapter, AWWA C900/905, DR 18, PC 235 Polyvinyl Chloride (PVC)	148.51	12.03
	<i>For DR 25, Deduct</i>	-7.47	
33 14 13 23-0417	EA 6" Flanged End x Gasket Joint Adapter, AWWA C900/905, DR 18, PC 235 Polyvinyl Chloride (PVC)	202.19	13.54
	<i>For DR 25, Deduct</i>	-10.51	
33 14 13 23-0418	EA 8" Flanged End x Gasket Joint Adapter, AWWA C900/905, DR 18, PC 235 Polyvinyl Chloride (PVC)	294.63	15.04
	<i>For DR 25, Deduct</i>	-15.87	
33 14 13 23-0419	EA 10" Flanged End x Gasket Joint Adapter, AWWA C900/905, DR 18, PC 235 Polyvinyl Chloride (PVC)	402.40	23.86
	<i>For DR 25, Deduct</i>	-21.28	
33 14 13 23-0420	EA 12" Flanged End x Gasket Joint Adapter, AWWA C900/905, DR 18, PC 235 Polyvinyl Chloride (PVC)	644.62	39.77
	<i>For DR 25, Deduct</i>	-33.91	
33 14 13 23-0421	EA 14" Flanged End x Gasket Joint Adapter, AWWA C900/905, DR 18, PC 235 Polyvinyl Chloride (PVC)	1,720.41	47.71
	<i>For DR 25, Deduct</i>	-97.50	
33 14 13 23-0422	EA 16" Flanged End x Gasket Joint Adapter, AWWA C900/905, DR 18, PC 235 Polyvinyl Chloride (PVC)	2,329.64	59.64
	<i>For DR 25, Deduct</i>	-132.62	
33 14 13 23-0423	EA 18" Flanged End x Gasket Joint Adapter, AWWA C900/905, DR 18, PC 235 Polyvinyl Chloride (PVC)	2,869.47	79.53
	<i>For DR 25, Deduct</i>	-162.63	
33 14 13 23-0424	EA 20" Flanged End x Gasket Joint Adapter, AWWA C900/905, DR 18, PC 235 Polyvinyl Chloride (PVC)	3,427.53	99.41
	<i>For DR 25, Deduct</i>	-193.72	
33 14 13 23-0425	EA 24" Flanged End x Gasket Joint Adapter, AWWA C900/905, DR 18, PC 235 Polyvinyl Chloride (PVC)	4,656.32	134.20
	<i>For DR 25, Deduct</i>	-263.28	

33 14 13 23-0426 AWWA C906, High Density Polyethylene (HDPE) Pressure Piping (33 14 13 23)
 Note: ASTM D3350 pipe, ASTM D2657 heat fusion.

33 14 13 23-0427 High Density Polyethylene (HDPE) Pressure Pipe (33 14 13 23-0426)

33 14 13 23-0428	LF 3" DR 21, Butt Fusion Joint High Density Polyethylene (HDPE) Pressure Pipe	8.98	2.98
	<i>For SDR 19, Add</i>	0.27	
	<i>For SDR 17, Add</i>	0.66	
	<i>For SDR 15.5, Add</i>	0.96	
	<i>For SDR 13.5, Add</i>	1.50	
	<i>For SDR 11, Add</i>	2.42	
33 14 13 23-0429	LF 4" DR 21, Butt Fusion Joint High Density Polyethylene (HDPE) Pressure Pipe	9.30	3.78
	<i>For SDR 26, Deduct</i>	-0.32	
	<i>For SDR 19, Add</i>	0.16	
	<i>For SDR 17, Add</i>	0.39	
	<i>For SDR 15.5, Add</i>	0.57	
	<i>For SDR 13.5, Add</i>	0.88	
	<i>For SDR 11, Add</i>	1.42	
33 14 13 23-0430	LF 6" DR 21, Butt Fusion Joint High Density Polyethylene (HDPE) Pressure Pipe	12.94	4.59
	<i>For SDR 26, Deduct</i>	-0.69	
	<i>For SDR 19, Add</i>	0.34	
	<i>For SDR 17, Add</i>	0.84	
	<i>For SDR 15.5, Add</i>	1.22	
	<i>For SDR 13.5, Add</i>	1.91	
	<i>For SDR 11, Add</i>	3.07	
33 14 13 23-0431	LF 8" DR 21, Butt Fusion Joint High Density Polyethylene (HDPE) Pressure Pipe	16.71	5.16
	<i>For SDR 26, Deduct</i>	-1.17	
	<i>For SDR 19, Add</i>	0.58	
	<i>For SDR 17, Add</i>	1.42	
	<i>For SDR 15.5, Add</i>	2.08	
	<i>For SDR 13.5, Add</i>	3.25	
	<i>For SDR 11, Add</i>	5.22	



MINOR CSI UOM DESCRIPTION	TOTAL DIRECT UNIT COST	DEMOLITION UNIT COST
33 14 13 23-0432 LF 10" DR 21, Butt Fusion Joint High Density Polyethylene (HDPE) Pressure Pipe	21.40	5.74
<i>For SDR 26, Deduct</i>	-1.62	
<i>For SDR 19, Add</i>	0.89	
<i>For SDR 17, Add</i>	2.21	
<i>For SDR 15.5, Add</i>	3.23	
<i>For SDR 13.5, Add</i>	5.04	
<i>For SDR 11, Add</i>	8.12	
33 14 13 23-0433 LF 12" DR 21, Butt Fusion Joint High Density Polyethylene (HDPE) Pressure Pipe	27.04	64.23
<i>For SDR 26, Deduct</i>	-2.62	
<i>For SDR 19, Add</i>	1.29	
<i>For SDR 17, Add</i>	3.18	
<i>For SDR 15.5, Add</i>	4.66	
<i>For SDR 13.5, Add</i>	7.27	
<i>For SDR 11, Add</i>	11.70	
33 14 13 23-0434 LF 14" DR 21, Butt Fusion Joint High Density Polyethylene (HDPE) Pressure Pipe	31.17	7.22
<i>For SDR 26, Deduct</i>	-3.08	
<i>For SDR 19, Add</i>	1.51	
<i>For SDR 17, Add</i>	3.74	
<i>For SDR 15.5, Add</i>	5.48	
<i>For SDR 13.5, Add</i>	8.55	
<i>For SDR 11, Add</i>	13.76	
33 14 13 23-0435 LF 16" DR 21, Butt Fusion Joint High Density Polyethylene (HDPE) Pressure Pipe	38.03	8.03
<i>For SDR 26, Deduct</i>	-4.03	
<i>For SDR 19, Add</i>	1.98	
<i>For SDR 17, Add</i>	4.88	
<i>For SDR 15.5, Add</i>	7.15	
<i>For SDR 13.5, Add</i>	11.16	
<i>For SDR 11, Add</i>	17.97	
33 14 13 23-0436 LF 18" DR 21, Butt Fusion Joint High Density Polyethylene (HDPE) Pressure Pipe	47.10	9.63
<i>For SDR 26, Deduct</i>	-5.09	
<i>For SDR 19, Add</i>	2.50	
<i>For SDR 17, Add</i>	6.17	
<i>For SDR 15.5, Add</i>	9.04	
<i>For SDR 13.5, Add</i>	14.11	
<i>For SDR 11, Add</i>	22.71	
33 14 13 23-0437 LF 20" DR 21, Butt Fusion Joint High Density Polyethylene (HDPE) Pressure Pipe	118.45	11.47
<i>For SDR 26, Deduct</i>	-17.51	
<i>For SDR 19, Add</i>	8.60	
<i>For SDR 17, Add</i>	21.22	
<i>For SDR 15.5, Add</i>	31.08	
<i>For SDR 13.5, Add</i>	48.51	
<i>For SDR 11, Add</i>	78.08	
33 14 13 23-0438 LF 24" DR 21, Butt Fusion Joint High Density Polyethylene (HDPE) Pressure Pipe	176.97	13.77
<i>For SDR 26, Deduct</i>	-9.06	
<i>For SDR 19, Add</i>	4.45	
<i>For SDR 17, Add</i>	10.99	
<i>For SDR 15.5, Add</i>	16.09	
<i>For SDR 13.5, Add</i>	25.11	
<i>For SDR 11, Add</i>	40.42	
33 14 13 23-0439 90 Degree Elbows, High Density Polyethylene (HDPE) Pressure Piping <small>(33 14 13 23-0426)</small>		
33 14 13 23-0440 EA 3" 90 Degree Elbow, DR 21 High Density Polyethylene (HDPE) Pressure Piping.....	58.67	15.04
<i>For SDR 26, Deduct</i>	-2.48	
<i>For SDR 19, Add</i>	1.22	
<i>For SDR 17, Add</i>	3.01	
<i>For SDR 15.5, Add</i>	4.41	
<i>For SDR 13.5, Add</i>	6.88	
<i>For SDR 11, Add</i>	11.08	
33 14 13 23-0441 EA 4" 90 Degree Elbow, DR 21 High Density Polyethylene (HDPE) Pressure Piping.....	66.27	16.72
<i>For SDR 26, Deduct</i>	-2.96	
<i>For SDR 19, Add</i>	1.45	
<i>For SDR 17, Add</i>	3.59	
<i>For SDR 15.5, Add</i>	5.25	
<i>For SDR 13.5, Add</i>	8.20	
<i>For SDR 11, Add</i>	13.19	
33 14 13 23-0442 EA 6" 90 Degree Elbow, DR 21 High Density Polyethylene (HDPE) Pressure Piping.....	100.20	19.11
<i>For SDR 26, Deduct</i>	-7.87	
<i>For SDR 19, Add</i>	3.86	
<i>For SDR 17, Add</i>	9.54	
<i>For SDR 15.5, Add</i>	13.97	
<i>For SDR 13.5, Add</i>	21.81	
<i>For SDR 11, Add</i>	35.10	
33 14 13 23-0443 EA 8" 90 Degree Elbow, DR 21 High Density Polyethylene (HDPE) Pressure Piping.....	156.63	22.30
<i>For SDR 26, Deduct</i>	-16.45	
<i>For SDR 19, Add</i>	8.08	
<i>For SDR 17, Add</i>	19.94	
<i>For SDR 15.5, Add</i>	29.21	
<i>For SDR 13.5, Add</i>	45.59	
<i>For SDR 11, Add</i>	73.38	

33 Utilities

33 10 Water Utilities

33 14 Water Utility Transmission and Distribution



MINOR	CSI	UOM	DESCRIPTION	TOTAL DIRECT UNIT COST	DEMOLITION UNIT COST
33 14	13 23-0444	EA	10" 90 Degree Elbow, DR 21 High Density Polyethylene (HDPE) Pressure Piping.....	238.94	29.78
			<i>For SDR 26, Deduct</i>	-27.46	
			<i>For SDR 19, Add</i>	13.48	
			<i>For SDR 17, Add</i>	33.29	
			<i>For SDR 15.5, Add</i>	48.75	
			<i>For SDR 13.5, Add</i>	76.09	
			<i>For SDR 11, Add</i>	122.47	
33 14	13 23-0445	EA	12" 90 Degree Elbow, DR 21 High Density Polyethylene (HDPE) Pressure Piping.....	353.03	44.57
			<i>For SDR 26, Deduct</i>	-40.21	
			<i>For SDR 19, Add</i>	19.74	
			<i>For SDR 17, Add</i>	48.75	
			<i>For SDR 15.5, Add</i>	71.39	
			<i>For SDR 13.5, Add</i>	111.42	
			<i>For SDR 11, Add</i>	179.34	
33 14	13 23-0446	EA	14" 90 Degree Elbow, DR 21 High Density Polyethylene (HDPE) Pressure Piping.....	439.87	59.48
			<i>For SDR 26, Deduct</i>	-47.94	
			<i>For SDR 19, Add</i>	23.54	
			<i>For SDR 17, Add</i>	58.11	
			<i>For SDR 15.5, Add</i>	85.10	
			<i>For SDR 13.5, Add</i>	132.63	
			<i>For SDR 11, Add</i>	213.79	
33 14	13 23-0447	EA	16" 90 Degree Elbow, DR 21 High Density Polyethylene (HDPE) Pressure Piping.....	580.48	89.14
			<i>For SDR 26, Deduct</i>	-57.41	
			<i>For SDR 19, Add</i>	28.19	
			<i>For SDR 17, Add</i>	69.59	
			<i>For SDR 15.5, Add</i>	101.91	
			<i>For SDR 13.5, Add</i>	159.06	
			<i>For SDR 11, Add</i>	256.02	
33 14	13 23-0448	EA	18" 90 Degree Elbow, DR 21 High Density Polyethylene (HDPE) Pressure Piping.....	727.00	100.27
			<i>For SDR 26, Deduct</i>	-78.12	
			<i>For SDR 19, Add</i>	38.36	
			<i>For SDR 17, Add</i>	94.70	
			<i>For SDR 15.5, Add</i>	138.68	
			<i>For SDR 13.5, Add</i>	216.46	
			<i>For SDR 11, Add</i>	348.40	
33 14	13 23-0449	EA	20" 90 Degree Elbow, DR 21 High Density Polyethylene (HDPE) Pressure Piping.....	985.79	113.80
			<i>For SDR 26, Deduct</i>	-117.47	
			<i>For SDR 19, Add</i>	57.68	
			<i>For SDR 17, Add</i>	142.40	
			<i>For SDR 15.5, Add</i>	208.54	
			<i>For SDR 13.5, Add</i>	325.50	
			<i>For SDR 11, Add</i>	523.92	
33 14	13 23-0450	EA	24" 90 Degree Elbow, DR 21 High Density Polyethylene (HDPE) Pressure Piping.....	1,256.66	133.76
			<i>For SDR 26, Deduct</i>	-156.83	
			<i>For SDR 19, Add</i>	77.00	
			<i>For SDR 17, Add</i>	190.11	
			<i>For SDR 15.5, Add</i>	278.41	
			<i>For SDR 13.5, Add</i>	434.55	
			<i>For SDR 11, Add</i>	699.44	
33 14	13 23-0451		Tees, High Density Polyethylene (HDPE) Pressure Piping <small>(33 14 13 23-0426)</small>		
33 14	13 23-0452	EA	3" Tee, DR 21 High Density Polyethylene (HDPE) Pressure Piping.....	64.85	15.74
			<i>For SDR 26, Deduct</i>	-3.25	
			<i>For SDR 19, Add</i>	1.59	
			<i>For SDR 17, Add</i>	3.94	
			<i>For SDR 15.5, Add</i>	5.77	
			<i>For SDR 13.5, Add</i>	9.00	
			<i>For SDR 11, Add</i>	14.49	
33 14	13 23-0453	EA	4" Tee, DR 21 High Density Polyethylene (HDPE) Pressure Piping.....	74.31	17.83
			<i>For SDR 26, Deduct</i>	-3.82	
			<i>For SDR 19, Add</i>	1.88	
			<i>For SDR 17, Add</i>	4.64	
			<i>For SDR 15.5, Add</i>	6.79	
			<i>For SDR 13.5, Add</i>	10.59	
			<i>For SDR 11, Add</i>	17.05	
33 14	13 23-0454	EA	6" Tee, DR 21 High Density Polyethylene (HDPE) Pressure Piping.....	116.20	20.58
			<i>For SDR 26, Deduct</i>	-9.99	
			<i>For SDR 19, Add</i>	4.91	
			<i>For SDR 17, Add</i>	12.11	
			<i>For SDR 15.5, Add</i>	17.74	
			<i>For SDR 13.5, Add</i>	27.69	
			<i>For SDR 11, Add</i>	44.57	
33 14	13 23-0455	EA	8" Tee, DR 21 High Density Polyethylene (HDPE) Pressure Piping.....	211.21	24.32
			<i>For SDR 26, Deduct</i>	-25.35	
			<i>For SDR 19, Add</i>	12.45	
			<i>For SDR 17, Add</i>	30.73	
			<i>For SDR 15.5, Add</i>	45.01	
			<i>For SDR 13.5, Add</i>	70.25	
			<i>For SDR 11, Add</i>	113.07	
33 14	13 23-0456	EA	10" Tee, DR 21 High Density Polyethylene (HDPE) Pressure Piping.....	289.19	35.70
			<i>For SDR 26, Deduct</i>	-33.40	
			<i>For SDR 19, Add</i>	16.40	
			<i>For SDR 17, Add</i>	40.49	
			<i>For SDR 15.5, Add</i>	59.29	
			<i>For SDR 13.5, Add</i>	92.55	
			<i>For SDR 11, Add</i>	148.96	



MINOR CSI UOM DESCRIPTION	TOTAL DIRECT UNIT COST	DEMOLITION UNIT COST
33 14 13 23-0457 EA 12" Tee, DR 21 High Density Polyethylene (HDPE) Pressure Piping.....	409.28	53.55
<i>For SDR 26, Deduct</i>	-45.61	
<i>For SDR 19, Add</i>	22.39	
<i>For SDR 17, Add</i>	55.29	
<i>For SDR 15.5, Add</i>	80.97	
<i>For SDR 13.5, Add</i>	126.38	
<i>For SDR 11, Add</i>	203.41	
33 14 13 23-0458 EA 14" Tee, DR 21 High Density Polyethylene (HDPE) Pressure Piping.....	493.26	66.88
<i>For SDR 26, Deduct</i>	-53.66	
<i>For SDR 19, Add</i>	26.35	
<i>For SDR 17, Add</i>	65.04	
<i>For SDR 15.5, Add</i>	95.25	
<i>For SDR 13.5, Add</i>	148.68	
<i>For SDR 11, Add</i>	239.31	
33 14 13 23-0459 EA 16" Tee, DR 21 High Density Polyethylene (HDPE) Pressure Piping.....	648.57	100.27
<i>For SDR 26, Deduct</i>	-63.72	
<i>For SDR 19, Add</i>	31.29	
<i>For SDR 17, Add</i>	77.24	
<i>For SDR 15.5, Add</i>	113.12	
<i>For SDR 13.5, Add</i>	176.56	
<i>For SDR 11, Add</i>	284.18	
33 14 13 23-0460 EA 18" Tee, DR 21 High Density Polyethylene (HDPE) Pressure Piping.....	833.37	116.81
<i>For SDR 26, Deduct</i>	-88.53	
<i>For SDR 19, Add</i>	43.47	
<i>For SDR 17, Add</i>	107.32	
<i>For SDR 15.5, Add</i>	157.17	
<i>For SDR 13.5, Add</i>	245.32	
<i>For SDR 11, Add</i>	394.85	
33 14 13 23-0461 EA 20" Tee, DR 21 High Density Polyethylene (HDPE) Pressure Piping.....	1,163.18	137.97
<i>For SDR 26, Deduct</i>	-136.49	
<i>For SDR 19, Add</i>	67.02	
<i>For SDR 17, Add</i>	165.46	
<i>For SDR 15.5, Add</i>	242.30	
<i>For SDR 13.5, Add</i>	378.20	
<i>For SDR 11, Add</i>	608.74	
33 14 13 23-0462 EA 24" Tee, DR 21 High Density Polyethylene (HDPE) Pressure Piping.....	1,507.60	167.25
<i>For SDR 26, Deduct</i>	-184.45	
<i>For SDR 19, Add</i>	90.56	
<i>For SDR 17, Add</i>	223.59	
<i>For SDR 15.5, Add</i>	327.44	
<i>For SDR 13.5, Add</i>	511.08	
<i>For SDR 11, Add</i>	822.62	
33 14 13 23-0463 AWWA C909 Oriented Polyvinyl Chloride (PVC) Pipe <small>(33 14 13 23)</small>		
<small>Note: Includes hub on one end of pipe.</small>		
33 14 13 23-0464 AWWA C909, DR 18, PC 235 Oriented Polyvinyl Chloride (PVC) Pipe <small>(33 14 13 23-0463)</small>		
33 14 13 23-0465 LF 6" AWWA C909, DR 18, PC 235 Oriented Polyvinyl Chloride (PVC) Pipe.....	17.48	4.59
33 14 13 23-0466 LF 8" AWWA C909, DR 18, PC 235 Oriented Polyvinyl Chloride (PVC) Pipe.....	24.54	5.16
33 14 13 23-0467 LF 10" AWWA C909, DR 18, PC 235 Oriented Polyvinyl Chloride (PVC) Pipe.....	33.10	5.74
33 14 13 23-0468 LF 12" AWWA C909, DR 18, PC 235 Oriented Polyvinyl Chloride (PVC) Pipe.....	43.35	6.42
33 14 13 23-0469 Schedule 80 Chlorinated Polyvinyl Chloride (CPVC) Pipe And Fittings <small>(33 14 13 23)</small>		
33 14 13 23-0470 Schedule 80 Chlorinated Polyvinyl Chloride (CPVC) Pressure Pipe <small>(33 14 13 23-0469)</small>		
33 14 13 23-0471 LF 8" Schedule 80 Chlorinated Polyvinyl Chloride (CPVC) Pressure Pipe.....	59.94	3.09
33 14 13 23-0472 LF 10" Schedule 80 Chlorinated Polyvinyl Chloride (CPVC) Pressure Pipe.....	85.81	3.31
33 14 13 23-0473 LF 12" Schedule 80 Chlorinated Polyvinyl Chloride (CPVC) Pressure Pipe.....	116.19	3.85
33 14 13 23-0474 LF 14" Schedule 80 Chlorinated Polyvinyl Chloride (CPVC) Pressure Pipe.....	158.40	4.94
33 14 13 23-0475 LF 16" Schedule 80 Chlorinated Polyvinyl Chloride (CPVC) Pressure Pipe.....	181.10	6.02
33 14 13 23-0476 Schedule 80 Chlorinated Polyvinyl Chloride (CPVC) 90 Degree Elbows <small>(33 14 13 23-0469)</small>		
33 14 13 23-0477 EA 8" Schedule 80 Chlorinated Polyvinyl Chloride (CPVC) 90 Degree Elbow.....	757.11	44.79
33 14 13 23-0478 EA 10" Schedule 80 Chlorinated Polyvinyl Chloride (CPVC) 90 Degree Elbow.....	1,601.10	75.10
33 14 13 23-0479 EA 12" Schedule 80 Chlorinated Polyvinyl Chloride (CPVC) 90 Degree Elbow.....	2,806.87	81.96
33 14 13 23-0480 EA 14" Schedule 80 Chlorinated Polyvinyl Chloride (CPVC) 90 Degree Elbow.....	6,694.65	88.68
33 14 13 23-0481 EA 16" Schedule 80 Chlorinated Polyvinyl Chloride (CPVC) 90 Degree Elbow.....	9,075.16	95.40
33 14 13 23-0482 Schedule 80 Chlorinated Polyvinyl Chloride (CPVC) 45 Degree Elbows <small>(33 14 13 23-0469)</small>		
33 14 13 23-0483 EA 8" Schedule 80 Chlorinated Polyvinyl Chloride (CPVC) 45 Degree Elbow.....	1,069.94	44.79
33 14 13 23-0484 EA 10" Schedule 80 Chlorinated Polyvinyl Chloride (CPVC) 45 Degree Elbow.....	1,285.50	75.10
33 14 13 23-0485 EA 12" Schedule 80 Chlorinated Polyvinyl Chloride (CPVC) 45 Degree Elbow.....	1,746.27	81.96
33 14 13 23-0486 EA 14" Schedule 80 Chlorinated Polyvinyl Chloride (CPVC) 45 Degree Elbow.....	3,446.05	88.68
33 14 13 23-0487 EA 16" Schedule 80 Chlorinated Polyvinyl Chloride (CPVC) 45 Degree Elbow.....	4,944.68	95.40
33 14 13 23-0488 Schedule 80 Chlorinated Polyvinyl Chloride (CPVC) Tees <small>(33 14 13 23-0469)</small>		
33 14 13 23-0489 EA 8" Schedule 80 Chlorinated Polyvinyl Chloride (CPVC) Tee.....	1,475.00	71.66

33 Utilities**33 10 Water Utilities****33 14 Water Utility Transmission and Distribution**

SAN BERNARDINO
COUNTY

MINOR CSI UOM DESCRIPTION	TOTAL DIRECT UNIT COST	DEMOLITION UNIT COST
33 14 13 23-0490 EA 10" Schedule 80 Chlorinated Polyvinyl Chloride (CPVC) Tee.....	2,174.05	107.09
33 14 13 23-0491 EA 12" Schedule 80 Chlorinated Polyvinyl Chloride (CPVC) Tee.....	2,887.24	114.22
33 14 13 23-0492 EA 14" Schedule 80 Chlorinated Polyvinyl Chloride (CPVC) Tee.....	7,099.35	120.93
33 14 13 23-0493 EA 16" Schedule 80 Chlorinated Polyvinyl Chloride (CPVC) Tee.....	10,029.10	127.64
33 14 13 23-0494 Schedule 80 Chlorinated Polyvinyl Chloride (CPVC) Reducing Tees (33 14 13 23-0494)		
33 14 13 23-0495 EA 8" x 8" x 6" Schedule 80 Chlorinated Polyvinyl Chloride (CPVC) Reducing Tee.....	1,450.72	68.07
33 14 13 23-0496 EA 10" x 10" x 6" Schedule 80 Chlorinated Polyvinyl Chloride (CPVC) Reducing Tee.....	1,571.06	96.64
33 14 13 23-0497 EA 10" x 10" x 8" Schedule 80 Chlorinated Polyvinyl Chloride (CPVC) Reducing Tee.....	1,796.38	101.74
33 14 13 23-0498 EA 12" x 12" x 6" Schedule 80 Chlorinated Polyvinyl Chloride (CPVC) Reducing Tee.....	2,045.59	97.92
33 14 13 23-0499 EA 12" x 12" x 8" Schedule 80 Chlorinated Polyvinyl Chloride (CPVC) Reducing Tee.....	2,273.67	103.08
33 14 13 23-0500 EA 12" x 12" x 10" Schedule 80 Chlorinated Polyvinyl Chloride (CPVC) Reducing Tee.....	2,597.92	108.50
33 14 13 23-0501 EA 14" x 14" x 6" Schedule 80 Chlorinated Polyvinyl Chloride (CPVC) Reducing Tee.....	5,101.51	98.50
33 14 13 23-0502 EA 14" x 14" x 8" Schedule 80 Chlorinated Polyvinyl Chloride (CPVC) Reducing Tee.....	5,497.39	103.69
33 14 13 23-0503 EA 14" x 14" x 10" Schedule 80 Chlorinated Polyvinyl Chloride (CPVC) Reducing Tee.....	6,002.40	109.14
33 14 13 23-0504 EA 14" x 14" x 12" Schedule 80 Chlorinated Polyvinyl Chloride (CPVC) Reducing Tee.....	6,586.12	114.89
33 14 13 23-0505 EA 16" x 16" x 6" Schedule 80 Chlorinated Polyvinyl Chloride (CPVC) Reducing Tee.....	6,205.64	98.77
33 14 13 23-0506 EA 16" x 16" x 8" Schedule 80 Chlorinated Polyvinyl Chloride (CPVC) Reducing Tee.....	6,920.88	103.97
33 14 13 23-0507 EA 16" x 16" x 10" Schedule 80 Chlorinated Polyvinyl Chloride (CPVC) Reducing Tee.....	7,483.57	109.44
33 14 13 23-0508 EA 16" x 16" x 12" Schedule 80 Chlorinated Polyvinyl Chloride (CPVC) Reducing Tee.....	8,352.29	115.20
33 14 13 23-0509 EA 16" x 16" x 14" Schedule 80 Chlorinated Polyvinyl Chloride (CPVC) Reducing Tee.....	9,262.66	121.26
33 14 13 23-0510 Schedule 80 Chlorinated Polyvinyl Chloride (CPVC) Wyes (33 14 13 23-0499)		
33 14 13 23-0511 EA 8" Schedule 80 Chlorinated Polyvinyl Chloride (CPVC) Wye.....	1,489.98	71.66
33 14 13 23-0512 EA 10" Schedule 80 Chlorinated Polyvinyl Chloride (CPVC) Wye.....	2,519.58	107.09
33 14 13 23-0513 EA 12" Schedule 80 Chlorinated Polyvinyl Chloride (CPVC) Wye.....	3,422.05	114.22
33 14 13 23-0514 EA 14" Schedule 80 Chlorinated Polyvinyl Chloride (CPVC) Wye.....	11,207.17	120.93
33 14 13 23-0515 EA 16" Schedule 80 Chlorinated Polyvinyl Chloride (CPVC) Wye.....	13,997.31	127.64
33 14 13 23-0516 Schedule 80 Chlorinated Polyvinyl Chloride (CPVC) Reducing Wyes (33 14 13 23-0499)		
33 14 13 23-0517 EA 8" x 8" x 6" Schedule 80 Chlorinated Polyvinyl Chloride (CPVC) Reducing Wye.....	1,294.88	68.07
33 14 13 23-0518 EA 10" x 10" x 6" Schedule 80 Chlorinated Polyvinyl Chloride (CPVC) Reducing Wye.....	1,802.04	96.64
33 14 13 23-0519 EA 10" x 10" x 8" Schedule 80 Chlorinated Polyvinyl Chloride (CPVC) Reducing Wye.....	2,091.86	101.74
33 14 13 23-0520 EA 12" x 12" x 6" Schedule 80 Chlorinated Polyvinyl Chloride (CPVC) Reducing Wye.....	2,417.58	97.92
33 14 13 23-0521 EA 12" x 12" x 8" Schedule 80 Chlorinated Polyvinyl Chloride (CPVC) Reducing Wye.....	2,551.07	103.08
33 14 13 23-0522 EA 12" x 12" x 10" Schedule 80 Chlorinated Polyvinyl Chloride (CPVC) Reducing Wye.....	3,094.82	108.50
33 14 13 23-0523 EA 14" x 14" x 6" Schedule 80 Chlorinated Polyvinyl Chloride (CPVC) Reducing Wye.....	5,381.16	98.50
33 14 13 23-0524 EA 14" x 14" x 8" Schedule 80 Chlorinated Polyvinyl Chloride (CPVC) Reducing Wye.....	5,813.86	103.69
33 14 13 23-0525 EA 14" x 14" x 12" Schedule 80 Chlorinated Polyvinyl Chloride (CPVC) Reducing Wye.....	7,054.04	114.89
33 14 13 23-0526 EA 16" x 16" x 6" Schedule 80 Chlorinated Polyvinyl Chloride (CPVC) Reducing Wye.....	6,440.97	98.77
33 14 13 23-0527 EA 16" x 16" x 8" Schedule 80 Chlorinated Polyvinyl Chloride (CPVC) Reducing Wye.....	7,452.15	103.97
33 14 13 23-0528 EA 16" x 16" x 10" Schedule 80 Chlorinated Polyvinyl Chloride (CPVC) Reducing Wye.....	8,356.65	109.44
33 14 13 23-0529 EA 16" x 16" x 12" Schedule 80 Chlorinated Polyvinyl Chloride (CPVC) Reducing Wye.....	9,054.44	115.20
33 14 13 23-0530 EA 16" x 16" x 14" Schedule 80 Chlorinated Polyvinyl Chloride (CPVC) Reducing Wye.....	11,331.07	121.26
33 14 13 23-0531 Schedule 80 Chlorinated Polyvinyl Chloride (CPVC) Couplings (33 14 13 23-0499)		
33 14 13 23-0532 EA 8" Schedule 80 Chlorinated Polyvinyl Chloride (CPVC) Coupling.....	685.50	44.79
33 14 13 23-0533 EA 10" Schedule 80 Chlorinated Polyvinyl Chloride (CPVC) Coupling.....	923.15	75.10
33 14 13 23-0534 EA 12" Schedule 80 Chlorinated Polyvinyl Chloride (CPVC) Coupling.....	1,288.65	81.96
33 14 13 23-0535 EA 14" Schedule 80 Chlorinated Polyvinyl Chloride (CPVC) Coupling.....	2,593.54	88.68
33 14 13 23-0536 EA 16" Schedule 80 Chlorinated Polyvinyl Chloride (CPVC) Coupling.....	3,880.62	95.40
33 14 13 23-0537 Schedule 80 Chlorinated Polyvinyl Chloride (CPVC) Reducing Couplings (33 14 13 23-0499)		
33 14 13 23-0538 EA 8" x 6" Schedule 80 Chlorinated Polyvinyl Chloride (CPVC) Reducing Coupling.....	940.97	42.54
33 14 13 23-0539 EA 10" x 6" Schedule 80 Chlorinated Polyvinyl Chloride (CPVC) Reducing Coupling.....	687.64	40.42
33 14 13 23-0540 EA 10" x 8" Schedule 80 Chlorinated Polyvinyl Chloride (CPVC) Reducing Coupling.....	946.97	71.34
33 14 13 23-0541 EA 12" x 4" Schedule 80 Chlorinated Polyvinyl Chloride (CPVC) Reducing Coupling.....	1,865.07	67.77
33 14 13 23-0542 EA 12" x 6" Schedule 80 Chlorinated Polyvinyl Chloride (CPVC) Reducing Coupling.....	1,737.97	64.38
33 14 13 23-0543 EA 12" x 8" Schedule 80 Chlorinated Polyvinyl Chloride (CPVC) Reducing Coupling.....	1,359.72	61.16
33 14 13 23-0544 EA 12" x 10" Schedule 80 Chlorinated Polyvinyl Chloride (CPVC) Reducing Coupling.....	838.18	77.86
33 14 13 23-0545 EA 14" x 6" Schedule 80 Chlorinated Polyvinyl Chloride (CPVC) Reducing Coupling.....	2,509.78	73.97
33 14 13 23-0546 EA 14" x 8" Schedule 80 Chlorinated Polyvinyl Chloride (CPVC) Reducing Coupling.....	2,111.22	70.27
33 14 13 23-0547 EA 14" x 10" Schedule 80 Chlorinated Polyvinyl Chloride (CPVC) Reducing Coupling.....	1,823.52	66.75
33 14 13 23-0548 EA 14" x 12" Schedule 80 Chlorinated Polyvinyl Chloride (CPVC) Reducing Coupling.....	1,659.82	84.24
33 14 13 23-0549 EA 16" x 6" Schedule 80 Chlorinated Polyvinyl Chloride (CPVC) Reducing Coupling.....	3,321.21	80.02
33 14 13 23-0550 EA 16" x 8" Schedule 80 Chlorinated Polyvinyl Chloride (CPVC) Reducing Coupling.....	3,757.52	76.03
33 14 13 23-0551 EA 16" x 10" Schedule 80 Chlorinated Polyvinyl Chloride (CPVC) Reducing Coupling.....	3,597.68	72.23
33 14 13 23-0552 EA 16" x 12" Schedule 80 Chlorinated Polyvinyl Chloride (CPVC) Reducing Coupling.....	3,410.12	68.62
33 14 13 23-0553 EA 16" x 14" Schedule 80 Chlorinated Polyvinyl Chloride (CPVC) Reducing Coupling.....	3,103.90	90.63
33 14 13 23-0554 Schedule 80 Chlorinated Polyvinyl Chloride (CPVC) Eccentric Reducing Couplings (33 14 13 23-0499)		



MINOR CSI UOM DESCRIPTION	TOTAL DIRECT UNIT COST	DEMOLITION UNIT COST
33 14 13 23-0555 EA 8" x 6" Schedule 80 Chlorinated Polyvinyl Chloride (CPVC) Eccentric Reducing Coupling.....	815.29	76.03
33 14 13 23-0556 EA 10" x 6" Schedule 80 Chlorinated Polyvinyl Chloride (CPVC) Eccentric Reducing Coupling.....	1,463.61	72.23
33 14 13 23-0557 EA 10" x 8" Schedule 80 Chlorinated Polyvinyl Chloride (CPVC) Eccentric Reducing Coupling.....	1,102.36	72.23
33 14 13 23-0558 EA 12" x 4" Schedule 80 Chlorinated Polyvinyl Chloride (CPVC) Eccentric Reducing Coupling.....	2,867.14	68.62
33 14 13 23-0559 EA 12" x 6" Schedule 80 Chlorinated Polyvinyl Chloride (CPVC) Eccentric Reducing Coupling.....	1,924.39	65.18
33 14 13 23-0560 EA 12" x 8" Schedule 80 Chlorinated Polyvinyl Chloride (CPVC) Eccentric Reducing Coupling.....	1,834.73	61.93
33 14 13 23-0561 EA 12" x 10" Schedule 80 Chlorinated Polyvinyl Chloride (CPVC) Eccentric Reducing Coupling.....	1,674.91	68.62
33 14 13 23-0562 EA 14" x 6" Schedule 80 Chlorinated Polyvinyl Chloride (CPVC) Eccentric Reducing Coupling.....	3,078.98	65.18
33 14 13 23-0563 EA 14" x 8" Schedule 80 Chlorinated Polyvinyl Chloride (CPVC) Eccentric Reducing Coupling.....	3,013.90	61.93
33 14 13 23-0564 EA 14" x 10" Schedule 80 Chlorinated Polyvinyl Chloride (CPVC) Eccentric Reducing Coupling.....	2,185.11	58.83
33 14 13 23-0565 EA 14" x 12" Schedule 80 Chlorinated Polyvinyl Chloride (CPVC) Eccentric Reducing Coupling.....	2,023.62	65.18
33 14 13 23-0566 EA 16" x 6" Schedule 80 Chlorinated Polyvinyl Chloride (CPVC) Eccentric Reducing Coupling.....	5,481.05	61.93
33 14 13 23-0567 EA 16" x 8" Schedule 80 Chlorinated Polyvinyl Chloride (CPVC) Eccentric Reducing Coupling.....	5,296.84	58.83
33 14 13 23-0568 EA 16" x 10" Schedule 80 Chlorinated Polyvinyl Chloride (CPVC) Eccentric Reducing Coupling.....	5,194.96	55.89
33 14 13 23-0569 EA 16" x 12" Schedule 80 Chlorinated Polyvinyl Chloride (CPVC) Eccentric Reducing Coupling.....	4,989.26	53.09
33 14 13 23-0570 EA 16" x 14" Schedule 80 Chlorinated Polyvinyl Chloride (CPVC) Eccentric Reducing Coupling.....	4,683.33	86.10
33 14 13 23-0571 Schedule 80 Chlorinated Polyvinyl Chloride (CPVC) Flanges (33 14 13 23-0469)		
33 14 13 23-0572 EA 8" Schedule 80 Chlorinated Polyvinyl Chloride (CPVC) Flange.....	916.53	44.79
33 14 13 23-0573 EA 10" Schedule 80 Chlorinated Polyvinyl Chloride (CPVC) Flange.....	2,124.59	75.10
33 14 13 23-0574 EA 12" Schedule 80 Chlorinated Polyvinyl Chloride (CPVC) Flange.....	3,111.22	81.96
33 14 13 23-0575 EA 14" Schedule 80 Chlorinated Polyvinyl Chloride (CPVC) Flange.....	3,496.63	88.68
33 14 13 23-0576 EA 16" Schedule 80 Chlorinated Polyvinyl Chloride (CPVC) Flange.....	4,332.19	95.40
33 14 13 23-0577 EA 8" Ethylene Propylene Diene Monomer (EPDM) Flange Gasket.....	29.33	
33 14 13 23-0578 EA 10" Ethylene Propylene Diene Monomer (EPDM) Flange Gasket.....	38.20	
33 14 13 23-0579 EA 12" Ethylene Propylene Diene Monomer (EPDM) Flange Gasket.....	52.58	
33 14 13 23-0580 EA 14" Ethylene Propylene Diene Monomer (EPDM) Flange Gasket.....	112.47	
33 14 13 23-0581 EA 16" Ethylene Propylene Diene Monomer (EPDM) Flange Gasket.....	199.55	
33 14 13 23-0582 EA Zinc Coated Flange Hardware Kit.....	187.37	
33 14 13 26 Galvanized Steel Public Water Utility Distribution Piping (33 14 13)		
See CSI section 22 11 16 00-0013 for galvanized steel pipe.		
33 14 13 36 Steel Public Water Utility Distribution Piping (33 14 13)		
33 14 13 36-0001 Steel Piping (33 14 13 36)		
33 14 13 36-0002 Welded, Plain End, Uncoated Steel Piping (33 14 13 36-0001)		
Note: ASTM A252 steel pipe.		
33 14 13 36-0003 Up To 1/4" Wall Thickness Welded, Plain End, Uncoated Steel Piping (33 14 13 36-0002)		
33 14 13 36-0004 LF 8" Diameter, 3/16" Wall Thickness Welded, Plain End, Uncoated Steel Pipe.....	97.54	27.06
For <100, Add	11.03	
For >1,000, Deduct	-4.88	
33 14 13 36-0005 LF 8" Diameter, 1/4" Wall Thickness Welded, Plain End, Uncoated Steel Pipe.....	115.54	27.06
For <100, Add	11.93	
For >1,000, Deduct	-5.78	
33 14 13 36-0006 LF 10" Diameter, 3/16" Wall Thickness Welded, Plain End, Uncoated Steel Pipe.....	115.52	29.53
For <100, Add	12.49	
For >1,000, Deduct	-5.78	
33 14 13 36-0007 LF 10" Diameter, 1/4" Wall Thickness Welded, Plain End, Uncoated Steel Pipe.....	138.27	29.53
For <100, Add	13.62	
For >1,000, Deduct	-6.91	
33 14 13 36-0008 LF 12" Diameter, 3/16" Wall Thickness Welded, Plain End, Uncoated Steel Pipe.....	138.88	30.94
For <100, Add	13.97	
For >1,000, Deduct	-6.94	
33 14 13 36-0009 LF 12" Diameter, 1/4" Wall Thickness Welded, Plain End, Uncoated Steel Pipe.....	156.58	30.94
For <100, Add	14.86	
For >1,000, Deduct	-7.83	
33 14 13 36-0010 LF 14" Diameter, 3/16" Wall Thickness Welded, Plain End, Uncoated Steel Pipe.....	167.62	34.19
For <100, Add	16.15	
For >1,000, Deduct	-8.38	
33 14 13 36-0011 LF 14" Diameter, 1/4" Wall Thickness Welded, Plain End, Uncoated Steel Pipe.....	181.76	34.19
For <100, Add	16.86	
For >1,000, Deduct	-9.09	
33 14 13 36-0012 LF 16" Diameter, 3/16" Wall Thickness Welded, Plain End, Uncoated Steel Pipe.....	177.85	36.09
For <100, Add	17.09	
For >1,000, Deduct	-8.89	
33 14 13 36-0013 LF 16" Diameter, 1/4" Wall Thickness Welded, Plain End, Uncoated Steel Pipe.....	188.77	36.09
For <100, Add	17.64	
For >1,000, Deduct	-9.44	
33 14 13 36-0014 LF 18" Diameter, 1/4" Wall Thickness Welded, Plain End, Uncoated Steel Pipe.....	219.58	40.60
For <100, Add	20.21	
For >1,000, Deduct	-10.98	
33 14 13 36-0015 LF 20" Diameter, 1/4" Wall Thickness Welded, Plain End, Uncoated Steel Pipe.....	237.48	40.60
For <100, Add	21.10	
For >1,000, Deduct	-11.87	
33 14 13 36-0016 5/16" To 1/2" Wall Thickness Welded, Plain End, Uncoated Steel Piping (33 14 13 36-0002)		

33 Utilities
33 10 Water Utilities
33 14 Water Utility Transmission and Distribution



MINOR	CSI	UOM	DESCRIPTION	TOTAL DIRECT UNIT COST	DEMOLITION UNIT COST
33 14	13 36-0017	LF	12" Diameter, 5/16" Wall Thickness Welded, Plain End, Uncoated Steel Pipe.....	189.17	51.99
			<i>For <100, Add</i>	17.63	
			<i>For >1,000, Deduct</i>	-9.46	
33 14	13 36-0018	LF	14" Diameter, 5/16" Wall Thickness Welded, Plain End, Uncoated Steel Pipe.....	224.02	57.20
			<i>For <100, Add</i>	20.23	
			<i>For >1,000, Deduct</i>	-11.20	
33 14	13 36-0019	LF	16" Diameter, 5/16" Wall Thickness Welded, Plain End, Uncoated Steel Pipe.....	248.50	59.79
			<i>For <100, Add</i>	21.96	
			<i>For >1,000, Deduct</i>	-12.43	
33 14	13 36-0020	LF	18" Diameter, 5/16" Wall Thickness Welded, Plain End, Uncoated Steel Pipe.....	280.31	67.59
			<i>For <100, Add</i>	24.74	
			<i>For >1,000, Deduct</i>	-14.02	
33 14	13 36-0021	LF	18" Diameter, 3/8" Wall Thickness Welded, Plain End, Uncoated Steel Pipe.....	292.45	67.59
			<i>For <100, Add</i>	25.35	
			<i>For >1,000, Deduct</i>	-14.62	
33 14	13 36-0022	LF	20" Diameter, 5/16" Wall Thickness Welded, Plain End, Uncoated Steel Pipe.....	303.67	67.59
			<i>For <100, Add</i>	25.91	
			<i>For >1,000, Deduct</i>	-15.18	
33 14	13 36-0023	LF	20" Diameter, 3/8" Wall Thickness Welded, Plain End, Uncoated Steel Pipe.....	316.62	67.59
			<i>For <100, Add</i>	26.55	
			<i>For >1,000, Deduct</i>	-15.83	
33 14	13 36-0024	LF	24" Diameter, 5/16" Wall Thickness Welded, Plain End, Uncoated Steel Pipe.....	366.87	77.99
			<i>For <100, Add</i>	30.60	
			<i>For >1,000, Deduct</i>	-18.34	
33 14	13 36-0025	LF	24" Diameter, 3/8" Wall Thickness Welded, Plain End, Uncoated Steel Pipe.....	406.92	77.99
			<i>For <100, Add</i>	32.60	
			<i>For >1,000, Deduct</i>	-20.35	
33 14	13 36-0026	LF	24" Diameter, 7/16" Wall Thickness Welded, Plain End, Uncoated Steel Pipe.....	505.21	77.99
			<i>For <100, Add</i>	37.52	
			<i>For >1,000, Deduct</i>	-25.26	
33 14	13 36-0027	LF	30" Diameter, 5/16" Wall Thickness Welded, Plain End, Uncoated Steel Pipe.....	455.32	90.99
			<i>For <100, Add</i>	37.06	
			<i>For >1,000, Deduct</i>	-22.77	
33 14	13 36-0028	LF	30" Diameter, 3/8" Wall Thickness Welded, Plain End, Uncoated Steel Pipe.....	471.71	90.99
			<i>For <100, Add</i>	37.88	
			<i>For >1,000, Deduct</i>	-23.59	
33 14	13 36-0029	LF	30" Diameter, 7/16" Wall Thickness Welded, Plain End, Uncoated Steel Pipe.....	626.23	90.99
			<i>For <100, Add</i>	45.61	
			<i>For >1,000, Deduct</i>	-31.31	
33 14	13 36-0030	LF	36" Diameter, 5/16" Wall Thickness Welded, Plain End, Uncoated Steel Pipe.....	540.27	90.99
			<i>For <100, Add</i>	41.31	
			<i>For >1,000, Deduct</i>	-27.01	
33 14	13 36-0031	LF	36" Diameter, 3/8" Wall Thickness Welded, Plain End, Uncoated Steel Pipe.....	633.76	109.19
			<i>For <100, Add</i>	48.85	
			<i>For >1,000, Deduct</i>	-31.69	
33 14	13 36-0032	LF	36" Diameter, 7/16" Wall Thickness Welded, Plain End, Uncoated Steel Pipe.....	753.59	109.19
			<i>For <100, Add</i>	54.84	
			<i>For >1,000, Deduct</i>	-37.68	
33 14	13 36-0033	LF	36" Diameter, 1/2" Wall Thickness Welded, Plain End, Uncoated Steel Pipe.....	723.66	109.19
			<i>For <100, Add</i>	53.34	
			<i>For >1,000, Deduct</i>	-36.18	
33 14	13 36-0034	LF	42" Diameter, 7/16" Wall Thickness Welded, Plain End, Uncoated Steel Pipe.....	1,102.95	122.18
			<i>For <100, Add</i>	74.21	
			<i>For >1,000, Deduct</i>	-55.15	
33 14	13 36-0035	LF	42" Diameter, 1/2" Wall Thickness Welded, Plain End, Uncoated Steel Pipe.....	675.59	122.18
			<i>For <100, Add</i>	52.84	
			<i>For >1,000, Deduct</i>	-33.78	
33 14	13 36-0036	LF	48" Diameter, 7/16" Wall Thickness Welded, Plain End, Uncoated Steel Pipe.....	1,264.46	137.77
			<i>For <100, Add</i>	84.67	
			<i>For >1,000, Deduct</i>	-63.22	
33 14	13 36-0037	LF	48" Diameter, 1/2" Wall Thickness Welded, Plain End, Uncoated Steel Pipe.....	741.64	137.77
			<i>For <100, Add</i>	58.53	
			<i>For >1,000, Deduct</i>	-37.08	
33 14	13 36-0038	LF	54" Diameter, 7/16" Wall Thickness Welded, Plain End, Uncoated Steel Pipe.....	1,326.34	155.97
			<i>For <100, Add</i>	90.83	
			<i>For >1,000, Deduct</i>	-66.32	
33 14	13 36-0039	LF	54" Diameter, 1/2" Wall Thickness Welded, Plain End, Uncoated Steel Pipe.....	1,462.86	155.97
			<i>For <100, Add</i>	97.65	
			<i>For >1,000, Deduct</i>	-73.14	
33 14	13 36-0040	LF	60" Diameter, 1/2" Wall Thickness Welded, Plain End, Uncoated Steel Pipe.....	1,636.72	181.97
			<i>For <100, Add</i>	110.43	
			<i>For >1,000, Deduct</i>	-81.84	
33 14	13 36-0041	LF	66" Diameter, 1/2" Wall Thickness Welded, Plain End, Uncoated Steel Pipe.....	1,151.32	181.97
			<i>For <100, Add</i>	86.16	
			<i>For >1,000, Deduct</i>	-57.57	
33 14	13 36-0042	LF	72" Diameter, 1/2" Wall Thickness Welded, Plain End, Uncoated Steel Pipe.....	1,285.89	149.46
			<i>For <100, Add</i>	109.13	
			<i>For >1,000, Deduct</i>	-64.29	
33 14	13 36-0043	LF	78" Diameter, 1/2" Wall Thickness Welded, Plain End, Uncoated Steel Pipe.....	2,382.08	149.46
			<i>For <100, Add</i>	163.94	
			<i>For >1,000, Deduct</i>	-119.10	
33 14	13 36-0044		Flexible Couplings (Dresser Style 38) <small>(33 14 13 36-0001)</small>		
33 14	13 36-0045	EA	2" Dresser Coupling For Plain End Welded Steel Pipe.....	111.10	25.97



MINOR	CSI	UOM	DESCRIPTION	TOTAL DIRECT UNIT COST	DEMOLITION UNIT COST
-------	-----	-----	-------------	------------------------	----------------------

33 14 13 36-0046	EA		3" Dresser Coupling For Plain End Welded Steel Pipe.....	163.74	49.94
33 14 13 36-0047	EA		4" Dresser Coupling For Plain End Welded Steel Pipe.....	217.90	65.92
33 14 13 36-0048	EA		6" Dresser Coupling For Plain End Welded Steel Pipe.....	347.45	99.88
33 14 13 36-0049	EA		8" Dresser Coupling For Plain End Welded Steel Pipe.....	454.77	125.84
33 14 13 36-0050	EA		10" Dresser Coupling For Plain End Welded Steel Pipe.....	637.84	159.18
33 14 13 36-0051	EA		12" Dresser Coupling For Plain End Welded Steel Pipe.....	758.62	199.51
33 14 13 36-0052	EA		14" Dresser Coupling For Plain End Welded Steel Pipe.....	816.45	199.51
33 14 13 36-0053	EA		16" Dresser Coupling For Plain End Welded Steel Pipe.....	863.13	228.16
33 14 13 36-0054	EA		18" Dresser Coupling For Plain End Welded Steel Pipe.....	945.07	244.08
33 14 13 36-0055	EA		20" Dresser Coupling For Plain End Welded Steel Pipe.....	1,030.69	275.91
33 14 13 36-0056	EA		24" Dresser Coupling For Plain End Welded Steel Pipe.....	1,294.21	291.83
33 14 13 36-0057	EA		30" Dresser Coupling For Plain End Welded Steel Pipe.....	1,546.95	318.36
33 14 13 36-0058	EA		36" Dresser Coupling For Plain End Welded Steel Pipe.....	1,811.82	358.16
33 14 13 36-0059	EA		42" Dresser Coupling For Plain End Welded Steel Pipe.....	2,089.29	403.26
33 14 13 36-0060	EA		48" Dresser Coupling For Plain End Welded Steel Pipe.....	2,430.61	464.27
33 14 13 36-0061	EA		54" Dresser Coupling For Plain End Welded Steel Pipe.....	2,698.17	530.60
33 14 13 36-0062	EA		60" Dresser Coupling For Plain End Welded Steel Pipe.....	3,114.58	663.25
33 14 13 36-0063	EA		66" Dresser Coupling For Plain End Welded Steel Pipe.....	3,593.94	806.51
33 14 13 36-0064	EA		72" Dresser Coupling For Plain End Welded Steel Pipe.....	4,284.67	955.08

33 14 13 36-0065

Welded, Plain End, Cement Mortar Lined And Coated (33 14 13 36-0001)

Note: Pipe manufacture shall be in accordance with AWWA C200, ANSI/ASTM A 139, API 5 L, or API 5 LX

33 14 13 36-0066	LF		4" Diameter, Schedule 10 (0.12" Wall Thickness), Welded, Plain End, Cement Mortar Lined And Coated.....	63.72	20.36
33 14 13 36-0067	LF		4" Diameter, Schedule 40 (0.237" Wall Thickness), Welded, Plain End, Cement Mortar Lined And Coated.....	80.99	20.36
33 14 13 36-0068	LF		6" Diameter, Schedule 10 (0.134" Wall Thickness), Welded, Plain End, Cement Mortar Lined And Coated.....	83.64	27.06
33 14 13 36-0069	LF		6" Diameter, Schedule 40 (0.28" Wall Thickness), Welded, Plain End, Cement Mortar Lined And Coated.....	115.92	27.06
33 14 13 36-0070	LF		8" Diameter, Schedule 20 (0.25" Wall Thickness), Welded, Plain End, Cement Mortar Lined And Coated.....	136.58	27.06
33 14 13 36-0071	LF		8" Diameter, Schedule 40 (0.322" Wall Thickness), Welded, Plain End, Cement Mortar Lined And Coated.....	155.96	27.06
33 14 13 36-0072	LF		10" Diameter, Schedule 10 (0.165" Wall Thickness), Welded, Plain End, Cement Mortar Lined And Coated.....	140.11	29.53
33 14 13 36-0073	LF		10" Diameter, Schedule 20 (0.25" Wall Thickness), Welded, Plain End, Cement Mortar Lined And Coated.....	162.86	29.53
33 14 13 36-0074	LF		10" Diameter, Schedule 40 (0.365" Wall Thickness), Welded, Plain End, Cement Mortar Lined And Coated.....	168.71	29.53
33 14 13 36-0075	LF		12" Diameter, Schedule 10 (0.18" Wall Thickness), Welded, Plain End, Cement Mortar Lined And Coated.....	167.43	30.94
33 14 13 36-0076	LF		12" Diameter, Schedule 20 (0.25" Wall Thickness), Welded, Plain End, Cement Mortar Lined And Coated.....	185.12	30.94
33 14 13 36-0077	LF		12" Diameter, Standard Weight (0.375" Wall Thickness), Welded, Plain End, Cement Mortar Lined And Coated.....	237.04	30.94
33 14 13 36-0078	LF		14" Diameter, Schedule 10 (0.25" Wall Thickness), Welded, Plain End, Cement Mortar Lined And Coated.....	215.16	34.19
33 14 13 36-0079	LF		14" Diameter, Schedule 20 (0.312" Wall Thickness), Welded, Plain End, Cement Mortar Lined And Coated.....	249.04	34.19
33 14 13 36-0080	LF		14" Diameter, Standard Weight (0.375" Wall Thickness), Welded, Plain End, Cement Mortar Lined And Coated.....	281.80	34.19
33 14 13 36-0081	LF		16" Diameter, Schedule 10 (0.25" Wall Thickness), Welded, Plain End, Cement Mortar Lined And Coated.....	226.72	36.09
33 14 13 36-0082	LF		16" Diameter, Schedule 20 (0.312" Wall Thickness), Welded, Plain End, Cement Mortar Lined And Coated.....	277.59	36.09
33 14 13 36-0083	LF		16" Diameter, Standard Weight (0.375" Wall Thickness), Welded, Plain End, Cement Mortar Lined And Coated.....	314.58	36.09
33 14 13 36-0084	LF		18" Diameter, Schedule 10 (0.25" Wall Thickness), Welded, Plain End, Cement Mortar Lined And Coated.....	262.39	40.60
33 14 13 36-0085	LF		18" Diameter, Schedule 20 (0.312" Wall Thickness), Welded, Plain End, Cement Mortar Lined And Coated.....	313.16	40.60
33 14 13 36-0086	LF		18" Diameter, Standard Weight (0.375" Wall Thickness), Welded, Plain End, Cement Mortar Lined And Coated.....	325.29	40.60
33 14 13 36-0087	LF		20" Diameter, Schedule 10 (0.25" Wall Thickness), Welded, Plain End, Cement Mortar Lined And Coated.....	288.41	42.73
33 14 13 36-0088	LF		20" Diameter, Schedule 20 (0.312" Wall Thickness), Welded, Plain End, Cement Mortar Lined And Coated.....	344.64	42.73
33 14 13 36-0089	LF		20" Diameter, Standard Weight (0.375" Wall Thickness), Welded, Plain End, Cement Mortar Lined And Coated.....	344.64	42.73
33 14 13 36-0090	LF		24" Diameter, Schedule 10 (0.25" Wall Thickness), Welded, Plain End, Cement Mortar Lined And Coated.....	411.60	45.74
33 14 13 36-0091	LF		24" Diameter, Standard Weight (0.375" Wall Thickness), Welded, Plain End, Cement Mortar Lined And Coated.....	451.64	45.74
33 14 13 36-0092	LF		30" Diameter, Schedule 10 (0.312" Wall Thickness), Welded, Plain End, Cement Mortar Lined And Coated.....	513.00	53.90
33 14 13 36-0093	LF		30" Diameter, Standard Weight (0.375" Wall Thickness), Welded, Plain End, Cement Mortar Lined And Coated.....	529.38	53.90

33 14 13 36-0094

Welded, Bell and Spigot, Cement Mortar Lined And Coated (33 14 13 36-0001)

Note: Pipe manufacture shall be in accordance with AWWA C200, ANSI/ASTM A 139, API 5 L, or API 5 LX

33 14 13 36-0095	LF		4" Diameter, Schedule 10 (0.12" Wall Thickness), Welded, Bell and Spigot, Cement Mortar Lined And Coated.....	64.19	20.36
33 14 13 36-0096	LF		4" Diameter, Schedule 40 (0.237" Wall Thickness), Welded, Bell and Spigot, Cement Mortar Lined And Coated.....	81.89	20.36
33 14 13 36-0097	LF		6" Diameter, Schedule 10 (0.134" Wall Thickness), Welded, Bell and Spigot, Cement Mortar Lined And Coated.....	84.39	27.06
33 14 13 36-0098	LF		6" Diameter, Schedule 40 (0.28" Wall Thickness), Welded, Bell and Spigot, Cement Mortar Lined And Coated.....	117.49	27.06
33 14 13 36-0099	LF		8" Diameter, Schedule 10 (0.148" Wall Thickness), Welded, Bell and Spigot, Cement Mortar Lined And Coated.....	120.00	27.06
33 14 13 36-0100	LF		8" Diameter, Schedule 20 (0.25" Wall Thickness), Welded, Bell and Spigot, Cement Mortar Lined And Coated.....	138.45	27.06
33 14 13 36-0101	LF		8" Diameter, Schedule 40 (0.322" Wall Thickness), Welded, Bell and Spigot, Cement Mortar Lined And Coated.....	157.45	27.06
33 14 13 36-0102	LF		10" Diameter, Schedule 10 (0.165" Wall Thickness), Welded, Bell and Spigot, Cement Mortar Lined And Coated.....	140.37	29.53
33 14 13 36-0103	LF		10" Diameter, Schedule 20 (0.25" Wall Thickness), Welded, Bell and Spigot, Cement Mortar Lined And Coated.....	164.99	29.53
33 14 13 36-0104	LF		10" Diameter, Schedule 40 (0.365" Wall Thickness), Welded, Bell and Spigot, Cement Mortar Lined And Coated.....	170.60	29.53
33 14 13 36-0105	LF		12" Diameter, Schedule 10 (0.18" Wall Thickness), Welded, Bell and Spigot, Cement Mortar Lined And Coated.....	169.73	30.94
33 14 13 36-0106	LF		12" Diameter, Schedule 20 (0.25" Wall Thickness), Welded, Bell and Spigot, Cement Mortar Lined And Coated.....	187.87	30.94
33 14 13 36-0107	LF		12" Diameter, Standard Weight (0.375" Wall Thickness), Welded, Bell and Spigot, Cement Mortar Lined And Coated.....	237.31	30.94
33 14 13 36-0108	LF		14" Diameter, Schedule 10 (0.25" Wall Thickness), Welded, Bell and Spigot, Cement Mortar Lined And Coated.....	203.92	34.19
33 14 13 36-0109	LF		14" Diameter, Schedule 20 (0.312" Wall Thickness), Welded, Bell and Spigot, Cement Mortar Lined And Coated.....	253.13	34.19
33 14 13 36-0110	LF		14" Diameter, Standard Weight (0.375" Wall Thickness), Welded, Bell and Spigot, Cement Mortar Lined And Coated.....	282.13	34.19
33 14 13 36-0111	LF		16" Diameter, Schedule 10 (0.25" Wall Thickness), Welded, Bell and Spigot, Cement Mortar Lined And Coated.....	230.07	36.09
33 14 13 36-0112	LF		16" Diameter, Schedule 20 (0.312" Wall Thickness), Welded, Bell and Spigot, Cement Mortar Lined And Coated.....	282.21	36.09
33 14 13 36-0113	LF		16" Diameter, Standard Weight (0.375" Wall Thickness), Welded, Bell and Spigot, Cement Mortar Lined And Coated.....	314.95	36.09
33 14 13 36-0114	LF		18" Diameter, Schedule 10 (0.25" Wall Thickness), Welded, Bell and Spigot, Cement Mortar Lined And Coated.....	266.34	40.60
33 14 13 36-0115	LF		18" Diameter, Schedule 20 (0.312" Wall Thickness), Welded, Bell and Spigot, Cement Mortar Lined And Coated.....	318.38	40.60
33 14 13 36-0116	LF		18" Diameter, Standard Weight (0.375" Wall Thickness), Welded, Bell and Spigot, Cement Mortar Lined And Coated.....	318.38	40.60
33 14 13 36-0117	LF		20" Diameter, Schedule 10 (0.25" Wall Thickness), Welded, Bell and Spigot, Cement Mortar Lined And Coated.....	292.81	42.73

33 Utilities**33 10 Water Utilities****33 14 Water Utility Transmission and Distribution**

SAN BERNARDINO
COUNTY

MINOR CSI UOM DESCRIPTION	TOTAL DIRECT UNIT COST	DEMOLITION UNIT COST
33 14 13 36-0118 LF 20" Diameter, Schedule 20 (0.312" Wall Thickness), Welded, Bell and Spigot, Cement Mortar Lined And Coated	350.44	42.73
33 14 13 36-0119 LF 20" Diameter, Standard Weight (0.375" Wall Thickness), Welded, Bell and Spigot, Cement Mortar Lined And Coated	363.71	42.73
33 14 13 36-0120 LF 24" Diameter, Schedule 10 (0.25" Wall Thickness), Welded, Bell and Spigot, Cement Mortar Lined And Coated	418.73	45.74
33 14 13 36-0121 LF 24" Diameter, Standard Weight (0.375" Wall Thickness), Welded, Bell and Spigot, Cement Mortar Lined And Coated	459.77	45.74
33 14 13 36-0122 LF 30" Diameter, Schedule 10 (0.312" Wall Thickness), Welded, Bell and Spigot, Cement Mortar Lined And Coated	522.00	53.90
33 14 13 36-0123 LF 30" Diameter, Standard Weight (0.375" Wall Thickness), Welded, Bell and Spigot, Cement Mortar Lined And Coated	538.79	53.90
33 14 13 36-0124 Steel Pipe Fittings, Standard Wall Thickness (33 14 13 36-0001)		
33 14 13 36-0125 90 Degree Elbows, Standard Wall Thickness, Steel (33 14 13 36-0124)		
33 14 13 36-0126 EA 4" Diameter, 90 Degree Elbow, Standard Wall Thickness, Plain End, Cement Mortar Lined And Coated	363.08	195.95
33 14 13 36-0127 EA 6" Diameter, 90 Degree Elbow, Standard Wall Thickness, Plain End, Cement Mortar Lined And Coated	638.40	323.45
33 14 13 36-0128 EA 8" Diameter, 90 Degree Elbow, Standard Wall Thickness, Plain End, Cement Mortar Lined And Coated	962.69	454.63
33 14 13 36-0129 EA 10" Diameter, 90 Degree Elbow, Standard Wall Thickness, Plain End, Cement Mortar Lined And Coated	1,284.14	519.50
33 14 13 36-0130 EA 12" Diameter, 90 Degree Elbow, Standard Wall Thickness, Plain End, Cement Mortar Lined And Coated	1,751.81	679.78
33 14 13 36-0131 EA 14" Diameter, 90 Degree Elbow, Standard Wall Thickness, Plain End, Cement Mortar Lined And Coated	2,195.94	803.47
33 14 13 36-0132 EA 16" Diameter, 90 Degree Elbow, Standard Wall Thickness, Plain End, Cement Mortar Lined And Coated	2,757.00	938.24
33 14 13 36-0133 EA 18" Diameter, 90 Degree Elbow, Standard Wall Thickness, Plain End, Cement Mortar Lined And Coated	3,308.01	1,046.27
33 14 13 36-0134 EA 20" Diameter, 90 Degree Elbow, Standard Wall Thickness, Plain End, Cement Mortar Lined And Coated	4,285.10	1,173.11
33 14 13 36-0135 EA 24" Diameter, 90 Degree Elbow, Standard Wall Thickness, Plain End, Cement Mortar Lined And Coated	5,140.25	1,212.25
33 14 13 36-0136 45 Degree Elbows, Standard Wall Thickness, Steel (33 14 13 36-0124)		
33 14 13 36-0137 EA 4" Diameter, 45 Degree Elbow, Standard Wall Thickness, Plain End, Cement Mortar Lined And Coated	348.08	195.95
33 14 13 36-0138 EA 6" Diameter, 45 Degree Elbow, Standard Wall Thickness, Plain End, Cement Mortar Lined And Coated	601.50	323.45
33 14 13 36-0139 EA 8" Diameter, 45 Degree Elbow, Standard Wall Thickness, Plain End, Cement Mortar Lined And Coated	947.27	454.63
33 14 13 36-0140 EA 10" Diameter, 45 Degree Elbow, Standard Wall Thickness, Plain End, Cement Mortar Lined And Coated	1,158.41	519.50
33 14 13 36-0141 EA 12" Diameter, 45 Degree Elbow, Standard Wall Thickness, Plain End, Cement Mortar Lined And Coated	1,569.50	679.78
33 14 13 36-0142 EA 14" Diameter, 45 Degree Elbow, Standard Wall Thickness, Plain End, Cement Mortar Lined And Coated	1,949.17	803.47
33 14 13 36-0143 EA 16" Diameter, 45 Degree Elbow, Standard Wall Thickness, Plain End, Cement Mortar Lined And Coated	2,419.23	938.24
33 14 13 36-0144 EA 18" Diameter, 45 Degree Elbow, Standard Wall Thickness, Plain End, Cement Mortar Lined And Coated	2,873.28	1,046.27
33 14 13 36-0145 EA 20" Diameter, 45 Degree Elbow, Standard Wall Thickness, Plain End, Cement Mortar Lined And Coated	3,646.14	1,173.11
33 14 13 36-0146 EA 24" Diameter, 45 Degree Elbow, Standard Wall Thickness, Plain End, Cement Mortar Lined And Coated	4,305.20	1,212.25
33 14 13 36-0147 22.5 Degree Elbows, Standard Wall Thickness, Steel (33 14 13 36-0124)		
33 14 13 36-0148 EA 4" Diameter, 22.5 Degree Elbow, Standard Wall Thickness, Plain End, Cement Mortar Lined And Coated	342.97	195.95
33 14 13 36-0149 EA 6" Diameter, 22.5 Degree Elbow, Standard Wall Thickness, Plain End, Cement Mortar Lined And Coated	589.41	323.45
33 14 13 36-0150 EA 8" Diameter, 22.5 Degree Elbow, Standard Wall Thickness, Plain End, Cement Mortar Lined And Coated	871.47	454.63
33 14 13 36-0151 EA 10" Diameter, 22.5 Degree Elbow, Standard Wall Thickness, Plain End, Cement Mortar Lined And Coated	1,119.47	519.50
33 14 13 36-0152 EA 12" Diameter, 22.5 Degree Elbow, Standard Wall Thickness, Plain End, Cement Mortar Lined And Coated	1,513.03	679.78
33 14 13 36-0153 EA 14" Diameter, 22.5 Degree Elbow, Standard Wall Thickness, Plain End, Cement Mortar Lined And Coated	1,872.38	803.47
33 14 13 36-0154 EA 16" Diameter, 22.5 Degree Elbow, Standard Wall Thickness, Plain End, Cement Mortar Lined And Coated	2,314.55	938.24
33 14 13 36-0155 EA 18" Diameter, 22.5 Degree Elbow, Standard Wall Thickness, Plain End, Cement Mortar Lined And Coated	2,738.53	1,046.27
33 14 13 36-0156 EA 20" Diameter, 22.5 Degree Elbow, Standard Wall Thickness, Plain End, Cement Mortar Lined And Coated	3,450.41	1,173.11
33 14 13 36-0157 EA 24" Diameter, 22.5 Degree Elbow, Standard Wall Thickness, Plain End, Cement Mortar Lined And Coated	4,022.17	1,212.25
33 14 13 36-0158 11.25 Degree Elbows, Standard Wall Thickness, Steel (33 14 13 36-0124)		
33 14 13 36-0159 EA 4" Diameter, 11.25 Degree Elbow, Standard Wall Thickness, Plain End, Cement Mortar Lined And Coated	345.40	195.95
33 14 13 36-0160 EA 6" Diameter, 11.25 Degree Elbow, Standard Wall Thickness, Plain End, Cement Mortar Lined And Coated	595.40	323.45
33 14 13 36-0161 EA 8" Diameter, 11.25 Degree Elbow, Standard Wall Thickness, Plain End, Cement Mortar Lined And Coated	882.59	454.63
33 14 13 36-0162 EA 10" Diameter, 11.25 Degree Elbow, Standard Wall Thickness, Plain End, Cement Mortar Lined And Coated	1,139.89	519.50
33 14 13 36-0163 EA 12" Diameter, 11.25 Degree Elbow, Standard Wall Thickness, Plain End, Cement Mortar Lined And Coated	1,542.63	679.78
33 14 13 36-0164 Tees, Standard Wall Thickness, Steel (33 14 13 36-0124)		
33 14 13 36-0165 EA 4"x4"x4" Tees, Standard Wall Thickness, Plain End, Cement Mortar Lined And Coated	564.35	293.92
33 14 13 36-0166 EA 6"x6"x6" Tees, Standard Wall Thickness, Plain End, Cement Mortar Lined And Coated	941.41	485.06
33 14 13 36-0167 EA 8"x8"x8" Tees, Standard Wall Thickness, Plain End, Cement Mortar Lined And Coated	1,412.17	681.90
33 14 13 36-0168 EA 10"x10"x10" Tees, Standard Wall Thickness, Plain End, Cement Mortar Lined And Coated	1,812.82	779.31
33 14 13 36-0169 EA 12"x12"x12" Tees, Standard Wall Thickness, Plain End, Cement Mortar Lined And Coated	2,501.05	1,019.66
33 14 13 36-0170 EA 14"x14"x14" Tees, Standard Wall Thickness, Plain End, Cement Mortar Lined And Coated	3,349.67	1,205.32
33 14 13 36-0171 EA 16"x16"x16" Tees, Standard Wall Thickness, Plain End, Cement Mortar Lined And Coated	3,985.42	1,407.41
33 14 13 36-0172 EA 18"x18"x18" Tees, Standard Wall Thickness, Plain End, Cement Mortar Lined And Coated	5,361.00	1,569.40
33 14 13 36-0173 EA 20"x20"x20" Tees, Standard Wall Thickness, Plain End, Cement Mortar Lined And Coated	7,222.90	1,759.71
33 14 13 36-0174 EA 24"x24"x24" Tees, Standard Wall Thickness, Plain End, Cement Mortar Lined And Coated	8,370.48	1,818.32
33 14 13 36-0175 EA 30"x30"x30" Tees, Standard Wall Thickness, Plain End, Cement Mortar Lined And Coated	11,927.20	2,140.98
33 14 13 36-0176 Concentric Reducers, Standard Wall Thickness, Steel (33 14 13 36-0124)		
33 14 13 36-0177 EA 6" x 4", Concentric Reducer, Steel, Standard Wall Thickness, Plain Ends, Class 150, Cement Mortar Lined And Coated	662.75	323.45
33 14 13 36-0178 EA 8" x 4", Concentric Reducer, Steel, Standard Wall Thickness, Plain Ends, Class 150, Cement Mortar Lined And Coated	980.15	454.63
33 14 13 36-0179 EA 8" x 6", Concentric Reducer, Steel, Standard Wall Thickness, Plain Ends, Class 150, Cement Mortar Lined And Coated	918.77	454.63



MINOR CSI UOM DESCRIPTION	TOTAL DIRECT UNIT COST	DEMOLITION UNIT COST
33 14 13 36-0180 EA 10" x 8", Concentric Reducer, Steel, Standard Wall Thickness, Plain Ends, Class 150, Cement Mortar Lined And Coated.....	1,228.68	519.50
33 14 13 36-0181 EA 12" x 4", Concentric Reducer, Steel, Standard Wall Thickness, Plain Ends, Class 150, Cement Mortar Lined And Coated.....	2,503.83	679.78
33 14 13 36-0182 EA 12" x 6", Concentric Reducer, Steel, Standard Wall Thickness, Plain Ends, Class 150, Cement Mortar Lined And Coated.....	1,687.26	679.78
33 14 13 36-0183 EA 12" x 8", Concentric Reducer, Steel, Standard Wall Thickness, Plain Ends, Class 150, Cement Mortar Lined And Coated.....	1,659.41	679.78
33 14 13 36-0184 EA 12" x 10", Concentric Reducer, Steel, Standard Wall Thickness, Plain Ends, Class 150, Cement Mortar Lined And Coated.....	1,582.49	679.78
33 14 13 36-0185 Reducing Tees, Standard Wall Thickness, Steel <small>(33 14 13 36-0124)</small>		
33 14 13 36-0186 EA 6"x6"x4", Reducing Tee, Steel, Standard Wall Thickness, Plain Ends, Class 150, Cement Mortar Lined And Coated.....	942.28	485.06
33 14 13 36-0187 EA 8"x8"x6", Reducing Tee, Steel, Standard Wall Thickness, Plain Ends, Class 150, Cement Mortar Lined And Coated.....	1,413.74	681.90
33 14 13 36-0188 EA 10"x10"x 8" Reducing Tees, Steel, Standard Wall Thickness, Plain Ends, Class 150, Cement Mortar Lined And Coated.....	1,815.49	779.31
33 14 13 36-0189 EA 12"x12"x6" Reducing Tees, Steel, Standard Wall Thickness, Plain Ends, Class 150, Cement Mortar Lined And Coated.....	2,505.07	1,019.66
33 14 13 36-0190 Slip-on Flanges, Steel, Class 150 <small>(33 14 13 36-0124)</small>		
33 14 13 36-0191 EA 4" Slip-on Flange, Steel, Class 150.....	195.03	97.98
33 14 13 36-0192 EA 6" Slip-on Flange, Steel, Class 150.....	316.62	161.72
33 14 13 36-0193 EA 8" Slip-on Flange, Steel, Class 150.....	453.59	227.26
33 14 13 36-0194 EA 10" Slip-on Flange, Steel, Class 150.....	584.19	259.81
33 14 13 36-0195 EA 12" Slip-on Flange, Steel, Class 150.....	816.83	339.88
33 14 13 36-0196 EA 14" Slip-on Flange, Steel, Class 150.....	1,051.31	401.74
33 14 13 36-0197 EA 16" Slip-on Flange, Steel, Class 150.....	1,307.84	469.17
33 14 13 36-0198 EA 18" Slip-on Flange, Steel, Class 150.....	1,461.98	523.09
33 14 13 36-0199 EA 20" Slip-on Flange, Steel, Class 150.....	1,649.77	586.61
33 14 13 36-0200 EA 24" Slip-on Flange, Steel, Class 150.....	1,774.29	606.07
33 14 13 36-0201 EA 30" Slip-on Flange, Steel, Class 150.....	2,368.35	713.66
33 14 13 36-0202 Slip-on Flanges, Steel, Class 250 <small>(33 14 13 36-0124)</small>		
33 14 13 36-0203 EA 4" Slip-on Flange, Steel, Class 250.....	231.17	97.98
33 14 13 36-0204 EA 6" Slip-on Flange, Steel, Class 250.....	372.23	161.72
33 14 13 36-0205 EA 8" Slip-on Flange, Steel, Class 250.....	538.20	227.26
33 14 13 36-0206 EA 10" Slip-on Flange, Steel, Class 250.....	730.26	259.81
33 14 13 36-0207 EA 12" Slip-on Flange, Steel, Class 250.....	1,047.29	339.88
33 14 13 36-0208 EA 14" Slip-on Flange, Steel, Class 250.....	1,388.02	401.74
33 14 13 36-0209 EA 16" Slip-on Flange, Steel, Class 250.....	1,761.18	469.17
33 14 13 36-0210 EA 18" Slip-on Flange, Steel, Class 250.....	1,970.28	523.09
33 14 13 36-0211 EA 20" Slip-on Flange, Steel, Class 250.....	2,227.54	586.61
33 14 13 36-0212 EA 24" Slip-on Flange, Steel, Class 250.....	2,423.47	606.07
33 14 13 36-0213 EA 30" Slip-on Flange, Steel, Class 250.....	3,407.04	713.66
33 14 13 36-0214 Blind Flanges, Steel, Class 150 <small>(33 14 13 36-0124)</small>		
33 14 13 36-0215 EA 4" Blind Flange, Steel, Class 150.....	197.82	97.98
33 14 13 36-0216 EA 6" Blind Flange, Steel, Class 150.....	319.71	161.72
33 14 13 36-0217 EA 8" Blind Flange, Steel, Class 150.....	463.31	227.26
33 14 13 36-0218 EA 10" Blind Flange, Steel, Class 150.....	628.71	259.81
33 14 13 36-0219 EA 12" Blind Flange, Steel, Class 150.....	848.20	339.88
33 14 13 36-0220 EA 14" Blind Flange, Steel, Class 150.....	1,299.64	401.74
33 14 13 36-0221 EA 16" Blind Flange, Steel, Class 150.....	1,438.34	469.17
33 14 13 36-0222 EA 18" Blind Flange, Steel, Class 150.....	1,582.50	523.09
33 14 13 36-0223 EA 20" Blind Flange, Steel, Class 150.....	1,972.37	586.61
33 14 13 36-0224 EA 24" Blind Flange, Steel, Class 150.....	2,473.47	606.07
33 14 13 36-0225 EA 30" Blind Flange, Steel, Class 150.....	3,511.02	713.66
33 14 13 36-0226 Blind Flanges, Steel, Class 250 <small>(33 14 13 36-0124)</small>		
33 14 13 36-0227 EA 4" Blind Flange, Steel, Class 250.....	236.05	97.98
33 14 13 36-0228 EA 6" Blind Flange, Steel, Class 250.....	377.64	161.72
33 14 13 36-0229 EA 8" Blind Flange, Steel, Class 250.....	555.20	227.26
33 14 13 36-0230 EA 10" Blind Flange, Steel, Class 250.....	808.16	259.81
33 14 13 36-0231 EA 12" Blind Flange, Steel, Class 250.....	1,102.19	339.88
33 14 13 36-0232 EA 14" Blind Flange, Steel, Class 250.....	1,822.59	401.74
33 14 13 36-0233 EA 16" Blind Flange, Steel, Class 250.....	1,989.57	469.17
33 14 13 36-0234 EA 18" Blind Flange, Steel, Class 250.....	2,181.19	523.09
33 14 13 36-0235 EA 20" Blind Flange, Steel, Class 250.....	2,792.09	586.61
33 14 13 36-0236 EA 24" Blind Flange, Steel, Class 250.....	3,647.04	606.07
33 14 13 36-0237 EA 30" Blind Flange, Steel, Class 250.....	5,341.78	713.66
33 14 13 36-0238 Screw Flanges, Steel, Class 150 <small>(33 14 13 36-0124)</small>		
33 14 13 36-0239 EA 4" Diameter, Screw Flange, Steel, Class 150.....	191.70	97.98

33 Utilities
33 10 Water Utilities
33 14 Water Utility Transmission and Distribution



MINOR CSI UOM DESCRIPTION	TOTAL DIRECT UNIT COST	DEMOLITION UNIT COST
33 14 13 36-0240 EA 6" Diameter, Screw Flange, Steel, Class 150	311.48	161.72
33 14 13 36-0241 EA 8" Diameter, Screw Flange, Steel, Class 150	448.85	227.26
33 14 13 36-0242 EA 10" Diameter, Screw Flange, Steel, Class 150	547.34	259.81
33 14 13 36-0243 EA 12" Diameter, Screw Flange, Steel, Class 150	739.79	339.88
33 14 13 36-0244 Screw Flanges, Steel, Class 250 (33 14 13 36-0124)		
33 14 13 36-0245 EA 4" Diameter, Screw Flange, Steel, Class 250	229.57	97.98
33 14 13 36-0246 EA 6" Diameter, Screw Flange, Steel, Class 250	369.75	161.72
33 14 13 36-0247 EA 8" Diameter, Screw Flange, Steel, Class 250	540.11	227.26
33 14 13 36-0248 EA 10" Diameter, Screw Flange, Steel, Class 250	680.68	259.81
33 14 13 36-0249 EA 12" Diameter, Screw Flange, Steel, Class 250	934.21	339.88
33 14 13 36-0250 Steel Flange Gaskets (33 14 13 36-0124)		
33 14 13 36-0251 1/16" Thick Cloth-Inserted Rubber Flange Gasket, Class 150 (Tripac) (33 14 13 36-0250)		
Note: Labor installation is included with pipe fittings or valves.		
33 14 13 36-0252 EA 4" Cloth-Inserted Rubber Flange Gasket, 1/16" Thick, Class 150 (Tripac)	1.82	
33 14 13 36-0253 EA 6" Cloth-Inserted Rubber Flange Gasket, 1/16" Thick, Class 150 (Tripac)	2.86	
33 14 13 36-0254 EA 8" Cloth-Inserted Rubber Flange Gasket, 1/16" Thick, Class 150 (Tripac)	3.82	
33 14 13 36-0255 EA 10" Cloth-Inserted Rubber Flange Gasket, 1/16" Thick, Class 150 (Tripac)	5.89	
33 14 13 36-0256 EA 12" Cloth-Inserted Rubber Flange Gasket, 1/16" Thick, Class 150 (Tripac)	7.70	
33 14 13 36-0257 EA 14" Cloth-Inserted Rubber Flange Gasket, 1/16" Thick, Class 150 (Tripac)	8.83	
33 14 13 36-0258 EA 16" Cloth-Inserted Rubber Flange Gasket, 1/16" Thick, Class 150 (Tripac)	11.00	
33 14 13 36-0259 EA 18" Cloth-Inserted Rubber Flange Gasket, 1/16" Thick, Class 150 (Tripac)	12.50	
33 14 13 36-0260 EA 20" Cloth-Inserted Rubber Flange Gasket, 1/16" Thick, Class 150 (Tripac)	16.14	
33 14 13 36-0261 EA 24" Cloth-Inserted Rubber Flange Gasket, 1/16" Thick, Class 150 (Tripac)	19.83	
33 14 13 36-0262 EA 30" Cloth-Inserted Rubber Flange Gasket, 1/16" Thick, Class 150 (Tripac)	30.10	
33 14 13 36-0263 1/8" Thick Cloth-Inserted Rubber Flange Gasket, Class 250 (Tripac) (33 14 13 36-0250)		
Note: Labor installation is included with pipe fittings or valves.		
33 14 13 36-0264 EA 4" Cloth-Inserted Rubber Flange Gasket, 1/8" Thick, Class 250 (Tripac)	5.59	
33 14 13 36-0265 EA 6" Cloth-Inserted Rubber Flange Gasket, 1/8" Thick, Class 250 (Tripac)	10.44	
33 14 13 36-0266 EA 8" Cloth-Inserted Rubber Flange Gasket, 1/8" Thick, Class 250 (Tripac)	14.80	
33 14 13 36-0267 EA 10" Cloth-Inserted Rubber Flange Gasket, 1/8" Thick, Class 250 (Tripac)	18.83	
33 14 13 36-0268 EA 12" Cloth-Inserted Rubber Flange Gasket, 1/8" Thick, Class 250 (Tripac)	22.79	
33 14 13 36-0269 EA 14" Cloth-Inserted Rubber Flange Gasket, 1/8" Thick, Class 250 (Tripac)	28.32	
33 14 13 36-0270 EA 16" Cloth-Inserted Rubber Flange Gasket, 1/8" Thick, Class 250 (Tripac)	33.63	
33 14 13 36-0271 EA 18" Cloth-Inserted Rubber Flange Gasket, 1/8" Thick, Class 250 (Tripac)	46.38	
33 14 13 36-0272 EA 20" Cloth-Inserted Rubber Flange Gasket, 1/8" Thick, Class 250 (Tripac)	52.16	
33 14 13 36-0273 EA 24" Cloth-Inserted Rubber Flange Gasket, 1/8" Thick, Class 250 (Tripac)	72.49	
33 14 13 36-0274 EA 30" Cloth-Inserted Rubber Flange Gasket, 1/8" Thick, Class 250 (Tripac)	127.99	
33 14 13 36-0275 Steel Flange Bolt Packs (33 14 13 36-0124)		
33 14 13 36-0276 Class 150, Steel Flange Bolt Packs (33 14 13 36-0275)		
Note: Includes plain finish A307B bolts, A563 heavy hex nut and two structural washers. Labor installation is included with pipe fittings or valves.		
33 14 13 36-0277 EA 1" Pipe Diameter, Class 150, Steel Flange Bolt Pack	9.06	
For Zinc Plated, Add	2.54	
For Hot Dip Galvanized, Add	3.62	
For Advanced Fluoropolymer (Blue Coating), Add	6.34	
33 14 13 36-0278 EA 1-1/4" Pipe Diameter, Class 150, Steel Flange Bolt Pack	10.16	
For Zinc Plated, Add	2.84	
For Hot Dip Galvanized, Add	4.06	
For Advanced Fluoropolymer (Blue Coating), Add	7.11	
33 14 13 36-0279 EA 1-1/2" Pipe Diameter, Class 150, Steel Flange Bolt Pack	10.16	
For Zinc Plated, Add	2.84	
For Hot Dip Galvanized, Add	4.06	
For Advanced Fluoropolymer (Blue Coating), Add	7.11	
33 14 13 36-0280 EA 2" Pipe Diameter, Class 150, Steel Flange Bolt Pack	13.09	
For Zinc Plated, Add	3.67	
For Hot Dip Galvanized, Add	5.24	
For Advanced Fluoropolymer (Blue Coating), Add	9.16	
33 14 13 36-0281 EA 2-1/2" Pipe Diameter, Class 150, Steel Flange Bolt Pack	13.18	
For Zinc Plated, Add	3.69	
For Hot Dip Galvanized, Add	5.27	
For Advanced Fluoropolymer (Blue Coating), Add	9.23	
33 14 13 36-0282 EA 3" Pipe Diameter, Class 150, Steel Flange Bolt Pack	13.18	
For Zinc Plated, Add	3.69	
For Hot Dip Galvanized, Add	5.27	
For Advanced Fluoropolymer (Blue Coating), Add	9.23	
33 14 13 36-0283 EA 4" Pipe Diameter, Class 150, Steel Flange Bolt Pack	30.78	
For Zinc Plated, Add	8.62	
For Hot Dip Galvanized, Add	12.31	
For Advanced Fluoropolymer (Blue Coating), Add	21.55	



MINOR CSI UOM DESCRIPTION	TOTAL DIRECT UNIT COST	DEMOLITION UNIT COST
33 14 13 36-0284 EA 5" Pipe Diameter, Class 150, Steel Flange Bolt Pack.....	44.09	
<i>For Zinc Plated, Add</i>	12.35	
<i>For Hot Dip Galvanized, Add</i>	17.64	
<i>For Advanced Fluoropolymer (Blue Coating), Add</i>	30.86	
33 14 13 36-0285 EA 6" Pipe Diameter, Class 150, Steel Flange Bolt Pack.....	47.49	
<i>For Zinc Plated, Add</i>	13.30	
<i>For Hot Dip Galvanized, Add</i>	19.00	
<i>For Advanced Fluoropolymer (Blue Coating), Add</i>	33.24	
33 14 13 36-0286 EA 8" Pipe Diameter, Class 150, Steel Flange Bolt Pack.....	51.56	
<i>For Zinc Plated, Add</i>	14.44	
<i>For Hot Dip Galvanized, Add</i>	20.62	
<i>For Advanced Fluoropolymer (Blue Coating), Add</i>	36.09	
33 14 13 36-0287 EA 10" Pipe Diameter, Class 150, Steel Flange Bolt Pack.....	115.82	
<i>For Zinc Plated, Add</i>	32.43	
<i>For Hot Dip Galvanized, Add</i>	46.33	
<i>For Advanced Fluoropolymer (Blue Coating), Add</i>	81.07	
33 14 13 36-0288 EA 12" Pipe Diameter, Class 150, Steel Flange Bolt Pack.....	116.84	
<i>For Zinc Plated, Add</i>	32.72	
<i>For Hot Dip Galvanized, Add</i>	46.74	
<i>For Advanced Fluoropolymer (Blue Coating), Add</i>	81.79	
33 14 13 36-0289 EA 14" Pipe Diameter, Class 150, Steel Flange Bolt Pack.....	130.91	
<i>For Zinc Plated, Add</i>	36.65	
<i>For Hot Dip Galvanized, Add</i>	52.36	
<i>For Advanced Fluoropolymer (Blue Coating), Add</i>	91.64	
33 14 13 36-0290 EA 16" Pipe Diameter, Class 150, Steel Flange Bolt Pack.....	220.07	
<i>For Zinc Plated, Add</i>	61.62	
<i>For Hot Dip Galvanized, Add</i>	88.03	
<i>For Advanced Fluoropolymer (Blue Coating), Add</i>	154.05	
33 14 13 36-0291 EA 18" Pipe Diameter, Class 150, Steel Flange Bolt Pack.....	319.70	
<i>For Zinc Plated, Add</i>	89.52	
<i>For Hot Dip Galvanized, Add</i>	127.88	
<i>For Advanced Fluoropolymer (Blue Coating), Add</i>	223.79	
33 14 13 36-0292 EA 20" Pipe Diameter, Class 150, Steel Flange Bolt Pack.....	403.66	
<i>For Zinc Plated, Add</i>	113.02	
<i>For Hot Dip Galvanized, Add</i>	161.46	
<i>For Advanced Fluoropolymer (Blue Coating), Add</i>	282.56	
33 14 13 36-0293 EA 22" Pipe Diameter, Class 150, Steel Flange Bolt Pack.....	577.56	
<i>For Zinc Plated, Add</i>	161.72	
<i>For Hot Dip Galvanized, Add</i>	231.02	
<i>For Advanced Fluoropolymer (Blue Coating), Add</i>	404.29	
33 14 13 36-0294 EA 24" Pipe Diameter, Class 150, Steel Flange Bolt Pack.....	577.56	
<i>For Zinc Plated, Add</i>	161.72	
<i>For Hot Dip Galvanized, Add</i>	231.02	
<i>For Advanced Fluoropolymer (Blue Coating), Add</i>	404.29	
33 14 13 36-0295 EA 30" Pipe Diameter, Class 150, Steel Flange Bolt Pack.....	912.64	
<i>For Zinc Plated, Add</i>	255.54	
<i>For Hot Dip Galvanized, Add</i>	365.06	
<i>For Advanced Fluoropolymer (Blue Coating), Add</i>	638.85	
33 14 13 36-0296 EA 36" Pipe Diameter, Class 150 Steel Flange, Bolt Set	1,301.90	
Note: Includes thirty-two (32) 1-1/2" diameter plain finish bolts with washers and nut.		
<i>For Zinc Plated, Add</i>	364.53	
<i>For Hot Dip Galvanized, Add</i>	520.76	
<i>For Advanced Fluoropolymer (Blue Coating), Add</i>	911.33	
33 14 13 36-0297 Class 300, Steel Flange Bolt Packs <small>(33 14 13 36-0275)</small>		
Note: Includes plain finish A307B bolts, A563 heavy hex nut and two structural washers. Labor installation is included with pipe fittings or valves.		
33 14 13 36-0298 EA 1" Pipe Diameter, Class 300, Steel Flange Bolt Pack.....	13.18	
<i>For Zinc Plated, Add</i>	3.69	
<i>For Hot Dip Galvanized, Add</i>	5.27	
<i>For Advanced Fluoropolymer (Blue Coating), Add</i>	9.23	
33 14 13 36-0299 EA 1-1/4" Pipe Diameter, Class 300, Steel Flange Bolt Pack.....	13.18	
<i>For Zinc Plated, Add</i>	3.69	
<i>For Hot Dip Galvanized, Add</i>	5.27	
<i>For Advanced Fluoropolymer (Blue Coating), Add</i>	9.23	
33 14 13 36-0300 EA 1-1/2" Pipe Diameter, Class 300, Steel Flange Bolt Pack.....	14.75	
<i>For Zinc Plated, Add</i>	4.13	
<i>For Hot Dip Galvanized, Add</i>	5.90	
<i>For Advanced Fluoropolymer (Blue Coating), Add</i>	10.33	
33 14 13 36-0301 EA 2" Pipe Diameter, Class 300, Steel Flange Bolt Pack.....	29.50	
<i>For Zinc Plated, Add</i>	8.26	
<i>For Hot Dip Galvanized, Add</i>	11.80	
<i>For Advanced Fluoropolymer (Blue Coating), Add</i>	20.65	
33 14 13 36-0302 EA 2-1/2" Pipe Diameter, Class 300, Steel Flange Bolt Pack.....	47.49	
<i>For Zinc Plated, Add</i>	13.30	
<i>For Hot Dip Galvanized, Add</i>	19.00	
<i>For Advanced Fluoropolymer (Blue Coating), Add</i>	33.24	
33 14 13 36-0303 EA 3" Pipe Diameter, Class 300, Steel Flange Bolt Pack.....	51.56	
<i>For Zinc Plated, Add</i>	14.44	
<i>For Hot Dip Galvanized, Add</i>	20.62	
<i>For Advanced Fluoropolymer (Blue Coating), Add</i>	36.09	
33 14 13 36-0304 EA 3-1/2" Pipe Diameter, Class 300, Steel Flange Bolt Pack.....	51.56	
<i>For Zinc Plated, Add</i>	14.44	
<i>For Hot Dip Galvanized, Add</i>	20.62	
<i>For Advanced Fluoropolymer (Blue Coating), Add</i>	36.09	

33 Utilities
33 10 Water Utilities
33 14 Water Utility Transmission and Distribution



MINOR	CSI	UOM	DESCRIPTION	TOTAL DIRECT UNIT COST	DEMOLITION UNIT COST
33 14	13 36-0305	EA	4" Pipe Diameter, Class 300, Steel Flange Bolt Pack.....	52.50	
			<i>For Zinc Plated, Add</i>	14.70	
			<i>For Hot Dip Galvanized, Add</i>	21.00	
			<i>For Advanced Fluoropolymer (Blue Coating), Add</i>	36.75	
33 14	13 36-0306	EA	5" Pipe Diameter, Class 300, Steel Flange Bolt Pack.....	53.35	
			<i>For Zinc Plated, Add</i>	14.94	
			<i>For Hot Dip Galvanized, Add</i>	21.34	
			<i>For Advanced Fluoropolymer (Blue Coating), Add</i>	37.35	
33 14	13 36-0307	EA	6" Pipe Diameter, Class 300, Steel Flange Bolt Pack.....	80.02	
			<i>For Zinc Plated, Add</i>	22.41	
			<i>For Hot Dip Galvanized, Add</i>	32.01	
			<i>For Advanced Fluoropolymer (Blue Coating), Add</i>	56.01	
33 14	13 36-0308	EA	8" Pipe Diameter, Class 300, Steel Flange Bolt Pack.....	125.12	
			<i>For Zinc Plated, Add</i>	35.03	
			<i>For Hot Dip Galvanized, Add</i>	50.05	
			<i>For Advanced Fluoropolymer (Blue Coating), Add</i>	87.58	
33 14	13 36-0309	EA	10" Pipe Diameter, Class 300, Steel Flange Bolt Pack.....	234.67	
			<i>For Zinc Plated, Add</i>	65.71	
			<i>For Hot Dip Galvanized, Add</i>	93.87	
			<i>For Advanced Fluoropolymer (Blue Coating), Add</i>	164.27	
33 14	13 36-0310	EA	12" Pipe Diameter, Class 300, Steel Flange Bolt Pack.....	341.61	
			<i>For Zinc Plated, Add</i>	95.55	
			<i>For Hot Dip Galvanized, Add</i>	136.64	
			<i>For Advanced Fluoropolymer (Blue Coating), Add</i>	239.13	
33 14	13 36-0311	EA	14" Pipe Diameter, Class 300, Steel Flange Bolt Pack.....	469.48	
			<i>For Zinc Plated, Add</i>	131.45	
			<i>For Hot Dip Galvanized, Add</i>	187.79	
			<i>For Advanced Fluoropolymer (Blue Coating), Add</i>	328.64	
33 14	13 36-0312	EA	16" Pipe Diameter, Class 300, Steel Flange Bolt Pack.....	651.88	
			<i>For Zinc Plated, Add</i>	182.53	
			<i>For Hot Dip Galvanized, Add</i>	260.75	
			<i>For Advanced Fluoropolymer (Blue Coating), Add</i>	456.32	
33 14	13 36-0313	EA	18" Pipe Diameter, Class 300, Steel Flange Bolt Pack.....	835.01	
			<i>For Zinc Plated, Add</i>	233.80	
			<i>For Hot Dip Galvanized, Add</i>	334.00	
			<i>For Advanced Fluoropolymer (Blue Coating), Add</i>	584.51	
33 14	13 36-0314	EA	20" Pipe Diameter, Class 300, Steel Flange Bolt Pack.....	884.18	
			<i>For Zinc Plated, Add</i>	247.57	
			<i>For Hot Dip Galvanized, Add</i>	353.67	
			<i>For Advanced Fluoropolymer (Blue Coating), Add</i>	618.93	
33 14	13 36-0315	EA	24" Pipe Diameter, Class 300, Steel Flange Bolt Pack.....	1,116.57	
			<i>For Zinc Plated, Add</i>	312.64	
			<i>For Hot Dip Galvanized, Add</i>	446.63	
			<i>For Advanced Fluoropolymer (Blue Coating), Add</i>	781.60	
33 14	13 36-0316	EA	30" Pipe Diameter, Class 300, Steel Flange Bolt Pack.....	1,743.82	
			<i>For Zinc Plated, Add</i>	488.27	
			<i>For Hot Dip Galvanized, Add</i>	697.53	
			<i>For Advanced Fluoropolymer (Blue Coating), Add</i>	1,220.67	
33 14	13 36-0317		Flanged Steel Pipe Fittings, Standard Wall Thickness <small>(33 14 13 36-0001)</small> See CSI section 33 14 13 36-0276 for bolt pack.		
33 14	13 36-0318		Flanged 90 Degree Elbows, Standard Wall Thickness, Steel <small>(33 14 13 36-0317)</small>		
33 14	13 36-0319	EA	4" Diameter, 90 Degree Elbow, Steel, Standard Wall Thickness, Flanged Ends, Class 150, Cement Mortar Lined And Coated.....	462.75	195.95
33 14	13 36-0320	EA	6" Diameter, 90 Degree Elbow, Steel, Standard Wall Thickness, Flanged Ends, Class 150, Cement Mortar Lined And Coated.....	791.75	323.45
33 14	13 36-0321	EA	8" Diameter, 90 Degree Elbow, Steel, Standard Wall Thickness, Flanged Ends, Class 150, Cement Mortar Lined And Coated.....	1,202.84	454.63
33 14	13 36-0322	EA	10" Diameter, 90 Degree Elbow, Steel, Standard Wall Thickness, Flanged Ends, Class 150, Cement Mortar Lined And Coated.....	1,635.04	519.50
33 14	13 36-0323	EA	12" Diameter, 90 Degree Elbow, Steel, Standard Wall Thickness, Flanged Ends, Class 150, Cement Mortar Lined And Coated.....	2,263.45	679.78
33 14	13 36-0324		Flanged 45 Degree Elbows, Standard Wall Thickness, Steel <small>(33 14 13 36-0317)</small>		
33 14	13 36-0325	EA	4" Diameter, 45 Degree Elbow, Steel, Standard Wall Thickness, Flanged Ends, Class 150, Cement Mortar Lined And Coated.....	447.74	195.95
33 14	13 36-0326	EA	6" Diameter, 45 Degree Elbow, Steel, Standard Wall Thickness, Flanged Ends, Class 150, Cement Mortar Lined And Coated.....	754.85	323.45
33 14	13 36-0327	EA	8" Diameter, 45 Degree Elbow, Steel, Standard Wall Thickness, Flanged Ends, Class 150, Cement Mortar Lined And Coated.....	1,187.42	454.63
33 14	13 36-0328	EA	10" Diameter, 45 Degree Elbow, Steel, Standard Wall Thickness, Flanged Ends, Class 150, Cement Mortar Lined And Coated.....	1,509.31	519.50
33 14	13 36-0329	EA	12" Diameter, 45 Degree Elbow, Steel, Standard Wall Thickness, Flanged Ends, Class 150, Cement Mortar Lined And Coated.....	2,081.13	679.78
33 14	13 36-0330		Flanged 22.5 Degree Elbows, Standard Wall Thickness, Steel <small>(33 14 13 36-0317)</small>		
33 14	13 36-0331	EA	4" Diameter, 22.5 Degree Elbow, Steel, Standard Wall Thickness, Flanged Ends, Class 150, Cement Mortar Lined And Coated.....	442.63	195.95
33 14	13 36-0332	EA	6" Diameter, 22.5 Degree Elbow, Steel, Standard Wall Thickness, Flanged Ends, Class 150, Cement Mortar Lined And Coated.....	742.77	323.45



MINOR CSI UOM DESCRIPTION	TOTAL DIRECT UNIT COST	DEMOLITION UNIT COST
33 14 13 36-0333 EA 8" Diameter, 22.5 Degree Elbow, Steel, Standard Wall Thickness, Flanged Ends, Class 150, Cement Mortar Lined And Coated.....	1,111.62	454.63
33 14 13 36-0334 EA 10" Diameter, 22.5 Degree Elbow, Steel, Standard Wall Thickness, Flanged Ends, Class 150, Cement Mortar Lined And Coated.....	1,470.37	519.50
33 14 13 36-0335 EA 12" Diameter, 22.5 Degree Elbow, Steel, Standard Wall Thickness, Flanged Ends, Class 150, Cement Mortar Lined And Coated.....	2,024.66	679.78
33 14 13 36-0336 Flanged 11.25 Degree Elbows, Standard Wall Thickness, Steel <small>(33 14 13 36-0317)</small>		
33 14 13 36-0337 EA 4" Diameter, 11.25 Degree Elbow, Steel, Standard Wall Thickness, Flanged Ends, Class 150, Cement Mortar Lined And Coated.....	445.07	195.95
33 14 13 36-0338 EA 6" Diameter, 11.25 Degree Elbow, Steel, Standard Wall Thickness, Flanged Ends, Class 150, Cement Mortar Lined And Coated.....	748.76	323.45
33 14 13 36-0339 EA 8" Diameter, 11.25 Degree Elbow, Steel, Standard Wall Thickness, Flanged Ends, Class 150, Cement Mortar Lined And Coated.....	1,122.74	454.63
33 14 13 36-0340 EA 10" Diameter, 11.25 Degree Elbow, Steel, Standard Wall Thickness, Flanged Ends, Class 150, Cement Mortar Lined And Coated.....	1,490.78	519.50
33 14 13 36-0341 EA 12" Diameter, 11.25 Degree Elbow, Steel, Standard Wall Thickness, Flanged Ends, Class 150, Cement Mortar Lined And Coated.....	2,054.26	679.78
33 14 13 36-0342 Flanged Tees, Standard Wall Thickness, Steel <small>(33 14 13 36-0317)</small>		
33 14 13 36-0343 EA 4"x4"x4", Tee, Steel, Standard Wall Thickness, Flanged Ends, Class 150, Cement Mortar Lined And Coated	713.85	293.92
33 14 13 36-0344 EA 6"x6"x6", Tee, Steel, Standard Wall Thickness, Flanged Ends, Class 150, Cement Mortar Lined And Coated	1,171.44	485.06
33 14 13 36-0345 EA 8"x8"x8", Tee, Steel, Standard Wall Thickness, Flanged Ends, Class 150, Cement Mortar Lined And Coated	1,772.40	681.90
33 14 13 36-0346 EA 10"x10"x10" Tees, Steel, Standard Wall Thickness, Flanged Ends, Class 150, Cement Mortar Lined And Coated	2,339.16	779.31
33 14 13 36-0347 EA 12"x12"x12" Tees, Steel, Standard Wall Thickness, Flanged Ends, Class 150, Cement Mortar Lined And Coated	3,268.50	1,019.66
33 14 13 36-0348 Flanged Reducing Tees, Standard Wall Thickness, Steel <small>(33 14 13 36-0317)</small>		
33 14 13 36-0349 EA 6"x6"x4", Reducing Tee, Steel, Standard Wall Thickness, Flanged Ends, Class 150, Cement Mortar Lined And Coated.....	1,145.42	485.06
33 14 13 36-0350 EA 8"x8"x6", Reducing Tee, Steel, Standard Wall Thickness, Flanged Ends, Class 150, Cement Mortar Lined And Coated.....	1,730.57	681.90
33 14 13 36-0351 EA 10"x10"x 8" Reducing Tees, Steel, Standard Wall Thickness, Flanged Ends, Class 150, Cement Mortar Lined And Coated.....	2,286.46	779.31
33 14 13 36-0352 EA 12"x12"x6" Reducing Tees, Steel, Standard Wall Thickness, Flanged Ends, Class 150, Cement Mortar Lined And Coated.....	3,093.38	1,019.66
33 14 13 36-0353 Flanged Eccentric Reducers, Standard Wall Thickness, Steel <small>(33 14 13 36-0317)</small>		
33 14 13 36-0354 EA 6" x 4", Eccentric Reducer, Steel, Standard Wall Thickness, Flanged Ends, Class 150, Cement Mortar Lined And Coated.....	882.04	323.45
33 14 13 36-0355 EA 8" x 4", Eccentric Reducer, Steel, Standard Wall Thickness, Flanged Ends, Class 150, Cement Mortar Lined And Coated.....	1,471.13	454.63
33 14 13 36-0356 EA 8" x 6", Eccentric Reducer, Steel, Standard Wall Thickness, Flanged Ends, Class 150, Cement Mortar Lined And Coated.....	1,227.80	454.63
33 14 13 36-0357 EA 10" x 8", Eccentric Reducer, Steel, Standard Wall Thickness, Flanged Ends, Class 150, Cement Mortar Lined And Coated.....	1,536.18	519.50
33 14 13 36-0358 EA 12" x 4", Eccentric Reducer, Steel, Standard Wall Thickness, Flanged Ends, Class 150, Cement Mortar Lined And Coated.....	2,030.81	679.78
33 14 13 36-0359 EA 12" x 6", Eccentric Reducer, Steel, Standard Wall Thickness, Flanged Ends, Class 150, Cement Mortar Lined And Coated.....	3,089.31	679.78
33 14 13 36-0360 EA 12" x 8", Eccentric Reducer, Steel, Standard Wall Thickness, Flanged Ends, Class 150, Cement Mortar Lined And Coated.....	2,491.28	679.78
33 14 13 36-0361 EA 12" x 10", Eccentric Reducer, Steel, Standard Wall Thickness, Flanged Ends, Class 150, Cement Mortar Lined And Coated.....	2,167.19	679.78
33 14 13 36-0362 Flanged Concentric Reducers, Standard Wall Thickness, Steel <small>(33 14 13 36-0317)</small>		
33 14 13 36-0363 EA 6" x 4", Concentric Reducer, Steel, Standard Wall Thickness, Flanged Ends, Class 150, Cement Mortar Lined And Coated.....	789.26	323.45
33 14 13 36-0364 EA 8" x 4", Concentric Reducer, Steel, Standard Wall Thickness, Flanged Ends, Class 150, Cement Mortar Lined And Coated.....	1,150.06	454.63
33 14 13 36-0365 EA 8" x 6", Concentric Reducer, Steel, Standard Wall Thickness, Flanged Ends, Class 150, Cement Mortar Lined And Coated.....	1,115.52	454.63
33 14 13 36-0366 EA 10" x 8", Concentric Reducer, Steel, Standard Wall Thickness, Flanged Ends, Class 150, Cement Mortar Lined And Coated.....	1,524.21	519.50
33 14 13 36-0367 EA 12" x 4", Concentric Reducer, Steel, Standard Wall Thickness, Flanged Ends, Class 150, Cement Mortar Lined And Coated.....	2,809.48	679.78
33 14 13 36-0368 EA 12" x 6", Concentric Reducer, Steel, Standard Wall Thickness, Flanged Ends, Class 150, Cement Mortar Lined And Coated.....	2,019.76	679.78
33 14 13 36-0369 EA 12" x 8", Concentric Reducer, Steel, Standard Wall Thickness, Flanged Ends, Class 150, Cement Mortar Lined And Coated.....	2,035.30	679.78
33 14 13 36-0370 EA 12" x 10", Concentric Reducer, Steel, Standard Wall Thickness, Flanged Ends, Class 150, Cement Mortar Lined And Coated.....	2,013.76	679.78
33 14 13 36-0371 Flanged Crosses, Standard Wall Thickness, Steel <small>(33 14 13 36-0317)</small>		
33 14 13 36-0372 EA 8" x 8" x 8" x 8", Crosses, Steel, Standard Wall Thickness, Flanged Ends, Class 150, Cement Mortar Lined And Coated.....	2,404.00	905.92

33 Utilities**33 10 Water Utilities****33 14 Water Utility Transmission and Distribution**

SAN BERNARDINO
COUNTY

MINOR CSI UOM DESCRIPTION	TOTAL DIRECT UNIT COST	DEMOLITION UNIT COST
33 14 13 36-0373 EA 12" x 12" x 12" x 12", Crosses, Steel, Standard Wall Thickness, Flanged Ends, Class 150, Cement Mortar Lined And Coated.....	4,476.80	1,357.76
33 14 13 36-0374 Grooved-Joint Pipe, Cement Mortar Lined And Coated (33 14 13 36) Note: Excludes fittings, elbow, tee, reducer fitting or couplings.		
33 14 13 36-0375 LF 3" Diameter, Schedule 40, AGS, Cement Mortar Lined And Coated.....	74.55	23.71
33 14 13 36-0376 LF 4" Diameter, Schedule 40, AGS, Cement Mortar Lined And Coated.....	93.64	26.39
33 14 13 36-0377 LF 6" Diameter, Schedule 40, AGS, Cement Mortar Lined And Coated.....	166.31	46.30
33 14 13 36-0378 LF 8" Diameter, Schedule 40, AGS, Cement Mortar Lined And Coated.....	224.05	52.46
33 14 13 36-0379 LF 10" Diameter, Schedule 40, AGS, Cement Mortar Lined And Coated.....	303.53	62.63
33 14 13 36-0380 LF 12" Diameter, Schedule 40, AGS, Cement Mortar Lined And Coated.....	365.01	71.91
33 14 13 36-0381 Grooved-Joint Pipe Fittings (33 14 13 36)		
33 14 13 36-0382 90 Degree Grooved Elbow (33 14 13 36-0381)		
33 14 13 36-0383 EA 3" 90 Degree Elbow, Steel, AGS, Schedule 40.....	185.60	36.01
33 14 13 36-0384 EA 4" 90 Degree Elbow, Steel, AGS, Schedule 40.....	214.59	47.54
33 14 13 36-0385 EA 6" 90 Degree Elbow, Steel, AGS, Schedule 40.....	522.07	77.73
33 14 13 36-0386 EA 8" 90 Degree Elbow, Steel, AGS, Schedule 40.....	992.28	92.49
33 14 13 36-0387 EA 10" 90 Degree Elbow, Steel, AGS, Schedule 40.....	1,491.71	107.93
33 14 13 36-0388 EA 12" 90 Degree Elbow, Steel, AGS, Schedule 40.....	2,325.78	129.51
33 14 13 36-0389 45 Degree Grooved Elbow (33 14 13 36-0381)		
33 14 13 36-0390 EA 3" 45 Degree Elbow, Steel, AGS, Schedule 40.....	185.55	36.01
33 14 13 36-0391 EA 4" 45 Degree Elbow, Steel, AGS, Schedule 40.....	214.59	47.54
33 14 13 36-0392 EA 6" 45 Degree Elbow, Steel, AGS, Schedule 40.....	522.07	77.73
33 14 13 36-0393 EA 8" 45 Degree Elbow, Steel, AGS, Schedule 40.....	992.28	92.49
33 14 13 36-0394 EA 10" 45 Degree Elbow, Steel, AGS, Schedule 40.....	1,491.71	107.93
33 14 13 36-0395 EA 12" 45 Degree Elbow, Steel, AGS, Schedule 40.....	2,325.78	129.51
33 14 13 36-0396 22.5 Degree Grooved Elbow (33 14 13 36-0381)		
33 14 13 36-0397 EA 3" 22.5 Degree Elbow, Steel, AGS, Schedule 40.....	169.40	36.01
33 14 13 36-0398 EA 4" 22.5 Degree Elbow, Steel, AGS, Schedule 40.....	226.00	47.54
33 14 13 36-0399 EA 6" 22.5 Degree Elbow, Steel, AGS, Schedule 40.....	554.96	77.73
33 14 13 36-0400 EA 8" 22.5 Degree Elbow, Steel, AGS, Schedule 40.....	1,056.09	92.49
33 14 13 36-0401 EA 10" 22.5 Degree Elbow, Steel, AGS, Schedule 40.....	1,421.29	107.93
33 14 13 36-0402 EA 12" 22.5 Degree Elbow, Steel, AGS, Schedule 40.....	1,896.87	129.51
33 14 13 36-0403 11.25 Degree Grooved Elbow (33 14 13 36-0381)		
33 14 13 36-0404 EA 3" 11.25 Degree Elbow, Steel, AGS, Schedule 40.....	169.39	36.01
33 14 13 36-0405 EA 4" 11.25 Degree Elbow, Steel, AGS, Schedule 40.....	225.99	47.54
33 14 13 36-0406 EA 6" 11.25 Degree Elbow, Steel, AGS, Schedule 40.....	554.94	77.73
33 14 13 36-0407 EA 8" 11.25 Degree Elbow, Steel, AGS, Schedule 40.....	1,056.03	92.49
33 14 13 36-0408 EA 10" 11.25 Degree Elbow, Steel, AGS, Schedule 40.....	1,421.22	107.93
33 14 13 36-0409 EA 12" 11.25 Degree Elbow, Steel, AGS, Schedule 40.....	1,896.78	129.51
33 14 13 36-0410 Grooved Couplings (33 14 13 36-0381)		
33 14 13 36-0411 EA 3" Coupling, Steel, AGS, Schedule 40.....	71.45	17.78
33 14 13 36-0412 EA 4" Coupling, Steel, AGS, Schedule 40.....	107.91	23.71
33 14 13 36-0413 EA 6" Coupling, Steel, AGS, Schedule 40.....	189.26	38.81
33 14 13 36-0414 EA 8" Coupling, Steel, AGS, Schedule 40.....	282.91	46.30
33 14 13 36-0415 EA 10" Coupling, Steel, AGS, Schedule 40.....	438.15	55.47
33 14 13 36-0416 EA 12" Coupling, Steel, AGS, Schedule 40.....	495.13	60.73
33 14 13 39 Copper Public Water Utility Distribution Piping (33 14 13)		
33 14 13 39-0001 Type L Copper Water Distribution Piping (33 14 13 39)		
33 14 13 39-0002 LF 1/2" Type L Copper Water Distribution Pipe.....	7.32	1.91
33 14 13 39-0003 LF 3/4" Type L Copper Water Distribution Pipe.....	9.31	2.15
33 14 13 39-0004 LF 1" Type L Copper Water Distribution Pipe.....	12.36	2.39
33 14 13 39-0005 LF 1-1/4" Type L Copper Water Distribution Pipe.....	15.51	2.86
33 14 13 39-0006 LF 1-1/2" Type L Copper Water Distribution Pipe.....	19.16	3.82
33 14 13 39-0007 LF 2" Type L Copper Water Distribution Pipe.....	28.12	4.78
33 14 13 39-0008 LF 2-1/2" Type L Copper Water Distribution Pipe.....	35.43	5.74
33 14 13 39-0009 LF 3" Type L Copper Water Distribution Pipe.....	44.61	6.31
33 14 13 39-0010 LF 3-1/2" Type L Copper Water Distribution Pipe.....	59.90	7.93
33 14 13 39-0011 LF 4" Type L Copper Water Distribution Pipe.....	79.19	10.03
33 14 13 39-0012 LF 5" Type L Copper Water Distribution Pipe.....	128.37	12.52
33 14 13 39-0013 LF 6" Type L Copper Water Distribution Pipe.....	166.05	15.10
33 14 13 39-0014 LF 8" Type L Copper Water Distribution Pipe.....	288.01	16.91
33 14 13 39-0015 Type K Copper Water Distribution Piping (33 14 13 39)		



Utilities	33	CS
Water Utilities	33 10	
Water Utility Transmission and Distribution	33 14	

MINOR CSI UOM DESCRIPTION	TOTAL DIRECT UNIT COST	DEMOLITION UNIT COST
33 14 13 39-0016 LF 1/2" Type K Copper Water Distribution Pipe.....	7.83	1.91
33 14 13 39-0017 LF 3/4" Type K Copper Water Distribution Pipe.....	11.08	2.15
33 14 13 39-0018 LF 1" Type K Copper Water Distribution Pipe.....	14.12	2.39
33 14 13 39-0019 LF 1-1/4" Type K Copper Water Distribution Pipe.....	16.60	2.86
33 14 13 39-0020 LF 1-1/2" Type K Copper Water Distribution Pipe.....	20.78	3.82
33 14 13 39-0021 LF 2" Type K Copper Water Distribution Pipe.....	30.29	4.78
33 14 13 39-0022 LF 2-1/2" Type K Copper Water Distribution Pipe.....	41.44	5.74
33 14 13 39-0023 LF 3" Type K Copper Water Distribution Pipe.....	53.61	6.31
33 14 13 39-0024 LF 3-1/2" Type K Copper Water Distribution Pipe.....	70.49	7.93
33 14 13 39-0025 LF 4" Type K Copper Water Distribution Pipe.....	95.25	10.03
33 14 13 39-0026 LF 5" Type K Copper Water Distribution Pipe.....	161.61	12.52
33 14 13 39-0027 LF 6" Type K Copper Water Distribution Pipe.....	225.82	15.10
33 14 13 39-0028 LF 8" Type K Copper Water Distribution Pipe.....	398.31	16.91
33 14 13 39-0029 Copper Flare x Female Copper Flare Service Fitting Coupling (33 14 13 39)		
Note: Mueller H-15405		
33 14 13 39-0030 EA 3/4" Copper Flare x Female Copper Flare Service Fitting Coupling.....	37.32	
33 14 13 39-0031 EA 1" Copper Flare x Female Copper Flare Service Fitting Coupling.....	53.22	
33 14 13 39-0032 EA 1-1/2" Copper Flare x Female Copper Flare Service Fitting Coupling.....	129.89	
33 14 13 39-0033 EA 2" Copper Flare x Female Copper Flare Service Fitting Coupling.....	165.43	
33 14 13 39-0034 Copper Flare x Female Iron Pipe Service Fitting Coupling (33 14 13 39)		
Note: Mueller H-15450		
33 14 13 39-0035 EA 1/2" Copper Flare x Female Iron Pipe Service Fitting Coupling.....	43.82	
33 14 13 39-0036 EA 3/4" Copper Flare x Female Iron Pipe Service Fitting Coupling.....	37.50	
33 14 13 39-0037 EA 1" Copper Flare x Female Iron Pipe Service Fitting Coupling.....	51.71	
33 14 13 39-0038 EA 1-1/4" Copper Flare x Female Iron Pipe Service Fitting Coupling.....	76.59	
33 14 13 39-0039 EA 1-1/2" Copper Flare x Female Iron Pipe Service Fitting Coupling.....	99.43	
33 14 13 39-0040 EA 2" Copper Flare x Female Iron Pipe Service Fitting Coupling.....	160.11	
33 14 13 39-0041 Copper Flare x Male Iron Pipe Service Fitting Coupling (33 14 13 39)		
Note: Mueller H-15425		
33 14 13 39-0042 EA 1/2" Copper Flare x Male Iron Pipe Service Fitting Coupling.....	37.63	
33 14 13 39-0043 EA 3/4" Copper Flare x Male Iron Pipe Service Fitting Coupling.....	37.61	
33 14 13 39-0044 EA 1" Copper Flare x Male Iron Pipe Service Fitting Coupling.....	50.38	
33 14 13 39-0045 EA 1-1/4" Copper Flare x Male Iron Pipe Service Fitting Coupling.....	76.59	
33 14 13 39-0046 EA 1-1/2" Copper Flare x Male Iron Pipe Service Fitting Coupling.....	104.26	
33 14 13 39-0047 EA 2" Copper Flare x Male Iron Pipe Service Fitting Coupling.....	166.08	
33 14 13 39-0048 Brass Fittings (33 14 13 39)		
33 14 13 39-0049 Brass Compression Reducer Coupling (33 14 13 39-0048)		
33 14 13 39-0050 EA 3/4" x 1" Brass Compression Reducer Coupling.....	46.72	14.64
33 14 13 39-0051 EA 1" x 3/4" Brass Compression Reducer Coupling.....	36.48	14.64
33 14 13 39-0052 EA 1-1/2" x 1" Brass Compression Reducer Coupling.....	78.05	22.23
33 14 13 39-0053 EA 2" x 1-1/2" Brass Compression Reducer Coupling.....	96.57	28.20
33 14 13 39-0054 Copper Compression x Male NPT Brass Coupling (33 14 13 39-0048)		
Note: A. Y. McDonald 74753Q		
33 14 13 39-0055 EA 3/4" Copper Compression x Male NPT Brass Coupling.....	48.46	16.27
33 14 13 39-0056 EA 3/4" x 1" Copper Compression x Male NPT Brass Coupling.....	55.36	18.98
33 14 13 39-0057 EA 1" Copper Compression x Male NPT Brass Coupling.....	56.84	18.98
33 14 13 39-0058 EA 1" x 3/4" Copper Compression x Male NPT Brass Coupling.....	55.61	18.98
33 14 13 39-0059 EA 1-1/4" Copper Compression x Male NPT Brass Coupling.....	76.41	21.69
33 14 13 39-0060 EA 1-1/4" x 1" Copper Compression x Male NPT Brass Coupling.....	74.17	21.69
33 14 13 39-0061 EA 1-1/2" Copper Compression x Male NPT Brass Coupling.....	101.51	27.12
33 14 13 39-0062 EA 2" Copper Compression x Male NPT Brass Coupling.....	134.00	32.54
33 14 13 39-0063 Brass Nipples (33 14 13 39-0048)		
33 14 13 39-0064 EA 3/4" x 6" Long Brass Nipple.....	34.56	6.78
33 14 13 39-0065 EA 1" x 6" Long Brass Nipple.....	45.24	7.32
33 14 13 39-0066 EA 1-1/2" x 6" Long Brass Nipple.....	69.52	7.87
33 14 13 39-0067 Brass "H" Style Meter Insetters (33 14 13 39-0048)		
33 14 13 39-0068 EA 5/8" x 3/4" Compression End, Brass "H" Style Meter Insetters.....	268.08	29.96
33 14 13 39-0069 EA 5/8" x 3/4" Threaded End, Brass "H" Style Meter Insetters.....	168.99	29.96
33 14 13 39-0070 Meter Setters - Resetter, Brass (33 14 13 39-0048)		
33 14 13 39-0071 EA 1" Meter, 10" High Brass Meter Setter - Resetter.....	723.59	29.96
Note: Male meter thread, bottom inlet/outlet, angle ball valve, top inlet/outlet with meter nuts.		



MINOR
CSI UOM DESCRIPTION

TOTAL DIRECT DEMOLITION
UNIT COST UNIT COST

33 14 13 43 Public Water Utility Distribution Piping Coatings and Wraps (33 14 13)

33 14 13 43-0001 Pipe Coatings (33 14 13 43)

33 14 13 43-0002 Coal Tar Epoxy, Wrapped With Kraft Paper, Pipe Coating (33 14 13 43-0001)

Note: Applied at fabrication shop.

33 14 13 43-0003	LF	8" Outside Diameter Of Pipe, Coal Tar Epoxy, Wrapped With Kraft Paper, Pipe Coating	3.89
33 14 13 43-0004	LF	10" Outside Diameter Of Pipe, Coal Tar Epoxy, Wrapped With Kraft Paper, Pipe Coating	4.63
33 14 13 43-0005	LF	12" Outside Diameter Of Pipe, Coal Tar Epoxy, Wrapped With Kraft Paper, Pipe Coating	5.46
33 14 13 43-0006	LF	14" Outside Diameter Of Pipe, Coal Tar Epoxy, Wrapped With Kraft Paper, Pipe Coating	7.26
33 14 13 43-0007	LF	16" Outside Diameter Of Pipe, Coal Tar Epoxy, Wrapped With Kraft Paper, Pipe Coating	8.28
33 14 13 43-0008	LF	18" Outside Diameter Of Pipe, Coal Tar Epoxy, Wrapped With Kraft Paper, Pipe Coating	8.70
33 14 13 43-0009	LF	20" Outside Diameter Of Pipe, Coal Tar Epoxy, Wrapped With Kraft Paper, Pipe Coating	9.37
33 14 13 43-0010	LF	24" Outside Diameter Of Pipe, Coal Tar Epoxy, Wrapped With Kraft Paper, Pipe Coating	10.92
33 14 13 43-0011	LF	30" Outside Diameter Of Pipe, Coal Tar Epoxy, Wrapped With Kraft Paper, Pipe Coating	14.34
33 14 13 43-0012	LF	36" Outside Diameter Of Pipe, Coal Tar Epoxy, Wrapped With Kraft Paper, Pipe Coating	22.66
33 14 13 43-0013	LF	42" Outside Diameter Of Pipe, Coal Tar Epoxy, Wrapped With Kraft Paper, Pipe Coating	48.84
33 14 13 43-0014	LF	48" Outside Diameter Of Pipe, Coal Tar Epoxy, Wrapped With Kraft Paper, Pipe Coating	55.82
33 14 13 43-0015	LF	54" Outside Diameter Of Pipe, Coal Tar Epoxy, Wrapped With Kraft Paper, Pipe Coating	62.80
33 14 13 43-0016	LF	60" Outside Diameter Of Pipe, Coal Tar Epoxy, Wrapped With Kraft Paper, Pipe Coating	69.77
33 14 13 43-0017	LF	66" Outside Diameter Of Pipe, Coal Tar Epoxy, Wrapped With Kraft Paper, Pipe Coating	76.75
33 14 13 43-0018	LF	72" Outside Diameter Of Pipe, Coal Tar Epoxy, Wrapped With Kraft Paper, Pipe Coating	83.69
33 14 13 43-0019	LF	78" Outside Diameter Of Pipe, Coal Tar Epoxy, Wrapped With Kraft Paper, Pipe Coating	90.71

33 14 13 43-0020 Cement Coating With Fiberglass Or Wire Mesh Reinforcing (33 14 13 43-0001)

Note: Applied at fabrication shop. Thickness ranging between 1" and 2".

33 14 13 43-0021	LF	4" Diameter Cement Coated Pipe 1" To 2" Mesh	8.21
		Note: Reinforcing applied at fabrication shop.	
33 14 13 43-0022	LF	6" Diameter Cement Coated Pipe 1" To 2" Mesh	10.10
		Note: Reinforcing applied at fabrication shop.	
33 14 13 43-0023	LF	8" Diameter Cement Coated Pipe 1" To 2" Mesh	12.63
		Note: Reinforcing applied at fabrication shop.	
33 14 13 43-0024	LF	10" Diameter Cement Coated Pipe 1" To 2" Mesh	14.07
		Note: Reinforcing applied at fabrication shop.	
33 14 13 43-0025	LF	12" Diameter Cement Coated Pipe 1" To 2" Mesh	15.89
		Note: Reinforcing applied at fabrication shop.	
33 14 13 43-0026	LF	14" Diameter Cement Coated Pipe 1" To 2" Mesh	18.59
		Note: Reinforcing applied at fabrication shop.	
33 14 13 43-0027	LF	16" Diameter Cement Coated Pipe 1" To 2" Mesh	21.12
		Note: Reinforcing applied at fabrication shop.	
33 14 13 43-0028	LF	18" Diameter Cement Coated Pipe 1" To 2" Mesh	23.83
		Note: Reinforcing applied at fabrication shop.	
33 14 13 43-0029	LF	20" Diameter Cement Coated Pipe 1" To 2" Mesh	26.48
		Note: Reinforcing applied at fabrication shop.	
33 14 13 43-0030	LF	24" Diameter Cement Coated Pipe 1" To 2" Mesh	31.77
		Note: Reinforcing applied at fabrication shop.	
33 14 13 43-0031	LF	30" Diameter Cement Coated Pipe 1" To 2" Mesh	39.71
		Note: Reinforcing applied at fabrication shop.	
33 14 13 43-0032	LF	36" Diameter Cement Coated Pipe 1" To 2" Mesh	47.66
		Note: Reinforcing applied at fabrication shop.	
33 14 13 43-0033	LF	42" Diameter Cement Coated Pipe 1" To 2" Mesh	25.10
		Note: Reinforcing applied at fabrication shop.	
33 14 13 43-0034	LF	48" Diameter Cement Coated Pipe 1" To 2" Mesh	28.68
		Note: Reinforcing applied at fabrication shop.	
33 14 13 43-0035	LF	54" Diameter Cement Coated Pipe 1" To 2" Mesh	32.27
		Note: Reinforcing applied at fabrication shop.	
33 14 13 43-0036	LF	60" Diameter Cement Coated Pipe 1" To 2" Mesh	35.85
		Note: Reinforcing applied at fabrication shop.	
33 14 13 43-0037	LF	66" Diameter Cement Coated Pipe 1" To 2" Mesh	39.44
		Note: Reinforcing applied at fabrication shop.	
33 14 13 43-0038	LF	72" Diameter Cement Coated Pipe 1" To 2" Mesh	43.02
		Note: Reinforcing applied at fabrication shop.	
33 14 13 43-0039	LF	78" Diameter Cement Coated Pipe 1" To 2" Mesh	46.61
		Note: Reinforcing applied at fabrication shop.	

33 14 13 43-0040 Pipe Lining (33 14 13 43)

33 14 13 43-0041 Cement Pipe Lining (33 14 13 43-0040)

Note: Shop applied.

33 14 13 43-0042	LF	4" Outside Diameter, 1/4" Thick Cement Pipe Lining	12.67
		For 1/2" Thick, Add	1.09
33 14 13 43-0043	LF	6" Outside Diameter, 1/4" Thick Cement Pipe Lining	15.72
		For 1/2" Thick, Add	1.35
33 14 13 43-0044	LF	8" Outside Diameter, 1/4" Thick Cement Pipe Lining	19.22
		For 1/2" Thick, Add	1.68
33 14 13 43-0045	LF	10" Outside Diameter, 1/4" Thick Cement Pipe Lining	24.92
		For 1/2" Thick, Add	2.10
33 14 13 43-0046	LF	12" Outside Diameter, 1/4" Thick Cement Pipe Lining	30.66
		For 1/2" Thick, Add	2.53
33 14 13 43-0047	LF	14" Outside Diameter, 1/4" Thick Cement Pipe Lining	39.11
		For 1/2" Thick, Add	2.96



MINOR	CSI	UOM	DESCRIPTION	TOTAL DIRECT UNIT COST	DEMOLITION UNIT COST
33 14 13 43-0048	LF		16" Outside Diameter, 1/4" Thick Cement Pipe Lining.....	50.58	
			<i>For 1/2" Thick, Add</i>	3.37	
33 14 13 43-0049	LF		18" Outside Diameter, 5/16" Thick Cement Pipe Lining.....	60.37	
			<i>For 1/2" Thick, Add</i>	3.23	
33 14 13 43-0050	LF		20" Outside Diameter, 5/16" Thick Cement Pipe Lining.....	72.85	
			<i>For 1/2" Thick, Add</i>	3.59	
33 14 13 43-0051	LF		24" Outside Diameter, 5/16" Thick Cement Pipe Lining.....	88.30	
			<i>For 1/2" Thick, Add</i>	4.30	
33 14 13 43-0052	LF		30" Outside Diameter, 5/16" Thick Cement Pipe Lining.....	106.33	
			<i>For 1/2" Thick, Add</i>	5.38	
33 14 13 43-0053	LF		36" Outside Diameter, 5/16" Thick Cement Pipe Lining.....	127.96	
			<i>For 1/2" Thick, Add</i>	6.45	
33 14 13 43-0054	LF		42" Outside Diameter, 3/8" Thick Cement Pipe Lining.....	149.32	
			<i>For 1/2" Thick, Add</i>	5.54	
33 14 13 43-0055	LF		48" Outside Diameter, 3/8" Thick Cement Pipe Lining.....	170.59	
			<i>For 1/2" Thick, Add</i>	6.33	
33 14 13 43-0056	LF		54" Outside Diameter, 3/8" Thick Cement Pipe Lining.....	191.94	
			<i>For 1/2" Thick, Add</i>	7.12	
33 14 13 43-0057	LF		60" Outside Diameter, 3/8" Thick Cement Pipe Lining.....	213.30	
			<i>For 1/2" Thick, Add</i>	7.91	
33 14 13 43-0058	LF		66" Outside Diameter, 7/16" Thick Cement Pipe Lining.....	234.57	
			<i>For 1/2" Thick, Add</i>	4.64	
33 14 13 43-0059	LF		72" Outside Diameter, 7/16" Thick Cement Pipe Lining.....	255.92	
			<i>For 1/2" Thick, Add</i>	5.06	
33 14 13 43-0060	LF		78" Outside Diameter, 7/16" Thick Cement Pipe Lining.....	277.28	
			<i>For 1/2" Thick, Add</i>	5.48	
33 14 13 43-0061			Cement Fitting Lining (33 14 13 43-0040)		
			Note: Shop applied.		
33 14 13 43-0062	EA		4" Outside Diameter, 1/4" Thick Cement Fitting Lining.....	12.67	
			<i>For 1/2" Thick, Add</i>	1.09	
33 14 13 43-0063	EA		6" Outside Diameter, 1/4" Thick Cement Fitting Lining.....	15.72	
			<i>For 1/2" Thick, Add</i>	1.35	
33 14 13 43-0064	EA		8" Outside Diameter, 1/4" Thick Cement Fitting Lining.....	24.44	
			<i>For 1/2" Thick, Add</i>	2.19	
33 14 13 43-0065	EA		10" Outside Diameter, 1/4" Thick Cement Fitting Lining.....	40.23	
			<i>For 1/2" Thick, Add</i>	3.37	
33 14 13 43-0066	EA		12" Outside Diameter, 1/4" Thick Cement Fitting Lining.....	61.31	
			<i>For 1/2" Thick, Add</i>	5.06	
33 14 13 43-0067	EA		14" Outside Diameter, 1/4" Thick Cement Fitting Lining.....	90.76	
			<i>For 1/2" Thick, Add</i>	6.81	
33 14 13 43-0068	EA		16" Outside Diameter, 1/4" Thick Cement Fitting Lining.....	133.74	
			<i>For 1/2" Thick, Add</i>	8.75	
33 14 13 43-0069	EA		18" Outside Diameter, 5/16" Thick Cement Fittings Lining.....	181.14	
			<i>For 1/2" Thick, Add</i>	9.68	
33 14 13 43-0070	EA		20" Outside Diameter, 5/16" Thick Cement Fitting Lining.....	242.69	
			<i>For 1/2" Thick, Add</i>	11.95	
33 14 13 43-0071	EA		24" Outside Diameter, 5/16" Thick Cement Fitting Lining.....	353.22	
			<i>For 1/2" Thick, Add</i>	17.21	
33 14 13 43-0072			8 Mil Polyethylene Encasement Tubing (33 14 13 43)		
			Note: ANSI/AWWA C105/A21.5-99 section 4.2.		
33 14 13 43-0073	LF		3" To 6" Diameter, 8 Mil Polyethylene Encasement Tubing.....	1.57	
33 14 13 43-0074	LF		10" To 12" Diameter, 8 Mil Polyethylene Encasement Tubing.....	2.53	
33 14 13 43-0075	LF		14" To 16" Diameter, 8 Mil Polyethylene Encasement Tubing.....	3.07	
33 14 13 43-0076	LF		18" To 20" Diameter, 8 Mil Polyethylene Encasement Tubing.....	3.85	
33 14 13 43-0077	LF		24" Diameter, 8 Mil Polyethylene Encasement Tubing.....	5.22	
33 14 13 43-0078	LF		30" Diameter, 8 Mil Polyethylene Encasement Tubing.....	6.68	
33 14 13 43-0079	LF		36" To 42" Diameter, 8 Mil Polyethylene Encasement Tubing.....	8.54	
33 14 13 43-0080	LF		48" Diameter, 8 Mil Polyethylene Encasement Tubing.....	10.15	
33 14 13 43-0081	LF		54" Diameter, 8 Mil Polyethylene Encasement Tubing.....	12.00	
33 14 13 43-0082	LF		60" Diameter, 8 Mil Polyethylene Encasement Tubing.....	12.89	
33 14 13 43-0083			Enecon Polymeric Pipe Wrap (33 14 13 43)		
			Note: 1/4" thick polymeric wrap with three layers of integrated reinforcement. Includes minimal surface preparation.		
33 14 13 43-0084	LF		6" Diameter Pipe, Enecon Polymeric Pipe Wrap.....	403.87	
			Note: 1/4" thick polymeric wrap with three layers on integrated reinforcement.		
			<i>For abrasive pipe blasting and/or mechanical preparation (grinding), Add</i>	161.55	
			<i>For <10', Add</i>	403.87	
33 14 13 43-0085	LF		8" Diameter Pipe, Enecon Polymeric Pipe Wrap.....	546.41	
			Note: 1/4" thick polymeric wrap with three layers on integrated reinforcement.		
			<i>For abrasive pipe blasting and/or mechanical preparation (grinding), Add</i>	218.56	
			<i>For <10', Add</i>	546.41	
33 14 13 43-0086	LF		10" Diameter Pipe, Enecon Polymeric Pipe Wrap.....	665.20	
			Note: 1/4" thick polymeric wrap with three layers on integrated reinforcement.		
			<i>For abrasive pipe blasting and/or mechanical preparation (grinding), Add</i>	266.08	
			<i>For <10', Add</i>	665.20	

33 Utilities**33 10 Water Utilities****33 14 Water Utility Transmission and Distribution**

SAN BERNARDINO
COUNTY

MINOR
CSI UOM DESCRIPTION

TOTAL DIRECT DEMOLITION
UNIT COST UNIT COST

33 14 13 43-0087	LF	12" Diameter Pipe, Enecon Polymeric Pipe Wrap	783.98	
		Note: 1/4" thick polymeric wrap with three layers on integrated reinforcement.		
		For abrasive pipe blasting and/or mechanical preparation (grinding), Add	313.59	
		For <10', Add	783.98	
33 14 13 43-0088	LF	14" Diameter Pipe, Enecon Polymeric Pipe Wrap	855.25	
		Note: 1/4" thick polymeric wrap with three layers on integrated reinforcement.		
		For abrasive pipe blasting and/or mechanical preparation (grinding), Add	342.10	
		For <10', Add	855.25	
33 14 13 43-0089	LF	16" Diameter Pipe, Enecon Polymeric Pipe Wrap	974.04	
		Note: 1/4" thick polymeric wrap with three layers on integrated reinforcement.		
		For abrasive pipe blasting and/or mechanical preparation (grinding), Add	389.62	
		For <10', Add	974.04	
33 14 13 43-0090	LF	18" Diameter Pipe, Enecon Polymeric Pipe Wrap	1,116.58	
		Note: 1/4" thick polymeric wrap with three layers on integrated reinforcement.		
		For abrasive pipe blasting and/or mechanical preparation (grinding), Add	446.63	
		For <10', Add	1,116.58	
33 14 13 43-0091	LF	20" Diameter Pipe, Enecon Polymeric Pipe Wrap	1,247.24	
		Note: 1/4" thick polymeric wrap with three layers on integrated reinforcement.		
		For abrasive pipe blasting and/or mechanical preparation (grinding), Add	498.90	
		For <10', Add	1,247.24	
33 14 13 43-0092	LF	22" Diameter Pipe, Enecon Polymeric Pipe Wrap	1,366.03	
		Note: 1/4" thick polymeric wrap with three layers on integrated reinforcement.		
		For abrasive pipe blasting and/or mechanical preparation (grinding), Add	546.41	
33 14 13 43-0093	LF	24" Diameter Pipe, Enecon Polymeric Pipe Wrap	1,484.81	
		Note: 1/4" thick polymeric wrap with three layers on integrated reinforcement.		
		For abrasive pipe blasting and/or mechanical preparation (grinding), Add	593.92	
33 14 13 43-0094	LF	26" Diameter Pipe, Enecon Polymeric Pipe Wrap	1,615.48	
		Note: 1/4" thick polymeric wrap with three layers on integrated reinforcement.		
		For abrasive pipe blasting and/or mechanical preparation (grinding), Add	646.19	
33 14 13 43-0095	LF	28" Diameter Pipe, Enecon Polymeric Pipe Wrap	1,734.26	
		Note: 1/4" thick polymeric wrap with three layers on integrated reinforcement.		
		For abrasive pipe blasting and/or mechanical preparation (grinding), Add	693.70	
33 14 13 43-0096	LF	30" Diameter Pipe, Enecon Polymeric Pipe Wrap	1,876.80	
		Note: 1/4" thick polymeric wrap with three layers on integrated reinforcement.		
		For abrasive pipe blasting and/or mechanical preparation (grinding), Add	563.04	
33 14 13 43-0097	LF	32" Diameter Pipe, Enecon Polymeric Pipe Wrap	1,971.83	
		Note: 1/4" thick polymeric wrap with three layers on integrated reinforcement.		
		For abrasive pipe blasting and/or mechanical preparation (grinding), Add	591.55	
33 14 13 43-0098	LF	34" Diameter Pipe, Enecon Polymeric Pipe Wrap	2,114.37	
		Note: 1/4" thick polymeric wrap with three layers on integrated reinforcement.		
		For abrasive pipe blasting and/or mechanical preparation (grinding), Add	634.31	
33 14 13 43-0099	LF	36" Diameter Pipe, Enecon Polymeric Pipe Wrap	2,233.16	
		Note: 1/4" thick polymeric wrap with three layers on integrated reinforcement.		
		For abrasive pipe blasting and/or mechanical preparation (grinding), Add	669.95	
33 14 13 43-0100	LF	42" Diameter Pipe, Enecon Polymeric Pipe Wrap	2,613.27	
		Note: 1/4" thick polymeric wrap with three layers on integrated reinforcement.		
		For abrasive pipe blasting and/or mechanical preparation (grinding), Add	783.98	
33 14 13 43-0101	LF	48" Diameter Pipe, Enecon Polymeric Pipe Wrap	2,993.38	
		Note: 1/4" thick polymeric wrap with three layers on integrated reinforcement.		
		For abrasive pipe blasting and/or mechanical preparation (grinding), Add	898.01	
33 14 13 43-0102	LF	60" Diameter Pipe, Enecon Polymeric Pipe Wrap	3,706.09	
		Note: 1/4" thick polymeric wrap with three layers on integrated reinforcement.		
		For abrasive pipe blasting and/or mechanical preparation (grinding), Add	1,111.83	
33 14 13 43-0103	LF	96" Diameter Pipe, Enecon Polymeric Pipe Wrap	5,939.25	
		Note: 1/4" thick polymeric wrap with three layers on integrated reinforcement.		
		For abrasive pipe blasting and/or mechanical preparation (grinding), Add	1,781.78	

33 14 13 53 Public Water Utility Distribution Piping Saddles And Adapters (33 14 13)

33 14 13 53-0001		Double Stud Stainless Steel Service Saddles (33 14 13 53)		
		Note: 1/2" listed taps are compression, 3/4" to 2" are either compression or NPT.		
33 14 13 53-0002	EA	4" Diameter x 1/2", 3/4" Or 1" Tap Double Stud Stainless Steel Service Saddle (Smith-Blair 372)	254.89	
33 14 13 53-0003	EA	4" Diameter x 1-1/4" Or 1-1/2" Tap Double Stud Stainless Steel Service Saddle (Smith-Blair 372)	359.46	
33 14 13 53-0004	EA	4" Diameter x 2" Tap Double Stud Stainless Steel Service Saddle (Smith-Blair 372)	371.17	
33 14 13 53-0005	EA	6" Diameter x 1/2", 3/4" Or 1" Tap Double Stud Stainless Steel Service Saddle (Smith-Blair 372)	305.74	
33 14 13 53-0006	EA	6" Diameter x 1-1/4", 1-1/2" Or 2" Tap Double Stud Stainless Steel Service Saddle (Smith-Blair 372)	384.91	
33 14 13 53-0007	EA	8" Diameter x 1/2", 3/4" Or 1" Tap Double Stud Stainless Steel Service Saddle (Smith-Blair 372)	319.38	
33 14 13 53-0008	EA	8" Diameter x 1-1/4", 1-1/2" Or 2" Tap Double Stud Stainless Steel Service Saddle (Smith-Blair 372)	403.01	
33 14 13 53-0009	EA	10" Diameter x 1/2", 3/4" Or 1" Tap Double Stud Stainless Steel Service Saddle (Smith-Blair 372)	359.95	
33 14 13 53-0010	EA	10" Diameter x 1-1/4", 1-1/2" Or 2" Tap Double Stud Stainless Steel Service Saddle (Smith-Blair 372)	424.54	
33 14 13 53-0011	EA	12" Diameter x 1/2", 3/4" Or 1" Tap Double Stud Stainless Steel Service Saddle (Smith-Blair 372)	375.29	
33 14 13 53-0012	EA	12" Diameter x 1-1/4", 1-1/2" Or 2" Tap Double Stud Stainless Steel Service Saddle (Smith-Blair 372)	435.89	

33 14 13 53-0013 Double Bale Epoxy Coated Ductile Iron Body Service Saddles (33 14 13 53)

Note: Electro-galvanized steel bales. 5/8" listed taps are compression. 3/4" to 2" are either compression or NPT. 2-1/2", 3" or 4" are NPT.

33 14 13 53-0014	EA	1-1/4" To 1-1/2" Diameter x 5/8" To 1" Tap Double Bale Epoxy Coated Ductile Iron Body Service Saddle (Smith-Blair 313)	212.36	
33 14 13 53-0015	EA	2" Diameter x 5/8" To 1" Tap Double Bale Epoxy Coated Ductile Iron Body Service Saddle (Smith-Blair 313)	212.51	
33 14 13 53-0016	EA	2" Diameter x 1-1/4" To 1-1/2" Tap Double Bale Epoxy Coated Ductile Iron Body Service Saddle (Smith-Blair 313)	226.08	
33 14 13 53-0017	EA	2-1/2" Diameter x 5/8" To 1" Tap Double Bale Epoxy Coated Ductile Iron Body Service Saddle (Smith-Blair 313)	216.12	
33 14 13 53-0018	EA	3" Diameter x 5/8" To 1" Tap Double Bale Epoxy Coated Ductile Iron Body Service Saddle (Smith-Blair 313)	231.24	
33 14 13 53-0019	EA	3" Diameter x 1-1/4" To 1-1/2" Tap Double Bale Epoxy Coated Ductile Iron Body Service Saddle (Smith-Blair 313)	255.94	



MINOR CSI UOM	DESCRIPTION	TOTAL DIRECT UNIT COST	DEMOLITION UNIT COST
33 14 13 53-0020	EA 3" Diameter x 2" Tap Double Bale Epoxy Coated Ductile Iron Body Service Saddle (Smith-Blair 313)	272.22	
33 14 13 53-0021	EA 4" Diameter x 5/8" To 1" Tap Double Bale Epoxy Coated Ductile Iron Body Service Saddle (Smith-Blair 313)	248.84	
33 14 13 53-0022	EA 4" Diameter x 1-1/4" To 1-1/2" Tap Double Bale Epoxy Coated Ductile Iron Body Service Saddle (Smith-Blair 313)	273.75	
33 14 13 53-0023	EA 4" Diameter x 2" To 2-1/2" Tap Double Bale Epoxy Coated Ductile Iron Body Service Saddle (Smith-Blair 313)	287.63	
33 14 13 53-0024	EA 5" Diameter x 5/8" To 1" Tap Double Bale Epoxy Coated Ductile Iron Body Service Saddle (Smith-Blair 313)	262.54	
33 14 13 53-0025	EA 5" Diameter x 1-1/4" To 1-1/2" Tap Double Bale Epoxy Coated Ductile Iron Body Service Saddle (Smith-Blair 313)	288.25	
33 14 13 53-0026	EA 5" Diameter x 2" To 2-1/2" Tap Double Bale Epoxy Coated Ductile Iron Body Service Saddle (Smith-Blair 313)	302.06	
33 14 13 53-0027	EA 6" Diameter x 5/8" To 1" Tap Double Bale Epoxy Coated Ductile Iron Body Service Saddle (Smith-Blair 313)	276.72	
33 14 13 53-0028	EA 6" Diameter x 1-1/4" To 1-1/2" Tap Double Bale Epoxy Coated Ductile Iron Body Service Saddle (Smith-Blair 313)	301.68	
33 14 13 53-0029	EA 6" Diameter x 2" To 2-1/2" Tap Double Bale Epoxy Coated Ductile Iron Body Service Saddle (Smith-Blair 313)	315.31	
33 14 13 53-0030	EA 6" Diameter x 3" Tap Double Bale Epoxy Coated Ductile Iron Body Service Saddle (Smith-Blair 313)	463.16	
33 14 13 53-0031	EA 6" Diameter x 4" Tap Double Bale Epoxy Coated Ductile Iron Body Service Saddle (Smith-Blair 313)	474.87	
33 14 13 53-0032	EA 8" Diameter x 5/8" To 1" Tap Double Bale Epoxy Coated Ductile Iron Body Service Saddle (Smith-Blair 313)	299.76	
33 14 13 53-0033	EA 8" Diameter x 1-1/4" To 1-1/2" Tap Double Bale Epoxy Coated Ductile Iron Body Service Saddle (Smith-Blair 313)	329.96	
33 14 13 53-0034	EA 8" Diameter x 2" To 2-1/2" Tap Double Bale Epoxy Coated Ductile Iron Body Service Saddle (Smith-Blair 313)	342.59	
33 14 13 53-0035	EA 8" Diameter x 3" To 4" Tap Double Bale Epoxy Coated Ductile Iron Body Service Saddle (Smith-Blair 313)	548.69	
33 14 13 53-0036	EA 10" Diameter x 5/8" To 1" Tap Double Bale Epoxy Coated Ductile Iron Body Service Saddle (Smith-Blair 313)	335.84	
33 14 13 53-0037	EA 10" Diameter x 1-1/4" To 1-1/2" Tap Double Bale Epoxy Coated Ductile Iron Body Service Saddle (Smith-Blair 313)	372.10	
33 14 13 53-0038	EA 10" Diameter x 3" To 4" Tap Double Bale Epoxy Coated Ductile Iron Body Service Saddle (Smith-Blair 313)	612.98	
33 14 13 53-0039	EA 12" Diameter x 5/8" To 1" Tap Double Bale Epoxy Coated Ductile Iron Body Service Saddle (Smith-Blair 313)	365.49	
33 14 13 53-0040	EA 12" Diameter x 1-1/4" To 1-1/2" Tap Double Bale Epoxy Coated Ductile Iron Body Service Saddle (Smith-Blair 313)	403.85	
33 14 13 53-0041	EA 12" Diameter x 2" To 2-1/2" Tap Double Bale Epoxy Coated Ductile Iron Body Service Saddle (Smith-Blair 313)	418.28	
33 14 13 53-0042	EA 12" Diameter x 3" To 4" Tap Double Bale Epoxy Coated Ductile Iron Body Service Saddle (Smith-Blair 313)	684.43	
33 14 13 53-0043	EA 14" Diameter x 5/8" To 1" Tap Double Bale Epoxy Coated Ductile Iron Body Service Saddle (Smith-Blair 313)	426.98	
33 14 13 53-0044	EA 14" Diameter x 1-1/4" To 1-1/2" Tap Double Bale Epoxy Coated Ductile Iron Body Service Saddle (Smith-Blair 313)	457.00	
33 14 13 53-0045	EA 14" Diameter x 2" To 2-1/2" Tap Double Bale Epoxy Coated Ductile Iron Body Service Saddle (Smith-Blair 313)	492.20	
33 14 13 53-0046	EA 14" Diameter x 3" To 4" Tap Double Bale Epoxy Coated Ductile Iron Body Service Saddle (Smith-Blair 313)	841.92	
33 14 13 53-0047	EA 15" Diameter x 5/8" To 1" Tap Double Bale Epoxy Coated Ductile Iron Body Service Saddle (Smith-Blair 313)	438.69	
33 14 13 53-0048	EA 15" Diameter x 1-1/4" To 1-1/2" Tap Double Bale Epoxy Coated Ductile Iron Body Service Saddle (Smith-Blair 313)	499.82	
33 14 13 53-0049	EA 15" Diameter x 2" To 2-1/2" Tap Double Bale Epoxy Coated Ductile Iron Body Service Saddle (Smith-Blair 313)	520.63	
33 14 13 53-0050	EA 15" Diameter x 3" To 4" Tap Double Bale Epoxy Coated Ductile Iron Body Service Saddle (Smith-Blair 313)	905.02	
33 14 13 53-0051	EA 16" Diameter x 5/8" To 1" Tap Double Bale Epoxy Coated Ductile Iron Body Service Saddle (Smith-Blair 313)	458.39	
33 14 13 53-0052	EA 16" Diameter x 1-1/4" To 1-1/2" Tap Double Bale Epoxy Coated Ductile Iron Body Service Saddle (Smith-Blair 313)	521.77	
33 14 13 53-0053	EA 16" Diameter x 2" To 2-1/2" Tap Double Bale Epoxy Coated Ductile Iron Body Service Saddle (Smith-Blair 313)	543.13	
33 14 13 53-0054	EA 16" Diameter x 3" To 4" Tap Double Bale Epoxy Coated Ductile Iron Body Service Saddle (Smith-Blair 313)	941.81	
33 14 13 53-0055	EA 18" Diameter x 5/8" To 1" Tap Double Bale Epoxy Coated Ductile Iron Body Service Saddle (Smith-Blair 313)	507.62	
33 14 13 53-0056	EA 18" Diameter x 1-1/4" To 2-1/2" Tap Double Bale Epoxy Coated Ductile Iron Body Service Saddle (Smith-Blair 313)	587.22	
33 14 13 53-0057	EA 20" Diameter x 5/8" To 1" Tap Double Bale Epoxy Coated Ductile Iron Body Service Saddle (Smith-Blair 313)	578.88	
33 14 13 53-0058	EA 20" Diameter x 1-1/4" To 2-1/2" Tap Double Bale Epoxy Coated Ductile Iron Body Service Saddle (Smith-Blair 313)	640.93	
33 14 13 53-0059	EA 24" Diameter x 5/8" To 1" Tap Double Bale Epoxy Coated Ductile Iron Body Service Saddle (Smith-Blair 313)	604.60	
33 14 13 53-0060	EA 24" Diameter x 1-1/4" To 2-1/2" Tap Double Bale Epoxy Coated Ductile Iron Body Service Saddle (Smith-Blair 313)	682.77	
33 14 13 53-0061 Double Bale Bronze Service Saddles (33 14 13 53)			
33 14 13 53-0062	EA 4" Diameter x 3/4" To 1" Tap Double Bale Bronze Service Saddle (Mueller BR2B)	294.39	
33 14 13 53-0063	EA 4" Diameter x 1-1/4" To 2" Tap Double Bale Bronze Service Saddle (Mueller BR2B)	321.95	
33 14 13 53-0064	EA 6" Diameter x 3/4" To 1" Tap Double Bale Bronze Service Saddle (Mueller BR2B)	334.74	
33 14 13 53-0065	EA 6" Diameter x 1-1/4" To 2" Tap Double Bale Bronze Service Saddle (Mueller BR2B)	362.56	
33 14 13 53-0066	EA 8" Diameter x 3/4" To 1" Tap Double Bale Bronze Service Saddle (Mueller BR2B)	373.17	
33 14 13 53-0067	EA 8" Diameter x 1-1/4" To 2" Tap Double Bale Bronze Service Saddle (Mueller BR2B)	392.20	
33 14 13 53-0068	EA 10" Diameter x 3/4" To 1" Tap Double Bale Bronze Service Saddle (Mueller BR2B)	361.47	
33 14 13 53-0069	EA 10" Diameter x 1-1/4" To 2" Tap Double Bale Bronze Service Saddle (Mueller BR2B)	384.51	
33 14 13 53-0070	EA 12" Diameter x 3/4" To 1" Tap Double Bale Bronze Service Saddle (Mueller BR2B)	459.17	
33 14 13 53-0071	EA 12" Diameter x 1-1/4" To 2" Tap Double Bale Bronze Service Saddle (Mueller BR2B)	496.65	
33 14 13 53-0072	EA 14" Diameter x 3/4" To 1" Tap Double Bale Bronze Service Saddle (Mueller BR2B)	691.98	
33 14 13 53-0073	EA 14" Diameter x 1-1/4" To 2" Tap Double Bale Bronze Service Saddle (Mueller BR2B)	781.95	
33 14 13 53-0074	EA 16" Diameter x 3/4" To 1" Tap Double Bale Bronze Service Saddle (Mueller BR2B)	804.97	
33 14 13 53-0075	EA 16" Diameter x 1-1/4" To 2" Tap Double Bale Bronze Service Saddle (Mueller BR2B)	898.74	
33 14 13 53-0076 Stainless Steel Double Straps, Bronze Body Service Saddle (33 14 13 53)			
Note: Taps are compression or NPT.			
33 14 13 53-0077	EA 4" Diameter x 3/4" To 1" Tap Stainless Steel Double Straps, Bronze Body Service Saddle (Mueller BR2S)	309.46	
33 14 13 53-0078	EA 4" Diameter x 1-1/4" To 2" Tap Stainless Steel Double Straps, Bronze Body Service Saddle (Mueller BR2S)	340.97	
33 14 13 53-0079	EA 6" Diameter x 3/4" To 1" Tap Stainless Steel Double Straps, Bronze Body Service Saddle (Mueller BR2S)	352.54	
33 14 13 53-0080	EA 6" Diameter x 1-1/4" To 2" Tap Stainless Steel Double Straps, Bronze Body Service Saddle (Mueller BR2S)	382.89	
33 14 13 53-0081	EA 8" Diameter x 3/4" To 1" Tap Stainless Steel Double Straps, Bronze Body Service Saddle (Mueller BR2S)	395.17	
33 14 13 53-0082	EA 8" Diameter x 1-1/4" To 2" Tap Stainless Steel Double Straps, Bronze Body Service Saddle (Mueller BR2S)	415.38	
33 14 13 53-0083	EA 10" Diameter x 3/4" To 1" Tap Stainless Steel Double Straps, Bronze Body Service Saddle (Mueller BR2S)	445.34	
33 14 13 53-0084	EA 10" Diameter x 1-1/4" To 2" Tap Stainless Steel Double Straps, Bronze Body Service Saddle (Mueller BR2S)	476.66	
33 14 13 53-0085	EA 12" Diameter x 3/4" To 1" Tap Stainless Steel Double Straps, Bronze Body Service Saddle (Mueller BR2S)	479.33	
33 14 13 53-0086	EA 12" Diameter x 1-1/4" To 2" Tap Stainless Steel Double Straps, Bronze Body Service Saddle (Mueller BR2S)	519.41	
33 14 13 53-0087	EA 14" Diameter x 3/4" To 1" Tap Stainless Steel Double Straps, Bronze Body Service Saddle (Mueller BR2S)	741.94	
33 14 13 53-0088	EA 14" Diameter x 1-1/4" To 2" Tap Stainless Steel Double Straps, Bronze Body Service Saddle (Mueller BR2S)	852.60	



MINOR	CSI	UOM	DESCRIPTION	TOTAL DIRECT UNIT COST	DEMOLITION UNIT COST
-------	-----	-----	-------------	------------------------	----------------------

33 14 13 53-0089	EA		16" Diameter x 3/4" To 1" Tap Stainless Steel Double Straps, Bronze Body Service Saddle (Mueller BR2S)	864.25	
33 14 13 53-0090	EA		16" Diameter x 1-1/4" To 2" Tap Stainless Steel Double Straps, Bronze Body Service Saddle (Mueller BR2S)	941.76	
33 14 13 53-0091	EA		18" Diameter x 3/4" To 1" Tap Stainless Steel Double Straps, Bronze Body Service Saddle (Mueller BR2S)	1,786.67	
33 14 13 53-0092	EA		18" Diameter x 1-1/4" To 2" Tap Stainless Steel Double Straps, Bronze Body Service Saddle (Mueller BR2S)	1,786.67	
33 14 13 53-0093	EA		20" Diameter x 3/4" To 1" Tap Stainless Steel Double Straps, Bronze Body Service Saddle (Mueller BR2S)	1,853.84	
33 14 13 53-0094	EA		20" Diameter x 1-1/4" To 2" Tap Stainless Steel Double Straps, Bronze Body Service Saddle (Mueller BR2S)	1,853.84	
33 14 13 53-0095	EA		24" Diameter x 3/4" To 1" Tap Stainless Steel Double Straps, Bronze Body Service Saddle (Mueller BR2S)	1,990.02	
33 14 13 53-0096	EA		24" Diameter x 1-1/4" To 2" Tap Stainless Steel Double Straps, Bronze Body Service Saddle (Mueller BR2S)	1,990.02	

33 14 13 53-0097 Ductile Iron Mechanical Joint Tapping Sleeve (33 14 13 53)

33 14 13 53-0098	EA		4" Diameter x 4" Tap Ductile Iron Mechanical Joint Tapping Sleeve (Mueller H-615)	1,385.72	
33 14 13 53-0099	EA		6" Diameter x 4" Or 6" Tap Ductile Iron Mechanical Joint Tapping Sleeve (Mueller H-615)	1,672.95	
33 14 13 53-0100	EA		8" Diameter x 4" Or 6" Tap Ductile Iron Mechanical Joint Tapping Sleeve (Mueller H-615)	2,000.84	
33 14 13 53-0101	EA		8" Diameter x 8" Tap Ductile Iron Mechanical Joint Tapping Sleeve (Mueller H-615)	2,117.80	
33 14 13 53-0102	EA		10" Diameter x 4" Or 6" Tap Ductile Iron Mechanical Joint Tapping Sleeve (Mueller H-615)	3,227.05	
33 14 13 53-0103	EA		10" Diameter x 8" Tap Ductile Iron Mechanical Joint Tapping Sleeve (Mueller H-615)	3,390.83	
33 14 13 53-0104	EA		10" Diameter x 10" Tap Ductile Iron Mechanical Joint Tapping Sleeve (Mueller H-615)	3,460.93	
33 14 13 53-0105	EA		12" Diameter x 4" Or 6" Tap Ductile Iron Mechanical Joint Tapping Sleeve (Mueller H-615)	3,402.71	
33 14 13 53-0106	EA		12" Diameter x 8" Tap Ductile Iron Mechanical Joint Tapping Sleeve (Mueller H-615)	3,565.83	
33 14 13 53-0107	EA		12" Diameter x 10" Tap Ductile Iron Mechanical Joint Tapping Sleeve (Mueller H-615)	3,963.68	
33 14 13 53-0108	EA		12" Diameter x 12" Tap Ductile Iron Mechanical Joint Tapping Sleeve (Mueller H-615)	4,064.47	
33 14 13 53-0109	EA		14" Diameter x 6" Tap Ductile Iron Mechanical Joint Tapping Sleeve (Mueller H-615)	6,816.60	
33 14 13 53-0110	EA		14" Diameter x 8" Tap Ductile Iron Mechanical Joint Tapping Sleeve (Mueller H-615)	7,000.96	
33 14 13 53-0111	EA		14" Diameter x 10" Tap Ductile Iron Mechanical Joint Tapping Sleeve (Mueller H-615)	7,083.71	
33 14 13 53-0112	EA		14" Diameter x 12" Tap Ductile Iron Mechanical Joint Tapping Sleeve (Mueller H-615)	7,119.14	
33 14 13 53-0113	EA		14" Diameter x 14" Tap Ductile Iron Mechanical Joint Tapping Sleeve (Mueller H-615)	7,380.43	
33 14 13 53-0114	EA		16" Diameter x 4" Tap Ductile Iron Mechanical Joint Tapping Sleeve (Mueller H-615)	7,368.34	
33 14 13 53-0115	EA		16" Diameter x 6" Tap Ductile Iron Mechanical Joint Tapping Sleeve (Mueller H-615)	7,391.77	
33 14 13 53-0116	EA		16" Diameter x 8" Tap Ductile Iron Mechanical Joint Tapping Sleeve (Mueller H-615)	7,597.81	
33 14 13 53-0117	EA		16" Diameter x 10" Tap Ductile Iron Mechanical Joint Tapping Sleeve (Mueller H-615)	7,646.20	
33 14 13 53-0118	EA		16" Diameter x 12" Tap Ductile Iron Mechanical Joint Tapping Sleeve (Mueller H-615)	7,699.48	
33 14 13 53-0119	EA		16" Diameter x 14" Tap Ductile Iron Mechanical Joint Tapping Sleeve (Mueller H-615)	11,825.36	
33 14 13 53-0120	EA		16" Diameter x 16" Tap Ductile Iron Mechanical Joint Tapping Sleeve (Mueller H-615)	8,075.50	
33 14 13 53-0121	EA		18" Diameter x 4" Tap Ductile Iron Mechanical Joint Tapping Sleeve (Mueller H-615)	10,261.81	
33 14 13 53-0122	EA		18" Diameter x 6" Tap Ductile Iron Mechanical Joint Tapping Sleeve (Mueller H-615)	10,727.38	
33 14 13 53-0123	EA		18" Diameter x 8", 10", 12" Or 16" Tap Ductile Iron Mechanical Joint Tapping Sleeve (Mueller H-615)	10,857.87	
33 14 13 53-0124	EA		18" Diameter x 18" Tap Ductile Iron Mechanical Joint Tapping Sleeve (Mueller H-615)	11,253.41	
33 14 13 53-0125	EA		20" Diameter x 4" Tap Ductile Iron Mechanical Joint Tapping Sleeve (Mueller H-615)	9,596.01	
33 14 13 53-0126	EA		20" Diameter x 6" Tap Ductile Iron Mechanical Joint Tapping Sleeve (Mueller H-615)	9,241.87	
33 14 13 53-0127	EA		20" Diameter x 8" Tap Ductile Iron Mechanical Joint Tapping Sleeve (Mueller H-615)	9,419.29	
33 14 13 53-0128	EA		20" Diameter x 10" Tap Ductile Iron Mechanical Joint Tapping Sleeve (Mueller H-615)	9,488.41	
33 14 13 53-0129	EA		20" Diameter x 12" Tap Ductile Iron Mechanical Joint Tapping Sleeve (Mueller H-615)	9,833.79	
33 14 13 53-0130	EA		20" Diameter x 14" Tap Ductile Iron Mechanical Joint Tapping Sleeve (Mueller H-615)	13,314.22	
33 14 13 53-0131	EA		20" Diameter x 16", 18" Or 20" Tap Ductile Iron Mechanical Joint Tapping Sleeve (Mueller H-615)	13,572.71	
33 14 13 53-0132	EA		24" Diameter x 4", 6" Or 8" Tap Ductile Iron Mechanical Joint Tapping Sleeve (Mueller H-615)	11,598.76	
33 14 13 53-0133	EA		24" Diameter x 10" Tap Ductile Iron Mechanical Joint Tapping Sleeve (Mueller H-615)	11,758.93	
33 14 13 53-0134	EA		24" Diameter x 12" Tap Ductile Iron Mechanical Joint Tapping Sleeve (Mueller H-615)	11,804.73	
33 14 13 53-0135	EA		24" Diameter x 14" Tap Ductile Iron Mechanical Joint Tapping Sleeve (Mueller H-615)	16,369.64	
33 14 13 53-0136	EA		24" Diameter x 16" Tap Ductile Iron Mechanical Joint Tapping Sleeve (Mueller H-615)	16,580.44	
33 14 13 53-0137	EA		24" Diameter x 18" Tap Ductile Iron Mechanical Joint Tapping Sleeve (Mueller H-615)	16,627.28	
33 14 13 53-0138	EA		24" Diameter x 20" Tap Ductile Iron Mechanical Joint Tapping Sleeve (Mueller H-615)	17,083.98	
33 14 13 53-0139	EA		24" Diameter x 24" Tap Ductile Iron Mechanical Joint Tapping Sleeve (Mueller H-615)	17,300.67	

33 14 13 53-0140 Carbon Steel Epoxy Coated Flange, Stainless Steel Tapping Sleeve (33 14 13 53)

33 14 13 53-0141	EA		4" Diameter x 4" Epoxy Coated Carbon Steel Flange, Stainless Steel Tapping Sleeve (Smith-Blair 662)	1,142.46	
33 14 13 53-0142	EA		6" Diameter x 4" Epoxy Coated Carbon Steel Flange, Stainless Steel Tapping Sleeve (Smith-Blair 662)	1,211.63	
33 14 13 53-0143	EA		6" Diameter x 6" Epoxy Coated Carbon Steel Flange, Stainless Steel Tapping Sleeve (Smith-Blair 662)	1,325.87	
33 14 13 53-0144	EA		8" Diameter x 4" Epoxy Coated Carbon Steel Flange, Stainless Steel Tapping Sleeve (Smith-Blair 662)	1,362.87	
33 14 13 53-0145	EA		8" Diameter x 6" Epoxy Coated Carbon Steel Flange, Stainless Steel Tapping Sleeve (Smith-Blair 662)	1,419.57	
33 14 13 53-0146	EA		8" Diameter x 8" Epoxy Coated Carbon Steel Flange, Stainless Steel Tapping Sleeve (Smith-Blair 662)	1,633.35	
33 14 13 53-0147	EA		10" Diameter x 4" Epoxy Coated Carbon Steel Flange, Stainless Steel Tapping Sleeve (Smith-Blair 662)	1,486.77	
33 14 13 53-0148	EA		10" Diameter x 6" Epoxy Coated Carbon Steel Flange, Stainless Steel Tapping Sleeve (Smith-Blair 662)	1,541.96	
33 14 13 53-0149	EA		10" Diameter x 8" Epoxy Coated Carbon Steel Flange, Stainless Steel Tapping Sleeve (Smith-Blair 662)	1,729.82	
33 14 13 53-0150	EA		10" Diameter x 10" Epoxy Coated Carbon Steel Flange, Stainless Steel Tapping Sleeve (Smith-Blair 662)	2,398.95	
33 14 13 53-0151	EA		12" Diameter x 4" Epoxy Coated Carbon Steel Flange, Stainless Steel Tapping Sleeve (Smith-Blair 662)	1,670.54	
33 14 13 53-0152	EA		12" Diameter x 6" Epoxy Coated Carbon Steel Flange, Stainless Steel Tapping Sleeve (Smith-Blair 662)	1,751.72	
33 14 13 53-0153	EA		12" Diameter x 8" Epoxy Coated Carbon Steel Flange, Stainless Steel Tapping Sleeve (Smith-Blair 662)	1,936.58	
33 14 13 53-0154	EA		12" Diameter x 10" Epoxy Coated Carbon Steel Flange, Stainless Steel Tapping Sleeve (Smith-Blair 662)	2,535.96	
33 14 13 53-0155	EA		12" Diameter x 12" Epoxy Coated Carbon Steel Flange, Stainless Steel Tapping Sleeve (Smith-Blair 662)	2,767.87	
33 14 13 53-0156	EA		14" Diameter x 4" Epoxy Coated Carbon Steel Flange, Stainless Steel Tapping Sleeve (Smith-Blair 662)	2,201.18	
33 14 13 53-0157	EA		14" Diameter x 6" Epoxy Coated Carbon Steel Flange, Stainless Steel Tapping Sleeve (Smith-Blair 662)	2,268.25	
33 14 13 53-0158	EA		14" Diameter x 8" Epoxy Coated Carbon Steel Flange, Stainless Steel Tapping Sleeve (Smith-Blair 662)	2,665.53	
33 14 13 53-0159	EA		14" Diameter x 10" Epoxy Coated Carbon Steel Flange, Stainless Steel Tapping Sleeve (Smith-Blair 662)	3,158.19	
33 14 13 53-0160	EA		14" Diameter x 12" Epoxy Coated Carbon Steel Flange, Stainless Steel Tapping Sleeve (Smith-Blair 662)	3,478.37	
33 14 13 53-0161	EA		16" Diameter x 4" Epoxy Coated Carbon Steel Flange, Stainless Steel Tapping Sleeve (Smith-Blair 662)	2,616.22	
33 14 13 53-0162	EA		16" Diameter x 6" Epoxy Coated Carbon Steel Flange, Stainless Steel Tapping Sleeve (Smith-Blair 662)	2,685.48	
33 14 13 53-0163	EA		16" Diameter x 8" Epoxy Coated Carbon Steel Flange, Stainless Steel Tapping Sleeve (Smith-Blair 662)	2,948.29	
33 14 13 53-0164	EA		16" Diameter x 10" Epoxy Coated Carbon Steel Flange, Stainless Steel Tapping Sleeve (Smith-Blair 662)	3,653.15	
33 14 13 53-0165	EA		16" Diameter x 12" Epoxy Coated Carbon Steel Flange, Stainless Steel Tapping Sleeve (Smith-Blair 662)	3,819.35	



MINOR	CSI	UOM	DESCRIPTION	TOTAL DIRECT UNIT COST	DEMOLITION UNIT COST
33 14 13 53-0166	EA		18" Diameter x 4" Epoxy Coated Carbon Steel Flange, Stainless Steel Tapping Sleeve (Smith-Blair 662)	2,770.44	
33 14 13 53-0167	EA		18" Diameter x 6" Epoxy Coated Carbon Steel Flange, Stainless Steel Tapping Sleeve (Smith-Blair 662)	2,896.33	
33 14 13 53-0168	EA		18" Diameter x 8" Epoxy Coated Carbon Steel Flange, Stainless Steel Tapping Sleeve (Smith-Blair 662)	3,071.43	
33 14 13 53-0169	EA		18" Diameter x 10" Epoxy Coated Carbon Steel Flange, Stainless Steel Tapping Sleeve (Smith-Blair 662)	3,900.94	
33 14 13 53-0170	EA		18" Diameter x 12" Epoxy Coated Carbon Steel Flange, Stainless Steel Tapping Sleeve (Smith-Blair 662)	4,066.94	
33 14 13 53-0171	EA		20" Diameter x 4" Epoxy Coated Carbon Steel Flange, Stainless Steel Tapping Sleeve (Smith-Blair 662)	3,347.35	
33 14 13 53-0172	EA		20" Diameter x 6" Epoxy Coated Carbon Steel Flange, Stainless Steel Tapping Sleeve (Smith-Blair 662)	3,416.46	
33 14 13 53-0173	EA		20" Diameter x 8" Epoxy Coated Carbon Steel Flange, Stainless Steel Tapping Sleeve (Smith-Blair 662)	3,810.05	
33 14 13 53-0174	EA		20" Diameter x 10" Epoxy Coated Carbon Steel Flange, Stainless Steel Tapping Sleeve (Smith-Blair 662)	4,475.94	
33 14 13 53-0175	EA		20" Diameter x 12" Epoxy Coated Carbon Steel Flange, Stainless Steel Tapping Sleeve (Smith-Blair 662)	4,758.19	
33 14 13 53-0176	EA		24" Diameter x 4" Epoxy Coated Carbon Steel Flange, Stainless Steel Tapping Sleeve (Smith-Blair 662)	3,610.65	
33 14 13 53-0177	EA		24" Diameter x 6" Epoxy Coated Carbon Steel Flange, Stainless Steel Tapping Sleeve (Smith-Blair 662)	3,762.72	
33 14 13 53-0178	EA		24" Diameter x 8" Epoxy Coated Carbon Steel Flange, Stainless Steel Tapping Sleeve (Smith-Blair 662)	3,968.24	
33 14 13 53-0179	EA		24" Diameter x 10" Epoxy Coated Carbon Steel Flange, Stainless Steel Tapping Sleeve (Smith-Blair 662)	4,913.59	
33 14 13 53-0180	EA		24" Diameter x 12" Epoxy Coated Carbon Steel Flange, Stainless Steel Tapping Sleeve (Smith-Blair 662)	5,086.69	
33 14 13 53-0181 Stainless Steel Flange, Stainless Steel Tapping Sleeve (33 14 13 53)					
33 14 13 53-0182	EA		4" Diameter x 4" Stainless Steel Flange, Stainless Steel Tapping Sleeve (Smith-Blair 663)	1,323.51	
33 14 13 53-0183	EA		6" Diameter x 4" Stainless Steel Flange, Stainless Steel Tapping Sleeve (Smith-Blair 663)	1,440.30	
33 14 13 53-0184	EA		6" Diameter x 6" Stainless Steel Flange, Stainless Steel Tapping Sleeve (Smith-Blair 663)	1,525.13	
33 14 13 53-0185	EA		8" Diameter x 4" Stainless Steel Flange, Stainless Steel Tapping Sleeve (Smith-Blair 663)	1,554.15	
33 14 13 53-0186	EA		8" Diameter x 6" Stainless Steel Flange, Stainless Steel Tapping Sleeve (Smith-Blair 663)	1,651.93	
33 14 13 53-0187	EA		8" Diameter x 8" Stainless Steel Flange, Stainless Steel Tapping Sleeve (Smith-Blair 663)	1,945.07	
33 14 13 53-0188	EA		10" Diameter x 4" Stainless Steel Flange, Stainless Steel Tapping Sleeve (Smith-Blair 663)	1,782.90	
33 14 13 53-0189	EA		10" Diameter x 6" Stainless Steel Flange, Stainless Steel Tapping Sleeve (Smith-Blair 663)	1,891.38	
33 14 13 53-0190	EA		10" Diameter x 8" Stainless Steel Flange, Stainless Steel Tapping Sleeve (Smith-Blair 663)	2,154.07	
33 14 13 53-0191	EA		10" Diameter x 10" Stainless Steel Flange, Stainless Steel Tapping Sleeve (Smith-Blair 663)	2,914.42	
33 14 13 53-0192	EA		12" Diameter x 4" Stainless Steel Flange, Stainless Steel Tapping Sleeve (Smith-Blair 663)	2,034.08	
33 14 13 53-0193	EA		12" Diameter x 6" Stainless Steel Flange, Stainless Steel Tapping Sleeve (Smith-Blair 663)	2,182.14	
33 14 13 53-0194	EA		12" Diameter x 8" Stainless Steel Flange, Stainless Steel Tapping Sleeve (Smith-Blair 663)	2,529.34	
33 14 13 53-0195	EA		12" Diameter x 10" Stainless Steel Flange, Stainless Steel Tapping Sleeve (Smith-Blair 663)	2,981.85	
33 14 13 53-0196	EA		12" Diameter x 12" Stainless Steel Flange, Stainless Steel Tapping Sleeve (Smith-Blair 663)	3,327.68	
33 14 13 53-0197	EA		14" Diameter x 4" Stainless Steel Flange, Stainless Steel Tapping Sleeve (Smith-Blair 663)	2,320.96	
33 14 13 53-0198	EA		14" Diameter x 6" Stainless Steel Flange, Stainless Steel Tapping Sleeve (Smith-Blair 663)	2,502.71	
33 14 13 53-0199	EA		14" Diameter x 8" Stainless Steel Flange, Stainless Steel Tapping Sleeve (Smith-Blair 663)	2,893.73	
33 14 13 53-0200	EA		14" Diameter x 10" Stainless Steel Flange, Stainless Steel Tapping Sleeve (Smith-Blair 663)	3,346.68	
33 14 13 53-0201	EA		14" Diameter x 12" Stainless Steel Flange, Stainless Steel Tapping Sleeve (Smith-Blair 663)	3,585.99	
33 14 13 53-0202	EA		16" Diameter x 4" Stainless Steel Flange, Stainless Steel Tapping Sleeve (Smith-Blair 663)	2,833.80	
33 14 13 53-0203	EA		16" Diameter x 6" Stainless Steel Flange, Stainless Steel Tapping Sleeve (Smith-Blair 663)	3,082.46	
33 14 13 53-0204	EA		16" Diameter x 8" Stainless Steel Flange, Stainless Steel Tapping Sleeve (Smith-Blair 663)	3,271.81	
33 14 13 53-0205	EA		16" Diameter x 10" Stainless Steel Flange, Stainless Steel Tapping Sleeve (Smith-Blair 663)	3,758.87	
33 14 13 53-0206	EA		16" Diameter x 12" Stainless Steel Flange, Stainless Steel Tapping Sleeve (Smith-Blair 663)	4,089.12	
33 14 13 53-0207	EA		18" Diameter x 4" Stainless Steel Flange, Stainless Steel Tapping Sleeve (Smith-Blair 663)	3,121.63	
33 14 13 53-0208	EA		18" Diameter x 6" Stainless Steel Flange, Stainless Steel Tapping Sleeve (Smith-Blair 663)	3,493.54	
33 14 13 53-0209	EA		18" Diameter x 8" Stainless Steel Flange, Stainless Steel Tapping Sleeve (Smith-Blair 663)	3,681.19	
33 14 13 53-0210	EA		18" Diameter x 10" Stainless Steel Flange, Stainless Steel Tapping Sleeve (Smith-Blair 663)	4,119.12	
33 14 13 53-0211	EA		18" Diameter x 12" Stainless Steel Flange, Stainless Steel Tapping Sleeve (Smith-Blair 663)	4,685.46	
33 14 13 53-0212	EA		20" Diameter x 4" Stainless Steel Flange, Stainless Steel Tapping Sleeve (Smith-Blair 663)	3,368.09	
33 14 13 53-0213	EA		20" Diameter x 6" Stainless Steel Flange, Stainless Steel Tapping Sleeve (Smith-Blair 663)	3,739.04	
33 14 13 53-0214	EA		20" Diameter x 8" Stainless Steel Flange, Stainless Steel Tapping Sleeve (Smith-Blair 663)	3,899.53	
33 14 13 53-0215	EA		20" Diameter x 10" Stainless Steel Flange, Stainless Steel Tapping Sleeve (Smith-Blair 663)	4,696.33	
33 14 13 53-0216	EA		20" Diameter x 12" Stainless Steel Flange, Stainless Steel Tapping Sleeve (Smith-Blair 663)	5,139.60	
33 14 13 53-0217	EA		24" Diameter x 4" Stainless Steel Flange, Stainless Steel Tapping Sleeve (Smith-Blair 663)	3,993.66	
33 14 13 53-0218	EA		24" Diameter x 6" Stainless Steel Flange, Stainless Steel Tapping Sleeve (Smith-Blair 663)	4,045.99	
33 14 13 53-0219	EA		24" Diameter x 8" Stainless Steel Flange, Stainless Steel Tapping Sleeve (Smith-Blair 663)	4,238.54	
33 14 13 53-0220	EA		24" Diameter x 10" Stainless Steel Flange, Stainless Steel Tapping Sleeve (Smith-Blair 663)	5,189.75	
33 14 13 53-0221	EA		24" Diameter x 12" Stainless Steel Flange, Stainless Steel Tapping Sleeve (Smith-Blair 663)	5,697.19	
33 14 13 53-0222 Ductile Iron Body, Flanged Coupling Adapter (33 14 13 53)					
33 14 13 53-0223	EA		3" Ductile Iron Body, Flanged Coupling Adapter (Smith-Blair 912)	325.90	58.31
33 14 13 53-0224	EA		4" Ductile Iron Body, Flanged Coupling Adapter (Smith-Blair 912)	408.30	73.53
33 14 13 53-0225	EA		6" Ductile Iron Body, Flanged Coupling Adapter (Smith-Blair 912)	536.49	101.42
33 14 13 53-0226	EA		8" Ductile Iron Body, Flanged Coupling Adapter (Smith-Blair 912)	696.29	119.16
33 14 13 53-0227	EA		10" Ductile Iron Body, Flanged Coupling Adapter (Smith-Blair 912)	1,097.82	134.38
33 14 13 53-0228	EA		12" Ductile Iron Body, Flanged Coupling Adapter (Smith-Blair 912)	1,226.27	152.12
33 14 13 53-0229 Steel Body, Flanged Coupling Adapter (33 14 13 53)					
33 14 13 53-0230	EA		3" Steel Body, Flanged Coupling Adapter (Smith-Blair 913)	477.76	58.31
33 14 13 53-0231	EA		4" Steel Body, Flanged Coupling Adapter (Smith-Blair 913)	564.56	73.53
33 14 13 53-0232	EA		6" Steel Body, Flanged Coupling Adapter (Smith-Blair 913)	753.55	101.42
33 14 13 53-0233	EA		8" Steel Body, Flanged Coupling Adapter (Smith-Blair 913)	922.20	119.16
33 14 13 53-0234	EA		10" Steel Body, Flanged Coupling Adapter (Smith-Blair 913)	1,126.80	134.38
33 14 13 53-0235	EA		12" Steel Body, Flanged Coupling Adapter (Smith-Blair 913)	1,313.42	152.12
33 14 13 53-0236	EA		14" Steel Body, Flanged Coupling Adapter (Smith-Blair 913)	1,561.53	167.33
33 14 13 53-0237	EA		16" Steel Body, Flanged Coupling Adapter (Smith-Blair 913)	1,850.69	182.55
33 14 13 53-0238	EA		18" Steel Body, Flanged Coupling Adapter (Smith-Blair 913)	2,186.83	200.80
33 14 13 53-0239	EA		20" Steel Body, Flanged Coupling Adapter (Smith-Blair 913)	2,585.57	220.88

33 Utilities**33 10 Water Utilities****33 14 Water Utility Transmission and Distribution**

SAN BERNARDINO
COUNTY

MINOR
CSI UOM DESCRIPTION

TOTAL DIRECT DEMOLITION
UNIT COST UNIT COST

33 14 13 53-0240		Steel Body, Flanged-Lock Restrained Coupling Adapters <small>(33 14 13 53)</small>			
33 14 13 53-0241	EA	4" Steel Body, Flanged-Lock Restrained Coupling Adapter (Smith-Blair 911)	418.46		73.53
33 14 13 53-0242	EA	6" Steel Body, Flanged-Lock Restrained Coupling Adapter (Smith-Blair 911)	561.56		101.42
33 14 13 53-0243	EA	8" Steel Body, Flanged-Lock Restrained Coupling Adapter (Smith-Blair 911)	621.27		119.16
33 14 13 53-0244	EA	10" Steel Body, Flanged-Lock Restrained Coupling Adapter (Smith-Blair 911)	910.26		134.38
33 14 13 53-0245	EA	12" Steel Body, Flanged-Lock Restrained Coupling Adapter (Smith-Blair 911)	1,160.88		152.12
33 14 13 53-0246	EA	14" Steel Body, Flanged-Lock Restrained Coupling Adapter (Smith-Blair 911)	1,302.30		167.33
33 14 13 53-0247	EA	16" Steel Body, Flanged-Lock Restrained Coupling Adapter (Smith-Blair 911)	1,531.97		182.55
33 14 13 53-0248	EA	18" Steel Body, Flanged-Lock Restrained Coupling Adapter (Smith-Blair 911)	1,719.55		200.80
33 14 13 53-0249	EA	20" Steel Body, Flanged-Lock Restrained Coupling Adapter (Smith-Blair 911)	2,068.17		220.88
33 14 13 53-0250	EA	24" Steel Body, Flanged-Lock Restrained Coupling Adapter (Smith-Blair 911)	2,493.21		242.99
33 14 13 53-0251	EA	30" Steel Body, Flanged-Lock Restrained Coupling Adapter (Smith-Blair 911)	5,211.78		267.22
33 14 13 53-0252	EA	36" Steel Body, Flanged-Lock Restrained Coupling Adapter (Smith-Blair 911)	7,039.01		294.00

33 14 13 53-0253		Ductile Iron Body, Omni Coupling System <small>(33 14 13 53)</small>			
33 14 13 53-0254	EA	2" Ductile Iron Body, Omni Coupling System (Smith-Blair 441)	146.22		40.57
33 14 13 53-0255	EA	2-1/2" Ductile Iron Body, Omni Coupling System (Smith-Blair 441)	180.51		48.17
33 14 13 53-0256	EA	3" Ductile Iron Body, Omni Coupling System (Smith-Blair 441)	223.57		58.31
33 14 13 53-0257	EA	4" Ductile Iron Body, Omni Coupling System (Smith-Blair 441)	280.74		73.53
33 14 13 53-0258	EA	6" Ductile Iron Body, Omni Coupling System (Smith-Blair 441)	374.30		101.42
33 14 13 53-0259	EA	8" Ductile Iron Body, Omni Coupling System (Smith-Blair 441)	455.07		119.16
33 14 13 53-0260	EA	10" Ductile Iron Body, Omni Coupling System (Smith-Blair 441)	569.68		134.38
33 14 13 53-0261	EA	12" Ductile Iron Body, Omni Coupling System (Smith-Blair 441)	666.61		152.12
33 14 13 53-0262	EA	14" Ductile Iron Body, Omni Coupling System (Smith-Blair 441)	940.85		167.33
33 14 13 53-0263	EA	16" Ductile Iron Body, Omni Coupling System (Smith-Blair 441)	1,175.76		182.55

33 14 13 53-0264		Fabricated Coupling (Smith-Blair 411) <small>(33 14 13 53)</small>			
33 14 13 53-0265	EA	4" Steel Fabricated Coupling	465.92		163.04
33 14 13 53-0266	EA	6" Steel Fabricated Coupling	619.71		203.52
33 14 13 53-0267	EA	8" Steel Fabricated Coupling	719.35		232.76
33 14 13 53-0268	EA	10" Steel Fabricated Coupling	1,011.83		371.07
33 14 13 53-0269	EA	12" Steel Fabricated Coupling	1,145.61		404.80
33 14 13 53-0270	EA	14" Steel Fabricated Coupling	1,436.37		445.27
33 14 13 53-0271	EA	16" Steel Fabricated Coupling	1,736.04		494.75
33 14 13 53-0272	EA	18" Steel Fabricated Coupling	1,871.44		556.59
33 14 13 53-0273	EA	20" Steel Fabricated Coupling	2,216.43		635.30
33 14 13 53-0274	EA	24" Steel Fabricated Coupling	2,689.39		742.12
33 14 13 53-0275	EA	30" Steel Fabricated Coupling	3,728.65		890.55
33 14 13 53-0276	EA	36" Steel Fabricated Coupling	4,759.02		1,113.19
33 14 13 53-0277	EA	42" Steel Fabricated Coupling	5,500.45		1,270.61
33 14 13 53-0278	EA	48" Steel Fabricated Coupling	6,478.34		1,484.25

33 14 13 53-0279		Transition Coupling (Smith-Blair 413) <small>(33 14 13 53)</small>			
33 14 13 53-0280	EA	4" Steel Transition Coupling	593.69		163.04
33 14 13 53-0281	EA	6" Steel Transition Coupling	826.38		203.52
33 14 13 53-0282	EA	8" Steel Transition Coupling	945.76		232.76
33 14 13 53-0283	EA	10" Steel Transition Coupling	1,327.99		371.07
33 14 13 53-0284	EA	12" Steel Transition Coupling	1,565.92		404.80
33 14 13 53-0285	EA	14" Steel Transition Coupling	1,773.49		445.27
33 14 13 53-0286	EA	16" Steel Transition Coupling	2,138.80		494.75
33 14 13 53-0287	EA	18" Steel Transition Coupling	2,704.62		556.59
33 14 13 53-0288	EA	20" Steel Transition Coupling	2,902.88		635.30
33 14 13 53-0289	EA	24" Steel Transition Coupling	3,508.63		742.12
33 14 13 53-0290	EA	30" Steel Transition Coupling	4,674.40		890.55
33 14 13 53-0291	EA	36" Steel Transition Coupling	5,562.29		1,113.19
33 14 13 53-0292	EA	42" Steel Transition Coupling	6,639.09		1,270.61
33 14 13 53-0293	EA	48" Steel Transition Coupling	7,421.95		1,484.25

33 14 19 Valves and Hydrants for Water Utility Service (33 14)

Note: Flanged valves excludes bolt and gasket set. Excludes excavation and backfill. See CSI section 23 21 13 23-0713 for bolt and gasket sets.

33 14 19 00-0001		Accessories For Valves <small>(33 14 19)</small>			
33 14 19 00-0002	EA	1" Valve Extension Stem	110.57		
		For Each Additional LF, Add	8.11		
33 14 19 00-0003	EA	Up to 80" Long Indicator Post Telescoping Barrel Assembly	1,570.30		99.88
		Note: Excludes valve.			
33 14 19 00-0004	EA	>80" To 114" Long Indicator Post Telescoping Barrel Assembly	1,781.66		109.87
		Note: Excludes valve.			
33 14 19 00-0005	EA	Adjust Water Valve Box To Grade	99.88		

33 14 19 00-0006 Water Utility Distribution Valves (33 14 19)



MINOR CSI UOM DESCRIPTION	TOTAL DIRECT UNIT COST	DEMOLITION UNIT COST
------------------------------	---------------------------	-------------------------

33 14 19 00-0007	Angle Valves <small>(33 14 19 00-0006)</small>	
	Note: For connecting meters to water service.	
33 14 19 00-0008	Threaded, Class 150, Bronze Angle Valve <small>(33 14 19 00-0007)</small>	
	Note: Nibco T-335Y	
33 14 19 00-0009	EA 1/2" Threaded, Class 150, Bronze Angle Valve.....	98.69 17.36
33 14 19 00-0010	EA 3/4" Threaded, Class 150, Bronze Angle Valve.....	133.09 23.32
33 14 19 00-0011	EA 1" Threaded, Class 150, Bronze Angle Valve.....	179.42 28.74
33 14 19 00-0012	EA 1-1/4" Threaded, Class 150, Bronze Angle Valve.....	231.05 36.11
33 14 19 00-0013	EA 1-1/2" Threaded, Class 150, Bronze Angle Valve.....	288.68 41.75
33 14 19 00-0014	EA 2" Threaded, Class 150, Bronze Angle Valve.....	431.25 48.81
33 14 19 00-0015	EA 2-1/2" Threaded, Class 150, Bronze Angle Valve.....	691.29 66.62
33 14 19 00-0016	EA 3" Threaded, Class 150, Bronze Angle Valve.....	1,050.49 76.91

33 14 19 00-0017	Butterfly Valves <small>(33 14 19 00-0006)</small>	
33 14 19 00-0018	Lug Type Flanged, Cast Iron Disc, Butterfly Valves <small>(33 14 19 00-0017)</small>	
	Note: ANSI Class 125, Cast Iron Body, Acrylonitrile-Butadiene Packing, Acrylonitrile-Butadiene Seat, Class AWWA C-504, 304 Stainless Steel Pin	
33 14 19 00-0019	EA 3" Handwheel Operated, Flanged, ANSI Class 125, Cast Iron Body, Acrylonitrile-Butadiene Packing, Acrylonitrile-Butadiene Seat, Class AWWA C-504, Cast Iron Disc, 304 Stainless Steel Pin, Butterfly Valve (DeZurik BAW,3,F1,CI,NBRN-NBR,150B,CI-S2*GS-6B-HD8 Modified).....	1,891.76 184.38
33 14 19 00-0020	EA 3" Chainwheel Operated, Flanged, ANSI Class 125, Cast Iron Body, Acrylonitrile-Butadiene Packing, Acrylonitrile-Butadiene Seat, Class AWWA C-504, Cast Iron Disc, 304 Stainless Steel Pin, Butterfly Valve (DeZurik BAW,3,F1,CI,NBRN-NBR,150B,CI-S2*GS-6B-CW8 Modified).....	2,116.76 184.38
33 14 19 00-0021	EA 4" Handwheel Operated, Flanged, ANSI Class 125, Cast Iron Body, Acrylonitrile-Butadiene Packing, Acrylonitrile-Butadiene Seat, Class AWWA C-504, Cast Iron Disc, 304 Stainless Steel Pin, Butterfly Valve (DeZurik BAW,4,F1,CI,NBRN-NBR,150B,CI-S2*GS-6B-HD8 Modified).....	2,128.50 285.36
33 14 19 00-0022	EA 4" Chainwheel Operated, Flanged, ANSI Class 125, Cast Iron Body, Acrylonitrile-Butadiene Packing, Acrylonitrile-Butadiene Seat, Class AWWA C-504, Cast Iron Disc, 304 Stainless Steel Pin, Butterfly Valve (DeZurik BAW,4,F1,CI,NBRN-NBR,150B,CI-S2*GS-6B-CW8 Modified).....	2,351.58 285.36
33 14 19 00-0023	EA 6" Handwheel Operated, Flanged, ANSI Class 125, Cast Iron Body, Acrylonitrile-Butadiene Packing, Acrylonitrile-Butadiene Seat, Class AWWA C-504, Cast Iron Disc, 304 Stainless Steel Pin, Butterfly Valve (DeZurik BAW,6,F1,CI,NBRN-NBR,150B,CI-S2*GS-6B-HD8 Modified).....	2,457.41 349.29
33 14 19 00-0024	EA 6" Chainwheel Operated, Flanged, ANSI Class 125, Cast Iron Body, Acrylonitrile-Butadiene Packing, Acrylonitrile-Butadiene Seat, Class AWWA C-504, Cast Iron Disc, 304 Stainless Steel Pin, Butterfly Valve (DeZurik BAW,6,F1,CI,NBRN-NBR,150B,CI-S2*GS-6B-CW8 Modified).....	2,680.49 349.29
33 14 19 00-0025	EA 8" Handwheel Operated, Flanged, ANSI Class 125, Cast Iron Body, Acrylonitrile-Butadiene Packing, Acrylonitrile-Butadiene Seat, Class AWWA C-504, Cast Iron Disc, 304 Stainless Steel Pin, Butterfly Valve (DeZurik BAW,8,F1,CI,NBRN-NBR,150B,CI-S2*GS-6B-HD8 Modified).....	2,787.50 446.31
33 14 19 00-0026	EA 8" Chainwheel Operated, Flanged, ANSI Class 125, Cast Iron Body, Acrylonitrile-Butadiene Packing, Acrylonitrile-Butadiene Seat, Class AWWA C-504, Cast Iron Disc, 304 Stainless Steel Pin, Butterfly Valve (DeZurik BAW,8,F1,CI,NBRN-NBR,150B,CI-S2*GS-6B-CW8 Modified).....	2,999.29 446.31
33 14 19 00-0027	EA 10" Handwheel Operated, Flanged, ANSI Class 125, Cast Iron Body, Acrylonitrile-Butadiene Packing, Acrylonitrile-Butadiene Seat, Class AWWA C-504, Cast Iron Disc, 304 Stainless Steel Pin, Butterfly Valve (DeZurik BAW,10,F1,CI,NBRN-NBR,150B,CI-S2*GS-6B-HD8 Modified).....	3,483.01 543.34
33 14 19 00-0028	EA 10" Chainwheel Operated, Flanged, ANSI Class 125, Cast Iron Body, Acrylonitrile-Butadiene Packing, Acrylonitrile-Butadiene Seat, Class AWWA C-504, Cast Iron Disc, 304 Stainless Steel Pin, Butterfly Valve (DeZurik BAW,10,F1,CI,NBRN-NBR,150B,CI-S2*GS-6B-CW8 Modified).....	4,650.88 543.34
33 14 19 00-0029	EA 12" Handwheel Operated, Flanged, ANSI Class 125, Cast Iron Body, Acrylonitrile-Butadiene Packing, Acrylonitrile-Butadiene Seat, Class AWWA C-504, Cast Iron Disc, 304 Stainless Steel Pin, Butterfly Valve (DeZurik BAW,12,F1,CI,NBRN-NBR,150B,CI-S2*GS-6B-HD8 Modified).....	3,987.33 658.57
33 14 19 00-0030	EA 12" Chainwheel Operated, Flanged, ANSI Class 125, Cast Iron Body, Acrylonitrile-Butadiene Packing, Acrylonitrile-Butadiene Seat, Class AWWA C-504, Cast Iron Disc, 304 Stainless Steel Pin, Butterfly Valve (DeZurik BAW,12,F1,CI,NBRN-NBR,150B,CI-S2*GS-6B-CW8 Modified).....	4,210.41 658.57
33 14 19 00-0031	EA 14" Handwheel Operated, Flanged, ANSI Class 125, Cast Iron Body, Acrylonitrile-Butadiene Packing, Acrylonitrile-Butadiene Seat, Class AWWA C-504, Cast Iron Disc, 304 Stainless Steel Pin, Butterfly Valve (DeZurik BAW,14,F1,CI,NBRN-NBR,150B,CI-S2*GS-6B-HD12 Modified).....	5,368.54 946.12
33 14 19 00-0032	EA 14" Chainwheel Operated, Flanged, ANSI Class 125, Cast Iron Body, Acrylonitrile-Butadiene Packing, Acrylonitrile-Butadiene Seat, Class AWWA C-504, Cast Iron Disc, 304 Stainless Steel Pin, Butterfly Valve (DeZurik BAW,14,F1,CI,NBRN-NBR,150B,CI-S2*GS-6B-CW12 Modified).....	5,951.87 946.12
33 14 19 00-0033	EA 16" Handwheel Operated, Flanged, ANSI Class 125, Cast Iron Body, Acrylonitrile-Butadiene Packing, Acrylonitrile-Butadiene Seat, Class AWWA C-504, Cast Iron Disc, 304 Stainless Steel Pin, Butterfly Valve (DeZurik BAW,16,F1,CI,NBRN-NBR,150B,CI-S2*GS-6B-HD16 Modified).....	6,252.18 1,040.72
33 14 19 00-0034	EA 16" Chainwheel Operated, Flanged, ANSI Class 125, Cast Iron Body, Acrylonitrile-Butadiene Packing, Acrylonitrile-Butadiene Seat, Class AWWA C-504, Cast Iron Disc, 304 Stainless Steel Pin, Butterfly Valve (DeZurik BAW,16,F1,CI,NBRN-NBR,150B,CI-S2*GS-6B-CW20 Modified).....	6,967.57 1,040.72
33 14 19 00-0035	EA 18" Handwheel Operated, Flanged, ANSI Class 125, Cast Iron Body, Acrylonitrile-Butadiene Packing, Acrylonitrile-Butadiene Seat, Class AWWA C-504, Cast Iron Disc, 304 Stainless Steel Pin, Butterfly Valve (DeZurik BAW,18,F1,CI,NBRN-NBR,150B,CI-S2*GS-6B-HD24 Modified).....	7,835.13 1,154.26
33 14 19 00-0036	EA 18" Chainwheel Operated, Flanged, ANSI Class 125, Cast Iron Body, Acrylonitrile-Butadiene Packing, Acrylonitrile-Butadiene Seat, Class AWWA C-504, Cast Iron Disc, 304 Stainless Steel Pin, Butterfly Valve (DeZurik BAW,18,F1,CI,NBRN-NBR,150B,CI-S2*GS-6B-CW24 Modified).....	8,592.82 1,154.26
33 14 19 00-0037	EA 20" Handwheel Operated, Flanged, ANSI Class 125, Cast Iron Body, Acrylonitrile-Butadiene Packing, Acrylonitrile-Butadiene Seat, Class AWWA C-504, Cast Iron Disc, 304 Stainless Steel Pin, Butterfly Valve (DeZurik BAW,20,F1,CI,NBRN-NBR,150B,CI-S2*GS-6B-HD24 Modified).....	8,978.69 1,300.90
33 14 19 00-0038	EA 20" Chainwheel Operated, Flanged, ANSI Class 125, Cast Iron Body, Acrylonitrile-Butadiene Packing, Acrylonitrile-Butadiene Seat, Class AWWA C-504, Cast Iron Disc, 304 Stainless Steel Pin, Butterfly Valve (DeZurik BAW,20,F1,CI,NBRN-NBR,150B,CI-S2*GS-6B-CW24 Modified).....	9,735.10 1,300.90

33 14 19 00-0039	Lug Type Flanged, Ductile Iron Disc, Butterfly Valves <small>(33 14 19 00-0017)</small>	
	Note: ANSI Class 125, Ductile Iron Body, Acrylonitrile-Butadiene Packing, Acrylonitrile-Butadiene Seat, Class AWWA C-504, 304 Stainless Steel Pin	



MINOR	CSI	UOM	DESCRIPTION	TOTAL DIRECT UNIT COST	DEMOLITION UNIT COST
33 14 19 00-0040	EA		24" Chainwheel Operated, Flanged, ANSI Class 125, Ductile Iron Body, Acrylonitrile-Butadiene Packing, Acrylonitrile-Butadiene Seat, Class AWWA C-504, Ductile Iron Disc, 304 Stainless Steel Pin, Butterfly Valve (DeZurik BAW,24,F1,DI,NBRN-NBR,150B,DI-S2*GS-12A-CW20 Modified).....	14,991.71	1,596.56
33 14 19 00-0041	EA		24" Cylinder Operated, Flanged, ANSI Class 125, Ductile Iron Body, Acrylonitrile-Butadiene Packing, Acrylonitrile-Butadiene Seat, Class AWWA C-504, Ductile Iron Disc, 304 Stainless Steel Pin, Butterfly Valve (DeZurik BAW,24,F1,DI,NBRN-NBR,150B,DI-S2*GS-12A-HD20 Modified).....	23,388.71	1,596.56
33 14 19 00-0042	EA		24" Handwheel Operated, Flanged, ANSI Class 125, Ductile Iron Body, Acrylonitrile-Butadiene Packing, Acrylonitrile-Butadiene Seat, Class AWWA C-504, Ductile Iron Disc, 304 Stainless Steel Pin, Butterfly Valve (DeZurik BAW,24,F1,DI,NBRN-NBR,150B,DI-S2*GS-12A-HD20 Modified).....	14,946.71	1,596.56
33 14 19 00-0043	EA		30" Handwheel Operated, Flanged, ANSI Class 125, Ductile Iron Body, Acrylonitrile-Butadiene Packing, Acrylonitrile-Butadiene Seat, Class AWWA C-504, Ductile Iron Disc, 304 Stainless Steel Pin, Butterfly Valve (DeZurik BAW,30,F1,DI,NBRN-NBR,150B,DI-S2*MG-WR3L-HD24 Modified).....	30,636.92	2,520.73
33 14 19 00-0044	EA		36" Handwheel Operated, Flanged, ANSI Class 125, Ductile Iron Body, Acrylonitrile-Butadiene Packing, Acrylonitrile-Butadiene Seat, Class AWWA C-504, Ductile Iron Disc, 304 Stainless Steel Pin, Butterfly Valve (DeZurik BAW,36,F1,DI,NBRN-NBR,150B,DI-S2*MG-WR3L-HD24 Modified).....	36,286.23	3,360.98
33 14 19 00-0045	EA		42" Handwheel Operated, Flanged, ANSI Class 125, Ductile Iron Body, Acrylonitrile-Butadiene Packing, Acrylonitrile-Butadiene Seat, Class AWWA C-504, Ductile Iron Disc, 304 Stainless Steel Pin, Butterfly Valve (DeZurik BAW,42,F1,DI,NBRN-NBR,150B,DI-S2*MG-WR3L-HD32 Modified).....	46,126.84	5,041.47
33 14 19 00-0046	EA		48" Handwheel Operated, Flanged, ANSI Class 125, Ductile Iron Body, Acrylonitrile-Butadiene Packing, Acrylonitrile-Butadiene Seat, Class AWWA C-504, Ductile Iron Disc, 304 Stainless Steel Pin, Butterfly Valve (DeZurik BAW,48,F1,DI,NBRN-NBR,150B,DI-S2*MG-WR4L-HD24 Modified).....	60,257.29	6,301.84
33 14 19 00-0047	EA		54" Handwheel Operated, Flanged, ANSI Class 125, Ductile Iron Body, Acrylonitrile-Butadiene Packing, Acrylonitrile-Butadiene Seat, Class AWWA C-504, Ductile Iron Disc, 304 Stainless Steel Pin, Butterfly Valve (DeZurik BAW,54,F1,DI,NBRN-NBR,150B,DI-S2*MG-WR6L-HD24 Modified).....	101,621.75	7,562.20
33 14 19 00-0048	EA		60" Handwheel Operated, Flanged, ANSI Class 125, Ductile Iron Body, Acrylonitrile-Butadiene Packing, Acrylonitrile-Butadiene Seat, Class AWWA C-504, Ductile Iron Disc, 304 Stainless Steel Pin, Butterfly Valve (DeZurik BAW,60,F1,DI,NBRN-NBR,150B,DI-S2*MG-WR6L-HD36 Modified).....	127,326.29	9,074.64
33 14 19 00-0049	EA		72" Handwheel Operated, Flanged, ANSI Class 125, Ductile Iron Body, Acrylonitrile-Butadiene Packing, Acrylonitrile-Butadiene Seat, Class AWWA C-504, Ductile Iron Disc, 304 Stainless Steel Pin, Butterfly Valve (DeZurik BAW,72,F1,DI,NBRN-NBR,150B,DI-S2*MG-WR8L-HD36 Modified).....	182,631.96	10,889.57
33 14 19 00-0050	LF		3/16" Link, 316 Stainless Steel Chain For Use With Dezurik Chainwheel.....	17.00	
33 14 19 00-0051	EA		316 Stainless Steel Closing Link For Use With Dezurik Chainwheel.....	9.00	
Note: One required per valve.					
33 14 19 00-0052			Lug Type Flanged, Butterfly Valve, Cast Iron Body, Cast Iron Disc With 316 Stainless Steel Edge <small>(33 14 19 00-0017)</small> Note: AWWA C-504.		
33 14 19 00-0053			Aboveground Service <small>(33 14 19 00-0052)</small>		
33 14 19 00-0054			Valve <small>(33 14 19 00-0053)</small>		
33 14 19 00-0055	EA		3" Flanged Cast Iron Butterfly Valve, Cast Iron Disc With 316 Stainless Steel Edge, Lever, AWWA C504.....	1,124.92	169.80
33 14 19 00-0056	EA		4" Flanged Cast Iron Butterfly Valve, Cast Iron Disc With 316 Stainless Steel Edge, Lever, AWWA C504.....	1,277.10	284.65
33 14 19 00-0057	EA		6" Flanged Cast Iron Butterfly Valve, Cast Iron Disc With 316 Stainless Steel Edge, Gear Operator, AWWA C504.....	1,672.47	349.29
33 14 19 00-0058	EA		8" Flanged Cast Iron Butterfly Valve, Cast Iron Disc With 316 Stainless Steel Edge, Gear Operator, AWWA C504.....	1,982.89	446.31
33 14 19 00-0059	EA		10" Flanged Cast Iron Butterfly Valve, Cast Iron Disc With 316 Stainless Steel Edge, Gear Operator, AWWA C504.....	2,815.22	543.34
33 14 19 00-0060	EA		12" Flanged Cast Iron Butterfly Valve, Cast Iron Disc With 316 Stainless Steel Edge, Gear Operator, AWWA C504.....	3,017.81	659.76
33 14 19 00-0061	EA		14" Flanged Cast Iron Butterfly Valve, Cast Iron Disc With 316 Stainless Steel Edge, Gear Operator, AWWA C504.....	4,824.32	946.12
33 14 19 00-0062	EA		16" Flanged Cast Iron Butterfly Valve, Cast Iron Disc With 316 Stainless Steel Edge, Gear Operator, AWWA C504.....	5,596.96	1,040.72
33 14 19 00-0063	EA		18" Flanged Cast Iron Butterfly Valve, Cast Iron Disc With 316 Stainless Steel Edge, Gear Operator, AWWA C504.....	6,732.66	946.95
33 14 19 00-0064	EA		20" Flanged Cast Iron Butterfly Valve, Cast Iron Disc With 316 Stainless Steel Edge, Gear Operator, AWWA C504.....	8,183.24	1,067.26
33 14 19 00-0065	EA		24" Flanged Cast Iron Butterfly Valve, Cast Iron Disc With 316 Stainless Steel Edge, Gear Operator, AWWA C504.....	10,976.88	1,309.82
33 14 19 00-0066			Valve With 120 Volt AC Electric Motor Operator <small>(33 14 19 00-0053)</small>		
33 14 19 00-0067	EA		3" Flanged Cast Iron Butterfly Valve, Cast Iron Disc With 316 Stainless Steel Edge, Lever, AWWA C504, With 120 Volt AC Electric Motor Operator.....	7,634.19	169.80
33 14 19 00-0068	EA		4" Flanged Cast Iron Butterfly Valve, Cast Iron Disc With 316 Stainless Steel Edge, Lever, AWWA C504, With 120 Volt AC Electric Motor Operator.....	7,797.01	284.65
33 14 19 00-0069	EA		6" Flanged Cast Iron Butterfly Valve, Cast Iron Disc With 316 Stainless Steel Edge, Gear Operator, AWWA C504, With 120 Volt AC Electric Motor Operator.....	7,891.78	349.29
33 14 19 00-0070	EA		8" Flanged Cast Iron Butterfly Valve, Cast Iron Disc With 316 Stainless Steel Edge, Gear Operator, AWWA C504, With 120 Volt AC Electric Motor Operator.....	8,178.27	446.31
33 14 19 00-0071	EA		10" Flanged Cast Iron Butterfly Valve, Cast Iron Disc With 316 Stainless Steel Edge, Gear Operator, AWWA C504, With 120 Volt AC Electric Motor Operator.....	8,651.48	543.34
33 14 19 00-0072	EA		12" Flanged Cast Iron Butterfly Valve, Cast Iron Disc With 316 Stainless Steel Edge, Gear Operator, AWWA C504, With 120 Volt AC Electric Motor Operator.....	9,942.05	659.76
33 14 19 00-0073	EA		14" Flanged Cast Iron Butterfly Valve, Cast Iron Disc With 316 Stainless Steel Edge, Gear Operator, AWWA C504, With 120 Volt AC Electric Motor Operator.....	10,809.54	946.12
33 14 19 00-0074	EA		16" Flanged Cast Iron Butterfly Valve, Cast Iron Disc With 316 Stainless Steel Edge, Gear Operator, AWWA C504, With 120 Volt AC Electric Motor Operator.....	11,794.99	1,040.72
33 14 19 00-0075	EA		18" Flanged Cast Iron Butterfly Valve, Cast Iron Disc With 316 Stainless Steel Edge, Gear Operator, AWWA C504, With 120 Volt AC Electric Motor Operator.....	16,562.83	1,154.26
33 14 19 00-0076	EA		20" Flanged Cast Iron Butterfly Valve, Cast Iron Disc With 316 Stainless Steel Edge, Gear Operator, AWWA C504, With 120 Volt AC Electric Motor Operator.....	18,182.59	1,300.90



MINOR CSI UOM DESCRIPTION	TOTAL DIRECT UNIT COST	DEMOLITION UNIT COST
33 14 19 00-0077 Valve With Pneumatic Or Hydraulic Motor Operator <small>(33 14 19 00-0053)</small>		
33 14 19 00-0078 EA 3" Flanged Cast Iron Butterfly Valve, Cast Iron Disc With 316 Stainless Steel Edge, Lever, AWWA C504, With Pneumatic Or Hydraulic Operator.....	3,359.41	169.80
33 14 19 00-0079 EA 4" Flanged Cast Iron Butterfly Valve, Cast Iron Disc With 316 Stainless Steel Edge, Lever, AWWA C504, With Pneumatic Or Hydraulic Operator.....	3,522.23	284.65
33 14 19 00-0080 EA 6" Flanged Cast Iron Butterfly Valve, Cast Iron Disc With 316 Stainless Steel Edge, Gear Operator, AWWA C504, With Pneumatic Or Hydraulic Operator.....	3,699.46	349.29
33 14 19 00-0081 EA 8" Flanged Cast Iron Butterfly Valve, Cast Iron Disc With 316 Stainless Steel Edge, Gear Operator, AWWA C504, With Pneumatic Or Hydraulic Operator.....	3,983.29	446.31
33 14 19 00-0082 EA 10" Flanged Cast Iron Butterfly Valve, Cast Iron Disc With 316 Stainless Steel Edge, Gear Operator, AWWA C504, With Pneumatic Or Hydraulic Operator.....	5,435.42	543.34
33 14 19 00-0083 EA 12" Flanged Cast Iron Butterfly Valve, Cast Iron Disc With 316 Stainless Steel Edge, Gear Operator, AWWA C504, With Pneumatic Or Hydraulic Operator.....	5,861.46	659.76
33 14 19 00-0084 EA 14" Flanged Cast Iron Butterfly Valve, Cast Iron Disc With 316 Stainless Steel Edge, Gear Operator, AWWA C504, With Pneumatic Or Hydraulic Operator.....	6,619.88	946.12
33 14 19 00-0085 EA 16" Flanged Cast Iron Butterfly Valve, Cast Iron Disc With 316 Stainless Steel Edge, Gear Operator, AWWA C504, With Pneumatic Or Hydraulic Operator.....	7,424.45	1,040.72
33 14 19 00-0086 EA 18" Flanged Cast Iron Butterfly Valve, Cast Iron Disc With 316 Stainless Steel Edge, Gear Operator, AWWA C504, With Pneumatic Or Hydraulic Operator.....	8,026.57	1,154.26
33 14 19 00-0087 EA 20" Flanged Cast Iron Butterfly Valve, Cast Iron Disc With 316 Stainless Steel Edge, Gear Operator, AWWA C504, With Pneumatic Or Hydraulic Operator.....	11,319.53	1,300.90
33 14 19 00-0088 EA 24" Flanged Cast Iron Butterfly Valve, Cast Iron Disc With 316 Stainless Steel Edge, Gear Operator, AWWA C504, With Pneumatic Or Hydraulic Operator.....	18,135.21	1,309.82
33 14 19 00-0089 Buried Service <small>(33 14 19 00-0052)</small>		
33 14 19 00-0090 EA 4" Flanged Cast Iron Butterfly Valve, Cast Iron Disc With 316 Stainless Steel Edge, Lever, AWWA C504, Buried Service.....	2,181.54	284.65
33 14 19 00-0091 EA 6" Flanged Cast Iron Butterfly Valve, Cast Iron Disc With 316 Stainless Steel Edge, Gear Operator, AWWA C504, Buried Service.....	2,342.81	349.29
33 14 19 00-0092 EA 8" Flanged Cast Iron Butterfly Valve, Cast Iron Disc With 316 Stainless Steel Edge, Gear Operator, AWWA C504, Buried Service.....	3,124.08	446.31
33 14 19 00-0093 EA 10" Flanged Cast Iron Butterfly Valve, Cast Iron Disc With 316 Stainless Steel Edge, Gear Operator, AWWA C504, Buried Service.....	4,610.79	543.34
33 14 19 00-0094 EA 12" Flanged Cast Iron Butterfly Valve, Cast Iron Disc With 316 Stainless Steel Edge, Gear Operator, AWWA C504, Buried Service.....	4,866.58	659.76
33 14 19 00-0095 EA 14" Flanged Cast Iron Butterfly Valve, Cast Iron Disc With 316 Stainless Steel Edge, Gear Operator, AWWA C504, Buried Service.....	7,832.89	946.12
33 14 19 00-0096 EA 16" Flanged Cast Iron Butterfly Valve, Cast Iron Disc With 316 Stainless Steel Edge, Gear Operator, AWWA C504, Buried Service.....	9,212.04	1,040.72
33 14 19 00-0097 EA 18" Flanged Cast Iron Butterfly Valve, Cast Iron Disc With 316 Stainless Steel Edge, Gear Operator, AWWA C504, Buried Service.....	11,583.12	1,154.26
33 14 19 00-0098 EA 20" Flanged Cast Iron Butterfly Valve, Cast Iron Disc With 316 Stainless Steel Edge, Gear Operator, AWWA C504, Buried Service.....	13,569.98	1,300.90
33 14 19 00-0099 EA 24" Flanged Cast Iron Butterfly Valve, Cast Iron Disc With 316 Stainless Steel Edge, Gear Operator, AWWA C504, Buried Service.....	19,435.33	1,596.56
33 14 19 00-0100 Ductile Iron, Flanged End, Short-Body Type, Class 150, Butterfly Valves (Henry Pratt, Mueller) <small>(33 14 19 00-0017)</small>		
Note: Shall conform to AWWA C504		
33 14 19 00-0101 EA 6" Ductile Iron, Flanged End, Short-Body Type, 150 PSI, Butterfly Valve.....	1,632.44	359.56
33 14 19 00-0102 EA 8" Ductile Iron, Flanged End, Short-Body Type, 150 PSI, Butterfly Valve.....	2,084.50	446.31
33 14 19 00-0103 EA 10" Ductile Iron, Flanged End, Short-Body Type, 150 PSI, Butterfly Valve.....	2,788.53	543.34
33 14 19 00-0104 EA 12" Ductile Iron, Flanged End, Short-Body Type, 150 PSI, Butterfly Valve.....	3,350.28	659.76
33 14 19 00-0105 EA 14" Ductile Iron, Flanged End, Short-Body Type, 150 PSI, Butterfly Valve.....	5,317.42	946.12
33 14 19 00-0106 EA 16" Ductile Iron, Flanged End, Short-Body Type, 150 PSI, Butterfly Valve.....	6,220.65	1,040.72
33 14 19 00-0107 EA 18" Ductile Iron, Flanged End, Short-Body Type, 150 PSI, Butterfly Valve.....	6,968.10	1,154.26
33 14 19 00-0108 EA 20" Ductile Iron, Flanged End, Short-Body Type, 150 PSI, Butterfly Valve.....	9,069.79	1,300.90
33 14 19 00-0109 EA 24" Ductile Iron, Flanged End, Short-Body Type, 150 PSI, Butterfly Valve.....	12,316.92	1,596.56
33 14 19 00-0110 EA 30" Ductile Iron, Flanged End, Short-Body Type, 150 PSI, Butterfly Valve.....	21,844.52	2,520.73
33 14 19 00-0111 Ductile Iron, Flanged End, Short-Body Type, Class 250, Butterfly Valves (Henry Pratt, Mueller) <small>(33 14 19 00-0017)</small>		
Note: Shall conform to AWWA C504		
33 14 19 00-0112 EA 6" Ductile Iron, Flanged End, Short-Body Type, 250 PSI, Butterfly Valve.....	4,244.31	359.56
33 14 19 00-0113 EA 8" Ductile Iron, Flanged End, Short-Body Type, 250 PSI, Butterfly Valve.....	4,775.21	446.31
33 14 19 00-0114 EA 10" Ductile Iron, Flanged End, Short-Body Type, 250 PSI, Butterfly Valve.....	5,406.75	543.34
33 14 19 00-0115 EA 12" Ductile Iron, Flanged End, Short-Body Type, 250 PSI, Butterfly Valve.....	6,700.08	659.76
33 14 19 00-0116 EA 14" Ductile Iron, Flanged End, Short-Body Type, 250 PSI, Butterfly Valve.....	8,318.80	946.12
33 14 19 00-0117 EA 16" Ductile Iron, Flanged End, Short-Body Type, 250 PSI, Butterfly Valve.....	8,751.89	1,040.72
33 14 19 00-0118 EA 18" Ductile Iron, Flanged End, Short-Body Type, 250 PSI, Butterfly Valve.....	11,729.86	1,154.26
33 14 19 00-0119 EA 20" Ductile Iron, Flanged End, Short-Body Type, 250 PSI, Butterfly Valve.....	17,367.15	1,300.90
33 14 19 00-0120 EA 24" Ductile Iron, Flanged End, Short-Body Type, 250 PSI, Butterfly Valve.....	25,917.73	1,596.56
33 14 19 00-0121 EA 30" Ductile Iron, Flanged End, Short-Body Type, 250 PSI, Butterfly Valve.....	33,853.32	2,520.73
33 14 19 00-0122 Check Valves <small>(33 14 19 00-0006)</small>		
33 14 19 00-0123 Flanged, Swing Type Gravity Operated Check Valves <small>(33 14 19 00-0122)</small>		
Note: AWWA C508. Bronze disc facing. Mueller A-2600-6.		



SAN BERNARDINO
COUNTY

MINOR
CSI UOM DESCRIPTION

TOTAL DIRECT DEMOLITION
UNIT COST UNIT COST

33 14 19 00-0124	EA	2-1/2" Flanged, Swing Type Gravity Operated Check Valve.....	1,015.20	144.82
33 14 19 00-0125	EA	3" Flanged, Swing Type Gravity Operated Check Valve.....	1,046.11	169.80
33 14 19 00-0126	EA	4" Flanged, Swing Type Gravity Operated Check Valve.....	1,455.23	214.74
33 14 19 00-0127	EA	4" x 6" Flanged, Swing Type Gravity Operated Check Valve.....	2,013.86	323.10
33 14 19 00-0128	EA	4" x 8" Flanged, Swing Type Gravity Operated Check Valve.....	2,093.83	360.85
33 14 19 00-0129	EA	6" Flanged, Swing Type Gravity Operated Check Valve.....	1,997.64	359.56
33 14 19 00-0130	EA	6" x 8" Flanged, Swing Type Gravity Operated Check Valve.....	2,605.41	408.72
33 14 19 00-0131	EA	6" x 10" Flanged, Swing Type Gravity Operated Check Valve.....	2,721.56	459.44
33 14 19 00-0132	EA	8" Flanged, Swing Type Gravity Operated Check Valve.....	2,834.46	459.44
33 14 19 00-0133	EA	10" Flanged, Swing Type Gravity Operated Check Valve.....	4,760.91	559.32
33 14 19 00-0134	EA	12" Flanged, Swing Type Gravity Operated Check Valve.....	7,197.08	419.49
33 14 19 00-0135	EA	14" Flanged, Swing Type Gravity Operated Check Valve.....	10,175.51	946.12
33 14 19 00-0136	EA	16" Flanged, Swing Type Gravity Operated Check Valve.....	13,489.13	1,040.72
33 14 19 00-0137	EA	18" Flanged, Swing Type Gravity Operated Check Valve.....	19,494.95	1,154.26
33 14 19 00-0138	EA	20" Flanged, Swing Type Gravity Operated Check Valve.....	22,688.30	1,300.90
33 14 19 00-0139		Threaded, Bronze, Swing Type Check Valves (33 14 19 00-0122)		
		Note: Class 125, Watts WCV-2, Nibco T-413.		
33 14 19 00-0140	EA	1/4" Threaded, Bronze, Swing Type Check Valve.....	48.82	17.46
33 14 19 00-0141	EA	3/8" Threaded, Bronze, Swing Type Check Valve.....	50.48	17.46
33 14 19 00-0142	EA	1/2" Threaded, Bronze, Swing Type Check Valve.....	47.59	17.46
33 14 19 00-0143	EA	3/4" Threaded, Bronze, Swing Type Check Valve.....	63.23	23.59
33 14 19 00-0144	EA	1" Threaded, Bronze, Swing Type Check Valve.....	73.20	28.53
33 14 19 00-0145	EA	1-1/4" Threaded, Bronze, Swing Type Check Valve.....	104.09	36.11
33 14 19 00-0146	EA	1-1/2" Threaded, Bronze, Swing Type Check Valve.....	126.84	41.75
33 14 19 00-0147	EA	2" Threaded, Bronze, Swing Type Check Valve.....	165.65	48.81
33 14 19 00-0148	EA	2-1/2" Threaded, Bronze, Swing Type Check Valve.....	243.34	66.62
33 14 19 00-0149		Combination Air Release Valves (33 14 19 00-0006)		
33 14 19 00-0150	EA	1" Combination Air Release Valve.....	458.21	20.97
33 14 19 00-0151	EA	2" Combination Air Release Valve.....	740.58	35.96
33 14 19 00-0152		Corporation Stop And Curb Valve (33 14 19 00-0006)		
		Note: AWWA C800		
33 14 19 00-0153		Ball Corporation Valves (33 14 19 00-0152)		
		Note: Mueller B-25000.		
33 14 19 00-0154	EA	3/4" Ball Corporation Valve (Mueller B-25000).....	78.51	20.97
33 14 19 00-0155	EA	1" Ball Corporation Valve (Mueller B-25000).....	98.58	25.97
33 14 19 00-0156	EA	1-1/2" Ball Corporation Valve (Mueller B-25000).....	175.69	37.96
33 14 19 00-0157	EA	2" Ball Corporation Valve (Mueller B-25000).....	263.45	44.94
33 14 19 00-0158		Ground Key Corporation Valves (33 14 19 00-0152)		
		Note: Mueller B-15000.		
33 14 19 00-0159	EA	1/2" Ground Key Corporation Valve.....	59.29	17.98
33 14 19 00-0160	EA	3/4" Ground Key Corporation Valve.....	65.59	20.97
33 14 19 00-0161	EA	1" Ground Key Corporation Valve.....	89.01	25.97
33 14 19 00-0162	EA	1-1/4" Ground Key Corporation Valve.....	163.51	31.96
33 14 19 00-0163	EA	1-1/2" Ground Key Corporation Valve.....	170.92	37.96
33 14 19 00-0164	EA	2" Ground Key Corporation Valve.....	263.39	44.94
33 14 19 00-0165		Ball Curb Valves (33 14 19 00-0152)		
		Note: Mueller B-25204.		
33 14 19 00-0166	EA	3/4" Ball Curb Valve.....	94.53	20.97
33 14 19 00-0167	EA	1" Ball Curb Valve.....	125.56	25.97
33 14 19 00-0168	EA	1-1/2" Ball Curb Valve.....	238.15	37.96
33 14 19 00-0169	EA	2" Ball Curb Valve.....	354.90	44.94
33 14 19 00-0170		O Ring Seal Curb Valves (33 14 19 00-0152)		
		Note: Mueller H-15204.		
33 14 19 00-0171	EA	3/4" O Ring Seal Curb Valve.....	94.53	20.97
33 14 19 00-0172	EA	1" O Ring Seal Curb Valve.....	132.80	25.97
33 14 19 00-0173	EA	1-1/4" O Ring Seal Curb Valve.....	177.89	31.96
33 14 19 00-0174	EA	1-1/2" O Ring Seal Curb Valve.....	238.15	37.96
33 14 19 00-0175	EA	2" O Ring Seal Curb Valve.....	354.82	44.94
33 14 19 00-0176		Corporation Stops (33 14 19 00-0152)		
33 14 19 00-0177	EA	1" Bronze Corporatopn Stop, Flare x MIP (Mueller B-24025N).....	173.51	28.20
33 14 19 00-0178	EA	1-1/2" Bronze Corporatopn Stop, Flare x MIP (Mueller B-24025N).....	370.91	41.21
33 14 19 00-0179	EA	2" Bronze Corporatopn Stop, Flare x MIP (Mueller B-24025N).....	581.79	48.81
33 14 19 00-0180	EA	1" Bronze Corporatopn Stop, Compression x MIP (Mueller B-25028N).....	180.04	28.20
33 14 19 00-0181	EA	1-1/2" Bronze Corporatopn Stop, Compression x MIP (Mueller B-25028N).....	367.57	41.21
33 14 19 00-0182	EA	2" Bronze Corporatopn Stop, Compression x MIP (Mueller B-25028N).....	575.71	48.81
33 14 19 00-0183	EA	1" Bronze Corporatopn Stop, MIP x MIP (Mueller B-20013N).....	179.09	28.20



MINOR CSI UOM DESCRIPTION	TOTAL DIRECT UNIT COST	DEMOLITION UNIT COST
33 14 19 00-0184 EA 1-1/2" Bronze Corporatopn Stop, MIP x MIP (Mueller B-22969N)	322.65	41.21
33 14 19 00-0185 EA 2" Bronze Corporatopn Stop, MIP x MIP (Mueller B-22969N)	513.85	48.81
33 14 19 00-0186 Gate Valve, AWWA C500 And C509 (33 14 19 00-0006)		
33 14 19 00-0187 Gate Valve, Flanged (33 14 19 00-0186)		
Note: Mueller A-2380-6.		
33 14 19 00-0188 EA 2" Gate Valve, Flanged	636.77	133.14
33 14 19 00-0189 EA 2-1/2" Gate Valve, Flanged	743.17	144.82
33 14 19 00-0190 EA 3" Gate Valve, Flanged	878.94	169.80
33 14 19 00-0191 EA 4" Gate Valve, Flanged	1,170.20	212.74
33 14 19 00-0192 EA 6" Gate Valve, Flanged	1,446.60	359.56
33 14 19 00-0193 EA 8" Gate Valve, Flanged	2,126.45	459.44
33 14 19 00-0194 EA 10" Gate Valve, Flanged	3,171.34	559.32
33 14 19 00-0195 EA 12" Gate Valve, Flanged	3,823.81	419.49
33 14 19 00-0196 EA 14" Gate Valve, Flanged	8,311.15	946.12
33 14 19 00-0197 EA 16" Gate Valve, Flanged	10,826.69	1,040.72
33 14 19 00-0198 EA 18" Gate Valve, Flanged	17,034.89	1,154.26
33 14 19 00-0199 EA 20" Gate Valve, Flanged	20,352.52	1,300.90
33 14 19 00-0200 Resilient Wedge Gate Valve, Flanged (33 14 19 00-0186)		
Note: Mueller A-2360-6.		
33 14 19 00-0201 EA 2" Resilient Wedge Gate Valve, Flanged	610.16	133.14
33 14 19 00-0202 EA 2-1/2" Resilient Wedge Gate Valve, Flanged	711.39	144.82
33 14 19 00-0203 EA 3" Resilient Wedge Gate Valve, Flanged	841.22	169.80
33 14 19 00-0204 EA 4" Resilient Wedge Gate Valve, Flanged	1,128.04	212.74
33 14 19 00-0205 EA 6" Resilient Wedge Gate Valve, Flanged	1,390.23	359.56
33 14 19 00-0206 EA 8" Resilient Wedge Gate Valve, Flanged	2,038.40	459.44
33 14 19 00-0207 EA 10" Resilient Wedge Gate Valve, Flanged	3,031.42	559.32
33 14 19 00-0208 EA 12" Resilient Wedge Gate Valve, Flanged	3,654.87	419.49
33 14 19 00-0209 Gate Valve, Mechanical Joint (33 14 19 00-0186)		
Note: Mueller A-2380-20.		
33 14 19 00-0210 EA 2" Gate Valve, Mechanical Joint	749.31	106.37
33 14 19 00-0211 EA 2-1/2" Gate Valve, Mechanical Joint	817.42	133.34
33 14 19 00-0212 EA 3" Gate Valve, Mechanical Joint	1,025.14	161.30
33 14 19 00-0213 EA 4" Gate Valve, Mechanical Joint	1,229.07	212.74
33 14 19 00-0214 EA 6" Gate Valve, Mechanical Joint	1,539.60	249.70
33 14 19 00-0215 EA 8" Gate Valve, Mechanical Joint	2,217.54	299.64
33 14 19 00-0216 EA 10" Gate Valve, Mechanical Joint	3,214.04	349.57
33 14 19 00-0217 EA 12" Gate Valve, Mechanical Joint	4,017.70	419.49
33 14 19 00-0218 EA 14" Gate Valve, Mechanical Joint	8,816.33	579.49
33 14 19 00-0219 EA 16" Gate Valve, Mechanical Joint	11,368.45	650.46
33 14 19 00-0220 EA 18" Gate Valve, Mechanical Joint	18,004.76	721.41
33 14 19 00-0221 EA 20" Gate Valve, Mechanical Joint	21,399.53	813.07
33 14 19 00-0222 Resilient Wedge Gate Valve, Mechanical Joint (33 14 19 00-0186)		
Note: Mueller A-2360-20.		
33 14 19 00-0223 EA 2" Resilient Wedge Gate Valve, Mechanical Joint	718.93	106.37
33 14 19 00-0224 EA 3" Resilient Wedge Gate Valve, Mechanical Joint	985.37	161.30
33 14 19 00-0225 EA 4" Resilient Wedge Gate Valve, Mechanical Joint	1,183.58	212.74
33 14 19 00-0226 EA 6" Resilient Wedge Gate Valve, Mechanical Joint	1,480.73	249.70
33 14 19 00-0227 EA 8" Resilient Wedge Gate Valve, Mechanical Joint	2,125.95	299.64
33 14 19 00-0228 EA 10" Resilient Wedge Gate Valve, Mechanical Joint	3,071.69	349.57
33 14 19 00-0229 EA 12" Resilient Wedge Gate Valve, Mechanical Joint	3,837.75	419.49
33 14 19 00-0230 Resilient Wedge Gate Valve, Mechanical Joint X Flange Joint (33 14 19 00-0186)		
Note: Mueller A-2361.		
33 14 19 00-0231 EA 14" Resilient Wedge Gate Valve, Mechanical Joint X Flanged Joint	7,849.22	946.12
33 14 19 00-0232 EA 16" Resilient Wedge Gate Valve, Mechanical Joint X Flanged Joint	8,533.71	1,040.72
33 14 19 00-0233 EA 18" Resilient Wedge Gate Valve, Mechanical Joint X Flanged Joint	13,279.72	1,154.26
33 14 19 00-0234 EA 20" Resilient Wedge Gate Valve, Mechanical Joint X Flanged Joint	15,845.79	1,300.90
33 14 19 00-0235 EA 24" Resilient Wedge Gate Valve, Mechanical Joint X Flanged Joint	22,492.51	1,596.56
33 14 19 00-0236 Gate Valve, Threaded, WW-V-51 Class A, Type 1 (33 14 19 00-0186)		
Note: NIBCO T-113.		
33 14 19 00-0237 EA 1/4" Gate Valve, Bronze, Threaded	57.26	17.46
33 14 19 00-0238 EA 3/8" Gate Valve, Bronze, Threaded	58.92	17.46
33 14 19 00-0239 EA 1/2" Gate Valve, Bronze, Threaded	58.24	17.46
33 14 19 00-0240 EA 3/4" Gate Valve, Bronze, Threaded	74.86	23.59
33 14 19 00-0241 EA 1" Gate Valve, Bronze, Threaded	92.37	28.53
33 14 19 00-0242 EA 1-1/4" Gate Valve, Bronze, Threaded	125.90	36.11
33 14 19 00-0243 EA 1-1/2" Gate Valve, Bronze, Threaded	146.12	41.75
33 14 19 00-0244 EA 2" Gate Valve, Bronze, Threaded	177.46	48.81
33 14 19 00-0245 EA 2-1/2" Gate Valve, Bronze, Threaded	345.50	66.62
33 14 19 00-0246 EA 3" Gate Valve, Bronze, Threaded	414.52	76.41

33 Utilities**33 10 Water Utilities****33 14 Water Utility Transmission and Distribution**

SAN BERNARDINO
COUNTY

MINOR
CSI UOM DESCRIPTION

TOTAL DIRECT DEMOLITION
UNIT COST UNIT COST

MINOR	CSI	UOM	DESCRIPTION	TOTAL DIRECT UNIT COST	DEMOLITION UNIT COST
33 14 19 00-0247			Cast Iron Body, Gate Valve, Epoxy Lined, Flanged, 200 LB With Non Rising Stem <small>(33 14 19 00-0186)</small>		
			Note: Resilient Wedge, Nonrising Stem, 200 PSI, ANSI/AWWA C509, C550 and C111/A21.11 (Jenkins G-700, 701).		
33 14 19 00-0248	EA		2" Gate Valve, Cast Iron Body, Epoxy Lined, Epoxy Or Rubber Coated Disc, Flanged, 200 LB With Non Rising Stem	403.54	144.58
33 14 19 00-0249	EA		2-1/2" Gate Valve, Cast Iron Body, Epoxy Lined, Epoxy Or Rubber Coated Disc, Flanged, 200 LB With Non Rising Stem	415.29	144.82
33 14 19 00-0250	EA		3" Gate Valve, Cast Iron Body, Epoxy Lined, Epoxy Or Rubber Coated Disc, Flanged, 200 LB With Non Rising Stem	471.60	169.80
33 14 19 00-0251	EA		4" Gate Valve, Cast Iron Body, Epoxy Lined, Epoxy Or Rubber Coated Disc, Flanged, 200 LB With Non Rising Stem	638.07	284.65
33 14 19 00-0252	EA		5" Gate Valve, Cast Iron Body, Epoxy Lined, Epoxy Or Rubber Coated Disc, Flanged, 200 LB With Non Rising Stem	778.05	314.35
33 14 19 00-0253	EA		6" Gate Valve, Cast Iron Body, Epoxy Lined, Epoxy Or Rubber Coated Disc, Flanged, 200 LB With Non Rising Stem	933.89	349.29
33 14 19 00-0254	EA		8" Gate Valve, Cast Iron Body, Epoxy Lined, Epoxy Or Rubber Coated Disc, Flanged, 200 LB With Non Rising Stem	1,339.71	446.31
33 14 19 00-0255	EA		10" Gate Valve, Cast Iron Body, Epoxy Lined, Epoxy Or Rubber Coated Disc, Flanged, 200 LB With Non Rising Stem	1,849.60	543.34
33 14 19 00-0256	EA		12" Gate Valve, Cast Iron Body, Epoxy Lined, Epoxy Or Rubber Coated Disc, Flanged, 200 LB With Non Rising Stem	2,187.86	659.76
33 14 19 00-0257			Cast Iron Body, Gate Valve, Epoxy Coated With Rubber Coated Disc, Flanged, 200 LB With Non Rising Stem <small>(33 14 19 00-0186)</small>		
			Note: Resilient Wedge, OS&Y, 200 PSI, ANSI/AWWA C509, C550 & C111/A21.11		
33 14 19 00-0258	EA		2-1/2" Gate Valve, Cast Iron Body, Epoxy Coated With Rubber Coated Disc, Flanged, 200 LB With Non Rising Stem	609.88	144.82
33 14 19 00-0259	EA		3" Gate Valve, Cast Iron Body, Epoxy Coated With Rubber Coated Disc, Flanged, 200 LB With Non Rising Stem	683.35	169.80
33 14 19 00-0260	EA		4" Gate Valve, Cast Iron Body, Epoxy Coated With Rubber Coated Disc, Flanged, 200 LB With Non Rising Stem	976.51	284.65
33 14 19 00-0261	EA		6" Gate Valve, Cast Iron Body, Epoxy Coated With Rubber Coated Disc, Flanged, 200 LB With Non Rising Stem	1,443.70	349.29
33 14 19 00-0262	EA		8" Gate Valve, Cast Iron Body, Epoxy Coated With Rubber Coated Disc, Flanged, 200 LB With Non Rising Stem	2,256.88	446.31
33 14 19 00-0263	EA		10" Gate Valve, Cast Iron Body, Epoxy Coated With Rubber Coated Disc, Flanged, 200 LB With Non Rising Stem	3,376.50	543.34
33 14 19 00-0264	EA		12" Gate Valve, Cast Iron Body, Epoxy Coated With Rubber Coated Disc, Flanged, 200 LB With Non Rising Stem	5,406.58	659.76
33 14 19 00-0265			Ductile Body With Epoxy Coated Interior, Resilient Wedge Gate Valve <small>(33 14 19 00-0186)</small>		
33 14 19 00-0266	EA		4", 250 PSI, Ductile Body With Epoxy Coated Interior, Resilient Wedge Gate Valve	1,420.86	212.74
33 14 19 00-0267	EA		6", 250 PSI, Ductile Body With Epoxy Coated Interior, Resilient Wedge Gate Valve	1,830.00	249.70
33 14 19 00-0268	EA		8", 250 PSI, Ductile Body With Epoxy Coated Interior, Resilient Wedge Gate Valve	2,678.59	299.64
33 14 19 00-0269	EA		10", 250 PSI, Ductile Body With Epoxy Coated Interior, Resilient Wedge Gate Valve	4,003.43	349.57
33 14 19 00-0270	EA		12", 250 PSI, Ductile Body With Epoxy Coated Interior, Resilient Wedge Gate Valve	4,828.41	419.49
33 14 19 00-0271	EA		14", 250 PSI, Ductile Body With Epoxy Coated Interior, Resilient Wedge Gate Valve	18,794.37	650.46
33 14 19 00-0272	EA		16", 250 PSI, Ductile Body With Epoxy Coated Interior, Resilient Wedge Gate Valve	20,430.11	1,040.72
33 14 19 00-0273			Ductile Iron Body, Gate Valve (J & S Valve) <small>(33 14 19 00-0186)</small>		
33 14 19 00-0274	EA		3" Non-Rising Stem (NRS), Flanged X Mechanical Joint, Resilient Seated, Ductile Iron Body, Gate Valve With 2" Nut (J & S Valve GV-5.6603.5)	994.15	161.80
33 14 19 00-0275	EA		3" Non-Rising Stem (NRS), Tapping Raised Face Flanged X Mechanical Joint, Resilient Seated, Ductile Iron Body, Gate Valve With 2" Nut (J & S Valve GV-6603T.5)	994.15	161.80
33 14 19 00-0276	EA		4" Non-Rising Stem (NRS), Flanged X Mechanical Joint, Resilient Seated, Ductile Iron Body, Gate Valve With 2" Nut (J & S Valve GV-5.6604.5)	1,378.70	212.74
33 14 19 00-0277	EA		4" Non-Rising Stem (NRS), Tapping Raised Face Flanged X Mechanical Joint, Resilient Seated, Ductile Iron Body, Gate Valve With 2" Nut (J & S Valve GV-6604T)	1,378.70	212.74
33 14 19 00-0278	EA		6" Non-Rising Stem (NRS), Flanged X Mechanical Joint, Resilient Seated, Ductile Iron Body, Gate Valve With 2" Nut (J & S Valve GV-5.6606.5)	1,747.34	249.70
33 14 19 00-0279	EA		6" Non-Rising Stem (NRS), Tapping Raised Face Flanged X Mechanical Joint, Resilient Seated, Ductile Iron Body, Gate Valve With 2" Nut (J & S Valve GV-6606T)	1,747.34	249.70
33 14 19 00-0280	EA		8" Non-Rising Stem (NRS), Flanged X Mechanical Joint, Resilient Seated, Ductile Iron Body, Gate Valve With 2" Nut (J & S Valve GV-5.6608.5)	2,662.40	299.64
33 14 19 00-0281	EA		8" Non-Rising Stem (NRS), Tapping Raised Face Flanged X Mechanical Joint, Resilient Seated, Ductile Iron Body, Gate Valve With 2" Nut (J & S Valve GV-6608T)	2,662.40	299.64
33 14 19 00-0282	EA		10" Non-Rising Stem (NRS), Flanged X Mechanical Joint, Resilient Seated, Ductile Iron Body, Gate Valve With 2" Nut (J & S Valve GV-5.6610.5)	3,874.06	349.57
33 14 19 00-0283	EA		10" Non-Rising Stem (NRS), Tapping Raised Face Flanged X Mechanical Joint, Resilient Seated, Ductile Iron Body, Gate Valve With 2" Nut (J & S Valve GV-6610T)	3,874.06	349.57
33 14 19 00-0284	EA		12" Non-Rising Stem (NRS), Flanged X Mechanical Joint, Resilient Seated, Ductile Iron Body, Gate Valve With 2" Nut (J & S Valve GV-5.6612.5)	4,946.60	419.49
33 14 19 00-0285	EA		12" Non-Rising Stem (NRS), Tapping Raised Face Flanged X Mechanical Joint, Resilient Seated, Ductile Iron Body, Gate Valve With 2" Nut (J & S Valve GV- 6612T)	4,946.60	419.49
33 14 19 00-0286	EA		3" Non-Rising Stem (NRS), Flanged, Resilient Seated, Ductile Iron Body, Gate Valve With Handwheel (J & S Valve GV-5.6803.5)	902.31	184.38
33 14 19 00-0287	EA		4" Non-Rising Stem (NRS), Flanged, Resilient Seated, Ductile Iron Body, Gate Valve With Handwheel (J & S Valve GV-5.6804.5)	1,415.24	231.01
33 14 19 00-0288	EA		6" Non-Rising Stem (NRS), Flanged, Resilient Seated, Ductile Iron Body, Gate Valve With Handwheel (J & S Valve GV-5.6806.5)	1,790.23	271.14
33 14 19 00-0289	EA		8" Non-Rising Stem (NRS), Flanged, Resilient Seated, Ductile Iron Body, Gate Valve With Handwheel (J & S Valve GV-5.6808.5)	2,713.86	325.37



MINOR CSI UOM DESCRIPTION	TOTAL DIRECT UNIT COST	DEMOLITION UNIT COST
33 14 19 00-0290 EA 10" Non-Rising Stem (NRS), Flanged, Resilient Seated, Ductile Iron Body, Gate Valve With Handwheel (J & S Valve GV-5.6810.5)	3,934.10	379.59
33 14 19 00-0291 EA 12" Non-Rising Stem (NRS), Flanged, Resilient Seated, Ductile Iron Body, Gate Valve With Handwheel (J & S Valve GV-5.6812.5)	5,018.63	455.52
33 14 19 00-0292 EA 3" Non-Rising Stem (NRS), Mechanical Joint x Mechanical Joint, Resilient Seated, Ductile Iron Body, Gate Valve With 2" Nut (J & S Valve GV-5.6903.5)	884.05	169.80
33 14 19 00-0293 EA 4" Non-Rising Stem (NRS), Mechanical Joint x Mechanical Joint, Resilient Seated, Ductile Iron Body, Gate Valve With 2" Nut (J & S Valve GV-5.6904.5)	1,378.70	212.74
33 14 19 00-0294 EA 6" Non-Rising Stem (NRS), Mechanical Joint x Mechanical Joint, Resilient Seated, Ductile Iron Body, Gate Valve With 2" Nut (J & S Valve GV-5.6906.5)	1,747.34	249.70
33 14 19 00-0295 EA 8" Non-Rising Stem (NRS), Mechanical Joint x Mechanical Joint, Resilient Seated, Ductile Iron Body, Gate Valve With 2" Nut (J & S Valve GV-5.6908.5)	2,662.40	299.64
33 14 19 00-0296 EA 10" Non-Rising Stem (NRS), Mechanical Joint x Mechanical Joint, Resilient Seated, Ductile Iron Body, Gate Valve With 2" Nut (J & S Valve GV-5.6910.5)	3,874.06	349.57
33 14 19 00-0297 EA 12" Non-Rising Stem (NRS), Mechanical Joint x Mechanical Joint, Resilient Seated, Ductile Iron Body, Gate Valve With 2" Nut (J & S Valve GV-5.6912.5)	4,946.60	419.49
33 14 19 00-0298 EA 2" Threaded, Resilient Seated, Ductile Iron Body, Gate Valve With 2" Nut (J & S Valve GV-6302)	770.14	48.81
33 14 19 00-0299 EA 2-1/2" Threaded, Resilient Seated, Ductile Iron Body, Gate Valve With Handwheel (J & S Valve GV-6302.5)	816.15	72.66
33 14 19 00-0300 EA 3" Threaded, Resilient Seated, Ductile Iron Body, Gate Valve With 2" Nut (J & S Valve GV-6303)	838.40	83.51
33 14 19 00-0301 EA 4" Non-Rising Stem (NRS), Push On X Flange, Resilient Seated, Ductile Iron Body, Gate Valve With 2" Nut (J & S Valve GV-6404)	1,309.93	284.65
33 14 19 00-0302 EA 6" Non-Rising Stem (NRS), Push On X Flange, Resilient Seated, Ductile Iron Body, Gate Valve With 2" Nut (J & S Valve GV-6406)	1,686.12	349.29
33 14 19 00-0303 EA 8" Non-Rising Stem (NRS), Push On X Flange, Resilient Seated, Ductile Iron Body, Gate Valve With 2" Nut (J & S Valve GV-6408)	2,617.55	446.31
33 14 19 00-0304 EA 10" Non-Rising Stem (NRS), Push On X Flange, Resilient Seated, Ductile Iron Body, Gate Valve With 2" Nut (J & S Valve GV-6410)	3,854.07	543.34
33 14 19 00-0305 EA 12" Non-Rising Stem (NRS), Push On X Flange, Resilient Seated, Ductile Iron Body, Gate Valve With 2" Nut (J & S Valve GV-6412)	4,930.85	659.76
33 14 19 00-0306 EA 4" Non-Rising Stem (NRS), Push On X Push On, Resilient Seated, Ductile Iron Body, Gate Valve With 2" Nut, (J & S Valve GV-6504)	1,299.73	276.52
33 14 19 00-0307 EA 6" Non-Rising Stem (NRS), Push On X Push On, Resilient Seated, Ductile Iron Body, Gate Valve With 2" Nut, (J & S Valve GV-6506)	1,686.12	349.29
33 14 19 00-0308 EA 8" Non-Rising Stem (NRS), Push On X Push On, Resilient Seated, Ductile Iron Body, Gate Valve With 2" Nut, (J & S Valve GV-6508)	2,617.55	446.31
33 14 19 00-0309 EA 10" Non-Rising Stem (NRS), Push On X Push On, Resilient Seated, Ductile Iron Body, Gate Valve With 2" Nut, (J & S Valve GV-6510)	3,854.07	543.34
33 14 19 00-0310 EA 12" Non-Rising Stem (NRS), Push On X Push On, Resilient Seated, Ductile Iron Body, Gate Valve With 2" Nut, (J & S Valve GV-6512)	4,930.85	659.76
33 14 19 00-0311 EA 2" Non-Rising Stem (NRS), Flange X Mechanical Joint, Resilient Seated, Ductile Iron Body, Gate Valve With 2" Nut (J & S Valve GV-6602)	628.46	144.24
33 14 19 00-0312 EA 3" Non-Rising Stem (NRS), Flange X Mechanical Joint, Resilient Seated, Ductile Iron Body, Gate Valve With 2" Nut (J & S Valve GV-6603)	902.31	184.38
33 14 19 00-0313 EA 3" Non-Rising Stem (NRS), Tapping Raised Face Flange X Mechanical Joint, Resilient Seated, Ductile Iron Body, Gate Valve With 2" Nut (J & S Valve GV-6603T)	884.05	169.80
33 14 19 00-0314 EA 4" Non-Rising Stem (NRS), Flange x Mechanical Joint, Resilient Seated, Ductile Iron Body, Gate Valve With 2" Nut (J & S Valve GV-6604)	1,378.70	212.74
33 14 19 00-0315 EA 4" Non-Rising Stem (NRS), Tapping Raised Face Flange X Mechanical Joint, Resilient Seated, Ductile Iron Body, Gate Valve With 2" Nut (J & S Valve GV-6604T)	1,378.70	212.74
33 14 19 00-0316 EA 6" Non-Rising Stem (NRS), Flange X Mechanical Joint, Resilient Seated, Ductile Iron Body, Gate Valve With 2" Nut (J & S Valve GV-6606)	1,747.34	249.70
33 14 19 00-0317 EA 6" Non-Rising Stem (NRS), Tapping Raised Face Flange X Mechanical Joint, Resilient Seated, Ductile Iron Body, Gate Valve With 2" Nut (J & S Valve GV-6606T)	1,747.34	249.70
33 14 19 00-0318 EA 8" Non-Rising Stem (NRS), Flange X Mechanical Joint, Resilient Seated, Ductile Iron Body, Gate Valve With 2" Nut (J & S Valve GV-6608)	2,662.40	299.64
33 14 19 00-0319 EA 8" Non-Rising Stem (NRS), Tapping Raised Face Flange X Mechanical Joint, Resilient Seated, Ductile Iron Body, Gate Valve With 2" Nut (J & S Valve GV-6608T)	2,662.40	299.64
33 14 19 00-0320 EA 10" Non-Rising Stem (NRS), Flange X Mechanical Joint, Resilient Seated, Ductile Iron Body, Gate Valve With 2" Nut (J & S Valve GV-6610)	3,874.06	349.57
33 14 19 00-0321 EA 10" Non-Rising Stem (NRS), Tapping Raised Face Flange X Mechanical Joint, Resilient Seated, Ductile Iron Body, Gate Valve With 2" Nut (J & S Valve GV-6610T)	3,874.06	349.57
33 14 19 00-0322 EA 12" Non-Rising Stem (NRS), Flange X Mechanical Joint, Resilient Seated, Ductile Iron Body, Gate Valve With 2" Nut (J & S Valve GV-6612)	4,946.60	419.49
33 14 19 00-0323 EA 12" Non-Rising Stem (NRS), Tapping Raised Face Flange X Mechanical Joint, Resilient Seated, Ductile Iron Body, Gate Valve With 2" Nut (J & S Valve GV-6612T)	4,946.60	419.49
33 14 19 00-0324 EA 14" Non-Rising Stem (NRS), Flange X Mechanical Joint, Resilient Seated, Ductile Iron Body, Gate Valve With 2" Nut (J & S Valve GV-6614)	11,897.50	946.12
33 14 19 00-0325 EA 16" Non-Rising Stem (NRS), Flange X Mechanical Joint, Resilient Seated, Ductile Iron Body, Gate Valve With 2" Nut (J & S Valve GV-6616)	16,108.45	1,040.72
33 14 19 00-0326 EA 18" Non-Rising Stem (NRS), Flange X Mechanical Joint, Resilient Seated, Ductile Iron Body, Gate Valve With Bevel Gear And 2" Nut (J & S Valve GV-6618)	27,254.96	1,154.26
33 14 19 00-0327 EA 20" Non-Rising Stem (NRS), Flange X Mechanical Joint, Resilient Seated, Ductile Iron Body, Gate Valve With Bevel Gear And 2" Nut (J & S Valve GV-6620)	33,196.16	1,300.90
33 14 19 00-0328 EA 24" Non-Rising Stem (NRS), Flange X Mechanical Joint, Resilient Seated, Ductile Iron Body, Gate Valve With Bevel Gear And 2" Nut (J & S Valve GV-6624)	42,944.97	1,596.56
33 14 19 00-0329 EA 2" Outside Stem And Yoke, Flanged, Resilient Seated, Ductile Iron Body, Gate Valve With Handwheel (J & S Valve GV-6702)	908.27	144.24
33 14 19 00-0330 EA 2-1/2" Outside Stem And Yoke, Flanged, Resilient Seated, Ductile Iron Body, Gate Valve With Handwheel (J & S Valve GV-6702.5)	969.47	157.26
33 14 19 00-0331 EA 3" Outside Stem And Yoke, Flanged, Resilient Seated, Ductile Iron Body, Gate Valve With Handwheel (J & S Valve GV-6703)	1,003.05	184.38
33 14 19 00-0332 EA 4" Outside Stem And Yoke, Flanged, Resilient Seated, Ductile Iron Body, Gate Valve With Handwheel (J & S Valve GV-6704)	1,492.49	212.74

33 Utilities**33 10 Water Utilities****33 14 Water Utility Transmission and Distribution**

MINOR CSI	UOM	DESCRIPTION	TOTAL DIRECT UNIT COST	DEMOLITION UNIT COST
33 14 19 00-0333	EA	5" Outside Stem And Yoke, Flanged, Resilient Seated, Ductile Iron Body, Gate Valve With Handwheel (J & S Valve GV-6705).....	2,177.47	229.73
33 14 19 00-0334	EA	6" Outside Stem And Yoke, Flanged, Resilient Seated, Ductile Iron Body, Gate Valve With Handwheel (J & S Valve GV-6706).....	2,217.42	249.70
33 14 19 00-0335	EA	8" Outside Stem And Yoke, Flanged, Resilient Seated, Ductile Iron Body, Gate Valve With Handwheel (J & S Valve GV-6708).....	2,938.48	299.64
33 14 19 00-0336	EA	10" Outside Stem And Yoke, Flanged, Resilient Seated, Ductile Iron Body, Gate Valve With Handwheel (J & S Valve GV-6710).....	4,816.09	349.57
33 14 19 00-0337	EA	12" Outside Stem And Yoke, Flanged, Resilient Seated, Ductile Iron Body, Gate Valve With Handwheel (J & S Valve GV-6712).....	5,299.16	419.49
33 14 19 00-0338	EA	14" Outside Stem And Yoke, Flanged, Resilient Seated, Ductile Iron Body, Gate Valve With Handwheel (J & S Valve GV-6714).....	13,442.05	946.12
33 14 19 00-0339	EA	16" Outside Stem And Yoke, Flanged, Resilient Seated, Ductile Iron Body, Gate Valve With Handwheel (J & S Valve GV-6716).....	18,311.48	1,040.72
33 14 19 00-0340	EA	18" Outside Stem And Yoke, Flanged, Resilient Seated, Ductile Iron Body, Gate Valve With Bevel Gear And Handwheel (J & S Valve GV-6718).....	29,165.13	1,154.26
33 14 19 00-0341	EA	20" Outside Stem And Yoke, Flanged, Resilient Seated, Ductile Iron Body, Gate Valve With Bevel Gear And Handwheel (J & S Valve GV-6720).....	37,827.95	1,300.90
33 14 19 00-0342	EA	24" Outside Stem And Yoke, Flanged, Resilient Seated, Ductile Iron Body, Gate Valve With Bevel Gear And Handwheel (J & S Valve GV-6724).....	49,046.69	1,596.56
33 14 19 00-0343	EA	2-1/2" Non-Rising Stem (NRS), Flanged, Resilient Seated, Ductile Iron Body, Gate Valve With Handwheel (J & S Valve GV-6802.5).....	689.66	157.26
33 14 19 00-0344	EA	3" Non-Rising Stem (NRS), Flanged, Resilient Seated, Ductile Iron Body, Gate Valve With Handwheel (J & S Valve GV-6803).....	902.31	184.38
33 14 19 00-0345	EA	4" Non-Rising Stem (NRS), Flanged, Resilient Seated, Ductile Iron Body, Gate Valve With Handwheel (J & S Valve GV-6804).....	1,378.70	212.74
33 14 19 00-0346	EA	5" Non-Rising Stem (NRS), Flanged, Resilient Seated, Ductile Iron Body, Gate Valve With Handwheel (J & S Valve GV-6805).....	1,707.39	229.73
33 14 19 00-0347	EA	6" Non-Rising Stem (NRS), Flanged, Resilient Seated, Ductile Iron Body, Gate Valve With Handwheel (J & S Valve GV-6806).....	1,747.34	249.70
33 14 19 00-0348	EA	8" Non-Rising Stem (NRS), Flanged, Resilient Seated, Ductile Iron Body, Gate Valve With Handwheel (J & S Valve GV-6808).....	2,662.40	299.64
33 14 19 00-0349	EA	10" Non-Rising Stem (NRS), Flanged, Resilient Seated, Ductile Iron Body, Gate Valve With Handwheel (J & S Valve GV-6810).....	3,874.06	349.57
33 14 19 00-0350	EA	12" Non-Rising Stem (NRS), Flanged, Resilient Seated, Ductile Iron Body, Gate Valve With Handwheel (J & S Valve GV-6812).....	4,946.60	419.49
33 14 19 00-0351	EA	14" Non-Rising Stem (NRS), Flanged, Resilient Seated, Ductile Iron Body, Gate Valve With Handwheel (J & S Valve GV-6814).....	11,897.50	946.12
33 14 19 00-0352	EA	16" Non-Rising Stem (NRS), Flanged, Resilient Seated, Ductile Iron Body, Gate Valve With Handwheel (J & S Valve GV-6816).....	16,108.45	1,040.72
33 14 19 00-0353	EA	18" Non-Rising Stem (NRS), Flanged, Resilient Seated, Ductile Iron Body, Gate Valve With Bevel Gear And Handwheel (J & S Valve GV-6818).....	27,254.96	1,154.26
33 14 19 00-0354	EA	20" Non-Rising Stem (NRS), Flanged, Resilient Seated, Ductile Iron Body, Gate Valve With Bevel Gear And Handwheel (J & S Valve GV-6820).....	33,196.16	1,300.90
33 14 19 00-0355	EA	24" Non-Rising Stem (NRS), Flanged, Resilient Seated, Ductile Iron Body, Gate Valve With Bevel Gear And Handwheel (J & S Valve GV-6824).....	42,944.97	1,596.56
33 14 19 00-0356	EA	2" Non-Rising Stem (NRS), Mechanical Joint X Mechanical Joint, Resilient Seated, Ductile Iron Body, Gate Valve With 2" Nut (J & S Valve GV-6902).....	628.46	144.24
33 14 19 00-0357	EA	2-1/2" Non-Rising Stem (NRS), Mechanical Joint X Mechanical Joint, Resilient Seated, Ductile Iron Body, Gate Valve With 2" Nut (J & S Valve GV-6902.5).....	689.66	157.26
33 14 19 00-0358	EA	3" Non-Rising Stem (NRS), Mechanical Joint X Mechanical Joint, Resilient Seated, Ductile Iron Body, Gate Valve With 2" Nut (J & S Valve GV-6903).....	902.31	184.38
33 14 19 00-0359	EA	4" Non-Rising Stem (NRS), Mechanical Joint X Mechanical Joint, Resilient Seated, Ductile Iron Body, Gate Valve With 2" Nut (J & S Valve GV-6904).....	1,378.70	212.74
33 14 19 00-0360	EA	6" Non-Rising Stem (NRS), Mechanical Joint X Mechanical Joint, Resilient Seated, Ductile Iron Body, Gate Valve With 2" Nut (J & S Valve GV-6906).....	1,747.34	249.70
33 14 19 00-0361	EA	8" Non-Rising Stem (NRS), Mechanical Joint X Mechanical Joint, Resilient Seated, Ductile Iron Body, Gate Valve With 2" Nut (J & S Valve GV-6908).....	2,662.40	299.64
33 14 19 00-0362	EA	10" Non-Rising Stem (NRS), Mechanical Joint X Mechanical Joint, Resilient Seated, Ductile Iron Body, Gate Valve With 2" Nut (J & S Valve GV-6910).....	3,874.06	349.57
33 14 19 00-0363	EA	12" Non-Rising Stem (NRS), Mechanical Joint X Mechanical Joint, Resilient Seated, Ductile Iron Body, Gate Valve With 2" Nut (J & S Valve GV-6912).....	4,946.60	419.49
33 14 19 00-0364	EA	14" Non-Rising Stem (NRS), Mechanical Joint X Mechanical Joint, Resilient Seated, Ductile Iron Body, Gate Valve With 2" Nut (J & S Valve GV-6914).....	11,897.50	946.12
33 14 19 00-0365	EA	16" Non-Rising Stem (NRS), Mechanical Joint X Mechanical Joint, Resilient Seated, Ductile Iron Body, Gate Valve With 2" Nut (J & S Valve GV-6916).....	16,108.45	1,040.72
33 14 19 00-0366	EA	18" Non-Rising Stem (NRS), Mechanical Joint X Mechanical Joint, Resilient Seated, Ductile Iron Body, Gate Valve With Bevel Gear And 2" Nut (J & S Valve GV-6918).....	27,254.96	1,154.26
33 14 19 00-0367	EA	20" Non-Rising Stem (NRS), Mechanical Joint X Mechanical Joint, Resilient Seated, Ductile Iron Body, Gate Valve With Bevel Gear And 2" Nut (J & S Valve GV-6920).....	33,196.16	1,300.90
33 14 19 00-0368	EA	24" Non-Rising Stem (NRS), Mechanical Joint X Mechanical Joint, Resilient Seated, Ductile Iron Body, Gate Valve With Bevel Gear And 2" Nut (J & S Valve GV-6924).....	42,944.97	1,596.56
33 14 19 00-0369	EA	2" Outside Stem And Yoke, Metal Seated, Ductile Iron Body, Gate Valve With Handwheel (J&S Valve MSGV-3702).....	990.34	144.24
33 14 19 00-0370	EA	3" Outside Stem And Yoke, Metal Seated, Ductile Iron Body, Gate Valve With Handwheel (J&S Valve MSGV-3703).....	1,266.07	184.38
33 14 19 00-0371	EA	4" Outside Stem And Yoke, Metal Seated, Ductile Iron Body, Gate Valve With Handwheel (J&S Valve MSGV-3704).....	1,891.68	212.74
33 14 19 00-0372	EA	6" Outside Stem And Yoke, Metal Seated, Ductile Iron Body, Gate Valve With Handwheel (J&S Valve MSGV-3706).....	2,443.14	249.70
33 14 19 00-0373	EA	8" Outside Stem And Yoke, Metal Seated, Ductile Iron Body, Gate Valve With Handwheel (J&S Valve MSGV-3708).....	4,067.05	299.64
33 14 19 00-0374	EA	10" Outside Stem And Yoke, Metal Seated, Ductile Iron Body, Gate Valve With Handwheel (J&S Valve MSGV-3710).....	6,183.43	349.57



MINOR CSI	UOM	DESCRIPTION	TOTAL DIRECT UNIT COST	DEMOLITION UNIT COST
33 14 19 00-0375	EA	12" Outside Stem And Yoke, Metal Seated, Ductile Iron Body, Gate Valve With Handwheel (J&S Valve MSGV-3712)	7,862.22	419.49
33 14 19 00-0376	EA	14" Outside Stem And Yoke, Metal Seated, Ductile Iron Body, Gate Valve With Handwheel (J&S Valve MSGV-3714)	21,627.42	946.12
33 14 19 00-0377	EA	16" Outside Stem And Yoke, Metal Seated, Ductile Iron Body, Gate Valve With Handwheel (J&S Valve MSGV-3716)	29,666.17	1,040.72
33 14 19 00-0378	EA	18" Outside Stem And Yoke, Rotary Tribo-Electrostatic Separator (RTS), By-Pass, Metal Seated, Ductile Iron Body, Gate Valve With Bevel Gear And Handwheel (J&S Valve MSGV-3718)	46,425.68	1,154.26
33 14 19 00-0379	EA	20" Outside Stem And Yoke, Rotary Tribo-Electrostatic Separator (RTS), By-Pass, Metal Seated, Ductile Iron Body, Gate Valve With Bevel Gear And Handwheel (J&S Valve MSGV-3720)	60,824.60	1,300.90
33 14 19 00-0380	EA	24" Outside Stem And Yoke, Rotary Tribo-Electrostatic Separator (RTS), By-Pass, Metal Seated, Ductile Iron Body, Gate Valve With Bevel Gear And Handwheel (J&S Valve MSGV-3724)	82,769.40	1,596.56
33 14 19 00-0381	EA	2" Non-Rising Stem (NRS), Flanged, Metal Seated, Ductile Iron Body, Flange, Gate Valve With Handwheel (J&S Valve MSGV-3802)	960.50	144.24
33 14 19 00-0382	EA	2-1/2" Non-Rising Stem (NRS), Flanged, Metal Seated, Ductile Iron Body, Flange, Gate Valve With Handwheel (J&S Valve MSGV-3802.5)	1,174.66	157.26
33 14 19 00-0383	EA	3" Non-Rising Stem (NRS), Flanged, Metal Seated, Ductile Iron Body, Flange, Gate Valve With Handwheel (J&S Valve MSGV-3803)	1,208.24	184.38
33 14 19 00-0384	EA	4" Non-Rising Stem (NRS), Flanged, Metal Seated, Ductile Iron Body, Flange, Gate Valve With Handwheel (J&S Valve MSGV-3804)	1,807.74	212.74
33 14 19 00-0385	EA	6" Non-Rising Stem (NRS), Flanged, Metal Seated, Ductile Iron Body, Flange, Gate Valve With Handwheel (J&S Valve MSGV-3806)	2,333.08	249.70
33 14 19 00-0386	EA	8" Non-Rising Stem (NRS), Flanged, Metal Seated, Ductile Iron Body, Flange, Gate Valve With Handwheel (J&S Valve MSGV-3808)	3,871.18	299.64
33 14 19 00-0387	EA	10" Non-Rising Stem (NRS), Flanged, Metal Seated, Ductile Iron Body, Flange, Gate Valve With Handwheel (J&S Valve MSGV-3810)	5,873.77	349.57
33 14 19 00-0388	EA	12" Non-Rising Stem (NRS), Flanged, Metal Seated, Ductile Iron Body, Flange, Gate Valve With Handwheel (J&S Valve MSGV-3812)	7,468.62	419.49
33 14 19 00-0389	EA	14" Non-Rising Stem (NRS), Flanged, Metal Seated, Ductile Iron Body, Flange, Gate Valve With Handwheel (J&S Valve MSGV-3814)	20,472.74	946.12
33 14 19 00-0390	EA	16" Non-Rising Stem (NRS), Flanged, Metal Seated, Ductile Iron Body, Flange, Gate Valve With Handwheel (J&S Valve MSGV-3816)	29,470.31	1,040.72
33 14 19 00-0391	EA	18" Non-Rising Stem (NRS), Flanged, Metal Seated Gate Valve, Ductile Iron Body, Gate Valve With Bevel Gear, Handwheel, Rotary Tribo-Electrostatic Separator (RTS), And 3" By-Pass With Handwheel (J & S Valve MSGV-3818)	45,289.65	1,154.26
33 14 19 00-0392	EA	20" Non-Rising Stem (NRS), Flanged, Metal Seated Gate Valve, Ductile Iron Body, Gate Valve With Bevel Gear, Handwheel, Rotary Tribo-Electrostatic Separator (RTS), And 3" By-Pass With Handwheel (J & S Valve MSGV-3820)	58,884.58	1,300.90
33 14 19 00-0393	EA	24" Non-Rising Stem (NRS), Flanged, Metal Seated Gate Valve, Ductile Iron Body, Gate Valve With Bevel Gear, Handwheel, Rotary Tribo-Electrostatic Separator (RTS), And 3" By-Pass With Handwheel (J & S Valve MSGV-3824)	79,607.54	1,596.56
33 14 19 00-0394	EA	3" Non-Rising Stem (NRS), Mechanical Joint X Mechanical Joint, Metal Seated, Gate Valve, Ductile Iron Body, Gate Valve With 2" Nut (J & S Valve MSGV-3903)	1,208.24	184.38
33 14 19 00-0395	EA	4" Non-Rising Stem (NRS), Mechanical Joint X Mechanical Joint, Metal Seated, Gate Valve, Ductile Iron Body, Gate Valve With 2" Nut (J & S Valve MSGV-3904)	1,807.74	212.74
33 14 19 00-0396	EA	6" Non-Rising Stem (NRS), Mechanical Joint X Mechanical Joint, Metal Seated, Gate Valve, Ductile Iron Body, Gate Valve With 2" Nut (J & S Valve MSGV-3906)	2,333.08	249.70
33 14 19 00-0397	EA	8" Non-Rising Stem (NRS), Mechanical Joint X Mechanical Joint, Metal Seated, Gate Valve, Ductile Iron Body, Gate Valve With 2" Nut (J & S Valve MSGV-3908)	3,871.18	299.64
33 14 19 00-0398	EA	10" Non-Rising Stem (NRS), Mechanical Joint X Mechanical Joint, Metal Seated, Gate Valve, Ductile Iron Body, Gate Valve With 2" Nut (J & S Valve MSGV-3910)	5,873.77	349.57
33 14 19 00-0399	EA	12" Non-Rising Stem (NRS), Mechanical Joint X Mechanical Joint, Metal Seated, Gate Valve, Ductile Iron Body, Gate Valve With 2" Nut (J & S Valve MSGV-3912)	7,468.62	419.49
33 14 19 00-0400		Plug Valves (33 14 19 00-0006)		
33 14 19 00-0401		Ductile Iron Body, Plug Valve (J & S Valve) (33 14 19 00-0400)		
33 14 19 00-0402	EA	3" Stainless Steel, Flanged, Metal Seated, 316 To Nitronic 60 Stainless Steel Seating, Ductile Iron Body, Plug Valve With Worm Gear And Handwheel (J&S Valve PV-4803)	1,486.58	169.80
33 14 19 00-0403	EA	4" Stainless Steel, Flanged, Metal Seated, 316 To Nitronic 60 Stainless Steel Seating, Ductile Iron Body, Plug Valve With Worm Gear And Handwheel (J&S Valve PV-4804)	1,735.24	284.65
33 14 19 00-0404	EA	6" Stainless Steel, Flanged, Metal Seated, 316 To Nitronic 60 Stainless Steel Seating, Ductile Iron Body, Plug Valve With Worm Gear And Handwheel (J&S Valve PV-4806)	2,378.19	349.29
33 14 19 00-0405	EA	8" Stainless Steel, Flanged, Metal Seated, 316 To Nitronic 60 Stainless Steel Seating, Ductile Iron Body, Plug Valve With Worm Gear And Handwheel (J&S Valve PV-4808)	3,643.49	446.31
33 14 19 00-0406	EA	10" Stainless Steel, Flanged, Metal Seated, 316 To Nitronic 60 Stainless Steel Seating, Ductile Iron Body, Plug Valve With Worm Gear And Handwheel (J&S Valve PV-4810)	6,174.63	543.34
33 14 19 00-0407	EA	12" Stainless Steel, Flanged, Metal Seated, 316 To Nitronic 60 Stainless Steel Seating, Ductile Iron Body, Plug Valve With Worm Gear And Handwheel (J&S Valve PV-4812)	8,566.51	659.76
33 14 19 00-0408	EA	14" Stainless Steel, Flanged, Metal Seated, 316 To Nitronic 60 Stainless Steel Seating, Ductile Iron Body, Plug Valve With Worm Gear And Handwheel (J&S Valve PV-4814)	13,481.22	946.12
33 14 19 00-0409	EA	16" Stainless Steel, Flanged, Metal Seated, 316 To Nitronic 60 Stainless Steel Seating, Ductile Iron Body, Plug Valve With Worm Gear And Handwheel (J&S Valve PV-4816)	18,221.94	1,040.72
33 14 19 00-0410	EA	18" Stainless Steel, Flanged, Metal Seated, 316 To Nitronic 60 Stainless Steel Seating, Ductile Iron Body, Plug Valve With Worm Gear And Handwheel (J&S Valve PV-4818)	26,768.09	1,154.26
33 14 19 00-0411	EA	20" Stainless Steel, Flanged, Metal Seated, 316 To Nitronic 60 Stainless Steel Seating, Ductile Iron Body, Plug Valve With Worm Gear And Handwheel (J&S Valve PV-4820)	38,924.80	1,300.90
33 14 19 00-0412	EA	24" Stainless Steel, Flanged, Metal Seated, 316 To Nitronic 60 Stainless Steel Seating, Ductile Iron Body, Plug Valve With Worm Gear And Handwheel (J&S Valve PV-4824)	64,723.52	1,596.56
33 14 19 00-0413	EA	30" Stainless Steel, Flanged, Metal Seated, 316 To Nitronic 60 Stainless Steel Seating, Ductile Iron Body, Plug Valve With Worm Gear And Handwheel (J&S Valve PV-4830)	123,820.53	2,601.81
33 14 19 00-0414	EA	36" Stainless Steel, Flanged, Metal Seated, 316 To Nitronic 60 Stainless Steel Seating, Ductile Iron Body, Plug Valve With Worm Gear And Handwheel (J&S Valve PV-4836)	156,082.92	3,547.93

33	33 Utilities
	33 10 Water Utilities
	33 14 Water Utility Transmission and Distribution



MINOR CSI UOM DESCRIPTION	TOTAL DIRECT UNIT COST	DEMOLITION UNIT COST
------------------------------	---------------------------	-------------------------

33 14 19 00-0415	Globe Valve, AWWA <small>(33 14 19 00-0006)</small>		
33 14 19 00-0416	Globe Valve, Threaded, WW-V-51 Class B, Type 1 <small>(33 14 19 00-0415)</small>		
	Note: NIBCO T-235.		
33 14 19 00-0417	EA 1/8" Globe Valve, Threaded.....	81.64	17.46
33 14 19 00-0418	EA 1/4" Globe Valve, Threaded.....	78.29	17.46
33 14 19 00-0419	EA 3/8" Globe Valve, Threaded.....	79.95	17.46
33 14 19 00-0420	EA 1/2" Globe Valve, Threaded.....	81.64	17.46
33 14 19 00-0421	EA 3/4" Globe Valve, Threaded.....	110.87	23.59
33 14 19 00-0422	EA 1" Globe Valve, Threaded.....	156.14	28.53
33 14 19 00-0423	EA 1-1/4" Globe Valve, Threaded.....	228.95	36.11
33 14 19 00-0424	EA 1-1/2" Globe Valve, Threaded.....	273.48	41.75
33 14 19 00-0425	EA 2" Globe Valve, Threaded.....	382.73	48.81
33 14 19 00-0426	EA 2-1/2" Globe Valve, Threaded.....	705.41	66.62
33 14 19 00-0427	EA 3" Globe Valve, Threaded.....	967.53	76.81

33 14 19 00-0428	Tapping Valve, AWWA C500 And C509 <small>(33 14 19 00-0006)</small>		
33 14 19 00-0429	Tapping Valve, AWWA C500 And C509 <small>(33 14 19 00-0428)</small>		
	Note: Flanged inlet X mechanical joint, Mueller H-667.		
33 14 19 00-0430	EA 2" Resilient Wedge Tapping Gate Valve, Mechanical Joint X Flanged Joint.....	890.33	133.14
33 14 19 00-0431	EA 3" Resilient Wedge Tapping Gate Valve, Mechanical Joint X Flanged Joint.....	1,146.87	169.80
33 14 19 00-0432	EA 4" Resilient Wedge Tapping Gate Valve, Mechanical Joint X Flanged Joint.....	1,429.00	212.74
33 14 19 00-0433	EA 6" Resilient Wedge Tapping Gate Valve, Mechanical Joint X Flanged Joint.....	1,842.08	359.56
33 14 19 00-0434	EA 8" Resilient Wedge Tapping Gate Valve, Mechanical Joint X Flanged Joint.....	2,633.65	459.44
33 14 19 00-0435	EA 10" Resilient Wedge Tapping Gate Valve, Mechanical Joint X Flanged Joint.....	3,787.71	559.32
33 14 19 00-0436	EA 12" Resilient Wedge Tapping Gate Valve, Mechanical Joint X Flanged Joint.....	5,559.39	419.49
33 14 19 00-0437	EA 14" Resilient Wedge Tapping Gate Valve, Mechanical Joint X Flanged Joint.....	10,096.37	946.12
33 14 19 00-0438	EA 16" Resilient Wedge Tapping Gate Valve, Mechanical Joint X Flanged Joint.....	12,717.09	1,040.72
33 14 19 00-0439	EA 18" Resilient Wedge Tapping Gate Valve, Mechanical Joint X Flanged Joint.....	20,386.88	1,154.26

33 14 19 00-0440	Ball Meter Valves <small>(33 14 19 00-0006)</small>		
33 14 19 00-0441	EA 3/4" Ball Meter Valve (Ford B43-342W).....	130.82	27.12
	Note: 1" service line size. Pack joint for copper or plastic tubing inlet by meter swivel nut.		
33 14 19 00-0442	EA 1" Ball Meter Valve (Ford B43-444W).....	142.13	28.74
	Note: 1" service line size. Pack joint for copper or plastic tubing inlet by meter swivel nut.		
33 14 19 00-0443	EA 1-1/2" Ball Meter Valve (Ford BF43-666W).....	271.88	48.81
	Note: 1-1/2" service line size. Pack joint for copper or plastic tubing inlet by meter flange.		
33 14 19 00-0444	EA 2" Ball Meter Valve (Ford BF43-777W).....	380.55	49.35
	Note: 2" service line size. Pack joint for copper or plastic tubing inlet by meter flange.		
33 14 19 00-0445	EA 3/4" Threaded Ball Meter Valve (Mueller B-20200).....	133.50	27.12
33 14 19 00-0446	EA 1" Threaded Ball Meter Valve (Mueller B-20200).....	178.51	28.74
33 14 19 00-0447	EA 1-1/2" Threaded Ball Meter Valve (Mueller B-20200).....	322.33	48.81
33 14 19 00-0448	EA 2" Threaded Ball Meter Valve (Mueller B-20200).....	425.79	49.35
33 14 19 00-0449	EA 3/4", 150 PSI, Ball Valve (Ford B13-332W).....	165.80	27.12
33 14 19 00-0450	EA 1", 150 PSI, Ball Valve (Ford B13-444W).....	270.25	28.74
33 14 19 00-0451	EA 1-1/2", 150 PSI, Ball Valve (Ford B13-666W).....	621.66	48.81
33 14 19 00-0452	EA 2", 150 PSI, Ball Valve (Ford B13-777W).....	844.51	49.35
33 14 19 00-0453	EA 1" Bronze Angle Meter Stop With 90 Degree Lock Wing, Compression x Outlet Swivel Meter Nut (Mueller B-2458N).....	291.95	32.54
33 14 19 00-0454	EA 1" Bronze Angle Meter Stop With 90 Degree Lock Wing, Flare x Outlet Swivel Meter Nut (Mueller B-2455N).....	284.36	32.54
33 14 19 00-0455	EA 2" Bronze Angle Meter Stop With 90 Degree Lock Wing, Compression x Outlet Meter Flange (Mueller B-24276N).....	702.85	49.89
33 14 19 00-0456	EA 1" Bronze Angle Meter Stop With 90 Degree Lock Wing, Flare x Outlet Meter Flange (Mueller B-24277N).....	284.36	32.54
33 14 19 00-0457	EA 3/4" Bronze Shut-Off Valve, Inlet Swivel Meter Nut x Outlet FIP Thread, Lockable Tabs With Lever Handle (Mueller B-24351).....	169.81	23.86
33 14 19 00-0458	EA 1" Bronze Shut-Off Valve, Inlet Swivel Meter Nut x Outlet FIP Thread, Lockable Tabs With Lever Handle (Mueller B-24351).....	239.75	28.20
33 14 19 00-0459	EA 1-1/2" Bronze Shut-Off Valve, Inlet Meter Flange x Outlet FIP Thread, Lockable Tabs With Lever Handle (Mueller B-24337).....	400.78	41.21
33 14 19 00-0460	EA 2" Bronze Shut-Off Valve, Inlet Meter Flange x Outlet FIP Thread, Lockable Tabs With Lever Handle (Mueller B-24337).....	649.03	48.81

33 14 19 00-0461	Yokes And Angles <small>(33 14 19 00-0006)</small>		
33 14 19 00-0462	Yoke, Meter <small>(33 14 19 00-0461)</small>		
33 14 19 00-0463	EA Yoke, Meter, 5/8".....	51.14	16.27
33 14 19 00-0464	EA Yoke, Meter, 3/4".....	57.98	17.89
33 14 19 00-0465	EA Yoke, Meter, 1".....	75.86	20.61

33 14 19 00-0466	Angles And Ells <small>(33 14 19 00-0461)</small>		
33 14 19 00-0467	EA 1-1/2" Flanged Angle, ELL.....	126.97	11.38
33 14 19 00-0468	EA ELL, Yoke, With Female I.P.T.....	37.85	9.76

33 14 19 00-0469 Air Release and Vacuum Combination Valves, Ductile Iron Body (APCo or Crispin) (33 14 19 00-0006)



MINOR CSI UOM DESCRIPTION	TOTAL DIRECT UNIT COST	DEMOLITION UNIT COST
33 14 19 00-0470 EA 1" Threaded, Air Release and Vacuum Combination Valves, Ductile Iron Body.....	944.21	20.97
33 14 19 00-0471 EA 1-1/2" Threaded, Air Release and Vacuum Combination Valves, Ductile Iron Body	1,190.55	28.97
33 14 19 00-0472 EA 2" Threaded, Air Release and Vacuum Combination Valves, Ductile Iron Body.....	1,435.90	36.45
33 14 19 00-0473 EA 2-1/2" Threaded, Air Release and Vacuum Combination Valves, Ductile Iron Body	1,914.00	49.94
33 14 19 00-0474 EA 3" Threaded, Air Release and Vacuum Combination Valves, Ductile Iron Body.....	2,387.86	60.93
33 14 19 00-0475 EA 4" Flanged, Air Release and Vacuum Combination Valves, Ductile Iron Body.....	3,598.30	166.40
33 14 19 00-0476 EA 6" Flanged, Air Release and Vacuum Combination Valves, Ductile Iron Body.....	4,594.96	180.43
33 14 19 00-0477 Air Release and Vacuum Combination Valves, Ductile Iron Body (A.R.I. Flow Control Accessories, Ltd., D-040-C "Barak") (33 14 19 00-0006)		
33 14 19 00-0478 EA 1" Threaded, Air Release and Vacuum Combination Valves, Ductile Iron Body (A.R.I. Flow Control Accessories D-040-C "Barak").....	473.88	20.97
33 14 19 00-0479 EA 1-1/2" Threaded, Air Release and Vacuum Combination Valves, Ductile Iron Body (A.R.I. Flow Control Accessories D-040-C "Barak").....	789.34	28.97
33 14 19 00-0480 EA 2" Threaded, Air Release and Vacuum Combination Valves, Ductile Iron Body (A.R.I. Flow Control Accessories D-040-C "Barak").....	1,103.79	35.96
33 14 19 00-0481 EA 2-1/2" Threaded, Air Release and Vacuum Combination Valves, Ductile Iron Body (A.R.I. Flow Control Accessories D-040-C "Barak").....	1,614.81	49.94
33 14 19 00-0482 EA 3" Threaded, Air Release and Vacuum Combination Valves, Ductile Iron Body (A.R.I. Flow Control Accessories D-040-C "Barak").....	2,120.89	60.93
33 14 19 00-0483 Pressure Reducing Valves, Ductile Iron Body (Cla-Val Model 100-42 700 Series Roll Seal) (33 14 19 00-0006)		
33 14 19 00-0484 EA 2" Pressure Reducing Valves, Ductile Iron Body (Cal-Val Model 100-42 700 Series Roll Seal).....	3,123.01	106.37
33 14 19 00-0485 EA 2-1/2" Pressure Reducing Valves, Ductile Iron Body (Cal-Val Model 100-42 700 Series Roll Seal).....	3,585.20	133.34
33 14 19 00-0486 EA 3" Pressure Reducing Valves, Ductile Iron Body (Cal-Val Model 100-42 700 Series Roll Seal).....	4,049.38	159.81
33 14 19 00-0487 EA 4" Pressure Reducing Valves, Ductile Iron Body (Cal-Val Model 100-42 700 Series Roll Seal).....	6,509.64	212.74
33 14 19 00-0488 EA 6" Pressure Reducing Valves, Ductile Iron Body (Cal-Val Model 100-42 700 Series Roll Seal).....	9,808.65	249.70
33 14 19 00-0489 EA 8" Pressure Reducing Valves, Ductile Iron Body (Cal-Val Model 100-42 700 Series Roll Seal).....	16,827.13	299.64
33 14 19 00-0490 EA 10" Pressure Reducing Valves, Ductile Iron Body (Cal-Val Model 100-42 700 Series Roll Seal).....	31,708.70	349.57
33 14 19 00-0491 EA 12" Pressure Reducing Valves, Ductile Iron Body (Cal-Val Model 100-42 700 Series Roll Seal).....	39,747.47	419.49
33 14 19 00-0492 Pump Control Valves, Ductile Iron Body (Cla-Val Model 60-08/660-08) (33 14 19 00-0006)		
33 14 19 00-0493 EA 2" Pump Control Valves, Ductile Iron Body (Cal-Val Model 60-08/660-08).....	10,786.45	106.37
33 14 19 00-0494 EA 2-1/2" Pump Control Valves, Ductile Iron Body (Cal-Val Model 60-08/660-08).....	11,676.10	133.34
33 14 19 00-0495 EA 3" Pump Control Valves, Ductile Iron Body (Cal-Val Model 60-08/660-08).....	12,567.74	159.81
33 14 19 00-0496 EA 4" Pump Control Valves, Ductile Iron Body (Cal-Val Model 60-08/660-08).....	14,751.57	212.74
33 14 19 00-0497 EA 6" Pump Control Valves, Ductile Iron Body (Cal-Val Model 60-08/660-08).....	18,122.24	249.70
33 14 19 00-0498 EA 8" Pump Control Valves, Ductile Iron Body (Cal-Val Model 60-08/660-08).....	25,770.38	299.64
33 14 19 00-0499 EA 10" Pump Control Valves, Ductile Iron Body (Cal-Val Model 60-08/660-08).....	33,694.95	349.57
33 14 19 00-0500 EA 12" Pump Control Valves, Ductile Iron Body (Cal-Val Model 60-08/660-08).....	54,539.39	419.49
33 14 19 00-0501 EA 14" Pump Control Valves, Ductile Iron Body (Cal-Val Model 60-08/660-08).....	88,873.92	579.49
33 14 19 00-0502 EA 16" Pump Control Valves, Ductile Iron Body (Cal-Val Model 60-08/660-08).....	101,908.54	650.46
33 14 19 00-0503 EA 18" Pump Control Valves, Ductile Iron Body (Cal-Val Model 60-08/660-08).....	78,299.75	721.41
33 14 19 00-0504 EA 20" Pump Control Valves, Ductile Iron Body (Cal-Val Model 60-08/660-08).....	80,400.39	813.07
33 14 19 00-0505 Water Service Meter Accessories (33 14 19 00-0006)		
33 14 19 00-0506 EA Bronze Meter Flange With Gasket For 1-1/2" And 2" Meters (AY McDonald 610F).....	172.78	28.20
33 14 19 00-0507 EA 3/4" Bronze Ball Valve, FIP x Meter Swivel, With Locking Tabs (A.Y. McDonald 76101W).....	188.46	22.78
33 14 19 00-0508 EA 1" Bronze Ball Valve, FIP x Meter Swivel, With Locking Tabs (A.Y. McDonald 76101W).....	283.34	28.20
33 14 19 00-0509 EA 1-1/2" Bronze Ball Valve, FIP x Meter Swivel, With Locking Tabs (A.Y. McDonald 76101W).....	443.73	41.21
33 14 19 00-0510 EA 2" Bronze Ball Valve, FIP x Meter Swivel, With Locking Tabs (A.Y. McDonald 76101W).....	688.50	48.81
33 14 19 00-0511 Fire Hydrants (33 14 19)		
Note: Breakaway type.		
33 14 19 00-0512 Three Way, Standard (Traditional) Model Fire Hydrant (33 14 19 00-0511)		
Note: Mechanical joint shoe. Includes shoe, lower barrel and upper barrel (hydrant).		
33 14 19 00-0513 EA 1-1/2" Burial Section, 4-1/2" Valve, Three Way, Standard Type (Traditional) Fire Hydrant.....	3,552.57	271.66
33 14 19 00-0514 EA 2" Burial Section, 4-1/2" Valve, Three Way, Standard Type (Traditional) Fire Hydrant.....	3,619.08	271.66
33 14 19 00-0515 EA 2-1/2" Burial Section, 4-1/2" Valve, Three Way, Standard Type (Traditional) Fire Hydrant.....	3,685.76	271.66
33 14 19 00-0516 EA 3" Burial Section, 4-1/2" Valve, Three Way, Standard Type (Traditional) Fire Hydrant.....	3,771.53	291.07
33 14 19 00-0517 EA 3-1/2" Burial Section, 4-1/2" Valve, Three Way, Standard Type (Traditional) Fire Hydrant.....	3,838.11	291.07
33 14 19 00-0518 EA 4" Burial Section, 4-1/2" Valve, Three Way, Standard Type (Traditional) Fire Hydrant.....	3,929.01	315.33
33 14 19 00-0519 EA 4-1/2" Burial Section, 4-1/2" Valve, Three Way, Standard Type (Traditional) Fire Hydrant.....	3,995.48	315.33
33 14 19 00-0520 EA 5" Burial Section, 4-1/2" Valve, Three Way, Standard Type (Traditional) Fire Hydrant.....	4,086.39	339.58
33 14 19 00-0521 EA 5-1/2" Burial Section, 4-1/2" Valve, Three Way, Standard Type (Traditional) Fire Hydrant.....	4,152.96	339.58
33 14 19 00-0522 EA 6" Burial Section, 4-1/2" Valve, Three Way, Standard Type (Traditional) Fire Hydrant.....	4,243.69	363.84
33 14 19 00-0523 EA 6-1/2" Burial Section, 4-1/2" Valve, Three Way, Standard Type (Traditional) Fire Hydrant.....	4,334.49	388.09
33 14 19 00-0524 EA 7" Burial Section, 4-1/2" Valve, Three Way, Standard Type (Traditional) Fire Hydrant.....	4,449.45	436.60
33 14 19 00-0525 EA 1-1/2" Burial Section, 5-1/4" Valve, Three Way, Standard Type (Traditional) Fire Hydrant.....	3,613.27	271.66
33 14 19 00-0526 EA 2" Burial Section, 5-1/4" Valve, Three Way, Standard Type (Traditional) Fire Hydrant.....	3,699.58	271.66
33 14 19 00-0527 EA 2-1/2" Burial Section, 5-1/4" Valve, Three Way, Standard Type (Traditional) Fire Hydrant.....	3,785.68	271.66
33 14 19 00-0528 EA 3" Burial Section, 5-1/4" Valve, Three Way, Standard Type (Traditional) Fire Hydrant.....	3,891.19	291.07
33 14 19 00-0529 EA 3-1/2" Burial Section, 5-1/4" Valve, Three Way, Standard Type (Traditional) Fire Hydrant.....	3,977.29	291.07



MINOR
CSI UOM DESCRIPTION

TOTAL DIRECT DEMOLITION
UNIT COST UNIT COST

33 14 19 00-0530	EA	4' Burial Section, 5-1/4" Valve, Three Way, Standard Type (Traditional) Fire Hydrant.....	4,087.97	315.33
33 14 19 00-0531	EA	4-1/2' Burial Section, 5-1/4" Valve, Three Way, Standard Type (Traditional) Fire Hydrant.....	4,173.96	315.33
33 14 19 00-0532	EA	5' Burial Section, 5-1/4" Valve, Three Way, Standard Type (Traditional) Fire Hydrant.....	4,284.40	339.58
33 14 19 00-0533	EA	5-1/2' Burial Section, 5-1/4" Valve, Three Way, Standard Type (Traditional) Fire Hydrant.....	4,370.48	339.58
33 14 19 00-0534	EA	6' Burial Section, 5-1/4" Valve, Three Way, Standard Type (Traditional) Fire Hydrant.....	4,480.69	363.84
33 14 19 00-0535	EA	6-1/2' Burial Section, 5-1/4" Valve, Three Way, Standard Type (Traditional) Fire Hydrant.....	4,591.25	388.09
33 14 19 00-0536	EA	7' Burial Section, 5-1/4" Valve, Three Way, Standard Type (Traditional) Fire Hydrant.....	4,725.71	436.60

33 14 19 00-0537 Two Way, Standard (Traditional) Model Fire Hydrant (33 14 19 00-0511)

Note: Mechanical joint shoe. Includes shoe, lower barrel and upper barrel (hydrant).

33 14 19 00-0538	EA	1-1/2' Burial Section, 4-1/2" Valve, Two Way, Standard Type (Traditional) Fire Hydrant.....	3,187.49	271.66
33 14 19 00-0539	EA	2' Burial Section, 4-1/2" Valve, Two Way, Standard Type (Traditional) Fire Hydrant.....	3,253.77	271.66
33 14 19 00-0540	EA	2-1/2' Burial Section, 4-1/2" Valve, Two Way, Standard Type (Traditional) Fire Hydrant.....	3,320.43	271.66
33 14 19 00-0541	EA	3' Burial Section, 4-1/2" Valve, Two Way, Standard Type (Traditional) Fire Hydrant.....	3,406.48	291.07
33 14 19 00-0542	EA	3-1/2' Burial Section, 4-1/2" Valve, Two Way, Standard Type (Traditional) Fire Hydrant.....	3,472.84	291.07
33 14 19 00-0543	EA	4' Burial Section, 4-1/2" Valve, Two Way, Standard Type (Traditional) Fire Hydrant.....	3,563.59	315.33
33 14 19 00-0544	EA	4-1/2' Burial Section, 4-1/2" Valve, Two Way, Standard Type (Traditional) Fire Hydrant.....	3,630.16	315.33
33 14 19 00-0545	EA	5' Burial Section, 4-1/2" Valve, Two Way, Standard Type (Traditional) Fire Hydrant.....	3,721.13	339.58
33 14 19 00-0546	EA	5-1/2' Burial Section, 4-1/2" Valve, Two Way, Standard Type (Traditional) Fire Hydrant.....	3,787.56	339.58
33 14 19 00-0547	EA	6' Burial Section, 4-1/2" Valve, Two Way, Standard Type (Traditional) Fire Hydrant.....	3,878.65	363.84
33 14 19 00-0548	EA	6-1/2' Burial Section, 4-1/2" Valve, Two Way, Standard Type (Traditional) Fire Hydrant.....	3,969.03	388.09
33 14 19 00-0549	EA	7' Burial Section, 4-1/2" Valve, Two Way, Standard Type (Traditional) Fire Hydrant.....	4,084.13	436.60
33 14 19 00-0550	EA	1-1/2' Burial Section, 5-1/4" Valve, Two Way, Standard Type (Traditional) Fire Hydrant.....	3,281.25	271.66
33 14 19 00-0551	EA	2' Burial Section, 5-1/4" Valve, Two Way, Standard Type (Traditional) Fire Hydrant.....	3,367.37	271.66
33 14 19 00-0552	EA	2-1/2' Burial Section, 5-1/4" Valve, Two Way, Standard Type (Traditional) Fire Hydrant.....	3,453.36	271.66
33 14 19 00-0553	EA	3' Burial Section, 5-1/4" Valve, Two Way, Standard Type (Traditional) Fire Hydrant.....	3,559.09	291.07
33 14 19 00-0554	EA	3-1/2' Burial Section, 5-1/4" Valve, Two Way, Standard Type (Traditional) Fire Hydrant.....	3,644.97	291.07
33 14 19 00-0555	EA	4' Burial Section, 5-1/4" Valve, Two Way, Standard Type (Traditional) Fire Hydrant.....	3,755.50	315.33
33 14 19 00-0556	EA	4-1/2' Burial Section, 5-1/4" Valve, Two Way, Standard Type (Traditional) Fire Hydrant.....	3,841.43	315.33
33 14 19 00-0557	EA	5' Burial Section, 5-1/4" Valve, Two Way, Standard Type (Traditional) Fire Hydrant.....	3,952.15	339.58
33 14 19 00-0558	EA	5-1/2' Burial Section, 5-1/4" Valve, Two Way, Standard Type (Traditional) Fire Hydrant.....	4,038.03	339.58
33 14 19 00-0559	EA	6' Burial Section, 5-1/4" Valve, Two Way, Standard Type (Traditional) Fire Hydrant.....	4,148.54	363.84
33 14 19 00-0560	EA	6-1/2' Burial Section, 5-1/4" Valve, Two Way, Standard Type (Traditional) Fire Hydrant.....	4,258.68	388.09
33 14 19 00-0561	EA	7' Burial Section, 5-1/4" Valve, Two Way, Standard Type (Traditional) Fire Hydrant.....	4,393.61	436.60

33 14 19 00-0562 Three Way, Modern Model Fire Hydrant (33 14 19 00-0511)

Note: Mechanical joint shoe. Includes shoe, lower barrel and upper barrel (hydrant).

33 14 19 00-0563	EA	1-1/2' Burial Section, Three Way, Modern Type Fire Hydrant.....	3,707.79	271.66
33 14 19 00-0564	EA	2' Burial Section, Three Way, Modern Type Fire Hydrant.....	3,793.78	271.66
33 14 19 00-0565	EA	2-1/2' Burial Section, Three Way, Modern Type Fire Hydrant.....	3,880.03	271.66
33 14 19 00-0566	EA	3' Burial Section, Three Way, Modern Type Fire Hydrant.....	3,985.59	291.07
33 14 19 00-0567	EA	3-1/2' Burial Section, Three Way, Modern Type Fire Hydrant.....	4,071.64	291.07
33 14 19 00-0568	EA	4' Burial Section, Three Way, Modern Type Fire Hydrant.....	4,182.00	315.33
33 14 19 00-0569	EA	4-1/2' Burial Section, Three Way, Modern Type Fire Hydrant.....	4,268.17	315.33
33 14 19 00-0570	EA	5' Burial Section, Three Way, Modern Type Fire Hydrant.....	4,378.54	339.58
33 14 19 00-0571	EA	5-1/2' Burial Section, Three Way, Modern Type Fire Hydrant.....	4,464.62	339.58
33 14 19 00-0572	EA	6' Burial Section, Three Way, Modern Type Fire Hydrant.....	4,574.98	339.58
33 14 19 00-0573	EA	6-1/2' Burial Section, Three Way, Modern Type Fire Hydrant.....	4,685.59	388.09
33 14 19 00-0574	EA	7' Burial Section, Three Way, Modern Type Fire Hydrant.....	4,819.15	388.09

33 14 19 00-0575 Two Way, Modern Model Fire Hydrant (33 14 19 00-0511)

Note: Mechanical joint shoe. Includes shoe, lower barrel and upper barrel (hydrant).

33 14 19 00-0576	EA	1-1/2' Burial Section, Two Way, Modern Type Fire Hydrant.....	2,629.53	271.66
33 14 19 00-0577	EA	2' Burial Section, Two Way, Modern Type Fire Hydrant.....	2,694.97	271.66
33 14 19 00-0578	EA	2-1/2' Burial Section, Two Way, Modern Type Fire Hydrant.....	2,761.14	271.66
33 14 19 00-0579	EA	3' Burial Section, Two Way, Modern Type Fire Hydrant.....	2,845.22	291.07
33 14 19 00-0580	EA	3-1/2' Burial Section, Two Way, Modern Type Fire Hydrant.....	2,910.64	291.07
33 14 19 00-0581	EA	4' Burial Section, Two Way, Modern Type Fire Hydrant.....	3,000.32	315.33
33 14 19 00-0582	EA	4-1/2' Burial Section, Two Way, Modern Type Fire Hydrant.....	3,065.72	315.33
33 14 19 00-0583	EA	5' Burial Section, Two Way, Modern Type Fire Hydrant.....	3,155.47	339.58
33 14 19 00-0584	EA	5-1/2' Burial Section, Two Way, Modern Type Fire Hydrant.....	3,220.70	339.58
33 14 19 00-0585	EA	6' Burial Section, Two Way, Modern Type Fire Hydrant.....	3,310.40	363.84
33 14 19 00-0586	EA	6-1/2' Burial Section, Two Way, Modern Type Fire Hydrant.....	3,400.16	388.09
33 14 19 00-0587	EA	7' Burial Section, Two Way, Modern Type Fire Hydrant.....	3,513.28	436.60

33 14 19 00-0588 Safetop Model With Breakable Section (33 14 19 00-0511)

Note: Prices listed are for mechanical joint. Includes shoe, lower barrel and upper barrel (hydrant).

33 14 19 00-0589	EA	4" Safetop Model Fire Hydrant Breakable With 5' Burial Section.....	2,636.23	194.05
33 14 19 00-0590	EA	6" Safetop Model Fire Hydrant Breakable With 5' Burial Section.....	2,817.92	218.30
33 14 19 00-0591	EA	8" Safetop Model Fire Hydrant Breakable With 5' Burial Section.....	3,071.79	242.56

33 14 19 00-0592 Fire Hydrant Extension Kits (33 14 19 00-0511)

33 14 19 00-0593	EA	6" Long, 4-1/2" Diameter, Fire Hydrant Extension Kit.....	544.22	24.26
33 14 19 00-0594	EA	12" Long, 4-1/2" Diameter, Fire Hydrant Extension Kit.....	646.03	30.32
33 14 19 00-0595	EA	18" Long, 4-1/2" Diameter, Fire Hydrant Extension Kit.....	703.30	36.39
33 14 19 00-0596	EA	24" Long, 4-1/2" Diameter, Fire Hydrant Extension Kit.....	797.99	44.87



MINOR CSI UOM DESCRIPTION	TOTAL DIRECT UNIT COST	DEMOLITION UNIT COST
33 14 19 00-0597 EA 30" Long, 4-1/2" Diameter, Fire Hydrant Extension Kit.....	1,213.49	46.69
33 14 19 00-0598 EA 36" Long, 4-1/2" Diameter, Fire Hydrant Extension Kit.....	1,296.63	48.51
33 14 19 00-0599 EA 42" Long, 4-1/2" Diameter, Fire Hydrant Extension Kit.....	1,315.66	50.94
33 14 19 00-0600 EA 48" Long, 4-1/2" Diameter, Fire Hydrant Extension Kit.....	1,389.31	54.57
33 14 19 00-0601 EA 54" Long, 4-1/2" Diameter, Fire Hydrant Extension Kit.....	1,529.53	65.49
33 14 19 00-0602 EA 60" Long, 4-1/2" Diameter, Fire Hydrant Extension Kit.....	1,610.19	78.83
33 14 19 00-0603 EA 6" Long, 5-1/4" Diameter, Fire Hydrant Extension Kit.....	605.53	27.17
33 14 19 00-0604 EA 12" Long, 5-1/4" Diameter, Fire Hydrant Extension Kit.....	716.29	32.99
33 14 19 00-0605 EA 18" Long, 5-1/4" Diameter, Fire Hydrant Extension Kit.....	821.30	39.78
33 14 19 00-0606 EA 24" Long, 5-1/4" Diameter, Fire Hydrant Extension Kit.....	916.23	49.48
33 14 19 00-0607 EA 30" Long, 5-1/4" Diameter, Fire Hydrant Extension Kit.....	1,261.13	51.43
33 14 19 00-0608 EA 36" Long, 5-1/4" Diameter, Fire Hydrant Extension Kit.....	1,345.28	53.36
33 14 19 00-0609 EA 42" Long, 5-1/4" Diameter, Fire Hydrant Extension Kit.....	1,402.68	56.28
33 14 19 00-0610 EA 48" Long, 5-1/4" Diameter, Fire Hydrant Extension Kit.....	1,642.83	60.15
33 14 19 00-0611 EA 54" Long, 5-1/4" Diameter, Fire Hydrant Extension Kit.....	1,797.99	71.80
33 14 19 00-0612 EA 60" Long, 5-1/4" Diameter, Fire Hydrant Extension Kit.....	1,884.77	86.35
33 14 19 00-0613 Removal And Reinstallation Of Standard Fire Hydrant <small>(33 14 19 00-0511)</small>		
Note: Includes all necessary fittings for resetting, storage and cleaning. Excludes excavation, backfill and thrust blocking around fire hydrant.		
33 14 19 00-0614 EA Up To 5' Burial Section, Removal And Reinstallation Of Fire Hydrant.....	776.19	
33 14 19 00-0615 EA >5' Burial Section, Removal And Reinstallation Of Fire Hydrant.....	1,131.94	
33 14 19 00-0616 EA Reset Fire Hydrant Upper Barrel.....	1,052.55	
Note: Includes Safety Repair Kit		
33 14 19 00-0617 Hydrant Head <small>(33 14 19 00-0511)</small>		
33 14 19 00-0618 EA 4" x 2-1/2" Bronze Hydrant Head Only With 2-1/2" Dome Cap (James Jones J-3708).....	9,372.10	776.19
33 14 19 00-0619 Insertion Valves <small>(33 14 19)</small>		
33 14 19 00-0620 EA 4" Diameter x 16" Length, 150 PSI, Stainless Steel Bolt-On Sleeve And Nozzel, Carbon Steel Flange, Insertion Valve (Hydra-Stop Insta-Valve Complete Fittings).....	3,849.62	181.78
Note: Bolt-On sleeve for cast/ductile iron, steel, A.C. or P.V.C. Pipe		
33 14 19 00-0621 EA 6" Diameter x 16" Length, 150 PSI, Stainless Steel Bolt-On Sleeve And Nozzel, Carbon Steel Flange, Insertion Valve (Hydra-Stop Insta-Valve Complete Fittings).....	4,295.45	199.76
Note: Bolt-On sleeve for cast/ductile iron, steel, A.C. or P.V.C. Pipe		
33 14 19 00-0622 EA 8" Diameter x 20" Length, 150 PSI, Stainless Steel Bolt-On Sleeve And Nozzel, Carbon Steel Flange, Insertion Valve (Hydra-Stop Insta-Valve Complete Fittings).....	5,004.51	299.64
Note: Bolt-On sleeve for cast/ductile iron, steel, A.C. or P.V.C. Pipe		
33 14 19 00-0623 EA 10" Diameter x 20" Length, 150 PSI, Stainless Steel Bolt-On Sleeve And Nozzel, Carbon Steel Flange, Insertion Valve (Hydra-Stop Insta-Valve Complete Fittings).....	7,699.87	349.57
Note: Bolt-On sleeve for cast/ductile iron, steel, A.C. or P.V.C. Pipe		
33 14 19 00-0624 EA 12" Diameter x 24" Length, 150 PSI, Stainless Steel Bolt-On Sleeve And Nozzel, Carbon Steel Flange, Insertion Valve (Hydra-Stop Insta-Valve Complete Fittings).....	9,357.13	424.49
Note: Bolt-On sleeve for cast/ductile iron, steel, A.C. or P.V.C. Pipe		
33 14 19 00-0625 Yard Hydrants <small>(33 14 19)</small>		
Note: With 3/4" hose thread outlet.		
33 14 19 00-0626 EA 2' Bury Depth Yard Hydrant, 3/4" Galvanized Column And 3/4" Threaded Hose Outlet.....	359.11	32.54
33 14 19 00-0627 EA 4' Bury Depth Yard Hydrant, 3/4" Galvanized Column And 3/4" Threaded Hose Outlet.....	386.64	32.54
33 14 19 00-0628 EA 6' Bury Depth Yard Hydrant, 3/4" Galvanized Column And 3/4" Threaded Hose Outlet.....	414.16	32.54
33 14 19 00-0629 EA 2' Bury Depth Yard Hydrant, 1" Galvanized Column And 3/4" Threaded Hose Outlet.....	307.43	41.21
33 14 19 00-0630 EA 4' Bury Depth Yard Hydrant, 1" Galvanized Column And 3/4" Threaded Hose Outlet.....	322.08	41.21
33 14 19 00-0631 EA 6' Bury Depth Yard Hydrant, 1" Galvanized Column And 3/4" Threaded Hose Outlet.....	336.73	41.21
33 14 19 00-0632 Sanitary Yard Hydrants <small>(33 14 19)</small>		
Note: With 3/4" hose thread outlet.		
33 14 19 00-0633 EA 2' Bury Depth Sanitary Yard Hydrant, 1" Galvanized Column And 3/4" Threaded Hose Outlet.....	1,656.68	67.79
33 14 19 00-0634 EA 4' Bury Depth Sanitary Yard Hydrant, 1" Galvanized Column And 3/4" Threaded Hose Outlet.....	1,742.70	67.79
33 14 19 00-0635 EA 6' Bury Depth Sanitary Yard Hydrant, 1" Galvanized Column And 3/4" Threaded Hose Outlet.....	1,828.71	67.79
33 14 19 00-0636 Flushing Hydrants <small>(33 14 19)</small>		
33 14 19 00-0637 EA 2" Inlet x 2-1/2" Outlet Steel Flushing Hydrant, 3' Bury Depth.....	821.78	41.79
33 14 23 Enclosures for Water Utility Piping and Valves <small>(33 14)</small>		
Note: Excludes excavation and backfill. See CSI section 22 11 19 00-0473 for Enclosures.		
33 14 23 00-0001 Roadway Utility Box <small>(33 14 23)</small>		
33 14 23 00-0002 Utility Box <small>(33 14 23 00-0001)</small>		
Note: Christy Concrete Products.		
33 14 23 00-0003 B3 Utility Box, 9-3/8" x 15-1/2" <small>(33 14 23 00-0002)</small>		
33 14 23 00-0004 EA 9-3/8" x 15-1/2" Precast Concrete Utility Box.....	112.13	49.49
33 14 23 00-0005 EA Cast Iron Lid For 9-3/8" x 15-1/2" Utility Box.....	114.83	5.50
33 14 23 00-0006 EA Reinforced Concrete Lid For 9-3/8" x 15-1/2" Utility Box.....	47.52	5.50
33 14 23 00-0007 EA Steel Checkered Plate Cover For 9-3/8" x 15-1/2" Utility Box.....	251.67	5.50

33 Utilities**33 10 Water Utilities****33 14 Water Utility Transmission and Distribution**

SAN BERNARDINO
COUNTY

MINOR CSI UOM DESCRIPTION	TOTAL DIRECT UNIT COST	DEMOLITION UNIT COST
33 14 23 00-0008 EA 12-1/8" x 18-5/8" Reinforced Concrete Slab For 9-3/8" x 15-1/2" Utility Box	67.09	11.00
33 14 23 00-0009 EA 3" High Reinforced Concrete Base For 9-3/8" x 15-1/2" Utility Box	96.83	11.00
33 14 23 00-0010 B9 Utility Box, 10-1/4" x 17-1/4" (33 14 23 00-0002)		
33 14 23 00-0011 EA 10-1/4" x 17-1/4" Precast Concrete Utility Box	135.77	65.99
33 14 23 00-0012 EA Cast Iron Lid For 10-1/4" x 17-1/4" Utility Box	134.60	6.59
33 14 23 00-0013 EA Reinforced Concrete Lid For 10-1/4" x 17-1/4" Utility Box	52.70	6.59
33 14 23 00-0014 EA Steel Checkered Plate Cover For 10-1/4" x 17-1/4" Utility Box	264.05	5.50
33 14 23 00-0015 EA 13" x 19-3/4" Reinforced Concrete Slab For 10-1/4" x 17-1/4" Utility Box	75.27	11.00
33 14 23 00-0016 EA 5-3/4" High Reinforced Concrete Base For 10-1/4" x 17-1/4" Utility Box	100.66	16.50
33 14 23 00-0017 EA 12" High Reinforced Concrete Extension For 10-1/4" x 17-1/4" Utility Box	118.35	30.24
33 14 23 00-0018 B12 Utility Box, 12" x 20" (33 14 23 00-0002)		
33 14 23 00-0019 EA 12" x 20" Precast Concrete Utility Box	149.30	71.48
33 14 23 00-0020 EA Cast Iron Lid For 12" x 20" Utility Box	242.50	8.25
33 14 23 00-0021 EA Reinforced Concrete Lid For 12" x 20" Utility Box	70.50	11.00
33 14 23 00-0022 EA Steel Checkered Plate Cover For 12" x 20" Utility Box	354.83	11.00
33 14 23 00-0023 EA 12" High Reinforced Concrete Extension For 12" x 20" Utility Box	154.40	38.49
33 14 23 00-0024 B16 Utility Box, 12" x 22-1/4" (33 14 23 00-0002)		
33 14 23 00-0025 EA 12" x 22-1/4" Precast Concrete Utility Box	171.80	83.58
33 14 23 00-0026 EA Cast Iron Lid For 12" x 22-1/4" Utility Box	273.85	11.00
33 14 23 00-0027 EA Reinforced Concrete Lid For 12" x 22-1/4" Utility Box	87.36	11.00
33 14 23 00-0028 EA Steel Checkered Plate Cover For 12" x 22-1/4" Utility Box	356.84	11.00
33 14 23 00-0029 EA 16" x 27" Reinforced Concrete Slab For 12" x 22-1/4" Utility Box	122.39	18.70
33 14 23 00-0030 EA 12" High Reinforced Concrete Extension For 12" x 22-1/4" Utility Box	157.20	38.49
33 14 23 00-0031 B30 Utility Box, 13-1/4" x 24" (33 14 23 00-0002)		
33 14 23 00-0032 EA 13-1/4" x 24" Precast Concrete Utility Box (Christy B30BOX)	207.04	98.98
33 14 23 00-0033 EA Reinforced Concrete Lid For 13-1/4" x 24" Utility Box (Christy B30D)	117.42	17.60
33 14 23 00-0034 EA Steel Checkered Plate Cover For 13-1/4" x 24" Utility Box (Christy B30-61G)	441.09	14.30
33 14 23 00-0035 EA 16" x 27" Reinforced Concrete Slab For 13-1/4" x 24" Utility Box (Christy B30SL)	122.39	18.70
33 14 23 00-0036 EA 5-1/2" High Reinforced Concrete Base For 13-1/4" x 24" Utility Box (Christy B30BA)	187.31	30.80
33 14 23 00-0037 EA 6" High Reinforced Concrete Extension For 13-1/4" x 24" Utility Box (Christy B30X6)	146.55	20.89
33 14 23 00-0038 EA 12" High Reinforced Concrete Extension For 13-1/4" x 24" Utility Box (Christy B30X12)	203.74	49.49
33 14 23 00-0039 B36 Utility Box, 17-1/4" x 30" (33 14 23 00-0002)		
33 14 23 00-0040 EA 17-1/4" x 30" Precast Concrete Utility Box (Christy B36BOX)	270.75	125.37
33 14 23 00-0041 EA Reinforced Concrete Lid For 17-1/4" x 30" Utility Box (Christy B36D)	191.18	30.24
33 14 23 00-0042 EA Steel Checkered Plate Cover For 17-1/4" x 30" Utility Box (Christy B36-61D)	552.66	20.89
33 14 23 00-0043 EA 20" x 34" Reinforced Concrete Slab For 17-1/4" x 30" Utility Box (Christy B36SL)	171.18	39.59
33 14 23 00-0044 EA 6" High Reinforced Concrete Base For 17-1/4" x 30" Utility Box (Christy B36BA)	291.73	43.99
33 14 23 00-0045 EA 12" High Reinforced Concrete Extension For 17-1/4" x 30" Utility Box (Christy B36X12)	272.23	63.79
33 14 23 00-0046 B40 Utility Box, 24-1/2" x 36" (33 14 23 00-0002)		
33 14 23 00-0047 EA 24-1/2" x 36" Precast Concrete Utility Box	563.14	193.56
33 14 23 00-0048 EA Reinforced Concrete Lid For 24-1/2" x 36" Utility Box	524.10	72.58
33 14 23 00-0049 EA Steel Checkered Plate Cover For 24-1/2" x 36" Utility Box	784.79	31.89
33 14 23 00-0050 EA 30" x 40" Reinforced Concrete Slab For 24-1/2" x 36" Utility Box	427.74	68.19
33 14 23 00-0051 EA 10" High Reinforced Concrete Extension For 24-1/2" x 36" Utility Box	453.89	71.48
33 14 23 00-0052 B48 Utility Box, 30-1/4" x 48-1/4" (33 14 23 00-0002)		
33 14 23 00-0053 EA 30-1/4" x 48-1/4" Precast Concrete Utility Box	710.18	219.95
33 14 23 00-0054 EA 1 Piece Reinforced Concrete Lid For 30-1/4" x 48-1/4" Utility Box	720.66	119.87
33 14 23 00-0055 EA 2 Piece Reinforced Concrete Lid For 30-1/4" x 48-1/4" Utility Box	911.46	119.87
33 14 23 00-0056 EA 2 Piece Steel Checkered Plate Cover For 30-1/4" x 48-1/4" Utility Box	1,242.03	54.99
33 14 23 00-0057 EA 36" x 53" Reinforced Concrete Slab For 30-1/4" x 48-1/4" Utility Box	617.18	148.47
33 14 23 00-0058 EA 10" High Reinforced Concrete Extension For 30-1/4" x 48-1/4" Utility Box	559.94	100.08
33 14 23 00-0059 B65 Utility Box, 15" x 26-1/2" (33 14 23 00-0002)		
33 14 23 00-0060 EA 15" x 26-1/2" Precast Concrete Utility Box	188.36	125.37
33 14 23 00-0061 EA Reinforced Concrete Lid For 15" x 26-1/2" Utility Box	116.25	30.24
33 14 23 00-0062 EA Steel Checkered Plate Cover For 15" x 26-1/2" Utility Box	359.62	20.89
33 14 23 00-0063 EA 20" x 34" Reinforced Concrete Slab For 15" x 26-1/2" Utility Box	171.18	39.59
33 14 23 00-0064 EA 6" High Reinforced Concrete Base For 15" x 26-1/2" Utility Box	291.73	43.99
33 14 23 00-0065 EA 12" High Reinforced Concrete Extension For 15" x 26-1/2" Utility Box	203.67	63.79
33 14 23 00-0066 Roadway Or Curb Valve Boxes (33 14 23)		
33 14 23 00-0067 Round Head, Cast Iron Service, Roadway Or Valve Boxes (33 14 23 00-0066)		



MINOR CSI UOM DESCRIPTION	TOTAL DIRECT UNIT COST	DEMOLITION UNIT COST
33 14 23 00-0068 EA 36" To 48" High, Two Piece, Screw Type, 2-1/2" Shaft, Round Head, Cast Iron Service Box.....	301.11	13.18
Note: Includes cover, top section and bottom section.		
33 14 23 00-0069 EA 36" To 54" High, Two Piece, Screw Type, 2-1/2" Shaft, Round Head, Cast Iron Service Box.....	353.22	13.18
Note: Includes cover, top section and bottom section.		
33 14 23 00-0070 EA 42" To 60" High, Two Piece, Screw Type, 2-1/2" Shaft, Round Head, Cast Iron Service Box.....	355.62	13.18
Note: Includes cover, top section and bottom section.		
33 14 23 00-0071 EA 9" Extension For Screw Type, 2-1/2" Shaft, Round Head, Cast Iron Service Box.....	86.32	6.59
33 14 23 00-0072 EA 16" Extension For Screw Type, 2-1/2" Shaft, Round Head, Cast Iron Service Box.....	100.12	6.59
33 14 23 00-0073 EA 24" Extension For Screw Type, 2-1/2" Shaft, Round Head, Cast Iron Service Box.....	120.87	6.59
33 14 23 00-0074 EA 36" To 48" High, Screw Type, 4-1/4" Shaft, Round Head, Cast Iron Roadway Box.....	459.49	16.48
Note: Includes cover, top section and bottom section.		
33 14 23 00-0075 EA 45" To 54" High, Three Piece, Screw Type, 5-1/4" Shaft, Round Head, Cast Iron Valve Box.....	804.56	23.07
Note: Includes cover, top section, bottom section and #6 round base.		
33 14 23 00-0076 EA 45" To 66" High, Three Piece, Screw Type, 5-1/4" Shaft, Round Head, Cast Iron Valve Box.....	901.76	23.07
Note: Includes cover, top section, bottom section and #6 round base.		
33 14 23 00-0077 EA 24" To 36" High, Two Piece, Screw Type, 5-1/4" Shaft, Round Head, Cast Iron Valve Box.....	478.76	16.48
Note: Includes cover, top section and bottom section.		
33 14 23 00-0078 EA 36" To 48" High, Two Piece, Screw Type, 5-1/4" Shaft, Round Head, Cast Iron Valve Box.....	501.99	16.48
Note: Includes cover, top section and bottom section.		
33 14 23 00-0079 EA 24" To 36" High, Two Piece, Slip Type, 5-1/4" Shaft, Round Head, Cast Iron Valve Box.....	484.25	16.48
Note: Includes cover, top section and bottom section.		
33 14 23 00-0080 EA 12" Extension For Screw Type, 5-1/4" Shaft, Round Head, Cast Iron Valve Box.....	174.52	6.59
33 14 23 00-0081 EA 18" To 24" High Round Head Cast Iron Roadway Or Curb Valve Boxes.....	282.81	27.12
33 14 23 00-0082 EA 22" To 28" High Round Head Cast Iron Roadway Or Curb Valve Boxes.....	293.36	28.20
33 14 23 00-0083 EA 30" To 36" High Round Head Cast Iron Roadway Or Curb Valve Boxes.....	326.92	29.28
33 14 23 00-0084 EA 36" To 48" High Round Head Cast Iron Roadway Or Curb Valve Boxes.....	460.55	30.91
33 14 23 00-0085 EA 48" To 60" High Round Head Cast Iron Roadway Or Curb Valve Boxes.....	558.83	32.54
33 14 23 00-0086 EA 18" Cast Iron Service Box Extension Section.....	133.23	
33 14 23 00-0087 Plastic Roadway Grade Water Meter Box And Cover (33 14 23 00-0066)		
33 14 23 00-0088 EA 12" Wide x 16" Long x 16" Deep Plastic Meter Box And Cover.....	466.15	37.96
33 14 23 00-0089 EA 9-3/4" Wide x 19-1/4" Long x 16" Deep Oval Plastic Meter Box And Cover.....	353.10	27.12
33 14 23 00-0090 EA Cast Iron Lid For Plastic Meter Box.....	109.99	
33 14 23 00-0091 Traffic Valve Box And Lid (33 14 23 00-0066)		
33 14 23 00-0092 EA 10-3/8" ID x 12" Traffic Valve Box And 11" OD Cast Iron Lid (Christy G-5).....	206.34	
33 14 23 00-0093 EA 14-1/2" ID x 12" Traffic Valve Box And 13-1/4" OD Cast Iron Lid (Christy G-12).....	680.87	
33 14 23 00-0094 Service Meter Boxes (Brooks) (33 14 23)		
33 14 23 00-0095 EA 12" x 20", Precast Service Meter Box With Concrete Cover, Exposed To Traffic (Brooks #37-1 PC).....	181.59	53.67
33 14 23 00-0096 EA 12" x 20", Precast Service Meter Box, Concrete Cover With Cast Iron Reading Lid, Exposed To Traffic (Brooks #37-S).....	140.67	10.73
33 14 23 00-0097 EA 12" x 20", Precast Service Meter Box With Cast Iron Hinged Cover, Exposed To Traffic (Brooks #37-H4S).....	145.56	10.73
33 14 23 00-0098 EA 17" x 30", Precast Service Meter Box With Concrete Cover, Exposed To Traffic (Brooks 66-1 PC).....	335.60	80.50
33 14 23 00-0099 EA 17" x 30", Precast Service Meter Box With Concrete Cover With Cast Iron Reading Lid, Exposed To Traffic (Brooks 66-S).....	295.85	13.42
33 14 23 00-0100 Polyethylene Above Ground Enclosure (33 14 23)		
33 14 23 00-0101 EA 14" x 24" Polyethylene Above Ground Enclosure For 2" Air/Vacuum Valve.....	833.84	89.89
33 14 23 00-0102 EA 18" x 30" Polyethylene Above Ground Enclosure For 4" Air/Vacuum Valve.....	974.18	119.86
33 14 23 00-0103 EA 24" x 36" Polyethylene Above Ground Enclosure For 6" To 8" Air/Vacuum Valve.....	1,176.85	143.82
33 14 23 00-0104 Service Meter Boxes (Armorcast) (33 14 23)		
Note: Water meter boxes shall be polymer, rectangular in shape, with rounded corners and beveled edges throughout with a slot provided in the bottom of each end of the box for the water service pipe and the house lateral. Boxes shall have a polymer cover with AMR slot. Meter boxes are likely to be subjected to traffic loads, traffic rated boxes and covers shall have AASHTO load Traffic ratings of 20K.		
33 14 23 00-0105 EA 13" x 24" x 12" Polymer Concrete Meter Box (ARMORCAST - #A6001946PCX12).....	337.33	
33 14 23 00-0106 EA 17" x 30" x 12" Polymer Concrete Meter Box (ARMORCAST - #A6001640PCX12).....	366.57	
33 14 23 00-0107 EA 13" x 24" Polymer Concrete Meter Box Cover With AMR Slot And Hinged Reading Lid (ARMORCAST - #A6001866R-H9).....	156.28	
33 14 23 00-0108 EA 13" x 24" Polymer Concrete Meter Box Cover With Hinged Reading Lid (ARMORCAST - #A6001866R).....	162.42	
33 14 23 00-0109 EA 17" x 30" Polymer Concrete Meter Box Cover With AMR Slot And Hinged Reading Lid (ARMORCAST - #A6001643R-H9).....	207.78	
33 14 23 00-0110 EA 17" x 30" Polymer Concrete Meter Box Cover With Hinged Reading Lid (ARMORCAST - #A6001643R).....	214.82	
33 14 23 00-0111 EA 12" x 20" Polymer Concrete Meter Box Cover With Hinged Reading Lid (ARMORCAST - #A6000484R).....	108.06	
33 14 23 00-0112 EA 12" x 20" Polymer Concrete Meter Box Cover Only With No Hinged Reading Lid (ARMORCAST - #A6000482).....	63.28	
33 16 Water Utility Storage Tanks (33 10)		
33 16 23 Ground-Level Steel Water Storage Tanks (33 16)		
See CSI section 23 13 23 16-0000 for aboveground steel storage tanks.		
33 19 Water Utility Metering Equipment (33 10)		
33 19 13 Positive Displacement Water Meters (33 19)		

33	33 Utilities
	33 10 Water Utilities
	33 19 Water Utility Metering Equipment



MINOR CSI UOM DESCRIPTION	TOTAL DIRECT UNIT COST	DEMOLITION UNIT COST
------------------------------	---------------------------	-------------------------

33 19 13 23 Nutating Disc Water Meters (33 19 13)

33 19 13 23-0001 Bronze Disk Type Water Service Meters (33 19 13 23)

33 19 13 23-0002	EA	5/8" Diameter, 0 To 20 GPM, Screwed, Disk Type, Bronze Water Supply Meter	313.01	56.39
33 19 13 23-0003	EA	3/4" Diameter, 0 To 30 GPM, Screwed, Disk Type, Bronze Water Supply Meter	393.93	67.24
33 19 13 23-0004	EA	1" Diameter, 0 To 50 GPM, Screwed, Disk Type, Bronze Water Supply Meter	530.70	77.00
33 19 13 23-0005	EA	1-1/2" Diameter, 0 To 100 GPM, Screwed, Disk Type, Bronze Water Supply Meter	1,036.84	114.96
33 19 13 23-0006	EA	2" Diameter, 0 To 160 GPM, Screwed, Disk Type, Bronze Water Supply Meter	1,405.71	149.67

33 19 13 23-0007 Magnetic Driven, Positive Displacement Type Water Service Meters (33 19 13 23)

33 19 13 23-0008	EA	5/8" Diameter Transmitting Water Supply Meter, Screwed, 150 PSI Max. (Neptune T10 E-Coder/R900i)	553.13	56.39
		<i>For Owner Furnished Material, Deduct</i>	-496.05	
33 19 13 23-0009	EA	3/4" Diameter Transmitting Water Supply Meter, Screwed, 150 PSI Max. (Neptune T10 E-Coder/R900i)	630.49	67.24
		<i>For Owner Furnished Material, Deduct</i>	-562.70	
33 19 13 23-0010	EA	1" Diameter Transmitting Water Supply Meter, Screwed, 150 PSI Max. (Neptune T10 E-Coder/R900i)	940.87	77.00
		<i>For Owner Furnished Material, Deduct</i>	-863.40	
33 19 13 23-0011	EA	1-1/2" Diameter Transmitting Water Supply Meter, Screwed, 150 PSI Max. (Neptune T10 E-Coder/R900i)	1,593.70	114.96
		<i>For Owner Furnished Material, Deduct</i>	-1,478.32	
33 19 13 23-0012	EA	2" Diameter Transmitting Water Supply Meter, Screwed, 150 PSI Max. (Neptune T10 E-Coder/R900i)	1,972.35	149.67
		<i>For Owner Furnished Material, Deduct</i>	-1,821.72	
33 19 13 23-0013	EA	Electronic Transmitter	449.87	27.12
		Note: For use with transmitting meter valve.		
		<i>For Owner Furnished Material, Deduct</i>	-422.75	

33 19 16 Velocity-Type Water Meters (33 19)

33 19 16 13 Single-Jet Water Meters (33 19 16)

33 19 16 13-0001 Small/Large Spectrum Water Service Meter (33 19 16 13)

Note: Metron-Farnier.

33 19 16 13-0002	EA	1-1/2" Diameter, 0 - 100 GPM, Flanged, Spectrum Water Meter	1,746.30	113.88
		Note: Metron-Farnier #Spectrum 50.		
33 19 16 13-0003	EA	2" Diameter, 0 - 125 GPM, Flanged, Spectrum Water Meter	2,504.19	144.58
		Note: Metron-Farnier #Spectrum 88.		
33 19 16 13-0004	EA	2" Diameter, 0 - 185 GPM, Flanged, Spectrum Water Meter	3,026.85	144.58
		Note: Metron-Farnier #Spectrum 130.		
33 19 16 13-0005	EA	3" Diameter, 0 - 320 GPM, Flanged, Spectrum Water Meter	4,055.05	169.80
		Note: Metron-Farnier #Spectrum 175.		
33 19 16 13-0006	EA	3" Diameter, 0 - 520 GPM, Flanged, Spectrum Water Meter	4,214.22	169.80
		Note: Metron-Farnier #Spectrum 260.		
33 19 16 13-0007	EA	4" Diameter, 0 - 520 GPM, Flanged, Spectrum Water Meter	5,878.26	265.68
		Note: Metron-Farnier #Spectrum 260.		
33 19 16 13-0008	EA	4" Diameter, 0 - 750 GPM, Flanged, Spectrum Water Meter	9,715.02	265.68
		Note: Metron-Farnier #Spectrum 440.		
33 19 16 13-0009	EA	6" Diameter, 0 - 750 GPM, Flanged, Spectrum Water Meter	12,186.69	359.56
		Note: Metron-Farnier #Spectrum 440.		
33 19 16 13-0010	EA	8" Diameter, 0 - 750 GPM, Flanged, Spectrum Water Meter	15,146.26	459.44
		Note: Metron-Farnier #Spectrum 440.		

33 19 16 23 Turbine Water Meters (33 19 16)

33 19 16 23-0001 Flanged Turbine Water Service Meter (33 19 16 23)

33 19 16 23-0002 Vertical Turbine Meters (33 19 16 23-0001)

33 19 16 23-0003	EA	1-1/2" Diameter, 0 - 100 GPM Vertical Turbine Meter, Flanged	737.92	104.87
33 19 16 23-0004	EA	2" Diameter, 0 - 160 GPM Vertical Turbine Meter, Flanged	1,030.99	133.14
33 19 16 23-0005	EA	3" Diameter, 0 - 350 GPM Vertical Turbine Meter, Flanged	1,954.54	169.80
33 19 16 23-0006	EA	4" Diameter, 0 - 650 GPM Vertical Turbine Meter, Flanged	2,924.68	265.68
33 19 16 23-0007	EA	6" Diameter, 0 - 1,300 GPM Vertical Turbine Meter, Flanged	5,424.28	359.56

33 19 16 23-0008 Horizontal Turbine Meters (33 19 16 23-0001)

33 19 16 23-0009	EA	1-1/2" Diameter, 0 - 120 GPM Horizontal Turbine Meter, Flanged	1,142.26	104.87
33 19 16 23-0010	EA	2" Diameter, 0 - 160 GPM Horizontal Turbine Meter, Flanged	1,608.23	133.14
33 19 16 23-0011	EA	3" Diameter, 0 - 600 GPM Horizontal Turbine Meter, Flanged	2,185.97	169.80
33 19 16 23-0012	EA	4" Diameter, 0 - 1,000 GPM Horizontal Turbine Meter, Flanged	3,230.60	265.68
33 19 16 23-0013	EA	6" Diameter, 0 - 2,000 GPM Horizontal Turbine Meter, Flanged	6,538.86	359.56
33 19 16 23-0014	EA	8" Diameter, 0 - 3,500 GPM Horizontal Turbine Meter, Flanged	8,725.46	459.44
33 19 16 23-0015	EA	10" Diameter, 0 - 5,500 GPM Horizontal Turbine Meter, Flanged	12,129.15	559.32
33 19 16 23-0016	EA	12" Diameter, 0 - 6,600 GPM Horizontal Turbine Meter, Flanged	14,778.62	881.93

33 19 19 Compound Water Meters (33 19)

33 19 19 00-0001 Flanged Compound Type Water Service Meter (33 19 19)

33 19 19 00-0002	EA	2" Diameter, 0 To 160 GPM, Flanged And Bronze, Compound Type Water Service Meter	2,994.15	133.14
33 19 19 00-0003	EA	3" Diameter, 0 To 320 GPM, Flanged And Bronze, Compound Type Water Service Meter	3,704.88	169.80
33 19 19 00-0004	EA	4" Diameter, 0 To 500 GPM, Flanged And Bronze, Compound Type Water Service Meter	6,114.14	265.68
33 19 19 00-0005	EA	6" Diameter, 0 To 1,000 GPM, Flanged And Bronze, Compound Type Water Service Meter	8,544.58	359.56
33 19 19 00-0006	EA	8" Diameter, 0 To 1,600 GPM, Flanged And Bronze, Compound Type Water Service Meter	17,368.12	459.44



MINOR	CSI	UOM	DESCRIPTION	TOTAL DIRECT UNIT COST	DEMOLITION UNIT COST
33 19 19 00-0007	EA		10" Diameter, 0 To 2,500 GPM, Flanged And Bronze, Compound Type Water Service Meter	29,595.37	559.32
33 19 23 Magnetic Water Meters (33 19)					
33 19 23 00-0001 Flanged Electromagnetic Flow (EMF) Water Meter (33 19 23)					
33 19 23 00-0002	EA		2" Diameter, Flanged, Stainless Steel, Electromagnetic Flow (EMF) Water Meter (Sensus Accu-MAG)	8,346.54	133.14
33 19 23 00-0003	EA		3" Diameter, Flanged, Stainless Steel, Electromagnetic Flow (EMF) Water Meter (Sensus Accu-MAG)	11,754.93	169.80
33 19 23 00-0004	EA		4" Diameter, Flanged, Stainless Steel, Electromagnetic Flow (EMF) Water Meter (Sensus Accu-MAG)	13,483.08	265.88
33 19 26 Ultrasonic Water Meters (33 19)					
33 19 26 00-0001 Ultrasonic Water Service Meters (Mastermeter Active) (33 19 26)					
33 19 26 00-0002	EA		3" Diameter, Ductile Iron Body, Flanged, Ultrasonic Water Meter (Mastermeter Active)	4,195.66	169.80
33 19 26 00-0003	EA		4" Diameter, Ductile Iron Body, Flanged, Ultrasonic Water Meter (Mastermeter Active)	4,824.36	265.68
33 19 26 00-0004	EA		6" Diameter, Ductile Iron Body, Flanged, Ultrasonic Water Meter (Mastermeter Active)	7,104.24	359.56
33 19 26 00-0005	EA		8" Diameter, Ductile Iron Body, Flanged, Ultrasonic Water Meter (Mastermeter Active)	10,243.16	459.44
33 30 Sanitary Sewerage Utilities (33)					
33 31 Sanitary Sewerage Piping (33 30)					
33 31 11 Public Sanitary Sewerage Gravity Piping (33 31)					
Note: Piping includes hydrostatic testing, disinfecting and warning tape. Excludes excavation and backfill. See CSI section 31 23 16 00-0000 for excavation, 31 23 16 36-0016 for backfill.					
33 31 11 00-0001 Plastic Sewer And Drain Piping (33 31 11)					
33 31 11 00-0002 Schedule 40 Polyvinyl Chloride (PVC) Sewer And Drain Pipe (33 31 11 00-0001)					
33 31 11 00-0003	LF		1-1/2" Schedule 40 Polyvinyl Chloride (PVC) Sewer And Drain Pipe	10.13	4.15
33 31 11 00-0004	LF		2" Schedule 40 Polyvinyl Chloride (PVC) Sewer And Drain Pipe	12.30	4.89
33 31 11 00-0005	LF		3" Schedule 40 Polyvinyl Chloride (PVC) Sewer And Drain Pipe	17.02	5.92
33 31 11 00-0006	LF		4" Schedule 40 Polyvinyl Chloride (PVC) Sewer And Drain Pipe	21.27	6.91
33 31 11 00-0007	LF		6" Schedule 40 Polyvinyl Chloride (PVC) Sewer And Drain Pipe	29.08	8.03
33 31 11 00-0008	LF		8" Schedule 40 Polyvinyl Chloride (PVC) Sewer And Drain Pipe	38.97	9.34
33 31 11 00-0009	LF		10" Schedule 40 Polyvinyl Chloride (PVC) Sewer And Drain Pipe	53.19	9.67
33 31 11 00-0010	LF		12" Schedule 40 Polyvinyl Chloride (PVC) Sewer And Drain Pipe	69.82	10.01
33 31 11 00-0011 Belled End Polyvinyl Chloride (PVC) Sewer And Drain Pipe (33 31 11 00-0001)					
Note: D-2729 PVC pipe.					
33 31 11 00-0012	LF		3" Belled End Polyvinyl Chloride (PVC) Sewer And Drain Pipe	14.00	5.92
33 31 11 00-0013	LF		4" Belled End Polyvinyl Chloride (PVC) Sewer And Drain Pipe	16.51	6.91
33 31 11 00-0014	LF		6" Belled End Polyvinyl Chloride (PVC) Sewer And Drain Pipe	21.38	8.03
33 31 11 00-0015 Polyvinyl Chloride (PVC) Sewer And Drain Fittings (33 31 11 00-0001)					
33 31 11 00-0016 1/4 Bends, Polyvinyl Chloride (PVC) Sewer And Drain (33 31 11 00-0015)					
33 31 11 00-0017	EA		1-1/2" 1/4 Bend, Polyvinyl Chloride (PVC) Sewer And Drain	26.21	13.34
33 31 11 00-0018	EA		2" 1/4 Bend, Polyvinyl Chloride (PVC) Sewer And Drain	33.69	17.25
33 31 11 00-0019	EA		3" 1/4 Bend, Polyvinyl Chloride (PVC) Sewer And Drain	59.25	23.16
33 31 11 00-0020	EA		4" 1/4 Bend, Polyvinyl Chloride (PVC) Sewer And Drain	91.99	26.77
33 31 11 00-0021	EA		6" 1/4 Bend, Polyvinyl Chloride (PVC) Sewer And Drain	367.91	34.80
33 31 11 00-0022	EA		8" 1/4 Bend, Polyvinyl Chloride (PVC) Sewer And Drain	610.94	46.83
33 31 11 00-0023	EA		10" 1/4 Bend, Polyvinyl Chloride (PVC) Sewer And Drain	806.51	62.36
33 31 11 00-0024 1/8 Bends, Polyvinyl Chloride (PVC) Sewer And Drain (33 31 11 00-0015)					
33 31 11 00-0025	EA		1-1/2" 1/8 Bend, Polyvinyl Chloride (PVC) Sewer And Drain	27.64	13.34
33 31 11 00-0026	EA		2" 1/8 Bend, Polyvinyl Chloride (PVC) Sewer And Drain	33.57	17.25
33 31 11 00-0027	EA		3" 1/8 Bend, Polyvinyl Chloride (PVC) Sewer And Drain	57.10	23.16
33 31 11 00-0028	EA		4" 1/8 Bend, Polyvinyl Chloride (PVC) Sewer And Drain	81.49	26.77
33 31 11 00-0029	EA		6" 1/8 Bend, Polyvinyl Chloride (PVC) Sewer And Drain	341.20	34.80
33 31 11 00-0030	EA		8" 1/8 Bend, Polyvinyl Chloride (PVC) Sewer And Drain	548.84	46.83
33 31 11 00-0031	EA		10" 1/8 Bend, Polyvinyl Chloride (PVC) Sewer And Drain	623.86	62.36
33 31 11 00-0032	EA		12" 1/8 Bend, Polyvinyl Chloride (PVC) Sewer And Drain	927.44	83.06
33 31 11 00-0033 Long Sweep 1/4 Bends, Polyvinyl Chloride (PVC) Sewer And Drain (33 31 11 00-0015)					
33 31 11 00-0034	EA		1-1/2" Long Sweep 1/4 Bend, Polyvinyl Chloride (PVC) Sewer And Drain	43.62	13.14
33 31 11 00-0035	EA		2" Long Sweep 1/4 Bend, Polyvinyl Chloride (PVC) Sewer And Drain	43.71	17.25
33 31 11 00-0036	EA		3" Long Sweep 1/4 Bend, Polyvinyl Chloride (PVC) Sewer And Drain	85.01	23.16
33 31 11 00-0037	EA		4" Long Sweep 1/4 Bend, Polyvinyl Chloride (PVC) Sewer And Drain	139.22	26.77
33 31 11 00-0038	EA		6" Long Sweep 1/4 Bend, Polyvinyl Chloride (PVC) Sewer And Drain	276.69	34.80
33 31 11 00-0039	EA		8" Long Sweep 1/4 Bend, Polyvinyl Chloride (PVC) Sewer And Drain	491.05	46.83
33 31 11 00-0040	EA		10" Long Sweep 1/4 Bend, Polyvinyl Chloride (PVC) Sewer And Drain	804.36	62.36
33 31 11 00-0041	EA		12" Long Sweep 1/4 Bend, Polyvinyl Chloride (PVC) Sewer And Drain	1,219.55	83.06

33 Utilities**33 30 Sanitary Sewerage Utilities****33 31 Sanitary Sewerage Piping**

SAN BERNARDINO
COUNTY

MINOR
CSI UOM DESCRIPTION

TOTAL DIRECT DEMOLITION
UNIT COST UNIT COST

MINOR	CSI	UOM	DESCRIPTION	TOTAL DIRECT UNIT COST	DEMOLITION UNIT COST
33 31 11 00-0042			1/16 Bends, Polyvinyl Chloride (PVC) Sewer And Drain (33 31 11 00-0015)		
33 31 11 00-0043	EA		1-1/2" 1/16 Bend, Polyvinyl Chloride (PVC) Sewer And Drain.....	30.70	13.34
33 31 11 00-0044	EA		2" 1/16 Bend, Polyvinyl Chloride (PVC) Sewer And Drain.....	36.67	17.25
33 31 11 00-0045	EA		3" 1/16 Bend, Polyvinyl Chloride (PVC) Sewer And Drain.....	66.02	23.16
33 31 11 00-0046	EA		4" 1/16 Bend, Polyvinyl Chloride (PVC) Sewer And Drain.....	98.05	26.77
33 31 11 00-0047	EA		6" 1/16 Bend, Polyvinyl Chloride (PVC) Sewer And Drain.....	456.79	34.80
33 31 11 00-0048	EA		8" 1/16 Bend, Polyvinyl Chloride (PVC) Sewer And Drain.....	740.31	46.83
33 31 11 00-0049	EA		10" 1/16 Bend, Polyvinyl Chloride (PVC) Sewer And Drain.....	835.97	62.36
33 31 11 00-0050	EA		12" 1/16 Bend, Polyvinyl Chloride (PVC) Sewer And Drain.....	856.74	83.06
33 31 11 00-0051			Reducers, Polyvinyl Chloride (PVC) Sewer And Drain (33 31 11 00-0015)		
33 31 11 00-0052	EA		2" x 1-1/2" Reducer, Polyvinyl Chloride (PVC) Sewer And Drain.....	35.27	15.22
33 31 11 00-0053	EA		3" x 1-1/2" Reducer, Polyvinyl Chloride (PVC) Sewer And Drain.....	66.87	18.17
33 31 11 00-0054	EA		3" x 2" Reducer, Polyvinyl Chloride (PVC) Sewer And Drain.....	63.23	20.04
33 31 11 00-0055	EA		4" x 2" Reducer, Polyvinyl Chloride (PVC) Sewer And Drain.....	98.48	21.90
33 31 11 00-0056	EA		4" x 3" Reducer, Polyvinyl Chloride (PVC) Sewer And Drain.....	105.88	24.84
33 31 11 00-0057	EA		6" x 4" Reducer, Polyvinyl Chloride (PVC) Sewer And Drain.....	324.42	30.75
33 31 11 00-0058	EA		8" x 6" Reducer, Polyvinyl Chloride (PVC) Sewer And Drain.....	689.37	40.77
33 31 11 00-0059	EA		10" x 4" Reducer, Polyvinyl Chloride (PVC) Sewer And Drain.....	178.99	44.52
33 31 11 00-0060	EA		10" x 6" Reducer, Polyvinyl Chloride (PVC) Sewer And Drain.....	247.86	48.56
33 31 11 00-0061	EA		10" x 8" Reducer, Polyvinyl Chloride (PVC) Sewer And Drain.....	231.98	54.54
33 31 11 00-0062	EA		12" x 6" Reducer, Polyvinyl Chloride (PVC) Sewer And Drain.....	716.79	58.95
33 31 11 00-0063	EA		12" x 8" Reducer, Polyvinyl Chloride (PVC) Sewer And Drain.....	757.13	64.92
33 31 11 00-0064	EA		12" x 10" Reducer, Polyvinyl Chloride (PVC) Sewer And Drain.....	801.82	72.71
33 31 11 00-0065			Sanitary Tees, Polyvinyl Chloride (PVC) Sewer And Drain (33 31 11 00-0015)		
33 31 11 00-0066	EA		1-1/2" Sanitary Tee, Polyvinyl Chloride (PVC) Sewer And Drain.....	41.29	20.15
33 31 11 00-0067	EA		2" Sanitary Tee, Polyvinyl Chloride (PVC) Sewer And Drain.....	54.89	26.07
33 31 11 00-0068	EA		3" Sanitary Tee, Polyvinyl Chloride (PVC) Sewer And Drain.....	93.85	34.39
33 31 11 00-0069	EA		4" Sanitary Tee, Polyvinyl Chloride (PVC) Sewer And Drain.....	144.52	42.71
33 31 11 00-0070	EA		6" Sanitary Tee, Polyvinyl Chloride (PVC) Sewer And Drain.....	538.44	46.83
33 31 11 00-0071	EA		8" Sanitary Tee, Polyvinyl Chloride (PVC) Sewer And Drain.....	698.91	62.36
33 31 11 00-0072			Wyes, Polyvinyl Chloride (PVC) Sewer And Drain (33 31 11 00-0015)		
33 31 11 00-0073	EA		1-1/2" Wye, Polyvinyl Chloride (PVC) Sewer And Drain.....	52.38	20.15
33 31 11 00-0074	EA		2" Wye, Polyvinyl Chloride (PVC) Sewer And Drain.....	61.34	26.07
33 31 11 00-0075	EA		3" Wye, Polyvinyl Chloride (PVC) Sewer And Drain.....	102.08	34.39
33 31 11 00-0076	EA		4" Wye, Polyvinyl Chloride (PVC) Sewer And Drain.....	158.01	42.71
33 31 11 00-0077	EA		6" Wye, Polyvinyl Chloride (PVC) Sewer And Drain.....	487.87	46.83
33 31 11 00-0078	EA		8" Wye, Polyvinyl Chloride (PVC) Sewer And Drain.....	602.85	62.36
33 31 11 00-0079	EA		10" Wye, Polyvinyl Chloride (PVC) Sewer And Drain.....	793.03	83.22
33 31 11 00-0080	EA		12" Wye, Polyvinyl Chloride (PVC) Sewer And Drain.....	1,251.96	111.06
33 31 11 00-0081			Reducing Wyes, Polyvinyl Chloride (PVC) Sewer And Drain (33 31 11 00-0015)		
33 31 11 00-0082	EA		2" x 1-1/2" x 1-1/2" Reducing Wye, Polyvinyl Chloride (PVC) Sewer And Drain.....	69.80	20.15
33 31 11 00-0083	EA		2" x 2" x 1" Reducing Wye, Polyvinyl Chloride (PVC) Sewer And Drain.....	78.28	26.07
33 31 11 00-0084	EA		3" x 3" x 2" Reducing Wye, Polyvinyl Chloride (PVC) Sewer And Drain.....	90.63	34.39
33 31 11 00-0085	EA		4" x 4" x 2" Reducing Wye, Polyvinyl Chloride (PVC) Sewer And Drain.....	139.52	42.71
33 31 11 00-0086	EA		4" x 4" x 3" Reducing Wye, Polyvinyl Chloride (PVC) Sewer And Drain.....	152.16	42.71
33 31 11 00-0087			Double Wyes, Polyvinyl Chloride (PVC) Sewer And Drain (33 31 11 00-0015)		
33 31 11 00-0088	EA		1-1/2" Double Wye, Polyvinyl Chloride (PVC) Sewer And Drain.....	86.27	26.07
33 31 11 00-0089	EA		2" Double Wye, Polyvinyl Chloride (PVC) Sewer And Drain.....	112.33	34.39
33 31 11 00-0090	EA		3" Double Wye, Polyvinyl Chloride (PVC) Sewer And Drain.....	226.42	46.42
33 31 11 00-0091	EA		4" Double Wye, Polyvinyl Chloride (PVC) Sewer And Drain.....	402.19	56.15
33 31 11 00-0092	EA		2" x 2" x 1-1/2" x 1-1/2" Double Wye, Polyvinyl Chloride (PVC) Sewer And Drain.....	107.09	34.39
33 31 11 00-0093	EA		3" x 3" x 2" x 2" Double Wye, Polyvinyl Chloride (PVC) Sewer And Drain.....	186.35	46.42
33 31 11 00-0094	EA		4" x 4" x 3" x 3" Double Wye, Polyvinyl Chloride (PVC) Sewer And Drain.....	336.00	56.15
33 31 11 00-0095			Combination Wye And 1/8 Bends, Polyvinyl Chloride (PVC) Sewer And Drain (33 31 11 00-0015)		
33 31 11 00-0096	EA		1-1/2" Combination Wye And 1/8 Bend, Polyvinyl Chloride (PVC) Sewer And Drain.....	66.22	20.15
33 31 11 00-0097	EA		2" Combination Wye And 1/8 Bend, Polyvinyl Chloride (PVC) Sewer And Drain.....	82.93	26.07
33 31 11 00-0098	EA		3" Combination Wye And 1/8 Bend, Polyvinyl Chloride (PVC) Sewer And Drain.....	166.95	34.39
33 31 11 00-0099	EA		4" Combination Wye And 1/8 Bend, Polyvinyl Chloride (PVC) Sewer And Drain.....	303.51	42.71
33 31 11 00-0100	EA		2" x 2" x 1-1/2" Combination Wye And 1/8 Bend, Polyvinyl Chloride (PVC) Sewer And Drain.....	129.92	26.07
33 31 11 00-0101	EA		3" x 3" x 1-1/2" Combination Wye And 1/8 Bend, Polyvinyl Chloride (PVC) Sewer And Drain.....	209.51	34.39
33 31 11 00-0102	EA		3" x 3" x 2" Combination Wye And 1/8 Bend, Polyvinyl Chloride (PVC) Sewer And Drain.....	150.31	34.39
33 31 11 00-0103	EA		4" x 4" x 2" Combination Wye And 1/8 Bend, Polyvinyl Chloride (PVC) Sewer And Drain.....	283.55	42.71
33 31 11 00-0104	EA		4" x 4" x 3" Combination Wye And 1/8 Bend, Polyvinyl Chloride (PVC) Sewer And Drain.....	301.80	42.71



MINOR CSI UOM DESCRIPTION	TOTAL DIRECT UNIT COST	DEMOLITION UNIT COST
33 31 11 00-0105 Double Combination Wye And 1/8 Bends, Polyvinyl Chloride (PVC) Sewer And Drain <small>(33 31 11 00-0015)</small>		
33 31 11 00-0106 EA 1-1/2" Double Combination Wye And 1/8 Bend, Polyvinyl Chloride (PVC) Sewer And Drain.....	97.00	26.07
33 31 11 00-0107 EA 2" Double Combination Wye And 1/8 Bend, Polyvinyl Chloride (PVC) Sewer And Drain.....	113.53	34.39
33 31 11 00-0108 EA 3" Double Combination Wye And 1/8 Bend, Polyvinyl Chloride (PVC) Sewer And Drain.....	177.16	46.42
33 31 11 00-0109 EA 4" Double Combination Wye And 1/8 Bend, Polyvinyl Chloride (PVC) Sewer And Drain.....	650.97	56.15
33 31 11 00-0110 EA 6" Double Combination Wye And 1/8 Bend, Polyvinyl Chloride (PVC) Sewer And Drain.....	2,150.78	62.16
33 31 11 00-0111 Cleanout Tees With Plug, Polyvinyl Chloride (PVC) Sewer And Drain <small>(33 31 11 00-0015)</small>		
33 31 11 00-0112 EA 4" Polyvinyl Chloride (PVC) Cleanout Tees With Plug, Sewer And Drain.....	514.26	108.96
33 31 11 00-0113 EA 6" Polyvinyl Chloride (PVC) Cleanout Tees With Plug, Sewer And Drain.....	1,230.16	140.58
33 31 11 00-0114 EA 8" Polyvinyl Chloride (PVC) Cleanout Tees With Plug, Sewer And Drain.....	1,566.33	198.10
33 31 11 00-0115 EA 10" Polyvinyl Chloride (PVC) Cleanout Tees With Plug, Sewer And Drain.....	2,161.33	318.66
33 31 11 00-0116 Couplings, Polyvinyl Chloride (PVC) Sewer And Drain <small>(33 31 11 00-0015)</small>		
33 31 11 00-0117 EA 1-1/2" Coupling, Polyvinyl Chloride (PVC) Sewer And Drain.....	25.47	13.34
33 31 11 00-0118 EA 2" Coupling, Polyvinyl Chloride (PVC) Sewer And Drain.....	31.74	17.15
33 31 11 00-0119 EA 3" Coupling, Polyvinyl Chloride (PVC) Sewer And Drain.....	50.04	22.96
33 31 11 00-0120 EA 4" Coupling, Polyvinyl Chloride (PVC) Sewer And Drain.....	65.66	26.77
33 31 11 00-0121 EA 6" Coupling, Polyvinyl Chloride (PVC) Sewer And Drain.....	193.22	34.80
33 31 11 00-0122 EA 8" Coupling, Polyvinyl Chloride (PVC) Sewer And Drain.....	477.47	46.83
33 31 11 00-0123 EA 10" Coupling, Polyvinyl Chloride (PVC) Sewer And Drain.....	724.71	62.36
33 31 11 00-0124 EA 12" Coupling, Polyvinyl Chloride (PVC) Sewer And Drain.....	1,199.82	83.06
33 31 11 00-0125 Adapters, Polyvinyl Chloride (PVC) Sewer And Drain <small>(33 31 11 00-0015)</small>		
33 31 11 00-0126 EA 4" Male, Plastic Pipe x Malleable Iron Pipe Adapter, Drain And Sewer Fitting.....	124.08	70.12
33 31 11 00-0127 EA 2" x 3" x 3" Downspout Adapter, Drain And Sewer Fitting.....	86.36	53.34
33 31 11 00-0128 EA 2" x 3" x 4" Downspout Adapter, Drain And Sewer Fitting.....	89.12	53.34
33 31 11 00-0129 EA 3" x 4" x 4" Downspout Adapter, Drain And Sewer Fitting.....	96.46	53.34
33 31 11 00-0130 EA 4" Hub, Cast Iron Pipe x Plastic Pipe Adapter, Drain And Sewer Fitting.....	126.09	70.12
33 31 11 00-0131 EA 4" Spigot, Clay Pipe x Plastic Pipe Adapter, Drain And Sewer Fitting.....	120.22	70.12
33 31 11 00-0132 EA 4" Spigot, Fiberglass Pipe x Plastic Pipe Adapter, Drain And Sewer Fitting.....	110.58	70.12
33 31 11 00-0133 EA 4" Drain Grate, Drain And Sewer Fitting.....	61.24	36.05
33 31 11 00-0134 Caps, Polyvinyl Chloride (PVC) Sewer And Drain <small>(33 31 11 00-0015)</small>		
33 31 11 00-0135 EA 3" Cap, Polyvinyl Chloride (PVC) Drain And Sewer Fitting.....	38.34	14.34
33 31 11 00-0136 EA 4" Cap, Polyvinyl Chloride (PVC) Drain And Sewer Fitting.....	64.89	17.85
33 31 11 00-0137 EA 6" Cap, Polyvinyl Chloride (PVC) Drain And Sewer Fitting.....	125.80	23.06
33 31 11 00-0138 Plug Cleanout, Polyvinyl Chloride (PVC) Sewer And Drain <small>(33 31 11 00-0015)</small>		
33 31 11 00-0139 EA 1-1/2" Plug Cleanout, Polyvinyl Chloride (PVC) Sewer And Drain.....	23.36	13.34
33 31 11 00-0140 EA 2" Plug Cleanout, Polyvinyl Chloride (PVC) Sewer And Drain.....	30.43	17.25
33 31 11 00-0141 EA 3" Plug Cleanout, Polyvinyl Chloride (PVC) Sewer And Drain.....	45.70	23.16
33 31 11 00-0142 EA 4" Plug Cleanout, Polyvinyl Chloride (PVC) Sewer And Drain.....	61.07	26.77
33 31 11 00-0143 EA 6" Plug Cleanout, Polyvinyl Chloride (PVC) Sewer And Drain.....	107.57	34.80
33 31 11 00-0144 EA 8" Plug Cleanout, Polyvinyl Chloride (PVC) Sewer And Drain.....	426.54	46.83
33 31 11 00-0145 Gasketed SDR 35 Polyvinyl Chloride (PVC) Pipe <small>(33 31 11 00-0001)</small>		
Note: ASTM 3034.		
33 31 11 00-0146 LF 4" Gasketed SDR 35 Polyvinyl Chloride (PVC) Pipe.....	16.87	6.91
33 31 11 00-0147 LF 6" Gasketed SDR 35 Polyvinyl Chloride (PVC) Pipe.....	21.91	8.03
33 31 11 00-0148 LF 8" Gasketed SDR 35 Polyvinyl Chloride (PVC) Pipe.....	28.62	9.34
33 31 11 00-0149 LF 10" Gasketed SDR 35 Polyvinyl Chloride (PVC) Pipe.....	34.26	9.67
33 31 11 00-0150 LF 12" Gasketed SDR 35 Polyvinyl Chloride (PVC) Pipe.....	41.02	10.01
33 31 11 00-0151 LF 15" Gasketed SDR 35 Polyvinyl Chloride (PVC) Pipe.....	52.23	10.36
33 31 11 00-0152 LF 18" Gasketed SDR 35 Polyvinyl Chloride (PVC) Pipe.....	65.05	10.74
33 31 11 00-0153 LF 21" Gasketed SDR 35 Polyvinyl Chloride (PVC) Pipe.....	83.39	11.66
33 31 11 00-0154 LF 24" Gasketed SDR 35 Polyvinyl Chloride (PVC) Pipe.....	100.40	12.59
33 31 11 00-0155 LF 27" Gasketed SDR 35 Polyvinyl Chloride (PVC) Pipe.....	124.43	14.76
33 31 11 00-0156 Solvent Weld SDR 35 Polyvinyl Chloride (PVC) Pipe <small>(33 31 11 00-0001)</small>		
Note: ASTM 3034.		
33 31 11 00-0157 LF 4" Solvent Weld SDR 35 Polyvinyl Chloride (PVC) Pipe.....	18.87	6.91
33 31 11 00-0158 LF 6" Solvent Weld SDR 35 Polyvinyl Chloride (PVC) Pipe.....	26.20	8.03
33 31 11 00-0159 LF 8" Solvent Weld SDR 35 Polyvinyl Chloride (PVC) Pipe.....	36.40	9.34
33 31 11 00-0160 Gasketed SDR 35 Polyvinyl Chloride (PVC) Fittings <small>(33 31 11 00-0001)</small>		
Note: ASTM 3034.		
33 31 11 00-0161 1/4 Bends, Gasketed SDR 35 Polyvinyl Chloride (PVC) <small>(33 31 11 00-0160)</small>		
33 31 11 00-0162 EA 4" 1/4 Bend, Gasketed SDR 35 Polyvinyl Chloride (PVC).....	84.14	24.95

33 Utilities**33 30 Sanitary Sewerage Utilities****33 31 Sanitary Sewerage Piping**

SAN BERNARDINO
COUNTY

MINOR CSI UOM DESCRIPTION	TOTAL DIRECT UNIT COST	DEMOLITION UNIT COST
33 31 11 00-0163 EA 6" 1/4 Bend, Gasketed SDR 35 Polyvinyl Chloride (PVC)	126.61	29.01
33 31 11 00-0164 EA 8" 1/4 Bend, Gasketed SDR 35 Polyvinyl Chloride (PVC)	271.57	32.87
33 31 11 00-0165 EA 10" 1/4 Bend, Gasketed SDR 35 Polyvinyl Chloride (PVC)	792.54	38.67
33 31 11 00-0166 EA 12" 1/4 Bend, Gasketed SDR 35 Polyvinyl Chloride (PVC)	1,024.31	49.31
33 31 11 00-0167 1/8 Bends, Gasketed SDR 35 Polyvinyl Chloride (PVC) (33 31 11 00-0160)		
33 31 11 00-0168 EA 4" 1/8 Bend, Gasketed SDR 35 Polyvinyl Chloride (PVC)	75.39	24.95
33 31 11 00-0169 EA 6" 1/8 Bend, Gasketed SDR 35 Polyvinyl Chloride (PVC)	116.96	29.01
33 31 11 00-0170 EA 8" 1/8 Bend, Gasketed SDR 35 Polyvinyl Chloride (PVC)	247.18	32.87
33 31 11 00-0171 EA 10" 1/8 Bend, Gasketed SDR 35 Polyvinyl Chloride (PVC)	566.96	38.67
33 31 11 00-0172 EA 12" 1/8 Bend, Gasketed SDR 35 Polyvinyl Chloride (PVC)	806.02	49.31
33 31 11 00-0173 EA 15" 1/8 Bend, Gasketed SDR 35 Polyvinyl Chloride (PVC)	1,736.84	69.61
33 31 11 00-0174 EA 18" 1/8 Bend, Gasketed SDR 35 Polyvinyl Chloride (PVC)	2,758.59	98.62
33 31 11 00-0175 EA 21" 1/8 Bend, Gasketed SDR 35 Polyvinyl Chloride (PVC)	4,611.09	130.52
33 31 11 00-0176 EA 24" 1/8 Bend, Gasketed SDR 35 Polyvinyl Chloride (PVC)	6,288.28	174.02
33 31 11 00-0177 Sanitary Tees, Gasketed SDR 35 Polyvinyl Chloride (PVC) (33 31 11 00-0160)		
33 31 11 00-0178 EA 4" Sanitary Tees, Gasketed SDR 35 Polyvinyl Chloride (PVC)	127.43	37.42
33 31 11 00-0179 EA 6" x 4" Sanitary Tees, Gasketed SDR 35 Polyvinyl Chloride (PVC)	209.97	41.47
33 31 11 00-0180 EA 6" Sanitary Tees, Gasketed SDR 35 Polyvinyl Chloride (PVC)	236.74	43.50
33 31 11 00-0181 EA 8" x 4" Sanitary Tees, Gasketed SDR 35 Polyvinyl Chloride (PVC)	261.98	45.53
33 31 11 00-0182 EA 8" x 6" Sanitary Tees, Gasketed SDR 35 Polyvinyl Chloride (PVC)	301.19	47.56
33 31 11 00-0183 EA 8" Sanitary Tees, Gasketed SDR 35 Polyvinyl Chloride (PVC)	587.62	49.60
33 31 11 00-0184 EA 10" x 4" Sanitary Tees, Gasketed SDR 35 Polyvinyl Chloride (PVC)	755.91	50.76
33 31 11 00-0185 EA 10" x 6" Sanitary Tees, Gasketed SDR 35 Polyvinyl Chloride (PVC)	857.89	53.18
33 31 11 00-0186 EA 10" x 8" Sanitary Tees, Gasketed SDR 35 Polyvinyl Chloride (PVC)	1,272.80	55.20
33 31 11 00-0187 EA 10" Sanitary Tees, Gasketed SDR 35 Polyvinyl Chloride (PVC)	1,662.54	58.01
33 31 11 00-0188 EA 12" x 4" Sanitary Tees, Gasketed SDR 35 Polyvinyl Chloride (PVC)	930.29	61.78
33 31 11 00-0189 EA 12" x 6" Sanitary Tees, Gasketed SDR 35 Polyvinyl Chloride (PVC)	988.05	63.81
33 31 11 00-0190 EA 12" x 8" Sanitary Tees, Gasketed SDR 35 Polyvinyl Chloride (PVC)	1,416.39	65.84
33 31 11 00-0191 EA 12" x 10" Sanitary Tees, Gasketed SDR 35 Polyvinyl Chloride (PVC)	2,049.85	68.64
33 31 11 00-0192 EA 12" Sanitary Tees, Gasketed SDR 35 Polyvinyl Chloride (PVC)	2,310.91	73.96
33 31 11 00-0193 Wyes, Gasketed SDR 35 Polyvinyl Chloride (PVC) (33 31 11 00-0160)		
33 31 11 00-0194 EA 4" Wye, Gasketed SDR 35 Polyvinyl Chloride (PVC)	120.65	37.42
33 31 11 00-0195 EA 6" x 4" Wye, Gasketed SDR 35 Polyvinyl Chloride (PVC)	187.35	41.47
33 31 11 00-0196 EA 6" Wye, Gasketed SDR 35 Polyvinyl Chloride (PVC)	206.37	43.50
33 31 11 00-0197 EA 8" x 4" Wye, Gasketed SDR 35 Polyvinyl Chloride (PVC)	252.28	45.53
33 31 11 00-0198 EA 8" x 6" Wye, Gasketed SDR 35 Polyvinyl Chloride (PVC)	289.63	47.56
33 31 11 00-0199 EA 8" Wye, Gasketed SDR 35 Polyvinyl Chloride (PVC)	449.42	49.60
33 31 11 00-0200 EA 10" x 4" Wye, Gasketed SDR 35 Polyvinyl Chloride (PVC)	690.22	51.15
33 31 11 00-0201 EA 10" x 6" Wye, Gasketed SDR 35 Polyvinyl Chloride (PVC)	703.82	53.18
33 31 11 00-0202 EA 10" x 8" Wye, Gasketed SDR 35 Polyvinyl Chloride (PVC)	1,065.36	55.20
33 31 11 00-0203 EA 10" Wye, Gasketed SDR 35 Polyvinyl Chloride (PVC)	1,179.65	58.01
33 31 11 00-0204 EA 12" x 4" Wye, Gasketed SDR 35 Polyvinyl Chloride (PVC)	875.53	61.78
33 31 11 00-0205 EA 12" x 6" Wye, Gasketed SDR 35 Polyvinyl Chloride (PVC)	903.00	63.81
33 31 11 00-0206 EA 12" x 8" Wye, Gasketed SDR 35 Polyvinyl Chloride (PVC)	1,299.81	65.84
33 31 11 00-0207 EA 12" x 10" Wye, Gasketed SDR 35 Polyvinyl Chloride (PVC)	1,569.02	68.64
33 31 11 00-0208 EA 12" Wye, Gasketed SDR 35 Polyvinyl Chloride (PVC)	1,637.65	73.96
33 31 11 00-0209 EA 15" x 10" Wye, Gasketed SDR 35 Polyvinyl Chloride (PVC)	2,018.80	88.95
33 31 11 00-0210 EA 15" x 12" Wye, Gasketed SDR 35 Polyvinyl Chloride (PVC)	2,240.89	94.27
33 31 11 00-0211 EA 15" Wye, Gasketed SDR 35 Polyvinyl Chloride (PVC)	2,805.19	104.41
33 31 11 00-0212 Couplings, Gasketed SDR 35 Polyvinyl Chloride (PVC) (33 31 11 00-0160)		
33 31 11 00-0213 EA 4" Coupling, Gasketed SDR 35 Polyvinyl Chloride (PVC)	83.36	24.95
33 31 11 00-0214 EA 6" Coupling, Gasketed SDR 35 Polyvinyl Chloride (PVC)	131.76	29.01
33 31 11 00-0215 EA 8" Coupling, Gasketed SDR 35 Polyvinyl Chloride (PVC)	196.79	33.06
33 31 11 00-0216 EA 10" Coupling, Gasketed SDR 35 Polyvinyl Chloride (PVC)	378.93	38.67
33 31 11 00-0217 EA 12" Coupling, Gasketed SDR 35 Polyvinyl Chloride (PVC)	539.10	49.31
33 31 11 00-0218 EA 15" Coupling, Gasketed SDR 35 Polyvinyl Chloride (PVC)	1,061.35	69.61
33 31 11 00-0219 EA 18" Coupling, Gasketed SDR 35 Polyvinyl Chloride (PVC)	2,004.60	98.62
33 31 11 00-0220 EA 21" Coupling, Gasketed SDR 35 Polyvinyl Chloride (PVC)	3,353.73	130.52
33 31 11 00-0221 EA 24" Coupling, Gasketed SDR 35 Polyvinyl Chloride (PVC)	4,858.81	174.02
33 31 11 00-0222 Increaser, Gasketed SDR 35 Polyvinyl Chloride (PVC) (33 31 11 00-0160)		
33 31 11 00-0223 EA 6" x 4" Increaser, Gasketed SDR 35 Polyvinyl Chloride (PVC)	164.87	26.98
33 31 11 00-0224 EA 8" x 4" Increaser, Gasketed SDR 35 Polyvinyl Chloride (PVC)	238.72	29.01
33 31 11 00-0225 EA 8" x 6" Increaser, Gasketed SDR 35 Polyvinyl Chloride (PVC)	251.62	31.03
33 31 11 00-0226 EA 10" x 6" Increaser, Gasketed SDR 35 Polyvinyl Chloride (PVC)	576.10	33.84
33 31 11 00-0227 EA 10" x 8" Increaser, Gasketed SDR 35 Polyvinyl Chloride (PVC)	662.89	35.87
33 31 11 00-0228 EA 12" x 6" Increaser, Gasketed SDR 35 Polyvinyl Chloride (PVC)	740.91	39.15
33 31 11 00-0229 EA 12" x 8" Increaser, Gasketed SDR 35 Polyvinyl Chloride (PVC)	851.32	41.18
33 31 11 00-0230 EA 12" x 10" Increaser, Gasketed SDR 35 Polyvinyl Chloride (PVC)	976.97	43.99
33 31 11 00-0231 EA 15" x 12" Increaser, Gasketed SDR 35 Polyvinyl Chloride (PVC)	1,472.64	59.45



MINOR CSI UOM DESCRIPTION	TOTAL DIRECT UNIT COST	DEMOLITION UNIT COST
------------------------------	---------------------------	-------------------------

33 31 11 00-0232 Saddle Wye With Stainless Steel Clamps, SDR 35 Polyvinyl Chloride (PVC) (33 31 11 00-0160)

33 31 11 00-0233	EA	6" x 4" Saddle Wye With Stainless Steel Clamps, SDR 35 Polyvinyl Chloride (PVC)	134.70	
33 31 11 00-0234	EA	8" x 4" Saddle Wye With Stainless Steel Clamps, SDR 35 Polyvinyl Chloride (PVC)	178.83	
33 31 11 00-0235	EA	8" x 6" Saddle Wye With Stainless Steel Clamps, SDR 35 Polyvinyl Chloride (PVC)	183.02	
33 31 11 00-0236	EA	10" x 4" Saddle Wye With Stainless Steel Clamps, SDR 35 Polyvinyl Chloride (PVC)	307.27	
33 31 11 00-0237	EA	10" x 6" Saddle Wye With Stainless Steel Clamps, SDR 35 Polyvinyl Chloride (PVC)	324.81	
33 31 11 00-0238	EA	10" x 8" Saddle Wye With Stainless Steel Clamps, SDR 35 Polyvinyl Chloride (PVC)	626.48	
33 31 11 00-0239	EA	12" x 4" Saddle Wye With Stainless Steel Clamps, SDR 35 Polyvinyl Chloride (PVC)	349.22	
33 31 11 00-0240	EA	12" x 6" Saddle Wye With Stainless Steel Clamps, SDR 35 Polyvinyl Chloride (PVC)	382.09	
33 31 11 00-0241	EA	12" x 8" Saddle Wye With Stainless Steel Clamps, SDR 35 Polyvinyl Chloride (PVC)	889.15	
33 31 11 00-0242	EA	12" x 10" Saddle Wye With Stainless Steel Clamps, SDR 35 Polyvinyl Chloride (PVC)	1,027.43	
33 31 11 00-0243	EA	15" x 4" Saddle Wye With Stainless Steel Clamps, SDR 35 Polyvinyl Chloride (PVC)	397.41	
33 31 11 00-0244	EA	15" x 6" Saddle Wye With Stainless Steel Clamps, SDR 35 Polyvinyl Chloride (PVC)	426.10	

33 31 11 00-0245 Saddle Tee With Stainless Steel Clamps, SDR 35 Polyvinyl Chloride (PVC) (33 31 11 00-0160)

33 31 11 00-0246	EA	6" x 4" Saddle Tee With Stainless Steel Clamps, SDR 35 Polyvinyl Chloride (PVC)	144.52	
33 31 11 00-0247	EA	8" x 4" Saddle Tee With Stainless Steel Clamps, SDR 35 Polyvinyl Chloride (PVC)	178.83	
33 31 11 00-0248	EA	8" x 6" Saddle Tee With Stainless Steel Clamps, SDR 35 Polyvinyl Chloride (PVC)	196.39	
33 31 11 00-0249	EA	10" x 4" Saddle Tee With Stainless Steel Clamps, SDR 35 Polyvinyl Chloride (PVC)	281.26	
33 31 11 00-0250	EA	10" x 6" Saddle Tee With Stainless Steel Clamps, SDR 35 Polyvinyl Chloride (PVC)	322.70	
33 31 11 00-0251	EA	10" x 8" Saddle Tee With Stainless Steel Clamps, SDR 35 Polyvinyl Chloride (PVC)	495.55	
33 31 11 00-0252	EA	12" x 4" Saddle Tee With Stainless Steel Clamps, SDR 35 Polyvinyl Chloride (PVC)	347.13	
33 31 11 00-0253	EA	12" x 6" Saddle Tee With Stainless Steel Clamps, SDR 35 Polyvinyl Chloride (PVC)	380.11	
33 31 11 00-0254	EA	12" x 8" Saddle Tee With Stainless Steel Clamps, SDR 35 Polyvinyl Chloride (PVC)	575.96	
33 31 11 00-0255	EA	12" x 10" Saddle Tee With Stainless Steel Clamps, SDR 35 Polyvinyl Chloride (PVC)	703.79	
33 31 11 00-0256	EA	15" x 4" Saddle Tee With Stainless Steel Clamps, SDR 35 Polyvinyl Chloride (PVC)	396.12	
33 31 11 00-0257	EA	15" x 6" Saddle Tee With Stainless Steel Clamps, SDR 35 Polyvinyl Chloride (PVC)	416.38	
33 31 11 00-0258	EA	15" x 8" Saddle Tee With Stainless Steel Clamps, SDR 35 Polyvinyl Chloride (PVC)	705.97	
33 31 11 00-0259	EA	15" x 10" Saddle Tee With Stainless Steel Clamps, SDR 35 Polyvinyl Chloride (PVC)	783.11	
33 31 11 00-0260	EA	15" x 12" Saddle Tee With Stainless Steel Clamps, SDR 35 Polyvinyl Chloride (PVC)	1,114.64	

33 31 11 00-0261 Smooth Interior, Double Wall, Corrugated Polyvinyl Chloride (PVC) Pipe and Fittings (33 31 11 00-0001)

Note: ASTM F949.

33 31 11 00-0262 Smooth Interior, Double Wall, Corrugated Polyvinyl Chloride (PVC) Pipe (33 31 11 00-0261)

33 31 11 00-0263	LF	4" Smooth Interior, Double Wall, Corrugated Polyvinyl Chloride (PVC) Pipe	17.33	6.91
33 31 11 00-0264	LF	6" Smooth Interior, Double Wall, Corrugated Polyvinyl Chloride (PVC) Pipe	25.05	8.03
33 31 11 00-0265	LF	8" Smooth Interior, Double Wall, Corrugated Polyvinyl Chloride (PVC) Pipe	32.16	9.34
33 31 11 00-0266	LF	10" Smooth Interior, Double Wall, Corrugated Polyvinyl Chloride (PVC) Pipe	38.75	9.67
33 31 11 00-0267	LF	12" Smooth Interior, Double Wall, Corrugated Polyvinyl Chloride (PVC) Pipe	41.11	10.01
33 31 11 00-0268	LF	15" Smooth Interior, Double Wall, Corrugated Polyvinyl Chloride (PVC) Pipe	49.01	10.36
33 31 11 00-0269	LF	18" Smooth Interior, Double Wall, Corrugated Polyvinyl Chloride (PVC) Pipe	63.67	10.74
33 31 11 00-0270	LF	21" Smooth Interior, Double Wall, Corrugated Polyvinyl Chloride (PVC) Pipe	74.70	11.66
33 31 11 00-0271	LF	24" Smooth Interior, Double Wall, Corrugated Polyvinyl Chloride (PVC) Pipe	92.38	12.59
33 31 11 00-0272	LF	30" Smooth Interior, Double Wall, Corrugated Polyvinyl Chloride (PVC) Pipe	133.16	16.94

33 31 11 00-0273 1/4 Bend, Smooth Interior, Double Wall, Corrugated Polyvinyl Chloride (PVC) (33 31 11 00-0261)

33 31 11 00-0274	EA	4" 1/4 Bend, Smooth Interior, Double Wall, Corrugated Polyvinyl Chloride (PVC)	73.50	
33 31 11 00-0275	EA	6" 1/4 Bend, Smooth Interior, Double Wall, Corrugated Polyvinyl Chloride (PVC)	101.12	
33 31 11 00-0276	EA	8" 1/4 Bend, Smooth Interior, Double Wall, Corrugated Polyvinyl Chloride (PVC)	141.65	
33 31 11 00-0277	EA	10" 1/4 Bend, Smooth Interior, Double Wall, Corrugated Polyvinyl Chloride (PVC)	244.79	
33 31 11 00-0278	EA	12" 1/4 Bend, Smooth Interior, Double Wall, Corrugated Polyvinyl Chloride (PVC)	262.23	
33 31 11 00-0279	EA	15" 1/4 Bend, Smooth Interior, Double Wall, Corrugated Polyvinyl Chloride (PVC)	441.07	
33 31 11 00-0280	EA	18" 1/4 Bend, Smooth Interior, Double Wall, Corrugated Polyvinyl Chloride (PVC)	702.01	
33 31 11 00-0281	EA	21" 1/4 Bend, Smooth Interior, Double Wall, Corrugated Polyvinyl Chloride (PVC)	1,005.19	
33 31 11 00-0282	EA	24" 1/4 Bend, Smooth Interior, Double Wall, Corrugated Polyvinyl Chloride (PVC)	1,308.28	
33 31 11 00-0283	EA	30" 1/4 Bend, Smooth Interior, Double Wall, Corrugated Polyvinyl Chloride (PVC)	1,728.64	

33 31 11 00-0284 1/8 Bend, Smooth Interior, Double Wall, Corrugated Polyvinyl Chloride (PVC) (33 31 11 00-0261)

33 31 11 00-0285	EA	4" 1/8 Bend, Smooth Interior, Double Wall, Corrugated Polyvinyl Chloride (PVC)	68.19	
33 31 11 00-0286	EA	6" 1/8 Bend, Smooth Interior, Double Wall, Corrugated Polyvinyl Chloride (PVC)	93.26	
33 31 11 00-0287	EA	8" 1/8 Bend, Smooth Interior, Double Wall, Corrugated Polyvinyl Chloride (PVC)	130.21	
33 31 11 00-0288	EA	10" 1/8 Bend, Smooth Interior, Double Wall, Corrugated Polyvinyl Chloride (PVC)	223.29	
33 31 11 00-0289	EA	12" 1/8 Bend, Smooth Interior, Double Wall, Corrugated Polyvinyl Chloride (PVC)	239.70	
33 31 11 00-0290	EA	15" 1/8 Bend, Smooth Interior, Double Wall, Corrugated Polyvinyl Chloride (PVC)	401.29	
33 31 11 00-0291	EA	18" 1/8 Bend, Smooth Interior, Double Wall, Corrugated Polyvinyl Chloride (PVC)	637.15	
33 31 11 00-0292	EA	21" 1/8 Bend, Smooth Interior, Double Wall, Corrugated Polyvinyl Chloride (PVC)	908.93	
33 31 11 00-0293	EA	24" 1/8 Bend, Smooth Interior, Double Wall, Corrugated Polyvinyl Chloride (PVC)	1,180.75	
33 31 11 00-0294	EA	30" 1/8 Bend, Smooth Interior, Double Wall, Corrugated Polyvinyl Chloride (PVC)	1,558.47	

33 Utilities**33 30 Sanitary Sewerage Utilities****33 31 Sanitary Sewerage Piping**

MINOR
CSI UOM DESCRIPTION

TOTAL DIRECT DEMOLITION
UNIT COST UNIT COST

MINOR	CSI	UOM	DESCRIPTION	TOTAL DIRECT UNIT COST	DEMOLITION UNIT COST
33 31 11 00-0295			1/16 Bend, Smooth Interior, Double Wall, Corrugated Polyvinyl Chloride (PVC) <small>(33 31 11 00-0261)</small>		
33 31 11 00-0296	EA		4" 1/16 Bend, Smooth Interior, Double Wall, Corrugated Polyvinyl Chloride (PVC).....	60.23	
33 31 11 00-0297	EA		6" 1/16 Bend, Smooth Interior, Double Wall, Corrugated Polyvinyl Chloride (PVC).....	76.66	
33 31 11 00-0298	EA		8" 1/16 Bend, Smooth Interior, Double Wall, Corrugated Polyvinyl Chloride (PVC).....	121.73	
33 31 11 00-0299	EA		10" 1/16 Bend, Smooth Interior, Double Wall, Corrugated Polyvinyl Chloride (PVC).....	154.35	
33 31 11 00-0300	EA		12" 1/16 Bend, Smooth Interior, Double Wall, Corrugated Polyvinyl Chloride (PVC).....	215.80	
33 31 11 00-0301	EA		15" 1/16 Bend, Smooth Interior, Double Wall, Corrugated Polyvinyl Chloride (PVC).....	359.01	
33 31 11 00-0302	EA		18" 1/16 Bend, Smooth Interior, Double Wall, Corrugated Polyvinyl Chloride (PVC).....	525.98	
33 31 11 00-0303	EA		21" 1/16 Bend, Smooth Interior, Double Wall, Corrugated Polyvinyl Chloride (PVC).....	810.42	
33 31 11 00-0304	EA		24" 1/16 Bend, Smooth Interior, Double Wall, Corrugated Polyvinyl Chloride (PVC).....	1,094.86	
33 31 11 00-0305	EA		30" 1/16 Bend, Smooth Interior, Double Wall, Corrugated Polyvinyl Chloride (PVC).....	1,554.39	
33 31 11 00-0306			Wye, Smooth Interior, Double Wall, Corrugated Polyvinyl Chloride (PVC) <small>(33 31 11 00-0261)</small>		
33 31 11 00-0307	EA		4" Wye, Smooth Interior, Double Wall, Corrugated Polyvinyl Chloride (PVC).....	114.94	
33 31 11 00-0308	EA		6" Wye, Smooth Interior, Double Wall, Corrugated Polyvinyl Chloride (PVC).....	150.36	
33 31 11 00-0309	EA		8" Wye, Smooth Interior, Double Wall, Corrugated Polyvinyl Chloride (PVC).....	273.66	
33 31 11 00-0310	EA		10" Wye, Smooth Interior, Double Wall, Corrugated Polyvinyl Chloride (PVC).....	444.57	
33 31 11 00-0311	EA		12" Wye, Smooth Interior, Double Wall, Corrugated Polyvinyl Chloride (PVC).....	746.30	
33 31 11 00-0312	EA		15" Wye, Smooth Interior, Double Wall, Corrugated Polyvinyl Chloride (PVC).....	1,067.70	
33 31 11 00-0313	EA		18" Wye, Smooth Interior, Double Wall, Corrugated Polyvinyl Chloride (PVC).....	1,551.93	
33 31 11 00-0314	EA		21" Wye, Smooth Interior, Double Wall, Corrugated Polyvinyl Chloride (PVC).....	1,788.12	
33 31 11 00-0315	EA		24" Wye, Smooth Interior, Double Wall, Corrugated Polyvinyl Chloride (PVC).....	2,024.24	
33 31 11 00-0316	EA		30" Wye, Smooth Interior, Double Wall, Corrugated Polyvinyl Chloride (PVC).....	3,698.72	
33 31 11 00-0317			Tees, Smooth Interior, Double Wall, Corrugated Polyvinyl Chloride (PVC) <small>(33 31 11 00-0261)</small>		
33 31 11 00-0318	EA		4" Tee, Smooth Interior, Double Wall, Corrugated Polyvinyl Chloride (PVC).....	104.06	
33 31 11 00-0319	EA		6" Tee, Smooth Interior, Double Wall, Corrugated Polyvinyl Chloride (PVC).....	135.45	
33 31 11 00-0320	EA		8" Tee, Smooth Interior, Double Wall, Corrugated Polyvinyl Chloride (PVC).....	243.18	
33 31 11 00-0321	EA		10" Tee, Smooth Interior, Double Wall, Corrugated Polyvinyl Chloride (PVC).....	392.46	
33 31 11 00-0322	EA		12" Tee, Smooth Interior, Double Wall, Corrugated Polyvinyl Chloride (PVC).....	654.77	
33 31 11 00-0323	EA		15" Tee, Smooth Interior, Double Wall, Corrugated Polyvinyl Chloride (PVC).....	935.58	
33 31 11 00-0324	EA		18" Tee, Smooth Interior, Double Wall, Corrugated Polyvinyl Chloride (PVC).....	1,358.48	
33 31 11 00-0325	EA		21" Tee, Smooth Interior, Double Wall, Corrugated Polyvinyl Chloride (PVC).....	1,563.76	
33 31 11 00-0326	EA		24" Tee, Smooth Interior, Double Wall, Corrugated Polyvinyl Chloride (PVC).....	1,768.99	
33 31 11 00-0327	EA		30" Tee, Smooth Interior, Double Wall, Corrugated Polyvinyl Chloride (PVC).....	3,219.15	
33 31 11 00-0328			Cast Iron Service Saddles With U Bolt <small>(33 31 11)</small>		
33 31 11 00-0329	EA		2" Diameter x 2" Tapped Tee Cast Iron Service Saddles With U Bolt.....	116.04	
33 31 11 00-0330	EA		3" Diameter x 1-1/2" Tapped Tee Cast Iron Service Saddles With U Bolt.....	116.67	
33 31 11 00-0331	EA		3" Diameter x 2" Tapped Tee Cast Iron Service Saddles With U Bolt.....	128.38	
33 31 11 00-0332	EA		4" Diameter x 1-1/2" Tapped Tee Cast Iron Service Saddles With U Bolt.....	124.30	
33 31 11 00-0333	EA		4" Diameter x 2" Hub Tee Cast Iron Service Saddles With U Bolt.....	140.34	
33 31 11 00-0334	EA		4" Diameter x 3" Hub Tee Cast Iron Service Saddles With U Bolt.....	157.97	
33 31 11 00-0335	EA		4" Diameter x 4" Hub Tee Cast Iron Service Saddles With U Bolt.....	187.17	
33 31 11 00-0336	EA		6" Diameter x 2" Hub Tee Cast Iron Service Saddles With U Bolt.....	158.55	
33 31 11 00-0337	EA		6" Diameter x 3" Hub Tee Cast Iron Service Saddles With U Bolt.....	173.32	
33 31 11 00-0338	EA		6" Diameter x 4" Hub Tee Cast Iron Service Saddles With U Bolt.....	199.88	
33 31 11 00-0339	EA		2" Diameter x 2" Tapped Wye Cast Iron Service Saddle With U Bolt.....	161.80	
33 31 11 00-0340	EA		4" Diameter x 1-1/2" Tapped Wye Cast Iron Service Saddle With U Bolt.....	127.87	
33 31 11 00-0341	EA		4" Diameter x 2" Tapped Wye Cast Iron Service Saddle With U Bolt.....	139.58	
33 31 11 00-0342	EA		4" Diameter x 3" Hub Wye Cast Iron Service Saddle With U Bolt.....	166.32	
33 31 11 00-0343	EA		4" Diameter x 4" Hub Wye Cast Iron Service Saddle With U Bolt.....	197.42	
33 31 11 00-0344	EA		6" Diameter x 4" Hub Wye Cast Iron Service Saddle With U Bolt.....	212.66	
33 31 11 00-0345			Couplings And Plug Fittings <small>(33 31 11)</small>		
33 31 11 00-0346			Cast Iron/Plastic To Cast Iron/Plastic, Elastomeric Polyvinyl Chloride (PVC) Flexible Pipe Couplings <small>(33 31 11 00-0345)</small>		
Note: For cast iron or plastic to cast iron to plastic pipe. Includes stainless steel clamps.					
33 31 11 00-0347	EA		1-1/2" Cast Iron/Plastic To Cast Iron/Plastic, Elastomeric Flexible Pipe Coupling (Fernco 1056-150).....	18.92	6.59
33 31 11 00-0348	EA		2" Cast Iron/Plastic To Cast Iron/Plastic, Elastomeric Flexible Pipe Coupling (Fernco 1056-22).....	20.68	7.69
33 31 11 00-0349	EA		3" Cast Iron/Plastic To Cast Iron/Plastic, Elastomeric Flexible Pipe Coupling (Fernco 1056-33).....	23.98	8.80
33 31 11 00-0350	EA		4" Cast Iron/Plastic To Cast Iron/Plastic, Elastomeric Flexible Pipe Coupling (Fernco 1056-44).....	27.24	9.35
33 31 11 00-0351	EA		5" Cast Iron/Plastic To Cast Iron/Plastic, Elastomeric Flexible Pipe Coupling (Fernco 1056-55).....	33.57	9.90
33 31 11 00-0352	EA		6" Cast Iron/Plastic To Cast Iron/Plastic, Elastomeric Flexible Pipe Coupling (Fernco 1056-66).....	39.94	11.00
33 31 11 00-0353	EA		8" Cast Iron/Plastic To Cast Iron/Plastic, Elastomeric Flexible Pipe Coupling (Fernco 1056-88).....	51.17	12.10
33 31 11 00-0354	EA		10" Cast Iron/Plastic To Cast Iron/Plastic, Elastomeric Flexible Pipe Coupling (Fernco 1056-1010).....	63.52	12.64
33 31 11 00-0355	EA		12" Cast Iron/Plastic To Cast Iron/Plastic, Elastomeric Flexible Pipe Coupling (Fernco 1056-1212).....	106.19	13.20
33 31 11 00-0356	EA		15" Cast Iron/Plastic To Cast Iron/Plastic, Elastomeric Flexible Pipe Coupling (Fernco 1056-1515).....	145.28	14.30
33 31 11 00-0357	EA		18" Cast Iron/Plastic To Cast Iron/Plastic, Elastomeric Flexible Pipe Coupling (Fernco 1056-1818).....	282.32	14.84
33 31 11 00-0358	EA		21" Cast Iron/Plastic To Cast Iron/Plastic, Elastomeric Flexible Pipe Coupling (Fernco 1056-2121).....	328.31	15.68
33 31 11 00-0359	EA		24" Cast Iron/Plastic To Cast Iron/Plastic, Elastomeric Flexible Pipe Coupling (Fernco 1056-2424).....	363.88	16.50
33 31 11 00-0360	EA		27" Cast Iron/Plastic To Cast Iron/Plastic, Elastomeric Flexible Pipe Coupling (Fernco 1056-2727).....	436.20	17.60



	Utilities	33	
	Sanitary Sewerage Utilities	33 30	33
	Sanitary Sewerage Piping	33 31	

MINOR CSI UOM DESCRIPTION	TOTAL DIRECT UNIT COST	DEMOLITION UNIT COST
------------------------------	---------------------------	-------------------------

33 31 11 00-0361	Manhole Inside Bowl Drop <small>(33 31 11)</small>		
33 31 11 00-0362	EA Inside Pipe Drop, 4" Outlet for 4' to 5' Diameter Manhole With Stainless Steel Expansion Bolts (Reliner A4DB).....	324.18	
33 31 11 00-0363	EA Inside Pipe Drop, 4" Outlet for 6' to 8' Diameter Manhole With Stainless Steel Expansion Bolts (Reliner A4R96).....	340.07	
33 31 11 00-0364	EA Inside Pipe Drop, 6" Outlet for 4' to 5' Diameter Manhole With Stainless Steel Expansion Bolts (Reliner A6DB).....	348.48	
33 31 11 00-0365	EA Inside Pipe Drop, 6" Outlet for 6' to 8' Diameter Manhole With Stainless Steel Expansion Bolts (Reliner A6R96).....	360.58	
33 31 11 00-0366	EA Inside Pipe Drop, 8" Outlet for 4' to 5' Diameter Manhole With Stainless Steel Expansion Bolts (Reliner A8DB).....	374.59	
33 31 11 00-0367	EA Inside Pipe Drop, 8" Outlet for 6' to 8' Diameter Manhole With Stainless Steel Expansion Bolts (Reliner A8DBR84).....	402.09	
33 31 11 00-0368	EA Inside Pipe Drop, 10" Outlet for 4' to 5' Diameter Manhole With Stainless Steel Expansion Bolts (Reliner A10DB).....	418.49	
33 31 11 00-0369	EA Inside Pipe Drop, 10" Outlet for 6' to 8' Diameter Manhole With Stainless Steel Expansion Bolts (Reliner A10R96).....	432.24	
33 31 11 00-0370	EA Inside Pipe Drop, 12" Outlet for 4' to 6' Diameter Manhole With Stainless Steel Expansion Bolts (Reliner 24/12R60).....	746.36	
33 31 11 00-0371	EA Inside Pipe Drop, 12" Outlet for 7' to 8' Diameter Manhole With Stainless Steel Expansion Bolts (Reliner 24/12R96).....	766.98	

33 32 Sanitary Sewerage Equipment (33 30)

33 32 16 Packaged Wastewater Grinder Pump Assemblies (33 32)

33 32 16 00-0001	Submersible Grinder Pumps, Cast Iron With Bronze Impeller <small>(33 32 16)</small>		
33 32 16 00-0002	EA 2 HP Submersible Grinder Pump, 200/208, 230 Volt, 1 Phase, 3450 RPM, 1-1/2" Threaded Discharge..... Note: Zoeller 840 series.	2,136.26	325.62
33 32 16 00-0003	EA 2 HP Submersible Grinder Pump, 200/208, 230, 460 Volt, 3 Phase, 3450 RPM, 1-1/2" Threaded Discharge..... Note: Zoeller 840 series.	2,105.56	325.62
33 32 16 00-0004	EA Simplex Control Panel With Auto Reversing Switch..... Note: For Zoeller 840 series grinder pump.	1,014.13	108.50
33 32 16 00-0005	EA Duplex Control Panel With Auto Reversing Switch..... Note: For Zoeller 840 series grinder pump.	1,584.62	108.50
33 32 16 00-0006	EA Grinder Pump, 120 Gallon Sewage Basin, 1 HP, 120 V (Environment One 2012-74).....	12,829.45	

33 32 16 00-0007 Submersible Grinder Pumps (33 32 16)

	Note: Includes 50' of cord with pumps unless otherwise noted.		
33 32 16 00-0008	EA 2 HP Submersible Grinder Pump At 3,450 RPM, Explosion Proof.....	3,785.15	687.47
33 32 16 00-0009	EA 3 HP Submersible Grinder Pump At 3,450 RPM, Explosion Proof.....	5,666.11	802.06
33 32 16 00-0010	EA 5 HP Submersible Grinder Pump At 3,450 RPM, Explosion Proof.....	6,936.76	1,031.20

33 34 Onsite Wastewater Disposal (33 30)

Note: Excludes distribution field piping, trenching or excavation.

33 34 13 Septic Tanks (33 34)

33 34 13 13 Concrete Septic Tanks (33 34 13)

33 34 13 13-0001	Precast Concrete Septic Tank <small>(33 34 13 13)</small>		
	Note: Includes external coating.		
33 34 13 13-0002	EA 1,000 Gallon Precast Septic Tank..... <i>For Non-Traffic Rated, Deduct</i>	3,956.70 -778.11	687.47
33 34 13 13-0003	EA 1,250 Gallon Precast Septic Tank..... <i>For Non-Traffic Rated, Deduct</i>	4,764.06 -958.10	758.86
33 34 13 13-0004	EA 1,500 Gallon Precast Septic Tank..... <i>For Non-Traffic Rated, Deduct</i>	5,539.91 -1,130.18	830.13
33 34 13 13-0005	EA 2,000 Gallon Precast Septic Tank..... <i>For Non-Traffic Rated, Deduct</i>	7,132.86 -1,507.06	902.31
33 34 13 13-0006	EA 2,500 Gallon Precast Septic Tank..... <i>For Non-Traffic Rated, Deduct</i>	8,476.70 -1,738.04	1,246.05
33 34 13 13-0007	EA 4,000 Gallon Precast Septic Tank..... <i>For Non-Traffic Rated, Deduct</i>	22,750.30 -5,160.51	1,718.69
33 34 13 13-0008	EA 5,000 Gallon Precast Septic Tank..... <i>For Non-Traffic Rated, Deduct</i>	41,442.13 -9,572.19	2,578.02
33 34 13 13-0009	EA 7,500 Gallon Precast Septic Tank..... <i>For Non-Traffic Rated, Deduct</i>	46,374.73 -10,495.63	3,609.23
33 34 13 13-0010	EA 10,000 Gallon Precast Septic Tank..... <i>For Non-Traffic Rated, Deduct</i>	56,876.95 -12,901.58	4,318.25
33 34 13 13-0011	EA 12,500 Gallon Precast Septic Tank..... <i>For Non-Traffic Rated, Deduct</i>	67,173.40 -15,146.28	5,349.45

33 34 13 23 Fiberglass Septic Tank (33 34 13)

33 34 13 23-0001	Fiberglass Septic Tank <small>(33 34 13 23)</small>		
33 34 13 23-0002	EA 1,000 Gallon Fiberglass Septic Tank.....	4,280.86	515.60
33 34 13 23-0003	EA 1,250 Gallon Fiberglass Septic Tank.....	5,036.82	687.47
33 34 13 23-0004	EA 1,500 Gallon Fiberglass Septic Tank.....	5,806.72	623.08
33 34 13 23-0005	EA 2,000 Gallon Fiberglass Septic Tank.....	9,727.98	674.52
33 34 13 23-0006	EA 2,500 Gallon Fiberglass Septic Tank.....	12,208.66	934.97
33 34 13 23-0007	EA 4,000 Gallon Fiberglass Septic Tank.....	19,369.48	1,289.01
33 34 13 23-0008	EA 5,000 Gallon Fiberglass Septic Tank.....	28,746.86	1,933.52
33 34 13 23-0009	EA 7,500 Gallon Fiberglass Septic Tank.....	39,465.55	2,706.93
33 34 13 23-0010	EA 10,000 Gallon Fiberglass Septic Tank.....	48,432.97	3,235.36

33	33 Utilities
	33 30 Sanitary Sewerage Utilities
	33 34 Onsite Wastewater Disposal



MINOR	CSI	UOM	DESCRIPTION	TOTAL DIRECT UNIT COST	DEMOLITION UNIT COST
-------	-----	-----	-------------	------------------------	----------------------

33 34 13 33 Polyethylene Septic Tank (33 34 13)

33 34 13 33-0001			High Density Polyethylene (HDPE) Septic Tank (33 34 13 33)		
33 34 13 33-0002	EA		300 Gallon One Compartment One Manhole High Density Polyethylene (HDPE) Septic Tank.....	1,223.69	199.76
33 34 13 33-0003	EA		500 Gallon One Compartment One Manhole High Density Polyethylene (HDPE) Septic Tank.....	1,905.75	224.73
33 34 13 33-0004	EA		900 Gallon One Compartment Two Manhole High Density Polyethylene (HDPE) Septic Tank.....	2,659.63	274.67
33 34 13 33-0005	EA		1,000 Gallon One Compartment Two Manhole High Density Polyethylene (HDPE) Septic Tank.....	2,726.59	299.64
33 34 13 33-0006	EA		1,250 Gallon One Compartment Two Manhole High Density Polyethylene (HDPE) Septic Tank.....	3,165.52	324.61
33 34 13 33-0007	EA		1,500 Gallon One Compartment Two Manhole High Density Polyethylene (HDPE) Septic Tank.....	3,808.68	349.57
33 34 13 33-0008	EA		750 Gallon Two Compartment Two Manhole High Density Polyethylene (HDPE) Septic Tank.....	2,685.06	249.70
33 34 13 33-0009	EA		1,000 Gallon Two Compartment Two Manhole High Density Polyethylene (HDPE) Septic Tank.....	2,921.09	299.64
33 34 13 33-0010	EA		1,250 Gallon Two Compartment Two Manhole High Density Polyethylene (HDPE) Septic Tank.....	3,442.68	324.61
33 34 13 33-0011	EA		1,500 Gallon Two Compartment Two Manhole High Density Polyethylene (HDPE) Septic Tank.....	4,051.80	349.57

33 34 51 Drainage Field System (33 34)

33 34 51 00-0001			Leaching Pit - Precast Concrete (33 34 51)		
			Note: Includes external coating.		
33 34 51 00-0002	EA		3' Diameter, 3' High, Precast Concrete Leaching Pit.....	908.38	100.83
33 34 51 00-0003	EA		4' Diameter, 3' High, Precast Concrete Leaching Pit.....	1,279.88	143.22
33 34 51 00-0004	EA		6' Diameter, 3' High, Precast Concrete Leaching Pit.....	1,704.83	171.87
33 34 51 00-0005	EA		8' Diameter, 4' High, Precast Concrete Leaching Pit.....	2,774.04	286.44
33 34 51 00-0006	EA		10' Diameter, 4' High, Precast Concrete Leaching Pit.....	4,052.01	401.03

33 34 53 Distribution Chambers (33 34)

33 34 53 13 Drainage Field Concrete Distribution Chambers (33 34 53)

33 34 53 13-0001			Concrete Distribution Boxes (33 34 53 13)		
			Note: Includes internal and external coating.		
33 34 53 13-0002	EA		3 Outlet Concrete Distribution Box.....	339.58	71.33
33 34 53 13-0003	EA		5 Outlet Concrete Distribution Box.....	394.86	85.60
33 34 53 13-0004	EA		8 Outlet Concrete Distribution Box.....	698.12	99.85
33 34 53 13-0005	EA		12 Outlet Concrete Distribution Box.....	1,382.93	171.19

33 34 53 13-0006 Leaching Field Chambers - Precast Concrete (33 34 53 13)

33 34 53 13-0007	EA		Standard Leaching Field Chamber 13' x 3'-7" x 1'-4".....	1,090.60	93.65
33 34 53 13-0008	EA		Heavy Duty Leaching Field Chamber 13' x 3'-9" x 1'-6".....	1,334.45	127.70

33 34 56 Drainage Field Dosing Chambers (33 34)

33 34 56 00-0001			Dosing Siphon (33 34 56)		
33 34 56 00-0002	EA		Dosing Siphon With Electrical Connection And Solenoid Valve.....	5,704.22	
33 34 56 00-0003	EA		Solar Power Control For Dosing Siphon.....	3,930.74	
33 34 56 00-0004	EA		Electrical Power Control For Dosing Siphon.....	3,777.14	

33 40 Stormwater Utilities (33)

33 41 Subdrainage (33 40)

33 41 16 Subdrainage Piping (33 41)

33 41 16 13 Subdrainage Piping (33 41 16)

See CSI section 33 42 11 00-0241 for polyethylene drain pipe.

33 41 16 13-0001			Corrugated High Density Polyethylene (HDPE) Drainage Piping (33 41 16 13)		
33 41 16 13-0002			Single Wall, Corrugated High Density Polyethylene (HDPE) Piping (33 41 16 13-0001)		
			Note: Excludes couplings and gaskets.		
33 41 16 13-0003			Coupled, Single Wall, Corrugated High Density Polyethylene (HDPE) Piping (33 41 16 13-0002)		
33 41 16 13-0004	LF		4" Coupled, Single Wall, Corrugated High Density Polyethylene (HDPE) Pipe.....	6.24	5.01
			For <100, Add	1.06	
			For >1,000, Deduct	-0.56	
33 41 16 13-0005	LF		6" Coupled, Single Wall, Corrugated High Density Polyethylene (HDPE) Pipe.....	8.12	5.37
			For <100, Add	1.21	
			For >1,000, Deduct	-0.67	
33 41 16 13-0006	LF		8" Coupled, Single Wall, Corrugated High Density Polyethylene (HDPE) Pipe.....	10.50	5.64
			For <100, Add	1.37	
			For >1,000, Deduct	-0.81	
33 41 16 13-0007	LF		10" Coupled, Single Wall, Corrugated High Density Polyethylene (HDPE) Pipe.....	14.79	5.82
			For <100, Add	1.61	
			For >1,000, Deduct	-1.03	
33 41 16 13-0008	LF		12" Coupled, Single Wall, Corrugated High Density Polyethylene (HDPE) Pipe.....	17.54	6.35
			For <100, Add	1.83	
			For >1,000, Deduct	-1.19	



	Utilities	33
	Stormwater Utilities	33 40
	Subdrainage	33 41

33

MINOR	CSI	UOM	DESCRIPTION	TOTAL DIRECT UNIT COST	DEMOLITION UNIT COST
33 41 16 13-0009	LF		15" Coupled, Single Wall, Corrugated High Density Polyethylene (HDPE) Pipe <i>For <100, Add</i> <i>For >1,000, Deduct</i>	23.47 2.25 -1.53	7.17
33 41 16 13-0010	LF		18" Coupled, Single Wall, Corrugated High Density Polyethylene (HDPE) Pipe <i>For <100, Add</i> <i>For >1,000, Deduct</i>	37.22 3.62 -2.45	11.70
33 41 16 13-0011	LF		24" Coupled, Single Wall, Corrugated High Density Polyethylene (HDPE) Pipe <i>For <100, Add</i> <i>For >1,000, Deduct</i>	52.68 4.56 -3.28	12.84
33 41 16 13-0012			Coupled, Perforated, Single Wall, Corrugated High Density Polyethylene (HDPE) Piping (33 41 16 13-0002)		
33 41 16 13-0013	LF		4" Coupled, Perforated, Single Wall, Corrugated High Density Polyethylene (HDPE) Pipe <i>For <100, Add</i> <i>For >1,000, Deduct</i>	6.06 1.05 -0.55	5.01
33 41 16 13-0014	LF		6" Coupled, Perforated, Single Wall, Corrugated High Density Polyethylene (HDPE) Pipe <i>For <100, Add</i> <i>For >1,000, Deduct</i>	8.04 1.21 -0.67	5.37
33 41 16 13-0015	LF		8" Coupled, Perforated, Single Wall, Corrugated High Density Polyethylene (HDPE) Pipe <i>For <100, Add</i> <i>For >1,000, Deduct</i>	13.84 1.54 -0.97	5.64
33 41 16 13-0016	LF		10" Coupled, Perforated, Single Wall, Corrugated High Density Polyethylene (HDPE) Pipe <i>For <100, Add</i> <i>For >1,000, Deduct</i>	16.55 1.70 -1.12	5.82
33 41 16 13-0017	LF		12" Coupled, Perforated, Single Wall, Corrugated High Density Polyethylene (HDPE) Pipe <i>For <100, Add</i> <i>For >1,000, Deduct</i>	19.47 1.93 -1.29	6.35
33 41 16 13-0018	LF		15" Coupled, Perforated, Single Wall, Corrugated High Density Polyethylene (HDPE) Pipe <i>For <100, Add</i> <i>For >1,000, Deduct</i>	23.26 2.24 -1.52	7.17
33 41 16 13-0019	LF		18" Coupled, Perforated, Single Wall, Corrugated High Density Polyethylene (HDPE) Pipe <i>For <100, Add</i> <i>For >1,000, Deduct</i>	35.95 3.55 -2.38	11.70
33 41 16 13-0020	LF		24" Coupled, Perforated, Single Wall, Corrugated High Density Polyethylene (HDPE) Pipe <i>For <100, Add</i> <i>For >1,000, Deduct</i>	50.67 4.46 -3.18	12.84
33 41 16 13-0021			Single Wall, Corrugated High Density Polyethylene (HDPE) Pipe Fittings (33 41 16 13-0001) Note: Excludes couplings and gaskets.		
33 41 16 13-0022			Tees, Single Wall, Corrugated High Density Polyethylene (HDPE) (33 41 16 13-0021)		
33 41 16 13-0023	EA		4" Tee, Single Wall, Corrugated High Density Polyethylene (HDPE)	45.24	23.21
33 41 16 13-0024	EA		6" Tee, Single Wall, Corrugated High Density Polyethylene (HDPE)	54.03	27.08
33 41 16 13-0025	EA		8" Tee, Single Wall, Corrugated High Density Polyethylene (HDPE)	92.35	32.89
33 41 16 13-0026	EA		10" Tee, Single Wall, Corrugated High Density Polyethylene (HDPE)	119.22	40.63
33 41 16 13-0027	EA		12" Tee, Single Wall, Corrugated High Density Polyethylene (HDPE)	182.01	48.37
33 41 16 13-0028	EA		15" Tee, Single Wall, Corrugated High Density Polyethylene (HDPE)	412.82	63.20
33 41 16 13-0029	EA		18" Tee, Single Wall, Corrugated High Density Polyethylene (HDPE)	489.63	85.12
33 41 16 13-0030	EA		24" Tee, Single Wall, Corrugated High Density Polyethylene (HDPE)	953.38	96.73
33 41 16 13-0031			Wyes, Single Wall, Corrugated High Density Polyethylene (HDPE) (33 41 16 13-0021)		
33 41 16 13-0032	EA		4" Wye, Single Wall, Corrugated High Density Polyethylene (HDPE)	46.80	23.21
33 41 16 13-0033	EA		6" Wye, Single Wall, Corrugated High Density Polyethylene (HDPE)	59.12	27.08
33 41 16 13-0034	EA		8" Wye, Single Wall, Corrugated High Density Polyethylene (HDPE)	145.60	32.89
33 41 16 13-0035			45 Degree Bends, Single Wall, Corrugated High Density Polyethylene (HDPE) (33 41 16 13-0021)		
33 41 16 13-0036	EA		4" 45 Degree Bend, Single Wall, Corrugated High Density Polyethylene (HDPE)	30.69	15.48
33 41 16 13-0037			90 Degree Bends, Single Wall, Corrugated High Density Polyethylene (HDPE) (33 41 16 13-0021)		
33 41 16 13-0038	EA		4" 90 Degree Bend, Single Wall, Corrugated High Density Polyethylene (HDPE)	32.33	15.48
33 41 16 13-0039	EA		6" 90 Degree Bend, Single Wall, Corrugated High Density Polyethylene (HDPE)	42.60	18.06
33 41 16 13-0040	EA		8" 90 Degree Bend, Single Wall, Corrugated High Density Polyethylene (HDPE)	65.36	21.93
33 41 16 13-0041	EA		10" 90 Degree Bend, Single Wall, Corrugated High Density Polyethylene (HDPE)	86.90	27.08
33 41 16 13-0042			Perforated Polyvinyl Chloride (PVC) Drainage Piping, D2729 (33 41 16 13) Note: Includes fittings, couplings, elbows, etc.		
33 41 16 13-0043	LF		3" Perforated Polyvinyl Chloride (PVC) Drainage Piping <i>For <100, Add</i> <i>For >1,000, Deduct</i>	8.25 0.98 -0.60	3.81
33 41 16 13-0044	LF		4" Perforated Polyvinyl Chloride (PVC) Drainage Piping <i>For <100, Add</i> <i>For >1,000, Deduct</i>	9.05 1.07 -0.66	4.12



MINOR	CSI	UOM	DESCRIPTION	TOTAL DIRECT UNIT COST	DEMOLITION UNIT COST
33 41 16 13-0045	LF		6" Perforated Polyvinyl Chloride (PVC) Drainage Piping	13.43	4.94
			<i>For <100, Add</i>	1.41	
			<i>For >1,000, Deduct</i>	-0.92	
33 41 16 13-0046	LF		8" Perforated Polyvinyl Chloride (PVC) Drainage Piping	22.02	6.17
			<i>For <100, Add</i>	2.03	
			<i>For >1,000, Deduct</i>	-1.41	
33 41 16 13-0047	LF		10" Perforated Polyvinyl Chloride (PVC) Drainage Piping	38.11	6.42
			<i>For <100, Add</i>	2.87	
			<i>For >1,000, Deduct</i>	-2.23	
33 41 16 13-0048	LF		12" Perforated Polyvinyl Chloride (PVC) Drainage Piping	49.44	7.01
			<i>For <100, Add</i>	3.52	
			<i>For >1,000, Deduct</i>	-2.82	
33 41 16 13-0049	LF		15" Perforated Polyvinyl Chloride (PVC) Drainage Piping	69.43	7.90
			<i>For <100, Add</i>	4.66	
			<i>For >1,000, Deduct</i>	-3.87	
33 41 16 13-0050			Perforated Non Reinforced Concrete Drainage Piping, C444 <small>(33 41 16 13)</small>		
33 41 16 13-0051	LF		6" Perforated Non Reinforced Concrete Drainage Pipe	34.27	12.53
			<i>For Extra Strength, Add</i>	1.92	
			<i>For >1,000, Deduct</i>	-1.71	
33 41 16 13-0052	LF		8" Perforated Non Reinforced Concrete Drainage Pipe	40.08	13.93
			<i>For Extra Strength, Add</i>	2.37	
			<i>For >1,000, Deduct</i>	-2.00	
33 41 16 13-0053	LF		10" Perforated Non Reinforced Concrete Drainage Pipe	45.37	15.32
			<i>For Extra Strength, Add</i>	2.76	
			<i>For >1,000, Deduct</i>	-2.27	
33 41 16 13-0054	LF		12" Perforated Non Reinforced Concrete Drainage Pipe	53.32	16.70
			<i>For Extra Strength, Add</i>	3.46	
			<i>For >1,000, Deduct</i>	-2.67	
33 41 16 13-0055			Extra Strength Porous Non Reinforced Concrete Drainage Piping, C654 <small>(33 41 16 13)</small>		
			<small>16 13</small> Note: Bell and spigot or tongue and groove. With seals and gaskets.		
33 41 16 13-0056	LF		6" Extra Strength Porous Non Reinforced Concrete Drainage Pipe	28.31	12.53
			<i>For >1,000, Deduct</i>	-1.42	
33 41 16 13-0057	LF		8" Extra Strength Porous Non Reinforced Concrete Drainage Pipe	31.33	13.93
			<i>For >1,000, Deduct</i>	-1.57	
33 41 16 13-0058	LF		10" Extra Strength Porous Non Reinforced Concrete Drainage Pipe	34.57	15.32
			<i>For >1,000, Deduct</i>	-1.73	
33 41 16 13-0059	LF		12" Extra Strength Porous Non Reinforced Concrete Drainage Pipe	39.49	15.92
			<i>For >1,000, Deduct</i>	-1.97	
33 41 16 13-0060	LF		15" Extra Strength Porous Non Reinforced Concrete Drainage Pipe	45.91	17.90
			<i>For >1,000, Deduct</i>	-2.30	
33 41 16 13-0061	LF		18" Extra Strength Porous Non Reinforced Concrete Drainage Pipe	56.81	22.88
			<i>For >1,000, Deduct</i>	-2.84	
33 41 16 13-0062	LF		21" Extra Strength Porous Non Reinforced Concrete Drainage Pipe	70.95	29.34
			<i>For >1,000, Deduct</i>	-3.55	
33 41 16 13-0063	LF		24" Extra Strength Porous Non Reinforced Concrete Drainage Pipe	86.51	35.80
			<i>For >1,000, Deduct</i>	-4.33	
33 41 16 13-0064			Standard Strength Porous Non Reinforced Concrete Drainage Piping, C654 <small>(33 41 16 13)</small>		
33 41 16 13-0065	LF		6" Standard Strength Porous Non Reinforced Concrete Drainage Pipe	26.35	12.53
			<i>For >1,000, Deduct</i>	-1.32	
33 41 16 13-0066	LF		8" Standard Strength Porous Non Reinforced Concrete Drainage Pipe	33.51	13.93
			<i>For >1,000, Deduct</i>	-1.68	
33 41 16 13-0067	LF		10" Standard Strength Porous Non Reinforced Concrete Drainage Pipe	42.46	15.32
			<i>For >1,000, Deduct</i>	-2.12	
33 41 16 13-0068	LF		12" Standard Strength Porous Non Reinforced Concrete Drainage Pipe	51.57	16.70
			<i>For >1,000, Deduct</i>	-2.58	
33 41 16 13-0069	LF		15" Standard Strength Porous Non Reinforced Concrete Drainage Pipe	59.07	18.59
			<i>For >1,000, Deduct</i>	-2.95	
33 41 16 13-0070	LF		18" Standard Strength Porous Non Reinforced Concrete Drainage Pipe	76.58	23.19
			<i>For >1,000, Deduct</i>	-3.83	
33 41 16 13-0071			Perforated Vitrified Clay Drainage Piping, C700 <small>(33 41 16 13)</small>		
33 41 16 13-0072	LF		4" Perforated Vitrified Clay Drainage Pipe	25.82	13.93
33 41 16 13-0073	LF		6" Perforated Vitrified Clay Drainage Pipe	30.80	15.66
33 41 16 13-0074	LF		8" Perforated Vitrified Clay Drainage Pipe	35.01	15.66
33 41 16 13-0075	LF		10" Perforated Vitrified Clay Drainage Pipe	46.82	19.14
33 41 16 13-0076	LF		12" Perforated Vitrified Clay Drainage Pipe	55.53	20.89
33 41 16 13-0077			Geotextile Filter Fabric Sock <small>(33 41 16 13)</small>		
33 41 16 13-0078	LF		3" Geotextile Filter Fabric Sock	0.82	
33 41 16 13-0079	LF		4" Geotextile Filter Fabric Sock	1.08	
33 41 16 13-0080	LF		6" Geotextile Filter Fabric Sock	1.64	
33 41 16 13-0081	LF		8" Geotextile Filter Fabric Sock	2.19	
33 41 16 13-0082	LF		10" Geotextile Filter Fabric Sock	3.29	



MINOR CSI UOM DESCRIPTION	TOTAL DIRECT UNIT COST	DEMOLITION UNIT COST
33 41 16 13-0083 LF 12" Geotextile Filter Fabric Sock	4.53	
33 41 16 13-0084 LF 15" Geotextile Filter Fabric Sock	5.44	
33 41 16 13-0085 Strip-Perforated, Galvanized, Corrugated Steel Pipe <small>(33 41 16 13)</small>		
Note: Perforations are located in the bottom quarter points of the pipe.		
33 41 16 13-0086 LF 6" Diameter, 16 Gauge, Strip-Perforated, Galvanized, Corrugated Steel Pipe	24.26	5.96
For Full Perforated, Add	1.23	
33 41 16 13-0087 LF 8" Diameter, 16 Gauge, Strip-Perforated, Galvanized, Corrugated Steel Pipe	30.72	7.23
For Full Perforated, Add	1.63	
33 41 16 13-0088 LF 10" Diameter, 16 Gauge, Strip-Perforated, Galvanized, Corrugated Steel Pipe	38.73	9.18
For Full Perforated, Add	2.04	
33 41 16 13-0089 LF 12" Diameter, 16 Gauge, Strip-Perforated, Galvanized, Corrugated Steel Pipe	43.01	10.85
For Full Perforated, Add	2.13	
33 41 16 13-0090 LF 15" Diameter, 16 Gauge, Strip-Perforated, Galvanized, Corrugated Steel Pipe	49.24	11.23
For Full Perforated, Add	2.68	
33 41 16 13-0091 LF 18" Diameter, 16 Gauge, Strip-Perforated, Galvanized, Corrugated Steel Pipe	55.62	11.65
For Full Perforated, Add	3.23	
33 41 16 13-0092 LF 21" Diameter, 16 Gauge, Strip-Perforated, Galvanized, Corrugated Steel Pipe	63.62	12.56
For Full Perforated, Add	3.85	
33 41 16 13-0093 Strip-Perforated, Aluminized Type 2, Corrugated Steel Pipe <small>(33 41 16 13)</small>		
Note: Perforations are located in the bottom quarter points of the pipe.		
33 41 16 13-0094 LF 6" Diameter, 16 Gauge, Strip-Perforated, Aluminized Type 2, Corrugated Steel Pipe	26.24	5.96
For Full Perforated, Add	1.43	
33 41 16 13-0095 LF 8" Diameter, 16 Gauge, Strip-Perforated, Aluminized Type 2, Corrugated Steel Pipe	33.41	7.23
For Full Perforated, Add	1.89	
33 41 16 13-0096 LF 10" Diameter, 16 Gauge, Strip-Perforated, Aluminized Type 2, Corrugated Steel Pipe	42.01	9.18
For Full Perforated, Add	2.37	
33 41 16 13-0097 LF 12" Diameter, 16 Gauge, Strip-Perforated, Aluminized Type 2, Corrugated Steel Pipe	46.20	10.85
For Full Perforated, Add	2.45	
33 41 16 13-0098 LF 15" Diameter, 16 Gauge, Strip-Perforated, Aluminized Type 2, Corrugated Steel Pipe	53.18	11.23
For Full Perforated, Add	3.07	
33 41 16 13-0099 LF 18" Diameter, 16 Gauge, Strip-Perforated, Aluminized Type 2, Corrugated Steel Pipe	60.29	11.65
For Full Perforated, Add	3.70	
33 41 16 13-0100 LF 21" Diameter, 16 Gauge, Strip-Perforated, Aluminized Type 2, Corrugated Steel Pipe	69.07	12.56
For Full Perforated, Add	4.39	
33 41 16 13-0101 Strip-Perforated, Corrugated Aluminum Pipe <small>(33 41 16 13)</small>		
Note: Perforations are located in the bottom quarter points of the pipe.		
33 41 16 13-0102 LF 6" Diameter, 16 Gauge, Strip-Perforated, Corrugated Aluminum Pipe	26.88	5.96
For Full Perforated, Add	1.50	
33 41 16 13-0103 LF 8" Diameter, 16 Gauge, Strip-Perforated, Corrugated Aluminum Pipe	34.23	7.23
For Full Perforated, Add	1.98	
33 41 16 13-0104 LF 10" Diameter, 16 Gauge, Strip-Perforated, Corrugated Aluminum Pipe	43.06	9.18
For Full Perforated, Add	2.47	
33 41 16 13-0105 LF 12" Diameter, 16 Gauge, Strip-Perforated, Corrugated Aluminum Pipe	54.07	10.85
For Full Perforated, Add	3.24	
33 41 16 13-0106 LF 15" Diameter, 16 Gauge, Strip-Perforated, Corrugated Aluminum Pipe	62.97	11.23
For Full Perforated, Add	4.05	
33 41 16 13-0107 LF 18" Diameter, 16 Gauge, Strip-Perforated, Corrugated Aluminum Pipe	72.17	11.65
For Full Perforated, Add	4.89	
33 41 16 13-0108 LF 21" Diameter, 16 Gauge, Strip-Perforated, Corrugated Aluminum Pipe	82.92	12.56
For Full Perforated, Add	5.78	
33 41 16 13-0109 Prefabricated Composite Drains <small>(33 41 16 13)</small>		
33 41 16 13-0110 Panel-Shaped, Oblong Corrugated HDPE Drainage Pipe (ADS AdvanEDGE) <small>(33 41 16 13-0109)</small>		
Note: Excludes excavation and backfill. See CSI section 31 23 16 13-0000 for excavation and backfill.		
33 41 16 13-0111 LF 12" Height, Panel-Shaped, Oblong Corrugated HDPE Drainage Pipe (ADS AdvanEDGE)	11.01	2.30
For External Typar Geotextile Wrap, Add	2.02	
33 41 16 13-0112 EA Coupler For 12" Height, Panel-Shaped, Oblong Corrugated HDPE Drainage Pipe (ADS AdvanEDGE)	50.07	
33 41 16 13-0113 EA End Cap For 12" Height, Panel-Shaped, Oblong Corrugated HDPE Drainage Pipe (ADS AdvanEDGE)	50.07	
33 41 16 13-0114 EA Side Outlet For 12" Height, Panel-Shaped, Oblong Corrugated HDPE Drainage Pipe (ADS AdvanEDGE)	96.79	
33 41 16 13-0115 EA End Outlet For 12" Height, Panel-Shaped, Oblong Corrugated HDPE Drainage Pipe (ADS AdvanEDGE)	96.79	
33 41 16 13-0116 LF 18" Height, Panel-Shaped, Oblong Corrugated HDPE Drainage Pipe (ADS AdvanEDGE)	17.60	2.87
For External Typar Geotextile Wrap, Add	3.02	
33 41 16 13-0117 EA Coupler For 18" Height, Panel-Shaped, Oblong Corrugated HDPE Drainage Pipe (ADS AdvanEDGE)	74.05	
33 41 16 13-0118 EA End Cap For 18" Height, Panel-Shaped, Oblong Corrugated HDPE Drainage Pipe (ADS AdvanEDGE)	74.05	
33 41 16 13-0119 EA Side Outlet For 18" Height, Panel-Shaped, Oblong Corrugated HDPE Drainage Pipe (ADS AdvanEDGE)	127.10	
33 41 16 13-0120 EA End Outlet For 18" Height, Panel-Shaped, Oblong Corrugated HDPE Drainage Pipe (ADS AdvanEDGE)	127.10	
33 41 19 Underslab Drainage <small>(33 41)</small>		
33 41 19 13 Underslab Drainage Piping <small>(33 41 19)</small>		
33 41 19 13-0001 Capillary Water Barrier Underslab Drainage <small>(33 41 19 13)</small>		
Note: Consists of a layer of fine granular material overlying a coarse layer.		
33 41 19 13-0002 CY 2" Stone Capillary Water Barrier (Compacted Thickness) Underslab Drainage	84.29	

33	33 Utilities
	33 40 Stormwater Utilities
	33 41 Subdrainage



MINOR	CSI	UOM	DESCRIPTION	TOTAL DIRECT UNIT COST	DEMOLITION UNIT COST
-------	-----	-----	-------------	------------------------	----------------------

33 41 19 13-0003	CY		4" Stone Capillary Water Barrier (Compacted Thickness) Underslab Drainage	81.62	
33 41 19 13-0004	CY		6" Stone Capillary Water Barrier (Compacted Thickness) Underslab Drainage	80.57	
33 41 19 13-0005	CY		8" Stone Capillary Water Barrier (Compacted Thickness) Underslab Drainage	78.97	

33 42 Stormwater Conveyance (33 40)

Note: Piping includes hydrostatic testing, disinfecting and warning tape. See CSI section 31 23 16 00-0000 for excavation, 31 23 16 36-0016 for backfill.

33 42 11 Stormwater Gravity Piping (33 42)

33 42 11 00-0001 Reinforced Concrete Piping (33 42 11)

33 42 11 00-0002 Class 3 Reinforced Concrete Pipe Without Gaskets (33 42 11 00-0001)

33 42 11 00-0003	LF	12" Diameter Class 3 Reinforced Concrete Pipe Without Gaskets	51.37	16.70
		<i>For >1,000, Deduct</i>	-2.57	
		<i>For Class 4, Add</i>	2.61	
		<i>For Class 5, Add</i>	5.50	
33 42 11 00-0004	LF	15" Diameter Class 3 Reinforced Concrete Pipe Without Gaskets	61.76	18.59
		<i>For >1,000, Deduct</i>	-3.09	
		<i>For Class 4, Add</i>	3.34	
		<i>For Class 5, Add</i>	7.04	
33 42 11 00-0005	LF	18" Diameter Class 3 Reinforced Concrete Pipe Without Gaskets	70.16	23.19
		<i>For >1,000, Deduct</i>	-3.51	
		<i>For Class 4, Add</i>	3.52	
		<i>For Class 5, Add</i>	7.41	
33 42 11 00-0006	LF	21" Diameter Class 3 Reinforced Concrete Pipe Without Gaskets	89.90	29.24
		<i>For >1,000, Deduct</i>	-4.50	
		<i>For Class 4, Add</i>	4.57	
		<i>For Class 5, Add</i>	9.63	
33 42 11 00-0007	LF	24" Diameter Class 3 Reinforced Concrete Pipe Without Gaskets	105.18	35.51
		<i>For >1,000, Deduct</i>	-5.26	
		<i>For Class 4, Add</i>	5.17	
		<i>For Class 5, Add</i>	10.89	
33 42 11 00-0008	LF	27" Diameter Class 3 Reinforced Concrete Pipe Without Gaskets	133.51	45.34
		<i>For >1,000, Deduct</i>	-6.68	
		<i>For Class 4, Add</i>	6.53	
		<i>For Class 5, Add</i>	13.75	
33 42 11 00-0009	LF	30" Diameter Class 3 Reinforced Concrete Pipe Without Gaskets	142.03	46.82
		<i>For >1,000, Deduct</i>	-7.10	
		<i>For Class 4, Add</i>	7.06	
		<i>For Class 5, Add</i>	14.87	
33 42 11 00-0010	LF	36" Diameter Class 3 Reinforced Concrete Pipe Without Gaskets	176.08	53.20
		<i>For >1,000, Deduct</i>	-8.80	
		<i>For Class 4, Add</i>	9.58	
		<i>For Class 5, Add</i>	20.17	
33 42 11 00-0011	LF	42" Diameter Class 3 Reinforced Concrete Pipe Without Gaskets	228.69	58.53
		<i>For >1,000, Deduct</i>	-11.43	
		<i>For Class 4, Add</i>	13.86	
		<i>For Class 5, Add</i>	29.18	
33 42 11 00-0012	LF	48" Diameter Class 3 Reinforced Concrete Pipe Without Gaskets	274.09	65.18
		<i>For >1,000, Deduct</i>	-13.70	
		<i>For Class 4, Add</i>	17.19	
		<i>For Class 5, Add</i>	36.19	
33 42 11 00-0013	LF	54" Diameter Class 3 Reinforced Concrete Pipe Without Gaskets	341.40	74.49
		<i>For >1,000, Deduct</i>	-17.07	
		<i>For Class 4, Add</i>	22.32	
		<i>For Class 5, Add</i>	47.00	
33 42 11 00-0014	LF	60" Diameter Class 3 Reinforced Concrete Pipe Without Gaskets	412.43	86.41
		<i>For >1,000, Deduct</i>	-20.62	
		<i>For Class 4, Add</i>	27.45	
		<i>For Class 5, Add</i>	57.80	
33 42 11 00-0015	LF	66" Diameter Class 3 Reinforced Concrete Pipe Without Gaskets	637.58	95.77
		<i>For >1,000, Deduct</i>	-31.88	
		<i>For Class 4, Add</i>	47.63	
		<i>For Class 5, Add</i>	100.27	
33 42 11 00-0016	LF	72" Diameter Class 3 Reinforced Concrete Pipe Without Gaskets	744.18	104.29
		<i>For >1,000, Deduct</i>	-37.21	
		<i>For Class 4, Add</i>	56.54	
		<i>For Class 5, Add</i>	119.04	
33 42 11 00-0017	LF	78" Diameter Class 3 Reinforced Concrete Pipe Without Gaskets	895.30	117.06
		<i>For >1,000, Deduct</i>	-44.77	
		<i>For Class 4, Add</i>	69.13	
		<i>For Class 5, Add</i>	145.54	
33 42 11 00-0018	LF	84" Diameter Class 3 Reinforced Concrete Pipe Without Gaskets	1,154.29	130.37
		<i>For >1,000, Deduct</i>	-57.71	
		<i>For Class 4, Add</i>	91.96	
		<i>For Class 5, Add</i>	193.61	

33 42 11 00-0019 HE-I Elliptical Reinforced Concrete Piping Without Gaskets (33 42 11 00-0001)

33 42 11 00-0020	LF	12" x 18" Elliptical Reinforced Concrete Pipe Without Gaskets (15" Diameter Equivalent Round Size)	83.60	26.46
		<i>For >1,000, Deduct</i>	-4.18	
		<i>For Horizontal Elliptical - II (HE- II), Add</i>	4.58	
		<i>For Horizontal Elliptical - III (HE- III), Add</i>	10.08	
		<i>For Horizontal Elliptical - IV (HE- IV), Add</i>	21.99	



Utilities	33	33
Stormwater Utilities	33 40	
Stormwater Conveyance	33 42	

MINOR CSI UOM DESCRIPTION	TOTAL DIRECT UNIT COST	DEMOLITION UNIT COST
33 42 11 00-0021 LF 14" x 23" Elliptical Reinforced Concrete Pipe Without Gaskets (18" Diameter Equivalent Round Size).....	124.17	30.83
For >1,000, Deduct	-6.21	
For Horizontal Elliptical - II (HE- II), Add	8.01	
For Horizontal Elliptical - III (HE- III), Add	17.63	
For Horizontal Elliptical - IV (HE- IV), Add	38.46	
33 42 11 00-0022 LF 19" x 30" Elliptical Reinforced Concrete Pipe Without Gaskets (24" Diameter Equivalent Round Size).....	172.30	47.22
For >1,000, Deduct	-8.62	
For Horizontal Elliptical - II (HE- II), Add	10.48	
For Horizontal Elliptical - III (HE- III), Add	23.06	
For Horizontal Elliptical - IV (HE- IV), Add	50.32	
33 42 11 00-0023 LF 22" x 34" Elliptical Reinforced Concrete Pipe Without Gaskets (27" Diameter Equivalent Round Size).....	203.37	60.31
For >1,000, Deduct	-10.17	
For Horizontal Elliptical - II (HE- II), Add	11.72	
For Horizontal Elliptical - III (HE- III), Add	25.79	
For Horizontal Elliptical - IV (HE- IV), Add	56.26	
33 42 11 00-0024 LF 24" x 38" Elliptical Reinforced Concrete Pipe Without Gaskets (30" Diameter Equivalent Round Size).....	215.91	63.01
For >1,000, Deduct	-10.80	
For Horizontal Elliptical - II (HE- II), Add	12.59	
For Horizontal Elliptical - III (HE- III), Add	27.70	
For Horizontal Elliptical - IV (HE- IV), Add	60.43	
33 42 11 00-0025 LF 27" x 42" Elliptical Reinforced Concrete Pipe Without Gaskets (33" Diameter Equivalent Round Size).....	248.12	66.53
For >1,000, Deduct	-12.41	
For Horizontal Elliptical - II (HE- II), Add	15.31	
For Horizontal Elliptical - III (HE- III), Add	33.68	
For Horizontal Elliptical - IV (HE- IV), Add	73.48	
33 42 11 00-0026 LF 29" x 45" Elliptical Reinforced Concrete Pipe Without Gaskets (36" Diameter Equivalent Round Size).....	280.35	70.05
For >1,000, Deduct	-14.02	
For Horizontal Elliptical - II (HE- II), Add	18.03	
For Horizontal Elliptical - III (HE- III), Add	39.66	
For Horizontal Elliptical - IV (HE- IV), Add	86.53	
33 42 11 00-0027 LF 34" x 53" Elliptical Reinforced Concrete Pipe Without Gaskets (42" Diameter Equivalent Round Size).....	342.04	77.07
For >1,000, Deduct	-17.10	
For Horizontal Elliptical - II (HE- II), Add	23.19	
For Horizontal Elliptical - III (HE- III), Add	51.02	
For Horizontal Elliptical - IV (HE- IV), Add	111.32	
33 42 11 00-0028 LF 38" x 60" Elliptical Reinforced Concrete Pipe Without Gaskets (48" Diameter Equivalent Round Size).....	412.39	86.69
For >1,000, Deduct	-20.62	
For Horizontal Elliptical - II (HE- II), Add	28.85	
For Horizontal Elliptical - III (HE- III), Add	63.48	
For Horizontal Elliptical - IV (HE- IV), Add	138.50	
33 42 11 00-0029 LF 43" x 68" Elliptical Reinforced Concrete Pipe Without Gaskets (54" Diameter Equivalent Round Size).....	469.42	99.08
For >1,000, Deduct	-23.47	
For Horizontal Elliptical - II (HE- II), Add	32.79	
For Horizontal Elliptical - III (HE- III), Add	72.13	
For Horizontal Elliptical - IV (HE- IV), Add	157.38	
33 42 11 00-0030 LF 48" x 76" Elliptical Reinforced Concrete Pipe Without Gaskets (60" Diameter Equivalent Round Size).....	581.70	114.93
For >1,000, Deduct	-29.09	
For Horizontal Elliptical - II (HE- II), Add	41.75	
For Horizontal Elliptical - III (HE- III), Add	91.85	
For Horizontal Elliptical - IV (HE- IV), Add	200.40	
33 42 11 00-0031 LF 53" x 83" Elliptical Reinforced Concrete Pipe without Gaskets (66" Diameter Equivalent Round Size).....	664.12	126.64
33 42 11 00-0032 LF 58" x 91" Elliptical Reinforced Concrete Pipe without Gaskets (72" Diameter Equivalent Round Size).....	806.06	138.34
33 42 11 00-0033 LF 63" x 98" Elliptical Reinforced Concrete Pipe without Gaskets (78" Diameter Equivalent Round Size).....	963.33	156.44
33 42 11 00-0034 LF 68" x 106" Elliptical Reinforced Concrete Pipe without Gaskets (84" Diameter Equivalent Round Size).....	1,042.65	173.46
33 42 11 00-0035 LF 72" x 113" Elliptical Reinforced Concrete Pipe without Gaskets (90" Diameter Equivalent Round Size).....	1,337.18	181.97
33 42 11 00-0036 LF 77" x 121" Elliptical Reinforced Concrete Pipe without Gaskets (96" Diameter Equivalent Round Size).....	1,550.64	190.49
33 42 11 00-0037 Concrete Reducing Wye Without Gaskets (33 42 11 00-0001)		
33 42 11 00-0038 EA 12" Concrete Reducing Wye Without Gaskets	634.24	63.66
33 42 11 00-0039 EA 15" Concrete Reducing Wye Without Gaskets	760.49	77.57
33 42 11 00-0040 EA 18" Concrete Reducing Wye Without Gaskets	940.41	85.53
33 42 11 00-0041 EA 21" Concrete Reducing Wye Without Gaskets	1,078.78	105.42
33 42 11 00-0042 EA 24" Concrete Reducing Wye Without Gaskets	1,218.72	127.30
33 42 11 00-0043 Concrete Pipe Joint Gaskets (33 42 11 00-0001)		
33 42 11 00-0044 EA 12" Diameter Concrete Pipe Joint Gasket	6.10	
33 42 11 00-0045 EA 15" Diameter Concrete Pipe Joint Gasket	7.21	
33 42 11 00-0046 EA 18" Diameter Concrete Pipe Joint Gasket	8.36	
33 42 11 00-0047 EA 21" Diameter Concrete Pipe Joint Gasket	10.10	
33 42 11 00-0048 EA 24" Diameter Concrete Pipe Joint Gasket	11.83	
33 42 11 00-0049 EA 27" Diameter Concrete Pipe Joint Gasket	13.19	
33 42 11 00-0050 EA 30" Diameter Concrete Pipe Joint Gasket	14.49	
33 42 11 00-0051 EA 36" Diameter Concrete Pipe Joint Gasket	17.70	
33 42 11 00-0052 EA 42" Diameter Concrete Pipe Joint Gasket	20.52	
33 42 11 00-0053 EA 48" Diameter Concrete Pipe Joint Gasket	23.67	
33 42 11 00-0054 EA 54" Diameter Concrete Pipe Joint Gasket	29.01	
33 42 11 00-0055 EA 60" Diameter Concrete Pipe Joint Gasket	42.95	
33 42 11 00-0056 EA 66" Diameter Concrete Pipe Joint Gasket	44.64	
33 42 11 00-0057 EA 72" Diameter Concrete Pipe Joint Gasket	46.29	
33 42 11 00-0058 EA 78" Diameter Concrete Pipe Joint Gasket	53.31	
33 42 11 00-0059 EA 84" Diameter Concrete Pipe Joint Gasket	63.91	

33 Utilities

33 40 Stormwater Utilities

33 42 Stormwater Conveyance



MINOR
CSI UOM DESCRIPTION

TOTAL DIRECT DEMOLITION
UNIT COST UNIT COST

MINOR	CSI	UOM	DESCRIPTION	TOTAL DIRECT UNIT COST	DEMOLITION UNIT COST
33 42 11 00-0060			Couplings (33 42 11 00-0001)		
33 42 11 00-0061			Concrete To Cast Iron/Plastic, Elastomeric Polyvinyl Chloride (PVC) Flexible Pipe Couplings (33 42 11 00-0060)		
			Note: For concrete to cast iron or plastic pipe. Includes stainless steel clamps. Fernco 1006.		
33 42 11 00-0062	EA		4" x 3" Concrete To Cast Iron/Plastic, Elastomeric Polyvinyl Chloride (PVC) Flexible Pipe Coupling.....	48.09	
33 42 11 00-0063	EA		4" Concrete To Cast Iron/Plastic, Elastomeric Polyvinyl Chloride (PVC) Flexible Pipe Coupling.....	43.60	
33 42 11 00-0064	EA		6" x 4" Concrete To Cast Iron/Plastic, Elastomeric Polyvinyl Chloride (PVC) Flexible Pipe Coupling.....	79.84	
33 42 11 00-0065	EA		6" x 5" Concrete To Cast Iron/Plastic, Elastomeric Polyvinyl Chloride (PVC) Flexible Pipe Coupling.....	83.44	
33 42 11 00-0066	EA		6" Concrete To Cast Iron/Plastic, Elastomeric Polyvinyl Chloride (PVC) Flexible Pipe Coupling.....	76.53	
33 42 11 00-0067	EA		8" x 6" Concrete To Cast Iron/Plastic, Elastomeric Polyvinyl Chloride (PVC) Flexible Pipe Coupling.....	123.68	
33 42 11 00-0068	EA		8" Concrete To Cast Iron/Plastic, Elastomeric Polyvinyl Chloride (PVC) Flexible Pipe Coupling.....	104.92	
33 42 11 00-0069	EA		10" x 8" Concrete To Cast Iron/Plastic, Elastomeric Polyvinyl Chloride (PVC) Flexible Pipe Coupling.....	158.33	
33 42 11 00-0070	EA		10" Concrete To Cast Iron/Plastic, Elastomeric Polyvinyl Chloride (PVC) Flexible Pipe Coupling.....	138.53	
33 42 11 00-0071	EA		12" x 10" Concrete To Cast Iron/Plastic, Elastomeric Polyvinyl Chloride (PVC) Flexible Pipe Coupling.....	193.48	
33 42 11 00-0072	EA		12" Concrete To Cast Iron/Plastic, Elastomeric Polyvinyl Chloride (PVC) Flexible Pipe Coupling.....	159.17	
33 42 11 00-0073	EA		15" Concrete To Cast Iron/Plastic, Elastomeric Polyvinyl Chloride (PVC) Flexible Pipe Coupling.....	528.90	
33 42 11 00-0074			Precast Concrete Cut Off Wall (33 42 11 00-0001)		
33 42 11 00-0075	EA		12" ID Pipe, 18" Thick, 36" High, Precast Concrete Cut Off Wall.....	267.04	187.29
33 42 11 00-0076	EA		15" ID Pipe, 18" Thick, 36" High, Precast Concrete Cut Off Wall.....	329.44	231.99
33 42 11 00-0077	EA		18" ID Pipe, 18" Thick, 36" High, Precast Concrete Cut Off Wall.....	408.87	293.71
33 42 11 00-0078	EA		21" ID Pipe, 18" Thick, 36" High, Precast Concrete Cut Off Wall.....	484.04	351.18
33 42 11 00-0079	EA		24" ID Pipe, 18" Thick, 36" High, Precast Concrete Cut Off Wall.....	556.98	406.41
33 42 11 00-0080	EA		27" ID Pipe, 18" Thick, 36" High, Precast Concrete Cut Off Wall.....	687.59	519.32
33 42 11 00-0081	EA		30" ID Pipe, 18" Thick, 36" High, Precast Concrete Cut Off Wall.....	901.27	715.13
33 42 11 00-0082	EA		36" ID Pipe, 18" Thick, 36" High, Precast Concrete Cut Off Wall.....	1,124.12	902.42
33 42 11 00-0083	EA		42" ID Pipe, 18" Thick, 36" High, Precast Concrete Cut Off Wall.....	1,389.02	1,132.07
33 42 11 00-0084	EA		48" ID Pipe, 18" Thick, 36" High, Precast Concrete Cut Off Wall.....	1,555.07	1,275.95
33 42 11 00-0085	EA		54" ID Pipe, 18" Thick, 36" High, Precast Concrete Cut Off Wall.....	1,736.49	1,430.25
33 42 11 00-0086	EA		60" ID Pipe, 18" Thick, 36" High, Precast Concrete Cut Off Wall.....	1,920.58	1,588.82
33 42 11 00-0087	EA		66" ID Pipe, 18" Thick, 36" High, Precast Concrete Cut Off Wall.....	1,995.58	1,649.47
33 42 11 00-0088	EA		72" ID Pipe, 18" Thick, 36" High, Precast Concrete Cut Off Wall.....	2,061.56	1,702.69
33 42 11 00-0089	EA		78" ID Pipe, 18" Thick, 36" High, Precast Concrete Cut Off Wall.....	2,127.52	1,755.89
33 42 11 00-0090	EA		84" ID Pipe, 18" Thick, 36" High, Precast Concrete Cut Off Wall.....	2,195.10	1,809.11
33 42 11 00-0091			Strap Assembly (33 42 11 00-0001)		
			Note: Includes drilling holes in concrete pipe, setting threaded rod, bolts, and mounting the 12' strap.		
33 42 11 00-0092	EA		Up To 24" Diameter Pipe, 12' Strap Assembly.....	236.70	
33 42 11 00-0093	EA		>24" Diameter Pipe, 12' Strap Assembly.....	334.04	
33 42 11 00-0094			Prestressed Concrete Cylinder Piping (33 42 11)		
33 42 11 00-0095			150 PSI Prestressed Concrete Cylinder Pipe And Fittings (33 42 11 00-0094)		
33 42 11 00-0096			150 PSI Prestressed Concrete Cylinder Pipe With Gaskets (33 42 11 00-0095)		
			Note: Lined-cylinder pipe (AWWA C301) up to 48". Embedded-cylinder pipe (AWWA C301) >48".		
33 42 11 00-0097	LF		12" 150 PSI Prestressed Concrete Cylinder Pipe With Gaskets.....	142.33	16.70
			For >1,000, Deduct	-7.12	
			For 100 PSI, Deduct	-29.62	
33 42 11 00-0098	LF		15" 150 PSI Prestressed Concrete Cylinder Pipe With Gaskets.....	151.87	18.59
			For >1,000, Deduct	-7.59	
			For 100 PSI, Deduct	-31.33	
33 42 11 00-0099	LF		18" 150 PSI Prestressed Concrete Cylinder Pipe With Gaskets.....	165.30	23.19
			For >1,000, Deduct	-8.27	
			For 100 PSI, Deduct	-33.05	
33 42 11 00-0100	LF		21" 150 PSI Prestressed Concrete Cylinder Pipe With Gaskets.....	180.81	29.24
			For >1,000, Deduct	-9.04	
			For 100 PSI, Deduct	-34.76	
33 42 11 00-0101	LF		24" 150 PSI Prestressed Concrete Cylinder Pipe With Gaskets.....	196.62	35.51
			For >1,000, Deduct	-9.83	
			For 100 PSI, Deduct	-36.48	
33 42 11 00-0102	LF		30" 150 PSI Prestressed Concrete Cylinder Pipe With Gaskets.....	231.04	46.82
			For >1,000, Deduct	-11.55	
			For 100 PSI, Deduct	-40.84	
33 42 11 00-0103	LF		36" 150 PSI Prestressed Concrete Cylinder Pipe With Gaskets.....	256.06	53.20
			For >1,000, Deduct	-12.80	
			For 100 PSI, Deduct	-45.21	
33 42 11 00-0104	LF		42" 150 PSI Prestressed Concrete Cylinder Pipe With Gaskets.....	297.27	58.53
			For >1,000, Deduct	-14.86	
			For 100 PSI, Deduct	-53.62	
33 42 11 00-0105	LF		48" 150 PSI Prestressed Concrete Cylinder Pipe With Gaskets.....	341.27	65.18
			For >1,000, Deduct	-17.06	
			For 100 PSI, Deduct	-62.04	
33 42 11 00-0106	LF		54" 150 PSI Prestressed Concrete Cylinder Pipe With Gaskets.....	451.75	84.04
			For >1,000, Deduct	-22.59	
			For 100 PSI, Deduct	-82.93	



Utilities	33	33
Stormwater Utilities	33 40	
Stormwater Conveyance	33 42	

MINOR CSI UOM DESCRIPTION	TOTAL DIRECT UNIT COST	DEMOLITION UNIT COST
33 42 11 00-0107 LF 60" 150 PSI Prestressed Concrete Cylinder Pipe With Gaskets..... <i>For >1,000, Deduct</i> <i>For 100 PSI, Deduct</i>	544.54 -27.23 -101.32	97.49
33 42 11 00-0108 LF 66" 150 PSI Prestressed Concrete Cylinder Pipe With Gaskets..... <i>For >1,000, Deduct</i> <i>For 100 PSI, Deduct</i>	611.94 -30.60 -114.57	108.05
33 42 11 00-0109 LF 72" 150 PSI Prestressed Concrete Cylinder Pipe With Gaskets..... <i>For >1,000, Deduct</i> <i>For 100 PSI, Deduct</i>	682.47 -34.12 -128.60	117.66
33 42 11 00-0110 LF 78" 150 PSI Prestressed Concrete Cylinder Pipe With Gaskets..... <i>For >1,000, Deduct</i> <i>For 100 PSI, Deduct</i>	775.17 -38.76 -146.52	132.06
33 42 11 00-0111 LF 84" 150 PSI Prestressed Concrete Cylinder Pipe With Gaskets..... <i>For >1,000, Deduct</i> <i>For 100 PSI, Deduct</i>	867.89 -43.39 -164.45	147.06
33 42 11 00-0112 LF 90" 150 PSI Prestressed Concrete Cylinder Pipe With Gaskets..... <i>For >1,000, Deduct</i> <i>For 100 PSI, Deduct</i>	1,072.25 -58.61 -206.54	171.68
33 42 11 00-0113 LF 96" 150 PSI Prestressed Concrete Cylinder Pipe With Gaskets..... <i>For >1,000, Deduct</i> <i>For 100 PSI, Deduct</i>	1,262.10 -63.11 -245.50	196.05
33 42 11 00-0114 LF 102" 150 PSI Prestressed Concrete Cylinder Pipe With Gaskets..... <i>For >1,000, Deduct</i> <i>For 100 PSI, Deduct</i>	1,472.74 -73.64 -292.27	212.57
33 42 11 00-0115 LF 108" 150 PSI Prestressed Concrete Cylinder Pipe With Gaskets..... <i>For >1,000, Deduct</i> <i>For 100 PSI, Deduct</i>	1,663.01 -83.15 -335.13	225.74
33 42 11 00-0116 LF 114" 150 PSI Prestressed Concrete Cylinder Pipe With Gaskets..... <i>For >1,000, Deduct</i> <i>For 100 PSI, Deduct</i>	2,009.15 -100.46 -416.97	238.90
33 42 11 00-0117 LF 120" 150 PSI Prestressed Concrete Cylinder Pipe With Gaskets..... <i>For >1,000, Deduct</i> <i>For 100 PSI, Deduct</i>	2,338.12 -116.91 -494.90	250.95
33 42 11 00-0118 LF 126" 150 PSI Prestressed Concrete Cylinder Pipe With Gaskets..... <i>For >1,000, Deduct</i> <i>For 100 PSI, Deduct</i>	2,548.63 -127.43 -543.23	263.01
33 42 11 00-0119 LF 132" 150 PSI Prestressed Concrete Cylinder Pipe With Gaskets..... <i>For >1,000, Deduct</i> <i>For 100 PSI, Deduct</i>	2,762.24 -138.11 -592.33	275.06
33 42 11 00-0120 LF 138" 150 PSI Prestressed Concrete Cylinder Pipe With Gaskets..... <i>For >1,000, Deduct</i> <i>For 100 PSI, Deduct</i>	2,974.30 -148.72 -641.04	287.11
33 42 11 00-0121 LF 144" 150 PSI Prestressed Concrete Cylinder Pipe With Gaskets..... <i>For >1,000, Deduct</i> <i>For 100 PSI, Deduct</i>	3,186.37 -159.32 -689.75	299.17
33 42 11 00-0122 150 PSI Prestressed Concrete Cylinder 90 Degree Elbows With Gaskets (33 <small>42 11 00-0095)</small>		
33 42 11 00-0123 EA 12" 90 Degree Elbows With Gaskets, 150 PSI Prestressed Concrete Cylinder Piping.....	472.27	156.64
33 42 11 00-0124 EA 15" 90 Degree Elbows With Gaskets, 150 PSI Prestressed Concrete Cylinder Piping.....	653.31	223.77
33 42 11 00-0125 EA 18" 90 Degree Elbows With Gaskets, 150 PSI Prestressed Concrete Cylinder Piping.....	839.89	298.36
33 42 11 00-0126 EA 21" 90 Degree Elbows With Gaskets, 150 PSI Prestressed Concrete Cylinder Piping.....	1,026.48	372.96
33 42 11 00-0127 EA 24" 90 Degree Elbows With Gaskets, 150 PSI Prestressed Concrete Cylinder Piping.....	1,245.86	463.45
33 42 11 00-0128 EA 30" 90 Degree Elbows With Gaskets, 150 PSI Prestressed Concrete Cylinder Piping.....	1,596.09	621.59
33 42 11 00-0129 EA 36" 90 Degree Elbows With Gaskets, 150 PSI Prestressed Concrete Cylinder Piping.....	1,988.35	744.92
33 42 11 00-0130 EA 42" 90 Degree Elbows With Gaskets, 150 PSI Prestressed Concrete Cylinder Piping.....	2,315.60	869.44
33 42 11 00-0131 EA 48" 90 Degree Elbows With Gaskets, 150 PSI Prestressed Concrete Cylinder Piping.....	2,606.84	992.88
33 42 11 00-0132 EA 54" 90 Degree Elbows With Gaskets, 150 PSI Prestressed Concrete Cylinder Piping.....	3,206.70	1,239.76
33 42 11 00-0133 EA 60" 90 Degree Elbows With Gaskets, 150 PSI Prestressed Concrete Cylinder Piping.....	4,195.38	1,680.78
33 42 11 00-0134 EA 66" 90 Degree Elbows With Gaskets, 150 PSI Prestressed Concrete Cylinder Piping.....	4,676.38	1,860.86
33 42 11 00-0135 EA 72" 90 Degree Elbows With Gaskets, 150 PSI Prestressed Concrete Cylinder Piping.....	5,157.38	2,040.94
33 42 11 00-0136 EA 78" 90 Degree Elbows With Gaskets, 150 PSI Prestressed Concrete Cylinder Piping.....	6,222.11	2,341.08
33 42 11 00-0137 EA 84" 90 Degree Elbows With Gaskets, 150 PSI Prestressed Concrete Cylinder Piping.....	7,280.23	2,641.21
33 42 11 00-0138 EA 90" 90 Degree Elbows With Gaskets, 150 PSI Prestressed Concrete Cylinder Piping.....	8,623.77	3,001.38
33 42 11 00-0139 EA 96" 90 Degree Elbows With Gaskets, 150 PSI Prestressed Concrete Cylinder Piping.....	9,960.70	3,361.54
33 42 11 00-0140 EA 102" 90 Degree Elbows With Gaskets, 150 PSI Prestressed Concrete Cylinder Piping.....	13,316.73	4,273.77
33 42 11 00-0141 EA 108" 90 Degree Elbows With Gaskets, 150 PSI Prestressed Concrete Cylinder Piping.....	16,599.01	5,128.52
33 42 11 00-0142 EA 114" 90 Degree Elbows With Gaskets, 150 PSI Prestressed Concrete Cylinder Piping.....	21,570.53	6,838.03
33 42 11 00-0143 EA 120" 90 Degree Elbows With Gaskets, 150 PSI Prestressed Concrete Cylinder Piping.....	26,461.15	8,547.54
33 42 11 00-0144 EA 126" 90 Degree Elbows With Gaskets, 150 PSI Prestressed Concrete Cylinder Piping.....	29,867.03	9,219.13
33 42 11 00-0145 EA 132" 90 Degree Elbows With Gaskets, 150 PSI Prestressed Concrete Cylinder Piping.....	33,277.46	9,890.72
33 42 11 00-0146 EA 138" 90 Degree Elbows With Gaskets, 150 PSI Prestressed Concrete Cylinder Piping.....	43,453.41	10,562.31
33 42 11 00-0147 EA 144" 90 Degree Elbows With Gaskets, 150 PSI Prestressed Concrete Cylinder Piping.....	40,168.07	11,233.90
33 42 11 00-0148 150 PSI Prestressed Concrete Cylinder 45 Degree Elbows With Gaskets (33 <small>42 11 00-0095)</small>		
33 42 11 00-0149 EA 12" 45 Degree Elbows With Gaskets, 150 PSI Prestressed Concrete Cylinder Piping.....	440.47	156.64
33 42 11 00-0150 EA 15" 45 Degree Elbows With Gaskets, 150 PSI Prestressed Concrete Cylinder Piping.....	612.15	223.77
33 42 11 00-0151 EA 18" 45 Degree Elbows With Gaskets, 150 PSI Prestressed Concrete Cylinder Piping.....	791.26	298.36
33 42 11 00-0152 EA 21" 45 Degree Elbows With Gaskets, 150 PSI Prestressed Concrete Cylinder Piping.....	970.36	372.96
33 42 11 00-0153 EA 24" 45 Degree Elbows With Gaskets, 150 PSI Prestressed Concrete Cylinder Piping.....	1,182.27	463.45
33 42 11 00-0154 EA 30" 45 Degree Elbows With Gaskets, 150 PSI Prestressed Concrete Cylinder Piping.....	1,508.80	579.82



MINOR CSI UOM DESCRIPTION	TOTAL DIRECT UNIT COST	DEMOLITION UNIT COST
33 42 11 00-0155 EA 36" 45 Degree Elbows With Gaskets, 150 PSI Prestressed Concrete Cylinder Piping.....	1,888.59	744.92
33 42 11 00-0156 EA 42" 45 Degree Elbows With Gaskets, 150 PSI Prestressed Concrete Cylinder Piping.....	2,200.25	869.44
33 42 11 00-0157 EA 48" 45 Degree Elbows With Gaskets, 150 PSI Prestressed Concrete Cylinder Piping.....	2,482.77	992.88
33 42 11 00-0158 EA 54" 45 Degree Elbows With Gaskets, 150 PSI Prestressed Concrete Cylinder Piping.....	3,029.34	1,239.76
33 42 11 00-0159 EA 60" 45 Degree Elbows With Gaskets, 150 PSI Prestressed Concrete Cylinder Piping.....	4,027.44	1,680.78
33 42 11 00-0160 EA 66" 45 Degree Elbows With Gaskets, 150 PSI Prestressed Concrete Cylinder Piping.....	4,496.27	1,860.86
33 42 11 00-0161 EA 72" 45 Degree Elbows With Gaskets, 150 PSI Prestressed Concrete Cylinder Piping.....	4,965.10	2,040.94
33 42 11 00-0162 EA 78" 45 Degree Elbows With Gaskets, 150 PSI Prestressed Concrete Cylinder Piping.....	5,773.29	2,341.08
33 42 11 00-0163 EA 84" 45 Degree Elbows With Gaskets, 150 PSI Prestressed Concrete Cylinder Piping.....	6,574.86	2,641.21
33 42 11 00-0164 EA 90" 45 Degree Elbows With Gaskets, 150 PSI Prestressed Concrete Cylinder Piping.....	7,733.60	3,001.38
33 42 11 00-0165 EA 96" 45 Degree Elbows With Gaskets, 150 PSI Prestressed Concrete Cylinder Piping.....	8,885.73	3,361.54
33 42 11 00-0166 EA 102" 45 Degree Elbows With Gaskets, 150 PSI Prestressed Concrete Cylinder Piping.....	11,589.56	4,201.94
33 42 11 00-0167 EA 108" 45 Degree Elbows With Gaskets, 150 PSI Prestressed Concrete Cylinder Piping.....	14,506.97	5,128.52
33 42 11 00-0168 EA 114" 45 Degree Elbows With Gaskets, 150 PSI Prestressed Concrete Cylinder Piping.....	18,969.51	6,838.03
33 42 11 00-0169 EA 120" 45 Degree Elbows With Gaskets, 150 PSI Prestressed Concrete Cylinder Piping.....	23,351.13	8,547.54
33 42 11 00-0170 EA 126" 45 Degree Elbows With Gaskets, 150 PSI Prestressed Concrete Cylinder Piping.....	26,072.26	9,219.13
33 42 11 00-0171 EA 132" 45 Degree Elbows With Gaskets, 150 PSI Prestressed Concrete Cylinder Piping.....	28,797.92	11,233.90
33 42 11 00-0172 EA 138" 45 Degree Elbows With Gaskets, 150 PSI Prestressed Concrete Cylinder Piping.....	31,533.68	10,562.31
33 42 11 00-0173 EA 144" 45 Degree Elbows With Gaskets, 150 PSI Prestressed Concrete Cylinder Piping.....	34,599.58	11,233.90
33 42 11 00-0174 400 PSI Prestressed Concrete Cylinder Pipe With Regular Joints (33 42 11 00-0094)		
33 42 11 00-0175 400 PSI Lined Prestressed Concrete Cylinder Pipe With Regular Joints (33 42 11 00-0174)		
Note: AWWA C301		
33 42 11 00-0176 LF 30" 400 PSI Lined Prestressed Concrete Cylinder Pipe With Regular Joints.....	272.04	46.82
For >1,000, Deduct	-13.60	
33 42 11 00-0177 LF 36" 400 PSI Lined Prestressed Concrete Cylinder Pipe With Regular Joints.....	331.77	53.20
For >1,000, Deduct	-16.59	
33 42 11 00-0178 LF 42" 400 PSI Lined Prestressed Concrete Cylinder Pipe With Regular Joints.....	387.16	58.53
For >1,000, Deduct	-19.36	
33 42 11 00-0179 400 PSI Embedded Prestressed Concrete Cylinder Pipe With Regular Joints (33 42 11 00-0174)		
Note: AWWA C301		
33 42 11 00-0180 LF 48" 400 PSI Embedded Prestressed Concrete Cylinder Pipe With Regular Joints.....	521.83	65.13
For >1,000, Deduct	-26.09	
33 42 11 00-0181 LF 54" 400 PSI Embedded Prestressed Concrete Cylinder Pipe With Regular Joints.....	625.06	84.04
For >1,000, Deduct	-31.25	
33 42 11 00-0182 LF 60" 400 PSI Embedded Prestressed Concrete Cylinder Pipe With Regular Joints.....	720.56	97.49
For >1,000, Deduct	-36.03	
33 42 11 00-0183 LF 66" 400 PSI Embedded Prestressed Concrete Cylinder Pipe With Regular Joints.....	811.27	108.05
For >1,000, Deduct	-40.56	
33 42 11 00-0184 LF 72" 400 PSI Embedded Prestressed Concrete Cylinder Pipe With Regular Joints.....	982.88	117.66
For >1,000, Deduct	-49.14	
33 42 11 00-0185 Welded Joints For Prestressed Concrete Cylinder Pipe (33 42 11 00-0174)		
Note: All pipe joints to be exposed and dewatered. Internal joint welding also requires joints to be ventilated and air quality checked.		
33 42 11 00-0186 EA 30" Welded Joint For Prestressed Concrete Cylinder Pipe.....	2,385.72	
33 42 11 00-0187 EA 36" Welded Joint For Prestressed Concrete Cylinder Pipe.....	2,562.44	
33 42 11 00-0188 EA 42" Welded Joint For Prestressed Concrete Cylinder Pipe.....	2,650.80	
33 42 11 00-0189 EA 48" Welded Joint For Prestressed Concrete Cylinder Pipe.....	3,004.24	
33 42 11 00-0190 EA 54" Welded Joint For Prestressed Concrete Cylinder Pipe.....	3,092.60	
33 42 11 00-0191 EA 60" Welded Joint For Prestressed Concrete Cylinder Pipe.....	3,269.32	
33 42 11 00-0192 EA 66" Welded Joint For Prestressed Concrete Cylinder Pipe.....	3,357.68	
33 42 11 00-0193 EA 72" Welded Joint For Prestressed Concrete Cylinder Pipe.....	3,446.04	
33 42 11 00-0194 EA 30" Internal Welded Joint For Prestressed Concrete Cylinder Pipe.....	4,418.00	
33 42 11 00-0195 EA 36" Internal Welded Joint For Prestressed Concrete Cylinder Pipe.....	4,418.00	
33 42 11 00-0196 EA 42" Internal Welded Joint For Prestressed Concrete Cylinder Pipe.....	5,036.53	
33 42 11 00-0197 EA 48" Internal Welded Joint For Prestressed Concrete Cylinder Pipe.....	5,036.53	
33 42 11 00-0198 EA 54" Internal Welded Joint For Prestressed Concrete Cylinder Pipe.....	5,389.97	
33 42 11 00-0199 EA 60" Internal Welded Joint For Prestressed Concrete Cylinder Pipe.....	5,389.97	
33 42 11 00-0200 EA 66" Internal Welded Joint For Prestressed Concrete Cylinder Pipe.....	5,831.77	
33 42 11 00-0201 EA 72" Internal Welded Joint For Prestressed Concrete Cylinder Pipe.....	5,831.77	
33 42 11 00-0202 Quick Test Joints (33 42 11 00-0174)		
33 42 11 00-0203 EA 30" Quick Test Joint.....	593.18	
33 42 11 00-0204 EA 36" Quick Test Joint.....	598.50	
33 42 11 00-0205 EA 42" Quick Test Joint.....	603.82	
33 42 11 00-0206 EA 48" Quick Test Joint.....	616.14	
33 42 11 00-0207 EA 54" Quick Test Joint.....	644.41	
33 42 11 00-0208 EA 60" Quick Test Joint.....	668.07	
33 42 11 00-0209 EA 66" Quick Test Joint.....	703.39	
33 42 11 00-0210 EA 72" Quick Test Joint.....	738.69	
33 42 11 00-0211 Harnessed Joints (33 42 11 00-0174)		



MINOR CSI UOM DESCRIPTION	TOTAL DIRECT UNIT COST	DEMOLITION UNIT COST
------------------------------	---------------------------	-------------------------

33 42 11 00-0212	Harness Clamp Restrained Joints (33 42 11 00-0211)		
33 42 11 00-0213	EA 30" Harness Clamp Restrained Joint.....	3,889.69	
33 42 11 00-0214	EA 36" Harness Clamp Restrained Joint.....	4,041.34	
33 42 11 00-0215	EA 42" Harness Clamp Restrained Joint.....	4,192.99	
33 42 11 00-0216	EA 48" Harness Clamp Restrained Joint.....	4,344.65	
33 42 11 00-0217	EA 54" Harness Clamp Restrained Joint.....	4,509.93	
33 42 11 00-0218	EA 60" Harness Clamp Restrained Joint.....	4,741.43	
33 42 11 00-0219	EA 66" Harness Clamp Restrained Joint.....	4,899.77	
33 42 11 00-0220	EA 72" Harness Clamp Restrained Joint.....	5,248.33	

33 42 11 00-0221	Snap Ring Restrained Joints (33 42 11 00-0211)		
33 42 11 00-0222	EA 30" Snap Ring Restrained Joint.....	670.45	
33 42 11 00-0223	EA 36" Snap Ring Restrained Joint.....	763.56	
33 42 11 00-0224	EA 42" Snap Ring Restrained Joint.....	1,017.64	
33 42 11 00-0225	EA 48" Snap Ring Restrained Joint.....	1,154.67	
33 42 11 00-0226	EA 54" Snap Ring Restrained Joint.....	1,305.32	
33 42 11 00-0227	EA 60" Snap Ring Restrained Joint.....	1,478.29	
33 42 11 00-0228	EA 66" Snap Ring Restrained Joint.....	1,636.63	
33 42 11 00-0229	EA 72" Snap Ring Restrained Joint.....	1,824.22	

33 42 11 00-0230	Pipe Repairs (33 42 11 00-0174)		
Note: For repair of damaged or defective lined or embedded cylinder concrete pipe. Includes 2 concrete adapters, MJD sleeve, 20' pipe.			

33 42 11 00-0231	Lined Cylinder Pipe Repair (33 42 11 00-0230)		
33 42 11 00-0232	EA 30" Lined Cylinder Pipe Repair.....	5,891.18	
33 42 11 00-0233	EA 36" Lined Cylinder Pipe Repair.....	7,292.26	
33 42 11 00-0234	EA 42" Lined Cylinder Pipe Repair.....	10,401.86	

33 42 11 00-0235	Embedded Cylinder Pipe Repair (33 42 11 00-0230)		
Note: Field welded concrete enclosure assembly with concrete pipe.			
33 42 11 00-0236	EA 48" Embedded Cylinder Pipe Repair.....	15,575.87	
33 42 11 00-0237	EA 54" Embedded Cylinder Pipe Repair.....	18,100.18	
33 42 11 00-0238	EA 60" Embedded Cylinder Pipe Repair.....	20,642.22	
33 42 11 00-0239	EA 66" Embedded Cylinder Pipe Repair.....	23,323.06	
33 42 11 00-0240	EA 72" Embedded Cylinder Pipe Repair.....	28,089.08	

33 42 11 00-0241	High Density Polyethylene (HDPE) Piping (33 42 11)		
-------------------------	---	--	--

33 42 11 00-0242	Smooth Interior, Double Wall, Corrugated High Density Polyethylene (HDPE) Piping (33 42 11 00-0241)		
Note: Excludes couplings and gaskets.			

33 42 11 00-0243	Coupled, Smooth Interior, Double Wall, Corrugated High Density Polyethylene (HDPE) Piping (33 42 11 00-0242)		
-------------------------	---	--	--

33 42 11 00-0244	LF 4" Coupled, Smooth Interior, Double Wall, Corrugated High Density Polyethylene (HDPE) Pipe	15.82	6.91
	For <100, Add	2.76	
	For >1,000, Deduct	-1.48	
33 42 11 00-0245	LF 6" Coupled, Smooth Interior, Double Wall, Corrugated High Density Polyethylene (HDPE) Pipe	21.16	8.03
	For <100, Add	3.21	
	For >1,000, Deduct	-1.86	
33 42 11 00-0246	LF 8" Coupled, Smooth Interior, Double Wall, Corrugated High Density Polyethylene (HDPE) Pipe	26.32	9.34
	For <100, Add	3.74	
	For >1,000, Deduct	-2.25	
33 42 11 00-0247	LF 10" Coupled, Smooth Interior, Double Wall, Corrugated High Density Polyethylene (HDPE) Pipe	30.36	9.67
	For <100, Add	3.87	
	For >1,000, Deduct	-2.49	
33 42 11 00-0248	LF 12" Coupled, Smooth Interior, Double Wall, Corrugated High Density Polyethylene (HDPE) Pipe	31.99	10.01
	For <100, Add	4.00	
	For >1,000, Deduct	-2.60	
33 42 11 00-0249	LF 15" Coupled, Smooth Interior, Double Wall, Corrugated High Density Polyethylene (HDPE) Pipe	36.77	10.36
	For <100, Add	4.14	
	For >1,000, Deduct	-2.87	
33 42 11 00-0250	LF 18" Coupled, Smooth Interior, Double Wall, Corrugated High Density Polyethylene (HDPE) Pipe	45.42	10.74
	For <100, Add	4.30	
	For >1,000, Deduct	-3.35	
33 42 11 00-0251	LF 24" Coupled, Smooth Interior, Double Wall, Corrugated High Density Polyethylene (HDPE) Pipe	63.29	12.59
	For <100, Add	5.03	
	For >1,000, Deduct	-4.42	
33 42 11 00-0252	LF 30" Coupled, Smooth Interior, Double Wall, Corrugated High Density Polyethylene (HDPE) Pipe	90.19	16.94
	For <100, Add	6.78	
	For >1,000, Deduct	-6.20	
33 42 11 00-0253	LF 36" Coupled, Smooth Interior, Double Wall, Corrugated High Density Polyethylene (HDPE) Pipe	118.95	21.41
	For <100, Add	8.56	
	For >1,000, Deduct	-8.09	

33 Utilities

33 40 Stormwater Utilities

33 42 Stormwater Conveyance



SAN BERNARDINO COUNTY

MINOR	CSI	UOM	DESCRIPTION	TOTAL DIRECT UNIT COST	DEMOLITION UNIT COST
33 42 11 00-0254			Bell And Spigot, Smooth Interior, Double Wall, Corrugated High Density Polyethylene (HDPE) Piping <small>(33 42 11 00-0242)</small>		
33 42 11 00-0255	LF		12" Bell And Spigot, Smooth Interior, Double Wall, Corrugated High Density Polyethylene (HDPE) Pipe	31.78	10.01
			<i>For <100, Add</i>	4.00	
			<i>For >1,000, Deduct</i>	-2.59	
33 42 11 00-0256	LF		15" Bell And Spigot, Smooth Interior, Double Wall, Corrugated High Density Polyethylene (HDPE) Pipe	37.61	10.36
			<i>For <100, Add</i>	4.14	
			<i>For >1,000, Deduct</i>	-2.92	
33 42 11 00-0257	LF		18" Bell And Spigot, Smooth Interior, Double Wall, Corrugated High Density Polyethylene (HDPE) Pipe	46.69	10.74
			<i>For <100, Add</i>	4.30	
			<i>For >1,000, Deduct</i>	-3.41	
33 42 11 00-0258	LF		24" Bell And Spigot, Smooth Interior, Double Wall, Corrugated High Density Polyethylene (HDPE) Pipe	65.29	12.59
			<i>For <100, Add</i>	5.03	
			<i>For >1,000, Deduct</i>	-4.52	
33 42 11 00-0259	LF		30" Bell And Spigot, Smooth Interior, Double Wall, Corrugated High Density Polyethylene (HDPE) Pipe	95.68	16.94
			<i>For <100, Add</i>	6.78	
			<i>For >1,000, Deduct</i>	-6.48	
33 42 11 00-0260	LF		36" Bell And Spigot, Smooth Interior, Double Wall, Corrugated High Density Polyethylene (HDPE) Pipe	123.03	21.41
			<i>For <100, Add</i>	8.56	
			<i>For >1,000, Deduct</i>	-8.29	
33 42 11 00-0261	LF		42" Bell And Spigot, Smooth Interior, Double Wall, Corrugated High Density Polyethylene (HDPE) Pipe	162.50	23.36
			<i>For <100, Add</i>	9.34	
			<i>For >1,000, Deduct</i>	-10.46	
33 42 11 00-0262	LF		48" Bell And Spigot, Smooth Interior, Double Wall, Corrugated High Density Polyethylene (HDPE) Pipe	176.80	26.35
			<i>For <100, Add</i>	10.54	
			<i>For >1,000, Deduct</i>	-11.48	
33 42 11 00-0263			Perforated, Corrugated High Density Polyethylene (HDPE) Piping <small>(33 42 11 00-0241)</small>		
			Note: Excludes couplings and gaskets.		
33 42 11 00-0264			Coupled, Perforated, Smooth Interior, Double Wall, Corrugated High Density Polyethylene (HDPE) Piping <small>(33 42 11 00-0263)</small>		
33 42 11 00-0265	LF		4" Coupled, Perforated, Smooth Interior, Double Wall, Corrugated High Density Polyethylene (HDPE) Pipe	16.87	6.91
			<i>For <100, Add</i>	2.76	
			<i>For >1,000, Deduct</i>	-1.53	
33 42 11 00-0266	LF		6" Coupled, Perforated, Smooth Interior, Double Wall, Corrugated High Density Polyethylene (HDPE) Pipe	21.20	8.03
			<i>For <100, Add</i>	3.21	
			<i>For >1,000, Deduct</i>	-1.86	
33 42 11 00-0267	LF		8" Coupled, Perforated, Smooth Interior, Double Wall, Corrugated High Density Polyethylene (HDPE) Pipe	26.32	9.34
			<i>For <100, Add</i>	3.74	
			<i>For >1,000, Deduct</i>	-2.25	
33 42 11 00-0268	LF		10" Coupled, Perforated, Smooth Interior, Double Wall, Corrugated High Density Polyethylene (HDPE) Pipe	30.39	9.67
			<i>For <100, Add</i>	3.87	
			<i>For >1,000, Deduct</i>	-2.49	
33 42 11 00-0269	LF		12" Coupled, Perforated, Smooth Interior, Double Wall, Corrugated High Density Polyethylene (HDPE) Pipe	31.99	10.01
			<i>For <100, Add</i>	4.00	
			<i>For >1,000, Deduct</i>	-2.60	
33 42 11 00-0270	LF		15" Coupled, Perforated, Smooth Interior, Double Wall, Corrugated High Density Polyethylene (HDPE) Pipe	36.80	10.36
			<i>For <100, Add</i>	4.14	
			<i>For >1,000, Deduct</i>	-2.88	
33 42 11 00-0271	LF		18" Coupled, Perforated, Smooth Interior, Double Wall, Corrugated High Density Polyethylene (HDPE) Pipe	45.46	10.74
			<i>For <100, Add</i>	4.30	
			<i>For >1,000, Deduct</i>	-3.35	
33 42 11 00-0272	LF		24" Coupled, Perforated, Smooth Interior, Double Wall, Corrugated High Density Polyethylene (HDPE) Pipe	63.29	12.59
			<i>For <100, Add</i>	5.03	
			<i>For >1,000, Deduct</i>	-4.42	
33 42 11 00-0273	LF		30" Coupled, Perforated, Smooth Interior, Double Wall, Corrugated High Density Polyethylene (HDPE) Pipe	90.54	16.94
			<i>For <100, Add</i>	6.78	
			<i>For >1,000, Deduct</i>	-6.22	
33 42 11 00-0274	LF		36" Coupled, Perforated, Smooth Interior, Double Wall, Corrugated High Density Polyethylene (HDPE) Pipe	118.95	21.41
			<i>For <100, Add</i>	8.56	
			<i>For >1,000, Deduct</i>	-8.09	
33 42 11 00-0275			Bell And Spigot, Perforated, Smooth Interior, Double Wall, Corrugated High Density Polyethylene (HDPE) Piping <small>(33 42 11 00-0263)</small>		
33 42 11 00-0276	LF		12" Bell And Spigot, Perforated, Smooth Interior, Double Wall, Corrugated High Density Polyethylene (HDPE) Pipe	31.81	10.01
			<i>For <100, Add</i>	4.00	
			<i>For >1,000, Deduct</i>	-2.59	
33 42 11 00-0277	LF		15" Bell And Spigot, Perforated, Smooth Interior, Double Wall, Corrugated High Density Polyethylene (HDPE) Pipe	37.65	10.36
			<i>For <100, Add</i>	4.14	
			<i>For >1,000, Deduct</i>	-2.92	
33 42 11 00-0278	LF		18" Bell And Spigot, Perforated, Smooth Interior, Double Wall, Corrugated High Density Polyethylene (HDPE) Pipe	46.72	10.74
			<i>For <100, Add</i>	4.30	
			<i>For >1,000, Deduct</i>	-3.41	
33 42 11 00-0279	LF		24" Bell And Spigot, Perforated, Smooth Interior, Double Wall, Corrugated High Density Polyethylene (HDPE) Pipe	65.29	12.59
			<i>For <100, Add</i>	5.03	
			<i>For >1,000, Deduct</i>	-4.52	



Utilities	33	33
Stormwater Utilities	33 40	
Stormwater Conveyance	33 42	

MINOR	CSI	UOM	DESCRIPTION	TOTAL DIRECT UNIT COST	DEMOLITION UNIT COST
33 42 11 00-0280	LF		30" Bell And Spigot, Perforated, Smooth Interior, Double Wall, Corrugated High Density Polyethylene (HDPE) Pipe.....	95.68	16.94
			For <100, Add	6.78	
			For >1,000, Deduct	-6.48	
33 42 11 00-0281	LF		36" Bell And Spigot, Perforated, Smooth Interior, Double Wall, Corrugated High Density Polyethylene (HDPE) Pipe.....	123.03	21.41
			For <100, Add	8.56	
			For >1,000, Deduct	-8.29	
33 42 11 00-0282	LF		42" Bell And Spigot, Perforated, Smooth Interior, Double Wall, Corrugated High Density Polyethylene (HDPE) Pipe.....	162.50	23.36
			For <100, Add	9.34	
			For >1,000, Deduct	-10.46	
33 42 11 00-0283	LF		48" Bell And Spigot, Perforated, Smooth Interior, Double Wall, Corrugated High Density Polyethylene (HDPE) Pipe.....	176.80	26.35
			For <100, Add	10.54	
			For >1,000, Deduct	-11.48	
33 42 11 00-0284			Smooth Interior, Double Wall, Corrugated High Density Polyethylene (HDPE) Pipe Fittings (33 42 11 00-0241) Note: Excludes couplings and gaskets.		
33 42 11 00-0285			Tees, Smooth Interior, Double Wall, Corrugated High Density Polyethylene (HDPE) (33 42 11 00-0284)		
33 42 11 00-0286	EA		4" Tee, Smooth Interior, Double Wall, Corrugated High Density Polyethylene (HDPE).....	70.56	23.21
33 42 11 00-0287	EA		6" Tee, Smooth Interior, Double Wall, Corrugated High Density Polyethylene (HDPE).....	89.59	27.08
33 42 11 00-0288	EA		8" Tee, Smooth Interior, Double Wall, Corrugated High Density Polyethylene (HDPE).....	149.43	32.89
33 42 11 00-0289	EA		10" Tee, Smooth Interior, Double Wall, Corrugated High Density Polyethylene (HDPE).....	232.13	40.63
33 42 11 00-0290	EA		12" Tee, Smooth Interior, Double Wall, Corrugated High Density Polyethylene (HDPE).....	373.20	48.37
33 42 11 00-0291	EA		15" Tee, Smooth Interior, Double Wall, Corrugated High Density Polyethylene (HDPE).....	528.97	63.20
33 42 11 00-0292	EA		18" Tee, Smooth Interior, Double Wall, Corrugated High Density Polyethylene (HDPE).....	763.26	85.12
33 42 11 00-0293	EA		24" Tee, Smooth Interior, Double Wall, Corrugated High Density Polyethylene (HDPE).....	983.66	97.16
33 42 11 00-0294	EA		30" Tee, Smooth Interior, Double Wall, Corrugated High Density Polyethylene (HDPE).....	1,743.79	112.21
33 42 11 00-0295	EA		36" Tee, Smooth Interior, Double Wall, Corrugated High Density Polyethylene (HDPE).....	2,245.96	129.62
33 42 11 00-0296	EA		42" Tee, Smooth Interior, Double Wall, Corrugated High Density Polyethylene (HDPE).....	3,765.88	154.77
33 42 11 00-0297	EA		48" Tee, Smooth Interior, Double Wall, Corrugated High Density Polyethylene (HDPE).....	4,731.43	183.79
33 42 11 00-0298			Wyes, Smooth Interior, Double Wall, Corrugated High Density Polyethylene (HDPE) (33 42 11 00-0284)		
33 42 11 00-0299	EA		4" Wye, Smooth Interior, Double Wall, Corrugated High Density Polyethylene (HDPE).....	108.17	23.21
33 42 11 00-0300	EA		6" Wye, Smooth Interior, Double Wall, Corrugated High Density Polyethylene (HDPE).....	130.86	27.08
33 42 11 00-0301	EA		8" Wye, Smooth Interior, Double Wall, Corrugated High Density Polyethylene (HDPE).....	175.48	32.89
33 42 11 00-0302	EA		10" Wye, Smooth Interior, Double Wall, Corrugated High Density Polyethylene (HDPE).....	260.85	40.63
33 42 11 00-0303	EA		12" Wye, Smooth Interior, Double Wall, Corrugated High Density Polyethylene (HDPE).....	465.61	48.37
33 42 11 00-0304	EA		15" Wye, Smooth Interior, Double Wall, Corrugated High Density Polyethylene (HDPE).....	500.62	63.20
33 42 11 00-0305	EA		18" Wye, Smooth Interior, Double Wall, Corrugated High Density Polyethylene (HDPE).....	708.11	85.12
33 42 11 00-0306			22-1/2 Degree Bends, Smooth Interior, Double Wall, Corrugated High Density Polyethylene (HDPE) (33 42 11 00-0284)		
33 42 11 00-0307	EA		4" 22-1/2 Degree Bend, Smooth Interior, Double Wall, Corrugated High Density Polyethylene (HDPE).....	42.32	15.48
33 42 11 00-0308	EA		6" 22-1/2 Degree Bend, Smooth Interior, Double Wall, Corrugated High Density Polyethylene (HDPE).....	52.68	18.06
33 42 11 00-0309	EA		8" 22-1/2 Degree Bend, Smooth Interior, Double Wall, Corrugated High Density Polyethylene (HDPE).....	78.76	21.93
33 42 11 00-0310	EA		10" 22-1/2 Degree Bend, Smooth Interior, Double Wall, Corrugated High Density Polyethylene (HDPE).....	99.34	27.08
33 42 11 00-0311	EA		12" 22-1/2 Degree Bend, Smooth Interior, Double Wall, Corrugated High Density Polyethylene (HDPE).....	147.16	32.25
33 42 11 00-0312	EA		15" 22-1/2 Degree Bend, Smooth Interior, Double Wall, Corrugated High Density Polyethylene (HDPE).....	236.66	41.27
33 42 11 00-0313	EA		18" 22-1/2 Degree Bend, Smooth Interior, Double Wall, Corrugated High Density Polyethylene (HDPE).....	312.77	56.75
33 42 11 00-0314	EA		24" 22-1/2 Degree Bend, Smooth Interior, Double Wall, Corrugated High Density Polyethylene (HDPE).....	612.16	64.48
33 42 11 00-0315	EA		30" 22-1/2 Degree Bend, Smooth Interior, Double Wall, Corrugated High Density Polyethylene (HDPE).....	856.95	74.80
33 42 11 00-0316	EA		36" 22-1/2 Degree Bend, Smooth Interior, Double Wall, Corrugated High Density Polyethylene (HDPE).....	1,004.77	86.41
33 42 11 00-0317	EA		42" 22-1/2 Degree Bend, Smooth Interior, Double Wall, Corrugated High Density Polyethylene (HDPE).....	1,287.19	103.18
33 42 11 00-0318	EA		48" 22-1/2 Degree Bend, Smooth Interior, Double Wall, Corrugated High Density Polyethylene (HDPE).....	1,747.41	122.52
33 42 11 00-0319			45 Degree Bends, Smooth Interior, Double Wall, Corrugated High Density Polyethylene (HDPE) (33 42 11 00-0284)		
33 42 11 00-0320	EA		4" 45 Degree Bend, Smooth Interior, Double Wall, Corrugated High Density Polyethylene (HDPE).....	46.44	15.48
33 42 11 00-0321	EA		6" 45 Degree Bend, Smooth Interior, Double Wall, Corrugated High Density Polyethylene (HDPE).....	61.25	18.06
33 42 11 00-0322	EA		8" 45 Degree Bend, Smooth Interior, Double Wall, Corrugated High Density Polyethylene (HDPE).....	83.14	21.93
33 42 11 00-0323	EA		10" 45 Degree Bend, Smooth Interior, Double Wall, Corrugated High Density Polyethylene (HDPE).....	134.95	27.08
33 42 11 00-0324	EA		12" 45 Degree Bend, Smooth Interior, Double Wall, Corrugated High Density Polyethylene (HDPE).....	147.16	32.25
33 42 11 00-0325	EA		15" 45 Degree Bend, Smooth Interior, Double Wall, Corrugated High Density Polyethylene (HDPE).....	235.95	41.27
33 42 11 00-0326	EA		18" 45 Degree Bend, Smooth Interior, Double Wall, Corrugated High Density Polyethylene (HDPE).....	370.18	56.75
33 42 11 00-0327	EA		24" 45 Degree Bend, Smooth Interior, Double Wall, Corrugated High Density Polyethylene (HDPE).....	656.52	64.48
33 42 11 00-0328	EA		30" 45 Degree Bend, Smooth Interior, Double Wall, Corrugated High Density Polyethylene (HDPE).....	859.06	74.80
33 42 11 00-0329	EA		36" 45 Degree Bend, Smooth Interior, Double Wall, Corrugated High Density Polyethylene (HDPE).....	1,100.38	86.41
33 42 11 00-0330	EA		42" 45 Degree Bend, Smooth Interior, Double Wall, Corrugated High Density Polyethylene (HDPE).....	1,656.19	103.18
33 42 11 00-0331	EA		48" 45 Degree Bend, Smooth Interior, Double Wall, Corrugated High Density Polyethylene (HDPE).....	2,078.14	122.52

33	33 Utilities
	33 40 Stormwater Utilities
	33 42 Stormwater Conveyance



MINOR CSI UOM DESCRIPTION	TOTAL DIRECT UNIT COST	DEMOLITION UNIT COST
------------------------------	---------------------------	-------------------------

33 42 11 00-0332	Couplings And End Caps, Corrugated High Density Polyethylene (HDPE) Pipe Fittings <small>(33 42 11 00-0241)</small> Note: For single and double wall high density polyethylene (HDPE) piping.	
33 42 11 00-0333	Couplings, Corrugated High Density Polyethylene (HDPE) Pipe <small>(33 42 11 00-0332)</small>	
33 42 11 00-0334	EA 4" Coupling, Corrugated High Density Polyethylene (HDPE) Pipe	2.45
33 42 11 00-0335	EA 6" Coupling, Corrugated High Density Polyethylene (HDPE) Pipe	4.40
33 42 11 00-0336	EA 8" Coupling, Corrugated High Density Polyethylene (HDPE) Pipe	6.78
33 42 11 00-0337	EA 10" Coupling, Corrugated High Density Polyethylene (HDPE) Pipe	8.33
33 42 11 00-0338	EA 12" Coupling, Corrugated High Density Polyethylene (HDPE) Pipe	8.97
33 42 11 00-0339	EA 15" Coupling, Corrugated High Density Polyethylene (HDPE) Pipe	12.76
33 42 11 00-0340	EA 18" Coupling, Corrugated High Density Polyethylene (HDPE) Pipe	18.88
33 42 11 00-0341	EA 24" Coupling, Corrugated High Density Polyethylene (HDPE) Pipe	30.07
33 42 11 00-0342	EA 30" Coupling, Corrugated High Density Polyethylene (HDPE) Pipe	46.15
33 42 11 00-0343	EA 36" Coupling, Corrugated High Density Polyethylene (HDPE) Pipe	60.40
33 42 11 00-0344	EA 42" Coupling, Corrugated High Density Polyethylene (HDPE) Pipe	94.95
33 42 11 00-0345	EA 48" Coupling, Corrugated High Density Polyethylene (HDPE) Pipe	128.42

33 42 11 00-0346	Self Adhering Gaskets, Corrugated High Density Polyethylene (HDPE) Pipe <small>(33 42 11 00-0332)</small>	
33 42 11 00-0347	EA 4" Self Adhering Gasket, Corrugated High Density Polyethylene (HDPE) Pipe	130.02
33 42 11 00-0348	EA 6" Self Adhering Gasket, Corrugated High Density Polyethylene (HDPE) Pipe	136.14
33 42 11 00-0349	EA 8" Self Adhering Gasket, Corrugated High Density Polyethylene (HDPE) Pipe	142.55
33 42 11 00-0350	EA 10" Self Adhering Gasket, Corrugated High Density Polyethylene (HDPE) Pipe	149.25
33 42 11 00-0351	EA 12" Self Adhering Gasket, Corrugated High Density Polyethylene (HDPE) Pipe	177.02
33 42 11 00-0352	EA 15" Self Adhering Gasket, Corrugated High Density Polyethylene (HDPE) Pipe	182.77
33 42 11 00-0353	EA 18" Self Adhering Gasket, Corrugated High Density Polyethylene (HDPE) Pipe	190.63
33 42 11 00-0354	EA 24" Self Adhering Gasket, Corrugated High Density Polyethylene (HDPE) Pipe	217.14
33 42 11 00-0355	EA 30" Self Adhering Gasket, Corrugated High Density Polyethylene (HDPE) Pipe	348.08
33 42 11 00-0356	EA 36" Self Adhering Gasket, Corrugated High Density Polyethylene (HDPE) Pipe	381.26
33 42 11 00-0357	EA 42" Self Adhering Gasket, Corrugated High Density Polyethylene (HDPE) Pipe	415.42
33 42 11 00-0358	EA 48" Self Adhering Gasket, Corrugated High Density Polyethylene (HDPE) Pipe	504.53

33 42 11 00-0359	End Caps, Corrugated High Density Polyethylene (HDPE) Pipe <small>(33 42 11 00-0332)</small>	
33 42 11 00-0360	EA 6" End Cap For Corrugated High Density Polyethylene (HDPE) Pipe	33.03
33 42 11 00-0361	EA 8" End Cap For Corrugated High Density Polyethylene (HDPE) Pipe	38.66
33 42 11 00-0362	EA 10" End Cap For Corrugated High Density Polyethylene (HDPE) Pipe	62.05
33 42 11 00-0363	EA 12" End Cap For Corrugated High Density Polyethylene (HDPE) Pipe	104.85
33 42 11 00-0364	EA 15" End Cap For Corrugated High Density Polyethylene (HDPE) Pipe	121.90
33 42 11 00-0365	EA 18" End Cap For Corrugated High Density Polyethylene (HDPE) Pipe	164.44
33 42 11 00-0366	EA 24" End Cap For Corrugated High Density Polyethylene (HDPE) Pipe	170.54

33 42 11 00-0367 **Vitrified Clay Piping** (33 42 11)

33 42 11 00-0368 **Extra Strength Vitrified Clay Piping** (33 42 11 00-0367)

33 42 11 00-0369	Plain Joint, Extra Strength, Vitrified Clay Piping <small>(33 42 11 00-0368)</small> Note: ASTM C700.	
33 42 11 00-0370	LF 4" Plain Joint, Extra Strength, Vitrified Clay Pipe	20.83
	For 3' Lengths, Add	1.80
	For 2' Lengths, Add	2.40
	For Standard Strength, Deduct	-0.60
	For >1,000, Deduct	-1.04
33 42 11 00-0371	LF 6" Plain Joint, Extra Strength, Vitrified Clay Pipe	34.60
	For 3' Lengths, Add	2.79
	For 2' Lengths, Add	3.72
	For Standard Strength, Deduct	-0.93
	For >1,000, Deduct	-1.73
33 42 11 00-0372	LF 8" Plain Joint, Extra Strength, Vitrified Clay Pipe	41.41
	For 3' Lengths, Add	3.99
	For 2' Lengths, Add	5.32
	For Standard Strength, Deduct	-1.33
	For >1,000, Deduct	-2.07
33 42 11 00-0373	LF 10" Plain Joint, Extra Strength, Vitrified Clay Pipe	49.54
	For 3' Lengths, Add	6.11
	For 2' Lengths, Add	8.14
	For Standard Strength, Deduct	-2.04
	For >1,000, Deduct	-2.48
33 42 11 00-0374	LF 12" Plain Joint, Extra Strength, Vitrified Clay Pipe	60.57
	For 3' Lengths, Add	8.62
	For 2' Lengths, Add	11.50
	For Standard Strength, Deduct	-2.87
	For >1,000, Deduct	-3.03
33 42 11 00-0375	LF 15" Plain Joint, Extra Strength, Vitrified Clay Pipe	89.31
	For 3' Lengths, Add	16.17
	For 2' Lengths, Add	21.56
	For Standard Strength, Deduct	-5.39
	For >1,000, Deduct	-4.47



Utilities	33	CS
Stormwater Utilities	33 40	
Stormwater Conveyance	33 42	

MINOR	CSI	UOM	DESCRIPTION	TOTAL DIRECT UNIT COST	DEMOLITION UNIT COST
33 42 11 00-0376	LF		18" Plain Joint, Extra Strength, Vitrified Clay Pipe.....	121.41	
			<i>For 3' Lengths, Add</i>	23.17	
			<i>For 2' Lengths, Add</i>	30.90	
			<i>For Standard Strength, Deduct</i>	-7.72	
			<i>For >1,000, Deduct</i>	-6.07	
33 42 11 00-0377	LF		21" Plain Joint, Extra Strength, Vitrified Clay Pipe.....	179.46	
			<i>For 3' Lengths, Add</i>	37.13	
			<i>For 2' Lengths, Add</i>	49.50	
			<i>For Standard Strength, Deduct</i>	-12.38	
			<i>For >1,000, Deduct</i>	-8.97	
33 42 11 00-0378	LF		24" Plain Joint, Extra Strength, Vitrified Clay Pipe.....	229.32	
			<i>For 3' Lengths, Add</i>	48.50	
			<i>For 2' Lengths, Add</i>	64.67	
			<i>For Standard Strength, Deduct</i>	-16.17	
			<i>For >1,000, Deduct</i>	-11.47	
33 42 11 00-0379	LF		30" Plain Joint, Extra Strength, Vitrified Clay Pipe.....	283.74	
			<i>For 3' Lengths, Add</i>	60.48	
			<i>For 2' Lengths, Add</i>	80.64	
			<i>For Standard Strength, Deduct</i>	-20.16	
			<i>For >1,000, Deduct</i>	-14.19	
33 42 11 00-0380	LF		36" Plain Joint, Extra Strength, Vitrified Clay Pipe.....	343.25	
			<i>For 3' Lengths, Add</i>	73.05	
			<i>For 2' Lengths, Add</i>	97.40	
			<i>For Standard Strength, Deduct</i>	-24.35	
			<i>For >1,000, Deduct</i>	-17.16	
33 42 11 00-0381			Compression Joint, Extra Strength, Vitrified Clay Piping <small>(33 42 11 00-0368)</small>		
			Note: ASTM C425.		
33 42 11 00-0382	LF		4" Compression Joint, Extra Strength, Vitrified Clay Pipe.....	29.56	
			<i>For 3' Lengths, Add</i>	2.12	
			<i>For 2' Lengths, Add</i>	2.83	
			<i>For Standard Strength, Deduct</i>	-0.71	
			<i>For >1,000, Deduct</i>	-1.48	
33 42 11 00-0383	LF		6" Compression Joint, Extra Strength, Vitrified Clay Pipe.....	36.84	
			<i>For 3' Lengths, Add</i>	3.46	
			<i>For 2' Lengths, Add</i>	4.62	
			<i>For Standard Strength, Deduct</i>	-1.15	
			<i>For >1,000, Deduct</i>	-1.84	
33 42 11 00-0384	LF		8" Compression Joint, Extra Strength, Vitrified Clay Pipe.....	44.41	
			<i>For 3' Lengths, Add</i>	4.89	
			<i>For 2' Lengths, Add</i>	6.52	
			<i>For Standard Strength, Deduct</i>	-1.63	
			<i>For >1,000, Deduct</i>	-2.22	
33 42 11 00-0385	LF		10" Compression Joint, Extra Strength, Vitrified Clay Pipe.....	55.92	
			<i>For 3' Lengths, Add</i>	8.02	
			<i>For 2' Lengths, Add</i>	10.70	
			<i>For Standard Strength, Deduct</i>	-2.67	
			<i>For >1,000, Deduct</i>	-2.80	
33 42 11 00-0386	LF		12" Compression Joint, Extra Strength, Vitrified Clay Pipe.....	66.96	
			<i>For 3' Lengths, Add</i>	10.54	
			<i>For 2' Lengths, Add</i>	14.05	
			<i>For Standard Strength, Deduct</i>	-3.51	
			<i>For >1,000, Deduct</i>	-3.35	
33 42 11 00-0387	LF		15" Compression Joint, Extra Strength, Vitrified Clay Pipe.....	99.49	
			<i>For 3' Lengths, Add</i>	19.22	
			<i>For 2' Lengths, Add</i>	25.63	
			<i>For Standard Strength, Deduct</i>	-6.41	
			<i>For >1,000, Deduct</i>	-4.97	
33 42 11 00-0388	LF		18" Compression Joint, Extra Strength, Vitrified Clay Pipe.....	137.98	
			<i>For 3' Lengths, Add</i>	28.14	
			<i>For 2' Lengths, Add</i>	37.52	
			<i>For Standard Strength, Deduct</i>	-9.38	
			<i>For >1,000, Deduct</i>	-6.90	
33 42 11 00-0389	LF		21" Compression Joint, Extra Strength, Vitrified Clay Pipe.....	198.42	
			<i>For 3' Lengths, Add</i>	42.81	
			<i>For 2' Lengths, Add</i>	57.08	
			<i>For Standard Strength, Deduct</i>	-14.27	
			<i>For >1,000, Deduct</i>	-9.92	
33 42 11 00-0390	LF		24" Compression Joint, Extra Strength, Vitrified Clay Pipe.....	259.26	
			<i>For 3' Lengths, Add</i>	57.48	
			<i>For 2' Lengths, Add</i>	76.64	
			<i>For Standard Strength, Deduct</i>	-19.16	
			<i>For >1,000, Deduct</i>	-12.96	
33 42 11 00-0391	LF		30" Compression Joint, Extra Strength, Vitrified Clay Pipe.....	415.47	
			<i>For 3' Lengths, Add</i>	100.00	
			<i>For 2' Lengths, Add</i>	133.33	
			<i>For Standard Strength, Deduct</i>	-33.33	
			<i>For >1,000, Deduct</i>	-20.77	
33 42 11 00-0392	LF		36" Compression Joint, Extra Strength, Vitrified Clay Pipe.....	590.74	
			<i>For 3' Lengths, Add</i>	147.30	
			<i>For 2' Lengths, Add</i>	196.40	
			<i>For Standard Strength, Deduct</i>	-49.10	
			<i>For >1,000, Deduct</i>	-29.54	



MINOR
CSI UOM DESCRIPTION

TOTAL DIRECT DEMOLITION
UNIT COST UNIT COST

33 42 11 00-0393	Extra Strength, Vitrified Clay Pipe Fittings (33 42 11 00-0367)		
33 42 11 00-0394	1/8 Bends, Extra Strength, Vitrified Clay (33 42 11 00-0393)		
33 42 11 00-0395	Plain End 1/8 Bend, Extra Strength, Vitrified Clay (33 42 11 00-0394)		
33 42 11 00-0396	EA 4" Plain End 1/8 Bend, Extra Strength, Vitrified Clay	87.27	
33 42 11 00-0397	EA 6" Plain End 1/8 Bend, Extra Strength, Vitrified Clay	117.88	
33 42 11 00-0398	EA 8" Plain End 1/8 Bend, Extra Strength, Vitrified Clay	168.55	
33 42 11 00-0399	EA 10" Plain End 1/8 Bend, Extra Strength, Vitrified Clay	231.47	
33 42 11 00-0400	EA 12" Plain End 1/8 Bend, Extra Strength, Vitrified Clay	305.95	
33 42 11 00-0401	EA 15" Plain End 1/8 Bend, Extra Strength, Vitrified Clay	731.68	
33 42 11 00-0402	EA 18" Plain End 1/8 Bend, Extra Strength, Vitrified Clay	1,032.12	
33 42 11 00-0403	EA 21" Plain End 1/8 Bend, Extra Strength, Vitrified Clay	1,610.67	
33 42 11 00-0404	EA 24" Plain End 1/8 Bend, Extra Strength, Vitrified Clay	1,858.87	
33 42 11 00-0405	EA 30" Plain End 1/8 Bend, Extra Strength, Vitrified Clay	2,158.46	
33 42 11 00-0406	EA 36" Plain End 1/8 Bend, Extra Strength, Vitrified Clay	3,238.88	
33 42 11 00-0407	Compression Joint 1/8 Bends, Extra Strength, Vitrified Clay (33 42 11 00-0394)		
33 42 11 00-0408	EA 4" Compression Joint 1/8 Bend, Extra Strength, Vitrified Clay	98.63	
33 42 11 00-0409	EA 6" Compression Joint 1/8 Bend, Extra Strength, Vitrified Clay	140.31	
33 42 11 00-0410	EA 8" Compression Joint 1/8 Bend, Extra Strength, Vitrified Clay	190.14	
33 42 11 00-0411	EA 10" Compression Joint 1/8 Bend, Extra Strength, Vitrified Clay	254.57	
33 42 11 00-0412	EA 12" Compression Joint 1/8 Bend, Extra Strength, Vitrified Clay	323.24	
33 42 11 00-0413	EA 15" Compression Joint 1/8 Bend, Extra Strength, Vitrified Clay	820.72	
33 42 11 00-0414	EA 18" Compression Joint 1/8 Bend, Extra Strength, Vitrified Clay	1,194.19	
33 42 11 00-0415	EA 21" Compression Joint 1/8 Bend, Extra Strength, Vitrified Clay	1,227.43	
33 42 11 00-0416	EA 24" Compression Joint 1/8 Bend, Extra Strength, Vitrified Clay	2,380.65	
33 42 11 00-0417	EA 30" Compression Joint 1/8 Bend, Extra Strength, Vitrified Clay	2,651.07	
33 42 11 00-0418	EA 36" Compression Joint 1/8 Bend, Extra Strength, Vitrified Clay	3,937.82	
33 42 11 00-0419	1/4 Bends, Extra Strength, Vitrified Clay (33 42 11 00-0393)		
33 42 11 00-0420	Plain End 1/4 Bends, Extra Strength, Vitrified Clay (33 42 11 00-0419)		
33 42 11 00-0421	EA 4" Plain End 1/4 Bend, Extra Strength, Vitrified Clay	102.11	
33 42 11 00-0422	EA 6" Plain End 1/4 Bend, Extra Strength, Vitrified Clay	135.75	
33 42 11 00-0423	EA 8" Plain End 1/4 Bend, Extra Strength, Vitrified Clay	189.47	
33 42 11 00-0424	EA 10" Plain End 1/4 Bend, Extra Strength, Vitrified Clay	254.08	
33 42 11 00-0425	EA 12" Plain End 1/4 Bend, Extra Strength, Vitrified Clay	331.42	
33 42 11 00-0426	EA 15" Plain End 1/4 Bend, Extra Strength, Vitrified Clay	760.01	
33 42 11 00-0427	EA 18" Plain End 1/4 Bend, Extra Strength, Vitrified Clay	1,067.45	
33 42 11 00-0428	EA 21" Plain End 1/4 Bend, Extra Strength, Vitrified Clay	1,655.24	
33 42 11 00-0429	EA 24" Plain End 1/4 Bend, Extra Strength, Vitrified Clay	1,912.99	
33 42 11 00-0430	EA 30" Plain End 1/4 Bend, Extra Strength, Vitrified Clay	2,225.95	
33 42 11 00-0431	EA 36" Plain End 1/4 Bend, Extra Strength, Vitrified Clay	3,313.91	
33 42 11 00-0432	Compression Joint 1/4 Bends, Extra Strength, Vitrified Clay (33 42 11 00-0419)		
33 42 11 00-0433	EA 4" Compression Joint 1/4 Bend, Extra Strength, Vitrified Clay	116.45	
33 42 11 00-0434	EA 6" Compression Joint 1/4 Bend, Extra Strength, Vitrified Clay	161.77	
33 42 11 00-0435	EA 8" Compression Joint 1/4 Bend, Extra Strength, Vitrified Clay	215.24	
33 42 11 00-0436	EA 10" Compression Joint 1/4 Bend, Extra Strength, Vitrified Clay	281.70	
33 42 11 00-0437	EA 12" Compression Joint 1/4 Bend, Extra Strength, Vitrified Clay	353.80	
33 42 11 00-0438	EA 15" Compression Joint 1/4 Bend, Extra Strength, Vitrified Clay	854.72	
33 42 11 00-0439	EA 18" Compression Joint 1/4 Bend, Extra Strength, Vitrified Clay	1,236.60	
33 42 11 00-0440	EA 21" Compression Joint 1/4 Bend, Extra Strength, Vitrified Clay	2,399.75	
33 42 11 00-0441	EA 24" Compression Joint 1/4 Bend, Extra Strength, Vitrified Clay	2,445.59	
33 42 11 00-0442	EA 30" Compression Joint 1/4 Bend, Extra Strength, Vitrified Clay	2,732.06	
33 42 11 00-0443	EA 36" Compression Joint 1/4 Bend, Extra Strength, Vitrified Clay	4,027.85	
33 42 11 00-0444	Wyes Or Tees, Extra Strength, Vitrified Clay (33 42 11 00-0393)		
33 42 11 00-0445	Plain End Wyes Or Tees, Extra Strength, Vitrified Clay (33 42 11 00-0444)		
33 42 11 00-0446	EA 4" Plain End Wyes Or Tees, Extra Strength, Vitrified Clay	112.21	
33 42 11 00-0447	EA 6" Plain End Wyes Or Tees, Extra Strength, Vitrified Clay	146.47	
33 42 11 00-0448	EA 8" Plain End Wyes Or Tees, Extra Strength, Vitrified Clay	199.05	
33 42 11 00-0449	EA 10" Plain End Wyes Or Tees, Extra Strength, Vitrified Clay	262.59	
33 42 11 00-0450	EA 12" Plain End Wyes Or Tees, Extra Strength, Vitrified Clay	332.03	
33 42 11 00-0451	EA 15" Plain End Wyes Or Tees, Extra Strength, Vitrified Clay	767.54	
33 42 11 00-0452	EA 18" Plain End Wyes Or Tees, Extra Strength, Vitrified Clay	1,074.17	
33 42 11 00-0453	EA 21" Plain End Wyes Or Tees, Extra Strength, Vitrified Clay	1,552.13	
33 42 11 00-0454	EA 24" Plain End Wyes Or Tees, Extra Strength, Vitrified Clay	2,160.04	
33 42 11 00-0455	EA 30" Plain End Wyes Or Tees, Extra Strength, Vitrified Clay	2,285.93	
33 42 11 00-0456	EA 36" Plain End Wyes Or Tees, Extra Strength, Vitrified Clay	3,288.00	
33 42 11 00-0457	Compression Joint Wyes Or Tees, Extra Strength, Vitrified Clay (33 42 11 00-0444)		
33 42 11 00-0458	EA 4" Compression Joint Wyes Or Tees, Extra Strength, Vitrified Clay	137.07	
33 42 11 00-0459	EA 6" Compression Joint Wyes Or Tees, Extra Strength, Vitrified Clay	187.96	



MINOR CSI UOM DESCRIPTION	TOTAL DIRECT UNIT COST	DEMOLITION UNIT COST
33 42 11 00-0460 EA 8" Compression Joint Wyes Or Tees, Extra Strength, Vitrified Clay	247.52	
33 42 11 00-0461 EA 10" Compression Joint Wyes Or Tees, Extra Strength, Vitrified Clay	319.64	
33 42 11 00-0462 EA 12" Compression Joint Wyes Or Tees, Extra Strength, Vitrified Clay	398.84	
33 42 11 00-0463 EA 15" Compression Joint Wyes Or Tees, Extra Strength, Vitrified Clay	933.64	
33 42 11 00-0464 EA 18" Compression Joint Wyes Or Tees, Extra Strength, Vitrified Clay	1,345.68	
33 42 11 00-0465 EA 21" Compression Joint Wyes Or Tees, Extra Strength, Vitrified Clay	1,997.98	
33 42 11 00-0466 EA 24" Compression Joint Wyes Or Tees, Extra Strength, Vitrified Clay	2,647.15	
33 42 11 00-0467 EA 30" Compression Joint Wyes Or Tees, Extra Strength, Vitrified Clay	3,061.97	
33 42 11 00-0468 EA 36" Compression Joint, Extra Strength, Vitrified Clay Wye Or Tee.....	4,347.11	
33 42 11 00-0469 Vitrified Clay Couplings (33 42 11 00-0367)		
33 42 11 00-0470 Vitrified Clay To Cast Iron Or Plastic Pipe Couplings (33 42 11 00-0469)		
Note: Stainless steel tightening band at each end (Feroco #1002)		
33 42 11 00-0471 EA 4" x 3" Vitrified Clay To Cast Iron Or Plastic Pipe Coupling	44.14	
33 42 11 00-0472 EA 4" x 4" Vitrified Clay To Cast Iron Or Plastic Pipe Coupling	43.60	
33 42 11 00-0473 EA 5" x 4" Vitrified Clay To Cast Iron Or Plastic Pipe Coupling	63.72	
33 42 11 00-0474 EA 5" x 5" Vitrified Clay To Cast Iron Or Plastic Pipe Coupling	59.32	
33 42 11 00-0475 EA 6" x 4" Vitrified Clay To Cast Iron Or Plastic Pipe Coupling	79.84	
33 42 11 00-0476 EA 6" x 5" Vitrified Clay To Cast Iron Or Plastic Pipe Coupling	83.67	
33 42 11 00-0477 EA 6" x 6" Vitrified Clay To Cast Iron Or Plastic Pipe Coupling	75.21	
33 42 11 00-0478 EA 8" x 6" Vitrified Clay To Cast Iron Or Plastic Pipe Coupling	114.59	
33 42 11 00-0479 EA 8" x 8" Vitrified Clay To Cast Iron Or Plastic Pipe Coupling	104.92	
33 42 11 00-0480 EA 10" x 8" Vitrified Clay To Cast Iron Or Plastic Pipe Coupling	153.46	
33 42 11 00-0481 EA 10" x 10" Vitrified Clay To Cast Iron Or Plastic Pipe Coupling	138.53	
33 42 11 00-0482 EA 12" x 10" Vitrified Clay To Cast Iron Or Plastic Pipe Coupling	193.48	
33 42 11 00-0483 EA 12" x 12" Vitrified Clay To Cast Iron Or Plastic Pipe Coupling	159.17	
33 42 11 00-0484 EA 15" x 12" Vitrified Clay To Cast Iron Or Plastic Pipe Coupling	337.50	
33 42 11 00-0485 EA 15" x 15" Vitrified Clay To Cast Iron Or Plastic Pipe Coupling	255.73	
33 42 11 00-0486 Vitrified Clay To Vitrified Clay Pipe Non-Shear Couplings (33 42 11 00-0469)		
Note: Stainless steel tightening band at each end. (NDS Non-shear)		
33 42 11 00-0487 EA 4" x 4" Vitrified Clay To Vitrified Clay Pipe Non-Shear Coupling.....	69.46	
33 42 11 00-0488 EA 6" x 4" Vitrified Clay To Vitrified Clay Pipe Non-Shear Coupling.....	92.73	
33 42 11 00-0489 EA 6" x 6" Vitrified Clay To Vitrified Clay Pipe Non-Shear Coupling.....	98.16	
33 42 11 00-0490 EA 8" x 8" Vitrified Clay To Vitrified Clay Pipe Non-Shear Coupling.....	102.90	
33 42 11 00-0491 EA 10" x 10" Vitrified Clay To Vitrified Clay Pipe Non-Shear Coupling.....	127.36	
33 42 11 00-0492 EA 12" x 12" Vitrified Clay To Vitrified Clay Pipe Non-Shear Coupling.....	147.97	
33 42 11 00-0493 Vitrified Clay To Plastic Pipe Non-Shear Couplings (33 42 11 00-0469)		
Note: Stainless steel tightening band at each end. (NDS Non-shear)		
33 42 11 00-0494 EA 4" x 4" Vitrified Clay To Plastic Pipe Non-Shear Coupling	71.27	
33 42 11 00-0495 EA 6" x 4" Vitrified Clay To Plastic Pipe Non-Shear Coupling	94.55	
33 42 11 00-0496 EA 6" x 6" Vitrified Clay To Plastic Pipe Non-Shear Coupling	86.45	
33 42 11 00-0497 EA 8" x 8" Vitrified Clay To Plastic Pipe Non-Shear Coupling	113.79	
33 42 11 00-0498 EA 10" x 10" Vitrified Clay To Plastic Pipe Non-Shear Coupling	165.49	
33 42 11 00-0499 EA 12" x 12" Vitrified Clay To Plastic Pipe Non-Shear Coupling	187.12	
33 42 11 00-0500 Corrugated Metal Piping (33 42 11)		
33 42 11 00-0501 Galvanized Corrugated Steel Piping (33 42 11 00-0500)		
33 42 11 00-0502 2-2/3" x 1/2" Corrugation, Galvanized Corrugated Steel Piping (33 42 11 00-0501)		
33 42 11 00-0503 16 Gauge, 2-2/3" x 1/2" Corrugation, Galvanized Corrugated Steel Piping (33 42 11 00-0502)		
33 42 11 00-0504 LF 12" 16 Gauge, 2-2/3" x 1/2" Corrugation, Galvanized Corrugated Steel Pipe.....	35.58	10.44
For Bituminous Coated Pipe, Add	3.36	
For Bituminous Coated And 25% Paved, Add	6.87	
For Smooth-Flo, Add	12.27	
33 42 11 00-0505 LF 15" 16 Gauge, 2-2/3" x 1/2" Corrugation, Galvanized Corrugated Steel Pipe.....	39.93	10.94
For Bituminous Coated Pipe, Add	4.23	
For Bituminous Coated And 25% Paved, Add	8.65	
For Smooth-Flo, Add	15.44	
33 42 11 00-0506 LF 18" 16 Gauge, 2-2/3" x 1/2" Corrugation, Galvanized Corrugated Steel Pipe.....	44.45	11.93
For Bituminous Coated Pipe, Add	5.12	
For Bituminous Coated And 25% Paved, Add	10.48	
For Smooth-Flo, Add	18.71	
33 42 11 00-0507 LF 21" 16 Gauge, 2-2/3" x 1/2" Corrugation, Galvanized Corrugated Steel Pipe.....	50.45	12.93
For Bituminous Coated Pipe, Add	6.13	
For Bituminous Coated And 25% Paved, Add	12.53	
For Smooth-Flo, Add	22.38	
33 42 11 00-0508 LF 24" 16 Gauge, 2-2/3" x 1/2" Corrugation, Galvanized Corrugated Steel Pipe.....	55.78	13.93
For Bituminous Coated Pipe, Add	6.90	
For Bituminous Coated And 25% Paved, Add	14.11	
For Smooth-Flo, Add	25.19	
33 42 11 00-0509 LF 30" 16 Gauge, 2-2/3" x 1/2" Corrugation, Galvanized Corrugated Steel Pipe.....	73.69	17.90
For Bituminous Coated Pipe, Add	8.95	
For Bituminous Coated And 25% Paved, Add	18.30	
For Smooth-Flo, Add	32.68	

33 Utilities

33 40 Stormwater Utilities

33 42 Stormwater Conveyance



MINOR CSI UOM DESCRIPTION	TOTAL DIRECT UNIT COST	DEMOLITION UNIT COST
33 42 11 00-0510 LF 36" 16 Gauge, 2-2/3" x 1/2" Corrugation, Galvanized Corrugated Steel Pipe.....	96.29	23.42
For Bituminous Coated Pipe, Add	11.28	
For Bituminous Coated And 25% Paved, Add	23.08	
For Smooth-Flo, Add	41.22	
33 42 11 00-0511 LF 42" 16 Gauge, 2-2/3" x 1/2" Corrugation, Galvanized Corrugated Steel Pipe.....	109.36	27.67
For Bituminous Coated Pipe, Add	13.35	
For Bituminous Coated And 25% Paved, Add	27.31	
For Smooth-Flo, Add	48.78	
33 42 11 00-0512 LF 48" 16 Gauge, 2-2/3" x 1/2" Corrugation, Galvanized Corrugated Steel Pipe.....	122.93	31.92
For Bituminous Coated Pipe, Add	14.96	
For Bituminous Coated And 25% Paved, Add	30.60	
For Smooth-Flo, Add	54.64	
33 42 11 00-0513 14 Gauge, 2-2/3" x 1/2" Corrugation, Galvanized Corrugated Steel Piping⁽³³⁾		
42 11 00-0502		
33 42 11 00-0514 LF 12" 14 Gauge, 2-2/3" x 1/2" Corrugation, Galvanized Corrugated Steel Pipe.....	38.58	10.44
For Bituminous Coated Pipe, Add	3.41	
For Bituminous Coated And 25% Paved, Add	7.90	
For Smooth-Flo, Add	15.97	
33 42 11 00-0515 LF 15" 14 Gauge, 2-2/3" x 1/2" Corrugation, Galvanized Corrugated Steel Pipe.....	43.63	10.94
For Bituminous Coated Pipe, Add	4.28	
For Bituminous Coated And 25% Paved, Add	9.91	
For Smooth-Flo, Add	20.03	
33 42 11 00-0516 LF 18" 14 Gauge, 2-2/3" x 1/2" Corrugation, Galvanized Corrugated Steel Pipe.....	48.92	11.93
For Bituminous Coated Pipe, Add	5.18	
For Bituminous Coated And 25% Paved, Add	12.00	
For Smooth-Flo, Add	24.26	
33 42 11 00-0517 LF 21" 14 Gauge, 2-2/3" x 1/2" Corrugation, Galvanized Corrugated Steel Pipe.....	55.61	12.93
For Bituminous Coated Pipe, Add	6.16	
For Bituminous Coated And 25% Paved, Add	14.26	
For Smooth-Flo, Add	28.83	
33 42 11 00-0518 LF 24" 14 Gauge, 2-2/3" x 1/2" Corrugation, Galvanized Corrugated Steel Pipe.....	61.78	13.93
For Bituminous Coated Pipe, Add	6.97	
For Bituminous Coated And 25% Paved, Add	16.15	
For Smooth-Flo, Add	32.64	
33 42 11 00-0519 LF 30" 14 Gauge, 2-2/3" x 1/2" Corrugation, Galvanized Corrugated Steel Pipe.....	81.02	17.90
For Bituminous Coated Pipe, Add	8.95	
For Bituminous Coated And 25% Paved, Add	20.73	
For Smooth-Flo, Add	41.91	
33 42 11 00-0520 LF 36" 14 Gauge, 2-2/3" x 1/2" Corrugation, Galvanized Corrugated Steel Pipe.....	105.19	23.42
For Bituminous Coated Pipe, Add	11.22	
For Bituminous Coated And 25% Paved, Add	25.99	
For Smooth-Flo, Add	52.53	
33 42 11 00-0521 LF 42" 14 Gauge, 2-2/3" x 1/2" Corrugation, Galvanized Corrugated Steel Pipe.....	119.54	27.67
For Bituminous Coated Pipe, Add	13.20	
For Bituminous Coated And 25% Paved, Add	30.59	
For Smooth-Flo, Add	61.83	
33 42 11 00-0522 LF 48" 14 Gauge, 2-2/3" x 1/2" Corrugation, Galvanized Corrugated Steel Pipe.....	134.58	31.92
For Bituminous Coated Pipe, Add	14.84	
For Bituminous Coated And 25% Paved, Add	34.38	
For Smooth-Flo, Add	69.49	
33 42 11 00-0523 LF 54" 14 Gauge, 2-2/3" x 1/2" Corrugation, Galvanized Corrugated Steel Pipe.....	160.45	36.18
For Bituminous Coated Pipe, Add	18.25	
For Bituminous Coated And 25% Paved, Add	42.28	
For Smooth-Flo, Add	85.46	
33 42 11 00-0524 12 Gauge, 2-2/3" x 1/2" Corrugation, Galvanized Corrugated Steel Piping⁽³³⁾		
42 11 00-0502		
33 42 11 00-0525 LF 18" 12 Gauge, 2-2/3" x 1/2" Corrugation, Galvanized Corrugated Steel Pipe.....	58.16	11.93
For Bituminous Coated Pipe, Add	5.93	
For Bituminous Coated And 25% Paved, Add	10.71	
For Smooth-Flo, Add	20.58	
33 42 11 00-0526 LF 21" 12 Gauge, 2-2/3" x 1/2" Corrugation, Galvanized Corrugated Steel Pipe.....	66.36	12.93
For Bituminous Coated Pipe, Add	7.01	
For Bituminous Coated And 25% Paved, Add	12.66	
For Smooth-Flo, Add	24.33	
33 42 11 00-0527 LF 24" 12 Gauge, 2-2/3" x 1/2" Corrugation, Galvanized Corrugated Steel Pipe.....	74.02	12.93
For Bituminous Coated Pipe, Add	7.95	
For Bituminous Coated And 25% Paved, Add	14.35	
For Smooth-Flo, Add	27.58	
33 42 11 00-0528 LF 30" 12 Gauge, 2-2/3" x 1/2" Corrugation, Galvanized Corrugated Steel Pipe.....	96.15	17.90
For Bituminous Coated Pipe, Add	10.10	
For Bituminous Coated And 25% Paved, Add	18.25	
For Smooth-Flo, Add	35.06	
33 42 11 00-0529 LF 36" 12 Gauge, 2-2/3" x 1/2" Corrugation, Galvanized Corrugated Steel Pipe.....	123.15	23.42
For Bituminous Coated Pipe, Add	12.49	
For Bituminous Coated And 25% Paved, Add	22.56	
For Smooth-Flo, Add	43.36	
33 42 11 00-0530 LF 42" 12 Gauge, 2-2/3" x 1/2" Corrugation, Galvanized Corrugated Steel Pipe.....	140.30	27.67
For Bituminous Coated Pipe, Add	14.64	
For Bituminous Coated And 25% Paved, Add	26.44	
For Smooth-Flo, Add	50.81	



Utilities	33	CS
Stormwater Utilities	33 40	
Stormwater Conveyance	33 42	

MINOR CSI UOM DESCRIPTION	TOTAL DIRECT UNIT COST	DEMOLITION UNIT COST
33 42 11 00-0531 LF 48" 12 Gauge, 2-2/3" x 1/2" Corrugation, Galvanized Corrugated Steel Pipe..... <i>For Bituminous Coated Pipe, Add</i> <i>For Bituminous Coated And 25% Paved, Add</i> <i>For Smooth-Flo, Add</i>	158.36 16.53 29.85 57.37	31.92
33 42 11 00-0532 LF 54" 12 Gauge, 2-2/3" x 1/2" Corrugation, Galvanized Corrugated Steel Pipe..... <i>For Bituminous Coated Pipe, Add</i> <i>For Bituminous Coated And 25% Paved, Add</i> <i>For Smooth-Flo, Add</i>	186.71 19.82 35.80 68.79	36.18
33 42 11 00-0533 LF 60" 12 Gauge, 2-2/3" x 1/2" Corrugation, Galvanized Corrugated Steel Pipe..... <i>For Bituminous Coated Pipe, Add</i> <i>For Bituminous Coated And 25% Paved, Add</i> <i>For Smooth-Flo, Add</i>	204.09 21.71 39.20 75.34	38.31
33 42 11 00-0534 LF 66" 12 Gauge, 2-2/3" x 1/2" Corrugation, Galvanized Corrugated Steel Pipe..... <i>For Bituminous Coated Pipe, Add</i> <i>For Bituminous Coated And 25% Paved, Add</i> <i>For Smooth-Flo, Add</i>	247.15 26.43 47.73 91.72	46.82
33 42 11 00-0535 10 Gauge, 2-2/3" x 1/2" Corrugation, Galvanized Corrugated Steel Piping^(33 42 11 00-0502)		
33 42 11 00-0536 LF 36" 10 Gauge, 2-2/3" x 1/2" Corrugation, Galvanized Corrugated Steel Pipe..... <i>For Bituminous Coated Pipe, Add</i> <i>For Bituminous Coated And 25% Paved, Add</i> <i>For Smooth-Flo, Add</i>	139.96 15.89 26.55 37.88	23.42
33 42 11 00-0537 LF 42" 10 Gauge, 2-2/3" x 1/2" Corrugation, Galvanized Corrugated Steel Pipe..... <i>For Bituminous Coated Pipe, Add</i> <i>For Bituminous Coated And 25% Paved, Add</i> <i>For Smooth-Flo, Add</i>	159.97 18.62 31.10 44.38	27.67
33 42 11 00-0538 LF 48" 10 Gauge, 2-2/3" x 1/2" Corrugation, Galvanized Corrugated Steel Pipe..... <i>For Bituminous Coated Pipe, Add</i> <i>For Bituminous Coated And 25% Paved, Add</i> <i>For Smooth-Flo, Add</i>	180.69 21.04 35.15 50.16	31.92
33 42 11 00-0539 LF 54" 10 Gauge, 2-2/3" x 1/2" Corrugation, Galvanized Corrugated Steel Pipe..... <i>For Bituminous Coated Pipe, Add</i> <i>For Bituminous Coated And 25% Paved, Add</i> <i>For Smooth-Flo, Add</i>	211.72 24.92 41.63 59.41	36.18
33 42 11 00-0540 LF 60" 10 Gauge, 2-2/3" x 1/2" Corrugation, Galvanized Corrugated Steel Pipe..... <i>For Bituminous Coated Pipe, Add</i> <i>For Bituminous Coated And 25% Paved, Add</i> <i>For Smooth-Flo, Add</i>	231.93 27.37 45.73 65.24	38.31
33 42 11 00-0541 LF 66" 10 Gauge, 2-2/3" x 1/2" Corrugation, Galvanized Corrugated Steel Pipe..... <i>For Bituminous Coated Pipe, Add</i> <i>For Bituminous Coated And 25% Paved, Add</i> <i>For Smooth-Flo, Add</i>	277.73 32.74 54.70 78.04	46.82
33 42 11 00-0542 LF 72" 10 Gauge, 2-2/3" x 1/2" Corrugation, Galvanized Corrugated Steel Pipe..... <i>For Bituminous Coated Pipe, Add</i> <i>For Bituminous Coated And 25% Paved, Add</i> <i>For Smooth-Flo, Add</i>	335.19 35.16 58.73 83.80	68.10
33 42 11 00-0543 3" x 1" Corrugation, Galvanized Corrugated Steel Piping^(33 42 11 00-0501)		
33 42 11 00-0544 16 Gauge, 3" x 1" Corrugation, Galvanized Corrugated Steel Piping^(33 42 11 00-0543)		
33 42 11 00-0545 LF 36" 16 Gauge, 3" x 1" Corrugation, Galvanized Corrugated Steel Pipe..... <i>For Bituminous Coated Pipe, Add</i> <i>For Bituminous Coated And 25% Paved, Add</i> <i>For Smooth-Flo, Add</i>	111.71 12.41 28.17 56.09	23.42
33 42 11 00-0546 LF 42" 16 Gauge, 3" x 1" Corrugation, Galvanized Corrugated Steel Pipe..... <i>For Bituminous Coated Pipe, Add</i> <i>For Bituminous Coated And 25% Paved, Add</i> <i>For Smooth-Flo, Add</i>	127.04 14.57 33.08 65.87	27.67
33 42 11 00-0547 LF 48" 16 Gauge, 3" x 1" Corrugation, Galvanized Corrugated Steel Pipe..... <i>For Bituminous Coated Pipe, Add</i> <i>For Bituminous Coated And 25% Paved, Add</i> <i>For Smooth-Flo, Add</i>	142.84 16.34 37.10 73.87	31.92
33 42 11 00-0548 LF 54" 16 Gauge, 3" x 1" Corrugation, Galvanized Corrugated Steel Pipe..... <i>For Bituminous Coated Pipe, Add</i> <i>For Bituminous Coated And 25% Paved, Add</i> <i>For Smooth-Flo, Add</i>	169.93 19.96 45.32 90.24	36.18
33 42 11 00-0549 LF 60" 16 Gauge, 3" x 1" Corrugation, Galvanized Corrugated Steel Pipe..... <i>For Bituminous Coated Pipe, Add</i> <i>For Bituminous Coated And 25% Paved, Add</i> <i>For Smooth-Flo, Add</i>	185.15 21.75 49.37 98.31	38.31
33 42 11 00-0550 LF 66" 16 Gauge, 3" x 1" Corrugation, Galvanized Corrugated Steel Pipe..... <i>For Bituminous Coated Pipe, Add</i> <i>For Bituminous Coated And 25% Paved, Add</i> <i>For Smooth-Flo, Add</i>	231.38 27.94 63.42 126.28	46.82
33 42 11 00-0551 LF 72" 16 Gauge, 3" x 1" Corrugation, Galvanized Corrugated Steel Pipe..... <i>For Bituminous Coated Pipe, Add</i> <i>For Bituminous Coated And 25% Paved, Add</i> <i>For Smooth-Flo, Add</i>	284.34 29.78 67.60 134.61	68.10
33 42 11 00-0552 LF 78" 16 Gauge, 3" x 1" Corrugation, Galvanized Corrugated Steel Pipe..... <i>For Bituminous Coated Pipe, Add</i> <i>For Bituminous Coated And 25% Paved, Add</i> <i>For Smooth-Flo, Add</i>	307.13 31.63 71.80 142.96	74.49

33 Utilities

33 40 Stormwater Utilities

33 42 Stormwater Conveyance



MINOR	CSI	UOM	DESCRIPTION	TOTAL DIRECT UNIT COST	DEMOLITION UNIT COST
33 42 11 00-0553	LF	84"	16 Gauge, 3" x 1" Corrugation, Galvanized Corrugated Steel Pipe.....	327.00	79.82
			<i>For Bituminous Coated Pipe, Add</i>	33.48	
			<i>For Bituminous Coated And 25% Paved, Add</i>	75.99	
			<i>For Smooth-Flo, Add</i>	151.31	
33 42 11 00-0554	LF	90"	16 Gauge, 3" x 1" Corrugation, Galvanized Corrugated Steel Pipe.....	346.93	85.13
			<i>For Bituminous Coated Pipe, Add</i>	35.33	
			<i>For Bituminous Coated And 25% Paved, Add</i>	80.20	
			<i>For Smooth-Flo, Add</i>	159.70	
33 42 11 00-0555	LF	96"	16 Gauge, 3" x 1" Corrugation, Galvanized Corrugated Steel Pipe.....	367.55	90.45
			<i>For Bituminous Coated Pipe, Add</i>	37.17	
			<i>For Bituminous Coated And 25% Paved, Add</i>	84.38	
			<i>For Smooth-Flo, Add</i>	168.03	
33 42 11 00-0556	LF	102"	16 Gauge, 3" x 1" Corrugation, Galvanized Corrugated Steel Pipe.....	391.21	95.77
			<i>For Bituminous Coated Pipe, Add</i>	39.04	
			<i>For Bituminous Coated And 25% Paved, Add</i>	88.61	
			<i>For Smooth-Flo, Add</i>	176.44	
33 42 11 00-0557			14 Gauge, 3" x 1" Corrugation, Galvanized Corrugated Steel Piping (33 42 11 00-0543)		
33 42 11 00-0558	LF	54"	14 Gauge, 3" x 1" Corrugation, Galvanized Corrugated Steel Pipe.....	185.66	36.18
			<i>For Bituminous Coated Pipe, Add</i>	23.11	
			<i>For Bituminous Coated And 25% Paved, Add</i>	45.30	
			<i>For Smooth-Flo, Add</i>	91.52	
33 42 11 00-0559	LF	60"	14 Gauge, 3" x 1" Corrugation, Galvanized Corrugated Steel Pipe.....	202.56	38.31
			<i>For Bituminous Coated Pipe, Add</i>	25.23	
			<i>For Bituminous Coated And 25% Paved, Add</i>	49.45	
			<i>For Smooth-Flo, Add</i>	99.92	
33 42 11 00-0560	LF	66"	14 Gauge, 3" x 1" Corrugation, Galvanized Corrugated Steel Pipe.....	250.53	46.82
			<i>For Bituminous Coated Pipe, Add</i>	31.77	
			<i>For Bituminous Coated And 25% Paved, Add</i>	62.27	
			<i>For Smooth-Flo, Add</i>	125.80	
33 42 11 00-0561	LF	72"	14 Gauge, 3" x 1" Corrugation, Galvanized Corrugated Steel Pipe.....	305.20	68.10
			<i>For Bituminous Coated Pipe, Add</i>	33.95	
			<i>For Bituminous Coated And 25% Paved, Add</i>	66.55	
			<i>For Smooth-Flo, Add</i>	134.45	
33 42 11 00-0562	LF	78"	14 Gauge, 3" x 1" Corrugation, Galvanized Corrugated Steel Pipe.....	329.66	74.49
			<i>For Bituminous Coated Pipe, Add</i>	36.13	
			<i>For Bituminous Coated And 25% Paved, Add</i>	70.82	
			<i>For Smooth-Flo, Add</i>	143.09	
33 42 11 00-0563	LF	84"	14 Gauge, 3" x 1" Corrugation, Galvanized Corrugated Steel Pipe.....	351.32	79.82
			<i>For Bituminous Coated Pipe, Add</i>	38.34	
			<i>For Bituminous Coated And 25% Paved, Add</i>	75.15	
			<i>For Smooth-Flo, Add</i>	151.83	
33 42 11 00-0564	LF	90"	14 Gauge, 3" x 1" Corrugation, Galvanized Corrugated Steel Pipe.....	372.88	85.13
			<i>For Bituminous Coated Pipe, Add</i>	40.52	
			<i>For Bituminous Coated And 25% Paved, Add</i>	79.42	
			<i>For Smooth-Flo, Add</i>	160.47	
33 42 11 00-0565	LF	96"	14 Gauge, 3" x 1" Corrugation, Galvanized Corrugated Steel Pipe.....	395.21	90.45
			<i>For Bituminous Coated Pipe, Add</i>	42.71	
			<i>For Bituminous Coated And 25% Paved, Add</i>	83.70	
			<i>For Smooth-Flo, Add</i>	169.12	
33 42 11 00-0566	LF	102"	14 Gauge, 3" x 1" Corrugation, Galvanized Corrugated Steel Pipe.....	420.55	95.77
			<i>For Bituminous Coated Pipe, Add</i>	44.90	
			<i>For Bituminous Coated And 25% Paved, Add</i>	88.01	
			<i>For Smooth-Flo, Add</i>	177.82	
33 42 11 00-0567	LF	108"	14 Gauge, 3" x 1" Corrugation, Galvanized Corrugated Steel Pipe.....	448.34	106.42
			<i>For Bituminous Coated Pipe, Add</i>	47.10	
			<i>For Bituminous Coated And 25% Paved, Add</i>	92.32	
			<i>For Smooth-Flo, Add</i>	186.52	
33 42 11 00-0568	LF	114"	14 Gauge, 3" x 1" Corrugation, Galvanized Corrugated Steel Pipe.....	475.48	117.06
			<i>For Bituminous Coated Pipe, Add</i>	49.26	
			<i>For Bituminous Coated And 25% Paved, Add</i>	96.54	
			<i>For Smooth-Flo, Add</i>	195.05	
33 42 11 00-0569			12 Gauge, 3" x 1" Corrugation, Galvanized Corrugated Steel Piping (33 42 11 00-0543)		
33 42 11 00-0570	LF	60"	12 Gauge, 3" x 1" Corrugation, Galvanized Corrugated Steel Pipe.....	241.17	38.31
			<i>For Bituminous Coated Pipe, Add</i>	32.95	
			<i>For Bituminous Coated And 25% Paved, Add</i>	62.78	
			<i>For Smooth-Flo, Add</i>	102.32	
33 42 11 00-0571	LF	66"	12 Gauge, 3" x 1" Corrugation, Galvanized Corrugated Steel Pipe.....	293.29	46.82
			<i>For Bituminous Coated Pipe, Add</i>	40.32	
			<i>For Bituminous Coated And 25% Paved, Add</i>	76.81	
			<i>For Smooth-Flo, Add</i>	125.19	
33 42 11 00-0572	LF	72"	12 Gauge, 3" x 1" Corrugation, Galvanized Corrugated Steel Pipe.....	351.69	68.10
			<i>For Bituminous Coated Pipe, Add</i>	43.25	
			<i>For Bituminous Coated And 25% Paved, Add</i>	82.39	
			<i>For Smooth-Flo, Add</i>	134.29	
33 42 11 00-0573	LF	78"	12 Gauge, 3" x 1" Corrugation, Galvanized Corrugated Steel Pipe.....	379.92	74.49
			<i>For Bituminous Coated Pipe, Add</i>	46.19	
			<i>For Bituminous Coated And 25% Paved, Add</i>	87.98	
			<i>For Smooth-Flo, Add</i>	143.41	



	Utilities	33	
	Stormwater Utilities	33 40	33
	Stormwater Conveyance	33 42	

MINOR	CSI	UOM	DESCRIPTION	TOTAL DIRECT UNIT COST	DEMOLITION UNIT COST
33 42 11 00-0574	LF		84" 12 Gauge, 3" x 1" Corrugation, Galvanized Corrugated Steel Pipe..... <i>For Bituminous Coated Pipe, Add</i> <i>For Bituminous Coated And 25% Paved, Add</i> <i>For Smooth-Flo, Add</i>	405.31 49.14 93.61 152.57	79.82
33 42 11 00-0575	LF		90" 12 Gauge, 3" x 1" Corrugation, Galvanized Corrugated Steel Pipe..... <i>For Bituminous Coated Pipe, Add</i> <i>For Bituminous Coated And 25% Paved, Add</i> <i>For Smooth-Flo, Add</i>	430.64 52.07 99.20 161.69	85.13
33 42 11 00-0576	LF		96" 12 Gauge, 3" x 1" Corrugation, Galvanized Corrugated Steel Pipe..... <i>For Bituminous Coated Pipe, Add</i> <i>For Bituminous Coated And 25% Paved, Add</i> <i>For Smooth-Flo, Add</i>	456.77 55.02 104.81 170.83	90.45
33 42 11 00-0577	LF		102" 12 Gauge, 3" x 1" Corrugation, Galvanized Corrugated Steel Pipe..... <i>For Bituminous Coated Pipe, Add</i> <i>For Bituminous Coated And 25% Paved, Add</i> <i>For Smooth-Flo, Add</i>	485.87 57.97 110.43 179.99	95.77
33 42 11 00-0578	LF		108" 12 Gauge, 3" x 1" Corrugation, Galvanized Corrugated Steel Pipe..... <i>For Bituminous Coated Pipe, Add</i> <i>For Bituminous Coated And 25% Paved, Add</i> <i>For Smooth-Flo, Add</i>	517.37 60.91 116.03 189.11	106.42
33 42 11 00-0579	LF		114" 12 Gauge, 3" x 1" Corrugation, Galvanized Corrugated Steel Pipe..... <i>For Bituminous Coated Pipe, Add</i> <i>For Bituminous Coated And 25% Paved, Add</i> <i>For Smooth-Flo, Add</i>	548.31 63.82 121.58 198.17	117.06
33 42 11 00-0580	LF		120" 12 Gauge, 3" x 1" Corrugation, Galvanized Corrugated Steel Pipe..... <i>For Bituminous Coated Pipe, Add</i> <i>For Bituminous Coated And 25% Paved, Add</i> <i>For Smooth-Flo, Add</i>	578.10 66.77 127.20 207.33	127.70
33 42 11 00-0581			10 Gauge, 3" x 1" Corrugation, Galvanized Corrugated Steel Piping <small>(33 42 11 00-0543)</small>		
33 42 11 00-0582	LF		72" 10 Gauge, 3" x 1" Corrugation, Galvanized Corrugated Steel Pipe..... <i>For Bituminous Coated Pipe, Add</i> <i>For Bituminous Coated And 25% Paved, Add</i> <i>For Smooth-Flo, Add</i>	395.04 51.92 98.65 131.88	68.10
33 42 11 00-0583	LF		78" 10 Gauge, 3" x 1" Corrugation, Galvanized Corrugated Steel Pipe..... <i>For Bituminous Coated Pipe, Add</i> <i>For Bituminous Coated And 25% Paved, Add</i> <i>For Smooth-Flo, Add</i>	426.84 55.57 105.58 141.15	74.49
33 42 11 00-0584	LF		84" 10 Gauge, 3" x 1" Corrugation, Galvanized Corrugated Steel Pipe..... <i>For Bituminous Coated Pipe, Add</i> <i>For Bituminous Coated And 25% Paved, Add</i> <i>For Smooth-Flo, Add</i>	455.78 59.23 112.54 150.45	79.82
33 42 11 00-0585	LF		90" 10 Gauge, 3" x 1" Corrugation, Galvanized Corrugated Steel Pipe..... <i>For Bituminous Coated Pipe, Add</i> <i>For Bituminous Coated And 25% Paved, Add</i> <i>For Smooth-Flo, Add</i>	484.67 62.88 119.47 159.72	85.13
33 42 11 00-0586	LF		96" 10 Gauge, 3" x 1" Corrugation, Galvanized Corrugated Steel Pipe..... <i>For Bituminous Coated Pipe, Add</i> <i>For Bituminous Coated And 25% Paved, Add</i> <i>For Smooth-Flo, Add</i>	514.36 66.54 126.42 169.00	90.45
33 42 11 00-0587	LF		102" 10 Gauge, 3" x 1" Corrugation, Galvanized Corrugated Steel Pipe..... <i>For Bituminous Coated Pipe, Add</i> <i>For Bituminous Coated And 25% Paved, Add</i> <i>For Smooth-Flo, Add</i>	547.02 70.20 133.38 178.30	95.77
33 42 11 00-0588	LF		108" 10 Gauge, 3" x 1" Corrugation, Galvanized Corrugated Steel Pipe..... <i>For Bituminous Coated Pipe, Add</i> <i>For Bituminous Coated And 25% Paved, Add</i> <i>For Smooth-Flo, Add</i>	582.07 73.85 140.31 187.57	106.42
33 42 11 00-0589	LF		114" 10 Gauge, 3" x 1" Corrugation, Galvanized Corrugated Steel Pipe..... <i>For Bituminous Coated Pipe, Add</i> <i>For Bituminous Coated And 25% Paved, Add</i> <i>For Smooth-Flo, Add</i>	616.53 77.47 147.19 196.76	117.06
33 42 11 00-0590	LF		120" 10 Gauge, 3" x 1" Corrugation, Galvanized Corrugated Steel Pipe..... <i>For Bituminous Coated Pipe, Add</i> <i>For Bituminous Coated And 25% Paved, Add</i> <i>For Smooth-Flo, Add</i>	649.92 81.14 154.16 206.09	127.70
33 42 11 00-0591	LF		126" 10 Gauge, 3" x 1" Corrugation, Galvanized Corrugated Steel Pipe..... <i>For Bituminous Coated Pipe, Add</i> <i>For Bituminous Coated And 25% Paved, Add</i> <i>For Smooth-Flo, Add</i>	685.23 84.77 161.06 215.32	138.34
33 42 11 00-0592	LF		132" 10 Gauge, 3" x 1" Corrugation, Galvanized Corrugated Steel Pipe..... <i>For Bituminous Coated Pipe, Add</i> <i>For Bituminous Coated And 25% Paved, Add</i> <i>For Smooth-Flo, Add</i>	723.27 88.43 168.02 224.62	148.99
33 42 11 00-0593	LF		138" 10 Gauge, 3" x 1" Corrugation, Galvanized Corrugated Steel Pipe..... <i>For Bituminous Coated Pipe, Add</i> <i>For Bituminous Coated And 25% Paved, Add</i> <i>For Smooth-Flo, Add</i>	764.56 92.10 174.99 233.94	159.62
33 42 11 00-0594			125 mm x 25 mm Corrugation, Galvanized Corrugated Steel Piping <small>(33 42 11 00-0501)</small>		

33	33 Utilities
	33 40 Stormwater Utilities
	33 42 Stormwater Conveyance



MINOR CSI UOM DESCRIPTION	TOTAL DIRECT UNIT COST	DEMOLITION UNIT COST
------------------------------	---------------------------	-------------------------

33 42 11 00-0595	16 Gauge, 125 mm x 25 mm Corrugation, Galvanized Corrugated Steel Piping <small>(33 42 11 00-0594)</small>		
33 42 11 00-0596	LF 48" 16 Gauge, 125 mm x 25 mm Corrugation, Galvanized Corrugated Steel Pipe.....	143.29	31.92
	<i>For Bituminous Coated Pipe, Add</i>	20.54	
	<i>For Bituminous Coated And 25% Paved, Add</i>	46.84	
	<i>For Smooth-Flo, Add</i>	74.36	
33 42 11 00-0597	LF 54" 16 Gauge, 125 mm x 25 mm Corrugation, Galvanized Corrugated Steel Pipe.....	170.81	36.18
	<i>For Bituminous Coated Pipe, Add</i>	25.18	
	<i>For Bituminous Coated And 25% Paved, Add</i>	57.40	
	<i>For Smooth-Flo, Add</i>	91.13	
33 42 11 00-0598	LF 60" 16 Gauge, 125 mm x 25 mm Corrugation, Galvanized Corrugated Steel Pipe.....	185.92	38.31
	<i>For Bituminous Coated Pipe, Add</i>	27.38	
	<i>For Bituminous Coated And 25% Paved, Add</i>	62.43	
	<i>For Smooth-Flo, Add</i>	99.12	
33 42 11 00-0599	LF 66" 16 Gauge, 125 mm x 25 mm Corrugation, Galvanized Corrugated Steel Pipe.....	229.57	46.82
	<i>For Bituminous Coated Pipe, Add</i>	34.47	
	<i>For Bituminous Coated And 25% Paved, Add</i>	78.59	
	<i>For Smooth-Flo, Add</i>	124.78	
33 42 11 00-0600	LF 72" 16 Gauge, 125 mm x 25 mm Corrugation, Galvanized Corrugated Steel Pipe.....	282.32	68.10
	<i>For Bituminous Coated Pipe, Add</i>	36.72	
	<i>For Bituminous Coated And 25% Paved, Add</i>	83.72	
	<i>For Smooth-Flo, Add</i>	132.93	
33 42 11 00-0601	LF 78" 16 Gauge, 125 mm x 25 mm Corrugation, Galvanized Corrugated Steel Pipe.....	304.83	74.49
	<i>For Bituminous Coated Pipe, Add</i>	38.96	
	<i>For Bituminous Coated And 25% Paved, Add</i>	88.83	
	<i>For Smooth-Flo, Add</i>	141.04	
33 42 11 00-0602	LF 84" 16 Gauge, 125 mm x 25 mm Corrugation, Galvanized Corrugated Steel Pipe.....	324.39	79.82
	<i>For Bituminous Coated Pipe, Add</i>	41.19	
	<i>For Bituminous Coated And 25% Paved, Add</i>	93.92	
	<i>For Smooth-Flo, Add</i>	149.12	
33 42 11 00-0603	LF 90" 16 Gauge, 125 mm x 25 mm Corrugation, Galvanized Corrugated Steel Pipe.....	343.93	85.13
	<i>For Bituminous Coated Pipe, Add</i>	43.42	
	<i>For Bituminous Coated And 25% Paved, Add</i>	98.99	
	<i>For Smooth-Flo, Add</i>	157.16	
33 42 11 00-0604	LF 96" 16 Gauge, 125 mm x 25 mm Corrugation, Galvanized Corrugated Steel Pipe.....	364.38	90.45
	<i>For Bituminous Coated Pipe, Add</i>	45.68	
	<i>For Bituminous Coated And 25% Paved, Add</i>	104.14	
	<i>For Smooth-Flo, Add</i>	165.34	
33 42 11 00-0605	LF 102" 16 Gauge, 125 mm x 25 mm Corrugation, Galvanized Corrugated Steel Pipe.....	387.97	95.77
	<i>For Bituminous Coated Pipe, Add</i>	47.99	
	<i>For Bituminous Coated And 25% Paved, Add</i>	109.41	
	<i>For Smooth-Flo, Add</i>	173.71	
33 42 11 00-0606	14 Gauge, 125 mm x 25 mm Corrugation, Galvanized Corrugated Steel Piping <small>(33 42 11 00-0594)</small>		
33 42 11 00-0607	LF 54" 14 Gauge, 125 mm x 25 mm Corrugation, Galvanized Corrugated Steel Pipe.....	190.48	36.18
	<i>For Bituminous Coated Pipe, Add</i>	24.07	
	<i>For Bituminous Coated And 25% Paved, Add</i>	56.57	
	<i>For Smooth-Flo, Add</i>	102.43	
33 42 11 00-0608	LF 60" 14 Gauge, 125 mm x 25 mm Corrugation, Galvanized Corrugated Steel Pipe.....	207.79	38.31
	<i>For Bituminous Coated Pipe, Add</i>	26.28	
	<i>For Bituminous Coated And 25% Paved, Add</i>	61.75	
	<i>For Smooth-Flo, Add</i>	111.81	
33 42 11 00-0609	LF 66" 14 Gauge, 125 mm x 25 mm Corrugation, Galvanized Corrugated Steel Pipe.....	253.42	46.82
	<i>For Bituminous Coated Pipe, Add</i>	32.35	
	<i>For Bituminous Coated And 25% Paved, Add</i>	76.01	
	<i>For Smooth-Flo, Add</i>	137.63	
33 42 11 00-0610	LF 72" 14 Gauge, 125 mm x 25 mm Corrugation, Galvanized Corrugated Steel Pipe.....	308.09	68.10
	<i>For Bituminous Coated Pipe, Add</i>	34.53	
	<i>For Bituminous Coated And 25% Paved, Add</i>	81.15	
	<i>For Smooth-Flo, Add</i>	146.93	
33 42 11 00-0611	LF 78" 14 Gauge, 125 mm x 25 mm Corrugation, Galvanized Corrugated Steel Pipe.....	332.94	74.49
	<i>For Bituminous Coated Pipe, Add</i>	36.79	
	<i>For Bituminous Coated And 25% Paved, Add</i>	86.46	
	<i>For Smooth-Flo, Add</i>	156.54	
33 42 11 00-0612	LF 84" 14 Gauge, 125 mm x 25 mm Corrugation, Galvanized Corrugated Steel Pipe.....	354.70	79.82
	<i>For Bituminous Coated Pipe, Add</i>	39.02	
	<i>For Bituminous Coated And 25% Paved, Add</i>	91.69	
	<i>For Smooth-Flo, Add</i>	166.01	
33 42 11 00-0613	LF 90" 14 Gauge, 125 mm x 25 mm Corrugation, Galvanized Corrugated Steel Pipe.....	375.32	85.13
	<i>For Bituminous Coated Pipe, Add</i>	41.01	
	<i>For Bituminous Coated And 25% Paved, Add</i>	96.37	
	<i>For Smooth-Flo, Add</i>	174.50	
33 42 11 00-0614	LF 96" 14 Gauge, 125 mm x 25 mm Corrugation, Galvanized Corrugated Steel Pipe.....	398.94	90.45
	<i>For Bituminous Coated Pipe, Add</i>	43.45	
	<i>For Bituminous Coated And 25% Paved, Add</i>	102.11	
	<i>For Smooth-Flo, Add</i>	184.89	
33 42 11 00-0615	LF 102" 14 Gauge, 125 mm x 25 mm Corrugation, Galvanized Corrugated Steel Pipe.....	424.38	95.77
	<i>For Bituminous Coated Pipe, Add</i>	45.67	
	<i>For Bituminous Coated And 25% Paved, Add</i>	107.32	
	<i>For Smooth-Flo, Add</i>	194.33	



Utilities	33	33
Stormwater Utilities	33 40	
Stormwater Conveyance	33 42	

MINOR CSI	UOM	DESCRIPTION	TOTAL DIRECT UNIT COST	DEMOLITION UNIT COST
33 42 11 00-0616	LF	108" 14 Gauge, 125 mm x 25 mm Corrugation, Galvanized Corrugated Steel Pipe <i>For Bituminous Coated Pipe, Add</i> <i>For Bituminous Coated And 25% Paved, Add</i> <i>For Smooth-Flo, Add</i>	452.18 47.67 112.49 203.68	106.42
33 42 11 00-0617	LF	114" 14 Gauge, 125 mm x 25 mm Corrugation, Galvanized Corrugated Steel Pipe <i>For Bituminous Coated Pipe, Add</i> <i>For Bituminous Coated And 25% Paved, Add</i> <i>For Smooth-Flo, Add</i>	479.81 50.12 117.79 213.27	117.06
33 42 11 00-0618		12 Gauge, 125 mm x 25 mm Corrugation, Galvanized Corrugated Steel Piping <small>(33 42 11 00-0594)</small>		
33 42 11 00-0619	LF	60" 12 Gauge, 125 mm x 25 mm Corrugation, Galvanized Corrugated Steel Pipe <i>For Bituminous Coated Pipe, Add</i> <i>For Bituminous Coated And 25% Paved, Add</i> <i>For Smooth-Flo, Add</i>	248.74 34.47 65.49 118.23	38.31
33 42 11 00-0620	LF	66" 12 Gauge, 125 mm x 25 mm Corrugation, Galvanized Corrugated Steel Pipe <i>For Bituminous Coated Pipe, Add</i> <i>For Bituminous Coated And 25% Paved, Add</i> <i>For Smooth-Flo, Add</i>	298.52 41.37 78.60 141.89	46.82
33 42 11 00-0621	LF	72" 12 Gauge, 125 mm x 25 mm Corrugation, Galvanized Corrugated Steel Pipe <i>For Bituminous Coated Pipe, Add</i> <i>For Bituminous Coated And 25% Paved, Add</i> <i>For Smooth-Flo, Add</i>	357.48 44.41 84.38 152.32	68.10
33 42 11 00-0622	LF	78" 12 Gauge, 125 mm x 25 mm Corrugation, Galvanized Corrugated Steel Pipe <i>For Bituminous Coated Pipe, Add</i> <i>For Bituminous Coated And 25% Paved, Add</i> <i>For Smooth-Flo, Add</i>	386.13 47.43 90.11 162.68	74.49
33 42 11 00-0623	LF	84" 12 Gauge, 125 mm x 25 mm Corrugation, Galvanized Corrugated Steel Pipe <i>For Bituminous Coated Pipe, Add</i> <i>For Bituminous Coated And 25% Paved, Add</i> <i>For Smooth-Flo, Add</i>	411.73 50.42 95.80 172.95	79.82
33 42 11 00-0624	LF	90" 12 Gauge, 125 mm x 25 mm Corrugation, Galvanized Corrugated Steel Pipe <i>For Bituminous Coated Pipe, Add</i> <i>For Bituminous Coated And 25% Paved, Add</i> <i>For Smooth-Flo, Add</i>	437.55 53.46 101.57 183.35	85.13
33 42 11 00-0625	LF	96" 12 Gauge, 125 mm x 25 mm Corrugation, Galvanized Corrugated Steel Pipe <i>For Bituminous Coated Pipe, Add</i> <i>For Bituminous Coated And 25% Paved, Add</i> <i>For Smooth-Flo, Add</i>	464.03 56.47 107.29 193.69	90.45
33 42 11 00-0626	LF	102" 12 Gauge, 125 mm x 25 mm Corrugation, Galvanized Corrugated Steel Pipe <i>For Bituminous Coated Pipe, Add</i> <i>For Bituminous Coated And 25% Paved, Add</i> <i>For Smooth-Flo, Add</i>	493.41 59.48 113.00 204.00	95.77
33 42 11 00-0627	LF	108" 12 Gauge, 125 mm x 25 mm Corrugation, Galvanized Corrugated Steel Pipe <i>For Bituminous Coated Pipe, Add</i> <i>For Bituminous Coated And 25% Paved, Add</i> <i>For Smooth-Flo, Add</i>	525.39 62.51 118.77 214.41	106.42
33 42 11 00-0628	LF	114" 12 Gauge, 125 mm x 25 mm Corrugation, Galvanized Corrugated Steel Pipe <i>For Bituminous Coated Pipe, Add</i> <i>For Bituminous Coated And 25% Paved, Add</i> <i>For Smooth-Flo, Add</i>	556.82 65.52 124.50 224.75	117.06
33 42 11 00-0629	LF	120" 12 Gauge, 125 mm x 25 mm Corrugation, Galvanized Corrugated Steel Pipe <i>For Bituminous Coated Pipe, Add</i> <i>For Bituminous Coated And 25% Paved, Add</i> <i>For Smooth-Flo, Add</i>	586.93 68.54 130.22 235.09	127.70
33 42 11 00-0630		10 Gauge, 125 mm x 25 mm Corrugation, Galvanized Corrugated Steel Piping <small>(33 42 11 00-0594)</small>		
33 42 11 00-0631	LF	72" 10 Gauge, 125 mm x 25 mm Corrugation, Galvanized Corrugated Steel Pipe <i>For Bituminous Coated Pipe, Add</i> <i>For Bituminous Coated And 25% Paved, Add</i> <i>For Smooth-Flo, Add</i>	404.78 53.87 102.35 160.80	68.10
33 42 11 00-0632	LF	78" 10 Gauge, 125 mm x 25 mm Corrugation, Galvanized Corrugated Steel Pipe <i>For Bituminous Coated Pipe, Add</i> <i>For Bituminous Coated And 25% Paved, Add</i> <i>For Smooth-Flo, Add</i>	437.82 57.77 109.76 172.43	74.49
33 42 11 00-0633	LF	84" 10 Gauge, 125 mm x 25 mm Corrugation, Galvanized Corrugated Steel Pipe <i>For Bituminous Coated Pipe, Add</i> <i>For Bituminous Coated And 25% Paved, Add</i> <i>For Smooth-Flo, Add</i>	467.53 61.58 117.01 183.82	79.82
33 42 11 00-0634	LF	90" 10 Gauge, 125 mm x 25 mm Corrugation, Galvanized Corrugated Steel Pipe <i>For Bituminous Coated Pipe, Add</i> <i>For Bituminous Coated And 25% Paved, Add</i> <i>For Smooth-Flo, Add</i>	497.09 65.36 124.19 195.11	85.13
33 42 11 00-0635	LF	96" 10 Gauge, 125 mm x 25 mm Corrugation, Galvanized Corrugated Steel Pipe <i>For Bituminous Coated Pipe, Add</i> <i>For Bituminous Coated And 25% Paved, Add</i> <i>For Smooth-Flo, Add</i>	527.61 69.19 131.45 206.52	90.45
33 42 11 00-0636	LF	102" 10 Gauge, 125 mm x 25 mm Corrugation, Galvanized Corrugated Steel Pipe <i>For Bituminous Coated Pipe, Add</i> <i>For Bituminous Coated And 25% Paved, Add</i> <i>For Smooth-Flo, Add</i>	560.90 72.97 138.65 217.83	95.77

33 Utilities**33 40 Stormwater Utilities****33 42 Stormwater Conveyance**

SAN BERNARDINO
COUNTY

MINOR CSI UOM DESCRIPTION	TOTAL DIRECT UNIT COST	DEMOLITION UNIT COST
33 42 11 00-0637 LF 108" 10 Gauge, 125 mm x 25 mm Corrugation, Galvanized Corrugated Steel Pipe.....	596.79	106.42
For Bituminous Coated Pipe, Add	76.79	
For Bituminous Coated And 25% Paved, Add	145.90	
For Smooth-Flo, Add	229.22	
33 42 11 00-0638 LF 114" 10 Gauge, 125 mm x 25 mm Corrugation, Galvanized Corrugated Steel Pipe.....	632.19	117.06
For Bituminous Coated Pipe, Add	80.60	
For Bituminous Coated And 25% Paved, Add	153.14	
For Smooth-Flo, Add	240.59	
33 42 11 00-0639 LF 120" 10 Gauge, 125 mm x 25 mm Corrugation, Galvanized Corrugated Steel Pipe.....	666.17	127.70
For Bituminous Coated Pipe, Add	84.39	
For Bituminous Coated And 25% Paved, Add	160.33	
For Smooth-Flo, Add	251.89	
33 42 11 00-0640 LF 126" 10 Gauge, 125 mm x 25 mm Corrugation, Galvanized Corrugated Steel Pipe.....	708.32	138.34
For Bituminous Coated Pipe, Add	89.39	
For Bituminous Coated And 25% Paved, Add	169.84	
For Smooth-Flo, Add	266.82	
33 42 11 00-0641 LF 132" 10 Gauge, 125 mm x 25 mm Corrugation, Galvanized Corrugated Steel Pipe.....	748.66	148.99
For Bituminous Coated Pipe, Add	93.51	
For Bituminous Coated And 25% Paved, Add	177.67	
For Smooth-Flo, Add	279.13	
33 42 11 00-0642 LF 138" 10 Gauge, 125 mm x 25 mm Corrugation, Galvanized Corrugated Steel Pipe.....	793.02	159.62
For Bituminous Coated Pipe, Add	97.79	
For Bituminous Coated And 25% Paved, Add	185.81	
For Smooth-Flo, Add	291.92	
33 42 11 00-0643 Helical Ribbed, Galvanized Corrugated Steel Piping (33 42 11 00-0501)		
33 42 11 00-0644 16 Gauge, Helical Ribbed, Galvanized Corrugated Steel Piping (33 42 11 00-0643)		
33 42 11 00-0645 LF 18" 16 Gauge, Helical Ribbed, Galvanized Corrugated Steel Pipe.....	50.45	11.93
For Bituminous Coated Pipe, Add	6.33	
33 42 11 00-0646 LF 21" 16 Gauge, Helical Ribbed, Galvanized Corrugated Steel Pipe.....	57.50	12.93
For Bituminous Coated Pipe, Add	7.54	
33 42 11 00-0647 LF 24" 16 Gauge, Helical Ribbed, Galvanized Corrugated Steel Pipe.....	64.04	13.93
For Bituminous Coated Pipe, Add	8.57	
33 42 11 00-0648 LF 30" 16 Gauge, Helical Ribbed, Galvanized Corrugated Steel Pipe.....	84.09	17.90
For Bituminous Coated Pipe, Add	11.04	
33 42 11 00-0649 LF 36" 16 Gauge, Helical Ribbed, Galvanized Corrugated Steel Pipe.....	109.02	23.42
For Bituminous Coated Pipe, Add	13.83	
33 42 11 00-0650 LF 42" 16 Gauge, Helical Ribbed, Galvanized Corrugated Steel Pipe.....	124.18	27.67
For Bituminous Coated Pipe, Add	16.31	
33 42 11 00-0651 LF 48" 16 Gauge, Helical Ribbed, Galvanized Corrugated Steel Pipe.....	139.91	31.92
For Bituminous Coated Pipe, Add	18.36	
33 42 11 00-0652 LF 54" 16 Gauge, Helical Ribbed, Galvanized Corrugated Steel Pipe.....	166.62	36.18
For Bituminous Coated Pipe, Add	22.49	
33 42 11 00-0653 LF 60" 16 Gauge, Helical Ribbed, Galvanized Corrugated Steel Pipe.....	181.77	38.31
For Bituminous Coated Pipe, Add	24.55	
33 42 11 00-0654 14 Gauge, Helical Ribbed, Galvanized Corrugated Steel Piping (33 42 11 00-0643)		
33 42 11 00-0655 LF 18" 14 Gauge, Helical Ribbed, Galvanized Corrugated Steel Pipe.....	54.98	11.93
For Bituminous Coated Pipe, Add	7.32	
33 42 11 00-0656 LF 24" 14 Gauge, Helical Ribbed, Galvanized Corrugated Steel Pipe.....	62.80	12.93
For Bituminous Coated Pipe, Add	8.70	
33 42 11 00-0657 LF 24" 14 Gauge, Helical Ribbed, Galvanized Corrugated Steel Pipe.....	70.08	13.93
For Bituminous Coated Pipe, Add	9.89	
33 42 11 00-0658 LF 30" 14 Gauge, Helical Ribbed, Galvanized Corrugated Steel Pipe.....	91.58	17.90
For Bituminous Coated Pipe, Add	12.67	
33 42 11 00-0659 LF 36" 14 Gauge, Helical Ribbed, Galvanized Corrugated Steel Pipe.....	118.06	23.42
For Bituminous Coated Pipe, Add	15.80	
33 42 11 00-0660 LF 42" 14 Gauge, Helical Ribbed, Galvanized Corrugated Steel Pipe.....	134.75	27.67
For Bituminous Coated Pipe, Add	18.61	
33 42 11 00-0661 LF 48" 14 Gauge, Helical Ribbed, Galvanized Corrugated Steel Pipe.....	151.98	31.92
For Bituminous Coated Pipe, Add	20.99	
33 42 11 00-0662 LF 54" 14 Gauge, Helical Ribbed, Galvanized Corrugated Steel Pipe.....	180.19	36.18
For Bituminous Coated Pipe, Add	25.43	
33 42 11 00-0663 LF 60" 14 Gauge, Helical Ribbed, Galvanized Corrugated Steel Pipe.....	196.87	38.31
For Bituminous Coated Pipe, Add	27.83	
33 42 11 00-0664 LF 66" 14 Gauge, Helical Ribbed, Galvanized Corrugated Steel Pipe.....	241.36	46.82
For Bituminous Coated Pipe, Add	34.57	
33 42 11 00-0665 LF 72" 14 Gauge, Helical Ribbed, Galvanized Corrugated Steel Pipe.....	295.36	68.10
For Bituminous Coated Pipe, Add	36.94	
33 42 11 00-0666 LF 78" 14 Gauge, Helical Ribbed, Galvanized Corrugated Steel Pipe.....	319.34	74.49
For Bituminous Coated Pipe, Add	39.35	
33 42 11 00-0667 12 Gauge, Helical Ribbed, Galvanized Corrugated Steel Piping (33 42 11 00-0643)		
33 42 11 00-0668 LF 30" 12 Gauge, Helical Ribbed, Galvanized Corrugated Steel Pipe.....	106.79	17.90
For Bituminous Coated Pipe, Add	13.24	
33 42 11 00-0669 LF 36" 12 Gauge, Helical Ribbed, Galvanized Corrugated Steel Pipe.....	136.23	23.42
For Bituminous Coated Pipe, Add	16.36	
33 42 11 00-0670 LF 42" 12 Gauge, Helical Ribbed, Galvanized Corrugated Steel Pipe.....	156.03	27.67
For Bituminous Coated Pipe, Add	19.25	



Utilities	33	33
Stormwater Utilities	33 40	
Stormwater Conveyance	33 42	

MINOR CSI UOM DESCRIPTION	TOTAL DIRECT UNIT COST	DEMOLITION UNIT COST
33 42 11 00-0671 LF 48" 12 Gauge, Helical Ribbed, Galvanized Corrugated Steel Pipe..... <i>For Bituminous Coated Pipe, Add</i>	176.26 21.76	31.92
33 42 11 00-0672 LF 54" 12 Gauge, Helical Ribbed, Galvanized Corrugated Steel Pipe..... <i>For Bituminous Coated Pipe, Add</i>	207.53 25.97	36.18
33 42 11 00-0673 LF 60" 12 Gauge, Helical Ribbed, Galvanized Corrugated Steel Pipe..... <i>For Bituminous Coated Pipe, Add</i>	227.29 28.52	38.31
33 42 11 00-0674 LF 66" 12 Gauge, Helical Ribbed, Galvanized Corrugated Steel Pipe..... <i>For Bituminous Coated Pipe, Add</i>	274.73 34.59	46.82
33 42 11 00-0675 LF 72" 12 Gauge, Helical Ribbed, Galvanized Corrugated Steel Pipe..... <i>For Bituminous Coated Pipe, Add</i>	331.74 37.10	68.10
33 42 11 00-0676 LF 78" 12 Gauge, Helical Ribbed, Galvanized Corrugated Steel Pipe..... <i>For Bituminous Coated Pipe, Add</i>	358.72 39.64	74.49
33 42 11 00-0677 LF 84" 12 Gauge, Helical Ribbed, Galvanized Corrugated Steel Pipe..... <i>For Bituminous Coated Pipe, Add</i>	382.71 42.16	79.82
33 42 11 00-0678 LF 90" 12 Gauge, Helical Ribbed, Galvanized Corrugated Steel Pipe..... <i>For Bituminous Coated Pipe, Add</i>	406.68 44.68	85.13
33 42 11 00-0679 LF 96" 12 Gauge, Helical Ribbed, Galvanized Corrugated Steel Pipe..... <i>For Bituminous Coated Pipe, Add</i>	431.41 47.20	90.45
33 42 11 00-0680 LF 102" 12 Gauge, Helical Ribbed, Galvanized Corrugated Steel Pipe..... <i>For Bituminous Coated Pipe, Add</i>	457.62 49.44	95.77
33 42 11 00-0681 1-1/2" x 1/4" Corrugation, Galvanized Corrugated Steel Piping (33 42 11 00-0501)		
33 42 11 00-0682 1-1/2" x 1/4" Corrugation, Galvanized Corrugated Steel Piping (33 42 11 00-0681)		
33 42 11 00-0683 LF 6" 18 Gauge, 1-1/2" x 1/4" Corrugation, Galvanized Corrugated Steel Pipe..... <i>For Bituminous Coated Pipe, Add</i>	18.53 1.62	5.96
33 42 11 00-0684 LF 6" 16 Gauge, 1-1/2" x 1/4" Corrugation, Galvanized Corrugated Steel Pipe..... <i>For Bituminous Coated Pipe, Add</i>	19.88 1.95	5.96
33 42 11 00-0685 LF 8" 18 Gauge, 1-1/2" x 1/4" Corrugation, Galvanized Corrugated Steel Pipe..... <i>For Bituminous Coated Pipe, Add</i>	23.21 2.14	7.46
33 42 11 00-0686 LF 8" 16 Gauge, 1-1/2" x 1/4" Corrugation, Galvanized Corrugated Steel Pipe..... <i>For Bituminous Coated Pipe, Add</i>	24.92 2.56	7.46
33 42 11 00-0687 LF 10" 18 Gauge, 1-1/2" x 1/4" Corrugation, Galvanized Corrugated Steel Pipe..... <i>For Bituminous Coated Pipe, Add</i>	29.34 2.69	8.95
33 42 11 00-0688 LF 10" 16 Gauge, 1-1/2" x 1/4" Corrugation, Galvanized Corrugated Steel Pipe..... <i>For Bituminous Coated Pipe, Add</i>	31.51 3.22	8.95
33 42 11 00-0689 Perforated, 1-1/2" x 1/4" Corrugation, Galvanized Corrugated Steel Piping (33 42 11 00-0681)		
33 42 11 00-0690 LF 6" 18 Gauge, Perforated, 1-1/2" x 1/4" Corrugation, Galvanized Corrugated Steel Pipe..... <i>For Bituminous Coated Pipe, Add</i>	18.72 1.60	5.96
33 42 11 00-0691 LF 6" 16 Gauge, Perforated, 1-1/2" x 1/4" Corrugation, Galvanized Corrugated Steel Pipe..... <i>For Bituminous Coated Pipe, Add</i>	20.03 1.90	5.96
33 42 11 00-0692 LF 8" 18 Gauge, Perforated, 1-1/2" x 1/4" Corrugation, Galvanized Corrugated Steel Pipe..... <i>For Bituminous Coated Pipe, Add</i>	23.40 2.10	7.46
33 42 11 00-0693 LF 8" 16 Gauge, Perforated, 1-1/2" x 1/4" Corrugation, Galvanized Corrugated Steel Pipe..... <i>For Bituminous Coated Pipe, Add</i>	25.22 2.93	7.46
33 42 11 00-0694 LF 10" 18 Gauge, Perforated, 1-1/2" x 1/4" Corrugation, Galvanized Corrugated Steel Pipe..... <i>For Bituminous Coated Pipe, Add</i>	29.66 2.66	8.95
33 42 11 00-0695 LF 10" 16 Gauge, Perforated, 1-1/2" x 1/4" Corrugation, Galvanized Corrugated Steel Pipe..... <i>For Bituminous Coated Pipe, Add</i>	31.89 3.18	8.95
33 42 11 00-0696 1-1/2" x 1/4" Corrugation, Galvanized Corrugated Steel Pipe Fittings (33 42 11 00-0681)		
33 42 11 00-0697 EA 6" 18 Gauge, Connection Band For 1-1/2" x 1/4" Corrugation, Galvanized Corrugated Steel Pipe..... <i>For Bituminous Coated Pipe, Add</i>	9.99 2.25	
33 42 11 00-0698 EA 8" 18 Gauge, Connection Band For 1-1/2" x 1/4" Corrugation, Galvanized Corrugated Steel Pipe..... <i>For Bituminous Coated Pipe, Add</i>	13.23 2.98	
33 42 11 00-0699 EA 10" 18 Gauge, Connection Band For 1-1/2" x 1/4" Corrugation, Galvanized Corrugated Steel Pipe..... <i>For Bituminous Coated Pipe, Add</i>	16.22 3.65	
33 42 11 00-0700 EA 6" 18 Gauge, Band Elbows For 1-1/2" x 1/4" Corrugation, Galvanized Corrugated Steel Pipe..... <i>For Bituminous Coated Pipe, Add</i>	36.04 4.97	
33 42 11 00-0701 EA 6" End Caps For 1-1/2" x 1/4" Corrugation, Galvanized Corrugated Steel Pipe..... <i>For Bituminous Coated Pipe, Add</i>	8.78 1.14	
33 42 11 00-0702 EA 8" End Caps For 1-1/2" x 1/4" Corrugation, Galvanized Corrugated Steel Pipe..... <i>For Bituminous Coated Pipe, Add</i>	10.98 1.70	
33 42 11 00-0703 2-2/3" x 1/2" Corrugation, Polymeric Corrugated Steel Piping (33 42 11 00-0501)		
33 42 11 00-0704 16 Gauge, 2-2/3" x 1/2" Corrugation, Polymeric Corrugated Steel Piping (33 42 11 00-0703)		
33 42 11 00-0705 LF 12" 16 Gauge, 2-2/3" x 1/2" Corrugation, Polymeric Corrugated Steel Pipe.....	55.41	10.44
33 42 11 00-0706 LF 15" 16 Gauge, 2-2/3" x 1/2" Corrugation, Polymeric Corrugated Steel Pipe.....	64.93	10.94
33 42 11 00-0707 LF 18" 16 Gauge, 2-2/3" x 1/2" Corrugation, Polymeric Corrugated Steel Pipe.....	74.76	11.93
33 42 11 00-0708 LF 21" 16 Gauge, 2-2/3" x 1/2" Corrugation, Polymeric Corrugated Steel Pipe.....	86.67	12.93
33 42 11 00-0709 LF 24" 16 Gauge, 2-2/3" x 1/2" Corrugation, Polymeric Corrugated Steel Pipe.....	96.59	13.93
33 42 11 00-0710 LF 30" 16 Gauge, 2-2/3" x 1/2" Corrugation, Polymeric Corrugated Steel Pipe.....	126.56	17.90
33 42 11 00-0711 LF 36" 16 Gauge, 2-2/3" x 1/2" Corrugation, Polymeric Corrugated Steel Pipe.....	163.06	23.42
33 42 11 00-0712 LF 42" 16 Gauge, 2-2/3" x 1/2" Corrugation, Polymeric Corrugated Steel Pipe.....	188.33	27.67
33 42 11 00-0713 LF 48" 16 Gauge, 2-2/3" x 1/2" Corrugation, Polymeric Corrugated Steel Pipe.....	211.40	31.92

33 Utilities**33 40 Stormwater Utilities****33 42 Stormwater Conveyance**

SAN BERNARDINO
COUNTY

MINOR
CSI UOM DESCRIPTION

TOTAL DIRECT DEMOLITION
UNIT COST UNIT COST

MINOR	CSI	UOM	DESCRIPTION	TOTAL DIRECT UNIT COST	DEMOLITION UNIT COST
33 42 11 00-0714			14 Gauge, 2-2/3" x 1/2" Corrugation, Polymeric Corrugated Steel Piping (33 42 11 00-0703)		
33 42 11 00-0715	LF		12" 14 Gauge, 2-2/3" x 1/2" Corrugation, Polymeric Corrugated Steel Pipe.....	62.71	10.44
33 42 11 00-0716	LF		15" 14 Gauge, 2-2/3" x 1/2" Corrugation, Polymeric Corrugated Steel Pipe.....	73.97	10.94
33 42 11 00-0717	LF		18" 14 Gauge, 2-2/3" x 1/2" Corrugation, Polymeric Corrugated Steel Pipe.....	85.59	11.93
33 42 11 00-0718	LF		21" 14 Gauge, 2-2/3" x 1/2" Corrugation, Polymeric Corrugated Steel Pipe.....	99.21	12.93
33 42 11 00-0719	LF		24" 14 Gauge, 2-2/3" x 1/2" Corrugation, Polymeric Corrugated Steel Pipe.....	111.16	13.93
33 42 11 00-0720	LF		30" 14 Gauge, 2-2/3" x 1/2" Corrugation, Polymeric Corrugated Steel Pipe.....	144.44	17.90
33 42 11 00-0721	LF		36" 14 Gauge, 2-2/3" x 1/2" Corrugation, Polymeric Corrugated Steel Pipe.....	184.64	23.42
33 42 11 00-0722	LF		42" 14 Gauge, 2-2/3" x 1/2" Corrugation, Polymeric Corrugated Steel Pipe.....	213.10	27.67
33 42 11 00-0723	LF		48" 14 Gauge, 2-2/3" x 1/2" Corrugation, Polymeric Corrugated Steel Pipe.....	239.67	31.92
33 42 11 00-0724	LF		54" 14 Gauge, 2-2/3" x 1/2" Corrugation, Polymeric Corrugated Steel Pipe.....	289.72	36.18
33 42 11 00-0725			12 Gauge, 2-2/3" x 1/2" Corrugation, Polymeric Corrugated Steel Piping (33 42 11 00-0703)		
33 42 11 00-0726	LF		18" 12 Gauge, 2-2/3" x 1/2" Corrugation, Polymeric Corrugated Steel Pipe.....	108.16	11.93
33 42 11 00-0727	LF		21" 12 Gauge, 2-2/3" x 1/2" Corrugation, Polymeric Corrugated Steel Pipe.....	125.57	12.93
33 42 11 00-0728	LF		24" 12 Gauge, 2-2/3" x 1/2" Corrugation, Polymeric Corrugated Steel Pipe.....	141.12	13.93
33 42 11 00-0729	LF		30" 12 Gauge, 2-2/3" x 1/2" Corrugation, Polymeric Corrugated Steel Pipe.....	181.87	17.90
33 42 11 00-0730	LF		36" 12 Gauge, 2-2/3" x 1/2" Corrugation, Polymeric Corrugated Steel Pipe.....	220.38	23.42
33 42 11 00-0731	LF		42" 12 Gauge, 2-2/3" x 1/2" Corrugation, Polymeric Corrugated Steel Pipe.....	265.46	27.67
33 42 11 00-0732	LF		48" 12 Gauge, 2-2/3" x 1/2" Corrugation, Polymeric Corrugated Steel Pipe.....	299.43	31.92
33 42 11 00-0733	LF		54" 12 Gauge, 2-2/3" x 1/2" Corrugation, Polymeric Corrugated Steel Pipe.....	357.90	36.18
33 42 11 00-0734	LF		60" 12 Gauge, 2-2/3" x 1/2" Corrugation, Polymeric Corrugated Steel Pipe.....	391.06	38.31
33 42 11 00-0735	LF		66" 12 Gauge, 2-2/3" x 1/2" Corrugation, Polymeric Corrugated Steel Pipe.....	478.73	46.82
33 42 11 00-0736			10 Gauge, 2-2/3" x 1/2" Corrugation, Polymeric Corrugated Steel Piping (33 42 11 00-0703)		
33 42 11 00-0737	LF		36" 10 Gauge, 2-2/3" x 1/2" Corrugation, Polymeric Corrugated Steel Pipe.....	270.59	23.42
33 42 11 00-0738	LF		42" 10 Gauge, 2-2/3" x 1/2" Corrugation, Polymeric Corrugated Steel Pipe.....	313.16	27.67
33 42 11 00-0739	LF		48" 10 Gauge, 2-2/3" x 1/2" Corrugation, Polymeric Corrugated Steel Pipe.....	353.61	31.92
33 42 11 00-0740	LF		54" 10 Gauge, 2-2/3" x 1/2" Corrugation, Polymeric Corrugated Steel Pipe.....	418.60	36.18
33 42 11 00-0741	LF		60" 10 Gauge, 2-2/3" x 1/2" Corrugation, Polymeric Corrugated Steel Pipe.....	458.63	38.31
33 42 11 00-0742	LF		66" 10 Gauge, 2-2/3" x 1/2" Corrugation, Polymeric Corrugated Steel Pipe.....	552.94	46.82
33 42 11 00-0743	LF		72" 10 Gauge, 2-2/3" x 1/2" Corrugation, Polymeric Corrugated Steel Pipe.....	629.96	68.10
33 42 11 00-0744			3" x 1" Corrugation, Polymeric Corrugated Steel Piping (33 42 11 00-0501)		
33 42 11 00-0745			16 Gauge, 3" x 1" Corrugation, Polymeric Corrugated Steel Piping (33 42 11 00-0744)		
33 42 11 00-0746	LF		36" 16 Gauge, 3" x 1" Corrugation, Polymeric Corrugated Steel Pipe.....	204.50	23.42
33 42 11 00-0747	LF		42" 16 Gauge, 3" x 1" Corrugation, Polymeric Corrugated Steel Pipe.....	236.11	27.67
33 42 11 00-0748	LF		48" 16 Gauge, 3" x 1" Corrugation, Polymeric Corrugated Steel Pipe.....	264.97	31.92
33 42 11 00-0749	LF		54" 16 Gauge, 3" x 1" Corrugation, Polymeric Corrugated Steel Pipe.....	320.19	36.18
33 42 11 00-0750	LF		60" 16 Gauge, 3" x 1" Corrugation, Polymeric Corrugated Steel Pipe.....	348.64	38.31
33 42 11 00-0751	LF		66" 16 Gauge, 3" x 1" Corrugation, Polymeric Corrugated Steel Pipe.....	443.21	46.82
33 42 11 00-0752	LF		72" 16 Gauge, 3" x 1" Corrugation, Polymeric Corrugated Steel Pipe.....	509.84	68.10
33 42 11 00-0753	LF		78" 16 Gauge, 3" x 1" Corrugation, Polymeric Corrugated Steel Pipe.....	546.26	74.49
33 42 11 00-0754	LF		84" 16 Gauge, 3" x 1" Corrugation, Polymeric Corrugated Steel Pipe.....	579.84	79.82
33 42 11 00-0755	LF		90" 16 Gauge, 3" x 1" Corrugation, Polymeric Corrugated Steel Pipe.....	613.47	85.13
33 42 11 00-0756	LF		96" 16 Gauge, 3" x 1" Corrugation, Polymeric Corrugated Steel Pipe.....	647.74	90.45
33 42 11 00-0757	LF		102" 16 Gauge, 3" x 1" Corrugation, Polymeric Corrugated Steel Pipe.....	685.17	95.77
33 42 11 00-0758			14 Gauge, 3" x 1" Corrugation, Polymeric Corrugated Steel Piping (33 42 11 00-0744)		
33 42 11 00-0759	LF		54" 14 Gauge, 3" x 1" Corrugation, Polymeric Corrugated Steel Pipe.....	359.21	36.18
33 42 11 00-0760	LF		60" 14 Gauge, 3" x 1" Corrugation, Polymeric Corrugated Steel Pipe.....	391.77	38.31
33 42 11 00-0761	LF		66" 14 Gauge, 3" x 1" Corrugation, Polymeric Corrugated Steel Pipe.....	490.72	46.82
33 42 11 00-0762	LF		72" 14 Gauge, 3" x 1" Corrugation, Polymeric Corrugated Steel Pipe.....	561.51	68.10
33 42 11 00-0763	LF		78" 14 Gauge, 3" x 1" Corrugation, Polymeric Corrugated Steel Pipe.....	602.15	74.49
33 42 11 00-0764	LF		84" 14 Gauge, 3" x 1" Corrugation, Polymeric Corrugated Steel Pipe.....	640.11	79.82
33 42 11 00-0765	LF		90" 14 Gauge, 3" x 1" Corrugation, Polymeric Corrugated Steel Pipe.....	677.83	85.13
33 42 11 00-0766	LF		96" 14 Gauge, 3" x 1" Corrugation, Polymeric Corrugated Steel Pipe.....	716.30	90.45
33 42 11 00-0767	LF		102" 14 Gauge, 3" x 1" Corrugation, Polymeric Corrugated Steel Pipe.....	757.98	95.77
33 42 11 00-0768	LF		108" 14 Gauge, 3" x 1" Corrugation, Polymeric Corrugated Steel Pipe.....	802.00	106.42
33 42 11 00-0769	LF		114" 14 Gauge, 3" x 1" Corrugation, Polymeric Corrugated Steel Pipe.....	845.08	117.06
33 42 11 00-0770			12 Gauge, 3" x 1" Corrugation, Polymeric Corrugated Steel Piping (33 42 11 00-0744)		
33 42 11 00-0771	LF		60" 12 Gauge, 3" x 1" Corrugation, Polymeric Corrugated Steel Pipe.....	489.90	38.31
33 42 11 00-0772	LF		66" 12 Gauge, 3" x 1" Corrugation, Polymeric Corrugated Steel Pipe.....	599.88	46.82
33 42 11 00-0773	LF		72" 12 Gauge, 3" x 1" Corrugation, Polymeric Corrugated Steel Pipe.....	680.14	68.10
33 42 11 00-0774	LF		78" 12 Gauge, 3" x 1" Corrugation, Polymeric Corrugated Steel Pipe.....	730.29	74.49
33 42 11 00-0775	LF		84" 12 Gauge, 3" x 1" Corrugation, Polymeric Corrugated Steel Pipe.....	777.71	79.82
33 42 11 00-0776	LF		90" 12 Gauge, 3" x 1" Corrugation, Polymeric Corrugated Steel Pipe.....	824.96	85.13
33 42 11 00-0777	LF		96" 12 Gauge, 3" x 1" Corrugation, Polymeric Corrugated Steel Pipe.....	873.02	90.45
33 42 11 00-0778	LF		102" 12 Gauge, 3" x 1" Corrugation, Polymeric Corrugated Steel Pipe.....	924.15	95.77
33 42 11 00-0779	LF		108" 12 Gauge, 3" x 1" Corrugation, Polymeric Corrugated Steel Pipe.....	977.56	106.42



MINOR CSI UOM DESCRIPTION	TOTAL DIRECT UNIT COST	DEMOLITION UNIT COST
33 42 11 00-0780 LF 114" 12 Gauge, 3" x 1" Corrugation, Polymeric Corrugated Steel Pipe.....	1,030.29	117.06
33 42 11 00-0781 LF 120" 12 Gauge, 3" x 1" Corrugation, Polymeric Corrugated Steel Pipe.....	1,082.12	127.70
33 42 11 00-0782 10 Gauge, 3" x 1" Corrugation, Polymeric Corrugated Steel Piping (33 42 11 00-0744)		
33 42 11 00-0783 LF 72" 10 Gauge, 3" x 1" Corrugation, Polymeric Corrugated Steel Pipe.....	788.23	68.10
33 42 11 00-0784 LF 78" 10 Gauge, 3" x 1" Corrugation, Polymeric Corrugated Steel Pipe.....	847.19	74.49
33 42 11 00-0785 LF 84" 10 Gauge, 3" x 1" Corrugation, Polymeric Corrugated Steel Pipe.....	903.49	79.82
33 42 11 00-0786 LF 90" 10 Gauge, 3" x 1" Corrugation, Polymeric Corrugated Steel Pipe.....	959.58	85.13
33 42 11 00-0787 LF 96" 10 Gauge, 3" x 1" Corrugation, Polymeric Corrugated Steel Pipe.....	1,016.54	90.45
33 42 11 00-0788 LF 102" 10 Gauge, 3" x 1" Corrugation, Polymeric Corrugated Steel Pipe.....	1,076.53	95.77
33 42 11 00-0789 LF 108" 10 Gauge, 3" x 1" Corrugation, Polymeric Corrugated Steel Pipe.....	1,138.83	106.42
33 42 11 00-0790 LF 114" 10 Gauge, 3" x 1" Corrugation, Polymeric Corrugated Steel Pipe.....	1,200.38	117.06
33 42 11 00-0791 LF 120" 10 Gauge, 3" x 1" Corrugation, Polymeric Corrugated Steel Pipe.....	1,261.08	127.70
33 42 11 00-0792 LF 126" 10 Gauge, 3" x 1" Corrugation, Polymeric Corrugated Steel Pipe.....	1,323.54	138.34
33 42 11 00-0793 LF 132" 10 Gauge, 3" x 1" Corrugation, Polymeric Corrugated Steel Pipe.....	1,388.92	148.99
33 42 11 00-0794 LF 138" 10 Gauge, 3" x 1" Corrugation, Polymeric Corrugated Steel Pipe.....	1,457.55	159.62
33 42 11 00-0795 125 mm x 25 mm Corrugation, Polymeric Corrugated Steel Piping (33 42 11 00-0501)		
33 42 11 00-0796 16 Gauge, 125 mm x 25 mm Corrugation, Polymeric Corrugated Steel Piping (33 42 11 00-0795)		
33 42 11 00-0797 LF 48" 16 Gauge, 125 mm x 25 mm Corrugation, Polymeric Corrugated Steel Pipe.....	256.56	31.92
33 42 11 00-0798 LF 54" 16 Gauge, 125 mm x 25 mm Corrugation, Polymeric Corrugated Steel Pipe.....	310.93	36.18
33 42 11 00-0799 LF 60" 16 Gauge, 125 mm x 25 mm Corrugation, Polymeric Corrugated Steel Pipe.....	338.03	38.31
33 42 11 00-0800 LF 66" 16 Gauge, 125 mm x 25 mm Corrugation, Polymeric Corrugated Steel Pipe.....	423.49	46.82
33 42 11 00-0801 LF 72" 16 Gauge, 125 mm x 25 mm Corrugation, Polymeric Corrugated Steel Pipe.....	488.51	68.10
33 42 11 00-0802 LF 78" 16 Gauge, 125 mm x 25 mm Corrugation, Polymeric Corrugated Steel Pipe.....	523.25	74.49
33 42 11 00-0803 LF 84" 16 Gauge, 125 mm x 25 mm Corrugation, Polymeric Corrugated Steel Pipe.....	554.93	79.82
33 42 11 00-0804 LF 90" 16 Gauge, 125 mm x 25 mm Corrugation, Polymeric Corrugated Steel Pipe.....	586.55	85.13
33 42 11 00-0805 LF 96" 16 Gauge, 125 mm x 25 mm Corrugation, Polymeric Corrugated Steel Pipe.....	619.24	90.45
33 42 11 00-0806 LF 102" 16 Gauge, 125 mm x 25 mm Corrugation, Polymeric Corrugated Steel Pipe.....	655.49	95.77
33 42 11 00-0807 14 Gauge, 125mm x 25mm Corrugation, Polymeric Corrugated Steel Piping (33 42 11 00-0795)		
33 42 11 00-0808 LF 54" 14 Gauge, 125 mm x 25 mm Corrugation, Polymeric Corrugated Steel Pipe.....	357.28	36.18
33 42 11 00-0809 LF 60" 14 Gauge, 125 mm x 25 mm Corrugation, Polymeric Corrugated Steel Pipe.....	389.65	38.31
33 42 11 00-0810 LF 66" 14 Gauge, 125 mm x 25 mm Corrugation, Polymeric Corrugated Steel Pipe.....	479.79	46.82
33 42 11 00-0811 LF 72" 14 Gauge, 125 mm x 25 mm Corrugation, Polymeric Corrugated Steel Pipe.....	549.35	68.10
33 42 11 00-0812 LF 78" 14 Gauge, 125 mm x 25 mm Corrugation, Polymeric Corrugated Steel Pipe.....	589.58	74.49
33 42 11 00-0813 LF 84" 14 Gauge, 125 mm x 25 mm Corrugation, Polymeric Corrugated Steel Pipe.....	626.42	79.82
33 42 11 00-0814 LF 90" 14 Gauge, 125 mm x 25 mm Corrugation, Polymeric Corrugated Steel Pipe.....	660.63	85.13
33 42 11 00-0815 LF 96" 14 Gauge, 125 mm x 25 mm Corrugation, Polymeric Corrugated Steel Pipe.....	700.84	90.45
33 42 11 00-0816 LF 102" 14 Gauge, 125 mm x 25 mm Corrugation, Polymeric Corrugated Steel Pipe.....	741.40	95.77
33 42 11 00-0817 LF 108" 14 Gauge, 125 mm x 25 mm Corrugation, Polymeric Corrugated Steel Pipe.....	784.11	106.42
33 42 11 00-0818 LF 114" 14 Gauge, 125 mm x 25 mm Corrugation, Polymeric Corrugated Steel Pipe.....	827.06	117.06
33 42 11 00-0819 12 Gauge, 125mm x 25mm Corrugation, Polymeric Corrugated Steel Piping (33 42 11 00-0795)		
33 42 11 00-0820 LF 60" 12 Gauge, 125 mm x 25 mm Corrugation, Polymeric Corrugated Steel Pipe.....	493.12	38.31
33 42 11 00-0821 LF 66" 12 Gauge, 125 mm x 25 mm Corrugation, Polymeric Corrugated Steel Pipe.....	584.26	46.82
33 42 11 00-0822 LF 72" 12 Gauge, 125 mm x 25 mm Corrugation, Polymeric Corrugated Steel Pipe.....	674.63	68.10
33 42 11 00-0823 LF 78" 12 Gauge, 125 mm x 25 mm Corrugation, Polymeric Corrugated Steel Pipe.....	724.37	74.49
33 42 11 00-0824 LF 84" 12 Gauge, 125 mm x 25 mm Corrugation, Polymeric Corrugated Steel Pipe.....	770.91	79.82
33 42 11 00-0825 LF 90" 12 Gauge, 125 mm x 25 mm Corrugation, Polymeric Corrugated Steel Pipe.....	818.04	85.13
33 42 11 00-0826 LF 96" 12 Gauge, 125 mm x 25 mm Corrugation, Polymeric Corrugated Steel Pipe.....	865.64	90.45
33 42 11 00-0827 LF 102" 12 Gauge, 125 mm x 25 mm Corrugation, Polymeric Corrugated Steel Pipe.....	916.05	95.77
33 42 11 00-0828 LF 108" 12 Gauge, 125 mm x 25 mm Corrugation, Polymeric Corrugated Steel Pipe.....	969.32	106.42
33 42 11 00-0829 LF 114" 12 Gauge, 125 mm x 25 mm Corrugation, Polymeric Corrugated Steel Pipe.....	1,021.87	117.06
33 42 11 00-0830 LF 120" 12 Gauge, 125 mm x 25 mm Corrugation, Polymeric Corrugated Steel Pipe.....	1,073.07	127.70
33 42 11 00-0831 10 Gauge, 125mm x 25mm Corrugation, Polymeric Corrugated Steel Piping (33 42 11 00-0795)		
33 42 11 00-0832 LF 72" 10 Gauge, 125 mm x 25 mm Corrugation, Polymeric Corrugated Steel Pipe.....	788.19	68.10
33 42 11 00-0833 LF 78" 10 Gauge, 125 mm x 25 mm Corrugation, Polymeric Corrugated Steel Pipe.....	848.49	74.49
33 42 11 00-0834 LF 84" 10 Gauge, 125 mm x 25 mm Corrugation, Polymeric Corrugated Steel Pipe.....	904.99	79.82
33 42 11 00-0835 LF 90" 10 Gauge, 125 mm x 25 mm Corrugation, Polymeric Corrugated Steel Pipe.....	961.04	85.13
33 42 11 00-0836 LF 96" 10 Gauge, 125 mm x 25 mm Corrugation, Polymeric Corrugated Steel Pipe.....	1,018.27	90.45
33 42 11 00-0837 LF 102" 10 Gauge, 125 mm x 25 mm Corrugation, Polymeric Corrugated Steel Pipe.....	1,078.17	95.77
33 42 11 00-0838 LF 108" 10 Gauge, 125 mm x 25 mm Corrugation, Polymeric Corrugated Steel Pipe.....	1,140.73	106.42
33 42 11 00-0839 LF 114" 10 Gauge, 125 mm x 25 mm Corrugation, Polymeric Corrugated Steel Pipe.....	1,202.81	117.06
33 42 11 00-0840 LF 120" 10 Gauge, 125 mm x 25 mm Corrugation, Polymeric Corrugated Steel Pipe.....	1,263.38	127.70
33 42 11 00-0841 LF 126" 10 Gauge, 125 mm x 25 mm Corrugation, Polymeric Corrugated Steel Pipe.....	1,340.54	138.34
33 42 11 00-0842 LF 132" 10 Gauge, 125 mm x 25 mm Corrugation, Polymeric Corrugated Steel Pipe.....	1,409.81	148.99
33 42 11 00-0843 LF 138" 10 Gauge, 125 mm x 25 mm Corrugation, Polymeric Corrugated Steel Pipe.....	1,484.15	159.62

33 Utilities
33 40 Stormwater Utilities
33 42 Stormwater Conveyance



MINOR CSI	UOM	DESCRIPTION	TOTAL DIRECT UNIT COST	DEMOLITION UNIT COST
33 42 11 00-0844		Galvanized Corrugated Steel Pipe-Arch <small>(33 42 11 00-0800)</small>		
33 42 11 00-0845		2-2/3" x 1/2" Corrugation, Galvanized Corrugated Steel Pipe-Arch <small>(33 42 11 00-0844)</small>		
33 42 11 00-0846		16 Gauge, 2-2/3" x 1/2" Corrugation, Galvanized Corrugated Steel Pipe-Arch <small>(33 42 11 00-0845)</small>		
33 42 11 00-0847	LF	17" x 13" 16 Gauge, 2-2/3" x 1/2" Corrugation, Galvanized Corrugated Steel Pipe-Arch	40.95	10.94
		<i>For Bituminous Coated Pipe, Add</i>	4.60	
		<i>For Bituminous Coated And 25% Paved, Add</i>	11.13	
		<i>For Smooth-Flo, Add</i>	18.36	
33 42 11 00-0848	LF	21" x 15" 16 Gauge, 2-2/3" x 1/2" Corrugation, Galvanized Corrugated Steel Pipe-Arch	45.36	11.93
		<i>For Bituminous Coated Pipe, Add</i>	5.50	
		<i>For Bituminous Coated And 25% Paved, Add</i>	13.29	
		<i>For Smooth-Flo, Add</i>	21.93	
33 42 11 00-0849	LF	24" x 18" 16 Gauge, 2-2/3" x 1/2" Corrugation, Galvanized Corrugated Steel Pipe-Arch	51.71	12.93
		<i>For Bituminous Coated Pipe, Add</i>	6.62	
		<i>For Bituminous Coated And 25% Paved, Add</i>	16.00	
		<i>For Smooth-Flo, Add</i>	26.39	
33 42 11 00-0850	LF	28" x 20" 16 Gauge, 2-2/3" x 1/2" Corrugation, Galvanized Corrugated Steel Pipe-Arch	57.90	13.93
		<i>For Bituminous Coated Pipe, Add</i>	7.62	
		<i>For Bituminous Coated And 25% Paved, Add</i>	18.43	
		<i>For Smooth-Flo, Add</i>	30.41	
33 42 11 00-0851	LF	35" x 24" 16 Gauge, 2-2/3" x 1/2" Corrugation, Galvanized Corrugated Steel Pipe-Arch	75.61	17.90
		<i>For Bituminous Coated Pipe, Add</i>	9.68	
		<i>For Bituminous Coated And 25% Paved, Add</i>	23.41	
		<i>For Smooth-Flo, Add</i>	38.62	
33 42 11 00-0852	LF	42" x 29" 16 Gauge, 2-2/3" x 1/2" Corrugation, Galvanized Corrugated Steel Pipe-Arch	99.82	23.42
		<i>For Bituminous Coated Pipe, Add</i>	12.49	
		<i>For Bituminous Coated And 25% Paved, Add</i>	30.20	
		<i>For Smooth-Flo, Add</i>	49.81	
33 42 11 00-0853		14 Gauge, 2-2/3" x 1/2" Corrugation, Galvanized Corrugated Steel Pipe-Arch <small>(33 42 11 00-0845)</small>		
33 42 11 00-0854	LF	17" x 13" 14 Gauge, 2-2/3" x 1/2" Corrugation, Galvanized Corrugated Steel Pipe-Arch	44.68	10.94
		<i>For Bituminous Coated Pipe, Add</i>	4.78	
		<i>For Bituminous Coated And 25% Paved, Add</i>	11.18	
		<i>For Smooth-Flo, Add</i>	18.33	
33 42 11 00-0855	LF	21" x 15" 14 Gauge, 2-2/3" x 1/2" Corrugation, Galvanized Corrugated Steel Pipe-Arch	49.93	11.93
		<i>For Bituminous Coated Pipe, Add</i>	5.73	
		<i>For Bituminous Coated And 25% Paved, Add</i>	13.40	
		<i>For Smooth-Flo, Add</i>	21.99	
33 42 11 00-0856	LF	24" x 18" 14 Gauge, 2-2/3" x 1/2" Corrugation, Galvanized Corrugated Steel Pipe-Arch	56.80	12.93
		<i>For Bituminous Coated Pipe, Add</i>	6.81	
		<i>For Bituminous Coated And 25% Paved, Add</i>	15.93	
		<i>For Smooth-Flo, Add</i>	26.13	
33 42 11 00-0857	LF	28" x 20" 14 Gauge, 2-2/3" x 1/2" Corrugation, Galvanized Corrugated Steel Pipe-Arch	63.80	13.93
		<i>For Bituminous Coated Pipe, Add</i>	7.85	
		<i>For Bituminous Coated And 25% Paved, Add</i>	18.37	
		<i>For Smooth-Flo, Add</i>	30.13	
33 42 11 00-0858	LF	35" x 24" 14 Gauge, 2-2/3" x 1/2" Corrugation, Galvanized Corrugated Steel Pipe-Arch	82.97	17.90
		<i>For Bituminous Coated Pipe, Add</i>	9.94	
		<i>For Bituminous Coated And 25% Paved, Add</i>	23.26	
		<i>For Smooth-Flo, Add</i>	38.16	
33 42 11 00-0859	LF	42" x 29" 14 Gauge, 2-2/3" x 1/2" Corrugation, Galvanized Corrugated Steel Pipe-Arch	108.57	23.42
		<i>For Bituminous Coated Pipe, Add</i>	12.67	
		<i>For Bituminous Coated And 25% Paved, Add</i>	29.63	
		<i>For Smooth-Flo, Add</i>	48.60	
33 42 11 00-0860	LF	49" x 33" 14 Gauge, 2-2/3" x 1/2" Corrugation, Galvanized Corrugated Steel Pipe-Arch	124.36	27.67
		<i>For Bituminous Coated Pipe, Add</i>	15.09	
		<i>For Bituminous Coated And 25% Paved, Add</i>	35.30	
		<i>For Smooth-Flo, Add</i>	57.90	
33 42 11 00-0861		12 Gauge, 2-2/3" x 1/2" Corrugation, Galvanized Corrugated Steel Pipe-Arch <small>(33 42 11 00-0845)</small>		
33 42 11 00-0862	LF	21" x 15" 12 Gauge, 2-2/3" x 1/2" Corrugation, Galvanized Corrugated Steel Pipe-Arch	64.89	12.77
		<i>For Bituminous Coated Pipe, Add</i>	6.20	
		<i>For Bituminous Coated And 25% Paved, Add</i>	13.79	
		<i>For Smooth-Flo, Add</i>	21.21	
33 42 11 00-0863	LF	24" x 18" 12 Gauge, 2-2/3" x 1/2" Corrugation, Galvanized Corrugated Steel Pipe-Arch	73.85	13.83
		<i>For Bituminous Coated Pipe, Add</i>	7.35	
		<i>For Bituminous Coated And 25% Paved, Add</i>	16.35	
		<i>For Smooth-Flo, Add</i>	25.15	
33 42 11 00-0864	LF	28" x 20" 12 Gauge, 2-2/3" x 1/2" Corrugation, Galvanized Corrugated Steel Pipe-Arch	82.78	14.90
		<i>For Bituminous Coated Pipe, Add</i>	8.43	
		<i>For Bituminous Coated And 25% Paved, Add</i>	18.76	
		<i>For Smooth-Flo, Add</i>	28.85	
33 42 11 00-0865	LF	35" x 24" 12 Gauge, 2-2/3" x 1/2" Corrugation, Galvanized Corrugated Steel Pipe-Arch	107.19	19.15
		<i>For Bituminous Coated Pipe, Add</i>	10.61	
		<i>For Bituminous Coated And 25% Paved, Add</i>	23.62	
		<i>For Smooth-Flo, Add</i>	36.32	



	Utilities	33
	Stormwater Utilities	33 40
	Stormwater Conveyance	33 42

33

MINOR	CSI	UOM	DESCRIPTION	TOTAL DIRECT UNIT COST	DEMOLITION UNIT COST
33 42 11 00-0866	LF		42" x 29" 12 Gauge, 2-2/3" x 1/2" Corrugation, Galvanized Corrugated Steel Pipe-Arch <i>For Bituminous Coated Pipe, Add</i> <i>For Bituminous Coated And 25% Paved, Add</i> <i>For Smooth-Flo, Add</i>	126.43 13.28 29.56 45.45	23.42
33 42 11 00-0867	LF		49" x 33" 12 Gauge, 2-2/3" x 1/2" Corrugation, Galvanized Corrugated Steel Pipe-Arch <i>For Bituminous Coated Pipe, Add</i> <i>For Bituminous Coated And 25% Paved, Add</i> <i>For Smooth-Flo, Add</i>	144.97 15.71 34.95 53.75	27.67
33 42 11 00-0868	LF		57" x 38" 12 Gauge, 2-2/3" x 1/2" Corrugation, Galvanized Corrugated Steel Pipe-Arch <i>For Bituminous Coated Pipe, Add</i> <i>For Bituminous Coated And 25% Paved, Add</i> <i>For Smooth-Flo, Add</i>	168.79 18.63 41.45 63.74	31.92
33 42 11 00-0869	LF		64" x 43" 12 Gauge, 2-2/3" x 1/2" Corrugation, Galvanized Corrugated Steel Pipe-Arch <i>For Bituminous Coated Pipe, Add</i> <i>For Bituminous Coated And 25% Paved, Add</i> <i>For Smooth-Flo, Add</i>	189.01 20.57 45.78 70.39	36.18
33 42 11 00-0870			10 Gauge, 2-2/3" x 1/2" Corrugation, Galvanized Corrugated Steel Pipe-Arch <small>(33 42 11 00-0845)</small>		
33 42 11 00-0871	LF		42" x 29" 10 Gauge, 2-2/3" x 1/2" Corrugation, Galvanized Corrugated Steel Pipe-Arch <i>For Bituminous Coated Pipe, Add</i> <i>For Bituminous Coated And 25% Paved, Add</i> <i>For Smooth-Flo, Add</i>	143.24 16.00 33.69 42.49	23.42
33 42 11 00-0872	LF		49" x 33" 10 Gauge, 2-2/3" x 1/2" Corrugation, Galvanized Corrugated Steel Pipe-Arch <i>For Bituminous Coated Pipe, Add</i> <i>For Bituminous Coated And 25% Paved, Add</i> <i>For Smooth-Flo, Add</i>	164.57 18.88 39.74 50.12	27.67
33 42 11 00-0873	LF		57" x 38" 10 Gauge, 2-2/3" x 1/2" Corrugation, Galvanized Corrugated Steel Pipe-Arch <i>For Bituminous Coated Pipe, Add</i> <i>For Bituminous Coated And 25% Paved, Add</i> <i>For Smooth-Flo, Add</i>	191.01 22.21 46.76 58.97	31.92
33 42 11 00-0874	LF		64" x 43" 10 Gauge, 2-2/3" x 1/2" Corrugation, Galvanized Corrugated Steel Pipe-Arch <i>For Bituminous Coated Pipe, Add</i> <i>For Bituminous Coated And 25% Paved, Add</i> <i>For Smooth-Flo, Add</i>	214.13 24.63 51.85 65.39	36.18
33 42 11 00-0875	LF		71" x 47" 10 Gauge, 2-2/3" x 1/2" Corrugation, Galvanized Corrugated Steel Pipe-Arch <i>For Bituminous Coated Pipe, Add</i> <i>For Bituminous Coated And 25% Paved, Add</i> <i>For Smooth-Flo, Add</i>	234.51 27.04 56.92 71.78	38.31
33 42 11 00-0876			3" x 1" Corrugation, Galvanized Corrugated Steel Pipe-Arch <small>(33 42 11 00-0844)</small>		
33 42 11 00-0877			14 Gauge, 3" x 1" Corrugation, Galvanized Corrugated Steel Pipe-Arch <small>(33 42 11 00-0876)</small>		
33 42 11 00-0878	LF		60" x 46" 14 Gauge, 3" x 1" Corrugation, Galvanized Corrugated Steel Pipe-Arch <i>For Bituminous Coated Pipe, Add</i> <i>For Bituminous Coated And 25% Paved, Add</i> <i>For Smooth-Flo, Add</i>	188.77 23.73 72.15 80.69	36.18
33 42 11 00-0879	LF		66" x 51" 14 Gauge, 3" x 1" Corrugation, Galvanized Corrugated Steel Pipe-Arch <i>For Bituminous Coated Pipe, Add</i> <i>For Bituminous Coated And 25% Paved, Add</i> <i>For Smooth-Flo, Add</i>	206.25 25.97 78.95 88.30	38.31
33 42 11 00-0880	LF		73" x 55" 14 Gauge, 3" x 1" Corrugation, Galvanized Corrugated Steel Pipe-Arch <i>For Bituminous Coated Pipe, Add</i> <i>For Bituminous Coated And 25% Paved, Add</i> <i>For Smooth-Flo, Add</i>	254.78 32.62 99.16 110.90	46.82
33 42 11 00-0881	LF		81" x 59" 14 Gauge, 3" x 1" Corrugation, Galvanized Corrugated Steel Pipe-Arch <i>For Bituminous Coated Pipe, Add</i> <i>For Bituminous Coated And 25% Paved, Add</i> <i>For Smooth-Flo, Add</i>	310.29 34.97 106.31 118.90	68.10
33 42 11 00-0882	LF		87" x 63" 14 Gauge, 3" x 1" Corrugation, Galvanized Corrugated Steel Pipe-Arch <i>For Bituminous Coated Pipe, Add</i> <i>For Bituminous Coated And 25% Paved, Add</i> <i>For Smooth-Flo, Add</i>	336.19 37.44 113.82 127.30	74.49
33 42 11 00-0883	LF		95" x 67" 14 Gauge, 3" x 1" Corrugation, Galvanized Corrugated Steel Pipe-Arch <i>For Bituminous Coated Pipe, Add</i> <i>For Bituminous Coated And 25% Paved, Add</i> <i>For Smooth-Flo, Add</i>	359.23 39.92 121.36 135.73	79.82
33 42 11 00-0884	LF		103" x 71" 14 Gauge, 3" x 1" Corrugation, Galvanized Corrugated Steel Pipe-Arch <i>For Bituminous Coated Pipe, Add</i> <i>For Bituminous Coated And 25% Paved, Add</i> <i>For Smooth-Flo, Add</i>	382.23 42.39 128.87 144.13	85.13
33 42 11 00-0885	LF		112" x 75" 14 Gauge, 3" x 1" Corrugation, Galvanized Corrugated Steel Pipe-Arch <i>For Bituminous Coated Pipe, Add</i> <i>For Bituminous Coated And 25% Paved, Add</i> <i>For Smooth-Flo, Add</i>	405.95 44.85 136.36 152.50	90.45
33 42 11 00-0886			12 Gauge, 3" x 1" Corrugation, Galvanized Corrugated Steel Pipe-Arch <small>(33 42 11 00-0876)</small>		
33 42 11 00-0887	LF		66" x 51" 12 Gauge, 3" x 1" Corrugation, Galvanized Corrugated Steel Pipe-Arch <i>For Bituminous Coated Pipe, Add</i> <i>For Bituminous Coated And 25% Paved, Add</i> <i>For Smooth-Flo, Add</i>	244.90 33.70 88.29 104.47	38.31

33 Utilities

33 40 Stormwater Utilities

33 42 Stormwater Conveyance



MINOR	CSI	UOM	DESCRIPTION	TOTAL DIRECT UNIT COST	DEMOLITION UNIT COST
33 42 11 00-0888	LF		73" x 55" 12 Gauge, 3" x 1" Corrugation, Galvanized Corrugated Steel Pipe-Arch <i>For Bituminous Coated Pipe, Add</i> <i>For Bituminous Coated And 25% Paved, Add</i> <i>For Smooth-Flo, Add</i>	297.65 41.19 107.92 127.70	46.82
33 42 11 00-0889	LF		81" x 59" 12 Gauge, 3" x 1" Corrugation, Galvanized Corrugated Steel Pipe-Arch <i>For Bituminous Coated Pipe, Add</i> <i>For Bituminous Coated And 25% Paved, Add</i> <i>For Smooth-Flo, Add</i>	356.96 44.30 116.08 137.34	68.10
33 42 11 00-0890	LF		87" x 63" 12 Gauge, 3" x 1" Corrugation, Galvanized Corrugated Steel Pipe-Arch <i>For Bituminous Coated Pipe, Add</i> <i>For Bituminous Coated And 25% Paved, Add</i> <i>For Smooth-Flo, Add</i>	386.62 47.53 124.52 147.33	74.49
33 42 11 00-0891	LF		95" x 67" 12 Gauge, 3" x 1" Corrugation, Galvanized Corrugated Steel Pipe-Arch <i>For Bituminous Coated Pipe, Add</i> <i>For Bituminous Coated And 25% Paved, Add</i> <i>For Smooth-Flo, Add</i>	413.43 50.76 133.00 157.36	79.82
33 42 11 00-0892	LF		103" x 71" 12 Gauge, 3" x 1" Corrugation, Galvanized Corrugated Steel Pipe-Arch <i>For Bituminous Coated Pipe, Add</i> <i>For Bituminous Coated And 25% Paved, Add</i> <i>For Smooth-Flo, Add</i>	440.23 53.99 141.46 167.38	85.13
33 42 11 00-0893	LF		112" x 75" 12 Gauge, 3" x 1" Corrugation, Galvanized Corrugated Steel Pipe-Arch <i>For Bituminous Coated Pipe, Add</i> <i>For Bituminous Coated And 25% Paved, Add</i> <i>For Smooth-Flo, Add</i>	467.72 57.21 149.88 177.34	90.45
33 42 11 00-0894	LF		117" x 79" 12 Gauge, 3" x 1" Corrugation, Galvanized Corrugated Steel Pipe-Arch <i>For Bituminous Coated Pipe, Add</i> <i>For Bituminous Coated And 25% Paved, Add</i> <i>For Smooth-Flo, Add</i>	498.33 60.46 158.41 187.43	95.77
33 42 11 00-0895	LF		128" x 83" 12 Gauge, 3" x 1" Corrugation, Galvanized Corrugated Steel Pipe-Arch <i>For Bituminous Coated Pipe, Add</i> <i>For Bituminous Coated And 25% Paved, Add</i> <i>For Smooth-Flo, Add</i>	531.29 63.69 166.87 197.44	106.42
33 42 11 00-0896	LF		137" x 87" 12 Gauge, 3" x 1" Corrugation, Galvanized Corrugated Steel Pipe-Arch <i>For Bituminous Coated Pipe, Add</i> <i>For Bituminous Coated And 25% Paved, Add</i> <i>For Smooth-Flo, Add</i>	565.40 67.24 176.17 208.44	117.06
33 42 11 00-0897			10 Gauge, 3" x 1" Corrugation, Galvanized Corrugated Steel Pipe-Arch (33 42 11 00-0876)		
33 42 11 00-0898	LF		81" x 59" 10 Gauge, 3" x 1" Corrugation, Galvanized Corrugated Steel Pipe-Arch <i>For Bituminous Coated Pipe, Add</i> <i>For Bituminous Coated And 25% Paved, Add</i> <i>For Smooth-Flo, Add</i>	400.31 52.97 126.08 136.94	68.10
33 42 11 00-0899	LF		87" x 63" 10 Gauge, 3" x 1" Corrugation, Galvanized Corrugated Steel Pipe-Arch <i>For Bituminous Coated Pipe, Add</i> <i>For Bituminous Coated And 25% Paved, Add</i> <i>For Smooth-Flo, Add</i>	433.57 56.92 135.46 147.13	74.49
33 42 11 00-0900	LF		95" x 67" 10 Gauge, 3" x 1" Corrugation, Galvanized Corrugated Steel Pipe-Arch <i>For Bituminous Coated Pipe, Add</i> <i>For Bituminous Coated And 25% Paved, Add</i> <i>For Smooth-Flo, Add</i>	463.94 60.86 144.86 157.33	79.82
33 42 11 00-0901	LF		103" x 71" 10 Gauge, 3" x 1" Corrugation, Galvanized Corrugated Steel Pipe-Arch <i>For Bituminous Coated Pipe, Add</i> <i>For Bituminous Coated And 25% Paved, Add</i> <i>For Smooth-Flo, Add</i>	494.23 64.79 154.20 167.49	85.13
33 42 11 00-0902	LF		112" x 75" 10 Gauge, 3" x 1" Corrugation, Galvanized Corrugated Steel Pipe-Arch <i>For Bituminous Coated Pipe, Add</i> <i>For Bituminous Coated And 25% Paved, Add</i> <i>For Smooth-Flo, Add</i>	525.31 68.73 163.57 177.66	90.45
33 42 11 00-0903	LF		117" x 79" 10 Gauge, 3" x 1" Corrugation, Galvanized Corrugated Steel Pipe-Arch <i>For Bituminous Coated Pipe, Add</i> <i>For Bituminous Coated And 25% Paved, Add</i> <i>For Smooth-Flo, Add</i>	559.43 72.68 172.98 187.88	95.77
33 42 11 00-0904	LF		128" x 83" 10 Gauge, 3" x 1" Corrugation, Galvanized Corrugated Steel Pipe-Arch <i>For Bituminous Coated Pipe, Add</i> <i>For Bituminous Coated And 25% Paved, Add</i> <i>For Smooth-Flo, Add</i>	595.95 76.62 182.36 198.07	106.42
33 42 11 00-0905	LF		137" x 87" 10 Gauge, 3" x 1" Corrugation, Galvanized Corrugated Steel Pipe-Arch <i>For Bituminous Coated Pipe, Add</i> <i>For Bituminous Coated And 25% Paved, Add</i> <i>For Smooth-Flo, Add</i>	633.34 80.83 192.37 208.94	117.06
33 42 11 00-0906	LF		142" x 91" 10 Gauge, 3" x 1" Corrugation, Galvanized Corrugated Steel Pipe-Arch <i>For Bituminous Coated Pipe, Add</i> <i>For Bituminous Coated And 25% Paved, Add</i> <i>For Smooth-Flo, Add</i>	673.64 85.88 204.39 222.00	127.70
33 42 11 00-0907			125 mm x 25 mm Corrugation, Galvanized Corrugated Steel Pipe-Arch (33 42 11 00-0844)		
33 42 11 00-0908			12 Gauge, 125 mm x 25 mm Corrugation, Galvanized Corrugated Steel Pipe-Arch (33 42 11 00-0907)		



Utilities	33	33
Stormwater Utilities	33 40	
Stormwater Conveyance	33 42	

MINOR	CSI	UOM	DESCRIPTION	TOTAL DIRECT UNIT COST	DEMOLITION UNIT COST
33 42 11 00-0909	LF	81" x 59"	12 Gauge, 125 mm x 25 mm Corrugation, Galvanized Corrugated Steel Pipe-Arch <i>For Bituminous Coated Pipe, Add</i> <i>For Bituminous Coated And 25% Paved, Add</i> <i>For Smooth-Flo, Add</i>	361.21 45.15 110.18 140.20	68.10
33 42 11 00-0910	LF	87" x 63"	12 Gauge, 125 mm x 25 mm Corrugation, Galvanized Corrugated Steel Pipe-Arch <i>For Bituminous Coated Pipe, Add</i> <i>For Bituminous Coated And 25% Paved, Add</i> <i>For Smooth-Flo, Add</i>	390.46 48.29 117.84 149.95	74.49
33 42 11 00-0911	LF	95" x 67"	12 Gauge, 125 mm x 25 mm Corrugation, Galvanized Corrugated Steel Pipe-Arch <i>For Bituminous Coated Pipe, Add</i> <i>For Bituminous Coated And 25% Paved, Add</i> <i>For Smooth-Flo, Add</i>	416.61 51.40 125.41 159.59	79.82
33 42 11 00-0912	LF	103" x 71"	12 Gauge, 125 mm x 25 mm Corrugation, Galvanized Corrugated Steel Pipe-Arch <i>For Bituminous Coated Pipe, Add</i> <i>For Bituminous Coated And 25% Paved, Add</i> <i>For Smooth-Flo, Add</i>	442.78 54.50 132.98 169.23	85.13
33 42 11 00-0913	LF	112" x 75"	12 Gauge, 125 mm x 25 mm Corrugation, Galvanized Corrugated Steel Pipe-Arch <i>For Bituminous Coated Pipe, Add</i> <i>For Bituminous Coated And 25% Paved, Add</i> <i>For Smooth-Flo, Add</i>	469.82 57.63 140.61 178.93	90.45
33 42 11 00-0914	LF	117" x 79"	12 Gauge, 125 mm x 25 mm Corrugation, Galvanized Corrugated Steel Pipe-Arch <i>For Bituminous Coated Pipe, Add</i> <i>For Bituminous Coated And 25% Paved, Add</i> <i>For Smooth-Flo, Add</i>	500.07 60.81 148.37 188.81	95.77
33 42 11 00-0915	LF	128" x 83"	12 Gauge, 125 mm x 25 mm Corrugation, Galvanized Corrugated Steel Pipe-Arch <i>For Bituminous Coated Pipe, Add</i> <i>For Bituminous Coated And 25% Paved, Add</i> <i>For Smooth-Flo, Add</i>	532.68 63.97 156.08 198.62	106.42
33 42 11 00-0916	LF	137" x 87"	12 Gauge, 125 mm x 25 mm Corrugation, Galvanized Corrugated Steel Pipe-Arch <i>For Bituminous Coated Pipe, Add</i> <i>For Bituminous Coated And 25% Paved, Add</i> <i>For Smooth-Flo, Add</i>	568.85 67.93 165.75 210.92	117.06
33 42 11 00-0917			10 Gauge, 125 mm x 25 mm Corrugation, Galvanized Corrugated Steel Pipe-Arch <small>(33 42 11 00-0907)</small>		
33 42 11 00-0918	LF	81" x 59"	10 Gauge, 125 mm x 25 mm Corrugation, Galvanized Corrugated Steel Pipe-Arch <i>For Bituminous Coated Pipe, Add</i> <i>For Bituminous Coated And 25% Paved, Add</i> <i>For Smooth-Flo, Add</i>	409.21 54.75 123.74 134.42	68.10
33 42 11 00-0919	LF	87" x 63"	10 Gauge, 125 mm x 25 mm Corrugation, Galvanized Corrugated Steel Pipe-Arch <i>For Bituminous Coated Pipe, Add</i> <i>For Bituminous Coated And 25% Paved, Add</i> <i>For Smooth-Flo, Add</i>	442.29 58.66 132.57 144.01	74.49
33 42 11 00-0920	LF	95" x 67"	10 Gauge, 125 mm x 25 mm Corrugation, Galvanized Corrugated Steel Pipe-Arch <i>For Bituminous Coated Pipe, Add</i> <i>For Bituminous Coated And 25% Paved, Add</i> <i>For Smooth-Flo, Add</i>	472.35 62.55 141.35 153.55	79.82
33 42 11 00-0921	LF	103" x 71"	10 Gauge, 125 mm x 25 mm Corrugation, Galvanized Corrugated Steel Pipe-Arch <i>For Bituminous Coated Pipe, Add</i> <i>For Bituminous Coated And 25% Paved, Add</i> <i>For Smooth-Flo, Add</i>	502.53 66.45 150.18 163.14	85.13
33 42 11 00-0922	LF	112" x 75"	10 Gauge, 125 mm x 25 mm Corrugation, Galvanized Corrugated Steel Pipe-Arch <i>For Bituminous Coated Pipe, Add</i> <i>For Bituminous Coated And 25% Paved, Add</i> <i>For Smooth-Flo, Add</i>	532.81 70.23 158.71 172.40	90.45
33 42 11 00-0923	LF	117" x 79"	10 Gauge, 125 mm x 25 mm Corrugation, Galvanized Corrugated Steel Pipe-Arch <i>For Bituminous Coated Pipe, Add</i> <i>For Bituminous Coated And 25% Paved, Add</i> <i>For Smooth-Flo, Add</i>	567.49 74.29 167.90 182.39	95.77
33 42 11 00-0924	LF	128" x 83"	10 Gauge, 125 mm x 25 mm Corrugation, Galvanized Corrugated Steel Pipe-Arch <i>For Bituminous Coated Pipe, Add</i> <i>For Bituminous Coated And 25% Paved, Add</i> <i>For Smooth-Flo, Add</i>	604.08 78.25 176.84 192.10	106.42
33 42 11 00-0925	LF	137" x 87"	10 Gauge, 125 mm x 25 mm Corrugation, Galvanized Corrugated Steel Pipe-Arch <i>For Bituminous Coated Pipe, Add</i> <i>For Bituminous Coated And 25% Paved, Add</i> <i>For Smooth-Flo, Add</i>	644.19 83.00 187.58 203.76	117.06
33 42 11 00-0926	LF	142" x 91"	10 Gauge, 125 mm x 25 mm Corrugation, Galvanized Corrugated Steel Pipe-Arch <i>For Bituminous Coated Pipe, Add</i> <i>For Bituminous Coated And 25% Paved, Add</i> <i>For Smooth-Flo, Add</i>	681.66 87.48 197.71 214.77	127.70
33 42 11 00-0927			2-2/3" x 1/2" Corrugation, Polymeric Corrugated Steel Pipe-Arch <small>(33 42 11 00-0944)</small>		
33 42 11 00-0928			16 Gauge, 2-2/3" x 1/2" Corrugation, Polymeric Corrugated Steel Pipe-Arch <small>(33 42 11 00-0927)</small>		
33 42 11 00-0929	LF	17" x 13"	16 Gauge, 2-2/3" x 1/2" Corrugation, Polymeric Corrugated Steel Pipe-Arch	64.99	10.94
33 42 11 00-0930	LF	21" x 15"	16 Gauge, 2-2/3" x 1/2" Corrugation, Polymeric Corrugated Steel Pipe-Arch	74.10	11.93
33 42 11 00-0931	LF	24" x 18"	16 Gauge, 2-2/3" x 1/2" Corrugation, Polymeric Corrugated Steel Pipe-Arch	86.39	12.93
33 42 11 00-0932	LF	28" x 20"	16 Gauge, 2-2/3" x 1/2" Corrugation, Polymeric Corrugated Steel Pipe-Arch	97.93	13.93
33 42 11 00-0933	LF	35" x 24"	16 Gauge, 2-2/3" x 1/2" Corrugation, Polymeric Corrugated Steel Pipe-Arch	126.59	17.90
33 42 11 00-0934	LF	42" x 29"	16 Gauge, 2-2/3" x 1/2" Corrugation, Polymeric Corrugated Steel Pipe-Arch	166.04	23.42

33 Utilities**33 40 Stormwater Utilities****33 42 Stormwater Conveyance**

SAN BERNARDINO
COUNTY

MINOR
CSI UOM DESCRIPTION

TOTAL DIRECT DEMOLITION
UNIT COST UNIT COST

33 42 11 00-0935	14 Gauge, 2-2/3" x 1/2" Corrugation, Polymeric Corrugated Steel Pipe-Arch <small>(33 42 11 00-0927)</small>		
33 42 11 00-0936	LF 17" x 13" 14 Gauge, 2-2/3" x 1/2" Corrugation, Polymeric Corrugated Steel Pipe-Arch	73.58	10.94
33 42 11 00-0937	LF 21" x 15" 14 Gauge, 2-2/3" x 1/2" Corrugation, Polymeric Corrugated Steel Pipe-Arch	84.59	11.93
33 42 11 00-0938	LF 24" x 18" 14 Gauge, 2-2/3" x 1/2" Corrugation, Polymeric Corrugated Steel Pipe-Arch	98.10	12.93
33 42 11 00-0939	LF 28" x 20" 14 Gauge, 2-2/3" x 1/2" Corrugation, Polymeric Corrugated Steel Pipe-Arch	111.53	13.93
33 42 11 00-0940	LF 35" x 24" 14 Gauge, 2-2/3" x 1/2" Corrugation, Polymeric Corrugated Steel Pipe-Arch	143.61	17.90
33 42 11 00-0941	LF 42" x 29" 14 Gauge, 2-2/3" x 1/2" Corrugation, Polymeric Corrugated Steel Pipe-Arch	186.16	23.42
33 42 11 00-0942	LF 49" x 33" 14 Gauge, 2-2/3" x 1/2" Corrugation, Polymeric Corrugated Steel Pipe-Arch	216.99	27.67
33 42 11 00-0943	12 Gauge, 2-2/3" x 1/2" Corrugation, Polymeric Corrugated Steel Pipe-Arch <small>(33 42 11 00-0927)</small>		
33 42 11 00-0944	LF 21" x 15" 12 Gauge, 2-2/3" x 1/2" Corrugation, Polymeric Corrugated Steel Pipe-Arch	110.30	11.93
33 42 11 00-0945	LF 24" x 18" 12 Gauge, 2-2/3" x 1/2" Corrugation, Polymeric Corrugated Steel Pipe-Arch	128.55	12.93
33 42 11 00-0946	LF 28" x 20" 12 Gauge, 2-2/3" x 1/2" Corrugation, Polymeric Corrugated Steel Pipe-Arch	146.02	13.93
33 42 11 00-0947	LF 35" x 24" 12 Gauge, 2-2/3" x 1/2" Corrugation, Polymeric Corrugated Steel Pipe-Arch	186.55	17.90
33 42 11 00-0948	LF 42" x 29" 12 Gauge, 2-2/3" x 1/2" Corrugation, Polymeric Corrugated Steel Pipe-Arch	238.15	23.42
33 42 11 00-0949	LF 49" x 33" 12 Gauge, 2-2/3" x 1/2" Corrugation, Polymeric Corrugated Steel Pipe-Arch	277.53	27.67
33 42 11 00-0950	LF 57" x 38" 12 Gauge, 2-2/3" x 1/2" Corrugation, Polymeric Corrugated Steel Pipe-Arch	327.07	31.92
33 42 11 00-0951	LF 64" x 43" 12 Gauge, 2-2/3" x 1/2" Corrugation, Polymeric Corrugated Steel Pipe-Arch	363.32	36.18
33 42 11 00-0952	10 Gauge, 2-2/3" x 1/2" Corrugation, Polymeric Corrugated Steel Pipe-Arch <small>(33 42 11 00-0927)</small>		
33 42 11 00-0953	LF 42" x 29" 10 Gauge, 2-2/3" x 1/2" Corrugation, Polymeric Corrugated Steel Pipe-Arch	278.92	23.42
33 42 11 00-0954	LF 49" x 33" 10 Gauge, 2-2/3" x 1/2" Corrugation, Polymeric Corrugated Steel Pipe-Arch	325.10	27.67
33 42 11 00-0955	LF 57" x 38" 10 Gauge, 2-2/3" x 1/2" Corrugation, Polymeric Corrugated Steel Pipe-Arch	381.00	31.92
33 42 11 00-0956	LF 64" x 43" 10 Gauge, 2-2/3" x 1/2" Corrugation, Polymeric Corrugated Steel Pipe-Arch	424.30	36.18
33 42 11 00-0957	LF 64" x 43" 10 Gauge, 2-2/3" x 1/2" Corrugation, Polymeric Corrugated Steel Pipe-Arch	464.77	38.31
33 42 11 00-0958	3" x 1" Corrugation, Polymeric Corrugated Steel Pipe-Arch <small>(33 42 11 00-0844)</small>		
33 42 11 00-0959	14 Gauge, 3" x 1" Corrugation, Polymeric Corrugated Steel Pipe-Arch <small>(33 42 11 00-0958)</small>		
33 42 11 00-0960	LF 60" x 46" 14 Gauge, 3" x 1" Corrugation, Polymeric Corrugated Steel Pipe-Arch	366.87	36.18
33 42 11 00-0961	LF 66" x 51" 14 Gauge, 3" x 1" Corrugation, Polymeric Corrugated Steel Pipe-Arch	400.78	38.31
33 42 11 00-0962	LF 73" x 55" 14 Gauge, 3" x 1" Corrugation, Polymeric Corrugated Steel Pipe-Arch	501.17	46.82
33 42 11 00-0963	LF 81" x 59" 14 Gauge, 3" x 1" Corrugation, Polymeric Corrugated Steel Pipe-Arch	574.07	68.10
33 42 11 00-0964	LF 87" x 63" 14 Gauge, 3" x 1" Corrugation, Polymeric Corrugated Steel Pipe-Arch	618.27	74.49
33 42 11 00-0965	LF 95" x 67" 14 Gauge, 3" x 1" Corrugation, Polymeric Corrugated Steel Pipe-Arch	659.68	79.82
33 42 11 00-0966	LF 103" x 71" 14 Gauge, 3" x 1" Corrugation, Polymeric Corrugated Steel Pipe-Arch	700.94	85.13
33 42 11 00-0967	LF 112" x 75" 14 Gauge, 3" x 1" Corrugation, Polymeric Corrugated Steel Pipe-Arch	743.03	90.45
33 42 11 00-0968	12 Gauge, 3" x 1" Corrugation, Polymeric Corrugated Steel Pipe-Arch <small>(33 42 11 00-0958)</small>		
33 42 11 00-0969	LF 66" x 51" 12 Gauge, 3" x 1" Corrugation, Polymeric Corrugated Steel Pipe-Arch	499.10	38.31
33 42 11 00-0970	LF 73" x 55" 12 Gauge, 3" x 1" Corrugation, Polymeric Corrugated Steel Pipe-Arch	610.62	46.82
33 42 11 00-0971	LF 81" x 59" 12 Gauge, 3" x 1" Corrugation, Polymeric Corrugated Steel Pipe-Arch	693.18	68.10
33 42 11 00-0972	LF 87" x 63" 12 Gauge, 3" x 1" Corrugation, Polymeric Corrugated Steel Pipe-Arch	746.88	74.49
33 42 11 00-0973	LF 95" x 67" 12 Gauge, 3" x 1" Corrugation, Polymeric Corrugated Steel Pipe-Arch	797.83	79.82
33 42 11 00-0974	LF 103" x 71" 12 Gauge, 3" x 1" Corrugation, Polymeric Corrugated Steel Pipe-Arch	848.74	85.13
33 42 11 00-0975	LF 112" x 75" 12 Gauge, 3" x 1" Corrugation, Polymeric Corrugated Steel Pipe-Arch	900.29	90.45
33 42 11 00-0976	LF 117" x 79" 12 Gauge, 3" x 1" Corrugation, Polymeric Corrugated Steel Pipe-Arch	955.10	95.77
33 42 11 00-0977	LF 123" x 83" 12 Gauge, 3" x 1" Corrugation, Polymeric Corrugated Steel Pipe-Arch	1,012.17	106.42
33 42 11 00-0978	LF 137" x 87" 12 Gauge, 3" x 1" Corrugation, Polymeric Corrugated Steel Pipe-Arch	1,072.80	117.06
33 42 11 00-0979	10 Gauge, 3" x 1" Corrugation, Polymeric Corrugated Steel Pipe-Arch <small>(33 42 11 00-0958)</small>		
33 42 11 00-0980	LF 81" x 59" 10 Gauge, 3" x 1" Corrugation, Polymeric Corrugated Steel Pipe-Arch	801.25	68.10
33 42 11 00-0981	LF 87" x 63" 10 Gauge, 3" x 1" Corrugation, Polymeric Corrugated Steel Pipe-Arch	863.88	74.49
33 42 11 00-0982	LF 95" x 67" 10 Gauge, 3" x 1" Corrugation, Polymeric Corrugated Steel Pipe-Arch	923.76	79.82
33 42 11 00-0983	LF 103" x 71" 10 Gauge, 3" x 1" Corrugation, Polymeric Corrugated Steel Pipe-Arch	983.35	85.13
33 42 11 00-0984	LF 112" x 75" 10 Gauge, 3" x 1" Corrugation, Polymeric Corrugated Steel Pipe-Arch	1,043.79	90.45
33 42 11 00-0985	LF 117" x 79" 10 Gauge, 3" x 1" Corrugation, Polymeric Corrugated Steel Pipe-Arch	1,107.44	95.77
33 42 11 00-0986	LF 128" x 83" 10 Gauge, 3" x 1" Corrugation, Polymeric Corrugated Steel Pipe-Arch	1,173.41	106.42
33 42 11 00-0987	LF 137" x 87" 10 Gauge, 3" x 1" Corrugation, Polymeric Corrugated Steel Pipe-Arch	1,242.16	117.06
33 42 11 00-0988	LF 142" x 91" 10 Gauge, 3" x 1" Corrugation, Polymeric Corrugated Steel Pipe-Arch	1,320.12	127.70
33 42 11 00-0989	125 mm x 25 mm Corrugation, Polymeric Corrugated Steel Pipe-Arch <small>(33 42 11 00-0844)</small>		
33 42 11 00-0990	12 Gauge, 125 mm x 25 mm Corrugation, Polymeric Corrugated Steel Pipe-Arch <small>(33 42 11 00-0989)</small>		
33 42 11 00-0991	LF 81" x 59" 12 Gauge, 125 mm x 25 mm Corrugation, Polymeric Corrugated Steel Pipe-Arch	683.47	68.10
33 42 11 00-0992	LF 87" x 63" 12 Gauge, 125 mm x 25 mm Corrugation, Polymeric Corrugated Steel Pipe-Arch	734.73	74.49
33 42 11 00-0993	LF 95" x 67" 12 Gauge, 125 mm x 25 mm Corrugation, Polymeric Corrugated Steel Pipe-Arch	782.65	79.82
33 42 11 00-0994	LF 103" x 71" 12 Gauge, 125 mm x 25 mm Corrugation, Polymeric Corrugated Steel Pipe-Arch	830.53	85.13
33 42 11 00-0995	LF 112" x 75" 12 Gauge, 125 mm x 25 mm Corrugation, Polymeric Corrugated Steel Pipe-Arch	879.46	90.45



MINOR CSI UOM DESCRIPTION	TOTAL DIRECT UNIT COST	DEMOLITION UNIT COST
33 42 11 00-0996 LF 117" x 79" 12 Gauge, 125 mm x 25 mm Corrugation, Polymeric Corrugated Steel Pipe-Arch	932.01	95.77
33 42 11 00-0997 LF 128" x 83" 12 Gauge, 125 mm x 25 mm Corrugation, Polymeric Corrugated Steel Pipe-Arch	986.74	106.42
33 42 11 00-0998 LF 137" x 87" 12 Gauge, 125 mm x 25 mm Corrugation, Polymeric Corrugated Steel Pipe-Arch	1,050.66	117.06
33 42 11 00-0999 10 Gauge, 125 mm x 25 mm Corrugation, Polymeric Corrugated Steel Pipe-Arch <small>(33 42 11 00-0989)</small>		
33 42 11 00-1000 LF 81" x 59" 10 Gauge, 125 mm x 25 mm Corrugation, Polymeric Corrugated Steel Pipe-Arch	798.72	68.10
33 42 11 00-1001 LF 87" x 63" 10 Gauge, 125 mm x 25 mm Corrugation, Polymeric Corrugated Steel Pipe-Arch	859.14	74.49
33 42 11 00-1002 LF 95" x 67" 10 Gauge, 125 mm x 25 mm Corrugation, Polymeric Corrugated Steel Pipe-Arch	916.41	79.82
33 42 11 00-1003 LF 103" x 71" 10 Gauge, 125 mm x 25 mm Corrugation, Polymeric Corrugated Steel Pipe-Arch	973.96	85.13
33 42 11 00-1004 LF 112" x 75" 10 Gauge, 125 mm x 25 mm Corrugation, Polymeric Corrugated Steel Pipe-Arch	1,030.75	90.45
33 42 11 00-1005 LF 117" x 79" 10 Gauge, 125 mm x 25 mm Corrugation, Polymeric Corrugated Steel Pipe-Arch	1,093.86	95.77
33 42 11 00-1006 LF 128" x 83" 10 Gauge, 125 mm x 25 mm Corrugation, Polymeric Corrugated Steel Pipe-Arch	1,158.18	106.42
33 42 11 00-1007 LF 137" x 87" 10 Gauge, 125 mm x 25 mm Corrugation, Polymeric Corrugated Steel Pipe-Arch	1,231.69	117.06
33 42 11 00-1008 LF 142" x 91" 10 Gauge, 125 mm x 25 mm Corrugation, Polymeric Corrugated Steel Pipe-Arch	1,300.41	127.70
33 42 11 00-1009 Aluminized Type 2 Corrugated Steel Piping <small>(33 42 11 00-0500)</small>		
33 42 11 00-1010 2-2/3" x 1/2" Corrugation, Aluminized Type 2 Corrugated Steel Piping <small>(33 42 11 00-1009)</small>		
33 42 11 00-1011 16 Gauge, 2-2/3" x 1/2" Corrugation, Aluminized Type 2 Corrugated Steel Piping <small>(33 42 11 00-1010)</small>		
33 42 11 00-1012 LF 12" 16 Gauge, 2-2/3" x 1/2" Corrugation, Aluminized Type 2 Corrugated Steel Pipe	38.65	10.44
For 1/2 Bituminous Coated And 25% Paved, Add	6.85	
33 42 11 00-1013 LF 15" 16 Gauge, 2-2/3" x 1/2" Corrugation, Aluminized Type 2 Corrugated Steel Pipe	43.81	10.94
For 1/2 Bituminous Coated And 25% Paved, Add	8.63	
33 42 11 00-1014 LF 18" 16 Gauge, 2-2/3" x 1/2" Corrugation, Aluminized Type 2 Corrugated Steel Pipe	49.16	11.93
For 1/2 Bituminous Coated And 25% Paved, Add	10.46	
33 42 11 00-1015 LF 21" 16 Gauge, 2-2/3" x 1/2" Corrugation, Aluminized Type 2 Corrugated Steel Pipe	56.07	12.93
For 1/2 Bituminous Coated And 25% Paved, Add	12.50	
33 42 11 00-1016 LF 24" 16 Gauge, 2-2/3" x 1/2" Corrugation, Aluminized Type 2 Corrugated Steel Pipe	62.12	13.93
For 1/2 Bituminous Coated And 25% Paved, Add	14.08	
33 42 11 00-1017 LF 30" 16 Gauge, 2-2/3" x 1/2" Corrugation, Aluminized Type 2 Corrugated Steel Pipe	81.92	17.90
For 1/2 Bituminous Coated And 25% Paved, Add	18.26	
33 42 11 00-1018 LF 36" 16 Gauge, 2-2/3" x 1/2" Corrugation, Aluminized Type 2 Corrugated Steel Pipe	106.69	23.42
For 1/2 Bituminous Coated And 25% Paved, Add	23.04	
33 42 11 00-1019 LF 48" 16 Gauge, 2-2/3" x 1/2" Corrugation, Aluminized Type 2 Corrugated Steel Pipe	121.64	27.67
For 1/2 Bituminous Coated And 25% Paved, Add	27.25	
33 42 11 00-1020 LF 48" 16 Gauge, 2-2/3" x 1/2" Corrugation, Aluminized Type 2 Corrugated Steel Pipe	136.70	31.92
For 1/2 Bituminous Coated And 25% Paved, Add	30.53	
33 42 11 00-1021 14 Gauge, 2-2/3" x 1/2" Corrugation, Aluminized Type 2 Corrugated Steel Piping <small>(33 42 11 00-1010)</small>		
33 42 11 00-1022 LF 12" 14 Gauge, 2-2/3" x 1/2" Corrugation, Aluminized Type 2 Corrugated Steel Pipe	42.35	10.44
For 1/2 Bituminous Coated And 25% Paved, Add	6.50	
33 42 11 00-1023 LF 15" 14 Gauge, 2-2/3" x 1/2" Corrugation, Aluminized Type 2 Corrugated Steel Pipe	48.38	10.94
For 1/2 Bituminous Coated And 25% Paved, Add	8.16	
33 42 11 00-1024 LF 18" 14 Gauge, 2-2/3" x 1/2" Corrugation, Aluminized Type 2 Corrugated Steel Pipe	54.60	11.93
For 1/2 Bituminous Coated And 25% Paved, Add	9.87	
33 42 11 00-1025 LF 21" 14 Gauge, 2-2/3" x 1/2" Corrugation, Aluminized Type 2 Corrugated Steel Pipe	62.38	12.93
For 1/2 Bituminous Coated And 25% Paved, Add	11.73	
33 42 11 00-1026 LF 24" 14 Gauge, 2-2/3" x 1/2" Corrugation, Aluminized Type 2 Corrugated Steel Pipe	69.45	13.93
For 1/2 Bituminous Coated And 25% Paved, Add	13.28	
33 42 11 00-1027 LF 30" 14 Gauge, 2-2/3" x 1/2" Corrugation, Aluminized Type 2 Corrugated Steel Pipe	90.89	17.90
For 1/2 Bituminous Coated And 25% Paved, Add	17.06	
33 42 11 00-1028 LF 36" 14 Gauge, 2-2/3" x 1/2" Corrugation, Aluminized Type 2 Corrugated Steel Pipe	117.53	23.42
For 1/2 Bituminous Coated And 25% Paved, Add	21.38	
33 42 11 00-1029 LF 42" 14 Gauge, 2-2/3" x 1/2" Corrugation, Aluminized Type 2 Corrugated Steel Pipe	134.12	27.67
For 1/2 Bituminous Coated And 25% Paved, Add	25.18	
33 42 11 00-1030 LF 48" 14 Gauge, 2-2/3" x 1/2" Corrugation, Aluminized Type 2 Corrugated Steel Pipe	150.93	31.92
For 1/2 Bituminous Coated And 25% Paved, Add	28.29	
33 42 11 00-1031 LF 54" 14 Gauge, 2-2/3" x 1/2" Corrugation, Aluminized Type 2 Corrugated Steel Pipe	180.54	36.18
For 1/2 Bituminous Coated And 25% Paved, Add	34.79	
33 42 11 00-1032 12 Gauge, 2-2/3" x 1/2" Corrugation, Aluminized Type 2 Corrugated Steel Piping <small>(33 42 11 00-1010)</small>		
33 42 11 00-1033 LF 18" 12 Gauge, 2-2/3" x 1/2" Corrugation, Aluminized Type 2 Corrugated Steel Pipe	66.04	11.93
For 1/2 Bituminous Coated And 25% Paved, Add	9.19	
33 42 11 00-1034 LF 21" 12 Gauge, 2-2/3" x 1/2" Corrugation, Aluminized Type 2 Corrugated Steel Pipe	75.74	12.93
For 1/2 Bituminous Coated And 25% Paved, Add	10.88	
33 42 11 00-1035 LF 24" 12 Gauge, 2-2/3" x 1/2" Corrugation, Aluminized Type 2 Corrugated Steel Pipe	84.62	13.93
For 1/2 Bituminous Coated And 25% Paved, Add	12.33	
33 42 11 00-1036 LF 30" 12 Gauge, 2-2/3" x 1/2" Corrugation, Aluminized Type 2 Corrugated Steel Pipe	109.83	17.90
For 1/2 Bituminous Coated And 25% Paved, Add	15.72	
33 42 11 00-1037 LF 36" 12 Gauge, 2-2/3" x 1/2" Corrugation, Aluminized Type 2 Corrugated Steel Pipe	140.38	23.42
For 1/2 Bituminous Coated And 25% Paved, Add	19.50	

33 Utilities**33 40 Stormwater Utilities****33 42 Stormwater Conveyance**

SAN BERNARDINO
COUNTY

MINOR CSI	UOM	DESCRIPTION	TOTAL DIRECT UNIT COST	DEMOLITION UNIT COST
33 42 11 00-1038	LF	42" 12 Gauge, 2-2/3" x 1/2" Corrugation, Aluminized Type 2 Corrugated Steel Pipe <i>For 1/2 Bituminous Coated And 25% Paved, Add</i>	160.60 22.88	27.67
33 42 11 00-1039	LF	48" 12 Gauge, 2-2/3" x 1/2" Corrugation, Aluminized Type 2 Corrugated Steel Pipe <i>For 1/2 Bituminous Coated And 25% Paved, Add</i>	181.14 25.80	31.92
33 42 11 00-1040	LF	54" 12 Gauge, 2-2/3" x 1/2" Corrugation, Aluminized Type 2 Corrugated Steel Pipe <i>For 1/2 Bituminous Coated And 25% Paved, Add</i>	215.03 31.16	36.18
33 42 11 00-1041	LF	60" 12 Gauge, 2-2/3" x 1/2" Corrugation, Aluminized Type 2 Corrugated Steel Pipe <i>For 1/2 Bituminous Coated And 25% Paved, Add</i>	234.86 34.07	38.31
33 42 11 00-1042	LF	66" 12 Gauge, 2-2/3" x 1/2" Corrugation, Aluminized Type 2 Corrugated Steel Pipe <i>For 1/2 Bituminous Coated And 25% Paved, Add</i>	286.56 41.90	46.82
33 42 11 00-1043		10 Gauge, 2-2/3" x 1/2" Corrugation, Aluminized Type 2 Corrugated Steel Piping <small>(33 42 11 00-1010)</small>		
33 42 11 00-1044	LF	36" 10 Gauge, 2-2/3" x 1/2" Corrugation, Aluminized Type 2 Corrugated Steel Pipe <i>For 1/2 Bituminous Coated And 25% Paved, Add</i>	160.92 21.36	23.42
33 42 11 00-1045	LF	42" 10 Gauge, 2-2/3" x 1/2" Corrugation, Aluminized Type 2 Corrugated Steel Pipe <i>For 1/2 Bituminous Coated And 25% Paved, Add</i>	184.63 25.05	27.67
33 42 11 00-1046	LF	48" 10 Gauge, 2-2/3" x 1/2" Corrugation, Aluminized Type 2 Corrugated Steel Pipe <i>For 1/2 Bituminous Coated And 25% Paved, Add</i>	208.41 28.28	31.92
33 42 11 00-1047	LF	54" 10 Gauge, 2-2/3" x 1/2" Corrugation, Aluminized Type 2 Corrugated Steel Pipe <i>For 1/2 Bituminous Coated And 25% Paved, Add</i>	245.62 33.70	36.18
33 42 11 00-1048	LF	60" 10 Gauge, 2-2/3" x 1/2" Corrugation, Aluminized Type 2 Corrugated Steel Pipe <i>For 1/2 Bituminous Coated And 25% Paved, Add</i>	268.90 36.96	38.31
33 42 11 00-1049	LF	66" 10 Gauge, 2-2/3" x 1/2" Corrugation, Aluminized Type 2 Corrugated Steel Pipe <i>For 1/2 Bituminous Coated And 25% Paved, Add</i>	323.95 44.59	46.82
33 42 11 00-1050	LF	72" 10 Gauge, 2-2/3" x 1/2" Corrugation, Aluminized Type 2 Corrugated Steel Pipe <i>For 1/2 Bituminous Coated And 25% Paved, Add</i>	384.44 47.81	68.10
33 42 11 00-1051		3" x 1" Corrugation, Aluminized Type 2 Corrugated Steel Piping <small>(33 42 11 00-1009)</small>		
33 42 11 00-1052		16 Gauge, 3" x 1" Corrugation, Aluminized Type 2 Corrugated Steel Piping <small>(33 42 11 00-1051)</small>		
33 42 11 00-1053	LF	36" 16 Gauge, 3" x 1" Corrugation, Aluminized Type 2 Corrugated Steel Pipe <i>For 1/2 Bituminous Coated And 25% Paved, Add</i>	122.84 25.61	23.42
33 42 11 00-1054	LF	42" 16 Gauge, 3" x 1" Corrugation, Aluminized Type 2 Corrugated Steel Pipe <i>For 1/2 Bituminous Coated And 25% Paved, Add</i>	140.12 30.08	27.67
33 42 11 00-1055	LF	48" 16 Gauge, 3" x 1" Corrugation, Aluminized Type 2 Corrugated Steel Pipe <i>For 1/2 Bituminous Coated And 25% Paved, Add</i>	157.49 33.73	31.92
33 42 11 00-1056	LF	54" 16 Gauge, 3" x 1" Corrugation, Aluminized Type 2 Corrugated Steel Pipe <i>For 1/2 Bituminous Coated And 25% Paved, Add</i>	187.83 41.20	36.18
33 42 11 00-1057	LF	60" 16 Gauge, 3" x 1" Corrugation, Aluminized Type 2 Corrugated Steel Pipe <i>For 1/2 Bituminous Coated And 25% Paved, Add</i>	204.65 44.89	38.31
33 42 11 00-1058	LF	66" 16 Gauge, 3" x 1" Corrugation, Aluminized Type 2 Corrugated Steel Pipe <i>For 1/2 Bituminous Coated And 25% Paved, Add</i>	256.42 57.66	46.82
33 42 11 00-1059	LF	72" 16 Gauge, 3" x 1" Corrugation, Aluminized Type 2 Corrugated Steel Pipe <i>For 1/2 Bituminous Coated And 25% Paved, Add</i>	311.02 61.45	68.10
33 42 11 00-1060	LF	78" 16 Gauge, 3" x 1" Corrugation, Aluminized Type 2 Corrugated Steel Pipe <i>For 1/2 Bituminous Coated And 25% Paved, Add</i>	335.45 65.26	74.49
33 42 11 00-1061	LF	84" 16 Gauge, 3" x 1" Corrugation, Aluminized Type 2 Corrugated Steel Pipe <i>For 1/2 Bituminous Coated And 25% Paved, Add</i>	357.00 69.08	79.82
33 42 11 00-1062	LF	90" 16 Gauge, 3" x 1" Corrugation, Aluminized Type 2 Corrugated Steel Pipe <i>For 1/2 Bituminous Coated And 25% Paved, Add</i>	378.57 72.91	85.13
33 42 11 00-1063	LF	96" 16 Gauge, 3" x 1" Corrugation, Aluminized Type 2 Corrugated Steel Pipe <i>For 1/2 Bituminous Coated And 25% Paved, Add</i>	400.86 76.71	90.45
33 42 11 00-1064	LF	102" 16 Gauge, 3" x 1" Corrugation, Aluminized Type 2 Corrugated Steel Pipe <i>For 1/2 Bituminous Coated And 25% Paved, Add</i>	426.20 80.56	95.77
33 42 11 00-1065		14 Gauge, 3" x 1" Corrugation, Aluminized Type 2 Corrugated Steel Piping <small>(33 42 11 00-1051)</small>		
33 42 11 00-1066	LF	54" 14 Gauge, 3" x 1" Corrugation, Aluminized Type 2 Corrugated Steel Pipe <i>For 1/2 Bituminous Coated And 25% Paved, Add</i>	206.38 35.70	36.18
33 42 11 00-1067	LF	60" 14 Gauge, 3" x 1" Corrugation, Aluminized Type 2 Corrugated Steel Pipe <i>For 1/2 Bituminous Coated And 25% Paved, Add</i>	225.16 38.98	38.31
33 42 11 00-1068	LF	66" 14 Gauge, 3" x 1" Corrugation, Aluminized Type 2 Corrugated Steel Pipe <i>For 1/2 Bituminous Coated And 25% Paved, Add</i>	278.99 49.07	46.82
33 42 11 00-1069	LF	72" 14 Gauge, 3" x 1" Corrugation, Aluminized Type 2 Corrugated Steel Pipe <i>For 1/2 Bituminous Coated And 25% Paved, Add</i>	335.61 52.44	68.10
33 42 11 00-1070	LF	78" 14 Gauge, 3" x 1" Corrugation, Aluminized Type 2 Corrugated Steel Pipe <i>For 1/2 Bituminous Coated And 25% Paved, Add</i>	362.03 55.82	74.49
33 42 11 00-1071	LF	84" 14 Gauge, 3" x 1" Corrugation, Aluminized Type 2 Corrugated Steel Pipe <i>For 1/2 Bituminous Coated And 25% Paved, Add</i>	385.67 59.23	79.82
33 42 11 00-1072	LF	90" 14 Gauge, 3" x 1" Corrugation, Aluminized Type 2 Corrugated Steel Pipe <i>For 1/2 Bituminous Coated And 25% Paved, Add</i>	409.19 62.60	85.13
33 42 11 00-1073	LF	96" 14 Gauge, 3" x 1" Corrugation, Aluminized Type 2 Corrugated Steel Pipe <i>For 1/2 Bituminous Coated And 25% Paved, Add</i>	433.47 65.97	90.45
33 42 11 00-1074	LF	102" 14 Gauge, 3" x 1" Corrugation, Aluminized Type 2 Corrugated Steel Pipe <i>For 1/2 Bituminous Coated And 25% Paved, Add</i>	460.80 69.37	95.77
33 42 11 00-1075	LF	108" 14 Gauge, 3" x 1" Corrugation, Aluminized Type 2 Corrugated Steel Pipe <i>For 1/2 Bituminous Coated And 25% Paved, Add</i>	490.55 72.76	106.42
33 42 11 00-1076	LF	114" 14 Gauge, 3" x 1" Corrugation, Aluminized Type 2 Corrugated Steel Pipe <i>For 1/2 Bituminous Coated And 25% Paved, Add</i>	519.64 76.10	117.06



	Utilities	33	
	Stormwater Utilities	33 40	33
	Stormwater Conveyance	33 42	

MINOR	CSI	UOM	DESCRIPTION	TOTAL DIRECT UNIT COST	DEMOLITION UNIT COST
-------	-----	-----	-------------	------------------------	----------------------

33 42 11 00-1077			12 Gauge, 3" x 1" Corrugation, Aluminized Type 2 Corrugated Steel Piping <small>(33 42 11 00-1051)</small>		
33 42 11 00-1078	LF		60" 12 Gauge, 3" x 1" Corrugation, Aluminized Type 2 Corrugated Steel Pipe	270.75	38.31
			<i>For 1/2 Bituminous Coated And 25% Paved, Add</i>	52.28	
33 42 11 00-1079	LF		66" 12 Gauge, 3" x 1" Corrugation, Aluminized Type 2 Corrugated Steel Pipe	329.46	46.82
			<i>For 1/2 Bituminous Coated And 25% Paved, Add</i>	63.96	
33 42 11 00-1080	LF		72" 12 Gauge, 3" x 1" Corrugation, Aluminized Type 2 Corrugated Steel Pipe	390.48	68.10
			<i>For 1/2 Bituminous Coated And 25% Paved, Add</i>	68.61	
33 42 11 00-1081	LF		78" 12 Gauge, 3" x 1" Corrugation, Aluminized Type 2 Corrugated Steel Pipe	421.36	74.49
			<i>For 1/2 Bituminous Coated And 25% Paved, Add</i>	73.27	
33 42 11 00-1082	LF		84" 12 Gauge, 3" x 1" Corrugation, Aluminized Type 2 Corrugated Steel Pipe	449.39	79.82
			<i>For 1/2 Bituminous Coated And 25% Paved, Add</i>	77.95	
33 42 11 00-1083	LF		90" 12 Gauge, 3" x 1" Corrugation, Aluminized Type 2 Corrugated Steel Pipe	477.38	85.13
			<i>For 1/2 Bituminous Coated And 25% Paved, Add</i>	82.61	
33 42 11 00-1084	LF		96" 12 Gauge, 3" x 1" Corrugation, Aluminized Type 2 Corrugated Steel Pipe	506.09	90.45
			<i>For 1/2 Bituminous Coated And 25% Paved, Add</i>	87.27	
33 42 11 00-1085	LF		102" 12 Gauge, 3" x 1" Corrugation, Aluminized Type 2 Corrugated Steel Pipe	537.84	95.77
			<i>For 1/2 Bituminous Coated And 25% Paved, Add</i>	91.95	
33 42 11 00-1086	LF		108" 12 Gauge, 3" x 1" Corrugation, Aluminized Type 2 Corrugated Steel Pipe	571.99	106.42
			<i>For 1/2 Bituminous Coated And 25% Paved, Add</i>	96.61	
33 42 11 00-1087	LF		114" 12 Gauge, 3" x 1" Corrugation, Aluminized Type 2 Corrugated Steel Pipe	605.54	117.06
			<i>For 1/2 Bituminous Coated And 25% Paved, Add</i>	101.24	
33 42 11 00-1088	LF		120" 12 Gauge, 3" x 1" Corrugation, Aluminized Type 2 Corrugated Steel Pipe	637.99	127.70
			<i>For 1/2 Bituminous Coated And 25% Paved, Add</i>	105.92	
33 42 11 00-1089			10 Gauge, 3" x 1" Corrugation, Aluminized Type 2 Corrugated Steel Piping <small>(33 42 11 00-1051)</small>		
33 42 11 00-1090	LF		72" 10 Gauge, 3" x 1" Corrugation, Aluminized Type 2 Corrugated Steel Pipe	441.64	68.10
			<i>For 1/2 Bituminous Coated And 25% Paved, Add</i>	84.21	
33 42 11 00-1091	LF		78" 10 Gauge, 3" x 1" Corrugation, Aluminized Type 2 Corrugated Steel Pipe	476.64	74.49
			<i>For 1/2 Bituminous Coated And 25% Paved, Add</i>	90.10	
33 42 11 00-1092	LF		84" 10 Gauge, 3" x 1" Corrugation, Aluminized Type 2 Corrugated Steel Pipe	508.90	79.82
			<i>For 1/2 Bituminous Coated And 25% Paved, Add</i>	96.05	
33 42 11 00-1093	LF		90" 10 Gauge, 3" x 1" Corrugation, Aluminized Type 2 Corrugated Steel Pipe	541.03	85.13
			<i>For 1/2 Bituminous Coated And 25% Paved, Add</i>	101.96	
33 42 11 00-1094	LF		96" 10 Gauge, 3" x 1" Corrugation, Aluminized Type 2 Corrugated Steel Pipe	574.00	90.45
			<i>For 1/2 Bituminous Coated And 25% Paved, Add</i>	107.89	
33 42 11 00-1095	LF		102" 10 Gauge, 3" x 1" Corrugation, Aluminized Type 2 Corrugated Steel Pipe	609.97	95.77
			<i>For 1/2 Bituminous Coated And 25% Paved, Add</i>	113.83	
33 42 11 00-1096	LF		108" 10 Gauge, 3" x 1" Corrugation, Aluminized Type 2 Corrugated Steel Pipe	648.27	106.42
			<i>For 1/2 Bituminous Coated And 25% Paved, Add</i>	119.74	
33 42 11 00-1097	LF		114" 10 Gauge, 3" x 1" Corrugation, Aluminized Type 2 Corrugated Steel Pipe	686.01	117.06
			<i>For 1/2 Bituminous Coated And 25% Paved, Add</i>	125.62	
33 42 11 00-1098	LF		120" 10 Gauge, 3" x 1" Corrugation, Aluminized Type 2 Corrugated Steel Pipe	722.68	127.70
			<i>For 1/2 Bituminous Coated And 25% Paved, Add</i>	131.57	
33 42 11 00-1099	LF		126" 10 Gauge, 3" x 1" Corrugation, Aluminized Type 2 Corrugated Steel Pipe	761.27	138.34
			<i>For 1/2 Bituminous Coated And 25% Paved, Add</i>	137.47	
33 42 11 00-1100	LF		132" 10 Gauge, 3" x 1" Corrugation, Aluminized Type 2 Corrugated Steel Pipe	802.59	148.99
			<i>For 1/2 Bituminous Coated And 25% Paved, Add</i>	143.41	
33 42 11 00-1101	LF		138" 10 Gauge, 3" x 1" Corrugation, Aluminized Type 2 Corrugated Steel Pipe	847.15	159.62
			<i>For 1/2 Bituminous Coated And 25% Paved, Add</i>	149.35	
33 42 11 00-1102			125 mm x 25 mm Corrugation, Aluminized Type 2 Corrugated Steel Piping <small>(33 42 11 00-1009)</small>		
33 42 11 00-1103			16 Gauge, 125 mm x 25 mm Corrugation, Aluminized Type 2 Corrugated Steel Piping <small>(33 42 11 00-1102)</small>		
33 42 11 00-1104	LF		48" 16 Gauge, 125 mm x 25 mm Corrugation, Aluminized Type 2 Corrugated Steel Pipe	158.08	31.92
			<i>For 1/2 Bituminous Coated And 25% Paved, Add</i>	41.79	
33 42 11 00-1105	LF		54" 16 Gauge, 125 mm x 25 mm Corrugation, Aluminized Type 2 Corrugated Steel Pipe	188.91	36.18
			<i>For 1/2 Bituminous Coated And 25% Paved, Add</i>	51.20	
33 42 11 00-1106	LF		60" 16 Gauge, 125 mm x 25 mm Corrugation, Aluminized Type 2 Corrugated Steel Pipe	205.59	38.31
			<i>For 1/2 Bituminous Coated And 25% Paved, Add</i>	55.68	
33 42 11 00-1107	LF		66" 16 Gauge, 125 mm x 25 mm Corrugation, Aluminized Type 2 Corrugated Steel Pipe	254.33	46.82
			<i>For 1/2 Bituminous Coated And 25% Paved, Add</i>	70.10	
33 42 11 00-1108	LF		72" 16 Gauge, 125 mm x 25 mm Corrugation, Aluminized Type 2 Corrugated Steel Pipe	308.68	68.10
			<i>For 1/2 Bituminous Coated And 25% Paved, Add</i>	74.67	
33 42 11 00-1109	LF		78" 16 Gauge, 125 mm x 25 mm Corrugation, Aluminized Type 2 Corrugated Steel Pipe	332.84	74.49
			<i>For 1/2 Bituminous Coated And 25% Paved, Add</i>	79.24	
33 42 11 00-1110	LF		84" 16 Gauge, 125 mm x 25 mm Corrugation, Aluminized Type 2 Corrugated Steel Pipe	354.00	79.82
			<i>For 1/2 Bituminous Coated And 25% Paved, Add</i>	83.78	
33 42 11 00-1111	LF		90" 16 Gauge, 125 mm x 25 mm Corrugation, Aluminized Type 2 Corrugated Steel Pipe	375.11	85.13
			<i>For 1/2 Bituminous Coated And 25% Paved, Add</i>	88.29	
33 42 11 00-1112	LF		96" 16 Gauge, 125 mm x 25 mm Corrugation, Aluminized Type 2 Corrugated Steel Pipe	397.20	90.45
			<i>For 1/2 Bituminous Coated And 25% Paved, Add</i>	92.89	
33 42 11 00-1113	LF		102" 16 Gauge, 125 mm x 25 mm Corrugation, Aluminized Type 2 Corrugated Steel Pipe	422.46	95.77
			<i>For 1/2 Bituminous Coated And 25% Paved, Add</i>	97.59	

33 Utilities**33 40 Stormwater Utilities****33 42 Stormwater Conveyance**

SAN BERNARDINO
COUNTY

MINOR
CSI UOM DESCRIPTION

TOTAL DIRECT DEMOLITION
UNIT COST UNIT COST

MINOR	CSI	UOM	DESCRIPTION	TOTAL DIRECT UNIT COST	DEMOLITION UNIT COST
33 42 11 00-1114			14 Gauge, 125 mm x 25 mm Corrugation, Aluminized Type 2 Corrugated Steel Piping <small>(33 42 11 00-1102)</small>		
33 42 11 00-1115	LF	54"	14 Gauge, 125 mm x 25 mm Corrugation, Aluminized Type 2 Corrugated Steel Pipe.....	212.10	36.18
			<i>For 1/2 Bituminous Coated And 25% Paved, Add</i>	48.28	
33 42 11 00-1116	LF	60"	14 Gauge, 125 mm x 25 mm Corrugation, Aluminized Type 2 Corrugated Steel Pipe.....	231.44	38.31
			<i>For 1/2 Bituminous Coated And 25% Paved, Add</i>	52.71	
33 42 11 00-1117	LF	66"	14 Gauge, 125 mm x 25 mm Corrugation, Aluminized Type 2 Corrugated Steel Pipe.....	282.48	46.82
			<i>For 1/2 Bituminous Coated And 25% Paved, Add</i>	64.87	
33 42 11 00-1118	LF	72"	14 Gauge, 125 mm x 25 mm Corrugation, Aluminized Type 2 Corrugated Steel Pipe.....	339.13	68.10
			<i>For 1/2 Bituminous Coated And 25% Paved, Add</i>	69.25	
33 42 11 00-1119	LF	78"	14 Gauge, 125 mm x 25 mm Corrugation, Aluminized Type 2 Corrugated Steel Pipe.....	366.01	74.49
			<i>For 1/2 Bituminous Coated And 25% Paved, Add</i>	73.79	
33 42 11 00-1120	LF	84"	14 Gauge, 125 mm x 25 mm Corrugation, Aluminized Type 2 Corrugated Steel Pipe.....	389.75	79.82
			<i>For 1/2 Bituminous Coated And 25% Paved, Add</i>	78.24	
33 42 11 00-1121	LF	90"	14 Gauge, 125 mm x 25 mm Corrugation, Aluminized Type 2 Corrugated Steel Pipe.....	412.19	85.13
			<i>For 1/2 Bituminous Coated And 25% Paved, Add</i>	82.25	
33 42 11 00-1122	LF	96"	14 Gauge, 125 mm x 25 mm Corrugation, Aluminized Type 2 Corrugated Steel Pipe.....	437.97	90.45
			<i>For 1/2 Bituminous Coated And 25% Paved, Add</i>	87.14	
33 42 11 00-1123	LF	102"	14 Gauge, 125 mm x 25 mm Corrugation, Aluminized Type 2 Corrugated Steel Pipe.....	465.44	95.77
			<i>For 1/2 Bituminous Coated And 25% Paved, Add</i>	91.60	
33 42 11 00-1124	LF	108"	14 Gauge, 125 mm x 25 mm Corrugation, Aluminized Type 2 Corrugated Steel Pipe.....	495.22	106.42
			<i>For 1/2 Bituminous Coated And 25% Paved, Add</i>	96.01	
33 42 11 00-1125	LF	114"	14 Gauge, 125 mm x 25 mm Corrugation, Aluminized Type 2 Corrugated Steel Pipe.....	524.87	117.06
			<i>For 1/2 Bituminous Coated And 25% Paved, Add</i>	100.53	
33 42 11 00-1126			12 Gauge, 125 mm x 25 mm Corrugation, Aluminized Type 2 Corrugated Steel Piping <small>(33 42 11 00-1102)</small>		
33 42 11 00-1127	LF	60"	12 Gauge, 125 mm x 25 mm Corrugation, Aluminized Type 2 Corrugated Steel Pipe.....	279.74	38.31
			<i>For 1/2 Bituminous Coated And 25% Paved, Add</i>	58.16	
33 42 11 00-1128	LF	66"	12 Gauge, 125 mm x 25 mm Corrugation, Aluminized Type 2 Corrugated Steel Pipe.....	335.74	46.82
			<i>For 1/2 Bituminous Coated And 25% Paved, Add</i>	69.80	
33 42 11 00-1129	LF	72"	12 Gauge, 125 mm x 25 mm Corrugation, Aluminized Type 2 Corrugated Steel Pipe.....	397.45	68.10
			<i>For 1/2 Bituminous Coated And 25% Paved, Add</i>	74.93	
33 42 11 00-1130	LF	78"	12 Gauge, 125 mm x 25 mm Corrugation, Aluminized Type 2 Corrugated Steel Pipe.....	428.79	74.49
			<i>For 1/2 Bituminous Coated And 25% Paved, Add</i>	80.02	
33 42 11 00-1131	LF	84"	12 Gauge, 125 mm x 25 mm Corrugation, Aluminized Type 2 Corrugated Steel Pipe.....	457.10	79.82
			<i>For 1/2 Bituminous Coated And 25% Paved, Add</i>	85.08	
33 42 11 00-1132	LF	90"	12 Gauge, 125 mm x 25 mm Corrugation, Aluminized Type 2 Corrugated Steel Pipe.....	485.68	85.13
			<i>For 1/2 Bituminous Coated And 25% Paved, Add</i>	90.21	
33 42 11 00-1133	LF	96"	12 Gauge, 125 mm x 25 mm Corrugation, Aluminized Type 2 Corrugated Steel Pipe.....	514.84	90.45
			<i>For 1/2 Bituminous Coated And 25% Paved, Add</i>	95.28	
33 42 11 00-1134	LF	102"	12 Gauge, 125 mm x 25 mm Corrugation, Aluminized Type 2 Corrugated Steel Pipe.....	546.95	95.77
			<i>For 1/2 Bituminous Coated And 25% Paved, Add</i>	100.36	
33 42 11 00-1135	LF	108"	12 Gauge, 125 mm x 25 mm Corrugation, Aluminized Type 2 Corrugated Steel Pipe.....	581.65	106.42
			<i>For 1/2 Bituminous Coated And 25% Paved, Add</i>	105.48	
33 42 11 00-1136	LF	114"	12 Gauge, 125 mm x 25 mm Corrugation, Aluminized Type 2 Corrugated Steel Pipe.....	615.80	117.06
			<i>For 1/2 Bituminous Coated And 25% Paved, Add</i>	110.57	
33 42 11 00-1137	LF	120"	12 Gauge, 125 mm x 25 mm Corrugation, Aluminized Type 2 Corrugated Steel Pipe.....	648.63	127.70
			<i>For 1/2 Bituminous Coated And 25% Paved, Add</i>	115.66	
33 42 11 00-1138			10 Gauge, 125 mm x 25 mm Corrugation, Aluminized Type 2 Corrugated Steel Piping <small>(33 42 11 00-1102)</small>		
33 42 11 00-1139	LF	72"	10 Gauge, 125 mm x 25 mm Corrugation, Aluminized Type 2 Corrugated Steel Pipe.....	453.29	68.10
			<i>For 1/2 Bituminous Coated And 25% Paved, Add</i>	90.91	
33 42 11 00-1140	LF	78"	10 Gauge, 125 mm x 25 mm Corrugation, Aluminized Type 2 Corrugated Steel Pipe.....	489.83	74.49
			<i>For 1/2 Bituminous Coated And 25% Paved, Add</i>	97.48	
33 42 11 00-1141	LF	84"	10 Gauge, 125 mm x 25 mm Corrugation, Aluminized Type 2 Corrugated Steel Pipe.....	522.99	79.82
			<i>For 1/2 Bituminous Coated And 25% Paved, Add</i>	103.92	
33 42 11 00-1142	LF	90"	10 Gauge, 125 mm x 25 mm Corrugation, Aluminized Type 2 Corrugated Steel Pipe.....	555.96	85.13
			<i>For 1/2 Bituminous Coated And 25% Paved, Add</i>	110.31	
33 42 11 00-1143	LF	96"	10 Gauge, 125 mm x 25 mm Corrugation, Aluminized Type 2 Corrugated Steel Pipe.....	589.87	90.45
			<i>For 1/2 Bituminous Coated And 25% Paved, Add</i>	116.74	
33 42 11 00-1144	LF	102"	10 Gauge, 125 mm x 25 mm Corrugation, Aluminized Type 2 Corrugated Steel Pipe.....	626.61	95.77
			<i>For 1/2 Bituminous Coated And 25% Paved, Add</i>	123.15	
33 42 11 00-1145	LF	108"	10 Gauge, 125 mm x 25 mm Corrugation, Aluminized Type 2 Corrugated Steel Pipe.....	665.92	106.42
			<i>For 1/2 Bituminous Coated And 25% Paved, Add</i>	129.58	
33 42 11 00-1146	LF	114"	10 Gauge, 125 mm x 25 mm Corrugation, Aluminized Type 2 Corrugated Steel Pipe.....	704.74	117.06
			<i>For 1/2 Bituminous Coated And 25% Paved, Add</i>	136.00	
33 42 11 00-1147	LF	120"	10 Gauge, 125 mm x 25 mm Corrugation, Aluminized Type 2 Corrugated Steel Pipe.....	742.14	127.70
			<i>For 1/2 Bituminous Coated And 25% Paved, Add</i>	142.40	
33 42 11 00-1148	LF	126"	10 Gauge, 125 mm x 25 mm Corrugation, Aluminized Type 2 Corrugated Steel Pipe.....	788.82	138.34
			<i>For 1/2 Bituminous Coated And 25% Paved, Add</i>	150.85	
33 42 11 00-1149	LF	132"	10 Gauge, 125 mm x 25 mm Corrugation, Aluminized Type 2 Corrugated Steel Pipe.....	832.86	148.99
			<i>For 1/2 Bituminous Coated And 25% Paved, Add</i>	157.80	
33 42 11 00-1150	LF	138"	10 Gauge, 125 mm x 25 mm Corrugation, Aluminized Type 2 Corrugated Steel Pipe.....	881.05	159.62
			<i>For 1/2 Bituminous Coated And 25% Paved, Add</i>	165.02	
33 42 11 00-1151			Helical Ribbed, Aluminized Type 2 Corrugated Steel Piping <small>(33 42 11 00-1009)</small>		



MINOR CSI UOM DESCRIPTION	TOTAL DIRECT UNIT COST	DEMOLITION UNIT COST
------------------------------	---------------------------	-------------------------

33 42 11 00-1152	16 Gauge, Helical Ribbed, Aluminized Type 2 Corrugated Steel Piping ^(33 42 11 00-1152)		
33 42 11 00-1153	LF 18" 16 Gauge, Helical Ribbed, Aluminized Type 2 Corrugated Steel Pipe	55.40	11.93
33 42 11 00-1154	LF 21" 16 Gauge, Helical Ribbed, Aluminized Type 2 Corrugated Steel Pipe	63.29	12.93
33 42 11 00-1155	LF 24" 16 Gauge, Helical Ribbed, Aluminized Type 2 Corrugated Steel Pipe	70.67	13.93
33 42 11 00-1156	LF 30" 16 Gauge, Helical Ribbed, Aluminized Type 2 Corrugated Steel Pipe	92.35	17.90
33 42 11 00-1157	LF 36" 16 Gauge, Helical Ribbed, Aluminized Type 2 Corrugated Steel Pipe	118.93	23.42
33 42 11 00-1158	LF 42" 16 Gauge, Helical Ribbed, Aluminized Type 2 Corrugated Steel Pipe	135.76	27.67
33 42 11 00-1159	LF 48" 16 Gauge, Helical Ribbed, Aluminized Type 2 Corrugated Steel Pipe	153.13	31.92
33 42 11 00-1160	LF 54" 16 Gauge, Helical Ribbed, Aluminized Type 2 Corrugated Steel Pipe	181.51	36.18
33 42 11 00-1161	LF 60" 16 Gauge, Helical Ribbed, Aluminized Type 2 Corrugated Steel Pipe	198.30	38.31

33 42 11 00-1162	14 Gauge, Helical Ribbed, Aluminized Type 2 Corrugated Steel Piping ^(33 42 11 00-1162)		
33 42 11 00-1163	LF 18" 14 Gauge, Helical Ribbed, Aluminized Type 2 Corrugated Steel Pipe	60.77	11.93
33 42 11 00-1164	LF 21" 14 Gauge, Helical Ribbed, Aluminized Type 2 Corrugated Steel Pipe	69.57	12.93
33 42 11 00-1165	LF 24" 14 Gauge, Helical Ribbed, Aluminized Type 2 Corrugated Steel Pipe	77.78	13.93
33 42 11 00-1166	LF 30" 14 Gauge, Helical Ribbed, Aluminized Type 2 Corrugated Steel Pipe	101.25	17.90
33 42 11 00-1167	LF 36" 14 Gauge, Helical Ribbed, Aluminized Type 2 Corrugated Steel Pipe	129.64	23.42
33 42 11 00-1168	LF 42" 14 Gauge, Helical Ribbed, Aluminized Type 2 Corrugated Steel Pipe	148.28	27.67
33 42 11 00-1169	LF 48" 14 Gauge, Helical Ribbed, Aluminized Type 2 Corrugated Steel Pipe	167.43	31.92
33 42 11 00-1170	LF 54" 14 Gauge, Helical Ribbed, Aluminized Type 2 Corrugated Steel Pipe	197.59	36.18
33 42 11 00-1171	LF 60" 14 Gauge, Helical Ribbed, Aluminized Type 2 Corrugated Steel Pipe	216.23	38.31
33 42 11 00-1172	LF 66" 14 Gauge, Helical Ribbed, Aluminized Type 2 Corrugated Steel Pipe	262.84	46.82
33 42 11 00-1173	LF 72" 14 Gauge, Helical Ribbed, Aluminized Type 2 Corrugated Steel Pipe	318.76	68.10
33 42 11 00-1174	LF 78" 14 Gauge, Helical Ribbed, Aluminized Type 2 Corrugated Steel Pipe	344.66	74.49

33 42 11 00-1175	12 Gauge, Helical Ribbed, Aluminized Type 2 Corrugated Steel Piping ^(33 42 11 00-1175)		
33 42 11 00-1176	LF 30" 12 Gauge, Helical Ribbed, Aluminized Type 2 Corrugated Steel Pipe	119.28	17.90
33 42 11 00-1177	LF 36" 12 Gauge, Helical Ribbed, Aluminized Type 2 Corrugated Steel Pipe	151.23	23.42
33 42 11 00-1178	LF 42" 12 Gauge, Helical Ribbed, Aluminized Type 2 Corrugated Steel Pipe	173.57	27.67
33 42 11 00-1179	LF 48" 12 Gauge, Helical Ribbed, Aluminized Type 2 Corrugated Steel Pipe	196.28	31.92
33 42 11 00-1180	LF 54" 12 Gauge, Helical Ribbed, Aluminized Type 2 Corrugated Steel Pipe	230.03	36.18
33 42 11 00-1181	LF 60" 12 Gauge, Helical Ribbed, Aluminized Type 2 Corrugated Steel Pipe	252.33	38.31
33 42 11 00-1182	LF 66" 12 Gauge, Helical Ribbed, Aluminized Type 2 Corrugated Steel Pipe	302.46	46.82
33 42 11 00-1183	LF 72" 12 Gauge, Helical Ribbed, Aluminized Type 2 Corrugated Steel Pipe	361.94	68.10
33 42 11 00-1184	LF 78" 12 Gauge, Helical Ribbed, Aluminized Type 2 Corrugated Steel Pipe	391.43	74.49
33 42 11 00-1185	LF 84" 12 Gauge, Helical Ribbed, Aluminized Type 2 Corrugated Steel Pipe	417.90	79.82
33 42 11 00-1186	LF 90" 12 Gauge, Helical Ribbed, Aluminized Type 2 Corrugated Steel Pipe	444.42	85.13
33 42 11 00-1187	LF 96" 12 Gauge, Helical Ribbed, Aluminized Type 2 Corrugated Steel Pipe	471.59	90.45
33 42 11 00-1188	LF 102" 12 Gauge, Helical Ribbed, Aluminized Type 2 Corrugated Steel Pipe	500.04	95.77

33 42 11 00-1189	Aluminized Type 2 Corrugated Steel Pipe-Arch ^(33 42 11 00-0500)		
33 42 11 00-1190	2-2/3" x 1/2" Corrugation, Aluminized Type 2 Corrugated Steel Pipe-Arch ^(42 11 00-1189)		
33 42 11 00-1191	16 Gauge, 2-2/3" x 1/2" Corrugation, Aluminized Type 2 Corrugated Steel Pipe-Arch ^(33 42 11 00-1190)		
33 42 11 00-1192	LF 17" x 13" 16 Gauge, 2-2/3" x 1/2" Corrugation, Aluminized Type 2 Corrugated Steel Pipe-Arch	45.06	10.94
	For 1/2 Bituminous Coated And 40% Paved, Add	11.14	
33 42 11 00-1193	LF 21" x 15" 16 Gauge, 2-2/3" x 1/2" Corrugation, Aluminized Type 2 Corrugated Steel Pipe-Arch	50.28	11.93
	For 1/2 Bituminous Coated And 40% Paved, Add	13.31	
33 42 11 00-1194	LF 24" x 18" 16 Gauge, 2-2/3" x 1/2" Corrugation, Aluminized Type 2 Corrugated Steel Pipe-Arch	57.60	12.93
	For 1/2 Bituminous Coated And 40% Paved, Add	16.01	
33 42 11 00-1195	LF 28" x 20" 16 Gauge, 2-2/3" x 1/2" Corrugation, Aluminized Type 2 Corrugated Steel Pipe-Arch	64.71	13.93
	For 1/2 Bituminous Coated And 40% Paved, Add	18.45	
33 42 11 00-1196	LF 35" x 24" 16 Gauge, 2-2/3" x 1/2" Corrugation, Aluminized Type 2 Corrugated Steel Pipe-Arch	84.26	17.90
	For 1/2 Bituminous Coated And 40% Paved, Add	23.44	
33 42 11 00-1197	LF 42" x 29" 16 Gauge, 2-2/3" x 1/2" Corrugation, Aluminized Type 2 Corrugated Steel Pipe-Arch	110.98	23.42
	For 1/2 Bituminous Coated And 40% Paved, Add	30.23	

33 42 11 00-1198	14 Gauge, 2-2/3" x 1/2" Corrugation, Aluminized Type 2 Corrugated Steel Pipe-Arch ^(33 42 11 00-1190)		
33 42 11 00-1199	LF 17" x 13" 14 Gauge, 2-2/3" x 1/2" Corrugation, Aluminized Type 2 Corrugated Steel Pipe-Arch	49.63	10.94
	For 1/2 Bituminous Coated And 40% Paved, Add	11.55	
33 42 11 00-1200	LF 21" x 15" 14 Gauge, 2-2/3" x 1/2" Corrugation, Aluminized Type 2 Corrugated Steel Pipe-Arch	55.82	11.93
	For 1/2 Bituminous Coated And 40% Paved, Add	13.83	
33 42 11 00-1201	LF 24" x 18" 14 Gauge, 2-2/3" x 1/2" Corrugation, Aluminized Type 2 Corrugated Steel Pipe-Arch	63.85	12.93
	For 1/2 Bituminous Coated And 40% Paved, Add	16.46	
33 42 11 00-1202	LF 28" x 20" 14 Gauge, 2-2/3" x 1/2" Corrugation, Aluminized Type 2 Corrugated Steel Pipe-Arch	71.93	13.93
	For 1/2 Bituminous Coated And 40% Paved, Add	18.98	
33 42 11 00-1203	LF 35" x 24" 14 Gauge, 2-2/3" x 1/2" Corrugation, Aluminized Type 2 Corrugated Steel Pipe-Arch	93.26	17.90
	For 1/2 Bituminous Coated And 40% Paved, Add	24.03	
33 42 11 00-1204	LF 42" x 29" 14 Gauge, 2-2/3" x 1/2" Corrugation, Aluminized Type 2 Corrugated Steel Pipe-Arch	121.69	23.42
	For 1/2 Bituminous Coated And 40% Paved, Add	30.61	
33 42 11 00-1205	LF 49" x 33" 14 Gauge, 2-2/3" x 1/2" Corrugation, Aluminized Type 2 Corrugated Steel Pipe-Arch	139.98	27.67
	For 1/2 Bituminous Coated And 40% Paved, Add	36.47	

33	33 Utilities
	33 40 Stormwater Utilities
	33 42 Stormwater Conveyance



MINOR CSI UOM DESCRIPTION	TOTAL DIRECT UNIT COST	DEMOLITION UNIT COST
------------------------------	---------------------------	-------------------------

33 42 11 00-1206	12 Gauge, 2-2/3" x 1/2" Corrugation, Aluminized Type 2 Corrugated Steel Pipe-Arch <small>(33 42 11 00-1190)</small>		
33 42 11 00-1207	LF 21" x 15" 12 Gauge, 2-2/3" x 1/2" Corrugation, Aluminized Type 2 Corrugated Steel Pipe-Arch.....	67.12	11.93
	<i>For 1/2 Bituminous Coated And 40% Paved, Add</i>	12.67	
33 42 11 00-1208	LF 24" x 18" 12 Gauge, 2-2/3" x 1/2" Corrugation, Aluminized Type 2 Corrugated Steel Pipe-Arch.....	77.24	12.93
	<i>For 1/2 Bituminous Coated And 40% Paved, Add</i>	15.06	
33 42 11 00-1209	LF 28" x 20" 12 Gauge, 2-2/3" x 1/2" Corrugation, Aluminized Type 2 Corrugated Steel Pipe-Arch.....	87.10	13.93
	<i>For 1/2 Bituminous Coated And 40% Paved, Add</i>	17.29	
33 42 11 00-1210	LF 35" x 24" 12 Gauge, 2-2/3" x 1/2" Corrugation, Aluminized Type 2 Corrugated Steel Pipe-Arch.....	112.20	17.90
	<i>For 1/2 Bituminous Coated And 40% Paved, Add</i>	21.81	
33 42 11 00-1211	LF 42" x 29" 12 Gauge, 2-2/3" x 1/2" Corrugation, Aluminized Type 2 Corrugated Steel Pipe-Arch.....	144.57	23.42
	<i>For 1/2 Bituminous Coated And 40% Paved, Add</i>	27.43	
33 42 11 00-1212	LF 49" x 33" 12 Gauge, 2-2/3" x 1/2" Corrugation, Aluminized Type 2 Corrugated Steel Pipe-Arch.....	166.66	27.67
	<i>For 1/2 Bituminous Coated And 40% Paved, Add</i>	32.51	
33 42 11 00-1213	LF 57" x 38" 12 Gauge, 2-2/3" x 1/2" Corrugation, Aluminized Type 2 Corrugated Steel Pipe-Arch.....	195.06	31.92
	<i>For 1/2 Bituminous Coated And 40% Paved, Add</i>	38.71	
33 42 11 00-1214	LF 64" x 43" 12 Gauge, 2-2/3" x 1/2" Corrugation, Aluminized Type 2 Corrugated Steel Pipe-Arch.....	217.75	36.18
	<i>For 1/2 Bituminous Coated And 40% Paved, Add</i>	42.67	

33 42 11 00-1215	10 Gauge, 2-2/3" x 1/2" Corrugation, Aluminized Type 2 Corrugated Steel Pipe-Arch <small>(33 42 11 00-1190)</small>		
33 42 11 00-1216	LF 42" x 29" 10 Gauge, 2-2/3" x 1/2" Corrugation, Aluminized Type 2 Corrugated Steel Pipe-Arch.....	165.11	23.42
	<i>For 1/2 Bituminous Coated And 40% Paved, Add</i>	28.86	
33 42 11 00-1217	LF 49" x 33" 10 Gauge, 2-2/3" x 1/2" Corrugation, Aluminized Type 2 Corrugated Steel Pipe-Arch.....	190.63	27.67
	<i>For 1/2 Bituminous Coated And 40% Paved, Add</i>	34.11	
33 42 11 00-1218	LF 57" x 38" 10 Gauge, 2-2/3" x 1/2" Corrugation, Aluminized Type 2 Corrugated Steel Pipe-Arch.....	222.23	31.92
	<i>For 1/2 Bituminous Coated And 40% Paved, Add</i>	40.28	
33 42 11 00-1219	LF 64" x 43" 10 Gauge, 2-2/3" x 1/2" Corrugation, Aluminized Type 2 Corrugated Steel Pipe-Arch.....	248.48	36.18
	<i>For 1/2 Bituminous Coated And 40% Paved, Add</i>	44.59	
33 42 11 00-1220	LF 71" x 47" 10 Gauge, 2-2/3" x 1/2" Corrugation, Aluminized Type 2 Corrugated Steel Pipe-Arch.....	272.00	38.31
	<i>For 1/2 Bituminous Coated And 40% Paved, Add</i>	48.90	

33 42 11 00-1221	3" x 1" Corrugation, Aluminized Type 2 Corrugated Steel Pipe-Arch <small>(33 42 11 00-1189)</small>		
-------------------------	--	--	--

33 42 11 00-1222	14 Gauge, 3" x 1" Corrugation, Aluminized Type 2 Corrugated Steel Pipe-Arch <small>(33 42 11 00-1221)</small>		
33 42 11 00-1223	LF 60" x 46" 14 Gauge, 3" x 1" Corrugation, Aluminized Type 2 Corrugated Steel Pipe-Arch.....	210.04	36.18
	<i>For 1/2 Bituminous Coated And 40% Paved, Add</i>	64.09	
33 42 11 00-1224	LF 66" x 51" 14 Gauge, 3" x 1" Corrugation, Aluminized Type 2 Corrugated Steel Pipe-Arch.....	229.52	38.31
	<i>For 1/2 Bituminous Coated And 40% Paved, Add</i>	70.13	
33 42 11 00-1225	LF 73" x 55" 14 Gauge, 3" x 1" Corrugation, Aluminized Type 2 Corrugated Steel Pipe-Arch.....	284.01	46.82
	<i>For 1/2 Bituminous Coated And 40% Paved, Add</i>	88.08	
33 42 11 00-1226	LF 81" x 59" 14 Gauge, 3" x 1" Corrugation, Aluminized Type 2 Corrugated Steel Pipe-Arch.....	341.61	68.10
	<i>For 1/2 Bituminous Coated And 40% Paved, Add</i>	94.43	
33 42 11 00-1227	LF 87" x 63" 14 Gauge, 3" x 1" Corrugation, Aluminized Type 2 Corrugated Steel Pipe-Arch.....	369.74	74.49
	<i>For 1/2 Bituminous Coated And 40% Paved, Add</i>	101.10	
33 42 11 00-1228	LF 96" x 67" 14 Gauge, 3" x 1" Corrugation, Aluminized Type 2 Corrugated Steel Pipe-Arch.....	394.98	79.82
	<i>For 1/2 Bituminous Coated And 40% Paved, Add</i>	107.79	
33 42 11 00-1229	LF 103" x 71" 14 Gauge, 3" x 1" Corrugation, Aluminized Type 2 Corrugated Steel Pipe-Arch.....	420.18	85.13
	<i>For 1/2 Bituminous Coated And 40% Paved, Add</i>	114.46	
33 42 11 00-1230	LF 112" x 75" 14 Gauge, 3" x 1" Corrugation, Aluminized Type 2 Corrugated Steel Pipe-Arch.....	446.17	90.45
	<i>For 1/2 Bituminous Coated And 40% Paved, Add</i>	121.14	

33 42 11 00-1231	12 Gauge, 3" x 1" Corrugation, Aluminized Type 2 Corrugated Steel Pipe-Arch <small>(33 42 11 00-1221)</small>		
-------------------------	--	--	--

33 42 11 00-1232	LF 66" x 51" 12 Gauge, 3" x 1" Corrugation, Aluminized Type 2 Corrugated Steel Pipe-Arch.....	275.14	38.31
	<i>For 1/2 Bituminous Coated And 40% Paved, Add</i>	79.69	
33 42 11 00-1233	LF 73" x 55" 12 Gauge, 3" x 1" Corrugation, Aluminized Type 2 Corrugated Steel Pipe-Arch.....	334.59	46.82
	<i>For 1/2 Bituminous Coated And 40% Paved, Add</i>	97.40	
33 42 11 00-1234	LF 81" x 59" 12 Gauge, 3" x 1" Corrugation, Aluminized Type 2 Corrugated Steel Pipe-Arch.....	396.68	68.10
	<i>For 1/2 Bituminous Coated And 40% Paved, Add</i>	104.76	
33 42 11 00-1235	LF 87" x 63" 12 Gauge, 3" x 1" Corrugation, Aluminized Type 2 Corrugated Steel Pipe-Arch.....	429.21	74.49
	<i>For 1/2 Bituminous Coated And 40% Paved, Add</i>	112.37	
33 42 11 00-1236	LF 95" x 67" 12 Gauge, 3" x 1" Corrugation, Aluminized Type 2 Corrugated Steel Pipe-Arch.....	458.95	79.82
	<i>For 1/2 Bituminous Coated And 40% Paved, Add</i>	120.03	
33 42 11 00-1237	LF 103" x 71" 12 Gauge, 3" x 1" Corrugation, Aluminized Type 2 Corrugated Steel Pipe-Arch.....	488.65	85.13
	<i>For 1/2 Bituminous Coated And 40% Paved, Add</i>	127.67	
33 42 11 00-1238	LF 112" x 75" 12 Gauge, 3" x 1" Corrugation, Aluminized Type 2 Corrugated Steel Pipe-Arch.....	519.03	90.45
	<i>For 1/2 Bituminous Coated And 40% Paved, Add</i>	135.28	
33 42 11 00-1239	LF 117" x 79" 12 Gauge, 3" x 1" Corrugation, Aluminized Type 2 Corrugated Steel Pipe-Arch.....	552.53	95.77
	<i>For 1/2 Bituminous Coated And 40% Paved, Add</i>	142.96	
33 42 11 00-1240	LF 128" x 83" 12 Gauge, 3" x 1" Corrugation, Aluminized Type 2 Corrugated Steel Pipe-Arch.....	588.38	106.42
	<i>For 1/2 Bituminous Coated And 40% Paved, Add</i>	150.59	
33 42 11 00-1241	LF 137" x 87" 12 Gauge, 3" x 1" Corrugation, Aluminized Type 2 Corrugated Steel Pipe-Arch.....	625.70	117.06
	<i>For 1/2 Bituminous Coated And 40% Paved, Add</i>	159.00	



MINOR CSI UOM DESCRIPTION	TOTAL DIRECT UNIT COST	DEMOLITION UNIT COST
33 42 11 00-1242 10 Gauge, 3" x 1" Corrugation, Aluminized Type 2 Corrugated Steel Pipe-Arch <small>(33 42 11 00-1221)</small>		
33 42 11 00-1243 LF 81" x 59" 10 Gauge, 3" x 1" Corrugation, Aluminized Type 2 Corrugated Steel Pipe-Arch..... <i>For 1/2 Bituminous Coated And 40% Paved, Add</i>	447.82 113.39	68.10
33 42 11 00-1244 LF 87" x 63" 10 Gauge, 3" x 1" Corrugation, Aluminized Type 2 Corrugated Steel Pipe-Arch..... <i>For 1/2 Bituminous Coated And 40% Paved, Add</i>	484.60 121.83	74.49
33 42 11 00-1245 LF 95" x 67" 10 Gauge, 3" x 1" Corrugation, Aluminized Type 2 Corrugated Steel Pipe-Arch..... <i>For 1/2 Bituminous Coated And 40% Paved, Add</i>	518.52 130.28	79.82
33 42 11 00-1246 LF 103" x 71" 10 Gauge, 3" x 1" Corrugation, Aluminized Type 2 Corrugated Steel Pipe-Arch..... <i>For 1/2 Bituminous Coated And 40% Paved, Add</i>	552.33 138.69	85.13
33 42 11 00-1247 LF 112" x 75" 10 Gauge, 3" x 1" Corrugation, Aluminized Type 2 Corrugated Steel Pipe-Arch..... <i>For 1/2 Bituminous Coated And 40% Paved, Add</i>	589.76 148.13	90.45
33 42 11 00-1248 LF 112" x 75" 10 Gauge, 3" x 1" Corrugation, Aluminized Type 2 Corrugated Steel Pipe-Arch..... <i>For 1/2 Bituminous Coated And 40% Paved, Add</i>	624.62 155.58	95.77
33 42 11 00-1249 LF 128" x 83" 10 Gauge, 3" x 1" Corrugation, Aluminized Type 2 Corrugated Steel Pipe-Arch..... <i>For 1/2 Bituminous Coated And 40% Paved, Add</i>	664.70 164.03	106.42
33 42 11 00-1250 LF 137" x 87" 10 Gauge, 3" x 1" Corrugation, Aluminized Type 2 Corrugated Steel Pipe-Arch..... <i>For 1/2 Bituminous Coated And 40% Paved, Add</i>	705.82 173.01	117.06
33 42 11 00-1251 LF 142" x 91" 10 Gauge, 3" x 1" Corrugation, Aluminized Type 2 Corrugated Steel Pipe-Arch..... <i>For 1/2 Bituminous Coated And 40% Paved, Add</i>	750.65 183.83	127.70
33 42 11 00-1252 125 mm x 25 mm Corrugation, Aluminized Type 2 Corrugated Steel Pipe-Arch <small>(33 42 11 00-1189)</small>		
33 42 11 00-1253 12 Gauge, 125 mm x 25 mm Corrugation, Aluminized Type 2 Corrugated Steel Pipe-Arch <small>(33 42 11 00-1252)</small>		
33 42 11 00-1254 LF 81" x 59" 12 Gauge, 125 mm x 25 mm Corrugation, Aluminized Type 2 Corrugated Steel Pipe-Arch <i>For 1/2 Bituminous Coated And 40% Paved, Add</i>	401.85 103.10	68.10
33 42 11 00-1255 LF 87" x 63" 12 Gauge, 125 mm x 25 mm Corrugation, Aluminized Type 2 Corrugated Steel Pipe-Arch <i>For 1/2 Bituminous Coated And 40% Paved, Add</i>	433.92 110.27	74.49
33 42 11 00-1256 LF 95" x 67" 12 Gauge, 125 mm x 25 mm Corrugation, Aluminized Type 2 Corrugated Steel Pipe-Arch <i>For 1/2 Bituminous Coated And 40% Paved, Add</i>	462.89 117.37	79.82
33 42 11 00-1257 LF 103" x 71" 12 Gauge, 125 mm x 25 mm Corrugation, Aluminized Type 2 Corrugated Steel Pipe-Arch <i>For 1/2 Bituminous Coated And 40% Paved, Add</i>	491.85 124.45	85.13
33 42 11 00-1258 LF 112" x 75" 12 Gauge, 125 mm x 25 mm Corrugation, Aluminized Type 2 Corrugated Steel Pipe-Arch <i>For 1/2 Bituminous Coated And 40% Paved, Add</i>	521.68 131.58	90.45
33 42 11 00-1259 LF 117" x 79" 12 Gauge, 125 mm x 25 mm Corrugation, Aluminized Type 2 Corrugated Steel Pipe-Arch <i>For 1/2 Bituminous Coated And 40% Paved, Add</i>	554.80 138.84	95.77
33 42 11 00-1260 LF 128" x 83" 12 Gauge, 125 mm x 25 mm Corrugation, Aluminized Type 2 Corrugated Steel Pipe-Arch <i>For 1/2 Bituminous Coated And 40% Paved, Add</i>	590.27 146.07	106.42
33 42 11 00-1261 LF 137" x 87" 12 Gauge, 125 mm x 25 mm Corrugation, Aluminized Type 2 Corrugated Steel Pipe-Arch <i>For 1/2 Bituminous Coated And 40% Paved, Add</i>	629.99 155.11	117.06
33 42 11 00-1262 10 Gauge, 125 mm x 25 mm Corrugation, Aluminized Type 2 Corrugated Steel Pipe-Arch <small>(33 42 11 00-1262)</small>		
33 42 11 00-1263 LF 81" x 59" 10 Gauge, 125 mm x 25 mm Corrugation, Aluminized Type 2 Corrugated Steel Pipe-Arch <i>For 1/2 Bituminous Coated And 40% Paved, Add</i>	458.49 114.36	68.10
33 42 11 00-1264 LF 87" x 63" 10 Gauge, 125 mm x 25 mm Corrugation, Aluminized Type 2 Corrugated Steel Pipe-Arch <i>For 1/2 Bituminous Coated And 40% Paved, Add</i>	495.09 122.52	74.49
33 42 11 00-1265 LF 95" x 67" 10 Gauge, 125 mm x 25 mm Corrugation, Aluminized Type 2 Corrugated Steel Pipe-Arch <i>For 1/2 Bituminous Coated And 40% Paved, Add</i>	528.64 130.63	79.82
33 42 11 00-1266 LF 103" x 71" 10 Gauge, 125 mm x 25 mm Corrugation, Aluminized Type 2 Corrugated Steel Pipe-Arch <i>For 1/2 Bituminous Coated And 40% Paved, Add</i>	562.34 138.79	85.13
33 42 11 00-1267 LF 112" x 75" 10 Gauge, 125 mm x 25 mm Corrugation, Aluminized Type 2 Corrugated Steel Pipe-Arch <i>For 1/2 Bituminous Coated And 40% Paved, Add</i>	596.04 146.68	90.45
33 42 11 00-1268 LF 117" x 79" 10 Gauge, 125 mm x 25 mm Corrugation, Aluminized Type 2 Corrugated Steel Pipe-Arch <i>For 1/2 Bituminous Coated And 40% Paved, Add</i>	634.35 155.17	95.77
33 42 11 00-1269 LF 128" x 83" 10 Gauge, 125 mm x 25 mm Corrugation, Aluminized Type 2 Corrugated Steel Pipe-Arch <i>For 1/2 Bituminous Coated And 40% Paved, Add</i>	674.53 163.44	106.42
33 42 11 00-1270 LF 137" x 87" 10 Gauge, 125 mm x 25 mm Corrugation, Aluminized Type 2 Corrugated Steel Pipe-Arch <i>For 1/2 Bituminous Coated And 40% Paved, Add</i>	718.90 173.35	117.06
33 42 11 00-1271 LF 142" x 91" 10 Gauge, 125 mm x 25 mm Corrugation, Aluminized Type 2 Corrugated Steel Pipe-Arch <i>For 1/2 Bituminous Coated And 40% Paved, Add</i>	760.41 182.72	127.70
33 42 11 00-1272 Spiral Lockseam Corrugated Aluminum Piping <small>(33 42 11 00-0500)</small>		
33 42 11 00-1273 1-1/2" x 1/4" Corrugation, Spiral Lockseam Corrugated Aluminum Piping <small>(33 42 11 00-1272)</small>		
33 42 11 00-1274 18 Gauge, 1-1/2" x 1/4" Corrugation, Spiral Lockseam Corrugated Aluminum Piping <small>(33 42 11 00-1273)</small>		
33 42 11 00-1275 LF 6" 18 Gauge, 1-1/2" x 1/4" Corrugation, Spiral Lockseam Corrugated Aluminum Pipe <i>For Bituminous Coated Pipe, Add</i>	22.96 2.12	5.96
33 42 11 00-1276 LF 8" 18 Gauge, 1-1/2" x 1/4" Corrugation, Spiral Lockseam Corrugated Aluminum Pipe <i>For Bituminous Coated Pipe, Add</i>	29.46 2.88	7.46
33 42 11 00-1277 LF 10" 18 Gauge, 1-1/2" x 1/4" Corrugation, Spiral Lockseam Corrugated Aluminum Pipe <i>For Bituminous Coated Pipe, Add</i>	38.10 3.79	8.95

33	33 Utilities
	33 40 Stormwater Utilities
	33 42 Stormwater Conveyance



MINOR CSI UOM DESCRIPTION	TOTAL DIRECT UNIT COST	DEMOLITION UNIT COST
33 42 11 00-1278 16 Gauge, 1-1/2" x 1/4" Corrugation, Spiral Lockseam Corrugated Aluminum Piping <small>(33 42 11 00-1273)</small>		
33 42 11 00-1279 LF 6" 16 Gauge, 1-1/2" x 1/4" Corrugation, Spiral Lockseam Corrugated Aluminum Pipe <i>For Bituminous Coated Pipe, Add</i>	25.40 2.10	5.96
33 42 11 00-1280 LF 8" 16 Gauge, 1-1/2" x 1/4" Corrugation, Spiral Lockseam Corrugated Aluminum Pipe <i>For Bituminous Coated Pipe, Add</i>	32.90 2.88	7.46
33 42 11 00-1281 LF 10" 16 Gauge, 1-1/2" x 1/4" Corrugation, Spiral Lockseam Corrugated Aluminum Pipe <i>For Bituminous Coated Pipe, Add</i>	42.69 3.80	8.95
33 42 11 00-1282 2-2/3" x 1/2" Corrugation, Spiral Lockseam Corrugated Aluminum Piping <small>(33 42 11 00-1272)</small>		
33 42 11 00-1283 16 Gauge, 2-2/3" x 1/2" Corrugation, Spiral Lockseam Corrugated Aluminum Piping <small>(33 42 11 00-1282)</small>		
33 42 11 00-1284 LF 12" 16 Gauge, 2-2/3" x 1/2" Corrugation, Spiral Lockseam Corrugated Aluminum Pipe <i>For Bituminous Coated Pipe, Add</i>	44.24 4.17	10.44
33 42 11 00-1285 LF 15" 16 Gauge, 2-2/3" x 1/2" Corrugation, Spiral Lockseam Corrugated Aluminum Pipe <i>For Bituminous Coated Pipe, Add</i>	50.74 5.23	10.94
33 42 11 00-1286 LF 18" 16 Gauge, 2-2/3" x 1/2" Corrugation, Spiral Lockseam Corrugated Aluminum Pipe <i>For Bituminous Coated Pipe, Add</i>	57.65 6.36	11.93
33 42 11 00-1287 LF 21" 16 Gauge, 2-2/3" x 1/2" Corrugation, Spiral Lockseam Corrugated Aluminum Pipe <i>For Bituminous Coated Pipe, Add</i>	66.16 7.59	12.93
33 42 11 00-1288 LF 24" 16 Gauge, 2-2/3" x 1/2" Corrugation, Spiral Lockseam Corrugated Aluminum Pipe <i>For Bituminous Coated Pipe, Add</i>	73.80 8.61	13.93
33 42 11 00-1289 14 Gauge, 2-2/3" x 1/2" Corrugation, Spiral Lockseam Corrugated Aluminum Piping <small>(33 42 11 00-1282)</small>		
33 42 11 00-1290 LF 12" 14 Gauge, 2-2/3" x 1/2" Corrugation, Spiral Lockseam Corrugated Aluminum Pipe <i>For Bituminous Coated Pipe, Add</i>	49.45 4.08	10.44
33 42 11 00-1291 LF 15" 14 Gauge, 2-2/3" x 1/2" Corrugation, Spiral Lockseam Corrugated Aluminum Pipe <i>For Bituminous Coated Pipe, Add</i>	57.38 5.13	10.94
33 42 11 00-1292 LF 18" 14 Gauge, 2-2/3" x 1/2" Corrugation, Spiral Lockseam Corrugated Aluminum Pipe <i>For Bituminous Coated Pipe, Add</i>	65.61 6.22	11.93
33 42 11 00-1293 LF 21" 14 Gauge, 2-2/3" x 1/2" Corrugation, Spiral Lockseam Corrugated Aluminum Pipe <i>For Bituminous Coated Pipe, Add</i>	75.39 7.39	12.93
33 42 11 00-1294 LF 24" 14 Gauge, 2-2/3" x 1/2" Corrugation, Spiral Lockseam Corrugated Aluminum Pipe <i>For Bituminous Coated Pipe, Add</i>	84.40 8.40	13.93
33 42 11 00-1295 LF 30" 14 Gauge, 2-2/3" x 1/2" Corrugation, Spiral Lockseam Corrugated Aluminum Pipe <i>For Bituminous Coated Pipe, Add</i>	109.92 10.76	17.90
33 42 11 00-1296 LF 36" 14 Gauge, 2-2/3" x 1/2" Corrugation, Spiral Lockseam Corrugated Aluminum Pipe <i>For Bituminous Coated Pipe, Add</i>	140.68 13.38	23.42
33 42 11 00-1297 12 Gauge, 2-2/3" x 1/2" Corrugation, Spiral Lockseam Corrugated Aluminum Piping <small>(33 42 11 00-1282)</small>		
33 42 11 00-1298 LF 24" 12 Gauge, 2-2/3" x 1/2" Corrugation, Spiral Lockseam Corrugated Aluminum Pipe <i>For Bituminous Coated Pipe, Add</i>	104.64 7.97	13.93
33 42 11 00-1299 LF 30" 12 Gauge, 2-2/3" x 1/2" Corrugation, Spiral Lockseam Corrugated Aluminum Pipe <i>For Bituminous Coated Pipe, Add</i>	135.13 10.14	17.90
33 42 11 00-1300 LF 36" 12 Gauge, 2-2/3" x 1/2" Corrugation, Spiral Lockseam Corrugated Aluminum Pipe <i>For Bituminous Coated Pipe, Add</i>	170.96 12.49	23.42
33 42 11 00-1301 LF 42" 12 Gauge, 2-2/3" x 1/2" Corrugation, Spiral Lockseam Corrugated Aluminum Pipe <i>For Bituminous Coated Pipe, Add</i>	196.84 14.69	27.67
33 42 11 00-1302 LF 48" 12 Gauge, 2-2/3" x 1/2" Corrugation, Spiral Lockseam Corrugated Aluminum Pipe <i>For Bituminous Coated Pipe, Add</i>	222.60 16.63	31.92
33 42 11 00-1303 LF 54" 12 Gauge, 2-2/3" x 1/2" Corrugation, Spiral Lockseam Corrugated Aluminum Pipe <i>For Bituminous Coated Pipe, Add</i>	261.67 19.73	36.18
33 42 11 00-1304 10 Gauge, 2-2/3" x 1/2" Corrugation, Spiral Lockseam Corrugated Aluminum Piping <small>(33 42 11 00-1282)</small>		
33 42 11 00-1305 LF 36" 10 Gauge, 2-2/3" x 1/2" Corrugation, Spiral Lockseam Corrugated Aluminum Pipe <i>For Bituminous Coated Pipe, Add</i>	203.23 12.29	23.42
33 42 11 00-1306 LF 42" 10 Gauge, 2-2/3" x 1/2" Corrugation, Spiral Lockseam Corrugated Aluminum Pipe <i>For Bituminous Coated Pipe, Add</i>	234.43 14.42	27.67
33 42 11 00-1307 LF 48" 10 Gauge, 2-2/3" x 1/2" Corrugation, Spiral Lockseam Corrugated Aluminum Pipe <i>For Bituminous Coated Pipe, Add</i>	265.68 16.36	31.92
33 42 11 00-1308 LF 54" 10 Gauge, 2-2/3" x 1/2" Corrugation, Spiral Lockseam Corrugated Aluminum Pipe <i>For Bituminous Coated Pipe, Add</i>	310.14 19.20	36.18
33 42 11 00-1309 LF 60" 10 Gauge, 2-2/3" x 1/2" Corrugation, Spiral Lockseam Corrugated Aluminum Pipe <i>For Bituminous Coated Pipe, Add</i>	340.90 21.16	38.31
33 42 11 00-1310 3" x 1" Corrugation, Spiral Lockseam Corrugated Aluminum Piping <small>(33 42 11 00-1272)</small>		
33 42 11 00-1311 16 Gauge, 3" x 1" Corrugation, Spiral Lockseam Corrugated Aluminum Piping <small>(33 42 11 00-1310)</small>		
33 42 11 00-1312 LF 30" 16 Gauge, 3" x 1" Corrugation, Spiral Lockseam Corrugated Aluminum Pipe.....	108.28	17.90
33 42 11 00-1313 LF 36" 16 Gauge, 3" x 1" Corrugation, Spiral Lockseam Corrugated Aluminum Pipe.....	138.62	23.42



		Utilities	33
		Stormwater Utilities	33 40
		Stormwater Conveyance	33 42

MINOR	CSI	UOM	DESCRIPTION	TOTAL DIRECT UNIT COST	DEMOLITION UNIT COST
33 42 11 00-1314	LF		42" 16 Gauge, 3" x 1" Corrugation, Spiral Lockseam Corrugated Aluminum Pipe	158.45	27.67
33 42 11 00-1315	LF		48" 16 Gauge, 3" x 1" Corrugation, Spiral Lockseam Corrugated Aluminum Pipe	179.40	31.92
33 42 11 00-1316	LF		54" 16 Gauge, 3" x 1" Corrugation, Spiral Lockseam Corrugated Aluminum Pipe	211.64	36.18
33 42 11 00-1317			14 Gauge, 3" x 1" Corrugation, Spiral Lockseam Corrugated Aluminum Piping <small>(33 42 11 00-1310)</small>		
33 42 11 00-1318	LF		30" 14 Gauge, 3" x 1" Corrugation, Spiral Lockseam Corrugated Aluminum Pipe	121.55	17.90
33 42 11 00-1319	LF		36" 14 Gauge, 3" x 1" Corrugation, Spiral Lockseam Corrugated Aluminum Pipe	157.57	23.42
33 42 11 00-1320	LF		42" 14 Gauge, 3" x 1" Corrugation, Spiral Lockseam Corrugated Aluminum Pipe	180.44	27.67
33 42 11 00-1321	LF		48" 14 Gauge, 3" x 1" Corrugation, Spiral Lockseam Corrugated Aluminum Pipe	203.40	31.92
33 42 11 00-1322	LF		54" 14 Gauge, 3" x 1" Corrugation, Spiral Lockseam Corrugated Aluminum Pipe	239.75	36.18
33 42 11 00-1323	LF		60" 14 Gauge, 3" x 1" Corrugation, Spiral Lockseam Corrugated Aluminum Pipe	262.11	38.31
33 42 11 00-1324	LF		66" 14 Gauge, 3" x 1" Corrugation, Spiral Lockseam Corrugated Aluminum Pipe	318.71	46.82
33 42 11 00-1325	LF		72" 14 Gauge, 3" x 1" Corrugation, Spiral Lockseam Corrugated Aluminum Pipe	378.71	68.10
33 42 11 00-1326	LF		78" 14 Gauge, 3" x 1" Corrugation, Spiral Lockseam Corrugated Aluminum Pipe	408.55	74.49
33 42 11 00-1327			12 Gauge, 3" x 1" Corrugation, Spiral Lockseam Corrugated Aluminum Piping <small>(33 42 11 00-1310)</small>		
33 42 11 00-1328	LF		30" 12 Gauge, 3" x 1" Corrugation, Spiral Lockseam Corrugated Aluminum Pipe	152.55	17.90
33 42 11 00-1329	LF		36" 12 Gauge, 3" x 1" Corrugation, Spiral Lockseam Corrugated Aluminum Pipe	192.43	23.42
33 42 11 00-1330	LF		42" 12 Gauge, 3" x 1" Corrugation, Spiral Lockseam Corrugated Aluminum Pipe	222.09	27.67
33 42 11 00-1331	LF		48" 12 Gauge, 3" x 1" Corrugation, Spiral Lockseam Corrugated Aluminum Pipe	251.18	31.92
33 42 11 00-1332	LF		54" 12 Gauge, 3" x 1" Corrugation, Spiral Lockseam Corrugated Aluminum Pipe	293.38	36.18
33 42 11 00-1333	LF		60" 12 Gauge, 3" x 1" Corrugation, Spiral Lockseam Corrugated Aluminum Pipe	321.50	38.31
33 42 11 00-1334	LF		66" 12 Gauge, 3" x 1" Corrugation, Spiral Lockseam Corrugated Aluminum Pipe	383.85	46.82
33 42 11 00-1335	LF		72" 12 Gauge, 3" x 1" Corrugation, Spiral Lockseam Corrugated Aluminum Pipe	449.74	68.10
33 42 11 00-1336	LF		78" 12 Gauge, 3" x 1" Corrugation, Spiral Lockseam Corrugated Aluminum Pipe	485.39	74.49
33 42 11 00-1337	LF		84" 12 Gauge, 3" x 1" Corrugation, Spiral Lockseam Corrugated Aluminum Pipe	518.22	79.82
33 42 11 00-1338	LF		90" 12 Gauge, 3" x 1" Corrugation, Spiral Lockseam Corrugated Aluminum Pipe	550.97	85.13
33 42 11 00-1339	LF		96" 12 Gauge, 3" x 1" Corrugation, Spiral Lockseam Corrugated Aluminum Pipe	584.47	90.45
33 42 11 00-1340			10 Gauge, 3" x 1" Corrugation, Spiral Lockseam Corrugated Aluminum Piping <small>(33 42 11 00-1310)</small>		
33 42 11 00-1341	LF		60" 10 Gauge, 3" x 1" Corrugation, Spiral Lockseam Corrugated Aluminum Pipe	383.97	38.31
33 42 11 00-1342	LF		66" 10 Gauge, 3" x 1" Corrugation, Spiral Lockseam Corrugated Aluminum Pipe	449.93	46.82
33 42 11 00-1343	LF		72" 10 Gauge, 3" x 1" Corrugation, Spiral Lockseam Corrugated Aluminum Pipe	521.75	68.10
33 42 11 00-1344	LF		78" 10 Gauge, 3" x 1" Corrugation, Spiral Lockseam Corrugated Aluminum Pipe	563.34	74.49
33 42 11 00-1345	LF		84" 10 Gauge, 3" x 1" Corrugation, Spiral Lockseam Corrugated Aluminum Pipe	602.00	79.82
33 42 11 00-1346	LF		90" 10 Gauge, 3" x 1" Corrugation, Spiral Lockseam Corrugated Aluminum Pipe	640.67	85.13
33 42 11 00-1347	LF		96" 10 Gauge, 3" x 1" Corrugation, Spiral Lockseam Corrugated Aluminum Pipe	680.06	90.45
33 42 11 00-1348	LF		102" 10 Gauge, 3" x 1" Corrugation, Spiral Lockseam Corrugated Aluminum Pipe	722.54	95.77
33 42 11 00-1349	LF		108" 10 Gauge, 3" x 1" Corrugation, Spiral Lockseam Corrugated Aluminum Pipe	767.38	106.42
33 42 11 00-1350			Exterior Box Corrugation, Aluminized Type 2 Corrugated Steel Piping <small>(33 42 11 00-1272)</small> Note: Contech ULTRA FLO. HS 20 and HS 25 vehicular loading.		
33 42 11 00-1351			16 Gauge, Exterior Box Corrugation, Aluminized Type 2 Corrugated Steel Piping <small>(33 42 11 00-1350)</small>		
33 42 11 00-1352	LF		18" 16 Gauge, Exterior Box Corrugation, Aluminized Type 2 Corrugated Steel Pipe	75.53	11.93
33 42 11 00-1353	LF		21" 16 Gauge, Exterior Box Corrugation, Aluminized Type 2 Corrugated Steel Pipe	81.25	12.93
33 42 11 00-1354	LF		24" 16 Gauge, Exterior Box Corrugation, Aluminized Type 2 Corrugated Steel Pipe	97.56	13.93
33 42 11 00-1355	LF		27" 16 Gauge, Exterior Box Corrugation, Aluminized Type 2 Corrugated Steel Pipe	112.64	15.92
33 42 11 00-1356	LF		30" 16 Gauge, Exterior Box Corrugation, Aluminized Type 2 Corrugated Steel Pipe	126.46	17.90
33 42 11 00-1357	LF		33" 16 Gauge, Exterior Box Corrugation, Aluminized Type 2 Corrugated Steel Pipe	140.77	19.89
33 42 11 00-1358			14 Gauge, Exterior Box Corrugation, Aluminized Type 2 Corrugated Steel Piping <small>(33 42 11 00-1350)</small>		
33 42 11 00-1359	LF		18" 14 Gauge, Exterior Box Corrugation, Aluminized Type 2 Corrugated Steel Pipe	86.76	11.93
33 42 11 00-1360	LF		21" 14 Gauge, Exterior Box Corrugation, Aluminized Type 2 Corrugated Steel Pipe	100.09	12.93
33 42 11 00-1361	LF		24" 14 Gauge, Exterior Box Corrugation, Aluminized Type 2 Corrugated Steel Pipe	112.66	13.93
33 42 11 00-1362	LF		27" 14 Gauge, Exterior Box Corrugation, Aluminized Type 2 Corrugated Steel Pipe	129.59	15.92
33 42 11 00-1363	LF		30" 14 Gauge, Exterior Box Corrugation, Aluminized Type 2 Corrugated Steel Pipe	145.26	17.90
33 42 11 00-1364	LF		33" 14 Gauge, Exterior Box Corrugation, Aluminized Type 2 Corrugated Steel Pipe	161.49	19.89
33 42 11 00-1365	LF		36" 14 Gauge, Exterior Box Corrugation, Aluminized Type 2 Corrugated Steel Pipe	183.35	23.42
33 42 11 00-1366	LF		42" 14 Gauge, Exterior Box Corrugation, Aluminized Type 2 Corrugated Steel Pipe	211.28	27.67
33 42 11 00-1367	LF		48" 14 Gauge, Exterior Box Corrugation, Aluminized Type 2 Corrugated Steel Pipe	239.04	31.92
33 42 11 00-1368			12 Gauge, Exterior Box Corrugation, Aluminized Type 2 Corrugated Steel Piping <small>(33 42 11 00-1350)</small>		
33 42 11 00-1369	LF		30" 12 Gauge, Exterior Box Corrugation, Aluminized Type 2 Corrugated Steel Pipe	182.03	17.90
33 42 11 00-1370	LF		33" 12 Gauge, Exterior Box Corrugation, Aluminized Type 2 Corrugated Steel Pipe	201.84	19.89
33 42 11 00-1371	LF		36" 12 Gauge, Exterior Box Corrugation, Aluminized Type 2 Corrugated Steel Pipe	227.44	23.42

33 Utilities**33 40 Stormwater Utilities****33 42 Stormwater Conveyance**

SAN BERNARDINO
COUNTY

MINOR CSI UOM DESCRIPTION	TOTAL DIRECT UNIT COST	DEMOLITION UNIT COST
33 42 11 00-1372 LF 42" 12 Gauge, Exterior Box Corrugation, Aluminized Type 2 Corrugated Steel Pipe	262.76	27.67
33 42 11 00-1373 LF 48" 12 Gauge, Exterior Box Corrugation, Aluminized Type 2 Corrugated Steel Pipe	297.88	31.92
33 42 11 00-1374 LF 54" 12 Gauge, Exterior Box Corrugation, Aluminized Type 2 Corrugated Steel Pipe	410.25	36.18
33 42 11 00-1375 LF 60" 12 Gauge, Exterior Box Corrugation, Aluminized Type 2 Corrugated Steel Pipe	451.42	38.31
33 42 11 00-1376 10 Gauge, Exterior Box Corrugation, Aluminized Type 2 Corrugated Steel Piping <small>(33 42 11 00-1350)</small>		
33 42 11 00-1377 LF 48" 10 Gauge, Exterior Box Corrugation, Aluminized Type 2 Corrugated Steel Pipe	417.76	31.92
33 42 11 00-1378 LF 54" 10 Gauge, Exterior Box Corrugation, Aluminized Type 2 Corrugated Steel Pipe	484.16	36.18
33 42 11 00-1379 LF 60" 10 Gauge, Exterior Box Corrugation, Aluminized Type 2 Corrugated Steel Pipe	533.63	38.31
33 42 11 00-1380 LF 66" 10 Gauge, Exterior Box Corrugation, Aluminized Type 2 Corrugated Steel Pipe	620.35	46.82
33 42 11 00-1381 LF 72" 10 Gauge, Exterior Box Corrugation, Aluminized Type 2 Corrugated Steel Pipe	706.34	68.10
33 42 11 00-1382 LF 78" 10 Gauge, Exterior Box Corrugation, Aluminized Type 2 Corrugated Steel Pipe	762.76	74.49
33 42 11 00-1383 LF 84" 10 Gauge, Exterior Box Corrugation, Aluminized Type 2 Corrugated Steel Pipe	815.80	79.82
33 42 11 00-1384 Spiral Lockseam Aluminum Pipe-Arch <small>(33 42 11 00-0500)</small>		
33 42 11 00-1385 2-2/3" x 1/2" Corrugation, Spiral Lockseam Aluminum Pipe-Arch <small>(33 42 11 00-1384)</small>		
33 42 11 00-1386 16 Gauge, 2-2/3" x 1/2" Corrugation, Spiral Lockseam Aluminum Pipe-Arch <small>(33 42 11 00-1385)</small>		
33 42 11 00-1387 LF 17" x 13" 16 Gauge, 2-2/3" x 1/2" Corrugation, Spiral Lockseam Aluminum Pipe-Arch.....	53.11	10.94
<i>For Bituminous Coated Pipe, Add</i>	5.24	
33 42 11 00-1388 LF 21" x 15" 16 Gauge, 2-2/3" x 1/2" Corrugation, Spiral Lockseam Aluminum Pipe-Arch.....	59.90	11.93
<i>For Bituminous Coated Pipe, Add</i>	6.26	
33 42 11 00-1389 LF 24" x 18" 16 Gauge, 2-2/3" x 1/2" Corrugation, Spiral Lockseam Aluminum Pipe-Arch.....	68.72	12.93
<i>For Bituminous Coated Pipe, Add</i>	7.45	
33 42 11 00-1390 14 Gauge, 2-2/3" x 1/2" Corrugation, Spiral Lockseam Aluminum Pipe-Arch <small>(33 42 11 00-1385)</small>		
33 42 11 00-1391 LF 17" x 13" 14 Gauge, 2-2/3" x 1/2" Corrugation, Spiral Lockseam Aluminum Pipe-Arch.....	59.77	10.94
<i>For Bituminous Coated Pipe, Add</i>	5.22	
33 42 11 00-1392 LF 21" x 15" 14 Gauge, 2-2/3" x 1/2" Corrugation, Spiral Lockseam Aluminum Pipe-Arch.....	66.29	11.93
<i>For Bituminous Coated Pipe, Add</i>	6.02	
33 42 11 00-1393 LF 24" x 18" 14 Gauge, 2-2/3" x 1/2" Corrugation, Spiral Lockseam Aluminum Pipe-Arch.....	77.95	12.93
<i>For Bituminous Coated Pipe, Add</i>	7.39	
33 42 11 00-1394 LF 28" x 20" 14 Gauge, 2-2/3" x 1/2" Corrugation, Spiral Lockseam Aluminum Pipe-Arch.....	87.86	13.93
<i>For Bituminous Coated Pipe, Add</i>	8.48	
33 42 11 00-1395 LF 35" x 24" 14 Gauge, 2-2/3" x 1/2" Corrugation, Spiral Lockseam Aluminum Pipe-Arch.....	113.38	17.90
<i>For Bituminous Coated Pipe, Add</i>	10.73	
33 42 11 00-1396 12 Gauge, 2-2/3" x 1/2" Corrugation, Spiral Lockseam Aluminum Pipe-Arch <small>(33 42 11 00-1385)</small>		
33 42 11 00-1397 LF 28" x 20" 12 Gauge, 2-2/3" x 1/2" Corrugation, Spiral Lockseam Aluminum Pipe-Arch.....	108.13	13.93
<i>For Bituminous Coated Pipe, Add</i>	8.09	
33 42 11 00-1398 LF 35" x 24" 12 Gauge, 2-2/3" x 1/2" Corrugation, Spiral Lockseam Aluminum Pipe-Arch.....	138.65	17.90
<i>For Bituminous Coated Pipe, Add</i>	10.19	
33 42 11 00-1399 LF 42" x 29" 12 Gauge, 2-2/3" x 1/2" Corrugation, Spiral Lockseam Aluminum Pipe-Arch.....	176.90	23.42
<i>For Bituminous Coated Pipe, Add</i>	12.72	
33 42 11 00-1400 LF 49" x 33" 12 Gauge, 2-2/3" x 1/2" Corrugation, Spiral Lockseam Aluminum Pipe-Arch.....	204.67	27.67
<i>For Bituminous Coated Pipe, Add</i>	15.05	
33 42 11 00-1401 10 Gauge, 2-2/3" x 1/2" Corrugation, Spiral Lockseam Aluminum Pipe-Arch <small>(33 42 11 00-1385)</small>		
33 42 11 00-1402 LF 42" x 29" 10 Gauge, 2-2/3" x 1/2" Corrugation, Spiral Lockseam Aluminum Pipe-Arch.....	209.13	23.42
<i>For Bituminous Coated Pipe, Add</i>	12.28	
33 42 11 00-1403 LF 49" x 33" 10 Gauge, 2-2/3" x 1/2" Corrugation, Spiral Lockseam Aluminum Pipe-Arch.....	242.32	27.67
<i>For Bituminous Coated Pipe, Add</i>	14.49	
33 42 11 00-1404 LF 57" x 38" 10 Gauge, 2-2/3" x 1/2" Corrugation, Spiral Lockseam Aluminum Pipe-Arch.....	281.53	31.92
<i>For Bituminous Coated Pipe, Add</i>	16.97	
33 42 11 00-1405 LF 64" x 43" 10 Gauge, 2-2/3" x 1/2" Corrugation, Spiral Lockseam Aluminum Pipe-Arch.....	315.35	36.18
<i>For Bituminous Coated Pipe, Add</i>	18.88	
33 42 11 00-1406 3" x 1" Corrugation, Spiral Lockseam Aluminum Pipe-Arch <small>(33 42 11 00-1384)</small>		
33 42 11 00-1407 14 Gauge, 3" x 1" Corrugation, Spiral Lockseam Aluminum Pipe-Arch <small>(33 42 11 00-1406)</small>		
33 42 11 00-1408 LF 60" x 46" 14 Gauge, 3" x 1" Corrugation, Spiral Lockseam Aluminum Pipe-Arch.....	244.96	36.18
33 42 11 00-1409 LF 66" x 51" 14 Gauge, 3" x 1" Corrugation, Spiral Lockseam Aluminum Pipe-Arch.....	268.17	38.31
33 42 11 00-1410 LF 73" x 55" 14 Gauge, 3" x 1" Corrugation, Spiral Lockseam Aluminum Pipe-Arch.....	326.20	46.82
33 42 11 00-1411 12 Gauge, 3" x 1" Corrugation, Spiral Lockseam Aluminum Pipe-Arch <small>(33 42 11 00-1406)</small>		
33 42 11 00-1412 LF 60" x 46" 12 Gauge, 3" x 1" Corrugation, Spiral Lockseam Aluminum Pipe-Arch.....	298.59	36.18
33 42 11 00-1413 LF 66" x 51" 12 Gauge, 3" x 1" Corrugation, Spiral Lockseam Aluminum Pipe-Arch.....	327.56	38.31
33 42 11 00-1414 LF 73" x 55" 12 Gauge, 3" x 1" Corrugation, Spiral Lockseam Aluminum Pipe-Arch.....	391.07	46.82
33 42 11 00-1415 LF 81" x 59" 12 Gauge, 3" x 1" Corrugation, Spiral Lockseam Aluminum Pipe-Arch.....	457.51	68.10
33 42 11 00-1416 LF 87" x 63" 12 Gauge, 3" x 1" Corrugation, Spiral Lockseam Aluminum Pipe-Arch.....	493.71	74.49



MINOR CSI UOM DESCRIPTION	TOTAL DIRECT UNIT COST	DEMOLITION UNIT COST
33 42 11 00-1417 LF 95" x 67" 12 Gauge, 3" x 1" Corrugation, Spiral Lockseam Aluminum Pipe-Arch.....	527.08	79.82
33 42 11 00-1418 10 Gauge, 3" x 1" Corrugation, Spiral Lockseam Aluminum Pipe-Arch <small>(33 42 11 00-1406)</small>		
33 42 11 00-1419 LF 66" x 51" 10 Gauge, 3" x 1" Corrugation, Spiral Lockseam Aluminum Pipe-Arch.....	389.93	38.31
33 42 11 00-1420 LF 73" x 55" 10 Gauge, 3" x 1" Corrugation, Spiral Lockseam Aluminum Pipe-Arch.....	456.88	46.82
33 42 11 00-1421 LF 81" x 59" 10 Gauge, 3" x 1" Corrugation, Spiral Lockseam Aluminum Pipe-Arch.....	529.24	68.10
33 42 11 00-1422 LF 87" x 63" 10 Gauge, 3" x 1" Corrugation, Spiral Lockseam Aluminum Pipe-Arch.....	571.37	74.49
33 42 11 00-1423 LF 95" x 67" 10 Gauge, 3" x 1" Corrugation, Spiral Lockseam Aluminum Pipe-Arch.....	610.58	79.82
33 42 11 00-1424 LF 103" x 71" 10 Gauge, 3" x 1" Corrugation, Spiral Lockseam Aluminum Pipe-Arch.....	649.78	85.13
33 42 11 00-1425 Corrugated Steel Pipe Fittings <small>(33 42 11 00-0500)</small>		
Note: Equivalent pipe-arch sizes are approximate.		
33 42 11 00-1426 Fabricate 2-Piece Single Miter Elbow, Corrugated Steel Pipe Fittings <small>(33 42 11 00-1425)</small>		
Note: Excludes material. Use appropriate size, gauge, corrugation and type of material from pipe sections for the listed requirements of pipe needed.		
33 42 11 00-1427 EA Fabricate 6" 2-Piece Single Miter Elbow, Corrugated Steel Pipe Fitting (Requires 2' Of Appropriate Pipe).....	85.24	
33 42 11 00-1428 EA Fabricate 8" 2-Piece Single Miter Elbow, Corrugated Steel Pipe Fitting (Requires 2' Of Appropriate Pipe).....	106.89	
33 42 11 00-1429 EA Fabricate 10" 2-Piece Single Miter Elbow, Corrugated Steel Pipe Fitting (Requires 2' Of Appropriate Pipe).....	128.55	
33 42 11 00-1430 EA Fabricate 12" 2-Piece Single Miter Elbow, Corrugated Steel Pipe Fitting (Requires 4' Of Appropriate Pipe).....	151.57	
33 42 11 00-1431 EA Fabricate 15" (Or 17" x 13" Pipe-Arch) 2-Piece Single Miter Elbow, Corrugated Steel Pipe Fitting (Requires 4' Of Appropriate Pipe).....	184.03	
33 42 11 00-1432 EA Fabricate 18" (Or 21" x 15" Pipe-Arch) 2-Piece Single Miter Elbow, Corrugated Steel Pipe Fitting (Requires 4' Of Appropriate Pipe).....	216.49	
33 42 11 00-1433 EA Fabricate 21" (Or 24" x 18" Pipe-Arch) 2-Piece Single Miter Elbow, Corrugated Steel Pipe Fitting (Requires 4' Of Appropriate Pipe).....	248.98	
33 42 11 00-1434 EA Fabricate 24" (Or 28" x 20" Pipe-Arch) 2-Piece Single Miter Elbow, Corrugated Steel Pipe Fitting (Requires 4' Of Appropriate Pipe).....	281.44	
33 42 11 00-1435 EA Fabricate 30" (Or 35" x 24" Pipe-Arch) 2-Piece Single Miter Elbow, Corrugated Steel Pipe Fitting (Requires 6' Of Appropriate Pipe).....	366.70	
33 42 11 00-1436 EA Fabricate 36" (Or 42" x 29" Pipe-Arch) 2-Piece Single Miter Elbow, Corrugated Steel Pipe Fitting (Requires 6' Of Appropriate Pipe).....	437.05	
33 42 11 00-1437 EA Fabricate 42" (Or 49" x 33" Pipe-Arch) 2-Piece Single Miter Elbow, Corrugated Steel Pipe Fitting (Requires 6' Of Appropriate Pipe).....	507.43	
33 42 11 00-1438 EA Fabricate 48" (Or 57" x 38" Pipe-Arch) 2-Piece Single Miter Elbow, Corrugated Steel Pipe Fitting (Requires 6' Of Appropriate Pipe).....	656.27	
33 42 11 00-1439 EA Fabricate 54" (Or 64" x 43" Pipe-Arch) 2-Piece Single Miter Elbow, Corrugated Steel Pipe Fitting (Requires 8' Of Appropriate Pipe).....	740.17	
33 42 11 00-1440 EA Fabricate 60" (Or 71" x 47" Pipe-Arch) 2-Piece Single Miter Elbow, Corrugated Steel Pipe Fitting (Requires 8' Of Appropriate Pipe).....	826.77	
33 42 11 00-1441 EA Fabricate 66" (Or 77" x 52" Pipe-Arch) 2-Piece Single Miter Elbow, Corrugated Steel Pipe Fitting (Requires 8' Of Appropriate Pipe).....	916.08	
33 42 11 00-1442 EA Fabricate 72" (Or 83" x 57" Pipe-Arch) 2-Piece Single Miter Elbow, Corrugated Steel Pipe Fitting (Requires 10' Of Appropriate Pipe).....	1,116.34	
33 42 11 00-1443 EA Fabricate 78" (Or 87" x 63" Pipe-Arch) 2-Piece Single Miter Elbow, Corrugated Steel Pipe Fitting (Requires 10' Of Appropriate Pipe).....	1,217.81	
33 42 11 00-1444 EA Fabricate 84" (Or 95" x 67" Pipe-Arch) 2-Piece Single Miter Elbow, Corrugated Steel Pipe Fitting (Requires 10' Of Appropriate Pipe).....	1,322.01	
33 42 11 00-1445 EA Fabricate 90" (Or 103" x 71" Pipe-Arch) 2-Piece Single Miter Elbow, Corrugated Steel Pipe Fitting (Requires 12' Of Appropriate Pipe).....	1,622.40	
33 42 11 00-1446 EA Fabricate 96" (Or 112" x 75" Pipe-Arch) 2-Piece Single Miter Elbow, Corrugated Steel Pipe Fitting (Requires 12' Of Appropriate Pipe).....	1,741.49	
33 42 11 00-1447 EA Fabricate 102" (Or 117" x 79" Pipe-Arch) 2-Piece Single Miter Elbow, Corrugated Steel Pipe Fitting (Requires 12' Of Appropriate Pipe).....	1,861.92	
33 42 11 00-1448 EA Fabricate 108" (Or 128" x 83" Pipe-Arch) 2-Piece Single Miter Elbow, Corrugated Steel Pipe Fitting (Requires 14' Of Appropriate Pipe).....	1,982.34	
33 42 11 00-1449 EA Fabricate 114" (Or 137" x 87" Pipe-Arch) 2-Piece Single Miter Elbow, Corrugated Steel Pipe Fitting (Requires 14' Of Appropriate Pipe).....	2,101.40	
33 42 11 00-1450 EA Fabricate 120" (Or 142" x 91" Pipe-Arch) 2-Piece Single Miter Elbow, Corrugated Steel Pipe Fitting (Requires 14' Of Appropriate Pipe).....	2,221.85	
33 42 11 00-1451 EA Fabricate 126" 2-Piece Single Miter Elbow, Corrugated Steel Pipe Fitting (Requires 16' Of Appropriate Pipe).....	2,348.82	
33 42 11 00-1452 EA Fabricate 132" 2-Piece Single Miter Elbow, Corrugated Steel Pipe Fitting (Requires 16' Of Appropriate Pipe).....	2,483.05	
33 42 11 00-1453 EA Fabricate 138" 2-Piece Single Miter Elbow, Corrugated Steel Pipe Fitting (Requires 16' Of Appropriate Pipe).....	2,624.92	
33 42 11 00-1454 Fabricate Corrugated Steel Pipe Tees Or Laterals <small>(33 42 11 00-1425)</small>		
Note: Fabrication charge excludes material. Use appropriate size, gauge, corrugation and type of material from pipe sections for the listed requirements of pipe needed.		
33 42 11 00-1455 EA Fabricate 6" Tee Or Lateral, Corrugated Steel Pipe Fitting (Requires 3' Of Appropriate Pipe).....	110.96	
33 42 11 00-1456 EA Fabricate 8" Tee Or Lateral, Corrugated Steel Pipe Fitting (Requires 3' Of Appropriate Pipe).....	142.08	
33 42 11 00-1457 EA Fabricate 10" Tee Or Lateral, Corrugated Steel Pipe Fitting (Requires 3' Of Appropriate Pipe).....	173.18	
33 42 11 00-1458 EA Fabricate 12" Tee Or Lateral, Corrugated Steel Pipe Fitting (Requires 3' Of Appropriate Pipe).....	204.33	
33 42 11 00-1459 EA Fabricate 15" (Or 17" x 13" Pipe-Arch) Tee Or Lateral, Corrugated Steel Pipe Fitting (Requires 4' Of Appropriate Pipe).....	248.98	
33 42 11 00-1460 EA Fabricate 18" (Or 21" x 15" Pipe-Arch) Tee Or Lateral, Corrugated Steel Pipe Fitting (Requires 6' Of Appropriate Pipe).....	294.97	
33 42 11 00-1461 EA Fabricate 21" (Or 24" x 18" Pipe-Arch) Tee Or Lateral, Corrugated Steel Pipe Fitting (Requires 6' Of Appropriate Pipe).....	341.01	
33 42 11 00-1462 EA Fabricate 24" (Or 28" x 20" Pipe-Arch) Tee Or Lateral, Corrugated Steel Pipe Fitting (Requires 6' Of Appropriate Pipe).....	386.98	

33 Utilities**33 40 Stormwater Utilities****33 42 Stormwater Conveyance**

SAN BERNARDINO
COUNTY

MINOR CSI	UOM	DESCRIPTION	TOTAL DIRECT UNIT COST	DEMOLITION UNIT COST
33 42 11 00-1463	EA	Fabricate 30" (Or 35" x 24" Pipe-Arch) Tee Or Lateral, Corrugated Steel Pipe Fitting (Requires 8' Of Appropriate Pipe).....	507.43	
33 42 11 00-1464	EA	Fabricate 36" (Or 42" x 29" Pipe-Arch) Tee Or Lateral, Corrugated Steel Pipe Fitting (Requires 9' Of Appropriate Pipe).....	604.85	
33 42 11 00-1465	EA	Fabricate 42" (Or 49" x 33" Pipe-Arch) Tee Or Lateral, Corrugated Steel Pipe Fitting (Requires 9' Of Appropriate Pipe).....	703.62	
33 42 11 00-1466	EA	Fabricate 48" (Or 57" x 38" Pipe-Arch) Tee Or Lateral, Corrugated Steel Pipe Fitting (Requires 9' Of Appropriate Pipe).....	913.35	
33 42 11 00-1467	EA	Fabricate 54" (Or 64" x 43" Pipe-Arch) Tee Or Lateral, Corrugated Steel Pipe Fitting (Requires 12' Of Appropriate Pipe).....	1,028.37	
33 42 11 00-1468	EA	Fabricate 60" (Or 71" x 47" Pipe-Arch) Tee Or Lateral, Corrugated Steel Pipe Fitting (Requires 12' Of Appropriate Pipe).....	1,147.44	
33 42 11 00-1469	EA	Fabricate 66" (Or 77" x 52" Pipe-Arch) Tee Or Lateral, Corrugated Steel Pipe Fitting (Requires 12' Of Appropriate Pipe).....	1,269.23	
33 42 11 00-1470	EA	Fabricate 72" (Or 83" x 57" Pipe-Arch) Tee Or Lateral, Corrugated Steel Pipe Fitting (Requires 14' Of Appropriate Pipe).....	1,547.97	
33 42 11 00-1471	EA	Fabricate 78" (Or 87" x 63" Pipe-Arch) Tee Or Lateral, Corrugated Steel Pipe Fitting (Requires 16' Of Appropriate Pipe).....	1,686.01	
33 42 11 00-1472	EA	Fabricate 84" (Or 95" x 67" Pipe-Arch) Tee Or Lateral, Corrugated Steel Pipe Fitting (Requires 16' Of Appropriate Pipe).....	1,826.73	
33 42 11 00-1473	EA	Fabricate 90" (Or 103" x 71" Pipe-Arch) Tee Or Lateral, Corrugated Steel Pipe Fitting (Requires 18' Of Appropriate Pipe).....	2,247.53	
33 42 11 00-1474	EA	Fabricate 96" (Or 112" x 75" Pipe-Arch) Tee Or Lateral, Corrugated Steel Pipe Fitting (Requires 18' Of Appropriate Pipe).....	2,408.55	
33 42 11 00-1475	EA	Fabricate 102" (Or 117" x 79" Pipe-Arch) Tee Or Lateral, Corrugated Steel Pipe Fitting (Requires 20' Of Appropriate Pipe).....	2,569.58	
33 42 11 00-1476	EA	Fabricate 108" (Or 128" x 83" Pipe-Arch) Tee Or Lateral, Corrugated Steel Pipe Fitting (Requires 20' Of Appropriate Pipe).....	2,731.94	
33 42 11 00-1477	EA	Fabricate 114" (Or 137" x 87" Pipe-Arch) Tee Or Lateral, Corrugated Steel Pipe Fitting (Requires 21' Of Appropriate Pipe).....	2,894.33	
33 42 11 00-1478	EA	Fabricate 120" (Or 142" x 91" Pipe-Arch) Tee Or Lateral, Corrugated Steel Pipe Fitting (Requires 21' Of Appropriate Pipe).....	3,055.34	
33 42 11 00-1479	EA	Fabricate 126" Tee Or Lateral, Corrugated Steel Pipe Fitting (Requires 23' Of Appropriate Pipe).....	3,225.31	
33 42 11 00-1480	EA	Fabricate 132" Tee Or Lateral, Corrugated Steel Pipe Fitting (Requires 24' Of Appropriate Pipe).....	3,404.74	
33 42 11 00-1481	EA	Fabricate 138" Tee Or Lateral, Corrugated Steel Pipe Fitting (Requires 24' Of Appropriate Pipe).....	3,594.12	

33 42 11 00-1482**Fabricate Skew Or Bevel Ends, Corrugated Steel Pipe Fitting (33 42 11 00-1425)**

Note: Applied to pipe tasks.

33 42 11 00-1483	EA	Fabricate 6" Skew Or Bevel End, Corrugated Steel Pipe Fitting.....	42.78	
33 42 11 00-1484	EA	Fabricate 8" Skew Or Bevel End, Corrugated Steel Pipe Fitting.....	53.82	
33 42 11 00-1485	EA	Fabricate 10" Skew Or Bevel End, Corrugated Steel Pipe Fitting.....	67.70	
33 42 11 00-1486	EA	Fabricate 12" Skew Or Bevel End, Corrugated Steel Pipe Fitting.....	82.90	
33 42 11 00-1487	EA	Fabricate 15" (Or 17" x 13" Pipe-Arch) Skew Or Bevel End, Corrugated Steel Pipe Fitting.....	104.90	
33 42 11 00-1488	EA	Fabricate 18" (Or 21" x 15" Pipe-Arch) Skew Or Bevel End, Corrugated Steel Pipe Fitting.....	128.45	
33 42 11 00-1489	EA	Fabricate 21" (Or 24" x 18" Pipe-Arch) Skew Or Bevel End, Corrugated Steel Pipe Fitting.....	150.46	
33 42 11 00-1490	EA	Fabricate 24" (Or 28" x 20" Pipe-Arch) Skew Or Bevel End, Corrugated Steel Pipe Fitting.....	174.80	
33 42 11 00-1491	EA	Fabricate 30" (Or 35" x 24" Pipe-Arch) Skew Or Bevel End, Corrugated Steel Pipe Fitting.....	214.70	
33 42 11 00-1492	EA	Fabricate 36" (Or 42" x 29" Pipe-Arch) Skew Or Bevel End, Corrugated Steel Pipe Fitting.....	255.99	
33 42 11 00-1493	EA	Fabricate 42" (Or 49" x 33" Pipe-Arch) Skew Or Bevel End, Corrugated Steel Pipe Fitting.....	305.44	
33 42 11 00-1494	EA	Fabricate 48" (Or 57" x 38" Pipe-Arch) Skew Or Bevel End, Corrugated Steel Pipe Fitting.....	375.73	
33 42 11 00-1495	EA	Fabricate 54" (Or 64" x 43" Pipe-Arch) Skew Or Bevel End, Corrugated Steel Pipe Fitting.....	425.28	
33 42 11 00-1496	EA	Fabricate 60" (Or 71" x 47" Pipe-Arch) Skew Or Bevel End, Corrugated Steel Pipe Fitting.....	478.94	
33 42 11 00-1497	EA	Fabricate 66" (Or 77" x 52" Pipe-Arch) Skew Or Bevel End, Corrugated Steel Pipe Fitting.....	580.80	
33 42 11 00-1498	EA	Fabricate 72" (Or 83" x 57" Pipe-Arch) Skew Or Bevel End, Corrugated Steel Pipe Fitting.....	644.09	
33 42 11 00-1499	EA	Fabricate 78" (Or 87" x 63" Pipe-Arch) Skew Or Bevel End, Corrugated Steel Pipe Fitting.....	785.85	
33 42 11 00-1500	EA	Fabricate 84" (Or 95" x 67" Pipe-Arch) Skew Or Bevel End, Corrugated Steel Pipe Fitting.....	856.07	
33 42 11 00-1501	EA	Fabricate 90" (Or 103" x 71" Pipe-Arch) Skew Or Bevel End, Corrugated Steel Pipe Fitting.....	930.42	
33 42 11 00-1502	EA	Fabricate 96" (Or 112" x 75" Pipe-Arch) Skew Or Bevel End, Corrugated Steel Pipe Fitting.....	1,003.30	
33 42 11 00-1503	EA	Fabricate 102" (Or 117" x 79" Pipe-Arch) Skew Or Bevel End, Corrugated Steel Pipe Fitting.....	1,077.63	
33 42 11 00-1504	EA	Fabricate 108" (Or 128" x 83" Pipe-Arch) Skew Or Bevel End, Corrugated Steel Pipe Fitting.....	1,153.31	
33 42 11 00-1505	EA	Fabricate 114" (Or 137" x 87" Pipe-Arch) Skew Or Bevel End, Corrugated Steel Pipe Fitting.....	1,227.66	
33 42 11 00-1506	EA	Fabricate 120" (Or 142" x 91" Pipe-Arch) Skew Or Bevel End, Corrugated Steel Pipe Fitting.....	1,301.96	
33 42 11 00-1507	EA	Fabricate 126" Skew Or Bevel End, Corrugated Steel Pipe Fitting.....	1,380.76	
33 42 11 00-1508	EA	Fabricate 132" Skew Or Bevel End, Corrugated Steel Pipe Fitting.....	1,464.32	
33 42 11 00-1509	EA	Fabricate 138" Skew Or Bevel End, Corrugated Steel Pipe Fitting.....	1,552.94	

33 42 11 00-1510**Saddles, Corrugated Steel Pipe Fitting (33 42 11 00-1425)**

Note: For Field Tap

33 42 11 00-1511	EA	6" Saddle, Corrugated Steel Pipe Fitting.....	203.73	
33 42 11 00-1512	EA	8" Saddle, Corrugated Steel Pipe Fitting.....	230.17	
33 42 11 00-1513	EA	10" Saddle, Corrugated Steel Pipe Fitting.....	265.21	
33 42 11 00-1514	EA	12" Saddle, Corrugated Steel Pipe Fitting.....	324.38	
33 42 11 00-1515	EA	15" Saddle, Corrugated Steel Pipe Fitting.....	399.15	
33 42 11 00-1516	EA	18" Saddle, Corrugated Steel Pipe Fitting.....	475.53	
33 42 11 00-1517	EA	21" Saddle, Corrugated Steel Pipe Fitting.....	598.49	
33 42 11 00-1518	EA	24" Saddle, Corrugated Steel Pipe Fitting.....	710.70	
33 42 11 00-1519	EA	30" Saddle, Corrugated Steel Pipe Fitting.....	894.01	
33 42 11 00-1520	EA	36" Saddle, Corrugated Steel Pipe Fitting.....	1,151.17	
33 42 11 00-1521	EA	42" Saddle, Corrugated Steel Pipe Fitting.....	1,358.43	
33 42 11 00-1522	EA	48" Saddle, Corrugated Steel Pipe Fitting.....	1,597.32	



	Utilities	33
	Stormwater Utilities	33 40
	Stormwater Conveyance	33 42

CS

MINOR	CSI	UOM	DESCRIPTION	TOTAL DIRECT UNIT COST	DEMOLITION UNIT COST
33 42 11 00-1523	EA		54" Saddle, Corrugated Steel Pipe Fitting	1,900.17	
33 42 11 00-1524	EA		60" Saddle, Corrugated Steel Pipe Fitting	2,250.89	
33 42 11 00-1525	EA		66" Saddle, Corrugated Steel Pipe Fitting	2,565.00	
33 42 11 00-1526	EA		72" Saddle, Corrugated Steel Pipe Fitting	2,862.72	
33 42 11 00-1527	EA		78" Saddle, Corrugated Steel Pipe Fitting	3,363.16	
33 42 11 00-1528	EA		84" Saddle, Corrugated Steel Pipe Fitting	3,713.99	
33 42 11 00-1529	EA		90" Saddle, Corrugated Steel Pipe Fitting	4,392.88	
33 42 11 00-1530	EA		96" Saddle, Corrugated Steel Pipe Fitting	4,854.55	
33 42 11 00-1531	EA		102" Saddle, Corrugated Steel Pipe Fitting	5,506.12	
33 42 11 00-1532	EA		108" Saddle, Corrugated Steel Pipe Fitting	6,246.69	
33 42 11 00-1533	EA		114" Saddle, Corrugated Steel Pipe Fitting	7,085.70	
33 42 11 00-1534	EA		120" Saddle, Corrugated Steel Pipe Fitting	8,035.84	
33 42 11 00-1535			Coupling Bands, Corrugated Metal Pipe Fitting (33 42 11 00-1425)		
33 42 11 00-1536	EA		6" Coupling Band, Corrugated Metal Pipe Fitting	12.14	
			<i>For Bituminous Coated, Add</i>	3.52	
33 42 11 00-1537	EA		8" Coupling Band, Corrugated Metal Pipe Fitting	16.11	
			<i>For Bituminous Coated, Add</i>	4.67	
33 42 11 00-1538	EA		10" Coupling Band, Corrugated Metal Pipe Fitting	20.30	
			<i>For Bituminous Coated, Add</i>	5.89	
33 42 11 00-1539	EA		12" Coupling Band, Corrugated Metal Pipe Fitting	33.69	
			<i>For Bituminous Coated, Add</i>	9.77	
33 42 11 00-1540	EA		15" Coupling Band, Corrugated Metal Pipe Fitting	42.48	
			<i>For Bituminous Coated, Add</i>	12.32	
33 42 11 00-1541	EA		18" Coupling Band, Corrugated Metal Pipe Fitting	62.33	
			<i>For Bituminous Coated, Add</i>	18.08	
33 42 11 00-1542	EA		21" Coupling Band, Corrugated Metal Pipe Fitting	73.98	
			<i>For Bituminous Coated, Add</i>	21.45	
33 42 11 00-1543	EA		24" Coupling Band, Corrugated Metal Pipe Fitting	83.88	
			<i>For Bituminous Coated, Add</i>	24.33	
33 42 11 00-1544	EA		30" Coupling Band, Corrugated Metal Pipe Fitting	145.17	
			<i>For Bituminous Coated, Add</i>	42.10	
33 42 11 00-1545	EA		36" Coupling Band, Corrugated Metal Pipe Fitting	232.26	
			<i>For Bituminous Coated, Add</i>	55.74	
33 42 11 00-1546	EA		42" Coupling Band, Corrugated Metal Pipe Fitting	272.89	
			<i>For Bituminous Coated, Add</i>	65.49	
33 42 11 00-1547	EA		48" Coupling Band, Corrugated Metal Pipe Fitting	305.78	
			<i>For Bituminous Coated, Add</i>	73.39	
33 42 11 00-1548	EA		54" Coupling Band, Corrugated Metal Pipe Fitting	433.65	
			<i>For Bituminous Coated, Add</i>	104.08	
33 42 11 00-1549	EA		60" Coupling Band, Corrugated Metal Pipe Fitting	620.25	
			<i>For Bituminous Coated, Add</i>	111.65	
33 42 11 00-1550	EA		66" Coupling Band, Corrugated Metal Pipe Fitting	762.28	
			<i>For Bituminous Coated, Add</i>	137.21	
33 42 11 00-1551	EA		72" Coupling Band, Corrugated Metal Pipe Fitting	979.19	
			<i>For Bituminous Coated, Add</i>	137.09	
33 42 11 00-1552	EA		78" Coupling Band, Corrugated Metal Pipe Fitting	1,047.31	
			<i>For Bituminous Coated, Add</i>	146.62	
33 42 11 00-1553	EA		84" Coupling Band, Corrugated Metal Pipe Fitting	1,115.81	
			<i>For Bituminous Coated, Add</i>	156.21	
33 42 11 00-1554	EA		90" Coupling Band, Corrugated Metal Pipe Fitting	1,183.97	
			<i>For Bituminous Coated, Add</i>	165.76	
33 42 11 00-1555	EA		96" Coupling Band, Corrugated Metal Pipe Fitting	1,252.30	
			<i>For Bituminous Coated, Add</i>	175.32	
33 42 11 00-1556	EA		102" Coupling Band, Corrugated Metal Pipe Fitting	1,320.80	
			<i>For Bituminous Coated, Add</i>	184.91	
33 42 11 00-1557	EA		108" Coupling Band, Corrugated Metal Pipe Fitting	1,388.99	
			<i>For Bituminous Coated, Add</i>	194.46	
33 42 11 00-1558	EA		114" Coupling Band, Corrugated Metal Pipe Fitting	1,645.10	
			<i>For Bituminous Coated, Add</i>	197.41	
33 42 11 00-1559	EA		120" Coupling Band, Corrugated Metal Pipe Fitting	1,525.26	
			<i>For Bituminous Coated, Add</i>	183.03	
33 42 11 00-1560	EA		126" Coupling Band, Corrugated Metal Pipe Fitting	1,593.24	
			<i>For Bituminous Coated, Add</i>	191.19	
33 42 11 00-1561	EA		132" Coupling Band, Corrugated Metal Pipe Fitting	1,661.71	
			<i>For Bituminous Coated, Add</i>	199.41	
33 42 11 00-1562	EA		138" Coupling Band, Corrugated Metal Pipe Fitting	1,730.24	
			<i>For Bituminous Coated, Add</i>	207.63	
33 42 11 00-1563			Wyes Or Tees, Galvanized Corrugated Metal Pipe Fitting (33 42 11 00-1425)		
33 42 11 00-1564	EA		12" Wye Or Tee, Galvanized Corrugated Metal Pipe Fitting.....	527.44	159.12
33 42 11 00-1565	EA		15" Wye Or Tee, Galvanized Corrugated Metal Pipe Fitting.....	610.18	198.91
33 42 11 00-1566	EA		18" Wye Or Tee, Galvanized Corrugated Metal Pipe Fitting.....	715.53	258.58
33 42 11 00-1567	EA		24" Wye Or Tee, Galvanized Corrugated Metal Pipe Fitting.....	1,014.48	358.03
33 42 11 00-1568	EA		30" Wye Or Tee, Galvanized Corrugated Metal Pipe Fitting.....	1,336.82	417.70
33 42 11 00-1569	EA		36" Wye Or Tee, Galvanized Corrugated Metal Pipe Fitting.....	1,847.05	489.53
33 42 11 00-1570	EA		42" Wye Or Tee, Galvanized Corrugated Metal Pipe Fitting.....	2,179.91	574.66
33 42 11 00-1571	EA		48" Wye Or Tee, Galvanized Corrugated Metal Pipe Fitting.....	2,534.88	574.66
33 42 11 00-1572	EA		54" Wye Or Tee, Galvanized Corrugated Metal Pipe Fitting.....	3,032.45	787.49
33 42 11 00-1573	EA		60" Wye Or Tee, Galvanized Corrugated Metal Pipe Fitting.....	3,388.21	787.49
33 42 11 00-1574	EA		66" Wye Or Tee, Galvanized Corrugated Metal Pipe Fitting.....	4,049.71	1,000.33

33 Utilities**33 40 Stormwater Utilities****33 42 Stormwater Conveyance**

MINOR CSI UOM DESCRIPTION	TOTAL DIRECT UNIT COST	DEMOLITION UNIT COST
33 42 11 00-1575 EA 72" Wye Or Tee, Galvanized Corrugated Metal Pipe Fitting.....	4,257.24	1,064.18
33 42 11 00-1576 EA 78" Wye Or Tee, Galvanized Corrugated Metal Pipe Fitting.....	5,185.95	1,324.90
33 42 11 00-1577 EA 84" Wye Or Tee, Galvanized Corrugated Metal Pipe Fitting.....	5,971.84	1,426.00
33 42 11 00-1578 90 Degree Bends, Galvanized Corrugated Metal Pipe Fitting (33 42 11 00-1425)		
33 42 11 00-1579 EA 12" 90 Degree Bend, Galvanized Corrugated Metal Pipe Fitting.....	365.19	119.35
33 42 11 00-1580 EA 15" 90 Degree Bend, Galvanized Corrugated Metal Pipe Fitting.....	444.46	149.18
33 42 11 00-1581 EA 18" 90 Degree Bend, Galvanized Corrugated Metal Pipe Fitting.....	524.80	198.91
33 42 11 00-1582 EA 24" 90 Degree Bend, Galvanized Corrugated Metal Pipe Fitting.....	713.42	278.47
33 42 11 00-1583 EA 30" 90 Degree Bend, Galvanized Corrugated Metal Pipe Fitting.....	919.61	318.26
33 42 11 00-1584 EA 36" 90 Degree Bend, Galvanized Corrugated Metal Pipe Fitting.....	1,279.32	361.82
33 42 11 00-1585 EA 42" 90 Degree Bend, Galvanized Corrugated Metal Pipe Fitting.....	1,507.09	425.67
33 42 11 00-1586 EA 48" 90 Degree Bend, Galvanized Corrugated Metal Pipe Fitting.....	1,723.28	425.67
33 42 11 00-1587 EA 54" 90 Degree Bend, Galvanized Corrugated Metal Pipe Fitting.....	2,089.13	595.94
33 42 11 00-1588 EA 60" 90 Degree Bend, Galvanized Corrugated Metal Pipe Fitting.....	2,348.52	595.94
33 42 11 00-1589 EA 66" 90 Degree Bend, Galvanized Corrugated Metal Pipe Fitting.....	2,866.94	744.92
33 42 11 00-1590 EA 72" 90 Degree Bend, Galvanized Corrugated Metal Pipe Fitting.....	3,044.83	792.82
33 42 11 00-1591 EA 78" 90 Degree Bend, Galvanized Corrugated Metal Pipe Fitting.....	3,593.26	993.20
33 42 11 00-1592 EA 84" 90 Degree Bend, Galvanized Corrugated Metal Pipe Fitting.....	3,981.91	1,064.18
33 42 11 00-1593 Galvanized Culvert-End Bar Grate System (33 42 11 00-0500)		
33 42 11 00-1594 SF Galvanized Culvert-End Bar Grate System.....	582.42	2.65
33 42 11 00-1595 SF Heavy Duty Galvanized Culvert-End Bar Grate System.....	35.10	2.65
33 42 11 00-1596 Galvanized Tapered Adapter Sleeves (33 42 11 00-0500)		
33 42 11 00-1597 EA 12" Galvanized Tapered Adapter Sleeves.....	460.34	69.62
33 42 11 00-1598 EA 15" Galvanized Tapered Adapter Sleeves.....	569.09	74.59
33 42 11 00-1599 EA 18" Galvanized Tapered Adapter Sleeves.....	640.78	79.56
33 42 11 00-1600 EA 21" Galvanized Tapered Adapter Sleeves.....	724.20	87.02
33 42 11 00-1601 EA 24" Galvanized Tapered Adapter Sleeves.....	806.47	94.48
33 42 11 00-1602 EA 30" Galvanized Tapered Adapter Sleeves.....	979.54	106.91
33 42 11 00-1603 EA 36" Galvanized Tapered Adapter Sleeves.....	1,182.29	121.83
33 42 11 00-1604 Concrete Pipe Collar (33 42 11)		
33 42 11 00-1605 EA 8" Diameter Pipe, Concrete Pipe Collar.....	581.50	
33 42 11 00-1606 EA 10" Diameter Pipe, Concrete Pipe Collar.....	650.08	
33 42 11 00-1607 EA 12" Diameter Pipe, Concrete Pipe Collar.....	723.80	
33 42 11 00-1608 EA 15" Diameter Pipe, Concrete Pipe Collar.....	810.80	
33 42 11 00-1609 EA 18" Diameter Pipe, Concrete Pipe Collar.....	904.09	
33 42 11 00-1610 EA 21" Diameter Pipe, Concrete Pipe Collar.....	1,003.97	
33 42 11 00-1611 EA 24" Diameter Pipe, Concrete Pipe Collar.....	1,110.31	
33 42 11 00-1612 EA 27" Diameter Pipe, Concrete Pipe Collar.....	1,220.72	
33 42 11 00-1613 EA 30" Diameter Pipe, Concrete Pipe Collar.....	1,331.12	
33 42 11 00-1614 EA 36" Diameter Pipe, Concrete Pipe Collar.....	1,552.09	
33 42 11 00-1615 EA 42" Diameter Pipe, Concrete Pipe Collar.....	1,773.85	
33 42 11 00-1616 EA 48" Diameter Pipe, Concrete Pipe Collar.....	1,996.28	
33 42 11 00-1617 EA 54" Diameter Pipe, Concrete Pipe Collar.....	2,217.25	
33 42 11 00-1618 EA 60" Diameter Pipe, Concrete Pipe Collar.....	2,439.01	
33 42 11 00-1619 EA 66" Diameter Pipe, Concrete Pipe Collar.....	2,686.16	
33 42 11 00-1620 EA 72" Diameter Pipe, Concrete Pipe Collar.....	2,933.32	
33 42 11 00-1621 EA 78" Diameter Pipe, Concrete Pipe Collar.....	3,180.49	
33 42 11 00-1622 EA 84" Diameter Pipe, Concrete Pipe Collar.....	3,427.64	
33 42 11 00-1623 EA 90" Diameter Pipe, Concrete Pipe Collar.....	3,674.80	
33 42 11 00-1624 EA 96" Diameter Pipe, Concrete Pipe Collar.....	3,921.97	
33 42 11 00-1625 EA 102" Diameter Pipe, Concrete Pipe Collar.....	4,169.14	
33 42 11 00-1626 EA 108" Diameter Pipe, Concrete Pipe Collar.....	4,416.29	
33 42 11 00-1627 EA 114" Diameter Pipe, Concrete Pipe Collar.....	4,663.45	
33 42 11 00-1628 EA 120" Diameter Pipe, Concrete Pipe Collar.....	4,910.61	
33 42 11 00-1629 Concrete Drainage Pipe Lug (33 42 11)		
33 42 11 00-1630 EA 12" Diameter Pipe, Concrete Pipe Lug.....	353.92	
33 42 11 00-1631 EA 15" Diameter Pipe, Concrete Pipe Lug.....	412.83	
33 42 11 00-1632 EA 18" Diameter Pipe, Concrete Pipe Lug.....	471.41	
33 42 11 00-1633 EA 21" Diameter Pipe, Concrete Pipe Lug.....	530.31	
33 42 11 00-1634 EA 24" Diameter Pipe, Concrete Pipe Lug.....	588.89	
33 42 11 00-1635 EA 27" Diameter Pipe, Concrete Pipe Lug.....	647.71	
33 42 11 00-1636 EA 30" Diameter Pipe, Concrete Pipe Lug.....	706.54	
33 42 11 00-1637 EA 36" Diameter Pipe, Concrete Pipe Lug.....	824.00	
33 42 11 00-1638 EA 42" Diameter Pipe, Concrete Pipe Lug.....	940.56	
33 42 11 00-1639 EA 48" Diameter Pipe, Concrete Pipe Lug.....	1,058.04	
33 42 11 00-1640 EA 54" Diameter Pipe, Concrete Pipe Lug.....	1,175.52	
33 42 11 00-1641 EA 60" Diameter Pipe, Concrete Pipe Lug.....	1,292.99	
33 42 11 00-1642 EA 66" Diameter Pipe, Concrete Pipe Lug.....	1,410.48	



	Utilities	33
	Stormwater Utilities	33 40
	Stormwater Conveyance	33 42

CS

MINOR CSI UOM DESCRIPTION	TOTAL DIRECT UNIT COST	DEMOLITION UNIT COST
------------------------------	---------------------------	-------------------------

33 42 13 Stormwater Culverts (33 42)

33 42 13 13 Precast Concrete Stormwater Culverts (33 42 13)

33 42 13 13-0001 Precast Reinforced Concrete Box Culvert (33 42 13 13)

Note: The quantity required shall be the entire length of the culvert including the length of the cut-off sections. Includes delivery, handling, hoisting into place, alignment, bracing, permanent connections, grouting of joints and caulking of joints. Excludes crane, excavation and backfill. Minimum length 6'-0". See CSI section 01 22 23 00-0941 for crane lifting equipment.

33 42 13 13-0002	LF 3' x 3' Precast Reinforced Concrete Box Culvert	417.02	53.20
	<i>For Each LF Of Cut-Off Section, Add</i>	16.68	
33 42 13 13-0003	LF 4' x 2' Precast Reinforced Concrete Box Culvert	469.27	53.20
	<i>For Each LF Of Cut-Off Section, Add</i>	18.77	
33 42 13 13-0004	LF 4' x 3' Precast Reinforced Concrete Box Culvert	553.67	53.20
	<i>For Each LF Of Cut-Off Section, Add</i>	22.15	
33 42 13 13-0005	LF 5' x 3' Precast Reinforced Concrete Box Culvert	664.96	66.52
	<i>For Each LF Of Cut-Off Section, Add</i>	26.60	
33 42 13 13-0006	LF 5' x 4' Precast Reinforced Concrete Box Culvert	681.03	66.52
	<i>For Each LF Of Cut-Off Section, Add</i>	27.24	
33 42 13 13-0007	LF 5' x 5' Precast Reinforced Concrete Box Culvert	689.07	66.52
	<i>For Each LF Of Cut-Off Section, Add</i>	27.56	
33 42 13 13-0008	LF 6' x 3' Precast Reinforced Concrete Box Culvert	710.53	69.17
	<i>For Each LF Of Cut-Off Section, Add</i>	28.42	
33 42 13 13-0009	LF 6' x 4' Precast Reinforced Concrete Box Culvert	714.55	69.17
	<i>For Each LF Of Cut-Off Section, Add</i>	28.58	
33 42 13 13-0010	LF 6' x 6' Precast Reinforced Concrete Box Culvert	786.89	69.17
	<i>For Each LF Of Cut-Off Section, Add</i>	31.48	
33 42 13 13-0011	LF 7' x 4' Precast Reinforced Concrete Box Culvert	808.41	79.82
	<i>For Each LF Of Cut-Off Section, Add</i>	32.34	
33 42 13 13-0012	LF 7' x 6' Precast Reinforced Concrete Box Culvert	866.49	108.55
	<i>For Each LF Of Cut-Off Section, Add</i>	34.66	
33 42 13 13-0013	LF 8' x 2' Precast Reinforced Concrete Box Culvert	790.91	69.17
	<i>For Each LF Of Cut-Off Section, Add</i>	31.64	
33 42 13 13-0014	LF 8' x 3' Precast Reinforced Concrete Box Culvert	812.43	79.82
	<i>For Each LF Of Cut-Off Section, Add</i>	32.50	
33 42 13 13-0015	LF 8' x 4' Precast Reinforced Concrete Box Culvert	824.49	79.82
	<i>For Each LF Of Cut-Off Section, Add</i>	32.98	
33 42 13 13-0016	LF 8' x 5' Precast Reinforced Concrete Box Culvert	995.62	106.42
	<i>For Each LF Of Cut-Off Section, Add</i>	39.82	
33 42 13 13-0017	LF 8' x 6' Precast Reinforced Concrete Box Culvert	998.83	106.42
	<i>For Each LF Of Cut-Off Section, Add</i>	39.95	
33 42 13 13-0018	LF 8' x 8' Precast Reinforced Concrete Box Culvert	1,106.48	133.02
	<i>For Each LF Of Cut-Off Section, Add</i>	44.26	
33 42 13 13-0019	LF 9' x 4' Precast Reinforced Concrete Box Culvert	1,099.31	106.42
	<i>For Each LF Of Cut-Off Section, Add</i>	43.97	
33 42 13 13-0020	LF 9' x 6' Precast Reinforced Concrete Box Culvert	1,165.16	133.02
	<i>For Each LF Of Cut-Off Section, Add</i>	46.61	
33 42 13 13-0021	LF 10' x 3' Precast Reinforced Concrete Box Culvert	1,169.18	133.02
	<i>For Each LF Of Cut-Off Section, Add</i>	46.77	
33 42 13 13-0022	LF 10' x 4' Precast Reinforced Concrete Box Culvert	1,418.35	133.02
	<i>For Each LF Of Cut-Off Section, Add</i>	56.73	
33 42 13 13-0023	LF 10' x 5' Precast Reinforced Concrete Box Culvert	1,488.20	159.62
	<i>For Each LF Of Cut-Off Section, Add</i>	59.53	
33 42 13 13-0024	LF 10' x 6' Precast Reinforced Concrete Box Culvert	1,504.28	159.62
	<i>For Each LF Of Cut-Off Section, Add</i>	60.17	
33 42 13 13-0025	LF 10' x 7' Precast Reinforced Concrete Box Culvert	1,508.29	159.62
	<i>For Each LF Of Cut-Off Section, Add</i>	60.33	
33 42 13 13-0026	LF 10' x 8' Precast Reinforced Concrete Box Culvert	1,513.92	159.62
	<i>For Each LF Of Cut-Off Section, Add</i>	60.56	
33 42 13 13-0027	LF 12' x 3' Precast Reinforced Concrete Box Culvert	1,574.14	186.24
	<i>For Each LF Of Cut-Off Section, Add</i>	62.97	
33 42 13 13-0028	LF 12' x 4' Precast Reinforced Concrete Box Culvert	1,574.14	186.24
	<i>For Each LF Of Cut-Off Section, Add</i>	62.97	
33 42 13 13-0029	LF 12' x 6' Precast Reinforced Concrete Box Culvert	1,574.14	186.24
	<i>For Each LF Of Cut-Off Section, Add</i>	62.97	
33 42 13 13-0030	LF 12' x 8' Precast Reinforced Concrete Box Culvert	1,574.14	186.24
	<i>For Each LF Of Cut-Off Section, Add</i>	62.97	
33 42 13 13-0031	LF 16' x 10' Precast Reinforced Concrete Box Culvert	2,287.04	212.84
	<i>For Each LF Of Cut-Off Section, Add</i>	91.48	
33 42 13 13-0032	LF 24' x 10' Precast Reinforced Concrete Box Culvert	3,171.22	212.84
	<i>For Each LF Of Cut-Off Section, Add</i>	126.85	

33 42 13 13-0033 Precast Reinforced Concrete Box Culvert For Roadways (33 42 13 13)

Note: AASHTO HL-93 Rated. The quantity required shall be the entire length of the culvert including the length of the cut-off sections. Includes delivery, handling, hoisting into place, alignment, bracing, permanent connections, grouting of joints and caulking of joints. Excludes crane, excavation and backfill. Minimum length 6'-0". See CSI section 01 22 23 00-0941 for crane lifting equipment.

33 42 13 13-0034	LF 3' x 3' Precast Reinforced Concrete Box Culvert For Roadways	1,032.33	53.20
	<i>For Each LF Of Cut-Off Section, Add</i>	41.29	
33 42 13 13-0035	LF 4' x 2' Precast Reinforced Concrete Box Culvert For Roadways	1,109.54	53.20
	<i>For Each LF Of Cut-Off Section, Add</i>	44.38	
33 42 13 13-0036	LF 4' x 3' Precast Reinforced Concrete Box Culvert For Roadways	1,246.17	53.20
	<i>For Each LF Of Cut-Off Section, Add</i>	49.85	

33 Utilities

33 40 Stormwater Utilities

33 42 Stormwater Conveyance



MINOR CSI UOM DESCRIPTION	TOTAL DIRECT UNIT COST	DEMOLITION UNIT COST
33 42 13 13-0037 LF 5' x 3' Precast Reinforced Concrete Box Culvert For Roadways <i>For Each LF Of Cut-Off Section, Add</i>	1,409.67 56.39	66.52
33 42 13 13-0038 LF 5' x 4' Precast Reinforced Concrete Box Culvert For Roadways <i>For Each LF Of Cut-Off Section, Add</i>	1,546.31 61.85	66.52
33 42 13 13-0039 LF 5' x 5' Precast Reinforced Concrete Box Culvert For Roadways <i>For Each LF Of Cut-Off Section, Add</i>	1,682.95 67.32	66.52
33 42 13 13-0040 LF 6' x 3' Precast Reinforced Concrete Box Culvert For Roadways <i>For Each LF Of Cut-Off Section, Add</i>	1,551.69 62.07	69.17
33 42 13 13-0041 LF 6' x 4' Precast Reinforced Concrete Box Culvert For Roadways <i>For Each LF Of Cut-Off Section, Add</i>	1,688.33 67.53	69.17
33 42 13 13-0042 LF 6' x 6' Precast Reinforced Concrete Box Culvert For Roadways <i>For Each LF Of Cut-Off Section, Add</i>	1,961.60 78.46	69.17
33 42 13 13-0043 LF 7' x 4' Precast Reinforced Concrete Box Culvert For Roadways <i>For Each LF Of Cut-Off Section, Add</i>	1,846.48 73.86	79.82
33 42 13 13-0044 LF 7' x 6' Precast Reinforced Concrete Box Culvert For Roadways <i>For Each LF Of Cut-Off Section, Add</i>	2,177.81 87.11	108.55
33 42 13 13-0045 LF 8' x 2' Precast Reinforced Concrete Box Culvert For Roadways <i>For Each LF Of Cut-Off Section, Add</i>	1,688.33 67.53	69.17
33 42 13 13-0046 LF 8' x 3' Precast Reinforced Concrete Box Culvert For Roadways <i>For Each LF Of Cut-Off Section, Add</i>	1,846.48 73.86	79.82
33 42 13 13-0047 LF 8' x 4' Precast Reinforced Concrete Box Culvert For Roadways <i>For Each LF Of Cut-Off Section, Add</i>	1,983.12 79.32	79.82
33 42 13 13-0048 LF 8' x 5' Precast Reinforced Concrete Box Culvert For Roadways <i>For Each LF Of Cut-Off Section, Add</i>	2,173.51 86.94	106.42
33 42 13 13-0049 LF 8' x 6' Precast Reinforced Concrete Box Culvert For Roadways <i>For Each LF Of Cut-Off Section, Add</i>	2,310.15 92.41	106.42
33 42 13 13-0050 LF 8' x 8' Precast Reinforced Concrete Box Culvert For Roadways <i>For Each LF Of Cut-Off Section, Add</i>	2,637.21 105.49	133.02
33 42 13 13-0051 LF 9' x 4' Precast Reinforced Concrete Box Culvert For Roadways <i>For Each LF Of Cut-Off Section, Add</i>	2,332.51 93.30	106.42
33 42 13 13-0052 LF 9' x 6' Precast Reinforced Concrete Box Culvert For Roadways <i>For Each LF Of Cut-Off Section, Add</i>	2,678.33 107.13	133.02
33 42 13 13-0053 LF 10' x 3' Precast Reinforced Concrete Box Culvert For Roadways <i>For Each LF Of Cut-Off Section, Add</i>	2,648.60 105.94	133.02
33 42 13 13-0054 LF 10' x 4' Precast Reinforced Concrete Box Culvert For Roadways <i>For Each LF Of Cut-Off Section, Add</i>	2,810.85 112.43	133.02
33 42 13 13-0055 LF 10' x 5' Precast Reinforced Concrete Box Culvert For Roadways <i>For Each LF Of Cut-Off Section, Add</i>	3,026.86 121.07	159.62
33 42 13 13-0056 LF 10' x 6' Precast Reinforced Concrete Box Culvert For Roadways <i>For Each LF Of Cut-Off Section, Add</i>	3,189.11 127.56	159.62
33 42 13 13-0057 LF 10' x 7' Precast Reinforced Concrete Box Culvert For Roadways <i>For Each LF Of Cut-Off Section, Add</i>	3,351.38 134.06	159.62
33 42 13 13-0058 LF 10' x 8' Precast Reinforced Concrete Box Culvert For Roadways <i>For Each LF Of Cut-Off Section, Add</i>	3,513.62 140.54	159.62
33 42 13 13-0059 LF 12' x 3' Precast Reinforced Concrete Box Culvert For Roadways <i>For Each LF Of Cut-Off Section, Add</i>	3,512.20 140.49	186.24
33 42 13 13-0060 LF 12' x 4' Precast Reinforced Concrete Box Culvert For Roadways <i>For Each LF Of Cut-Off Section, Add</i>	3,696.62 147.86	186.24
33 42 13 13-0061 LF 12' x 6' Precast Reinforced Concrete Box Culvert For Roadways <i>For Each LF Of Cut-Off Section, Add</i>	4,065.54 162.62	186.24
33 42 13 13-0062 LF 12' x 8' Precast Reinforced Concrete Box Culvert For Roadways <i>For Each LF Of Cut-Off Section, Add</i>	4,434.45 177.38	186.24
33 42 13 13-0063 LF 16' x 10' Precast Reinforced Concrete Box Culvert For Roadways <i>For Each LF Of Cut-Off Section, Add</i>	5,308.02 212.32	212.84
33 42 13 13-0064 LF 24' x 10' Precast Reinforced Concrete Box Culvert For Roadways <i>For Each LF Of Cut-Off Section, Add</i>	6,701.67 268.07	212.84

33 42 23 Headwalls and Endwalls for Stormwater Piping (33 42)

33 42 23 00-0001 Headwalls (33 42 23)
Note: Excludes excavation and backfill. Select pipe with closest opening area for square or round culverts.

33 42 23 00-0002 Cast In Place Concrete Headwalls (33 42 23 00-0001)
Note: Includes concrete, forms, rebar (where required), finish and curing.

33 42 23 00-0003 Skewed Wingwall, Cast In Place Concrete Headwall (33 42 23 00-0002)
Note: Sized by pipe diameter.

33 42 23 00-0004 EA 12" Pipe, Skewed Wingwall, Cast In Place Concrete Headwall	1,517.84	639.16
33 42 23 00-0005 EA 15" Pipe, Skewed Wingwall, Cast In Place Concrete Headwall	1,908.73	681.78
33 42 23 00-0006 EA 18" Pipe, Skewed Wingwall, Cast In Place Concrete Headwall	2,500.43	893.04
33 42 23 00-0007 EA 24" Pipe, Skewed Wingwall, Cast In Place Concrete Headwall	3,935.47	1,278.33
33 42 23 00-0008 EA 30" Pipe, Skewed Wingwall, Cast In Place Concrete Headwall	5,481.85	1,704.45
33 42 23 00-0009 EA 36" Pipe, Skewed Wingwall, Cast In Place Concrete Headwall	6,521.95	2,246.65
33 42 23 00-0010 EA 42" Pipe, Skewed Wingwall, Cast In Place Concrete Headwall	8,920.82	3,098.97
33 42 23 00-0011 EA 48" Pipe, Skewed Wingwall, Cast In Place Concrete Headwall	10,611.86	3,652.34
33 42 23 00-0012 EA 54" Pipe, Skewed Wingwall, Cast In Place Concrete Headwall	12,757.55	4,446.42
33 42 23 00-0013 EA 60" Pipe, Skewed Wingwall, Cast In Place Concrete Headwall	15,288.07	5,382.44

33 42 23 00-0014 Straight, Double Pipe, Cast In Place Concrete Headwall (33 42 23 00-0002)

Note: Sized by pipe diameter.

33 42 23 00-0015 EA 12" Pipes, Straight, Double Pipe, Cast In Place Concrete Headwall	1,154.90	687.45
33 42 23 00-0016 EA 15" Pipes, Straight, Double Pipe, Cast In Place Concrete Headwall	1,479.96	886.08
33 42 23 00-0017 EA 18" Pipes, Straight, Double Pipe, Cast In Place Concrete Headwall	1,970.18	1,164.07



MINOR CSI UOM DESCRIPTION	TOTAL DIRECT UNIT COST	DEMOLITION UNIT COST
33 42 23 00-0018 EA 24" Pipes, Straight, Double Pipe, Cast In Place Concrete Headwall	3,044.98	1,752.88
33 42 23 00-0019 EA 30" Pipes, Straight, Double Pipe, Cast In Place Concrete Headwall	4,234.17	2,365.20
33 42 23 00-0020 EA 36" Pipes, Straight, Double Pipe, Cast In Place Concrete Headwall	5,978.50	3,270.58
33 42 23 00-0021 Straight, Single Pipe, Cast In Place Concrete Headwall (33 42 23 00-0002)		
Note: Sized by pipe diameter.		
33 42 23 00-0022 EA 12" Pipe, Straight, Single Pipe, Cast In Place Concrete Headwall	863.45	549.91
33 42 23 00-0023 EA 15" Pipe, Straight, Single Pipe, Cast In Place Concrete Headwall	1,117.88	642.02
33 42 23 00-0024 EA 18" Pipe, Straight, Single Pipe, Cast In Place Concrete Headwall	1,437.87	849.51
33 42 23 00-0025 EA 24" Pipe, Straight, Single Pipe, Cast In Place Concrete Headwall	2,253.45	1,293.23
33 42 23 00-0026 EA 30" Pipe, Straight, Single Pipe, Cast In Place Concrete Headwall	3,111.71	1,738.81
33 42 23 00-0027 EA 36" Pipe, Straight, Single Pipe, Cast In Place Concrete Headwall	4,387.06	2,397.71
33 42 23 00-0028 Precast Concrete Headwalls (33 42 23 00-0001)		
33 42 23 00-0029 EA 12" Pipe, Precast Concrete Headwall	917.94	179.02
33 42 23 00-0030 EA 15" Pipe, Precast Concrete Headwall	947.77	188.96
33 42 23 00-0031 EA 18" Pipe, Precast Concrete Headwall	1,042.43	214.82
33 42 23 00-0032 EA 24" Pipe, Precast Concrete Headwall	1,152.86	228.74
33 42 23 00-0033 EA 30" Pipe, Precast Concrete Headwall	1,559.91	268.53
33 42 23 00-0034 EA 36" Pipe, Precast Concrete Headwall	1,749.21	278.47
33 42 23 00-0035 EA 42" Pipe, Precast Concrete Headwall	2,309.00	328.40
33 42 23 00-0036 EA 48" Pipe, Precast Concrete Headwall	2,552.59	361.82
33 42 23 00-0037 EA 54" Pipe, Precast Concrete Headwall	2,819.73	383.11
33 42 23 00-0038 EA 60" Pipe, Precast Concrete Headwall	3,204.45	383.11
33 42 23 00-0039 EA 72" Pipe, Precast Concrete Headwall	3,888.77	478.88
33 42 23 00-0040 EA 84" Pipe, Precast Concrete Headwall	5,535.19	574.66
33 42 23 00-0041 Precast Concrete Wingwalls (33 42 23 00-0001)		
33 42 23 00-0042 EA 18" ID Pipe (26" Hole) Precast Concrete Wingwall	5,681.66	1,896.36
Note: 12" Thick wall and base. Wingwalls are configured at 0-30 degrees off centerline of pipe.		
33 42 23 00-0043 EA 24" ID Pipe (32" Hole) Precast Concrete Wingwall	6,000.91	2,107.07
Note: 12" Thick wall and base. Wingwalls are configured at 0-30 degrees off centerline of pipe.		
33 42 23 00-0044 EA 30" ID Pipe (42" Hole) Precast Concrete Wingwall	6,533.00	2,458.26
Note: 12" Thick wall and base. Wingwalls are configured at 0-30 degrees off centerline of pipe.		
33 42 23 00-0045 EA 33" ID Pipe (46" Hole) Precast Concrete Wingwall	7,065.10	2,809.43
Note: 12" thick wall and base. Wingwalls are configured at zero degrees only off centerline of pipe.		
33 42 23 00-0046 EA 36" ID Pipe (50" Hole) Precast Concrete Wingwall	7,065.10	2,809.43
Note: 12" Thick wall and base. Wingwalls are configured at 0-30 degrees off centerline of pipe.		
33 42 23 00-0047 EA 44" ID Pipe (58" Hole) Precast Concrete Wingwall	7,277.92	2,949.90
Note: 12" Thick wall and base. Wingwalls are configured at 0-30 degrees off centerline of pipe.		
33 42 23 00-0048 EA 48" ID Pipe (62" Hole) Precast Concrete Wingwall	12,942.67	3,020.14
Note: 12" thick wall and base. Wingwalls are configured at 0-30 degrees off centerline of pipe.		
33 42 23 00-0049 EA 52" ID Pipe (66" Hole) Precast Concrete Wingwall	13,261.93	3,230.84
Note: 12" thick wall and base. Wingwalls are configured at zero degrees only off centerline of pipe.		
33 42 23 00-0050 Precast Concrete Transverse Drainage Interceptor (33 42 23 00-0001)		
33 42 23 00-0051 EA 34" x 48" x 28" Precast Concrete Transverse Drainage Interceptor With Frame And Grate	3,395.01	744.92
33 42 26 End Sections for Stormwater Piping (33 42)		
33 42 26 16 Corrugated Metal End Sections for Stormwater Piping (33 42 26)		
33 42 26 16-0001 Corrugated Metal Pipe End Sections (33 42 26 16)		
33 42 26 16-0002 Galvanized Corrugated Steel Pipe End Sections (33 42 26 16-0001)		
33 42 26 16-0003 Type 1 Galvanized Corrugated Steel Pipe End Sections (33 42 26 16-0002)		
Note: Used with annular corrugations, no band required. Consists of a 12 gauge steel strap with a 6" bolt and nut.		
33 42 26 16-0004 EA 12" 16 Gauge, Type 1 Galvanized Corrugated Steel Pipe End Section	262.21	69.62
33 42 26 16-0005 EA 15" 16 Gauge, Type 1 Galvanized Corrugated Steel Pipe End Section	303.00	74.59
33 42 26 16-0006 EA 18" 16 Gauge, Type 1 Galvanized Corrugated Steel Pipe End Section	352.14	79.56
33 42 26 16-0007 EA 21" 16 Gauge, Type 1 Galvanized Corrugated Steel Pipe End Section	424.48	87.02
33 42 26 16-0008 EA 24" 16 Gauge, Type 1 Galvanized Corrugated Steel Pipe End Section	469.81	94.48
33 42 26 16-0009 Type 2 Galvanized Corrugated Steel Pipe End Sections (33 42 26 16-0002)		
Note: Partial circumferential rod with two hinge type lugs used with annular corrugations. No band required.		
33 42 26 16-0010 EA 30" 14 Gauge, Type 2 Galvanized Corrugated Steel Pipe End Section	747.82	106.91
33 42 26 16-0011 EA 36" 14 Gauge, Type 2 Galvanized Corrugated Steel Pipe End Section	970.39	127.70
33 42 26 16-0012 EA 42" 12 Gauge, Type 2 Galvanized Corrugated Steel Pipe End Section	1,477.40	148.99
33 42 26 16-0013 EA 48" 12 Gauge, Type 2 Galvanized Corrugated Steel Pipe End Section	1,802.21	170.27
33 42 26 16-0014 EA 54" 12 Gauge, Type 2 Galvanized Corrugated Steel Pipe End Section	2,149.11	212.84
33 42 26 16-0015 EA 60" 10 Gauge, Type 2 Galvanized Corrugated Steel Pipe End Section	2,511.34	255.40
33 42 26 16-0016 Type 3 Or 5 Galvanized Corrugated Steel Pipe End Sections (33 42 26 16-0002)		
Note: Stubbed with 1' of pipe (excluded in price). Used with all pipe having annular end corrugations.		



MINOR
CSI UOM DESCRIPTION

TOTAL DIRECT DEMOLITION
UNIT COST UNIT COST

33 42 26 16-0017	EA	12" 16 Gauge, Type 3 Or 5 Galvanized Corrugated Steel Pipe End Section.....	273.20	69.62
33 42 26 16-0018	EA	15" 16 Gauge, Type 3 Or 5 Galvanized Corrugated Steel Pipe End Section.....	314.30	74.59
33 42 26 16-0019	EA	18" 16 Gauge, Type 3 Or 5 Galvanized Corrugated Steel Pipe End Section.....	369.51	79.56
33 42 26 16-0020	EA	21" 16 Gauge, Type 3 Or 5 Galvanized Corrugated Steel Pipe End Section.....	445.33	87.02
33 42 26 16-0021	EA	24" 16 Gauge, Type 3 Or 5 Galvanized Corrugated Steel Pipe End Section.....	493.45	94.48
33 42 26 16-0022	EA	30" 14 Gauge, Type 3 Or 5 Galvanized Corrugated Steel Pipe End Section.....	820.44	106.91
33 42 26 16-0023	EA	36" 14 Gauge, Type 3 Or 5 Galvanized Corrugated Steel Pipe End Section.....	1,059.12	127.70
33 42 26 16-0024	EA	42" 12 Gauge, Type 3 Or 5 Galvanized Corrugated Steel Pipe End Section.....	1,674.30	148.99
33 42 26 16-0025	EA	48" 12 Gauge, Type 3 Or 5 Galvanized Corrugated Steel Pipe End Section.....	2,056.31	170.27
33 42 26 16-0026	EA	54" 12 Gauge, Type 3 Or 5 Galvanized Corrugated Steel Pipe End Section.....	2,406.06	212.84
33 42 26 16-0027	EA	60" 10 Gauge, Type 3 Or 5 Galvanized Corrugated Steel Pipe End Section.....	3,325.17	255.40
33 42 26 16-0028	EA	66" 10 Gauge, Type 3 Or 5 Galvanized Corrugated Steel Pipe End Section.....	3,795.05	383.11
33 42 26 16-0029	EA	72" 10 Gauge, Type 3 Or 5 Galvanized Corrugated Steel Pipe End Section.....	4,455.22	510.81
33 42 26 16-0030	EA	78" 10 Gauge, Type 3 Or 5 Galvanized Corrugated Steel Pipe End Section.....	4,851.05	548.05
33 42 26 16-0031	EA	84" 10 Gauge, Type 3 Or 5 Galvanized Corrugated Steel Pipe End Section.....	5,256.26	585.30

33 42 26 16-0032 Toe Plate Extensions For Galvanized Corrugated Steel Pipe End Section ^(33 42 26 16-0032)

33 42 26 16-0033	EA	Toe Plate Extension For 12" Diameter Galvanized Corrugated Steel Pipe End Section.....	33.56	
33 42 26 16-0034	EA	Toe Plate Extension For 15" Diameter Galvanized Corrugated Steel Pipe End Section.....	37.31	
33 42 26 16-0035	EA	Toe Plate Extension For 18" Diameter Galvanized Corrugated Steel Pipe End Section.....	41.90	
33 42 26 16-0036	EA	Toe Plate Extension For 21" Diameter Galvanized Corrugated Steel Pipe End Section.....	45.55	
33 42 26 16-0037	EA	Toe Plate Extension For 24" Diameter Galvanized Corrugated Steel Pipe End Section.....	50.93	
33 42 26 16-0038	EA	Toe Plate Extension For 30" Diameter Galvanized Corrugated Steel Pipe End Section.....	88.32	
33 42 26 16-0039	EA	Toe Plate Extension For 36" Diameter Galvanized Corrugated Steel Pipe End Section.....	95.06	
33 42 26 16-0040	EA	Toe Plate Extension For 42" Diameter Galvanized Corrugated Steel Pipe End Section.....	129.56	
33 42 26 16-0041	EA	Toe Plate Extension For 48" Diameter Galvanized Corrugated Steel Pipe End Section.....	138.84	
33 42 26 16-0042	EA	Toe Plate Extension For 54" Diameter Galvanized Corrugated Steel Pipe End Section.....	169.32	
33 42 26 16-0043	EA	Toe Plate Extension For 60" Diameter Galvanized Corrugated Steel Pipe End Section.....	173.68	
33 42 26 16-0044	EA	Toe Plate Extension For 66" Diameter Galvanized Corrugated Steel Pipe End Section.....	185.89	
33 42 26 16-0045	EA	Toe Plate Extension For 72" Diameter Galvanized Corrugated Steel Pipe End Section.....	212.97	
33 42 26 16-0046	EA	Toe Plate Extension For 78" Diameter Galvanized Corrugated Steel Pipe End Section.....	238.09	
33 42 26 16-0047	EA	84" Diameter Galvanized Corrugated Steel Pipe End Section Toe Plate Extension.....	244.27	

33 42 26 16-0048 Galvanized Corrugated Steel Pipe-Arch End Sections ^(33 42 26 16-0048)

33 42 26 16-0049 Type 1 Galvanized Corrugated Steel Pipe-Arch End Sections ^(33 42 26 16-0049)

Note: Used with annular corrugations, no band required. Consists of a 12 gauge steel strap with a 6" bolt and nut.

33 42 26 16-0050	EA	17" x 13" 16 Gauge, Type 1 Galvanized Corrugated Steel Pipe-Arch End Section.....	303.00	74.59
33 42 26 16-0051	EA	21" x 15" 16 Gauge, Type 1 Galvanized Corrugated Steel Pipe-Arch End Section.....	352.14	79.56
33 42 26 16-0052	EA	24" x 18" 16 Gauge, Type 1 Galvanized Corrugated Steel Pipe-Arch End Section.....	424.47	87.02
33 42 26 16-0053	EA	28" x 20" 16 Gauge, Type 1 Galvanized Corrugated Steel Pipe-Arch End Section.....	469.81	94.48

33 42 26 16-0054 Type 2 Galvanized Corrugated Steel Pipe-Arch End Sections ^(33 42 26 16-0054)

Note: Partial circumferential rod with two hinge type lugs used with annular corrugations. No band required.

33 42 26 16-0055	EA	17" x 13" 16 Gauge, Type 2 Galvanized Corrugated Steel Pipe-Arch End Section.....	293.51	74.59
33 42 26 16-0056	EA	21" x 15" 16 Gauge, Type 2 Galvanized Corrugated Steel Pipe-Arch End Section.....	334.60	79.56
33 42 26 16-0057	EA	24" x 18" 16 Gauge, Type 2 Galvanized Corrugated Steel Pipe-Arch End Section.....	374.26	87.02
33 42 26 16-0058	EA	28" x 20" 16 Gauge, Type 2 Galvanized Corrugated Steel Pipe-Arch End Section.....	421.85	94.48
33 42 26 16-0059	EA	35" x 24" 14 Gauge, Type 2 Galvanized Corrugated Steel Pipe-Arch End Section.....	611.09	106.91
33 42 26 16-0060	EA	42" x 29" 14 Gauge, Type 2 Galvanized Corrugated Steel Pipe-Arch End Section.....	886.78	127.70
33 42 26 16-0061	EA	49" x 33" 12 Gauge, Type 2 Galvanized Corrugated Steel Pipe-Arch End Section.....	1,369.31	148.99
33 42 26 16-0062	EA	57" x 38" 12 Gauge, Type 2 Galvanized Corrugated Steel Pipe-Arch End Section.....	1,730.19	170.27

33 42 26 16-0063 Type 3 Or 5 Galvanized Corrugated Steel Pipe-Arch End Sections ^(33 42 26 16-0063)

Note: Stubbed with 1' of pipe (excluded in price). Used with all pipe having annular end corrugations.

33 42 26 16-0064	EA	17" x 13" 16 Gauge, Type 3 Or 5 Galvanized Corrugated Steel Pipe-Arch End Section.....	298.32	74.59
33 42 26 16-0065	EA	21" x 15" 16 Gauge, Type 3 Or 5 Galvanized Corrugated Steel Pipe-Arch End Section.....	345.06	79.56
33 42 26 16-0066	EA	24" x 18" 16 Gauge, Type 3 Or 5 Galvanized Corrugated Steel Pipe-Arch End Section.....	390.61	87.02
33 42 26 16-0067	EA	28" x 20" 16 Gauge, Type 3 Or 5 Galvanized Corrugated Steel Pipe-Arch End Section.....	441.24	94.48
33 42 26 16-0068	EA	35" x 24" 14 Gauge, Type 3 Or 5 Galvanized Corrugated Steel Pipe-Arch End Section.....	644.05	106.91
33 42 26 16-0069	EA	42" x 29" 14 Gauge, Type 3 Or 5 Galvanized Corrugated Steel Pipe-Arch End Section.....	931.74	127.70
33 42 26 16-0070	EA	49" x 33" 12 Gauge, Type 3 Or 5 Galvanized Corrugated Steel Pipe-Arch End Section.....	1,441.23	148.99
33 42 26 16-0071	EA	57" x 38" 12 Gauge, Type 3 Or 5 Galvanized Corrugated Steel Pipe-Arch End Section.....	1,812.96	170.27
33 42 26 16-0072	EA	64" x 43" 12 Gauge, Type 3 Or 5 Galvanized Corrugated Steel Pipe-Arch End Section.....	2,183.12	212.84
33 42 26 16-0073	EA	71" x 47" 10 Gauge, Type 3 Or 5 Galvanized Corrugated Steel Pipe-Arch End Section.....	2,864.44	255.40
33 42 26 16-0074	EA	77" x 52" 10 Gauge, Type 3 Or 5 Galvanized Corrugated Steel Pipe-Arch End Section.....	4,003.88	383.11
33 42 26 16-0075	EA	83" x 57" 10 Gauge, Type 3 Or 5 Galvanized Corrugated Steel Pipe-Arch End Section.....	4,452.45	510.81

33 42 26 16-0076 Toe Plate Extensions For Galvanized Corrugated Steel Pipe-Arch End Section ^(33 42 26 16-0076)

33 42 26 16-0077	EA	Toe Plate Extension For 17" x 13" Galvanized Corrugated Steel Pipe-Arch End Section.....	37.31	
33 42 26 16-0078	EA	Toe Plate Extension For 21" x 15" Galvanized Corrugated Steel Pipe-Arch End Section.....	41.90	
33 42 26 16-0079	EA	Toe Plate Extension For 24" x 18" Galvanized Corrugated Steel Pipe-Arch End Section.....	45.55	
33 42 26 16-0080	EA	Toe Plate Extension For 28" x 20" Galvanized Corrugated Steel Pipe-Arch End Section.....	50.93	
33 42 26 16-0081	EA	Toe Plate Extension For 35" x 24" Galvanized Corrugated Steel Pipe-Arch End Section.....	88.32	



MINOR CSI UOM DESCRIPTION	TOTAL DIRECT UNIT COST	DEMOLITION UNIT COST
33 42 26 16-0082 EA Toe Plate Extension For 42" x 29" Galvanized Corrugated Steel Pipe-Arch End Section	95.06	
33 42 26 16-0083 EA Toe Plate Extension For 49" x 33" Galvanized Corrugated Steel Pipe-Arch End Section	129.56	
33 42 26 16-0084 EA Toe Plate Extension For 57" x 38" Galvanized Corrugated Steel Pipe-Arch End Section	144.28	
33 42 26 16-0085 EA Toe Plate Extension For 64" x 43" Galvanized Corrugated Steel Pipe-Arch End Section	169.32	
33 42 26 16-0086 EA Toe Plate Extension For 71" x 47" Galvanized Corrugated Steel Pipe-Arch End Section	175.85	
33 42 26 16-0087 EA Toe Plate Extension For 77" x 52" Galvanized Corrugated Steel Pipe-Arch End Section	203.54	
33 42 26 16-0088 EA Toe Plate Extension For 83" x 57" Galvanized Corrugated Steel Pipe-Arch End Section	232.40	
33 42 26 16-0089 Corrugated Aluminum Pipe End Sections (33 42 26 16-0001)		
33 42 26 16-0090 Corrugated Aluminum Pipe End Sections (33 42 26 16-0089)		
33 42 26 16-0091 EA 12" Diameter 16 Gauge, Corrugated Aluminum Pipe End Section	389.92	69.62
33 42 26 16-0092 EA 15" Diameter 16 Gauge, Corrugated Aluminum Pipe End Section	448.40	74.59
33 42 26 16-0093 EA 18" Diameter 16 Gauge, Corrugated Aluminum Pipe End Section	530.09	79.56
33 42 26 16-0094 EA 21" Diameter 16 Gauge, Corrugated Aluminum Pipe End Section	655.17	87.02
33 42 26 16-0095 EA 24" Diameter 14 Gauge, Corrugated Aluminum Pipe End Section	852.40	94.48
33 42 26 16-0096 EA 30" Diameter 14 Gauge, Corrugated Aluminum Pipe End Section	1,272.29	106.91
33 42 26 16-0097 EA 36" Diameter 14 Gauge, Corrugated Aluminum Pipe End Section	1,727.88	127.70
33 42 26 16-0098 EA 36" Diameter 12 Gauge, Corrugated Aluminum Pipe End Section	2,145.70	127.70
33 42 26 16-0099 EA 42" Diameter 12 Gauge, Corrugated Aluminum Pipe End Section	2,734.42	148.99
33 42 26 16-0100 EA 48" Diameter 12 Gauge, Corrugated Aluminum Pipe End Section	3,895.77	170.27
33 42 26 16-0101 EA 54" Diameter 12 Gauge, Corrugated Aluminum Pipe End Section	4,319.30	212.84
33 42 26 16-0102 EA 60" Diameter 12 And 10 Gauge, Corrugated Aluminum Pipe End Section	5,816.49	255.40
33 42 26 16-0103 EA 66" Diameter 12 And 10 Gauge, Corrugated Aluminum Pipe End Section	6,603.69	383.11
33 42 26 16-0104 EA 72" Diameter 12 And 10 Gauge, Corrugated Aluminum Pipe End Section	7,734.28	510.81
33 42 26 16-0105 EA 78" Diameter 12 And 10 Gauge, Corrugated Aluminum Pipe End Section	8,445.52	548.05
33 42 26 16-0106 EA 84" Diameter 12 And 10 Gauge, Corrugated Aluminum Pipe End Section	8,912.73	585.30
33 42 26 16-0107 EA 90" Diameter 12 And 10 Gauge, Corrugated Aluminum Pipe End Section	12,166.46	638.50
33 42 26 16-0108 EA 96" Diameter 12 And 10 Gauge, Corrugated Aluminum Pipe End Section	13,466.24	691.72
33 42 26 16-0109 Toe Plate Extensions For Corrugated Aluminum Pipe End Section (33 42 26 16-0089)		
33 42 26 16-0110 EA Toe Plate Extension For 12" Diameter, 16 Gauge, Corrugated Aluminum Pipe End Section	61.03	
33 42 26 16-0111 EA Toe Plate Extension For 15" Diameter, 16 Gauge, Corrugated Aluminum Pipe End Section	64.66	
33 42 26 16-0112 EA Toe Plate Extension For 18" Diameter, 16 Gauge, Corrugated Aluminum Pipe End Section	70.09	
33 42 26 16-0113 EA Toe Plate Extension For 21" Diameter, 16 Gauge, Corrugated Aluminum Pipe End Section	78.84	
33 42 26 16-0114 EA Toe Plate Extension For 24" Diameter, 14 Gauge, Corrugated Aluminum Pipe End Section	83.68	
33 42 26 16-0115 EA Toe Plate Extension For 30" Diameter, 14 Gauge, Corrugated Aluminum Pipe End Section	108.47	
33 42 26 16-0116 EA Toe Plate Extension For 36" Diameter, 14 Gauge, Corrugated Aluminum Pipe End Section	130.23	
33 42 26 16-0117 EA Toe Plate Extension For 36" Diameter, 12 Gauge, Corrugated Aluminum Pipe End Section	137.21	
33 42 26 16-0118 EA Toe Plate Extension For 42" Diameter, 12 Gauge, Corrugated Aluminum Pipe End Section	150.48	
33 42 26 16-0119 EA Toe Plate Extension For 48" Diameter, 12 Gauge, Corrugated Aluminum Pipe End Section	170.08	
33 42 26 16-0120 EA Toe Plate Extension For 54" Diameter, 12 Gauge, Corrugated Aluminum Pipe End Section	200.94	
33 42 26 16-0121 EA Toe Plate Extension For 60" Diameter, 12 And 10 Gauge, Corrugated Aluminum Pipe End Section	279.36	
33 42 26 16-0122 EA Toe Plate Extension For 66" Diameter, 12 And 10 Gauge, Corrugated Aluminum Pipe End Section	301.75	
33 42 26 16-0123 EA Toe Plate Extension For 72" Diameter, 12 And 10 Gauge, Corrugated Aluminum Pipe End Section	384.06	
33 42 26 16-0124 EA Toe Plate Extension For 78" Diameter, 12 And 10 Gauge, Corrugated Aluminum Pipe End Section	415.83	
33 42 26 16-0125 EA Toe Plate Extension For 84" Diameter, 12 And 10 Gauge, Corrugated Aluminum Pipe End Section	443.15	
33 42 26 16-0126 EA Toe Plate Extension For 90" Diameter, 12 And 10 Gauge, Corrugated Aluminum Pipe End Section	471.83	
33 42 26 16-0127 EA Toe Plate Extension For 96" Diameter, 12 And 10 Gauge, Corrugated Aluminum Pipe End Section	500.89	
33 42 26 16-0128 Corrugated Aluminum Pipe-Arch End Sections (33 42 26 16-0001)		
33 42 26 16-0129 Corrugated Aluminum Pipe-Arch End Sections (33 42 26 16-0128)		
33 42 26 16-0130 EA 17" x 13" 16 Gauge, Corrugated Aluminum Pipe-Arch End Section	461.91	74.59
33 42 26 16-0131 EA 21" x 15" 16 Gauge, Corrugated Aluminum Pipe-Arch End Section	563.01	79.56
33 42 26 16-0132 EA 24" x 18" 16 Gauge, Corrugated Aluminum Pipe-Arch End Section	611.51	87.02
33 42 26 16-0133 EA 28" x 20" 16 Gauge, Corrugated Aluminum Pipe-Arch End Section	659.95	94.48
33 42 26 16-0134 EA 35" x 24" 14 Gauge, Corrugated Aluminum Pipe-Arch End Section	983.61	106.91
33 42 26 16-0135 EA 42" x 29" 14 Gauge, Corrugated Aluminum Pipe-Arch End Section	1,747.09	127.70
33 42 26 16-0136 EA 42" x 29" 12 Gauge, Corrugated Aluminum Pipe-Arch End Section	1,853.02	127.70
33 42 26 16-0137 EA 49" x 33" 12 Gauge, Corrugated Aluminum Pipe-Arch End Section	2,473.14	148.99
33 42 26 16-0138 EA 57" x 38" 12 Gauge, Corrugated Aluminum Pipe-Arch End Section	3,794.02	170.27
33 42 26 16-0139 EA 64" x 43" 12 Gauge, Corrugated Aluminum Pipe-Arch End Section	4,346.92	212.84
33 42 26 16-0140 EA 71" x 47" 12 And 10 Gauge, Corrugated Aluminum Pipe-Arch End Section	5,255.49	255.40
33 42 26 16-0141 EA 77" x 52" 12 And 10 Gauge, Corrugated Aluminum Pipe-Arch End Section	8,796.55	383.11
33 42 26 16-0142 EA 83" x 57" 12 And 10 Gauge, Corrugated Aluminum Pipe-Arch End Section	9,250.85	510.81
33 42 26 16-0143 EA 87" x 63" 12 And 10 Gauge, Corrugated Aluminum Pipe-Arch End Section	10,071.20	548.05
33 42 26 16-0144 EA 95" x 67" 12 And 10 Gauge, Corrugated Aluminum Pipe-Arch End Section	10,514.01	585.30
33 42 26 16-0145 EA 103" x 71" 12 And 10 Gauge, Corrugated Aluminum Pipe-Arch End Section	11,460.43	638.50
33 42 26 16-0146 EA 112" x 75" 12 And 10 Gauge, Corrugated Aluminum Pipe-Arch End Section	12,143.50	691.72
33 42 26 16-0147 Toe Plate Extensions For Corrugated Aluminum Pipe-Arch End Section (33 42 26 16-0128)		
33 42 26 16-0148 EA Toe Plate Extension For 17" x 13", 16 Gauge, Corrugated Aluminum Pipe-Arch End Section	64.66	
33 42 26 16-0149 EA Toe Plate Extension For 21" x 15", 16 Gauge, Corrugated Aluminum Pipe-Arch End Section	70.09	
33 42 26 16-0150 EA Toe Plate Extension For 24" x 18", 16 Gauge, Corrugated Aluminum Pipe-Arch End Section	73.96	
33 42 26 16-0151 EA Toe Plate Extension For 28" x 20", 16 Gauge, Corrugated Aluminum Pipe-Arch End Section	80.99	



MINOR
CSI UOM DESCRIPTION

TOTAL DIRECT DEMOLITION
UNIT COST UNIT COST

33 42 26 16-0152	EA	Toe Plate Extension For 35" x 24", 14 Gauge, Corrugated Aluminum Pipe-Arch End Section.....	93.12	
33 42 26 16-0153	EA	Toe Plate Extension For 42" x 29", 14 Gauge, Corrugated Aluminum Pipe-Arch End Section.....	121.41	
33 42 26 16-0154	EA	Toe Plate Extension For 42" x 29", 12 Gauge, Corrugated Aluminum Pipe-Arch End Section.....	132.53	
33 42 26 16-0155	EA	Toe Plate Extension For 49" x 33", 12 Gauge, Corrugated Aluminum Pipe-Arch End Section.....	150.48	
33 42 26 16-0156	EA	Toe Plate Extension For 57" x 38", 12 Gauge, Corrugated Aluminum Pipe-Arch End Section.....	170.08	
33 42 26 16-0157	EA	Toe Plate Extension For 64" x 43", 12 Gauge, Corrugated Aluminum Pipe-Arch End Section.....	200.94	
33 42 26 16-0158	EA	Toe Plate Extension For 71" x 47", 12 And 10 Gauge, Corrugated Aluminum Pipe-Arch End Section.....	254.61	
33 42 26 16-0159	EA	Toe Plate Extension For 77" x 52", 12 And 10 Gauge, Corrugated Aluminum Pipe-Arch End Section.....	322.47	
33 42 26 16-0160	EA	Toe Plate Extension For 83" x 57", 12 And 10 Gauge, Corrugated Aluminum Pipe-Arch End Section.....	435.85	
33 42 26 16-0161	EA	Toe Plate Extension For 87" x 63", 12 And 10 Gauge, Corrugated Aluminum Pipe-Arch End Section.....	494.68	
33 42 26 16-0162	EA	Toe Plate Extension For 95" x 67", 12 And 10 Gauge, Corrugated Aluminum Pipe-Arch End Section.....	518.35	
33 42 26 16-0163	EA	Toe Plate Extension For 103" x 71", 12 And 10 Gauge, Corrugated Aluminum Pipe-Arch End Section.....	537.32	
33 42 26 16-0164	EA	Toe Plate Extension For 112" x 75", 12 And 10 Gauge, Corrugated Aluminum Pipe-Arch End Section.....	561.51	

33 42 26 16-0165 Low Slope Corrugated Steel Pipe End Sections And Accessories (33 42 26 16-0001)

33 42 26 16-0166 4:1 Corrugated Steel Pipe End Sections (33 42 26 16-0165)

33 42 26 16-0167	EA	15" 16 Gauge, 4:1 Corrugated Steel Pipe End Section.....	591.61	74.59
33 42 26 16-0168	EA	18" 16 Gauge, 4:1 Corrugated Steel Pipe End Section.....	759.63	79.56
33 42 26 16-0169	EA	21" 16 Gauge, 4:1 Corrugated Steel Pipe End Section.....	928.72	87.02
33 42 26 16-0170	EA	24" 16 Gauge, 4:1 Corrugated Steel Pipe End Section.....	1,109.72	94.48
33 42 26 16-0171	EA	30" 16 Gauge, 4:1 Corrugated Steel Pipe End Section.....	1,175.02	106.91
33 42 26 16-0172	EA	36" 16 Gauge, 4:1 Corrugated Steel Pipe End Section.....	1,535.99	127.70
33 42 26 16-0173	EA	42" 16 Gauge, 4:1 Corrugated Steel Pipe End Section.....	2,420.95	148.99

33 42 26 16-0174 3" Diameter Parallel Safety Bar For 4:1 Corrugated Steel Pipe End Sections (33 42 26 16-0165)

Note: Includes nut and bolt set.

33 42 26 16-0175	EA	3" Diameter Parallel Safety Bar For 15" 4:1 Corrugated Steel Pipe End Section.....	419.52	
33 42 26 16-0176	EA	3" Diameter Parallel Safety Bar For 18" 4:1 Corrugated Steel Pipe End Section.....	836.56	
33 42 26 16-0177	EA	3" Diameter Parallel Safety Bar For 21" 4:1 Corrugated Steel Pipe End Section.....	918.01	
33 42 26 16-0178	EA	3" Diameter Parallel Safety Bar For 24" 4:1 Corrugated Steel Pipe End Section.....	954.66	

33 42 26 16-0179 6:1 Corrugated Steel Pipe End Sections (33 42 26 16-0165)

33 42 26 16-0180	EA	15" 16 Gauge, 6:1 Corrugated Steel Pipe End Section.....	619.04	74.59
33 42 26 16-0181	EA	18" 16 Gauge, 6:1 Corrugated Steel Pipe End Section.....	808.98	79.56
33 42 26 16-0182	EA	21" 16 Gauge, 6:1 Corrugated Steel Pipe End Section.....	1,073.94	87.02
33 42 26 16-0183	EA	24" 16 Gauge, 6:1 Corrugated Steel Pipe End Section.....	1,260.65	94.48
33 42 26 16-0184	EA	30" 16 Gauge, 6:1 Corrugated Steel Pipe End Section.....	1,495.41	106.91
33 42 26 16-0185	EA	36" 16 Gauge, 6:1 Corrugated Steel Pipe End Section.....	1,818.78	127.70
33 42 26 16-0186	EA	42" 16 Gauge, 6:1 Corrugated Steel Pipe End Section.....	2,774.78	148.99

33 42 26 16-0187 3" Diameter Parallel Safety Bar For 6:1 Corrugated Steel Pipe End Sections (33 42 26 16-0165)

Note: Includes nut and bolt set.

33 42 26 16-0188	EA	3" Diameter Parallel Safety Bar For 15" 6:1 Corrugated Steel Pipe End Section.....	813.52	
33 42 26 16-0189	EA	3" Diameter Parallel Safety Bar For 18" 6:1 Corrugated Steel Pipe End Section.....	863.91	
33 42 26 16-0190	EA	3" Diameter Parallel Safety Bar For 21" 6:1 Corrugated Steel Pipe End Section.....	950.34	
33 42 26 16-0191	EA	3" Diameter Parallel Safety Bar For 24" 6:1 Corrugated Steel Pipe End Section.....	999.41	

33 42 26 16-0192 Toe Plate Extensions For Low Slope Corrugated Steel Pipe End Section (33 42 26 16-0165)

33 42 26 16-0193	EA	Toe Plate Extension For 15" Low Slope Corrugated Steel Pipe End Section.....	71.93	
33 42 26 16-0194	EA	Toe Plate Extension For 18" Low Slope Corrugated Steel Pipe End Section.....	80.63	
33 42 26 16-0195	EA	Toe Plate Extension For 21" Low Slope Corrugated Steel Pipe End Section.....	87.76	
33 42 26 16-0196	EA	Toe Plate Extension For 24" Low Slope Corrugated Steel Pipe End Section.....	97.94	
33 42 26 16-0197	EA	Toe Plate Extension For 30" Low Slope Corrugated Steel Pipe End Section.....	146.80	
33 42 26 16-0198	EA	Toe Plate Extension For 36" Low Slope Corrugated Steel Pipe End Section.....	157.55	
33 42 26 16-0199	EA	Toe Plate Extension For 42" Low Slope Corrugated Steel Pipe End Section.....	211.08	

33 42 26 16-0200 Low Slope Corrugated Steel Pipe-Arch End Sections And Accessories (33 42 26 16-0001)

33 42 26 16-0201 4:1 Corrugated Steel Pipe-Arch End Section (33 42 26 16-0200)

33 42 26 16-0202	EA	21" x 15" 16 Gauge, 4:1 Corrugated Steel Pipe-Arch End Section.....	701.84	79.56
33 42 26 16-0203	EA	24" x 18" 16 Gauge, 4:1 Corrugated Steel Pipe-Arch End Section.....	878.94	87.02
33 42 26 16-0204	EA	28" x 20" 16 Gauge, 4:1 Corrugated Steel Pipe-Arch End Section.....	1,039.22	94.48
33 42 26 16-0205	EA	35" x 24" 16 Gauge, 4:1 Corrugated Steel Pipe-Arch End Section.....	1,949.09	106.91

33 42 26 16-0206 3" Diameter Parallel Safety Bar For 4:1 Corrugated Steel Pipe-Arch End Sections (33 42 26 16-0200)

Note: Includes nut and bolt set.

33 42 26 16-0207	EA	3" Diameter Parallel Safety Bar For 21" x 15" 4:1 Corrugated Steel Pipe-Arch End Section.....	499.23	
33 42 26 16-0208	EA	3" Diameter Parallel Safety Bar For 24" x 18" 4:1 Corrugated Steel Pipe-Arch End Section.....	905.92	



MINOR	CSI	UOM	DESCRIPTION	TOTAL DIRECT UNIT COST	DEMOLITION UNIT COST
33 42 26 16-0209	EA		3" Diameter Parallel Safety Bar For 28" x 20" 4:1 Corrugated Steel Pipe-Arch End Section.....	954.66	
33 42 26 16-0210	EA		3" Diameter Parallel Safety Bar For 35" x 24" 4:1 Corrugated Steel Pipe-Arch End Section.....	1,403.11	
33 42 26 16-0211			Toe Plate Extensions For Low Slope Corrugated Steel Pipe-Arch End Section (33 42 26 16-0200)		
33 42 26 16-0212	EA		Toe Plate Extension For 21" x 15" Low Slope Corrugated Steel Pipe-Arch End Section.....	72.75	
33 42 26 16-0213	EA		Toe Plate Extension For 24" x 18" Low Slope Corrugated Steel Pipe-Arch End Section.....	82.48	
33 42 26 16-0214	EA		Toe Plate Extension For 28" x 20" Low Slope Corrugated Steel Pipe-Arch End Section.....	89.91	
33 42 26 16-0215	EA		Toe Plate Extension For 35" x 24" Low Slope Corrugated Steel Pipe-Arch End Section.....	107.38	
33 42 26 19			Corrugated High-Density Polyethylene (HDPE) End Sections for Stormwater Piping (33 42 26)		
33 42 26 19-0001			Corrugated High Density Polyethylene (HDPE) Pipe End Sections (33 42 26 19)		
33 42 26 19-0002	EA		4" End Section, Corrugated High Density Polyethylene (HDPE) Pipe.....	64.73	19.33
33 42 26 19-0003	EA		6" End Section, Corrugated High Density Polyethylene (HDPE) Pipe.....	125.76	29.01
33 42 26 19-0004	EA		8" End Section, Corrugated High Density Polyethylene (HDPE) Pipe.....	173.05	36.25
33 42 26 19-0005	EA		10" End Section, Corrugated High Density Polyethylene (HDPE) Pipe.....	271.88	58.01
33 42 26 19-0006	EA		12" End Section, Corrugated High Density Polyethylene (HDPE) Pipe.....	325.56	65.26
33 42 26 19-0007	EA		15" End Section, Corrugated High Density Polyethylene (HDPE) Pipe.....	344.97	70.10
33 42 26 19-0008	EA		18" End Section, Corrugated High Density Polyethylene (HDPE) Pipe.....	415.53	77.35
33 42 26 19-0009	EA		24" End Section, Corrugated High Density Polyethylene (HDPE) Pipe.....	542.86	91.84
33 42 26 19-0010	EA		30" End Section, Corrugated High Density Polyethylene (HDPE) Pipe.....	1,182.65	103.93
33 42 26 19-0011	EA		36" End Section, Corrugated High Density Polyethylene (HDPE) Pipe.....	1,450.52	116.01
33 42 26 23			Concrete End Sections for Stormwater Piping (33 42 26)		
33 42 26 23-0001			Precast Concrete End Sections (33 42 26 23)		
33 42 26 23-0002			Precast Concrete End Sections (33 42 26 23-0001)		
33 42 26 23-0003	EA		12" Diameter Pipe, Precast Concrete End Section.....	660.42	116.66
33 42 26 23-0004	EA		15" Diameter Pipe, Precast Concrete End Section.....	885.31	144.41
33 42 26 23-0005	EA		18" Diameter Pipe, Precast Concrete End Section.....	1,096.57	182.80
33 42 26 23-0006	EA		21" Diameter Pipe, Precast Concrete End Section.....	1,259.29	218.60
33 42 26 23-0007	EA		24" Diameter Pipe, Precast Concrete End Section.....	1,340.50	253.01
33 42 26 23-0008	EA		27" Diameter Pipe, Precast Concrete End Section.....	1,690.12	317.12
33 42 26 23-0009	EA		30" Diameter Pipe, Precast Concrete End Section.....	2,100.32	476.33
33 42 26 23-0010	EA		36" Diameter Pipe, Precast Concrete End Section.....	2,594.64	601.05
33 42 26 23-0011	EA		42" Diameter Pipe, Precast Concrete End Section.....	3,142.02	753.97
33 42 26 23-0012	EA		48" Diameter Pipe, Precast Concrete End Section.....	3,446.19	850.27
33 42 26 23-0013	EA		54" Diameter Pipe, Precast Concrete End Section.....	3,761.58	952.44
33 42 26 23-0014	EA		60" Diameter Pipe, Precast Concrete End Section.....	4,085.03	1,058.86
33 42 26 23-0015	EA		66" Diameter Pipe Precast Concrete End Section.....	4,045.16	847.84
33 42 26 23-0016	EA		72" Diameter Pipe Precast Concrete End Section.....	4,642.19	1,059.78
33 42 26 23-0017	EA		78" Diameter Pipe Precast Concrete End Section.....	5,525.97	1,324.73
33 42 26 23-0018	EA		84" Diameter Pipe Precast Concrete End Section.....	6,540.96	1,589.67
33 42 26 23-0019			Flared Precast Concrete End Sections (33 42 26 23-0001)		
33 42 26 23-0020	EA		12" Diameter Pipe, Flared Precast Concrete End Section.....	828.74	123.97
33 42 26 23-0021	EA		15" Diameter Pipe, Flared Precast Concrete End Section.....	998.46	154.52
33 42 26 23-0022	EA		18" Diameter Pipe, Flared Precast Concrete End Section.....	1,213.05	195.60
33 42 26 23-0023	EA		21" Diameter Pipe, Flared Precast Concrete End Section.....	1,387.24	233.91
33 42 26 23-0024	EA		24" Diameter Pipe, Flared Precast Concrete End Section.....	1,691.16	270.73
33 42 26 23-0025	EA		27" Diameter Pipe, Flared Precast Concrete End Section.....	2,051.00	432.38
33 42 26 23-0026	EA		30" Diameter Pipe, Flared Precast Concrete End Section.....	2,149.74	595.30
33 42 26 23-0027	EA		36" Diameter Pipe, Flared Precast Concrete End Section.....	2,898.75	751.31
33 42 26 23-0028	EA		42" Diameter Pipe, Flared Precast Concrete End Section.....	3,482.93	942.65
33 42 26 23-0029	EA		48" Diameter Pipe, Flared Precast Concrete End Section.....	3,773.40	1,063.11
33 42 26 23-0030	EA		54" Diameter Pipe, Flared Precast Concrete End Section.....	4,220.77	1,190.71
33 42 26 23-0031	EA		60" Diameter Pipe, Flared Precast Concrete End Section.....	4,676.82	1,322.56
33 42 26 23-0032	EA		66" Diameter Pipe, Flared Precast Concrete End Section.....	5,452.85	1,523.79
33 42 26 23-0033	EA		72" Diameter Pipe, Flared Precast Concrete End Section.....	6,351.74	1,700.77
33 42 26 23-0034	EA		78" Diameter Pipe, Flared Precast Concrete End Section.....	7,200.97	1,913.28
33 42 26 23-0035	EA		84" Diameter Pipe, Flared Precast Concrete End Section.....	8,297.82	2,125.59
33 42 26 23-0036			Elliptical Precast Concrete End Sections (33 42 26 23-0001)		
33 42 26 23-0037	EA		14" x 23" Elliptical Precast Concrete End Section.....	1,442.89	195.60
33 42 26 23-0038	EA		18" x 24" Elliptical Precast Concrete End Section.....	1,646.26	233.91
33 42 26 23-0039	EA		19" x 30" Elliptical Precast Concrete End Section.....	2,012.32	270.73
33 42 26 23-0040	EA		22" x 34" Elliptical Precast Concrete End Section.....	2,401.46	432.38
33 42 26 23-0041	EA		24" x 38" Elliptical Precast Concrete End Section.....	2,463.69	595.30
33 42 26 23-0042	EA		27" x 42" Elliptical Precast Concrete End Section.....	2,902.57	673.63
33 42 26 23-0043	EA		29" x 45" Elliptical Precast Concrete End Section.....	3,341.44	751.31
33 42 26 23-0044	EA		34" x 53" Elliptical Precast Concrete End Section.....	3,999.88	942.65
33 42 26 23-0045	EA		38" x 60" Elliptical Precast Concrete End Section.....	4,317.71	1,063.11
33 42 26 23-0046	EA		43" x 68" Elliptical Precast Concrete End Section.....	4,829.05	1,190.71



MINOR CSI	UOM	DESCRIPTION	TOTAL DIRECT UNIT COST	DEMOLITION UNIT COST
33 42 26 23-0047	EA	48" x 76" Elliptical Precast Concrete End Section	5,349.41	1,322.56
33 42 26 23-0048		Mitered Precast Concrete End Sections (33 42 26 23-0001)		
33 42 26 23-0049	EA	12" Round Mitered Precast Concrete End Sections	499.03	123.97
33 42 26 23-0050	EA	15" Round Mitered Precast Concrete End Sections	543.73	154.52
33 42 26 23-0051	EA	18" Round Mitered Precast Concrete End Sections	655.69	195.60
33 42 26 23-0052	EA	24" Round Mitered Precast Concrete End Sections	949.33	270.73
33 42 26 23-0053	EA	12" x 18" Elliptical Mitered Precast Concrete End Sections	582.97	154.52
33 42 26 23-0054	EA	14" x 23" Elliptical Mitered Precast Concrete End Sections	725.36	195.60
33 42 26 23-0055	EA	19" x 30" Elliptical Mitered Precast Concrete End Sections	1,034.35	270.73
33 42 31		Stormwater Area Drains and Inlets (33 42)		
33 42 31 00-0001		Storm Drains (33 42 31)		
33 42 31 00-0002		Catch Basins And Inlet Basins (33 42 31 00-0001) Note: Includes base slab, opening and grout. Excludes frame, grate, excavation and backfill.		
33 42 31 00-0003		Cast In Place, Grate Drop Inlet Basins (33 42 31 00-0002) Note: Inside dimensions.		
33 42 31 00-0004		3' x 3' x 4" Thick Wall, Cast In Place, Grate Drop Inlet Basins (33 42 31 00-0003)		
33 42 31 00-0005	EA	2' Deep, 3' x 3' x 4" Thick Wall, Cast In Place, Grate Drop Inlet Basin	1,674.54	314.37
33 42 31 00-0006	EA	3' Deep, 3' x 3' x 4" Thick Wall, Cast In Place, Grate Drop Inlet Basin	1,998.61	368.35
33 42 31 00-0007	EA	4' Deep, 3' x 3' x 4" Thick Wall, Cast In Place, Grate Drop Inlet Basin	2,322.70	422.23
33 42 31 00-0008	EA	5' Deep, 3' x 3' x 4" Thick Wall, Cast In Place, Grate Drop Inlet Basin	2,646.78	476.20
33 42 31 00-0009	EA	6' Deep, 3' x 3' x 4" Thick Wall, Cast In Place, Grate Drop Inlet Basin	2,970.85	530.08
33 42 31 00-0010		3'-8" x 3'-8" x 6" Thick Wall, Cast In Place, Grate Drop Inlet Basins (33 42 31 00-0003)		
33 42 31 00-0011	EA	2' Deep, 3'-8" x 3'-8" x 6" Thick Wall, Cast In Place, Grate Drop Inlet Basin	2,137.99	312.48
33 42 31 00-0012	EA	3' Deep, 3'-8" x 3'-8" x 6" Thick Wall, Cast In Place, Grate Drop Inlet Basin	2,649.23	416.64
33 42 31 00-0013	EA	4' Deep, 3'-8" x 3'-8" x 6" Thick Wall, Cast In Place, Grate Drop Inlet Basin	3,387.90	568.15
33 42 31 00-0014	EA	5' Deep, 3'-8" x 3'-8" x 6" Thick Wall, Cast In Place, Grate Drop Inlet Basin	4,122.39	662.84
33 42 31 00-0015	EA	6' Deep, 3'-8" x 3'-8" x 6" Thick Wall, Cast In Place, Grate Drop Inlet Basin	4,708.97	757.53
33 42 31 00-0016		4' x 4' x 8" Thick Wall, Cast In Place, Grate Drop Inlet Basins (33 42 31 00-0003)		
33 42 31 00-0017	EA	2' Deep, 4' x 4' x 8" Thick Wall, Cast In Place, Grate Drop Inlet Basin	2,297.17	340.89
33 42 31 00-0018	EA	3' Deep, 4' x 4' x 8" Thick Wall, Cast In Place, Grate Drop Inlet Basin	3,181.60	473.46
33 42 31 00-0019	EA	4' Deep, 4' x 4' x 8" Thick Wall, Cast In Place, Grate Drop Inlet Basin	3,893.58	615.49
33 42 31 00-0020	EA	5' Deep, 4' x 4' x 8" Thick Wall, Cast In Place, Grate Drop Inlet Basin	4,496.45	710.18
33 42 31 00-0021	EA	6' Deep, 4' x 4' x 8" Thick Wall, Cast In Place, Grate Drop Inlet Basin	5,704.62	909.03
33 42 31 00-0022		Cast In Place, Catch Basin (33 42 31 00-0002) Note: Inside span, overall depth. Includes concrete, forms, rebar (where required), finish and curing.		
33 42 31 00-0023		3' x 3', Cast In Place, Catch Basins (33 42 31 00-0022)		
33 42 31 00-0024	EA	3' Deep, 3' x 3' x 6" Thick Wall, Cast In Place, Catch Basin	2,141.96	380.09
33 42 31 00-0025	EA	3'-6" Deep, 3' x 3' x 6" Thick Wall, Cast In Place, Catch Basin	2,267.66	404.14
33 42 31 00-0026	EA	4' Deep, 3' x 3' x 6" Thick Wall, Cast In Place, Catch Basin	2,505.52	434.07
33 42 31 00-0027	EA	4'-6" Deep, 3' x 3' x 8" Thick Wall, Cast In Place, Catch Basin	2,804.10	480.46
33 42 31 00-0028	EA	5' Deep, 3' x 3' x 8" Thick Wall, Cast In Place, Catch Basin	3,050.51	511.43
33 42 31 00-0029	EA	5'-6" Deep, 3' x 3' x 8" Thick Wall, Cast In Place, Catch Basin	3,188.20	536.33
33 42 31 00-0030	EA	6' Deep, 3' x 3' x 8" Thick Wall, Cast In Place, Catch Basin	3,434.79	567.30
33 42 31 00-0031	EA	6'-6" Deep, 3' x 3' x 8" Thick Wall, Cast In Place, Catch Basin	3,569.15	592.29
33 42 31 00-0032	EA	7' Deep, 3' x 3' x 8" Thick Wall, Cast In Place, Catch Basin	3,817.38	623.17
33 42 31 00-0033	EA	7'-6" Deep, 3' x 3' x 8" Thick Wall, Cast In Place, Catch Basin	3,953.44	648.16
33 42 31 00-0034	EA	8' Deep, 3' x 3' x 8" Thick Wall, Cast In Place, Catch Basin	4,199.94	679.12
33 42 31 00-0035	VLF	>8' Deep, 3' x 3' x 8" Thick Wall, Cast In Place, Catch Basin	525.01	84.85
33 42 31 00-0036		3'-6" x 3'-6", Cast In Place, Catch Basins (33 42 31 00-0022)		
33 42 31 00-0037	EA	3' Deep, 3'-6" x 3'-6" x 6" Thick Wall, Cast In Place, Catch Basin	2,454.44	439.37
33 42 31 00-0038	EA	3'-6" Deep, 3'-6" x 3'-6" x 6" Thick Wall, Cast In Place, Catch Basin	2,613.80	470.24
33 42 31 00-0039	EA	4' Deep, 3'-6" x 3'-6" x 6" Thick Wall, Cast In Place, Catch Basin	2,860.05	501.20
33 42 31 00-0040	EA	4'-6" Deep, 3'-6" x 3'-6" x 8" Thick Wall, Cast In Place, Catch Basin	3,208.95	555.08
33 42 31 00-0041	EA	5' Deep, 3'-6" x 3'-6" x 8" Thick Wall, Cast In Place, Catch Basin	3,476.43	590.11
33 42 31 00-0042	EA	5'-6" Deep, 3'-6" x 3'-6" x 8" Thick Wall, Cast In Place, Catch Basin	3,634.98	619.19
33 42 31 00-0043	EA	6' Deep, 3'-6" x 3'-6" x 8" Thick Wall, Cast In Place, Catch Basin	3,905.57	654.22
33 42 31 00-0044	EA	6'-6" Deep, 3'-6" x 3'-6" x 8" Thick Wall, Cast In Place, Catch Basin	4,064.14	683.29
33 42 31 00-0045	EA	7' Deep, 3'-6" x 3'-6" x 8" Thick Wall, Cast In Place, Catch Basin	4,333.14	718.33
33 42 31 00-0046	EA	7'-6" Deep, 3'-6" x 3'-6" x 8" Thick Wall, Cast In Place, Catch Basin	4,491.66	747.40
33 42 31 00-0047	EA	8' Deep, 3'-6" x 3'-6" x 8" Thick Wall, Cast In Place, Catch Basin	4,760.77	782.44
33 42 31 00-0048	VLF	>8' Deep, 3'-6" x 3'-6" x 8" Thick Wall, Cast In Place, Catch Basin	595.11	97.82
33 42 31 00-0049		4' x 4', Cast In Place, Catch Basins (33 42 31 00-0022)		
33 42 31 00-0050	EA	3' Deep, 4' x 4' x 6" Thick Wall, Cast In Place, Catch Basin	2,789.02	502.62



	Utilities	33
	Stormwater Utilities	33 40
	Stormwater Conveyance	33 42

MINOR CSI UOM DESCRIPTION	TOTAL DIRECT UNIT COST	DEMOLITION UNIT COST
33 42 31 00-0051 EA 3'-6" Deep, 4' x 4' x 6" Thick Wall, Cast In Place, Catch Basin.....	2,956.77	534.54
33 42 31 00-0052 EA 4' Deep, 4' x 4' x 6" Thick Wall, Cast In Place, Catch Basin.....	3,235.06	572.32
33 42 31 00-0053 EA 4'-6" Deep, 4' x 4' x 8" Thick Wall, Cast In Place, Catch Basin.....	3,634.87	633.77
33 42 31 00-0054 EA 5' Deep, 4' x 4' x 8" Thick Wall, Cast In Place, Catch Basin.....	3,926.44	672.88
33 42 31 00-0055 EA 5'-6" Deep, 4' x 4' x 8" Thick Wall, Cast In Place, Catch Basin.....	4,107.37	706.11
33 42 31 00-0056 EA 6' Deep, 4' x 4' x 8" Thick Wall, Cast In Place, Catch Basin.....	4,398.94	745.22
33 42 31 00-0057 EA 6'-6" Deep, 4' x 4' x 8" Thick Wall, Cast In Place, Catch Basin.....	4,579.91	778.46
33 42 31 00-0058 EA 7' Deep, 4' x 4' x 8" Thick Wall, Cast In Place, Catch Basin.....	4,871.48	817.57
33 42 31 00-0059 EA 7'-6" Deep, 4' x 4' x 8" Thick Wall, Cast In Place, Catch Basin.....	5,052.41	850.80
33 42 31 00-0060 EA 8' Deep, 4' x 4' x 8" Thick Wall, Cast In Place, Catch Basin.....	5,343.98	890.00
33 42 31 00-0061 VLF >8' Deep, 4' x 4' x 8" Thick Wall, Cast In Place, Catch Basin.....	667.96	111.26
33 42 31 00-0062 4'-6" x 4'-6", Cast In Place, Catch Basins (33 42 31 00-0022)		
33 42 31 00-0063 EA 3' Deep, 4'-6" x 4'-6" x 6" Thick Wall, Cast In Place, Catch Basin.....	3,216.26	582.83
33 42 31 00-0064 EA 3'-6" Deep, 4'-6" x 4'-6" x 6" Thick Wall, Cast In Place, Catch Basin.....	3,412.50	615.78
33 42 31 00-0065 EA 4' Deep, 4'-6" x 4'-6" x 6" Thick Wall, Cast In Place, Catch Basin.....	3,717.79	658.39
33 42 31 00-0066 EA 4'-6" Deep, 4'-6" x 4'-6" x 8" Thick Wall, Cast In Place, Catch Basin.....	4,173.86	728.27
33 42 31 00-0067 EA 5' Deep, 4'-6" x 4'-6" x 8" Thick Wall, Cast In Place, Catch Basin.....	4,494.59	772.39
33 42 31 00-0068 EA 5'-6" Deep, 4'-6" x 4'-6" x 8" Thick Wall, Cast In Place, Catch Basin.....	4,704.78	810.56
33 42 31 00-0069 EA 6' Deep, 4'-6" x 4'-6" x 8" Thick Wall, Cast In Place, Catch Basin.....	5,025.48	854.69
33 42 31 00-0070 EA 6'-6" Deep, 4'-6" x 4'-6" x 8" Thick Wall, Cast In Place, Catch Basin.....	5,235.65	892.94
33 42 31 00-0071 EA 7' Deep, 4'-6" x 4'-6" x 8" Thick Wall, Cast In Place, Catch Basin.....	5,556.39	937.07
33 42 31 00-0072 EA 7'-6" Deep, 4'-6" x 4'-6" x 8" Thick Wall, Cast In Place, Catch Basin.....	5,764.94	975.22
33 42 31 00-0073 EA 8' Deep, 4'-6" x 4'-6" x 8" Thick Wall, Cast In Place, Catch Basin.....	6,087.27	1,019.35
33 42 31 00-0074 VLF >8' Deep, 4'-6" x 4'-6" x 8" Thick Wall, Cast In Place, Catch Basin.....	760.95	127.46
33 42 31 00-0075 5' x 5', Cast In Place, Catch Basins (33 42 31 00-0022)		
33 42 31 00-0076 EA 4' Deep, 5' x 5' x 6" Thick Wall, Cast In Place, Catch Basin.....	4,150.33	739.26
33 42 31 00-0077 EA 4'-6" Deep, 5' x 5' x 8" Thick Wall, Cast In Place, Catch Basin.....	4,658.34	816.91
33 42 31 00-0078 EA 5' Deep, 5' x 5' x 8" Thick Wall, Cast In Place, Catch Basin.....	5,003.54	865.29
33 42 31 00-0079 EA 5'-6" Deep, 5' x 5' x 8" Thick Wall, Cast In Place, Catch Basin.....	5,236.58	907.71
33 42 31 00-0080 EA 6' Deep, 5' x 5' x 8" Thick Wall, Cast In Place, Catch Basin.....	5,578.56	956.01
33 42 31 00-0081 EA 6'-6" Deep, 5' x 5' x 8" Thick Wall, Cast In Place, Catch Basin.....	5,813.22	998.43
33 42 31 00-0082 EA 7' Deep, 5' x 5' x 8" Thick Wall, Cast In Place, Catch Basin.....	6,156.80	1,046.81
33 42 31 00-0083 EA 7'-6" Deep, 5' x 5' x 8" Thick Wall, Cast In Place, Catch Basin.....	6,388.25	1,089.24
33 42 31 00-0084 EA 8' Deep, 5' x 5' x 8" Thick Wall, Cast In Place, Catch Basin.....	6,733.44	1,137.53
33 42 31 00-0085 VLF >8' Deep, 5' x 5' x 8" Thick Wall, Cast In Place, Catch Basin.....	1,373.80	142.23
33 42 31 00-0086 5'-6" x 5'-6", Cast In Place, Catch Basins (33 42 31 00-0022)		
33 42 31 00-0087 EA 4' Deep, 5'-6" x 5'-6" x 6" Thick Wall, Cast In Place, Catch Basin.....	4,603.87	824.38
33 42 31 00-0088 EA 4'-6" Deep, 5'-6" x 5'-6" x 8" Thick Wall, Cast In Place, Catch Basin.....	5,345.28	933.19
33 42 31 00-0089 EA 5' Deep, 5'-6" x 5'-6" x 8" Thick Wall, Cast In Place, Catch Basin.....	5,724.59	986.97
33 42 31 00-0090 EA 5'-6" Deep, 5'-6" x 5' x 8" Thick Wall, Cast In Place, Catch Basin.....	5,991.70	1,035.17
33 42 31 00-0091 EA 6' Deep, 5'-6" x 5'-6" x 8" Thick Wall, Cast In Place, Catch Basin.....	6,372.60	1,089.33
33 42 31 00-0092 EA 6'-6" Deep, 5'-6" x 5'-6" x 8" Thick Wall, Cast In Place, Catch Basin.....	6,641.35	1,137.53
33 42 31 00-0093 EA 7' Deep, 5'-6" x 5'-6" x 8" Thick Wall, Cast In Place, Catch Basin.....	7,020.65	1,191.69
33 42 31 00-0094 EA 7'-6" Deep, 5'-6" x 5'-6" x 8" Thick Wall, Cast In Place, Catch Basin.....	7,287.77	1,239.89
33 42 31 00-0095 EA 8' Deep, 5'-6" x 5'-6" x 8" Thick Wall, Cast In Place, Catch Basin.....	7,667.07	1,294.05
33 42 31 00-0096 VLF >8' Deep, 5'-6" x 5'-6" x 8" Thick Wall, Cast In Place, Catch Basin.....	958.39	161.74
33 42 31 00-0097 6' x 6', Cast In Place, Catch Basins (33 42 31 00-0022)		
33 42 31 00-0098 EA 4' Deep, 6' x 6' x 6" Thick Wall, Cast In Place, Catch Basin.....	5,081.51	913.49
33 42 31 00-0099 EA 4'-6" Deep, 6' x 6' x 8" Thick Wall, Cast In Place, Catch Basin.....	5,898.70	1,032.90
33 42 31 00-0100 EA 5' Deep, 6' x 6' x 8" Thick Wall, Cast In Place, Catch Basin.....	6,303.04	1,091.41
33 42 31 00-0101 EA 5'-6" Deep, 6' x 6' x 8" Thick Wall, Cast In Place, Catch Basin.....	6,595.24	1,143.97
33 42 31 00-0102 EA 6' Deep, 6' x 6' x 8" Thick Wall, Cast In Place, Catch Basin.....	6,997.95	1,202.48
33 42 31 00-0103 EA 6'-6" Deep, 6' x 6' x 8" Thick Wall, Cast In Place, Catch Basin.....	7,291.76	1,255.04
33 42 31 00-0104 EA 7' Deep, 6' x 6' x 8" Thick Wall, Cast In Place, Catch Basin.....	7,694.50	1,313.56
33 42 31 00-0105 EA 7'-6" Deep, 6' x 6' x 8" Thick Wall, Cast In Place, Catch Basin.....	7,986.67	1,366.11
33 42 31 00-0106 EA 8' Deep, 6' x 6' x 8" Thick Wall, Cast In Place, Catch Basin.....	8,391.00	1,424.63
33 42 31 00-0107 VLF >8' Deep, 6' x 6' x 8" Thick Wall, Cast In Place, Catch Basin.....	1,048.92	178.12
33 42 31 00-0108 6'-6" x 6'-6", Cast In Place, Catch Basins (33 42 31 00-0022)		
33 42 31 00-0109 EA 4' Deep, 6'-6" x 6'-6" x 6" Thick Wall, Cast In Place, Catch Basin.....	5,580.04	1,006.85
33 42 31 00-0110 EA 4'-6" Deep, 6'-6" x 6'-6" x 8" Thick Wall, Cast In Place, Catch Basin.....	6,704.11	1,166.50
33 42 31 00-0111 EA 5' Deep, 6'-6" x 6'-6" x 8" Thick Wall, Cast In Place, Catch Basin.....	7,145.95	1,231.27
33 42 31 00-0112 EA 5'-6" Deep, 6'-6" x 6'-6" x 8" Thick Wall, Cast In Place, Catch Basin.....	7,477.17	1,290.07
33 42 31 00-0113 EA 6' Deep, 6'-6" x 6'-6" x 8" Thick Wall, Cast In Place, Catch Basin.....	7,919.01	1,354.75
33 42 31 00-0114 EA 6'-6" Deep, 6'-6" x 6'-6" x 8" Thick Wall, Cast In Place, Catch Basin.....	8,250.24	1,413.64
33 42 31 00-0115 EA 7' Deep, 6'-6" x 6'-6" x 8" Thick Wall, Cast In Place, Catch Basin.....	8,692.09	1,478.32
33 42 31 00-0116 EA 7'-6" Deep, 6'-6" x 6'-6" x 8" Thick Wall, Cast In Place, Catch Basin.....	9,023.30	1,537.12
33 42 31 00-0117 EA 8' Deep, 6'-6" x 6'-6" x 8" Thick Wall, Cast In Place, Catch Basin.....	9,466.76	1,601.89
33 42 31 00-0118 VLF >8' Deep, 6'-6" x 6'-6" x 8" Thick Wall, Cast In Place, Catch Basin.....	1,183.30	200.27



MINOR
CSI UOM DESCRIPTION

TOTAL DIRECT DEMOLITION
UNIT COST UNIT COST

33 42 31 00-0119	7' x 7', Cast In Place, Catch Basins (33 42 31 00-0022)		
33 42 31 00-0120	EA 4' Deep, 7' x 7' x 6" Thick Wall, Cast In Place, Catch Basin	6,101.24	1,104.29
33 42 31 00-0121	EA 4'-6" Deep, 7' x 7' x 8" Thick Wall, Cast In Place, Catch Basin	7,331.96	1,278.52
33 42 31 00-0122	EA 5' Deep, 7' x 7' x 8" Thick Wall, Cast In Place, Catch Basin	7,799.43	1,347.84
33 42 31 00-0123	EA 5'-6" Deep, 7' x 7' x 8" Thick Wall, Cast In Place, Catch Basin	8,154.76	1,411.09
33 42 31 00-0124	EA 6' Deep, 7' x 7' x 8" Thick Wall, Cast In Place, Catch Basin	8,623.74	1,480.31
33 42 31 00-0125	EA 6'-6" Deep, 7' x 7' x 8" Thick Wall, Cast In Place, Catch Basin	8,979.07	1,543.66
33 42 31 00-0126	EA 7' Deep, 7' x 7' x 8" Thick Wall, Cast In Place, Catch Basin	9,446.54	1,612.88
33 42 31 00-0127	EA 7'-6" Deep, 7' x 7' x 8" Thick Wall, Cast In Place, Catch Basin	9,803.48	1,676.22
33 42 31 00-0128	EA 8' Deep, 7' x 7' x 8" Thick Wall, Cast In Place, Catch Basin	10,270.86	1,745.45
33 42 31 00-0129	VLF >8' Deep, 7' x 7' x 8" Thick Wall, Cast In Place, Catch Basin	1,283.90	218.17
33 42 31 00-0130	7'-6" x 7'-6", Cast In Place, Catch Basins (33 42 31 00-0022)		
33 42 31 00-0131	EA 4' Deep, 7'-6" x 7'-6" x 6" Thick Wall, Cast In Place, Catch Basin	6,905.64	1,239.41
33 42 31 00-0132	EA 4'-6" Deep, 7'-6" x 7'-6" x 8" Thick Wall, Cast In Place, Catch Basin	7,985.53	1,395.09
33 42 31 00-0133	EA 5' Deep, 7'-6" x 7'-6" x 8" Thick Wall, Cast In Place, Catch Basin	8,477.02	1,468.85
33 42 31 00-0134	EA 5'-6" Deep, 7'-6" x 7'-6" x 8" Thick Wall, Cast In Place, Catch Basin	8,859.58	1,536.65
33 42 31 00-0135	EA 6' Deep, 7'-6" x 7'-6" x 8" Thick Wall, Cast In Place, Catch Basin	9,352.59	1,610.42
33 42 31 00-0136	EA 6'-6" Deep, 7'-6" x 7'-6" x 8" Thick Wall, Cast In Place, Catch Basin	9,735.14	1,678.22
33 42 31 00-0137	EA 7' Deep, 7'-6" x 7'-6" x 8" Thick Wall, Cast In Place, Catch Basin	10,226.63	1,751.98
33 42 31 00-0138	EA 7'-6" Deep, 7'-6" x 7'-6" x 8" Thick Wall, Cast In Place, Catch Basin	10,609.18	1,819.78
33 42 31 00-0139	EA 8' Deep, 7'-6" x 7'-6" x 8" Thick Wall, Cast In Place, Catch Basin	11,102.29	1,893.54
33 42 31 00-0140	VLF >8' Deep, 7'-6" x 7'-6" x 8" Thick Wall, Cast In Place, Catch Basin	1,387.75	236.72
33 42 31 00-0141	8' x 8', Cast In Place, Catch Basins (33 42 31 00-0022)		
33 42 31 00-0142	EA 4' Deep, 8' x 8' x 6" Thick Wall, Cast In Place, Catch Basin	7,496.74	1,348.50
33 42 31 00-0143	EA 4'-6" Deep, 8' x 8' x 8" Thick Wall, Cast In Place, Catch Basin	8,663.02	1,516.20
33 42 31 00-0144	EA 5' Deep, 8' x 8' x 8" Thick Wall, Cast In Place, Catch Basin	9,180.23	1,594.41
33 42 31 00-0145	EA 5'-6" Deep, 8' x 8' x 8" Thick Wall, Cast In Place, Catch Basin	9,588.41	1,666.76
33 42 31 00-0146	EA 6' Deep, 8' x 8' x 8" Thick Wall, Cast In Place, Catch Basin	10,105.52	1,744.97
33 42 31 00-0147	EA 6'-6" Deep, 8' x 8' x 8" Thick Wall, Cast In Place, Catch Basin	10,510.44	1,817.32
33 42 31 00-0148	EA 7' Deep, 8' x 8' x 8" Thick Wall, Cast In Place, Catch Basin	11,030.81	1,895.53
33 42 31 00-0149	EA 7'-6" Deep, 8' x 8' x 8" Thick Wall, Cast In Place, Catch Basin	11,438.98	1,967.88
33 42 31 00-0150	EA 8' Deep, 8' x 8' x 8" Thick Wall, Cast In Place, Catch Basin	11,947.69	2,046.09
33 42 31 00-0151	VLF >8' Deep, 8' x 8' x 8" Thick Wall, Cast In Place, Catch Basin	1,494.52	255.76
33 42 31 00-0152	Precast Concrete Catch Basins (33 42 31 00-0002)		
	Note: Inside dimensions.		
33 42 31 00-0153	1'-6" Diameter Precast Catch Basins (33 42 31 00-0152)		
33 42 31 00-0154	EA 4' Deep, 1'-6" Diameter Precast Catch Basins	674.33	215.46
33 42 31 00-0155	EA 6' Deep, 1'-6" Diameter Precast Catch Basins	941.35	323.19
33 42 31 00-0156	EA 8' Deep, 1'-6" Diameter Precast Catch Basins	1,195.71	420.14
33 42 31 00-0157	EA 10' Deep, 1'-6" Diameter Precast Catch Basins	1,430.51	496.63
33 42 31 00-0158	EA 12' Deep, 1'-6" Diameter Precast Catch Basins	1,764.51	630.21
33 42 31 00-0159	EA 14' Deep, 1'-6" Diameter Precast Catch Basins	2,019.55	727.17
33 42 31 00-0160	VLF Vertical Linear Foot Over 14' Deep, 1'-6" Diameter Precast Catch Basins	140.92	48.48
33 42 31 00-0161	2' Diameter Precast Catch Basins (33 42 31 00-0152)		
33 42 31 00-0162	EA 4' Deep, 2' Diameter Precast Catch Basin	767.54	239.70
33 42 31 00-0163	EA 6' Deep, 2' Diameter Precast Catch Basin	1,065.64	355.51
33 42 31 00-0164	EA 8' Deep, 2' Diameter Precast Catch Basin	1,348.19	468.62
33 42 31 00-0165	EA 10' Deep, 2' Diameter Precast Catch Basin	1,607.59	546.72
33 42 31 00-0166	EA 12' Deep, 2' Diameter Precast Catch Basin	1,995.32	700.23
33 42 31 00-0167	EA 14' Deep, 2' Diameter Precast Catch Basin	2,280.85	807.97
33 42 31 00-0168	VLF Vertical Linear Foot Over 14' Deep, 2' Diameter Precast Catch Basin	159.22	58.17
33 42 31 00-0169	3' Diameter Precast Catch Basins (33 42 31 00-0152)		
33 42 31 00-0170	EA 4' Deep, 3' Diameter Precast Catch Basin	1,007.58	282.78
33 42 31 00-0171	EA 6' Deep, 3' Diameter Precast Catch Basin	1,380.25	417.98
33 42 31 00-0172	EA 8' Deep, 3' Diameter Precast Catch Basin	1,738.39	552.11
33 42 31 00-0173	EA 10' Deep, 3' Diameter Precast Catch Basin	2,164.96	689.46
33 42 31 00-0174	EA 12' Deep, 3' Diameter Precast Catch Basin	2,558.90	821.97
33 42 31 00-0175	EA 14' Deep, 3' Diameter Precast Catch Basin	2,939.97	956.63
33 42 31 00-0176	VLF Vertical Linear Foot Over 14' Deep, 3' Diameter Precast Catch Basin	202.65	68.33
33 42 31 00-0177	4' Diameter Precast Catch Basins (33 42 31 00-0152)		
33 42 31 00-0178	EA 4' Deep, 4' Diameter Precast Catch Basin	1,214.54	314.57
33 42 31 00-0179	EA 6' Deep, 4' Diameter Precast Catch Basin	1,583.06	430.91
33 42 31 00-0180	EA 8' Deep, 4' Diameter Precast Catch Basin	2,130.80	646.37
33 42 31 00-0181	EA 10' Deep, 4' Diameter Precast Catch Basin	2,659.05	807.97
33 42 31 00-0182	EA 12' Deep, 4' Diameter Precast Catch Basin	3,145.36	969.56
33 42 31 00-0183	EA 14' Deep, 4' Diameter Precast Catch Basin	3,617.51	1,131.14
33 42 31 00-0184	VLF Vertical Linear Foot Over 14' Deep, 4' Diameter Precast Catch Basin	248.76	80.80



Utilities	33	CS
Stormwater Utilities	33 40	
Stormwater Conveyance	33 42	

MINOR CSI UOM DESCRIPTION	TOTAL DIRECT UNIT COST	DEMOLITION UNIT COST
------------------------------	---------------------------	-------------------------

33 42 31 00-0185	5' Diameter Precast Catch Basins (33 42 31 00-0152)		
33 42 31 00-0186	EA 4' Deep, 5' Diameter Precast Catch Basin	1,636.23	430.91
33 42 31 00-0187	EA 6' Deep, 5' Diameter Precast Catch Basin	2,248.94	646.37
33 42 31 00-0188	EA 8' Deep, 5' Diameter Precast Catch Basin	2,864.84	861.83
33 42 31 00-0189	EA 10' Deep, 5' Diameter Precast Catch Basin	3,506.65	1,077.29
33 42 31 00-0190	EA 12' Deep, 5' Diameter Precast Catch Basin	4,139.84	1,292.74
33 42 31 00-0191	EA 14' Deep, 5' Diameter Precast Catch Basin	4,820.01	1,508.20
33 42 31 00-0192	VLF Vertical Linear Foot Over 14' Deep, 5' Diameter Precast Catch Basin	331.02	107.73

33 42 31 00-0193	6' Diameter Precast Catch Basins (33 42 31 00-0152)		
33 42 31 00-0194	EA 4' Deep, 6' Diameter Precast Catch Basin	2,396.63	646.37
33 42 31 00-0195	EA 6' Deep, 6' Diameter Precast Catch Basin	3,263.51	969.56
33 42 31 00-0196	EA 8' Deep, 6' Diameter Precast Catch Basin	4,188.46	1,292.74
33 42 31 00-0197	EA 10' Deep, 6' Diameter Precast Catch Basin	5,220.80	1,615.93
33 42 31 00-0198	EA 12' Deep, 6' Diameter Precast Catch Basin	6,223.61	1,939.11
33 42 31 00-0199	EA 14' Deep, 6' Diameter Precast Catch Basin	7,205.30	2,262.30
33 42 31 00-0200	VLF Vertical Linear Foot Over 14' Deep, 6' Diameter Precast Catch Basin	493.58	161.59

33 42 31 00-0201	Precast Catch Basins Accessories (33 42 31 00-0152)		
33 42 31 00-0202	EA Single Or Double Wing Slab Top With Throat	1,495.41	700.23
33 42 31 00-0203	EA 4' x 4' Weir Box, Precast Catch Basin	649.76	86.18
33 42 31 00-0204	EA 4' Diameter Inlet Round To Square Adapter, Precast Catch Basin	372.39	91.57
33 42 31 00-0205	EA 3' Diameter, Up To 6" High, Precast Extension Ring	467.31	134.66
	For Each Additional Inch In Height, Add	55.42	
33 42 31 00-0206	EA 4' Diameter, Up To 6" High, Precast Extension Ring	551.68	161.59
	For Each Additional Inch In Height, Add	64.99	
33 42 31 00-0207	EA 5' Diameter, Up To 6" High, Precast Extension Ring	643.41	188.52
	For Each Additional Inch In Height, Add	75.85	
33 42 31 00-0208	EA 6' Diameter, Up To 6" High, Precast Extension Ring	810.80	269.32
	For Each Additional Inch In Height, Add	90.29	
33 42 31 00-0209	EA Adjust Existing Catch Basin Inlet Grate To Match Grade	646.33	

33 42 31 00-0210	Catch Basin Risers (33 42 31 00-0152)		
33 42 31 00-0211	EA Up To 860 Square Inch, Up To 2" Rise, Catch Basin Riser	397.84	
33 42 31 00-0212	EA >860 To 1140 Square Inch, Up To 2" Rise, Catch Basin Riser	444.23	
33 42 31 00-0213	EA >1140 Square Inch, Up To 2" Rise, Catch Basin Riser	499.38	
33 42 31 00-0214	EA Up To 860 Square Inch, >2" To 3" Rise, Catch Basin Riser	428.31	
33 42 31 00-0215	EA >860 To 1140 Square Inch, >2" To 3" Rise, Catch Basin Riser	477.80	
33 42 31 00-0216	EA >1140 Square Inch, >2" To 3" Rise, Catch Basin Riser	538.93	
33 42 31 00-0217	EA Up To 860 Square Inch, >3" To 4" Rise, Catch Basin Riser	473.83	
33 42 31 00-0218	EA >860 To 1140 Square Inch, >3" To 4" Rise, Catch Basin Riser	517.79	
33 42 31 00-0219	EA >1140 Square Inch, >3" To 4" Rise, Catch Basin Riser	579.13	

33 42 31 00-0220	Cast In Place, Storm Drain Cleanout (33 42 31 00-0002)		
	Note: Inside span.		
33 42 31 00-0221	EA 6' Deep, 4' x 4' x 8" Thick Wall, Cast In Place, Storm Drain Cleanout	4,524.40	749.77
33 42 31 00-0222	EA 6' Deep, 4' x 5' x 8" Thick Wall, Cast In Place, Storm Drain Cleanout	5,140.32	855.63
33 42 31 00-0223	EA 6' Deep, 4' x 6' x 8" Thick Wall, Cast In Place, Storm Drain Cleanout	5,832.46	971.06
33 42 31 00-0224	EA 7' Deep, 4' x 7' x 8" Thick Wall, Cast In Place, Storm Drain Cleanout	6,998.31	1,164.89
33 42 31 00-0225	EA 8' Deep, 4' x 8' x 8" Thick Wall, Cast In Place, Storm Drain Cleanout	8,497.27	1,406.35

33 42 31 00-0226	Precast Concrete Inlet Boxes (33 42 31 00-0002)		
	Note: Inside dimensions.		

33 42 31 00-0227	Precast Concrete Inlet Boxes (33 42 31 00-0226)		
-------------------------	--	--	--

33 42 31 00-0228	24" x 24" ID, Precast Concrete Inlet Boxes (33 42 31 00-0227)		
	Note: Yard inlet.		

33 42 31 00-0229	24" x 24" ID, Precast Concrete Inlet Boxes (33 42 31 00-0228)		
33 42 31 00-0230	EA 24" Height, 24" x 24" ID, Precast Concrete Inlet Box	699.76	75.40
33 42 31 00-0231	EA 30" Height, 24" x 24" ID, Precast Concrete Inlet Box	823.57	91.57
33 42 31 00-0232	EA 36" Height, 24" x 24" ID, Precast Concrete Inlet Box	947.38	107.73
33 42 31 00-0233	EA 42" Height, 24" x 24" ID, Precast Concrete Inlet Box	1,072.53	124.56

33 42 31 00-0234	24" x 24" ID, Precast Concrete Inlet Box Risers (33 42 31 00-0228)		
33 42 31 00-0235	EA 6" Height, 24" x 24" ID, Precast Concrete Inlet Box Riser	183.06	
33 42 31 00-0236	EA 12" Height, 24" x 24" ID, Precast Concrete Inlet Box Riser	290.71	
33 42 31 00-0237	EA 18" Height, 24" x 24" ID, Precast Concrete Inlet Box Riser	409.13	
33 42 31 00-0238	EA 24" Height, 24" x 24" ID, Precast Concrete Inlet Box Riser	527.55	
33 42 31 00-0239	EA 30" Height, 24" x 24" ID, Precast Concrete Inlet Box Riser	645.97	
33 42 31 00-0240	EA 36" Height, 24" x 24" ID, Precast Concrete Inlet Box Riser	764.40	

33	33 Utilities
	33 40 Stormwater Utilities
	33 42 Stormwater Conveyance



MINOR CSI UOM DESCRIPTION	TOTAL DIRECT UNIT COST	DEMOLITION UNIT COST
------------------------------	---------------------------	-------------------------

33 42 31 00-0241	22" x 48" ID, Precast Concrete Inlet Boxes (33 42 31 00-0227)		
33 42 31 00-0242	22" x 48" ID, Precast Concrete Inlet Boxes (33 42 31 00-0241)		
33 42 31 00-0243	EA 36" Height, 22" x 48" ID, Precast Concrete Inlet Box.....	1,454.40	212.84
33 42 31 00-0244	EA 42" Height, 22" x 48" ID, Precast Concrete Inlet Box.....	1,638.15	246.09
33 42 31 00-0245	EA 48" Height, 22" x 48" ID, Precast Concrete Inlet Box.....	1,821.92	279.34
33 42 31 00-0246	EA 54" Height, 22" x 48" ID, Precast Concrete Inlet Box.....	2,005.83	312.68
33 42 31 00-0247	EA 60" Height, 22" x 48" ID, Precast Concrete Inlet Box.....	2,189.75	346.01
33 42 31 00-0248	EA 66" Height, 22" x 48" ID, Precast Concrete Inlet Box.....	2,373.66	379.35
33 42 31 00-0249	EA 72" Height, 22" x 48" ID, Precast Concrete Inlet Box.....	2,557.57	412.69

33 42 31 00-0250	22" x 48" ID, Precast Concrete Inlet Box Risers (33 42 31 00-0241)		
33 42 31 00-0251	EA 6" Height, 22" x 48" ID, Precast Concrete Inlet Box Riser.....	358.99	
33 42 31 00-0252	EA 12" Height, 22" x 48" ID, Precast Concrete Inlet Box Riser.....	567.16	
33 42 31 00-0253	EA 18" Height, 22" x 48" ID, Precast Concrete Inlet Box Riser.....	621.05	
33 42 31 00-0254	EA 24" Height, 22" x 48" ID, Precast Concrete Inlet Box Riser.....	792.17	
33 42 31 00-0255	EA 30" Height, 22" x 48" ID, Precast Concrete Inlet Box Riser.....	963.26	
33 42 31 00-0256	EA 36" Height, 22" x 48" ID, Precast Concrete Inlet Box Riser.....	1,129.13	
33 42 31 00-0257	EA 42" Height, 22" x 48" ID, Precast Concrete Inlet Box Riser.....	1,312.89	
33 42 31 00-0258	EA 48" Height, 22" x 48" ID, Precast Concrete Inlet Box Riser.....	1,496.65	
33 42 31 00-0259	EA 54" Height, 22" x 48" ID, Precast Concrete Inlet Box Riser.....	1,680.57	
33 42 31 00-0260	EA 60" Height, 22" x 48" ID, Precast Concrete Inlet Box Riser.....	1,864.48	
33 42 31 00-0261	EA 66" Height, 22" x 48" ID, Precast Concrete Inlet Box Riser.....	2,048.40	
33 42 31 00-0262	EA 72" Height, 22" x 48" ID, Precast Concrete Inlet Box Riser.....	2,232.31	

33 42 31 00-0263	30" x 48" ID, Precast Concrete Inlet Boxes (33 42 31 00-0227)		
33 42 31 00-0264	30" x 48" ID, Precast Concrete Inlet Boxes (33 42 31 00-0263)		
33 42 31 00-0265	EA 36" Height, 30" x 48" ID, Precast Concrete Inlet Box.....	1,411.31	234.12
33 42 31 00-0266	EA 42" Height, 30" x 48" ID, Precast Concrete Inlet Box.....	1,596.38	270.70
33 42 31 00-0267	EA 48" Height, 30" x 48" ID, Precast Concrete Inlet Box.....	1,781.45	307.28
33 42 31 00-0268	EA 54" Height, 30" x 48" ID, Precast Concrete Inlet Box.....	1,966.70	343.95
33 42 31 00-0269	EA 60" Height, 30" x 48" ID, Precast Concrete Inlet Box.....	2,151.95	380.62
33 42 31 00-0270	EA 66" Height, 30" x 48" ID, Precast Concrete Inlet Box.....	2,337.19	417.29
33 42 31 00-0271	EA 72" Height, 30" x 48" ID, Precast Concrete Inlet Box.....	2,522.45	453.95

33 42 31 00-0272	30" x 48" ID, Precast Concrete Inlet Box Risers (33 42 31 00-0263)		
33 42 31 00-0273	EA 6" Height, 30" x 48" ID, Precast Concrete Inlet Box Riser.....	358.35	
33 42 31 00-0274	EA 12" Height, 30" x 48" ID, Precast Concrete Inlet Box Riser.....	559.19	
33 42 31 00-0275	EA 18" Height, 30" x 48" ID, Precast Concrete Inlet Box Riser.....	614.54	
33 42 31 00-0276	EA 24" Height, 30" x 48" ID, Precast Concrete Inlet Box Riser.....	782.85	
33 42 31 00-0277	EA 30" Height, 30" x 48" ID, Precast Concrete Inlet Box Riser.....	951.16	
33 42 31 00-0278	EA 36" Height, 30" x 48" ID, Precast Concrete Inlet Box Riser.....	1,118.42	
33 42 31 00-0279	EA 42" Height, 30" x 48" ID, Precast Concrete Inlet Box Riser.....	1,300.56	
33 42 31 00-0280	EA 48" Height, 30" x 48" ID, Precast Concrete Inlet Box Riser.....	1,481.63	
33 42 31 00-0281	EA 54" Height, 30" x 48" ID, Precast Concrete Inlet Box Riser.....	1,663.78	
33 42 31 00-0282	EA 60" Height, 30" x 48" ID, Precast Concrete Inlet Box Riser.....	1,844.86	
33 42 31 00-0283	EA 66" Height, 30" x 48" ID, Precast Concrete Inlet Box Riser.....	2,027.00	
33 42 31 00-0284	EA 72" Height, 30" x 48" ID, Precast Concrete Inlet Box Riser.....	2,209.15	

33 42 31 00-0285	42" x 48" ID, Precast Concrete Inlet Boxes (33 42 31 00-0227)		
33 42 31 00-0286	42" x 48" ID, Precast Concrete Inlet Boxes (33 42 31 00-0285)		
33 42 31 00-0287	EA 36" Height, 42" x 48" ID, Precast Concrete Inlet Box.....	1,671.57	255.40
33 42 31 00-0288	EA 42" Height, 42" x 48" ID, Precast Concrete Inlet Box.....	1,888.65	296.91
33 42 31 00-0289	EA 48" Height, 42" x 48" ID, Precast Concrete Inlet Box.....	2,105.73	339.47
33 42 31 00-0290	EA 54" Height, 42" x 48" ID, Precast Concrete Inlet Box.....	2,321.74	380.98
33 42 31 00-0291	EA 60" Height, 42" x 48" ID, Precast Concrete Inlet Box.....	2,538.83	423.54
33 42 31 00-0292	EA 66" Height, 42" x 48" ID, Precast Concrete Inlet Box.....	2,755.91	465.04
33 42 31 00-0293	EA 72" Height, 42" x 48" ID, Precast Concrete Inlet Box.....	2,971.92	506.55

33 42 31 00-0294	42" x 48" ID, Precast Concrete Inlet Box Risers (33 42 31 00-0285)		
33 42 31 00-0295	EA 6" Height, 42" x 48" ID, Precast Concrete Inlet Box Riser.....	393.21	
33 42 31 00-0296	EA 12" Height, 42" x 48" ID, Precast Concrete Inlet Box Riser.....	626.77	
33 42 31 00-0297	EA 18" Height, 42" x 48" ID, Precast Concrete Inlet Box Riser.....	683.71	
33 42 31 00-0298	EA 24" Height, 42" x 48" ID, Precast Concrete Inlet Box Riser.....	873.66	
33 42 31 00-0299	EA 30" Height, 42" x 48" ID, Precast Concrete Inlet Box Riser.....	1,063.60	
33 42 31 00-0300	EA 36" Height, 42" x 48" ID, Precast Concrete Inlet Box Riser.....	1,253.54	
33 42 31 00-0301	EA 42" Height, 42" x 48" ID, Precast Concrete Inlet Box Riser.....	1,457.85	
33 42 31 00-0302	EA 48" Height, 42" x 48" ID, Precast Concrete Inlet Box Riser.....	1,662.17	
33 42 31 00-0303	EA 54" Height, 42" x 48" ID, Precast Concrete Inlet Box Riser.....	1,866.48	
33 42 31 00-0304	EA 60" Height, 42" x 48" ID, Precast Concrete Inlet Box Riser.....	2,070.80	
33 42 31 00-0305	EA 66" Height, 42" x 48" ID, Precast Concrete Inlet Box Riser.....	2,275.11	
33 42 31 00-0306	EA 72" Height, 42" x 48" ID, Precast Concrete Inlet Box Riser.....	2,479.42	



Utilities	33	33
Stormwater Utilities	33 40	
Stormwater Conveyance	33 42	

MINOR CSI UOM DESCRIPTION	TOTAL DIRECT UNIT COST	DEMOLITION UNIT COST
33 42 31 00-0307 42" x 48" ID, Precast Concrete Inlet Box Tops <small>(33 42 31 00-0285)</small>		
33 42 31 00-0308 EA 42" x 48" ID, Precast Concrete Inlet Box Top Slab.....	952.73	159.62
33 42 31 00-0309 48" x 54" ID, Precast Concrete Inlet Boxes <small>(33 42 31 00-0227)</small>		
33 42 31 00-0310 48" x 54" ID, Precast Concrete Inlet Boxes <small>(33 42 31 00-0309)</small>		
33 42 31 00-0311 EA 36" Height, 48" x 54" ID, Precast Concrete Inlet Box.....	2,347.83	283.78
33 42 31 00-0312 EA 42" Height, 48" x 54" ID, Precast Concrete Inlet Box.....	2,635.06	330.43
33 42 31 00-0313 EA 48" Height, 48" x 54" ID, Precast Concrete Inlet Box.....	2,922.31	377.07
33 42 31 00-0314 EA 54" Height, 48" x 54" ID, Precast Concrete Inlet Box.....	3,209.22	423.54
33 42 31 00-0315 EA 60" Height, 48" x 54" ID, Precast Concrete Inlet Box.....	3,496.12	470.02
33 42 31 00-0316 EA 66" Height, 48" x 54" ID, Precast Concrete Inlet Box.....	3,783.03	516.49
33 42 31 00-0317 EA 72" Height, 48" x 54" ID, Precast Concrete Inlet Box.....	4,069.94	562.97
33 42 31 00-0318 48" x 54" ID, Precast Concrete Inlet Box Risers <small>(33 42 31 00-0309)</small>		
33 42 31 00-0319 EA 6" Height, 48" x 54" ID, Precast Concrete Inlet Box Riser.....	396.15	
33 42 31 00-0320 EA 12" Height, 48" x 54" ID, Precast Concrete Inlet Box Riser.....	618.48	
33 42 31 00-0321 EA 18" Height, 48" x 54" ID, Precast Concrete Inlet Box Riser.....	901.13	
33 42 31 00-0322 EA 24" Height, 48" x 54" ID, Precast Concrete Inlet Box Riser.....	1,183.76	
33 42 31 00-0323 EA 30" Height, 48" x 54" ID, Precast Concrete Inlet Box Riser.....	1,448.67	
33 42 31 00-0324 EA 36" Height, 48" x 54" ID, Precast Concrete Inlet Box Riser.....	1,731.31	
33 42 31 00-0325 EA 42" Height, 48" x 54" ID, Precast Concrete Inlet Box Riser.....	2,018.55	
33 42 31 00-0326 EA 48" Height, 48" x 54" ID, Precast Concrete Inlet Box Riser.....	2,305.80	
33 42 31 00-0327 EA 54" Height, 48" x 54" ID, Precast Concrete Inlet Box Riser.....	2,592.71	
33 42 31 00-0328 EA 60" Height, 48" x 54" ID, Precast Concrete Inlet Box Riser.....	2,879.61	
33 42 31 00-0329 EA 66" Height, 48" x 54" ID, Precast Concrete Inlet Box Riser.....	3,166.52	
33 42 31 00-0330 EA 72" Height, 48" x 54" ID, Precast Concrete Inlet Box Riser.....	3,453.43	
33 42 31 00-0331 48" x 54" ID, Precast Concrete Inlet Box Tops <small>(33 42 31 00-0309)</small>		
33 42 31 00-0332 EA 48" x 54" ID, Precast Concrete Inlet Box Top Slab.....	1,035.29	172.92
33 42 31 00-0333 48" x 66" ID, Precast Concrete Inlet Boxes <small>(33 42 31 00-0227)</small>		
33 42 31 00-0334 48" x 66" ID, Precast Concrete Inlet Boxes <small>(33 42 31 00-0333)</small>		
33 42 31 00-0335 EA 36" Height, 48" x 66" ID, Precast Concrete Inlet Box.....	2,715.79	357.56
33 42 31 00-0336 EA 42" Height, 48" x 66" ID, Precast Concrete Inlet Box.....	3,034.18	417.30
33 42 31 00-0337 EA 48" Height, 48" x 66" ID, Precast Concrete Inlet Box.....	3,352.56	477.05
33 42 31 00-0338 EA 54" Height, 48" x 66" ID, Precast Concrete Inlet Box.....	3,670.31	536.46
33 42 31 00-0339 EA 60" Height, 48" x 66" ID, Precast Concrete Inlet Box.....	3,988.04	595.87
33 42 31 00-0340 EA 66" Height, 48" x 66" ID, Precast Concrete Inlet Box.....	4,305.77	655.28
33 42 31 00-0341 EA 72" Height, 48" x 66" ID, Precast Concrete Inlet Box.....	4,623.51	714.69
33 42 31 00-0342 48" x 66" ID, Precast Concrete Inlet Box Risers <small>(33 42 31 00-0333)</small>		
33 42 31 00-0343 EA 6" Height, 48" x 66" ID, Precast Concrete Inlet Box Riser.....	437.28	
33 42 31 00-0344 EA 12" Height, 48" x 66" ID, Precast Concrete Inlet Box Riser.....	665.99	
33 42 31 00-0345 EA 18" Height, 48" x 66" ID, Precast Concrete Inlet Box Riser.....	984.09	
33 42 31 00-0346 EA 24" Height, 48" x 66" ID, Precast Concrete Inlet Box Riser.....	1,302.19	
33 42 31 00-0347 EA 30" Height, 48" x 66" ID, Precast Concrete Inlet Box Riser.....	1,590.49	
33 42 31 00-0348 EA 36" Height, 48" x 66" ID, Precast Concrete Inlet Box Riser.....	1,908.60	
33 42 31 00-0349 EA 42" Height, 48" x 66" ID, Precast Concrete Inlet Box Riser.....	2,226.99	
33 42 31 00-0350 EA 48" Height, 48" x 66" ID, Precast Concrete Inlet Box Riser.....	2,545.37	
33 42 31 00-0351 EA 54" Height, 48" x 66" ID, Precast Concrete Inlet Box Riser.....	2,863.11	
33 42 31 00-0352 EA 60" Height, 48" x 66" ID, Precast Concrete Inlet Box Riser.....	3,180.84	
33 42 31 00-0353 EA 66" Height, 48" x 66" ID, Precast Concrete Inlet Box Riser.....	3,498.57	
33 42 31 00-0354 EA 72" Height, 48" x 66" ID, Precast Concrete Inlet Box Riser.....	3,816.31	
33 42 31 00-0355 48" x 66" ID, Precast Concrete Inlet Box Tops <small>(33 42 31 00-0333)</small>		
33 42 31 00-0356 EA 48" x 66" ID, Precast Concrete Inlet Box Top Slab.....	1,151.43	193.69
33 42 31 00-0357 42" x 102" ID, Precast Concrete Inlet Boxes <small>(33 42 31 00-0227)</small>		
33 42 31 00-0358 42" x 102" ID, Precast Concrete Inlet Boxes <small>(33 42 31 00-0357)</small>		
33 42 31 00-0359 EA 36" Height, 42" x 102" ID, Precast Concrete Inlet Box.....	3,411.84	482.08
33 42 31 00-0360 EA 42" Height, 42" x 102" ID, Precast Concrete Inlet Box.....	3,815.82	561.88
33 42 31 00-0361 EA 48" Height, 42" x 102" ID, Precast Concrete Inlet Box.....	4,219.81	640.63
33 42 31 00-0362 EA 54" Height, 42" x 102" ID, Precast Concrete Inlet Box.....	4,622.73	720.45
33 42 31 00-0363 EA 60" Height, 42" x 102" ID, Precast Concrete Inlet Box.....	5,026.72	799.20
33 42 31 00-0364 EA 66" Height, 42" x 102" ID, Precast Concrete Inlet Box.....	5,429.64	877.95
33 42 31 00-0365 EA 72" Height, 42" x 102" ID, Precast Concrete Inlet Box.....	5,834.69	957.76
33 42 31 00-0366 42" x 102" ID, Precast Concrete Inlet Box Risers <small>(33 42 31 00-0357)</small>		
33 42 31 00-0367 EA 6" Height, 42" x 102" ID, Precast Concrete Inlet Box Riser.....	589.15	

33 Utilities**33 40 Stormwater Utilities****33 42 Stormwater Conveyance**

SAN BERNARDINO
COUNTY

MINOR
CSI UOM DESCRIPTION

TOTAL DIRECT DEMOLITION
UNIT COST UNIT COST

33 42 31 00-0368	EA	12" Height, 42" x 102" ID, Precast Concrete Inlet Box Riser.....	882.46	
33 42 31 00-0369	EA	18" Height, 42" x 102" ID, Precast Concrete Inlet Box Riser.....	1,279.00	
33 42 31 00-0370	EA	24" Height, 42" x 102" ID, Precast Concrete Inlet Box Riser.....	1,675.55	
33 42 31 00-0371	EA	30" Height, 42" x 102" ID, Precast Concrete Inlet Box Riser.....	2,041.22	
33 42 31 00-0372	EA	36" Height, 42" x 102" ID, Precast Concrete Inlet Box Riser.....	2,437.75	
33 42 31 00-0373	EA	42" Height, 42" x 102" ID, Precast Concrete Inlet Box Riser.....	2,841.74	
33 42 31 00-0374	EA	48" Height, 42" x 102" ID, Precast Concrete Inlet Box Riser.....	3,245.72	
33 42 31 00-0375	EA	54" Height, 42" x 102" ID, Precast Concrete Inlet Box Riser.....	3,648.65	
33 42 31 00-0376	EA	60" Height, 42" x 102" ID, Precast Concrete Inlet Box Riser.....	4,052.63	
33 42 31 00-0377	EA	66" Height, 42" x 102" ID, Precast Concrete Inlet Box Riser.....	4,455.55	
33 42 31 00-0378	EA	72" Height, 42" x 102" ID, Precast Concrete Inlet Box Riser.....	4,859.55	
33 42 31 00-0379		42" x 102" ID, Precast Concrete Inlet Box Tops (33 42 31 00-0357)		
33 42 31 00-0380	EA	42" x 102" ID, Precast Concrete Inlet Box Top Slab.....	1,554.84	212.84
33 42 31 00-0381		Frames And Grates For Inlets (33 42 31 00-0226)		
33 42 31 00-0382		Inlet Frames And Grates (33 42 31 00-0381)		
33 42 31 00-0383	EA	24" x 24", Heavy Duty Inlet Grate.....	396.67	49.73
		Note: For Type A, B, D, or E inlets.		
33 42 31 00-0384	EA	47-3/4" x 21-3/4", Bicycle Safe Inlet Grate (US Foundry 6352 GRT).....	514.83	49.73
		Note: For Type A, B, D, or E inlets.		
33 42 31 00-0385	EA	47-3/4" x 21-3/4", Phase II Stormwater Compliant Inlet Grate (US Foundry 6352 GRT).....	514.83	49.73
		Note: Includes legend: Dump No Waste "Drains To Waterways".		
33 42 31 00-0386	EA	Phase II Storm Water Compliant Grate, Echo Grate, Type "B" And "D" Inlet Covers (US Foundry 6352 GRT).....	514.83	49.73
		Note: Legend: Dump No Waste "Drains to Waterways"		
33 42 31 00-0387	EA	Parallel Bar Grates For Type A, B, D And E Inlets (Campbell Foundry 2617-0362).....	564.28	49.73
33 42 31 00-0388	EA	Type B Inlet Dirt Plate (US Foundry 5217 BK).....	416.49	99.45
33 42 31 00-0389	EA	Back Plate For Type B Inlets (Campbell Foundry 2548-1942).....	485.72	99.45
33 42 31 00-0390	EA	Phase II Echo-Safe Bar For Series 2500/2600 Curb Inlets (Campbell Foundry 25419EC4).....	604.68	124.32
		Note: Includes cam action clamping system, stainless steel badge labeled to center of plate, steel plate welded to bar with legend: Dump No Waste "Drains to Waterways".		
33 42 31 00-0391	EA	1-1/2" Catch Basin Riser For Type B And D Inlets (General Foundries 6352 EXT).....	515.67	124.32
33 42 31 00-0392	EA	2" Catch Basin Riser For Type B And D Inlets (General Foundries 6352 EXT).....	525.56	124.32
33 42 31 00-0393	EA	2-1/2" Catch Basin Riser For Type B And D Inlets (General Foundries 6352 EXT).....	545.34	124.32
33 42 31 00-0394	EA	3" Catch Basin Riser For Type B And D Inlets (General Foundries 6352 EXT).....	565.12	124.32
33 42 31 00-0395	EA	2" Extension Frame For Type A Inlet (General Foundries 6352 EXT).....	545.34	124.32
33 42 31 00-0396	EA	2-1/2" Extension Frame For Type A Inlet (General Foundries 6352 EXT).....	565.12	124.32
33 42 31 00-0397	EA	3" Extension Frame For Type A Inlet (General Foundries 6352 EXT).....	584.90	124.32
33 42 31 00-0398	EA	2" Extension Frame For Type E Inlet (General Foundries 6352 EXT).....	842.05	124.32
33 42 31 00-0399	EA	2-1/2" Extension Frame For Type E Inlet (General Foundries 6352 EXT).....	881.61	124.32
33 42 31 00-0400	EA	3" Extension Frame For Type E Inlet (General Foundries 6352 EXT).....	921.17	124.32
33 42 31 00-0401	EA	2", 3 Sided Extension Frame For Type A, B, D, And E Inlet (Campbell Foundry 2701).....	624.46	124.32
33 42 31 00-0402	EA	6" Type N Curb Back Piece For Type B And D Inlets (US Foundry 5218N6).....	565.12	124.32
33 42 31 00-0403	EA	8" Type N Curb Back Piece For Type B And D Inlets (US Foundry 5218N8).....	565.12	124.32
33 42 31 00-0404	EA	6" Radius Curb Back Piece For Type B And D Inlets (Campbell Foundry BSCB-6).....	1,160.22	124.32
33 42 31 00-0405	EA	8" Radius Curb Back Piece For Type B And D Inlets (Campbell Foundry BSCB-8).....	1,160.22	124.32
33 42 31 00-0406	EA	Safety Bars For Type B And D Inlets (General Foundries 5218 SB).....	471.30	136.75
33 42 31 00-0407	EA	6", Phase II Echo-Safe Catch Basin Curb Inlet Cover (Campbell Foundry ERSS 648).....	659.21	136.75
		Note: Includes cam action clamping system and stainless steel badge labeled to center of plate.		
33 42 31 00-0408	EA	8", Phase II Echo-Safe Catch Basin Curb Inlet Cover (Campbell Foundry ERSS 848).....	659.21	136.75
		Note: Includes cam action clamping system and stainless steel badge labeled to center of plate.		
33 42 31 00-0409	EA	10", Phase II Echo-Safe Catch Basin Curb Inlet Cover (Campbell Foundry ERSS 1048).....	728.44	136.75
		Note: Includes cam action clamping system and stainless steel badge labeled to center of plate.		
33 42 31 00-0410	EA	Type B Inlet Frame (US Foundry 5216 FRM).....	837.24	136.75
33 42 31 00-0411	EA	Type D Inlet Frame (US Foundry 2999 FRM).....	718.55	136.75
33 42 31 00-0412	EA	Type B Inlet Frame (Campbell Foundry 2618-0202).....	1,025.15	136.75
33 42 31 00-0413	EA	Type D Inlet Frame (Campbell Foundry 2617-0002).....	906.47	136.75
33 42 31 00-0414	EA	Type A Inlet, Single Frame And Grate (US Foundry 52340).....	1,169.25	198.91
33 42 31 00-0415	EA	Type E Inlet, Single Frame And Grate (US Foundry 52342).....	1,881.34	198.91
33 42 31 00-0416	EA	Type A Inlet, Single Frame And Grate (General Foundries 52340).....	1,139.58	198.91
33 42 31 00-0417	EA	Type E Inlet, Double Frame And Grate (General Foundries 52342).....	1,788.37	198.91
33 42 31 00-0418	EA	Oversized Type A Inlet, Single Frame And Reticuline Grate (US Foundry 82340).....	1,912.11	298.36
33 42 31 00-0419	EA	Heavy Duty Rectangular Frame And Grate (Campbell Foundry 3084).....	1,961.60	397.82
33 42 31 00-0420	EA	6" Curb Piece, Type B Inlet Frame And Grate (US Foundry 52186).....	2,150.57	397.82
33 42 31 00-0421	EA	8" Curb Piece, Type B Inlet Frame And Grate (US Foundry 52198).....	2,150.57	397.82
33 42 31 00-0422	EA	6" Curb Piece, Type D Inlet Frame And Grate (US Foundry 72266).....	1,903.32	397.82
33 42 31 00-0423	EA	8" Curb Piece, Type D Inlet Frame And Grate (US Foundry 72268).....	1,903.32	397.82
33 42 31 00-0424	EA	Type B And C Inlet Frame And Grate With Type N Curb And Back Plate (Campbell Foundry GFI 52198).....	2,229.69	397.82
33 42 31 00-0425		Concrete Drainage Inlet Structures (CALTRANS) (33 42 31 00-0001)		
33 42 31 00-0426		Type OS Concrete Drainage Inlet Structure (33 42 31 00-0425)		
33 42 31 00-0427	EA	3' Deep Type OS Concrete Drainage Inlet Structure, 6" Wall Thickness.....	2,544.38	
33 42 31 00-0428	EA	4' Deep Type OS Concrete Drainage Inlet Structure, 6" Wall Thickness.....	2,955.99	
33 42 31 00-0429	EA	5' Deep Type OS Concrete Drainage Inlet Structure, 6" Wall Thickness.....	3,338.15	
33 42 31 00-0430	EA	6' Deep Type OS Concrete Drainage Inlet Structure, 6" Wall Thickness.....	3,690.88	
33 42 31 00-0431	EA	7' Deep Type OS Concrete Drainage Inlet Structure, 6" Wall Thickness.....	4,014.16	
33 42 31 00-0432	EA	8' Deep Type OS Concrete Drainage Inlet Structure, 6" Wall Thickness.....	4,307.98	



MINOR CSI UOM	DESCRIPTION	TOTAL DIRECT UNIT COST	DEMOLITION UNIT COST
33 42 31 00-0433	EA 8' Deep Type OS Concrete Drainage Inlet Structure, 8" Wall Thickness.....	5,861.94	
33 42 31 00-0434	EA 10' Deep Type OS Concrete Drainage Inlet Structure, 8" Wall Thickness.....	6,833.81	
33 42 31 00-0435	EA 12' Deep Type OS Concrete Drainage Inlet Structure, 8" Wall Thickness.....	7,730.84	
33 42 31 00-0436	EA 14' Deep Type OS Concrete Drainage Inlet Structure, 8" Wall Thickness.....	8,555.18	
33 42 31 00-0437	EA 16' Deep Type OS Concrete Drainage Inlet Structure, 8" Wall Thickness.....	9,348.38	
33 42 31 00-0438	EA 18' Deep Type OS Concrete Drainage Inlet Structure, 8" Wall Thickness.....	10,077.63	
33 42 31 00-0439	EA 20' Deep Type OS Concrete Drainage Inlet Structure, 8" Wall Thickness.....	10,742.89	
33 42 31 00-0440	Type OL-7 Concrete Drainage Inlet Structure (33 42 31 00-0425)		
33 42 31 00-0441	EA 3' Deep Type OL-7 Concrete Drainage Inlet Structure, 6" Wall Thickness.....	3,464.69	
33 42 31 00-0442	EA 4' Deep Type OL-7 Concrete Drainage Inlet Structure, 6" Wall Thickness.....	3,849.40	
33 42 31 00-0443	EA 5' Deep Type OL-7 Concrete Drainage Inlet Structure, 6" Wall Thickness.....	4,204.65	
33 42 31 00-0444	EA 6' Deep Type OL-7 Concrete Drainage Inlet Structure, 6" Wall Thickness.....	4,530.45	
33 42 31 00-0445	EA 7' Deep Type OL-7 Concrete Drainage Inlet Structure, 6" Wall Thickness.....	4,825.74	
33 42 31 00-0446	EA 8' Deep Type OL-7 Concrete Drainage Inlet Structure, 6" Wall Thickness.....	5,092.64	
33 42 31 00-0447	EA 8' Deep Type OL-7 Concrete Drainage Inlet Structure, 8" Wall Thickness.....	6,600.44	
33 42 31 00-0448	EA 10' Deep Type OL-7 Concrete Drainage Inlet Structure, 8" Wall Thickness.....	7,549.59	
33 42 31 00-0449	EA 12' Deep Type OL-7 Concrete Drainage Inlet Structure, 8" Wall Thickness.....	8,423.89	
33 42 31 00-0450	EA 14' Deep Type OL-7 Concrete Drainage Inlet Structure, 8" Wall Thickness.....	9,224.41	
33 42 31 00-0451	EA 16' Deep Type OL-7 Concrete Drainage Inlet Structure, 8" Wall Thickness.....	9,997.93	
33 42 31 00-0452	EA 18' Deep Type OL-7 Concrete Drainage Inlet Structure, 8" Wall Thickness.....	10,707.48	
33 42 31 00-0453	EA 20' Deep Type OL-7 Concrete Drainage Inlet Structure, 8" Wall Thickness.....	11,353.05	
33 42 31 00-0454	Type OL-10 Concrete Drainage Inlet Structure (33 42 31 00-0425)		
33 42 31 00-0455	EA 3' Deep Type OL-10 Concrete Drainage Inlet Structure, 6" Wall Thickness.....	4,312.83	
33 42 31 00-0456	EA 4' Deep Type OL-10 Concrete Drainage Inlet Structure, 6" Wall Thickness.....	4,672.96	
33 42 31 00-0457	EA 5' Deep Type OL-10 Concrete Drainage Inlet Structure, 6" Wall Thickness.....	5,002.55	
33 42 31 00-0458	EA 6' Deep Type OL-10 Concrete Drainage Inlet Structure, 6" Wall Thickness.....	5,303.79	
33 42 31 00-0459	EA 7' Deep Type OL-10 Concrete Drainage Inlet Structure, 6" Wall Thickness.....	5,574.50	
33 42 31 00-0460	EA 8' Deep Type OL-10 Concrete Drainage Inlet Structure, 6" Wall Thickness.....	5,815.78	
33 42 31 00-0461	EA 8' Deep Type OL-10 Concrete Drainage Inlet Structure, 8" Wall Thickness.....	7,338.95	
33 42 31 00-0462	EA 10' Deep Type OL-10 Concrete Drainage Inlet Structure, 8" Wall Thickness.....	8,264.28	
33 42 31 00-0463	EA 12' Deep Type OL-10 Concrete Drainage Inlet Structure, 8" Wall Thickness.....	9,116.93	
33 42 31 00-0464	EA 14' Deep Type OL-10 Concrete Drainage Inlet Structure, 8" Wall Thickness.....	9,894.73	
33 42 31 00-0465	EA 16' Deep Type OL-10 Concrete Drainage Inlet Structure, 8" Wall Thickness.....	10,647.48	
33 42 31 00-0466	EA 18' Deep Type OL-10 Concrete Drainage Inlet Structure, 8" Wall Thickness.....	11,337.33	
33 42 31 00-0467	EA 20' Deep Type OL-10 Concrete Drainage Inlet Structure, 8" Wall Thickness.....	11,962.14	
33 42 31 00-0468	Type OL-14 Concrete Drainage Inlet Structure (33 42 31 00-0425)		
33 42 31 00-0469	EA 3' Deep Type OL-14 Concrete Drainage Inlet Structure, 6" Wall Thickness.....	5,521.86	
33 42 31 00-0470	EA 4' Deep Type OL-14 Concrete Drainage Inlet Structure, 6" Wall Thickness.....	5,845.70	
33 42 31 00-0471	EA 5' Deep Type OL-14 Concrete Drainage Inlet Structure, 6" Wall Thickness.....	6,140.10	
33 42 31 00-0472	EA 6' Deep Type OL-14 Concrete Drainage Inlet Structure, 6" Wall Thickness.....	6,405.05	
33 42 31 00-0473	EA 7' Deep Type OL-14 Concrete Drainage Inlet Structure, 6" Wall Thickness.....	6,640.55	
33 42 31 00-0474	EA 8' Deep Type OL-14 Concrete Drainage Inlet Structure, 6" Wall Thickness.....	6,846.61	
33 42 31 00-0475	EA 8' Deep Type OL-14 Concrete Drainage Inlet Structure, 8" Wall Thickness.....	8,385.17	
33 42 31 00-0476	EA 10' Deep Type OL-14 Concrete Drainage Inlet Structure, 8" Wall Thickness.....	9,278.21	
33 42 31 00-0477	EA 12' Deep Type OL-14 Concrete Drainage Inlet Structure, 8" Wall Thickness.....	10,097.50	
33 42 31 00-0478	EA 14' Deep Type OL-14 Concrete Drainage Inlet Structure, 8" Wall Thickness.....	10,843.00	
33 42 31 00-0479	EA 16' Deep Type OL-14 Concrete Drainage Inlet Structure, 8" Wall Thickness.....	11,568.84	
33 42 31 00-0480	EA 18' Deep Type OL-14 Concrete Drainage Inlet Structure, 8" Wall Thickness.....	12,229.61	
33 42 31 00-0481	EA 20' Deep Type OL-14 Concrete Drainage Inlet Structure, 8" Wall Thickness.....	12,826.44	
33 42 31 00-0482	Type OL-21 Concrete Drainage Inlet Structure (33 42 31 00-0425)		
33 42 31 00-0483	EA 3' Deep Type OL-21 Concrete Drainage Inlet Structure, 6" Wall Thickness.....	7,976.02	
33 42 31 00-0484	EA 4' Deep Type OL-21 Concrete Drainage Inlet Structure, 6" Wall Thickness.....	8,227.72	
33 42 31 00-0485	EA 5' Deep Type OL-21 Concrete Drainage Inlet Structure, 6" Wall Thickness.....	8,450.01	
33 42 31 00-0486	EA 6' Deep Type OL-21 Concrete Drainage Inlet Structure, 6" Wall Thickness.....	8,642.82	
33 42 31 00-0487	EA 7' Deep Type OL-21 Concrete Drainage Inlet Structure, 6" Wall Thickness.....	8,805.12	
33 42 31 00-0488	EA 8' Deep Type OL-21 Concrete Drainage Inlet Structure, 6" Wall Thickness.....	8,939.06	
33 42 31 00-0489	EA 8' Deep Type OL-21 Concrete Drainage Inlet Structure, 8" Wall Thickness.....	10,431.46	
33 42 31 00-0490	EA 10' Deep Type OL-21 Concrete Drainage Inlet Structure, 8" Wall Thickness.....	11,260.87	
33 42 31 00-0491	EA 12' Deep Type OL-21 Concrete Drainage Inlet Structure, 8" Wall Thickness.....	12,016.51	
33 42 31 00-0492	EA 14' Deep Type OL-21 Concrete Drainage Inlet Structure, 8" Wall Thickness.....	12,698.38	
33 42 31 00-0493	EA 16' Deep Type OL-21 Concrete Drainage Inlet Structure, 8" Wall Thickness.....	13,368.99	
33 42 31 00-0494	EA 18' Deep Type OL-21 Concrete Drainage Inlet Structure, 8" Wall Thickness.....	13,974.56	
33 42 31 00-0495	EA 20' Deep Type OL-21 Concrete Drainage Inlet Structure, 8" Wall Thickness.....	14,516.16	
33 42 31 00-0496	Type GOL-7 Concrete Drainage Inlet Structure (33 42 31 00-0425)		
33 42 31 00-0497	EA 3' Deep Type GOL-7 Concrete Drainage Inlet Structure, 6" Wall Thickness.....	4,204.55	
33 42 31 00-0498	EA 4' Deep Type GOL-7 Concrete Drainage Inlet Structure, 6" Wall Thickness.....	4,629.16	
33 42 31 00-0499	EA 5' Deep Type GOL-7 Concrete Drainage Inlet Structure, 6" Wall Thickness.....	5,019.97	
33 42 31 00-0500	EA 6' Deep Type GOL-7 Concrete Drainage Inlet Structure, 6" Wall Thickness.....	5,376.96	
33 42 31 00-0501	EA 7' Deep Type GOL-7 Concrete Drainage Inlet Structure, 6" Wall Thickness.....	5,701.20	
33 42 31 00-0502	EA 8' Deep Type GOL-7 Concrete Drainage Inlet Structure, 6" Wall Thickness.....	5,992.71	



MINOR
CSI UOM DESCRIPTION

TOTAL DIRECT DEMOLITION
UNIT COST UNIT COST

33 42 31 00-0503	EA	8' Deep Type GOL-7 Concrete Drainage Inlet Structure, 8" Wall Thickness	7,631.27
33 42 31 00-0504	EA	10' Deep Type GOL-7 Concrete Drainage Inlet Structure, 8" Wall Thickness	8,688.37
33 42 31 00-0505	EA	12' Deep Type GOL-7 Concrete Drainage Inlet Structure, 8" Wall Thickness	9,662.52
33 42 31 00-0506	EA	14' Deep Type GOL-7 Concrete Drainage Inlet Structure, 8" Wall Thickness	10,552.64
33 42 31 00-0507	EA	16' Deep Type GOL-7 Concrete Drainage Inlet Structure, 8" Wall Thickness	11,414.26
33 42 31 00-0508	EA	18' Deep Type GOL-7 Concrete Drainage Inlet Structure, 8" Wall Thickness	12,203.91
33 42 31 00-0509	EA	20' Deep Type GOL-7 Concrete Drainage Inlet Structure, 8" Wall Thickness	12,920.63

33 42 31 00-0510 Type GOL-10 Concrete Drainage Inlet Structure (33 42 31 00-0425)

33 42 31 00-0511	EA	3' Deep Type GOL-10 Concrete Drainage Inlet Structure, 6" Wall Thickness	5,124.87
33 42 31 00-0512	EA	4' Deep Type GOL-10 Concrete Drainage Inlet Structure, 6" Wall Thickness	5,521.48
33 42 31 00-0513	EA	5' Deep Type GOL-10 Concrete Drainage Inlet Structure, 6" Wall Thickness	5,885.37
33 42 31 00-0514	EA	6' Deep Type GOL-10 Concrete Drainage Inlet Structure, 6" Wall Thickness	6,216.53
33 42 31 00-0515	EA	7' Deep Type GOL-10 Concrete Drainage Inlet Structure, 6" Wall Thickness	6,513.86
33 42 31 00-0516	EA	8' Deep Type GOL-10 Concrete Drainage Inlet Structure, 6" Wall Thickness	6,777.37
33 42 31 00-0517	EA	8' Deep Type GOL-10 Concrete Drainage Inlet Structure, 8" Wall Thickness	8,415.95
33 42 31 00-0518	EA	10' Deep Type GOL-10 Concrete Drainage Inlet Structure, 8" Wall Thickness	9,448.29
33 42 31 00-0519	EA	12' Deep Type GOL-10 Concrete Drainage Inlet Structure, 8" Wall Thickness	10,397.67
33 42 31 00-0520	EA	14' Deep Type GOL-10 Concrete Drainage Inlet Structure, 8" Wall Thickness	11,264.11
33 42 31 00-0521	EA	16' Deep Type GOL-10 Concrete Drainage Inlet Structure, 8" Wall Thickness	12,104.19
33 42 31 00-0522	EA	18' Deep Type GOL-10 Concrete Drainage Inlet Structure, 8" Wall Thickness	12,872.62
33 42 31 00-0523	EA	20' Deep Type GOL-10 Concrete Drainage Inlet Structure, 8" Wall Thickness	13,568.49

33 42 31 00-0524 Type G-1 Concrete Drainage Inlet Structure (33 42 31 00-0425)

33 42 31 00-0525	EA	3' Deep Type G-1 Concrete Drainage Inlet Structure, 6" Wall Thickness	1,714.30
33 42 31 00-0526	EA	4' Deep Type G-1 Concrete Drainage Inlet Structure, 6" Wall Thickness	2,049.50
33 42 31 00-0527	EA	5' Deep Type G-1 Concrete Drainage Inlet Structure, 6" Wall Thickness	2,359.99
33 42 31 00-0528	EA	6' Deep Type G-1 Concrete Drainage Inlet Structure, 6" Wall Thickness	2,647.94
33 42 31 00-0529	EA	7' Deep Type G-1 Concrete Drainage Inlet Structure, 6" Wall Thickness	2,913.35
33 42 31 00-0530	EA	8' Deep Type G-1 Concrete Drainage Inlet Structure, 6" Wall Thickness	3,154.05

33 42 31 00-0531 Type G-2 Concrete Drainage Inlet Structure (33 42 31 00-0425)

33 42 31 00-0532	EA	3' Deep Type G-2 Concrete Drainage Inlet Structure, 6" Wall Thickness	2,363.93
33 42 31 00-0533	EA	4' Deep Type G-2 Concrete Drainage Inlet Structure, 6" Wall Thickness	2,740.63
33 42 31 00-0534	EA	5' Deep Type G-2 Concrete Drainage Inlet Structure, 6" Wall Thickness	3,090.40
33 42 31 00-0535	EA	6' Deep Type G-2 Concrete Drainage Inlet Structure, 6" Wall Thickness	3,413.27
33 42 31 00-0536	EA	7' Deep Type G-2 Concrete Drainage Inlet Structure, 6" Wall Thickness	3,709.22
33 42 31 00-0537	EA	8' Deep Type G-2 Concrete Drainage Inlet Structure, 6" Wall Thickness	3,977.19
33 42 31 00-0538	EA	8' Deep Type G-2 Concrete Drainage Inlet Structure, 8" Wall Thickness	5,384.98
33 42 31 00-0539	EA	10' Deep Type G-2 Concrete Drainage Inlet Structure, 8" Wall Thickness	6,281.63
33 42 31 00-0540	EA	12' Deep Type G-2 Concrete Drainage Inlet Structure, 8" Wall Thickness	7,110.48
33 42 31 00-0541	EA	14' Deep Type G-2 Concrete Drainage Inlet Structure, 8" Wall Thickness	7,871.50
33 42 31 00-0542	EA	16' Deep Type G-2 Concrete Drainage Inlet Structure, 8" Wall Thickness	8,603.87
33 42 31 00-0543	EA	18' Deep Type G-2 Concrete Drainage Inlet Structure, 8" Wall Thickness	9,277.46
33 42 31 00-0544	EA	20' Deep Type G-2 Concrete Drainage Inlet Structure, 8" Wall Thickness	9,891.19

33 42 31 00-0545 Type G-3 Concrete Drainage Inlet Structure (33 42 31 00-0425)

33 42 31 00-0546	EA	3' Deep Type G-3 Concrete Drainage Inlet Structure, 6" Wall Thickness	1,858.66
33 42 31 00-0547	EA	4' Deep Type G-3 Concrete Drainage Inlet Structure, 6" Wall Thickness	2,189.17
33 42 31 00-0548	EA	5' Deep Type G-3 Concrete Drainage Inlet Structure, 6" Wall Thickness	2,496.06
33 42 31 00-0549	EA	6' Deep Type G-3 Concrete Drainage Inlet Structure, 6" Wall Thickness	2,780.40
33 42 31 00-0550	EA	7' Deep Type G-3 Concrete Drainage Inlet Structure, 6" Wall Thickness	3,040.04
33 42 31 00-0551	EA	8' Deep Type G-3 Concrete Drainage Inlet Structure, 6" Wall Thickness	3,277.14

33 42 31 00-0552 Type G-4_24 Concrete Drainage Inlet Structure (33 42 31 00-0425)

33 42 31 00-0553	EA	3' Deep Type G-4_24 Concrete Drainage Inlet Structure, 6" Wall Thickness	2,291.75
33 42 31 00-0554	EA	4' Deep Type G-4_24 Concrete Drainage Inlet Structure, 6" Wall Thickness	2,670.79
33 42 31 00-0555	EA	5' Deep Type G-4_24 Concrete Drainage Inlet Structure, 6" Wall Thickness	3,022.90
33 42 31 00-0556	EA	6' Deep Type G-4_24 Concrete Drainage Inlet Structure, 6" Wall Thickness	3,347.04
33 42 31 00-0557	EA	7' Deep Type G-4_24 Concrete Drainage Inlet Structure, 6" Wall Thickness	3,645.34
33 42 31 00-0558	EA	8' Deep Type G-4_24 Concrete Drainage Inlet Structure, 6" Wall Thickness	3,915.65
33 42 31 00-0559	EA	8' Deep Type G-4_24 Concrete Drainage Inlet Structure, 8" Wall Thickness	5,354.20
33 42 31 00-0560	EA	10' Deep Type G-4_24 Concrete Drainage Inlet Structure, 8" Wall Thickness	6,252.58
33 42 31 00-0561	EA	12' Deep Type G-4_24 Concrete Drainage Inlet Structure, 8" Wall Thickness	7,082.05
33 42 31 00-0562	EA	14' Deep Type G-4_24 Concrete Drainage Inlet Structure, 8" Wall Thickness	7,843.71
33 42 31 00-0563	EA	16' Deep Type G-4_24 Concrete Drainage Inlet Structure, 8" Wall Thickness	8,576.58
33 42 31 00-0564	EA	18' Deep Type G-4_24 Concrete Drainage Inlet Structure, 8" Wall Thickness	9,250.68
33 42 31 00-0565	EA	20' Deep Type G-4_24 Concrete Drainage Inlet Structure, 8" Wall Thickness	9,866.00

33 42 31 00-0566 Type G-4_18 Concrete Drainage Inlet Structure (33 42 31 00-0425)

33 42 31 00-0567	EA	3' Deep Type G-4_18 Concrete Drainage Inlet Structure, 6" Wall Thickness	2,363.93
33 42 31 00-0568	EA	4' Deep Type G-4_18 Concrete Drainage Inlet Structure, 6" Wall Thickness	2,740.63
33 42 31 00-0569	EA	5' Deep Type G-4_18 Concrete Drainage Inlet Structure, 6" Wall Thickness	3,090.40
33 42 31 00-0570	EA	6' Deep Type G-4_18 Concrete Drainage Inlet Structure, 6" Wall Thickness	3,413.27



	Utilities	33	CS
	Stormwater Utilities	33 40	
	Stormwater Conveyance	33 42	

MINOR CSI UOM DESCRIPTION	TOTAL DIRECT UNIT COST	DEMOLITION UNIT COST
33 42 31 00-0571 EA 7' Deep Type G-4_18 Concrete Drainage Inlet Structure, 6" Wall Thickness	3,709.22	
33 42 31 00-0572 EA 8' Deep Type G-4_18 Concrete Drainage Inlet Structure, 6" Wall Thickness	3,977.19	
33 42 31 00-0573 EA 8' Deep Type G-4_18 Concrete Drainage Inlet Structure, 8" Wall Thickness	5,384.98	
33 42 31 00-0574 EA 10' Deep Type G-4_18 Concrete Drainage Inlet Structure, 8" Wall Thickness	6,281.63	
33 42 31 00-0575 EA 12' Deep Type G-4_18 Concrete Drainage Inlet Structure, 8" Wall Thickness	7,110.48	
33 42 31 00-0576 EA 14' Deep Type G-4_18 Concrete Drainage Inlet Structure, 8" Wall Thickness	7,871.50	
33 42 31 00-0577 EA 16' Deep Type G-4_18 Concrete Drainage Inlet Structure, 8" Wall Thickness	8,603.87	
33 42 31 00-0578 EA 18' Deep Type G-4_18 Concrete Drainage Inlet Structure, 8" Wall Thickness	9,277.46	
33 42 31 00-0579 EA 20' Deep Type G-4_18 Concrete Drainage Inlet Structure, 8" Wall Thickness	9,891.19	
33 42 31 00-0580 Type G-5 Concrete Drainage Inlet Structure (33 42 31 00-0425)		
33 42 31 00-0581 EA 3' Deep Type G-5 Concrete Drainage Inlet Structure, 6" Wall Thickness	1,840.61	
33 42 31 00-0582 EA 4' Deep Type G-5 Concrete Drainage Inlet Structure, 6" Wall Thickness	2,171.44	
33 42 31 00-0583 EA 5' Deep Type G-5 Concrete Drainage Inlet Structure, 6" Wall Thickness	2,479.72	
33 42 31 00-0584 EA 6' Deep Type G-5 Concrete Drainage Inlet Structure, 6" Wall Thickness	2,763.31	
33 42 31 00-0585 EA 7' Deep Type G-5 Concrete Drainage Inlet Structure, 6" Wall Thickness	3,024.33	
33 42 31 00-0586 EA 8' Deep Type G-5 Concrete Drainage Inlet Structure, 6" Wall Thickness	3,261.76	
33 42 31 00-0587 Type G-6 Concrete Drainage Inlet Structure (33 42 31 00-0425)		
33 42 31 00-0588 EA 3' Deep Type G-6 Concrete Drainage Inlet Structure, 6" Wall Thickness	1,876.71	
33 42 31 00-0589 EA 4' Deep Type G-6 Concrete Drainage Inlet Structure, 6" Wall Thickness	2,206.90	
33 42 31 00-0590 EA 5' Deep Type G-6 Concrete Drainage Inlet Structure, 6" Wall Thickness	2,513.47	
33 42 31 00-0591 EA 6' Deep Type G-6 Concrete Drainage Inlet Structure, 6" Wall Thickness	2,796.42	
33 42 31 00-0592 EA 7' Deep Type G-6 Concrete Drainage Inlet Structure, 6" Wall Thickness	3,055.75	
33 42 31 00-0593 EA 8' Deep Type G-6 Concrete Drainage Inlet Structure, 6" Wall Thickness	3,292.52	
33 42 31 00-0594 Type GT1 Concrete Drainage Inlet Structure (33 42 31 00-0425)		
33 42 31 00-0595 EA 3' Deep Type GT1 Concrete Drainage Inlet Structure, 6" Wall Thickness	3,139.88	
33 42 31 00-0596 EA 4' Deep Type GT1 Concrete Drainage Inlet Structure, 6" Wall Thickness	3,656.53	
33 42 31 00-0597 EA 5' Deep Type GT1 Concrete Drainage Inlet Structure, 6" Wall Thickness	4,171.33	
33 42 31 00-0598 EA 6' Deep Type GT1 Concrete Drainage Inlet Structure, 6" Wall Thickness	4,579.59	
33 42 31 00-0599 EA 7' Deep Type GT1 Concrete Drainage Inlet Structure, 6" Wall Thickness	4,984.91	
33 42 31 00-0600 EA 8' Deep Type GT1 Concrete Drainage Inlet Structure, 6" Wall Thickness	5,354.20	
33 42 31 00-0601 Type GT2 Concrete Drainage Inlet Structure (33 42 31 00-0425)		
33 42 31 00-0602 EA 3' Deep Type GT2 Concrete Drainage Inlet Structure, 6" Wall Thickness	3,807.56	
33 42 31 00-0603 EA 4' Deep Type GT2 Concrete Drainage Inlet Structure, 6" Wall Thickness	4,370.02	
33 42 31 00-0604 EA 5' Deep Type GT2 Concrete Drainage Inlet Structure, 6" Wall Thickness	4,890.86	
33 42 31 00-0605 EA 6' Deep Type GT2 Concrete Drainage Inlet Structure, 6" Wall Thickness	5,371.19	
33 42 31 00-0606 EA 7' Deep Type GT2 Concrete Drainage Inlet Structure, 6" Wall Thickness	5,809.91	
33 42 31 00-0607 EA 8' Deep Type GT2 Concrete Drainage Inlet Structure, 6" Wall Thickness	6,208.11	
33 42 31 00-0608 EA 8' Deep Type GT2 Concrete Drainage Inlet Structure, 8" Wall Thickness	8,308.25	
33 42 31 00-0609 EA 10' Deep Type GT2 Concrete Drainage Inlet Structure, 8" Wall Thickness	9,630.18	
33 42 31 00-0610 EA 12' Deep Type GT2 Concrete Drainage Inlet Structure, 8" Wall Thickness	10,850.57	
33 42 31 00-0611 EA 14' Deep Type GT2 Concrete Drainage Inlet Structure, 8" Wall Thickness	11,970.46	
33 42 31 00-0612 EA 16' Deep Type GT2 Concrete Drainage Inlet Structure, 8" Wall Thickness	13,049.79	
33 42 31 00-0613 EA 18' Deep Type GT2 Concrete Drainage Inlet Structure, 8" Wall Thickness	14,040.98	
33 42 31 00-0614 EA 20' Deep Type GT2 Concrete Drainage Inlet Structure, 8" Wall Thickness	14,944.02	
33 42 31 00-0615 Type GT3 Concrete Drainage Inlet Structure (33 42 31 00-0425)		
33 42 31 00-0616 EA 3' Deep Type GT3 Concrete Drainage Inlet Structure, 6" Wall Thickness	3,121.83	
33 42 31 00-0617 EA 4' Deep Type GT3 Concrete Drainage Inlet Structure, 6" Wall Thickness	3,638.80	
33 42 31 00-0618 EA 5' Deep Type GT3 Concrete Drainage Inlet Structure, 6" Wall Thickness	4,119.74	
33 42 31 00-0619 EA 6' Deep Type GT3 Concrete Drainage Inlet Structure, 6" Wall Thickness	4,563.56	
33 42 31 00-0620 EA 7' Deep Type GT3 Concrete Drainage Inlet Structure, 6" Wall Thickness	4,969.21	
33 42 31 00-0621 EA 8' Deep Type GT3 Concrete Drainage Inlet Structure, 6" Wall Thickness	5,338.82	
33 42 31 00-0622 Type GT4 Concrete Drainage Inlet Structure (33 42 31 00-0425)		
33 42 31 00-0623 EA 3' Deep Type GT4 Concrete Drainage Inlet Structure, 6" Wall Thickness	3,933.87	
33 42 31 00-0624 EA 4' Deep Type GT4 Concrete Drainage Inlet Structure, 6" Wall Thickness	4,491.96	
33 42 31 00-0625 EA 5' Deep Type GT4 Concrete Drainage Inlet Structure, 6" Wall Thickness	5,009.52	
33 42 31 00-0626 EA 6' Deep Type GT4 Concrete Drainage Inlet Structure, 6" Wall Thickness	5,485.48	
33 42 31 00-0627 EA 7' Deep Type GT4 Concrete Drainage Inlet Structure, 6" Wall Thickness	5,920.91	
33 42 31 00-0628 EA 8' Deep Type GT4 Concrete Drainage Inlet Structure, 6" Wall Thickness	6,315.80	
33 42 31 00-0629 EA 8' Deep Type GT4 Concrete Drainage Inlet Structure, 8" Wall Thickness	8,323.63	
33 42 31 00-0630 EA 10' Deep Type GT4 Concrete Drainage Inlet Structure, 8" Wall Thickness	9,645.26	
33 42 31 00-0631 EA 12' Deep Type GT4 Concrete Drainage Inlet Structure, 8" Wall Thickness	10,865.31	
33 42 31 00-0632 EA 14' Deep Type GT4 Concrete Drainage Inlet Structure, 8" Wall Thickness	11,983.81	
33 42 31 00-0633 EA 16' Deep Type GT4 Concrete Drainage Inlet Structure, 8" Wall Thickness	13,062.89	
33 42 31 00-0634 EA 18' Deep Type GT4 Concrete Drainage Inlet Structure, 8" Wall Thickness	14,053.83	
33 42 31 00-0635 EA 20' Deep Type GT4 Concrete Drainage Inlet Structure, 8" Wall Thickness	14,956.62	
33 42 31 00-0636 Type GO Concrete Drainage Inlet Structure (33 42 31 00-0425)		



MINOR
CSI UOM DESCRIPTION

TOTAL DIRECT DEMOLITION
UNIT COST UNIT COST

33 42 31 00-0637	EA	3' Deep Type GO Concrete Drainage Inlet Structure, 6" Wall Thickness.....	2,237.62	
33 42 31 00-0638	EA	4' Deep Type GO Concrete Drainage Inlet Structure, 6" Wall Thickness.....	2,600.95	
33 42 31 00-0639	EA	5' Deep Type GO Concrete Drainage Inlet Structure, 6" Wall Thickness.....	2,938.00	
33 42 31 00-0640	EA	6' Deep Type GO Concrete Drainage Inlet Structure, 6" Wall Thickness.....	3,248.78	
33 42 31 00-0641	EA	7' Deep Type GO Concrete Drainage Inlet Structure, 6" Wall Thickness.....	3,533.27	
33 42 31 00-0642	EA	8' Deep Type GO Concrete Drainage Inlet Structure, 6" Wall Thickness.....	3,792.56	
33 42 31 00-0643	EA	8' Deep Type GO Concrete Drainage Inlet Structure, 8" Wall Thickness.....	5,215.73	
33 42 31 00-0644	EA	10' Deep Type GO Concrete Drainage Inlet Structure, 8" Wall Thickness.....	6,085.74	
33 42 31 00-0645	EA	12' Deep Type GO Concrete Drainage Inlet Structure, 8" Wall Thickness.....	6,888.24	
33 42 31 00-0646	EA	14' Deep Type GO Concrete Drainage Inlet Structure, 8" Wall Thickness.....	7,625.40	
33 42 31 00-0647	EA	16' Deep Type GO Concrete Drainage Inlet Structure, 8" Wall Thickness.....	8,336.19	
33 42 31 00-0648	EA	18' Deep Type GO Concrete Drainage Inlet Structure, 8" Wall Thickness.....	8,988.23	
33 42 31 00-0649	EA	20' Deep Type GO Concrete Drainage Inlet Structure, 8" Wall Thickness.....	9,583.70	

33 42 31 00-0650 Type GDO Concrete Drainage Inlet Structure (33 42 31 00-0425)

33 42 31 00-0651	EA	3' Deep Type GDO Concrete Drainage Inlet Structure, 6" Wall Thickness.....	2,923.34	
33 42 31 00-0652	EA	4' Deep Type GDO Concrete Drainage Inlet Structure, 6" Wall Thickness.....	3,400.92	
33 42 31 00-0653	EA	5' Deep Type GDO Concrete Drainage Inlet Structure, 6" Wall Thickness.....	3,844.12	
33 42 31 00-0654	EA	6' Deep Type GDO Concrete Drainage Inlet Structure, 6" Wall Thickness.....	4,254.01	
33 42 31 00-0655	EA	7' Deep Type GDO Concrete Drainage Inlet Structure, 6" Wall Thickness.....	4,628.44	
33 42 31 00-0656	EA	8' Deep Type GDO Concrete Drainage Inlet Structure, 6" Wall Thickness.....	4,969.57	
33 42 31 00-0657	EA	8' Deep Type GDO Concrete Drainage Inlet Structure, 8" Wall Thickness.....	6,708.13	
33 42 31 00-0658	EA	10' Deep Type GDO Concrete Drainage Inlet Structure, 8" Wall Thickness.....	7,829.44	
33 42 31 00-0659	EA	12' Deep Type GDO Concrete Drainage Inlet Structure, 8" Wall Thickness.....	8,865.19	
33 42 31 00-0660	EA	14' Deep Type GDO Concrete Drainage Inlet Structure, 8" Wall Thickness.....	9,816.48	
33 42 31 00-0661	EA	16' Deep Type GDO Concrete Drainage Inlet Structure, 8" Wall Thickness.....	10,732.40	
33 42 31 00-0662	EA	18' Deep Type GDO Concrete Drainage Inlet Structure, 8" Wall Thickness.....	11,574.07	
33 42 31 00-0663	EA	20' Deep Type GDO Concrete Drainage Inlet Structure, 8" Wall Thickness.....	12,341.47	

33 42 31 00-0664 Catch Basin Frames And Covers (33 42 31 00-0001)

33 42 31 00-0665 Cast Iron Frames And Covers (33 42 31 00-0664)

33 42 31 00-0666	EA	18" Diameter Cast Iron Catch Basin Frame And Cover.....	760.91	107.73
33 42 31 00-0667	EA	22" Diameter Cast Iron Catch Basin Frame And Cover.....	959.95	121.73
33 42 31 00-0668	EA	24" Diameter Cast Iron Catch Basin Frame And Cover.....	1,084.69	126.04
33 42 31 00-0669	EA	26" Diameter Cast Iron Catch Basin Frame And Cover.....	1,221.59	146.51
33 42 31 00-0670	EA	28" Diameter Cast Iron Catch Basin Frame And Cover.....	1,429.68	166.98
33 42 31 00-0671	EA	32" Diameter Cast Iron Catch Basin Frame And Cover.....	2,270.70	174.52
33 42 31 00-0672	EA	16" x 16" Cast Iron Catch Basin Frame And Cover.....	1,234.51	132.51
33 42 31 00-0673	EA	18" x 24" Cast Iron Catch Basin Frame And Cover.....	1,606.50	152.98
33 42 31 00-0674	EA	20" x 27" Cast Iron Catch Basin Frame And Cover.....	1,814.65	159.44
33 42 31 00-0675	EA	23" x 23" Cast Iron Catch Basin Frame And Cover.....	1,715.92	159.44
33 42 31 00-0676	EA	24" x 24" Cast Iron Catch Basin Frame And Cover.....	1,773.70	165.91
33 42 31 00-0677	EA	26" x 26" Cast Iron Catch Basin Frame And Cover.....	1,903.88	172.37
33 42 31 00-0678	EA	24" x 36" Cast Iron Catch Basin Frame And Cover.....	2,285.54	185.30

33 42 31 00-0679 Area Yard Drain (33 42 31 00-0001)

See CSI section 22 14 26 16-0001 for drains.

33 42 31 00-0680 Ductile Iron Grates (33 42 31 00-0679)

Note: Not for traffic loading.

33 42 31 00-0681	EA	8" Diameter Ductile Iron Grate Adapter Necks Down To 4" and 6" Diameter Pipe.....	162.73	36.25
33 42 31 00-0682	EA	10" Diameter Ductile Iron Grate Adapters To 4", 6", or 8" Diameter Pipe.....	200.78	38.67
33 42 31 00-0683	EA	12" Diameter Ductile Iron Grate Adapters To 4" Through 12" Diameter Pipe.....	476.38	48.34
33 42 31 00-0684	EA	15" Diameter Ductile Iron Grate Adapters To 4" Through 12" Diameter Pipe.....	569.16	58.01

33 42 33 Stormwater Curbside Drains and Inlets (33 42)

33 42 33 00-0001 Curb Inlet Frames And Covers (33 42 33)

33 42 33 00-0002 Cast Iron Curb Inlet Frames And Covers (33 42 33 00-0001)

33 42 33 00-0003	EA	20" x 22" Cast Iron Curb Inlet Frame And Cover.....	1,537.82	126.04
33 42 33 00-0004	EA	22" x 24" Cast Iron Curb Inlet Frame And Cover.....	1,644.80	146.51
33 42 33 00-0005	EA	24" x 24" Cast Iron Curb Inlet Frame And Cover.....	1,709.48	146.51
33 42 33 00-0006	EA	27" x 27" Cast Iron Curb Inlet Frame And Cover.....	1,872.11	172.37
33 42 33 00-0007	EA	36" x 24" Cast Iron Curb Inlet Frame And Cover.....	1,853.26	184.22

33 42 36 Stormwater Trench Drains (33 42)

33 42 36 00-0001 Modular Trench Drains (33 42 36)

See CSI section 03 31 13 00-0011 for concrete.

33 42 36 00-0002 Modular Trench Drains (33 42 36 00-0001)

Note: Excludes grates. See CSI section 33 42 36 00-0118 for grates.

33 42 36 00-0003 4" Wide, Modular Trench Drains (33 42 36 00-0002)

33 42 36 00-0004 4 Wide, High Density Polyethylene, Shallow Modular Trench Drains (33 42 36 00-0003)



Utilities	33	33
Stormwater Utilities	33 40	
Stormwater Conveyance	33 42	

MINOR CSI UOM DESCRIPTION	TOTAL DIRECT UNIT COST	DEMOLITION UNIT COST
33 42 36 00-0005 4 Wide, High Density Polyethylene, Shallow Modular Trench Drains (33 42 36 00-0004)		
33 42 36 00-0006 LF 4" Wide, High Density Polyethylene, Shallow Modular Trench Drain (Zurn Z844-C).....	66.30	17.23
For Extra Heavy Duty Frame Assembly With Anchor Studs And Grate Lockdown, Add	99.22	
For Galvanized Extra Heavy Duty Frame Assembly With Anchor Studs And Grate Lockdown, Add	198.45	
For Stainless Steel Extra Heavy Duty Frame Assembly With Anchor Studs And Grate Lockdown, Add	317.52	
For Type 304 Stainless Steel Top Veneer Frame, Add	79.38	
For Aluminum Veneer Bronze Anodized Frame, Add	39.69	
33 42 36 00-0007 Outlet Adapters For 4 Wide, High Density Polyethylene, Shallow Modular Trench Drains (33 42 36 00-0004)		
33 42 36 00-0008 EA Closed End Cap For 4" Wide, High Density Polyethylene, Shallow Modular Trench Drain	50.32	
33 42 36 00-0009 EA No-Hub End Outlet For 4" Wide, High Density Polyethylene, Shallow Modular Trench Drain	61.09	
33 42 36 00-0010 EA No-Hub Bottom Outlet For 4" Wide, High Density Polyethylene, Shallow Modular Trench Drain	61.09	
33 42 36 00-0011 6" Wide, Modular Trench Drains (33 42 36 00-0002)		
33 42 36 00-0012 6" Wide, High Density Polyethylene, Modular Trench Drains (33 42 36 00-0011)		
33 42 36 00-0013 6" Wide, High Density Polyethylene, Modular Trench Drains (33 42 36 00-0012)		
33 42 36 00-0014 LF 6" Wide, High Density Polyethylene, Modular Trench Drain	204.23	17.23
For Extra Heavy Duty Frame Assembly With Anchor Studs And Grate Lockdown, Add	99.22	
For Galvanized Extra Heavy Duty Frame Assembly With Anchor Studs And Grate Lockdown, Add	198.45	
For Stainless Steel Extra Heavy Duty Frame Assembly With Anchor Studs And Grate Lockdown, Add	317.52	
For Type 304 Stainless Steel Top Veneer Frame, Add	79.38	
For Aluminum Veneer Bronze Anodized Frame, Add	39.69	
33 42 36 00-0015 Outlet Adapters For 6" Wide, High Density Polyethylene, Modular Trench Drains (33 42 36 00-0012)		
33 42 36 00-0016 EA Closed End Cap For 6" Wide, High Density Polyethylene, Modular Trench Drains	92.99	
33 42 36 00-0017 EA No-Hub End Outlet For 6" Wide, High Density Polyethylene, Modular Trench Drains	103.76	
33 42 36 00-0018 EA No-Hub Bottom Outlet For 6" Wide, High Density Polyethylene, Modular Trench Drains	103.76	
33 42 36 00-0019 Other Fittings For 6" Wide, High Density Polyethylene, Modular Trench Drains (33 42 36 00-0012)		
33 42 36 00-0020 EA Bottom Dome Strainer For 6" Wide, High Density Polyethylene, Modular Trench Drains	178.89	
33 42 36 00-0021 EA Joint Connector For 6" Wide, High Density Polyethylene, Modular Trench Drains	178.89	
33 42 36 00-0022 EA 90 Degree, 45 Degree, Tee Or Side Outlet Charge For 6" Wide, High Density Polyethylene, Modular Trench Drains	847.67	
33 42 36 00-0023 EA Cross For 6" Wide, High Density Polyethylene, Modular Trench Drains	1,641.47	
33 42 36 00-0024 EA Cutting Charge For 6" Wide, High Density Polyethylene, Modular Trench Drains	198.45	
33 42 36 00-0025 6" Wide, Fiber Reinforced Polyester, Modular Trench Drains (33 42 36 00-0011)		
33 42 36 00-0026 6" Wide, Fiber Reinforced Polyester, Modular Trench Drains (33 42 36 00-0025)		
33 42 36 00-0027 LF 6" Wide, Fiber Reinforced Polyester, Modular Trench Drain	297.50	17.23
For Black Acid Resistant Coated Frame, Add	75.41	
For Galvanized Top Frame Assembly, Add	75.41	
For Type 304 Stainless Steel Top Frame Assembly, Add	277.83	
33 42 36 00-0028 Outlet Adapters For 6" Wide, Fiber Reinforced Polyester, Modular Trench Drains (33 42 36 00-0025)		
33 42 36 00-0029 EA Closed End Cap For 6" Wide, Fiber Reinforced Polyester, Modular Trench Drains	100.93	
33 42 36 00-0030 EA No-Hub End Outlet For 6" Wide, Fiber Reinforced Polyester, Modular Trench Drains	111.70	
33 42 36 00-0031 EA No-Hub Bottom Outlet For 6" Wide, Fiber Reinforced Polyester, Modular Trench Drains	111.70	
33 42 36 00-0032 Other Fittings For 6" Wide, Fiber Reinforced Polyester, Modular Trench Drains (33 42 36 00-0025)		
33 42 36 00-0033 EA Bottom Dome Strainer For 6" Wide, Fiber Reinforced Polyester, Modular Trench Drains	178.89	
33 42 36 00-0034 EA Joint Connector For 6" Wide, Fiber Reinforced Polyester, Modular Trench Drains	178.89	
33 42 36 00-0035 EA 90 Degree, 45 Degree, Tee Or Side Outlet For 6" Wide, Fiber Reinforced Polyester, Modular Trench Drains	847.67	
33 42 36 00-0036 EA Cross For 6" Wide, Fiber Reinforced Polyester, Modular Trench Drains	1,641.47	
33 42 36 00-0037 EA Cutting Charge For 6" Wide, Fiber Reinforced Polyester, Modular Trench Drains	198.45	
33 42 36 00-0038 6" Wide, Vinylester Fiberglass, Modular Trench Drains (33 42 36 00-0011)		
33 42 36 00-0039 6" Wide, Vinylester Fiberglass, Modular Trench Drains (33 42 36 00-0038)		
33 42 36 00-0040 LF 6" Wide, Vinylester Fiberglass, Modular Trench Drain	384.82	17.23
For Black Acid Resistant Coated Frame, Add	75.41	
For Galvanized Top Frame Assembly, Add	75.41	
For Type 304 Stainless Steel Top Frame Assembly, Add	277.83	

33	33 Utilities
	33 40 Stormwater Utilities
	33 42 Stormwater Conveyance



MINOR		TOTAL DIRECT		DEMOLITION	
CSI	UOM	DESCRIPTION	UNIT COST	UNIT COST	
33 42 36 00-0041		Outlet Adapters For 6" Wide, Vinylester Fiberglass, Modular Trench Drains <small>(33 42 36 00-0038)</small>			
33 42 36 00-0042	EA	Closed End Cap For 6" Wide, Vinylester Fiberglass, Modular Trench Drains	164.43		
33 42 36 00-0043	EA	No-Hub End Outlet For 6" Wide, Vinylester Fiberglass, Modular Trench Drains	175.20		
33 42 36 00-0044	EA	No-Hub Bottom Outlet For 6" Wide, Vinylester Fiberglass, Modular Trench Drains	175.20		
33 42 36 00-0045		Other Fittings For 6" Wide, Vinylester Fiberglass, Modular Trench Drains <small>(33 42 36 00-0038)</small>			
33 42 36 00-0046	EA	Bottom Dome Strainer For 6" Wide, Vinylester Fiberglass, Modular Trench Drains	178.89		
33 42 36 00-0047	EA	Joint Connector For 6" Wide, Vinylester Fiberglass, Modular Trench Drains	178.89		
33 42 36 00-0048	EA	90 Degree, 45 Degree, Tee Or Side Outlet For 6" Wide, Vinylester Fiberglass, Modular Trench Drains	847.67		
33 42 36 00-0049	EA	Cross For 6" Wide, Vinylester Fiberglass, Modular Trench Drains	1,641.47		
33 42 36 00-0050	EA	Cutting Charge For 6" Wide, Vinylester Fiberglass, Modular Trench Drains	198.45		
33 42 36 00-0051		6" Wide, Polymer Concrete, Modular Trench Drains <small>(33 42 36 00-0011)</small>			
33 42 36 00-0052		6" Wide, Polymer Concrete, Modular Trench Drains <small>(33 42 36 00-0051)</small>			
33 42 36 00-0053	LF	6" Wide, Polymer Concrete, Modular Trench Drain	458.60		
33 42 36 00-0054		Outlet Adapters For 6" Wide, Polymer Concrete, Modular Trench Drains <small>(33 42 36 00-0051)</small>			
33 42 36 00-0055	EA	Closed End Cap For 6" Wide, Polymer Concrete, Modular Trench Drain	181.85		
33 42 36 00-0056	EA	No-Hub End Outlet For 6" Wide, Polymer Concrete, Modular Trench Drain	221.55		
33 42 36 00-0057	EA	No-Hub Bottom Outlet For 6" Wide, Polymer Concrete, Modular Trench Drain	70.17		
33 42 36 00-0058		12" Wide, Modular Trench Drains <small>(33 42 36 00-0002)</small>			
33 42 36 00-0059		12" Wide, High Density Polyethylene, Modular Trench Drains <small>(33 42 36 00-0058)</small>			
33 42 36 00-0060		12" Wide, High Density Polyethylene, Modular Trench Drains <small>(33 42 36 00-0059)</small>			
33 42 36 00-0061	LF	12" Wide, High Density Polyethylene, Modular Trench Drain	384.76		23.70
		<i>For Acid Resistant Coated Top Frame, Add</i>	103.19		
		<i>For Galvanized Welded Frame Assembly, Add</i>	108.16		
		<i>For Type 304 Stainless Steel Top Frame, Add</i>	619.16		
33 42 36 00-0062		Outlet Adapters For 12" Wide, High Density Polyethylene, Modular Trench Drains <small>(33 42 36 00-0059)</small>			
33 42 36 00-0063	EA	End Cap For 12" Wide, High Density Polyethylene, Modular Trench Drains	191.46		
33 42 36 00-0064	EA	No-Hub End Outlet For 12" Wide, High Density Polyethylene, Modular Trench Drains	205.82		
33 42 36 00-0065	EA	No-Hub Bottom Outlet For 12" Wide, High Density Polyethylene, Modular Trench Drains	205.82		
33 42 36 00-0066		Other Fittings For 12" Wide, High Density Polyethylene, Modular Trench Drains <small>(33 42 36 00-0059)</small>			
33 42 36 00-0067	EA	Bottom Dome Strainer For 12" Wide, High Density Polyethylene, Modular Trench Drains	319.78		
33 42 36 00-0068	EA	Joint Connector For 12" Wide, High Density Polyethylene, Modular Trench Drains	419.00		
33 42 36 00-0069	EA	90 Degree, 45 Degree, Tee Or Side Outlet For 12" Wide, High Density Polyethylene, Modular Trench Drains	1,670.47		
33 42 36 00-0070	EA	Cross For 12" Wide, High Density Polyethylene, Modular Trench Drains	3,258.07		
33 42 36 00-0071	EA	Cutting Charges For 12" Wide, High Density Polyethylene, Modular Trench Drains	396.90		
33 42 36 00-0072		12" Wide, Fiber Reinforced Polyester, Modular Trench Drains <small>(33 42 36 00-0058)</small>			
33 42 36 00-0073		12" Wide, Fiber Reinforced Polyester, Modular Trench Drains <small>(33 42 36 00-0072)</small>			
33 42 36 00-0074	LF	12" Wide, Fiber Reinforced Polyester, Modular Trench Drain	483.99		23.70
		<i>For Acid Resistant Coated Top Frame, Add</i>	103.19		
		<i>For Galvanized Welded Frame Assembly, Add</i>	108.16		
		<i>For Type 304 Stainless Steel Top Frame, Add</i>	619.16		
33 42 36 00-0075		Outlet Adapters For 12" Wide, Fiber Reinforced Polyester, Modular Trench Drains <small>(33 42 36 00-0072)</small>			
33 42 36 00-0076	EA	End Cap For 12" Wide, Fiber Reinforced Polyester, Modular Trench Drains	199.40		
33 42 36 00-0077	EA	No-Hub End Outlet For 12" Wide, Fiber Reinforced Polyester, Modular Trench Drains	213.76		
33 42 36 00-0078	EA	No-Hub Bottom Outlet For 12" Wide, Fiber Reinforced Polyester, Modular Trench Drains	213.76		
33 42 36 00-0079		Other Fittings For 12" Wide, Fiber Reinforced Polyester, Modular Trench Drains <small>(33 42 36 00-0072)</small>			
33 42 36 00-0080	EA	Bottom Dome Strainer For 12" Wide, Fiber Reinforced Polyester, Modular Trench Drains	319.78		
33 42 36 00-0081	EA	Joint Connector For 12" Wide, Fiber Reinforced Polyester, Modular Trench Drains	419.00		
33 42 36 00-0082	EA	90 Degree, 45 Degree, Tee Or Side Outlet For 12" Wide, Fiber Reinforced Polyester, Modular Trench Drains	1,670.47		
33 42 36 00-0083	EA	Cross For 12" Wide, Fiber Reinforced Polyester, Modular Trench Drains	3,258.07		
33 42 36 00-0084	EA	Cutting Charges For 12" Wide, Fiber Reinforced Polyester, Modular Trench Drains	396.90		



	Utilities	33
	Stormwater Utilities	33 40
	Stormwater Conveyance	33 42

33

MINOR CSI UOM DESCRIPTION	TOTAL DIRECT UNIT COST	DEMOLITION UNIT COST
33 42 36 00-0085 12" Wide, Vinylester Fiberglass, Modular Trench Drains (33 42 36 00-0085)		
33 42 36 00-0086 12" Wide, Vinylester Fiberglass, Modular Trench Drains (33 42 36 00-0085)		
33 42 36 00-0087 LF 12" Wide, Vinylester Fiberglass, Modular Trench Drain..... For Acid Resistant Coated Top Frame, Add For Galvanized Welded Frame Assembly, Add For Type 304 Stainless Steel Top Frame, Add	682.44 103.19 108.16 619.16	23.70
33 42 36 00-0088 Outlet Adapters For 12" Wide, Vinylester Fiberglass, Modular Trench Drains (33 42 36 00-0085)		
33 42 36 00-0089 EA End Cap For 12" Wide, Vinylester Fiberglass, Modular Trench Drains.....	497.07	
33 42 36 00-0090 EA No-Hub End Outlet For 12" Wide, Vinylester Fiberglass, Modular Trench Drains	511.43	
33 42 36 00-0091 EA No-Hub Bottom Outlet For 12" Wide, Vinylester Fiberglass, Modular Trench Drains.....	511.43	
33 42 36 00-0092 Other Fittings For 12" Wide, Vinylester Fiberglass, Modular Trench Drains (33 42 36 00-0085)		
33 42 36 00-0093 EA Bottom Dome Strainer For 12" Wide, Vinylester Fiberglass, Modular Trench Drains	319.78	
33 42 36 00-0094 EA Joint Connector For 12" Wide, Vinylester Fiberglass, Modular Trench Drains	419.00	
33 42 36 00-0095 EA 90 Degree, 45 Degree, Tee Or Side Outlet For 12" Wide, Vinylester Fiberglass, Modular Trench Drains	1,670.47	
33 42 36 00-0096 EA Cross For 12" Wide, Vinylester Fiberglass, Modular Trench Drains	3,258.07	
33 42 36 00-0097 EA Cutting Charges For 12" Wide, Vinylester Fiberglass, Modular Trench Drains.....	396.90	
33 42 36 00-0098 12" Wide, Polymer Concrete, Modular Trench Drains (33 42 36 00-0098)		
33 42 36 00-0099 12" Wide, Polymer Concrete, Modular Trench Drains (33 42 36 00-0098)		
33 42 36 00-0100 LF 12" Wide, Polymer Concrete, Modular Trench Drain	615.10	
33 42 36 00-0101 Outlet Adapters For 12" Wide, Polymer Concrete, Modular Trench Drains (33 42 36 00-0098)		
33 42 36 00-0102 EA Closed End Cap For 12" Wide, Polymer Concrete, Modular Trench Drain.....	309.31	
33 42 36 00-0103 EA No-Hub End Outlet For 12" Wide, Polymer Concrete, Modular Trench Drain.....	532.92	
33 42 36 00-0104 EA No-Hub Bottom Outlet For 12" Wide, Polymer Concrete, Modular Trench Drain.....	123.14	
33 42 36 00-0105 23" Wide, Modular Trench Drains (33 42 36 00-0002)		
33 42 36 00-0106 23" Wide, High Density Polyethylene, Modular Trench Drains (33 42 36 00-0105)		
33 42 36 00-0107 23" Wide, High Density Polyethylene, Modular Trench Drains (33 42 36 00-0105)		
33 42 36 00-0108 LF 23" Wide, High Density Polyethylene, Modular Trench Drain	539.48	32.32
For Acid Resistant Coated Frame, Add	154.79	
For Galvanized Frame Assembly, Add	154.79	
For Type 304 Stainless Steel Top Frame, Add	952.56	
33 42 36 00-0109 Outlet Adapters For 23" Wide, High Density Polyethylene, Modular Trench Drains (33 42 36 00-0106)		
33 42 36 00-0110 EA End Cap For 23" Wide, High Density Polyethylene, Modular Trench Drains	609.84	
33 42 36 00-0111 EA No-Hub End Outlet For 23" Wide, High Density Polyethylene, Modular Trench Drains.....	889.56	
33 42 36 00-0112 EA No-Hub Bottom Outlet For 23" Wide, High Density Polyethylene, Modular Trench Drains.....	889.56	
33 42 36 00-0113 Other Fittings For 23" Wide, High Density Polyethylene, Modular Trench Drains (33 42 36 00-0106)		
33 42 36 00-0114 EA Bottom Dome Strainer For 23" Wide, High Density Polyethylene, Modular Trench Drains.....	726.89	
33 42 36 00-0115 EA 90 Degree, 45 Degree, Tee Or Side Outlet For 23" Wide, High Density Polyethylene, Modular Trench Drains.....	3,309.84	
33 42 36 00-0116 EA Cross For 23" Wide, High Density Polyethylene, Modular Trench Drains.....	6,485.04	
33 42 36 00-0117 EA Cutting Charges For 23" Wide, High Density Polyethylene, Modular Trench Drains	793.80	
33 42 36 00-0118 Modular Trench Drain Grates (33 42 36 00-0001)		
33 42 36 00-0119 4" Wide, Modular Trench Drain Grates (33 42 36 00-0118)		
33 42 36 00-0120 LF 4" Wide, Polypropylene, Silver Heel Proof, Modular Trench Drain Grate (Zurn Z884-P4-HPP)	42.06	3.24
33 42 36 00-0121 LF 4" Wide, Class C Cast Iron, Modular Trench Drain Grate (Zurn Z884-P4-CG).....	44.22	3.24
33 42 36 00-0122 LF 4" Wide, Galvanized Steel Slotted, Modular Trench Drain Grate (Zurn Z884-P4-FG)	35.59	3.24
33 42 36 00-0123 LF 4" Wide, Stainless Steel Slotted, Modular Trench Drain Grate (Zurn Z884-P4-FS).....	94.93	3.24
33 42 36 00-0124 LF 4" Wide, Galvanized Steel Perforated, Modular Trench Drain Grate (Zurn Z884-P4-FG).....	35.59	3.24
33 42 36 00-0125 LF 4" Wide, Stainless Steel Perforated, Modular Trench Drain Grate (Zurn Z884-P4-FS)	94.93	3.24
33 42 36 00-0126 6" Wide, Modular Trench Drain Grates (33 42 36 00-0118)		
33 42 36 00-0127 LF 6" Wide, Galvanized Ductile Iron Cast Bar, Modular Trench Drain Grate	195.89	3.24
33 42 36 00-0128 LF 6" Wide, Ductile Iron Cast Bar, Modular Trench Drain Grate.....	165.93	3.24
33 42 36 00-0129 LF 6" Wide, Ductile Iron Solid Cover, Modular Trench Drain Grate	174.26	3.24
33 42 36 00-0130 LF 6" Wide, Ductile Iron Slotted, Modular Trench Drain Grate.....	152.23	3.24
33 42 36 00-0131 LF 6" Wide, Galvanized Ductile Iron Slotted, Modular Trench Drain Grate.....	164.14	3.24

33	Utilities
33 40	Stormwater Utilities
33 42	Stormwater Conveyance



MINOR CSI UOM DESCRIPTION	TOTAL DIRECT UNIT COST	DEMOLITION UNIT COST
33 42 36 00-0132 LF 6" Wide, Heel Proof Ductile Iron, Modular Trench Drain Grate.....	166.12	3.24
33 42 36 00-0133 LF 6" Wide, Ductile Iron Longitudinal Slotted, Modular Trench Drain Grate.....	166.12	3.24
33 42 36 00-0134 LF 6" Wide, Galvanized Cast Iron Slotted, Modular Trench Drain Grate.....	164.14	3.24
33 42 36 00-0135 LF 6" Wide, Galvanized Steel Slotted, Modular Trench Drain Grate.....	144.30	3.24
33 42 36 00-0136 LF 6" Wide, Perforated Galvanized Steel, Modular Trench Drain Grate.....	144.30	3.24
33 42 36 00-0137 LF 6" Wide, Reinforced Galvanized Steel Slotted, Modular Trench Drain Grate.....	153.42	3.24
33 42 36 00-0138 LF 6" Wide, Reinforced Perforated Galvanized Steel, Modular Trench Drain Grate.....	153.42	3.24
33 42 36 00-0139 LF 6" Wide, Fabricated Stainless Steel Slotted, Modular Trench Drain Grate.....	199.86	3.24
33 42 36 00-0140 LF 6" Wide, Perforated Stainless Steel, Modular Trench Drain Grate.....	199.86	3.24
33 42 36 00-0141 LF 6" Wide, Reinforced Stainless Steel Slotted, Modular Trench Drain Grate.....	366.56	3.24
33 42 36 00-0142 LF 6" Wide, Reinforced Perforated Stainless Steel, Modular Trench Drain Grate.....	366.56	3.24
33 42 36 00-0143 LF 6" Wide, Stainless Steel Bar, Modular Trench Drain Grate.....	1,021.44	3.24
33 42 36 00-0144 LF 6" Wide, Heel Proof Polyethylene, Modular Trench Drain Grate.....	136.36	3.24
33 42 36 00-0145 LF 6" Wide, Fiberglass, Modular Trench Drain Grate.....	295.12	3.24
33 42 36 00-0146 12" Wide, Modular Trench Drain Grates (33 42 36 00-0118)		
33 42 36 00-0147 LF 12" Wide, Black Acid Resistant Coated Ductile Iron, Modular Trench Drain Grate.....	541.75	3.50
33 42 36 00-0148 LF 12" Wide, Ductile Iron Solid Cover, Modular Trench Drain Grate.....	517.93	3.50
33 42 36 00-0149 LF 12" Wide, Galvanized Ductile Iron Slotted, Modular Trench Drain Grate.....	450.46	3.50
33 42 36 00-0150 LF 12" Wide, Heel Proof Ductile Iron, Modular Trench Drain Grate.....	473.28	3.50
33 42 36 00-0151 LF 12" Wide, Perforated Galvanized Steel, Modular Trench Drain Grate.....	408.78	3.50
33 42 36 00-0152 LF 12" Wide, Reinforced Galvanized Steel Slotted, Modular Trench Drain Grate.....	800.72	3.50
33 42 36 00-0153 LF 12" Wide, Reinforced Perforated Galvanized Steel, Modular Trench Drain Grate.....	800.72	3.50
33 42 36 00-0154 LF 12" Wide, Fabricated Stainless Steel Slotted, Modular Trench Drain Grate.....	1,021.99	3.50
33 42 36 00-0155 LF 12" Wide, Perforated Stainless Steel, Modular Trench Drain Grate.....	1,021.99	3.50
33 42 36 00-0156 LF 12" Wide, Reinforced Stainless Steel Slotted, Modular Trench Drain Grate.....	1,304.79	3.50
33 42 36 00-0157 LF 12" Wide, Reinforced Perforated Stainless Steel Slotted, Modular Trench Drain Grate.....	1,304.79	3.50
33 42 36 00-0158 LF 12" Wide, Stainless Steel Cast Bar, Modular Trench Drain Grate.....	1,238.30	3.50
33 42 36 00-0159 LF 12" Wide, Fiberglass, Modular Trench Drain Grate.....	584.41	3.50
33 42 36 00-0160 23" Wide, Modular Trench Drain Grates (33 42 36 00-0118)		
33 42 36 00-0161 LF 23" Wide, Ductile Iron Solid Cover, Modular Trench Drain Grate.....	855.83	3.77
33 42 36 00-0162 LF 23" Wide, Ductile Iron Slotted, Modular Trench Drain Grate.....	720.88	3.77
33 42 36 00-0163 LF 23" Wide, Galvanized Ductile Iron Slotted, Modular Trench Drain Grate.....	1,117.78	3.77
33 42 36 00-0164 LF 23" Wide, Heel Proof Longitudinal Ductile Iron, Modular Trench Drain Grate.....	828.04	3.77
33 44 Storm Utility Water Drains (33-40)		
33 44 36 Oil and Stormwater Separators (33 44)		
33 44 36 00-0001 Oil/Water Separator (33 44 36)		
Note: Complete with internal sensors and detectors.		
33 44 36 00-0002 Coalescing Oil Water Separator (33 44 36 00-0001)		
Note: Underground tank with interior polyurethane coating. Includes manways, coalescer, inlet and outlet spools, pump mount, 2" level sensor pipe and 4" pump out pipe. HighGuard as manufactured by Highland Tank, Stoystown, PA.		
33 44 36 00-0003 Single Wall Steel Coalescing Oil Water Separator (33 44 36 00-0002)		
33 44 36 00-0004 EA 550 Gallon, 55 GPM Single Wall Steel Coalescing Oil Water Separator With Manways.....	18,180.34	
Note: HTC-G 550. 3'-6" diameter x 10'-9" long tank.		
		711.00
33 44 36 00-0005 EA 1,000 Gallon, 100 GPM Single Wall Steel Coalescing Oil Water Separator With Manways.....	22,242.00	
Note: HTC-G 1000. 4' diameter x 14' long tank.		
		893.70
33 44 36 00-0006 EA 2,000 Gallon, 200 GPM Single Wall Steel Coalescing Oil Water Separator With Manways.....	26,633.08	
Note: HTC-G 2000. 5'-4" diameter x 15' long tank.		
		1,340.10
33 44 36 00-0007 Double Wall Steel Coalescing Oil Water Separator (33 44 36 00-0002)		
33 44 36 00-0008 EA 550 Gallon, 55 GPM Double Wall Steel Coalescing Oil Water Separator With Manways.....	28,233.58	
Note: HTC-G 550. 3'-6" diameter x 10'-9" long tank.		
		711.00
33 44 36 00-0009 EA 1,000 Gallon, 100 GPM Double Wall Steel Coalescing Oil Water Separator With Manways.....	32,472.14	
Note: HTC-G 1000. 4' diameter x 14' long tank.		
		893.70
33 44 36 00-0010 EA 2,000 Gallon, 200 GPM Double Wall Steel Coalescing Oil Water Separator With Manways.....	39,653.02	
Note: HTC-G 2000. 5'-4" diameter x 15' long tank.		
		1,340.10
33 44 36 00-0011 EA 3,000 Gallon, 300 GPM Double Wall Steel Coalescing Oil Water Separator With Manways.....	46,151.57	
Note: HTC-G 3000. 5'-4" diameter x 21'-4" long tank.		
		1,550.70
33 44 36 00-0012 EA 5,000 Gallon, 500 GPM Double Wall Steel Coalescing Oil Water Separator With Manways.....	61,265.52	
Note: HTC-G 5000. 6' diameter x 28'-8" long tank.		
		2,057.80
33 44 36 00-0013 Accessories For Coalescing Oil Water Separators (33 44 36 00-0002)		



MINOR CSI UOM DESCRIPTION	TOTAL DIRECT UNIT COST	DEMOLITION UNIT COST
33 44 36 00-0014 EA Single Channel Alarm Panel For Coalescing Oil Water Separator Note: HTAP1.	1,137.04	
33 44 36 00-0015 EA Two Channel Alarm Panel For Coalescing Oil Water Separator Note: HTAP2.	1,545.62	
33 44 36 00-0016 EA Float Interface Sensor For Coalescing Oil Water Separator Note: Required for UL 2215 label.	916.63	
33 44 36 00-0017 EA 1-1/2" Liquid Only Sensor For Coalescing Oil Water Separator Note: Required for UL 2215 label.	677.93	
33 44 36 00-0018 EA Polyvinyl Chloride (PVC) Cap For 2" Sensor For Coalescing Oil Water Separator Note: Required for UL 2215 label.	230.36	
33 44 36 00-0019 EA 550, 1,000 Or 2,000 Gallon Tank Concrete Deadmen Set (2 Each) For Coalescing Oil Water Separator	3,850.75	
33 44 36 00-0020 EA 3,000 Gallon Tank Concrete Deadmen Set (4 Each) For Coalescing Oil Water Separator	7,701.50	
33 44 36 00-0021 EA 5,000 Gallon Tank Concrete Deadmen Set (6 Each) For Coalescing Oil Water Separator	11,552.33	
33 44 36 00-0022 EA 550 Or 1,000 Gallon Tank Polyester Hold Down Straps (2 Each) With Galvanized Turnbuckle And Clamps For Coalescing Oil Water Separator	688.45	
33 44 36 00-0023 EA 2,000 Gallon Tank Polyester Hold Down Straps (2 Each) With Galvanized Turnbuckle And Clamps For Coalescing Oil Water Separator	815.76	
33 44 36 00-0024 EA 3,000 Gallon Tank Polyester Hold Down Straps (4 Each) With Galvanized Turnbuckle And Clamps For Coalescing Oil Water Separator	1,631.51	
33 44 36 00-0025 EA 5,000 Gallon Tank Polyester Hold Down Straps (6 Each) With Galvanized Turnbuckle And Clamps For Coalescing Oil Water Separator	3,640.79	
33 44 36 00-0026 EA 30" Diameter Grade Level Manway For Coalescing Oil Water Separator..... Note: Required when installed in paved areas.	986.83	
33 44 36 00-0027 EA 36" Diameter Grade Level Manway For Coalescing Oil Water Separator..... Note: Required when installed in paved areas.	1,288.71	
33 44 36 00-0028 EA 48" Diameter Grade Level Manway For Coalescing Oil Water Separator..... Note: Required when installed in paved areas.	1,789.51	
33 44 36 00-0029 EA 54" x 54" Grade Level Manway For Coalescing Oil Water Separator..... Note: Required when installed in paved areas.	3,277.42	
33 44 36 00-0030 EA 66" x 54" Grade Level Manway For Coalescing Oil Water Separator..... Note: Required when installed in paved areas.	4,220.29	
33 44 36 00-0031 EA 66" x 66" Grade Level Manway For Coalescing Oil Water Separator..... Note: Required when installed in paved areas.	5,302.40	
33 44 36 00-0032 EA 78" x 66" Grade Level Manway For Coalescing Oil Water Separator..... Note: Required when installed in paved areas.	6,690.85	
33 44 36 00-0033 EA 550 Gallon Petroscreen (Material Only) For Coalescing Oil Water Separator	1,326.78	
33 44 36 00-0034 EA 1,000 Gallon Petroscreen (Material Only) For Coalescing Oil Water Separator	1,617.20	
33 44 36 00-0035 EA 2,000 Gallon Petroscreen (Material Only) For Coalescing Oil Water Separator	2,540.18	
33 44 36 00-0036 EA 550 Gallon Corrugated Coalescer Plate (Material Only) For Coalescing Oil Water Separator	1,265.12	
33 44 36 00-0037 EA 1,000 Gallon Corrugated Coalescer Plate (Material Only) For Coalescing Oil Water Separator	1,535.65	
33 44 36 00-0038 EA 2,000 Gallon Corrugated Coalescer Plate (Material Only) For Coalescing Oil Water Separator	1,822.09	
33 44 36 00-0039 EA 18" Manhole Gasket (Material Only) For Coalescing Oil Water Separator	107.42	
33 44 36 00-0040 EA 24" Manhole Gasket (Material Only) For Coalescing Oil Water Separator	121.34	
33 44 36 00-0041 Oil Skimmers (33 44 36)		
33 44 36 00-0042 Oil Skimmers, 12" And 24" Models (33 44 36 00-0041)		
33 44 36 00-0043 EA Oil Skimmers, TENV, 12" Open, 1/2 HP, 230/460 Volt, 3 Phase	5,047.86	599.37
33 44 36 00-0044 EA Oil Skimmers, Explosion-Proof, 12" Open, 1/2 HP, 230/460 Volt, 3 Phase	5,283.66	599.37
33 44 36 00-0045 EA Oil Skimmers, TENV, 12" Open, 1/2 HP, 115/220 Volt, 1 Phase	5,069.70	599.37
33 44 36 00-0046 EA Oil Skimmers, Explosion-Proof, 12" Open, 1/2 HP, 115/220 Volt, 1 Phase	5,372.08	599.37
33 44 36 00-0047 EA Oil Skimmers, TENV, 12" Enclosed, 1/2 HP, 230/460 Volt, 3 Phase	5,317.50	599.37
33 44 36 00-0048 EA Oil Skimmers, Explosion-Proof, 12" Enclosed, 1/2 HP, 230/460 Volt, 3 Phase	5,517.27	599.37
33 44 36 00-0049 EA Oil Skimmers, TENV, 12" Enclosed, 1/2 HP, 115/220 Volt, 1 Phase	5,368.80	599.37
33 44 36 00-0050 EA Oil Skimmers, Explosion-Proof, 12" Enclosed, 1/2 HP, 115/220 Volt, 1 Phase	5,670.10	599.37
33 44 36 00-0051 EA Oil Skimmers, TENV, 24" Open, 1/2 HP, 230/460 Volt, 3 Phase	5,700.95	799.33
33 44 36 00-0052 EA Oil Skimmers, Explosion-Proof, 24" Open, 1/2 HP, 230/460 Volt, 3 Phase	5,953.12	799.33
33 44 36 00-0053 EA Oil Skimmers, TENV, 24" Open, 1/2 HP, 115/220 Volt, 1 Phase	5,767.54	799.33
33 44 36 00-0054 EA Oil Skimmers, Explosion-Proof, 24" Open, 1/2 HP, 115/220 Volt, 1 Phase	6,129.97	799.33
33 44 36 00-0055 EA Oil Skimmers, TENV, 24" Enclosed, 1/2 HP, 230/460 Volt, 3 Phase	6,338.47	799.33
33 44 36 00-0056 EA Oil Skimmers, Explosion-Proof, 24" Enclosed, 1/2 HP, 230/460 Volt, 3 Phase	6,590.64	799.33
33 44 36 00-0057 EA Oil Skimmers, TENV, 24" Enclosed, 1/2 HP, 115/220 Volt, 1 Phase	6,391.96	799.33
33 44 36 00-0058 EA Oil Skimmers, Explosion-Proof, 24" Enclosed, 1/2 HP, 115/220 Volt, 1 Phase	6,755.48	799.33
33 44 36 00-0059 Oil Skimmers, Add-Ons (33 44 36 00-0041)		
33 44 36 00-0060 LF Add For Belt Projection, 12" Width	16.37	
33 44 36 00-0061 LF Add For Belt Projection, 24" Width	30.57	
33 44 36 00-0062 LF Add For Spacer Stands, 12" Models.....	261.44	
33 44 36 00-0063 LF Add For Spacer Stands, 24" Models.....	309.47	

33 46 Stormwater Management (33 40)

33 46 23 Modular Buried Stormwater Storage Units (33 46)

33	33 Utilities
	33 40 Stormwater Utilities
	33 46 Stormwater Management



MINOR CSI UOM DESCRIPTION	TOTAL DIRECT UNIT COST	DEMOLITION UNIT COST
------------------------------	---------------------------	-------------------------

33 46 23 00-0001	Polypropylene Corrugated Wall Stormwater Collection Chambers (StormTech™) <small>(33 46 23)</small> Note: Includes chambers and end caps delivery to site. Excludes excavation and earthwork, foundation stone, embedment and perimeter stone, geotextile fabrics and cutting holes in chambers. See CSI section 31 05 16 00-0000 for aggregate (foundation, embedment and perimeter stone), 31 23 16 36-0000 for excavation and earth backfill, 31 32 19 16-0000 for woven and non-woven geotextile fabric.	
33 46 23 00-0002	85.4" Long x 51" Wide x 30" High, Polypropylene Corrugated Wall Stormwater Collection Chambers (StormTech™ SC-740) <small>(33 46 23 00-0001)</small>	
33 46 23 00-0003	EA Up To 10, 85.4" Long x 51" Wide x 30" High, Polypropylene Corrugated Wall Stormwater Collection Chambers (StormTech™ SC-740).....	552.81
33 46 23 00-0004	EA >10 To 20, 85.4" Long x 51" Wide x 30" High, Polypropylene Corrugated Wall Stormwater Collection Chambers (StormTech™ SC-740).....	511.33
33 46 23 00-0005	EA >20 To 30, 85.4" Long x 51" Wide x 30" High, Polypropylene Corrugated Wall Stormwater Collection Chambers (StormTech™ SC-740).....	480.84
33 46 23 00-0006	EA >30, 85.4" Long x 51" Wide x 30" High, Polypropylene Corrugated Wall Stormwater Collection Chambers (StormTech™ SC-740).....	451.35
33 46 23 00-0007	EA Up To 10, Polypropylene Corrugated Wall Stormwater Collection Chamber End Cap (StormTech™ SC-740).....	223.68
33 46 23 00-0008	EA >10 To 20, Polypropylene Corrugated Wall Stormwater Collection Chamber End Cap (StormTech™ SC-740).....	198.66
33 46 23 00-0009	EA >20 To 30, Polypropylene Corrugated Wall Stormwater Collection Chamber End Cap (StormTech™ SC-740).....	183.80
33 46 23 00-0010	EA >30, Polypropylene Corrugated Wall Stormwater Collection Chamber End Cap (StormTech™ SC-740).....	169.17
33 46 23 00-0011	85.4" Long x 34" Wide x 16" High, Polypropylene Corrugated Wall Stormwater Collection Chambers (StormTech™ SC-310) <small>(33 46 23 00-0001)</small>	
33 46 23 00-0012	EA Up To 10, 85.4" Long x 34" Wide x 16" High, Polypropylene Corrugated Wall Stormwater Collection Chambers (StormTech™ SC-310).....	311.56
33 46 23 00-0013	EA >10 To 20, 85.4" Long x 34" Wide x 16" High, Polypropylene Corrugated Wall Stormwater Collection Chambers (StormTech™ SC-310).....	286.13
33 46 23 00-0014	EA >20 To 30, 85.4" Long x 34" Wide x 16" High, Polypropylene Corrugated Wall Stormwater Collection Chambers (StormTech™ SC-310).....	268.12
33 46 23 00-0015	EA >30, 85.4" Long x 34" Wide x 16" High, Polypropylene Corrugated Wall Stormwater Collection Chambers (StormTech™ SC-310).....	251.60
33 46 23 00-0016	EA Up To 10, Polypropylene Corrugated Wall Stormwater Collection Chamber End Cap (StormTech™ SC-310).....	174.20
33 46 23 00-0017	EA >10 To 20, Polypropylene Corrugated Wall Stormwater Collection Chamber End Cap (StormTech™ SC-310).....	155.62
33 46 23 00-0018	EA >20 To 30, Polypropylene Corrugated Wall Stormwater Collection Chamber End Cap (StormTech™ SC-310).....	144.12
33 46 23 00-0019	EA >30, Polypropylene Corrugated Wall Stormwater Collection Chamber End Cap (StormTech™ SC-310).....	133.80
33 46 23 00-0020	90" Long x 77" Wide x 45" High, Polypropylene Corrugated Wall Stormwater Collection Chambers (StormTech™ MC3500) <small>(33 46 23 00-0001)</small>	
33 46 23 00-0021	EA Up To 10, 90" Long x 77" Wide x 45" High, Polypropylene Corrugated Wall Stormwater Collection Chambers (StormTech™ MC3500).....	947.61
33 46 23 00-0022	EA >10 To 20, 90" Long x 77" Wide x 45" High, Polypropylene Corrugated Wall Stormwater Collection Chambers (StormTech™ MC3500).....	884.68
33 46 23 00-0023	EA >20 To 30, 90" Long x 77" Wide x 45" High, Polypropylene Corrugated Wall Stormwater Collection Chambers (StormTech™ MC3500).....	833.65
33 46 23 00-0024	EA >30, 90" Long x 77" Wide x 45" High, Polypropylene Corrugated Wall Stormwater Collection Chambers (StormTech™ MC3500).....	787.03
33 46 23 00-0025	EA Up To 10, 25.7" Long x 75" Wide x 45" High, Polypropylene Corrugated Wall Stormwater Collection Chamber End Cap (StormTech™ MC3500).....	796.20
33 46 23 00-0026	EA >10 To 20, 25.7" Long x 75" Wide x 45" High, Polypropylene Corrugated Wall Stormwater Collection Chamber End Cap (StormTech™ MC3500).....	740.82
33 46 23 00-0027	EA >20 To 30, 25.7" Long x 75" Wide x 45" High, Polypropylene Corrugated Wall Stormwater Collection Chamber End Cap (StormTech™ MC3500).....	696.99
33 46 23 00-0028	EA >30, 25.7" Long x 75" Wide x 45" High, Polypropylene Corrugated Wall Stormwater Collection Chamber End Cap (StormTech™ MC3500).....	657.21
33 46 23 00-0029	85.4" Long x 51" Wide x 30" High, Polypropylene Corrugated Wall Stormwater Collection Chambers (StormTech™ DC-780) <small>(33 46 23 00-0001)</small>	
33 46 23 00-0030	EA Up To 10, 85.4" Long x 51" Wide x 30" High, Polypropylene Corrugated Wall Stormwater Collection Chambers (StormTech™ DC-780).....	574.52
33 46 23 00-0031	EA >10 To 20, 85.4" Long x 51" Wide x 30" High, Polypropylene Corrugated Wall Stormwater Collection Chambers (StormTech™ DC-780).....	531.98
33 46 23 00-0032	EA >20 To 30, 85.4" Long x 51" Wide x 30" High, Polypropylene Corrugated Wall Stormwater Collection Chambers (StormTech™ DC-780).....	500.44
33 46 23 00-0033	EA >30, 85.4" Long x 51" Wide x 30" High, Polypropylene Corrugated Wall Stormwater Collection Chambers (StormTech™ DC-780).....	469.97
33 46 23 00-0034	EA Up To 10, Polypropylene Corrugated Wall Stormwater Collection Chamber End Cap (StormTech™ DC-780).....	223.68
33 46 23 00-0035	EA >10 To 20, Polypropylene Corrugated Wall Stormwater Collection Chamber End Cap (StormTech™ DC-780).....	194.55
33 46 23 00-0036	EA >20 To 30, Polypropylene Corrugated Wall Stormwater Collection Chamber End Cap (StormTech™ DC-780).....	183.80
33 46 23 00-0037	EA >30, Polypropylene Corrugated Wall Stormwater Collection Chamber End Cap (StormTech™ DC-780).....	169.17
33 46 23 00-0038	52" Long x 100" Wide x 60" High, Polypropylene Corrugated Wall Stormwater Collection Chambers (StormTech™ MC4500) <small>(33 46 23 00-0001)</small>	
33 46 23 00-0039	EA Up To 10, 52" Long x 100" Wide x 60" High, Polypropylene Corrugated Wall Stormwater Collection Chambers (StormTech™ MC4500).....	984.12



MINOR CSI UOM DESCRIPTION	TOTAL DIRECT UNIT COST	DEMOLITION UNIT COST
33 46 23 00-0040 EA >10 To 20, 52" Long x 100" Wide x 60" High, Polypropylene Corrugated Wall Stormwater Collection Chambers (StormTech™ MC4500).....	917.64	
33 46 23 00-0041 EA >20 To 30, 52" Long x 100" Wide x 60" High, Polypropylene Corrugated Wall Stormwater Collection Chambers (StormTech™ MC4500).....	863.11	
33 46 23 00-0042 EA >30, 52" Long x 100" Wide x 60" High, Polypropylene Corrugated Wall Stormwater Collection Chambers (StormTech™ MC4500).....	815.51	
33 46 23 00-0043 EA Up To 10, 35.1" Long x 90.2" Wide x 59.4" High, Polypropylene Corrugated Wall Stormwater Collection Chamber End Cap (StormTech™ MC4500).....	1,229.27	
33 46 23 00-0044 EA >10 To 20, 35.1" Long x 90.2" Wide x 59.4" High, Polypropylene Corrugated Wall Stormwater Collection Chamber End Cap (StormTech™ MC4500).....	1,150.52	
33 46 23 00-0045 EA >20 To 30, 35.1" Long x 90.2" Wide x 59.4" High, Polypropylene Corrugated Wall Stormwater Collection Chamber End Cap (StormTech™ MC4500).....	1,084.35	
33 46 23 00-0046 EA >30, 35.1" Long x 90.2" Wide x 59.4" High, Polypropylene Corrugated Wall Stormwater Collection Chamber End Cap (StormTech™ MC4500).....	1,025.69	
33 46 23 00-0047 Cut Opening In Polypropylene Corrugated Wall Stormwater Collection Chambers (33 46 23 00-0001)		
33 46 23 00-0048 EA Cut Up To 6" Diameter Opening, Polypropylene Corrugated Wall Stormwater Collection Chamber Or End Cap.....	56.12	
33 46 23 00-0049 EA Cut >6" To 12" Diameter Opening, Polypropylene Corrugated Wall Stormwater Collection Chamber Or End Cap.....	71.13	
33 46 23 00-0050 EA Cut >12" To 24" Diameter Opening, Polypropylene Corrugated Wall Stormwater Collection Chamber Or End Cap.....	93.08	
33 46 23 00-0051 EA Cut >24" To 36" Diameter Opening, Polypropylene Corrugated Wall Stormwater Collection Chamber Or End Cap.....	117.58	
33 46 23 00-0052 EA 12" x 6" Inspection Port Kit.....	700.18	
Note: (2712AG6IPKIT)		
33 46 53 Stormwater Leaching Pits (33 46)		
33 46 53 00-0001 Drainage Wells (33 46 53)		
Note: Includes augering hole.		
33 46 53 00-0002 LF 12" Diameter Drainage Well With Corrugated Metal Liner.....	30.19	
33 46 53 00-0003 LF 18" Diameter Drainage Well With Corrugated Metal Liner.....	36.63	
33 46 53 00-0004 LF 24" Diameter Drainage Well With Corrugated Metal Liner.....	48.61	
33 50 Hydrocarbon Utilities (33)		
33 52 Hydrocarbon Transmission and Distribution (33 50)		
33 52 16 Gas Hydrocarbon Piping (33 52)		
33 52 16 13 Steel Natural Gas Piping (33 52 16)		
See CSI section 23 05 23 00-0000 for gas valves.		
33 52 16 13-0001 Gas Distribution Lines (33 52 16 13)		
Note: Excludes excavation and backfill.		
33 52 16 13-0002 Steel, Schedule 40, Plain End, Coal Tar Enamel And Wrapped (33 52 16 13-0001)		
33 52 16 13-0003 LF 1/2" Diameter Schedule 40 Steel Gas Distribution Line, Plain End, Coal Tar Enamel.....	26.01	2.72
33 52 16 13-0004 LF 3/4" Diameter Schedule 40 Steel Gas Distribution Line, Plain End, Coal Tar Enamel.....	30.44	2.99
33 52 16 13-0005 LF 1" Diameter Schedule 40 Steel Gas Distribution Line, Plain End, Coal Tar Enamel.....	36.00	3.07
33 52 16 13-0006 LF 1-1/4" (3.2 cm) Diameter Schedule 40 Steel Gas Distribution Line, Plain End, Coal Tar Enamel.....	36.93	3.15
33 52 16 13-0007 LF 1-1/2" (3.6 cm) Diameter Schedule 40 Steel Gas Distribution Line, Plain End, Coal Tar Enamel.....	38.57	3.19
33 52 16 13-0008 LF 2" Diameter Schedule 40 Steel Gas Distribution Line, Plain End, Coal Tar Enamel.....	40.74	3.42
33 52 16 13-0009 LF 2-1/2" (6.0 cm) Diameter Schedule 40 Steel Gas Distribution Line, Plain End, Coal Tar Enamel.....	59.56	4.15
33 52 16 13-0010 LF 3" Diameter Schedule 40 Steel Gas Distribution Line, Plain End, Coal Tar Enamel.....	74.04	5.24
33 52 16 13-0011 LF 4" Diameter Schedule 40 Steel Gas Distribution Line, Plain End, Coal Tar Enamel.....	102.05	6.32
33 52 16 13-0012 LF 5" Diameter Schedule 40 Steel Gas Distribution Line, Plain End, Coal Tar Enamel.....	141.54	7.33
33 52 16 13-0013 LF 6" Diameter Schedule 40 Steel Gas Distribution Line, Plain End, Coal Tar Enamel.....	178.76	8.95
33 52 16 13-0014 LF 8" Diameter Schedule 40 Steel Gas Distribution Line, Plain End, Coal Tar Enamel.....	264.80	11.50
33 52 16 13-0015 Gas Line Taps (33 52 16 13-0001)		
Note: Includes material to tap into main and gas valve.		
33 52 16 13-0016 Polyethylene, 60 PSI (33 52 16 13-0015)		
33 52 16 13-0017 EA 2" Polyethylene Hot Tap, With Valve.....	4,150.41	
33 52 16 13-0018 EA 2-1/2" Polyethylene Hot Tap, With Valve.....	2,067.04	
33 52 16 13-0019 EA 3" Polyethylene Hot Tap, With Valve.....	2,177.49	
33 52 16 13-0020 EA 4" Polyethylene Hot Tap, With Valve.....	7,194.76	
33 52 16 13-0021 EA 6" Polyethylene Hot Tap, With Valve.....	11,283.91	
33 52 16 13-0022 Steel, Schedule 40 (33 52 16 13-0015)		
Note: For punch steel service tee.		
33 52 16 13-0023 EA 1/2" Iron Pipe Size Weld Base, 1/2" Iron Pipe Size Compression/Plain End Pipe Outlet Punch Valve Steel Service Tee.....	3,019.62	
33 52 16 13-0024 EA 3/4" Iron Pipe Size Weld Base, 1/2" Iron Pipe Size Compression/Plain End Pipe Outlet Punch Valve Steel Service Tee.....	3,070.86	
33 52 16 13-0025 EA 3/4" Iron Pipe Size Weld Base, 3/4" Iron Pipe Size Compression/Plain End Pipe Outlet Punch Valve Steel Service Tee.....	3,138.19	
33 52 16 13-0026 EA 3/4" Iron Pipe Size Weld Base, 1" Iron Pipe Size Compression/Plain End Pipe Outlet Punch Valve Steel Service Tee.....	3,203.64	

33 Utilities**33 50 Hydrocarbon Utilities****33 52 Hydrocarbon Transmission and Distribution**

SAN BERNARDINO
COUNTY

MINOR CSI	UOM	DESCRIPTION	TOTAL DIRECT UNIT COST	DEMOLITION UNIT COST
33 52 16 13-0027	EA	1" Iron Pipe Size Weld Base, 1" Iron Pipe Size Compression/Plain End Pipe Outlet Punch Valve Steel Service Tee	3,254.75	
33 52 16 13-0028	EA	1-1/4" Iron Pipe Size Weld Base, 1" Iron Pipe Size Compression/Plain End Pipe Outlet Punch Valve Steel Service Tee	3,546.97	
33 52 16 13-0029	EA	1-1/4" Iron Pipe Size Weld Base, 1-1/4" Iron Pipe Size Compression/Plain End Pipe Outlet Punch Valve Steel Service Tee	3,633.05	
33 52 16 13-0030		Protective Pipe And Fitting Wrap (33 52 16 13-0001) Note: Includes cleaning and priming pipe.		
33 52 16 13-0031		Corrosion Protection Pipe Wrap For Pipe (33 52 16 13-0030) Note: Field applied.		
33 52 16 13-0032	LF	1/2" Outside Pipe Diameter, Corrosion Protection Wrap For Pipe	3.06	
33 52 16 13-0033	LF	3/4" Outside Pipe Diameter, Corrosion Protection Wrap For Pipe	3.23	
33 52 16 13-0034	LF	1" Outside Pipe Diameter, Corrosion Protection Wrap For Pipe	3.44	
33 52 16 13-0035	LF	1-1/4" Outside Pipe Diameter, Corrosion Protection Wrap For Pipe	3.84	
33 52 16 13-0036	LF	1-1/2" Outside Pipe Diameter, Corrosion Protection Wrap For Pipe	4.14	
33 52 16 13-0037	LF	2" Outside Pipe Diameter, Corrosion Protection Wrap For Pipe	4.74	
33 52 16 13-0038	LF	2-1/2" Outside Pipe Diameter, Corrosion Protection Wrap For Pipe	5.72	
33 52 16 13-0039	LF	3" Outside Pipe Diameter, Corrosion Protection Wrap For Pipe	7.02	
33 52 16 13-0040	LF	4" Outside Pipe Diameter, Corrosion Protection Wrap For Pipe	8.78	
33 52 16 13-0041	LF	6" Outside Pipe Diameter, Corrosion Protection Wrap For Pipe	11.56	
33 52 16 13-0042		Corrosion Resistance Wrap And Coat - Fittings (33 52 16 13-0030) Note: Field applied.		
33 52 16 13-0043	EA	1/2" Outside Pipe Diameter, Corrosion Protection Wrap For Pipe Fittings	18.27	
33 52 16 13-0044	EA	3/4" Outside Pipe Diameter, Corrosion Protection Wrap For Pipe Fittings	18.27	
33 52 16 13-0045	EA	1" Outside Pipe Diameter, Corrosion Protection Wrap For Pipe Fittings	22.61	
33 52 16 13-0046	EA	1-1/4" Outside Pipe Diameter, Corrosion Protection Wrap For Pipe Fittings	25.36	
33 52 16 13-0047	EA	1-1/2" Outside Pipe Diameter, Corrosion Protection Wrap For Pipe Fittings	25.36	
33 52 16 13-0048	EA	2" Outside Pipe Diameter, Corrosion Protection Wrap For Pipe Fittings	30.01	
33 52 16 13-0049	EA	2-1/2" Outside Pipe Diameter, Corrosion Protection Wrap For Pipe Fittings	40.13	
33 52 16 13-0050	EA	3" Outside Pipe Diameter, Corrosion Protection Wrap For Pipe Fittings	54.03	
33 52 16 13-0051	EA	4" Outside Pipe Diameter, Corrosion Protection Wrap For Pipe Fittings	54.54	
33 52 16 13-0052	EA	6" Outside Pipe Diameter, Corrosion Protection Wrap For Pipe Fittings	62.64	
33 52 16 13-0053		Service Fittings (33 52 16 13-0001)		
33 52 16 13-0054		Brass Fittings (33 52 16 13-0053)		
33 52 16 13-0055	EA	1/2" X 2" Long Nipples, Threaded Both Ends, Brass	37.32	
33 52 16 13-0056	EA	3/4" X 2" Long Nipples, Threaded Both Ends, Brass	43.63	
33 52 16 13-0057	EA	1" X 2" Long Nipples, Threaded Both Ends, Brass	55.76	
33 52 16 13-0058	EA	1-1/4" X 2" Long Nipples, Threaded Both Ends, Brass	69.83	
33 52 16 13-0059	EA	1-1/2" X 2" Long Nipples, Threaded Both Ends, Brass	78.65	
33 52 16 13-0060	EA	2" X 2" Long Nipples, Threaded Both Ends, Brass	103.64	
33 52 16 13-0061	EA	1/2" 90 Degree Elbow, Brass	31.87	
33 52 16 13-0062	EA	3/4" 90 Degree Elbow, Brass	36.87	
33 52 16 13-0063	EA	1" 90 Degree Elbow, Brass	48.37	
33 52 16 13-0064	EA	1-1/4" 90 Degree Elbow, Brass	63.40	
33 52 16 13-0065	EA	1-1/2" 90 Degree Elbow, Brass	72.89	
33 52 16 13-0066	EA	2" 90 Degree Elbow, Brass	98.89	
33 52 16 13-0067	EA	1/2" Diameter Chrome Plated Nipple	27.03	
33 52 16 13-0068	EA	3/4" Diameter Chrome Plated Nipple	35.10	
33 52 16 13-0069	EA	1" Diameter Chrome Plated Nipple	45.75	
33 52 16 13-0070	EA	1-1/4" Diameter Chrome Plated Nipple	65.67	
33 52 16 13-0071	EA	1-1/2" Diameter Chrome Plated Nipple	80.39	
33 52 16 13-0072	EA	2" Diameter Chrome Plated Nipple	110.30	
33 52 16 13-0073		Anodless Gas Riser (33 52 16 13-0053)		
33 52 16 13-0074	EA	3/4" Anodless Gas Riser	94.37	
33 52 16 13-0075	EA	1" Anodless Gas Riser	117.05	
33 52 16 13-0076	EA	1-1/4" Anodless Gas Riser	137.96	
33 52 16 13-0077	EA	1-1/2" Anodless Gas Riser	173.89	
33 52 16 13-0078	EA	2" Anodless Gas Riser	200.34	
33 52 16 13-0079		Brass Service Adapter (33 52 16 13-0053)		
33 52 16 13-0080	EA	1/2" Brass Service Adapter	67.58	
33 52 16 13-0081	EA	3/4" Brass Service Adapter	74.37	
33 52 16 13-0082	EA	1" Brass Service Adapter	89.41	
33 52 16 13-0083	EA	1-1/4" Brass Service Adapter	110.07	
33 52 16 13-0084	EA	1-1/2" Brass Service Adapter	133.78	
33 52 16 13-0085	EA	2" Brass Service Adapter	162.70	
33 52 16 13-0086	EA	2-1/2" Brass Service Adapter	269.67	
33 52 16 13-0087	EA	3" Brass Service Adapter	329.62	
33 52 16 13-0088	EA	4" Brass Service Adapter	476.03	



MINOR CSI UOM DESCRIPTION	TOTAL DIRECT UNIT COST	DEMOLITION UNIT COST
------------------------------	---------------------------	-------------------------

33 52 16 23 Medium Density Polyethylene Piping for Natural Gas (33 52 16)

33 52 16 23-0001 Medium Density Polyethylene (MDPE) Gas Distribution Piping (33 52 16 23)

Note: PE2406/PE2708. Includes couplings, #12 tracer wire, helically wrapped around piping.

33 52 16 23-0002	LF 1/2" Diameter, SDR 9, Medium Density Polyethylene (MDPE) Gas Distribution Pipe	3.89	1.72
	<i>For Colors, Add</i>	0.05	
33 52 16 23-0003	LF 3/4" Diameter, SDR 11, Medium Density Polyethylene (MDPE) Gas Distribution Pipe	4.33	1.84
	<i>For SDR 13.5, Deduct</i>	-0.11	
	<i>For Colors, Add</i>	0.07	
33 52 16 23-0004	LF 1" Diameter, SDR 11, Medium Density Polyethylene (MDPE) Gas Distribution Pipe	4.78	1.97
	<i>For SDR 13.5, Deduct</i>	-0.13	
	<i>For Colors, Add</i>	0.08	
33 52 16 23-0005	LF 1-1/4" Diameter, SDR 11, Medium Density Polyethylene (MDPE) Gas Distribution Pipe	5.24	2.09
	<i>For SDR 13.5, Deduct</i>	-0.16	
	<i>For Colors, Add</i>	0.10	
33 52 16 23-0006	LF 1-1/2" Diameter, SDR 11, Medium Density Polyethylene (MDPE) Gas Distribution Pipe	6.03	2.52
	<i>For SDR 13.5, Deduct</i>	-0.22	
	<i>For Colors, Add</i>	0.14	
33 52 16 23-0007	LF 2" Diameter, SDR 11, Medium Density Polyethylene (MDPE) Gas Distribution Pipe	6.81	2.74
	<i>For SDR 13.5, Deduct</i>	-0.29	
	<i>For SDR 15.5, Deduct</i>	-0.53	
	<i>For Colors, Add</i>	0.19	
33 52 16 23-0008	LF 2-1/2" Diameter, SDR 11, Medium Density Polyethylene (MDPE) Gas Distribution Pipe	8.62	3.20
	<i>For SDR 13.5, Deduct</i>	-0.48	
	<i>For SDR 15.5, Deduct</i>	-0.89	
	<i>For Colors, Add</i>	0.31	
33 52 16 23-0009	LF 3" Diameter, SDR 11, Medium Density Polyethylene (MDPE) Gas Distribution Pipe	10.54	3.81
	<i>For SDR 13.5, Deduct</i>	-0.66	
	<i>For SDR 15.5, Deduct</i>	-1.21	
	<i>For Colors, Add</i>	0.43	
33 52 16 23-0010	LF 4" Diameter, SDR 11, Medium Density Polyethylene (MDPE) Gas Distribution Pipe	17.26	4.50
	<i>For SDR 13.5, Deduct</i>	-1.22	
	<i>For SDR 15.5, Deduct</i>	-2.24	
	<i>For Colors, Add</i>	0.79	
33 52 16 23-0011	LF 5" Diameter, SDR 11, Medium Density Polyethylene (MDPE) Gas Distribution Pipe	21.80	4.50
	<i>For SDR 13.5, Deduct</i>	-1.69	
	<i>For SDR 15.5, Deduct</i>	-3.11	
	<i>For Colors, Add</i>	1.09	
33 52 16 23-0012	LF 6" Diameter, SDR 11, Medium Density Polyethylene (MDPE) Gas Distribution Pipe	26.45	4.50
	<i>For SDR 13.5, Deduct</i>	-2.17	
	<i>For SDR 15.5, Deduct</i>	-3.98	
	<i>For Colors, Add</i>	1.40	
33 52 16 23-0013	LF 8" Diameter, SDR 11, Medium Density Polyethylene (MDPE) Gas Distribution Pipe	39.19	5.62
	<i>For SDR 13.5, Deduct</i>	-3.60	
	<i>For SDR 15.5, Deduct</i>	-6.63	
	<i>For Colors, Add</i>	2.33	

33 52 16 26 High Density Polyethylene Piping for Natural Gas (33 52 16)

33 52 16 26-0001 High Density Polyethylene (HDPE) Gas Distribution Piping (33 52 16 26)

Note: ASTM F2619, ASTM D2513, API 15 LE. Includes couplings, #12 tracer wire, helically wrapped around piping.

33 52 16 26-0002	LF 1/2" Diameter, SDR 9 High Density Polyethylene (HDPE) Gas Distribution Pipe	3.96	1.72
33 52 16 26-0003	LF 3/4" Diameter, SDR 11 High Density Polyethylene (HDPE) Gas Distribution Pipe	4.43	1.84
	<i>For SDR 13.5, Deduct</i>	-0.12	
33 52 16 26-0004	LF 1" Diameter, SDR 11 High Density Polyethylene (HDPE) Gas Distribution Pipe	4.87	1.97
	<i>For SDR 13.5, Deduct</i>	-0.14	
33 52 16 26-0005	LF 1-1/4" Diameter, SDR 11 High Density Polyethylene (HDPE) Gas Distribution Pipe	5.36	2.09
	<i>For SDR 13.5, Deduct</i>	-0.17	
33 52 16 26-0006	LF 1-1/2" Diameter, SDR 11 High Density Polyethylene (HDPE) Gas Distribution Pipe	6.21	2.52
	<i>For SDR 13.5, Deduct</i>	-0.25	
33 52 16 26-0007	LF 2" Diameter, SDR 11 High Density Polyethylene (HDPE) Gas Distribution Pipe	7.05	2.74
	<i>For SDR 13.5, Deduct</i>	-0.32	
	<i>For SDR 15.5, Deduct</i>	-0.59	
	<i>For SDR 17, Deduct</i>	-0.85	
33 52 16 26-0008	LF 2-1/2" Diameter, SDR 11 High Density Polyethylene (HDPE) Gas Distribution Pipe	9.01	3.20
	<i>For SDR 13.5, Deduct</i>	-0.53	
	<i>For SDR 15.5, Deduct</i>	-0.98	
	<i>For SDR 17, Deduct</i>	-1.42	
33 52 16 26-0009	LF 3" Diameter, SDR 11 High Density Polyethylene (HDPE) Gas Distribution Pipe	11.08	3.81
	<i>For SDR 13.5, Deduct</i>	-0.73	
	<i>For SDR 15.5, Deduct</i>	-1.34	
	<i>For SDR 17, Deduct</i>	-1.94	
	<i>For SDR 21, Deduct</i>	-2.65	
33 52 16 26-0010	LF 4" Diameter, SDR 11 High Density Polyethylene (HDPE) Gas Distribution Pipe	18.24	4.50
	<i>For SDR 13.5, Deduct</i>	-1.34	
	<i>For SDR 15.5, Deduct</i>	-2.47	
	<i>For SDR 17, Deduct</i>	-3.58	
	<i>For SDR 21, Deduct</i>	-4.90	
33 52 16 26-0011	LF 6" Diameter, SDR 11 High Density Polyethylene (HDPE) Gas Distribution Pipe	28.20	4.50
	<i>For SDR 13.5, Deduct</i>	-2.38	
	<i>For SDR 15.5, Deduct</i>	-4.38	
	<i>For SDR 17, Deduct</i>	-6.36	
	<i>For SDR 21, Deduct</i>	-8.70	

33	33 Utilities
	33 50 Hydrocarbon Utilities
	33 52 Hydrocarbon Transmission and Distribution



MINOR CSI UOM DESCRIPTION	TOTAL DIRECT UNIT COST	DEMOLITION UNIT COST
33 52 16 26-0012 LF 8" Diameter, SDR 11 High Density Polyethylene (HDPE) Gas Distribution Pipe.....	42.10	5.62
For SDR 13.5, Deduct	-3.97	
For SDR 15.5, Deduct	-7.29	
For SDR 17, Deduct	-10.59	
For SDR 21, Deduct	-14.49	

33 53 Hydrocarbon Utility Pressure Regulation (33 50)

33 53 16 Gas Hydrocarbon Pressure Regulation (33 53)

33 53 16 00-0001 Gas Pressure Regulators With Screwed And Flanged Ends (33 53 16)

33 53 16 00-0002 EA 3/4" Gas Pressure Regulator, Screwed End.....	250.17	17.36
33 53 16 00-0003 EA 1" Gas Pressure Regulator, Screwed End.....	254.11	17.36
33 53 16 00-0004 EA 1-1/4" Gas Pressure Regulator, Screwed End.....	263.56	20.61
33 53 16 00-0005 EA 1-1/2" Gas Pressure Regulator, Screwed End.....	927.52	23.86
33 53 16 00-0006 EA 2" Gas Pressure Regulator, Screwed End.....	977.35	36.96
33 53 16 00-0007 EA 3" Gas Pressure Regulator, Screwed End.....	2,763.03	82.90
33 53 16 00-0008 EA 4" Gas Pressure Regulator, Screwed End.....	3,846.11	109.87

33 56 Hydrocarbon Storage (33 50)

33 56 13 Aboveground Hydrocarbon Storage Tanks (33 56)

See CSI section 23 13 23 00-0000 for aboveground storage tanks.

33 56 33 Underground Hydrocarbon Storage (33 56)

See CSI section 23 13 13 00-0000 for underground storage tanks.

33 59 Hydrocarbon Utility Metering (33 50)

33 59 11 Diaphragm/Bellows Hydrocarbons Meters (33 59)

33 59 11 00-0001 Diaphragm Meters (33 59 11)

Note: With standard direct-digital reading maximum working pressures 5 lbs to 100 lbs, threaded connections. Excludes pressure and temperature compensation.

33 59 11 00-0002 EA 250 CF/Hour Gas Diaphragm Meter At 5 LB, Direct Digital, Threaded.....	586.64	67.92
For Temperature And Pressure Compensation, Add	8.40	
For Pulsers, Add	26.50	
33 59 11 00-0003 EA 425 CF/Hour Gas Diaphragm Meter At 10 LB, Direct Digital, Threaded.....	1,181.81	103.87
For Temperature And Pressure Compensation, Add	8.40	
For Pulsers, Add	26.50	
33 59 11 00-0004 EA 425 CF/Hour Gas Diaphragm Meter At 25 LB, Direct Digital, Threaded.....	1,408.02	103.87
For Temperature And Pressure Compensation, Add	8.40	
For Pulsers, Add	26.50	
33 59 11 00-0005 EA 800 CF/Hour Gas Diaphragm Meter At 20 LB, Direct Digital, Threaded.....	3,181.07	129.84
For Temperature And Pressure Compensation, Add	8.40	
For Pulsers, Add	26.50	
33 59 11 00-0006 EA 1,000 CF/Hour Gas Diaphragm Meter At 25 LB, Direct Digital, Threaded.....	3,583.12	159.81
For Temperature And Pressure Compensation, Add	8.40	
For Pulsers, Add	26.50	
33 59 11 00-0007 EA 800 CF/Hour Gas Diaphragm Meter At 100 LB, Direct Digital, Threaded.....	4,797.45	129.84
For Temperature And Pressure Compensation, Add	8.40	
For Pulsers, Add	26.50	
33 59 11 00-0008 EA 1,000 CF/Hour Gas Diaphragm Meter At 100 LB, Direct Digital, Threaded.....	5,322.53	159.81
For Temperature And Pressure Compensation, Add	8.40	
For Pulsers, Add	26.50	
33 59 11 00-0009 EA 1,400 CF/Hour Gas Diaphragm Meter At 100 LB, Direct Digital, Threaded.....	7,066.77	169.80
For Temperature And Pressure Compensation, Add	8.40	
For Pulsers, Add	26.50	
33 59 11 00-0010 EA 2,300 CF/Hour Gas Diaphragm Meter At 100 LB, Direct Digital, Threaded.....	10,036.04	199.76
For Temperature And Pressure Compensation, Add	8.40	
For Pulsers, Add	26.50	
33 59 11 00-0011 EA 5,000 CF/Hour Gas Diaphragm Meter At 100 LB, Direct Digital, Threaded.....	15,302.53	329.60
For Temperature And Pressure Compensation, Add	8.40	
For Pulsers, Add	26.50	

33 59 16 Hydrocarbons Turbine Meters (33 59)

33 59 16 00-0001 Gas Turbine Meters With Direct-Digital Reading (33 59 16)

Note: Maximum working pressure 175 PSI, flanged end connections.

33 59 16 00-0002 EA 4", 18,000 CF/Hour Gas Turbine Meter 175 PSI, Direct Digital, Flanged.....	12,213.62	353.78
33 59 16 00-0003 EA 6", 30,000 CF/Hour Gas Turbine Meter 175 PSI, Direct Digital, Flanged.....	13,321.05	410.85
33 59 16 00-0004 EA 8", 60,000 CF/Hour Gas Turbine Meter 175 PSI, Direct Digital, Flanged.....	20,672.49	446.31
33 59 16 00-0005 EA 10", 90,000 CF/Hour Gas Turbine Meter 175 PSI, Direct Digital, Flanged.....	40,274.40	543.34
33 59 16 00-0006 EA 12", 150,000 CF/Hour Gas Turbine Meter 175 PSI, Direct Digital, Flanged.....	66,117.32	679.16

33 60 Hydronic and Steam Energy Utilities (33)

33 61 Hydronic Energy Distribution (33 60)

33 61 13 Buried Hydronic Energy Distribution (33 61)



MINOR CSI UOM DESCRIPTION	TOTAL DIRECT UNIT COST	DEMOLITION UNIT COST
------------------------------	---------------------------	-------------------------

33 61 13 00-0001	Glass Lined Steel Piping <small>(33 61 13)</small>	
33 61 13 00-0002	Glass Lined Steel Pipe <small>(33 61 13 00-0001)</small>	
	Note: 150 PSIG	
33 61 13 00-0003	EA 4" X 1' Glass Lined Steel Pipe	1,514.48
33 61 13 00-0004	EA 4" X 2' Glass Lined Steel Pipe	1,672.23
33 61 13 00-0005	EA 4" X 3' Glass Lined Steel Pipe	1,672.23
33 61 13 00-0006	EA 4" X 4' Glass Lined Steel Pipe	1,987.71
33 61 13 00-0007	EA 4" X 5' Glass Lined Steel Pipe	2,825.73
33 61 13 00-0008	EA 4" X 10' Glass Lined Steel Pipe	3,272.67
33 61 13 00-0009	EA 6" X 1' Glass Lined Steel Pipe	1,268.01
33 61 13 00-0010	EA 6" X 2' Glass Lined Steel Pipe	2,746.86
33 61 13 00-0011	EA 6" X 3' Glass Lined Steel Pipe	2,746.86
33 61 13 00-0012	EA 6" X 4' Glass Lined Steel Pipe	3,111.64
33 61 13 00-0013	EA 6" X 5' Glass Lined Steel Pipe	5,021.00
33 61 13 00-0014	EA 6" X 10' Glass Lined Steel Pipe	5,810.93
33 61 13 00-0015	EA 8" X 1' Glass Lined Steel Pipe	3,133.61
33 61 13 00-0016	EA 8" X 2' Glass Lined Steel Pipe	3,774.44
33 61 13 00-0017	EA 8" X 3' Glass Lined Steel Pipe	3,774.44
33 61 13 00-0018	EA 8" X 4' Glass Lined Steel Pipe	4,340.81
33 61 13 00-0019	EA 8" X 5' Glass Lined Steel Pipe	5,879.94
33 61 13 00-0020	EA 8" X 10' Glass Lined Steel Pipe	6,682.94
33 61 13 00-0021	EA 12" X 1' Glass Lined Steel Pipe	8,503.88
33 61 13 00-0022	EA 12" X 2' Glass Lined Steel Pipe	8,503.88
33 61 13 00-0023	EA 12" X 3' Glass Lined Steel Pipe	8,812.79
33 61 13 00-0024	EA 12" X 4' Glass Lined Steel Pipe	9,398.83
33 61 13 00-0025	EA 12" X 5' Glass Lined Steel Pipe	10,546.82
33 61 13 00-0026	EA 12" X 10' Glass Lined Steel Pipe	13,029.07
33 61 13 00-0027	EA 16" X 10' Glass Lined Steel Pipe	17,747.82

33 61 13 00-0028	90 Degree Elbow, Glass Lined Steel Fittings <small>(33 61 13 00-0001)</small>	
	Note: 150 PSIG	
33 61 13 00-0029	EA 4" 90 Degree Elbow, Glass Lined Steel Fittings	1,810.04
33 61 13 00-0030	EA 6" 90 Degree Elbow, Glass Lined Steel Fittings	2,961.82
33 61 13 00-0031	EA 8" 90 Degree Elbow, Glass Lined Steel Fittings	5,467.20
33 61 13 00-0032	EA 10" 90 Degree Elbow, Glass Lined Steel Fittings	9,711.71
33 61 13 00-0033	EA 12" 90 Degree Elbow, Glass Lined Steel Fittings	14,370.48
33 61 13 00-0034	EA 14" 90 Degree Elbow, Glass Lined Steel Fittings	16,882.72
33 61 13 00-0035	EA 16" 90 Degree Elbow, Glass Lined Steel Fittings	19,394.62

33 61 13 00-0036	45 Degree Elbow, Glass Lined Steel Fittings <small>(33 61 13 00-0001)</small>	
	Note: 150 PSIG	
33 61 13 00-0037	EA 4" 45 Degree Elbow, Glass Lined Steel Fittings	1,773.89
33 61 13 00-0038	EA 6" 45 Degree Elbow, Glass Lined Steel Fittings	2,961.82
33 61 13 00-0039	EA 8" 45 Degree Elbow, Glass Lined Steel Fittings	5,716.96
33 61 13 00-0040	EA 10" 45 Degree Elbow, Glass Lined Steel Fittings	16,139.77
33 61 13 00-0041	EA 12" 45 Degree Elbow, Glass Lined Steel Fittings	14,370.48
33 61 13 00-0042	EA 14" 45 Degree Elbow, Glass Lined Steel Fittings	16,882.72
33 61 13 00-0043	EA 16" 45 Degree Elbow, Glass Lined Steel Fittings	19,394.62

33 61 13 00-0044	Tee, Glass Lined Steel Fittings <small>(33 61 13 00-0001)</small>	
	Note: 150 PSIG	
33 61 13 00-0045	EA 4" Tee, Glass Lined Steel Fittings	2,813.35
33 61 13 00-0046	EA 6" Tee, Glass Lined Steel Fittings	4,835.88
33 61 13 00-0047	EA 8" Tee, Glass Lined Steel Fittings	7,166.87
33 61 13 00-0048	EA 10" Tee, Glass Lined Steel Fittings	12,367.62
33 61 13 00-0049	EA 12" Tee, Glass Lined Steel Fittings	17,607.90
33 61 13 00-0050	EA 14" Tee, Glass Lined Steel Fittings	20,749.30
33 61 13 00-0051	EA 16" Tee, Glass Lined Steel Fittings	23,837.80

33 61 13 00-0052	Prefabricated/Preinsulated Pipe <small>(33 61 13)</small>	
	Note: Includes coupling per full length of pipe. Excludes excavation and backfill. See CSI section 23 01 20 91-0041 for purging of existing system.	

33 61 13 00-0053	Preinsulated Schedule 40 Black Steel Pipe <small>(33 61 13 00-0052)</small>	
	Note: With polyurethane insulation and non-metallic casing. Excludes excavation or backfill.	

33 61 13 00-0054	Standard Black Steel Carrier Pipe <small>(33 61 13 00-0053)</small>	
	Note: With 1/2" polyurethane insulation and non-metallic fiberglass reinforced polyester (FRP) casing.	
33 61 13 00-0055	LF 3/4" Diameter Preinsulated Schedule 40 Black Steel Pipe With 1/2" Polyurethane Foam Insulation And Fiberglass Reinforced Polyester (FRP) Jacket	159.62
	For High Density Polyethylene (HDPE) Jacket, Add	2.69
	For Schedule 80 Pipe, Add	26.92
33 61 13 00-0056	LF 1" Diameter Preinsulated Schedule 40 Black Steel Pipe With 1/2" Polyurethane Foam Insulation And Fiberglass Reinforced Polyester (FRP) Jacket	175.04
	For High Density Polyethylene (HDPE) Jacket, Add	2.96
	For Schedule 80 Pipe, Add	29.60

33 Utilities**33 60 Hydronic and Steam Energy Utilities****33 61 Hydronic Energy Distribution**

SAN BERNARDINO
COUNTY

MINOR
CSI UOM DESCRIPTION

TOTAL DIRECT DEMOLITION
UNIT COST UNIT COST

33 61 13 00-0057	LF	1-1/4" Diameter Preinsulated Schedule 40 Black Steel Pipe With 1/2" Polyurethane Foam Insulation And Fiberglass Reinforced Polyester (FRP) Jacket.....	195.40	
		<i>For High Density Polyethylene (HDPE) Jacket, Add</i>	3.33	
		<i>For Schedule 80 Pipe, Add</i>	33.34	
33 61 13 00-0058	LF	1-1/2" Diameter Preinsulated Schedule 40 Black Steel Pipe With 1/2" Polyurethane Foam Insulation And Fiberglass Reinforced Polyester (FRP) Jacket.....	209.21	
		<i>For High Density Polyethylene (HDPE) Jacket, Add</i>	3.58	
		<i>For Schedule 80 Pipe, Add</i>	35.78	
33 61 13 00-0059	LF	2" Diameter Preinsulated Schedule 40 Black Steel Pipe With 1/2" Polyurethane Foam Insulation And Fiberglass Reinforced Polyester (FRP) Jacket.....	219.21	
		<i>For High Density Polyethylene (HDPE) Jacket, Add</i>	3.74	
		<i>For Schedule 80 Pipe, Add</i>	37.41	
33 61 13 00-0060	LF	2-1/2" Diameter Preinsulated Schedule 40 Black Steel Pipe With 1/2" Polyurethane Foam Insulation And Fiberglass Reinforced Polyester (FRP) Jacket.....	243.08	
		<i>For High Density Polyethylene (HDPE) Jacket, Add</i>	4.07	
		<i>For Schedule 80 Pipe, Add</i>	40.66	
33 61 13 00-0061	LF	3" Diameter Preinsulated Schedule 40 Black Steel Pipe With 1/2" Polyurethane Foam Insulation And Fiberglass Reinforced Polyester (FRP) Jacket.....	268.10	
		<i>For High Density Polyethylene (HDPE) Jacket, Add</i>	4.39	
		<i>For Schedule 80 Pipe, Add</i>	43.91	
33 61 13 00-0062	LF	4" Diameter Preinsulated Schedule 40 Black Steel Pipe With 1/2" Polyurethane Foam Insulation And Fiberglass Reinforced Polyester (FRP) Jacket.....	338.31	
		<i>For High Density Polyethylene (HDPE) Jacket, Add</i>	5.53	
		<i>For Schedule 80 Pipe, Add</i>	55.30	
33 61 13 00-0063	LF	5" Diameter Preinsulated Schedule 40 Black Steel Pipe With 1/2" Polyurethane Foam Insulation And Fiberglass Reinforced Polyester (FRP) Jacket.....	429.46	
		<i>For High Density Polyethylene (HDPE) Jacket, Add</i>	7.08	
		<i>For Schedule 80 Pipe, Add</i>	70.75	
33 61 13 00-0064	LF	6" Diameter Preinsulated Schedule 40 Black Steel Pipe With 1/2" Polyurethane Foam Insulation And Fiberglass Reinforced Polyester (FRP) Jacket.....	499.38	
		<i>For High Density Polyethylene (HDPE) Jacket, Add</i>	8.21	
		<i>For Schedule 80 Pipe, Add</i>	82.14	
33 61 13 00-0065	LF	8" Diameter Preinsulated Schedule 40 Black Steel Pipe With 1/2" Polyurethane Foam Insulation And Fiberglass Reinforced Polyester (FRP) Jacket.....	704.90	
		<i>For High Density Polyethylene (HDPE) Jacket, Add</i>	11.95	
		<i>For Schedule 80 Pipe, Add</i>	119.55	
33 61 13 00-0066	LF	10" Diameter Preinsulated Schedule 40 Black Steel Pipe With 1/2" Polyurethane Foam Insulation And Fiberglass Reinforced Polyester (FRP) Jacket.....	916.37	
		<i>For High Density Polyethylene (HDPE) Jacket, Add</i>	15.78	
		<i>For Schedule 80 Pipe, Add</i>	157.77	
33 61 13 00-0067	LF	12" Diameter Preinsulated Schedule 40 Black Steel Pipe With 1/2" Polyurethane Foam Insulation And Fiberglass Reinforced Polyester (FRP) Jacket.....	1,140.96	
		<i>For High Density Polyethylene (HDPE) Jacket, Add</i>	19.68	
		<i>For Schedule 80 Pipe, Add</i>	196.80	

33 61 13 00-0068 Standard Black Steel Carrier Pipe (33 61 13 00-0053)

Note: With 1" polyurethane insulation and non-metallic fiberglass reinforced polyester (FRP) casing.

33 61 13 00-0069	LF	3/4" Diameter Preinsulated Schedule 40 Black Steel Pipe With 1" Polyurethane Foam Insulation And Fiberglass Reinforced Polyester (FRP) Jacket.....	173.08	
		<i>For High Density Polyethylene (HDPE) Jacket, Add</i>	2.96	
		<i>For Schedule 80 Pipe, Add</i>	29.61	
33 61 13 00-0070	LF	1" Diameter Preinsulated Schedule 40 Black Steel Pipe With 1" Polyurethane Foam Insulation And Fiberglass Reinforced Polyester (FRP) Jacket.....	189.84	
		<i>For High Density Polyethylene (HDPE) Jacket, Add</i>	3.26	
		<i>For Schedule 80 Pipe, Add</i>	32.56	
33 61 13 00-0071	LF	1-1/4" Diameter Preinsulated Schedule 40 Black Steel Pipe With 1" Polyurethane Foam Insulation And Fiberglass Reinforced Polyester (FRP) Jacket.....	212.07	
		<i>For High Density Polyethylene (HDPE) Jacket, Add</i>	3.67	
		<i>For Schedule 80 Pipe, Add</i>	36.68	
33 61 13 00-0072	LF	1-1/2" Diameter Preinsulated Schedule 40 Black Steel Pipe With 1" Polyurethane Foam Insulation And Fiberglass Reinforced Polyester (FRP) Jacket.....	227.10	
		<i>For High Density Polyethylene (HDPE) Jacket, Add</i>	3.94	
		<i>For Schedule 80 Pipe, Add</i>	39.36	
33 61 13 00-0073	LF	2" Diameter Preinsulated Schedule 40 Black Steel Pipe With 1" Polyurethane Foam Insulation And Fiberglass Reinforced Polyester (FRP) Jacket.....	237.92	
		<i>For High Density Polyethylene (HDPE) Jacket, Add</i>	4.12	
		<i>For Schedule 80 Pipe, Add</i>	41.15	
33 61 13 00-0074	LF	2-1/2" Diameter Preinsulated Schedule 40 Black Steel Pipe With 1" Polyurethane Foam Insulation And Fiberglass Reinforced Polyester (FRP) Jacket.....	263.41	
		<i>For High Density Polyethylene (HDPE) Jacket, Add</i>	4.47	
		<i>For Schedule 80 Pipe, Add</i>	44.73	
33 61 13 00-0075	LF	3" Diameter Preinsulated Schedule 40 Black Steel Pipe With 1" Polyurethane Foam Insulation And Fiberglass Reinforced Polyester (FRP) Jacket.....	290.06	
		<i>For High Density Polyethylene (HDPE) Jacket, Add</i>	4.83	
		<i>For Schedule 80 Pipe, Add</i>	48.31	
33 61 13 00-0076	LF	4" Diameter Preinsulated Schedule 40 Black Steel Pipe With 1" Polyurethane Foam Insulation And Fiberglass Reinforced Polyester (FRP) Jacket.....	365.96	
		<i>For High Density Polyethylene (HDPE) Jacket, Add</i>	6.08	
		<i>For Schedule 80 Pipe, Add</i>	60.83	
33 61 13 00-0077	LF	5" Diameter Preinsulated Schedule 40 Black Steel Pipe With 1" Polyurethane Foam Insulation And Fiberglass Reinforced Polyester (FRP) Jacket.....	464.83	
		<i>For High Density Polyethylene (HDPE) Jacket, Add</i>	7.78	
		<i>For Schedule 80 Pipe, Add</i>	77.83	



	MINOR CSI	UOM	DESCRIPTION	TOTAL DIRECT UNIT COST	DEMOLITION UNIT COST
33 61	13 00-0078	LF	6" Diameter Preinsulated Schedule 40 Black Steel Pipe With 1" Polyurethane Foam Insulation And Fiberglass Reinforced Polyester (FRP) Jacket <i>For High Density Polyethylene (HDPE) Jacket, Add</i> <i>For Schedule 80 Pipe, Add</i>	540.45 9.04 90.35	
33 61	13 00-0079	LF	8" Diameter Preinsulated Schedule 40 Black Steel Pipe With 1" Polyurethane Foam Insulation And Fiberglass Reinforced Polyester (FRP) Jacket <i>For High Density Polyethylene (HDPE) Jacket, Add</i> <i>For Schedule 80 Pipe, Add</i>	764.67 13.15 131.50	
33 61	13 00-0080	LF	10" Diameter Preinsulated Schedule 40 Black Steel Pipe With 1" Polyurethane Foam Insulation And Fiberglass Reinforced Polyester (FRP) Jacket <i>For High Density Polyethylene (HDPE) Jacket, Add</i> <i>For Schedule 80 Pipe, Add</i>	995.26 17.35 173.54	
33 61	13 00-0081	LF	12" Diameter Preinsulated Schedule 40 Black Steel Pipe With 1" Polyurethane Foam Insulation And Fiberglass Reinforced Polyester (FRP) Jacket <i>For High Density Polyethylene (HDPE) Jacket, Add</i> <i>For Schedule 80 Pipe, Add</i>	1,239.36 21.65 216.48	
33 61 13 00-0082 Standard Black Steel Carrier Pipe <small>(33 61 13 00-0053)</small>					
Note: With 1-1/2" polyurethane insulation and non-metallic fiberglass reinforced polyester (FRP) casing.					
33 61	13 00-0083	LF	3/4" Diameter Preinsulated Schedule 40 Black Steel Pipe With 1-1/2" Polyurethane Foam Insulation And Fiberglass Reinforced Polyester (FRP) Jacket <i>For High Density Polyethylene (HDPE) Jacket, Add</i> <i>For Schedule 80 Pipe, Add</i>	179.81 3.10 30.96	
33 61	13 00-0084	LF	1" Diameter Preinsulated Schedule 40 Black Steel Pipe With 1-1/2" Polyurethane Foam Insulation And Fiberglass Reinforced Polyester (FRP) Jacket <i>For High Density Polyethylene (HDPE) Jacket, Add</i> <i>For Schedule 80 Pipe, Add</i>	197.24 3.40 34.04	
33 61	13 00-0085	LF	1-1/4" Diameter Preinsulated Schedule 40 Black Steel Pipe With 1-1/2" Polyurethane Foam Insulation And Fiberglass Reinforced Polyester (FRP) Jacket <i>For High Density Polyethylene (HDPE) Jacket, Add</i> <i>For Schedule 80 Pipe, Add</i>	220.41 3.83 38.34	
33 61	13 00-0086	LF	1-1/2" Diameter Preinsulated Schedule 40 Black Steel Pipe With 1-1/2" Polyurethane Foam Insulation And Fiberglass Reinforced Polyester (FRP) Jacket <i>For High Density Polyethylene (HDPE) Jacket, Add</i> <i>For Schedule 80 Pipe, Add</i>	236.05 4.12 41.15	
33 61	13 00-0087	LF	2" Diameter Preinsulated Schedule 40 Black Steel Pipe With 1-1/2" Polyurethane Foam Insulation And Fiberglass Reinforced Polyester (FRP) Jacket <i>For High Density Polyethylene (HDPE) Jacket, Add</i> <i>For Schedule 80 Pipe, Add</i>	247.27 4.30 43.02	
33 61	13 00-0088	LF	2-1/2" Diameter Preinsulated Schedule 40 Black Steel Pipe With 1-1/2" Polyurethane Foam Insulation And Fiberglass Reinforced Polyester (FRP) Jacket <i>For High Density Polyethylene (HDPE) Jacket, Add</i> <i>For Schedule 80 Pipe, Add</i>	273.57 4.68 46.76	
33 61	13 00-0089	LF	3" Diameter Preinsulated Schedule 40 Black Steel Pipe With 1-1/2" Polyurethane Foam Insulation And Fiberglass Reinforced Polyester (FRP) Jacket <i>For High Density Polyethylene (HDPE) Jacket, Add</i> <i>For Schedule 80 Pipe, Add</i>	301.04 5.05 50.50	
33 61	13 00-0090	LF	4" Diameter Preinsulated Schedule 40 Black Steel Pipe With 1-1/2" Polyurethane Foam Insulation And Fiberglass Reinforced Polyester (FRP) Jacket <i>For High Density Polyethylene (HDPE) Jacket, Add</i> <i>For Schedule 80 Pipe, Add</i>	379.78 6.36 63.59	
33 61	13 00-0091	LF	5" Diameter Preinsulated Schedule 40 Black Steel Pipe With 1-1/2" Polyurethane Foam Insulation And Fiberglass Reinforced Polyester (FRP) Jacket <i>For High Density Polyethylene (HDPE) Jacket, Add</i> <i>For Schedule 80 Pipe, Add</i>	482.52 8.14 81.36	
33 61	13 00-0092	LF	6" Diameter Preinsulated Schedule 40 Black Steel Pipe With 1-1/2" Polyurethane Foam Insulation And Fiberglass Reinforced Polyester (FRP) Jacket <i>For High Density Polyethylene (HDPE) Jacket, Add</i> <i>For Schedule 80 Pipe, Add</i>	560.99 9.45 94.46	
33 61	13 00-0093	LF	8" Diameter Preinsulated Schedule 40 Black Steel Pipe With 1-1/2" Polyurethane Foam Insulation And Fiberglass Reinforced Polyester (FRP) Jacket <i>For High Density Polyethylene (HDPE) Jacket, Add</i> <i>For Schedule 80 Pipe, Add</i>	794.55 13.75 137.48	
33 61	13 00-0094	LF	10" Diameter Preinsulated Schedule 40 Black Steel Pipe With 1-1/2" Polyurethane Foam Insulation And Fiberglass Reinforced Polyester (FRP) Jacket <i>For High Density Polyethylene (HDPE) Jacket, Add</i> <i>For Schedule 80 Pipe, Add</i>	1,034.70 18.14 181.43	
33 61	13 00-0095	LF	12" Diameter Preinsulated Schedule 40 Black Steel Pipe With 1-1/2" Polyurethane Foam Insulation And Fiberglass Reinforced Polyester (FRP) Jacket <i>For High Density Polyethylene (HDPE) Jacket, Add</i> <i>For Schedule 80 Pipe, Add</i>	1,288.56 22.63 226.32	
33 61 13 00-0096 Standard Black Steel Carrier Pipe <small>(33 61 13 00-0053)</small>					
Note: With 2" polyurethane insulation and non-metallic fiberglass reinforced polyester (FRP) casing.					
33 61	13 00-0097	LF	3/4" Diameter Preinsulated Schedule 40 Black Steel Pipe With 2" Polyurethane Foam Insulation And Fiberglass Reinforced Polyester (FRP) Jacket <i>For High Density Polyethylene (HDPE) Jacket, Add</i> <i>For Schedule 80 Pipe, Add</i>	189.90 3.30 32.97	
33 61	13 00-0098	LF	1" Diameter Preinsulated Schedule 40 Black Steel Pipe With 2" Polyurethane Foam Insulation And Fiberglass Reinforced Polyester (FRP) Jacket <i>For High Density Polyethylene (HDPE) Jacket, Add</i> <i>For Schedule 80 Pipe, Add</i>	208.34 3.63 36.26	

33 Utilities**33 60 Hydronic and Steam Energy Utilities****33 61 Hydronic Energy Distribution**

SAN BERNARDINO
COUNTY

MINOR
CSI UOM DESCRIPTION

TOTAL DIRECT DEMOLITION
UNIT COST UNIT COST

33 61 13 00-0099	LF	1-1/4" Diameter Preinsulated Schedule 40 Black Steel Pipe With 2" Polyurethane Foam Insulation And Fiberglass Reinforced Polyester (FRP) Jacket.....	232.91	
		<i>For High Density Polyethylene (HDPE) Jacket, Add</i>	4.08	
		<i>For Schedule 80 Pipe, Add</i>	40.84	
33 61 13 00-0100	LF	1-1/2" Diameter Preinsulated Schedule 40 Black Steel Pipe With 2" Polyurethane Foam Insulation And Fiberglass Reinforced Polyester (FRP) Jacket.....	249.47	
		<i>For High Density Polyethylene (HDPE) Jacket, Add</i>	4.38	
		<i>For Schedule 80 Pipe, Add</i>	43.83	
33 61 13 00-0101	LF	2" Diameter Preinsulated Schedule 40 Black Steel Pipe With 2" Polyurethane Foam Insulation And Fiberglass Reinforced Polyester (FRP) Jacket.....	261.30	
		<i>For High Density Polyethylene (HDPE) Jacket, Add</i>	4.58	
		<i>For Schedule 80 Pipe, Add</i>	45.83	
33 61 13 00-0102	LF	2-1/2" Diameter Preinsulated Schedule 40 Black Steel Pipe With 2" Polyurethane Foam Insulation And Fiberglass Reinforced Polyester (FRP) Jacket.....	288.82	
		<i>For High Density Polyethylene (HDPE) Jacket, Add</i>	4.98	
		<i>For Schedule 80 Pipe, Add</i>	49.81	
33 61 13 00-0103	LF	3" Diameter Preinsulated Schedule 40 Black Steel Pipe With 2" Polyurethane Foam Insulation And Fiberglass Reinforced Polyester (FRP) Jacket.....	317.51	
		<i>For High Density Polyethylene (HDPE) Jacket, Add</i>	5.38	
		<i>For Schedule 80 Pipe, Add</i>	53.80	
33 61 13 00-0104	LF	4" Diameter Preinsulated Schedule 40 Black Steel Pipe With 2" Polyurethane Foam Insulation And Fiberglass Reinforced Polyester (FRP) Jacket.....	400.52	
		<i>For High Density Polyethylene (HDPE) Jacket, Add</i>	6.77	
		<i>For Schedule 80 Pipe, Add</i>	67.74	
33 61 13 00-0105	LF	5" Diameter Preinsulated Schedule 40 Black Steel Pipe With 2" Polyurethane Foam Insulation And Fiberglass Reinforced Polyester (FRP) Jacket.....	509.05	
		<i>For High Density Polyethylene (HDPE) Jacket, Add</i>	8.67	
		<i>For Schedule 80 Pipe, Add</i>	86.67	
33 61 13 00-0106	LF	6" Diameter Preinsulated Schedule 40 Black Steel Pipe With 2" Polyurethane Foam Insulation And Fiberglass Reinforced Polyester (FRP) Jacket.....	591.79	
		<i>For High Density Polyethylene (HDPE) Jacket, Add</i>	10.06	
		<i>For Schedule 80 Pipe, Add</i>	100.62	
33 61 13 00-0107	LF	8" Diameter Preinsulated Schedule 40 Black Steel Pipe With 2" Polyurethane Foam Insulation And Fiberglass Reinforced Polyester (FRP) Jacket.....	839.38	
		<i>For High Density Polyethylene (HDPE) Jacket, Add</i>	14.64	
		<i>For Schedule 80 Pipe, Add</i>	146.44	
33 61 13 00-0108	LF	10" Diameter Preinsulated Schedule 40 Black Steel Pipe With 2" Polyurethane Foam Insulation And Fiberglass Reinforced Polyester (FRP) Jacket.....	1,093.86	
		<i>For High Density Polyethylene (HDPE) Jacket, Add</i>	19.33	
		<i>For Schedule 80 Pipe, Add</i>	193.26	
33 61 13 00-0109	LF	12" Diameter Preinsulated Schedule 40 Black Steel Pipe With 2" Polyurethane Foam Insulation And Fiberglass Reinforced Polyester (FRP) Jacket.....	1,362.36	
		<i>For High Density Polyethylene (HDPE) Jacket, Add</i>	24.11	
		<i>For Schedule 80 Pipe, Add</i>	241.08	

33 61 13 00-0110 Preinsulated Black Steel Fittings (33 61 13 00-0052)

Note: No excavation or backfill.

33 61 13 00-0111 Elbows (33 61 13 00-0110)

33 61 13 00-0112 Elbows (33 61 13 00-0111)

Note: With 1/2" polyurethane insulation and non-metallic fiberglass reinforced polyester (FRP) casing.

33 61 13 00-0113	EA	3/4" Diameter Preinsulated Black Steel Elbow With 1/2" Polyurethane Foam Insulation And Fiberglass Reinforced Polyester (FRP) Jacket.....	1,035.67	
		<i>For High Density Polyethylene (HDPE) Jacket, Add</i>	18.45	
33 61 13 00-0114	EA	1" Diameter Preinsulated Black Steel Elbow With 1/2" Polyurethane Foam Insulation And Fiberglass Reinforced Polyester (FRP) Jacket.....	1,066.12	
		<i>For High Density Polyethylene (HDPE) Jacket, Add</i>	18.89	
33 61 13 00-0115	EA	1-1/4" Diameter Preinsulated Black Steel Elbow With 1/2" Polyurethane Foam Insulation And Fiberglass Reinforced Polyester (FRP) Jacket.....	1,218.50	
		<i>For High Density Polyethylene (HDPE) Jacket, Add</i>	21.49	
33 61 13 00-0116	EA	1-1/2" Diameter Preinsulated Black Steel Elbow With 1/2" Polyurethane Foam Insulation And Fiberglass Reinforced Polyester (FRP) Jacket.....	1,348.17	
		<i>For High Density Polyethylene (HDPE) Jacket, Add</i>	23.45	
33 61 13 00-0117	EA	2" Diameter Preinsulated Black Steel Elbow With 1/2" Polyurethane Foam Insulation And Fiberglass Reinforced Polyester (FRP) Jacket.....	1,484.94	
		<i>For High Density Polyethylene (HDPE) Jacket, Add</i>	24.42	
33 61 13 00-0118	EA	2-1/2" Diameter Preinsulated Black Steel Elbow With 1/2" Polyurethane Foam Insulation And Fiberglass Reinforced Polyester (FRP) Jacket.....	1,655.70	
		<i>For High Density Polyethylene (HDPE) Jacket, Add</i>	25.40	
33 61 13 00-0119	EA	3" Diameter Preinsulated Black Steel Elbow With 1/2" Polyurethane Foam Insulation And Fiberglass Reinforced Polyester (FRP) Jacket.....	1,917.27	
		<i>For High Density Polyethylene (HDPE) Jacket, Add</i>	29.31	
33 61 13 00-0120	EA	4" Diameter Preinsulated Black Steel Elbow With 1/2" Polyurethane Foam Insulation And Fiberglass Reinforced Polyester (FRP) Jacket.....	2,237.19	
		<i>For High Density Polyethylene (HDPE) Jacket, Add</i>	34.19	
33 61 13 00-0121	EA	5" Diameter Preinsulated Black Steel Elbow With 1/2" Polyurethane Foam Insulation And Fiberglass Reinforced Polyester (FRP) Jacket.....	2,762.74	
		<i>For High Density Polyethylene (HDPE) Jacket, Add</i>	43.96	
33 61 13 00-0122	EA	6" Diameter Preinsulated Black Steel Elbow With 1/2" Polyurethane Foam Insulation And Fiberglass Reinforced Polyester (FRP) Jacket.....	3,089.37	
		<i>For High Density Polyethylene (HDPE) Jacket, Add</i>	49.93	
33 61 13 00-0123	EA	8" Diameter Preinsulated Black Steel Elbow With 1/2" Polyurethane Foam Insulation And Fiberglass Reinforced Polyester (FRP) Jacket.....	4,400.54	
		<i>For High Density Polyethylene (HDPE) Jacket, Add</i>	72.18	



MINOR CSI UOM DESCRIPTION	TOTAL DIRECT UNIT COST	DEMOLITION UNIT COST
33 61 13 00-0124 EA 10" Diameter Preinsulated Black Steel Elbow With 1/2" Polyurethane Foam Insulation And Fiberglass Reinforced Polyester (FRP) Jacket.....	5,810.07	
<i>For High Density Polyethylene (HDPE) Jacket, Add</i>	92.27	
33 61 13 00-0125 EA 12" Diameter Preinsulated Black Steel Elbow With 1/2" Polyurethane Foam Insulation And Fiberglass Reinforced Polyester (FRP) Jacket.....	7,542.65	
<i>For High Density Polyethylene (HDPE) Jacket, Add</i>	122.12	
33 61 13 00-0126 Elbows <small>(33 61 13 00-0111)</small>		
<small>Note: With 1" polyurethane insulation and non-metallic fiberglass reinforced polyester (FRP) casing.</small>		
33 61 13 00-0127 EA 3/4" Diameter Preinsulated Black Steel Elbow With 1" Polyurethane Foam Insulation And Fiberglass Reinforced Polyester (FRP) Jacket.....	1,104.86	
<i>For High Density Polyethylene (HDPE) Jacket, Add</i>	19.84	
33 61 13 00-0128 EA 1" Diameter Preinsulated Black Steel Elbow With 1" Polyurethane Foam Insulation And Fiberglass Reinforced Polyester (FRP) Jacket.....	1,136.94	
<i>For High Density Polyethylene (HDPE) Jacket, Add</i>	20.30	
33 61 13 00-0129 EA 1-1/4" Diameter Preinsulated Black Steel Elbow With 1" Polyurethane Foam Insulation And Fiberglass Reinforced Polyester (FRP) Jacket.....	1,299.10	
<i>For High Density Polyethylene (HDPE) Jacket, Add</i>	23.10	
33 61 13 00-0130 EA 1-1/2" Diameter Preinsulated Black Steel Elbow With 1" Polyurethane Foam Insulation And Fiberglass Reinforced Polyester (FRP) Jacket.....	1,436.09	
<i>For High Density Polyethylene (HDPE) Jacket, Add</i>	25.20	
33 61 13 00-0131 EA 2" Diameter Preinsulated Black Steel Elbow With 1" Polyurethane Foam Insulation And Fiberglass Reinforced Polyester (FRP) Jacket.....	1,576.53	
<i>For High Density Polyethylene (HDPE) Jacket, Add</i>	26.26	
33 61 13 00-0132 EA 2-1/2" Diameter Preinsulated Black Steel Elbow With 1" Polyurethane Foam Insulation And Fiberglass Reinforced Polyester (FRP) Jacket.....	1,750.95	
<i>For High Density Polyethylene (HDPE) Jacket, Add</i>	27.31	
33 61 13 00-0133 EA 3" Diameter Preinsulated Black Steel Elbow With 1" Polyurethane Foam Insulation And Fiberglass Reinforced Polyester (FRP) Jacket.....	2,027.18	
<i>For High Density Polyethylene (HDPE) Jacket, Add</i>	31.51	
33 61 13 00-0134 EA 4" Diameter Preinsulated Black Steel Elbow With 1" Polyurethane Foam Insulation And Fiberglass Reinforced Polyester (FRP) Jacket.....	2,365.41	
<i>For High Density Polyethylene (HDPE) Jacket, Add</i>	36.76	
33 61 13 00-0135 EA 5" Diameter Preinsulated Black Steel Elbow With 1" Polyurethane Foam Insulation And Fiberglass Reinforced Polyester (FRP) Jacket.....	2,927.60	
<i>For High Density Polyethylene (HDPE) Jacket, Add</i>	47.26	
33 61 13 00-0136 EA 6" Diameter Preinsulated Black Steel Elbow With 1" Polyurethane Foam Insulation And Fiberglass Reinforced Polyester (FRP) Jacket.....	3,276.61	
<i>For High Density Polyethylene (HDPE) Jacket, Add</i>	53.68	
33 61 13 00-0137 EA 8" Diameter Preinsulated Black Steel Elbow With 1" Polyurethane Foam Insulation And Fiberglass Reinforced Polyester (FRP) Jacket.....	4,671.23	
<i>For High Density Polyethylene (HDPE) Jacket, Add</i>	77.60	
33 61 13 00-0138 EA 10" Diameter Preinsulated Black Steel Elbow With 1" Polyurethane Foam Insulation And Fiberglass Reinforced Polyester (FRP) Jacket.....	6,156.07	
<i>For High Density Polyethylene (HDPE) Jacket, Add</i>	99.19	
33 61 13 00-0139 EA 12" Diameter Preinsulated Black Steel Elbow With 1" Polyurethane Foam Insulation And Fiberglass Reinforced Polyester (FRP) Jacket.....	8,000.59	
<i>For High Density Polyethylene (HDPE) Jacket, Add</i>	131.28	
33 61 13 00-0140 Elbows <small>(33 61 13 00-0111)</small>		
<small>Note: With 1-1/2" polyurethane insulation and non-metallic fiberglass reinforced polyester (FRP) casing.</small>		
33 61 13 00-0141 EA 3/4" Diameter Preinsulated Black Steel Elbow With 1-1/2" Polyurethane Foam Insulation And Fiberglass Reinforced Polyester (FRP) Jacket.....	1,174.06	
<i>For High Density Polyethylene (HDPE) Jacket, Add</i>	21.22	
33 61 13 00-0142 EA 1" Diameter Preinsulated Black Steel Elbow With 1-1/2" Polyurethane Foam Insulation And Fiberglass Reinforced Polyester (FRP) Jacket.....	1,207.77	
<i>For High Density Polyethylene (HDPE) Jacket, Add</i>	21.72	
33 61 13 00-0143 EA 1-1/4" Diameter Preinsulated Black Steel Elbow With 1-1/2" Polyurethane Foam Insulation And Fiberglass Reinforced Polyester (FRP) Jacket.....	1,379.70	
<i>For High Density Polyethylene (HDPE) Jacket, Add</i>	24.72	
33 61 13 00-0144 EA 1-1/2" Diameter Preinsulated Black Steel Elbow With 1-1/2" Polyurethane Foam Insulation And Fiberglass Reinforced Polyester (FRP) Jacket.....	1,524.01	
<i>For High Density Polyethylene (HDPE) Jacket, Add</i>	26.96	
33 61 13 00-0145 EA 2" Diameter Preinsulated Black Steel Elbow With 1-1/2" Polyurethane Foam Insulation And Fiberglass Reinforced Polyester (FRP) Jacket.....	1,668.12	
<i>For High Density Polyethylene (HDPE) Jacket, Add</i>	28.09	
33 61 13 00-0146 EA 2-1/2" Diameter Preinsulated Black Steel Elbow With 1-1/2" Polyurethane Foam Insulation And Fiberglass Reinforced Polyester (FRP) Jacket.....	1,846.20	
<i>For High Density Polyethylene (HDPE) Jacket, Add</i>	29.21	
33 61 13 00-0147 EA 3" Diameter Preinsulated Black Steel Elbow With 1-1/2" Polyurethane Foam Insulation And Fiberglass Reinforced Polyester (FRP) Jacket.....	2,137.08	
<i>For High Density Polyethylene (HDPE) Jacket, Add</i>	33.70	
33 61 13 00-0148 EA 4" Diameter Preinsulated Black Steel Elbow With 1-1/2" Polyurethane Foam Insulation And Fiberglass Reinforced Polyester (FRP) Jacket.....	2,493.63	
<i>For High Density Polyethylene (HDPE) Jacket, Add</i>	39.32	
33 61 13 00-0149 EA 5" Diameter Preinsulated Black Steel Elbow With 1-1/2" Polyurethane Foam Insulation And Fiberglass Reinforced Polyester (FRP) Jacket.....	3,092.46	
<i>For High Density Polyethylene (HDPE) Jacket, Add</i>	50.56	
33 61 13 00-0150 EA 6" Diameter Preinsulated Black Steel Elbow With 1-1/2" Polyurethane Foam Insulation And Fiberglass Reinforced Polyester (FRP) Jacket.....	3,463.86	
<i>For High Density Polyethylene (HDPE) Jacket, Add</i>	57.42	

33 Utilities**33 60 Hydronic and Steam Energy Utilities****33 61 Hydronic Energy Distribution**

SAN BERNARDINO
COUNTY

MINOR CSI	UOM	DESCRIPTION	TOTAL DIRECT UNIT COST	DEMOLITION UNIT COST
33 61 13 00-0151	EA	8" Diameter Preinsulated Black Steel Elbow With 1-1/2" Polyurethane Foam Insulation And Fiberglass Reinforced Polyester (FRP) Jacket.....	4,941.93	
		<i>For High Density Polyethylene (HDPE) Jacket, Add</i>	83.01	
33 61 13 00-0152	EA	10" Diameter Preinsulated Black Steel Elbow With 1-1/2" Polyurethane Foam Insulation And Fiberglass Reinforced Polyester (FRP) Jacket.....	6,502.06	
		<i>For High Density Polyethylene (HDPE) Jacket, Add</i>	106.11	
33 61 13 00-0153	EA	12" Diameter Preinsulated Black Steel Elbow With 1-1/2" Polyurethane Foam Insulation And Fiberglass Reinforced Polyester (FRP) Jacket.....	8,458.52	
		<i>For High Density Polyethylene (HDPE) Jacket, Add</i>	140.43	
33 61 13 00-0154		Elbows <small>(33 61 13 00-0111)</small>		
		Note: With 2" polyurethane insulation and non-metallic fiberglass reinforced polyester (FRP) casing.		
33 61 13 00-0155	EA	3/4" Diameter Preinsulated Black Steel Elbow With 2" Polyurethane Foam Insulation And Fiberglass Reinforced Polyester (FRP) Jacket.....	1,243.26	
		<i>For High Density Polyethylene (HDPE) Jacket, Add</i>	22.61	
33 61 13 00-0156	EA	1" Diameter Preinsulated Black Steel Elbow With 2" Polyurethane Foam Insulation And Fiberglass Reinforced Polyester (FRP) Jacket.....	1,278.60	
		<i>For High Density Polyethylene (HDPE) Jacket, Add</i>	23.14	
33 61 13 00-0157	EA	1-1/4" Diameter Preinsulated Black Steel Elbow With 2" Polyurethane Foam Insulation And Fiberglass Reinforced Polyester (FRP) Jacket.....	1,460.29	
		<i>For High Density Polyethylene (HDPE) Jacket, Add</i>	26.33	
33 61 13 00-0158	EA	1-1/2" Diameter Preinsulated Black Steel Elbow With 2" Polyurethane Foam Insulation And Fiberglass Reinforced Polyester (FRP) Jacket.....	1,611.94	
		<i>For High Density Polyethylene (HDPE) Jacket, Add</i>	28.72	
33 61 13 00-0159	EA	2" Diameter Preinsulated Black Steel Elbow With 2" Polyurethane Foam Insulation And Fiberglass Reinforced Polyester (FRP) Jacket.....	1,759.70	
		<i>For High Density Polyethylene (HDPE) Jacket, Add</i>	29.92	
33 61 13 00-0160	EA	2-1/2" Diameter Preinsulated Black Steel Elbow With 2" Polyurethane Foam Insulation And Fiberglass Reinforced Polyester (FRP) Jacket.....	1,941.45	
		<i>For High Density Polyethylene (HDPE) Jacket, Add</i>	31.12	
33 61 13 00-0161	EA	3" Diameter Preinsulated Black Steel Elbow With 2" Polyurethane Foam Insulation And Fiberglass Reinforced Polyester (FRP) Jacket.....	2,246.99	
		<i>For High Density Polyethylene (HDPE) Jacket, Add</i>	35.90	
33 61 13 00-0162	EA	4" Diameter Preinsulated Black Steel Elbow With 2" Polyurethane Foam Insulation And Fiberglass Reinforced Polyester (FRP) Jacket.....	2,621.85	
		<i>For High Density Polyethylene (HDPE) Jacket, Add</i>	41.89	
33 61 13 00-0163	EA	5" Diameter Preinsulated Black Steel Elbow With 2" Polyurethane Foam Insulation And Fiberglass Reinforced Polyester (FRP) Jacket.....	3,257.31	
		<i>For High Density Polyethylene (HDPE) Jacket, Add</i>	53.85	
33 61 13 00-0164	EA	6" Diameter Preinsulated Black Steel Elbow With 2" Polyurethane Foam Insulation And Fiberglass Reinforced Polyester (FRP) Jacket.....	3,651.10	
		<i>For High Density Polyethylene (HDPE) Jacket, Add</i>	61.17	
33 61 13 00-0165	EA	8" Diameter Preinsulated Black Steel Elbow With 2" Polyurethane Foam Insulation And Fiberglass Reinforced Polyester (FRP) Jacket.....	5,212.62	
		<i>For High Density Polyethylene (HDPE) Jacket, Add</i>	88.43	
33 61 13 00-0166	EA	10" Diameter Preinsulated Black Steel Elbow With 2" Polyurethane Foam Insulation And Fiberglass Reinforced Polyester (FRP) Jacket.....	6,848.06	
		<i>For High Density Polyethylene (HDPE) Jacket, Add</i>	113.03	
33 61 13 00-0167	EA	12" Diameter Preinsulated Black Steel Elbow With 2" Polyurethane Foam Insulation And Fiberglass Reinforced Polyester (FRP) Jacket.....	8,916.46	
		<i>For High Density Polyethylene (HDPE) Jacket, Add</i>	149.59	
33 61 13 00-0168		Tees <small>(33 61 13 00-0110)</small>		
33 61 13 00-0169		Tees <small>(33 61 13 00-0168)</small>		
		Note: With 1/2" polyurethane insulation and non-metallic fiberglass reinforced polyester (FRP) casing.		
33 61 13 00-0170	EA	3/4" Diameter Preinsulated Black Steel Tee With 1/2" Polyurethane Foam Insulation And Fiberglass Reinforced Polyester (FRP) Jacket.....	1,539.59	
		<i>For High Density Polyethylene (HDPE) Jacket, Add</i>	27.40	
33 61 13 00-0171	EA	1" Diameter Preinsulated Black Steel Tee With 1/2" Polyurethane Foam Insulation And Fiberglass Reinforced Polyester (FRP) Jacket.....	1,584.82	
		<i>For High Density Polyethylene (HDPE) Jacket, Add</i>	28.05	
33 61 13 00-0172	EA	1-1/4" Diameter Preinsulated Black Steel Tee With 1/2" Polyurethane Foam Insulation And Fiberglass Reinforced Polyester (FRP) Jacket.....	1,811.45	
		<i>For High Density Polyethylene (HDPE) Jacket, Add</i>	31.92	
33 61 13 00-0173	EA	1-1/2" Diameter Preinsulated Black Steel Tee With 1/2" Polyurethane Foam Insulation And Fiberglass Reinforced Polyester (FRP) Jacket.....	2,004.45	
		<i>For High Density Polyethylene (HDPE) Jacket, Add</i>	34.82	
33 61 13 00-0174	EA	2" Diameter Preinsulated Black Steel Tee With 1/2" Polyurethane Foam Insulation And Fiberglass Reinforced Polyester (FRP) Jacket.....	2,208.61	
		<i>For High Density Polyethylene (HDPE) Jacket, Add</i>	36.27	
33 61 13 00-0175	EA	2-1/2" Diameter Preinsulated Black Steel Tee With 1/2" Polyurethane Foam Insulation And Fiberglass Reinforced Polyester (FRP) Jacket.....	2,463.80	
		<i>For High Density Polyethylene (HDPE) Jacket, Add</i>	37.72	
33 61 13 00-0176	EA	3" Diameter Preinsulated Black Steel Tee With 1/2" Polyurethane Foam Insulation And Fiberglass Reinforced Polyester (FRP) Jacket.....	2,853.92	
		<i>For High Density Polyethylene (HDPE) Jacket, Add</i>	43.52	
33 61 13 00-0177	EA	4" Diameter Preinsulated Black Steel Tee With 1/2" Polyurethane Foam Insulation And Fiberglass Reinforced Polyester (FRP) Jacket.....	3,330.13	
		<i>For High Density Polyethylene (HDPE) Jacket, Add</i>	50.78	
33 61 13 00-0178	EA	5" Diameter Preinsulated Black Steel Tee With 1/2" Polyurethane Foam Insulation And Fiberglass Reinforced Polyester (FRP) Jacket.....	4,114.12	
		<i>For High Density Polyethylene (HDPE) Jacket, Add</i>	65.28	



MINOR CSI UOM DESCRIPTION	TOTAL DIRECT UNIT COST	DEMOLITION UNIT COST
33 61 13 00-0179 EA 6" Diameter Preinsulated Black Steel Tee With 1/2" Polyurethane Foam Insulation And Fiberglass Reinforced Polyester (FRP) Jacket.....	4,597.43	
<i>For High Density Polyethylene (HDPE) Jacket, Add</i>	74.15	
33 61 13 00-0180 EA 8" Diameter Preinsulated Black Steel Tee With 1/2" Polyurethane Foam Insulation And Fiberglass Reinforced Polyester (FRP) Jacket.....	6,545.22	
<i>For High Density Polyethylene (HDPE) Jacket, Add</i>	107.19	
33 61 13 00-0181 EA 10" Diameter Preinsulated Black Steel Tee With 1/2" Polyurethane Foam Insulation And Fiberglass Reinforced Polyester (FRP) Jacket.....	8,648.03	
<i>For High Density Polyethylene (HDPE) Jacket, Add</i>	137.01	
33 61 13 00-0182 EA 12" Diameter Preinsulated Black Steel Tee With 1/2" Polyurethane Foam Insulation And Fiberglass Reinforced Polyester (FRP) Jacket.....	11,222.38	
<i>For High Density Polyethylene (HDPE) Jacket, Add</i>	181.34	
33 61 13 00-0183 Tees <small>(33 61 13 00-0168)</small>		
<i>Note: With 1" polyurethane insulation and non-metallic fiberglass reinforced polyester (FRP) casing</i>		
33 61 13 00-0184 EA 3/4" Diameter Preinsulated Black Steel Tee With 1" Polyurethane Foam Insulation And Fiberglass Reinforced Polyester (FRP) Jacket.....	1,642.35	
<i>For High Density Polyethylene (HDPE) Jacket, Add</i>	29.46	
33 61 13 00-0185 EA 1" Diameter Preinsulated Black Steel Tee With 1" Polyurethane Foam Insulation And Fiberglass Reinforced Polyester (FRP) Jacket.....	1,690.00	
<i>For High Density Polyethylene (HDPE) Jacket, Add</i>	30.15	
33 61 13 00-0186 EA 1-1/4" Diameter Preinsulated Black Steel Tee With 1" Polyurethane Foam Insulation And Fiberglass Reinforced Polyester (FRP) Jacket.....	1,931.13	
<i>For High Density Polyethylene (HDPE) Jacket, Add</i>	34.31	
33 61 13 00-0187 EA 1-1/2" Diameter Preinsulated Black Steel Tee With 1" Polyurethane Foam Insulation And Fiberglass Reinforced Polyester (FRP) Jacket.....	2,135.02	
<i>For High Density Polyethylene (HDPE) Jacket, Add</i>	37.43	
33 61 13 00-0188 EA 2" Diameter Preinsulated Black Steel Tee With 1" Polyurethane Foam Insulation And Fiberglass Reinforced Polyester (FRP) Jacket.....	2,344.61	
<i>For High Density Polyethylene (HDPE) Jacket, Add</i>	38.99	
33 61 13 00-0189 EA 2-1/2" Diameter Preinsulated Black Steel Tee With 1" Polyurethane Foam Insulation And Fiberglass Reinforced Polyester (FRP) Jacket.....	2,605.25	
<i>For High Density Polyethylene (HDPE) Jacket, Add</i>	40.55	
33 61 13 00-0190 EA 3" Diameter Preinsulated Black Steel Tee With 1" Polyurethane Foam Insulation And Fiberglass Reinforced Polyester (FRP) Jacket.....	3,017.13	
<i>For High Density Polyethylene (HDPE) Jacket, Add</i>	46.79	
33 61 13 00-0191 EA 4" Diameter Preinsulated Black Steel Tee With 1" Polyurethane Foam Insulation And Fiberglass Reinforced Polyester (FRP) Jacket.....	3,520.54	
<i>For High Density Polyethylene (HDPE) Jacket, Add</i>	54.58	
33 61 13 00-0192 EA 5" Diameter Preinsulated Black Steel Tee With 1" Polyurethane Foam Insulation And Fiberglass Reinforced Polyester (FRP) Jacket.....	4,358.93	
<i>For High Density Polyethylene (HDPE) Jacket, Add</i>	70.18	
33 61 13 00-0193 EA 6" Diameter Preinsulated Black Steel Tee With 1" Polyurethane Foam Insulation And Fiberglass Reinforced Polyester (FRP) Jacket.....	4,875.49	
<i>For High Density Polyethylene (HDPE) Jacket, Add</i>	79.71	
33 61 13 00-0194 EA 8" Diameter Preinsulated Black Steel Tee With 1" Polyurethane Foam Insulation And Fiberglass Reinforced Polyester (FRP) Jacket.....	6,947.20	
<i>For High Density Polyethylene (HDPE) Jacket, Add</i>	115.23	
33 61 13 00-0195 EA 10" Diameter Preinsulated Black Steel Tee With 1" Polyurethane Foam Insulation And Fiberglass Reinforced Polyester (FRP) Jacket.....	9,161.83	
<i>For High Density Polyethylene (HDPE) Jacket, Add</i>	147.29	
33 61 13 00-0196 EA 12" Diameter Preinsulated Black Steel Tee With 1" Polyurethane Foam Insulation And Fiberglass Reinforced Polyester (FRP) Jacket.....	11,902.41	
<i>For High Density Polyethylene (HDPE) Jacket, Add</i>	194.94	
33 61 13 00-0197 Tees <small>(33 61 13 00-0168)</small>		
<i>Note: With 1-1/2" polyurethane insulation and non-metallic fiberglass reinforced polyester (FRP) casing</i>		
33 61 13 00-0198 EA 3/4" Diameter Preinsulated Black Steel Tee With 1-1/2" Polyurethane Foam Insulation And Fiberglass Reinforced Polyester (FRP) Jacket.....	1,745.12	
<i>For High Density Polyethylene (HDPE) Jacket, Add</i>	31.51	
33 61 13 00-0199 EA 1" Diameter Preinsulated Black Steel Tee With 1-1/2" Polyurethane Foam Insulation And Fiberglass Reinforced Polyester (FRP) Jacket.....	1,795.18	
<i>For High Density Polyethylene (HDPE) Jacket, Add</i>	32.25	
33 61 13 00-0200 EA 1-1/4" Diameter Preinsulated Black Steel Tee With 1-1/2" Polyurethane Foam Insulation And Fiberglass Reinforced Polyester (FRP) Jacket.....	2,050.82	
<i>For High Density Polyethylene (HDPE) Jacket, Add</i>	36.70	
33 61 13 00-0201 EA 1-1/2" Diameter Preinsulated Black Steel Tee With 1-1/2" Polyurethane Foam Insulation And Fiberglass Reinforced Polyester (FRP) Jacket.....	2,265.58	
<i>For High Density Polyethylene (HDPE) Jacket, Add</i>	40.04	
33 61 13 00-0202 EA 2" Diameter Preinsulated Black Steel Tee With 1-1/2" Polyurethane Foam Insulation And Fiberglass Reinforced Polyester (FRP) Jacket.....	2,480.62	
<i>For High Density Polyethylene (HDPE) Jacket, Add</i>	41.71	
33 61 13 00-0203 EA 2-1/2" Diameter Preinsulated Black Steel Tee With 1-1/2" Polyurethane Foam Insulation And Fiberglass Reinforced Polyester (FRP) Jacket.....	2,746.70	
<i>For High Density Polyethylene (HDPE) Jacket, Add</i>	43.38	
33 61 13 00-0204 EA 3" Diameter Preinsulated Black Steel Tee With 1-1/2" Polyurethane Foam Insulation And Fiberglass Reinforced Polyester (FRP) Jacket.....	3,180.34	
<i>For High Density Polyethylene (HDPE) Jacket, Add</i>	50.05	
33 61 13 00-0205 EA 4" Diameter Preinsulated Black Steel Tee With 1-1/2" Polyurethane Foam Insulation And Fiberglass Reinforced Polyester (FRP) Jacket.....	3,710.94	
<i>For High Density Polyethylene (HDPE) Jacket, Add</i>	58.39	

33 Utilities**33 60 Hydronic and Steam Energy Utilities****33 61 Hydronic Energy Distribution**
**SAN BERNARDINO
COUNTY**

MINOR CSI	UOM	DESCRIPTION	TOTAL DIRECT UNIT COST	DEMOLITION UNIT COST
33 61 13 00-0206	EA	5" Diameter Preinsulated Black Steel Tee With 1-1/2" Polyurethane Foam Insulation And Fiberglass Reinforced Polyester (FRP) Jacket.....	4,603.74	
		<i>For High Density Polyethylene (HDPE) Jacket, Add</i>	75.08	
33 61 13 00-0207	EA	6" Diameter Preinsulated Black Steel Tee With 1-1/2" Polyurethane Foam Insulation And Fiberglass Reinforced Polyester (FRP) Jacket.....	5,153.55	
		<i>For High Density Polyethylene (HDPE) Jacket, Add</i>	85.27	
33 61 13 00-0208	EA	8" Diameter Preinsulated Black Steel Tee With 1-1/2" Polyurethane Foam Insulation And Fiberglass Reinforced Polyester (FRP) Jacket.....	7,349.18	
		<i>For High Density Polyethylene (HDPE) Jacket, Add</i>	123.27	
33 61 13 00-0209	EA	10" Diameter Preinsulated Black Steel Tee With 1-1/2" Polyurethane Foam Insulation And Fiberglass Reinforced Polyester (FRP) Jacket.....	9,675.63	
		<i>For High Density Polyethylene (HDPE) Jacket, Add</i>	157.57	
33 61 13 00-0210	EA	12" Diameter Preinsulated Black Steel Tee With 1-1/2" Polyurethane Foam Insulation And Fiberglass Reinforced Polyester (FRP) Jacket.....	12,582.45	
		<i>For High Density Polyethylene (HDPE) Jacket, Add</i>	208.54	
33 61 13 00-0211		Tees <small>(33 61 13 00-0168)</small>		
		Note: With 2" polyurethane insulation and non-metallic fiberglass reinforced polyester (FRP) casing.		
33 61 13 00-0212	EA	3/4" Diameter Preinsulated Black Steel Tee With 2" Polyurethane Foam Insulation And Fiberglass Reinforced Polyester (FRP) Jacket.....	1,847.88	
		<i>For High Density Polyethylene (HDPE) Jacket, Add</i>	33.57	
33 61 13 00-0213	EA	1" Diameter Preinsulated Black Steel Tee With 2" Polyurethane Foam Insulation And Fiberglass Reinforced Polyester (FRP) Jacket.....	1,900.36	
		<i>For High Density Polyethylene (HDPE) Jacket, Add</i>	34.36	
33 61 13 00-0214	EA	1-1/4" Diameter Preinsulated Black Steel Tee With 2" Polyurethane Foam Insulation And Fiberglass Reinforced Polyester (FRP) Jacket.....	2,170.50	
		<i>For High Density Polyethylene (HDPE) Jacket, Add</i>	39.10	
33 61 13 00-0215	EA	1-1/2" Diameter Preinsulated Black Steel Tee With 2" Polyurethane Foam Insulation And Fiberglass Reinforced Polyester (FRP) Jacket.....	2,396.15	
		<i>For High Density Polyethylene (HDPE) Jacket, Add</i>	42.65	
33 61 13 00-0216	EA	2" Diameter Preinsulated Black Steel Tee With 2" Polyurethane Foam Insulation And Fiberglass Reinforced Polyester (FRP) Jacket.....	2,616.63	
		<i>For High Density Polyethylene (HDPE) Jacket, Add</i>	44.43	
33 61 13 00-0217	EA	2-1/2" Diameter Preinsulated Black Steel Tee With 2" Polyurethane Foam Insulation And Fiberglass Reinforced Polyester (FRP) Jacket.....	2,888.14	
		<i>For High Density Polyethylene (HDPE) Jacket, Add</i>	46.21	
33 61 13 00-0218	EA	3" Diameter Preinsulated Black Steel Tee With 2" Polyurethane Foam Insulation And Fiberglass Reinforced Polyester (FRP) Jacket.....	3,343.55	
		<i>For High Density Polyethylene (HDPE) Jacket, Add</i>	53.31	
33 61 13 00-0219	EA	4" Diameter Preinsulated Black Steel Tee With 2" Polyurethane Foam Insulation And Fiberglass Reinforced Polyester (FRP) Jacket.....	3,901.35	
		<i>For High Density Polyethylene (HDPE) Jacket, Add</i>	62.20	
33 61 13 00-0220	EA	5" Diameter Preinsulated Black Steel Tee With 2" Polyurethane Foam Insulation And Fiberglass Reinforced Polyester (FRP) Jacket.....	4,848.55	
		<i>For High Density Polyethylene (HDPE) Jacket, Add</i>	79.97	
33 61 13 00-0221	EA	6" Diameter Preinsulated Black Steel Tee With 2" Polyurethane Foam Insulation And Fiberglass Reinforced Polyester (FRP) Jacket.....	5,431.60	
		<i>For High Density Polyethylene (HDPE) Jacket, Add</i>	90.83	
33 61 13 00-0222	EA	8" Diameter Preinsulated Black Steel Tee With 2" Polyurethane Foam Insulation And Fiberglass Reinforced Polyester (FRP) Jacket.....	7,751.15	
		<i>For High Density Polyethylene (HDPE) Jacket, Add</i>	131.31	
33 61 13 00-0223	EA	10" Diameter Preinsulated Black Steel Tee With 2" Polyurethane Foam Insulation And Fiberglass Reinforced Polyester (FRP) Jacket.....	10,189.44	
		<i>For High Density Polyethylene (HDPE) Jacket, Add</i>	167.84	
33 61 13 00-0224	EA	12" Diameter Preinsulated Black Steel Tee With 2" Polyurethane Foam Insulation And Fiberglass Reinforced Polyester (FRP) Jacket.....	13,262.49	
		<i>For High Density Polyethylene (HDPE) Jacket, Add</i>	222.14	
33 61 13 00-0225		Reducers <small>(33 61 13 00-0110)</small>		
33 61 13 00-0226		Reducers <small>(33 61 13 00-0225)</small>		
		Note: With 1/2" polyurethane insulation and non-metallic fiberglass reinforced polyester (FRP) casing.		
33 61 13 00-0227	EA	3/4" Diameter Preinsulated Black Steel Reducer With 1/2" Polyurethane Foam Insulation And Fiberglass Reinforced Polyester (FRP) Jacket.....	867.54	
		<i>For High Density Polyethylene (HDPE) Jacket, Add</i>	15.32	
33 61 13 00-0228	EA	1" Diameter Preinsulated Black Steel Reducer With 1/2" Polyurethane Foam Insulation And Fiberglass Reinforced Polyester (FRP) Jacket.....	893.36	
		<i>For High Density Polyethylene (HDPE) Jacket, Add</i>	15.68	
33 61 13 00-0229	EA	1-1/4" Diameter Preinsulated Black Steel Reducer With 1/2" Polyurethane Foam Insulation And Fiberglass Reinforced Polyester (FRP) Jacket.....	1,021.44	
		<i>For High Density Polyethylene (HDPE) Jacket, Add</i>	17.84	
33 61 13 00-0230	EA	1-1/2" Diameter Preinsulated Black Steel Reducer With 1/2" Polyurethane Foam Insulation And Fiberglass Reinforced Polyester (FRP) Jacket.....	1,131.21	
		<i>For High Density Polyethylene (HDPE) Jacket, Add</i>	19.46	
33 61 13 00-0231	EA	2" Diameter Preinsulated Black Steel Reducer With 1/2" Polyurethane Foam Insulation And Fiberglass Reinforced Polyester (FRP) Jacket.....	1,250.85	
		<i>For High Density Polyethylene (HDPE) Jacket, Add</i>	20.27	
33 61 13 00-0232	EA	2-1/2" Diameter Preinsulated Black Steel Reducer With 1/2" Polyurethane Foam Insulation And Fiberglass Reinforced Polyester (FRP) Jacket.....	1,409.90	
		<i>For High Density Polyethylene (HDPE) Jacket, Add</i>	21.08	
33 61 13 00-0233	EA	3" Diameter Preinsulated Black Steel Reducer With 1/2" Polyurethane Foam Insulation And Fiberglass Reinforced Polyester (FRP) Jacket.....	1,626.61	
		<i>For High Density Polyethylene (HDPE) Jacket, Add</i>	24.33	



MINOR CSI UOM DESCRIPTION	TOTAL DIRECT UNIT COST	DEMOLITION UNIT COST
33 61 13 00-0234 EA 4" Diameter Preinsulated Black Steel Reducer With 1/2" Polyurethane Foam Insulation And Fiberglass Reinforced Polyester (FRP) Jacket.....	1,893.56	
<i>For High Density Polyethylene (HDPE) Jacket, Add</i>	28.38	
33 61 13 00-0235 EA 5" Diameter Preinsulated Black Steel Reducer With 1/2" Polyurethane Foam Insulation And Fiberglass Reinforced Polyester (FRP) Jacket.....	2,332.78	
<i>For High Density Polyethylene (HDPE) Jacket, Add</i>	36.49	
33 61 13 00-0236 EA 6" Diameter Preinsulated Black Steel Reducer With 1/2" Polyurethane Foam Insulation And Fiberglass Reinforced Polyester (FRP) Jacket.....	2,605.87	
<i>For High Density Polyethylene (HDPE) Jacket, Add</i>	41.44	
33 61 13 00-0237 EA 8" Diameter Preinsulated Black Steel Reducer With 1/2" Polyurethane Foam Insulation And Fiberglass Reinforced Polyester (FRP) Jacket.....	3,708.03	
<i>For High Density Polyethylene (HDPE) Jacket, Add</i>	59.91	
33 61 13 00-0238 EA 10" Diameter Preinsulated Black Steel Reducer With 1/2" Polyurethane Foam Insulation And Fiberglass Reinforced Polyester (FRP) Jacket.....	4,906.65	
<i>For High Density Polyethylene (HDPE) Jacket, Add</i>	76.58	
33 61 13 00-0239 EA 12" Diameter Preinsulated Black Steel Reducer With 1/2" Polyurethane Foam Insulation And Fiberglass Reinforced Polyester (FRP) Jacket.....	6,358.78	
<i>For High Density Polyethylene (HDPE) Jacket, Add</i>	101.36	
33 61 13 00-0240 Reducers <small>(33 61 13 00-0225)</small>		
<i>Note: With 1" polyurethane insulation and non-metallic fiberglass reinforced polyester (FRP) casing.</i>		
33 61 13 00-0241 EA 3/4" Diameter Preinsulated Black Steel Reducer With 1" Polyurethane Foam Insulation And Fiberglass Reinforced Polyester (FRP) Jacket.....	924.98	
<i>For High Density Polyethylene (HDPE) Jacket, Add</i>	16.46	
33 61 13 00-0242 EA 1" Diameter Preinsulated Black Steel Reducer With 1" Polyurethane Foam Insulation And Fiberglass Reinforced Polyester (FRP) Jacket.....	952.15	
<i>For High Density Polyethylene (HDPE) Jacket, Add</i>	16.85	
33 61 13 00-0243 EA 1-1/4" Diameter Preinsulated Black Steel Reducer With 1" Polyurethane Foam Insulation And Fiberglass Reinforced Polyester (FRP) Jacket.....	1,088.33	
<i>For High Density Polyethylene (HDPE) Jacket, Add</i>	19.18	
33 61 13 00-0244 EA 1-1/2" Diameter Preinsulated Black Steel Reducer With 1" Polyurethane Foam Insulation And Fiberglass Reinforced Polyester (FRP) Jacket.....	1,204.19	
<i>For High Density Polyethylene (HDPE) Jacket, Add</i>	20.92	
33 61 13 00-0245 EA 2" Diameter Preinsulated Black Steel Reducer With 1" Polyurethane Foam Insulation And Fiberglass Reinforced Polyester (FRP) Jacket.....	1,326.87	
<i>For High Density Polyethylene (HDPE) Jacket, Add</i>	21.79	
33 61 13 00-0246 EA 2-1/2" Diameter Preinsulated Black Steel Reducer With 1" Polyurethane Foam Insulation And Fiberglass Reinforced Polyester (FRP) Jacket.....	1,488.96	
<i>For High Density Polyethylene (HDPE) Jacket, Add</i>	22.66	
33 61 13 00-0247 EA 3" Diameter Preinsulated Black Steel Reducer With 1" Polyurethane Foam Insulation And Fiberglass Reinforced Polyester (FRP) Jacket.....	1,717.83	
<i>For High Density Polyethylene (HDPE) Jacket, Add</i>	26.15	
33 61 13 00-0248 EA 4" Diameter Preinsulated Black Steel Reducer With 1" Polyurethane Foam Insulation And Fiberglass Reinforced Polyester (FRP) Jacket.....	1,999.98	
<i>For High Density Polyethylene (HDPE) Jacket, Add</i>	30.51	
33 61 13 00-0249 EA 5" Diameter Preinsulated Black Steel Reducer With 1" Polyurethane Foam Insulation And Fiberglass Reinforced Polyester (FRP) Jacket.....	2,469.61	
<i>For High Density Polyethylene (HDPE) Jacket, Add</i>	39.23	
33 61 13 00-0250 EA 6" Diameter Preinsulated Black Steel Reducer With 1" Polyurethane Foam Insulation And Fiberglass Reinforced Polyester (FRP) Jacket.....	2,761.28	
<i>For High Density Polyethylene (HDPE) Jacket, Add</i>	44.55	
33 61 13 00-0251 EA 8" Diameter Preinsulated Black Steel Reducer With 1" Polyurethane Foam Insulation And Fiberglass Reinforced Polyester (FRP) Jacket.....	3,932.70	
<i>For High Density Polyethylene (HDPE) Jacket, Add</i>	64.41	
33 61 13 00-0252 EA 10" Diameter Preinsulated Black Steel Reducer With 1" Polyurethane Foam Insulation And Fiberglass Reinforced Polyester (FRP) Jacket.....	5,193.83	
<i>For High Density Polyethylene (HDPE) Jacket, Add</i>	82.32	
33 61 13 00-0253 EA 12" Diameter Preinsulated Black Steel Reducer With 1" Polyurethane Foam Insulation And Fiberglass Reinforced Polyester (FRP) Jacket.....	6,738.87	
<i>For High Density Polyethylene (HDPE) Jacket, Add</i>	108.96	
33 61 13 00-0254 Reducers <small>(33 61 13 00-0225)</small>		
<i>Note: With 1-1/2" polyurethane insulation and non-metallic fiberglass reinforced polyester (FRP) casing.</i>		
33 61 13 00-0255 EA 3/4" Diameter Preinsulated Black Steel Reducer With 1-1/2" Polyurethane Foam Insulation And Fiberglass Reinforced Polyester (FRP) Jacket.....	982.42	
<i>For High Density Polyethylene (HDPE) Jacket, Add</i>	17.61	
33 61 13 00-0256 EA 1" Diameter Preinsulated Black Steel Reducer With 1-1/2" Polyurethane Foam Insulation And Fiberglass Reinforced Polyester (FRP) Jacket.....	1,010.94	
<i>For High Density Polyethylene (HDPE) Jacket, Add</i>	18.03	
33 61 13 00-0257 EA 1-1/4" Diameter Preinsulated Black Steel Reducer With 1-1/2" Polyurethane Foam Insulation And Fiberglass Reinforced Polyester (FRP) Jacket.....	1,155.23	
<i>For High Density Polyethylene (HDPE) Jacket, Add</i>	20.51	
33 61 13 00-0258 EA 1-1/2" Diameter Preinsulated Black Steel Reducer With 1-1/2" Polyurethane Foam Insulation And Fiberglass Reinforced Polyester (FRP) Jacket.....	1,277.17	
<i>For High Density Polyethylene (HDPE) Jacket, Add</i>	22.38	
33 61 13 00-0259 EA 2" Diameter Preinsulated Black Steel Reducer With 1-1/2" Polyurethane Foam Insulation And Fiberglass Reinforced Polyester (FRP) Jacket.....	1,402.89	
<i>For High Density Polyethylene (HDPE) Jacket, Add</i>	23.31	
33 61 13 00-0260 EA 2-1/2" Diameter Preinsulated Black Steel Reducer With 1-1/2" Polyurethane Foam Insulation And Fiberglass Reinforced Polyester (FRP) Jacket.....	1,568.01	
<i>For High Density Polyethylene (HDPE) Jacket, Add</i>	24.24	

33 Utilities**33 60 Hydronic and Steam Energy Utilities**

33 61 Hydronic Energy Distribution


**SAN BERNARDINO
COUNTY**

MINOR CSI	UOM	DESCRIPTION	TOTAL DIRECT UNIT COST	DEMOLITION UNIT COST
33 61 13 00-0261	EA	3" Diameter Preinsulated Black Steel Reducer With 1-1/2" Polyurethane Foam Insulation And Fiberglass Reinforced Polyester (FRP) Jacket.....	1,809.05	
		<i>For High Density Polyethylene (HDPE) Jacket, Add</i>	27.97	
33 61 13 00-0262	EA	4" Diameter Preinsulated Black Steel Reducer With 1-1/2" Polyurethane Foam Insulation And Fiberglass Reinforced Polyester (FRP) Jacket.....	2,106.41	
		<i>For High Density Polyethylene (HDPE) Jacket, Add</i>	32.64	
33 61 13 00-0263	EA	5" Diameter Preinsulated Black Steel Reducer With 1-1/2" Polyurethane Foam Insulation And Fiberglass Reinforced Polyester (FRP) Jacket.....	2,606.44	
		<i>For High Density Polyethylene (HDPE) Jacket, Add</i>	41.96	
33 61 13 00-0264	EA	6" Diameter Preinsulated Black Steel Reducer With 1-1/2" Polyurethane Foam Insulation And Fiberglass Reinforced Polyester (FRP) Jacket.....	2,916.69	
		<i>For High Density Polyethylene (HDPE) Jacket, Add</i>	47.66	
33 61 13 00-0265	EA	8" Diameter Preinsulated Black Steel Reducer With 1-1/2" Polyurethane Foam Insulation And Fiberglass Reinforced Polyester (FRP) Jacket.....	4,157.37	
		<i>For High Density Polyethylene (HDPE) Jacket, Add</i>	68.90	
33 61 13 00-0266	EA	10" Diameter Preinsulated Black Steel Reducer With 1-1/2" Polyurethane Foam Insulation And Fiberglass Reinforced Polyester (FRP) Jacket.....	5,481.01	
		<i>For High Density Polyethylene (HDPE) Jacket, Add</i>	88.07	
33 61 13 00-0267	EA	12" Diameter Preinsulated Black Steel Reducer With 1-1/2" Polyurethane Foam Insulation And Fiberglass Reinforced Polyester (FRP) Jacket.....	7,118.96	
		<i>For High Density Polyethylene (HDPE) Jacket, Add</i>	116.56	
33 61 13 00-0268		Reducers <small>(33 61 13 00-0225)</small>		
		Note: With 2" polyurethane insulation and non-metallic fiberglass reinforced polyester (FRP) casing.		
33 61 13 00-0269	EA	3/4" Diameter Preinsulated Black Steel Reducer With 2" Polyurethane Foam Insulation And Fiberglass Reinforced Polyester (FRP) Jacket.....	1,039.85	
		<i>For High Density Polyethylene (HDPE) Jacket, Add</i>	18.76	
33 61 13 00-0270	EA	1" Diameter Preinsulated Black Steel Reducer With 2" Polyurethane Foam Insulation And Fiberglass Reinforced Polyester (FRP) Jacket.....	1,069.72	
		<i>For High Density Polyethylene (HDPE) Jacket, Add</i>	19.20	
33 61 13 00-0271	EA	1-1/4" Diameter Preinsulated Black Steel Reducer With 2" Polyurethane Foam Insulation And Fiberglass Reinforced Polyester (FRP) Jacket.....	1,222.12	
		<i>For High Density Polyethylene (HDPE) Jacket, Add</i>	21.85	
33 61 13 00-0272	EA	1-1/2" Diameter Preinsulated Black Steel Reducer With 2" Polyurethane Foam Insulation And Fiberglass Reinforced Polyester (FRP) Jacket.....	1,350.14	
		<i>For High Density Polyethylene (HDPE) Jacket, Add</i>	23.84	
33 61 13 00-0273	EA	2" Diameter Preinsulated Black Steel Reducer With 2" Polyurethane Foam Insulation And Fiberglass Reinforced Polyester (FRP) Jacket.....	1,478.91	
		<i>For High Density Polyethylene (HDPE) Jacket, Add</i>	24.83	
33 61 13 00-0274	EA	2-1/2" Diameter Preinsulated Black Steel Reducer With 2" Polyurethane Foam Insulation And Fiberglass Reinforced Polyester (FRP) Jacket.....	1,647.07	
		<i>For High Density Polyethylene (HDPE) Jacket, Add</i>	25.83	
33 61 13 00-0275	EA	3" Diameter Preinsulated Black Steel Reducer With 2" Polyurethane Foam Insulation And Fiberglass Reinforced Polyester (FRP) Jacket.....	1,900.27	
		<i>For High Density Polyethylene (HDPE) Jacket, Add</i>	29.80	
33 61 13 00-0276	EA	4" Diameter Preinsulated Black Steel Reducer With 2" Polyurethane Foam Insulation And Fiberglass Reinforced Polyester (FRP) Jacket.....	2,212.83	
		<i>For High Density Polyethylene (HDPE) Jacket, Add</i>	34.77	
33 61 13 00-0277	EA	5" Diameter Preinsulated Black Steel Reducer With 2" Polyurethane Foam Insulation And Fiberglass Reinforced Polyester (FRP) Jacket.....	2,743.27	
		<i>For High Density Polyethylene (HDPE) Jacket, Add</i>	44.70	
33 61 13 00-0278	EA	6" Diameter Preinsulated Black Steel Reducer With 2" Polyurethane Foam Insulation And Fiberglass Reinforced Polyester (FRP) Jacket.....	3,072.10	
		<i>For High Density Polyethylene (HDPE) Jacket, Add</i>	50.77	
33 61 13 00-0279	EA	8" Diameter Preinsulated Black Steel Reducer With 2" Polyurethane Foam Insulation And Fiberglass Reinforced Polyester (FRP) Jacket.....	4,382.04	
		<i>For High Density Polyethylene (HDPE) Jacket, Add</i>	73.39	
33 61 13 00-0280	EA	10" Diameter Preinsulated Black Steel Reducer With 2" Polyurethane Foam Insulation And Fiberglass Reinforced Polyester (FRP) Jacket.....	5,768.18	
		<i>For High Density Polyethylene (HDPE) Jacket, Add</i>	93.81	
33 61 13 00-0281	EA	12" Diameter Preinsulated Black Steel Reducer With 2" Polyurethane Foam Insulation And Fiberglass Reinforced Polyester (FRP) Jacket.....	7,499.05	
		<i>For High Density Polyethylene (HDPE) Jacket, Add</i>	124.16	
33 61 13 00-0282		Preinsulated Type K Copper Pipe <small>(33 61 13 00-0052)</small>		
		Note: With polyurethane insulation and non-metallic casing. Excludes excavation or backfill.		
33 61 13 00-0283		Type K Copper Carrier Pipe <small>(33 61 13 00-0282)</small>		
		Note: With 1/2" polyurethane insulation and non-metallic fiberglass reinforced polyester (FRP) casing.		
33 61 13 00-0284	LF	3/4" Diameter Preinsulated Type K Copper Pipe With 1/2" Polyurethane Foam Insulation And Fiberglass Reinforced Polyester (FRP) Jacket.....	45.84	
		<i>For High Density Polyethylene (HDPE) Jacket, Add</i>	0.41	
33 61 13 00-0285	LF	1" Diameter Preinsulated Type K Copper Pipe With 1/2" Polyurethane Foam Insulation And Fiberglass Reinforced Polyester (FRP) Jacket.....	49.90	
		<i>For High Density Polyethylene (HDPE) Jacket, Add</i>	0.45	
33 61 13 00-0286	LF	1-1/4" Diameter Preinsulated Type K Copper Pipe With 1/2" Polyurethane Foam Insulation And Fiberglass Reinforced Polyester (FRP) Jacket.....	54.43	
		<i>For High Density Polyethylene (HDPE) Jacket, Add</i>	0.51	
33 61 13 00-0287	LF	1-1/2" Diameter Preinsulated Type K Copper Pipe With 1/2" Polyurethane Foam Insulation And Fiberglass Reinforced Polyester (FRP) Jacket.....	57.93	
		<i>For High Density Polyethylene (HDPE) Jacket, Add</i>	0.54	
33 61 13 00-0288	LF	2" Diameter Preinsulated Type K Copper Pipe With 1/2" Polyurethane Foam Insulation And Fiberglass Reinforced Polyester (FRP) Jacket.....	61.05	
		<i>For High Density Polyethylene (HDPE) Jacket, Add</i>	0.57	



MINOR CSI UOM DESCRIPTION	TOTAL DIRECT UNIT COST	DEMOLITION UNIT COST
33 61 13 00-0289 LF 2-1/2" Diameter Preinsulated Type K Copper Pipe With 1/2" Polyurethane Foam Insulation And Fiberglass Reinforced Polyester (FRP) Jacket 71.24 <i>For High Density Polyethylene (HDPE) Jacket, Add</i> 0.62	71.24	
33 61 13 00-0290 LF 3" Diameter Preinsulated Type K Copper Pipe With 1/2" Polyurethane Foam Insulation And Fiberglass Reinforced Polyester (FRP) Jacket 82.59 <i>For High Density Polyethylene (HDPE) Jacket, Add</i> 0.67	82.59	
33 61 13 00-0291 LF 4" Diameter Preinsulated Type K Copper Pipe With 1/2" Polyurethane Foam Insulation And Fiberglass Reinforced Polyester (FRP) Jacket 104.71 <i>For High Density Polyethylene (HDPE) Jacket, Add</i> 0.84	104.71	
33 61 13 00-0292 LF 5" Diameter Preinsulated Type K Copper Pipe With 1/2" Polyurethane Foam Insulation And Fiberglass Reinforced Polyester (FRP) Jacket 130.54 <i>For High Density Polyethylene (HDPE) Jacket, Add</i> 1.07	130.54	
33 61 13 00-0293 LF 6" Diameter Preinsulated Type K Copper Pipe With 1/2" Polyurethane Foam Insulation And Fiberglass Reinforced Polyester (FRP) Jacket 152.37 <i>For High Density Polyethylene (HDPE) Jacket, Add</i> 1.25	152.37	
33 61 13 00-0294 LF 8" Diameter Preinsulated Type K Copper Pipe With 1/2" Polyurethane Foam Insulation And Fiberglass Reinforced Polyester (FRP) Jacket 199.51 <i>For High Density Polyethylene (HDPE) Jacket, Add</i> 1.82	199.51	
33 61 13 00-0295 LF 10" Diameter Preinsulated Type K Copper Pipe With 1/2" Polyurethane Foam Insulation And Fiberglass Reinforced Polyester (FRP) Jacket 249.20 <i>For High Density Polyethylene (HDPE) Jacket, Add</i> 2.40	249.20	
33 61 13 00-0296 LF 12" Diameter Preinsulated Type K Copper Pipe With 1/2" Polyurethane Foam Insulation And Fiberglass Reinforced Polyester (FRP) Jacket 308.70 <i>For High Density Polyethylene (HDPE) Jacket, Add</i> 2.99	308.70	
33 61 13 00-0297 Type K Copper Carrier Pipe <small>(33 61 13 00-0292)</small> Note: With 1" polyurethane insulation and non-metallic fiberglass reinforced polyester (FRP) casing.		
33 61 13 00-0298 LF 3/4" Diameter Preinsulated Type K Copper Pipe With 1" Polyurethane Foam Insulation And Fiberglass Reinforced Polyester (FRP) Jacket 47.88 <i>For High Density Polyethylene (HDPE) Jacket, Add</i> 0.45	47.88	
33 61 13 00-0299 LF 1" Diameter Preinsulated Type K Copper Pipe With 1" Polyurethane Foam Insulation And Fiberglass Reinforced Polyester (FRP) Jacket 52.14 <i>For High Density Polyethylene (HDPE) Jacket, Add</i> 0.49	52.14	
33 61 13 00-0300 LF 1-1/4" Diameter Preinsulated Type K Copper Pipe With 1" Polyurethane Foam Insulation And Fiberglass Reinforced Polyester (FRP) Jacket 56.96 <i>For High Density Polyethylene (HDPE) Jacket, Add</i> 0.56	56.96	
33 61 13 00-0301 LF 1-1/2" Diameter Preinsulated Type K Copper Pipe With 1" Polyurethane Foam Insulation And Fiberglass Reinforced Polyester (FRP) Jacket 60.65 <i>For High Density Polyethylene (HDPE) Jacket, Add</i> 0.60	60.65	
33 61 13 00-0302 LF 2" Diameter Preinsulated Type K Copper Pipe With 1" Polyurethane Foam Insulation And Fiberglass Reinforced Polyester (FRP) Jacket 63.89 <i>For High Density Polyethylene (HDPE) Jacket, Add</i> 0.63	63.89	
33 61 13 00-0303 LF 2-1/2" Diameter Preinsulated Type K Copper Pipe With 1" Polyurethane Foam Insulation And Fiberglass Reinforced Polyester (FRP) Jacket 74.32 <i>For High Density Polyethylene (HDPE) Jacket, Add</i> 0.68	74.32	
33 61 13 00-0304 LF 3" Diameter Preinsulated Type K Copper Pipe With 1" Polyurethane Foam Insulation And Fiberglass Reinforced Polyester (FRP) Jacket 85.93 <i>For High Density Polyethylene (HDPE) Jacket, Add</i> 0.73	85.93	
33 61 13 00-0305 LF 4" Diameter Preinsulated Type K Copper Pipe With 1" Polyurethane Foam Insulation And Fiberglass Reinforced Polyester (FRP) Jacket 108.91 <i>For High Density Polyethylene (HDPE) Jacket, Add</i> 0.92	108.91	
33 61 13 00-0306 LF 5" Diameter Preinsulated Type K Copper Pipe With 1" Polyurethane Foam Insulation And Fiberglass Reinforced Polyester (FRP) Jacket 135.91 <i>For High Density Polyethylene (HDPE) Jacket, Add</i> 1.18	135.91	
33 61 13 00-0307 LF 6" Diameter Preinsulated Type K Copper Pipe With 1" Polyurethane Foam Insulation And Fiberglass Reinforced Polyester (FRP) Jacket 158.60 <i>For High Density Polyethylene (HDPE) Jacket, Add</i> 1.37	158.60	
33 61 13 00-0308 LF 8" Diameter Preinsulated Type K Copper Pipe With 1" Polyurethane Foam Insulation And Fiberglass Reinforced Polyester (FRP) Jacket 208.59 <i>For High Density Polyethylene (HDPE) Jacket, Add</i> 2.00	208.59	
33 61 13 00-0309 LF 10" Diameter Preinsulated Type K Copper Pipe With 1" Polyurethane Foam Insulation And Fiberglass Reinforced Polyester (FRP) Jacket 261.17 <i>For High Density Polyethylene (HDPE) Jacket, Add</i> 2.64	261.17	
33 61 13 00-0310 LF 12" Diameter Preinsulated Type K Copper Pipe With 1" Polyurethane Foam Insulation And Fiberglass Reinforced Polyester (FRP) Jacket 323.64 <i>For High Density Polyethylene (HDPE) Jacket, Add</i> 3.29	323.64	
33 61 13 00-0311 Type K Copper Carrier Pipe <small>(33 61 13 00-0292)</small> Note: With 1-1/2" polyurethane insulation and non-metallic fiberglass reinforced polyester (FRP) casing.		
33 61 13 00-0312 LF 3/4" Diameter Preinsulated Type K Copper Pipe With 1-1/2" Polyurethane Foam Insulation And Fiberglass Reinforced Polyester (FRP) Jacket 48.91 <i>For High Density Polyethylene (HDPE) Jacket, Add</i> 0.47	48.91	
33 61 13 00-0313 LF 1" Diameter Preinsulated Type K Copper Pipe With 1-1/2" Polyurethane Foam Insulation And Fiberglass Reinforced Polyester (FRP) Jacket 53.27 <i>For High Density Polyethylene (HDPE) Jacket, Add</i> 0.52	53.27	
33 61 13 00-0314 LF 1-1/4" Diameter Preinsulated Type K Copper Pipe With 1-1/2" Polyurethane Foam Insulation And Fiberglass Reinforced Polyester (FRP) Jacket 58.23 <i>For High Density Polyethylene (HDPE) Jacket, Add</i> 0.58	58.23	
33 61 13 00-0315 LF 1-1/2" Diameter Preinsulated Type K Copper Pipe With 1-1/2" Polyurethane Foam Insulation And Fiberglass Reinforced Polyester (FRP) Jacket 62.01 <i>For High Density Polyethylene (HDPE) Jacket, Add</i> 0.63	62.01	

33 Utilities**33 60 Hydronic and Steam Energy Utilities****33 61 Hydronic Energy Distribution**

SAN BERNARDINO
COUNTY

MINOR
CSI UOM DESCRIPTION

TOTAL DIRECT DEMOLITION
UNIT COST UNIT COST

33 61 13 00-0316	LF	2" Diameter Preinsulated Type K Copper Pipe With 1-1/2" Polyurethane Foam Insulation And Fiberglass Reinforced Polyester (FRP) Jacket.....	65.31	
		<i>For High Density Polyethylene (HDPE) Jacket, Add</i>	0.65	
33 61 13 00-0317	LF	2-1/2" Diameter Preinsulated Type K Copper Pipe With 1-1/2" Polyurethane Foam Insulation And Fiberglass Reinforced Polyester (FRP) Jacket.....	75.87	
		<i>For High Density Polyethylene (HDPE) Jacket, Add</i>	0.71	
33 61 13 00-0318	LF	3" Diameter Preinsulated Type K Copper Pipe With 1-1/2" Polyurethane Foam Insulation And Fiberglass Reinforced Polyester (FRP) Jacket.....	87.60	
		<i>For High Density Polyethylene (HDPE) Jacket, Add</i>	0.77	
33 61 13 00-0319	LF	4" Diameter Preinsulated Type K Copper Pipe With 1-1/2" Polyurethane Foam Insulation And Fiberglass Reinforced Polyester (FRP) Jacket.....	111.01	
		<i>For High Density Polyethylene (HDPE) Jacket, Add</i>	0.97	
33 61 13 00-0320	LF	5" Diameter Preinsulated Type K Copper Pipe With 1-1/2" Polyurethane Foam Insulation And Fiberglass Reinforced Polyester (FRP) Jacket.....	138.60	
		<i>For High Density Polyethylene (HDPE) Jacket, Add</i>	1.24	
33 61 13 00-0321	LF	6" Diameter Preinsulated Type K Copper Pipe With 1-1/2" Polyurethane Foam Insulation And Fiberglass Reinforced Polyester (FRP) Jacket.....	161.72	
		<i>For High Density Polyethylene (HDPE) Jacket, Add</i>	1.43	
33 61 13 00-0322	LF	8" Diameter Preinsulated Type K Copper Pipe With 1-1/2" Polyurethane Foam Insulation And Fiberglass Reinforced Polyester (FRP) Jacket.....	213.13	
		<i>For High Density Polyethylene (HDPE) Jacket, Add</i>	2.09	
33 61 13 00-0323	LF	10" Diameter Preinsulated Type K Copper Pipe With 1-1/2" Polyurethane Foam Insulation And Fiberglass Reinforced Polyester (FRP) Jacket.....	267.16	
		<i>For High Density Polyethylene (HDPE) Jacket, Add</i>	2.76	
33 61 13 00-0324	LF	12" Diameter Preinsulated Type K Copper Pipe With 1-1/2" Polyurethane Foam Insulation And Fiberglass Reinforced Polyester (FRP) Jacket.....	331.11	
		<i>For High Density Polyethylene (HDPE) Jacket, Add</i>	3.44	

33 61 13 00-0325 Type K Copper Carrier Pipe (33 61 13 00-0282)

Note: With 2" polyurethane insulation and non-metallic fiberglass reinforced polyester (FRP) casing.

33 61 13 00-0326	LF	3/4" Diameter Preinsulated Type K Copper Pipe With 2" Polyurethane Foam Insulation And Fiberglass Reinforced Polyester (FRP) Jacket.....	50.44	
		<i>For High Density Polyethylene (HDPE) Jacket, Add</i>	0.50	
33 61 13 00-0327	LF	1" Diameter Preinsulated Type K Copper Pipe With 2" Polyurethane Foam Insulation And Fiberglass Reinforced Polyester (FRP) Jacket.....	54.95	
		<i>For High Density Polyethylene (HDPE) Jacket, Add</i>	0.55	
33 61 13 00-0328	LF	1-1/4" Diameter Preinsulated Type K Copper Pipe With 2" Polyurethane Foam Insulation And Fiberglass Reinforced Polyester (FRP) Jacket.....	60.12	
		<i>For High Density Polyethylene (HDPE) Jacket, Add</i>	0.62	
33 61 13 00-0329	LF	1-1/2" Diameter Preinsulated Type K Copper Pipe With 2" Polyurethane Foam Insulation And Fiberglass Reinforced Polyester (FRP) Jacket.....	64.04	
		<i>For High Density Polyethylene (HDPE) Jacket, Add</i>	0.67	
33 61 13 00-0330	LF	2" Diameter Preinsulated Type K Copper Pipe With 2" Polyurethane Foam Insulation And Fiberglass Reinforced Polyester (FRP) Jacket.....	67.44	
		<i>For High Density Polyethylene (HDPE) Jacket, Add</i>	0.70	
33 61 13 00-0331	LF	2-1/2" Diameter Preinsulated Type K Copper Pipe With 2" Polyurethane Foam Insulation And Fiberglass Reinforced Polyester (FRP) Jacket.....	78.18	
		<i>For High Density Polyethylene (HDPE) Jacket, Add</i>	0.76	
33 61 13 00-0332	LF	3" Diameter Preinsulated Type K Copper Pipe With 2" Polyurethane Foam Insulation And Fiberglass Reinforced Polyester (FRP) Jacket.....	90.10	
		<i>For High Density Polyethylene (HDPE) Jacket, Add</i>	0.82	
33 61 13 00-0333	LF	4" Diameter Preinsulated Type K Copper Pipe With 2" Polyurethane Foam Insulation And Fiberglass Reinforced Polyester (FRP) Jacket.....	114.16	
		<i>For High Density Polyethylene (HDPE) Jacket, Add</i>	1.03	
33 61 13 00-0334	LF	5" Diameter Preinsulated Type K Copper Pipe With 2" Polyurethane Foam Insulation And Fiberglass Reinforced Polyester (FRP) Jacket.....	142.63	
		<i>For High Density Polyethylene (HDPE) Jacket, Add</i>	1.32	
33 61 13 00-0335	LF	6" Diameter Preinsulated Type K Copper Pipe With 2" Polyurethane Foam Insulation And Fiberglass Reinforced Polyester (FRP) Jacket.....	166.40	
		<i>For High Density Polyethylene (HDPE) Jacket, Add</i>	1.53	
33 61 13 00-0336	LF	8" Diameter Preinsulated Type K Copper Pipe With 2" Polyurethane Foam Insulation And Fiberglass Reinforced Polyester (FRP) Jacket.....	219.94	
		<i>For High Density Polyethylene (HDPE) Jacket, Add</i>	2.22	
33 61 13 00-0337	LF	10" Diameter Preinsulated Type K Copper Pipe With 2" Polyurethane Foam Insulation And Fiberglass Reinforced Polyester (FRP) Jacket.....	276.15	
		<i>For High Density Polyethylene (HDPE) Jacket, Add</i>	2.94	
33 61 13 00-0338	LF	12" Diameter Preinsulated Type K Copper Pipe With 2" Polyurethane Foam Insulation And Fiberglass Reinforced Polyester (FRP) Jacket.....	342.32	
		<i>For High Density Polyethylene (HDPE) Jacket, Add</i>	3.66	

33 61 13 00-0339 Preinsulated Copper Fittings (33 61 13 00-0052)

33 61 13 00-0340 Elbows (33 61 13 00-0339)

33 61 13 00-0341 Elbows (33 61 13 00-0340)

Note: With 1/2" polyurethane insulation and non-metallic fiberglass reinforced polyester (FRP) casing.

33 61 13 00-0342	EA	3/4" Diameter Preinsulated Type K Copper Elbow With 1/2" Polyurethane Foam Insulation And Fiberglass Reinforced Polyester (FRP) Jacket.....	331.24	
		<i>For High Density Polyethylene (HDPE) Jacket, Add</i>	4.66	
33 61 13 00-0343	EA	1" Diameter Preinsulated Type K Copper Elbow With 1/2" Polyurethane Foam Insulation And Fiberglass Reinforced Polyester (FRP) Jacket.....	344.32	
		<i>For High Density Polyethylene (HDPE) Jacket, Add</i>	4.77	



MINOR CSI UOM DESCRIPTION	TOTAL DIRECT UNIT COST	DEMOLITION UNIT COST
33 61 13 00-0344 EA 1-1/4" Diameter Preinsulated Type K Copper Elbow With 1/2" Polyurethane Foam Insulation And Fiberglass Reinforced Polyester (FRP) Jacket	396.45 5.43	
<i>For High Density Polyethylene (HDPE) Jacket, Add</i>		
33 61 13 00-0345 EA 1-1/2" Diameter Preinsulated Type K Copper Elbow With 1/2" Polyurethane Foam Insulation And Fiberglass Reinforced Polyester (FRP) Jacket	448.93 5.92	
<i>For High Density Polyethylene (HDPE) Jacket, Add</i>		
33 61 13 00-0346 EA 2" Diameter Preinsulated Type K Copper Elbow With 1/2" Polyurethane Foam Insulation And Fiberglass Reinforced Polyester (FRP) Jacket	537.71 6.17	
<i>For High Density Polyethylene (HDPE) Jacket, Add</i>		
33 61 13 00-0347 EA 2-1/2" Diameter Preinsulated Type K Copper Elbow With 1/2" Polyurethane Foam Insulation And Fiberglass Reinforced Polyester (FRP) Jacket	656.04 6.41	
<i>For High Density Polyethylene (HDPE) Jacket, Add</i>		
33 61 13 00-0348 EA 3" Diameter Preinsulated Type K Copper Elbow With 1/2" Polyurethane Foam Insulation And Fiberglass Reinforced Polyester (FRP) Jacket	762.92 7.40	
<i>For High Density Polyethylene (HDPE) Jacket, Add</i>		
33 61 13 00-0349 EA 4" Diameter Preinsulated Type K Copper Elbow With 1/2" Polyurethane Foam Insulation And Fiberglass Reinforced Polyester (FRP) Jacket	890.40 8.63	
<i>For High Density Polyethylene (HDPE) Jacket, Add</i>		
33 61 13 00-0350 EA 5" Diameter Preinsulated Type K Copper Elbow With 1/2" Polyurethane Foam Insulation And Fiberglass Reinforced Polyester (FRP) Jacket	1,045.97 11.10	
<i>For High Density Polyethylene (HDPE) Jacket, Add</i>		
33 61 13 00-0351 EA 6" Diameter Preinsulated Type K Copper Elbow With 1/2" Polyurethane Foam Insulation And Fiberglass Reinforced Polyester (FRP) Jacket	1,145.83 12.61	
<i>For High Density Polyethylene (HDPE) Jacket, Add</i>		
33 61 13 00-0352 EA 8" Diameter Preinsulated Type K Copper Elbow With 1/2" Polyurethane Foam Insulation And Fiberglass Reinforced Polyester (FRP) Jacket	1,599.43 18.23	
<i>For High Density Polyethylene (HDPE) Jacket, Add</i>		
33 61 13 00-0353 EA 10" Diameter Preinsulated Type K Copper Elbow With 1/2" Polyurethane Foam Insulation And Fiberglass Reinforced Polyester (FRP) Jacket	2,205.43 23.30	
<i>For High Density Polyethylene (HDPE) Jacket, Add</i>		
33 61 13 00-0354 EA 12" Diameter Preinsulated Type K Copper Elbow With 1/2" Polyurethane Foam Insulation And Fiberglass Reinforced Polyester (FRP) Jacket	2,791.12 30.83	
<i>For High Density Polyethylene (HDPE) Jacket, Add</i>		
33 61 13 00-0355 Elbows <small>(33 61 13 00-0340)</small>		
<i>Note: With 1" polyurethane insulation and non-metallic fiberglass reinforced polyester (FRP) casing.</i>		
33 61 13 00-0356 EA 3/4" Diameter Preinsulated Type K Copper Elbow With 1" Polyurethane Foam Insulation And Fiberglass Reinforced Polyester (FRP) Jacket	348.71 5.01	
<i>For High Density Polyethylene (HDPE) Jacket, Add</i>		
33 61 13 00-0357 EA 1" Diameter Preinsulated Type K Copper Elbow With 1" Polyurethane Foam Insulation And Fiberglass Reinforced Polyester (FRP) Jacket	362.20 5.13	
<i>For High Density Polyethylene (HDPE) Jacket, Add</i>		
33 61 13 00-0358 EA 1-1/4" Diameter Preinsulated Type K Copper Elbow With 1" Polyurethane Foam Insulation And Fiberglass Reinforced Polyester (FRP) Jacket	416.80 5.83	
<i>For High Density Polyethylene (HDPE) Jacket, Add</i>		
33 61 13 00-0359 EA 1-1/2" Diameter Preinsulated Type K Copper Elbow With 1" Polyurethane Foam Insulation And Fiberglass Reinforced Polyester (FRP) Jacket	471.13 6.36	
<i>For High Density Polyethylene (HDPE) Jacket, Add</i>		
33 61 13 00-0360 EA 2" Diameter Preinsulated Type K Copper Elbow With 1" Polyurethane Foam Insulation And Fiberglass Reinforced Polyester (FRP) Jacket	560.83 6.63	
<i>For High Density Polyethylene (HDPE) Jacket, Add</i>		
33 61 13 00-0361 EA 2-1/2" Diameter Preinsulated Type K Copper Elbow With 1" Polyurethane Foam Insulation And Fiberglass Reinforced Polyester (FRP) Jacket	680.09 6.89	
<i>For High Density Polyethylene (HDPE) Jacket, Add</i>		
33 61 13 00-0362 EA 3" Diameter Preinsulated Type K Copper Elbow With 1" Polyurethane Foam Insulation And Fiberglass Reinforced Polyester (FRP) Jacket	790.67 7.96	
<i>For High Density Polyethylene (HDPE) Jacket, Add</i>		
33 61 13 00-0363 EA 4" Diameter Preinsulated Type K Copper Elbow With 1" Polyurethane Foam Insulation And Fiberglass Reinforced Polyester (FRP) Jacket	922.77 9.28	
<i>For High Density Polyethylene (HDPE) Jacket, Add</i>		
33 61 13 00-0364 EA 5" Diameter Preinsulated Type K Copper Elbow With 1" Polyurethane Foam Insulation And Fiberglass Reinforced Polyester (FRP) Jacket	1,087.60 11.93	
<i>For High Density Polyethylene (HDPE) Jacket, Add</i>		
33 61 13 00-0365 EA 6" Diameter Preinsulated Type K Copper Elbow With 1" Polyurethane Foam Insulation And Fiberglass Reinforced Polyester (FRP) Jacket	1,193.11 13.55	
<i>For High Density Polyethylene (HDPE) Jacket, Add</i>		
33 61 13 00-0366 EA 8" Diameter Preinsulated Type K Copper Elbow With 1" Polyurethane Foam Insulation And Fiberglass Reinforced Polyester (FRP) Jacket	1,667.78 19.59	
<i>For High Density Polyethylene (HDPE) Jacket, Add</i>		
33 61 13 00-0367 EA 10" Diameter Preinsulated Type K Copper Elbow With 1" Polyurethane Foam Insulation And Fiberglass Reinforced Polyester (FRP) Jacket	2,292.79 25.04	
<i>For High Density Polyethylene (HDPE) Jacket, Add</i>		
33 61 13 00-0368 EA 12" Diameter Preinsulated Type K Copper Elbow With 1" Polyurethane Foam Insulation And Fiberglass Reinforced Polyester (FRP) Jacket	2,906.75 33.15	
<i>For High Density Polyethylene (HDPE) Jacket, Add</i>		
33 61 13 00-0369 Elbows <small>(33 61 13 00-0340)</small>		
<i>Note: With 1-1/2" polyurethane insulation and non-metallic fiberglass reinforced polyester (FRP) casing.</i>		
33 61 13 00-0370 EA 3/4" Diameter Preinsulated Type K Copper Elbow With 1-1/2" Polyurethane Foam Insulation And Fiberglass Reinforced Polyester (FRP) Jacket	366.18 5.36	
<i>For High Density Polyethylene (HDPE) Jacket, Add</i>		

33 Utilities**33 60 Hydronic and Steam Energy Utilities****33 61 Hydronic Energy Distribution**

SAN BERNARDINO
COUNTY

MINOR
CSI UOM DESCRIPTION

TOTAL DIRECT DEMOLITION
UNIT COST UNIT COST

33 61 13 00-0371	EA	1" Diameter Preinsulated Type K Copper Elbow With 1-1/2" Polyurethane Foam Insulation And Fiberglass Reinforced Polyester (FRP) Jacket.....	380.09	
		<i>For High Density Polyethylene (HDPE) Jacket, Add</i>	5.48	
33 61 13 00-0372	EA	1-1/4" Diameter Preinsulated Type K Copper Elbow With 1-1/2" Polyurethane Foam Insulation And Fiberglass Reinforced Polyester (FRP) Jacket.....	437.15	
		<i>For High Density Polyethylene (HDPE) Jacket, Add</i>	6.24	
33 61 13 00-0373	EA	1-1/2" Diameter Preinsulated Type K Copper Elbow With 1-1/2" Polyurethane Foam Insulation And Fiberglass Reinforced Polyester (FRP) Jacket.....	493.33	
		<i>For High Density Polyethylene (HDPE) Jacket, Add</i>	6.81	
33 61 13 00-0374	EA	2" Diameter Preinsulated Type K Copper Elbow With 1-1/2" Polyurethane Foam Insulation And Fiberglass Reinforced Polyester (FRP) Jacket.....	583.96	
		<i>For High Density Polyethylene (HDPE) Jacket, Add</i>	7.09	
33 61 13 00-0375	EA	2-1/2" Diameter Preinsulated Type K Copper Elbow With 1-1/2" Polyurethane Foam Insulation And Fiberglass Reinforced Polyester (FRP) Jacket.....	704.14	
		<i>For High Density Polyethylene (HDPE) Jacket, Add</i>	7.38	
33 61 13 00-0376	EA	3" Diameter Preinsulated Type K Copper Elbow With 1-1/2" Polyurethane Foam Insulation And Fiberglass Reinforced Polyester (FRP) Jacket.....	818.42	
		<i>For High Density Polyethylene (HDPE) Jacket, Add</i>	8.51	
33 61 13 00-0377	EA	4" Diameter Preinsulated Type K Copper Elbow With 1-1/2" Polyurethane Foam Insulation And Fiberglass Reinforced Polyester (FRP) Jacket.....	955.15	
		<i>For High Density Polyethylene (HDPE) Jacket, Add</i>	9.93	
33 61 13 00-0378	EA	5" Diameter Preinsulated Type K Copper Elbow With 1-1/2" Polyurethane Foam Insulation And Fiberglass Reinforced Polyester (FRP) Jacket.....	1,129.22	
		<i>For High Density Polyethylene (HDPE) Jacket, Add</i>	12.77	
33 61 13 00-0379	EA	6" Diameter Preinsulated Type K Copper Elbow With 1-1/2" Polyurethane Foam Insulation And Fiberglass Reinforced Polyester (FRP) Jacket.....	1,240.64	
		<i>For High Density Polyethylene (HDPE) Jacket, Add</i>	14.50	
33 61 13 00-0380	EA	8" Diameter Preinsulated Type K Copper Elbow With 1-1/2" Polyurethane Foam Insulation And Fiberglass Reinforced Polyester (FRP) Jacket.....	1,735.98	
		<i>For High Density Polyethylene (HDPE) Jacket, Add</i>	20.96	
33 61 13 00-0381	EA	10" Diameter Preinsulated Type K Copper Elbow With 1-1/2" Polyurethane Foam Insulation And Fiberglass Reinforced Polyester (FRP) Jacket.....	2,379.72	
		<i>For High Density Polyethylene (HDPE) Jacket, Add</i>	26.79	
33 61 13 00-0382	EA	12" Diameter Preinsulated Type K Copper Elbow With 1-1/2" Polyurethane Foam Insulation And Fiberglass Reinforced Polyester (FRP) Jacket.....	3,022.68	
		<i>For High Density Polyethylene (HDPE) Jacket, Add</i>	35.46	

33 61 13 00-0383 Elbows (33 61 13 00-0340)

Note: With 2" polyurethane insulation and non-metallic fiberglass reinforced polyester (FRP) casing.

33 61 13 00-0384	EA	3/4" Diameter Preinsulated Type K Copper Elbow With 2" Polyurethane Foam Insulation And Fiberglass Reinforced Polyester (FRP) Jacket.....	383.66	
		<i>For High Density Polyethylene (HDPE) Jacket, Add</i>	5.71	
33 61 13 00-0385	EA	1" Diameter Preinsulated Type K Copper Elbow With 2" Polyurethane Foam Insulation And Fiberglass Reinforced Polyester (FRP) Jacket.....	397.97	
		<i>For High Density Polyethylene (HDPE) Jacket, Add</i>	5.84	
33 61 13 00-0386	EA	1-1/4" Diameter Preinsulated Type K Copper Elbow With 2" Polyurethane Foam Insulation And Fiberglass Reinforced Polyester (FRP) Jacket.....	457.50	
		<i>For High Density Polyethylene (HDPE) Jacket, Add</i>	6.65	
33 61 13 00-0387	EA	1-1/2" Diameter Preinsulated Type K Copper Elbow With 2" Polyurethane Foam Insulation And Fiberglass Reinforced Polyester (FRP) Jacket.....	515.53	
		<i>For High Density Polyethylene (HDPE) Jacket, Add</i>	7.25	
33 61 13 00-0388	EA	2" Diameter Preinsulated Type K Copper Elbow With 2" Polyurethane Foam Insulation And Fiberglass Reinforced Polyester (FRP) Jacket.....	607.09	
		<i>For High Density Polyethylene (HDPE) Jacket, Add</i>	7.55	
33 61 13 00-0389	EA	2-1/2" Diameter Preinsulated Type K Copper Elbow With 2" Polyurethane Foam Insulation And Fiberglass Reinforced Polyester (FRP) Jacket.....	728.19	
		<i>For High Density Polyethylene (HDPE) Jacket, Add</i>	7.86	
33 61 13 00-0390	EA	3" Diameter Preinsulated Type K Copper Elbow With 2" Polyurethane Foam Insulation And Fiberglass Reinforced Polyester (FRP) Jacket.....	846.17	
		<i>For High Density Polyethylene (HDPE) Jacket, Add</i>	9.07	
33 61 13 00-0391	EA	4" Diameter Preinsulated Type K Copper Elbow With 2" Polyurethane Foam Insulation And Fiberglass Reinforced Polyester (FRP) Jacket.....	987.52	
		<i>For High Density Polyethylene (HDPE) Jacket, Add</i>	10.58	
33 61 13 00-0392	EA	5" Diameter Preinsulated Type K Copper Elbow With 2" Polyurethane Foam Insulation And Fiberglass Reinforced Polyester (FRP) Jacket.....	1,170.85	
		<i>For High Density Polyethylene (HDPE) Jacket, Add</i>	13.60	
33 61 13 00-0393	EA	6" Diameter Preinsulated Type K Copper Elbow With 2" Polyurethane Foam Insulation And Fiberglass Reinforced Polyester (FRP) Jacket.....	1,287.92	
		<i>For High Density Polyethylene (HDPE) Jacket, Add</i>	15.44	
33 61 13 00-0394	EA	8" Diameter Preinsulated Type K Copper Elbow With 2" Polyurethane Foam Insulation And Fiberglass Reinforced Polyester (FRP) Jacket.....	1,804.33	
		<i>For High Density Polyethylene (HDPE) Jacket, Add</i>	22.33	
33 61 13 00-0395	EA	10" Diameter Preinsulated Type K Copper Elbow With 2" Polyurethane Foam Insulation And Fiberglass Reinforced Polyester (FRP) Jacket.....	2,467.09	
		<i>For High Density Polyethylene (HDPE) Jacket, Add</i>	28.54	
33 61 13 00-0396	EA	12" Diameter Preinsulated Type K Copper Elbow With 2" Polyurethane Foam Insulation And Fiberglass Reinforced Polyester (FRP) Jacket.....	3,138.31	
		<i>For High Density Polyethylene (HDPE) Jacket, Add</i>	37.77	

33 61 13 00-0397 Tees (33 61 13 00-0339)**33 61 13 00-0398 Tees** (33 61 13 00-0397)

Note: With 1/2" polyurethane insulation and non-metallic fiberglass reinforced polyester (FRP) casing.



MINOR CSI UOM DESCRIPTION	TOTAL DIRECT UNIT COST	DEMOLITION UNIT COST
33 61 13 00-0399 EA 3/4" Diameter Preinsulated Type K Copper Tee With 1/2" Polyurethane Foam Insulation And Fiberglass Reinforced Polyester (FRP) Jacket.....	493.31	
<i>For High Density Polyethylene (HDPE) Jacket, Add</i>	6.92	
33 61 13 00-0400 EA 1" Diameter Preinsulated Type K Copper Tee With 1/2" Polyurethane Foam Insulation And Fiberglass Reinforced Polyester (FRP) Jacket.....	512.74	
<i>For High Density Polyethylene (HDPE) Jacket, Add</i>	7.08	
33 61 13 00-0401 EA 1-1/4" Diameter Preinsulated Type K Copper Tee With 1/2" Polyurethane Foam Insulation And Fiberglass Reinforced Polyester (FRP) Jacket.....	590.44	
<i>For High Density Polyethylene (HDPE) Jacket, Add</i>	8.06	
33 61 13 00-0402 EA 1-1/2" Diameter Preinsulated Type K Copper Tee With 1/2" Polyurethane Foam Insulation And Fiberglass Reinforced Polyester (FRP) Jacket.....	668.74	
<i>For High Density Polyethylene (HDPE) Jacket, Add</i>	8.79	
33 61 13 00-0403 EA 2" Diameter Preinsulated Type K Copper Tee With 1/2" Polyurethane Foam Insulation And Fiberglass Reinforced Polyester (FRP) Jacket.....	801.50	
<i>For High Density Polyethylene (HDPE) Jacket, Add</i>	9.16	
33 61 13 00-0404 EA 2-1/2" Diameter Preinsulated Type K Copper Tee With 1/2" Polyurethane Foam Insulation And Fiberglass Reinforced Polyester (FRP) Jacket.....	978.67	
<i>For High Density Polyethylene (HDPE) Jacket, Add</i>	9.52	
33 61 13 00-0405 EA 3" Diameter Preinsulated Type K Copper Tee With 1/2" Polyurethane Foam Insulation And Fiberglass Reinforced Polyester (FRP) Jacket.....	1,138.86	
<i>For High Density Polyethylene (HDPE) Jacket, Add</i>	10.99	
33 61 13 00-0406 EA 4" Diameter Preinsulated Type K Copper Tee With 1/2" Polyurethane Foam Insulation And Fiberglass Reinforced Polyester (FRP) Jacket.....	1,329.16	
<i>For High Density Polyethylene (HDPE) Jacket, Add</i>	12.82	
33 61 13 00-0407 EA 5" Diameter Preinsulated Type K Copper Tee With 1/2" Polyurethane Foam Insulation And Fiberglass Reinforced Polyester (FRP) Jacket.....	1,563.28	
<i>For High Density Polyethylene (HDPE) Jacket, Add</i>	16.48	
33 61 13 00-0408 EA 6" Diameter Preinsulated Type K Copper Tee With 1/2" Polyurethane Foam Insulation And Fiberglass Reinforced Polyester (FRP) Jacket.....	1,709.92	
<i>For High Density Polyethylene (HDPE) Jacket, Add</i>	18.72	
33 61 13 00-0409 EA 8" Diameter Preinsulated Type K Copper Tee With 1/2" Polyurethane Foam Insulation And Fiberglass Reinforced Polyester (FRP) Jacket.....	2,384.04	
<i>For High Density Polyethylene (HDPE) Jacket, Add</i>	27.07	
33 61 13 00-0410 EA 10" Diameter Preinsulated Type K Copper Tee With 1/2" Polyurethane Foam Insulation And Fiberglass Reinforced Polyester (FRP) Jacket.....	3,292.42	
<i>For High Density Polyethylene (HDPE) Jacket, Add</i>	34.60	
33 61 13 00-0411 EA 12" Diameter Preinsulated Type K Copper Tee With 1/2" Polyurethane Foam Insulation And Fiberglass Reinforced Polyester (FRP) Jacket.....	4,163.55	
<i>For High Density Polyethylene (HDPE) Jacket, Add</i>	45.79	
33 61 13 00-0412 Tees <small>(33 61 13 00-0397)</small>		
Note: With 1" polyurethane insulation and non-metallic fiberglass reinforced polyester (FRP) casing.		
33 61 13 00-0413 EA 3/4" Diameter Preinsulated Type K Copper Tee With 1" Polyurethane Foam Insulation And Fiberglass Reinforced Polyester (FRP) Jacket.....	519.25	
<i>For High Density Polyethylene (HDPE) Jacket, Add</i>	7.44	
33 61 13 00-0414 EA 1" Diameter Preinsulated Type K Copper Tee With 1" Polyurethane Foam Insulation And Fiberglass Reinforced Polyester (FRP) Jacket.....	539.29	
<i>For High Density Polyethylene (HDPE) Jacket, Add</i>	7.61	
33 61 13 00-0415 EA 1-1/4" Diameter Preinsulated Type K Copper Tee With 1" Polyurethane Foam Insulation And Fiberglass Reinforced Polyester (FRP) Jacket.....	620.66	
<i>For High Density Polyethylene (HDPE) Jacket, Add</i>	8.66	
33 61 13 00-0416 EA 1-1/2" Diameter Preinsulated Type K Copper Tee With 1" Polyurethane Foam Insulation And Fiberglass Reinforced Polyester (FRP) Jacket.....	701.71	
<i>For High Density Polyethylene (HDPE) Jacket, Add</i>	9.45	
33 61 13 00-0417 EA 2" Diameter Preinsulated Type K Copper Tee With 1" Polyurethane Foam Insulation And Fiberglass Reinforced Polyester (FRP) Jacket.....	835.85	
<i>For High Density Polyethylene (HDPE) Jacket, Add</i>	9.84	
33 61 13 00-0418 EA 2-1/2" Diameter Preinsulated Type K Copper Tee With 1" Polyurethane Foam Insulation And Fiberglass Reinforced Polyester (FRP) Jacket.....	1,014.38	
<i>For High Density Polyethylene (HDPE) Jacket, Add</i>	10.24	
33 61 13 00-0419 EA 3" Diameter Preinsulated Type K Copper Tee With 1" Polyurethane Foam Insulation And Fiberglass Reinforced Polyester (FRP) Jacket.....	1,180.07	
<i>For High Density Polyethylene (HDPE) Jacket, Add</i>	11.81	
33 61 13 00-0420 EA 4" Diameter Preinsulated Type K Copper Tee With 1" Polyurethane Foam Insulation And Fiberglass Reinforced Polyester (FRP) Jacket.....	1,377.24	
<i>For High Density Polyethylene (HDPE) Jacket, Add</i>	13.78	
33 61 13 00-0421 EA 5" Diameter Preinsulated Type K Copper Tee With 1" Polyurethane Foam Insulation And Fiberglass Reinforced Polyester (FRP) Jacket.....	1,625.10	
<i>For High Density Polyethylene (HDPE) Jacket, Add</i>	17.72	
33 61 13 00-0422 EA 6" Diameter Preinsulated Type K Copper Tee With 1" Polyurethane Foam Insulation And Fiberglass Reinforced Polyester (FRP) Jacket.....	1,780.13	
<i>For High Density Polyethylene (HDPE) Jacket, Add</i>	20.13	
33 61 13 00-0423 EA 8" Diameter Preinsulated Type K Copper Tee With 1" Polyurethane Foam Insulation And Fiberglass Reinforced Polyester (FRP) Jacket.....	2,485.54	
<i>For High Density Polyethylene (HDPE) Jacket, Add</i>	29.10	
33 61 13 00-0424 EA 10" Diameter Preinsulated Type K Copper Tee With 1" Polyurethane Foam Insulation And Fiberglass Reinforced Polyester (FRP) Jacket.....	3,422.16	
<i>For High Density Polyethylene (HDPE) Jacket, Add</i>	37.19	
33 61 13 00-0425 EA 12" Diameter Preinsulated Type K Copper Tee With 1" Polyurethane Foam Insulation And Fiberglass Reinforced Polyester (FRP) Jacket.....	4,335.26	
<i>For High Density Polyethylene (HDPE) Jacket, Add</i>	49.22	

33 Utilities**33 60 Hydronic and Steam Energy Utilities****33 61 Hydronic Energy Distribution**

SAN BERNARDINO
COUNTY

MINOR
CSI UOM DESCRIPTION

TOTAL DIRECT DEMOLITION
UNIT COST UNIT COST

MINOR	CSI	UOM	DESCRIPTION	TOTAL DIRECT UNIT COST	DEMOLITION UNIT COST
33 61 13 00-0426			Tees <small>(33 61 13 00-0397)</small> Note: With 1-1/2" polyurethane insulation and non-metallic fiberglass reinforced polyester (FRP) casing.		
33 61 13 00-0427	EA		3/4" Diameter Preinsulated Type K Copper Tee With 1-1/2" Polyurethane Foam Insulation And Fiberglass Reinforced Polyester (FRP) Jacket.....	545.20	
			<i>For High Density Polyethylene (HDPE) Jacket, Add</i>	7.96	
33 61 13 00-0428	EA		1" Diameter Preinsulated Type K Copper Tee With 1-1/2" Polyurethane Foam Insulation And Fiberglass Reinforced Polyester (FRP) Jacket.....	565.85	
			<i>For High Density Polyethylene (HDPE) Jacket, Add</i>	8.14	
33 61 13 00-0429	EA		1-1/4" Diameter Preinsulated Type K Copper Tee With 1-1/2" Polyurethane Foam Insulation And Fiberglass Reinforced Polyester (FRP) Jacket.....	650.88	
			<i>For High Density Polyethylene (HDPE) Jacket, Add</i>	9.27	
33 61 13 00-0430	EA		1-1/2" Diameter Preinsulated Type K Copper Tee With 1-1/2" Polyurethane Foam Insulation And Fiberglass Reinforced Polyester (FRP) Jacket.....	734.67	
			<i>For High Density Polyethylene (HDPE) Jacket, Add</i>	10.11	
33 61 13 00-0431	EA		2" Diameter Preinsulated Type K Copper Tee With 1-1/2" Polyurethane Foam Insulation And Fiberglass Reinforced Polyester (FRP) Jacket.....	870.19	
			<i>For High Density Polyethylene (HDPE) Jacket, Add</i>	10.53	
33 61 13 00-0432	EA		2-1/2" Diameter Preinsulated Type K Copper Tee With 1-1/2" Polyurethane Foam Insulation And Fiberglass Reinforced Polyester (FRP) Jacket.....	1,050.10	
			<i>For High Density Polyethylene (HDPE) Jacket, Add</i>	10.95	
33 61 13 00-0433	EA		3" Diameter Preinsulated Type K Copper Tee With 1-1/2" Polyurethane Foam Insulation And Fiberglass Reinforced Polyester (FRP) Jacket.....	1,221.28	
			<i>For High Density Polyethylene (HDPE) Jacket, Add</i>	12.64	
33 61 13 00-0434	EA		4" Diameter Preinsulated Type K Copper Tee With 1-1/2" Polyurethane Foam Insulation And Fiberglass Reinforced Polyester (FRP) Jacket.....	1,425.31	
			<i>For High Density Polyethylene (HDPE) Jacket, Add</i>	14.74	
33 61 13 00-0435	EA		5" Diameter Preinsulated Type K Copper Tee With 1-1/2" Polyurethane Foam Insulation And Fiberglass Reinforced Polyester (FRP) Jacket.....	1,686.91	
			<i>For High Density Polyethylene (HDPE) Jacket, Add</i>	18.96	
33 61 13 00-0436	EA		6" Diameter Preinsulated Type K Copper Tee With 1-1/2" Polyurethane Foam Insulation And Fiberglass Reinforced Polyester (FRP) Jacket.....	1,850.71	
			<i>For High Density Polyethylene (HDPE) Jacket, Add</i>	21.53	
33 61 13 00-0437	EA		8" Diameter Preinsulated Type K Copper Tee With 1-1/2" Polyurethane Foam Insulation And Fiberglass Reinforced Polyester (FRP) Jacket.....	2,586.05	
			<i>For High Density Polyethylene (HDPE) Jacket, Add</i>	31.13	
33 61 13 00-0438	EA		10" Diameter Preinsulated Type K Copper Tee With 1-1/2" Polyurethane Foam Insulation And Fiberglass Reinforced Polyester (FRP) Jacket.....	3,549.49	
			<i>For High Density Polyethylene (HDPE) Jacket, Add</i>	39.79	
33 61 13 00-0439	EA		12" Diameter Preinsulated Type K Copper Tee With 1-1/2" Polyurethane Foam Insulation And Fiberglass Reinforced Polyester (FRP) Jacket.....	4,509.74	
			<i>For High Density Polyethylene (HDPE) Jacket, Add</i>	52.66	
33 61 13 00-0440			Tees <small>(33 61 13 00-0397)</small> Note: With 2" polyurethane insulation and non-metallic fiberglass reinforced polyester (FRP) casing.		
33 61 13 00-0441	EA		3/4" Diameter Preinsulated Type K Copper Tee With 2" Polyurethane Foam Insulation And Fiberglass Reinforced Polyester (FRP) Jacket.....	571.15	
			<i>For High Density Polyethylene (HDPE) Jacket, Add</i>	8.48	
33 61 13 00-0442	EA		1" Diameter Preinsulated Type K Copper Tee With 2" Polyurethane Foam Insulation And Fiberglass Reinforced Polyester (FRP) Jacket.....	592.41	
			<i>For High Density Polyethylene (HDPE) Jacket, Add</i>	8.68	
33 61 13 00-0443	EA		1-1/4" Diameter Preinsulated Type K Copper Tee With 2" Polyurethane Foam Insulation And Fiberglass Reinforced Polyester (FRP) Jacket.....	681.10	
			<i>For High Density Polyethylene (HDPE) Jacket, Add</i>	9.87	
33 61 13 00-0444	EA		1-1/2" Diameter Preinsulated Type K Copper Tee With 2" Polyurethane Foam Insulation And Fiberglass Reinforced Polyester (FRP) Jacket.....	767.64	
			<i>For High Density Polyethylene (HDPE) Jacket, Add</i>	10.77	
33 61 13 00-0445	EA		2" Diameter Preinsulated Type K Copper Tee With 2" Polyurethane Foam Insulation And Fiberglass Reinforced Polyester (FRP) Jacket.....	904.53	
			<i>For High Density Polyethylene (HDPE) Jacket, Add</i>	11.22	
33 61 13 00-0446	EA		2-1/2" Diameter Preinsulated Type K Copper Tee With 2" Polyurethane Foam Insulation And Fiberglass Reinforced Polyester (FRP) Jacket.....	1,085.81	
			<i>For High Density Polyethylene (HDPE) Jacket, Add</i>	11.67	
33 61 13 00-0447	EA		3" Diameter Preinsulated Type K Copper Tee With 2" Polyurethane Foam Insulation And Fiberglass Reinforced Polyester (FRP) Jacket.....	1,262.49	
			<i>For High Density Polyethylene (HDPE) Jacket, Add</i>	13.46	
33 61 13 00-0448	EA		4" Diameter Preinsulated Type K Copper Tee With 2" Polyurethane Foam Insulation And Fiberglass Reinforced Polyester (FRP) Jacket.....	1,473.39	
			<i>For High Density Polyethylene (HDPE) Jacket, Add</i>	15.71	
33 61 13 00-0449	EA		5" Diameter Preinsulated Type K Copper Tee With 2" Polyurethane Foam Insulation And Fiberglass Reinforced Polyester (FRP) Jacket.....	1,748.72	
			<i>For High Density Polyethylene (HDPE) Jacket, Add</i>	20.19	
33 61 13 00-0450	EA		6" Diameter Preinsulated Type K Copper Tee With 2" Polyurethane Foam Insulation And Fiberglass Reinforced Polyester (FRP) Jacket.....	1,920.92	
			<i>For High Density Polyethylene (HDPE) Jacket, Add</i>	22.94	
33 61 13 00-0451	EA		8" Diameter Preinsulated Type K Copper Tee With 2" Polyurethane Foam Insulation And Fiberglass Reinforced Polyester (FRP) Jacket.....	2,687.55	
			<i>For High Density Polyethylene (HDPE) Jacket, Add</i>	33.16	
33 61 13 00-0452	EA		10" Diameter Preinsulated Type K Copper Tee With 2" Polyurethane Foam Insulation And Fiberglass Reinforced Polyester (FRP) Jacket.....	3,679.23	
			<i>For High Density Polyethylene (HDPE) Jacket, Add</i>	42.38	
33 61 13 00-0453	EA		12" Diameter Preinsulated Type K Copper Tee With 2" Polyurethane Foam Insulation And Fiberglass Reinforced Polyester (FRP) Jacket.....	4,681.44	
			<i>For High Density Polyethylene (HDPE) Jacket, Add</i>	56.09	



MINOR CSI UOM DESCRIPTION	TOTAL DIRECT UNIT COST	DEMOLITION UNIT COST
------------------------------	---------------------------	-------------------------

33 61 13 00-0454 Reducers (33 61 13 00-0339)

33 61 13 00-0455 Reducers (33 61 13 00-0454)

Note: With 1/2" polyurethane insulation and non-metallic fiberglass reinforced polyester (FRP) casing.

33 61 13 00-0456	EA	3/4" Diameter Preinsulated Type K Copper Reducer With 1/2" Polyurethane Foam Insulation And Fiberglass Reinforced Polyester (FRP) Jacket	281.83	
		<i>For High Density Polyethylene (HDPE) Jacket, Add</i>	3.87	
33 61 13 00-0457	EA	1" Diameter Preinsulated Type K Copper Reducer With 1/2" Polyurethane Foam Insulation And Fiberglass Reinforced Polyester (FRP) Jacket	293.16	
		<i>For High Density Polyethylene (HDPE) Jacket, Add</i>	3.96	
33 61 13 00-0458	EA	1-1/4" Diameter Preinsulated Type K Copper Reducer With 1/2" Polyurethane Foam Insulation And Fiberglass Reinforced Polyester (FRP) Jacket	337.81	
		<i>For High Density Polyethylene (HDPE) Jacket, Add</i>	4.50	
33 61 13 00-0459	EA	1-1/2" Diameter Preinsulated Type K Copper Reducer With 1/2" Polyurethane Foam Insulation And Fiberglass Reinforced Polyester (FRP) Jacket	383.23	
		<i>For High Density Polyethylene (HDPE) Jacket, Add</i>	4.91	
33 61 13 00-0460	EA	2" Diameter Preinsulated Type K Copper Reducer With 1/2" Polyurethane Foam Insulation And Fiberglass Reinforced Polyester (FRP) Jacket	462.26	
		<i>For High Density Polyethylene (HDPE) Jacket, Add</i>	5.12	
33 61 13 00-0461	EA	2-1/2" Diameter Preinsulated Type K Copper Reducer With 1/2" Polyurethane Foam Insulation And Fiberglass Reinforced Polyester (FRP) Jacket	575.54	
		<i>For High Density Polyethylene (HDPE) Jacket, Add</i>	5.32	
33 61 13 00-0462	EA	3" Diameter Preinsulated Type K Copper Reducer With 1/2" Polyurethane Foam Insulation And Fiberglass Reinforced Polyester (FRP) Jacket	663.89	
		<i>For High Density Polyethylene (HDPE) Jacket, Add</i>	6.14	
33 61 13 00-0463	EA	4" Diameter Preinsulated Type K Copper Reducer With 1/2" Polyurethane Foam Insulation And Fiberglass Reinforced Polyester (FRP) Jacket	770.93	
		<i>For High Density Polyethylene (HDPE) Jacket, Add</i>	7.17	
33 61 13 00-0464	EA	5" Diameter Preinsulated Type K Copper Reducer With 1/2" Polyurethane Foam Insulation And Fiberglass Reinforced Polyester (FRP) Jacket	902.71	
		<i>For High Density Polyethylene (HDPE) Jacket, Add</i>	9.21	
33 61 13 00-0465	EA	6" Diameter Preinsulated Type K Copper Reducer With 1/2" Polyurethane Foam Insulation And Fiberglass Reinforced Polyester (FRP) Jacket	987.30	
		<i>For High Density Polyethylene (HDPE) Jacket, Add</i>	10.46	
33 61 13 00-0466	EA	8" Diameter Preinsulated Type K Copper Reducer With 1/2" Polyurethane Foam Insulation And Fiberglass Reinforced Polyester (FRP) Jacket	1,375.79	
		<i>For High Density Polyethylene (HDPE) Jacket, Add</i>	15.13	
33 61 13 00-0467	EA	10" Diameter Preinsulated Type K Copper Reducer With 1/2" Polyurethane Foam Insulation And Fiberglass Reinforced Polyester (FRP) Jacket	1,903.89	
		<i>For High Density Polyethylene (HDPE) Jacket, Add</i>	19.34	
33 61 13 00-0468	EA	12" Diameter Preinsulated Type K Copper Reducer With 1/2" Polyurethane Foam Insulation And Fiberglass Reinforced Polyester (FRP) Jacket	2,402.19	
		<i>For High Density Polyethylene (HDPE) Jacket, Add</i>	25.59	

33 61 13 00-0469 Reducers (33 61 13 00-0454)

Note: With 1" polyurethane insulation and non-metallic fiberglass reinforced polyester (FRP) casing.

33 61 13 00-0470	EA	3/4" Diameter Preinsulated Type K Copper Reducer With 1" Polyurethane Foam Insulation And Fiberglass Reinforced Polyester (FRP) Jacket	296.34	
		<i>For High Density Polyethylene (HDPE) Jacket, Add</i>	4.16	
33 61 13 00-0471	EA	1" Diameter Preinsulated Type K Copper Reducer With 1" Polyurethane Foam Insulation And Fiberglass Reinforced Polyester (FRP) Jacket	308.01	
		<i>For High Density Polyethylene (HDPE) Jacket, Add</i>	4.26	
33 61 13 00-0472	EA	1-1/4" Diameter Preinsulated Type K Copper Reducer With 1" Polyurethane Foam Insulation And Fiberglass Reinforced Polyester (FRP) Jacket	354.70	
		<i>For High Density Polyethylene (HDPE) Jacket, Add</i>	4.84	
33 61 13 00-0473	EA	1-1/2" Diameter Preinsulated Type K Copper Reducer With 1" Polyurethane Foam Insulation And Fiberglass Reinforced Polyester (FRP) Jacket	401.66	
		<i>For High Density Polyethylene (HDPE) Jacket, Add</i>	5.28	
33 61 13 00-0474	EA	2" Diameter Preinsulated Type K Copper Reducer With 1" Polyurethane Foam Insulation And Fiberglass Reinforced Polyester (FRP) Jacket	481.46	
		<i>For High Density Polyethylene (HDPE) Jacket, Add</i>	5.50	
33 61 13 00-0475	EA	2-1/2" Diameter Preinsulated Type K Copper Reducer With 1" Polyurethane Foam Insulation And Fiberglass Reinforced Polyester (FRP) Jacket	595.50	
		<i>For High Density Polyethylene (HDPE) Jacket, Add</i>	5.72	
33 61 13 00-0476	EA	3" Diameter Preinsulated Type K Copper Reducer With 1" Polyurethane Foam Insulation And Fiberglass Reinforced Polyester (FRP) Jacket	686.92	
		<i>For High Density Polyethylene (HDPE) Jacket, Add</i>	6.60	
33 61 13 00-0477	EA	4" Diameter Preinsulated Type K Copper Reducer With 1" Polyurethane Foam Insulation And Fiberglass Reinforced Polyester (FRP) Jacket	797.80	
		<i>For High Density Polyethylene (HDPE) Jacket, Add</i>	7.70	
33 61 13 00-0478	EA	5" Diameter Preinsulated Type K Copper Reducer With 1" Polyurethane Foam Insulation And Fiberglass Reinforced Polyester (FRP) Jacket	937.26	
		<i>For High Density Polyethylene (HDPE) Jacket, Add</i>	9.90	
33 61 13 00-0479	EA	6" Diameter Preinsulated Type K Copper Reducer With 1" Polyurethane Foam Insulation And Fiberglass Reinforced Polyester (FRP) Jacket	1,026.54	
		<i>For High Density Polyethylene (HDPE) Jacket, Add</i>	11.25	
33 61 13 00-0480	EA	8" Diameter Preinsulated Type K Copper Reducer With 1" Polyurethane Foam Insulation And Fiberglass Reinforced Polyester (FRP) Jacket	1,432.52	
		<i>For High Density Polyethylene (HDPE) Jacket, Add</i>	16.26	
33 61 13 00-0481	EA	10" Diameter Preinsulated Type K Copper Reducer With 1" Polyurethane Foam Insulation And Fiberglass Reinforced Polyester (FRP) Jacket	1,976.40	
		<i>For High Density Polyethylene (HDPE) Jacket, Add</i>	20.79	

33 Utilities**33 60 Hydronic and Steam Energy Utilities****33 61 Hydronic Energy Distribution**

SAN BERNARDINO
COUNTY

MINOR CSI	UOM	DESCRIPTION	TOTAL DIRECT UNIT COST	DEMOLITION UNIT COST
33 61 13 00-0482	EA	12" Diameter Preinsulated Type K Copper Reducer With 1" Polyurethane Foam Insulation And Fiberglass Reinforced Polyester (FRP) Jacket.....	2,498.16	
		<i>For High Density Polyethylene (HDPE) Jacket, Add</i>	27.51	
33 61 13 00-0483		Reducers <small>(33 61 13 00-0454)</small>		
		Note: With 1-1/2" polyurethane insulation and non-metallic fiberglass reinforced polyester (FRP) casing.		
33 61 13 00-0484	EA	3/4" Diameter Preinsulated Type K Copper Reducer With 1-1/2" Polyurethane Foam Insulation And Fiberglass Reinforced Polyester (FRP) Jacket.....	310.84	
		<i>For High Density Polyethylene (HDPE) Jacket, Add</i>	4.45	
33 61 13 00-0485	EA	1" Diameter Preinsulated Type K Copper Reducer With 1-1/2" Polyurethane Foam Insulation And Fiberglass Reinforced Polyester (FRP) Jacket.....	322.85	
		<i>For High Density Polyethylene (HDPE) Jacket, Add</i>	4.55	
33 61 13 00-0486	EA	1-1/4" Diameter Preinsulated Type K Copper Reducer With 1-1/2" Polyurethane Foam Insulation And Fiberglass Reinforced Polyester (FRP) Jacket.....	371.59	
		<i>For High Density Polyethylene (HDPE) Jacket, Add</i>	5.18	
33 61 13 00-0487	EA	1-1/2" Diameter Preinsulated Type K Copper Reducer With 1-1/2" Polyurethane Foam Insulation And Fiberglass Reinforced Polyester (FRP) Jacket.....	420.09	
		<i>For High Density Polyethylene (HDPE) Jacket, Add</i>	5.65	
33 61 13 00-0488	EA	2" Diameter Preinsulated Type K Copper Reducer With 1-1/2" Polyurethane Foam Insulation And Fiberglass Reinforced Polyester (FRP) Jacket.....	500.65	
		<i>For High Density Polyethylene (HDPE) Jacket, Add</i>	5.89	
33 61 13 00-0489	EA	2-1/2" Diameter Preinsulated Type K Copper Reducer With 1-1/2" Polyurethane Foam Insulation And Fiberglass Reinforced Polyester (FRP) Jacket.....	615.46	
		<i>For High Density Polyethylene (HDPE) Jacket, Add</i>	6.12	
33 61 13 00-0490	EA	3" Diameter Preinsulated Type K Copper Reducer With 1-1/2" Polyurethane Foam Insulation And Fiberglass Reinforced Polyester (FRP) Jacket.....	709.95	
		<i>For High Density Polyethylene (HDPE) Jacket, Add</i>	7.06	
33 61 13 00-0491	EA	4" Diameter Preinsulated Type K Copper Reducer With 1-1/2" Polyurethane Foam Insulation And Fiberglass Reinforced Polyester (FRP) Jacket.....	824.67	
		<i>For High Density Polyethylene (HDPE) Jacket, Add</i>	8.24	
33 61 13 00-0492	EA	5" Diameter Preinsulated Type K Copper Reducer With 1-1/2" Polyurethane Foam Insulation And Fiberglass Reinforced Polyester (FRP) Jacket.....	971.81	
		<i>For High Density Polyethylene (HDPE) Jacket, Add</i>	10.60	
33 61 13 00-0493	EA	6" Diameter Preinsulated Type K Copper Reducer With 1-1/2" Polyurethane Foam Insulation And Fiberglass Reinforced Polyester (FRP) Jacket.....	1,065.98	
		<i>For High Density Polyethylene (HDPE) Jacket, Add</i>	12.03	
33 61 13 00-0494	EA	8" Diameter Preinsulated Type K Copper Reducer With 1-1/2" Polyurethane Foam Insulation And Fiberglass Reinforced Polyester (FRP) Jacket.....	1,488.89	
		<i>For High Density Polyethylene (HDPE) Jacket, Add</i>	17.40	
33 61 13 00-0495	EA	10" Diameter Preinsulated Type K Copper Reducer With 1-1/2" Polyurethane Foam Insulation And Fiberglass Reinforced Polyester (FRP) Jacket.....	2,048.56	
		<i>For High Density Polyethylene (HDPE) Jacket, Add</i>	22.24	
33 61 13 00-0496	EA	12" Diameter Preinsulated Type K Copper Reducer With 1-1/2" Polyurethane Foam Insulation And Fiberglass Reinforced Polyester (FRP) Jacket.....	2,594.37	
		<i>For High Density Polyethylene (HDPE) Jacket, Add</i>	29.43	
33 61 13 00-0497		Reducers <small>(33 61 13 00-0454)</small>		
		Note: With 2" polyurethane insulation and non-metallic fiberglass reinforced polyester (FRP) casing.		
33 61 13 00-0498	EA	3/4" Diameter Preinsulated Type K Copper Reducer With 2" Polyurethane Foam Insulation And Fiberglass Reinforced Polyester (FRP) Jacket.....	325.34	
		<i>For High Density Polyethylene (HDPE) Jacket, Add</i>	4.74	
33 61 13 00-0499	EA	1" Diameter Preinsulated Type K Copper Reducer With 2" Polyurethane Foam Insulation And Fiberglass Reinforced Polyester (FRP) Jacket.....	337.69	
		<i>For High Density Polyethylene (HDPE) Jacket, Add</i>	4.85	
33 61 13 00-0500	EA	1-1/4" Diameter Preinsulated Type K Copper Reducer With 2" Polyurethane Foam Insulation And Fiberglass Reinforced Polyester (FRP) Jacket.....	388.48	
		<i>For High Density Polyethylene (HDPE) Jacket, Add</i>	5.52	
33 61 13 00-0501	EA	1-1/2" Diameter Preinsulated Type K Copper Reducer With 2" Polyurethane Foam Insulation And Fiberglass Reinforced Polyester (FRP) Jacket.....	438.51	
		<i>For High Density Polyethylene (HDPE) Jacket, Add</i>	6.02	
33 61 13 00-0502	EA	2" Diameter Preinsulated Type K Copper Reducer With 2" Polyurethane Foam Insulation And Fiberglass Reinforced Polyester (FRP) Jacket.....	519.84	
		<i>For High Density Polyethylene (HDPE) Jacket, Add</i>	6.27	
33 61 13 00-0503	EA	2-1/2" Diameter Preinsulated Type K Copper Reducer With 2" Polyurethane Foam Insulation And Fiberglass Reinforced Polyester (FRP) Jacket.....	635.42	
		<i>For High Density Polyethylene (HDPE) Jacket, Add</i>	6.52	
33 61 13 00-0504	EA	3" Diameter Preinsulated Type K Copper Reducer With 2" Polyurethane Foam Insulation And Fiberglass Reinforced Polyester (FRP) Jacket.....	732.99	
		<i>For High Density Polyethylene (HDPE) Jacket, Add</i>	7.52	
33 61 13 00-0505	EA	4" Diameter Preinsulated Type K Copper Reducer With 2" Polyurethane Foam Insulation And Fiberglass Reinforced Polyester (FRP) Jacket.....	851.55	
		<i>For High Density Polyethylene (HDPE) Jacket, Add</i>	8.78	
33 61 13 00-0506	EA	5" Diameter Preinsulated Type K Copper Reducer With 2" Polyurethane Foam Insulation And Fiberglass Reinforced Polyester (FRP) Jacket.....	1,006.36	
		<i>For High Density Polyethylene (HDPE) Jacket, Add</i>	11.29	
33 61 13 00-0507	EA	6" Diameter Preinsulated Type K Copper Reducer With 2" Polyurethane Foam Insulation And Fiberglass Reinforced Polyester (FRP) Jacket.....	1,105.22	
		<i>For High Density Polyethylene (HDPE) Jacket, Add</i>	12.82	
33 61 13 00-0508	EA	8" Diameter Preinsulated Type K Copper Reducer With 2" Polyurethane Foam Insulation And Fiberglass Reinforced Polyester (FRP) Jacket.....	1,545.62	
		<i>For High Density Polyethylene (HDPE) Jacket, Add</i>	18.53	



MINOR CSI UOM DESCRIPTION	TOTAL DIRECT UNIT COST	DEMOLITION UNIT COST
33 61 13 00-0509 EA 10" Diameter Preinsulated Type K Copper Reducer With 2" Polyurethane Foam Insulation And Fiberglass Reinforced Polyester (FRP) Jacket <i>For High Density Polyethylene (HDPE) Jacket, Add</i>	2,121.07 23.69	
33 61 13 00-0510 EA 12" Diameter Preinsulated Type K Copper Reducer With 2" Polyurethane Foam Insulation And Fiberglass Reinforced Polyester (FRP) Jacket <i>For High Density Polyethylene (HDPE) Jacket, Add</i>	2,690.34 31.35	
33 61 13 00-0511 Preinsulated Ductile Iron Carrier Pipe <small>(33 61 13 00-0052)</small> Note: With polyurethane insulation and non-metallic casing. Excludes excavation or backfill.		
33 61 13 00-0512 Ductile Iron Carrier Pipe <small>(33 61 13 00-0511)</small> Note: With 1" polyurethane insulation and non-metallic fiberglass reinforced polyester (FRP) casing.		
33 61 13 00-0513 LF 4" Diameter Preinsulated Ductile Iron Pipe With 1" Polyurethane Foam Insulation And High Density Polyethylene (HDPE) Jacket.....	177.27	
33 61 13 00-0514 LF 6" Diameter Preinsulated Ductile Iron Pipe With 1" Polyurethane Foam Insulation And High Density Polyethylene (HDPE) Jacket.....	259.66	
33 61 13 00-0515 LF 8" Diameter Preinsulated Ductile Iron Pipe With 1" Polyurethane Foam Insulation And High Density Polyethylene (HDPE) Jacket.....	352.33	
33 61 13 00-0516 LF 10" Diameter Preinsulated Ductile Iron Pipe With 1" Polyurethane Foam Insulation And High Density Polyethylene (HDPE) Jacket.....	448.76	
33 61 13 00-0517 LF 12" Diameter Preinsulated Ductile Iron Pipe With 1" Polyurethane Foam Insulation And High Density Polyethylene (HDPE) Jacket.....	557.32	
33 61 13 00-0518 Ductile Iron Carrier Pipe <small>(33 61 13 00-0511)</small> Note: With 2" polyurethane insulation and non-metallic fiberglass reinforced polyester (FRP) casing.		
33 61 13 00-0519 LF 4" Diameter Preinsulated Ductile Iron Pipe With 2" Polyurethane Foam Insulation And High Density Polyethylene (HDPE) Jacket.....	189.21	
33 61 13 00-0520 LF 6" Diameter Preinsulated Ductile Iron Pipe With 2" Polyurethane Foam Insulation And High Density Polyethylene (HDPE) Jacket.....	277.40	
33 61 13 00-0521 LF 8" Diameter Preinsulated Ductile Iron Pipe With 2" Polyurethane Foam Insulation And High Density Polyethylene (HDPE) Jacket.....	378.16	
33 61 13 00-0522 LF 10" Diameter Preinsulated Ductile Iron Pipe With 2" Polyurethane Foam Insulation And High Density Polyethylene (HDPE) Jacket.....	482.85	
33 61 13 00-0523 LF 12" Diameter Preinsulated Ductile Iron Pipe With 2" Polyurethane Foam Insulation And High Density Polyethylene (HDPE) Jacket.....	599.83	
33 61 13 00-0524 LF 14" Diameter Preinsulated Ductile Iron Pipe With 2" Polyurethane Foam Insulation And High Density Polyethylene (HDPE) Jacket.....	656.92	
33 61 13 00-0525 LF 16" Diameter Preinsulated Ductile Iron Pipe With 2" Polyurethane Foam Insulation And High Density Polyethylene (HDPE) Jacket.....	741.50	
33 61 13 00-0526 LF 18" Diameter Preinsulated Ductile Iron Pipe With 2" Polyurethane Foam Insulation And High Density Polyethylene (HDPE) Jacket.....	836.04	
33 61 13 00-0527 LF 20" Diameter Preinsulated Ductile Iron Pipe With 2" Polyurethane Foam Insulation And High Density Polyethylene (HDPE) Jacket.....	921.15	
33 61 13 00-0528 LF 24" Diameter Preinsulated Ductile Iron Pipe With 2" Polyurethane Foam Insulation And High Density Polyethylene (HDPE) Jacket.....	1,093.48	
33 61 13 00-0529 Preinsulated Ductile Iron Fittings <small>(33 61 13 00-0052)</small>		
33 61 13 00-0530 Elbows <small>(33 61 13 00-0529)</small>		
33 61 13 00-0531 Elbows <small>(33 61 13 00-0530)</small> Note: With 1" polyurethane insulation and non-metallic fiberglass reinforced polyester (FRP) casing.		
33 61 13 00-0532 EA 4" Diameter Preinsulated Ductile Iron Elbow With 1" Polyurethane Foam Insulation And High Density Polyethylene (HDPE) Jacket.....	1,585.23	
33 61 13 00-0533 EA 6" Diameter Preinsulated Ductile Iron Elbow With 1" Polyurethane Foam Insulation And High Density Polyethylene (HDPE) Jacket.....	2,137.31	
33 61 13 00-0534 EA 8" Diameter Preinsulated Ductile Iron Elbow With 1" Polyurethane Foam Insulation And High Density Polyethylene (HDPE) Jacket.....	3,024.19	
33 61 13 00-0535 EA 10" Diameter Preinsulated Ductile Iron Elbow With 1" Polyurethane Foam Insulation And High Density Polyethylene (HDPE) Jacket.....	4,050.82	
33 61 13 00-0536 EA 12" Diameter Preinsulated Ductile Iron Elbow With 1" Polyurethane Foam Insulation And High Density Polyethylene (HDPE) Jacket.....	5,214.24	
33 61 13 00-0537 Elbows <small>(33 61 13 00-0530)</small> Note: With 2" polyurethane insulation and non-metallic fiberglass reinforced polyester (FRP) casing.		
33 61 13 00-0538 EA 4" Diameter Preinsulated Ductile Iron Elbow With 2" Polyurethane Foam Insulation And High Density Polyethylene (HDPE) Jacket.....	1,732.81	
33 61 13 00-0539 EA 6" Diameter Preinsulated Ductile Iron Elbow With 2" Polyurethane Foam Insulation And High Density Polyethylene (HDPE) Jacket.....	2,352.82	
33 61 13 00-0540 EA 8" Diameter Preinsulated Ductile Iron Elbow With 2" Polyurethane Foam Insulation And High Density Polyethylene (HDPE) Jacket.....	3,335.75	
33 61 13 00-0541 EA 10" Diameter Preinsulated Ductile Iron Elbow With 2" Polyurethane Foam Insulation And High Density Polyethylene (HDPE) Jacket.....	4,449.06	
33 61 13 00-0542 EA 12" Diameter Preinsulated Ductile Iron Elbow With 2" Polyurethane Foam Insulation And High Density Polyethylene (HDPE) Jacket.....	5,741.31	
33 61 13 00-0543 EA 14" Diameter Preinsulated Ductile Iron Elbow With 2" Polyurethane Foam Insulation And High Density Polyethylene (HDPE) Jacket.....	6,993.02	
33 61 13 00-0544 EA 16" Diameter Preinsulated Ductile Iron Elbow With 2" Polyurethane Foam Insulation And High Density Polyethylene (HDPE) Jacket.....	8,286.54	
33 61 13 00-0545 EA 18" Diameter Preinsulated Ductile Iron Elbow With 2" Polyurethane Foam Insulation And High Density Polyethylene (HDPE) Jacket.....	10,348.92	

33 Utilities

33 60 Hydronic and Steam Energy Utilities

33 61 Hydronic Energy Distribution



MINOR	CSI	UOM	DESCRIPTION	TOTAL DIRECT UNIT COST	DEMOLITION UNIT COST
33 61	13 00-0546	EA	20" Diameter Preinsulated Ductile Iron Elbow With 2" Polyurethane Foam Insulation And High Density Polyethylene (HDPE) Jacket	13,114.14	
33 61	13 00-0547	EA	24" Diameter Preinsulated Ductile Iron Elbow With 2" Polyurethane Foam Insulation And High Density Polyethylene (HDPE) Jacket	16,905.78	
33 61	13 00-0548		Tees <small>(33 61 13 00-0529)</small>		
33 61	13 00-0549		Tees <small>(33 61 13 00-0548)</small> Note: With 1" polyurethane insulation and non-metallic fiberglass reinforced polyester (FRP) casing.		
33 61	13 00-0550	EA	4" Diameter Preinsulated Ductile Iron Tee With 1" Polyurethane Foam Insulation And High Density Polyethylene (HDPE) Jacket.....	2,361.97	
33 61	13 00-0551	EA	6" Diameter Preinsulated Ductile Iron Tee With 1" Polyurethane Foam Insulation And High Density Polyethylene (HDPE) Jacket.....	3,183.61	
33 61	13 00-0552	EA	8" Diameter Preinsulated Ductile Iron Tee With 1" Polyurethane Foam Insulation And High Density Polyethylene (HDPE) Jacket.....	4,501.34	
33 61	13 00-0553	EA	10" Diameter Preinsulated Ductile Iron Tee With 1" Polyurethane Foam Insulation And High Density Polyethylene (HDPE) Jacket.....	6,035.55	
33 61	13 00-0554	EA	12" Diameter Preinsulated Ductile Iron Tee With 1" Polyurethane Foam Insulation And High Density Polyethylene (HDPE) Jacket.....	7,764.68	
33 61	13 00-0555		Tees <small>(33 61 13 00-0548)</small> Note: With 2" polyurethane insulation and non-metallic fiberglass reinforced polyester (FRP) casing.		
33 61	13 00-0556	EA	4" Diameter Preinsulated Ductile Iron Tee With 2" Polyurethane Foam Insulation And High Density Polyethylene (HDPE) Jacket.....	2,581.13	
33 61	13 00-0557	EA	6" Diameter Preinsulated Ductile Iron Tee With 2" Polyurethane Foam Insulation And High Density Polyethylene (HDPE) Jacket.....	3,503.66	
33 61	13 00-0558	EA	8" Diameter Preinsulated Ductile Iron Tee With 2" Polyurethane Foam Insulation And High Density Polyethylene (HDPE) Jacket.....	4,964.01	
33 61	13 00-0559	EA	10" Diameter Preinsulated Ductile Iron Tee With 2" Polyurethane Foam Insulation And High Density Polyethylene (HDPE) Jacket.....	6,626.93	
33 61	13 00-0560	EA	12" Diameter Preinsulated Ductile Iron Tee With 2" Polyurethane Foam Insulation And High Density Polyethylene (HDPE) Jacket.....	8,547.39	
33 61	13 00-0561	EA	14" Diameter Preinsulated Ductile Iron Tee With 2" Polyurethane Foam Insulation And High Density Polyethylene (HDPE) Jacket.....	10,243.37	
33 61	13 00-0562	EA	16" Diameter Preinsulated Ductile Iron Tee With 2" Polyurethane Foam Insulation And High Density Polyethylene (HDPE) Jacket.....	12,141.82	
33 61	13 00-0563	EA	18" Diameter Preinsulated Ductile Iron Tee With 2" Polyurethane Foam Insulation And High Density Polyethylene (HDPE) Jacket.....	15,165.45	
33 61	13 00-0564	EA	20" Diameter Preinsulated Ductile Iron Tee With 2" Polyurethane Foam Insulation And High Density Polyethylene (HDPE) Jacket.....	19,226.07	
33 61	13 00-0565	EA	24" Diameter Preinsulated Ductile Iron Tee With 2" Polyurethane Foam Insulation And High Density Polyethylene (HDPE) Jacket.....	24,777.19	
33 61	13 00-0566		Reducers <small>(33 61 13 00-0529)</small>		
33 61	13 00-0567		Reducers <small>(33 61 13 00-0566)</small> Note: With 1" polyurethane insulation and non-metallic fiberglass reinforced polyester (FRP) casing.		
33 61	13 00-0568	EA	4" Diameter Preinsulated Ductile Iron Reducer With 1" Polyurethane Foam Insulation And High Density Polyethylene (HDPE) Jacket	1,352.44	
33 61	13 00-0569	EA	6" Diameter Preinsulated Ductile Iron Reducer With 1" Polyurethane Foam Insulation And High Density Polyethylene (HDPE) Jacket	1,815.65	
33 61	13 00-0570	EA	8" Diameter Preinsulated Ductile Iron Reducer With 1" Polyurethane Foam Insulation And High Density Polyethylene (HDPE) Jacket	2,565.66	
33 61	13 00-0571	EA	10" Diameter Preinsulated Ductile Iron Reducer With 1" Polyurethane Foam Insulation And High Density Polyethylene (HDPE) Jacket	3,446.48	
33 61	13 00-0572	EA	12" Diameter Preinsulated Ductile Iron Reducer With 1" Polyurethane Foam Insulation And High Density Polyethylene (HDPE) Jacket	4,426.20	
33 61	13 00-0573		Reducers <small>(33 61 13 00-0566)</small> Note: With 2" polyurethane insulation and non-metallic fiberglass reinforced polyester (FRP) casing.		
33 61	13 00-0574	EA	4" Diameter Preinsulated Ductile Iron Reducer With 2" Polyurethane Foam Insulation And High Density Polyethylene (HDPE) Jacket	1,474.93	
33 61	13 00-0575	EA	6" Diameter Preinsulated Ductile Iron Reducer With 2" Polyurethane Foam Insulation And High Density Polyethylene (HDPE) Jacket	1,994.53	
33 61	13 00-0576	EA	8" Diameter Preinsulated Ductile Iron Reducer With 2" Polyurethane Foam Insulation And High Density Polyethylene (HDPE) Jacket	2,824.25	
33 61	13 00-0577	EA	10" Diameter Preinsulated Ductile Iron Reducer With 2" Polyurethane Foam Insulation And High Density Polyethylene (HDPE) Jacket	3,777.01	
33 61	13 00-0578	EA	12" Diameter Preinsulated Ductile Iron Reducer With 2" Polyurethane Foam Insulation And High Density Polyethylene (HDPE) Jacket	4,863.67	
33 61	13 00-0579	EA	14" Diameter Preinsulated Ductile Iron Reducer With 2" Polyurethane Foam Insulation And High Density Polyethylene (HDPE) Jacket	5,822.01	
33 61	13 00-0580	EA	16" Diameter Preinsulated Ductile Iron Reducer With 2" Polyurethane Foam Insulation And High Density Polyethylene (HDPE) Jacket	6,892.82	
33 61	13 00-0581	EA	18" Diameter Preinsulated Ductile Iron Reducer With 2" Polyurethane Foam Insulation And High Density Polyethylene (HDPE) Jacket	8,560.93	
33 61	13 00-0582	EA	20" Diameter Preinsulated Ductile Iron Reducer With 2" Polyurethane Foam Insulation And High Density Polyethylene (HDPE) Jacket	10,914.89	
33 61	13 00-0583	EA	24" Diameter Preinsulated Ductile Iron Reducer With 2" Polyurethane Foam Insulation And High Density Polyethylene (HDPE) Jacket	14,099.85	



MINOR CSI UOM DESCRIPTION	TOTAL DIRECT UNIT COST	DEMOLITION UNIT COST
33 61 13 00-0584 Tempered Water Piping Pre-Insulated <small>(33 61 13 00-0052)</small>		
33 61 13 00-0585 Fiberglass Reinforced Polyester (FRP) Carrier And Casing, 1" Polyurethane Insulation <small>(33 61 13 00-0584)</small>		
33 61 13 00-0586 LF 4" Fiberglass Reinforced Polyester (FRP) Carrier And Casing With 1" Polyurethane Insulation	132.77	21.87
33 61 13 00-0587 LF 6" Fiberglass Reinforced Polyester (FRP) Carrier And Casing With 1" Polyurethane Insulation	174.34	23.87
33 61 13 00-0588 LF 8" Fiberglass Reinforced Polyester (FRP) Carrier And Casing With 1" Polyurethane Insulation	240.25	26.56
33 61 13 00-0589 LF 10" Fiberglass Reinforced Polyester (FRP) Carrier And Casing With 1" Polyurethane Insulation	331.33	33.20
33 61 13 00-0590 LF 12" Fiberglass Reinforced Polyester (FRP) Carrier And Casing With 1" Polyurethane Insulation	425.08	40.95
33 61 13 00-0591 Fiberglass Reinforced Polyester (FRP) Carrier And Polyvinyl Chloride (PVC) Casing, 1" Polyurethane Insulation <small>(33 61 13 00-0584)</small>		
33 61 13 00-0592 LF 4" Fiberglass Reinforced Polyester (FRP) Carrier And Polyvinyl Chloride (PVC) Casing With 1" Polyurethane Insulation	63.19	23.87
33 61 13 00-0593 LF 6" Fiberglass Reinforced Polyester (FRP) Carrier And Polyvinyl Chloride (PVC) Casing With 1" Polyurethane Insulation	76.08	23.87
33 61 13 00-0594 LF 8" Fiberglass Reinforced Polyester (FRP) Carrier And Polyvinyl Chloride (PVC) Casing With 1" Polyurethane Insulation	88.31	23.87
33 61 13 00-0595 LF 10" Fiberglass Reinforced Polyester (FRP) Carrier And Polyvinyl Chloride (PVC) Casing With 1" Polyurethane Insulation	105.60	28.21
33 61 13 00-0596 LF 12" Fiberglass Reinforced Polyester (FRP) Carrier And Polyvinyl Chloride (PVC) Casing With 1" Polyurethane Insulation	127.66	35.81
33 61 13 00-0597 Polyvinyl Chloride (PVC) Carrier And Casing, 1" Polyurethane Insulation <small>(33 61 13 00-0584)</small>		
33 61 13 00-0598 LF 4" Polyvinyl Chloride (PVC) Carrier And Casing With 1" Polyurethane Insulation	63.19	23.87
33 61 13 00-0599 LF 6" Polyvinyl Chloride (PVC) Carrier And Casing With 1" Polyurethane Insulation	76.07	23.87
33 61 13 00-0600 LF 8" Polyvinyl Chloride (PVC) Carrier And Casing With 1" Polyurethane Insulation	87.23	23.87
33 61 13 00-0601 LF 10" Polyvinyl Chloride (PVC) Carrier And Casing With 1" Polyurethane Insulation	105.60	28.21
33 61 13 00-0602 LF 12" Polyvinyl Chloride (PVC) Carrier And Casing With 1" Polyurethane Insulation	127.65	35.81

33 70 Electrical Utilities (33)

33 71 Electrical Utility Transmission and Distribution (33 70)

33 71 19 Electrical Underground Ducts, Ductbanks and Manholes (33 71)

Note: Excludes excavation and backfill. See CSI section 31 23 16 00-0000 for excavation, 31 23 16 36-0016 for backfill.

33 71 19 13 Electrical Manholes and Handholes (33 71 19)

33 71 19 13-0001 Electrical Handholes And Pull Boxes (33 71 19 13)

33 71 19 13-0002 Electrical Pull Boxes (33 71 19 13-0001)

See CSI section 33 05 63 00-0427 for handholes.

33 71 19 13-0003 EA 24" x 36" x 24", Electric Pull Boxes, Precast Concrete	1,987.56
33 71 19 13-0004 EA 24" x 36" x 36", Electric Pull Boxes, Precast Concrete	2,383.82
33 71 19 13-0005 EA 30" x 48" x 36", Electric Pull Boxes, Precast Concrete	2,762.68
33 71 19 13-0006 EA 36" x 72" x 24", Electric Pull Boxes, Precast Concrete	4,311.73
33 71 19 13-0007 EA 36" x 60" x 36", Electric Pull Boxes, Precast Concrete	4,602.83
33 71 19 13-0008 EA 48" x 48" x 36", Electric Pull Boxes, Precast Concrete	4,952.22
33 71 19 13-0009 EA 48" x 60" x 48", Electric Pull Boxes, Precast Concrete	5,698.87

33 71 19 13-0010 Electrical Pull Boxes (CALTRANS) (33 71 19 13-0001)

33 71 19 13-0011 EA Body, CALTRANS 3-1/2 Precast Concrete Pull Box	136.34
33 71 19 13-0012 EA Concrete Cover, CALTRANS 3-1/2 Precast Concrete Pull Box	54.05
33 71 19 13-0013 EA Bolt Down Concrete Cover, CALTRANS 3-1/2 Precast Concrete Pull Box	83.24
33 71 19 13-0014 EA Bolt Down Cast Iron Cover, CALTRANS 3-1/2 Precast Concrete Pull Box	175.34
33 71 19 13-0015 EA Bolt Down Steel Cover, CALTRANS 3-1/2 Precast Concrete Pull Box	270.84
<i>For Galvanized Steel Cover, Add</i>	46.23
33 71 19 13-0016 EA 12" Extension, CALTRANS 3-1/2 Precast Concrete Pull Box	68.54
33 71 19 13-0017 EA Flat Plate Base, CALTRANS 3-1/2 Precast Concrete Pull Box	68.54
33 71 19 13-0018 EA Body, CALTRANS 5 Precast Concrete Pull Box	195.19
33 71 19 13-0019 EA Concrete Cover, CALTRANS 5 Precast Concrete Pull Box	72.14
33 71 19 13-0020 EA Bolt Down Concrete Cover, CALTRANS 5 Precast Concrete Pull Box	101.32
33 71 19 13-0021 EA Bolt Down Steel Cover, CALTRANS 5 Precast Concrete Pull Box	358.99
<i>For Galvanized Steel Cover, Add</i>	84.76
33 71 19 13-0022 EA 12" Extension, CALTRANS 5 Precast Concrete Pull Box	96.80
33 71 19 13-0023 EA Flat Plate Base, CALTRANS 5 Precast Concrete Pull Box	90.58
33 71 19 13-0024 EA Body, CALTRANS 6 Precast Concrete Pull Box	213.27
33 71 19 13-0025 EA Concrete Cover, CALTRANS 6 Precast Concrete Pull Box	96.43
33 71 19 13-0026 EA Bolt Down Concrete Cover, CALTRANS 6 Precast Concrete Pull Box	125.62
33 71 19 13-0027 EA Bolt Down Steel Cover, CALTRANS 6 Precast Concrete Pull Box	492.35
<i>For Galvanized Steel Cover, Add</i>	118.66
33 71 19 13-0028 EA 12" Extension, CALTRANS 6 Precast Concrete Pull Box	114.88
33 71 19 13-0029 EA Flat Plate Base, CALTRANS 6 Precast Concrete Pull Box	108.10
33 71 19 13-0030 EA 6" Return Flat Plate Base, CALTRANS 6 Precast Concrete Pull Box	148.78



MINOR
CSI UOM DESCRIPTION

TOTAL DIRECT DEMOLITION
UNIT COST UNIT COST

33 71 19 13-0031	EA	Body, CALTRANS 3-1/2-T Precast Concrete Pull Box	301.91	
33 71 19 13-0032	EA	Bolt Down Concrete Cover, CALTRANS 3-1/2-T Precast Concrete Pull Box	431.32	
33 71 19 13-0033	EA	12" Extension, CALTRANS 3-1/2-T Precast Concrete Pull Box	137.48	
33 71 19 13-0034	EA	Flat Plate Base, CALTRANS 3-1/2-T Precast Concrete Pull Box	126.18	
33 71 19 13-0035	EA	Body, CALTRANS 5-T Precast Concrete Pull Box	394.09	
33 71 19 13-0036	EA	Bolt Down Concrete Cover, CALTRANS 5-T Precast Concrete Pull Box	623.44	
33 71 19 13-0037	EA	12" Extension, CALTRANS 5-T Precast Concrete Pull Box	164.61	
33 71 19 13-0038	EA	Flat Plate Base, CALTRANS 5-T Precast Concrete Pull Box	160.09	
33 71 19 13-0039	EA	Body, CALTRANS 6-T Precast Concrete Pull Box	559.09	
33 71 19 13-0040	EA	Bolt Down Concrete Cover, CALTRANS 6-T Precast Concrete Pull Box	872.07	
33 71 19 13-0041	EA	12" Extension, CALTRANS 6-T Precast Concrete Pull Box	277.62	
33 71 19 13-0042	EA	Flat Plate Base, CALTRANS 6-T Precast Concrete Pull Box	216.59	
33 71 19 13-0043		Precast Concrete Box Extensions (33 71 19 13-0001)		
33 71 19 13-0044	EA	14" x 20" x 12", Precast Concrete Extension	215.26	
33 71 19 13-0045	EA	18" x 28" x 12", Precast Concrete Extension	270.45	
33 71 19 13-0046	EA	24" x 36" x 12", Precast Concrete Extension	353.17	
33 71 19 13-0047	EA	30" x 48" x 12", Precast Concrete Extension	436.87	
33 71 19 13-0048	EA	36" x 60" x 12", Precast Concrete Extension	695.66	
33 71 19 13-0049	EA	36" x 72" x 12", Precast Concrete Extension	927.99	
33 71 19 13-0050	EA	48" x 48" x 12", Precast Concrete Extension	1,050.03	
33 71 19 13-0051	EA	48" x 60" x 12", Precast Concrete Extension	1,287.73	
33 71 19 13-0052		Electrical Property Line Boxes (33 71 19 13)		
33 71 19 13-0053	EA	3'-6" x 2'-9" x 2' Deep Property Line Box	3,985.22	393.95
33 71 19 13-0054	EA	4'-6" x 3'-6" x 4' Deep Property Line Box	4,667.40	408.53
33 71 19 13-0055	EA	6' x 4' x 5' Deep Property Line Box	5,135.21	496.08
33 71 19 13-0056	EA	11'-6" x 4'-6" x 6' Deep Property Line Box	7,853.77	729.53
33 71 19 13-0057		Manhole Accessories (33 71 19 13)		
33 71 19 13-0058	EA	6" Precast Grade Ring Riser Casting	485.74	
33 71 19 13-0059	EA	12" Precast Grade Ring Riser Casting	526.04	
33 71 19 13-0060	EA	36" Opening Cast Iron Frame And Cover (NEENAH #R-1640-D)	2,759.92	
33 71 19 13-0061	EA	42" Opening Cast Iron Frame And Cover (NEENAH #R-1740-E1)	3,609.74	
33 71 19 13-0062	EA	Cast Iron Adjusting Ring (NEENAH #R-1979)	1,128.55	
33 71 19 13-0063	EA	Cast Iron Frame And Cover (NEENAH #R-1640-B)	1,449.78	
33 71 19 23		Trenched Electrical Underground Duct and Ductbanks (33 71 19)		
33 71 19 23-0001		Underground Ductbank (33 71 19 23)		
		Note: Installation of single or multiple configuration underground utility raceways assembly to have minimum 3" concrete leveling base and encased in concrete envelope. Based on minimum 100' run, minimum 30" bury depth. Includes installation in trench using the appropriate supports, cleaning to remove any obstructions and installation of nylon pull string. Excludes trenching, concrete, backfilling, grading and seeding. Duct Banks are to be installed according to the appropriate sections of the accompanying specifications. Individual rows to be stacked for larger duct bank configurations. See CSI section 03 30 53 00-0001 for concrete.		
33 71 19 23-0002		Rigid Galvanized Steel Conduit, Galvanized Rigid Conduit (GRC) Or Rigid Galvanized Steel (RGS), Duct Bank (33 71 19 23-0001)		
		Note: Includes appropriate spacers and fittings.		
33 71 19 23-0003	LF	2 At 2", Rigid Galvanized Conduit Duct Bank	41.50	
33 71 19 23-0004	LF	4 At 2", Rigid Galvanized Conduit Duct Bank	83.03	
33 71 19 23-0005	LF	2 At 3", Rigid Galvanized Conduit Duct Bank	86.37	
33 71 19 23-0006	LF	4 At 3", Rigid Galvanized Conduit Duct Bank	173.27	
33 71 19 23-0007	LF	2 At 4", Rigid Galvanized Conduit Duct Bank	127.32	
33 71 19 23-0008	LF	4 At 4", Rigid Galvanized Conduit Duct Bank	255.76	
33 71 19 23-0009	LF	6 At 4", Rigid Galvanized Conduit Duct Bank	383.84	
33 71 19 23-0010	LF	2 At 5", Rigid Galvanized Conduit Duct Bank	244.18	
33 71 19 23-0011	LF	4 At 5", Rigid Galvanized Conduit Duct Bank	487.24	
33 71 19 23-0012	LF	6 At 5", Rigid Galvanized Conduit Duct Bank	747.41	
33 71 19 23-0013	LF	2 At 6", Rigid Galvanized Conduit Duct Bank	346.47	
33 71 19 23-0014	LF	4 At 6", Rigid Galvanized Conduit Duct Bank	695.58	
33 71 19 23-0015	LF	6 At 6", Rigid Galvanized Conduit Duct Bank	1,036.69	
33 71 19 23-0016		Polyvinyl Chloride (PVC), Type EB-20 Duct Bank System (33 71 19 23-0001)		
		Note: Includes appropriate spacers and fittings.		
33 71 19 23-0017	LF	1 At 2", Duplex Polyvinyl Chloride (PVC), Type EB Duct Bank	8.75	
33 71 19 23-0018	LF	2 At 2", Duplex Polyvinyl Chloride (PVC), Type EB Duct Bank	19.05	
33 71 19 23-0019	LF	4 At 2", Duplex Polyvinyl Chloride (PVC), Type EB Duct Bank	36.74	
33 71 19 23-0020	LF	1 At 3", Duplex Polyvinyl Chloride (PVC), Type EB Duct Bank	11.67	
33 71 19 23-0021	LF	2 At 3", Duplex Polyvinyl Chloride (PVC), Type EB Duct Bank	23.27	
33 71 19 23-0022	LF	4 At 3", Duplex Polyvinyl Chloride (PVC), Type EB Duct Bank	47.21	
33 71 19 23-0023	LF	1 At 4", Duplex Polyvinyl Chloride (PVC), Type EB Duct Bank	15.93	
33 71 19 23-0024	LF	2 At 4", Duplex Polyvinyl Chloride (PVC), Type EB Duct Bank	31.90	
33 71 19 23-0025	LF	4 At 4", Duplex Polyvinyl Chloride (PVC), Type EB Duct Bank	63.88	
33 71 19 23-0026	LF	6 At 4", Duplex Polyvinyl Chloride (PVC), Type EB Duct Bank	95.78	



MINOR CSI UOM DESCRIPTION	TOTAL DIRECT UNIT COST	DEMOLITION UNIT COST
33 71 19 23-0027 LF 1 At 5", Duplex Polyvinyl Chloride (PVC), Type EB Duct Bank.....	20.68	
33 71 19 23-0028 LF 2 At 5", Duplex Polyvinyl Chloride (PVC), Type EB Duct Bank.....	41.31	
33 71 19 23-0029 LF 4 At 5", Duplex Polyvinyl Chloride (PVC), Type EB Duct Bank.....	80.38	
33 71 19 23-0030 LF 6 At 5", Duplex Polyvinyl Chloride (PVC), Type EB Duct Bank.....	115.02	
33 71 19 23-0031 LF 1 At 6", Duplex Polyvinyl Chloride (PVC), Type EB Duct Bank.....	35.46	
33 71 19 23-0032 LF 2 At 6", Duplex Polyvinyl Chloride (PVC), Type EB Duct Bank.....	56.48	
33 71 19 23-0033 LF 4 At 6", Duplex Polyvinyl Chloride (PVC), Type EB Duct Bank.....	113.18	
33 71 19 23-0034 LF 6 At 6", Duplex Polyvinyl Chloride (PVC), Type EB Duct Bank.....	180.81	
33 71 19 23-0035 Polyvinyl Chloride (PVC), Type DB-60 Duct Bank System (33 71 19 23-0001)		
Note: Includes appropriate spacers and fittings.		
33 71 19 23-0036 LF 1 At 2", Duplex Polyvinyl Chloride (PVC), Type DB Duct Bank.....	9.75	
33 71 19 23-0037 LF 2 At 2", Duplex Polyvinyl Chloride (PVC), Type DB Duct Bank.....	21.10	
33 71 19 23-0038 LF 4 At 2", Duplex Polyvinyl Chloride (PVC), Type DB Duct Bank.....	40.60	
33 71 19 23-0039 LF 1 At 3", Duplex Polyvinyl Chloride (PVC), Type DB Duct Bank.....	12.23	
33 71 19 23-0040 LF 2 At 3", Duplex Polyvinyl Chloride (PVC), Type DB Duct Bank.....	24.44	
33 71 19 23-0041 LF 4 At 3", Duplex Polyvinyl Chloride (PVC), Type DB Duct Bank.....	48.66	
33 71 19 23-0042 LF 1 At 4", Duplex Polyvinyl Chloride (PVC), Type DB Duct Bank.....	16.51	
33 71 19 23-0043 LF 2 At 4", Duplex Polyvinyl Chloride (PVC), Type DB Duct Bank.....	33.07	
33 71 19 23-0044 LF 4 At 4", Duplex Polyvinyl Chloride (PVC), Type DB Duct Bank.....	66.22	
33 71 19 23-0045 LF 6 At 4", Duplex Polyvinyl Chloride (PVC), Type DB Duct Bank.....	99.29	
33 71 19 23-0046 LF 1 At 5", Duplex Polyvinyl Chloride (PVC), Type DB Duct Bank.....	21.56	
33 71 19 23-0047 LF 2 At 5", Duplex Polyvinyl Chloride (PVC), Type DB Duct Bank.....	43.07	
33 71 19 23-0048 LF 4 At 5", Duplex Polyvinyl Chloride (PVC), Type DB Duct Bank.....	83.90	
33 71 19 23-0049 LF 6 At 5", Duplex Polyvinyl Chloride (PVC), Type DB Duct Bank.....	120.32	
33 71 19 23-0050 LF 1 At 6", Duplex Polyvinyl Chloride (PVC), Type DB Duct Bank.....	36.68	
33 71 19 23-0051 LF 2 At 6", Duplex Polyvinyl Chloride (PVC), Type DB Duct Bank.....	59.01	
33 71 19 23-0052 LF 4 At 6", Duplex Polyvinyl Chloride (PVC), Type DB Duct Bank.....	118.25	
33 71 19 23-0053 LF 6 At 6", Duplex Polyvinyl Chloride (PVC), Type DB Duct Bank.....	188.41	
33 71 19 23-0054 Male Or Female Adapters (33 71 19 23-0001)		
33 71 19 23-0055 EA 2" Adapter.....	45.00	
33 71 19 23-0056 EA 3" Adapter.....	69.37	
33 71 19 23-0057 EA 4" Adapter.....	91.26	
33 71 19 23-0058 EA 5" Adapter.....	153.63	
33 71 19 23-0059 EA 6" Adapter.....	186.84	
33 71 19 23-0060 Underground Electrical Concrete Markers (33 71 19 23)		
33 71 19 23-0061 EA 36" x 6" x 6", Underground Electric Concrete Marker.....	360.41	

END OF SECTION 33

33	33	Utilities
	33 70	Electrical Utilities
	33 71	Electrical Utility Transmission and Distribution



MINOR CSI UOM DESCRIPTION	TOTAL DIRECT UNIT COST	DEMOLITION UNIT COST
------------------------------	---------------------------	-------------------------

THIS PAGE INTENTIONALLY LEFT BLANK

NOT FOR BID



	MINOR	CSI UOM DESCRIPTION	TOTAL DIRECT UNIT COST	DEMOLITION UNIT COST
--	-------	---------------------	------------------------	----------------------

34 Transportation

34 01 Operation and Maintenance of Transportation ⁽³⁴⁾

34 01 23 Operation and Maintenance of Railways ^(34 01)

34 01 23 33 Track Realignment ^(34 01 23)

34 01 23 33-0001	Realign Railroad Track ^(34 01 23 33)			
34 01 23 33-0002	LF	Removal Of Track Rails and Ties And Re-Install Including New Bolts And Spikes	100.96	
34 01 23 33-0003	EA	Removal Of Railroad Track Turnouts And Re-Install Including New Bolts And Spikes	4,926.31	

34 01 43 Operation and Maintenance of Bridges ^(34 01)

34 01 43 00-0001	Repair Of Bridge Posts ^(34 01 43)			
34 01 43 00-0002	SF	Chipping Of Concrete To Expose Rebar	36.60	
34 01 43 00-0003	EA	Removal And Replacement Of Concrete Post, 20" x 20" Square, 36" To 42" High	1,988.54	
		<i>Note: Includes removal of damaged post, drilling, epoxy injection, rebar, forms and concrete.</i>		
34 01 43 00-0004	EA	Repair Bearing Pad	709.15	

34 01 43 00-0005	Repair Of Bridge Rails ^(34 01 43)			
34 01 43 00-0006	EA	Repair Concrete Rail Supports	358.92	
34 01 43 00-0007	LF	Repair Guardrail	134.59	
34 01 43 00-0008	LF	Repair Bridge Parapet Wall	224.32	
34 01 43 00-0009	LF	Repair Bridge Rail	88.86	
34 01 43 00-0010	LF	Repair Damaged Metal Rail And Posts	47.04	
34 01 43 00-0011	LF	Removal And Replacement Of 1-1/2" Galvanized Metal Rail	56.95	
34 01 43 00-0012	LF	Removal And Replacement Of 2-1/2" Galvanized Metal Rail	78.60	
34 01 43 00-0013	LF	Removal And Replacement Of 3" Galvanized Metal Rail	90.36	

34 01 43 00-0014	Repair Of Bridge ^(34 01 43)			
34 01 43 00-0015	LF	Repair Of Expansion Joints On Bridge	24.12	

34 05 Common Work Results for Transportation ⁽³⁴⁾

34 05 43 Common Work Results for Bridges ^(34 05)

34 05 43 00-0001	Mobilize Bridge Crew ^(34 05 43)			
		<i>Note: Excludes mobilize jacking crew.</i>		
34 05 43 00-0002	EA	Mobilize Bridge Crew	1,257.24	

34 05 43 00-0003	Remove And Patch Bridge And Structures Concrete ^(34 05 43)			
		<i>Note: This section is used for repairing areas of concrete decks, floors, verticals and overheads and approximately 1" to 6" deep in connection with bridge and structure repairs. Includes chipping, sandblasting, cleaning, primer, formwork, cement/concrete as listed, finish and debris removal. Excludes scaffolding, saw cutting, disposal and/or concrete pump truck.</i>		

34 05 43 00-0004	Remove And Patch Decks Or Floors ^(34 05 43 00-0003)			
		<i>Note: For patching decks and floors, there are tasks with a unit of measure of EA for a quantity of less than 16 SF, followed by a SF task for other quantities. For those tasks the contractor will be paid the first task with a unit of measure of EA, plus an additional task (less the initial 16 SF) to arrive at the total quantity for the project.</i>		
34 05 43 00-0005	EA	Remove And Patch Up To 16 SF Of Decks Or Floors, Up To 6" Portland Cement Based Repair Material	2,306.55	
34 05 43 00-0006	SF	Remove And Patch >16 SF Decks Or Floors, Up To 6" Portland Cement Based Repair Material	98.08	
34 05 43 00-0007	EA	Remove And Patch Up To 16 SF Of Decks Or Floors, Up To 6" Rapid Set Concrete Repair Material	2,380.81	
34 05 43 00-0008	SF	Remove And Patch >16 SF Decks Or Floors, Up To 6" Rapid Set Concrete Repair Material	102.72	
34 05 43 00-0009	EA	Remove And Patch Up To 16 SF Of Decks Or Floors, Up To 6" Rapid Set Polymer Concrete Methyl Methacrylate	2,364.38	
34 05 43 00-0010	SF	Remove And Patch >16 SF Decks Or Floors, Up To 6" Rapid Set Polymer Concrete Methyl Methacrylate	101.70	
34 05 43 00-0011	EA	Remove And Patch Up To 16 SF Of Decks Or Floors, Up To 6" SSI Flex Patch (Other Than Specified)	3,623.04	
		<i>For Owner Furnished Material, Deduct</i>		
		-1,542.70		
34 05 43 00-0012	SF	Remove And Patch >16 SF Decks Or Floors, Up To 6" SSI Flex Patch (Other Than Specified)	180.36	
		<i>For Owner Furnished Material, Deduct</i>		
		-96.40		

34 05 43 00-0013	Remove And Patch Verticals Or Overheads ^(34 05 43 00-0003)			
		<i>Note: For patching verticals and overhead, there are tasks with a unit of measure of EA for a quantity of less than 16 SF, followed by a SF task for other quantities. For those tasks the contractor will be paid the first task with a unit of measure of EA, plus an additional task (less the initial 16 SF) to arrive at the total quantity for the project.</i>		
34 05 43 00-0014	EA	Remove And Patch Up To 16 SF Of Verticals Or Overheads, Up To 6" Portland Cement Based Repair Material	2,716.13	
34 05 43 00-0015	SF	Remove And Patch >16 SF Verticals Or Overheads, Up To 6" Portland Cement Based Repair Material	118.56	
34 05 43 00-0016	EA	Remove And Patch Up To 16 SF Of Verticals Or Overheads, Up To 6" Rapid Set Concrete Repair Material	2,790.39	
34 05 43 00-0017	SF	Remove And Patch >16 SF Verticals Or Overheads, Up To 6" Rapid Set Concrete Repair Material	123.20	
34 05 43 00-0018	EA	Remove And Patch Up To 16 SF Of Verticals Or Overheads, Up To 6" Rapid Set Polymer Concrete Methyl Methacrylate	2,773.96	
34 05 43 00-0019	SF	Remove And Patch >16 SF Verticals Or Overheads, Up To 6" Rapid Set Polymer Concrete Methyl Methacrylate	122.18	

34 Transportation
34 05 Common Work Results for Transportation
34 05 43 Common Work Results for Bridges



MINOR CSI UOM DESCRIPTION	TOTAL DIRECT UNIT COST	DEMOLITION UNIT COST
34 05 43 00-0020 EA Remove And Patch Up To 16 SF Of Verticals Or Overheads, Up To 6" SSI Flex Patch (Other Than Specified).....	4,032.62	
<i>For Owner Furnished Material, Deduct</i>	-1,542.70	
34 05 43 00-0021 SF Remove And Patch >16 SF Verticals Or Overheads, Up To 6" SSI Flex Patch (Other Than Specified)	200.84	
<i>For Owner Furnished Material, Deduct</i>	-96.40	
34 05 43 00-0022 Remove And Patch Pier Caps And Pedestals (34 05 43 00-0003)		
Note: For patching pier caps and pedestals, there are tasks with a unit of measure of EA for a quantity of less than 16 SF, followed by a SF task for other quantities. For those tasks the contractor will be paid the first task with a unit of measure of EA, plus an additional task (less the initial 16 SF) to arrive at the total quantity for the project.		
34 05 43 00-0023 EA Remove And Patch Up To 16 SF Of Pier Caps And Pedestals, Up To 6" Portland Cement Based Repair Material.....	3,125.72	
34 05 43 00-0024 SF Remove And Patch >16 SF Pier Caps And Pedestals, Up To 6" Portland Cement Based Repair Material.....	133.92	
34 05 43 00-0025 EA Remove And Patch Up To 16 SF Of Pier Caps And Pedestals, Up To 6" Rapid Set Concrete Repair Material.....	3,199.98	
34 05 43 00-0026 SF Remove And Patch >16 SF Pier Caps And Pedestals, Up To 6" Rapid Set Concrete Repair Material	138.56	
34 05 43 00-0027 EA Patch Up To 16 SF Of Pier Caps And Pedestals, Up To 6" Rapid Set Polymer Concrete Methyl Methacrylate	3,183.55	
34 05 43 00-0028 SF Remove And Patch >16 SF Pier Caps And Pedestals, Up To 6" Rapid Set Polymer Concrete Methyl Methacrylate	137.54	
34 05 43 00-0029 EA Remove And Patch Up To 16 SF Of Pier Caps And Pedestals, Up To 6" SSI Flex Patch (Other Than Specified).....	4,442.21	
<i>For Owner Furnished Material, Deduct</i>	-1,542.70	
34 05 43 00-0030 SF Remove And Patch >16 SF Pier Caps And Pedestals, Up To 6" SSI Flex Patch (Other Than Specified)	216.20	
<i>For Owner Furnished Material, Deduct</i>	-96.40	
34 05 43 00-0031 Remove And Patch Circular Piers (34 05 43 00-0003)		
Note: For patching circular piers, there are tasks with a unit of measure of EA for a quantity of less than 16 SF, followed by a SF task for other quantities. For those tasks the contractor will be paid the first task with a unit of measure of EA, plus an additional task (less the initial 16 SF) to arrive at the total quantity for the project.		
34 05 43 00-0032 EA Remove And Patch Up To 16 SF Of Circular Pier, Up To 6" Portland Cement Based Repair Material	3,740.10	
34 05 43 00-0033 SF Remove And Patch >16 SF Of Circular Pier, Up To 6" Portland Cement Based Repair Material.....	149.27	
34 05 43 00-0034 EA Remove And Patch Up To 16 SF Of Circular Pier, Up To 6" Rapid Set Concrete Repair Material	3,814.36	
34 05 43 00-0035 SF Remove And Patch >16 SF Of Circular Pier, Up To 6" Rapid Set Concrete Repair Material.....	153.91	
34 05 43 00-0036 EA Remove And Patch Up To 16 SF Of Circular Pier, Up To 6" Rapid Set Polymer Concrete Methyl Methacrylate	3,797.93	
34 05 43 00-0037 SF Remove And Patch >16 SF Circular Pier, Up To 6" Rapid Set Polymer Concrete Methyl Methacrylate.....	173.68	
34 05 43 00-0038 EA Remove And Patch Up To 16 SF Of Circular Pier, Up To 6" SSI Flex Patch (Other Than Specified).....	5,056.59	
<i>For Owner Furnished Material, Deduct</i>	-1,542.70	
34 05 43 00-0039 SF Remove And Patch >16 SF Of Circular Pier, Up To 6" SSI Flex Patch (Other Than Specified)	231.55	
<i>For Owner Furnished Material, Deduct</i>	-96.40	
34 05 43 00-0040 Fiber Reinforced Shotcrete Repair (34 05 43)		
34 05 43 00-0041 EA Mobilize Fiber Reinforced Shotcrete Repair Crew	812.62	
34 05 43 00-0042 SF Up To 2" Thick, Fiber Reinforced Shotcrete Repair	62.44	
<i>For Up To 25, Add</i>	30.48	
<i>For >25 To 50, Add</i>	15.24	
<i>For >50 To 150, Add</i>	6.10	
34 05 43 00-0043 SF >2" To 4" Thick, Fiber Reinforced Shotcrete Repair	74.06	
<i>For Up To 25, Add</i>	35.56	
<i>For >25 To 50, Add</i>	17.78	
<i>For >50 To 150, Add</i>	7.11	
34 05 43 00-0044 SF >4" To 6" Thick, Fiber Reinforced Shotcrete Repair	85.70	
<i>For Up To 25, Add</i>	40.64	
<i>For >25 To 50, Add</i>	20.32	
<i>For >50 To 150, Add</i>	8.13	
34 05 43 00-0045 Bridge Railing (34 05 43)		
34 05 43 00-0046 Remove And Store Bridge Railings (34 05 43 00-0045)		
34 05 43 00-0047 LF Removal And Storage Of One Rail Bridge Railing.....	7.17	
34 05 43 00-0048 LF Removal And Storage Of Two Rail Bridge Railing	14.33	
34 05 43 00-0049 LF Removal And Storage Of Three Rail Bridge Railing	21.50	
34 05 43 00-0050 LF Removal And Storage Of Four Rail Bridge Railing	28.66	
34 05 43 00-0051 Install Stored Or Supplied Bridge Railings (34 05 43 00-0045)		
34 05 43 00-0052 LF Install Stored Or Supplied One Rail Bridge Railing.....	60.37	
34 05 43 00-0053 LF Install Stored Or Supplied Two Rail Bridge Railing	120.75	
34 05 43 00-0054 LF Install Stored Or Supplied Three Rail Bridge Railing	181.12	
34 05 43 00-0055 LF Install Stored Or Supplied Four Rail Bridge Railing	241.51	
34 05 43 00-0056 Bridge Bearings (34 05 43)		
Note: Excludes drilling and anchor bolts.		
34 05 43 00-0057 Elastomeric Bearings (34 05 43 00-0056)		
34 05 43 00-0058 EA Plain Elastomeric, Type EP Bearing, 716-10, All Loads	1,143.59	307.90
34 05 43 00-0059 EA Steel Laminated Elastomeric, Type EL Bearing, 716-11, Up To 100K	1,713.28	615.79
<i>For >100K To 250K Load, Add</i>	86.66	
<i>For >250K To 500K Load, Add</i>	173.31	
<i>For >500K To 750K Load, Add</i>	259.97	



MINOR CSI UOM DESCRIPTION	TOTAL DIRECT UNIT COST	DEMOLITION UNIT COST
34 05 43 00-0060 EA Elastomeric with External Load Plates, Type EB Bearing, 716-12, Up To 100K <i>For >100K To 250K Load, Add</i> <i>For >250K To 500K Load, Add</i> <i>For >500K To 750K Load, Add</i>	3,898.68 262.66 525.72 789.59	923.68
34 05 43 00-0061 Fixed Structural Pot Bearings (34 05 43 00-0056)		
34 05 43 00-0062 EA 100K To 250K Fixed Structural Pot Bearing	3,427.48	
34 05 43 00-0063 EA >250K To 500K Fixed Structural Pot Bearing	5,237.38	
34 05 43 00-0064 EA >500K To 750K Fixed Structural Pot Bearing	7,047.24	
34 05 43 00-0065 Universal Structural Expansion Pot Bearings (34 05 43 00-0056)		
34 05 43 00-0066 EA 100K To 250K Universal Structural Pot Bearing	4,251.41	
34 05 43 00-0067 EA >250K To 500K Universal Structural Pot Bearing	6,502.78	
34 05 43 00-0068 EA >500K To 750K Universal Structural Pot Bearing	8,757.98	
34 05 43 00-0069 Guided Structural Expansion Pot Bearings (34 05 43 00-0056)		
34 05 43 00-0070 EA 100K To 250K Guided Structural Pot Bearing	4,402.90	
34 05 43 00-0071 EA >250K To 500K Guided Structural Pot Bearing	6,729.99	
34 05 43 00-0072 EA >500K To 750K Guided Structural Pot Bearing	9,060.92	
34 05 43 00-0073 Remove, Repair And Install Bridge Bearings (34 05 43 00-0056)		
34 05 43 00-0074 Remove Structural Bearings (34 05 43 00-0073)		
34 05 43 00-0075 EA 100K To 250K Structural Bearing Removal	442.60	
34 05 43 00-0076 EA >250K To 500K Structural Bearing Removal	885.20	
34 05 43 00-0077 EA >500K To 750K Structural Bearing Removal	1,327.80	
34 05 43 00-0078 Install And Set Supplied Or Restored Structural Bearings (34 05 43 00-0073)		
34 05 43 00-0079 EA 100K To 250K Structural Bearing - Install And Set Supplied Or Restored Bearing	663.90	
34 05 43 00-0080 EA >250K To 500K Structural Bearing - Install And Set Supplied Or Restored Bearing	1,327.80	
34 05 43 00-0081 EA >500K To 750K Structural Bearing - Install And Set Supplied Or Restored Bearing	1,991.69	
34 05 43 00-0082 Power Wash And Paint Structural Bearings (34 05 43 00-0073)		
Note: Includes bearing plates.		
34 05 43 00-0083 EA 100K To 250K Structural Bearing - Power Wash And Paint	1,035.80	
34 05 43 00-0084 EA >250K To 500K Structural Bearing - Power Wash And Paint	1,170.19	
34 05 43 00-0085 EA >500K To 750K Structural Bearing - Power Wash And Paint	1,304.58	
34 05 43 00-0086 Power Wash, Mechanically Clean And Paint Structural Bearings (34 05 43 00-0073)		
Note: Includes bearing plates. Excludes paint removal.		
34 05 43 00-0087 EA 100K To 250K Structural Bearing - Power Wash, Mechanically Clean And Paint	1,377.94	
<i>For Vacuum Contained Cleaning, Add</i>	342.12	
34 05 43 00-0088 EA >250K To 500K Structural Bearing - Power Wash, Mechanically Clean And Paint	1,555.06	
<i>For Vacuum Contained Cleaning, Add</i>	384.87	
34 05 43 00-0089 EA >500K To 750K Structural Bearing - Power Wash, Mechanically Clean And Paint	1,731.79	
<i>For Vacuum Contained Cleaning, Add</i>	427.53	
34 05 43 00-0090 Power Wash And Paint Only Bearing Plates (34 05 43 00-0073)		
34 05 43 00-0091 EA 100K To 250K Structural Bearing - Power Wash And Paint Only Bearing Plates	646.19	
34 05 43 00-0092 EA >250K To 500K Structural Bearing - Power Wash And Paint Only Bearing Plates	777.53	
34 05 43 00-0093 EA >500K To 750K Structural Bearing - Power Wash And Paint Only Bearing Plates	908.87	
34 05 43 00-0094 Power Wash, Mechanically Clean And Paint Only Bearing Plates (34 05 43 00-0073)		
34 05 43 00-0095 EA 100K To 250K Structural Bearing - Power Wash, Mechanically Clean And Paint Only Bearing Plates	861.73	
<i>For Vacuum Contained Cleaning, Add</i>	213.83	
34 05 43 00-0096 EA >250K To 500K Structural Bearing - Power Wash, Mechanically Clean And Paint Only Bearing Plates	1,034.11	
<i>For Vacuum Contained Cleaning, Add</i>	256.58	
34 05 43 00-0097 EA >500K To 750K Structural Bearing - Power Wash, Mechanically Clean And Paint Only Bearing Plates	1,206.11	
<i>For Vacuum Contained Cleaning, Add</i>	299.24	
34 05 43 00-0098 Sand Blast And Paint Structural Bearings (34 05 43 00-0073)		
Note: Includes bearing plates.		
34 05 43 00-0099 EA 100K To 250K Structural Bearing - Sand Blast And Paint	1,651.59	
<i>For Vacuum Contained Cleaning, Add</i>	410.53	
34 05 43 00-0100 EA >250K To 500K Structural Bearing - Sand Blast And Paint	1,862.95	
<i>For Vacuum Contained Cleaning, Add</i>	461.84	
34 05 43 00-0101 EA >500K To 750K Structural Bearing - Sand Blast And Paint	2,074.31	
<i>For Vacuum Contained Cleaning, Add</i>	513.16	
34 05 43 00-0102 Sand Blast And Paint Only Bearing Plates (34 05 43 00-0073)		

34 Transportation
34 05 Common Work Results for Transportation
34 05 43 Common Work Results for Bridges



MINOR CSI UOM DESCRIPTION	TOTAL DIRECT UNIT COST	DEMOLITION UNIT COST
34 05 43 00-0103 EA 100K To 250K Structural Bearing - Sand Blast And Paint Only Bearing Plates..... <i>For Vacuum Contained Cleaning, Add</i>	1,032.74 256.58	
34 05 43 00-0104 EA >250K To 500K Structural Bearing - Sand Blast And Paint Only Bearing Plates..... <i>For Vacuum Contained Cleaning, Add</i>	1,239.37 307.90	
34 05 43 00-0105 EA >500K To 750K Structural Bearing - Sand Blast And Paint Only Bearing Plates..... <i>For Vacuum Contained Cleaning, Add</i>	1,446.01 359.21	
34 05 43 00-0106 Grease Structural Bearings (34 05 43 00-0073)		
34 05 43 00-0107 EA 100K To 250K Structural Bearing - Grease	64.15	
34 05 43 00-0108 EA >250K To 500K Structural Bearing - Grease	96.21	
34 05 43 00-0109 EA >500K To 750K Structural Bearing - Grease	128.29	
34 05 43 00-0110 Replace Bronze Plate Wearing Pad (34 05 43 00-0073)		
34 05 43 00-0111 SF Removal And Replacement Of Bronze Plate Wearing Pad	440.19	
34 05 43 00-0112 Bridge Bearing Rivet Removal (34 05 43 00-0073)		
See CSI section 02 41 19 13-0082 for reaming of hole, 34 05 43 00-0272 for anchors and grouting.		
34 05 43 00-0113 EA Bridge Bearing Rivet Removal.....	256.58	
34 05 43 00-0114 Bridge Pintels, Side Keeper, And Shim Plates (34 05 43)		
34 05 43 00-0115 EA Removal And Replacement Of Bridge Pintel	266.05	
34 05 43 00-0116 EA Removal And Replacement Of Bridge Side Keeper	271.81	
34 05 43 00-0117 EA Refabricate And Install Shim Plates At One Bearing	164.02	
34 05 43 00-0118 EA Refabricate And Install Beveled Shim Plates At One Bearing	164.02	
34 05 43 00-0119 EA Refabricate And Install Finger Shim Plates At One Bearing	164.02	
34 05 43 00-0120 Vertical Jacking And Lifting (34 05 43)		
Note: For vertical jacking of structural members. Includes jacks, hydraulics, and synchronizing equipment where appropriate. Excludes engineering and design. See CSI section 03 01 30 71-0000 for concrete repair, 05 12 23 00-0000 for temporary steel members.		
34 05 43 00-0121 Mobilize Jacking Crew And Equipment (34 05 43 00-0120)		
Note: Includes removing equipment after completion.		
34 05 43 00-0122 EA Mobilize Bridge Jacking Crew and Equipment..... <i>For Temporary Support Mobilization, Add</i>	2,309.22 4,618.44	
34 05 43 00-0123 Vertical Jacking And Lifting Per Point of Contact (34 05 43 00-0120)		
Note: Includes positioning jack, shims, lifting, and lowering. Excludes temporary steel, temporary lumber, and concrete repairs.		
34 05 43 00-0124 EA Up To 10 Ton Jack, Per Point Of Contact..... <i>For Synchronized Lift, Add</i> <i>For Jacking From Temporary Support, Add</i>	384.87 76.97 153.95	
34 05 43 00-0125 EA >10 To 20 Ton Jack, Per Point Of Contact	449.02	
<i>For Synchronized Lift, Add</i> <i>For Jacking From Temporary Support, Add</i>	89.80 179.61	
34 05 43 00-0126 EA >20 To 40 Ton Jack, Per Point Of Contact	513.16	
<i>For Synchronized Lift, Add</i> <i>For Jacking From Temporary Support, Add</i>	102.63 205.26	
34 05 43 00-0127 EA >40 To 60 Ton Jack, Per Point Of Contact	577.31	
<i>For Synchronized Lift, Add</i> <i>For Jacking From Temporary Support, Add</i>	115.46 230.92	
34 05 43 00-0128 EA >60 To 80 Ton Jack, Per Point Of Contact	641.45	
<i>For Synchronized Lift, Add</i> <i>For Jacking From Temporary Support, Add</i>	128.29 256.58	
34 05 43 00-0129 EA >80 To 100 Ton Jack, Per Point Of Contact	705.60	
<i>For Synchronized Lift, Add</i> <i>For Jacking From Temporary Support, Add</i>	141.12 282.24	
34 05 43 00-0130 EA >100 To 120 Ton Jack, Per Point Of Contact	769.74	
<i>For Synchronized Lift, Add</i> <i>For Jacking From Temporary Support, Add</i>	153.95 307.90	
34 05 43 00-0131 EA >120 To 140 Ton Jack, Per Point Of Contact	801.81	
<i>For Synchronized Lift, Add</i> <i>For Jacking From Temporary Support, Add</i>	160.36 320.72	
34 05 43 00-0132 EA >140 To 160 Ton Jack, Per Point Of Contact	833.89	
<i>For Synchronized Lift, Add</i> <i>For Jacking From Temporary Support, Add</i>	166.78 333.56	
34 05 43 00-0133 EA >160 To 250 Ton Jack, Per Point Of Contact	833.89	
<i>For Synchronized Lift, Add</i> <i>For Jacking From Temporary Support, Add</i>	166.78 333.56	
34 05 43 00-0134 EA >250 To 300 Ton Jack, Per Point Of Contact	898.03	
<i>For Synchronized Lift, Add</i> <i>For Jacking From Temporary Support, Add</i>	179.61 359.21	
34 05 43 00-0135 EA >300 To 400 Ton Jack, Per Point Of Contact	962.18	
<i>For Synchronized Lift, Add</i> <i>For Jacking From Temporary Support, Add</i>	192.44 384.87	
34 05 43 00-0136 EA >400 To 500 Ton Jack, Per Point Of Contact	1,026.32	
<i>For Synchronized Lift, Add</i> <i>For Jacking From Temporary Support, Add</i>	205.26 410.53	



MINOR CSI UOM DESCRIPTION	TOTAL DIRECT UNIT COST	DEMOLITION UNIT COST
34 05 43 00-0137 EA >500 To 600 Ton Jack, Per Point Of Contact <i>For Synchronized Lift, Add</i> <i>For Jacking From Temporary Support, Add</i>	1,080.47 218.09 436.19	
34 05 43 00-0138 Daily Charge For Vertical Jacking Equipment (34 05 43 00-0120) Note: Includes hydraulics and synchronizing equipment.		
34 05 43 00-0139 DAY Up To 10 Ton Jacking Equipment Charge By The Day	20.20	
34 05 43 00-0140 DAY >10 To 20 Ton Jacking Equipment Charge By The Day	40.40	
34 05 43 00-0141 DAY >20 To 40 Ton Jacking Equipment Charge By The Day	80.81	
34 05 43 00-0142 DAY >40 To 60 Ton Jacking Equipment Charge By The Day	121.21	
34 05 43 00-0143 DAY >60 To 80 Ton Jacking Equipment Charge By The Day	161.62	
34 05 43 00-0144 DAY >80 To 100 Ton Jacking Equipment Charge By The Day	202.02	
34 05 43 00-0145 DAY >100 To 120 Ton Jacking Equipment Charge By The Day	242.43	
34 05 43 00-0146 DAY >120 To 140 Ton Jacking Equipment Charge By The Day	282.83	
34 05 43 00-0147 DAY >140 To 160 Ton Jacking Equipment Charge By The Day	323.24	
34 05 43 00-0148 DAY >160 To 250 Ton Jacking Equipment Charge By The Day	368.85	
34 05 43 00-0149 DAY >250 To 300 Ton Jacking Equipment Charge By The Day	420.48	
34 05 43 00-0150 DAY >300 To 400 Ton Jacking Equipment Charge By The Day	532.61	
34 05 43 00-0151 DAY >400 To 500 Ton Jacking Equipment Charge By The Day	632.46	
34 05 43 00-0152 DAY >500 To 600 Ton Jacking Equipment Charge By The Day	721.03	
34 05 43 00-0153 Temporary Shoring (34 05 43 00-0120) Note: Setup includes material use cost and initial erection. Setup is also used for relocation to the opposite abutment. Relocation includes moving and setup at a new jacking location. Takedown includes disassembly and removal from the site. Excludes earthwork and temporary stone.		
34 05 43 00-0154 HP8x36 Column Attached To Existing Footing, Permanent Steel Stiffener, Braced By Angles Attached To Abutment Face, Temporary Shoring (34 05 43 00-0153)		
34 05 43 00-0155 EA HP8x36 Column Attached To Existing Footing, Permanent Steel Stiffener, Braced By Angles Attached To Abutment Face, Temporary Shoring Setup	2,888.78	
34 05 43 00-0156 EA HP8x36 Column Attached To Existing Footing, Permanent Steel Stiffener, Braced By Angles Attached To Abutment Face, Temporary Shoring Relocation	2,018.04	
34 05 43 00-0157 EA HP8x36 Column Attached To Existing Footing, Permanent Steel Stiffener, Braced By Angles Attached To Abutment Face, Temporary Shoring Take Down And Removal	410.87	
34 05 43 00-0158 HP12x53 Column Attached To Existing Footing, Permanent Steel Stiffener, Braced By Angles Attached To Abutment Face, Temporary Shoring (34 05 43 00-0153)		
34 05 43 00-0159 EA HP12x53 Column Attached To Existing Footing, Permanent Steel Stiffener, Braced By Angles Attached To Abutment Face, Temporary Shoring Setup	3,014.35	
34 05 43 00-0160 EA HP12x53 Column Attached To Existing Footing, Permanent Steel Stiffener, Braced By Angles Attached To Abutment Face, Temporary Shoring Relocation	1,899.67	
34 05 43 00-0161 EA HP12x53 Column Attached To Existing Footing, Permanent Steel Stiffener, Braced By Angles Attached To Abutment Face, Temporary Shoring Take Down And Removal	394.14	
34 05 43 00-0162 HP12x53 Column Attached To Existing Footing, Temporary Wood Stiffener, Braced By Angles Attached To Abutment Face, Temporary Shoring (34 05 43 00-0153)		
34 05 43 00-0163 EA HP12x53 Column Attached To Existing Footing, Temporary Wood Stiffener, Braced By Angles Attached To Abutment Face, Temporary Shoring Setup	1,925.35	
34 05 43 00-0164 EA HP12x53 Column Attached To Existing Footing, Temporary Wood Stiffener, Braced By Angles Attached To Abutment Face, Temporary Shoring Relocation	789.16	
34 05 43 00-0165 EA HP12x53 Column Attached To Existing Footing, Temporary Wood Stiffener, Braced By Angles Attached To Abutment Face, Temporary Shoring Take Down And Removal	250.91	
34 05 43 00-0166 HP14x117 Column Attached to Existing Footing, Permanent Steel Stiffeners, Braced by Angles Attached to Abutment Face, Temporary Shoring (34 05 43 00-0153)		
34 05 43 00-0167 EA HP14x117 Column Attached To Existing Footing, Permanent Steel Stiffener, Braced By Angles Attached To Abutment Face, Temporary Shoring Setup	5,531.26	
34 05 43 00-0168 EA HP14x117 Column Attached To Existing Footing, Permanent Steel Stiffener, Braced By Angles Attached To Abutment Face, Temporary Shoring Relocation	3,111.88	
34 05 43 00-0169 EA HP14x117 Column Attached To Existing Footing, Permanent Steel Stiffener, Braced By Angles Attached To Abutment Face, Temporary Shoring Take Down And Removal	675.37	
34 05 43 00-0170 Mat Supported HP12x63 Column, Braced by Channel and Angles, Attached to Existing 4" Diameter Concrete Column, Temporary Shoring (34 05 43 00-0153) Note: Excludes mats. See CSI section 01 22 23 00-0584 for mats.		
34 05 43 00-0171 EA Mat Supported HP12x63 Column, Braced By Channel And Angles Attached To Existing 4' Diameter Concrete Column, Temporary Shoring Setup	5,795.16	

34 Transportation
34 05 Common Work Results for Transportation
34 05 43 Common Work Results for Bridges



MINOR CSI UOM DESCRIPTION	TOTAL DIRECT UNIT COST	DEMOLITION UNIT COST
34 05 43 00-0172 EA Mat Supported HP12x63 Column, Braced By Channel And Angles Attached To Existing 4' Diameter Concrete Column, Temporary Shoring Relocation.....	2,064.05	
Note: Excludes mats.		
34 05 43 00-0173 EA Mat Supported HP12x63 Column, Braced By Channel And Angles Attached To Existing 4' Diameter Concrete Column, Temporary Shoring Take Down And Removal.....	1,030.83	
Note: Excludes mats.		
34 05 43 00-0174 Mat Supported HP12x53 Column, Braced by Channel and Angles, Attached to Abutment Face, Temporary Shoring (34 05 43 00-0153)		
Note: Excludes mats. See CSI section 01 22 23 00-0584 for mats.		
34 05 43 00-0175 EA Mat Supported HP12x53 Column, Braced By Angles Attached To Abutment Face, Temporary Shoring Setup.....	2,445.38	
34 05 43 00-0176 EA Mat Supported HP12x53 Column, Braced By Angles Attached To Abutment Face, Temporary Shoring Relocation.....	625.97	
Note: Excludes mats.		
34 05 43 00-0177 EA Mat Supported HP12x53 Column, Braced By Angles Attached To Abutment Face, Temporary Shoring Take Down And Removal.....	353.37	
Note: Excludes mats.		
34 05 43 00-0178 MC18x51.9 Attached to Abutment Face, Temporary Wood Stiffeners, Temporary Shoring (34 05 43 00-0153)		
34 05 43 00-0179 EA MC18x51.9 Attached To Abutment Face, Temporary Shoring Setup.....	2,720.97	
34 05 43 00-0180 EA MC18x51.9 Attached To Abutment Face, Temporary Shoring Relocation.....	2,486.83	
34 05 43 00-0181 EA MC18x51.9 Attached To Abutment Face, Temporary Shoring Take Down And Removal.....	345.00	
34 05 43 00-0182 MC15x74 Attached to Abutment Face, Temporary Wood Stiffeners, Temporary Shoring (34 05 43 00-0153)		
34 05 43 00-0183 EA WT15x74 Attached To Abutment Face, Temporary Shoring Setup.....	2,000.15	
34 05 43 00-0184 EA WT15x74 Attached To Abutment Face, Temporary Shoring Relocation.....	1,810.59	
34 05 43 00-0185 EA WT15x74 Attached To Abutment Face, Temporary Shoring Take Down And Removal.....	284.37	
34 05 43 00-0186 Plates And Angles Connecting Existing Diaphragm To Existing Bearing Stiffener At Pedestrian Bridge Column, Temporary Shoring (34 05 43 00-0153)		
34 05 43 00-0187 EA Plates And Angles Connecting Existing Diaphragm To Existing Bearing Stiffener At Pedestrian Bridge, Temporary Shoring Setup.....	1,345.24	
Note: Left in place.		
34 05 43 00-0188 Temporary Bridge Shoring Components (34 05 43 00-0153)		
Note: For temporary shoring of columns and abutments associated with vertical jacking of structural members. Includes lifting equipment where appropriate. Excludes engineering and design. See CSI section 01 54 23 00-0059 for temporary lumber.		
34 05 43 00-0189 Fabricate, Install And Remove After Use Temporary Steel Bridge Shoring (34 05 43 00-0188)		
Note: Includes cutting, drilling and welds. Excludes gravel, mats, anchors, and bolts.		
34 05 43 00-0190 LF Fabricate And Install MC7 x 19.1 For Temorary Bridge Shoring.....	95.67	
Note: Remove after use.		
34 05 43 00-0191 LF Fabricate And Install MC18 x 51.9 For Temorary Bridge Shoring.....	221.12	
Note: Remove after use.		
34 05 43 00-0192 LF Fabricate And Install HP12 x 53 For Temorary Bridge Shoring.....	176.31	
Note: Remove after use.		
34 05 43 00-0193 LF Fabricate And Install HP12 x 63 For Temorary Bridge Shoring.....	198.24	
Note: Remove after use.		
34 05 43 00-0194 LF Fabricate And Install 3" x 3" x 3/8" Angle Iron For Temorary Bridge Shoring.....	25.30	
Note: Remove after use.		
For Galvanized Steel, Add	6.75	
34 05 43 00-0195 LF Fabricate And Install 4" x 4" x 3/8" Angle Iron For Temorary Bridge Shoring.....	32.31	
Note: Remove after use.		
For Galvanized Steel, Add	9.18	
34 05 43 00-0196 LF Fabricate And Install 7" x 4" x 5/8" Angle Iron For Temorary Bridge Shoring.....	65.77	
Note: Remove after use.		
For Galvanized Steel, Add	20.76	
34 05 43 00-0197 LF Fabricate And Install 5" x 3-1/2" x 3/4" Angle Iron For Temorary Bridge Shoring.....	57.17	
Note: Remove after use.		
For Galvanized Steel, Add	18.60	
34 05 43 00-0198 LF Fabricate And Install 7" x 4" x 3/4" Angle Iron For Temorary Bridge Shoring.....	75.64	
Note: Remove after use.		
For Galvanized Steel, Add	24.61	
34 05 43 00-0199 SF Fabricate And Install 5/8" A36 Steel Plates For Temorary Bridge Shoring.....	98.30	
Note: Remove after use.		
For A50 Grade Steel, Add	2.94	
34 05 43 00-0200 SF Fabricate And Install 7/8" A36 Steel Plates For Temorary Bridge Shoring.....	137.61	
Note: Remove after use.		
For A50 Grade Steel, Add	4.12	
34 05 43 00-0201 SF Fabricate And Install 1-3/8" A36 Steel Plates For Temorary Bridge Shoring.....	216.26	
Note: Remove after use.		
For A50 Grade Steel, Add	6.47	
34 05 43 00-0202 SF Fabricate And Install 1-1/2" A36 Steel Plates For Temorary Bridge Shoring.....	235.92	
Note: Remove after use.		
For A50 Grade Steel, Add	7.06	



MINOR CSI UOM DESCRIPTION	TOTAL DIRECT UNIT COST	DEMOLITION UNIT COST
34 05 43 00-0203 Relocate Temporary Steel Bridge Shoring <small>(34 05 43 00-0188)</small>		
Note: Includes removal after use.		
34 05 43 00-0204 EA Relocate Complete Temporary Steel Bridge Shoring	4,509.14	
Note: Remove after use. Includes relocating support mats. Excludes anchors, bolts or additional steel if required.		
34 05 43 00-0205 SF Relocate 1-3/8" A36 Steel Plates For Temporary Bridge Shoring	86.88	
Note: Remove after use.		
34 05 43 00-0206 LF Relocate HP12 x 63 For Temporary Bridge Shoring.....	72.14	
Note: Remove after use.		
34 05 43 00-0207 LF Relocate 3" x 3" x 3/8" Angle Iron For Temporary Bridge Shoring.....	14.42	
Note: Remove after use.		
34 05 43 00-0208 LF Relocate 4" x 4" x 3/8" Angle Iron For Temporary Bridge Shoring.....	17.50	
Note: Remove after use.		
34 05 43 00-0209 LF Relocate 7" x 4" x 3/4" Angle Iron For Temporary Bridge Shoring.....	35.95	
Note: Remove after use.		
34 05 43 00-0210 SF Relocate 7/8" A36 Steel Plates For Temporary Bridge Shoring.....	55.28	
Note: Remove after use.		
34 05 43 00-0211 LF Relocate MC7 x 19.1 For Temporary Bridge Shoring	41.84	
Note: Remove after use.		
34 05 43 00-0212 LF Relocate HP12 x 53 For Temporary Bridge Shoring.....	70.64	
Note: Remove after use.		
34 05 43 00-0213 SF Relocate 5/8" A36 Steel Plates For Temporary Bridge Shoring.....	39.49	
Note: Remove after use.		
34 05 43 00-0214 LF Relocate 7" x 4" x 5/8" Angle Iron For Temporary Bridge Shoring.....	32.29	
Note: Remove after use.		
34 05 43 00-0215 SF Relocate 1-1/2" A36 Steel Plates For Temporary Bridge Shoring	94.78	
Note: Remove after use.		
34 05 43 00-0216 LF Relocate MC18 x 51.9 For Temporary Bridge Shoring	120.75	
Note: Remove after use.		
34 05 43 00-0217 LF Relocate 5" x 3-1/2" x 3/4" Angle Iron For Temporary Bridge Shoring.....	27.17	
Note: Remove after use.		
34 05 43 00-0218 Pier Caps And Pedestal Replacement For Bridges <small>(34 05 43)</small>		
See CSI section 03 15 19 00-0001 for anchor bolts.		
34 05 43 00-0219 SF Bridge Wood Formwork For Seats, Pedestals, Pier Caps And Miscellaneous Areas For Bridges.....	24.69	
34 05 43 00-0220 CWT Rebar For Pier Cap Or Pedestals For Bridges	443.54	
34 05 43 00-0221 CY Pour Pedestals For Bridges	399.59	
34 05 43 00-0222 CY Demolish Concrete Pedestals For Bridges	4,315.38	
34 05 43 00-0223 CY Pour Pier Cap For Bridges.....	472.59	
34 05 43 00-0224 CY Demolish Concrete Pier Cap For Bridges.....	4,962.21	
34 05 43 00-0225 Bridge Deck Repair <small>(34 05 43)</small>		
34 05 43 00-0226 Remove Existing Steel Joint System <small>(34 05 43 00-0225)</small>		
34 05 43 00-0227 LF Removal Of Existing Steel Joint System.....	62.73	
34 05 43 00-0228 Break-Up And Remove Bridge Decking By Machine <small>(34 05 43 00-0225)</small>		
Note: Includes work around obstacles, breaking into manageable sizes by machine and loading into truck, dumpster or moving material to stockpile. Excludes saw cutting, See CSI section 02 41 19 13-0059 for saw cutting.		
34 05 43 00-0229 SY Break-Up And Remove Up To 3" Thick Bituminous Pavement Bridge Decking By Machine.....	21.22	
For >500 To 1,000, Deduct	-2.12	
For >1,000 To 2,500, Deduct	-3.82	
For >2,500 To 5,000, Deduct	-5.52	
For >5,000 To 10,000, Deduct	-7.21	
For >10,000, Deduct	-8.91	
34 05 43 00-0230 SY Break-Up And Remove >3" To 6" Thick Bituminous Pavement Bridge Decking By Machine.....	28.98	
For >500 To 1,000, Deduct	-2.90	
For >1,000 To 2,500, Deduct	-5.22	
For >2,500 To 5,000, Deduct	-7.53	
For >5,000 To 10,000, Deduct	-9.85	
For >10,000, Deduct	-12.17	
34 05 43 00-0231 SY Break-Up And Remove To 3" Thick Concrete With Reinforcing Bridge Decking By Machine	35.15	
For >500 To 1,000, Deduct	-3.52	
For >1,000 To 2,500, Deduct	-6.33	
For >2,500 To 5,000, Deduct	-9.14	
For >5,000 To 10,000, Deduct	-11.95	
For >10,000, Deduct	-14.76	
34 05 43 00-0232 SY Break-Up And Remove > 3" To 6" Thick Concrete With Reinforcing Bridge Decking By Machine	45.20	
For >500 To 1,000, Deduct	-4.52	
For >1,000 To 2,500, Deduct	-8.14	
For >2,500 To 5,000, Deduct	-11.75	
For >5,000 To 10,000, Deduct	-15.37	
For >10,000, Deduct	-18.98	
34 05 43 00-0233 SY Break-Up And Remove > 6" To 9" Thick Concrete With Reinforcing Bridge Decking By Machine	80.80	
For >500 To 1,000, Deduct	-8.08	
For >1,000 To 2,500, Deduct	-14.54	
For >2,500 To 5,000, Deduct	-21.01	
For >5,000 To 10,000, Deduct	-27.47	
For >10,000, Deduct	-33.94	



MINOR CSI UOM DESCRIPTION	TOTAL DIRECT UNIT COST	DEMOLITION UNIT COST
34 05 43 00-0234 SY Break-Up And Remove >9" To 14" Thick Concrete With Reinforcing Bridge Decking By Machine	105.45	
For >500 To 1,000, Deduct	-10.55	
For >1,000 To 2,500, Deduct	-18.98	
For >2,500 To 5,000, Deduct	-27.42	
For >5,000 To 10,000, Deduct	-35.85	
For >10,000, Deduct	-44.29	
34 05 43 00-0235 SY Break-Up And Remove >14" To 19" Thick Concrete With Reinforcing Bridge Decking By Machine	137.87	
For >500 To 1,000, Deduct	-13.79	
For >1,000 To 2,500, Deduct	-24.82	
For >2,500 To 5,000, Deduct	-35.85	
For >5,000 To 10,000, Deduct	-46.88	
For >10,000, Deduct	-57.91	
34 05 43 00-0236 SY Break-Up And Remove >19" To 24" Thick Concrete With Reinforcing Bridge Decking By Machine	167.33	
For >500 To 1,000, Deduct	-16.73	
For >1,000 To 2,500, Deduct	-30.12	
For >2,500 To 5,000, Deduct	-43.51	
For >5,000 To 10,000, Deduct	-56.89	
For >10,000, Deduct	-70.28	
34 05 43 00-0237 Break-Up And Remove Bridge Decking By Hand <small>(34 05 43 00-0225)</small>		
Note: Includes work around obstacles. Work includes breaking into manageable size with jackhammer and hand tools, removal and loading onto a truck or dumpster. For individual work areas up to 100 SF where conventional equipment access is limited or prohibited. Task is only to be used when requested by owner. Excludes saw cutting. See CSI section 02 41 19 13-0059 for saw cutting.		
34 05 43 00-0238 SF Break-Up And Remove 1" To 3" Thick Bituminous Pavement Bridge Decking By Hand	13.60	
Note: Includes jackhammer and hand tools.		
34 05 43 00-0239 SF Break-Up And Remove >3" To 6" Thick Bituminous Pavement Bridge Decking By Hand	17.89	
Note: Includes jackhammer and hand tools.		
34 05 43 00-0240 SF Break-Up And Remove >6" To 8" Thick Bituminous Pavement Bridge Decking By Hand	23.26	
Note: Includes jackhammer and hand tools.		
34 05 43 00-0241 SF Break-Up And Remove 1" To 3" Thick Concrete Bridge Decking By Hand	16.99	
Note: Includes jackhammer and hand tools.		
34 05 43 00-0242 SF Break-Up And Remove >3" To 6" Thick Concrete Bridge Decking By Hand	21.25	
Note: Includes jackhammer and hand tools.		
34 05 43 00-0243 SF Break-Up And Remove >6" To 8" Thick Concrete Bridge Decking By Hand	25.49	
Note: Includes jackhammer and hand tools.		
34 05 43 00-0244 SF Chipping And Cleaning Of Bridge Deck After Break-Up And Removals.....	5.49	
34 05 43 00-0245 Hydro Blasting Of Bridge Decks <small>(34 05 43 00-0225)</small>		
Note: Excludes hauling and disposal of water and debris.		
34 05 43 00-0246 EA Mobilization Of Hydro Blasting Equipment.....	13,483.82	
Note: Includes trailer with power, hydro milling machine, vacuum machine.		
34 05 43 00-0247 EA Mobilization Of Hydro Blasting Equipment.....	1,751.14	
Note: Includes water tank, pump and miscellaneous fittings.		
34 05 43 00-0248 SF Hydroblasting Of Up To 2-1/2" Of Bridge Decks.....	11.47	
34 05 43 00-0249 SF Vacuuming And Cleaning Of Bridge Decks Up To 2-1/2", Following Hydroblasting	8.48	
34 05 43 00-0250 SF Chipping And Cleaning Of Bridge Deck After Hydroblasting And Vacuum Up To 2-1/2"	2.10	
34 05 43 00-0251 SF Hydroblasting 3" To 4-1/2" Of Bridge Decks	16.95	
34 05 43 00-0252 SF Vacuuming And Cleaning Of Bridge Decks 3" To 4-1/2", Following Hydroblasting.....	11.47	
34 05 43 00-0253 SF Chipping And Cleaning Of Bridge Deck After Hydroblasting And Vacuum 3" To 4-1/2"	5.49	
34 05 43 00-0254 GAL Water For Hydro Blasting.....	0.17	
Note: Includes delivery.		
34 05 43 00-0255 Patch For Bridge Deck <small>(34 05 43 00-0225)</small>		
34 05 43 00-0256 CF Fast-Setting, Rapid-Hardening Structural Repair Mortar For Bridge Deck.....	122.08	
Note: Includes forming, cleaning, primer, and concrete material. Excludes reinforcing, dowels, and seal.		
34 05 43 00-0257 CF Polyester-Based Polymer Patch For Bridge Deck	144.32	
Note: Includes forming, cleaning, primer, and concrete material. Excludes reinforcing, dowels, and seal.		
34 05 43 00-0258 SF Hand Placed Hot Mixed Asphalt Repair For Bridge Approach.....	25.08	
Note: Includes removal of HMA, tack coat, and installation of HMA and compaction by roller.		
34 05 43 00-0259 Pressure Washing For Bridge Deck <small>(34 05 43 00-0225)</small>		
34 05 43 00-0260 SF Pressure Washing For Bridge Deck.....	0.09	
Note: Includes pressure washer and water.		
34 05 43 00-0261 Galvanic Anodes <small>(34 05 43)</small>		
34 05 43 00-0262 EA 2.6" Diameter x 1.2" Deep , Anode Type 1A Class P, Galvanic Anodes Embedded In Concrete Patch (Galvashield® XP).....	55.63	
Note: Corrosion prevention only (preventing the initiation of corrosion).		
34 05 43 00-0263 EA 4.9" Long x 1.0" Wide x 1.0" Deep , Anode Type 1A Class P, Galvanic Anodes Embedded In Concrete Patch (Galvashield® XPT)	55.63	
Note: Corrosion prevention only (preventing the initiation of corrosion).		
34 05 43 00-0264 EA 2.8" Long x 2.4" Wide x 1.2" Deep , Anode Type 1A Class C, Galvanic Anodes Embedded In Concrete Patch (Galvashield® XP2)	63.60	
Note: Corrosion control (reducing existing active corrosion) and corrosion prevention (preventing the initiation of corrosion).		



MINOR CSI UOM DESCRIPTION	TOTAL DIRECT UNIT COST	DEMOLITION UNIT COST
34 05 43 00-0265 EA 4.3" Long x 2.2" Wide x 1.2" Deep , Anode Type 1A Class C, Galvanic Anodes Embedded In Concrete Patch (Galvashield® XP4).....	69.66	
Note: Corrosion control (reducing existing active corrosion) and corrosion prevention (preventing the initiation of corrosion).		
34 05 43 00-0266 EA 2.5" Diameter x 1.1" Deep , Anode Type 1A Class C, Galvanic Anodes Embedded In Concrete Patch (Galvashield® XP+).....	63.60	
Note: Corrosion control (reducing existing active corrosion) and corrosion prevention (preventing the initiation of corrosion).		
34 05 43 00-0267 EA 1-3/4" Diameter x 2-1/2" Long, Anode Type 2A Class C, Galvanic Anodes Embedded In Concrete Patch (Galvashield® CC65).....	65.62	
Note: Corrosion control (reducing existing active corrosion) and corrosion prevention (preventing the initiation of corrosion).		
34 05 43 00-0268 EA 1-3/4" Diameter x 4" Long, Anode Type 2A Class C, Galvanic Anodes Embedded In Concrete Patch (Galvashield® CC100).....	79.75	
Note: Corrosion control (reducing existing active corrosion) and corrosion prevention (preventing the initiation of corrosion).		
34 05 43 00-0269 EA 1-1/8" Diameter x 5-3/8" Long, Anode Type 2A Class C, Galvanic Anodes Embedded In Concrete Patch (Galvashield® CC135).....	73.70	
Note: Corrosion control (reducing existing active corrosion) and corrosion prevention (preventing the initiation of corrosion).		
34 05 43 00-0270 Bridge Netting Panels (34 05 43)		
34 05 43 00-0271 SF Bridge Netting Panel.....	9.42	
Note: Includes cable, beam clamps to attach to the bridge structure without the need for drilling/welding and snap hooks for attaching the net.		
For Up To 160, Add	8.72	
For >160 To 320, Add	4.36	
For >320 To 480, Add	2.18	
For >2,000 To 10,000, Deduct	-0.42	
For >10,000 To 25,000, Deduct	-0.83	
For >25,000, Deduct	-1.25	
34 05 43 00-0272 Anchors (34 05 43)		
Note: Excludes core drilling. See CSI section 02 41 19 13-0082 for core drilling.		
34 05 43 00-0273 Threaded Rod, A449 (34 05 43 00-0272)		
34 05 43 00-0274 LF 7/8" Diameter Continuous Threaded Rod, A449.....	20.07	
34 05 43 00-0275 LF 1" Diameter Continuous Threaded Rod, A449.....	23.89	
34 05 43 00-0276 LF 1-1/8" Diameter Continuous Threaded Rod, A449.....	27.67	
34 05 43 00-0277 LF 1-1/4" Diameter Continuous Threaded Rod, A449.....	34.95	
34 05 43 00-0278 Flat Washers, F436 (34 05 43 00-0272)		
34 05 43 00-0279 EA 7/8" Flat Washer, F436.....	2.16	
34 05 43 00-0280 EA 1" Flat Washer, F436.....	2.52	
34 05 43 00-0281 EA 1-1/8" Flat Washer, F436.....	2.76	
34 05 43 00-0282 EA 1-1/4" Flat Washer, F436.....	3.15	
34 05 43 00-0283 Heavy Hex Nut, A194 (34 05 43 00-0272)		
34 05 43 00-0284 EA 7/8" Hex Nut, A194.....	4.37	
34 05 43 00-0285 EA 1" Hex Nut, A194.....	5.93	
34 05 43 00-0286 EA 1-1/8" Hex Nut, A194.....	7.04	
34 05 43 00-0287 EA 1-1/4" Hex Nut, A194.....	8.41	
34 05 43 00-0288 Grout For Threaded Rod (34 05 43 00-0272)		
34 05 43 00-0289 IN Grout 7/8" Rod In Hole.....	3.09	
34 05 43 00-0290 IN Grout 1" Rod In Hole.....	3.52	
34 05 43 00-0291 IN Grout 1-1/8" Rod In Hole.....	4.11	
34 05 43 00-0292 IN Grout 1-1/4" Rod In Hole.....	4.92	
34 05 43 00-0293 Test Grouted Anchor (34 05 43 00-0272)		
34 05 43 00-0294 EA Test Grouted Anchor.....	34.00	
34 05 43 00-0295 Removal Of Fasteners Or Anchors In Concrete (34 05 43 00-0272)		
Note: Includes removal of damaged, chemically adhered or mechanically fastened bolts, studs, threaded rod or concrete anchors with a carbide drill bit.		
34 05 43 00-0296 EA Drill Out 3/8" Diameter Fastener/Anchor In Concrete.....	28.63	
34 05 43 00-0297 EA Drill Out 1/2" Diameter Fastener/Anchor In Concrete.....	30.79	
34 05 43 00-0298 EA Drill Out 9/16" Diameter Fastener/Anchor In Concrete.....	32.27	
34 05 43 00-0299 EA Drill Out 5/8" Diameter Fastener/Anchor In Concrete.....	35.09	
34 05 43 00-0300 EA Drill Out 3/4" Diameter Fastener/Anchor In Concrete.....	38.38	
34 05 43 00-0301 EA Drill Out 7/8" Diameter Fastener/Anchor In Concrete.....	42.46	
34 05 43 00-0302 EA Drill Out 1" Diameter Fastener/Anchor In Concrete.....	44.90	
34 05 43 00-0303 EA Drill Out 1-1/8" Diameter Fastener/Anchor In Concrete.....	47.79	
34 05 43 00-0304 EA Drill Out 1-1/4" Diameter Fastener/Anchor In Concrete.....	51.38	
34 05 43 00-0305 EA Drill Out 1-1/2" Diameter Fastener/Anchor In Concrete.....	57.66	

34 Transportation**34 05 Common Work Results for Transportation****34 05 43 Common Work Results for Bridges**

SAN BERNARDINO
COUNTY

MINOR CSI UOM DESCRIPTION	TOTAL DIRECT UNIT COST	DEMOLITION UNIT COST
34 05 43 00-0306 Bridge Surfacing (34 05 43)		
34 05 43 00-0307 Bridge Coatings (34 05 43 00-0306)		
Note: Includes sweeping of bridge deck.		
34 05 43 00-0308 SF Penetrating Corrosion Inhibitor Sealer For Bridge Decks (Two Coats).....	1.15	
Note: Includes power washing and drying after power washing.		
34 05 43 00-0309 SF Protective Seal Coat For Existing Bridge Decks.....	2.18	
34 05 43 00-0310 SF Penetrating Sealer For Existing Bridge Decks.....	3.57	
34 05 43 00-0311 Bridge Membranes (34 05 43 00-0306)		
Note: Excludes abrasive blasting of deck.		
34 05 43 00-0312 SF Spray Applied Waterproofing Membrane For Bridge Decks.....	13.71	
34 05 43 00-0313 SF Sheet Applied Waterproofing Membrane For Bridge Decks.....	3.96	
34 05 43 00-0314 Sealer And Overlay For Bridge Deck (34 05 43 00-0306)		
Note: Excludes sweeping, cleaning and abrasive blasting.		
34 05 43 00-0315 SY Shot Blasting Bridge Decks.....	13.71	
Note: Includes steel ball media. Includes air cleaning of deck surface after shot blasting.		
34 05 43 00-0316 SY Thin Polymer (Epoxy) Overlay For Bridge Deck.....	87.87	
Note: Includes epoxy overlay applied in two coats with aggregate.		
34 05 43 00-0317 SY 3/4" Thin Polyester Polymer Overlay Wearing Surface For Bridge Deck.....	161.48	
Note: Includes HMWM resin primer and polyester concrete. Excludes finishing sand.		
34 05 43 00-0318 SY 1" Thin Polyester Polymer Overlay Wearing Surface For Bridge Deck.....	184.58	
Note: Includes HMWM resin primer and polyester concrete. Excludes finishing sand.		
34 05 43 00-0319 SY 1-1/2" Thin Polyester Polymer Overlay Wearing Surface For Bridge Deck.....	236.33	
Note: Includes HMWM resin primer and polyester concrete. Excludes finishing sand.		
34 05 43 00-0320 SY 2" Thin Polyester Polymer Overlay Wearing Surface For Bridge Deck.....	288.07	
Note: Includes HMWM resin primer and polyester concrete. Excludes finishing sand.		
34 05 43 00-0321 SY 2-1/2" Thin Polyester Polymer Overlay Wearing Surface For Bridge Deck.....	339.82	
Note: Includes HMWM resin primer and polyester concrete. Excludes finishing sand.		
34 05 43 00-0322 SY 3" Thin Polyester Polymer Overlay Wearing Surface For Bridge Deck.....	391.56	
Note: Includes HMWM resin primer and polyester concrete. Excludes finishing sand.		
34 05 43 00-0323 Broadcast Silica Sand (34 05 43 00-0306)		
Note: Includes removing loose sand.		
34 05 43 00-0324 SF Broadcast Silica Sand.....	0.28	
34 05 43 00-0325 Sweeping And Cleaning Of Bridge Deck (34 05 43 00-0306)		
See CSI section 01 22 23 00-1454 for water trucks, 01 22 23 00-1479 for vacuum sweeper trucks.		
34 05 43 00-0326 Concrete Overlay For Bridge Deck (34 05 43 00-0306)		
Note: Includes sweeping and cleaning. Excludes abrasive blasting.		
34 05 43 00-0327 SY 3" Concrete Overlay For Bridge Deck.....	173.74	
For DOT Class DP, Add	33.38	
For DOT Class E, Add	10.89	
For DOT Class HP, Add	31.87	
34 05 43 00-0328 Bridge Roadway Grooving (34 05 43 00-0306)		
34 05 43 00-0329 EA Up To 500 SY Of Bridge Pavement Grooving, Concrete, Longitudinal.....	3,980.35	
34 05 43 00-0330 SY Each SY Over First 500 SY Of Bridge Pavement Grooving, Concrete, Longitudinal.....	6.45	
34 05 43 00-0331 EA Up To 500 SY Of Bridge Pavement Grooving, Concrete, Traverse.....	4,434.25	
34 05 43 00-0332 SY Each SY Over First 500 SY Of Bridge Pavement Grooving, Concrete, Traverse.....	8.41	
34 05 43 00-0333 Gravity Fed Concrete Crack Repair (34 05 43 00-0306)		
Note: Includes removing loose materials and cleaning.		
34 05 43 00-0334 LF Epoxy Low Viscosity Gravity Fed Concrete Crack Repair.....	3.53	
34 05 43 00-0335 LF HMWM Low Viscosity Gravity Fed Concrete Crack Repair.....	4.14	
34 05 43 00-0336 Concrete Pumping With Boom Truck (34 05 43 00-0306)		
See CSI section 03 31 13 00-0010 for concrete delivery for small quantities, 03 37 16 00-0001 for concrete pump truck.		
34 05 43 00-0337 Bridge Girder Repair (34 05 43)		
34 05 43 00-0338 Bridge Girder Repair (34 05 43 00-0337)		
Note: Does not include mobilization of bridge jacking crew. See CSI section 05 05 23 00-0033 for bolts, nuts and washers, 05 12 23 00-0000 for additional steel shapes, angles and channels.		
34 05 43 00-0339 HR UT, MT, PT Testing.....	75.00	
Note: Does not include mileage to job site.		
34 05 43 00-0340 EA Mobilization of Bridge Girder Repair Crew.....	2,516.25	



MINOR CSI UOM DESCRIPTION	TOTAL DIRECT UNIT COST	DEMOLITION UNIT COST
34 05 43 00-0341 LF 3" x 3" x 1/4" Angle Iron For Bridge Repair.....	14.73	5.49
Cutting Fee For Channels And Angles, Add Per Each Piece	20.00	
For Fractured Critical, Add	20.00	
For Stainless Steel, Add	23.71	
For Aluminum, Add	1.33	
For Galvanized Steel, Add	4.59	
34 05 43 00-0342 LF 4" x 4" x 1/4" Angle Iron For Bridge Repair.....	18.93	6.69
Cutting Fee For Channels And Angles, Add Per Each Piece	20.00	
For Fractured Critical, Add	20.00	
For Stainless Steel, Add	32.00	
For Aluminum, Add	1.80	
For Galvanized Steel, Add	6.20	
34 05 43 00-0343 LF 3" x 3" x 3/8" Angle Iron For Bridge Repair.....	19.11	6.18
Cutting Fee For Channels And Angles, Add Per Each Piece	20.00	
For Fractured Critical, Add	20.00	
For Stainless Steel, Add	34.82	
For Aluminum, Add	1.96	
For Galvanized Steel, Add	6.75	
34 05 43 00-0344 LF 4" x 4" x 3/8" Angle Iron For Bridge Repair.....	24.82	7.51
Cutting Fee For Channels And Angles, Add Per Each Piece	20.00	
For Fractured Critical, Add	20.00	
For Stainless Steel, Add	47.39	
For Aluminum, Add	2.67	
For Galvanized Steel, Add	9.18	
34 05 43 00-0345 LF 6" x 4" x 3/8" Angle Iron For Bridge Repair.....	31.70	9.80
Cutting Fee For Channels And Angles, Add Per Each Piece	20.00	
For Fractured Critical, Add	20.00	
For Stainless Steel, Add	59.65	
For Aluminum, Add	3.36	
For Galvanized Steel, Add	11.56	
34 05 43 00-0346 LF 6" x 6" x 3/8" Angle Iron For Bridge Repair.....	35.64	9.80
Cutting Fee For Channels And Angles, Add Per Each Piece	20.00	
For Fractured Critical, Add	20.00	
For Stainless Steel, Add	72.26	
For Aluminum, Add	4.06	
For Galvanized Steel, Add	14.00	
34 05 43 00-0347 LF 6" x 6" x 1/2" Angle Iron For Bridge Repair.....	47.23	13.15
Cutting Fee For Channels And Angles, Add Per Each Piece	20.00	
For Fractured Critical, Add	20.00	
For Stainless Steel, Add	95.01	
For Aluminum, Add	5.34	
For Galvanized Steel, Add	18.41	
34 05 43 00-0348 LF 7" x 4" x 5/8" Angle Iron For Bridge Repair.....	51.96	13.87
Cutting Fee For Channels And Angles, Add Per Each Piece	20.00	
For Fractured Critical, Add	20.00	
For Stainless Steel, Add	107.14	
For Aluminum, Add	6.03	
For Galvanized Steel, Add	20.76	
34 05 43 00-0349 LF 5" x 3-1/2" x 3/4" Angle Iron For Bridge Repair.....	45.53	11.64
Cutting Fee For Channels And Angles, Add Per Each Piece	20.00	
For Fractured Critical, Add	20.00	
For Stainless Steel, Add	96.00	
For Aluminum, Add	5.40	
For Galvanized Steel, Add	18.60	
34 05 43 00-0350 LF 6" x 4" x 3/4" Angle Iron For Bridge Repair.....	54.26	13.88
Cutting Fee For Channels And Angles, Add Per Each Piece	20.00	
For Fractured Critical, Add	20.00	
For Stainless Steel, Add	114.43	
For Aluminum, Add	6.44	
For Galvanized Steel, Add	22.17	
34 05 43 00-0351 LF 7" x 4" x 3/4" Angle Iron For Bridge Repair.....	60.24	15.41
Cutting Fee For Channels And Angles, Add Per Each Piece	20.00	
For Fractured Critical, Add	20.00	
For Stainless Steel, Add	127.01	
For Aluminum, Add	7.14	
For Galvanized Steel, Add	24.61	
34 05 43 00-0352 LF 8" x 6" x 7/8" Angle Iron For Bridge Repair.....	87.86	21.46
Cutting Fee For Channels And Angles, Add Per Each Piece	20.00	
For Fractured Critical, Add	20.00	
For Stainless Steel, Add	189.60	
For Aluminum, Add	10.67	
For Galvanized Steel, Add	36.74	
34 05 43 00-0353 LF C4 x 5.4 - 4" Wide Channels For Bridge Repair.....	17.59	7.05
Cutting Fee For Channels And Angles, Add Per Each Piece	20.00	
For Fractured Critical, Add	20.00	
For Stainless Steel, Add	26.18	
For Aluminum, Add	1.47	
For Galvanized Steel, Add	5.07	
34 05 43 00-0354 LF C6 x 8.2 - 6" Wide Channels For Bridge Repair.....	25.59	9.88
Cutting Fee For Channels And Angles, Add Per Each Piece	20.00	
For Fractured Critical, Add	20.00	
For Stainless Steel, Add	39.74	
For Aluminum, Add	2.24	
For Galvanized Steel, Add	7.70	

34 Transportation

34 05 Common Work Results for Transportation

34 05 43 Common Work Results for Bridges



MINOR	CSI	UOM	DESCRIPTION	TOTAL DIRECT UNIT COST	DEMOLITION UNIT COST
34 05 43 00-0355	LF		C8 x 11.5 - 8" Wide Channels For Bridge Repair.....	34.67	12.94
			<i>Cutting Fee For Channels And Angles, Add Per Each Piece</i>	20.00	
			<i>For Fractured Critical, Add</i>	20.00	
			<i>For Stainless Steel, Add</i>	55.74	
			<i>For Aluminum, Add</i>	3.14	
			<i>For Galvanized Steel, Add</i>	10.80	
34 05 43 00-0356	LF		C10 x 15.3 - 10" Wide Channels For Bridge Repair.....	46.13	17.21
			<i>Cutting Fee For Channels And Angles, Add Per Each Piece</i>	20.00	
			<i>For Fractured Critical, Add</i>	20.00	
			<i>For Stainless Steel, Add</i>	74.18	
			<i>For Aluminum, Add</i>	4.17	
			<i>For Galvanized Steel, Add</i>	14.37	
34 05 43 00-0357	LF		C12 x 20.7 - 12" Wide Channels For Bridge Repair.....	62.41	23.29
			<i>Cutting Fee For Channels And Angles, Add Per Each Piece</i>	20.00	
			<i>For Fractured Critical, Add</i>	20.00	
			<i>For Stainless Steel, Add</i>	100.35	
			<i>For Aluminum, Add</i>	5.64	
			<i>For Galvanized Steel, Add</i>	19.44	
34 05 43 00-0358	LF		C15 x 33.9 - 15" Wide Channels For Bridge Repair.....	102.21	38.14
			<i>Cutting Fee For Channels And Angles, Add Per Each Piece</i>	20.00	
			<i>For Fractured Critical, Add</i>	20.00	
			<i>For Stainless Steel, Add</i>	164.35	
			<i>For Aluminum, Add</i>	9.24	
			<i>For Galvanized Steel, Add</i>	31.84	
34 05 43 00-0359	SF		1/2" A36 Steel Plates For Bridge Repair.....	62.85	15.01
			<i>For A50 Grade Steel, Add</i>	2.35	
			<i>Cutting Fee For Plates 1/2" And Over, Add Per Each Piece</i>	30.00	
			<i>For Fractured Critical, Add</i>	20.00	
34 05 43 00-0360	SF		5/8" A36 Steel Plates For Bridge Repair.....	78.56	18.76
			<i>For A50 Grade Steel, Add</i>	2.94	
			<i>Cutting Fee For Plates 1/2" And Over, Add Per Each Piece</i>	30.00	
			<i>For Fractured Critical, Add</i>	20.00	
34 05 43 00-0361	SF		3/4" A36 Steel Plates For Bridge Repair.....	94.26	22.40
			<i>For A50 Grade Steel, Add</i>	3.53	
			<i>Cutting Fee For Plates 1/2" And Over, Add Per Each Piece</i>	30.00	
			<i>For Fractured Critical, Add</i>	20.00	
34 05 43 00-0362	SF		7/8" A36 Steel Plates For Bridge Repair.....	109.97	26.26
			<i>For A50 Grade Steel, Add</i>	4.12	
			<i>Cutting Fee For Plates 1/2" And Over, Add Per Each Piece</i>	30.00	
			<i>For Fractured Critical, Add</i>	20.00	
34 05 43 00-0363	SF		1" A36 Steel Plates For Bridge Repair.....	125.68	30.01
			<i>For A50 Grade Steel, Add</i>	4.70	
			<i>Cutting Fee For Plates 1/2" And Over, Add Per Each Piece</i>	30.00	
			<i>For Fractured Critical, Add</i>	20.00	
34 05 43 00-0364	SF		1-1/4" A36 Steel Plates For Bridge Repair.....	157.10	37.52
			<i>For A50 Grade Steel, Add</i>	5.88	
			<i>Cutting Fee For Plates 1/2" And Over, Add Per Each Piece</i>	30.00	
			<i>For Fractured Critical, Add</i>	20.00	
34 05 43 00-0365	SF		1-3/8" A36 Steel Plates For Bridge Repair.....	172.82	41.27
			<i>For A50 Grade Steel, Add</i>	6.47	
			<i>Cutting Fee For Plates 1/2" And Over, Add Per Each Piece</i>	30.00	
			<i>For Fractured Critical, Add</i>	20.00	
34 05 43 00-0366	SF		1-1/2" A36 Steel Plates For Bridge Repair.....	188.53	45.03
			<i>For A50 Grade Steel, Add</i>	7.06	
			<i>Cutting Fee For Plates 1/2" And Over, Add Per Each Piece</i>	30.00	
			<i>For Fractured Critical, Add</i>	20.00	
34 05 43 00-0367	CWT		Removal Of Existing Steel For Bridge Repair A36.....	65.08	
			<i>Note: For use with angles, channels and steel plates up to 5' x 5'.</i>		
			<i>For Removal Over 30' To 50', Add</i>	13.02	
			<i>For Removal Over 50' To 75', Add</i>	22.78	
			<i>For Removal Over 75', Add</i>	32.54	
34 05 43 00-0368	TON		Removal Of Existing Steel For Bridge Repair A36.....	867.72	
			<i>Note: For use with I-beams, floor beams and plates over 5' x 5'.</i>		
			<i>For Removal Over 30' To 50', Add</i>	173.54	
			<i>For Removal Over 50' To 75', Add</i>	303.70	
			<i>For Removal Over 75', Add</i>	433.86	
34 05 43 00-0369	CWT		Miscellaneous Steel For Bridge Repair A36.....	488.30	
			<i>Note: For use with angles, channels and steel plates up to 5' x 5'.</i>		
			<i>For A50 Grade Steel, Add</i>	84.64	
			<i>Cutting Fee For Plates 1/2" And Over, Add Per Each Piece</i>	30.00	
			<i>Cutting Fee For Channels And Angles, Add Per Each Piece</i>	20.00	
34 05 43 00-0370	TON		Miscellaneous Steel For Bridge Repair A36.....	7,814.51	
			<i>Note: For use with I-beams, floor beams and plates over 5' x 5'.</i>		
			<i>For A50 Grade Steel, Add</i>	1,389.36	
			<i>Cutting Fee For I-beams, Floor Beams And Plates Over 5' x 5', Add Per Each Piece</i>	30.00	
34 05 43 00-0371	EA		Field Or Shop Drilled Holes In Miscellaneous Steel For Bridge Repair Up To 15/16" Diameter.....	37.38	
			<i>Note: Per each hole drilled per steel member.</i>		
34 05 43 00-0372	EA		Field Or Shop Drilled Holes In Miscellaneous Steel For Bridge Repair >15/16" Diameter.....	48.56	
			<i>Note: Per each hole drilled per steel member.</i>		
34 05 43 00-0373	EA		Bolts A325 For Steel Repair Connections Up To 7/8".....	26.83	2.09
34 05 43 00-0374	EA		Bridge Girder Rivet Removal.....	324.12	
34 05 43 00-0375	LF		Up To 1/2" Thick Edge Grinding, Smoothing Surface After Torch Cutting.....	7.01	
			<i>Note: Includes rust or scale removal.</i>		
34 05 43 00-0376	LF		>1/2" To 1" Thick Edge Grinding, Smoothing Surface After Torch Cutting.....	12.23	
			<i>Note: Includes rust or scale removal.</i>		



MINOR CSI UOM DESCRIPTION	TOTAL DIRECT UNIT COST	DEMOLITION UNIT COST
34 05 43 00-0377 LF >1" To 1-1/2" Thick Edge Grinding, Smoothing Surface After Torch Cutting.....	17.46	
Note: Includes rust or scale removal.		
34 05 43 00-0378 LF >1-1/2" To 2" Thick Edge Grinding, Smoothing Surface After Torch Cutting.....	22.69	
Note: Includes rust or scale removal.		
34 05 43 00-0379 LF >2" To 2-1/2" Thick Edge Grinding, Smoothing Surface After Torch Cutting.....	27.92	
Note: Includes rust or scale removal.		
34 05 43 00-0380 LF >2-1/2" To 3" Thick Edge Grinding, Smoothing Surface After Torch Cutting.....	33.14	
Note: Includes rust or scale removal.		
34 05 43 00-0381 Cleaning And Preparation Of Painted And Unpainted Metal Surfaces (34 05 43 00-0337)		
34 05 43 00-0382 SF Loose Mill Scale With Fine Powder, Commercial Blast, Surface Preparation, Bridge Girder Repair.....	1.12	
For Up To 100, Add	0.69	
For >100 To 250, Add	0.32	
For >250 To 500, Add	0.14	
For >5,000 To 10,000, Deduct	-0.05	
For >10,000 To 15,000, Deduct	-0.10	
For >15,000 To 30,000, Deduct	-0.16	
For >30,000, Deduct	-0.21	
34 05 43 00-0383 SF Tight Mill Scale With Fine Powder Rust, Commercial Blast, Surface Preparation, Bridge Girder Repair.....	1.52	
For Up To 100, Add	0.92	
For >100 To 250, Add	0.43	
For >250 To 500, Add	0.18	
For >5,000 To 10,000, Deduct	-0.07	
For >10,000 To 15,000, Deduct	-0.14	
For >15,000 To 30,000, Deduct	-0.22	
For >30,000, Deduct	-0.29	
34 05 43 00-0384 SF Exterior Coating Blistered Pitted, Rust, Commercial Blast, Surface Preparation, Bridge Girder Repair.....	2.25	
For Up To 100, Add	1.39	
For >100 To 250, Add	0.65	
For >250 To 500, Add	0.28	
For >5,000 To 10,000, Deduct	-0.10	
For >10,000 To 15,000, Deduct	-0.21	
For >15,000 To 30,000, Deduct	-0.33	
For >30,000, Deduct	-0.43	
34 05 43 00-0385 SF Badly Pitted With Rust Nodules, Commercial Blast, Surface Preparation, Bridge Girder Repair.....	3.75	
For Up To 100, Add	2.31	
For >100 To 250, Add	1.08	
For >250 To 500, Add	0.46	
For >5,000 To 10,000, Deduct	-0.17	
For >10,000 To 15,000, Deduct	-0.35	
For >15,000 To 30,000, Deduct	-0.54	
For >30,000, Deduct	-0.72	
34 05 43 00-0386 SF Loose Mill Scale With Fine Powder Rust, Near White Blast, Surface Preparation, Bridge Girder Repair.....	2.85	
For Up To 100, Add	1.73	
For >100 To 250, Add	0.81	
For >250 To 500, Add	0.35	
For >5,000 To 10,000, Deduct	-0.13	
For >10,000 To 15,000, Deduct	-0.26	
For >15,000 To 30,000, Deduct	-0.41	
For >30,000, Deduct	-0.54	
34 05 43 00-0387 SF Tight Mill Scale Little Rust, Near White Blast, Surface Preparation, Bridge Girder Repair.....	3.54	
For Up To 100, Add	2.14	
For >100 To 250, Add	1.00	
For >250 To 500, Add	0.43	
For >5,000 To 10,000, Deduct	-0.16	
For >10,000 To 15,000, Deduct	-0.33	
For >15,000 To 30,000, Deduct	-0.51	
For >30,000, Deduct	-0.67	
34 05 43 00-0388 SF Exterior Coat Blistered Pitted Rust, Near White Blast, Surface Preparation, Bridge Girder Repair.....	4.58	
For Up To 100, Add	2.77	
For >100 To 250, Add	1.29	
For >250 To 500, Add	0.55	
For >5,000 To 10,000, Deduct	-0.21	
For >10,000 To 15,000, Deduct	-0.42	
For >15,000 To 30,000, Deduct	-0.66	
For >30,000, Deduct	-0.87	
34 05 43 00-0389 SF Badly Pitted Rust Nodules, Near White Blast, Surface Preparation, Bridge Girder Repair.....	5.72	
For Up To 100, Add	3.46	
For >100 To 250, Add	1.61	
For >250 To 500, Add	0.69	
For >5,000 To 10,000, Deduct	-0.26	
For >10,000 To 15,000, Deduct	-0.53	
For >15,000 To 30,000, Deduct	-0.82	
For >30,000, Deduct	-1.09	
34 05 43 00-0390 Galvanized Anchor Bolts For Bridge Bearings (34 05 43 00-0337)		
34 05 43 00-0391 EA 1/2" Diameter x 6" Long, J-Type A449 Galvanized Anchor Bolts For Bridge Bearings.....	10.63	
34 05 43 00-0392 EA 1/2" Diameter x 12" Long, J-Type Galvanized Anchor Bolts For Bridge Bearings.....	16.51	
34 05 43 00-0393 EA 1/2" Diameter x 18" Long, J-Type A449 Galvanized Anchor Bolts For Bridge Bearings.....	20.47	
34 05 43 00-0394 EA 5/8" Diameter x 12" Long, J-Type A449 Galvanized Anchor Bolts For Bridge Bearings.....	24.19	
34 05 43 00-0395 EA 5/8" Diameter x 18" Long, J-Type A449 Galvanized Anchor Bolts For Bridge Bearings.....	30.27	
34 05 43 00-0396 EA 5/8" Diameter x 24" Long, J-Type A449 Galvanized Anchor Bolts For Bridge Bearings.....	34.20	
34 05 43 00-0397 EA 3/4" Diameter x 8" Long, J-Type A449 Galvanized Anchor Bolts For Bridge Bearings.....	34.03	



MINOR CSI UOM DESCRIPTION	TOTAL DIRECT UNIT COST	DEMOLITION UNIT COST
34 05 43 00-0398 EA 3/4" Diameter x 12" Long, J-Type A449 Galvanized Anchor Bolts For Bridge Bearings.....	39.11	
34 05 43 00-0399 EA 3/4" Diameter x 18" Long, J-Type A449 Galvanized Anchor Bolts For Bridge Bearings.....	48.37	
34 05 43 00-0400 EA 3/4" Diameter x 24" Long, J-Type A449 Galvanized Anchor Bolts For Bridge Bearings.....	59.22	
34 05 43 00-0401 EA 7/8" Diameter x 12" Long, J-Type A449 Galvanized Anchor Bolts For Bridge Bearings.....	45.35	
34 05 43 00-0402 EA 7/8" Diameter x 18" Long, J-Type A449 Galvanized Anchor Bolts For Bridge Bearings.....	53.62	
34 05 43 00-0403 EA 7/8" Diameter x 24" Long, J-Type A449 Galvanized Anchor Bolts For Bridge Bearings.....	69.08	
34 05 43 00-0404 EA 1" Diameter x 12" Long, J-Type A449 Galvanized Anchor Bolts For Bridge Bearings.....	56.77	
34 05 43 00-0405 EA 1" Diameter x 18" Long, J-Type A449 Galvanized Anchor Bolts For Bridge Bearings.....	67.79	
34 05 43 00-0406 EA 1" Diameter x 24" Long, J-Type A449 Galvanized Anchor Bolts For Bridge Bearings.....	84.08	
34 05 43 00-0407 EA 1" Diameter x 36" Long, J-Type A449 Galvanized Anchor Bolts For Bridge Bearings.....	103.30	
34 05 43 00-0408 EA 1-1/8" Diameter x 12" Long, J-Type A449 Galvanized Anchor Bolts For Bridge Bearings.....	68.79	
34 05 43 00-0409 EA 1-1/8" Diameter x 18" Long, J-Type A449 Galvanized Anchor Bolts For Bridge Bearings.....	82.21	
34 05 43 00-0410 EA 1-1/8" Diameter x 24" Long, J-Type A449 Galvanized Anchor Bolts For Bridge Bearings.....	102.09	
34 05 43 00-0411 EA 1-1/8" Diameter x 36" Long, J-Type A449 Galvanized Anchor Bolts For Bridge Bearings.....	125.33	
34 05 43 00-0412 EA 1-1/4" Diameter x 12" Long, J-Type A449 Galvanized Anchor Bolts For Bridge Bearings.....	83.74	
34 05 43 00-0413 EA 1-1/4" Diameter x 18" Long, J-Type A449 Galvanized Anchor Bolts For Bridge Bearings.....	100.16	
34 05 43 00-0414 EA 1-1/4" Diameter x 24" Long, J-Type A449 Galvanized Anchor Bolts For Bridge Bearings.....	124.50	
34 05 43 00-0415 EA 1-1/4" Diameter x 36" Long, J-Type A449 Galvanized Anchor Bolts For Bridge Bearings.....	152.73	
34 05 43 00-0416 EA 1-1/2" Diameter x 12" Long, J-Type A449 Galvanized Anchor Bolts For Bridge Bearings.....	102.45	
34 05 43 00-0417 EA 1-1/2" Diameter x 18" Long, J-Type A449 Galvanized Anchor Bolts For Bridge Bearings.....	122.60	
34 05 43 00-0418 EA 1-1/2" Diameter x 24" Long, J-Type A449 Galvanized Anchor Bolts For Bridge Bearings.....	152.53	
34 05 43 00-0419 EA 1-1/2" Diameter x 36" Long, J-Type A449 Galvanized Anchor Bolts For Bridge Bearings.....	187.02	
34 05 43 00-0420 Welding For Bridge Repair <small>(34 05 43 00-0337)</small>		
34 05 43 00-0421 EA Minimum Charge For Welding For Bridge Repair.....	1,829.37	
Note: For projects where the total welding charge is less than the minimum charge, Use this item exclusively. This item should not be used in conjunction with any other items in this section.		
34 05 43 00-0422 LF 3/16" Fillet Welding For Bridge Repair.....	15.11	
<i>For Full Penetration Weld, Add</i>		
34 05 43 00-0423 LF 1/4" Fillet Welding For Bridge Repair.....	22.69	
<i>For Full Penetration Weld, Add</i>		
34 05 43 00-0424 LF 5/16" Fillet Welding For Bridge Repair.....	30.26	
<i>For Full Penetration Weld, Add</i>		
34 05 43 00-0425 LF 3/8" Fillet Welding For Bridge Repair.....	37.80	
<i>For Full Penetration Weld, Add</i>		
34 05 43 00-0426 LF 7/16" Fillet Welding For Bridge Repair.....	44.52	
<i>For Full Penetration Weld, Add</i>		
34 05 43 00-0427 LF 1/2" Fillet Welding For Bridge Repair.....	52.52	
<i>For Full Penetration Weld, Add</i>		
34 05 43 00-0428 LF 9/16" Fillet Welding For Bridge Repair.....	61.06	
<i>For Full Penetration Weld, Add</i>		
34 05 43 00-0429 LF 5/8" Fillet Welding For Bridge Repair.....	67.39	
<i>For Full Penetration Weld, Add</i>		
34 05 43 00-0430 LF 3/4" Fillet Welding For Bridge Repair.....	93.16	
<i>For Full Penetration Weld, Add</i>		
34 05 43 00-0431 LF 7/8" Fillet Welding For Bridge Repair.....	122.39	
<i>For Full Penetration Weld, Add</i>		
34 05 43 00-0432 LF 1" Fillet Welding For Bridge Repair.....	170.63	
<i>For Full Penetration Weld, Add</i>		
34 05 43 00-0433 Bridge Trough Repair <small>(34 05 43)</small>		
34 05 43 00-0434 EA New Bridge Trough Hanger.....	294.02	26.14
34 05 43 00-0435 EA Reattach By Welding Existing Bridge Trough Hanger, Top And/Or Bottom.....	66.12	
34 05 43 00-0436 EA Removal And Replacement Of All Thread For Existing Bridge Trough Hanger.....	126.06	
34 05 43 00-0437 EA Removal And Replacement Of Steel Angle Attachment For Existing Bridge Trough Hanger.....	69.09	
34 05 43 00-0438 Spot Paint Removal And Painting, Bridge Structural Steel <small>(34 05 43)</small>		
34 05 43 00-0439 HR Testing For Lead And Asbestos Paint Removal By Asbestos Contractor.....	118.18	
34 05 43 00-0440 EA Up To 4 SF, Flat Surfaces, Non-Contaminated Paint Removal.....	193.65	
34 05 43 00-0441 SF >4 SF, Flat Surfaces, Non-Contaminated Paint Removal.....	48.41	
34 05 43 00-0442 EA Up To 4 SF, Flat Surfaces, Lead Or Asbestos Paint Removal.....	276.33	
Note: Includes high efficiency particulate air (HEPA) vacuuming.		
34 05 43 00-0443 SF >4 SF, Flat Surfaces, Lead Or Asbestos Paint Removal.....	69.08	
Note: Includes high efficiency particulate air (HEPA) vacuuming.		
34 05 43 00-0444 CF Treat and Dispose of Removed Paint Waste.....	6.14	
34 05 43 00-0445 SF Flat Surfaces Spot Painting.....	51.33	
Note: Includes 1 coat epoxy rust inhibiting primer and 2 coats epoxy paint finish.		
34 05 43 00-0446 EA Minimum Charge For Plastic Barrier Enclosure For Paint Removal.....	1,159.47	
Note: Up to an 8' x 8' area, 7' high. Includes 10 mil plastic on walls and floor. 2"x4" construction. Excludes scaffolding.		
34 05 43 00-0447 SF Plastic Barrier Enclosure For Paint Removal.....	3.62	
Note: For projects where the total charge exceeds the minimum charge for plastic barrier enclosures. Includes 10 mil plastic on floor and walls. 2" x 4" construction. Excludes scaffolding. Use area of walls and floor for quantity.		
34 05 43 00-0448 End Beam Cleaning And Painting <small>(34 05 43)</small>		



MINOR CSI UOM DESCRIPTION	TOTAL DIRECT UNIT COST	DEMOLITION UNIT COST
34 05 43 00-0449 SF End Beam Cleaning and Painting.....	3.86	
Note: Includes high pressure wash at minimum 3003 to 5000 PSI, spot cleaning damaged/rusted areas with hand and power tools (SSPC – SP2 and SP3), solvent cleaning (SSPC-SP1), one coat of aluminum epoxy mastic (minimum 6 mils) to spot cleaned areas, one coat sealer (1-2 mils), and one coat polyurethane finish.		
For Up To 100, Add	3.86	
For >100 To 500, Add	2.55	
For >500 To 3,000, Add	1.27	
For >5,000 To 7,500, Deduct	-0.62	
For >7,500 To 10,000, Deduct	-0.92	
For >10,000, Deduct	-1.30	
34 05 43 00-0450 Snow And Pedestrian Fences For Bridges (34 05 43)		
34 05 43 00-0451 Snow And Pedestrian Fence Assembly For Bridges (34 05 43 00-0450)		
Note: Includes 1", 11 gauge coiled spring mesh (knuckled selvedge), tension bars, post tension bands, wire ties, 1-5/8" top rail, 1-5/8" bottom rail, 2-7/8" post 10' on-center. Posts exclude installation onto bridge. Heights indicated are for mesh to top.		
34 05 43 00-0452 Galvanized Snow And Pedestrian Fence Assembly For Bridges (34 05 43 00-0451)		
34 05 43 00-0453 LF 4' Galvanized Chain Link Fence, 11 Gauge Coiled Spring 1" Mesh, Top And Bottom Rails, 2-7/8" Post At 10' On-Center.....	49.56	10.80
For Posts 8' On Centers, Add	2.72	
For Posts 5' On Centers, Add	10.24	
For Up To 100, Add	9.47	
For >100 To 250, Add	3.49	
34 05 43 00-0454 LF >4' To 5' Galvanized Chain Link Fence, 11 Gauge Coiled Spring 1" Mesh, Top And Bottom Rails, 2-7/8" Post At 10' On-Center.....	54.09	11.34
For Posts 8' On Centers, Add	2.96	
For Posts 5' On Centers, Add	11.12	
For Up To 100, Add	10.25	
For >100 To 250, Add	3.77	
34 05 43 00-0455 LF >5' To 6' Galvanized Chain Link Fence, 11 Gauge Coiled Spring 1" Mesh, Top And Bottom Rails, 2-7/8" Post At 10' On-Center.....	58.66	11.88
For Posts 8' On Centers, Add	3.20	
For Posts 5' On Centers, Add	12.01	
For Up To 100, Add	11.04	
For >100 To 250, Add	4.05	
34 05 43 00-0456 LF >6' To 7' Galvanized Chain Link Fence, 11 Gauge Coiled Spring 1" Mesh, Top And Bottom Rails, 2-7/8" Post At 10' On-Center.....	61.72	12.42
For Posts 8' On Centers, Add	3.37	
For Posts 5' On Centers, Add	12.63	
For Up To 100, Add	11.60	
For >100 To 250, Add	4.26	
34 05 43 00-0457 LF >7' To 8' Galvanized Chain Link Fence, 11 Gauge Coiled Spring 1" Mesh, Top And Bottom Rails, 2-7/8" Post At 10' On-Center.....	70.26	13.50
For Posts 8' On Centers, Add	3.82	
For Posts 5' On Centers, Add	14.30	
For Up To 100, Add	13.08	
For >100 To 250, Add	4.78	
34 05 43 00-0458 Vinyl Coated Snow And Pedestrian Fence Assembly For Bridges (34 05 43 00-0451)		
34 05 43 00-0459 LF 4' Vinyl (PVC) Coated Chain Link Fence, 11 Gauge Coiled Spring 1" Mesh, Top And Bottom Rails, 2-7/8" Post At 10' On-Center.....	52.18	10.80
For Powder Coated, Add	6.37	
For Aluminum Coated, Add	12.74	
For Posts 8' On Centers, Add	2.85	
For Posts 5' On Centers, Add	10.71	
For Up To 100, Add	9.86	
For >100 To 250, Add	3.63	
34 05 43 00-0460 LF >4' To 5' Vinyl (PVC) Coated Chain Link Fence, 11 Gauge Coiled Spring 1" Mesh, Top And Bottom Rails, 2-7/8" Post At 10' On-Center.....	57.38	11.34
For Powder Coated, Add	7.21	
For Aluminum Coated, Add	14.42	
For Posts 8' On Centers, Add	3.13	
For Posts 5' On Centers, Add	11.72	
For Up To 100, Add	10.74	
For >100 To 250, Add	3.94	
34 05 43 00-0461 LF >5' To 6' Vinyl (PVC) Coated Chain Link Fence, 11 Gauge Coiled Spring 1" Mesh, Top And Bottom Rails, 2-7/8" Post At 10' On-Center.....	65.35	11.88
For Powder Coated, Add	8.60	
For Aluminum Coated, Add	17.20	
For Posts 8' On Centers, Add	3.54	
For Posts 5' On Centers, Add	13.22	
For Up To 100, Add	12.04	
For >100 To 250, Add	4.39	
34 05 43 00-0462 LF >6' To 7' Vinyl (PVC) Coated Chain Link Fence, 11 Gauge Coiled Spring 1" Mesh, Top And Bottom Rails, 2-7/8" Post At 10' On-Center.....	69.49	12.42
For Powder Coated, Add	9.22	
For Aluminum Coated, Add	18.44	
For Posts 8' On Centers, Add	3.76	
For Posts 5' On Centers, Add	14.03	
For Up To 100, Add	12.76	
For >100 To 250, Add	4.64	

34 Transportation

34 05 Common Work Results for Transportation

34 05 43 Common Work Results for Bridges



MINOR CSI UOM DESCRIPTION	TOTAL DIRECT UNIT COST	DEMOLITION UNIT COST
34 05 43 00-0463 LF >7' To 8' Vinyl (PVC) Coated Chain Link Fence, 11 Gauge Coiled Spring 1" Mesh, Top And Bottom Rails, 2-7/8" Post At 10' On-Center.....	79.33	13.50
For Powder Coated, Add	10.78	
For Aluminum Coated, Add	21.57	
For Posts 8' On Centers, Add	4.27	
For Posts 5' On Centers, Add	15.93	
For Up To 100, Add	14.44	
For >100 To 250, Add	5.24	
34 05 43 00-0464 Bridge Connection Mounting For Snow And Pedestrian Fence Assembly (34 05 43 00-0451)		
34 05 43 00-0465 EA Attach Bridge Fence Post To Steel Bridge Railing Post With U-Bolt, Washers And Nuts.....	57.22	
Note: Includes drilling into steel post.		
34 05 43 00-0466 EA Attach Bridge Fence Post Base To Existing Plate, Welding And Touch-up With Galvanized Paint.....	31.76	
34 05 43 00-0467 EA Attach Bridge Fence Post Base With Plate, Welding And Touch-up With Galvanized Paint.....	92.92	
34 05 43 00-0468 EA Attach Bridge Fence Post To Concrete Safety Shape Barrier With Bolt, 5/8" Diameter x 4-3/4" Anchor Rods, Washers And Nuts.....	91.07	
Note: Includes drilling into steel post.		
34 05 43 00-0469 EA Attach Bridge Fence Post To Stone Faced Barrier Top With Plate, 3/8" Diameter Anchor Rods, Washers And Nuts.....	133.39	
Note: Includes drilling into steel post.		

34 10 Guideways/Railways (34)

34 11 Rail Tracks (34 10)

34 11 93 Track Appurtenances and Accessories (34 11)

34 11 93 00-0001 Railroad Crossings (34 11 93)

34 11 93 00-0002 Asphalt Railroad Crossings (34 11 93 00-0001)

Note: Based on 8" thickness x 20' including track and approach.

34 11 93 00-0003 EA 8" Asphalt Railroad Crossing, 12' Roadway 6 CY.....	2,334.74	359.21
34 11 93 00-0004 EA 8" Asphalt Railroad Crossing, 15' Roadway 7.4 CY.....	2,749.49	407.11
34 11 93 00-0005 EA 8" Asphalt Railroad Crossing, 18' Roadway 8.9 CY.....	3,247.65	478.95
34 11 93 00-0006 EA 8" Asphalt Railroad Crossing, 21' Roadway 10.4 CY.....	3,855.28	574.74
34 11 93 00-0007 EA 8" Asphalt Railroad Crossing, 24' Roadway 11.9 CY.....	4,654.48	718.43

34 11 93 00-0008 Railroad Crossings - Precast Concrete Inserts (34 11 93 00-0001)

Note: Based on 6" thickness x standard rail width gauge.

34 11 93 00-0009 EA Precast Concrete, Railroad Crossing, 12' Road 6" Thick, Standard Gauge.....	5,182.42	156.02
34 11 93 00-0010 EA Precast Concrete, Railroad Crossing, 15' Road 6" Thick, Standard Gauge.....	6,478.04	189.45
34 11 93 00-0011 EA Precast Concrete, Railroad Crossing, 18' Road 6" Thick, Standard Gauge.....	7,768.13	234.02
34 11 93 00-0012 EA Precast Concrete, Railroad Crossing, 21' Road 6" Thick, Standard Gauge.....	9,059.62	267.46
34 11 93 00-0013 EA Precast Concrete, Railroad Crossing, 24' Road 6" Thick, Standard Gauge.....	10,350.23	312.03

34 11 93 00-0014 Molded Rubber Railroad Crossings With Headers (34 11 93 00-0001)

Note: Based on 3' x 8'-6" sections.

34 11 93 00-0015 EA Molded Rubber Railroad Crossing, 12' Road 3' x 8'-6" Sections With Headers.....	3,435.20	156.02
34 11 93 00-0016 EA Molded Rubber Railroad Crossing, 15' Road 3' x 8'-6" Sections With Headers.....	4,076.61	189.45
34 11 93 00-0017 EA Molded Rubber Railroad Crossing, 18' Road 3' x 8'-6" Sections With Headers.....	4,712.51	234.02
34 11 93 00-0018 EA Molded Rubber Railroad Crossing, 21' Road 3' x 8'-6" Sections With Headers.....	5,349.80	267.46
34 11 93 00-0019 EA Molded Rubber Railroad Crossing, 24' Road 3' x 8'-6" Sections With Headers.....	5,986.22	312.03

34 11 93 00-0020 Railroad Trackage Demolition (34 11 93)

34 11 93 00-0021 CY Removal Of Railroad Track Ballast.....	9.55	
34 11 93 00-0022 LF Removal Of Railroad Track Rail And Spikes.....	23.87	
34 11 93 00-0023 EA Removal And Disposal Of Concrete Post Footings.....	141.73	
34 11 93 00-0024 EA Backfill Holes From Post Removal.....	59.08	

34 40 Transportation Signaling and Control Equipment (34)

34 41 Roadway Signaling and Control Equipment (34 40)

34 41 13 Traffic Signals (34 41)

34 41 13 00-0001 Traffic Signals (34 41 13)

34 41 13 00-0002 EA Single Traffic Signal Head, 4 Way Pattern.....	7,252.69	811.47
--	----------	--------

34 41 13 00-0003 Traffic Detector Induction Loop (34 41 13)

34 41 13 00-0004 EA 6' x 6', Type A, 3 Turns Per Loop, Traffic Detector Induction Loop.....	442.53	
Note: Includes saw cutting, 3 turns wire for 1 induction loop circuit, sealing and splicing into leads in street. Excludes lead wire, controller, junction box or conduit.		



MINOR CSI UOM DESCRIPTION	TOTAL DIRECT UNIT COST	DEMOLITION UNIT COST
34 41 13 00-0005 EA 6' x 6', Type D, 3 Turns Per Loop, Traffic Detector Induction Loop..... Note: Includes saw cutting, 3 turns wire for 1 induction loop circuit, sealing and splicing into leads in street. Excludes lead wire, controller, junction box or conduit.	552.08	
34 41 13 00-0006 EA 6' x 6', Type D, 5 Turns Per Loop, Traffic Detector Induction Loop..... Note: Includes saw cutting, 5 turns wire for 1 induction loop circuit, sealing and splicing into leads in street. Excludes lead wire, controller, junction box or conduit.	620.97	
34 41 13 00-0007 EA 6' x 6', Type Q, 3 Turns Per Loop, Traffic Detector Induction Loop Note: Includes saw cutting, 3 turns wire for 1 induction loop circuit, sealing and splicing into leads in street. Excludes lead wire, controller, junction box or conduit.	541.58	
34 41 13 00-0008 EA 6' x 20', Type C, 3 Turns Per Loop, Traffic Detector Induction Loop..... Note: Includes saw cutting, 3 turns wire for 1 induction loop circuit, sealing and splicing into leads in street. Excludes lead wire, controller, junction box or conduit.	939.78	
34 41 13 00-0009 EA 6' x 28', Type C, 2 Turns Per Loop, Traffic Detector Induction Loop..... Note: Includes saw cutting, 2 turns wire for 1 induction loop circuit, sealing and splicing into leads in street. Excludes lead wire, controller, junction box or conduit.	1,157.83	
34 41 13 00-0010 EA 6' x 28', Type C, 3 Turns Per Loop, Traffic Detector Induction Loop..... Note: Includes saw cutting, 3 turns wire for 1 induction loop circuit, sealing and splicing into leads in street. Excludes lead wire, controller, junction box or conduit.	1,229.04	
34 41 13 00-0011 EA 6' x 40', Type C, 1 Turn Per Loop, Traffic Detector Induction Loop Note: Includes saw cutting, 1 turn wire for 1 induction loop circuit, sealing and splicing into leads in street. Excludes lead wire, controller, junction box or conduit.	1,535.90	
34 41 13 00-0012 EA 6' x 40', Type C, 2 Turns Per Loop, Traffic Detector Induction Loop..... Note: Includes saw cutting, 2 turns wire for 1 induction loop circuit, sealing and splicing into leads in street. Excludes lead wire, controller, junction box or conduit.	1,640.60	
34 41 13 00-0013 EA 6' x 50', Type C, 1 Turn Per Loop, Traffic Detector Induction Loop Note: Includes saw cutting, 1 turn wire for 1 induction loop circuit, sealing and splicing into leads in street. Excludes lead wire, controller, junction box or conduit.	1,770.53	
34 41 13 00-0014 EA 6' x 50', Type C, 2 Turns Per Loop, Traffic Detector Induction Loop..... Note: Includes saw cutting, 2 turns wire for 1 induction loop circuit, sealing and splicing into leads in street. Excludes lead wire, controller, junction box or conduit.	1,898.42	
34 41 13 00-0015 LF In Pavement, Lead Wire For Traffic Signal Detector..... Note: Includes saw cutting, sealing and splicing into traffic signal loop wire in street. Excludes junction box or conduit.	8.11	
34 41 13 00-0016 LF In Earthwork, Lead Wire For Traffic Signal Detector..... Note: Includes trenching in earthwork and splicing into traffic signal loop wire. Excludes junction box or conduit.	3.60	
34 41 13 00-0017 EA 2 Channel, Rack Mounted, Traffic Loop Vehicle Detector (Reno A&E Model 222).....	268.53	
34 41 13 00-0018 EA 4 Channel, Rack Mounted, Traffic Loop Vehicle Detector (Reno A&E Model E-1100).....	761.92	
34 41 13 00-0019 EA 2 Channel, Rack Mounted, Traffic Loop Bicycle Detector (Reno A&E Model C-1100).....	472.42	
34 41 13 00-0020 Overhead Traffic Signals <small>(34 41 13)</small>		
34 41 13 00-0021 EA Vehicle Signal Face, LED, 1 - 12" Section.....	565.06	172.43
34 41 13 00-0022 EA Vehicle Signal Face, LED, 2 - 12" Sections.....	920.70	243.44
34 41 13 00-0023 EA Vehicle Signal Face, LED, 3 - 12" Sections.....	1,292.68	297.53
34 41 13 00-0024 EA Vehicle Signal Face, LED, 3 - 12" Sections, Middle Section Blank.....	1,227.28	297.53
34 41 13 00-0025 EA Vehicle Signal Face, LED, 4 - 12" Sections.....	1,643.70	331.35
34 41 13 00-0026 EA Vehicle Signal Face, LED, 5 - 12" Sections.....	1,967.68	351.63
34 41 13 00-0027 EA Vehicle Signal Face, LED, 5 - 12" Sections, Cluster.....	2,094.12	351.63
34 41 13 00-0028 EA Vehicle Signal Face, LED, 1 - 8" Section.....	532.36	172.43
34 41 13 00-0029 EA Vehicle Signal Face, LED, 2 - 8" Sections.....	855.30	243.44
34 41 13 00-0030 EA Vehicle Signal Face, LED, 3 - 8" Sections.....	1,133.54	297.53
34 41 13 00-0031 EA Vehicle Signal Face, LED, 2 - 8" Sections, 1 - 12" Section.....	1,214.20	297.53
34 41 13 00-0032 EA Vehicle Signal Face, LED, 2 - 8" Sections, 2 - 12" Sections.....	1,504.18	331.35
34 41 13 00-0033 EA Vehicle Signal Face, LED, 3 - 8" Sections, 1 - 12" Section.....	1,458.40	331.35
34 41 13 00-0034 EA Vehicle Signal Face, LED, 3 - 8" Sections, 2 - 12" Sections.....	1,727.88	351.63
34 41 13 00-0035 EA Vehicle Signal Face, LED, 3 - 8" Sections, 2 - 12" Sections In Cluster.....	1,830.34	351.63
34 41 13 00-0036 EA Vehicle Signal Face, LED, 3 - 12" Sections, Optically Programmed.....	2,644.28	297.53
34 41 13 00-0037 EA Vehicle Signal Face, LED, 4 - 12" Sections, Optically Programmed.....	3,459.64	331.35
34 41 13 00-0038 EA Vehicle Signal Face, LED, 5 - 12" Sections, Optically Programmed.....	4,518.28	351.63
34 41 13 00-0039 EA Vehicle Signal Face, LED, 5 - 12" Sections In Cluster, Optically Programmed.....	4,899.78	351.63
34 41 13 00-0040 EA Bracket Signal Mounting Assembly.....	545.17	135.24
34 41 13 00-0041 EA Mast Arm Signal Mounting Assembly.....	963.90	270.49
34 41 13 00-0042 EA Top Pole Signal Mounting Assembly.....	338.03	101.43
34 41 13 00-0043 EA Pedestrian Signal Head.....	994.33	202.87
34 41 13 00-0044 EA Pedestrian Signal Insert.....	614.89	101.43
34 41 13 00-0045 EA Audible Pedestrian Signal.....	1,334.17	
34 41 13 00-0046 EA Junction Box, Pole Or Post Mounted.....	544.18	
34 41 13 00-0047 EA Pedestrian Push Button.....	492.20	
34 41 13 00-0048 EA Illuminated Sign, Bracket Mounted, Symbolic.....	3,928.55	
34 41 13 00-0049 EA Illuminated Sign, Mast Arm Mounted, Symbolic.....	4,101.63	
34 41 13 00-0050 EA Sign, Message, "BLANK OUT", Bracket Mounted.....	4,323.24	
34 41 13 00-0051 EA Sign, Message, "BLANK OUT", Mast Arm Mounted.....	4,597.52	
34 41 13 00-0052 EA Sign, Fiber Optic, Bracket Mounted.....	4,921.85	
34 41 13 00-0053 EA Sign, Fiber Optic, Mast Arm Mounted.....	5,201.88	
34 41 13 00-0054 EA 16" Pedestal With Base Plate And Cover.....	1,729.59	184.54
34 41 13 00-0055 EA 30" Type 15TS Signal And Lighting Standard..... Note: 8" diameter base and 3-7/8" diameter top. 0.1793" wall thickness.	7,395.12	
34 41 13 00-0056 EA 35" Type 21TS Signal And Lighting Standard..... Note: 9-3/8" diameter base and 3-9/16" diameter top. 0.1793" wall thickness.	8,599.20	
34 41 13 00-0057 EA 17" Type 18-2-100 Signal And Lighting Standard..... Note: 10-3/4" diameter base and 8-7/16" diameter top. 0.1793" wall thickness.	4,146.72	
34 41 13 00-0058 EA 17" Type 18-3-100 Signal And Lighting Standard..... Note: 10-3/4" diameter base and 8-7/16" diameter top. 0.2391" wall thickness.	4,611.62	

34 Transportation
34 40 Transportation Signaling and Control Equipment
34 41 Roadway Signaling and Control Equipment



MINOR CSI	UOM	DESCRIPTION	TOTAL DIRECT UNIT COST	DEMOLITION UNIT COST
34 41 13 00-0059	EA	17' Type 18-4-100 Or 23-4-100 Signal And Lighting Standard Note: 12" diameter base and 9" diameter top. 0.2391" wall thickness.	4,789.82	
34 41 13 00-0060	EA	17' Type 23-3-100 Signal And Lighting Standard Note: 12" diameter base and 9-5/8" diameter top. 0.2391" wall thickness.	4,789.82	
34 41 13 00-0061	EA	17' Type 23-4-100 Signal And Lighting Standard Note: 12" diameter base and 9-5/8" diameter top. 0.2391" wall thickness.	4,883.38	
34 41 13 00-0062	EA	17' Type 27-3-100 Signal And Lighting Standard Note: 12-1/8" diameter base and 9-3/4" diameter top. 0.3125" wall thickness.	5,351.20	
34 41 13 00-0063	EA	17' Type 27-4-100 Signal And Lighting Standard Note: 13-1/2" diameter base and 9-3/4" diameter top. 0.3125" wall thickness.	5,458.78	
34 41 13 00-0064	EA	17' Type 28-5-100 Signal And Lighting Standard Note: 14" diameter base and 11-11/16" diameter top. 0.3125" wall thickness.	5,679.35	
34 41 13 00-0065	EA	17' Type 60-5-100 Signal And Lighting Standard Note: 16" diameter base and 13-11/16" diameter top. 0.3125" wall thickness.	6,026.76	
34 41 13 00-0066	EA	18'-6" Type 16-2-100 Or 16-3-100 Signal And Lighting Standard Note: 10-3/4" diameter base and 8-1/4" diameter top. 0.1793" wall thickness.	4,420.20	
34 41 13 00-0067	EA	30' Type 17-2-100 Or 17-3-100 Signal And Lighting Standard Note: 10-3/4" diameter base and 6-5/8" diameter top. 0.1793" wall thickness.	7,883.26	
34 41 13 00-0068	EA	30' Type 19-2-100 Signal And Lighting Standard Note: 10-3/4" diameter base and 6-5/8" diameter top. 0.2391" wall thickness.	8,859.54	
34 41 13 00-0069	EA	30' Type 19-3-100 Or 24-3-100 Signal And Lighting Standard Note: 12" diameter base and 7-7/8" diameter top. 0.2391" wall thickness.	9,233.78	
34 41 13 00-0070	EA	30' Type 19-4-100 Or 24-4-100 Signal And Lighting Standard Note: 12" diameter base and 8" diameter top. 0.2391" wall thickness.	9,233.78	
34 41 13 00-0071	EA	30' Type 26-3-100 Signal And Lighting Standard Note: 12-1/8" diameter base and 8" diameter top. 0.3125" wall thickness.	10,412.63	
34 41 13 00-0072	EA	30' Type 26-4-100 Signal And Lighting Standard Note: 13-1/2" diameter base and 8" diameter top. 0.3125" wall thickness.	10,864.54	
34 41 13 00-0073	EA	30' Type 29-5-100 Signal And Lighting Standard Note: 14" diameter base and 9-7/8" diameter top. 0.3125" wall thickness.	11,339.01	
34 41 13 00-0074	EA	30' Type 61-5-100 Signal And Lighting Standard Note: 16" diameter base and 11-7/8" diameter top. 0.3125" wall thickness.	12,086.34	
34 41 13 00-0075	EA	35' Type 17A-2-100 Signal And Lighting Standard Note: 10-3/4" diameter base and 5-15/16" diameter top. 0.1793" wall thickness.	9,164.41	
34 41 13 00-0076	EA	35' Type 19A-2-100 Signal And Lighting Standard Note: 10-3/4" diameter base and 5-15/16" diameter top. 0.2391" wall thickness.	10,303.41	
34 41 13 00-0077	EA	35' Type 19A-3-100 Or 24A-3-100 Signal And Lighting Standard Note: 12" diameter base and 7-3/16" diameter top. 0.2391" wall thickness.	10,740.04	
34 41 13 00-0078	EA	35' Type 19A-4-100 Or 24A-4-100 Signal And Lighting Standard Note: 12" diameter base and 7-5/16" diameter top. 0.2391" wall thickness.	10,740.04	
34 41 13 00-0079	EA	35' Type 26A-3-100 Signal And Lighting Standard Note: 12-1/8" diameter base and 7-5/16" diameter top. 0.3125" wall thickness.	12,115.35	
34 41 13 00-0080	EA	35' Type 26A-4-100 Signal And Lighting Standard Note: 13-1/2" diameter base and 7-5/16" diameter top. 0.3125" wall thickness.	12,642.57	
34 41 13 00-0081	EA	35' Type 29A-5-100 Signal And Lighting Standard Note: 14" diameter base and 9-3/16" diameter top. 0.3125" wall thickness.	13,196.14	
34 41 13 00-0082	EA	35' Type 61A-5-100 Signal And Lighting Standard Note: 16" diameter base and 11" diameter top. 0.3125" wall thickness.	14,068.00	
34 41 13 00-0083	EA	15' Steel Straight Mast Arm, MONOTUBE.....	3,019.09	
34 41 13 00-0084	EA	20' Steel Straight Mast Arm, MONOTUBE.....	3,170.15	
34 41 13 00-0085	EA	25' Steel Straight Mast Arm, MONOTUBE.....	3,394.83	
34 41 13 00-0086	EA	30' Steel Straight Mast Arm, MONOTUBE.....	4,588.39	
34 41 13 00-0087	EA	35' Steel Straight Mast Arm, MONOTUBE.....	5,527.07	
34 41 13 00-0088	EA	40' Steel Straight Mast Arm, MONOTUBE.....	5,934.48	
34 41 13 00-0089	EA	45' Steel Straight Mast Arm, MONOTUBE.....	6,524.43	
34 41 13 00-0090	EA	50' Steel Straight Mast Arm, MONOTUBE.....	7,406.17	
		<i>For Curved Mast Arm, Add</i>	806.59	
34 41 13 00-0091	EA	55' Steel Straight Mast Arm, MONOTUBE.....	8,431.37	
		<i>For Curved Mast Arm, Add</i>	899.57	
34 41 13 00-0092	EA	60' Steel Straight Mast Arm, MONOTUBE.....	9,100.74	
		<i>For Curved Mast Arm, Add</i>	939.09	
34 41 13 00-0093	EA	65' Steel Straight Mast Arm, MONOTUBE.....	10,560.23	
		<i>For Curved Mast Arm, Add</i>	1,097.15	
34 41 13 00-0094	EA	70' Steel Straight Mast Arm, MONOTUBE.....	13,987.81	
		<i>For Curved Mast Arm, Add</i>	1,327.28	
34 41 13 00-0095	EA	4' Steel Curved Luminaire Mast Arm.....	1,032.64	
34 41 13 00-0096	EA	6' Steel Curved Luminaire Mast Arm.....	1,342.85	
		<i>For High Rise Arm, Add</i>	116.22	
34 41 13 00-0097	EA	8' Steel Curved Luminaire Mast Arm.....	1,680.12	
34 41 13 00-0098	EA	10' Steel Curved Luminaire Mast Arm.....	2,300.05	
		<i>For High Rise Arm, Add</i>	171.08	
34 41 13 00-0099	EA	12' Steel Curved Luminaire Mast Arm.....	2,542.02	
		<i>For High Rise Arm, Add</i>	201.77	
34 41 13 00-0100	EA	15' Steel Curved Luminaire Mast Arm.....	2,659.57	
		<i>For High Rise Arm, Add</i>	225.01	
34 41 13 00-0101	EA	15' Tubular Aluminum Post.....	1,090.75	
34 41 13 00-0102	EA	17' Tubular Aluminum Post.....	1,161.48	
34 41 13 00-0103	EA	20' Tubular Aluminum Post.....	1,291.18	
34 41 13 00-0104	EA	14' High Galvanized Steel Traffic Signal Pole..... Note: For mast arm.	3,681.82	
34 41 13 00-0105	EA	21' High Galvanized Steel Traffic Signal Pole..... Note: For mast arm.	5,603.39	
34 41 13 00-0106	EA	22' High Galvanized Steel Traffic Signal Pole..... Note: For mast arm and luminaire arm.	5,820.34	



MINOR CSI UOM DESCRIPTION	TOTAL DIRECT UNIT COST	DEMOLITION UNIT COST
34 41 13 00-0107 EA 30' High Galvanized Steel Traffic Signal Pole, Tapered, For >55' Mast Arm Note: For mast arm and luminare arm.	7,878.28	
34 41 13 00-0108 EA 32' High Galvanized Steel Traffic Signal Pole, Tapered, For Up To 55' Mast Arm Note: For mast arm and luminare arm.	8,330.78	
34 41 13 00-0109 EA 30' High Galvanized Steel Traffic Signal Pole, Tapered, For Up To 55' Mast Arm	6,519.39	
34 41 13 00-0110 EA 30' High Galvanized Steel Traffic Signal Pole, Octafute	5,812.97	
34 41 13 00-0111 EA 30' (High Spun Aluminum Traffic Signal Pole, Tapered	4,744.48	
34 41 13 00-0112 EA CUT-OFF POLE AND CAPPED	187.94	
34 41 13 00-0113 EA PAINT EXISTING SL/TS CONTROLLER COMPLETE	56.33	
34 41 13 00-0114 EA PAINT EXISTING TS POST COMPLETE	266.38	
34 41 13 00-0115 EA 1 Channel Loop Detector Amplifier	1,662.01	
34 41 13 00-0116 EA 4 Channel Loop Detector Amplifier	3,142.02	
34 41 13 00-0117 EA FLASHING BEACON WITH DOWNLIGHT	2,343.98	
34 41 13 00-0118 EA Flashing Beacon, Bracket Mounted	795.29	
34 41 13 00-0119 EA Flashing Beacon, Mast Arm Mounted	795.29	
34 41 13 00-0120 EA Flashing Beacon, Solar Powered, Bracket Mounted	20,889.05	
34 41 13 00-0121 EA Wireless Access Point (Proxim Tsunami MP11 954-BSUR-US)	3,977.18	
34 41 13 00-0122 EA Ruggedized Subscriber Unit (Proxim Tsunami MP11 954-SUA-US)	2,137.10	
34 41 13 00-0123 EA Smart Sensor HD (Wavetronix HD125)	11,362.93	
34 41 13 00-0124 EA Access Point (Sensys AP240-ES) Note: RJ45 port supports simultaneous Ethernet and CC card communications (split via Access Box) combined with data relay, statistics-processing and VPN functionality.	5,255.72	
34 41 13 00-0125 EA Sensys Access Point AP240-ESC-VER - RJ45 port supports simultaneous Ethernet and CC card communications (split via Access Box) combined with data relay, statistics-processing and VPN functionality with Integrated 1xRTT cellular data modem for data relay via CDMA	9,090.81	
34 41 13 00-0126 EA Mounting Kit for Access Points and Repeaters (KIT-MTG)	323.58	
34 41 13 00-0127 EA Repeater (Sensys RP240-B-LL) Note: Nominal battery capacity of 171 Ah with seven (7) year battery-life.	2,408.00	
34 41 13 00-0128 EA Wireless Flush Mounted Sensor (Sensys VSN240-F) Note: Excludes coring.	1,079.29	
34 41 13 00-0129 EA Sensor Mounting Bracket, Cable, Lightning Surge Protector, Power Supply, Breaker, AC Surge Protector, Din Rail and Power Plug	2,698.38	
34 41 13 00-0130 EA Pole Base Foundation for 17-2-80, 17-2-100, 19-2-80 Poles	7,125.69	1.76
34 41 13 00-0131 EA Pole Base Foundation for 17-3-80, 19-3-80, 26-3-80 & 26-4-80 Poles	9,320.91	1.76
34 41 13 00-0132 EA Pole Base Foundation for Type 15 and 21 Poles	5,564.20	1.76
34 41 13 00-0133 EA Pole Base Foundation for 18-4-100, 19-4-100, 23-4-100, And 24-4-100 Poles	7,125.69	1.76
34 41 13 00-0134 EA Pole Base Foundation for 26-4-100 And 27-4-100 Poles	9,320.91	1.76
34 41 13 00-0135 EA LED Enhanced Pedestrian Crossing Symbol Sign Note: 2 required per system.	1,904.47	110.50
34 41 13 00-0136 EA 42" Height, 8-1/2" Diameter Automatic Bollard Activation System Note: 4 required per system.	5,488.13	663.03
34 41 13 00-0137 EA Power Control Unit With Enclosure (Solar) Note: LightGuard Systems solar power equipment includes: one solar array consisting of 1 Siemens SP70 solar power module (21" x 47" to be pole mounted, pole not included), #14 AWG solar tray cable, mounting hardware, one enclosure (16-1/2" width x 27-1/2" height x 15" depth), two 12V 80AH deep cycle gel cell batteries and a solar power control unit (PCU).	19,333.29	442.01
34 41 13 00-0138 EA Power Control Unit With Enclosure (A/C)	12,396.83	442.01
34 41 13 00-0139 EA Push Button Assembly With Sign	1,089.61	221.01
34 41 13 00-0140 EA Advanced Warning Signs	2,154.54	221.01
34 41 13 00-0141 EA Traffic Signal Controller Unit, TS 2 Type 1 (ASC/3-1000)	6,200.94	
34 41 13 00-0142 EA Traffic Signal Controller Unit, TS 2 Type 2 (ASC/3-2100)	6,386.24	
34 41 13 00-0143 EA Traffic Signal Controller Unit, TS 2 Type 2 Econolite Model ASC/2S-2100	56,994.94	
34 41 13 00-0144 EA Optical Detector For Mast Arm Mounting, 1 Channel, 1 Way	1,158.56	
34 41 13 00-0145 EA Optical Detector For Mast Arm Mounting, 1 Channel, 2 Way	1,267.56	
34 41 13 00-0146 EA Optical Detector For Mast Arm Mounting, 2 Channel	1,625.08	
34 41 13 00-0147 EA 2 Channel Phase Selector	3,711.97	
34 41 13 00-0148 EA 4 Channel Phase Selector	5,772.07	
34 41 13 00-0149 EA Malfunction Management Unit For Use With NEMA Controller	1,864.96	
34 41 13 00-0150 EA Optical Detector For Pole-Side Mounting, 1 Channel, 1 Way	1,158.56	241.91
34 41 13 00-0151 EA Optical Detector For Pole-Side Mounting, 1 Channel, 2 Way	1,267.56	241.91
34 41 13 00-0152 EA Optical Detector For Pole-Side Mounting, 2 Channel	1,625.08	241.91
34 41 13 00-0153 EA Optical Detector For Pedestal Or Pipe Mounting, 1 Channel, 1 Way	1,158.56	241.91
34 41 13 00-0154 EA Optical Detector For Pedestal Or Pipe Mounting, 1 Channel, 2 Way	1,267.56	241.91
34 41 13 00-0155 EA Optical Detector For Pedestal Or Pipe Mounting, 2 Channel	1,625.08	241.91
34 41 13 00-0156 EA Optical Detector For Span Wire Mounting, 1 Channel, 1 Way	1,158.56	241.91
34 41 13 00-0157 EA Optical Detector For Span Wire Mounting, 1 Channel, 2 Way	1,267.56	241.91
34 41 13 00-0158 EA Optical Detector For Span Wire Mounting, 2 Channel	1,625.08	241.91
34 41 13 00-0159 EA Optical Detector For Signal Top Mounting, 1 Channel, 1 Way	1,158.56	241.91
34 41 13 00-0160 EA Optical Detector For Signal Top Mounting, 1 Channel, 2 Way	1,267.56	241.91
34 41 13 00-0161 EA Optical Detector For Signal Top Mounting, 2 Channel	1,625.08	241.91
34 41 13 00-0162 EA Time Switch, 1-Circuit	262.43	
34 41 13 00-0163 EA Digital Loop-Type Vehicle Detector Card, 2-Channel, Normal	374.68	
34 41 13 00-0164 EA Digital Loop-Type Vehicle Detector Card, 2-Channel, Stretch/Delay	490.22	
34 41 13 00-0165 EA Digital Loop-Type Vehicle Detector Card, 4-Channel, Normal	697.32	
34 41 13 00-0166 EA Digital Loop-Type Vehicle Detector Card, 4-Channel, Stretch/Delay	876.08	
34 41 13 00-0167 EA Digital Loop-Type Vehicle Detector Card Rack With Power Supply	2,380.28	
34 41 13 00-0168 EA Digital Loop-Type Vehicle Detector Card Rack With Power Supply For Remote Detector Cabinet	2,380.28	
34 41 13 00-0169 EA Power Line Surge Protector - Edco SHP 300-10	219.55	
34 41 13 00-0170 EA Loop Detector Surge Protector - Edco SRA-6LC	111.55	
34 41 13 00-0171 EA Controller Cabinet (Econolite Type "O")	32,711.90	
34 41 13 00-0172 EA Controller Cabinet With 1 Detector Rack And 1 Load Switch Bay	14,232.04	
34 41 13 00-0173 EA Controller Cabinet With 1 Detector Rack And 2 Load Switch Bays	15,474.64	

34 Transportation
34 40 Transportation Signaling and Control Equipment
34 41 Roadway Signaling and Control Equipment



MINOR CSI UOM DESCRIPTION TOTAL DIRECT UNIT COST DEMOLITION UNIT COST

34 41 13 00-0174	EA	Controller Cabinet With 2 Detector Racks And 1 Load Switch Bay	16,967.94	
34 41 13 00-0175	EA	Controller Cabinet With 2 Detector Racks And 2 Load Switch Bays	17,425.74	
34 41 13 00-0176	EA	Speed Limit Beacon Control Cabinet	7,072.94	
34 41 13 00-0177	EA	Remote Detector Cabinet	3,693.94	
34 41 13 00-0178	EA	Traffic Signal Hand Control	1,033.49	
34 41 13 00-0179	EA	Extra Pedestrian Detector Isolation Assembly	815.49	
34 41 13 00-0180	EA	Fiber Optic Transceivers-Repeater Module	1,027.49	
34 41 13 00-0181	EA	Field Transceiver-Repeater	475.77	
34 41 13 00-0182	EA	Load Switch	103.16	
34 41 13 00-0183	EA	30" Pedestal With Base Plate And Cover	901.73	
34 41 13 00-0184	EA	8" Pedestal With Base Plate And Cover	1,325.06	
34 41 13 00-0185	EA	11" Pedestal With Base Plate And Cover	1,474.66	
34 41 13 00-0186	EA	15" Pedestal With Base Plate And Cover	1,638.76	
34 41 13 00-0187	LF	6-Fiber Interconnect Cable, Fiber Optic, Single Mode	1.42	
34 41 13 00-0188	LF	12-Fiber Interconnect Cable, Fiber Optic, Single Mode	1.53	
34 41 13 00-0189	LF	24-Fiber Interconnect Cable, Fiber Optic, Single Mode	1.75	
34 41 13 00-0190	LF	36-Fiber Interconnect Cable, Fiber Optic, Single Mode	1.98	
34 41 13 00-0191	LF	48-Fiber Interconnect Cable, Fiber Optic, Single Mode	2.21	
34 41 13 00-0192	LF	72-Fiber Interconnect Cable, Fiber Optic, Single Mode	2.57	
34 41 13 00-0193	LF	96-Fiber Interconnect Cable, Fiber Optic, Single Mode	2.92	
34 41 13 00-0194	LF	144-Fiber Interconnect Cable, Fiber Optic, Single Mode	3.56	
34 41 13 00-0195	LF	3/16" Diameter Messenger Cable	0.70	0.10
34 41 13 00-0196	LF	1/4" Diameter Messenger Cable	0.84	0.10
34 41 13 00-0197	LF	3/8" Diameter Messenger Cable	1.57	0.10
34 41 13 00-0198	LF	1/2" Diameter Messenger Cable	3.26	0.21
34 41 13 00-0199	EA	4' Diameter x 10' Concrete Base For Poles	2,665.52	
		Note: Includes drilling in earth, rebar, bolts, forms for exposed base, bolts and concrete.		
34 41 13 00-0200	EA	4' Diameter x 16' Concrete Base For Poles	4,231.52	
		Note: Includes drilling in earth, rebar, bolts, forms for exposed base, bolts and concrete.		
34 41 13 00-0201	EA	Internally Illuminated Street Name Sign, 1 Line, 4'	2,808.18	270.49
34 41 13 00-0202	EA	Internally Illuminated Street Name Sign, 1 Line, 6'	3,466.62	338.12
34 41 13 00-0203	EA	Internally Illuminated Street Name Sign, 1 Line, 8'	3,776.27	405.73
34 41 13 00-0204	EA	Internally Illuminated Street Name Sign, 1 Line, 10'	4,260.31	473.36
34 41 13 00-0205	EA	Internally Illuminated Street Name Sign, 1 Line, 12'	4,569.96	540.98
34 41 13 00-0206	EA	Internally Illuminated Street Name Sign, 2 Line, 4'	4,456.26	270.49
34 41 13 00-0207	EA	Internally Illuminated Street Name Sign, 2 Line, 6'	5,489.66	338.12
34 41 13 00-0208	EA	Internally Illuminated Street Name Sign, 2 Line, 8'	5,921.39	405.73
34 41 13 00-0209	EA	Internally Illuminated Street Name Sign, 2 Line, 10'	6,614.71	473.36
34 41 13 00-0210	EA	Internally Illuminated Street Name Sign, 2 Line, 12'	7,098.76	540.98
34 41 13 00-0211	EA	Photoelectric Controller, Multi-Volt	95.60	31.45
34 41 13 00-0212	EA	Photoelectric Controller, 120 Volt	98.91	31.45
34 41 13 00-0213	EA	Photoelectric Controller, 480 Volt	98.91	31.45
34 41 13 00-0214	EA	Wi-Fi Communication Unit	1,467.31	135.24
34 41 13 00-0215	EA	Wi-Fi Communication Unit Mounting Bracket	311.87	101.43
34 41 13 00-0216	EA	Wi-Fi Communication Unit Power Supply / POE Injector	285.66	67.63
34 41 13 00-0217	EA	Wi-Fi Communication Unit Packet	2,064.85	202.87
34 41 13 00-0218	LF	Preemptor Detector Cable	2.06	
34 41 13 00-0219	EA	Sno-Shoe Cable Storage Assembly	265.15	

34 41 13 00-0220 Traffic Signal Cable (34 41 13)

34 41 13 00-0221	LF	16 AWG, 2-Conductor, Solid, Traffic Signal Cable	2.07	0.94
34 41 13 00-0222	LF	16 AWG, 3-Conductor, Solid, Traffic Signal Cable	2.28	1.01
34 41 13 00-0223	LF	16 AWG, 4-Conductor, Solid, Traffic Signal Cable	2.50	1.07
34 41 13 00-0224	LF	16 AWG, 5-Conductor, Solid, Traffic Signal Cable	2.69	1.14
34 41 13 00-0225	LF	16 AWG, 6-Conductor, Solid, Traffic Signal Cable	2.92	1.21
34 41 13 00-0226	LF	16 AWG, 8-Conductor, Solid, Traffic Signal Cable	3.35	1.34
34 41 13 00-0227	LF	16 AWG, 10-Conductor, Solid, Traffic Signal Cable	3.92	1.55
34 41 13 00-0228	LF	16 AWG, 12-Conductor, Solid, Traffic Signal Cable	4.49	1.74
34 41 13 00-0229	LF	16 AWG, 16-Conductor, Solid, Traffic Signal Cable	5.23	1.95
34 41 13 00-0230	LF	16 AWG, 20-Conductor, Solid, Traffic Signal Cable	6.07	2.15
34 41 13 00-0231	LF	14 AWG, 2-Conductor, Solid, Traffic Signal Cable	2.11	0.94
34 41 13 00-0232	LF	14 AWG, 3-Conductor, Solid, Traffic Signal Cable	2.35	1.01
34 41 13 00-0233	LF	14 AWG, 4-Conductor, Solid, Traffic Signal Cable	2.58	1.07
34 41 13 00-0234	LF	14 AWG, 5-Conductor, Solid, Traffic Signal Cable	2.80	1.14
34 41 13 00-0235	LF	14 AWG, 6-Conductor, Solid, Traffic Signal Cable	3.05	1.21
34 41 13 00-0236	LF	14 AWG, 8-Conductor, Solid, Traffic Signal Cable	3.52	1.34
34 41 13 00-0237	LF	14 AWG, 10-Conductor, Solid, Traffic Signal Cable	4.13	1.55
34 41 13 00-0238	LF	14 AWG, 12-Conductor, Solid, Traffic Signal Cable	4.74	1.74
34 41 13 00-0239	LF	14 AWG, 16-Conductor, Solid, Traffic Signal Cable	5.56	1.95
34 41 13 00-0240	LF	14 AWG, 20-Conductor, Solid, Traffic Signal Cable	6.51	2.15
34 41 13 00-0241	LF	12 AWG, 2-Conductor, Solid, Traffic Signal Cable	2.22	0.94
34 41 13 00-0242	LF	12 AWG, 3-Conductor, Solid, Traffic Signal Cable	2.51	1.01
34 41 13 00-0243	LF	12 AWG, 4-Conductor, Solid, Traffic Signal Cable	2.79	1.07
34 41 13 00-0244	LF	12 AWG, 5-Conductor, Solid, Traffic Signal Cable	3.04	1.14
34 41 13 00-0245	LF	12 AWG, 6-Conductor, Solid, Traffic Signal Cable	3.36	1.21
34 41 13 00-0246	LF	12 AWG, 8-Conductor, Solid, Traffic Signal Cable	3.93	1.34
34 41 13 00-0247	LF	12 AWG, 10-Conductor, Solid, Traffic Signal Cable	4.63	1.55
34 41 13 00-0248	LF	12 AWG, 12-Conductor, Solid, Traffic Signal Cable	5.34	1.74
34 41 13 00-0249	LF	12 AWG, 16-Conductor, Solid, Traffic Signal Cable	6.35	1.95
34 41 13 00-0250	LF	12 AWG, 20-Conductor, Solid, Traffic Signal Cable	7.57	2.15



MINOR CSI UOM DESCRIPTION	TOTAL DIRECT UNIT COST	DEMOLITION UNIT COST
34 41 13 00-0251 School Zone Flasher Beacons <small>(34 41 13)</small>		
34 41 13 00-0252 EA One 8" Amber LED Beacon Head, Solar Panel School Zone Flasher Beacons Assembly.....	5,793.51	203.04
Note: Includes 365 day timer, aluminum control/battery enclosure, 2 AGM cell batteries, brackets, 30 Watt tilted solar panel, solar regulator, and solid state flasher.		
34 41 13 00-0253 EA One 12" Amber LED Beacon Head, Solar Panel School Zone Flasher Beacons Assembly.....	5,834.92	203.04
Note: Includes 365 day timer, aluminum control/battery enclosure, 2 AGM cell batteries, brackets, 30 Watt tilted solar panel, solar regulator, and solid state flasher.		
34 41 13 00-0254 EA Two 8" Amber LED Beacon Head, Solar Panel School Zone Flasher Beacons Assembly.....	6,538.02	203.04
Note: Includes 365 day timer, aluminum control/battery enclosure, 2 AGM cell batteries, brackets, 40 Watt tilted solar panel, solar regulator, and solid state flasher.		
34 41 13 00-0255 EA Two 12" Amber LED Beacon Head, Solar Panel School Zone Flasher Beacons Assembly.....	6,670.54	203.04
Note: Includes 365 day timer, aluminum control/battery enclosure, 2 AGM cell batteries, brackets, 40 Watt tilted solar panel, solar regulator, and solid state flasher.		
34 41 13 00-0256 EA 10" Digit Radar Display, One 12" Amber LED Beacon Head, Solar Panel School Zone Flasher Beacons Assembly.....	12,267.53	203.04
Note: Includes 365 day timer, aluminum control/battery enclosure, 2 AGM cell batteries, brackets, 80 Watt tilted solar panel, solar regulator, and solid state flasher.		
34 41 13 00-0257 EA 10" Digit Radar Display, Two 12" Amber LED Beacon Head, Solar Panel School Zone Flasher Beacons Assembly.....	12,786.88	203.04
Note: Includes 365 day timer, aluminum control/battery enclosure, 2 AGM cell batteries, brackets, 40 Watt tilted solar panel, solar regulator, and solid state flasher.		
34 41 13 00-0258 Traffic Light Control Synchronization <small>(34 41 13)</small>		
34 41 13 00-0259 EA ENCOM COMPAK IP Radio/Wireless Ethernet Transceiver, 900 MHz FHSS 1 Watt output power and 128-bit data encryption with 1.1Mbps Throughput.....	5,032.02	
34 41 13 00-0260 EA ENCOM 5200R 900 MHz Serial Radio Modem, contains one Serial (RS-232 or RS-485) interface and 170/TS1/TS2 detector rack (EPR-5200R).....	3,751.73	
34 41 13 00-0261 EA ENCOM Dual 2.4/2.4 GHz Broadband Radio with Integrated Antenna (COMMPAKBB24/24).....	8,581.59	
34 41 13 00-0262 EA 5.8 GHz Broadband Radio with Integrated Antenna (COMMPAKBB58INT).....	5,869.91	
34 41 13 00-0263 EA 2.4 GHz Broadband Radio with Integrated Antenna (COMMPAKBB24INT).....	5,869.91	
34 41 13 00-0264 EA Solar Cabinet Assembly.....	15,810.58	
34 41 13 00-0265 EA Data Controller Interface Cable Assembly.....	623.47	
34 41 13 00-0266 EA 900 MHz Splitter.....	741.92	
34 41 13 00-0267 EA 900 MHz Surge Suppressor.....	267.70	
34 41 13 00-0268 EA Surge-Radio Lead in Cable.....	168.46	
34 41 13 00-0269 EA 12DB GAIN YAGI Antenna.....	754.15	
34 41 13 00-0270 EA PELCO Antenna Mounting Bracket.....	501.49	
34 41 13 00-0271 MLF Coaxial Cable, LMR-400.....	4,080.50	
34 41 13 00-0272 EA Perle 16 Port Serial Server.....	4,227.61	
34 41 13 00-0273 EA Serial to Ethernet Card.....	2,259.74	
34 41 13 00-0274 EA 404 Stand Alone Modem (GDI 404).....	2,061.00	
34 41 13 00-0275 Traffic Signal Controls <small>(34 41 13)</small>		
34 41 13 00-0276 EA Master Card for Type 2070 or NEMA TS2 traffic controllers (CC-TS2).....	1,781.18	
34 41 13 00-0277 EA Extension Card for Type 2070 or NEMA traffic controllers (EX-TS2).....	745.57	
34 41 13 00-0278 EA AccessBox for contract closure, master card (CC-ACC).....	262.69	
34 41 13 00-0279 EA Flush Mount Wireless Sensor (ATT VSN240-F).....	1,011.41	
34 41 13 00-0280 EA Flush Mount Wireless Sensor (Speed & Count VSN240-F).....	1,011.41	
34 41 13 00-0281 EA Epoxy Tube for Installation of Wireless Sensor (VSN240-EPX).....	155.84	
34 41 13 00-0282 EA SNAPS License for each enabled AP (SNAPS-PER-AP).....	429.13	
34 41 13 00-0283 Traffic Signal Devices <small>(34 41 13)</small>		
34 41 13 00-0284 EA 12" Polycarbonate Signal Head Housing (McCain).....	945.07	99.45
34 41 13 00-0285 EA 16" Polycarbonate Pedestrian Signal Housing (McCain).....	481.14	77.36
34 41 13 00-0286 EA Pedestrian Push Button Cap & Switch (McCain M31334).....	361.93	143.66
34 41 13 00-0287 EA Pedestrian Push Button Frame Assembly 4" Diameter Pole (McCain M19712).....	494.54	209.95
34 41 13 00-0288 EA Pedestrian Push Button Frame Assembly 2" Diameter Pole (McCain M30793).....	380.01	165.75
34 41 13 00-0289 EA 16 Channel Conflict Monitor (McCain 2010 ECLIP).....	1,421.46	71.82
34 41 13 00-0290 EA LED Countdown Head (McCain GTX PS7-CFF1-VLA).....	292.16	27.63
34 41 13 00-0291 EA Traffic signal Video Detection Camera (Iteris RZ4-awdr).....	3,218.42	121.56
34 41 13 00-0292 EA Camera processor card (Iteris Edge Connect).....	7,348.86	176.81
34 41 13 00-0293 EA Wireless Broadband Radio (Encom BB58).....	6,939.69	165.75
34 41 13 00-0294 EA 24-port Gigabit and 4-port 1G/10G SFP+ Ethernet Switch (Etherwan EX77900).....	4,583.61	132.61
34 41 13 00-0295 EA Power Adapter (Mean Well DR-120-48).....	160.50	41.44
34 41 13 00-0296 LF 14/1 Cal Trans Type 2 Inductive Traffic Detection Loops (Advanced Digital Cable 8452).....	0.94	
34 41 13 00-0297 EA Radar Detection System (Wavetronix Matrix).....	13,295.32	419.92
34 41 13 00-0298 EA Pedestrian Audio Push Button (Polaris APS).....	396.08	104.98
34 41 13 00-0299 EA Opticom Infrared System - Detector (GTT 711).....	1,029.11	98.57
34 41 13 00-0300 EA Opticom Infrared System - Detector (GTT 721).....	1,151.39	110.28
34 41 13 00-0301 EA Opticom Infrared System - Detector (GTT 722).....	1,603.65	153.60
34 41 13 00-0302 EA Opticom Multimode Phase Selector (GTT 764).....	5,313.45	90.86
34 41 13 00-0303 LF Opticom GPS Installation Cable (GTT 1070).....	1.12	
34 41 13 00-0304 EA Precast Concrete Traffic Pull Box, 5-T, with steel frame & diamond steel plate lid ("Traffic Signal") (Jensen Precast HT1324).....	886.58	
34 41 13 00-0305 EA Precast Concrete Traffic Pull Box, 6-T, with steel frame & diamond steel plate lid ("Traffic Signal") (Jensen Precast HT1730).....	940.36	
34 41 13 00-0306 EA UPS Module (Alpha Technologies FXM 350).....	1,441.55	60.47
Note: For battery backup in traffic signal control cabinet		

34 Transportation
34 40 Transportation Signaling and Control Equipment
34 41 Roadway Signaling and Control Equipment



MINOR	CSI	UOM	DESCRIPTION	TOTAL DIRECT UNIT COST	DEMOLITION UNIT COST
34 41	13 00-0307	EA	Web Connected Relay Switch (Control by Web X-301 WebRelay-Dual)..... Note: To control flashing "School" signs	453.78	49.73
34 41	13 00-0308	LF	Fiber optic cable, 72 strand, single mode, riser non-plenum jacket (Optical Cable Corp DX072DSLX9KR).....	10.17	0.51
34 41	13 00-0309	LF	Fiber optic cable, 12 strand, multi mode, riser non-plenum jacket (Superior Essex W30126G01 MM Fiber).....	2.45	0.43
34 41	13 00-0310	EA	12" LED Signal Module, Tinted Lens, Red (GE DR6-RTFB-VLA).....	135.11	49.73
34 41	13 00-0311	EA	12" LED Signal Module, Tinted Lens, Yellow (GE DR6-YTFB-VLA).....	135.11	49.73
34 41	13 00-0312	EA	12" LED Signal Module, Tinted Lens, Green (GE DR6-GTFB-VLA).....	135.11	49.73
34 41	13 00-0313	EA	12" LED Signal Module, Clear Lens, Red (GE DR6-RCFB-VLA).....	135.11	49.73
34 41	13 00-0314	EA	12" LED Signal Module, Clear Lens, Yellow (GE DR6-YCFB-VLA).....	135.11	49.73
34 41	13 00-0315	EA	12" LED Signal Module, Clear Lens, Green (GE DR6-GCFB-VLA).....	135.11	49.73
34 41	13 00-0316	EA	LED Countdown Pedestrian Signal, 16" x 18" (GE PS7-CFF1-VLA).....	398.71	127.08
34 41	13 00-0317	EA	EOC Switch (Actellis ML688).....	5,272.70	393.10
34 41	13 00-0318	EA	Ethernet Extender Kit (ENABLE-IT 860 Pro).....	1,420.39	90.71
34 41	13 00-0319	EA	#5 pull box lid (Concrete, Bolt down) (Christy N30T).....	108.09	20.89
34 41	13 00-0320	EA	#5 pull box lid (Steel, Bolt down) (Christy N30-61J).....	399.75	30.24
34 41	13 00-0321	EA	#6 pull box lid (Concrete, Bolt down) (Christy N36T).....	135.91	20.89
34 41	13 00-0322	EA	#6 pull box lid (Steel, Bolt down) (Christy N36-61J).....	485.84	30.24
34 41	13 00-0323	EA	Battery Back-up (Alpha FXM110 UPS).....	3,415.21	120.96
34 41	13 00-0324	EA	Battery (Alpha AlphaCell 220GXL).....	483.57	30.24
34 41	13 00-0325	EA	BBS Cabinet (Alpha SE48-1616).....	3,929.13	272.14
34 41	13 00-0326	LF	Fiber 72 Strands (Corning 072ZU4-T3F22D20).....	6.00	2.36
34 41	13 00-0327	LF	Fiber 12 Strands (Corning 012ZU4-T3F22D20).....	2.64	1.09
34 41	13 00-0328	EA	FDU & Splice Cassette with LC connector type (Corning CCH-01U, CCH-CS12-B3-P00RE).....	1,220.74	90.71
34 41	13 00-0329	EA	12" THREE SECTION HOUSING (McCain M22435).....	840.24	60.47
34 41	13 00-0330	EA	12" FOUR SECTION HOUSING (McCain M30883).....	1,080.53	90.71
34 41	13 00-0331	EA	12" FIVE SECTION HOUSING (McCain M31769).....	1,260.35	90.71
34 41	13 00-0332	EA	12" CLUSTER, WITHOUT MAS (McCain M30987).....	1,350.26	90.71
34 41	13 00-0333	EA	CMU DATAKEY PROGRAMMER, EDI MONITORKEY-USB (McCain M84650).....	840.24	60.47
34 41	13 00-0334	EA	NAVIGATOR iN2 APS 2 WIRE PPB #IN250N0-B (Polara iN250N0-B).....	840.24	60.47
34 41	13 00-0335	EA	NAVIGATOR iN2 CONTROLLER RACK MOUNT iCCU-C (Polara iCCU-C).....	4,918.84	211.67
34 41	13 00-0336	EA	NAVIGATOR iN2 INTERCONNECT BOARD iN2-ICB-C (Polara iN2-ICB-C).....	240.29	30.24
34 41	13 00-0337	EA	NAVIGATOR iN2 POWER SUPPLY iN2-150-WPS-C (Polara iN2-150-WPS-C).....	240.29	30.24
34 41	13 00-0338	EA	NAVIGATOR iN2 CONNECTOR iN2-C4CABLE-C (Polara iN2-C4CABLE-C).....	540.26	45.36
34 41	13 00-0339	EA	12" Visor (McCain M19302).....	42.17	12.10
34 41	13 00-0340	EA	LS,2202-HV (iPack), HDSP/FLASHER UNIT,ATC (McCain M36256).....	450.35	45.36
34 41	13 00-0341	EA	SIU,2218 SERIAL INTERFACE UNIT,ATC (McCain M36258).....	750.33	60.47
34 41	13 00-0342	EA	CMU,2212-HV (ip),32 CH W/ ETHERNET PORT, ATC (McCain M36259).....	1,395.21	90.71
34 41	13 00-0343	EA	ATCC-HV, INPUT ASSEMBLY, 24 CH W/ CONN IDC26 (McCain M54487).....	750.33	60.47
34 41	13 00-0344	EA	HARN, SB1/SB2,COMM EXTENSION (McCain M48062).....	150.38	30.24
34 41	13 00-0345	EA	ATCC-HV/LV, FITA ASSEMBLY, 24CH (McCain M54489).....	450.35	45.36
34 41	13 00-0346	EA	CMU DATAKEY PROGRAMMER, EDI MONITORKEY-USB (McCain M84650).....	840.24	60.47
34 41	13 00-0347	EA	242L ISOLATOR, EDI (McCain M56812).....	150.38	30.24
34 41	13 00-0348	EA	EDI 222 DETECTOR (McCain M11407).....	195.33	30.24
34 41	13 00-0349	EA	ALPHA BBS, INVERTER & BYPASS SWITCH (McCain M59763).....	3,359.32	151.19
34 41	13 00-0350	EA	GENERATOR SWITCH AND PLUG ASSY FOR ALPHA BBS (McCain M68752-2).....	552.53	60.47
34 41	13 00-0351	EA	BBS BATTERY, ALPHACELL 165GXL (McCain M59884).....	750.33	60.47
34 41	13 00-0352	EA	Battery Backup Cabinet Anodize 44x26x12 (McCain M64438A).....	1,575.03	90.71

34 41 16 Traffic Control Equipment (34 41)

34 41 16 00-0001 Transportation Control Equipment (34 41 16)

34 41	16 00-0002	EA	CONTROLLER/SL/POLE MTD/1-PHASE/100A.....	10,314.05	934.81
34 41	16 00-0003	EA	CONTROLLER/SL/ON EMB POLE 1-PH/100A.....	10,421.75	988.64
34 41	16 00-0004	EA	CONTROLLER, SL, 3-PHASE, 100A, BASE MTD.....	12,730.44	1,000.28
34 41	16 00-0005	EA	CONTROLLER, SL, 3-PHASE, 200A, BASE MTD.....	15,129.90	1,214.50
34 41	16 00-0006	EA	CONTROLLER/SL/BASE MTD/1-PHASE/100A.....	12,495.22	599.13
34 41	16 00-0007	EA	CONTROLLER/SL/BASE MTD/1-PHASE/200A.....	13,854.74	655.94
34 41	16 00-0008	EA	CONTROLLER, TS, 12-BAY, "M" CABINET.....	22,827.79	1,031.24
34 41	16 00-0009	EA	CONTROLLER, TS, 12-BAY, "P" CABINET.....	24,290.67	1,142.82
34 41	16 00-0010	EA	CONTROLLER, TS, 12-BAY "P" CABINET With FO MASTER.....	34,802.38	1,284.83
34 41	16 00-0011	EA	CONTROLLER, TS, 16-BAY, "P" CABINET.....	27,538.74	1,217.20
34 41	16 00-0012	EA	CONTROLLER, PEDESTRIAN CROSSING, ADD-IN.....	797.16	142.95
34 41	16 00-0013	EA	CONCRETE BLOCK PEDESTAL.....	761.68	214.64
34 41	16 00-0014	WK	MAINTAIN EXIST TS INSTALLATION.....	335.96	167.97
34 41	16 00-0015	EA	INST SIGN BOARDS, ST. NAME.....	602.06	283.07
34 41	16 00-0016	EA	F.O. ADD-IN FOR LOCAL CONTROLLER.....	11,603.21	378.25
34 41	16 00-0017	EA	F.O. ADD-IN FOR MASTER CONTROLLER.....	28,098.91	567.55
34 41	16 00-0018	EA	PDU Equipped netBooster With IEC320 C13 Outlets (Synaccess NP-0808DUH).....	1,028.43	15.75
34 41	16 00-0019	EA	Remote Power Switched netBooster PDU, 8 Independent Outlets (Synaccess NP-0801DU).....	584.04	15.75

34 41 16 00-0020 Transportation Cabinets (34 41 16)

34 41 16 00-0021 Transportation Cabinets (Dudlik Enclosures) (34 41 16 00-0020)

34 41	16 00-0022	EA	50" x 30" x 17", Aluminum CCTV Cabinet (Dudlik Enclosures).....	2,693.68	181.43
34 41	16 00-0023	EA	66" x 48" x 30", Quad Door, 19" Racks, Aluminum CCTV Cabinet (Dudlik Enclosures).....	11,527.28	181.43
34 41	16 00-0024	EA	46" x 30" x 20", 19" Rack, Aluminum TTS Cabinet (Dudlik Enclosures).....	2,517.40	181.43
34 41	16 00-0025	EA	50" x 30" x 17", Aluminum ITS Controller Cabinet (Dudlik Enclosures).....	2,693.68	181.43
34 41	16 00-0026	EA	60" x 50" x 36", Quad Door, 19" Racks, Aluminum Fiber Cross Connect Cabinet (Dudlik Enclosures).....	11,919.01	181.43
34 41	16 00-0027	EA	55" x 16" x 17", Aluminum ITS Meter Cabinet (Dudlik Enclosures).....	1,733.93	181.43



	MINOR	CSI	UOM	DESCRIPTION	TOTAL DIRECT UNIT COST	DEMOLITION UNIT COST
34 41 16 00-0028 Transportation Cabinets (APX Enclosures) <small>(34 41 16 00-0020)</small>						
	34 41 16 00-0029	EA		28" Wide, 16" Depth, 46" High, ITS Controller Cabinet (APX Enclosure LS503017)..... Note: 3R, single door, pad mounted aluminum enclosure. Includes natural finish, aluminum back panel, light kit with door switch, thermostatically controlled fan kit, heater kit with thermostat, one aluminum moveable shelf, and one aluminum moveable shelf with slide out drawer. Excludes pad.	6,581.26	211.67
34 41 16 00-0030 Transportation Cabinets (Transportation Control Systems) <small>(34 41 16 00-0020)</small>						
	34 41 16 00-0031	EA		30" Wide, 16" Depth, 48" High, Type 4, Aluminum Transportation Cabinet With Door Vents (Transportation Control Systems B483016B2D2S).....	2,539.80	181.43
	34 41 16 00-0032	EA		30" Wide, 16" Depth, 60" High, Type 4 Stretch, Aluminum Transportation Cabinet With Door Vents (Transportation Control Systems B603016B2D2S).....	3,168.70	193.53
34 41 16 00-0033 Transportation Cabinets (McCain) <small>(34 41 16 00-0020)</small>						
	34 41 16 00-0034	EA		24" Wide, 30" Depth, 67" High, ATC Cabinet (McCain 352i)..... Note: 3R, single door, pad mounted anodized aluminum enclosure. Excludes pad.	12,013.07	211.67
	34 41 16 00-0035	EA		24" Wide, 30" Depth, 67" High, ATC Cabinet (McCain 332)..... Note: 3R, single door, pad mounted anodized aluminum enclosure. Excludes pad.	12,013.07	211.67
	34 41 16 00-0036	EA		ATC ColdFire Controller (McCain 170).....	6,147.95	
34 41 16 00-0037 Traffic Control Equipment <small>(34 41 16)</small>						
	34 41 16 00-0038	EA		ProStar PWM Charge Controller 12/24 Volt, 15 Amperes Without Display (Morningstar PS-15).....	303.98	60.47
	34 41 16 00-0039	EA		ProStar PWM Charge Controller 12/24 Volt, 15 Amperes With Display (Morningstar PS-15M).....	403.16	60.47
	34 41 16 00-0040	EA		ProStar PWM Charge Controller 12/24 Volt, 30 Amperes With Display (Morningstar PS-30M).....	466.15	60.47
	34 41 16 00-0041	EA		ProStar PWM Charge Controller 12/24 Volt, 30 Amperes Without Display (Morningstar PS-30).....	359.05	60.47
	34 41 16 00-0042	MLF		10 AWG, 2 Conductor, 600V, Type TC, Non-Shielded Control Tray Cable (EnerSys A51002R).....	2,818.37	663.03
	34 41 16 00-0043	EA		Vehicle Detector, Circuit Breaker, 0.2 Amperes, Wavetronix SmartSensor (Wavetronix WX-CLK-210-02).....	120.94	30.24
	34 41 16 00-0044	EA		Vehicle Detector, 2.4 GHz 12 dBi Omni Antenna, Wavetronix SmartSensor (Wavetronix WX-100-0141).....	558.66	67.68
	34 41 16 00-0045	EA		Detection System, Vehicle, Two Sensor Preassembled Backplate, with AC Power (Wavetronix WX-SSB01-0003).....	2,945.85	203.04
	34 41 16 00-0046	EA		Vehicle Detector, Power Supply, 24 Volt DC, 4 Amperes (Wavetronix WX-CLK-204).....	534.16	30.24
	34 41 16 00-0047	EA		Vehicle Detector, 4-Channel Contact Matrix Closure, Rack Card (Wavetronix WX-CLK-114).....	765.96	30.24
	34 41 16 00-0048	EA		4 Channel Din-Rail Contact Closure Module (Wavetronix WX-CLK-104).....	876.84	60.47
	34 41 16 00-0049	EA		Detection System, Vehicle, Four Sensor Preassembled Backplate, With AC Power, Wavetronix Smartsensor (Wavetronix WX-SS-B01-0005).....	3,870.13	60.47
	34 41 16 00-0050	EA		50' Wavetronix Wiring Whip (Wavetronix WX-SS-708-060).....	406.09	203.04
	34 41 16 00-0051	EA		60', 6-Conductor Power And Communication Cable With Connector (Wavetronix WX-SS-704-060).....	555.05	50.76
	34 41 16 00-0052	EA		900 MHz 5 dBi Omni Antenna, Wavetronix SmartSensor (Wavetronix WX-100-0119).....	478.04	67.68
	34 41 16 00-0053	EA		900 MHz 9 dBi Yagi Antenna, Wavetronix SmartSensor (Wavetronix WX-100-0120).....	296.62	67.68
	34 41 16 00-0054	EA		Wavetronix Click 201 AC To DC Power Converter (Wavetronix WX-CLK-201).....	332.59	30.24
	34 41 16 00-0055	EA		24 Volt DC 2 Amperes, Wavetronix Smartsensor (Wavetronix WX-CLK-202).....	403.14	30.24
	34 41 16 00-0056	EA		Coax Surge N-Type, Wavetronix SmartSensor (Wavetronix WX-CLK-250).....	181.41	30.24
	34 41 16 00-0057	EA		Power, RS232/RS485 Surge, Wavetronix Smartsensor (Wavetronix WX-CLK-200).....	544.23	30.24
	34 41 16 00-0058	EA		Two Sensor Surge, Wavetronix SmartSensor (Wavetronix WX-CLK-222).....	614.78	30.24
	34 41 16 00-0059	EA		RS232 to RS485 Converter, Wavetronix SmartSensor (Wavetronix WX-CLK-304).....	765.96	30.24
	34 41 16 00-0060	EA		Wavetronix Click 301 Serial To Ethernet Converter (Wavetronix CLK-301).....	60.47	30.24
	34 41 16 00-0061	EA		Sensor Mount, Heavy Duty, 6 inch, 2 Axis Aluminum Bracket (Wavetronix WX-SS-611).....	488.11	67.68
	34 41 16 00-0062	MLF		LF, UV Resistant Polyethylene Jacketed Cable (Times Microwave Systems LMR-400).....	3,322.29	663.03
	34 41 16 00-0063	EA		N-Male (Plug) Clamp Connector (Times Microwave Systems TC-400-NMC).....	58.46	18.14
	34 41 16 00-0064	EA		Spectra IV SE Back Box, Heavy-Duty, Pendant Mount (Pelco BB4HD-PG-E).....	996.38	72.57
	34 41 16 00-0065	EA		Spectra II Clear Pendant Lower Dome, Heavy Duty (Pelco Id53hdpb-1).....	965.43	90.71
	34 41 16 00-0066	EA		24" Height, Ceiling/Pedestal Mount For Pan/Tilts Or Enclosures (Pelco pm2000).....	216.81	30.24
	34 41 16 00-0067	EA		10" Height, Ceiling/Pedestal Mount For Pan/Tilts Or Enclosures (Pelco pm2010).....	157.44	30.24
	34 41 16 00-0068	EA		24 Volt AC, Remote Data Port (Pelco IPS-RDPE-2).....	519.36	30.24
	34 41 16 00-0069	EA		Spectra IV Remote Monitor Interface Cable (Pelco IPS-CABLE).....	213.56	30.24
	34 41 16 00-0070	EA		120 Volt AC, 12.5 Watt, 12 Volt DC, 600 mA, External Plug In Power Supply (Triad Magnetics WDU12-600).....	83.41	30.24
	34 41 16 00-0071	EA		Control Area Network Direct Current Input/Output (Daktronics 0P-1247-0009).....	725.67	60.47
	34 41 16 00-0072	EA		Note: Input/Output for sign peripherals. Control Area Network Direct Current Input/Output (Daktronics 0P-1247-4009).....	725.67	60.47
	34 41 16 00-0073	EA		Note: Input/Output for sign peripherals. Control Area Network Distribution Board (Daktronics 0P-1248-0005).....	1,380.76	60.47
	34 41 16 00-0074	EA		Note: Signal distribution point between sign modules and peripherals, and VFC-3000 Field Controller. Control Area Network Distribution Board (Daktronics 0P-1248-0011).....	1,380.76	60.47
	34 41 16 00-0075	EA		Note: Signal distribution point between sign modules and peripherals, and VFC-3000 Field Controller. Control Area Network Temperature And Light Sensor (Daktronics 0P-1247-0019).....	463.63	60.47
	34 41 16 00-0076	EA		Note: Measures temperature and detects light and reports to CAN Dist Board. Control Area Network Temperature, Light Sensor, And Humidity (Daktronics 0P-1247-0015).....	665.20	60.47
	34 41 16 00-0077	EA		Note: Measures temperature and detects light and humidity and reports to CAN Dist board. Control Area Network Temperature, Light Sensor, And Humidity (Daktronics 0P-1247-0021).....	665.20	60.47
	34 41 16 00-0078	EA		Note: Measures temperature and detects light and humidity and reports to CAN Dist board. Control Area Network Temperature And Light Sensor (Daktronics 0P-1247-0003).....	544.25	60.47
	34 41 16 00-0079	EA		Note: Measures temperature and detects light and reports to CAN Dist board. Controller, VFC-3000 Field Controller NTICIPv1 (Daktronics 0A-1248-0016).....	9,554.39	241.91
	34 41 16 00-0080	EA		Note: The "brains" of the sign. Receives information from NTICIP central software and reports status and diagnostic information. DC/DC, Direct Current to Direct Current Converter (Daktronics 0P-1247-0025).....	403.14	30.24
				Note: Takes 24 Volt DC input from two power supplies and outputs 9 Volt DC for CAN Dist Board, providing power redundancy.		

34 Transportation

34 40 Transportation Signaling and Control Equipment

34 41 Roadway Signaling and Control Equipment



MINOR CSI UOM DESCRIPTION	TOTAL DIRECT UNIT COST	DEMOLITION UNIT COST
34 41 16 00-0081 EA Driver (Daktronics 0P-1100-0026) Note: Driver takes data packets from Control Area Network to determine what pixels (LED clusters) are ON and which are OFF.	761.94	48.38
34 41 16 00-0082 EA External Temp Sensor (Daktronics 0P-1100-0014) Note: Sensor that measures ambient temperature.	671.23	48.38
34 41 16 00-0083 EA Internal Temp Sensor (Daktronics 0P-1100-0038) Note: Sensor that measures sign internal temperature.	751.86	48.38
34 41 16 00-0084 EA Light Level Detector (Daktronics 0P-1151-0002) Note: The values from the light sensors are used by the sign controller to determine the appropriate sign brightness.	449.50	48.38
34 41 16 00-0085 EA Module (Daktronics 0A-1253-0608) Note: Printed circuit board with pixels (clusters of light emitting diodes) that illuminate on face of display.	1,380.76	60.47
34 41 16 00-0086 EA Module (Daktronics 0A-1253-3018) Note: Printed circuit board with pixels (clusters of light emitting diodes) that illuminate on face of display.	1,733.51	60.47
34 41 16 00-0087 EA Module (Daktronics 0A-1266-5002) Note: Printed circuit board with pixels (clusters of light emitting diodes) that illuminate on face of display.	1,531.94	60.47
34 41 16 00-0088 EA Module (Daktronics 0A-1332-6252) Note: Printed circuit board with pixels (clusters of light emitting diodes) that illuminate on face of display.	2,136.64	60.47
34 41 16 00-0089 EA Module (Daktronics 0A-1332-6455) Note: Printed circuit board with pixels (clusters of light emitting diodes) that illuminate on face of display.	1,733.51	60.47
34 41 16 00-0090 EA Module (Daktronics 0A-1332-6654) Note: Printed circuit board with pixels (clusters of light emitting diodes) that illuminate on face of display.	1,733.51	60.47
34 41 16 00-0091 EA Module (Daktronics 0P-1332-3015) Note: Printed circuit board with pixels (clusters of light emitting diodes) that illuminate on face of display.	927.23	60.47
34 41 16 00-0092 EA Module (Daktronics 0P-1332-4116) Note: Printed circuit board with pixels (clusters of light emitting diodes) that illuminate on face of display.	927.23	60.47
34 41 16 00-0093 EA Module (Daktronics 0P-1332-5031) Note: Printed circuit board with pixels (clusters of light emitting diodes) that illuminate on face of display.	927.23	60.47
34 41 16 00-0094 EA Module (Daktronics 0P-1332-5017) Note: Printed circuit board with pixels (clusters of light emitting diodes) that illuminate on face of display.	927.23	60.47
34 41 16 00-0095 EA Module Without Pan (Daktronics 0A-1253-0603) Note: Printed circuit board with pixels (clusters of light emitting diodes) that illuminate on face of display; without Pan (pan is the metal bracket that holds the module securely in place in the sign).	1,380.76	60.47
34 41 16 00-0096 EA Module Without Pan (Daktronics 0A-1253-1605) Note: Printed circuit board with pixels (clusters of light emitting diodes) that illuminate on face of display; without Pan (pan is the metal bracket that holds the module securely in place in the sign).	1,380.76	60.47
34 41 16 00-0097 EA Module Without Pan (Daktronics 0A-1254-1601) Note: Printed circuit board with pixels (clusters of light emitting diodes) that illuminate on face of display; without Pan (pan is the metal bracket that holds the module securely in place in the sign).	1,380.76	60.47
34 41 16 00-0098 EA Pixel Strip (Daktronics 0P-1100-0016) Note: Pixel Strip is a smaller section of a module. Typically has three pixels (LED clusters) per strip.	473.70	60.47
34 41 16 00-0099 EA Pixel Strip (Daktronics 0P-1100-0029) Note: Pixel Strip is a smaller section of a module. Typically has three pixels (LED clusters) per strip.	554.33	60.47
34 41 16 00-0100 EA Power Supply (Daktronics A-1593) Note: Receives 120 Volt AC input and outputs appropriate Volt DC for modules.	1,632.72	60.47
34 41 16 00-0101 EA Power Supply (Daktronics A-1648) Note: Receives 120 Volt AC input and outputs appropriate Volt DC for modules.	1,632.72	60.47
34 41 16 00-0102 EA Power Supply (Daktronics A-2307) Note: Receives 120 Volt AC input and outputs appropriate Volt DC for modules.	624.88	60.47
34 41 16 00-0103 EA Surge Suppressor (Daktronics A-1129) Note: Receives 120 Volt AC input and outputs appropriate Volt DC for modules.	253.98	36.29
34 41 16 00-0104 EA Surge Suppressor (Daktronics A-1412) Note: Receives 120 Volt AC input and outputs appropriate Volt DC for modules.	526.10	36.29
34 41 16 00-0105 EA Surge Suppressor (Daktronics A-1772) Note: Receives 120 Volt AC input and outputs appropriate Volt DC for modules.	526.10	36.29
34 41 16 00-0106 EA Surge Suppressor (Daktronics A-2139) Note: Receives 120 Volt AC input and outputs appropriate Volt DC for modules.	778.06	36.29
34 41 16 00-0107 EA VCB, Vanguard Control Board (Daktronics 0P-1248-0022) Note: Receives high speed serial communication over fiber or CAT5 from VFC-3000 and reports sign status and peripheral diagnostics.	1,320.29	60.47
34 41 16 00-0108 EA VMS I/O, Variable Message Sign Input/Output (Daktronics 0P-1194-0001) Note: Input/Output board for sign peripherals.	1,783.90	60.47
34 41 16 00-0109 EA Power Supply Assembly (Daktronics A-1856R) Note: Receives 120 Volt AC input and outputs appropriate Volt DC for modules.	1,179.19	60.47
34 41 16 00-0110 EA Power Supply Isolation Board (Daktronics 0P-1447-2000) Note: Receives 120 Volt AC input and outputs appropriate Volt DC for modules.	776.06	60.47
34 41 16 00-0111 EA Ventilation/Circulation Fan (Daktronics B-1075) Note: Receives 120 Volt AC input and outputs appropriate Volt DC for modules.	292.29	60.47
34 41 16 00-0112 EA VMS Controller (V2) (Daktronics 0A-1248-0028) Note: Receives 120 Volt AC input and outputs appropriate Volt DC for modules.	9,554.39	241.91
34 41 16 00-0113 EA Photo/Temp Sensor (Daktronics 0P-1247-0015) Note: Receives 120 Volt AC input and outputs appropriate Volt DC for modules.	665.20	60.47
34 41 16 00-0114 EA Defog Fan (Daktronics B-1053) Note: Receives 120 Volt AC input and outputs appropriate Volt DC for modules.	110.86	30.24
34 41 16 00-0115 EA Defog Heater (Daktronics A-1792) Note: Receives 120 Volt AC input and outputs appropriate Volt DC for modules.	141.10	30.24
34 41 16 00-0116 EA Display Card 1500, 15' Clear (Ver-Mac PB-AFF-06023A-03 PF) Note: Receives 120 Volt AC input and outputs appropriate Volt DC for modules.	876.84	60.47
34 41 16 00-0117 EA Display Card 1500, 30' Amber (Ver-Mac PB-AFF-06023-01 PF) Note: Receives 120 Volt AC input and outputs appropriate Volt DC for modules.	876.84	60.47
34 41 16 00-0118 EA 1-Port Decoder With H.264 And High-Definition Technology (Verint S1801E-R) Note: Receives 120 Volt AC input and outputs appropriate Volt DC for modules.	1,142.19	60.57
34 41 16 00-0119 EA 1-Port Video Encoder Featuring H.264 Technology With One Bi-directional Audio Channel And 12V DC Universal Power Supply (Verint S1801E) Note: Receives 120 Volt AC input and outputs appropriate Volt DC for modules.	1,142.19	60.57
34 41 16 00-0120 EA 16-Port Video Encoder Featuring H.264 Technology (Verint S1816E) Note: Receives 120 Volt AC input and outputs appropriate Volt DC for modules.	6,170.05	60.57
34 41 16 00-0121 EA Encoder H.264 Compact, Hiperfmc (Verint S1802E) Note: Receives 120 Volt AC input and outputs appropriate Volt DC for modules.	1,475.08	60.57
34 41 16 00-0122 EA 110 Volt AC To 12 Volt DC At 45 Watt, Transformer (Verint PS1261) Note: Receives 120 Volt AC input and outputs appropriate Volt DC for modules.	201.71	30.24
34 41 16 00-0123 EA 1-Channel Encoder, H.264 Dual-Streaming, SD Card Slot (Bosch VIP-X1XF-E) Note: Receives 120 Volt AC input and outputs appropriate Volt DC for modules.	704.68	60.57
34 41 16 00-0124 EA Single/Quad-Stream Decoder (Bosch VIP-XD) Note: Receives 120 Volt AC input and outputs appropriate Volt DC for modules.	1,835.42	60.57
34 41 16 00-0125 EA 1-Output, Outdoor-Rated CCTV Power Supply Unit, 24/26/28 Volt AC (Pelco WCS1-4) Note: Receives 120 Volt AC input and outputs appropriate Volt DC for modules.	293.06	60.47
34 41 16 00-0126 EA 4-Outputs, Outdoor-Rated CCTV Power Supply With Circuit Breaker, 24/28 Volt AC (Pelco WCS4-20B) Note: Receives 120 Volt AC input and outputs appropriate Volt DC for modules.	644.26	60.47
34 41 16 00-0127 EA 12.5KVA, 12 Volt, 75Ah, UPS Battery (UPG UB12750) Note: Receives 120 Volt AC input and outputs appropriate Volt DC for modules.	279.68	15.15
34 41 16 00-0128 EA Managed Ethernet Switch with 4 10/100TX Ports + 4 100FX Fiber Ports (EtherWAN EX71440-B0B) Note: Receives 120 Volt AC input and outputs appropriate Volt DC for modules.	3,542.55	120.96



MINOR CSI UOM DESCRIPTION	TOTAL DIRECT UNIT COST	DEMOLITION UNIT COST
34 41 16 00-0129 EA Power Supply, Hardened, External 100-240 Volt AC Input; TS2 rated; 12 Volt DC Output Power (EtherWAN 41-136046-1).....	220.45	30.24
34 41 16 00-0130 EA 4kVA / 3.6kW Split-Phase Power Module (Eaton 9PXMSPPM).....	3,214.82	60.47
34 41 16 00-0131 EA 208-240 Volt, 4-20kVA Rack/Tower UPS (Eaton 9PXM).....	7,555.63	299.36
34 41 16 00-0132 EA 30 Amperes, 600 Volt, 3-Pole, Fusible, NEMA 3R Rainproof, Safety Switch (Square D H361RB).....	1,010.54	157.24
34 41 16 00-0133 EA 30 Amperes, 600 Volt, LKS Fuse (Eaton Bussmann LKS-30).....	24.98	9.67
34 41 16 00-0134 EA 60 Amperes, 600 Volt, 3-Pole, Fusible, Heavy Duty, Safety Switch (Square D H362DS).....	2,622.54	120.96
34 41 16 00-0135 EA 60 Amperes, 600 Volt, Dual Element, Time-Delay Fuse (Eaton Bussmann FRS-R-60).....	55.57	9.67
34 41 16 00-0136 EA 50 Mbps, MIMO 2x2, 15 dBi Integrated Antenna (Proxim Wireless TSUNAMI QB-820).....	2,330.73	67.68
34 41 16 00-0137 EA Singlemode Loaded Fiber Adapter Panel, 6 Simplex SC/UPC Adapters (Multi-Link 10-4810).....	128.43	45.96
34 41 16 00-0138 EA 12" x 6" x 5-1/2", 2 Panel, 2 Splice Dual Security Door, Compact Wall Mount Fiber Distribution Unit (Multilink 10-4469).....	367.75	60.47
34 41 16 00-0139 EA Single AC Inlet, 8 Nema 5-15 Outlets, Built-in AC Current Drawing Sensing Module (Synaccess NP-0801DT).....	655.11	15.75
34 41 16 00-0140 EA Aggregated TRMS AC Current Sensing, One Readout For All Outlets (Synaccess NP-0801DT(H)).....	706.03	15.75
34 41 16 00-0141 EA 550 Watt, 120 Volt AC, Fan Heater With Adjustable Thermostat, 32-140 Degree Fahrenheit (Stego CR-027).....	374.89	24.19
34 41 16 00-0142 EA 10/100M Switch, 4 x 1G Combo, LAN Base (Cisco IE-4000-4TC4G-E).....	4,522.96	145.14
34 41 16 00-0143 EA 12 Port, 2 Panel, Wall Mount, Compact Fiber Distribution Unit (Multilink FWM012XLC).....	167.33	27.82
34 41 16 00-0144 EA 6-Fiber, Singlemode, SC Simplex, Fiber Optic Cable Connector Panel (Multilink MSC-06-SM-C-BLK).....	42.63	6.04
34 41 16 00-0145 EA 170 Watt AC To DC, Industrial Ethernet Family Power Supply (Cisco PWR-IE170W-PC-AC).....	1,424.26	60.47
34 41 16 00-0146 EA 12 Port, Industrial Ethernet Layer 3 Switch Installed In Transportation Control Equipment (Cisco IE-4000-4GC4GP4G-E).....	4,914.39	120.96
34 41 16 00-0147 EA 2 KVA, 1,800 Watt, 120 Volt AC Output, 120 Volt AC Input, Single Phase, On-Line Uninterruptible Power Supply (UPS) (Xtreme Power P90-3000).....	3,319.47	199.57
34 41 16 00-0148 EA 100 Amperes, 16 Circuit, Main Lug Load Center Panelboard, 8-1 AWG, 120/240 Volt, Single Phase (Square D QO816L100DS).....	778.46	345.93
34 41 16 00-0149 EA 70 Amperes, 4 Circuit, Main Lug Load Center Panelboard, 3 Wire, 120/240 Volt, Single Phase (Square D QO24L70S).....	542.55	241.91
34 41 16 00-0150 EA 60 Amperes, 120/240 Volt, 2 Pole Common Trip Miniature Circuit Breaker, Plug On Mounting (Square D QO260).....	111.72	32.65
34 41 16 00-0151 EA 15 Amperes, 120/240 Volt, 1 Pole Thermal Magnetic Miniature Circuit Breaker, Plug On Mounting (Square D QOT1515).....	84.60	21.77
34 41 16 00-0152 EA 15 Amperes, 120/240 Volt, 1 Pole Thermal Magnetic Miniature Circuit Breaker, Plug On Mounting (Square D QO120).....	66.38	21.77
34 41 16 00-0153 EA 20 Amperes, 120/240 Volt, 1 Pole Thermal Magnetic Miniature Circuit Breaker, Plug On Mounting (Square D QO120).....	66.38	21.77
34 41 16 00-0154 EA One Output Outdoor-rated CCTV Power Supply Unit, 24/26/28 Volt AC At 4 Amperes Total Supply Current, Fuse Protected Output, UL Listed (Pelco WCS1-4).....	293.06	60.47
34 41 16 00-0155 EA DIN Rail Mount, Switching Power Supply (TKH Security PSR12DC).....	310.10	30.29
34 41 16 00-0156 EA H.264 Multi-codec Video Encoder With Audio, Data And CC's (TKH Security C-60-E-MC).....	2,889.94	30.29
34 41 16 00-0157 EA Expansion Power Module For IE-3000-4TC And IE-3000-8TC (Cisco PWR-IE50W-AC-IEC).....	563.89	15.75
34 41 16 00-0158 EA Traffic Monitoring System (BlueToad Spectra Cellular/Solar Version).....	11,609.68	203.04
34 41 16 00-0159 EA Ubiquiti Rocket M9 Wireless Access Point (ROCKETM9).....	442.78	67.68

34 41 23 Roadway Monitoring Equipment (34 41)

34 41 23 00-0001 Radar Speed Display Signs (34 41 23)

34 41 23 00-0002 EA Pole Mounted Radar Speed Sign (RU2 Systems, Inc. Model 250).....	5,573.06	
Note: 12" Full Matrix (rounded) Characters for quick recognition.		
34 41 23 00-0003 EA Pole Mounted Radar Speed Sign (RU2 Systems, Inc. Model 350).....	6,553.30	
Note: 18" Full Matrix (rounded) Characters for quick recognition.		
34 41 23 00-0004 EA Dolly Mounted Radar Speed Sign (RU2 Systems, Inc. Model 500).....	9,311.00	
Note: 12" Amber AllnGaP LED display characters.		
34 41 23 00-0005 EA Trailer Mounted Radar Speed Sign (RU2 Systems, Inc. Model 600).....	11,697.66	
Note: 12" full graphic characters		
34 41 23 00-0006 EA Trailer Mounted Radar Speed Sign (RU2 Systems, Inc. Model 750).....	14,688.51	
Note: 18" Amber AllnGaP LED display characters		
34 41 23 00-0007 EA Trailer Mounted Radar Speed Sign (RU2 Systems, Inc. Model 800).....	15,372.92	
Note: 18" Amber AllnGaP LED full graphic display characters, on top. 18" x 24" MUTCD R2-1 speed sign / 5-65 MPH overlays.		
34 41 23 00-0008 EA Trailer Mounted Radar Speed Sign (RU2 Systems, Inc. Model 950).....	18,619.49	
Note: 18" Amber AllnGaP LED full graphic display characters. 18" x 24" MUTCD R2-1 speed sign / 5-65 MPH overlays.		
34 41 23 00-0009 EA Trailer Mounted Radar Speed Sign (RU2 Systems, Inc. Model 1000).....	21,314.51	
Note: Up to 30" Amber AllnGaP LED digits.		

34 43 Airfield Signaling and Control Equipment (34 40)

34 43 13 Airfield Signals and Lighting (34 43)

34 43 13 09 Airport Rotating Beacons (34 43 13)

34 43 13 09-0001 EA Rotating Heliport Beacon, 3 - 500 Watt Quartz Lamps.....	8,415.77	2,210.08
--	----------	----------

34 43 13 12 Airport Obstruction Lights (34 43 13)

34 43 13 12-0001 Hazard Beacon Flashing Red, Two Lamps-620 Watts (34 43 13 12)

34 43 13 12-0002 EA Hazard Beacon Flashing Red, 2 - 620 Watt With 2 Wire Cable.....	3,823.52	221.01
34 43 13 12-0003 EA Hazard Beacon Flashing Red, 2 - 620 Watt With 3 Wire Cable.....	4,259.84	221.01
34 43 13 12-0004 EA Beacon Failure Alarm Relay Assembly.....	976.51	221.01

34 43 13 12-0005 Obstruction Marker Lights (34 43 13 12)

34 Transportation
34 40 Transportation Signaling and Control Equipment
34 43 Airfield Signaling and Control Equipment



MINOR	CSI	UOM	DESCRIPTION	TOTAL DIRECT UNIT COST	DEMOLITION UNIT COST
34 43 13 12-0006	EA		Obstruction Marker Light, 1 - 69 Watt FAA Spec L-810.....	440.10	138.13
34 43 13 12-0007	EA		Obstruction Marker Light, 2 - 69 Watt FAA Spec L-810.....	696.56	165.75
34 43 13 12-0008	EA		Obstruction Marker Light, 1 - 116 Watt Mil Spec M16-6-7830B.....	588.45	138.13
34 43 13 12-0009	EA		Obstruction Marker Light, 2 - 116 Watt Mil Spec M16-6-7830B.....	943.08	165.75
34 43 13 12-0010	EA		Transfer Relay Assembly.....	1,371.38	221.01
34 43 13 12-0011			Solid State Flashers With Cast Aluminum Housing (34 43 13 12)		
34 43 13 12-0012	EA		Solid State Flashers, 1 Circuit, With Cast Aluminum Housing.....	13,531.71	221.01
34 43 13 12-0013	EA		Solid State Flashers, 2 Circuit Simultaneous Flash, With Cast Aluminum Housing.....	26,731.64	276.26
34 43 13 12-0014	EA		Solid State Flashers, 3 Circuit Simultaneous Flash, With Cast Aluminum Housing.....	39,932.45	331.51
34 43 13 12-0015	EA		Sequential Flasher.....	9,837.42	1,197.54
34 43 13 13			Airfield Runway Identification Lights (34 43 13)		
34 43 13 13-0001			Taxi Guidance Sign Internally Illuminated, 18" Letters (34 43 13 13)		
34 43 13 13-0002	EA		Taxi Guidance Sign 1 Face, 4' Wide Internally Illuminated, 18" Letter.....	2,741.43	221.01
34 43 13 13-0003	EA		Taxi Guidance Sign 1 Face, 6' Wide Internally Illuminated, 18" Letter.....	4,439.87	276.26
34 43 13 13-0004	EA		Taxi Guidance Sign 1 Face, 8' Wide Internally Illuminated, 18" Letter.....	6,073.75	331.51
34 43 13 13-0005	EA		Taxi Guidance Sign 1 Face, 10' Wide Internally Illuminated, 18" Letter.....	7,546.69	331.51
34 43 13 13-0006	EA		Taxi Guidance Sign 2 Face, 4' Wide Internally Illuminated, 18" Letter.....	3,180.93	331.51
34 43 13 13-0007	EA		Taxi Guidance Sign 2 Face, 6' Wide Internally Illuminated, 18" Letter.....	5,096.82	386.76
34 43 13 13-0008	EA		Taxi Guidance Sign 2 Face, 8' Wide Internally Illuminated, 18" Letter.....	6,948.93	442.01
34 43 13 13-0009	EA		Taxi Guidance Sign 2 Face, 10' Wide Internally Illuminated, 18" Letter.....	8,639.64	552.52
34 43 13 13-0010			Taxi Guidance Sign Internally Illuminated, 12" And 15" Letters (34 43 13 13)		
34 43 13 13-0011	EA		Taxi Guidance Sign 1 Face, 2 1/2' Wide Internally Illuminated, 12 - 15" Letters.....	2,353.11	221.01
34 43 13 13-0012	EA		Taxi Guidance Sign 1 Face, 4' Wide Internally Illuminated, 12 - 15" Letters.....	3,618.44	221.01
34 43 13 13-0013	EA		Taxi Guidance Sign 1 Face, 6' Wide Internally Illuminated, 12 - 15" Letters.....	5,092.18	276.26
34 43 13 13-0014	EA		Taxi Guidance Sign 1 Face, 8' Wide Internally Illuminated, 12 - 15" Letters.....	6,409.72	331.51
34 43 13 13-0015	EA		Taxi Guidance Sign 2 Face, 2 1/2' Wide Internally Illuminated, 12 - 15" Letters.....	2,637.86	276.26
34 43 13 13-0016	EA		Taxi Guidance Sign 2 Face, 4' Wide Internally Illuminated, 12 - 15" Letters.....	4,077.72	276.26
34 43 13 13-0017	EA		Taxi Guidance Sign 2 Face, 6' Wide Internally Illuminated, 12 - 15" Letters.....	5,726.87	331.51
34 43 13 13-0018	EA		Taxi Guidance Sign 2 Face, 8' Wide Internally Illuminated, 12 - 15" Letters.....	9,006.27	386.76
34 43 13 13-0019			Taxi Guidance Sign Unlighted, 18" Letters (34 43 13 13)		
34 43 13 13-0020	EA		Taxi Guidance Sign 1 Face, 4' Wide Unlighted, 18" Letters.....	1,921.42	138.13
34 43 13 13-0021	EA		Taxi Guidance Sign 1 Face, 6' Wide Unlighted, 18" Letters.....	3,509.64	138.13
34 43 13 13-0022	EA		Taxi Guidance Sign 1 Face, 8' Wide Unlighted, 18" Letters.....	5,088.16	165.75
34 43 13 13-0023	EA		Taxi Guidance Sign 1 Face, 10' Wide Unlighted, 18" Letters.....	6,340.40	165.75
34 43 13 13-0024	EA		Taxi Guidance Sign 2 Face, 4' Wide Unlighted, 18" Letters.....	2,195.33	165.75
34 43 13 13-0025	EA		Taxi Guidance Sign 2 Face, 6' Wide Unlighted, 18" Letters.....	4,001.71	165.75
34 43 13 13-0026	EA		Taxi Guidance Sign 2 Face, 8' Wide Unlighted, 18" Letters.....	5,725.89	221.01
34 43 13 13-0027	EA		Taxi Guidance Sign 2 Face, 10' Wide Unlighted, 18" Letters.....	5,767.34	221.01
34 43 13 13-0028			Distance Marker Sign, Internally Illuminated (34 43 13 13)		
34 43 13 13-0029	EA		Distance Marker Sign, 48" x 48".....	3,692.62	221.01
34 43 13 13-0030			Options And Accessories (34 43 13 13)		
34 43 13 13-0031	EA		100 Watt Transformer Guidance Signs Accessories.....	346.35	55.25
34 43 13 13-0032	EA		Connection Kit For 1 Conduit Cable Guidance Signs Accessories.....	190.11	82.88
34 43 13 13-0033	EA		Base Housing, 12" Diameter Guidance Signs Accessories.....	461.46	110.50
34 43 13 13-0034			Tools (34 43 13 13)		
34 43 13 13-0035	EA		Impact Nut Driver Guidance Signs Accessories.....	423.23	
34 43 13 13-0036	EA		Leveling Tool Guidance Signs Accessories.....	213.80	
34 43 13 13-0037	EA		Contact Straightener Guidance Signs Accessories.....	93.81	
34 43 13 13-0038	EA		Installation Fixture Guidance Signs Accessories.....	436.32	
34 43 13 13-0039	EA		Drill Jig Guidance Signs Accessories.....	523.59	
34 43 13 13-0040	EA		Installation And Align Tool Guidance Signs Accessories.....	266.16	
34 43 13 13-0041	EA		Prism Setting Fixture Guidance Signs Accessories.....	373.41	
34 43 13 13-0042	EA		Pressure Test Fitting Guidance Signs Accessories.....	97.87	
34 43 13 13-0043	EA		Lifting Handles Guidance Signs Accessories.....	54.54	
34 43 13 13-0044	EA		Leveling Tool Guidance Signs Accessories.....	213.80	
34 43 13 13-0045	EA		Flector Alignment Tool Guidance Signs Accessories.....	174.55	
34 43 13 13-0046	EA		Lamp Extractor Guidance Signs Accessories.....	28.36	
34 43 13 13-0047	EA		Cable Stripper/Penciler Guidance Signs Accessories.....	283.78	
34 43 13 13-0048			Taxiway Marker Tubular Reflectors Post (34 43 13 13)		
			Note: With reflective strips on contract background.		
34 43 13 13-0049	EA		Taxiway Marker Reflector Post 18" With Reflector Strips On Contract Background.....	163.10	55.25
34 43 13 13-0050	EA		Taxiway Marker Reflector Post 24" With Reflector Strips On Contract Background.....	171.83	55.25
34 43 13 13-0051	EA		Taxiway Marker Reflector Post 30" With Reflector Strips On Contract Background.....	184.91	55.25



MINOR CSI UOM DESCRIPTION	TOTAL DIRECT UNIT COST	DEMOLITION UNIT COST
34 43 13 13-0052 EA Taxiway Marker Reflector Post 36" With Reflector Strips On Contract Background.....	193.64	55.25
34 43 13 16 Airfield Runway and Taxiway Inset Lighting (34 43 13)		
34 43 13 16-0001 Runway And Taxiway Lights (34 43 13 16)		
34 43 13 16-0002 Runway In-Pavement Lights (34 43 13 16-0001)		
34 43 13 16-0003 Runway Centerline, Land And Hold Short Operations (LAHSO) (34 43 13 16-0002)		
Note: L-850A.		
34 43 13 16-0004 EA Uni-Directional Runway Centerline Light With Shallow Base And Film Disc Cutout.....	1,437.50	165.75
34 43 13 16-0005 EA Uni-Directional Runway Centerline Light With Cord Set And Film Disc Cutout.....	789.79	110.50
34 43 13 16-0006 EA Uni-Directional Runway Centerline Light With Two (2) Cord Sets And Film Disc Cutout.....	828.94	110.50
34 43 13 16-0007 EA Uni-Directional Runway Centerline Light With Shallow Base And Without Film Disc Cutout.....	1,408.33	165.75
34 43 13 16-0008 EA Uni-Directional Runway Centerline Light With Cord Set And Without Film Disc Cutout.....	781.56	110.50
34 43 13 16-0009 EA Uni-Directional Runway Centerline Light With Two (2) Cord Sets And Without Film Disc Cutout.....	807.04	110.50
34 43 13 16-0010 EA Bi-Directional Runway Centerline Light With Shallow Base And Film Disc Cutout.....	1,492.80	165.75
34 43 13 16-0011 EA Bi-Directional Runway Centerline Light With Cord Set And Film Disc Cutout.....	818.22	110.50
34 43 13 16-0012 EA Bi-Directional Runway Centerline Light With Two (2) Cord Sets And Film Disc Cutout.....	859.34	110.50
34 43 13 16-0013 EA Bi-Directional Runway Centerline Light With Shallow Base And Without Film Disc Cutout.....	1,462.17	165.75
34 43 13 16-0014 EA Bi-Directional Runway Centerline Light With Cord Set And Without Film Disc Cutout.....	809.59	110.50
34 43 13 16-0015 EA Bi-Directional Runway Centerline Light With Two (2) Cord Sets And Without Film Disc Cutout.....	836.34	110.50
34 43 13 16-0016 Runway Touchdown Zone, Medium Intensity Approach Lighting System (34 43 13 16-0002)		
Note: L-850B.		
34 43 13 16-0017 EA Uni-Directional Straight Or Toe-in Runway Touchdown Zone Light With Shallow Base And Film Disc Cutout.....	1,306.49	165.75
34 43 13 16-0018 EA Uni-Directional Straight Or Toe-in Runway Touchdown Zone Light With Single Cord Set And Film Disc Cutout.....	676.03	110.50
34 43 13 16-0019 EA Uni-Directional Straight Or Toe-in Runway Touchdown Zone Light With Shallow Base And Without Film Disc Cutout.....	1,280.31	165.75
34 43 13 16-0020 EA Uni-Directional Straight Or Toe-in Runway Touchdown Zone Light With Single Cord Set And Without Film Disc Cutout.....	649.87	110.50
34 43 13 16-0021 Runway Edge, Displaced Threshold (34 43 13 16-0002)		
Note: L-850C.		
34 43 13 16-0022 EA Bi-Directional Displaced Threshold Runway Edge Light With Cord Set And Film Disc Cutout.....	1,184.37	110.50
34 43 13 16-0023 EA Bi-Directional Displaced Threshold Runway Edge Light With Two (2) Cord Sets And Film Disc Cutout.....	1,190.95	110.50
34 43 13 16-0024 EA Bi-Directional Displaced Threshold Runway Edge Light With Cord Set And Without Film Disc Cutout.....	1,167.18	110.50
34 43 13 16-0025 EA Bi-Directional Displaced Threshold Runway Edge Light With Two (2) Cord Sets And Without Film Disc Cutout.....	1,173.30	110.50
34 43 13 16-0026 Runway Threshold/End (34 43 13 16-0002)		
Note: L-850D.		
34 43 13 16-0027 EA Uni-Directional Obscured Beam Threshold/End Light With Cord Set And Film Disc Cutout.....	1,301.09	110.50
34 43 13 16-0028 EA Uni-Directional Obscured Beam Threshold/End Light With Two (2) Cord Sets And Film Disc Cutout.....	1,321.00	110.50
34 43 13 16-0029 EA Uni-Directional Obscured Beam Threshold/End Light With Cord Set And Without Film Disc Cutout.....	1,274.93	110.50
34 43 13 16-0030 EA Uni-Directional Obscured Beam Threshold/End Light With Two (2) Cord Sets And Without Film Disc Cutout.....	1,279.15	110.50
34 43 13 16-0031 EA Uni-Directional Straight or Toed Beam Threshold/End Light With Cord Set And Film Disc Cutout.....	1,622.71	110.50
34 43 13 16-0032 EA Uni-Directional Straight or Toed Beam Threshold/End Light With Two (2) Cord Sets And Film Disc Cutout.....	1,648.54	110.50
34 43 13 16-0033 EA Uni-Directional Straight or Toed Beam Threshold/End Light With Cord Set And Without Film Disc Cutout.....	1,564.98	110.50
34 43 13 16-0034 EA Uni-Directional Straight or Toed Beam Threshold/End Light With Two (2) Cord Sets And Without Film Disc Cutout.....	1,570.35	110.50
34 43 13 16-0035 EA Bi-Directional Obscured Beam Threshold/End Light With Cord Set And Film Disc Cutout.....	1,355.09	110.50
34 43 13 16-0036 EA Bi-Directional Obscured Beam Threshold/End Light With Two (2) Cord Sets And Film Disc Cutout.....	1,376.00	110.50
34 43 13 16-0037 EA Bi-Directional Obscured Beam Threshold/End Light With Cord Set And Without Film Disc Cutout.....	1,327.63	110.50
34 43 13 16-0038 EA Bi-Directional Obscured Beam Threshold/End Light With Two (2) Cord Sets And Without Film Disc Cutout.....	1,332.05	110.50
34 43 13 16-0039 EA Bi-Directional Straight or Toed Beam Threshold/End Light With Cord Set And Film Disc Cutout.....	1,692.80	110.50
34 43 13 16-0040 EA Bi-Directional Straight or Toed Beam Threshold/End Light With Two (2) Cord Sets And Film Disc Cutout.....	1,719.92	110.50
34 43 13 16-0041 EA Bi-Directional Straight or Toed Beam Threshold/End Light With Cord Set And Without Film Disc Cutout.....	1,632.17	110.50
34 43 13 16-0042 EA Bi-Directional Straight or Toed Beam Threshold/End Light With Two (2) Cord Sets And Without Film Disc Cutout.....	1,637.82	110.50
34 43 13 16-0043 Runway Threshold, Medium Intensity Approach Lighting System (34 43 13 16-0002)		
Note: L-850E.		
34 43 13 16-0044 EA Uni-Directional Straight Or Toe-in Runway Threshold Light With Single Cord Set And Film Disc Cutout.....	1,410.26	110.50
34 43 13 16-0045 EA Uni-Directional Straight Or Toe-in Runway Threshold Light With Single Cord Set And Without Film Disc Cutout.....	1,357.90	110.50
34 43 13 16-0046 Land And Hold Short Operations (LAHSO) (34 43 13 16-0002)		
Note: L-850F.		
34 43 13 16-0047 EA Uni-Directional Runway LAHSO With Shallow Base And Film Disc Cutout.....	1,717.19	165.75
34 43 13 16-0048 EA Uni-Directional Runway LAHSO With Two (2) Cord Sets And Film Disc Cutout.....	867.70	110.50
34 43 13 16-0049 EA Uni-Directional Runway LAHSO With Shallow Base And Without Film Disc Cutout.....	1,679.98	165.75
34 43 13 16-0050 EA Uni-Directional Runway LAHSO With Two (2) Cord Sets And Without Film Disc Cutout.....	830.52	110.50
34 43 13 16-0051 Runway Guard (34 43 13 16-0002)		
Note: L-852G.		
34 43 13 16-0052 EA Uni-Directional 105 Watt Runway Guard Light With Shallow Base.....	1,262.50	165.75
34 43 13 16-0053 EA Uni-Directional 105 Watt Runway Guard Light With Two (2) Cord Sets.....	1,042.30	165.75

34 Transportation
34 40 Transportation Signaling and Control Equipment
34 43 Airfield Signaling and Control Equipment



MINOR
CSI UOM DESCRIPTION

TOTAL DIRECT DEMOLITION
UNIT COST UNIT COST

34 43 13 16-0054 Stop Bar (34 43 13 16-0002)
 Note: L-852S.

34 43 13 16-0055	EA	Uni-Directional 105 Watt Stop Bar Light With Shallow Base And Film Disc Cutout	1,254.34	165.75
34 43 13 16-0056	EA	Uni-Directional 105 Watt Stop Bar Light With Cord Set And Film Disc Cutout	886.50	165.75
34 43 13 16-0057	EA	Uni-Directional 105 Watt Stop Bar Light With Shallow Base And Without Film Disc Cutout	1,251.69	165.75
34 43 13 16-0058	EA	Uni-Directional 105 Watt Stop Bar Light With Cord Set And Without Film Disc Cutout	860.32	165.75

34 43 13 16-0059 Taxiway In-Pavement Lights (34 43 13 16-0001)
34 43 13 16-0060 Taxiway Centerline, Straight Sections; Clearance Bar (>= 1,200 or <1,200 Runway Visual Range (RVR)) (34 43 13 16-0059)
 Note: L-852A or L-852C.

34 43 13 16-0061	EA	Uni-Directional Straight Taxiway Centerline Light With Shallow Base And Film Disc Cutout	1,437.50	165.75
34 43 13 16-0062	EA	Uni-Directional Straight Taxiway Centerline Light With Cord Set And Film Disc Cutout	904.93	110.50
34 43 13 16-0063	EA	Uni-Directional Straight Taxiway Centerline Light With Two (2) Cord Sets And Film Disc Cutout	947.66	110.50
34 43 13 16-0064	EA	Uni-Directional Straight Taxiway Centerline Light With Shallow Base And Without Film Disc Cutout	1,418.53	165.75
34 43 13 16-0065	EA	Uni-Directional Straight Taxiway Centerline Light With Cord Set And Without Film Disc Cutout	855.66	110.50
34 43 13 16-0066	EA	Uni-Directional Straight Taxiway Centerline Light With Two (2) Cord Sets And Without Film Disc Cutout	895.32	110.50
34 43 13 16-0067	EA	Bi-Directional Straight Taxiway Centerline Light With Shallow Base And Film Disc Cutout	1,488.22	165.75
34 43 13 16-0068	EA	Bi-Directional Straight Taxiway Centerline Light With Cord Set And Film Disc Cutout	936.30	110.50
34 43 13 16-0069	EA	Bi-Directional Straight Taxiway Centerline Light With Two (2) Cord Sets And Film Disc Cutout	978.14	110.50
34 43 13 16-0070	EA	Bi-Directional Straight Taxiway Centerline Light With Shallow Base And Without Film Disc Cutout	1,468.37	165.75
34 43 13 16-0071	EA	Bi-Directional Straight Taxiway Centerline Light With Cord Set And Without Film Disc Cutout	884.77	110.50
34 43 13 16-0072	EA	Bi-Directional Straight Taxiway Centerline Light With Two (2) Cord Sets And Without Film Disc Cutout	923.60	110.50

34 43 13 16-0073 Taxiway Centerline, Curved Sections; Clearance Bar (>= 1,200 or <1,200 Runway Visual Range (RVR)) (34 43 13 16-0059)
 Note: L-852B or L-852D or L-852J or L-852K.

34 43 13 16-0074	EA	Uni-Directional Curved Taxiway Centerline Light With Shallow Base And Film Disc Cutout	1,469.45	165.75
34 43 13 16-0075	EA	Uni-Directional Curved Taxiway Centerline Light With Cord Set And Film Disc Cutout	902.79	110.50
34 43 13 16-0076	EA	Uni-Directional Curved Taxiway Centerline Light With Two (2) Cord Sets And Film Disc Cutout	952.41	110.50
34 43 13 16-0077	EA	Uni-Directional Curved Taxiway Centerline Light With Shallow Base And Without Film Disc Cutout	1,379.45	165.75
34 43 13 16-0078	EA	Uni-Directional Curved Taxiway Centerline Light With Cord Set And Without Film Disc Cutout	848.87	110.50
34 43 13 16-0079	EA	Uni-Directional Curved Taxiway Centerline Light With Two (2) Cord Sets And Without Film Disc Cutout	896.88	110.50
34 43 13 16-0080	EA	Bi-Directional Curved Taxiway Centerline Light With Shallow Base And Film Disc Cutout	1,519.59	165.75
34 43 13 16-0081	EA	Bi-Directional Curved Taxiway Centerline Light With Cord Set And Film Disc Cutout	932.84	110.50
34 43 13 16-0082	EA	Bi-Directional Curved Taxiway Centerline Light With Two (2) Cord Sets And Film Disc Cutout	984.64	110.50
34 43 13 16-0083	EA	Bi-Directional Curved Taxiway Centerline Light With Shallow Base And Without Film Disc Cutout	1,423.30	165.75
34 43 13 16-0084	EA	Bi-Directional Curved Taxiway Centerline Light With Cord Set And Without Film Disc Cutout	877.94	110.50
34 43 13 16-0085	EA	Bi-Directional Curved Taxiway Centerline Light With Two (2) Cord Sets And Without Film Disc Cutout	925.15	110.50

34 43 13 16-0086 Taxiway Intersections; Clearance Bar (>= 1,200 Runway Visual Range (RVR)) (34 43 13 16-0059)
 Note: L-852E.

34 43 13 16-0087	EA	Omni-Directional 45 Watt Taxiway Intersection Light With Shallow Base And Film Disc Cutout	1,254.34	165.75
34 43 13 16-0088	EA	Omni-Directional 150 Watt Taxiway Intersection Light With Shallow Base And Film Disc Cutout	1,477.63	165.75
34 43 13 16-0089	EA	Omni-Directional 30 Watt Taxiway Intersection Light With Shallow Base And Film Disc Cutout	1,305.52	165.75
34 43 13 16-0090	EA	Omni-Directional 40 Watt, 120 Volt AC, Taxiway Intersection Light With Shallow Base And Film Disc Cutout	1,449.73	165.75
34 43 13 16-0091	EA	Omni-Directional 45 Watt Taxiway Intersection Light With Cord Set And Film Disc Cutout	743.47	110.50
34 43 13 16-0092	EA	Omni-Directional 150 Watt Taxiway Intersection Light With Cord Set And Film Disc Cutout	939.23	165.75
34 43 13 16-0093	EA	Omni-Directional 30 Watt Taxiway Intersection Light With Cord Set And Film Disc Cutout	847.96	165.75
34 43 13 16-0094	EA	Omni-Directional 40 Watt, 120 Volt AC, Taxiway Intersection Light With Cord Set And Film Disc Cutout	894.41	165.75
34 43 13 16-0095	EA	Omni-Directional 45 Watt Taxiway Intersection Light With Shallow Base And Without Film Disc Cutout	1,232.62	165.75
34 43 13 16-0096	EA	Omni-Directional 150 Watt Taxiway Intersection Light With Shallow Base And Without Film Disc Cutout	1,450.66	165.75
34 43 13 16-0097	EA	Omni-Directional 30 Watt Taxiway Intersection Light With Shallow Base And Without Film Disc Cutout	1,282.60	165.75
34 43 13 16-0098	EA	Omni-Directional 40 Watt, 120 Volt AC, Taxiway Intersection Light With Shallow Base And Without Film Disc Cutout	1,423.43	165.75
34 43 13 16-0099	EA	Omni-Directional 45 Watt Taxiway Intersection Light With Cord Set And Without Film Disc Cutout	726.17	110.50
34 43 13 16-0100	EA	Omni-Directional 150 Watt Taxiway Intersection Light With Cord Set And Without Film Disc Cutout	923.64	165.75
34 43 13 16-0101	EA	Omni-Directional 30 Watt Taxiway Intersection Light With Cord Set And Without Film Disc Cutout	834.72	165.75
34 43 13 16-0102	EA	Omni-Directional 40 Watt, 120 Volt AC, Taxiway Intersection Light With Cord Set And Without Film Disc Cutout	909.23	165.75

34 43 13 16-0103 Taxiway Intersections; Clearance Bar (<1,200 Runway Visual Range (RVR)) (34 43 13 16-0059)
 Note: L-852F.

34 43 13 16-0104	EA	Omni-Directional 120 Watt Taxiway Intersection Light With Shallow Base And Film Disc Cutout	1,459.38	165.75
34 43 13 16-0105	EA	Omni-Directional 120 Watt Taxiway Intersection Light With Cord Set And Film Disc Cutout	943.14	165.75
34 43 13 16-0106	EA	Omni-Directional 120 Watt Taxiway Intersection Light With Shallow Base And Without Film Disc Cutout	1,423.88	165.75
34 43 13 16-0107	EA	Omni-Directional 120 Watt Taxiway Intersection Light With Cord Set And Without Film Disc Cutout	923.89	165.75

34 43 13 16-0108 Taxiway Edge, Apron Edge (34 43 13 16-0059)
 Note: L-852T.

34 43 13 16-0109	EA	Omni-Directional 45 Watt Taxiway Edge Light With Cord Set And Film Disc Cutout	1,401.79	165.75
------------------	----	--	----------	--------



MINOR CSI UOM DESCRIPTION	TOTAL DIRECT UNIT COST	DEMOLITION UNIT COST
34 43 13 16-0110 EA Omni-Directional 45 Watt Taxiway Edge Light With Cord Set And Without Film Disc Cutout.....	1,235.53	165.75
34 43 13 16-0111 Elevated Lights (34 43 13 16-0001)		
34 43 13 16-0112 Elevated Runway Guard (34 43 13 16-0111)		
Note: L-804		
34 43 13 16-0113 EA Elevated Runway Guard.....	1,822.74	110.50
34 43 13 16-0114 Elevated Runway Edge (34 43 13 16-0111)		
Note: L-860		
34 43 13 16-0115 EA 14" Omni-Directional Elevated Runway Edge Light.....	599.72	138.13
34 43 13 16-0116 EA 24" Omni-Directional Elevated Runway Edge Light.....	608.99	138.13
34 43 13 16-0117 EA 30" Omni-Directional Elevated Runway Edge Light.....	680.72	138.13
34 43 13 16-0118 Elevated Runway Threshold/End (34 43 13 16-0111)		
Note: L-860E		
34 43 13 16-0119 EA 14" Uni-Directional Elevated Runway Threshold/End Light	572.77	138.13
34 43 13 16-0120 EA 24" Uni-Directional Elevated Runway Threshold/End Light	581.26	138.13
34 43 13 16-0121 EA 30" Uni-Directional Elevated Runway Threshold/End Light	647.02	138.13
34 43 13 16-0122 EA 14" Bi-Directional Elevated Runway Threshold/End Light	587.59	138.13
34 43 13 16-0123 EA 24" Bi-Directional Elevated Runway Threshold/End Light	596.51	138.13
34 43 13 16-0124 EA 30" Bi-Directional Elevated Runway Threshold/End Light	665.55	138.13
34 43 13 16-0125 Elevated Runway Edge or Threshold/End, Displaced Threshold, Non-Precision IFR Runways (34 43 13 16-0111)		
Note: L-861, L-861E, L-861SE or L-861T		
34 43 13 16-0126 EA 14" Omni-Directional Elevated Runway Light, Non-Precision IFR Runways	545.81	138.13
34 43 13 16-0127 EA 20" Omni-Directional Elevated Runway Light, Non-Precision IFR Runways	550.61	138.13
34 43 13 16-0128 EA 24" Omni-Directional Elevated Runway Light, Non-Precision IFR Runways	553.54	138.13
34 43 13 16-0129 EA 30" Omni-Directional Elevated Runway Light, Non-Precision IFR Runways	613.31	138.13
34 43 13 16-0130 EA 14" Uni-Directional Elevated Runway Light, Non-Precision IFR Runways.....	548.76	138.13
34 43 13 16-0131 EA 20" Uni-Directional Elevated Runway Light, Non-Precision IFR Runways.....	553.62	138.13
34 43 13 16-0132 EA 24" Uni-Directional Elevated Runway Light, Non-Precision IFR Runways.....	556.57	138.13
34 43 13 16-0133 EA 30" Uni-Directional Elevated Runway Light, Non-Precision IFR Runways.....	617.01	138.13
34 43 13 16-0134 EA 14" Bi-Directional Elevated Runway Light, Non-Precision IFR Runways.....	562.39	138.13
34 43 13 16-0135 EA 20" Bi-Directional Elevated Runway Light, Non-Precision IFR Runways.....	567.49	138.13
34 43 13 16-0136 EA 24" Bi-Directional Elevated Runway Light, Non-Precision IFR Runways.....	570.58	138.13
34 43 13 16-0137 EA 30" Bi-Directional Elevated Runway Light, Non-Precision IFR Runways.....	634.04	138.13
34 43 13 16-0138 Elevated Runway Edge or Threshold/End, Displaced Threshold, Precision IFR Runways (34 43 13 16-0111)		
Note: L-862 Or L-862E		
34 43 13 16-0139 EA 14" Uni-Directional Elevated Runway Light, Precision IFR Runways	510.93	138.13
34 43 13 16-0140 EA 24" Uni-Directional Elevated Runway Light, Precision IFR Runways	515.83	138.13
34 43 13 16-0141 EA 30" Uni-Directional Elevated Runway Light, Precision IFR Runways	523.41	138.13
34 43 13 16-0142 EA 14" Swivel Head Uni-Directional Elevated Runway Light, Precision IFR Runways	612.33	138.13
34 43 13 16-0143 EA 24" Swivel Head Uni-Directional Elevated Runway Light, Precision IFR Runways	619.35	138.13
34 43 13 16-0144 EA 30" Swivel Head Uni-Directional Elevated Runway Light, Precision IFR Runways	635.96	138.13
34 43 13 16-0145 EA 14" Bi-Directional Elevated Runway Light, Precision IFR Runways	522.67	138.13
34 43 13 16-0146 EA 24" Bi-Directional Elevated Runway Light, Precision IFR Runways	527.81	138.13
34 43 13 16-0147 EA 30" Bi-Directional Elevated Runway Light, Precision IFR Runways	535.77	138.13
34 43 13 16-0148 EA 14" Swivel Head Bi-Directional Elevated Runway Light, Precision IFR Runways.....	629.14	138.13
34 43 13 16-0149 EA 24" Swivel Head Bi-Directional Elevated Runway Light, Precision IFR Runways.....	636.51	138.13
34 43 13 16-0150 EA 30" Swivel Head Bi-Directional Elevated Runway Light, Precision IFR Runways.....	653.95	138.13
34 43 13 16-0151 Elevated Stop Bar (34 43 13 16-0111)		
Note: L-862S		
34 43 13 16-0152 EA 14" Uni-Directional Elevated Stop Bar	515.19	138.13
34 43 13 16-0153 EA 24" Uni-Directional Elevated Stop Bar	520.73	138.13
34 43 13 16-0154 EA 30" Uni-Directional Elevated Stop Bar	523.41	138.13
34 43 13 16-0155 Airfield Optional Accessories (34 43 13 16-0001)		
34 43 13 16-0156 EA 30/45 Watt Transformer, Airfield Optional Accessories	280.91	55.25
34 43 13 16-0157 EA 65 Watt Transformer, Airfield Optional Accessories	313.63	55.25
34 43 13 16-0158 EA 100 Watt Transformer, Airfield Optional Accessories	346.35	55.25
34 43 13 16-0159 EA 200 Watt Transformer, Airfield Optional Accessories	358.07	55.25
34 43 13 16-0160 EA 300 Watt Transformer, Airfield Optional Accessories	440.35	82.88
34 43 13 16-0161 EA 500 Watt Transformer, Airfield Optional Accessories	486.81	82.88
34 43 13 16-0162 EA 10" Diameter Base Housing, Non-Load Bearing, Airfield Optional Accessories	463.64	110.50
34 43 13 16-0163 EA 12" Diameter Base Housing, Non-Load Bearing, Airfield Optional Accessories	537.81	110.50
34 43 13 16-0164 EA 15" Diameter Base Housing, Non-Load Bearing, Airfield Optional Accessories	635.99	110.50
34 43 13 16-0165 EA 12" Diameter Adjustable Base Housing, Load Bearing, Airfield Optional Accessories	616.90	110.50
Note: L-867.		

34 Transportation
34 40 Transportation Signaling and Control Equipment
34 43 Airfield Signaling and Control Equipment



MINOR CSI UOM DESCRIPTION	TOTAL DIRECT UNIT COST	DEMOLITION UNIT COST
34 43 13 16-0166 EA 16" Diameter Adjustable Base Housing, Load Bearing, Airfield Optional Accessories Note: L-867.	739.62	110.50
34 43 13 16-0167 EA Connection Kit For Conduit Cable, Airfield Optional Accessories	190.11	82.88
34 43 13 16-0168 MLF #8 AWG Cable - XLP (XHHW), Underground Feeder And Branch Circuit, Airfield Optional Accessories Note: L-824.	1,470.00	
34 43 13 16-0169 MLF #6 AWG Cable - XLP (XHHW), Underground Feeder And Branch Circuit, Airfield Optional Accessories Note: L-824.	1,900.14	
34 43 13 16-0170 MLF #4 AWG Cable - XLP (XHHW), Underground Feeder And Branch Circuit, Airfield Optional Accessories Note: L-824.	2,537.28	
34 43 13 16-0171 EA Frangible Coupling (Complete), Airfield Optional Accessories.....	146.46	6.52
34 43 13 16-0172 EA Precast Concrete Base, Airfield Optional Accessories	638.75	89.51
34 43 13 23 Airfield Short-Approach Lighting Equipment (34 43 13)		
34 43 13 23-0001 Land And Hold Short (LAHSO) Light System (34 43 13 23)		
34 43 13 23-0002 EA Land And Hold Short (LAHSO) Lighting System, Five (5) Unidirectional Pavement Light Fixtures (FAA L850A), Power Control And Monitoring Unit And Tower Control Panel.....	20,879.41	
34 43 13 26 Airfield Omni-Directional-Approach Lighting Equipment (34 43 13)		
34 43 13 26-0001 Elevated Approach (34 43 13 26)		
34 43 13 26-0002 EA Approach And Navigational Light 200 Watt - Heavy Duty Assembly Only Elevated Approach.....	498.55	110.50
34 43 13 26-0003 EA Approach And Navigational Light 300 Watt - Heavy Duty Assembly Only Elevated Approach.....	498.55	110.50
34 43 13 26-0004 EA Approach And Navigational Light 500 Watt - Heavy Duty Assembly Only Elevated Approach.....	498.55	110.50
34 43 13 26-0005 EA Approach And Navigational Light 200 Watt - With Filter Bracket Elevated Approach.....	538.28	121.56
34 43 13 26-0006 EA Approach And Navigational Light 300 Watt - With Filter Bracket Elevated Approach.....	538.28	121.56
34 43 13 26-0007 EA Approach And Navigational Light 500 Watt - With Filter Bracket Elevated Approach.....	538.28	121.56
34 43 13 29 Airfield Low-Intensity-Approach Lighting Equipment (34 43 13)		
34 43 13 29-0001 Rotating Beacon (34 43 13 29)		
34 43 13 29-0002 EA Rotating Airport Beacon, 12 RPM, 400 Watt Metal Halide 1 Beam Clear, 400 Watt Metal Halide 1 Beam Green.....	29,279.32	2,641.05
34 43 13 29-0003 EA Rotating Beam Single Drum, 12 RPM Clear Beam, 500 Watt Quartz.....	64,564.05	2,210.08
34 43 13 29-0004 EA Rotating Beam, Double Drum, 6 RPM Clear And Green Beams, 1,000 Watt Quartz.....	70,098.66	2,431.10
34 43 13 29-0005 EA Beacon Tower, Tubular Type, 51'.....	23,430.26	1,352.45
34 43 13 29-0006 EA Weatherproof Panelboard, 4 - 15 Amperes Breakers	3,695.79	331.51
34 43 13 29-0007 Runway Approach Lights, Semi-Flush Unidirectional (34 43 13 29)		
34 43 13 29-0008 EA Runway Approach Light, Unidirectional, S-Flash, 115 Watt With Shallow Insert Base.....	2,049.16	165.75
34 43 13 29-0009 EA Runway Approach Light, Unidirectional, S-Flash, 200 Watt With Shallow Insert Base.....	2,070.98	165.75
34 43 13 29-0010 EA Runway Approach Light, Unidirectional, TD Zone, 115 Watt S-Flash, For Mounted In Base Housing	779.97	110.50
34 43 13 29-0011 EA Runway Approach Light, Unidirectional, TD Zone, 200 Watt S-Flash, For Mounted In Base Housing	819.24	110.50
34 43 13 33 Airfield High-Intensity-Approach Lighting Equipment (34 43 13)		
34 43 13 33-0001 High Intensity Approach/ Threshold Light, Semi-Flush (34 43 13 33)		
Note: Unidirectional.		
34 43 13 33-0002 EA High Intensity Approach Light, 500 Watt Quartz, Clear Semi-Flush, Unidirectional.....	2,965.44	165.75
34 43 13 33-0003 EA High Intensity Threshold Light, Clear 500 Watt Quartz, Semi-Flush, Unidirectional	3,222.87	165.75
34 43 13 33-0004 EA High Intensity Approach Light, 500 Watt Quartz, Red Semi-Flush, Unidirectional.....	2,914.17	165.75
34 43 13 33-0005 EA High Intensity Threshold/End Light, Green/Red Semi-Flush, Unidirectional.....	3,397.40	165.75
34 43 13 36 Airfield Precision-Approach Path Indicator Equipment (34 43 13)		
34 43 13 36-0001 Precision Approach Path Indicator (34 43 13 36)		
34 43 13 36-0002 EA Approach And Navigational Light Precision Approach Path Indicator - 4 System, 4 Units, 3 Projectors Per Unit.....	20,202.43	884.03
34 43 13 36-0003 EA Approach And Navigational Light Series Power Kit (3 x 200), Precision Approach Path Indicator	2,427.28	221.01
34 43 13 36-0004 EA Approach And Navigational Light Clinometer Precision Approach Path Indicator	2,043.32	221.01
34 43 13 36-0005 EA Approach And Navigational Light Optical Bench Precision Approach Path Indicator	4,590.25	331.51
34 43 13 36-0006 EA Approach And Navigational Light Radio Receiver, Air-Ground Precision Approach Path Indicator.....	3,158.12	221.01
34 43 13 36-0007 EA Approach And Navigational Light Radio Receiver, Interface Unidirectional Precision Approach Path Indicator.....	1,017.96	221.01
34 43 23 Weather Observation Equipment (34 43)		
34 43 23 16 Airfield Wind Cones (34 43 23)		
34 43 23 16-0001 Wind Cone, 12 Foot Long, Illuminated With 16' Hinged Pole (34 43 23 16)		
34 43 23 16-0002 EA Wind Cone, 12' Lighted Assembly, With Light Rigid With Obstruction Light.....	22,229.59	1,326.05
34 43 23 16-0003 EA Wind Cone, 12' Lighted Assembly Rigid.....	18,800.50	1,215.54
34 43 23 16-0004 EA Wind Cone, 12' Unlighted Assembly, With Light Rigid With Obstruction Light.....	19,977.89	1,105.04
34 43 23 16-0005 EA Wind Cone, 12' Unlighted Assembly Rigid.....	18,358.47	994.54
34 43 23 16-0006 EA Wind Cone Slip Fitter, 2.5" Pipe.....	382.92	82.88
34 43 23 16-0007 EA 12' x 3' Wind Cone Cotton Sock With Frame	1,381.49	273.92
34 43 23 16-0008 EA 12' x 3' Wind Cone Nylon Sock With Frame	1,296.65	273.92
34 43 23 16-0009 EA Booster Transformer, 1 KW Weatherproof Cabinet	1,367.78	165.75



MINOR CSI UOM DESCRIPTION	TOTAL DIRECT UNIT COST	DEMOLITION UNIT COST
34 43 23 16-0010 Wind Cone, Up To 8 Foot Long, Illuminated With 8' Hinged Pole <small>(34 43 23 16)</small>		
34 43 23 16-0011 EA Wind Cone, 8' Lighted Assembly With Light Frangible With Obstruction Light	16,893.19	1,105.04
34 43 23 16-0012 EA Wind Cone, 8' Lighted Assembly Frangible	18,118.47	994.54
34 43 23 16-0013 EA Wind Cone, 8' Lighted Assembly Rigid	14,266.12	994.54
34 43 23 16-0014 EA Wind Cone, 8' Unlighted Assembly, With Light Rigid With Obstruction Light.....	15,314.91	994.54
34 43 23 16-0015 EA Wind Cone, 8' Unlighted Assembly Frangible	18,292.13	884.03
34 43 23 16-0016 EA Wind Cone, 8' Unlighted Assembly Rigid.....	14,045.12	884.03
34 43 23 16-0017 EA 8' x 1-1/2' Wind Cone Nylon Sock With Frame	781.72	273.92
34 43 23 16-0018 EA Removal And Replacement Of 8' x 1-1/2' Wind Cone Nylon Sock	291.96	
34 43 26 Airfield Control Equipment <small>(34 43)</small>		
34 43 26 13 Airfield Lighting Control Equipment <small>(34 43 26)</small>		
34 43 26 13-0001 Power Cable Assemblies <small>(34 43 26 13)</small>		
34 43 26 13-0002 EA Approach And Navigational Light Upper Cable Assembly Power Cable Assemblies	211.92	82.88
34 43 26 13-0003 EA Approach And Navigational Light Lower Cable Assembly Power Cable Assemblies	211.92	82.88
34 43 26 13-0004 EA Approach And Navigational Light Cable Clamp Power Cable Assemblies	83.66	27.63
34 43 26 13-0005 Power Distribution And Control Equipment <small>(34 43 26 13)</small>		
34 43 26 13-0006 Control Panel <small>(34 43 26 13-0005)</small>		
34 43 26 13-0007 EA Control Panel, Series Circuit Monitor 6.6 Amperes, 48 Volt DC Current	8,741.96	663.03
34 43 26 13-0008 EA Key Selector Switch.....	116.92	35.91
34 43 26 13-0009 Series/Isolation Transformers <small>(34 43 26 13-0005)</small>		
34 43 26 13-0010 EA Series / Isolation Transformers 30/45 Watt - FAA	280.91	55.25
34 43 26 13-0011 EA Series / Isolation Transformers 65 Watt - FAA	313.63	55.25
34 43 26 13-0012 EA Series / Isolation Transformers 100 Watt - FAA	346.35	55.25
34 43 26 13-0013 EA Series / Isolation Transformers 300 Watt - FAA	471.54	82.88
34 43 26 13-0014 EA Series / Isolation Transformers 500 Watt - FAA	491.17	82.88
34 43 26 13-0015 EA Series / Isolation Transformers 30/45 Watt - MIL.....	360.54	55.25
34 43 26 13-0016 EA Series / Isolation Transformers 200 Watt - MIL.....	421.62	55.25
34 43 26 13-0017 EA Series / Isolation Transformers 300 Watt - MIL.....	570.80	82.88
34 43 26 13-0018 EA Series / Isolation Transformers 500 Watt - MIL.....	642.79	82.88
34 43 26 13-0019 Auxiliary Pilot Relay Cabinet <small>(34 43 26 13-0005)</small>		
34 43 26 13-0020 EA Relay Cabinet, 20 Circuit, 120 Volt, 50/60 Hertz Auxiliary Pilot Relay Cabinet.....	4,335.35	442.01
34 43 26 13-0021 EA Relay Cabinet, 20 Circuit, 120 Volt, 50 Hertz Auxiliary Pilot Relay Cabinet.....	4,335.35	442.01
34 43 26 13-0022 EA Relay Cabinet, 20 Circuit, 120 Volt, 60 Hertz Auxiliary Pilot Relay Cabinet.....	5,077.05	552.52
34 43 26 13-0023 EA Master Timer Cabinet	18,000.81	1,197.54
34 43 26 13-0024 Radio Control <small>(34 43 26 13-0005)</small>		
34 43 26 13-0025 EA Radio Control Receiver Controller	9,256.02	3,547.19
34 43 26 13-0026 Constant Current Regulator <small>(34 43 26 13-0005)</small>		
34 43 26 13-0027 EA Constant Current Regulator, 10 KW - Wet Type Power Distribution And Control Equipment.....	13,541.52	663.03
34 43 26 13-0028 EA Constant Current Regulator, 20 KW - Wet Type Power Distribution And Control Equipment.....	23,369.60	994.54
34 43 26 13-0029 EA Constant Current Regulator, 50 KW - Wet Type Power Distribution And Control Equipment.....	35,698.68	1,657.56
34 43 26 13-0030 EA Constant Current Regulator, 4 KW - Dry Type Power Distribution And Control Equipment.....	5,244.74	331.51
34 43 26 13-0031 EA Constant Current Regulator, 7.5 KW - Dry Type Power Distribution And Control Equipment.....	7,647.04	442.01
34 43 26 13-0032 EA Constant Current Regulator, 10 KW - Dry Type Power Distribution And Control Equipment.....	9,832.77	663.03
34 43 26 13-0033 Lamp Failure Detector <small>(34 43 26 13-0005)</small>		
34 43 26 13-0034 EA Lamp Failure Detector, 120/240 Volt, 1 - 6.6 Amperes And 3 - 20 Amperes Circuit Monitoring	11,733.04	442.01
34 43 26 13-0035 Accessories <small>(34 43 26 13-0005)</small>		
34 43 26 13-0036 EA Plug Cutout Power Distribution And Control Equipment Accessory.....	1,260.12	221.01
34 43 26 13-0037 EA Primary Connector Kit Power Distribution And Control Equipment Accessory	245.48	110.50
34 43 26 13-0038 EA Secondary Connector Kit Power Distribution And Control Equipment Accessory	260.75	110.50
34 43 26 13-0039 EA Heat Shrink Kit Power Distribution And Control Equipment Accessory	345.32	165.75
34 43 26 13-0040 Runway Lighting Cable <small>(34 43 26 13-0005)</small>		
34 43 26 13-0041 LF Electric Type "C" Cable	10.22	1.10
34 43 26 13-0042 Terminal Blocks <small>(34 43 26 13-0005)</small>		
34 43 26 13-0043 EA Terminal Blocks	127.07	11.93

34 Transportation
34 40 Transportation Signaling and Control Equipment
 34 43 Airfield Signaling and Control Equipment



MINOR CSI UOM DESCRIPTION	TOTAL DIRECT UNIT COST	DEMOLITION UNIT COST
------------------------------	---------------------------	-------------------------

34 43 26 13-0044 Tower Lighting Controllers (34 43 26 13)

34 43 26 13-0045 EA Tower Light Controllers 0-150' Tower Cabinets Only.....	3,805.39	884.03
34 43 26 13-0046 EA Light Controllers 150-450' Tower Cabinets Only.....	6,597.33	994.54
34 43 26 13-0047 EA One Obstruction Light Alarm.....	2,465.70	442.01
34 43 26 13-0048 EA 2 Obstruction Lights And 1 Beacon Alarm, Flasher Fail Safe.....	5,055.03	663.03
34 43 26 13-0049 EA Alarm Test Switch For 2 Lights Obstruction.....	4,614.60	442.01

34 43 26 13-0050 Junction Boxes And Tower Accessories (34 43 26 13)

34 43 26 13-0051 EA Size 1 Junction Box, With 4 Hubs, 4" Diameter x 2" Deep.....	356.74	110.50
34 43 26 13-0052 EA Size 2 Junction Box, With 2 Or 4 Hubs, 8" x 4" x 2.5".....	590.63	138.13
34 43 26 13-0053 EA Size 3 Junction Box, With 4 Hubs 8 1/2" x 11 5/8" x 3 5/8".....	936.54	165.75
34 43 26 13-0054 EA Size 4 Junction Box, With 4 Hubs, 18" x 12" x 6".....	1,292.84	221.01
34 43 26 13-0055 EA Junction Box Breather, Screened 1" Nipple With Threaded 90 Degree Elbow.....	254.20	110.50
34 43 26 13-0056 EA Junction Box Drain, Screened 1" Nipple.....	254.20	110.50
34 43 26 13-0057 EA Wraplock Tape, Galvanized Steel 100' Roll.....	1,389.97	663.03
34 43 26 13-0058 EA Telephone Jack Assembly In Field Box With 1/2" Hub.....	610.79	110.50
34 43 26 13-0059 EA Elevated Approach Bar.....	11,489.94	3,814.50

34 43 26 13-0060 Lighting Kits For Towers (34 43 26 13)

Note: Includes fixtures, junction boxes, controllers, accessories, less wire and conduit.

34 43 26 13-0061 EA Lighting Kits For Up To 100' Tower.....	10,091.72	3,882.21
34 43 26 13-0062 EA Lighting Kits For From 101'-150' Tower.....	18,431.99	4,852.76
34 43 26 13-0063 EA Lighting Kits For From 151'-200' Tower.....	23,169.21	7,279.14
34 43 26 13-0064 EA Lighting Kits For From 201'-300' Tower.....	30,613.92	10,918.71
34 43 26 13-0065 EA Lighting Kits For From 301'-450' Tower.....	53,135.00	17,955.21

34 43 26 13-0066 Junction Boxes And Tower Accessories (34 43 26 13)

34 43 26 13-0067 EA Termination Bar Complete.....	6,728.66	1,197.54
---	----------	----------

34 70 Transportation Construction and Equipment (34)

34 71 Roadway Construction (34 70)

34 71 13 Vehicle Barriers (34 71)

34 71 13 13 Vehicle Median Barriers (34 71 13)

34 71 13 13-0001 Concrete Median Barrier (34 71 13 13)

34 71 13 13-0002 LF Median Barrier, Precast, 42" High Single Face.....	65.95	4.25
34 71 13 13-0003 LF Median Barrier, Precast, 32" High, 2' Wide Base, Double Face.....	106.73	4.25
34 71 13 13-0004 LF Median Barrier, Precast, 42" High, 2' Wide Base, Double Face.....	149.34	4.25
34 71 13 13-0005 LF Median Barrier, Cast In Place With Steel Forms.....	44.40	5.69
34 71 13 13-0006 LF Median Barrier, Slipformed Concrete.....	38.46	3.42

34 71 13 16 Vehicle Crash Barriers (34 71 13)

34 71 13 16-0001 Impact Barrier, Non-Redirective (34 71 13 16)

34 71 13 16-0002 Sand Barrel Impact Attenuator (34 71 13 16-0001)

Note: Includes containers, inserts, and lid. Excludes sand.

34 71 13 16-0003 EA 200, 400 Or 700 LB Sand Barrel.....	543.36	51.54
---	--------	-------

Note: Includes containers, inserts, and lid.

34 71 13 26 Vehicle Guide Rails (34 71 13)

34 71 13 26-0001 Mobilize Guide Rail Crew (34 71 13 26)

34 71 13 26-0002 EA Mobilize Guide Rail Crew.....	1,308.72	
---	----------	--

Note: Excludes equipment mobilization.

34 71 13 26-0003 Corrugated Beam Guide Rail (34 71 13 26)

34 71 13 26-0004 Corrugated Beam Guide Railing (34 71 13 26-0003)

34 71 13 26-0005 Corrugated Beam Guide Railing, Straight Sections (34 71 13 26-0004)

Note: Add additional length for back-up sections.

34 71 13 26-0006 LF Corrugated Beam Guide Railing.....	18.30	2.34
34 71 13 26-0007 LF Corrugated Beam Guide Railing (Rustic).....	19.73	2.34

34 71 13 26-0008 Corrugated Beam Guide Railing, Shop Curved (34 71 13 26-0004)

Note: Add additional length for back-up sections.

34 71 13 26-0009 LF Shop Curved Corrugated Beam Guide Railing.....	23.91	2.34
34 71 13 26-0010 LF Shop Curved Corrugated Beam Guide Railing (Rustic).....	25.88	2.34



MINOR CSI UOM DESCRIPTION	TOTAL DIRECT UNIT COST	DEMOLITION UNIT COST
34 71 13 26-0011 LF Shop Curved Corrugated Beam Guide Railing End..... Note: Treatment for mall barriers driveways, walkways, special end, etc.	61.31	2.34
34 71 13 26-0012 LF Shop Curved Corrugated Beam Guide Railing (Rustic) End Note: Treatment for mall barriers shop curved corrugated beam guide railing end etc.	66.90	2.34
34 71 13 26-0013 Corrugated Beam Guide Railing, Manufactured End Sections (34 71 13 26-0003)		
34 71 13 26-0014 EA Corrugated Beam Guide Railing End Section At Anchor Unit.....	138.35	30.85
34 71 13 26-0015 EA Corrugated Beam Guide Railing End Section (Rustic) At Anchor Unit.....	145.99	30.85
34 71 13 26-0016 EA Corrugated Beam Guide Railing Flared Or 180 Degree End Section.....	184.16	30.85
34 71 13 26-0017 EA Corrugated Beam Guide Railing Flared Or 180 Degree End Section (Rustic).....	191.79	30.85
34 71 13 26-0018 EA Corrugated Beam Guide Railing 225 Degree End Section.....	184.16	30.85
34 71 13 26-0019 EA Corrugated Beam Guide Railing 225 Degree End Section (Rustic).....	191.79	30.85
34 71 13 26-0020 Corrugated Beam Guide Rail Posts (34 71 13 26-0003)		
Note: Includes mounting hardware.		
34 71 13 26-0021 EA Standard Post For Corrugated Beam Guide Rail..... For Installation Without Soil Plate, Deduct For Installation In Rock, Add	143.47 -5.00 4.26	15.99
34 71 13 26-0022 EA Standard Post For (Rustic) Corrugated Beam Guide Rail For Installation Without Soil Plate, Deduct For Installation In Rock, Add	151.10 -5.00 4.26	15.99
34 71 13 26-0023 EA Extra Long Post For Corrugated Beam Guide Rail..... For Installation Without Soil Plate, Deduct For Installation In Rock, Add	158.74 -5.00 4.26	15.99
34 71 13 26-0024 EA Extra Long Post (Rustic) for Corrugated Beam Guide Rail..... For Installation Without Soil Plate, Deduct For Installation In Rock, Add	166.37 -5.00 4.26	15.99
34 71 13 26-0025 EA 6BB-1/2" or Mall Barrier Post for Corrugated Beam Guide Rail..... For Installation Without Soil Plate, Deduct For Installation In Rock, Add	143.47 -5.00 4.26	15.99
34 71 13 26-0026 EA Post Struts for Corrugated Beam Guide Rail Mall Barrier Post..... For Installation In Rock, Add	204.54 4.26	15.99
34 71 13 26-0027 Heavy Post Blocked Out Corrugated Beam Guide Rail Posts (34 71 13 26-0003)		
Note: Includes mounting hardware. Excludes triangular mounting brackets.		
34 71 13 26-0028 EA Standard Post For Heavy Post Blocked Out Corrugated Beam Guide.....	143.47	15.99
34 71 13 26-0029 EA Standard Rustic Post For Heavy Post Blocked Out Corrugated Beam Guide.....	151.10	15.99
34 71 13 26-0030 EA Extra Long Post for Heavy Post Blocked Out Corrugated Beam Guide.....	158.74	15.99
34 71 13 26-0031 EA Extra Long Post (Rustic) For heavy post blocked out corrugated beam guide rail..... Note: For heavy post blocked out corrugated beam guide (rustic)	166.37	15.99
34 71 13 26-0032 EA Type A Post 1630mm Post..... Note: For heavy post blocked out corrugated beam guide rail	139.65	15.99
34 71 13 26-0033 EA Type A Post 1630mm Post (Rustic)..... Note: For heavy post blocked out corrugated beam guide rail	147.29	15.99
34 71 13 26-0034 EA Type B Post 1460mm..... Note: For heavy post blocked out corrugated beam guide rail	132.02	15.99
34 71 13 26-0035 EA Type B Post 1460mm (Rustic)..... Note: For heavy post blocked out corrugated beam guide rail	139.65	15.99
34 71 13 26-0036 EA Type C Post 1290mm..... Note: For heavy post blocked out corrugated beam guide rail	124.38	15.99
34 71 13 26-0037 EA Type C Post 1290mm (Rustic)..... Note: For heavy post blocked out corrugated beam guide rail	132.02	15.99
34 71 13 26-0038 EA Breakaway Wood Or Steel Post In Steel Foundation Tube.....	526.41	15.99
34 71 13 26-0039 EA Wood, Metal, Plastic Or Composite Offset Block Or Beam..... Note: For heavy post blocked out corrugated beam guide rail.	59.49	15.99
34 71 13 26-0040 Corrugated Beam Guide Rail Accessories (34 71 13 26-0003)		
34 71 13 26-0041 EA Triangular Mounting Brackets (Galvanized Or Rustic) For All Post Types A, B And C.....	123.08	35.05
34 71 13 26-0042 Corrugated Beam Guide Rail Repair for Existing Guide Rail (34 71 13 26-0003)		
Note: Includes associated hardware.		
34 71 13 26-0043 LF Removal And Storage Of Corrugated Beam Guide Railing And Post.....	13.70	
34 71 13 26-0044 EA Install Stored Post For Corrugated Beam Guide Rail.....	46.74	
34 71 13 26-0045 LF Install Stored Corrugated Beam Guide Railing And Post.....	7.95	
34 71 13 26-0046 Corrugated Thrie Beam Guide Railing (34 71 13 26-0003)		
34 71 13 26-0047 Corrugated Thrie Beam Guide Railing. Straight Sections (34 71 13 26-0046)		
Note: Add additional length for back-up sections.		
34 71 13 26-0048 LF Corrugated Thrie Beam Guide Railing.....	42.91	2.94
34 71 13 26-0049 LF Corrugated Thrie Beam Guide Railing (Rustic).....	45.23	2.94
34 71 13 26-0050 Corrugated Thrie Beam Guide Railing. Shop Curved (34 71 13 26-0046)		
Note: Add additional length for back-up sections.		
34 71 13 26-0051 LF Shop Curved Corrugated Thrie Beam Guide Railing.....	52.21	2.94
34 71 13 26-0052 LF Shop Curved Corrugated Thrie Beam Guide Railing (Rustic).....	54.54	2.94

34 Transportation
34 70 Transportation Construction and Equipment
34 71 Roadway Construction



MINOR CSI UOM DESCRIPTION	TOTAL DIRECT UNIT COST	DEMOLITION UNIT COST
34 71 13 26-0053 Corrugated Thrie Beam Guide Rail Posts <small>(34 71 13 26-0046)</small>		
Note: Includes hardware for mounting.		
34 71 13 26-0054 EA Standard Post For Corrugated Thrie Beam Guide Rail.....	171.88	2.94
For Installation Without Soil Plate, Deduct	-5.00	
For 32" Soil Plate, Add	7.00	
34 71 13 26-0055 EA Standard Post (Rustic) For Corrugated Thrie Beam Guide Rail.....	179.52	2.94
For Installation Without Soil Plate, Deduct	-5.00	
For 32" Soil Plate, Add	7.00	
34 71 13 26-0056 Timber Guide Rails <small>(34 71 13 26)</small>		
Note: Includes drilling and fasteners. Excludes excavation, auguring and concrete.		
34 71 13 26-0057 Timber Guide Rail Posts <small>(34 71 13 26-0056)</small>		
34 71 13 26-0058 EA 6" x 8" Timber Guide Rail Post.....	110.50	11.68
34 71 13 26-0059 EA 6" x 9" Timber Guide Rail Post.....	126.26	11.68
34 71 13 26-0060 EA 10" x 10" Timber Guide Rail Post.....	249.81	11.68
34 71 13 26-0061 EA 10" x 12" Timber Guide Rail Post.....	264.54	11.68
34 71 13 26-0062 EA 12" x 12" Timber Guide Rail Post.....	306.54	11.68
34 71 13 26-0063 Timber Guide Rails <small>(34 71 13 26-0056)</small>		
Note: Excludes posts, spacer blocks and steel backup plates.		
34 71 13 26-0064 LF 4" x 9" Timber Guide Rail.....	13.72	1.41
34 71 13 26-0065 LF 6" x 10" Timber Guide Rail.....	19.40	1.41
34 71 13 26-0066 LF 6" x 12" Timber Guide Rail.....	22.72	1.41
34 71 13 26-0067 Spacer Blocks For Timber Guide Rails <small>(34 71 13 26-0056)</small>		
34 71 13 26-0068 EA 4" x 9" Spacer Block For Timber Guide Rails.....	17.86	1.87
34 71 13 26-0069 EA 6" x 8" Spacer Block For Timber Guide Rails.....	20.58	1.87
34 71 13 26-0070 EA 8" x 8" Spacer Block For Timber Guide Rails.....	24.05	1.87
34 71 13 26-0071 Weathering Steel Backup Plates For Timber Guide Rails <small>(34 71 13 26-0056)</small>		
34 71 13 26-0072 LF 6" High, Weathering Steel Backup Plate For Timber Guide Rails.....	25.07	1.17
34 71 13 26-0073 Weathering Steel Splice And Bearing Plates For Timber Guide Rails <small>(34 71 13 26-0056)</small>		
34 71 13 26-0074 EA Weathering Steel Splice Plate For Timber Guide Rails.....	173.16	16.36
34 71 13 26-0075 EA Weathering Steel Bearing Termination Plate For Timber Guide Rails.....	108.40	11.68
34 71 13 26-0076 Cable Guide Rail <small>(34 71 13 26)</small>		
34 71 13 26-0077 Cable Guide Rail <small>(34 71 13 26-0076)</small>		
34 71 13 26-0078 LF Cable (Each Cable).....	9.88	2.52
Note: Includes tensioning. Excludes splices.		
34 71 13 26-0079 EA Cable Splice With Wedges.....	252.40	17.53
34 71 13 26-0080 Cable Guide Rail Posts <small>(34 71 13 26-0076)</small>		
Note: Includes hardware for cable mounting.		
34 71 13 26-0081 EA Standard Post for Cable Guide Rail.....	185.58	53.30
For Installation Without Soil Plate, Deduct	-5.00	
For Installation In Rock, Add	14.21	
34 71 13 26-0082 EA Standard Post (Rustic) for Cable Guide Rail.....	193.22	53.30
For Installation Without Soil Plate, Deduct	-5.00	
For Installation In Rock, Add	14.21	
34 71 13 26-0083 EA Extra Long Post for Cable Guide Rail.....	193.22	53.30
For Installation Without Soil Plate, Deduct	-5.00	
For Installation In Rock, Add	14.21	
34 71 13 26-0084 EA Extra Long Post (Rustic) for Cable Guide Rail.....	200.85	53.30
For Installation Without Soil Plate, Deduct	-5.00	
For Installation In Rock, Add	14.21	
34 71 13 26-0085 EA Slip Impact Post Top for Anchor Unit.....	120.04	21.32
34 71 13 26-0086 EA Slip Impact Post Base and Keeper Plate.....	310.90	21.32
Note: For anchor unit.		
34 71 13 26-0087 Cable Guide Rail Accessories For Breakaway Anchor Angle Systems <small>(34 71 13 26-0076)</small>		
34 71 13 26-0088 EA Turnbuckle Cable End Assembly For Use With Breakaway Anchors.....	571.79	234.17
34 71 13 26-0089 EA Turnbuckle Cable End Assembly.....	168.30	11.71
34 71 13 26-0090 EA Spring Cable End Assembly (Compensating Device) For Use With Breakaway Anchors.....	542.16	5.82
34 71 13 26-0091 EA Spring Cable End Assembly (Compensating Device) Without Turnbuckle.....	557.43	5.82
34 71 13 26-0092 EA Breakaway Anchor Angle.....	214.10	11.71
34 71 13 26-0093 EA Standard End Post Cap Assembly.....	99.37	5.82
34 71 13 26-0094 EA Driveway End Post Cap Assembly.....	84.10	5.82
34 71 13 26-0095 EA End Post Ground Support Plates.....	45.93	5.82



MINOR CSI UOM DESCRIPTION	TOTAL DIRECT UNIT COST	DEMOLITION UNIT COST
34 71 13 26-0096 EA 11" Stud Bolt, Cable Guide Rail.....	40.21	5.82
34 71 13 26-0097 EA 18" Stud Bolt, Cable Guide Rail.....	47.84	5.82
34 71 13 26-0098 EA 25" Stud Bolt, Cable Guide Rail.....	55.47	5.82
34 71 13 26-0099 EA 1-1/4" Diameter Turnbuckle, Cable Guide Rail.....	473.67	11.71
34 71 13 26-0100 EA 1-1/2" Diameter Turnbuckle, Cable Guide Rail.....	504.21	11.71
34 71 13 26-0101 EA 5/8" Diameter Turnbuckle With 12" Take-up And Shackles Ends, Cable Guide Rail.....	336.25	11.71
34 71 13 26-0102 EA 5/8" Eye Bolt 18" Long, Cable Guide Rail.....	206.25	5.82
34 71 13 26-0103 EA 3/4" Eye Bolt 8'-6" Long, Cable Guide Rail.....	214.10	11.71
34 71 13 26-0104 EA 1-5/8" Anchor Rod 10' Long With Plate, Cable Guide Rail.....	229.50	17.53
34 71 13 26-0105 Cable Guide Rail Accessories For Slip Impact Post Systems (34 71 13 26-0076)		
34 71 13 26-0106 EA Turnbuckle Cable End Assembly..... Note: For use with slip impact post.	382.55	17.80
34 71 13 26-0107 EA Spring Cable End Assembly (Compensating Device)..... Note: For use with slip impact post.	749.00	17.80
34 71 13 26-0108 EA Anchor Angle For Slip Impact Post System.....	222.23	17.80
34 71 13 26-0109 EA Cable End Assembly Rod..... Note: Includes cable end, threaded rod and keeper to anchor angle.	184.06	17.80
34 71 13 26-0110 Cable Guide Rail Repair For Existing Guide Rail (34 71 13 26-0076)		
34 71 13 26-0111 LF Retention Existing Cable (Each Cable).....	1.56	
34 71 13 26-0112 LF Removal And Storage Of Cable Guide Railing.....	9.41	
34 71 13 26-0113 EA Install Stored Post For Cable Guide Railing.....	71.07	
34 71 13 26-0114 LF Install Stored Cable, (Each Cable)..... Note: Includes retensioning. Excludes splices.	4.17	
34 71 13 26-0115 6" x 6" Box Beam Guide Rail (34 71 13 26)		
34 71 13 26-0116 Box Beam Guide Rail, 6" x 6" (34 71 13 26-0115)		
34 71 13 26-0117 Straight Sections, Box Beam Guide Rail (34 71 13 26-0116)		
34 71 13 26-0118 LF Box Beam Guide Railing 6" x 6" x 3/16" Galvanized..... Note: Excludes splices. For Flush Mounting Directly To Structure, Add	51.63 1.83	2.94
34 71 13 26-0119 LF Box Beam Guide Railing 6" x 6" x 3/16" (Rustic)..... Note: Excludes splices. For Flush Mounting Directly To Structure, Add	58.61 1.83	2.94
34 71 13 26-0120 Shop Curved, Box Beam Guide Rail (34 71 13 26-0116)		
34 71 13 26-0121 LF Shop Curved Box Beam Guide Railing 6" x 6" x 3/16" Galvanized..... Note: Excludes splices. For Shop Curved At <20' Radius, Add For Flush Mounting Directly To Structure, Add	78.39 2.44 1.83	2.94
34 71 13 26-0122 LF Shop Curved Box Beam Guide Railing 6" x 6" x 3/16" (Rustic)..... Note: Excludes splices. For Shop Curved At <20' Radius, Add For Flush Mounting Directly To Structure, Add	85.37 2.44 1.83	2.94
34 71 13 26-0123 Box Beam Guide Rail End Treatment Sections (34 71 13 26-0115)		
34 71 13 26-0124 EA Box Beam End Piece Guide Railing Section..... Note: Galvanized excludes splices.	810.17	35.05
34 71 13 26-0125 EA Box Beam End Piece Guide Railing Section (Rustic)..... Note: Excludes splices.	894.15	35.05
34 71 13 26-0126 EA Box Beam Guide Railing End Treatment Section At Driveway, Galvanized..... Note: Excludes splices.	764.36	35.05
34 71 13 26-0127 EA Box Beam Guide Railing End Treatment Section At Driveway, (Rustic)..... Note: Excludes splices.	794.90	35.05
34 71 13 26-0128 Splices For Box Beam Guide Rail (34 71 13 26-0115)		
34 71 13 26-0129 EA Splice For Box Beam Guide Rail.....	218.58	52.04
34 71 13 26-0130 EA Splice For Box Beam Guide Rail (Rustic).....	272.02	52.04
34 71 13 26-0131 Box Beam Guide Rail Posts (34 71 13 26-0115)		
34 71 13 26-0132 EA Standard Post For Box Beam Guide Rail..... For Installation Without Soil Plate, Deduct For Installation In Rock, Add	193.22 -5.00 14.21	53.30
34 71 13 26-0133 EA Standard Post (Rustic) for Box Beam Guide Railing..... For Installation Without Soil Plate, Deduct For Installation In Rock, Add	200.85 -5.00 14.21	53.30
34 71 13 26-0134 EA Extra Long Post For Box Beam Guide Rail..... For Installation Without Soil Plate, Deduct For Installation In Rock, Add	208.49 -5.00 14.21	53.30

34 Transportation
34 70 Transportation Construction and Equipment
34 71 Roadway Construction



MINOR CSI UOM DESCRIPTION	TOTAL DIRECT UNIT COST	DEMOLITION UNIT COST
34 71 13 26-0135 EA Extra Long Post (Rustic) For Box Beam Guide Rail <i>For Installation Without Soil Plate, Deduct</i> <i>For Installation In Rock, Add</i>	216.12 -5.00 14.21	53.30
34 71 13 26-0136 EA Type I End Assembly Post <i>For Installation Without Soil Plate, Deduct</i> <i>For Installation In Rock, Add</i>	185.58 -5.00 14.21	53.30
34 71 13 26-0137 EA Type I End Assembly Post (Rustic) <i>For Installation Without Soil Plate, Deduct</i> <i>For Installation In Rock, Add</i>	193.22 -5.00 14.21	53.30
34 71 13 26-0138 EA Type II End Assembly Post <i>For Installation Without Soil Plate, Deduct</i> <i>For Installation In Rock, Add</i>	177.95 -5.00 14.21	53.30
34 71 13 26-0139 EA Type II End Assembly Post (Rustic) <i>For Installation Without Soil Plate, Deduct</i> <i>For Installation In Rock, Add</i>	185.58 -5.00 14.21	53.30
34 71 13 26-0140 Box Beam Guide Rail Accessories (34 71 13 26-0115)		
34 71 13 26-0141 EA Box Beam Guide Rail End Cover Plate	105.63	10.52
34 71 13 26-0142 EA Box Beam Guide Rail End Cover Plate (Rustic)	113.27	10.52
34 71 13 26-0143 Box Beam Guide Railing Repair, And Resetting (34 71 13 26-0115) Note: For existing guide rail.		
34 71 13 26-0144 LF Removal And Storage Of Box Beam Guide Rail And Post	4.62	
34 71 13 26-0145 LF Reset Box Beam Guide Rail	13.48	
34 71 13 26-0146 6" x 8" Box Beam Median Barrier (34 71 13 26)		
34 71 13 26-0147 Box Beam Median Barrier, 6" x 8" (34 71 13 26-0146)		
34 71 13 26-0148 Straight Sections, Box Beam Median Barrier (34 71 13 26-0147)		
34 71 13 26-0149 LF Box Beam Median Barrier Galvanized Excludes Splices <i>For Flush Mounting Directly To Structure, Add</i>	87.32 1.83	10.52
34 71 13 26-0150 LF Box Beam Median Barrier (Rustic) Excludes Splices <i>For Flush Mounting Directly To Structure, Add</i>	94.30 1.83	10.52
34 71 13 26-0151 Shop Curved, Box Beam Median Barrier (34 71 13 26-0147)		
34 71 13 26-0152 LF Shop Curved Box Beam Median Barrier Galvanized Note: Excludes splices. <i>For Shop Curved At <20' Radius, Add</i> <i>For Flush Mounting Directly To Structure, Add</i>	105.66 2.44 1.83	10.52
34 71 13 26-0153 LF Shop Curved Box Beam Median Barrier Rustic Note: Excludes splices. <i>For Shop Curved At <20' Radius, Add</i> <i>For Flush Mounting Directly To Structure, Add</i>	128.57 2.44 1.83	10.52
34 71 13 26-0154 Box Beam Median Barrier End Treatment Sections (34 71 13 26-0146) Note: Includes rail, end cover plate and hardware. Excludes posts.		
34 71 13 26-0155 EA Box Beam Median Barrier Type A End Treatment Section, Galvanized Note: Excludes splices and post.	2,634.77	35.05
34 71 13 26-0156 EA Box Beam Median Barrier Type A End Treatment Section (Rustic) Note: Excludes splices and post.	2,695.84	35.05
34 71 13 26-0157 EA Box Beam Median Barrier Type B End Treatment Section, Galvanized Note: Excludes splices and post.	2,634.77	35.05
34 71 13 26-0158 EA Box Beam Median Barrier Type B End Treatment Section (Rustic) Note: Excludes splices and post.	2,695.84	35.05
34 71 13 26-0159 Splices For Box Beam Median Barrier (34 71 13 26-0146)		
34 71 13 26-0160 EA Splice for Box Beam Median Barrier	205.34	28.04
34 71 13 26-0161 EA Splice for Box Beam Median Barrier (Rustic)	319.86	28.04
34 71 13 26-0162 Box Beam Median Barrier Posts Driven With Soil Plate (34 71 13 26-0146) Note: Includes all associated hardware.		
34 71 13 26-0163 EA Standard Post for Box Beam Median Barrier <i>For Installation Without Soil Plate, Deduct</i> <i>For Installation In Rock, Add</i>	193.22 -5.00 14.21	53.30
34 71 13 26-0164 EA Standard Post (Rustic) for Box Beam Median Barrier <i>For Installation Without Soil Plate, Deduct</i> <i>For Installation In Rock, Add</i>	200.85 -5.00 14.21	53.30
34 71 13 26-0165 EA Extra Long Post for Box Beam Median Barrier <i>For Installation Without Soil Plate, Deduct</i> <i>For Installation In Rock, Add</i>	208.49 -5.00 14.21	53.30
34 71 13 26-0166 EA Extra Long Post (Rustic) for Box Beam Median Barrier <i>For Installation Without Soil Plate, Deduct</i> <i>For Installation In Rock, Add</i>	216.12 -5.00 14.21	53.30



Transportation	34
Transportation Construction and Equipment	34 70
Roadway Construction	34 71

MINOR CSI UOM DESCRIPTION	TOTAL DIRECT UNIT COST	DEMOLITION UNIT COST
34 71 13 26-0167 EA Type B End Treatment or Rub Back Anchor Post for Box Beam Note: For median barrier. <i>For Installation Without Soil Plate, Deduct</i> <i>For Installation In Rock, Add</i>	177.95 -5.00 14.21	53.30
34 71 13 26-0168 EA Type B End Treatment or Rub Back Anchor Post (Rustic) Note: For box beam median barrier. <i>For Installation Without Soil Plate, Deduct</i> <i>For Installation In Rock, Add</i>	177.95 -5.00 14.21	53.30
34 71 13 26-0169 EA Type I End Assembly Post for Box Beam Median Barrier to Concrete Note: For median barrier transition. <i>For Installation Without Soil Plate, Deduct</i> <i>For Installation In Rock, Add</i>	208.49 -5.00 14.21	53.30
34 71 13 26-0170 EA Type I End Assembly Post (Rustic) for Box Beam Median Barrier Note: For Concrete median barrier transition. <i>For Installation Without Soil Plate, Deduct</i> <i>For Installation In Rock, Add</i>	216.12 -5.00 14.21	53.30
34 71 13 26-0171 Box Beam Median Barrier Accessories (34 71 13 26-0146)		
34 71 13 26-0172 EA Box Beam Median Barrier End Cover Plate.....	132.82	24.68
34 71 13 26-0173 EA Box Beam Median Barrier End Cover Plate (Rustic)	140.45	24.68
34 71 13 26-0174 Box Beam Median Barrier Repair, And Resetting (34 71 13 26-0146)		
Note: For existing guide rail.		
34 71 13 26-0175 LF Removal And Storage Of Box Beam Median Barrier and Posts	4.78	
34 71 13 26-0176 LF Reset Box Beam Median Barrier	14.11	
34 71 13 26-0177 Universal Guide Rail Items (34 71 13 26)		
34 71 13 26-0178 Guide Rail Concrete Anchor Units For All Types Of Guide Rail (34 71 13 26-0177)		
Note: For cast in place or precast. Includes excavation, formwork, concrete, reinforcement, anchor rods and/or imbedded plate. Excludes anchor angle. For anchor angles and other terminal connections, use accessories section for respective guide rail type.		
34 71 13 26-0179 CY Guide Rail Concrete Anchor Unit..... <i>For Each Additional Set Of Anchor Rods, Add</i>	803.34 38.00	
34 71 13 26-0180 EA Reset Existing Anchorage Unit for All Types of Guide Rail..... Note: Includes excavation and backfill.	536.06	
34 71 13 26-0181 EA Removal Of Guide Rail Concrete Anchor Unit.....	577.52	
34 71 13 26-0182 Guide Rail Repair For All Types Of Existing Guide Rail (34 71 13 26-0177)		
Note: Includes associated hardware.		
34 71 13 26-0183 EA Straighten And Reset Driven Post For Guide Rail	71.07	
34 71 13 26-0184 EA Straighten And Reset Post Mounted On Concrete For Guide Rail	82.06	
Note: With base plate for guide rail. Includes new anchor bolts.		
34 71 13 26-0185 Additional Wood and Steel Posts (34 71 13 26-0177)		
34 71 13 26-0186 LF 4" x 6" Wood Post..... <i>For Installation In Rock, Add</i>	60.00 4.75	17.81
34 71 13 26-0187 LF 6" x 8" Wood Post..... <i>For Installation In Rock, Add</i>	71.45 4.75	17.81
34 71 13 26-0188 LF 6" x 7/8" Galvanized Steel Post..... <i>For Installation In Rock, Add</i>	45.37 4.75	17.81
34 71 13 26-0189 EA Base Plate With Anchor Bolts For Mounting Post On Concrete	414.10	17.80
34 71 13 26-0190 Accessories For All Types of Guide Rail (34 71 13 26-0177)		
34 71 13 26-0191 EA Reflector For Guard Rail.....	49.74	
34 71 13 26-0192 Guide Rail Transitions (34 71 13 26)		
34 71 13 26-0193 Transition Box Beam Guide Rail To Corrugated Beam (34 71 13 26-0192)		
34 71 13 26-0194 EA Box Beam To Corrugated Beam Rail Bolted Section.....	770.28	
34 71 13 26-0195 EA Box Beam To Corrugated Beam Rail Bolted Plate	464.91	
Note: For making cable connections.		
34 71 13 26-0196 Transition Box Beam Median Barrier To Corrugated Beam Median (34 71 13 26-0192)		
34 71 13 26-0197 EA Box Beam Median Barrier To Corrugated Beam Bolted Section	785.55	
34 71 13 26-0198 EA Box Beam Median Barrier To Corrugated Beam Harness Plate.....	464.91	
Note: For making cable connections.		
34 71 13 26-0199 Transition Box Beam Guide Rail To Cable Guide Rail (34 71 13 26-0192)		
34 71 13 26-0200 EA Box Beam to Cable Guide Rail U-bolt And Plate	107.56	18.70
34 71 13 26-0201 Transition Box Beam Median Barrier To Concrete Median Barrier (34 71 13 26-0192)		

34 Transportation
34 70 Transportation Construction and Equipment
34 71 Roadway Construction



MINOR CSI UOM DESCRIPTION	TOTAL DIRECT UNIT COST	DEMOLITION UNIT COST
34 71 13 26-0202 EA Box Beam Median Barrier To Concrete Barrier End Connection	1,075.65	
34 71 13 26-0203 Transition Thrie Beam To Concrete Median Barrier (34 71 13 26-0192)		
34 71 13 26-0204 EA Thrie Beam Terminal Connector At Concrete Median Barrier.....	693.94	
34 71 13 26-0205 EA Thrie Beam Transition Section To Corrugated Beam Guide Rail.....	884.79	
34 71 13 26-0206 Resilient Guard Fence And Light Shield (34 71 13 26)		
34 71 13 26-0207 LF Resilient Guard Fence And Light Shield, Up To 6' High	91.34	7.18
34 71 13 26-0208 Individual Concrete Guard Rail Posts (34 71 13 26)		
34 71 13 26-0209 EA 6'-5" Concrete Guard Rail Posts, Round.....	87.21	7.18
34 71 13 26-0210 EA 6'-5" Concrete Posts, Square.....	97.57	8.07
34 71 13 26-0211 EA 6'-5" Concrete Posts, Triangular	95.03	8.07
34 71 16 Impact Attenuating Devices (34 71)		
34 71 16 00-0001 Guard Rail Energy Absorbing Terminals (34 71 16)		
Note: Crushable foam cartridges surrounded by steel guardrail for narrow hazards. QuadGuard System as manufactured by Energy Absorption Systems, Inc.		
34 71 16 00-0002 24" Wide Guard Rail Energy Absorbing Terminals (34 71 16 00-0001)		
34 71 16 00-0003 EA 24" Wide, 3 Cartridge Bays, Energy Absorbing Crash Attenuator	34,978.43	3,565.35
34 71 16 00-0004 EA 24" Wide, 5 Cartridge, Bays Energy Absorbing Crash Attenuator	48,567.22	4,753.80
34 71 16 00-0005 EA 24" Wide, 7 Cartridge, Bays Energy Absorbing Crash Attenuator	66,268.86	6,239.37
34 71 16 00-0006 EA 24" Wide, 9 Cartridge, Bays Energy Absorbing Crash Attenuator	73,703.67	7,724.93
34 71 16 00-0007 30" Wide Guard Rail Energy Absorbing Terminals (34 71 16 00-0001)		
34 71 16 00-0008 EA 30" Wide, 3 Cartridge Bays, Energy Absorbing Crash Attenuator	37,674.74	4,011.02
34 71 16 00-0009 EA 30" Wide, 5 Cartridge Bays, Energy Absorbing Crash Attenuator	52,467.64	5,348.02
34 71 16 00-0010 EA 30" Wide, 7 Cartridge Bays, Energy Absorbing Crash Attenuator	71,997.22	7,130.71
34 71 16 00-0011 EA 30" Wide, 9 Cartridge Bays, Energy Absorbing Crash Attenuator	82,479.74	8,616.26
34 71 16 00-0012 36" Wide Guard Rail Energy Absorbing Terminals (34 71 16 00-0001)		
34 71 16 00-0013 EA 36" Wide, 3 Cartridge Bays, Energy Absorbing Crash Attenuator	40,401.85	4,456.69
34 71 16 00-0014 EA 36" Wide, 5 Cartridge Bays, Energy Absorbing Crash Attenuator	56,398.11	5,942.25
34 71 16 00-0015 EA 36" Wide, 7 Cartridge Bays, Energy Absorbing Crash Attenuator	77,102.25	7,873.49
34 71 16 00-0016 EA 36" Wide, 9 Cartridge Bays, Energy Absorbing Crash Attenuator	91,224.06	9,507.60
34 71 16 00-0017 69" Wide Guard Rail Energy Absorbing Terminals (34 71 16 00-0001)		
34 71 16 00-0018 EA 69" Wide, 3 Cartridge Bays, Energy Absorbing Crash Attenuator	43,754.07	4,902.36
34 71 16 00-0019 EA 69" Wide, 5 Cartridge Bays, Energy Absorbing Crash Attenuator	60,572.23	6,536.48
34 71 16 00-0020 EA 69" Wide, 7 Cartridge Bays, Energy Absorbing Crash Attenuator	83,180.45	8,616.26
34 71 16 00-0021 EA 69" Wide, 9 Cartridge Bays, Energy Absorbing Crash Attenuator	97,956.31	10,398.94
34 71 16 00-0022 90" Wide Guard Rail Energy Absorbing Terminals (34 71 16 00-0001)		
34 71 16 00-0023 EA 90" Wide, 3 Cartridge Bays, Energy Absorbing Crash Attenuator	47,197.02	5,348.02
34 71 16 00-0024 EA 90" Wide, 5 Cartridge Bays, Energy Absorbing Crash Attenuator	64,852.94	7,130.71
34 71 16 00-0025 EA 90" Wide, 7 Cartridge Bays, Energy Absorbing Crash Attenuator	90,066.35	9,507.60
34 71 16 00-0026 EA 90" Wide, 9 Cartridge Bays, Energy Absorbing Crash Attenuator	104,875.83	11,290.28
34 71 19 Vehicle Delineators (34 71)		
34 71 19 16 Flexible Vehicle Delineators (34 71 19)		
34 71 19 16-0001 EA 2' High, 3" Diameter Flexible Fixed Stanchion Delineator.....	92.31	8.96
34 71 19 16-0002 EA 3' High, 3" Diameter Flexible Fixed Stanchion Delineator.....	93.61	8.96
34 71 19 16-0003 EA 3-1/2' High, 3" Diameter Flexible Fixed Stanchion Delineator.....	94.90	8.96
34 71 19 16-0004 EA 4' High, 3" Diameter Flexible Fixed Stanchion Delineator.....	96.20	8.96
34 80 Bridges (34)		
34 82 Bridge Specialties (34 80)		
34 82 23 Bridge Railing (34 82)		
34 82 23 00-0001 Metal Bridge Railing (34 82 23)		
Note: Includes hardware for bridge rail mounting.		
34 82 23 00-0002 LF 2" x 2" x 1/8" Bridge Railing	39.13	3.63
34 82 23 00-0003 LF 3" x 3" x 5/16" Bridge Railing	67.38	5.65
34 82 23 00-0004 LF 5" x 3" x 1/4" Bridge Railing	86.48	8.29
34 82 23 00-0005 LF 6" x 6" x 3/16" Bridge Railing	114.61	10.43



Transportation	34
Bridges	34 80
Bridge Specialties	34 82

MINOR CSI UOM DESCRIPTION	TOTAL DIRECT UNIT COST	DEMOLITION UNIT COST
34 82 23 00-0006 LF 5" Outside Diameter x 1/4" Bridge Railing	92.23	8.05
34 82 23 00-0007 Bridge Post <small>(34 82 23)</small>		
Note: Includes hardware for bridge post mounting.		
34 82 23 00-0008 EA 6" x 9" x 5'-6" Bridge Post	165.90	49.73
34 82 23 00-0009 EA 6" x 9" x 7" Bridge Post	204.00	52.85
34 82 23 00-0010 EA Two Rail With Base Plate Bridge Post Assembly	462.51	93.25
34 82 23 00-0011 EA Two Rail With Curb Bridge Post Assembly	564.02	99.47
34 82 23 00-0012 EA Two Rail (Curbless) Bridge Post Assembly	516.93	99.47
34 82 23 00-0013 EA Two Rail With Optional Handrail Bridge Post Assembly	617.18	99.47
34 82 23 00-0014 EA Three Rail With Base Plate Bridge Post Assembly	480.16	99.47
34 82 23 00-0015 EA Three Rail With Curb Bridge Post Assembly	645.57	102.57
34 82 23 00-0016 EA Three Rail (Curbless) Bridge Post Assembly	633.16	102.57
34 82 23 00-0017 EA Three Rail With Optional Handrail Bridge Post Assembly	774.13	102.57
34 82 23 00-0018 EA Four Rail (Curbless) With Base Plate Bridge Post	532.68	105.68
34 82 23 00-0019 EA Four Rail With Base Plate (Sidewalk Type) Bridge Post	532.81	105.68
34 82 23 00-0020 EA Four Rail With Curb Bridge Post Assembly	784.76	105.68
34 82 23 00-0021 EA Four Rail (Curbless) Bridge Post Assembly	805.23	105.68
34 82 23 00-0022 EA Five Rail With Base Plate (Curbless) Bridge Post Assembly	591.05	111.90
34 82 23 00-0023 Bridge Railing Splices <small>(34 82 23)</small>		
Note: Includes hardware for splices.		
34 82 23 00-0024 EA 5" Outside Diameter Bridge Railing Splice	238.96	23.92
34 82 23 00-0025 EA 5" x 3" Bridge Railing Splice	143.66	20.93
34 82 23 00-0026 EA 3" x 3" Bridge Railing Splice	88.88	14.95
34 82 23 00-0027 EA 2" x 2" Bridge Railing Splice	45.99	10.76
34 82 23 00-0028 EA 5" x 5" x 3' Expansion Splice Tube	182.58	23.12
34 82 23 00-0029 EA 4" x 2" x 3' Expansion Splice Bar	194.09	23.12
34 82 23 00-0030 EA 5" x 5" x 2' Fixed Splice Tube	167.45	23.12
34 82 23 00-0031 EA 4" x 2" x 2' Fixed Splice Bar	171.61	23.12
34 82 23 00-0032 EA 6" x 6" x 3/16" Box x 9' Flare Tube	246.54	31.24
34 82 23 00-0033 Transition For Bridge Railing <small>(34 82 23)</small>		
Note: Includes hardware for transition for bridge railing.		
34 82 23 00-0034 EA Two Rail Box Beam To Bridge Transition With Splices	1,004.62	124.33
34 82 23 00-0035 EA Three Rail Box Beam To Bridge Transition With Splices	1,068.61	130.55
34 82 23 00-0036 EA Four Rail Box Beam To Bridge Transition With Splices	1,241.60	136.76
34 82 23 00-0037 EA 6" x 6" x 16-1/2' Bottom Transition Tube	427.21	62.17
34 82 23 00-0038 EA 6" x 6" x 22' Bottom Transition Tube	524.25	68.38
34 82 23 00-0039 EA 8" x 6" x 16-1/2' Bottom Transition Tube	494.95	62.17
34 82 23 00-0040 EA 6" x 6" x 16-1/2' Top Transition Tube	437.39	62.17
34 82 23 00-0041 EA 6" x 6" x 21-1/2' Top Transition Tube	515.84	68.38
34 82 23 00-0042 EA 8" x 6" x 16-1/2' Top Transition Tube	507.59	62.17
34 82 23 00-0043 EA 6" x 6" x 16-1/2' Middle Transition Tube	413.25	62.17
34 82 23 00-0044 EA 8" x 6" x 16-1/2' Middle Transition Tube	501.27	62.17
34 82 23 00-0045 Anchor Plates And End Caps For Bridge Railing <small>(34 82 23)</small>		
34 82 23 00-0046 EA 14" x 14" Bridge Railing Anchor Plate	45.00	5.98
34 82 23 00-0047 EA 18" x 22" Deck Anchor Plate	269.58	29.90
34 82 23 00-0048 EA 2" x 2" Bridge Railing End Cap	35.93	3.00
34 82 23 00-0049 EA 3" x 3" Bridge Railing End Cap	22.85	3.00
34 82 23 00-0050 EA 5" O.D Bridge Railing End Cap	22.69	3.00
34 82 26 Bridge Slope Protection <small>(34 82)</small>		
34 82 26 00-0001 Bridge Slope Protection <small>(34 82 26)</small>		
Note: Solid concrete masonry unit installed in sand bedding.		
34 82 26 00-0002 SF 8" x 16" x 4" Solid Concrete Block, Bridge Slope Protection	13.46	4.94
34 82 26 00-0003 SF 8" x 16" x 6" Solid Concrete Block, Bridge Slope Protection	16.23	5.44
34 82 26 00-0004 SF 8" x 16" x 8" Solid Concrete Block, Bridge Slope Protection	18.04	5.78

END OF SECTION 34

34	34	Transportation
	34 80	Bridges
	34 82	Bridge Specialties



MINOR CSI UOM DESCRIPTION	TOTAL DIRECT UNIT COST	DEMOLITION UNIT COST
------------------------------	---------------------------	-------------------------

THIS PAGE INTENTIONALLY LEFT BLANK

NOT FOR BID



MINOR CSI UOM DESCRIPTION	TOTAL DIRECT UNIT COST	DEMOLITION UNIT COST
------------------------------	---------------------------	-------------------------

35 Waterway and Marine Construction

35 05 Common Work Results for Waterway and Marine Construction ⁽³⁵⁾

35 05 70 Common Work Results for Dams ^(35 05)

35 05 70 00-0001	Rubber Dam Repair ^(35 05 70)		
35 05 70 00-0002	EA Class A Rubber Dam Repair (Bullet And Similar Holes)	38.21	
35 05 70 00-0003	SF Class B Rubber Dam Repair (Minor Surface Rubber Damage)	76.26	
35 05 70 00-0004	SF Class C Rubber Dam Repair (Major Surface Rubber Damage)	111.59	
35 05 70 00-0005	SF Class D Rubber Dam Repair (Serious Surface Rubber Damage), Per Layer Of Material	124.70	

35 20 Waterway and Marine Construction and Equipment ⁽³⁵⁾

35 22 Hydraulic Gates ^(35 20)

35 22 26 Sluice Gates ^(35 22)

35 22 26 00-0001 Heavy Duty Cast Iron Sluice Gates Self Contained ^(35 22 26)

Note: Includes crank operated geared gate lift, anchor bolts, and grouting.

35 22 26 00-0002	EA 18" x 18" Heavy Duty Sluice Gates Self Contained With Crank Operated Gate	10,450.83	1,197.33
	<i>For Electric Motor Operated Valve, Add</i>	1,089.48	
35 22 26 00-0003	EA 24" x 24" Heavy Duty Sluice Gates Self Contained With Crank Operated Gate	14,964.03	1,796.05
	<i>For Electric Motor Operated Valve, Add</i>	1,209.21	
35 22 26 00-0004	EA 30" x 30" Heavy Duty Sluice Gates Self Contained With Crank Operated Gate	18,130.51	2,052.63
	<i>For Electric Motor Operated Valve, Add</i>	1,260.53	
35 22 26 00-0005	EA 36" x 36" Heavy Duty Sluice Gates Self Contained With Crank Operated Gate	20,681.79	2,245.07
	<i>For Electric Motor Operated Valve, Add</i>	1,299.02	
35 22 26 00-0006	EA 42" x 42" Heavy Duty Sluice Gates Self Contained With Crank Operated Gate	23,208.05	2,565.79
	<i>For Electric Motor Operated Valve, Add</i>	1,363.16	
35 22 26 00-0007	EA 48" x 48" Heavy Duty Sluice Gates Self Contained With Crank Operated Gate	32,478.12	4,105.27
	<i>For Electric Motor Operated Valve, Add</i>	1,671.05	
35 22 26 00-0008	EA 54" x 54" Heavy Duty Sluice Gates Self Contained With Crank Operated Gate	43,295.71	5,131.59
	<i>For Electric Motor Operated Valve, Add</i>	1,876.32	
35 22 26 00-0009	EA 60" x 60" Heavy Duty Sluice Gates Self Contained With Crank Operated Gate	50,453.90	6,799.36
	<i>For Electric Motor Operated Valve, Add</i>	2,209.87	
35 22 26 00-0010	EA 66" x 66" Heavy Duty Sluice Gates Self Contained With Crank Operated Gate	62,779.06	8,980.28
	<i>For Electric Motor Operated Valve, Add</i>	2,646.06	
35 22 26 00-0011	EA 72" x 72" Heavy Duty Sluice Gates Self Contained With Crank Operated Gate	65,864.93	10,263.18
	<i>For Electric Motor Operated Valve, Add</i>	2,902.64	
35 22 26 00-0012	EA 78" x 78" Heavy Duty Sluice Gates Self Contained With Crank Operated Gate	73,957.43	10,263.18
	<i>For Electric Motor Operated Valve, Add</i>	3,302.64	
35 22 26 00-0013	EA 84" x 84" Heavy Duty Sluice Gates Self Contained With Crank Operated Gate	85,801.62	11,546.07
	<i>For Electric Motor Operated Valve, Add</i>	3,559.22	
35 22 26 00-0014	EA 90" x 90" Heavy Duty Sluice Gates Self Contained With Crank Operated Gate	103,231.72	13,279.98
	<i>For Electric Motor Operated Valve, Add</i>	3,906.00	
35 22 26 00-0015	EA 96" x 96" Heavy Duty Sluice Gates Self Contained With Crank Operated Gate	116,448.08	13,912.36
	<i>For Electric Motor Operated Valve, Add</i>	4,032.47	
35 22 26 00-0016	EA 108" x 108" Heavy Duty Sluice Gates Self Contained With Crank Operated Gate	144,370.18	16,441.88
	<i>For Electric Motor Operated Valve, Add</i>	4,538.38	
35 22 26 00-0017	EA 120" x 120" Heavy Duty Sluice Gates Self Contained With Crank Operated Gate	178,366.22	20,236.16
	<i>For Electric Motor Operated Valve, Add</i>	5,297.23	
35 22 26 00-0018	EA 132" x 132" Heavy Duty Sluice Gates Self Contained With Crank Operated Gate	217,782.80	22,765.68
	<i>For Electric Motor Operated Valve, Add</i>	5,803.14	

35 22 59 Hydraulic Closure Gates ^(35 22)

35 22 59 00-0001 Steel Slide Gates Self Contained ^(35 22 59)

Note: Includes anchors and bolts.

35 22 59 00-0002	EA 12" x 12" Steel Slide Gates Self Contained Including Anchor Bolts And Grouting	3,590.79	449.02
	<i>For Electric Motor Operated Valve, Add</i>	939.80	
35 22 59 00-0003	EA 18" x 18" Steel Slide Gates Self Contained Including Anchor Bolts And Grouting	4,794.25	513.16
	<i>For Electric Motor Operated Valve, Add</i>	952.63	
35 22 59 00-0004	EA 24" x 24" Steel Slide Gates Self Contained Including Anchor Bolts And Grouting	5,468.99	598.73
	<i>For Electric Motor Operated Valve, Add</i>	969.74	
35 22 59 00-0005	EA 30" x 30" Steel Slide Gates Self Contained Including Anchor Bolts And Grouting	6,609.28	718.42
	<i>For Electric Motor Operated Valve, Add</i>	993.69	
35 22 59 00-0006	EA 36" x 36" Steel Slide Gates Self Contained Including Anchor Bolts And Grouting	8,460.16	898.03
	<i>For Electric Motor Operated Valve, Add</i>	1,029.61	
35 22 59 00-0007	EA 42" x 42" Steel Slide Gates Self Contained Including Anchor Bolts And Grouting	9,901.56	1,197.33
	<i>For Electric Motor Operated Valve, Add</i>	1,089.48	
35 22 59 00-0008	EA 48" x 48" Steel Slide Gates Self Contained Including Anchor Bolts And Grouting	13,559.21	1,796.05
	<i>For Electric Motor Operated Valve, Add</i>	1,209.21	
35 22 59 00-0009	EA 54" x 54" Steel Slide Gates Self Contained Including Anchor Bolts And Grouting	20,632.21	2,245.07
	<i>For Electric Motor Operated Valve, Add</i>	1,299.02	
35 22 59 00-0010	EA 60" x 60" Steel Slide Gates Self Contained Including Anchor Bolts And Grouting	26,847.22	3,592.11
	<i>For Electric Motor Operated Valve, Add</i>	1,568.42	

35 Waterway and Marine Construction
35 20 Waterway and Marine Construction and Equipment
35 22 Hydraulic Gates



MINOR	CSI	UOM	DESCRIPTION	TOTAL DIRECT UNIT COST	DEMOLITION UNIT COST
35 22 59 00-0011	EA		72" x 72" Steel Slide Gates Self Contained Including Anchor Bolts And Grouting..... <i>For Electric Motor Operated Valve, Add</i>	34,072.78 2,047.37	5,986.90
35 22 59 00-0012	SF		Over 36 SF Steel Slide Gates Self Contained Including Anchor..... <i>For Electric Motor Operated Valve, Add</i>	945.05 1,583.10	165.50
35 22 59 00-0013			Stainless Steel, Slide Gates, Frame Assembly Only <small>(35 22 59)</small>		
35 22 59 00-0014	EA		24" x 24" Stainless Steel Slide Gate, Frame Assembly Only	18,219.89	586.29
35 22 59 00-0015	EA		30" x 30" Stainless Steel Slide Gate, Frame Assembly Only	22,527.64	732.53
35 22 59 00-0016	EA		36" x 36" Stainless Steel Slide Gate, Frame Assembly Only	28,730.92	892.89
35 22 59 00-0017	EA		48" x 48" Stainless Steel Slide Gate, Frame Assembly Only	43,844.64	1,710.11
35 22 59 00-0018	EA		60" x 60" Stainless Steel Slide Gate, Frame Assembly Only	64,566.00	3,731.95
35 22 59 00-0019	EA		72" x 72" Stainless Steel Slide Gate, Frame Assembly Only	84,806.07	5,701.19
35 22 59 00-0020	EA		84" x 84" Stainless Steel Slide Gate, Frame Assembly Only	128,157.14	7,127.78
35 22 59 00-0021	Day		Start Up And Training, Stainless Steel Slide Gate, Frame Assembly	3,416.58	
35 22 59 00-0022			Aluminum Flap Gates <small>(35 22 59)</small>		
35 22 59 00-0023	EA		18" Diameter Aluminum Flap Gates..... <i>For Electric Motor Operated Valve, Add</i>	3,480.08 939.80	449.02
35 22 59 00-0024	EA		20" Diameter Aluminum Flap Gates..... <i>For Electric Motor Operated Valve, Add</i>	3,874.39 946.21	481.08
35 22 59 00-0025	EA		24" Diameter Aluminum Flap Gates..... <i>For Electric Motor Operated Valve, Add</i>	4,265.22 952.63	513.16
35 22 59 00-0026	EA		30" Diameter Aluminum Flap Gates..... <i>For Electric Motor Operated Valve, Add</i>	5,788.23 969.74	598.73
35 22 59 00-0027	EA		36" Diameter Aluminum Flap Gates..... <i>For Electric Motor Operated Valve, Add</i>	7,177.10 993.69	718.42
35 22 59 00-0028	EA		42" Diameter Aluminum Flap Gates..... <i>For Electric Motor Operated Valve, Add</i>	10,165.91 1,029.61	898.03
35 22 59 00-0029	EA		48" Diameter Aluminum Flap Gates..... <i>For Electric Motor Operated Valve, Add</i>	12,859.19 1,089.48	1,197.33
35 22 59 00-0030	EA		54" Diameter Aluminum Flap Gates..... <i>For Electric Motor Operated Valve, Add</i>	16,622.03 1,209.21	1,796.05
35 22 59 00-0031	EA		60" Diameter Aluminum Flap Gates..... <i>For Electric Motor Operated Valve, Add</i>	21,961.56 1,363.16	2,565.79
35 22 59 00-0032	EA		66" Diameter Aluminum Flap Gates..... <i>For Electric Motor Operated Valve, Add</i>	28,383.91 1,568.42	3,592.11
35 22 59 00-0033	EA		72" Diameter Aluminum Flap Gates..... <i>For Electric Motor Operated Valve, Add</i>	35,358.72 1,876.32	5,131.59
35 22 59 00-0034			Stainless Steel Flap Gates <small>(35 22 59)</small>		
35 22 59 00-0035	EA		12" x 12" Stainless Steel Flap Gate..... <i>For Electric Motor Operated Valve, Add</i>	7,356.55 926.97	384.87
35 22 59 00-0036	EA		18" x 18" Stainless Steel Flap Gate..... <i>For Electric Motor Operated Valve, Add</i>	9,426.89 939.80	449.02
35 22 59 00-0037	EA		24" x 24" Stainless Steel Flap Gate..... <i>For Electric Motor Operated Valve, Add</i>	12,153.58 952.63	513.16
35 22 59 00-0038	EA		30" x 30" Stainless Steel Flap Gate..... <i>For Electric Motor Operated Valve, Add</i>	15,825.73 969.74	599.12
35 22 59 00-0039	EA		36" x 36" Stainless Steel Flap Gate..... <i>For Electric Motor Operated Valve, Add</i>	23,497.17 993.69	718.42
35 22 59 00-0040	EA		48" x 48" Stainless Steel Flap Gate..... <i>For Electric Motor Operated Valve, Add</i>	34,411.70 1,089.48	1,196.95
35 22 59 00-0041	EA		60" x 60" Stainless Steel Flap Gate..... <i>For Electric Motor Operated Valve, Add</i>	52,684.99 1,363.16	2,565.79
35 22 59 00-0042	EA		72" x 72" Stainless Steel Flap Gate..... <i>For Electric Motor Operated Valve, Add</i>	76,311.07 1,876.32	5,131.59
35 22 59 00-0043	EA		84" x 84" Stainless Steel Flap Gate..... <i>For Electric Motor Operated Valve, Add</i>	109,569.63 2,902.64	10,263.18
35 22 59 00-0044			Cast Iron Flap Gates <small>(35 22 59)</small>		
35 22 59 00-0045	EA		12" x 12" Cast Iron Flap Gate..... <i>For Electric Motor Operated Valve, Add</i>	13,059.57 946.22	481.08
35 22 59 00-0046	EA		18" x 18" Cast Iron Flap Gate..... <i>For Electric Motor Operated Valve, Add</i>	18,358.28 962.25	561.91
35 22 59 00-0047	EA		24" x 24" Cast Iron Flap Gate..... <i>For Electric Motor Operated Valve, Add</i>	23,445.72 978.29	641.45
35 22 59 00-0048	EA		30" x 30" Cast Iron Flap Gate..... <i>For Electric Motor Operated Valve, Add</i>	32,893.27 999.67	747.93
35 22 59 00-0049	EA		36" x 36" Cast Iron Flap Gate..... <i>For Electric Motor Operated Valve, Add</i>	37,139.67 1,029.61	898.03
35 22 59 00-0050	EA		48" x 48" Cast Iron Flap Gate..... <i>For Electric Motor Operated Valve, Add</i>	46,127.75 1,149.34	1,497.14
35 22 59 00-0051	EA		60" x 60" Cast Iron Flap Gate..... <i>For Electric Motor Operated Valve, Add</i>	78,952.87 1,414.48	2,822.37
35 22 59 00-0052	EA		72" x 72" Cast Iron Flap Gate..... <i>For Electric Motor Operated Valve, Add</i>	125,668.17 1,953.29	5,516.46
35 22 59 00-0053	EA		84" x 84" Cast Iron Flap Gate..... <i>For Electric Motor Operated Valve, Add</i>	145,628.47 3,005.27	10,776.34



MINOR CSI UOM DESCRIPTION	TOTAL DIRECT UNIT COST	DEMOLITION UNIT COST
------------------------------	---------------------------	-------------------------

35 22 59 00-0054 Steel Knife Gates Including Handwheel Operator (35 22 59)

Note: ANSI 150 PSI. for hub, flange, or spigot ends.

35 22 59 00-0055 EA 6" Diameter Knife Gates Including Handwheel Operator For Hub	1,830.53	159.77
<i>For Electric Motor Operated Valve, Add</i>	<i>881.95</i>	
35 22 59 00-0056 EA 8" Diameter Knife Gates Including Handwheel Operator For Hub	2,460.36	186.36
<i>For Electric Motor Operated Valve, Add</i>	<i>887.28</i>	
35 22 59 00-0057 EA 10" Diameter Knife Gates Including Handwheel Operator For Hub	3,457.93	279.60
<i>For Electric Motor Operated Valve, Add</i>	<i>905.92</i>	
35 22 59 00-0058 EA 12" Diameter Knife Gates Including Handwheel Operator For Hub	4,320.31	372.85
<i>For Electric Motor Operated Valve, Add</i>	<i>924.56</i>	
35 22 59 00-0059 EA 14" Diameter Knife Gates Including Handwheel Operator For Hub	5,292.09	399.44
<i>For Electric Motor Operated Valve, Add</i>	<i>929.89</i>	
35 22 59 00-0060 EA 16" Diameter Knife Gates Including Handwheel Operator For Hub	6,848.63	430.14
<i>For Electric Motor Operated Valve, Add</i>	<i>936.03</i>	
35 22 59 00-0061 EA 18" Diameter Knife Gates Including Handwheel Operator For Hub	9,101.82	447.37
<i>For Electric Motor Operated Valve, Add</i>	<i>939.47</i>	
35 22 59 00-0062 EA 20" Diameter Knife Gates Including Handwheel Operator For Hub	11,378.98	508.42
<i>For Electric Motor Operated Valve, Add</i>	<i>951.67</i>	
35 22 59 00-0063 EA 24" Diameter Knife Gates Including Handwheel Operator For Hub	14,586.15	559.21
<i>For Electric Motor Operated Valve, Add</i>	<i>961.84</i>	
35 22 59 00-0064 EA 30" Diameter Knife Gates Including Handwheel Operator For Hub	26,541.92	745.57
<i>For Electric Motor Operated Valve, Add</i>	<i>999.12</i>	
35 22 59 00-0065 EA 36" Diameter Knife Gates Including Handwheel Operator For Hub	35,315.68	1,118.42
<i>For Electric Motor Operated Valve, Add</i>	<i>1,073.68</i>	

35 22 59 00-0066 Steel Hollow Jet Flow Gate Valve (35 22 59)

35 22 59 00-0067 EA 6" Diameter Jet Flow Gate Valve Including Handwheel Operator For Hub	1,714.19	179.61
<i>For Electric Motor Operated Valve, Add</i>	<i>885.92</i>	
35 22 59 00-0068 EA 8" Diameter Jet Flow Gate Valve Including Handwheel Operator For Hub	2,649.46	209.75
<i>For Electric Motor Operated Valve, Add</i>	<i>891.95</i>	
35 22 59 00-0069 EA 10" Diameter Jet Flow Gate Valve Including Handwheel Operator For Hub	3,185.78	314.31
<i>For Electric Motor Operated Valve, Add</i>	<i>912.86</i>	
35 22 59 00-0070 EA 12" Diameter Jet Flow Gate Valve Including Handwheel Operator For Hub	4,062.78	418.87
<i>For Electric Motor Operated Valve, Add</i>	<i>933.79</i>	
35 22 59 00-0071 EA 14" Diameter Jet Flow Gate Valve Including Handwheel Operator For Hub	6,102.88	449.02
<i>For Electric Motor Operated Valve, Add</i>	<i>939.80</i>	
35 22 59 00-0072 EA 16" Diameter Jet Flow Gate Valve Including Handwheel Operator For Hub	7,357.09	483.65
<i>For Electric Motor Operated Valve, Add</i>	<i>946.73</i>	
35 22 59 00-0073 EA 18" Diameter Jet Flow Gate Valve Including Handwheel Operator For Hub	12,345.53	502.89
<i>For Electric Motor Operated Valve, Add</i>	<i>950.59</i>	
35 22 59 00-0074 EA 20" Diameter Jet Flow Gate Valve Including Handwheel Operator For Hub	15,522.69	571.53
<i>For Electric Motor Operated Valve, Add</i>	<i>964.31</i>	
35 22 59 00-0075 EA 24" Diameter Jet Flow Gate Valve Including Handwheel Operator For Hub	22,311.78	628.62
<i>For Electric Motor Operated Valve, Add</i>	<i>975.74</i>	
35 22 59 00-0076 EA 30" Diameter Jet Flow Gate Valve Including Handwheel Operator For Hub	27,335.92	838.38
<i>For Electric Motor Operated Valve, Add</i>	<i>1,017.67</i>	
35 22 59 00-0077 EA 36" Diameter Jet Flow Gate Valve Including Handwheel Operator For Hub	39,013.02	1,257.24
<i>For Electric Motor Operated Valve, Add</i>	<i>1,101.41</i>	
35 22 59 00-0078 EA 42" Diameter Jet Flow Gate Valve Including Handwheel Operator For Hub	46,498.40	1,539.48
<i>For Electric Motor Operated Valve, Add</i>	<i>1,557.97</i>	
35 22 59 00-0079 EA 48" Diameter Jet Flow Gate Valve Including Handwheel Operator For Hub	55,136.33	1,796.05
<i>For Electric Motor Operated Valve, Add</i>	<i>1,609.21</i>	
35 22 59 00-0080 EA 54" Diameter Jet Flow Gate Valve Including Handwheel Operator For Hub	72,603.90	2,245.07
<i>For Electric Motor Operated Valve, Add</i>	<i>1,699.02</i>	
35 22 59 00-0081 EA 60" Diameter Jet Flow Gate Valve Including Handwheel Operator For Hub	80,873.38	2,694.08
<i>For Electric Motor Operated Valve, Add</i>	<i>1,789.03</i>	
35 22 59 00-0082 EA 66" Diameter Jet Flow Gate Valve Including Handwheel Operator For Hub	103,224.02	3,720.40
<i>For Electric Motor Operated Valve, Add</i>	<i>1,994.63</i>	

35 22 59 00-0083 Steel Dish Head Valve (35 22 59)

35 22 59 00-0084 EA 12" Diameter Dish Head Valve	2,189.41	449.02
35 22 59 00-0085 EA 18" Diameter Dish Head Valve	3,151.62	513.16
35 22 59 00-0086 EA 20" Diameter Dish Head Valve	3,627.89	561.27
35 22 59 00-0087 EA 24" Diameter Dish Head Valve	4,270.96	598.73
35 22 59 00-0088 EA 30" Diameter Dish Head Valve	6,397.48	718.42
35 22 59 00-0089 EA 36" Diameter Dish Head Valve	7,886.05	898.03
35 22 59 00-0090 EA 42" Diameter Dish Head Valve	13,202.35	1,197.33
35 22 59 00-0091 EA 48" Diameter Dish Head Valve	17,296.99	1,796.05
35 22 59 00-0092 EA 54" Diameter Dish Head Valve	24,556.65	2,245.07
35 22 59 00-0093 EA 60" Diameter Dish Head Valve	31,639.53	3,592.11
35 22 59 00-0094 EA 66" Diameter Dish Head Valve	43,766.66	4,490.15
35 22 59 00-0095 EA 72" Diameter Dish Head Valve	53,355.20	5,986.90

35 22 63 Through-Levee Access Gates (35 22)

35 22 63 00-0001 Cast Iron Canal Gates (35 22 63)

35 22 63 00-0002 EA 12" Diameter Cast Iron Canal Gates With Fabricated Frame	2,351.22	449.02
<i>For Electric Motor Operated Valve, Add</i>	<i>939.80</i>	

35 Waterway and Marine Construction
35 20 Waterway and Marine Construction and Equipment
35 22 Hydraulic Gates



MINOR CSI UOM DESCRIPTION	TOTAL DIRECT UNIT COST	DEMOLITION UNIT COST
35 22 63 00-0003 EA 18" Diameter Cast Iron Canal Gates With Fabricated Frame <i>For Electric Motor Operated Valve, Add</i>	3,417.92 952.63	513.16
35 22 63 00-0004 EA 20" Diameter Cast Iron Canal Gates With Fabricated Frame <i>For Electric Motor Operated Valve, Add</i>	3,906.65 962.25	561.27
35 22 63 00-0005 EA 24" Diameter Cast Iron Canal Gates With Fabricated Frame <i>For Electric Motor Operated Valve, Add</i>	4,656.08 969.74	598.73
35 22 63 00-0006 EA 30" Diameter Cast Iron Canal Gates With Fabricated Frame <i>For Electric Motor Operated Valve, Add</i>	7,019.05 993.69	718.42
35 22 63 00-0007 EA 36" Diameter Cast Iron Canal Gates With Fabricated Frame <i>For Electric Motor Operated Valve, Add</i>	8,649.12 1,029.61	898.03
35 22 63 00-0008 EA 42" Diameter Cast Iron Canal Gates With Fabricated Frame <i>For Electric Motor Operated Valve, Add</i>	14,556.54 1,089.48	1,197.33
35 22 63 00-0009 EA 48" Diameter Cast Iron Canal Gates With Fabricated Frame <i>For Electric Motor Operated Valve, Add</i>	19,014.20 1,209.21	1,796.05
35 22 63 00-0010 EA 54" Diameter Cast Iron Canal Gates With Fabricated Frame <i>For Electric Motor Operated Valve, Add</i>	27,070.96 1,299.02	2,245.07
35 22 63 00-0011 EA 60" Diameter Cast Iron Canal Gates With Fabricated Frame <i>For Electric Motor Operated Valve, Add</i>	34,703.76 1,568.42	3,592.11
35 22 63 00-0012 EA 66" Diameter Cast Iron Canal Gates With Fabricated Frame <i>For Electric Motor Operated Valve, Add</i>	48,125.36 1,748.03	4,490.15
35 22 63 00-0013 EA 72" Diameter Cast Iron Canal Gates With Fabricated Frame <i>For Electric Motor Operated Valve, Add</i>	56,829.74 1,876.32	5,131.59

35 24 Dredging (35 20)

35 24 23 Clamshell Dredging (35 24)

35 24 23 00-0001 Dredging, Barge Mounted (35 24 23)
 See CSI section 01 74 19 00-0048 for hauling material from shore or barge, 31 23 16 33-0019 for loading.

35 24 23 00-0002 EA Dredge Excavation Mobilization And Demobilization..... <i>For Inlet Rivers And Canals, Deduct</i>	23,488.40 -5,872.10	
35 24 23 00-0003 CY Barge Mounted Clamshell Excavation Into Scows, Dumping Up To 10 Miles Note: Includes tugboat to move scows or barge.	26.10	
35 24 23 00-0004 CY Barge Mounted Dragline Or Clamshell, Hopper Dumped, Pumped 1,000' To Shore..... Note: Includes tugboat to move barge.	23.49	
35 24 23 00-0005 CY Hydraulic Dredge Excavation Into Scows, Dumping Up To 10 Miles..... Note: Includes tugboat to move scows or barge.	26.00	
35 24 23 00-0006 CY Hydraulic Dredge Excavation, Pumped 1,000' To Shore..... Note: Includes tugboat to move barge.	21.81	

35 24 26 Backhoe/Dipper Dredging (35 24)

35 24 26 00-0001 Dredging, Shoreline Excavators (35 24 26)

35 24 26 00-0002 CY Back Hoe, 1 CY Bucket, Dredging From Shore.....	15.26	
35 24 26 00-0003 CY Hydraulic Excavator, 2 CY Bucket, Dredging From Shore.....	10.24	

END OF SECTION 35



MINOR CSI UOM DESCRIPTION	TOTAL DIRECT UNIT COST	DEMOLITION UNIT COST
------------------------------	---------------------------	-------------------------

40 Process Interconnections

40 05 Common Work Results For Process Interconnections ⁽⁴⁰⁾

40 05 19 Ductile Iron Process Pipe ^(40 05)

40 05 19 00-0001	Flanged End, Cement Lined, Bituminous Seal Coat, Ductile Iron Piping ^(40 05 19) Note: C110 Fittings, 350 PSI rating for 2" - 24" sizes, 250 PSI rating for 30" - 48" sizes. Pipe barrels conform to ANSI/AWWA C151/A21.51. The bolt holes are aligned per ANSI/AWWA C115/A21.15. Flanged fittings conform to ANSI/AWWA C110/A21.10. Interiors shall be cement lined in accordance with ANSI/AWWA C104/A21.04. Exterior shall be bituminous coating, in accordance with ANSI/AWWA C104/A21.04. See CSI section 40 05 19 00-4062 for bolts, 40 05 19 00-4077 for gaskets.		
40 05 19 00-0002	Flanged End (FxF), Cement Lined, Bituminous Seal Coat, Ductile Iron Pipe ^(40 05 19 00-0001)		
40 05 19 00-0003	4" Flanged End (FxF), Class 53, Cement Lined, Bituminous Seal Coat, Ductile Iron Pipe ^(40 05 19 00-0002)		
40 05 19 00-0004	EA 4" Flanged (FxF), 1'-0" Spool Length, Class 53, Cement Lined, Bituminous Seal Coat, Ductile Iron Pipe For Class 52 Rating, Deduct For Class 54 Rating, Add For Class 55 Rating, Add For Class 56 Rating, Add	805.44 -52.69 75.77 114.66 153.07	215.42
40 05 19 00-0005	EA 4" Flanged (FxF), 1'-6" Spool Length, Class 53, Cement Lined, Bituminous Seal Coat, Ductile Iron Pipe For Class 52 Rating, Deduct For Class 54 Rating, Add For Class 55 Rating, Add For Class 56 Rating, Add	862.40 -58.33 83.53 126.23 168.39	219.19
40 05 19 00-0006	EA 4" Flanged (FxF), 2'-0" Spool Length, Class 53, Cement Lined, Bituminous Seal Coat, Ductile Iron Pipe For Class 52 Rating, Deduct For Class 54 Rating, Add For Class 55 Rating, Add For Class 56 Rating, Add	919.36 -63.97 91.29 137.79 183.72	222.95
40 05 19 00-0007	EA 4" Flanged (FxF), 2'-6" Spool Length, Class 53, Cement Lined, Bituminous Seal Coat, Ductile Iron Pipe For Class 52 Rating, Deduct For Class 54 Rating, Add For Class 55 Rating, Add For Class 56 Rating, Add	976.33 -69.61 99.04 149.36 199.05	226.72
40 05 19 00-0008	EA 4" Flanged (FxF), 3'-0" Spool Length, Class 53, Cement Lined, Bituminous Seal Coat, Ductile Iron Pipe For Class 52 Rating, Deduct For Class 54 Rating, Add For Class 55 Rating, Add For Class 56 Rating, Add	1,033.28 -75.25 106.80 160.93 214.37	230.49
40 05 19 00-0009	EA 4" Flanged (FxF), 3'-6" Spool Length, Class 53, Cement Lined, Bituminous Seal Coat, Ductile Iron Pipe For Class 52 Rating, Deduct For Class 54 Rating, Add For Class 55 Rating, Add For Class 56 Rating, Add	1,090.25 -80.89 114.56 172.49 229.70	234.25
40 05 19 00-0010	EA 4" Flanged (FxF), 4'-0" Spool Length, Class 53, Cement Lined, Bituminous Seal Coat, Ductile Iron Pipe For Class 52 Rating, Deduct For Class 54 Rating, Add For Class 55 Rating, Add For Class 56 Rating, Add	1,147.21 -86.52 122.31 184.06 245.02	238.01
40 05 19 00-0011	EA 4" Flanged (FxF), 4'-6" Spool Length, Class 53, Cement Lined, Bituminous Seal Coat, Ductile Iron Pipe For Class 52 Rating, Deduct For Class 54 Rating, Add For Class 55 Rating, Add For Class 56 Rating, Add	1,204.17 -92.16 130.07 195.63 260.35	241.79
40 05 19 00-0012	EA 4" Flanged (FxF), 5'-0" Spool Length, Class 53, Cement Lined, Bituminous Seal Coat, Ductile Iron Pipe For Class 52 Rating, Deduct For Class 54 Rating, Add For Class 55 Rating, Add For Class 56 Rating, Add	1,261.13 -97.80 137.83 207.19 275.67	245.55
40 05 19 00-0013	EA 4" Flanged (FxF), 5'-6" Spool Length, Class 53, Cement Lined, Bituminous Seal Coat, Ductile Iron Pipe For Class 52 Rating, Deduct For Class 54 Rating, Add For Class 55 Rating, Add For Class 56 Rating, Add	1,318.09 -103.44 145.58 218.76 291.00	249.31
40 05 19 00-0014	EA 4" Flanged (FxF), 6'-0" Spool Length, Class 53, Cement Lined, Bituminous Seal Coat, Ductile Iron Pipe For Class 52 Rating, Deduct For Class 54 Rating, Add For Class 55 Rating, Add For Class 56 Rating, Add	1,375.04 -109.07 153.34 230.33 306.32	253.08
40 05 19 00-0015	EA 4" Flanged (FxF), 6'-6" Spool Length, Class 53, Cement Lined, Bituminous Seal Coat, Ductile Iron Pipe For Class 52 Rating, Deduct For Class 54 Rating, Add For Class 55 Rating, Add For Class 56 Rating, Add	1,432.01 -114.71 161.10 241.90 321.65	256.85
40 05 19 00-0016	EA 4" Flanged (FxF), 7'-0" Spool Length, Class 53, Cement Lined, Bituminous Seal Coat, Ductile Iron Pipe For Class 52 Rating, Deduct For Class 54 Rating, Add For Class 55 Rating, Add For Class 56 Rating, Add	1,488.96 -120.35 168.85 253.46 336.97	260.61

40 Process Interconnections
40 05 Common Work Results For Process Interconnections
40 05 19 Ductile Iron Process Pipe



MINOR CSI	UOM	DESCRIPTION	TOTAL DIRECT UNIT COST	DEMOLITION UNIT COST
40 05 19 00-0017	EA	4" Flanged (FxF), 7'-6" Spool Length, Class 53, Cement Lined, Bituminous Seal Coat, Ductile Iron Pipe	1,545.93	264.38
		<i>For Class 52 Rating, Deduct</i>	-125.99	
		<i>For Class 54 Rating, Add</i>	176.61	
		<i>For Class 55 Rating, Add</i>	265.03	
		<i>For Class 56 Rating, Add</i>	352.30	
40 05 19 00-0018	EA	4" Flanged (FxF), 8'-0" Spool Length, Class 53, Cement Lined, Bituminous Seal Coat, Ductile Iron Pipe	1,602.90	268.14
		<i>For Class 52 Rating, Deduct</i>	-131.63	
		<i>For Class 54 Rating, Add</i>	184.37	
		<i>For Class 55 Rating, Add</i>	276.60	
		<i>For Class 56 Rating, Add</i>	367.63	
40 05 19 00-0019	EA	4" Flanged (FxF), 8'-6" Spool Length, Class 53, Cement Lined, Bituminous Seal Coat, Ductile Iron Pipe	1,659.85	271.91
		<i>For Class 52 Rating, Deduct</i>	-137.27	
		<i>For Class 54 Rating, Add</i>	192.12	
		<i>For Class 55 Rating, Add</i>	288.16	
		<i>For Class 56 Rating, Add</i>	382.95	
40 05 19 00-0020	EA	4" Flanged (FxF), 9'-0" Spool Length, Class 53, Cement Lined, Bituminous Seal Coat, Ductile Iron Pipe	1,716.82	275.68
		<i>For Class 52 Rating, Deduct</i>	-142.90	
		<i>For Class 54 Rating, Add</i>	199.88	
		<i>For Class 55 Rating, Add</i>	299.73	
		<i>For Class 56 Rating, Add</i>	398.28	
40 05 19 00-0021	EA	4" Flanged (FxF), 9'-6" Spool Length, Class 53, Cement Lined, Bituminous Seal Coat, Ductile Iron Pipe	1,773.78	279.44
		<i>For Class 52 Rating, Deduct</i>	-148.54	
		<i>For Class 54 Rating, Add</i>	207.64	
		<i>For Class 55 Rating, Add</i>	311.30	
		<i>For Class 56 Rating, Add</i>	413.60	
40 05 19 00-0022	EA	4" Flanged (FxF), 10'-0" Spool Length, Class 53, Cement Lined, Bituminous Seal Coat, Ductile Iron Pipe	1,830.74	283.21
		<i>For Class 52 Rating, Deduct</i>	-154.18	
		<i>For Class 54 Rating, Add</i>	215.40	
		<i>For Class 55 Rating, Add</i>	322.86	
		<i>For Class 56 Rating, Add</i>	428.93	
40 05 19 00-0023	EA	4" Flanged (FxF), 10'-6" Spool Length, Class 53, Cement Lined, Bituminous Seal Coat, Ductile Iron Pipe	1,887.70	286.98
		<i>For Class 52 Rating, Deduct</i>	-159.82	
		<i>For Class 54 Rating, Add</i>	223.15	
		<i>For Class 55 Rating, Add</i>	334.43	
		<i>For Class 56 Rating, Add</i>	444.26	
40 05 19 00-0024	EA	4" Flanged (FxF), 11'-0" Spool Length, Class 53, Cement Lined, Bituminous Seal Coat, Ductile Iron Pipe	1,944.67	290.74
		<i>For Class 52 Rating, Deduct</i>	-165.46	
		<i>For Class 54 Rating, Add</i>	230.91	
		<i>For Class 55 Rating, Add</i>	346.00	
		<i>For Class 56 Rating, Add</i>	459.58	
40 05 19 00-0025	EA	4" Flanged (FxF), 11'-6" Spool Length, Class 53, Cement Lined, Bituminous Seal Coat, Ductile Iron Pipe	2,001.62	294.51
		<i>For Class 52 Rating, Deduct</i>	-171.09	
		<i>For Class 54 Rating, Add</i>	238.66	
		<i>For Class 55 Rating, Add</i>	357.56	
		<i>For Class 56 Rating, Add</i>	474.91	
40 05 19 00-0026	EA	4" Flanged (FxF), 12'-0" Spool Length, Class 53, Cement Lined, Bituminous Seal Coat, Ductile Iron Pipe	2,058.59	298.28
		<i>For Class 52 Rating, Deduct</i>	-176.73	
		<i>For Class 54 Rating, Add</i>	246.42	
		<i>For Class 55 Rating, Add</i>	369.13	
		<i>For Class 56 Rating, Add</i>	490.23	
40 05 19 00-0027	EA	4" Flanged (FxF), 12'-6" Spool Length, Class 53, Cement Lined, Bituminous Seal Coat, Ductile Iron Pipe	2,115.55	302.04
		<i>For Class 52 Rating, Deduct</i>	-182.37	
		<i>For Class 54 Rating, Add</i>	254.18	
		<i>For Class 55 Rating, Add</i>	380.70	
		<i>For Class 56 Rating, Add</i>	505.56	
40 05 19 00-0028	EA	4" Flanged (FxF), 13'-0" Spool Length, Class 53, Cement Lined, Bituminous Seal Coat, Ductile Iron Pipe	2,172.51	305.81
		<i>For Class 52 Rating, Deduct</i>	-188.01	
		<i>For Class 54 Rating, Add</i>	261.94	
		<i>For Class 55 Rating, Add</i>	392.27	
		<i>For Class 56 Rating, Add</i>	520.89	
40 05 19 00-0029	EA	4" Flanged (FxF), 13'-6" Spool Length, Class 53, Cement Lined, Bituminous Seal Coat, Ductile Iron Pipe	2,229.47	309.57
		<i>For Class 52 Rating, Deduct</i>	-193.65	
		<i>For Class 54 Rating, Add</i>	269.69	
		<i>For Class 55 Rating, Add</i>	403.83	
		<i>For Class 56 Rating, Add</i>	536.21	
40 05 19 00-0030	EA	4" Flanged (FxF), 14'-0" Spool Length, Class 53, Cement Lined, Bituminous Seal Coat, Ductile Iron Pipe	2,286.44	313.34
		<i>For Class 52 Rating, Deduct</i>	-199.28	
		<i>For Class 54 Rating, Add</i>	277.45	
		<i>For Class 55 Rating, Add</i>	415.40	
		<i>For Class 56 Rating, Add</i>	551.54	
40 05 19 00-0031	EA	4" Flanged (FxF), 14'-6" Spool Length, Class 53, Cement Lined, Bituminous Seal Coat, Ductile Iron Pipe	2,343.40	317.11
		<i>For Class 52 Rating, Deduct</i>	-204.92	
		<i>For Class 54 Rating, Add</i>	285.21	
		<i>For Class 55 Rating, Add</i>	426.97	
		<i>For Class 56 Rating, Add</i>	566.86	
40 05 19 00-0032	EA	4" Flanged (FxF), 15'-0" Spool Length, Class 53, Cement Lined, Bituminous Seal Coat, Ductile Iron Pipe	2,400.36	320.87
		<i>For Class 52 Rating, Deduct</i>	-210.56	
		<i>For Class 54 Rating, Add</i>	292.96	
		<i>For Class 55 Rating, Add</i>	438.53	
		<i>For Class 56 Rating, Add</i>	582.19	
40 05 19 00-0033	EA	4" Flanged (FxF), 15'-6" Spool Length, Class 53, Cement Lined, Bituminous Seal Coat, Ductile Iron Pipe	2,457.32	324.63
		<i>For Class 52 Rating, Deduct</i>	-216.20	
		<i>For Class 54 Rating, Add</i>	300.72	
		<i>For Class 55 Rating, Add</i>	450.10	
		<i>For Class 56 Rating, Add</i>	597.52	



MINOR CSI UOM DESCRIPTION	TOTAL DIRECT UNIT COST	DEMOLITION UNIT COST
40 05 19 00-0034 EA 4" Flanged (FxF), 16'-0" Spool Length, Class 53, Cement Lined, Bituminous Seal Coat, Ductile Iron Pipe	2,514.28	328.41
<i>For Class 52 Rating, Deduct</i>	-221.64	
<i>For Class 54 Rating, Add</i>	308.48	
<i>For Class 55 Rating, Add</i>	461.67	
<i>For Class 56 Rating, Add</i>	612.84	
40 05 19 00-0035 EA 4" Flanged (FxF), 16'-6" Spool Length, Class 53, Cement Lined, Bituminous Seal Coat, Ductile Iron Pipe	2,571.25	332.17
<i>For Class 52 Rating, Deduct</i>	-227.48	
<i>For Class 54 Rating, Add</i>	316.23	
<i>For Class 55 Rating, Add</i>	473.23	
<i>For Class 56 Rating, Add</i>	628.17	
40 05 19 00-0036 EA 4" Flanged (FxF), 17'-0" Spool Length, Class 53, Cement Lined, Bituminous Seal Coat, Ductile Iron Pipe	2,628.20	335.93
<i>For Class 52 Rating, Deduct</i>	-233.11	
<i>For Class 54 Rating, Add</i>	323.99	
<i>For Class 55 Rating, Add</i>	484.80	
<i>For Class 56 Rating, Add</i>	643.49	
40 05 19 00-0037 EA 4" Flanged (FxF), 17'-6" Spool Length, Class 53, Cement Lined, Bituminous Seal Coat, Ductile Iron Pipe	2,685.17	339.70
<i>For Class 52 Rating, Deduct</i>	-238.75	
<i>For Class 54 Rating, Add</i>	331.75	
<i>For Class 55 Rating, Add</i>	496.37	
<i>For Class 56 Rating, Add</i>	658.82	
40 05 19 00-0038 EA 4" Flanged (FxF), 18'-0" Spool Length, Class 53, Cement Lined, Bituminous Seal Coat, Ductile Iron Pipe	2,742.13	343.47
<i>For Class 52 Rating, Deduct</i>	-244.39	
<i>For Class 54 Rating, Add</i>	339.50	
<i>For Class 55 Rating, Add</i>	507.93	
<i>For Class 56 Rating, Add</i>	674.14	
40 05 19 00-0039 EA 4" Flanged (FxF), 18'-6" Spool Length, Class 53, Cement Lined, Bituminous Seal Coat, Ductile Iron Pipe	2,799.09	347.23
<i>For Class 52 Rating, Deduct</i>	-250.03	
<i>For Class 54 Rating, Add</i>	347.26	
<i>For Class 55 Rating, Add</i>	519.50	
<i>For Class 56 Rating, Add</i>	689.47	
40 05 19 00-0040 EA 4" Flanged (FxF), 19'-0" Spool Length, Class 53, Cement Lined, Bituminous Seal Coat, Ductile Iron Pipe	2,856.05	351.00
<i>For Class 52 Rating, Deduct</i>	-255.67	
<i>For Class 54 Rating, Add</i>	355.02	
<i>For Class 55 Rating, Add</i>	531.07	
<i>For Class 56 Rating, Add</i>	704.79	
40 05 19 00-0041 EA 4" Flanged (FxF), 19'-6" Spool Length, Class 53, Cement Lined, Bituminous Seal Coat, Ductile Iron Pipe	2,913.02	354.76
<i>For Class 52 Rating, Deduct</i>	-261.30	
<i>For Class 54 Rating, Add</i>	362.77	
<i>For Class 55 Rating, Add</i>	542.63	
<i>For Class 56 Rating, Add</i>	720.12	
40 05 19 00-0042 EA 4" Flanged (FxF), 20'-0" Spool Length, Class 53, Cement Lined, Bituminous Seal Coat, Ductile Iron Pipe	2,969.97	358.53
<i>For Class 52 Rating, Deduct</i>	-266.94	
<i>For Class 54 Rating, Add</i>	370.53	
<i>For Class 55 Rating, Add</i>	554.20	
<i>For Class 56 Rating, Add</i>	735.44	
40 05 19 00-0043 6" Flanged End (FxF), Class 53, Cement Lined, Bituminous Seal Coat, Ductile Iron Pipe <small>(40 05 19 00-0002)</small>		
40 05 19 00-0044 EA 6" Flanged (FxF), 1'-0" Spool Length, Class 53, Cement Lined, Bituminous Seal Coat, Ductile Iron Pipe	1,020.00	271.16
<i>For Class 52 Rating, Deduct</i>	-67.01	
<i>For Class 54 Rating, Add</i>	96.30	
<i>For Class 55 Rating, Add</i>	145.70	
<i>For Class 56 Rating, Add</i>	194.49	
40 05 19 00-0045 EA 6" Flanged (FxF), 1'-6" Spool Length, Class 53, Cement Lined, Bituminous Seal Coat, Ductile Iron Pipe	1,088.79	274.93
<i>For Class 52 Rating, Deduct</i>	-73.95	
<i>For Class 54 Rating, Add</i>	105.83	
<i>For Class 55 Rating, Add</i>	159.90	
<i>For Class 56 Rating, Add</i>	213.30	
40 05 19 00-0046 EA 6" Flanged (FxF), 2'-0" Spool Length, Class 53, Cement Lined, Bituminous Seal Coat, Ductile Iron Pipe	1,157.58	278.69
<i>For Class 52 Rating, Deduct</i>	-80.89	
<i>For Class 54 Rating, Add</i>	115.37	
<i>For Class 55 Rating, Add</i>	174.11	
<i>For Class 56 Rating, Add</i>	232.12	
40 05 19 00-0047 EA 6" Flanged (FxF), 2'-6" Spool Length, Class 53, Cement Lined, Bituminous Seal Coat, Ductile Iron Pipe	1,226.37	282.45
<i>For Class 52 Rating, Deduct</i>	-87.82	
<i>For Class 54 Rating, Add</i>	124.90	
<i>For Class 55 Rating, Add</i>	188.31	
<i>For Class 56 Rating, Add</i>	250.93	
40 05 19 00-0048 EA 6" Flanged (FxF), 3'-0" Spool Length, Class 53, Cement Lined, Bituminous Seal Coat, Ductile Iron Pipe	1,295.15	286.23
<i>For Class 52 Rating, Deduct</i>	-94.76	
<i>For Class 54 Rating, Add</i>	134.43	
<i>For Class 55 Rating, Add</i>	202.52	
<i>For Class 56 Rating, Add</i>	269.75	
40 05 19 00-0049 EA 6" Flanged (FxF), 3'-6" Spool Length, Class 53, Cement Lined, Bituminous Seal Coat, Ductile Iron Pipe	1,363.95	289.99
<i>For Class 52 Rating, Deduct</i>	-101.70	
<i>For Class 54 Rating, Add</i>	143.96	
<i>For Class 55 Rating, Add</i>	216.72	
<i>For Class 56 Rating, Add</i>	288.57	
40 05 19 00-0050 EA 6" Flanged (FxF), 4'-0" Spool Length, Class 53, Cement Lined, Bituminous Seal Coat, Ductile Iron Pipe	1,432.74	293.75
<i>For Class 52 Rating, Deduct</i>	-108.64	
<i>For Class 54 Rating, Add</i>	153.49	
<i>For Class 55 Rating, Add</i>	230.93	
<i>For Class 56 Rating, Add</i>	307.38	

40 Process Interconnections
40 05 Common Work Results For Process Interconnections
40 05 19 Ductile Iron Process Pipe



MINOR	CSI	UOM	DESCRIPTION	TOTAL DIRECT UNIT COST	DEMOLITION UNIT COST
40 05 19 00-0051	EA		6" Flanged (FxF), 4'-6" Spool Length, Class 53, Cement Lined, Bituminous Seal Coat, Ductile Iron Pipe	1,501.52	297.52
			<i>For Class 52 Rating, Deduct</i>	-115.58	
			<i>For Class 54 Rating, Add</i>	163.02	
			<i>For Class 55 Rating, Add</i>	245.13	
			<i>For Class 56 Rating, Add</i>	326.19	
40 05 19 00-0052	EA		6" Flanged (FxF), 5'-0" Spool Length, Class 53, Cement Lined, Bituminous Seal Coat, Ductile Iron Pipe	1,570.31	301.29
			<i>For Class 52 Rating, Deduct</i>	-122.52	
			<i>For Class 54 Rating, Add</i>	172.55	
			<i>For Class 55 Rating, Add</i>	259.34	
			<i>For Class 56 Rating, Add</i>	345.01	
40 05 19 00-0053	EA		6" Flanged (FxF), 5'-6" Spool Length, Class 53, Cement Lined, Bituminous Seal Coat, Ductile Iron Pipe	1,639.10	305.05
			<i>For Class 52 Rating, Deduct</i>	-129.46	
			<i>For Class 54 Rating, Add</i>	182.08	
			<i>For Class 55 Rating, Add</i>	273.54	
			<i>For Class 56 Rating, Add</i>	363.82	
40 05 19 00-0054	EA		6" Flanged (FxF), 6'-0" Spool Length, Class 53, Cement Lined, Bituminous Seal Coat, Ductile Iron Pipe	1,707.89	308.82
			<i>For Class 52 Rating, Deduct</i>	-136.40	
			<i>For Class 54 Rating, Add</i>	191.61	
			<i>For Class 55 Rating, Add</i>	287.75	
			<i>For Class 56 Rating, Add</i>	382.64	
40 05 19 00-0055	EA		6" Flanged (FxF), 6'-6" Spool Length, Class 53, Cement Lined, Bituminous Seal Coat, Ductile Iron Pipe	1,776.68	312.59
			<i>For Class 52 Rating, Deduct</i>	-143.34	
			<i>For Class 54 Rating, Add</i>	201.14	
			<i>For Class 55 Rating, Add</i>	301.95	
			<i>For Class 56 Rating, Add</i>	401.46	
40 05 19 00-0056	EA		6" Flanged (FxF), 7'-0" Spool Length, Class 53, Cement Lined, Bituminous Seal Coat, Ductile Iron Pipe	1,845.47	316.35
			<i>For Class 52 Rating, Deduct</i>	-150.28	
			<i>For Class 54 Rating, Add</i>	210.67	
			<i>For Class 55 Rating, Add</i>	316.16	
			<i>For Class 56 Rating, Add</i>	420.27	
40 05 19 00-0057	EA		6" Flanged (FxF), 7'-6" Spool Length, Class 53, Cement Lined, Bituminous Seal Coat, Ductile Iron Pipe	1,914.26	320.12
			<i>For Class 52 Rating, Deduct</i>	-157.22	
			<i>For Class 54 Rating, Add</i>	220.21	
			<i>For Class 55 Rating, Add</i>	330.36	
			<i>For Class 56 Rating, Add</i>	439.09	
40 05 19 00-0058	EA		6" Flanged (FxF), 8'-0" Spool Length, Class 53, Cement Lined, Bituminous Seal Coat, Ductile Iron Pipe	1,983.05	323.88
			<i>For Class 52 Rating, Deduct</i>	-164.16	
			<i>For Class 54 Rating, Add</i>	229.74	
			<i>For Class 55 Rating, Add</i>	344.56	
			<i>For Class 56 Rating, Add</i>	457.90	
40 05 19 00-0059	EA		6" Flanged (FxF), 8'-6" Spool Length, Class 53, Cement Lined, Bituminous Seal Coat, Ductile Iron Pipe	2,051.84	327.65
			<i>For Class 52 Rating, Deduct</i>	-171.09	
			<i>For Class 54 Rating, Add</i>	239.27	
			<i>For Class 55 Rating, Add</i>	358.77	
			<i>For Class 56 Rating, Add</i>	476.71	
40 05 19 00-0060	EA		6" Flanged (FxF), 9'-0" Spool Length, Class 53, Cement Lined, Bituminous Seal Coat, Ductile Iron Pipe	2,120.63	331.42
			<i>For Class 52 Rating, Deduct</i>	-178.03	
			<i>For Class 54 Rating, Add</i>	248.80	
			<i>For Class 55 Rating, Add</i>	372.97	
			<i>For Class 56 Rating, Add</i>	495.53	
40 05 19 00-0061	EA		6" Flanged (FxF), 9'-6" Spool Length, Class 53, Cement Lined, Bituminous Seal Coat, Ductile Iron Pipe	2,189.42	335.18
			<i>For Class 52 Rating, Deduct</i>	-184.97	
			<i>For Class 54 Rating, Add</i>	258.33	
			<i>For Class 55 Rating, Add</i>	387.18	
			<i>For Class 56 Rating, Add</i>	514.35	
40 05 19 00-0062	EA		6" Flanged (FxF), 10'-0" Spool Length, Class 53, Cement Lined, Bituminous Seal Coat, Ductile Iron Pipe	2,258.21	338.94
			<i>For Class 52 Rating, Deduct</i>	-191.91	
			<i>For Class 54 Rating, Add</i>	267.86	
			<i>For Class 55 Rating, Add</i>	401.38	
			<i>For Class 56 Rating, Add</i>	533.16	
40 05 19 00-0063	EA		6" Flanged (FxF), 10'-6" Spool Length, Class 53, Cement Lined, Bituminous Seal Coat, Ductile Iron Pipe	2,327.00	342.72
			<i>For Class 52 Rating, Deduct</i>	-198.85	
			<i>For Class 54 Rating, Add</i>	277.39	
			<i>For Class 55 Rating, Add</i>	415.59	
			<i>For Class 56 Rating, Add</i>	551.98	
40 05 19 00-0064	EA		6" Flanged (FxF), 11'-0" Spool Length, Class 53, Cement Lined, Bituminous Seal Coat, Ductile Iron Pipe	2,395.79	346.48
			<i>For Class 52 Rating, Deduct</i>	-205.79	
			<i>For Class 54 Rating, Add</i>	286.92	
			<i>For Class 55 Rating, Add</i>	429.79	
			<i>For Class 56 Rating, Add</i>	570.79	
40 05 19 00-0065	EA		6" Flanged (FxF), 11'-6" Spool Length, Class 53, Cement Lined, Bituminous Seal Coat, Ductile Iron Pipe	2,464.58	350.25
			<i>For Class 52 Rating, Deduct</i>	-212.73	
			<i>For Class 54 Rating, Add</i>	296.45	
			<i>For Class 55 Rating, Add</i>	444.00	
			<i>For Class 56 Rating, Add</i>	589.60	
40 05 19 00-0066	EA		6" Flanged (FxF), 12'-0" Spool Length, Class 53, Cement Lined, Bituminous Seal Coat, Ductile Iron Pipe	2,533.37	354.01
			<i>For Class 52 Rating, Deduct</i>	-219.67	
			<i>For Class 54 Rating, Add</i>	305.99	
			<i>For Class 55 Rating, Add</i>	458.20	
			<i>For Class 56 Rating, Add</i>	608.42	
40 05 19 00-0067	EA		6" Flanged (FxF), 12'-6" Spool Length, Class 53, Cement Lined, Bituminous Seal Coat, Ductile Iron Pipe	2,602.16	357.78
			<i>For Class 52 Rating, Deduct</i>	-226.61	
			<i>For Class 54 Rating, Add</i>	315.52	
			<i>For Class 55 Rating, Add</i>	472.41	
			<i>For Class 56 Rating, Add</i>	627.24	



MINOR CSI UOM DESCRIPTION	TOTAL DIRECT UNIT COST	DEMOLITION UNIT COST
40 05 19 00-0068 EA 6" Flanged (FxF), 13'-0" Spool Length, Class 53, Cement Lined, Bituminous Seal Coat, Ductile Iron Pipe	2,670.94	361.55
<i>For Class 52 Rating, Deduct</i>	-233.55	
<i>For Class 54 Rating, Add</i>	325.05	
<i>For Class 55 Rating, Add</i>	486.61	
<i>For Class 56 Rating, Add</i>	646.05	
40 05 19 00-0069 EA 6" Flanged (FxF), 13'-6" Spool Length, Class 53, Cement Lined, Bituminous Seal Coat, Ductile Iron Pipe	2,739.74	365.31
<i>For Class 52 Rating, Deduct</i>	-240.49	
<i>For Class 54 Rating, Add</i>	334.58	
<i>For Class 55 Rating, Add</i>	500.82	
<i>For Class 56 Rating, Add</i>	664.87	
40 05 19 00-0070 EA 6" Flanged (FxF), 14'-0" Spool Length, Class 53, Cement Lined, Bituminous Seal Coat, Ductile Iron Pipe	2,808.53	369.07
<i>For Class 52 Rating, Deduct</i>	-247.43	
<i>For Class 54 Rating, Add</i>	344.11	
<i>For Class 55 Rating, Add</i>	515.02	
<i>For Class 56 Rating, Add</i>	683.68	
40 05 19 00-0071 EA 6" Flanged (FxF), 14'-6" Spool Length, Class 53, Cement Lined, Bituminous Seal Coat, Ductile Iron Pipe	2,877.32	372.85
<i>For Class 52 Rating, Deduct</i>	-254.37	
<i>For Class 54 Rating, Add</i>	358.64	
<i>For Class 55 Rating, Add</i>	529.23	
<i>For Class 56 Rating, Add</i>	702.50	
40 05 19 00-0072 EA 6" Flanged (FxF), 15'-0" Spool Length, Class 53, Cement Lined, Bituminous Seal Coat, Ductile Iron Pipe	2,946.11	376.61
<i>For Class 52 Rating, Deduct</i>	-261.30	
<i>For Class 54 Rating, Add</i>	363.17	
<i>For Class 55 Rating, Add</i>	543.43	
<i>For Class 56 Rating, Add</i>	721.31	
40 05 19 00-0073 EA 6" Flanged (FxF), 15'-6" Spool Length, Class 53, Cement Lined, Bituminous Seal Coat, Ductile Iron Pipe	3,014.90	380.37
<i>For Class 52 Rating, Deduct</i>	-268.24	
<i>For Class 54 Rating, Add</i>	372.70	
<i>For Class 55 Rating, Add</i>	557.63	
<i>For Class 56 Rating, Add</i>	740.13	
40 05 19 00-0074 EA 6" Flanged (FxF), 16'-0" Spool Length, Class 53, Cement Lined, Bituminous Seal Coat, Ductile Iron Pipe	3,083.69	384.14
<i>For Class 52 Rating, Deduct</i>	-275.18	
<i>For Class 54 Rating, Add</i>	382.23	
<i>For Class 55 Rating, Add</i>	571.84	
<i>For Class 56 Rating, Add</i>	758.94	
40 05 19 00-0075 EA 6" Flanged (FxF), 16'-6" Spool Length, Class 53, Cement Lined, Bituminous Seal Coat, Ductile Iron Pipe	3,152.48	387.91
<i>For Class 52 Rating, Deduct</i>	-282.12	
<i>For Class 54 Rating, Add</i>	391.76	
<i>For Class 55 Rating, Add</i>	586.04	
<i>For Class 56 Rating, Add</i>	777.76	
40 05 19 00-0076 EA 6" Flanged (FxF), 17'-0" Spool Length, Class 53, Cement Lined, Bituminous Seal Coat, Ductile Iron Pipe	3,221.27	391.67
<i>For Class 52 Rating, Deduct</i>	-289.06	
<i>For Class 54 Rating, Add</i>	401.29	
<i>For Class 55 Rating, Add</i>	600.25	
<i>For Class 56 Rating, Add</i>	796.57	
40 05 19 00-0077 EA 6" Flanged (FxF), 17'-6" Spool Length, Class 53, Cement Lined, Bituminous Seal Coat, Ductile Iron Pipe	3,290.06	395.44
<i>For Class 52 Rating, Deduct</i>	-296.00	
<i>For Class 54 Rating, Add</i>	410.83	
<i>For Class 55 Rating, Add</i>	614.45	
<i>For Class 56 Rating, Add</i>	815.39	
40 05 19 00-0078 EA 6" Flanged (FxF), 18'-0" Spool Length, Class 53, Cement Lined, Bituminous Seal Coat, Ductile Iron Pipe	3,358.85	399.20
<i>For Class 52 Rating, Deduct</i>	-302.94	
<i>For Class 54 Rating, Add</i>	420.36	
<i>For Class 55 Rating, Add</i>	628.66	
<i>For Class 56 Rating, Add</i>	834.20	
40 05 19 00-0079 EA 6" Flanged (FxF), 18'-6" Spool Length, Class 53, Cement Lined, Bituminous Seal Coat, Ductile Iron Pipe	3,427.64	402.97
<i>For Class 52 Rating, Deduct</i>	-309.88	
<i>For Class 54 Rating, Add</i>	429.89	
<i>For Class 55 Rating, Add</i>	642.86	
<i>For Class 56 Rating, Add</i>	853.02	
40 05 19 00-0080 EA 6" Flanged (FxF), 19'-0" Spool Length, Class 53, Cement Lined, Bituminous Seal Coat, Ductile Iron Pipe	3,496.43	406.74
<i>For Class 52 Rating, Deduct</i>	-316.82	
<i>For Class 54 Rating, Add</i>	439.42	
<i>For Class 55 Rating, Add</i>	657.07	
<i>For Class 56 Rating, Add</i>	871.83	
40 05 19 00-0081 EA 6" Flanged (FxF), 19'-6" Spool Length, Class 53, Cement Lined, Bituminous Seal Coat, Ductile Iron Pipe	3,565.22	410.50
<i>For Class 52 Rating, Deduct</i>	-323.76	
<i>For Class 54 Rating, Add</i>	448.95	
<i>For Class 55 Rating, Add</i>	671.27	
<i>For Class 56 Rating, Add</i>	890.65	
40 05 19 00-0082 EA 6" Flanged (FxF), 20'-0" Spool Length, Class 53, Cement Lined, Bituminous Seal Coat, Ductile Iron Pipe	3,634.01	414.27
<i>For Class 52 Rating, Deduct</i>	-330.70	
<i>For Class 54 Rating, Add</i>	458.48	
<i>For Class 55 Rating, Add</i>	685.47	
<i>For Class 56 Rating, Add</i>	909.46	
40 05 19 00-0083 8" Flanged End (FxF), Class 53, Cement Lined, Bituminous Seal Coat, Ductile Iron Pipe <small>(40 05 19 00-0002)</small>		
40 05 19 00-0084 EA 8" Flanged (FxF), 1'-0" Spool Length, Class 53, Cement Lined, Bituminous Seal Coat, Ductile Iron Pipe	1,421.94	346.48
<i>For Class 52 Rating, Deduct</i>	-98.67	
<i>For Class 54 Rating, Add</i>	140.85	
<i>For Class 55 Rating, Add</i>	212.62	
<i>For Class 56 Rating, Add</i>	283.51	

40 Process Interconnections
40 05 Common Work Results For Process Interconnections
40 05 19 Ductile Iron Process Pipe



MINOR CSI	UOM	DESCRIPTION	TOTAL DIRECT UNIT COST	DEMOLITION UNIT COST
40 05 19 00-0085	EA	8" Flanged (FxF), 1'-6" Spool Length, Class 53, Cement Lined, Bituminous Seal Coat, Ductile Iron Pipe	1,514.39	350.25
		<i>For Class 52 Rating, Deduct</i>	-108.21	
		<i>For Class 54 Rating, Add</i>	153.92	
		<i>For Class 55 Rating, Add</i>	232.10	
		<i>For Class 56 Rating, Add</i>	309.30	
40 05 19 00-0086	EA	8" Flanged (FxF), 2'-0" Spool Length, Class 53, Cement Lined, Bituminous Seal Coat, Ductile Iron Pipe	1,606.83	354.01
		<i>For Class 52 Rating, Deduct</i>	-117.75	
		<i>For Class 54 Rating, Add</i>	167.00	
		<i>For Class 55 Rating, Add</i>	251.58	
		<i>For Class 56 Rating, Add</i>	335.09	
40 05 19 00-0087	EA	8" Flanged (FxF), 2'-6" Spool Length, Class 53, Cement Lined, Bituminous Seal Coat, Ductile Iron Pipe	1,699.28	357.78
		<i>For Class 52 Rating, Deduct</i>	-127.29	
		<i>For Class 54 Rating, Add</i>	180.08	
		<i>For Class 55 Rating, Add</i>	271.06	
		<i>For Class 56 Rating, Add</i>	360.89	
40 05 19 00-0088	EA	8" Flanged (FxF), 3'-0" Spool Length, Class 53, Cement Lined, Bituminous Seal Coat, Ductile Iron Pipe	1,791.72	361.55
		<i>For Class 52 Rating, Deduct</i>	-136.83	
		<i>For Class 54 Rating, Add</i>	193.16	
		<i>For Class 55 Rating, Add</i>	290.54	
		<i>For Class 56 Rating, Add</i>	386.68	
40 05 19 00-0089	EA	8" Flanged (FxF), 3'-6" Spool Length, Class 53, Cement Lined, Bituminous Seal Coat, Ductile Iron Pipe	1,884.17	365.31
		<i>For Class 52 Rating, Deduct</i>	-146.37	
		<i>For Class 54 Rating, Add</i>	206.24	
		<i>For Class 55 Rating, Add</i>	310.02	
		<i>For Class 56 Rating, Add</i>	412.47	
40 05 19 00-0090	EA	8" Flanged (FxF), 4'-0" Spool Length, Class 53, Cement Lined, Bituminous Seal Coat, Ductile Iron Pipe	1,976.62	369.07
		<i>For Class 52 Rating, Deduct</i>	-155.92	
		<i>For Class 54 Rating, Add</i>	219.32	
		<i>For Class 55 Rating, Add</i>	329.50	
		<i>For Class 56 Rating, Add</i>	438.27	
40 05 19 00-0091	EA	8" Flanged (FxF), 4'-6" Spool Length, Class 53, Cement Lined, Bituminous Seal Coat, Ductile Iron Pipe	2,069.06	372.85
		<i>For Class 52 Rating, Deduct</i>	-165.46	
		<i>For Class 54 Rating, Add</i>	232.40	
		<i>For Class 55 Rating, Add</i>	348.98	
		<i>For Class 56 Rating, Add</i>	464.06	
40 05 19 00-0092	EA	8" Flanged (FxF), 5'-0" Spool Length, Class 53, Cement Lined, Bituminous Seal Coat, Ductile Iron Pipe	2,161.51	376.61
		<i>For Class 52 Rating, Deduct</i>	-175.00	
		<i>For Class 54 Rating, Add</i>	245.48	
		<i>For Class 55 Rating, Add</i>	368.46	
		<i>For Class 56 Rating, Add</i>	489.85	
40 05 19 00-0093	EA	8" Flanged (FxF), 5'-6" Spool Length, Class 53, Cement Lined, Bituminous Seal Coat, Ductile Iron Pipe	2,253.96	380.37
		<i>For Class 52 Rating, Deduct</i>	-184.54	
		<i>For Class 54 Rating, Add</i>	258.56	
		<i>For Class 55 Rating, Add</i>	387.94	
		<i>For Class 56 Rating, Add</i>	515.65	
40 05 19 00-0094	EA	8" Flanged (FxF), 6'-0" Spool Length, Class 53, Cement Lined, Bituminous Seal Coat, Ductile Iron Pipe	2,346.40	384.14
		<i>For Class 52 Rating, Deduct</i>	-194.08	
		<i>For Class 54 Rating, Add</i>	271.64	
		<i>For Class 55 Rating, Add</i>	407.42	
		<i>For Class 56 Rating, Add</i>	541.44	
40 05 19 00-0095	EA	8" Flanged (FxF), 6'-6" Spool Length, Class 53, Cement Lined, Bituminous Seal Coat, Ductile Iron Pipe	2,438.85	387.91
		<i>For Class 52 Rating, Deduct</i>	-203.62	
		<i>For Class 54 Rating, Add</i>	284.72	
		<i>For Class 55 Rating, Add</i>	426.90	
		<i>For Class 56 Rating, Add</i>	567.24	
40 05 19 00-0096	EA	8" Flanged (FxF), 7'-0" Spool Length, Class 53, Cement Lined, Bituminous Seal Coat, Ductile Iron Pipe	2,531.30	391.67
		<i>For Class 52 Rating, Deduct</i>	-213.16	
		<i>For Class 54 Rating, Add</i>	297.80	
		<i>For Class 55 Rating, Add</i>	446.38	
		<i>For Class 56 Rating, Add</i>	593.03	
40 05 19 00-0097	EA	8" Flanged (FxF), 7'-6" Spool Length, Class 53, Cement Lined, Bituminous Seal Coat, Ductile Iron Pipe	2,623.74	395.44
		<i>For Class 52 Rating, Deduct</i>	-222.70	
		<i>For Class 54 Rating, Add</i>	310.88	
		<i>For Class 55 Rating, Add</i>	465.86	
		<i>For Class 56 Rating, Add</i>	618.82	
40 05 19 00-0098	EA	8" Flanged (FxF), 8'-0" Spool Length, Class 53, Cement Lined, Bituminous Seal Coat, Ductile Iron Pipe	2,716.19	399.20
		<i>For Class 52 Rating, Deduct</i>	-232.25	
		<i>For Class 54 Rating, Add</i>	323.96	
		<i>For Class 55 Rating, Add</i>	485.34	
		<i>For Class 56 Rating, Add</i>	644.62	
40 05 19 00-0099	EA	8" Flanged (FxF), 8'-6" Spool Length, Class 53, Cement Lined, Bituminous Seal Coat, Ductile Iron Pipe	2,808.64	402.97
		<i>For Class 52 Rating, Deduct</i>	-241.79	
		<i>For Class 54 Rating, Add</i>	337.04	
		<i>For Class 55 Rating, Add</i>	504.82	
		<i>For Class 56 Rating, Add</i>	670.41	
40 05 19 00-0100	EA	8" Flanged (FxF), 9'-0" Spool Length, Class 53, Cement Lined, Bituminous Seal Coat, Ductile Iron Pipe	2,901.08	406.74
		<i>For Class 52 Rating, Deduct</i>	-251.33	
		<i>For Class 54 Rating, Add</i>	350.12	
		<i>For Class 55 Rating, Add</i>	524.30	
		<i>For Class 56 Rating, Add</i>	696.20	
40 05 19 00-0101	EA	8" Flanged (FxF), 9'-6" Spool Length, Class 53, Cement Lined, Bituminous Seal Coat, Ductile Iron Pipe	2,993.53	410.50
		<i>For Class 52 Rating, Deduct</i>	-260.87	
		<i>For Class 54 Rating, Add</i>	363.20	
		<i>For Class 55 Rating, Add</i>	543.78	
		<i>For Class 56 Rating, Add</i>	722.00	



MINOR CSI UOM DESCRIPTION	TOTAL DIRECT UNIT COST	DEMOLITION UNIT COST
40 05 19 00-0102 EA 8" Flanged (FxF), 10'-0" Spool Length, Class 53, Cement Lined, Bituminous Seal Coat, Ductile Iron Pipe	3,085.98	414.27
<i>For Class 52 Rating, Deduct</i>	-270.41	
<i>For Class 54 Rating, Add</i>	376.28	
<i>For Class 55 Rating, Add</i>	563.26	
<i>For Class 56 Rating, Add</i>	747.79	
40 05 19 00-0103 EA 8" Flanged (FxF), 10'-6" Spool Length, Class 53, Cement Lined, Bituminous Seal Coat, Ductile Iron Pipe	3,178.42	418.04
<i>For Class 52 Rating, Deduct</i>	-279.95	
<i>For Class 54 Rating, Add</i>	389.36	
<i>For Class 55 Rating, Add</i>	582.74	
<i>For Class 56 Rating, Add</i>	773.59	
40 05 19 00-0104 EA 8" Flanged (FxF), 11'-0" Spool Length, Class 53, Cement Lined, Bituminous Seal Coat, Ductile Iron Pipe	3,270.86	421.80
<i>For Class 52 Rating, Deduct</i>	-289.49	
<i>For Class 54 Rating, Add</i>	402.43	
<i>For Class 55 Rating, Add</i>	602.22	
<i>For Class 56 Rating, Add</i>	799.38	
40 05 19 00-0105 EA 8" Flanged (FxF), 11'-6" Spool Length, Class 53, Cement Lined, Bituminous Seal Coat, Ductile Iron Pipe	3,363.31	425.56
<i>For Class 52 Rating, Deduct</i>	-299.04	
<i>For Class 54 Rating, Add</i>	415.51	
<i>For Class 55 Rating, Add</i>	621.70	
<i>For Class 56 Rating, Add</i>	825.17	
40 05 19 00-0106 EA 8" Flanged (FxF), 12'-0" Spool Length, Class 53, Cement Lined, Bituminous Seal Coat, Ductile Iron Pipe	3,455.75	429.34
<i>For Class 52 Rating, Deduct</i>	-308.58	
<i>For Class 54 Rating, Add</i>	428.59	
<i>For Class 55 Rating, Add</i>	641.18	
<i>For Class 56 Rating, Add</i>	850.97	
40 05 19 00-0107 EA 8" Flanged (FxF), 12'-6" Spool Length, Class 53, Cement Lined, Bituminous Seal Coat, Ductile Iron Pipe	3,548.20	433.10
<i>For Class 52 Rating, Deduct</i>	-318.12	
<i>For Class 54 Rating, Add</i>	441.67	
<i>For Class 55 Rating, Add</i>	660.66	
<i>For Class 56 Rating, Add</i>	876.76	
40 05 19 00-0108 EA 8" Flanged (FxF), 13'-0" Spool Length, Class 53, Cement Lined, Bituminous Seal Coat, Ductile Iron Pipe	3,640.63	436.87
<i>For Class 52 Rating, Deduct</i>	-327.66	
<i>For Class 54 Rating, Add</i>	454.75	
<i>For Class 55 Rating, Add</i>	680.14	
<i>For Class 56 Rating, Add</i>	902.55	
40 05 19 00-0109 EA 8" Flanged (FxF), 13'-6" Spool Length, Class 53, Cement Lined, Bituminous Seal Coat, Ductile Iron Pipe	3,733.08	440.63
<i>For Class 52 Rating, Deduct</i>	-337.20	
<i>For Class 54 Rating, Add</i>	467.83	
<i>For Class 55 Rating, Add</i>	699.62	
<i>For Class 56 Rating, Add</i>	928.35	
40 05 19 00-0110 EA 8" Flanged (FxF), 14'-0" Spool Length, Class 53, Cement Lined, Bituminous Seal Coat, Ductile Iron Pipe	3,825.53	444.40
<i>For Class 52 Rating, Deduct</i>	-346.74	
<i>For Class 54 Rating, Add</i>	480.91	
<i>For Class 55 Rating, Add</i>	719.10	
<i>For Class 56 Rating, Add</i>	954.14	
40 05 19 00-0111 EA 8" Flanged (FxF), 14'-6" Spool Length, Class 53, Cement Lined, Bituminous Seal Coat, Ductile Iron Pipe	3,917.97	448.17
<i>For Class 52 Rating, Deduct</i>	-356.28	
<i>For Class 54 Rating, Add</i>	493.99	
<i>For Class 55 Rating, Add</i>	738.58	
<i>For Class 56 Rating, Add</i>	979.93	
40 05 19 00-0112 EA 8" Flanged (FxF), 15'-0" Spool Length, Class 53, Cement Lined, Bituminous Seal Coat, Ductile Iron Pipe	4,010.42	451.93
<i>For Class 52 Rating, Deduct</i>	-365.82	
<i>For Class 54 Rating, Add</i>	507.07	
<i>For Class 55 Rating, Add</i>	758.06	
<i>For Class 56 Rating, Add</i>	1,005.73	
40 05 19 00-0113 EA 8" Flanged (FxF), 15'-6" Spool Length, Class 53, Cement Lined, Bituminous Seal Coat, Ductile Iron Pipe	4,102.87	455.69
<i>For Class 52 Rating, Deduct</i>	-375.37	
<i>For Class 54 Rating, Add</i>	520.15	
<i>For Class 55 Rating, Add</i>	777.54	
<i>For Class 56 Rating, Add</i>	1,031.52	
40 05 19 00-0114 EA 8" Flanged (FxF), 16'-0" Spool Length, Class 53, Cement Lined, Bituminous Seal Coat, Ductile Iron Pipe	4,195.31	459.47
<i>For Class 52 Rating, Deduct</i>	-384.91	
<i>For Class 54 Rating, Add</i>	533.23	
<i>For Class 55 Rating, Add</i>	797.02	
<i>For Class 56 Rating, Add</i>	1,057.31	
40 05 19 00-0115 EA 8" Flanged (FxF), 16'-6" Spool Length, Class 53, Cement Lined, Bituminous Seal Coat, Ductile Iron Pipe	4,287.76	463.23
<i>For Class 52 Rating, Deduct</i>	-394.45	
<i>For Class 54 Rating, Add</i>	546.31	
<i>For Class 55 Rating, Add</i>	816.50	
<i>For Class 56 Rating, Add</i>	1,083.11	
40 05 19 00-0116 EA 8" Flanged (FxF), 17'-0" Spool Length, Class 53, Cement Lined, Bituminous Seal Coat, Ductile Iron Pipe	4,380.21	466.99
<i>For Class 52 Rating, Deduct</i>	-403.99	
<i>For Class 54 Rating, Add</i>	559.39	
<i>For Class 55 Rating, Add</i>	835.98	
<i>For Class 56 Rating, Add</i>	1,108.90	
40 05 19 00-0117 EA 8" Flanged (FxF), 17'-6" Spool Length, Class 53, Cement Lined, Bituminous Seal Coat, Ductile Iron Pipe	4,472.65	470.76
<i>For Class 52 Rating, Deduct</i>	-413.53	
<i>For Class 54 Rating, Add</i>	572.47	
<i>For Class 55 Rating, Add</i>	855.46	
<i>For Class 56 Rating, Add</i>	1,134.69	
40 05 19 00-0118 EA 8" Flanged (FxF), 18'-0" Spool Length, Class 53, Cement Lined, Bituminous Seal Coat, Ductile Iron Pipe	4,565.10	474.53
<i>For Class 52 Rating, Deduct</i>	-423.07	
<i>For Class 54 Rating, Add</i>	585.55	
<i>For Class 55 Rating, Add</i>	874.94	
<i>For Class 56 Rating, Add</i>	1,160.49	

40 Process Interconnections
40 05 Common Work Results For Process Interconnections
 40 05 19 Ductile Iron Process Pipe



MINOR	CSI	UOM	DESCRIPTION	TOTAL DIRECT UNIT COST	DEMOLITION UNIT COST
40 05 19 00-0119	EA		8" Flanged (FxF), 18'-6" Spool Length, Class 53, Cement Lined, Bituminous Seal Coat, Ductile Iron Pipe	4,657.55	478.29
			<i>For Class 52 Rating, Deduct</i>	-432.61	
			<i>For Class 54 Rating, Add</i>	598.63	
			<i>For Class 55 Rating, Add</i>	894.42	
			<i>For Class 56 Rating, Add</i>	1,186.28	
40 05 19 00-0120	EA		8" Flanged (FxF), 19'-0" Spool Length, Class 53, Cement Lined, Bituminous Seal Coat, Ductile Iron Pipe	4,749.99	482.06
			<i>For Class 52 Rating, Deduct</i>	-442.16	
			<i>For Class 54 Rating, Add</i>	611.70	
			<i>For Class 55 Rating, Add</i>	913.90	
			<i>For Class 56 Rating, Add</i>	1,212.08	
40 05 19 00-0121	EA		8" Flanged (FxF), 19'-6" Spool Length, Class 53, Cement Lined, Bituminous Seal Coat, Ductile Iron Pipe	4,842.44	485.82
			<i>For Class 52 Rating, Deduct</i>	-451.70	
			<i>For Class 54 Rating, Add</i>	624.78	
			<i>For Class 55 Rating, Add</i>	933.38	
			<i>For Class 56 Rating, Add</i>	1,237.87	
40 05 19 00-0122	EA		8" Flanged (FxF), 20'-0" Spool Length, Class 53, Cement Lined, Bituminous Seal Coat, Ductile Iron Pipe	4,934.89	489.59
			<i>For Class 52 Rating, Deduct</i>	-461.24	
			<i>For Class 54 Rating, Add</i>	637.86	
			<i>For Class 55 Rating, Add</i>	952.86	
			<i>For Class 56 Rating, Add</i>	1,263.66	
40 05 19 00-0123			10" Flanged End (FxF), Class 53, Cement Lined, Bituminous Seal Coat, Ductile Iron Pipe <small>(40 05 19 00-0002)</small>		
40 05 19 00-0124	EA		10" Flanged (FxF), 1'-0" Spool Length, Class 53, Cement Lined, Bituminous Seal Coat, Ductile Iron Pipe	1,790.36	421.80
			<i>For Class 52 Rating, Deduct</i>	-126.64	
			<i>For Class 54 Rating, Add</i>	180.36	
			<i>For Class 55 Rating, Add</i>	272.07	
			<i>For Class 56 Rating, Add</i>	362.63	
40 05 19 00-0125	EA		10" Flanged (FxF), 1'-6" Spool Length, Class 53, Cement Lined, Bituminous Seal Coat, Ductile Iron Pipe	1,910.41	425.56
			<i>For Class 52 Rating, Deduct</i>	-139.22	
			<i>For Class 54 Rating, Add</i>	197.58	
			<i>For Class 55 Rating, Add</i>	297.71	
			<i>For Class 56 Rating, Add</i>	396.57	
40 05 19 00-0126	EA		10" Flanged (FxF), 2'-0" Spool Length, Class 53, Cement Lined, Bituminous Seal Coat, Ductile Iron Pipe	2,030.45	429.34
			<i>For Class 52 Rating, Deduct</i>	-151.79	
			<i>For Class 54 Rating, Add</i>	214.80	
			<i>For Class 55 Rating, Add</i>	323.34	
			<i>For Class 56 Rating, Add</i>	430.50	
40 05 19 00-0127	EA		10" Flanged (FxF), 2'-6" Spool Length, Class 53, Cement Lined, Bituminous Seal Coat, Ductile Iron Pipe	2,150.50	433.10
			<i>For Class 52 Rating, Deduct</i>	-164.37	
			<i>For Class 54 Rating, Add</i>	232.02	
			<i>For Class 55 Rating, Add</i>	348.98	
			<i>For Class 56 Rating, Add</i>	464.44	
40 05 19 00-0128	EA		10" Flanged (FxF), 3'-0" Spool Length, Class 53, Cement Lined, Bituminous Seal Coat, Ductile Iron Pipe	2,270.54	436.87
			<i>For Class 52 Rating, Deduct</i>	-176.95	
			<i>For Class 54 Rating, Add</i>	249.24	
			<i>For Class 55 Rating, Add</i>	374.61	
			<i>For Class 56 Rating, Add</i>	498.37	
40 05 19 00-0129	EA		10" Flanged (FxF), 3'-6" Spool Length, Class 53, Cement Lined, Bituminous Seal Coat, Ductile Iron Pipe	2,390.59	440.63
			<i>For Class 52 Rating, Deduct</i>	-189.53	
			<i>For Class 54 Rating, Add</i>	266.46	
			<i>For Class 55 Rating, Add</i>	400.25	
			<i>For Class 56 Rating, Add</i>	532.31	
40 05 19 00-0130	EA		10" Flanged (FxF), 4'-0" Spool Length, Class 53, Cement Lined, Bituminous Seal Coat, Ductile Iron Pipe	2,510.64	444.40
			<i>For Class 52 Rating, Deduct</i>	-202.10	
			<i>For Class 54 Rating, Add</i>	283.68	
			<i>For Class 55 Rating, Add</i>	425.88	
			<i>For Class 56 Rating, Add</i>	566.25	
40 05 19 00-0131	EA		10" Flanged (FxF), 4'-6" Spool Length, Class 53, Cement Lined, Bituminous Seal Coat, Ductile Iron Pipe	2,630.68	448.17
			<i>For Class 52 Rating, Deduct</i>	-214.68	
			<i>For Class 54 Rating, Add</i>	300.90	
			<i>For Class 55 Rating, Add</i>	451.51	
			<i>For Class 56 Rating, Add</i>	600.18	
40 05 19 00-0132	EA		10" Flanged (FxF), 5'-0" Spool Length, Class 53, Cement Lined, Bituminous Seal Coat, Ductile Iron Pipe	2,750.73	451.93
			<i>For Class 52 Rating, Deduct</i>	-227.26	
			<i>For Class 54 Rating, Add</i>	318.12	
			<i>For Class 55 Rating, Add</i>	477.15	
			<i>For Class 56 Rating, Add</i>	634.12	
40 05 19 00-0133	EA		10" Flanged (FxF), 5'-6" Spool Length, Class 53, Cement Lined, Bituminous Seal Coat, Ductile Iron Pipe	2,870.77	455.69
			<i>For Class 52 Rating, Deduct</i>	-239.84	
			<i>For Class 54 Rating, Add</i>	335.33	
			<i>For Class 55 Rating, Add</i>	502.78	
			<i>For Class 56 Rating, Add</i>	668.05	
40 05 19 00-0134	EA		10" Flanged (FxF), 6'-0" Spool Length, Class 53, Cement Lined, Bituminous Seal Coat, Ductile Iron Pipe	2,990.81	459.47
			<i>For Class 52 Rating, Deduct</i>	-252.41	
			<i>For Class 54 Rating, Add</i>	352.55	
			<i>For Class 55 Rating, Add</i>	528.42	
			<i>For Class 56 Rating, Add</i>	701.99	
40 05 19 00-0135	EA		10" Flanged (FxF), 6'-6" Spool Length, Class 53, Cement Lined, Bituminous Seal Coat, Ductile Iron Pipe	3,110.86	463.23
			<i>For Class 52 Rating, Deduct</i>	-264.99	
			<i>For Class 54 Rating, Add</i>	369.77	
			<i>For Class 55 Rating, Add</i>	554.05	
			<i>For Class 56 Rating, Add</i>	735.92	



MINOR CSI UOM DESCRIPTION	TOTAL DIRECT UNIT COST	DEMOLITION UNIT COST
40 05 19 00-0136 EA 10" Flanged (FxF), 7'-0" Spool Length, Class 53, Cement Lined, Bituminous Seal Coat, Ductile Iron Pipe	3,230.91	466.99
<i>For Class 52 Rating, Deduct</i>	-277.57	
<i>For Class 54 Rating, Add</i>	386.99	
<i>For Class 55 Rating, Add</i>	579.69	
<i>For Class 56 Rating, Add</i>	769.86	
40 05 19 00-0137 EA 10" Flanged (FxF), 7'-6" Spool Length, Class 53, Cement Lined, Bituminous Seal Coat, Ductile Iron Pipe	3,350.95	470.76
<i>For Class 52 Rating, Deduct</i>	-290.14	
<i>For Class 54 Rating, Add</i>	404.21	
<i>For Class 55 Rating, Add</i>	605.32	
<i>For Class 56 Rating, Add</i>	803.79	
40 05 19 00-0138 EA 10" Flanged (FxF), 8'-0" Spool Length, Class 53, Cement Lined, Bituminous Seal Coat, Ductile Iron Pipe	3,471.00	474.53
<i>For Class 52 Rating, Deduct</i>	-302.72	
<i>For Class 54 Rating, Add</i>	421.43	
<i>For Class 55 Rating, Add</i>	630.96	
<i>For Class 56 Rating, Add</i>	837.73	
40 05 19 00-0139 EA 10" Flanged (FxF), 8'-6" Spool Length, Class 53, Cement Lined, Bituminous Seal Coat, Ductile Iron Pipe	3,591.05	478.29
<i>For Class 52 Rating, Deduct</i>	-315.30	
<i>For Class 54 Rating, Add</i>	438.65	
<i>For Class 55 Rating, Add</i>	656.59	
<i>For Class 56 Rating, Add</i>	871.67	
40 05 19 00-0140 EA 10" Flanged (FxF), 9'-0" Spool Length, Class 53, Cement Lined, Bituminous Seal Coat, Ductile Iron Pipe	3,711.09	482.06
<i>For Class 52 Rating, Deduct</i>	-327.88	
<i>For Class 54 Rating, Add</i>	455.87	
<i>For Class 55 Rating, Add</i>	682.23	
<i>For Class 56 Rating, Add</i>	905.60	
40 05 19 00-0141 EA 10" Flanged (FxF), 9'-6" Spool Length, Class 53, Cement Lined, Bituminous Seal Coat, Ductile Iron Pipe	3,831.14	485.82
<i>For Class 52 Rating, Deduct</i>	-340.45	
<i>For Class 54 Rating, Add</i>	473.09	
<i>For Class 55 Rating, Add</i>	707.86	
<i>For Class 56 Rating, Add</i>	939.54	
40 05 19 00-0142 EA 10" Flanged (FxF), 10'-0" Spool Length, Class 53, Cement Lined, Bituminous Seal Coat, Ductile Iron Pipe	3,951.18	489.59
<i>For Class 52 Rating, Deduct</i>	-353.03	
<i>For Class 54 Rating, Add</i>	490.31	
<i>For Class 55 Rating, Add</i>	733.49	
<i>For Class 56 Rating, Add</i>	973.47	
40 05 19 00-0143 EA 10" Flanged (FxF), 10'-6" Spool Length, Class 53, Cement Lined, Bituminous Seal Coat, Ductile Iron Pipe	4,071.22	493.36
<i>For Class 52 Rating, Deduct</i>	-365.61	
<i>For Class 54 Rating, Add</i>	507.53	
<i>For Class 55 Rating, Add</i>	759.13	
<i>For Class 56 Rating, Add</i>	1,007.40	
40 05 19 00-0144 EA 10" Flanged (FxF), 11'-0" Spool Length, Class 53, Cement Lined, Bituminous Seal Coat, Ductile Iron Pipe	4,191.27	497.12
<i>For Class 52 Rating, Deduct</i>	-378.19	
<i>For Class 54 Rating, Add</i>	524.75	
<i>For Class 55 Rating, Add</i>	784.76	
<i>For Class 56 Rating, Add</i>	1,041.34	
40 05 19 00-0145 EA 10" Flanged (FxF), 11'-6" Spool Length, Class 53, Cement Lined, Bituminous Seal Coat, Ductile Iron Pipe	4,311.32	500.88
<i>For Class 52 Rating, Deduct</i>	-390.76	
<i>For Class 54 Rating, Add</i>	541.97	
<i>For Class 55 Rating, Add</i>	810.40	
<i>For Class 56 Rating, Add</i>	1,075.28	
40 05 19 00-0146 EA 10" Flanged (FxF), 12'-0" Spool Length, Class 53, Cement Lined, Bituminous Seal Coat, Ductile Iron Pipe	4,431.36	504.66
<i>For Class 52 Rating, Deduct</i>	-403.34	
<i>For Class 54 Rating, Add</i>	559.19	
<i>For Class 55 Rating, Add</i>	836.03	
<i>For Class 56 Rating, Add</i>	1,109.21	
40 05 19 00-0147 EA 10" Flanged (FxF), 12'-6" Spool Length, Class 53, Cement Lined, Bituminous Seal Coat, Ductile Iron Pipe	4,551.41	508.42
<i>For Class 52 Rating, Deduct</i>	-415.92	
<i>For Class 54 Rating, Add</i>	576.40	
<i>For Class 55 Rating, Add</i>	861.67	
<i>For Class 56 Rating, Add</i>	1,143.15	
40 05 19 00-0148 EA 10" Flanged (FxF), 13'-0" Spool Length, Class 53, Cement Lined, Bituminous Seal Coat, Ductile Iron Pipe	4,671.46	512.19
<i>For Class 52 Rating, Deduct</i>	-428.50	
<i>For Class 54 Rating, Add</i>	593.62	
<i>For Class 55 Rating, Add</i>	887.30	
<i>For Class 56 Rating, Add</i>	1,177.08	
40 05 19 00-0149 EA 10" Flanged (FxF), 13'-6" Spool Length, Class 53, Cement Lined, Bituminous Seal Coat, Ductile Iron Pipe	4,791.50	515.96
<i>For Class 52 Rating, Deduct</i>	-441.07	
<i>For Class 54 Rating, Add</i>	610.84	
<i>For Class 55 Rating, Add</i>	912.94	
<i>For Class 56 Rating, Add</i>	1,211.02	
40 05 19 00-0150 EA 10" Flanged (FxF), 14'-0" Spool Length, Class 53, Cement Lined, Bituminous Seal Coat, Ductile Iron Pipe	4,911.55	519.72
<i>For Class 52 Rating, Deduct</i>	-453.65	
<i>For Class 54 Rating, Add</i>	628.06	
<i>For Class 55 Rating, Add</i>	938.57	
<i>For Class 56 Rating, Add</i>	1,244.96	
40 05 19 00-0151 EA 10" Flanged (FxF), 14'-6" Spool Length, Class 53, Cement Lined, Bituminous Seal Coat, Ductile Iron Pipe	5,031.58	523.49
<i>For Class 52 Rating, Deduct</i>	-466.23	
<i>For Class 54 Rating, Add</i>	645.28	
<i>For Class 55 Rating, Add</i>	964.20	
<i>For Class 56 Rating, Add</i>	1,278.89	
40 05 19 00-0152 EA 10" Flanged (FxF), 15'-0" Spool Length, Class 53, Cement Lined, Bituminous Seal Coat, Ductile Iron Pipe	5,151.63	527.25
<i>For Class 52 Rating, Deduct</i>	-478.80	
<i>For Class 54 Rating, Add</i>	662.50	
<i>For Class 55 Rating, Add</i>	989.84	
<i>For Class 56 Rating, Add</i>	1,312.82	

40 Process Interconnections
40 05 Common Work Results For Process Interconnections
40 05 19 Ductile Iron Process Pipe



MINOR	CSI	UOM	DESCRIPTION	TOTAL DIRECT UNIT COST	DEMOLITION UNIT COST
40 05 19 00-0153	EA		10" Flanged (FxF), 15'-6" Spool Length, Class 53, Cement Lined, Bituminous Seal Coat, Ductile Iron Pipe	5,271.68	531.02
			<i>For Class 52 Rating, Deduct</i>	-491.38	
			<i>For Class 54 Rating, Add</i>	679.72	
			<i>For Class 55 Rating, Add</i>	1,015.47	
			<i>For Class 56 Rating, Add</i>	1,346.76	
40 05 19 00-0154	EA		10" Flanged (FxF), 16'-0" Spool Length, Class 53, Cement Lined, Bituminous Seal Coat, Ductile Iron Pipe	5,391.72	534.79
			<i>For Class 52 Rating, Deduct</i>	-503.96	
			<i>For Class 54 Rating, Add</i>	696.94	
			<i>For Class 55 Rating, Add</i>	1,041.11	
			<i>For Class 56 Rating, Add</i>	1,380.69	
40 05 19 00-0155	EA		10" Flanged (FxF), 16'-6" Spool Length, Class 53, Cement Lined, Bituminous Seal Coat, Ductile Iron Pipe	5,509.80	538.55
			<i>For Class 52 Rating, Deduct</i>	-516.32	
			<i>For Class 54 Rating, Add</i>	713.86	
			<i>For Class 55 Rating, Add</i>	1,066.30	
			<i>For Class 56 Rating, Add</i>	1,414.05	
40 05 19 00-0156	EA		10" Flanged (FxF), 17'-0" Spool Length, Class 53, Cement Lined, Bituminous Seal Coat, Ductile Iron Pipe	5,631.81	542.31
			<i>For Class 52 Rating, Deduct</i>	-529.11	
			<i>For Class 54 Rating, Add</i>	731.38	
			<i>For Class 55 Rating, Add</i>	1,092.38	
			<i>For Class 56 Rating, Add</i>	1,448.57	
40 05 19 00-0157	EA		10" Flanged (FxF), 17'-6" Spool Length, Class 53, Cement Lined, Bituminous Seal Coat, Ductile Iron Pipe	5,751.85	546.09
			<i>For Class 52 Rating, Deduct</i>	-541.69	
			<i>For Class 54 Rating, Add</i>	748.60	
			<i>For Class 55 Rating, Add</i>	1,118.01	
			<i>For Class 56 Rating, Add</i>	1,482.50	
40 05 19 00-0158	EA		10" Flanged (FxF), 18'-0" Spool Length, Class 53, Cement Lined, Bituminous Seal Coat, Ductile Iron Pipe	5,871.90	549.85
			<i>For Class 52 Rating, Deduct</i>	-554.27	
			<i>For Class 54 Rating, Add</i>	765.82	
			<i>For Class 55 Rating, Add</i>	1,143.65	
			<i>For Class 56 Rating, Add</i>	1,516.44	
40 05 19 00-0159	EA		10" Flanged (FxF), 18'-6" Spool Length, Class 53, Cement Lined, Bituminous Seal Coat, Ductile Iron Pipe	5,991.95	553.61
			<i>For Class 52 Rating, Deduct</i>	-566.85	
			<i>For Class 54 Rating, Add</i>	783.04	
			<i>For Class 55 Rating, Add</i>	1,169.28	
			<i>For Class 56 Rating, Add</i>	1,550.37	
40 05 19 00-0160	EA		10" Flanged (FxF), 19'-0" Spool Length, Class 53, Cement Lined, Bituminous Seal Coat, Ductile Iron Pipe	6,111.98	557.38
			<i>For Class 52 Rating, Deduct</i>	-579.42	
			<i>For Class 54 Rating, Add</i>	800.25	
			<i>For Class 55 Rating, Add</i>	1,194.91	
			<i>For Class 56 Rating, Add</i>	1,584.31	
40 05 19 00-0161	EA		10" Flanged (FxF), 19'-6" Spool Length, Class 53, Cement Lined, Bituminous Seal Coat, Ductile Iron Pipe	6,232.03	561.15
			<i>For Class 52 Rating, Deduct</i>	-592.00	
			<i>For Class 54 Rating, Add</i>	817.47	
			<i>For Class 55 Rating, Add</i>	1,220.55	
			<i>For Class 56 Rating, Add</i>	1,618.24	
40 05 19 00-0162	EA		10" Flanged (FxF), 20'-0" Spool Length, Class 53, Cement Lined, Bituminous Seal Coat, Ductile Iron Pipe	6,352.08	564.91
			<i>For Class 52 Rating, Deduct</i>	-604.58	
			<i>For Class 54 Rating, Add</i>	834.69	
			<i>For Class 55 Rating, Add</i>	1,246.18	
			<i>For Class 56 Rating, Add</i>	1,652.18	
40 05 19 00-0163			12" Flanged End (FxF), Class 53, Cement Lined, Bituminous Seal Coat, Ductile Iron Pipe <small>(40 05 19 00-0002)</small>		
40 05 19 00-0164	EA		12" Flanged (FxF), 1'-0" Spool Length, Class 53, Cement Lined, Bituminous Seal Coat, Ductile Iron Pipe	2,340.47	527.25
			<i>For Class 52 Rating, Deduct</i>	-169.58	
			<i>For Class 54 Rating, Add</i>	240.83	
			<i>For Class 55 Rating, Add</i>	362.95	
			<i>For Class 56 Rating, Add</i>	483.53	
40 05 19 00-0165	EA		12" Flanged (FxF), 1'-6" Spool Length, Class 53, Cement Lined, Bituminous Seal Coat, Ductile Iron Pipe	2,490.09	531.02
			<i>For Class 52 Rating, Deduct</i>	-185.41	
			<i>For Class 54 Rating, Add</i>	262.48	
			<i>For Class 55 Rating, Add</i>	395.18	
			<i>For Class 56 Rating, Add</i>	526.19	
40 05 19 00-0166	EA		12" Flanged (FxF), 2'-0" Spool Length, Class 53, Cement Lined, Bituminous Seal Coat, Ductile Iron Pipe	2,639.70	534.79
			<i>For Class 52 Rating, Deduct</i>	-201.24	
			<i>For Class 54 Rating, Add</i>	284.14	
			<i>For Class 55 Rating, Add</i>	427.41	
			<i>For Class 56 Rating, Add</i>	568.85	
40 05 19 00-0167	EA		12" Flanged (FxF), 2'-6" Spool Length, Class 53, Cement Lined, Bituminous Seal Coat, Ductile Iron Pipe	2,789.32	538.55
			<i>For Class 52 Rating, Deduct</i>	-217.07	
			<i>For Class 54 Rating, Add</i>	305.79	
			<i>For Class 55 Rating, Add</i>	459.64	
			<i>For Class 56 Rating, Add</i>	611.51	
40 05 19 00-0168	EA		12" Flanged (FxF), 3'-0" Spool Length, Class 53, Cement Lined, Bituminous Seal Coat, Ductile Iron Pipe	2,938.93	542.31
			<i>For Class 52 Rating, Deduct</i>	-232.90	
			<i>For Class 54 Rating, Add</i>	327.45	
			<i>For Class 55 Rating, Add</i>	491.87	
			<i>For Class 56 Rating, Add</i>	654.17	
40 05 19 00-0169	EA		12" Flanged (FxF), 3'-6" Spool Length, Class 53, Cement Lined, Bituminous Seal Coat, Ductile Iron Pipe	3,088.54	546.09
			<i>For Class 52 Rating, Deduct</i>	-248.73	
			<i>For Class 54 Rating, Add</i>	349.10	
			<i>For Class 55 Rating, Add</i>	524.09	
			<i>For Class 56 Rating, Add</i>	696.83	



MINOR CSI UOM DESCRIPTION	TOTAL DIRECT UNIT COST	DEMOLITION UNIT COST
40 05 19 00-0170 EA 12" Flanged (FxF), 4'-0" Spool Length, Class 53, Cement Lined, Bituminous Seal Coat, Ductile Iron Pipe	3,238.16	549.85
<i>For Class 52 Rating, Deduct</i>	-264.66	
<i>For Class 54 Rating, Add</i>	370.76	
<i>For Class 55 Rating, Add</i>	556.32	
<i>For Class 56 Rating, Add</i>	739.48	
40 05 19 00-0171 EA 12" Flanged (FxF), 4'-6" Spool Length, Class 53, Cement Lined, Bituminous Seal Coat, Ductile Iron Pipe	3,387.78	553.61
<i>For Class 52 Rating, Deduct</i>	-280.39	
<i>For Class 54 Rating, Add</i>	392.41	
<i>For Class 55 Rating, Add</i>	588.55	
<i>For Class 56 Rating, Add</i>	782.14	
40 05 19 00-0172 EA 12" Flanged (FxF), 5'-0" Spool Length, Class 53, Cement Lined, Bituminous Seal Coat, Ductile Iron Pipe	3,537.39	557.38
<i>For Class 52 Rating, Deduct</i>	-296.22	
<i>For Class 54 Rating, Add</i>	414.07	
<i>For Class 55 Rating, Add</i>	620.78	
<i>For Class 56 Rating, Add</i>	824.80	
40 05 19 00-0173 EA 12" Flanged (FxF), 5'-6" Spool Length, Class 53, Cement Lined, Bituminous Seal Coat, Ductile Iron Pipe	3,687.01	561.15
<i>For Class 52 Rating, Deduct</i>	-312.05	
<i>For Class 54 Rating, Add</i>	435.72	
<i>For Class 55 Rating, Add</i>	653.01	
<i>For Class 56 Rating, Add</i>	867.46	
40 05 19 00-0174 EA 12" Flanged (FxF), 6'-0" Spool Length, Class 53, Cement Lined, Bituminous Seal Coat, Ductile Iron Pipe	3,836.63	564.91
<i>For Class 52 Rating, Deduct</i>	-327.88	
<i>For Class 54 Rating, Add</i>	457.38	
<i>For Class 55 Rating, Add</i>	685.24	
<i>For Class 56 Rating, Add</i>	910.12	
40 05 19 00-0175 EA 12" Flanged (FxF), 6'-6" Spool Length, Class 53, Cement Lined, Bituminous Seal Coat, Ductile Iron Pipe	3,986.24	568.68
<i>For Class 52 Rating, Deduct</i>	-343.71	
<i>For Class 54 Rating, Add</i>	479.03	
<i>For Class 55 Rating, Add</i>	717.47	
<i>For Class 56 Rating, Add</i>	952.78	
40 05 19 00-0176 EA 12" Flanged (FxF), 7'-0" Spool Length, Class 53, Cement Lined, Bituminous Seal Coat, Ductile Iron Pipe	4,135.85	572.44
<i>For Class 52 Rating, Deduct</i>	-359.54	
<i>For Class 54 Rating, Add</i>	500.68	
<i>For Class 55 Rating, Add</i>	749.69	
<i>For Class 56 Rating, Add</i>	995.43	
40 05 19 00-0177 EA 12" Flanged (FxF), 7'-6" Spool Length, Class 53, Cement Lined, Bituminous Seal Coat, Ductile Iron Pipe	4,285.47	576.21
<i>For Class 52 Rating, Deduct</i>	-375.37	
<i>For Class 54 Rating, Add</i>	522.34	
<i>For Class 55 Rating, Add</i>	781.92	
<i>For Class 56 Rating, Add</i>	1,038.09	
40 05 19 00-0178 EA 12" Flanged (FxF), 8'-0" Spool Length, Class 53, Cement Lined, Bituminous Seal Coat, Ductile Iron Pipe	4,435.08	579.98
<i>For Class 52 Rating, Deduct</i>	-391.20	
<i>For Class 54 Rating, Add</i>	543.99	
<i>For Class 55 Rating, Add</i>	814.15	
<i>For Class 56 Rating, Add</i>	1,080.75	
40 05 19 00-0179 EA 12" Flanged (FxF), 8'-6" Spool Length, Class 53, Cement Lined, Bituminous Seal Coat, Ductile Iron Pipe	4,584.70	583.74
<i>For Class 52 Rating, Deduct</i>	-407.03	
<i>For Class 54 Rating, Add</i>	565.65	
<i>For Class 55 Rating, Add</i>	846.38	
<i>For Class 56 Rating, Add</i>	1,123.41	
40 05 19 00-0180 EA 12" Flanged (FxF), 9'-0" Spool Length, Class 53, Cement Lined, Bituminous Seal Coat, Ductile Iron Pipe	4,734.32	587.51
<i>For Class 52 Rating, Deduct</i>	-422.86	
<i>For Class 54 Rating, Add</i>	587.30	
<i>For Class 55 Rating, Add</i>	878.61	
<i>For Class 56 Rating, Add</i>	1,166.07	
40 05 19 00-0181 EA 12" Flanged (FxF), 9'-6" Spool Length, Class 53, Cement Lined, Bituminous Seal Coat, Ductile Iron Pipe	4,883.93	591.28
<i>For Class 52 Rating, Deduct</i>	-438.69	
<i>For Class 54 Rating, Add</i>	608.96	
<i>For Class 55 Rating, Add</i>	910.84	
<i>For Class 56 Rating, Add</i>	1,208.73	
40 05 19 00-0182 EA 12" Flanged (FxF), 10'-0" Spool Length, Class 53, Cement Lined, Bituminous Seal Coat, Ductile Iron Pipe	5,033.55	595.04
<i>For Class 52 Rating, Deduct</i>	-454.52	
<i>For Class 54 Rating, Add</i>	630.61	
<i>For Class 55 Rating, Add</i>	943.07	
<i>For Class 56 Rating, Add</i>	1,251.39	
40 05 19 00-0183 EA 12" Flanged (FxF), 10'-6" Spool Length, Class 53, Cement Lined, Bituminous Seal Coat, Ductile Iron Pipe	5,183.16	598.81
<i>For Class 52 Rating, Deduct</i>	-470.35	
<i>For Class 54 Rating, Add</i>	652.27	
<i>For Class 55 Rating, Add</i>	975.30	
<i>For Class 56 Rating, Add</i>	1,294.05	
40 05 19 00-0184 EA 12" Flanged (FxF), 11'-0" Spool Length, Class 53, Cement Lined, Bituminous Seal Coat, Ductile Iron Pipe	5,332.78	602.57
<i>For Class 52 Rating, Deduct</i>	-486.18	
<i>For Class 54 Rating, Add</i>	673.92	
<i>For Class 55 Rating, Add</i>	1,007.52	
<i>For Class 56 Rating, Add</i>	1,336.71	
40 05 19 00-0185 EA 12" Flanged (FxF), 11'-6" Spool Length, Class 53, Cement Lined, Bituminous Seal Coat, Ductile Iron Pipe	5,482.40	606.34
<i>For Class 52 Rating, Deduct</i>	-502.01	
<i>For Class 54 Rating, Add</i>	695.58	
<i>For Class 55 Rating, Add</i>	1,039.75	
<i>For Class 56 Rating, Add</i>	1,379.36	
40 05 19 00-0186 EA 12" Flanged (FxF), 12'-0" Spool Length, Class 53, Cement Lined, Bituminous Seal Coat, Ductile Iron Pipe	5,632.01	610.11
<i>For Class 52 Rating, Deduct</i>	-517.84	
<i>For Class 54 Rating, Add</i>	717.23	
<i>For Class 55 Rating, Add</i>	1,071.98	
<i>For Class 56 Rating, Add</i>	1,422.02	

40 Process Interconnections
40 05 Common Work Results For Process Interconnections
40 05 19 Ductile Iron Process Pipe



MINOR CSI	UOM	DESCRIPTION	TOTAL DIRECT UNIT COST	DEMOLITION UNIT COST
40 05 19 00-0187	EA	12" Flanged (FxF), 12'-6" Spool Length, Class 53, Cement Lined, Bituminous Seal Coat, Ductile Iron Pipe	5,781.63	613.87
		<i>For Class 52 Rating, Deduct</i>	-533.67	
		<i>For Class 54 Rating, Add</i>	738.89	
		<i>For Class 55 Rating, Add</i>	1,104.21	
		<i>For Class 56 Rating, Add</i>	1,464.68	
40 05 19 00-0188	EA	12" Flanged (FxF), 13'-0" Spool Length, Class 53, Cement Lined, Bituminous Seal Coat, Ductile Iron Pipe	5,931.25	617.64
		<i>For Class 52 Rating, Deduct</i>	-549.50	
		<i>For Class 54 Rating, Add</i>	760.54	
		<i>For Class 55 Rating, Add</i>	1,136.44	
		<i>For Class 56 Rating, Add</i>	1,507.34	
40 05 19 00-0189	EA	12" Flanged (FxF), 13'-6" Spool Length, Class 53, Cement Lined, Bituminous Seal Coat, Ductile Iron Pipe	6,080.86	621.41
		<i>For Class 52 Rating, Deduct</i>	-565.33	
		<i>For Class 54 Rating, Add</i>	782.20	
		<i>For Class 55 Rating, Add</i>	1,168.67	
		<i>For Class 56 Rating, Add</i>	1,550.00	
40 05 19 00-0190	EA	12" Flanged (FxF), 14'-0" Spool Length, Class 53, Cement Lined, Bituminous Seal Coat, Ductile Iron Pipe	6,230.47	625.17
		<i>For Class 52 Rating, Deduct</i>	-581.16	
		<i>For Class 54 Rating, Add</i>	803.85	
		<i>For Class 55 Rating, Add</i>	1,200.90	
		<i>For Class 56 Rating, Add</i>	1,592.66	
40 05 19 00-0191	EA	12" Flanged (FxF), 14'-6" Spool Length, Class 53, Cement Lined, Bituminous Seal Coat, Ductile Iron Pipe	6,380.09	628.93
		<i>For Class 52 Rating, Deduct</i>	-596.99	
		<i>For Class 54 Rating, Add</i>	825.51	
		<i>For Class 55 Rating, Add</i>	1,233.13	
		<i>For Class 56 Rating, Add</i>	1,635.32	
40 05 19 00-0192	EA	12" Flanged (FxF), 15'-0" Spool Length, Class 53, Cement Lined, Bituminous Seal Coat, Ductile Iron Pipe	6,529.70	632.71
		<i>For Class 52 Rating, Deduct</i>	-612.82	
		<i>For Class 54 Rating, Add</i>	847.16	
		<i>For Class 55 Rating, Add</i>	1,265.35	
		<i>For Class 56 Rating, Add</i>	1,677.97	
40 05 19 00-0193	EA	12" Flanged (FxF), 15'-6" Spool Length, Class 53, Cement Lined, Bituminous Seal Coat, Ductile Iron Pipe	6,679.32	636.47
		<i>For Class 52 Rating, Deduct</i>	-628.65	
		<i>For Class 54 Rating, Add</i>	868.82	
		<i>For Class 55 Rating, Add</i>	1,297.58	
		<i>For Class 56 Rating, Add</i>	1,720.63	
40 05 19 00-0194	EA	12" Flanged (FxF), 16'-0" Spool Length, Class 53, Cement Lined, Bituminous Seal Coat, Ductile Iron Pipe	6,828.94	640.23
		<i>For Class 52 Rating, Deduct</i>	-644.48	
		<i>For Class 54 Rating, Add</i>	890.47	
		<i>For Class 55 Rating, Add</i>	1,329.81	
		<i>For Class 56 Rating, Add</i>	1,763.29	
40 05 19 00-0195	EA	12" Flanged (FxF), 16'-6" Spool Length, Class 53, Cement Lined, Bituminous Seal Coat, Ductile Iron Pipe	6,978.55	644.00
		<i>For Class 52 Rating, Deduct</i>	-660.31	
		<i>For Class 54 Rating, Add</i>	912.13	
		<i>For Class 55 Rating, Add</i>	1,362.04	
		<i>For Class 56 Rating, Add</i>	1,805.95	
40 05 19 00-0196	EA	12" Flanged (FxF), 17'-0" Spool Length, Class 53, Cement Lined, Bituminous Seal Coat, Ductile Iron Pipe	7,128.17	647.77
		<i>For Class 52 Rating, Deduct</i>	-676.14	
		<i>For Class 54 Rating, Add</i>	933.78	
		<i>For Class 55 Rating, Add</i>	1,394.27	
		<i>For Class 56 Rating, Add</i>	1,848.61	
40 05 19 00-0197	EA	12" Flanged (FxF), 17'-6" Spool Length, Class 53, Cement Lined, Bituminous Seal Coat, Ductile Iron Pipe	7,277.79	651.53
		<i>For Class 52 Rating, Deduct</i>	-691.97	
		<i>For Class 54 Rating, Add</i>	955.44	
		<i>For Class 55 Rating, Add</i>	1,426.50	
		<i>For Class 56 Rating, Add</i>	1,891.27	
40 05 19 00-0198	EA	12" Flanged (FxF), 18'-0" Spool Length, Class 53, Cement Lined, Bituminous Seal Coat, Ductile Iron Pipe	7,427.40	655.30
		<i>For Class 52 Rating, Deduct</i>	-707.80	
		<i>For Class 54 Rating, Add</i>	977.09	
		<i>For Class 55 Rating, Add</i>	1,458.73	
		<i>For Class 56 Rating, Add</i>	1,933.93	
40 05 19 00-0199	EA	12" Flanged (FxF), 18'-6" Spool Length, Class 53, Cement Lined, Bituminous Seal Coat, Ductile Iron Pipe	7,577.01	659.06
		<i>For Class 52 Rating, Deduct</i>	-723.63	
		<i>For Class 54 Rating, Add</i>	998.75	
		<i>For Class 55 Rating, Add</i>	1,490.96	
		<i>For Class 56 Rating, Add</i>	1,976.59	
40 05 19 00-0200	EA	12" Flanged (FxF), 19'-0" Spool Length, Class 53, Cement Lined, Bituminous Seal Coat, Ductile Iron Pipe	7,726.63	662.84
		<i>For Class 52 Rating, Deduct</i>	-739.46	
		<i>For Class 54 Rating, Add</i>	1,020.40	
		<i>For Class 55 Rating, Add</i>	1,523.18	
		<i>For Class 56 Rating, Add</i>	2,019.24	
40 05 19 00-0201	EA	12" Flanged (FxF), 19'-6" Spool Length, Class 53, Cement Lined, Bituminous Seal Coat, Ductile Iron Pipe	7,876.24	666.60
		<i>For Class 52 Rating, Deduct</i>	-755.29	
		<i>For Class 54 Rating, Add</i>	1,042.06	
		<i>For Class 55 Rating, Add</i>	1,555.41	
		<i>For Class 56 Rating, Add</i>	2,061.90	
40 05 19 00-0202	EA	12" Flanged (FxF), 20'-0" Spool Length, Class 53, Cement Lined, Bituminous Seal Coat, Ductile Iron Pipe	8,025.86	670.36
		<i>For Class 52 Rating, Deduct</i>	-771.12	
		<i>For Class 54 Rating, Add</i>	1,063.71	
		<i>For Class 55 Rating, Add</i>	1,587.64	
		<i>For Class 56 Rating, Add</i>	2,104.56	

40 05 19 00-0203 14" Flanged End (FxF), Class 53, Cement Lined, Bituminous Seal Coat,
 Ductile Iron Pipe (40 05 19 00-0002)



MINOR CSI UOM DESCRIPTION	TOTAL DIRECT UNIT COST	DEMOLITION UNIT COST
40 05 19 00-0204 EA 14" Flanged (FxF), 1'-0" Spool Length, Class 53, Cement Lined, Bituminous Seal Coat, Ductile Iron Pipe	3,117.28	632.71
<i>For Class 52 Rating, Deduct</i>	-237.45	
<i>For Class 54 Rating, Add</i>	335.30	
<i>For Class 55 Rating, Add</i>	504.38	
<i>For Class 56 Rating, Add</i>	671.31	
40 05 19 00-0205 EA 14" Flanged (FxF), 1'-6" Spool Length, Class 53, Cement Lined, Bituminous Seal Coat, Ductile Iron Pipe	3,298.44	636.47
<i>For Class 52 Rating, Deduct</i>	-256.75	
<i>For Class 54 Rating, Add</i>	361.69	
<i>For Class 55 Rating, Add</i>	543.65	
<i>For Class 56 Rating, Add</i>	723.27	
40 05 19 00-0206 EA 14" Flanged (FxF), 2'-0" Spool Length, Class 53, Cement Lined, Bituminous Seal Coat, Ductile Iron Pipe	3,479.60	640.23
<i>For Class 52 Rating, Deduct</i>	-276.05	
<i>For Class 54 Rating, Add</i>	388.07	
<i>For Class 55 Rating, Add</i>	582.91	
<i>For Class 56 Rating, Add</i>	775.24	
40 05 19 00-0207 EA 14" Flanged (FxF), 2'-6" Spool Length, Class 53, Cement Lined, Bituminous Seal Coat, Ductile Iron Pipe	3,660.75	644.00
<i>For Class 52 Rating, Deduct</i>	-295.35	
<i>For Class 54 Rating, Add</i>	414.46	
<i>For Class 55 Rating, Add</i>	622.17	
<i>For Class 56 Rating, Add</i>	827.20	
40 05 19 00-0208 EA 14" Flanged (FxF), 3'-0" Spool Length, Class 53, Cement Lined, Bituminous Seal Coat, Ductile Iron Pipe	3,841.91	647.77
<i>For Class 52 Rating, Deduct</i>	-314.65	
<i>For Class 54 Rating, Add</i>	440.84	
<i>For Class 55 Rating, Add</i>	661.43	
<i>For Class 56 Rating, Add</i>	879.16	
40 05 19 00-0209 EA 14" Flanged (FxF), 3'-6" Spool Length, Class 53, Cement Lined, Bituminous Seal Coat, Ductile Iron Pipe	4,023.07	651.53
<i>For Class 52 Rating, Deduct</i>	-333.95	
<i>For Class 54 Rating, Add</i>	467.23	
<i>For Class 55 Rating, Add</i>	700.70	
<i>For Class 56 Rating, Add</i>	931.13	
40 05 19 00-0210 EA 14" Flanged (FxF), 4'-0" Spool Length, Class 53, Cement Lined, Bituminous Seal Coat, Ductile Iron Pipe	4,204.23	655.30
<i>For Class 52 Rating, Deduct</i>	-353.25	
<i>For Class 54 Rating, Add</i>	493.62	
<i>For Class 55 Rating, Add</i>	739.96	
<i>For Class 56 Rating, Add</i>	983.09	
40 05 19 00-0211 EA 14" Flanged (FxF), 4'-6" Spool Length, Class 53, Cement Lined, Bituminous Seal Coat, Ductile Iron Pipe	4,385.38	659.06
<i>For Class 52 Rating, Deduct</i>	-372.55	
<i>For Class 54 Rating, Add</i>	520.00	
<i>For Class 55 Rating, Add</i>	779.22	
<i>For Class 56 Rating, Add</i>	1,035.05	
40 05 19 00-0212 EA 14" Flanged (FxF), 5'-0" Spool Length, Class 53, Cement Lined, Bituminous Seal Coat, Ductile Iron Pipe	4,566.54	662.84
<i>For Class 52 Rating, Deduct</i>	-391.85	
<i>For Class 54 Rating, Add</i>	546.39	
<i>For Class 55 Rating, Add</i>	818.48	
<i>For Class 56 Rating, Add</i>	1,087.02	
40 05 19 00-0213 EA 14" Flanged (FxF), 5'-6" Spool Length, Class 53, Cement Lined, Bituminous Seal Coat, Ductile Iron Pipe	4,747.69	666.60
<i>For Class 52 Rating, Deduct</i>	-411.15	
<i>For Class 54 Rating, Add</i>	572.77	
<i>For Class 55 Rating, Add</i>	857.75	
<i>For Class 56 Rating, Add</i>	1,138.98	
40 05 19 00-0214 EA 14" Flanged (FxF), 6'-0" Spool Length, Class 53, Cement Lined, Bituminous Seal Coat, Ductile Iron Pipe	4,928.85	670.36
<i>For Class 52 Rating, Deduct</i>	-430.45	
<i>For Class 54 Rating, Add</i>	599.16	
<i>For Class 55 Rating, Add</i>	897.01	
<i>For Class 56 Rating, Add</i>	1,190.94	
40 05 19 00-0215 EA 14" Flanged (FxF), 6'-6" Spool Length, Class 53, Cement Lined, Bituminous Seal Coat, Ductile Iron Pipe	5,110.00	674.13
<i>For Class 52 Rating, Deduct</i>	-449.75	
<i>For Class 54 Rating, Add</i>	625.55	
<i>For Class 55 Rating, Add</i>	936.27	
<i>For Class 56 Rating, Add</i>	1,242.91	
40 05 19 00-0216 EA 14" Flanged (FxF), 7'-0" Spool Length, Class 53, Cement Lined, Bituminous Seal Coat, Ductile Iron Pipe	5,291.16	677.90
<i>For Class 52 Rating, Deduct</i>	-469.05	
<i>For Class 54 Rating, Add</i>	651.93	
<i>For Class 55 Rating, Add</i>	975.53	
<i>For Class 56 Rating, Add</i>	1,294.87	
40 05 19 00-0217 EA 14" Flanged (FxF), 7'-6" Spool Length, Class 53, Cement Lined, Bituminous Seal Coat, Ductile Iron Pipe	5,472.32	681.66
<i>For Class 52 Rating, Deduct</i>	-488.35	
<i>For Class 54 Rating, Add</i>	678.32	
<i>For Class 55 Rating, Add</i>	1,014.80	
<i>For Class 56 Rating, Add</i>	1,346.83	
40 05 19 00-0218 EA 14" Flanged (FxF), 8'-0" Spool Length, Class 53, Cement Lined, Bituminous Seal Coat, Ductile Iron Pipe	5,653.47	685.43
<i>For Class 52 Rating, Deduct</i>	-507.64	
<i>For Class 54 Rating, Add</i>	704.70	
<i>For Class 55 Rating, Add</i>	1,054.06	
<i>For Class 56 Rating, Add</i>	1,398.80	
40 05 19 00-0219 EA 14" Flanged (FxF), 8'-6" Spool Length, Class 53, Cement Lined, Bituminous Seal Coat, Ductile Iron Pipe	5,834.63	689.19
<i>For Class 52 Rating, Deduct</i>	-526.94	
<i>For Class 54 Rating, Add</i>	731.09	
<i>For Class 55 Rating, Add</i>	1,093.32	
<i>For Class 56 Rating, Add</i>	1,450.76	
40 05 19 00-0220 EA 14" Flanged (FxF), 9'-0" Spool Length, Class 53, Cement Lined, Bituminous Seal Coat, Ductile Iron Pipe	6,015.80	692.96
<i>For Class 52 Rating, Deduct</i>	-546.24	
<i>For Class 54 Rating, Add</i>	757.48	
<i>For Class 55 Rating, Add</i>	1,132.59	
<i>For Class 56 Rating, Add</i>	1,502.73	

40 Process Interconnections
40 05 Common Work Results For Process Interconnections
40 05 19 Ductile Iron Process Pipe



MINOR CSI	UOM	DESCRIPTION	TOTAL DIRECT UNIT COST	DEMOLITION UNIT COST
40 05 19 00-0221	EA	14" Flanged (FxF), 9'-6" Spool Length, Class 53, Cement Lined, Bituminous Seal Coat, Ductile Iron Pipe	6,196.95	696.73
		<i>For Class 52 Rating, Deduct</i>	-565.54	
		<i>For Class 54 Rating, Add</i>	783.86	
		<i>For Class 55 Rating, Add</i>	1,171.85	
		<i>For Class 56 Rating, Add</i>	1,554.69	
40 05 19 00-0222	EA	14" Flanged (FxF), 10'-0" Spool Length, Class 53, Cement Lined, Bituminous Seal Coat, Ductile Iron Pipe	6,378.11	700.49
		<i>For Class 52 Rating, Deduct</i>	-584.84	
		<i>For Class 54 Rating, Add</i>	810.25	
		<i>For Class 55 Rating, Add</i>	1,211.11	
		<i>For Class 56 Rating, Add</i>	1,606.65	
40 05 19 00-0223	EA	14" Flanged (FxF), 10'-6" Spool Length, Class 53, Cement Lined, Bituminous Seal Coat, Ductile Iron Pipe	6,559.27	704.25
		<i>For Class 52 Rating, Deduct</i>	-604.14	
		<i>For Class 54 Rating, Add</i>	836.64	
		<i>For Class 55 Rating, Add</i>	1,250.37	
		<i>For Class 56 Rating, Add</i>	1,658.62	
40 05 19 00-0224	EA	14" Flanged (FxF), 11'-0" Spool Length, Class 53, Cement Lined, Bituminous Seal Coat, Ductile Iron Pipe	6,740.42	708.03
		<i>For Class 52 Rating, Deduct</i>	-623.44	
		<i>For Class 54 Rating, Add</i>	863.02	
		<i>For Class 55 Rating, Add</i>	1,289.63	
		<i>For Class 56 Rating, Add</i>	1,710.58	
40 05 19 00-0225	EA	14" Flanged (FxF), 11'-6" Spool Length, Class 53, Cement Lined, Bituminous Seal Coat, Ductile Iron Pipe	6,921.58	711.79
		<i>For Class 52 Rating, Deduct</i>	-642.74	
		<i>For Class 54 Rating, Add</i>	889.41	
		<i>For Class 55 Rating, Add</i>	1,328.90	
		<i>For Class 56 Rating, Add</i>	1,762.54	
40 05 19 00-0226	EA	14" Flanged (FxF), 12'-0" Spool Length, Class 53, Cement Lined, Bituminous Seal Coat, Ductile Iron Pipe	7,102.74	715.55
		<i>For Class 52 Rating, Deduct</i>	-662.04	
		<i>For Class 54 Rating, Add</i>	915.79	
		<i>For Class 55 Rating, Add</i>	1,368.16	
		<i>For Class 56 Rating, Add</i>	1,814.51	
40 05 19 00-0227	EA	14" Flanged (FxF), 12'-6" Spool Length, Class 53, Cement Lined, Bituminous Seal Coat, Ductile Iron Pipe	7,283.89	719.33
		<i>For Class 52 Rating, Deduct</i>	-681.34	
		<i>For Class 54 Rating, Add</i>	942.18	
		<i>For Class 55 Rating, Add</i>	1,407.42	
		<i>For Class 56 Rating, Add</i>	1,866.47	
40 05 19 00-0228	EA	14" Flanged (FxF), 13'-0" Spool Length, Class 53, Cement Lined, Bituminous Seal Coat, Ductile Iron Pipe	7,465.05	723.09
		<i>For Class 52 Rating, Deduct</i>	-700.64	
		<i>For Class 54 Rating, Add</i>	968.57	
		<i>For Class 55 Rating, Add</i>	1,446.68	
		<i>For Class 56 Rating, Add</i>	1,918.43	
40 05 19 00-0229	EA	14" Flanged (FxF), 13'-6" Spool Length, Class 53, Cement Lined, Bituminous Seal Coat, Ductile Iron Pipe	7,646.22	726.85
		<i>For Class 52 Rating, Deduct</i>	-719.94	
		<i>For Class 54 Rating, Add</i>	994.95	
		<i>For Class 55 Rating, Add</i>	1,485.95	
		<i>For Class 56 Rating, Add</i>	1,970.40	
40 05 19 00-0230	EA	14" Flanged (FxF), 14'-0" Spool Length, Class 53, Cement Lined, Bituminous Seal Coat, Ductile Iron Pipe	7,827.37	730.62
		<i>For Class 52 Rating, Deduct</i>	-739.24	
		<i>For Class 54 Rating, Add</i>	1,021.34	
		<i>For Class 55 Rating, Add</i>	1,525.21	
		<i>For Class 56 Rating, Add</i>	2,022.36	
40 05 19 00-0231	EA	14" Flanged (FxF), 14'-6" Spool Length, Class 53, Cement Lined, Bituminous Seal Coat, Ductile Iron Pipe	8,008.53	734.39
		<i>For Class 52 Rating, Deduct</i>	-758.54	
		<i>For Class 54 Rating, Add</i>	1,047.73	
		<i>For Class 55 Rating, Add</i>	1,564.47	
		<i>For Class 56 Rating, Add</i>	2,074.32	
40 05 19 00-0232	EA	14" Flanged (FxF), 15'-0" Spool Length, Class 53, Cement Lined, Bituminous Seal Coat, Ductile Iron Pipe	8,189.69	738.16
		<i>For Class 52 Rating, Deduct</i>	-777.84	
		<i>For Class 54 Rating, Add</i>	1,074.11	
		<i>For Class 55 Rating, Add</i>	1,603.74	
		<i>For Class 56 Rating, Add</i>	2,126.29	
40 05 19 00-0233	EA	14" Flanged (FxF), 15'-6" Spool Length, Class 53, Cement Lined, Bituminous Seal Coat, Ductile Iron Pipe	8,370.84	741.92
		<i>For Class 52 Rating, Deduct</i>	-797.14	
		<i>For Class 54 Rating, Add</i>	1,100.50	
		<i>For Class 55 Rating, Add</i>	1,643.00	
		<i>For Class 56 Rating, Add</i>	2,178.25	
40 05 19 00-0234	EA	14" Flanged (FxF), 16'-0" Spool Length, Class 53, Cement Lined, Bituminous Seal Coat, Ductile Iron Pipe	8,552.00	745.68
		<i>For Class 52 Rating, Deduct</i>	-816.44	
		<i>For Class 54 Rating, Add</i>	1,126.88	
		<i>For Class 55 Rating, Add</i>	1,682.26	
		<i>For Class 56 Rating, Add</i>	2,230.21	
40 05 19 00-0235	EA	14" Flanged (FxF), 16'-6" Spool Length, Class 53, Cement Lined, Bituminous Seal Coat, Ductile Iron Pipe	8,733.16	749.46
		<i>For Class 52 Rating, Deduct</i>	-835.74	
		<i>For Class 54 Rating, Add</i>	1,153.27	
		<i>For Class 55 Rating, Add</i>	1,721.52	
		<i>For Class 56 Rating, Add</i>	2,282.18	
40 05 19 00-0236	EA	14" Flanged (FxF), 17'-0" Spool Length, Class 53, Cement Lined, Bituminous Seal Coat, Ductile Iron Pipe	8,914.31	753.22
		<i>For Class 52 Rating, Deduct</i>	-855.04	
		<i>For Class 54 Rating, Add</i>	1,179.66	
		<i>For Class 55 Rating, Add</i>	1,760.78	
		<i>For Class 56 Rating, Add</i>	2,334.14	
40 05 19 00-0237	EA	14" Flanged (FxF), 17'-6" Spool Length, Class 53, Cement Lined, Bituminous Seal Coat, Ductile Iron Pipe	9,095.47	756.98
		<i>For Class 52 Rating, Deduct</i>	-874.34	
		<i>For Class 54 Rating, Add</i>	1,206.04	
		<i>For Class 55 Rating, Add</i>	1,800.05	
		<i>For Class 56 Rating, Add</i>	2,386.10	



MINOR CSI UOM DESCRIPTION	TOTAL DIRECT UNIT COST	DEMOLITION UNIT COST
40 05 19 00-0238 EA 14" Flanged (FxF), 18'-0" Spool Length, Class 53, Cement Lined, Bituminous Seal Coat, Ductile Iron Pipe	9,276.62	760.75
<i>For Class 52 Rating, Deduct</i>	-893.64	
<i>For Class 54 Rating, Add</i>	1,232.43	
<i>For Class 55 Rating, Add</i>	1,839.31	
<i>For Class 56 Rating, Add</i>	2,438.07	
40 05 19 00-0239 EA 14" Flanged (FxF), 18'-6" Spool Length, Class 53, Cement Lined, Bituminous Seal Coat, Ductile Iron Pipe	9,457.79	764.52
<i>For Class 52 Rating, Deduct</i>	-912.94	
<i>For Class 54 Rating, Add</i>	1,258.81	
<i>For Class 55 Rating, Add</i>	1,878.57	
<i>For Class 56 Rating, Add</i>	2,490.03	
40 05 19 00-0240 EA 14" Flanged (FxF), 19'-0" Spool Length, Class 53, Cement Lined, Bituminous Seal Coat, Ductile Iron Pipe	9,638.95	768.28
<i>For Class 52 Rating, Deduct</i>	-932.24	
<i>For Class 54 Rating, Add</i>	1,285.20	
<i>For Class 55 Rating, Add</i>	1,917.84	
<i>For Class 56 Rating, Add</i>	2,542.00	
40 05 19 00-0241 EA 14" Flanged (FxF), 19'-6" Spool Length, Class 53, Cement Lined, Bituminous Seal Coat, Ductile Iron Pipe	9,820.10	772.05
<i>For Class 52 Rating, Deduct</i>	-951.54	
<i>For Class 54 Rating, Add</i>	1,311.59	
<i>For Class 55 Rating, Add</i>	1,957.10	
<i>For Class 56 Rating, Add</i>	2,593.96	
40 05 19 00-0242 16" Flanged End (FxF), Class 53, Cement Lined, Bituminous Seal Coat, Ductile Iron Pipe <small>(40 05 19 00-0002)</small>		
40 05 19 00-0243 EA 16" Flanged (FxF), 1'-0" Spool Length, Class 53, Cement Lined, Bituminous Seal Coat, Ductile Iron Pipe	3,654.42	723.09
<i>For Class 52 Rating, Deduct</i>	-281.47	
<i>For Class 54 Rating, Add</i>	396.97	
<i>For Class 55 Rating, Add</i>	596.91	
<i>For Class 56 Rating, Add</i>	794.30	
40 05 19 00-0244 EA 16" Flanged (FxF), 1'-6" Spool Length, Class 53, Cement Lined, Bituminous Seal Coat, Ductile Iron Pipe	3,865.15	726.85
<i>For Class 52 Rating, Deduct</i>	-304.02	
<i>For Class 54 Rating, Add</i>	427.79	
<i>For Class 55 Rating, Add</i>	642.77	
<i>For Class 56 Rating, Add</i>	854.98	
40 05 19 00-0245 EA 16" Flanged (FxF), 2'-0" Spool Length, Class 53, Cement Lined, Bituminous Seal Coat, Ductile Iron Pipe	4,075.87	730.62
<i>For Class 52 Rating, Deduct</i>	-326.58	
<i>For Class 54 Rating, Add</i>	458.61	
<i>For Class 55 Rating, Add</i>	688.63	
<i>For Class 56 Rating, Add</i>	915.67	
40 05 19 00-0246 EA 16" Flanged (FxF), 2'-6" Spool Length, Class 53, Cement Lined, Bituminous Seal Coat, Ductile Iron Pipe	4,286.60	734.39
<i>For Class 52 Rating, Deduct</i>	-349.13	
<i>For Class 54 Rating, Add</i>	489.44	
<i>For Class 55 Rating, Add</i>	734.48	
<i>For Class 56 Rating, Add</i>	976.36	
40 05 19 00-0247 EA 16" Flanged (FxF), 3'-0" Spool Length, Class 53, Cement Lined, Bituminous Seal Coat, Ductile Iron Pipe	4,497.33	738.16
<i>For Class 52 Rating, Deduct</i>	-371.68	
<i>For Class 54 Rating, Add</i>	520.26	
<i>For Class 55 Rating, Add</i>	780.34	
<i>For Class 56 Rating, Add</i>	1,037.04	
40 05 19 00-0248 EA 16" Flanged (FxF), 3'-6" Spool Length, Class 53, Cement Lined, Bituminous Seal Coat, Ductile Iron Pipe	4,708.05	741.92
<i>For Class 52 Rating, Deduct</i>	-394.23	
<i>For Class 54 Rating, Add</i>	551.08	
<i>For Class 55 Rating, Add</i>	826.20	
<i>For Class 56 Rating, Add</i>	1,097.73	
40 05 19 00-0249 EA 16" Flanged (FxF), 4'-0" Spool Length, Class 53, Cement Lined, Bituminous Seal Coat, Ductile Iron Pipe	4,918.78	745.68
<i>For Class 52 Rating, Deduct</i>	-416.78	
<i>For Class 54 Rating, Add</i>	581.90	
<i>For Class 55 Rating, Add</i>	872.05	
<i>For Class 56 Rating, Add</i>	1,158.41	
40 05 19 00-0250 EA 16" Flanged (FxF), 4'-6" Spool Length, Class 53, Cement Lined, Bituminous Seal Coat, Ductile Iron Pipe	5,129.52	749.46
<i>For Class 52 Rating, Deduct</i>	-439.34	
<i>For Class 54 Rating, Add</i>	612.72	
<i>For Class 55 Rating, Add</i>	917.91	
<i>For Class 56 Rating, Add</i>	1,219.10	
40 05 19 00-0251 EA 16" Flanged (FxF), 5'-0" Spool Length, Class 53, Cement Lined, Bituminous Seal Coat, Ductile Iron Pipe	5,340.24	753.22
<i>For Class 52 Rating, Deduct</i>	-461.89	
<i>For Class 54 Rating, Add</i>	643.54	
<i>For Class 55 Rating, Add</i>	963.77	
<i>For Class 56 Rating, Add</i>	1,279.79	
40 05 19 00-0252 EA 16" Flanged (FxF), 5'-6" Spool Length, Class 53, Cement Lined, Bituminous Seal Coat, Ductile Iron Pipe	5,550.97	756.98
<i>For Class 52 Rating, Deduct</i>	-484.44	
<i>For Class 54 Rating, Add</i>	674.37	
<i>For Class 55 Rating, Add</i>	1,009.62	
<i>For Class 56 Rating, Add</i>	1,340.48	
40 05 19 00-0253 EA 16" Flanged (FxF), 6'-0" Spool Length, Class 53, Cement Lined, Bituminous Seal Coat, Ductile Iron Pipe	5,761.69	760.75
<i>For Class 52 Rating, Deduct</i>	-506.99	
<i>For Class 54 Rating, Add</i>	705.19	
<i>For Class 55 Rating, Add</i>	1,055.48	
<i>For Class 56 Rating, Add</i>	1,401.16	
40 05 19 00-0254 EA 16" Flanged (FxF), 6'-6" Spool Length, Class 53, Cement Lined, Bituminous Seal Coat, Ductile Iron Pipe	5,972.42	764.52
<i>For Class 52 Rating, Deduct</i>	-529.55	
<i>For Class 54 Rating, Add</i>	736.01	
<i>For Class 55 Rating, Add</i>	1,101.34	
<i>For Class 56 Rating, Add</i>	1,461.85	

40 Process Interconnections
40 05 Common Work Results For Process Interconnections
40 05 19 Ductile Iron Process Pipe



MINOR CSI	UOM	DESCRIPTION	TOTAL DIRECT UNIT COST	DEMOLITION UNIT COST
40 05 19 00-0255	EA	16" Flanged (FxF), 7'-0" Spool Length, Class 53, Cement Lined, Bituminous Seal Coat, Ductile Iron Pipe	6,183.15	768.28
		<i>For Class 52 Rating, Deduct</i>	-552.10	
		<i>For Class 54 Rating, Add</i>	766.83	
		<i>For Class 55 Rating, Add</i>	1,147.19	
		<i>For Class 56 Rating, Add</i>	1,522.54	
40 05 19 00-0256	EA	16" Flanged (FxF), 7'-6" Spool Length, Class 53, Cement Lined, Bituminous Seal Coat, Ductile Iron Pipe	6,393.87	772.05
		<i>For Class 52 Rating, Deduct</i>	-574.65	
		<i>For Class 54 Rating, Add</i>	797.65	
		<i>For Class 55 Rating, Add</i>	1,193.05	
		<i>For Class 56 Rating, Add</i>	1,583.22	
40 05 19 00-0257	EA	16" Flanged (FxF), 8'-0" Spool Length, Class 53, Cement Lined, Bituminous Seal Coat, Ductile Iron Pipe	6,604.61	775.81
		<i>For Class 52 Rating, Deduct</i>	-597.20	
		<i>For Class 54 Rating, Add</i>	828.48	
		<i>For Class 55 Rating, Add</i>	1,238.91	
		<i>For Class 56 Rating, Add</i>	1,643.91	
40 05 19 00-0258	EA	16" Flanged (FxF), 8'-6" Spool Length, Class 53, Cement Lined, Bituminous Seal Coat, Ductile Iron Pipe	6,815.33	779.58
		<i>For Class 52 Rating, Deduct</i>	-619.76	
		<i>For Class 54 Rating, Add</i>	859.30	
		<i>For Class 55 Rating, Add</i>	1,284.76	
		<i>For Class 56 Rating, Add</i>	1,704.60	
40 05 19 00-0259	EA	16" Flanged (FxF), 9'-0" Spool Length, Class 53, Cement Lined, Bituminous Seal Coat, Ductile Iron Pipe	7,026.05	783.35
		<i>For Class 52 Rating, Deduct</i>	-642.31	
		<i>For Class 54 Rating, Add</i>	890.12	
		<i>For Class 55 Rating, Add</i>	1,330.62	
		<i>For Class 56 Rating, Add</i>	1,765.28	
40 05 19 00-0260	EA	16" Flanged (FxF), 9'-6" Spool Length, Class 53, Cement Lined, Bituminous Seal Coat, Ductile Iron Pipe	7,236.78	787.11
		<i>For Class 52 Rating, Deduct</i>	-664.86	
		<i>For Class 54 Rating, Add</i>	920.94	
		<i>For Class 55 Rating, Add</i>	1,376.48	
		<i>For Class 56 Rating, Add</i>	1,825.97	
40 05 19 00-0261	EA	16" Flanged (FxF), 10'-0" Spool Length, Class 53, Cement Lined, Bituminous Seal Coat, Ductile Iron Pipe	7,447.51	790.87
		<i>For Class 52 Rating, Deduct</i>	-687.41	
		<i>For Class 54 Rating, Add</i>	951.76	
		<i>For Class 55 Rating, Add</i>	1,422.33	
		<i>For Class 56 Rating, Add</i>	1,886.66	
40 05 19 00-0262	EA	16" Flanged (FxF), 10'-6" Spool Length, Class 53, Cement Lined, Bituminous Seal Coat, Ductile Iron Pipe	7,658.23	794.65
		<i>For Class 52 Rating, Deduct</i>	-709.97	
		<i>For Class 54 Rating, Add</i>	982.58	
		<i>For Class 55 Rating, Add</i>	1,468.19	
		<i>For Class 56 Rating, Add</i>	1,947.34	
40 05 19 00-0263	EA	16" Flanged (FxF), 11'-0" Spool Length, Class 53, Cement Lined, Bituminous Seal Coat, Ductile Iron Pipe	7,868.96	798.41
		<i>For Class 52 Rating, Deduct</i>	-732.52	
		<i>For Class 54 Rating, Add</i>	1,013.40	
		<i>For Class 55 Rating, Add</i>	1,514.05	
		<i>For Class 56 Rating, Add</i>	2,008.03	
40 05 19 00-0264	EA	16" Flanged (FxF), 11'-6" Spool Length, Class 53, Cement Lined, Bituminous Seal Coat, Ductile Iron Pipe	8,079.70	802.17
		<i>For Class 52 Rating, Deduct</i>	-755.07	
		<i>For Class 54 Rating, Add</i>	1,044.23	
		<i>For Class 55 Rating, Add</i>	1,559.90	
		<i>For Class 56 Rating, Add</i>	2,068.72	
40 05 19 00-0265	EA	16" Flanged (FxF), 12'-0" Spool Length, Class 53, Cement Lined, Bituminous Seal Coat, Ductile Iron Pipe	8,290.42	805.94
		<i>For Class 52 Rating, Deduct</i>	-777.62	
		<i>For Class 54 Rating, Add</i>	1,075.05	
		<i>For Class 55 Rating, Add</i>	1,605.76	
		<i>For Class 56 Rating, Add</i>	2,129.40	
40 05 19 00-0266	EA	16" Flanged (FxF), 12'-6" Spool Length, Class 53, Cement Lined, Bituminous Seal Coat, Ductile Iron Pipe	8,501.15	809.71
		<i>For Class 52 Rating, Deduct</i>	-800.18	
		<i>For Class 54 Rating, Add</i>	1,105.87	
		<i>For Class 55 Rating, Add</i>	1,651.62	
		<i>For Class 56 Rating, Add</i>	2,190.09	
40 05 19 00-0267	EA	16" Flanged (FxF), 13'-0" Spool Length, Class 53, Cement Lined, Bituminous Seal Coat, Ductile Iron Pipe	8,711.88	813.48
		<i>For Class 52 Rating, Deduct</i>	-822.73	
		<i>For Class 54 Rating, Add</i>	1,136.69	
		<i>For Class 55 Rating, Add</i>	1,697.47	
		<i>For Class 56 Rating, Add</i>	2,250.78	
40 05 19 00-0268	EA	16" Flanged (FxF), 13'-6" Spool Length, Class 53, Cement Lined, Bituminous Seal Coat, Ductile Iron Pipe	8,922.60	817.24
		<i>For Class 52 Rating, Deduct</i>	-845.28	
		<i>For Class 54 Rating, Add</i>	1,167.51	
		<i>For Class 55 Rating, Add</i>	1,743.33	
		<i>For Class 56 Rating, Add</i>	2,311.46	
40 05 19 00-0269	EA	16" Flanged (FxF), 14'-0" Spool Length, Class 53, Cement Lined, Bituminous Seal Coat, Ductile Iron Pipe	9,133.33	821.01
		<i>For Class 52 Rating, Deduct</i>	-867.83	
		<i>For Class 54 Rating, Add</i>	1,198.33	
		<i>For Class 55 Rating, Add</i>	1,789.19	
		<i>For Class 56 Rating, Add</i>	2,372.15	
40 05 19 00-0270	EA	16" Flanged (FxF), 14'-6" Spool Length, Class 53, Cement Lined, Bituminous Seal Coat, Ductile Iron Pipe	9,344.06	824.78
		<i>For Class 52 Rating, Deduct</i>	-890.38	
		<i>For Class 54 Rating, Add</i>	1,229.16	
		<i>For Class 55 Rating, Add</i>	1,835.04	
		<i>For Class 56 Rating, Add</i>	2,432.84	
40 05 19 00-0271	EA	16" Flanged (FxF), 15'-0" Spool Length, Class 53, Cement Lined, Bituminous Seal Coat, Ductile Iron Pipe	9,554.79	828.54
		<i>For Class 52 Rating, Deduct</i>	-912.94	
		<i>For Class 54 Rating, Add</i>	1,259.98	
		<i>For Class 55 Rating, Add</i>	1,880.90	
		<i>For Class 56 Rating, Add</i>	2,493.52	



MINOR CSI UOM DESCRIPTION	TOTAL DIRECT UNIT COST	DEMOLITION UNIT COST
40 05 19 00-0272 EA 16" Flanged (FxF), 15'-6" Spool Length, Class 53, Cement Lined, Bituminous Seal Coat, Ductile Iron Pipe	9,765.52	832.30
<i>For Class 52 Rating, Deduct</i>	-935.49	
<i>For Class 54 Rating, Add</i>	1,290.80	
<i>For Class 55 Rating, Add</i>	1,926.76	
<i>For Class 56 Rating, Add</i>	2,554.21	
40 05 19 00-0273 EA 16" Flanged (FxF), 16'-0" Spool Length, Class 53, Cement Lined, Bituminous Seal Coat, Ductile Iron Pipe	9,976.24	836.08
<i>For Class 52 Rating, Deduct</i>	-958.04	
<i>For Class 54 Rating, Add</i>	1,321.62	
<i>For Class 55 Rating, Add</i>	1,972.61	
<i>For Class 56 Rating, Add</i>	2,614.90	
40 05 19 00-0274 EA 16" Flanged (FxF), 16'-6" Spool Length, Class 53, Cement Lined, Bituminous Seal Coat, Ductile Iron Pipe	10,186.97	839.84
<i>For Class 52 Rating, Deduct</i>	-980.59	
<i>For Class 54 Rating, Add</i>	1,352.44	
<i>For Class 55 Rating, Add</i>	2,018.47	
<i>For Class 56 Rating, Add</i>	2,675.58	
40 05 19 00-0275 EA 16" Flanged (FxF), 17'-0" Spool Length, Class 53, Cement Lined, Bituminous Seal Coat, Ductile Iron Pipe	10,397.70	843.60
<i>For Class 52 Rating, Deduct</i>	-1,003.15	
<i>For Class 54 Rating, Add</i>	1,388.26	
<i>For Class 55 Rating, Add</i>	2,064.33	
<i>For Class 56 Rating, Add</i>	2,736.27	
40 05 19 00-0276 EA 16" Flanged (FxF), 17'-6" Spool Length, Class 53, Cement Lined, Bituminous Seal Coat, Ductile Iron Pipe	10,608.42	847.37
<i>For Class 52 Rating, Deduct</i>	-1,025.70	
<i>For Class 54 Rating, Add</i>	1,414.09	
<i>For Class 55 Rating, Add</i>	2,110.18	
<i>For Class 56 Rating, Add</i>	2,796.96	
40 05 19 00-0277 EA 16" Flanged (FxF), 18'-0" Spool Length, Class 53, Cement Lined, Bituminous Seal Coat, Ductile Iron Pipe	10,819.15	851.14
<i>For Class 52 Rating, Deduct</i>	-1,048.25	
<i>For Class 54 Rating, Add</i>	1,444.91	
<i>For Class 55 Rating, Add</i>	2,156.04	
<i>For Class 56 Rating, Add</i>	2,857.64	
40 05 19 00-0278 EA 16" Flanged (FxF), 18'-6" Spool Length, Class 53, Cement Lined, Bituminous Seal Coat, Ductile Iron Pipe	11,029.89	854.90
<i>For Class 52 Rating, Deduct</i>	-1,070.80	
<i>For Class 54 Rating, Add</i>	1,475.73	
<i>For Class 55 Rating, Add</i>	2,201.90	
<i>For Class 56 Rating, Add</i>	2,918.33	
40 05 19 00-0279 EA 16" Flanged (FxF), 19'-0" Spool Length, Class 53, Cement Lined, Bituminous Seal Coat, Ductile Iron Pipe	11,240.61	858.67
<i>For Class 52 Rating, Deduct</i>	-1,093.36	
<i>For Class 54 Rating, Add</i>	1,506.55	
<i>For Class 55 Rating, Add</i>	2,247.76	
<i>For Class 56 Rating, Add</i>	2,979.02	
40 05 19 00-0280 EA 16" Flanged (FxF), 19'-6" Spool Length, Class 53, Cement Lined, Bituminous Seal Coat, Ductile Iron Pipe	11,451.34	862.43
<i>For Class 52 Rating, Deduct</i>	-1,115.91	
<i>For Class 54 Rating, Add</i>	1,537.37	
<i>For Class 55 Rating, Add</i>	2,293.61	
<i>For Class 56 Rating, Add</i>	3,039.70	
40 05 19 00-0281 18" Flanged End (FxF), Class 53, Cement Lined, Bituminous Seal Coat, Ductile Iron Pipe <small>(40 05 19 00-0002)</small>		
40 05 19 00-0282 EA 18" Flanged (FxF), 1'-0" Spool Length, Class 53, Cement Lined, Bituminous Seal Coat, Ductile Iron Pipe	4,251.00	814.98
<i>For Class 52 Rating, Deduct</i>	-331.78	
<i>For Class 54 Rating, Add</i>	467.24	
<i>For Class 55 Rating, Add</i>	702.24	
<i>For Class 56 Rating, Add</i>	934.23	
40 05 19 00-0283 EA 18" Flanged (FxF), 1'-6" Spool Length, Class 53, Cement Lined, Bituminous Seal Coat, Ductile Iron Pipe	4,493.26	818.74
<i>For Class 52 Rating, Deduct</i>	-357.80	
<i>For Class 54 Rating, Add</i>	502.80	
<i>For Class 55 Rating, Add</i>	755.13	
<i>For Class 56 Rating, Add</i>	1,004.22	
40 05 19 00-0284 EA 18" Flanged (FxF), 2'-0" Spool Length, Class 53, Cement Lined, Bituminous Seal Coat, Ductile Iron Pipe	4,735.54	822.52
<i>For Class 52 Rating, Deduct</i>	-383.82	
<i>For Class 54 Rating, Add</i>	538.35	
<i>For Class 55 Rating, Add</i>	808.03	
<i>For Class 56 Rating, Add</i>	1,074.21	
40 05 19 00-0285 EA 18" Flanged (FxF), 2'-6" Spool Length, Class 53, Cement Lined, Bituminous Seal Coat, Ductile Iron Pipe	4,977.81	826.28
<i>For Class 52 Rating, Deduct</i>	-409.85	
<i>For Class 54 Rating, Add</i>	573.90	
<i>For Class 55 Rating, Add</i>	860.92	
<i>For Class 56 Rating, Add</i>	1,144.20	
40 05 19 00-0286 EA 18" Flanged (FxF), 3'-0" Spool Length, Class 53, Cement Lined, Bituminous Seal Coat, Ductile Iron Pipe	5,220.07	830.04
<i>For Class 52 Rating, Deduct</i>	-435.87	
<i>For Class 54 Rating, Add</i>	609.46	
<i>For Class 55 Rating, Add</i>	913.81	
<i>For Class 56 Rating, Add</i>	1,214.19	
40 05 19 00-0287 EA 18" Flanged (FxF), 3'-6" Spool Length, Class 53, Cement Lined, Bituminous Seal Coat, Ductile Iron Pipe	5,462.35	833.81
<i>For Class 52 Rating, Deduct</i>	-461.89	
<i>For Class 54 Rating, Add</i>	645.01	
<i>For Class 55 Rating, Add</i>	966.70	
<i>For Class 56 Rating, Add</i>	1,284.19	
40 05 19 00-0288 EA 18" Flanged (FxF), 4'-0" Spool Length, Class 53, Cement Lined, Bituminous Seal Coat, Ductile Iron Pipe	5,704.62	837.58
<i>For Class 52 Rating, Deduct</i>	-487.91	
<i>For Class 54 Rating, Add</i>	680.56	
<i>For Class 55 Rating, Add</i>	1,019.59	
<i>For Class 56 Rating, Add</i>	1,354.18	

40 Process Interconnections
40 05 Common Work Results For Process Interconnections
40 05 19 Ductile Iron Process Pipe



MINOR CSI	UOM	DESCRIPTION	TOTAL DIRECT UNIT COST	DEMOLITION UNIT COST
40 05 19 00-0289	EA	18" Flanged (FxF), 4'-6" Spool Length, Class 53, Cement Lined, Bituminous Seal Coat, Ductile Iron Pipe	5,946.88	841.34
		<i>For Class 52 Rating, Deduct</i>	-513.93	
		<i>For Class 54 Rating, Add</i>	716.12	
		<i>For Class 55 Rating, Add</i>	1,072.48	
		<i>For Class 56 Rating, Add</i>	1,424.17	
40 05 19 00-0290	EA	18" Flanged (FxF), 5'-0" Spool Length, Class 53, Cement Lined, Bituminous Seal Coat, Ductile Iron Pipe	6,189.16	845.11
		<i>For Class 52 Rating, Deduct</i>	-539.96	
		<i>For Class 54 Rating, Add</i>	751.67	
		<i>For Class 55 Rating, Add</i>	1,125.37	
		<i>For Class 56 Rating, Add</i>	1,494.16	
40 05 19 00-0291	EA	18" Flanged (FxF), 5'-6" Spool Length, Class 53, Cement Lined, Bituminous Seal Coat, Ductile Iron Pipe	6,431.42	848.87
		<i>For Class 52 Rating, Deduct</i>	-565.98	
		<i>For Class 54 Rating, Add</i>	787.22	
		<i>For Class 55 Rating, Add</i>	1,178.26	
		<i>For Class 56 Rating, Add</i>	1,564.15	
40 05 19 00-0292	EA	18" Flanged (FxF), 6'-0" Spool Length, Class 53, Cement Lined, Bituminous Seal Coat, Ductile Iron Pipe	6,673.69	852.65
		<i>For Class 52 Rating, Deduct</i>	-592.00	
		<i>For Class 54 Rating, Add</i>	822.77	
		<i>For Class 55 Rating, Add</i>	1,231.15	
		<i>For Class 56 Rating, Add</i>	1,634.14	
40 05 19 00-0293	EA	18" Flanged (FxF), 6'-6" Spool Length, Class 53, Cement Lined, Bituminous Seal Coat, Ductile Iron Pipe	6,915.97	856.41
		<i>For Class 52 Rating, Deduct</i>	-618.02	
		<i>For Class 54 Rating, Add</i>	858.33	
		<i>For Class 55 Rating, Add</i>	1,284.04	
		<i>For Class 56 Rating, Add</i>	1,704.14	
40 05 19 00-0294	EA	18" Flanged (FxF), 7'-0" Spool Length, Class 53, Cement Lined, Bituminous Seal Coat, Ductile Iron Pipe	7,158.23	860.17
		<i>For Class 52 Rating, Deduct</i>	-644.04	
		<i>For Class 54 Rating, Add</i>	893.88	
		<i>For Class 55 Rating, Add</i>	1,336.93	
		<i>For Class 56 Rating, Add</i>	1,774.13	
40 05 19 00-0295	EA	18" Flanged (FxF), 7'-6" Spool Length, Class 53, Cement Lined, Bituminous Seal Coat, Ductile Iron Pipe	7,400.50	863.94
		<i>For Class 52 Rating, Deduct</i>	-670.07	
		<i>For Class 54 Rating, Add</i>	929.43	
		<i>For Class 55 Rating, Add</i>	1,389.82	
		<i>For Class 56 Rating, Add</i>	1,844.12	
40 05 19 00-0296	EA	18" Flanged (FxF), 8'-0" Spool Length, Class 53, Cement Lined, Bituminous Seal Coat, Ductile Iron Pipe	7,642.78	867.71
		<i>For Class 52 Rating, Deduct</i>	-696.09	
		<i>For Class 54 Rating, Add</i>	964.99	
		<i>For Class 55 Rating, Add</i>	1,442.71	
		<i>For Class 56 Rating, Add</i>	1,914.11	
40 05 19 00-0297	EA	18" Flanged (FxF), 8'-6" Spool Length, Class 53, Cement Lined, Bituminous Seal Coat, Ductile Iron Pipe	7,885.04	871.47
		<i>For Class 52 Rating, Deduct</i>	-722.11	
		<i>For Class 54 Rating, Add</i>	1,000.54	
		<i>For Class 55 Rating, Add</i>	1,495.60	
		<i>For Class 56 Rating, Add</i>	1,984.10	
40 05 19 00-0298	EA	18" Flanged (FxF), 9'-0" Spool Length, Class 53, Cement Lined, Bituminous Seal Coat, Ductile Iron Pipe	8,127.31	875.24
		<i>For Class 52 Rating, Deduct</i>	-748.13	
		<i>For Class 54 Rating, Add</i>	1,036.09	
		<i>For Class 55 Rating, Add</i>	1,548.49	
		<i>For Class 56 Rating, Add</i>	2,054.09	
40 05 19 00-0299	EA	18" Flanged (FxF), 9'-6" Spool Length, Class 53, Cement Lined, Bituminous Seal Coat, Ductile Iron Pipe	8,369.59	879.01
		<i>For Class 52 Rating, Deduct</i>	-774.15	
		<i>For Class 54 Rating, Add</i>	1,071.65	
		<i>For Class 55 Rating, Add</i>	1,601.38	
		<i>For Class 56 Rating, Add</i>	2,124.09	
40 05 19 00-0300	EA	18" Flanged (FxF), 10'-0" Spool Length, Class 53, Cement Lined, Bituminous Seal Coat, Ductile Iron Pipe	8,611.85	882.77
		<i>For Class 52 Rating, Deduct</i>	-800.18	
		<i>For Class 54 Rating, Add</i>	1,107.20	
		<i>For Class 55 Rating, Add</i>	1,654.27	
		<i>For Class 56 Rating, Add</i>	2,194.08	
40 05 19 00-0301	EA	18" Flanged (FxF), 10'-6" Spool Length, Class 53, Cement Lined, Bituminous Seal Coat, Ductile Iron Pipe	8,854.12	886.54
		<i>For Class 52 Rating, Deduct</i>	-826.20	
		<i>For Class 54 Rating, Add</i>	1,142.75	
		<i>For Class 55 Rating, Add</i>	1,707.16	
		<i>For Class 56 Rating, Add</i>	2,264.07	
40 05 19 00-0302	EA	18" Flanged (FxF), 11'-0" Spool Length, Class 53, Cement Lined, Bituminous Seal Coat, Ductile Iron Pipe	9,096.39	890.30
		<i>For Class 52 Rating, Deduct</i>	-852.22	
		<i>For Class 54 Rating, Add</i>	1,178.30	
		<i>For Class 55 Rating, Add</i>	1,760.05	
		<i>For Class 56 Rating, Add</i>	2,334.06	
40 05 19 00-0303	EA	18" Flanged (FxF), 11'-6" Spool Length, Class 53, Cement Lined, Bituminous Seal Coat, Ductile Iron Pipe	9,338.66	894.07
		<i>For Class 52 Rating, Deduct</i>	-878.24	
		<i>For Class 54 Rating, Add</i>	1,213.86	
		<i>For Class 55 Rating, Add</i>	1,812.95	
		<i>For Class 56 Rating, Add</i>	2,404.05	
40 05 19 00-0304	EA	18" Flanged (FxF), 12'-0" Spool Length, Class 53, Cement Lined, Bituminous Seal Coat, Ductile Iron Pipe	9,580.93	897.84
		<i>For Class 52 Rating, Deduct</i>	-904.26	
		<i>For Class 54 Rating, Add</i>	1,249.41	
		<i>For Class 55 Rating, Add</i>	1,865.84	
		<i>For Class 56 Rating, Add</i>	2,474.04	
40 05 19 00-0305	EA	18" Flanged (FxF), 12'-6" Spool Length, Class 53, Cement Lined, Bituminous Seal Coat, Ductile Iron Pipe	9,823.20	901.60
		<i>For Class 52 Rating, Deduct</i>	-930.28	
		<i>For Class 54 Rating, Add</i>	1,284.96	
		<i>For Class 55 Rating, Add</i>	1,918.73	
		<i>For Class 56 Rating, Add</i>	2,544.03	



MINOR CSI UOM DESCRIPTION	TOTAL DIRECT UNIT COST	DEMOLITION UNIT COST
40 05 19 00-0306 EA 18" Flanged (FxF), 13'-0" Spool Length, Class 53, Cement Lined, Bituminous Seal Coat, Ductile Iron Pipe	10,065.47	905.36
<i>For Class 52 Rating, Deduct</i>	-956.31	
<i>For Class 54 Rating, Add</i>	1,320.52	
<i>For Class 55 Rating, Add</i>	1,971.62	
<i>For Class 56 Rating, Add</i>	2,614.03	
40 05 19 00-0307 EA 18" Flanged (FxF), 13'-6" Spool Length, Class 53, Cement Lined, Bituminous Seal Coat, Ductile Iron Pipe	10,307.74	909.14
<i>For Class 52 Rating, Deduct</i>	-982.33	
<i>For Class 54 Rating, Add</i>	1,356.07	
<i>For Class 55 Rating, Add</i>	2,024.51	
<i>For Class 56 Rating, Add</i>	2,684.02	
40 05 19 00-0308 EA 18" Flanged (FxF), 14'-0" Spool Length, Class 53, Cement Lined, Bituminous Seal Coat, Ductile Iron Pipe	10,550.01	912.90
<i>For Class 52 Rating, Deduct</i>	-1,008.35	
<i>For Class 54 Rating, Add</i>	1,391.62	
<i>For Class 55 Rating, Add</i>	2,077.40	
<i>For Class 56 Rating, Add</i>	2,754.01	
40 05 19 00-0309 EA 18" Flanged (FxF), 14'-6" Spool Length, Class 53, Cement Lined, Bituminous Seal Coat, Ductile Iron Pipe	10,792.28	916.66
<i>For Class 52 Rating, Deduct</i>	-1,034.37	
<i>For Class 54 Rating, Add</i>	1,427.18	
<i>For Class 55 Rating, Add</i>	2,130.29	
<i>For Class 56 Rating, Add</i>	2,824.00	
40 05 19 00-0310 EA 18" Flanged (FxF), 15'-0" Spool Length, Class 53, Cement Lined, Bituminous Seal Coat, Ductile Iron Pipe	11,034.55	920.43
<i>For Class 52 Rating, Deduct</i>	-1,060.39	
<i>For Class 54 Rating, Add</i>	1,462.73	
<i>For Class 55 Rating, Add</i>	2,183.18	
<i>For Class 56 Rating, Add</i>	2,893.99	
40 05 19 00-0311 EA 18" Flanged (FxF), 15'-6" Spool Length, Class 53, Cement Lined, Bituminous Seal Coat, Ductile Iron Pipe	11,276.81	924.20
<i>For Class 52 Rating, Deduct</i>	-1,086.42	
<i>For Class 54 Rating, Add</i>	1,498.28	
<i>For Class 55 Rating, Add</i>	2,236.07	
<i>For Class 56 Rating, Add</i>	2,963.98	
40 05 19 00-0312 EA 18" Flanged (FxF), 16'-0" Spool Length, Class 53, Cement Lined, Bituminous Seal Coat, Ductile Iron Pipe	11,519.08	927.97
<i>For Class 52 Rating, Deduct</i>	-1,112.44	
<i>For Class 54 Rating, Add</i>	1,533.83	
<i>For Class 55 Rating, Add</i>	2,288.96	
<i>For Class 56 Rating, Add</i>	3,033.97	
40 05 19 00-0313 EA 18" Flanged (FxF), 16'-6" Spool Length, Class 53, Cement Lined, Bituminous Seal Coat, Ductile Iron Pipe	11,761.35	931.73
<i>For Class 52 Rating, Deduct</i>	-1,138.46	
<i>For Class 54 Rating, Add</i>	1,569.39	
<i>For Class 55 Rating, Add</i>	2,341.85	
<i>For Class 56 Rating, Add</i>	3,103.97	
40 05 19 00-0314 EA 18" Flanged (FxF), 17'-0" Spool Length, Class 53, Cement Lined, Bituminous Seal Coat, Ductile Iron Pipe	12,003.61	935.49
<i>For Class 52 Rating, Deduct</i>	-1,164.48	
<i>For Class 54 Rating, Add</i>	1,604.94	
<i>For Class 55 Rating, Add</i>	2,394.74	
<i>For Class 56 Rating, Add</i>	3,173.96	
40 05 19 00-0315 EA 18" Flanged (FxF), 17'-6" Spool Length, Class 53, Cement Lined, Bituminous Seal Coat, Ductile Iron Pipe	12,245.89	939.27
<i>For Class 52 Rating, Deduct</i>	-1,190.50	
<i>For Class 54 Rating, Add</i>	1,640.49	
<i>For Class 55 Rating, Add</i>	2,447.63	
<i>For Class 56 Rating, Add</i>	3,243.95	
40 05 19 00-0316 EA 18" Flanged (FxF), 18'-0" Spool Length, Class 53, Cement Lined, Bituminous Seal Coat, Ductile Iron Pipe	12,488.16	943.03
<i>For Class 52 Rating, Deduct</i>	-1,216.53	
<i>For Class 54 Rating, Add</i>	1,676.05	
<i>For Class 55 Rating, Add</i>	2,500.52	
<i>For Class 56 Rating, Add</i>	3,313.94	
40 05 19 00-0317 EA 18" Flanged (FxF), 18'-6" Spool Length, Class 53, Cement Lined, Bituminous Seal Coat, Ductile Iron Pipe	12,730.42	946.79
<i>For Class 52 Rating, Deduct</i>	-1,242.55	
<i>For Class 54 Rating, Add</i>	1,711.60	
<i>For Class 55 Rating, Add</i>	2,553.41	
<i>For Class 56 Rating, Add</i>	3,383.93	
40 05 19 00-0318 EA 18" Flanged (FxF), 19'-0" Spool Length, Class 53, Cement Lined, Bituminous Seal Coat, Ductile Iron Pipe	12,972.70	950.56
<i>For Class 52 Rating, Deduct</i>	-1,268.57	
<i>For Class 54 Rating, Add</i>	1,747.15	
<i>For Class 55 Rating, Add</i>	2,606.30	
<i>For Class 56 Rating, Add</i>	3,453.92	
40 05 19 00-0319 EA 18" Flanged (FxF), 19'-6" Spool Length, Class 53, Cement Lined, Bituminous Seal Coat, Ductile Iron Pipe	13,214.97	954.33
<i>For Class 52 Rating, Deduct</i>	-1,294.59	
<i>For Class 54 Rating, Add</i>	1,782.70	
<i>For Class 55 Rating, Add</i>	2,659.19	
<i>For Class 56 Rating, Add</i>	3,523.92	
40 05 19 00-0320 20" Flanged End (FxF), Class 53, Cement Lined, Bituminous Seal Coat, Ductile Iron Pipe <small>(40 05 19 00-0002)</small>		
40 05 19 00-0321 EA 20" Flanged (FxF), 1'-0" Spool Length, Class 53, Cement Lined, Bituminous Seal Coat, Ductile Iron Pipe	4,975.62	930.22
<i>For Class 52 Rating, Deduct</i>	-392.28	
<i>For Class 54 Rating, Add</i>	551.84	
<i>For Class 55 Rating, Add</i>	829.09	
<i>For Class 56 Rating, Add</i>	1,102.77	
40 05 19 00-0322 EA 20" Flanged (FxF), 1'-6" Spool Length, Class 53, Cement Lined, Bituminous Seal Coat, Ductile Iron Pipe	5,253.37	933.99
<i>For Class 52 Rating, Deduct</i>	-422.21	
<i>For Class 54 Rating, Add</i>	592.72	
<i>For Class 55 Rating, Add</i>	889.89	
<i>For Class 56 Rating, Add</i>	1,183.23	

40 Process Interconnections
40 05 Common Work Results For Process Interconnections
40 05 19 Ductile Iron Process Pipe



MINOR	CSI	UOM	DESCRIPTION	TOTAL DIRECT UNIT COST	DEMOLITION UNIT COST
40 05 19 00-0323	EA	20"	Flanged (FxF), 2'-0" Spool Length, Class 53, Cement Lined, Bituminous Seal Coat, Ductile Iron Pipe	5,531.13	937.76
			<i>For Class 52 Rating, Deduct</i>	-452.13	
			<i>For Class 54 Rating, Add</i>	633.59	
			<i>For Class 55 Rating, Add</i>	950.69	
			<i>For Class 56 Rating, Add</i>	1,263.69	
40 05 19 00-0324	EA	20"	Flanged (FxF), 2'-6" Spool Length, Class 53, Cement Lined, Bituminous Seal Coat, Ductile Iron Pipe	5,808.88	941.52
			<i>For Class 52 Rating, Deduct</i>	-482.06	
			<i>For Class 54 Rating, Add</i>	674.47	
			<i>For Class 55 Rating, Add</i>	1,011.50	
			<i>For Class 56 Rating, Add</i>	1,344.14	
40 05 19 00-0325	EA	20"	Flanged (FxF), 3'-0" Spool Length, Class 53, Cement Lined, Bituminous Seal Coat, Ductile Iron Pipe	6,086.63	945.29
			<i>For Class 52 Rating, Deduct</i>	-511.98	
			<i>For Class 54 Rating, Add</i>	715.34	
			<i>For Class 55 Rating, Add</i>	1,072.30	
			<i>For Class 56 Rating, Add</i>	1,424.60	
40 05 19 00-0326	EA	20"	Flanged (FxF), 3'-6" Spool Length, Class 53, Cement Lined, Bituminous Seal Coat, Ductile Iron Pipe	6,364.39	949.05
			<i>For Class 52 Rating, Deduct</i>	-541.91	
			<i>For Class 54 Rating, Add</i>	756.22	
			<i>For Class 55 Rating, Add</i>	1,133.10	
			<i>For Class 56 Rating, Add</i>	1,505.06	
40 05 19 00-0327	EA	20"	Flanged (FxF), 4'-0" Spool Length, Class 53, Cement Lined, Bituminous Seal Coat, Ductile Iron Pipe	6,642.15	952.82
			<i>For Class 52 Rating, Deduct</i>	-571.83	
			<i>For Class 54 Rating, Add</i>	797.10	
			<i>For Class 55 Rating, Add</i>	1,193.91	
			<i>For Class 56 Rating, Add</i>	1,585.52	
40 05 19 00-0328	EA	20"	Flanged (FxF), 4'-6" Spool Length, Class 53, Cement Lined, Bituminous Seal Coat, Ductile Iron Pipe	6,919.89	956.59
			<i>For Class 52 Rating, Deduct</i>	-601.76	
			<i>For Class 54 Rating, Add</i>	837.97	
			<i>For Class 55 Rating, Add</i>	1,254.71	
			<i>For Class 56 Rating, Add</i>	1,665.98	
40 05 19 00-0329	EA	20"	Flanged (FxF), 5'-0" Spool Length, Class 53, Cement Lined, Bituminous Seal Coat, Ductile Iron Pipe	7,197.65	960.35
			<i>For Class 52 Rating, Deduct</i>	-631.68	
			<i>For Class 54 Rating, Add</i>	878.85	
			<i>For Class 55 Rating, Add</i>	1,315.52	
			<i>For Class 56 Rating, Add</i>	1,746.44	
40 05 19 00-0330	EA	20"	Flanged (FxF), 5'-6" Spool Length, Class 53, Cement Lined, Bituminous Seal Coat, Ductile Iron Pipe	7,475.41	964.11
			<i>For Class 52 Rating, Deduct</i>	-661.61	
			<i>For Class 54 Rating, Add</i>	919.72	
			<i>For Class 55 Rating, Add</i>	1,376.32	
			<i>For Class 56 Rating, Add</i>	1,826.90	
40 05 19 00-0331	EA	20"	Flanged (FxF), 6'-0" Spool Length, Class 53, Cement Lined, Bituminous Seal Coat, Ductile Iron Pipe	7,753.16	967.89
			<i>For Class 52 Rating, Deduct</i>	-691.53	
			<i>For Class 54 Rating, Add</i>	960.60	
			<i>For Class 55 Rating, Add</i>	1,437.12	
			<i>For Class 56 Rating, Add</i>	1,907.36	
40 05 19 00-0332	EA	20"	Flanged (FxF), 6'-6" Spool Length, Class 53, Cement Lined, Bituminous Seal Coat, Ductile Iron Pipe	8,030.91	971.65
			<i>For Class 52 Rating, Deduct</i>	-721.46	
			<i>For Class 54 Rating, Add</i>	1,001.47	
			<i>For Class 55 Rating, Add</i>	1,497.93	
			<i>For Class 56 Rating, Add</i>	1,987.82	
40 05 19 00-0333	EA	20"	Flanged (FxF), 7'-0" Spool Length, Class 53, Cement Lined, Bituminous Seal Coat, Ductile Iron Pipe	8,308.67	975.42
			<i>For Class 52 Rating, Deduct</i>	-751.38	
			<i>For Class 54 Rating, Add</i>	1,042.35	
			<i>For Class 55 Rating, Add</i>	1,558.73	
			<i>For Class 56 Rating, Add</i>	2,068.28	
40 05 19 00-0334	EA	20"	Flanged (FxF), 7'-6" Spool Length, Class 53, Cement Lined, Bituminous Seal Coat, Ductile Iron Pipe	8,586.42	979.18
			<i>For Class 52 Rating, Deduct</i>	-781.31	
			<i>For Class 54 Rating, Add</i>	1,083.22	
			<i>For Class 55 Rating, Add</i>	1,619.53	
			<i>For Class 56 Rating, Add</i>	2,148.74	
40 05 19 00-0335	EA	20"	Flanged (FxF), 8'-0" Spool Length, Class 53, Cement Lined, Bituminous Seal Coat, Ductile Iron Pipe	8,864.18	982.95
			<i>For Class 52 Rating, Deduct</i>	-811.23	
			<i>For Class 54 Rating, Add</i>	1,124.10	
			<i>For Class 55 Rating, Add</i>	1,680.34	
			<i>For Class 56 Rating, Add</i>	2,229.20	
40 05 19 00-0336	EA	20"	Flanged (FxF), 8'-6" Spool Length, Class 53, Cement Lined, Bituminous Seal Coat, Ductile Iron Pipe	9,141.94	986.72
			<i>For Class 52 Rating, Deduct</i>	-841.16	
			<i>For Class 54 Rating, Add</i>	1,164.98	
			<i>For Class 55 Rating, Add</i>	1,741.14	
			<i>For Class 56 Rating, Add</i>	2,309.66	
40 05 19 00-0337	EA	20"	Flanged (FxF), 9'-0" Spool Length, Class 53, Cement Lined, Bituminous Seal Coat, Ductile Iron Pipe	9,419.68	990.48
			<i>For Class 52 Rating, Deduct</i>	-871.08	
			<i>For Class 54 Rating, Add</i>	1,205.85	
			<i>For Class 55 Rating, Add</i>	1,801.94	
			<i>For Class 56 Rating, Add</i>	2,390.12	
40 05 19 00-0338	EA	20"	Flanged (FxF), 9'-6" Spool Length, Class 53, Cement Lined, Bituminous Seal Coat, Ductile Iron Pipe	9,697.44	994.24
			<i>For Class 52 Rating, Deduct</i>	-901.01	
			<i>For Class 54 Rating, Add</i>	1,246.73	
			<i>For Class 55 Rating, Add</i>	1,862.75	
			<i>For Class 56 Rating, Add</i>	2,470.58	
40 05 19 00-0339	EA	20"	Flanged (FxF), 10'-0" Spool Length, Class 53, Cement Lined, Bituminous Seal Coat, Ductile Iron Pipe	9,975.19	998.02
			<i>For Class 52 Rating, Deduct</i>	-930.94	
			<i>For Class 54 Rating, Add</i>	1,287.60	
			<i>For Class 55 Rating, Add</i>	1,923.55	
			<i>For Class 56 Rating, Add</i>	2,551.04	



MINOR CSI UOM DESCRIPTION	TOTAL DIRECT UNIT COST	DEMOLITION UNIT COST
40 05 19 00-0340 EA 20" Flanged (FxF), 10'-6" Spool Length, Class 53, Cement Lined, Bituminous Seal Coat, Ductile Iron Pipe	10,252.95	1,001.78
<i>For Class 52 Rating, Deduct</i>	-960.66	
<i>For Class 54 Rating, Add</i>	1,328.48	
<i>For Class 55 Rating, Add</i>	1,984.36	
<i>For Class 56 Rating, Add</i>	2,631.50	
40 05 19 00-0341 EA 20" Flanged (FxF), 11'-0" Spool Length, Class 53, Cement Lined, Bituminous Seal Coat, Ductile Iron Pipe	10,530.70	1,005.54
<i>For Class 52 Rating, Deduct</i>	-990.79	
<i>For Class 54 Rating, Add</i>	1,369.35	
<i>For Class 55 Rating, Add</i>	2,045.16	
<i>For Class 56 Rating, Add</i>	2,711.95	
40 05 19 00-0342 EA 20" Flanged (FxF), 11'-6" Spool Length, Class 53, Cement Lined, Bituminous Seal Coat, Ductile Iron Pipe	10,808.45	1,009.31
<i>For Class 52 Rating, Deduct</i>	-1,020.71	
<i>For Class 54 Rating, Add</i>	1,410.23	
<i>For Class 55 Rating, Add</i>	2,105.96	
<i>For Class 56 Rating, Add</i>	2,792.41	
40 05 19 00-0343 EA 20" Flanged (FxF), 12'-0" Spool Length, Class 53, Cement Lined, Bituminous Seal Coat, Ductile Iron Pipe	11,086.21	1,013.08
<i>For Class 52 Rating, Deduct</i>	-1,050.64	
<i>For Class 54 Rating, Add</i>	1,451.11	
<i>For Class 55 Rating, Add</i>	2,166.77	
<i>For Class 56 Rating, Add</i>	2,872.87	
40 05 19 00-0344 EA 20" Flanged (FxF), 12'-6" Spool Length, Class 53, Cement Lined, Bituminous Seal Coat, Ductile Iron Pipe	11,363.97	1,016.84
<i>For Class 52 Rating, Deduct</i>	-1,080.56	
<i>For Class 54 Rating, Add</i>	1,491.98	
<i>For Class 55 Rating, Add</i>	2,227.57	
<i>For Class 56 Rating, Add</i>	2,953.34	
40 05 19 00-0345 EA 20" Flanged (FxF), 13'-0" Spool Length, Class 53, Cement Lined, Bituminous Seal Coat, Ductile Iron Pipe	11,641.70	1,020.61
<i>For Class 52 Rating, Deduct</i>	-1,110.49	
<i>For Class 54 Rating, Add</i>	1,532.86	
<i>For Class 55 Rating, Add</i>	2,288.37	
<i>For Class 56 Rating, Add</i>	3,033.79	
40 05 19 00-0346 EA 20" Flanged (FxF), 13'-6" Spool Length, Class 53, Cement Lined, Bituminous Seal Coat, Ductile Iron Pipe	11,919.46	1,024.38
<i>For Class 52 Rating, Deduct</i>	-1,140.41	
<i>For Class 54 Rating, Add</i>	1,573.73	
<i>For Class 55 Rating, Add</i>	2,349.18	
<i>For Class 56 Rating, Add</i>	3,114.25	
40 05 19 00-0347 EA 20" Flanged (FxF), 14'-0" Spool Length, Class 53, Cement Lined, Bituminous Seal Coat, Ductile Iron Pipe	12,197.22	1,028.14
<i>For Class 52 Rating, Deduct</i>	-1,170.34	
<i>For Class 54 Rating, Add</i>	1,614.61	
<i>For Class 55 Rating, Add</i>	2,409.98	
<i>For Class 56 Rating, Add</i>	3,194.71	
40 05 19 00-0348 EA 20" Flanged (FxF), 14'-6" Spool Length, Class 53, Cement Lined, Bituminous Seal Coat, Ductile Iron Pipe	12,474.97	1,031.91
<i>For Class 52 Rating, Deduct</i>	-1,200.26	
<i>For Class 54 Rating, Add</i>	1,655.48	
<i>For Class 55 Rating, Add</i>	2,470.78	
<i>For Class 56 Rating, Add</i>	3,275.17	
40 05 19 00-0349 EA 20" Flanged (FxF), 15'-0" Spool Length, Class 53, Cement Lined, Bituminous Seal Coat, Ductile Iron Pipe	12,752.73	1,035.67
<i>For Class 52 Rating, Deduct</i>	-1,230.19	
<i>For Class 54 Rating, Add</i>	1,696.36	
<i>For Class 55 Rating, Add</i>	2,531.59	
<i>For Class 56 Rating, Add</i>	3,355.63	
40 05 19 00-0350 EA 20" Flanged (FxF), 15'-6" Spool Length, Class 53, Cement Lined, Bituminous Seal Coat, Ductile Iron Pipe	13,030.48	1,039.44
<i>For Class 52 Rating, Deduct</i>	-1,260.11	
<i>For Class 54 Rating, Add</i>	1,737.23	
<i>For Class 55 Rating, Add</i>	2,592.39	
<i>For Class 56 Rating, Add</i>	3,436.09	
40 05 19 00-0351 EA 20" Flanged (FxF), 16'-0" Spool Length, Class 53, Cement Lined, Bituminous Seal Coat, Ductile Iron Pipe	13,308.23	1,043.21
<i>For Class 52 Rating, Deduct</i>	-1,290.04	
<i>For Class 54 Rating, Add</i>	1,778.11	
<i>For Class 55 Rating, Add</i>	2,653.19	
<i>For Class 56 Rating, Add</i>	3,516.55	
40 05 19 00-0352 EA 20" Flanged (FxF), 16'-6" Spool Length, Class 53, Cement Lined, Bituminous Seal Coat, Ductile Iron Pipe	13,585.99	1,046.97
<i>For Class 52 Rating, Deduct</i>	-1,319.96	
<i>For Class 54 Rating, Add</i>	1,818.99	
<i>For Class 55 Rating, Add</i>	2,714.00	
<i>For Class 56 Rating, Add</i>	3,597.01	
40 05 19 00-0353 EA 20" Flanged (FxF), 17'-0" Spool Length, Class 53, Cement Lined, Bituminous Seal Coat, Ductile Iron Pipe	13,863.75	1,050.74
<i>For Class 52 Rating, Deduct</i>	-1,349.89	
<i>For Class 54 Rating, Add</i>	1,859.86	
<i>For Class 55 Rating, Add</i>	2,774.80	
<i>For Class 56 Rating, Add</i>	3,677.47	
40 05 19 00-0354 EA 20" Flanged (FxF), 17'-6" Spool Length, Class 53, Cement Lined, Bituminous Seal Coat, Ductile Iron Pipe	14,141.49	1,054.51
<i>For Class 52 Rating, Deduct</i>	-1,379.81	
<i>For Class 54 Rating, Add</i>	1,900.74	
<i>For Class 55 Rating, Add</i>	2,835.60	
<i>For Class 56 Rating, Add</i>	3,757.93	
40 05 19 00-0355 EA 20" Flanged (FxF), 18'-0" Spool Length, Class 53, Cement Lined, Bituminous Seal Coat, Ductile Iron Pipe	14,419.25	1,058.27
<i>For Class 52 Rating, Deduct</i>	-1,409.74	
<i>For Class 54 Rating, Add</i>	1,941.61	
<i>For Class 55 Rating, Add</i>	2,896.41	
<i>For Class 56 Rating, Add</i>	3,838.39	
40 05 19 00-0356 EA 20" Flanged (FxF), 18'-6" Spool Length, Class 53, Cement Lined, Bituminous Seal Coat, Ductile Iron Pipe	14,697.01	1,062.04
<i>For Class 52 Rating, Deduct</i>	-1,439.66	
<i>For Class 54 Rating, Add</i>	1,982.49	
<i>For Class 55 Rating, Add</i>	2,957.21	
<i>For Class 56 Rating, Add</i>	3,918.85	

40 Process Interconnections
40 05 Common Work Results For Process Interconnections
40 05 19 Ductile Iron Process Pipe



MINOR	CSI	UOM	DESCRIPTION	TOTAL DIRECT UNIT COST	DEMOLITION UNIT COST
40 05 19 00-0357	EA		20" Flanged (FxF), 19'-0" Spool Length, Class 53, Cement Lined, Bituminous Seal Coat, Ductile Iron Pipe	14,974.76	1,065.80
			<i>For Class 52 Rating, Deduct</i>	-1,469.59	
			<i>For Class 54 Rating, Add</i>	2,023.36	
			<i>For Class 55 Rating, Add</i>	3,018.02	
			<i>For Class 56 Rating, Add</i>	3,999.31	
40 05 19 00-0358	EA		20" Flanged (FxF), 19'-6" Spool Length, Class 53, Cement Lined, Bituminous Seal Coat, Ductile Iron Pipe	15,252.51	1,069.57
			<i>For Class 52 Rating, Deduct</i>	-1,499.51	
			<i>For Class 54 Rating, Add</i>	2,064.24	
			<i>For Class 55 Rating, Add</i>	3,078.82	
			<i>For Class 56 Rating, Add</i>	4,079.77	
40 05 19 00-0359			24" Flanged End (FxF), Class 53, Cement Lined, Bituminous Seal Coat, Ductile Iron Pipe <small>(40 05 19 00-0002)</small>		
40 05 19 00-0360	EA		24" Flanged (FxF), 1'-0" Spool Length, Class 53, Cement Lined, Bituminous Seal Coat, Ductile Iron Pipe	6,117.54	1,099.70
			<i>For Class 52 Rating, Deduct</i>	-489.65	
			<i>For Class 54 Rating, Add</i>	687.69	
			<i>For Class 55 Rating, Add</i>	1,032.64	
			<i>For Class 56 Rating, Add</i>	1,373.13	
40 05 19 00-0361	EA		24" Flanged (FxF), 1'-6" Spool Length, Class 53, Cement Lined, Bituminous Seal Coat, Ductile Iron Pipe	6,460.35	1,103.46
			<i>For Class 52 Rating, Deduct</i>	-526.73	
			<i>For Class 54 Rating, Add</i>	738.33	
			<i>For Class 55 Rating, Add</i>	1,107.95	
			<i>For Class 56 Rating, Add</i>	1,472.78	
40 05 19 00-0362	EA		24" Flanged (FxF), 2'-0" Spool Length, Class 53, Cement Lined, Bituminous Seal Coat, Ductile Iron Pipe	6,803.16	1,107.23
			<i>For Class 52 Rating, Deduct</i>	-563.81	
			<i>For Class 54 Rating, Add</i>	788.96	
			<i>For Class 55 Rating, Add</i>	1,183.26	
			<i>For Class 56 Rating, Add</i>	1,572.43	
40 05 19 00-0363	EA		24" Flanged (FxF), 2'-6" Spool Length, Class 53, Cement Lined, Bituminous Seal Coat, Ductile Iron Pipe	7,145.97	1,110.99
			<i>For Class 52 Rating, Deduct</i>	-600.89	
			<i>For Class 54 Rating, Add</i>	839.60	
			<i>For Class 55 Rating, Add</i>	1,258.57	
			<i>For Class 56 Rating, Add</i>	1,672.08	
40 05 19 00-0364	EA		24" Flanged (FxF), 3'-0" Spool Length, Class 53, Cement Lined, Bituminous Seal Coat, Ductile Iron Pipe	7,488.78	1,114.76
			<i>For Class 52 Rating, Deduct</i>	-637.97	
			<i>For Class 54 Rating, Add</i>	890.23	
			<i>For Class 55 Rating, Add</i>	1,333.88	
			<i>For Class 56 Rating, Add</i>	1,771.73	
40 05 19 00-0365	EA		24" Flanged (FxF), 3'-6" Spool Length, Class 53, Cement Lined, Bituminous Seal Coat, Ductile Iron Pipe	7,831.58	1,118.53
			<i>For Class 52 Rating, Deduct</i>	-675.05	
			<i>For Class 54 Rating, Add</i>	940.86	
			<i>For Class 55 Rating, Add</i>	1,409.19	
			<i>For Class 56 Rating, Add</i>	1,871.38	
40 05 19 00-0366	EA		24" Flanged (FxF), 4'-0" Spool Length, Class 53, Cement Lined, Bituminous Seal Coat, Ductile Iron Pipe	8,174.40	1,122.29
			<i>For Class 52 Rating, Deduct</i>	-712.13	
			<i>For Class 54 Rating, Add</i>	991.50	
			<i>For Class 55 Rating, Add</i>	1,484.50	
			<i>For Class 56 Rating, Add</i>	1,971.03	
40 05 19 00-0367	EA		24" Flanged (FxF), 4'-6" Spool Length, Class 53, Cement Lined, Bituminous Seal Coat, Ductile Iron Pipe	8,517.21	1,126.07
			<i>For Class 52 Rating, Deduct</i>	-749.22	
			<i>For Class 54 Rating, Add</i>	1,042.13	
			<i>For Class 55 Rating, Add</i>	1,559.81	
			<i>For Class 56 Rating, Add</i>	2,070.68	
40 05 19 00-0368	EA		24" Flanged (FxF), 5'-0" Spool Length, Class 53, Cement Lined, Bituminous Seal Coat, Ductile Iron Pipe	8,860.01	1,129.83
			<i>For Class 52 Rating, Deduct</i>	-786.30	
			<i>For Class 54 Rating, Add</i>	1,092.76	
			<i>For Class 55 Rating, Add</i>	1,635.12	
			<i>For Class 56 Rating, Add</i>	2,170.33	
40 05 19 00-0369	EA		24" Flanged (FxF), 5'-6" Spool Length, Class 53, Cement Lined, Bituminous Seal Coat, Ductile Iron Pipe	9,202.82	1,133.59
			<i>For Class 52 Rating, Deduct</i>	-823.38	
			<i>For Class 54 Rating, Add</i>	1,143.40	
			<i>For Class 55 Rating, Add</i>	1,710.43	
			<i>For Class 56 Rating, Add</i>	2,269.98	
40 05 19 00-0370	EA		24" Flanged (FxF), 6'-0" Spool Length, Class 53, Cement Lined, Bituminous Seal Coat, Ductile Iron Pipe	9,545.64	1,137.36
			<i>For Class 52 Rating, Deduct</i>	-860.46	
			<i>For Class 54 Rating, Add</i>	1,194.03	
			<i>For Class 55 Rating, Add</i>	1,785.75	
			<i>For Class 56 Rating, Add</i>	2,369.63	
40 05 19 00-0371	EA		24" Flanged (FxF), 6'-6" Spool Length, Class 53, Cement Lined, Bituminous Seal Coat, Ductile Iron Pipe	9,888.43	1,141.13
			<i>For Class 52 Rating, Deduct</i>	-897.54	
			<i>For Class 54 Rating, Add</i>	1,244.67	
			<i>For Class 55 Rating, Add</i>	1,861.05	
			<i>For Class 56 Rating, Add</i>	2,469.28	
40 05 19 00-0372	EA		24" Flanged (FxF), 7'-0" Spool Length, Class 53, Cement Lined, Bituminous Seal Coat, Ductile Iron Pipe	10,231.24	1,144.89
			<i>For Class 52 Rating, Deduct</i>	-934.62	
			<i>For Class 54 Rating, Add</i>	1,295.30	
			<i>For Class 55 Rating, Add</i>	1,936.37	
			<i>For Class 56 Rating, Add</i>	2,568.93	
40 05 19 00-0373	EA		24" Flanged (FxF), 7'-6" Spool Length, Class 53, Cement Lined, Bituminous Seal Coat, Ductile Iron Pipe	10,574.04	1,148.66
			<i>For Class 52 Rating, Deduct</i>	-971.70	
			<i>For Class 54 Rating, Add</i>	1,345.93	
			<i>For Class 55 Rating, Add</i>	2,011.68	
			<i>For Class 56 Rating, Add</i>	2,668.58	



MINOR CSI UOM DESCRIPTION	TOTAL DIRECT UNIT COST	DEMOLITION UNIT COST
40 05 19 00-0374 EA 24" Flanged (FxF), 8'-0" Spool Length, Class 53, Cement Lined, Bituminous Seal Coat, Ductile Iron Pipe	10,916.86	1,152.42
For Class 52 Rating, Deduct	-1,008.78	
For Class 54 Rating, Add	1,396.57	
For Class 55 Rating, Add	2,086.99	
For Class 56 Rating, Add	2,768.24	
40 05 19 00-0375 EA 24" Flanged (FxF), 8'-6" Spool Length, Class 53, Cement Lined, Bituminous Seal Coat, Ductile Iron Pipe	11,259.67	1,156.19
For Class 52 Rating, Deduct	-1,045.87	
For Class 54 Rating, Add	1,447.20	
For Class 55 Rating, Add	2,162.30	
For Class 56 Rating, Add	2,867.89	
40 05 19 00-0376 EA 24" Flanged (FxF), 9'-0" Spool Length, Class 53, Cement Lined, Bituminous Seal Coat, Ductile Iron Pipe	11,602.47	1,159.96
For Class 52 Rating, Deduct	-1,082.95	
For Class 54 Rating, Add	1,497.84	
For Class 55 Rating, Add	2,237.61	
For Class 56 Rating, Add	2,967.54	
40 05 19 00-0377 EA 24" Flanged (FxF), 9'-6" Spool Length, Class 53, Cement Lined, Bituminous Seal Coat, Ductile Iron Pipe	11,945.28	1,163.72
For Class 52 Rating, Deduct	-1,120.03	
For Class 54 Rating, Add	1,548.47	
For Class 55 Rating, Add	2,312.92	
For Class 56 Rating, Add	3,067.19	
40 05 19 00-0378 EA 24" Flanged (FxF), 10'-0" Spool Length, Class 53, Cement Lined, Bituminous Seal Coat, Ductile Iron Pipe	12,288.10	1,167.48
For Class 52 Rating, Deduct	-1,157.11	
For Class 54 Rating, Add	1,599.10	
For Class 55 Rating, Add	2,388.23	
For Class 56 Rating, Add	3,166.84	
40 05 19 00-0379 EA 24" Flanged (FxF), 10'-6" Spool Length, Class 53, Cement Lined, Bituminous Seal Coat, Ductile Iron Pipe	12,630.90	1,171.26
For Class 52 Rating, Deduct	-1,194.19	
For Class 54 Rating, Add	1,649.74	
For Class 55 Rating, Add	2,463.54	
For Class 56 Rating, Add	3,266.49	
40 05 19 00-0380 EA 24" Flanged (FxF), 11'-0" Spool Length, Class 53, Cement Lined, Bituminous Seal Coat, Ductile Iron Pipe	12,973.71	1,175.02
For Class 52 Rating, Deduct	-1,231.27	
For Class 54 Rating, Add	1,700.37	
For Class 55 Rating, Add	2,538.85	
For Class 56 Rating, Add	3,366.14	
40 05 19 00-0381 EA 24" Flanged (FxF), 11'-6" Spool Length, Class 53, Cement Lined, Bituminous Seal Coat, Ductile Iron Pipe	13,316.52	1,178.78
For Class 52 Rating, Deduct	-1,268.35	
For Class 54 Rating, Add	1,751.00	
For Class 55 Rating, Add	2,614.16	
For Class 56 Rating, Add	3,465.79	
40 05 19 00-0382 EA 24" Flanged (FxF), 12'-0" Spool Length, Class 53, Cement Lined, Bituminous Seal Coat, Ductile Iron Pipe	13,659.33	1,182.55
For Class 52 Rating, Deduct	-1,305.43	
For Class 54 Rating, Add	1,801.64	
For Class 55 Rating, Add	2,689.47	
For Class 56 Rating, Add	3,565.44	
40 05 19 00-0383 EA 24" Flanged (FxF), 12'-6" Spool Length, Class 53, Cement Lined, Bituminous Seal Coat, Ductile Iron Pipe	14,002.14	1,186.32
For Class 52 Rating, Deduct	-1,342.52	
For Class 54 Rating, Add	1,852.27	
For Class 55 Rating, Add	2,764.78	
For Class 56 Rating, Add	3,665.09	
40 05 19 00-0384 EA 24" Flanged (FxF), 13'-0" Spool Length, Class 53, Cement Lined, Bituminous Seal Coat, Ductile Iron Pipe	14,344.95	1,190.08
For Class 52 Rating, Deduct	-1,379.60	
For Class 54 Rating, Add	1,902.91	
For Class 55 Rating, Add	2,840.10	
For Class 56 Rating, Add	3,764.74	
40 05 19 00-0385 EA 24" Flanged (FxF), 13'-6" Spool Length, Class 53, Cement Lined, Bituminous Seal Coat, Ductile Iron Pipe	14,687.75	1,193.85
For Class 52 Rating, Deduct	-1,416.68	
For Class 54 Rating, Add	1,953.54	
For Class 55 Rating, Add	2,915.41	
For Class 56 Rating, Add	3,864.39	
40 05 19 00-0386 EA 24" Flanged (FxF), 14'-0" Spool Length, Class 53, Cement Lined, Bituminous Seal Coat, Ductile Iron Pipe	15,030.57	1,197.61
For Class 52 Rating, Deduct	-1,453.76	
For Class 54 Rating, Add	2,004.17	
For Class 55 Rating, Add	2,990.72	
For Class 56 Rating, Add	3,964.04	
40 05 19 00-0387 EA 24" Flanged (FxF), 14'-6" Spool Length, Class 53, Cement Lined, Bituminous Seal Coat, Ductile Iron Pipe	15,373.38	1,201.38
For Class 52 Rating, Deduct	-1,490.84	
For Class 54 Rating, Add	2,054.81	
For Class 55 Rating, Add	3,066.03	
For Class 56 Rating, Add	4,063.69	
40 05 19 00-0388 EA 24" Flanged (FxF), 15'-0" Spool Length, Class 53, Cement Lined, Bituminous Seal Coat, Ductile Iron Pipe	15,716.18	1,205.15
For Class 52 Rating, Deduct	-1,527.92	
For Class 54 Rating, Add	2,105.44	
For Class 55 Rating, Add	3,141.34	
For Class 56 Rating, Add	4,163.34	
40 05 19 00-0389 EA 24" Flanged (FxF), 15'-6" Spool Length, Class 53, Cement Lined, Bituminous Seal Coat, Ductile Iron Pipe	16,156.00	1,272.94
For Class 52 Rating, Deduct	-1,565.00	
For Class 54 Rating, Add	2,157.24	
For Class 55 Rating, Add	3,218.98	
For Class 56 Rating, Add	4,266.49	
40 05 19 00-0390 EA 24" Flanged (FxF), 16'-0" Spool Length, Class 53, Cement Lined, Bituminous Seal Coat, Ductile Iron Pipe	16,498.81	1,276.70
For Class 52 Rating, Deduct	-1,602.09	
For Class 54 Rating, Add	2,207.87	
For Class 55 Rating, Add	3,294.29	
For Class 56 Rating, Add	4,366.14	

40 Process Interconnections
40 05 Common Work Results For Process Interconnections
40 05 19 Ductile Iron Process Pipe



MINOR	CSI	UOM	DESCRIPTION	TOTAL DIRECT UNIT COST	DEMOLITION UNIT COST
40 05 19 00-0391	EA	24"	Flanged (FxF), 16'-6" Spool Length, Class 53, Cement Lined, Bituminous Seal Coat, Ductile Iron Pipe	16,841.61	1,280.47
			<i>For Class 52 Rating, Deduct</i>	-1,639.17	
			<i>For Class 54 Rating, Add</i>	2,258.51	
			<i>For Class 55 Rating, Add</i>	3,369.60	
			<i>For Class 56 Rating, Add</i>	4,465.79	
40 05 19 00-0392	EA	24"	Flanged (FxF), 17'-0" Spool Length, Class 53, Cement Lined, Bituminous Seal Coat, Ductile Iron Pipe	17,184.42	1,284.23
			<i>For Class 52 Rating, Deduct</i>	-1,676.25	
			<i>For Class 54 Rating, Add</i>	2,309.14	
			<i>For Class 55 Rating, Add</i>	3,444.91	
			<i>For Class 56 Rating, Add</i>	4,565.44	
40 05 19 00-0393	EA	24"	Flanged (FxF), 17'-6" Spool Length, Class 53, Cement Lined, Bituminous Seal Coat, Ductile Iron Pipe	17,527.24	1,288.01
			<i>For Class 52 Rating, Deduct</i>	-1,713.33	
			<i>For Class 54 Rating, Add</i>	2,359.78	
			<i>For Class 55 Rating, Add</i>	3,520.22	
			<i>For Class 56 Rating, Add</i>	4,665.09	
40 05 19 00-0394	EA	24"	Flanged (FxF), 18'-0" Spool Length, Class 53, Cement Lined, Bituminous Seal Coat, Ductile Iron Pipe	17,870.04	1,291.77
			<i>For Class 52 Rating, Deduct</i>	-1,750.41	
			<i>For Class 54 Rating, Add</i>	2,410.41	
			<i>For Class 55 Rating, Add</i>	3,595.53	
			<i>For Class 56 Rating, Add</i>	4,764.74	
40 05 19 00-0395	EA	24"	Flanged (FxF), 18'-6" Spool Length, Class 53, Cement Lined, Bituminous Seal Coat, Ductile Iron Pipe	18,212.85	1,295.53
			<i>For Class 52 Rating, Deduct</i>	-1,787.49	
			<i>For Class 54 Rating, Add</i>	2,461.04	
			<i>For Class 55 Rating, Add</i>	3,670.84	
			<i>For Class 56 Rating, Add</i>	4,864.39	
40 05 19 00-0396	EA	24"	Flanged (FxF), 19'-0" Spool Length, Class 53, Cement Lined, Bituminous Seal Coat, Ductile Iron Pipe	18,555.66	1,299.30
			<i>For Class 52 Rating, Deduct</i>	-1,824.57	
			<i>For Class 54 Rating, Add</i>	2,511.68	
			<i>For Class 55 Rating, Add</i>	3,746.15	
			<i>For Class 56 Rating, Add</i>	4,964.04	
40 05 19 00-0397	EA	24"	Flanged (FxF), 19'-6" Spool Length, Class 53, Cement Lined, Bituminous Seal Coat, Ductile Iron Pipe	18,898.47	1,303.07
			<i>For Class 52 Rating, Deduct</i>	-1,861.65	
			<i>For Class 54 Rating, Add</i>	2,562.31	
			<i>For Class 55 Rating, Add</i>	3,821.47	
			<i>For Class 56 Rating, Add</i>	5,063.69	
40 05 19 00-0398			30" Flanged End (FxF), Class 53, Cement Lined, Bituminous Seal Coat, Ductile Iron Pipe <small>(40 05 19 00-0002)</small>		
40 05 19 00-0399	EA	30"	Flanged (FxF), 1'-0" Spool Length, Class 53, Cement Lined, Bituminous Seal Coat, Ductile Iron Pipe	9,428.13	1,551.63
			<i>For Class 52 Rating, Deduct</i>	-778.49	
			<i>For Class 54 Rating, Add</i>	1,089.79	
			<i>For Class 55 Rating, Add</i>	1,634.63	
			<i>For Class 56 Rating, Add</i>	2,172.40	
40 05 19 00-0400	EA	30"	Flanged (FxF), 1'-6" Spool Length, Class 53, Cement Lined, Bituminous Seal Coat, Ductile Iron Pipe	9,920.77	1,555.39
			<i>For Class 52 Rating, Deduct</i>	-832.05	
			<i>For Class 54 Rating, Add</i>	1,162.90	
			<i>For Class 55 Rating, Add</i>	1,743.36	
			<i>For Class 56 Rating, Add</i>	2,316.25	
40 05 19 00-0401	EA	30"	Flanged (FxF), 2'-0" Spool Length, Class 53, Cement Lined, Bituminous Seal Coat, Ductile Iron Pipe	10,413.39	1,559.16
			<i>For Class 52 Rating, Deduct</i>	-885.61	
			<i>For Class 54 Rating, Add</i>	1,236.00	
			<i>For Class 55 Rating, Add</i>	1,852.08	
			<i>For Class 56 Rating, Add</i>	2,460.10	
40 05 19 00-0402	EA	30"	Flanged (FxF), 2'-6" Spool Length, Class 53, Cement Lined, Bituminous Seal Coat, Ductile Iron Pipe	10,906.03	1,562.93
			<i>For Class 52 Rating, Deduct</i>	-939.18	
			<i>For Class 54 Rating, Add</i>	1,309.11	
			<i>For Class 55 Rating, Add</i>	1,960.80	
			<i>For Class 56 Rating, Add</i>	2,603.95	
40 05 19 00-0403	EA	30"	Flanged (FxF), 3'-0" Spool Length, Class 53, Cement Lined, Bituminous Seal Coat, Ductile Iron Pipe	11,398.67	1,566.69
			<i>For Class 52 Rating, Deduct</i>	-992.74	
			<i>For Class 54 Rating, Add</i>	1,382.22	
			<i>For Class 55 Rating, Add</i>	2,069.52	
			<i>For Class 56 Rating, Add</i>	2,747.80	
40 05 19 00-0404	EA	30"	Flanged (FxF), 3'-6" Spool Length, Class 53, Cement Lined, Bituminous Seal Coat, Ductile Iron Pipe	11,891.29	1,570.46
			<i>For Class 52 Rating, Deduct</i>	-1,046.30	
			<i>For Class 54 Rating, Add</i>	1,455.33	
			<i>For Class 55 Rating, Add</i>	2,178.24	
			<i>For Class 56 Rating, Add</i>	2,891.65	
40 05 19 00-0405	EA	30"	Flanged (FxF), 4'-0" Spool Length, Class 53, Cement Lined, Bituminous Seal Coat, Ductile Iron Pipe	12,383.93	1,574.22
			<i>For Class 52 Rating, Deduct</i>	-1,099.86	
			<i>For Class 54 Rating, Add</i>	1,528.43	
			<i>For Class 55 Rating, Add</i>	2,286.96	
			<i>For Class 56 Rating, Add</i>	3,035.50	
40 05 19 00-0406	EA	30"	Flanged (FxF), 4'-6" Spool Length, Class 53, Cement Lined, Bituminous Seal Coat, Ductile Iron Pipe	12,876.56	1,577.99
			<i>For Class 52 Rating, Deduct</i>	-1,153.42	
			<i>For Class 54 Rating, Add</i>	1,601.54	
			<i>For Class 55 Rating, Add</i>	2,395.68	
			<i>For Class 56 Rating, Add</i>	3,179.34	
40 05 19 00-0407	EA	30"	Flanged (FxF), 5'-0" Spool Length, Class 53, Cement Lined, Bituminous Seal Coat, Ductile Iron Pipe	13,369.19	1,581.76
			<i>For Class 52 Rating, Deduct</i>	-1,206.98	
			<i>For Class 54 Rating, Add</i>	1,674.65	
			<i>For Class 55 Rating, Add</i>	2,504.41	
			<i>For Class 56 Rating, Add</i>	3,323.19	



MINOR CSI UOM DESCRIPTION	TOTAL DIRECT UNIT COST	DEMOLITION UNIT COST
40 05 19 00-0408 EA 30" Flanged (FxF), 5'-6" Spool Length, Class 53, Cement Lined, Bituminous Seal Coat, Ductile Iron Pipe	13,861.83	1,585.52
<i>For Class 52 Rating, Deduct</i>	-1,260.55	
<i>For Class 54 Rating, Add</i>	1,747.76	
<i>For Class 55 Rating, Add</i>	2,613.13	
<i>For Class 56 Rating, Add</i>	3,467.04	
40 05 19 00-0409 EA 30" Flanged (FxF), 6'-0" Spool Length, Class 53, Cement Lined, Bituminous Seal Coat, Ductile Iron Pipe	14,354.46	1,589.29
<i>For Class 52 Rating, Deduct</i>	-1,314.11	
<i>For Class 54 Rating, Add</i>	1,820.86	
<i>For Class 55 Rating, Add</i>	2,721.65	
<i>For Class 56 Rating, Add</i>	3,670.89	
40 05 19 00-0410 EA 30" Flanged (FxF), 6'-6" Spool Length, Class 53, Cement Lined, Bituminous Seal Coat, Ductile Iron Pipe	14,847.09	1,593.06
<i>For Class 52 Rating, Deduct</i>	-1,367.67	
<i>For Class 54 Rating, Add</i>	1,893.97	
<i>For Class 55 Rating, Add</i>	2,830.57	
<i>For Class 56 Rating, Add</i>	3,754.74	
40 05 19 00-0411 EA 30" Flanged (FxF), 7'-0" Spool Length, Class 53, Cement Lined, Bituminous Seal Coat, Ductile Iron Pipe	15,339.72	1,596.82
<i>For Class 52 Rating, Deduct</i>	-1,421.23	
<i>For Class 54 Rating, Add</i>	1,967.08	
<i>For Class 55 Rating, Add</i>	2,939.29	
<i>For Class 56 Rating, Add</i>	3,898.59	
40 05 19 00-0412 EA 30" Flanged (FxF), 7'-6" Spool Length, Class 53, Cement Lined, Bituminous Seal Coat, Ductile Iron Pipe	15,832.36	1,600.59
<i>For Class 52 Rating, Deduct</i>	-1,474.79	
<i>For Class 54 Rating, Add</i>	2,040.18	
<i>For Class 55 Rating, Add</i>	3,048.01	
<i>For Class 56 Rating, Add</i>	4,042.43	
40 05 19 00-0413 EA 30" Flanged (FxF), 8'-0" Spool Length, Class 53, Cement Lined, Bituminous Seal Coat, Ductile Iron Pipe	16,324.99	1,604.35
<i>For Class 52 Rating, Deduct</i>	-1,528.36	
<i>For Class 54 Rating, Add</i>	2,113.29	
<i>For Class 55 Rating, Add</i>	3,156.74	
<i>For Class 56 Rating, Add</i>	4,186.28	
40 05 19 00-0414 EA 30" Flanged (FxF), 8'-6" Spool Length, Class 53, Cement Lined, Bituminous Seal Coat, Ductile Iron Pipe	16,817.62	1,608.12
<i>For Class 52 Rating, Deduct</i>	-1,581.92	
<i>For Class 54 Rating, Add</i>	2,186.40	
<i>For Class 55 Rating, Add</i>	3,265.46	
<i>For Class 56 Rating, Add</i>	4,330.13	
40 05 19 00-0415 EA 30" Flanged (FxF), 9'-0" Spool Length, Class 53, Cement Lined, Bituminous Seal Coat, Ductile Iron Pipe	17,310.26	1,611.89
<i>For Class 52 Rating, Deduct</i>	-1,635.48	
<i>For Class 54 Rating, Add</i>	2,259.51	
<i>For Class 55 Rating, Add</i>	3,374.18	
<i>For Class 56 Rating, Add</i>	4,473.98	
40 05 19 00-0416 EA 30" Flanged (FxF), 9'-6" Spool Length, Class 53, Cement Lined, Bituminous Seal Coat, Ductile Iron Pipe	17,802.88	1,615.65
<i>For Class 52 Rating, Deduct</i>	-1,689.04	
<i>For Class 54 Rating, Add</i>	2,332.61	
<i>For Class 55 Rating, Add</i>	3,482.90	
<i>For Class 56 Rating, Add</i>	4,617.83	
40 05 19 00-0417 EA 30" Flanged (FxF), 10'-0" Spool Length, Class 53, Cement Lined, Bituminous Seal Coat, Ductile Iron Pipe	18,295.51	1,619.41
<i>For Class 52 Rating, Deduct</i>	-1,742.60	
<i>For Class 54 Rating, Add</i>	2,405.72	
<i>For Class 55 Rating, Add</i>	3,591.62	
<i>For Class 56 Rating, Add</i>	4,761.68	
40 05 19 00-0418 EA 30" Flanged (FxF), 10'-6" Spool Length, Class 53, Cement Lined, Bituminous Seal Coat, Ductile Iron Pipe	18,788.13	1,623.19
<i>For Class 52 Rating, Deduct</i>	-1,796.16	
<i>For Class 54 Rating, Add</i>	2,478.83	
<i>For Class 55 Rating, Add</i>	3,700.34	
<i>For Class 56 Rating, Add</i>	4,905.52	
40 05 19 00-0419 EA 30" Flanged (FxF), 11'-0" Spool Length, Class 53, Cement Lined, Bituminous Seal Coat, Ductile Iron Pipe	19,280.77	1,626.95
<i>For Class 52 Rating, Deduct</i>	-1,849.73	
<i>For Class 54 Rating, Add</i>	2,551.94	
<i>For Class 55 Rating, Add</i>	3,809.06	
<i>For Class 56 Rating, Add</i>	5,049.37	
40 05 19 00-0420 EA 30" Flanged (FxF), 11'-6" Spool Length, Class 53, Cement Lined, Bituminous Seal Coat, Ductile Iron Pipe	19,773.41	1,630.71
<i>For Class 52 Rating, Deduct</i>	-1,903.29	
<i>For Class 54 Rating, Add</i>	2,625.04	
<i>For Class 55 Rating, Add</i>	3,917.79	
<i>For Class 56 Rating, Add</i>	5,193.22	
40 05 19 00-0421 EA 30" Flanged (FxF), 12'-0" Spool Length, Class 53, Cement Lined, Bituminous Seal Coat, Ductile Iron Pipe	20,266.03	1,634.49
<i>For Class 52 Rating, Deduct</i>	-1,956.85	
<i>For Class 54 Rating, Add</i>	2,698.15	
<i>For Class 55 Rating, Add</i>	4,026.51	
<i>For Class 56 Rating, Add</i>	5,337.07	
40 05 19 00-0422 EA 30" Flanged (FxF), 12'-6" Spool Length, Class 53, Cement Lined, Bituminous Seal Coat, Ductile Iron Pipe	20,758.67	1,638.25
<i>For Class 52 Rating, Deduct</i>	-2,010.41	
<i>For Class 54 Rating, Add</i>	2,771.26	
<i>For Class 55 Rating, Add</i>	4,135.23	
<i>For Class 56 Rating, Add</i>	5,480.92	
40 05 19 00-0423 EA 30" Flanged (FxF), 13'-0" Spool Length, Class 53, Cement Lined, Bituminous Seal Coat, Ductile Iron Pipe	21,251.33	1,642.01
<i>For Class 52 Rating, Deduct</i>	-2,063.76	
<i>For Class 54 Rating, Add</i>	2,844.07	
<i>For Class 55 Rating, Add</i>	4,243.51	
<i>For Class 56 Rating, Add</i>	5,624.19	
40 05 19 00-0424 EA 30" Flanged (FxF), 13'-6" Spool Length, Class 53, Cement Lined, Bituminous Seal Coat, Ductile Iron Pipe	21,743.93	1,645.78
<i>For Class 52 Rating, Deduct</i>	-2,117.54	
<i>For Class 54 Rating, Add</i>	2,917.47	
<i>For Class 55 Rating, Add</i>	4,352.67	
<i>For Class 56 Rating, Add</i>	5,768.62	

40 Process Interconnections**40 05 Common Work Results For Process Interconnections****40 05 19 Ductile Iron Process Pipe**

SAN BERNARDINO
COUNTY

MINOR CSI	UOM	DESCRIPTION	TOTAL DIRECT UNIT COST	DEMOLITION UNIT COST
40 05 19 00-0425	EA	30" Flanged (FxF), 14'-0" Spool Length, Class 53, Cement Lined, Bituminous Seal Coat, Ductile Iron Pipe	22,236.57	1,649.55
		<i>For Class 52 Rating, Deduct</i>	-2,171.10	
		<i>For Class 54 Rating, Add</i>	2,990.58	
		<i>For Class 55 Rating, Add</i>	4,461.39	
		<i>For Class 56 Rating, Add</i>	5,912.47	
40 05 19 00-0426	EA	30" Flanged (FxF), 14'-6" Spool Length, Class 53, Cement Lined, Bituminous Seal Coat, Ductile Iron Pipe	22,729.20	1,653.31
		<i>For Class 52 Rating, Deduct</i>	-2,224.66	
		<i>For Class 54 Rating, Add</i>	3,063.69	
		<i>For Class 55 Rating, Add</i>	4,570.11	
		<i>For Class 56 Rating, Add</i>	6,056.31	
40 05 19 00-0427	EA	30" Flanged (FxF), 15'-0" Spool Length, Class 53, Cement Lined, Bituminous Seal Coat, Ductile Iron Pipe	23,221.83	1,657.08
		<i>For Class 52 Rating, Deduct</i>	-2,278.22	
		<i>For Class 54 Rating, Add</i>	3,136.80	
		<i>For Class 55 Rating, Add</i>	4,678.83	
		<i>For Class 56 Rating, Add</i>	6,200.16	
40 05 19 00-0428	EA	30" Flanged (FxF), 15'-6" Spool Length, Class 53, Cement Lined, Bituminous Seal Coat, Ductile Iron Pipe	23,714.46	1,660.84
		<i>For Class 52 Rating, Deduct</i>	-2,331.78	
		<i>For Class 54 Rating, Add</i>	3,209.90	
		<i>For Class 55 Rating, Add</i>	4,787.56	
		<i>For Class 56 Rating, Add</i>	6,344.01	
40 05 19 00-0429	EA	30" Flanged (FxF), 16'-0" Spool Length, Class 53, Cement Lined, Bituminous Seal Coat, Ductile Iron Pipe	24,207.10	1,664.61
		<i>For Class 52 Rating, Deduct</i>	-2,385.35	
		<i>For Class 54 Rating, Add</i>	3,283.01	
		<i>For Class 55 Rating, Add</i>	4,896.28	
		<i>For Class 56 Rating, Add</i>	6,487.86	
40 05 19 00-0430	EA	30" Flanged (FxF), 16'-6" Spool Length, Class 53, Cement Lined, Bituminous Seal Coat, Ductile Iron Pipe	24,699.73	1,668.38
		<i>For Class 52 Rating, Deduct</i>	-2,438.91	
		<i>For Class 54 Rating, Add</i>	3,356.12	
		<i>For Class 55 Rating, Add</i>	5,005.00	
		<i>For Class 56 Rating, Add</i>	6,631.71	
40 05 19 00-0431	EA	30" Flanged (FxF), 17'-0" Spool Length, Class 53, Cement Lined, Bituminous Seal Coat, Ductile Iron Pipe	25,192.36	1,672.14
		<i>For Class 52 Rating, Deduct</i>	-2,492.47	
		<i>For Class 54 Rating, Add</i>	3,429.22	
		<i>For Class 55 Rating, Add</i>	5,113.72	
		<i>For Class 56 Rating, Add</i>	6,775.56	
40 05 19 00-0432	EA	30" Flanged (FxF), 17'-6" Spool Length, Class 53, Cement Lined, Bituminous Seal Coat, Ductile Iron Pipe	25,685.00	1,675.91
		<i>For Class 52 Rating, Deduct</i>	-2,546.03	
		<i>For Class 54 Rating, Add</i>	3,502.33	
		<i>For Class 55 Rating, Add</i>	5,222.44	
		<i>For Class 56 Rating, Add</i>	6,919.41	
40 05 19 00-0433	EA	30" Flanged (FxF), 18'-0" Spool Length, Class 53, Cement Lined, Bituminous Seal Coat, Ductile Iron Pipe	26,177.62	1,679.68
		<i>For Class 52 Rating, Deduct</i>	-2,599.59	
		<i>For Class 54 Rating, Add</i>	3,575.44	
		<i>For Class 55 Rating, Add</i>	5,331.16	
		<i>For Class 56 Rating, Add</i>	7,063.25	
40 05 19 00-0434	EA	30" Flanged (FxF), 18'-6" Spool Length, Class 53, Cement Lined, Bituminous Seal Coat, Ductile Iron Pipe	26,670.26	1,683.44
		<i>For Class 52 Rating, Deduct</i>	-2,653.15	
		<i>For Class 54 Rating, Add</i>	3,648.55	
		<i>For Class 55 Rating, Add</i>	5,439.88	
		<i>For Class 56 Rating, Add</i>	7,207.10	
40 05 19 00-0435	EA	30" Flanged (FxF), 19'-0" Spool Length, Class 53, Cement Lined, Bituminous Seal Coat, Ductile Iron Pipe	27,162.90	1,687.21
		<i>For Class 52 Rating, Deduct</i>	-2,706.72	
		<i>For Class 54 Rating, Add</i>	3,721.65	
		<i>For Class 55 Rating, Add</i>	5,548.61	
		<i>For Class 56 Rating, Add</i>	7,350.95	
40 05 19 00-0436	EA	30" Flanged (FxF), 19'-6" Spool Length, Class 53, Cement Lined, Bituminous Seal Coat, Ductile Iron Pipe	27,655.52	1,690.97
		<i>For Class 52 Rating, Deduct</i>	-2,760.28	
		<i>For Class 54 Rating, Add</i>	3,794.76	
		<i>For Class 55 Rating, Add</i>	5,657.33	
		<i>For Class 56 Rating, Add</i>	7,494.80	
40 05 19 00-0437		36" Flanged End (FxF), Class 53, Cement Lined, Bituminous Seal Coat, Ductile Iron Pipe <small>(40 05 19 00-0002)</small>		
40 05 19 00-0438	EA	36" Flanged (FxF), 1'-0" Spool Length, Class 53, Cement Lined, Bituminous Seal Coat, Ductile Iron Pipe	13,105.52	1,965.89
		<i>For Class 52 Rating, Deduct</i>	-1,113.96	
		<i>For Class 54 Rating, Add</i>	1,554.78	
		<i>For Class 55 Rating, Add</i>	2,329.78	
		<i>For Class 56 Rating, Add</i>	3,094.66	
40 05 19 00-0439	EA	36" Flanged (FxF), 1'-6" Spool Length, Class 53, Cement Lined, Bituminous Seal Coat, Ductile Iron Pipe	13,773.59	1,969.67
		<i>For Class 52 Rating, Deduct</i>	-1,186.82	
		<i>For Class 54 Rating, Add</i>	1,654.20	
		<i>For Class 55 Rating, Add</i>	2,477.63	
		<i>For Class 56 Rating, Add</i>	3,290.26	
40 05 19 00-0440	EA	36" Flanged (FxF), 2'-0" Spool Length, Class 53, Cement Lined, Bituminous Seal Coat, Ductile Iron Pipe	14,441.68	1,973.43
		<i>For Class 52 Rating, Deduct</i>	-1,259.68	
		<i>For Class 54 Rating, Add</i>	1,753.63	
		<i>For Class 55 Rating, Add</i>	2,625.47	
		<i>For Class 56 Rating, Add</i>	3,485.87	
40 05 19 00-0441	EA	36" Flanged (FxF), 2'-6" Spool Length, Class 53, Cement Lined, Bituminous Seal Coat, Ductile Iron Pipe	15,109.77	1,977.20
		<i>For Class 52 Rating, Deduct</i>	-1,332.54	
		<i>For Class 54 Rating, Add</i>	1,853.05	
		<i>For Class 55 Rating, Add</i>	2,773.32	
		<i>For Class 56 Rating, Add</i>	3,681.48	



MINOR CSI UOM DESCRIPTION	TOTAL DIRECT UNIT COST	DEMOLITION UNIT COST
40 05 19 00-0442 EA 36" Flanged (FxF), 3'-0" Spool Length, Class 53, Cement Lined, Bituminous Seal Coat, Ductile Iron Pipe	15,777.83	1,980.96
<i>For Class 52 Rating, Deduct</i>	-1,405.40	
<i>For Class 54 Rating, Add</i>	1,952.47	
<i>For Class 55 Rating, Add</i>	2,921.17	
<i>For Class 56 Rating, Add</i>	3,877.08	
40 05 19 00-0443 EA 36" Flanged (FxF), 3'-6" Spool Length, Class 53, Cement Lined, Bituminous Seal Coat, Ductile Iron Pipe	16,445.92	1,984.73
<i>For Class 52 Rating, Deduct</i>	-1,478.26	
<i>For Class 54 Rating, Add</i>	2,051.90	
<i>For Class 55 Rating, Add</i>	3,069.02	
<i>For Class 56 Rating, Add</i>	4,072.69	
40 05 19 00-0444 EA 36" Flanged (FxF), 4'-0" Spool Length, Class 53, Cement Lined, Bituminous Seal Coat, Ductile Iron Pipe	17,114.01	1,988.50
<i>For Class 52 Rating, Deduct</i>	-1,551.13	
<i>For Class 54 Rating, Add</i>	2,151.33	
<i>For Class 55 Rating, Add</i>	3,216.86	
<i>For Class 56 Rating, Add</i>	4,268.30	
40 05 19 00-0445 EA 36" Flanged (FxF), 4'-6" Spool Length, Class 53, Cement Lined, Bituminous Seal Coat, Ductile Iron Pipe	17,782.09	1,992.26
<i>For Class 52 Rating, Deduct</i>	-1,623.99	
<i>For Class 54 Rating, Add</i>	2,250.75	
<i>For Class 55 Rating, Add</i>	3,364.71	
<i>For Class 56 Rating, Add</i>	4,463.91	
40 05 19 00-0446 EA 36" Flanged (FxF), 5'-0" Spool Length, Class 53, Cement Lined, Bituminous Seal Coat, Ductile Iron Pipe	18,450.17	1,996.02
<i>For Class 52 Rating, Deduct</i>	-1,696.85	
<i>For Class 54 Rating, Add</i>	2,350.17	
<i>For Class 55 Rating, Add</i>	3,512.56	
<i>For Class 56 Rating, Add</i>	4,659.51	
40 05 19 00-0447 EA 36" Flanged (FxF), 5'-6" Spool Length, Class 53, Cement Lined, Bituminous Seal Coat, Ductile Iron Pipe	19,118.26	1,999.80
<i>For Class 52 Rating, Deduct</i>	-1,769.71	
<i>For Class 54 Rating, Add</i>	2,449.60	
<i>For Class 55 Rating, Add</i>	3,660.40	
<i>For Class 56 Rating, Add</i>	4,855.12	
40 05 19 00-0448 EA 36" Flanged (FxF), 6'-0" Spool Length, Class 53, Cement Lined, Bituminous Seal Coat, Ductile Iron Pipe	19,786.34	2,003.56
<i>For Class 52 Rating, Deduct</i>	-1,842.57	
<i>For Class 54 Rating, Add</i>	2,549.03	
<i>For Class 55 Rating, Add</i>	3,808.25	
<i>For Class 56 Rating, Add</i>	5,050.73	
40 05 19 00-0449 EA 36" Flanged (FxF), 6'-6" Spool Length, Class 53, Cement Lined, Bituminous Seal Coat, Ductile Iron Pipe	20,454.42	2,007.32
<i>For Class 52 Rating, Deduct</i>	-1,915.43	
<i>For Class 54 Rating, Add</i>	2,648.45	
<i>For Class 55 Rating, Add</i>	3,956.10	
<i>For Class 56 Rating, Add</i>	5,246.33	
40 05 19 00-0450 EA 36" Flanged (FxF), 7'-0" Spool Length, Class 53, Cement Lined, Bituminous Seal Coat, Ductile Iron Pipe	21,122.51	2,011.09
<i>For Class 52 Rating, Deduct</i>	-1,988.29	
<i>For Class 54 Rating, Add</i>	2,747.88	
<i>For Class 55 Rating, Add</i>	4,103.94	
<i>For Class 56 Rating, Add</i>	5,441.94	
40 05 19 00-0451 EA 36" Flanged (FxF), 7'-6" Spool Length, Class 53, Cement Lined, Bituminous Seal Coat, Ductile Iron Pipe	21,790.59	2,014.86
<i>For Class 52 Rating, Deduct</i>	-2,061.16	
<i>For Class 54 Rating, Add</i>	2,847.30	
<i>For Class 55 Rating, Add</i>	4,251.79	
<i>For Class 56 Rating, Add</i>	5,637.55	
40 05 19 00-0452 EA 36" Flanged (FxF), 8'-0" Spool Length, Class 53, Cement Lined, Bituminous Seal Coat, Ductile Iron Pipe	22,458.67	2,018.62
<i>For Class 52 Rating, Deduct</i>	-2,134.02	
<i>For Class 54 Rating, Add</i>	2,946.72	
<i>For Class 55 Rating, Add</i>	4,399.64	
<i>For Class 56 Rating, Add</i>	5,833.15	
40 05 19 00-0453 EA 36" Flanged (FxF), 8'-6" Spool Length, Class 53, Cement Lined, Bituminous Seal Coat, Ductile Iron Pipe	23,126.75	2,022.39
<i>For Class 52 Rating, Deduct</i>	-2,206.88	
<i>For Class 54 Rating, Add</i>	3,046.15	
<i>For Class 55 Rating, Add</i>	4,547.49	
<i>For Class 56 Rating, Add</i>	6,028.76	
40 05 19 00-0454 EA 36" Flanged (FxF), 9'-0" Spool Length, Class 53, Cement Lined, Bituminous Seal Coat, Ductile Iron Pipe	23,794.84	2,026.15
<i>For Class 52 Rating, Deduct</i>	-2,279.74	
<i>For Class 54 Rating, Add</i>	3,145.58	
<i>For Class 55 Rating, Add</i>	4,695.33	
<i>For Class 56 Rating, Add</i>	6,224.37	
40 05 19 00-0455 EA 36" Flanged (FxF), 9'-6" Spool Length, Class 53, Cement Lined, Bituminous Seal Coat, Ductile Iron Pipe	24,462.92	2,029.92
<i>For Class 52 Rating, Deduct</i>	-2,352.60	
<i>For Class 54 Rating, Add</i>	3,245.00	
<i>For Class 55 Rating, Add</i>	4,843.18	
<i>For Class 56 Rating, Add</i>	6,419.97	
40 05 19 00-0456 EA 36" Flanged (FxF), 10'-0" Spool Length, Class 53, Cement Lined, Bituminous Seal Coat, Ductile Iron Pipe	25,131.00	2,033.69
<i>For Class 52 Rating, Deduct</i>	-2,425.46	
<i>For Class 54 Rating, Add</i>	3,344.43	
<i>For Class 55 Rating, Add</i>	4,991.03	
<i>For Class 56 Rating, Add</i>	6,615.58	
40 05 19 00-0457 EA 36" Flanged (FxF), 10'-6" Spool Length, Class 53, Cement Lined, Bituminous Seal Coat, Ductile Iron Pipe	25,799.09	2,037.45
<i>For Class 52 Rating, Deduct</i>	-2,498.32	
<i>For Class 54 Rating, Add</i>	3,443.85	
<i>For Class 55 Rating, Add</i>	5,138.87	
<i>For Class 56 Rating, Add</i>	6,811.19	
40 05 19 00-0458 EA 36" Flanged (FxF), 11'-0" Spool Length, Class 53, Cement Lined, Bituminous Seal Coat, Ductile Iron Pipe	26,467.18	2,041.22
<i>For Class 52 Rating, Deduct</i>	-2,571.19	
<i>For Class 54 Rating, Add</i>	3,543.28	
<i>For Class 55 Rating, Add</i>	5,286.72	
<i>For Class 56 Rating, Add</i>	7,006.79	

40 Process Interconnections
40 05 Common Work Results For Process Interconnections
40 05 19 Ductile Iron Process Pipe



MINOR	CSI	UOM	DESCRIPTION	TOTAL DIRECT UNIT COST	DEMOLITION UNIT COST
40 05 19 00-0459	EA		36" Flanged (FxF), 11'-6" Spool Length, Class 53, Cement Lined, Bituminous Seal Coat, Ductile Iron Pipe	27,135.25	2,044.99
			<i>For Class 52 Rating, Deduct</i>	-2,644.05	
			<i>For Class 54 Rating, Add</i>	3,642.70	
			<i>For Class 55 Rating, Add</i>	5,434.57	
			<i>For Class 56 Rating, Add</i>	7,202.40	
40 05 19 00-0460	EA		36" Flanged (FxF), 12'-0" Spool Length, Class 53, Cement Lined, Bituminous Seal Coat, Ductile Iron Pipe	27,803.34	2,048.75
			<i>For Class 52 Rating, Deduct</i>	-2,716.91	
			<i>For Class 54 Rating, Add</i>	3,742.13	
			<i>For Class 55 Rating, Add</i>	5,582.41	
			<i>For Class 56 Rating, Add</i>	7,398.01	
40 05 19 00-0461	EA		36" Flanged (FxF), 12'-6" Spool Length, Class 53, Cement Lined, Bituminous Seal Coat, Ductile Iron Pipe	28,471.43	2,052.52
			<i>For Class 52 Rating, Deduct</i>	-2,789.77	
			<i>For Class 54 Rating, Add</i>	3,841.55	
			<i>For Class 55 Rating, Add</i>	5,730.26	
			<i>For Class 56 Rating, Add</i>	7,593.61	
40 05 19 00-0462	EA		36" Flanged (FxF), 13'-0" Spool Length, Class 53, Cement Lined, Bituminous Seal Coat, Ductile Iron Pipe	29,139.50	2,056.29
			<i>For Class 52 Rating, Deduct</i>	-2,862.63	
			<i>For Class 54 Rating, Add</i>	3,940.97	
			<i>For Class 55 Rating, Add</i>	5,878.11	
			<i>For Class 56 Rating, Add</i>	7,789.22	
40 05 19 00-0463	EA		36" Flanged (FxF), 13'-6" Spool Length, Class 53, Cement Lined, Bituminous Seal Coat, Ductile Iron Pipe	29,807.59	2,060.05
			<i>For Class 52 Rating, Deduct</i>	-2,935.49	
			<i>For Class 54 Rating, Add</i>	4,040.40	
			<i>For Class 55 Rating, Add</i>	6,025.96	
			<i>For Class 56 Rating, Add</i>	7,984.82	
40 05 19 00-0464	EA		36" Flanged (FxF), 14'-0" Spool Length, Class 53, Cement Lined, Bituminous Seal Coat, Ductile Iron Pipe	30,475.68	2,063.82
			<i>For Class 52 Rating, Deduct</i>	-3,008.35	
			<i>For Class 54 Rating, Add</i>	4,139.83	
			<i>For Class 55 Rating, Add</i>	6,173.80	
			<i>For Class 56 Rating, Add</i>	8,180.43	
40 05 19 00-0465	EA		36" Flanged (FxF), 14'-6" Spool Length, Class 53, Cement Lined, Bituminous Seal Coat, Ductile Iron Pipe	31,143.75	2,067.58
			<i>For Class 52 Rating, Deduct</i>	-3,081.22	
			<i>For Class 54 Rating, Add</i>	4,239.25	
			<i>For Class 55 Rating, Add</i>	6,321.65	
			<i>For Class 56 Rating, Add</i>	8,376.04	
40 05 19 00-0466	EA		36" Flanged (FxF), 15'-0" Spool Length, Class 53, Cement Lined, Bituminous Seal Coat, Ductile Iron Pipe	31,811.84	2,071.35
			<i>For Class 52 Rating, Deduct</i>	-3,154.08	
			<i>For Class 54 Rating, Add</i>	4,338.68	
			<i>For Class 55 Rating, Add</i>	6,469.50	
			<i>For Class 56 Rating, Add</i>	8,571.64	
40 05 19 00-0467	EA		36" Flanged (FxF), 15'-6" Spool Length, Class 53, Cement Lined, Bituminous Seal Coat, Ductile Iron Pipe	32,479.93	2,075.12
			<i>For Class 52 Rating, Deduct</i>	-3,226.94	
			<i>For Class 54 Rating, Add</i>	4,438.10	
			<i>For Class 55 Rating, Add</i>	6,617.34	
			<i>For Class 56 Rating, Add</i>	8,767.25	
40 05 19 00-0468	EA		36" Flanged (FxF), 16'-0" Spool Length, Class 53, Cement Lined, Bituminous Seal Coat, Ductile Iron Pipe	33,148.01	2,078.88
			<i>For Class 52 Rating, Deduct</i>	-3,299.80	
			<i>For Class 54 Rating, Add</i>	4,537.53	
			<i>For Class 55 Rating, Add</i>	6,765.19	
			<i>For Class 56 Rating, Add</i>	8,962.86	
40 05 19 00-0469	EA		36" Flanged (FxF), 16'-6" Spool Length, Class 53, Cement Lined, Bituminous Seal Coat, Ductile Iron Pipe	33,816.09	2,082.64
			<i>For Class 52 Rating, Deduct</i>	-3,372.66	
			<i>For Class 54 Rating, Add</i>	4,636.95	
			<i>For Class 55 Rating, Add</i>	6,913.04	
			<i>For Class 56 Rating, Add</i>	9,158.46	
40 05 19 00-0470	EA		36" Flanged (FxF), 17'-0" Spool Length, Class 53, Cement Lined, Bituminous Seal Coat, Ductile Iron Pipe	34,484.18	2,086.42
			<i>For Class 52 Rating, Deduct</i>	-3,445.52	
			<i>For Class 54 Rating, Add</i>	4,736.38	
			<i>For Class 55 Rating, Add</i>	7,060.89	
			<i>For Class 56 Rating, Add</i>	9,354.07	
40 05 19 00-0471	EA		36" Flanged (FxF), 17'-6" Spool Length, Class 53, Cement Lined, Bituminous Seal Coat, Ductile Iron Pipe	35,152.26	2,090.18
			<i>For Class 52 Rating, Deduct</i>	-3,518.39	
			<i>For Class 54 Rating, Add</i>	4,835.80	
			<i>For Class 55 Rating, Add</i>	7,208.73	
			<i>For Class 56 Rating, Add</i>	9,549.68	
40 05 19 00-0472	EA		36" Flanged (FxF), 18'-0" Spool Length, Class 53, Cement Lined, Bituminous Seal Coat, Ductile Iron Pipe	35,820.34	2,093.94
			<i>For Class 52 Rating, Deduct</i>	-3,591.25	
			<i>For Class 54 Rating, Add</i>	4,935.23	
			<i>For Class 55 Rating, Add</i>	7,356.58	
			<i>For Class 56 Rating, Add</i>	9,745.28	
40 05 19 00-0473	EA		36" Flanged (FxF), 18'-6" Spool Length, Class 53, Cement Lined, Bituminous Seal Coat, Ductile Iron Pipe	36,488.41	2,097.71
			<i>For Class 52 Rating, Deduct</i>	-3,664.11	
			<i>For Class 54 Rating, Add</i>	5,034.65	
			<i>For Class 55 Rating, Add</i>	7,504.43	
			<i>For Class 56 Rating, Add</i>	9,940.89	
40 05 19 00-0474	EA		36" Flanged (FxF), 19'-0" Spool Length, Class 53, Cement Lined, Bituminous Seal Coat, Ductile Iron Pipe	37,156.50	2,101.48
			<i>For Class 52 Rating, Deduct</i>	-3,736.97	
			<i>For Class 54 Rating, Add</i>	5,134.08	
			<i>For Class 55 Rating, Add</i>	7,652.27	
			<i>For Class 56 Rating, Add</i>	10,136.50	
40 05 19 00-0475	EA		36" Flanged (FxF), 19'-6" Spool Length, Class 53, Cement Lined, Bituminous Seal Coat, Ductile Iron Pipe	37,824.58	2,105.24
			<i>For Class 52 Rating, Deduct</i>	-3,809.83	
			<i>For Class 54 Rating, Add</i>	5,233.50	
			<i>For Class 55 Rating, Add</i>	7,800.12	
			<i>For Class 56 Rating, Add</i>	10,332.10	



MINOR CSI UOM DESCRIPTION	TOTAL DIRECT UNIT COST	DEMOLITION UNIT COST
40 05 19 00-0476 42" Flanged End (FxF), Class 53, Cement Lined, Bituminous Seal Coat, Ductile Iron Pipe <small>(40 05 19 00-0002)</small>		
40 05 19 00-0477 EA 42" Flanged (FxF), 1'-0" Spool Length, Class 53, Cement Lined, Bituminous Seal Coat, Ductile Iron Pipe	17,264.40	2,478.09
For Class 52 Rating, Deduct	-1,486.07	
For Class 54 Rating, Add	2,071.52	
For Class 55 Rating, Add	3,102.78	
For Class 56 Rating, Add	4,120.54	
40 05 19 00-0478 EA 42" Flanged (FxF), 1'-6" Spool Length, Class 53, Cement Lined, Bituminous Seal Coat, Ductile Iron Pipe	18,259.73	2,481.85
For Class 52 Rating, Deduct	-1,594.93	
For Class 54 Rating, Add	2,220.03	
For Class 55 Rating, Add	3,323.60	
For Class 56 Rating, Add	4,412.68	
40 05 19 00-0479 EA 42" Flanged (FxF), 2'-0" Spool Length, Class 53, Cement Lined, Bituminous Seal Coat, Ductile Iron Pipe	19,243.24	2,485.62
For Class 52 Rating, Deduct	-1,702.49	
For Class 54 Rating, Add	2,366.77	
For Class 55 Rating, Add	3,541.79	
For Class 56 Rating, Add	4,701.34	
40 05 19 00-0480 EA 42" Flanged (FxF), 2'-6" Spool Length, Class 53, Cement Lined, Bituminous Seal Coat, Ductile Iron Pipe	20,236.59	2,489.38
For Class 52 Rating, Deduct	-1,811.13	
For Class 54 Rating, Add	2,514.98	
For Class 55 Rating, Add	3,762.17	
For Class 56 Rating, Add	4,992.90	
40 05 19 00-0481 EA 42" Flanged (FxF), 3'-0" Spool Length, Class 53, Cement Lined, Bituminous Seal Coat, Ductile Iron Pipe	21,220.09	2,493.15
For Class 52 Rating, Deduct	-1,918.68	
For Class 54 Rating, Add	2,661.72	
For Class 55 Rating, Add	3,980.36	
For Class 56 Rating, Add	5,281.55	
40 05 19 00-0482 EA 42" Flanged (FxF), 3'-6" Spool Length, Class 53, Cement Lined, Bituminous Seal Coat, Ductile Iron Pipe	22,215.42	2,496.92
For Class 52 Rating, Deduct	-2,027.54	
For Class 54 Rating, Add	2,810.23	
For Class 55 Rating, Add	4,201.18	
For Class 56 Rating, Add	5,573.70	
40 05 19 00-0483 EA 42" Flanged (FxF), 4'-0" Spool Length, Class 53, Cement Lined, Bituminous Seal Coat, Ductile Iron Pipe	23,196.95	2,500.68
For Class 52 Rating, Deduct	-2,134.88	
For Class 54 Rating, Add	2,956.67	
For Class 55 Rating, Add	4,418.93	
For Class 56 Rating, Add	5,861.77	
40 05 19 00-0484 EA 42" Flanged (FxF), 4'-6" Spool Length, Class 53, Cement Lined, Bituminous Seal Coat, Ductile Iron Pipe	24,192.28	2,504.44
For Class 52 Rating, Deduct	-2,243.74	
For Class 54 Rating, Add	3,105.18	
For Class 55 Rating, Add	4,639.75	
For Class 56 Rating, Add	6,153.92	
40 05 19 00-0485 EA 42" Flanged (FxF), 5'-0" Spool Length, Class 53, Cement Lined, Bituminous Seal Coat, Ductile Iron Pipe	25,175.78	2,508.22
For Class 52 Rating, Deduct	-2,351.30	
For Class 54 Rating, Add	3,251.92	
For Class 55 Rating, Add	4,857.94	
For Class 56 Rating, Add	6,442.57	
40 05 19 00-0486 EA 42" Flanged (FxF), 5'-6" Spool Length, Class 53, Cement Lined, Bituminous Seal Coat, Ductile Iron Pipe	26,169.14	2,511.98
For Class 52 Rating, Deduct	-2,459.94	
For Class 54 Rating, Add	3,400.14	
For Class 55 Rating, Add	5,078.32	
For Class 56 Rating, Add	6,734.13	
40 05 19 00-0487 EA 42" Flanged (FxF), 6'-0" Spool Length, Class 53, Cement Lined, Bituminous Seal Coat, Ductile Iron Pipe	27,152.64	2,515.74
For Class 52 Rating, Deduct	-2,567.50	
For Class 54 Rating, Add	3,546.88	
For Class 55 Rating, Add	5,296.50	
For Class 56 Rating, Add	7,022.79	
40 05 19 00-0488 EA 42" Flanged (FxF), 6'-6" Spool Length, Class 53, Cement Lined, Bituminous Seal Coat, Ductile Iron Pipe	28,145.99	2,519.51
For Class 52 Rating, Deduct	-2,676.14	
For Class 54 Rating, Add	3,695.09	
For Class 55 Rating, Add	5,516.89	
For Class 56 Rating, Add	7,314.35	
40 05 19 00-0489 EA 42" Flanged (FxF), 7'-0" Spool Length, Class 53, Cement Lined, Bituminous Seal Coat, Ductile Iron Pipe	29,129.50	2,523.28
For Class 52 Rating, Deduct	-2,783.70	
For Class 54 Rating, Add	3,841.83	
For Class 55 Rating, Add	5,735.07	
For Class 56 Rating, Add	7,603.01	
40 05 19 00-0490 EA 42" Flanged (FxF), 7'-6" Spool Length, Class 53, Cement Lined, Bituminous Seal Coat, Ductile Iron Pipe	30,114.97	2,527.05
For Class 52 Rating, Deduct	-2,891.47	
For Class 54 Rating, Add	3,988.86	
For Class 55 Rating, Add	5,953.70	
For Class 56 Rating, Add	7,892.24	
40 05 19 00-0491 EA 42" Flanged (FxF), 8'-0" Spool Length, Class 53, Cement Lined, Bituminous Seal Coat, Ductile Iron Pipe	31,106.35	2,530.81
For Class 52 Rating, Deduct	-2,999.90	
For Class 54 Rating, Add	4,136.78	
For Class 55 Rating, Add	6,173.64	
For Class 56 Rating, Add	8,183.22	
40 05 19 00-0492 EA 42" Flanged (FxF), 8'-6" Spool Length, Class 53, Cement Lined, Bituminous Seal Coat, Ductile Iron Pipe	32,089.86	2,534.57
For Class 52 Rating, Deduct	-3,107.45	
For Class 54 Rating, Add	4,283.52	
For Class 55 Rating, Add	6,391.83	
For Class 56 Rating, Add	8,471.88	

40 Process Interconnections
40 05 Common Work Results For Process Interconnections
40 05 19 Ductile Iron Process Pipe



MINOR	CSI	UOM	DESCRIPTION	TOTAL DIRECT UNIT COST	DEMOLITION UNIT COST
40 05 19 00-0493	EA		42" Flanged (FxF), 9'-0" Spool Length, Class 53, Cement Lined, Bituminous Seal Coat, Ductile Iron Pipe	33,085.19	2,538.35
			<i>For Class 52 Rating, Deduct</i>	-3,216.31	
			<i>For Class 54 Rating, Add</i>	4,432.03	
			<i>For Class 55 Rating, Add</i>	6,612.65	
			<i>For Class 56 Rating, Add</i>	8,764.02	
40 05 19 00-0494	EA		42" Flanged (FxF), 9'-6" Spool Length, Class 53, Cement Lined, Bituminous Seal Coat, Ductile Iron Pipe	34,068.69	2,542.11
			<i>For Class 52 Rating, Deduct</i>	-3,323.87	
			<i>For Class 54 Rating, Add</i>	4,578.77	
			<i>For Class 55 Rating, Add</i>	6,830.83	
			<i>For Class 56 Rating, Add</i>	9,052.68	
40 05 19 00-0495	EA		42" Flanged (FxF), 10'-0" Spool Length, Class 53, Cement Lined, Bituminous Seal Coat, Ductile Iron Pipe	35,062.05	2,545.87
			<i>For Class 52 Rating, Deduct</i>	-3,432.51	
			<i>For Class 54 Rating, Add</i>	4,726.99	
			<i>For Class 55 Rating, Add</i>	7,051.22	
			<i>For Class 56 Rating, Add</i>	9,344.24	
40 05 19 00-0496	EA		42" Flanged (FxF), 10'-6" Spool Length, Class 53, Cement Lined, Bituminous Seal Coat, Ductile Iron Pipe	36,045.55	2,549.65
			<i>For Class 52 Rating, Deduct</i>	-3,540.07	
			<i>For Class 54 Rating, Add</i>	4,873.72	
			<i>For Class 55 Rating, Add</i>	7,269.40	
			<i>For Class 56 Rating, Add</i>	9,632.89	
40 05 19 00-0497	EA		42" Flanged (FxF), 11'-0" Spool Length, Class 53, Cement Lined, Bituminous Seal Coat, Ductile Iron Pipe	37,040.87	2,553.41
			<i>For Class 52 Rating, Deduct</i>	-3,648.93	
			<i>For Class 54 Rating, Add</i>	5,022.24	
			<i>For Class 55 Rating, Add</i>	7,490.22	
			<i>For Class 56 Rating, Add</i>	9,925.04	
40 05 19 00-0498	EA		42" Flanged (FxF), 11'-6" Spool Length, Class 53, Cement Lined, Bituminous Seal Coat, Ductile Iron Pipe	38,024.38	2,557.17
			<i>For Class 52 Rating, Deduct</i>	-3,756.49	
			<i>For Class 54 Rating, Add</i>	5,168.97	
			<i>For Class 55 Rating, Add</i>	7,708.41	
			<i>For Class 56 Rating, Add</i>	10,213.69	
40 05 19 00-0499	EA		42" Flanged (FxF), 12'-0" Spool Length, Class 53, Cement Lined, Bituminous Seal Coat, Ductile Iron Pipe	39,017.74	2,560.94
			<i>For Class 52 Rating, Deduct</i>	-3,865.13	
			<i>For Class 54 Rating, Add</i>	5,317.19	
			<i>For Class 55 Rating, Add</i>	7,928.79	
			<i>For Class 56 Rating, Add</i>	10,505.26	
40 05 19 00-0500	EA		42" Flanged (FxF), 12'-6" Spool Length, Class 53, Cement Lined, Bituminous Seal Coat, Ductile Iron Pipe	40,001.24	2,564.71
			<i>For Class 52 Rating, Deduct</i>	-3,972.69	
			<i>For Class 54 Rating, Add</i>	5,463.93	
			<i>For Class 55 Rating, Add</i>	8,146.98	
			<i>For Class 56 Rating, Add</i>	10,793.91	
40 05 19 00-0501	EA		42" Flanged (FxF), 13'-0" Spool Length, Class 53, Cement Lined, Bituminous Seal Coat, Ductile Iron Pipe	40,996.57	2,568.47
			<i>For Class 52 Rating, Deduct</i>	-4,081.54	
			<i>For Class 54 Rating, Add</i>	5,612.44	
			<i>For Class 55 Rating, Add</i>	8,367.80	
			<i>For Class 56 Rating, Add</i>	11,086.06	
40 05 19 00-0502	EA		42" Flanged (FxF), 13'-6" Spool Length, Class 53, Cement Lined, Bituminous Seal Coat, Ductile Iron Pipe	41,980.07	2,572.24
			<i>For Class 52 Rating, Deduct</i>	-4,189.10	
			<i>For Class 54 Rating, Add</i>	5,759.18	
			<i>For Class 55 Rating, Add</i>	8,585.98	
			<i>For Class 56 Rating, Add</i>	11,374.71	
40 05 19 00-0503	EA		42" Flanged (FxF), 14'-0" Spool Length, Class 53, Cement Lined, Bituminous Seal Coat, Ductile Iron Pipe	42,971.44	2,576.00
			<i>For Class 52 Rating, Deduct</i>	-4,297.53	
			<i>For Class 54 Rating, Add</i>	5,907.10	
			<i>For Class 55 Rating, Add</i>	8,805.93	
			<i>For Class 56 Rating, Add</i>	11,665.69	
40 05 19 00-0504	EA		42" Flanged (FxF), 14'-6" Spool Length, Class 53, Cement Lined, Bituminous Seal Coat, Ductile Iron Pipe	43,956.92	2,579.77
			<i>For Class 52 Rating, Deduct</i>	-4,405.30	
			<i>For Class 54 Rating, Add</i>	6,054.13	
			<i>For Class 55 Rating, Add</i>	9,024.55	
			<i>For Class 56 Rating, Add</i>	11,954.93	
40 05 19 00-0505	EA		42" Flanged (FxF), 15'-0" Spool Length, Class 53, Cement Lined, Bituminous Seal Coat, Ductile Iron Pipe	44,743.28	2,583.54
			<i>For Class 52 Rating, Deduct</i>	-4,491.17	
			<i>For Class 54 Rating, Add</i>	6,171.30	
			<i>For Class 55 Rating, Add</i>	9,198.78	
			<i>For Class 56 Rating, Add</i>	12,185.43	
40 05 19 00-0506	EA		42" Flanged (FxF), 15'-6" Spool Length, Class 53, Cement Lined, Bituminous Seal Coat, Ductile Iron Pipe	45,933.77	2,587.30
			<i>For Class 52 Rating, Deduct</i>	-4,621.50	
			<i>For Class 54 Rating, Add</i>	6,349.08	
			<i>For Class 55 Rating, Add</i>	9,463.12	
			<i>For Class 56 Rating, Add</i>	12,535.14	
40 05 19 00-0507	EA		42" Flanged (FxF), 16'-0" Spool Length, Class 53, Cement Lined, Bituminous Seal Coat, Ductile Iron Pipe	46,917.28	2,591.06
			<i>For Class 52 Rating, Deduct</i>	-4,729.06	
			<i>For Class 54 Rating, Add</i>	6,495.82	
			<i>For Class 55 Rating, Add</i>	9,681.31	
			<i>For Class 56 Rating, Add</i>	12,823.80	
40 05 19 00-0508	EA		42" Flanged (FxF), 16'-6" Spool Length, Class 53, Cement Lined, Bituminous Seal Coat, Ductile Iron Pipe	47,910.63	2,594.84
			<i>For Class 52 Rating, Deduct</i>	-4,837.70	
			<i>For Class 54 Rating, Add</i>	6,644.04	
			<i>For Class 55 Rating, Add</i>	9,901.69	
			<i>For Class 56 Rating, Add</i>	13,115.36	
40 05 19 00-0509	EA		42" Flanged (FxF), 17'-0" Spool Length, Class 53, Cement Lined, Bituminous Seal Coat, Ductile Iron Pipe	48,894.13	2,598.60
			<i>For Class 52 Rating, Deduct</i>	-4,945.25	
			<i>For Class 54 Rating, Add</i>	6,790.78	
			<i>For Class 55 Rating, Add</i>	10,119.87	
			<i>For Class 56 Rating, Add</i>	13,404.02	



MINOR CSI UOM DESCRIPTION	TOTAL DIRECT UNIT COST	DEMOLITION UNIT COST
40 05 19 00-0510 EA 42" Flanged (FxF), 17'-6" Spool Length, Class 53, Cement Lined, Bituminous Seal Coat, Ductile Iron Pipe	49,889.47	2,602.37
<i>For Class 52 Rating, Deduct</i>	-5,054.11	
<i>For Class 54 Rating, Add</i>	6,939.29	
<i>For Class 55 Rating, Add</i>	10,340.70	
<i>For Class 56 Rating, Add</i>	13,696.16	
40 05 19 00-0511 EA 42" Flanged (FxF), 18'-0" Spool Length, Class 53, Cement Lined, Bituminous Seal Coat, Ductile Iron Pipe	50,870.99	2,606.13
<i>For Class 52 Rating, Deduct</i>	-5,161.45	
<i>For Class 54 Rating, Add</i>	7,085.73	
<i>For Class 55 Rating, Add</i>	10,558.44	
<i>For Class 56 Rating, Add</i>	13,984.23	
40 05 19 00-0512 EA 42" Flanged (FxF), 18'-6" Spool Length, Class 53, Cement Lined, Bituminous Seal Coat, Ductile Iron Pipe	51,866.32	2,609.90
<i>For Class 52 Rating, Deduct</i>	-5,270.31	
<i>For Class 54 Rating, Add</i>	7,234.24	
<i>For Class 55 Rating, Add</i>	10,779.27	
<i>For Class 56 Rating, Add</i>	14,276.38	
40 05 19 00-0513 EA 42" Flanged (FxF), 19'-0" Spool Length, Class 53, Cement Lined, Bituminous Seal Coat, Ductile Iron Pipe	52,849.83	2,613.67
<i>For Class 52 Rating, Deduct</i>	-5,377.87	
<i>For Class 54 Rating, Add</i>	7,380.98	
<i>For Class 55 Rating, Add</i>	10,997.45	
<i>For Class 56 Rating, Add</i>	14,565.03	
40 05 19 00-0514 EA 42" Flanged (FxF), 19'-6" Spool Length, Class 53, Cement Lined, Bituminous Seal Coat, Ductile Iron Pipe	53,843.18	2,617.43
<i>For Class 52 Rating, Deduct</i>	-5,486.51	
<i>For Class 54 Rating, Add</i>	7,529.20	
<i>For Class 55 Rating, Add</i>	11,217.83	
<i>For Class 56 Rating, Add</i>	14,856.60	
40 05 19 00-0515 48" Flanged End (FxF), Class 53, Cement Lined, Bituminous Seal Coat, Ductile Iron Pipe <small>(40 05 19 00-0002)</small>		
40 05 19 00-0516 EA 48" Flanged (FxF), 1'-0" Spool Length, Class 53, Cement Lined, Bituminous Seal Coat, Ductile Iron Pipe	21,656.95	3,114.55
<i>For Class 52 Rating, Deduct</i>	-1,863.17	
<i>For Class 54 Rating, Add</i>	2,597.32	
<i>For Class 55 Rating, Add</i>	3,890.41	
<i>For Class 56 Rating, Add</i>	5,166.57	
40 05 19 00-0517 EA 48" Flanged (FxF), 1'-6" Spool Length, Class 53, Cement Lined, Bituminous Seal Coat, Ductile Iron Pipe	23,103.72	3,118.32
<i>For Class 52 Rating, Deduct</i>	-2,021.69	
<i>For Class 54 Rating, Add</i>	2,813.55	
<i>For Class 55 Rating, Add</i>	4,211.91	
<i>For Class 56 Rating, Add</i>	5,591.89	
40 05 19 00-0518 EA 48" Flanged (FxF), 2'-0" Spool Length, Class 53, Cement Lined, Bituminous Seal Coat, Ductile Iron Pipe	24,548.52	3,122.09
<i>For Class 52 Rating, Deduct</i>	-2,179.99	
<i>For Class 54 Rating, Add</i>	3,029.48	
<i>For Class 55 Rating, Add</i>	4,532.96	
<i>For Class 56 Rating, Add</i>	6,016.63	
40 05 19 00-0519 EA 48" Flanged (FxF), 2'-6" Spool Length, Class 53, Cement Lined, Bituminous Seal Coat, Ductile Iron Pipe	26,005.14	3,125.85
<i>For Class 52 Rating, Deduct</i>	-2,339.59	
<i>For Class 54 Rating, Add</i>	3,247.18	
<i>For Class 55 Rating, Add</i>	4,856.65	
<i>For Class 56 Rating, Add</i>	6,444.86	
40 05 19 00-0520 EA 48" Flanged (FxF), 3'-0" Spool Length, Class 53, Cement Lined, Bituminous Seal Coat, Ductile Iron Pipe	27,451.92	3,129.61
<i>For Class 52 Rating, Deduct</i>	-2,498.11	
<i>For Class 54 Rating, Add</i>	3,463.41	
<i>For Class 55 Rating, Add</i>	5,178.15	
<i>For Class 56 Rating, Add</i>	6,870.18	
40 05 19 00-0521 EA 48" Flanged (FxF), 3'-6" Spool Length, Class 53, Cement Lined, Bituminous Seal Coat, Ductile Iron Pipe	28,898.68	3,133.39
<i>For Class 52 Rating, Deduct</i>	-2,656.62	
<i>For Class 54 Rating, Add</i>	3,679.64	
<i>For Class 55 Rating, Add</i>	5,499.64	
<i>For Class 56 Rating, Add</i>	7,295.50	
40 05 19 00-0522 EA 48" Flanged (FxF), 4'-0" Spool Length, Class 53, Cement Lined, Bituminous Seal Coat, Ductile Iron Pipe	30,353.34	3,137.15
<i>For Class 52 Rating, Deduct</i>	-2,816.01	
<i>For Class 54 Rating, Add</i>	3,897.05	
<i>For Class 55 Rating, Add</i>	5,822.90	
<i>For Class 56 Rating, Add</i>	7,723.14	
40 05 19 00-0523 EA 48" Flanged (FxF), 4'-6" Spool Length, Class 53, Cement Lined, Bituminous Seal Coat, Ductile Iron Pipe	31,802.09	3,140.92
<i>For Class 52 Rating, Deduct</i>	-2,974.74	
<i>For Class 54 Rating, Add</i>	4,113.58	
<i>For Class 55 Rating, Add</i>	6,144.83	
<i>For Class 56 Rating, Add</i>	8,149.04	
40 05 19 00-0524 EA 48" Flanged (FxF), 5'-0" Spool Length, Class 53, Cement Lined, Bituminous Seal Coat, Ductile Iron Pipe	33,246.88	3,144.68
<i>For Class 52 Rating, Deduct</i>	-3,133.04	
<i>For Class 54 Rating, Add</i>	4,329.51	
<i>For Class 55 Rating, Add</i>	6,465.88	
<i>For Class 56 Rating, Add</i>	8,573.78	
40 05 19 00-0525 EA 48" Flanged (FxF), 5'-6" Spool Length, Class 53, Cement Lined, Bituminous Seal Coat, Ductile Iron Pipe	34,703.51	3,148.45
<i>For Class 52 Rating, Deduct</i>	-3,292.64	
<i>For Class 54 Rating, Add</i>	4,547.21	
<i>For Class 55 Rating, Add</i>	6,789.58	
<i>For Class 56 Rating, Add</i>	9,002.01	
40 05 19 00-0526 EA 48" Flanged (FxF), 6'-0" Spool Length, Class 53, Cement Lined, Bituminous Seal Coat, Ductile Iron Pipe	36,150.28	3,152.22
<i>For Class 52 Rating, Deduct</i>	-3,451.16	
<i>For Class 54 Rating, Add</i>	4,763.44	
<i>For Class 55 Rating, Add</i>	7,111.07	
<i>For Class 56 Rating, Add</i>	9,427.33	

40 Process Interconnections
40 05 Common Work Results For Process Interconnections
40 05 19 Ductile Iron Process Pipe



MINOR	CSI	UOM	DESCRIPTION	TOTAL DIRECT UNIT COST	DEMOLITION UNIT COST
40 05 19 00-0527	EA		48" Flanged (FxF), 6'-6" Spool Length, Class 53, Cement Lined, Bituminous Seal Coat, Ductile Iron Pipe	37,606.91	3,155.98
			<i>For Class 52 Rating, Deduct</i>	-3,610.76	
			<i>For Class 54 Rating, Add</i>	4,981.15	
			<i>For Class 55 Rating, Add</i>	7,434.76	
			<i>For Class 56 Rating, Add</i>	9,855.55	
40 05 19 00-0528	EA		48" Flanged (FxF), 7'-0" Spool Length, Class 53, Cement Lined, Bituminous Seal Coat, Ductile Iron Pipe	39,051.71	3,159.75
			<i>For Class 52 Rating, Deduct</i>	-3,769.06	
			<i>For Class 54 Rating, Add</i>	5,197.08	
			<i>For Class 55 Rating, Add</i>	7,755.82	
			<i>For Class 56 Rating, Add</i>	10,280.29	
40 05 19 00-0529	EA		48" Flanged (FxF), 7'-6" Spool Length, Class 53, Cement Lined, Bituminous Seal Coat, Ductile Iron Pipe	40,498.48	3,163.52
			<i>For Class 52 Rating, Deduct</i>	-3,927.58	
			<i>For Class 54 Rating, Add</i>	5,413.31	
			<i>For Class 55 Rating, Add</i>	8,077.31	
			<i>For Class 56 Rating, Add</i>	10,705.61	
40 05 19 00-0530	EA		48" Flanged (FxF), 8'-0" Spool Length, Class 53, Cement Lined, Bituminous Seal Coat, Ductile Iron Pipe	41,955.10	3,167.28
			<i>For Class 52 Rating, Deduct</i>	-4,087.18	
			<i>For Class 54 Rating, Add</i>	5,631.02	
			<i>For Class 55 Rating, Add</i>	8,401.00	
			<i>For Class 56 Rating, Add</i>	11,133.84	
40 05 19 00-0531	EA		48" Flanged (FxF), 8'-6" Spool Length, Class 53, Cement Lined, Bituminous Seal Coat, Ductile Iron Pipe	43,401.88	3,171.04
			<i>For Class 52 Rating, Deduct</i>	-4,245.70	
			<i>For Class 54 Rating, Add</i>	5,847.24	
			<i>For Class 55 Rating, Add</i>	8,722.50	
			<i>For Class 56 Rating, Add</i>	11,559.16	
40 05 19 00-0532	EA		48" Flanged (FxF), 9'-0" Spool Length, Class 53, Cement Lined, Bituminous Seal Coat, Ductile Iron Pipe	44,846.68	3,174.82
			<i>For Class 52 Rating, Deduct</i>	-4,404.00	
			<i>For Class 54 Rating, Add</i>	6,063.18	
			<i>For Class 55 Rating, Add</i>	9,043.55	
			<i>For Class 56 Rating, Add</i>	11,983.90	
40 05 19 00-0533	EA		48" Flanged (FxF), 9'-6" Spool Length, Class 53, Cement Lined, Bituminous Seal Coat, Ductile Iron Pipe	46,303.29	3,178.58
			<i>For Class 52 Rating, Deduct</i>	-4,563.60	
			<i>For Class 54 Rating, Add</i>	6,280.88	
			<i>For Class 55 Rating, Add</i>	9,367.25	
			<i>For Class 56 Rating, Add</i>	12,412.12	
40 05 19 00-0534	EA		48" Flanged (FxF), 10'-0" Spool Length, Class 53, Cement Lined, Bituminous Seal Coat, Ductile Iron Pipe	47,750.07	3,182.34
			<i>For Class 52 Rating, Deduct</i>	-4,722.12	
			<i>For Class 54 Rating, Add</i>	6,497.11	
			<i>For Class 55 Rating, Add</i>	9,688.74	
			<i>For Class 56 Rating, Add</i>	12,837.44	
40 05 19 00-0535	EA		48" Flanged (FxF), 10'-6" Spool Length, Class 53, Cement Lined, Bituminous Seal Coat, Ductile Iron Pipe	49,194.87	3,186.11
			<i>For Class 52 Rating, Deduct</i>	-4,880.42	
			<i>For Class 54 Rating, Add</i>	6,713.04	
			<i>For Class 55 Rating, Add</i>	10,009.80	
			<i>For Class 56 Rating, Add</i>	13,262.18	
40 05 19 00-0536	EA		48" Flanged (FxF), 11'-0" Spool Length, Class 53, Cement Lined, Bituminous Seal Coat, Ductile Iron Pipe	50,651.49	3,189.88
			<i>For Class 52 Rating, Deduct</i>	-5,040.02	
			<i>For Class 54 Rating, Add</i>	6,930.75	
			<i>For Class 55 Rating, Add</i>	10,333.49	
			<i>For Class 56 Rating, Add</i>	13,690.41	
40 05 19 00-0537	EA		48" Flanged (FxF), 11'-6" Spool Length, Class 53, Cement Lined, Bituminous Seal Coat, Ductile Iron Pipe	52,100.23	3,193.64
			<i>For Class 52 Rating, Deduct</i>	-5,198.75	
			<i>For Class 54 Rating, Add</i>	7,147.27	
			<i>For Class 55 Rating, Add</i>	10,655.42	
			<i>For Class 56 Rating, Add</i>	14,116.31	
40 05 19 00-0538	EA		48" Flanged (FxF), 12'-0" Spool Length, Class 53, Cement Lined, Bituminous Seal Coat, Ductile Iron Pipe	53,545.04	3,197.41
			<i>For Class 52 Rating, Deduct</i>	-5,357.05	
			<i>For Class 54 Rating, Add</i>	7,363.21	
			<i>For Class 55 Rating, Add</i>	10,976.48	
			<i>For Class 56 Rating, Add</i>	14,541.05	
40 05 19 00-0539	EA		48" Flanged (FxF), 12'-6" Spool Length, Class 53, Cement Lined, Bituminous Seal Coat, Ductile Iron Pipe	55,001.66	3,201.17
			<i>For Class 52 Rating, Deduct</i>	-5,516.65	
			<i>For Class 54 Rating, Add</i>	7,580.91	
			<i>For Class 55 Rating, Add</i>	11,300.17	
			<i>For Class 56 Rating, Add</i>	14,969.27	
40 05 19 00-0540	EA		48" Flanged (FxF), 13'-0" Spool Length, Class 53, Cement Lined, Bituminous Seal Coat, Ductile Iron Pipe	56,448.43	3,204.94
			<i>For Class 52 Rating, Deduct</i>	-5,675.17	
			<i>For Class 54 Rating, Add</i>	7,797.14	
			<i>For Class 55 Rating, Add</i>	11,621.66	
			<i>For Class 56 Rating, Add</i>	15,394.59	
40 05 19 00-0541	EA		48" Flanged (FxF), 13'-6" Spool Length, Class 53, Cement Lined, Bituminous Seal Coat, Ductile Iron Pipe	57,893.23	3,208.71
			<i>For Class 52 Rating, Deduct</i>	-5,833.47	
			<i>For Class 54 Rating, Add</i>	8,013.07	
			<i>For Class 55 Rating, Add</i>	11,942.72	
			<i>For Class 56 Rating, Add</i>	15,819.33	
40 05 19 00-0542	EA		48" Flanged (FxF), 14'-0" Spool Length, Class 53, Cement Lined, Bituminous Seal Coat, Ductile Iron Pipe	59,349.86	3,212.47
			<i>For Class 52 Rating, Deduct</i>	-5,993.07	
			<i>For Class 54 Rating, Add</i>	8,230.78	
			<i>For Class 55 Rating, Add</i>	12,266.41	
			<i>For Class 56 Rating, Add</i>	16,247.56	
40 05 19 00-0543	EA		48" Flanged (FxF), 14'-6" Spool Length, Class 53, Cement Lined, Bituminous Seal Coat, Ductile Iron Pipe	60,796.63	3,216.24
			<i>For Class 52 Rating, Deduct</i>	-6,151.59	
			<i>For Class 54 Rating, Add</i>	8,447.01	
			<i>For Class 55 Rating, Add</i>	12,587.90	
			<i>For Class 56 Rating, Add</i>	16,672.88	



MINOR CSI UOM DESCRIPTION	TOTAL DIRECT UNIT COST	DEMOLITION UNIT COST
40 05 19 00-0544 EA 48" Flanged (FxF), 15'-0" Spool Length, Class 53, Cement Lined, Bituminous Seal Coat, Ductile Iron Pipe <i>For Class 52 Rating, Deduct</i> <i>For Class 54 Rating, Add</i> <i>For Class 55 Rating, Add</i> <i>For Class 56 Rating, Add</i>	62,065.97 -6,290.59 8,636.62 12,869.83 17,045.85	3,220.01
40 05 19 00-0545 EA 48" Flanged (FxF), 15'-6" Spool Length, Class 53, Cement Lined, Bituminous Seal Coat, Ductile Iron Pipe <i>For Class 52 Rating, Deduct</i> <i>For Class 54 Rating, Add</i> <i>For Class 55 Rating, Add</i> <i>For Class 56 Rating, Add</i>	63,700.03 -6,469.71 8,880.94 13,233.09 17,526.42	3,223.77
40 05 19 00-0546 EA 48" Flanged (FxF), 16'-0" Spool Length, Class 53, Cement Lined, Bituminous Seal Coat, Ductile Iron Pipe <i>For Class 52 Rating, Deduct</i> <i>For Class 54 Rating, Add</i> <i>For Class 55 Rating, Add</i> <i>For Class 56 Rating, Add</i>	65,144.83 -6,628.01 9,096.88 13,554.15 17,951.16	3,227.54
40 05 19 00-0547 EA 48" Flanged (FxF), 16'-6" Spool Length, Class 53, Cement Lined, Bituminous Seal Coat, Ductile Iron Pipe <i>For Class 52 Rating, Deduct</i> <i>For Class 54 Rating, Add</i> <i>For Class 55 Rating, Add</i> <i>For Class 56 Rating, Add</i>	66,603.42 -6,787.83 9,314.88 13,878.28 18,379.97	3,231.30
40 05 19 00-0548 EA 48" Flanged (FxF), 17'-0" Spool Length, Class 53, Cement Lined, Bituminous Seal Coat, Ductile Iron Pipe <i>For Class 52 Rating, Deduct</i> <i>For Class 54 Rating, Add</i> <i>For Class 55 Rating, Add</i> <i>For Class 56 Rating, Add</i>	68,048.22 -6,946.13 9,530.81 14,199.33 18,804.71	3,235.07
40 05 19 00-0549 EA 48" Flanged (FxF), 17'-6" Spool Length, Class 53, Cement Lined, Bituminous Seal Coat, Ductile Iron Pipe <i>For Class 52 Rating, Deduct</i> <i>For Class 54 Rating, Add</i> <i>For Class 55 Rating, Add</i> <i>For Class 56 Rating, Add</i>	69,493.03 -7,104.43 9,746.74 14,520.39 19,229.45	3,238.84
40 05 19 00-0550 EA 48" Flanged (FxF), 18'-0" Spool Length, Class 53, Cement Lined, Bituminous Seal Coat, Ductile Iron Pipe <i>For Class 52 Rating, Deduct</i> <i>For Class 54 Rating, Add</i> <i>For Class 55 Rating, Add</i> <i>For Class 56 Rating, Add</i>	70,951.62 -7,264.24 9,964.74 14,844.52 19,658.25	3,242.60
40 05 19 00-0551 EA 48" Flanged (FxF), 18'-6" Spool Length, Class 53, Cement Lined, Bituminous Seal Coat, Ductile Iron Pipe <i>For Class 52 Rating, Deduct</i> <i>For Class 54 Rating, Add</i> <i>For Class 55 Rating, Add</i> <i>For Class 56 Rating, Add</i>	72,396.42 -7,422.54 10,180.68 15,165.57 20,082.99	3,246.36
40 05 19 00-0552 EA 48" Flanged (FxF), 19'-0" Spool Length, Class 53, Cement Lined, Bituminous Seal Coat, Ductile Iron Pipe <i>For Class 52 Rating, Deduct</i> <i>For Class 54 Rating, Add</i> <i>For Class 55 Rating, Add</i> <i>For Class 56 Rating, Add</i>	73,843.20 -7,581.06 10,396.91 15,487.07 20,508.31	3,250.14
40 05 19 00-0553 EA 48" Flanged (FxF), 19'-6" Spool Length, Class 53, Cement Lined, Bituminous Seal Coat, Ductile Iron Pipe <i>For Class 52 Rating, Deduct</i> <i>For Class 54 Rating, Add</i> <i>For Class 55 Rating, Add</i> <i>For Class 56 Rating, Add</i>	75,299.82 -7,740.66 10,614.61 15,810.76 20,936.54	3,253.90
40 05 19 00-0554 Flanged End x Grooved End (FxG), Cement Lined, Bituminous Seal Coat, Ductile Iron Pipe <small>(40 05 19 00-0001)</small>		
40 05 19 00-0555 4" Flanged End x Grooved End (FxG), Class 53, Cement Lined, Bituminous Seal Coat, Ductile Iron Pipe <small>(40 05 19 00-0554)</small>		
40 05 19 00-0556 EA 4" Flanged x Grooved (FxG), 1'-0" Spool Length, Class 53, Cement Lined, Bituminous Seal Coat, Ductile Iron Pipe <i>For Class 52 Rating, Deduct</i> <i>For Class 54 Rating, Add</i> <i>For Class 55 Rating, Add</i> <i>For Class 56 Rating, Add</i>	596.25 -36.86 53.40 81.00 108.26	172.34
40 05 19 00-0557 EA 4" Flanged x Grooved (FxG), 1'-6" Spool Length, Class 53, Cement Lined, Bituminous Seal Coat, Ductile Iron Pipe <i>For Class 52 Rating, Deduct</i> <i>For Class 54 Rating, Add</i> <i>For Class 55 Rating, Add</i> <i>For Class 56 Rating, Add</i>	652.07 -42.50 61.15 92.54 123.55	175.35
40 05 19 00-0558 EA 4" Flanged x Grooved (FxG), 2'-0" Spool Length, Class 53, Cement Lined, Bituminous Seal Coat, Ductile Iron Pipe <i>For Class 52 Rating, Deduct</i> <i>For Class 54 Rating, Add</i> <i>For Class 55 Rating, Add</i> <i>For Class 56 Rating, Add</i>	707.88 -48.14 68.89 104.08 138.83	178.36
40 05 19 00-0559 EA 4" Flanged x Grooved (FxG), 2'-6" Spool Length, Class 53, Cement Lined, Bituminous Seal Coat, Ductile Iron Pipe <i>For Class 52 Rating, Deduct</i> <i>For Class 54 Rating, Add</i> <i>For Class 55 Rating, Add</i> <i>For Class 56 Rating, Add</i>	763.71 -53.78 76.63 115.62 154.12	181.37

40 Process Interconnections
40 05 Common Work Results For Process Interconnections
40 05 19 Ductile Iron Process Pipe



MINOR	CSI	UOM	DESCRIPTION	TOTAL DIRECT UNIT COST	DEMOLITION UNIT COST
40 05 19 00-0560	EA		4" Flanged x Grooved (FxG), 3'-0" Spool Length, Class 53, Cement Lined, Bituminous Seal Coat, Ductile Iron Pipe	819.52	184.38
			<i>For Class 52 Rating, Deduct</i>	-59.42	
			<i>For Class 54 Rating, Add</i>	84.37	
			<i>For Class 55 Rating, Add</i>	127.16	
			<i>For Class 56 Rating, Add</i>	169.40	
40 05 19 00-0561	EA		4" Flanged x Grooved (FxG), 3'-6" Spool Length, Class 53, Cement Lined, Bituminous Seal Coat, Ductile Iron Pipe	875.36	187.41
			<i>For Class 52 Rating, Deduct</i>	-65.06	
			<i>For Class 54 Rating, Add</i>	92.12	
			<i>For Class 55 Rating, Add</i>	138.70	
			<i>For Class 56 Rating, Add</i>	184.69	
40 05 19 00-0562	EA		4" Flanged x Grooved (FxG), 4'-0" Spool Length, Class 53, Cement Lined, Bituminous Seal Coat, Ductile Iron Pipe	931.17	190.42
			<i>For Class 52 Rating, Deduct</i>	-70.69	
			<i>For Class 54 Rating, Add</i>	99.86	
			<i>For Class 55 Rating, Add</i>	150.24	
			<i>For Class 56 Rating, Add</i>	199.97	
40 05 19 00-0563	EA		4" Flanged x Grooved (FxG), 4'-6" Spool Length, Class 53, Cement Lined, Bituminous Seal Coat, Ductile Iron Pipe	986.99	193.43
			<i>For Class 52 Rating, Deduct</i>	-76.33	
			<i>For Class 54 Rating, Add</i>	107.60	
			<i>For Class 55 Rating, Add</i>	161.78	
			<i>For Class 56 Rating, Add</i>	215.26	
40 05 19 00-0564	EA		4" Flanged x Grooved (FxG), 5'-0" Spool Length, Class 53, Cement Lined, Bituminous Seal Coat, Ductile Iron Pipe	1,042.81	196.44
			<i>For Class 52 Rating, Deduct</i>	-81.97	
			<i>For Class 54 Rating, Add</i>	115.35	
			<i>For Class 55 Rating, Add</i>	173.32	
			<i>For Class 56 Rating, Add</i>	230.54	
40 05 19 00-0565	EA		4" Flanged x Grooved (FxG), 5'-6" Spool Length, Class 53, Cement Lined, Bituminous Seal Coat, Ductile Iron Pipe	1,098.63	199.46
			<i>For Class 52 Rating, Deduct</i>	-87.61	
			<i>For Class 54 Rating, Add</i>	123.09	
			<i>For Class 55 Rating, Add</i>	184.86	
			<i>For Class 56 Rating, Add</i>	245.83	
40 05 19 00-0566	EA		4" Flanged x Grooved (FxG), 6'-0" Spool Length, Class 53, Cement Lined, Bituminous Seal Coat, Ductile Iron Pipe	1,154.44	202.47
			<i>For Class 52 Rating, Deduct</i>	-93.24	
			<i>For Class 54 Rating, Add</i>	130.83	
			<i>For Class 55 Rating, Add</i>	196.39	
			<i>For Class 56 Rating, Add</i>	261.11	
40 05 19 00-0567	EA		4" Flanged x Grooved (FxG), 6'-6" Spool Length, Class 53, Cement Lined, Bituminous Seal Coat, Ductile Iron Pipe	1,210.27	205.48
			<i>For Class 52 Rating, Deduct</i>	-98.88	
			<i>For Class 54 Rating, Add</i>	138.58	
			<i>For Class 55 Rating, Add</i>	207.94	
			<i>For Class 56 Rating, Add</i>	276.40	
40 05 19 00-0568	EA		4" Flanged x Grooved (FxG), 7'-0" Spool Length, Class 53, Cement Lined, Bituminous Seal Coat, Ductile Iron Pipe	1,266.09	208.49
			<i>For Class 52 Rating, Deduct</i>	-104.52	
			<i>For Class 54 Rating, Add</i>	146.32	
			<i>For Class 55 Rating, Add</i>	219.48	
			<i>For Class 56 Rating, Add</i>	291.68	
40 05 19 00-0569	EA		4" Flanged x Grooved (FxG), 7'-6" Spool Length, Class 53, Cement Lined, Bituminous Seal Coat, Ductile Iron Pipe	1,321.91	211.50
			<i>For Class 52 Rating, Deduct</i>	-110.16	
			<i>For Class 54 Rating, Add</i>	154.06	
			<i>For Class 55 Rating, Add</i>	231.01	
			<i>For Class 56 Rating, Add</i>	306.96	
40 05 19 00-0570	EA		4" Flanged x Grooved (FxG), 8'-0" Spool Length, Class 53, Cement Lined, Bituminous Seal Coat, Ductile Iron Pipe	1,377.74	214.52
			<i>For Class 52 Rating, Deduct</i>	-115.80	
			<i>For Class 54 Rating, Add</i>	161.81	
			<i>For Class 55 Rating, Add</i>	242.56	
			<i>For Class 56 Rating, Add</i>	322.25	
40 05 19 00-0571	EA		4" Flanged x Grooved (FxG), 8'-6" Spool Length, Class 53, Cement Lined, Bituminous Seal Coat, Ductile Iron Pipe	1,433.55	217.53
			<i>For Class 52 Rating, Deduct</i>	-121.44	
			<i>For Class 54 Rating, Add</i>	169.55	
			<i>For Class 55 Rating, Add</i>	254.09	
			<i>For Class 56 Rating, Add</i>	337.53	
40 05 19 00-0572	EA		4" Flanged x Grooved (FxG), 9'-0" Spool Length, Class 53, Cement Lined, Bituminous Seal Coat, Ductile Iron Pipe	1,489.38	220.54
			<i>For Class 52 Rating, Deduct</i>	-127.07	
			<i>For Class 54 Rating, Add</i>	177.29	
			<i>For Class 55 Rating, Add</i>	265.63	
			<i>For Class 56 Rating, Add</i>	352.82	
40 05 19 00-0573	EA		4" Flanged x Grooved (FxG), 9'-6" Spool Length, Class 53, Cement Lined, Bituminous Seal Coat, Ductile Iron Pipe	1,545.19	223.56
			<i>For Class 52 Rating, Deduct</i>	-132.71	
			<i>For Class 54 Rating, Add</i>	185.04	
			<i>For Class 55 Rating, Add</i>	277.17	
			<i>For Class 56 Rating, Add</i>	368.10	



MINOR	TOTAL DIRECT	DEMOLITION
CSI UOM DESCRIPTION	UNIT COST	UNIT COST
40 05 19 00-0574 EA 4" Flanged x Grooved (FxG), 10'-0" Spool Length, Class 53, Cement Lined, Bituminous Seal Coat, Ductile Iron Pipe	1,601.01	226.57
For Class 52 Rating, Deduct	-138.35	
For Class 54 Rating, Add	192.78	
For Class 55 Rating, Add	288.71	
For Class 56 Rating, Add	383.39	
40 05 19 00-0575 EA 4" Flanged x Grooved (FxG), 10'-6" Spool Length, Class 53, Cement Lined, Bituminous Seal Coat, Ductile Iron Pipe	1,656.83	229.59
For Class 52 Rating, Deduct	-143.99	
For Class 54 Rating, Add	200.52	
For Class 55 Rating, Add	300.25	
For Class 56 Rating, Add	398.67	
40 05 19 00-0576 EA 4" Flanged x Grooved (FxG), 11'-0" Spool Length, Class 53, Cement Lined, Bituminous Seal Coat, Ductile Iron Pipe	1,712.65	232.60
For Class 52 Rating, Deduct	-149.63	
For Class 54 Rating, Add	208.26	
For Class 55 Rating, Add	311.79	
For Class 56 Rating, Add	418.96	
40 05 19 00-0577 EA 4" Flanged x Grooved (FxG), 11'-6" Spool Length, Class 53, Cement Lined, Bituminous Seal Coat, Ductile Iron Pipe	1,768.47	235.61
For Class 52 Rating, Deduct	-155.26	
For Class 54 Rating, Add	216.01	
For Class 55 Rating, Add	323.33	
For Class 56 Rating, Add	429.24	
40 05 19 00-0578 EA 4" Flanged x Grooved (FxG), 12'-0" Spool Length, Class 53, Cement Lined, Bituminous Seal Coat, Ductile Iron Pipe	1,824.30	238.62
For Class 52 Rating, Deduct	-160.90	
For Class 54 Rating, Add	223.75	
For Class 55 Rating, Add	334.87	
For Class 56 Rating, Add	444.53	
40 05 19 00-0579 EA 4" Flanged x Grooved (FxG), 12'-6" Spool Length, Class 53, Cement Lined, Bituminous Seal Coat, Ductile Iron Pipe	1,880.11	241.63
For Class 52 Rating, Deduct	-166.54	
For Class 54 Rating, Add	231.49	
For Class 55 Rating, Add	346.41	
For Class 56 Rating, Add	459.81	
40 05 19 00-0580 EA 4" Flanged x Grooved (FxG), 13'-0" Spool Length, Class 53, Cement Lined, Bituminous Seal Coat, Ductile Iron Pipe	1,935.94	244.65
For Class 52 Rating, Deduct	-172.18	
For Class 54 Rating, Add	239.24	
For Class 55 Rating, Add	357.95	
For Class 56 Rating, Add	475.10	
40 05 19 00-0581 EA 4" Flanged x Grooved (FxG), 13'-6" Spool Length, Class 53, Cement Lined, Bituminous Seal Coat, Ductile Iron Pipe	1,991.76	247.66
For Class 52 Rating, Deduct	-177.82	
For Class 54 Rating, Add	246.98	
For Class 55 Rating, Add	369.49	
For Class 56 Rating, Add	490.38	
40 05 19 00-0582 EA 4" Flanged x Grooved (FxG), 14'-0" Spool Length, Class 53, Cement Lined, Bituminous Seal Coat, Ductile Iron Pipe	2,047.57	250.67
For Class 52 Rating, Deduct	-183.45	
For Class 54 Rating, Add	254.72	
For Class 55 Rating, Add	381.03	
For Class 56 Rating, Add	505.66	
40 05 19 00-0583 EA 4" Flanged x Grooved (FxG), 14'-6" Spool Length, Class 53, Cement Lined, Bituminous Seal Coat, Ductile Iron Pipe	2,103.40	253.68
For Class 52 Rating, Deduct	-189.09	
For Class 54 Rating, Add	262.47	
For Class 55 Rating, Add	392.57	
For Class 56 Rating, Add	520.95	
40 05 19 00-0584 EA 4" Flanged x Grooved (FxG), 15'-0" Spool Length, Class 53, Cement Lined, Bituminous Seal Coat, Ductile Iron Pipe	2,159.21	256.69
For Class 52 Rating, Deduct	-194.73	
For Class 54 Rating, Add	270.21	
For Class 55 Rating, Add	404.11	
For Class 56 Rating, Add	536.23	
40 05 19 00-0585 EA 4" Flanged x Grooved (FxG), 15'-6" Spool Length, Class 53, Cement Lined, Bituminous Seal Coat, Ductile Iron Pipe	2,215.04	259.71
For Class 52 Rating, Deduct	-200.37	
For Class 54 Rating, Add	277.95	
For Class 55 Rating, Add	415.65	
For Class 56 Rating, Add	551.52	
40 05 19 00-0586 EA 4" Flanged x Grooved (FxG), 16'-0" Spool Length, Class 53, Cement Lined, Bituminous Seal Coat, Ductile Iron Pipe	2,270.86	262.73
For Class 52 Rating, Deduct	-206.01	
For Class 54 Rating, Add	285.70	
For Class 55 Rating, Add	427.19	
For Class 56 Rating, Add	566.80	
40 05 19 00-0587 EA 4" Flanged x Grooved (FxG), 16'-6" Spool Length, Class 53, Cement Lined, Bituminous Seal Coat, Ductile Iron Pipe	2,326.68	265.74
For Class 52 Rating, Deduct	-211.65	
For Class 54 Rating, Add	293.44	
For Class 55 Rating, Add	438.73	
For Class 56 Rating, Add	582.09	

40 Process Interconnections

40 05 Common Work Results For Process Interconnections

40 05 19 Ductile Iron Process Pipe



MINOR	CSI	UOM	DESCRIPTION	TOTAL DIRECT UNIT COST	DEMOLITION UNIT COST
40 05 19 00-0588	EA		4" Flanged x Grooved (FxG), 17'-0" Spool Length, Class 53, Cement Lined, Bituminous Seal Coat, Ductile Iron Pipe	2,382.50	288.75
			<i>For Class 52 Rating, Deduct</i>	-217.28	
			<i>For Class 54 Rating, Add</i>	301.18	
			<i>For Class 55 Rating, Add</i>	450.26	
			<i>For Class 56 Rating, Add</i>	597.37	
40 05 19 00-0589	EA		4" Flanged x Grooved (FxG), 17'-6" Spool Length, Class 53, Cement Lined, Bituminous Seal Coat, Ductile Iron Pipe	2,438.92	271.77
			<i>For Class 52 Rating, Deduct</i>	-222.92	
			<i>For Class 54 Rating, Add</i>	308.93	
			<i>For Class 55 Rating, Add</i>	461.81	
			<i>For Class 56 Rating, Add</i>	612.66	
40 05 19 00-0590	EA		4" Flanged x Grooved (FxG), 18'-0" Spool Length, Class 53, Cement Lined, Bituminous Seal Coat, Ductile Iron Pipe	2,494.13	274.78
			<i>For Class 52 Rating, Deduct</i>	-228.56	
			<i>For Class 54 Rating, Add</i>	316.67	
			<i>For Class 55 Rating, Add</i>	473.34	
			<i>For Class 56 Rating, Add</i>	627.94	
40 05 19 00-0591	EA		4" Flanged x Grooved (FxG), 18'-6" Spool Length, Class 53, Cement Lined, Bituminous Seal Coat, Ductile Iron Pipe	2,549.96	277.79
			<i>For Class 52 Rating, Deduct</i>	-234.20	
			<i>For Class 54 Rating, Add</i>	324.41	
			<i>For Class 55 Rating, Add</i>	484.88	
			<i>For Class 56 Rating, Add</i>	643.23	
40 05 19 00-0592	EA		4" Flanged x Grooved (FxG), 19'-0" Spool Length, Class 53, Cement Lined, Bituminous Seal Coat, Ductile Iron Pipe	2,605.77	280.80
			<i>For Class 52 Rating, Deduct</i>	-239.84	
			<i>For Class 54 Rating, Add</i>	332.15	
			<i>For Class 55 Rating, Add</i>	496.42	
			<i>For Class 56 Rating, Add</i>	658.51	
40 05 19 00-0593	EA		4" Flanged x Grooved (FxG), 19'-6" Spool Length, Class 53, Cement Lined, Bituminous Seal Coat, Ductile Iron Pipe	2,661.60	283.81
			<i>For Class 52 Rating, Deduct</i>	-245.47	
			<i>For Class 54 Rating, Add</i>	339.90	
			<i>For Class 55 Rating, Add</i>	507.96	
			<i>For Class 56 Rating, Add</i>	673.80	
40 05 19 00-0594	EA		4" Flanged x Grooved (FxG), 20'-0" Spool Length, Class 53, Cement Lined, Bituminous Seal Coat, Ductile Iron Pipe	2,717.41	286.83
			<i>For Class 52 Rating, Deduct</i>	-251.11	
			<i>For Class 54 Rating, Add</i>	347.64	
			<i>For Class 55 Rating, Add</i>	519.50	
			<i>For Class 56 Rating, Add</i>	689.08	
40 05 19 00-0595			6" Flanged End x Grooved End (FxG), Class 53, Cement Lined, Bituminous Seal Coat, Ductile Iron Pipe (40 05 19 00-0594)		
40 05 19 00-0596	EA		6" Flanged x Grooved (FxG), 1'-0" Spool Length, Class 53, Cement Lined, Bituminous Seal Coat, Ductile Iron Pipe	744.64	216.93
			<i>For Class 52 Rating, Deduct</i>	-45.76	
			<i>For Class 54 Rating, Add</i>	66.34	
			<i>For Class 55 Rating, Add</i>	100.65	
			<i>For Class 56 Rating, Add</i>	134.54	
40 05 19 00-0597	EA		6" Flanged x Grooved (FxG), 1'-6" Spool Length, Class 53, Cement Lined, Bituminous Seal Coat, Ductile Iron Pipe	812.28	219.94
			<i>For Class 52 Rating, Deduct</i>	-52.69	
			<i>For Class 54 Rating, Add</i>	75.85	
			<i>For Class 55 Rating, Add</i>	114.82	
			<i>For Class 56 Rating, Add</i>	153.31	
40 05 19 00-0598	EA		6" Flanged x Grooved (FxG), 2'-0" Spool Length, Class 53, Cement Lined, Bituminous Seal Coat, Ductile Iron Pipe	879.93	222.95
			<i>For Class 52 Rating, Deduct</i>	-59.63	
			<i>For Class 54 Rating, Add</i>	85.37	
			<i>For Class 55 Rating, Add</i>	129.00	
			<i>For Class 56 Rating, Add</i>	172.09	
40 05 19 00-0599	EA		6" Flanged x Grooved (FxG), 2'-6" Spool Length, Class 53, Cement Lined, Bituminous Seal Coat, Ductile Iron Pipe	947.58	225.97
			<i>For Class 52 Rating, Deduct</i>	-66.57	
			<i>For Class 54 Rating, Add</i>	94.89	
			<i>For Class 55 Rating, Add</i>	143.18	
			<i>For Class 56 Rating, Add</i>	190.86	
40 05 19 00-0600	EA		6" Flanged x Grooved (FxG), 3'-0" Spool Length, Class 53, Cement Lined, Bituminous Seal Coat, Ductile Iron Pipe	1,015.22	228.98
			<i>For Class 52 Rating, Deduct</i>	-73.51	
			<i>For Class 54 Rating, Add</i>	104.41	
			<i>For Class 55 Rating, Add</i>	157.35	
			<i>For Class 56 Rating, Add</i>	209.64	
40 05 19 00-0601	EA		6" Flanged x Grooved (FxG), 3'-6" Spool Length, Class 53, Cement Lined, Bituminous Seal Coat, Ductile Iron Pipe	1,082.87	231.99
			<i>For Class 52 Rating, Deduct</i>	-80.45	
			<i>For Class 54 Rating, Add</i>	113.92	
			<i>For Class 55 Rating, Add</i>	171.53	
			<i>For Class 56 Rating, Add</i>	228.41	



MINOR	TOTAL DIRECT	DEMOLITION
CSI UOM DESCRIPTION	UNIT COST	UNIT COST
40 05 19 00-0602 EA 6" Flanged x Grooved (FxG), 4'-0" Spool Length, Class 53, Cement Lined, Bituminous Seal Coat, Ductile Iron Pipe	1,150.52	235.00
For Class 52 Rating, Deduct	-87.39	
For Class 54 Rating, Add	123.44	
For Class 55 Rating, Add	185.71	
For Class 56 Rating, Add	247.18	
40 05 19 00-0603 EA 6" Flanged x Grooved (FxG), 4'-6" Spool Length, Class 53, Cement Lined, Bituminous Seal Coat, Ductile Iron Pipe	1,218.18	238.01
For Class 52 Rating, Deduct	-94.33	
For Class 54 Rating, Add	132.96	
For Class 55 Rating, Add	199.89	
For Class 56 Rating, Add	265.96	
40 05 19 00-0604 EA 6" Flanged x Grooved (FxG), 5'-0" Spool Length, Class 53, Cement Lined, Bituminous Seal Coat, Ductile Iron Pipe	1,285.83	241.03
For Class 52 Rating, Deduct	-101.27	
For Class 54 Rating, Add	142.48	
For Class 55 Rating, Add	214.07	
For Class 56 Rating, Add	284.73	
40 05 19 00-0605 EA 6" Flanged x Grooved (FxG), 5'-6" Spool Length, Class 53, Cement Lined, Bituminous Seal Coat, Ductile Iron Pipe	1,353.47	244.04
For Class 52 Rating, Deduct	-108.21	
For Class 54 Rating, Add	151.99	
For Class 55 Rating, Add	228.24	
For Class 56 Rating, Add	303.51	
40 05 19 00-0606 EA 6" Flanged x Grooved (FxG), 6'-0" Spool Length, Class 53, Cement Lined, Bituminous Seal Coat, Ductile Iron Pipe	1,421.12	247.06
For Class 52 Rating, Deduct	-115.15	
For Class 54 Rating, Add	161.51	
For Class 55 Rating, Add	242.42	
For Class 56 Rating, Add	322.28	
40 05 19 00-0607 EA 6" Flanged x Grooved (FxG), 6'-6" Spool Length, Class 53, Cement Lined, Bituminous Seal Coat, Ductile Iron Pipe	1,488.77	250.07
For Class 52 Rating, Deduct	-122.09	
For Class 54 Rating, Add	171.03	
For Class 55 Rating, Add	256.60	
For Class 56 Rating, Add	341.05	
40 05 19 00-0608 EA 6" Flanged x Grooved (FxG), 7'-0" Spool Length, Class 53, Cement Lined, Bituminous Seal Coat, Ductile Iron Pipe	1,556.41	253.08
For Class 52 Rating, Deduct	-129.03	
For Class 54 Rating, Add	180.55	
For Class 55 Rating, Add	270.77	
For Class 56 Rating, Add	359.83	
40 05 19 00-0609 EA 6" Flanged x Grooved (FxG), 7'-6" Spool Length, Class 53, Cement Lined, Bituminous Seal Coat, Ductile Iron Pipe	1,624.06	256.10
For Class 52 Rating, Deduct	-135.96	
For Class 54 Rating, Add	190.06	
For Class 55 Rating, Add	284.95	
For Class 56 Rating, Add	378.60	
40 05 19 00-0610 EA 6" Flanged x Grooved (FxG), 8'-0" Spool Length, Class 53, Cement Lined, Bituminous Seal Coat, Ductile Iron Pipe	1,691.71	259.11
For Class 52 Rating, Deduct	-142.90	
For Class 54 Rating, Add	199.58	
For Class 55 Rating, Add	299.13	
For Class 56 Rating, Add	397.38	
40 05 19 00-0611 EA 6" Flanged x Grooved (FxG), 8'-6" Spool Length, Class 53, Cement Lined, Bituminous Seal Coat, Ductile Iron Pipe	1,759.36	262.12
For Class 52 Rating, Deduct	-149.84	
For Class 54 Rating, Add	209.10	
For Class 55 Rating, Add	313.30	
For Class 56 Rating, Add	416.15	
40 05 19 00-0612 EA 6" Flanged x Grooved (FxG), 9'-0" Spool Length, Class 53, Cement Lined, Bituminous Seal Coat, Ductile Iron Pipe	1,827.01	265.13
For Class 52 Rating, Deduct	-156.78	
For Class 54 Rating, Add	218.61	
For Class 55 Rating, Add	327.48	
For Class 56 Rating, Add	434.92	
40 05 19 00-0613 EA 6" Flanged x Grooved (FxG), 9'-6" Spool Length, Class 53, Cement Lined, Bituminous Seal Coat, Ductile Iron Pipe	1,894.66	268.14
For Class 52 Rating, Deduct	-163.72	
For Class 54 Rating, Add	228.13	
For Class 55 Rating, Add	341.66	
For Class 56 Rating, Add	453.70	
40 05 19 00-0614 EA 6" Flanged x Grooved (FxG), 10'-0" Spool Length, Class 53, Cement Lined, Bituminous Seal Coat, Ductile Iron Pipe	1,962.31	271.16
For Class 52 Rating, Deduct	-170.66	
For Class 54 Rating, Add	237.65	
For Class 55 Rating, Add	355.84	
For Class 56 Rating, Add	472.47	
40 05 19 00-0615 EA 6" Flanged x Grooved (FxG), 10'-6" Spool Length, Class 53, Cement Lined, Bituminous Seal Coat, Ductile Iron Pipe	2,029.95	274.17
For Class 52 Rating, Deduct	-177.60	
For Class 54 Rating, Add	247.17	
For Class 55 Rating, Add	370.01	
For Class 56 Rating, Add	491.24	

40 Process Interconnections
40 05 Common Work Results For Process Interconnections
40 05 19 Ductile Iron Process Pipe



MINOR	CSI	UOM	DESCRIPTION	TOTAL DIRECT UNIT COST	DEMOLITION UNIT COST
40 05 19 00-0616	EA		6" Flanged x Grooved (FxG), 11'-0" Spool Length, Class 53, Cement Lined, Bituminous Seal Coat, Ductile Iron Pipe	2,097.60	277.18
			<i>For Class 52 Rating, Deduct</i>	-184.54	
			<i>For Class 54 Rating, Add</i>	256.68	
			<i>For Class 55 Rating, Add</i>	384.19	
			<i>For Class 56 Rating, Add</i>	510.02	
40 05 19 00-0617	EA		6" Flanged x Grooved (FxG), 11'-6" Spool Length, Class 53, Cement Lined, Bituminous Seal Coat, Ductile Iron Pipe	2,165.25	280.19
			<i>For Class 52 Rating, Deduct</i>	-191.48	
			<i>For Class 54 Rating, Add</i>	266.20	
			<i>For Class 55 Rating, Add</i>	398.37	
			<i>For Class 56 Rating, Add</i>	528.79	
40 05 19 00-0618	EA		6" Flanged x Grooved (FxG), 12'-0" Spool Length, Class 53, Cement Lined, Bituminous Seal Coat, Ductile Iron Pipe	2,232.89	283.21
			<i>For Class 52 Rating, Deduct</i>	-198.42	
			<i>For Class 54 Rating, Add</i>	275.72	
			<i>For Class 55 Rating, Add</i>	412.54	
			<i>For Class 56 Rating, Add</i>	547.57	
40 05 19 00-0619	EA		6" Flanged x Grooved (FxG), 12'-6" Spool Length, Class 53, Cement Lined, Bituminous Seal Coat, Ductile Iron Pipe	2,300.55	286.23
			<i>For Class 52 Rating, Deduct</i>	-205.36	
			<i>For Class 54 Rating, Add</i>	285.24	
			<i>For Class 55 Rating, Add</i>	426.72	
			<i>For Class 56 Rating, Add</i>	566.34	
40 05 19 00-0620	EA		6" Flanged x Grooved (FxG), 13'-0" Spool Length, Class 53, Cement Lined, Bituminous Seal Coat, Ductile Iron Pipe	2,368.20	289.24
			<i>For Class 52 Rating, Deduct</i>	-212.30	
			<i>For Class 54 Rating, Add</i>	294.75	
			<i>For Class 55 Rating, Add</i>	440.90	
			<i>For Class 56 Rating, Add</i>	585.11	
40 05 19 00-0621	EA		6" Flanged x Grooved (FxG), 13'-6" Spool Length, Class 53, Cement Lined, Bituminous Seal Coat, Ductile Iron Pipe	2,435.84	292.25
			<i>For Class 52 Rating, Deduct</i>	-219.23	
			<i>For Class 54 Rating, Add</i>	304.27	
			<i>For Class 55 Rating, Add</i>	455.08	
			<i>For Class 56 Rating, Add</i>	603.89	
40 05 19 00-0622	EA		6" Flanged x Grooved (FxG), 14'-0" Spool Length, Class 53, Cement Lined, Bituminous Seal Coat, Ductile Iron Pipe	2,503.50	295.26
			<i>For Class 52 Rating, Deduct</i>	-226.17	
			<i>For Class 54 Rating, Add</i>	313.79	
			<i>For Class 55 Rating, Add</i>	469.25	
			<i>For Class 56 Rating, Add</i>	622.66	
40 05 19 00-0623	EA		6" Flanged x Grooved (FxG), 14'-6" Spool Length, Class 53, Cement Lined, Bituminous Seal Coat, Ductile Iron Pipe	2,571.14	298.28
			<i>For Class 52 Rating, Deduct</i>	-233.11	
			<i>For Class 54 Rating, Add</i>	323.30	
			<i>For Class 55 Rating, Add</i>	483.43	
			<i>For Class 56 Rating, Add</i>	641.44	
40 05 19 00-0624	EA		6" Flanged x Grooved (FxG), 15'-0" Spool Length, Class 53, Cement Lined, Bituminous Seal Coat, Ductile Iron Pipe	2,638.79	301.29
			<i>For Class 52 Rating, Deduct</i>	-240.05	
			<i>For Class 54 Rating, Add</i>	332.82	
			<i>For Class 55 Rating, Add</i>	497.61	
			<i>For Class 56 Rating, Add</i>	660.21	
40 05 19 00-0625	EA		6" Flanged x Grooved (FxG), 15'-6" Spool Length, Class 53, Cement Lined, Bituminous Seal Coat, Ductile Iron Pipe	2,706.44	304.30
			<i>For Class 52 Rating, Deduct</i>	-246.99	
			<i>For Class 54 Rating, Add</i>	342.34	
			<i>For Class 55 Rating, Add</i>	511.79	
			<i>For Class 56 Rating, Add</i>	678.99	
40 05 19 00-0626	EA		6" Flanged x Grooved (FxG), 16'-0" Spool Length, Class 53, Cement Lined, Bituminous Seal Coat, Ductile Iron Pipe	2,774.08	307.31
			<i>For Class 52 Rating, Deduct</i>	-253.93	
			<i>For Class 54 Rating, Add</i>	351.86	
			<i>For Class 55 Rating, Add</i>	525.96	
			<i>For Class 56 Rating, Add</i>	697.76	
40 05 19 00-0627	EA		6" Flanged x Grooved (FxG), 16'-6" Spool Length, Class 53, Cement Lined, Bituminous Seal Coat, Ductile Iron Pipe	2,841.74	310.32
			<i>For Class 52 Rating, Deduct</i>	-260.87	
			<i>For Class 54 Rating, Add</i>	361.37	
			<i>For Class 55 Rating, Add</i>	540.14	
			<i>For Class 56 Rating, Add</i>	716.53	
40 05 19 00-0628	EA		6" Flanged x Grooved (FxG), 17'-0" Spool Length, Class 53, Cement Lined, Bituminous Seal Coat, Ductile Iron Pipe	2,909.39	313.34
			<i>For Class 52 Rating, Deduct</i>	-267.81	
			<i>For Class 54 Rating, Add</i>	370.89	
			<i>For Class 55 Rating, Add</i>	554.32	
			<i>For Class 56 Rating, Add</i>	735.31	
40 05 19 00-0629	EA		6" Flanged x Grooved (FxG), 17'-6" Spool Length, Class 53, Cement Lined, Bituminous Seal Coat, Ductile Iron Pipe	2,977.03	316.35
			<i>For Class 52 Rating, Deduct</i>	-274.75	
			<i>For Class 54 Rating, Add</i>	380.41	
			<i>For Class 55 Rating, Add</i>	568.49	
			<i>For Class 56 Rating, Add</i>	754.08	



MINOR CSI UOM DESCRIPTION	TOTAL DIRECT UNIT COST	DEMOLITION UNIT COST
40 05 19 00-0630 EA 6" Flanged x Grooved (FxG), 18'-0" Spool Length, Class 53, Cement Lined, Bituminous Seal Coat, Ductile Iron Pipe	3,044.69	319.36
For Class 52 Rating, Deduct	-281.69	
For Class 54 Rating, Add	389.93	
For Class 55 Rating, Add	582.67	
For Class 56 Rating, Add	772.86	
40 05 19 00-0631 EA 6" Flanged x Grooved (FxG), 18'-6" Spool Length, Class 53, Cement Lined, Bituminous Seal Coat, Ductile Iron Pipe	3,112.33	322.88
For Class 52 Rating, Deduct	-288.63	
For Class 54 Rating, Add	399.44	
For Class 55 Rating, Add	596.85	
For Class 56 Rating, Add	791.63	
40 05 19 00-0632 EA 6" Flanged x Grooved (FxG), 19'-0" Spool Length, Class 53, Cement Lined, Bituminous Seal Coat, Ductile Iron Pipe	3,179.97	325.39
For Class 52 Rating, Deduct	-295.57	
For Class 54 Rating, Add	408.96	
For Class 55 Rating, Add	611.02	
For Class 56 Rating, Add	810.40	
40 05 19 00-0633 EA 6" Flanged x Grooved (FxG), 19'-6" Spool Length, Class 53, Cement Lined, Bituminous Seal Coat, Ductile Iron Pipe	3,247.63	328.41
For Class 52 Rating, Deduct	-302.51	
For Class 54 Rating, Add	418.48	
For Class 55 Rating, Add	625.20	
For Class 56 Rating, Add	829.18	
40 05 19 00-0634 EA 6" Flanged x Grooved (FxG), 20'-0" Spool Length, Class 53, Cement Lined, Bituminous Seal Coat, Ductile Iron Pipe	3,315.27	331.42
For Class 52 Rating, Deduct	-309.44	
For Class 54 Rating, Add	428.00	
For Class 55 Rating, Add	639.38	
For Class 56 Rating, Add	847.95	
40 05 19 00-0635 8" Flanged End x Grooved End (FxG), Class 53, Cement Lined, Bituminous Seal Coat, Ductile Iron Pipe (40 05 19 00-0554)		
40 05 19 00-0636 EA 8" Flanged x Grooved (FxG), 1'-0" Spool Length, Class 53, Cement Lined, Bituminous Seal Coat, Ductile Iron Pipe	1,027.15	277.18
For Class 52 Rating, Deduct	-66.79	
For Class 54 Rating, Add	96.12	
For Class 55 Rating, Add	145.48	
For Class 56 Rating, Add	194.24	
40 05 19 00-0637 EA 8" Flanged x Grooved (FxG), 1'-6" Spool Length, Class 53, Cement Lined, Bituminous Seal Coat, Ductile Iron Pipe	1,118.46	280.19
For Class 52 Rating, Deduct	-76.33	
For Class 54 Rating, Add	109.18	
For Class 55 Rating, Add	164.93	
For Class 56 Rating, Add	219.99	
40 05 19 00-0638 EA 8" Flanged x Grooved (FxG), 2'-0" Spool Length, Class 53, Cement Lined, Bituminous Seal Coat, Ductile Iron Pipe	1,209.76	283.21
For Class 52 Rating, Deduct	-85.87	
For Class 54 Rating, Add	122.25	
For Class 55 Rating, Add	184.39	
For Class 56 Rating, Add	245.74	
40 05 19 00-0639 EA 8" Flanged x Grooved (FxG), 2'-6" Spool Length, Class 53, Cement Lined, Bituminous Seal Coat, Ductile Iron Pipe	1,301.07	286.23
For Class 52 Rating, Deduct	-95.41	
For Class 54 Rating, Add	135.31	
For Class 55 Rating, Add	203.84	
For Class 56 Rating, Add	271.50	
40 05 19 00-0640 EA 8" Flanged x Grooved (FxG), 3'-0" Spool Length, Class 53, Cement Lined, Bituminous Seal Coat, Ductile Iron Pipe	1,392.38	289.24
For Class 52 Rating, Deduct	-104.96	
For Class 54 Rating, Add	148.38	
For Class 55 Rating, Add	223.29	
For Class 56 Rating, Add	297.25	
40 05 19 00-0641 EA 8" Flanged x Grooved (FxG), 3'-6" Spool Length, Class 53, Cement Lined, Bituminous Seal Coat, Ductile Iron Pipe	1,483.68	292.25
For Class 52 Rating, Deduct	-114.50	
For Class 54 Rating, Add	161.45	
For Class 55 Rating, Add	242.74	
For Class 56 Rating, Add	323.00	
40 05 19 00-0642 EA 8" Flanged x Grooved (FxG), 4'-0" Spool Length, Class 53, Cement Lined, Bituminous Seal Coat, Ductile Iron Pipe	1,574.99	295.26
For Class 52 Rating, Deduct	-124.04	
For Class 54 Rating, Add	174.51	
For Class 55 Rating, Add	262.20	
For Class 56 Rating, Add	348.75	
40 05 19 00-0643 EA 8" Flanged x Grooved (FxG), 4'-6" Spool Length, Class 53, Cement Lined, Bituminous Seal Coat, Ductile Iron Pipe	1,666.29	298.28
For Class 52 Rating, Deduct	-133.58	
For Class 54 Rating, Add	187.58	
For Class 55 Rating, Add	281.65	
For Class 56 Rating, Add	374.51	

40 Process Interconnections

40 05 Common Work Results For Process Interconnections

40 05 19 Ductile Iron Process Pipe



MINOR	CSI	UOM	DESCRIPTION	TOTAL DIRECT UNIT COST	DEMOLITION UNIT COST
40 05 19 00-0644	EA		8" Flanged x Grooved (FxG), 5'-0" Spool Length, Class 53, Cement Lined, Bituminous Seal Coat, Ductile Iron Pipe	1,757.59	301.29
			<i>For Class 52 Rating, Deduct</i>	-143.12	
			<i>For Class 54 Rating, Add</i>	200.64	
			<i>For Class 55 Rating, Add</i>	301.10	
			<i>For Class 56 Rating, Add</i>	400.26	
40 05 19 00-0645	EA		8" Flanged x Grooved (FxG), 5'-6" Spool Length, Class 53, Cement Lined, Bituminous Seal Coat, Ductile Iron Pipe	1,848.90	304.30
			<i>For Class 52 Rating, Deduct</i>	-152.66	
			<i>For Class 54 Rating, Add</i>	213.71	
			<i>For Class 55 Rating, Add</i>	320.55	
			<i>For Class 56 Rating, Add</i>	426.01	
40 05 19 00-0646	EA		8" Flanged x Grooved (FxG), 6'-0" Spool Length, Class 53, Cement Lined, Bituminous Seal Coat, Ductile Iron Pipe	1,940.20	307.31
			<i>For Class 52 Rating, Deduct</i>	-162.20	
			<i>For Class 54 Rating, Add</i>	226.77	
			<i>For Class 55 Rating, Add</i>	340.01	
			<i>For Class 56 Rating, Add</i>	451.76	
40 05 19 00-0647	EA		8" Flanged x Grooved (FxG), 6'-6" Spool Length, Class 53, Cement Lined, Bituminous Seal Coat, Ductile Iron Pipe	2,031.51	310.32
			<i>For Class 52 Rating, Deduct</i>	-174.75	
			<i>For Class 54 Rating, Add</i>	239.84	
			<i>For Class 55 Rating, Add</i>	359.46	
			<i>For Class 56 Rating, Add</i>	477.52	
40 05 19 00-0648	EA		8" Flanged x Grooved (FxG), 7'-0" Spool Length, Class 53, Cement Lined, Bituminous Seal Coat, Ductile Iron Pipe	2,122.82	313.34
			<i>For Class 52 Rating, Deduct</i>	-181.29	
			<i>For Class 54 Rating, Add</i>	252.91	
			<i>For Class 55 Rating, Add</i>	378.91	
			<i>For Class 56 Rating, Add</i>	503.27	
40 05 19 00-0649	EA		8" Flanged x Grooved (FxG), 7'-6" Spool Length, Class 53, Cement Lined, Bituminous Seal Coat, Ductile Iron Pipe	2,214.12	316.35
			<i>For Class 52 Rating, Deduct</i>	-190.83	
			<i>For Class 54 Rating, Add</i>	265.97	
			<i>For Class 55 Rating, Add</i>	398.36	
			<i>For Class 56 Rating, Add</i>	529.02	
40 05 19 00-0650	EA		8" Flanged x Grooved (FxG), 8'-0" Spool Length, Class 53, Cement Lined, Bituminous Seal Coat, Ductile Iron Pipe	2,305.43	319.36
			<i>For Class 52 Rating, Deduct</i>	-200.37	
			<i>For Class 54 Rating, Add</i>	279.04	
			<i>For Class 55 Rating, Add</i>	417.82	
			<i>For Class 56 Rating, Add</i>	554.77	
40 05 19 00-0651	EA		8" Flanged x Grooved (FxG), 8'-6" Spool Length, Class 53, Cement Lined, Bituminous Seal Coat, Ductile Iron Pipe	2,396.73	322.38
			<i>For Class 52 Rating, Deduct</i>	-209.91	
			<i>For Class 54 Rating, Add</i>	292.10	
			<i>For Class 55 Rating, Add</i>	437.27	
			<i>For Class 56 Rating, Add</i>	580.53	
40 05 19 00-0652	EA		8" Flanged x Grooved (FxG), 9'-0" Spool Length, Class 53, Cement Lined, Bituminous Seal Coat, Ductile Iron Pipe	2,488.03	325.39
			<i>For Class 52 Rating, Deduct</i>	-219.45	
			<i>For Class 54 Rating, Add</i>	305.17	
			<i>For Class 55 Rating, Add</i>	456.72	
			<i>For Class 56 Rating, Add</i>	606.28	
40 05 19 00-0653	EA		8" Flanged x Grooved (FxG), 9'-6" Spool Length, Class 53, Cement Lined, Bituminous Seal Coat, Ductile Iron Pipe	2,579.34	328.41
			<i>For Class 52 Rating, Deduct</i>	-228.99	
			<i>For Class 54 Rating, Add</i>	318.23	
			<i>For Class 55 Rating, Add</i>	476.17	
			<i>For Class 56 Rating, Add</i>	632.03	
40 05 19 00-0654	EA		8" Flanged x Grooved (FxG), 10'-0" Spool Length, Class 53, Cement Lined, Bituminous Seal Coat, Ductile Iron Pipe	2,670.64	331.42
			<i>For Class 52 Rating, Deduct</i>	-238.54	
			<i>For Class 54 Rating, Add</i>	331.30	
			<i>For Class 55 Rating, Add</i>	495.63	
			<i>For Class 56 Rating, Add</i>	657.78	
40 05 19 00-0655	EA		8" Flanged x Grooved (FxG), 10'-6" Spool Length, Class 53, Cement Lined, Bituminous Seal Coat, Ductile Iron Pipe	2,761.95	334.43
			<i>For Class 52 Rating, Deduct</i>	-248.08	
			<i>For Class 54 Rating, Add</i>	344.37	
			<i>For Class 55 Rating, Add</i>	515.08	
			<i>For Class 56 Rating, Add</i>	683.54	
40 05 19 00-0656	EA		8" Flanged x Grooved (FxG), 11'-0" Spool Length, Class 53, Cement Lined, Bituminous Seal Coat, Ductile Iron Pipe	2,853.26	337.44
			<i>For Class 52 Rating, Deduct</i>	-257.62	
			<i>For Class 54 Rating, Add</i>	357.43	
			<i>For Class 55 Rating, Add</i>	534.53	
			<i>For Class 56 Rating, Add</i>	709.29	
40 05 19 00-0657	EA		8" Flanged x Grooved (FxG), 11'-6" Spool Length, Class 53, Cement Lined, Bituminous Seal Coat, Ductile Iron Pipe	2,944.56	340.45
			<i>For Class 52 Rating, Deduct</i>	-267.16	
			<i>For Class 54 Rating, Add</i>	370.50	
			<i>For Class 55 Rating, Add</i>	553.98	
			<i>For Class 56 Rating, Add</i>	735.04	



MINOR CSI UOM DESCRIPTION	TOTAL DIRECT UNIT COST	DEMOLITION UNIT COST
40 05 19 00-0658 EA 8" Flanged x Grooved (FxG), 12'-0" Spool Length, Class 53, Cement Lined, Bituminous Seal Coat, Ductile Iron Pipe	3,035.87	343.47
For Class 52 Rating, Deduct	-276.70	
For Class 54 Rating, Add	383.56	
For Class 55 Rating, Add	573.44	
For Class 56 Rating, Add	760.80	
40 05 19 00-0659 EA 8" Flanged x Grooved (FxG), 12'-6" Spool Length, Class 53, Cement Lined, Bituminous Seal Coat, Ductile Iron Pipe	3,127.17	346.48
For Class 52 Rating, Deduct	-286.24	
For Class 54 Rating, Add	396.63	
For Class 55 Rating, Add	592.89	
For Class 56 Rating, Add	786.95	
40 05 19 00-0660 EA 8" Flanged x Grooved (FxG), 13'-0" Spool Length, Class 53, Cement Lined, Bituminous Seal Coat, Ductile Iron Pipe	3,218.47	349.49
For Class 52 Rating, Deduct	-295.78	
For Class 54 Rating, Add	409.70	
For Class 55 Rating, Add	612.34	
For Class 56 Rating, Add	812.30	
40 05 19 00-0661 EA 8" Flanged x Grooved (FxG), 13'-6" Spool Length, Class 53, Cement Lined, Bituminous Seal Coat, Ductile Iron Pipe	3,309.77	352.50
For Class 52 Rating, Deduct	-305.32	
For Class 54 Rating, Add	422.76	
For Class 55 Rating, Add	631.79	
For Class 56 Rating, Add	838.05	
40 05 19 00-0662 EA 8" Flanged x Grooved (FxG), 14'-0" Spool Length, Class 53, Cement Lined, Bituminous Seal Coat, Ductile Iron Pipe	3,401.07	355.51
For Class 52 Rating, Deduct	-314.87	
For Class 54 Rating, Add	435.83	
For Class 55 Rating, Add	651.25	
For Class 56 Rating, Add	863.80	
40 05 19 00-0663 EA 8" Flanged x Grooved (FxG), 14'-6" Spool Length, Class 53, Cement Lined, Bituminous Seal Coat, Ductile Iron Pipe	3,492.38	358.53
For Class 52 Rating, Deduct	-324.41	
For Class 54 Rating, Add	448.89	
For Class 55 Rating, Add	670.70	
For Class 56 Rating, Add	889.56	
40 05 19 00-0664 EA 8" Flanged x Grooved (FxG), 15'-0" Spool Length, Class 53, Cement Lined, Bituminous Seal Coat, Ductile Iron Pipe	3,583.68	361.55
For Class 52 Rating, Deduct	-333.95	
For Class 54 Rating, Add	461.96	
For Class 55 Rating, Add	690.15	
For Class 56 Rating, Add	915.31	
40 05 19 00-0665 EA 8" Flanged x Grooved (FxG), 15'-6" Spool Length, Class 53, Cement Lined, Bituminous Seal Coat, Ductile Iron Pipe	3,674.99	364.56
For Class 52 Rating, Deduct	-343.49	
For Class 54 Rating, Add	475.02	
For Class 55 Rating, Add	709.60	
For Class 56 Rating, Add	941.06	
40 05 19 00-0666 EA 8" Flanged x Grooved (FxG), 16'-0" Spool Length, Class 53, Cement Lined, Bituminous Seal Coat, Ductile Iron Pipe	3,766.30	367.57
For Class 52 Rating, Deduct	-353.03	
For Class 54 Rating, Add	488.09	
For Class 55 Rating, Add	729.06	
For Class 56 Rating, Add	966.81	
40 05 19 00-0667 EA 8" Flanged x Grooved (FxG), 16'-6" Spool Length, Class 53, Cement Lined, Bituminous Seal Coat, Ductile Iron Pipe	3,857.60	370.59
For Class 52 Rating, Deduct	-362.57	
For Class 54 Rating, Add	501.15	
For Class 55 Rating, Add	748.51	
For Class 56 Rating, Add	992.57	
40 05 19 00-0668 EA 8" Flanged x Grooved (FxG), 17'-0" Spool Length, Class 53, Cement Lined, Bituminous Seal Coat, Ductile Iron Pipe	3,948.90	373.60
For Class 52 Rating, Deduct	-372.11	
For Class 54 Rating, Add	514.22	
For Class 55 Rating, Add	767.96	
For Class 56 Rating, Add	1,018.32	
40 05 19 00-0669 EA 8" Flanged x Grooved (FxG), 17'-6" Spool Length, Class 53, Cement Lined, Bituminous Seal Coat, Ductile Iron Pipe	4,040.21	376.61
For Class 52 Rating, Deduct	-381.65	
For Class 54 Rating, Add	527.29	
For Class 55 Rating, Add	787.41	
For Class 56 Rating, Add	1,044.07	
40 05 19 00-0670 EA 8" Flanged x Grooved (FxG), 18'-0" Spool Length, Class 53, Cement Lined, Bituminous Seal Coat, Ductile Iron Pipe	4,131.51	379.62
For Class 52 Rating, Deduct	-391.20	
For Class 54 Rating, Add	540.35	
For Class 55 Rating, Add	806.87	
For Class 56 Rating, Add	1,069.82	
40 05 19 00-0671 EA 8" Flanged x Grooved (FxG), 18'-6" Spool Length, Class 53, Cement Lined, Bituminous Seal Coat, Ductile Iron Pipe	4,222.82	382.63
For Class 52 Rating, Deduct	-400.74	
For Class 54 Rating, Add	553.42	
For Class 55 Rating, Add	826.32	
For Class 56 Rating, Add	1,095.58	

40 Process Interconnections

40 05 Common Work Results For Process Interconnections

40 05 19 Ductile Iron Process Pipe



MINOR	CSI	UOM	DESCRIPTION	TOTAL DIRECT UNIT COST	DEMOLITION UNIT COST
40 05 19 00-0672	EA		8" Flanged x Grooved (FxG), 19'-0" Spool Length, Class 53, Cement Lined, Bituminous Seal Coat, Ductile Iron Pipe	4,314.12	385.65
			<i>For Class 52 Rating, Deduct</i>	-410.28	
			<i>For Class 54 Rating, Add</i>	566.48	
			<i>For Class 55 Rating, Add</i>	845.77	
			<i>For Class 56 Rating, Add</i>	1,121.33	
40 05 19 00-0673	EA		8" Flanged x Grooved (FxG), 19'-6" Spool Length, Class 53, Cement Lined, Bituminous Seal Coat, Ductile Iron Pipe	4,405.43	388.66
			<i>For Class 52 Rating, Deduct</i>	-419.82	
			<i>For Class 54 Rating, Add</i>	579.55	
			<i>For Class 55 Rating, Add</i>	865.22	
			<i>For Class 56 Rating, Add</i>	1,147.08	
40 05 19 00-0674	EA		8" Flanged x Grooved (FxG), 20'-0" Spool Length, Class 53, Cement Lined, Bituminous Seal Coat, Ductile Iron Pipe	4,496.74	391.67
			<i>For Class 52 Rating, Deduct</i>	-429.36	
			<i>For Class 54 Rating, Add</i>	592.61	
			<i>For Class 55 Rating, Add</i>	884.68	
			<i>For Class 56 Rating, Add</i>	1,172.83	
40 05 19 00-0675			10" Flanged End x Grooved End (FxG), Class 53, Cement Lined, Bituminous Seal Coat, Ductile Iron Pipe <small>(40 05 19 00-0554)</small>		
40 05 19 00-0676	EA		10" Flanged x Grooved (FxG), 1'-0" Spool Length, Class 53, Cement Lined, Bituminous Seal Coat, Ductile Iron Pipe	1,288.00	337.44
			<i>For Class 52 Rating, Deduct</i>	-85.44	
			<i>For Class 54 Rating, Add</i>	122.64	
			<i>For Class 55 Rating, Add</i>	185.48	
			<i>For Class 56 Rating, Add</i>	247.54	
40 05 19 00-0677	EA		10" Flanged x Grooved (FxG), 1'-6" Spool Length, Class 53, Cement Lined, Bituminous Seal Coat, Ductile Iron Pipe	1,406.89	340.45
			<i>For Class 52 Rating, Deduct</i>	-98.02	
			<i>For Class 54 Rating, Add</i>	139.85	
			<i>For Class 55 Rating, Add</i>	211.08	
			<i>For Class 56 Rating, Add</i>	281.43	
40 05 19 00-0678	EA		10" Flanged x Grooved (FxG), 2'-0" Spool Length, Class 53, Cement Lined, Bituminous Seal Coat, Ductile Iron Pipe	1,525.80	343.47
			<i>For Class 52 Rating, Deduct</i>	-110.59	
			<i>For Class 54 Rating, Add</i>	157.05	
			<i>For Class 55 Rating, Add</i>	236.69	
			<i>For Class 56 Rating, Add</i>	315.32	
40 05 19 00-0679	EA		10" Flanged x Grooved (FxG), 2'-6" Spool Length, Class 53, Cement Lined, Bituminous Seal Coat, Ductile Iron Pipe	1,644.70	346.48
			<i>For Class 52 Rating, Deduct</i>	-123.17	
			<i>For Class 54 Rating, Add</i>	174.26	
			<i>For Class 55 Rating, Add</i>	262.30	
			<i>For Class 56 Rating, Add</i>	349.22	
40 05 19 00-0680	EA		10" Flanged x Grooved (FxG), 3'-0" Spool Length, Class 53, Cement Lined, Bituminous Seal Coat, Ductile Iron Pipe	1,763.60	349.49
			<i>For Class 52 Rating, Deduct</i>	-135.75	
			<i>For Class 54 Rating, Add</i>	191.46	
			<i>For Class 55 Rating, Add</i>	287.91	
			<i>For Class 56 Rating, Add</i>	363.11	
40 05 19 00-0681	EA		10" Flanged x Grooved (FxG), 3'-6" Spool Length, Class 53, Cement Lined, Bituminous Seal Coat, Ductile Iron Pipe	1,882.51	352.50
			<i>For Class 52 Rating, Deduct</i>	-148.33	
			<i>For Class 54 Rating, Add</i>	208.67	
			<i>For Class 55 Rating, Add</i>	313.51	
			<i>For Class 56 Rating, Add</i>	417.01	
40 05 19 00-0682	EA		10" Flanged x Grooved (FxG), 4'-0" Spool Length, Class 53, Cement Lined, Bituminous Seal Coat, Ductile Iron Pipe	2,001.41	355.51
			<i>For Class 52 Rating, Deduct</i>	-160.90	
			<i>For Class 54 Rating, Add</i>	225.88	
			<i>For Class 55 Rating, Add</i>	339.12	
			<i>For Class 56 Rating, Add</i>	450.90	
40 05 19 00-0683	EA		10" Flanged x Grooved (FxG), 4'-6" Spool Length, Class 53, Cement Lined, Bituminous Seal Coat, Ductile Iron Pipe	2,120.32	358.53
			<i>For Class 52 Rating, Deduct</i>	-173.48	
			<i>For Class 54 Rating, Add</i>	243.08	
			<i>For Class 55 Rating, Add</i>	364.73	
			<i>For Class 56 Rating, Add</i>	484.80	
40 05 19 00-0684	EA		10" Flanged x Grooved (FxG), 5'-0" Spool Length, Class 53, Cement Lined, Bituminous Seal Coat, Ductile Iron Pipe	2,239.22	361.55
			<i>For Class 52 Rating, Deduct</i>	-186.06	
			<i>For Class 54 Rating, Add</i>	260.29	
			<i>For Class 55 Rating, Add</i>	390.34	
			<i>For Class 56 Rating, Add</i>	518.69	
40 05 19 00-0685	EA		10" Flanged x Grooved (FxG), 5'-6" Spool Length, Class 53, Cement Lined, Bituminous Seal Coat, Ductile Iron Pipe	2,358.13	364.56
			<i>For Class 52 Rating, Deduct</i>	-198.63	
			<i>For Class 54 Rating, Add</i>	277.49	
			<i>For Class 55 Rating, Add</i>	415.94	
			<i>For Class 56 Rating, Add</i>	552.59	



MINOR CSI UOM DESCRIPTION	TOTAL DIRECT UNIT COST	DEMOLITION UNIT COST
40 05 19 00-0686 EA 10" Flanged x Grooved (FxG), 6'-0" Spool Length, Class 53, Cement Lined, Bituminous Seal Coat, Ductile Iron		
Pipe	2,477.03	367.57
<i>For Class 52 Rating, Deduct</i>	<i>-211.21</i>	
<i>For Class 54 Rating, Add</i>	<i>294.70</i>	
<i>For Class 55 Rating, Add</i>	<i>441.55</i>	
<i>For Class 56 Rating, Add</i>	<i>586.48</i>	
40 05 19 00-0687 EA 10" Flanged x Grooved (FxG), 6'-6" Spool Length, Class 53, Cement Lined, Bituminous Seal Coat, Ductile Iron		
Pipe	2,595.93	370.59
<i>For Class 52 Rating, Deduct</i>	<i>-223.79</i>	
<i>For Class 54 Rating, Add</i>	<i>311.90</i>	
<i>For Class 55 Rating, Add</i>	<i>467.16</i>	
<i>For Class 56 Rating, Add</i>	<i>620.37</i>	
40 05 19 00-0688 EA 10" Flanged x Grooved (FxG), 7'-0" Spool Length, Class 53, Cement Lined, Bituminous Seal Coat, Ductile Iron		
Pipe	2,714.83	373.60
<i>For Class 52 Rating, Deduct</i>	<i>-236.37</i>	
<i>For Class 54 Rating, Add</i>	<i>329.11</i>	
<i>For Class 55 Rating, Add</i>	<i>492.76</i>	
<i>For Class 56 Rating, Add</i>	<i>654.27</i>	
40 05 19 00-0689 EA 10" Flanged x Grooved (FxG), 7'-6" Spool Length, Class 53, Cement Lined, Bituminous Seal Coat, Ductile Iron		
Pipe	2,833.74	376.61
<i>For Class 52 Rating, Deduct</i>	<i>-248.94</i>	
<i>For Class 54 Rating, Add</i>	<i>346.32</i>	
<i>For Class 55 Rating, Add</i>	<i>518.37</i>	
<i>For Class 56 Rating, Add</i>	<i>688.16</i>	
40 05 19 00-0690 EA 10" Flanged x Grooved (FxG), 8'-0" Spool Length, Class 53, Cement Lined, Bituminous Seal Coat, Ductile Iron		
Pipe	2,952.64	379.62
<i>For Class 52 Rating, Deduct</i>	<i>-261.52</i>	
<i>For Class 54 Rating, Add</i>	<i>363.52</i>	
<i>For Class 55 Rating, Add</i>	<i>543.98</i>	
<i>For Class 56 Rating, Add</i>	<i>722.06</i>	
40 05 19 00-0691 EA 10" Flanged x Grooved (FxG), 8'-6" Spool Length, Class 53, Cement Lined, Bituminous Seal Coat, Ductile Iron		
Pipe	3,071.55	382.63
<i>For Class 52 Rating, Deduct</i>	<i>-274.10</i>	
<i>For Class 54 Rating, Add</i>	<i>380.73</i>	
<i>For Class 55 Rating, Add</i>	<i>569.59</i>	
<i>For Class 56 Rating, Add</i>	<i>755.95</i>	
40 05 19 00-0692 EA 10" Flanged x Grooved (FxG), 9'-0" Spool Length, Class 53, Cement Lined, Bituminous Seal Coat, Ductile Iron		
Pipe	3,190.45	385.65
<i>For Class 52 Rating, Deduct</i>	<i>-286.68</i>	
<i>For Class 54 Rating, Add</i>	<i>397.93</i>	
<i>For Class 55 Rating, Add</i>	<i>595.19</i>	
<i>For Class 56 Rating, Add</i>	<i>789.85</i>	
40 05 19 00-0693 EA 10" Flanged x Grooved (FxG), 9'-6" Spool Length, Class 53, Cement Lined, Bituminous Seal Coat, Ductile Iron		
Pipe	3,309.36	388.66
<i>For Class 52 Rating, Deduct</i>	<i>-299.25</i>	
<i>For Class 54 Rating, Add</i>	<i>415.14</i>	
<i>For Class 55 Rating, Add</i>	<i>620.80</i>	
<i>For Class 56 Rating, Add</i>	<i>823.74</i>	
40 05 19 00-0694 EA 10" Flanged x Grooved (FxG), 10'-0" Spool Length, Class 53, Cement Lined, Bituminous Seal Coat, Ductile Iron		
Pipe	3,428.27	391.67
<i>For Class 52 Rating, Deduct</i>	<i>-311.83</i>	
<i>For Class 54 Rating, Add</i>	<i>432.34</i>	
<i>For Class 55 Rating, Add</i>	<i>646.41</i>	
<i>For Class 56 Rating, Add</i>	<i>857.64</i>	
40 05 19 00-0695 EA 10" Flanged x Grooved (FxG), 10'-6" Spool Length, Class 53, Cement Lined, Bituminous Seal Coat, Ductile Iron		
Pipe	3,547.16	394.68
<i>For Class 52 Rating, Deduct</i>	<i>-324.41</i>	
<i>For Class 54 Rating, Add</i>	<i>449.55</i>	
<i>For Class 55 Rating, Add</i>	<i>672.01</i>	
<i>For Class 56 Rating, Add</i>	<i>891.53</i>	
40 05 19 00-0696 EA 10" Flanged x Grooved (FxG), 11'-0" Spool Length, Class 53, Cement Lined, Bituminous Seal Coat, Ductile Iron		
Pipe	3,666.06	397.70
<i>For Class 52 Rating, Deduct</i>	<i>-336.98</i>	
<i>For Class 54 Rating, Add</i>	<i>466.75</i>	
<i>For Class 55 Rating, Add</i>	<i>697.62</i>	
<i>For Class 56 Rating, Add</i>	<i>925.42</i>	
40 05 19 00-0697 EA 10" Flanged x Grooved (FxG), 11'-6" Spool Length, Class 53, Cement Lined, Bituminous Seal Coat, Ductile Iron		
Pipe	3,784.97	400.72
<i>For Class 52 Rating, Deduct</i>	<i>-349.56</i>	
<i>For Class 54 Rating, Add</i>	<i>483.96</i>	
<i>For Class 55 Rating, Add</i>	<i>723.23</i>	
<i>For Class 56 Rating, Add</i>	<i>959.32</i>	
40 05 19 00-0698 EA 10" Flanged x Grooved (FxG), 12'-0" Spool Length, Class 53, Cement Lined, Bituminous Seal Coat, Ductile Iron		
Pipe	3,903.87	403.73
<i>For Class 52 Rating, Deduct</i>	<i>-362.14</i>	
<i>For Class 54 Rating, Add</i>	<i>501.17</i>	
<i>For Class 55 Rating, Add</i>	<i>748.83</i>	
<i>For Class 56 Rating, Add</i>	<i>993.21</i>	
40 05 19 00-0699 EA 10" Flanged x Grooved (FxG), 12'-6" Spool Length, Class 53, Cement Lined, Bituminous Seal Coat, Ductile Iron		
Pipe	4,022.78	406.74
<i>For Class 52 Rating, Deduct</i>	<i>-374.72</i>	
<i>For Class 54 Rating, Add</i>	<i>518.37</i>	
<i>For Class 55 Rating, Add</i>	<i>774.44</i>	
<i>For Class 56 Rating, Add</i>	<i>1,027.11</i>	

40 Process Interconnections
40 05 Common Work Results For Process Interconnections
40 05 19 Ductile Iron Process Pipe



MINOR	CSI	UOM	DESCRIPTION	TOTAL DIRECT UNIT COST	DEMOLITION UNIT COST
40 05 19 00-0700	EA		10" Flanged x Grooved (FxG), 13'-0" Spool Length, Class 53, Cement Lined, Bituminous Seal Coat, Ductile Iron Pipe	4,141.68	409.75
			<i>For Class 52 Rating, Deduct</i>	-387.29	
			<i>For Class 54 Rating, Add</i>	535.58	
			<i>For Class 55 Rating, Add</i>	800.05	
			<i>For Class 56 Rating, Add</i>	1,061.00	
40 05 19 00-0701	EA		10" Flanged x Grooved (FxG), 13'-6" Spool Length, Class 53, Cement Lined, Bituminous Seal Coat, Ductile Iron Pipe	4,260.59	412.76
			<i>For Class 52 Rating, Deduct</i>	-399.87	
			<i>For Class 54 Rating, Add</i>	552.78	
			<i>For Class 55 Rating, Add</i>	825.66	
			<i>For Class 56 Rating, Add</i>	1,094.90	
40 05 19 00-0702	EA		10" Flanged x Grooved (FxG), 14'-0" Spool Length, Class 53, Cement Lined, Bituminous Seal Coat, Ductile Iron Pipe	4,379.50	415.78
			<i>For Class 52 Rating, Deduct</i>	-412.45	
			<i>For Class 54 Rating, Add</i>	569.99	
			<i>For Class 55 Rating, Add</i>	851.26	
			<i>For Class 56 Rating, Add</i>	1,128.79	
40 05 19 00-0703	EA		10" Flanged x Grooved (FxG), 14'-6" Spool Length, Class 53, Cement Lined, Bituminous Seal Coat, Ductile Iron Pipe	4,498.40	418.79
			<i>For Class 52 Rating, Deduct</i>	-426.03	
			<i>For Class 54 Rating, Add</i>	587.19	
			<i>For Class 55 Rating, Add</i>	876.87	
			<i>For Class 56 Rating, Add</i>	1,162.68	
40 05 19 00-0704	EA		10" Flanged x Grooved (FxG), 15'-0" Spool Length, Class 53, Cement Lined, Bituminous Seal Coat, Ductile Iron Pipe	4,617.29	421.80
			<i>For Class 52 Rating, Deduct</i>	-437.60	
			<i>For Class 54 Rating, Add</i>	604.40	
			<i>For Class 55 Rating, Add</i>	902.48	
			<i>For Class 56 Rating, Add</i>	1,196.58	
40 05 19 00-0705	EA		10" Flanged x Grooved (FxG), 15'-6" Spool Length, Class 53, Cement Lined, Bituminous Seal Coat, Ductile Iron Pipe	4,736.20	424.81
			<i>For Class 52 Rating, Deduct</i>	-450.18	
			<i>For Class 54 Rating, Add</i>	621.60	
			<i>For Class 55 Rating, Add</i>	928.08	
			<i>For Class 56 Rating, Add</i>	1,230.47	
40 05 19 00-0706	EA		10" Flanged x Grooved (FxG), 16'-0" Spool Length, Class 53, Cement Lined, Bituminous Seal Coat, Ductile Iron Pipe	4,855.10	427.82
			<i>For Class 52 Rating, Deduct</i>	-462.76	
			<i>For Class 54 Rating, Add</i>	638.81	
			<i>For Class 55 Rating, Add</i>	953.69	
			<i>For Class 56 Rating, Add</i>	1,264.37	
40 05 19 00-0707	EA		10" Flanged x Grooved (FxG), 16'-6" Spool Length, Class 53, Cement Lined, Bituminous Seal Coat, Ductile Iron Pipe	4,974.01	430.84
			<i>For Class 52 Rating, Deduct</i>	-475.33	
			<i>For Class 54 Rating, Add</i>	656.02	
			<i>For Class 55 Rating, Add</i>	979.30	
			<i>For Class 56 Rating, Add</i>	1,298.26	
40 05 19 00-0708	EA		10" Flanged x Grooved (FxG), 17'-0" Spool Length, Class 53, Cement Lined, Bituminous Seal Coat, Ductile Iron Pipe	5,092.91	433.85
			<i>For Class 52 Rating, Deduct</i>	-487.91	
			<i>For Class 54 Rating, Add</i>	673.22	
			<i>For Class 55 Rating, Add</i>	1,004.91	
			<i>For Class 56 Rating, Add</i>	1,332.15	
40 05 19 00-0709	EA		10" Flanged x Grooved (FxG), 17'-6" Spool Length, Class 53, Cement Lined, Bituminous Seal Coat, Ductile Iron Pipe	5,211.81	436.87
			<i>For Class 52 Rating, Deduct</i>	-500.49	
			<i>For Class 54 Rating, Add</i>	690.43	
			<i>For Class 55 Rating, Add</i>	1,030.51	
			<i>For Class 56 Rating, Add</i>	1,366.05	
40 05 19 00-0710	EA		10" Flanged x Grooved (FxG), 18'-0" Spool Length, Class 53, Cement Lined, Bituminous Seal Coat, Ductile Iron Pipe	5,330.73	439.88
			<i>For Class 52 Rating, Deduct</i>	-513.07	
			<i>For Class 54 Rating, Add</i>	707.63	
			<i>For Class 55 Rating, Add</i>	1,056.12	
			<i>For Class 56 Rating, Add</i>	1,399.94	
40 05 19 00-0711	EA		10" Flanged x Grooved (FxG), 18'-6" Spool Length, Class 53, Cement Lined, Bituminous Seal Coat, Ductile Iron Pipe	5,449.63	442.89
			<i>For Class 52 Rating, Deduct</i>	-525.64	
			<i>For Class 54 Rating, Add</i>	724.84	
			<i>For Class 55 Rating, Add</i>	1,081.73	
			<i>For Class 56 Rating, Add</i>	1,433.84	
40 05 19 00-0712	EA		10" Flanged x Grooved (FxG), 19'-0" Spool Length, Class 53, Cement Lined, Bituminous Seal Coat, Ductile Iron Pipe	5,568.53	445.91
			<i>For Class 52 Rating, Deduct</i>	-538.22	
			<i>For Class 54 Rating, Add</i>	742.05	
			<i>For Class 55 Rating, Add</i>	1,107.34	
			<i>For Class 56 Rating, Add</i>	1,467.73	
40 05 19 00-0713	EA		10" Flanged x Grooved (FxG), 19'-6" Spool Length, Class 53, Cement Lined, Bituminous Seal Coat, Ductile Iron Pipe	5,687.43	448.92
			<i>For Class 52 Rating, Deduct</i>	-550.80	
			<i>For Class 54 Rating, Add</i>	759.25	
			<i>For Class 55 Rating, Add</i>	1,132.94	
			<i>For Class 56 Rating, Add</i>	1,501.63	



MINOR CSI UOM DESCRIPTION	TOTAL DIRECT UNIT COST	DEMOLITION UNIT COST
40 05 19 00-0714 EA 10" Flanged x Grooved (FxG), 20'-0" Spool Length, Class 53, Cement Lined, Bituminous Seal Coat, Ductile Iron Pipe For Class 52 Rating, Deduct For Class 54 Rating, Add For Class 55 Rating, Add For Class 56 Rating, Add	5,806.33 -563.37 776.46 1,158.55 1,535.52	451.93
40 05 19 00-0715 12" Flanged End x Grooved End (FxG), Class 53, Cement Lined, Bituminous Seal Coat, Ductile Iron Pipe (40 05 19 00-0554)		
40 05 19 00-0716 EA 12" Flanged x Grooved (FxG), 1'-0" Spool Length, Class 53, Cement Lined, Bituminous Seal Coat, Ductile Iron Pipe For Class 52 Rating, Deduct For Class 54 Rating, Add For Class 55 Rating, Add For Class 56 Rating, Add	1,668.14 -113.20 162.03 244.82 326.58	421.80
40 05 19 00-0717 EA 12" Flanged x Grooved (FxG), 1'-6" Spool Length, Class 53, Cement Lined, Bituminous Seal Coat, Ductile Iron Pipe For Class 52 Rating, Deduct For Class 54 Rating, Add For Class 55 Rating, Add For Class 56 Rating, Add	1,816.62 -129.03 183.67 277.02 369.19	424.81
40 05 19 00-0718 EA 12" Flanged x Grooved (FxG), 2'-0" Spool Length, Class 53, Cement Lined, Bituminous Seal Coat, Ductile Iron Pipe For Class 52 Rating, Deduct For Class 54 Rating, Add For Class 55 Rating, Add For Class 56 Rating, Add	1,965.09 -144.86 205.31 309.22 411.81	427.82
40 05 19 00-0719 EA 12" Flanged x Grooved (FxG), 2'-6" Spool Length, Class 53, Cement Lined, Bituminous Seal Coat, Ductile Iron Pipe For Class 52 Rating, Deduct For Class 54 Rating, Add For Class 55 Rating, Add For Class 56 Rating, Add	2,113.57 -160.69 226.95 341.42 454.43	430.84
40 05 19 00-0720 EA 12" Flanged x Grooved (FxG), 3'-0" Spool Length, Class 53, Cement Lined, Bituminous Seal Coat, Ductile Iron Pipe For Class 52 Rating, Deduct For Class 54 Rating, Add For Class 55 Rating, Add For Class 56 Rating, Add	2,262.04 -176.52 248.59 373.62 497.05	433.85
40 05 19 00-0721 EA 12" Flanged x Grooved (FxG), 3'-6" Spool Length, Class 53, Cement Lined, Bituminous Seal Coat, Ductile Iron Pipe For Class 52 Rating, Deduct For Class 54 Rating, Add For Class 55 Rating, Add For Class 56 Rating, Add	2,410.51 -192.35 270.23 405.82 539.67	436.87
40 05 19 00-0722 EA 12" Flanged x Grooved (FxG), 4'-0" Spool Length, Class 53, Cement Lined, Bituminous Seal Coat, Ductile Iron Pipe For Class 52 Rating, Deduct For Class 54 Rating, Add For Class 55 Rating, Add For Class 56 Rating, Add	2,559.00 -208.18 291.87 438.03 582.28	439.88
40 05 19 00-0723 EA 12" Flanged x Grooved (FxG), 4'-6" Spool Length, Class 53, Cement Lined, Bituminous Seal Coat, Ductile Iron Pipe For Class 52 Rating, Deduct For Class 54 Rating, Add For Class 55 Rating, Add For Class 56 Rating, Add	2,707.46 -224.01 313.51 470.22 624.90	442.89
40 05 19 00-0724 EA 12" Flanged x Grooved (FxG), 5'-0" Spool Length, Class 53, Cement Lined, Bituminous Seal Coat, Ductile Iron Pipe For Class 52 Rating, Deduct For Class 54 Rating, Add For Class 55 Rating, Add For Class 56 Rating, Add	2,855.93 -239.84 335.16 502.43 667.52	445.91
40 05 19 00-0725 EA 12" Flanged x Grooved (FxG), 5'-6" Spool Length, Class 53, Cement Lined, Bituminous Seal Coat, Ductile Iron Pipe For Class 52 Rating, Deduct For Class 54 Rating, Add For Class 55 Rating, Add For Class 56 Rating, Add	3,004.41 -255.67 356.80 534.63 710.13	448.92
40 05 19 00-0726 EA 12" Flanged x Grooved (FxG), 6'-0" Spool Length, Class 53, Cement Lined, Bituminous Seal Coat, Ductile Iron Pipe For Class 52 Rating, Deduct For Class 54 Rating, Add For Class 55 Rating, Add For Class 56 Rating, Add	3,152.88 -271.50 378.44 566.83 752.75	451.93
40 05 19 00-0727 EA 12" Flanged x Grooved (FxG), 6'-6" Spool Length, Class 53, Cement Lined, Bituminous Seal Coat, Ductile Iron Pipe For Class 52 Rating, Deduct For Class 54 Rating, Add For Class 55 Rating, Add For Class 56 Rating, Add	3,301.36 -287.33 400.08 599.03 795.37	454.94

40 Process Interconnections
40 05 Common Work Results For Process Interconnections
40 05 19 Ductile Iron Process Pipe



MINOR	CSI	UOM	DESCRIPTION	TOTAL DIRECT UNIT COST	DEMOLITION UNIT COST
40 05 19 00-0728	EA		12" Flanged x Grooved (FxG), 7'-0" Spool Length, Class 53, Cement Lined, Bituminous Seal Coat, Ductile Iron Pipe	3,449.83	457.96
			<i>For Class 52 Rating, Deduct</i>	-303.16	
			<i>For Class 54 Rating, Add</i>	421.72	
			<i>For Class 55 Rating, Add</i>	631.23	
			<i>For Class 56 Rating, Add</i>	837.99	
40 05 19 00-0729	EA		12" Flanged x Grooved (FxG), 7'-6" Spool Length, Class 53, Cement Lined, Bituminous Seal Coat, Ductile Iron Pipe	3,598.30	460.97
			<i>For Class 52 Rating, Deduct</i>	-318.99	
			<i>For Class 54 Rating, Add</i>	443.36	
			<i>For Class 55 Rating, Add</i>	663.43	
			<i>For Class 56 Rating, Add</i>	880.61	
40 05 19 00-0730	EA		12" Flanged x Grooved (FxG), 8'-0" Spool Length, Class 53, Cement Lined, Bituminous Seal Coat, Ductile Iron Pipe	3,746.79	463.98
			<i>For Class 52 Rating, Deduct</i>	-334.82	
			<i>For Class 54 Rating, Add</i>	465.00	
			<i>For Class 55 Rating, Add</i>	695.64	
			<i>For Class 56 Rating, Add</i>	923.22	
40 05 19 00-0731	EA		12" Flanged x Grooved (FxG), 8'-6" Spool Length, Class 53, Cement Lined, Bituminous Seal Coat, Ductile Iron Pipe	3,895.26	466.99
			<i>For Class 52 Rating, Deduct</i>	-350.65	
			<i>For Class 54 Rating, Add</i>	486.64	
			<i>For Class 55 Rating, Add</i>	727.84	
			<i>For Class 56 Rating, Add</i>	965.84	
40 05 19 00-0732	EA		12" Flanged x Grooved (FxG), 9'-0" Spool Length, Class 53, Cement Lined, Bituminous Seal Coat, Ductile Iron Pipe	4,043.73	470.00
			<i>For Class 52 Rating, Deduct</i>	-366.48	
			<i>For Class 54 Rating, Add</i>	508.29	
			<i>For Class 55 Rating, Add</i>	760.04	
			<i>For Class 56 Rating, Add</i>	1,008.46	
40 05 19 00-0733	EA		12" Flanged x Grooved (FxG), 9'-6" Spool Length, Class 53, Cement Lined, Bituminous Seal Coat, Ductile Iron Pipe	4,192.21	473.03
			<i>For Class 52 Rating, Deduct</i>	-382.31	
			<i>For Class 54 Rating, Add</i>	529.93	
			<i>For Class 55 Rating, Add</i>	792.24	
			<i>For Class 56 Rating, Add</i>	1,051.08	
40 05 19 00-0734	EA		12" Flanged x Grooved (FxG), 10'-0" Spool Length, Class 53, Cement Lined, Bituminous Seal Coat, Ductile Iron Pipe	4,340.68	476.04
			<i>For Class 52 Rating, Deduct</i>	-398.14	
			<i>For Class 54 Rating, Add</i>	551.57	
			<i>For Class 55 Rating, Add</i>	824.44	
			<i>For Class 56 Rating, Add</i>	1,093.69	
40 05 19 00-0735	EA		12" Flanged x Grooved (FxG), 10'-6" Spool Length, Class 53, Cement Lined, Bituminous Seal Coat, Ductile Iron Pipe	4,489.16	479.05
			<i>For Class 52 Rating, Deduct</i>	-413.97	
			<i>For Class 54 Rating, Add</i>	573.21	
			<i>For Class 55 Rating, Add</i>	856.64	
			<i>For Class 56 Rating, Add</i>	1,136.31	
40 05 19 00-0736	EA		12" Flanged x Grooved (FxG), 11'-0" Spool Length, Class 53, Cement Lined, Bituminous Seal Coat, Ductile Iron Pipe	4,637.63	482.06
			<i>For Class 52 Rating, Deduct</i>	-429.80	
			<i>For Class 54 Rating, Add</i>	594.85	
			<i>For Class 55 Rating, Add</i>	888.84	
			<i>For Class 56 Rating, Add</i>	1,178.93	
40 05 19 00-0737	EA		12" Flanged x Grooved (FxG), 11'-6" Spool Length, Class 53, Cement Lined, Bituminous Seal Coat, Ductile Iron Pipe	4,786.09	485.07
			<i>For Class 52 Rating, Deduct</i>	-445.63	
			<i>For Class 54 Rating, Add</i>	616.49	
			<i>For Class 55 Rating, Add</i>	921.04	
			<i>For Class 56 Rating, Add</i>	1,221.54	
40 05 19 00-0738	EA		12" Flanged x Grooved (FxG), 12'-0" Spool Length, Class 53, Cement Lined, Bituminous Seal Coat, Ductile Iron Pipe	4,934.58	488.09
			<i>For Class 52 Rating, Deduct</i>	-461.46	
			<i>For Class 54 Rating, Add</i>	638.13	
			<i>For Class 55 Rating, Add</i>	953.24	
			<i>For Class 56 Rating, Add</i>	1,264.16	
40 05 19 00-0739	EA		12" Flanged x Grooved (FxG), 12'-6" Spool Length, Class 53, Cement Lined, Bituminous Seal Coat, Ductile Iron Pipe	5,083.05	491.10
			<i>For Class 52 Rating, Deduct</i>	-477.29	
			<i>For Class 54 Rating, Add</i>	659.77	
			<i>For Class 55 Rating, Add</i>	985.45	
			<i>For Class 56 Rating, Add</i>	1,306.78	
40 05 19 00-0740	EA		12" Flanged x Grooved (FxG), 13'-0" Spool Length, Class 53, Cement Lined, Bituminous Seal Coat, Ductile Iron Pipe	5,231.52	494.11
			<i>For Class 52 Rating, Deduct</i>	-493.12	
			<i>For Class 54 Rating, Add</i>	681.41	
			<i>For Class 55 Rating, Add</i>	1,017.65	
			<i>For Class 56 Rating, Add</i>	1,349.40	
40 05 19 00-0741	EA		12" Flanged x Grooved (FxG), 13'-6" Spool Length, Class 53, Cement Lined, Bituminous Seal Coat, Ductile Iron Pipe	5,380.00	497.12
			<i>For Class 52 Rating, Deduct</i>	-508.95	
			<i>For Class 54 Rating, Add</i>	703.06	
			<i>For Class 55 Rating, Add</i>	1,049.85	
			<i>For Class 56 Rating, Add</i>	1,392.02	



MINOR	CSI	UOM	DESCRIPTION	TOTAL DIRECT UNIT COST	DEMOLITION UNIT COST
40 05 19 00-0742	EA		12" Flanged x Grooved (FxG), 14'-0" Spool Length, Class 53, Cement Lined, Bituminous Seal Coat, Ductile Iron		
			Pipe	5,528.47	500.13
			For Class 52 Rating, Deduct	-524.78	
			For Class 54 Rating, Add	724.70	
			For Class 55 Rating, Add	1,082.05	
			For Class 56 Rating, Add	1,434.63	
40 05 19 00-0743	EA		12" Flanged x Grooved (FxG), 14'-6" Spool Length, Class 53, Cement Lined, Bituminous Seal Coat, Ductile Iron		
			Pipe	5,676.95	503.15
			For Class 52 Rating, Deduct	-540.61	
			For Class 54 Rating, Add	746.34	
			For Class 55 Rating, Add	1,114.25	
			For Class 56 Rating, Add	1,477.25	
40 05 19 00-0744	EA		12" Flanged x Grooved (FxG), 15'-0" Spool Length, Class 53, Cement Lined, Bituminous Seal Coat, Ductile Iron		
			Pipe	5,825.42	506.16
			For Class 52 Rating, Deduct	-556.44	
			For Class 54 Rating, Add	767.98	
			For Class 55 Rating, Add	1,146.45	
			For Class 56 Rating, Add	1,519.87	
40 05 19 00-0745	EA		12" Flanged x Grooved (FxG), 15'-6" Spool Length, Class 53, Cement Lined, Bituminous Seal Coat, Ductile Iron		
			Pipe	5,973.89	509.17
			For Class 52 Rating, Deduct	-572.27	
			For Class 54 Rating, Add	789.62	
			For Class 55 Rating, Add	1,178.65	
			For Class 56 Rating, Add	1,562.49	
40 05 19 00-0746	EA		12" Flanged x Grooved (FxG), 16'-0" Spool Length, Class 53, Cement Lined, Bituminous Seal Coat, Ductile Iron		
			Pipe	6,122.38	512.19
			For Class 52 Rating, Deduct	-588.10	
			For Class 54 Rating, Add	811.26	
			For Class 55 Rating, Add	1,210.86	
			For Class 56 Rating, Add	1,605.11	
40 05 19 00-0747	EA		12" Flanged x Grooved (FxG), 16'-6" Spool Length, Class 53, Cement Lined, Bituminous Seal Coat, Ductile Iron		
			Pipe	6,270.85	515.20
			For Class 52 Rating, Deduct	-603.93	
			For Class 54 Rating, Add	832.90	
			For Class 55 Rating, Add	1,243.06	
			For Class 56 Rating, Add	1,647.72	
40 05 19 00-0748	EA		12" Flanged x Grooved (FxG), 17'-0" Spool Length, Class 53, Cement Lined, Bituminous Seal Coat, Ductile Iron		
			Pipe	6,419.32	518.22
			For Class 52 Rating, Deduct	-619.76	
			For Class 54 Rating, Add	854.54	
			For Class 55 Rating, Add	1,275.26	
			For Class 56 Rating, Add	1,690.34	
40 05 19 00-0749	EA		12" Flanged x Grooved (FxG), 17'-6" Spool Length, Class 53, Cement Lined, Bituminous Seal Coat, Ductile Iron		
			Pipe	6,567.80	521.23
			For Class 52 Rating, Deduct	-635.59	
			For Class 54 Rating, Add	876.19	
			For Class 55 Rating, Add	1,307.46	
			For Class 56 Rating, Add	1,732.96	
40 05 19 00-0750	EA		12" Flanged x Grooved (FxG), 18'-0" Spool Length, Class 53, Cement Lined, Bituminous Seal Coat, Ductile Iron		
			Pipe	6,716.27	524.24
			For Class 52 Rating, Deduct	-651.42	
			For Class 54 Rating, Add	897.83	
			For Class 55 Rating, Add	1,339.66	
			For Class 56 Rating, Add	1,775.58	
40 05 19 00-0751	EA		12" Flanged x Grooved (FxG), 18'-6" Spool Length, Class 53, Cement Lined, Bituminous Seal Coat, Ductile Iron		
			Pipe	6,864.74	527.25
			For Class 52 Rating, Deduct	-667.25	
			For Class 54 Rating, Add	919.47	
			For Class 55 Rating, Add	1,371.86	
			For Class 56 Rating, Add	1,818.19	
40 05 19 00-0752	EA		12" Flanged x Grooved (FxG), 19'-0" Spool Length, Class 53, Cement Lined, Bituminous Seal Coat, Ductile Iron		
			Pipe	7,013.21	530.26
			For Class 52 Rating, Deduct	-683.08	
			For Class 54 Rating, Add	941.11	
			For Class 55 Rating, Add	1,404.06	
			For Class 56 Rating, Add	1,860.81	
40 05 19 00-0753	EA		12" Flanged x Grooved (FxG), 19'-6" Spool Length, Class 53, Cement Lined, Bituminous Seal Coat, Ductile Iron		
			Pipe	7,161.68	533.28
			For Class 52 Rating, Deduct	-698.91	
			For Class 54 Rating, Add	962.75	
			For Class 55 Rating, Add	1,436.26	
			For Class 56 Rating, Add	1,903.43	
40 05 19 00-0754	EA		12" Flanged x Grooved (FxG), 20'-0" Spool Length, Class 53, Cement Lined, Bituminous Seal Coat, Ductile Iron		
			Pipe	7,310.16	536.29
			For Class 52 Rating, Deduct	-714.74	
			For Class 54 Rating, Add	984.39	
			For Class 55 Rating, Add	1,468.47	
			For Class 56 Rating, Add	1,946.04	

40 05 19 00-0755 14" Flanged End x Grooved End (FxG), Class 53, Cement Lined, Bituminous Seal Coat, Ductile Iron Pipe (40 05 19 00-0554)

40 Process Interconnections
40 05 Common Work Results For Process Interconnections
40 05 19 Ductile Iron Process Pipe



MINOR	CSI	UOM	DESCRIPTION	TOTAL DIRECT UNIT COST	DEMOLITION UNIT COST
40 05 19 00-0756	EA		14" Flanged x Grooved (FxG), 1'-0" Spool Length, Class 53, Cement Lined, Bituminous Seal Coat, Ductile Iron Pipe	2,304.57	506.16
			<i>For Class 52 Rating, Deduct</i>	-169.14	
			<i>For Class 54 Rating, Add</i>	239.85	
			<i>For Class 55 Rating, Add</i>	361.30	
			<i>For Class 56 Rating, Add</i>	481.22	
40 05 19 00-0757	EA		14" Flanged x Grooved (FxG), 1'-6" Spool Length, Class 53, Cement Lined, Bituminous Seal Coat, Ductile Iron Pipe	2,484.58	509.17
			<i>For Class 52 Rating, Deduct</i>	-188.44	
			<i>For Class 54 Rating, Add</i>	266.22	
			<i>For Class 55 Rating, Add</i>	400.54	
			<i>For Class 56 Rating, Add</i>	533.14	
40 05 19 00-0758	EA		14" Flanged x Grooved (FxG), 2'-0" Spool Length, Class 53, Cement Lined, Bituminous Seal Coat, Ductile Iron Pipe	2,664.61	512.19
			<i>For Class 52 Rating, Deduct</i>	-207.74	
			<i>For Class 54 Rating, Add</i>	292.60	
			<i>For Class 55 Rating, Add</i>	439.77	
			<i>For Class 56 Rating, Add</i>	585.06	
40 05 19 00-0759	EA		14" Flanged x Grooved (FxG), 2'-6" Spool Length, Class 53, Cement Lined, Bituminous Seal Coat, Ductile Iron Pipe	2,844.62	515.20
			<i>For Class 52 Rating, Deduct</i>	-227.04	
			<i>For Class 54 Rating, Add</i>	318.97	
			<i>For Class 55 Rating, Add</i>	479.01	
			<i>For Class 56 Rating, Add</i>	636.98	
40 05 19 00-0760	EA		14" Flanged x Grooved (FxG), 3'-0" Spool Length, Class 53, Cement Lined, Bituminous Seal Coat, Ductile Iron Pipe	3,024.63	518.22
			<i>For Class 52 Rating, Deduct</i>	-246.34	
			<i>For Class 54 Rating, Add</i>	345.34	
			<i>For Class 55 Rating, Add</i>	518.24	
			<i>For Class 56 Rating, Add</i>	688.91	
40 05 19 00-0761	EA		14" Flanged x Grooved (FxG), 3'-6" Spool Length, Class 53, Cement Lined, Bituminous Seal Coat, Ductile Iron Pipe	3,204.66	521.23
			<i>For Class 52 Rating, Deduct</i>	-265.64	
			<i>For Class 54 Rating, Add</i>	371.71	
			<i>For Class 55 Rating, Add</i>	557.48	
			<i>For Class 56 Rating, Add</i>	740.83	
40 05 19 00-0762	EA		14" Flanged x Grooved (FxG), 4'-0" Spool Length, Class 53, Cement Lined, Bituminous Seal Coat, Ductile Iron Pipe	3,384.67	524.24
			<i>For Class 52 Rating, Deduct</i>	-284.94	
			<i>For Class 54 Rating, Add</i>	398.09	
			<i>For Class 55 Rating, Add</i>	596.72	
			<i>For Class 56 Rating, Add</i>	792.75	
40 05 19 00-0763	EA		14" Flanged x Grooved (FxG), 4'-6" Spool Length, Class 53, Cement Lined, Bituminous Seal Coat, Ductile Iron Pipe	3,564.69	527.25
			<i>For Class 52 Rating, Deduct</i>	-304.24	
			<i>For Class 54 Rating, Add</i>	424.46	
			<i>For Class 55 Rating, Add</i>	635.95	
			<i>For Class 56 Rating, Add</i>	844.68	
40 05 19 00-0764	EA		14" Flanged x Grooved (FxG), 5'-0" Spool Length, Class 53, Cement Lined, Bituminous Seal Coat, Ductile Iron Pipe	3,744.70	530.26
			<i>For Class 52 Rating, Deduct</i>	-323.54	
			<i>For Class 54 Rating, Add</i>	450.83	
			<i>For Class 55 Rating, Add</i>	675.19	
			<i>For Class 56 Rating, Add</i>	896.60	
40 05 19 00-0765	EA		14" Flanged x Grooved (FxG), 5'-6" Spool Length, Class 53, Cement Lined, Bituminous Seal Coat, Ductile Iron Pipe	3,924.71	533.28
			<i>For Class 52 Rating, Deduct</i>	-342.84	
			<i>For Class 54 Rating, Add</i>	477.20	
			<i>For Class 55 Rating, Add</i>	714.42	
			<i>For Class 56 Rating, Add</i>	948.52	
40 05 19 00-0766	EA		14" Flanged x Grooved (FxG), 6'-0" Spool Length, Class 53, Cement Lined, Bituminous Seal Coat, Ductile Iron Pipe	4,104.73	536.29
			<i>For Class 52 Rating, Deduct</i>	-362.14	
			<i>For Class 54 Rating, Add</i>	503.58	
			<i>For Class 55 Rating, Add</i>	753.66	
			<i>For Class 56 Rating, Add</i>	1,000.44	
40 05 19 00-0767	EA		14" Flanged x Grooved (FxG), 6'-6" Spool Length, Class 53, Cement Lined, Bituminous Seal Coat, Ductile Iron Pipe	4,284.75	539.30
			<i>For Class 52 Rating, Deduct</i>	-381.44	
			<i>For Class 54 Rating, Add</i>	529.95	
			<i>For Class 55 Rating, Add</i>	792.89	
			<i>For Class 56 Rating, Add</i>	1,052.36	
40 05 19 00-0768	EA		14" Flanged x Grooved (FxG), 7'-0" Spool Length, Class 53, Cement Lined, Bituminous Seal Coat, Ductile Iron Pipe	4,464.76	542.31
			<i>For Class 52 Rating, Deduct</i>	-400.74	
			<i>For Class 54 Rating, Add</i>	556.32	
			<i>For Class 55 Rating, Add</i>	832.13	
			<i>For Class 56 Rating, Add</i>	1,104.29	
40 05 19 00-0769	EA		14" Flanged x Grooved (FxG), 7'-6" Spool Length, Class 53, Cement Lined, Bituminous Seal Coat, Ductile Iron Pipe	4,644.78	545.33
			<i>For Class 52 Rating, Deduct</i>	-420.04	
			<i>For Class 54 Rating, Add</i>	582.69	
			<i>For Class 55 Rating, Add</i>	871.36	
			<i>For Class 56 Rating, Add</i>	1,156.21	



MINOR	CSI	UOM	DESCRIPTION	TOTAL DIRECT UNIT COST	DEMOLITION UNIT COST
40 05 19 00-0770	EA		14" Flanged x Grooved (FxG), 8'-0" Spool Length, Class 53, Cement Lined, Bituminous Seal Coat, Ductile Iron Pipe	4,824.80	548.34
			For Class 52 Rating, Deduct	-439.34	
			For Class 54 Rating, Add	609.07	
			For Class 55 Rating, Add	910.60	
			For Class 56 Rating, Add	1,208.13	
40 05 19 00-0771	EA		14" Flanged x Grooved (FxG), 8'-6" Spool Length, Class 53, Cement Lined, Bituminous Seal Coat, Ductile Iron Pipe	5,004.82	551.36
			For Class 52 Rating, Deduct	-458.64	
			For Class 54 Rating, Add	635.44	
			For Class 55 Rating, Add	949.83	
			For Class 56 Rating, Add	1,260.06	
40 05 19 00-0772	EA		14" Flanged x Grooved (FxG), 9'-0" Spool Length, Class 53, Cement Lined, Bituminous Seal Coat, Ductile Iron Pipe	5,184.83	554.37
			For Class 52 Rating, Deduct	-477.94	
			For Class 54 Rating, Add	661.81	
			For Class 55 Rating, Add	989.07	
			For Class 56 Rating, Add	1,311.98	
40 05 19 00-0773	EA		14" Flanged x Grooved (FxG), 9'-6" Spool Length, Class 53, Cement Lined, Bituminous Seal Coat, Ductile Iron Pipe	5,364.84	557.38
			For Class 52 Rating, Deduct	-497.24	
			For Class 54 Rating, Add	688.18	
			For Class 55 Rating, Add	1,028.30	
			For Class 56 Rating, Add	1,363.90	
40 05 19 00-0774	EA		14" Flanged x Grooved (FxG), 10'-0" Spool Length, Class 53, Cement Lined, Bituminous Seal Coat, Ductile Iron Pipe	5,544.86	560.40
			For Class 52 Rating, Deduct	-516.54	
			For Class 54 Rating, Add	714.56	
			For Class 55 Rating, Add	1,067.54	
			For Class 56 Rating, Add	1,415.82	
40 05 19 00-0775	EA		14" Flanged x Grooved (FxG), 10'-6" Spool Length, Class 53, Cement Lined, Bituminous Seal Coat, Ductile Iron Pipe	5,724.88	563.41
			For Class 52 Rating, Deduct	-535.84	
			For Class 54 Rating, Add	740.93	
			For Class 55 Rating, Add	1,106.77	
			For Class 56 Rating, Add	1,467.74	
40 05 19 00-0776	EA		14" Flanged x Grooved (FxG), 11'-0" Spool Length, Class 53, Cement Lined, Bituminous Seal Coat, Ductile Iron Pipe	5,904.89	566.42
			For Class 52 Rating, Deduct	-555.13	
			For Class 54 Rating, Add	767.30	
			For Class 55 Rating, Add	1,146.01	
			For Class 56 Rating, Add	1,519.67	
40 05 19 00-0777	EA		14" Flanged x Grooved (FxG), 11'-6" Spool Length, Class 53, Cement Lined, Bituminous Seal Coat, Ductile Iron Pipe	6,084.91	569.43
			For Class 52 Rating, Deduct	-574.43	
			For Class 54 Rating, Add	793.67	
			For Class 55 Rating, Add	1,185.24	
			For Class 56 Rating, Add	1,571.59	
40 05 19 00-0778	EA		14" Flanged x Grooved (FxG), 12'-0" Spool Length, Class 53, Cement Lined, Bituminous Seal Coat, Ductile Iron Pipe	6,264.92	572.44
			For Class 52 Rating, Deduct	-593.73	
			For Class 54 Rating, Add	820.05	
			For Class 55 Rating, Add	1,224.48	
			For Class 56 Rating, Add	1,623.51	
40 05 19 00-0779	EA		14" Flanged x Grooved (FxG), 12'-6" Spool Length, Class 53, Cement Lined, Bituminous Seal Coat, Ductile Iron Pipe	6,444.94	575.46
			For Class 52 Rating, Deduct	-613.03	
			For Class 54 Rating, Add	846.42	
			For Class 55 Rating, Add	1,263.71	
			For Class 56 Rating, Add	1,675.43	
40 05 19 00-0780	EA		14" Flanged x Grooved (FxG), 13'-0" Spool Length, Class 53, Cement Lined, Bituminous Seal Coat, Ductile Iron Pipe	6,624.96	578.47
			For Class 52 Rating, Deduct	-632.33	
			For Class 54 Rating, Add	872.79	
			For Class 55 Rating, Add	1,302.95	
			For Class 56 Rating, Add	1,727.36	
40 05 19 00-0781	EA		14" Flanged x Grooved (FxG), 13'-6" Spool Length, Class 53, Cement Lined, Bituminous Seal Coat, Ductile Iron Pipe	6,804.97	581.48
			For Class 52 Rating, Deduct	-651.63	
			For Class 54 Rating, Add	899.16	
			For Class 55 Rating, Add	1,342.18	
			For Class 56 Rating, Add	1,779.28	
40 05 19 00-0782	EA		14" Flanged x Grooved (FxG), 14'-0" Spool Length, Class 53, Cement Lined, Bituminous Seal Coat, Ductile Iron Pipe	6,984.99	584.49
			For Class 52 Rating, Deduct	-670.93	
			For Class 54 Rating, Add	925.54	
			For Class 55 Rating, Add	1,381.42	
			For Class 56 Rating, Add	1,831.20	
40 05 19 00-0783	EA		14" Flanged x Grooved (FxG), 14'-6" Spool Length, Class 53, Cement Lined, Bituminous Seal Coat, Ductile Iron Pipe	7,165.01	587.51
			For Class 52 Rating, Deduct	-690.23	
			For Class 54 Rating, Add	951.91	
			For Class 55 Rating, Add	1,420.65	
			For Class 56 Rating, Add	1,883.12	

40 Process Interconnections
40 05 Common Work Results For Process Interconnections
40 05 19 Ductile Iron Process Pipe



MINOR		TOTAL DIRECT		DEMOLITION	
CSI	UOM	DESCRIPTION	UNIT COST	UNIT COST	
40 05 19 00-0784	EA	14" Flanged x Grooved (FxG), 15'-0" Spool Length, Class 53, Cement Lined, Bituminous Seal Coat, Ductile Iron Pipe	7,345.02		590.53
		<i>For Class 52 Rating, Deduct</i>	-709.53		
		<i>For Class 54 Rating, Add</i>	978.28		
		<i>For Class 55 Rating, Add</i>	1,459.89		
		<i>For Class 56 Rating, Add</i>	1,935.05		
40 05 19 00-0785	EA	14" Flanged x Grooved (FxG), 15'-6" Spool Length, Class 53, Cement Lined, Bituminous Seal Coat, Ductile Iron Pipe	7,525.04		593.54
		<i>For Class 52 Rating, Deduct</i>	-728.83		
		<i>For Class 54 Rating, Add</i>	1,004.65		
		<i>For Class 55 Rating, Add</i>	1,499.12		
		<i>For Class 56 Rating, Add</i>	1,986.97		
40 05 19 00-0786	EA	14" Flanged x Grooved (FxG), 16'-0" Spool Length, Class 53, Cement Lined, Bituminous Seal Coat, Ductile Iron Pipe	7,705.05		596.55
		<i>For Class 52 Rating, Deduct</i>	-748.13		
		<i>For Class 54 Rating, Add</i>	1,031.02		
		<i>For Class 55 Rating, Add</i>	1,538.36		
		<i>For Class 56 Rating, Add</i>	2,038.89		
40 05 19 00-0787	EA	14" Flanged x Grooved (FxG), 16'-6" Spool Length, Class 53, Cement Lined, Bituminous Seal Coat, Ductile Iron Pipe	7,885.07		599.56
		<i>For Class 52 Rating, Deduct</i>	-767.43		
		<i>For Class 54 Rating, Add</i>	1,057.40		
		<i>For Class 55 Rating, Add</i>	1,577.59		
		<i>For Class 56 Rating, Add</i>	2,090.81		
40 05 19 00-0788	EA	14" Flanged x Grooved (FxG), 17'-0" Spool Length, Class 53, Cement Lined, Bituminous Seal Coat, Ductile Iron Pipe	8,065.08		602.57
		<i>For Class 52 Rating, Deduct</i>	-786.73		
		<i>For Class 54 Rating, Add</i>	1,083.77		
		<i>For Class 55 Rating, Add</i>	1,616.83		
		<i>For Class 56 Rating, Add</i>	2,142.73		
40 05 19 00-0789	EA	14" Flanged x Grooved (FxG), 17'-6" Spool Length, Class 53, Cement Lined, Bituminous Seal Coat, Ductile Iron Pipe	8,245.10		605.59
		<i>For Class 52 Rating, Deduct</i>	-806.03		
		<i>For Class 54 Rating, Add</i>	1,110.14		
		<i>For Class 55 Rating, Add</i>	1,656.06		
		<i>For Class 56 Rating, Add</i>	2,194.66		
40 05 19 00-0790	EA	14" Flanged x Grooved (FxG), 18'-0" Spool Length, Class 53, Cement Lined, Bituminous Seal Coat, Ductile Iron Pipe	8,425.12		608.60
		<i>For Class 52 Rating, Deduct</i>	-825.33		
		<i>For Class 54 Rating, Add</i>	1,136.52		
		<i>For Class 55 Rating, Add</i>	1,695.30		
		<i>For Class 56 Rating, Add</i>	2,246.58		
40 05 19 00-0791	EA	14" Flanged x Grooved (FxG), 18'-6" Spool Length, Class 53, Cement Lined, Bituminous Seal Coat, Ductile Iron Pipe	8,605.13		611.61
		<i>For Class 52 Rating, Deduct</i>	-844.63		
		<i>For Class 54 Rating, Add</i>	1,162.89		
		<i>For Class 55 Rating, Add</i>	1,734.53		
		<i>For Class 56 Rating, Add</i>	2,298.50		
40 05 19 00-0792	EA	14" Flanged x Grooved (FxG), 19'-0" Spool Length, Class 53, Cement Lined, Bituminous Seal Coat, Ductile Iron Pipe	8,785.15		614.62
		<i>For Class 52 Rating, Deduct</i>	-863.93		
		<i>For Class 54 Rating, Add</i>	1,189.26		
		<i>For Class 55 Rating, Add</i>	1,773.77		
		<i>For Class 56 Rating, Add</i>	2,350.43		
40 05 19 00-0793	EA	14" Flanged x Grooved (FxG), 19'-6" Spool Length, Class 53, Cement Lined, Bituminous Seal Coat, Ductile Iron Pipe	8,965.17		617.64
		<i>For Class 52 Rating, Deduct</i>	-883.23		
		<i>For Class 54 Rating, Add</i>	1,215.63		
		<i>For Class 55 Rating, Add</i>	1,813.00		
		<i>For Class 56 Rating, Add</i>	2,402.35		
40 05 19 00-0794		16" Flanged End x Grooved End (FxG), Class 53, Cement Lined, Bituminous Seal Coat, Ductile Iron Pipe <small>(40 05 19 00-0554)</small>			
40 05 19 00-0795	EA	16" Flanged x Grooved (FxG), 1'-0" Spool Length, Class 53, Cement Lined, Bituminous Seal Coat, Ductile Iron Pipe	2,696.04		578.47
		<i>For Class 52 Rating, Deduct</i>	-200.15		
		<i>For Class 54 Rating, Add</i>	283.45		
		<i>For Class 55 Rating, Add</i>	426.80		
		<i>For Class 56 Rating, Add</i>	568.33		
40 05 19 00-0796	EA	16" Flanged x Grooved (FxG), 1'-6" Spool Length, Class 53, Cement Lined, Bituminous Seal Coat, Ductile Iron Pipe	2,905.62		581.48
		<i>For Class 52 Rating, Deduct</i>	-222.70		
		<i>For Class 54 Rating, Add</i>	314.26		
		<i>For Class 55 Rating, Add</i>	472.63		
		<i>For Class 56 Rating, Add</i>	628.97		
40 05 19 00-0797	EA	16" Flanged x Grooved (FxG), 2'-0" Spool Length, Class 53, Cement Lined, Bituminous Seal Coat, Ductile Iron Pipe	3,115.21		584.49
		<i>For Class 52 Rating, Deduct</i>	-245.26		
		<i>For Class 54 Rating, Add</i>	345.07		
		<i>For Class 55 Rating, Add</i>	518.46		
		<i>For Class 56 Rating, Add</i>	689.62		



MINOR CSI UOM DESCRIPTION	TOTAL DIRECT UNIT COST	DEMOLITION UNIT COST
40 05 19 00-0798 EA 16" Flanged x Grooved (FxG), 2'-6" Spool Length, Class 53, Cement Lined, Bituminous Seal Coat, Ductile Iron Pipe	3,324.80	587.51
For Class 52 Rating, Deduct	-267.81	
For Class 54 Rating, Add	375.88	
For Class 55 Rating, Add	564.29	
For Class 56 Rating, Add	750.26	
40 05 19 00-0799 EA 16" Flanged x Grooved (FxG), 3'-0" Spool Length, Class 53, Cement Lined, Bituminous Seal Coat, Ductile Iron Pipe	3,534.38	590.53
For Class 52 Rating, Deduct	-290.36	
For Class 54 Rating, Add	406.68	
For Class 55 Rating, Add	610.12	
For Class 56 Rating, Add	810.91	
40 05 19 00-0800 EA 16" Flanged x Grooved (FxG), 3'-6" Spool Length, Class 53, Cement Lined, Bituminous Seal Coat, Ductile Iron Pipe	3,743.97	593.54
For Class 52 Rating, Deduct	-312.91	
For Class 54 Rating, Add	437.49	
For Class 55 Rating, Add	655.94	
For Class 56 Rating, Add	871.55	
40 05 19 00-0801 EA 16" Flanged x Grooved (FxG), 4'-0" Spool Length, Class 53, Cement Lined, Bituminous Seal Coat, Ductile Iron Pipe	3,953.55	596.55
For Class 52 Rating, Deduct	-335.47	
For Class 54 Rating, Add	468.30	
For Class 55 Rating, Add	701.77	
For Class 56 Rating, Add	932.20	
40 05 19 00-0802 EA 16" Flanged x Grooved (FxG), 4'-6" Spool Length, Class 53, Cement Lined, Bituminous Seal Coat, Ductile Iron Pipe	4,163.15	599.56
For Class 52 Rating, Deduct	-358.02	
For Class 54 Rating, Add	499.11	
For Class 55 Rating, Add	747.60	
For Class 56 Rating, Add	992.85	
40 05 19 00-0803 EA 16" Flanged x Grooved (FxG), 5'-0" Spool Length, Class 53, Cement Lined, Bituminous Seal Coat, Ductile Iron Pipe	4,372.73	602.57
For Class 52 Rating, Deduct	-380.57	
For Class 54 Rating, Add	529.92	
For Class 55 Rating, Add	793.43	
For Class 56 Rating, Add	1,053.49	
40 05 19 00-0804 EA 16" Flanged x Grooved (FxG), 5'-6" Spool Length, Class 53, Cement Lined, Bituminous Seal Coat, Ductile Iron Pipe	4,562.59	605.59
For Class 52 Rating, Deduct	-400.95	
For Class 54 Rating, Add	557.77	
For Class 55 Rating, Add	834.87	
For Class 56 Rating, Add	1,108.32	
40 05 19 00-0805 EA 16" Flanged x Grooved (FxG), 6'-0" Spool Length, Class 53, Cement Lined, Bituminous Seal Coat, Ductile Iron Pipe	4,791.90	608.60
For Class 52 Rating, Deduct	-425.68	
For Class 54 Rating, Add	591.53	
For Class 55 Rating, Add	885.09	
For Class 56 Rating, Add	1,174.78	
40 05 19 00-0806 EA 16" Flanged x Grooved (FxG), 6'-6" Spool Length, Class 53, Cement Lined, Bituminous Seal Coat, Ductile Iron Pipe	5,001.48	611.61
For Class 52 Rating, Deduct	-448.23	
For Class 54 Rating, Add	622.34	
For Class 55 Rating, Add	930.92	
For Class 56 Rating, Add	1,235.43	
40 05 19 00-0807 EA 16" Flanged x Grooved (FxG), 7'-0" Spool Length, Class 53, Cement Lined, Bituminous Seal Coat, Ductile Iron Pipe	5,211.07	614.62
For Class 52 Rating, Deduct	-470.78	
For Class 54 Rating, Add	653.15	
For Class 55 Rating, Add	976.75	
For Class 56 Rating, Add	1,296.07	
40 05 19 00-0808 EA 16" Flanged x Grooved (FxG), 7'-6" Spool Length, Class 53, Cement Lined, Bituminous Seal Coat, Ductile Iron Pipe	5,420.66	617.64
For Class 52 Rating, Deduct	-493.33	
For Class 54 Rating, Add	683.96	
For Class 55 Rating, Add	1,022.58	
For Class 56 Rating, Add	1,356.72	
40 05 19 00-0809 EA 16" Flanged x Grooved (FxG), 8'-0" Spool Length, Class 53, Cement Lined, Bituminous Seal Coat, Ductile Iron Pipe	5,630.25	620.65
For Class 52 Rating, Deduct	-515.89	
For Class 54 Rating, Add	714.77	
For Class 55 Rating, Add	1,068.41	
For Class 56 Rating, Add	1,417.37	
40 05 19 00-0810 EA 16" Flanged x Grooved (FxG), 8'-6" Spool Length, Class 53, Cement Lined, Bituminous Seal Coat, Ductile Iron Pipe	5,839.84	623.66
For Class 52 Rating, Deduct	-538.44	
For Class 54 Rating, Add	745.57	
For Class 55 Rating, Add	1,114.24	
For Class 56 Rating, Add	1,478.01	
40 05 19 00-0811 EA 16" Flanged x Grooved (FxG), 9'-0" Spool Length, Class 53, Cement Lined, Bituminous Seal Coat, Ductile Iron Pipe	6,049.42	626.68
For Class 52 Rating, Deduct	-560.99	
For Class 54 Rating, Add	776.38	
For Class 55 Rating, Add	1,160.07	
For Class 56 Rating, Add	1,538.66	

40 Process Interconnections
40 05 Common Work Results For Process Interconnections
40 05 19 Ductile Iron Process Pipe



MINOR	CSI	UOM	DESCRIPTION	TOTAL DIRECT UNIT COST	DEMOLITION UNIT COST
40 05 19 00-0812	EA		16" Flanged x Grooved (FxG), 9'-6" Spool Length, Class 53, Cement Lined, Bituminous Seal Coat, Ductile Iron Pipe	6,259.00	629.69
			<i>For Class 52 Rating, Deduct</i>	-583.54	
			<i>For Class 54 Rating, Add</i>	807.19	
			<i>For Class 55 Rating, Add</i>	1,205.90	
			<i>For Class 56 Rating, Add</i>	1,599.30	
40 05 19 00-0813	EA		16" Flanged x Grooved (FxG), 10'-0" Spool Length, Class 53, Cement Lined, Bituminous Seal Coat, Ductile Iron Pipe	6,468.59	632.71
			<i>For Class 52 Rating, Deduct</i>	-606.09	
			<i>For Class 54 Rating, Add</i>	838.00	
			<i>For Class 55 Rating, Add</i>	1,251.73	
			<i>For Class 56 Rating, Add</i>	1,659.95	
40 05 19 00-0814	EA		16" Flanged x Grooved (FxG), 10'-6" Spool Length, Class 53, Cement Lined, Bituminous Seal Coat, Ductile Iron Pipe	6,678.17	635.72
			<i>For Class 52 Rating, Deduct</i>	-628.65	
			<i>For Class 54 Rating, Add</i>	868.80	
			<i>For Class 55 Rating, Add</i>	1,297.56	
			<i>For Class 56 Rating, Add</i>	1,720.59	
40 05 19 00-0815	EA		16" Flanged x Grooved (FxG), 11'-0" Spool Length, Class 53, Cement Lined, Bituminous Seal Coat, Ductile Iron Pipe	6,887.76	638.73
			<i>For Class 52 Rating, Deduct</i>	-651.20	
			<i>For Class 54 Rating, Add</i>	899.61	
			<i>For Class 55 Rating, Add</i>	1,343.38	
			<i>For Class 56 Rating, Add</i>	1,781.24	
40 05 19 00-0816	EA		16" Flanged x Grooved (FxG), 11'-6" Spool Length, Class 53, Cement Lined, Bituminous Seal Coat, Ductile Iron Pipe	7,097.36	641.74
			<i>For Class 52 Rating, Deduct</i>	-673.75	
			<i>For Class 54 Rating, Add</i>	930.42	
			<i>For Class 55 Rating, Add</i>	1,389.22	
			<i>For Class 56 Rating, Add</i>	1,841.89	
40 05 19 00-0817	EA		16" Flanged x Grooved (FxG), 12'-0" Spool Length, Class 53, Cement Lined, Bituminous Seal Coat, Ductile Iron Pipe	7,306.94	644.75
			<i>For Class 52 Rating, Deduct</i>	-696.30	
			<i>For Class 54 Rating, Add</i>	961.23	
			<i>For Class 55 Rating, Add</i>	1,435.04	
			<i>For Class 56 Rating, Add</i>	1,902.53	
40 05 19 00-0818	EA		16" Flanged x Grooved (FxG), 12'-6" Spool Length, Class 53, Cement Lined, Bituminous Seal Coat, Ductile Iron Pipe	7,516.53	647.77
			<i>For Class 52 Rating, Deduct</i>	-718.86	
			<i>For Class 54 Rating, Add</i>	992.04	
			<i>For Class 55 Rating, Add</i>	1,480.87	
			<i>For Class 56 Rating, Add</i>	1,963.18	
40 05 19 00-0819	EA		16" Flanged x Grooved (FxG), 13'-0" Spool Length, Class 53, Cement Lined, Bituminous Seal Coat, Ductile Iron Pipe	7,726.11	650.78
			<i>For Class 52 Rating, Deduct</i>	-741.41	
			<i>For Class 54 Rating, Add</i>	1,022.84	
			<i>For Class 55 Rating, Add</i>	1,526.70	
			<i>For Class 56 Rating, Add</i>	2,023.82	
40 05 19 00-0820	EA		16" Flanged x Grooved (FxG), 13'-6" Spool Length, Class 53, Cement Lined, Bituminous Seal Coat, Ductile Iron Pipe	7,935.69	653.79
			<i>For Class 52 Rating, Deduct</i>	-763.96	
			<i>For Class 54 Rating, Add</i>	1,053.65	
			<i>For Class 55 Rating, Add</i>	1,572.53	
			<i>For Class 56 Rating, Add</i>	2,084.47	
40 05 19 00-0821	EA		16" Flanged x Grooved (FxG), 14'-0" Spool Length, Class 53, Cement Lined, Bituminous Seal Coat, Ductile Iron Pipe	8,145.28	656.80
			<i>For Class 52 Rating, Deduct</i>	-786.51	
			<i>For Class 54 Rating, Add</i>	1,084.46	
			<i>For Class 55 Rating, Add</i>	1,618.36	
			<i>For Class 56 Rating, Add</i>	2,145.11	
40 05 19 00-0822	EA		16" Flanged x Grooved (FxG), 14'-6" Spool Length, Class 53, Cement Lined, Bituminous Seal Coat, Ductile Iron Pipe	8,354.86	659.81
			<i>For Class 52 Rating, Deduct</i>	-809.07	
			<i>For Class 54 Rating, Add</i>	1,115.27	
			<i>For Class 55 Rating, Add</i>	1,664.19	
			<i>For Class 56 Rating, Add</i>	2,205.76	
40 05 19 00-0823	EA		16" Flanged x Grooved (FxG), 15'-0" Spool Length, Class 53, Cement Lined, Bituminous Seal Coat, Ductile Iron Pipe	8,564.46	662.84
			<i>For Class 52 Rating, Deduct</i>	-831.62	
			<i>For Class 54 Rating, Add</i>	1,146.08	
			<i>For Class 55 Rating, Add</i>	1,710.02	
			<i>For Class 56 Rating, Add</i>	2,266.40	
40 05 19 00-0824	EA		16" Flanged x Grooved (FxG), 15'-6" Spool Length, Class 53, Cement Lined, Bituminous Seal Coat, Ductile Iron Pipe	8,774.05	665.85
			<i>For Class 52 Rating, Deduct</i>	-854.17	
			<i>For Class 54 Rating, Add</i>	1,176.88	
			<i>For Class 55 Rating, Add</i>	1,755.85	
			<i>For Class 56 Rating, Add</i>	2,327.05	
40 05 19 00-0825	EA		16" Flanged x Grooved (FxG), 16'-0" Spool Length, Class 53, Cement Lined, Bituminous Seal Coat, Ductile Iron Pipe	8,983.63	668.86
			<i>For Class 52 Rating, Deduct</i>	-876.72	
			<i>For Class 54 Rating, Add</i>	1,207.69	
			<i>For Class 55 Rating, Add</i>	1,801.68	
			<i>For Class 56 Rating, Add</i>	2,387.70	



MINOR CSI UOM DESCRIPTION	TOTAL DIRECT UNIT COST	DEMOLITION UNIT COST
40 05 19 00-0826 EA 16" Flanged x Grooved (FxG), 16'-6" Spool Length, Class 53, Cement Lined, Bituminous Seal Coat, Ductile Iron		
Pipe	9,193.22	671.87
For Class 52 Rating, Deduct	-899.28	
For Class 54 Rating, Add	1,238.50	
For Class 55 Rating, Add	1,847.51	
For Class 56 Rating, Add	2,448.34	
40 05 19 00-0827 EA 16" Flanged x Grooved (FxG), 17'-0" Spool Length, Class 53, Cement Lined, Bituminous Seal Coat, Ductile Iron		
Pipe	9,402.80	674.88
For Class 52 Rating, Deduct	-921.83	
For Class 54 Rating, Add	1,269.31	
For Class 55 Rating, Add	1,893.34	
For Class 56 Rating, Add	2,508.99	
40 05 19 00-0828 EA 16" Flanged x Grooved (FxG), 17'-6" Spool Length, Class 53, Cement Lined, Bituminous Seal Coat, Ductile Iron		
Pipe	9,612.38	677.90
For Class 52 Rating, Deduct	-944.38	
For Class 54 Rating, Add	1,300.12	
For Class 55 Rating, Add	1,939.17	
For Class 56 Rating, Add	2,569.63	
40 05 19 00-0829 EA 16" Flanged x Grooved (FxG), 18'-0" Spool Length, Class 53, Cement Lined, Bituminous Seal Coat, Ductile Iron		
Pipe	9,821.97	680.91
For Class 52 Rating, Deduct	-966.93	
For Class 54 Rating, Add	1,330.92	
For Class 55 Rating, Add	1,984.99	
For Class 56 Rating, Add	2,630.28	
40 05 19 00-0830 EA 16" Flanged x Grooved (FxG), 18'-6" Spool Length, Class 53, Cement Lined, Bituminous Seal Coat, Ductile Iron		
Pipe	10,031.56	683.92
For Class 52 Rating, Deduct	-989.49	
For Class 54 Rating, Add	1,361.73	
For Class 55 Rating, Add	2,030.83	
For Class 56 Rating, Add	2,690.92	
40 05 19 00-0831 EA 16" Flanged x Grooved (FxG), 19'-0" Spool Length, Class 53, Cement Lined, Bituminous Seal Coat, Ductile Iron		
Pipe	10,241.15	686.93
For Class 52 Rating, Deduct	-1,012.04	
For Class 54 Rating, Add	1,392.54	
For Class 55 Rating, Add	2,076.66	
For Class 56 Rating, Add	2,751.57	
40 05 19 00-0832 EA 16" Flanged x Grooved (FxG), 19'-6" Spool Length, Class 53, Cement Lined, Bituminous Seal Coat, Ductile Iron		
Pipe	10,450.74	689.95
For Class 52 Rating, Deduct	-1,034.59	
For Class 54 Rating, Add	1,423.35	
For Class 55 Rating, Add	2,122.48	
For Class 56 Rating, Add	2,812.21	
40 05 19 00-0833 18" Flanged End x Grooved End (FxG), Class 53, Cement Lined, Bituminous Seal Coat, Ductile Iron Pipe (40 05 19 00-0554)		
40 05 19 00-0834 EA 18" Flanged x Grooved (FxG), 1'-0" Spool Length, Class 53, Cement Lined, Bituminous Seal Coat, Ductile Iron		
Pipe	3,146.50	651.98
For Class 52 Rating, Deduct	-237.45	
For Class 54 Rating, Add	335.65	
For Class 55 Rating, Add	505.09	
For Class 56 Rating, Add	672.36	
40 05 19 00-0835 EA 18" Flanged x Grooved (FxG), 1'-6" Spool Length, Class 53, Cement Lined, Bituminous Seal Coat, Ductile Iron		
Pipe	3,387.62	655.01
For Class 52 Rating, Deduct	-263.47	
For Class 54 Rating, Add	371.19	
For Class 55 Rating, Add	557.95	
For Class 56 Rating, Add	742.31	
40 05 19 00-0836 EA 18" Flanged x Grooved (FxG), 2'-0" Spool Length, Class 53, Cement Lined, Bituminous Seal Coat, Ductile Iron		
Pipe	3,628.75	658.02
For Class 52 Rating, Deduct	-289.49	
For Class 54 Rating, Add	406.73	
For Class 55 Rating, Add	610.81	
For Class 56 Rating, Add	812.26	
40 05 19 00-0837 EA 18" Flanged x Grooved (FxG), 2'-6" Spool Length, Class 53, Cement Lined, Bituminous Seal Coat, Ductile Iron		
Pipe	3,869.88	661.03
For Class 52 Rating, Deduct	-315.52	
For Class 54 Rating, Add	442.27	
For Class 55 Rating, Add	663.67	
For Class 56 Rating, Add	882.21	
40 05 19 00-0838 EA 18" Flanged x Grooved (FxG), 3'-0" Spool Length, Class 53, Cement Lined, Bituminous Seal Coat, Ductile Iron		
Pipe	4,111.01	664.04
For Class 52 Rating, Deduct	-341.54	
For Class 54 Rating, Add	477.81	
For Class 55 Rating, Add	716.54	
For Class 56 Rating, Add	952.16	
40 05 19 00-0839 EA 18" Flanged x Grooved (FxG), 3'-6" Spool Length, Class 53, Cement Lined, Bituminous Seal Coat, Ductile Iron		
Pipe	4,352.14	667.06
For Class 52 Rating, Deduct	-367.56	
For Class 54 Rating, Add	513.35	
For Class 55 Rating, Add	769.40	
For Class 56 Rating, Add	1,022.12	

40 Process Interconnections
40 05 Common Work Results For Process Interconnections
40 05 19 Ductile Iron Process Pipe



MINOR	CSI	UOM	DESCRIPTION	TOTAL DIRECT UNIT COST	DEMOLITION UNIT COST
40 05 19 00-0840	EA		18" Flanged x Grooved (FxG), 4'-0" Spool Length, Class 53, Cement Lined, Bituminous Seal Coat, Ductile Iron Pipe	4,593.27	670.07
			<i>For Class 52 Rating, Deduct</i>	-393.58	
			<i>For Class 54 Rating, Add</i>	548.89	
			<i>For Class 55 Rating, Add</i>	822.26	
			<i>For Class 56 Rating, Add</i>	1,092.06	
40 05 19 00-0841	EA		18" Flanged x Grooved (FxG), 4'-6" Spool Length, Class 53, Cement Lined, Bituminous Seal Coat, Ductile Iron Pipe	4,834.99	673.08
			<i>For Class 52 Rating, Deduct</i>	-419.60	
			<i>For Class 54 Rating, Add</i>	584.42	
			<i>For Class 55 Rating, Add</i>	875.13	
			<i>For Class 56 Rating, Add</i>	1,162.01	
40 05 19 00-0842	EA		18" Flanged x Grooved (FxG), 5'-0" Spool Length, Class 53, Cement Lined, Bituminous Seal Coat, Ductile Iron Pipe	5,075.52	676.09
			<i>For Class 52 Rating, Deduct</i>	-445.63	
			<i>For Class 54 Rating, Add</i>	619.96	
			<i>For Class 55 Rating, Add</i>	927.99	
			<i>For Class 56 Rating, Add</i>	1,231.96	
40 05 19 00-0843	EA		18" Flanged x Grooved (FxG), 5'-6" Spool Length, Class 53, Cement Lined, Bituminous Seal Coat, Ductile Iron Pipe	5,316.65	679.10
			<i>For Class 52 Rating, Deduct</i>	-471.65	
			<i>For Class 54 Rating, Add</i>	655.50	
			<i>For Class 55 Rating, Add</i>	980.85	
			<i>For Class 56 Rating, Add</i>	1,301.92	
40 05 19 00-0844	EA		18" Flanged x Grooved (FxG), 6'-0" Spool Length, Class 53, Cement Lined, Bituminous Seal Coat, Ductile Iron Pipe	5,557.77	682.12
			<i>For Class 52 Rating, Deduct</i>	-497.67	
			<i>For Class 54 Rating, Add</i>	691.04	
			<i>For Class 55 Rating, Add</i>	1,033.72	
			<i>For Class 56 Rating, Add</i>	1,371.87	
40 05 19 00-0845	EA		18" Flanged x Grooved (FxG), 6'-6" Spool Length, Class 53, Cement Lined, Bituminous Seal Coat, Ductile Iron Pipe	5,798.90	685.13
			<i>For Class 52 Rating, Deduct</i>	-523.69	
			<i>For Class 54 Rating, Add</i>	726.58	
			<i>For Class 55 Rating, Add</i>	1,086.58	
			<i>For Class 56 Rating, Add</i>	1,441.82	
40 05 19 00-0846	EA		18" Flanged x Grooved (FxG), 7'-0" Spool Length, Class 53, Cement Lined, Bituminous Seal Coat, Ductile Iron Pipe	6,040.04	688.14
			<i>For Class 52 Rating, Deduct</i>	-549.71	
			<i>For Class 54 Rating, Add</i>	762.12	
			<i>For Class 55 Rating, Add</i>	1,139.44	
			<i>For Class 56 Rating, Add</i>	1,511.77	
40 05 19 00-0847	EA		18" Flanged x Grooved (FxG), 7'-6" Spool Length, Class 53, Cement Lined, Bituminous Seal Coat, Ductile Iron Pipe	6,281.16	691.16
			<i>For Class 52 Rating, Deduct</i>	-575.74	
			<i>For Class 54 Rating, Add</i>	797.66	
			<i>For Class 55 Rating, Add</i>	1,192.31	
			<i>For Class 56 Rating, Add</i>	1,581.72	
40 05 19 00-0848	EA		18" Flanged x Grooved (FxG), 8'-0" Spool Length, Class 53, Cement Lined, Bituminous Seal Coat, Ductile Iron Pipe	6,522.29	694.17
			<i>For Class 52 Rating, Deduct</i>	-601.76	
			<i>For Class 54 Rating, Add</i>	833.20	
			<i>For Class 55 Rating, Add</i>	1,245.17	
			<i>For Class 56 Rating, Add</i>	1,651.67	
40 05 19 00-0849	EA		18" Flanged x Grooved (FxG), 8'-6" Spool Length, Class 53, Cement Lined, Bituminous Seal Coat, Ductile Iron Pipe	6,763.42	697.19
			<i>For Class 52 Rating, Deduct</i>	-627.78	
			<i>For Class 54 Rating, Add</i>	868.74	
			<i>For Class 55 Rating, Add</i>	1,298.03	
			<i>For Class 56 Rating, Add</i>	1,721.62	
40 05 19 00-0850	EA		18" Flanged x Grooved (FxG), 9'-0" Spool Length, Class 53, Cement Lined, Bituminous Seal Coat, Ductile Iron Pipe	7,004.55	700.20
			<i>For Class 52 Rating, Deduct</i>	-653.80	
			<i>For Class 54 Rating, Add</i>	904.28	
			<i>For Class 55 Rating, Add</i>	1,350.90	
			<i>For Class 56 Rating, Add</i>	1,791.57	
40 05 19 00-0851	EA		18" Flanged x Grooved (FxG), 9'-6" Spool Length, Class 53, Cement Lined, Bituminous Seal Coat, Ductile Iron Pipe	7,245.67	703.21
			<i>For Class 52 Rating, Deduct</i>	-679.82	
			<i>For Class 54 Rating, Add</i>	939.82	
			<i>For Class 55 Rating, Add</i>	1,403.76	
			<i>For Class 56 Rating, Add</i>	1,861.52	
40 05 19 00-0852	EA		18" Flanged x Grooved (FxG), 10'-0" Spool Length, Class 53, Cement Lined, Bituminous Seal Coat, Ductile Iron Pipe	7,486.80	706.22
			<i>For Class 52 Rating, Deduct</i>	-705.85	
			<i>For Class 54 Rating, Add</i>	975.36	
			<i>For Class 55 Rating, Add</i>	1,456.62	
			<i>For Class 56 Rating, Add</i>	1,931.47	
40 05 19 00-0853	EA		18" Flanged x Grooved (FxG), 10'-6" Spool Length, Class 53, Cement Lined, Bituminous Seal Coat, Ductile Iron Pipe	7,727.93	709.23
			<i>For Class 52 Rating, Deduct</i>	-731.87	
			<i>For Class 54 Rating, Add</i>	1,010.90	
			<i>For Class 55 Rating, Add</i>	1,509.48	
			<i>For Class 56 Rating, Add</i>	2,001.42	



MINOR CSI UOM DESCRIPTION	TOTAL DIRECT UNIT COST	DEMOLITION UNIT COST
40 05 19 00-0854 EA 18" Flanged x Grooved (FxG), 11'-0" Spool Length, Class 53, Cement Lined, Bituminous Seal Coat, Ductile Iron		
Pipe	7,969.06	712.25
For Class 52 Rating, Deduct	-757.89	
For Class 54 Rating, Add	1,046.43	
For Class 55 Rating, Add	1,562.35	
For Class 56 Rating, Add	2,071.37	
40 05 19 00-0855 EA 18" Flanged x Grooved (FxG), 11'-6" Spool Length, Class 53, Cement Lined, Bituminous Seal Coat, Ductile Iron		
Pipe	8,210.19	715.26
For Class 52 Rating, Deduct	-783.91	
For Class 54 Rating, Add	1,081.98	
For Class 55 Rating, Add	1,615.21	
For Class 56 Rating, Add	2,141.32	
40 05 19 00-0856 EA 18" Flanged x Grooved (FxG), 12'-0" Spool Length, Class 53, Cement Lined, Bituminous Seal Coat, Ductile Iron		
Pipe	8,451.32	718.27
For Class 52 Rating, Deduct	-809.93	
For Class 54 Rating, Add	1,117.51	
For Class 55 Rating, Add	1,668.07	
For Class 56 Rating, Add	2,211.27	
40 05 19 00-0857 EA 18" Flanged x Grooved (FxG), 12'-6" Spool Length, Class 53, Cement Lined, Bituminous Seal Coat, Ductile Iron		
Pipe	8,692.44	721.28
For Class 52 Rating, Deduct	-835.95	
For Class 54 Rating, Add	1,153.05	
For Class 55 Rating, Add	1,720.94	
For Class 56 Rating, Add	2,281.22	
40 05 19 00-0858 EA 18" Flanged x Grooved (FxG), 13'-0" Spool Length, Class 53, Cement Lined, Bituminous Seal Coat, Ductile Iron		
Pipe	8,933.58	724.29
For Class 52 Rating, Deduct	-861.98	
For Class 54 Rating, Add	1,188.59	
For Class 55 Rating, Add	1,773.80	
For Class 56 Rating, Add	2,351.17	
40 05 19 00-0859 EA 18" Flanged x Grooved (FxG), 13'-6" Spool Length, Class 53, Cement Lined, Bituminous Seal Coat, Ductile Iron		
Pipe	9,174.70	727.31
For Class 52 Rating, Deduct	-888.00	
For Class 54 Rating, Add	1,224.13	
For Class 55 Rating, Add	1,826.66	
For Class 56 Rating, Add	2,421.12	
40 05 19 00-0860 EA 18" Flanged x Grooved (FxG), 14'-0" Spool Length, Class 53, Cement Lined, Bituminous Seal Coat, Ductile Iron		
Pipe	9,415.82	730.33
For Class 52 Rating, Deduct	-914.02	
For Class 54 Rating, Add	1,259.67	
For Class 55 Rating, Add	1,879.53	
For Class 56 Rating, Add	2,491.07	
40 05 19 00-0861 EA 18" Flanged x Grooved (FxG), 14'-6" Spool Length, Class 53, Cement Lined, Bituminous Seal Coat, Ductile Iron		
Pipe	9,656.96	733.34
For Class 52 Rating, Deduct	-940.04	
For Class 54 Rating, Add	1,295.21	
For Class 55 Rating, Add	1,932.39	
For Class 56 Rating, Add	2,561.03	
40 05 19 00-0862 EA 18" Flanged x Grooved (FxG), 15'-0" Spool Length, Class 53, Cement Lined, Bituminous Seal Coat, Ductile Iron		
Pipe	9,898.08	736.35
For Class 52 Rating, Deduct	-966.07	
For Class 54 Rating, Add	1,330.75	
For Class 55 Rating, Add	1,985.25	
For Class 56 Rating, Add	2,630.98	
40 05 19 00-0863 EA 18" Flanged x Grooved (FxG), 15'-6" Spool Length, Class 53, Cement Lined, Bituminous Seal Coat, Ductile Iron		
Pipe	10,139.21	739.36
For Class 52 Rating, Deduct	-992.09	
For Class 54 Rating, Add	1,366.29	
For Class 55 Rating, Add	2,038.12	
For Class 56 Rating, Add	2,700.92	
40 05 19 00-0864 EA 18" Flanged x Grooved (FxG), 16'-0" Spool Length, Class 53, Cement Lined, Bituminous Seal Coat, Ductile Iron		
Pipe	10,380.35	742.38
For Class 52 Rating, Deduct	-1,018.11	
For Class 54 Rating, Add	1,401.83	
For Class 55 Rating, Add	2,090.98	
For Class 56 Rating, Add	2,770.88	
40 05 19 00-0865 EA 18" Flanged x Grooved (FxG), 16'-6" Spool Length, Class 53, Cement Lined, Bituminous Seal Coat, Ductile Iron		
Pipe	10,621.47	745.39
For Class 52 Rating, Deduct	-1,044.13	
For Class 54 Rating, Add	1,437.37	
For Class 55 Rating, Add	2,143.84	
For Class 56 Rating, Add	2,840.83	
40 05 19 00-0866 EA 18" Flanged x Grooved (FxG), 17'-0" Spool Length, Class 53, Cement Lined, Bituminous Seal Coat, Ductile Iron		
Pipe	10,862.60	748.40
For Class 52 Rating, Deduct	-1,070.15	
For Class 54 Rating, Add	1,472.91	
For Class 55 Rating, Add	2,196.71	
For Class 56 Rating, Add	2,910.78	
40 05 19 00-0867 EA 18" Flanged x Grooved (FxG), 17'-6" Spool Length, Class 53, Cement Lined, Bituminous Seal Coat, Ductile Iron		
Pipe	11,103.72	751.41
For Class 52 Rating, Deduct	-1,096.17	
For Class 54 Rating, Add	1,508.45	
For Class 55 Rating, Add	2,249.57	
For Class 56 Rating, Add	2,980.73	

40 Process Interconnections
40 05 Common Work Results For Process Interconnections
40 05 19 Ductile Iron Process Pipe



MINOR	CSI	UOM	DESCRIPTION	TOTAL DIRECT UNIT COST	DEMOLITION UNIT COST
40 05 19 00-0868	EA		18" Flanged x Grooved (FxG), 18'-0" Spool Length, Class 53, Cement Lined, Bituminous Seal Coat, Ductile Iron Pipe	11,344.85	754.43
			<i>For Class 52 Rating, Deduct</i>	-1,122.20	
			<i>For Class 54 Rating, Add</i>	1,543.99	
			<i>For Class 55 Rating, Add</i>	2,302.43	
			<i>For Class 56 Rating, Add</i>	3,050.68	
40 05 19 00-0869	EA		18" Flanged x Grooved (FxG), 18'-6" Spool Length, Class 53, Cement Lined, Bituminous Seal Coat, Ductile Iron Pipe	11,585.98	757.44
			<i>For Class 52 Rating, Deduct</i>	-1,148.22	
			<i>For Class 54 Rating, Add</i>	1,579.52	
			<i>For Class 55 Rating, Add</i>	2,355.30	
			<i>For Class 56 Rating, Add</i>	3,120.63	
40 05 19 00-0870	EA		18" Flanged x Grooved (FxG), 19'-0" Spool Length, Class 53, Cement Lined, Bituminous Seal Coat, Ductile Iron Pipe	11,827.10	760.45
			<i>For Class 52 Rating, Deduct</i>	-1,174.24	
			<i>For Class 54 Rating, Add</i>	1,615.06	
			<i>For Class 55 Rating, Add</i>	2,408.16	
			<i>For Class 56 Rating, Add</i>	3,190.58	
40 05 19 00-0871	EA		18" Flanged x Grooved (FxG), 19'-6" Spool Length, Class 53, Cement Lined, Bituminous Seal Coat, Ductile Iron Pipe	12,068.24	763.46
			<i>For Class 52 Rating, Deduct</i>	-1,200.26	
			<i>For Class 54 Rating, Add</i>	1,650.60	
			<i>For Class 55 Rating, Add</i>	2,461.02	
			<i>For Class 56 Rating, Add</i>	3,260.53	
40 05 19 00-0872			20" Flanged End x Grooved End (FxG), Class 53, Cement Lined, Bituminous Seal Coat, Ductile Iron Pipe <small>(40 05 19 00-0554)</small>		
40 05 19 00-0873	EA		20" Flanged x Grooved (FxG), 1'-0" Spool Length, Class 53, Cement Lined, Bituminous Seal Coat, Ductile Iron Pipe	3,648.92	744.18
			<i>For Class 52 Rating, Deduct</i>	-277.35	
			<i>For Class 54 Rating, Add</i>	391.74	
			<i>For Class 55 Rating, Add</i>	589.33	
			<i>For Class 56 Rating, Add</i>	784.40	
40 05 19 00-0874	EA		20" Flanged x Grooved (FxG), 1'-6" Spool Length, Class 53, Cement Lined, Bituminous Seal Coat, Ductile Iron Pipe	3,925.53	747.19
			<i>For Class 52 Rating, Deduct</i>	-307.28	
			<i>For Class 54 Rating, Add</i>	432.60	
			<i>For Class 55 Rating, Add</i>	650.10	
			<i>For Class 56 Rating, Add</i>	864.81	
40 05 19 00-0875	EA		20" Flanged x Grooved (FxG), 2'-0" Spool Length, Class 53, Cement Lined, Bituminous Seal Coat, Ductile Iron Pipe	4,202.13	750.21
			<i>For Class 52 Rating, Deduct</i>	-337.20	
			<i>For Class 54 Rating, Add</i>	473.46	
			<i>For Class 55 Rating, Add</i>	710.88	
			<i>For Class 56 Rating, Add</i>	945.23	
40 05 19 00-0876	EA		20" Flanged x Grooved (FxG), 2'-6" Spool Length, Class 53, Cement Lined, Bituminous Seal Coat, Ductile Iron Pipe	4,478.75	753.22
			<i>For Class 52 Rating, Deduct</i>	-367.13	
			<i>For Class 54 Rating, Add</i>	514.32	
			<i>For Class 55 Rating, Add</i>	771.65	
			<i>For Class 56 Rating, Add</i>	1,025.65	
40 05 19 00-0877	EA		20" Flanged x Grooved (FxG), 3'-0" Spool Length, Class 53, Cement Lined, Bituminous Seal Coat, Ductile Iron Pipe	4,755.36	756.23
			<i>For Class 52 Rating, Deduct</i>	-397.05	
			<i>For Class 54 Rating, Add</i>	555.18	
			<i>For Class 55 Rating, Add</i>	832.43	
			<i>For Class 56 Rating, Add</i>	1,106.07	
40 05 19 00-0878	EA		20" Flanged x Grooved (FxG), 3'-6" Spool Length, Class 53, Cement Lined, Bituminous Seal Coat, Ductile Iron Pipe	5,031.97	759.24
			<i>For Class 52 Rating, Deduct</i>	-426.98	
			<i>For Class 54 Rating, Add</i>	596.05	
			<i>For Class 55 Rating, Add</i>	893.21	
			<i>For Class 56 Rating, Add</i>	1,186.49	
40 05 19 00-0879	EA		20" Flanged x Grooved (FxG), 4'-0" Spool Length, Class 53, Cement Lined, Bituminous Seal Coat, Ductile Iron Pipe	5,308.60	762.25
			<i>For Class 52 Rating, Deduct</i>	-456.90	
			<i>For Class 54 Rating, Add</i>	636.91	
			<i>For Class 55 Rating, Add</i>	953.98	
			<i>For Class 56 Rating, Add</i>	1,266.91	
40 05 19 00-0880	EA		20" Flanged x Grooved (FxG), 4'-6" Spool Length, Class 53, Cement Lined, Bituminous Seal Coat, Ductile Iron Pipe	5,585.20	765.27
			<i>For Class 52 Rating, Deduct</i>	-486.83	
			<i>For Class 54 Rating, Add</i>	677.77	
			<i>For Class 55 Rating, Add</i>	1,014.76	
			<i>For Class 56 Rating, Add</i>	1,347.32	
40 05 19 00-0881	EA		20" Flanged x Grooved (FxG), 5'-0" Spool Length, Class 53, Cement Lined, Bituminous Seal Coat, Ductile Iron Pipe	5,861.82	768.28
			<i>For Class 52 Rating, Deduct</i>	-516.75	
			<i>For Class 54 Rating, Add</i>	718.63	
			<i>For Class 55 Rating, Add</i>	1,075.54	
			<i>For Class 56 Rating, Add</i>	1,427.74	



MINOR CSI UOM DESCRIPTION	TOTAL DIRECT UNIT COST	DEMOLITION UNIT COST
40 05 19 00-0882 EA 20" Flanged x Grooved (FxG), 5'-6" Spool Length, Class 53, Cement Lined, Bituminous Seal Coat, Ductile Iron		
Pipe	6,138.43	771.29
<i>For Class 52 Rating, Deduct</i>	-546.68	
<i>For Class 54 Rating, Add</i>	759.49	
<i>For Class 55 Rating, Add</i>	1,136.31	
<i>For Class 56 Rating, Add</i>	1,508.16	
40 05 19 00-0883 EA 20" Flanged x Grooved (FxG), 6'-0" Spool Length, Class 53, Cement Lined, Bituminous Seal Coat, Ductile Iron		
Pipe	6,415.04	774.80
<i>For Class 52 Rating, Deduct</i>	-576.60	
<i>For Class 54 Rating, Add</i>	800.36	
<i>For Class 55 Rating, Add</i>	1,197.09	
<i>For Class 56 Rating, Add</i>	1,588.88	
40 05 19 00-0884 EA 20" Flanged x Grooved (FxG), 6'-6" Spool Length, Class 53, Cement Lined, Bituminous Seal Coat, Ductile Iron		
Pipe	6,691.65	777.33
<i>For Class 52 Rating, Deduct</i>	-606.53	
<i>For Class 54 Rating, Add</i>	841.22	
<i>For Class 55 Rating, Add</i>	1,257.86	
<i>For Class 56 Rating, Add</i>	1,669.00	
40 05 19 00-0885 EA 20" Flanged x Grooved (FxG), 7'-0" Spool Length, Class 53, Cement Lined, Bituminous Seal Coat, Ductile Iron		
Pipe	6,968.26	780.34
<i>For Class 52 Rating, Deduct</i>	-636.45	
<i>For Class 54 Rating, Add</i>	882.08	
<i>For Class 55 Rating, Add</i>	1,318.64	
<i>For Class 56 Rating, Add</i>	1,749.42	
40 05 19 00-0886 EA 20" Flanged x Grooved (FxG), 7'-6" Spool Length, Class 53, Cement Lined, Bituminous Seal Coat, Ductile Iron		
Pipe	7,244.87	783.35
<i>For Class 52 Rating, Deduct</i>	-666.38	
<i>For Class 54 Rating, Add</i>	922.94	
<i>For Class 55 Rating, Add</i>	1,379.42	
<i>For Class 56 Rating, Add</i>	1,829.83	
40 05 19 00-0887 EA 20" Flanged x Grooved (FxG), 8'-0" Spool Length, Class 53, Cement Lined, Bituminous Seal Coat, Ductile Iron		
Pipe	7,521.49	786.36
<i>For Class 52 Rating, Deduct</i>	-696.30	
<i>For Class 54 Rating, Add</i>	963.80	
<i>For Class 55 Rating, Add</i>	1,440.19	
<i>For Class 56 Rating, Add</i>	1,910.25	
40 05 19 00-0888 EA 20" Flanged x Grooved (FxG), 8'-6" Spool Length, Class 53, Cement Lined, Bituminous Seal Coat, Ductile Iron		
Pipe	7,798.10	789.37
<i>For Class 52 Rating, Deduct</i>	-726.23	
<i>For Class 54 Rating, Add</i>	1,004.66	
<i>For Class 55 Rating, Add</i>	1,500.97	
<i>For Class 56 Rating, Add</i>	1,990.67	
40 05 19 00-0889 EA 20" Flanged x Grooved (FxG), 9'-0" Spool Length, Class 53, Cement Lined, Bituminous Seal Coat, Ductile Iron		
Pipe	8,074.72	792.39
<i>For Class 52 Rating, Deduct</i>	-756.15	
<i>For Class 54 Rating, Add</i>	1,045.53	
<i>For Class 55 Rating, Add</i>	1,561.75	
<i>For Class 56 Rating, Add</i>	2,071.09	
40 05 19 00-0890 EA 20" Flanged x Grooved (FxG), 9'-6" Spool Length, Class 53, Cement Lined, Bituminous Seal Coat, Ductile Iron		
Pipe	8,351.33	795.40
<i>For Class 52 Rating, Deduct</i>	-786.08	
<i>For Class 54 Rating, Add</i>	1,086.39	
<i>For Class 55 Rating, Add</i>	1,622.52	
<i>For Class 56 Rating, Add</i>	2,151.51	
40 05 19 00-0891 EA 20" Flanged x Grooved (FxG), 10'-0" Spool Length, Class 53, Cement Lined, Bituminous Seal Coat, Ductile Iron		
Pipe	8,627.94	798.41
<i>For Class 52 Rating, Deduct</i>	-816.01	
<i>For Class 54 Rating, Add</i>	1,127.25	
<i>For Class 55 Rating, Add</i>	1,683.30	
<i>For Class 56 Rating, Add</i>	2,231.93	
40 05 19 00-0892 EA 20" Flanged x Grooved (FxG), 10'-6" Spool Length, Class 53, Cement Lined, Bituminous Seal Coat, Ductile Iron		
Pipe	8,904.56	801.42
<i>For Class 52 Rating, Deduct</i>	-845.93	
<i>For Class 54 Rating, Add</i>	1,168.11	
<i>For Class 55 Rating, Add</i>	1,744.08	
<i>For Class 56 Rating, Add</i>	2,312.35	
40 05 19 00-0893 EA 20" Flanged x Grooved (FxG), 11'-0" Spool Length, Class 53, Cement Lined, Bituminous Seal Coat, Ductile Iron		
Pipe	9,181.16	804.43
<i>For Class 52 Rating, Deduct</i>	-875.86	
<i>For Class 54 Rating, Add</i>	1,208.97	
<i>For Class 55 Rating, Add</i>	1,804.85	
<i>For Class 56 Rating, Add</i>	2,392.76	
40 05 19 00-0894 EA 20" Flanged x Grooved (FxG), 11'-6" Spool Length, Class 53, Cement Lined, Bituminous Seal Coat, Ductile Iron		
Pipe	9,457.77	807.45
<i>For Class 52 Rating, Deduct</i>	-905.78	
<i>For Class 54 Rating, Add</i>	1,249.84	
<i>For Class 55 Rating, Add</i>	1,865.63	
<i>For Class 56 Rating, Add</i>	2,473.18	
40 05 19 00-0895 EA 20" Flanged x Grooved (FxG), 12'-0" Spool Length, Class 53, Cement Lined, Bituminous Seal Coat, Ductile Iron		
Pipe	9,734.39	810.46
<i>For Class 52 Rating, Deduct</i>	-935.71	
<i>For Class 54 Rating, Add</i>	1,290.70	
<i>For Class 55 Rating, Add</i>	1,926.40	
<i>For Class 56 Rating, Add</i>	2,553.60	

40 Process Interconnections
40 05 Common Work Results For Process Interconnections
40 05 19 Ductile Iron Process Pipe



MINOR	CSI	UOM	DESCRIPTION	TOTAL DIRECT UNIT COST	DEMOLITION UNIT COST
40 05 19 00-0896	EA		20" Flanged x Grooved (FxG), 12'-6" Spool Length, Class 53, Cement Lined, Bituminous Seal Coat, Ductile Iron Pipe	10,011.01	813.48
			<i>For Class 52 Rating, Deduct</i>	-965.63	
			<i>For Class 54 Rating, Add</i>	1,331.56	
			<i>For Class 55 Rating, Add</i>	1,987.18	
			<i>For Class 56 Rating, Add</i>	2,634.02	
40 05 19 00-0897	EA		20" Flanged x Grooved (FxG), 13'-0" Spool Length, Class 53, Cement Lined, Bituminous Seal Coat, Ductile Iron Pipe	10,287.62	816.49
			<i>For Class 52 Rating, Deduct</i>	-995.56	
			<i>For Class 54 Rating, Add</i>	1,372.42	
			<i>For Class 55 Rating, Add</i>	2,047.95	
			<i>For Class 56 Rating, Add</i>	2,714.44	
40 05 19 00-0898	EA		20" Flanged x Grooved (FxG), 13'-6" Spool Length, Class 53, Cement Lined, Bituminous Seal Coat, Ductile Iron Pipe	10,564.23	819.50
			<i>For Class 52 Rating, Deduct</i>	-1,025.48	
			<i>For Class 54 Rating, Add</i>	1,413.28	
			<i>For Class 55 Rating, Add</i>	2,108.73	
			<i>For Class 56 Rating, Add</i>	2,794.86	
40 05 19 00-0899	EA		20" Flanged x Grooved (FxG), 14'-0" Spool Length, Class 53, Cement Lined, Bituminous Seal Coat, Ductile Iron Pipe	10,840.84	822.52
			<i>For Class 52 Rating, Deduct</i>	-1,056.47	
			<i>For Class 54 Rating, Add</i>	1,454.15	
			<i>For Class 55 Rating, Add</i>	2,169.51	
			<i>For Class 56 Rating, Add</i>	2,875.27	
40 05 19 00-0900	EA		20" Flanged x Grooved (FxG), 14'-6" Spool Length, Class 53, Cement Lined, Bituminous Seal Coat, Ductile Iron Pipe	11,117.46	825.53
			<i>For Class 52 Rating, Deduct</i>	-1,085.33	
			<i>For Class 54 Rating, Add</i>	1,495.01	
			<i>For Class 55 Rating, Add</i>	2,230.28	
			<i>For Class 56 Rating, Add</i>	2,955.69	
40 05 19 00-0901	EA		20" Flanged x Grooved (FxG), 15'-0" Spool Length, Class 53, Cement Lined, Bituminous Seal Coat, Ductile Iron Pipe	11,394.06	828.54
			<i>For Class 52 Rating, Deduct</i>	-1,115.26	
			<i>For Class 54 Rating, Add</i>	1,535.87	
			<i>For Class 55 Rating, Add</i>	2,291.06	
			<i>For Class 56 Rating, Add</i>	3,036.11	
40 05 19 00-0902	EA		20" Flanged x Grooved (FxG), 15'-6" Spool Length, Class 53, Cement Lined, Bituminous Seal Coat, Ductile Iron Pipe	11,670.67	831.55
			<i>For Class 52 Rating, Deduct</i>	-1,145.18	
			<i>For Class 54 Rating, Add</i>	1,576.73	
			<i>For Class 55 Rating, Add</i>	2,351.84	
			<i>For Class 56 Rating, Add</i>	3,116.53	
40 05 19 00-0903	EA		20" Flanged x Grooved (FxG), 16'-0" Spool Length, Class 53, Cement Lined, Bituminous Seal Coat, Ductile Iron Pipe	11,947.29	834.56
			<i>For Class 52 Rating, Deduct</i>	-1,175.11	
			<i>For Class 54 Rating, Add</i>	1,617.59	
			<i>For Class 55 Rating, Add</i>	2,412.61	
			<i>For Class 56 Rating, Add</i>	3,196.95	
40 05 19 00-0904	EA		20" Flanged x Grooved (FxG), 16'-6" Spool Length, Class 53, Cement Lined, Bituminous Seal Coat, Ductile Iron Pipe	12,223.91	837.58
			<i>For Class 52 Rating, Deduct</i>	-1,205.03	
			<i>For Class 54 Rating, Add</i>	1,658.46	
			<i>For Class 55 Rating, Add</i>	2,473.39	
			<i>For Class 56 Rating, Add</i>	3,277.37	
40 05 19 00-0905	EA		20" Flanged x Grooved (FxG), 17'-0" Spool Length, Class 53, Cement Lined, Bituminous Seal Coat, Ductile Iron Pipe	12,500.53	840.59
			<i>For Class 52 Rating, Deduct</i>	-1,234.96	
			<i>For Class 54 Rating, Add</i>	1,699.32	
			<i>For Class 55 Rating, Add</i>	2,534.17	
			<i>For Class 56 Rating, Add</i>	3,357.79	
40 05 19 00-0906	EA		20" Flanged x Grooved (FxG), 17'-6" Spool Length, Class 53, Cement Lined, Bituminous Seal Coat, Ductile Iron Pipe	12,777.13	843.60
			<i>For Class 52 Rating, Deduct</i>	-1,264.88	
			<i>For Class 54 Rating, Add</i>	1,740.18	
			<i>For Class 55 Rating, Add</i>	2,594.94	
			<i>For Class 56 Rating, Add</i>	3,438.20	
40 05 19 00-0907	EA		20" Flanged x Grooved (FxG), 18'-0" Spool Length, Class 53, Cement Lined, Bituminous Seal Coat, Ductile Iron Pipe	13,053.74	846.61
			<i>For Class 52 Rating, Deduct</i>	-1,294.81	
			<i>For Class 54 Rating, Add</i>	1,781.04	
			<i>For Class 55 Rating, Add</i>	2,655.72	
			<i>For Class 56 Rating, Add</i>	3,518.62	
40 05 19 00-0908	EA		20" Flanged x Grooved (FxG), 18'-6" Spool Length, Class 53, Cement Lined, Bituminous Seal Coat, Ductile Iron Pipe	13,330.36	849.62
			<i>For Class 52 Rating, Deduct</i>	-1,324.73	
			<i>For Class 54 Rating, Add</i>	1,821.90	
			<i>For Class 55 Rating, Add</i>	2,716.49	
			<i>For Class 56 Rating, Add</i>	3,599.04	
40 05 19 00-0909	EA		20" Flanged x Grooved (FxG), 19'-0" Spool Length, Class 53, Cement Lined, Bituminous Seal Coat, Ductile Iron Pipe	13,606.97	852.65
			<i>For Class 52 Rating, Deduct</i>	-1,354.66	
			<i>For Class 54 Rating, Add</i>	1,862.77	
			<i>For Class 55 Rating, Add</i>	2,777.27	
			<i>For Class 56 Rating, Add</i>	3,679.46	



MINOR CSI UOM DESCRIPTION	TOTAL DIRECT UNIT COST	DEMOLITION UNIT COST
40 05 19 00-0910 EA 20" Flanged x Grooved (FxG), 19'-6" Spool Length, Class 53, Cement Lined, Bituminous Seal Coat, Ductile Iron Pipe For Class 52 Rating, Deduct For Class 54 Rating, Add For Class 55 Rating, Add For Class 56 Rating, Add	13,883.57 -1,384.58 1,903.63 2,838.04 3,759.88	855.66
40 05 19 00-0911 24" Flanged End x Grooved End (FxG), Class 53, Cement Lined, Bituminous Seal Coat, Ductile Iron Pipe (40 05 19 00-0554)		
40 05 19 00-0912 EA 24" Flanged x Grooved (FxG), 1'-0" Spool Length, Class 53, Cement Lined, Bituminous Seal Coat, Ductile Iron Pipe For Class 52 Rating, Deduct For Class 54 Rating, Add For Class 55 Rating, Add For Class 56 Rating, Add	4,518.68 -350.43 493.85 742.41 987.77	879.76
40 05 19 00-0913 EA 24" Flanged x Grooved (FxG), 1'-6" Spool Length, Class 53, Cement Lined, Bituminous Seal Coat, Ductile Iron Pipe For Class 52 Rating, Deduct For Class 54 Rating, Add For Class 55 Rating, Add For Class 56 Rating, Add	4,860.35 -387.51 544.47 817.69 1,087.38	882.77
40 05 19 00-0914 EA 24" Flanged x Grooved (FxG), 2'-0" Spool Length, Class 53, Cement Lined, Bituminous Seal Coat, Ductile Iron Pipe For Class 52 Rating, Deduct For Class 54 Rating, Add For Class 55 Rating, Add For Class 56 Rating, Add	5,202.01 -424.59 595.09 892.97 1,186.99	885.78
40 05 19 00-0915 EA 24" Flanged x Grooved (FxG), 2'-6" Spool Length, Class 53, Cement Lined, Bituminous Seal Coat, Ductile Iron Pipe For Class 52 Rating, Deduct For Class 54 Rating, Add For Class 55 Rating, Add For Class 56 Rating, Add	5,543.70 -461.67 645.71 968.26 1,286.60	888.79
40 05 19 00-0916 EA 24" Flanged x Grooved (FxG), 3'-0" Spool Length, Class 53, Cement Lined, Bituminous Seal Coat, Ductile Iron Pipe For Class 52 Rating, Deduct For Class 54 Rating, Add For Class 55 Rating, Add For Class 56 Rating, Add	5,885.36 -498.75 696.33 1,043.54 1,386.21	891.81
40 05 19 00-0917 EA 24" Flanged x Grooved (FxG), 3'-6" Spool Length, Class 53, Cement Lined, Bituminous Seal Coat, Ductile Iron Pipe For Class 52 Rating, Deduct For Class 54 Rating, Add For Class 55 Rating, Add For Class 56 Rating, Add	6,227.02 -535.84 746.95 1,118.82 1,485.82	894.83
40 05 19 00-0918 EA 24" Flanged x Grooved (FxG), 4'-0" Spool Length, Class 53, Cement Lined, Bituminous Seal Coat, Ductile Iron Pipe For Class 52 Rating, Deduct For Class 54 Rating, Add For Class 55 Rating, Add For Class 56 Rating, Add	6,568.69 -572.92 797.57 1,194.11 1,585.43	897.84
40 05 19 00-0919 EA 24" Flanged x Grooved (FxG), 4'-6" Spool Length, Class 53, Cement Lined, Bituminous Seal Coat, Ductile Iron Pipe For Class 52 Rating, Deduct For Class 54 Rating, Add For Class 55 Rating, Add For Class 56 Rating, Add	6,910.36 -610.00 848.20 1,269.39 1,685.04	900.85
40 05 19 00-0920 EA 24" Flanged x Grooved (FxG), 5'-0" Spool Length, Class 53, Cement Lined, Bituminous Seal Coat, Ductile Iron Pipe For Class 52 Rating, Deduct For Class 54 Rating, Add For Class 55 Rating, Add For Class 56 Rating, Add	7,252.02 -647.08 898.81 1,344.67 1,784.65	903.86
40 05 19 00-0921 EA 24" Flanged x Grooved (FxG), 5'-6" Spool Length, Class 53, Cement Lined, Bituminous Seal Coat, Ductile Iron Pipe For Class 52 Rating, Deduct For Class 54 Rating, Add For Class 55 Rating, Add For Class 56 Rating, Add	7,593.69 -684.16 949.43 1,419.96 1,884.26	906.87
40 05 19 00-0922 EA 24" Flanged x Grooved (FxG), 6'-0" Spool Length, Class 53, Cement Lined, Bituminous Seal Coat, Ductile Iron Pipe For Class 52 Rating, Deduct For Class 54 Rating, Add For Class 55 Rating, Add For Class 56 Rating, Add	7,935.35 -721.24 1,000.05 1,495.24 1,983.87	909.89
40 05 19 00-0923 EA 24" Flanged x Grooved (FxG), 6'-6" Spool Length, Class 53, Cement Lined, Bituminous Seal Coat, Ductile Iron Pipe For Class 52 Rating, Deduct For Class 54 Rating, Add For Class 55 Rating, Add For Class 56 Rating, Add	8,277.04 -758.32 1,050.68 1,570.53 2,083.48	912.90

40 Process Interconnections
40 05 Common Work Results For Process Interconnections
40 05 19 Ductile Iron Process Pipe



MINOR	CSI	UOM	DESCRIPTION	TOTAL DIRECT UNIT COST	DEMOLITION UNIT COST
40 05 19 00-0924	EA		24" Flanged x Grooved (FxG), 7'-0" Spool Length, Class 53, Cement Lined, Bituminous Seal Coat, Ductile Iron Pipe	8,618.70	915.91
			<i>For Class 52 Rating, Deduct</i>	-795.40	
			<i>For Class 54 Rating, Add</i>	1,101.30	
			<i>For Class 55 Rating, Add</i>	1,645.81	
			<i>For Class 56 Rating, Add</i>	2,183.09	
40 05 19 00-0925	EA		24" Flanged x Grooved (FxG), 7'-6" Spool Length, Class 53, Cement Lined, Bituminous Seal Coat, Ductile Iron Pipe	8,960.36	918.92
			<i>For Class 52 Rating, Deduct</i>	-832.49	
			<i>For Class 54 Rating, Add</i>	1,151.92	
			<i>For Class 55 Rating, Add</i>	1,721.09	
			<i>For Class 56 Rating, Add</i>	2,282.70	
40 05 19 00-0926	EA		24" Flanged x Grooved (FxG), 8'-0" Spool Length, Class 53, Cement Lined, Bituminous Seal Coat, Ductile Iron Pipe	9,302.03	921.93
			<i>For Class 52 Rating, Deduct</i>	-869.57	
			<i>For Class 54 Rating, Add</i>	1,202.54	
			<i>For Class 55 Rating, Add</i>	1,796.37	
			<i>For Class 56 Rating, Add</i>	2,382.31	
40 05 19 00-0927	EA		24" Flanged x Grooved (FxG), 8'-6" Spool Length, Class 53, Cement Lined, Bituminous Seal Coat, Ductile Iron Pipe	9,643.70	924.95
			<i>For Class 52 Rating, Deduct</i>	-906.65	
			<i>For Class 54 Rating, Add</i>	1,253.16	
			<i>For Class 55 Rating, Add</i>	1,871.66	
			<i>For Class 56 Rating, Add</i>	2,481.92	
40 05 19 00-0928	EA		24" Flanged x Grooved (FxG), 9'-0" Spool Length, Class 53, Cement Lined, Bituminous Seal Coat, Ductile Iron Pipe	9,985.36	927.97
			<i>For Class 52 Rating, Deduct</i>	-943.73	
			<i>For Class 54 Rating, Add</i>	1,303.78	
			<i>For Class 55 Rating, Add</i>	1,946.94	
			<i>For Class 56 Rating, Add</i>	2,581.53	
40 05 19 00-0929	EA		24" Flanged x Grooved (FxG), 9'-6" Spool Length, Class 53, Cement Lined, Bituminous Seal Coat, Ductile Iron Pipe	10,327.03	930.98
			<i>For Class 52 Rating, Deduct</i>	-980.81	
			<i>For Class 54 Rating, Add</i>	1,354.40	
			<i>For Class 55 Rating, Add</i>	2,022.22	
			<i>For Class 56 Rating, Add</i>	2,681.14	
40 05 19 00-0930	EA		24" Flanged x Grooved (FxG), 10'-0" Spool Length, Class 53, Cement Lined, Bituminous Seal Coat, Ductile Iron Pipe	10,668.69	933.99
			<i>For Class 52 Rating, Deduct</i>	-1,017.89	
			<i>For Class 54 Rating, Add</i>	1,405.02	
			<i>For Class 55 Rating, Add</i>	2,097.51	
			<i>For Class 56 Rating, Add</i>	2,780.74	
40 05 19 00-0931	EA		24" Flanged x Grooved (FxG), 10'-6" Spool Length, Class 53, Cement Lined, Bituminous Seal Coat, Ductile Iron Pipe	11,010.38	937.00
			<i>For Class 52 Rating, Deduct</i>	-1,054.97	
			<i>For Class 54 Rating, Add</i>	1,455.64	
			<i>For Class 55 Rating, Add</i>	2,172.79	
			<i>For Class 56 Rating, Add</i>	2,880.36	
40 05 19 00-0932	EA		24" Flanged x Grooved (FxG), 11'-0" Spool Length, Class 53, Cement Lined, Bituminous Seal Coat, Ductile Iron Pipe	11,352.04	940.02
			<i>For Class 52 Rating, Deduct</i>	-1,092.05	
			<i>For Class 54 Rating, Add</i>	1,506.26	
			<i>For Class 55 Rating, Add</i>	2,248.08	
			<i>For Class 56 Rating, Add</i>	2,979.97	
40 05 19 00-0933	EA		24" Flanged x Grooved (FxG), 11'-6" Spool Length, Class 53, Cement Lined, Bituminous Seal Coat, Ductile Iron Pipe	11,693.70	943.03
			<i>For Class 52 Rating, Deduct</i>	-1,129.14	
			<i>For Class 54 Rating, Add</i>	1,556.88	
			<i>For Class 55 Rating, Add</i>	2,323.36	
			<i>For Class 56 Rating, Add</i>	3,079.57	
40 05 19 00-0934	EA		24" Flanged x Grooved (FxG), 12'-0" Spool Length, Class 53, Cement Lined, Bituminous Seal Coat, Ductile Iron Pipe	12,035.37	946.04
			<i>For Class 52 Rating, Deduct</i>	-1,166.22	
			<i>For Class 54 Rating, Add</i>	1,607.50	
			<i>For Class 55 Rating, Add</i>	2,398.64	
			<i>For Class 56 Rating, Add</i>	3,179.18	
40 05 19 00-0935	EA		24" Flanged x Grooved (FxG), 12'-6" Spool Length, Class 53, Cement Lined, Bituminous Seal Coat, Ductile Iron Pipe	12,377.04	949.05
			<i>For Class 52 Rating, Deduct</i>	-1,203.30	
			<i>For Class 54 Rating, Add</i>	1,658.12	
			<i>For Class 55 Rating, Add</i>	2,473.93	
			<i>For Class 56 Rating, Add</i>	3,278.80	
40 05 19 00-0936	EA		24" Flanged x Grooved (FxG), 13'-0" Spool Length, Class 53, Cement Lined, Bituminous Seal Coat, Ductile Iron Pipe	12,718.70	952.07
			<i>For Class 52 Rating, Deduct</i>	-1,240.38	
			<i>For Class 54 Rating, Add</i>	1,708.74	
			<i>For Class 55 Rating, Add</i>	2,549.21	
			<i>For Class 56 Rating, Add</i>	3,378.40	
40 05 19 00-0937	EA		24" Flanged x Grooved (FxG), 13'-6" Spool Length, Class 53, Cement Lined, Bituminous Seal Coat, Ductile Iron Pipe	13,060.37	955.08
			<i>For Class 52 Rating, Deduct</i>	-1,277.46	
			<i>For Class 54 Rating, Add</i>	1,759.36	
			<i>For Class 55 Rating, Add</i>	2,624.49	
			<i>For Class 56 Rating, Add</i>	3,478.01	



MINOR CSI UOM DESCRIPTION	TOTAL DIRECT UNIT COST	DEMOLITION UNIT COST
40 05 19 00-0938 EA 24" Flanged x Grooved (FxG), 14'-0" Spool Length, Class 53, Cement Lined, Bituminous Seal Coat, Ductile Iron Pipe	13,402.03	958.09
<i>For Class 52 Rating, Deduct</i>	-1,314.54	
<i>For Class 54 Rating, Add</i>	1,809.98	
<i>For Class 55 Rating, Add</i>	2,699.77	
<i>For Class 56 Rating, Add</i>	3,577.62	
40 05 19 00-0939 EA 24" Flanged x Grooved (FxG), 14'-6" Spool Length, Class 53, Cement Lined, Bituminous Seal Coat, Ductile Iron Pipe	13,743.71	961.10
<i>For Class 52 Rating, Deduct</i>	-1,351.62	
<i>For Class 54 Rating, Add</i>	1,860.60	
<i>For Class 55 Rating, Add</i>	2,775.06	
<i>For Class 56 Rating, Add</i>	3,677.23	
40 05 19 00-0940 EA 24" Flanged x Grooved (FxG), 15'-0" Spool Length, Class 53, Cement Lined, Bituminous Seal Coat, Ductile Iron Pipe	14,085.38	964.11
<i>For Class 52 Rating, Deduct</i>	-1,388.70	
<i>For Class 54 Rating, Add</i>	1,911.22	
<i>For Class 55 Rating, Add</i>	2,850.34	
<i>For Class 56 Rating, Add</i>	3,776.84	
40 05 19 00-0941 EA 24" Flanged x Grooved (FxG), 15'-6" Spool Length, Class 53, Cement Lined, Bituminous Seal Coat, Ductile Iron Pipe	14,504.65	1,018.35
<i>For Class 52 Rating, Deduct</i>	-1,425.79	
<i>For Class 54 Rating, Add</i>	1,962.77	
<i>For Class 55 Rating, Add</i>	2,927.49	
<i>For Class 56 Rating, Add</i>	3,879.25	
40 05 19 00-0942 EA 24" Flanged x Grooved (FxG), 16'-0" Spool Length, Class 53, Cement Lined, Bituminous Seal Coat, Ductile Iron Pipe	14,846.31	1,021.36
<i>For Class 52 Rating, Deduct</i>	-1,462.87	
<i>For Class 54 Rating, Add</i>	2,013.39	
<i>For Class 55 Rating, Add</i>	3,002.77	
<i>For Class 56 Rating, Add</i>	3,978.85	
40 05 19 00-0943 EA 24" Flanged x Grooved (FxG), 16'-6" Spool Length, Class 53, Cement Lined, Bituminous Seal Coat, Ductile Iron Pipe	15,187.98	1,024.38
<i>For Class 52 Rating, Deduct</i>	-1,499.95	
<i>For Class 54 Rating, Add</i>	2,064.01	
<i>For Class 55 Rating, Add</i>	3,078.06	
<i>For Class 56 Rating, Add</i>	4,078.47	
40 05 19 00-0944 EA 24" Flanged x Grooved (FxG), 17'-0" Spool Length, Class 53, Cement Lined, Bituminous Seal Coat, Ductile Iron Pipe	15,529.65	1,027.39
<i>For Class 52 Rating, Deduct</i>	-1,537.03	
<i>For Class 54 Rating, Add</i>	2,114.63	
<i>For Class 55 Rating, Add</i>	3,153.34	
<i>For Class 56 Rating, Add</i>	4,178.07	
40 05 19 00-0945 EA 24" Flanged x Grooved (FxG), 17'-6" Spool Length, Class 53, Cement Lined, Bituminous Seal Coat, Ductile Iron Pipe	15,871.31	1,030.40
<i>For Class 52 Rating, Deduct</i>	-1,574.11	
<i>For Class 54 Rating, Add</i>	2,165.25	
<i>For Class 55 Rating, Add</i>	3,228.62	
<i>For Class 56 Rating, Add</i>	4,277.68	
40 05 19 00-0946 EA 24" Flanged x Grooved (FxG), 18'-0" Spool Length, Class 53, Cement Lined, Bituminous Seal Coat, Ductile Iron Pipe	16,212.98	1,033.41
<i>For Class 52 Rating, Deduct</i>	-1,611.19	
<i>For Class 54 Rating, Add</i>	2,215.87	
<i>For Class 55 Rating, Add</i>	3,303.90	
<i>For Class 56 Rating, Add</i>	4,377.29	
40 05 19 00-0947 EA 24" Flanged x Grooved (FxG), 18'-6" Spool Length, Class 53, Cement Lined, Bituminous Seal Coat, Ductile Iron Pipe	16,554.66	1,036.42
<i>For Class 52 Rating, Deduct</i>	-1,648.27	
<i>For Class 54 Rating, Add</i>	2,266.49	
<i>For Class 55 Rating, Add</i>	3,379.19	
<i>For Class 56 Rating, Add</i>	4,476.90	
40 05 19 00-0948 EA 24" Flanged x Grooved (FxG), 19'-0" Spool Length, Class 53, Cement Lined, Bituminous Seal Coat, Ductile Iron Pipe	16,896.32	1,039.44
<i>For Class 52 Rating, Deduct</i>	-1,685.36	
<i>For Class 54 Rating, Add</i>	2,317.11	
<i>For Class 55 Rating, Add</i>	3,454.47	
<i>For Class 56 Rating, Add</i>	4,576.51	
40 05 19 00-0949 EA 24" Flanged x Grooved (FxG), 19'-6" Spool Length, Class 53, Cement Lined, Bituminous Seal Coat, Ductile Iron Pipe	17,237.99	1,042.46
<i>For Class 52 Rating, Deduct</i>	-1,722.44	
<i>For Class 54 Rating, Add</i>	2,367.73	
<i>For Class 55 Rating, Add</i>	3,529.76	
<i>For Class 56 Rating, Add</i>	4,676.12	
40 05 19 00-0950 30" Flanged End x Grooved End (FxG), Class 53, Cement Lined, Bituminous Seal Coat, Ductile Iron Pipe <small>(40 05 19 00-0554)</small>		
40 05 19 00-0951 EA 30" Flanged x Grooved (FxG), 1'-0" Spool Length, Class 53, Cement Lined, Bituminous Seal Coat, Ductile Iron Pipe	6,966.87	1,241.30
<i>For Class 52 Rating, Deduct</i>	-559.47	
<i>For Class 54 Rating, Add</i>	785.49	
<i>For Class 55 Rating, Add</i>	1,179.34	
<i>For Class 56 Rating, Add</i>	1,568.11	

40 Process Interconnections
40 05 Common Work Results For Process Interconnections
40 05 19 Ductile Iron Process Pipe



MINOR	CSI	UOM	DESCRIPTION	TOTAL DIRECT UNIT COST	DEMOLITION UNIT COST
40 05 19 00-0952	EA		30" Flanged x Grooved (FxG), 1'-6" Spool Length, Class 53, Cement Lined, Bituminous Seal Coat, Ductile Iron Pipe	7,458.36	1,244.32
			<i>For Class 52 Rating, Deduct</i>	-613.03	
			<i>For Class 54 Rating, Add</i>	858.58	
			<i>For Class 55 Rating, Add</i>	1,288.03	
			<i>For Class 56 Rating, Add</i>	1,711.92	
40 05 19 00-0953	EA		30" Flanged x Grooved (FxG), 2'-0" Spool Length, Class 53, Cement Lined, Bituminous Seal Coat, Ductile Iron Pipe	7,949.85	1,247.33
			<i>For Class 52 Rating, Deduct</i>	-666.60	
			<i>For Class 54 Rating, Add</i>	931.67	
			<i>For Class 55 Rating, Add</i>	1,396.73	
			<i>For Class 56 Rating, Add</i>	1,855.72	
40 05 19 00-0954	EA		30" Flanged x Grooved (FxG), 2'-6" Spool Length, Class 53, Cement Lined, Bituminous Seal Coat, Ductile Iron Pipe	8,441.35	1,250.34
			<i>For Class 52 Rating, Deduct</i>	-720.16	
			<i>For Class 54 Rating, Add</i>	1,004.77	
			<i>For Class 55 Rating, Add</i>	1,505.42	
			<i>For Class 56 Rating, Add</i>	1,999.53	
40 05 19 00-0955	EA		30" Flanged x Grooved (FxG), 3'-0" Spool Length, Class 53, Cement Lined, Bituminous Seal Coat, Ductile Iron Pipe	8,932.83	1,253.35
			<i>For Class 52 Rating, Deduct</i>	-773.72	
			<i>For Class 54 Rating, Add</i>	1,077.86	
			<i>For Class 55 Rating, Add</i>	1,614.12	
			<i>For Class 56 Rating, Add</i>	2,143.34	
40 05 19 00-0956	EA		30" Flanged x Grooved (FxG), 3'-6" Spool Length, Class 53, Cement Lined, Bituminous Seal Coat, Ductile Iron Pipe	9,424.32	1,256.36
			<i>For Class 52 Rating, Deduct</i>	-827.28	
			<i>For Class 54 Rating, Add</i>	1,150.95	
			<i>For Class 55 Rating, Add</i>	1,722.81	
			<i>For Class 56 Rating, Add</i>	2,287.15	
40 05 19 00-0957	EA		30" Flanged x Grooved (FxG), 4'-0" Spool Length, Class 53, Cement Lined, Bituminous Seal Coat, Ductile Iron Pipe	9,915.81	1,259.38
			<i>For Class 52 Rating, Deduct</i>	-880.84	
			<i>For Class 54 Rating, Add</i>	1,224.05	
			<i>For Class 55 Rating, Add</i>	1,831.50	
			<i>For Class 56 Rating, Add</i>	2,430.95	
40 05 19 00-0958	EA		30" Flanged x Grooved (FxG), 4'-6" Spool Length, Class 53, Cement Lined, Bituminous Seal Coat, Ductile Iron Pipe	10,407.31	1,262.39
			<i>For Class 52 Rating, Deduct</i>	-934.40	
			<i>For Class 54 Rating, Add</i>	1,297.14	
			<i>For Class 55 Rating, Add</i>	1,940.20	
			<i>For Class 56 Rating, Add</i>	2,574.76	
40 05 19 00-0959	EA		30" Flanged x Grooved (FxG), 5'-0" Spool Length, Class 53, Cement Lined, Bituminous Seal Coat, Ductile Iron Pipe	10,898.80	1,265.40
			<i>For Class 52 Rating, Deduct</i>	-987.97	
			<i>For Class 54 Rating, Add</i>	1,370.24	
			<i>For Class 55 Rating, Add</i>	2,048.89	
			<i>For Class 56 Rating, Add</i>	2,718.57	
40 05 19 00-0960	EA		30" Flanged x Grooved (FxG), 5'-6" Spool Length, Class 53, Cement Lined, Bituminous Seal Coat, Ductile Iron Pipe	11,390.29	1,268.42
			<i>For Class 52 Rating, Deduct</i>	-1,041.53	
			<i>For Class 54 Rating, Add</i>	1,443.33	
			<i>For Class 55 Rating, Add</i>	2,157.59	
			<i>For Class 56 Rating, Add</i>	2,862.38	
40 05 19 00-0961	EA		30" Flanged x Grooved (FxG), 6'-0" Spool Length, Class 53, Cement Lined, Bituminous Seal Coat, Ductile Iron Pipe	11,881.78	1,271.44
			<i>For Class 52 Rating, Deduct</i>	-1,095.09	
			<i>For Class 54 Rating, Add</i>	1,516.42	
			<i>For Class 55 Rating, Add</i>	2,266.28	
			<i>For Class 56 Rating, Add</i>	3,006.18	
40 05 19 00-0962	EA		30" Flanged x Grooved (FxG), 6'-6" Spool Length, Class 53, Cement Lined, Bituminous Seal Coat, Ductile Iron Pipe	12,373.27	1,274.45
			<i>For Class 52 Rating, Deduct</i>	-1,148.65	
			<i>For Class 54 Rating, Add</i>	1,589.52	
			<i>For Class 55 Rating, Add</i>	2,374.97	
			<i>For Class 56 Rating, Add</i>	3,149.99	
40 05 19 00-0963	EA		30" Flanged x Grooved (FxG), 7'-0" Spool Length, Class 53, Cement Lined, Bituminous Seal Coat, Ductile Iron Pipe	12,864.76	1,277.46
			<i>For Class 52 Rating, Deduct</i>	-1,202.21	
			<i>For Class 54 Rating, Add</i>	1,662.61	
			<i>For Class 55 Rating, Add</i>	2,483.67	
			<i>For Class 56 Rating, Add</i>	3,293.80	
40 05 19 00-0964	EA		30" Flanged x Grooved (FxG), 7'-6" Spool Length, Class 53, Cement Lined, Bituminous Seal Coat, Ductile Iron Pipe	13,356.25	1,280.47
			<i>For Class 52 Rating, Deduct</i>	-1,255.78	
			<i>For Class 54 Rating, Add</i>	1,735.70	
			<i>For Class 55 Rating, Add</i>	2,592.36	
			<i>For Class 56 Rating, Add</i>	3,437.61	
40 05 19 00-0965	EA		30" Flanged x Grooved (FxG), 8'-0" Spool Length, Class 53, Cement Lined, Bituminous Seal Coat, Ductile Iron Pipe	13,847.74	1,283.48
			<i>For Class 52 Rating, Deduct</i>	-1,309.34	
			<i>For Class 54 Rating, Add</i>	1,808.80	
			<i>For Class 55 Rating, Add</i>	2,701.06	
			<i>For Class 56 Rating, Add</i>	3,581.41	



MINOR CSI UOM DESCRIPTION	TOTAL DIRECT UNIT COST	DEMOLITION UNIT COST
40 05 19 00-0966 EA 30" Flanged x Grooved (FxG), 8'-6" Spool Length, Class 53, Cement Lined, Bituminous Seal Coat, Ductile Iron		
Pipe	14,339.24	1,286.50
For Class 52 Rating, Deduct	-1,362.90	
For Class 54 Rating, Add	1,881.89	
For Class 55 Rating, Add	2,809.75	
For Class 56 Rating, Add	3,725.22	
40 05 19 00-0967 EA 30" Flanged x Grooved (FxG), 9'-0" Spool Length, Class 53, Cement Lined, Bituminous Seal Coat, Ductile Iron		
Pipe	14,830.72	1,289.51
For Class 52 Rating, Deduct	-1,416.46	
For Class 54 Rating, Add	1,954.98	
For Class 55 Rating, Add	2,918.44	
For Class 56 Rating, Add	3,869.03	
40 05 19 00-0968 EA 30" Flanged x Grooved (FxG), 9'-6" Spool Length, Class 53, Cement Lined, Bituminous Seal Coat, Ductile Iron		
Pipe	15,322.22	1,292.52
For Class 52 Rating, Deduct	-1,470.02	
For Class 54 Rating, Add	2,028.08	
For Class 55 Rating, Add	3,027.14	
For Class 56 Rating, Add	4,012.84	
40 05 19 00-0969 EA 30" Flanged x Grooved (FxG), 10'-0" Spool Length, Class 53, Cement Lined, Bituminous Seal Coat, Ductile Iron		
Pipe	15,813.71	1,295.53
For Class 52 Rating, Deduct	-1,523.59	
For Class 54 Rating, Add	2,101.17	
For Class 55 Rating, Add	3,135.83	
For Class 56 Rating, Add	4,156.65	
40 05 19 00-0970 EA 30" Flanged x Grooved (FxG), 10'-6" Spool Length, Class 53, Cement Lined, Bituminous Seal Coat, Ductile Iron		
Pipe	16,305.20	1,298.54
For Class 52 Rating, Deduct	-1,577.15	
For Class 54 Rating, Add	2,174.27	
For Class 55 Rating, Add	3,244.53	
For Class 56 Rating, Add	4,300.45	
40 05 19 00-0971 EA 30" Flanged x Grooved (FxG), 11'-0" Spool Length, Class 53, Cement Lined, Bituminous Seal Coat, Ductile Iron		
Pipe	16,796.69	1,301.56
For Class 52 Rating, Deduct	-1,630.71	
For Class 54 Rating, Add	2,247.36	
For Class 55 Rating, Add	3,353.22	
For Class 56 Rating, Add	4,444.26	
40 05 19 00-0972 EA 30" Flanged x Grooved (FxG), 11'-6" Spool Length, Class 53, Cement Lined, Bituminous Seal Coat, Ductile Iron		
Pipe	17,288.17	1,304.57
For Class 52 Rating, Deduct	-1,684.27	
For Class 54 Rating, Add	2,320.45	
For Class 55 Rating, Add	3,461.91	
For Class 56 Rating, Add	4,588.07	
40 05 19 00-0973 EA 30" Flanged x Grooved (FxG), 12'-0" Spool Length, Class 53, Cement Lined, Bituminous Seal Coat, Ductile Iron		
Pipe	17,779.67	1,307.59
For Class 52 Rating, Deduct	-1,737.83	
For Class 54 Rating, Add	2,393.55	
For Class 55 Rating, Add	3,570.61	
For Class 56 Rating, Add	4,731.87	
40 05 19 00-0974 EA 30" Flanged x Grooved (FxG), 12'-6" Spool Length, Class 53, Cement Lined, Bituminous Seal Coat, Ductile Iron		
Pipe	18,271.15	1,310.60
For Class 52 Rating, Deduct	-1,791.39	
For Class 54 Rating, Add	2,466.64	
For Class 55 Rating, Add	3,679.30	
For Class 56 Rating, Add	4,875.68	
40 05 19 00-0975 EA 30" Flanged x Grooved (FxG), 13'-0" Spool Length, Class 53, Cement Lined, Bituminous Seal Coat, Ductile Iron		
Pipe	18,762.65	1,313.61
For Class 52 Rating, Deduct	-1,844.96	
For Class 54 Rating, Add	2,539.73	
For Class 55 Rating, Add	3,788.00	
For Class 56 Rating, Add	5,019.49	
40 05 19 00-0976 EA 30" Flanged x Grooved (FxG), 13'-6" Spool Length, Class 53, Cement Lined, Bituminous Seal Coat, Ductile Iron		
Pipe	19,254.15	1,316.63
For Class 52 Rating, Deduct	-1,898.52	
For Class 54 Rating, Add	2,612.83	
For Class 55 Rating, Add	3,896.69	
For Class 56 Rating, Add	5,163.30	
40 05 19 00-0977 EA 30" Flanged x Grooved (FxG), 14'-0" Spool Length, Class 53, Cement Lined, Bituminous Seal Coat, Ductile Iron		
Pipe	19,745.63	1,319.64
For Class 52 Rating, Deduct	-1,952.08	
For Class 54 Rating, Add	2,685.92	
For Class 55 Rating, Add	4,005.38	
For Class 56 Rating, Add	5,307.10	
40 05 19 00-0978 EA 30" Flanged x Grooved (FxG), 14'-6" Spool Length, Class 53, Cement Lined, Bituminous Seal Coat, Ductile Iron		
Pipe	20,237.13	1,322.65
For Class 52 Rating, Deduct	-2,005.64	
For Class 54 Rating, Add	2,759.01	
For Class 55 Rating, Add	4,114.08	
For Class 56 Rating, Add	5,450.91	
40 05 19 00-0979 EA 30" Flanged x Grooved (FxG), 15'-0" Spool Length, Class 53, Cement Lined, Bituminous Seal Coat, Ductile Iron		
Pipe	20,728.61	1,325.66
For Class 52 Rating, Deduct	-2,059.20	
For Class 54 Rating, Add	2,832.11	
For Class 55 Rating, Add	4,222.77	
For Class 56 Rating, Add	5,594.72	

40 Process Interconnections
40 05 Common Work Results For Process Interconnections
40 05 19 Ductile Iron Process Pipe



MINOR	CSI	UOM	DESCRIPTION	TOTAL DIRECT UNIT COST	DEMOLITION UNIT COST
40 05 19 00-0980	EA		30" Flanged x Grooved (FxG), 15'-6" Spool Length, Class 53, Cement Lined, Bituminous Seal Coat, Ductile Iron Pipe	21,220.10	1,328.67
			<i>For Class 52 Rating, Deduct</i>	-2,112.77	
			<i>For Class 54 Rating, Add</i>	2,905.20	
			<i>For Class 55 Rating, Add</i>	4,331.47	
			<i>For Class 56 Rating, Add</i>	5,738.53	
40 05 19 00-0981	EA		30" Flanged x Grooved (FxG), 16'-0" Spool Length, Class 53, Cement Lined, Bituminous Seal Coat, Ductile Iron Pipe	21,711.60	1,331.69
			<i>For Class 52 Rating, Deduct</i>	-2,166.33	
			<i>For Class 54 Rating, Add</i>	2,978.30	
			<i>For Class 55 Rating, Add</i>	4,440.16	
			<i>For Class 56 Rating, Add</i>	5,882.34	
40 05 19 00-0982	EA		30" Flanged x Grooved (FxG), 16'-6" Spool Length, Class 53, Cement Lined, Bituminous Seal Coat, Ductile Iron Pipe	22,203.08	1,334.70
			<i>For Class 52 Rating, Deduct</i>	-2,219.89	
			<i>For Class 54 Rating, Add</i>	3,051.39	
			<i>For Class 55 Rating, Add</i>	4,548.86	
			<i>For Class 56 Rating, Add</i>	6,026.14	
40 05 19 00-0983	EA		30" Flanged x Grooved (FxG), 17'-0" Spool Length, Class 53, Cement Lined, Bituminous Seal Coat, Ductile Iron Pipe	22,694.58	1,337.71
			<i>For Class 52 Rating, Deduct</i>	-2,273.45	
			<i>For Class 54 Rating, Add</i>	3,124.48	
			<i>For Class 55 Rating, Add</i>	4,657.55	
			<i>For Class 56 Rating, Add</i>	6,169.95	
40 05 19 00-0984	EA		30" Flanged x Grooved (FxG), 17'-6" Spool Length, Class 53, Cement Lined, Bituminous Seal Coat, Ductile Iron Pipe	23,186.07	1,340.72
			<i>For Class 52 Rating, Deduct</i>	-2,327.01	
			<i>For Class 54 Rating, Add</i>	3,197.58	
			<i>For Class 55 Rating, Add</i>	4,766.24	
			<i>For Class 56 Rating, Add</i>	6,313.76	
40 05 19 00-0985	EA		30" Flanged x Grooved (FxG), 18'-0" Spool Length, Class 53, Cement Lined, Bituminous Seal Coat, Ductile Iron Pipe	23,677.56	1,343.74
			<i>For Class 52 Rating, Deduct</i>	-2,380.57	
			<i>For Class 54 Rating, Add</i>	3,270.67	
			<i>For Class 55 Rating, Add</i>	4,874.94	
			<i>For Class 56 Rating, Add</i>	6,457.56	
40 05 19 00-0986	EA		30" Flanged x Grooved (FxG), 18'-6" Spool Length, Class 53, Cement Lined, Bituminous Seal Coat, Ductile Iron Pipe	24,169.06	1,346.76
			<i>For Class 52 Rating, Deduct</i>	-2,434.14	
			<i>For Class 54 Rating, Add</i>	3,343.76	
			<i>For Class 55 Rating, Add</i>	4,983.63	
			<i>For Class 56 Rating, Add</i>	6,601.37	
40 05 19 00-0987	EA		30" Flanged x Grooved (FxG), 19'-0" Spool Length, Class 53, Cement Lined, Bituminous Seal Coat, Ductile Iron Pipe	24,660.54	1,349.77
			<i>For Class 52 Rating, Deduct</i>	-2,487.70	
			<i>For Class 54 Rating, Add</i>	3,416.86	
			<i>For Class 55 Rating, Add</i>	5,092.33	
			<i>For Class 56 Rating, Add</i>	6,745.18	
40 05 19 00-0988	EA		30" Flanged x Grooved (FxG), 19'-6" Spool Length, Class 53, Cement Lined, Bituminous Seal Coat, Ductile Iron Pipe	25,152.03	1,352.78
			<i>For Class 52 Rating, Deduct</i>	-2,541.26	
			<i>For Class 54 Rating, Add</i>	3,489.95	
			<i>For Class 55 Rating, Add</i>	5,201.02	
			<i>For Class 56 Rating, Add</i>	6,888.99	
40 05 19 00-0989			36" Flanged End x Grooved End (FxG), Class 53, Cement Lined, Bituminous Seal Coat, Ductile Iron Pipe <small>(40 05 19 00-0554)</small>		
40 05 19 00-0990	EA		36" Flanged x Grooved (FxG), 1'-0" Spool Length, Class 53, Cement Lined, Bituminous Seal Coat, Ductile Iron Pipe	9,552.75	1,572.72
			<i>For Class 52 Rating, Deduct</i>	-788.68	
			<i>For Class 54 Rating, Add</i>	1,104.07	
			<i>For Class 55 Rating, Add</i>	1,656.06	
			<i>For Class 56 Rating, Add</i>	2,200.89	
40 05 19 00-0991	EA		36" Flanged x Grooved (FxG), 1'-6" Spool Length, Class 53, Cement Lined, Bituminous Seal Coat, Ductile Iron Pipe	10,219.68	1,575.73
			<i>For Class 52 Rating, Deduct</i>	-861.54	
			<i>For Class 54 Rating, Add</i>	1,203.48	
			<i>For Class 55 Rating, Add</i>	1,803.88	
			<i>For Class 56 Rating, Add</i>	2,396.45	
40 05 19 00-0992	EA		36" Flanged x Grooved (FxG), 2'-0" Spool Length, Class 53, Cement Lined, Bituminous Seal Coat, Ductile Iron Pipe	10,886.62	1,578.75
			<i>For Class 52 Rating, Deduct</i>	-934.40	
			<i>For Class 54 Rating, Add</i>	1,302.89	
			<i>For Class 55 Rating, Add</i>	1,951.70	
			<i>For Class 56 Rating, Add</i>	2,592.02	
40 05 19 00-0993	EA		36" Flanged x Grooved (FxG), 2'-6" Spool Length, Class 53, Cement Lined, Bituminous Seal Coat, Ductile Iron Pipe	11,553.57	1,581.76
			<i>For Class 52 Rating, Deduct</i>	-1,007.27	
			<i>For Class 54 Rating, Add</i>	1,402.30	
			<i>For Class 55 Rating, Add</i>	2,099.52	
			<i>For Class 56 Rating, Add</i>	2,787.58	



MINOR CSI UOM DESCRIPTION	TOTAL DIRECT UNIT COST	DEMOLITION UNIT COST
40 05 19 00-0994 EA 36" Flanged x Grooved (FxG), 3'-0" Spool Length, Class 53, Cement Lined, Bituminous Seal Coat, Ductile Iron Pipe	12,220.50	1,584.77
For Class 52 Rating, Deduct	-1,080.13	
For Class 54 Rating, Add	1,501.71	
For Class 55 Rating, Add	2,247.34	
For Class 56 Rating, Add	2,983.15	
40 05 19 00-0995 EA 36" Flanged x Grooved (FxG), 3'-6" Spool Length, Class 53, Cement Lined, Bituminous Seal Coat, Ductile Iron Pipe	12,887.46	1,587.78
For Class 52 Rating, Deduct	-1,152.99	
For Class 54 Rating, Add	1,601.13	
For Class 55 Rating, Add	2,395.16	
For Class 56 Rating, Add	3,178.71	
40 05 19 00-0996 EA 36" Flanged x Grooved (FxG), 4'-0" Spool Length, Class 53, Cement Lined, Bituminous Seal Coat, Ductile Iron Pipe	13,554.40	1,590.80
For Class 52 Rating, Deduct	-1,225.85	
For Class 54 Rating, Add	1,700.54	
For Class 55 Rating, Add	2,542.98	
For Class 56 Rating, Add	3,374.28	
40 05 19 00-0997 EA 36" Flanged x Grooved (FxG), 4'-6" Spool Length, Class 53, Cement Lined, Bituminous Seal Coat, Ductile Iron Pipe	14,221.34	1,593.81
For Class 52 Rating, Deduct	-1,298.71	
For Class 54 Rating, Add	1,799.95	
For Class 55 Rating, Add	2,690.80	
For Class 56 Rating, Add	3,569.85	
40 05 19 00-0998 EA 36" Flanged x Grooved (FxG), 5'-0" Spool Length, Class 53, Cement Lined, Bituminous Seal Coat, Ductile Iron Pipe	14,888.28	1,596.82
For Class 52 Rating, Deduct	-1,371.57	
For Class 54 Rating, Add	1,899.36	
For Class 55 Rating, Add	2,838.62	
For Class 56 Rating, Add	3,765.41	
40 05 19 00-0999 EA 36" Flanged x Grooved (FxG), 5'-6" Spool Length, Class 53, Cement Lined, Bituminous Seal Coat, Ductile Iron Pipe	15,555.22	1,599.83
For Class 52 Rating, Deduct	-1,444.44	
For Class 54 Rating, Add	1,998.77	
For Class 55 Rating, Add	2,986.44	
For Class 56 Rating, Add	3,960.98	
40 05 19 00-1000 EA 36" Flanged x Grooved (FxG), 6'-0" Spool Length, Class 53, Cement Lined, Bituminous Seal Coat, Ductile Iron Pipe	16,222.16	1,602.84
For Class 52 Rating, Deduct	-1,517.30	
For Class 54 Rating, Add	2,098.18	
For Class 55 Rating, Add	3,134.26	
For Class 56 Rating, Add	4,156.54	
40 05 19 00-1001 EA 36" Flanged x Grooved (FxG), 6'-6" Spool Length, Class 53, Cement Lined, Bituminous Seal Coat, Ductile Iron Pipe	16,889.10	1,605.86
For Class 52 Rating, Deduct	-1,590.16	
For Class 54 Rating, Add	2,197.59	
For Class 55 Rating, Add	3,282.08	
For Class 56 Rating, Add	4,352.11	
40 05 19 00-1002 EA 36" Flanged x Grooved (FxG), 7'-0" Spool Length, Class 53, Cement Lined, Bituminous Seal Coat, Ductile Iron Pipe	17,556.04	1,608.88
For Class 52 Rating, Deduct	-1,663.02	
For Class 54 Rating, Add	2,297.01	
For Class 55 Rating, Add	3,429.90	
For Class 56 Rating, Add	4,547.67	
40 05 19 00-1003 EA 36" Flanged x Grooved (FxG), 7'-6" Spool Length, Class 53, Cement Lined, Bituminous Seal Coat, Ductile Iron Pipe	18,223.00	1,611.89
For Class 52 Rating, Deduct	-1,735.88	
For Class 54 Rating, Add	2,396.42	
For Class 55 Rating, Add	3,577.72	
For Class 56 Rating, Add	4,743.24	
40 05 19 00-1004 EA 36" Flanged x Grooved (FxG), 8'-0" Spool Length, Class 53, Cement Lined, Bituminous Seal Coat, Ductile Iron Pipe	18,889.93	1,614.90
For Class 52 Rating, Deduct	-1,808.74	
For Class 54 Rating, Add	2,495.83	
For Class 55 Rating, Add	3,725.54	
For Class 56 Rating, Add	4,938.80	
40 05 19 00-1005 EA 36" Flanged x Grooved (FxG), 8'-6" Spool Length, Class 53, Cement Lined, Bituminous Seal Coat, Ductile Iron Pipe	19,556.87	1,617.91
For Class 52 Rating, Deduct	-1,881.60	
For Class 54 Rating, Add	2,595.24	
For Class 55 Rating, Add	3,873.36	
For Class 56 Rating, Add	5,134.37	
40 05 19 00-1006 EA 36" Flanged x Grooved (FxG), 9'-0" Spool Length, Class 53, Cement Lined, Bituminous Seal Coat, Ductile Iron Pipe	20,223.82	1,620.93
For Class 52 Rating, Deduct	-1,954.47	
For Class 54 Rating, Add	2,694.65	
For Class 55 Rating, Add	4,021.18	
For Class 56 Rating, Add	5,329.94	
40 05 19 00-1007 EA 36" Flanged x Grooved (FxG), 9'-6" Spool Length, Class 53, Cement Lined, Bituminous Seal Coat, Ductile Iron Pipe	20,890.75	1,623.94
For Class 52 Rating, Deduct	-2,027.33	
For Class 54 Rating, Add	2,794.06	
For Class 55 Rating, Add	4,169.00	
For Class 56 Rating, Add	5,525.50	

40 Process Interconnections
40 05 Common Work Results For Process Interconnections
40 05 19 Ductile Iron Process Pipe



MINOR	CSI	UOM	DESCRIPTION	TOTAL DIRECT UNIT COST	DEMOLITION UNIT COST
40 05 19 00-1008	EA		36" Flanged x Grooved (FxG), 10'-0" Spool Length, Class 53, Cement Lined, Bituminous Seal Coat, Ductile Iron Pipe	21,557.69	1,626.95
			<i>For Class 52 Rating, Deduct</i>	-2,100.19	
			<i>For Class 54 Rating, Add</i>	2,893.47	
			<i>For Class 55 Rating, Add</i>	4,316.82	
			<i>For Class 56 Rating, Add</i>	5,721.07	
40 05 19 00-1009	EA		36" Flanged x Grooved (FxG), 10'-6" Spool Length, Class 53, Cement Lined, Bituminous Seal Coat, Ductile Iron Pipe	22,224.64	1,629.96
			<i>For Class 52 Rating, Deduct</i>	-2,173.05	
			<i>For Class 54 Rating, Add</i>	2,992.89	
			<i>For Class 55 Rating, Add</i>	4,464.64	
			<i>For Class 56 Rating, Add</i>	5,916.63	
40 05 19 00-1010	EA		36" Flanged x Grooved (FxG), 11'-0" Spool Length, Class 53, Cement Lined, Bituminous Seal Coat, Ductile Iron Pipe	22,891.58	1,632.97
			<i>For Class 52 Rating, Deduct</i>	-2,245.97	
			<i>For Class 54 Rating, Add</i>	3,092.30	
			<i>For Class 55 Rating, Add</i>	4,612.46	
			<i>For Class 56 Rating, Add</i>	6,112.20	
40 05 19 00-1011	EA		36" Flanged x Grooved (FxG), 11'-6" Spool Length, Class 53, Cement Lined, Bituminous Seal Coat, Ductile Iron Pipe	23,558.53	1,635.99
			<i>For Class 52 Rating, Deduct</i>	-2,316.77	
			<i>For Class 54 Rating, Add</i>	3,191.71	
			<i>For Class 55 Rating, Add</i>	4,760.27	
			<i>For Class 56 Rating, Add</i>	6,307.76	
40 05 19 00-1012	EA		36" Flanged x Grooved (FxG), 12'-0" Spool Length, Class 53, Cement Lined, Bituminous Seal Coat, Ductile Iron Pipe	24,225.47	1,639.00
			<i>For Class 52 Rating, Deduct</i>	-2,391.63	
			<i>For Class 54 Rating, Add</i>	3,291.12	
			<i>For Class 55 Rating, Add</i>	4,908.10	
			<i>For Class 56 Rating, Add</i>	6,503.33	
40 05 19 00-1013	EA		36" Flanged x Grooved (FxG), 12'-6" Spool Length, Class 53, Cement Lined, Bituminous Seal Coat, Ductile Iron Pipe	24,892.41	1,642.01
			<i>For Class 52 Rating, Deduct</i>	-2,464.50	
			<i>For Class 54 Rating, Add</i>	3,390.53	
			<i>For Class 55 Rating, Add</i>	5,055.92	
			<i>For Class 56 Rating, Add</i>	6,698.89	
40 05 19 00-1014	EA		36" Flanged x Grooved (FxG), 13'-0" Spool Length, Class 53, Cement Lined, Bituminous Seal Coat, Ductile Iron Pipe	25,559.35	1,645.02
			<i>For Class 52 Rating, Deduct</i>	-2,537.36	
			<i>For Class 54 Rating, Add</i>	3,489.94	
			<i>For Class 55 Rating, Add</i>	5,203.73	
			<i>For Class 56 Rating, Add</i>	6,894.46	
40 05 19 00-1015	EA		36" Flanged x Grooved (FxG), 13'-6" Spool Length, Class 53, Cement Lined, Bituminous Seal Coat, Ductile Iron Pipe	26,226.29	1,648.04
			<i>For Class 52 Rating, Deduct</i>	-2,610.22	
			<i>For Class 54 Rating, Add</i>	3,589.35	
			<i>For Class 55 Rating, Add</i>	5,351.55	
			<i>For Class 56 Rating, Add</i>	7,090.02	
40 05 19 00-1016	EA		36" Flanged x Grooved (FxG), 14'-0" Spool Length, Class 53, Cement Lined, Bituminous Seal Coat, Ductile Iron Pipe	26,893.23	1,651.06
			<i>For Class 52 Rating, Deduct</i>	-2,683.08	
			<i>For Class 54 Rating, Add</i>	3,688.77	
			<i>For Class 55 Rating, Add</i>	5,499.37	
			<i>For Class 56 Rating, Add</i>	7,285.59	
40 05 19 00-1017	EA		36" Flanged x Grooved (FxG), 14'-6" Spool Length, Class 53, Cement Lined, Bituminous Seal Coat, Ductile Iron Pipe	27,560.17	1,654.07
			<i>For Class 52 Rating, Deduct</i>	-2,755.94	
			<i>For Class 54 Rating, Add</i>	3,788.18	
			<i>For Class 55 Rating, Add</i>	5,647.19	
			<i>For Class 56 Rating, Add</i>	7,481.15	
40 05 19 00-1018	EA		36" Flanged x Grooved (FxG), 15'-0" Spool Length, Class 53, Cement Lined, Bituminous Seal Coat, Ductile Iron Pipe	28,227.11	1,657.08
			<i>For Class 52 Rating, Deduct</i>	-2,828.80	
			<i>For Class 54 Rating, Add</i>	3,887.59	
			<i>For Class 55 Rating, Add</i>	5,795.01	
			<i>For Class 56 Rating, Add</i>	7,676.72	
40 05 19 00-1019	EA		36" Flanged x Grooved (FxG), 15'-6" Spool Length, Class 53, Cement Lined, Bituminous Seal Coat, Ductile Iron Pipe	28,894.06	1,660.09
			<i>For Class 52 Rating, Deduct</i>	-2,901.66	
			<i>For Class 54 Rating, Add</i>	3,987.00	
			<i>For Class 55 Rating, Add</i>	5,942.83	
			<i>For Class 56 Rating, Add</i>	7,872.29	
40 05 19 00-1020	EA		36" Flanged x Grooved (FxG), 16'-0" Spool Length, Class 53, Cement Lined, Bituminous Seal Coat, Ductile Iron Pipe	29,561.01	1,663.10
			<i>For Class 52 Rating, Deduct</i>	-2,974.53	
			<i>For Class 54 Rating, Add</i>	4,086.41	
			<i>For Class 55 Rating, Add</i>	6,090.65	
			<i>For Class 56 Rating, Add</i>	8,067.85	
40 05 19 00-1021	EA		36" Flanged x Grooved (FxG), 16'-6" Spool Length, Class 53, Cement Lined, Bituminous Seal Coat, Ductile Iron Pipe	30,227.94	1,666.12
			<i>For Class 52 Rating, Deduct</i>	-3,047.39	
			<i>For Class 54 Rating, Add</i>	4,185.82	
			<i>For Class 55 Rating, Add</i>	6,238.47	
			<i>For Class 56 Rating, Add</i>	8,263.42	



MINOR CSI UOM DESCRIPTION	TOTAL DIRECT UNIT COST	DEMOLITION UNIT COST
40 05 19 00-1022 EA 36" Flanged x Grooved (FxG), 17'-0" Spool Length, Class 53, Cement Lined, Bituminous Seal Coat, Ductile Iron Pipe	30,894.89	1,669.13
For Class 52 Rating, Deduct	-3,120.25	
For Class 54 Rating, Add	4,285.23	
For Class 55 Rating, Add	6,386.29	
For Class 56 Rating, Add	8,458.98	
40 05 19 00-1023 EA 36" Flanged x Grooved (FxG), 17'-6" Spool Length, Class 53, Cement Lined, Bituminous Seal Coat, Ductile Iron Pipe	31,561.83	1,672.14
For Class 52 Rating, Deduct	-3,193.11	
For Class 54 Rating, Add	4,384.64	
For Class 55 Rating, Add	6,534.11	
For Class 56 Rating, Add	8,654.55	
40 05 19 00-1024 EA 36" Flanged x Grooved (FxG), 18'-0" Spool Length, Class 53, Cement Lined, Bituminous Seal Coat, Ductile Iron Pipe	32,228.76	1,675.15
For Class 52 Rating, Deduct	-3,265.97	
For Class 54 Rating, Add	4,484.05	
For Class 55 Rating, Add	6,681.93	
For Class 56 Rating, Add	8,850.11	
40 05 19 00-1025 EA 36" Flanged x Grooved (FxG), 18'-6" Spool Length, Class 53, Cement Lined, Bituminous Seal Coat, Ductile Iron Pipe	32,895.71	1,678.17
For Class 52 Rating, Deduct	-3,338.83	
For Class 54 Rating, Add	4,583.47	
For Class 55 Rating, Add	6,829.75	
For Class 56 Rating, Add	9,045.68	
40 05 19 00-1026 EA 36" Flanged x Grooved (FxG), 19'-0" Spool Length, Class 53, Cement Lined, Bituminous Seal Coat, Ductile Iron Pipe	33,562.65	1,681.18
For Class 52 Rating, Deduct	-3,411.70	
For Class 54 Rating, Add	4,682.88	
For Class 55 Rating, Add	6,977.57	
For Class 56 Rating, Add	9,241.25	
40 05 19 00-1027 EA 36" Flanged x Grooved (FxG), 19'-6" Spool Length, Class 53, Cement Lined, Bituminous Seal Coat, Ductile Iron Pipe	34,229.59	1,684.20
For Class 52 Rating, Deduct	-3,484.56	
For Class 54 Rating, Add	4,782.29	
For Class 55 Rating, Add	7,125.39	
For Class 56 Rating, Add	9,436.81	
40 05 19 00-1028 Flanged End x Plain End (FxPE), Cement Lined, Bituminous Seal Coat, Ductile Iron Pipe <small>(40 05 19 00-0001)</small>		
40 05 19 00-1029 4" Flanged End x Plain End (FxPE), Class 53, Cement Lined, Bituminous Seal Coat, Ductile Iron Pipe <small>(40 05 19 00-1028)</small>		
40 05 19 00-1030 EA 4" Flanged x Plain End (FxPE), 1'-0" Spool Length, Class 53, Cement Lined, Bituminous Seal Coat, Ductile Iron Pipe	509.10	147.35
For Class 52 Rating, Deduct	-31.44	
For Class 54 Rating, Add	45.56	
For Class 55 Rating, Add	69.10	
For Class 56 Rating, Add	92.36	
40 05 19 00-1031 EA 4" Flanged x Plain End (FxPE), 1'-6" Spool Length, Class 53, Cement Lined, Bituminous Seal Coat, Ductile Iron Pipe	564.25	149.92
For Class 52 Rating, Deduct	-37.08	
For Class 54 Rating, Add	53.29	
For Class 55 Rating, Add	80.62	
For Class 56 Rating, Add	107.62	
40 05 19 00-1032 EA 4" Flanged x Plain End (FxPE), 2'-0" Spool Length, Class 53, Cement Lined, Bituminous Seal Coat, Ductile Iron Pipe	619.42	152.50
For Class 52 Rating, Deduct	-42.72	
For Class 54 Rating, Add	61.03	
For Class 55 Rating, Add	92.15	
For Class 56 Rating, Add	122.88	
40 05 19 00-1033 EA 4" Flanged x Plain End (FxPE), 2'-6" Spool Length, Class 53, Cement Lined, Bituminous Seal Coat, Ductile Iron Pipe	674.57	155.08
For Class 52 Rating, Deduct	-48.36	
For Class 54 Rating, Add	68.76	
For Class 55 Rating, Add	103.67	
For Class 56 Rating, Add	138.14	
40 05 19 00-1034 EA 4" Flanged x Plain End (FxPE), 3'-0" Spool Length, Class 53, Cement Lined, Bituminous Seal Coat, Ductile Iron Pipe	729.74	157.65
For Class 52 Rating, Deduct	-54.00	
For Class 54 Rating, Add	76.50	
For Class 55 Rating, Add	115.20	
For Class 56 Rating, Add	153.41	
40 05 19 00-1035 EA 4" Flanged x Plain End (FxPE), 3'-6" Spool Length, Class 53, Cement Lined, Bituminous Seal Coat, Ductile Iron Pipe	784.88	160.23
For Class 52 Rating, Deduct	-59.63	
For Class 54 Rating, Add	84.23	
For Class 55 Rating, Add	126.72	
For Class 56 Rating, Add	168.66	
40 05 19 00-1036 EA 4" Flanged x Plain End (FxPE), 4'-0" Spool Length, Class 53, Cement Lined, Bituminous Seal Coat, Ductile Iron Pipe	840.04	162.81
For Class 52 Rating, Deduct	-65.27	
For Class 54 Rating, Add	91.97	
For Class 55 Rating, Add	138.24	
For Class 56 Rating, Add	183.93	

40 Process Interconnections
40 05 Common Work Results For Process Interconnections
40 05 19 Ductile Iron Process Pipe



MINOR	CSI	UOM	DESCRIPTION	TOTAL DIRECT UNIT COST	DEMOLITION UNIT COST
40 05 19 00-1037	EA		4" Flanged x Plain End (FxPE), 4'-6" Spool Length, Class 53, Cement Lined, Bituminous Seal Coat, Ductile Iron Pipe	895.20	165.38
			For Class 52 Rating, Deduct	-70.91	
			For Class 54 Rating, Add	99.70	
			For Class 55 Rating, Add	149.77	
			For Class 56 Rating, Add	199.19	
40 05 19 00-1038	EA		4" Flanged x Plain End (FxPE), 5'-0" Spool Length, Class 53, Cement Lined, Bituminous Seal Coat, Ductile Iron Pipe	950.36	167.96
			For Class 52 Rating, Deduct	-76.55	
			For Class 54 Rating, Add	107.44	
			For Class 55 Rating, Add	161.29	
			For Class 56 Rating, Add	214.45	
40 05 19 00-1039	EA		4" Flanged x Plain End (FxPE), 5'-6" Spool Length, Class 53, Cement Lined, Bituminous Seal Coat, Ductile Iron Pipe	1,005.53	170.53
			For Class 52 Rating, Deduct	-82.19	
			For Class 54 Rating, Add	115.17	
			For Class 55 Rating, Add	172.82	
			For Class 56 Rating, Add	229.71	
40 05 19 00-1040	EA		4" Flanged x Plain End (FxPE), 6'-0" Spool Length, Class 53, Cement Lined, Bituminous Seal Coat, Ductile Iron Pipe	1,060.68	173.11
			For Class 52 Rating, Deduct	-87.82	
			For Class 54 Rating, Add	122.91	
			For Class 55 Rating, Add	184.34	
			For Class 56 Rating, Add	244.97	
40 05 19 00-1041	EA		4" Flanged x Plain End (FxPE), 6'-6" Spool Length, Class 53, Cement Lined, Bituminous Seal Coat, Ductile Iron Pipe	1,115.85	175.68
			For Class 52 Rating, Deduct	-93.46	
			For Class 54 Rating, Add	130.64	
			For Class 55 Rating, Add	195.86	
			For Class 56 Rating, Add	260.23	
40 05 19 00-1042	EA		4" Flanged x Plain End (FxPE), 7'-0" Spool Length, Class 53, Cement Lined, Bituminous Seal Coat, Ductile Iron Pipe	1,170.99	178.26
			For Class 52 Rating, Deduct	-99.10	
			For Class 54 Rating, Add	138.38	
			For Class 55 Rating, Add	207.38	
			For Class 56 Rating, Add	275.49	
40 05 19 00-1043	EA		4" Flanged x Plain End (FxPE), 7'-6" Spool Length, Class 53, Cement Lined, Bituminous Seal Coat, Ductile Iron Pipe	1,226.16	180.85
			For Class 52 Rating, Deduct	-104.74	
			For Class 54 Rating, Add	146.11	
			For Class 55 Rating, Add	218.91	
			For Class 56 Rating, Add	290.75	
40 05 19 00-1044	EA		4" Flanged x Plain End (FxPE), 8'-0" Spool Length, Class 53, Cement Lined, Bituminous Seal Coat, Ductile Iron Pipe	1,281.31	183.41
			For Class 52 Rating, Deduct	-110.38	
			For Class 54 Rating, Add	153.85	
			For Class 55 Rating, Add	230.43	
			For Class 56 Rating, Add	306.01	
40 05 19 00-1045	EA		4" Flanged x Plain End (FxPE), 8'-6" Spool Length, Class 53, Cement Lined, Bituminous Seal Coat, Ductile Iron Pipe	1,336.48	185.99
			For Class 52 Rating, Deduct	-116.01	
			For Class 54 Rating, Add	161.58	
			For Class 55 Rating, Add	241.96	
			For Class 56 Rating, Add	321.28	
40 05 19 00-1046	EA		4" Flanged x Plain End (FxPE), 9'-0" Spool Length, Class 53, Cement Lined, Bituminous Seal Coat, Ductile Iron Pipe	1,391.63	188.56
			For Class 52 Rating, Deduct	-121.65	
			For Class 54 Rating, Add	169.32	
			For Class 55 Rating, Add	253.48	
			For Class 56 Rating, Add	336.53	
40 05 19 00-1047	EA		4" Flanged x Plain End (FxPE), 9'-6" Spool Length, Class 53, Cement Lined, Bituminous Seal Coat, Ductile Iron Pipe	1,446.79	191.14
			For Class 52 Rating, Deduct	-127.29	
			For Class 54 Rating, Add	177.05	
			For Class 55 Rating, Add	265.00	
			For Class 56 Rating, Add	351.80	
40 05 19 00-1048	EA		4" Flanged x Plain End (FxPE), 10'-0" Spool Length, Class 53, Cement Lined, Bituminous Seal Coat, Ductile Iron Pipe	1,501.95	193.72
			For Class 52 Rating, Deduct	-132.93	
			For Class 54 Rating, Add	184.79	
			For Class 55 Rating, Add	276.53	
			For Class 56 Rating, Add	367.06	
40 05 19 00-1049	EA		4" Flanged x Plain End (FxPE), 10'-6" Spool Length, Class 53, Cement Lined, Bituminous Seal Coat, Ductile Iron Pipe	1,557.10	196.29
			For Class 52 Rating, Deduct	-138.57	
			For Class 54 Rating, Add	192.52	
			For Class 55 Rating, Add	288.05	
			For Class 56 Rating, Add	382.32	
40 05 19 00-1050	EA		4" Flanged x Plain End (FxPE), 11'-0" Spool Length, Class 53, Cement Lined, Bituminous Seal Coat, Ductile Iron Pipe	1,612.26	198.88
			For Class 52 Rating, Deduct	-144.20	
			For Class 54 Rating, Add	200.26	
			For Class 55 Rating, Add	299.57	
			For Class 56 Rating, Add	397.58	



MINOR CSI UOM DESCRIPTION	TOTAL DIRECT UNIT COST	DEMOLITION UNIT COST
40 05 19 00-1051 EA 4" Flanged x Plain End (FxPE), 11'-6" Spool Length, Class 53, Cement Lined, Bituminous Seal Coat, Ductile Iron Pipe	1,667.42	201.44
<i>For Class 52 Rating, Deduct</i>	-149.84	
<i>For Class 54 Rating, Add</i>	207.99	
<i>For Class 55 Rating, Add</i>	311.10	
<i>For Class 56 Rating, Add</i>	412.84	
40 05 19 00-1052 EA 4" Flanged x Plain End (FxPE), 12'-0" Spool Length, Class 53, Cement Lined, Bituminous Seal Coat, Ductile Iron Pipe	1,722.59	204.02
<i>For Class 52 Rating, Deduct</i>	-155.48	
<i>For Class 54 Rating, Add</i>	215.73	
<i>For Class 55 Rating, Add</i>	322.62	
<i>For Class 56 Rating, Add</i>	428.10	
40 05 19 00-1053 EA 4" Flanged x Plain End (FxPE), 12'-6" Spool Length, Class 53, Cement Lined, Bituminous Seal Coat, Ductile Iron Pipe	1,777.74	206.60
<i>For Class 52 Rating, Deduct</i>	-161.12	
<i>For Class 54 Rating, Add</i>	223.46	
<i>For Class 55 Rating, Add</i>	334.15	
<i>For Class 56 Rating, Add</i>	448.36	
40 05 19 00-1054 EA 4" Flanged x Plain End (FxPE), 13'-0" Spool Length, Class 53, Cement Lined, Bituminous Seal Coat, Ductile Iron Pipe	1,832.91	209.17
<i>For Class 52 Rating, Deduct</i>	-166.76	
<i>For Class 54 Rating, Add</i>	231.20	
<i>For Class 55 Rating, Add</i>	345.67	
<i>For Class 56 Rating, Add</i>	458.62	
40 05 19 00-1055 EA 4" Flanged x Plain End (FxPE), 13'-6" Spool Length, Class 53, Cement Lined, Bituminous Seal Coat, Ductile Iron Pipe	1,888.05	211.75
<i>For Class 52 Rating, Deduct</i>	-172.40	
<i>For Class 54 Rating, Add</i>	238.93	
<i>For Class 55 Rating, Add</i>	357.19	
<i>For Class 56 Rating, Add</i>	473.88	
40 05 19 00-1056 EA 4" Flanged x Plain End (FxPE), 14'-0" Spool Length, Class 53, Cement Lined, Bituminous Seal Coat, Ductile Iron Pipe	1,943.21	214.32
<i>For Class 52 Rating, Deduct</i>	-178.03	
<i>For Class 54 Rating, Add</i>	246.67	
<i>For Class 55 Rating, Add</i>	368.72	
<i>For Class 56 Rating, Add</i>	489.14	
40 05 19 00-1057 EA 4" Flanged x Plain End (FxPE), 14'-6" Spool Length, Class 53, Cement Lined, Bituminous Seal Coat, Ductile Iron Pipe	1,998.37	216.90
<i>For Class 52 Rating, Deduct</i>	-183.67	
<i>For Class 54 Rating, Add</i>	254.40	
<i>For Class 55 Rating, Add</i>	380.24	
<i>For Class 56 Rating, Add</i>	504.40	
40 05 19 00-1058 EA 4" Flanged x Plain End (FxPE), 15'-0" Spool Length, Class 53, Cement Lined, Bituminous Seal Coat, Ductile Iron Pipe	2,053.53	219.47
<i>For Class 52 Rating, Deduct</i>	-189.31	
<i>For Class 54 Rating, Add</i>	262.14	
<i>For Class 55 Rating, Add</i>	391.76	
<i>For Class 56 Rating, Add</i>	519.67	
40 05 19 00-1059 EA 4" Flanged x Plain End (FxPE), 15'-6" Spool Length, Class 53, Cement Lined, Bituminous Seal Coat, Ductile Iron Pipe	2,108.69	222.05
<i>For Class 52 Rating, Deduct</i>	-194.95	
<i>For Class 54 Rating, Add</i>	269.87	
<i>For Class 55 Rating, Add</i>	403.29	
<i>For Class 56 Rating, Add</i>	534.93	
40 05 19 00-1060 EA 4" Flanged x Plain End (FxPE), 16'-0" Spool Length, Class 53, Cement Lined, Bituminous Seal Coat, Ductile Iron Pipe	2,163.85	224.63
<i>For Class 52 Rating, Deduct</i>	-200.59	
<i>For Class 54 Rating, Add</i>	277.61	
<i>For Class 55 Rating, Add</i>	414.81	
<i>For Class 56 Rating, Add</i>	550.19	
40 05 19 00-1061 EA 4" Flanged x Plain End (FxPE), 16'-6" Spool Length, Class 53, Cement Lined, Bituminous Seal Coat, Ductile Iron Pipe	2,219.01	227.21
<i>For Class 52 Rating, Deduct</i>	-206.22	
<i>For Class 54 Rating, Add</i>	285.35	
<i>For Class 55 Rating, Add</i>	426.33	
<i>For Class 56 Rating, Add</i>	565.45	
40 05 19 00-1062 EA 4" Flanged x Plain End (FxPE), 17'-0" Spool Length, Class 53, Cement Lined, Bituminous Seal Coat, Ductile Iron Pipe	2,274.16	229.78
<i>For Class 52 Rating, Deduct</i>	-211.86	
<i>For Class 54 Rating, Add</i>	293.08	
<i>For Class 55 Rating, Add</i>	437.86	
<i>For Class 56 Rating, Add</i>	580.71	
40 05 19 00-1063 EA 4" Flanged x Plain End (FxPE), 17'-6" Spool Length, Class 53, Cement Lined, Bituminous Seal Coat, Ductile Iron Pipe	2,329.32	232.35
<i>For Class 52 Rating, Deduct</i>	-217.50	
<i>For Class 54 Rating, Add</i>	300.82	
<i>For Class 55 Rating, Add</i>	449.38	
<i>For Class 56 Rating, Add</i>	595.97	
40 05 19 00-1064 EA 4" Flanged x Plain End (FxPE), 18'-0" Spool Length, Class 53, Cement Lined, Bituminous Seal Coat, Ductile Iron Pipe	2,384.48	234.93
<i>For Class 52 Rating, Deduct</i>	-223.14	
<i>For Class 54 Rating, Add</i>	308.55	
<i>For Class 55 Rating, Add</i>	460.90	
<i>For Class 56 Rating, Add</i>	611.23	

40 Process Interconnections

40 05 Common Work Results For Process Interconnections

40 05 19 Ductile Iron Process Pipe



SAN BERNARDINO
COUNTY

MINOR
CSI UOM DESCRIPTION

TOTAL DIRECT DEMOLITION
UNIT COST UNIT COST

40 05 19 00-1065	EA	4" Flanged x Plain End (FxPE), 18'-6" Spool Length, Class 53, Cement Lined, Bituminous Seal Coat, Ductile Iron Pipe	2,439.64	237.51
		<i>For Class 52 Rating, Deduct</i>	-228.78	
		<i>For Class 54 Rating, Add</i>	316.29	
		<i>For Class 55 Rating, Add</i>	472.43	
		<i>For Class 56 Rating, Add</i>	626.49	
40 05 19 00-1066	EA	4" Flanged x Plain End (FxPE), 19'-0" Spool Length, Class 53, Cement Lined, Bituminous Seal Coat, Ductile Iron Pipe	2,494.80	240.08
		<i>For Class 52 Rating, Deduct</i>	-234.41	
		<i>For Class 54 Rating, Add</i>	324.02	
		<i>For Class 55 Rating, Add</i>	483.95	
		<i>For Class 56 Rating, Add</i>	641.75	
40 05 19 00-1067	EA	4" Flanged x Plain End (FxPE), 19'-6" Spool Length, Class 53, Cement Lined, Bituminous Seal Coat, Ductile Iron Pipe	2,549.96	242.66
		<i>For Class 52 Rating, Deduct</i>	-240.05	
		<i>For Class 54 Rating, Add</i>	331.76	
		<i>For Class 55 Rating, Add</i>	495.48	
		<i>For Class 56 Rating, Add</i>	657.01	
40 05 19 00-1068	EA	4" Flanged x Plain End (FxPE), 20'-0" Spool Length, Class 53, Cement Lined, Bituminous Seal Coat, Ductile Iron Pipe	2,605.12	245.24
		<i>For Class 52 Rating, Deduct</i>	-245.69	
		<i>For Class 54 Rating, Add</i>	339.49	
		<i>For Class 55 Rating, Add</i>	507.00	
		<i>For Class 56 Rating, Add</i>	672.27	
40 05 19 00-1069		6" Flanged End x Plain End (FxPE), Class 53, Cement Lined, Bituminous Seal Coat, Ductile Iron Pipe <small>(40 05 19 00-1028)</small>		
40 05 19 00-1070	EA	6" Flanged x Plain End (FxPE), 1'-0" Spool Length, Class 53, Cement Lined, Bituminous Seal Coat, Ductile Iron Pipe	637.83	185.47
		<i>For Class 52 Rating, Deduct</i>	-39.25	
		<i>For Class 54 Rating, Add</i>	56.90	
		<i>For Class 55 Rating, Add</i>	86.32	
		<i>For Class 56 Rating, Add</i>	115.38	
40 05 19 00-1071	EA	6" Flanged x Plain End (FxPE), 1'-6" Spool Length, Class 53, Cement Lined, Bituminous Seal Coat, Ductile Iron Pipe	704.82	188.06
		<i>For Class 52 Rating, Deduct</i>	-46.19	
		<i>For Class 54 Rating, Add</i>	66.40	
		<i>For Class 55 Rating, Add</i>	100.48	
		<i>For Class 56 Rating, Add</i>	134.13	
40 05 19 00-1072	EA	6" Flanged x Plain End (FxPE), 2'-0" Spool Length, Class 53, Cement Lined, Bituminous Seal Coat, Ductile Iron Pipe	771.80	190.62
		<i>For Class 52 Rating, Deduct</i>	-53.13	
		<i>For Class 54 Rating, Add</i>	75.91	
		<i>For Class 55 Rating, Add</i>	114.64	
		<i>For Class 56 Rating, Add</i>	152.88	
40 05 19 00-1073	EA	6" Flanged x Plain End (FxPE), 2'-6" Spool Length, Class 53, Cement Lined, Bituminous Seal Coat, Ductile Iron Pipe	838.80	193.20
		<i>For Class 52 Rating, Deduct</i>	-60.07	
		<i>For Class 54 Rating, Add</i>	85.42	
		<i>For Class 55 Rating, Add</i>	128.80	
		<i>For Class 56 Rating, Add</i>	171.63	
40 05 19 00-1074	EA	6" Flanged x Plain End (FxPE), 3'-0" Spool Length, Class 53, Cement Lined, Bituminous Seal Coat, Ductile Iron Pipe	905.78	195.78
		<i>For Class 52 Rating, Deduct</i>	-67.01	
		<i>For Class 54 Rating, Add</i>	94.93	
		<i>For Class 55 Rating, Add</i>	142.96	
		<i>For Class 56 Rating, Add</i>	190.38	
40 05 19 00-1075	EA	6" Flanged x Plain End (FxPE), 3'-6" Spool Length, Class 53, Cement Lined, Bituminous Seal Coat, Ductile Iron Pipe	972.77	198.35
		<i>For Class 52 Rating, Deduct</i>	-73.95	
		<i>For Class 54 Rating, Add</i>	104.44	
		<i>For Class 55 Rating, Add</i>	157.12	
		<i>For Class 56 Rating, Add</i>	209.13	
40 05 19 00-1076	EA	6" Flanged x Plain End (FxPE), 4'-0" Spool Length, Class 53, Cement Lined, Bituminous Seal Coat, Ductile Iron Pipe	1,039.76	200.93
		<i>For Class 52 Rating, Deduct</i>	-80.89	
		<i>For Class 54 Rating, Add</i>	113.95	
		<i>For Class 55 Rating, Add</i>	171.28	
		<i>For Class 56 Rating, Add</i>	227.88	
40 05 19 00-1077	EA	6" Flanged x Plain End (FxPE), 4'-6" Spool Length, Class 53, Cement Lined, Bituminous Seal Coat, Ductile Iron Pipe	1,106.74	203.50
		<i>For Class 52 Rating, Deduct</i>	-87.82	
		<i>For Class 54 Rating, Add</i>	123.46	
		<i>For Class 55 Rating, Add</i>	185.44	
		<i>For Class 56 Rating, Add</i>	246.63	
40 05 19 00-1078	EA	6" Flanged x Plain End (FxPE), 5'-0" Spool Length, Class 53, Cement Lined, Bituminous Seal Coat, Ductile Iron Pipe	1,173.72	206.09
		<i>For Class 52 Rating, Deduct</i>	-94.76	
		<i>For Class 54 Rating, Add</i>	132.97	
		<i>For Class 55 Rating, Add</i>	199.60	
		<i>For Class 56 Rating, Add</i>	265.38	



MINOR	TOTAL DIRECT	DEMOLITION
CSI UOM DESCRIPTION	UNIT COST	UNIT COST
40 05 19 00-1079 EA 6" Flanged x Plain End (FxPE), 5'-6" Spool Length, Class 53, Cement Lined, Bituminous Seal Coat, Ductile Iron Pipe	1,240.71	208.65
For Class 52 Rating, Deduct	-101.70	
For Class 54 Rating, Add	142.48	
For Class 55 Rating, Add	213.77	
For Class 56 Rating, Add	284.13	
40 05 19 00-1080 EA 6" Flanged x Plain End (FxPE), 6'-0" Spool Length, Class 53, Cement Lined, Bituminous Seal Coat, Ductile Iron Pipe	1,307.70	211.23
For Class 52 Rating, Deduct	-108.64	
For Class 54 Rating, Add	151.99	
For Class 55 Rating, Add	227.93	
For Class 56 Rating, Add	302.88	
40 05 19 00-1081 EA 6" Flanged x Plain End (FxPE), 6'-6" Spool Length, Class 53, Cement Lined, Bituminous Seal Coat, Ductile Iron Pipe	1,374.68	213.82
For Class 52 Rating, Deduct	-115.58	
For Class 54 Rating, Add	161.50	
For Class 55 Rating, Add	242.09	
For Class 56 Rating, Add	321.63	
40 05 19 00-1082 EA 6" Flanged x Plain End (FxPE), 7'-0" Spool Length, Class 53, Cement Lined, Bituminous Seal Coat, Ductile Iron Pipe	1,441.68	216.38
For Class 52 Rating, Deduct	-122.52	
For Class 54 Rating, Add	171.01	
For Class 55 Rating, Add	256.25	
For Class 56 Rating, Add	340.38	
40 05 19 00-1083 EA 6" Flanged x Plain End (FxPE), 7'-6" Spool Length, Class 53, Cement Lined, Bituminous Seal Coat, Ductile Iron Pipe	1,508.66	218.96
For Class 52 Rating, Deduct	-129.46	
For Class 54 Rating, Add	180.52	
For Class 55 Rating, Add	270.41	
For Class 56 Rating, Add	359.13	
40 05 19 00-1084 EA 6" Flanged x Plain End (FxPE), 8'-0" Spool Length, Class 53, Cement Lined, Bituminous Seal Coat, Ductile Iron Pipe	1,575.65	221.53
For Class 52 Rating, Deduct	-136.40	
For Class 54 Rating, Add	190.03	
For Class 55 Rating, Add	284.57	
For Class 56 Rating, Add	377.88	
40 05 19 00-1085 EA 6" Flanged x Plain End (FxPE), 8'-6" Spool Length, Class 53, Cement Lined, Bituminous Seal Coat, Ductile Iron Pipe	1,642.63	224.12
For Class 52 Rating, Deduct	-143.34	
For Class 54 Rating, Add	199.54	
For Class 55 Rating, Add	298.73	
For Class 56 Rating, Add	396.63	
40 05 19 00-1086 EA 6" Flanged x Plain End (FxPE), 9'-0" Spool Length, Class 53, Cement Lined, Bituminous Seal Coat, Ductile Iron Pipe	1,709.62	226.69
For Class 52 Rating, Deduct	-150.28	
For Class 54 Rating, Add	209.04	
For Class 55 Rating, Add	312.89	
For Class 56 Rating, Add	415.38	
40 05 19 00-1087 EA 6" Flanged x Plain End (FxPE), 9'-6" Spool Length, Class 53, Cement Lined, Bituminous Seal Coat, Ductile Iron Pipe	1,776.61	229.26
For Class 52 Rating, Deduct	-157.22	
For Class 54 Rating, Add	218.55	
For Class 55 Rating, Add	327.06	
For Class 56 Rating, Add	434.13	
40 05 19 00-1088 EA 6" Flanged x Plain End (FxPE), 10'-0" Spool Length, Class 53, Cement Lined, Bituminous Seal Coat, Ductile Iron Pipe	1,843.60	231.85
For Class 52 Rating, Deduct	-164.16	
For Class 54 Rating, Add	228.06	
For Class 55 Rating, Add	341.22	
For Class 56 Rating, Add	452.88	
40 05 19 00-1089 EA 6" Flanged x Plain End (FxPE), 10'-6" Spool Length, Class 53, Cement Lined, Bituminous Seal Coat, Ductile Iron Pipe	1,910.58	234.42
For Class 52 Rating, Deduct	-171.09	
For Class 54 Rating, Add	237.57	
For Class 55 Rating, Add	355.38	
For Class 56 Rating, Add	471.63	
40 05 19 00-1090 EA 6" Flanged x Plain End (FxPE), 11'-0" Spool Length, Class 53, Cement Lined, Bituminous Seal Coat, Ductile Iron Pipe	1,977.56	236.99
For Class 52 Rating, Deduct	-178.03	
For Class 54 Rating, Add	247.08	
For Class 55 Rating, Add	369.54	
For Class 56 Rating, Add	490.38	
40 05 19 00-1091 EA 6" Flanged x Plain End (FxPE), 11'-6" Spool Length, Class 53, Cement Lined, Bituminous Seal Coat, Ductile Iron Pipe	2,044.55	239.57
For Class 52 Rating, Deduct	-184.97	
For Class 54 Rating, Add	256.59	
For Class 55 Rating, Add	383.70	
For Class 56 Rating, Add	509.13	
40 05 19 00-1092 EA 6" Flanged x Plain End (FxPE), 12'-0" Spool Length, Class 53, Cement Lined, Bituminous Seal Coat, Ductile Iron Pipe	2,111.53	242.15
For Class 52 Rating, Deduct	-191.91	
For Class 54 Rating, Add	266.10	
For Class 55 Rating, Add	397.86	
For Class 56 Rating, Add	527.88	

40 Process Interconnections
40 05 Common Work Results For Process Interconnections
40 05 19 Ductile Iron Process Pipe



MINOR				TOTAL DIRECT	DEMOLITION
CSI	UOM	DESCRIPTION		UNIT COST	UNIT COST
40 05 19 00-1093	EA	6" Flanged x Plain End (FxPE), 12'-6" Spool Length, Class 53, Cement Lined, Bituminous Seal Coat, Ductile Iron Pipe		2,178.53	244.72
		<i>For Class 52 Rating, Deduct</i>		-198.85	
		<i>For Class 54 Rating, Add</i>		275.61	
		<i>For Class 55 Rating, Add</i>		412.02	
		<i>For Class 56 Rating, Add</i>		546.63	
40 05 19 00-1094	EA	6" Flanged x Plain End (FxPE), 13'-0" Spool Length, Class 53, Cement Lined, Bituminous Seal Coat, Ductile Iron Pipe		2,245.51	247.29
		<i>For Class 52 Rating, Deduct</i>		-205.79	
		<i>For Class 54 Rating, Add</i>		285.12	
		<i>For Class 55 Rating, Add</i>		426.19	
		<i>For Class 56 Rating, Add</i>		565.38	
40 05 19 00-1095	EA	6" Flanged x Plain End (FxPE), 13'-6" Spool Length, Class 53, Cement Lined, Bituminous Seal Coat, Ductile Iron Pipe		2,312.50	249.87
		<i>For Class 52 Rating, Deduct</i>		-212.73	
		<i>For Class 54 Rating, Add</i>		294.63	
		<i>For Class 55 Rating, Add</i>		440.35	
		<i>For Class 56 Rating, Add</i>		584.13	
40 05 19 00-1096	EA	6" Flanged x Plain End (FxPE), 14'-0" Spool Length, Class 53, Cement Lined, Bituminous Seal Coat, Ductile Iron Pipe		2,379.49	252.46
		<i>For Class 52 Rating, Deduct</i>		-219.67	
		<i>For Class 54 Rating, Add</i>		304.14	
		<i>For Class 55 Rating, Add</i>		454.51	
		<i>For Class 56 Rating, Add</i>		602.88	
40 05 19 00-1097	EA	6" Flanged x Plain End (FxPE), 14'-6" Spool Length, Class 53, Cement Lined, Bituminous Seal Coat, Ductile Iron Pipe		2,446.47	255.02
		<i>For Class 52 Rating, Deduct</i>		-226.61	
		<i>For Class 54 Rating, Add</i>		313.65	
		<i>For Class 55 Rating, Add</i>		468.67	
		<i>For Class 56 Rating, Add</i>		621.63	
40 05 19 00-1098	EA	6" Flanged x Plain End (FxPE), 15'-0" Spool Length, Class 53, Cement Lined, Bituminous Seal Coat, Ductile Iron Pipe		2,513.45	257.60
		<i>For Class 52 Rating, Deduct</i>		-233.55	
		<i>For Class 54 Rating, Add</i>		323.16	
		<i>For Class 55 Rating, Add</i>		482.83	
		<i>For Class 56 Rating, Add</i>		640.38	
40 05 19 00-1099	EA	6" Flanged x Plain End (FxPE), 15'-6" Spool Length, Class 53, Cement Lined, Bituminous Seal Coat, Ductile Iron Pipe		2,580.44	260.18
		<i>For Class 52 Rating, Deduct</i>		-240.49	
		<i>For Class 54 Rating, Add</i>		332.67	
		<i>For Class 55 Rating, Add</i>		496.99	
		<i>For Class 56 Rating, Add</i>		659.13	
40 05 19 00-1100	EA	6" Flanged x Plain End (FxPE), 16'-0" Spool Length, Class 53, Cement Lined, Bituminous Seal Coat, Ductile Iron Pipe		2,647.43	262.75
		<i>For Class 52 Rating, Deduct</i>		-247.43	
		<i>For Class 54 Rating, Add</i>		342.18	
		<i>For Class 55 Rating, Add</i>		511.15	
		<i>For Class 56 Rating, Add</i>		677.88	
40 05 19 00-1101	EA	6" Flanged x Plain End (FxPE), 16'-6" Spool Length, Class 53, Cement Lined, Bituminous Seal Coat, Ductile Iron Pipe		2,714.42	265.33
		<i>For Class 52 Rating, Deduct</i>		-254.37	
		<i>For Class 54 Rating, Add</i>		351.69	
		<i>For Class 55 Rating, Add</i>		525.32	
		<i>For Class 56 Rating, Add</i>		696.63	
40 05 19 00-1102	EA	6" Flanged x Plain End (FxPE), 17'-0" Spool Length, Class 53, Cement Lined, Bituminous Seal Coat, Ductile Iron Pipe		2,781.41	267.90
		<i>For Class 52 Rating, Deduct</i>		-261.30	
		<i>For Class 54 Rating, Add</i>		361.19	
		<i>For Class 55 Rating, Add</i>		539.48	
		<i>For Class 56 Rating, Add</i>		715.38	
40 05 19 00-1103	EA	6" Flanged x Plain End (FxPE), 17'-6" Spool Length, Class 53, Cement Lined, Bituminous Seal Coat, Ductile Iron Pipe		2,848.39	270.49
		<i>For Class 52 Rating, Deduct</i>		-268.24	
		<i>For Class 54 Rating, Add</i>		370.70	
		<i>For Class 55 Rating, Add</i>		553.64	
		<i>For Class 56 Rating, Add</i>		734.13	
40 05 19 00-1104	EA	6" Flanged x Plain End (FxPE), 18'-0" Spool Length, Class 53, Cement Lined, Bituminous Seal Coat, Ductile Iron Pipe		2,915.38	273.05
		<i>For Class 52 Rating, Deduct</i>		-275.18	
		<i>For Class 54 Rating, Add</i>		380.21	
		<i>For Class 55 Rating, Add</i>		567.80	
		<i>For Class 56 Rating, Add</i>		752.88	
40 05 19 00-1105	EA	6" Flanged x Plain End (FxPE), 18'-6" Spool Length, Class 53, Cement Lined, Bituminous Seal Coat, Ductile Iron Pipe		2,982.36	275.63
		<i>For Class 52 Rating, Deduct</i>		-282.12	
		<i>For Class 54 Rating, Add</i>		389.72	
		<i>For Class 55 Rating, Add</i>		581.96	
		<i>For Class 56 Rating, Add</i>		771.63	
40 05 19 00-1106	EA	6" Flanged x Plain End (FxPE), 19'-0" Spool Length, Class 53, Cement Lined, Bituminous Seal Coat, Ductile Iron Pipe		3,049.35	278.22
		<i>For Class 52 Rating, Deduct</i>		-289.06	
		<i>For Class 54 Rating, Add</i>		399.23	
		<i>For Class 55 Rating, Add</i>		596.12	
		<i>For Class 56 Rating, Add</i>		790.38	



MINOR CSI UOM DESCRIPTION	TOTAL DIRECT UNIT COST	DEMOLITION UNIT COST
40 05 19 00-1107 EA 6" Flanged x Plain End (FxPE), 19'-6" Spool Length, Class 53, Cement Lined, Bituminous Seal Coat, Ductile Iron Pipe	3,116.34	280.78
For Class 52 Rating, Deduct	-296.00	
For Class 54 Rating, Add	408.74	
For Class 55 Rating, Add	610.28	
For Class 56 Rating, Add	809.13	
40 05 19 00-1108 EA 6" Flanged x Plain End (FxPE), 20'-0" Spool Length, Class 53, Cement Lined, Bituminous Seal Coat, Ductile Iron Pipe	3,183.33	283.86
For Class 52 Rating, Deduct	-302.94	
For Class 54 Rating, Add	418.25	
For Class 55 Rating, Add	624.44	
For Class 56 Rating, Add	827.88	
40 05 19 00-1109 8" Flanged End x Plain End (FxPE), Class 53, Cement Lined, Bituminous Seal Coat, Ductile Iron Pipe (40 05 19 00-1028)		
40 05 19 00-1110 EA 8" Flanged x Plain End (FxPE), 1'-0" Spool Length, Class 53, Cement Lined, Bituminous Seal Coat, Ductile Iron Pipe	877.54	236.99
For Class 52 Rating, Deduct	-57.03	
For Class 54 Rating, Add	82.08	
For Class 55 Rating, Add	124.24	
For Class 56 Rating, Add	165.88	
40 05 19 00-1111 EA 8" Flanged x Plain End (FxPE), 1'-6" Spool Length, Class 53, Cement Lined, Bituminous Seal Coat, Ductile Iron Pipe	968.19	239.57
For Class 52 Rating, Deduct	-66.57	
For Class 54 Rating, Add	95.14	
For Class 55 Rating, Add	143.67	
For Class 56 Rating, Add	191.60	
40 05 19 00-1112 EA 8" Flanged x Plain End (FxPE), 2'-0" Spool Length, Class 53, Cement Lined, Bituminous Seal Coat, Ductile Iron Pipe	1,058.83	242.15
For Class 52 Rating, Deduct	-76.11	
For Class 54 Rating, Add	108.20	
For Class 55 Rating, Add	163.11	
For Class 56 Rating, Add	217.33	
40 05 19 00-1113 EA 8" Flanged x Plain End (FxPE), 2'-6" Spool Length, Class 53, Cement Lined, Bituminous Seal Coat, Ductile Iron Pipe	1,149.48	244.72
For Class 52 Rating, Deduct	-85.66	
For Class 54 Rating, Add	121.25	
For Class 55 Rating, Add	182.55	
For Class 56 Rating, Add	243.06	
40 05 19 00-1114 EA 8" Flanged x Plain End (FxPE), 3'-0" Spool Length, Class 53, Cement Lined, Bituminous Seal Coat, Ductile Iron Pipe	1,240.12	247.29
For Class 52 Rating, Deduct	-95.20	
For Class 54 Rating, Add	134.31	
For Class 55 Rating, Add	201.98	
For Class 56 Rating, Add	268.79	
40 05 19 00-1115 EA 8" Flanged x Plain End (FxPE), 3'-6" Spool Length, Class 53, Cement Lined, Bituminous Seal Coat, Ductile Iron Pipe	1,330.77	249.87
For Class 52 Rating, Deduct	-104.74	
For Class 54 Rating, Add	147.37	
For Class 55 Rating, Add	221.42	
For Class 56 Rating, Add	294.52	
40 05 19 00-1116 EA 8" Flanged x Plain End (FxPE), 4'-0" Spool Length, Class 53, Cement Lined, Bituminous Seal Coat, Ductile Iron Pipe	1,421.41	252.46
For Class 52 Rating, Deduct	-114.28	
For Class 54 Rating, Add	160.43	
For Class 55 Rating, Add	240.86	
For Class 56 Rating, Add	320.25	
40 05 19 00-1117 EA 8" Flanged x Plain End (FxPE), 4'-6" Spool Length, Class 53, Cement Lined, Bituminous Seal Coat, Ductile Iron Pipe	1,512.05	255.02
For Class 52 Rating, Deduct	-123.82	
For Class 54 Rating, Add	173.48	
For Class 55 Rating, Add	260.29	
For Class 56 Rating, Add	345.98	
40 05 19 00-1118 EA 8" Flanged x Plain End (FxPE), 5'-0" Spool Length, Class 53, Cement Lined, Bituminous Seal Coat, Ductile Iron Pipe	1,602.69	257.60
For Class 52 Rating, Deduct	-133.36	
For Class 54 Rating, Add	186.54	
For Class 55 Rating, Add	279.73	
For Class 56 Rating, Add	371.71	
40 05 19 00-1119 EA 8" Flanged x Plain End (FxPE), 5'-6" Spool Length, Class 53, Cement Lined, Bituminous Seal Coat, Ductile Iron Pipe	1,693.33	260.18
For Class 52 Rating, Deduct	-142.90	
For Class 54 Rating, Add	199.60	
For Class 55 Rating, Add	299.17	
For Class 56 Rating, Add	397.43	
40 05 19 00-1120 EA 8" Flanged x Plain End (FxPE), 6'-0" Spool Length, Class 53, Cement Lined, Bituminous Seal Coat, Ductile Iron Pipe	1,783.98	262.75
For Class 52 Rating, Deduct	-152.45	
For Class 54 Rating, Add	212.66	
For Class 55 Rating, Add	318.60	
For Class 56 Rating, Add	423.16	

40 Process Interconnections**40 05 Common Work Results For Process Interconnections****40 05 19 Ductile Iron Process Pipe**

MINOR	CSI	UOM	DESCRIPTION	TOTAL DIRECT UNIT COST	DEMOLITION UNIT COST
40 05 19 00-1121	EA		8" Flanged x Plain End (FxPE), 6'-6" Spool Length, Class 53, Cement Lined, Bituminous Seal Coat, Ductile Iron Pipe	1,874.62	285.33
			<i>For Class 52 Rating, Deduct</i>	-161.99	
			<i>For Class 54 Rating, Add</i>	225.72	
			<i>For Class 55 Rating, Add</i>	338.04	
			<i>For Class 56 Rating, Add</i>	448.89	
40 05 19 00-1122	EA		8" Flanged x Plain End (FxPE), 7'-0" Spool Length, Class 53, Cement Lined, Bituminous Seal Coat, Ductile Iron Pipe	1,965.27	267.90
			<i>For Class 52 Rating, Deduct</i>	-171.53	
			<i>For Class 54 Rating, Add</i>	238.77	
			<i>For Class 55 Rating, Add</i>	357.48	
			<i>For Class 56 Rating, Add</i>	474.62	
40 05 19 00-1123	EA		8" Flanged x Plain End (FxPE), 7'-6" Spool Length, Class 53, Cement Lined, Bituminous Seal Coat, Ductile Iron Pipe	2,055.91	270.49
			<i>For Class 52 Rating, Deduct</i>	-181.07	
			<i>For Class 54 Rating, Add</i>	251.83	
			<i>For Class 55 Rating, Add</i>	376.91	
			<i>For Class 56 Rating, Add</i>	500.35	
40 05 19 00-1124	EA		8" Flanged x Plain End (FxPE), 8'-0" Spool Length, Class 53, Cement Lined, Bituminous Seal Coat, Ductile Iron Pipe	2,146.55	273.05
			<i>For Class 52 Rating, Deduct</i>	-190.61	
			<i>For Class 54 Rating, Add</i>	264.89	
			<i>For Class 55 Rating, Add</i>	396.35	
			<i>For Class 56 Rating, Add</i>	526.08	
40 05 19 00-1125	EA		8" Flanged x Plain End (FxPE), 8'-6" Spool Length, Class 53, Cement Lined, Bituminous Seal Coat, Ductile Iron Pipe	2,237.19	275.63
			<i>For Class 52 Rating, Deduct</i>	-200.15	
			<i>For Class 54 Rating, Add</i>	277.95	
			<i>For Class 55 Rating, Add</i>	415.79	
			<i>For Class 56 Rating, Add</i>	551.81	
40 05 19 00-1126	EA		8" Flanged x Plain End (FxPE), 9'-0" Spool Length, Class 53, Cement Lined, Bituminous Seal Coat, Ductile Iron Pipe	2,327.84	278.22
			<i>For Class 52 Rating, Deduct</i>	-209.69	
			<i>For Class 54 Rating, Add</i>	291.00	
			<i>For Class 55 Rating, Add</i>	435.22	
			<i>For Class 56 Rating, Add</i>	577.54	
40 05 19 00-1127	EA		8" Flanged x Plain End (FxPE), 9'-6" Spool Length, Class 53, Cement Lined, Bituminous Seal Coat, Ductile Iron Pipe	2,418.47	280.78
			<i>For Class 52 Rating, Deduct</i>	-219.23	
			<i>For Class 54 Rating, Add</i>	304.06	
			<i>For Class 55 Rating, Add</i>	454.66	
			<i>For Class 56 Rating, Add</i>	603.26	
40 05 19 00-1128	EA		8" Flanged x Plain End (FxPE), 10'-0" Spool Length, Class 53, Cement Lined, Bituminous Seal Coat, Ductile Iron Pipe	2,509.12	283.36
			<i>For Class 52 Rating, Deduct</i>	-228.78	
			<i>For Class 54 Rating, Add</i>	317.12	
			<i>For Class 55 Rating, Add</i>	474.10	
			<i>For Class 56 Rating, Add</i>	628.99	
40 05 19 00-1129	EA		8" Flanged x Plain End (FxPE), 10'-6" Spool Length, Class 53, Cement Lined, Bituminous Seal Coat, Ductile Iron Pipe	2,599.76	285.93
			<i>For Class 52 Rating, Deduct</i>	-238.32	
			<i>For Class 54 Rating, Add</i>	330.18	
			<i>For Class 55 Rating, Add</i>	493.53	
			<i>For Class 56 Rating, Add</i>	654.72	
40 05 19 00-1130	EA		8" Flanged x Plain End (FxPE), 11'-0" Spool Length, Class 53, Cement Lined, Bituminous Seal Coat, Ductile Iron Pipe	2,690.40	288.52
			<i>For Class 52 Rating, Deduct</i>	-247.86	
			<i>For Class 54 Rating, Add</i>	343.23	
			<i>For Class 55 Rating, Add</i>	512.97	
			<i>For Class 56 Rating, Add</i>	680.45	
40 05 19 00-1131	EA		8" Flanged x Plain End (FxPE), 11'-6" Spool Length, Class 53, Cement Lined, Bituminous Seal Coat, Ductile Iron Pipe	2,781.04	291.08
			<i>For Class 52 Rating, Deduct</i>	-257.40	
			<i>For Class 54 Rating, Add</i>	356.29	
			<i>For Class 55 Rating, Add</i>	532.40	
			<i>For Class 56 Rating, Add</i>	706.18	
40 05 19 00-1132	EA		8" Flanged x Plain End (FxPE), 12'-0" Spool Length, Class 53, Cement Lined, Bituminous Seal Coat, Ductile Iron Pipe	2,871.68	293.66
			<i>For Class 52 Rating, Deduct</i>	-266.94	
			<i>For Class 54 Rating, Add</i>	369.35	
			<i>For Class 55 Rating, Add</i>	551.84	
			<i>For Class 56 Rating, Add</i>	731.91	
40 05 19 00-1133	EA		8" Flanged x Plain End (FxPE), 12'-6" Spool Length, Class 53, Cement Lined, Bituminous Seal Coat, Ductile Iron Pipe	2,962.33	296.25
			<i>For Class 52 Rating, Deduct</i>	-276.48	
			<i>For Class 54 Rating, Add</i>	382.41	
			<i>For Class 55 Rating, Add</i>	571.28	
			<i>For Class 56 Rating, Add</i>	757.64	
40 05 19 00-1134	EA		8" Flanged x Plain End (FxPE), 13'-0" Spool Length, Class 53, Cement Lined, Bituminous Seal Coat, Ductile Iron Pipe	3,052.97	298.82
			<i>For Class 52 Rating, Deduct</i>	-286.02	
			<i>For Class 54 Rating, Add</i>	395.47	
			<i>For Class 55 Rating, Add</i>	590.72	
			<i>For Class 56 Rating, Add</i>	783.36	



MINOR CSI UOM DESCRIPTION	TOTAL DIRECT UNIT COST	DEMOLITION UNIT COST
40 05 19 00-1135 EA 8" Flanged x Plain End (FxPE), 13'-6" Spool Length, Class 53, Cement Lined, Bituminous Seal Coat, Ductile Iron Pipe	3,143.62	301.39
For Class 52 Rating, Deduct	-295.57	
For Class 54 Rating, Add	409.52	
For Class 55 Rating, Add	610.15	
For Class 56 Rating, Add	809.09	
40 05 19 00-1136 EA 8" Flanged x Plain End (FxPE), 14'-0" Spool Length, Class 53, Cement Lined, Bituminous Seal Coat, Ductile Iron Pipe	3,234.26	303.96
For Class 52 Rating, Deduct	-305.11	
For Class 54 Rating, Add	421.58	
For Class 55 Rating, Add	629.59	
For Class 56 Rating, Add	834.82	
40 05 19 00-1137 EA 8" Flanged x Plain End (FxPE), 14'-6" Spool Length, Class 53, Cement Lined, Bituminous Seal Coat, Ductile Iron Pipe	3,324.91	306.55
For Class 52 Rating, Deduct	-314.65	
For Class 54 Rating, Add	434.64	
For Class 55 Rating, Add	649.03	
For Class 56 Rating, Add	860.55	
40 05 19 00-1138 EA 8" Flanged x Plain End (FxPE), 15'-0" Spool Length, Class 53, Cement Lined, Bituminous Seal Coat, Ductile Iron Pipe	3,415.54	309.12
For Class 52 Rating, Deduct	-324.19	
For Class 54 Rating, Add	447.70	
For Class 55 Rating, Add	668.46	
For Class 56 Rating, Add	886.28	
40 05 19 00-1139 EA 8" Flanged x Plain End (FxPE), 15'-6" Spool Length, Class 53, Cement Lined, Bituminous Seal Coat, Ductile Iron Pipe	3,506.19	311.69
For Class 52 Rating, Deduct	-333.73	
For Class 54 Rating, Add	460.76	
For Class 55 Rating, Add	687.90	
For Class 56 Rating, Add	912.01	
40 05 19 00-1140 EA 8" Flanged x Plain End (FxPE), 16'-0" Spool Length, Class 53, Cement Lined, Bituminous Seal Coat, Ductile Iron Pipe	3,596.83	314.28
For Class 52 Rating, Deduct	-343.27	
For Class 54 Rating, Add	473.81	
For Class 55 Rating, Add	707.34	
For Class 56 Rating, Add	937.74	
40 05 19 00-1141 EA 8" Flanged x Plain End (FxPE), 16'-6" Spool Length, Class 53, Cement Lined, Bituminous Seal Coat, Ductile Iron Pipe	3,687.47	316.85
For Class 52 Rating, Deduct	-352.81	
For Class 54 Rating, Add	486.87	
For Class 55 Rating, Add	726.77	
For Class 56 Rating, Add	963.47	
40 05 19 00-1142 EA 8" Flanged x Plain End (FxPE), 17'-0" Spool Length, Class 53, Cement Lined, Bituminous Seal Coat, Ductile Iron Pipe	3,778.12	319.42
For Class 52 Rating, Deduct	-362.36	
For Class 54 Rating, Add	499.93	
For Class 55 Rating, Add	746.21	
For Class 56 Rating, Add	989.19	
40 05 19 00-1143 EA 8" Flanged x Plain End (FxPE), 17'-6" Spool Length, Class 53, Cement Lined, Bituminous Seal Coat, Ductile Iron Pipe	3,868.76	322.00
For Class 52 Rating, Deduct	-371.90	
For Class 54 Rating, Add	512.99	
For Class 55 Rating, Add	765.65	
For Class 56 Rating, Add	1,014.92	
40 05 19 00-1144 EA 8" Flanged x Plain End (FxPE), 18'-0" Spool Length, Class 53, Cement Lined, Bituminous Seal Coat, Ductile Iron Pipe	3,959.41	324.58
For Class 52 Rating, Deduct	-381.44	
For Class 54 Rating, Add	526.04	
For Class 55 Rating, Add	785.08	
For Class 56 Rating, Add	1,040.65	
40 05 19 00-1145 EA 8" Flanged x Plain End (FxPE), 18'-6" Spool Length, Class 53, Cement Lined, Bituminous Seal Coat, Ductile Iron Pipe	4,050.04	327.15
For Class 52 Rating, Deduct	-390.98	
For Class 54 Rating, Add	539.10	
For Class 55 Rating, Add	804.52	
For Class 56 Rating, Add	1,066.38	
40 05 19 00-1146 EA 8" Flanged x Plain End (FxPE), 19'-0" Spool Length, Class 53, Cement Lined, Bituminous Seal Coat, Ductile Iron Pipe	4,140.69	329.72
For Class 52 Rating, Deduct	-400.52	
For Class 54 Rating, Add	552.16	
For Class 55 Rating, Add	823.96	
For Class 56 Rating, Add	1,092.11	
40 05 19 00-1147 EA 8" Flanged x Plain End (FxPE), 19'-6" Spool Length, Class 53, Cement Lined, Bituminous Seal Coat, Ductile Iron Pipe	4,231.33	332.31
For Class 52 Rating, Deduct	-410.06	
For Class 54 Rating, Add	565.22	
For Class 55 Rating, Add	843.39	
For Class 56 Rating, Add	1,117.84	
40 05 19 00-1148 EA 8" Flanged x Plain End (FxPE), 20'-0" Spool Length, Class 53, Cement Lined, Bituminous Seal Coat, Ductile Iron Pipe	4,321.98	334.89
For Class 52 Rating, Deduct	-419.60	
For Class 54 Rating, Add	578.28	
For Class 55 Rating, Add	862.83	
For Class 56 Rating, Add	1,143.57	

40 Process Interconnections
40 05 Common Work Results For Process Interconnections
40 05 19 Ductile Iron Process Pipe



MINOR CSI UOM DESCRIPTION TOTAL DIRECT UNIT COST DEMOLITION UNIT COST

MINOR	CSI	UOM	DESCRIPTION	TOTAL DIRECT UNIT COST	DEMOLITION UNIT COST
40 05 19 00-1149			10" Flanged End x Plain End (FxPE), Class 53, Cement Lined, Bituminous Seal Coat, Ductile Iron Pipe <small>(40 05 19 00-1028)</small>		
40 05 19 00-1150	EA		10" Flanged x Plain End (FxPE), 1'-0" Spool Length, Class 53, Cement Lined, Bituminous Seal Coat, Ductile Iron Pipe	1,105.43	288.52
			For Class 52 Rating, Deduct	-73.51	
			For Class 54 Rating, Add	105.49	
			For Class 55 Rating, Add	159.52	
			For Class 56 Rating, Add	212.88	
40 05 19 00-1151	EA		10" Flanged x Plain End (FxPE), 1'-6" Spool Length, Class 53, Cement Lined, Bituminous Seal Coat, Ductile Iron Pipe	1,223.67	291.08
			For Class 52 Rating, Deduct	-86.09	
			For Class 54 Rating, Add	122.69	
			For Class 55 Rating, Add	185.11	
			For Class 56 Rating, Add	246.75	
40 05 19 00-1152	EA		10" Flanged x Plain End (FxPE), 2'-0" Spool Length, Class 53, Cement Lined, Bituminous Seal Coat, Ductile Iron Pipe	1,341.91	293.66
			For Class 52 Rating, Deduct	-98.67	
			For Class 54 Rating, Add	139.88	
			For Class 55 Rating, Add	210.70	
			For Class 56 Rating, Add	280.62	
40 05 19 00-1153	EA		10" Flanged x Plain End (FxPE), 2'-6" Spool Length, Class 53, Cement Lined, Bituminous Seal Coat, Ductile Iron Pipe	1,460.16	296.25
			For Class 52 Rating, Deduct	-111.24	
			For Class 54 Rating, Add	157.08	
			For Class 55 Rating, Add	236.29	
			For Class 56 Rating, Add	314.50	
40 05 19 00-1154	EA		10" Flanged x Plain End (FxPE), 3'-0" Spool Length, Class 53, Cement Lined, Bituminous Seal Coat, Ductile Iron Pipe	1,578.40	298.82
			For Class 52 Rating, Deduct	-123.82	
			For Class 54 Rating, Add	174.28	
			For Class 55 Rating, Add	261.89	
			For Class 56 Rating, Add	348.37	
40 05 19 00-1155	EA		10" Flanged x Plain End (FxPE), 3'-6" Spool Length, Class 53, Cement Lined, Bituminous Seal Coat, Ductile Iron Pipe	1,696.65	301.39
			For Class 52 Rating, Deduct	-136.40	
			For Class 54 Rating, Add	191.48	
			For Class 55 Rating, Add	287.48	
			For Class 56 Rating, Add	382.24	
40 05 19 00-1156	EA		10" Flanged x Plain End (FxPE), 4'-0" Spool Length, Class 53, Cement Lined, Bituminous Seal Coat, Ductile Iron Pipe	1,814.88	303.96
			For Class 52 Rating, Deduct	-148.98	
			For Class 54 Rating, Add	208.67	
			For Class 55 Rating, Add	313.07	
			For Class 56 Rating, Add	416.10	
40 05 19 00-1157	EA		10" Flanged x Plain End (FxPE), 4'-6" Spool Length, Class 53, Cement Lined, Bituminous Seal Coat, Ductile Iron Pipe	1,933.13	306.55
			For Class 52 Rating, Deduct	-161.55	
			For Class 54 Rating, Add	225.87	
			For Class 55 Rating, Add	338.66	
			For Class 56 Rating, Add	449.98	
40 05 19 00-1158	EA		10" Flanged x Plain End (FxPE), 5'-0" Spool Length, Class 53, Cement Lined, Bituminous Seal Coat, Ductile Iron Pipe	2,051.36	309.12
			For Class 52 Rating, Deduct	-174.13	
			For Class 54 Rating, Add	243.07	
			For Class 55 Rating, Add	364.25	
			For Class 56 Rating, Add	483.85	
40 05 19 00-1159	EA		10" Flanged x Plain End (FxPE), 5'-6" Spool Length, Class 53, Cement Lined, Bituminous Seal Coat, Ductile Iron Pipe	2,169.61	311.69
			For Class 52 Rating, Deduct	-186.71	
			For Class 54 Rating, Add	260.27	
			For Class 55 Rating, Add	389.84	
			For Class 56 Rating, Add	517.72	
40 05 19 00-1160	EA		10" Flanged x Plain End (FxPE), 6'-0" Spool Length, Class 53, Cement Lined, Bituminous Seal Coat, Ductile Iron Pipe	2,287.85	314.28
			For Class 52 Rating, Deduct	-199.28	
			For Class 54 Rating, Add	277.47	
			For Class 55 Rating, Add	415.43	
			For Class 56 Rating, Add	551.59	
40 05 19 00-1161	EA		10" Flanged x Plain End (FxPE), 6'-6" Spool Length, Class 53, Cement Lined, Bituminous Seal Coat, Ductile Iron Pipe	2,406.09	316.85
			For Class 52 Rating, Deduct	-211.86	
			For Class 54 Rating, Add	294.66	
			For Class 55 Rating, Add	441.02	
			For Class 56 Rating, Add	585.46	
40 05 19 00-1162	EA		10" Flanged x Plain End (FxPE), 7'-0" Spool Length, Class 53, Cement Lined, Bituminous Seal Coat, Ductile Iron Pipe	2,524.34	319.42
			For Class 52 Rating, Deduct	-224.44	
			For Class 54 Rating, Add	311.86	
			For Class 55 Rating, Add	466.62	
			For Class 56 Rating, Add	619.33	
40 05 19 00-1163	EA		10" Flanged x Plain End (FxPE), 7'-6" Spool Length, Class 53, Cement Lined, Bituminous Seal Coat, Ductile Iron Pipe	2,642.58	322.00
			For Class 52 Rating, Deduct	-237.02	
			For Class 54 Rating, Add	329.06	
			For Class 55 Rating, Add	492.21	
			For Class 56 Rating, Add	653.20	



MINOR CSI UOM DESCRIPTION	TOTAL DIRECT UNIT COST	DEMOLITION UNIT COST
40 05 19 00-1164 EA 10" Flanged x Plain End (FxPE), 8'-0" Spool Length, Class 53, Cement Lined, Bituminous Seal Coat, Ductile Iron Pipe	2,760.83	324.58
For Class 52 Rating, Deduct	-249.99	
For Class 54 Rating, Add	346.26	
For Class 55 Rating, Add	517.80	
For Class 56 Rating, Add	687.07	
40 05 19 00-1165 EA 10" Flanged x Plain End (FxPE), 8'-6" Spool Length, Class 53, Cement Lined, Bituminous Seal Coat, Ductile Iron Pipe	2,879.05	327.15
For Class 52 Rating, Deduct	-262.17	
For Class 54 Rating, Add	363.45	
For Class 55 Rating, Add	543.39	
For Class 56 Rating, Add	720.94	
40 05 19 00-1166 EA 10" Flanged x Plain End (FxPE), 9'-0" Spool Length, Class 53, Cement Lined, Bituminous Seal Coat, Ductile Iron Pipe	2,997.30	329.72
For Class 52 Rating, Deduct	-274.75	
For Class 54 Rating, Add	360.65	
For Class 55 Rating, Add	568.98	
For Class 56 Rating, Add	754.81	
40 05 19 00-1167 EA 10" Flanged x Plain End (FxPE), 9'-6" Spool Length, Class 53, Cement Lined, Bituminous Seal Coat, Ductile Iron Pipe	3,115.54	332.31
For Class 52 Rating, Deduct	-287.33	
For Class 54 Rating, Add	397.85	
For Class 55 Rating, Add	594.57	
For Class 56 Rating, Add	788.68	
40 05 19 00-1168 EA 10" Flanged x Plain End (FxPE), 10'-0" Spool Length, Class 53, Cement Lined, Bituminous Seal Coat, Ductile Iron Pipe	3,233.79	334.89
For Class 52 Rating, Deduct	-299.90	
For Class 54 Rating, Add	415.05	
For Class 55 Rating, Add	620.16	
For Class 56 Rating, Add	822.55	
40 05 19 00-1169 EA 10" Flanged x Plain End (FxPE), 10'-6" Spool Length, Class 53, Cement Lined, Bituminous Seal Coat, Ductile Iron Pipe	3,352.03	337.45
For Class 52 Rating, Deduct	-312.48	
For Class 54 Rating, Add	432.25	
For Class 55 Rating, Add	645.75	
For Class 56 Rating, Add	856.42	
40 05 19 00-1170 EA 10" Flanged x Plain End (FxPE), 11'-0" Spool Length, Class 53, Cement Lined, Bituminous Seal Coat, Ductile Iron Pipe	3,470.27	340.03
For Class 52 Rating, Deduct	-325.06	
For Class 54 Rating, Add	449.44	
For Class 55 Rating, Add	671.35	
For Class 56 Rating, Add	890.29	
40 05 19 00-1171 EA 10" Flanged x Plain End (FxPE), 11'-6" Spool Length, Class 53, Cement Lined, Bituminous Seal Coat, Ductile Iron Pipe	3,588.51	342.61
For Class 52 Rating, Deduct	-337.64	
For Class 54 Rating, Add	466.64	
For Class 55 Rating, Add	696.94	
For Class 56 Rating, Add	924.16	
40 05 19 00-1172 EA 10" Flanged x Plain End (FxPE), 12'-0" Spool Length, Class 53, Cement Lined, Bituminous Seal Coat, Ductile Iron Pipe	3,706.75	345.18
For Class 52 Rating, Deduct	-350.21	
For Class 54 Rating, Add	483.84	
For Class 55 Rating, Add	722.53	
For Class 56 Rating, Add	958.03	
40 05 19 00-1173 EA 10" Flanged x Plain End (FxPE), 12'-6" Spool Length, Class 53, Cement Lined, Bituminous Seal Coat, Ductile Iron Pipe	3,825.00	347.76
For Class 52 Rating, Deduct	-362.79	
For Class 54 Rating, Add	501.04	
For Class 55 Rating, Add	748.12	
For Class 56 Rating, Add	991.91	
40 05 19 00-1174 EA 10" Flanged x Plain End (FxPE), 13'-0" Spool Length, Class 53, Cement Lined, Bituminous Seal Coat, Ductile Iron Pipe	3,943.23	350.34
For Class 52 Rating, Deduct	-375.37	
For Class 54 Rating, Add	518.23	
For Class 55 Rating, Add	773.71	
For Class 56 Rating, Add	1,025.77	
40 05 19 00-1175 EA 10" Flanged x Plain End (FxPE), 13'-6" Spool Length, Class 53, Cement Lined, Bituminous Seal Coat, Ductile Iron Pipe	4,061.48	352.92
For Class 52 Rating, Deduct	-387.94	
For Class 54 Rating, Add	535.43	
For Class 55 Rating, Add	799.30	
For Class 56 Rating, Add	1,059.64	
40 05 19 00-1176 EA 10" Flanged x Plain End (FxPE), 14'-0" Spool Length, Class 53, Cement Lined, Bituminous Seal Coat, Ductile Iron Pipe	4,179.72	355.48
For Class 52 Rating, Deduct	-400.52	
For Class 54 Rating, Add	552.63	
For Class 55 Rating, Add	824.89	
For Class 56 Rating, Add	1,093.51	
40 05 19 00-1177 EA 10" Flanged x Plain End (FxPE), 14'-6" Spool Length, Class 53, Cement Lined, Bituminous Seal Coat, Ductile Iron Pipe	4,297.97	358.06
For Class 52 Rating, Deduct	-413.10	
For Class 54 Rating, Add	569.83	
For Class 55 Rating, Add	850.48	
For Class 56 Rating, Add	1,127.39	

40 Process Interconnections
40 05 Common Work Results For Process Interconnections
40 05 19 Ductile Iron Process Pipe



MINOR	CSI	UOM	DESCRIPTION	TOTAL DIRECT UNIT COST	DEMOLITION UNIT COST
40 05 19 00-1178	EA		10" Flanged x Plain End (FxPE), 15'-0" Spool Length, Class 53, Cement Lined, Bituminous Seal Coat, Ductile Iron Pipe	4,416.20	360.65
			<i>For Class 52 Rating, Deduct</i>	-425.68	
			<i>For Class 54 Rating, Add</i>	587.02	
			<i>For Class 55 Rating, Add</i>	876.08	
			<i>For Class 56 Rating, Add</i>	1,161.26	
40 05 19 00-1179	EA		10" Flanged x Plain End (FxPE), 15'-6" Spool Length, Class 53, Cement Lined, Bituminous Seal Coat, Ductile Iron Pipe	4,534.45	363.22
			<i>For Class 52 Rating, Deduct</i>	-438.25	
			<i>For Class 54 Rating, Add</i>	604.22	
			<i>For Class 55 Rating, Add</i>	901.67	
			<i>For Class 56 Rating, Add</i>	1,195.13	
40 05 19 00-1180	EA		10" Flanged x Plain End (FxPE), 16'-0" Spool Length, Class 53, Cement Lined, Bituminous Seal Coat, Ductile Iron Pipe	4,652.69	365.79
			<i>For Class 52 Rating, Deduct</i>	-450.83	
			<i>For Class 54 Rating, Add</i>	621.42	
			<i>For Class 55 Rating, Add</i>	927.26	
			<i>For Class 56 Rating, Add</i>	1,229.00	
40 05 19 00-1181	EA		10" Flanged x Plain End (FxPE), 16'-6" Spool Length, Class 53, Cement Lined, Bituminous Seal Coat, Ductile Iron Pipe	4,770.93	368.36
			<i>For Class 52 Rating, Deduct</i>	-463.47	
			<i>For Class 54 Rating, Add</i>	638.62	
			<i>For Class 55 Rating, Add</i>	952.85	
			<i>For Class 56 Rating, Add</i>	1,262.87	
40 05 19 00-1182	EA		10" Flanged x Plain End (FxPE), 17'-0" Spool Length, Class 53, Cement Lined, Bituminous Seal Coat, Ductile Iron Pipe	4,889.18	370.95
			<i>For Class 52 Rating, Deduct</i>	-475.99	
			<i>For Class 54 Rating, Add</i>	655.82	
			<i>For Class 55 Rating, Add</i>	978.44	
			<i>For Class 56 Rating, Add</i>	1,296.74	
40 05 19 00-1183	EA		10" Flanged x Plain End (FxPE), 17'-6" Spool Length, Class 53, Cement Lined, Bituminous Seal Coat, Ductile Iron Pipe	5,007.41	373.52
			<i>For Class 52 Rating, Deduct</i>	-488.56	
			<i>For Class 54 Rating, Add</i>	673.01	
			<i>For Class 55 Rating, Add</i>	1,004.03	
			<i>For Class 56 Rating, Add</i>	1,330.61	
40 05 19 00-1184	EA		10" Flanged x Plain End (FxPE), 18'-0" Spool Length, Class 53, Cement Lined, Bituminous Seal Coat, Ductile Iron Pipe	5,125.66	376.09
			<i>For Class 52 Rating, Deduct</i>	-501.14	
			<i>For Class 54 Rating, Add</i>	690.21	
			<i>For Class 55 Rating, Add</i>	1,029.62	
			<i>For Class 56 Rating, Add</i>	1,364.48	
40 05 19 00-1185	EA		10" Flanged x Plain End (FxPE), 18'-6" Spool Length, Class 53, Cement Lined, Bituminous Seal Coat, Ductile Iron Pipe	5,243.89	378.68
			<i>For Class 52 Rating, Deduct</i>	-513.72	
			<i>For Class 54 Rating, Add</i>	707.41	
			<i>For Class 55 Rating, Add</i>	1,055.21	
			<i>For Class 56 Rating, Add</i>	1,398.35	
40 05 19 00-1186	EA		10" Flanged x Plain End (FxPE), 19'-0" Spool Length, Class 53, Cement Lined, Bituminous Seal Coat, Ductile Iron Pipe	5,362.14	381.25
			<i>For Class 52 Rating, Deduct</i>	-526.29	
			<i>For Class 54 Rating, Add</i>	724.61	
			<i>For Class 55 Rating, Add</i>	1,080.80	
			<i>For Class 56 Rating, Add</i>	1,432.22	
40 05 19 00-1187	EA		10" Flanged x Plain End (FxPE), 19'-6" Spool Length, Class 53, Cement Lined, Bituminous Seal Coat, Ductile Iron Pipe	5,480.38	383.82
			<i>For Class 52 Rating, Deduct</i>	-538.87	
			<i>For Class 54 Rating, Add</i>	741.80	
			<i>For Class 55 Rating, Add</i>	1,106.40	
			<i>For Class 56 Rating, Add</i>	1,466.09	
40 05 19 00-1188	EA		10" Flanged x Plain End (FxPE), 20'-0" Spool Length, Class 53, Cement Lined, Bituminous Seal Coat, Ductile Iron Pipe	5,598.63	386.40
			<i>For Class 52 Rating, Deduct</i>	-551.45	
			<i>For Class 54 Rating, Add</i>	759.00	
			<i>For Class 55 Rating, Add</i>	1,131.99	
			<i>For Class 56 Rating, Add</i>	1,499.96	
40 05 19 00-1189			12" Flanged End x Plain End (FxPE), Class 53, Cement Lined, Bituminous Seal Coat, Ductile Iron Pipe <small>(40 05 19 00-1028)</small>		
40 05 19 00-1190	EA		12" Flanged x Plain End (FxPE), 1'-0" Spool Length, Class 53, Cement Lined, Bituminous Seal Coat, Ductile Iron Pipe	1,437.47	360.65
			<i>For Class 52 Rating, Deduct</i>	-98.02	
			<i>For Class 54 Rating, Add</i>	140.21	
			<i>For Class 55 Rating, Add</i>	211.82	
			<i>For Class 56 Rating, Add</i>	282.53	
40 05 19 00-1191	EA		12" Flanged x Plain End (FxPE), 1'-6" Spool Length, Class 53, Cement Lined, Bituminous Seal Coat, Ductile Iron Pipe	1,585.29	363.22
			<i>For Class 52 Rating, Deduct</i>	-113.85	
			<i>For Class 54 Rating, Add</i>	161.85	
			<i>For Class 55 Rating, Add</i>	244.00	
			<i>For Class 56 Rating, Add</i>	325.13	



MINOR CSI UOM DESCRIPTION	TOTAL DIRECT UNIT COST	DEMOLITION UNIT COST
40 05 19 00-1192 EA 12" Flanged x Plain End (FxPE), 2'-0" Spool Length, Class 53, Cement Lined, Bituminous Seal Coat, Ductile Iron Pipe	1,733.10	365.79
<i>For Class 52 Rating, Deduct</i>	-129.68	
<i>For Class 54 Rating, Add</i>	183.48	
<i>For Class 55 Rating, Add</i>	276.19	
<i>For Class 56 Rating, Add</i>	367.72	
40 05 19 00-1193 EA 12" Flanged x Plain End (FxPE), 2'-6" Spool Length, Class 53, Cement Lined, Bituminous Seal Coat, Ductile Iron Pipe	1,880.91	368.86
<i>For Class 52 Rating, Deduct</i>	-145.51	
<i>For Class 54 Rating, Add</i>	205.11	
<i>For Class 55 Rating, Add</i>	308.38	
<i>For Class 56 Rating, Add</i>	410.31	
40 05 19 00-1194 EA 12" Flanged x Plain End (FxPE), 3'-0" Spool Length, Class 53, Cement Lined, Bituminous Seal Coat, Ductile Iron Pipe	2,028.73	370.95
<i>For Class 52 Rating, Deduct</i>	-161.34	
<i>For Class 54 Rating, Add</i>	226.75	
<i>For Class 55 Rating, Add</i>	340.56	
<i>For Class 56 Rating, Add</i>	452.91	
40 05 19 00-1195 EA 12" Flanged x Plain End (FxPE), 3'-6" Spool Length, Class 53, Cement Lined, Bituminous Seal Coat, Ductile Iron Pipe	2,176.54	373.52
<i>For Class 52 Rating, Deduct</i>	-177.17	
<i>For Class 54 Rating, Add</i>	248.38	
<i>For Class 55 Rating, Add</i>	372.75	
<i>For Class 56 Rating, Add</i>	495.50	
40 05 19 00-1196 EA 12" Flanged x Plain End (FxPE), 4'-0" Spool Length, Class 53, Cement Lined, Bituminous Seal Coat, Ductile Iron Pipe	2,324.36	376.09
<i>For Class 52 Rating, Deduct</i>	-193.00	
<i>For Class 54 Rating, Add</i>	270.01	
<i>For Class 55 Rating, Add</i>	404.93	
<i>For Class 56 Rating, Add</i>	538.10	
40 05 19 00-1197 EA 12" Flanged x Plain End (FxPE), 4'-6" Spool Length, Class 53, Cement Lined, Bituminous Seal Coat, Ductile Iron Pipe	2,472.16	378.68
<i>For Class 52 Rating, Deduct</i>	-208.83	
<i>For Class 54 Rating, Add</i>	291.65	
<i>For Class 55 Rating, Add</i>	437.12	
<i>For Class 56 Rating, Add</i>	580.69	
40 05 19 00-1198 EA 12" Flanged x Plain End (FxPE), 5'-0" Spool Length, Class 53, Cement Lined, Bituminous Seal Coat, Ductile Iron Pipe	2,619.98	381.25
<i>For Class 52 Rating, Deduct</i>	-224.66	
<i>For Class 54 Rating, Add</i>	313.28	
<i>For Class 55 Rating, Add</i>	469.30	
<i>For Class 56 Rating, Add</i>	623.28	
40 05 19 00-1199 EA 12" Flanged x Plain End (FxPE), 5'-6" Spool Length, Class 53, Cement Lined, Bituminous Seal Coat, Ductile Iron Pipe	2,767.79	383.82
<i>For Class 52 Rating, Deduct</i>	-240.49	
<i>For Class 54 Rating, Add</i>	334.91	
<i>For Class 55 Rating, Add</i>	501.49	
<i>For Class 56 Rating, Add</i>	665.88	
40 05 19 00-1200 EA 12" Flanged x Plain End (FxPE), 6'-0" Spool Length, Class 53, Cement Lined, Bituminous Seal Coat, Ductile Iron Pipe	2,915.61	386.40
<i>For Class 52 Rating, Deduct</i>	-256.32	
<i>For Class 54 Rating, Add</i>	356.55	
<i>For Class 55 Rating, Add</i>	533.67	
<i>For Class 56 Rating, Add</i>	708.47	
40 05 19 00-1201 EA 12" Flanged x Plain End (FxPE), 6'-6" Spool Length, Class 53, Cement Lined, Bituminous Seal Coat, Ductile Iron Pipe	3,063.42	388.98
<i>For Class 52 Rating, Deduct</i>	-272.15	
<i>For Class 54 Rating, Add</i>	378.18	
<i>For Class 55 Rating, Add</i>	565.86	
<i>For Class 56 Rating, Add</i>	751.06	
40 05 19 00-1202 EA 12" Flanged x Plain End (FxPE), 7'-0" Spool Length, Class 53, Cement Lined, Bituminous Seal Coat, Ductile Iron Pipe	3,211.23	391.55
<i>For Class 52 Rating, Deduct</i>	-287.98	
<i>For Class 54 Rating, Add</i>	399.81	
<i>For Class 55 Rating, Add</i>	598.05	
<i>For Class 56 Rating, Add</i>	793.66	
40 05 19 00-1203 EA 12" Flanged x Plain End (FxPE), 7'-6" Spool Length, Class 53, Cement Lined, Bituminous Seal Coat, Ductile Iron Pipe	3,359.05	394.12
<i>For Class 52 Rating, Deduct</i>	-303.81	
<i>For Class 54 Rating, Add</i>	421.45	
<i>For Class 55 Rating, Add</i>	630.23	
<i>For Class 56 Rating, Add</i>	836.25	
40 05 19 00-1204 EA 12" Flanged x Plain End (FxPE), 8'-0" Spool Length, Class 53, Cement Lined, Bituminous Seal Coat, Ductile Iron Pipe	3,506.84	396.71
<i>For Class 52 Rating, Deduct</i>	-319.64	
<i>For Class 54 Rating, Add</i>	443.08	
<i>For Class 55 Rating, Add</i>	662.41	
<i>For Class 56 Rating, Add</i>	878.84	
40 05 19 00-1205 EA 12" Flanged x Plain End (FxPE), 8'-6" Spool Length, Class 53, Cement Lined, Bituminous Seal Coat, Ductile Iron Pipe	3,654.66	399.29
<i>For Class 52 Rating, Deduct</i>	-335.47	
<i>For Class 54 Rating, Add</i>	464.71	
<i>For Class 55 Rating, Add</i>	694.60	
<i>For Class 56 Rating, Add</i>	921.44	

40 Process Interconnections
40 05 Common Work Results For Process Interconnections
40 05 19 Ductile Iron Process Pipe



MINOR	CSI	UOM	DESCRIPTION	TOTAL DIRECT UNIT COST	DEMOLITION UNIT COST
40 05 19 00-1206	EA		12" Flanged x Plain End (FxPE), 9'-0" Spool Length, Class 53, Cement Lined, Bituminous Seal Coat, Ductile Iron Pipe	3,802.47	401.85
			<i>For Class 52 Rating, Deduct</i>	-351.30	
			<i>For Class 54 Rating, Add</i>	486.35	
			<i>For Class 55 Rating, Add</i>	726.79	
			<i>For Class 56 Rating, Add</i>	964.03	
40 05 19 00-1207	EA		12" Flanged x Plain End (FxPE), 9'-6" Spool Length, Class 53, Cement Lined, Bituminous Seal Coat, Ductile Iron Pipe	3,950.29	404.43
			<i>For Class 52 Rating, Deduct</i>	-367.13	
			<i>For Class 54 Rating, Add</i>	507.98	
			<i>For Class 55 Rating, Add</i>	758.97	
			<i>For Class 56 Rating, Add</i>	1,006.63	
40 05 19 00-1208	EA		12" Flanged x Plain End (FxPE), 10'-0" Spool Length, Class 53, Cement Lined, Bituminous Seal Coat, Ductile Iron Pipe	4,098.10	407.01
			<i>For Class 52 Rating, Deduct</i>	-382.96	
			<i>For Class 54 Rating, Add</i>	529.61	
			<i>For Class 55 Rating, Add</i>	791.16	
			<i>For Class 56 Rating, Add</i>	1,049.22	
40 05 19 00-1209	EA		12" Flanged x Plain End (FxPE), 10'-6" Spool Length, Class 53, Cement Lined, Bituminous Seal Coat, Ductile Iron Pipe	4,245.92	409.58
			<i>For Class 52 Rating, Deduct</i>	-398.79	
			<i>For Class 54 Rating, Add</i>	551.25	
			<i>For Class 55 Rating, Add</i>	823.34	
			<i>For Class 56 Rating, Add</i>	1,091.81	
40 05 19 00-1210	EA		12" Flanged x Plain End (FxPE), 11'-0" Spool Length, Class 53, Cement Lined, Bituminous Seal Coat, Ductile Iron Pipe	4,393.73	412.16
			<i>For Class 52 Rating, Deduct</i>	-414.62	
			<i>For Class 54 Rating, Add</i>	572.88	
			<i>For Class 55 Rating, Add</i>	855.53	
			<i>For Class 56 Rating, Add</i>	1,134.41	
40 05 19 00-1211	EA		12" Flanged x Plain End (FxPE), 11'-6" Spool Length, Class 53, Cement Lined, Bituminous Seal Coat, Ductile Iron Pipe	4,541.54	414.74
			<i>For Class 52 Rating, Deduct</i>	-430.45	
			<i>For Class 54 Rating, Add</i>	594.51	
			<i>For Class 55 Rating, Add</i>	887.71	
			<i>For Class 56 Rating, Add</i>	1,177.00	
40 05 19 00-1212	EA		12" Flanged x Plain End (FxPE), 12'-0" Spool Length, Class 53, Cement Lined, Bituminous Seal Coat, Ductile Iron Pipe	4,689.35	417.32
			<i>For Class 52 Rating, Deduct</i>	-446.28	
			<i>For Class 54 Rating, Add</i>	616.15	
			<i>For Class 55 Rating, Add</i>	919.90	
			<i>For Class 56 Rating, Add</i>	1,219.60	
40 05 19 00-1213	EA		12" Flanged x Plain End (FxPE), 12'-6" Spool Length, Class 53, Cement Lined, Bituminous Seal Coat, Ductile Iron Pipe	4,837.16	419.88
			<i>For Class 52 Rating, Deduct</i>	-462.11	
			<i>For Class 54 Rating, Add</i>	637.78	
			<i>For Class 55 Rating, Add</i>	952.08	
			<i>For Class 56 Rating, Add</i>	1,262.19	
40 05 19 00-1214	EA		12" Flanged x Plain End (FxPE), 13'-0" Spool Length, Class 53, Cement Lined, Bituminous Seal Coat, Ductile Iron Pipe	4,984.98	422.46
			<i>For Class 52 Rating, Deduct</i>	-477.94	
			<i>For Class 54 Rating, Add</i>	659.41	
			<i>For Class 55 Rating, Add</i>	984.27	
			<i>For Class 56 Rating, Add</i>	1,304.78	
40 05 19 00-1215	EA		12" Flanged x Plain End (FxPE), 13'-6" Spool Length, Class 53, Cement Lined, Bituminous Seal Coat, Ductile Iron Pipe	5,132.79	425.05
			<i>For Class 52 Rating, Deduct</i>	-493.77	
			<i>For Class 54 Rating, Add</i>	681.05	
			<i>For Class 55 Rating, Add</i>	1,016.46	
			<i>For Class 56 Rating, Add</i>	1,347.38	
40 05 19 00-1216	EA		12" Flanged x Plain End (FxPE), 14'-0" Spool Length, Class 53, Cement Lined, Bituminous Seal Coat, Ductile Iron Pipe	5,280.61	427.62
			<i>For Class 52 Rating, Deduct</i>	-509.60	
			<i>For Class 54 Rating, Add</i>	702.68	
			<i>For Class 55 Rating, Add</i>	1,048.64	
			<i>For Class 56 Rating, Add</i>	1,389.97	
40 05 19 00-1217	EA		12" Flanged x Plain End (FxPE), 14'-6" Spool Length, Class 53, Cement Lined, Bituminous Seal Coat, Ductile Iron Pipe	5,428.41	430.19
			<i>For Class 52 Rating, Deduct</i>	-525.43	
			<i>For Class 54 Rating, Add</i>	724.31	
			<i>For Class 55 Rating, Add</i>	1,080.83	
			<i>For Class 56 Rating, Add</i>	1,432.56	
40 05 19 00-1218	EA		12" Flanged x Plain End (FxPE), 15'-0" Spool Length, Class 53, Cement Lined, Bituminous Seal Coat, Ductile Iron Pipe	5,576.22	432.77
			<i>For Class 52 Rating, Deduct</i>	-541.26	
			<i>For Class 54 Rating, Add</i>	745.95	
			<i>For Class 55 Rating, Add</i>	1,113.01	
			<i>For Class 56 Rating, Add</i>	1,475.16	
40 05 19 00-1219	EA		12" Flanged x Plain End (FxPE), 15'-6" Spool Length, Class 53, Cement Lined, Bituminous Seal Coat, Ductile Iron Pipe	5,724.03	435.35
			<i>For Class 52 Rating, Deduct</i>	-557.09	
			<i>For Class 54 Rating, Add</i>	767.58	
			<i>For Class 55 Rating, Add</i>	1,145.20	
			<i>For Class 56 Rating, Add</i>	1,517.75	



MINOR CSI UOM DESCRIPTION	TOTAL DIRECT UNIT COST	DEMOLITION UNIT COST
40 05 19 00-1220 EA 12" Flanged x Plain End (FxPE), 16'-0" Spool Length, Class 53, Cement Lined, Bituminous Seal Coat, Ductile Iron Pipe	5,871.85	437.92
For Class 52 Rating, Deduct	-572.92	
For Class 54 Rating, Add	789.21	
For Class 55 Rating, Add	1,177.38	
For Class 56 Rating, Add	1,560.34	
40 05 19 00-1221 EA 12" Flanged x Plain End (FxPE), 16'-6" Spool Length, Class 53, Cement Lined, Bituminous Seal Coat, Ductile Iron Pipe	6,019.66	440.49
For Class 52 Rating, Deduct	-588.75	
For Class 54 Rating, Add	810.85	
For Class 55 Rating, Add	1,209.57	
For Class 56 Rating, Add	1,602.94	
40 05 19 00-1222 EA 12" Flanged x Plain End (FxPE), 17'-0" Spool Length, Class 53, Cement Lined, Bituminous Seal Coat, Ductile Iron Pipe	6,167.47	443.08
For Class 52 Rating, Deduct	-604.58	
For Class 54 Rating, Add	832.48	
For Class 55 Rating, Add	1,241.75	
For Class 56 Rating, Add	1,645.53	
40 05 19 00-1223 EA 12" Flanged x Plain End (FxPE), 17'-6" Spool Length, Class 53, Cement Lined, Bituminous Seal Coat, Ductile Iron Pipe	6,315.29	445.65
For Class 52 Rating, Deduct	-620.41	
For Class 54 Rating, Add	854.11	
For Class 55 Rating, Add	1,273.94	
For Class 56 Rating, Add	1,688.13	
40 05 19 00-1224 EA 12" Flanged x Plain End (FxPE), 18'-0" Spool Length, Class 53, Cement Lined, Bituminous Seal Coat, Ductile Iron Pipe	6,463.09	448.22
For Class 52 Rating, Deduct	-636.24	
For Class 54 Rating, Add	875.74	
For Class 55 Rating, Add	1,306.12	
For Class 56 Rating, Add	1,730.72	
40 05 19 00-1225 EA 12" Flanged x Plain End (FxPE), 18'-6" Spool Length, Class 53, Cement Lined, Bituminous Seal Coat, Ductile Iron Pipe	6,610.91	450.81
For Class 52 Rating, Deduct	-652.07	
For Class 54 Rating, Add	897.38	
For Class 55 Rating, Add	1,338.31	
For Class 56 Rating, Add	1,773.31	
40 05 19 00-1226 EA 12" Flanged x Plain End (FxPE), 19'-0" Spool Length, Class 53, Cement Lined, Bituminous Seal Coat, Ductile Iron Pipe	6,758.72	453.38
For Class 52 Rating, Deduct	-667.90	
For Class 54 Rating, Add	919.01	
For Class 55 Rating, Add	1,370.50	
For Class 56 Rating, Add	1,815.91	
40 05 19 00-1227 EA 12" Flanged x Plain End (FxPE), 19'-6" Spool Length, Class 53, Cement Lined, Bituminous Seal Coat, Ductile Iron Pipe	6,906.54	455.95
For Class 52 Rating, Deduct	-683.73	
For Class 54 Rating, Add	940.65	
For Class 55 Rating, Add	1,402.68	
For Class 56 Rating, Add	1,858.50	
40 05 19 00-1228 EA 12" Flanged x Plain End (FxPE), 20'-0" Spool Length, Class 53, Cement Lined, Bituminous Seal Coat, Ductile Iron Pipe	7,054.35	458.52
For Class 52 Rating, Deduct	-699.56	
For Class 54 Rating, Add	962.28	
For Class 55 Rating, Add	1,434.87	
For Class 56 Rating, Add	1,901.10	
40 05 19 00-1229 14" Flanged End x Plain End (FxPE), Class 53, Cement Lined, Bituminous Seal Coat, Ductile Iron Pipe <small>(40 05 19 00-1028)</small>		
40 05 19 00-1230 EA 14" Flanged x Plain End (FxPE), 1'-0" Spool Length, Class 53, Cement Lined, Bituminous Seal Coat, Ductile Iron Pipe	1,927.24	432.77
For Class 52 Rating, Deduct	-139.87	
For Class 54 Rating, Add	198.60	
For Class 55 Rating, Add	299.29	
For Class 56 Rating, Add	398.71	
40 05 19 00-1231 EA 14" Flanged x Plain End (FxPE), 1'-6" Spool Length, Class 53, Cement Lined, Bituminous Seal Coat, Ductile Iron Pipe	2,106.59	435.35
For Class 52 Rating, Deduct	-159.17	
For Class 54 Rating, Add	224.96	
For Class 55 Rating, Add	338.51	
For Class 56 Rating, Add	450.61	
40 05 19 00-1232 EA 14" Flanged x Plain End (FxPE), 2'-0" Spool Length, Class 53, Cement Lined, Bituminous Seal Coat, Ductile Iron Pipe	2,285.95	437.92
For Class 52 Rating, Deduct	-178.47	
For Class 54 Rating, Add	251.33	
For Class 55 Rating, Add	377.73	
For Class 56 Rating, Add	502.50	
40 05 19 00-1233 EA 14" Flanged x Plain End (FxPE), 2'-6" Spool Length, Class 53, Cement Lined, Bituminous Seal Coat, Ductile Iron Pipe	2,465.30	440.49
For Class 52 Rating, Deduct	-197.77	
For Class 54 Rating, Add	277.69	
For Class 55 Rating, Add	416.95	
For Class 56 Rating, Add	554.40	

40 Process Interconnections
40 05 Common Work Results For Process Interconnections
40 05 19 Ductile Iron Process Pipe



MINOR	CSI	UOM	DESCRIPTION	TOTAL DIRECT UNIT COST	DEMOLITION UNIT COST
40 05 19 00-1234	EA		14" Flanged x Plain End (FxPE), 3'-0" Spool Length, Class 53, Cement Lined, Bituminous Seal Coat, Ductile Iron Pipe	2,644.65	443.08
			<i>For Class 52 Rating, Deduct</i>	-217.07	
			<i>For Class 54 Rating, Add</i>	304.06	
			<i>For Class 55 Rating, Add</i>	456.16	
			<i>For Class 56 Rating, Add</i>	606.30	
40 05 19 00-1235	EA		14" Flanged x Plain End (FxPE), 3'-6" Spool Length, Class 53, Cement Lined, Bituminous Seal Coat, Ductile Iron Pipe	2,824.01	445.65
			<i>For Class 52 Rating, Deduct</i>	-236.37	
			<i>For Class 54 Rating, Add</i>	330.42	
			<i>For Class 55 Rating, Add</i>	495.38	
			<i>For Class 56 Rating, Add</i>	658.20	
40 05 19 00-1236	EA		14" Flanged x Plain End (FxPE), 4'-0" Spool Length, Class 53, Cement Lined, Bituminous Seal Coat, Ductile Iron Pipe	3,003.35	448.22
			<i>For Class 52 Rating, Deduct</i>	-255.67	
			<i>For Class 54 Rating, Add</i>	356.78	
			<i>For Class 55 Rating, Add</i>	534.60	
			<i>For Class 56 Rating, Add</i>	710.10	
40 05 19 00-1237	EA		14" Flanged x Plain End (FxPE), 4'-6" Spool Length, Class 53, Cement Lined, Bituminous Seal Coat, Ductile Iron Pipe	3,182.71	450.81
			<i>For Class 52 Rating, Deduct</i>	-274.96	
			<i>For Class 54 Rating, Add</i>	383.15	
			<i>For Class 55 Rating, Add</i>	573.82	
			<i>For Class 56 Rating, Add</i>	761.99	
40 05 19 00-1238	EA		14" Flanged x Plain End (FxPE), 5'-0" Spool Length, Class 53, Cement Lined, Bituminous Seal Coat, Ductile Iron Pipe	3,362.07	453.38
			<i>For Class 52 Rating, Deduct</i>	-294.27	
			<i>For Class 54 Rating, Add</i>	409.51	
			<i>For Class 55 Rating, Add</i>	613.04	
			<i>For Class 56 Rating, Add</i>	813.90	
40 05 19 00-1239	EA		14" Flanged x Plain End (FxPE), 5'-6" Spool Length, Class 53, Cement Lined, Bituminous Seal Coat, Ductile Iron Pipe	3,541.43	455.95
			<i>For Class 52 Rating, Deduct</i>	-313.56	
			<i>For Class 54 Rating, Add</i>	435.88	
			<i>For Class 55 Rating, Add</i>	652.26	
			<i>For Class 56 Rating, Add</i>	865.79	
40 05 19 00-1240	EA		14" Flanged x Plain End (FxPE), 6'-0" Spool Length, Class 53, Cement Lined, Bituminous Seal Coat, Ductile Iron Pipe	3,720.78	458.52
			<i>For Class 52 Rating, Deduct</i>	-332.86	
			<i>For Class 54 Rating, Add</i>	462.24	
			<i>For Class 55 Rating, Add</i>	691.48	
			<i>For Class 56 Rating, Add</i>	917.69	
40 05 19 00-1241	EA		14" Flanged x Plain End (FxPE), 6'-6" Spool Length, Class 53, Cement Lined, Bituminous Seal Coat, Ductile Iron Pipe	3,900.14	461.11
			<i>For Class 52 Rating, Deduct</i>	-352.16	
			<i>For Class 54 Rating, Add</i>	488.61	
			<i>For Class 55 Rating, Add</i>	730.70	
			<i>For Class 56 Rating, Add</i>	969.59	
40 05 19 00-1242	EA		14" Flanged x Plain End (FxPE), 7'-0" Spool Length, Class 53, Cement Lined, Bituminous Seal Coat, Ductile Iron Pipe	4,079.49	463.69
			<i>For Class 52 Rating, Deduct</i>	-371.46	
			<i>For Class 54 Rating, Add</i>	514.97	
			<i>For Class 55 Rating, Add</i>	769.92	
			<i>For Class 56 Rating, Add</i>	1,021.49	
40 05 19 00-1243	EA		14" Flanged x Plain End (FxPE), 7'-6" Spool Length, Class 53, Cement Lined, Bituminous Seal Coat, Ductile Iron Pipe	4,258.84	466.25
			<i>For Class 52 Rating, Deduct</i>	-390.76	
			<i>For Class 54 Rating, Add</i>	541.34	
			<i>For Class 55 Rating, Add</i>	809.14	
			<i>For Class 56 Rating, Add</i>	1,073.39	
40 05 19 00-1244	EA		14" Flanged x Plain End (FxPE), 8'-0" Spool Length, Class 53, Cement Lined, Bituminous Seal Coat, Ductile Iron Pipe	4,438.19	468.84
			<i>For Class 52 Rating, Deduct</i>	-410.06	
			<i>For Class 54 Rating, Add</i>	567.70	
			<i>For Class 55 Rating, Add</i>	848.36	
			<i>For Class 56 Rating, Add</i>	1,125.29	
40 05 19 00-1245	EA		14" Flanged x Plain End (FxPE), 8'-6" Spool Length, Class 53, Cement Lined, Bituminous Seal Coat, Ductile Iron Pipe	4,617.54	471.41
			<i>For Class 52 Rating, Deduct</i>	-429.36	
			<i>For Class 54 Rating, Add</i>	594.06	
			<i>For Class 55 Rating, Add</i>	887.58	
			<i>For Class 56 Rating, Add</i>	1,177.18	
40 05 19 00-1246	EA		14" Flanged x Plain End (FxPE), 9'-0" Spool Length, Class 53, Cement Lined, Bituminous Seal Coat, Ductile Iron Pipe	4,796.90	473.98
			<i>For Class 52 Rating, Deduct</i>	-448.66	
			<i>For Class 54 Rating, Add</i>	620.43	
			<i>For Class 55 Rating, Add</i>	926.79	
			<i>For Class 56 Rating, Add</i>	1,229.08	
40 05 19 00-1247	EA		14" Flanged x Plain End (FxPE), 9'-6" Spool Length, Class 53, Cement Lined, Bituminous Seal Coat, Ductile Iron Pipe	4,976.25	476.56
			<i>For Class 52 Rating, Deduct</i>	-467.96	
			<i>For Class 54 Rating, Add</i>	646.79	
			<i>For Class 55 Rating, Add</i>	966.01	
			<i>For Class 56 Rating, Add</i>	1,280.98	



MINOR CSI UOM DESCRIPTION	TOTAL DIRECT UNIT COST	DEMOLITION UNIT COST
40 05 19 00-1248 EA 14" Flanged x Plain End (FxPE), 10'-0" Spool Length, Class 53, Cement Lined, Bituminous Seal Coat, Ductile Iron Pipe	5,155.62	479.14
<i>For Class 52 Rating, Deduct</i>	-487.26	
<i>For Class 54 Rating, Add</i>	673.16	
<i>For Class 55 Rating, Add</i>	1,005.24	
<i>For Class 56 Rating, Add</i>	1,332.88	
40 05 19 00-1249 EA 14" Flanged x Plain End (FxPE), 10'-6" Spool Length, Class 53, Cement Lined, Bituminous Seal Coat, Ductile Iron Pipe	5,334.97	481.72
<i>For Class 52 Rating, Deduct</i>	-506.56	
<i>For Class 54 Rating, Add</i>	699.52	
<i>For Class 55 Rating, Add</i>	1,044.45	
<i>For Class 56 Rating, Add</i>	1,384.78	
40 05 19 00-1250 EA 14" Flanged x Plain End (FxPE), 11'-0" Spool Length, Class 53, Cement Lined, Bituminous Seal Coat, Ductile Iron Pipe	5,514.32	484.28
<i>For Class 52 Rating, Deduct</i>	-525.86	
<i>For Class 54 Rating, Add</i>	725.89	
<i>For Class 55 Rating, Add</i>	1,083.67	
<i>For Class 56 Rating, Add</i>	1,436.68	
40 05 19 00-1251 EA 14" Flanged x Plain End (FxPE), 11'-6" Spool Length, Class 53, Cement Lined, Bituminous Seal Coat, Ductile Iron Pipe	5,693.67	486.86
<i>For Class 52 Rating, Deduct</i>	-545.16	
<i>For Class 54 Rating, Add</i>	752.25	
<i>For Class 55 Rating, Add</i>	1,122.89	
<i>For Class 56 Rating, Add</i>	1,488.58	
40 05 19 00-1252 EA 14" Flanged x Plain End (FxPE), 12'-0" Spool Length, Class 53, Cement Lined, Bituminous Seal Coat, Ductile Iron Pipe	5,873.03	489.44
<i>For Class 52 Rating, Deduct</i>	-564.46	
<i>For Class 54 Rating, Add</i>	778.62	
<i>For Class 55 Rating, Add</i>	1,162.11	
<i>For Class 56 Rating, Add</i>	1,540.47	
40 05 19 00-1253 EA 14" Flanged x Plain End (FxPE), 12'-6" Spool Length, Class 53, Cement Lined, Bituminous Seal Coat, Ductile Iron Pipe	6,052.38	492.02
<i>For Class 52 Rating, Deduct</i>	-583.76	
<i>For Class 54 Rating, Add</i>	804.98	
<i>For Class 55 Rating, Add</i>	1,201.33	
<i>For Class 56 Rating, Add</i>	1,592.37	
40 05 19 00-1254 EA 14" Flanged x Plain End (FxPE), 13'-0" Spool Length, Class 53, Cement Lined, Bituminous Seal Coat, Ductile Iron Pipe	6,231.73	494.59
<i>For Class 52 Rating, Deduct</i>	-603.06	
<i>For Class 54 Rating, Add</i>	831.35	
<i>For Class 55 Rating, Add</i>	1,240.55	
<i>For Class 56 Rating, Add</i>	1,644.27	
40 05 19 00-1255 EA 14" Flanged x Plain End (FxPE), 13'-6" Spool Length, Class 53, Cement Lined, Bituminous Seal Coat, Ductile Iron Pipe	6,411.09	497.17
<i>For Class 52 Rating, Deduct</i>	-622.36	
<i>For Class 54 Rating, Add</i>	857.71	
<i>For Class 55 Rating, Add</i>	1,279.77	
<i>For Class 56 Rating, Add</i>	1,696.17	
40 05 19 00-1256 EA 14" Flanged x Plain End (FxPE), 14'-0" Spool Length, Class 53, Cement Lined, Bituminous Seal Coat, Ductile Iron Pipe	6,590.44	499.75
<i>For Class 52 Rating, Deduct</i>	-641.66	
<i>For Class 54 Rating, Add</i>	884.07	
<i>For Class 55 Rating, Add</i>	1,318.99	
<i>For Class 56 Rating, Add</i>	1,748.07	
40 05 19 00-1257 EA 14" Flanged x Plain End (FxPE), 14'-6" Spool Length, Class 53, Cement Lined, Bituminous Seal Coat, Ductile Iron Pipe	6,769.80	502.31
<i>For Class 52 Rating, Deduct</i>	-660.96	
<i>For Class 54 Rating, Add</i>	910.44	
<i>For Class 55 Rating, Add</i>	1,358.21	
<i>For Class 56 Rating, Add</i>	1,799.97	
40 05 19 00-1258 EA 14" Flanged x Plain End (FxPE), 15'-0" Spool Length, Class 53, Cement Lined, Bituminous Seal Coat, Ductile Iron Pipe	6,949.15	504.89
<i>For Class 52 Rating, Deduct</i>	-680.26	
<i>For Class 54 Rating, Add</i>	936.80	
<i>For Class 55 Rating, Add</i>	1,397.43	
<i>For Class 56 Rating, Add</i>	1,851.87	
40 05 19 00-1259 EA 14" Flanged x Plain End (FxPE), 15'-6" Spool Length, Class 53, Cement Lined, Bituminous Seal Coat, Ductile Iron Pipe	7,128.51	507.48
<i>For Class 52 Rating, Deduct</i>	-699.56	
<i>For Class 54 Rating, Add</i>	963.17	
<i>For Class 55 Rating, Add</i>	1,436.65	
<i>For Class 56 Rating, Add</i>	1,903.77	
40 05 19 00-1260 EA 14" Flanged x Plain End (FxPE), 16'-0" Spool Length, Class 53, Cement Lined, Bituminous Seal Coat, Ductile Iron Pipe	7,307.86	510.05
<i>For Class 52 Rating, Deduct</i>	-718.86	
<i>For Class 54 Rating, Add</i>	989.53	
<i>For Class 55 Rating, Add</i>	1,475.87	
<i>For Class 56 Rating, Add</i>	1,955.66	
40 05 19 00-1261 EA 14" Flanged x Plain End (FxPE), 16'-6" Spool Length, Class 53, Cement Lined, Bituminous Seal Coat, Ductile Iron Pipe	7,487.22	512.62
<i>For Class 52 Rating, Deduct</i>	-738.16	
<i>For Class 54 Rating, Add</i>	1,015.90	
<i>For Class 55 Rating, Add</i>	1,515.08	
<i>For Class 56 Rating, Add</i>	2,007.56	

40 Process Interconnections
40 05 Common Work Results For Process Interconnections
40 05 19 Ductile Iron Process Pipe



MINOR	CSI	UOM	DESCRIPTION	TOTAL DIRECT UNIT COST	DEMOLITION UNIT COST
40 05 19 00-1262	EA		14" Flanged x Plain End (FxPE), 17'-0" Spool Length, Class 53, Cement Lined, Bituminous Seal Coat, Ductile Iron Pipe	7,666.57	515.20
			<i>For Class 52 Rating, Deduct</i>	-757.46	
			<i>For Class 54 Rating, Add</i>	1,042.26	
			<i>For Class 55 Rating, Add</i>	1,554.30	
			<i>For Class 56 Rating, Add</i>	2,059.46	
40 05 19 00-1263	EA		14" Flanged x Plain End (FxPE), 17'-6" Spool Length, Class 53, Cement Lined, Bituminous Seal Coat, Ductile Iron Pipe	7,845.92	517.78
			<i>For Class 52 Rating, Deduct</i>	-776.76	
			<i>For Class 54 Rating, Add</i>	1,068.63	
			<i>For Class 55 Rating, Add</i>	1,593.52	
			<i>For Class 56 Rating, Add</i>	2,111.36	
40 05 19 00-1264	EA		14" Flanged x Plain End (FxPE), 18'-0" Spool Length, Class 53, Cement Lined, Bituminous Seal Coat, Ductile Iron Pipe	8,025.27	520.35
			<i>For Class 52 Rating, Deduct</i>	-796.05	
			<i>For Class 54 Rating, Add</i>	1,094.99	
			<i>For Class 55 Rating, Add</i>	1,632.74	
			<i>For Class 56 Rating, Add</i>	2,163.26	
40 05 19 00-1265	EA		14" Flanged x Plain End (FxPE), 18'-6" Spool Length, Class 53, Cement Lined, Bituminous Seal Coat, Ductile Iron Pipe	8,204.62	522.92
			<i>For Class 52 Rating, Deduct</i>	-876.35	
			<i>For Class 54 Rating, Add</i>	1,121.35	
			<i>For Class 55 Rating, Add</i>	1,671.96	
			<i>For Class 56 Rating, Add</i>	2,215.15	
40 05 19 00-1266	EA		14" Flanged x Plain End (FxPE), 19'-0" Spool Length, Class 53, Cement Lined, Bituminous Seal Coat, Ductile Iron Pipe	8,383.98	525.51
			<i>For Class 52 Rating, Deduct</i>	-834.65	
			<i>For Class 54 Rating, Add</i>	1,147.72	
			<i>For Class 55 Rating, Add</i>	1,711.18	
			<i>For Class 56 Rating, Add</i>	2,267.05	
40 05 19 00-1267	EA		14" Flanged x Plain End (FxPE), 19'-6" Spool Length, Class 53, Cement Lined, Bituminous Seal Coat, Ductile Iron Pipe	8,563.34	528.08
			<i>For Class 52 Rating, Deduct</i>	-853.95	
			<i>For Class 54 Rating, Add</i>	1,174.08	
			<i>For Class 55 Rating, Add</i>	1,750.40	
			<i>For Class 56 Rating, Add</i>	2,318.95	
40 05 19 00-1268			16" Flanged End x Plain End (FxPE), Class 53, Cement Lined, Bituminous Seal Coat, Ductile Iron Pipe		
40 05 19 00-1269	EA		16" Flanged x Plain End (FxPE), 1'-0" Spool Length, Class 53, Cement Lined, Bituminous Seal Coat, Ductile Iron Pipe	2,253.53	494.59
			<i>For Class 52 Rating, Deduct</i>	-165.46	
			<i>For Class 54 Rating, Add</i>	234.62	
			<i>For Class 55 Rating, Add</i>	353.41	
			<i>For Class 56 Rating, Add</i>	470.70	
40 05 19 00-1270	EA		16" Flanged x Plain End (FxPE), 1'-6" Spool Length, Class 53, Cement Lined, Bituminous Seal Coat, Ductile Iron Pipe	2,462.46	497.17
			<i>For Class 52 Rating, Deduct</i>	-188.01	
			<i>For Class 54 Rating, Add</i>	265.41	
			<i>For Class 55 Rating, Add</i>	399.22	
			<i>For Class 56 Rating, Add</i>	531.32	
40 05 19 00-1271	EA		16" Flanged x Plain End (FxPE), 2'-0" Spool Length, Class 53, Cement Lined, Bituminous Seal Coat, Ductile Iron Pipe	2,671.38	499.75
			<i>For Class 52 Rating, Deduct</i>	-210.56	
			<i>For Class 54 Rating, Add</i>	296.21	
			<i>For Class 55 Rating, Add</i>	445.04	
			<i>For Class 56 Rating, Add</i>	591.94	
40 05 19 00-1272	EA		16" Flanged x Plain End (FxPE), 2'-6" Spool Length, Class 53, Cement Lined, Bituminous Seal Coat, Ductile Iron Pipe	2,880.30	502.31
			<i>For Class 52 Rating, Deduct</i>	-233.11	
			<i>For Class 54 Rating, Add</i>	327.01	
			<i>For Class 55 Rating, Add</i>	490.85	
			<i>For Class 56 Rating, Add</i>	652.57	
40 05 19 00-1273	EA		16" Flanged x Plain End (FxPE), 3'-0" Spool Length, Class 53, Cement Lined, Bituminous Seal Coat, Ductile Iron Pipe	3,089.22	504.89
			<i>For Class 52 Rating, Deduct</i>	-255.67	
			<i>For Class 54 Rating, Add</i>	357.81	
			<i>For Class 55 Rating, Add</i>	536.66	
			<i>For Class 56 Rating, Add</i>	713.19	
40 05 19 00-1274	EA		16" Flanged x Plain End (FxPE), 3'-6" Spool Length, Class 53, Cement Lined, Bituminous Seal Coat, Ductile Iron Pipe	3,298.15	507.48
			<i>For Class 52 Rating, Deduct</i>	-278.22	
			<i>For Class 54 Rating, Add</i>	388.61	
			<i>For Class 55 Rating, Add</i>	582.48	
			<i>For Class 56 Rating, Add</i>	773.81	
40 05 19 00-1275	EA		16" Flanged x Plain End (FxPE), 4'-0" Spool Length, Class 53, Cement Lined, Bituminous Seal Coat, Ductile Iron Pipe	3,507.08	510.05
			<i>For Class 52 Rating, Deduct</i>	-300.77	
			<i>For Class 54 Rating, Add</i>	419.42	
			<i>For Class 55 Rating, Add</i>	628.29	
			<i>For Class 56 Rating, Add</i>	834.43	



MINOR CSI UOM DESCRIPTION	TOTAL DIRECT UNIT COST	DEMOLITION UNIT COST
40 05 19 00-1276 EA 16" Flanged x Plain End (FxPE), 4'-6" Spool Length, Class 53, Cement Lined, Bituminous Seal Coat, Ductile Iron Pipe	3,716.01	512.62
<i>For Class 52 Rating, Deduct</i>	-323.32	
<i>For Class 54 Rating, Add</i>	450.22	
<i>For Class 55 Rating, Add</i>	674.10	
<i>For Class 56 Rating, Add</i>	895.06	
40 05 19 00-1277 EA 16" Flanged x Plain End (FxPE), 5'-0" Spool Length, Class 53, Cement Lined, Bituminous Seal Coat, Ductile Iron Pipe	3,924.93	515.20
<i>For Class 52 Rating, Deduct</i>	-345.88	
<i>For Class 54 Rating, Add</i>	481.02	
<i>For Class 55 Rating, Add</i>	719.92	
<i>For Class 56 Rating, Add</i>	955.68	
40 05 19 00-1278 EA 16" Flanged x Plain End (FxPE), 5'-6" Spool Length, Class 53, Cement Lined, Bituminous Seal Coat, Ductile Iron Pipe	4,133.85	517.78
<i>For Class 52 Rating, Deduct</i>	-368.43	
<i>For Class 54 Rating, Add</i>	511.82	
<i>For Class 55 Rating, Add</i>	765.73	
<i>For Class 56 Rating, Add</i>	1,016.30	
40 05 19 00-1279 EA 16" Flanged x Plain End (FxPE), 6'-0" Spool Length, Class 53, Cement Lined, Bituminous Seal Coat, Ductile Iron Pipe	4,342.77	520.35
<i>For Class 52 Rating, Deduct</i>	-390.98	
<i>For Class 54 Rating, Add</i>	542.61	
<i>For Class 55 Rating, Add</i>	811.54	
<i>For Class 56 Rating, Add</i>	1,076.92	
40 05 19 00-1280 EA 16" Flanged x Plain End (FxPE), 6'-6" Spool Length, Class 53, Cement Lined, Bituminous Seal Coat, Ductile Iron Pipe	4,551.69	522.92
<i>For Class 52 Rating, Deduct</i>	-413.53	
<i>For Class 54 Rating, Add</i>	573.41	
<i>For Class 55 Rating, Add</i>	857.36	
<i>For Class 56 Rating, Add</i>	1,137.54	
40 05 19 00-1281 EA 16" Flanged x Plain End (FxPE), 7'-0" Spool Length, Class 53, Cement Lined, Bituminous Seal Coat, Ductile Iron Pipe	4,760.62	525.51
<i>For Class 52 Rating, Deduct</i>	-436.08	
<i>For Class 54 Rating, Add</i>	604.21	
<i>For Class 55 Rating, Add</i>	903.17	
<i>For Class 56 Rating, Add</i>	1,198.16	
40 05 19 00-1282 EA 16" Flanged x Plain End (FxPE), 7'-6" Spool Length, Class 53, Cement Lined, Bituminous Seal Coat, Ductile Iron Pipe	4,969.55	528.08
<i>For Class 52 Rating, Deduct</i>	-458.64	
<i>For Class 54 Rating, Add</i>	635.02	
<i>For Class 55 Rating, Add</i>	948.99	
<i>For Class 56 Rating, Add</i>	1,258.79	
40 05 19 00-1283 EA 16" Flanged x Plain End (FxPE), 8'-0" Spool Length, Class 53, Cement Lined, Bituminous Seal Coat, Ductile Iron Pipe	5,178.48	530.65
<i>For Class 52 Rating, Deduct</i>	-481.19	
<i>For Class 54 Rating, Add</i>	665.82	
<i>For Class 55 Rating, Add</i>	994.80	
<i>For Class 56 Rating, Add</i>	1,319.41	
40 05 19 00-1284 EA 16" Flanged x Plain End (FxPE), 8'-6" Spool Length, Class 53, Cement Lined, Bituminous Seal Coat, Ductile Iron Pipe	5,387.40	533.24
<i>For Class 52 Rating, Deduct</i>	-503.74	
<i>For Class 54 Rating, Add</i>	696.62	
<i>For Class 55 Rating, Add</i>	1,040.61	
<i>For Class 56 Rating, Add</i>	1,380.03	
40 05 19 00-1285 EA 16" Flanged x Plain End (FxPE), 9'-0" Spool Length, Class 53, Cement Lined, Bituminous Seal Coat, Ductile Iron Pipe	5,596.32	535.81
<i>For Class 52 Rating, Deduct</i>	-526.29	
<i>For Class 54 Rating, Add</i>	727.42	
<i>For Class 55 Rating, Add</i>	1,086.43	
<i>For Class 56 Rating, Add</i>	1,440.65	
40 05 19 00-1286 EA 16" Flanged x Plain End (FxPE), 9'-6" Spool Length, Class 53, Cement Lined, Bituminous Seal Coat, Ductile Iron Pipe	5,805.24	538.38
<i>For Class 52 Rating, Deduct</i>	-548.85	
<i>For Class 54 Rating, Add</i>	758.22	
<i>For Class 55 Rating, Add</i>	1,132.24	
<i>For Class 56 Rating, Add</i>	1,501.27	
40 05 19 00-1287 EA 16" Flanged x Plain End (FxPE), 10'-0" Spool Length, Class 53, Cement Lined, Bituminous Seal Coat, Ductile Iron Pipe	6,014.17	540.95
<i>For Class 52 Rating, Deduct</i>	-571.40	
<i>For Class 54 Rating, Add</i>	789.02	
<i>For Class 55 Rating, Add</i>	1,178.05	
<i>For Class 56 Rating, Add</i>	1,561.89	
40 05 19 00-1288 EA 16" Flanged x Plain End (FxPE), 10'-6" Spool Length, Class 53, Cement Lined, Bituminous Seal Coat, Ductile Iron Pipe	6,223.10	543.54
<i>For Class 52 Rating, Deduct</i>	-593.95	
<i>For Class 54 Rating, Add</i>	819.82	
<i>For Class 55 Rating, Add</i>	1,223.87	
<i>For Class 56 Rating, Add</i>	1,622.52	
40 05 19 00-1289 EA 16" Flanged x Plain End (FxPE), 11'-0" Spool Length, Class 53, Cement Lined, Bituminous Seal Coat, Ductile Iron Pipe	6,432.03	546.12
<i>For Class 52 Rating, Deduct</i>	-616.50	
<i>For Class 54 Rating, Add</i>	850.62	
<i>For Class 55 Rating, Add</i>	1,269.68	
<i>For Class 56 Rating, Add</i>	1,683.14	

40 Process Interconnections
40 05 Common Work Results For Process Interconnections
40 05 19 Ductile Iron Process Pipe



MINOR	CSI	UOM	DESCRIPTION	TOTAL DIRECT UNIT COST	DEMOLITION UNIT COST
40 05	19 00-1290	EA	16" Flanged x Plain End (FxPE), 11'-6" Spool Length, Class 53, Cement Lined, Bituminous Seal Coat, Ductile Iron Pipe	6,640.95	548.68
			<i>For Class 52 Rating, Deduct</i>	-639.06	
			<i>For Class 54 Rating, Add</i>	881.42	
			<i>For Class 55 Rating, Add</i>	1,315.49	
			<i>For Class 56 Rating, Add</i>	1,743.76	
40 05	19 00-1291	EA	16" Flanged x Plain End (FxPE), 12'-0" Spool Length, Class 53, Cement Lined, Bituminous Seal Coat, Ductile Iron Pipe	6,849.87	551.27
			<i>For Class 52 Rating, Deduct</i>	-661.61	
			<i>For Class 54 Rating, Add</i>	912.22	
			<i>For Class 55 Rating, Add</i>	1,361.31	
			<i>For Class 56 Rating, Add</i>	1,804.38	
40 05	19 00-1292	EA	16" Flanged x Plain End (FxPE), 12'-6" Spool Length, Class 53, Cement Lined, Bituminous Seal Coat, Ductile Iron Pipe	7,058.79	553.84
			<i>For Class 52 Rating, Deduct</i>	-684.16	
			<i>For Class 54 Rating, Add</i>	943.02	
			<i>For Class 55 Rating, Add</i>	1,407.12	
			<i>For Class 56 Rating, Add</i>	1,865.00	
40 05	19 00-1293	EA	16" Flanged x Plain End (FxPE), 13'-0" Spool Length, Class 53, Cement Lined, Bituminous Seal Coat, Ductile Iron Pipe	7,267.71	556.42
			<i>For Class 52 Rating, Deduct</i>	-706.71	
			<i>For Class 54 Rating, Add</i>	973.82	
			<i>For Class 55 Rating, Add</i>	1,452.93	
			<i>For Class 56 Rating, Add</i>	1,925.62	
40 05	19 00-1294	EA	16" Flanged x Plain End (FxPE), 13'-6" Spool Length, Class 53, Cement Lined, Bituminous Seal Coat, Ductile Iron Pipe	7,476.64	558.99
			<i>For Class 52 Rating, Deduct</i>	-729.26	
			<i>For Class 54 Rating, Add</i>	1,004.62	
			<i>For Class 55 Rating, Add</i>	1,498.75	
			<i>For Class 56 Rating, Add</i>	1,986.25	
40 05	19 00-1295	EA	16" Flanged x Plain End (FxPE), 14'-0" Spool Length, Class 53, Cement Lined, Bituminous Seal Coat, Ductile Iron Pipe	7,685.57	561.57
			<i>For Class 52 Rating, Deduct</i>	-751.82	
			<i>For Class 54 Rating, Add</i>	1,035.42	
			<i>For Class 55 Rating, Add</i>	1,544.56	
			<i>For Class 56 Rating, Add</i>	2,046.87	
40 05	19 00-1296	EA	16" Flanged x Plain End (FxPE), 14'-6" Spool Length, Class 53, Cement Lined, Bituminous Seal Coat, Ductile Iron Pipe	7,894.50	564.15
			<i>For Class 52 Rating, Deduct</i>	-774.37	
			<i>For Class 54 Rating, Add</i>	1,066.22	
			<i>For Class 55 Rating, Add</i>	1,590.37	
			<i>For Class 56 Rating, Add</i>	2,107.49	
40 05	19 00-1297	EA	16" Flanged x Plain End (FxPE), 15'-0" Spool Length, Class 53, Cement Lined, Bituminous Seal Coat, Ductile Iron Pipe	8,103.42	566.71
			<i>For Class 52 Rating, Deduct</i>	-796.92	
			<i>For Class 54 Rating, Add</i>	1,097.02	
			<i>For Class 55 Rating, Add</i>	1,636.19	
			<i>For Class 56 Rating, Add</i>	2,168.11	
40 05	19 00-1298	EA	16" Flanged x Plain End (FxPE), 15'-6" Spool Length, Class 53, Cement Lined, Bituminous Seal Coat, Ductile Iron Pipe	8,312.35	569.30
			<i>For Class 52 Rating, Deduct</i>	-819.47	
			<i>For Class 54 Rating, Add</i>	1,127.82	
			<i>For Class 55 Rating, Add</i>	1,682.00	
			<i>For Class 56 Rating, Add</i>	2,228.74	
40 05	19 00-1299	EA	16" Flanged x Plain End (FxPE), 16'-0" Spool Length, Class 53, Cement Lined, Bituminous Seal Coat, Ductile Iron Pipe	8,521.26	571.88
			<i>For Class 52 Rating, Deduct</i>	-842.03	
			<i>For Class 54 Rating, Add</i>	1,158.62	
			<i>For Class 55 Rating, Add</i>	1,727.81	
			<i>For Class 56 Rating, Add</i>	2,289.36	
40 05	19 00-1300	EA	16" Flanged x Plain End (FxPE), 16'-6" Spool Length, Class 53, Cement Lined, Bituminous Seal Coat, Ductile Iron Pipe	8,730.18	574.45
			<i>For Class 52 Rating, Deduct</i>	-864.58	
			<i>For Class 54 Rating, Add</i>	1,189.42	
			<i>For Class 55 Rating, Add</i>	1,773.63	
			<i>For Class 56 Rating, Add</i>	2,349.98	
40 05	19 00-1301	EA	16" Flanged x Plain End (FxPE), 17'-0" Spool Length, Class 53, Cement Lined, Bituminous Seal Coat, Ductile Iron Pipe	8,939.11	577.02
			<i>For Class 52 Rating, Deduct</i>	-887.13	
			<i>For Class 54 Rating, Add</i>	1,220.22	
			<i>For Class 55 Rating, Add</i>	1,819.44	
			<i>For Class 56 Rating, Add</i>	2,410.60	
40 05	19 00-1302	EA	16" Flanged x Plain End (FxPE), 17'-6" Spool Length, Class 53, Cement Lined, Bituminous Seal Coat, Ductile Iron Pipe	9,148.04	579.60
			<i>For Class 52 Rating, Deduct</i>	-909.68	
			<i>For Class 54 Rating, Add</i>	1,251.02	
			<i>For Class 55 Rating, Add</i>	1,865.26	
			<i>For Class 56 Rating, Add</i>	2,471.22	
40 05	19 00-1303	EA	16" Flanged x Plain End (FxPE), 18'-0" Spool Length, Class 53, Cement Lined, Bituminous Seal Coat, Ductile Iron Pipe	9,356.97	582.18
			<i>For Class 52 Rating, Deduct</i>	-932.24	
			<i>For Class 54 Rating, Add</i>	1,281.82	
			<i>For Class 55 Rating, Add</i>	1,911.07	
			<i>For Class 56 Rating, Add</i>	2,531.84	



MINOR CSI UOM DESCRIPTION	TOTAL DIRECT UNIT COST	DEMOLITION UNIT COST
40 05 19 00-1304 EA 16" Flanged x Plain End (FxPE), 18'-6" Spool Length, Class 53, Cement Lined, Bituminous Seal Coat, Ductile Iron Pipe	9,565.89	584.75
For Class 52 Rating, Deduct	-954.79	
For Class 54 Rating, Add	1,312.62	
For Class 55 Rating, Add	1,956.88	
For Class 56 Rating, Add	2,592.47	
40 05 19 00-1305 EA 16" Flanged x Plain End (FxPE), 19'-0" Spool Length, Class 53, Cement Lined, Bituminous Seal Coat, Ductile Iron Pipe	9,774.82	587.33
For Class 52 Rating, Deduct	-977.34	
For Class 54 Rating, Add	1,343.42	
For Class 55 Rating, Add	2,002.69	
For Class 56 Rating, Add	2,653.09	
40 05 19 00-1306 EA 16" Flanged x Plain End (FxPE), 19'-6" Spool Length, Class 53, Cement Lined, Bituminous Seal Coat, Ductile Iron Pipe	9,983.73	589.91
For Class 52 Rating, Deduct	-999.89	
For Class 54 Rating, Add	1,374.22	
For Class 55 Rating, Add	2,048.51	
For Class 56 Rating, Add	2,718.71	
40 05 19 00-1307 18" Flanged End x Plain End (FxPE), Class 53, Cement Lined, Bituminous Seal Coat, Ductile Iron Pipe <small>(40 05 19 00-1028)</small>		
40 05 19 00-1308 EA 18" Flanged x Plain End (FxPE), 1'-0" Spool Length, Class 53, Cement Lined, Bituminous Seal Coat, Ductile Iron Pipe	2,608.98	557.44
For Class 52 Rating, Deduct	-194.08	
For Class 54 Rating, Add	274.79	
For Class 55 Rating, Add	413.73	
For Class 56 Rating, Add	550.90	
40 05 19 00-1309 EA 18" Flanged x Plain End (FxPE), 1'-6" Spool Length, Class 53, Cement Lined, Bituminous Seal Coat, Ductile Iron Pipe	2,849.45	560.03
For Class 52 Rating, Deduct	-220.10	
For Class 54 Rating, Add	310.32	
For Class 55 Rating, Add	466.57	
For Class 56 Rating, Add	620.82	
40 05 19 00-1310 EA 18" Flanged x Plain End (FxPE), 2'-0" Spool Length, Class 53, Cement Lined, Bituminous Seal Coat, Ductile Iron Pipe	3,089.91	562.60
For Class 52 Rating, Deduct	-246.12	
For Class 54 Rating, Add	345.85	
For Class 55 Rating, Add	519.42	
For Class 56 Rating, Add	690.75	
40 05 19 00-1311 EA 18" Flanged x Plain End (FxPE), 2'-6" Spool Length, Class 53, Cement Lined, Bituminous Seal Coat, Ductile Iron Pipe	3,330.39	565.17
For Class 52 Rating, Deduct	-272.15	
For Class 54 Rating, Add	381.38	
For Class 55 Rating, Add	572.27	
For Class 56 Rating, Add	760.68	
40 05 19 00-1312 EA 18" Flanged x Plain End (FxPE), 3'-0" Spool Length, Class 53, Cement Lined, Bituminous Seal Coat, Ductile Iron Pipe	3,570.85	567.76
For Class 52 Rating, Deduct	-298.17	
For Class 54 Rating, Add	416.92	
For Class 55 Rating, Add	625.11	
For Class 56 Rating, Add	830.60	
40 05 19 00-1313 EA 18" Flanged x Plain End (FxPE), 3'-6" Spool Length, Class 53, Cement Lined, Bituminous Seal Coat, Ductile Iron Pipe	3,811.32	570.32
For Class 52 Rating, Deduct	-324.19	
For Class 54 Rating, Add	452.45	
For Class 55 Rating, Add	677.96	
For Class 56 Rating, Add	900.53	
40 05 19 00-1314 EA 18" Flanged x Plain End (FxPE), 4'-0" Spool Length, Class 53, Cement Lined, Bituminous Seal Coat, Ductile Iron Pipe	4,051.79	572.90
For Class 52 Rating, Deduct	-350.21	
For Class 54 Rating, Add	487.98	
For Class 55 Rating, Add	730.81	
For Class 56 Rating, Add	970.46	
40 05 19 00-1315 EA 18" Flanged x Plain End (FxPE), 4'-6" Spool Length, Class 53, Cement Lined, Bituminous Seal Coat, Ductile Iron Pipe	4,292.25	575.48
For Class 52 Rating, Deduct	-376.23	
For Class 54 Rating, Add	523.51	
For Class 55 Rating, Add	783.66	
For Class 56 Rating, Add	1,040.38	
40 05 19 00-1316 EA 18" Flanged x Plain End (FxPE), 5'-0" Spool Length, Class 53, Cement Lined, Bituminous Seal Coat, Ductile Iron Pipe	4,532.71	578.06
For Class 52 Rating, Deduct	-402.26	
For Class 54 Rating, Add	559.04	
For Class 55 Rating, Add	836.50	
For Class 56 Rating, Add	1,110.31	
40 05 19 00-1317 EA 18" Flanged x Plain End (FxPE), 5'-6" Spool Length, Class 53, Cement Lined, Bituminous Seal Coat, Ductile Iron Pipe	4,773.19	580.63
For Class 52 Rating, Deduct	-428.28	
For Class 54 Rating, Add	594.57	
For Class 55 Rating, Add	889.35	
For Class 56 Rating, Add	1,180.24	

40 Process Interconnections
40 05 Common Work Results For Process Interconnections
40 05 19 Ductile Iron Process Pipe



MINOR	CSI	UOM	DESCRIPTION	TOTAL DIRECT UNIT COST	DEMOLITION UNIT COST
40 05	19 00-1318	EA	18" Flanged x Plain End (FxPE), 6'-0" Spool Length, Class 53, Cement Lined, Bituminous Seal Coat, Ductile Iron Pipe	5,013.65	583.20
			<i>For Class 52 Rating, Deduct</i>	-454.30	
			<i>For Class 54 Rating, Add</i>	630.10	
			<i>For Class 55 Rating, Add</i>	942.20	
			<i>For Class 56 Rating, Add</i>	1,250.16	
40 05	19 00-1319	EA	18" Flanged x Plain End (FxPE), 6'-6" Spool Length, Class 53, Cement Lined, Bituminous Seal Coat, Ductile Iron Pipe	5,254.11	585.79
			<i>For Class 52 Rating, Deduct</i>	-480.32	
			<i>For Class 54 Rating, Add</i>	665.63	
			<i>For Class 55 Rating, Add</i>	995.04	
			<i>For Class 56 Rating, Add</i>	1,320.09	
40 05	19 00-1320	EA	18" Flanged x Plain End (FxPE), 7'-0" Spool Length, Class 53, Cement Lined, Bituminous Seal Coat, Ductile Iron Pipe	5,494.59	588.36
			<i>For Class 52 Rating, Deduct</i>	-506.34	
			<i>For Class 54 Rating, Add</i>	701.17	
			<i>For Class 55 Rating, Add</i>	1,047.89	
			<i>For Class 56 Rating, Add</i>	1,390.02	
40 05	19 00-1321	EA	18" Flanged x Plain End (FxPE), 7'-6" Spool Length, Class 53, Cement Lined, Bituminous Seal Coat, Ductile Iron Pipe	5,735.05	590.93
			<i>For Class 52 Rating, Deduct</i>	-532.37	
			<i>For Class 54 Rating, Add</i>	736.70	
			<i>For Class 55 Rating, Add</i>	1,100.74	
			<i>For Class 56 Rating, Add</i>	1,459.94	
40 05	19 00-1322	EA	18" Flanged x Plain End (FxPE), 8'-0" Spool Length, Class 53, Cement Lined, Bituminous Seal Coat, Ductile Iron Pipe	5,975.51	593.51
			<i>For Class 52 Rating, Deduct</i>	-558.39	
			<i>For Class 54 Rating, Add</i>	772.23	
			<i>For Class 55 Rating, Add</i>	1,153.59	
			<i>For Class 56 Rating, Add</i>	1,529.87	
40 05	19 00-1323	EA	18" Flanged x Plain End (FxPE), 8'-6" Spool Length, Class 53, Cement Lined, Bituminous Seal Coat, Ductile Iron Pipe	6,215.98	596.09
			<i>For Class 52 Rating, Deduct</i>	-584.41	
			<i>For Class 54 Rating, Add</i>	807.76	
			<i>For Class 55 Rating, Add</i>	1,206.43	
			<i>For Class 56 Rating, Add</i>	1,599.80	
40 05	19 00-1324	EA	18" Flanged x Plain End (FxPE), 9'-0" Spool Length, Class 53, Cement Lined, Bituminous Seal Coat, Ductile Iron Pipe	6,456.45	598.66
			<i>For Class 52 Rating, Deduct</i>	-610.43	
			<i>For Class 54 Rating, Add</i>	843.29	
			<i>For Class 55 Rating, Add</i>	1,259.28	
			<i>For Class 56 Rating, Add</i>	1,669.72	
40 05	19 00-1325	EA	18" Flanged x Plain End (FxPE), 9'-6" Spool Length, Class 53, Cement Lined, Bituminous Seal Coat, Ductile Iron Pipe	6,696.91	601.24
			<i>For Class 52 Rating, Deduct</i>	-636.45	
			<i>For Class 54 Rating, Add</i>	878.82	
			<i>For Class 55 Rating, Add</i>	1,312.13	
			<i>For Class 56 Rating, Add</i>	1,739.65	
40 05	19 00-1326	EA	18" Flanged x Plain End (FxPE), 10'-0" Spool Length, Class 53, Cement Lined, Bituminous Seal Coat, Ductile Iron Pipe	6,937.38	603.82
			<i>For Class 52 Rating, Deduct</i>	-662.48	
			<i>For Class 54 Rating, Add</i>	914.35	
			<i>For Class 55 Rating, Add</i>	1,364.97	
			<i>For Class 56 Rating, Add</i>	1,809.57	
40 05	19 00-1327	EA	18" Flanged x Plain End (FxPE), 10'-6" Spool Length, Class 53, Cement Lined, Bituminous Seal Coat, Ductile Iron Pipe	7,177.85	606.39
			<i>For Class 52 Rating, Deduct</i>	-688.50	
			<i>For Class 54 Rating, Add</i>	949.89	
			<i>For Class 55 Rating, Add</i>	1,417.82	
			<i>For Class 56 Rating, Add</i>	1,879.50	
40 05	19 00-1328	EA	18" Flanged x Plain End (FxPE), 11'-0" Spool Length, Class 53, Cement Lined, Bituminous Seal Coat, Ductile Iron Pipe	7,418.32	608.96
			<i>For Class 52 Rating, Deduct</i>	-714.52	
			<i>For Class 54 Rating, Add</i>	985.42	
			<i>For Class 55 Rating, Add</i>	1,470.67	
			<i>For Class 56 Rating, Add</i>	1,949.43	
40 05	19 00-1329	EA	18" Flanged x Plain End (FxPE), 11'-6" Spool Length, Class 53, Cement Lined, Bituminous Seal Coat, Ductile Iron Pipe	7,658.77	611.54
			<i>For Class 52 Rating, Deduct</i>	-740.54	
			<i>For Class 54 Rating, Add</i>	1,020.95	
			<i>For Class 55 Rating, Add</i>	1,523.52	
			<i>For Class 56 Rating, Add</i>	2,019.35	
40 05	19 00-1330	EA	18" Flanged x Plain End (FxPE), 12'-0" Spool Length, Class 53, Cement Lined, Bituminous Seal Coat, Ductile Iron Pipe	7,899.24	614.13
			<i>For Class 52 Rating, Deduct</i>	-766.56	
			<i>For Class 54 Rating, Add</i>	1,056.48	
			<i>For Class 55 Rating, Add</i>	1,576.37	
			<i>For Class 56 Rating, Add</i>	2,089.28	
40 05	19 00-1331	EA	18" Flanged x Plain End (FxPE), 12'-6" Spool Length, Class 53, Cement Lined, Bituminous Seal Coat, Ductile Iron Pipe	8,139.71	616.69
			<i>For Class 52 Rating, Deduct</i>	-792.59	
			<i>For Class 54 Rating, Add</i>	1,092.01	
			<i>For Class 55 Rating, Add</i>	1,629.21	
			<i>For Class 56 Rating, Add</i>	2,159.21	



MINOR CSI UOM DESCRIPTION	TOTAL DIRECT UNIT COST	DEMOLITION UNIT COST
40 05 19 00-1332 EA 18" Flanged x Plain End (FxPE), 13'-0" Spool Length, Class 53, Cement Lined, Bituminous Seal Coat, Ductile Iron Pipe	8,380.17	619.27
<i>For Class 52 Rating, Deduct</i>	-878.67	
<i>For Class 54 Rating, Add</i>	1,127.54	
<i>For Class 55 Rating, Add</i>	1,682.06	
<i>For Class 56 Rating, Add</i>	2,229.13	
40 05 19 00-1333 EA 18" Flanged x Plain End (FxPE), 13'-6" Spool Length, Class 53, Cement Lined, Bituminous Seal Coat, Ductile Iron Pipe	8,620.65	621.85
<i>For Class 52 Rating, Deduct</i>	-844.63	
<i>For Class 54 Rating, Add</i>	1,163.07	
<i>For Class 55 Rating, Add</i>	1,734.91	
<i>For Class 56 Rating, Add</i>	2,299.06	
40 05 19 00-1334 EA 18" Flanged x Plain End (FxPE), 14'-0" Spool Length, Class 53, Cement Lined, Bituminous Seal Coat, Ductile Iron Pipe	8,861.11	624.43
<i>For Class 52 Rating, Deduct</i>	-870.65	
<i>For Class 54 Rating, Add</i>	1,198.60	
<i>For Class 55 Rating, Add</i>	1,787.75	
<i>For Class 56 Rating, Add</i>	2,368.99	
40 05 19 00-1335 EA 18" Flanged x Plain End (FxPE), 14'-6" Spool Length, Class 53, Cement Lined, Bituminous Seal Coat, Ductile Iron Pipe	9,101.57	627.00
<i>For Class 52 Rating, Deduct</i>	-896.67	
<i>For Class 54 Rating, Add</i>	1,234.14	
<i>For Class 55 Rating, Add</i>	1,840.60	
<i>For Class 56 Rating, Add</i>	2,438.91	
40 05 19 00-1336 EA 18" Flanged x Plain End (FxPE), 15'-0" Spool Length, Class 53, Cement Lined, Bituminous Seal Coat, Ductile Iron Pipe	9,342.04	629.57
<i>For Class 52 Rating, Deduct</i>	-922.70	
<i>For Class 54 Rating, Add</i>	1,269.67	
<i>For Class 55 Rating, Add</i>	1,893.45	
<i>For Class 56 Rating, Add</i>	2,508.84	
40 05 19 00-1337 EA 18" Flanged x Plain End (FxPE), 15'-6" Spool Length, Class 53, Cement Lined, Bituminous Seal Coat, Ductile Iron Pipe	9,582.51	632.16
<i>For Class 52 Rating, Deduct</i>	-948.72	
<i>For Class 54 Rating, Add</i>	1,305.20	
<i>For Class 55 Rating, Add</i>	1,946.30	
<i>For Class 56 Rating, Add</i>	2,578.77	
40 05 19 00-1338 EA 18" Flanged x Plain End (FxPE), 16'-0" Spool Length, Class 53, Cement Lined, Bituminous Seal Coat, Ductile Iron Pipe	9,822.97	634.72
<i>For Class 52 Rating, Deduct</i>	-974.74	
<i>For Class 54 Rating, Add</i>	1,340.73	
<i>For Class 55 Rating, Add</i>	1,999.14	
<i>For Class 56 Rating, Add</i>	2,648.69	
40 05 19 00-1339 EA 18" Flanged x Plain End (FxPE), 16'-6" Spool Length, Class 53, Cement Lined, Bituminous Seal Coat, Ductile Iron Pipe	10,063.44	637.30
<i>For Class 52 Rating, Deduct</i>	-1,000.76	
<i>For Class 54 Rating, Add</i>	1,376.26	
<i>For Class 55 Rating, Add</i>	2,051.99	
<i>For Class 56 Rating, Add</i>	2,718.62	
40 05 19 00-1340 EA 18" Flanged x Plain End (FxPE), 17'-0" Spool Length, Class 53, Cement Lined, Bituminous Seal Coat, Ductile Iron Pipe	10,303.91	639.89
<i>For Class 52 Rating, Deduct</i>	-1,026.78	
<i>For Class 54 Rating, Add</i>	1,411.79	
<i>For Class 55 Rating, Add</i>	2,104.84	
<i>For Class 56 Rating, Add</i>	2,788.55	
40 05 19 00-1341 EA 18" Flanged x Plain End (FxPE), 17'-6" Spool Length, Class 53, Cement Lined, Bituminous Seal Coat, Ductile Iron Pipe	10,544.37	642.46
<i>For Class 52 Rating, Deduct</i>	-1,052.80	
<i>For Class 54 Rating, Add</i>	1,447.32	
<i>For Class 55 Rating, Add</i>	2,157.68	
<i>For Class 56 Rating, Add</i>	2,858.47	
40 05 19 00-1342 EA 18" Flanged x Plain End (FxPE), 18'-0" Spool Length, Class 53, Cement Lined, Bituminous Seal Coat, Ductile Iron Pipe	10,784.84	645.03
<i>For Class 52 Rating, Deduct</i>	-1,078.83	
<i>For Class 54 Rating, Add</i>	1,482.86	
<i>For Class 55 Rating, Add</i>	2,210.53	
<i>For Class 56 Rating, Add</i>	2,928.40	
40 05 19 00-1343 EA 18" Flanged x Plain End (FxPE), 18'-6" Spool Length, Class 53, Cement Lined, Bituminous Seal Coat, Ductile Iron Pipe	11,025.30	647.60
<i>For Class 52 Rating, Deduct</i>	-1,104.85	
<i>For Class 54 Rating, Add</i>	1,518.39	
<i>For Class 55 Rating, Add</i>	2,263.38	
<i>For Class 56 Rating, Add</i>	2,998.33	
40 05 19 00-1344 EA 18" Flanged x Plain End (FxPE), 19'-0" Spool Length, Class 53, Cement Lined, Bituminous Seal Coat, Ductile Iron Pipe	11,265.77	650.19
<i>For Class 52 Rating, Deduct</i>	-1,130.87	
<i>For Class 54 Rating, Add</i>	1,553.92	
<i>For Class 55 Rating, Add</i>	2,316.23	
<i>For Class 56 Rating, Add</i>	3,068.25	
40 05 19 00-1345 EA 18" Flanged x Plain End (FxPE), 19'-6" Spool Length, Class 53, Cement Lined, Bituminous Seal Coat, Ductile Iron Pipe	11,506.24	652.76
<i>For Class 52 Rating, Deduct</i>	-1,156.89	
<i>For Class 54 Rating, Add</i>	1,589.45	
<i>For Class 55 Rating, Add</i>	2,369.07	
<i>For Class 56 Rating, Add</i>	3,138.18	

40 Process Interconnections
40 05 Common Work Results For Process Interconnections
40 05 19 Ductile Iron Process Pipe



MINOR CSI UOM DESCRIPTION TOTAL DIRECT UNIT COST DEMOLITION UNIT COST

MINOR	CSI	UOM	DESCRIPTION	TOTAL DIRECT UNIT COST	DEMOLITION UNIT COST
40 05 19 00-1346			20" Flanged End x Plain End (FxPE), Class 53, Cement Lined, Bituminous Seal Coat, Ductile Iron Pipe <small>(40 05 19 00-1028)</small>		
40 05 19 00-1347	EA		20" Flanged x Plain End (FxPE), 1'-0" Spool Length, Class 53, Cement Lined, Bituminous Seal Coat, Ductile Iron Pipe	3,041.86	636.28
			<i>For Class 52 Rating, Deduct</i>	-228.56	
			<i>For Class 54 Rating, Add</i>	323.24	
			<i>For Class 55 Rating, Add</i>	486.49	
			<i>For Class 56 Rating, Add</i>	647.66	
40 05 19 00-1348	EA		20" Flanged x Plain End (FxPE), 1'-6" Spool Length, Class 53, Cement Lined, Bituminous Seal Coat, Ductile Iron Pipe	3,317.82	638.85
			<i>For Class 52 Rating, Deduct</i>	-258.48	
			<i>For Class 54 Rating, Add</i>	364.09	
			<i>For Class 55 Rating, Add</i>	547.25	
			<i>For Class 56 Rating, Add</i>	728.06	
40 05 19 00-1349	EA		20" Flanged x Plain End (FxPE), 2'-0" Spool Length, Class 53, Cement Lined, Bituminous Seal Coat, Ductile Iron Pipe	3,593.76	641.42
			<i>For Class 52 Rating, Deduct</i>	-288.41	
			<i>For Class 54 Rating, Add</i>	404.95	
			<i>For Class 55 Rating, Add</i>	608.01	
			<i>For Class 56 Rating, Add</i>	808.45	
40 05 19 00-1350	EA		20" Flanged x Plain End (FxPE), 2'-6" Spool Length, Class 53, Cement Lined, Bituminous Seal Coat, Ductile Iron Pipe	3,869.72	644.00
			<i>For Class 52 Rating, Deduct</i>	-318.34	
			<i>For Class 54 Rating, Add</i>	445.80	
			<i>For Class 55 Rating, Add</i>	668.77	
			<i>For Class 56 Rating, Add</i>	888.85	
40 05 19 00-1351	EA		20" Flanged x Plain End (FxPE), 3'-0" Spool Length, Class 53, Cement Lined, Bituminous Seal Coat, Ductile Iron Pipe	4,145.66	646.58
			<i>For Class 52 Rating, Deduct</i>	-348.26	
			<i>For Class 54 Rating, Add</i>	486.66	
			<i>For Class 55 Rating, Add</i>	729.53	
			<i>For Class 56 Rating, Add</i>	969.24	
40 05 19 00-1352	EA		20" Flanged x Plain End (FxPE), 3'-6" Spool Length, Class 53, Cement Lined, Bituminous Seal Coat, Ductile Iron Pipe	4,421.62	649.15
			<i>For Class 52 Rating, Deduct</i>	-378.19	
			<i>For Class 54 Rating, Add</i>	527.51	
			<i>For Class 55 Rating, Add</i>	790.29	
			<i>For Class 56 Rating, Add</i>	1,049.63	
40 05 19 00-1353	EA		20" Flanged x Plain End (FxPE), 4'-0" Spool Length, Class 53, Cement Lined, Bituminous Seal Coat, Ductile Iron Pipe	4,697.57	651.73
			<i>For Class 52 Rating, Deduct</i>	-408.11	
			<i>For Class 54 Rating, Add</i>	568.36	
			<i>For Class 55 Rating, Add</i>	851.05	
			<i>For Class 56 Rating, Add</i>	1,130.03	
40 05 19 00-1354	EA		20" Flanged x Plain End (FxPE), 4'-6" Spool Length, Class 53, Cement Lined, Bituminous Seal Coat, Ductile Iron Pipe	4,973.52	654.31
			<i>For Class 52 Rating, Deduct</i>	-438.04	
			<i>For Class 54 Rating, Add</i>	609.22	
			<i>For Class 55 Rating, Add</i>	911.81	
			<i>For Class 56 Rating, Add</i>	1,210.42	
40 05 19 00-1355	EA		20" Flanged x Plain End (FxPE), 5'-0" Spool Length, Class 53, Cement Lined, Bituminous Seal Coat, Ductile Iron Pipe	5,249.47	656.88
			<i>For Class 52 Rating, Deduct</i>	-467.96	
			<i>For Class 54 Rating, Add</i>	650.07	
			<i>For Class 55 Rating, Add</i>	972.57	
			<i>For Class 56 Rating, Add</i>	1,290.82	
40 05 19 00-1356	EA		20" Flanged x Plain End (FxPE), 5'-6" Spool Length, Class 53, Cement Lined, Bituminous Seal Coat, Ductile Iron Pipe	5,525.41	659.45
			<i>For Class 52 Rating, Deduct</i>	-497.89	
			<i>For Class 54 Rating, Add</i>	690.93	
			<i>For Class 55 Rating, Add</i>	1,033.33	
			<i>For Class 56 Rating, Add</i>	1,371.21	
40 05 19 00-1357	EA		20" Flanged x Plain End (FxPE), 6'-0" Spool Length, Class 53, Cement Lined, Bituminous Seal Coat, Ductile Iron Pipe	5,801.37	662.04
			<i>For Class 52 Rating, Deduct</i>	-527.81	
			<i>For Class 54 Rating, Add</i>	731.78	
			<i>For Class 55 Rating, Add</i>	1,094.09	
			<i>For Class 56 Rating, Add</i>	1,451.61	
40 05 19 00-1358	EA		20" Flanged x Plain End (FxPE), 6'-6" Spool Length, Class 53, Cement Lined, Bituminous Seal Coat, Ductile Iron Pipe	6,077.32	664.61
			<i>For Class 52 Rating, Deduct</i>	-557.74	
			<i>For Class 54 Rating, Add</i>	772.63	
			<i>For Class 55 Rating, Add</i>	1,154.85	
			<i>For Class 56 Rating, Add</i>	1,532.00	
40 05 19 00-1359	EA		20" Flanged x Plain End (FxPE), 7'-0" Spool Length, Class 53, Cement Lined, Bituminous Seal Coat, Ductile Iron Pipe	6,353.28	667.18
			<i>For Class 52 Rating, Deduct</i>	-587.66	
			<i>For Class 54 Rating, Add</i>	813.49	
			<i>For Class 55 Rating, Add</i>	1,215.61	
			<i>For Class 56 Rating, Add</i>	1,612.40	
40 05 19 00-1360	EA		20" Flanged x Plain End (FxPE), 7'-6" Spool Length, Class 53, Cement Lined, Bituminous Seal Coat, Ductile Iron Pipe	6,629.22	669.76
			<i>For Class 52 Rating, Deduct</i>	-617.59	
			<i>For Class 54 Rating, Add</i>	854.34	
			<i>For Class 55 Rating, Add</i>	1,276.37	
			<i>For Class 56 Rating, Add</i>	1,692.79	



MINOR	TOTAL DIRECT	DEMOLITION
CSI UOM DESCRIPTION	UNIT COST	UNIT COST
40 05 19 00-1361 EA 20" Flanged x Plain End (FxPE), 8'-0" Spool Length, Class 53, Cement Lined, Bituminous Seal Coat, Ductile Iron Pipe	6,905.18	672.34
For Class 52 Rating, Deduct	-647.51	
For Class 54 Rating, Add	895.20	
For Class 55 Rating, Add	1,337.13	
For Class 56 Rating, Add	1,773.18	
40 05 19 00-1362 EA 20" Flanged x Plain End (FxPE), 8'-6" Spool Length, Class 53, Cement Lined, Bituminous Seal Coat, Ductile Iron Pipe	7,181.13	674.92
For Class 52 Rating, Deduct	-677.44	
For Class 54 Rating, Add	936.05	
For Class 55 Rating, Add	1,397.89	
For Class 56 Rating, Add	1,853.88	
40 05 19 00-1363 EA 20" Flanged x Plain End (FxPE), 9'-0" Spool Length, Class 53, Cement Lined, Bituminous Seal Coat, Ductile Iron Pipe	7,457.07	677.48
For Class 52 Rating, Deduct	-707.36	
For Class 54 Rating, Add	976.90	
For Class 55 Rating, Add	1,458.66	
For Class 56 Rating, Add	1,938.97	
40 05 19 00-1364 EA 20" Flanged x Plain End (FxPE), 9'-6" Spool Length, Class 53, Cement Lined, Bituminous Seal Coat, Ductile Iron Pipe	7,733.02	680.07
For Class 52 Rating, Deduct	-737.29	
For Class 54 Rating, Add	1,017.76	
For Class 55 Rating, Add	1,519.41	
For Class 56 Rating, Add	2,014.37	
40 05 19 00-1365 EA 20" Flanged x Plain End (FxPE), 10'-0" Spool Length, Class 53, Cement Lined, Bituminous Seal Coat, Ductile Iron Pipe	8,008.97	682.64
For Class 52 Rating, Deduct	-767.21	
For Class 54 Rating, Add	1,058.61	
For Class 55 Rating, Add	1,580.17	
For Class 56 Rating, Add	2,094.76	
40 05 19 00-1366 EA 20" Flanged x Plain End (FxPE), 10'-6" Spool Length, Class 53, Cement Lined, Bituminous Seal Coat, Ductile Iron Pipe	8,284.93	685.22
For Class 52 Rating, Deduct	-797.14	
For Class 54 Rating, Add	1,099.47	
For Class 55 Rating, Add	1,640.94	
For Class 56 Rating, Add	2,175.16	
40 05 19 00-1367 EA 20" Flanged x Plain End (FxPE), 11'-0" Spool Length, Class 53, Cement Lined, Bituminous Seal Coat, Ductile Iron Pipe	8,560.88	687.79
For Class 52 Rating, Deduct	-827.06	
For Class 54 Rating, Add	1,140.32	
For Class 55 Rating, Add	1,701.70	
For Class 56 Rating, Add	2,255.55	
40 05 19 00-1368 EA 20" Flanged x Plain End (FxPE), 11'-6" Spool Length, Class 53, Cement Lined, Bituminous Seal Coat, Ductile Iron Pipe	8,836.83	690.37
For Class 52 Rating, Deduct	-856.99	
For Class 54 Rating, Add	1,181.17	
For Class 55 Rating, Add	1,762.46	
For Class 56 Rating, Add	2,335.95	
40 05 19 00-1369 EA 20" Flanged x Plain End (FxPE), 12'-0" Spool Length, Class 53, Cement Lined, Bituminous Seal Coat, Ductile Iron Pipe	9,112.78	692.95
For Class 52 Rating, Deduct	-886.91	
For Class 54 Rating, Add	1,222.03	
For Class 55 Rating, Add	1,823.22	
For Class 56 Rating, Add	2,416.34	
40 05 19 00-1370 EA 20" Flanged x Plain End (FxPE), 12'-6" Spool Length, Class 53, Cement Lined, Bituminous Seal Coat, Ductile Iron Pipe	9,388.73	695.51
For Class 52 Rating, Deduct	-916.84	
For Class 54 Rating, Add	1,262.88	
For Class 55 Rating, Add	1,883.98	
For Class 56 Rating, Add	2,496.74	
40 05 19 00-1371 EA 20" Flanged x Plain End (FxPE), 13'-0" Spool Length, Class 53, Cement Lined, Bituminous Seal Coat, Ductile Iron Pipe	9,664.68	698.10
For Class 52 Rating, Deduct	-946.77	
For Class 54 Rating, Add	1,303.74	
For Class 55 Rating, Add	1,944.74	
For Class 56 Rating, Add	2,577.13	
40 05 19 00-1372 EA 20" Flanged x Plain End (FxPE), 13'-6" Spool Length, Class 53, Cement Lined, Bituminous Seal Coat, Ductile Iron Pipe	9,940.64	700.67
For Class 52 Rating, Deduct	-976.69	
For Class 54 Rating, Add	1,344.59	
For Class 55 Rating, Add	2,005.50	
For Class 56 Rating, Add	2,657.53	
40 05 19 00-1373 EA 20" Flanged x Plain End (FxPE), 14'-0" Spool Length, Class 53, Cement Lined, Bituminous Seal Coat, Ductile Iron Pipe	10,216.58	703.25
For Class 52 Rating, Deduct	-1,006.62	
For Class 54 Rating, Add	1,385.44	
For Class 55 Rating, Add	2,066.26	
For Class 56 Rating, Add	2,737.92	
40 05 19 00-1374 EA 20" Flanged x Plain End (FxPE), 14'-6" Spool Length, Class 53, Cement Lined, Bituminous Seal Coat, Ductile Iron Pipe	10,492.53	705.83
For Class 52 Rating, Deduct	-1,036.54	
For Class 54 Rating, Add	1,426.30	
For Class 55 Rating, Add	2,127.02	
For Class 56 Rating, Add	2,818.31	

40 Process Interconnections
40 05 Common Work Results For Process Interconnections
40 05 19 Ductile Iron Process Pipe



MINOR	CSI	UOM	DESCRIPTION	TOTAL DIRECT UNIT COST	DEMOLITION UNIT COST
40 05 19 00-1375	EA		20" Flanged x Plain End (FxPE), 15'-0" Spool Length, Class 53, Cement Lined, Bituminous Seal Coat, Ductile Iron Pipe	10,768.49	708.40
			<i>For Class 52 Rating, Deduct</i>	-1,066.47	
			<i>For Class 54 Rating, Add</i>	1,467.15	
			<i>For Class 55 Rating, Add</i>	2,187.78	
			<i>For Class 56 Rating, Add</i>	2,898.71	
40 05 19 00-1376	EA		20" Flanged x Plain End (FxPE), 15'-6" Spool Length, Class 53, Cement Lined, Bituminous Seal Coat, Ductile Iron Pipe	11,044.43	710.98
			<i>For Class 52 Rating, Deduct</i>	-1,096.39	
			<i>For Class 54 Rating, Add</i>	1,508.01	
			<i>For Class 55 Rating, Add</i>	2,248.54	
			<i>For Class 56 Rating, Add</i>	2,979.10	
40 05 19 00-1377	EA		20" Flanged x Plain End (FxPE), 16'-0" Spool Length, Class 53, Cement Lined, Bituminous Seal Coat, Ductile Iron Pipe	11,320.38	713.54
			<i>For Class 52 Rating, Deduct</i>	-1,126.32	
			<i>For Class 54 Rating, Add</i>	1,548.86	
			<i>For Class 55 Rating, Add</i>	2,309.30	
			<i>For Class 56 Rating, Add</i>	3,059.50	
40 05 19 00-1378	EA		20" Flanged x Plain End (FxPE), 16'-6" Spool Length, Class 53, Cement Lined, Bituminous Seal Coat, Ductile Iron Pipe	11,596.33	716.13
			<i>For Class 52 Rating, Deduct</i>	-1,156.24	
			<i>For Class 54 Rating, Add</i>	1,589.71	
			<i>For Class 55 Rating, Add</i>	2,370.06	
			<i>For Class 56 Rating, Add</i>	3,139.89	
40 05 19 00-1379	EA		20" Flanged x Plain End (FxPE), 17'-0" Spool Length, Class 53, Cement Lined, Bituminous Seal Coat, Ductile Iron Pipe	11,872.29	718.71
			<i>For Class 52 Rating, Deduct</i>	-1,186.17	
			<i>For Class 54 Rating, Add</i>	1,630.57	
			<i>For Class 55 Rating, Add</i>	2,430.82	
			<i>For Class 56 Rating, Add</i>	3,220.29	
40 05 19 00-1380	EA		20" Flanged x Plain End (FxPE), 17'-6" Spool Length, Class 53, Cement Lined, Bituminous Seal Coat, Ductile Iron Pipe	12,148.24	721.28
			<i>For Class 52 Rating, Deduct</i>	-1,216.09	
			<i>For Class 54 Rating, Add</i>	1,671.42	
			<i>For Class 55 Rating, Add</i>	2,491.58	
			<i>For Class 56 Rating, Add</i>	3,300.68	
40 05 19 00-1381	EA		20" Flanged x Plain End (FxPE), 18'-0" Spool Length, Class 53, Cement Lined, Bituminous Seal Coat, Ductile Iron Pipe	12,424.19	723.86
			<i>For Class 52 Rating, Deduct</i>	-1,246.02	
			<i>For Class 54 Rating, Add</i>	1,712.28	
			<i>For Class 55 Rating, Add</i>	2,552.34	
			<i>For Class 56 Rating, Add</i>	3,381.08	
40 05 19 00-1382	EA		20" Flanged x Plain End (FxPE), 18'-6" Spool Length, Class 53, Cement Lined, Bituminous Seal Coat, Ductile Iron Pipe	12,700.14	726.43
			<i>For Class 52 Rating, Deduct</i>	-1,275.94	
			<i>For Class 54 Rating, Add</i>	1,753.13	
			<i>For Class 55 Rating, Add</i>	2,613.10	
			<i>For Class 56 Rating, Add</i>	3,461.47	
40 05 19 00-1383	EA		20" Flanged x Plain End (FxPE), 19'-0" Spool Length, Class 53, Cement Lined, Bituminous Seal Coat, Ductile Iron Pipe	12,976.08	729.01
			<i>For Class 52 Rating, Deduct</i>	-1,305.87	
			<i>For Class 54 Rating, Add</i>	1,793.98	
			<i>For Class 55 Rating, Add</i>	2,673.86	
			<i>For Class 56 Rating, Add</i>	3,541.87	
40 05 19 00-1384	EA		20" Flanged x Plain End (FxPE), 19'-6" Spool Length, Class 53, Cement Lined, Bituminous Seal Coat, Ductile Iron Pipe	13,252.04	731.58
			<i>For Class 52 Rating, Deduct</i>	-1,335.79	
			<i>For Class 54 Rating, Add</i>	1,834.84	
			<i>For Class 55 Rating, Add</i>	2,734.62	
			<i>For Class 56 Rating, Add</i>	3,622.26	
40 05 19 00-1385			24" Flanged End x Plain End (FxPE), Class 53, Cement Lined, Bituminous Seal Coat, Ductile Iron Pipe <small>(40 05 19 00-1028)</small>		
40 05 19 00-1386	EA		24" Flanged x Plain End (FxPE), 1'-0" Spool Length, Class 53, Cement Lined, Bituminous Seal Coat, Ductile Iron Pipe	3,734.00	752.19
			<i>For Class 52 Rating, Deduct</i>	-285.37	
			<i>For Class 54 Rating, Add</i>	402.82	
			<i>For Class 55 Rating, Add</i>	605.88	
			<i>For Class 56 Rating, Add</i>	806.35	
40 05 19 00-1387	EA		24" Flanged x Plain End (FxPE), 1'-6" Spool Length, Class 53, Cement Lined, Bituminous Seal Coat, Ductile Iron Pipe	4,075.00	754.77
			<i>For Class 52 Rating, Deduct</i>	-322.46	
			<i>For Class 54 Rating, Add</i>	453.43	
			<i>For Class 55 Rating, Add</i>	681.15	
			<i>For Class 56 Rating, Add</i>	905.94	
40 05 19 00-1388	EA		24" Flanged x Plain End (FxPE), 2'-0" Spool Length, Class 53, Cement Lined, Bituminous Seal Coat, Ductile Iron Pipe	4,416.00	757.35
			<i>For Class 52 Rating, Deduct</i>	-359.54	
			<i>For Class 54 Rating, Add</i>	504.05	
			<i>For Class 55 Rating, Add</i>	756.42	
			<i>For Class 56 Rating, Add</i>	1,005.52	



MINOR CSI UOM DESCRIPTION	TOTAL DIRECT UNIT COST	DEMOLITION UNIT COST
40 05 19 00-1389 EA 24" Flanged x Plain End (FxPE), 2'-6" Spool Length, Class 53, Cement Lined, Bituminous Seal Coat, Ductile Iron Pipe	4,757.02	759.91
For Class 52 Rating, Deduct	-396.62	
For Class 54 Rating, Add	554.66	
For Class 55 Rating, Add	831.69	
For Class 56 Rating, Add	1,105.11	
40 05 19 00-1390 EA 24" Flanged x Plain End (FxPE), 3'-0" Spool Length, Class 53, Cement Lined, Bituminous Seal Coat, Ductile Iron Pipe	5,098.02	762.50
For Class 52 Rating, Deduct	-433.70	
For Class 54 Rating, Add	605.27	
For Class 55 Rating, Add	906.95	
For Class 56 Rating, Add	1,204.69	
40 05 19 00-1391 EA 24" Flanged x Plain End (FxPE), 3'-6" Spool Length, Class 53, Cement Lined, Bituminous Seal Coat, Ductile Iron Pipe	5,439.02	765.07
For Class 52 Rating, Deduct	-470.78	
For Class 54 Rating, Add	655.88	
For Class 55 Rating, Add	982.22	
For Class 56 Rating, Add	1,304.28	
40 05 19 00-1392 EA 24" Flanged x Plain End (FxPE), 4'-0" Spool Length, Class 53, Cement Lined, Bituminous Seal Coat, Ductile Iron Pipe	5,780.03	767.65
For Class 52 Rating, Deduct	-507.86	
For Class 54 Rating, Add	706.50	
For Class 55 Rating, Add	1,057.49	
For Class 56 Rating, Add	1,403.87	
40 05 19 00-1393 EA 24" Flanged x Plain End (FxPE), 4'-6" Spool Length, Class 53, Cement Lined, Bituminous Seal Coat, Ductile Iron Pipe	6,121.04	770.23
For Class 52 Rating, Deduct	-544.94	
For Class 54 Rating, Add	757.11	
For Class 55 Rating, Add	1,132.76	
For Class 56 Rating, Add	1,503.45	
40 05 19 00-1394 EA 24" Flanged x Plain End (FxPE), 5'-0" Spool Length, Class 53, Cement Lined, Bituminous Seal Coat, Ductile Iron Pipe	6,462.04	772.80
For Class 52 Rating, Deduct	-582.02	
For Class 54 Rating, Add	807.72	
For Class 55 Rating, Add	1,208.02	
For Class 56 Rating, Add	1,603.04	
40 05 19 00-1395 EA 24" Flanged x Plain End (FxPE), 5'-6" Spool Length, Class 53, Cement Lined, Bituminous Seal Coat, Ductile Iron Pipe	6,803.05	775.38
For Class 52 Rating, Deduct	-619.11	
For Class 54 Rating, Add	858.33	
For Class 55 Rating, Add	1,283.29	
For Class 56 Rating, Add	1,702.62	
40 05 19 00-1396 EA 24" Flanged x Plain End (FxPE), 6'-0" Spool Length, Class 53, Cement Lined, Bituminous Seal Coat, Ductile Iron Pipe	7,144.06	777.94
For Class 52 Rating, Deduct	-656.19	
For Class 54 Rating, Add	908.95	
For Class 55 Rating, Add	1,358.56	
For Class 56 Rating, Add	1,802.21	
40 05 19 00-1397 EA 24" Flanged x Plain End (FxPE), 6'-6" Spool Length, Class 53, Cement Lined, Bituminous Seal Coat, Ductile Iron Pipe	7,485.07	780.53
For Class 52 Rating, Deduct	-693.27	
For Class 54 Rating, Add	959.56	
For Class 55 Rating, Add	1,433.83	
For Class 56 Rating, Add	1,901.79	
40 05 19 00-1398 EA 24" Flanged x Plain End (FxPE), 7'-0" Spool Length, Class 53, Cement Lined, Bituminous Seal Coat, Ductile Iron Pipe	7,826.06	783.11
For Class 52 Rating, Deduct	-730.35	
For Class 54 Rating, Add	1,010.17	
For Class 55 Rating, Add	1,509.09	
For Class 56 Rating, Add	2,001.38	
40 05 19 00-1399 EA 24" Flanged x Plain End (FxPE), 7'-6" Spool Length, Class 53, Cement Lined, Bituminous Seal Coat, Ductile Iron Pipe	8,167.06	785.68
For Class 52 Rating, Deduct	-767.43	
For Class 54 Rating, Add	1,060.78	
For Class 55 Rating, Add	1,584.36	
For Class 56 Rating, Add	2,100.96	
40 05 19 00-1400 EA 24" Flanged x Plain End (FxPE), 8'-0" Spool Length, Class 53, Cement Lined, Bituminous Seal Coat, Ductile Iron Pipe	8,508.08	788.26
For Class 52 Rating, Deduct	-804.51	
For Class 54 Rating, Add	1,111.39	
For Class 55 Rating, Add	1,659.63	
For Class 56 Rating, Add	2,200.55	
40 05 19 00-1401 EA 24" Flanged x Plain End (FxPE), 8'-6" Spool Length, Class 53, Cement Lined, Bituminous Seal Coat, Ductile Iron Pipe	8,849.08	790.83
For Class 52 Rating, Deduct	-841.59	
For Class 54 Rating, Add	1,162.01	
For Class 55 Rating, Add	1,734.90	
For Class 56 Rating, Add	2,300.14	
40 05 19 00-1402 EA 24" Flanged x Plain End (FxPE), 9'-0" Spool Length, Class 53, Cement Lined, Bituminous Seal Coat, Ductile Iron Pipe	9,190.09	793.41
For Class 52 Rating, Deduct	-878.67	
For Class 54 Rating, Add	1,212.62	
For Class 55 Rating, Add	1,810.16	
For Class 56 Rating, Add	2,399.72	

40 Process Interconnections
40 05 Common Work Results For Process Interconnections
40 05 19 Ductile Iron Process Pipe



MINOR	CSI	UOM	DESCRIPTION	TOTAL DIRECT UNIT COST	DEMOLITION UNIT COST
40 05 19 00-1403	EA		24" Flanged x Plain End (FxPE), 9'-6" Spool Length, Class 53, Cement Lined, Bituminous Seal Coat, Ductile Iron Pipe	9,531.09	795.98
			<i>For Class 52 Rating, Deduct</i>	-915.76	
			<i>For Class 54 Rating, Add</i>	1,263.23	
			<i>For Class 55 Rating, Add</i>	1,885.43	
			<i>For Class 56 Rating, Add</i>	2,499.31	
40 05 19 00-1404	EA		24" Flanged x Plain End (FxPE), 10'-0" Spool Length, Class 53, Cement Lined, Bituminous Seal Coat, Ductile Iron Pipe	9,872.10	798.56
			<i>For Class 52 Rating, Deduct</i>	-952.84	
			<i>For Class 54 Rating, Add</i>	1,313.84	
			<i>For Class 55 Rating, Add</i>	1,960.70	
			<i>For Class 56 Rating, Add</i>	2,598.90	
40 05 19 00-1405	EA		24" Flanged x Plain End (FxPE), 10'-6" Spool Length, Class 53, Cement Lined, Bituminous Seal Coat, Ductile Iron Pipe	10,213.10	801.14
			<i>For Class 52 Rating, Deduct</i>	-989.92	
			<i>For Class 54 Rating, Add</i>	1,364.46	
			<i>For Class 55 Rating, Add</i>	2,035.97	
			<i>For Class 56 Rating, Add</i>	2,698.48	
40 05 19 00-1406	EA		24" Flanged x Plain End (FxPE), 11'-0" Spool Length, Class 53, Cement Lined, Bituminous Seal Coat, Ductile Iron Pipe	10,554.11	803.71
			<i>For Class 52 Rating, Deduct</i>	-1,027.00	
			<i>For Class 54 Rating, Add</i>	1,415.07	
			<i>For Class 55 Rating, Add</i>	2,111.23	
			<i>For Class 56 Rating, Add</i>	2,798.07	
40 05 19 00-1407	EA		24" Flanged x Plain End (FxPE), 11'-6" Spool Length, Class 53, Cement Lined, Bituminous Seal Coat, Ductile Iron Pipe	10,895.11	806.29
			<i>For Class 52 Rating, Deduct</i>	-1,064.08	
			<i>For Class 54 Rating, Add</i>	1,465.68	
			<i>For Class 55 Rating, Add</i>	2,186.50	
			<i>For Class 56 Rating, Add</i>	2,897.65	
40 05 19 00-1408	EA		24" Flanged x Plain End (FxPE), 12'-0" Spool Length, Class 53, Cement Lined, Bituminous Seal Coat, Ductile Iron Pipe	11,236.12	808.87
			<i>For Class 52 Rating, Deduct</i>	-1,101.16	
			<i>For Class 54 Rating, Add</i>	1,516.29	
			<i>For Class 55 Rating, Add</i>	2,261.77	
			<i>For Class 56 Rating, Add</i>	2,997.24	
40 05 19 00-1409	EA		24" Flanged x Plain End (FxPE), 12'-6" Spool Length, Class 53, Cement Lined, Bituminous Seal Coat, Ductile Iron Pipe	11,577.13	811.44
			<i>For Class 52 Rating, Deduct</i>	-1,138.24	
			<i>For Class 54 Rating, Add</i>	1,566.90	
			<i>For Class 55 Rating, Add</i>	2,337.04	
			<i>For Class 56 Rating, Add</i>	3,096.82	
40 05 19 00-1410	EA		24" Flanged x Plain End (FxPE), 13'-0" Spool Length, Class 53, Cement Lined, Bituminous Seal Coat, Ductile Iron Pipe	11,918.13	814.03
			<i>For Class 52 Rating, Deduct</i>	-1,175.32	
			<i>For Class 54 Rating, Add</i>	1,617.52	
			<i>For Class 55 Rating, Add</i>	2,412.30	
			<i>For Class 56 Rating, Add</i>	3,196.41	
40 05 19 00-1411	EA		24" Flanged x Plain End (FxPE), 13'-6" Spool Length, Class 53, Cement Lined, Bituminous Seal Coat, Ductile Iron Pipe	12,259.13	816.59
			<i>For Class 52 Rating, Deduct</i>	-1,212.41	
			<i>For Class 54 Rating, Add</i>	1,668.13	
			<i>For Class 55 Rating, Add</i>	2,487.57	
			<i>For Class 56 Rating, Add</i>	3,295.99	
40 05 19 00-1412	EA		24" Flanged x Plain End (FxPE), 14'-0" Spool Length, Class 53, Cement Lined, Bituminous Seal Coat, Ductile Iron Pipe	12,600.14	819.17
			<i>For Class 52 Rating, Deduct</i>	-1,249.49	
			<i>For Class 54 Rating, Add</i>	1,718.74	
			<i>For Class 55 Rating, Add</i>	2,562.84	
			<i>For Class 56 Rating, Add</i>	3,395.58	
40 05 19 00-1413	EA		24" Flanged x Plain End (FxPE), 14'-6" Spool Length, Class 53, Cement Lined, Bituminous Seal Coat, Ductile Iron Pipe	12,941.15	821.75
			<i>For Class 52 Rating, Deduct</i>	-1,266.57	
			<i>For Class 54 Rating, Add</i>	1,769.35	
			<i>For Class 55 Rating, Add</i>	2,638.11	
			<i>For Class 56 Rating, Add</i>	3,495.17	
40 05 19 00-1414	EA		24" Flanged x Plain End (FxPE), 15'-0" Spool Length, Class 53, Cement Lined, Bituminous Seal Coat, Ductile Iron Pipe	13,282.15	824.32
			<i>For Class 52 Rating, Deduct</i>	-1,323.65	
			<i>For Class 54 Rating, Add</i>	1,819.96	
			<i>For Class 55 Rating, Add</i>	2,713.37	
			<i>For Class 56 Rating, Add</i>	3,594.75	
40 05 19 00-1415	EA		24" Flanged x Plain End (FxPE), 15'-6" Spool Length, Class 53, Cement Lined, Bituminous Seal Coat, Ductile Iron Pipe	13,689.50	870.69
			<i>For Class 52 Rating, Deduct</i>	-1,360.73	
			<i>For Class 54 Rating, Add</i>	1,871.37	
			<i>For Class 55 Rating, Add</i>	2,790.23	
			<i>For Class 56 Rating, Add</i>	3,696.72	
40 05 19 00-1416	EA		24" Flanged x Plain End (FxPE), 16'-0" Spool Length, Class 53, Cement Lined, Bituminous Seal Coat, Ductile Iron Pipe	14,030.52	873.26
			<i>For Class 52 Rating, Deduct</i>	-1,397.81	
			<i>For Class 54 Rating, Add</i>	1,921.99	
			<i>For Class 55 Rating, Add</i>	2,865.50	
			<i>For Class 56 Rating, Add</i>	3,796.31	



MINOR CSI UOM DESCRIPTION	TOTAL DIRECT UNIT COST	DEMOLITION UNIT COST
40 05 19 00-1417 EA 24" Flanged x Plain End (FxPE), 16'-6" Spool Length, Class 53, Cement Lined, Bituminous Seal Coat, Ductile Iron Pipe	14,371.52	875.84
For Class 52 Rating, Deduct	-1,434.89	
For Class 54 Rating, Add	1,972.60	
For Class 55 Rating, Add	2,940.77	
For Class 56 Rating, Add	3,895.90	
40 05 19 00-1418 EA 24" Flanged x Plain End (FxPE), 17'-0" Spool Length, Class 53, Cement Lined, Bituminous Seal Coat, Ductile Iron Pipe	14,712.53	878.43
For Class 52 Rating, Deduct	-1,471.97	
For Class 54 Rating, Add	2,023.21	
For Class 55 Rating, Add	3,016.04	
For Class 56 Rating, Add	3,995.48	
40 05 19 00-1419 EA 24" Flanged x Plain End (FxPE), 17'-6" Spool Length, Class 53, Cement Lined, Bituminous Seal Coat, Ductile Iron Pipe	15,053.53	880.99
For Class 52 Rating, Deduct	-1,509.06	
For Class 54 Rating, Add	2,073.82	
For Class 55 Rating, Add	3,091.30	
For Class 56 Rating, Add	4,095.07	
40 05 19 00-1420 EA 24" Flanged x Plain End (FxPE), 18'-0" Spool Length, Class 53, Cement Lined, Bituminous Seal Coat, Ductile Iron Pipe	15,394.55	883.57
For Class 52 Rating, Deduct	-1,546.14	
For Class 54 Rating, Add	2,124.44	
For Class 55 Rating, Add	3,166.57	
For Class 56 Rating, Add	4,194.66	
40 05 19 00-1421 EA 24" Flanged x Plain End (FxPE), 18'-6" Spool Length, Class 53, Cement Lined, Bituminous Seal Coat, Ductile Iron Pipe	15,735.54	886.14
For Class 52 Rating, Deduct	-1,583.22	
For Class 54 Rating, Add	2,175.05	
For Class 55 Rating, Add	3,241.84	
For Class 56 Rating, Add	4,294.24	
40 05 19 00-1422 EA 24" Flanged x Plain End (FxPE), 19'-0" Spool Length, Class 53, Cement Lined, Bituminous Seal Coat, Ductile Iron Pipe	16,076.54	888.72
For Class 52 Rating, Deduct	-1,620.30	
For Class 54 Rating, Add	2,225.66	
For Class 55 Rating, Add	3,317.11	
For Class 56 Rating, Add	4,393.83	
40 05 19 00-1423 EA 24" Flanged x Plain End (FxPE), 19'-6" Spool Length, Class 53, Cement Lined, Bituminous Seal Coat, Ductile Iron Pipe	16,417.55	891.30
For Class 52 Rating, Deduct	-1,657.38	
For Class 54 Rating, Add	2,276.27	
For Class 55 Rating, Add	3,392.37	
For Class 56 Rating, Add	4,493.41	
40 05 19 00-1424 30" Flanged End x Plain End (FxPE), Class 53, Cement Lined, Bituminous Seal Coat, Ductile Iron Pipe (40 05 19 00-1028)		
40 05 19 00-1425 EA 30" Flanged x Plain End (FxPE), 1'-0" Spool Length, Class 53, Cement Lined, Bituminous Seal Coat, Ductile Iron Pipe	5,708.49	1,061.32
For Class 52 Rating, Deduct	-451.05	
For Class 54 Rating, Add	634.36	
For Class 55 Rating, Add	952.99	
For Class 56 Rating, Add	1,267.52	
40 05 19 00-1426 EA 30" Flanged x Plain End (FxPE), 1'-6" Spool Length, Class 53, Cement Lined, Bituminous Seal Coat, Ductile Iron Pipe	6,199.30	1,063.89
For Class 52 Rating, Deduct	-504.61	
For Class 54 Rating, Add	707.45	
For Class 55 Rating, Add	1,061.67	
For Class 56 Rating, Add	1,411.30	
40 05 19 00-1427 EA 30" Flanged x Plain End (FxPE), 2'-0" Spool Length, Class 53, Cement Lined, Bituminous Seal Coat, Ductile Iron Pipe	6,690.14	1,066.46
For Class 52 Rating, Deduct	-558.17	
For Class 54 Rating, Add	780.53	
For Class 55 Rating, Add	1,170.35	
For Class 56 Rating, Add	1,555.08	
40 05 19 00-1428 EA 30" Flanged x Plain End (FxPE), 2'-6" Spool Length, Class 53, Cement Lined, Bituminous Seal Coat, Ductile Iron Pipe	7,180.97	1,069.05
For Class 52 Rating, Deduct	-611.73	
For Class 54 Rating, Add	853.62	
For Class 55 Rating, Add	1,279.02	
For Class 56 Rating, Add	1,698.87	
40 05 19 00-1429 EA 30" Flanged x Plain End (FxPE), 3'-0" Spool Length, Class 53, Cement Lined, Bituminous Seal Coat, Ductile Iron Pipe	7,671.79	1,071.62
For Class 52 Rating, Deduct	-665.29	
For Class 54 Rating, Add	926.70	
For Class 55 Rating, Add	1,387.70	
For Class 56 Rating, Add	1,842.65	
40 05 19 00-1430 EA 30" Flanged x Plain End (FxPE), 3'-6" Spool Length, Class 53, Cement Lined, Bituminous Seal Coat, Ductile Iron Pipe	8,162.63	1,074.19
For Class 52 Rating, Deduct	-718.86	
For Class 54 Rating, Add	999.79	
For Class 55 Rating, Add	1,496.38	
For Class 56 Rating, Add	1,986.44	

40 Process Interconnections
40 05 Common Work Results For Process Interconnections
40 05 19 Ductile Iron Process Pipe



MINOR				TOTAL DIRECT	DEMOLITION
CSI	UOM	DESCRIPTION		UNIT COST	UNIT COST
40 05 19 00-1431	EA	30" Flanged x Plain End (FxPE), 4'-0" Spool Length, Class 53, Cement Lined, Bituminous Seal Coat, Ductile Iron Pipe		8,653.45	1,076.77
		<i>For Class 52 Rating, Deduct</i>		-772.42	
		<i>For Class 54 Rating, Add</i>		1,072.87	
		<i>For Class 55 Rating, Add</i>		1,605.06	
		<i>For Class 56 Rating, Add</i>		2,130.22	
40 05 19 00-1432	EA	30" Flanged x Plain End (FxPE), 4'-6" Spool Length, Class 53, Cement Lined, Bituminous Seal Coat, Ductile Iron Pipe		9,144.28	1,079.35
		<i>For Class 52 Rating, Deduct</i>		-825.98	
		<i>For Class 54 Rating, Add</i>		1,145.96	
		<i>For Class 55 Rating, Add</i>		1,713.74	
		<i>For Class 56 Rating, Add</i>		2,274.00	
40 05 19 00-1433	EA	30" Flanged x Plain End (FxPE), 5'-0" Spool Length, Class 53, Cement Lined, Bituminous Seal Coat, Ductile Iron Pipe		9,635.11	1,081.92
		<i>For Class 52 Rating, Deduct</i>		-879.54	
		<i>For Class 54 Rating, Add</i>		1,219.05	
		<i>For Class 55 Rating, Add</i>		1,822.41	
		<i>For Class 56 Rating, Add</i>		2,417.79	
40 05 19 00-1434	EA	30" Flanged x Plain End (FxPE), 5'-6" Spool Length, Class 53, Cement Lined, Bituminous Seal Coat, Ductile Iron Pipe		10,125.94	1,084.49
		<i>For Class 52 Rating, Deduct</i>		-933.10	
		<i>For Class 54 Rating, Add</i>		1,292.13	
		<i>For Class 55 Rating, Add</i>		1,931.09	
		<i>For Class 56 Rating, Add</i>		2,561.57	
40 05 19 00-1435	EA	30" Flanged x Plain End (FxPE), 6'-0" Spool Length, Class 53, Cement Lined, Bituminous Seal Coat, Ductile Iron Pipe		10,616.77	1,087.07
		<i>For Class 52 Rating, Deduct</i>		-986.67	
		<i>For Class 54 Rating, Add</i>		1,365.22	
		<i>For Class 55 Rating, Add</i>		2,039.77	
		<i>For Class 56 Rating, Add</i>		2,705.35	
40 05 19 00-1436	EA	30" Flanged x Plain End (FxPE), 6'-6" Spool Length, Class 53, Cement Lined, Bituminous Seal Coat, Ductile Iron Pipe		11,107.60	1,089.66
		<i>For Class 52 Rating, Deduct</i>		-1,040.23	
		<i>For Class 54 Rating, Add</i>		1,438.30	
		<i>For Class 55 Rating, Add</i>		2,148.45	
		<i>For Class 56 Rating, Add</i>		2,849.14	
40 05 19 00-1437	EA	30" Flanged x Plain End (FxPE), 7'-0" Spool Length, Class 53, Cement Lined, Bituminous Seal Coat, Ductile Iron Pipe		11,598.43	1,092.22
		<i>For Class 52 Rating, Deduct</i>		-1,093.79	
		<i>For Class 54 Rating, Add</i>		1,511.39	
		<i>For Class 55 Rating, Add</i>		2,257.13	
		<i>For Class 56 Rating, Add</i>		2,992.92	
40 05 19 00-1438	EA	30" Flanged x Plain End (FxPE), 7'-6" Spool Length, Class 53, Cement Lined, Bituminous Seal Coat, Ductile Iron Pipe		12,089.26	1,094.80
		<i>For Class 52 Rating, Deduct</i>		-1,147.35	
		<i>For Class 54 Rating, Add</i>		1,584.48	
		<i>For Class 55 Rating, Add</i>		2,365.81	
		<i>For Class 56 Rating, Add</i>		3,136.71	
40 05 19 00-1439	EA	30" Flanged x Plain End (FxPE), 8'-0" Spool Length, Class 53, Cement Lined, Bituminous Seal Coat, Ductile Iron Pipe		12,580.08	1,097.38
		<i>For Class 52 Rating, Deduct</i>		-1,200.91	
		<i>For Class 54 Rating, Add</i>		1,657.56	
		<i>For Class 55 Rating, Add</i>		2,474.48	
		<i>For Class 56 Rating, Add</i>		3,280.49	
40 05 19 00-1440	EA	30" Flanged x Plain End (FxPE), 8'-6" Spool Length, Class 53, Cement Lined, Bituminous Seal Coat, Ductile Iron Pipe		13,070.91	1,099.95
		<i>For Class 52 Rating, Deduct</i>		-1,254.48	
		<i>For Class 54 Rating, Add</i>		1,730.65	
		<i>For Class 55 Rating, Add</i>		2,583.16	
		<i>For Class 56 Rating, Add</i>		3,424.27	
40 05 19 00-1441	EA	30" Flanged x Plain End (FxPE), 9'-0" Spool Length, Class 53, Cement Lined, Bituminous Seal Coat, Ductile Iron Pipe		13,561.74	1,102.53
		<i>For Class 52 Rating, Deduct</i>		-1,308.04	
		<i>For Class 54 Rating, Add</i>		1,803.73	
		<i>For Class 55 Rating, Add</i>		2,691.84	
		<i>For Class 56 Rating, Add</i>		3,568.05	
40 05 19 00-1442	EA	30" Flanged x Plain End (FxPE), 9'-6" Spool Length, Class 53, Cement Lined, Bituminous Seal Coat, Ductile Iron Pipe		14,052.57	1,105.10
		<i>For Class 52 Rating, Deduct</i>		-1,361.60	
		<i>For Class 54 Rating, Add</i>		1,876.82	
		<i>For Class 55 Rating, Add</i>		2,800.52	
		<i>For Class 56 Rating, Add</i>		3,711.84	
40 05 19 00-1443	EA	30" Flanged x Plain End (FxPE), 10'-0" Spool Length, Class 53, Cement Lined, Bituminous Seal Coat, Ductile Iron Pipe		14,543.41	1,107.69
		<i>For Class 52 Rating, Deduct</i>		-1,415.16	
		<i>For Class 54 Rating, Add</i>		1,949.90	
		<i>For Class 55 Rating, Add</i>		2,909.20	
		<i>For Class 56 Rating, Add</i>		3,855.62	
40 05 19 00-1444	EA	30" Flanged x Plain End (FxPE), 10'-6" Spool Length, Class 53, Cement Lined, Bituminous Seal Coat, Ductile Iron Pipe		15,034.23	1,110.25
		<i>For Class 52 Rating, Deduct</i>		-1,468.72	
		<i>For Class 54 Rating, Add</i>		2,022.99	
		<i>For Class 55 Rating, Add</i>		3,017.87	
		<i>For Class 56 Rating, Add</i>		3,999.41	



MINOR CSI UOM DESCRIPTION	TOTAL DIRECT UNIT COST	DEMOLITION UNIT COST
40 05 19 00-1445 EA 30" Flanged x Plain End (FxPE), 11'-0" Spool Length, Class 53, Cement Lined, Bituminous Seal Coat, Ductile Iron Pipe	15,525.07	1,112.83
<i>For Class 52 Rating, Deduct</i>	-1,522.28	
<i>For Class 54 Rating, Add</i>	2,096.08	
<i>For Class 55 Rating, Add</i>	3,126.55	
<i>For Class 56 Rating, Add</i>	4,143.19	
40 05 19 00-1446 EA 30" Flanged x Plain End (FxPE), 11'-6" Spool Length, Class 53, Cement Lined, Bituminous Seal Coat, Ductile Iron Pipe	16,015.88	1,115.42
<i>For Class 52 Rating, Deduct</i>	-1,575.85	
<i>For Class 54 Rating, Add</i>	2,169.16	
<i>For Class 55 Rating, Add</i>	3,235.23	
<i>For Class 56 Rating, Add</i>	4,286.97	
40 05 19 00-1447 EA 30" Flanged x Plain End (FxPE), 12'-0" Spool Length, Class 53, Cement Lined, Bituminous Seal Coat, Ductile Iron Pipe	16,506.72	1,117.98
<i>For Class 52 Rating, Deduct</i>	-1,629.41	
<i>For Class 54 Rating, Add</i>	2,242.25	
<i>For Class 55 Rating, Add</i>	3,343.91	
<i>For Class 56 Rating, Add</i>	4,430.76	
40 05 19 00-1448 EA 30" Flanged x Plain End (FxPE), 12'-6" Spool Length, Class 53, Cement Lined, Bituminous Seal Coat, Ductile Iron Pipe	16,997.54	1,120.56
<i>For Class 52 Rating, Deduct</i>	-1,682.97	
<i>For Class 54 Rating, Add</i>	2,315.33	
<i>For Class 55 Rating, Add</i>	3,452.59	
<i>For Class 56 Rating, Add</i>	4,574.54	
40 05 19 00-1449 EA 30" Flanged x Plain End (FxPE), 13'-0" Spool Length, Class 53, Cement Lined, Bituminous Seal Coat, Ductile Iron Pipe	17,488.37	1,123.13
<i>For Class 52 Rating, Deduct</i>	-1,736.53	
<i>For Class 54 Rating, Add</i>	2,388.42	
<i>For Class 55 Rating, Add</i>	3,561.26	
<i>For Class 56 Rating, Add</i>	4,718.32	
40 05 19 00-1450 EA 30" Flanged x Plain End (FxPE), 13'-6" Spool Length, Class 53, Cement Lined, Bituminous Seal Coat, Ductile Iron Pipe	17,979.21	1,125.72
<i>For Class 52 Rating, Deduct</i>	-1,790.09	
<i>For Class 54 Rating, Add</i>	2,461.50	
<i>For Class 55 Rating, Add</i>	3,669.94	
<i>For Class 56 Rating, Add</i>	4,862.11	
40 05 19 00-1451 EA 30" Flanged x Plain End (FxPE), 14'-0" Spool Length, Class 53, Cement Lined, Bituminous Seal Coat, Ductile Iron Pipe	18,470.03	1,128.29
<i>For Class 52 Rating, Deduct</i>	-1,843.66	
<i>For Class 54 Rating, Add</i>	2,534.59	
<i>For Class 55 Rating, Add</i>	3,778.62	
<i>For Class 56 Rating, Add</i>	5,005.89	
40 05 19 00-1452 EA 30" Flanged x Plain End (FxPE), 14'-6" Spool Length, Class 53, Cement Lined, Bituminous Seal Coat, Ductile Iron Pipe	18,960.87	1,130.86
<i>For Class 52 Rating, Deduct</i>	-1,897.22	
<i>For Class 54 Rating, Add</i>	2,607.68	
<i>For Class 55 Rating, Add</i>	3,887.30	
<i>For Class 56 Rating, Add</i>	5,149.68	
40 05 19 00-1453 EA 30" Flanged x Plain End (FxPE), 15'-0" Spool Length, Class 53, Cement Lined, Bituminous Seal Coat, Ductile Iron Pipe	19,451.68	1,133.45
<i>For Class 52 Rating, Deduct</i>	-1,950.78	
<i>For Class 54 Rating, Add</i>	2,680.76	
<i>For Class 55 Rating, Add</i>	3,995.98	
<i>For Class 56 Rating, Add</i>	5,293.46	
40 05 19 00-1454 EA 30" Flanged x Plain End (FxPE), 15'-6" Spool Length, Class 53, Cement Lined, Bituminous Seal Coat, Ductile Iron Pipe	19,942.52	1,136.02
<i>For Class 52 Rating, Deduct</i>	-2,004.34	
<i>For Class 54 Rating, Add</i>	2,753.85	
<i>For Class 55 Rating, Add</i>	4,104.66	
<i>For Class 56 Rating, Add</i>	5,437.24	
40 05 19 00-1455 EA 30" Flanged x Plain End (FxPE), 16'-0" Spool Length, Class 53, Cement Lined, Bituminous Seal Coat, Ductile Iron Pipe	20,433.35	1,138.59
<i>For Class 52 Rating, Deduct</i>	-2,057.90	
<i>For Class 54 Rating, Add</i>	2,826.93	
<i>For Class 55 Rating, Add</i>	4,213.33	
<i>For Class 56 Rating, Add</i>	5,581.03	
40 05 19 00-1456 EA 30" Flanged x Plain End (FxPE), 16'-6" Spool Length, Class 53, Cement Lined, Bituminous Seal Coat, Ductile Iron Pipe	20,924.18	1,141.17
<i>For Class 52 Rating, Deduct</i>	-2,111.46	
<i>For Class 54 Rating, Add</i>	2,900.02	
<i>For Class 55 Rating, Add</i>	4,322.01	
<i>For Class 56 Rating, Add</i>	5,724.81	
40 05 19 00-1457 EA 30" Flanged x Plain End (FxPE), 17'-0" Spool Length, Class 53, Cement Lined, Bituminous Seal Coat, Ductile Iron Pipe	21,415.01	1,143.75
<i>For Class 52 Rating, Deduct</i>	-2,165.03	
<i>For Class 54 Rating, Add</i>	2,973.10	
<i>For Class 55 Rating, Add</i>	4,430.69	
<i>For Class 56 Rating, Add</i>	5,868.59	
40 05 19 00-1458 EA 30" Flanged x Plain End (FxPE), 17'-6" Spool Length, Class 53, Cement Lined, Bituminous Seal Coat, Ductile Iron Pipe	21,905.83	1,146.32
<i>For Class 52 Rating, Deduct</i>	-2,218.59	
<i>For Class 54 Rating, Add</i>	3,046.19	
<i>For Class 55 Rating, Add</i>	4,539.37	
<i>For Class 56 Rating, Add</i>	6,012.38	

40 Process Interconnections
40 05 Common Work Results For Process Interconnections
40 05 19 Ductile Iron Process Pipe



MINOR	CSI	UOM	DESCRIPTION	TOTAL DIRECT UNIT COST	DEMOLITION UNIT COST
40 05 19 00-1459	EA		30" Flanged x Plain End (FxPE), 18'-0" Spool Length, Class 53, Cement Lined, Bituminous Seal Coat, Ductile Iron Pipe	22,396.67	1,148.89
			<i>For Class 52 Rating, Deduct</i>	-2,272.15	
			<i>For Class 54 Rating, Add</i>	3,119.28	
			<i>For Class 55 Rating, Add</i>	4,648.05	
			<i>For Class 56 Rating, Add</i>	6,156.16	
40 05 19 00-1460	EA		30" Flanged x Plain End (FxPE), 18'-6" Spool Length, Class 53, Cement Lined, Bituminous Seal Coat, Ductile Iron Pipe	22,887.49	1,151.48
			<i>For Class 52 Rating, Deduct</i>	-2,325.71	
			<i>For Class 54 Rating, Add</i>	3,192.36	
			<i>For Class 55 Rating, Add</i>	4,756.72	
			<i>For Class 56 Rating, Add</i>	6,299.95	
40 05 19 00-1461	EA		30" Flanged x Plain End (FxPE), 19'-0" Spool Length, Class 53, Cement Lined, Bituminous Seal Coat, Ductile Iron Pipe	23,378.32	1,154.06
			<i>For Class 52 Rating, Deduct</i>	-2,379.27	
			<i>For Class 54 Rating, Add</i>	3,265.45	
			<i>For Class 55 Rating, Add</i>	4,865.40	
			<i>For Class 56 Rating, Add</i>	6,443.73	
40 05 19 00-1462	EA		30" Flanged x Plain End (FxPE), 19'-6" Spool Length, Class 53, Cement Lined, Bituminous Seal Coat, Ductile Iron Pipe	23,869.15	1,156.62
			<i>For Class 52 Rating, Deduct</i>	-2,432.84	
			<i>For Class 54 Rating, Add</i>	3,338.53	
			<i>For Class 55 Rating, Add</i>	4,974.08	
			<i>For Class 56 Rating, Add</i>	6,587.51	
40 05 19 00-1463			36" Flanged End x Plain End (FxPE), Class 53, Cement Lined, Bituminous Seal Coat, Ductile Iron Pipe <small>(40 05 19 00-1028)</small>		
40 05 19 00-1464	EA		36" Flanged x Plain End (FxPE), 1'-0" Spool Length, Class 53, Cement Lined, Bituminous Seal Coat, Ductile Iron Pipe	7,876.55	1,344.68
			<i>For Class 52 Rating, Deduct</i>	-642.31	
			<i>For Class 54 Rating, Add</i>	900.32	
			<i>For Class 55 Rating, Add</i>	1,351.03	
			<i>For Class 56 Rating, Add</i>	1,795.90	
40 05 19 00-1465	EA		36" Flanged x Plain End (FxPE), 1'-6" Spool Length, Class 53, Cement Lined, Bituminous Seal Coat, Ductile Iron Pipe	8,542.84	1,347.25
			<i>For Class 52 Rating, Deduct</i>	-715.17	
			<i>For Class 54 Rating, Add</i>	999.73	
			<i>For Class 55 Rating, Add</i>	1,498.84	
			<i>For Class 56 Rating, Add</i>	1,991.44	
40 05 19 00-1466	EA		36" Flanged x Plain End (FxPE), 2'-0" Spool Length, Class 53, Cement Lined, Bituminous Seal Coat, Ductile Iron Pipe	9,209.11	1,349.82
			<i>For Class 52 Rating, Deduct</i>	-788.03	
			<i>For Class 54 Rating, Add</i>	1,099.13	
			<i>For Class 55 Rating, Add</i>	1,646.64	
			<i>For Class 56 Rating, Add</i>	2,186.98	
40 05 19 00-1467	EA		36" Flanged x Plain End (FxPE), 2'-6" Spool Length, Class 53, Cement Lined, Bituminous Seal Coat, Ductile Iron Pipe	9,875.40	1,352.41
			<i>For Class 52 Rating, Deduct</i>	-860.89	
			<i>For Class 54 Rating, Add</i>	1,198.53	
			<i>For Class 55 Rating, Add</i>	1,794.44	
			<i>For Class 56 Rating, Add</i>	2,362.53	
40 05 19 00-1468	EA		36" Flanged x Plain End (FxPE), 3'-0" Spool Length, Class 53, Cement Lined, Bituminous Seal Coat, Ductile Iron Pipe	10,541.68	1,354.98
			<i>For Class 52 Rating, Deduct</i>	-933.75	
			<i>For Class 54 Rating, Add</i>	1,297.94	
			<i>For Class 55 Rating, Add</i>	1,942.25	
			<i>For Class 56 Rating, Add</i>	2,578.07	
40 05 19 00-1469	EA		36" Flanged x Plain End (FxPE), 3'-6" Spool Length, Class 53, Cement Lined, Bituminous Seal Coat, Ductile Iron Pipe	11,207.95	1,357.55
			<i>For Class 52 Rating, Deduct</i>	-1,006.62	
			<i>For Class 54 Rating, Add</i>	1,397.34	
			<i>For Class 55 Rating, Add</i>	2,090.05	
			<i>For Class 56 Rating, Add</i>	2,773.61	
40 05 19 00-1470	EA		36" Flanged x Plain End (FxPE), 4'-0" Spool Length, Class 53, Cement Lined, Bituminous Seal Coat, Ductile Iron Pipe	11,874.23	1,360.12
			<i>For Class 52 Rating, Deduct</i>	-1,079.48	
			<i>For Class 54 Rating, Add</i>	1,496.74	
			<i>For Class 55 Rating, Add</i>	2,237.85	
			<i>For Class 56 Rating, Add</i>	2,969.15	
40 05 19 00-1471	EA		36" Flanged x Plain End (FxPE), 4'-6" Spool Length, Class 53, Cement Lined, Bituminous Seal Coat, Ductile Iron Pipe	12,540.51	1,362.71
			<i>For Class 52 Rating, Deduct</i>	-1,152.34	
			<i>For Class 54 Rating, Add</i>	1,596.15	
			<i>For Class 55 Rating, Add</i>	2,385.66	
			<i>For Class 56 Rating, Add</i>	3,164.69	
40 05 19 00-1472	EA		36" Flanged x Plain End (FxPE), 5'-0" Spool Length, Class 53, Cement Lined, Bituminous Seal Coat, Ductile Iron Pipe	13,206.79	1,365.29
			<i>For Class 52 Rating, Deduct</i>	-1,225.20	
			<i>For Class 54 Rating, Add</i>	1,695.55	
			<i>For Class 55 Rating, Add</i>	2,533.46	
			<i>For Class 56 Rating, Add</i>	3,360.23	



MINOR CSI UOM DESCRIPTION	TOTAL DIRECT UNIT COST	DEMOLITION UNIT COST
40 05 19 00-1473 EA 36" Flanged x Plain End (FxPE), 5'-6" Spool Length, Class 53, Cement Lined, Bituminous Seal Coat, Ductile Iron Pipe	13,873.07	1,367.85
For Class 52 Rating, Deduct	-1,298.06	
For Class 54 Rating, Add	1,794.95	
For Class 55 Rating, Add	2,681.27	
For Class 56 Rating, Add	3,555.78	
40 05 19 00-1474 EA 36" Flanged x Plain End (FxPE), 6'-0" Spool Length, Class 53, Cement Lined, Bituminous Seal Coat, Ductile Iron Pipe	14,539.36	1,370.44
For Class 52 Rating, Deduct	-1,370.92	
For Class 54 Rating, Add	1,894.36	
For Class 55 Rating, Add	2,829.07	
For Class 56 Rating, Add	3,751.32	
40 05 19 00-1475 EA 36" Flanged x Plain End (FxPE), 6'-6" Spool Length, Class 53, Cement Lined, Bituminous Seal Coat, Ductile Iron Pipe	15,205.63	1,373.01
For Class 52 Rating, Deduct	-1,443.78	
For Class 54 Rating, Add	1,993.76	
For Class 55 Rating, Add	2,976.87	
For Class 56 Rating, Add	3,946.86	
40 05 19 00-1476 EA 36" Flanged x Plain End (FxPE), 7'-0" Spool Length, Class 53, Cement Lined, Bituminous Seal Coat, Ductile Iron Pipe	15,871.92	1,375.58
For Class 52 Rating, Deduct	-1,516.65	
For Class 54 Rating, Add	2,093.16	
For Class 55 Rating, Add	3,124.68	
For Class 56 Rating, Add	4,142.40	
40 05 19 00-1477 EA 36" Flanged x Plain End (FxPE), 7'-6" Spool Length, Class 53, Cement Lined, Bituminous Seal Coat, Ductile Iron Pipe	16,538.19	1,378.16
For Class 52 Rating, Deduct	-1,589.51	
For Class 54 Rating, Add	2,192.57	
For Class 55 Rating, Add	3,272.48	
For Class 56 Rating, Add	4,337.94	
40 05 19 00-1478 EA 36" Flanged x Plain End (FxPE), 8'-0" Spool Length, Class 53, Cement Lined, Bituminous Seal Coat, Ductile Iron Pipe	17,204.47	1,380.74
For Class 52 Rating, Deduct	-1,662.37	
For Class 54 Rating, Add	2,291.97	
For Class 55 Rating, Add	3,420.28	
For Class 56 Rating, Add	4,533.49	
40 05 19 00-1479 EA 36" Flanged x Plain End (FxPE), 8'-6" Spool Length, Class 53, Cement Lined, Bituminous Seal Coat, Ductile Iron Pipe	17,870.75	1,383.32
For Class 52 Rating, Deduct	-1,735.23	
For Class 54 Rating, Add	2,391.37	
For Class 55 Rating, Add	3,568.09	
For Class 56 Rating, Add	4,729.03	
40 05 19 00-1480 EA 36" Flanged x Plain End (FxPE), 9'-0" Spool Length, Class 53, Cement Lined, Bituminous Seal Coat, Ductile Iron Pipe	18,537.03	1,385.88
For Class 52 Rating, Deduct	-1,808.09	
For Class 54 Rating, Add	2,490.78	
For Class 55 Rating, Add	3,715.89	
For Class 56 Rating, Add	4,924.57	
40 05 19 00-1481 EA 36" Flanged x Plain End (FxPE), 9'-6" Spool Length, Class 53, Cement Lined, Bituminous Seal Coat, Ductile Iron Pipe	19,203.32	1,388.47
For Class 52 Rating, Deduct	-1,880.95	
For Class 54 Rating, Add	2,590.18	
For Class 55 Rating, Add	3,863.70	
For Class 56 Rating, Add	5,120.11	
40 05 19 00-1482 EA 36" Flanged x Plain End (FxPE), 10'-0" Spool Length, Class 53, Cement Lined, Bituminous Seal Coat, Ductile Iron Pipe	19,869.59	1,391.05
For Class 52 Rating, Deduct	-1,953.81	
For Class 54 Rating, Add	2,689.58	
For Class 55 Rating, Add	4,011.50	
For Class 56 Rating, Add	5,315.65	
40 05 19 00-1483 EA 36" Flanged x Plain End (FxPE), 10'-6" Spool Length, Class 53, Cement Lined, Bituminous Seal Coat, Ductile Iron Pipe	20,535.88	1,393.62
For Class 52 Rating, Deduct	-2,026.68	
For Class 54 Rating, Add	2,788.99	
For Class 55 Rating, Add	4,159.30	
For Class 56 Rating, Add	5,511.19	
40 05 19 00-1484 EA 36" Flanged x Plain End (FxPE), 11'-0" Spool Length, Class 53, Cement Lined, Bituminous Seal Coat, Ductile Iron Pipe	21,202.15	1,396.19
For Class 52 Rating, Deduct	-2,099.54	
For Class 54 Rating, Add	2,888.39	
For Class 55 Rating, Add	4,307.11	
For Class 56 Rating, Add	5,706.74	
40 05 19 00-1485 EA 36" Flanged x Plain End (FxPE), 11'-6" Spool Length, Class 53, Cement Lined, Bituminous Seal Coat, Ductile Iron Pipe	21,868.43	1,398.77
For Class 52 Rating, Deduct	-2,172.40	
For Class 54 Rating, Add	2,987.79	
For Class 55 Rating, Add	4,454.91	
For Class 56 Rating, Add	5,902.28	
40 05 19 00-1486 EA 36" Flanged x Plain End (FxPE), 12'-0" Spool Length, Class 53, Cement Lined, Bituminous Seal Coat, Ductile Iron Pipe	22,534.71	1,401.35
For Class 52 Rating, Deduct	-2,245.26	
For Class 54 Rating, Add	3,087.20	
For Class 55 Rating, Add	4,602.71	
For Class 56 Rating, Add	6,097.82	

40 Process Interconnections
40 05 Common Work Results For Process Interconnections
40 05 19 Ductile Iron Process Pipe



MINOR	CSI	UOM	DESCRIPTION	TOTAL DIRECT UNIT COST	DEMOLITION UNIT COST
40 05 19 00-1487	EA		36" Flanged x Plain End (FxPE), 12'-6" Spool Length, Class 53, Cement Lined, Bituminous Seal Coat, Ductile Iron Pipe	23,201.00	1,403.92
			<i>For Class 52 Rating, Deduct</i>	-2,318.12	
			<i>For Class 54 Rating, Add</i>	3,186.60	
			<i>For Class 55 Rating, Add</i>	4,750.52	
			<i>For Class 56 Rating, Add</i>	6,293.36	
40 05 19 00-1488	EA		36" Flanged x Plain End (FxPE), 13'-0" Spool Length, Class 53, Cement Lined, Bituminous Seal Coat, Ductile Iron Pipe	23,867.28	1,406.50
			<i>For Class 52 Rating, Deduct</i>	-2,390.98	
			<i>For Class 54 Rating, Add</i>	3,286.01	
			<i>For Class 55 Rating, Add</i>	4,898.32	
			<i>For Class 56 Rating, Add</i>	6,488.90	
40 05 19 00-1489	EA		36" Flanged x Plain End (FxPE), 13'-6" Spool Length, Class 53, Cement Lined, Bituminous Seal Coat, Ductile Iron Pipe	24,533.55	1,409.08
			<i>For Class 52 Rating, Deduct</i>	-2,463.84	
			<i>For Class 54 Rating, Add</i>	3,385.41	
			<i>For Class 55 Rating, Add</i>	5,046.12	
			<i>For Class 56 Rating, Add</i>	6,684.44	
40 05 19 00-1490	EA		36" Flanged x Plain End (FxPE), 14'-0" Spool Length, Class 53, Cement Lined, Bituminous Seal Coat, Ductile Iron Pipe	25,199.84	1,411.65
			<i>For Class 52 Rating, Deduct</i>	-2,536.77	
			<i>For Class 54 Rating, Add</i>	3,484.81	
			<i>For Class 55 Rating, Add</i>	5,193.93	
			<i>For Class 56 Rating, Add</i>	6,879.99	
40 05 19 00-1491	EA		36" Flanged x Plain End (FxPE), 14'-6" Spool Length, Class 53, Cement Lined, Bituminous Seal Coat, Ductile Iron Pipe	25,866.11	1,414.22
			<i>For Class 52 Rating, Deduct</i>	-2,609.57	
			<i>For Class 54 Rating, Add</i>	3,584.22	
			<i>For Class 55 Rating, Add</i>	5,341.73	
			<i>For Class 56 Rating, Add</i>	7,075.53	
40 05 19 00-1492	EA		36" Flanged x Plain End (FxPE), 15'-0" Spool Length, Class 53, Cement Lined, Bituminous Seal Coat, Ductile Iron Pipe	26,532.39	1,416.81
			<i>For Class 52 Rating, Deduct</i>	-2,682.43	
			<i>For Class 54 Rating, Add</i>	3,683.62	
			<i>For Class 55 Rating, Add</i>	5,489.54	
			<i>For Class 56 Rating, Add</i>	7,271.07	
40 05 19 00-1493	EA		36" Flanged x Plain End (FxPE), 15'-6" Spool Length, Class 53, Cement Lined, Bituminous Seal Coat, Ductile Iron Pipe	27,198.67	1,419.38
			<i>For Class 52 Rating, Deduct</i>	-2,755.29	
			<i>For Class 54 Rating, Add</i>	3,783.02	
			<i>For Class 55 Rating, Add</i>	5,637.34	
			<i>For Class 56 Rating, Add</i>	7,466.61	
40 05 19 00-1494	EA		36" Flanged x Plain End (FxPE), 16'-0" Spool Length, Class 53, Cement Lined, Bituminous Seal Coat, Ductile Iron Pipe	27,864.96	1,421.95
			<i>For Class 52 Rating, Deduct</i>	-2,828.15	
			<i>For Class 54 Rating, Add</i>	3,882.43	
			<i>For Class 55 Rating, Add</i>	5,785.14	
			<i>For Class 56 Rating, Add</i>	7,662.15	
40 05 19 00-1495	EA		36" Flanged x Plain End (FxPE), 16'-6" Spool Length, Class 53, Cement Lined, Bituminous Seal Coat, Ductile Iron Pipe	28,531.23	1,424.53
			<i>For Class 52 Rating, Deduct</i>	-2,901.01	
			<i>For Class 54 Rating, Add</i>	3,981.83	
			<i>For Class 55 Rating, Add</i>	5,932.95	
			<i>For Class 56 Rating, Add</i>	7,857.69	
40 05 19 00-1496	EA		36" Flanged x Plain End (FxPE), 17'-0" Spool Length, Class 53, Cement Lined, Bituminous Seal Coat, Ductile Iron Pipe	29,197.52	1,427.11
			<i>For Class 52 Rating, Deduct</i>	-2,973.88	
			<i>For Class 54 Rating, Add</i>	4,081.23	
			<i>For Class 55 Rating, Add</i>	6,080.75	
			<i>For Class 56 Rating, Add</i>	8,053.24	
40 05 19 00-1497	EA		36" Flanged x Plain End (FxPE), 17'-6" Spool Length, Class 53, Cement Lined, Bituminous Seal Coat, Ductile Iron Pipe	29,863.80	1,429.69
			<i>For Class 52 Rating, Deduct</i>	-3,046.74	
			<i>For Class 54 Rating, Add</i>	4,180.64	
			<i>For Class 55 Rating, Add</i>	6,228.56	
			<i>For Class 56 Rating, Add</i>	8,248.78	
40 05 19 00-1498	EA		36" Flanged x Plain End (FxPE), 18'-0" Spool Length, Class 53, Cement Lined, Bituminous Seal Coat, Ductile Iron Pipe	30,530.06	1,432.25
			<i>For Class 52 Rating, Deduct</i>	-3,119.60	
			<i>For Class 54 Rating, Add</i>	4,280.04	
			<i>For Class 55 Rating, Add</i>	6,376.36	
			<i>For Class 56 Rating, Add</i>	8,444.32	
40 05 19 00-1499	EA		36" Flanged x Plain End (FxPE), 18'-6" Spool Length, Class 53, Cement Lined, Bituminous Seal Coat, Ductile Iron Pipe	31,196.35	1,434.84
			<i>For Class 52 Rating, Deduct</i>	-3,192.46	
			<i>For Class 54 Rating, Add</i>	4,379.44	
			<i>For Class 55 Rating, Add</i>	6,524.16	
			<i>For Class 56 Rating, Add</i>	8,639.86	
40 05 19 00-1500	EA		36" Flanged x Plain End (FxPE), 19'-0" Spool Length, Class 53, Cement Lined, Bituminous Seal Coat, Ductile Iron Pipe	31,862.63	1,437.41
			<i>For Class 52 Rating, Deduct</i>	-3,265.32	
			<i>For Class 54 Rating, Add</i>	4,478.85	
			<i>For Class 55 Rating, Add</i>	6,671.97	
			<i>For Class 56 Rating, Add</i>	8,835.40	



MINOR CSI UOM DESCRIPTION	TOTAL DIRECT UNIT COST	DEMOLITION UNIT COST
40 05 19 00-1501 EA 36" Flanged x Plain End (FxPE), 19'-6" Spool Length, Class 53, Cement Lined, Bituminous Seal Coat, Ductile Iron Pipe	32,528.92	1,439.98
For Class 52 Rating, Deduct	-3,338.18	
For Class 54 Rating, Add	4,578.25	
For Class 55 Rating, Add	6,819.77	
For Class 56 Rating, Add	9,030.95	
40 05 19 00-1502 42" Flanged End x Plain End (FxPE), Class 53, Cement Lined, Bituminous Seal Coat, Ductile Iron Pipe <small>(40 05 19 00-1028)</small>		
40 05 19 00-1503 EA 42" Flanged x Plain End (FxPE), 1'-0" Spool Length, Class 53, Cement Lined, Bituminous Seal Coat, Ductile Iron Pipe	10,396.46	1,695.01
For Class 52 Rating, Deduct	-861.11	
For Class 54 Rating, Add	1,205.06	
For Class 55 Rating, Add	1,807.34	
For Class 56 Rating, Add	2,401.79	
40 05 19 00-1504 EA 42" Flanged x Plain End (FxPE), 1'-6" Spool Length, Class 53, Cement Lined, Bituminous Seal Coat, Ductile Iron Pipe	11,389.99	1,697.58
For Class 52 Rating, Deduct	-969.97	
For Class 54 Rating, Add	1,353.55	
For Class 55 Rating, Add	2,028.12	
For Class 56 Rating, Add	2,693.87	
40 05 19 00-1505 EA 42" Flanged x Plain End (FxPE), 2'-0" Spool Length, Class 53, Cement Lined, Bituminous Seal Coat, Ductile Iron Pipe	12,371.69	1,700.16
For Class 52 Rating, Deduct	-1,077.53	
For Class 54 Rating, Add	1,500.27	
For Class 55 Rating, Add	2,246.26	
For Class 56 Rating, Add	2,982.46	
40 05 19 00-1506 EA 42" Flanged x Plain End (FxPE), 2'-6" Spool Length, Class 53, Cement Lined, Bituminous Seal Coat, Ductile Iron Pipe	13,363.25	1,702.74
For Class 52 Rating, Deduct	-1,186.17	
For Class 54 Rating, Add	1,648.46	
For Class 55 Rating, Add	2,466.60	
For Class 56 Rating, Add	3,273.96	
40 05 19 00-1507 EA 42" Flanged x Plain End (FxPE), 3'-0" Spool Length, Class 53, Cement Lined, Bituminous Seal Coat, Ductile Iron Pipe	14,344.94	1,705.31
For Class 52 Rating, Deduct	-1,293.72	
For Class 54 Rating, Add	1,795.18	
For Class 55 Rating, Add	2,684.74	
For Class 56 Rating, Add	3,562.55	
40 05 19 00-1508 EA 42" Flanged x Plain End (FxPE), 3'-6" Spool Length, Class 53, Cement Lined, Bituminous Seal Coat, Ductile Iron Pipe	15,338.48	1,707.89
For Class 52 Rating, Deduct	-1,402.58	
For Class 54 Rating, Add	1,943.67	
For Class 55 Rating, Add	2,905.52	
For Class 56 Rating, Add	3,854.63	
40 05 19 00-1509 EA 42" Flanged x Plain End (FxPE), 4'-0" Spool Length, Class 53, Cement Lined, Bituminous Seal Coat, Ductile Iron Pipe	16,318.19	1,710.47
For Class 52 Rating, Deduct	-1,509.92	
For Class 54 Rating, Add	2,090.09	
For Class 55 Rating, Add	3,123.23	
For Class 56 Rating, Add	4,142.64	
40 05 19 00-1510 EA 42" Flanged x Plain End (FxPE), 4'-6" Spool Length, Class 53, Cement Lined, Bituminous Seal Coat, Ductile Iron Pipe	17,311.72	1,713.04
For Class 52 Rating, Deduct	-1,618.78	
For Class 54 Rating, Add	2,238.58	
For Class 55 Rating, Add	3,344.01	
For Class 56 Rating, Add	4,434.72	
40 05 19 00-1511 EA 42" Flanged x Plain End (FxPE), 5'-0" Spool Length, Class 53, Cement Lined, Bituminous Seal Coat, Ductile Iron Pipe	18,293.42	1,715.63
For Class 52 Rating, Deduct	-1,726.34	
For Class 54 Rating, Add	2,385.29	
For Class 55 Rating, Add	3,562.15	
For Class 56 Rating, Add	4,723.31	
40 05 19 00-1512 EA 42" Flanged x Plain End (FxPE), 5'-6" Spool Length, Class 53, Cement Lined, Bituminous Seal Coat, Ductile Iron Pipe	19,284.97	1,718.19
For Class 52 Rating, Deduct	-1,834.98	
For Class 54 Rating, Add	2,533.49	
For Class 55 Rating, Add	3,782.49	
For Class 56 Rating, Add	5,014.81	
40 05 19 00-1513 EA 42" Flanged x Plain End (FxPE), 6'-0" Spool Length, Class 53, Cement Lined, Bituminous Seal Coat, Ductile Iron Pipe	20,266.67	1,720.77
For Class 52 Rating, Deduct	-1,942.54	
For Class 54 Rating, Add	2,680.20	
For Class 55 Rating, Add	4,000.63	
For Class 56 Rating, Add	5,303.40	
40 05 19 00-1514 EA 42" Flanged x Plain End (FxPE), 6'-6" Spool Length, Class 53, Cement Lined, Bituminous Seal Coat, Ductile Iron Pipe	21,258.22	1,723.35
For Class 52 Rating, Deduct	-2,051.18	
For Class 54 Rating, Add	2,828.40	
For Class 55 Rating, Add	4,220.97	
For Class 56 Rating, Add	5,594.89	

40 Process Interconnections
40 05 Common Work Results For Process Interconnections
40 05 19 Ductile Iron Process Pipe



MINOR	CSI	UOM	DESCRIPTION	TOTAL DIRECT UNIT COST	DEMOLITION UNIT COST
40 05 19 00-1515	EA		42" Flanged x Plain End (FxPE), 7'-0" Spool Length, Class 53, Cement Lined, Bituminous Seal Coat, Ductile Iron Pipe	22,239.93	1,725.92
			<i>For Class 52 Rating, Deduct</i>	-2,158.74	
			<i>For Class 54 Rating, Add</i>	2,975.11	
			<i>For Class 55 Rating, Add</i>	4,439.11	
			<i>For Class 56 Rating, Add</i>	5,883.48	
40 05 19 00-1516	EA		42" Flanged x Plain End (FxPE), 7'-6" Spool Length, Class 53, Cement Lined, Bituminous Seal Coat, Ductile Iron Pipe	23,223.58	1,728.50
			<i>For Class 52 Rating, Deduct</i>	-2,266.51	
			<i>For Class 54 Rating, Add</i>	3,122.12	
			<i>For Class 55 Rating, Add</i>	4,657.69	
			<i>For Class 56 Rating, Add</i>	6,172.65	
40 05 19 00-1517	EA		42" Flanged x Plain End (FxPE), 8'-0" Spool Length, Class 53, Cement Lined, Bituminous Seal Coat, Ductile Iron Pipe	24,213.17	1,731.07
			<i>For Class 52 Rating, Deduct</i>	-2,374.94	
			<i>For Class 54 Rating, Add</i>	3,270.02	
			<i>For Class 55 Rating, Add</i>	4,877.59	
			<i>For Class 56 Rating, Add</i>	6,463.57	
40 05 19 00-1518	EA		42" Flanged x Plain End (FxPE), 8'-6" Spool Length, Class 53, Cement Lined, Bituminous Seal Coat, Ductile Iron Pipe	25,194.87	1,733.66
			<i>For Class 52 Rating, Deduct</i>	-2,482.49	
			<i>For Class 54 Rating, Add</i>	3,416.74	
			<i>For Class 55 Rating, Add</i>	5,095.73	
			<i>For Class 56 Rating, Add</i>	6,752.16	
40 05 19 00-1519	EA		42" Flanged x Plain End (FxPE), 9'-0" Spool Length, Class 53, Cement Lined, Bituminous Seal Coat, Ductile Iron Pipe	26,188.40	1,736.23
			<i>For Class 52 Rating, Deduct</i>	-2,591.35	
			<i>For Class 54 Rating, Add</i>	3,565.23	
			<i>For Class 55 Rating, Add</i>	5,316.51	
			<i>For Class 56 Rating, Add</i>	7,044.24	
40 05 19 00-1520	EA		42" Flanged x Plain End (FxPE), 9'-6" Spool Length, Class 53, Cement Lined, Bituminous Seal Coat, Ductile Iron Pipe	27,170.10	1,738.80
			<i>For Class 52 Rating, Deduct</i>	-2,698.91	
			<i>For Class 54 Rating, Add</i>	3,711.95	
			<i>For Class 55 Rating, Add</i>	5,534.66	
			<i>For Class 56 Rating, Add</i>	7,332.83	
40 05 19 00-1521	EA		42" Flanged x Plain End (FxPE), 10'-0" Spool Length, Class 53, Cement Lined, Bituminous Seal Coat, Ductile Iron Pipe	28,161.66	1,741.38
			<i>For Class 52 Rating, Deduct</i>	-2,807.55	
			<i>For Class 54 Rating, Add</i>	3,860.14	
			<i>For Class 55 Rating, Add</i>	5,755.00	
			<i>For Class 56 Rating, Add</i>	7,624.33	
40 05 19 00-1522	EA		42" Flanged x Plain End (FxPE), 10'-6" Spool Length, Class 53, Cement Lined, Bituminous Seal Coat, Ductile Iron Pipe	29,143.35	1,743.95
			<i>For Class 52 Rating, Deduct</i>	-2,915.11	
			<i>For Class 54 Rating, Add</i>	4,006.86	
			<i>For Class 55 Rating, Add</i>	5,973.14	
			<i>For Class 56 Rating, Add</i>	7,912.92	
40 05 19 00-1523	EA		42" Flanged x Plain End (FxPE), 11'-0" Spool Length, Class 53, Cement Lined, Bituminous Seal Coat, Ductile Iron Pipe	30,136.87	1,746.53
			<i>For Class 52 Rating, Deduct</i>	-3,023.97	
			<i>For Class 54 Rating, Add</i>	4,155.35	
			<i>For Class 55 Rating, Add</i>	6,193.92	
			<i>For Class 56 Rating, Add</i>	8,205.00	
40 05 19 00-1524	EA		42" Flanged x Plain End (FxPE), 11'-6" Spool Length, Class 53, Cement Lined, Bituminous Seal Coat, Ductile Iron Pipe	31,118.57	1,749.11
			<i>For Class 52 Rating, Deduct</i>	-3,131.53	
			<i>For Class 54 Rating, Add</i>	4,302.06	
			<i>For Class 55 Rating, Add</i>	6,412.06	
			<i>For Class 56 Rating, Add</i>	8,493.59	
40 05 19 00-1525	EA		42" Flanged x Plain End (FxPE), 12'-0" Spool Length, Class 53, Cement Lined, Bituminous Seal Coat, Ductile Iron Pipe	32,110.12	1,751.69
			<i>For Class 52 Rating, Deduct</i>	-3,240.17	
			<i>For Class 54 Rating, Add</i>	4,450.26	
			<i>For Class 55 Rating, Add</i>	6,632.40	
			<i>For Class 56 Rating, Add</i>	8,785.08	
40 05 19 00-1526	EA		42" Flanged x Plain End (FxPE), 12'-6" Spool Length, Class 53, Cement Lined, Bituminous Seal Coat, Ductile Iron Pipe	33,091.83	1,754.26
			<i>For Class 52 Rating, Deduct</i>	-3,347.72	
			<i>For Class 54 Rating, Add</i>	4,596.97	
			<i>For Class 55 Rating, Add</i>	6,850.54	
			<i>For Class 56 Rating, Add</i>	9,073.68	
40 05 19 00-1527	EA		42" Flanged x Plain End (FxPE), 13'-0" Spool Length, Class 53, Cement Lined, Bituminous Seal Coat, Ductile Iron Pipe	34,085.35	1,756.83
			<i>For Class 52 Rating, Deduct</i>	-3,456.58	
			<i>For Class 54 Rating, Add</i>	4,745.46	
			<i>For Class 55 Rating, Add</i>	7,071.32	
			<i>For Class 56 Rating, Add</i>	9,365.75	
40 05 19 00-1528	EA		42" Flanged x Plain End (FxPE), 13'-6" Spool Length, Class 53, Cement Lined, Bituminous Seal Coat, Ductile Iron Pipe	35,067.05	1,759.41
			<i>For Class 52 Rating, Deduct</i>	-3,564.14	
			<i>For Class 54 Rating, Add</i>	4,892.18	
			<i>For Class 55 Rating, Add</i>	7,289.46	
			<i>For Class 56 Rating, Add</i>	9,654.34	



MINOR	TOTAL DIRECT	DEMOLITION
CSI UOM DESCRIPTION	UNIT COST	UNIT COST
40 05 19 00-1529 EA 42" Flanged x Plain End (FxPE), 14'-0" Spool Length, Class 53, Cement Lined, Bituminous Seal Coat, Ductile Iron Pipe	36,056.63	1,761.99
For Class 52 Rating, Deduct	-3,672.56	
For Class 54 Rating, Add	5,040.08	
For Class 55 Rating, Add	7,509.36	
For Class 56 Rating, Add	9,945.26	
40 05 19 00-1530 EA 42" Flanged x Plain End (FxPE), 14'-6" Spool Length, Class 53, Cement Lined, Bituminous Seal Coat, Ductile Iron Pipe	37,040.30	1,764.56
For Class 52 Rating, Deduct	-3,780.34	
For Class 54 Rating, Add	5,187.09	
For Class 55 Rating, Add	7,727.94	
For Class 56 Rating, Add	10,234.43	
40 05 19 00-1531 EA 42" Flanged x Plain End (FxPE), 15'-0" Spool Length, Class 53, Cement Lined, Bituminous Seal Coat, Ductile Iron Pipe	37,824.86	1,767.14
For Class 52 Rating, Deduct	-3,866.21	
For Class 54 Rating, Add	5,304.24	
For Class 55 Rating, Add	7,902.13	
For Class 56 Rating, Add	10,464.87	
40 05 19 00-1532 EA 42" Flanged x Plain End (FxPE), 15'-6" Spool Length, Class 53, Cement Lined, Bituminous Seal Coat, Ductile Iron Pipe	39,013.54	1,769.72
For Class 52 Rating, Deduct	-3,996.54	
For Class 54 Rating, Add	5,482.00	
For Class 55 Rating, Add	8,166.42	
For Class 56 Rating, Add	10,814.52	
40 05 19 00-1533 EA 42" Flanged x Plain End (FxPE), 16'-0" Spool Length, Class 53, Cement Lined, Bituminous Seal Coat, Ductile Iron Pipe	39,995.25	1,772.29
For Class 52 Rating, Deduct	-4,104.10	
For Class 54 Rating, Add	5,628.72	
For Class 55 Rating, Add	8,384.57	
For Class 56 Rating, Add	11,103.11	
40 05 19 00-1534 EA 42" Flanged x Plain End (FxPE), 16'-6" Spool Length, Class 53, Cement Lined, Bituminous Seal Coat, Ductile Iron Pipe	40,986.80	1,774.87
For Class 52 Rating, Deduct	-4,212.74	
For Class 54 Rating, Add	5,776.91	
For Class 55 Rating, Add	8,604.91	
For Class 56 Rating, Add	11,394.61	
40 05 19 00-1535 EA 42" Flanged x Plain End (FxPE), 17'-0" Spool Length, Class 53, Cement Lined, Bituminous Seal Coat, Ductile Iron Pipe	41,968.51	1,777.44
For Class 52 Rating, Deduct	-4,320.30	
For Class 54 Rating, Add	5,923.63	
For Class 55 Rating, Add	8,823.05	
For Class 56 Rating, Add	11,683.20	
40 05 19 00-1536 EA 42" Flanged x Plain End (FxPE), 17'-6" Spool Length, Class 53, Cement Lined, Bituminous Seal Coat, Ductile Iron Pipe	42,962.03	1,780.03
For Class 52 Rating, Deduct	-4,429.15	
For Class 54 Rating, Add	6,072.12	
For Class 55 Rating, Add	9,043.83	
For Class 56 Rating, Add	11,975.28	
40 05 19 00-1537 EA 42" Flanged x Plain End (FxPE), 18'-0" Spool Length, Class 53, Cement Lined, Bituminous Seal Coat, Ductile Iron Pipe	43,941.75	1,782.59
For Class 52 Rating, Deduct	-4,536.49	
For Class 54 Rating, Add	6,218.54	
For Class 55 Rating, Add	9,261.53	
For Class 56 Rating, Add	12,263.28	
40 05 19 00-1538 EA 42" Flanged x Plain End (FxPE), 18'-6" Spool Length, Class 53, Cement Lined, Bituminous Seal Coat, Ductile Iron Pipe	44,935.27	1,785.17
For Class 52 Rating, Deduct	-4,645.35	
For Class 54 Rating, Add	6,367.03	
For Class 55 Rating, Add	9,482.31	
For Class 56 Rating, Add	12,555.36	
40 05 19 00-1539 EA 42" Flanged x Plain End (FxPE), 19'-0" Spool Length, Class 53, Cement Lined, Bituminous Seal Coat, Ductile Iron Pipe	45,916.98	1,787.75
For Class 52 Rating, Deduct	-4,752.91	
For Class 54 Rating, Add	6,513.75	
For Class 55 Rating, Add	9,700.45	
For Class 56 Rating, Add	12,843.95	
40 05 19 00-1540 EA 42" Flanged x Plain End (FxPE), 19'-6" Spool Length, Class 53, Cement Lined, Bituminous Seal Coat, Ductile Iron Pipe	46,908.53	1,790.32
For Class 52 Rating, Deduct	-4,861.55	
For Class 54 Rating, Add	6,661.94	
For Class 55 Rating, Add	9,920.79	
For Class 56 Rating, Add	13,135.45	
40 05 19 00-1541 48" Flanged End x Plain End (FxPE), Class 53, Cement Lined, Bituminous Seal Coat, Ductile Iron Pipe (40 05 19 00-1028)		
40 05 19 00-1542 EA 48" Flanged x Plain End (FxPE), 1'-0" Spool Length, Class 53, Cement Lined, Bituminous Seal Coat, Ductile Iron Pipe	13,407.92	2,130.35
For Class 52 Rating, Deduct	-1,119.81	
For Class 54 Rating, Add	1,565.75	
For Class 55 Rating, Add	2,347.63	
For Class 56 Rating, Add	3,119.33	

40 Process Interconnections
40 05 Common Work Results For Process Interconnections
40 05 19 Ductile Iron Process Pipe



MINOR	CSI	UOM	DESCRIPTION	TOTAL DIRECT UNIT COST	DEMOLITION UNIT COST
40 05 19 00-1543	EA		48" Flanged x Plain End (FxPE), 1'-6" Spool Length, Class 53, Cement Lined, Bituminous Seal Coat, Ductile Iron Pipe	14,852.88	2,132.93
			<i>For Class 52 Rating, Deduct</i>	-1,278.33	
			<i>For Class 54 Rating, Add</i>	1,781.96	
			<i>For Class 55 Rating, Add</i>	2,669.08	
			<i>For Class 56 Rating, Add</i>	3,544.59	
40 05 19 00-1544	EA		48" Flanged x Plain End (FxPE), 2'-0" Spool Length, Class 53, Cement Lined, Bituminous Seal Coat, Ductile Iron Pipe	16,295.87	2,135.51
			<i>For Class 52 Rating, Deduct</i>	-1,436.63	
			<i>For Class 54 Rating, Add</i>	1,997.87	
			<i>For Class 55 Rating, Add</i>	2,990.09	
			<i>For Class 56 Rating, Add</i>	3,969.26	
40 05 19 00-1545	EA		48" Flanged x Plain End (FxPE), 2'-6" Spool Length, Class 53, Cement Lined, Bituminous Seal Coat, Ductile Iron Pipe	17,750.70	2,138.09
			<i>For Class 52 Rating, Deduct</i>	-1,596.23	
			<i>For Class 54 Rating, Add</i>	2,215.56	
			<i>For Class 55 Rating, Add</i>	3,313.74	
			<i>For Class 56 Rating, Add</i>	4,397.42	
40 05 19 00-1546	EA		48" Flanged x Plain End (FxPE), 3'-0" Spool Length, Class 53, Cement Lined, Bituminous Seal Coat, Ductile Iron Pipe	19,195.67	2,140.65
			<i>For Class 52 Rating, Deduct</i>	-1,754.75	
			<i>For Class 54 Rating, Add</i>	2,431.76	
			<i>For Class 55 Rating, Add</i>	3,635.19	
			<i>For Class 56 Rating, Add</i>	4,822.68	
40 05 19 00-1547	EA		48" Flanged x Plain End (FxPE), 3'-6" Spool Length, Class 53, Cement Lined, Bituminous Seal Coat, Ductile Iron Pipe	20,640.64	2,143.24
			<i>For Class 52 Rating, Deduct</i>	-1,913.26	
			<i>For Class 54 Rating, Add</i>	2,647.96	
			<i>For Class 55 Rating, Add</i>	3,956.64	
			<i>For Class 56 Rating, Add</i>	5,247.93	
40 05 19 00-1548	EA		48" Flanged x Plain End (FxPE), 4'-0" Spool Length, Class 53, Cement Lined, Bituminous Seal Coat, Ductile Iron Pipe	22,093.49	2,145.82
			<i>For Class 52 Rating, Deduct</i>	-2,072.65	
			<i>For Class 54 Rating, Add</i>	2,865.35	
			<i>For Class 55 Rating, Add</i>	4,279.85	
			<i>For Class 56 Rating, Add</i>	5,675.51	
40 05 19 00-1549	EA		48" Flanged x Plain End (FxPE), 4'-6" Spool Length, Class 53, Cement Lined, Bituminous Seal Coat, Ductile Iron Pipe	23,540.43	2,148.38
			<i>For Class 52 Rating, Deduct</i>	-2,231.38	
			<i>For Class 54 Rating, Add</i>	3,081.86	
			<i>For Class 55 Rating, Add</i>	4,601.74	
			<i>For Class 56 Rating, Add</i>	6,101.35	
40 05 19 00-1550	EA		48" Flanged x Plain End (FxPE), 5'-0" Spool Length, Class 53, Cement Lined, Bituminous Seal Coat, Ductile Iron Pipe	24,983.42	2,150.96
			<i>For Class 52 Rating, Deduct</i>	-2,389.68	
			<i>For Class 54 Rating, Add</i>	3,297.77	
			<i>For Class 55 Rating, Add</i>	4,922.76	
			<i>For Class 56 Rating, Add</i>	6,526.02	
40 05 19 00-1551	EA		48" Flanged x Plain End (FxPE), 5'-6" Spool Length, Class 53, Cement Lined, Bituminous Seal Coat, Ductile Iron Pipe	26,438.25	2,153.54
			<i>For Class 52 Rating, Deduct</i>	-2,549.28	
			<i>For Class 54 Rating, Add</i>	3,515.45	
			<i>For Class 55 Rating, Add</i>	5,246.40	
			<i>For Class 56 Rating, Add</i>	6,954.18	
40 05 19 00-1552	EA		48" Flanged x Plain End (FxPE), 6'-0" Spool Length, Class 53, Cement Lined, Bituminous Seal Coat, Ductile Iron Pipe	27,883.21	2,156.12
			<i>For Class 52 Rating, Deduct</i>	-2,707.80	
			<i>For Class 54 Rating, Add</i>	3,731.66	
			<i>For Class 55 Rating, Add</i>	5,567.85	
			<i>For Class 56 Rating, Add</i>	7,379.44	
40 05 19 00-1553	EA		48" Flanged x Plain End (FxPE), 6'-6" Spool Length, Class 53, Cement Lined, Bituminous Seal Coat, Ductile Iron Pipe	29,338.04	2,158.69
			<i>For Class 52 Rating, Deduct</i>	-2,867.40	
			<i>For Class 54 Rating, Add</i>	3,949.34	
			<i>For Class 55 Rating, Add</i>	5,891.50	
			<i>For Class 56 Rating, Add</i>	7,807.60	
40 05 19 00-1554	EA		48" Flanged x Plain End (FxPE), 7'-0" Spool Length, Class 53, Cement Lined, Bituminous Seal Coat, Ductile Iron Pipe	30,781.04	2,161.27
			<i>For Class 52 Rating, Deduct</i>	-3,025.70	
			<i>For Class 54 Rating, Add</i>	4,165.25	
			<i>For Class 55 Rating, Add</i>	6,212.52	
			<i>For Class 56 Rating, Add</i>	8,232.27	
40 05 19 00-1555	EA		48" Flanged x Plain End (FxPE), 7'-6" Spool Length, Class 53, Cement Lined, Bituminous Seal Coat, Ductile Iron Pipe	32,226.00	2,163.85
			<i>For Class 52 Rating, Deduct</i>	-3,184.22	
			<i>For Class 54 Rating, Add</i>	4,381.46	
			<i>For Class 55 Rating, Add</i>	6,533.97	
			<i>For Class 56 Rating, Add</i>	8,657.53	
40 05 19 00-1556	EA		48" Flanged x Plain End (FxPE), 8'-0" Spool Length, Class 53, Cement Lined, Bituminous Seal Coat, Ductile Iron Pipe	33,680.83	2,166.42
			<i>For Class 52 Rating, Deduct</i>	-3,343.82	
			<i>For Class 54 Rating, Add</i>	4,599.15	
			<i>For Class 55 Rating, Add</i>	6,857.62	
			<i>For Class 56 Rating, Add</i>	9,085.69	



MINOR CSI UOM DESCRIPTION	TOTAL DIRECT UNIT COST	DEMOLITION UNIT COST
40 05 19 00-1557 EA 48" Flanged x Plain End (FxPE), 8'-6" Spool Length, Class 53, Cement Lined, Bituminous Seal Coat, Ductile Iron Pipe	35,125.79	2,168.99
<i>For Class 52 Rating, Deduct</i>	-3,502.34	
<i>For Class 54 Rating, Add</i>	4,815.35	
<i>For Class 55 Rating, Add</i>	7,179.07	
<i>For Class 56 Rating, Add</i>	9,510.94	
40 05 19 00-1558 EA 48" Flanged x Plain End (FxPE), 9'-0" Spool Length, Class 53, Cement Lined, Bituminous Seal Coat, Ductile Iron Pipe	36,568.79	2,171.58
<i>For Class 52 Rating, Deduct</i>	-3,660.64	
<i>For Class 54 Rating, Add</i>	5,031.26	
<i>For Class 55 Rating, Add</i>	7,500.08	
<i>For Class 56 Rating, Add</i>	9,935.82	
40 05 19 00-1559 EA 48" Flanged x Plain End (FxPE), 9'-6" Spool Length, Class 53, Cement Lined, Bituminous Seal Coat, Ductile Iron Pipe	38,023.61	2,174.15
<i>For Class 52 Rating, Deduct</i>	-3,820.24	
<i>For Class 54 Rating, Add</i>	5,248.95	
<i>For Class 55 Rating, Add</i>	7,823.73	
<i>For Class 56 Rating, Add</i>	10,368.78	
40 05 19 00-1560 EA 48" Flanged x Plain End (FxPE), 10'-0" Spool Length, Class 53, Cement Lined, Bituminous Seal Coat, Ductile Iron Pipe	39,468.58	2,176.72
<i>For Class 52 Rating, Deduct</i>	-3,978.76	
<i>For Class 54 Rating, Add</i>	5,465.15	
<i>For Class 55 Rating, Add</i>	8,145.18	
<i>For Class 56 Rating, Add</i>	10,789.03	
40 05 19 00-1561 EA 48" Flanged x Plain End (FxPE), 10'-6" Spool Length, Class 53, Cement Lined, Bituminous Seal Coat, Ductile Iron Pipe	40,911.58	2,179.29
<i>For Class 52 Rating, Deduct</i>	-4,137.06	
<i>For Class 54 Rating, Add</i>	5,681.07	
<i>For Class 55 Rating, Add</i>	8,466.19	
<i>For Class 56 Rating, Add</i>	11,213.71	
40 05 19 00-1562 EA 48" Flanged x Plain End (FxPE), 11'-0" Spool Length, Class 53, Cement Lined, Bituminous Seal Coat, Ductile Iron Pipe	42,366.41	2,181.88
<i>For Class 52 Rating, Deduct</i>	-4,296.66	
<i>For Class 54 Rating, Add</i>	5,898.75	
<i>For Class 55 Rating, Add</i>	8,789.84	
<i>For Class 56 Rating, Add</i>	11,641.87	
40 05 19 00-1563 EA 48" Flanged x Plain End (FxPE), 11'-6" Spool Length, Class 53, Cement Lined, Bituminous Seal Coat, Ductile Iron Pipe	43,813.33	2,184.46
<i>For Class 52 Rating, Deduct</i>	-4,455.39	
<i>For Class 54 Rating, Add</i>	6,115.25	
<i>For Class 55 Rating, Add</i>	9,111.73	
<i>For Class 56 Rating, Add</i>	12,067.70	
40 05 19 00-1564 EA 48" Flanged x Plain End (FxPE), 12'-0" Spool Length, Class 53, Cement Lined, Bituminous Seal Coat, Ductile Iron Pipe	45,256.33	2,187.02
<i>For Class 52 Rating, Deduct</i>	-4,613.69	
<i>For Class 54 Rating, Add</i>	6,331.16	
<i>For Class 55 Rating, Add</i>	9,432.74	
<i>For Class 56 Rating, Add</i>	12,492.38	
40 05 19 00-1565 EA 48" Flanged x Plain End (FxPE), 12'-6" Spool Length, Class 53, Cement Lined, Bituminous Seal Coat, Ductile Iron Pipe	46,711.16	2,189.61
<i>For Class 52 Rating, Deduct</i>	-4,773.29	
<i>For Class 54 Rating, Add</i>	6,548.85	
<i>For Class 55 Rating, Add</i>	9,756.39	
<i>For Class 56 Rating, Add</i>	12,920.54	
40 05 19 00-1566 EA 48" Flanged x Plain End (FxPE), 13'-0" Spool Length, Class 53, Cement Lined, Bituminous Seal Coat, Ductile Iron Pipe	48,156.12	2,192.18
<i>For Class 52 Rating, Deduct</i>	-4,931.81	
<i>For Class 54 Rating, Add</i>	6,765.05	
<i>For Class 55 Rating, Add</i>	10,077.84	
<i>For Class 56 Rating, Add</i>	13,345.79	
40 05 19 00-1567 EA 48" Flanged x Plain End (FxPE), 13'-6" Spool Length, Class 53, Cement Lined, Bituminous Seal Coat, Ductile Iron Pipe	49,599.12	2,194.75
<i>For Class 52 Rating, Deduct</i>	-5,090.11	
<i>For Class 54 Rating, Add</i>	6,980.96	
<i>For Class 55 Rating, Add</i>	10,398.85	
<i>For Class 56 Rating, Add</i>	13,770.46	
40 05 19 00-1568 EA 48" Flanged x Plain End (FxPE), 14'-0" Spool Length, Class 53, Cement Lined, Bituminous Seal Coat, Ductile Iron Pipe	51,053.94	2,197.33
<i>For Class 52 Rating, Deduct</i>	-5,249.71	
<i>For Class 54 Rating, Add</i>	7,198.65	
<i>For Class 55 Rating, Add</i>	10,722.50	
<i>For Class 56 Rating, Add</i>	14,198.63	
40 05 19 00-1569 EA 48" Flanged x Plain End (FxPE), 14'-6" Spool Length, Class 53, Cement Lined, Bituminous Seal Coat, Ductile Iron Pipe	52,498.92	2,199.91
<i>For Class 52 Rating, Deduct</i>	-5,408.23	
<i>For Class 54 Rating, Add</i>	7,414.86	
<i>For Class 55 Rating, Add</i>	11,043.95	
<i>For Class 56 Rating, Add</i>	14,623.88	
40 05 19 00-1570 EA 48" Flanged x Plain End (FxPE), 15'-0" Spool Length, Class 53, Cement Lined, Bituminous Seal Coat, Ductile Iron Pipe	53,766.45	2,202.49
<i>For Class 52 Rating, Deduct</i>	-5,547.23	
<i>For Class 54 Rating, Add</i>	7,604.45	
<i>For Class 55 Rating, Add</i>	11,325.84	
<i>For Class 56 Rating, Add</i>	14,996.80	

40 Process Interconnections
40 05 Common Work Results For Process Interconnections
40 05 19 Ductile Iron Process Pipe



MINOR	CSI	UOM	DESCRIPTION	TOTAL DIRECT UNIT COST	DEMOLITION UNIT COST
40 05 19 00-1571	EA		48" Flanged x Plain End (FxpE), 15'-6" Spool Length, Class 53, Cement Lined, Bituminous Seal Coat, Ductile Iron Pipe	55,398.70	2,205.05
			<i>For Class 52 Rating, Deduct</i>	-5,726.35	
			<i>For Class 54 Rating, Add</i>	7,848.75	
			<i>For Class 55 Rating, Add</i>	11,689.05	
			<i>For Class 56 Rating, Add</i>	15,477.30	
40 05 19 00-1572	EA		48" Flanged x Plain End (FxpE), 16'-0" Spool Length, Class 53, Cement Lined, Bituminous Seal Coat, Ductile Iron Pipe	56,841.70	2,207.64
			<i>For Class 52 Rating, Deduct</i>	-5,884.65	
			<i>For Class 54 Rating, Add</i>	8,064.66	
			<i>For Class 55 Rating, Add</i>	12,010.06	
			<i>For Class 56 Rating, Add</i>	15,901.97	
40 05 19 00-1573	EA		48" Flanged x Plain End (FxpE), 16'-6" Spool Length, Class 53, Cement Lined, Bituminous Seal Coat, Ductile Iron Pipe	58,298.50	2,210.22
			<i>For Class 52 Rating, Deduct</i>	-6,044.47	
			<i>For Class 54 Rating, Add</i>	8,282.64	
			<i>For Class 55 Rating, Add</i>	12,334.15	
			<i>For Class 56 Rating, Add</i>	16,330.72	
40 05 19 00-1574	EA		48" Flanged x Plain End (FxpE), 17'-0" Spool Length, Class 53, Cement Lined, Bituminous Seal Coat, Ductile Iron Pipe	59,741.49	2,212.78
			<i>For Class 52 Rating, Deduct</i>	-6,202.77	
			<i>For Class 54 Rating, Add</i>	8,498.55	
			<i>For Class 55 Rating, Add</i>	12,655.16	
			<i>For Class 56 Rating, Add</i>	16,755.39	
40 05 19 00-1575	EA		48" Flanged x Plain End (FxpE), 17'-6" Spool Length, Class 53, Cement Lined, Bituminous Seal Coat, Ductile Iron Pipe	61,184.48	2,215.36
			<i>For Class 52 Rating, Deduct</i>	-6,361.07	
			<i>For Class 54 Rating, Add</i>	8,714.46	
			<i>For Class 55 Rating, Add</i>	12,976.17	
			<i>For Class 56 Rating, Add</i>	17,180.06	
40 05 19 00-1576	EA		48" Flanged x Plain End (FxpE), 18'-0" Spool Length, Class 53, Cement Lined, Bituminous Seal Coat, Ductile Iron Pipe	62,641.29	2,217.94
			<i>For Class 52 Rating, Deduct</i>	-6,520.88	
			<i>For Class 54 Rating, Add</i>	8,932.44	
			<i>For Class 55 Rating, Add</i>	13,300.26	
			<i>For Class 56 Rating, Add</i>	17,608.81	
40 05 19 00-1577	EA		48" Flanged x Plain End (FxpE), 18'-6" Spool Length, Class 53, Cement Lined, Bituminous Seal Coat, Ductile Iron Pipe	64,084.27	2,220.52
			<i>For Class 52 Rating, Deduct</i>	-6,679.18	
			<i>For Class 54 Rating, Add</i>	9,148.35	
			<i>For Class 55 Rating, Add</i>	13,621.27	
			<i>For Class 56 Rating, Add</i>	18,033.48	
40 05 19 00-1578	EA		48" Flanged x Plain End (FxpE), 19'-0" Spool Length, Class 53, Cement Lined, Bituminous Seal Coat, Ductile Iron Pipe	65,529.24	2,223.08
			<i>For Class 52 Rating, Deduct</i>	-6,837.70	
			<i>For Class 54 Rating, Add</i>	9,364.56	
			<i>For Class 55 Rating, Add</i>	13,942.72	
			<i>For Class 56 Rating, Add</i>	18,458.73	
40 05 19 00-1579	EA		48" Flanged x Plain End (FxpE), 19'-6" Spool Length, Class 53, Cement Lined, Bituminous Seal Coat, Ductile Iron Pipe	66,984.06	2,225.67
			<i>For Class 52 Rating, Deduct</i>	-6,997.30	
			<i>For Class 54 Rating, Add</i>	9,582.24	
			<i>For Class 55 Rating, Add</i>	14,266.37	
			<i>For Class 56 Rating, Add</i>	18,886.89	

40 05 19 00-1580 Flanged, Cement Lined, Bituminous Seal Coat, Ductile Iron 90 Degree Elbows (40 05 19 00-0001)

40 05 19 00-1581	EA		4" Flanged, Cement Lined, Bituminous Seal Coat, Ductile Iron 90 Degree Elbow	381.12	124.29
40 05 19 00-1582	EA		6" Flanged, Cement Lined, Bituminous Seal Coat, Ductile Iron 90 Degree Elbow	539.18	158.93
40 05 19 00-1583	EA		8" Flanged, Cement Lined, Bituminous Seal Coat, Ductile Iron 90 Degree Elbow	763.96	180.02
40 05 19 00-1584	EA		10" Flanged, Cement Lined, Bituminous Seal Coat, Ductile Iron 90 Degree Elbow	1,125.52	228.23
40 05 19 00-1585	EA		12" Flanged, Cement Lined, Bituminous Seal Coat, Ductile Iron 90 Degree Elbow	1,399.62	253.08
40 05 19 00-1586	EA		14" Flanged, Cement Lined, Bituminous Seal Coat, Ductile Iron 90 Degree Elbow	1,753.63	274.93
40 05 19 00-1587	EA		16" Flanged, Cement Lined, Bituminous Seal Coat, Ductile Iron 90 Degree Elbow	2,160.26	338.94
40 05 19 00-1588	EA		18" Flanged, Cement Lined, Bituminous Seal Coat, Ductile Iron 90 Degree Elbow	2,842.84	406.74
40 05 19 00-1589	EA		20" Flanged, Cement Lined, Bituminous Seal Coat, Ductile Iron 90 Degree Elbow	3,499.45	512.19
40 05 19 00-1590	EA		24" Flanged, Cement Lined, Bituminous Seal Coat, Ductile Iron 90 Degree Elbow	5,368.48	579.98
40 05 19 00-1591	EA		30" Flanged, Cement Lined, Bituminous Seal Coat, Ductile Iron 90 Degree Elbow	9,075.29	768.28
40 05 19 00-1592	EA		36" Flanged, Cement Lined, Bituminous Seal Coat, Ductile Iron 90 Degree Elbow	12,914.03	869.97
40 05 19 00-1593	EA		42" Flanged, Cement Lined, Bituminous Seal Coat, Ductile Iron 90 Degree Elbow	21,732.76	994.24
40 05 19 00-1594	EA		48" Flanged, Cement Lined, Bituminous Seal Coat, Ductile Iron 90 Degree Elbow	28,960.33	1,220.21

40 05 19 00-1595 Flanged, Cement Lined, Bituminous Seal Coat, Ductile Iron 45 Degree Elbows (40 05 19 00-0001)

40 05 19 00-1596	EA		4" Flanged, Cement Lined, Bituminous Seal Coat, Ductile Iron 45 Degree Elbow	360.01	124.29
40 05 19 00-1597	EA		6" Flanged, Cement Lined, Bituminous Seal Coat, Ductile Iron 45 Degree Elbow	505.40	158.93
40 05 19 00-1598	EA		8" Flanged, Cement Lined, Bituminous Seal Coat, Ductile Iron 45 Degree Elbow	678.10	180.02
40 05 19 00-1599	EA		10" Flanged, Cement Lined, Bituminous Seal Coat, Ductile Iron 45 Degree Elbow	1,001.67	228.23
40 05 19 00-1600	EA		12" Flanged, Cement Lined, Bituminous Seal Coat, Ductile Iron 45 Degree Elbow	1,241.99	253.08
40 05 19 00-1601	EA		14" Flanged, Cement Lined, Bituminous Seal Coat, Ductile Iron 45 Degree Elbow	1,432.73	274.93
40 05 19 00-1602	EA		16" Flanged, Cement Lined, Bituminous Seal Coat, Ductile Iron 45 Degree Elbow	1,805.59	338.94
40 05 19 00-1603	EA		18" Flanged, Cement Lined, Bituminous Seal Coat, Ductile Iron 45 Degree Elbow	2,365.72	406.74



MINOR CSI UOM DESCRIPTION	TOTAL DIRECT UNIT COST	DEMOLITION UNIT COST
40 05 19 00-1604 EA 20" Flanged, Cement Lined, Bituminous Seal Coat, Ductile Iron 45 Degree Elbow	3,064.55	512.19
40 05 19 00-1605 EA 24" Flanged, Cement Lined, Bituminous Seal Coat, Ductile Iron 45 Degree Elbow	4,056.75	579.98
40 05 19 00-1606 EA 30" Flanged, Cement Lined, Bituminous Seal Coat, Ductile Iron 45 Degree Elbow	8,115.42	768.28
40 05 19 00-1607 EA 36" Flanged, Cement Lined, Bituminous Seal Coat, Ductile Iron 45 Degree Elbow	12,213.12	869.97
40 05 19 00-1608 EA 42" Flanged, Cement Lined, Bituminous Seal Coat, Ductile Iron 45 Degree Elbow	18,719.43	994.24
40 05 19 00-1609 EA 48" Flanged, Cement Lined, Bituminous Seal Coat, Ductile Iron 45 Degree Elbow	25,551.51	1,220.21
40 05 19 00-1610 Flanged, Cement Lined, Bituminous Seal Coat, Ductile Iron 22-1/2 Degree Elbows <small>(40 05 19 00-0001)</small>		
40 05 19 00-1611 EA 4" Flanged, Cement Lined, Bituminous Seal Coat, Ductile Iron 22-1/2 Degree Elbow	358.60	124.29
40 05 19 00-1612 EA 6" Flanged, Cement Lined, Bituminous Seal Coat, Ductile Iron 22-1/2 Degree Elbow	494.14	158.93
40 05 19 00-1613 EA 8" Flanged, Cement Lined, Bituminous Seal Coat, Ductile Iron 22-1/2 Degree Elbow	668.25	180.02
40 05 19 00-1614 EA 10" Flanged, Cement Lined, Bituminous Seal Coat, Ductile Iron 22-1/2 Degree Elbow	973.52	228.23
40 05 19 00-1615 EA 12" Flanged, Cement Lined, Bituminous Seal Coat, Ductile Iron 22-1/2 Degree Elbow	1,303.92	253.08
40 05 19 00-1616 EA 14" Flanged, Cement Lined, Bituminous Seal Coat, Ductile Iron 22-1/2 Degree Elbow	1,628.37	274.93
40 05 19 00-1617 EA 16" Flanged, Cement Lined, Bituminous Seal Coat, Ductile Iron 22-1/2 Degree Elbow	1,849.22	338.94
40 05 19 00-1618 EA 18" Flanged, Cement Lined, Bituminous Seal Coat, Ductile Iron 22-1/2 Degree Elbow	2,419.20	406.74
40 05 19 00-1619 EA 20" Flanged, Cement Lined, Bituminous Seal Coat, Ductile Iron 22-1/2 Degree Elbow	3,296.77	512.19
40 05 19 00-1620 EA 24" Flanged, Cement Lined, Bituminous Seal Coat, Ductile Iron 22-1/2 Degree Elbow	4,585.95	579.98
40 05 19 00-1621 EA 30" Flanged, Cement Lined, Bituminous Seal Coat, Ductile Iron 22-1/2 Degree Elbow	8,209.71	768.28
40 05 19 00-1622 EA 36" Flanged, Cement Lined, Bituminous Seal Coat, Ductile Iron 22-1/2 Degree Elbow	12,429.87	869.97
40 05 19 00-1623 EA 42" Flanged, Cement Lined, Bituminous Seal Coat, Ductile Iron 22-1/2 Degree Elbow	19,151.52	994.24
40 05 19 00-1624 EA 48" Flanged, Cement Lined, Bituminous Seal Coat, Ductile Iron 22-1/2 Degree Elbow	26,114.48	1,220.21
40 05 19 00-1625 Flanged, Cement Lined, Bituminous Seal Coat, Ductile Iron 11-1/4 Degree Elbows <small>(40 05 19 00-0001)</small>		
40 05 19 00-1626 EA 4" Flanged, Cement Lined, Bituminous Seal Coat, Ductile Iron 11-1/4 Degree Elbow	393.79	124.29
40 05 19 00-1627 EA 6" Flanged, Cement Lined, Bituminous Seal Coat, Ductile Iron 11-1/4 Degree Elbow	560.29	158.93
40 05 19 00-1628 EA 8" Flanged, Cement Lined, Bituminous Seal Coat, Ductile Iron 11-1/4 Degree Elbow	696.40	180.02
40 05 19 00-1629 EA 10" Flanged, Cement Lined, Bituminous Seal Coat, Ductile Iron 11-1/4 Degree Elbow	1,073.45	228.23
40 05 19 00-1630 EA 12" Flanged, Cement Lined, Bituminous Seal Coat, Ductile Iron 11-1/4 Degree Elbow	1,488.29	253.08
40 05 19 00-1631 EA 14" Flanged, Cement Lined, Bituminous Seal Coat, Ductile Iron 11-1/4 Degree Elbow	1,676.22	274.93
40 05 19 00-1632 EA 16" Flanged, Cement Lined, Bituminous Seal Coat, Ductile Iron 11-1/4 Degree Elbow	2,049.08	338.94
40 05 19 00-1633 EA 18" Flanged, Cement Lined, Bituminous Seal Coat, Ductile Iron 11-1/4 Degree Elbow	2,419.20	406.74
40 05 19 00-1634 EA 20" Flanged, Cement Lined, Bituminous Seal Coat, Ductile Iron 11-1/4 Degree Elbow	3,296.77	512.19
40 05 19 00-1635 EA 24" Flanged, Cement Lined, Bituminous Seal Coat, Ductile Iron 11-1/4 Degree Elbow	4,775.95	579.98
40 05 19 00-1636 EA 30" Flanged, Cement Lined, Bituminous Seal Coat, Ductile Iron 11-1/4 Degree Elbow	8,304.01	768.28
40 05 19 00-1637 EA 36" Flanged, Cement Lined, Bituminous Seal Coat, Ductile Iron 11-1/4 Degree Elbow	12,522.76	869.97
40 05 19 00-1638 EA 42" Flanged, Cement Lined, Bituminous Seal Coat, Ductile Iron 11-1/4 Degree Elbow	19,250.04	994.24
40 05 19 00-1639 EA 48" Flanged, Cement Lined, Bituminous Seal Coat, Ductile Iron 11-1/4 Degree Elbow	26,312.93	1,220.21
40 05 19 00-1640 Flanged, Cement Lined, Bituminous Seal Coat, Ductile Iron Reducing 90 Degree Elbows <small>(40 05 19 00-0001)</small>		
40 05 19 00-1641 EA 6" x 4" Flanged, Cement Lined, Bituminous Seal Coat, Ductile Iron Reducing 90 Degree Elbow	511.53	141.61
40 05 19 00-1642 EA 8" x 4" Flanged, Cement Lined, Bituminous Seal Coat, Ductile Iron Reducing 90 Degree Elbow	635.87	152.15
40 05 19 00-1643 EA 8" x 6" Flanged, Cement Lined, Bituminous Seal Coat, Ductile Iron Reducing 90 Degree Elbow	717.01	169.48
40 05 19 00-1644 EA 10" x 4" Flanged, Cement Lined, Bituminous Seal Coat, Ductile Iron Reducing 90 Degree Elbow	967.96	176.25
40 05 19 00-1645 EA 10" x 6" Flanged, Cement Lined, Bituminous Seal Coat, Ductile Iron Reducing 90 Degree Elbow	1,020.95	193.57
40 05 19 00-1646 EA 10" x 8" Flanged, Cement Lined, Bituminous Seal Coat, Ductile Iron Reducing 90 Degree Elbow	1,117.15	204.12
40 05 19 00-1647 EA 12" x 4" Flanged, Cement Lined, Bituminous Seal Coat, Ductile Iron Reducing 90 Degree Elbow	1,040.84	189.06
40 05 19 00-1648 EA 12" x 6" Flanged, Cement Lined, Bituminous Seal Coat, Ductile Iron Reducing 90 Degree Elbow	1,174.05	206.38
40 05 19 00-1649 EA 12" x 8" Flanged, Cement Lined, Bituminous Seal Coat, Ductile Iron Reducing 90 Degree Elbow	1,353.30	216.93
40 05 19 00-1650 EA 12" x 10" Flanged, Cement Lined, Bituminous Seal Coat, Ductile Iron Reducing 90 Degree Elbow	1,440.48	241.03
40 05 19 00-1651 EA 14" x 6" Flanged, Cement Lined, Bituminous Seal Coat, Ductile Iron Reducing 90 Degree Elbow	1,353.30	216.93
40 05 19 00-1652 EA 14" x 8" Flanged, Cement Lined, Bituminous Seal Coat, Ductile Iron Reducing 90 Degree Elbow	1,501.57	227.48
40 05 19 00-1653 EA 14" x 10" Flanged, Cement Lined, Bituminous Seal Coat, Ductile Iron Reducing 90 Degree Elbow	1,673.20	251.57
40 05 19 00-1654 EA 14" x 12" Flanged, Cement Lined, Bituminous Seal Coat, Ductile Iron Reducing 90 Degree Elbow	1,854.46	264.38
40 05 19 00-1655 EA 16" x 6" Flanged, Cement Lined, Bituminous Seal Coat, Ductile Iron Reducing 90 Degree Elbow	1,560.84	248.94
40 05 19 00-1656 EA 16" x 8" Flanged, Cement Lined, Bituminous Seal Coat, Ductile Iron Reducing 90 Degree Elbow	1,685.19	259.48
40 05 19 00-1657 EA 16" x 10" Flanged, Cement Lined, Bituminous Seal Coat, Ductile Iron Reducing 90 Degree Elbow	1,937.05	283.59
40 05 19 00-1658 EA 16" x 12" Flanged, Cement Lined, Bituminous Seal Coat, Ductile Iron Reducing 90 Degree Elbow	2,116.32	296.01
40 05 19 00-1659 EA 16" x 14" Flanged, Cement Lined, Bituminous Seal Coat, Ductile Iron Reducing 90 Degree Elbow	2,267.98	306.94
40 05 19 00-1660 EA 18" x 6" Flanged, Cement Lined, Bituminous Seal Coat, Ductile Iron Reducing 90 Degree Elbow	1,827.53	282.83
40 05 19 00-1661 EA 18" x 8" Flanged, Cement Lined, Bituminous Seal Coat, Ductile Iron Reducing 90 Degree Elbow	2,193.96	293.38
40 05 19 00-1662 EA 18" x 10" Flanged, Cement Lined, Bituminous Seal Coat, Ductile Iron Reducing 90 Degree Elbow	2,257.22	317.48
40 05 19 00-1663 EA 18" x 12" Flanged, Cement Lined, Bituminous Seal Coat, Ductile Iron Reducing 90 Degree Elbow	2,384.42	329.91
40 05 19 00-1664 EA 18" x 14" Flanged, Cement Lined, Bituminous Seal Coat, Ductile Iron Reducing 90 Degree Elbow	2,589.57	340.83
40 05 19 00-1665 EA 18" x 16" Flanged, Cement Lined, Bituminous Seal Coat, Ductile Iron Reducing 90 Degree Elbow	2,823.85	372.85
40 05 19 00-1666 EA 20" x 6" Flanged, Cement Lined, Bituminous Seal Coat, Ductile Iron Reducing 90 Degree Elbow	2,363.43	335.56
40 05 19 00-1667 EA 20" x 8" Flanged, Cement Lined, Bituminous Seal Coat, Ductile Iron Reducing 90 Degree Elbow	2,524.37	346.10
40 05 19 00-1668 EA 20" x 10" Flanged, Cement Lined, Bituminous Seal Coat, Ductile Iron Reducing 90 Degree Elbow	3,139.35	370.21
40 05 19 00-1669 EA 20" x 12" Flanged, Cement Lined, Bituminous Seal Coat, Ductile Iron Reducing 90 Degree Elbow	3,258.11	382.63
40 05 19 00-1670 EA 20" x 14" Flanged, Cement Lined, Bituminous Seal Coat, Ductile Iron Reducing 90 Degree Elbow	3,598.37	393.56
40 05 19 00-1671 EA 20" x 16" Flanged, Cement Lined, Bituminous Seal Coat, Ductile Iron Reducing 90 Degree Elbow	3,513.16	425.56
40 05 19 00-1672 EA 20" x 18" Flanged, Cement Lined, Bituminous Seal Coat, Ductile Iron Reducing 90 Degree Elbow	3,739.04	459.47
40 05 19 00-1673 EA 24" x 6" Flanged, Cement Lined, Bituminous Seal Coat, Ductile Iron Reducing 90 Degree Elbow	3,340.88	369.45
40 05 19 00-1674 EA 24" x 8" Flanged, Cement Lined, Bituminous Seal Coat, Ductile Iron Reducing 90 Degree Elbow	3,503.23	380.00

40 Process Interconnections**40 05 Common Work Results For Process Interconnections****40 05 19 Ductile Iron Process Pipe**

SAN BERNARDINO
COUNTY

MINOR
CSI UOM DESCRIPTION

TOTAL DIRECT DEMOLITION
UNIT COST UNIT COST

40 05 19 00-1675	EA	24" x 10" Flanged, Cement Lined, Bituminous Seal Coat, Ductile Iron Reducing 90 Degree Elbow	3,770.57	404.10
40 05 19 00-1676	EA	24" x 12" Flanged, Cement Lined, Bituminous Seal Coat, Ductile Iron Reducing 90 Degree Elbow	3,963.92	416.53
40 05 19 00-1677	EA	24" x 14" Flanged, Cement Lined, Bituminous Seal Coat, Ductile Iron Reducing 90 Degree Elbow	4,328.11	427.45
40 05 19 00-1678	EA	24" x 16" Flanged, Cement Lined, Bituminous Seal Coat, Ductile Iron Reducing 90 Degree Elbow	4,665.13	459.47
40 05 19 00-1679	EA	24" x 18" Flanged, Cement Lined, Bituminous Seal Coat, Ductile Iron Reducing 90 Degree Elbow	4,774.20	493.36
40 05 19 00-1680	EA	24" x 20" Flanged, Cement Lined, Bituminous Seal Coat, Ductile Iron Reducing 90 Degree Elbow	5,026.29	487.90
40 05 19 00-1681	EA	30" x 12" Flanged, Cement Lined, Bituminous Seal Coat, Ductile Iron Reducing 90 Degree Elbow	5,986.62	510.68
40 05 19 00-1682	EA	30" x 14" Flanged, Cement Lined, Bituminous Seal Coat, Ductile Iron Reducing 90 Degree Elbow	6,376.44	521.60
40 05 19 00-1683	EA	30" x 16" Flanged, Cement Lined, Bituminous Seal Coat, Ductile Iron Reducing 90 Degree Elbow	7,193.40	553.61
40 05 19 00-1684	EA	30" x 18" Flanged, Cement Lined, Bituminous Seal Coat, Ductile Iron Reducing 90 Degree Elbow	8,370.71	587.51
40 05 19 00-1685	EA	30" x 20" Flanged, Cement Lined, Bituminous Seal Coat, Ductile Iron Reducing 90 Degree Elbow	9,684.93	640.23
40 05 19 00-1686	EA	36" x 20" Flanged, Cement Lined, Bituminous Seal Coat, Ductile Iron Reducing 90 Degree Elbow	10,228.87	674.13
40 05 19 00-1687	EA	36" x 12" Flanged, Cement Lined, Bituminous Seal Coat, Ductile Iron Reducing 90 Degree Elbow	8,269.41	561.52
40 05 19 00-1688	EA	36" x 14" Flanged, Cement Lined, Bituminous Seal Coat, Ductile Iron Reducing 90 Degree Elbow	10,734.90	572.44
40 05 19 00-1689	EA	36" x 16" Flanged, Cement Lined, Bituminous Seal Coat, Ductile Iron Reducing 90 Degree Elbow	8,707.43	604.46
40 05 19 00-1690	EA	36" x 18" Flanged, Cement Lined, Bituminous Seal Coat, Ductile Iron Reducing 90 Degree Elbow	11,393.52	638.35
40 05 19 00-1691	EA	36" x 20" Flanged, Cement Lined, Bituminous Seal Coat, Ductile Iron Reducing 90 Degree Elbow	10,886.49	691.08
40 05 19 00-1692	EA	36" x 24" Flanged, Cement Lined, Bituminous Seal Coat, Ductile Iron Reducing 90 Degree Elbow	11,873.80	724.97
40 05 19 00-1693	EA	36" x 30" Flanged, Cement Lined, Bituminous Seal Coat, Ductile Iron Reducing 90 Degree Elbow	12,661.07	819.13
40 05 19 00-1694	EA	42" x 14" Flanged, Cement Lined, Bituminous Seal Coat, Ductile Iron Reducing 90 Degree Elbow	14,685.45	634.58
40 05 19 00-1695	EA	42" x 16" Flanged, Cement Lined, Bituminous Seal Coat, Ductile Iron Reducing 90 Degree Elbow	12,365.22	666.60
40 05 19 00-1696	EA	42" x 18" Flanged, Cement Lined, Bituminous Seal Coat, Ductile Iron Reducing 90 Degree Elbow	16,685.34	700.49
40 05 19 00-1697	EA	42" x 20" Flanged, Cement Lined, Bituminous Seal Coat, Ductile Iron Reducing 90 Degree Elbow	16,409.15	753.22
40 05 19 00-1698	EA	42" x 24" Flanged, Cement Lined, Bituminous Seal Coat, Ductile Iron Reducing 90 Degree Elbow	14,302.89	787.11
40 05 19 00-1699	EA	42" x 30" Flanged, Cement Lined, Bituminous Seal Coat, Ductile Iron Reducing 90 Degree Elbow	16,860.72	881.27
40 05 19 00-1700	EA	42" x 36" Flanged, Cement Lined, Bituminous Seal Coat, Ductile Iron Reducing 90 Degree Elbow	23,856.73	932.11
40 05 19 00-1701	EA	48" x 24" Flanged, Cement Lined, Bituminous Seal Coat, Ductile Iron Reducing 90 Degree Elbow	22,830.24	909.51
40 05 19 00-1702	EA	48" x 30" Flanged, Cement Lined, Bituminous Seal Coat, Ductile Iron Reducing 90 Degree Elbow	24,826.50	1,003.67
40 05 19 00-1703	EA	48" x 36" Flanged, Cement Lined, Bituminous Seal Coat, Ductile Iron Reducing 90 Degree Elbow	25,550.95	1,054.51
40 05 19 00-1704	EA	48" x 42" Flanged, Cement Lined, Bituminous Seal Coat, Ductile Iron Reducing 90 Degree Elbow	32,709.05	1,116.64

40 05 19 00-1705 Flanged, Cement Lined, Bituminous Seal Coat, Ductile Iron Long Radius 90 Degree Elbows (40 05 19 00-0001)

40 05 19 00-1706	EA	4" Flanged, Cement Lined, Bituminous Seal Coat, Ductile Iron Long Radius 90 Degree Elbow	458.53	124.29
40 05 19 00-1707	EA	6" Flanged, Cement Lined, Bituminous Seal Coat, Ductile Iron Long Radius 90 Degree Elbow	712.29	158.93
40 05 19 00-1708	EA	8" Flanged, Cement Lined, Bituminous Seal Coat, Ductile Iron Long Radius 90 Degree Elbow	1,053.89	180.02
40 05 19 00-1709	EA	10" Flanged, Cement Lined, Bituminous Seal Coat, Ductile Iron Long Radius 90 Degree Elbow	1,502.72	228.23
40 05 19 00-1710	EA	12" Flanged, Cement Lined, Bituminous Seal Coat, Ductile Iron Long Radius 90 Degree Elbow	2,132.90	253.08
40 05 19 00-1711	EA	14" Flanged, Cement Lined, Bituminous Seal Coat, Ductile Iron Long Radius 90 Degree Elbow	2,489.72	274.93
40 05 19 00-1712	EA	16" Flanged, Cement Lined, Bituminous Seal Coat, Ductile Iron Long Radius 90 Degree Elbow	3,232.73	338.94
40 05 19 00-1713	EA	18" Flanged, Cement Lined, Bituminous Seal Coat, Ductile Iron Long Radius 90 Degree Elbow	4,006.79	406.74
40 05 19 00-1714	EA	20" Flanged, Cement Lined, Bituminous Seal Coat, Ductile Iron Long Radius 90 Degree Elbow	5,469.86	512.19
40 05 19 00-1715	EA	24" Flanged, Cement Lined, Bituminous Seal Coat, Ductile Iron Long Radius 90 Degree Elbow	8,062.32	579.98
40 05 19 00-1716	EA	30" Flanged, Cement Lined, Bituminous Seal Coat, Ductile Iron Long Radius 90 Degree Elbow	14,230.74	768.28
40 05 19 00-1717	EA	36" Flanged, Cement Lined, Bituminous Seal Coat, Ductile Iron Long Radius 90 Degree Elbow	21,709.12	869.97
40 05 19 00-1718	EA	42" Flanged, Cement Lined, Bituminous Seal Coat, Ductile Iron Long Radius 90 Degree Elbow	33,717.11	994.24

40 05 19 00-1719 Flanged, Cement Lined, Bituminous Seal Coat, Ductile Iron 90 Degree Elbows With Base (40 05 19 00-0001)

40 05 19 00-1720	EA	4" Flanged, Cement Lined, Bituminous Seal Coat, Ductile Iron 90 Degree Elbow With Base	485.27	124.29
40 05 19 00-1721	EA	6" Flanged, Cement Lined, Bituminous Seal Coat, Ductile Iron 90 Degree Elbow With Base	660.22	158.93
40 05 19 00-1722	EA	8" Flanged, Cement Lined, Bituminous Seal Coat, Ductile Iron 90 Degree Elbow With Base	1,090.48	180.02
40 05 19 00-1723	EA	10" Flanged, Cement Lined, Bituminous Seal Coat, Ductile Iron 90 Degree Elbow With Base	1,475.97	228.23
40 05 19 00-1724	EA	12" Flanged, Cement Lined, Bituminous Seal Coat, Ductile Iron 90 Degree Elbow With Base	1,990.75	253.08
40 05 19 00-1725	EA	14" Flanged, Cement Lined, Bituminous Seal Coat, Ductile Iron 90 Degree Elbow With Base	2,354.60	274.93
40 05 19 00-1726	EA	16" Flanged, Cement Lined, Bituminous Seal Coat, Ductile Iron 90 Degree Elbow With Base	2,909.02	338.94
40 05 19 00-1727	EA	18" Flanged, Cement Lined, Bituminous Seal Coat, Ductile Iron 90 Degree Elbow With Base	3,657.75	406.74
40 05 19 00-1728	EA	20" Flanged, Cement Lined, Bituminous Seal Coat, Ductile Iron 90 Degree Elbow With Base	4,830.88	512.19
40 05 19 00-1729	EA	24" Flanged, Cement Lined, Bituminous Seal Coat, Ductile Iron 90 Degree Elbow With Base	6,846.30	579.98
40 05 19 00-1730	EA	30" Flanged, Cement Lined, Bituminous Seal Coat, Ductile Iron 90 Degree Elbow With Base	11,251.19	768.28
40 05 19 00-1731	EA	36" Flanged, Cement Lined, Bituminous Seal Coat, Ductile Iron 90 Degree Elbow With Base	16,122.99	869.97
40 05 19 00-1732	EA	42" Flanged, Cement Lined, Bituminous Seal Coat, Ductile Iron 90 Degree Elbow With Base	30,040.88	994.24
40 05 19 00-1733	EA	48" Flanged, Cement Lined, Bituminous Seal Coat, Ductile Iron 90 Degree Elbow With Base	32,370.55	1,220.21

40 05 19 00-1734 Flanged, Cement Lined, Bituminous Seal Coat, Ductile Iron Tees (40 05 19 00-0001)

40 05 19 00-1735	EA	4" Flanged, Cement Lined, Bituminous Seal Coat, Ductile Iron Tee	654.28	199.61
40 05 19 00-1736	EA	6" Flanged, Cement Lined, Bituminous Seal Coat, Ductile Iron Tee	811.17	245.55
40 05 19 00-1737	EA	8" Flanged, Cement Lined, Bituminous Seal Coat, Ductile Iron Tee	1,148.69	274.17
40 05 19 00-1738	EA	10" Flanged, Cement Lined, Bituminous Seal Coat, Ductile Iron Tee	1,654.50	356.28
40 05 19 00-1739	EA	12" Flanged, Cement Lined, Bituminous Seal Coat, Ductile Iron Tee	2,210.25	388.66
40 05 19 00-1740	EA	14" Flanged, Cement Lined, Bituminous Seal Coat, Ductile Iron Tee	2,973.96	418.04
40 05 19 00-1741	EA	16" Flanged, Cement Lined, Bituminous Seal Coat, Ductile Iron Tee	3,361.82	527.25
40 05 19 00-1742	EA	18" Flanged, Cement Lined, Bituminous Seal Coat, Ductile Iron Tee	4,105.06	602.57
40 05 19 00-1743	EA	20" Flanged, Cement Lined, Bituminous Seal Coat, Ductile Iron Tee	5,177.93	760.75
40 05 19 00-1744	EA	24" Flanged, Cement Lined, Bituminous Seal Coat, Ductile Iron Tee	7,665.07	839.84
40 05 19 00-1745	EA	30" Flanged, Cement Lined, Bituminous Seal Coat, Ductile Iron Tee	13,083.17	1,159.96
40 05 19 00-1746	EA	36" Flanged, Cement Lined, Bituminous Seal Coat, Ductile Iron Tee	18,906.38	1,329.43



MINOR CSI UOM DESCRIPTION	TOTAL DIRECT UNIT COST	DEMOLITION UNIT COST
40 05 19 00-1747 EA 42" Flanged, Cement Lined, Bituminous Seal Coat, Ductile Iron Tee.....	39,272.02	1,536.57
40 05 19 00-1748 Flanged, Cement Lined, Bituminous Seal Coat, Ductile Iron Reducing Tees <small>(40 05 19 00-0001)</small>		
40 05 19 00-1749 EA 6" x 4" Flanged, Cement Lined, Bituminous Seal Coat, Ductile Iron Reducing Tee.....	823.38	222.95
40 05 19 00-1750 EA 8" x 4" Flanged, Cement Lined, Bituminous Seal Coat, Ductile Iron Reducing Tee.....	1,025.85	227.48
40 05 19 00-1751 EA 8" x 6" Flanged, Cement Lined, Bituminous Seal Coat, Ductile Iron Reducing Tee.....	1,021.37	256.10
40 05 19 00-1752 EA 10" x 4" Flanged, Cement Lined, Bituminous Seal Coat, Ductile Iron Reducing Tee.....	1,359.34	251.57
40 05 19 00-1753 EA 10" x 6" Flanged, Cement Lined, Bituminous Seal Coat, Ductile Iron Reducing Tee.....	1,337.97	280.19
40 05 19 00-1754 EA 10" x 8" Flanged, Cement Lined, Bituminous Seal Coat, Ductile Iron Reducing Tee.....	1,410.40	298.28
40 05 19 00-1755 EA 12" x 4" Flanged, Cement Lined, Bituminous Seal Coat, Ductile Iron Reducing Tee.....	1,730.60	264.38
40 05 19 00-1756 EA 12" x 6" Flanged, Cement Lined, Bituminous Seal Coat, Ductile Iron Reducing Tee.....	1,721.90	293.00
40 05 19 00-1757 EA 12" x 8" Flanged, Cement Lined, Bituminous Seal Coat, Ductile Iron Reducing Tee.....	1,818.25	311.07
40 05 19 00-1758 EA 12" x 10" Flanged, Cement Lined, Bituminous Seal Coat, Ductile Iron Reducing Tee.....	2,166.51	369.07
40 05 19 00-1759 EA 14" x 4" Flanged, Cement Lined, Bituminous Seal Coat, Ductile Iron Reducing Tee.....	2,537.57	274.93
40 05 19 00-1760 EA 14" x 6" Flanged, Cement Lined, Bituminous Seal Coat, Ductile Iron Reducing Tee.....	2,478.19	303.55
40 05 19 00-1761 EA 14" x 8" Flanged, Cement Lined, Bituminous Seal Coat, Ductile Iron Reducing Tee.....	2,587.21	321.62
40 05 19 00-1762 EA 14" x 10" Flanged, Cement Lined, Bituminous Seal Coat, Ductile Iron Reducing Tee.....	2,727.16	379.62
40 05 19 00-1763 EA 14" x 12" Flanged, Cement Lined, Bituminous Seal Coat, Ductile Iron Reducing Tee.....	2,892.51	399.58
40 05 19 00-1764 EA 16" x 4" Flanged, Cement Lined, Bituminous Seal Coat, Ductile Iron Reducing Tee.....	3,081.48	306.94
40 05 19 00-1765 EA 16" x 6" Flanged, Cement Lined, Bituminous Seal Coat, Ductile Iron Reducing Tee.....	2,832.10	335.56
40 05 19 00-1766 EA 16" x 8" Flanged, Cement Lined, Bituminous Seal Coat, Ductile Iron Reducing Tee.....	2,783.49	353.64
40 05 19 00-1767 EA 16" x 10" Flanged, Cement Lined, Bituminous Seal Coat, Ductile Iron Reducing Tee.....	3,266.86	411.64
40 05 19 00-1768 EA 16" x 12" Flanged, Cement Lined, Bituminous Seal Coat, Ductile Iron Reducing Tee.....	3,166.21	431.60
40 05 19 00-1769 EA 16" x 14" Flanged, Cement Lined, Bituminous Seal Coat, Ductile Iron Reducing Tee.....	3,534.77	450.04
40 05 19 00-1770 EA 18" x 4" Flanged, Cement Lined, Bituminous Seal Coat, Ductile Iron Reducing Tee.....	3,773.23	340.83
40 05 19 00-1771 EA 18" x 6" Flanged, Cement Lined, Bituminous Seal Coat, Ductile Iron Reducing Tee.....	2,828.57	369.45
40 05 19 00-1772 EA 18" x 8" Flanged, Cement Lined, Bituminous Seal Coat, Ductile Iron Reducing Tee.....	3,414.72	387.53
40 05 19 00-1773 EA 18" x 10" Flanged, Cement Lined, Bituminous Seal Coat, Ductile Iron Reducing Tee.....	3,419.56	445.53
40 05 19 00-1774 EA 18" x 12" Flanged, Cement Lined, Bituminous Seal Coat, Ductile Iron Reducing Tee.....	3,724.25	465.49
40 05 19 00-1775 EA 18" x 14" Flanged, Cement Lined, Bituminous Seal Coat, Ductile Iron Reducing Tee.....	4,068.88	483.94
40 05 19 00-1776 EA 18" x 16" Flanged, Cement Lined, Bituminous Seal Coat, Ductile Iron Reducing Tee.....	4,347.71	561.15
40 05 19 00-1777 EA 20" x 4" Flanged, Cement Lined, Bituminous Seal Coat, Ductile Iron Reducing Tee.....	8,387.89	393.56
40 05 19 00-1778 EA 20" x 6" Flanged, Cement Lined, Bituminous Seal Coat, Ductile Iron Reducing Tee.....	4,175.15	422.18
40 05 19 00-1779 EA 20" x 8" Flanged, Cement Lined, Bituminous Seal Coat, Ductile Iron Reducing Tee.....	4,260.25	440.26
40 05 19 00-1780 EA 20" x 10" Flanged, Cement Lined, Bituminous Seal Coat, Ductile Iron Reducing Tee.....	4,435.39	498.26
40 05 19 00-1781 EA 20" x 12" Flanged, Cement Lined, Bituminous Seal Coat, Ductile Iron Reducing Tee.....	4,609.18	518.22
40 05 19 00-1782 EA 20" x 14" Flanged, Cement Lined, Bituminous Seal Coat, Ductile Iron Reducing Tee.....	4,666.71	536.66
40 05 19 00-1783 EA 20" x 16" Flanged, Cement Lined, Bituminous Seal Coat, Ductile Iron Reducing Tee.....	5,623.92	613.87
40 05 19 00-1784 EA 20" x 18" Flanged, Cement Lined, Bituminous Seal Coat, Ductile Iron Reducing Tee.....	5,744.40	655.30
40 05 19 00-1785 EA 24" x 4" Flanged, Cement Lined, Bituminous Seal Coat, Ductile Iron Reducing Tee.....	5,544.13	427.45
40 05 19 00-1786 EA 24" x 6" Flanged, Cement Lined, Bituminous Seal Coat, Ductile Iron Reducing Tee.....	4,776.82	456.07
40 05 19 00-1787 EA 24" x 8" Flanged, Cement Lined, Bituminous Seal Coat, Ductile Iron Reducing Tee.....	4,994.21	474.15
40 05 19 00-1788 EA 24" x 10" Flanged, Cement Lined, Bituminous Seal Coat, Ductile Iron Reducing Tee.....	5,187.65	532.15
40 05 19 00-1789 EA 24" x 12" Flanged, Cement Lined, Bituminous Seal Coat, Ductile Iron Reducing Tee.....	5,820.27	552.11
40 05 19 00-1790 EA 24" x 14" Flanged, Cement Lined, Bituminous Seal Coat, Ductile Iron Reducing Tee.....	5,963.65	570.56
40 05 19 00-1791 EA 24" x 16" Flanged, Cement Lined, Bituminous Seal Coat, Ductile Iron Reducing Tee.....	6,156.63	647.77
40 05 19 00-1792 EA 24" x 18" Flanged, Cement Lined, Bituminous Seal Coat, Ductile Iron Reducing Tee.....	8,112.39	689.19
40 05 19 00-1793 EA 24" x 20" Flanged, Cement Lined, Bituminous Seal Coat, Ductile Iron Reducing Tee.....	8,388.08	736.46
40 05 19 00-1794 EA 30" x 6" Flanged, Cement Lined, Bituminous Seal Coat, Ductile Iron Reducing Tee.....	9,866.62	550.22
40 05 19 00-1795 EA 30" x 8" Flanged, Cement Lined, Bituminous Seal Coat, Ductile Iron Reducing Tee.....	9,923.57	568.31
40 05 19 00-1796 EA 30" x 10" Flanged, Cement Lined, Bituminous Seal Coat, Ductile Iron Reducing Tee.....	10,198.64	626.30
40 05 19 00-1797 EA 30" x 12" Flanged, Cement Lined, Bituminous Seal Coat, Ductile Iron Reducing Tee.....	10,228.88	646.26
40 05 19 00-1798 EA 30" x 14" Flanged, Cement Lined, Bituminous Seal Coat, Ductile Iron Reducing Tee.....	10,256.84	664.71
40 05 19 00-1799 EA 30" x 16" Flanged, Cement Lined, Bituminous Seal Coat, Ductile Iron Reducing Tee.....	10,466.71	741.92
40 05 19 00-1800 EA 30" x 18" Flanged, Cement Lined, Bituminous Seal Coat, Ductile Iron Reducing Tee.....	10,591.39	783.35
40 05 19 00-1801 EA 30" x 20" Flanged, Cement Lined, Bituminous Seal Coat, Ductile Iron Reducing Tee.....	10,904.59	888.79
40 05 19 00-1802 EA 30" x 24" Flanged, Cement Lined, Bituminous Seal Coat, Ductile Iron Reducing Tee.....	13,984.98	933.99
40 05 19 00-1803 EA 36" x 6" Flanged, Cement Lined, Bituminous Seal Coat, Ductile Iron Reducing Tee.....	13,606.78	787.49
40 05 19 00-1804 EA 36" x 8" Flanged, Cement Lined, Bituminous Seal Coat, Ductile Iron Reducing Tee.....	14,561.60	801.80
40 05 19 00-1805 EA 36" x 10" Flanged, Cement Lined, Bituminous Seal Coat, Ductile Iron Reducing Tee.....	14,654.76	842.85
40 05 19 00-1806 EA 36" x 12" Flanged, Cement Lined, Bituminous Seal Coat, Ductile Iron Reducing Tee.....	14,772.20	859.05
40 05 19 00-1807 EA 36" x 14" Flanged, Cement Lined, Bituminous Seal Coat, Ductile Iron Reducing Tee.....	14,825.41	873.73
40 05 19 00-1808 EA 36" x 16" Flanged, Cement Lined, Bituminous Seal Coat, Ductile Iron Reducing Tee.....	14,970.07	928.34
40 05 19 00-1809 EA 36" x 18" Flanged, Cement Lined, Bituminous Seal Coat, Ductile Iron Reducing Tee.....	15,058.10	966.00
40 05 19 00-1810 EA 36" x 20" Flanged, Cement Lined, Bituminous Seal Coat, Ductile Iron Reducing Tee.....	15,301.79	1,045.08
40 05 19 00-1811 EA 36" x 24" Flanged, Cement Lined, Bituminous Seal Coat, Ductile Iron Reducing Tee.....	15,641.78	1,084.64
40 05 19 00-1812 EA 36" x 30" Flanged, Cement Lined, Bituminous Seal Coat, Ductile Iron Reducing Tee.....	20,506.33	1,244.69
40 05 19 00-1813 EA 42" x 8" Flanged, Cement Lined, Bituminous Seal Coat, Ductile Iron Reducing Tee.....	24,430.95	681.28
40 05 19 00-1814 EA 42" x 10" Flanged, Cement Lined, Bituminous Seal Coat, Ductile Iron Reducing Tee.....	22,075.49	739.28
40 05 19 00-1815 EA 42" x 12" Flanged, Cement Lined, Bituminous Seal Coat, Ductile Iron Reducing Tee.....	22,105.73	759.24
40 05 19 00-1816 EA 42" x 14" Flanged, Cement Lined, Bituminous Seal Coat, Ductile Iron Reducing Tee.....	22,166.08	777.70
40 05 19 00-1817 EA 42" x 16" Flanged, Cement Lined, Bituminous Seal Coat, Ductile Iron Reducing Tee.....	22,349.21	854.90
40 05 19 00-1818 EA 42" x 18" Flanged, Cement Lined, Bituminous Seal Coat, Ductile Iron Reducing Tee.....	22,578.05	896.33
40 05 19 00-1819 EA 42" x 20" Flanged, Cement Lined, Bituminous Seal Coat, Ductile Iron Reducing Tee.....	22,737.82	1,001.78
40 05 19 00-1820 EA 42" x 24" Flanged, Cement Lined, Bituminous Seal Coat, Ductile Iron Reducing Tee.....	23,070.89	1,046.97
40 05 19 00-1821 EA 42" x 30" Flanged, Cement Lined, Bituminous Seal Coat, Ductile Iron Reducing Tee.....	29,238.66	1,272.94
40 05 19 00-1822 EA 42" x 36" Flanged, Cement Lined, Bituminous Seal Coat, Ductile Iron Reducing Tee.....	37,595.62	1,391.57
40 05 19 00-1823 EA 48" x 12" Flanged, Cement Lined, Bituminous Seal Coat, Ductile Iron Reducing Tee.....	29,905.44	881.64
40 05 19 00-1824 EA 48" x 14" Flanged, Cement Lined, Bituminous Seal Coat, Ductile Iron Reducing Tee.....	29,933.40	900.10
40 05 19 00-1825 EA 48" x 16" Flanged, Cement Lined, Bituminous Seal Coat, Ductile Iron Reducing Tee.....	30,148.91	977.30

40 Process Interconnections

40 05 Common Work Results For Process Interconnections

40 05 19 Ductile Iron Process Pipe



MINOR	CSI	UOM	DESCRIPTION	TOTAL DIRECT UNIT COST	DEMOLITION UNIT COST
40 05 19 00-1826	EA		48" x 18" Flanged, Cement Lined, Bituminous Seal Coat, Ductile Iron Reducing Tee.....	30,211.68	1,018.73
40 05 19 00-1827	EA		48" x 20" Flanged, Cement Lined, Bituminous Seal Coat, Ductile Iron Reducing Tee.....	30,502.34	1,124.18
40 05 19 00-1828	EA		48" x 24" Flanged, Cement Lined, Bituminous Seal Coat, Ductile Iron Reducing Tee.....	30,803.03	1,169.37
40 05 19 00-1829	EA		48" x 30" Flanged, Cement Lined, Bituminous Seal Coat, Ductile Iron Reducing Tee.....	31,609.86	1,395.34
40 05 19 00-1830 Flanged, Cement Lined, Bituminous Seal Coat, Ductile Iron Tees With Base (40 05 19 00-0001)					
40 05 19 00-1831	EA		4" Flanged, Cement Lined, Bituminous Seal Coat, Ductile Iron Tee With Base.....	707.76	199.61
40 05 19 00-1832	EA		6" Flanged, Cement Lined, Bituminous Seal Coat, Ductile Iron Tee With Base.....	964.58	245.55
40 05 19 00-1833	EA		8" Flanged, Cement Lined, Bituminous Seal Coat, Ductile Iron Tee With Base.....	1,413.29	274.17
40 05 19 00-1834	EA		10" Flanged, Cement Lined, Bituminous Seal Coat, Ductile Iron Tee With Base.....	2,154.14	356.28
40 05 19 00-1835	EA		12" Flanged, Cement Lined, Bituminous Seal Coat, Ductile Iron Tee With Base.....	2,902.71	388.66
40 05 19 00-1836	EA		14" Flanged, Cement Lined, Bituminous Seal Coat, Ductile Iron Tee With Base.....	3,244.19	418.04
40 05 19 00-1837	EA		16" Flanged, Cement Lined, Bituminous Seal Coat, Ductile Iron Tee With Base.....	4,026.13	527.25
40 05 19 00-1838	EA		18" Flanged, Cement Lined, Bituminous Seal Coat, Ductile Iron Tee With Base.....	4,894.64	602.57
40 05 19 00-1839	EA		20" Flanged, Cement Lined, Bituminous Seal Coat, Ductile Iron Tee With Base.....	6,540.33	760.75
40 05 19 00-1840	EA		24" Flanged, Cement Lined, Bituminous Seal Coat, Ductile Iron Tee With Base.....	9,441.26	839.84
40 05 19 00-1841	EA		30" Flanged, Cement Lined, Bituminous Seal Coat, Ductile Iron Tee With Base.....	15,848.79	1,159.96
40 05 19 00-1842	EA		36" Flanged, Cement Lined, Bituminous Seal Coat, Ductile Iron Tee With Base.....	22,620.62	1,329.43
40 05 19 00-1843 Flanged, Cement Lined, Bituminous Seal Coat, Ductile Iron Wyes (40 05 19 00-0001)					
40 05 19 00-1844	EA		4" Flanged, Cement Lined, Bituminous Seal Coat, Ductile Iron Wye.....	572.65	199.61
40 05 19 00-1845	EA		6" Flanged, Cement Lined, Bituminous Seal Coat, Ductile Iron Wye.....	804.13	245.55
40 05 19 00-1846	EA		8" Flanged, Cement Lined, Bituminous Seal Coat, Ductile Iron Wye.....	1,169.80	274.17
40 05 19 00-1847	EA		10" Flanged, Cement Lined, Bituminous Seal Coat, Ductile Iron Wye.....	1,537.69	356.28
40 05 19 00-1848	EA		12" Flanged, Cement Lined, Bituminous Seal Coat, Ductile Iron Wye.....	2,203.21	388.66
40 05 19 00-1849	EA		14" Flanged, Cement Lined, Bituminous Seal Coat, Ductile Iron Wye.....	2,867.00	418.04
40 05 19 00-1850 Flanged, Cement Lined, Bituminous Seal Coat, Ductile Iron Crosses (40 05 19 00-0001)					
40 05 19 00-1851	EA		4" x 4" Flanged, Cement Lined, Bituminous Seal Coat, Ductile Iron Cross.....	786.72	274.93
40 05 19 00-1852	EA		6" x 4" Flanged, Cement Lined, Bituminous Seal Coat, Ductile Iron Cross.....	1,043.89	297.90
40 05 19 00-1853	EA		6" x 6" Flanged, Cement Lined, Bituminous Seal Coat, Ductile Iron Cross.....	1,104.27	332.17
40 05 19 00-1854	EA		8" x 4" Flanged, Cement Lined, Bituminous Seal Coat, Ductile Iron Cross.....	1,293.39	302.79
40 05 19 00-1855	EA		8" x 6" Flanged, Cement Lined, Bituminous Seal Coat, Ductile Iron Cross.....	1,408.76	342.72
40 05 19 00-1856	EA		8" x 8" Flanged, Cement Lined, Bituminous Seal Coat, Ductile Iron Cross.....	1,457.41	368.32
40 05 19 00-1857	EA		10" x 4" Flanged, Cement Lined, Bituminous Seal Coat, Ductile Iron Cross.....	1,678.96	326.89
40 05 19 00-1858	EA		10" x 6" Flanged, Cement Lined, Bituminous Seal Coat, Ductile Iron Cross.....	1,847.81	366.81
40 05 19 00-1859	EA		10" x 8" Flanged, Cement Lined, Bituminous Seal Coat, Ductile Iron Cross.....	2,021.72	392.43
40 05 19 00-1860	EA		10" x 10" Flanged, Cement Lined, Bituminous Seal Coat, Ductile Iron Cross.....	2,510.01	484.32
40 05 19 00-1861	EA		12" x 4" Flanged, Cement Lined, Bituminous Seal Coat, Ductile Iron Cross.....	2,181.95	339.33
40 05 19 00-1862	EA		12" x 6" Flanged, Cement Lined, Bituminous Seal Coat, Ductile Iron Cross.....	2,295.91	379.25
40 05 19 00-1863	EA		12" x 8" Flanged, Cement Lined, Bituminous Seal Coat, Ductile Iron Cross.....	2,471.24	404.85
40 05 19 00-1864	EA		12" x 10" Flanged, Cement Lined, Bituminous Seal Coat, Ductile Iron Cross.....	2,986.26	496.75
40 05 19 00-1865	EA		12" x 12" Flanged, Cement Lined, Bituminous Seal Coat, Ductile Iron Cross.....	2,806.94	524.24
40 05 19 00-1866	EA		14" x 6" Flanged, Cement Lined, Bituminous Seal Coat, Ductile Iron Cross.....	2,743.15	390.17
40 05 19 00-1867	EA		14" x 8" Flanged, Cement Lined, Bituminous Seal Coat, Ductile Iron Cross.....	2,917.06	415.78
40 05 19 00-1868	EA		14" x 10" Flanged, Cement Lined, Bituminous Seal Coat, Ductile Iron Cross.....	3,244.88	507.67
40 05 19 00-1869	EA		14" x 12" Flanged, Cement Lined, Bituminous Seal Coat, Ductile Iron Cross.....	3,530.02	535.16
40 05 19 00-1870	EA		14" x 14" Flanged, Cement Lined, Bituminous Seal Coat, Ductile Iron Cross.....	3,703.10	561.15
40 05 19 00-1871	EA		16" x 6" Flanged, Cement Lined, Bituminous Seal Coat, Ductile Iron Cross.....	3,277.20	422.18
40 05 19 00-1872	EA		16" x 8" Flanged, Cement Lined, Bituminous Seal Coat, Ductile Iron Cross.....	3,476.45	447.78
40 05 19 00-1873	EA		16" x 10" Flanged, Cement Lined, Bituminous Seal Coat, Ductile Iron Cross.....	3,804.29	539.68
40 05 19 00-1874	EA		16" x 12" Flanged, Cement Lined, Bituminous Seal Coat, Ductile Iron Cross.....	4,116.17	567.17
40 05 19 00-1875	EA		16" x 14" Flanged, Cement Lined, Bituminous Seal Coat, Ductile Iron Cross.....	5,758.62	593.16
40 05 19 00-1876	EA		16" x 16" Flanged, Cement Lined, Bituminous Seal Coat, Ductile Iron Cross.....	4,663.30	715.55
40 05 19 00-1877	EA		18" x 6" Flanged, Cement Lined, Bituminous Seal Coat, Ductile Iron Cross.....	3,410.19	456.07
40 05 19 00-1878	EA		18" x 8" Flanged, Cement Lined, Bituminous Seal Coat, Ductile Iron Cross.....	3,608.03	481.69
40 05 19 00-1879	EA		18" x 10" Flanged, Cement Lined, Bituminous Seal Coat, Ductile Iron Cross.....	3,882.39	573.58
40 05 19 00-1880	EA		18" x 12" Flanged, Cement Lined, Bituminous Seal Coat, Ductile Iron Cross.....	4,192.86	601.06
40 05 19 00-1881	EA		18" x 14" Flanged, Cement Lined, Bituminous Seal Coat, Ductile Iron Cross.....	4,823.35	627.06
40 05 19 00-1882	EA		18" x 16" Flanged, Cement Lined, Bituminous Seal Coat, Ductile Iron Cross.....	5,252.30	749.46
40 05 19 00-1883	EA		18" x 18" Flanged, Cement Lined, Bituminous Seal Coat, Ductile Iron Cross.....	5,488.33	798.41
40 05 19 00-1884	EA		20" x 6" Flanged, Cement Lined, Bituminous Seal Coat, Ductile Iron Cross.....	4,451.37	508.80
40 05 19 00-1885	EA		20" x 8" Flanged, Cement Lined, Bituminous Seal Coat, Ductile Iron Cross.....	4,663.28	534.41
40 05 19 00-1886	EA		20" x 10" Flanged, Cement Lined, Bituminous Seal Coat, Ductile Iron Cross.....	4,917.92	626.30
40 05 19 00-1887	EA		20" x 12" Flanged, Cement Lined, Bituminous Seal Coat, Ductile Iron Cross.....	5,249.50	653.79
40 05 19 00-1888	EA		20" x 14" Flanged, Cement Lined, Bituminous Seal Coat, Ductile Iron Cross.....	5,346.58	679.78
40 05 19 00-1889	EA		20" x 16" Flanged, Cement Lined, Bituminous Seal Coat, Ductile Iron Cross.....	6,517.25	802.17
40 05 19 00-1890	EA		20" x 18" Flanged, Cement Lined, Bituminous Seal Coat, Ductile Iron Cross.....	6,764.54	851.14
40 05 19 00-1891	EA		20" x 20" Flanged, Cement Lined, Bituminous Seal Coat, Ductile Iron Cross.....	7,410.95	1,009.31
40 05 19 00-1892	EA		24" x 6" Flanged, Cement Lined, Bituminous Seal Coat, Ductile Iron Cross.....	5,893.27	542.69
40 05 19 00-1893	EA		24" x 8" Flanged, Cement Lined, Bituminous Seal Coat, Ductile Iron Cross.....	6,046.07	568.31
40 05 19 00-1894	EA		24" x 10" Flanged, Cement Lined, Bituminous Seal Coat, Ductile Iron Cross.....	6,387.98	660.20
40 05 19 00-1895	EA		24" x 12" Flanged, Cement Lined, Bituminous Seal Coat, Ductile Iron Cross.....	6,604.15	687.68
40 05 19 00-1896	EA		24" x 14" Flanged, Cement Lined, Bituminous Seal Coat, Ductile Iron Cross.....	6,730.78	713.68
40 05 19 00-1897	EA		24" x 16" Flanged, Cement Lined, Bituminous Seal Coat, Ductile Iron Cross.....	7,118.91	836.08
40 05 19 00-1898	EA		24" x 18" Flanged, Cement Lined, Bituminous Seal Coat, Ductile Iron Cross.....	9,250.77	885.03



MINOR CSI UOM DESCRIPTION	TOTAL DIRECT UNIT COST	DEMOLITION UNIT COST
40 05 19 00-1899 EA 24" x 20" Flanged, Cement Lined, Bituminous Seal Coat, Ductile Iron Cross	9,776.64	985.03
40 05 19 00-1900 EA 24" x 24" Flanged, Cement Lined, Bituminous Seal Coat, Ductile Iron Cross	10,762.49	1,099.70
40 05 19 00-1901 EA 30" x 12" Flanged, Cement Lined, Bituminous Seal Coat, Ductile Iron Cross	10,900.16	781.84
40 05 19 00-1902 EA 30" x 14" Flanged, Cement Lined, Bituminous Seal Coat, Ductile Iron Cross	10,970.50	807.82
40 05 19 00-1903 EA 30" x 16" Flanged, Cement Lined, Bituminous Seal Coat, Ductile Iron Cross	11,372.70	930.22
40 05 19 00-1904 EA 30" x 18" Flanged, Cement Lined, Bituminous Seal Coat, Ductile Iron Cross	11,508.81	979.18
40 05 19 00-1905 EA 30" x 20" Flanged, Cement Lined, Bituminous Seal Coat, Ductile Iron Cross	12,090.48	1,137.36
40 05 19 00-1906 EA 30" x 24" Flanged, Cement Lined, Bituminous Seal Coat, Ductile Iron Cross	15,745.33	1,193.85
40 05 19 00-1907 EA 30" x 30" Flanged, Cement Lined, Bituminous Seal Coat, Ductile Iron Cross	17,867.98	1,551.63
40 05 19 00-1908 EA 36" x 12" Flanged, Cement Lined, Bituminous Seal Coat, Ductile Iron Cross	15,409.69	994.62
40 05 19 00-1909 EA 36" x 14" Flanged, Cement Lined, Bituminous Seal Coat, Ductile Iron Cross	15,443.37	1,016.84
40 05 19 00-1910 EA 36" x 16" Flanged, Cement Lined, Bituminous Seal Coat, Ductile Iron Cross	15,793.18	1,116.64
40 05 19 00-1911 EA 36" x 18" Flanged, Cement Lined, Bituminous Seal Coat, Ductile Iron Cross	15,912.17	1,161.83
40 05 19 00-1912 EA 36" x 20" Flanged, Cement Lined, Bituminous Seal Coat, Ductile Iron Cross	16,391.97	1,293.66
40 05 19 00-1913 EA 36" x 24" Flanged, Cement Lined, Bituminous Seal Coat, Ductile Iron Cross	16,965.83	1,344.50
40 05 19 00-1914 EA 36" x 30" Flanged, Cement Lined, Bituminous Seal Coat, Ductile Iron Cross	22,961.81	1,636.36
40 05 19 00-1915 EA 36" x 36" Flanged, Cement Lined, Bituminous Seal Coat, Ductile Iron Cross	25,178.81	1,788.89
40 05 19 00-1916 EA 42" x 12" Flanged, Cement Lined, Bituminous Seal Coat, Ductile Iron Cross	22,807.99	894.83
40 05 19 00-1917 EA 42" x 14" Flanged, Cement Lined, Bituminous Seal Coat, Ductile Iron Cross	22,847.36	920.81
40 05 19 00-1918 EA 42" x 16" Flanged, Cement Lined, Bituminous Seal Coat, Ductile Iron Cross	23,231.26	1,043.21
40 05 19 00-1919 EA 42" x 18" Flanged, Cement Lined, Bituminous Seal Coat, Ductile Iron Cross	23,337.82	1,092.16
40 05 19 00-1920 EA 42" x 20" Flanged, Cement Lined, Bituminous Seal Coat, Ductile Iron Cross	23,875.86	1,250.34
40 05 19 00-1921 EA 42" x 24" Flanged, Cement Lined, Bituminous Seal Coat, Ductile Iron Cross	24,458.27	1,306.83
40 05 19 00-1922 EA 42" x 30" Flanged, Cement Lined, Bituminous Seal Coat, Ductile Iron Cross	31,487.26	1,664.61
40 05 19 00-1923 EA 42" x 42" Flanged, Cement Lined, Bituminous Seal Coat, Ductile Iron Cross	43,555.62	1,851.03
40 05 19 00-1924 EA 48" x 12" Flanged, Cement Lined, Bituminous Seal Coat, Ductile Iron Cross	32,214.86	2,078.88
40 05 19 00-1925 EA 48" x 14" Flanged, Cement Lined, Bituminous Seal Coat, Ductile Iron Cross	30,611.87	1,043.21
40 05 19 00-1926 EA 48" x 16" Flanged, Cement Lined, Bituminous Seal Coat, Ductile Iron Cross	30,997.18	1,165.61
40 05 19 00-1927 EA 48" x 18" Flanged, Cement Lined, Bituminous Seal Coat, Ductile Iron Cross	31,103.74	1,214.56
40 05 19 00-1928 EA 48" x 20" Flanged, Cement Lined, Bituminous Seal Coat, Ductile Iron Cross	31,608.00	1,372.74
40 05 19 00-1929 EA 48" x 24" Flanged, Cement Lined, Bituminous Seal Coat, Ductile Iron Cross	32,190.42	1,429.23
40 05 19 00-1930 EA 48" x 30" Flanged, Cement Lined, Bituminous Seal Coat, Ductile Iron Cross	33,626.23	1,787.01

40 05 19 00-1931 Flanged End x Flanged End, Cement Lined, Bituminous Seal Coat, Ductile Iron Concentric Reducers (40 05 19 00-0001)

40 05 19 00-1932 EA 6" x 4" Flanged, Cement Lined, Bituminous Seal Coat, Ductile Iron Concentric Reducer	420.05	141.61
40 05 19 00-1933 EA 8" x 4" Flanged, Cement Lined, Bituminous Seal Coat, Ductile Iron Concentric Reducer	538.76	152.15
40 05 19 00-1934 EA 8" x 6" Flanged, Cement Lined, Bituminous Seal Coat, Ductile Iron Concentric Reducer	593.16	169.48
40 05 19 00-1935 EA 10" x 4" Flanged, Cement Lined, Bituminous Seal Coat, Ductile Iron Concentric Reducer	727.28	176.25
40 05 19 00-1936 EA 10" x 6" Flanged, Cement Lined, Bituminous Seal Coat, Ductile Iron Concentric Reducer	732.42	193.57
40 05 19 00-1937 EA 10" x 8" Flanged, Cement Lined, Bituminous Seal Coat, Ductile Iron Concentric Reducer	858.18	204.12
40 05 19 00-1938 EA 12" x 4" Flanged, Cement Lined, Bituminous Seal Coat, Ductile Iron Concentric Reducer	932.47	189.06
40 05 19 00-1939 EA 12" x 6" Flanged, Cement Lined, Bituminous Seal Coat, Ductile Iron Concentric Reducer	962.94	206.38
40 05 19 00-1940 EA 12" x 8" Flanged, Cement Lined, Bituminous Seal Coat, Ductile Iron Concentric Reducer	1,056.33	216.93
40 05 19 00-1941 EA 12" x 10" Flanged, Cement Lined, Bituminous Seal Coat, Ductile Iron Concentric Reducer	1,188.55	241.03
40 05 19 00-1942 EA 14" x 4" Flanged, Cement Lined, Bituminous Seal Coat, Ductile Iron Concentric Reducer	1,466.80	206.38
40 05 19 00-1943 EA 14" x 6" Flanged, Cement Lined, Bituminous Seal Coat, Ductile Iron Concentric Reducer	1,163.29	216.93
40 05 19 00-1944 EA 14" x 8" Flanged, Cement Lined, Bituminous Seal Coat, Ductile Iron Concentric Reducer	1,287.63	227.48
40 05 19 00-1945 EA 14" x 10" Flanged, Cement Lined, Bituminous Seal Coat, Ductile Iron Concentric Reducer	1,415.64	251.57
40 05 19 00-1946 EA 14" x 12" Flanged, Cement Lined, Bituminous Seal Coat, Ductile Iron Concentric Reducer	1,374.52	264.38
40 05 19 00-1947 EA 16" x 4" Flanged, Cement Lined, Bituminous Seal Coat, Ductile Iron Concentric Reducer	1,737.26	231.61
40 05 19 00-1948 EA 16" x 6" Flanged, Cement Lined, Bituminous Seal Coat, Ductile Iron Concentric Reducer	1,401.80	248.94
40 05 19 00-1949 EA 16" x 8" Flanged, Cement Lined, Bituminous Seal Coat, Ductile Iron Concentric Reducer	1,322.07	259.48
40 05 19 00-1950 EA 16" x 10" Flanged, Cement Lined, Bituminous Seal Coat, Ductile Iron Concentric Reducer	1,474.00	283.59
40 05 19 00-1951 EA 16" x 12" Flanged, Cement Lined, Bituminous Seal Coat, Ductile Iron Concentric Reducer	1,832.01	296.01
40 05 19 00-1952 EA 16" x 14" Flanged, Cement Lined, Bituminous Seal Coat, Ductile Iron Concentric Reducer	1,972.42	306.94
40 05 19 00-1953 EA 18" x 6" Flanged, Cement Lined, Bituminous Seal Coat, Ductile Iron Concentric Reducer	2,199.09	282.83
40 05 19 00-1954 EA 18" x 8" Flanged, Cement Lined, Bituminous Seal Coat, Ductile Iron Concentric Reducer	1,736.54	293.38
40 05 19 00-1955 EA 18" x 10" Flanged, Cement Lined, Bituminous Seal Coat, Ductile Iron Concentric Reducer	1,908.17	317.48
40 05 19 00-1956 EA 18" x 12" Flanged, Cement Lined, Bituminous Seal Coat, Ductile Iron Concentric Reducer	1,894.63	329.91
40 05 19 00-1957 EA 18" x 14" Flanged, Cement Lined, Bituminous Seal Coat, Ductile Iron Concentric Reducer	2,184.23	340.83
40 05 19 00-1958 EA 18" x 16" Flanged, Cement Lined, Bituminous Seal Coat, Ductile Iron Concentric Reducer	2,177.84	372.85
40 05 19 00-1959 EA 20" x 6" Flanged, Cement Lined, Bituminous Seal Coat, Ductile Iron Concentric Reducer	2,246.61	335.56
40 05 19 00-1960 EA 20" x 8" Flanged, Cement Lined, Bituminous Seal Coat, Ductile Iron Concentric Reducer	2,176.73	346.10
40 05 19 00-1961 EA 20" x 10" Flanged, Cement Lined, Bituminous Seal Coat, Ductile Iron Concentric Reducer	2,358.22	370.21
40 05 19 00-1962 EA 20" x 12" Flanged, Cement Lined, Bituminous Seal Coat, Ductile Iron Concentric Reducer	2,296.83	382.63
40 05 19 00-1963 EA 20" x 14" Flanged, Cement Lined, Bituminous Seal Coat, Ductile Iron Concentric Reducer	2,655.38	393.56
40 05 19 00-1964 EA 20" x 16" Flanged, Cement Lined, Bituminous Seal Coat, Ductile Iron Concentric Reducer	2,487.14	425.56
40 05 19 00-1965 EA 20" x 18" Flanged, Cement Lined, Bituminous Seal Coat, Ductile Iron Concentric Reducer	3,073.32	459.47
40 05 19 00-1966 EA 24" x 8" Flanged, Cement Lined, Bituminous Seal Coat, Ductile Iron Concentric Reducer	2,951.51	380.00
40 05 19 00-1967 EA 24" x 10" Flanged, Cement Lined, Bituminous Seal Coat, Ductile Iron Concentric Reducer	3,335.67	404.10
40 05 19 00-1968 EA 24" x 12" Flanged, Cement Lined, Bituminous Seal Coat, Ductile Iron Concentric Reducer	3,589.54	416.53
40 05 19 00-1969 EA 24" x 14" Flanged, Cement Lined, Bituminous Seal Coat, Ductile Iron Concentric Reducer	3,684.91	427.45
40 05 19 00-1970 EA 24" x 16" Flanged, Cement Lined, Bituminous Seal Coat, Ductile Iron Concentric Reducer	3,253.47	459.47
40 05 19 00-1971 EA 24" x 18" Flanged, Cement Lined, Bituminous Seal Coat, Ductile Iron Concentric Reducer	3,933.95	493.36
40 05 19 00-1972 EA 24" x 20" Flanged, Cement Lined, Bituminous Seal Coat, Ductile Iron Concentric Reducer	4,157.90	487.90
40 05 19 00-1973 EA 30" x 16" Flanged, Cement Lined, Bituminous Seal Coat, Ductile Iron Concentric Reducer	5,680.40	553.61
40 05 19 00-1974 EA 30" x 18" Flanged, Cement Lined, Bituminous Seal Coat, Ductile Iron Concentric Reducer	5,918.95	587.51
40 05 19 00-1975 EA 30" x 20" Flanged, Cement Lined, Bituminous Seal Coat, Ductile Iron Concentric Reducer	6,371.81	640.23
40 05 19 00-1976 EA 30" x 24" Flanged, Cement Lined, Bituminous Seal Coat, Ductile Iron Concentric Reducer	7,043.84	674.13

40 Process Interconnections

40 05 Common Work Results For Process Interconnections

40 05 19 Ductile Iron Process Pipe



MINOR
CSI UOM DESCRIPTION

TOTAL DIRECT DEMOLITION
UNIT COST UNIT COST

Table with 3 columns: Description, Total Direct Unit Cost, Demolition Unit Cost. Rows include items like 40 05 19 00-1977 EA 36" x 16" Flanged, Cement Lined, Bituminous Seal Coat, Ductile Iron Concentric Reducer.

40 05 19 00-1989 Flanged End x Flanged End, Cement Lined, Bituminous Seal Coat, Ductile Iron Eccentric Reducers (40 05 19 00-0001)

Table with 3 columns: Description, Total Direct Unit Cost, Demolition Unit Cost. Rows include items like 40 05 19 00-1990 EA 6" x 4" Flanged, Cement Lined, Bituminous Seal Coat, Ductile Iron Eccentric Reducer.

40 05 19 00-2044 Flanged, Cement Lined, Bituminous Seal Coat, Ductile Iron Blind Flanges (40 05 19 00-0001)

Table with 3 columns: Description, Total Direct Unit Cost, Demolition Unit Cost. Rows include items like 40 05 19 00-2045 EA 4" Flanged, Cement Lined, Bituminous Seal Coat, Ductile Iron Blind Flange.



MINOR CSI UOM DESCRIPTION	TOTAL DIRECT UNIT COST	DEMOLITION UNIT COST
40 05 19 00-2052 EA 18" Flanged, Cement Lined, Bituminous Seal Coat, Ductile Iron Blind Flange	1,366.68	210.91
40 05 19 00-2053 EA 20" Flanged, Cement Lined, Bituminous Seal Coat, Ductile Iron Blind Flange	1,816.73	263.62
40 05 19 00-2054 EA 24" Flanged, Cement Lined, Bituminous Seal Coat, Ductile Iron Blind Flange	2,593.37	320.12
40 05 19 00-2055 EA 30" Flanged, Cement Lined, Bituminous Seal Coat, Ductile Iron Blind Flange	3,664.09	372.85
40 05 19 00-2056 EA 36" Flanged, Cement Lined, Bituminous Seal Coat, Ductile Iron Blind Flange	6,569.82	410.50
40 05 19 00-2057 EA 42" Flanged, Cement Lined, Bituminous Seal Coat, Ductile Iron Blind Flange	9,275.75	451.93
40 05 19 00-2058 EA 48" Flanged, Cement Lined, Bituminous Seal Coat, Ductile Iron Blind Flange	12,267.72	508.42
 40 05 19 00-2059 Flanged End, Ceramic Epoxy Lined (P401), Bituminous Seal Coat, Ductile Iron Piping ^(40 05 19)		
Note: 350 PSI rating for 2" - 24" sizes, 250 PSI rating for 30" - 48" sizes. Pipe barrels conform to ANSI/AWWA C151/A21.51. The bolt holes are aligned per ANSI/AWWA C115/A21.15. Flanged fittings conform to ANSI/AWWA C110/A21.10. Interiors shall be ceramic epoxy. Exterior shall be bituminous coating, in accordance with ANSI/AWWA C104/A21.04. See CSI section 40 05 19 00-4062 for bolts, 40 05 19 00-4077 for gaskets.		
 40 05 19 00-2060 Flanged End (FxF), Ceramic Epoxy Lined (P401), Bituminous Seal Coat, Ductile Iron Pipe ^(40 05 19 00-2059)		
 40 05 19 00-2061 4" Flanged End (FxF), Class 53, Ceramic Epoxy Lined (P401), Bituminous Seal Coat, Ductile Iron Pipe ^(40 05 19 00-2060)		
40 05 19 00-2062 EA 4" Flanged (FxF), 1'-0" Spool Length, Class 53, Ceramic Epoxy Lined (P401), Bituminous Seal Coat, Ductile Iron Pipe	961.99	215.42
For Class 52 Rating, Deduct	-69.91	
For Class 54 Rating, Add	99.26	
For Class 55 Rating, Add	149.57	
For Class 56 Rating, Add	199.25	
40 05 19 00-2063 EA 4" Flanged (FxF), 1'-6" Spool Length, Class 53, Ceramic Epoxy Lined (P401), Bituminous Seal Coat, Ductile Iron Pipe	1,058.15	219.19
For Class 52 Rating, Deduct	-79.87	
For Class 54 Rating, Add	112.89	
For Class 55 Rating, Add	169.88	
For Class 56 Rating, Add	226.14	
40 05 19 00-2064 EA 4" Flanged (FxF), 2'-0" Spool Length, Class 53, Ceramic Epoxy Lined (P401), Bituminous Seal Coat, Ductile Iron Pipe	1,154.31	222.95
For Class 52 Rating, Deduct	-89.82	
For Class 54 Rating, Add	126.53	
For Class 55 Rating, Add	190.19	
For Class 56 Rating, Add	253.03	
40 05 19 00-2065 EA 4" Flanged (FxF), 2'-6" Spool Length, Class 53, Ceramic Epoxy Lined (P401), Bituminous Seal Coat, Ductile Iron Pipe	1,250.48	226.72
For Class 52 Rating, Deduct	-99.77	
For Class 54 Rating, Add	140.17	
For Class 55 Rating, Add	210.50	
For Class 56 Rating, Add	279.92	
40 05 19 00-2066 EA 4" Flanged (FxF), 3'-0" Spool Length, Class 53, Ceramic Epoxy Lined (P401), Bituminous Seal Coat, Ductile Iron Pipe	1,346.64	230.49
For Class 52 Rating, Deduct	-109.72	
For Class 54 Rating, Add	153.80	
For Class 55 Rating, Add	230.81	
For Class 56 Rating, Add	306.81	
40 05 19 00-2067 EA 4" Flanged (FxF), 3'-6" Spool Length, Class 53, Ceramic Epoxy Lined (P401), Bituminous Seal Coat, Ductile Iron Pipe	1,442.81	234.25
For Class 52 Rating, Deduct	-119.67	
For Class 54 Rating, Add	167.44	
For Class 55 Rating, Add	251.12	
For Class 56 Rating, Add	333.70	
40 05 19 00-2068 EA 4" Flanged (FxF), 4'-0" Spool Length, Class 53, Ceramic Epoxy Lined (P401), Bituminous Seal Coat, Ductile Iron Pipe	1,538.98	238.01
For Class 52 Rating, Deduct	-129.62	
For Class 54 Rating, Add	181.08	
For Class 55 Rating, Add	271.43	
For Class 56 Rating, Add	360.59	
40 05 19 00-2069 EA 4" Flanged (FxF), 4'-6" Spool Length, Class 53, Ceramic Epoxy Lined (P401), Bituminous Seal Coat, Ductile Iron Pipe	1,635.14	241.79
For Class 52 Rating, Deduct	-139.57	
For Class 54 Rating, Add	194.72	
For Class 55 Rating, Add	291.73	
For Class 56 Rating, Add	387.48	
40 05 19 00-2070 EA 4" Flanged (FxF), 5'-0" Spool Length, Class 53, Ceramic Epoxy Lined (P401), Bituminous Seal Coat, Ductile Iron Pipe	1,731.30	245.55
For Class 52 Rating, Deduct	-149.52	
For Class 54 Rating, Add	208.35	
For Class 55 Rating, Add	312.04	
For Class 56 Rating, Add	414.37	
40 05 19 00-2071 EA 4" Flanged (FxF), 5'-6" Spool Length, Class 53, Ceramic Epoxy Lined (P401), Bituminous Seal Coat, Ductile Iron Pipe	1,827.46	249.31
For Class 52 Rating, Deduct	-159.47	
For Class 54 Rating, Add	221.99	
For Class 55 Rating, Add	332.35	
For Class 56 Rating, Add	441.26	

40 Process Interconnections**40 05 Common Work Results For Process Interconnections****40 05 19 Ductile Iron Process Pipe**

MINOR	CSI	UOM	DESCRIPTION	TOTAL DIRECT UNIT COST	DEMOLITION UNIT COST
40 05 19 00-2072	EA		4" Flanged (FxF), 6'-0" Spool Length, Class 53, Ceramic Epoxy Lined (P401), Bituminous Seal Coat, Ductile Iron Pipe	1,923.62	253.08
			<i>For Class 52 Rating, Deduct</i>	-169.42	
			<i>For Class 54 Rating, Add</i>	235.63	
			<i>For Class 55 Rating, Add</i>	352.66	
			<i>For Class 56 Rating, Add</i>	468.15	
40 05 19 00-2073	EA		4" Flanged (FxF), 6'-6" Spool Length, Class 53, Ceramic Epoxy Lined (P401), Bituminous Seal Coat, Ductile Iron Pipe	2,019.79	256.85
			<i>For Class 52 Rating, Deduct</i>	-179.37	
			<i>For Class 54 Rating, Add</i>	249.26	
			<i>For Class 55 Rating, Add</i>	372.97	
			<i>For Class 56 Rating, Add</i>	495.05	
40 05 19 00-2074	EA		4" Flanged (FxF), 7'-0" Spool Length, Class 53, Ceramic Epoxy Lined (P401), Bituminous Seal Coat, Ductile Iron Pipe	2,115.95	260.61
			<i>For Class 52 Rating, Deduct</i>	-189.32	
			<i>For Class 54 Rating, Add</i>	262.90	
			<i>For Class 55 Rating, Add</i>	393.28	
			<i>For Class 56 Rating, Add</i>	521.94	
40 05 19 00-2075	EA		4" Flanged (FxF), 7'-6" Spool Length, Class 53, Ceramic Epoxy Lined (P401), Bituminous Seal Coat, Ductile Iron Pipe	2,212.12	264.38
			<i>For Class 52 Rating, Deduct</i>	-199.27	
			<i>For Class 54 Rating, Add</i>	276.54	
			<i>For Class 55 Rating, Add</i>	413.59	
			<i>For Class 56 Rating, Add</i>	548.83	
40 05 19 00-2076	EA		4" Flanged (FxF), 8'-0" Spool Length, Class 53, Ceramic Epoxy Lined (P401), Bituminous Seal Coat, Ductile Iron Pipe	2,308.28	268.14
			<i>For Class 52 Rating, Deduct</i>	-209.22	
			<i>For Class 54 Rating, Add</i>	290.18	
			<i>For Class 55 Rating, Add</i>	433.90	
			<i>For Class 56 Rating, Add</i>	575.72	
40 05 19 00-2077	EA		4" Flanged (FxF), 8'-6" Spool Length, Class 53, Ceramic Epoxy Lined (P401), Bituminous Seal Coat, Ductile Iron Pipe	2,404.44	271.91
			<i>For Class 52 Rating, Deduct</i>	-219.17	
			<i>For Class 54 Rating, Add</i>	303.81	
			<i>For Class 55 Rating, Add</i>	454.21	
			<i>For Class 56 Rating, Add</i>	602.61	
40 05 19 00-2078	EA		4" Flanged (FxF), 9'-0" Spool Length, Class 53, Ceramic Epoxy Lined (P401), Bituminous Seal Coat, Ductile Iron Pipe	2,500.61	275.68
			<i>For Class 52 Rating, Deduct</i>	-229.12	
			<i>For Class 54 Rating, Add</i>	317.45	
			<i>For Class 55 Rating, Add</i>	474.52	
			<i>For Class 56 Rating, Add</i>	629.50	
40 05 19 00-2079	EA		4" Flanged (FxF), 9'-6" Spool Length, Class 53, Ceramic Epoxy Lined (P401), Bituminous Seal Coat, Ductile Iron Pipe	2,596.78	279.44
			<i>For Class 52 Rating, Deduct</i>	-239.07	
			<i>For Class 54 Rating, Add</i>	331.09	
			<i>For Class 55 Rating, Add</i>	494.83	
			<i>For Class 56 Rating, Add</i>	656.39	
40 05 19 00-2080	EA		4" Flanged (FxF), 10'-0" Spool Length, Class 53, Ceramic Epoxy Lined (P401), Bituminous Seal Coat, Ductile Iron Pipe	2,692.94	283.21
			<i>For Class 52 Rating, Deduct</i>	-249.02	
			<i>For Class 54 Rating, Add</i>	344.73	
			<i>For Class 55 Rating, Add</i>	515.13	
			<i>For Class 56 Rating, Add</i>	683.28	
40 05 19 00-2081	EA		4" Flanged (FxF), 10'-6" Spool Length, Class 53, Ceramic Epoxy Lined (P401), Bituminous Seal Coat, Ductile Iron Pipe	2,789.10	286.98
			<i>For Class 52 Rating, Deduct</i>	-258.97	
			<i>For Class 54 Rating, Add</i>	358.36	
			<i>For Class 55 Rating, Add</i>	535.44	
			<i>For Class 56 Rating, Add</i>	710.17	
40 05 19 00-2082	EA		4" Flanged (FxF), 11'-0" Spool Length, Class 53, Ceramic Epoxy Lined (P401), Bituminous Seal Coat, Ductile Iron Pipe	2,885.27	290.74
			<i>For Class 52 Rating, Deduct</i>	-268.92	
			<i>For Class 54 Rating, Add</i>	372.00	
			<i>For Class 55 Rating, Add</i>	555.75	
			<i>For Class 56 Rating, Add</i>	737.06	
40 05 19 00-2083	EA		4" Flanged (FxF), 11'-6" Spool Length, Class 53, Ceramic Epoxy Lined (P401), Bituminous Seal Coat, Ductile Iron Pipe	2,981.43	294.51
			<i>For Class 52 Rating, Deduct</i>	-278.87	
			<i>For Class 54 Rating, Add</i>	385.64	
			<i>For Class 55 Rating, Add</i>	576.06	
			<i>For Class 56 Rating, Add</i>	763.95	
40 05 19 00-2084	EA		4" Flanged (FxF), 12'-0" Spool Length, Class 53, Ceramic Epoxy Lined (P401), Bituminous Seal Coat, Ductile Iron Pipe	3,077.60	298.28
			<i>For Class 52 Rating, Deduct</i>	-288.82	
			<i>For Class 54 Rating, Add</i>	399.27	
			<i>For Class 55 Rating, Add</i>	596.37	
			<i>For Class 56 Rating, Add</i>	790.84	
40 05 19 00-2085	EA		4" Flanged (FxF), 12'-6" Spool Length, Class 53, Ceramic Epoxy Lined (P401), Bituminous Seal Coat, Ductile Iron Pipe	3,173.77	302.04
			<i>For Class 52 Rating, Deduct</i>	-298.77	
			<i>For Class 54 Rating, Add</i>	412.91	
			<i>For Class 55 Rating, Add</i>	616.68	
			<i>For Class 56 Rating, Add</i>	817.73	



	MINOR	CSI	UOM	DESCRIPTION	TOTAL DIRECT UNIT COST	DEMOLITION UNIT COST
40 05 19 00-2086	EA			4" Flanged (FxF), 13'-0" Spool Length, Class 53, Ceramic Epoxy Lined (P401), Bituminous Seal Coat, Ductile Iron Pipe	3,269.93	305.81
				For Class 52 Rating, Deduct	-308.72	
				For Class 54 Rating, Add	426.55	
				For Class 55 Rating, Add	636.99	
				For Class 56 Rating, Add	844.62	
40 05 19 00-2087	EA			4" Flanged (FxF), 13'-6" Spool Length, Class 53, Ceramic Epoxy Lined (P401), Bituminous Seal Coat, Ductile Iron Pipe	3,366.09	309.57
				For Class 52 Rating, Deduct	-318.67	
				For Class 54 Rating, Add	440.18	
				For Class 55 Rating, Add	657.30	
				For Class 56 Rating, Add	871.51	
40 05 19 00-2088	EA			4" Flanged (FxF), 14'-0" Spool Length, Class 53, Ceramic Epoxy Lined (P401), Bituminous Seal Coat, Ductile Iron Pipe	3,462.26	313.34
				For Class 52 Rating, Deduct	-328.63	
				For Class 54 Rating, Add	453.82	
				For Class 55 Rating, Add	677.61	
				For Class 56 Rating, Add	898.40	
40 05 19 00-2089	EA			4" Flanged (FxF), 14'-6" Spool Length, Class 53, Ceramic Epoxy Lined (P401), Bituminous Seal Coat, Ductile Iron Pipe	3,558.42	317.11
				For Class 52 Rating, Deduct	-338.58	
				For Class 54 Rating, Add	467.46	
				For Class 55 Rating, Add	697.92	
				For Class 56 Rating, Add	925.29	
40 05 19 00-2090	EA			4" Flanged (FxF), 15'-0" Spool Length, Class 53, Ceramic Epoxy Lined (P401), Bituminous Seal Coat, Ductile Iron Pipe	3,654.59	320.87
				For Class 52 Rating, Deduct	-348.53	
				For Class 54 Rating, Add	481.10	
				For Class 55 Rating, Add	718.23	
				For Class 56 Rating, Add	952.19	
40 05 19 00-2091	EA			4" Flanged (FxF), 15'-6" Spool Length, Class 53, Ceramic Epoxy Lined (P401), Bituminous Seal Coat, Ductile Iron Pipe	3,750.75	324.63
				For Class 52 Rating, Deduct	-358.48	
				For Class 54 Rating, Add	494.73	
				For Class 55 Rating, Add	738.54	
				For Class 56 Rating, Add	979.08	
40 05 19 00-2092	EA			4" Flanged (FxF), 16'-0" Spool Length, Class 53, Ceramic Epoxy Lined (P401), Bituminous Seal Coat, Ductile Iron Pipe	3,846.92	328.41
				For Class 52 Rating, Deduct	-368.43	
				For Class 54 Rating, Add	508.37	
				For Class 55 Rating, Add	758.84	
				For Class 56 Rating, Add	1,005.97	
40 05 19 00-2093	EA			4" Flanged (FxF), 16'-6" Spool Length, Class 53, Ceramic Epoxy Lined (P401), Bituminous Seal Coat, Ductile Iron Pipe	3,943.08	332.17
				For Class 52 Rating, Deduct	-378.38	
				For Class 54 Rating, Add	522.01	
				For Class 55 Rating, Add	779.15	
				For Class 56 Rating, Add	1,032.86	
40 05 19 00-2094	EA			4" Flanged (FxF), 17'-0" Spool Length, Class 53, Ceramic Epoxy Lined (P401), Bituminous Seal Coat, Ductile Iron Pipe	4,039.24	335.93
				For Class 52 Rating, Deduct	-388.33	
				For Class 54 Rating, Add	535.65	
				For Class 55 Rating, Add	799.46	
				For Class 56 Rating, Add	1,059.75	
40 05 19 00-2095	EA			4" Flanged (FxF), 17'-6" Spool Length, Class 53, Ceramic Epoxy Lined (P401), Bituminous Seal Coat, Ductile Iron Pipe	4,135.41	339.70
				For Class 52 Rating, Deduct	-398.28	
				For Class 54 Rating, Add	549.28	
				For Class 55 Rating, Add	819.77	
				For Class 56 Rating, Add	1,086.64	
40 05 19 00-2096	EA			4" Flanged (FxF), 18'-0" Spool Length, Class 53, Ceramic Epoxy Lined (P401), Bituminous Seal Coat, Ductile Iron Pipe	4,231.58	343.47
				For Class 52 Rating, Deduct	-408.23	
				For Class 54 Rating, Add	562.92	
				For Class 55 Rating, Add	840.08	
				For Class 56 Rating, Add	1,113.53	
40 05 19 00-2097	EA			4" Flanged (FxF), 18'-6" Spool Length, Class 53, Ceramic Epoxy Lined (P401), Bituminous Seal Coat, Ductile Iron Pipe	4,327.74	347.23
				For Class 52 Rating, Deduct	-418.18	
				For Class 54 Rating, Add	576.56	
				For Class 55 Rating, Add	860.39	
				For Class 56 Rating, Add	1,140.42	
40 05 19 00-2098	EA			4" Flanged (FxF), 19'-0" Spool Length, Class 53, Ceramic Epoxy Lined (P401), Bituminous Seal Coat, Ductile Iron Pipe	4,423.90	351.00
				For Class 52 Rating, Deduct	-428.13	
				For Class 54 Rating, Add	590.19	
				For Class 55 Rating, Add	880.70	
				For Class 56 Rating, Add	1,167.31	
40 05 19 00-2099	EA			4" Flanged (FxF), 19'-6" Spool Length, Class 53, Ceramic Epoxy Lined (P401), Bituminous Seal Coat, Ductile Iron Pipe	4,520.07	354.76
				For Class 52 Rating, Deduct	-438.08	
				For Class 54 Rating, Add	603.83	
				For Class 55 Rating, Add	901.01	
				For Class 56 Rating, Add	1,194.20	

40 Process Interconnections
40 05 Common Work Results For Process Interconnections
 40 05 19 Ductile Iron Process Pipe



MINOR	CSI	UOM	DESCRIPTION	TOTAL DIRECT UNIT COST	DEMOLITION UNIT COST
40 05 19 00-2100	EA		4" Flanged (FxF), 20'-0" Spool Length, Class 53, Ceramic Epoxy Lined (P401), Bituminous Seal Coat, Ductile Iron Pipe	4,616.23	358.53
			<i>For Class 52 Rating, Deduct</i>	-448.03	
			<i>For Class 54 Rating, Add</i>	617.47	
			<i>For Class 55 Rating, Add</i>	921.32	
			<i>For Class 56 Rating, Add</i>	1,221.09	
40 05 19 00-2101			6" Flanged End (FxF), Class 53, Ceramic Epoxy Lined (P401), Bituminous Seal Coat, Ductile Iron Pipe <small>(40 05 19 00-2060)</small>		
40 05 19 00-2102	EA		6" Flanged (FxF), 1'-0" Spool Length, Class 53, Ceramic Epoxy Lined (P401), Bituminous Seal Coat, Ductile Iron Pipe	1,203.55	271.16
			<i>For Class 52 Rating, Deduct</i>	-87.20	
			<i>For Class 54 Rating, Add</i>	123.84	
			<i>For Class 55 Rating, Add</i>	186.63	
			<i>For Class 56 Rating, Add</i>	248.64	
40 05 19 00-2103	EA		6" Flanged (FxF), 2'-6" Spool Length, Class 53, Ceramic Epoxy Lined (P401), Bituminous Seal Coat, Ductile Iron Pipe	1,314.00	274.93
			<i>For Class 52 Rating, Deduct</i>	-98.72	
			<i>For Class 54 Rating, Add</i>	139.61	
			<i>For Class 55 Rating, Add</i>	210.13	
			<i>For Class 56 Rating, Add</i>	279.74	
40 05 19 00-2104	EA		6" Flanged (FxF), 2'-0" Spool Length, Class 53, Ceramic Epoxy Lined (P401), Bituminous Seal Coat, Ductile Iron Pipe	1,424.44	278.69
			<i>For Class 52 Rating, Deduct</i>	-110.24	
			<i>For Class 54 Rating, Add</i>	155.39	
			<i>For Class 55 Rating, Add</i>	233.62	
			<i>For Class 56 Rating, Add</i>	310.84	
40 05 19 00-2105	EA		6" Flanged (FxF), 2'-6" Spool Length, Class 53, Ceramic Epoxy Lined (P401), Bituminous Seal Coat, Ductile Iron Pipe	1,534.89	282.45
			<i>For Class 52 Rating, Deduct</i>	-121.76	
			<i>For Class 54 Rating, Add</i>	171.17	
			<i>For Class 55 Rating, Add</i>	257.11	
			<i>For Class 56 Rating, Add</i>	341.95	
40 05 19 00-2106	EA		6" Flanged (FxF), 3'-0" Spool Length, Class 53, Ceramic Epoxy Lined (P401), Bituminous Seal Coat, Ductile Iron Pipe	1,645.33	286.23
			<i>For Class 52 Rating, Deduct</i>	-133.28	
			<i>For Class 54 Rating, Add</i>	186.95	
			<i>For Class 55 Rating, Add</i>	280.61	
			<i>For Class 56 Rating, Add</i>	373.05	
40 05 19 00-2107	EA		6" Flanged (FxF), 3'-6" Spool Length, Class 53, Ceramic Epoxy Lined (P401), Bituminous Seal Coat, Ductile Iron Pipe	1,755.79	289.99
			<i>For Class 52 Rating, Deduct</i>	-144.81	
			<i>For Class 54 Rating, Add</i>	202.73	
			<i>For Class 55 Rating, Add</i>	304.10	
			<i>For Class 56 Rating, Add</i>	404.16	
40 05 19 00-2108	EA		6" Flanged (FxF), 4'-0" Spool Length, Class 53, Ceramic Epoxy Lined (P401), Bituminous Seal Coat, Ductile Iron Pipe	1,866.24	293.75
			<i>For Class 52 Rating, Deduct</i>	-156.33	
			<i>For Class 54 Rating, Add</i>	218.51	
			<i>For Class 55 Rating, Add</i>	327.60	
			<i>For Class 56 Rating, Add</i>	435.26	
40 05 19 00-2109	EA		6" Flanged (FxF), 4'-6" Spool Length, Class 53, Ceramic Epoxy Lined (P401), Bituminous Seal Coat, Ductile Iron Pipe	1,976.68	297.52
			<i>For Class 52 Rating, Deduct</i>	-167.85	
			<i>For Class 54 Rating, Add</i>	234.29	
			<i>For Class 55 Rating, Add</i>	351.09	
			<i>For Class 56 Rating, Add</i>	466.37	
40 05 19 00-2110	EA		6" Flanged (FxF), 5'-0" Spool Length, Class 53, Ceramic Epoxy Lined (P401), Bituminous Seal Coat, Ductile Iron Pipe	2,087.12	301.29
			<i>For Class 52 Rating, Deduct</i>	-179.37	
			<i>For Class 54 Rating, Add</i>	250.07	
			<i>For Class 55 Rating, Add</i>	374.59	
			<i>For Class 56 Rating, Add</i>	497.47	
40 05 19 00-2111	EA		6" Flanged (FxF), 5'-6" Spool Length, Class 53, Ceramic Epoxy Lined (P401), Bituminous Seal Coat, Ductile Iron Pipe	2,197.57	305.05
			<i>For Class 52 Rating, Deduct</i>	-190.89	
			<i>For Class 54 Rating, Add</i>	265.85	
			<i>For Class 55 Rating, Add</i>	398.08	
			<i>For Class 56 Rating, Add</i>	528.57	
40 05 19 00-2112	EA		6" Flanged (FxF), 6'-0" Spool Length, Class 53, Ceramic Epoxy Lined (P401), Bituminous Seal Coat, Ductile Iron Pipe	2,308.01	308.82
			<i>For Class 52 Rating, Deduct</i>	-202.41	
			<i>For Class 54 Rating, Add</i>	281.63	
			<i>For Class 55 Rating, Add</i>	421.57	
			<i>For Class 56 Rating, Add</i>	559.68	
40 05 19 00-2113	EA		6" Flanged (FxF), 6'-6" Spool Length, Class 53, Ceramic Epoxy Lined (P401), Bituminous Seal Coat, Ductile Iron Pipe	2,418.46	312.59
			<i>For Class 52 Rating, Deduct</i>	-213.93	
			<i>For Class 54 Rating, Add</i>	297.41	
			<i>For Class 55 Rating, Add</i>	445.07	
			<i>For Class 56 Rating, Add</i>	590.78	



MINOR CSI UOM DESCRIPTION	TOTAL DIRECT UNIT COST	DEMOLITION UNIT COST
40 05 19 00-2114 EA 6" Flanged (FxF), 7'-0" Spool Length, Class 53, Ceramic Epoxy Lined (P401), Bituminous Seal Coat, Ductile Iron Pipe	2,528.91	316.35
<i>For Class 52 Rating, Deduct</i>	-225.45	
<i>For Class 54 Rating, Add</i>	313.19	
<i>For Class 55 Rating, Add</i>	468.56	
<i>For Class 56 Rating, Add</i>	621.88	
40 05 19 00-2115 EA 6" Flanged (FxF), 7'-6" Spool Length, Class 53, Ceramic Epoxy Lined (P401), Bituminous Seal Coat, Ductile Iron Pipe	2,639.35	320.12
<i>For Class 52 Rating, Deduct</i>	-236.98	
<i>For Class 54 Rating, Add</i>	328.97	
<i>For Class 55 Rating, Add</i>	492.06	
<i>For Class 56 Rating, Add</i>	652.99	
40 05 19 00-2116 EA 6" Flanged (FxF), 8'-0" Spool Length, Class 53, Ceramic Epoxy Lined (P401), Bituminous Seal Coat, Ductile Iron Pipe	2,749.81	323.88
<i>For Class 52 Rating, Deduct</i>	-248.50	
<i>For Class 54 Rating, Add</i>	344.75	
<i>For Class 55 Rating, Add</i>	515.55	
<i>For Class 56 Rating, Add</i>	684.09	
40 05 19 00-2117 EA 6" Flanged (FxF), 8'-6" Spool Length, Class 53, Ceramic Epoxy Lined (P401), Bituminous Seal Coat, Ductile Iron Pipe	2,860.26	327.65
<i>For Class 52 Rating, Deduct</i>	-260.02	
<i>For Class 54 Rating, Add</i>	360.53	
<i>For Class 55 Rating, Add</i>	539.05	
<i>For Class 56 Rating, Add</i>	715.20	
40 05 19 00-2118 EA 6" Flanged (FxF), 9'-0" Spool Length, Class 53, Ceramic Epoxy Lined (P401), Bituminous Seal Coat, Ductile Iron Pipe	2,970.70	331.42
<i>For Class 52 Rating, Deduct</i>	-271.54	
<i>For Class 54 Rating, Add</i>	376.31	
<i>For Class 55 Rating, Add</i>	562.54	
<i>For Class 56 Rating, Add</i>	746.30	
40 05 19 00-2119 EA 6" Flanged (FxF), 9'-6" Spool Length, Class 53, Ceramic Epoxy Lined (P401), Bituminous Seal Coat, Ductile Iron Pipe	3,081.15	335.18
<i>For Class 52 Rating, Deduct</i>	-283.06	
<i>For Class 54 Rating, Add</i>	392.09	
<i>For Class 55 Rating, Add</i>	586.03	
<i>For Class 56 Rating, Add</i>	777.41	
40 05 19 00-2120 EA 6" Flanged (FxF), 10'-0" Spool Length, Class 53, Ceramic Epoxy Lined (P401), Bituminous Seal Coat, Ductile Iron Pipe	3,191.60	338.94
<i>For Class 52 Rating, Deduct</i>	-294.58	
<i>For Class 54 Rating, Add</i>	407.87	
<i>For Class 55 Rating, Add</i>	609.53	
<i>For Class 56 Rating, Add</i>	808.51	
40 05 19 00-2121 EA 6" Flanged (FxF), 10'-6" Spool Length, Class 53, Ceramic Epoxy Lined (P401), Bituminous Seal Coat, Ductile Iron Pipe	3,302.04	342.72
<i>For Class 52 Rating, Deduct</i>	-306.11	
<i>For Class 54 Rating, Add</i>	423.65	
<i>For Class 55 Rating, Add</i>	633.02	
<i>For Class 56 Rating, Add</i>	839.61	
40 05 19 00-2122 EA 6" Flanged (FxF), 11'-0" Spool Length, Class 53, Ceramic Epoxy Lined (P401), Bituminous Seal Coat, Ductile Iron Pipe	3,412.49	346.48
<i>For Class 52 Rating, Deduct</i>	-317.63	
<i>For Class 54 Rating, Add</i>	439.43	
<i>For Class 55 Rating, Add</i>	656.52	
<i>For Class 56 Rating, Add</i>	870.72	
40 05 19 00-2123 EA 6" Flanged (FxF), 11'-6" Spool Length, Class 53, Ceramic Epoxy Lined (P401), Bituminous Seal Coat, Ductile Iron Pipe	3,522.94	350.25
<i>For Class 52 Rating, Deduct</i>	-329.15	
<i>For Class 54 Rating, Add</i>	455.21	
<i>For Class 55 Rating, Add</i>	680.01	
<i>For Class 56 Rating, Add</i>	901.82	
40 05 19 00-2124 EA 6" Flanged (FxF), 12'-0" Spool Length, Class 53, Ceramic Epoxy Lined (P401), Bituminous Seal Coat, Ductile Iron Pipe	3,633.38	354.01
<i>For Class 52 Rating, Deduct</i>	-340.67	
<i>For Class 54 Rating, Add</i>	470.99	
<i>For Class 55 Rating, Add</i>	703.50	
<i>For Class 56 Rating, Add</i>	932.92	
40 05 19 00-2125 EA 6" Flanged (FxF), 12'-6" Spool Length, Class 53, Ceramic Epoxy Lined (P401), Bituminous Seal Coat, Ductile Iron Pipe	3,743.84	357.78
<i>For Class 52 Rating, Deduct</i>	-352.19	
<i>For Class 54 Rating, Add</i>	486.77	
<i>For Class 55 Rating, Add</i>	727.00	
<i>For Class 56 Rating, Add</i>	964.03	
40 05 19 00-2126 EA 6" Flanged (FxF), 13'-0" Spool Length, Class 53, Ceramic Epoxy Lined (P401), Bituminous Seal Coat, Ductile Iron Pipe	3,854.28	361.55
<i>For Class 52 Rating, Deduct</i>	-363.71	
<i>For Class 54 Rating, Add</i>	502.55	
<i>For Class 55 Rating, Add</i>	750.49	
<i>For Class 56 Rating, Add</i>	995.13	
40 05 19 00-2127 EA 6" Flanged (FxF), 13'-6" Spool Length, Class 53, Ceramic Epoxy Lined (P401), Bituminous Seal Coat, Ductile Iron Pipe	3,964.73	365.31
<i>For Class 52 Rating, Deduct</i>	-375.24	
<i>For Class 54 Rating, Add</i>	518.33	
<i>For Class 55 Rating, Add</i>	773.99	
<i>For Class 56 Rating, Add</i>	1,026.24	

40 Process Interconnections
40 05 Common Work Results For Process Interconnections
40 05 19 Ductile Iron Process Pipe



MINOR	CSI	UOM	DESCRIPTION	TOTAL DIRECT UNIT COST	DEMOLITION UNIT COST
40 05 19 00-2128	EA		6" Flanged (FxF), 14'-0" Spool Length, Class 53, Ceramic Epoxy Lined (P401), Bituminous Seal Coat, Ductile Iron Pipe	4,075.18	369.07
			<i>For Class 52 Rating, Deduct</i>	-386.76	
			<i>For Class 54 Rating, Add</i>	534.11	
			<i>For Class 55 Rating, Add</i>	797.48	
			<i>For Class 56 Rating, Add</i>	1,057.34	
40 05 19 00-2129	EA		6" Flanged (FxF), 14'-6" Spool Length, Class 53, Ceramic Epoxy Lined (P401), Bituminous Seal Coat, Ductile Iron Pipe	4,185.62	372.85
			<i>For Class 52 Rating, Deduct</i>	-398.28	
			<i>For Class 54 Rating, Add</i>	549.89	
			<i>For Class 55 Rating, Add</i>	820.98	
			<i>For Class 56 Rating, Add</i>	1,088.45	
40 05 19 00-2130	EA		6" Flanged (FxF), 15'-0" Spool Length, Class 53, Ceramic Epoxy Lined (P401), Bituminous Seal Coat, Ductile Iron Pipe	4,296.07	376.61
			<i>For Class 52 Rating, Deduct</i>	-409.80	
			<i>For Class 54 Rating, Add</i>	565.66	
			<i>For Class 55 Rating, Add</i>	844.47	
			<i>For Class 56 Rating, Add</i>	1,119.55	
40 05 19 00-2131	EA		6" Flanged (FxF), 15'-6" Spool Length, Class 53, Ceramic Epoxy Lined (P401), Bituminous Seal Coat, Ductile Iron Pipe	4,406.52	380.37
			<i>For Class 52 Rating, Deduct</i>	-421.32	
			<i>For Class 54 Rating, Add</i>	581.44	
			<i>For Class 55 Rating, Add</i>	867.96	
			<i>For Class 56 Rating, Add</i>	1,150.65	
40 05 19 00-2132	EA		6" Flanged (FxF), 16'-0" Spool Length, Class 53, Ceramic Epoxy Lined (P401), Bituminous Seal Coat, Ductile Iron Pipe	4,516.96	384.14
			<i>For Class 52 Rating, Deduct</i>	-432.84	
			<i>For Class 54 Rating, Add</i>	597.22	
			<i>For Class 55 Rating, Add</i>	891.46	
			<i>For Class 56 Rating, Add</i>	1,181.76	
40 05 19 00-2133	EA		6" Flanged (FxF), 16'-6" Spool Length, Class 53, Ceramic Epoxy Lined (P401), Bituminous Seal Coat, Ductile Iron Pipe	4,627.41	387.91
			<i>For Class 52 Rating, Deduct</i>	-444.36	
			<i>For Class 54 Rating, Add</i>	613.00	
			<i>For Class 55 Rating, Add</i>	914.95	
			<i>For Class 56 Rating, Add</i>	1,212.86	
40 05 19 00-2134	EA		6" Flanged (FxF), 17'-0" Spool Length, Class 53, Ceramic Epoxy Lined (P401), Bituminous Seal Coat, Ductile Iron Pipe	4,737.87	391.67
			<i>For Class 52 Rating, Deduct</i>	-455.89	
			<i>For Class 54 Rating, Add</i>	628.78	
			<i>For Class 55 Rating, Add</i>	938.45	
			<i>For Class 56 Rating, Add</i>	1,243.97	
40 05 19 00-2135	EA		6" Flanged (FxF), 17'-6" Spool Length, Class 53, Ceramic Epoxy Lined (P401), Bituminous Seal Coat, Ductile Iron Pipe	4,848.31	395.44
			<i>For Class 52 Rating, Deduct</i>	-467.41	
			<i>For Class 54 Rating, Add</i>	644.56	
			<i>For Class 55 Rating, Add</i>	961.94	
			<i>For Class 56 Rating, Add</i>	1,275.07	
40 05 19 00-2136	EA		6" Flanged (FxF), 18'-0" Spool Length, Class 53, Ceramic Epoxy Lined (P401), Bituminous Seal Coat, Ductile Iron Pipe	4,958.76	399.20
			<i>For Class 52 Rating, Deduct</i>	-478.93	
			<i>For Class 54 Rating, Add</i>	660.34	
			<i>For Class 55 Rating, Add</i>	985.44	
			<i>For Class 56 Rating, Add</i>	1,306.18	
40 05 19 00-2137	EA		6" Flanged (FxF), 18'-6" Spool Length, Class 53, Ceramic Epoxy Lined (P401), Bituminous Seal Coat, Ductile Iron Pipe	5,069.21	402.97
			<i>For Class 52 Rating, Deduct</i>	-490.45	
			<i>For Class 54 Rating, Add</i>	676.12	
			<i>For Class 55 Rating, Add</i>	1,008.93	
			<i>For Class 56 Rating, Add</i>	1,337.28	
40 05 19 00-2138	EA		6" Flanged (FxF), 19'-0" Spool Length, Class 53, Ceramic Epoxy Lined (P401), Bituminous Seal Coat, Ductile Iron Pipe	5,179.65	406.74
			<i>For Class 52 Rating, Deduct</i>	-501.97	
			<i>For Class 54 Rating, Add</i>	691.90	
			<i>For Class 55 Rating, Add</i>	1,032.42	
			<i>For Class 56 Rating, Add</i>	1,368.38	
40 05 19 00-2139	EA		6" Flanged (FxF), 19'-6" Spool Length, Class 53, Ceramic Epoxy Lined (P401), Bituminous Seal Coat, Ductile Iron Pipe	5,290.10	410.50
			<i>For Class 52 Rating, Deduct</i>	-513.49	
			<i>For Class 54 Rating, Add</i>	707.68	
			<i>For Class 55 Rating, Add</i>	1,055.92	
			<i>For Class 56 Rating, Add</i>	1,399.49	
40 05 19 00-2140	EA		6" Flanged (FxF), 20'-0" Spool Length, Class 53, Ceramic Epoxy Lined (P401), Bituminous Seal Coat, Ductile Iron Pipe	5,400.55	414.27
			<i>For Class 52 Rating, Deduct</i>	-525.01	
			<i>For Class 54 Rating, Add</i>	723.46	
			<i>For Class 55 Rating, Add</i>	1,079.41	
			<i>For Class 56 Rating, Add</i>	1,430.59	
40 05 19 00-2141			8" Flanged End (FxF), Class 53, Ceramic Epoxy Lined (P401), Bituminous Seal Coat, Ductile Iron Pipe (40 05 19 00-2060)		



MINOR CSI UOM DESCRIPTION	TOTAL DIRECT UNIT COST	DEMOLITION UNIT COST
40 05 19 00-2142 EA 8" Flanged (FxF), 1'-0" Spool Length, Class 53, Ceramic Epoxy Lined (P401), Bituminous Seal Coat, Ductile Iron Pipe	1,669.98	346.48
<i>For Class 52 Rating, Deduct</i>	-125.95	
<i>For Class 54 Rating, Add</i>	178.05	
<i>For Class 55 Rating, Add</i>	267.94	
<i>For Class 56 Rating, Add</i>	356.68	
40 05 19 00-2143 EA 8" Flanged (FxF), 1'-6" Spool Length, Class 53, Ceramic Epoxy Lined (P401), Bituminous Seal Coat, Ductile Iron Pipe	1,811.38	350.25
<i>For Class 52 Rating, Deduct</i>	-140.88	
<i>For Class 54 Rating, Add</i>	198.47	
<i>For Class 55 Rating, Add</i>	298.33	
<i>For Class 56 Rating, Add</i>	396.91	
40 05 19 00-2144 EA 8" Flanged (FxF), 2'-0" Spool Length, Class 53, Ceramic Epoxy Lined (P401), Bituminous Seal Coat, Ductile Iron Pipe	1,952.77	354.01
<i>For Class 52 Rating, Deduct</i>	-155.80	
<i>For Class 54 Rating, Add</i>	218.90	
<i>For Class 55 Rating, Add</i>	328.73	
<i>For Class 56 Rating, Add</i>	437.14	
40 05 19 00-2145 EA 8" Flanged (FxF), 2'-6" Spool Length, Class 53, Ceramic Epoxy Lined (P401), Bituminous Seal Coat, Ductile Iron Pipe	2,094.16	357.78
<i>For Class 52 Rating, Deduct</i>	-170.73	
<i>For Class 54 Rating, Add</i>	239.32	
<i>For Class 55 Rating, Add</i>	359.12	
<i>For Class 56 Rating, Add</i>	477.38	
40 05 19 00-2146 EA 8" Flanged (FxF), 3'-0" Spool Length, Class 53, Ceramic Epoxy Lined (P401), Bituminous Seal Coat, Ductile Iron Pipe	2,235.55	361.55
<i>For Class 52 Rating, Deduct</i>	-185.65	
<i>For Class 54 Rating, Add</i>	259.74	
<i>For Class 55 Rating, Add</i>	389.52	
<i>For Class 56 Rating, Add</i>	517.61	
40 05 19 00-2147 EA 8" Flanged (FxF), 3'-6" Spool Length, Class 53, Ceramic Epoxy Lined (P401), Bituminous Seal Coat, Ductile Iron Pipe	2,376.95	365.31
<i>For Class 52 Rating, Deduct</i>	-200.58	
<i>For Class 54 Rating, Add</i>	280.16	
<i>For Class 55 Rating, Add</i>	419.91	
<i>For Class 56 Rating, Add</i>	557.84	
40 05 19 00-2148 EA 8" Flanged (FxF), 4'-0" Spool Length, Class 53, Ceramic Epoxy Lined (P401), Bituminous Seal Coat, Ductile Iron Pipe	2,518.35	369.07
<i>For Class 52 Rating, Deduct</i>	-215.51	
<i>For Class 54 Rating, Add</i>	300.58	
<i>For Class 55 Rating, Add</i>	450.31	
<i>For Class 56 Rating, Add</i>	598.08	
40 05 19 00-2149 EA 8" Flanged (FxF), 4'-6" Spool Length, Class 53, Ceramic Epoxy Lined (P401), Bituminous Seal Coat, Ductile Iron Pipe	2,659.73	372.85
<i>For Class 52 Rating, Deduct</i>	-230.43	
<i>For Class 54 Rating, Add</i>	321.00	
<i>For Class 55 Rating, Add</i>	480.70	
<i>For Class 56 Rating, Add</i>	638.31	
40 05 19 00-2150 EA 8" Flanged (FxF), 5'-0" Spool Length, Class 53, Ceramic Epoxy Lined (P401), Bituminous Seal Coat, Ductile Iron Pipe	2,801.13	376.61
<i>For Class 52 Rating, Deduct</i>	-245.36	
<i>For Class 54 Rating, Add</i>	341.42	
<i>For Class 55 Rating, Add</i>	511.10	
<i>For Class 56 Rating, Add</i>	678.54	
40 05 19 00-2151 EA 8" Flanged (FxF), 5'-6" Spool Length, Class 53, Ceramic Epoxy Lined (P401), Bituminous Seal Coat, Ductile Iron Pipe	2,942.53	380.37
<i>For Class 52 Rating, Deduct</i>	-260.28	
<i>For Class 54 Rating, Add</i>	361.85	
<i>For Class 55 Rating, Add</i>	541.49	
<i>For Class 56 Rating, Add</i>	718.78	
40 05 19 00-2152 EA 8" Flanged (FxF), 6'-0" Spool Length, Class 53, Ceramic Epoxy Lined (P401), Bituminous Seal Coat, Ductile Iron Pipe	3,083.91	384.14
<i>For Class 52 Rating, Deduct</i>	-275.21	
<i>For Class 54 Rating, Add</i>	382.27	
<i>For Class 55 Rating, Add</i>	571.89	
<i>For Class 56 Rating, Add</i>	759.01	
40 05 19 00-2153 EA 8" Flanged (FxF), 6'-6" Spool Length, Class 53, Ceramic Epoxy Lined (P401), Bituminous Seal Coat, Ductile Iron Pipe	3,225.31	387.91
<i>For Class 52 Rating, Deduct</i>	-290.13	
<i>For Class 54 Rating, Add</i>	402.69	
<i>For Class 55 Rating, Add</i>	602.28	
<i>For Class 56 Rating, Add</i>	799.24	
40 05 19 00-2154 EA 8" Flanged (FxF), 7'-0" Spool Length, Class 53, Ceramic Epoxy Lined (P401), Bituminous Seal Coat, Ductile Iron Pipe	3,366.71	391.67
<i>For Class 52 Rating, Deduct</i>	-305.06	
<i>For Class 54 Rating, Add</i>	423.11	
<i>For Class 55 Rating, Add</i>	632.68	
<i>For Class 56 Rating, Add</i>	839.48	
40 05 19 00-2155 EA 8" Flanged (FxF), 7'-6" Spool Length, Class 53, Ceramic Epoxy Lined (P401), Bituminous Seal Coat, Ductile Iron Pipe	3,508.10	395.44
<i>For Class 52 Rating, Deduct</i>	-319.98	
<i>For Class 54 Rating, Add</i>	443.53	
<i>For Class 55 Rating, Add</i>	663.08	
<i>For Class 56 Rating, Add</i>	879.71	

40 Process Interconnections

40 05 Common Work Results For Process Interconnections

40 05 19 Ductile Iron Process Pipe



SAN BERNARDINO
COUNTY

MINOR	CSI	UOM	DESCRIPTION	TOTAL DIRECT UNIT COST	DEMOLITION UNIT COST
40 05 19 00-2156	EA		8" Flanged (FxF), 8'-0" Spool Length, Class 53, Ceramic Epoxy Lined (P401), Bituminous Seal Coat, Ductile Iron		
			Pipe	3,649.49	399.20
			For Class 52 Rating, Deduct	-334.91	
			For Class 54 Rating, Add	463.95	
			For Class 55 Rating, Add	693.47	
			For Class 56 Rating, Add	919.94	
40 05 19 00-2157	EA		8" Flanged (FxF), 8'-6" Spool Length, Class 53, Ceramic Epoxy Lined (P401), Bituminous Seal Coat, Ductile Iron		
			Pipe	3,790.89	402.97
			For Class 52 Rating, Deduct	-349.84	
			For Class 54 Rating, Add	484.37	
			For Class 55 Rating, Add	723.87	
			For Class 56 Rating, Add	960.17	
40 05 19 00-2158	EA		8" Flanged (FxF), 9'-0" Spool Length, Class 53, Ceramic Epoxy Lined (P401), Bituminous Seal Coat, Ductile Iron		
			Pipe	3,932.28	406.74
			For Class 52 Rating, Deduct	-364.76	
			For Class 54 Rating, Add	504.80	
			For Class 55 Rating, Add	754.26	
			For Class 56 Rating, Add	1,000.41	
40 05 19 00-2159	EA		8" Flanged (FxF), 9'-6" Spool Length, Class 53, Ceramic Epoxy Lined (P401), Bituminous Seal Coat, Ductile Iron		
			Pipe	4,073.68	410.50
			For Class 52 Rating, Deduct	-379.69	
			For Class 54 Rating, Add	525.22	
			For Class 55 Rating, Add	784.66	
			For Class 56 Rating, Add	1,040.64	
40 05 19 00-2160	EA		8" Flanged (FxF), 10'-0" Spool Length, Class 53, Ceramic Epoxy Lined (P401), Bituminous Seal Coat, Ductile Iron		
			Pipe	4,215.07	414.27
			For Class 52 Rating, Deduct	-394.61	
			For Class 54 Rating, Add	545.64	
			For Class 55 Rating, Add	815.05	
			For Class 56 Rating, Add	1,080.87	
40 05 19 00-2161	EA		8" Flanged (FxF), 10'-6" Spool Length, Class 53, Ceramic Epoxy Lined (P401), Bituminous Seal Coat, Ductile Iron		
			Pipe	4,356.46	418.04
			For Class 52 Rating, Deduct	-409.54	
			For Class 54 Rating, Add	566.06	
			For Class 55 Rating, Add	845.45	
			For Class 56 Rating, Add	1,121.11	
40 05 19 00-2162	EA		8" Flanged (FxF), 11'-0" Spool Length, Class 53, Ceramic Epoxy Lined (P401), Bituminous Seal Coat, Ductile Iron		
			Pipe	4,497.85	421.80
			For Class 52 Rating, Deduct	-424.46	
			For Class 54 Rating, Add	586.48	
			For Class 55 Rating, Add	875.84	
			For Class 56 Rating, Add	1,161.34	
40 05 19 00-2163	EA		8" Flanged (FxF), 11'-6" Spool Length, Class 53, Ceramic Epoxy Lined (P401), Bituminous Seal Coat, Ductile Iron		
			Pipe	4,639.25	425.56
			For Class 52 Rating, Deduct	-439.39	
			For Class 54 Rating, Add	606.91	
			For Class 55 Rating, Add	906.24	
			For Class 56 Rating, Add	1,201.58	
40 05 19 00-2164	EA		8" Flanged (FxF), 12'-0" Spool Length, Class 53, Ceramic Epoxy Lined (P401), Bituminous Seal Coat, Ductile Iron		
			Pipe	4,780.63	429.34
			For Class 52 Rating, Deduct	-454.31	
			For Class 54 Rating, Add	627.33	
			For Class 55 Rating, Add	936.63	
			For Class 56 Rating, Add	1,241.81	
40 05 19 00-2165	EA		8" Flanged (FxF), 12'-6" Spool Length, Class 53, Ceramic Epoxy Lined (P401), Bituminous Seal Coat, Ductile Iron		
			Pipe	4,922.03	433.10
			For Class 52 Rating, Deduct	-469.24	
			For Class 54 Rating, Add	647.75	
			For Class 55 Rating, Add	967.03	
			For Class 56 Rating, Add	1,282.04	
40 05 19 00-2166	EA		8" Flanged (FxF), 13'-0" Spool Length, Class 53, Ceramic Epoxy Lined (P401), Bituminous Seal Coat, Ductile Iron		
			Pipe	5,063.42	436.87
			For Class 52 Rating, Deduct	-484.17	
			For Class 54 Rating, Add	668.17	
			For Class 55 Rating, Add	997.42	
			For Class 56 Rating, Add	1,322.27	
40 05 19 00-2167	EA		8" Flanged (FxF), 13'-6" Spool Length, Class 53, Ceramic Epoxy Lined (P401), Bituminous Seal Coat, Ductile Iron		
			Pipe	5,204.81	440.63
			For Class 52 Rating, Deduct	-499.09	
			For Class 54 Rating, Add	688.59	
			For Class 55 Rating, Add	1,027.82	
			For Class 56 Rating, Add	1,362.51	
40 05 19 00-2168	EA		8" Flanged (FxF), 14'-0" Spool Length, Class 53, Ceramic Epoxy Lined (P401), Bituminous Seal Coat, Ductile Iron		
			Pipe	5,346.21	444.40
			For Class 52 Rating, Deduct	-514.02	
			For Class 54 Rating, Add	709.01	
			For Class 55 Rating, Add	1,058.21	
			For Class 56 Rating, Add	1,402.74	
40 05 19 00-2169	EA		8" Flanged (FxF), 14'-6" Spool Length, Class 53, Ceramic Epoxy Lined (P401), Bituminous Seal Coat, Ductile Iron		
			Pipe	5,487.60	448.17
			For Class 52 Rating, Deduct	-528.94	
			For Class 54 Rating, Add	729.43	
			For Class 55 Rating, Add	1,088.61	
			For Class 56 Rating, Add	1,442.97	



MINOR CSI UOM DESCRIPTION	TOTAL DIRECT UNIT COST	DEMOLITION UNIT COST
40 05 19 00-2170 EA 8" Flanged (FxF), 15'-0" Spool Length, Class 53, Ceramic Epoxy Lined (P401), Bituminous Seal Coat, Ductile Iron Pipe	5,629.00	451.93
For Class 52 Rating, Deduct	-543.87	
For Class 54 Rating, Add	749.86	
For Class 55 Rating, Add	1,119.00	
For Class 56 Rating, Add	1,483.21	
40 05 19 00-2171 EA 8" Flanged (FxF), 15'-6" Spool Length, Class 53, Ceramic Epoxy Lined (P401), Bituminous Seal Coat, Ductile Iron Pipe	5,770.39	455.69
For Class 52 Rating, Deduct	-558.79	
For Class 54 Rating, Add	770.28	
For Class 55 Rating, Add	1,149.40	
For Class 56 Rating, Add	1,523.44	
40 05 19 00-2172 EA 8" Flanged (FxF), 16'-0" Spool Length, Class 53, Ceramic Epoxy Lined (P401), Bituminous Seal Coat, Ductile Iron Pipe	5,911.78	459.47
For Class 52 Rating, Deduct	-573.72	
For Class 54 Rating, Add	790.70	
For Class 55 Rating, Add	1,179.79	
For Class 56 Rating, Add	1,568.67	
40 05 19 00-2173 EA 8" Flanged (FxF), 16'-6" Spool Length, Class 53, Ceramic Epoxy Lined (P401), Bituminous Seal Coat, Ductile Iron Pipe	6,053.18	463.23
For Class 52 Rating, Deduct	-588.65	
For Class 54 Rating, Add	811.12	
For Class 55 Rating, Add	1,210.19	
For Class 56 Rating, Add	1,603.91	
40 05 19 00-2174 EA 8" Flanged (FxF), 17'-0" Spool Length, Class 53, Ceramic Epoxy Lined (P401), Bituminous Seal Coat, Ductile Iron Pipe	6,194.58	466.99
For Class 52 Rating, Deduct	-603.57	
For Class 54 Rating, Add	831.54	
For Class 55 Rating, Add	1,240.58	
For Class 56 Rating, Add	1,644.14	
40 05 19 00-2175 EA 8" Flanged (FxF), 17'-6" Spool Length, Class 53, Ceramic Epoxy Lined (P401), Bituminous Seal Coat, Ductile Iron Pipe	6,335.96	470.76
For Class 52 Rating, Deduct	-618.50	
For Class 54 Rating, Add	851.96	
For Class 55 Rating, Add	1,270.98	
For Class 56 Rating, Add	1,684.37	
40 05 19 00-2176 EA 8" Flanged (FxF), 18'-0" Spool Length, Class 53, Ceramic Epoxy Lined (P401), Bituminous Seal Coat, Ductile Iron Pipe	6,477.36	474.53
For Class 52 Rating, Deduct	-633.42	
For Class 54 Rating, Add	872.38	
For Class 55 Rating, Add	1,301.37	
For Class 56 Rating, Add	1,724.61	
40 05 19 00-2177 EA 8" Flanged (FxF), 18'-6" Spool Length, Class 53, Ceramic Epoxy Lined (P401), Bituminous Seal Coat, Ductile Iron Pipe	6,618.76	478.29
For Class 52 Rating, Deduct	-648.35	
For Class 54 Rating, Add	892.81	
For Class 55 Rating, Add	1,331.77	
For Class 56 Rating, Add	1,764.84	
40 05 19 00-2178 EA 8" Flanged (FxF), 19'-0" Spool Length, Class 53, Ceramic Epoxy Lined (P401), Bituminous Seal Coat, Ductile Iron Pipe	6,760.15	482.06
For Class 52 Rating, Deduct	-663.27	
For Class 54 Rating, Add	913.23	
For Class 55 Rating, Add	1,362.17	
For Class 56 Rating, Add	1,805.07	
40 05 19 00-2179 EA 8" Flanged (FxF), 19'-6" Spool Length, Class 53, Ceramic Epoxy Lined (P401), Bituminous Seal Coat, Ductile Iron Pipe	6,901.54	485.82
For Class 52 Rating, Deduct	-678.20	
For Class 54 Rating, Add	933.65	
For Class 55 Rating, Add	1,392.56	
For Class 56 Rating, Add	1,845.30	
40 05 19 00-2180 EA 8" Flanged (FxF), 20'-0" Spool Length, Class 53, Ceramic Epoxy Lined (P401), Bituminous Seal Coat, Ductile Iron Pipe	7,042.94	489.59
For Class 52 Rating, Deduct	-693.12	
For Class 54 Rating, Add	954.07	
For Class 55 Rating, Add	1,422.96	
For Class 56 Rating, Add	1,885.54	
40 05 19 00-2181 10" Flanged End (FxF), Class 53, Ceramic Epoxy Lined (P401), Bituminous Seal Coat, Ductile Iron Pipe (40 05 19 00-2060)		
40 05 19 00-2182 EA 10" Flanged (FxF), 1'-0" Spool Length, Class 53, Ceramic Epoxy Lined (P401), Bituminous Seal Coat, Ductile Iron Pipe	2,105.47	421.80
For Class 52 Rating, Deduct	-161.30	
For Class 54 Rating, Add	227.63	
For Class 55 Rating, Add	342.34	
For Class 56 Rating, Add	455.59	
40 05 19 00-2183 EA 10" Flanged (FxF), 1'-6" Spool Length, Class 53, Ceramic Epoxy Lined (P401), Bituminous Seal Coat, Ductile Iron Pipe	2,287.33	425.56
For Class 52 Rating, Deduct	-180.68	
For Class 54 Rating, Add	254.12	
For Class 55 Rating, Add	381.76	
For Class 56 Rating, Add	507.76	

40 Process Interconnections
40 05 Common Work Results For Process Interconnections
40 05 19 Ductile Iron Process Pipe



MINOR	CSI	UOM	DESCRIPTION	TOTAL DIRECT UNIT COST	DEMOLITION UNIT COST
40 05 19 00-2184	EA		10" Flanged (FxF), 2'-0" Spool Length, Class 53, Ceramic Epoxy Lined (P401), Bituminous Seal Coat, Ductile Iron Pipe	2,469.19	429.34
			<i>For Class 52 Rating, Deduct</i>	-200.06	
			<i>For Class 54 Rating, Add</i>	280.61	
			<i>For Class 55 Rating, Add</i>	421.18	
			<i>For Class 56 Rating, Add</i>	559.93	
40 05 19 00-2185	EA		10" Flanged (FxF), 2'-6" Spool Length, Class 53, Ceramic Epoxy Lined (P401), Bituminous Seal Coat, Ductile Iron Pipe	2,651.05	433.10
			<i>For Class 52 Rating, Deduct</i>	-219.43	
			<i>For Class 54 Rating, Add</i>	307.10	
			<i>For Class 55 Rating, Add</i>	460.60	
			<i>For Class 56 Rating, Add</i>	612.10	
40 05 19 00-2186	EA		10" Flanged (FxF), 3'-0" Spool Length, Class 53, Ceramic Epoxy Lined (P401), Bituminous Seal Coat, Ductile Iron Pipe	2,832.91	436.87
			<i>For Class 52 Rating, Deduct</i>	-238.81	
			<i>For Class 54 Rating, Add</i>	333.59	
			<i>For Class 55 Rating, Add</i>	500.02	
			<i>For Class 56 Rating, Add</i>	664.27	
40 05 19 00-2187	EA		10" Flanged (FxF), 3'-6" Spool Length, Class 53, Ceramic Epoxy Lined (P401), Bituminous Seal Coat, Ductile Iron Pipe	3,014.77	440.63
			<i>For Class 52 Rating, Deduct</i>	-256.19	
			<i>For Class 54 Rating, Add</i>	360.08	
			<i>For Class 55 Rating, Add</i>	539.44	
			<i>For Class 56 Rating, Add</i>	716.44	
40 05 19 00-2188	EA		10" Flanged (FxF), 4'-0" Spool Length, Class 53, Ceramic Epoxy Lined (P401), Bituminous Seal Coat, Ductile Iron Pipe	3,196.64	444.40
			<i>For Class 52 Rating, Deduct</i>	-277.56	
			<i>For Class 54 Rating, Add</i>	386.58	
			<i>For Class 55 Rating, Add</i>	578.86	
			<i>For Class 56 Rating, Add</i>	768.62	
40 05 19 00-2189	EA		10" Flanged (FxF), 4'-6" Spool Length, Class 53, Ceramic Epoxy Lined (P401), Bituminous Seal Coat, Ductile Iron Pipe	3,378.49	448.17
			<i>For Class 52 Rating, Deduct</i>	-296.94	
			<i>For Class 54 Rating, Add</i>	413.07	
			<i>For Class 55 Rating, Add</i>	618.28	
			<i>For Class 56 Rating, Add</i>	820.79	
40 05 19 00-2190	EA		10" Flanged (FxF), 5'-0" Spool Length, Class 53, Ceramic Epoxy Lined (P401), Bituminous Seal Coat, Ductile Iron Pipe	3,560.36	451.93
			<i>For Class 52 Rating, Deduct</i>	-316.32	
			<i>For Class 54 Rating, Add</i>	439.56	
			<i>For Class 55 Rating, Add</i>	657.70	
			<i>For Class 56 Rating, Add</i>	872.96	
40 05 19 00-2191	EA		10" Flanged (FxF), 5'-6" Spool Length, Class 53, Ceramic Epoxy Lined (P401), Bituminous Seal Coat, Ductile Iron Pipe	3,742.23	455.69
			<i>For Class 52 Rating, Deduct</i>	-335.70	
			<i>For Class 54 Rating, Add</i>	466.05	
			<i>For Class 55 Rating, Add</i>	697.12	
			<i>For Class 56 Rating, Add</i>	925.13	
40 05 19 00-2192	EA		10" Flanged (FxF), 6'-0" Spool Length, Class 53, Ceramic Epoxy Lined (P401), Bituminous Seal Coat, Ductile Iron Pipe	3,924.08	459.47
			<i>For Class 52 Rating, Deduct</i>	-355.07	
			<i>For Class 54 Rating, Add</i>	492.54	
			<i>For Class 55 Rating, Add</i>	736.54	
			<i>For Class 56 Rating, Add</i>	977.30	
40 05 19 00-2193	EA		10" Flanged (FxF), 6'-6" Spool Length, Class 53, Ceramic Epoxy Lined (P401), Bituminous Seal Coat, Ductile Iron Pipe	4,105.95	463.23
			<i>For Class 52 Rating, Deduct</i>	-374.45	
			<i>For Class 54 Rating, Add</i>	519.04	
			<i>For Class 55 Rating, Add</i>	775.96	
			<i>For Class 56 Rating, Add</i>	1,029.47	
40 05 19 00-2194	EA		10" Flanged (FxF), 7'-0" Spool Length, Class 53, Ceramic Epoxy Lined (P401), Bituminous Seal Coat, Ductile Iron Pipe	4,287.81	466.99
			<i>For Class 52 Rating, Deduct</i>	-393.83	
			<i>For Class 54 Rating, Add</i>	545.53	
			<i>For Class 55 Rating, Add</i>	815.38	
			<i>For Class 56 Rating, Add</i>	1,081.64	
40 05 19 00-2195	EA		10" Flanged (FxF), 7'-6" Spool Length, Class 53, Ceramic Epoxy Lined (P401), Bituminous Seal Coat, Ductile Iron Pipe	4,469.67	470.76
			<i>For Class 52 Rating, Deduct</i>	-413.20	
			<i>For Class 54 Rating, Add</i>	572.02	
			<i>For Class 55 Rating, Add</i>	854.80	
			<i>For Class 56 Rating, Add</i>	1,133.82	
40 05 19 00-2196	EA		10" Flanged (FxF), 8'-0" Spool Length, Class 53, Ceramic Epoxy Lined (P401), Bituminous Seal Coat, Ductile Iron Pipe	4,651.53	474.53
			<i>For Class 52 Rating, Deduct</i>	-432.58	
			<i>For Class 54 Rating, Add</i>	598.51	
			<i>For Class 55 Rating, Add</i>	894.21	
			<i>For Class 56 Rating, Add</i>	1,185.99	
40 05 19 00-2197	EA		10" Flanged (FxF), 8'-6" Spool Length, Class 53, Ceramic Epoxy Lined (P401), Bituminous Seal Coat, Ductile Iron Pipe	4,833.40	478.29
			<i>For Class 52 Rating, Deduct</i>	-451.96	
			<i>For Class 54 Rating, Add</i>	625.00	
			<i>For Class 55 Rating, Add</i>	933.63	
			<i>For Class 56 Rating, Add</i>	1,238.16	



	MINOR	CSI	UOM	DESCRIPTION	TOTAL DIRECT UNIT COST	DEMOLITION UNIT COST
40 05 19 00-2198	EA			10" Flanged (FxF), 9'-0" Spool Length, Class 53, Ceramic Epoxy Lined (P401), Bituminous Seal Coat, Ductile Iron Pipe.....	5,015.25	482.06
				For Class 52 Rating, Deduct.....	-471.33	
				For Class 54 Rating, Add.....	651.49	
				For Class 55 Rating, Add.....	973.05	
				For Class 56 Rating, Add.....	1,290.33	
40 05 19 00-2199	EA			10" Flanged (FxF), 9'-6" Spool Length, Class 53, Ceramic Epoxy Lined (P401), Bituminous Seal Coat, Ductile Iron Pipe.....	5,197.12	485.82
				For Class 52 Rating, Deduct.....	-490.71	
				For Class 54 Rating, Add.....	677.99	
				For Class 55 Rating, Add.....	1,012.47	
				For Class 56 Rating, Add.....	1,342.90	
40 05 19 00-2200	EA			10" Flanged (FxF), 10'-0" Spool Length, Class 53, Ceramic Epoxy Lined (P401), Bituminous Seal Coat, Ductile Iron Pipe.....	5,378.99	489.59
				For Class 52 Rating, Deduct.....	-510.09	
				For Class 54 Rating, Add.....	704.48	
				For Class 55 Rating, Add.....	1,051.89	
				For Class 56 Rating, Add.....	1,394.67	
40 05 19 00-2201	EA			10" Flanged (FxF), 10'-6" Spool Length, Class 53, Ceramic Epoxy Lined (P401), Bituminous Seal Coat, Ductile Iron Pipe.....	5,560.84	493.36
				For Class 52 Rating, Deduct.....	-529.47	
				For Class 54 Rating, Add.....	730.97	
				For Class 55 Rating, Add.....	1,091.31	
				For Class 56 Rating, Add.....	1,446.84	
40 05 19 00-2202	EA			10" Flanged (FxF), 11'-0" Spool Length, Class 53, Ceramic Epoxy Lined (P401), Bituminous Seal Coat, Ductile Iron Pipe.....	5,742.71	497.12
				For Class 52 Rating, Deduct.....	-548.84	
				For Class 54 Rating, Add.....	757.46	
				For Class 55 Rating, Add.....	1,130.73	
				For Class 56 Rating, Add.....	1,499.02	
40 05 19 00-2203	EA			10" Flanged (FxF), 11'-6" Spool Length, Class 53, Ceramic Epoxy Lined (P401), Bituminous Seal Coat, Ductile Iron Pipe.....	5,924.57	500.88
				For Class 52 Rating, Deduct.....	-568.22	
				For Class 54 Rating, Add.....	783.95	
				For Class 55 Rating, Add.....	1,170.15	
				For Class 56 Rating, Add.....	1,551.19	
40 05 19 00-2204	EA			10" Flanged (FxF), 12'-0" Spool Length, Class 53, Ceramic Epoxy Lined (P401), Bituminous Seal Coat, Ductile Iron Pipe.....	6,106.43	504.66
				For Class 52 Rating, Deduct.....	-587.60	
				For Class 54 Rating, Add.....	810.45	
				For Class 55 Rating, Add.....	1,209.57	
				For Class 56 Rating, Add.....	1,603.36	
40 05 19 00-2205	EA			10" Flanged (FxF), 12'-6" Spool Length, Class 53, Ceramic Epoxy Lined (P401), Bituminous Seal Coat, Ductile Iron Pipe.....	6,288.29	508.42
				For Class 52 Rating, Deduct.....	-606.97	
				For Class 54 Rating, Add.....	836.94	
				For Class 55 Rating, Add.....	1,248.99	
				For Class 56 Rating, Add.....	1,655.53	
40 05 19 00-2206	EA			10" Flanged (FxF), 13'-0" Spool Length, Class 53, Ceramic Epoxy Lined (P401), Bituminous Seal Coat, Ductile Iron Pipe.....	6,470.16	512.19
				For Class 52 Rating, Deduct.....	-626.35	
				For Class 54 Rating, Add.....	863.43	
				For Class 55 Rating, Add.....	1,288.41	
				For Class 56 Rating, Add.....	1,707.70	
40 05 19 00-2207	EA			10" Flanged (FxF), 13'-6" Spool Length, Class 53, Ceramic Epoxy Lined (P401), Bituminous Seal Coat, Ductile Iron Pipe.....	6,652.01	515.96
				For Class 52 Rating, Deduct.....	-645.73	
				For Class 54 Rating, Add.....	889.92	
				For Class 55 Rating, Add.....	1,327.83	
				For Class 56 Rating, Add.....	1,759.87	
40 05 19 00-2208	EA			10" Flanged (FxF), 14'-0" Spool Length, Class 53, Ceramic Epoxy Lined (P401), Bituminous Seal Coat, Ductile Iron Pipe.....	6,833.88	519.72
				For Class 52 Rating, Deduct.....	-665.11	
				For Class 54 Rating, Add.....	916.41	
				For Class 55 Rating, Add.....	1,367.25	
				For Class 56 Rating, Add.....	1,812.04	
40 05 19 00-2209	EA			10" Flanged (FxF), 14'-6" Spool Length, Class 53, Ceramic Epoxy Lined (P401), Bituminous Seal Coat, Ductile Iron Pipe.....	7,015.73	523.49
				For Class 52 Rating, Deduct.....	-684.48	
				For Class 54 Rating, Add.....	942.90	
				For Class 55 Rating, Add.....	1,406.67	
				For Class 56 Rating, Add.....	1,864.21	
40 05 19 00-2210	EA			10" Flanged (FxF), 15'-0" Spool Length, Class 53, Ceramic Epoxy Lined (P401), Bituminous Seal Coat, Ductile Iron Pipe.....	7,197.60	527.25
				For Class 52 Rating, Deduct.....	-703.86	
				For Class 54 Rating, Add.....	969.40	
				For Class 55 Rating, Add.....	1,446.09	
				For Class 56 Rating, Add.....	1,916.38	
40 05 19 00-2211	EA			10" Flanged (FxF), 15'-6" Spool Length, Class 53, Ceramic Epoxy Lined (P401), Bituminous Seal Coat, Ductile Iron Pipe.....	7,379.47	531.02
				For Class 52 Rating, Deduct.....	-723.24	
				For Class 54 Rating, Add.....	995.89	
				For Class 55 Rating, Add.....	1,485.51	
				For Class 56 Rating, Add.....	1,968.56	

40 Process Interconnections
40 05 Common Work Results For Process Interconnections
40 05 19 Ductile Iron Process Pipe



MINOR	CSI	UOM	DESCRIPTION	TOTAL DIRECT UNIT COST	DEMOLITION UNIT COST
40 05 19 00-2212	EA		10" Flanged (FxF), 16'-0" Spool Length, Class 53, Ceramic Epoxy Lined (P401), Bituminous Seal Coat, Ductile Iron Pipe	7,561.32	534.79
			<i>For Class 52 Rating, Deduct</i>	-742.61	
			<i>For Class 54 Rating, Add</i>	1,022.38	
			<i>For Class 55 Rating, Add</i>	1,524.93	
			<i>For Class 56 Rating, Add</i>	2,020.73	
40 05 19 00-2213	EA		10" Flanged (FxF), 16'-6" Spool Length, Class 53, Ceramic Epoxy Lined (P401), Bituminous Seal Coat, Ductile Iron Pipe	7,743.19	538.55
			<i>For Class 52 Rating, Deduct</i>	-761.99	
			<i>For Class 54 Rating, Add</i>	1,048.87	
			<i>For Class 55 Rating, Add</i>	1,564.35	
			<i>For Class 56 Rating, Add</i>	2,072.90	
40 05 19 00-2214	EA		10" Flanged (FxF), 17'-0" Spool Length, Class 53, Ceramic Epoxy Lined (P401), Bituminous Seal Coat, Ductile Iron Pipe	7,925.04	542.31
			<i>For Class 52 Rating, Deduct</i>	-781.37	
			<i>For Class 54 Rating, Add</i>	1,075.36	
			<i>For Class 55 Rating, Add</i>	1,603.77	
			<i>For Class 56 Rating, Add</i>	2,125.07	
40 05 19 00-2215	EA		10" Flanged (FxF), 17'-6" Spool Length, Class 53, Ceramic Epoxy Lined (P401), Bituminous Seal Coat, Ductile Iron Pipe	8,106.90	546.09
			<i>For Class 52 Rating, Deduct</i>	-800.75	
			<i>For Class 54 Rating, Add</i>	1,101.86	
			<i>For Class 55 Rating, Add</i>	1,643.19	
			<i>For Class 56 Rating, Add</i>	2,177.24	
40 05 19 00-2216	EA		10" Flanged (FxF), 18'-0" Spool Length, Class 53, Ceramic Epoxy Lined (P401), Bituminous Seal Coat, Ductile Iron Pipe	8,288.76	549.85
			<i>For Class 52 Rating, Deduct</i>	-820.12	
			<i>For Class 54 Rating, Add</i>	1,128.35	
			<i>For Class 55 Rating, Add</i>	1,682.61	
			<i>For Class 56 Rating, Add</i>	2,229.41	
40 05 19 00-2217	EA		10" Flanged (FxF), 18'-6" Spool Length, Class 53, Ceramic Epoxy Lined (P401), Bituminous Seal Coat, Ductile Iron Pipe	8,470.63	553.61
			<i>For Class 52 Rating, Deduct</i>	-839.50	
			<i>For Class 54 Rating, Add</i>	1,154.84	
			<i>For Class 55 Rating, Add</i>	1,722.03	
			<i>For Class 56 Rating, Add</i>	2,281.58	
40 05 19 00-2218	EA		10" Flanged (FxF), 19'-0" Spool Length, Class 53, Ceramic Epoxy Lined (P401), Bituminous Seal Coat, Ductile Iron Pipe	8,652.48	557.38
			<i>For Class 52 Rating, Deduct</i>	-858.88	
			<i>For Class 54 Rating, Add</i>	1,181.33	
			<i>For Class 55 Rating, Add</i>	1,761.45	
			<i>For Class 56 Rating, Add</i>	2,333.75	
40 05 19 00-2219	EA		10" Flanged (FxF), 19'-6" Spool Length, Class 53, Ceramic Epoxy Lined (P401), Bituminous Seal Coat, Ductile Iron Pipe	8,834.35	561.15
			<i>For Class 52 Rating, Deduct</i>	-878.25	
			<i>For Class 54 Rating, Add</i>	1,207.82	
			<i>For Class 55 Rating, Add</i>	1,800.87	
			<i>For Class 56 Rating, Add</i>	2,385.93	
40 05 19 00-2220	EA		10" Flanged (FxF), 20'-0" Spool Length, Class 53, Ceramic Epoxy Lined (P401), Bituminous Seal Coat, Ductile Iron Pipe	9,016.22	564.91
			<i>For Class 52 Rating, Deduct</i>	-897.63	
			<i>For Class 54 Rating, Add</i>	1,234.31	
			<i>For Class 55 Rating, Add</i>	1,840.29	
			<i>For Class 56 Rating, Add</i>	2,438.10	
40 05 19 00-2221			12" Flanged End (FxF), Class 53, Ceramic Epoxy Lined (P401), Bituminous Seal Coat, Ductile Iron Pipe <small>(40 05 19 00-2060)</small>		
40 05 19 00-2222	EA		12" Flanged (FxF), 1'-0" Spool Length, Class 53, Ceramic Epoxy Lined (P401), Bituminous Seal Coat, Ductile Iron Pipe	2,750.86	527.25
			<i>For Class 52 Rating, Deduct</i>	-214.72	
			<i>For Class 54 Rating, Add</i>	302.38	
			<i>For Class 55 Rating, Add</i>	454.47	
			<i>For Class 56 Rating, Add</i>	604.60	
40 05 19 00-2223	EA		12" Flanged (FxF), 1'-6" Spool Length, Class 53, Ceramic Epoxy Lined (P401), Bituminous Seal Coat, Ductile Iron Pipe	2,975.58	531.02
			<i>For Class 52 Rating, Deduct</i>	-238.81	
			<i>For Class 54 Rating, Add</i>	335.30	
			<i>For Class 55 Rating, Add</i>	503.44	
			<i>For Class 56 Rating, Add</i>	669.41	
40 05 19 00-2224	EA		12" Flanged (FxF), 2'-0" Spool Length, Class 53, Ceramic Epoxy Lined (P401), Bituminous Seal Coat, Ductile Iron Pipe	3,200.28	534.79
			<i>For Class 52 Rating, Deduct</i>	-262.90	
			<i>For Class 54 Rating, Add</i>	368.22	
			<i>For Class 55 Rating, Add</i>	552.42	
			<i>For Class 56 Rating, Add</i>	734.22	
40 05 19 00-2225	EA		12" Flanged (FxF), 2'-6" Spool Length, Class 53, Ceramic Epoxy Lined (P401), Bituminous Seal Coat, Ductile Iron Pipe	3,425.00	538.55
			<i>For Class 52 Rating, Deduct</i>	-286.99	
			<i>For Class 54 Rating, Add</i>	401.14	
			<i>For Class 55 Rating, Add</i>	601.39	
			<i>For Class 56 Rating, Add</i>	799.03	



MINOR CSI UOM DESCRIPTION	TOTAL DIRECT UNIT COST	DEMOLITION UNIT COST
40 05 19 00-2226 EA 12" Flanged (FxF), 3'-0" Spool Length, Class 53, Ceramic Epoxy Lined (P401), Bituminous Seal Coat, Ductile Iron Pipe	3,649.70	542.31
For Class 52 Rating, Deduct	-371.08	
For Class 54 Rating, Add	434.06	
For Class 55 Rating, Add	650.37	
For Class 56 Rating, Add	863.84	
40 05 19 00-2227 EA 12" Flanged (FxF), 3'-6" Spool Length, Class 53, Ceramic Epoxy Lined (P401), Bituminous Seal Coat, Ductile Iron Pipe	3,874.40	546.09
For Class 52 Rating, Deduct	-335.17	
For Class 54 Rating, Add	466.98	
For Class 55 Rating, Add	699.34	
For Class 56 Rating, Add	928.65	
40 05 19 00-2228 EA 12" Flanged (FxF), 4'-0" Spool Length, Class 53, Ceramic Epoxy Lined (P401), Bituminous Seal Coat, Ductile Iron Pipe	4,099.12	549.85
For Class 52 Rating, Deduct	-359.26	
For Class 54 Rating, Add	499.90	
For Class 55 Rating, Add	748.32	
For Class 56 Rating, Add	998.47	
40 05 19 00-2229 EA 12" Flanged (FxF), 4'-6" Spool Length, Class 53, Ceramic Epoxy Lined (P401), Bituminous Seal Coat, Ductile Iron Pipe	4,323.83	553.61
For Class 52 Rating, Deduct	-383.35	
For Class 54 Rating, Add	532.82	
For Class 55 Rating, Add	797.29	
For Class 56 Rating, Add	1,058.28	
40 05 19 00-2230 EA 12" Flanged (FxF), 5'-0" Spool Length, Class 53, Ceramic Epoxy Lined (P401), Bituminous Seal Coat, Ductile Iron Pipe	4,548.54	557.38
For Class 52 Rating, Deduct	-407.44	
For Class 54 Rating, Add	565.74	
For Class 55 Rating, Add	846.27	
For Class 56 Rating, Add	1,123.09	
40 05 19 00-2231 EA 12" Flanged (FxF), 5'-6" Spool Length, Class 53, Ceramic Epoxy Lined (P401), Bituminous Seal Coat, Ductile Iron Pipe	4,773.25	561.15
For Class 52 Rating, Deduct	-431.53	
For Class 54 Rating, Add	598.66	
For Class 55 Rating, Add	895.24	
For Class 56 Rating, Add	1,187.90	
40 05 19 00-2232 EA 12" Flanged (FxF), 6'-0" Spool Length, Class 53, Ceramic Epoxy Lined (P401), Bituminous Seal Coat, Ductile Iron Pipe	4,997.97	564.91
For Class 52 Rating, Deduct	-455.62	
For Class 54 Rating, Add	631.58	
For Class 55 Rating, Add	944.22	
For Class 56 Rating, Add	1,252.72	
40 05 19 00-2233 EA 12" Flanged (FxF), 6'-6" Spool Length, Class 53, Ceramic Epoxy Lined (P401), Bituminous Seal Coat, Ductile Iron Pipe	5,222.67	568.68
For Class 52 Rating, Deduct	-479.71	
For Class 54 Rating, Add	664.50	
For Class 55 Rating, Add	993.19	
For Class 56 Rating, Add	1,317.53	
40 05 19 00-2234 EA 12" Flanged (FxF), 7'-0" Spool Length, Class 53, Ceramic Epoxy Lined (P401), Bituminous Seal Coat, Ductile Iron Pipe	5,447.38	572.44
For Class 52 Rating, Deduct	-503.80	
For Class 54 Rating, Add	697.41	
For Class 55 Rating, Add	1,042.17	
For Class 56 Rating, Add	1,382.34	
40 05 19 00-2235 EA 12" Flanged (FxF), 7'-6" Spool Length, Class 53, Ceramic Epoxy Lined (P401), Bituminous Seal Coat, Ductile Iron Pipe	5,672.10	576.21
For Class 52 Rating, Deduct	-527.90	
For Class 54 Rating, Add	730.33	
For Class 55 Rating, Add	1,091.14	
For Class 56 Rating, Add	1,447.15	
40 05 19 00-2236 EA 12" Flanged (FxF), 8'-0" Spool Length, Class 53, Ceramic Epoxy Lined (P401), Bituminous Seal Coat, Ductile Iron Pipe	5,896.80	579.98
For Class 52 Rating, Deduct	-551.99	
For Class 54 Rating, Add	763.25	
For Class 55 Rating, Add	1,140.12	
For Class 56 Rating, Add	1,511.96	
40 05 19 00-2237 EA 12" Flanged (FxF), 8'-6" Spool Length, Class 53, Ceramic Epoxy Lined (P401), Bituminous Seal Coat, Ductile Iron Pipe	6,121.52	583.74
For Class 52 Rating, Deduct	-576.08	
For Class 54 Rating, Add	796.17	
For Class 55 Rating, Add	1,189.09	
For Class 56 Rating, Add	1,576.77	
40 05 19 00-2238 EA 12" Flanged (FxF), 9'-0" Spool Length, Class 53, Ceramic Epoxy Lined (P401), Bituminous Seal Coat, Ductile Iron Pipe	6,346.23	587.51
For Class 52 Rating, Deduct	-600.17	
For Class 54 Rating, Add	829.09	
For Class 55 Rating, Add	1,238.07	
For Class 56 Rating, Add	1,641.58	
40 05 19 00-2239 EA 12" Flanged (FxF), 9'-6" Spool Length, Class 53, Ceramic Epoxy Lined (P401), Bituminous Seal Coat, Ductile Iron Pipe	6,570.93	591.28
For Class 52 Rating, Deduct	-624.26	
For Class 54 Rating, Add	862.01	
For Class 55 Rating, Add	1,287.04	
For Class 56 Rating, Add	1,706.39	

40 Process Interconnections
40 05 Common Work Results For Process Interconnections
40 05 19 Ductile Iron Process Pipe



MINOR	CSI	UOM	DESCRIPTION	TOTAL DIRECT UNIT COST	DEMOLITION UNIT COST
40 05 19 00-2240	EA		12" Flanged (FxF), 10'-0" Spool Length, Class 53, Ceramic Epoxy Lined (P401), Bituminous Seal Coat, Ductile Iron Pipe	6,795.65	595.04
			<i>For Class 52 Rating, Deduct</i>	-648.35	
			<i>For Class 54 Rating, Add</i>	894.93	
			<i>For Class 55 Rating, Add</i>	1,336.02	
			<i>For Class 56 Rating, Add</i>	1,771.21	
40 05 19 00-2241	EA		12" Flanged (FxF), 10'-6" Spool Length, Class 53, Ceramic Epoxy Lined (P401), Bituminous Seal Coat, Ductile Iron Pipe	7,020.95	598.81
			<i>For Class 52 Rating, Deduct</i>	-672.44	
			<i>For Class 54 Rating, Add</i>	927.85	
			<i>For Class 55 Rating, Add</i>	1,384.99	
			<i>For Class 56 Rating, Add</i>	1,836.02	
40 05 19 00-2242	EA		12" Flanged (FxF), 11'-0" Spool Length, Class 53, Ceramic Epoxy Lined (P401), Bituminous Seal Coat, Ductile Iron Pipe	7,245.07	602.57
			<i>For Class 52 Rating, Deduct</i>	-696.53	
			<i>For Class 54 Rating, Add</i>	960.77	
			<i>For Class 55 Rating, Add</i>	1,433.97	
			<i>For Class 56 Rating, Add</i>	1,900.83	
40 05 19 00-2243	EA		12" Flanged (FxF), 11'-6" Spool Length, Class 53, Ceramic Epoxy Lined (P401), Bituminous Seal Coat, Ductile Iron Pipe	7,469.78	606.34
			<i>For Class 52 Rating, Deduct</i>	-720.62	
			<i>For Class 54 Rating, Add</i>	993.69	
			<i>For Class 55 Rating, Add</i>	1,482.94	
			<i>For Class 56 Rating, Add</i>	1,965.64	
40 05 19 00-2244	EA		12" Flanged (FxF), 12'-0" Spool Length, Class 53, Ceramic Epoxy Lined (P401), Bituminous Seal Coat, Ductile Iron Pipe	7,694.49	610.11
			<i>For Class 52 Rating, Deduct</i>	-744.71	
			<i>For Class 54 Rating, Add</i>	1,026.61	
			<i>For Class 55 Rating, Add</i>	1,531.92	
			<i>For Class 56 Rating, Add</i>	2,030.45	
40 05 19 00-2245	EA		12" Flanged (FxF), 12'-6" Spool Length, Class 53, Ceramic Epoxy Lined (P401), Bituminous Seal Coat, Ductile Iron Pipe	7,919.20	613.87
			<i>For Class 52 Rating, Deduct</i>	-768.80	
			<i>For Class 54 Rating, Add</i>	1,059.52	
			<i>For Class 55 Rating, Add</i>	1,580.89	
			<i>For Class 56 Rating, Add</i>	2,095.27	
40 05 19 00-2246	EA		12" Flanged (FxF), 13'-0" Spool Length, Class 53, Ceramic Epoxy Lined (P401), Bituminous Seal Coat, Ductile Iron Pipe	8,141.53	617.64
			<i>For Class 52 Rating, Deduct</i>	-792.63	
			<i>For Class 54 Rating, Add</i>	1,092.09	
			<i>For Class 55 Rating, Add</i>	1,629.33	
			<i>For Class 56 Rating, Add</i>	2,159.37	
40 05 19 00-2247	EA		12" Flanged (FxF), 13'-6" Spool Length, Class 53, Ceramic Epoxy Lined (P401), Bituminous Seal Coat, Ductile Iron Pipe	8,368.62	621.41
			<i>For Class 52 Rating, Deduct</i>	-816.98	
			<i>For Class 54 Rating, Add</i>	1,125.36	
			<i>For Class 55 Rating, Add</i>	1,678.84	
			<i>For Class 56 Rating, Add</i>	2,224.89	
40 05 19 00-2248	EA		12" Flanged (FxF), 14'-0" Spool Length, Class 53, Ceramic Epoxy Lined (P401), Bituminous Seal Coat, Ductile Iron Pipe	8,593.33	625.17
			<i>For Class 52 Rating, Deduct</i>	-841.07	
			<i>For Class 54 Rating, Add</i>	1,158.28	
			<i>For Class 55 Rating, Add</i>	1,727.81	
			<i>For Class 56 Rating, Add</i>	2,289.70	
40 05 19 00-2249	EA		12" Flanged (FxF), 14'-6" Spool Length, Class 53, Ceramic Epoxy Lined (P401), Bituminous Seal Coat, Ductile Iron Pipe	8,818.05	628.93
			<i>For Class 52 Rating, Deduct</i>	-865.16	
			<i>For Class 54 Rating, Add</i>	1,191.20	
			<i>For Class 55 Rating, Add</i>	1,776.79	
			<i>For Class 56 Rating, Add</i>	2,354.51	
40 05 19 00-2250	EA		12" Flanged (FxF), 15'-0" Spool Length, Class 53, Ceramic Epoxy Lined (P401), Bituminous Seal Coat, Ductile Iron Pipe	9,042.75	632.71
			<i>For Class 52 Rating, Deduct</i>	-889.25	
			<i>For Class 54 Rating, Add</i>	1,224.12	
			<i>For Class 55 Rating, Add</i>	1,825.76	
			<i>For Class 56 Rating, Add</i>	2,419.32	
40 05 19 00-2251	EA		12" Flanged (FxF), 15'-6" Spool Length, Class 53, Ceramic Epoxy Lined (P401), Bituminous Seal Coat, Ductile Iron Pipe	9,267.46	636.47
			<i>For Class 52 Rating, Deduct</i>	-913.34	
			<i>For Class 54 Rating, Add</i>	1,257.04	
			<i>For Class 55 Rating, Add</i>	1,874.74	
			<i>For Class 56 Rating, Add</i>	2,484.13	
40 05 19 00-2252	EA		12" Flanged (FxF), 16'-0" Spool Length, Class 53, Ceramic Epoxy Lined (P401), Bituminous Seal Coat, Ductile Iron Pipe	9,492.18	640.23
			<i>For Class 52 Rating, Deduct</i>	-937.43	
			<i>For Class 54 Rating, Add</i>	1,289.96	
			<i>For Class 55 Rating, Add</i>	1,923.71	
			<i>For Class 56 Rating, Add</i>	2,548.95	
40 05 19 00-2253	EA		12" Flanged (FxF), 16'-6" Spool Length, Class 53, Ceramic Epoxy Lined (P401), Bituminous Seal Coat, Ductile Iron Pipe	9,716.88	644.00
			<i>For Class 52 Rating, Deduct</i>	-961.52	
			<i>For Class 54 Rating, Add</i>	1,322.88	
			<i>For Class 55 Rating, Add</i>	1,972.69	
			<i>For Class 56 Rating, Add</i>	2,613.76	



MINOR CSI UOM DESCRIPTION	TOTAL DIRECT UNIT COST	DEMOLITION UNIT COST
40 05 19 00-2254 EA 12" Flanged (FxF), 17'-0" Spool Length, Class 53, Ceramic Epoxy Lined (P401), Bituminous Seal Coat, Ductile Iron Pipe	9,941.60	647.77
For Class 52 Rating, Deduct	-985.61	
For Class 54 Rating, Add	1,355.80	
For Class 55 Rating, Add	2,021.66	
For Class 56 Rating, Add	2,678.57	
40 05 19 00-2255 EA 12" Flanged (FxF), 17'-6" Spool Length, Class 53, Ceramic Epoxy Lined (P401), Bituminous Seal Coat, Ductile Iron Pipe	10,166.31	651.53
For Class 52 Rating, Deduct	-1,009.70	
For Class 54 Rating, Add	1,388.72	
For Class 55 Rating, Add	2,070.64	
For Class 56 Rating, Add	2,743.38	
40 05 19 00-2256 EA 12" Flanged (FxF), 18'-0" Spool Length, Class 53, Ceramic Epoxy Lined (P401), Bituminous Seal Coat, Ductile Iron Pipe	10,391.02	655.30
For Class 52 Rating, Deduct	-1,033.80	
For Class 54 Rating, Add	1,421.64	
For Class 55 Rating, Add	2,119.61	
For Class 56 Rating, Add	2,808.19	
40 05 19 00-2257 EA 12" Flanged (FxF), 18'-6" Spool Length, Class 53, Ceramic Epoxy Lined (P401), Bituminous Seal Coat, Ductile Iron Pipe	10,615.72	659.06
For Class 52 Rating, Deduct	-1,057.89	
For Class 54 Rating, Add	1,454.55	
For Class 55 Rating, Add	2,168.59	
For Class 56 Rating, Add	2,873.01	
40 05 19 00-2258 EA 12" Flanged (FxF), 19'-0" Spool Length, Class 53, Ceramic Epoxy Lined (P401), Bituminous Seal Coat, Ductile Iron Pipe	10,840.43	662.84
For Class 52 Rating, Deduct	-1,081.98	
For Class 54 Rating, Add	1,487.47	
For Class 55 Rating, Add	2,217.56	
For Class 56 Rating, Add	2,937.82	
40 05 19 00-2259 EA 12" Flanged (FxF), 19'-6" Spool Length, Class 53, Ceramic Epoxy Lined (P401), Bituminous Seal Coat, Ductile Iron Pipe	11,065.14	666.60
For Class 52 Rating, Deduct	-1,106.07	
For Class 54 Rating, Add	1,520.39	
For Class 55 Rating, Add	2,266.54	
For Class 56 Rating, Add	3,002.63	
40 05 19 00-2260 EA 12" Flanged (FxF), 20'-0" Spool Length, Class 53, Ceramic Epoxy Lined (P401), Bituminous Seal Coat, Ductile Iron Pipe	11,289.85	670.36
For Class 52 Rating, Deduct	-1,130.16	
For Class 54 Rating, Add	1,553.31	
For Class 55 Rating, Add	2,315.51	
For Class 56 Rating, Add	3,067.44	
40 05 19 00-2261 14" Flanged End (FxF), Class 53, Ceramic Epoxy Lined (P401), Bituminous Seal Coat, Ductile Iron Pipe <small>(40 05 19 00-2060)</small>		
40 05 19 00-2262 EA 14" Flanged (FxF), 1'-0" Spool Length, Class 53, Ceramic Epoxy Lined (P401), Bituminous Seal Coat, Ductile Iron Pipe	3,674.77	632.71
For Class 52 Rating, Deduct	-298.77	
For Class 54 Rating, Add	418.92	
For Class 55 Rating, Add	628.70	
For Class 56 Rating, Add	835.77	
40 05 19 00-2263 EA 14" Flanged (FxF), 1'-6" Spool Length, Class 53, Ceramic Epoxy Lined (P401), Bituminous Seal Coat, Ductile Iron Pipe	3,947.09	636.47
For Class 52 Rating, Deduct	-328.10	
For Class 54 Rating, Add	458.98	
For Class 55 Rating, Add	688.30	
For Class 56 Rating, Add	914.62	
40 05 19 00-2264 EA 14" Flanged (FxF), 2'-0" Spool Length, Class 53, Ceramic Epoxy Lined (P401), Bituminous Seal Coat, Ductile Iron Pipe	4,219.42	640.23
For Class 52 Rating, Deduct	-357.43	
For Class 54 Rating, Add	499.04	
For Class 55 Rating, Add	747.89	
For Class 56 Rating, Add	993.48	
40 05 19 00-2265 EA 14" Flanged (FxF), 2'-6" Spool Length, Class 53, Ceramic Epoxy Lined (P401), Bituminous Seal Coat, Ductile Iron Pipe	4,491.73	644.00
For Class 52 Rating, Deduct	-386.76	
For Class 54 Rating, Add	539.10	
For Class 55 Rating, Add	807.48	
For Class 56 Rating, Add	1,072.34	
40 05 19 00-2266 EA 14" Flanged (FxF), 3'-0" Spool Length, Class 53, Ceramic Epoxy Lined (P401), Bituminous Seal Coat, Ductile Iron Pipe	4,764.05	647.77
For Class 52 Rating, Deduct	-416.08	
For Class 54 Rating, Add	579.16	
For Class 55 Rating, Add	867.07	
For Class 56 Rating, Add	1,151.19	
40 05 19 00-2267 EA 14" Flanged (FxF), 3'-6" Spool Length, Class 53, Ceramic Epoxy Lined (P401), Bituminous Seal Coat, Ductile Iron Pipe	5,036.38	651.53
For Class 52 Rating, Deduct	-445.41	
For Class 54 Rating, Add	619.23	
For Class 55 Rating, Add	926.66	
For Class 56 Rating, Add	1,230.05	

40 Process Interconnections
40 05 Common Work Results For Process Interconnections
40 05 19 Ductile Iron Process Pipe



MINOR	CSI	UOM	DESCRIPTION	TOTAL DIRECT UNIT COST	DEMOLITION UNIT COST
40 05 19 00-2268	EA		14" Flanged (FxF), 4'-0" Spool Length, Class 53, Ceramic Epoxy Lined (P401), Bituminous Seal Coat, Ductile Iron Pipe	5,308.69	655.30
			<i>For Class 52 Rating, Deduct</i>	-474.74	
			<i>For Class 54 Rating, Add</i>	659.29	
			<i>For Class 55 Rating, Add</i>	986.25	
			<i>For Class 56 Rating, Add</i>	1,308.91	
40 05 19 00-2269	EA		14" Flanged (FxF), 4'-6" Spool Length, Class 53, Ceramic Epoxy Lined (P401), Bituminous Seal Coat, Ductile Iron Pipe	5,581.00	659.06
			<i>For Class 52 Rating, Deduct</i>	-504.07	
			<i>For Class 54 Rating, Add</i>	699.35	
			<i>For Class 55 Rating, Add</i>	1,045.85	
			<i>For Class 56 Rating, Add</i>	1,387.76	
40 05 19 00-2270	EA		14" Flanged (FxF), 5'-0" Spool Length, Class 53, Ceramic Epoxy Lined (P401), Bituminous Seal Coat, Ductile Iron Pipe	5,853.33	662.84
			<i>For Class 52 Rating, Deduct</i>	-533.39	
			<i>For Class 54 Rating, Add</i>	739.41	
			<i>For Class 55 Rating, Add</i>	1,105.44	
			<i>For Class 56 Rating, Add</i>	1,466.62	
40 05 19 00-2271	EA		14" Flanged (FxF), 5'-6" Spool Length, Class 53, Ceramic Epoxy Lined (P401), Bituminous Seal Coat, Ductile Iron Pipe	6,125.64	666.60
			<i>For Class 52 Rating, Deduct</i>	-562.72	
			<i>For Class 54 Rating, Add</i>	779.47	
			<i>For Class 55 Rating, Add</i>	1,165.03	
			<i>For Class 56 Rating, Add</i>	1,545.48	
40 05 19 00-2272	EA		14" Flanged (FxF), 6'-0" Spool Length, Class 53, Ceramic Epoxy Lined (P401), Bituminous Seal Coat, Ductile Iron Pipe	6,397.97	670.36
			<i>For Class 52 Rating, Deduct</i>	-592.05	
			<i>For Class 54 Rating, Add</i>	819.53	
			<i>For Class 55 Rating, Add</i>	1,224.62	
			<i>For Class 56 Rating, Add</i>	1,624.33	
40 05 19 00-2273	EA		14" Flanged (FxF), 6'-6" Spool Length, Class 53, Ceramic Epoxy Lined (P401), Bituminous Seal Coat, Ductile Iron Pipe	6,670.28	674.13
			<i>For Class 52 Rating, Deduct</i>	-621.38	
			<i>For Class 54 Rating, Add</i>	859.59	
			<i>For Class 55 Rating, Add</i>	1,284.21	
			<i>For Class 56 Rating, Add</i>	1,703.19	
40 05 19 00-2274	EA		14" Flanged (FxF), 7'-0" Spool Length, Class 53, Ceramic Epoxy Lined (P401), Bituminous Seal Coat, Ductile Iron Pipe	6,942.60	677.90
			<i>For Class 52 Rating, Deduct</i>	-650.70	
			<i>For Class 54 Rating, Add</i>	899.65	
			<i>For Class 55 Rating, Add</i>	1,343.80	
			<i>For Class 56 Rating, Add</i>	1,782.05	
40 05 19 00-2275	EA		14" Flanged (FxF), 7'-6" Spool Length, Class 53, Ceramic Epoxy Lined (P401), Bituminous Seal Coat, Ductile Iron Pipe	7,214.93	681.66
			<i>For Class 52 Rating, Deduct</i>	-680.03	
			<i>For Class 54 Rating, Add</i>	939.71	
			<i>For Class 55 Rating, Add</i>	1,403.40	
			<i>For Class 56 Rating, Add</i>	1,860.90	
40 05 19 00-2276	EA		14" Flanged (FxF), 8'-0" Spool Length, Class 53, Ceramic Epoxy Lined (P401), Bituminous Seal Coat, Ductile Iron Pipe	7,487.24	685.43
			<i>For Class 52 Rating, Deduct</i>	-709.36	
			<i>For Class 54 Rating, Add</i>	979.77	
			<i>For Class 55 Rating, Add</i>	1,462.99	
			<i>For Class 56 Rating, Add</i>	1,939.76	
40 05 19 00-2277	EA		14" Flanged (FxF), 8'-6" Spool Length, Class 53, Ceramic Epoxy Lined (P401), Bituminous Seal Coat, Ductile Iron Pipe	7,759.56	689.19
			<i>For Class 52 Rating, Deduct</i>	-738.69	
			<i>For Class 54 Rating, Add</i>	1,019.83	
			<i>For Class 55 Rating, Add</i>	1,522.58	
			<i>For Class 56 Rating, Add</i>	2,018.61	
40 05 19 00-2278	EA		14" Flanged (FxF), 9'-0" Spool Length, Class 53, Ceramic Epoxy Lined (P401), Bituminous Seal Coat, Ductile Iron Pipe	8,031.89	692.96
			<i>For Class 52 Rating, Deduct</i>	-768.01	
			<i>For Class 54 Rating, Add</i>	1,059.89	
			<i>For Class 55 Rating, Add</i>	1,582.17	
			<i>For Class 56 Rating, Add</i>	2,097.47	
40 05 19 00-2279	EA		14" Flanged (FxF), 9'-6" Spool Length, Class 53, Ceramic Epoxy Lined (P401), Bituminous Seal Coat, Ductile Iron Pipe	8,304.20	696.73
			<i>For Class 52 Rating, Deduct</i>	-797.34	
			<i>For Class 54 Rating, Add</i>	1,099.95	
			<i>For Class 55 Rating, Add</i>	1,641.76	
			<i>For Class 56 Rating, Add</i>	2,176.33	
40 05 19 00-2280	EA		14" Flanged (FxF), 10'-0" Spool Length, Class 53, Ceramic Epoxy Lined (P401), Bituminous Seal Coat, Ductile Iron Pipe	8,576.53	700.49
			<i>For Class 52 Rating, Deduct</i>	-826.67	
			<i>For Class 54 Rating, Add</i>	1,140.01	
			<i>For Class 55 Rating, Add</i>	1,701.36	
			<i>For Class 56 Rating, Add</i>	2,255.19	
40 05 19 00-2281	EA		14" Flanged (FxF), 10'-6" Spool Length, Class 53, Ceramic Epoxy Lined (P401), Bituminous Seal Coat, Ductile Iron Pipe	8,848.85	704.25
			<i>For Class 52 Rating, Deduct</i>	-856.00	
			<i>For Class 54 Rating, Add</i>	1,180.07	
			<i>For Class 55 Rating, Add</i>	1,760.95	
			<i>For Class 56 Rating, Add</i>	2,334.04	



MINOR CSI UOM DESCRIPTION	TOTAL DIRECT UNIT COST	DEMOLITION UNIT COST
40 05 19 00-2282 EA 14" Flanged (FxF), 11'-0" Spool Length, Class 53, Ceramic Epoxy Lined (P401), Bituminous Seal Coat, Ductile Iron Pipe	9,121.16	708.03
<i>For Class 52 Rating, Deduct</i>	-885.32	
<i>For Class 54 Rating, Add</i>	1,220.13	
<i>For Class 55 Rating, Add</i>	1,820.54	
<i>For Class 56 Rating, Add</i>	2,412.90	
40 05 19 00-2283 EA 14" Flanged (FxF), 11'-6" Spool Length, Class 53, Ceramic Epoxy Lined (P401), Bituminous Seal Coat, Ductile Iron Pipe	9,393.49	711.79
<i>For Class 52 Rating, Deduct</i>	-914.65	
<i>For Class 54 Rating, Add</i>	1,260.19	
<i>For Class 55 Rating, Add</i>	1,880.13	
<i>For Class 56 Rating, Add</i>	2,491.76	
40 05 19 00-2284 EA 14" Flanged (FxF), 12'-0" Spool Length, Class 53, Ceramic Epoxy Lined (P401), Bituminous Seal Coat, Ductile Iron Pipe	9,665.81	715.55
<i>For Class 52 Rating, Deduct</i>	-943.98	
<i>For Class 54 Rating, Add</i>	1,300.25	
<i>For Class 55 Rating, Add</i>	1,939.72	
<i>For Class 56 Rating, Add</i>	2,570.61	
40 05 19 00-2285 EA 14" Flanged (FxF), 12'-6" Spool Length, Class 53, Ceramic Epoxy Lined (P401), Bituminous Seal Coat, Ductile Iron Pipe	9,938.12	719.33
<i>For Class 52 Rating, Deduct</i>	-973.31	
<i>For Class 54 Rating, Add</i>	1,340.31	
<i>For Class 55 Rating, Add</i>	1,999.31	
<i>For Class 56 Rating, Add</i>	2,649.47	
40 05 19 00-2286 EA 14" Flanged (FxF), 13'-0" Spool Length, Class 53, Ceramic Epoxy Lined (P401), Bituminous Seal Coat, Ductile Iron Pipe	10,210.45	723.09
<i>For Class 52 Rating, Deduct</i>	-1,002.63	
<i>For Class 54 Rating, Add</i>	1,380.38	
<i>For Class 55 Rating, Add</i>	2,058.91	
<i>For Class 56 Rating, Add</i>	2,728.32	
40 05 19 00-2287 EA 14" Flanged (FxF), 13'-6" Spool Length, Class 53, Ceramic Epoxy Lined (P401), Bituminous Seal Coat, Ductile Iron Pipe	10,482.77	726.85
<i>For Class 52 Rating, Deduct</i>	-1,031.96	
<i>For Class 54 Rating, Add</i>	1,420.44	
<i>For Class 55 Rating, Add</i>	2,118.50	
<i>For Class 56 Rating, Add</i>	2,807.18	
40 05 19 00-2288 EA 14" Flanged (FxF), 14'-0" Spool Length, Class 53, Ceramic Epoxy Lined (P401), Bituminous Seal Coat, Ductile Iron Pipe	10,755.09	730.62
<i>For Class 52 Rating, Deduct</i>	-1,061.29	
<i>For Class 54 Rating, Add</i>	1,460.50	
<i>For Class 55 Rating, Add</i>	2,178.09	
<i>For Class 56 Rating, Add</i>	2,886.04	
40 05 19 00-2289 EA 14" Flanged (FxF), 14'-6" Spool Length, Class 53, Ceramic Epoxy Lined (P401), Bituminous Seal Coat, Ductile Iron Pipe	11,027.41	734.39
<i>For Class 52 Rating, Deduct</i>	-1,090.62	
<i>For Class 54 Rating, Add</i>	1,500.56	
<i>For Class 55 Rating, Add</i>	2,237.68	
<i>For Class 56 Rating, Add</i>	2,964.89	
40 05 19 00-2290 EA 14" Flanged (FxF), 15'-0" Spool Length, Class 53, Ceramic Epoxy Lined (P401), Bituminous Seal Coat, Ductile Iron Pipe	11,299.73	738.16
<i>For Class 52 Rating, Deduct</i>	-1,119.94	
<i>For Class 54 Rating, Add</i>	1,540.62	
<i>For Class 55 Rating, Add</i>	2,297.27	
<i>For Class 56 Rating, Add</i>	3,043.75	
40 05 19 00-2291 EA 14" Flanged (FxF), 15'-6" Spool Length, Class 53, Ceramic Epoxy Lined (P401), Bituminous Seal Coat, Ductile Iron Pipe	11,572.05	741.92
<i>For Class 52 Rating, Deduct</i>	-1,149.27	
<i>For Class 54 Rating, Add</i>	1,580.68	
<i>For Class 55 Rating, Add</i>	2,356.87	
<i>For Class 56 Rating, Add</i>	3,122.61	
40 05 19 00-2292 EA 14" Flanged (FxF), 16'-0" Spool Length, Class 53, Ceramic Epoxy Lined (P401), Bituminous Seal Coat, Ductile Iron Pipe	11,844.37	745.68
<i>For Class 52 Rating, Deduct</i>	-1,178.60	
<i>For Class 54 Rating, Add</i>	1,620.74	
<i>For Class 55 Rating, Add</i>	2,416.46	
<i>For Class 56 Rating, Add</i>	3,201.46	
40 05 19 00-2293 EA 14" Flanged (FxF), 16'-6" Spool Length, Class 53, Ceramic Epoxy Lined (P401), Bituminous Seal Coat, Ductile Iron Pipe	12,116.69	749.46
<i>For Class 52 Rating, Deduct</i>	-1,207.93	
<i>For Class 54 Rating, Add</i>	1,660.80	
<i>For Class 55 Rating, Add</i>	2,476.05	
<i>For Class 56 Rating, Add</i>	3,280.32	
40 05 19 00-2294 EA 14" Flanged (FxF), 17'-0" Spool Length, Class 53, Ceramic Epoxy Lined (P401), Bituminous Seal Coat, Ductile Iron Pipe	12,389.01	753.22
<i>For Class 52 Rating, Deduct</i>	-1,237.25	
<i>For Class 54 Rating, Add</i>	1,700.86	
<i>For Class 55 Rating, Add</i>	2,535.64	
<i>For Class 56 Rating, Add</i>	3,359.18	
40 05 19 00-2295 EA 14" Flanged (FxF), 17'-6" Spool Length, Class 53, Ceramic Epoxy Lined (P401), Bituminous Seal Coat, Ductile Iron Pipe	12,661.33	756.98
<i>For Class 52 Rating, Deduct</i>	-1,266.58	
<i>For Class 54 Rating, Add</i>	1,740.92	
<i>For Class 55 Rating, Add</i>	2,595.23	
<i>For Class 56 Rating, Add</i>	3,438.03	

40 Process Interconnections
40 05 Common Work Results For Process Interconnections
40 05 19 Ductile Iron Process Pipe



MINOR	CSI	UOM	DESCRIPTION	TOTAL DIRECT UNIT COST	DEMOLITION UNIT COST
40 05 19 00-2296	EA		14" Flanged (FxF), 18'-0" Spool Length, Class 53, Ceramic Epoxy Lined (P401), Bituminous Seal Coat, Ductile Iron Pipe	12,933.65	760.75
			<i>For Class 52 Rating, Deduct</i>	-1,295.91	
			<i>For Class 54 Rating, Add</i>	1,780.98	
			<i>For Class 55 Rating, Add</i>	2,654.83	
			<i>For Class 56 Rating, Add</i>	3,516.89	
40 05 19 00-2297	EA		14" Flanged (FxF), 18'-6" Spool Length, Class 53, Ceramic Epoxy Lined (P401), Bituminous Seal Coat, Ductile Iron Pipe	13,205.97	764.52
			<i>For Class 52 Rating, Deduct</i>	-1,325.24	
			<i>For Class 54 Rating, Add</i>	1,821.04	
			<i>For Class 55 Rating, Add</i>	2,714.42	
			<i>For Class 56 Rating, Add</i>	3,595.75	
40 05 19 00-2298	EA		14" Flanged (FxF), 19'-0" Spool Length, Class 53, Ceramic Epoxy Lined (P401), Bituminous Seal Coat, Ductile Iron Pipe	13,478.29	768.28
			<i>For Class 52 Rating, Deduct</i>	-1,354.56	
			<i>For Class 54 Rating, Add</i>	1,861.10	
			<i>For Class 55 Rating, Add</i>	2,774.01	
			<i>For Class 56 Rating, Add</i>	3,674.60	
40 05 19 00-2299	EA		14" Flanged (FxF), 19'-6" Spool Length, Class 53, Ceramic Epoxy Lined (P401), Bituminous Seal Coat, Ductile Iron Pipe	13,750.61	772.05
			<i>For Class 52 Rating, Deduct</i>	-1,383.89	
			<i>For Class 54 Rating, Add</i>	1,901.16	
			<i>For Class 55 Rating, Add</i>	2,833.60	
			<i>For Class 56 Rating, Add</i>	3,753.46	
40 05 19 00-2300			16" Flanged End (FxF), Class 53, Ceramic Epoxy Lined (P401), Bituminous Seal Coat, Ductile Iron Pipe <small>(40 05 19 00-2060)</small>		
40 05 19 00-2301	EA		16" Flanged (FxF), 1'-0" Spool Length, Class 53, Ceramic Epoxy Lined (P401), Bituminous Seal Coat, Ductile Iron Pipe	4,309.24	723.09
			<i>For Class 52 Rating, Deduct</i>	-353.50	
			<i>For Class 54 Rating, Add</i>	495.19	
			<i>For Class 55 Rating, Add</i>	742.94	
			<i>For Class 56 Rating, Add</i>	987.47	
40 05 19 00-2302	EA		16" Flanged (FxF), 1'-6" Spool Length, Class 53, Ceramic Epoxy Lined (P401), Bituminous Seal Coat, Ductile Iron Pipe	4,624.41	726.85
			<i>For Class 52 Rating, Deduct</i>	-387.54	
			<i>For Class 54 Rating, Add</i>	541.68	
			<i>For Class 55 Rating, Add</i>	812.08	
			<i>For Class 56 Rating, Add</i>	1,078.96	
40 05 19 00-2303	EA		16" Flanged (FxF), 2'-0" Spool Length, Class 53, Ceramic Epoxy Lined (P401), Bituminous Seal Coat, Ductile Iron Pipe	4,939.57	730.62
			<i>For Class 52 Rating, Deduct</i>	-421.58	
			<i>For Class 54 Rating, Add</i>	588.17	
			<i>For Class 55 Rating, Add</i>	881.23	
			<i>For Class 56 Rating, Add</i>	1,170.46	
40 05 19 00-2304	EA		16" Flanged (FxF), 2'-6" Spool Length, Class 53, Ceramic Epoxy Lined (P401), Bituminous Seal Coat, Ductile Iron Pipe	5,254.75	734.39
			<i>For Class 52 Rating, Deduct</i>	-455.62	
			<i>For Class 54 Rating, Add</i>	634.66	
			<i>For Class 55 Rating, Add</i>	950.38	
			<i>For Class 56 Rating, Add</i>	1,261.96	
40 05 19 00-2305	EA		16" Flanged (FxF), 3'-0" Spool Length, Class 53, Ceramic Epoxy Lined (P401), Bituminous Seal Coat, Ductile Iron Pipe	5,569.92	738.16
			<i>For Class 52 Rating, Deduct</i>	-489.67	
			<i>For Class 54 Rating, Add</i>	681.15	
			<i>For Class 55 Rating, Add</i>	1,019.53	
			<i>For Class 56 Rating, Add</i>	1,353.46	
40 05 19 00-2306	EA		16" Flanged (FxF), 3'-6" Spool Length, Class 53, Ceramic Epoxy Lined (P401), Bituminous Seal Coat, Ductile Iron Pipe	5,885.08	741.92
			<i>For Class 52 Rating, Deduct</i>	-523.71	
			<i>For Class 54 Rating, Add</i>	727.63	
			<i>For Class 55 Rating, Add</i>	1,088.67	
			<i>For Class 56 Rating, Add</i>	1,444.95	
40 05 19 00-2307	EA		16" Flanged (FxF), 4'-0" Spool Length, Class 53, Ceramic Epoxy Lined (P401), Bituminous Seal Coat, Ductile Iron Pipe	6,200.25	745.68
			<i>For Class 52 Rating, Deduct</i>	-557.75	
			<i>For Class 54 Rating, Add</i>	774.12	
			<i>For Class 55 Rating, Add</i>	1,157.82	
			<i>For Class 56 Rating, Add</i>	1,536.45	
40 05 19 00-2308	EA		16" Flanged (FxF), 4'-6" Spool Length, Class 53, Ceramic Epoxy Lined (P401), Bituminous Seal Coat, Ductile Iron Pipe	6,515.42	749.46
			<i>For Class 52 Rating, Deduct</i>	-591.79	
			<i>For Class 54 Rating, Add</i>	820.61	
			<i>For Class 55 Rating, Add</i>	1,226.97	
			<i>For Class 56 Rating, Add</i>	1,627.94	
40 05 19 00-2309	EA		16" Flanged (FxF), 5'-0" Spool Length, Class 53, Ceramic Epoxy Lined (P401), Bituminous Seal Coat, Ductile Iron Pipe	6,830.59	753.22
			<i>For Class 52 Rating, Deduct</i>	-625.83	
			<i>For Class 54 Rating, Add</i>	867.10	
			<i>For Class 55 Rating, Add</i>	1,296.11	
			<i>For Class 56 Rating, Add</i>	1,719.44	



MINOR CSI UOM DESCRIPTION	TOTAL DIRECT UNIT COST	DEMOLITION UNIT COST
40 05 19 00-2310 EA 16" Flanged (FxF), 5'-6" Spool Length, Class 53, Ceramic Epoxy Lined (P401), Bituminous Seal Coat, Ductile Iron Pipe	7,145.76	756.98
For Class 52 Rating, Deduct	-659.87	
For Class 54 Rating, Add	913.58	
For Class 55 Rating, Add	1,365.26	
For Class 56 Rating, Add	1,810.94	
40 05 19 00-2311 EA 16" Flanged (FxF), 6'-0" Spool Length, Class 53, Ceramic Epoxy Lined (P401), Bituminous Seal Coat, Ductile Iron Pipe	7,460.92	760.75
For Class 52 Rating, Deduct	-693.91	
For Class 54 Rating, Add	960.07	
For Class 55 Rating, Add	1,434.41	
For Class 56 Rating, Add	1,902.44	
40 05 19 00-2312 EA 16" Flanged (FxF), 6'-6" Spool Length, Class 53, Ceramic Epoxy Lined (P401), Bituminous Seal Coat, Ductile Iron Pipe	7,776.09	764.52
For Class 52 Rating, Deduct	-727.95	
For Class 54 Rating, Add	1,006.56	
For Class 55 Rating, Add	1,503.55	
For Class 56 Rating, Add	1,998.93	
40 05 19 00-2313 EA 16" Flanged (FxF), 7'-0" Spool Length, Class 53, Ceramic Epoxy Lined (P401), Bituminous Seal Coat, Ductile Iron Pipe	8,091.27	768.28
For Class 52 Rating, Deduct	-761.99	
For Class 54 Rating, Add	1,053.05	
For Class 55 Rating, Add	1,572.70	
For Class 56 Rating, Add	2,085.43	
40 05 19 00-2314 EA 16" Flanged (FxF), 7'-6" Spool Length, Class 53, Ceramic Epoxy Lined (P401), Bituminous Seal Coat, Ductile Iron Pipe	8,406.43	772.05
For Class 52 Rating, Deduct	-796.03	
For Class 54 Rating, Add	1,099.54	
For Class 55 Rating, Add	1,641.85	
For Class 56 Rating, Add	2,176.93	
40 05 19 00-2315 EA 16" Flanged (FxF), 8'-0" Spool Length, Class 53, Ceramic Epoxy Lined (P401), Bituminous Seal Coat, Ductile Iron Pipe	8,721.60	775.81
For Class 52 Rating, Deduct	-830.07	
For Class 54 Rating, Add	1,146.02	
For Class 55 Rating, Add	1,711.00	
For Class 56 Rating, Add	2,268.42	
40 05 19 00-2316 EA 16" Flanged (FxF), 8'-6" Spool Length, Class 53, Ceramic Epoxy Lined (P401), Bituminous Seal Coat, Ductile Iron Pipe	9,036.76	779.58
For Class 52 Rating, Deduct	-864.11	
For Class 54 Rating, Add	1,192.51	
For Class 55 Rating, Add	1,780.14	
For Class 56 Rating, Add	2,359.92	
40 05 19 00-2317 EA 16" Flanged (FxF), 9'-0" Spool Length, Class 53, Ceramic Epoxy Lined (P401), Bituminous Seal Coat, Ductile Iron Pipe	9,351.93	783.35
For Class 52 Rating, Deduct	-898.16	
For Class 54 Rating, Add	1,239.00	
For Class 55 Rating, Add	1,849.29	
For Class 56 Rating, Add	2,451.42	
40 05 19 00-2318 EA 16" Flanged (FxF), 9'-6" Spool Length, Class 53, Ceramic Epoxy Lined (P401), Bituminous Seal Coat, Ductile Iron Pipe	9,667.10	787.11
For Class 52 Rating, Deduct	-932.20	
For Class 54 Rating, Add	1,285.49	
For Class 55 Rating, Add	1,918.44	
For Class 56 Rating, Add	2,542.91	
40 05 19 00-2319 EA 16" Flanged (FxF), 10'-0" Spool Length, Class 53, Ceramic Epoxy Lined (P401), Bituminous Seal Coat, Ductile Iron Pipe	9,982.27	790.87
For Class 52 Rating, Deduct	-966.24	
For Class 54 Rating, Add	1,331.98	
For Class 55 Rating, Add	1,987.58	
For Class 56 Rating, Add	2,634.41	
40 05 19 00-2320 EA 16" Flanged (FxF), 10'-6" Spool Length, Class 53, Ceramic Epoxy Lined (P401), Bituminous Seal Coat, Ductile Iron Pipe	10,297.43	794.65
For Class 52 Rating, Deduct	-1,000.28	
For Class 54 Rating, Add	1,378.46	
For Class 55 Rating, Add	2,056.73	
For Class 56 Rating, Add	2,725.91	
40 05 19 00-2321 EA 16" Flanged (FxF), 11'-0" Spool Length, Class 53, Ceramic Epoxy Lined (P401), Bituminous Seal Coat, Ductile Iron Pipe	10,612.61	798.41
For Class 52 Rating, Deduct	-1,034.32	
For Class 54 Rating, Add	1,424.95	
For Class 55 Rating, Add	2,125.88	
For Class 56 Rating, Add	2,817.41	
40 05 19 00-2322 EA 16" Flanged (FxF), 11'-6" Spool Length, Class 53, Ceramic Epoxy Lined (P401), Bituminous Seal Coat, Ductile Iron Pipe	10,927.78	802.17
For Class 52 Rating, Deduct	-1,068.36	
For Class 54 Rating, Add	1,471.44	
For Class 55 Rating, Add	2,195.03	
For Class 56 Rating, Add	2,908.90	
40 05 19 00-2323 EA 16" Flanged (FxF), 12'-0" Spool Length, Class 53, Ceramic Epoxy Lined (P401), Bituminous Seal Coat, Ductile Iron Pipe	11,242.94	805.94
For Class 52 Rating, Deduct	-1,102.40	
For Class 54 Rating, Add	1,517.93	
For Class 55 Rating, Add	2,264.17	
For Class 56 Rating, Add	3,000.40	

40 Process Interconnections
40 05 Common Work Results For Process Interconnections
40 05 19 Ductile Iron Process Pipe



MINOR	CSI	UOM	DESCRIPTION	TOTAL DIRECT UNIT COST	DEMOLITION UNIT COST
40 05 19 00-2324	EA		16" Flanged (FxF), 12'-6" Spool Length, Class 53, Ceramic Epoxy Lined (P401), Bituminous Seal Coat, Ductile Iron Pipe	11,558.11	809.71
			<i>For Class 52 Rating, Deduct</i>	-1,136.44	
			<i>For Class 54 Rating, Add</i>	1,564.41	
			<i>For Class 55 Rating, Add</i>	2,333.32	
			<i>For Class 56 Rating, Add</i>	3,091.89	
40 05 19 00-2325	EA		16" Flanged (FxF), 13'-0" Spool Length, Class 53, Ceramic Epoxy Lined (P401), Bituminous Seal Coat, Ductile Iron Pipe	11,873.29	813.48
			<i>For Class 52 Rating, Deduct</i>	-1,170.48	
			<i>For Class 54 Rating, Add</i>	1,610.90	
			<i>For Class 55 Rating, Add</i>	2,402.47	
			<i>For Class 56 Rating, Add</i>	3,183.39	
40 05 19 00-2326	EA		16" Flanged (FxF), 13'-6" Spool Length, Class 53, Ceramic Epoxy Lined (P401), Bituminous Seal Coat, Ductile Iron Pipe	12,188.45	817.24
			<i>For Class 52 Rating, Deduct</i>	-1,204.52	
			<i>For Class 54 Rating, Add</i>	1,657.39	
			<i>For Class 55 Rating, Add</i>	2,471.61	
			<i>For Class 56 Rating, Add</i>	3,274.89	
40 05 19 00-2327	EA		16" Flanged (FxF), 14'-0" Spool Length, Class 53, Ceramic Epoxy Lined (P401), Bituminous Seal Coat, Ductile Iron Pipe	12,503.62	821.01
			<i>For Class 52 Rating, Deduct</i>	-1,236.56	
			<i>For Class 54 Rating, Add</i>	1,703.88	
			<i>For Class 55 Rating, Add</i>	2,540.76	
			<i>For Class 56 Rating, Add</i>	3,366.38	
40 05 19 00-2328	EA		16" Flanged (FxF), 14'-6" Spool Length, Class 53, Ceramic Epoxy Lined (P401), Bituminous Seal Coat, Ductile Iron Pipe	12,818.79	824.78
			<i>For Class 52 Rating, Deduct</i>	-1,272.60	
			<i>For Class 54 Rating, Add</i>	1,750.37	
			<i>For Class 55 Rating, Add</i>	2,609.91	
			<i>For Class 56 Rating, Add</i>	3,457.88	
40 05 19 00-2329	EA		16" Flanged (FxF), 15'-0" Spool Length, Class 53, Ceramic Epoxy Lined (P401), Bituminous Seal Coat, Ductile Iron Pipe	13,133.96	828.54
			<i>For Class 52 Rating, Deduct</i>	-1,306.65	
			<i>For Class 54 Rating, Add</i>	1,796.85	
			<i>For Class 55 Rating, Add</i>	2,679.06	
			<i>For Class 56 Rating, Add</i>	3,549.38	
40 05 19 00-2330	EA		16" Flanged (FxF), 15'-6" Spool Length, Class 53, Ceramic Epoxy Lined (P401), Bituminous Seal Coat, Ductile Iron Pipe	13,449.13	832.30
			<i>For Class 52 Rating, Deduct</i>	-1,340.69	
			<i>For Class 54 Rating, Add</i>	1,843.34	
			<i>For Class 55 Rating, Add</i>	2,748.20	
			<i>For Class 56 Rating, Add</i>	3,640.88	
40 05 19 00-2331	EA		16" Flanged (FxF), 16'-0" Spool Length, Class 53, Ceramic Epoxy Lined (P401), Bituminous Seal Coat, Ductile Iron Pipe	13,764.29	836.08
			<i>For Class 52 Rating, Deduct</i>	-1,374.73	
			<i>For Class 54 Rating, Add</i>	1,889.83	
			<i>For Class 55 Rating, Add</i>	2,817.35	
			<i>For Class 56 Rating, Add</i>	3,732.37	
40 05 19 00-2332	EA		16" Flanged (FxF), 16'-6" Spool Length, Class 53, Ceramic Epoxy Lined (P401), Bituminous Seal Coat, Ductile Iron Pipe	14,079.46	839.84
			<i>For Class 52 Rating, Deduct</i>	-1,408.77	
			<i>For Class 54 Rating, Add</i>	1,936.32	
			<i>For Class 55 Rating, Add</i>	2,886.50	
			<i>For Class 56 Rating, Add</i>	3,823.87	
40 05 19 00-2333	EA		16" Flanged (FxF), 17'-0" Spool Length, Class 53, Ceramic Epoxy Lined (P401), Bituminous Seal Coat, Ductile Iron Pipe	14,394.63	843.60
			<i>For Class 52 Rating, Deduct</i>	-1,442.81	
			<i>For Class 54 Rating, Add</i>	1,982.80	
			<i>For Class 55 Rating, Add</i>	2,955.64	
			<i>For Class 56 Rating, Add</i>	3,915.36	
40 05 19 00-2334	EA		16" Flanged (FxF), 17'-6" Spool Length, Class 53, Ceramic Epoxy Lined (P401), Bituminous Seal Coat, Ductile Iron Pipe	14,709.80	847.37
			<i>For Class 52 Rating, Deduct</i>	-1,476.85	
			<i>For Class 54 Rating, Add</i>	2,029.29	
			<i>For Class 55 Rating, Add</i>	3,024.79	
			<i>For Class 56 Rating, Add</i>	4,006.86	
40 05 19 00-2335	EA		16" Flanged (FxF), 18'-0" Spool Length, Class 53, Ceramic Epoxy Lined (P401), Bituminous Seal Coat, Ductile Iron Pipe	15,024.97	851.14
			<i>For Class 52 Rating, Deduct</i>	-1,510.89	
			<i>For Class 54 Rating, Add</i>	2,075.78	
			<i>For Class 55 Rating, Add</i>	3,093.94	
			<i>For Class 56 Rating, Add</i>	4,098.36	
40 05 19 00-2336	EA		16" Flanged (FxF), 18'-6" Spool Length, Class 53, Ceramic Epoxy Lined (P401), Bituminous Seal Coat, Ductile Iron Pipe	15,340.14	854.90
			<i>For Class 52 Rating, Deduct</i>	-1,544.93	
			<i>For Class 54 Rating, Add</i>	2,122.27	
			<i>For Class 55 Rating, Add</i>	3,163.08	
			<i>For Class 56 Rating, Add</i>	4,189.86	
40 05 19 00-2337	EA		16" Flanged (FxF), 19'-0" Spool Length, Class 53, Ceramic Epoxy Lined (P401), Bituminous Seal Coat, Ductile Iron Pipe	15,655.30	858.67
			<i>For Class 52 Rating, Deduct</i>	-1,578.97	
			<i>For Class 54 Rating, Add</i>	2,168.76	
			<i>For Class 55 Rating, Add</i>	3,232.23	
			<i>For Class 56 Rating, Add</i>	4,281.35	



MINOR CSI UOM DESCRIPTION	TOTAL DIRECT UNIT COST	DEMOLITION UNIT COST
40 05 19 00-2338 EA 16" Flanged (FxF), 19'-6" Spool Length, Class 53, Ceramic Epoxy Lined (P401), Bituminous Seal Coat, Ductile Iron Pipe	15,970.48	862.43
For Class 52 Rating, Deduct	-1,673.01	
For Class 54 Rating, Add	2,215.24	
For Class 55 Rating, Add	3,301.38	
For Class 56 Rating, Add	4,372.85	
40 05 19 00-2339 18" Flanged End (FxF), Class 53, Ceramic Epoxy Lined (P401), Bituminous Seal Coat, Ductile Iron Pipe		
(40 05 19 00-2060)		
40 05 19 00-2340 EA 18" Flanged (FxF), 1'-0" Spool Length, Class 53, Ceramic Epoxy Lined (P401), Bituminous Seal Coat, Ductile Iron Pipe	5,019.78	814.98
For Class 52 Rating, Deduct	-416.35	
For Class 54 Rating, Add	582.56	
For Class 55 Rating, Add	873.68	
For Class 56 Rating, Add	1,161.02	
40 05 19 00-2341 EA 18" Flanged (FxF), 1'-6" Spool Length, Class 53, Ceramic Epoxy Lined (P401), Bituminous Seal Coat, Ductile Iron Pipe	5,382.56	818.74
For Class 52 Rating, Deduct	-455.62	
For Class 54 Rating, Add	636.19	
For Class 55 Rating, Add	953.45	
For Class 56 Rating, Add	1,266.56	
40 05 19 00-2342 EA 18" Flanged (FxF), 2'-0" Spool Length, Class 53, Ceramic Epoxy Lined (P401), Bituminous Seal Coat, Ductile Iron Pipe	5,745.34	822.52
For Class 52 Rating, Deduct	-494.90	
For Class 54 Rating, Add	689.82	
For Class 55 Rating, Add	1,033.21	
For Class 56 Rating, Add	1,372.10	
40 05 19 00-2343 EA 18" Flanged (FxF), 2'-6" Spool Length, Class 53, Ceramic Epoxy Lined (P401), Bituminous Seal Coat, Ductile Iron Pipe	6,108.12	826.28
For Class 52 Rating, Deduct	-534.18	
For Class 54 Rating, Add	743.45	
For Class 55 Rating, Add	1,112.97	
For Class 56 Rating, Add	1,477.64	
40 05 19 00-2344 EA 18" Flanged (FxF), 3'-0" Spool Length, Class 53, Ceramic Epoxy Lined (P401), Bituminous Seal Coat, Ductile Iron Pipe	6,470.89	830.04
For Class 52 Rating, Deduct	-573.46	
For Class 54 Rating, Add	797.08	
For Class 55 Rating, Add	1,192.74	
For Class 56 Rating, Add	1,583.18	
40 05 19 00-2345 EA 18" Flanged (FxF), 3'-6" Spool Length, Class 53, Ceramic Epoxy Lined (P401), Bituminous Seal Coat, Ductile Iron Pipe	6,833.67	833.81
For Class 52 Rating, Deduct	-612.74	
For Class 54 Rating, Add	850.71	
For Class 55 Rating, Add	1,272.50	
For Class 56 Rating, Add	1,688.73	
40 05 19 00-2346 EA 18" Flanged (FxF), 4'-0" Spool Length, Class 53, Ceramic Epoxy Lined (P401), Bituminous Seal Coat, Ductile Iron Pipe	7,196.46	837.58
For Class 52 Rating, Deduct	-652.01	
For Class 54 Rating, Add	904.34	
For Class 55 Rating, Add	1,352.27	
For Class 56 Rating, Add	1,794.27	
40 05 19 00-2347 EA 18" Flanged (FxF), 4'-6" Spool Length, Class 53, Ceramic Epoxy Lined (P401), Bituminous Seal Coat, Ductile Iron Pipe	7,559.23	841.34
For Class 52 Rating, Deduct	-691.29	
For Class 54 Rating, Add	957.97	
For Class 55 Rating, Add	1,432.03	
For Class 56 Rating, Add	1,899.81	
40 05 19 00-2348 EA 18" Flanged (FxF), 5'-0" Spool Length, Class 53, Ceramic Epoxy Lined (P401), Bituminous Seal Coat, Ductile Iron Pipe	7,922.01	845.11
For Class 52 Rating, Deduct	-730.57	
For Class 54 Rating, Add	1,011.60	
For Class 55 Rating, Add	1,511.79	
For Class 56 Rating, Add	2,005.35	
40 05 19 00-2349 EA 18" Flanged (FxF), 5'-6" Spool Length, Class 53, Ceramic Epoxy Lined (P401), Bituminous Seal Coat, Ductile Iron Pipe	8,284.78	848.87
For Class 52 Rating, Deduct	-769.85	
For Class 54 Rating, Add	1,065.23	
For Class 55 Rating, Add	1,591.56	
For Class 56 Rating, Add	2,110.89	
40 05 19 00-2350 EA 18" Flanged (FxF), 6'-0" Spool Length, Class 53, Ceramic Epoxy Lined (P401), Bituminous Seal Coat, Ductile Iron Pipe	8,647.56	852.65
For Class 52 Rating, Deduct	-809.12	
For Class 54 Rating, Add	1,118.85	
For Class 55 Rating, Add	1,671.32	
For Class 56 Rating, Add	2,216.43	
40 05 19 00-2351 EA 18" Flanged (FxF), 6'-6" Spool Length, Class 53, Ceramic Epoxy Lined (P401), Bituminous Seal Coat, Ductile Iron Pipe	9,010.35	856.41
For Class 52 Rating, Deduct	-848.40	
For Class 54 Rating, Add	1,172.49	
For Class 55 Rating, Add	1,751.09	
For Class 56 Rating, Add	2,321.98	

40 Process Interconnections
40 05 Common Work Results For Process Interconnections
40 05 19 Ductile Iron Process Pipe



MINOR	CSI	UOM	DESCRIPTION	TOTAL DIRECT UNIT COST	DEMOLITION UNIT COST
40 05 19 00-2352	EA		18" Flanged (FxF), 7'-0" Spool Length, Class 53, Ceramic Epoxy Lined (P401), Bituminous Seal Coat, Ductile Iron Pipe	9,373.12	860.17
			<i>For Class 52 Rating, Deduct</i>	-887.68	
			<i>For Class 54 Rating, Add</i>	1,226.11	
			<i>For Class 55 Rating, Add</i>	1,830.85	
			<i>For Class 56 Rating, Add</i>	2,427.52	
40 05 19 00-2353	EA		18" Flanged (FxF), 7'-6" Spool Length, Class 53, Ceramic Epoxy Lined (P401), Bituminous Seal Coat, Ductile Iron Pipe	9,735.90	863.94
			<i>For Class 52 Rating, Deduct</i>	-926.96	
			<i>For Class 54 Rating, Add</i>	1,279.74	
			<i>For Class 55 Rating, Add</i>	1,910.61	
			<i>For Class 56 Rating, Add</i>	2,533.06	
40 05 19 00-2354	EA		18" Flanged (FxF), 8'-0" Spool Length, Class 53, Ceramic Epoxy Lined (P401), Bituminous Seal Coat, Ductile Iron Pipe	10,098.68	867.71
			<i>For Class 52 Rating, Deduct</i>	-966.24	
			<i>For Class 54 Rating, Add</i>	1,333.37	
			<i>For Class 55 Rating, Add</i>	1,990.38	
			<i>For Class 56 Rating, Add</i>	2,638.60	
40 05 19 00-2355	EA		18" Flanged (FxF), 8'-6" Spool Length, Class 53, Ceramic Epoxy Lined (P401), Bituminous Seal Coat, Ductile Iron Pipe	10,461.45	871.47
			<i>For Class 52 Rating, Deduct</i>	-1,006.51	
			<i>For Class 54 Rating, Add</i>	1,387.00	
			<i>For Class 55 Rating, Add</i>	2,070.14	
			<i>For Class 56 Rating, Add</i>	2,744.14	
40 05 19 00-2356	EA		18" Flanged (FxF), 9'-0" Spool Length, Class 53, Ceramic Epoxy Lined (P401), Bituminous Seal Coat, Ductile Iron Pipe	10,824.24	875.24
			<i>For Class 52 Rating, Deduct</i>	-1,044.79	
			<i>For Class 54 Rating, Add</i>	1,440.63	
			<i>For Class 55 Rating, Add</i>	2,149.91	
			<i>For Class 56 Rating, Add</i>	2,849.69	
40 05 19 00-2357	EA		18" Flanged (FxF), 9'-6" Spool Length, Class 53, Ceramic Epoxy Lined (P401), Bituminous Seal Coat, Ductile Iron Pipe	11,187.02	879.01
			<i>For Class 52 Rating, Deduct</i>	-1,084.07	
			<i>For Class 54 Rating, Add</i>	1,494.26	
			<i>For Class 55 Rating, Add</i>	2,229.67	
			<i>For Class 56 Rating, Add</i>	2,955.23	
40 05 19 00-2358	EA		18" Flanged (FxF), 10'-0" Spool Length, Class 53, Ceramic Epoxy Lined (P401), Bituminous Seal Coat, Ductile Iron Pipe	11,549.79	882.77
			<i>For Class 52 Rating, Deduct</i>	-1,123.35	
			<i>For Class 54 Rating, Add</i>	1,547.89	
			<i>For Class 55 Rating, Add</i>	2,309.43	
			<i>For Class 56 Rating, Add</i>	3,060.77	
40 05 19 00-2359	EA		18" Flanged (FxF), 10'-6" Spool Length, Class 53, Ceramic Epoxy Lined (P401), Bituminous Seal Coat, Ductile Iron Pipe	11,912.57	886.54
			<i>For Class 52 Rating, Deduct</i>	-1,162.63	
			<i>For Class 54 Rating, Add</i>	1,601.52	
			<i>For Class 55 Rating, Add</i>	2,389.20	
			<i>For Class 56 Rating, Add</i>	3,166.31	
40 05 19 00-2360	EA		18" Flanged (FxF), 11'-0" Spool Length, Class 53, Ceramic Epoxy Lined (P401), Bituminous Seal Coat, Ductile Iron Pipe	12,275.35	890.30
			<i>For Class 52 Rating, Deduct</i>	-1,201.90	
			<i>For Class 54 Rating, Add</i>	1,655.15	
			<i>For Class 55 Rating, Add</i>	2,468.96	
			<i>For Class 56 Rating, Add</i>	3,271.85	
40 05 19 00-2361	EA		18" Flanged (FxF), 11'-6" Spool Length, Class 53, Ceramic Epoxy Lined (P401), Bituminous Seal Coat, Ductile Iron Pipe	12,638.13	894.07
			<i>For Class 52 Rating, Deduct</i>	-1,241.18	
			<i>For Class 54 Rating, Add</i>	1,708.78	
			<i>For Class 55 Rating, Add</i>	2,548.73	
			<i>For Class 56 Rating, Add</i>	3,377.39	
40 05 19 00-2362	EA		18" Flanged (FxF), 12'-0" Spool Length, Class 53, Ceramic Epoxy Lined (P401), Bituminous Seal Coat, Ductile Iron Pipe	13,000.91	897.84
			<i>For Class 52 Rating, Deduct</i>	-1,280.46	
			<i>For Class 54 Rating, Add</i>	1,762.41	
			<i>For Class 55 Rating, Add</i>	2,628.49	
			<i>For Class 56 Rating, Add</i>	3,482.94	
40 05 19 00-2363	EA		18" Flanged (FxF), 12'-6" Spool Length, Class 53, Ceramic Epoxy Lined (P401), Bituminous Seal Coat, Ductile Iron Pipe	13,363.69	901.60
			<i>For Class 52 Rating, Deduct</i>	-1,319.74	
			<i>For Class 54 Rating, Add</i>	1,816.04	
			<i>For Class 55 Rating, Add</i>	2,708.25	
			<i>For Class 56 Rating, Add</i>	3,588.48	
40 05 19 00-2364	EA		18" Flanged (FxF), 13'-0" Spool Length, Class 53, Ceramic Epoxy Lined (P401), Bituminous Seal Coat, Ductile Iron Pipe	13,726.46	905.36
			<i>For Class 52 Rating, Deduct</i>	-1,359.02	
			<i>For Class 54 Rating, Add</i>	1,869.66	
			<i>For Class 55 Rating, Add</i>	2,788.02	
			<i>For Class 56 Rating, Add</i>	3,694.02	
40 05 19 00-2365	EA		18" Flanged (FxF), 13'-6" Spool Length, Class 53, Ceramic Epoxy Lined (P401), Bituminous Seal Coat, Ductile Iron Pipe	14,089.24	909.14
			<i>For Class 52 Rating, Deduct</i>	-1,398.29	
			<i>For Class 54 Rating, Add</i>	1,923.29	
			<i>For Class 55 Rating, Add</i>	2,867.78	
			<i>For Class 56 Rating, Add</i>	3,799.56	



MINOR CSI UOM DESCRIPTION	TOTAL DIRECT UNIT COST	DEMOLITION UNIT COST
40 05 19 00-2366 EA 18" Flanged (FxF), 14'-0" Spool Length, Class 53, Ceramic Epoxy Lined (P401), Bituminous Seal Coat, Ductile Iron Pipe	14,452.03	912.90
For Class 52 Rating, Deduct	-1,437.57	
For Class 54 Rating, Add	1,976.92	
For Class 55 Rating, Add	2,947.55	
For Class 56 Rating, Add	3,905.10	
40 05 19 00-2367 EA 18" Flanged (FxF), 14'-6" Spool Length, Class 53, Ceramic Epoxy Lined (P401), Bituminous Seal Coat, Ductile Iron Pipe	14,814.80	916.66
For Class 52 Rating, Deduct	-1,476.85	
For Class 54 Rating, Add	2,030.55	
For Class 55 Rating, Add	3,027.31	
For Class 56 Rating, Add	4,010.64	
40 05 19 00-2368 EA 18" Flanged (FxF), 15'-0" Spool Length, Class 53, Ceramic Epoxy Lined (P401), Bituminous Seal Coat, Ductile Iron Pipe	15,177.58	920.43
For Class 52 Rating, Deduct	-1,516.13	
For Class 54 Rating, Add	2,084.18	
For Class 55 Rating, Add	3,107.07	
For Class 56 Rating, Add	4,116.18	
40 05 19 00-2369 EA 18" Flanged (FxF), 15'-6" Spool Length, Class 53, Ceramic Epoxy Lined (P401), Bituminous Seal Coat, Ductile Iron Pipe	15,540.35	924.20
For Class 52 Rating, Deduct	-1,555.41	
For Class 54 Rating, Add	2,137.81	
For Class 55 Rating, Add	3,186.84	
For Class 56 Rating, Add	4,221.73	
40 05 19 00-2370 EA 18" Flanged (FxF), 16'-0" Spool Length, Class 53, Ceramic Epoxy Lined (P401), Bituminous Seal Coat, Ductile Iron Pipe	15,903.12	927.97
For Class 52 Rating, Deduct	-1,594.68	
For Class 54 Rating, Add	2,191.44	
For Class 55 Rating, Add	3,266.60	
For Class 56 Rating, Add	4,327.27	
40 05 19 00-2371 EA 18" Flanged (FxF), 16'-6" Spool Length, Class 53, Ceramic Epoxy Lined (P401), Bituminous Seal Coat, Ductile Iron Pipe	16,265.91	931.73
For Class 52 Rating, Deduct	-1,633.96	
For Class 54 Rating, Add	2,245.07	
For Class 55 Rating, Add	3,346.37	
For Class 56 Rating, Add	4,432.81	
40 05 19 00-2372 EA 18" Flanged (FxF), 17'-0" Spool Length, Class 53, Ceramic Epoxy Lined (P401), Bituminous Seal Coat, Ductile Iron Pipe	16,628.68	935.49
For Class 52 Rating, Deduct	-1,673.24	
For Class 54 Rating, Add	2,298.70	
For Class 55 Rating, Add	3,426.13	
For Class 56 Rating, Add	4,538.35	
40 05 19 00-2373 EA 18" Flanged (FxF), 17'-6" Spool Length, Class 53, Ceramic Epoxy Lined (P401), Bituminous Seal Coat, Ductile Iron Pipe	16,991.46	939.27
For Class 52 Rating, Deduct	-1,712.52	
For Class 54 Rating, Add	2,352.33	
For Class 55 Rating, Add	3,505.89	
For Class 56 Rating, Add	4,643.89	
40 05 19 00-2374 EA 18" Flanged (FxF), 18'-0" Spool Length, Class 53, Ceramic Epoxy Lined (P401), Bituminous Seal Coat, Ductile Iron Pipe	17,354.24	943.03
For Class 52 Rating, Deduct	-1,751.80	
For Class 54 Rating, Add	2,405.96	
For Class 55 Rating, Add	3,585.66	
For Class 56 Rating, Add	4,749.43	
40 05 19 00-2375 EA 18" Flanged (FxF), 18'-6" Spool Length, Class 53, Ceramic Epoxy Lined (P401), Bituminous Seal Coat, Ductile Iron Pipe	17,717.01	946.79
For Class 52 Rating, Deduct	-1,791.07	
For Class 54 Rating, Add	2,459.59	
For Class 55 Rating, Add	3,665.42	
For Class 56 Rating, Add	4,854.97	
40 05 19 00-2376 EA 18" Flanged (FxF), 19'-0" Spool Length, Class 53, Ceramic Epoxy Lined (P401), Bituminous Seal Coat, Ductile Iron Pipe	18,079.80	950.56
For Class 52 Rating, Deduct	-1,830.35	
For Class 54 Rating, Add	2,513.22	
For Class 55 Rating, Add	3,745.19	
For Class 56 Rating, Add	4,960.52	
40 05 19 00-2377 EA 18" Flanged (FxF), 19'-6" Spool Length, Class 53, Ceramic Epoxy Lined (P401), Bituminous Seal Coat, Ductile Iron Pipe	18,442.58	954.33
For Class 52 Rating, Deduct	-1,869.63	
For Class 54 Rating, Add	2,566.85	
For Class 55 Rating, Add	3,824.95	
For Class 56 Rating, Add	5,066.06	
40 05 19 00-2378 20" Flanged End (FxF), Class 53, Ceramic Epoxy Lined (P401), Bituminous Seal Coat, Ductile Iron Pipe		
(40 05 19 00-2060)		
40 05 19 00-2379 EA 20" Flanged (FxF), 1'-0" Spool Length, Class 53, Ceramic Epoxy Lined (P401), Bituminous Seal Coat, Ductile Iron Pipe	5,872.83	930.22
For Class 52 Rating, Deduct	-490.97	
For Class 54 Rating, Add	686.42	
For Class 55 Rating, Add	1,029.16	
For Class 56 Rating, Add	1,367.44	

40 Process Interconnections
40 05 Common Work Results For Process Interconnections
40 05 19 Ductile Iron Process Pipe



MINOR	CSI	UOM	DESCRIPTION	TOTAL DIRECT UNIT COST	DEMOLITION UNIT COST
40 05 19 00-2380	EA	20"	Flanged (FxF), 1'-6" Spool Length, Class 53, Ceramic Epoxy Lined (P401), Bituminous Seal Coat, Ductile Iron Pipe	6,285.59	933.99
			<i>For Class 52 Rating, Deduct</i>	-535.75	
			<i>For Class 54 Rating, Add</i>	747.55	
			<i>For Class 55 Rating, Add</i>	1,120.08	
			<i>For Class 56 Rating, Add</i>	1,487.73	
40 05 19 00-2381	EA	20"	Flanged (FxF), 2'-0" Spool Length, Class 53, Ceramic Epoxy Lined (P401), Bituminous Seal Coat, Ductile Iron Pipe	6,698.36	937.76
			<i>For Class 52 Rating, Deduct</i>	-580.53	
			<i>For Class 54 Rating, Add</i>	808.68	
			<i>For Class 55 Rating, Add</i>	1,210.99	
			<i>For Class 56 Rating, Add</i>	1,608.02	
40 05 19 00-2382	EA	20"	Flanged (FxF), 2'-6" Spool Length, Class 53, Ceramic Epoxy Lined (P401), Bituminous Seal Coat, Ductile Iron Pipe	7,111.14	941.52
			<i>For Class 52 Rating, Deduct</i>	-625.30	
			<i>For Class 54 Rating, Add</i>	869.81	
			<i>For Class 55 Rating, Add</i>	1,301.90	
			<i>For Class 56 Rating, Add</i>	1,728.31	
40 05 19 00-2383	EA	20"	Flanged (FxF), 3'-0" Spool Length, Class 53, Ceramic Epoxy Lined (P401), Bituminous Seal Coat, Ductile Iron Pipe	7,523.90	945.29
			<i>For Class 52 Rating, Deduct</i>	-670.08	
			<i>For Class 54 Rating, Add</i>	930.93	
			<i>For Class 55 Rating, Add</i>	1,392.81	
			<i>For Class 56 Rating, Add</i>	1,848.60	
40 05 19 00-2384	EA	20"	Flanged (FxF), 3'-6" Spool Length, Class 53, Ceramic Epoxy Lined (P401), Bituminous Seal Coat, Ductile Iron Pipe	7,936.67	949.05
			<i>For Class 52 Rating, Deduct</i>	-714.86	
			<i>For Class 54 Rating, Add</i>	992.06	
			<i>For Class 55 Rating, Add</i>	1,483.72	
			<i>For Class 56 Rating, Add</i>	1,968.89	
40 05 19 00-2385	EA	20"	Flanged (FxF), 4'-0" Spool Length, Class 53, Ceramic Epoxy Lined (P401), Bituminous Seal Coat, Ductile Iron Pipe	8,349.44	952.82
			<i>For Class 52 Rating, Deduct</i>	-759.63	
			<i>For Class 54 Rating, Add</i>	1,053.19	
			<i>For Class 55 Rating, Add</i>	1,574.63	
			<i>For Class 56 Rating, Add</i>	2,089.17	
40 05 19 00-2386	EA	20"	Flanged (FxF), 4'-6" Spool Length, Class 53, Ceramic Epoxy Lined (P401), Bituminous Seal Coat, Ductile Iron Pipe	8,762.20	956.59
			<i>For Class 52 Rating, Deduct</i>	-804.41	
			<i>For Class 54 Rating, Add</i>	1,114.32	
			<i>For Class 55 Rating, Add</i>	1,665.55	
			<i>For Class 56 Rating, Add</i>	2,209.46	
40 05 19 00-2387	EA	20"	Flanged (FxF), 5'-0" Spool Length, Class 53, Ceramic Epoxy Lined (P401), Bituminous Seal Coat, Ductile Iron Pipe	9,174.98	960.35
			<i>For Class 52 Rating, Deduct</i>	-849.19	
			<i>For Class 54 Rating, Add</i>	1,175.45	
			<i>For Class 55 Rating, Add</i>	1,756.46	
			<i>For Class 56 Rating, Add</i>	2,329.75	
40 05 19 00-2388	EA	20"	Flanged (FxF), 5'-6" Spool Length, Class 53, Ceramic Epoxy Lined (P401), Bituminous Seal Coat, Ductile Iron Pipe	9,587.75	964.11
			<i>For Class 52 Rating, Deduct</i>	-893.97	
			<i>For Class 54 Rating, Add</i>	1,236.57	
			<i>For Class 55 Rating, Add</i>	1,847.37	
			<i>For Class 56 Rating, Add</i>	2,450.04	
40 05 19 00-2389	EA	20"	Flanged (FxF), 6'-0" Spool Length, Class 53, Ceramic Epoxy Lined (P401), Bituminous Seal Coat, Ductile Iron Pipe	10,000.51	967.89
			<i>For Class 52 Rating, Deduct</i>	-938.74	
			<i>For Class 54 Rating, Add</i>	1,297.70	
			<i>For Class 55 Rating, Add</i>	1,938.28	
			<i>For Class 56 Rating, Add</i>	2,570.33	
40 05 19 00-2390	EA	20"	Flanged (FxF), 6'-6" Spool Length, Class 53, Ceramic Epoxy Lined (P401), Bituminous Seal Coat, Ductile Iron Pipe	10,413.28	971.65
			<i>For Class 52 Rating, Deduct</i>	-983.52	
			<i>For Class 54 Rating, Add</i>	1,358.83	
			<i>For Class 55 Rating, Add</i>	2,029.19	
			<i>For Class 56 Rating, Add</i>	2,690.62	
40 05 19 00-2391	EA	20"	Flanged (FxF), 7'-0" Spool Length, Class 53, Ceramic Epoxy Lined (P401), Bituminous Seal Coat, Ductile Iron Pipe	10,826.05	975.42
			<i>For Class 52 Rating, Deduct</i>	-1,028.30	
			<i>For Class 54 Rating, Add</i>	1,419.96	
			<i>For Class 55 Rating, Add</i>	2,120.11	
			<i>For Class 56 Rating, Add</i>	2,810.91	
40 05 19 00-2392	EA	20"	Flanged (FxF), 7'-6" Spool Length, Class 53, Ceramic Epoxy Lined (P401), Bituminous Seal Coat, Ductile Iron Pipe	11,238.82	979.18
			<i>For Class 52 Rating, Deduct</i>	-1,073.07	
			<i>For Class 54 Rating, Add</i>	1,481.08	
			<i>For Class 55 Rating, Add</i>	2,211.02	
			<i>For Class 56 Rating, Add</i>	2,931.20	
40 05 19 00-2393	EA	20"	Flanged (FxF), 8'-0" Spool Length, Class 53, Ceramic Epoxy Lined (P401), Bituminous Seal Coat, Ductile Iron Pipe	11,651.59	982.95
			<i>For Class 52 Rating, Deduct</i>	-1,117.85	
			<i>For Class 54 Rating, Add</i>	1,542.21	
			<i>For Class 55 Rating, Add</i>	2,301.93	
			<i>For Class 56 Rating, Add</i>	3,051.49	



MINOR CSI UOM DESCRIPTION	TOTAL DIRECT UNIT COST	DEMOLITION UNIT COST
40 05 19 00-2394 EA 20" Flanged (FxF), 8'-6" Spool Length, Class 53, Ceramic Epoxy Lined (P401), Bituminous Seal Coat, Ductile Iron Pipe	12,064.36	986.72
For Class 52 Rating, Deduct	-1,162.63	
For Class 54 Rating, Add	1,603.34	
For Class 55 Rating, Add	2,392.84	
For Class 56 Rating, Add	3,171.77	
40 05 19 00-2395 EA 20" Flanged (FxF), 9'-0" Spool Length, Class 53, Ceramic Epoxy Lined (P401), Bituminous Seal Coat, Ductile Iron Pipe	12,477.12	990.48
For Class 52 Rating, Deduct	-1,207.40	
For Class 54 Rating, Add	1,664.47	
For Class 55 Rating, Add	2,483.75	
For Class 56 Rating, Add	3,292.06	
40 05 19 00-2396 EA 20" Flanged (FxF), 9'-6" Spool Length, Class 53, Ceramic Epoxy Lined (P401), Bituminous Seal Coat, Ductile Iron Pipe	12,889.90	994.24
For Class 52 Rating, Deduct	-1,252.18	
For Class 54 Rating, Add	1,725.60	
For Class 55 Rating, Add	2,574.67	
For Class 56 Rating, Add	3,412.35	
40 05 19 00-2397 EA 20" Flanged (FxF), 10'-0" Spool Length, Class 53, Ceramic Epoxy Lined (P401), Bituminous Seal Coat, Ductile Iron Pipe	13,302.66	998.02
For Class 52 Rating, Deduct	-1,296.96	
For Class 54 Rating, Add	1,786.72	
For Class 55 Rating, Add	2,665.58	
For Class 56 Rating, Add	3,532.64	
40 05 19 00-2398 EA 20" Flanged (FxF), 10'-6" Spool Length, Class 53, Ceramic Epoxy Lined (P401), Bituminous Seal Coat, Ductile Iron Pipe	13,715.43	1,001.78
For Class 52 Rating, Deduct	-1,341.73	
For Class 54 Rating, Add	1,847.85	
For Class 55 Rating, Add	2,756.49	
For Class 56 Rating, Add	3,652.93	
40 05 19 00-2399 EA 20" Flanged (FxF), 11'-0" Spool Length, Class 53, Ceramic Epoxy Lined (P401), Bituminous Seal Coat, Ductile Iron Pipe	14,128.20	1,005.54
For Class 52 Rating, Deduct	-1,386.51	
For Class 54 Rating, Add	1,908.98	
For Class 55 Rating, Add	2,847.40	
For Class 56 Rating, Add	3,773.22	
40 05 19 00-2400 EA 20" Flanged (FxF), 11'-6" Spool Length, Class 53, Ceramic Epoxy Lined (P401), Bituminous Seal Coat, Ductile Iron Pipe	14,540.96	1,009.31
For Class 52 Rating, Deduct	-1,431.29	
For Class 54 Rating, Add	1,970.11	
For Class 55 Rating, Add	2,938.31	
For Class 56 Rating, Add	3,893.50	
40 05 19 00-2401 EA 20" Flanged (FxF), 12'-0" Spool Length, Class 53, Ceramic Epoxy Lined (P401), Bituminous Seal Coat, Ductile Iron Pipe	14,953.74	1,013.08
For Class 52 Rating, Deduct	-1,476.06	
For Class 54 Rating, Add	2,031.24	
For Class 55 Rating, Add	3,029.22	
For Class 56 Rating, Add	4,013.80	
40 05 19 00-2402 EA 20" Flanged (FxF), 12'-6" Spool Length, Class 53, Ceramic Epoxy Lined (P401), Bituminous Seal Coat, Ductile Iron Pipe	15,366.51	1,016.84
For Class 52 Rating, Deduct	-1,520.84	
For Class 54 Rating, Add	2,092.36	
For Class 55 Rating, Add	3,120.14	
For Class 56 Rating, Add	4,134.08	
40 05 19 00-2403 EA 20" Flanged (FxF), 13'-0" Spool Length, Class 53, Ceramic Epoxy Lined (P401), Bituminous Seal Coat, Ductile Iron Pipe	15,779.26	1,020.61
For Class 52 Rating, Deduct	-1,565.62	
For Class 54 Rating, Add	2,153.49	
For Class 55 Rating, Add	3,211.05	
For Class 56 Rating, Add	4,254.37	
40 05 19 00-2404 EA 20" Flanged (FxF), 13'-6" Spool Length, Class 53, Ceramic Epoxy Lined (P401), Bituminous Seal Coat, Ductile Iron Pipe	16,192.03	1,024.38
For Class 52 Rating, Deduct	-1,610.39	
For Class 54 Rating, Add	2,214.62	
For Class 55 Rating, Add	3,301.96	
For Class 56 Rating, Add	4,374.66	
40 05 19 00-2405 EA 20" Flanged (FxF), 14'-0" Spool Length, Class 53, Ceramic Epoxy Lined (P401), Bituminous Seal Coat, Ductile Iron Pipe	16,604.80	1,028.14
For Class 52 Rating, Deduct	-1,655.17	
For Class 54 Rating, Add	2,275.74	
For Class 55 Rating, Add	3,392.87	
For Class 56 Rating, Add	4,494.95	
40 05 19 00-2406 EA 20" Flanged (FxF), 14'-6" Spool Length, Class 53, Ceramic Epoxy Lined (P401), Bituminous Seal Coat, Ductile Iron Pipe	17,017.57	1,031.91
For Class 52 Rating, Deduct	-1,699.95	
For Class 54 Rating, Add	2,336.87	
For Class 55 Rating, Add	3,483.78	
For Class 56 Rating, Add	4,615.24	
40 05 19 00-2407 EA 20" Flanged (FxF), 15'-0" Spool Length, Class 53, Ceramic Epoxy Lined (P401), Bituminous Seal Coat, Ductile Iron Pipe	17,430.34	1,035.67
For Class 52 Rating, Deduct	-1,744.73	
For Class 54 Rating, Add	2,398.00	
For Class 55 Rating, Add	3,574.70	
For Class 56 Rating, Add	4,735.53	

40 Process Interconnections

40 05 Common Work Results For Process Interconnections

40 05 19 Ductile Iron Process Pipe



MINOR	CSI	UOM	DESCRIPTION	TOTAL DIRECT UNIT COST	DEMOLITION UNIT COST
40 05 19 00-2408	EA		20" Flanged (FxF), 15'-6" Spool Length, Class 53, Ceramic Epoxy Lined (P401), Bituminous Seal Coat, Ductile Iron Pipe	17,843.11	1,039.44
			<i>For Class 52 Rating, Deduct</i>	-1,789.50	
			<i>For Class 54 Rating, Add</i>	2,459.13	
			<i>For Class 55 Rating, Add</i>	3,665.61	
			<i>For Class 56 Rating, Add</i>	4,855.82	
40 05 19 00-2409	EA		20" Flanged (FxF), 16'-0" Spool Length, Class 53, Ceramic Epoxy Lined (P401), Bituminous Seal Coat, Ductile Iron Pipe	18,255.87	1,043.21
			<i>For Class 52 Rating, Deduct</i>	-1,834.28	
			<i>For Class 54 Rating, Add</i>	2,520.26	
			<i>For Class 55 Rating, Add</i>	3,756.52	
			<i>For Class 56 Rating, Add</i>	4,976.10	
40 05 19 00-2410	EA		20" Flanged (FxF), 16'-6" Spool Length, Class 53, Ceramic Epoxy Lined (P401), Bituminous Seal Coat, Ductile Iron Pipe	18,668.64	1,046.97
			<i>For Class 52 Rating, Deduct</i>	-1,879.06	
			<i>For Class 54 Rating, Add</i>	2,581.38	
			<i>For Class 55 Rating, Add</i>	3,847.43	
			<i>For Class 56 Rating, Add</i>	5,096.39	
40 05 19 00-2411	EA		20" Flanged (FxF), 17'-0" Spool Length, Class 53, Ceramic Epoxy Lined (P401), Bituminous Seal Coat, Ductile Iron Pipe	19,081.42	1,050.74
			<i>For Class 52 Rating, Deduct</i>	-1,923.83	
			<i>For Class 54 Rating, Add</i>	2,642.51	
			<i>For Class 55 Rating, Add</i>	3,938.34	
			<i>For Class 56 Rating, Add</i>	5,216.68	
40 05 19 00-2412	EA		20" Flanged (FxF), 17'-6" Spool Length, Class 53, Ceramic Epoxy Lined (P401), Bituminous Seal Coat, Ductile Iron Pipe	19,494.18	1,054.51
			<i>For Class 52 Rating, Deduct</i>	-1,968.61	
			<i>For Class 54 Rating, Add</i>	2,703.64	
			<i>For Class 55 Rating, Add</i>	4,029.25	
			<i>For Class 56 Rating, Add</i>	5,336.97	
40 05 19 00-2413	EA		20" Flanged (FxF), 18'-0" Spool Length, Class 53, Ceramic Epoxy Lined (P401), Bituminous Seal Coat, Ductile Iron Pipe	19,906.95	1,058.27
			<i>For Class 52 Rating, Deduct</i>	-2,013.39	
			<i>For Class 54 Rating, Add</i>	2,764.77	
			<i>For Class 55 Rating, Add</i>	4,120.17	
			<i>For Class 56 Rating, Add</i>	5,457.26	
40 05 19 00-2414	EA		20" Flanged (FxF), 18'-6" Spool Length, Class 53, Ceramic Epoxy Lined (P401), Bituminous Seal Coat, Ductile Iron Pipe	20,319.72	1,062.04
			<i>For Class 52 Rating, Deduct</i>	-2,058.16	
			<i>For Class 54 Rating, Add</i>	2,825.90	
			<i>For Class 55 Rating, Add</i>	4,211.08	
			<i>For Class 56 Rating, Add</i>	5,577.55	
40 05 19 00-2415	EA		20" Flanged (FxF), 19'-0" Spool Length, Class 53, Ceramic Epoxy Lined (P401), Bituminous Seal Coat, Ductile Iron Pipe	20,732.48	1,065.80
			<i>For Class 52 Rating, Deduct</i>	-2,102.94	
			<i>For Class 54 Rating, Add</i>	2,887.02	
			<i>For Class 55 Rating, Add</i>	4,301.99	
			<i>For Class 56 Rating, Add</i>	5,697.84	
40 05 19 00-2416	EA		20" Flanged (FxF), 19'-6" Spool Length, Class 53, Ceramic Epoxy Lined (P401), Bituminous Seal Coat, Ductile Iron Pipe	21,145.26	1,069.57
			<i>For Class 52 Rating, Deduct</i>	-2,147.72	
			<i>For Class 54 Rating, Add</i>	2,948.15	
			<i>For Class 55 Rating, Add</i>	4,392.90	
			<i>For Class 56 Rating, Add</i>	5,818.13	
40 05 19 00-2417			24" Flanged End (FxF), Class 53, Ceramic Epoxy Lined (P401), Bituminous Seal Coat, Ductile Iron Pipe <small>(40 05 19 00-2060)</small>		
40 05 19 00-2418	EA		24" Flanged (FxF), 1'-0" Spool Length, Class 53, Ceramic Epoxy Lined (P401), Bituminous Seal Coat, Ductile Iron Pipe	7,236.53	1,099.70
			<i>For Class 52 Rating, Deduct</i>	-612.74	
			<i>For Class 54 Rating, Add</i>	855.54	
			<i>For Class 55 Rating, Add</i>	1,282.17	
			<i>For Class 56 Rating, Add</i>	1,703.23	
40 05 19 00-2419	EA		24" Flanged (FxF), 1'-6" Spool Length, Class 53, Ceramic Epoxy Lined (P401), Bituminous Seal Coat, Ductile Iron Pipe	7,746.90	1,103.46
			<i>For Class 52 Rating, Deduct</i>	-668.25	
			<i>For Class 54 Rating, Add</i>	931.31	
			<i>For Class 55 Rating, Add</i>	1,394.85	
			<i>For Class 56 Rating, Add</i>	1,852.31	
40 05 19 00-2420	EA		24" Flanged (FxF), 2'-0" Spool Length, Class 53, Ceramic Epoxy Lined (P401), Bituminous Seal Coat, Ductile Iron Pipe	8,257.27	1,107.23
			<i>For Class 52 Rating, Deduct</i>	-723.76	
			<i>For Class 54 Rating, Add</i>	1,007.08	
			<i>For Class 55 Rating, Add</i>	1,507.52	
			<i>For Class 56 Rating, Add</i>	2,001.39	
40 05 19 00-2421	EA		24" Flanged (FxF), 2'-6" Spool Length, Class 53, Ceramic Epoxy Lined (P401), Bituminous Seal Coat, Ductile Iron Pipe	8,767.64	1,110.99
			<i>For Class 52 Rating, Deduct</i>	-779.27	
			<i>For Class 54 Rating, Add</i>	1,082.85	
			<i>For Class 55 Rating, Add</i>	1,620.20	
			<i>For Class 56 Rating, Add</i>	2,150.47	



MINOR CSI UOM DESCRIPTION	TOTAL DIRECT UNIT COST	DEMOLITION UNIT COST
40 05 19 00-2422 EA 24" Flanged (FxF), 3'-0" Spool Length, Class 53, Ceramic Epoxy Lined (P401), Bituminous Seal Coat, Ductile Iron Pipe	9,278.01	1,114.76
<i>For Class 52 Rating, Deduct</i>	-834.79	
<i>For Class 54 Rating, Add</i>	1,158.61	
<i>For Class 55 Rating, Add</i>	1,732.88	
<i>For Class 56 Rating, Add</i>	2,299.55	
40 05 19 00-2423 EA 24" Flanged (FxF), 3'-6" Spool Length, Class 53, Ceramic Epoxy Lined (P401), Bituminous Seal Coat, Ductile Iron Pipe	9,788.37	1,118.53
<i>For Class 52 Rating, Deduct</i>	-890.30	
<i>For Class 54 Rating, Add</i>	1,234.38	
<i>For Class 55 Rating, Add</i>	1,845.55	
<i>For Class 56 Rating, Add</i>	2,448.63	
40 05 19 00-2424 EA 24" Flanged (FxF), 4'-0" Spool Length, Class 53, Ceramic Epoxy Lined (P401), Bituminous Seal Coat, Ductile Iron Pipe	10,298.74	1,122.29
<i>For Class 52 Rating, Deduct</i>	-945.81	
<i>For Class 54 Rating, Add</i>	1,310.15	
<i>For Class 55 Rating, Add</i>	1,958.23	
<i>For Class 56 Rating, Add</i>	2,597.71	
40 05 19 00-2425 EA 24" Flanged (FxF), 4'-6" Spool Length, Class 53, Ceramic Epoxy Lined (P401), Bituminous Seal Coat, Ductile Iron Pipe	10,809.12	1,126.07
<i>For Class 52 Rating, Deduct</i>	-1,001.33	
<i>For Class 54 Rating, Add</i>	1,385.92	
<i>For Class 55 Rating, Add</i>	2,070.91	
<i>For Class 56 Rating, Add</i>	2,746.79	
40 05 19 00-2426 EA 24" Flanged (FxF), 5'-0" Spool Length, Class 53, Ceramic Epoxy Lined (P401), Bituminous Seal Coat, Ductile Iron Pipe	11,319.48	1,129.83
<i>For Class 52 Rating, Deduct</i>	-1,056.84	
<i>For Class 54 Rating, Add</i>	1,461.69	
<i>For Class 55 Rating, Add</i>	2,183.58	
<i>For Class 56 Rating, Add</i>	2,895.87	
40 05 19 00-2427 EA 24" Flanged (FxF), 5'-6" Spool Length, Class 53, Ceramic Epoxy Lined (P401), Bituminous Seal Coat, Ductile Iron Pipe	11,829.85	1,133.59
<i>For Class 52 Rating, Deduct</i>	-1,112.35	
<i>For Class 54 Rating, Add</i>	1,537.45	
<i>For Class 55 Rating, Add</i>	2,296.26	
<i>For Class 56 Rating, Add</i>	3,044.96	
40 05 19 00-2428 EA 24" Flanged (FxF), 6'-0" Spool Length, Class 53, Ceramic Epoxy Lined (P401), Bituminous Seal Coat, Ductile Iron Pipe	12,340.22	1,137.36
<i>For Class 52 Rating, Deduct</i>	-1,167.86	
<i>For Class 54 Rating, Add</i>	1,613.22	
<i>For Class 55 Rating, Add</i>	2,408.94	
<i>For Class 56 Rating, Add</i>	3,194.04	
40 05 19 00-2429 EA 24" Flanged (FxF), 6'-6" Spool Length, Class 53, Ceramic Epoxy Lined (P401), Bituminous Seal Coat, Ductile Iron Pipe	12,850.57	1,141.13
<i>For Class 52 Rating, Deduct</i>	-1,223.38	
<i>For Class 54 Rating, Add</i>	1,688.99	
<i>For Class 55 Rating, Add</i>	2,521.61	
<i>For Class 56 Rating, Add</i>	3,343.11	
40 05 19 00-2430 EA 24" Flanged (FxF), 7'-0" Spool Length, Class 53, Ceramic Epoxy Lined (P401), Bituminous Seal Coat, Ductile Iron Pipe	13,360.94	1,144.89
<i>For Class 52 Rating, Deduct</i>	-1,278.89	
<i>For Class 54 Rating, Add</i>	1,764.76	
<i>For Class 55 Rating, Add</i>	2,634.29	
<i>For Class 56 Rating, Add</i>	3,492.20	
40 05 19 00-2431 EA 24" Flanged (FxF), 7'-6" Spool Length, Class 53, Ceramic Epoxy Lined (P401), Bituminous Seal Coat, Ductile Iron Pipe	13,871.31	1,148.66
<i>For Class 52 Rating, Deduct</i>	-1,334.40	
<i>For Class 54 Rating, Add</i>	1,840.52	
<i>For Class 55 Rating, Add</i>	2,746.97	
<i>For Class 56 Rating, Add</i>	3,641.28	
40 05 19 00-2432 EA 24" Flanged (FxF), 8'-0" Spool Length, Class 53, Ceramic Epoxy Lined (P401), Bituminous Seal Coat, Ductile Iron Pipe	14,381.68	1,152.42
<i>For Class 52 Rating, Deduct</i>	-1,389.91	
<i>For Class 54 Rating, Add</i>	1,916.29	
<i>For Class 55 Rating, Add</i>	2,859.64	
<i>For Class 56 Rating, Add</i>	3,790.36	
40 05 19 00-2433 EA 24" Flanged (FxF), 8'-6" Spool Length, Class 53, Ceramic Epoxy Lined (P401), Bituminous Seal Coat, Ductile Iron Pipe	14,892.05	1,156.19
<i>For Class 52 Rating, Deduct</i>	-1,445.43	
<i>For Class 54 Rating, Add</i>	1,992.06	
<i>For Class 55 Rating, Add</i>	2,972.32	
<i>For Class 56 Rating, Add</i>	3,939.44	
40 05 19 00-2434 EA 24" Flanged (FxF), 9'-0" Spool Length, Class 53, Ceramic Epoxy Lined (P401), Bituminous Seal Coat, Ductile Iron Pipe	15,402.41	1,159.96
<i>For Class 52 Rating, Deduct</i>	-1,500.94	
<i>For Class 54 Rating, Add</i>	2,067.83	
<i>For Class 55 Rating, Add</i>	3,084.99	
<i>For Class 56 Rating, Add</i>	4,088.52	
40 05 19 00-2435 EA 24" Flanged (FxF), 9'-6" Spool Length, Class 53, Ceramic Epoxy Lined (P401), Bituminous Seal Coat, Ductile Iron Pipe	15,912.78	1,163.72
<i>For Class 52 Rating, Deduct</i>	-1,556.45	
<i>For Class 54 Rating, Add</i>	2,143.59	
<i>For Class 55 Rating, Add</i>	3,197.67	
<i>For Class 56 Rating, Add</i>	4,237.60	

40 Process Interconnections
40 05 Common Work Results For Process Interconnections
40 05 19 Ductile Iron Process Pipe



MINOR	CSI	UOM	DESCRIPTION	TOTAL DIRECT UNIT COST	DEMOLITION UNIT COST
40 05 19 00-2436	EA		24" Flanged (FxF), 10'-0" Spool Length, Class 53, Ceramic Epoxy Lined (P401), Bituminous Seal Coat, Ductile Iron Pipe	16,423.15	1,167.48
			<i>For Class 52 Rating, Deduct</i>	-1,611.97	
			<i>For Class 54 Rating, Add</i>	2,219.36	
			<i>For Class 55 Rating, Add</i>	3,310.35	
			<i>For Class 56 Rating, Add</i>	4,386.68	
40 05 19 00-2437	EA		24" Flanged (FxF), 10'-6" Spool Length, Class 53, Ceramic Epoxy Lined (P401), Bituminous Seal Coat, Ductile Iron Pipe	16,933.52	1,171.26
			<i>For Class 52 Rating, Deduct</i>	-1,667.48	
			<i>For Class 54 Rating, Add</i>	2,295.13	
			<i>For Class 55 Rating, Add</i>	3,423.03	
			<i>For Class 56 Rating, Add</i>	4,535.76	
40 05 19 00-2438	EA		24" Flanged (FxF), 11'-0" Spool Length, Class 53, Ceramic Epoxy Lined (P401), Bituminous Seal Coat, Ductile Iron Pipe	17,443.89	1,175.02
			<i>For Class 52 Rating, Deduct</i>	-1,722.99	
			<i>For Class 54 Rating, Add</i>	2,370.90	
			<i>For Class 55 Rating, Add</i>	3,535.70	
			<i>For Class 56 Rating, Add</i>	4,684.84	
40 05 19 00-2439	EA		24" Flanged (FxF), 11'-6" Spool Length, Class 53, Ceramic Epoxy Lined (P401), Bituminous Seal Coat, Ductile Iron Pipe	17,954.26	1,178.78
			<i>For Class 52 Rating, Deduct</i>	-1,778.50	
			<i>For Class 54 Rating, Add</i>	2,446.67	
			<i>For Class 55 Rating, Add</i>	3,648.38	
			<i>For Class 56 Rating, Add</i>	4,833.92	
40 05 19 00-2440	EA		24" Flanged (FxF), 12'-0" Spool Length, Class 53, Ceramic Epoxy Lined (P401), Bituminous Seal Coat, Ductile Iron Pipe	18,464.62	1,182.55
			<i>For Class 52 Rating, Deduct</i>	-1,834.02	
			<i>For Class 54 Rating, Add</i>	2,522.43	
			<i>For Class 55 Rating, Add</i>	3,761.05	
			<i>For Class 56 Rating, Add</i>	4,983.00	
40 05 19 00-2441	EA		24" Flanged (FxF), 12'-6" Spool Length, Class 53, Ceramic Epoxy Lined (P401), Bituminous Seal Coat, Ductile Iron Pipe	18,974.99	1,186.32
			<i>For Class 52 Rating, Deduct</i>	-1,889.53	
			<i>For Class 54 Rating, Add</i>	2,598.20	
			<i>For Class 55 Rating, Add</i>	3,873.73	
			<i>For Class 56 Rating, Add</i>	5,132.08	
40 05 19 00-2442	EA		24" Flanged (FxF), 13'-0" Spool Length, Class 53, Ceramic Epoxy Lined (P401), Bituminous Seal Coat, Ductile Iron Pipe	19,485.37	1,190.08
			<i>For Class 52 Rating, Deduct</i>	-1,945.04	
			<i>For Class 54 Rating, Add</i>	2,673.97	
			<i>For Class 55 Rating, Add</i>	3,986.41	
			<i>For Class 56 Rating, Add</i>	5,281.17	
40 05 19 00-2443	EA		24" Flanged (FxF), 13'-6" Spool Length, Class 53, Ceramic Epoxy Lined (P401), Bituminous Seal Coat, Ductile Iron Pipe	19,995.73	1,193.85
			<i>For Class 52 Rating, Deduct</i>	-2,000.56	
			<i>For Class 54 Rating, Add</i>	2,749.74	
			<i>For Class 55 Rating, Add</i>	4,099.08	
			<i>For Class 56 Rating, Add</i>	5,430.25	
40 05 19 00-2444	EA		24" Flanged (FxF), 14'-0" Spool Length, Class 53, Ceramic Epoxy Lined (P401), Bituminous Seal Coat, Ductile Iron Pipe	20,506.10	1,197.61
			<i>For Class 52 Rating, Deduct</i>	-2,056.07	
			<i>For Class 54 Rating, Add</i>	2,825.50	
			<i>For Class 55 Rating, Add</i>	4,211.76	
			<i>For Class 56 Rating, Add</i>	5,579.33	
40 05 19 00-2445	EA		24" Flanged (FxF), 14'-6" Spool Length, Class 53, Ceramic Epoxy Lined (P401), Bituminous Seal Coat, Ductile Iron Pipe	21,016.47	1,201.38
			<i>For Class 52 Rating, Deduct</i>	-2,111.58	
			<i>For Class 54 Rating, Add</i>	2,901.27	
			<i>For Class 55 Rating, Add</i>	4,324.44	
			<i>For Class 56 Rating, Add</i>	5,728.41	
40 05 19 00-2446	EA		24" Flanged (FxF), 15'-0" Spool Length, Class 53, Ceramic Epoxy Lined (P401), Bituminous Seal Coat, Ductile Iron Pipe	21,526.83	1,205.15
			<i>For Class 52 Rating, Deduct</i>	-2,167.09	
			<i>For Class 54 Rating, Add</i>	2,977.04	
			<i>For Class 55 Rating, Add</i>	4,437.11	
			<i>For Class 56 Rating, Add</i>	5,877.49	
40 05 19 00-2447	EA		24" Flanged (FxF), 15'-6" Spool Length, Class 53, Ceramic Epoxy Lined (P401), Bituminous Seal Coat, Ductile Iron Pipe	22,134.20	1,272.94
			<i>For Class 52 Rating, Deduct</i>	-2,222.61	
			<i>For Class 54 Rating, Add</i>	3,053.97	
			<i>For Class 55 Rating, Add</i>	4,552.12	
			<i>For Class 56 Rating, Add</i>	6,030.06	
40 05 19 00-2448	EA		24" Flanged (FxF), 16'-0" Spool Length, Class 53, Ceramic Epoxy Lined (P401), Bituminous Seal Coat, Ductile Iron Pipe	22,644.58	1,276.70
			<i>For Class 52 Rating, Deduct</i>	-2,278.12	
			<i>For Class 54 Rating, Add</i>	3,129.74	
			<i>For Class 55 Rating, Add</i>	4,664.80	
			<i>For Class 56 Rating, Add</i>	6,179.14	
40 05 19 00-2449	EA		24" Flanged (FxF), 16'-6" Spool Length, Class 53, Ceramic Epoxy Lined (P401), Bituminous Seal Coat, Ductile Iron Pipe	23,154.94	1,280.47
			<i>For Class 52 Rating, Deduct</i>	-2,333.63	
			<i>For Class 54 Rating, Add</i>	3,205.51	
			<i>For Class 55 Rating, Add</i>	4,777.47	
			<i>For Class 56 Rating, Add</i>	6,328.22	



MINOR CSI UOM DESCRIPTION	TOTAL DIRECT UNIT COST	DEMOLITION UNIT COST
40 05 19 00-2450 EA 24" Flanged (FxF), 17'-0" Spool Length, Class 53, Ceramic Epoxy Lined (P401), Bituminous Seal Coat, Ductile Iron Pipe	23,665.31	1,284.23
For Class 52 Rating, Deduct	-2,389.15	
For Class 54 Rating, Add	3,281.27	
For Class 55 Rating, Add	4,890.15	
For Class 56 Rating, Add	6,477.30	
40 05 19 00-2451 EA 24" Flanged (FxF), 17'-6" Spool Length, Class 53, Ceramic Epoxy Lined (P401), Bituminous Seal Coat, Ductile Iron Pipe	24,175.68	1,288.01
For Class 52 Rating, Deduct	-2,444.66	
For Class 54 Rating, Add	3,357.04	
For Class 55 Rating, Add	5,002.82	
For Class 56 Rating, Add	6,626.38	
40 05 19 00-2452 EA 24" Flanged (FxF), 18'-0" Spool Length, Class 53, Ceramic Epoxy Lined (P401), Bituminous Seal Coat, Ductile Iron Pipe	24,686.04	1,291.77
For Class 52 Rating, Deduct	-2,500.17	
For Class 54 Rating, Add	3,432.81	
For Class 55 Rating, Add	5,115.50	
For Class 56 Rating, Add	6,775.46	
40 05 19 00-2453 EA 24" Flanged (FxF), 18'-6" Spool Length, Class 53, Ceramic Epoxy Lined (P401), Bituminous Seal Coat, Ductile Iron Pipe	25,196.41	1,295.53
For Class 52 Rating, Deduct	-2,555.68	
For Class 54 Rating, Add	3,508.58	
For Class 55 Rating, Add	5,228.18	
For Class 56 Rating, Add	6,924.54	
40 05 19 00-2454 EA 24" Flanged (FxF), 19'-0" Spool Length, Class 53, Ceramic Epoxy Lined (P401), Bituminous Seal Coat, Ductile Iron Pipe	25,706.79	1,299.30
For Class 52 Rating, Deduct	-2,611.20	
For Class 54 Rating, Add	3,584.35	
For Class 55 Rating, Add	5,340.85	
For Class 56 Rating, Add	7,073.63	
40 05 19 00-2455 EA 24" Flanged (FxF), 19'-6" Spool Length, Class 53, Ceramic Epoxy Lined (P401), Bituminous Seal Coat, Ductile Iron Pipe	26,217.15	1,303.07
For Class 52 Rating, Deduct	-2,666.71	
For Class 54 Rating, Add	3,660.11	
For Class 55 Rating, Add	5,453.53	
For Class 56 Rating, Add	7,222.71	
40 05 19 00-2456 30" Flanged End (FxF), Class 53, Ceramic Epoxy Lined (P401), Bituminous Seal Coat, Ductile Iron Pipe		
40 05 19 00-2457 EA 30" Flanged (FxF), 1'-0" Spool Length, Class 53, Ceramic Epoxy Lined (P401), Bituminous Seal Coat, Ductile Iron Pipe	11,168.25	1,551.63
For Class 52 Rating, Deduct	-969.90	
For Class 54 Rating, Add	1,350.81	
For Class 55 Rating, Add	2,022.68	
For Class 56 Rating, Add	2,685.74	
40 05 19 00-2458 EA 30" Flanged (FxF), 1'-6" Spool Length, Class 53, Ceramic Epoxy Lined (P401), Bituminous Seal Coat, Ductile Iron Pipe	11,897.62	1,555.39
For Class 52 Rating, Deduct	-1,049.51	
For Class 54 Rating, Add	1,459.42	
For Class 55 Rating, Add	2,184.19	
For Class 56 Rating, Add	2,899.42	
40 05 19 00-2459 EA 30" Flanged (FxF), 2'-0" Spool Length, Class 53, Ceramic Epoxy Lined (P401), Bituminous Seal Coat, Ductile Iron Pipe	12,626.99	1,559.16
For Class 52 Rating, Deduct	-1,129.11	
For Class 54 Rating, Add	1,568.04	
For Class 55 Rating, Add	2,345.71	
For Class 56 Rating, Add	3,113.11	
40 05 19 00-2460 EA 30" Flanged (FxF), 2'-6" Spool Length, Class 53, Ceramic Epoxy Lined (P401), Bituminous Seal Coat, Ductile Iron Pipe	13,356.37	1,562.93
For Class 52 Rating, Deduct	-1,208.71	
For Class 54 Rating, Add	1,676.66	
For Class 55 Rating, Add	2,507.22	
For Class 56 Rating, Add	3,326.80	
40 05 19 00-2461 EA 30" Flanged (FxF), 3'-0" Spool Length, Class 53, Ceramic Epoxy Lined (P401), Bituminous Seal Coat, Ductile Iron Pipe	14,085.74	1,566.69
For Class 52 Rating, Deduct	-1,288.32	
For Class 54 Rating, Add	1,785.28	
For Class 55 Rating, Add	2,668.74	
For Class 56 Rating, Add	3,540.48	
40 05 19 00-2462 EA 30" Flanged (FxF), 3'-6" Spool Length, Class 53, Ceramic Epoxy Lined (P401), Bituminous Seal Coat, Ductile Iron Pipe	14,815.11	1,570.46
For Class 52 Rating, Deduct	-1,367.92	
For Class 54 Rating, Add	1,893.90	
For Class 55 Rating, Add	2,830.25	
For Class 56 Rating, Add	3,754.17	
40 05 19 00-2463 EA 30" Flanged (FxF), 4'-0" Spool Length, Class 53, Ceramic Epoxy Lined (P401), Bituminous Seal Coat, Ductile Iron Pipe	15,544.48	1,574.22
For Class 52 Rating, Deduct	-1,447.52	
For Class 54 Rating, Add	2,002.52	
For Class 55 Rating, Add	2,991.77	
For Class 56 Rating, Add	3,967.86	

40 Process Interconnections
40 05 Common Work Results For Process Interconnections
40 05 19 Ductile Iron Process Pipe



MINOR	CSI	UOM	DESCRIPTION	TOTAL DIRECT UNIT COST	DEMOLITION UNIT COST
40 05 19 00-2464	EA	30"	Flanged (FxF), 4'-6" Spool Length, Class 53, Ceramic Epoxy Lined (P401), Bituminous Seal Coat, Ductile Iron Pipe	16,273.86	1,577.99
			<i>For Class 52 Rating, Deduct</i>	-1,527.13	
			<i>For Class 54 Rating, Add</i>	2,111.13	
			<i>For Class 55 Rating, Add</i>	3,153.28	
			<i>For Class 56 Rating, Add</i>	4,181.55	
40 05 19 00-2465	EA	30"	Flanged (FxF), 5'-0" Spool Length, Class 53, Ceramic Epoxy Lined (P401), Bituminous Seal Coat, Ductile Iron Pipe	17,003.23	1,581.76
			<i>For Class 52 Rating, Deduct</i>	-1,606.73	
			<i>For Class 54 Rating, Add</i>	2,219.75	
			<i>For Class 55 Rating, Add</i>	3,314.80	
			<i>For Class 56 Rating, Add</i>	4,395.23	
40 05 19 00-2466	EA	30"	Flanged (FxF), 5'-6" Spool Length, Class 53, Ceramic Epoxy Lined (P401), Bituminous Seal Coat, Ductile Iron Pipe	17,732.60	1,585.52
			<i>For Class 52 Rating, Deduct</i>	-1,686.33	
			<i>For Class 54 Rating, Add</i>	2,328.37	
			<i>For Class 55 Rating, Add</i>	3,476.31	
			<i>For Class 56 Rating, Add</i>	4,608.92	
40 05 19 00-2467	EA	30"	Flanged (FxF), 6'-0" Spool Length, Class 53, Ceramic Epoxy Lined (P401), Bituminous Seal Coat, Ductile Iron Pipe	18,461.98	1,589.29
			<i>For Class 52 Rating, Deduct</i>	-1,766.94	
			<i>For Class 54 Rating, Add</i>	2,436.99	
			<i>For Class 55 Rating, Add</i>	3,637.83	
			<i>For Class 56 Rating, Add</i>	4,822.61	
40 05 19 00-2468	EA	30"	Flanged (FxF), 6'-6" Spool Length, Class 53, Ceramic Epoxy Lined (P401), Bituminous Seal Coat, Ductile Iron Pipe	19,191.34	1,593.06
			<i>For Class 52 Rating, Deduct</i>	-1,845.54	
			<i>For Class 54 Rating, Add</i>	2,545.61	
			<i>For Class 55 Rating, Add</i>	3,799.34	
			<i>For Class 56 Rating, Add</i>	5,036.29	
40 05 19 00-2469	EA	30"	Flanged (FxF), 7'-0" Spool Length, Class 53, Ceramic Epoxy Lined (P401), Bituminous Seal Coat, Ductile Iron Pipe	19,920.72	1,596.82
			<i>For Class 52 Rating, Deduct</i>	-1,925.14	
			<i>For Class 54 Rating, Add</i>	2,654.23	
			<i>For Class 55 Rating, Add</i>	3,960.85	
			<i>For Class 56 Rating, Add</i>	5,249.98	
40 05 19 00-2470	EA	30"	Flanged (FxF), 7'-6" Spool Length, Class 53, Ceramic Epoxy Lined (P401), Bituminous Seal Coat, Ductile Iron Pipe	20,650.09	1,600.59
			<i>For Class 52 Rating, Deduct</i>	-2,004.74	
			<i>For Class 54 Rating, Add</i>	2,762.84	
			<i>For Class 55 Rating, Add</i>	4,122.37	
			<i>For Class 56 Rating, Add</i>	5,463.67	
40 05 19 00-2471	EA	30"	Flanged (FxF), 8'-0" Spool Length, Class 53, Ceramic Epoxy Lined (P401), Bituminous Seal Coat, Ductile Iron Pipe	21,379.46	1,604.35
			<i>For Class 52 Rating, Deduct</i>	-2,084.35	
			<i>For Class 54 Rating, Add</i>	2,871.46	
			<i>For Class 55 Rating, Add</i>	4,283.88	
			<i>For Class 56 Rating, Add</i>	5,677.35	
40 05 19 00-2472	EA	30"	Flanged (FxF), 8'-6" Spool Length, Class 53, Ceramic Epoxy Lined (P401), Bituminous Seal Coat, Ductile Iron Pipe	22,108.84	1,608.12
			<i>For Class 52 Rating, Deduct</i>	-2,163.95	
			<i>For Class 54 Rating, Add</i>	2,980.08	
			<i>For Class 55 Rating, Add</i>	4,445.40	
			<i>For Class 56 Rating, Add</i>	5,891.04	
40 05 19 00-2473	EA	30"	Flanged (FxF), 9'-0" Spool Length, Class 53, Ceramic Epoxy Lined (P401), Bituminous Seal Coat, Ductile Iron Pipe	22,838.21	1,611.89
			<i>For Class 52 Rating, Deduct</i>	-2,243.55	
			<i>For Class 54 Rating, Add</i>	3,088.70	
			<i>For Class 55 Rating, Add</i>	4,606.91	
			<i>For Class 56 Rating, Add</i>	6,104.73	
40 05 19 00-2474	EA	30"	Flanged (FxF), 9'-6" Spool Length, Class 53, Ceramic Epoxy Lined (P401), Bituminous Seal Coat, Ductile Iron Pipe	23,567.58	1,615.65
			<i>For Class 52 Rating, Deduct</i>	-2,323.16	
			<i>For Class 54 Rating, Add</i>	3,197.32	
			<i>For Class 55 Rating, Add</i>	4,768.43	
			<i>For Class 56 Rating, Add</i>	6,318.41	
40 05 19 00-2475	EA	30"	Flanged (FxF), 10'-0" Spool Length, Class 53, Ceramic Epoxy Lined (P401), Bituminous Seal Coat, Ductile Iron Pipe	24,296.94	1,619.41
			<i>For Class 52 Rating, Deduct</i>	-2,402.76	
			<i>For Class 54 Rating, Add</i>	3,305.94	
			<i>For Class 55 Rating, Add</i>	4,929.94	
			<i>For Class 56 Rating, Add</i>	6,532.10	
40 05 19 00-2476	EA	30"	Flanged (FxF), 10'-6" Spool Length, Class 53, Ceramic Epoxy Lined (P401), Bituminous Seal Coat, Ductile Iron Pipe	25,026.31	1,623.19
			<i>For Class 52 Rating, Deduct</i>	-2,482.36	
			<i>For Class 54 Rating, Add</i>	3,414.55	
			<i>For Class 55 Rating, Add</i>	5,091.45	
			<i>For Class 56 Rating, Add</i>	6,745.79	
40 05 19 00-2477	EA	30"	Flanged (FxF), 11'-0" Spool Length, Class 53, Ceramic Epoxy Lined (P401), Bituminous Seal Coat, Ductile Iron Pipe	25,755.69	1,626.95
			<i>For Class 52 Rating, Deduct</i>	-2,561.97	
			<i>For Class 54 Rating, Add</i>	3,523.17	
			<i>For Class 55 Rating, Add</i>	5,252.97	
			<i>For Class 56 Rating, Add</i>	6,959.48	



MINOR CSI UOM DESCRIPTION	TOTAL DIRECT UNIT COST	DEMOLITION UNIT COST
40 05 19 00-2478 EA 30" Flanged (FxF), 11'-6" Spool Length, Class 53, Ceramic Epoxy Lined (P401), Bituminous Seal Coat, Ductile Iron Pipe	26,485.06	1,630.71
<i>For Class 52 Rating, Deduct</i>	-2,641.57	
<i>For Class 54 Rating, Add</i>	3,631.79	
<i>For Class 55 Rating, Add</i>	5,414.48	
<i>For Class 56 Rating, Add</i>	7,173.16	
40 05 19 00-2479 EA 30" Flanged (FxF), 12'-0" Spool Length, Class 53, Ceramic Epoxy Lined (P401), Bituminous Seal Coat, Ductile Iron Pipe	27,214.43	1,634.49
<i>For Class 52 Rating, Deduct</i>	-2,721.17	
<i>For Class 54 Rating, Add</i>	3,740.41	
<i>For Class 55 Rating, Add</i>	5,576.00	
<i>For Class 56 Rating, Add</i>	7,386.85	
40 05 19 00-2480 EA 30" Flanged (FxF), 12'-6" Spool Length, Class 53, Ceramic Epoxy Lined (P401), Bituminous Seal Coat, Ductile Iron Pipe	27,943.80	1,638.25
<i>For Class 52 Rating, Deduct</i>	-2,800.78	
<i>For Class 54 Rating, Add</i>	3,849.03	
<i>For Class 55 Rating, Add</i>	5,737.51	
<i>For Class 56 Rating, Add</i>	7,600.53	
40 05 19 00-2481 EA 30" Flanged (FxF), 13'-0" Spool Length, Class 53, Ceramic Epoxy Lined (P401), Bituminous Seal Coat, Ductile Iron Pipe	28,673.18	1,642.01
<i>For Class 52 Rating, Deduct</i>	-2,880.38	
<i>For Class 54 Rating, Add</i>	3,957.65	
<i>For Class 55 Rating, Add</i>	5,899.03	
<i>For Class 56 Rating, Add</i>	7,814.22	
40 05 19 00-2482 EA 30" Flanged (FxF), 13'-6" Spool Length, Class 53, Ceramic Epoxy Lined (P401), Bituminous Seal Coat, Ductile Iron Pipe	29,402.55	1,645.78
<i>For Class 52 Rating, Deduct</i>	-2,959.98	
<i>For Class 54 Rating, Add</i>	4,066.27	
<i>For Class 55 Rating, Add</i>	6,060.54	
<i>For Class 56 Rating, Add</i>	8,027.91	
40 05 19 00-2483 EA 30" Flanged (FxF), 14'-0" Spool Length, Class 53, Ceramic Epoxy Lined (P401), Bituminous Seal Coat, Ductile Iron Pipe	30,131.92	1,649.55
<i>For Class 52 Rating, Deduct</i>	-3,039.59	
<i>For Class 54 Rating, Add</i>	4,174.88	
<i>For Class 55 Rating, Add</i>	6,222.06	
<i>For Class 56 Rating, Add</i>	8,241.60	
40 05 19 00-2484 EA 30" Flanged (FxF), 14'-6" Spool Length, Class 53, Ceramic Epoxy Lined (P401), Bituminous Seal Coat, Ductile Iron Pipe	30,861.30	1,653.31
<i>For Class 52 Rating, Deduct</i>	-3,119.19	
<i>For Class 54 Rating, Add</i>	4,283.50	
<i>For Class 55 Rating, Add</i>	6,383.57	
<i>For Class 56 Rating, Add</i>	8,455.28	
40 05 19 00-2485 EA 30" Flanged (FxF), 15'-0" Spool Length, Class 53, Ceramic Epoxy Lined (P401), Bituminous Seal Coat, Ductile Iron Pipe	31,590.66	1,657.08
<i>For Class 52 Rating, Deduct</i>	-3,198.79	
<i>For Class 54 Rating, Add</i>	4,392.12	
<i>For Class 55 Rating, Add</i>	6,545.08	
<i>For Class 56 Rating, Add</i>	8,668.97	
40 05 19 00-2486 EA 30" Flanged (FxF), 15'-6" Spool Length, Class 53, Ceramic Epoxy Lined (P401), Bituminous Seal Coat, Ductile Iron Pipe	32,320.04	1,660.84
<i>For Class 52 Rating, Deduct</i>	-3,278.40	
<i>For Class 54 Rating, Add</i>	4,500.74	
<i>For Class 55 Rating, Add</i>	6,706.60	
<i>For Class 56 Rating, Add</i>	8,882.66	
40 05 19 00-2487 EA 30" Flanged (FxF), 16'-0" Spool Length, Class 53, Ceramic Epoxy Lined (P401), Bituminous Seal Coat, Ductile Iron Pipe	33,049.42	1,664.61
<i>For Class 52 Rating, Deduct</i>	-3,358.00	
<i>For Class 54 Rating, Add</i>	4,609.36	
<i>For Class 55 Rating, Add</i>	6,868.11	
<i>For Class 56 Rating, Add</i>	9,096.34	
40 05 19 00-2488 EA 30" Flanged (FxF), 16'-6" Spool Length, Class 53, Ceramic Epoxy Lined (P401), Bituminous Seal Coat, Ductile Iron Pipe	33,778.78	1,668.38
<i>For Class 52 Rating, Deduct</i>	-3,437.60	
<i>For Class 54 Rating, Add</i>	4,717.98	
<i>For Class 55 Rating, Add</i>	7,029.63	
<i>For Class 56 Rating, Add</i>	9,310.03	
40 05 19 00-2489 EA 30" Flanged (FxF), 17'-0" Spool Length, Class 53, Ceramic Epoxy Lined (P401), Bituminous Seal Coat, Ductile Iron Pipe	34,508.16	1,672.14
<i>For Class 52 Rating, Deduct</i>	-3,517.21	
<i>For Class 54 Rating, Add</i>	4,826.59	
<i>For Class 55 Rating, Add</i>	7,191.14	
<i>For Class 56 Rating, Add</i>	9,523.72	
40 05 19 00-2490 EA 30" Flanged (FxF), 17'-6" Spool Length, Class 53, Ceramic Epoxy Lined (P401), Bituminous Seal Coat, Ductile Iron Pipe	35,237.53	1,675.91
<i>For Class 52 Rating, Deduct</i>	-3,596.81	
<i>For Class 54 Rating, Add</i>	4,935.21	
<i>For Class 55 Rating, Add</i>	7,352.66	
<i>For Class 56 Rating, Add</i>	9,737.40	
40 05 19 00-2491 EA 30" Flanged (FxF), 18'-0" Spool Length, Class 53, Ceramic Epoxy Lined (P401), Bituminous Seal Coat, Ductile Iron Pipe	35,966.90	1,679.68
<i>For Class 52 Rating, Deduct</i>	-3,676.41	
<i>For Class 54 Rating, Add</i>	5,043.83	
<i>For Class 55 Rating, Add</i>	7,514.17	
<i>For Class 56 Rating, Add</i>	9,951.09	

40 Process Interconnections
40 05 Common Work Results For Process Interconnections
40 05 19 Ductile Iron Process Pipe



MINOR CSI	UOM	DESCRIPTION	TOTAL DIRECT UNIT COST	DEMOLITION UNIT COST
--------------	-----	-------------	---------------------------	-------------------------

40 05 19 00-2492		36" Flanged End (FxF), Class 53, Ceramic Epoxy Lined (P401), Bituminous Seal Coat, Ductile Iron Pipe <small>(40 05 19 00-2060)</small>		
40 05 19 00-2493	EA	36" Flanged (FxF), 1'-0" Spool Length, Class 53, Ceramic Epoxy Lined (P401), Bituminous Seal Coat, Ductile Iron Pipe	15,549.95	1,965.89
		For Class 52 Rating, Deduct	-1,382.84	
		For Class 54 Rating, Add	1,921.44	
		For Class 55 Rating, Add	2,874.89	
		For Class 56 Rating, Add	3,815.77	
40 05 19 00-2494	EA	36" Flanged (FxF), 1'-6" Spool Length, Class 53, Ceramic Epoxy Lined (P401), Bituminous Seal Coat, Ductile Iron Pipe	16,526.89	1,969.67
		For Class 52 Rating, Deduct	-1,489.68	
		For Class 54 Rating, Add	2,067.19	
		For Class 55 Rating, Add	3,091.61	
		For Class 56 Rating, Add	4,102.49	
40 05 19 00-2495	EA	36" Flanged (FxF), 2'-0" Spool Length, Class 53, Ceramic Epoxy Lined (P401), Bituminous Seal Coat, Ductile Iron Pipe	17,503.84	1,973.43
		For Class 52 Rating, Deduct	-1,596.52	
		For Class 54 Rating, Add	2,212.95	
		For Class 55 Rating, Add	3,308.34	
		For Class 56 Rating, Add	4,389.21	
40 05 19 00-2496	EA	36" Flanged (FxF), 2'-6" Spool Length, Class 53, Ceramic Epoxy Lined (P401), Bituminous Seal Coat, Ductile Iron Pipe	18,480.78	1,977.20
		For Class 52 Rating, Deduct	-1,703.35	
		For Class 54 Rating, Add	2,358.70	
		For Class 55 Rating, Add	3,525.06	
		For Class 56 Rating, Add	4,675.93	
40 05 19 00-2497	EA	36" Flanged (FxF), 3'-0" Spool Length, Class 53, Ceramic Epoxy Lined (P401), Bituminous Seal Coat, Ductile Iron Pipe	19,457.71	1,980.96
		For Class 52 Rating, Deduct	-1,810.19	
		For Class 54 Rating, Add	2,504.46	
		For Class 55 Rating, Add	3,741.78	
		For Class 56 Rating, Add	4,962.65	
40 05 19 00-2498	EA	36" Flanged (FxF), 3'-6" Spool Length, Class 53, Ceramic Epoxy Lined (P401), Bituminous Seal Coat, Ductile Iron Pipe	20,434.65	1,984.73
		For Class 52 Rating, Deduct	-1,917.02	
		For Class 54 Rating, Add	2,650.21	
		For Class 55 Rating, Add	3,958.50	
		For Class 56 Rating, Add	5,249.37	
40 05 19 00-2499	EA	36" Flanged (FxF), 4'-0" Spool Length, Class 53, Ceramic Epoxy Lined (P401), Bituminous Seal Coat, Ductile Iron Pipe	21,411.60	1,988.50
		For Class 52 Rating, Deduct	-2,023.86	
		For Class 54 Rating, Add	2,795.96	
		For Class 55 Rating, Add	4,175.23	
		For Class 56 Rating, Add	5,536.09	
40 05 19 00-2500	EA	36" Flanged (FxF), 4'-6" Spool Length, Class 53, Ceramic Epoxy Lined (P401), Bituminous Seal Coat, Ductile Iron Pipe	22,388.54	1,992.26
		For Class 52 Rating, Deduct	-2,130.70	
		For Class 54 Rating, Add	2,941.72	
		For Class 55 Rating, Add	4,391.95	
		For Class 56 Rating, Add	5,822.81	
40 05 19 00-2501	EA	36" Flanged (FxF), 5'-0" Spool Length, Class 53, Ceramic Epoxy Lined (P401), Bituminous Seal Coat, Ductile Iron Pipe	23,365.48	1,996.02
		For Class 52 Rating, Deduct	-2,237.53	
		For Class 54 Rating, Add	3,087.47	
		For Class 55 Rating, Add	4,608.67	
		For Class 56 Rating, Add	6,109.53	
40 05 19 00-2502	EA	36" Flanged (FxF), 5'-6" Spool Length, Class 53, Ceramic Epoxy Lined (P401), Bituminous Seal Coat, Ductile Iron Pipe	24,342.43	1,999.80
		For Class 52 Rating, Deduct	-2,344.37	
		For Class 54 Rating, Add	3,233.23	
		For Class 55 Rating, Add	4,825.39	
		For Class 56 Rating, Add	6,396.25	
40 05 19 00-2503	EA	36" Flanged (FxF), 6'-0" Spool Length, Class 53, Ceramic Epoxy Lined (P401), Bituminous Seal Coat, Ductile Iron Pipe	25,319.36	2,003.56
		For Class 52 Rating, Deduct	-2,451.20	
		For Class 54 Rating, Add	3,378.98	
		For Class 55 Rating, Add	5,042.11	
		For Class 56 Rating, Add	6,682.97	
40 05 19 00-2504	EA	36" Flanged (FxF), 6'-6" Spool Length, Class 53, Ceramic Epoxy Lined (P401), Bituminous Seal Coat, Ductile Iron Pipe	26,296.31	2,007.32
		For Class 52 Rating, Deduct	-2,558.04	
		For Class 54 Rating, Add	3,524.73	
		For Class 55 Rating, Add	5,258.84	
		For Class 56 Rating, Add	6,969.69	
40 05 19 00-2505	EA	36" Flanged (FxF), 7'-0" Spool Length, Class 53, Ceramic Epoxy Lined (P401), Bituminous Seal Coat, Ductile Iron Pipe	27,273.25	2,011.09
		For Class 52 Rating, Deduct	-2,664.88	
		For Class 54 Rating, Add	3,670.49	
		For Class 55 Rating, Add	5,475.56	
		For Class 56 Rating, Add	7,256.41	
40 05 19 00-2506	EA	36" Flanged (FxF), 7'-6" Spool Length, Class 53, Ceramic Epoxy Lined (P401), Bituminous Seal Coat, Ductile Iron Pipe	28,250.19	2,014.86
		For Class 52 Rating, Deduct	-2,771.71	
		For Class 54 Rating, Add	3,816.24	
		For Class 55 Rating, Add	5,692.28	
		For Class 56 Rating, Add	7,543.13	



MINOR CSI UOM DESCRIPTION	TOTAL DIRECT UNIT COST	DEMOLITION UNIT COST
40 05 19 00-2507 EA 36" Flanged (FxF), 8'-0" Spool Length, Class 53, Ceramic Epoxy Lined (P401), Bituminous Seal Coat, Ductile Iron Pipe	29,227.14	2,018.62
<i>For Class 52 Rating, Deduct</i>	-2,878.55	
<i>For Class 54 Rating, Add</i>	3,962.00	
<i>For Class 55 Rating, Add</i>	5,909.01	
<i>For Class 56 Rating, Add</i>	7,829.85	
40 05 19 00-2508 EA 36" Flanged (FxF), 8'-6" Spool Length, Class 53, Ceramic Epoxy Lined (P401), Bituminous Seal Coat, Ductile Iron Pipe	30,204.07	2,022.89
<i>For Class 52 Rating, Deduct</i>	-2,985.38	
<i>For Class 54 Rating, Add</i>	4,107.75	
<i>For Class 55 Rating, Add</i>	6,125.73	
<i>For Class 56 Rating, Add</i>	8,116.57	
40 05 19 00-2509 EA 36" Flanged (FxF), 9'-0" Spool Length, Class 53, Ceramic Epoxy Lined (P401), Bituminous Seal Coat, Ductile Iron Pipe	31,181.02	2,026.15
<i>For Class 52 Rating, Deduct</i>	-3,092.22	
<i>For Class 54 Rating, Add</i>	4,263.50	
<i>For Class 55 Rating, Add</i>	6,342.45	
<i>For Class 56 Rating, Add</i>	8,408.29	
40 05 19 00-2510 EA 36" Flanged (FxF), 9'-6" Spool Length, Class 53, Ceramic Epoxy Lined (P401), Bituminous Seal Coat, Ductile Iron Pipe	32,157.96	2,029.92
<i>For Class 52 Rating, Deduct</i>	-3,199.06	
<i>For Class 54 Rating, Add</i>	4,399.26	
<i>For Class 55 Rating, Add</i>	6,559.17	
<i>For Class 56 Rating, Add</i>	8,690.01	
40 05 19 00-2511 EA 36" Flanged (FxF), 10'-0" Spool Length, Class 53, Ceramic Epoxy Lined (P401), Bituminous Seal Coat, Ductile Iron Pipe	33,134.90	2,033.69
<i>For Class 52 Rating, Deduct</i>	-3,305.89	
<i>For Class 54 Rating, Add</i>	4,545.01	
<i>For Class 55 Rating, Add</i>	6,775.90	
<i>For Class 56 Rating, Add</i>	8,976.73	
40 05 19 00-2512 EA 36" Flanged (FxF), 10'-6" Spool Length, Class 53, Ceramic Epoxy Lined (P401), Bituminous Seal Coat, Ductile Iron Pipe	34,111.85	2,037.45
<i>For Class 52 Rating, Deduct</i>	-3,412.73	
<i>For Class 54 Rating, Add</i>	4,690.76	
<i>For Class 55 Rating, Add</i>	6,992.62	
<i>For Class 56 Rating, Add</i>	9,263.45	
40 05 19 00-2513 EA 36" Flanged (FxF), 11'-0" Spool Length, Class 53, Ceramic Epoxy Lined (P401), Bituminous Seal Coat, Ductile Iron Pipe	35,088.79	2,041.22
<i>For Class 52 Rating, Deduct</i>	-3,519.56	
<i>For Class 54 Rating, Add</i>	4,836.52	
<i>For Class 55 Rating, Add</i>	7,209.34	
<i>For Class 56 Rating, Add</i>	9,550.17	
40 05 19 00-2514 EA 36" Flanged (FxF), 11'-6" Spool Length, Class 53, Ceramic Epoxy Lined (P401), Bituminous Seal Coat, Ductile Iron Pipe	36,065.73	2,044.99
<i>For Class 52 Rating, Deduct</i>	-3,626.40	
<i>For Class 54 Rating, Add</i>	4,982.27	
<i>For Class 55 Rating, Add</i>	7,426.06	
<i>For Class 56 Rating, Add</i>	9,836.89	
40 05 19 00-2515 EA 36" Flanged (FxF), 12'-0" Spool Length, Class 53, Ceramic Epoxy Lined (P401), Bituminous Seal Coat, Ductile Iron Pipe	37,042.67	2,048.75
<i>For Class 52 Rating, Deduct</i>	-3,733.24	
<i>For Class 54 Rating, Add</i>	5,128.03	
<i>For Class 55 Rating, Add</i>	7,642.79	
<i>For Class 56 Rating, Add</i>	10,123.61	
40 05 19 00-2516 EA 36" Flanged (FxF), 12'-6" Spool Length, Class 53, Ceramic Epoxy Lined (P401), Bituminous Seal Coat, Ductile Iron Pipe	38,019.62	2,052.52
<i>For Class 52 Rating, Deduct</i>	-3,840.07	
<i>For Class 54 Rating, Add</i>	5,273.78	
<i>For Class 55 Rating, Add</i>	7,859.51	
<i>For Class 56 Rating, Add</i>	10,410.33	
40 05 19 00-2517 EA 36" Flanged (FxF), 13'-0" Spool Length, Class 53, Ceramic Epoxy Lined (P401), Bituminous Seal Coat, Ductile Iron Pipe	38,996.56	2,056.29
<i>For Class 52 Rating, Deduct</i>	-3,946.91	
<i>For Class 54 Rating, Add</i>	5,419.53	
<i>For Class 55 Rating, Add</i>	8,076.23	
<i>For Class 56 Rating, Add</i>	10,697.05	
40 05 19 00-2518 EA 36" Flanged (FxF), 13'-6" Spool Length, Class 53, Ceramic Epoxy Lined (P401), Bituminous Seal Coat, Ductile Iron Pipe	39,973.50	2,060.05
<i>For Class 52 Rating, Deduct</i>	-4,053.74	
<i>For Class 54 Rating, Add</i>	5,565.29	
<i>For Class 55 Rating, Add</i>	8,292.95	
<i>For Class 56 Rating, Add</i>	10,983.77	
40 05 19 00-2519 EA 36" Flanged (FxF), 14'-0" Spool Length, Class 53, Ceramic Epoxy Lined (P401), Bituminous Seal Coat, Ductile Iron Pipe	40,950.45	2,063.82
<i>For Class 52 Rating, Deduct</i>	-4,160.58	
<i>For Class 54 Rating, Add</i>	5,711.04	
<i>For Class 55 Rating, Add</i>	8,509.68	
<i>For Class 56 Rating, Add</i>	11,270.49	
40 05 19 00-2520 EA 36" Flanged (FxF), 14'-6" Spool Length, Class 53, Ceramic Epoxy Lined (P401), Bituminous Seal Coat, Ductile Iron Pipe	41,927.38	2,067.58
<i>For Class 52 Rating, Deduct</i>	-4,267.41	
<i>For Class 54 Rating, Add</i>	5,856.79	
<i>For Class 55 Rating, Add</i>	8,726.40	
<i>For Class 56 Rating, Add</i>	11,557.21	

40 Process Interconnections
40 05 Common Work Results For Process Interconnections
40 05 19 Ductile Iron Process Pipe



MINOR	CSI	UOM	DESCRIPTION	TOTAL DIRECT UNIT COST	DEMOLITION UNIT COST
40 05 19 00-2521	EA		36" Flanged (FxF), 15'-0" Spool Length, Class 53, Ceramic Epoxy Lined (P401), Bituminous Seal Coat, Ductile Iron Pipe	42,904.33	2,071.35
			<i>For Class 52 Rating, Deduct</i>	-4,374.25	
			<i>For Class 54 Rating, Add</i>	6,002.55	
			<i>For Class 55 Rating, Add</i>	8,943.12	
			<i>For Class 56 Rating, Add</i>	11,843.93	
40 05 19 00-2522	EA		36" Flanged (FxF), 15'-6" Spool Length, Class 53, Ceramic Epoxy Lined (P401), Bituminous Seal Coat, Ductile Iron Pipe	43,881.27	2,075.12
			<i>For Class 52 Rating, Deduct</i>	-4,481.09	
			<i>For Class 54 Rating, Add</i>	6,148.30	
			<i>For Class 55 Rating, Add</i>	9,159.84	
			<i>For Class 56 Rating, Add</i>	12,130.65	
40 05 19 00-2523	EA		36" Flanged (FxF), 16'-0" Spool Length, Class 53, Ceramic Epoxy Lined (P401), Bituminous Seal Coat, Ductile Iron Pipe	44,858.21	2,078.88
			<i>For Class 52 Rating, Deduct</i>	-4,587.92	
			<i>For Class 54 Rating, Add</i>	6,294.06	
			<i>For Class 55 Rating, Add</i>	9,376.57	
			<i>For Class 56 Rating, Add</i>	12,417.37	
40 05 19 00-2524	EA		36" Flanged (FxF), 16'-6" Spool Length, Class 53, Ceramic Epoxy Lined (P401), Bituminous Seal Coat, Ductile Iron Pipe	45,835.16	2,082.64
			<i>For Class 52 Rating, Deduct</i>	-4,694.76	
			<i>For Class 54 Rating, Add</i>	6,439.81	
			<i>For Class 55 Rating, Add</i>	9,593.29	
			<i>For Class 56 Rating, Add</i>	12,704.09	
40 05 19 00-2525	EA		36" Flanged (FxF), 17'-0" Spool Length, Class 53, Ceramic Epoxy Lined (P401), Bituminous Seal Coat, Ductile Iron Pipe	46,812.10	2,086.42
			<i>For Class 52 Rating, Deduct</i>	-4,801.59	
			<i>For Class 54 Rating, Add</i>	6,585.56	
			<i>For Class 55 Rating, Add</i>	9,810.01	
			<i>For Class 56 Rating, Add</i>	12,990.81	
40 05 19 00-2526	EA		36" Flanged (FxF), 17'-6" Spool Length, Class 53, Ceramic Epoxy Lined (P401), Bituminous Seal Coat, Ductile Iron Pipe	47,789.04	2,090.18
			<i>For Class 52 Rating, Deduct</i>	-4,908.43	
			<i>For Class 54 Rating, Add</i>	6,731.32	
			<i>For Class 55 Rating, Add</i>	10,026.73	
			<i>For Class 56 Rating, Add</i>	13,277.53	
40 05 19 00-2527	EA		36" Flanged (FxF), 18'-0" Spool Length, Class 53, Ceramic Epoxy Lined (P401), Bituminous Seal Coat, Ductile Iron Pipe	48,765.98	2,093.94
			<i>For Class 52 Rating, Deduct</i>	-5,015.27	
			<i>For Class 54 Rating, Add</i>	6,877.07	
			<i>For Class 55 Rating, Add</i>	10,243.46	
			<i>For Class 56 Rating, Add</i>	13,564.25	
40 05 19 00-2528			42" Flanged End (FxF), Class 53, Ceramic Epoxy Lined (P401), Bituminous Seal Coat, Ductile Iron Pipe		
			<small>(40 05 19 00-2060)</small>		
40 05 19 00-2529	EA		42" Flanged (FxF), 1'-0" Spool Length, Class 53, Ceramic Epoxy Lined (P401), Bituminous Seal Coat, Ductile Iron Pipe	20,525.15	2,478.09
			<i>For Class 52 Rating, Deduct</i>	-1,844.75	
			<i>For Class 54 Rating, Add</i>	2,560.63	
			<i>For Class 55 Rating, Add</i>	3,829.93	
			<i>For Class 56 Rating, Add</i>	5,082.46	
40 05 19 00-2530	EA		42" Flanged (FxF), 1'-6" Spool Length, Class 53, Ceramic Epoxy Lined (P401), Bituminous Seal Coat, Ductile Iron Pipe	21,959.15	2,481.85
			<i>For Class 52 Rating, Deduct</i>	-2,001.86	
			<i>For Class 54 Rating, Add</i>	2,774.94	
			<i>For Class 55 Rating, Add</i>	4,148.57	
			<i>For Class 56 Rating, Add</i>	5,504.01	
40 05 19 00-2531	EA		42" Flanged (FxF), 2'-0" Spool Length, Class 53, Ceramic Epoxy Lined (P401), Bituminous Seal Coat, Ductile Iron Pipe	23,381.25	2,485.62
			<i>For Class 52 Rating, Deduct</i>	-2,157.67	
			<i>For Class 54 Rating, Add</i>	2,987.47	
			<i>For Class 55 Rating, Add</i>	4,464.57	
			<i>For Class 56 Rating, Add</i>	5,922.05	
40 05 19 00-2532	EA		42" Flanged (FxF), 2'-6" Spool Length, Class 53, Ceramic Epoxy Lined (P401), Bituminous Seal Coat, Ductile Iron Pipe	24,817.61	2,489.38
			<i>For Class 52 Rating, Deduct</i>	-2,315.04	
			<i>For Class 54 Rating, Add</i>	3,202.13	
			<i>For Class 55 Rating, Add</i>	4,783.74	
			<i>For Class 56 Rating, Add</i>	6,344.30	
40 05 19 00-2533	EA		42" Flanged (FxF), 3'-0" Spool Length, Class 53, Ceramic Epoxy Lined (P401), Bituminous Seal Coat, Ductile Iron Pipe	26,244.47	2,493.15
			<i>For Class 52 Rating, Deduct</i>	-2,471.37	
			<i>For Class 54 Rating, Add</i>	3,415.38	
			<i>For Class 55 Rating, Add</i>	5,100.79	
			<i>For Class 56 Rating, Add</i>	6,763.75	
40 05 19 00-2534	EA		42" Flanged (FxF), 3'-6" Spool Length, Class 53, Ceramic Epoxy Lined (P401), Bituminous Seal Coat, Ductile Iron Pipe	27,685.60	2,496.92
			<i>For Class 52 Rating, Deduct</i>	-2,629.26	
			<i>For Class 54 Rating, Add</i>	3,630.76	
			<i>For Class 55 Rating, Add</i>	5,421.03	
			<i>For Class 56 Rating, Add</i>	7,187.40	



MINOR CSI UOM DESCRIPTION	TOTAL DIRECT UNIT COST	DEMOLITION UNIT COST
40 05 19 00-2535 EA 42" Flanged (FxF), 4'-0" Spool Length, Class 53, Ceramic Epoxy Lined (P401), Bituminous Seal Coat, Ductile Iron Pipe	29,112.46	2,500.68
For Class 52 Rating, Deduct	-2,785.59	
For Class 54 Rating, Add	3,844.00	
For Class 55 Rating, Add	5,738.09	
For Class 56 Rating, Add	7,606.85	
40 05 19 00-2536 EA 42" Flanged (FxF), 4'-6" Spool Length, Class 53, Ceramic Epoxy Lined (P401), Bituminous Seal Coat, Ductile Iron Pipe	30,555.98	2,504.44
For Class 52 Rating, Deduct	-2,943.75	
For Class 54 Rating, Add	4,059.74	
For Class 55 Rating, Add	6,058.85	
For Class 56 Rating, Add	8,031.21	
40 05 19 00-2537 EA 42" Flanged (FxF), 5'-0" Spool Length, Class 53, Ceramic Epoxy Lined (P401), Bituminous Seal Coat, Ductile Iron Pipe	31,987.58	2,508.22
For Class 52 Rating, Deduct	-3,100.60	
For Class 54 Rating, Add	4,273.69	
For Class 55 Rating, Add	6,376.97	
For Class 56 Rating, Add	8,452.05	
40 05 19 00-2538 EA 42" Flanged (FxF), 5'-6" Spool Length, Class 53, Ceramic Epoxy Lined (P401), Bituminous Seal Coat, Ductile Iron Pipe	33,431.10	2,511.98
For Class 52 Rating, Deduct	-3,258.76	
For Class 54 Rating, Add	4,489.43	
For Class 55 Rating, Add	6,697.74	
For Class 56 Rating, Add	8,876.41	
40 05 19 00-2539 EA 42" Flanged (FxF), 6'-0" Spool Length, Class 53, Ceramic Epoxy Lined (P401), Bituminous Seal Coat, Ductile Iron Pipe	34,862.72	2,515.74
For Class 52 Rating, Deduct	-3,415.61	
For Class 54 Rating, Add	4,703.39	
For Class 55 Rating, Add	7,015.85	
For Class 56 Rating, Add	9,297.26	
40 05 19 00-2540 EA 42" Flanged (FxF), 6'-6" Spool Length, Class 53, Ceramic Epoxy Lined (P401), Bituminous Seal Coat, Ductile Iron Pipe	36,308.61	2,519.51
For Class 52 Rating, Deduct	-3,574.03	
For Class 54 Rating, Add	4,919.48	
For Class 55 Rating, Add	7,337.15	
For Class 56 Rating, Add	9,722.32	
40 05 19 00-2541 EA 42" Flanged (FxF), 7'-0" Spool Length, Class 53, Ceramic Epoxy Lined (P401), Bituminous Seal Coat, Ductile Iron Pipe	37,740.23	2,523.28
For Class 52 Rating, Deduct	-3,730.88	
For Class 54 Rating, Add	5,133.44	
For Class 55 Rating, Add	7,655.26	
For Class 56 Rating, Add	10,143.17	
40 05 19 00-2542 EA 42" Flanged (FxF), 7'-6" Spool Length, Class 53, Ceramic Epoxy Lined (P401), Bituminous Seal Coat, Ductile Iron Pipe	39,176.61	2,527.05
For Class 52 Rating, Deduct	-3,888.25	
For Class 54 Rating, Add	5,348.11	
For Class 55 Rating, Add	7,974.44	
For Class 56 Rating, Add	10,565.43	
40 05 19 00-2543 EA 42" Flanged (FxF), 8'-0" Spool Length, Class 53, Ceramic Epoxy Lined (P401), Bituminous Seal Coat, Ductile Iron Pipe	40,620.12	2,530.81
For Class 52 Rating, Deduct	-4,046.41	
For Class 54 Rating, Add	5,563.85	
For Class 55 Rating, Add	8,295.21	
For Class 56 Rating, Add	10,989.78	
40 05 19 00-2544 EA 42" Flanged (FxF), 8'-6" Spool Length, Class 53, Ceramic Epoxy Lined (P401), Bituminous Seal Coat, Ductile Iron Pipe	42,054.12	2,534.57
For Class 52 Rating, Deduct	-4,203.52	
For Class 54 Rating, Add	5,778.16	
For Class 55 Rating, Add	8,613.86	
For Class 56 Rating, Add	11,411.34	
40 05 19 00-2545 EA 42" Flanged (FxF), 9'-0" Spool Length, Class 53, Ceramic Epoxy Lined (P401), Bituminous Seal Coat, Ductile Iron Pipe	43,504.78	2,538.35
For Class 52 Rating, Deduct	-4,362.47	
For Class 54 Rating, Add	5,994.97	
For Class 55 Rating, Add	8,936.22	
For Class 56 Rating, Add	11,837.80	
40 05 19 00-2546 EA 42" Flanged (FxF), 9'-6" Spool Length, Class 53, Ceramic Epoxy Lined (P401), Bituminous Seal Coat, Ductile Iron Pipe	44,941.15	2,542.11
For Class 52 Rating, Deduct	-4,519.84	
For Class 54 Rating, Add	6,209.64	
For Class 55 Rating, Add	9,255.39	
For Class 56 Rating, Add	12,260.05	
40 05 19 00-2547 EA 42" Flanged (FxF), 10'-0" Spool Length, Class 53, Ceramic Epoxy Lined (P401), Bituminous Seal Coat, Ductile Iron Pipe	46,389.43	2,545.87
For Class 52 Rating, Deduct	-4,678.52	
For Class 54 Rating, Add	6,426.09	
For Class 55 Rating, Add	9,577.22	
For Class 56 Rating, Add	12,685.82	
40 05 19 00-2548 EA 42" Flanged (FxF), 10'-6" Spool Length, Class 53, Ceramic Epoxy Lined (P401), Bituminous Seal Coat, Ductile Iron Pipe	47,823.42	2,549.65
For Class 52 Rating, Deduct	-4,835.64	
For Class 54 Rating, Add	6,640.41	
For Class 55 Rating, Add	9,895.87	
For Class 56 Rating, Add	13,107.37	

40 Process Interconnections
40 05 Common Work Results For Process Interconnections
40 05 19 Ductile Iron Process Pipe



MINOR	CSI	UOM	DESCRIPTION	TOTAL DIRECT UNIT COST	DEMOLITION UNIT COST
40 05	19 00-2549	EA	42" Flanged (FxF), 11'-0" Spool Length, Class 53, Ceramic Epoxy Lined (P401), Bituminous Seal Coat, Ductile Iron Pipe	49,276.46	2,553.41
			<i>For Class 52 Rating, Deduct</i>	-4,994.84	
			<i>For Class 54 Rating, Add</i>	6,857.57	
			<i>For Class 55 Rating, Add</i>	10,218.76	
			<i>For Class 56 Rating, Add</i>	13,534.54	
40 05	19 00-2550	EA	42" Flanged (FxF), 11'-6" Spool Length, Class 53, Ceramic Epoxy Lined (P401), Bituminous Seal Coat, Ductile Iron Pipe	50,712.83	2,557.17
			<i>For Class 52 Rating, Deduct</i>	-5,152.22	
			<i>For Class 54 Rating, Add</i>	7,072.24	
			<i>For Class 55 Rating, Add</i>	10,537.93	
			<i>For Class 56 Rating, Add</i>	13,956.79	
40 05	19 00-2551	EA	42" Flanged (FxF), 12'-0" Spool Length, Class 53, Ceramic Epoxy Lined (P401), Bituminous Seal Coat, Ductile Iron Pipe	52,161.12	2,560.94
			<i>For Class 52 Rating, Deduct</i>	-5,310.90	
			<i>For Class 54 Rating, Add</i>	7,288.70	
			<i>For Class 55 Rating, Add</i>	10,859.77	
			<i>For Class 56 Rating, Add</i>	14,382.55	
40 05	19 00-2552	EA	42" Flanged (FxF), 12'-6" Spool Length, Class 53, Ceramic Epoxy Lined (P401), Bituminous Seal Coat, Ductile Iron Pipe	53,597.48	2,564.71
			<i>For Class 52 Rating, Deduct</i>	-5,468.27	
			<i>For Class 54 Rating, Add</i>	7,503.37	
			<i>For Class 55 Rating, Add</i>	11,178.94	
			<i>For Class 56 Rating, Add</i>	14,804.80	
40 05	19 00-2553	EA	42" Flanged (FxF), 13'-0" Spool Length, Class 53, Ceramic Epoxy Lined (P401), Bituminous Seal Coat, Ductile Iron Pipe	55,050.53	2,568.47
			<i>For Class 52 Rating, Deduct</i>	-5,627.48	
			<i>For Class 54 Rating, Add</i>	7,720.53	
			<i>For Class 55 Rating, Add</i>	11,501.83	
			<i>For Class 56 Rating, Add</i>	15,231.97	
40 05	19 00-2554	EA	42" Flanged (FxF), 13'-6" Spool Length, Class 53, Ceramic Epoxy Lined (P401), Bituminous Seal Coat, Ductile Iron Pipe	56,486.90	2,572.24
			<i>For Class 52 Rating, Deduct</i>	-5,784.85	
			<i>For Class 54 Rating, Add</i>	7,935.20	
			<i>For Class 55 Rating, Add</i>	11,821.01	
			<i>For Class 56 Rating, Add</i>	15,654.22	
40 05	19 00-2555	EA	42" Flanged (FxF), 14'-0" Spool Length, Class 53, Ceramic Epoxy Lined (P401), Bituminous Seal Coat, Ductile Iron Pipe	57,935.17	2,576.00
			<i>For Class 52 Rating, Deduct</i>	-5,943.54	
			<i>For Class 54 Rating, Add</i>	8,151.66	
			<i>For Class 55 Rating, Add</i>	12,142.84	
			<i>For Class 56 Rating, Add</i>	16,079.99	
40 05	19 00-2556	EA	42" Flanged (FxF), 14'-6" Spool Length, Class 53, Ceramic Epoxy Lined (P401), Bituminous Seal Coat, Ductile Iron Pipe	59,373.92	2,579.77
			<i>For Class 52 Rating, Deduct</i>	-6,101.17	
			<i>For Class 54 Rating, Add</i>	8,366.68	
			<i>For Class 55 Rating, Add</i>	12,462.54	
			<i>For Class 56 Rating, Add</i>	16,502.94	
40 05	19 00-2557	EA	42" Flanged (FxF), 15'-0" Spool Length, Class 53, Ceramic Epoxy Lined (P401), Bituminous Seal Coat, Ductile Iron Pipe	60,538.92	2,583.54
			<i>For Class 52 Rating, Deduct</i>	-6,228.69	
			<i>For Class 54 Rating, Add</i>	8,540.65	
			<i>For Class 55 Rating, Add</i>	12,721.21	
			<i>For Class 56 Rating, Add</i>	16,845.14	
40 05	19 00-2558	EA	42" Flanged (FxF), 15'-6" Spool Length, Class 53, Ceramic Epoxy Lined (P401), Bituminous Seal Coat, Ductile Iron Pipe	62,263.33	2,587.30
			<i>For Class 52 Rating, Deduct</i>	-6,417.75	
			<i>For Class 54 Rating, Add</i>	8,798.52	
			<i>For Class 55 Rating, Add</i>	13,104.61	
			<i>For Class 56 Rating, Add</i>	17,352.36	
40 05	19 00-2559	EA	42" Flanged (FxF), 16'-0" Spool Length, Class 53, Ceramic Epoxy Lined (P401), Bituminous Seal Coat, Ductile Iron Pipe	63,699.71	2,591.06
			<i>For Class 52 Rating, Deduct</i>	-6,575.12	
			<i>For Class 54 Rating, Add</i>	9,013.19	
			<i>For Class 55 Rating, Add</i>	13,423.79	
			<i>For Class 56 Rating, Add</i>	17,774.62	
40 05	19 00-2560	EA	42" Flanged (FxF), 16'-6" Spool Length, Class 53, Ceramic Epoxy Lined (P401), Bituminous Seal Coat, Ductile Iron Pipe	65,150.36	2,594.84
			<i>For Class 52 Rating, Deduct</i>	-6,734.07	
			<i>For Class 54 Rating, Add</i>	9,230.00	
			<i>For Class 55 Rating, Add</i>	13,746.15	
			<i>For Class 56 Rating, Add</i>	18,201.08	
40 05	19 00-2561	EA	42" Flanged (FxF), 17'-0" Spool Length, Class 53, Ceramic Epoxy Lined (P401), Bituminous Seal Coat, Ductile Iron Pipe	66,589.12	2,598.60
			<i>For Class 52 Rating, Deduct</i>	-6,891.70	
			<i>For Class 54 Rating, Add</i>	9,445.02	
			<i>For Class 55 Rating, Add</i>	14,065.86	
			<i>For Class 56 Rating, Add</i>	18,624.04	
40 05	19 00-2562	EA	42" Flanged (FxF), 17'-6" Spool Length, Class 53, Ceramic Epoxy Lined (P401), Bituminous Seal Coat, Ductile Iron Pipe	68,042.16	2,602.37
			<i>For Class 52 Rating, Deduct</i>	-7,050.91	
			<i>For Class 54 Rating, Add</i>	9,662.19	
			<i>For Class 55 Rating, Add</i>	14,388.75	
			<i>For Class 56 Rating, Add</i>	19,051.21	



MINOR CSI UOM DESCRIPTION	TOTAL DIRECT UNIT COST	DEMOLITION UNIT COST
40 05 19 00-2563 EA 42" Flanged (FxF), 18'-0" Spool Length, Class 53, Ceramic Epoxy Lined (P401), Bituminous Seal Coat, Ductile Iron Pipe	69,476.15	2,606.13
For Class 52 Rating, Deduct	-7,208.02	
For Class 54 Rating, Add	9,876.50	
For Class 55 Rating, Add	14,707.39	
For Class 56 Rating, Add	19,472.76	
40 05 19 00-2564 48" Flanged End (FxF), Class 53, Ceramic Epoxy Lined (P401), Bituminous Seal Coat, Ductile Iron Pipe		
40 05 19 00-2565 EA 48" Flanged (FxF), 1'-0" Spool Length, Class 53, Ceramic Epoxy Lined (P401), Bituminous Seal Coat, Ductile Iron Pipe	25,745.80	3,114.55
For Class 52 Rating, Deduct	-2,312.95	
For Class 54 Rating, Add	3,210.65	
For Class 55 Rating, Add	4,802.23	
For Class 56 Rating, Add	6,372.78	
40 05 19 00-2566 EA 48" Flanged (FxF), 1'-6" Spool Length, Class 53, Ceramic Epoxy Lined (P401), Bituminous Seal Coat, Ductile Iron Pipe	27,793.96	3,118.32
For Class 52 Rating, Deduct	-2,537.62	
For Class 54 Rating, Add	3,517.08	
For Class 55 Rating, Add	5,257.83	
For Class 56 Rating, Add	6,975.51	
40 05 19 00-2567 EA 48" Flanged (FxF), 2'-0" Spool Length, Class 53, Ceramic Epoxy Lined (P401), Bituminous Seal Coat, Ductile Iron Pipe	29,846.88	3,122.09
For Class 52 Rating, Deduct	-2,762.81	
For Class 54 Rating, Add	3,824.23	
For Class 55 Rating, Add	5,714.50	
For Class 56 Rating, Add	7,579.65	
40 05 19 00-2568 EA 48" Flanged (FxF), 2'-6" Spool Length, Class 53, Ceramic Epoxy Lined (P401), Bituminous Seal Coat, Ductile Iron Pipe	31,923.60	3,125.85
For Class 52 Rating, Deduct	-2,990.62	
For Class 54 Rating, Add	4,134.95	
For Class 55 Rating, Add	6,176.47	
For Class 56 Rating, Add	8,190.80	
40 05 19 00-2569 EA 48" Flanged (FxF), 3'-0" Spool Length, Class 53, Ceramic Epoxy Lined (P401), Bituminous Seal Coat, Ductile Iron Pipe	33,993.19	3,129.61
For Class 52 Rating, Deduct	-3,217.65	
For Class 54 Rating, Add	4,444.60	
For Class 55 Rating, Add	6,636.85	
For Class 56 Rating, Add	8,799.85	
40 05 19 00-2570 EA 48" Flanged (FxF), 3'-6" Spool Length, Class 53, Ceramic Epoxy Lined (P401), Bituminous Seal Coat, Ductile Iron Pipe	36,067.53	3,133.39
For Class 52 Rating, Deduct	-3,445.20	
For Class 54 Rating, Add	4,754.97	
For Class 55 Rating, Add	7,098.30	
For Class 56 Rating, Add	9,410.31	
40 05 19 00-2571 EA 48" Flanged (FxF), 4'-0" Spool Length, Class 53, Ceramic Epoxy Lined (P401), Bituminous Seal Coat, Ductile Iron Pipe	38,156.16	3,137.15
For Class 52 Rating, Deduct	-3,674.32	
For Class 54 Rating, Add	5,067.47	
For Class 55 Rating, Add	7,562.92	
For Class 56 Rating, Add	10,024.97	
40 05 19 00-2572 EA 48" Flanged (FxF), 4'-6" Spool Length, Class 53, Ceramic Epoxy Lined (P401), Bituminous Seal Coat, Ductile Iron Pipe	40,240.02	3,140.92
For Class 52 Rating, Deduct	-3,902.92	
For Class 54 Rating, Add	5,379.27	
For Class 55 Rating, Add	8,026.49	
For Class 56 Rating, Add	10,638.23	
40 05 19 00-2573 EA 48" Flanged (FxF), 5'-0" Spool Length, Class 53, Ceramic Epoxy Lined (P401), Bituminous Seal Coat, Ductile Iron Pipe	42,321.50	3,144.68
For Class 52 Rating, Deduct	-4,131.25	
For Class 54 Rating, Add	5,690.70	
For Class 55 Rating, Add	8,489.53	
For Class 56 Rating, Add	11,250.79	
40 05 19 00-2574 EA 48" Flanged (FxF), 5'-6" Spool Length, Class 53, Ceramic Epoxy Lined (P401), Bituminous Seal Coat, Ductile Iron Pipe	44,424.42	3,148.45
For Class 52 Rating, Deduct	-4,361.94	
For Class 54 Rating, Add	6,005.35	
For Class 55 Rating, Add	8,957.34	
For Class 56 Rating, Add	11,869.68	
40 05 19 00-2575 EA 48" Flanged (FxF), 6'-0" Spool Length, Class 53, Ceramic Epoxy Lined (P401), Bituminous Seal Coat, Ductile Iron Pipe	46,513.05	3,152.22
For Class 52 Rating, Deduct	-4,591.07	
For Class 54 Rating, Add	6,317.86	
For Class 55 Rating, Add	9,421.97	
For Class 56 Rating, Add	12,484.34	
40 05 19 00-2576 EA 48" Flanged (FxF), 6'-6" Spool Length, Class 53, Ceramic Epoxy Lined (P401), Bituminous Seal Coat, Ductile Iron Pipe	48,618.33	3,155.98
For Class 52 Rating, Deduct	-4,822.02	
For Class 54 Rating, Add	6,632.86	
For Class 55 Rating, Add	9,890.31	
For Class 56 Rating, Add	13,103.92	

40 Process Interconnections
40 05 Common Work Results For Process Interconnections
40 05 19 Ductile Iron Process Pipe



MINOR	CSI	UOM	DESCRIPTION	TOTAL DIRECT UNIT COST	DEMOLITION UNIT COST
40 05 19 00-2577	EA		48" Flanged (FxF), 7'-0" Spool Length, Class 53, Ceramic Epoxy Lined (P401), Bituminous Seal Coat, Ductile Iron Pipe	50,711.72	3,159.75
			<i>For Class 52 Rating, Deduct</i>	-5,051.66	
			<i>For Class 54 Rating, Add</i>	6,946.08	
			<i>For Class 55 Rating, Add</i>	10,356.00	
			<i>For Class 56 Rating, Add</i>	13,719.99	
40 05 19 00-2578	EA		48" Flanged (FxF), 7'-6" Spool Length, Class 53, Ceramic Epoxy Lined (P401), Bituminous Seal Coat, Ductile Iron Pipe	52,807.49	3,163.52
			<i>For Class 52 Rating, Deduct</i>	-5,281.57	
			<i>For Class 54 Rating, Add</i>	7,259.66	
			<i>For Class 55 Rating, Add</i>	10,822.22	
			<i>For Class 56 Rating, Add</i>	14,336.77	
40 05 19 00-2579	EA		48" Flanged (FxF), 8'-0" Spool Length, Class 53, Ceramic Epoxy Lined (P401), Bituminous Seal Coat, Ductile Iron Pipe	54,917.54	3,167.28
			<i>For Class 52 Rating, Deduct</i>	-5,513.05	
			<i>For Class 54 Rating, Add</i>	7,575.38	
			<i>For Class 55 Rating, Add</i>	11,291.63	
			<i>For Class 56 Rating, Add</i>	14,957.76	
40 05 19 00-2580	EA		48" Flanged (FxF), 8'-6" Spool Length, Class 53, Ceramic Epoxy Lined (P401), Bituminous Seal Coat, Ductile Iron Pipe	57,018.07	3,171.04
			<i>For Class 52 Rating, Deduct</i>	-5,743.48	
			<i>For Class 54 Rating, Add</i>	7,889.67	
			<i>For Class 55 Rating, Add</i>	11,758.91	
			<i>For Class 56 Rating, Add</i>	15,575.93	
40 05 19 00-2581	EA		48" Flanged (FxF), 9'-0" Spool Length, Class 53, Ceramic Epoxy Lined (P401), Bituminous Seal Coat, Ductile Iron Pipe	59,116.22	3,174.82
			<i>For Class 52 Rating, Deduct</i>	-5,973.65	
			<i>For Class 54 Rating, Add</i>	8,203.61	
			<i>For Class 55 Rating, Add</i>	12,225.66	
			<i>For Class 56 Rating, Add</i>	16,193.41	
40 05 19 00-2582	EA		48" Flanged (FxF), 9'-6" Spool Length, Class 53, Ceramic Epoxy Lined (P401), Bituminous Seal Coat, Ductile Iron Pipe	61,231.02	3,178.58
			<i>For Class 52 Rating, Deduct</i>	-6,205.65	
			<i>For Class 54 Rating, Add</i>	8,520.04	
			<i>For Class 55 Rating, Add</i>	12,696.13	
			<i>For Class 56 Rating, Add</i>	16,815.80	
40 05 19 00-2583	EA		48" Flanged (FxF), 10'-0" Spool Length, Class 53, Ceramic Epoxy Lined (P401), Bituminous Seal Coat, Ductile Iron Pipe	63,333.93	3,182.34
			<i>For Class 52 Rating, Deduct</i>	-6,436.34	
			<i>For Class 54 Rating, Add</i>	8,834.69	
			<i>For Class 55 Rating, Add</i>	13,163.94	
			<i>For Class 56 Rating, Add</i>	17,434.68	
40 05 19 00-2584	EA		48" Flanged (FxF), 10'-6" Spool Length, Class 53, Ceramic Epoxy Lined (P401), Bituminous Seal Coat, Ductile Iron Pipe	65,434.46	3,186.11
			<i>For Class 52 Rating, Deduct</i>	-6,666.77	
			<i>For Class 54 Rating, Add</i>	9,148.98	
			<i>For Class 55 Rating, Add</i>	13,631.22	
			<i>For Class 56 Rating, Add</i>	18,052.86	
40 05 19 00-2585	EA		48" Flanged (FxF), 11'-0" Spool Length, Class 53, Ceramic Epoxy Lined (P401), Bituminous Seal Coat, Ductile Iron Pipe	67,551.65	3,189.88
			<i>For Class 52 Rating, Deduct</i>	-6,899.04	
			<i>For Class 54 Rating, Add</i>	9,465.77	
			<i>For Class 55 Rating, Add</i>	14,102.22	
			<i>For Class 56 Rating, Add</i>	18,675.95	
40 05 19 00-2586	EA		48" Flanged (FxF), 11'-6" Spool Length, Class 53, Ceramic Epoxy Lined (P401), Bituminous Seal Coat, Ductile Iron Pipe	69,659.32	3,193.64
			<i>For Class 52 Rating, Deduct</i>	-7,130.25	
			<i>For Class 54 Rating, Add</i>	9,781.14	
			<i>For Class 55 Rating, Add</i>	14,571.10	
			<i>For Class 56 Rating, Add</i>	19,296.24	
40 05 19 00-2587	EA		48" Flanged (FxF), 12'-0" Spool Length, Class 53, Ceramic Epoxy Lined (P401), Bituminous Seal Coat, Ductile Iron Pipe	71,762.23	3,197.41
			<i>For Class 52 Rating, Deduct</i>	-7,360.94	
			<i>For Class 54 Rating, Add</i>	10,095.79	
			<i>For Class 55 Rating, Add</i>	15,038.91	
			<i>For Class 56 Rating, Add</i>	19,915.12	
40 05 19 00-2588	EA		48" Flanged (FxF), 12'-6" Spool Length, Class 53, Ceramic Epoxy Lined (P401), Bituminous Seal Coat, Ductile Iron Pipe	73,881.80	3,201.17
			<i>For Class 52 Rating, Deduct</i>	-7,593.47	
			<i>For Class 54 Rating, Add</i>	10,412.93	
			<i>For Class 55 Rating, Add</i>	15,510.44	
			<i>For Class 56 Rating, Add</i>	20,538.91	
40 05 19 00-2589	EA		48" Flanged (FxF), 13'-0" Spool Length, Class 53, Ceramic Epoxy Lined (P401), Bituminous Seal Coat, Ductile Iron Pipe	75,989.47	3,204.94
			<i>For Class 52 Rating, Deduct</i>	-7,824.69	
			<i>For Class 54 Rating, Add</i>	10,728.30	
			<i>For Class 55 Rating, Add</i>	15,979.31	
			<i>For Class 56 Rating, Add</i>	21,159.20	
40 05 19 00-2590	EA		48" Flanged (FxF), 13'-6" Spool Length, Class 53, Ceramic Epoxy Lined (P401), Bituminous Seal Coat, Ductile Iron Pipe	78,094.76	3,208.71
			<i>For Class 52 Rating, Deduct</i>	-8,055.64	
			<i>For Class 54 Rating, Add</i>	11,043.30	
			<i>For Class 55 Rating, Add</i>	16,447.66	
			<i>For Class 56 Rating, Add</i>	21,778.78	



MINOR CSI UOM DESCRIPTION	TOTAL DIRECT UNIT COST	DEMOLITION UNIT COST
40 05 19 00-2591 EA 48" Flanged (FxF), 14'-0" Spool Length, Class 53, Ceramic Epoxy Lined (P401), Bituminous Seal Coat, Ductile Iron Pipe	80,216.71	3,212.47
<i>For Class 52 Rating, Deduct</i>	-8,288.43	
<i>For Class 54 Rating, Add</i>	11,360.81	
<i>For Class 55 Rating, Add</i>	16,919.72	
<i>For Class 56 Rating, Add</i>	22,403.28	
40 05 19 00-2592 EA 48" Flanged (FxF), 14'-6" Spool Length, Class 53, Ceramic Epoxy Lined (P401), Bituminous Seal Coat, Ductile Iron Pipe	82,326.77	3,216.24
<i>For Class 52 Rating, Deduct</i>	-8,519.90	
<i>For Class 54 Rating, Add</i>	11,676.53	
<i>For Class 55 Rating, Add</i>	17,389.12	
<i>For Class 56 Rating, Add</i>	23,024.27	
40 05 19 00-2593 EA 48" Flanged (FxF), 15'-0" Spool Length, Class 53, Ceramic Epoxy Lined (P401), Bituminous Seal Coat, Ductile Iron Pipe	84,189.24	3,220.01
<i>For Class 52 Rating, Deduct</i>	-8,724.15	
<i>For Class 54 Rating, Add</i>	11,965.11	
<i>For Class 55 Rating, Add</i>	17,803.32	
<i>For Class 56 Rating, Add</i>	23,572.22	
40 05 19 00-2594 EA 48" Flanged (FxF), 15'-6" Spool Length, Class 53, Ceramic Epoxy Lined (P401), Bituminous Seal Coat, Ductile Iron Pipe	86,558.77	3,223.77
<i>For Class 52 Rating, Deduct</i>	-8,984.17	
<i>For Class 54 Rating, Add</i>	12,309.75	
<i>For Class 55 Rating, Add</i>	18,330.59	
<i>For Class 56 Rating, Add</i>	24,269.75	
40 05 19 00-2595 EA 48" Flanged (FxF), 16'-0" Spool Length, Class 53, Ceramic Epoxy Lined (P401), Bituminous Seal Coat, Ductile Iron Pipe	88,666.44	3,227.54
<i>For Class 52 Rating, Deduct</i>	-9,215.39	
<i>For Class 54 Rating, Add</i>	12,625.12	
<i>For Class 55 Rating, Add</i>	18,799.46	
<i>For Class 56 Rating, Add</i>	24,890.04	
40 05 19 00-2596 EA 48" Flanged (FxF), 16'-6" Spool Length, Class 53, Ceramic Epoxy Lined (P401), Bituminous Seal Coat, Ductile Iron Pipe	90,793.15	3,231.30
<i>For Class 52 Rating, Deduct</i>	-9,448.70	
<i>For Class 54 Rating, Add</i>	12,943.34	
<i>For Class 55 Rating, Add</i>	19,272.59	
<i>For Class 56 Rating, Add</i>	25,515.94	
40 05 19 00-2597 EA 48" Flanged (FxF), 17'-0" Spool Length, Class 53, Ceramic Epoxy Lined (P401), Bituminous Seal Coat, Ductile Iron Pipe	92,900.82	3,235.07
<i>For Class 52 Rating, Deduct</i>	-9,679.91	
<i>For Class 54 Rating, Add</i>	13,258.70	
<i>For Class 55 Rating, Add</i>	19,741.46	
<i>For Class 56 Rating, Add</i>	26,136.22	
40 05 19 00-2598 EA 48" Flanged (FxF), 17'-6" Spool Length, Class 53, Ceramic Epoxy Lined (P401), Bituminous Seal Coat, Ductile Iron Pipe	95,008.50	3,238.84
<i>For Class 52 Rating, Deduct</i>	-9,911.13	
<i>For Class 54 Rating, Add</i>	13,574.06	
<i>For Class 55 Rating, Add</i>	20,210.34	
<i>For Class 56 Rating, Add</i>	26,756.51	
40 05 19 00-2599 EA 48" Flanged (FxF), 18'-0" Spool Length, Class 53, Ceramic Epoxy Lined (P401), Bituminous Seal Coat, Ductile Iron Pipe	97,137.59	3,242.60
<i>For Class 52 Rating, Deduct</i>	-10,144.70	
<i>For Class 54 Rating, Add</i>	13,892.64	
<i>For Class 55 Rating, Add</i>	20,683.99	
<i>For Class 56 Rating, Add</i>	27,383.11	
40 05 19 00-2600 Flanged End x Grooved End (FxG), Ceramic Epoxy Lined (P401), Bituminous Seal Coat, Ductile Iron Pipe <small>(40 05 19 00-2059)</small>		
40 05 19 00-2601 4" Flanged End x Grooved End (FxG), Class 53, Ceramic Epoxy Lined (P401), Bituminous Seal Coat, Ductile Iron Pipe <small>(40 05 19 00-2600)</small>		
40 05 19 00-2602 EA 4" Flanged x Grooved (FxG), 1'-0" Spool Length, Class 53, Ceramic Epoxy Lined (P401), Bituminous Seal Coat, Ductile Iron Pipe	687.23	172.34
<i>For Class 52 Rating, Deduct</i>	-46.87	
<i>For Class 54 Rating, Add</i>	67.05	
<i>For Class 55 Rating, Add</i>	101.29	
<i>For Class 56 Rating, Add</i>	135.10	
40 05 19 00-2603 EA 4" Flanged x Grooved (FxG), 1'-6" Spool Length, Class 53, Ceramic Epoxy Lined (P401), Bituminous Seal Coat, Ductile Iron Pipe	782.24	175.35
<i>For Class 52 Rating, Deduct</i>	-56.82	
<i>For Class 54 Rating, Add</i>	80.67	
<i>For Class 55 Rating, Add</i>	121.57	
<i>For Class 56 Rating, Add</i>	161.95	
40 05 19 00-2604 EA 4" Flanged x Grooved (FxG), 2'-0" Spool Length, Class 53, Ceramic Epoxy Lined (P401), Bituminous Seal Coat, Ductile Iron Pipe	877.26	178.36
<i>For Class 52 Rating, Deduct</i>	-66.77	
<i>For Class 54 Rating, Add</i>	94.30	
<i>For Class 55 Rating, Add</i>	141.85	
<i>For Class 56 Rating, Add</i>	188.80	
40 05 19 00-2605 EA 4" Flanged x Grooved (FxG), 2'-6" Spool Length, Class 53, Ceramic Epoxy Lined (P401), Bituminous Seal Coat, Ductile Iron Pipe	972.29	181.37
<i>For Class 52 Rating, Deduct</i>	-76.72	
<i>For Class 54 Rating, Add</i>	107.92	
<i>For Class 55 Rating, Add</i>	162.13	
<i>For Class 56 Rating, Add</i>	215.65	

40 Process Interconnections
40 05 Common Work Results For Process Interconnections
40 05 19 Ductile Iron Process Pipe



MINOR	CSI	UOM	DESCRIPTION	TOTAL DIRECT UNIT COST	DEMOLITION UNIT COST
40 05 19 00-2606	EA		4" Flanged x Grooved (FxG), 3'-0" Spool Length, Class 53, Ceramic Epoxy Lined (P401), Bituminous Seal Coat, Ductile Iron Pipe	1,067.31	184.38
			<i>For Class 52 Rating, Deduct</i>	-86.67	
			<i>For Class 54 Rating, Add</i>	121.54	
			<i>For Class 55 Rating, Add</i>	182.42	
			<i>For Class 56 Rating, Add</i>	242.50	
40 05 19 00-2607	EA		4" Flanged x Grooved (FxG), 3'-6" Spool Length, Class 53, Ceramic Epoxy Lined (P401), Bituminous Seal Coat, Ductile Iron Pipe	1,162.35	187.41
			<i>For Class 52 Rating, Deduct</i>	-96.62	
			<i>For Class 54 Rating, Add</i>	135.17	
			<i>For Class 55 Rating, Add</i>	202.70	
			<i>For Class 56 Rating, Add</i>	269.35	
40 05 19 00-2608	EA		4" Flanged x Grooved (FxG), 4'-0" Spool Length, Class 53, Ceramic Epoxy Lined (P401), Bituminous Seal Coat, Ductile Iron Pipe	1,257.37	190.42
			<i>For Class 52 Rating, Deduct</i>	-106.57	
			<i>For Class 54 Rating, Add</i>	148.79	
			<i>For Class 55 Rating, Add</i>	222.98	
			<i>For Class 56 Rating, Add</i>	296.20	
40 05 19 00-2609	EA		4" Flanged x Grooved (FxG), 4'-6" Spool Length, Class 53, Ceramic Epoxy Lined (P401), Bituminous Seal Coat, Ductile Iron Pipe	1,352.38	193.43
			<i>For Class 52 Rating, Deduct</i>	-176.52	
			<i>For Class 54 Rating, Add</i>	162.41	
			<i>For Class 55 Rating, Add</i>	243.26	
			<i>For Class 56 Rating, Add</i>	323.05	
40 05 19 00-2610	EA		4" Flanged x Grooved (FxG), 5'-0" Spool Length, Class 53, Ceramic Epoxy Lined (P401), Bituminous Seal Coat, Ductile Iron Pipe	1,447.41	196.44
			<i>For Class 52 Rating, Deduct</i>	-126.47	
			<i>For Class 54 Rating, Add</i>	176.04	
			<i>For Class 55 Rating, Add</i>	263.54	
			<i>For Class 56 Rating, Add</i>	349.90	
40 05 19 00-2611	EA		4" Flanged x Grooved (FxG), 5'-6" Spool Length, Class 53, Ceramic Epoxy Lined (P401), Bituminous Seal Coat, Ductile Iron Pipe	1,542.43	199.46
			<i>For Class 52 Rating, Deduct</i>	-136.43	
			<i>For Class 54 Rating, Add</i>	189.66	
			<i>For Class 55 Rating, Add</i>	283.82	
			<i>For Class 56 Rating, Add</i>	376.75	
40 05 19 00-2612	EA		4" Flanged x Grooved (FxG), 6'-0" Spool Length, Class 53, Ceramic Epoxy Lined (P401), Bituminous Seal Coat, Ductile Iron Pipe	1,637.45	202.47
			<i>For Class 52 Rating, Deduct</i>	-146.38	
			<i>For Class 54 Rating, Add</i>	203.28	
			<i>For Class 55 Rating, Add</i>	304.11	
			<i>For Class 56 Rating, Add</i>	403.60	
40 05 19 00-2613	EA		4" Flanged x Grooved (FxG), 6'-6" Spool Length, Class 53, Ceramic Epoxy Lined (P401), Bituminous Seal Coat, Ductile Iron Pipe	1,732.48	205.48
			<i>For Class 52 Rating, Deduct</i>	-156.33	
			<i>For Class 54 Rating, Add</i>	216.91	
			<i>For Class 55 Rating, Add</i>	324.39	
			<i>For Class 56 Rating, Add</i>	430.45	
40 05 19 00-2614	EA		4" Flanged x Grooved (FxG), 7'-0" Spool Length, Class 53, Ceramic Epoxy Lined (P401), Bituminous Seal Coat, Ductile Iron Pipe	1,827.49	208.49
			<i>For Class 52 Rating, Deduct</i>	-166.28	
			<i>For Class 54 Rating, Add</i>	230.53	
			<i>For Class 55 Rating, Add</i>	344.67	
			<i>For Class 56 Rating, Add</i>	457.29	
40 05 19 00-2615	EA		4" Flanged x Grooved (FxG), 7'-6" Spool Length, Class 53, Ceramic Epoxy Lined (P401), Bituminous Seal Coat, Ductile Iron Pipe	1,922.52	211.50
			<i>For Class 52 Rating, Deduct</i>	-176.23	
			<i>For Class 54 Rating, Add</i>	244.15	
			<i>For Class 55 Rating, Add</i>	364.95	
			<i>For Class 56 Rating, Add</i>	484.14	
40 05 19 00-2616	EA		4" Flanged x Grooved (FxG), 8'-0" Spool Length, Class 53, Ceramic Epoxy Lined (P401), Bituminous Seal Coat, Ductile Iron Pipe	2,017.55	214.52
			<i>For Class 52 Rating, Deduct</i>	-186.18	
			<i>For Class 54 Rating, Add</i>	257.78	
			<i>For Class 55 Rating, Add</i>	385.23	
			<i>For Class 56 Rating, Add</i>	510.99	
40 05 19 00-2617	EA		4" Flanged x Grooved (FxG), 8'-6" Spool Length, Class 53, Ceramic Epoxy Lined (P401), Bituminous Seal Coat, Ductile Iron Pipe	2,112.57	217.53
			<i>For Class 52 Rating, Deduct</i>	-196.13	
			<i>For Class 54 Rating, Add</i>	271.40	
			<i>For Class 55 Rating, Add</i>	405.51	
			<i>For Class 56 Rating, Add</i>	537.84	
40 05 19 00-2618	EA		4" Flanged x Grooved (FxG), 9'-0" Spool Length, Class 53, Ceramic Epoxy Lined (P401), Bituminous Seal Coat, Ductile Iron Pipe	2,207.60	220.54
			<i>For Class 52 Rating, Deduct</i>	-206.08	
			<i>For Class 54 Rating, Add</i>	285.03	
			<i>For Class 55 Rating, Add</i>	425.80	
			<i>For Class 56 Rating, Add</i>	564.69	
40 05 19 00-2619	EA		4" Flanged x Grooved (FxG), 9'-6" Spool Length, Class 53, Ceramic Epoxy Lined (P401), Bituminous Seal Coat, Ductile Iron Pipe	2,302.62	223.56
			<i>For Class 52 Rating, Deduct</i>	-216.03	
			<i>For Class 54 Rating, Add</i>	298.65	
			<i>For Class 55 Rating, Add</i>	446.08	
			<i>For Class 56 Rating, Add</i>	591.54	



MINOR CSI UOM DESCRIPTION	TOTAL DIRECT UNIT COST	DEMOLITION UNIT COST
40 05 19 00-2620 EA 4" Flanged x Grooved (FxG), 10'-0" Spool Length, Class 53, Ceramic Epoxy Lined (P401), Bituminous Seal Coat, Ductile Iron Pipe	2,397.63	226.57
<i>For Class 52 Rating, Deduct</i>	-225.98	
<i>For Class 54 Rating, Add</i>	312.27	
<i>For Class 55 Rating, Add</i>	466.36	
<i>For Class 56 Rating, Add</i>	618.39	
40 05 19 00-2621 EA 4" Flanged x Grooved (FxG), 10'-6" Spool Length, Class 53, Ceramic Epoxy Lined (P401), Bituminous Seal Coat, Ductile Iron Pipe	2,492.66	229.59
<i>For Class 52 Rating, Deduct</i>	-235.93	
<i>For Class 54 Rating, Add</i>	325.90	
<i>For Class 55 Rating, Add</i>	486.64	
<i>For Class 56 Rating, Add</i>	645.24	
40 05 19 00-2622 EA 4" Flanged x Grooved (FxG), 11'-0" Spool Length, Class 53, Ceramic Epoxy Lined (P401), Bituminous Seal Coat, Ductile Iron Pipe	2,587.68	232.60
<i>For Class 52 Rating, Deduct</i>	-245.88	
<i>For Class 54 Rating, Add</i>	339.52	
<i>For Class 55 Rating, Add</i>	506.92	
<i>For Class 56 Rating, Add</i>	672.09	
40 05 19 00-2623 EA 4" Flanged x Grooved (FxG), 11'-6" Spool Length, Class 53, Ceramic Epoxy Lined (P401), Bituminous Seal Coat, Ductile Iron Pipe	2,682.71	235.61
<i>For Class 52 Rating, Deduct</i>	-255.83	
<i>For Class 54 Rating, Add</i>	353.14	
<i>For Class 55 Rating, Add</i>	527.21	
<i>For Class 56 Rating, Add</i>	698.94	
40 05 19 00-2624 EA 4" Flanged x Grooved (FxG), 12'-0" Spool Length, Class 53, Ceramic Epoxy Lined (P401), Bituminous Seal Coat, Ductile Iron Pipe	2,777.74	238.62
<i>For Class 52 Rating, Deduct</i>	-265.78	
<i>For Class 54 Rating, Add</i>	366.77	
<i>For Class 55 Rating, Add</i>	547.49	
<i>For Class 56 Rating, Add</i>	725.79	
40 05 19 00-2625 EA 4" Flanged x Grooved (FxG), 12'-6" Spool Length, Class 53, Ceramic Epoxy Lined (P401), Bituminous Seal Coat, Ductile Iron Pipe	2,872.76	241.63
<i>For Class 52 Rating, Deduct</i>	-275.73	
<i>For Class 54 Rating, Add</i>	380.39	
<i>For Class 55 Rating, Add</i>	567.77	
<i>For Class 56 Rating, Add</i>	752.64	
40 05 19 00-2626 EA 4" Flanged x Grooved (FxG), 13'-0" Spool Length, Class 53, Ceramic Epoxy Lined (P401), Bituminous Seal Coat, Ductile Iron Pipe	2,967.78	244.65
<i>For Class 52 Rating, Deduct</i>	-285.68	
<i>For Class 54 Rating, Add</i>	394.01	
<i>For Class 55 Rating, Add</i>	588.05	
<i>For Class 56 Rating, Add</i>	779.49	
40 05 19 00-2627 EA 4" Flanged x Grooved (FxG), 13'-6" Spool Length, Class 53, Ceramic Epoxy Lined (P401), Bituminous Seal Coat, Ductile Iron Pipe	3,062.80	247.66
<i>For Class 52 Rating, Deduct</i>	-295.63	
<i>For Class 54 Rating, Add</i>	407.64	
<i>For Class 55 Rating, Add</i>	608.33	
<i>For Class 56 Rating, Add</i>	806.34	
40 05 19 00-2628 EA 4" Flanged x Grooved (FxG), 14'-0" Spool Length, Class 53, Ceramic Epoxy Lined (P401), Bituminous Seal Coat, Ductile Iron Pipe	3,157.82	250.67
<i>For Class 52 Rating, Deduct</i>	-305.58	
<i>For Class 54 Rating, Add</i>	421.26	
<i>For Class 55 Rating, Add</i>	628.61	
<i>For Class 56 Rating, Add</i>	833.19	
40 05 19 00-2629 EA 4" Flanged x Grooved (FxG), 14'-6" Spool Length, Class 53, Ceramic Epoxy Lined (P401), Bituminous Seal Coat, Ductile Iron Pipe	3,252.85	253.68
<i>For Class 52 Rating, Deduct</i>	-315.53	
<i>For Class 54 Rating, Add</i>	434.88	
<i>For Class 55 Rating, Add</i>	648.90	
<i>For Class 56 Rating, Add</i>	860.04	
40 05 19 00-2630 EA 4" Flanged x Grooved (FxG), 15'-0" Spool Length, Class 53, Ceramic Epoxy Lined (P401), Bituminous Seal Coat, Ductile Iron Pipe	3,347.87	256.69
<i>For Class 52 Rating, Deduct</i>	-325.48	
<i>For Class 54 Rating, Add</i>	448.51	
<i>For Class 55 Rating, Add</i>	669.18	
<i>For Class 56 Rating, Add</i>	886.89	
40 05 19 00-2631 EA 4" Flanged x Grooved (FxG), 15'-6" Spool Length, Class 53, Ceramic Epoxy Lined (P401), Bituminous Seal Coat, Ductile Iron Pipe	3,442.89	259.71
<i>For Class 52 Rating, Deduct</i>	-335.43	
<i>For Class 54 Rating, Add</i>	462.13	
<i>For Class 55 Rating, Add</i>	689.46	
<i>For Class 56 Rating, Add</i>	913.74	
40 05 19 00-2632 EA 4" Flanged x Grooved (FxG), 16'-0" Spool Length, Class 53, Ceramic Epoxy Lined (P401), Bituminous Seal Coat, Ductile Iron Pipe	3,537.92	262.73
<i>For Class 52 Rating, Deduct</i>	-345.38	
<i>For Class 54 Rating, Add</i>	475.75	
<i>For Class 55 Rating, Add</i>	709.74	
<i>For Class 56 Rating, Add</i>	940.59	
40 05 19 00-2633 EA 4" Flanged x Grooved (FxG), 16'-6" Spool Length, Class 53, Ceramic Epoxy Lined (P401), Bituminous Seal Coat, Ductile Iron Pipe	3,632.94	265.74
<i>For Class 52 Rating, Deduct</i>	-355.33	
<i>For Class 54 Rating, Add</i>	489.38	
<i>For Class 55 Rating, Add</i>	730.02	
<i>For Class 56 Rating, Add</i>	967.44	

40 Process Interconnections**40 05 Common Work Results For Process Interconnections****40 05 19 Ductile Iron Process Pipe**

MINOR	CSI	UOM	DESCRIPTION	TOTAL DIRECT UNIT COST	DEMOLITION UNIT COST
-------	-----	-----	-------------	------------------------	----------------------

40 05 19 00-2634	EA		4" Flanged x Grooved (FxG), 17'-0" Spool Length, Class 53, Ceramic Epoxy Lined (P401), Bituminous Seal Coat, Ductile Iron Pipe	3,727.97	288.75
			<i>For Class 52 Rating, Deduct</i>	-365.28	
			<i>For Class 54 Rating, Add</i>	503.00	
			<i>For Class 55 Rating, Add</i>	750.30	
			<i>For Class 56 Rating, Add</i>	994.29	
40 05 19 00-2635	EA		4" Flanged x Grooved (FxG), 17'-6" Spool Length, Class 53, Ceramic Epoxy Lined (P401), Bituminous Seal Coat, Ductile Iron Pipe	3,822.99	271.77
			<i>For Class 52 Rating, Deduct</i>	-375.24	
			<i>For Class 54 Rating, Add</i>	516.63	
			<i>For Class 55 Rating, Add</i>	770.59	
			<i>For Class 56 Rating, Add</i>	1,021.14	
40 05 19 00-2636	EA		4" Flanged x Grooved (FxG), 18'-0" Spool Length, Class 53, Ceramic Epoxy Lined (P401), Bituminous Seal Coat, Ductile Iron Pipe	3,918.01	274.78
			<i>For Class 52 Rating, Deduct</i>	-385.19	
			<i>For Class 54 Rating, Add</i>	530.25	
			<i>For Class 55 Rating, Add</i>	790.87	
			<i>For Class 56 Rating, Add</i>	1,047.99	
40 05 19 00-2637	EA		4" Flanged x Grooved (FxG), 18'-6" Spool Length, Class 53, Ceramic Epoxy Lined (P401), Bituminous Seal Coat, Ductile Iron Pipe	4,013.03	277.79
			<i>For Class 52 Rating, Deduct</i>	-395.14	
			<i>For Class 54 Rating, Add</i>	543.87	
			<i>For Class 55 Rating, Add</i>	811.15	
			<i>For Class 56 Rating, Add</i>	1,074.83	
40 05 19 00-2638	EA		4" Flanged x Grooved (FxG), 19'-0" Spool Length, Class 53, Ceramic Epoxy Lined (P401), Bituminous Seal Coat, Ductile Iron Pipe	4,108.05	280.80
			<i>For Class 52 Rating, Deduct</i>	-405.09	
			<i>For Class 54 Rating, Add</i>	557.50	
			<i>For Class 55 Rating, Add</i>	831.43	
			<i>For Class 56 Rating, Add</i>	1,101.68	
40 05 19 00-2639	EA		4" Flanged x Grooved (FxG), 19'-6" Spool Length, Class 53, Ceramic Epoxy Lined (P401), Bituminous Seal Coat, Ductile Iron Pipe	4,179.28	283.81
			<i>For Class 52 Rating, Deduct</i>	-412.42	
			<i>For Class 54 Rating, Add</i>	567.55	
			<i>For Class 55 Rating, Add</i>	846.41	
			<i>For Class 56 Rating, Add</i>	1,121.51	
40 05 19 00-2640	EA		4" Flanged x Grooved (FxG), 20'-0" Spool Length, Class 53, Ceramic Epoxy Lined (P401), Bituminous Seal Coat, Ductile Iron Pipe	4,298.10	286.83
			<i>For Class 52 Rating, Deduct</i>	-424.99	
			<i>For Class 54 Rating, Add</i>	584.74	
			<i>For Class 55 Rating, Add</i>	871.99	
			<i>For Class 56 Rating, Add</i>	1,155.38	

40 05 19 00-2641 6" Flanged End x Grooved End (FxG), Class 53, Ceramic Epoxy Lined (P401), Bituminous Seal Coat, Ductile Iron Pipe (40 05 19 00-2600)

40 05 19 00-2642	EA		6" Flanged x Grooved (FxG), 1'-0" Spool Length, Class 53, Ceramic Epoxy Lined (P401), Bituminous Seal Coat, Ductile Iron Pipe	888.09	216.93
			<i>For Class 52 Rating, Deduct</i>	-61.54	
			<i>For Class 54 Rating, Add</i>	87.86	
			<i>For Class 55 Rating, Add</i>	132.64	
			<i>For Class 56 Rating, Add</i>	176.86	
40 05 19 00-2643	EA		6" Flanged x Grooved (FxG), 1'-6" Spool Length, Class 53, Ceramic Epoxy Lined (P401), Bituminous Seal Coat, Ductile Iron Pipe	997.39	219.94
			<i>For Class 52 Rating, Deduct</i>	-73.06	
			<i>For Class 54 Rating, Add</i>	103.62	
			<i>For Class 55 Rating, Add</i>	156.10	
			<i>For Class 56 Rating, Add</i>	207.92	
40 05 19 00-2644	EA		6" Flanged x Grooved (FxG), 2'-0" Spool Length, Class 53, Ceramic Epoxy Lined (P401), Bituminous Seal Coat, Ductile Iron Pipe	1,106.71	222.95
			<i>For Class 52 Rating, Deduct</i>	-84.58	
			<i>For Class 54 Rating, Add</i>	119.39	
			<i>For Class 55 Rating, Add</i>	179.57	
			<i>For Class 56 Rating, Add</i>	238.99	
40 05 19 00-2645	EA		6" Flanged x Grooved (FxG), 2'-6" Spool Length, Class 53, Ceramic Epoxy Lined (P401), Bituminous Seal Coat, Ductile Iron Pipe	1,216.01	225.97
			<i>For Class 52 Rating, Deduct</i>	-96.10	
			<i>For Class 54 Rating, Add</i>	135.15	
			<i>For Class 55 Rating, Add</i>	203.04	
			<i>For Class 56 Rating, Add</i>	270.05	
40 05 19 00-2646	EA		6" Flanged x Grooved (FxG), 3'-0" Spool Length, Class 53, Ceramic Epoxy Lined (P401), Bituminous Seal Coat, Ductile Iron Pipe	1,325.31	228.98
			<i>For Class 52 Rating, Deduct</i>	-107.62	
			<i>For Class 54 Rating, Add</i>	150.92	
			<i>For Class 55 Rating, Add</i>	226.51	
			<i>For Class 56 Rating, Add</i>	301.11	
40 05 19 00-2647	EA		6" Flanged x Grooved (FxG), 3'-6" Spool Length, Class 53, Ceramic Epoxy Lined (P401), Bituminous Seal Coat, Ductile Iron Pipe	1,434.62	231.99
			<i>For Class 52 Rating, Deduct</i>	-119.14	
			<i>For Class 54 Rating, Add</i>	166.69	
			<i>For Class 55 Rating, Add</i>	249.97	
			<i>For Class 56 Rating, Add</i>	332.17	



MINOR	TOTAL DIRECT	DEMOLITION
CSI UOM DESCRIPTION	UNIT COST	UNIT COST
40 05 19 00-2648 EA 6" Flanged x Grooved (FxG), 4'-0" Spool Length, Class 53, Ceramic Epoxy Lined (P401), Bituminous Seal Coat, Ductile Iron Pipe	1,543.92	235.00
<i>For Class 52 Rating, Deduct</i>	-130.66	
<i>For Class 54 Rating, Add</i>	182.45	
<i>For Class 55 Rating, Add</i>	273.44	
<i>For Class 56 Rating, Add</i>	363.24	
40 05 19 00-2649 EA 6" Flanged x Grooved (FxG), 4'-6" Spool Length, Class 53, Ceramic Epoxy Lined (P401), Bituminous Seal Coat, Ductile Iron Pipe	1,653.24	238.01
<i>For Class 52 Rating, Deduct</i>	-142.19	
<i>For Class 54 Rating, Add</i>	198.22	
<i>For Class 55 Rating, Add</i>	296.91	
<i>For Class 56 Rating, Add</i>	394.30	
40 05 19 00-2650 EA 6" Flanged x Grooved (FxG), 5'-0" Spool Length, Class 53, Ceramic Epoxy Lined (P401), Bituminous Seal Coat, Ductile Iron Pipe	1,762.54	241.03
<i>For Class 52 Rating, Deduct</i>	-153.71	
<i>For Class 54 Rating, Add</i>	213.98	
<i>For Class 55 Rating, Add</i>	320.37	
<i>For Class 56 Rating, Add</i>	425.36	
40 05 19 00-2651 EA 6" Flanged x Grooved (FxG), 5'-6" Spool Length, Class 53, Ceramic Epoxy Lined (P401), Bituminous Seal Coat, Ductile Iron Pipe	1,871.84	244.04
<i>For Class 52 Rating, Deduct</i>	-165.23	
<i>For Class 54 Rating, Add</i>	229.75	
<i>For Class 55 Rating, Add</i>	343.84	
<i>For Class 56 Rating, Add</i>	456.42	
40 05 19 00-2652 EA 6" Flanged x Grooved (FxG), 6'-0" Spool Length, Class 53, Ceramic Epoxy Lined (P401), Bituminous Seal Coat, Ductile Iron Pipe	1,981.15	247.06
<i>For Class 52 Rating, Deduct</i>	-176.75	
<i>For Class 54 Rating, Add</i>	245.51	
<i>For Class 55 Rating, Add</i>	367.30	
<i>For Class 56 Rating, Add</i>	487.49	
40 05 19 00-2653 EA 6" Flanged x Grooved (FxG), 6'-6" Spool Length, Class 53, Ceramic Epoxy Lined (P401), Bituminous Seal Coat, Ductile Iron Pipe	2,090.46	250.07
<i>For Class 52 Rating, Deduct</i>	-188.27	
<i>For Class 54 Rating, Add</i>	261.28	
<i>For Class 55 Rating, Add</i>	390.77	
<i>For Class 56 Rating, Add</i>	518.55	
40 05 19 00-2654 EA 6" Flanged x Grooved (FxG), 7'-0" Spool Length, Class 53, Ceramic Epoxy Lined (P401), Bituminous Seal Coat, Ductile Iron Pipe	2,199.76	253.08
<i>For Class 52 Rating, Deduct</i>	-199.79	
<i>For Class 54 Rating, Add</i>	277.05	
<i>For Class 55 Rating, Add</i>	414.24	
<i>For Class 56 Rating, Add</i>	549.62	
40 05 19 00-2655 EA 6" Flanged x Grooved (FxG), 7'-6" Spool Length, Class 53, Ceramic Epoxy Lined (P401), Bituminous Seal Coat, Ductile Iron Pipe	2,309.07	256.10
<i>For Class 52 Rating, Deduct</i>	-211.32	
<i>For Class 54 Rating, Add</i>	292.81	
<i>For Class 55 Rating, Add</i>	437.71	
<i>For Class 56 Rating, Add</i>	580.68	
40 05 19 00-2656 EA 6" Flanged x Grooved (FxG), 8'-0" Spool Length, Class 53, Ceramic Epoxy Lined (P401), Bituminous Seal Coat, Ductile Iron Pipe	2,418.37	259.11
<i>For Class 52 Rating, Deduct</i>	-222.84	
<i>For Class 54 Rating, Add</i>	308.58	
<i>For Class 55 Rating, Add</i>	461.17	
<i>For Class 56 Rating, Add</i>	611.74	
40 05 19 00-2657 EA 6" Flanged x Grooved (FxG), 8'-6" Spool Length, Class 53, Ceramic Epoxy Lined (P401), Bituminous Seal Coat, Ductile Iron Pipe	2,527.68	262.12
<i>For Class 52 Rating, Deduct</i>	-234.36	
<i>For Class 54 Rating, Add</i>	324.35	
<i>For Class 55 Rating, Add</i>	484.64	
<i>For Class 56 Rating, Add</i>	642.80	
40 05 19 00-2658 EA 6" Flanged x Grooved (FxG), 9'-0" Spool Length, Class 53, Ceramic Epoxy Lined (P401), Bituminous Seal Coat, Ductile Iron Pipe	2,636.99	265.13
<i>For Class 52 Rating, Deduct</i>	-245.88	
<i>For Class 54 Rating, Add</i>	340.11	
<i>For Class 55 Rating, Add</i>	508.11	
<i>For Class 56 Rating, Add</i>	673.87	
40 05 19 00-2659 EA 6" Flanged x Grooved (FxG), 9'-6" Spool Length, Class 53, Ceramic Epoxy Lined (P401), Bituminous Seal Coat, Ductile Iron Pipe	2,746.29	268.14
<i>For Class 52 Rating, Deduct</i>	-257.40	
<i>For Class 54 Rating, Add</i>	355.88	
<i>For Class 55 Rating, Add</i>	531.57	
<i>For Class 56 Rating, Add</i>	704.93	
40 05 19 00-2660 EA 6" Flanged x Grooved (FxG), 10'-0" Spool Length, Class 53, Ceramic Epoxy Lined (P401), Bituminous Seal Coat, Ductile Iron Pipe	2,855.60	271.16
<i>For Class 52 Rating, Deduct</i>	-268.92	
<i>For Class 54 Rating, Add</i>	371.64	
<i>For Class 55 Rating, Add</i>	555.04	
<i>For Class 56 Rating, Add</i>	735.99	
40 05 19 00-2661 EA 6" Flanged x Grooved (FxG), 10'-6" Spool Length, Class 53, Ceramic Epoxy Lined (P401), Bituminous Seal Coat, Ductile Iron Pipe	2,964.90	274.17
<i>For Class 52 Rating, Deduct</i>	-280.44	
<i>For Class 54 Rating, Add</i>	387.41	
<i>For Class 55 Rating, Add</i>	578.51	
<i>For Class 56 Rating, Add</i>	767.05	

40 Process Interconnections
40 05 Common Work Results For Process Interconnections
40 05 19 Ductile Iron Process Pipe



MINOR	CSI	UOM	DESCRIPTION	TOTAL DIRECT UNIT COST	DEMOLITION UNIT COST
40 05	19 00-2662	EA	6" Flanged x Grooved (FxG), 11'-0" Spool Length, Class 53, Ceramic Epoxy Lined (P401), Bituminous Seal Coat, Ductile Iron Pipe	3,074.21	277.18
			<i>For Class 52 Rating, Deduct</i>	-291.97	
			<i>For Class 54 Rating, Add</i>	403.18	
			<i>For Class 55 Rating, Add</i>	601.97	
			<i>For Class 56 Rating, Add</i>	798.12	
40 05	19 00-2663	EA	6" Flanged x Grooved (FxG), 11'-6" Spool Length, Class 53, Ceramic Epoxy Lined (P401), Bituminous Seal Coat, Ductile Iron Pipe	3,183.52	280.19
			<i>For Class 52 Rating, Deduct</i>	-303.49	
			<i>For Class 54 Rating, Add</i>	418.94	
			<i>For Class 55 Rating, Add</i>	625.44	
			<i>For Class 56 Rating, Add</i>	829.18	
40 05	19 00-2664	EA	6" Flanged x Grooved (FxG), 12'-0" Spool Length, Class 53, Ceramic Epoxy Lined (P401), Bituminous Seal Coat, Ductile Iron Pipe	3,292.82	283.21
			<i>For Class 52 Rating, Deduct</i>	-315.01	
			<i>For Class 54 Rating, Add</i>	434.71	
			<i>For Class 55 Rating, Add</i>	648.91	
			<i>For Class 56 Rating, Add</i>	860.25	
40 05	19 00-2665	EA	6" Flanged x Grooved (FxG), 12'-6" Spool Length, Class 53, Ceramic Epoxy Lined (P401), Bituminous Seal Coat, Ductile Iron Pipe	3,402.13	286.23
			<i>For Class 52 Rating, Deduct</i>	-326.53	
			<i>For Class 54 Rating, Add</i>	450.47	
			<i>For Class 55 Rating, Add</i>	672.37	
			<i>For Class 56 Rating, Add</i>	891.31	
40 05	19 00-2666	EA	6" Flanged x Grooved (FxG), 13'-0" Spool Length, Class 53, Ceramic Epoxy Lined (P401), Bituminous Seal Coat, Ductile Iron Pipe	3,511.44	289.24
			<i>For Class 52 Rating, Deduct</i>	-338.05	
			<i>For Class 54 Rating, Add</i>	466.24	
			<i>For Class 55 Rating, Add</i>	695.84	
			<i>For Class 56 Rating, Add</i>	922.37	
40 05	19 00-2667	EA	6" Flanged x Grooved (FxG), 13'-6" Spool Length, Class 53, Ceramic Epoxy Lined (P401), Bituminous Seal Coat, Ductile Iron Pipe	3,620.74	292.25
			<i>For Class 52 Rating, Deduct</i>	-349.57	
			<i>For Class 54 Rating, Add</i>	482.00	
			<i>For Class 55 Rating, Add</i>	719.31	
			<i>For Class 56 Rating, Add</i>	953.43	
40 05	19 00-2668	EA	6" Flanged x Grooved (FxG), 14'-0" Spool Length, Class 53, Ceramic Epoxy Lined (P401), Bituminous Seal Coat, Ductile Iron Pipe	3,730.05	295.26
			<i>For Class 52 Rating, Deduct</i>	-361.09	
			<i>For Class 54 Rating, Add</i>	497.77	
			<i>For Class 55 Rating, Add</i>	742.77	
			<i>For Class 56 Rating, Add</i>	984.50	
40 05	19 00-2669	EA	6" Flanged x Grooved (FxG), 14'-6" Spool Length, Class 53, Ceramic Epoxy Lined (P401), Bituminous Seal Coat, Ductile Iron Pipe	3,839.35	298.28
			<i>For Class 52 Rating, Deduct</i>	-372.62	
			<i>For Class 54 Rating, Add</i>	513.54	
			<i>For Class 55 Rating, Add</i>	766.24	
			<i>For Class 56 Rating, Add</i>	1,015.56	
40 05	19 00-2670	EA	6" Flanged x Grooved (FxG), 15'-0" Spool Length, Class 53, Ceramic Epoxy Lined (P401), Bituminous Seal Coat, Ductile Iron Pipe	3,948.65	301.29
			<i>For Class 52 Rating, Deduct</i>	-384.14	
			<i>For Class 54 Rating, Add</i>	529.30	
			<i>For Class 55 Rating, Add</i>	789.71	
			<i>For Class 56 Rating, Add</i>	1,046.62	
40 05	19 00-2671	EA	6" Flanged x Grooved (FxG), 15'-6" Spool Length, Class 53, Ceramic Epoxy Lined (P401), Bituminous Seal Coat, Ductile Iron Pipe	4,057.97	304.30
			<i>For Class 52 Rating, Deduct</i>	-395.66	
			<i>For Class 54 Rating, Add</i>	545.07	
			<i>For Class 55 Rating, Add</i>	813.18	
			<i>For Class 56 Rating, Add</i>	1,077.69	
40 05	19 00-2672	EA	6" Flanged x Grooved (FxG), 16'-0" Spool Length, Class 53, Ceramic Epoxy Lined (P401), Bituminous Seal Coat, Ductile Iron Pipe	4,167.27	307.31
			<i>For Class 52 Rating, Deduct</i>	-407.18	
			<i>For Class 54 Rating, Add</i>	560.83	
			<i>For Class 55 Rating, Add</i>	836.64	
			<i>For Class 56 Rating, Add</i>	1,108.75	
40 05	19 00-2673	EA	6" Flanged x Grooved (FxG), 16'-6" Spool Length, Class 53, Ceramic Epoxy Lined (P401), Bituminous Seal Coat, Ductile Iron Pipe	4,276.58	310.32
			<i>For Class 52 Rating, Deduct</i>	-418.70	
			<i>For Class 54 Rating, Add</i>	576.60	
			<i>For Class 55 Rating, Add</i>	860.11	
			<i>For Class 56 Rating, Add</i>	1,139.81	
40 05	19 00-2674	EA	6" Flanged x Grooved (FxG), 17'-0" Spool Length, Class 53, Ceramic Epoxy Lined (P401), Bituminous Seal Coat, Ductile Iron Pipe	4,385.89	313.34
			<i>For Class 52 Rating, Deduct</i>	-430.22	
			<i>For Class 54 Rating, Add</i>	592.37	
			<i>For Class 55 Rating, Add</i>	883.58	
			<i>For Class 56 Rating, Add</i>	1,170.87	
40 05	19 00-2675	EA	6" Flanged x Grooved (FxG), 17'-6" Spool Length, Class 53, Ceramic Epoxy Lined (P401), Bituminous Seal Coat, Ductile Iron Pipe	4,495.19	316.35
			<i>For Class 52 Rating, Deduct</i>	-441.75	
			<i>For Class 54 Rating, Add</i>	608.13	
			<i>For Class 55 Rating, Add</i>	907.04	
			<i>For Class 56 Rating, Add</i>	1,201.94	



MINOR CSI UOM DESCRIPTION	TOTAL DIRECT UNIT COST	DEMOLITION UNIT COST
40 05 19 00-2676 EA 6" Flanged x Grooved (FxG), 18'-0" Spool Length, Class 53, Ceramic Epoxy Lined (P401), Bituminous Seal Coat, Ductile Iron Pipe	4,604.50	319.36
<i>For Class 52 Rating, Deduct</i>	-453.27	
<i>For Class 54 Rating, Add</i>	623.90	
<i>For Class 55 Rating, Add</i>	930.51	
<i>For Class 56 Rating, Add</i>	1,233.00	
40 05 19 00-2677 EA 6" Flanged x Grooved (FxG), 18'-6" Spool Length, Class 53, Ceramic Epoxy Lined (P401), Bituminous Seal Coat, Ductile Iron Pipe	4,713.80	322.88
<i>For Class 52 Rating, Deduct</i>	-464.79	
<i>For Class 54 Rating, Add</i>	639.66	
<i>For Class 55 Rating, Add</i>	953.98	
<i>For Class 56 Rating, Add</i>	1,264.06	
40 05 19 00-2678 EA 6" Flanged x Grooved (FxG), 19'-0" Spool Length, Class 53, Ceramic Epoxy Lined (P401), Bituminous Seal Coat, Ductile Iron Pipe	4,823.10	325.39
<i>For Class 52 Rating, Deduct</i>	-476.31	
<i>For Class 54 Rating, Add</i>	655.43	
<i>For Class 55 Rating, Add</i>	977.44	
<i>For Class 56 Rating, Add</i>	1,295.12	
40 05 19 00-2679 EA 6" Flanged x Grooved (FxG), 19'-6" Spool Length, Class 53, Ceramic Epoxy Lined (P401), Bituminous Seal Coat, Ductile Iron Pipe	4,932.41	328.41
<i>For Class 52 Rating, Deduct</i>	-487.83	
<i>For Class 54 Rating, Add</i>	671.20	
<i>For Class 55 Rating, Add</i>	1,000.91	
<i>For Class 56 Rating, Add</i>	1,326.19	
40 05 19 00-2680 EA 6" Flanged x Grooved (FxG), 20'-0" Spool Length, Class 53, Ceramic Epoxy Lined (P401), Bituminous Seal Coat, Ductile Iron Pipe	5,041.72	331.42
<i>For Class 52 Rating, Deduct</i>	-499.35	
<i>For Class 54 Rating, Add</i>	686.96	
<i>For Class 55 Rating, Add</i>	1,024.38	
<i>For Class 56 Rating, Add</i>	1,357.25	
40 05 19 00-2681 8" Flanged End x Grooved End (FxG), Class 53, Ceramic Epoxy Lined (P401), Bituminous Seal Coat, Ductile Iron Pipe <small>(40 05 19 00-2600)</small>		
40 05 19 00-2682 EA 8" Flanged x Grooved (FxG), 1'-0" Spool Length, Class 53, Ceramic Epoxy Lined (P401), Bituminous Seal Coat, Ductile Iron Pipe	1,215.05	277.18
<i>For Class 52 Rating, Deduct</i>	-87.46	
<i>For Class 54 Rating, Add</i>	124.30	
<i>For Class 55 Rating, Add</i>	187.38	
<i>For Class 56 Rating, Add</i>	249.67	
40 05 19 00-2683 EA 8" Flanged x Grooved (FxG), 1'-6" Spool Length, Class 53, Ceramic Epoxy Lined (P401), Bituminous Seal Coat, Ductile Iron Pipe	1,355.31	280.19
<i>For Class 52 Rating, Deduct</i>	-102.38	
<i>For Class 54 Rating, Add</i>	144.71	
<i>For Class 55 Rating, Add</i>	217.75	
<i>For Class 56 Rating, Add</i>	289.86	
40 05 19 00-2684 EA 8" Flanged x Grooved (FxG), 2'-0" Spool Length, Class 53, Ceramic Epoxy Lined (P401), Bituminous Seal Coat, Ductile Iron Pipe	1,495.56	283.21
<i>For Class 52 Rating, Deduct</i>	-117.31	
<i>For Class 54 Rating, Add</i>	165.12	
<i>For Class 55 Rating, Add</i>	248.12	
<i>For Class 56 Rating, Add</i>	330.05	
40 05 19 00-2685 EA 8" Flanged x Grooved (FxG), 2'-6" Spool Length, Class 53, Ceramic Epoxy Lined (P401), Bituminous Seal Coat, Ductile Iron Pipe	1,635.81	286.23
<i>For Class 52 Rating, Deduct</i>	-132.24	
<i>For Class 54 Rating, Add</i>	185.53	
<i>For Class 55 Rating, Add</i>	278.49	
<i>For Class 56 Rating, Add</i>	370.24	
40 05 19 00-2686 EA 8" Flanged x Grooved (FxG), 3'-0" Spool Length, Class 53, Ceramic Epoxy Lined (P401), Bituminous Seal Coat, Ductile Iron Pipe	1,776.07	289.24
<i>For Class 52 Rating, Deduct</i>	-147.16	
<i>For Class 54 Rating, Add</i>	205.93	
<i>For Class 55 Rating, Add</i>	308.85	
<i>For Class 56 Rating, Add</i>	410.44	
40 05 19 00-2687 EA 8" Flanged x Grooved (FxG), 3'-6" Spool Length, Class 53, Ceramic Epoxy Lined (P401), Bituminous Seal Coat, Ductile Iron Pipe	1,916.32	292.25
<i>For Class 52 Rating, Deduct</i>	-162.09	
<i>For Class 54 Rating, Add</i>	226.34	
<i>For Class 55 Rating, Add</i>	339.22	
<i>For Class 56 Rating, Add</i>	450.63	
40 05 19 00-2688 EA 8" Flanged x Grooved (FxG), 4'-0" Spool Length, Class 53, Ceramic Epoxy Lined (P401), Bituminous Seal Coat, Ductile Iron Pipe	2,056.57	295.26
<i>For Class 52 Rating, Deduct</i>	-177.01	
<i>For Class 54 Rating, Add</i>	246.75	
<i>For Class 55 Rating, Add</i>	369.59	
<i>For Class 56 Rating, Add</i>	490.82	
40 05 19 00-2689 EA 8" Flanged x Grooved (FxG), 4'-6" Spool Length, Class 53, Ceramic Epoxy Lined (P401), Bituminous Seal Coat, Ductile Iron Pipe	2,196.82	298.28
<i>For Class 52 Rating, Deduct</i>	-191.94	
<i>For Class 54 Rating, Add</i>	267.16	
<i>For Class 55 Rating, Add</i>	399.96	
<i>For Class 56 Rating, Add</i>	531.01	

40 Process Interconnections
40 05 Common Work Results For Process Interconnections
40 05 19 Ductile Iron Process Pipe



MINOR	CSI	UOM	DESCRIPTION	TOTAL DIRECT UNIT COST	DEMOLITION UNIT COST
40 05	19 00-2690	EA	8" Flanged x Grooved (FxG), 5'-0" Spool Length, Class 53, Ceramic Epoxy Lined (P401), Bituminous Seal Coat, Ductile Iron Pipe	2,337.07	301.29
			<i>For Class 52 Rating, Deduct</i>	-206.86	
			<i>For Class 54 Rating, Add</i>	287.56	
			<i>For Class 55 Rating, Add</i>	430.33	
			<i>For Class 56 Rating, Add</i>	571.20	
40 05	19 00-2691	EA	8" Flanged x Grooved (FxG), 5'-6" Spool Length, Class 53, Ceramic Epoxy Lined (P401), Bituminous Seal Coat, Ductile Iron Pipe	2,477.33	304.30
			<i>For Class 52 Rating, Deduct</i>	-221.79	
			<i>For Class 54 Rating, Add</i>	307.97	
			<i>For Class 55 Rating, Add</i>	460.69	
			<i>For Class 56 Rating, Add</i>	611.40	
40 05	19 00-2692	EA	8" Flanged x Grooved (FxG), 6'-0" Spool Length, Class 53, Ceramic Epoxy Lined (P401), Bituminous Seal Coat, Ductile Iron Pipe	2,617.57	307.31
			<i>For Class 52 Rating, Deduct</i>	-236.71	
			<i>For Class 54 Rating, Add</i>	328.38	
			<i>For Class 55 Rating, Add</i>	491.06	
			<i>For Class 56 Rating, Add</i>	651.59	
40 05	19 00-2693	EA	8" Flanged x Grooved (FxG), 6'-6" Spool Length, Class 53, Ceramic Epoxy Lined (P401), Bituminous Seal Coat, Ductile Iron Pipe	2,757.83	310.32
			<i>For Class 52 Rating, Deduct</i>	-251.64	
			<i>For Class 54 Rating, Add</i>	348.79	
			<i>For Class 55 Rating, Add</i>	521.43	
			<i>For Class 56 Rating, Add</i>	691.78	
40 05	19 00-2694	EA	8" Flanged x Grooved (FxG), 7'-0" Spool Length, Class 53, Ceramic Epoxy Lined (P401), Bituminous Seal Coat, Ductile Iron Pipe	2,898.09	313.34
			<i>For Class 52 Rating, Deduct</i>	-266.57	
			<i>For Class 54 Rating, Add</i>	369.20	
			<i>For Class 55 Rating, Add</i>	551.80	
			<i>For Class 56 Rating, Add</i>	731.97	
40 05	19 00-2695	EA	8" Flanged x Grooved (FxG), 7'-6" Spool Length, Class 53, Ceramic Epoxy Lined (P401), Bituminous Seal Coat, Ductile Iron Pipe	3,038.34	316.35
			<i>For Class 52 Rating, Deduct</i>	-281.49	
			<i>For Class 54 Rating, Add</i>	389.60	
			<i>For Class 55 Rating, Add</i>	582.17	
			<i>For Class 56 Rating, Add</i>	772.17	
40 05	19 00-2696	EA	8" Flanged x Grooved (FxG), 8'-0" Spool Length, Class 53, Ceramic Epoxy Lined (P401), Bituminous Seal Coat, Ductile Iron Pipe	3,178.59	319.36
			<i>For Class 52 Rating, Deduct</i>	-296.42	
			<i>For Class 54 Rating, Add</i>	410.01	
			<i>For Class 55 Rating, Add</i>	612.53	
			<i>For Class 56 Rating, Add</i>	812.36	
40 05	19 00-2697	EA	8" Flanged x Grooved (FxG), 8'-6" Spool Length, Class 53, Ceramic Epoxy Lined (P401), Bituminous Seal Coat, Ductile Iron Pipe	3,318.84	322.38
			<i>For Class 52 Rating, Deduct</i>	-311.34	
			<i>For Class 54 Rating, Add</i>	430.42	
			<i>For Class 55 Rating, Add</i>	642.90	
			<i>For Class 56 Rating, Add</i>	852.55	
40 05	19 00-2698	EA	8" Flanged x Grooved (FxG), 9'-0" Spool Length, Class 53, Ceramic Epoxy Lined (P401), Bituminous Seal Coat, Ductile Iron Pipe	3,459.09	325.39
			<i>For Class 52 Rating, Deduct</i>	-326.27	
			<i>For Class 54 Rating, Add</i>	450.83	
			<i>For Class 55 Rating, Add</i>	673.27	
			<i>For Class 56 Rating, Add</i>	892.74	
40 05	19 00-2699	EA	8" Flanged x Grooved (FxG), 9'-6" Spool Length, Class 53, Ceramic Epoxy Lined (P401), Bituminous Seal Coat, Ductile Iron Pipe	3,599.35	328.41
			<i>For Class 52 Rating, Deduct</i>	-341.19	
			<i>For Class 54 Rating, Add</i>	471.24	
			<i>For Class 55 Rating, Add</i>	703.64	
			<i>For Class 56 Rating, Add</i>	932.94	
40 05	19 00-2700	EA	8" Flanged x Grooved (FxG), 10'-0" Spool Length, Class 53, Ceramic Epoxy Lined (P401), Bituminous Seal Coat, Ductile Iron Pipe	3,739.59	331.42
			<i>For Class 52 Rating, Deduct</i>	-356.12	
			<i>For Class 54 Rating, Add</i>	491.64	
			<i>For Class 55 Rating, Add</i>	734.00	
			<i>For Class 56 Rating, Add</i>	973.12	
40 05	19 00-2701	EA	8" Flanged x Grooved (FxG), 10'-6" Spool Length, Class 53, Ceramic Epoxy Lined (P401), Bituminous Seal Coat, Ductile Iron Pipe	3,879.85	334.43
			<i>For Class 52 Rating, Deduct</i>	-371.05	
			<i>For Class 54 Rating, Add</i>	512.05	
			<i>For Class 55 Rating, Add</i>	764.37	
			<i>For Class 56 Rating, Add</i>	1,013.32	
40 05	19 00-2702	EA	8" Flanged x Grooved (FxG), 11'-0" Spool Length, Class 53, Ceramic Epoxy Lined (P401), Bituminous Seal Coat, Ductile Iron Pipe	4,020.11	337.44
			<i>For Class 52 Rating, Deduct</i>	-385.97	
			<i>For Class 54 Rating, Add</i>	532.46	
			<i>For Class 55 Rating, Add</i>	794.74	
			<i>For Class 56 Rating, Add</i>	1,053.51	
40 05	19 00-2703	EA	8" Flanged x Grooved (FxG), 11'-6" Spool Length, Class 53, Ceramic Epoxy Lined (P401), Bituminous Seal Coat, Ductile Iron Pipe	4,160.35	340.45
			<i>For Class 52 Rating, Deduct</i>	-400.90	
			<i>For Class 54 Rating, Add</i>	552.87	
			<i>For Class 55 Rating, Add</i>	825.11	
			<i>For Class 56 Rating, Add</i>	1,093.70	



	MINOR	CSI	UOM	DESCRIPTION	TOTAL DIRECT UNIT COST	DEMOLITION UNIT COST
40 05 19 00-2704	EA			8" Flanged x Grooved (FxG), 12'-0" Spool Length, Class 53, Ceramic Epoxy Lined (P401), Bituminous Seal Coat, Ductile Iron Pipe	4,300.61	343.47
				<i>For Class 52 Rating, Deduct</i>	-415.82	
				<i>For Class 54 Rating, Add</i>	573.27	
				<i>For Class 55 Rating, Add</i>	855.47	
				<i>For Class 56 Rating, Add</i>	1,133.89	
40 05 19 00-2705	EA			8" Flanged x Grooved (FxG), 12'-6" Spool Length, Class 53, Ceramic Epoxy Lined (P401), Bituminous Seal Coat, Ductile Iron Pipe	4,440.86	346.48
				<i>For Class 52 Rating, Deduct</i>	-430.75	
				<i>For Class 54 Rating, Add</i>	593.68	
				<i>For Class 55 Rating, Add</i>	885.84	
				<i>For Class 56 Rating, Add</i>	1,174.09	
40 05 19 00-2706	EA			8" Flanged x Grooved (FxG), 13'-0" Spool Length, Class 53, Ceramic Epoxy Lined (P401), Bituminous Seal Coat, Ductile Iron Pipe	4,581.11	349.49
				<i>For Class 52 Rating, Deduct</i>	-445.67	
				<i>For Class 54 Rating, Add</i>	614.09	
				<i>For Class 55 Rating, Add</i>	916.21	
				<i>For Class 56 Rating, Add</i>	1,214.28	
40 05 19 00-2707	EA			8" Flanged x Grooved (FxG), 13'-6" Spool Length, Class 53, Ceramic Epoxy Lined (P401), Bituminous Seal Coat, Ductile Iron Pipe	4,721.36	352.50
				<i>For Class 52 Rating, Deduct</i>	-460.60	
				<i>For Class 54 Rating, Add</i>	634.50	
				<i>For Class 55 Rating, Add</i>	946.58	
				<i>For Class 56 Rating, Add</i>	1,254.47	
40 05 19 00-2708	EA			8" Flanged x Grooved (FxG), 14'-0" Spool Length, Class 53, Ceramic Epoxy Lined (P401), Bituminous Seal Coat, Ductile Iron Pipe	4,861.61	355.51
				<i>For Class 52 Rating, Deduct</i>	-475.52	
				<i>For Class 54 Rating, Add</i>	654.91	
				<i>For Class 55 Rating, Add</i>	976.95	
				<i>For Class 56 Rating, Add</i>	1,294.66	
40 05 19 00-2709	EA			8" Flanged x Grooved (FxG), 14'-6" Spool Length, Class 53, Ceramic Epoxy Lined (P401), Bituminous Seal Coat, Ductile Iron Pipe	5,001.87	358.53
				<i>For Class 52 Rating, Deduct</i>	-490.45	
				<i>For Class 54 Rating, Add</i>	675.31	
				<i>For Class 55 Rating, Add</i>	1,007.31	
				<i>For Class 56 Rating, Add</i>	1,334.86	
40 05 19 00-2710	EA			8" Flanged x Grooved (FxG), 15'-0" Spool Length, Class 53, Ceramic Epoxy Lined (P401), Bituminous Seal Coat, Ductile Iron Pipe	5,142.12	361.55
				<i>For Class 52 Rating, Deduct</i>	-505.38	
				<i>For Class 54 Rating, Add</i>	695.72	
				<i>For Class 55 Rating, Add</i>	1,037.68	
				<i>For Class 56 Rating, Add</i>	1,375.05	
40 05 19 00-2711	EA			8" Flanged x Grooved (FxG), 15'-6" Spool Length, Class 53, Ceramic Epoxy Lined (P401), Bituminous Seal Coat, Ductile Iron Pipe	5,282.37	364.56
				<i>For Class 52 Rating, Deduct</i>	-520.30	
				<i>For Class 54 Rating, Add</i>	716.13	
				<i>For Class 55 Rating, Add</i>	1,068.05	
				<i>For Class 56 Rating, Add</i>	1,415.24	
40 05 19 00-2712	EA			8" Flanged x Grooved (FxG), 16'-0" Spool Length, Class 53, Ceramic Epoxy Lined (P401), Bituminous Seal Coat, Ductile Iron Pipe	5,422.63	367.57
				<i>For Class 52 Rating, Deduct</i>	-535.23	
				<i>For Class 54 Rating, Add</i>	736.54	
				<i>For Class 55 Rating, Add</i>	1,098.42	
				<i>For Class 56 Rating, Add</i>	1,455.43	
40 05 19 00-2713	EA			8" Flanged x Grooved (FxG), 16'-6" Spool Length, Class 53, Ceramic Epoxy Lined (P401), Bituminous Seal Coat, Ductile Iron Pipe	5,562.88	370.59
				<i>For Class 52 Rating, Deduct</i>	-550.15	
				<i>For Class 54 Rating, Add</i>	756.95	
				<i>For Class 55 Rating, Add</i>	1,128.79	
				<i>For Class 56 Rating, Add</i>	1,495.62	
40 05 19 00-2714	EA			8" Flanged x Grooved (FxG), 17'-0" Spool Length, Class 53, Ceramic Epoxy Lined (P401), Bituminous Seal Coat, Ductile Iron Pipe	5,703.13	373.60
				<i>For Class 52 Rating, Deduct</i>	-565.08	
				<i>For Class 54 Rating, Add</i>	777.35	
				<i>For Class 55 Rating, Add</i>	1,159.15	
				<i>For Class 56 Rating, Add</i>	1,535.82	
40 05 19 00-2715	EA			8" Flanged x Grooved (FxG), 17'-6" Spool Length, Class 53, Ceramic Epoxy Lined (P401), Bituminous Seal Coat, Ductile Iron Pipe	5,843.38	376.61
				<i>For Class 52 Rating, Deduct</i>	-580.00	
				<i>For Class 54 Rating, Add</i>	797.76	
				<i>For Class 55 Rating, Add</i>	1,189.52	
				<i>For Class 56 Rating, Add</i>	1,576.01	
40 05 19 00-2716	EA			8" Flanged x Grooved (FxG), 18'-0" Spool Length, Class 53, Ceramic Epoxy Lined (P401), Bituminous Seal Coat, Ductile Iron Pipe	5,983.63	379.62
				<i>For Class 52 Rating, Deduct</i>	-594.93	
				<i>For Class 54 Rating, Add</i>	818.17	
				<i>For Class 55 Rating, Add</i>	1,219.89	
				<i>For Class 56 Rating, Add</i>	1,616.20	
40 05 19 00-2717	EA			8" Flanged x Grooved (FxG), 18'-6" Spool Length, Class 53, Ceramic Epoxy Lined (P401), Bituminous Seal Coat, Ductile Iron Pipe	6,123.89	382.63
				<i>For Class 52 Rating, Deduct</i>	-609.86	
				<i>For Class 54 Rating, Add</i>	838.58	
				<i>For Class 55 Rating, Add</i>	1,250.26	
				<i>For Class 56 Rating, Add</i>	1,656.39	

40 Process Interconnections
40 05 Common Work Results For Process Interconnections
40 05 19 Ductile Iron Process Pipe



MINOR	CSI	UOM	DESCRIPTION	TOTAL DIRECT UNIT COST	DEMOLITION UNIT COST
40 05 19 00-2718	EA		8" Flanged x Grooved (FxG), 19'-0" Spool Length, Class 53, Ceramic Epoxy Lined (P401), Bituminous Seal Coat, Ductile Iron Pipe	6,264.14	385.65
			<i>For Class 52 Rating, Deduct</i>	-624.78	
			<i>For Class 54 Rating, Add</i>	858.99	
			<i>For Class 55 Rating, Add</i>	1,280.63	
			<i>For Class 56 Rating, Add</i>	1,696.59	
40 05 19 00-2719	EA		8" Flanged x Grooved (FxG), 19'-6" Spool Length, Class 53, Ceramic Epoxy Lined (P401), Bituminous Seal Coat, Ductile Iron Pipe	6,404.99	388.66
			<i>For Class 52 Rating, Deduct</i>	-639.77	
			<i>For Class 54 Rating, Add</i>	879.39	
			<i>For Class 55 Rating, Add</i>	1,310.99	
			<i>For Class 56 Rating, Add</i>	1,736.78	
40 05 19 00-2720	EA		8" Flanged x Grooved (FxG), 20'-0" Spool Length, Class 53, Ceramic Epoxy Lined (P401), Bituminous Seal Coat, Ductile Iron Pipe	6,544.65	391.67
			<i>For Class 52 Rating, Deduct</i>	-654.63	
			<i>For Class 54 Rating, Add</i>	899.80	
			<i>For Class 55 Rating, Add</i>	1,341.36	
			<i>For Class 56 Rating, Add</i>	1,776.97	
40 05 19 00-2721			10" Flanged End x Grooved End (FxG), Class 53, Ceramic Epoxy Lined (P401), Bituminous Seal Coat, Ductile Iron Pipe <small>(40 05 19 00-2600)</small>		
40 05 19 00-2722	EA		10" Flanged x Grooved (FxG), 1'-0" Spool Length, Class 53, Ceramic Epoxy Lined (P401), Bituminous Seal Coat, Ductile Iron Pipe	1,525.36	337.44
			<i>For Class 52 Rating, Deduct</i>	-111.55	
			<i>For Class 54 Rating, Add</i>	158.25	
			<i>For Class 55 Rating, Add</i>	238.41	
			<i>For Class 56 Rating, Add</i>	317.56	
40 05 19 00-2723	EA		10" Flanged x Grooved (FxG), 1'-6" Spool Length, Class 53, Ceramic Epoxy Lined (P401), Bituminous Seal Coat, Ductile Iron Pipe	1,706.08	340.45
			<i>For Class 52 Rating, Deduct</i>	-130.93	
			<i>For Class 54 Rating, Add</i>	184.73	
			<i>For Class 55 Rating, Add</i>	277.80	
			<i>For Class 56 Rating, Add</i>	369.69	
40 05 19 00-2724	EA		10" Flanged x Grooved (FxG), 2'-0" Spool Length, Class 53, Ceramic Epoxy Lined (P401), Bituminous Seal Coat, Ductile Iron Pipe	1,886.81	343.47
			<i>For Class 52 Rating, Deduct</i>	-150.30	
			<i>For Class 54 Rating, Add</i>	211.20	
			<i>For Class 55 Rating, Add</i>	317.20	
			<i>For Class 56 Rating, Add</i>	421.82	
40 05 19 00-2725	EA		10" Flanged x Grooved (FxG), 2'-6" Spool Length, Class 53, Ceramic Epoxy Lined (P401), Bituminous Seal Coat, Ductile Iron Pipe	2,067.52	346.48
			<i>For Class 52 Rating, Deduct</i>	-169.68	
			<i>For Class 54 Rating, Add</i>	237.68	
			<i>For Class 55 Rating, Add</i>	356.59	
			<i>For Class 56 Rating, Add</i>	473.95	
40 05 19 00-2726	EA		10" Flanged x Grooved (FxG), 3'-0" Spool Length, Class 53, Ceramic Epoxy Lined (P401), Bituminous Seal Coat, Ductile Iron Pipe	2,248.24	349.49
			<i>For Class 52 Rating, Deduct</i>	-189.06	
			<i>For Class 54 Rating, Add</i>	264.16	
			<i>For Class 55 Rating, Add</i>	395.98	
			<i>For Class 56 Rating, Add</i>	526.08	
40 05 19 00-2727	EA		10" Flanged x Grooved (FxG), 3'-6" Spool Length, Class 53, Ceramic Epoxy Lined (P401), Bituminous Seal Coat, Ductile Iron Pipe	2,428.96	352.50
			<i>For Class 52 Rating, Deduct</i>	-208.43	
			<i>For Class 54 Rating, Add</i>	290.64	
			<i>For Class 55 Rating, Add</i>	435.37	
			<i>For Class 56 Rating, Add</i>	578.21	
40 05 19 00-2728	EA		10" Flanged x Grooved (FxG), 4'-0" Spool Length, Class 53, Ceramic Epoxy Lined (P401), Bituminous Seal Coat, Ductile Iron Pipe	2,609.68	355.51
			<i>For Class 52 Rating, Deduct</i>	-227.81	
			<i>For Class 54 Rating, Add</i>	317.12	
			<i>For Class 55 Rating, Add</i>	474.77	
			<i>For Class 56 Rating, Add</i>	630.34	
40 05 19 00-2729	EA		10" Flanged x Grooved (FxG), 4'-6" Spool Length, Class 53, Ceramic Epoxy Lined (P401), Bituminous Seal Coat, Ductile Iron Pipe	2,790.40	358.53
			<i>For Class 52 Rating, Deduct</i>	-247.19	
			<i>For Class 54 Rating, Add</i>	343.59	
			<i>For Class 55 Rating, Add</i>	514.16	
			<i>For Class 56 Rating, Add</i>	682.47	
40 05 19 00-2730	EA		10" Flanged x Grooved (FxG), 5'-0" Spool Length, Class 53, Ceramic Epoxy Lined (P401), Bituminous Seal Coat, Ductile Iron Pipe	2,971.12	361.55
			<i>For Class 52 Rating, Deduct</i>	-266.57	
			<i>For Class 54 Rating, Add</i>	370.07	
			<i>For Class 55 Rating, Add</i>	553.55	
			<i>For Class 56 Rating, Add</i>	734.60	
40 05 19 00-2731	EA		10" Flanged x Grooved (FxG), 5'-6" Spool Length, Class 53, Ceramic Epoxy Lined (P401), Bituminous Seal Coat, Ductile Iron Pipe	3,151.84	364.56
			<i>For Class 52 Rating, Deduct</i>	-285.94	
			<i>For Class 54 Rating, Add</i>	396.55	
			<i>For Class 55 Rating, Add</i>	592.94	
			<i>For Class 56 Rating, Add</i>	786.73	



MINOR CSI UOM DESCRIPTION	TOTAL DIRECT UNIT COST	DEMOLITION UNIT COST
40 05 19 00-2732 EA 10" Flanged x Grooved (FxG), 6'-0" Spool Length, Class 53, Ceramic Epoxy Lined (P401), Bituminous Seal Coat, Ductile Iron Pipe	3,332.57	367.57
<i>For Class 52 Rating, Deduct</i>	-305.32	
<i>For Class 54 Rating, Add</i>	423.03	
<i>For Class 55 Rating, Add</i>	632.33	
<i>For Class 56 Rating, Add</i>	838.86	
40 05 19 00-2733 EA 10" Flanged x Grooved (FxG), 6'-6" Spool Length, Class 53, Ceramic Epoxy Lined (P401), Bituminous Seal Coat, Ductile Iron Pipe	3,513.29	370.59
<i>For Class 52 Rating, Deduct</i>	-324.70	
<i>For Class 54 Rating, Add</i>	449.51	
<i>For Class 55 Rating, Add</i>	671.73	
<i>For Class 56 Rating, Add</i>	890.99	
40 05 19 00-2734 EA 10" Flanged x Grooved (FxG), 7'-0" Spool Length, Class 53, Ceramic Epoxy Lined (P401), Bituminous Seal Coat, Ductile Iron Pipe	3,694.00	373.60
<i>For Class 52 Rating, Deduct</i>	-344.07	
<i>For Class 54 Rating, Add</i>	475.99	
<i>For Class 55 Rating, Add</i>	711.12	
<i>For Class 56 Rating, Add</i>	948.12	
40 05 19 00-2735 EA 10" Flanged x Grooved (FxG), 7'-6" Spool Length, Class 53, Ceramic Epoxy Lined (P401), Bituminous Seal Coat, Ductile Iron Pipe	3,874.73	376.61
<i>For Class 52 Rating, Deduct</i>	-363.45	
<i>For Class 54 Rating, Add</i>	502.46	
<i>For Class 55 Rating, Add</i>	750.51	
<i>For Class 56 Rating, Add</i>	995.25	
40 05 19 00-2736 EA 10" Flanged x Grooved (FxG), 8'-0" Spool Length, Class 53, Ceramic Epoxy Lined (P401), Bituminous Seal Coat, Ductile Iron Pipe	4,055.44	379.62
<i>For Class 52 Rating, Deduct</i>	-382.83	
<i>For Class 54 Rating, Add</i>	528.94	
<i>For Class 55 Rating, Add</i>	789.90	
<i>For Class 56 Rating, Add</i>	1,047.38	
40 05 19 00-2737 EA 10" Flanged x Grooved (FxG), 8'-6" Spool Length, Class 53, Ceramic Epoxy Lined (P401), Bituminous Seal Coat, Ductile Iron Pipe	4,236.17	382.63
<i>For Class 52 Rating, Deduct</i>	-402.21	
<i>For Class 54 Rating, Add</i>	555.42	
<i>For Class 55 Rating, Add</i>	829.30	
<i>For Class 56 Rating, Add</i>	1,099.51	
40 05 19 00-2738 EA 10" Flanged x Grooved (FxG), 9'-0" Spool Length, Class 53, Ceramic Epoxy Lined (P401), Bituminous Seal Coat, Ductile Iron Pipe	4,416.88	385.65
<i>For Class 52 Rating, Deduct</i>	-421.58	
<i>For Class 54 Rating, Add</i>	581.90	
<i>For Class 55 Rating, Add</i>	868.69	
<i>For Class 56 Rating, Add</i>	1,151.64	
40 05 19 00-2739 EA 10" Flanged x Grooved (FxG), 9'-6" Spool Length, Class 53, Ceramic Epoxy Lined (P401), Bituminous Seal Coat, Ductile Iron Pipe	4,597.61	388.66
<i>For Class 52 Rating, Deduct</i>	-440.96	
<i>For Class 54 Rating, Add</i>	608.38	
<i>For Class 55 Rating, Add</i>	908.08	
<i>For Class 56 Rating, Add</i>	1,203.78	
40 05 19 00-2740 EA 10" Flanged x Grooved (FxG), 10'-0" Spool Length, Class 53, Ceramic Epoxy Lined (P401), Bituminous Seal Coat, Ductile Iron Pipe	4,778.33	391.67
<i>For Class 52 Rating, Deduct</i>	-460.34	
<i>For Class 54 Rating, Add</i>	634.85	
<i>For Class 55 Rating, Add</i>	947.47	
<i>For Class 56 Rating, Add</i>	1,255.90	
40 05 19 00-2741 EA 10" Flanged x Grooved (FxG), 10'-6" Spool Length, Class 53, Ceramic Epoxy Lined (P401), Bituminous Seal Coat, Ductile Iron Pipe	4,959.05	394.68
<i>For Class 52 Rating, Deduct</i>	-479.71	
<i>For Class 54 Rating, Add</i>	661.33	
<i>For Class 55 Rating, Add</i>	986.86	
<i>For Class 56 Rating, Add</i>	1,308.04	
40 05 19 00-2742 EA 10" Flanged x Grooved (FxG), 11'-0" Spool Length, Class 53, Ceramic Epoxy Lined (P401), Bituminous Seal Coat, Ductile Iron Pipe	5,139.76	397.70
<i>For Class 52 Rating, Deduct</i>	-499.09	
<i>For Class 54 Rating, Add</i>	687.81	
<i>For Class 55 Rating, Add</i>	1,026.26	
<i>For Class 56 Rating, Add</i>	1,360.16	
40 05 19 00-2743 EA 10" Flanged x Grooved (FxG), 11'-6" Spool Length, Class 53, Ceramic Epoxy Lined (P401), Bituminous Seal Coat, Ductile Iron Pipe	5,320.49	400.72
<i>For Class 52 Rating, Deduct</i>	-518.47	
<i>For Class 54 Rating, Add</i>	714.29	
<i>For Class 55 Rating, Add</i>	1,065.65	
<i>For Class 56 Rating, Add</i>	1,412.30	
40 05 19 00-2744 EA 10" Flanged x Grooved (FxG), 12'-0" Spool Length, Class 53, Ceramic Epoxy Lined (P401), Bituminous Seal Coat, Ductile Iron Pipe	5,501.21	403.73
<i>For Class 52 Rating, Deduct</i>	-537.85	
<i>For Class 54 Rating, Add</i>	740.77	
<i>For Class 55 Rating, Add</i>	1,105.04	
<i>For Class 56 Rating, Add</i>	1,464.43	
40 05 19 00-2745 EA 10" Flanged x Grooved (FxG), 12'-6" Spool Length, Class 53, Ceramic Epoxy Lined (P401), Bituminous Seal Coat, Ductile Iron Pipe	5,681.93	406.74
<i>For Class 52 Rating, Deduct</i>	-557.22	
<i>For Class 54 Rating, Add</i>	767.24	
<i>For Class 55 Rating, Add</i>	1,144.43	
<i>For Class 56 Rating, Add</i>	1,516.56	

40 Process Interconnections
40 05 Common Work Results For Process Interconnections
40 05 19 Ductile Iron Process Pipe



MINOR	CSI	UOM	DESCRIPTION	TOTAL DIRECT UNIT COST	DEMOLITION UNIT COST
40 05 19 00-2746	EA		10" Flanged x Grooved (FxG), 13'-0" Spool Length, Class 53, Ceramic Epoxy Lined (P401), Bituminous Seal Coat, Ductile Iron Pipe.....	5,862.65	409.75
			<i>For Class 52 Rating, Deduct</i>	-576.60	
			<i>For Class 54 Rating, Add</i>	793.72	
			<i>For Class 55 Rating, Add</i>	1,183.83	
			<i>For Class 56 Rating, Add</i>	1,568.69	
40 05 19 00-2747	EA		10" Flanged x Grooved (FxG), 13'-6" Spool Length, Class 53, Ceramic Epoxy Lined (P401), Bituminous Seal Coat, Ductile Iron Pipe.....	6,043.37	412.76
			<i>For Class 52 Rating, Deduct</i>	-595.98	
			<i>For Class 54 Rating, Add</i>	820.20	
			<i>For Class 55 Rating, Add</i>	1,223.22	
			<i>For Class 56 Rating, Add</i>	1,620.82	
40 05 19 00-2748	EA		10" Flanged x Grooved (FxG), 14'-0" Spool Length, Class 53, Ceramic Epoxy Lined (P401), Bituminous Seal Coat, Ductile Iron Pipe.....	6,224.10	415.78
			<i>For Class 52 Rating, Deduct</i>	-615.35	
			<i>For Class 54 Rating, Add</i>	846.68	
			<i>For Class 55 Rating, Add</i>	1,262.61	
			<i>For Class 56 Rating, Add</i>	1,672.95	
40 05 19 00-2749	EA		10" Flanged x Grooved (FxG), 14'-6" Spool Length, Class 53, Ceramic Epoxy Lined (P401), Bituminous Seal Coat, Ductile Iron Pipe.....	6,404.81	418.79
			<i>For Class 52 Rating, Deduct</i>	-634.73	
			<i>For Class 54 Rating, Add</i>	873.16	
			<i>For Class 55 Rating, Add</i>	1,302.00	
			<i>For Class 56 Rating, Add</i>	1,725.08	
40 05 19 00-2750	EA		10" Flanged x Grooved (FxG), 15'-0" Spool Length, Class 53, Ceramic Epoxy Lined (P401), Bituminous Seal Coat, Ductile Iron Pipe.....	6,585.53	421.80
			<i>For Class 52 Rating, Deduct</i>	-654.11	
			<i>For Class 54 Rating, Add</i>	899.64	
			<i>For Class 55 Rating, Add</i>	1,341.39	
			<i>For Class 56 Rating, Add</i>	1,777.21	
40 05 19 00-2751	EA		10" Flanged x Grooved (FxG), 15'-6" Spool Length, Class 53, Ceramic Epoxy Lined (P401), Bituminous Seal Coat, Ductile Iron Pipe.....	6,766.25	424.81
			<i>For Class 52 Rating, Deduct</i>	-673.48	
			<i>For Class 54 Rating, Add</i>	926.11	
			<i>For Class 55 Rating, Add</i>	1,380.79	
			<i>For Class 56 Rating, Add</i>	1,829.34	
40 05 19 00-2752	EA		10" Flanged x Grooved (FxG), 16'-0" Spool Length, Class 53, Ceramic Epoxy Lined (P401), Bituminous Seal Coat, Ductile Iron Pipe.....	6,946.97	427.82
			<i>For Class 52 Rating, Deduct</i>	-692.86	
			<i>For Class 54 Rating, Add</i>	952.59	
			<i>For Class 55 Rating, Add</i>	1,420.18	
			<i>For Class 56 Rating, Add</i>	1,881.47	
40 05 19 00-2753	EA		10" Flanged x Grooved (FxG), 16'-6" Spool Length, Class 53, Ceramic Epoxy Lined (P401), Bituminous Seal Coat, Ductile Iron Pipe.....	7,127.70	430.84
			<i>For Class 52 Rating, Deduct</i>	-712.24	
			<i>For Class 54 Rating, Add</i>	979.07	
			<i>For Class 55 Rating, Add</i>	1,459.57	
			<i>For Class 56 Rating, Add</i>	1,933.60	
40 05 19 00-2754	EA		10" Flanged x Grooved (FxG), 17'-0" Spool Length, Class 53, Ceramic Epoxy Lined (P401), Bituminous Seal Coat, Ductile Iron Pipe.....	7,308.41	433.85
			<i>For Class 52 Rating, Deduct</i>	-731.62	
			<i>For Class 54 Rating, Add</i>	1,005.55	
			<i>For Class 55 Rating, Add</i>	1,498.96	
			<i>For Class 56 Rating, Add</i>	1,985.73	
40 05 19 00-2755	EA		10" Flanged x Grooved (FxG), 17'-6" Spool Length, Class 53, Ceramic Epoxy Lined (P401), Bituminous Seal Coat, Ductile Iron Pipe.....	7,489.13	436.87
			<i>For Class 52 Rating, Deduct</i>	-750.99	
			<i>For Class 54 Rating, Add</i>	1,032.03	
			<i>For Class 55 Rating, Add</i>	1,538.36	
			<i>For Class 56 Rating, Add</i>	2,037.86	
40 05 19 00-2756	EA		10" Flanged x Grooved (FxG), 18'-0" Spool Length, Class 53, Ceramic Epoxy Lined (P401), Bituminous Seal Coat, Ductile Iron Pipe.....	7,669.86	439.88
			<i>For Class 52 Rating, Deduct</i>	-770.37	
			<i>For Class 54 Rating, Add</i>	1,058.50	
			<i>For Class 55 Rating, Add</i>	1,577.75	
			<i>For Class 56 Rating, Add</i>	2,089.99	
40 05 19 00-2757	EA		10" Flanged x Grooved (FxG), 18'-6" Spool Length, Class 53, Ceramic Epoxy Lined (P401), Bituminous Seal Coat, Ductile Iron Pipe.....	7,850.58	442.89
			<i>For Class 52 Rating, Deduct</i>	-789.75	
			<i>For Class 54 Rating, Add</i>	1,084.98	
			<i>For Class 55 Rating, Add</i>	1,617.14	
			<i>For Class 56 Rating, Add</i>	2,142.12	
40 05 19 00-2758	EA		10" Flanged x Grooved (FxG), 19'-0" Spool Length, Class 53, Ceramic Epoxy Lined (P401), Bituminous Seal Coat, Ductile Iron Pipe.....	8,031.29	445.91
			<i>For Class 52 Rating, Deduct</i>	-809.12	
			<i>For Class 54 Rating, Add</i>	1,111.46	
			<i>For Class 55 Rating, Add</i>	1,656.53	
			<i>For Class 56 Rating, Add</i>	2,194.25	
40 05 19 00-2759	EA		10" Flanged x Grooved (FxG), 19'-6" Spool Length, Class 53, Ceramic Epoxy Lined (P401), Bituminous Seal Coat, Ductile Iron Pipe.....	8,212.02	448.92
			<i>For Class 52 Rating, Deduct</i>	-828.50	
			<i>For Class 54 Rating, Add</i>	1,137.94	
			<i>For Class 55 Rating, Add</i>	1,695.92	
			<i>For Class 56 Rating, Add</i>	2,246.38	



MINOR	TOTAL DIRECT	DEMOLITION
CSI UOM DESCRIPTION	UNIT COST	UNIT COST
40 05 19 00-2760 EA 10" Flanged x Grooved (FxG), 20'-0" Spool Length, Class 53, Ceramic Epoxy Lined (P401), Bituminous Seal Coat, Ductile Iron Pipe	8,392.73	451.93
<i>For Class 52 Rating, Deduct</i>	-847.88	
<i>For Class 54 Rating, Add</i>	1,164.42	
<i>For Class 55 Rating, Add</i>	1,735.32	
<i>For Class 56 Rating, Add</i>	2,298.51	
40 05 19 00-2761 12" Flanged End x Grooved End (FxG), Class 53, Ceramic Epoxy Lined (P401), Bituminous Seal Coat, Ductile Iron Pipe <small>(40 05 19 00-2600)</small>		
40 05 19 00-2762 EA 12" Flanged x Grooved (FxG), 1'-0" Spool Length, Class 53, Ceramic Epoxy Lined (P401), Bituminous Seal Coat, Ductile Iron Pipe	1,972.16	421.80
<i>For Class 52 Rating, Deduct</i>	-146.64	
<i>For Class 54 Rating, Add</i>	207.63	
<i>For Class 55 Rating, Add</i>	312.61	
<i>For Class 56 Rating, Add</i>	416.26	
40 05 19 00-2763 EA 12" Flanged x Grooved (FxG), 1'-6" Spool Length, Class 53, Ceramic Epoxy Lined (P401), Bituminous Seal Coat, Ductile Iron Pipe	2,195.73	424.81
<i>For Class 52 Rating, Deduct</i>	-170.73	
<i>For Class 54 Rating, Add</i>	240.53	
<i>For Class 55 Rating, Add</i>	361.56	
<i>For Class 56 Rating, Add</i>	481.03	
40 05 19 00-2764 EA 12" Flanged x Grooved (FxG), 2'-0" Spool Length, Class 53, Ceramic Epoxy Lined (P401), Bituminous Seal Coat, Ductile Iron Pipe	2,419.30	427.82
<i>For Class 52 Rating, Deduct</i>	-194.82	
<i>For Class 54 Rating, Add</i>	273.44	
<i>For Class 55 Rating, Add</i>	410.51	
<i>For Class 56 Rating, Add</i>	545.80	
40 05 19 00-2765 EA 12" Flanged x Grooved (FxG), 2'-6" Spool Length, Class 53, Ceramic Epoxy Lined (P401), Bituminous Seal Coat, Ductile Iron Pipe	2,642.87	430.84
<i>For Class 52 Rating, Deduct</i>	-218.91	
<i>For Class 54 Rating, Add</i>	306.35	
<i>For Class 55 Rating, Add</i>	459.45	
<i>For Class 56 Rating, Add</i>	610.57	
40 05 19 00-2766 EA 12" Flanged x Grooved (FxG), 3'-0" Spool Length, Class 53, Ceramic Epoxy Lined (P401), Bituminous Seal Coat, Ductile Iron Pipe	2,866.44	433.85
<i>For Class 52 Rating, Deduct</i>	-243.00	
<i>For Class 54 Rating, Add</i>	339.25	
<i>For Class 55 Rating, Add</i>	508.40	
<i>For Class 56 Rating, Add</i>	675.35	
40 05 19 00-2767 EA 12" Flanged x Grooved (FxG), 3'-6" Spool Length, Class 53, Ceramic Epoxy Lined (P401), Bituminous Seal Coat, Ductile Iron Pipe	3,090.00	436.87
<i>For Class 52 Rating, Deduct</i>	-267.09	
<i>For Class 54 Rating, Add</i>	372.16	
<i>For Class 55 Rating, Add</i>	557.35	
<i>For Class 56 Rating, Add</i>	740.12	
40 05 19 00-2768 EA 12" Flanged x Grooved (FxG), 4'-0" Spool Length, Class 53, Ceramic Epoxy Lined (P401), Bituminous Seal Coat, Ductile Iron Pipe	3,313.58	439.88
<i>For Class 52 Rating, Deduct</i>	-291.18	
<i>For Class 54 Rating, Add</i>	405.06	
<i>For Class 55 Rating, Add</i>	606.30	
<i>For Class 56 Rating, Add</i>	804.89	
40 05 19 00-2769 EA 12" Flanged x Grooved (FxG), 4'-6" Spool Length, Class 53, Ceramic Epoxy Lined (P401), Bituminous Seal Coat, Ductile Iron Pipe	3,537.15	442.89
<i>For Class 52 Rating, Deduct</i>	-315.27	
<i>For Class 54 Rating, Add</i>	437.97	
<i>For Class 55 Rating, Add</i>	655.25	
<i>For Class 56 Rating, Add</i>	869.66	
40 05 19 00-2770 EA 12" Flanged x Grooved (FxG), 5'-0" Spool Length, Class 53, Ceramic Epoxy Lined (P401), Bituminous Seal Coat, Ductile Iron Pipe	3,760.71	445.91
<i>For Class 52 Rating, Deduct</i>	-339.36	
<i>For Class 54 Rating, Add</i>	470.87	
<i>For Class 55 Rating, Add</i>	704.19	
<i>For Class 56 Rating, Add</i>	934.43	
40 05 19 00-2771 EA 12" Flanged x Grooved (FxG), 5'-6" Spool Length, Class 53, Ceramic Epoxy Lined (P401), Bituminous Seal Coat, Ductile Iron Pipe	3,984.29	448.92
<i>For Class 52 Rating, Deduct</i>	-363.45	
<i>For Class 54 Rating, Add</i>	503.78	
<i>For Class 55 Rating, Add</i>	753.14	
<i>For Class 56 Rating, Add</i>	999.20	
40 05 19 00-2772 EA 12" Flanged x Grooved (FxG), 6'-0" Spool Length, Class 53, Ceramic Epoxy Lined (P401), Bituminous Seal Coat, Ductile Iron Pipe	4,207.85	451.93
<i>For Class 52 Rating, Deduct</i>	-387.54	
<i>For Class 54 Rating, Add</i>	536.68	
<i>For Class 55 Rating, Add</i>	802.09	
<i>For Class 56 Rating, Add</i>	1,063.97	
40 05 19 00-2773 EA 12" Flanged x Grooved (FxG), 6'-6" Spool Length, Class 53, Ceramic Epoxy Lined (P401), Bituminous Seal Coat, Ductile Iron Pipe	4,431.42	454.94
<i>For Class 52 Rating, Deduct</i>	-411.63	
<i>For Class 54 Rating, Add</i>	569.59	
<i>For Class 55 Rating, Add</i>	851.03	
<i>For Class 56 Rating, Add</i>	1,128.74	

40 Process Interconnections
40 05 Common Work Results For Process Interconnections
40 05 19 Ductile Iron Process Pipe



MINOR	CSI	UOM	DESCRIPTION	TOTAL DIRECT UNIT COST	DEMOLITION UNIT COST
40 05 19 00-2774	EA		12" Flanged x Grooved (FxG), 7'-0" Spool Length, Class 53, Ceramic Epoxy Lined (P401), Bituminous Seal Coat, Ductile Iron Pipe	4,654.99	457.96
			<i>For Class 52 Rating, Deduct</i>	-435.72	
			<i>For Class 54 Rating, Add</i>	602.49	
			<i>For Class 55 Rating, Add</i>	899.98	
			<i>For Class 56 Rating, Add</i>	1,193.51	
40 05 19 00-2775	EA		12" Flanged x Grooved (FxG), 7'-6" Spool Length, Class 53, Ceramic Epoxy Lined (P401), Bituminous Seal Coat, Ductile Iron Pipe	4,878.55	460.97
			<i>For Class 52 Rating, Deduct</i>	-459.81	
			<i>For Class 54 Rating, Add</i>	635.40	
			<i>For Class 55 Rating, Add</i>	948.93	
			<i>For Class 56 Rating, Add</i>	1,258.28	
40 05 19 00-2776	EA		12" Flanged x Grooved (FxG), 8'-0" Spool Length, Class 53, Ceramic Epoxy Lined (P401), Bituminous Seal Coat, Ductile Iron Pipe	5,102.14	463.98
			<i>For Class 52 Rating, Deduct</i>	-483.90	
			<i>For Class 54 Rating, Add</i>	668.31	
			<i>For Class 55 Rating, Add</i>	997.88	
			<i>For Class 56 Rating, Add</i>	1,323.05	
40 05 19 00-2777	EA		12" Flanged x Grooved (FxG), 8'-6" Spool Length, Class 53, Ceramic Epoxy Lined (P401), Bituminous Seal Coat, Ductile Iron Pipe	5,325.70	466.99
			<i>For Class 52 Rating, Deduct</i>	-507.99	
			<i>For Class 54 Rating, Add</i>	701.21	
			<i>For Class 55 Rating, Add</i>	1,046.82	
			<i>For Class 56 Rating, Add</i>	1,387.82	
40 05 19 00-2778	EA		12" Flanged x Grooved (FxG), 9'-0" Spool Length, Class 53, Ceramic Epoxy Lined (P401), Bituminous Seal Coat, Ductile Iron Pipe	5,549.27	470.00
			<i>For Class 52 Rating, Deduct</i>	-532.09	
			<i>For Class 54 Rating, Add</i>	734.12	
			<i>For Class 55 Rating, Add</i>	1,095.77	
			<i>For Class 56 Rating, Add</i>	1,452.59	
40 05 19 00-2779	EA		12" Flanged x Grooved (FxG), 9'-6" Spool Length, Class 53, Ceramic Epoxy Lined (P401), Bituminous Seal Coat, Ductile Iron Pipe	5,772.84	473.03
			<i>For Class 52 Rating, Deduct</i>	-556.18	
			<i>For Class 54 Rating, Add</i>	767.02	
			<i>For Class 55 Rating, Add</i>	1,144.72	
			<i>For Class 56 Rating, Add</i>	1,517.36	
40 05 19 00-2780	EA		12" Flanged x Grooved (FxG), 10'-0" Spool Length, Class 53, Ceramic Epoxy Lined (P401), Bituminous Seal Coat, Ductile Iron Pipe	5,996.40	476.04
			<i>For Class 52 Rating, Deduct</i>	-580.27	
			<i>For Class 54 Rating, Add</i>	799.93	
			<i>For Class 55 Rating, Add</i>	1,193.67	
			<i>For Class 56 Rating, Add</i>	1,582.13	
40 05 19 00-2781	EA		12" Flanged x Grooved (FxG), 10'-6" Spool Length, Class 53, Ceramic Epoxy Lined (P401), Bituminous Seal Coat, Ductile Iron Pipe	6,219.98	479.05
			<i>For Class 52 Rating, Deduct</i>	-604.36	
			<i>For Class 54 Rating, Add</i>	832.83	
			<i>For Class 55 Rating, Add</i>	1,242.62	
			<i>For Class 56 Rating, Add</i>	1,646.90	
40 05 19 00-2782	EA		12" Flanged x Grooved (FxG), 11'-0" Spool Length, Class 53, Ceramic Epoxy Lined (P401), Bituminous Seal Coat, Ductile Iron Pipe	6,443.54	482.06
			<i>For Class 52 Rating, Deduct</i>	-628.45	
			<i>For Class 54 Rating, Add</i>	865.74	
			<i>For Class 55 Rating, Add</i>	1,291.56	
			<i>For Class 56 Rating, Add</i>	1,711.67	
40 05 19 00-2783	EA		12" Flanged x Grooved (FxG), 11'-6" Spool Length, Class 53, Ceramic Epoxy Lined (P401), Bituminous Seal Coat, Ductile Iron Pipe	6,667.11	485.07
			<i>For Class 52 Rating, Deduct</i>	-652.54	
			<i>For Class 54 Rating, Add</i>	898.64	
			<i>For Class 55 Rating, Add</i>	1,340.51	
			<i>For Class 56 Rating, Add</i>	1,776.45	
40 05 19 00-2784	EA		12" Flanged x Grooved (FxG), 12'-0" Spool Length, Class 53, Ceramic Epoxy Lined (P401), Bituminous Seal Coat, Ductile Iron Pipe	6,890.69	488.09
			<i>For Class 52 Rating, Deduct</i>	-676.63	
			<i>For Class 54 Rating, Add</i>	931.55	
			<i>For Class 55 Rating, Add</i>	1,389.46	
			<i>For Class 56 Rating, Add</i>	1,841.22	
40 05 19 00-2785	EA		12" Flanged x Grooved (FxG), 12'-6" Spool Length, Class 53, Ceramic Epoxy Lined (P401), Bituminous Seal Coat, Ductile Iron Pipe	7,114.25	491.10
			<i>For Class 52 Rating, Deduct</i>	-700.72	
			<i>For Class 54 Rating, Add</i>	964.45	
			<i>For Class 55 Rating, Add</i>	1,438.40	
			<i>For Class 56 Rating, Add</i>	1,905.98	
40 05 19 00-2786	EA		12" Flanged x Grooved (FxG), 13'-0" Spool Length, Class 53, Ceramic Epoxy Lined (P401), Bituminous Seal Coat, Ductile Iron Pipe	7,337.82	494.11
			<i>For Class 52 Rating, Deduct</i>	-724.81	
			<i>For Class 54 Rating, Add</i>	997.36	
			<i>For Class 55 Rating, Add</i>	1,487.35	
			<i>For Class 56 Rating, Add</i>	1,970.76	
40 05 19 00-2787	EA		12" Flanged x Grooved (FxG), 13'-6" Spool Length, Class 53, Ceramic Epoxy Lined (P401), Bituminous Seal Coat, Ductile Iron Pipe	7,561.39	497.12
			<i>For Class 52 Rating, Deduct</i>	-748.90	
			<i>For Class 54 Rating, Add</i>	1,030.26	
			<i>For Class 55 Rating, Add</i>	1,536.30	
			<i>For Class 56 Rating, Add</i>	2,035.53	



MINOR CSI UOM DESCRIPTION	TOTAL DIRECT UNIT COST	DEMOLITION UNIT COST
40 05 19 00-2788 EA 12" Flanged x Grooved (FxG), 14'-0" Spool Length, Class 53, Ceramic Epoxy Lined (P401), Bituminous Seal Coat, Ductile Iron Pipe.....	7,784.96	500.13
<i>For Class 52 Rating, Deduct</i>	-772.99	
<i>For Class 54 Rating, Add</i>	1,063.17	
<i>For Class 55 Rating, Add</i>	1,585.25	
<i>For Class 56 Rating, Add</i>	2,100.30	
40 05 19 00-2789 EA 12" Flanged x Grooved (FxG), 14'-6" Spool Length, Class 53, Ceramic Epoxy Lined (P401), Bituminous Seal Coat, Ductile Iron Pipe.....	8,008.53	503.15
<i>For Class 52 Rating, Deduct</i>	-797.08	
<i>For Class 54 Rating, Add</i>	1,096.08	
<i>For Class 55 Rating, Add</i>	1,634.19	
<i>For Class 56 Rating, Add</i>	2,165.07	
40 05 19 00-2790 EA 12" Flanged x Grooved (FxG), 15'-0" Spool Length, Class 53, Ceramic Epoxy Lined (P401), Bituminous Seal Coat, Ductile Iron Pipe.....	8,232.10	506.16
<i>For Class 52 Rating, Deduct</i>	-821.17	
<i>For Class 54 Rating, Add</i>	1,128.98	
<i>For Class 55 Rating, Add</i>	1,683.14	
<i>For Class 56 Rating, Add</i>	2,229.84	
40 05 19 00-2791 EA 12" Flanged x Grooved (FxG), 15'-6" Spool Length, Class 53, Ceramic Epoxy Lined (P401), Bituminous Seal Coat, Ductile Iron Pipe.....	8,455.66	509.17
<i>For Class 52 Rating, Deduct</i>	-845.26	
<i>For Class 54 Rating, Add</i>	1,161.89	
<i>For Class 55 Rating, Add</i>	1,732.09	
<i>For Class 56 Rating, Add</i>	2,294.61	
40 05 19 00-2792 EA 12" Flanged x Grooved (FxG), 16'-0" Spool Length, Class 53, Ceramic Epoxy Lined (P401), Bituminous Seal Coat, Ductile Iron Pipe.....	8,679.24	512.19
<i>For Class 52 Rating, Deduct</i>	-869.35	
<i>For Class 54 Rating, Add</i>	1,194.79	
<i>For Class 55 Rating, Add</i>	1,781.04	
<i>For Class 56 Rating, Add</i>	2,359.38	
40 05 19 00-2793 EA 12" Flanged x Grooved (FxG), 16'-6" Spool Length, Class 53, Ceramic Epoxy Lined (P401), Bituminous Seal Coat, Ductile Iron Pipe.....	8,902.81	515.20
<i>For Class 52 Rating, Deduct</i>	-893.44	
<i>For Class 54 Rating, Add</i>	1,227.70	
<i>For Class 55 Rating, Add</i>	1,829.99	
<i>For Class 56 Rating, Add</i>	2,424.15	
40 05 19 00-2794 EA 12" Flanged x Grooved (FxG), 17'-0" Spool Length, Class 53, Ceramic Epoxy Lined (P401), Bituminous Seal Coat, Ductile Iron Pipe.....	9,126.37	518.22
<i>For Class 52 Rating, Deduct</i>	-917.53	
<i>For Class 54 Rating, Add</i>	1,260.60	
<i>For Class 55 Rating, Add</i>	1,878.93	
<i>For Class 56 Rating, Add</i>	2,488.92	
40 05 19 00-2795 EA 12" Flanged x Grooved (FxG), 17'-6" Spool Length, Class 53, Ceramic Epoxy Lined (P401), Bituminous Seal Coat, Ductile Iron Pipe.....	9,349.95	521.23
<i>For Class 52 Rating, Deduct</i>	-941.62	
<i>For Class 54 Rating, Add</i>	1,293.51	
<i>For Class 55 Rating, Add</i>	1,927.88	
<i>For Class 56 Rating, Add</i>	2,553.69	
40 05 19 00-2796 EA 12" Flanged x Grooved (FxG), 18'-0" Spool Length, Class 53, Ceramic Epoxy Lined (P401), Bituminous Seal Coat, Ductile Iron Pipe.....	9,573.51	524.24
<i>For Class 52 Rating, Deduct</i>	-965.71	
<i>For Class 54 Rating, Add</i>	1,326.41	
<i>For Class 55 Rating, Add</i>	1,976.83	
<i>For Class 56 Rating, Add</i>	2,618.46	
40 05 19 00-2797 EA 12" Flanged x Grooved (FxG), 18'-6" Spool Length, Class 53, Ceramic Epoxy Lined (P401), Bituminous Seal Coat, Ductile Iron Pipe.....	9,797.08	527.25
<i>For Class 52 Rating, Deduct</i>	-989.80	
<i>For Class 54 Rating, Add</i>	1,359.32	
<i>For Class 55 Rating, Add</i>	2,025.77	
<i>For Class 56 Rating, Add</i>	2,683.23	
40 05 19 00-2798 EA 12" Flanged x Grooved (FxG), 19'-0" Spool Length, Class 53, Ceramic Epoxy Lined (P401), Bituminous Seal Coat, Ductile Iron Pipe.....	10,020.65	530.26
<i>For Class 52 Rating, Deduct</i>	-1,013.89	
<i>For Class 54 Rating, Add</i>	1,392.22	
<i>For Class 55 Rating, Add</i>	2,074.72	
<i>For Class 56 Rating, Add</i>	2,748.00	
40 05 19 00-2799 EA 12" Flanged x Grooved (FxG), 19'-6" Spool Length, Class 53, Ceramic Epoxy Lined (P401), Bituminous Seal Coat, Ductile Iron Pipe.....	10,244.21	533.28
<i>For Class 52 Rating, Deduct</i>	-1,037.98	
<i>For Class 54 Rating, Add</i>	1,425.13	
<i>For Class 55 Rating, Add</i>	2,123.67	
<i>For Class 56 Rating, Add</i>	2,812.77	
40 05 19 00-2800 EA 12" Flanged x Grooved (FxG), 20'-0" Spool Length, Class 53, Ceramic Epoxy Lined (P401), Bituminous Seal Coat, Ductile Iron Pipe.....	10,467.79	536.29
<i>For Class 52 Rating, Deduct</i>	-1,062.08	
<i>For Class 54 Rating, Add</i>	1,458.04	
<i>For Class 55 Rating, Add</i>	2,172.62	
<i>For Class 56 Rating, Add</i>	2,877.55	

40 05 19 00-2801 14" Flanged End x Grooved End (FxG), Class 53, Ceramic Epoxy Lined (P401), Bituminous Seal Coat, Ductile Iron Pipe (40 05 19 00-2800)

40 Process Interconnections
40 05 Common Work Results For Process Interconnections
40 05 19 Ductile Iron Process Pipe



MINOR	CSI	UOM	DESCRIPTION	TOTAL DIRECT UNIT COST	DEMOLITION UNIT COST
40 05 19 00-2802	EA		14" Flanged x Grooved (FxG), 1'-0" Spool Length, Class 53, Ceramic Epoxy Lined (P401), Bituminous Seal Coat, Ductile Iron Pipe	2,733.19	506.16
			<i>For Class 52 Rating, Deduct</i>	-216.29	
			<i>For Class 54 Rating, Add</i>	304.14	
			<i>For Class 55 Rating, Add</i>	456.89	
			<i>For Class 56 Rating, Add</i>	607.66	
40 05 19 00-2803	EA		14" Flanged x Grooved (FxG), 1'-6" Spool Length, Class 53, Ceramic Epoxy Lined (P401), Bituminous Seal Coat, Ductile Iron Pipe	3,004.86	509.17
			<i>For Class 52 Rating, Deduct</i>	-245.62	
			<i>For Class 54 Rating, Add</i>	344.19	
			<i>For Class 55 Rating, Add</i>	516.45	
			<i>For Class 56 Rating, Add</i>	686.48	
40 05 19 00-2804	EA		14" Flanged x Grooved (FxG), 2'-0" Spool Length, Class 53, Ceramic Epoxy Lined (P401), Bituminous Seal Coat, Ductile Iron Pipe	3,275.55	512.19
			<i>For Class 52 Rating, Deduct</i>	-274.95	
			<i>For Class 54 Rating, Add</i>	384.24	
			<i>For Class 55 Rating, Add</i>	576.01	
			<i>For Class 56 Rating, Add</i>	765.29	
40 05 19 00-2805	EA		14" Flanged x Grooved (FxG), 2'-6" Spool Length, Class 53, Ceramic Epoxy Lined (P401), Bituminous Seal Coat, Ductile Iron Pipe	3,546.73	515.20
			<i>For Class 52 Rating, Deduct</i>	-304.27	
			<i>For Class 54 Rating, Add</i>	424.29	
			<i>For Class 55 Rating, Add</i>	635.58	
			<i>For Class 56 Rating, Add</i>	844.11	
40 05 19 00-2806	EA		14" Flanged x Grooved (FxG), 3'-0" Spool Length, Class 53, Ceramic Epoxy Lined (P401), Bituminous Seal Coat, Ductile Iron Pipe	3,817.90	518.22
			<i>For Class 52 Rating, Deduct</i>	-333.60	
			<i>For Class 54 Rating, Add</i>	464.33	
			<i>For Class 55 Rating, Add</i>	695.14	
			<i>For Class 56 Rating, Add</i>	922.92	
40 05 19 00-2807	EA		14" Flanged x Grooved (FxG), 3'-6" Spool Length, Class 53, Ceramic Epoxy Lined (P401), Bituminous Seal Coat, Ductile Iron Pipe	4,089.09	521.23
			<i>For Class 52 Rating, Deduct</i>	-362.93	
			<i>For Class 54 Rating, Add</i>	504.38	
			<i>For Class 55 Rating, Add</i>	754.71	
			<i>For Class 56 Rating, Add</i>	1,001.74	
40 05 19 00-2808	EA		14" Flanged x Grooved (FxG), 4'-0" Spool Length, Class 53, Ceramic Epoxy Lined (P401), Bituminous Seal Coat, Ductile Iron Pipe	4,360.26	524.24
			<i>For Class 52 Rating, Deduct</i>	-392.26	
			<i>For Class 54 Rating, Add</i>	544.43	
			<i>For Class 55 Rating, Add</i>	814.27	
			<i>For Class 56 Rating, Add</i>	1,080.55	
40 05 19 00-2809	EA		14" Flanged x Grooved (FxG), 4'-6" Spool Length, Class 53, Ceramic Epoxy Lined (P401), Bituminous Seal Coat, Ductile Iron Pipe	4,631.44	527.25
			<i>For Class 52 Rating, Deduct</i>	-421.58	
			<i>For Class 54 Rating, Add</i>	584.47	
			<i>For Class 55 Rating, Add</i>	873.84	
			<i>For Class 56 Rating, Add</i>	1,159.37	
40 05 19 00-2810	EA		14" Flanged x Grooved (FxG), 5'-0" Spool Length, Class 53, Ceramic Epoxy Lined (P401), Bituminous Seal Coat, Ductile Iron Pipe	4,902.62	530.26
			<i>For Class 52 Rating, Deduct</i>	-450.91	
			<i>For Class 54 Rating, Add</i>	624.52	
			<i>For Class 55 Rating, Add</i>	933.40	
			<i>For Class 56 Rating, Add</i>	1,238.18	
40 05 19 00-2811	EA		14" Flanged x Grooved (FxG), 5'-6" Spool Length, Class 53, Ceramic Epoxy Lined (P401), Bituminous Seal Coat, Ductile Iron Pipe	5,173.79	533.28
			<i>For Class 52 Rating, Deduct</i>	-480.24	
			<i>For Class 54 Rating, Add</i>	664.57	
			<i>For Class 55 Rating, Add</i>	992.97	
			<i>For Class 56 Rating, Add</i>	1,317.00	
40 05 19 00-2812	EA		14" Flanged x Grooved (FxG), 6'-0" Spool Length, Class 53, Ceramic Epoxy Lined (P401), Bituminous Seal Coat, Ductile Iron Pipe	5,444.97	536.29
			<i>For Class 52 Rating, Deduct</i>	-509.57	
			<i>For Class 54 Rating, Add</i>	704.61	
			<i>For Class 55 Rating, Add</i>	1,052.53	
			<i>For Class 56 Rating, Add</i>	1,395.81	
40 05 19 00-2813	EA		14" Flanged x Grooved (FxG), 6'-6" Spool Length, Class 53, Ceramic Epoxy Lined (P401), Bituminous Seal Coat, Ductile Iron Pipe	5,716.16	539.30
			<i>For Class 52 Rating, Deduct</i>	-538.89	
			<i>For Class 54 Rating, Add</i>	744.66	
			<i>For Class 55 Rating, Add</i>	1,112.09	
			<i>For Class 56 Rating, Add</i>	1,474.63	
40 05 19 00-2814	EA		14" Flanged x Grooved (FxG), 7'-0" Spool Length, Class 53, Ceramic Epoxy Lined (P401), Bituminous Seal Coat, Ductile Iron Pipe	5,987.33	542.31
			<i>For Class 52 Rating, Deduct</i>	-568.22	
			<i>For Class 54 Rating, Add</i>	784.71	
			<i>For Class 55 Rating, Add</i>	1,171.66	
			<i>For Class 56 Rating, Add</i>	1,553.44	
40 05 19 00-2815	EA		14" Flanged x Grooved (FxG), 7'-6" Spool Length, Class 53, Ceramic Epoxy Lined (P401), Bituminous Seal Coat, Ductile Iron Pipe	6,258.52	545.33
			<i>For Class 52 Rating, Deduct</i>	-597.55	
			<i>For Class 54 Rating, Add</i>	824.75	
			<i>For Class 55 Rating, Add</i>	1,231.22	
			<i>For Class 56 Rating, Add</i>	1,632.26	



MINOR CSI UOM DESCRIPTION	TOTAL DIRECT UNIT COST	DEMOLITION UNIT COST
40 05 19 00-2816 EA 14" Flanged x Grooved (FxG), 8'-0" Spool Length, Class 53, Ceramic Epoxy Lined (P401), Bituminous Seal Coat, Ductile Iron Pipe	6,529.69	548.34
<i>For Class 52 Rating, Deduct</i>	-626.88	
<i>For Class 54 Rating, Add</i>	864.80	
<i>For Class 55 Rating, Add</i>	1,290.79	
<i>For Class 56 Rating, Add</i>	1,711.08	
40 05 19 00-2817 EA 14" Flanged x Grooved (FxG), 8'-6" Spool Length, Class 53, Ceramic Epoxy Lined (P401), Bituminous Seal Coat, Ductile Iron Pipe	6,800.87	551.36
<i>For Class 52 Rating, Deduct</i>	-656.20	
<i>For Class 54 Rating, Add</i>	904.85	
<i>For Class 55 Rating, Add</i>	1,350.35	
<i>For Class 56 Rating, Add</i>	1,789.89	
40 05 19 00-2818 EA 14" Flanged x Grooved (FxG), 9'-0" Spool Length, Class 53, Ceramic Epoxy Lined (P401), Bituminous Seal Coat, Ductile Iron Pipe	7,072.05	554.37
<i>For Class 52 Rating, Deduct</i>	-685.53	
<i>For Class 54 Rating, Add</i>	944.89	
<i>For Class 55 Rating, Add</i>	1,409.92	
<i>For Class 56 Rating, Add</i>	1,868.71	
40 05 19 00-2819 EA 14" Flanged x Grooved (FxG), 9'-6" Spool Length, Class 53, Ceramic Epoxy Lined (P401), Bituminous Seal Coat, Ductile Iron Pipe	7,343.22	557.38
<i>For Class 52 Rating, Deduct</i>	-714.86	
<i>For Class 54 Rating, Add</i>	984.94	
<i>For Class 55 Rating, Add</i>	1,469.48	
<i>For Class 56 Rating, Add</i>	1,947.52	
40 05 19 00-2820 EA 14" Flanged x Grooved (FxG), 10'-0" Spool Length, Class 53, Ceramic Epoxy Lined (P401), Bituminous Seal Coat, Ductile Iron Pipe	7,614.40	560.40
<i>For Class 52 Rating, Deduct</i>	-744.19	
<i>For Class 54 Rating, Add</i>	1,024.99	
<i>For Class 55 Rating, Add</i>	1,529.04	
<i>For Class 56 Rating, Add</i>	2,026.34	
40 05 19 00-2821 EA 14" Flanged x Grooved (FxG), 10'-6" Spool Length, Class 53, Ceramic Epoxy Lined (P401), Bituminous Seal Coat, Ductile Iron Pipe	7,885.59	563.41
<i>For Class 52 Rating, Deduct</i>	-773.51	
<i>For Class 54 Rating, Add</i>	1,065.03	
<i>For Class 55 Rating, Add</i>	1,588.61	
<i>For Class 56 Rating, Add</i>	2,105.15	
40 05 19 00-2822 EA 14" Flanged x Grooved (FxG), 11'-0" Spool Length, Class 53, Ceramic Epoxy Lined (P401), Bituminous Seal Coat, Ductile Iron Pipe	8,156.76	566.42
<i>For Class 52 Rating, Deduct</i>	-802.84	
<i>For Class 54 Rating, Add</i>	1,105.08	
<i>For Class 55 Rating, Add</i>	1,648.17	
<i>For Class 56 Rating, Add</i>	2,183.97	
40 05 19 00-2823 EA 14" Flanged x Grooved (FxG), 11'-6" Spool Length, Class 53, Ceramic Epoxy Lined (P401), Bituminous Seal Coat, Ductile Iron Pipe	8,427.95	569.43
<i>For Class 52 Rating, Deduct</i>	-832.17	
<i>For Class 54 Rating, Add</i>	1,145.13	
<i>For Class 55 Rating, Add</i>	1,707.74	
<i>For Class 56 Rating, Add</i>	2,262.79	
40 05 19 00-2824 EA 14" Flanged x Grooved (FxG), 12'-0" Spool Length, Class 53, Ceramic Epoxy Lined (P401), Bituminous Seal Coat, Ductile Iron Pipe	8,699.12	572.44
<i>For Class 52 Rating, Deduct</i>	-861.50	
<i>For Class 54 Rating, Add</i>	1,185.18	
<i>For Class 55 Rating, Add</i>	1,767.30	
<i>For Class 56 Rating, Add</i>	2,341.60	
40 05 19 00-2825 EA 14" Flanged x Grooved (FxG), 12'-6" Spool Length, Class 53, Ceramic Epoxy Lined (P401), Bituminous Seal Coat, Ductile Iron Pipe	8,970.30	575.46
<i>For Class 52 Rating, Deduct</i>	-890.82	
<i>For Class 54 Rating, Add</i>	1,225.22	
<i>For Class 55 Rating, Add</i>	1,826.87	
<i>For Class 56 Rating, Add</i>	2,420.41	
40 05 19 00-2826 EA 14" Flanged x Grooved (FxG), 13'-0" Spool Length, Class 53, Ceramic Epoxy Lined (P401), Bituminous Seal Coat, Ductile Iron Pipe	9,241.48	578.47
<i>For Class 52 Rating, Deduct</i>	-920.15	
<i>For Class 54 Rating, Add</i>	1,265.27	
<i>For Class 55 Rating, Add</i>	1,886.43	
<i>For Class 56 Rating, Add</i>	2,499.23	
40 05 19 00-2827 EA 14" Flanged x Grooved (FxG), 13'-6" Spool Length, Class 53, Ceramic Epoxy Lined (P401), Bituminous Seal Coat, Ductile Iron Pipe	9,512.65	581.48
<i>For Class 52 Rating, Deduct</i>	-949.48	
<i>For Class 54 Rating, Add</i>	1,305.32	
<i>For Class 55 Rating, Add</i>	1,946.00	
<i>For Class 56 Rating, Add</i>	2,578.04	
40 05 19 00-2828 EA 14" Flanged x Grooved (FxG), 14'-0" Spool Length, Class 53, Ceramic Epoxy Lined (P401), Bituminous Seal Coat, Ductile Iron Pipe	9,783.83	584.49
<i>For Class 52 Rating, Deduct</i>	-978.81	
<i>For Class 54 Rating, Add</i>	1,345.36	
<i>For Class 55 Rating, Add</i>	2,005.56	
<i>For Class 56 Rating, Add</i>	2,656.86	
40 05 19 00-2829 EA 14" Flanged x Grooved (FxG), 14'-6" Spool Length, Class 53, Ceramic Epoxy Lined (P401), Bituminous Seal Coat, Ductile Iron Pipe	10,055.02	587.51
<i>For Class 52 Rating, Deduct</i>	-1,008.13	
<i>For Class 54 Rating, Add</i>	1,385.41	
<i>For Class 55 Rating, Add</i>	2,065.13	
<i>For Class 56 Rating, Add</i>	2,735.68	

40 Process Interconnections
40 05 Common Work Results For Process Interconnections
40 05 19 Ductile Iron Process Pipe



MINOR	CSI	UOM	DESCRIPTION	TOTAL DIRECT UNIT COST	DEMOLITION UNIT COST
40 05 19 00-2830	EA		14" Flanged x Grooved (FxG), 15'-0" Spool Length, Class 53, Ceramic Epoxy Lined (P401), Bituminous Seal Coat, Ductile Iron Pipe.....	10,326.19	590.53
			<i>For Class 52 Rating, Deduct</i>	-1,037.46	
			<i>For Class 54 Rating, Add</i>	1,425.46	
			<i>For Class 55 Rating, Add</i>	2,124.69	
			<i>For Class 56 Rating, Add</i>	2,814.49	
40 05 19 00-2831	EA		14" Flanged x Grooved (FxG), 15'-6" Spool Length, Class 53, Ceramic Epoxy Lined (P401), Bituminous Seal Coat, Ductile Iron Pipe.....	10,597.38	593.54
			<i>For Class 52 Rating, Deduct</i>	-1,066.79	
			<i>For Class 54 Rating, Add</i>	1,465.50	
			<i>For Class 55 Rating, Add</i>	2,184.26	
			<i>For Class 56 Rating, Add</i>	2,893.31	
40 05 19 00-2832	EA		14" Flanged x Grooved (FxG), 16'-0" Spool Length, Class 53, Ceramic Epoxy Lined (P401), Bituminous Seal Coat, Ductile Iron Pipe.....	10,868.55	596.55
			<i>For Class 52 Rating, Deduct</i>	-1,096.12	
			<i>For Class 54 Rating, Add</i>	1,505.55	
			<i>For Class 55 Rating, Add</i>	2,243.82	
			<i>For Class 56 Rating, Add</i>	2,972.12	
40 05 19 00-2833	EA		14" Flanged x Grooved (FxG), 16'-6" Spool Length, Class 53, Ceramic Epoxy Lined (P401), Bituminous Seal Coat, Ductile Iron Pipe.....	11,139.73	599.56
			<i>For Class 52 Rating, Deduct</i>	-1,126.44	
			<i>For Class 54 Rating, Add</i>	1,545.60	
			<i>For Class 55 Rating, Add</i>	2,303.38	
			<i>For Class 56 Rating, Add</i>	3,050.94	
40 05 19 00-2834	EA		14" Flanged x Grooved (FxG), 17'-0" Spool Length, Class 53, Ceramic Epoxy Lined (P401), Bituminous Seal Coat, Ductile Iron Pipe.....	11,410.91	602.57
			<i>For Class 52 Rating, Deduct</i>	-1,154.77	
			<i>For Class 54 Rating, Add</i>	1,585.64	
			<i>For Class 55 Rating, Add</i>	2,362.95	
			<i>For Class 56 Rating, Add</i>	3,129.75	
40 05 19 00-2835	EA		14" Flanged x Grooved (FxG), 17'-6" Spool Length, Class 53, Ceramic Epoxy Lined (P401), Bituminous Seal Coat, Ductile Iron Pipe.....	11,682.08	605.59
			<i>For Class 52 Rating, Deduct</i>	-1,184.10	
			<i>For Class 54 Rating, Add</i>	1,625.69	
			<i>For Class 55 Rating, Add</i>	2,422.51	
			<i>For Class 56 Rating, Add</i>	3,208.57	
40 05 19 00-2836	EA		14" Flanged x Grooved (FxG), 18'-0" Spool Length, Class 53, Ceramic Epoxy Lined (P401), Bituminous Seal Coat, Ductile Iron Pipe.....	11,953.26	608.60
			<i>For Class 52 Rating, Deduct</i>	-1,213.43	
			<i>For Class 54 Rating, Add</i>	1,665.74	
			<i>For Class 55 Rating, Add</i>	2,482.08	
			<i>For Class 56 Rating, Add</i>	3,287.38	
40 05 19 00-2837	EA		14" Flanged x Grooved (FxG), 18'-6" Spool Length, Class 53, Ceramic Epoxy Lined (P401), Bituminous Seal Coat, Ductile Iron Pipe.....	12,224.44	611.61
			<i>For Class 52 Rating, Deduct</i>	-1,242.75	
			<i>For Class 54 Rating, Add</i>	1,705.78	
			<i>For Class 55 Rating, Add</i>	2,541.64	
			<i>For Class 56 Rating, Add</i>	3,366.20	
40 05 19 00-2838	EA		14" Flanged x Grooved (FxG), 19'-0" Spool Length, Class 53, Ceramic Epoxy Lined (P401), Bituminous Seal Coat, Ductile Iron Pipe.....	12,495.62	614.62
			<i>For Class 52 Rating, Deduct</i>	-1,272.08	
			<i>For Class 54 Rating, Add</i>	1,745.83	
			<i>For Class 55 Rating, Add</i>	2,601.20	
			<i>For Class 56 Rating, Add</i>	3,445.01	
40 05 19 00-2839	EA		14" Flanged x Grooved (FxG), 19'-6" Spool Length, Class 53, Ceramic Epoxy Lined (P401), Bituminous Seal Coat, Ductile Iron Pipe.....	12,766.81	617.64
			<i>For Class 52 Rating, Deduct</i>	-1,301.41	
			<i>For Class 54 Rating, Add</i>	1,785.88	
			<i>For Class 55 Rating, Add</i>	2,660.77	
			<i>For Class 56 Rating, Add</i>	3,523.83	
40 05 19 00-2840			16" Flanged End x Grooved End (FxG), Class 53, Ceramic Epoxy Lined (P401), Bituminous Seal Coat, Ductile Iron Pipe <small>(40 05 19 00-2800)</small>		
40 05 19 00-2841	EA		16" Flanged x Grooved (FxG), 1'-0" Spool Length, Class 53, Ceramic Epoxy Lined (P401), Bituminous Seal Coat, Ductile Iron Pipe.....	3,197.44	578.47
			<i>For Class 52 Rating, Deduct</i>	-255.31	
			<i>For Class 54 Rating, Add</i>	358.66	
			<i>For Class 55 Rating, Add</i>	538.61	
			<i>For Class 56 Rating, Add</i>	716.24	
40 05 19 00-2842	EA		16" Flanged x Grooved (FxG), 1'-6" Spool Length, Class 53, Ceramic Epoxy Lined (P401), Bituminous Seal Coat, Ductile Iron Pipe.....	3,511.46	581.48
			<i>For Class 52 Rating, Deduct</i>	-289.35	
			<i>For Class 54 Rating, Add</i>	405.14	
			<i>For Class 55 Rating, Add</i>	607.73	
			<i>For Class 56 Rating, Add</i>	807.69	
40 05 19 00-2843	EA		16" Flanged x Grooved (FxG), 2'-0" Spool Length, Class 53, Ceramic Epoxy Lined (P401), Bituminous Seal Coat, Ductile Iron Pipe.....	3,825.49	584.49
			<i>For Class 52 Rating, Deduct</i>	-323.39	
			<i>For Class 54 Rating, Add</i>	451.61	
			<i>For Class 55 Rating, Add</i>	676.85	
			<i>For Class 56 Rating, Add</i>	899.15	



MINOR CSI UOM DESCRIPTION	TOTAL DIRECT UNIT COST	DEMOLITION UNIT COST
40 05 19 00-2844 EA 16" Flanged x Grooved (FxG), 2'-6" Spool Length, Class 53, Ceramic Epoxy Lined (P401), Bituminous Seal Coat, Ductile Iron Pipe	4,139.53	587.51
<i>For Class 52 Rating, Deduct</i>	-357.43	
<i>For Class 54 Rating, Add</i>	499.09	
<i>For Class 55 Rating, Add</i>	745.97	
<i>For Class 56 Rating, Add</i>	990.61	
40 05 19 00-2845 EA 16" Flanged x Grooved (FxG), 3'-0" Spool Length, Class 53, Ceramic Epoxy Lined (P401), Bituminous Seal Coat, Ductile Iron Pipe	4,453.55	590.53
<i>For Class 52 Rating, Deduct</i>	-391.47	
<i>For Class 54 Rating, Add</i>	544.56	
<i>For Class 55 Rating, Add</i>	815.09	
<i>For Class 56 Rating, Add</i>	1,082.06	
40 05 19 00-2846 EA 16" Flanged x Grooved (FxG), 3'-6" Spool Length, Class 53, Ceramic Epoxy Lined (P401), Bituminous Seal Coat, Ductile Iron Pipe	4,767.58	593.54
<i>For Class 52 Rating, Deduct</i>	-425.51	
<i>For Class 54 Rating, Add</i>	591.03	
<i>For Class 55 Rating, Add</i>	884.21	
<i>For Class 56 Rating, Add</i>	1,178.52	
40 05 19 00-2847 EA 16" Flanged x Grooved (FxG), 4'-0" Spool Length, Class 53, Ceramic Epoxy Lined (P401), Bituminous Seal Coat, Ductile Iron Pipe	5,081.60	596.55
<i>For Class 52 Rating, Deduct</i>	-459.55	
<i>For Class 54 Rating, Add</i>	637.51	
<i>For Class 55 Rating, Add</i>	953.33	
<i>For Class 56 Rating, Add</i>	1,264.97	
40 05 19 00-2848 EA 16" Flanged x Grooved (FxG), 4'-6" Spool Length, Class 53, Ceramic Epoxy Lined (P401), Bituminous Seal Coat, Ductile Iron Pipe	5,395.63	599.56
<i>For Class 52 Rating, Deduct</i>	-493.59	
<i>For Class 54 Rating, Add</i>	683.98	
<i>For Class 55 Rating, Add</i>	1,022.45	
<i>For Class 56 Rating, Add</i>	1,356.43	
40 05 19 00-2849 EA 16" Flanged x Grooved (FxG), 5'-0" Spool Length, Class 53, Ceramic Epoxy Lined (P401), Bituminous Seal Coat, Ductile Iron Pipe	5,709.66	602.57
<i>For Class 52 Rating, Deduct</i>	-527.63	
<i>For Class 54 Rating, Add</i>	730.46	
<i>For Class 55 Rating, Add</i>	1,091.57	
<i>For Class 56 Rating, Add</i>	1,447.89	
40 05 19 00-2850 EA 16" Flanged x Grooved (FxG), 5'-6" Spool Length, Class 53, Ceramic Epoxy Lined (P401), Bituminous Seal Coat, Ductile Iron Pipe	6,023.68	605.59
<i>For Class 52 Rating, Deduct</i>	-561.67	
<i>For Class 54 Rating, Add</i>	776.93	
<i>For Class 55 Rating, Add</i>	1,160.69	
<i>For Class 56 Rating, Add</i>	1,539.34	
40 05 19 00-2851 EA 16" Flanged x Grooved (FxG), 6'-0" Spool Length, Class 53, Ceramic Epoxy Lined (P401), Bituminous Seal Coat, Ductile Iron Pipe	6,337.71	608.60
<i>For Class 52 Rating, Deduct</i>	-595.71	
<i>For Class 54 Rating, Add</i>	823.40	
<i>For Class 55 Rating, Add</i>	1,229.81	
<i>For Class 56 Rating, Add</i>	1,630.80	
40 05 19 00-2852 EA 16" Flanged x Grooved (FxG), 6'-6" Spool Length, Class 53, Ceramic Epoxy Lined (P401), Bituminous Seal Coat, Ductile Iron Pipe	6,651.73	611.61
<i>For Class 52 Rating, Deduct</i>	-629.76	
<i>For Class 54 Rating, Add</i>	869.88	
<i>For Class 55 Rating, Add</i>	1,298.93	
<i>For Class 56 Rating, Add</i>	1,722.25	
40 05 19 00-2853 EA 16" Flanged x Grooved (FxG), 7'-0" Spool Length, Class 53, Ceramic Epoxy Lined (P401), Bituminous Seal Coat, Ductile Iron Pipe	6,965.77	614.62
<i>For Class 52 Rating, Deduct</i>	-663.80	
<i>For Class 54 Rating, Add</i>	916.35	
<i>For Class 55 Rating, Add</i>	1,368.05	
<i>For Class 56 Rating, Add</i>	1,813.71	
40 05 19 00-2854 EA 16" Flanged x Grooved (FxG), 7'-6" Spool Length, Class 53, Ceramic Epoxy Lined (P401), Bituminous Seal Coat, Ductile Iron Pipe	7,279.80	617.64
<i>For Class 52 Rating, Deduct</i>	-697.84	
<i>For Class 54 Rating, Add</i>	962.83	
<i>For Class 55 Rating, Add</i>	1,437.17	
<i>For Class 56 Rating, Add</i>	1,905.16	
40 05 19 00-2855 EA 16" Flanged x Grooved (FxG), 8'-0" Spool Length, Class 53, Ceramic Epoxy Lined (P401), Bituminous Seal Coat, Ductile Iron Pipe	7,593.82	620.65
<i>For Class 52 Rating, Deduct</i>	-731.88	
<i>For Class 54 Rating, Add</i>	1,009.30	
<i>For Class 55 Rating, Add</i>	1,506.29	
<i>For Class 56 Rating, Add</i>	1,996.62	
40 05 19 00-2856 EA 16" Flanged x Grooved (FxG), 8'-6" Spool Length, Class 53, Ceramic Epoxy Lined (P401), Bituminous Seal Coat, Ductile Iron Pipe	7,907.85	623.66
<i>For Class 52 Rating, Deduct</i>	-765.92	
<i>For Class 54 Rating, Add</i>	1,055.77	
<i>For Class 55 Rating, Add</i>	1,575.41	
<i>For Class 56 Rating, Add</i>	2,088.07	
40 05 19 00-2857 EA 16" Flanged x Grooved (FxG), 9'-0" Spool Length, Class 53, Ceramic Epoxy Lined (P401), Bituminous Seal Coat, Ductile Iron Pipe	8,221.88	626.68
<i>For Class 52 Rating, Deduct</i>	-799.96	
<i>For Class 54 Rating, Add</i>	1,102.25	
<i>For Class 55 Rating, Add</i>	1,644.53	
<i>For Class 56 Rating, Add</i>	2,179.53	

40 Process Interconnections
40 05 Common Work Results For Process Interconnections
40 05 19 Ductile Iron Process Pipe



MINOR	CSI	UOM	DESCRIPTION	TOTAL DIRECT UNIT COST	DEMOLITION UNIT COST
40 05 19 00-2858	EA		16" Flanged x Grooved (FxG), 9'-6" Spool Length, Class 53, Ceramic Epoxy Lined (P401), Bituminous Seal Coat, Ductile Iron Pipe	8,535.90	629.69
			<i>For Class 52 Rating, Deduct</i>	-834.00	
			<i>For Class 54 Rating, Add</i>	1,148.72	
			<i>For Class 55 Rating, Add</i>	1,713.65	
			<i>For Class 56 Rating, Add</i>	2,270.99	
40 05 19 00-2859	EA		16" Flanged x Grooved (FxG), 10'-0" Spool Length, Class 53, Ceramic Epoxy Lined (P401), Bituminous Seal Coat, Ductile Iron Pipe	8,849.93	632.71
			<i>For Class 52 Rating, Deduct</i>	-868.04	
			<i>For Class 54 Rating, Add</i>	1,195.20	
			<i>For Class 55 Rating, Add</i>	1,782.77	
			<i>For Class 56 Rating, Add</i>	2,362.44	
40 05 19 00-2860	EA		16" Flanged x Grooved (FxG), 10'-6" Spool Length, Class 53, Ceramic Epoxy Lined (P401), Bituminous Seal Coat, Ductile Iron Pipe	9,163.95	635.72
			<i>For Class 52 Rating, Deduct</i>	-902.08	
			<i>For Class 54 Rating, Add</i>	1,241.67	
			<i>For Class 55 Rating, Add</i>	1,851.88	
			<i>For Class 56 Rating, Add</i>	2,453.90	
40 05 19 00-2861	EA		16" Flanged x Grooved (FxG), 11'-0" Spool Length, Class 53, Ceramic Epoxy Lined (P401), Bituminous Seal Coat, Ductile Iron Pipe	9,477.99	638.73
			<i>For Class 52 Rating, Deduct</i>	-936.12	
			<i>For Class 54 Rating, Add</i>	1,288.15	
			<i>For Class 55 Rating, Add</i>	1,921.01	
			<i>For Class 56 Rating, Add</i>	2,545.35	
40 05 19 00-2862	EA		16" Flanged x Grooved (FxG), 11'-6" Spool Length, Class 53, Ceramic Epoxy Lined (P401), Bituminous Seal Coat, Ductile Iron Pipe	9,792.02	641.74
			<i>For Class 52 Rating, Deduct</i>	-970.16	
			<i>For Class 54 Rating, Add</i>	1,334.62	
			<i>For Class 55 Rating, Add</i>	1,990.12	
			<i>For Class 56 Rating, Add</i>	2,636.81	
40 05 19 00-2863	EA		16" Flanged x Grooved (FxG), 12'-0" Spool Length, Class 53, Ceramic Epoxy Lined (P401), Bituminous Seal Coat, Ductile Iron Pipe	10,106.04	644.75
			<i>For Class 52 Rating, Deduct</i>	-1,004.21	
			<i>For Class 54 Rating, Add</i>	1,381.09	
			<i>For Class 55 Rating, Add</i>	2,059.24	
			<i>For Class 56 Rating, Add</i>	2,728.26	
40 05 19 00-2864	EA		16" Flanged x Grooved (FxG), 12'-6" Spool Length, Class 53, Ceramic Epoxy Lined (P401), Bituminous Seal Coat, Ductile Iron Pipe	10,420.07	647.77
			<i>For Class 52 Rating, Deduct</i>	-1,038.25	
			<i>For Class 54 Rating, Add</i>	1,427.57	
			<i>For Class 55 Rating, Add</i>	2,128.36	
			<i>For Class 56 Rating, Add</i>	2,819.72	
40 05 19 00-2865	EA		16" Flanged x Grooved (FxG), 13'-0" Spool Length, Class 53, Ceramic Epoxy Lined (P401), Bituminous Seal Coat, Ductile Iron Pipe	10,734.10	650.78
			<i>For Class 52 Rating, Deduct</i>	-1,072.29	
			<i>For Class 54 Rating, Add</i>	1,474.04	
			<i>For Class 55 Rating, Add</i>	2,197.48	
			<i>For Class 56 Rating, Add</i>	2,911.18	
40 05 19 00-2866	EA		16" Flanged x Grooved (FxG), 13'-6" Spool Length, Class 53, Ceramic Epoxy Lined (P401), Bituminous Seal Coat, Ductile Iron Pipe	11,048.12	653.79
			<i>For Class 52 Rating, Deduct</i>	-1,106.33	
			<i>For Class 54 Rating, Add</i>	1,520.52	
			<i>For Class 55 Rating, Add</i>	2,266.60	
			<i>For Class 56 Rating, Add</i>	3,002.63	
40 05 19 00-2867	EA		16" Flanged x Grooved (FxG), 14'-0" Spool Length, Class 53, Ceramic Epoxy Lined (P401), Bituminous Seal Coat, Ductile Iron Pipe	11,362.15	656.80
			<i>For Class 52 Rating, Deduct</i>	-1,140.37	
			<i>For Class 54 Rating, Add</i>	1,566.99	
			<i>For Class 55 Rating, Add</i>	2,335.72	
			<i>For Class 56 Rating, Add</i>	3,094.09	
40 05 19 00-2868	EA		16" Flanged x Grooved (FxG), 14'-6" Spool Length, Class 53, Ceramic Epoxy Lined (P401), Bituminous Seal Coat, Ductile Iron Pipe	11,676.17	659.81
			<i>For Class 52 Rating, Deduct</i>	-1,174.41	
			<i>For Class 54 Rating, Add</i>	1,613.46	
			<i>For Class 55 Rating, Add</i>	2,404.84	
			<i>For Class 56 Rating, Add</i>	3,185.54	
40 05 19 00-2869	EA		16" Flanged x Grooved (FxG), 15'-0" Spool Length, Class 53, Ceramic Epoxy Lined (P401), Bituminous Seal Coat, Ductile Iron Pipe	11,990.21	662.84
			<i>For Class 52 Rating, Deduct</i>	-1,208.45	
			<i>For Class 54 Rating, Add</i>	1,659.94	
			<i>For Class 55 Rating, Add</i>	2,473.96	
			<i>For Class 56 Rating, Add</i>	3,277.00	
40 05 19 00-2870	EA		16" Flanged x Grooved (FxG), 15'-6" Spool Length, Class 53, Ceramic Epoxy Lined (P401), Bituminous Seal Coat, Ductile Iron Pipe	12,304.24	665.85
			<i>For Class 52 Rating, Deduct</i>	-1,242.49	
			<i>For Class 54 Rating, Add</i>	1,706.41	
			<i>For Class 55 Rating, Add</i>	2,543.08	
			<i>For Class 56 Rating, Add</i>	3,368.46	
40 05 19 00-2871	EA		16" Flanged x Grooved (FxG), 16'-0" Spool Length, Class 53, Ceramic Epoxy Lined (P401), Bituminous Seal Coat, Ductile Iron Pipe	12,618.26	668.86
			<i>For Class 52 Rating, Deduct</i>	-1,276.53	
			<i>For Class 54 Rating, Add</i>	1,752.89	
			<i>For Class 55 Rating, Add</i>	2,612.20	
			<i>For Class 56 Rating, Add</i>	3,459.91	



MINOR CSI UOM DESCRIPTION	TOTAL DIRECT UNIT COST	DEMOLITION UNIT COST
40 05 19 00-2872 EA 16" Flanged x Grooved (FxG), 16'-6" Spool Length, Class 53, Ceramic Epoxy Lined (P401), Bituminous Seal Coat, Ductile Iron Pipe.....	12,932.29	671.87
For Class 52 Rating, Deduct	-1,310.57	
For Class 54 Rating, Add	1,799.36	
For Class 55 Rating, Add	2,681.32	
For Class 56 Rating, Add	3,551.37	
40 05 19 00-2873 EA 16" Flanged x Grooved (FxG), 17'-0" Spool Length, Class 53, Ceramic Epoxy Lined (P401), Bituminous Seal Coat, Ductile Iron Pipe.....	13,246.31	674.88
For Class 52 Rating, Deduct	-1,344.61	
For Class 54 Rating, Add	1,845.83	
For Class 55 Rating, Add	2,750.44	
For Class 56 Rating, Add	3,642.82	
40 05 19 00-2874 EA 16" Flanged x Grooved (FxG), 17'-6" Spool Length, Class 53, Ceramic Epoxy Lined (P401), Bituminous Seal Coat, Ductile Iron Pipe.....	13,560.34	677.90
For Class 52 Rating, Deduct	-1,378.66	
For Class 54 Rating, Add	1,892.31	
For Class 55 Rating, Add	2,819.56	
For Class 56 Rating, Add	3,734.28	
40 05 19 00-2875 EA 16" Flanged x Grooved (FxG), 18'-0" Spool Length, Class 53, Ceramic Epoxy Lined (P401), Bituminous Seal Coat, Ductile Iron Pipe.....	13,874.37	680.91
For Class 52 Rating, Deduct	-1,412.70	
For Class 54 Rating, Add	1,938.78	
For Class 55 Rating, Add	2,888.68	
For Class 56 Rating, Add	3,825.73	
40 05 19 00-2876 EA 16" Flanged x Grooved (FxG), 18'-6" Spool Length, Class 53, Ceramic Epoxy Lined (P401), Bituminous Seal Coat, Ductile Iron Pipe.....	14,188.39	683.92
For Class 52 Rating, Deduct	-1,446.74	
For Class 54 Rating, Add	1,985.26	
For Class 55 Rating, Add	2,957.80	
For Class 56 Rating, Add	3,917.19	
40 05 19 00-2877 EA 16" Flanged x Grooved (FxG), 19'-0" Spool Length, Class 53, Ceramic Epoxy Lined (P401), Bituminous Seal Coat, Ductile Iron Pipe.....	14,502.42	686.93
For Class 52 Rating, Deduct	-1,480.78	
For Class 54 Rating, Add	2,031.73	
For Class 55 Rating, Add	3,026.92	
For Class 56 Rating, Add	4,008.64	
40 05 19 00-2878 EA 16" Flanged x Grooved (FxG), 19'-6" Spool Length, Class 53, Ceramic Epoxy Lined (P401), Bituminous Seal Coat, Ductile Iron Pipe.....	14,816.46	689.95
For Class 52 Rating, Deduct	-1,514.82	
For Class 54 Rating, Add	2,078.21	
For Class 55 Rating, Add	3,096.04	
For Class 56 Rating, Add	4,100.10	
40 05 19 00-2879 18" Flanged End x Grooved End (FxG), Class 53, Ceramic Epoxy Lined (P401), Bituminous Seal Coat, Ductile Iron Pipe <small>(40 05 19 00-2800)</small>		
40 05 19 00-2880 EA 18" Flanged x Grooved (FxG), 1'-0" Spool Length, Class 53, Ceramic Epoxy Lined (P401), Bituminous Seal Coat, Ductile Iron Pipe.....	3,737.31	651.98
For Class 52 Rating, Deduct	-302.44	
For Class 54 Rating, Add	424.27	
For Class 55 Rating, Add	636.84	
For Class 56 Rating, Add	846.65	
40 05 19 00-2881 EA 18" Flanged x Grooved (FxG), 1'-6" Spool Length, Class 53, Ceramic Epoxy Lined (P401), Bituminous Seal Coat, Ductile Iron Pipe.....	4,098.95	655.01
For Class 52 Rating, Deduct	-341.72	
For Class 54 Rating, Add	477.89	
For Class 55 Rating, Add	716.57	
For Class 56 Rating, Add	952.15	
40 05 19 00-2882 EA 18" Flanged x Grooved (FxG), 2'-0" Spool Length, Class 53, Ceramic Epoxy Lined (P401), Bituminous Seal Coat, Ductile Iron Pipe.....	4,460.58	658.02
For Class 52 Rating, Deduct	-381.00	
For Class 54 Rating, Add	531.50	
For Class 55 Rating, Add	796.31	
For Class 56 Rating, Add	1,057.65	
40 05 19 00-2883 EA 18" Flanged x Grooved (FxG), 2'-6" Spool Length, Class 53, Ceramic Epoxy Lined (P401), Bituminous Seal Coat, Ductile Iron Pipe.....	4,822.22	661.03
For Class 52 Rating, Deduct	-420.27	
For Class 54 Rating, Add	585.12	
For Class 55 Rating, Add	876.05	
For Class 56 Rating, Add	1,163.15	
40 05 19 00-2884 EA 18" Flanged x Grooved (FxG), 3'-0" Spool Length, Class 53, Ceramic Epoxy Lined (P401), Bituminous Seal Coat, Ductile Iron Pipe.....	5,183.86	664.04
For Class 52 Rating, Deduct	-459.55	
For Class 54 Rating, Add	638.73	
For Class 55 Rating, Add	955.78	
For Class 56 Rating, Add	1,268.65	
40 05 19 00-2885 EA 18" Flanged x Grooved (FxG), 3'-6" Spool Length, Class 53, Ceramic Epoxy Lined (P401), Bituminous Seal Coat, Ductile Iron Pipe.....	5,545.49	667.06
For Class 52 Rating, Deduct	-498.83	
For Class 54 Rating, Add	692.35	
For Class 55 Rating, Add	1,035.52	
For Class 56 Rating, Add	1,374.15	

40 Process Interconnections
40 05 Common Work Results For Process Interconnections
40 05 19 Ductile Iron Process Pipe



MINOR	CSI	UOM	DESCRIPTION	TOTAL DIRECT UNIT COST	DEMOLITION UNIT COST
40 05 19 00-2886	EA		18" Flanged x Grooved (FxG), 4'-0" Spool Length, Class 53, Ceramic Epoxy Lined (P401), Bituminous Seal Coat, Ductile Iron Pipe	5,907.14	670.07
			<i>For Class 52 Rating, Deduct</i>	-538.11	
			<i>For Class 54 Rating, Add</i>	745.97	
			<i>For Class 55 Rating, Add</i>	1,115.26	
			<i>For Class 56 Rating, Add</i>	1,479.66	
40 05 19 00-2887	EA		18" Flanged x Grooved (FxG), 4'-6" Spool Length, Class 53, Ceramic Epoxy Lined (P401), Bituminous Seal Coat, Ductile Iron Pipe	6,268.77	673.08
			<i>For Class 52 Rating, Deduct</i>	-577.39	
			<i>For Class 54 Rating, Add</i>	799.58	
			<i>For Class 55 Rating, Add</i>	1,194.99	
			<i>For Class 56 Rating, Add</i>	1,585.16	
40 05 19 00-2888	EA		18" Flanged x Grooved (FxG), 5'-0" Spool Length, Class 53, Ceramic Epoxy Lined (P401), Bituminous Seal Coat, Ductile Iron Pipe	6,630.41	676.09
			<i>For Class 52 Rating, Deduct</i>	-616.66	
			<i>For Class 54 Rating, Add</i>	853.20	
			<i>For Class 55 Rating, Add</i>	1,274.73	
			<i>For Class 56 Rating, Add</i>	1,690.66	
40 05 19 00-2889	EA		18" Flanged x Grooved (FxG), 5'-6" Spool Length, Class 53, Ceramic Epoxy Lined (P401), Bituminous Seal Coat, Ductile Iron Pipe	6,992.04	679.10
			<i>For Class 52 Rating, Deduct</i>	-656.94	
			<i>For Class 54 Rating, Add</i>	906.81	
			<i>For Class 55 Rating, Add</i>	1,354.47	
			<i>For Class 56 Rating, Add</i>	1,796.16	
40 05 19 00-2890	EA		18" Flanged x Grooved (FxG), 6'-0" Spool Length, Class 53, Ceramic Epoxy Lined (P401), Bituminous Seal Coat, Ductile Iron Pipe	7,353.67	682.12
			<i>For Class 52 Rating, Deduct</i>	-695.22	
			<i>For Class 54 Rating, Add</i>	960.43	
			<i>For Class 55 Rating, Add</i>	1,434.20	
			<i>For Class 56 Rating, Add</i>	1,901.66	
40 05 19 00-2891	EA		18" Flanged x Grooved (FxG), 6'-6" Spool Length, Class 53, Ceramic Epoxy Lined (P401), Bituminous Seal Coat, Ductile Iron Pipe	7,715.32	685.13
			<i>For Class 52 Rating, Deduct</i>	-734.50	
			<i>For Class 54 Rating, Add</i>	1,014.04	
			<i>For Class 55 Rating, Add</i>	1,513.94	
			<i>For Class 56 Rating, Add</i>	2,007.16	
40 05 19 00-2892	EA		18" Flanged x Grooved (FxG), 7'-0" Spool Length, Class 53, Ceramic Epoxy Lined (P401), Bituminous Seal Coat, Ductile Iron Pipe	8,076.96	688.14
			<i>For Class 52 Rating, Deduct</i>	-773.78	
			<i>For Class 54 Rating, Add</i>	1,067.66	
			<i>For Class 55 Rating, Add</i>	1,593.68	
			<i>For Class 56 Rating, Add</i>	2,112.66	
40 05 19 00-2893	EA		18" Flanged x Grooved (FxG), 7'-6" Spool Length, Class 53, Ceramic Epoxy Lined (P401), Bituminous Seal Coat, Ductile Iron Pipe	8,438.59	691.16
			<i>For Class 52 Rating, Deduct</i>	-813.05	
			<i>For Class 54 Rating, Add</i>	1,121.27	
			<i>For Class 55 Rating, Add</i>	1,673.41	
			<i>For Class 56 Rating, Add</i>	2,218.16	
40 05 19 00-2894	EA		18" Flanged x Grooved (FxG), 8'-0" Spool Length, Class 53, Ceramic Epoxy Lined (P401), Bituminous Seal Coat, Ductile Iron Pipe	8,800.23	694.17
			<i>For Class 52 Rating, Deduct</i>	-852.33	
			<i>For Class 54 Rating, Add</i>	1,174.89	
			<i>For Class 55 Rating, Add</i>	1,753.15	
			<i>For Class 56 Rating, Add</i>	2,323.66	
40 05 19 00-2895	EA		18" Flanged x Grooved (FxG), 8'-6" Spool Length, Class 53, Ceramic Epoxy Lined (P401), Bituminous Seal Coat, Ductile Iron Pipe	9,161.86	697.19
			<i>For Class 52 Rating, Deduct</i>	-891.61	
			<i>For Class 54 Rating, Add</i>	1,228.51	
			<i>For Class 55 Rating, Add</i>	1,832.89	
			<i>For Class 56 Rating, Add</i>	2,429.16	
40 05 19 00-2896	EA		18" Flanged x Grooved (FxG), 9'-0" Spool Length, Class 53, Ceramic Epoxy Lined (P401), Bituminous Seal Coat, Ductile Iron Pipe	9,523.51	700.20
			<i>For Class 52 Rating, Deduct</i>	-930.89	
			<i>For Class 54 Rating, Add</i>	1,282.12	
			<i>For Class 55 Rating, Add</i>	1,912.62	
			<i>For Class 56 Rating, Add</i>	2,534.66	
40 05 19 00-2897	EA		18" Flanged x Grooved (FxG), 9'-6" Spool Length, Class 53, Ceramic Epoxy Lined (P401), Bituminous Seal Coat, Ductile Iron Pipe	9,885.14	703.21
			<i>For Class 52 Rating, Deduct</i>	-970.16	
			<i>For Class 54 Rating, Add</i>	1,335.74	
			<i>For Class 55 Rating, Add</i>	1,992.36	
			<i>For Class 56 Rating, Add</i>	2,640.16	
40 05 19 00-2898	EA		18" Flanged x Grooved (FxG), 10'-0" Spool Length, Class 53, Ceramic Epoxy Lined (P401), Bituminous Seal Coat, Ductile Iron Pipe	10,246.77	706.22
			<i>For Class 52 Rating, Deduct</i>	-1,009.44	
			<i>For Class 54 Rating, Add</i>	1,389.35	
			<i>For Class 55 Rating, Add</i>	2,072.10	
			<i>For Class 56 Rating, Add</i>	2,745.66	
40 05 19 00-2899	EA		18" Flanged x Grooved (FxG), 10'-6" Spool Length, Class 53, Ceramic Epoxy Lined (P401), Bituminous Seal Coat, Ductile Iron Pipe	10,608.41	709.23
			<i>For Class 52 Rating, Deduct</i>	-1,048.72	
			<i>For Class 54 Rating, Add</i>	1,442.97	
			<i>For Class 55 Rating, Add</i>	2,151.83	
			<i>For Class 56 Rating, Add</i>	2,851.16	



MINOR CSI UOM DESCRIPTION	TOTAL DIRECT UNIT COST	DEMOLITION UNIT COST
40 05 19 00-2900 EA 18" Flanged x Grooved (FxG), 11'-0" Spool Length, Class 53, Ceramic Epoxy Lined (P401), Bituminous Seal Coat, Ductile Iron Pipe.....	10,970.05	712.25
For Class 52 Rating, Deduct	-1,088.00	
For Class 54 Rating, Add	1,496.58	
For Class 55 Rating, Add	2,231.57	
For Class 56 Rating, Add	2,956.66	
40 05 19 00-2901 EA 18" Flanged x Grooved (FxG), 11'-6" Spool Length, Class 53, Ceramic Epoxy Lined (P401), Bituminous Seal Coat, Ductile Iron Pipe.....	11,331.69	715.26
For Class 52 Rating, Deduct	-1,127.28	
For Class 54 Rating, Add	1,550.20	
For Class 55 Rating, Add	2,311.31	
For Class 56 Rating, Add	3,062.17	
40 05 19 00-2902 EA 18" Flanged x Grooved (FxG), 12'-0" Spool Length, Class 53, Ceramic Epoxy Lined (P401), Bituminous Seal Coat, Ductile Iron Pipe.....	11,693.33	718.27
For Class 52 Rating, Deduct	-1,166.55	
For Class 54 Rating, Add	1,603.82	
For Class 55 Rating, Add	2,391.04	
For Class 56 Rating, Add	3,167.67	
40 05 19 00-2903 EA 18" Flanged x Grooved (FxG), 12'-6" Spool Length, Class 53, Ceramic Epoxy Lined (P401), Bituminous Seal Coat, Ductile Iron Pipe.....	12,054.96	721.28
For Class 52 Rating, Deduct	-1,205.83	
For Class 54 Rating, Add	1,657.43	
For Class 55 Rating, Add	2,470.78	
For Class 56 Rating, Add	3,273.17	
40 05 19 00-2904 EA 18" Flanged x Grooved (FxG), 13'-0" Spool Length, Class 53, Ceramic Epoxy Lined (P401), Bituminous Seal Coat, Ductile Iron Pipe.....	12,416.60	724.29
For Class 52 Rating, Deduct	-1,245.11	
For Class 54 Rating, Add	1,711.05	
For Class 55 Rating, Add	2,550.52	
For Class 56 Rating, Add	3,378.67	
40 05 19 00-2905 EA 18" Flanged x Grooved (FxG), 13'-6" Spool Length, Class 53, Ceramic Epoxy Lined (P401), Bituminous Seal Coat, Ductile Iron Pipe.....	12,778.23	727.31
For Class 52 Rating, Deduct	-1,284.39	
For Class 54 Rating, Add	1,764.66	
For Class 55 Rating, Add	2,630.25	
For Class 56 Rating, Add	3,484.17	
40 05 19 00-2906 EA 18" Flanged x Grooved (FxG), 14'-0" Spool Length, Class 53, Ceramic Epoxy Lined (P401), Bituminous Seal Coat, Ductile Iron Pipe.....	13,139.87	730.33
For Class 52 Rating, Deduct	-1,323.67	
For Class 54 Rating, Add	1,818.28	
For Class 55 Rating, Add	2,709.99	
For Class 56 Rating, Add	3,589.67	
40 05 19 00-2907 EA 18" Flanged x Grooved (FxG), 14'-6" Spool Length, Class 53, Ceramic Epoxy Lined (P401), Bituminous Seal Coat, Ductile Iron Pipe.....	13,501.51	733.34
For Class 52 Rating, Deduct	-1,362.94	
For Class 54 Rating, Add	1,871.89	
For Class 55 Rating, Add	2,789.73	
For Class 56 Rating, Add	3,695.17	
40 05 19 00-2908 EA 18" Flanged x Grooved (FxG), 15'-0" Spool Length, Class 53, Ceramic Epoxy Lined (P401), Bituminous Seal Coat, Ductile Iron Pipe.....	13,863.14	736.35
For Class 52 Rating, Deduct	-1,402.22	
For Class 54 Rating, Add	1,925.51	
For Class 55 Rating, Add	2,869.46	
For Class 56 Rating, Add	3,800.67	
40 05 19 00-2909 EA 18" Flanged x Grooved (FxG), 15'-6" Spool Length, Class 53, Ceramic Epoxy Lined (P401), Bituminous Seal Coat, Ductile Iron Pipe.....	14,224.78	739.36
For Class 52 Rating, Deduct	-1,441.50	
For Class 54 Rating, Add	1,979.12	
For Class 55 Rating, Add	2,949.20	
For Class 56 Rating, Add	3,906.17	
40 05 19 00-2910 EA 18" Flanged x Grooved (FxG), 16'-0" Spool Length, Class 53, Ceramic Epoxy Lined (P401), Bituminous Seal Coat, Ductile Iron Pipe.....	14,586.42	742.38
For Class 52 Rating, Deduct	-1,480.78	
For Class 54 Rating, Add	2,032.74	
For Class 55 Rating, Add	3,028.93	
For Class 56 Rating, Add	4,011.67	
40 05 19 00-2911 EA 18" Flanged x Grooved (FxG), 16'-6" Spool Length, Class 53, Ceramic Epoxy Lined (P401), Bituminous Seal Coat, Ductile Iron Pipe.....	14,948.06	745.39
For Class 52 Rating, Deduct	-1,520.06	
For Class 54 Rating, Add	2,086.36	
For Class 55 Rating, Add	3,108.67	
For Class 56 Rating, Add	4,117.17	
40 05 19 00-2912 EA 18" Flanged x Grooved (FxG), 17'-0" Spool Length, Class 53, Ceramic Epoxy Lined (P401), Bituminous Seal Coat, Ductile Iron Pipe.....	15,309.70	748.40
For Class 52 Rating, Deduct	-1,559.33	
For Class 54 Rating, Add	2,139.97	
For Class 55 Rating, Add	3,188.41	
For Class 56 Rating, Add	4,222.67	
40 05 19 00-2913 EA 18" Flanged x Grooved (FxG), 17'-6" Spool Length, Class 53, Ceramic Epoxy Lined (P401), Bituminous Seal Coat, Ductile Iron Pipe.....	15,671.33	751.41
For Class 52 Rating, Deduct	-1,598.61	
For Class 54 Rating, Add	2,193.59	
For Class 55 Rating, Add	3,268.15	
For Class 56 Rating, Add	4,328.17	

40 Process Interconnections

40 05 Common Work Results For Process Interconnections

40 05 19 Ductile Iron Process Pipe



MINOR		TOTAL DIRECT		DEMOLITION
CSI	UOM	DESCRIPTION	UNIT COST	UNIT COST
40 05 19 00-2914	EA	18" Flanged x Grooved (FxG), 18'-0" Spool Length, Class 53, Ceramic Epoxy Lined (P401), Bituminous Seal Coat, Ductile Iron Pipe.....	16,032.96	754.43
		<i>For Class 52 Rating, Deduct</i>	-1,637.89	
		<i>For Class 54 Rating, Add</i>	2,247.20	
		<i>For Class 55 Rating, Add</i>	3,347.88	
		<i>For Class 56 Rating, Add</i>	4,433.67	
40 05 19 00-2915	EA	18" Flanged x Grooved (FxG), 18'-6" Spool Length, Class 53, Ceramic Epoxy Lined (P401), Bituminous Seal Coat, Ductile Iron Pipe.....	16,394.60	757.44
		<i>For Class 52 Rating, Deduct</i>	-1,677.17	
		<i>For Class 54 Rating, Add</i>	2,300.82	
		<i>For Class 55 Rating, Add</i>	3,427.62	
		<i>For Class 56 Rating, Add</i>	4,539.17	
40 05 19 00-2916	EA	18" Flanged x Grooved (FxG), 19'-0" Spool Length, Class 53, Ceramic Epoxy Lined (P401), Bituminous Seal Coat, Ductile Iron Pipe.....	16,756.24	760.45
		<i>For Class 52 Rating, Deduct</i>	-1,716.45	
		<i>For Class 54 Rating, Add</i>	2,354.43	
		<i>For Class 55 Rating, Add</i>	3,507.36	
		<i>For Class 56 Rating, Add</i>	4,644.67	
40 05 19 00-2917	EA	18" Flanged x Grooved (FxG), 19'-6" Spool Length, Class 53, Ceramic Epoxy Lined (P401), Bituminous Seal Coat, Ductile Iron Pipe.....	17,117.88	763.46
		<i>For Class 52 Rating, Deduct</i>	-1,756.72	
		<i>For Class 54 Rating, Add</i>	2,408.05	
		<i>For Class 55 Rating, Add</i>	3,587.09	
		<i>For Class 56 Rating, Add</i>	4,750.17	
40 05 19 00-2918		20" Flanged End x Grooved End (FxG), Class 53, Ceramic Epoxy Lined (P401), Bituminous Seal Coat, Ductile Iron Pipe <small>(40 05 19 00-2600)</small>		
40 05 19 00-2919	EA	20" Flanged x Grooved (FxG), 1'-0" Spool Length, Class 53, Ceramic Epoxy Lined (P401), Bituminous Seal Coat, Ductile Iron Pipe.....	4,329.30	744.18
		<i>For Class 52 Rating, Deduct</i>	-352.19	
		<i>For Class 54 Rating, Add</i>	493.79	
		<i>For Class 55 Rating, Add</i>	741.05	
		<i>For Class 56 Rating, Add</i>	985.11	
40 05 19 00-2920	EA	20" Flanged x Grooved (FxG), 1'-6" Spool Length, Class 53, Ceramic Epoxy Lined (P401), Bituminous Seal Coat, Ductile Iron Pipe.....	4,740.92	747.19
		<i>For Class 52 Rating, Deduct</i>	-396.97	
		<i>For Class 54 Rating, Add</i>	554.91	
		<i>For Class 55 Rating, Add</i>	831.94	
		<i>For Class 56 Rating, Add</i>	1,105.35	
40 05 19 00-2921	EA	20" Flanged x Grooved (FxG), 2'-0" Spool Length, Class 53, Ceramic Epoxy Lined (P401), Bituminous Seal Coat, Ductile Iron Pipe.....	5,152.54	750.21
		<i>For Class 52 Rating, Deduct</i>	-441.75	
		<i>For Class 54 Rating, Add</i>	616.02	
		<i>For Class 55 Rating, Add</i>	922.82	
		<i>For Class 56 Rating, Add</i>	1,225.60	
40 05 19 00-2922	EA	20" Flanged x Grooved (FxG), 2'-6" Spool Length, Class 53, Ceramic Epoxy Lined (P401), Bituminous Seal Coat, Ductile Iron Pipe.....	5,564.17	753.22
		<i>For Class 52 Rating, Deduct</i>	-486.52	
		<i>For Class 54 Rating, Add</i>	677.13	
		<i>For Class 55 Rating, Add</i>	1,013.70	
		<i>For Class 56 Rating, Add</i>	1,345.85	
40 05 19 00-2923	EA	20" Flanged x Grooved (FxG), 3'-0" Spool Length, Class 53, Ceramic Epoxy Lined (P401), Bituminous Seal Coat, Ductile Iron Pipe.....	5,975.79	756.23
		<i>For Class 52 Rating, Deduct</i>	-531.30	
		<i>For Class 54 Rating, Add</i>	738.25	
		<i>For Class 55 Rating, Add</i>	1,104.59	
		<i>For Class 56 Rating, Add</i>	1,466.10	
40 05 19 00-2924	EA	20" Flanged x Grooved (FxG), 3'-6" Spool Length, Class 53, Ceramic Epoxy Lined (P401), Bituminous Seal Coat, Ductile Iron Pipe.....	6,387.42	759.24
		<i>For Class 52 Rating, Deduct</i>	-576.08	
		<i>For Class 54 Rating, Add</i>	799.36	
		<i>For Class 55 Rating, Add</i>	1,195.47	
		<i>For Class 56 Rating, Add</i>	1,586.35	
40 05 19 00-2925	EA	20" Flanged x Grooved (FxG), 4'-0" Spool Length, Class 53, Ceramic Epoxy Lined (P401), Bituminous Seal Coat, Ductile Iron Pipe.....	6,799.06	762.25
		<i>For Class 52 Rating, Deduct</i>	-620.85	
		<i>For Class 54 Rating, Add</i>	860.48	
		<i>For Class 55 Rating, Add</i>	1,286.36	
		<i>For Class 56 Rating, Add</i>	1,706.59	
40 05 19 00-2926	EA	20" Flanged x Grooved (FxG), 4'-6" Spool Length, Class 53, Ceramic Epoxy Lined (P401), Bituminous Seal Coat, Ductile Iron Pipe.....	7,210.68	765.27
		<i>For Class 52 Rating, Deduct</i>	-665.63	
		<i>For Class 54 Rating, Add</i>	921.59	
		<i>For Class 55 Rating, Add</i>	1,377.24	
		<i>For Class 56 Rating, Add</i>	1,826.84	
40 05 19 00-2927	EA	20" Flanged x Grooved (FxG), 5'-0" Spool Length, Class 53, Ceramic Epoxy Lined (P401), Bituminous Seal Coat, Ductile Iron Pipe.....	7,622.31	768.28
		<i>For Class 52 Rating, Deduct</i>	-710.41	
		<i>For Class 54 Rating, Add</i>	982.70	
		<i>For Class 55 Rating, Add</i>	1,468.13	
		<i>For Class 56 Rating, Add</i>	1,947.09	



MINOR CSI UOM DESCRIPTION	TOTAL DIRECT UNIT COST	DEMOLITION UNIT COST
40 05 19 00-2928 EA 20" Flanged x Grooved (FxG), 5'-6" Spool Length, Class 53, Ceramic Epoxy Lined (P401), Bituminous Seal Coat, Ductile Iron Pipe	8,033.93	771.29
<i>For Class 52 Rating, Deduct</i>	-755.18	
<i>For Class 54 Rating, Add</i>	1,043.82	
<i>For Class 55 Rating, Add</i>	1,559.01	
<i>For Class 56 Rating, Add</i>	2,067.33	
40 05 19 00-2929 EA 20" Flanged x Grooved (FxG), 6'-0" Spool Length, Class 53, Ceramic Epoxy Lined (P401), Bituminous Seal Coat, Ductile Iron Pipe	8,445.56	774.30
<i>For Class 52 Rating, Deduct</i>	-799.96	
<i>For Class 54 Rating, Add</i>	1,104.93	
<i>For Class 55 Rating, Add</i>	1,649.90	
<i>For Class 56 Rating, Add</i>	2,187.88	
40 05 19 00-2930 EA 20" Flanged x Grooved (FxG), 6'-6" Spool Length, Class 53, Ceramic Epoxy Lined (P401), Bituminous Seal Coat, Ductile Iron Pipe	8,857.19	777.33
<i>For Class 52 Rating, Deduct</i>	-844.74	
<i>For Class 54 Rating, Add</i>	1,166.05	
<i>For Class 55 Rating, Add</i>	1,740.78	
<i>For Class 56 Rating, Add</i>	2,307.83	
40 05 19 00-2931 EA 20" Flanged x Grooved (FxG), 7'-0" Spool Length, Class 53, Ceramic Epoxy Lined (P401), Bituminous Seal Coat, Ductile Iron Pipe	9,268.81	780.34
<i>For Class 52 Rating, Deduct</i>	-889.51	
<i>For Class 54 Rating, Add</i>	1,227.16	
<i>For Class 55 Rating, Add</i>	1,831.66	
<i>For Class 56 Rating, Add</i>	2,428.08	
40 05 19 00-2932 EA 20" Flanged x Grooved (FxG), 7'-6" Spool Length, Class 53, Ceramic Epoxy Lined (P401), Bituminous Seal Coat, Ductile Iron Pipe	9,680.43	783.35
<i>For Class 52 Rating, Deduct</i>	-934.29	
<i>For Class 54 Rating, Add</i>	1,288.28	
<i>For Class 55 Rating, Add</i>	1,922.55	
<i>For Class 56 Rating, Add</i>	2,548.32	
40 05 19 00-2933 EA 20" Flanged x Grooved (FxG), 8'-0" Spool Length, Class 53, Ceramic Epoxy Lined (P401), Bituminous Seal Coat, Ductile Iron Pipe	10,092.06	786.36
<i>For Class 52 Rating, Deduct</i>	-979.07	
<i>For Class 54 Rating, Add</i>	1,349.39	
<i>For Class 55 Rating, Add</i>	2,013.43	
<i>For Class 56 Rating, Add</i>	2,668.57	
40 05 19 00-2934 EA 20" Flanged x Grooved (FxG), 8'-6" Spool Length, Class 53, Ceramic Epoxy Lined (P401), Bituminous Seal Coat, Ductile Iron Pipe	10,503.70	789.37
<i>For Class 52 Rating, Deduct</i>	-1,023.84	
<i>For Class 54 Rating, Add</i>	1,410.50	
<i>For Class 55 Rating, Add</i>	2,104.32	
<i>For Class 56 Rating, Add</i>	2,788.82	
40 05 19 00-2935 EA 20" Flanged x Grooved (FxG), 9'-0" Spool Length, Class 53, Ceramic Epoxy Lined (P401), Bituminous Seal Coat, Ductile Iron Pipe	10,915.33	792.39
<i>For Class 52 Rating, Deduct</i>	-1,068.62	
<i>For Class 54 Rating, Add</i>	1,471.62	
<i>For Class 55 Rating, Add</i>	2,195.20	
<i>For Class 56 Rating, Add</i>	2,909.07	
40 05 19 00-2936 EA 20" Flanged x Grooved (FxG), 9'-6" Spool Length, Class 53, Ceramic Epoxy Lined (P401), Bituminous Seal Coat, Ductile Iron Pipe	11,326.95	795.40
<i>For Class 52 Rating, Deduct</i>	-1,113.40	
<i>For Class 54 Rating, Add</i>	1,532.73	
<i>For Class 55 Rating, Add</i>	2,286.09	
<i>For Class 56 Rating, Add</i>	3,029.32	
40 05 19 00-2937 EA 20" Flanged x Grooved (FxG), 10'-0" Spool Length, Class 53, Ceramic Epoxy Lined (P401), Bituminous Seal Coat, Ductile Iron Pipe	11,738.57	798.41
<i>For Class 52 Rating, Deduct</i>	-1,158.17	
<i>For Class 54 Rating, Add</i>	1,593.85	
<i>For Class 55 Rating, Add</i>	2,376.97	
<i>For Class 56 Rating, Add</i>	3,149.56	
40 05 19 00-2938 EA 20" Flanged x Grooved (FxG), 10'-6" Spool Length, Class 53, Ceramic Epoxy Lined (P401), Bituminous Seal Coat, Ductile Iron Pipe	12,150.21	801.42
<i>For Class 52 Rating, Deduct</i>	-1,202.95	
<i>For Class 54 Rating, Add</i>	1,654.96	
<i>For Class 55 Rating, Add</i>	2,467.86	
<i>For Class 56 Rating, Add</i>	3,269.81	
40 05 19 00-2939 EA 20" Flanged x Grooved (FxG), 11'-0" Spool Length, Class 53, Ceramic Epoxy Lined (P401), Bituminous Seal Coat, Ductile Iron Pipe	12,561.83	804.43
<i>For Class 52 Rating, Deduct</i>	-1,247.73	
<i>For Class 54 Rating, Add</i>	1,716.07	
<i>For Class 55 Rating, Add</i>	2,558.74	
<i>For Class 56 Rating, Add</i>	3,390.06	
40 05 19 00-2940 EA 20" Flanged x Grooved (FxG), 11'-6" Spool Length, Class 53, Ceramic Epoxy Lined (P401), Bituminous Seal Coat, Ductile Iron Pipe	12,973.45	807.45
<i>For Class 52 Rating, Deduct</i>	-1,292.51	
<i>For Class 54 Rating, Add</i>	1,777.19	
<i>For Class 55 Rating, Add</i>	2,649.62	
<i>For Class 56 Rating, Add</i>	3,510.31	
40 05 19 00-2941 EA 20" Flanged x Grooved (FxG), 12'-0" Spool Length, Class 53, Ceramic Epoxy Lined (P401), Bituminous Seal Coat, Ductile Iron Pipe	13,385.08	810.46
<i>For Class 52 Rating, Deduct</i>	-1,337.28	
<i>For Class 54 Rating, Add</i>	1,838.30	
<i>For Class 55 Rating, Add</i>	2,740.51	
<i>For Class 56 Rating, Add</i>	3,630.55	

40 Process Interconnections
40 05 Common Work Results For Process Interconnections
40 05 19 Ductile Iron Process Pipe



MINOR	CSI	UOM	DESCRIPTION	TOTAL DIRECT UNIT COST	DEMOLITION UNIT COST
40 05 19 00-2942	EA		20" Flanged x Grooved (FxG), 12'-6" Spool Length, Class 53, Ceramic Epoxy Lined (P401), Bituminous Seal Coat, Ductile Iron Pipe.....	13,796.71	813.48
			<i>For Class 52 Rating, Deduct</i>	-1,382.06	
			<i>For Class 54 Rating, Add</i>	1,899.42	
			<i>For Class 55 Rating, Add</i>	2,831.39	
			<i>For Class 56 Rating, Add</i>	3,750.80	
40 05 19 00-2943	EA		20" Flanged x Grooved (FxG), 13'-0" Spool Length, Class 53, Ceramic Epoxy Lined (P401), Bituminous Seal Coat, Ductile Iron Pipe.....	14,208.35	816.49
			<i>For Class 52 Rating, Deduct</i>	-1,426.84	
			<i>For Class 54 Rating, Add</i>	1,960.53	
			<i>For Class 55 Rating, Add</i>	2,922.28	
			<i>For Class 56 Rating, Add</i>	3,871.05	
40 05 19 00-2944	EA		20" Flanged x Grooved (FxG), 13'-6" Spool Length, Class 53, Ceramic Epoxy Lined (P401), Bituminous Seal Coat, Ductile Iron Pipe.....	14,619.97	819.50
			<i>For Class 52 Rating, Deduct</i>	-1,471.61	
			<i>For Class 54 Rating, Add</i>	2,021.65	
			<i>For Class 55 Rating, Add</i>	3,013.16	
			<i>For Class 56 Rating, Add</i>	3,991.30	
40 05 19 00-2945	EA		20" Flanged x Grooved (FxG), 14'-0" Spool Length, Class 53, Ceramic Epoxy Lined (P401), Bituminous Seal Coat, Ductile Iron Pipe.....	15,031.59	822.52
			<i>For Class 52 Rating, Deduct</i>	-1,576.39	
			<i>For Class 54 Rating, Add</i>	2,082.76	
			<i>For Class 55 Rating, Add</i>	3,104.04	
			<i>For Class 56 Rating, Add</i>	4,111.55	
40 05 19 00-2946	EA		20" Flanged x Grooved (FxG), 14'-6" Spool Length, Class 53, Ceramic Epoxy Lined (P401), Bituminous Seal Coat, Ductile Iron Pipe.....	15,443.22	825.53
			<i>For Class 52 Rating, Deduct</i>	-1,561.17	
			<i>For Class 54 Rating, Add</i>	2,143.87	
			<i>For Class 55 Rating, Add</i>	3,194.93	
			<i>For Class 56 Rating, Add</i>	4,231.79	
40 05 19 00-2947	EA		20" Flanged x Grooved (FxG), 15'-0" Spool Length, Class 53, Ceramic Epoxy Lined (P401), Bituminous Seal Coat, Ductile Iron Pipe.....	15,854.84	828.54
			<i>For Class 52 Rating, Deduct</i>	-1,605.94	
			<i>For Class 54 Rating, Add</i>	2,204.99	
			<i>For Class 55 Rating, Add</i>	3,285.81	
			<i>For Class 56 Rating, Add</i>	4,352.04	
40 05 19 00-2948	EA		20" Flanged x Grooved (FxG), 15'-6" Spool Length, Class 53, Ceramic Epoxy Lined (P401), Bituminous Seal Coat, Ductile Iron Pipe.....	16,266.47	831.55
			<i>For Class 52 Rating, Deduct</i>	-1,650.72	
			<i>For Class 54 Rating, Add</i>	2,266.10	
			<i>For Class 55 Rating, Add</i>	3,376.70	
			<i>For Class 56 Rating, Add</i>	4,472.29	
40 05 19 00-2949	EA		20" Flanged x Grooved (FxG), 16'-0" Spool Length, Class 53, Ceramic Epoxy Lined (P401), Bituminous Seal Coat, Ductile Iron Pipe.....	16,678.10	834.56
			<i>For Class 52 Rating, Deduct</i>	-1,695.50	
			<i>For Class 54 Rating, Add</i>	2,327.22	
			<i>For Class 55 Rating, Add</i>	3,467.58	
			<i>For Class 56 Rating, Add</i>	4,592.54	
40 05 19 00-2950	EA		20" Flanged x Grooved (FxG), 16'-6" Spool Length, Class 53, Ceramic Epoxy Lined (P401), Bituminous Seal Coat, Ductile Iron Pipe.....	17,089.73	837.58
			<i>For Class 52 Rating, Deduct</i>	-1,740.27	
			<i>For Class 54 Rating, Add</i>	2,388.33	
			<i>For Class 55 Rating, Add</i>	3,558.47	
			<i>For Class 56 Rating, Add</i>	4,712.78	
40 05 19 00-2951	EA		20" Flanged x Grooved (FxG), 17'-0" Spool Length, Class 53, Ceramic Epoxy Lined (P401), Bituminous Seal Coat, Ductile Iron Pipe.....	17,501.36	840.59
			<i>For Class 52 Rating, Deduct</i>	-1,785.05	
			<i>For Class 54 Rating, Add</i>	2,449.44	
			<i>For Class 55 Rating, Add</i>	3,649.35	
			<i>For Class 56 Rating, Add</i>	4,833.03	
40 05 19 00-2952	EA		20" Flanged x Grooved (FxG), 17'-6" Spool Length, Class 53, Ceramic Epoxy Lined (P401), Bituminous Seal Coat, Ductile Iron Pipe.....	17,912.98	843.60
			<i>For Class 52 Rating, Deduct</i>	-1,829.83	
			<i>For Class 54 Rating, Add</i>	2,510.56	
			<i>For Class 55 Rating, Add</i>	3,740.23	
			<i>For Class 56 Rating, Add</i>	4,953.28	
40 05 19 00-2953	EA		20" Flanged x Grooved (FxG), 18'-0" Spool Length, Class 53, Ceramic Epoxy Lined (P401), Bituminous Seal Coat, Ductile Iron Pipe.....	18,324.61	846.61
			<i>For Class 52 Rating, Deduct</i>	-1,874.60	
			<i>For Class 54 Rating, Add</i>	2,571.67	
			<i>For Class 55 Rating, Add</i>	3,831.12	
			<i>For Class 56 Rating, Add</i>	5,073.53	
40 05 19 00-2954	EA		20" Flanged x Grooved (FxG), 18'-6" Spool Length, Class 53, Ceramic Epoxy Lined (P401), Bituminous Seal Coat, Ductile Iron Pipe.....	18,736.24	849.62
			<i>For Class 52 Rating, Deduct</i>	-1,919.38	
			<i>For Class 54 Rating, Add</i>	2,632.79	
			<i>For Class 55 Rating, Add</i>	3,922.00	
			<i>For Class 56 Rating, Add</i>	5,193.77	
40 05 19 00-2955	EA		20" Flanged x Grooved (FxG), 19'-0" Spool Length, Class 53, Ceramic Epoxy Lined (P401), Bituminous Seal Coat, Ductile Iron Pipe.....	19,147.86	852.65
			<i>For Class 52 Rating, Deduct</i>	-1,964.16	
			<i>For Class 54 Rating, Add</i>	2,693.90	
			<i>For Class 55 Rating, Add</i>	4,012.89	
			<i>For Class 56 Rating, Add</i>	5,314.02	



MINOR CSI UOM DESCRIPTION	TOTAL DIRECT UNIT COST	DEMOLITION UNIT COST
40 05 19 00-2956 EA 20" Flanged x Grooved (FxG), 19'-6" Spool Length, Class 53, Ceramic Epoxy Lined (P401), Bituminous Seal Coat, Ductile Iron Pipe.....	19,559.48	855.66
<i>For Class 52 Rating, Deduct</i>	-2,008.93	
<i>For Class 54 Rating, Add</i>	2,755.01	
<i>For Class 55 Rating, Add</i>	4,103.77	
<i>For Class 56 Rating, Add</i>	5,434.27	
40 05 19 00-2957 24" Flanged End x Grooved End (FxG), Class 53, Ceramic Epoxy Lined (P401), Bituminous Seal Coat, Ductile Iron Pipe <small>(40 05 19 00-2600)</small>		
40 05 19 00-2958 EA 24" Flanged x Grooved (FxG), 1'-0" Spool Length, Class 53, Ceramic Epoxy Lined (P401), Bituminous Seal Coat, Ductile Iron Pipe.....	5,375.02	879.76
<i>For Class 52 Rating, Deduct</i>	-444.63	
<i>For Class 54 Rating, Add</i>	622.30	
<i>For Class 55 Rating, Add</i>	933.37	
<i>For Class 56 Rating, Add</i>	1,240.39	
40 05 19 00-2959 EA 24" Flanged x Grooved (FxG), 1'-6" Spool Length, Class 53, Ceramic Epoxy Lined (P401), Bituminous Seal Coat, Ductile Iron Pipe.....	5,884.25	882.77
<i>For Class 52 Rating, Deduct</i>	-500.14	
<i>For Class 54 Rating, Add</i>	698.06	
<i>For Class 55 Rating, Add</i>	1,046.02	
<i>For Class 56 Rating, Add</i>	1,389.43	
40 05 19 00-2960 EA 24" Flanged x Grooved (FxG), 2'-0" Spool Length, Class 53, Ceramic Epoxy Lined (P401), Bituminous Seal Coat, Ductile Iron Pipe.....	6,393.47	885.78
<i>For Class 52 Rating, Deduct</i>	-555.65	
<i>For Class 54 Rating, Add</i>	773.81	
<i>For Class 55 Rating, Add</i>	1,158.67	
<i>For Class 56 Rating, Add</i>	1,538.47	
40 05 19 00-2961 EA 24" Flanged x Grooved (FxG), 2'-6" Spool Length, Class 53, Ceramic Epoxy Lined (P401), Bituminous Seal Coat, Ductile Iron Pipe.....	6,902.71	888.79
<i>For Class 52 Rating, Deduct</i>	-611.16	
<i>For Class 54 Rating, Add</i>	849.57	
<i>For Class 55 Rating, Add</i>	1,271.32	
<i>For Class 56 Rating, Add</i>	1,687.51	
40 05 19 00-2962 EA 24" Flanged x Grooved (FxG), 3'-0" Spool Length, Class 53, Ceramic Epoxy Lined (P401), Bituminous Seal Coat, Ductile Iron Pipe.....	7,411.93	891.81
<i>For Class 52 Rating, Deduct</i>	-666.68	
<i>For Class 54 Rating, Add</i>	925.32	
<i>For Class 55 Rating, Add</i>	1,383.97	
<i>For Class 56 Rating, Add</i>	1,836.55	
40 05 19 00-2963 EA 24" Flanged x Grooved (FxG), 3'-6" Spool Length, Class 53, Ceramic Epoxy Lined (P401), Bituminous Seal Coat, Ductile Iron Pipe.....	7,921.15	894.83
<i>For Class 52 Rating, Deduct</i>	-722.19	
<i>For Class 54 Rating, Add</i>	1,001.07	
<i>For Class 55 Rating, Add</i>	1,496.61	
<i>For Class 56 Rating, Add</i>	1,985.59	
40 05 19 00-2964 EA 24" Flanged x Grooved (FxG), 4'-0" Spool Length, Class 53, Ceramic Epoxy Lined (P401), Bituminous Seal Coat, Ductile Iron Pipe.....	8,430.39	897.84
<i>For Class 52 Rating, Deduct</i>	-777.70	
<i>For Class 54 Rating, Add</i>	1,076.83	
<i>For Class 55 Rating, Add</i>	1,609.27	
<i>For Class 56 Rating, Add</i>	2,134.63	
40 05 19 00-2965 EA 24" Flanged x Grooved (FxG), 4'-6" Spool Length, Class 53, Ceramic Epoxy Lined (P401), Bituminous Seal Coat, Ductile Iron Pipe.....	8,939.61	900.85
<i>For Class 52 Rating, Deduct</i>	-833.22	
<i>For Class 54 Rating, Add</i>	1,152.58	
<i>For Class 55 Rating, Add</i>	1,721.91	
<i>For Class 56 Rating, Add</i>	2,283.67	
40 05 19 00-2966 EA 24" Flanged x Grooved (FxG), 5'-0" Spool Length, Class 53, Ceramic Epoxy Lined (P401), Bituminous Seal Coat, Ductile Iron Pipe.....	9,448.83	903.86
<i>For Class 52 Rating, Deduct</i>	-888.73	
<i>For Class 54 Rating, Add</i>	1,228.34	
<i>For Class 55 Rating, Add</i>	1,834.56	
<i>For Class 56 Rating, Add</i>	2,432.71	
40 05 19 00-2967 EA 24" Flanged x Grooved (FxG), 5'-6" Spool Length, Class 53, Ceramic Epoxy Lined (P401), Bituminous Seal Coat, Ductile Iron Pipe.....	9,958.06	906.87
<i>For Class 52 Rating, Deduct</i>	-944.24	
<i>For Class 54 Rating, Add</i>	1,304.09	
<i>For Class 55 Rating, Add</i>	1,947.21	
<i>For Class 56 Rating, Add</i>	2,581.75	
40 05 19 00-2968 EA 24" Flanged x Grooved (FxG), 6'-0" Spool Length, Class 53, Ceramic Epoxy Lined (P401), Bituminous Seal Coat, Ductile Iron Pipe.....	10,467.28	909.89
<i>For Class 52 Rating, Deduct</i>	-999.75	
<i>For Class 54 Rating, Add</i>	1,379.84	
<i>For Class 55 Rating, Add</i>	2,059.86	
<i>For Class 56 Rating, Add</i>	2,730.79	
40 05 19 00-2969 EA 24" Flanged x Grooved (FxG), 6'-6" Spool Length, Class 53, Ceramic Epoxy Lined (P401), Bituminous Seal Coat, Ductile Iron Pipe.....	10,976.52	912.90
<i>For Class 52 Rating, Deduct</i>	-1,055.27	
<i>For Class 54 Rating, Add</i>	1,455.60	
<i>For Class 55 Rating, Add</i>	2,172.51	
<i>For Class 56 Rating, Add</i>	2,879.83	

40 Process Interconnections
40 05 Common Work Results For Process Interconnections
40 05 19 Ductile Iron Process Pipe



MINOR	CSI	UOM	DESCRIPTION	TOTAL DIRECT UNIT COST	DEMOLITION UNIT COST
40 05 19 00-2970	EA		24" Flanged x Grooved (FxG), 7'-0" Spool Length, Class 53, Ceramic Epoxy Lined (P401), Bituminous Seal Coat, Ductile Iron Pipe	11,485.75	915.91
			<i>For Class 52 Rating, Deduct</i>	-1,110.78	
			<i>For Class 54 Rating, Add</i>	1,531.35	
			<i>For Class 55 Rating, Add</i>	2,285.16	
			<i>For Class 56 Rating, Add</i>	3,028.87	
40 05 19 00-2971	EA		24" Flanged x Grooved (FxG), 7'-6" Spool Length, Class 53, Ceramic Epoxy Lined (P401), Bituminous Seal Coat, Ductile Iron Pipe	11,994.97	918.92
			<i>For Class 52 Rating, Deduct</i>	-1,166.29	
			<i>For Class 54 Rating, Add</i>	1,607.11	
			<i>For Class 55 Rating, Add</i>	2,397.81	
			<i>For Class 56 Rating, Add</i>	3,177.91	
40 05 19 00-2972	EA		24" Flanged x Grooved (FxG), 8'-0" Spool Length, Class 53, Ceramic Epoxy Lined (P401), Bituminous Seal Coat, Ductile Iron Pipe	12,504.20	921.93
			<i>For Class 52 Rating, Deduct</i>	-1,221.81	
			<i>For Class 54 Rating, Add</i>	1,682.86	
			<i>For Class 55 Rating, Add</i>	2,510.46	
			<i>For Class 56 Rating, Add</i>	3,326.95	
40 05 19 00-2973	EA		24" Flanged x Grooved (FxG), 8'-6" Spool Length, Class 53, Ceramic Epoxy Lined (P401), Bituminous Seal Coat, Ductile Iron Pipe	13,013.42	924.95
			<i>For Class 52 Rating, Deduct</i>	-1,277.32	
			<i>For Class 54 Rating, Add</i>	1,758.61	
			<i>For Class 55 Rating, Add</i>	2,623.11	
			<i>For Class 56 Rating, Add</i>	3,475.99	
40 05 19 00-2974	EA		24" Flanged x Grooved (FxG), 9'-0" Spool Length, Class 53, Ceramic Epoxy Lined (P401), Bituminous Seal Coat, Ductile Iron Pipe	13,522.64	927.97
			<i>For Class 52 Rating, Deduct</i>	-1,332.83	
			<i>For Class 54 Rating, Add</i>	1,834.37	
			<i>For Class 55 Rating, Add</i>	2,735.75	
			<i>For Class 56 Rating, Add</i>	3,625.02	
40 05 19 00-2975	EA		24" Flanged x Grooved (FxG), 9'-6" Spool Length, Class 53, Ceramic Epoxy Lined (P401), Bituminous Seal Coat, Ductile Iron Pipe	14,031.87	930.98
			<i>For Class 52 Rating, Deduct</i>	-1,388.34	
			<i>For Class 54 Rating, Add</i>	1,910.12	
			<i>For Class 55 Rating, Add</i>	2,848.40	
			<i>For Class 56 Rating, Add</i>	3,774.06	
40 05 19 00-2976	EA		24" Flanged x Grooved (FxG), 10'-0" Spool Length, Class 53, Ceramic Epoxy Lined (P401), Bituminous Seal Coat, Ductile Iron Pipe	14,541.10	933.99
			<i>For Class 52 Rating, Deduct</i>	-1,443.86	
			<i>For Class 54 Rating, Add</i>	1,985.88	
			<i>For Class 55 Rating, Add</i>	2,961.05	
			<i>For Class 56 Rating, Add</i>	3,923.11	
40 05 19 00-2977	EA		24" Flanged x Grooved (FxG), 10'-6" Spool Length, Class 53, Ceramic Epoxy Lined (P401), Bituminous Seal Coat, Ductile Iron Pipe	15,050.34	937.00
			<i>For Class 52 Rating, Deduct</i>	-1,499.37	
			<i>For Class 54 Rating, Add</i>	2,061.63	
			<i>For Class 55 Rating, Add</i>	3,073.70	
			<i>For Class 56 Rating, Add</i>	4,072.15	
40 05 19 00-2978	EA		24" Flanged x Grooved (FxG), 11'-0" Spool Length, Class 53, Ceramic Epoxy Lined (P401), Bituminous Seal Coat, Ductile Iron Pipe	15,559.56	940.02
			<i>For Class 52 Rating, Deduct</i>	-1,554.88	
			<i>For Class 54 Rating, Add</i>	2,137.38	
			<i>For Class 55 Rating, Add</i>	3,186.35	
			<i>For Class 56 Rating, Add</i>	4,221.18	
40 05 19 00-2979	EA		24" Flanged x Grooved (FxG), 11'-6" Spool Length, Class 53, Ceramic Epoxy Lined (P401), Bituminous Seal Coat, Ductile Iron Pipe	16,068.78	943.03
			<i>For Class 52 Rating, Deduct</i>	-1,610.39	
			<i>For Class 54 Rating, Add</i>	2,213.14	
			<i>For Class 55 Rating, Add</i>	3,299.00	
			<i>For Class 56 Rating, Add</i>	4,370.22	
40 05 19 00-2980	EA		24" Flanged x Grooved (FxG), 12'-0" Spool Length, Class 53, Ceramic Epoxy Lined (P401), Bituminous Seal Coat, Ductile Iron Pipe	16,578.01	946.04
			<i>For Class 52 Rating, Deduct</i>	-1,665.91	
			<i>For Class 54 Rating, Add</i>	2,288.89	
			<i>For Class 55 Rating, Add</i>	3,411.65	
			<i>For Class 56 Rating, Add</i>	4,519.26	
40 05 19 00-2981	EA		24" Flanged x Grooved (FxG), 12'-6" Spool Length, Class 53, Ceramic Epoxy Lined (P401), Bituminous Seal Coat, Ductile Iron Pipe	17,087.24	949.05
			<i>For Class 52 Rating, Deduct</i>	-1,721.42	
			<i>For Class 54 Rating, Add</i>	2,364.65	
			<i>For Class 55 Rating, Add</i>	3,524.30	
			<i>For Class 56 Rating, Add</i>	4,668.30	
40 05 19 00-2982	EA		24" Flanged x Grooved (FxG), 13'-0" Spool Length, Class 53, Ceramic Epoxy Lined (P401), Bituminous Seal Coat, Ductile Iron Pipe	17,596.46	952.07
			<i>For Class 52 Rating, Deduct</i>	-1,776.93	
			<i>For Class 54 Rating, Add</i>	2,440.40	
			<i>For Class 55 Rating, Add</i>	3,636.95	
			<i>For Class 56 Rating, Add</i>	4,817.34	
40 05 19 00-2983	EA		24" Flanged x Grooved (FxG), 13'-6" Spool Length, Class 53, Ceramic Epoxy Lined (P401), Bituminous Seal Coat, Ductile Iron Pipe	18,105.69	955.08
			<i>For Class 52 Rating, Deduct</i>	-1,832.45	
			<i>For Class 54 Rating, Add</i>	2,516.16	
			<i>For Class 55 Rating, Add</i>	3,749.60	
			<i>For Class 56 Rating, Add</i>	4,966.38	



MINOR CSI UOM DESCRIPTION	TOTAL DIRECT UNIT COST	DEMOLITION UNIT COST
40 05 19 00-2984 EA 24" Flanged x Grooved (FxG), 14'-0" Spool Length, Class 53, Ceramic Epoxy Lined (P401), Bituminous Seal Coat, Ductile Iron Pipe	18,614.91	958.09
<i>For Class 52 Rating, Deduct</i>	-1,887.96	
<i>For Class 54 Rating, Add</i>	2,591.91	
<i>For Class 55 Rating, Add</i>	3,862.25	
<i>For Class 56 Rating, Add</i>	5,115.42	
40 05 19 00-2985 EA 24" Flanged x Grooved (FxG), 14'-6" Spool Length, Class 53, Ceramic Epoxy Lined (P401), Bituminous Seal Coat, Ductile Iron Pipe	19,124.14	961.10
<i>For Class 52 Rating, Deduct</i>	-1,943.47	
<i>For Class 54 Rating, Add</i>	2,667.66	
<i>For Class 55 Rating, Add</i>	3,974.90	
<i>For Class 56 Rating, Add</i>	5,264.46	
40 05 19 00-2986 EA 24" Flanged x Grooved (FxG), 15'-0" Spool Length, Class 53, Ceramic Epoxy Lined (P401), Bituminous Seal Coat, Ductile Iron Pipe	19,633.37	964.11
<i>For Class 52 Rating, Deduct</i>	-1,998.98	
<i>For Class 54 Rating, Add</i>	2,743.42	
<i>For Class 55 Rating, Add</i>	4,087.54	
<i>For Class 56 Rating, Add</i>	5,418.50	
40 05 19 00-2987 EA 24" Flanged x Grooved (FxG), 15'-6" Spool Length, Class 53, Ceramic Epoxy Lined (P401), Bituminous Seal Coat, Ductile Iron Pipe	20,220.21	1,018.35
<i>For Class 52 Rating, Deduct</i>	-2,054.50	
<i>For Class 54 Rating, Add</i>	2,820.10	
<i>For Class 55 Rating, Add</i>	4,202.06	
<i>For Class 56 Rating, Add</i>	5,565.34	
40 05 19 00-2988 EA 24" Flanged x Grooved (FxG), 16'-0" Spool Length, Class 53, Ceramic Epoxy Lined (P401), Bituminous Seal Coat, Ductile Iron Pipe	20,729.43	1,021.36
<i>For Class 52 Rating, Deduct</i>	-2,110.01	
<i>For Class 54 Rating, Add</i>	2,895.86	
<i>For Class 55 Rating, Add</i>	4,314.71	
<i>For Class 56 Rating, Add</i>	5,714.37	
40 05 19 00-2989 EA 24" Flanged x Grooved (FxG), 16'-6" Spool Length, Class 53, Ceramic Epoxy Lined (P401), Bituminous Seal Coat, Ductile Iron Pipe	21,238.65	1,024.38
<i>For Class 52 Rating, Deduct</i>	-2,165.52	
<i>For Class 54 Rating, Add</i>	2,971.61	
<i>For Class 55 Rating, Add</i>	4,427.36	
<i>For Class 56 Rating, Add</i>	5,863.41	
40 05 19 00-2990 EA 24" Flanged x Grooved (FxG), 17'-0" Spool Length, Class 53, Ceramic Epoxy Lined (P401), Bituminous Seal Coat, Ductile Iron Pipe	21,747.88	1,027.39
<i>For Class 52 Rating, Deduct</i>	-2,221.04	
<i>For Class 54 Rating, Add</i>	3,047.36	
<i>For Class 55 Rating, Add</i>	4,540.00	
<i>For Class 56 Rating, Add</i>	6,012.45	
40 05 19 00-2991 EA 24" Flanged x Grooved (FxG), 17'-6" Spool Length, Class 53, Ceramic Epoxy Lined (P401), Bituminous Seal Coat, Ductile Iron Pipe	22,257.10	1,030.40
<i>For Class 52 Rating, Deduct</i>	-2,276.55	
<i>For Class 54 Rating, Add</i>	3,123.12	
<i>For Class 55 Rating, Add</i>	4,652.65	
<i>For Class 56 Rating, Add</i>	6,161.49	
40 05 19 00-2992 EA 24" Flanged x Grooved (FxG), 18'-0" Spool Length, Class 53, Ceramic Epoxy Lined (P401), Bituminous Seal Coat, Ductile Iron Pipe	22,763.95	1,033.41
<i>For Class 52 Rating, Deduct</i>	-2,331.80	
<i>For Class 54 Rating, Add</i>	3,198.51	
<i>For Class 55 Rating, Add</i>	4,764.77	
<i>For Class 56 Rating, Add</i>	6,309.83	
40 05 19 00-2993 EA 24" Flanged x Grooved (FxG), 18'-6" Spool Length, Class 53, Ceramic Epoxy Lined (P401), Bituminous Seal Coat, Ductile Iron Pipe	23,275.57	1,036.42
<i>For Class 52 Rating, Deduct</i>	-2,387.57	
<i>For Class 54 Rating, Add</i>	3,274.63	
<i>For Class 55 Rating, Add</i>	4,877.95	
<i>For Class 56 Rating, Add</i>	6,459.57	
40 05 19 00-2994 EA 24" Flanged x Grooved (FxG), 19'-0" Spool Length, Class 53, Ceramic Epoxy Lined (P401), Bituminous Seal Coat, Ductile Iron Pipe	23,784.79	1,039.44
<i>For Class 52 Rating, Deduct</i>	-2,443.09	
<i>For Class 54 Rating, Add</i>	3,350.38	
<i>For Class 55 Rating, Add</i>	4,990.60	
<i>For Class 56 Rating, Add</i>	6,608.61	
40 05 19 00-2995 EA 24" Flanged x Grooved (FxG), 19'-6" Spool Length, Class 53, Ceramic Epoxy Lined (P401), Bituminous Seal Coat, Ductile Iron Pipe	24,294.02	1,042.46
<i>For Class 52 Rating, Deduct</i>	-2,498.60	
<i>For Class 54 Rating, Add</i>	3,426.13	
<i>For Class 55 Rating, Add</i>	5,103.25	
<i>For Class 56 Rating, Add</i>	6,757.65	
40 05 19 00-2996 30" Flanged End x Grooved End (FxG), Class 53, Ceramic Epoxy Lined (P401), Bituminous Seal Coat, Ductile Iron Pipe <small>(40 05 19 00-2600)</small>		
40 05 19 00-2997 EA 30" Flanged x Grooved (FxG), 1'-0" Spool Length, Class 53, Ceramic Epoxy Lined (P401), Bituminous Seal Coat, Ductile Iron Pipe	8,246.16	1,241.30
<i>For Class 52 Rating, Deduct</i>	-700.19	
<i>For Class 54 Rating, Add</i>	977.38	
<i>For Class 55 Rating, Add</i>	1,464.62	
<i>For Class 56 Rating, Add</i>	1,945.50	

40 Process Interconnections
40 05 Common Work Results For Process Interconnections
40 05 19 Ductile Iron Process Pipe



MINOR	CSI	UOM	DESCRIPTION	TOTAL DIRECT UNIT COST	DEMOLITION UNIT COST
40 05 19 00-2998	EA		30" Flanged x Grooved (FxG), 1'-6" Spool Length, Class 53, Ceramic Epoxy Lined (P401), Bituminous Seal Coat, Ductile Iron Pipe	8,974.40	1,244.32
			<i>For Class 52 Rating, Deduct</i>	-779.80	
			<i>For Class 54 Rating, Add</i>	1,085.98	
			<i>For Class 55 Rating, Add</i>	1,626.11	
			<i>For Class 56 Rating, Add</i>	2,159.15	
40 05 19 00-2999	EA		30" Flanged x Grooved (FxG), 2'-0" Spool Length, Class 53, Ceramic Epoxy Lined (P401), Bituminous Seal Coat, Ductile Iron Pipe	9,702.63	1,247.33
			<i>For Class 52 Rating, Deduct</i>	-859.40	
			<i>For Class 54 Rating, Add</i>	1,194.59	
			<i>For Class 55 Rating, Add</i>	1,787.60	
			<i>For Class 56 Rating, Add</i>	2,372.79	
40 05 19 00-3000	EA		30" Flanged x Grooved (FxG), 2'-6" Spool Length, Class 53, Ceramic Epoxy Lined (P401), Bituminous Seal Coat, Ductile Iron Pipe	10,430.86	1,250.34
			<i>For Class 52 Rating, Deduct</i>	-939.00	
			<i>For Class 54 Rating, Add</i>	1,303.19	
			<i>For Class 55 Rating, Add</i>	1,949.08	
			<i>For Class 56 Rating, Add</i>	2,586.44	
40 05 19 00-3001	EA		30" Flanged x Grooved (FxG), 3'-0" Spool Length, Class 53, Ceramic Epoxy Lined (P401), Bituminous Seal Coat, Ductile Iron Pipe	11,159.09	1,253.35
			<i>For Class 52 Rating, Deduct</i>	-1,078.61	
			<i>For Class 54 Rating, Add</i>	1,411.80	
			<i>For Class 55 Rating, Add</i>	2,110.57	
			<i>For Class 56 Rating, Add</i>	2,800.09	
40 05 19 00-3002	EA		30" Flanged x Grooved (FxG), 3'-6" Spool Length, Class 53, Ceramic Epoxy Lined (P401), Bituminous Seal Coat, Ductile Iron Pipe	11,887.31	1,256.36
			<i>For Class 52 Rating, Deduct</i>	-1,098.21	
			<i>For Class 54 Rating, Add</i>	1,520.40	
			<i>For Class 55 Rating, Add</i>	2,272.06	
			<i>For Class 56 Rating, Add</i>	3,013.73	
40 05 19 00-3003	EA		30" Flanged x Grooved (FxG), 4'-0" Spool Length, Class 53, Ceramic Epoxy Lined (P401), Bituminous Seal Coat, Ductile Iron Pipe	12,615.55	1,259.38
			<i>For Class 52 Rating, Deduct</i>	-1,177.81	
			<i>For Class 54 Rating, Add</i>	1,629.01	
			<i>For Class 55 Rating, Add</i>	2,433.55	
			<i>For Class 56 Rating, Add</i>	3,227.38	
40 05 19 00-3004	EA		30" Flanged x Grooved (FxG), 4'-6" Spool Length, Class 53, Ceramic Epoxy Lined (P401), Bituminous Seal Coat, Ductile Iron Pipe	13,343.78	1,262.39
			<i>For Class 52 Rating, Deduct</i>	-1,257.42	
			<i>For Class 54 Rating, Add</i>	1,737.61	
			<i>For Class 55 Rating, Add</i>	2,595.03	
			<i>For Class 56 Rating, Add</i>	3,441.02	
40 05 19 00-3005	EA		30" Flanged x Grooved (FxG), 5'-0" Spool Length, Class 53, Ceramic Epoxy Lined (P401), Bituminous Seal Coat, Ductile Iron Pipe	14,072.01	1,265.40
			<i>For Class 52 Rating, Deduct</i>	-1,337.02	
			<i>For Class 54 Rating, Add</i>	1,846.22	
			<i>For Class 55 Rating, Add</i>	2,756.52	
			<i>For Class 56 Rating, Add</i>	3,654.67	
40 05 19 00-3006	EA		30" Flanged x Grooved (FxG), 5'-6" Spool Length, Class 53, Ceramic Epoxy Lined (P401), Bituminous Seal Coat, Ductile Iron Pipe	14,800.25	1,268.42
			<i>For Class 52 Rating, Deduct</i>	-1,416.62	
			<i>For Class 54 Rating, Add</i>	1,954.82	
			<i>For Class 55 Rating, Add</i>	2,918.01	
			<i>For Class 56 Rating, Add</i>	3,868.31	
40 05 19 00-3007	EA		30" Flanged x Grooved (FxG), 6'-0" Spool Length, Class 53, Ceramic Epoxy Lined (P401), Bituminous Seal Coat, Ductile Iron Pipe	15,528.47	1,271.44
			<i>For Class 52 Rating, Deduct</i>	-1,496.23	
			<i>For Class 54 Rating, Add</i>	2,063.43	
			<i>For Class 55 Rating, Add</i>	3,079.49	
			<i>For Class 56 Rating, Add</i>	4,081.96	
40 05 19 00-3008	EA		30" Flanged x Grooved (FxG), 6'-6" Spool Length, Class 53, Ceramic Epoxy Lined (P401), Bituminous Seal Coat, Ductile Iron Pipe	16,256.71	1,274.45
			<i>For Class 52 Rating, Deduct</i>	-1,575.83	
			<i>For Class 54 Rating, Add</i>	2,172.03	
			<i>For Class 55 Rating, Add</i>	3,240.98	
			<i>For Class 56 Rating, Add</i>	4,295.61	
40 05 19 00-3009	EA		30" Flanged x Grooved (FxG), 7'-0" Spool Length, Class 53, Ceramic Epoxy Lined (P401), Bituminous Seal Coat, Ductile Iron Pipe	16,984.93	1,277.46
			<i>For Class 52 Rating, Deduct</i>	-1,655.43	
			<i>For Class 54 Rating, Add</i>	2,280.63	
			<i>For Class 55 Rating, Add</i>	3,402.47	
			<i>For Class 56 Rating, Add</i>	4,509.25	
40 05 19 00-3010	EA		30" Flanged x Grooved (FxG), 7'-6" Spool Length, Class 53, Ceramic Epoxy Lined (P401), Bituminous Seal Coat, Ductile Iron Pipe	17,713.16	1,280.47
			<i>For Class 52 Rating, Deduct</i>	-1,735.04	
			<i>For Class 54 Rating, Add</i>	2,389.24	
			<i>For Class 55 Rating, Add</i>	3,563.95	
			<i>For Class 56 Rating, Add</i>	4,722.90	
40 05 19 00-3011	EA		30" Flanged x Grooved (FxG), 8'-0" Spool Length, Class 53, Ceramic Epoxy Lined (P401), Bituminous Seal Coat, Ductile Iron Pipe	18,441.40	1,283.48
			<i>For Class 52 Rating, Deduct</i>	-1,814.64	
			<i>For Class 54 Rating, Add</i>	2,497.85	
			<i>For Class 55 Rating, Add</i>	3,725.44	
			<i>For Class 56 Rating, Add</i>	4,936.54	



MINOR CSI UOM DESCRIPTION	TOTAL DIRECT UNIT COST	DEMOLITION UNIT COST
40 05 19 00-3012 EA 30" Flanged x Grooved (FxG), 8'-6" Spool Length, Class 53, Ceramic Epoxy Lined (P401), Bituminous Seal Coat, Ductile Iron Pipe	19,169.63	1,286.50
<i>For Class 52 Rating, Deduct</i>	-1,894.24	
<i>For Class 54 Rating, Add</i>	2,606.45	
<i>For Class 55 Rating, Add</i>	3,886.93	
<i>For Class 56 Rating, Add</i>	5,150.19	
40 05 19 00-3013 EA 30" Flanged x Grooved (FxG), 9'-0" Spool Length, Class 53, Ceramic Epoxy Lined (P401), Bituminous Seal Coat, Ductile Iron Pipe	19,897.86	1,289.51
<i>For Class 52 Rating, Deduct</i>	-1,973.85	
<i>For Class 54 Rating, Add</i>	2,715.05	
<i>For Class 55 Rating, Add</i>	4,048.42	
<i>For Class 56 Rating, Add</i>	5,363.83	
40 05 19 00-3014 EA 30" Flanged x Grooved (FxG), 9'-6" Spool Length, Class 53, Ceramic Epoxy Lined (P401), Bituminous Seal Coat, Ductile Iron Pipe	20,626.09	1,292.52
<i>For Class 52 Rating, Deduct</i>	-2,053.45	
<i>For Class 54 Rating, Add</i>	2,823.66	
<i>For Class 55 Rating, Add</i>	4,209.90	
<i>For Class 56 Rating, Add</i>	5,577.48	
40 05 19 00-3015 EA 30" Flanged x Grooved (FxG), 10'-0" Spool Length, Class 53, Ceramic Epoxy Lined (P401), Bituminous Seal Coat, Ductile Iron Pipe	21,354.32	1,295.53
<i>For Class 52 Rating, Deduct</i>	-2,133.05	
<i>For Class 54 Rating, Add</i>	2,932.26	
<i>For Class 55 Rating, Add</i>	4,371.39	
<i>For Class 56 Rating, Add</i>	5,791.13	
40 05 19 00-3016 EA 30" Flanged x Grooved (FxG), 10'-6" Spool Length, Class 53, Ceramic Epoxy Lined (P401), Bituminous Seal Coat, Ductile Iron Pipe	22,082.56	1,298.54
<i>For Class 52 Rating, Deduct</i>	-2,212.66	
<i>For Class 54 Rating, Add</i>	3,040.87	
<i>For Class 55 Rating, Add</i>	4,532.88	
<i>For Class 56 Rating, Add</i>	6,004.77	
40 05 19 00-3017 EA 30" Flanged x Grooved (FxG), 11'-0" Spool Length, Class 53, Ceramic Epoxy Lined (P401), Bituminous Seal Coat, Ductile Iron Pipe	22,810.78	1,301.56
<i>For Class 52 Rating, Deduct</i>	-2,292.26	
<i>For Class 54 Rating, Add</i>	3,149.47	
<i>For Class 55 Rating, Add</i>	4,694.36	
<i>For Class 56 Rating, Add</i>	6,218.42	
40 05 19 00-3018 EA 30" Flanged x Grooved (FxG), 11'-6" Spool Length, Class 53, Ceramic Epoxy Lined (P401), Bituminous Seal Coat, Ductile Iron Pipe	23,539.01	1,304.57
<i>For Class 52 Rating, Deduct</i>	-2,371.86	
<i>For Class 54 Rating, Add</i>	3,258.08	
<i>For Class 55 Rating, Add</i>	4,855.85	
<i>For Class 56 Rating, Add</i>	6,432.06	
40 05 19 00-3019 EA 30" Flanged x Grooved (FxG), 12'-0" Spool Length, Class 53, Ceramic Epoxy Lined (P401), Bituminous Seal Coat, Ductile Iron Pipe	24,267.24	1,307.59
<i>For Class 52 Rating, Deduct</i>	-2,451.47	
<i>For Class 54 Rating, Add</i>	3,366.68	
<i>For Class 55 Rating, Add</i>	5,017.34	
<i>For Class 56 Rating, Add</i>	6,645.71	
40 05 19 00-3020 EA 30" Flanged x Grooved (FxG), 12'-6" Spool Length, Class 53, Ceramic Epoxy Lined (P401), Bituminous Seal Coat, Ductile Iron Pipe	24,995.47	1,310.60
<i>For Class 52 Rating, Deduct</i>	-2,531.07	
<i>For Class 54 Rating, Add</i>	3,475.29	
<i>For Class 55 Rating, Add</i>	5,178.83	
<i>For Class 56 Rating, Add</i>	6,859.35	
40 05 19 00-3021 EA 30" Flanged x Grooved (FxG), 13'-0" Spool Length, Class 53, Ceramic Epoxy Lined (P401), Bituminous Seal Coat, Ductile Iron Pipe	25,723.71	1,313.61
<i>For Class 52 Rating, Deduct</i>	-2,610.67	
<i>For Class 54 Rating, Add</i>	3,583.89	
<i>For Class 55 Rating, Add</i>	5,340.31	
<i>For Class 56 Rating, Add</i>	7,073.00	
40 05 19 00-3022 EA 30" Flanged x Grooved (FxG), 13'-6" Spool Length, Class 53, Ceramic Epoxy Lined (P401), Bituminous Seal Coat, Ductile Iron Pipe	26,451.94	1,316.63
<i>For Class 52 Rating, Deduct</i>	-2,690.28	
<i>For Class 54 Rating, Add</i>	3,692.50	
<i>For Class 55 Rating, Add</i>	5,501.80	
<i>For Class 56 Rating, Add</i>	7,286.65	
40 05 19 00-3023 EA 30" Flanged x Grooved (FxG), 14'-0" Spool Length, Class 53, Ceramic Epoxy Lined (P401), Bituminous Seal Coat, Ductile Iron Pipe	27,180.17	1,319.64
<i>For Class 52 Rating, Deduct</i>	-2,769.88	
<i>For Class 54 Rating, Add</i>	3,801.10	
<i>For Class 55 Rating, Add</i>	5,663.29	
<i>For Class 56 Rating, Add</i>	7,500.29	
40 05 19 00-3024 EA 30" Flanged x Grooved (FxG), 14'-6" Spool Length, Class 53, Ceramic Epoxy Lined (P401), Bituminous Seal Coat, Ductile Iron Pipe	27,908.40	1,322.65
<i>For Class 52 Rating, Deduct</i>	-2,849.48	
<i>For Class 54 Rating, Add</i>	3,909.71	
<i>For Class 55 Rating, Add</i>	5,824.77	
<i>For Class 56 Rating, Add</i>	7,713.94	
40 05 19 00-3025 EA 30" Flanged x Grooved (FxG), 15'-0" Spool Length, Class 53, Ceramic Epoxy Lined (P401), Bituminous Seal Coat, Ductile Iron Pipe	28,636.63	1,325.66
<i>For Class 52 Rating, Deduct</i>	-2,929.09	
<i>For Class 54 Rating, Add</i>	4,018.31	
<i>For Class 55 Rating, Add</i>	5,986.26	
<i>For Class 56 Rating, Add</i>	7,927.58	

40 Process Interconnections
40 05 Common Work Results For Process Interconnections
40 05 19 Ductile Iron Process Pipe



MINOR	CSI	UOM	DESCRIPTION	TOTAL DIRECT UNIT COST	DEMOLITION UNIT COST
40 05 19 00-3026	EA		30" Flanged x Grooved (FxG), 15'-6" Spool Length, Class 53, Ceramic Epoxy Lined (P401), Bituminous Seal Coat, Ductile Iron Pipe.....	29,364.86	1,328.67
			<i>For Class 52 Rating, Deduct</i>	-3,008.69	
			<i>For Class 54 Rating, Add</i>	4,126.92	
			<i>For Class 55 Rating, Add</i>	6,147.75	
			<i>For Class 56 Rating, Add</i>	8,141.23	
40 05 19 00-3027	EA		30" Flanged x Grooved (FxG), 16'-0" Spool Length, Class 53, Ceramic Epoxy Lined (P401), Bituminous Seal Coat, Ductile Iron Pipe.....	30,093.09	1,331.69
			<i>For Class 52 Rating, Deduct</i>	-3,088.29	
			<i>For Class 54 Rating, Add</i>	4,235.52	
			<i>For Class 55 Rating, Add</i>	6,309.23	
			<i>For Class 56 Rating, Add</i>	8,354.87	
40 05 19 00-3028	EA		30" Flanged x Grooved (FxG), 16'-6" Spool Length, Class 53, Ceramic Epoxy Lined (P401), Bituminous Seal Coat, Ductile Iron Pipe.....	30,821.32	1,334.70
			<i>For Class 52 Rating, Deduct</i>	-3,167.90	
			<i>For Class 54 Rating, Add</i>	4,344.12	
			<i>For Class 55 Rating, Add</i>	6,470.72	
			<i>For Class 56 Rating, Add</i>	8,568.52	
40 05 19 00-3029	EA		30" Flanged x Grooved (FxG), 17'-0" Spool Length, Class 53, Ceramic Epoxy Lined (P401), Bituminous Seal Coat, Ductile Iron Pipe.....	31,549.55	1,337.71
			<i>For Class 52 Rating, Deduct</i>	-3,247.50	
			<i>For Class 54 Rating, Add</i>	4,452.73	
			<i>For Class 55 Rating, Add</i>	6,632.21	
			<i>For Class 56 Rating, Add</i>	8,782.17	
40 05 19 00-3030	EA		30" Flanged x Grooved (FxG), 17'-6" Spool Length, Class 53, Ceramic Epoxy Lined (P401), Bituminous Seal Coat, Ductile Iron Pipe.....	32,277.79	1,340.72
			<i>For Class 52 Rating, Deduct</i>	-3,327.10	
			<i>For Class 54 Rating, Add</i>	4,561.33	
			<i>For Class 55 Rating, Add</i>	6,793.70	
			<i>For Class 56 Rating, Add</i>	8,995.81	
40 05 19 00-3031	EA		30" Flanged x Grooved (FxG), 18'-0" Spool Length, Class 53, Ceramic Epoxy Lined (P401), Bituminous Seal Coat, Ductile Iron Pipe.....	33,006.01	1,343.74
			<i>For Class 52 Rating, Deduct</i>	-3,406.70	
			<i>For Class 54 Rating, Add</i>	4,669.94	
			<i>For Class 55 Rating, Add</i>	6,955.18	
			<i>For Class 56 Rating, Add</i>	9,209.46	
40 05 19 00-3032			36" Flanged End x Grooved (FxG), Class 53, Ceramic Epoxy Lined (P401), Bituminous Seal Coat, Ductile Iron Pipe (40 05 19 00-2600)		
40 05 19 00-3033	EA		36" Flanged x Grooved (FxG), 1'-0" Spool Length, Class 53, Ceramic Epoxy Lined (P401), Bituminous Seal Coat, Ductile Iron Pipe.....	11,383.50	1,572.72
			<i>For Class 52 Rating, Deduct</i>	-990.06	
			<i>For Class 54 Rating, Add</i>	1,378.68	
			<i>For Class 55 Rating, Add</i>	2,064.32	
			<i>For Class 56 Rating, Add</i>	2,740.96	
40 05 19 00-3034	EA		36" Flanged x Grooved (FxG), 1'-6" Spool Length, Class 53, Ceramic Epoxy Lined (P401), Bituminous Seal Coat, Ductile Iron Pipe.....	12,359.30	1,575.73
			<i>For Class 52 Rating, Deduct</i>	-1,096.90	
			<i>For Class 54 Rating, Add</i>	1,524.42	
			<i>For Class 55 Rating, Add</i>	2,281.02	
			<i>For Class 56 Rating, Add</i>	3,027.64	
40 05 19 00-3035	EA		36" Flanged x Grooved (FxG), 2'-0" Spool Length, Class 53, Ceramic Epoxy Lined (P401), Bituminous Seal Coat, Ductile Iron Pipe.....	13,335.10	1,578.75
			<i>For Class 52 Rating, Deduct</i>	-1,203.74	
			<i>For Class 54 Rating, Add</i>	1,670.16	
			<i>For Class 55 Rating, Add</i>	2,497.71	
			<i>For Class 56 Rating, Add</i>	3,314.32	
40 05 19 00-3036	EA		36" Flanged x Grooved (FxG), 2'-6" Spool Length, Class 53, Ceramic Epoxy Lined (P401), Bituminous Seal Coat, Ductile Iron Pipe.....	14,310.90	1,581.76
			<i>For Class 52 Rating, Deduct</i>	-1,310.57	
			<i>For Class 54 Rating, Add</i>	1,815.90	
			<i>For Class 55 Rating, Add</i>	2,714.41	
			<i>For Class 56 Rating, Add</i>	3,601.00	
40 05 19 00-3037	EA		36" Flanged x Grooved (FxG), 3'-0" Spool Length, Class 53, Ceramic Epoxy Lined (P401), Bituminous Seal Coat, Ductile Iron Pipe.....	15,286.70	1,584.77
			<i>For Class 52 Rating, Deduct</i>	-1,417.41	
			<i>For Class 54 Rating, Add</i>	1,961.64	
			<i>For Class 55 Rating, Add</i>	2,931.10	
			<i>For Class 56 Rating, Add</i>	3,887.68	
40 05 19 00-3038	EA		36" Flanged x Grooved (FxG), 3'-6" Spool Length, Class 53, Ceramic Epoxy Lined (P401), Bituminous Seal Coat, Ductile Iron Pipe.....	16,262.51	1,587.78
			<i>For Class 52 Rating, Deduct</i>	-1,524.24	
			<i>For Class 54 Rating, Add</i>	2,107.38	
			<i>For Class 55 Rating, Add</i>	3,147.80	
			<i>For Class 56 Rating, Add</i>	4,174.35	
40 05 19 00-3039	EA		36" Flanged x Grooved (FxG), 4'-0" Spool Length, Class 53, Ceramic Epoxy Lined (P401), Bituminous Seal Coat, Ductile Iron Pipe.....	17,238.31	1,590.80
			<i>For Class 52 Rating, Deduct</i>	-1,631.08	
			<i>For Class 54 Rating, Add</i>	2,253.13	
			<i>For Class 55 Rating, Add</i>	3,364.49	
			<i>For Class 56 Rating, Add</i>	4,461.03	



MINOR CSI UOM DESCRIPTION	TOTAL DIRECT UNIT COST	DEMOLITION UNIT COST
40 05 19 00-3040 EA 36" Flanged x Grooved (FxG), 4'-6" Spool Length, Class 53, Ceramic Epoxy Lined (P401), Bituminous Seal Coat, Ductile Iron Pipe	18,214.11	1,593.81
<i>For Class 52 Rating, Deduct</i>	-1,737.92	
<i>For Class 54 Rating, Add</i>	2,398.87	
<i>For Class 55 Rating, Add</i>	3,581.19	
<i>For Class 56 Rating, Add</i>	4,747.71	
40 05 19 00-3041 EA 36" Flanged x Grooved (FxG), 5'-0" Spool Length, Class 53, Ceramic Epoxy Lined (P401), Bituminous Seal Coat, Ductile Iron Pipe	19,189.91	1,596.82
<i>For Class 52 Rating, Deduct</i>	-1,844.75	
<i>For Class 54 Rating, Add</i>	2,544.61	
<i>For Class 55 Rating, Add</i>	3,797.88	
<i>For Class 56 Rating, Add</i>	5,034.39	
40 05 19 00-3042 EA 36" Flanged x Grooved (FxG), 5'-6" Spool Length, Class 53, Ceramic Epoxy Lined (P401), Bituminous Seal Coat, Ductile Iron Pipe	20,165.71	1,599.83
<i>For Class 52 Rating, Deduct</i>	-1,951.59	
<i>For Class 54 Rating, Add</i>	2,690.35	
<i>For Class 55 Rating, Add</i>	4,014.58	
<i>For Class 56 Rating, Add</i>	5,321.07	
40 05 19 00-3043 EA 36" Flanged x Grooved (FxG), 6'-0" Spool Length, Class 53, Ceramic Epoxy Lined (P401), Bituminous Seal Coat, Ductile Iron Pipe	21,141.50	1,602.84
<i>For Class 52 Rating, Deduct</i>	-2,058.42	
<i>For Class 54 Rating, Add</i>	2,836.09	
<i>For Class 55 Rating, Add</i>	4,231.27	
<i>For Class 56 Rating, Add</i>	5,607.75	
40 05 19 00-3044 EA 36" Flanged x Grooved (FxG), 6'-6" Spool Length, Class 53, Ceramic Epoxy Lined (P401), Bituminous Seal Coat, Ductile Iron Pipe	22,117.31	1,605.86
<i>For Class 52 Rating, Deduct</i>	-2,165.26	
<i>For Class 54 Rating, Add</i>	2,981.83	
<i>For Class 55 Rating, Add</i>	4,447.97	
<i>For Class 56 Rating, Add</i>	5,894.43	
40 05 19 00-3045 EA 36" Flanged x Grooved (FxG), 7'-0" Spool Length, Class 53, Ceramic Epoxy Lined (P401), Bituminous Seal Coat, Ductile Iron Pipe	23,093.10	1,608.88
<i>For Class 52 Rating, Deduct</i>	-2,272.10	
<i>For Class 54 Rating, Add</i>	3,127.57	
<i>For Class 55 Rating, Add</i>	4,664.66	
<i>For Class 56 Rating, Add</i>	6,181.11	
40 05 19 00-3046 EA 36" Flanged x Grooved (FxG), 7'-6" Spool Length, Class 53, Ceramic Epoxy Lined (P401), Bituminous Seal Coat, Ductile Iron Pipe	24,068.92	1,611.89
<i>For Class 52 Rating, Deduct</i>	-2,378.93	
<i>For Class 54 Rating, Add</i>	3,273.31	
<i>For Class 55 Rating, Add</i>	4,881.36	
<i>For Class 56 Rating, Add</i>	6,467.79	
40 05 19 00-3047 EA 36" Flanged x Grooved (FxG), 8'-0" Spool Length, Class 53, Ceramic Epoxy Lined (P401), Bituminous Seal Coat, Ductile Iron Pipe	25,044.72	1,614.90
<i>For Class 52 Rating, Deduct</i>	-2,485.77	
<i>For Class 54 Rating, Add</i>	3,419.05	
<i>For Class 55 Rating, Add</i>	5,098.06	
<i>For Class 56 Rating, Add</i>	6,754.47	
40 05 19 00-3048 EA 36" Flanged x Grooved (FxG), 8'-6" Spool Length, Class 53, Ceramic Epoxy Lined (P401), Bituminous Seal Coat, Ductile Iron Pipe	26,020.51	1,617.91
<i>For Class 52 Rating, Deduct</i>	-2,592.60	
<i>For Class 54 Rating, Add</i>	3,564.79	
<i>For Class 55 Rating, Add</i>	5,314.75	
<i>For Class 56 Rating, Add</i>	7,041.14	
40 05 19 00-3049 EA 36" Flanged x Grooved (FxG), 9'-0" Spool Length, Class 53, Ceramic Epoxy Lined (P401), Bituminous Seal Coat, Ductile Iron Pipe	26,996.32	1,620.93
<i>For Class 52 Rating, Deduct</i>	-2,699.44	
<i>For Class 54 Rating, Add</i>	3,710.53	
<i>For Class 55 Rating, Add</i>	5,531.45	
<i>For Class 56 Rating, Add</i>	7,327.82	
40 05 19 00-3050 EA 36" Flanged x Grooved (FxG), 9'-6" Spool Length, Class 53, Ceramic Epoxy Lined (P401), Bituminous Seal Coat, Ductile Iron Pipe	27,972.11	1,623.94
<i>For Class 52 Rating, Deduct</i>	-2,806.28	
<i>For Class 54 Rating, Add</i>	3,856.27	
<i>For Class 55 Rating, Add</i>	5,748.14	
<i>For Class 56 Rating, Add</i>	7,614.50	
40 05 19 00-3051 EA 36" Flanged x Grooved (FxG), 10'-0" Spool Length, Class 53, Ceramic Epoxy Lined (P401), Bituminous Seal Coat, Ductile Iron Pipe	28,947.91	1,626.95
<i>For Class 52 Rating, Deduct</i>	-2,913.11	
<i>For Class 54 Rating, Add</i>	4,002.01	
<i>For Class 55 Rating, Add</i>	5,964.84	
<i>For Class 56 Rating, Add</i>	7,901.18	
40 05 19 00-3052 EA 36" Flanged x Grooved (FxG), 10'-6" Spool Length, Class 53, Ceramic Epoxy Lined (P401), Bituminous Seal Coat, Ductile Iron Pipe	29,923.72	1,629.96
<i>For Class 52 Rating, Deduct</i>	-3,019.95	
<i>For Class 54 Rating, Add</i>	4,147.75	
<i>For Class 55 Rating, Add</i>	6,181.53	
<i>For Class 56 Rating, Add</i>	8,187.86	
40 05 19 00-3053 EA 36" Flanged x Grooved (FxG), 11'-0" Spool Length, Class 53, Ceramic Epoxy Lined (P401), Bituminous Seal Coat, Ductile Iron Pipe	30,899.51	1,632.97
<i>For Class 52 Rating, Deduct</i>	-3,126.78	
<i>For Class 54 Rating, Add</i>	4,293.49	
<i>For Class 55 Rating, Add</i>	6,398.22	
<i>For Class 56 Rating, Add</i>	8,474.54	

40 Process Interconnections
40 05 Common Work Results For Process Interconnections
40 05 19 Ductile Iron Process Pipe



MINOR	CSI	UOM	DESCRIPTION	TOTAL DIRECT UNIT COST	DEMOLITION UNIT COST
40 05 19 00-3054	EA		36" Flanged x Grooved (FxG), 11'-6" Spool Length, Class 53, Ceramic Epoxy Lined (P401), Bituminous Seal Coat, Ductile Iron Pipe.....	31,875.33	1,635.99
			<i>For Class 52 Rating, Deduct</i>	-3,233.62	
			<i>For Class 54 Rating, Add</i>	4,439.23	
			<i>For Class 55 Rating, Add</i>	6,614.92	
			<i>For Class 56 Rating, Add</i>	8,761.22	
40 05 19 00-3055	EA		36" Flanged x Grooved (FxG), 12'-0" Spool Length, Class 53, Ceramic Epoxy Lined (P401), Bituminous Seal Coat, Ductile Iron Pipe.....	32,851.12	1,639.00
			<i>For Class 52 Rating, Deduct</i>	-3,340.46	
			<i>For Class 54 Rating, Add</i>	4,584.97	
			<i>For Class 55 Rating, Add</i>	6,831.62	
			<i>For Class 56 Rating, Add</i>	9,047.90	
40 05 19 00-3056	EA		36" Flanged x Grooved (FxG), 12'-6" Spool Length, Class 53, Ceramic Epoxy Lined (P401), Bituminous Seal Coat, Ductile Iron Pipe.....	33,826.92	1,642.01
			<i>For Class 52 Rating, Deduct</i>	-3,447.29	
			<i>For Class 54 Rating, Add</i>	4,730.71	
			<i>For Class 55 Rating, Add</i>	7,048.31	
			<i>For Class 56 Rating, Add</i>	9,334.58	
40 05 19 00-3057	EA		36" Flanged x Grooved (FxG), 13'-0" Spool Length, Class 53, Ceramic Epoxy Lined (P401), Bituminous Seal Coat, Ductile Iron Pipe.....	34,802.73	1,645.02
			<i>For Class 52 Rating, Deduct</i>	-3,554.13	
			<i>For Class 54 Rating, Add</i>	4,876.45	
			<i>For Class 55 Rating, Add</i>	7,265.01	
			<i>For Class 56 Rating, Add</i>	9,621.26	
40 05 19 00-3058	EA		36" Flanged x Grooved (FxG), 13'-6" Spool Length, Class 53, Ceramic Epoxy Lined (P401), Bituminous Seal Coat, Ductile Iron Pipe.....	35,778.52	1,648.04
			<i>For Class 52 Rating, Deduct</i>	-3,660.96	
			<i>For Class 54 Rating, Add</i>	5,022.19	
			<i>For Class 55 Rating, Add</i>	7,481.70	
			<i>For Class 56 Rating, Add</i>	9,907.93	
40 05 19 00-3059	EA		36" Flanged x Grooved (FxG), 14'-0" Spool Length, Class 53, Ceramic Epoxy Lined (P401), Bituminous Seal Coat, Ductile Iron Pipe.....	36,754.32	1,651.06
			<i>For Class 52 Rating, Deduct</i>	-3,767.80	
			<i>For Class 54 Rating, Add</i>	5,167.93	
			<i>For Class 55 Rating, Add</i>	7,698.40	
			<i>For Class 56 Rating, Add</i>	10,194.61	
40 05 19 00-3060	EA		36" Flanged x Grooved (FxG), 14'-6" Spool Length, Class 53, Ceramic Epoxy Lined (P401), Bituminous Seal Coat, Ductile Iron Pipe.....	37,730.12	1,654.07
			<i>For Class 52 Rating, Deduct</i>	-3,874.64	
			<i>For Class 54 Rating, Add</i>	5,313.67	
			<i>For Class 55 Rating, Add</i>	7,915.09	
			<i>For Class 56 Rating, Add</i>	10,481.29	
40 05 19 00-3061	EA		36" Flanged x Grooved (FxG), 15'-0" Spool Length, Class 53, Ceramic Epoxy Lined (P401), Bituminous Seal Coat, Ductile Iron Pipe.....	38,705.92	1,657.08
			<i>For Class 52 Rating, Deduct</i>	-3,981.47	
			<i>For Class 54 Rating, Add</i>	5,459.41	
			<i>For Class 55 Rating, Add</i>	8,131.79	
			<i>For Class 56 Rating, Add</i>	10,767.97	
40 05 19 00-3062	EA		36" Flanged x Grooved (FxG), 15'-6" Spool Length, Class 53, Ceramic Epoxy Lined (P401), Bituminous Seal Coat, Ductile Iron Pipe.....	39,681.72	1,660.09
			<i>For Class 52 Rating, Deduct</i>	-4,088.31	
			<i>For Class 54 Rating, Add</i>	5,605.15	
			<i>For Class 55 Rating, Add</i>	8,348.48	
			<i>For Class 56 Rating, Add</i>	11,054.65	
40 05 19 00-3063	EA		36" Flanged x Grooved (FxG), 16'-0" Spool Length, Class 53, Ceramic Epoxy Lined (P401), Bituminous Seal Coat, Ductile Iron Pipe.....	40,657.53	1,663.10
			<i>For Class 52 Rating, Deduct</i>	-4,195.14	
			<i>For Class 54 Rating, Add</i>	5,750.89	
			<i>For Class 55 Rating, Add</i>	8,565.18	
			<i>For Class 56 Rating, Add</i>	11,341.33	
40 05 19 00-3064	EA		36" Flanged x Grooved (FxG), 16'-6" Spool Length, Class 53, Ceramic Epoxy Lined (P401), Bituminous Seal Coat, Ductile Iron Pipe.....	41,633.33	1,666.12
			<i>For Class 52 Rating, Deduct</i>	-4,301.98	
			<i>For Class 54 Rating, Add</i>	5,896.63	
			<i>For Class 55 Rating, Add</i>	8,781.87	
			<i>For Class 56 Rating, Add</i>	11,628.01	
40 05 19 00-3065	EA		36" Flanged x Grooved (FxG), 17'-0" Spool Length, Class 53, Ceramic Epoxy Lined (P401), Bituminous Seal Coat, Ductile Iron Pipe.....	42,609.13	1,669.13
			<i>For Class 52 Rating, Deduct</i>	-4,408.82	
			<i>For Class 54 Rating, Add</i>	6,042.37	
			<i>For Class 55 Rating, Add</i>	8,998.57	
			<i>For Class 56 Rating, Add</i>	11,914.68	
40 05 19 00-3066	EA		36" Flanged x Grooved (FxG), 17'-6" Spool Length, Class 53, Ceramic Epoxy Lined (P401), Bituminous Seal Coat, Ductile Iron Pipe.....	43,584.93	1,672.14
			<i>For Class 52 Rating, Deduct</i>	-4,515.65	
			<i>For Class 54 Rating, Add</i>	6,188.11	
			<i>For Class 55 Rating, Add</i>	9,215.26	
			<i>For Class 56 Rating, Add</i>	12,201.36	
40 05 19 00-3067	EA		36" Flanged x Grooved (FxG), 18'-0" Spool Length, Class 53, Ceramic Epoxy Lined (P401), Bituminous Seal Coat, Ductile Iron Pipe.....	44,560.72	1,675.15
			<i>For Class 52 Rating, Deduct</i>	-4,622.49	
			<i>For Class 54 Rating, Add</i>	6,333.85	
			<i>For Class 55 Rating, Add</i>	9,431.96	
			<i>For Class 56 Rating, Add</i>	12,488.04	



MINOR CSI UOM DESCRIPTION	TOTAL DIRECT UNIT COST	DEMOLITION UNIT COST
40 05 19 00-3068 Flanged End x Plain End (FxPE), Ceramic Epoxy Lined (P401), Bituminous Seal Coat, Ductile Iron Pipe <small>(40 05 19 00-2059)</small>		
40 05 19 00-3069 4" Flanged End x Plain End (FxPE), Class 53, Ceramic Epoxy Lined (P401), Bituminous Seal Coat, Ductile Iron Pipe <small>(40 05 19 00-3068)</small>		
40 05 19 00-3070 EA 4" Flanged x Plain End (FxPE), 1'-0" Spool Length, Class 53, Ceramic Epoxy Lined (P401), Bituminous Seal Coat, Ductile Iron Pipe.....	625.55	147.35
For Class 52 Rating, Deduct.....	-44.25	
For Class 54 Rating, Add.....	63.02	
For Class 55 Rating, Add.....	95.07	
For Class 56 Rating, Add.....	126.72	
40 05 19 00-3071 EA 4" Flanged x Plain End (FxPE), 1'-6" Spool Length, Class 53, Ceramic Epoxy Lined (P401), Bituminous Seal Coat, Ductile Iron Pipe.....	719.91	149.92
For Class 52 Rating, Deduct.....	-54.20	
For Class 54 Rating, Add.....	76.64	
For Class 55 Rating, Add.....	115.34	
For Class 56 Rating, Add.....	153.54	
40 05 19 00-3072 EA 4" Flanged x Plain End (FxPE), 2'-0" Spool Length, Class 53, Ceramic Epoxy Lined (P401), Bituminous Seal Coat, Ductile Iron Pipe.....	814.28	152.50
For Class 52 Rating, Deduct.....	-64.15	
For Class 54 Rating, Add.....	90.26	
For Class 55 Rating, Add.....	135.60	
For Class 56 Rating, Add.....	180.37	
40 05 19 00-3073 EA 4" Flanged x Plain End (FxPE), 2'-6" Spool Length, Class 53, Ceramic Epoxy Lined (P401), Bituminous Seal Coat, Ductile Iron Pipe.....	908.64	155.08
For Class 52 Rating, Deduct.....	-74.10	
For Class 54 Rating, Add.....	103.87	
For Class 55 Rating, Add.....	155.87	
For Class 56 Rating, Add.....	207.19	
40 05 19 00-3074 EA 4" Flanged x Plain End (FxPE), 3'-0" Spool Length, Class 53, Ceramic Epoxy Lined (P401), Bituminous Seal Coat, Ductile Iron Pipe.....	1,003.00	157.65
For Class 52 Rating, Deduct.....	-84.05	
For Class 54 Rating, Add.....	117.49	
For Class 55 Rating, Add.....	176.13	
For Class 56 Rating, Add.....	234.02	
40 05 19 00-3075 EA 4" Flanged x Plain End (FxPE), 3'-6" Spool Length, Class 53, Ceramic Epoxy Lined (P401), Bituminous Seal Coat, Ductile Iron Pipe.....	1,097.35	160.23
For Class 52 Rating, Deduct.....	-94.00	
For Class 54 Rating, Add.....	131.10	
For Class 55 Rating, Add.....	196.40	
For Class 56 Rating, Add.....	260.84	
40 05 19 00-3076 EA 4" Flanged x Plain End (FxPE), 4'-0" Spool Length, Class 53, Ceramic Epoxy Lined (P401), Bituminous Seal Coat, Ductile Iron Pipe.....	1,191.71	162.81
For Class 52 Rating, Deduct.....	-103.96	
For Class 54 Rating, Add.....	144.72	
For Class 55 Rating, Add.....	216.67	
For Class 56 Rating, Add.....	287.67	
40 05 19 00-3077 EA 4" Flanged x Plain End (FxPE), 4'-6" Spool Length, Class 53, Ceramic Epoxy Lined (P401), Bituminous Seal Coat, Ductile Iron Pipe.....	1,286.08	165.38
For Class 52 Rating, Deduct.....	-113.91	
For Class 54 Rating, Add.....	158.33	
For Class 55 Rating, Add.....	236.93	
For Class 56 Rating, Add.....	314.50	
40 05 19 00-3078 EA 4" Flanged x Plain End (FxPE), 5'-0" Spool Length, Class 53, Ceramic Epoxy Lined (P401), Bituminous Seal Coat, Ductile Iron Pipe.....	1,380.44	167.96
For Class 52 Rating, Deduct.....	-123.86	
For Class 54 Rating, Add.....	171.95	
For Class 55 Rating, Add.....	257.20	
For Class 56 Rating, Add.....	341.32	
40 05 19 00-3079 EA 4" Flanged x Plain End (FxPE), 5'-6" Spool Length, Class 53, Ceramic Epoxy Lined (P401), Bituminous Seal Coat, Ductile Iron Pipe.....	1,474.81	170.53
For Class 52 Rating, Deduct.....	-133.81	
For Class 54 Rating, Add.....	185.57	
For Class 55 Rating, Add.....	277.47	
For Class 56 Rating, Add.....	368.15	
40 05 19 00-3080 EA 4" Flanged x Plain End (FxPE), 6'-0" Spool Length, Class 53, Ceramic Epoxy Lined (P401), Bituminous Seal Coat, Ductile Iron Pipe.....	1,569.16	173.11
For Class 52 Rating, Deduct.....	-143.76	
For Class 54 Rating, Add.....	199.18	
For Class 55 Rating, Add.....	297.73	
For Class 56 Rating, Add.....	394.97	
40 05 19 00-3081 EA 4" Flanged x Plain End (FxPE), 6'-6" Spool Length, Class 53, Ceramic Epoxy Lined (P401), Bituminous Seal Coat, Ductile Iron Pipe.....	1,663.53	175.68
For Class 52 Rating, Deduct.....	-153.71	
For Class 54 Rating, Add.....	212.80	
For Class 55 Rating, Add.....	318.00	
For Class 56 Rating, Add.....	421.80	
40 05 19 00-3082 EA 4" Flanged x Plain End (FxPE), 7'-0" Spool Length, Class 53, Ceramic Epoxy Lined (P401), Bituminous Seal Coat, Ductile Iron Pipe.....	1,757.88	178.26
For Class 52 Rating, Deduct.....	-163.66	
For Class 54 Rating, Add.....	226.41	
For Class 55 Rating, Add.....	338.26	
For Class 56 Rating, Add.....	448.62	

40 Process Interconnections
40 05 Common Work Results For Process Interconnections
40 05 19 Ductile Iron Process Pipe



MINOR	CSI	UOM	DESCRIPTION	TOTAL DIRECT UNIT COST	DEMOLITION UNIT COST
40 05 19 00-3083	EA		4" Flanged x Plain End (FxPE), 7'-6" Spool Length, Class 53, Ceramic Epoxy Lined (P401), Bituminous Seal Coat, Ductile Iron Pipe.....	1,852.25	180.85
			<i>For Class 52 Rating, Deduct</i>	-173.61	
			<i>For Class 54 Rating, Add</i>	240.03	
			<i>For Class 55 Rating, Add</i>	358.53	
			<i>For Class 56 Rating, Add</i>	475.45	
40 05 19 00-3084	EA		4" Flanged x Plain End (FxPE), 8'-0" Spool Length, Class 53, Ceramic Epoxy Lined (P401), Bituminous Seal Coat, Ductile Iron Pipe.....	1,946.61	183.41
			<i>For Class 52 Rating, Deduct</i>	-183.56	
			<i>For Class 54 Rating, Add</i>	253.64	
			<i>For Class 55 Rating, Add</i>	378.79	
			<i>For Class 56 Rating, Add</i>	502.28	
40 05 19 00-3085	EA		4" Flanged x Plain End (FxPE), 8'-6" Spool Length, Class 53, Ceramic Epoxy Lined (P401), Bituminous Seal Coat, Ductile Iron Pipe.....	2,040.97	185.99
			<i>For Class 52 Rating, Deduct</i>	-193.51	
			<i>For Class 54 Rating, Add</i>	267.26	
			<i>For Class 55 Rating, Add</i>	399.06	
			<i>For Class 56 Rating, Add</i>	529.10	
40 05 19 00-3086	EA		4" Flanged x Plain End (FxPE), 9'-0" Spool Length, Class 53, Ceramic Epoxy Lined (P401), Bituminous Seal Coat, Ductile Iron Pipe.....	2,135.33	188.56
			<i>For Class 52 Rating, Deduct</i>	-203.46	
			<i>For Class 54 Rating, Add</i>	280.87	
			<i>For Class 55 Rating, Add</i>	419.32	
			<i>For Class 56 Rating, Add</i>	555.93	
40 05 19 00-3087	EA		4" Flanged x Plain End (FxPE), 9'-6" Spool Length, Class 53, Ceramic Epoxy Lined (P401), Bituminous Seal Coat, Ductile Iron Pipe.....	2,229.69	191.14
			<i>For Class 52 Rating, Deduct</i>	-213.41	
			<i>For Class 54 Rating, Add</i>	294.49	
			<i>For Class 55 Rating, Add</i>	439.59	
			<i>For Class 56 Rating, Add</i>	582.75	
40 05 19 00-3088	EA		4" Flanged x Plain End (FxPE), 10'-0" Spool Length, Class 53, Ceramic Epoxy Lined (P401), Bituminous Seal Coat, Ductile Iron Pipe.....	2,324.06	193.72
			<i>For Class 52 Rating, Deduct</i>	-223.36	
			<i>For Class 54 Rating, Add</i>	308.10	
			<i>For Class 55 Rating, Add</i>	459.86	
			<i>For Class 56 Rating, Add</i>	609.58	
40 05 19 00-3089	EA		4" Flanged x Plain End (FxPE), 10'-6" Spool Length, Class 53, Ceramic Epoxy Lined (P401), Bituminous Seal Coat, Ductile Iron Pipe.....	2,418.41	196.29
			<i>For Class 52 Rating, Deduct</i>	-233.31	
			<i>For Class 54 Rating, Add</i>	321.72	
			<i>For Class 55 Rating, Add</i>	480.12	
			<i>For Class 56 Rating, Add</i>	636.40	
40 05 19 00-3090	EA		4" Flanged x Plain End (FxPE), 11'-0" Spool Length, Class 53, Ceramic Epoxy Lined (P401), Bituminous Seal Coat, Ductile Iron Pipe.....	2,512.78	198.88
			<i>For Class 52 Rating, Deduct</i>	-243.26	
			<i>For Class 54 Rating, Add</i>	335.34	
			<i>For Class 55 Rating, Add</i>	500.39	
			<i>For Class 56 Rating, Add</i>	663.23	
40 05 19 00-3091	EA		4" Flanged x Plain End (FxPE), 11'-6" Spool Length, Class 53, Ceramic Epoxy Lined (P401), Bituminous Seal Coat, Ductile Iron Pipe.....	2,607.13	201.44
			<i>For Class 52 Rating, Deduct</i>	-253.21	
			<i>For Class 54 Rating, Add</i>	348.95	
			<i>For Class 55 Rating, Add</i>	520.65	
			<i>For Class 56 Rating, Add</i>	690.05	
40 05 19 00-3092	EA		4" Flanged x Plain End (FxPE), 12'-0" Spool Length, Class 53, Ceramic Epoxy Lined (P401), Bituminous Seal Coat, Ductile Iron Pipe.....	2,701.50	204.02
			<i>For Class 52 Rating, Deduct</i>	-263.16	
			<i>For Class 54 Rating, Add</i>	362.57	
			<i>For Class 55 Rating, Add</i>	540.92	
			<i>For Class 56 Rating, Add</i>	716.88	
40 05 19 00-3093	EA		4" Flanged x Plain End (FxPE), 12'-6" Spool Length, Class 53, Ceramic Epoxy Lined (P401), Bituminous Seal Coat, Ductile Iron Pipe.....	2,795.86	206.60
			<i>For Class 52 Rating, Deduct</i>	-273.11	
			<i>For Class 54 Rating, Add</i>	376.18	
			<i>For Class 55 Rating, Add</i>	561.19	
			<i>For Class 56 Rating, Add</i>	743.71	
40 05 19 00-3094	EA		4" Flanged x Plain End (FxPE), 13'-0" Spool Length, Class 53, Ceramic Epoxy Lined (P401), Bituminous Seal Coat, Ductile Iron Pipe.....	3,123.52	209.17
			<i>For Class 52 Rating, Deduct</i>	-308.72	
			<i>For Class 54 Rating, Add</i>	424.79	
			<i>For Class 55 Rating, Add</i>	633.48	
			<i>For Class 56 Rating, Add</i>	839.35	
40 05 19 00-3095	EA		4" Flanged x Plain End (FxPE), 13'-6" Spool Length, Class 53, Ceramic Epoxy Lined (P401), Bituminous Seal Coat, Ductile Iron Pipe.....	3,217.86	211.75
			<i>For Class 52 Rating, Deduct</i>	-318.67	
			<i>For Class 54 Rating, Add</i>	438.41	
			<i>For Class 55 Rating, Add</i>	653.74	
			<i>For Class 56 Rating, Add</i>	866.18	
40 05 19 00-3096	EA		4" Flanged x Plain End (FxPE), 14'-0" Spool Length, Class 53, Ceramic Epoxy Lined (P401), Bituminous Seal Coat, Ductile Iron Pipe.....	3,312.22	214.32
			<i>For Class 52 Rating, Deduct</i>	-328.63	
			<i>For Class 54 Rating, Add</i>	452.02	
			<i>For Class 55 Rating, Add</i>	674.01	
			<i>For Class 56 Rating, Add</i>	893.00	



MINOR CSI UOM DESCRIPTION	TOTAL DIRECT UNIT COST	DEMOLITION UNIT COST
40 05 19 00-3097 EA 4" Flanged x Plain End (FxPE), 14'-6" Spool Length, Class 53, Ceramic Epoxy Lined (P401), Bituminous Seal Coat, Ductile Iron Pipe.....	3,406.59	216.90
For Class 52 Rating, Deduct	-338.58	
For Class 54 Rating, Add	465.64	
For Class 55 Rating, Add	694.27	
For Class 56 Rating, Add	919.83	
40 05 19 00-3098 EA 4" Flanged x Plain End (FxPE), 15'-0" Spool Length, Class 53, Ceramic Epoxy Lined (P401), Bituminous Seal Coat, Ductile Iron Pipe.....	3,500.95	219.47
For Class 52 Rating, Deduct	-348.53	
For Class 54 Rating, Add	479.25	
For Class 55 Rating, Add	714.54	
For Class 56 Rating, Add	946.65	
40 05 19 00-3099 EA 4" Flanged x Plain End (FxPE), 15'-6" Spool Length, Class 53, Ceramic Epoxy Lined (P401), Bituminous Seal Coat, Ductile Iron Pipe.....	3,595.32	222.05
For Class 52 Rating, Deduct	-358.48	
For Class 54 Rating, Add	492.87	
For Class 55 Rating, Add	734.80	
For Class 56 Rating, Add	978.48	
40 05 19 00-3100 EA 4" Flanged x Plain End (FxPE), 16'-0" Spool Length, Class 53, Ceramic Epoxy Lined (P401), Bituminous Seal Coat, Ductile Iron Pipe.....	3,689.68	224.63
For Class 52 Rating, Deduct	-368.43	
For Class 54 Rating, Add	506.49	
For Class 55 Rating, Add	755.07	
For Class 56 Rating, Add	1,000.31	
40 05 19 00-3101 EA 4" Flanged x Plain End (FxPE), 16'-6" Spool Length, Class 53, Ceramic Epoxy Lined (P401), Bituminous Seal Coat, Ductile Iron Pipe.....	3,784.04	227.21
For Class 52 Rating, Deduct	-378.38	
For Class 54 Rating, Add	520.10	
For Class 55 Rating, Add	775.34	
For Class 56 Rating, Add	1,027.13	
40 05 19 00-3102 EA 4" Flanged x Plain End (FxPE), 17'-0" Spool Length, Class 53, Ceramic Epoxy Lined (P401), Bituminous Seal Coat, Ductile Iron Pipe.....	3,878.39	229.78
For Class 52 Rating, Deduct	-388.33	
For Class 54 Rating, Add	533.72	
For Class 55 Rating, Add	795.60	
For Class 56 Rating, Add	1,053.96	
40 05 19 00-3103 EA 4" Flanged x Plain End (FxPE), 17'-6" Spool Length, Class 53, Ceramic Epoxy Lined (P401), Bituminous Seal Coat, Ductile Iron Pipe.....	3,972.76	232.35
For Class 52 Rating, Deduct	-398.28	
For Class 54 Rating, Add	547.33	
For Class 55 Rating, Add	815.87	
For Class 56 Rating, Add	1,080.78	
40 05 19 00-3104 EA 4" Flanged x Plain End (FxPE), 18'-0" Spool Length, Class 53, Ceramic Epoxy Lined (P401), Bituminous Seal Coat, Ductile Iron Pipe.....	4,067.12	234.93
For Class 52 Rating, Deduct	-408.23	
For Class 54 Rating, Add	560.95	
For Class 55 Rating, Add	836.13	
For Class 56 Rating, Add	1,107.61	
40 05 19 00-3105 EA 4" Flanged x Plain End (FxPE), 18'-6" Spool Length, Class 53, Ceramic Epoxy Lined (P401), Bituminous Seal Coat, Ductile Iron Pipe.....	4,161.49	237.51
For Class 52 Rating, Deduct	-418.18	
For Class 54 Rating, Add	574.56	
For Class 55 Rating, Add	856.40	
For Class 56 Rating, Add	1,134.44	
40 05 19 00-3106 EA 4" Flanged x Plain End (FxPE), 19'-0" Spool Length, Class 53, Ceramic Epoxy Lined (P401), Bituminous Seal Coat, Ductile Iron Pipe.....	4,255.84	240.08
For Class 52 Rating, Deduct	-428.13	
For Class 54 Rating, Add	588.18	
For Class 55 Rating, Add	876.66	
For Class 56 Rating, Add	1,161.26	
40 05 19 00-3107 EA 4" Flanged x Plain End (FxPE), 19'-6" Spool Length, Class 53, Ceramic Epoxy Lined (P401), Bituminous Seal Coat, Ductile Iron Pipe.....	4,350.20	242.66
For Class 52 Rating, Deduct	-438.08	
For Class 54 Rating, Add	601.79	
For Class 55 Rating, Add	896.93	
For Class 56 Rating, Add	1,188.09	
40 05 19 00-3108 EA 4" Flanged x Plain End (FxPE), 20'-0" Spool Length, Class 53, Ceramic Epoxy Lined (P401), Bituminous Seal Coat, Ductile Iron Pipe.....	4,444.57	245.24
For Class 52 Rating, Deduct	-448.03	
For Class 54 Rating, Add	615.41	
For Class 55 Rating, Add	917.20	
For Class 56 Rating, Add	1,214.91	
40 05 19 00-3109 6" Flanged End x Plain End (FxPE), Class 53, Ceramic Epoxy Lined (P401), Bituminous Seal Coat, Ductile Iron Pipe <small>(40 05 19 00-3068)</small>		
40 05 19 00-3110 EA 6" Flanged x Plain End (FxPE), 1'-0" Spool Length, Class 53, Ceramic Epoxy Lined (P401), Bituminous Seal Coat, Ductile Iron Pipe.....	769.01	185.47
For Class 52 Rating, Deduct	-53.68	
For Class 54 Rating, Add	76.57	
For Class 55 Rating, Add	115.57	
For Class 56 Rating, Add	154.08	

40 Process Interconnections
40 05 Common Work Results For Process Interconnections
40 05 19 Ductile Iron Process Pipe



MINOR	CSI	UOM	DESCRIPTION	TOTAL DIRECT UNIT COST	DEMOLITION UNIT COST
40 05 19 00-3111	EA		6" Flanged x Plain End (FxPE), 1'-6" Spool Length, Class 53, Ceramic Epoxy Lined (P401), Bituminous Seal Coat, Ductile Iron Pipe.....	877.66	188.06
			<i>For Class 52 Rating, Deduct</i>	-65.20	
			<i>For Class 54 Rating, Add</i>	92.33	
			<i>For Class 55 Rating, Add</i>	139.02	
			<i>For Class 56 Rating, Add</i>	185.12	
40 05 19 00-3112	EA		6" Flanged x Plain End (FxPE), 2'-0" Spool Length, Class 53, Ceramic Epoxy Lined (P401), Bituminous Seal Coat, Ductile Iron Pipe.....	986.30	190.62
			<i>For Class 52 Rating, Deduct</i>	-76.72	
			<i>For Class 54 Rating, Add</i>	108.09	
			<i>For Class 55 Rating, Add</i>	162.47	
			<i>For Class 56 Rating, Add</i>	216.15	
40 05 19 00-3113	EA		6" Flanged x Plain End (FxPE), 2'-6" Spool Length, Class 53, Ceramic Epoxy Lined (P401), Bituminous Seal Coat, Ductile Iron Pipe.....	1,094.95	193.20
			<i>For Class 52 Rating, Deduct</i>	-88.24	
			<i>For Class 54 Rating, Add</i>	123.86	
			<i>For Class 55 Rating, Add</i>	185.92	
			<i>For Class 56 Rating, Add</i>	247.19	
40 05 19 00-3114	EA		6" Flanged x Plain End (FxPE), 3'-0" Spool Length, Class 53, Ceramic Epoxy Lined (P401), Bituminous Seal Coat, Ductile Iron Pipe.....	1,203.59	195.78
			<i>For Class 52 Rating, Deduct</i>	-99.77	
			<i>For Class 54 Rating, Add</i>	139.60	
			<i>For Class 55 Rating, Add</i>	209.37	
			<i>For Class 56 Rating, Add</i>	278.23	
40 05 19 00-3115	EA		6" Flanged x Plain End (FxPE), 3'-6" Spool Length, Class 53, Ceramic Epoxy Lined (P401), Bituminous Seal Coat, Ductile Iron Pipe.....	1,312.24	198.35
			<i>For Class 52 Rating, Deduct</i>	-111.29	
			<i>For Class 54 Rating, Add</i>	155.36	
			<i>For Class 55 Rating, Add</i>	232.82	
			<i>For Class 56 Rating, Add</i>	309.27	
40 05 19 00-3116	EA		6" Flanged x Plain End (FxPE), 4'-0" Spool Length, Class 53, Ceramic Epoxy Lined (P401), Bituminous Seal Coat, Ductile Iron Pipe.....	1,420.89	200.93
			<i>For Class 52 Rating, Deduct</i>	-122.81	
			<i>For Class 54 Rating, Add</i>	171.12	
			<i>For Class 55 Rating, Add</i>	256.27	
			<i>For Class 56 Rating, Add</i>	340.31	
40 05 19 00-3117	EA		6" Flanged x Plain End (FxPE), 4'-6" Spool Length, Class 53, Ceramic Epoxy Lined (P401), Bituminous Seal Coat, Ductile Iron Pipe.....	1,529.53	203.50
			<i>For Class 52 Rating, Deduct</i>	-134.33	
			<i>For Class 54 Rating, Add</i>	186.88	
			<i>For Class 55 Rating, Add</i>	279.73	
			<i>For Class 56 Rating, Add</i>	371.35	
40 05 19 00-3118	EA		6" Flanged x Plain End (FxPE), 5'-0" Spool Length, Class 53, Ceramic Epoxy Lined (P401), Bituminous Seal Coat, Ductile Iron Pipe.....	1,638.17	206.09
			<i>For Class 52 Rating, Deduct</i>	-145.85	
			<i>For Class 54 Rating, Add</i>	202.64	
			<i>For Class 55 Rating, Add</i>	303.18	
			<i>For Class 56 Rating, Add</i>	402.39	
40 05 19 00-3119	EA		6" Flanged x Plain End (FxPE), 5'-6" Spool Length, Class 53, Ceramic Epoxy Lined (P401), Bituminous Seal Coat, Ductile Iron Pipe.....	1,746.81	208.65
			<i>For Class 52 Rating, Deduct</i>	-157.37	
			<i>For Class 54 Rating, Add</i>	218.39	
			<i>For Class 55 Rating, Add</i>	326.63	
			<i>For Class 56 Rating, Add</i>	433.43	
40 05 19 00-3120	EA		6" Flanged x Plain End (FxPE), 6'-0" Spool Length, Class 53, Ceramic Epoxy Lined (P401), Bituminous Seal Coat, Ductile Iron Pipe.....	1,855.46	211.23
			<i>For Class 52 Rating, Deduct</i>	-168.90	
			<i>For Class 54 Rating, Add</i>	234.15	
			<i>For Class 55 Rating, Add</i>	350.08	
			<i>For Class 56 Rating, Add</i>	464.47	
40 05 19 00-3121	EA		6" Flanged x Plain End (FxPE), 6'-6" Spool Length, Class 53, Ceramic Epoxy Lined (P401), Bituminous Seal Coat, Ductile Iron Pipe.....	1,964.10	213.82
			<i>For Class 52 Rating, Deduct</i>	-180.42	
			<i>For Class 54 Rating, Add</i>	249.91	
			<i>For Class 55 Rating, Add</i>	373.53	
			<i>For Class 56 Rating, Add</i>	495.51	
40 05 19 00-3122	EA		6" Flanged x Plain End (FxPE), 7'-0" Spool Length, Class 53, Ceramic Epoxy Lined (P401), Bituminous Seal Coat, Ductile Iron Pipe.....	2,072.75	216.38
			<i>For Class 52 Rating, Deduct</i>	-191.94	
			<i>For Class 54 Rating, Add</i>	265.67	
			<i>For Class 55 Rating, Add</i>	396.98	
			<i>For Class 56 Rating, Add</i>	526.55	
40 05 19 00-3123	EA		6" Flanged x Plain End (FxPE), 7'-6" Spool Length, Class 53, Ceramic Epoxy Lined (P401), Bituminous Seal Coat, Ductile Iron Pipe.....	2,181.39	218.96
			<i>For Class 52 Rating, Deduct</i>	-203.46	
			<i>For Class 54 Rating, Add</i>	281.43	
			<i>For Class 55 Rating, Add</i>	420.43	
			<i>For Class 56 Rating, Add</i>	557.58	
40 05 19 00-3124	EA		6" Flanged x Plain End (FxPE), 8'-0" Spool Length, Class 53, Ceramic Epoxy Lined (P401), Bituminous Seal Coat, Ductile Iron Pipe.....	2,290.03	221.53
			<i>For Class 52 Rating, Deduct</i>	-214.98	
			<i>For Class 54 Rating, Add</i>	297.18	
			<i>For Class 55 Rating, Add</i>	443.88	
			<i>For Class 56 Rating, Add</i>	588.62	



MINOR CSI UOM DESCRIPTION	TOTAL DIRECT UNIT COST	DEMOLITION UNIT COST
40 05 19 00-3125 EA 6" Flanged x Plain End (FxPE), 8'-6" Spool Length, Class 53, Ceramic Epoxy Lined (P401), Bituminous Seal Coat, Ductile Iron Pipe	2,398.68	224.12
For Class 52 Rating, Deduct	-226.50	
For Class 54 Rating, Add	312.94	
For Class 55 Rating, Add	467.33	
For Class 56 Rating, Add	619.66	
40 05 19 00-3126 EA 6" Flanged x Plain End (FxPE), 9'-0" Spool Length, Class 53, Ceramic Epoxy Lined (P401), Bituminous Seal Coat, Ductile Iron Pipe	2,507.33	226.69
For Class 52 Rating, Deduct	-238.02	
For Class 54 Rating, Add	328.70	
For Class 55 Rating, Add	490.78	
For Class 56 Rating, Add	650.70	
40 05 19 00-3127 EA 6" Flanged x Plain End (FxPE), 9'-6" Spool Length, Class 53, Ceramic Epoxy Lined (P401), Bituminous Seal Coat, Ductile Iron Pipe	2,615.97	229.26
For Class 52 Rating, Deduct	-249.55	
For Class 54 Rating, Add	344.46	
For Class 55 Rating, Add	514.23	
For Class 56 Rating, Add	681.74	
40 05 19 00-3128 EA 6" Flanged x Plain End (FxPE), 10'-0" Spool Length, Class 53, Ceramic Epoxy Lined (P401), Bituminous Seal Coat, Ductile Iron Pipe	2,724.62	231.85
For Class 52 Rating, Deduct	-261.07	
For Class 54 Rating, Add	360.22	
For Class 55 Rating, Add	537.69	
For Class 56 Rating, Add	712.78	
40 05 19 00-3129 EA 6" Flanged x Plain End (FxPE), 10'-6" Spool Length, Class 53, Ceramic Epoxy Lined (P401), Bituminous Seal Coat, Ductile Iron Pipe	2,833.26	234.42
For Class 52 Rating, Deduct	-272.59	
For Class 54 Rating, Add	375.97	
For Class 55 Rating, Add	561.14	
For Class 56 Rating, Add	743.82	
40 05 19 00-3130 EA 6" Flanged x Plain End (FxPE), 11'-0" Spool Length, Class 53, Ceramic Epoxy Lined (P401), Bituminous Seal Coat, Ductile Iron Pipe	2,941.89	236.99
For Class 52 Rating, Deduct	-284.11	
For Class 54 Rating, Add	391.73	
For Class 55 Rating, Add	584.59	
For Class 56 Rating, Add	774.86	
40 05 19 00-3131 EA 6" Flanged x Plain End (FxPE), 11'-6" Spool Length, Class 53, Ceramic Epoxy Lined (P401), Bituminous Seal Coat, Ductile Iron Pipe	3,050.54	239.57
For Class 52 Rating, Deduct	-295.63	
For Class 54 Rating, Add	407.49	
For Class 55 Rating, Add	608.04	
For Class 56 Rating, Add	805.90	
40 05 19 00-3132 EA 6" Flanged x Plain End (FxPE), 12'-0" Spool Length, Class 53, Ceramic Epoxy Lined (P401), Bituminous Seal Coat, Ductile Iron Pipe	3,159.18	242.15
For Class 52 Rating, Deduct	-307.15	
For Class 54 Rating, Add	423.25	
For Class 55 Rating, Add	631.49	
For Class 56 Rating, Add	836.94	
40 05 19 00-3133 EA 6" Flanged x Plain End (FxPE), 12'-6" Spool Length, Class 53, Ceramic Epoxy Lined (P401), Bituminous Seal Coat, Ductile Iron Pipe	3,267.83	244.72
For Class 52 Rating, Deduct	-318.67	
For Class 54 Rating, Add	439.01	
For Class 55 Rating, Add	654.94	
For Class 56 Rating, Add	867.98	
40 05 19 00-3134 EA 6" Flanged x Plain End (FxPE), 13'-0" Spool Length, Class 53, Ceramic Epoxy Lined (P401), Bituminous Seal Coat, Ductile Iron Pipe	3,376.48	247.29
For Class 52 Rating, Deduct	-330.20	
For Class 54 Rating, Add	454.76	
For Class 55 Rating, Add	678.39	
For Class 56 Rating, Add	899.02	
40 05 19 00-3135 EA 6" Flanged x Plain End (FxPE), 13'-6" Spool Length, Class 53, Ceramic Epoxy Lined (P401), Bituminous Seal Coat, Ductile Iron Pipe	3,485.13	249.87
For Class 52 Rating, Deduct	-341.72	
For Class 54 Rating, Add	470.52	
For Class 55 Rating, Add	701.84	
For Class 56 Rating, Add	930.06	
40 05 19 00-3136 EA 6" Flanged x Plain End (FxPE), 14'-0" Spool Length, Class 53, Ceramic Epoxy Lined (P401), Bituminous Seal Coat, Ductile Iron Pipe	3,593.77	252.46
For Class 52 Rating, Deduct	-353.24	
For Class 54 Rating, Add	486.28	
For Class 55 Rating, Add	725.29	
For Class 56 Rating, Add	961.09	
40 05 19 00-3137 EA 6" Flanged x Plain End (FxPE), 14'-6" Spool Length, Class 53, Ceramic Epoxy Lined (P401), Bituminous Seal Coat, Ductile Iron Pipe	3,702.41	255.02
For Class 52 Rating, Deduct	-364.76	
For Class 54 Rating, Add	502.04	
For Class 55 Rating, Add	748.74	
For Class 56 Rating, Add	992.13	
40 05 19 00-3138 EA 6" Flanged x Plain End (FxPE), 15'-0" Spool Length, Class 53, Ceramic Epoxy Lined (P401), Bituminous Seal Coat, Ductile Iron Pipe	3,811.05	257.60
For Class 52 Rating, Deduct	-376.28	
For Class 54 Rating, Add	517.80	
For Class 55 Rating, Add	772.19	
For Class 56 Rating, Add	1,023.17	

40 Process Interconnections
40 05 Common Work Results For Process Interconnections
40 05 19 Ductile Iron Process Pipe



MINOR	CSI	UOM	DESCRIPTION	TOTAL DIRECT UNIT COST	DEMOLITION UNIT COST
40 05 19 00-3139	EA		6" Flanged x Plain End (FxPE), 15'-6" Spool Length, Class 53, Ceramic Epoxy Lined (P401), Bituminous Seal Coat, Ductile Iron Pipe.....	3,919.69	280.18
			<i>For Class 52 Rating, Deduct</i>	-387.80	
			<i>For Class 54 Rating, Add</i>	533.55	
			<i>For Class 55 Rating, Add</i>	795.65	
			<i>For Class 56 Rating, Add</i>	1,054.21	
40 05 19 00-3140	EA		6" Flanged x Plain End (FxPE), 16'-0" Spool Length, Class 53, Ceramic Epoxy Lined (P401), Bituminous Seal Coat, Ductile Iron Pipe.....	4,028.94	262.75
			<i>For Class 52 Rating, Deduct</i>	-399.33	
			<i>For Class 54 Rating, Add</i>	549.31	
			<i>For Class 55 Rating, Add</i>	819.10	
			<i>For Class 56 Rating, Add</i>	1,085.25	
40 05 19 00-3141	EA		6" Flanged x Plain End (FxPE), 16'-6" Spool Length, Class 53, Ceramic Epoxy Lined (P401), Bituminous Seal Coat, Ductile Iron Pipe.....	4,136.98	265.33
			<i>For Class 52 Rating, Deduct</i>	-410.85	
			<i>For Class 54 Rating, Add</i>	565.07	
			<i>For Class 55 Rating, Add</i>	842.55	
			<i>For Class 56 Rating, Add</i>	1,116.29	
40 05 19 00-3142	EA		6" Flanged x Plain End (FxPE), 17'-0" Spool Length, Class 53, Ceramic Epoxy Lined (P401), Bituminous Seal Coat, Ductile Iron Pipe.....	4,245.63	267.90
			<i>For Class 52 Rating, Deduct</i>	-422.37	
			<i>For Class 54 Rating, Add</i>	580.83	
			<i>For Class 55 Rating, Add</i>	866.00	
			<i>For Class 56 Rating, Add</i>	1,147.33	
40 05 19 00-3143	EA		6" Flanged x Plain End (FxPE), 17'-6" Spool Length, Class 53, Ceramic Epoxy Lined (P401), Bituminous Seal Coat, Ductile Iron Pipe.....	4,354.28	270.49
			<i>For Class 52 Rating, Deduct</i>	-433.89	
			<i>For Class 54 Rating, Add</i>	596.59	
			<i>For Class 55 Rating, Add</i>	889.45	
			<i>For Class 56 Rating, Add</i>	1,178.37	
40 05 19 00-3144	EA		6" Flanged x Plain End (FxPE), 18'-0" Spool Length, Class 53, Ceramic Epoxy Lined (P401), Bituminous Seal Coat, Ductile Iron Pipe.....	4,462.92	273.05
			<i>For Class 52 Rating, Deduct</i>	-445.41	
			<i>For Class 54 Rating, Add</i>	612.34	
			<i>For Class 55 Rating, Add</i>	912.90	
			<i>For Class 56 Rating, Add</i>	1,209.41	
40 05 19 00-3145	EA		6" Flanged x Plain End (FxPE), 18'-6" Spool Length, Class 53, Ceramic Epoxy Lined (P401), Bituminous Seal Coat, Ductile Iron Pipe.....	4,571.56	275.63
			<i>For Class 52 Rating, Deduct</i>	-456.93	
			<i>For Class 54 Rating, Add</i>	628.10	
			<i>For Class 55 Rating, Add</i>	936.35	
			<i>For Class 56 Rating, Add</i>	1,240.45	
40 05 19 00-3146	EA		6" Flanged x Plain End (FxPE), 19'-0" Spool Length, Class 53, Ceramic Epoxy Lined (P401), Bituminous Seal Coat, Ductile Iron Pipe.....	4,680.21	278.22
			<i>For Class 52 Rating, Deduct</i>	-468.45	
			<i>For Class 54 Rating, Add</i>	643.86	
			<i>For Class 55 Rating, Add</i>	959.80	
			<i>For Class 56 Rating, Add</i>	1,271.49	
40 05 19 00-3147	EA		6" Flanged x Plain End (FxPE), 19'-6" Spool Length, Class 53, Ceramic Epoxy Lined (P401), Bituminous Seal Coat, Ductile Iron Pipe.....	4,788.85	280.78
			<i>For Class 52 Rating, Deduct</i>	-479.98	
			<i>For Class 54 Rating, Add</i>	659.62	
			<i>For Class 55 Rating, Add</i>	983.25	
			<i>For Class 56 Rating, Add</i>	1,302.52	
40 05 19 00-3148	EA		6" Flanged x Plain End (FxPE), 20'-0" Spool Length, Class 53, Ceramic Epoxy Lined (P401), Bituminous Seal Coat, Ductile Iron Pipe.....	4,897.50	283.36
			<i>For Class 52 Rating, Deduct</i>	-491.50	
			<i>For Class 54 Rating, Add</i>	675.38	
			<i>For Class 55 Rating, Add</i>	1,006.70	
			<i>For Class 56 Rating, Add</i>	1,333.56	
40 05 19 00-3149			8" Flanged End x Plain End (FxPE), Class 53, Ceramic Epoxy Lined (P401), Bituminous Seal Coat, Ductile Iron Pipe <small>(40 05 19 00-3068)</small>		
40 05 19 00-3150	EA		8" Flanged x Plain End (FxPE), 1'-0" Spool Length, Class 53, Ceramic Epoxy Lined (P401), Bituminous Seal Coat, Ductile Iron Pipe.....	1,047.03	236.99
			<i>For Class 52 Rating, Deduct</i>	-75.68	
			<i>For Class 54 Rating, Add</i>	107.50	
			<i>For Class 55 Rating, Add</i>	162.03	
			<i>For Class 56 Rating, Add</i>	215.87	
40 05 19 00-3151	EA		8" Flanged x Plain End (FxPE), 1'-6" Spool Length, Class 53, Ceramic Epoxy Lined (P401), Bituminous Seal Coat, Ductile Iron Pipe.....	1,186.63	239.57
			<i>For Class 52 Rating, Deduct</i>	-90.60	
			<i>For Class 54 Rating, Add</i>	127.90	
			<i>For Class 55 Rating, Add</i>	192.39	
			<i>For Class 56 Rating, Add</i>	256.04	
40 05 19 00-3152	EA		8" Flanged x Plain End (FxPE), 2'-0" Spool Length, Class 53, Ceramic Epoxy Lined (P401), Bituminous Seal Coat, Ductile Iron Pipe.....	1,326.21	242.15
			<i>For Class 52 Rating, Deduct</i>	-105.53	
			<i>For Class 54 Rating, Add</i>	148.30	
			<i>For Class 55 Rating, Add</i>	222.74	
			<i>For Class 56 Rating, Add</i>	296.21	



MINOR CSI UOM DESCRIPTION	TOTAL DIRECT UNIT COST	DEMOLITION UNIT COST
40 05 19 00-3153 EA 8" Flanged x Plain End (FxPE), 2'-6" Spool Length, Class 53, Ceramic Epoxy Lined (P401), Bituminous Seal		
Coat, Ductile Iron Pipe.....	1,465.81	244.72
<i>For Class 52 Rating, Deduct</i>	-120.45	
<i>For Class 54 Rating, Add</i>	168.70	
<i>For Class 55 Rating, Add</i>	253.09	
<i>For Class 56 Rating, Add</i>	336.38	
40 05 19 00-3154 EA 8" Flanged x Plain End (FxPE), 3'-0" Spool Length, Class 53, Ceramic Epoxy Lined (P401), Bituminous Seal		
Coat, Ductile Iron Pipe.....	1,605.40	247.29
<i>For Class 52 Rating, Deduct</i>	-135.38	
<i>For Class 54 Rating, Add</i>	189.10	
<i>For Class 55 Rating, Add</i>	283.44	
<i>For Class 56 Rating, Add</i>	376.55	
40 05 19 00-3155 EA 8" Flanged x Plain End (FxPE), 3'-6" Spool Length, Class 53, Ceramic Epoxy Lined (P401), Bituminous Seal		
Coat, Ductile Iron Pipe.....	1,745.00	249.87
<i>For Class 52 Rating, Deduct</i>	-150.30	
<i>For Class 54 Rating, Add</i>	209.50	
<i>For Class 55 Rating, Add</i>	313.79	
<i>For Class 56 Rating, Add</i>	416.72	
40 05 19 00-3156 EA 8" Flanged x Plain End (FxPE), 4'-0" Spool Length, Class 53, Ceramic Epoxy Lined (P401), Bituminous Seal		
Coat, Ductile Iron Pipe.....	1,884.58	252.46
<i>For Class 52 Rating, Deduct</i>	-165.23	
<i>For Class 54 Rating, Add</i>	229.90	
<i>For Class 55 Rating, Add</i>	344.14	
<i>For Class 56 Rating, Add</i>	456.88	
40 05 19 00-3157 EA 8" Flanged x Plain End (FxPE), 4'-6" Spool Length, Class 53, Ceramic Epoxy Lined (P401), Bituminous Seal		
Coat, Ductile Iron Pipe.....	2,024.17	255.02
<i>For Class 52 Rating, Deduct</i>	-180.15	
<i>For Class 54 Rating, Add</i>	250.30	
<i>For Class 55 Rating, Add</i>	374.50	
<i>For Class 56 Rating, Add</i>	497.05	
40 05 19 00-3158 EA 8" Flanged x Plain End (FxPE), 5'-0" Spool Length, Class 53, Ceramic Epoxy Lined (P401), Bituminous Seal		
Coat, Ductile Iron Pipe.....	2,163.76	257.60
<i>For Class 52 Rating, Deduct</i>	-195.08	
<i>For Class 54 Rating, Add</i>	270.70	
<i>For Class 55 Rating, Add</i>	404.85	
<i>For Class 56 Rating, Add</i>	537.22	
40 05 19 00-3159 EA 8" Flanged x Plain End (FxPE), 5'-6" Spool Length, Class 53, Ceramic Epoxy Lined (P401), Bituminous Seal		
Coat, Ductile Iron Pipe.....	2,303.34	260.18
<i>For Class 52 Rating, Deduct</i>	-210.01	
<i>For Class 54 Rating, Add</i>	291.10	
<i>For Class 55 Rating, Add</i>	435.20	
<i>For Class 56 Rating, Add</i>	577.39	
40 05 19 00-3160 EA 8" Flanged x Plain End (FxPE), 6'-0" Spool Length, Class 53, Ceramic Epoxy Lined (P401), Bituminous Seal		
Coat, Ductile Iron Pipe.....	2,442.94	262.75
<i>For Class 52 Rating, Deduct</i>	-224.93	
<i>For Class 54 Rating, Add</i>	311.50	
<i>For Class 55 Rating, Add</i>	465.55	
<i>For Class 56 Rating, Add</i>	617.56	
40 05 19 00-3161 EA 8" Flanged x Plain End (FxPE), 6'-6" Spool Length, Class 53, Ceramic Epoxy Lined (P401), Bituminous Seal		
Coat, Ductile Iron Pipe.....	2,582.53	265.33
<i>For Class 52 Rating, Deduct</i>	-239.86	
<i>For Class 54 Rating, Add</i>	331.90	
<i>For Class 55 Rating, Add</i>	495.90	
<i>For Class 56 Rating, Add</i>	657.73	
40 05 19 00-3162 EA 8" Flanged x Plain End (FxPE), 7'-0" Spool Length, Class 53, Ceramic Epoxy Lined (P401), Bituminous Seal		
Coat, Ductile Iron Pipe.....	2,722.13	267.90
<i>For Class 52 Rating, Deduct</i>	-254.78	
<i>For Class 54 Rating, Add</i>	352.30	
<i>For Class 55 Rating, Add</i>	526.26	
<i>For Class 56 Rating, Add</i>	697.90	
40 05 19 00-3163 EA 8" Flanged x Plain End (FxPE), 7'-6" Spool Length, Class 53, Ceramic Epoxy Lined (P401), Bituminous Seal		
Coat, Ductile Iron Pipe.....	2,861.71	270.49
<i>For Class 52 Rating, Deduct</i>	-269.71	
<i>For Class 54 Rating, Add</i>	372.70	
<i>For Class 55 Rating, Add</i>	556.61	
<i>For Class 56 Rating, Add</i>	738.06	
40 05 19 00-3164 EA 8" Flanged x Plain End (FxPE), 8'-0" Spool Length, Class 53, Ceramic Epoxy Lined (P401), Bituminous Seal		
Coat, Ductile Iron Pipe.....	3,001.30	273.05
<i>For Class 52 Rating, Deduct</i>	-284.63	
<i>For Class 54 Rating, Add</i>	393.10	
<i>For Class 55 Rating, Add</i>	586.96	
<i>For Class 56 Rating, Add</i>	778.23	
40 05 19 00-3165 EA 8" Flanged x Plain End (FxPE), 8'-6" Spool Length, Class 53, Ceramic Epoxy Lined (P401), Bituminous Seal		
Coat, Ductile Iron Pipe.....	3,140.89	275.63
<i>For Class 52 Rating, Deduct</i>	-299.56	
<i>For Class 54 Rating, Add</i>	413.50	
<i>For Class 55 Rating, Add</i>	617.31	
<i>For Class 56 Rating, Add</i>	818.40	
40 05 19 00-3166 EA 8" Flanged x Plain End (FxPE), 9'-0" Spool Length, Class 53, Ceramic Epoxy Lined (P401), Bituminous Seal		
Coat, Ductile Iron Pipe.....	3,280.49	278.22
<i>For Class 52 Rating, Deduct</i>	-314.49	
<i>For Class 54 Rating, Add</i>	433.90	
<i>For Class 55 Rating, Add</i>	647.66	
<i>For Class 56 Rating, Add</i>	858.57	

40 Process Interconnections
40 05 Common Work Results For Process Interconnections
40 05 19 Ductile Iron Process Pipe



MINOR	CSI	UOM	DESCRIPTION	TOTAL DIRECT UNIT COST	DEMOLITION UNIT COST
40 05 19 00-3167	EA		8" Flanged x Plain End (FxPE), 9'-6" Spool Length, Class 53, Ceramic Epoxy Lined (P401), Bituminous Seal Coat, Ductile Iron Pipe.....	3,420.07	280.78
			<i>For Class 52 Rating, Deduct</i>	-329.41	
			<i>For Class 54 Rating, Add</i>	454.30	
			<i>For Class 55 Rating, Add</i>	678.02	
			<i>For Class 56 Rating, Add</i>	898.73	
40 05 19 00-3168	EA		8" Flanged x Plain End (FxPE), 10'-0" Spool Length, Class 53, Ceramic Epoxy Lined (P401), Bituminous Seal Coat, Ductile Iron Pipe.....	3,559.67	283.36
			<i>For Class 52 Rating, Deduct</i>	-344.34	
			<i>For Class 54 Rating, Add</i>	474.70	
			<i>For Class 55 Rating, Add</i>	708.37	
			<i>For Class 56 Rating, Add</i>	938.90	
40 05 19 00-3169	EA		8" Flanged x Plain End (FxPE), 10'-6" Spool Length, Class 53, Ceramic Epoxy Lined (P401), Bituminous Seal Coat, Ductile Iron Pipe.....	3,699.26	285.93
			<i>For Class 52 Rating, Deduct</i>	-359.26	
			<i>For Class 54 Rating, Add</i>	495.10	
			<i>For Class 55 Rating, Add</i>	738.72	
			<i>For Class 56 Rating, Add</i>	979.07	
40 05 19 00-3170	EA		8" Flanged x Plain End (FxPE), 11'-0" Spool Length, Class 53, Ceramic Epoxy Lined (P401), Bituminous Seal Coat, Ductile Iron Pipe.....	3,838.85	288.52
			<i>For Class 52 Rating, Deduct</i>	-374.19	
			<i>For Class 54 Rating, Add</i>	515.50	
			<i>For Class 55 Rating, Add</i>	769.07	
			<i>For Class 56 Rating, Add</i>	1,019.24	
40 05 19 00-3171	EA		8" Flanged x Plain End (FxPE), 11'-6" Spool Length, Class 53, Ceramic Epoxy Lined (P401), Bituminous Seal Coat, Ductile Iron Pipe.....	3,978.43	291.08
			<i>For Class 52 Rating, Deduct</i>	-389.11	
			<i>For Class 54 Rating, Add</i>	535.90	
			<i>For Class 55 Rating, Add</i>	799.42	
			<i>For Class 56 Rating, Add</i>	1,059.41	
40 05 19 00-3172	EA		8" Flanged x Plain End (FxPE), 12'-0" Spool Length, Class 53, Ceramic Epoxy Lined (P401), Bituminous Seal Coat, Ductile Iron Pipe.....	4,118.02	293.66
			<i>For Class 52 Rating, Deduct</i>	-404.04	
			<i>For Class 54 Rating, Add</i>	556.30	
			<i>For Class 55 Rating, Add</i>	829.78	
			<i>For Class 56 Rating, Add</i>	1,099.58	
40 05 19 00-3173	EA		8" Flanged x Plain End (FxPE), 12'-6" Spool Length, Class 53, Ceramic Epoxy Lined (P401), Bituminous Seal Coat, Ductile Iron Pipe.....	4,257.62	296.25
			<i>For Class 52 Rating, Deduct</i>	-418.96	
			<i>For Class 54 Rating, Add</i>	576.70	
			<i>For Class 55 Rating, Add</i>	860.13	
			<i>For Class 56 Rating, Add</i>	1,139.75	
40 05 19 00-3174	EA		8" Flanged x Plain End (FxPE), 13'-0" Spool Length, Class 53, Ceramic Epoxy Lined (P401), Bituminous Seal Coat, Ductile Iron Pipe.....	4,397.21	298.82
			<i>For Class 52 Rating, Deduct</i>	-433.89	
			<i>For Class 54 Rating, Add</i>	597.10	
			<i>For Class 55 Rating, Add</i>	890.48	
			<i>For Class 56 Rating, Add</i>	1,179.91	
40 05 19 00-3175	EA		8" Flanged x Plain End (FxPE), 13'-6" Spool Length, Class 53, Ceramic Epoxy Lined (P401), Bituminous Seal Coat, Ductile Iron Pipe.....	4,536.80	301.39
			<i>For Class 52 Rating, Deduct</i>	-448.82	
			<i>For Class 54 Rating, Add</i>	617.50	
			<i>For Class 55 Rating, Add</i>	920.83	
			<i>For Class 56 Rating, Add</i>	1,220.08	
40 05 19 00-3176	EA		8" Flanged x Plain End (FxPE), 14'-0" Spool Length, Class 53, Ceramic Epoxy Lined (P401), Bituminous Seal Coat, Ductile Iron Pipe.....	4,676.39	303.96
			<i>For Class 52 Rating, Deduct</i>	-463.74	
			<i>For Class 54 Rating, Add</i>	637.90	
			<i>For Class 55 Rating, Add</i>	951.18	
			<i>For Class 56 Rating, Add</i>	1,260.25	
40 05 19 00-3177	EA		8" Flanged x Plain End (FxPE), 14'-6" Spool Length, Class 53, Ceramic Epoxy Lined (P401), Bituminous Seal Coat, Ductile Iron Pipe.....	4,815.99	306.55
			<i>For Class 52 Rating, Deduct</i>	-478.67	
			<i>For Class 54 Rating, Add</i>	658.30	
			<i>For Class 55 Rating, Add</i>	981.54	
			<i>For Class 56 Rating, Add</i>	1,300.42	
40 05 19 00-3178	EA		8" Flanged x Plain End (FxPE), 15'-0" Spool Length, Class 53, Ceramic Epoxy Lined (P401), Bituminous Seal Coat, Ductile Iron Pipe.....	4,955.56	309.12
			<i>For Class 52 Rating, Deduct</i>	-493.59	
			<i>For Class 54 Rating, Add</i>	678.70	
			<i>For Class 55 Rating, Add</i>	1,011.89	
			<i>For Class 56 Rating, Add</i>	1,340.58	
40 05 19 00-3179	EA		8" Flanged x Plain End (FxPE), 15'-6" Spool Length, Class 53, Ceramic Epoxy Lined (P401), Bituminous Seal Coat, Ductile Iron Pipe.....	5,095.16	311.69
			<i>For Class 52 Rating, Deduct</i>	-508.52	
			<i>For Class 54 Rating, Add</i>	699.10	
			<i>For Class 55 Rating, Add</i>	1,042.24	
			<i>For Class 56 Rating, Add</i>	1,380.75	
40 05 19 00-3180	EA		8" Flanged x Plain End (FxPE), 16'-0" Spool Length, Class 53, Ceramic Epoxy Lined (P401), Bituminous Seal Coat, Ductile Iron Pipe.....	5,234.75	314.28
			<i>For Class 52 Rating, Deduct</i>	-523.44	
			<i>For Class 54 Rating, Add</i>	719.50	
			<i>For Class 55 Rating, Add</i>	1,072.59	
			<i>For Class 56 Rating, Add</i>	1,420.92	



MINOR CSI UOM DESCRIPTION	TOTAL DIRECT UNIT COST	DEMOLITION UNIT COST
40 05 19 00-3181 EA 8" Flanged x Plain End (FxPE), 16'-6" Spool Length, Class 53, Ceramic Epoxy Lined (P401), Bituminous Seal Coat, Ductile Iron Pipe.....	5,374.34	316.85
<i>For Class 52 Rating, Deduct</i>	-538.37	
<i>For Class 54 Rating, Add</i>	739.90	
<i>For Class 55 Rating, Add</i>	1,102.94	
<i>For Class 56 Rating, Add</i>	1,461.09	
40 05 19 00-3182 EA 8" Flanged x Plain End (FxPE), 17'-0" Spool Length, Class 53, Ceramic Epoxy Lined (P401), Bituminous Seal Coat, Ductile Iron Pipe.....	5,513.93	319.42
<i>For Class 52 Rating, Deduct</i>	-553.29	
<i>For Class 54 Rating, Add</i>	760.30	
<i>For Class 55 Rating, Add</i>	1,133.29	
<i>For Class 56 Rating, Add</i>	1,501.26	
40 05 19 00-3183 EA 8" Flanged x Plain End (FxPE), 17'-6" Spool Length, Class 53, Ceramic Epoxy Lined (P401), Bituminous Seal Coat, Ductile Iron Pipe.....	5,653.52	322.00
<i>For Class 52 Rating, Deduct</i>	-568.22	
<i>For Class 54 Rating, Add</i>	760.70	
<i>For Class 55 Rating, Add</i>	1,163.65	
<i>For Class 56 Rating, Add</i>	1,541.43	
40 05 19 00-3184 EA 8" Flanged x Plain End (FxPE), 18'-0" Spool Length, Class 53, Ceramic Epoxy Lined (P401), Bituminous Seal Coat, Ductile Iron Pipe.....	5,793.12	324.58
<i>For Class 52 Rating, Deduct</i>	-583.15	
<i>For Class 54 Rating, Add</i>	801.10	
<i>For Class 55 Rating, Add</i>	1,194.00	
<i>For Class 56 Rating, Add</i>	1,581.60	
40 05 19 00-3185 EA 8" Flanged x Plain End (FxPE), 18'-6" Spool Length, Class 53, Ceramic Epoxy Lined (P401), Bituminous Seal Coat, Ductile Iron Pipe.....	5,932.70	327.15
<i>For Class 52 Rating, Deduct</i>	-598.07	
<i>For Class 54 Rating, Add</i>	821.50	
<i>For Class 55 Rating, Add</i>	1,224.35	
<i>For Class 56 Rating, Add</i>	1,621.77	
40 05 19 00-3186 EA 8" Flanged x Plain End (FxPE), 19'-0" Spool Length, Class 53, Ceramic Epoxy Lined (P401), Bituminous Seal Coat, Ductile Iron Pipe.....	6,072.29	329.72
<i>For Class 52 Rating, Deduct</i>	-613.00	
<i>For Class 54 Rating, Add</i>	841.90	
<i>For Class 55 Rating, Add</i>	1,254.70	
<i>For Class 56 Rating, Add</i>	1,661.93	
40 05 19 00-3187 EA 8" Flanged x Plain End (FxPE), 19'-6" Spool Length, Class 53, Ceramic Epoxy Lined (P401), Bituminous Seal Coat, Ductile Iron Pipe.....	6,211.88	332.31
<i>For Class 52 Rating, Deduct</i>	-627.92	
<i>For Class 54 Rating, Add</i>	862.30	
<i>For Class 55 Rating, Add</i>	1,285.05	
<i>For Class 56 Rating, Add</i>	1,702.10	
40 05 19 00-3188 EA 8" Flanged x Plain End (FxPE), 20'-0" Spool Length, Class 53, Ceramic Epoxy Lined (P401), Bituminous Seal Coat, Ductile Iron Pipe.....	6,351.48	334.89
<i>For Class 52 Rating, Deduct</i>	-642.85	
<i>For Class 54 Rating, Add</i>	882.70	
<i>For Class 55 Rating, Add</i>	1,315.41	
<i>For Class 56 Rating, Add</i>	1,742.27	
40 05 19 00-3189 10" Flanged End x Plain End (FxPE), Class 53, Ceramic Epoxy Lined (P401), Bituminous Seal Coat, Ductile Iron Pipe <small>(40 05 19 00-3068)</small>		
40 05 19 00-3190 EA 10" Flanged x Plain End (FxPE), 1'-0" Spool Length, Class 53, Ceramic Epoxy Lined (P401), Bituminous Seal Coat, Ductile Iron Pipe.....	1,320.30	288.52
<i>For Class 52 Rating, Deduct</i>	-97.15	
<i>For Class 54 Rating, Add</i>	137.72	
<i>For Class 55 Rating, Add</i>	207.44	
<i>For Class 56 Rating, Add</i>	276.27	
40 05 19 00-3191 EA 10" Flanged x Plain End (FxPE), 1'-6" Spool Length, Class 53, Ceramic Epoxy Lined (P401), Bituminous Seal Coat, Ductile Iron Pipe.....	1,500.35	291.08
<i>For Class 52 Rating, Deduct</i>	-116.52	
<i>For Class 54 Rating, Add</i>	164.19	
<i>For Class 55 Rating, Add</i>	246.81	
<i>For Class 56 Rating, Add</i>	328.37	
40 05 19 00-3192 EA 10" Flanged x Plain End (FxPE), 2'-0" Spool Length, Class 53, Ceramic Epoxy Lined (P401), Bituminous Seal Coat, Ductile Iron Pipe.....	1,680.41	293.66
<i>For Class 52 Rating, Deduct</i>	-135.90	
<i>For Class 54 Rating, Add</i>	190.66	
<i>For Class 55 Rating, Add</i>	286.19	
<i>For Class 56 Rating, Add</i>	380.48	
40 05 19 00-3193 EA 10" Flanged x Plain End (FxPE), 2'-6" Spool Length, Class 53, Ceramic Epoxy Lined (P401), Bituminous Seal Coat, Ductile Iron Pipe.....	1,860.47	296.25
<i>For Class 52 Rating, Deduct</i>	-155.28	
<i>For Class 54 Rating, Add</i>	217.13	
<i>For Class 55 Rating, Add</i>	325.56	
<i>For Class 56 Rating, Add</i>	432.59	
40 05 19 00-3194 EA 10" Flanged x Plain End (FxPE), 3'-0" Spool Length, Class 53, Ceramic Epoxy Lined (P401), Bituminous Seal Coat, Ductile Iron Pipe.....	2,040.53	298.82
<i>For Class 52 Rating, Deduct</i>	-174.66	
<i>For Class 54 Rating, Add</i>	243.60	
<i>For Class 55 Rating, Add</i>	364.94	
<i>For Class 56 Rating, Add</i>	484.69	

40 Process Interconnections
40 05 Common Work Results For Process Interconnections
40 05 19 Ductile Iron Process Pipe



MINOR	CSI	UOM	DESCRIPTION	TOTAL DIRECT UNIT COST	DEMOLITION UNIT COST
40 05 19 00-3195	EA		10" Flanged x Plain End (FxPE), 3'-6" Spool Length, Class 53, Ceramic Epoxy Lined (P401), Bituminous Seal Coat, Ductile Iron Pipe.....	2,220.60	301.39
			<i>For Class 52 Rating, Deduct</i>	-194.03	
			<i>For Class 54 Rating, Add</i>	270.07	
			<i>For Class 55 Rating, Add</i>	404.32	
			<i>For Class 56 Rating, Add</i>	536.80	
40 05 19 00-3196	EA		10" Flanged x Plain End (FxPE), 4'-0" Spool Length, Class 53, Ceramic Epoxy Lined (P401), Bituminous Seal Coat, Ductile Iron Pipe.....	2,400.65	303.96
			<i>For Class 52 Rating, Deduct</i>	-213.41	
			<i>For Class 54 Rating, Add</i>	296.54	
			<i>For Class 55 Rating, Add</i>	443.69	
			<i>For Class 56 Rating, Add</i>	588.91	
40 05 19 00-3197	EA		10" Flanged x Plain End (FxPE), 4'-6" Spool Length, Class 53, Ceramic Epoxy Lined (P401), Bituminous Seal Coat, Ductile Iron Pipe.....	2,580.72	306.55
			<i>For Class 52 Rating, Deduct</i>	-232.79	
			<i>For Class 54 Rating, Add</i>	323.01	
			<i>For Class 55 Rating, Add</i>	483.07	
			<i>For Class 56 Rating, Add</i>	641.01	
40 05 19 00-3198	EA		10" Flanged x Plain End (FxPE), 5'-0" Spool Length, Class 53, Ceramic Epoxy Lined (P401), Bituminous Seal Coat, Ductile Iron Pipe.....	2,760.76	309.12
			<i>For Class 52 Rating, Deduct</i>	-252.16	
			<i>For Class 54 Rating, Add</i>	349.48	
			<i>For Class 55 Rating, Add</i>	522.45	
			<i>For Class 56 Rating, Add</i>	693.12	
40 05 19 00-3199	EA		10" Flanged x Plain End (FxPE), 5'-6" Spool Length, Class 53, Ceramic Epoxy Lined (P401), Bituminous Seal Coat, Ductile Iron Pipe.....	2,940.83	311.69
			<i>For Class 52 Rating, Deduct</i>	-271.54	
			<i>For Class 54 Rating, Add</i>	375.95	
			<i>For Class 55 Rating, Add</i>	561.82	
			<i>For Class 56 Rating, Add</i>	745.23	
40 05 19 00-3200	EA		10" Flanged x Plain End (FxPE), 6'-0" Spool Length, Class 53, Ceramic Epoxy Lined (P401), Bituminous Seal Coat, Ductile Iron Pipe.....	3,120.88	314.28
			<i>For Class 52 Rating, Deduct</i>	-290.92	
			<i>For Class 54 Rating, Add</i>	402.42	
			<i>For Class 55 Rating, Add</i>	601.20	
			<i>For Class 56 Rating, Add</i>	797.33	
40 05 19 00-3201	EA		10" Flanged x Plain End (FxPE), 6'-6" Spool Length, Class 53, Ceramic Epoxy Lined (P401), Bituminous Seal Coat, Ductile Iron Pipe.....	3,300.94	316.85
			<i>For Class 52 Rating, Deduct</i>	-310.30	
			<i>For Class 54 Rating, Add</i>	428.89	
			<i>For Class 55 Rating, Add</i>	640.58	
			<i>For Class 56 Rating, Add</i>	849.44	
40 05 19 00-3202	EA		10" Flanged x Plain End (FxPE), 7'-0" Spool Length, Class 53, Ceramic Epoxy Lined (P401), Bituminous Seal Coat, Ductile Iron Pipe.....	3,481.00	319.42
			<i>For Class 52 Rating, Deduct</i>	-329.67	
			<i>For Class 54 Rating, Add</i>	455.36	
			<i>For Class 55 Rating, Add</i>	679.95	
			<i>For Class 56 Rating, Add</i>	901.54	
40 05 19 00-3203	EA		10" Flanged x Plain End (FxPE), 7'-6" Spool Length, Class 53, Ceramic Epoxy Lined (P401), Bituminous Seal Coat, Ductile Iron Pipe.....	3,661.06	322.00
			<i>For Class 52 Rating, Deduct</i>	-349.05	
			<i>For Class 54 Rating, Add</i>	481.83	
			<i>For Class 55 Rating, Add</i>	719.33	
			<i>For Class 56 Rating, Add</i>	953.65	
40 05 19 00-3204	EA		10" Flanged x Plain End (FxPE), 8'-0" Spool Length, Class 53, Ceramic Epoxy Lined (P401), Bituminous Seal Coat, Ductile Iron Pipe.....	3,841.13	324.58
			<i>For Class 52 Rating, Deduct</i>	-368.43	
			<i>For Class 54 Rating, Add</i>	508.30	
			<i>For Class 55 Rating, Add</i>	758.71	
			<i>For Class 56 Rating, Add</i>	1,005.76	
40 05 19 00-3205	EA		10" Flanged x Plain End (FxPE), 8'-6" Spool Length, Class 53, Ceramic Epoxy Lined (P401), Bituminous Seal Coat, Ductile Iron Pipe.....	4,021.17	327.15
			<i>For Class 52 Rating, Deduct</i>	-387.80	
			<i>For Class 54 Rating, Add</i>	534.77	
			<i>For Class 55 Rating, Add</i>	798.08	
			<i>For Class 56 Rating, Add</i>	1,057.86	
40 05 19 00-3206	EA		10" Flanged x Plain End (FxPE), 9'-0" Spool Length, Class 53, Ceramic Epoxy Lined (P401), Bituminous Seal Coat, Ductile Iron Pipe.....	4,201.24	329.72
			<i>For Class 52 Rating, Deduct</i>	-407.18	
			<i>For Class 54 Rating, Add</i>	561.24	
			<i>For Class 55 Rating, Add</i>	837.46	
			<i>For Class 56 Rating, Add</i>	1,109.97	
40 05 19 00-3207	EA		10" Flanged x Plain End (FxPE), 9'-6" Spool Length, Class 53, Ceramic Epoxy Lined (P401), Bituminous Seal Coat, Ductile Iron Pipe.....	4,381.29	332.31
			<i>For Class 52 Rating, Deduct</i>	-426.56	
			<i>For Class 54 Rating, Add</i>	587.71	
			<i>For Class 55 Rating, Add</i>	876.83	
			<i>For Class 56 Rating, Add</i>	1,162.08	
40 05 19 00-3208	EA		10" Flanged x Plain End (FxPE), 10'-0" Spool Length, Class 53, Ceramic Epoxy Lined (P401), Bituminous Seal Coat, Ductile Iron Pipe.....	4,561.36	334.89
			<i>For Class 52 Rating, Deduct</i>	-445.94	
			<i>For Class 54 Rating, Add</i>	614.18	
			<i>For Class 55 Rating, Add</i>	916.21	
			<i>For Class 56 Rating, Add</i>	1,214.18	



MINOR CSI UOM DESCRIPTION	TOTAL DIRECT UNIT COST	DEMOLITION UNIT COST
40 05 19 00-3209 EA 10" Flanged x Plain End (FxPE), 10'-6" Spool Length, Class 53, Ceramic Epoxy Lined (P401), Bituminous Seal Coat, Ductile Iron Pipe.....	4,741.41	337.45
<i>For Class 52 Rating, Deduct</i>	-465.31	
<i>For Class 54 Rating, Add</i>	640.65	
<i>For Class 55 Rating, Add</i>	955.59	
<i>For Class 56 Rating, Add</i>	1,266.29	
40 05 19 00-3210 EA 10" Flanged x Plain End (FxPE), 11'-0" Spool Length, Class 53, Ceramic Epoxy Lined (P401), Bituminous Seal Coat, Ductile Iron Pipe.....	4,921.47	340.03
<i>For Class 52 Rating, Deduct</i>	-484.69	
<i>For Class 54 Rating, Add</i>	667.12	
<i>For Class 55 Rating, Add</i>	994.96	
<i>For Class 56 Rating, Add</i>	1,318.40	
40 05 19 00-3211 EA 10" Flanged x Plain End (FxPE), 11'-6" Spool Length, Class 53, Ceramic Epoxy Lined (P401), Bituminous Seal Coat, Ductile Iron Pipe.....	5,101.52	342.61
<i>For Class 52 Rating, Deduct</i>	-504.07	
<i>For Class 54 Rating, Add</i>	693.59	
<i>For Class 55 Rating, Add</i>	1,034.34	
<i>For Class 56 Rating, Add</i>	1,370.50	
40 05 19 00-3212 EA 10" Flanged x Plain End (FxPE), 12'-0" Spool Length, Class 53, Ceramic Epoxy Lined (P401), Bituminous Seal Coat, Ductile Iron Pipe.....	5,281.58	345.18
<i>For Class 52 Rating, Deduct</i>	-523.44	
<i>For Class 54 Rating, Add</i>	720.06	
<i>For Class 55 Rating, Add</i>	1,073.72	
<i>For Class 56 Rating, Add</i>	1,422.61	
40 05 19 00-3213 EA 10" Flanged x Plain End (FxPE), 12'-6" Spool Length, Class 53, Ceramic Epoxy Lined (P401), Bituminous Seal Coat, Ductile Iron Pipe.....	5,461.65	347.76
<i>For Class 52 Rating, Deduct</i>	-542.82	
<i>For Class 54 Rating, Add</i>	746.53	
<i>For Class 55 Rating, Add</i>	1,113.09	
<i>For Class 56 Rating, Add</i>	1,474.72	
40 05 19 00-3214 EA 10" Flanged x Plain End (FxPE), 13'-0" Spool Length, Class 53, Ceramic Epoxy Lined (P401), Bituminous Seal Coat, Ductile Iron Pipe.....	5,641.70	350.34
<i>For Class 52 Rating, Deduct</i>	-562.20	
<i>For Class 54 Rating, Add</i>	773.00	
<i>For Class 55 Rating, Add</i>	1,152.47	
<i>For Class 56 Rating, Add</i>	1,526.82	
40 05 19 00-3215 EA 10" Flanged x Plain End (FxPE), 13'-6" Spool Length, Class 53, Ceramic Epoxy Lined (P401), Bituminous Seal Coat, Ductile Iron Pipe.....	5,821.77	352.92
<i>For Class 52 Rating, Deduct</i>	-581.58	
<i>For Class 54 Rating, Add</i>	799.47	
<i>For Class 55 Rating, Add</i>	1,191.85	
<i>For Class 56 Rating, Add</i>	1,578.93	
40 05 19 00-3216 EA 10" Flanged x Plain End (FxPE), 14'-0" Spool Length, Class 53, Ceramic Epoxy Lined (P401), Bituminous Seal Coat, Ductile Iron Pipe.....	6,001.82	355.48
<i>For Class 52 Rating, Deduct</i>	-600.95	
<i>For Class 54 Rating, Add</i>	825.94	
<i>For Class 55 Rating, Add</i>	1,231.22	
<i>For Class 56 Rating, Add</i>	1,631.03	
40 05 19 00-3217 EA 10" Flanged x Plain End (FxPE), 14'-6" Spool Length, Class 53, Ceramic Epoxy Lined (P401), Bituminous Seal Coat, Ductile Iron Pipe.....	6,181.89	358.06
<i>For Class 52 Rating, Deduct</i>	-620.33	
<i>For Class 54 Rating, Add</i>	852.41	
<i>For Class 55 Rating, Add</i>	1,270.60	
<i>For Class 56 Rating, Add</i>	1,683.14	
40 05 19 00-3218 EA 10" Flanged x Plain End (FxPE), 15'-0" Spool Length, Class 53, Ceramic Epoxy Lined (P401), Bituminous Seal Coat, Ductile Iron Pipe.....	6,361.93	360.65
<i>For Class 52 Rating, Deduct</i>	-639.71	
<i>For Class 54 Rating, Add</i>	878.88	
<i>For Class 55 Rating, Add</i>	1,309.97	
<i>For Class 56 Rating, Add</i>	1,735.25	
40 05 19 00-3219 EA 10" Flanged x Plain End (FxPE), 15'-6" Spool Length, Class 53, Ceramic Epoxy Lined (P401), Bituminous Seal Coat, Ductile Iron Pipe.....	6,542.00	363.22
<i>For Class 52 Rating, Deduct</i>	-659.08	
<i>For Class 54 Rating, Add</i>	905.35	
<i>For Class 55 Rating, Add</i>	1,349.35	
<i>For Class 56 Rating, Add</i>	1,787.35	
40 05 19 00-3220 EA 10" Flanged x Plain End (FxPE), 16'-0" Spool Length, Class 53, Ceramic Epoxy Lined (P401), Bituminous Seal Coat, Ductile Iron Pipe.....	6,722.05	365.79
<i>For Class 52 Rating, Deduct</i>	-678.46	
<i>For Class 54 Rating, Add</i>	931.82	
<i>For Class 55 Rating, Add</i>	1,388.73	
<i>For Class 56 Rating, Add</i>	1,839.46	
40 05 19 00-3221 EA 10" Flanged x Plain End (FxPE), 16'-6" Spool Length, Class 53, Ceramic Epoxy Lined (P401), Bituminous Seal Coat, Ductile Iron Pipe.....	6,902.11	368.36
<i>For Class 52 Rating, Deduct</i>	-697.84	
<i>For Class 54 Rating, Add</i>	958.29	
<i>For Class 55 Rating, Add</i>	1,428.10	
<i>For Class 56 Rating, Add</i>	1,891.57	
40 05 19 00-3222 EA 10" Flanged x Plain End (FxPE), 17'-0" Spool Length, Class 53, Ceramic Epoxy Lined (P401), Bituminous Seal Coat, Ductile Iron Pipe.....	7,082.17	370.95
<i>For Class 52 Rating, Deduct</i>	-717.21	
<i>For Class 54 Rating, Add</i>	984.76	
<i>For Class 55 Rating, Add</i>	1,467.48	
<i>For Class 56 Rating, Add</i>	1,943.67	

40 Process Interconnections
40 05 Common Work Results For Process Interconnections
40 05 19 Ductile Iron Process Pipe



MINOR	CSI	UOM	DESCRIPTION	TOTAL DIRECT UNIT COST	DEMOLITION UNIT COST
40 05 19 00-3223	EA		10" Flanged x Plain End (FxPE), 17'-6" Spool Length, Class 53, Ceramic Epoxy Lined (P401), Bituminous Seal Coat, Ductile Iron Pipe.....	7,262.23	373.52
			<i>For Class 52 Rating, Deduct</i>	-736.59	
			<i>For Class 54 Rating, Add</i>	1,011.23	
			<i>For Class 55 Rating, Add</i>	1,506.86	
			<i>For Class 56 Rating, Add</i>	1,995.78	
40 05 19 00-3224	EA		10" Flanged x Plain End (FxPE), 18'-0" Spool Length, Class 53, Ceramic Epoxy Lined (P401), Bituminous Seal Coat, Ductile Iron Pipe.....	7,442.30	376.09
			<i>For Class 52 Rating, Deduct</i>	-755.97	
			<i>For Class 54 Rating, Add</i>	1,037.71	
			<i>For Class 55 Rating, Add</i>	1,546.23	
			<i>For Class 56 Rating, Add</i>	2,047.89	
40 05 19 00-3225	EA		10" Flanged x Plain End (FxPE), 18'-6" Spool Length, Class 53, Ceramic Epoxy Lined (P401), Bituminous Seal Coat, Ductile Iron Pipe.....	7,622.34	378.68
			<i>For Class 52 Rating, Deduct</i>	-775.35	
			<i>For Class 54 Rating, Add</i>	1,064.17	
			<i>For Class 55 Rating, Add</i>	1,585.61	
			<i>For Class 56 Rating, Add</i>	2,099.99	
40 05 19 00-3226	EA		10" Flanged x Plain End (FxPE), 19'-0" Spool Length, Class 53, Ceramic Epoxy Lined (P401), Bituminous Seal Coat, Ductile Iron Pipe.....	7,802.41	381.25
			<i>For Class 52 Rating, Deduct</i>	-794.72	
			<i>For Class 54 Rating, Add</i>	1,090.65	
			<i>For Class 55 Rating, Add</i>	1,624.99	
			<i>For Class 56 Rating, Add</i>	2,152.10	
40 05 19 00-3227	EA		10" Flanged x Plain End (FxPE), 19'-6" Spool Length, Class 53, Ceramic Epoxy Lined (P401), Bituminous Seal Coat, Ductile Iron Pipe.....	7,982.46	383.82
			<i>For Class 52 Rating, Deduct</i>	-814.10	
			<i>For Class 54 Rating, Add</i>	1,117.12	
			<i>For Class 55 Rating, Add</i>	1,664.36	
			<i>For Class 56 Rating, Add</i>	2,204.20	
40 05 19 00-3228	EA		10" Flanged x Plain End (FxPE), 20'-0" Spool Length, Class 53, Ceramic Epoxy Lined (P401), Bituminous Seal Coat, Ductile Iron Pipe.....	8,162.53	386.40
			<i>For Class 52 Rating, Deduct</i>	-833.48	
			<i>For Class 54 Rating, Add</i>	1,143.59	
			<i>For Class 55 Rating, Add</i>	1,703.74	
			<i>For Class 56 Rating, Add</i>	2,256.31	
40 05 19 00-3229			12" Flanged End x Plain End (FxPE), Class 53, Ceramic Epoxy Lined (P401), Bituminous Seal Coat, Ductile Iron Pipe <small>(40 05 19 00-3068)</small>		
40 05 19 00-3230	EA		12" Flanged x Plain End (FxPE), 1'-0" Spool Length, Class 53, Ceramic Epoxy Lined (P401), Bituminous Seal Coat, Ductile Iron Pipe.....	1,712.86	360.65
			<i>For Class 52 Rating, Deduct</i>	-128.31	
			<i>For Class 54 Rating, Add</i>	181.52	
			<i>For Class 55 Rating, Add</i>	273.23	
			<i>For Class 56 Rating, Add</i>	363.77	
40 05 19 00-3231	EA		12" Flanged x Plain End (FxPE), 1'-6" Spool Length, Class 53, Ceramic Epoxy Lined (P401), Bituminous Seal Coat, Ductile Iron Pipe.....	1,935.77	363.22
			<i>For Class 52 Rating, Deduct</i>	-152.40	
			<i>For Class 54 Rating, Add</i>	214.42	
			<i>For Class 55 Rating, Add</i>	322.16	
			<i>For Class 56 Rating, Add</i>	428.52	
40 05 19 00-3232	EA		12" Flanged x Plain End (FxPE), 2'-0" Spool Length, Class 53, Ceramic Epoxy Lined (P401), Bituminous Seal Coat, Ductile Iron Pipe.....	2,158.67	365.79
			<i>For Class 52 Rating, Deduct</i>	-176.49	
			<i>For Class 54 Rating, Add</i>	247.32	
			<i>For Class 55 Rating, Add</i>	371.09	
			<i>For Class 56 Rating, Add</i>	493.26	
40 05 19 00-3233	EA		12" Flanged x Plain End (FxPE), 2'-6" Spool Length, Class 53, Ceramic Epoxy Lined (P401), Bituminous Seal Coat, Ductile Iron Pipe.....	2,381.58	368.36
			<i>For Class 52 Rating, Deduct</i>	-200.58	
			<i>For Class 54 Rating, Add</i>	280.22	
			<i>For Class 55 Rating, Add</i>	420.02	
			<i>For Class 56 Rating, Add</i>	558.01	
40 05 19 00-3234	EA		12" Flanged x Plain End (FxPE), 3'-0" Spool Length, Class 53, Ceramic Epoxy Lined (P401), Bituminous Seal Coat, Ductile Iron Pipe.....	2,604.49	370.95
			<i>For Class 52 Rating, Deduct</i>	-224.67	
			<i>For Class 54 Rating, Add</i>	313.11	
			<i>For Class 55 Rating, Add</i>	468.96	
			<i>For Class 56 Rating, Add</i>	622.76	
40 05 19 00-3235	EA		12" Flanged x Plain End (FxPE), 3'-6" Spool Length, Class 53, Ceramic Epoxy Lined (P401), Bituminous Seal Coat, Ductile Iron Pipe.....	2,827.40	373.52
			<i>For Class 52 Rating, Deduct</i>	-248.76	
			<i>For Class 54 Rating, Add</i>	346.01	
			<i>For Class 55 Rating, Add</i>	517.89	
			<i>For Class 56 Rating, Add</i>	687.50	
40 05 19 00-3236	EA		12" Flanged x Plain End (FxPE), 4'-0" Spool Length, Class 53, Ceramic Epoxy Lined (P401), Bituminous Seal Coat, Ductile Iron Pipe.....	3,050.31	376.09
			<i>For Class 52 Rating, Deduct</i>	-272.85	
			<i>For Class 54 Rating, Add</i>	378.91	
			<i>For Class 55 Rating, Add</i>	566.82	
			<i>For Class 56 Rating, Add</i>	752.25	



MINOR CSI UOM DESCRIPTION	TOTAL DIRECT UNIT COST	DEMOLITION UNIT COST
40 05 19 00-3237 EA 12" Flanged x Plain End (FxPE), 4'-6" Spool Length, Class 53, Ceramic Epoxy Lined (P401), Bituminous Seal Coat, Ductile Iron Pipe.....	3,273.20	378.68
For Class 52 Rating, Deduct	-296.94	
For Class 54 Rating, Add	411.80	
For Class 55 Rating, Add	615.75	
For Class 56 Rating, Add	817.00	
40 05 19 00-3238 EA 12" Flanged x Plain End (FxPE), 5'-0" Spool Length, Class 53, Ceramic Epoxy Lined (P401), Bituminous Seal Coat, Ductile Iron Pipe.....	3,496.12	381.25
For Class 52 Rating, Deduct	-321.03	
For Class 54 Rating, Add	444.70	
For Class 55 Rating, Add	664.68	
For Class 56 Rating, Add	881.74	
40 05 19 00-3239 EA 12" Flanged x Plain End (FxPE), 5'-6" Spool Length, Class 53, Ceramic Epoxy Lined (P401), Bituminous Seal Coat, Ductile Iron Pipe.....	3,719.02	383.82
For Class 52 Rating, Deduct	-345.12	
For Class 54 Rating, Add	477.60	
For Class 55 Rating, Add	713.61	
For Class 56 Rating, Add	946.49	
40 05 19 00-3240 EA 12" Flanged x Plain End (FxPE), 6'-0" Spool Length, Class 53, Ceramic Epoxy Lined (P401), Bituminous Seal Coat, Ductile Iron Pipe.....	3,941.94	386.40
For Class 52 Rating, Deduct	-369.21	
For Class 54 Rating, Add	510.50	
For Class 55 Rating, Add	762.55	
For Class 56 Rating, Add	1,011.24	
40 05 19 00-3241 EA 12" Flanged x Plain End (FxPE), 6'-6" Spool Length, Class 53, Ceramic Epoxy Lined (P401), Bituminous Seal Coat, Ductile Iron Pipe.....	4,164.84	388.98
For Class 52 Rating, Deduct	-393.30	
For Class 54 Rating, Add	543.39	
For Class 55 Rating, Add	811.48	
For Class 56 Rating, Add	1,075.98	
40 05 19 00-3242 EA 12" Flanged x Plain End (FxPE), 7'-0" Spool Length, Class 53, Ceramic Epoxy Lined (P401), Bituminous Seal Coat, Ductile Iron Pipe.....	4,387.75	391.55
For Class 52 Rating, Deduct	-417.39	
For Class 54 Rating, Add	576.29	
For Class 55 Rating, Add	860.41	
For Class 56 Rating, Add	1,140.73	
40 05 19 00-3243 EA 12" Flanged x Plain End (FxPE), 7'-6" Spool Length, Class 53, Ceramic Epoxy Lined (P401), Bituminous Seal Coat, Ductile Iron Pipe.....	4,610.66	394.12
For Class 52 Rating, Deduct	-441.48	
For Class 54 Rating, Add	609.19	
For Class 55 Rating, Add	909.34	
For Class 56 Rating, Add	1,205.48	
40 05 19 00-3244 EA 12" Flanged x Plain End (FxPE), 8'-0" Spool Length, Class 53, Ceramic Epoxy Lined (P401), Bituminous Seal Coat, Ductile Iron Pipe.....	4,833.55	396.71
For Class 52 Rating, Deduct	-465.57	
For Class 54 Rating, Add	642.09	
For Class 55 Rating, Add	958.27	
For Class 56 Rating, Add	1,270.22	
40 05 19 00-3245 EA 12" Flanged x Plain End (FxPE), 8'-6" Spool Length, Class 53, Ceramic Epoxy Lined (P401), Bituminous Seal Coat, Ductile Iron Pipe.....	5,056.47	399.29
For Class 52 Rating, Deduct	-489.67	
For Class 54 Rating, Add	674.98	
For Class 55 Rating, Add	1,007.20	
For Class 56 Rating, Add	1,334.97	
40 05 19 00-3246 EA 12" Flanged x Plain End (FxPE), 9'-0" Spool Length, Class 53, Ceramic Epoxy Lined (P401), Bituminous Seal Coat, Ductile Iron Pipe.....	5,279.37	401.85
For Class 52 Rating, Deduct	-513.76	
For Class 54 Rating, Add	707.88	
For Class 55 Rating, Add	1,056.13	
For Class 56 Rating, Add	1,399.72	
40 05 19 00-3247 EA 12" Flanged x Plain End (FxPE), 9'-6" Spool Length, Class 53, Ceramic Epoxy Lined (P401), Bituminous Seal Coat, Ductile Iron Pipe.....	5,502.29	404.43
For Class 52 Rating, Deduct	-537.85	
For Class 54 Rating, Add	740.78	
For Class 55 Rating, Add	1,105.07	
For Class 56 Rating, Add	1,464.47	
40 05 19 00-3248 EA 12" Flanged x Plain End (FxPE), 10'-0" Spool Length, Class 53, Ceramic Epoxy Lined (P401), Bituminous Seal Coat, Ductile Iron Pipe.....	5,725.19	407.01
For Class 52 Rating, Deduct	-561.94	
For Class 54 Rating, Add	773.68	
For Class 55 Rating, Add	1,154.00	
For Class 56 Rating, Add	1,529.21	
40 05 19 00-3249 EA 12" Flanged x Plain End (FxPE), 10'-6" Spool Length, Class 53, Ceramic Epoxy Lined (P401), Bituminous Seal Coat, Ductile Iron Pipe.....	5,948.10	409.58
For Class 52 Rating, Deduct	-586.03	
For Class 54 Rating, Add	806.57	
For Class 55 Rating, Add	1,202.93	
For Class 56 Rating, Add	1,593.96	
40 05 19 00-3250 EA 12" Flanged x Plain End (FxPE), 11'-0" Spool Length, Class 53, Ceramic Epoxy Lined (P401), Bituminous Seal Coat, Ductile Iron Pipe.....	6,171.01	412.16
For Class 52 Rating, Deduct	-610.12	
For Class 54 Rating, Add	839.47	
For Class 55 Rating, Add	1,251.86	
For Class 56 Rating, Add	1,658.71	

40 Process Interconnections
40 05 Common Work Results For Process Interconnections
40 05 19 Ductile Iron Process Pipe



MINOR	CSI	UOM	DESCRIPTION	TOTAL DIRECT UNIT COST	DEMOLITION UNIT COST
40 05 19 00-3251	EA		12" Flanged x Plain End (FxPE), 11'-6" Spool Length, Class 53, Ceramic Epoxy Lined (P401), Bituminous Seal Coat, Ductile Iron Pipe.....	6,393.91	414.74
			<i>For Class 52 Rating, Deduct</i>	-634.21	
			<i>For Class 54 Rating, Add</i>	872.37	
			<i>For Class 55 Rating, Add</i>	1,300.79	
			<i>For Class 56 Rating, Add</i>	1,723.45	
40 05 19 00-3252	EA		12" Flanged x Plain End (FxPE), 12'-0" Spool Length, Class 53, Ceramic Epoxy Lined (P401), Bituminous Seal Coat, Ductile Iron Pipe.....	6,616.82	417.32
			<i>For Class 52 Rating, Deduct</i>	-658.30	
			<i>For Class 54 Rating, Add</i>	905.27	
			<i>For Class 55 Rating, Add</i>	1,349.73	
			<i>For Class 56 Rating, Add</i>	1,788.20	
40 05 19 00-3253	EA		12" Flanged x Plain End (FxPE), 12'-6" Spool Length, Class 53, Ceramic Epoxy Lined (P401), Bituminous Seal Coat, Ductile Iron Pipe.....	6,839.72	419.88
			<i>For Class 52 Rating, Deduct</i>	-682.39	
			<i>For Class 54 Rating, Add</i>	938.16	
			<i>For Class 55 Rating, Add</i>	1,398.66	
			<i>For Class 56 Rating, Add</i>	1,852.94	
40 05 19 00-3254	EA		12" Flanged x Plain End (FxPE), 13'-0" Spool Length, Class 53, Ceramic Epoxy Lined (P401), Bituminous Seal Coat, Ductile Iron Pipe.....	7,062.64	422.46
			<i>For Class 52 Rating, Deduct</i>	-706.48	
			<i>For Class 54 Rating, Add</i>	971.06	
			<i>For Class 55 Rating, Add</i>	1,447.59	
			<i>For Class 56 Rating, Add</i>	1,917.69	
40 05 19 00-3255	EA		12" Flanged x Plain End (FxPE), 13'-6" Spool Length, Class 53, Ceramic Epoxy Lined (P401), Bituminous Seal Coat, Ductile Iron Pipe.....	7,285.54	425.05
			<i>For Class 52 Rating, Deduct</i>	-730.57	
			<i>For Class 54 Rating, Add</i>	1,003.96	
			<i>For Class 55 Rating, Add</i>	1,496.52	
			<i>For Class 56 Rating, Add</i>	1,982.44	
40 05 19 00-3256	EA		12" Flanged x Plain End (FxPE), 14'-0" Spool Length, Class 53, Ceramic Epoxy Lined (P401), Bituminous Seal Coat, Ductile Iron Pipe.....	7,508.45	427.62
			<i>For Class 52 Rating, Deduct</i>	-754.66	
			<i>For Class 54 Rating, Add</i>	1,036.86	
			<i>For Class 55 Rating, Add</i>	1,545.45	
			<i>For Class 56 Rating, Add</i>	2,047.18	
40 05 19 00-3257	EA		12" Flanged x Plain End (FxPE), 14'-6" Spool Length, Class 53, Ceramic Epoxy Lined (P401), Bituminous Seal Coat, Ductile Iron Pipe.....	7,731.35	430.19
			<i>For Class 52 Rating, Deduct</i>	-778.75	
			<i>For Class 54 Rating, Add</i>	1,069.75	
			<i>For Class 55 Rating, Add</i>	1,594.38	
			<i>For Class 56 Rating, Add</i>	2,111.93	
40 05 19 00-3258	EA		12" Flanged x Plain End (FxPE), 15'-0" Spool Length, Class 53, Ceramic Epoxy Lined (P401), Bituminous Seal Coat, Ductile Iron Pipe.....	7,954.26	432.77
			<i>For Class 52 Rating, Deduct</i>	-802.84	
			<i>For Class 54 Rating, Add</i>	1,102.65	
			<i>For Class 55 Rating, Add</i>	1,643.31	
			<i>For Class 56 Rating, Add</i>	2,176.68	
40 05 19 00-3259	EA		12" Flanged x Plain End (FxPE), 15'-6" Spool Length, Class 53, Ceramic Epoxy Lined (P401), Bituminous Seal Coat, Ductile Iron Pipe.....	8,177.17	435.35
			<i>For Class 52 Rating, Deduct</i>	-826.93	
			<i>For Class 54 Rating, Add</i>	1,135.55	
			<i>For Class 55 Rating, Add</i>	1,692.25	
			<i>For Class 56 Rating, Add</i>	2,241.43	
40 05 19 00-3260	EA		12" Flanged x Plain End (FxPE), 16'-0" Spool Length, Class 53, Ceramic Epoxy Lined (P401), Bituminous Seal Coat, Ductile Iron Pipe.....	8,400.08	437.92
			<i>For Class 52 Rating, Deduct</i>	-851.02	
			<i>For Class 54 Rating, Add</i>	1,168.45	
			<i>For Class 55 Rating, Add</i>	1,741.18	
			<i>For Class 56 Rating, Add</i>	2,306.17	
40 05 19 00-3261	EA		12" Flanged x Plain End (FxPE), 16'-6" Spool Length, Class 53, Ceramic Epoxy Lined (P401), Bituminous Seal Coat, Ductile Iron Pipe.....	8,622.98	440.49
			<i>For Class 52 Rating, Deduct</i>	-875.11	
			<i>For Class 54 Rating, Add</i>	1,201.34	
			<i>For Class 55 Rating, Add</i>	1,790.11	
			<i>For Class 56 Rating, Add</i>	2,370.92	
40 05 19 00-3262	EA		12" Flanged x Plain End (FxPE), 17'-0" Spool Length, Class 53, Ceramic Epoxy Lined (P401), Bituminous Seal Coat, Ductile Iron Pipe.....	8,845.89	443.08
			<i>For Class 52 Rating, Deduct</i>	-899.20	
			<i>For Class 54 Rating, Add</i>	1,234.24	
			<i>For Class 55 Rating, Add</i>	1,839.04	
			<i>For Class 56 Rating, Add</i>	2,435.67	
40 05 19 00-3263	EA		12" Flanged x Plain End (FxPE), 17'-6" Spool Length, Class 53, Ceramic Epoxy Lined (P401), Bituminous Seal Coat, Ductile Iron Pipe.....	9,068.80	445.65
			<i>For Class 52 Rating, Deduct</i>	-923.29	
			<i>For Class 54 Rating, Add</i>	1,267.14	
			<i>For Class 55 Rating, Add</i>	1,887.97	
			<i>For Class 56 Rating, Add</i>	2,500.41	
40 05 19 00-3264	EA		12" Flanged x Plain End (FxPE), 18'-0" Spool Length, Class 53, Ceramic Epoxy Lined (P401), Bituminous Seal Coat, Ductile Iron Pipe.....	9,291.70	448.22
			<i>For Class 52 Rating, Deduct</i>	-947.38	
			<i>For Class 54 Rating, Add</i>	1,300.04	
			<i>For Class 55 Rating, Add</i>	1,936.90	
			<i>For Class 56 Rating, Add</i>	2,565.16	



MINOR CSI UOM DESCRIPTION	TOTAL DIRECT UNIT COST	DEMOLITION UNIT COST
40 05 19 00-3265 EA 12" Flanged x Plain End (FxPE), 18'-6" Spool Length, Class 53, Ceramic Epoxy Lined (P401), Bituminous Seal		
Coat, Ductile Iron Pipe.....	9,514.61	450.81
For Class 52 Rating, Deduct	-971.47	
For Class 54 Rating, Add	1,332.93	
For Class 55 Rating, Add	1,985.84	
For Class 56 Rating, Add	2,629.91	
40 05 19 00-3266 EA 12" Flanged x Plain End (FxPE), 19'-0" Spool Length, Class 53, Ceramic Epoxy Lined (P401), Bituminous Seal		
Coat, Ductile Iron Pipe.....	9,737.51	453.88
For Class 52 Rating, Deduct	-995.56	
For Class 54 Rating, Add	1,365.83	
For Class 55 Rating, Add	2,034.77	
For Class 56 Rating, Add	2,694.65	
40 05 19 00-3267 EA 12" Flanged x Plain End (FxPE), 19'-6" Spool Length, Class 53, Ceramic Epoxy Lined (P401), Bituminous Seal		
Coat, Ductile Iron Pipe.....	9,960.43	455.95
For Class 52 Rating, Deduct	-1,019.65	
For Class 54 Rating, Add	1,398.73	
For Class 55 Rating, Add	2,083.70	
For Class 56 Rating, Add	2,759.40	
40 05 19 00-3268 EA 12" Flanged x Plain End (FxPE), 20'-0" Spool Length, Class 53, Ceramic Epoxy Lined (P401), Bituminous Seal		
Coat, Ductile Iron Pipe.....	10,183.33	458.52
For Class 52 Rating, Deduct	-1,043.74	
For Class 54 Rating, Add	1,431.63	
For Class 55 Rating, Add	2,132.63	
For Class 56 Rating, Add	2,824.14	
40 05 19 00-3269 14" Flanged End x Plain End (FxPE), Class 53, Ceramic Epoxy Lined (P401), Bituminous Seal Coat, Ductile Iron Pipe		
(40 05 19 00-3268)		
40 05 19 00-3270 EA 14" Flanged x Plain End (FxPE), 1'-0" Spool Length, Class 53, Ceramic Epoxy Lined (P401), Bituminous Seal		
Coat, Ductile Iron Pipe.....	2,300.62	432.77
For Class 52 Rating, Deduct	-180.94	
For Class 54 Rating, Add	254.61	
For Class 55 Rating, Add	382.55	
For Class 56 Rating, Add	508.85	
40 05 19 00-3271 EA 14" Flanged x Plain End (FxPE), 1'-6" Spool Length, Class 53, Ceramic Epoxy Lined (P401), Bituminous Seal		
Coat, Ductile Iron Pipe.....	2,571.14	435.35
For Class 52 Rating, Deduct	-210.27	
For Class 54 Rating, Add	294.64	
For Class 55 Rating, Add	442.10	
For Class 56 Rating, Add	587.65	
40 05 19 00-3272 EA 14" Flanged x Plain End (FxPE), 2'-0" Spool Length, Class 53, Ceramic Epoxy Lined (P401), Bituminous Seal		
Coat, Ductile Iron Pipe.....	2,841.66	437.92
For Class 52 Rating, Deduct	-239.60	
For Class 54 Rating, Add	334.68	
For Class 55 Rating, Add	501.65	
For Class 56 Rating, Add	666.44	
40 05 19 00-3273 EA 14" Flanged x Plain End (FxPE), 2'-6" Spool Length, Class 53, Ceramic Epoxy Lined (P401), Bituminous Seal		
Coat, Ductile Iron Pipe.....	3,112.17	440.49
For Class 52 Rating, Deduct	-268.92	
For Class 54 Rating, Add	374.72	
For Class 55 Rating, Add	561.20	
For Class 56 Rating, Add	745.23	
40 05 19 00-3274 EA 14" Flanged x Plain End (FxPE), 3'-0" Spool Length, Class 53, Ceramic Epoxy Lined (P401), Bituminous Seal		
Coat, Ductile Iron Pipe.....	3,382.69	443.08
For Class 52 Rating, Deduct	-298.25	
For Class 54 Rating, Add	414.76	
For Class 55 Rating, Add	620.75	
For Class 56 Rating, Add	824.02	
40 05 19 00-3275 EA 14" Flanged x Plain End (FxPE), 3'-6" Spool Length, Class 53, Ceramic Epoxy Lined (P401), Bituminous Seal		
Coat, Ductile Iron Pipe.....	3,653.21	445.65
For Class 52 Rating, Deduct	-327.58	
For Class 54 Rating, Add	454.80	
For Class 55 Rating, Add	680.30	
For Class 56 Rating, Add	902.81	
40 05 19 00-3276 EA 14" Flanged x Plain End (FxPE), 4'-0" Spool Length, Class 53, Ceramic Epoxy Lined (P401), Bituminous Seal		
Coat, Ductile Iron Pipe.....	3,923.71	448.22
For Class 52 Rating, Deduct	-356.90	
For Class 54 Rating, Add	494.84	
For Class 55 Rating, Add	739.84	
For Class 56 Rating, Add	981.60	
40 05 19 00-3277 EA 14" Flanged x Plain End (FxPE), 4'-6" Spool Length, Class 53, Ceramic Epoxy Lined (P401), Bituminous Seal		
Coat, Ductile Iron Pipe.....	4,194.24	450.81
For Class 52 Rating, Deduct	-386.23	
For Class 54 Rating, Add	534.88	
For Class 55 Rating, Add	799.39	
For Class 56 Rating, Add	1,060.40	
40 05 19 00-3278 EA 14" Flanged x Plain End (FxPE), 5'-0" Spool Length, Class 53, Ceramic Epoxy Lined (P401), Bituminous Seal		
Coat, Ductile Iron Pipe.....	4,464.75	453.38
For Class 52 Rating, Deduct	-415.56	
For Class 54 Rating, Add	574.92	
For Class 55 Rating, Add	858.94	
For Class 56 Rating, Add	1,139.19	

40 Process Interconnections
40 05 Common Work Results For Process Interconnections
40 05 19 Ductile Iron Process Pipe



MINOR	CSI	UOM	DESCRIPTION	TOTAL DIRECT UNIT COST	DEMOLITION UNIT COST
40 05 19 00-3279	EA		14" Flanged x Plain End (FxPE), 5'-6" Spool Length, Class 53, Ceramic Epoxy Lined (P401), Bituminous Seal Coat, Ductile Iron Pipe.....	4,735.28	455.95
			<i>For Class 52 Rating, Deduct</i>	-444.89	
			<i>For Class 54 Rating, Add</i>	614.96	
			<i>For Class 55 Rating, Add</i>	918.49	
			<i>For Class 56 Rating, Add</i>	1,217.98	
40 05 19 00-3280	EA		14" Flanged x Plain End (FxPE), 6'-0" Spool Length, Class 53, Ceramic Epoxy Lined (P401), Bituminous Seal Coat, Ductile Iron Pipe.....	5,005.79	458.52
			<i>For Class 52 Rating, Deduct</i>	-474.22	
			<i>For Class 54 Rating, Add</i>	654.99	
			<i>For Class 55 Rating, Add</i>	978.04	
			<i>For Class 56 Rating, Add</i>	1,296.77	
40 05 19 00-3281	EA		14" Flanged x Plain End (FxPE), 6'-6" Spool Length, Class 53, Ceramic Epoxy Lined (P401), Bituminous Seal Coat, Ductile Iron Pipe.....	5,276.31	461.11
			<i>For Class 52 Rating, Deduct</i>	-503.54	
			<i>For Class 54 Rating, Add</i>	695.03	
			<i>For Class 55 Rating, Add</i>	1,037.59	
			<i>For Class 56 Rating, Add</i>	1,375.56	
40 05 19 00-3282	EA		14" Flanged x Plain End (FxPE), 7'-0" Spool Length, Class 53, Ceramic Epoxy Lined (P401), Bituminous Seal Coat, Ductile Iron Pipe.....	5,546.83	463.69
			<i>For Class 52 Rating, Deduct</i>	-532.87	
			<i>For Class 54 Rating, Add</i>	735.07	
			<i>For Class 55 Rating, Add</i>	1,097.14	
			<i>For Class 56 Rating, Add</i>	1,454.35	
40 05 19 00-3283	EA		14" Flanged x Plain End (FxPE), 7'-6" Spool Length, Class 53, Ceramic Epoxy Lined (P401), Bituminous Seal Coat, Ductile Iron Pipe.....	5,817.34	466.25
			<i>For Class 52 Rating, Deduct</i>	-562.20	
			<i>For Class 54 Rating, Add</i>	775.11	
			<i>For Class 55 Rating, Add</i>	1,156.68	
			<i>For Class 56 Rating, Add</i>	1,533.14	
40 05 19 00-3284	EA		14" Flanged x Plain End (FxPE), 8'-0" Spool Length, Class 53, Ceramic Epoxy Lined (P401), Bituminous Seal Coat, Ductile Iron Pipe.....	6,087.85	468.84
			<i>For Class 52 Rating, Deduct</i>	-591.53	
			<i>For Class 54 Rating, Add</i>	815.15	
			<i>For Class 55 Rating, Add</i>	1,216.23	
			<i>For Class 56 Rating, Add</i>	1,611.94	
40 05 19 00-3285	EA		14" Flanged x Plain End (FxPE), 8'-6" Spool Length, Class 53, Ceramic Epoxy Lined (P401), Bituminous Seal Coat, Ductile Iron Pipe.....	6,358.37	471.41
			<i>For Class 52 Rating, Deduct</i>	-620.85	
			<i>For Class 54 Rating, Add</i>	855.19	
			<i>For Class 55 Rating, Add</i>	1,275.78	
			<i>For Class 56 Rating, Add</i>	1,690.73	
40 05 19 00-3286	EA		14" Flanged x Plain End (FxPE), 9'-0" Spool Length, Class 53, Ceramic Epoxy Lined (P401), Bituminous Seal Coat, Ductile Iron Pipe.....	6,628.89	473.98
			<i>For Class 52 Rating, Deduct</i>	-650.18	
			<i>For Class 54 Rating, Add</i>	895.23	
			<i>For Class 55 Rating, Add</i>	1,335.33	
			<i>For Class 56 Rating, Add</i>	1,769.52	
40 05 19 00-3287	EA		14" Flanged x Plain End (FxPE), 9'-6" Spool Length, Class 53, Ceramic Epoxy Lined (P401), Bituminous Seal Coat, Ductile Iron Pipe.....	6,899.41	476.56
			<i>For Class 52 Rating, Deduct</i>	-679.51	
			<i>For Class 54 Rating, Add</i>	935.27	
			<i>For Class 55 Rating, Add</i>	1,394.88	
			<i>For Class 56 Rating, Add</i>	1,848.31	
40 05 19 00-3288	EA		14" Flanged x Plain End (FxPE), 10'-0" Spool Length, Class 53, Ceramic Epoxy Lined (P401), Bituminous Seal Coat, Ductile Iron Pipe.....	7,169.93	479.14
			<i>For Class 52 Rating, Deduct</i>	-708.84	
			<i>For Class 54 Rating, Add</i>	975.31	
			<i>For Class 55 Rating, Add</i>	1,454.43	
			<i>For Class 56 Rating, Add</i>	1,927.10	
40 05 19 00-3289	EA		14" Flanged x Plain End (FxPE), 10'-6" Spool Length, Class 53, Ceramic Epoxy Lined (P401), Bituminous Seal Coat, Ductile Iron Pipe.....	7,440.44	481.72
			<i>For Class 52 Rating, Deduct</i>	-738.16	
			<i>For Class 54 Rating, Add</i>	1,015.34	
			<i>For Class 55 Rating, Add</i>	1,513.97	
			<i>For Class 56 Rating, Add</i>	2,005.89	
40 05 19 00-3290	EA		14" Flanged x Plain End (FxPE), 11'-0" Spool Length, Class 53, Ceramic Epoxy Lined (P401), Bituminous Seal Coat, Ductile Iron Pipe.....	7,710.96	484.28
			<i>For Class 52 Rating, Deduct</i>	-767.49	
			<i>For Class 54 Rating, Add</i>	1,055.38	
			<i>For Class 55 Rating, Add</i>	1,573.52	
			<i>For Class 56 Rating, Add</i>	2,084.69	
40 05 19 00-3291	EA		14" Flanged x Plain End (FxPE), 11'-6" Spool Length, Class 53, Ceramic Epoxy Lined (P401), Bituminous Seal Coat, Ductile Iron Pipe.....	7,981.47	486.86
			<i>For Class 52 Rating, Deduct</i>	-796.82	
			<i>For Class 54 Rating, Add</i>	1,095.42	
			<i>For Class 55 Rating, Add</i>	1,633.07	
			<i>For Class 56 Rating, Add</i>	2,163.48	
40 05 19 00-3292	EA		14" Flanged x Plain End (FxPE), 12'-0" Spool Length, Class 53, Ceramic Epoxy Lined (P401), Bituminous Seal Coat, Ductile Iron Pipe.....	8,251.99	489.44
			<i>For Class 52 Rating, Deduct</i>	-826.15	
			<i>For Class 54 Rating, Add</i>	1,135.46	
			<i>For Class 55 Rating, Add</i>	1,692.62	
			<i>For Class 56 Rating, Add</i>	2,242.27	



MINOR CSI UOM DESCRIPTION	TOTAL DIRECT UNIT COST	DEMOLITION UNIT COST
40 05 19 00-3293 EA 14" Flanged x Plain End (FxPE), 12'-6" Spool Length, Class 53, Ceramic Epoxy Lined (P401), Bituminous Seal		
Coat, Ductile Iron Pipe.....	8,522.51	492.02
<i>For Class 52 Rating, Deduct</i>	-855.47	
<i>For Class 54 Rating, Add</i>	1,175.50	
<i>For Class 55 Rating, Add</i>	1,752.17	
<i>For Class 56 Rating, Add</i>	2,321.06	
40 05 19 00-3294 EA 14" Flanged x Plain End (FxPE), 13'-0" Spool Length, Class 53, Ceramic Epoxy Lined (P401), Bituminous Seal		
Coat, Ductile Iron Pipe.....	8,793.02	494.59
<i>For Class 52 Rating, Deduct</i>	-884.80	
<i>For Class 54 Rating, Add</i>	1,215.54	
<i>For Class 55 Rating, Add</i>	1,811.72	
<i>For Class 56 Rating, Add</i>	2,399.85	
40 05 19 00-3295 EA 14" Flanged x Plain End (FxPE), 13'-6" Spool Length, Class 53, Ceramic Epoxy Lined (P401), Bituminous Seal		
Coat, Ductile Iron Pipe.....	9,063.55	497.17
<i>For Class 52 Rating, Deduct</i>	-914.13	
<i>For Class 54 Rating, Add</i>	1,265.58	
<i>For Class 55 Rating, Add</i>	1,871.27	
<i>For Class 56 Rating, Add</i>	2,478.65	
40 05 19 00-3296 EA 14" Flanged x Plain End (FxPE), 14'-0" Spool Length, Class 53, Ceramic Epoxy Lined (P401), Bituminous Seal		
Coat, Ductile Iron Pipe.....	9,334.06	499.75
<i>For Class 52 Rating, Deduct</i>	-943.46	
<i>For Class 54 Rating, Add</i>	1,295.62	
<i>For Class 55 Rating, Add</i>	1,930.81	
<i>For Class 56 Rating, Add</i>	2,557.44	
40 05 19 00-3297 EA 14" Flanged x Plain End (FxPE), 14'-6" Spool Length, Class 53, Ceramic Epoxy Lined (P401), Bituminous Seal		
Coat, Ductile Iron Pipe.....	9,604.57	502.31
<i>For Class 52 Rating, Deduct</i>	-972.78	
<i>For Class 54 Rating, Add</i>	1,335.66	
<i>For Class 55 Rating, Add</i>	1,990.36	
<i>For Class 56 Rating, Add</i>	2,636.23	
40 05 19 00-3298 EA 14" Flanged x Plain End (FxPE), 15'-0" Spool Length, Class 53, Ceramic Epoxy Lined (P401), Bituminous Seal		
Coat, Ductile Iron Pipe.....	9,875.09	504.89
<i>For Class 52 Rating, Deduct</i>	-1,002.11	
<i>For Class 54 Rating, Add</i>	1,375.69	
<i>For Class 55 Rating, Add</i>	2,049.91	
<i>For Class 56 Rating, Add</i>	2,715.02	
40 05 19 00-3299 EA 14" Flanged x Plain End (FxPE), 15'-6" Spool Length, Class 53, Ceramic Epoxy Lined (P401), Bituminous Seal		
Coat, Ductile Iron Pipe.....	10,145.61	507.48
<i>For Class 52 Rating, Deduct</i>	-1,031.44	
<i>For Class 54 Rating, Add</i>	1,415.73	
<i>For Class 55 Rating, Add</i>	2,109.46	
<i>For Class 56 Rating, Add</i>	2,793.81	
40 05 19 00-3300 EA 14" Flanged x Plain End (FxPE), 16'-0" Spool Length, Class 53, Ceramic Epoxy Lined (P401), Bituminous Seal		
Coat, Ductile Iron Pipe.....	10,416.12	510.05
<i>For Class 52 Rating, Deduct</i>	-1,060.77	
<i>For Class 54 Rating, Add</i>	1,455.77	
<i>For Class 55 Rating, Add</i>	2,169.01	
<i>For Class 56 Rating, Add</i>	2,872.60	
40 05 19 00-3301 EA 14" Flanged x Plain End (FxPE), 16'-6" Spool Length, Class 53, Ceramic Epoxy Lined (P401), Bituminous Seal		
Coat, Ductile Iron Pipe.....	10,686.65	512.62
<i>For Class 52 Rating, Deduct</i>	-1,090.09	
<i>For Class 54 Rating, Add</i>	1,495.81	
<i>For Class 55 Rating, Add</i>	2,228.56	
<i>For Class 56 Rating, Add</i>	2,951.39	
40 05 19 00-3302 EA 14" Flanged x Plain End (FxPE), 17'-0" Spool Length, Class 53, Ceramic Epoxy Lined (P401), Bituminous Seal		
Coat, Ductile Iron Pipe.....	10,957.16	515.20
<i>For Class 52 Rating, Deduct</i>	-1,119.42	
<i>For Class 54 Rating, Add</i>	1,535.85	
<i>For Class 55 Rating, Add</i>	2,288.11	
<i>For Class 56 Rating, Add</i>	3,030.18	
40 05 19 00-3303 EA 14" Flanged x Plain End (FxPE), 17'-6" Spool Length, Class 53, Ceramic Epoxy Lined (P401), Bituminous Seal		
Coat, Ductile Iron Pipe.....	11,227.68	517.78
<i>For Class 52 Rating, Deduct</i>	-1,148.75	
<i>For Class 54 Rating, Add</i>	1,575.89	
<i>For Class 55 Rating, Add</i>	2,347.66	
<i>For Class 56 Rating, Add</i>	3,108.98	
40 05 19 00-3304 EA 14" Flanged x Plain End (FxPE), 18'-0" Spool Length, Class 53, Ceramic Epoxy Lined (P401), Bituminous Seal		
Coat, Ductile Iron Pipe.....	11,498.19	520.35
<i>For Class 52 Rating, Deduct</i>	-1,178.08	
<i>For Class 54 Rating, Add</i>	1,615.93	
<i>For Class 55 Rating, Add</i>	2,407.20	
<i>For Class 56 Rating, Add</i>	3,187.77	
40 05 19 00-3305 EA 14" Flanged x Plain End (FxPE), 18'-6" Spool Length, Class 53, Ceramic Epoxy Lined (P401), Bituminous Seal		
Coat, Ductile Iron Pipe.....	11,768.70	522.92
<i>For Class 52 Rating, Deduct</i>	-1,207.40	
<i>For Class 54 Rating, Add</i>	1,655.97	
<i>For Class 55 Rating, Add</i>	2,466.75	
<i>For Class 56 Rating, Add</i>	3,266.56	
40 05 19 00-3306 EA 14" Flanged x Plain End (FxPE), 19'-0" Spool Length, Class 53, Ceramic Epoxy Lined (P401), Bituminous Seal		
Coat, Ductile Iron Pipe.....	12,039.23	525.51
<i>For Class 52 Rating, Deduct</i>	-1,236.73	
<i>For Class 54 Rating, Add</i>	1,696.01	
<i>For Class 55 Rating, Add</i>	2,526.30	
<i>For Class 56 Rating, Add</i>	3,345.35	

40 Process Interconnections

40 05 Common Work Results For Process Interconnections

40 05 19 Ductile Iron Process Pipe



MINOR	CSI	UOM	DESCRIPTION	TOTAL DIRECT UNIT COST	DEMOLITION UNIT COST
40 05 19 00-3307	EA		14" Flanged x Plain End (FxPE), 19'-6" Spool Length, Class 53, Ceramic Epoxy Lined (P401), Bituminous Seal Coat, Ductile Iron Pipe.....	12,309.74	528.08
			<i>For Class 52 Rating, Deduct</i>	-1,266.06	
			<i>For Class 54 Rating, Add</i>	1,736.04	
			<i>For Class 55 Rating, Add</i>	2,585.85	
			<i>For Class 56 Rating, Add</i>	3,424.14	
40 05 19 00-3308			16" Flanged End x Plain End (FxPE), Class 53, Ceramic Epoxy Lined (P401), Bituminous Seal Coat, Ductile Iron Pipe <small>(40 05 19 00-3068)</small>		
40 05 19 00-3309	EA		16" Flanged x Plain End (FxPE), 1'-0" Spool Length, Class 53, Ceramic Epoxy Lined (P401), Bituminous Seal Coat, Ductile Iron Pipe.....	2,689.47	494.59
			<i>For Class 52 Rating, Deduct</i>	-213.41	
			<i>For Class 54 Rating, Add</i>	300.01	
			<i>For Class 55 Rating, Add</i>	450.63	
			<i>For Class 56 Rating, Add</i>	599.30	
40 05 19 00-3310	EA		16" Flanged x Plain End (FxPE), 1'-6" Spool Length, Class 53, Ceramic Epoxy Lined (P401), Bituminous Seal Coat, Ductile Iron Pipe.....	3,002.84	497.17
			<i>For Class 52 Rating, Deduct</i>	-247.45	
			<i>For Class 54 Rating, Add</i>	346.47	
			<i>For Class 55 Rating, Add</i>	519.73	
			<i>For Class 56 Rating, Add</i>	690.74	
40 05 19 00-3311	EA		16" Flanged x Plain End (FxPE), 2'-0" Spool Length, Class 53, Ceramic Epoxy Lined (P401), Bituminous Seal Coat, Ductile Iron Pipe.....	3,316.21	499.75
			<i>For Class 52 Rating, Deduct</i>	-281.49	
			<i>For Class 54 Rating, Add</i>	392.94	
			<i>For Class 55 Rating, Add</i>	588.83	
			<i>For Class 56 Rating, Add</i>	782.17	
40 05 19 00-3312	EA		16" Flanged x Plain End (FxPE), 2'-6" Spool Length, Class 53, Ceramic Epoxy Lined (P401), Bituminous Seal Coat, Ductile Iron Pipe.....	3,629.57	502.31
			<i>For Class 52 Rating, Deduct</i>	-315.53	
			<i>For Class 54 Rating, Add</i>	439.41	
			<i>For Class 55 Rating, Add</i>	657.94	
			<i>For Class 56 Rating, Add</i>	873.60	
40 05 19 00-3313	EA		16" Flanged x Plain End (FxPE), 3'-0" Spool Length, Class 53, Ceramic Epoxy Lined (P401), Bituminous Seal Coat, Ductile Iron Pipe.....	3,942.93	504.89
			<i>For Class 52 Rating, Deduct</i>	-349.57	
			<i>For Class 54 Rating, Add</i>	485.87	
			<i>For Class 55 Rating, Add</i>	727.04	
			<i>For Class 56 Rating, Add</i>	965.03	
40 05 19 00-3314	EA		16" Flanged x Plain End (FxPE), 3'-6" Spool Length, Class 53, Ceramic Epoxy Lined (P401), Bituminous Seal Coat, Ductile Iron Pipe.....	4,256.30	507.48
			<i>For Class 52 Rating, Deduct</i>	-383.61	
			<i>For Class 54 Rating, Add</i>	532.34	
			<i>For Class 55 Rating, Add</i>	796.14	
			<i>For Class 56 Rating, Add</i>	1,056.46	
40 05 19 00-3315	EA		16" Flanged x Plain End (FxPE), 4'-0" Spool Length, Class 53, Ceramic Epoxy Lined (P401), Bituminous Seal Coat, Ductile Iron Pipe.....	4,569.67	510.05
			<i>For Class 52 Rating, Deduct</i>	-417.66	
			<i>For Class 54 Rating, Add</i>	578.80	
			<i>For Class 55 Rating, Add</i>	865.25	
			<i>For Class 56 Rating, Add</i>	1,147.90	
40 05 19 00-3316	EA		16" Flanged x Plain End (FxPE), 4'-6" Spool Length, Class 53, Ceramic Epoxy Lined (P401), Bituminous Seal Coat, Ductile Iron Pipe.....	4,883.04	512.62
			<i>For Class 52 Rating, Deduct</i>	-451.70	
			<i>For Class 54 Rating, Add</i>	625.27	
			<i>For Class 55 Rating, Add</i>	934.35	
			<i>For Class 56 Rating, Add</i>	1,239.33	
40 05 19 00-3317	EA		16" Flanged x Plain End (FxPE), 5'-0" Spool Length, Class 53, Ceramic Epoxy Lined (P401), Bituminous Seal Coat, Ductile Iron Pipe.....	5,196.40	515.20
			<i>For Class 52 Rating, Deduct</i>	-485.74	
			<i>For Class 54 Rating, Add</i>	671.74	
			<i>For Class 55 Rating, Add</i>	1,003.46	
			<i>For Class 56 Rating, Add</i>	1,330.76	
40 05 19 00-3318	EA		16" Flanged x Plain End (FxPE), 5'-6" Spool Length, Class 53, Ceramic Epoxy Lined (P401), Bituminous Seal Coat, Ductile Iron Pipe.....	5,509.76	517.78
			<i>For Class 52 Rating, Deduct</i>	-519.78	
			<i>For Class 54 Rating, Add</i>	718.20	
			<i>For Class 55 Rating, Add</i>	1,072.56	
			<i>For Class 56 Rating, Add</i>	1,422.19	
40 05 19 00-3319	EA		16" Flanged x Plain End (FxPE), 6'-0" Spool Length, Class 53, Ceramic Epoxy Lined (P401), Bituminous Seal Coat, Ductile Iron Pipe.....	5,823.13	520.35
			<i>For Class 52 Rating, Deduct</i>	-553.82	
			<i>For Class 54 Rating, Add</i>	764.67	
			<i>For Class 55 Rating, Add</i>	1,141.66	
			<i>For Class 56 Rating, Add</i>	1,513.63	
40 05 19 00-3320	EA		16" Flanged x Plain End (FxPE), 6'-6" Spool Length, Class 53, Ceramic Epoxy Lined (P401), Bituminous Seal Coat, Ductile Iron Pipe.....	6,136.49	522.92
			<i>For Class 52 Rating, Deduct</i>	-587.86	
			<i>For Class 54 Rating, Add</i>	811.13	
			<i>For Class 55 Rating, Add</i>	1,210.77	
			<i>For Class 56 Rating, Add</i>	1,605.06	



MINOR CSI UOM DESCRIPTION	TOTAL DIRECT UNIT COST	DEMOLITION UNIT COST
40 05 19 00-3321 EA 16" Flanged x Plain End (FxPE), 7'-0" Spool Length, Class 53, Ceramic Epoxy Lined (P401), Bituminous Seal Coat, Ductile Iron Pipe.....	6,449.86	525.51
For Class 52 Rating, Deduct	-621.90	
For Class 54 Rating, Add	857.60	
For Class 55 Rating, Add	1,279.87	
For Class 56 Rating, Add	1,696.49	
40 05 19 00-3322 EA 16" Flanged x Plain End (FxPE), 7'-6" Spool Length, Class 53, Ceramic Epoxy Lined (P401), Bituminous Seal Coat, Ductile Iron Pipe.....	6,763.22	528.08
For Class 52 Rating, Deduct	-655.94	
For Class 54 Rating, Add	904.07	
For Class 55 Rating, Add	1,348.97	
For Class 56 Rating, Add	1,787.92	
40 05 19 00-3323 EA 16" Flanged x Plain End (FxPE), 8'-0" Spool Length, Class 53, Ceramic Epoxy Lined (P401), Bituminous Seal Coat, Ductile Iron Pipe.....	7,076.59	530.65
For Class 52 Rating, Deduct	-689.98	
For Class 54 Rating, Add	960.53	
For Class 55 Rating, Add	1,418.08	
For Class 56 Rating, Add	1,879.35	
40 05 19 00-3324 EA 16" Flanged x Plain End (FxPE), 8'-6" Spool Length, Class 53, Ceramic Epoxy Lined (P401), Bituminous Seal Coat, Ductile Iron Pipe.....	7,389.96	533.24
For Class 52 Rating, Deduct	-724.02	
For Class 54 Rating, Add	997.00	
For Class 55 Rating, Add	1,487.18	
For Class 56 Rating, Add	1,970.78	
40 05 19 00-3325 EA 16" Flanged x Plain End (FxPE), 9'-0" Spool Length, Class 53, Ceramic Epoxy Lined (P401), Bituminous Seal Coat, Ductile Iron Pipe.....	7,703.32	535.81
For Class 52 Rating, Deduct	-758.06	
For Class 54 Rating, Add	1,043.47	
For Class 55 Rating, Add	1,556.29	
For Class 56 Rating, Add	2,062.22	
40 05 19 00-3326 EA 16" Flanged x Plain End (FxPE), 9'-6" Spool Length, Class 53, Ceramic Epoxy Lined (P401), Bituminous Seal Coat, Ductile Iron Pipe.....	8,016.68	538.38
For Class 52 Rating, Deduct	-792.10	
For Class 54 Rating, Add	1,089.93	
For Class 55 Rating, Add	1,625.39	
For Class 56 Rating, Add	2,153.65	
40 05 19 00-3327 EA 16" Flanged x Plain End (FxPE), 10'-0" Spool Length, Class 53, Ceramic Epoxy Lined (P401), Bituminous Seal Coat, Ductile Iron Pipe.....	8,330.05	540.95
For Class 52 Rating, Deduct	-826.15	
For Class 54 Rating, Add	1,136.40	
For Class 55 Rating, Add	1,694.49	
For Class 56 Rating, Add	2,245.08	
40 05 19 00-3328 EA 16" Flanged x Plain End (FxPE), 10'-6" Spool Length, Class 53, Ceramic Epoxy Lined (P401), Bituminous Seal Coat, Ductile Iron Pipe.....	8,643.42	543.54
For Class 52 Rating, Deduct	-860.19	
For Class 54 Rating, Add	1,182.86	
For Class 55 Rating, Add	1,763.60	
For Class 56 Rating, Add	2,336.51	
40 05 19 00-3329 EA 16" Flanged x Plain End (FxPE), 11'-0" Spool Length, Class 53, Ceramic Epoxy Lined (P401), Bituminous Seal Coat, Ductile Iron Pipe.....	8,956.79	546.12
For Class 52 Rating, Deduct	-894.23	
For Class 54 Rating, Add	1,229.33	
For Class 55 Rating, Add	1,832.70	
For Class 56 Rating, Add	2,427.94	
40 05 19 00-3330 EA 16" Flanged x Plain End (FxPE), 11'-6" Spool Length, Class 53, Ceramic Epoxy Lined (P401), Bituminous Seal Coat, Ductile Iron Pipe.....	9,270.15	548.68
For Class 52 Rating, Deduct	-928.27	
For Class 54 Rating, Add	1,275.80	
For Class 55 Rating, Add	1,901.80	
For Class 56 Rating, Add	2,519.37	
40 05 19 00-3331 EA 16" Flanged x Plain End (FxPE), 12'-0" Spool Length, Class 53, Ceramic Epoxy Lined (P401), Bituminous Seal Coat, Ductile Iron Pipe.....	9,583.51	551.27
For Class 52 Rating, Deduct	-962.31	
For Class 54 Rating, Add	1,322.26	
For Class 55 Rating, Add	1,970.91	
For Class 56 Rating, Add	2,610.81	
40 05 19 00-3332 EA 16" Flanged x Plain End (FxPE), 12'-6" Spool Length, Class 53, Ceramic Epoxy Lined (P401), Bituminous Seal Coat, Ductile Iron Pipe.....	9,896.88	553.84
For Class 52 Rating, Deduct	-996.35	
For Class 54 Rating, Add	1,368.73	
For Class 55 Rating, Add	2,040.01	
For Class 56 Rating, Add	2,702.24	
40 05 19 00-3333 EA 16" Flanged x Plain End (FxPE), 13'-0" Spool Length, Class 53, Ceramic Epoxy Lined (P401), Bituminous Seal Coat, Ductile Iron Pipe.....	10,210.24	556.42
For Class 52 Rating, Deduct	-1,030.39	
For Class 54 Rating, Add	1,415.20	
For Class 55 Rating, Add	2,109.12	
For Class 56 Rating, Add	2,793.67	
40 05 19 00-3334 EA 16" Flanged x Plain End (FxPE), 13'-6" Spool Length, Class 53, Ceramic Epoxy Lined (P401), Bituminous Seal Coat, Ductile Iron Pipe.....	10,523.61	558.99
For Class 52 Rating, Deduct	-1,064.43	
For Class 54 Rating, Add	1,461.66	
For Class 55 Rating, Add	2,178.22	
For Class 56 Rating, Add	2,885.10	

40 Process Interconnections
40 05 Common Work Results For Process Interconnections
40 05 19 Ductile Iron Process Pipe



MINOR		TOTAL DIRECT	DEMOLITION
CSI	UOM DESCRIPTION	UNIT COST	UNIT COST
40 05 19 00-3335	EA 16" Flanged x Plain End (FxPE), 14'-0" Spool Length, Class 53, Ceramic Epoxy Lined (P401), Bituminous Seal Coat, Ductile Iron Pipe.....	10,836.97	561.57
	For Class 52 Rating, Deduct	-1,098.47	
	For Class 54 Rating, Add	1,508.13	
	For Class 55 Rating, Add	2,247.32	
	For Class 56 Rating, Add	2,976.53	
40 05 19 00-3336	EA 16" Flanged x Plain End (FxPE), 14'-6" Spool Length, Class 53, Ceramic Epoxy Lined (P401), Bituminous Seal Coat, Ductile Iron Pipe.....	11,150.35	564.15
	For Class 52 Rating, Deduct	-1,132.51	
	For Class 54 Rating, Add	1,554.59	
	For Class 55 Rating, Add	2,316.43	
	For Class 56 Rating, Add	3,067.97	
40 05 19 00-3337	EA 16" Flanged x Plain End (FxPE), 15'-0" Spool Length, Class 53, Ceramic Epoxy Lined (P401), Bituminous Seal Coat, Ductile Iron Pipe.....	11,463.71	566.71
	For Class 52 Rating, Deduct	-1,166.55	
	For Class 54 Rating, Add	1,601.06	
	For Class 55 Rating, Add	2,385.53	
	For Class 56 Rating, Add	3,159.40	
40 05 19 00-3338	EA 16" Flanged x Plain End (FxPE), 15'-6" Spool Length, Class 53, Ceramic Epoxy Lined (P401), Bituminous Seal Coat, Ductile Iron Pipe.....	11,777.08	569.30
	For Class 52 Rating, Deduct	-1,200.60	
	For Class 54 Rating, Add	1,647.53	
	For Class 55 Rating, Add	2,454.64	
	For Class 56 Rating, Add	3,250.83	
40 05 19 00-3339	EA 16" Flanged x Plain End (FxPE), 16'-0" Spool Length, Class 53, Ceramic Epoxy Lined (P401), Bituminous Seal Coat, Ductile Iron Pipe.....	12,090.43	571.88
	For Class 52 Rating, Deduct	-1,234.64	
	For Class 54 Rating, Add	1,693.99	
	For Class 55 Rating, Add	2,523.74	
	For Class 56 Rating, Add	3,342.26	
40 05 19 00-3340	EA 16" Flanged x Plain End (FxPE), 16'-6" Spool Length, Class 53, Ceramic Epoxy Lined (P401), Bituminous Seal Coat, Ductile Iron Pipe.....	12,403.80	574.45
	For Class 52 Rating, Deduct	-1,268.68	
	For Class 54 Rating, Add	1,740.46	
	For Class 55 Rating, Add	2,592.84	
	For Class 56 Rating, Add	3,433.70	
40 05 19 00-3341	EA 16" Flanged x Plain End (FxPE), 17'-0" Spool Length, Class 53, Ceramic Epoxy Lined (P401), Bituminous Seal Coat, Ductile Iron Pipe.....	12,717.17	577.02
	For Class 52 Rating, Deduct	-1,302.72	
	For Class 54 Rating, Add	1,786.92	
	For Class 55 Rating, Add	2,661.95	
	For Class 56 Rating, Add	3,525.13	
40 05 19 00-3342	EA 16" Flanged x Plain End (FxPE), 17'-6" Spool Length, Class 53, Ceramic Epoxy Lined (P401), Bituminous Seal Coat, Ductile Iron Pipe.....	13,030.53	579.60
	For Class 52 Rating, Deduct	-1,336.76	
	For Class 54 Rating, Add	1,833.39	
	For Class 55 Rating, Add	2,731.05	
	For Class 56 Rating, Add	3,616.56	
40 05 19 00-3343	EA 16" Flanged x Plain End (FxPE), 18'-0" Spool Length, Class 53, Ceramic Epoxy Lined (P401), Bituminous Seal Coat, Ductile Iron Pipe.....	13,343.90	582.18
	For Class 52 Rating, Deduct	-1,370.80	
	For Class 54 Rating, Add	1,879.86	
	For Class 55 Rating, Add	2,800.15	
	For Class 56 Rating, Add	3,707.99	
40 05 19 00-3344	EA 16" Flanged x Plain End (FxPE), 18'-6" Spool Length, Class 53, Ceramic Epoxy Lined (P401), Bituminous Seal Coat, Ductile Iron Pipe.....	13,657.27	584.75
	For Class 52 Rating, Deduct	-1,404.84	
	For Class 54 Rating, Add	1,926.32	
	For Class 55 Rating, Add	2,869.26	
	For Class 56 Rating, Add	3,799.42	
40 05 19 00-3345	EA 16" Flanged x Plain End (FxPE), 19'-0" Spool Length, Class 53, Ceramic Epoxy Lined (P401), Bituminous Seal Coat, Ductile Iron Pipe.....	13,970.64	587.33
	For Class 52 Rating, Deduct	-1,438.88	
	For Class 54 Rating, Add	1,972.79	
	For Class 55 Rating, Add	2,938.36	
	For Class 56 Rating, Add	3,890.85	
40 05 19 00-3346	EA 16" Flanged x Plain End (FxPE), 19'-6" Spool Length, Class 53, Ceramic Epoxy Lined (P401), Bituminous Seal Coat, Ductile Iron Pipe.....	14,283.99	589.91
	For Class 52 Rating, Deduct	-1,472.92	
	For Class 54 Rating, Add	2,019.26	
	For Class 55 Rating, Add	3,007.47	
	For Class 56 Rating, Add	3,982.29	
40 05 19 00-3347	18" Flanged End x Plain End (FxPE), Class 53, Ceramic Epoxy Lined (P401), Bituminous Seal Coat, Ductile Iron Pipe		
40 05 19 00-3348	EA 18" Flanged x Plain End (FxPE), 1'-0" Spool Length, Class 53, Ceramic Epoxy Lined (P401), Bituminous Seal Coat, Ductile Iron Pipe.....	3,117.97	557.44
	For Class 52 Rating, Deduct	-250.07	
	For Class 54 Rating, Add	351.14	
	For Class 55 Rating, Add	527.23	
	For Class 56 Rating, Add	701.05	



MINOR CSI UOM DESCRIPTION	TOTAL DIRECT UNIT COST	DEMOLITION UNIT COST
40 05 19 00-3349 EA 18" Flanged x Plain End (FxPE), 1'-6" Spool Length, Class 53, Ceramic Epoxy Lined (P401), Bituminous Seal Coat, Ductile Iron Pipe.....	3,478.95	560.03
For Class 52 Rating, Deduct	-289.35	
For Class 54 Rating, Add	404.75	
For Class 55 Rating, Add	606.95	
For Class 56 Rating, Add	806.52	
40 05 19 00-3350 EA 18" Flanged x Plain End (FxPE), 2'-0" Spool Length, Class 53, Ceramic Epoxy Lined (P401), Bituminous Seal Coat, Ductile Iron Pipe.....	3,839.92	562.60
For Class 52 Rating, Deduct	-328.63	
For Class 54 Rating, Add	458.35	
For Class 55 Rating, Add	686.67	
For Class 56 Rating, Add	912.00	
40 05 19 00-3351 EA 18" Flanged x Plain End (FxPE), 2'-6" Spool Length, Class 53, Ceramic Epoxy Lined (P401), Bituminous Seal Coat, Ductile Iron Pipe.....	4,200.90	565.17
For Class 52 Rating, Deduct	-367.90	
For Class 54 Rating, Add	511.96	
For Class 55 Rating, Add	766.39	
For Class 56 Rating, Add	1,017.48	
40 05 19 00-3352 EA 18" Flanged x Plain End (FxPE), 3'-0" Spool Length, Class 53, Ceramic Epoxy Lined (P401), Bituminous Seal Coat, Ductile Iron Pipe.....	4,561.88	567.76
For Class 52 Rating, Deduct	-407.18	
For Class 54 Rating, Add	565.57	
For Class 55 Rating, Add	846.11	
For Class 56 Rating, Add	1,122.96	
40 05 19 00-3353 EA 18" Flanged x Plain End (FxPE), 3'-6" Spool Length, Class 53, Ceramic Epoxy Lined (P401), Bituminous Seal Coat, Ductile Iron Pipe.....	4,922.86	570.32
For Class 52 Rating, Deduct	-446.46	
For Class 54 Rating, Add	619.18	
For Class 55 Rating, Add	925.83	
For Class 56 Rating, Add	1,228.43	
40 05 19 00-3354 EA 18" Flanged x Plain End (FxPE), 4'-0" Spool Length, Class 53, Ceramic Epoxy Lined (P401), Bituminous Seal Coat, Ductile Iron Pipe.....	5,283.83	572.90
For Class 52 Rating, Deduct	-485.74	
For Class 54 Rating, Add	672.78	
For Class 55 Rating, Add	1,005.55	
For Class 56 Rating, Add	1,333.91	
40 05 19 00-3355 EA 18" Flanged x Plain End (FxPE), 4'-6" Spool Length, Class 53, Ceramic Epoxy Lined (P401), Bituminous Seal Coat, Ductile Iron Pipe.....	5,644.80	575.48
For Class 52 Rating, Deduct	-525.01	
For Class 54 Rating, Add	726.39	
For Class 55 Rating, Add	1,085.27	
For Class 56 Rating, Add	1,439.38	
40 05 19 00-3356 EA 18" Flanged x Plain End (FxPE), 5'-0" Spool Length, Class 53, Ceramic Epoxy Lined (P401), Bituminous Seal Coat, Ductile Iron Pipe.....	6,005.77	578.06
For Class 52 Rating, Deduct	-564.29	
For Class 54 Rating, Add	780.00	
For Class 55 Rating, Add	1,164.99	
For Class 56 Rating, Add	1,544.86	
40 05 19 00-3357 EA 18" Flanged x Plain End (FxPE), 5'-6" Spool Length, Class 53, Ceramic Epoxy Lined (P401), Bituminous Seal Coat, Ductile Iron Pipe.....	6,366.76	580.63
For Class 52 Rating, Deduct	-603.57	
For Class 54 Rating, Add	833.61	
For Class 55 Rating, Add	1,244.72	
For Class 56 Rating, Add	1,650.34	
40 05 19 00-3358 EA 18" Flanged x Plain End (FxPE), 6'-0" Spool Length, Class 53, Ceramic Epoxy Lined (P401), Bituminous Seal Coat, Ductile Iron Pipe.....	6,727.73	583.20
For Class 52 Rating, Deduct	-642.85	
For Class 54 Rating, Add	887.22	
For Class 55 Rating, Add	1,324.44	
For Class 56 Rating, Add	1,755.82	
40 05 19 00-3359 EA 18" Flanged x Plain End (FxPE), 6'-6" Spool Length, Class 53, Ceramic Epoxy Lined (P401), Bituminous Seal Coat, Ductile Iron Pipe.....	7,088.70	585.79
For Class 52 Rating, Deduct	-682.13	
For Class 54 Rating, Add	940.82	
For Class 55 Rating, Add	1,404.16	
For Class 56 Rating, Add	1,861.29	
40 05 19 00-3360 EA 18" Flanged x Plain End (FxPE), 7'-0" Spool Length, Class 53, Ceramic Epoxy Lined (P401), Bituminous Seal Coat, Ductile Iron Pipe.....	7,449.68	588.36
For Class 52 Rating, Deduct	-721.40	
For Class 54 Rating, Add	994.43	
For Class 55 Rating, Add	1,483.88	
For Class 56 Rating, Add	1,966.77	
40 05 19 00-3361 EA 18" Flanged x Plain End (FxPE), 7'-6" Spool Length, Class 53, Ceramic Epoxy Lined (P401), Bituminous Seal Coat, Ductile Iron Pipe.....	7,810.65	590.93
For Class 52 Rating, Deduct	-760.68	
For Class 54 Rating, Add	1,048.04	
For Class 55 Rating, Add	1,563.60	
For Class 56 Rating, Add	2,072.24	
40 05 19 00-3362 EA 18" Flanged x Plain End (FxPE), 8'-0" Spool Length, Class 53, Ceramic Epoxy Lined (P401), Bituminous Seal Coat, Ductile Iron Pipe.....	8,171.63	593.51
For Class 52 Rating, Deduct	-799.96	
For Class 54 Rating, Add	1,101.65	
For Class 55 Rating, Add	1,643.32	
For Class 56 Rating, Add	2,177.72	

40 Process Interconnections**40 05 Common Work Results For Process Interconnections****40 05 19 Ductile Iron Process Pipe**

MINOR	CSI	UOM	DESCRIPTION	TOTAL DIRECT UNIT COST	DEMOLITION UNIT COST
-------	-----	-----	-------------	------------------------	----------------------

40 05 19 00-3363	EA		18" Flanged x Plain End (FxPE), 8'-6" Spool Length, Class 53, Ceramic Epoxy Lined (P401), Bituminous Seal Coat, Ductile Iron Pipe.....	8,532.60	596.09
			<i>For Class 52 Rating, Deduct</i>	-839.24	
			<i>For Class 54 Rating, Add</i>	1,155.25	
			<i>For Class 55 Rating, Add</i>	1,723.04	
			<i>For Class 56 Rating, Add</i>	2,283.20	
40 05 19 00-3364	EA		18" Flanged x Plain End (FxPE), 9'-0" Spool Length, Class 53, Ceramic Epoxy Lined (P401), Bituminous Seal Coat, Ductile Iron Pipe.....	8,893.58	598.66
			<i>For Class 52 Rating, Deduct</i>	-878.52	
			<i>For Class 54 Rating, Add</i>	1,208.86	
			<i>For Class 55 Rating, Add</i>	1,802.76	
			<i>For Class 56 Rating, Add</i>	2,388.67	
40 05 19 00-3365	EA		18" Flanged x Plain End (FxPE), 9'-6" Spool Length, Class 53, Ceramic Epoxy Lined (P401), Bituminous Seal Coat, Ductile Iron Pipe.....	9,254.55	601.24
			<i>For Class 52 Rating, Deduct</i>	-917.79	
			<i>For Class 54 Rating, Add</i>	1,262.47	
			<i>For Class 55 Rating, Add</i>	1,882.48	
			<i>For Class 56 Rating, Add</i>	2,494.15	
40 05 19 00-3366	EA		18" Flanged x Plain End (FxPE), 10'-0" Spool Length, Class 53, Ceramic Epoxy Lined (P401), Bituminous Seal Coat, Ductile Iron Pipe.....	9,615.53	603.82
			<i>For Class 52 Rating, Deduct</i>	-957.07	
			<i>For Class 54 Rating, Add</i>	1,316.08	
			<i>For Class 55 Rating, Add</i>	1,962.20	
			<i>For Class 56 Rating, Add</i>	2,599.63	
40 05 19 00-3367	EA		18" Flanged x Plain End (FxPE), 10'-6" Spool Length, Class 53, Ceramic Epoxy Lined (P401), Bituminous Seal Coat, Ductile Iron Pipe.....	9,976.51	606.39
			<i>For Class 52 Rating, Deduct</i>	-996.35	
			<i>For Class 54 Rating, Add</i>	1,369.68	
			<i>For Class 55 Rating, Add</i>	2,041.92	
			<i>For Class 56 Rating, Add</i>	2,705.11	
40 05 19 00-3368	EA		18" Flanged x Plain End (FxPE), 11'-0" Spool Length, Class 53, Ceramic Epoxy Lined (P401), Bituminous Seal Coat, Ductile Iron Pipe.....	10,337.49	608.96
			<i>For Class 52 Rating, Deduct</i>	-1,035.63	
			<i>For Class 54 Rating, Add</i>	1,423.29	
			<i>For Class 55 Rating, Add</i>	2,121.64	
			<i>For Class 56 Rating, Add</i>	2,810.58	
40 05 19 00-3369	EA		18" Flanged x Plain End (FxPE), 11'-6" Spool Length, Class 53, Ceramic Epoxy Lined (P401), Bituminous Seal Coat, Ductile Iron Pipe.....	10,698.45	611.54
			<i>For Class 52 Rating, Deduct</i>	-1,074.91	
			<i>For Class 54 Rating, Add</i>	1,476.90	
			<i>For Class 55 Rating, Add</i>	2,201.36	
			<i>For Class 56 Rating, Add</i>	2,916.06	
40 05 19 00-3370	EA		18" Flanged x Plain End (FxPE), 12'-0" Spool Length, Class 53, Ceramic Epoxy Lined (P401), Bituminous Seal Coat, Ductile Iron Pipe.....	11,059.42	614.13
			<i>For Class 52 Rating, Deduct</i>	-1,114.18	
			<i>For Class 54 Rating, Add</i>	1,530.51	
			<i>For Class 55 Rating, Add</i>	2,281.09	
			<i>For Class 56 Rating, Add</i>	3,021.53	
40 05 19 00-3371	EA		18" Flanged x Plain End (FxPE), 12'-6" Spool Length, Class 53, Ceramic Epoxy Lined (P401), Bituminous Seal Coat, Ductile Iron Pipe.....	11,420.40	616.69
			<i>For Class 52 Rating, Deduct</i>	-1,153.46	
			<i>For Class 54 Rating, Add</i>	1,584.11	
			<i>For Class 55 Rating, Add</i>	2,360.81	
			<i>For Class 56 Rating, Add</i>	3,127.01	
40 05 19 00-3372	EA		18" Flanged x Plain End (FxPE), 13'-0" Spool Length, Class 53, Ceramic Epoxy Lined (P401), Bituminous Seal Coat, Ductile Iron Pipe.....	11,781.38	619.27
			<i>For Class 52 Rating, Deduct</i>	-1,192.74	
			<i>For Class 54 Rating, Add</i>	1,637.72	
			<i>For Class 55 Rating, Add</i>	2,440.53	
			<i>For Class 56 Rating, Add</i>	3,232.49	
40 05 19 00-3373	EA		18" Flanged x Plain End (FxPE), 13'-6" Spool Length, Class 53, Ceramic Epoxy Lined (P401), Bituminous Seal Coat, Ductile Iron Pipe.....	12,142.36	621.85
			<i>For Class 52 Rating, Deduct</i>	-1,232.02	
			<i>For Class 54 Rating, Add</i>	1,691.33	
			<i>For Class 55 Rating, Add</i>	2,520.25	
			<i>For Class 56 Rating, Add</i>	3,337.97	
40 05 19 00-3374	EA		18" Flanged x Plain End (FxPE), 14'-0" Spool Length, Class 53, Ceramic Epoxy Lined (P401), Bituminous Seal Coat, Ductile Iron Pipe.....	12,503.33	624.43
			<i>For Class 52 Rating, Deduct</i>	-1,271.30	
			<i>For Class 54 Rating, Add</i>	1,744.94	
			<i>For Class 55 Rating, Add</i>	2,599.97	
			<i>For Class 56 Rating, Add</i>	3,443.44	
40 05 19 00-3375	EA		18" Flanged x Plain End (FxPE), 14'-6" Spool Length, Class 53, Ceramic Epoxy Lined (P401), Bituminous Seal Coat, Ductile Iron Pipe.....	12,864.30	627.00
			<i>For Class 52 Rating, Deduct</i>	-1,310.57	
			<i>For Class 54 Rating, Add</i>	1,798.55	
			<i>For Class 55 Rating, Add</i>	2,679.69	
			<i>For Class 56 Rating, Add</i>	3,548.92	
40 05 19 00-3376	EA		18" Flanged x Plain End (FxPE), 15'-0" Spool Length, Class 53, Ceramic Epoxy Lined (P401), Bituminous Seal Coat, Ductile Iron Pipe.....	13,225.27	629.57
			<i>For Class 52 Rating, Deduct</i>	-1,349.85	
			<i>For Class 54 Rating, Add</i>	1,852.15	
			<i>For Class 55 Rating, Add</i>	2,759.41	
			<i>For Class 56 Rating, Add</i>	3,654.39	



MINOR CSI UOM DESCRIPTION	TOTAL DIRECT UNIT COST	DEMOLITION UNIT COST
40 05 19 00-3377 EA 18" Flanged x Plain End (FxPE), 15'-6" Spool Length, Class 53, Ceramic Epoxy Lined (P401), Bituminous Seal Coat, Ductile Iron Pipe.....	13,586.26	632.16
For Class 52 Rating, Deduct	-1,389.13	
For Class 54 Rating, Add	1,905.76	
For Class 55 Rating, Add	2,839.13	
For Class 56 Rating, Add	3,759.87	
40 05 19 00-3378 EA 18" Flanged x Plain End (FxPE), 16'-0" Spool Length, Class 53, Ceramic Epoxy Lined (P401), Bituminous Seal Coat, Ductile Iron Pipe.....	13,947.23	634.72
For Class 52 Rating, Deduct	-1,428.41	
For Class 54 Rating, Add	1,959.37	
For Class 55 Rating, Add	2,918.85	
For Class 56 Rating, Add	3,865.35	
40 05 19 00-3379 EA 18" Flanged x Plain End (FxPE), 16'-6" Spool Length, Class 53, Ceramic Epoxy Lined (P401), Bituminous Seal Coat, Ductile Iron Pipe.....	14,308.20	637.30
For Class 52 Rating, Deduct	-1,467.68	
For Class 54 Rating, Add	2,012.98	
For Class 55 Rating, Add	2,998.57	
For Class 56 Rating, Add	3,970.83	
40 05 19 00-3380 EA 18" Flanged x Plain End (FxPE), 17'-0" Spool Length, Class 53, Ceramic Epoxy Lined (P401), Bituminous Seal Coat, Ductile Iron Pipe.....	14,669.18	639.89
For Class 52 Rating, Deduct	-1,506.96	
For Class 54 Rating, Add	2,066.58	
For Class 55 Rating, Add	3,078.29	
For Class 56 Rating, Add	4,076.30	
40 05 19 00-3381 EA 18" Flanged x Plain End (FxPE), 17'-6" Spool Length, Class 53, Ceramic Epoxy Lined (P401), Bituminous Seal Coat, Ductile Iron Pipe.....	15,030.15	642.46
For Class 52 Rating, Deduct	-1,546.24	
For Class 54 Rating, Add	2,120.19	
For Class 55 Rating, Add	3,158.01	
For Class 56 Rating, Add	4,181.78	
40 05 19 00-3382 EA 18" Flanged x Plain End (FxPE), 18'-0" Spool Length, Class 53, Ceramic Epoxy Lined (P401), Bituminous Seal Coat, Ductile Iron Pipe.....	15,391.13	645.03
For Class 52 Rating, Deduct	-1,585.52	
For Class 54 Rating, Add	2,173.80	
For Class 55 Rating, Add	3,237.74	
For Class 56 Rating, Add	4,287.26	
40 05 19 00-3383 EA 18" Flanged x Plain End (FxPE), 18'-6" Spool Length, Class 53, Ceramic Epoxy Lined (P401), Bituminous Seal Coat, Ductile Iron Pipe.....	15,752.10	647.60
For Class 52 Rating, Deduct	-1,624.80	
For Class 54 Rating, Add	2,227.41	
For Class 55 Rating, Add	3,317.46	
For Class 56 Rating, Add	4,392.73	
40 05 19 00-3384 EA 18" Flanged x Plain End (FxPE), 19'-0" Spool Length, Class 53, Ceramic Epoxy Lined (P401), Bituminous Seal Coat, Ductile Iron Pipe.....	16,113.08	650.19
For Class 52 Rating, Deduct	-1,664.07	
For Class 54 Rating, Add	2,281.01	
For Class 55 Rating, Add	3,397.18	
For Class 56 Rating, Add	4,498.21	
40 05 19 00-3385 EA 18" Flanged x Plain End (FxPE), 19'-6" Spool Length, Class 53, Ceramic Epoxy Lined (P401), Bituminous Seal Coat, Ductile Iron Pipe.....	16,474.05	652.76
For Class 52 Rating, Deduct	-1,703.35	
For Class 54 Rating, Add	2,334.62	
For Class 55 Rating, Add	3,476.90	
For Class 56 Rating, Add	4,603.69	
40 05 19 00-3386 20" Flanged End x Plain End (FxPE), Class 53, Ceramic Epoxy Lined (P401), Bituminous Seal Coat, Ductile Iron Pipe (40 05 19 00-3068)		
40 05 19 00-3387 EA 20" Flanged x Plain End (FxPE), 1'-0" Spool Length, Class 53, Ceramic Epoxy Lined (P401), Bituminous Seal Coat, Ductile Iron Pipe.....	3,630.19	636.28
For Class 52 Rating, Deduct	-293.28	
For Class 54 Rating, Add	411.49	
For Class 55 Rating, Add	617.69	
For Class 56 Rating, Add	821.22	
40 05 19 00-3388 EA 20" Flanged x Plain End (FxPE), 1'-6" Spool Length, Class 53, Ceramic Epoxy Lined (P401), Bituminous Seal Coat, Ductile Iron Pipe.....	4,041.16	638.85
For Class 52 Rating, Deduct	-338.05	
For Class 54 Rating, Add	472.60	
For Class 55 Rating, Add	708.55	
For Class 56 Rating, Add	941.44	
40 05 19 00-3389 EA 20" Flanged x Plain End (FxPE), 2'-0" Spool Length, Class 53, Ceramic Epoxy Lined (P401), Bituminous Seal Coat, Ductile Iron Pipe.....	4,452.11	641.42
For Class 52 Rating, Deduct	-382.83	
For Class 54 Rating, Add	533.70	
For Class 55 Rating, Add	799.42	
For Class 56 Rating, Add	1,061.66	
40 05 19 00-3390 EA 20" Flanged x Plain End (FxPE), 2'-6" Spool Length, Class 53, Ceramic Epoxy Lined (P401), Bituminous Seal Coat, Ductile Iron Pipe.....	4,863.08	644.00
For Class 52 Rating, Deduct	-427.61	
For Class 54 Rating, Add	594.81	
For Class 55 Rating, Add	890.29	
For Class 56 Rating, Add	1,181.89	

40 Process Interconnections
40 05 Common Work Results For Process Interconnections
40 05 19 Ductile Iron Process Pipe



MINOR	CSI	UOM	DESCRIPTION	TOTAL DIRECT UNIT COST	DEMOLITION UNIT COST
40 05 19 00-3391	EA		20" Flanged x Plain End (FxPE), 3'-0" Spool Length, Class 53, Ceramic Epoxy Lined (P401), Bituminous Seal Coat, Ductile Iron Pipe.....	5,274.05	646.58
			<i>For Class 52 Rating, Deduct</i>	-472.38	
			<i>For Class 54 Rating, Add</i>	655.91	
			<i>For Class 55 Rating, Add</i>	981.16	
			<i>For Class 56 Rating, Add</i>	1,302.11	
40 05 19 00-3392	EA		20" Flanged x Plain End (FxPE), 3'-6" Spool Length, Class 53, Ceramic Epoxy Lined (P401), Bituminous Seal Coat, Ductile Iron Pipe.....	5,685.02	649.15
			<i>For Class 52 Rating, Deduct</i>	-517.16	
			<i>For Class 54 Rating, Add</i>	717.02	
			<i>For Class 55 Rating, Add</i>	1,072.03	
			<i>For Class 56 Rating, Add</i>	1,422.34	
40 05 19 00-3393	EA		20" Flanged x Plain End (FxPE), 4'-0" Spool Length, Class 53, Ceramic Epoxy Lined (P401), Bituminous Seal Coat, Ductile Iron Pipe.....	6,095.98	651.73
			<i>For Class 52 Rating, Deduct</i>	-561.94	
			<i>For Class 54 Rating, Add</i>	778.13	
			<i>For Class 55 Rating, Add</i>	1,162.90	
			<i>For Class 56 Rating, Add</i>	1,542.56	
40 05 19 00-3394	EA		20" Flanged x Plain End (FxPE), 4'-6" Spool Length, Class 53, Ceramic Epoxy Lined (P401), Bituminous Seal Coat, Ductile Iron Pipe.....	6,506.94	654.31
			<i>For Class 52 Rating, Deduct</i>	-606.71	
			<i>For Class 54 Rating, Add</i>	839.23	
			<i>For Class 55 Rating, Add</i>	1,253.76	
			<i>For Class 56 Rating, Add</i>	1,662.78	
40 05 19 00-3395	EA		20" Flanged x Plain End (FxPE), 5'-0" Spool Length, Class 53, Ceramic Epoxy Lined (P401), Bituminous Seal Coat, Ductile Iron Pipe.....	6,917.91	656.88
			<i>For Class 52 Rating, Deduct</i>	-651.49	
			<i>For Class 54 Rating, Add</i>	900.34	
			<i>For Class 55 Rating, Add</i>	1,344.63	
			<i>For Class 56 Rating, Add</i>	1,783.01	
40 05 19 00-3396	EA		20" Flanged x Plain End (FxPE), 5'-6" Spool Length, Class 53, Ceramic Epoxy Lined (P401), Bituminous Seal Coat, Ductile Iron Pipe.....	7,328.87	659.45
			<i>For Class 52 Rating, Deduct</i>	-696.27	
			<i>For Class 54 Rating, Add</i>	961.45	
			<i>For Class 55 Rating, Add</i>	1,435.50	
			<i>For Class 56 Rating, Add</i>	1,903.23	
40 05 19 00-3397	EA		20" Flanged x Plain End (FxPE), 6'-0" Spool Length, Class 53, Ceramic Epoxy Lined (P401), Bituminous Seal Coat, Ductile Iron Pipe.....	7,739.84	662.04
			<i>For Class 52 Rating, Deduct</i>	-741.04	
			<i>For Class 54 Rating, Add</i>	1,022.55	
			<i>For Class 55 Rating, Add</i>	1,526.37	
			<i>For Class 56 Rating, Add</i>	2,023.46	
40 05 19 00-3398	EA		20" Flanged x Plain End (FxPE), 6'-6" Spool Length, Class 53, Ceramic Epoxy Lined (P401), Bituminous Seal Coat, Ductile Iron Pipe.....	8,150.80	664.61
			<i>For Class 52 Rating, Deduct</i>	-785.82	
			<i>For Class 54 Rating, Add</i>	1,083.66	
			<i>For Class 55 Rating, Add</i>	1,617.24	
			<i>For Class 56 Rating, Add</i>	2,143.68	
40 05 19 00-3399	EA		20" Flanged x Plain End (FxPE), 7'-0" Spool Length, Class 53, Ceramic Epoxy Lined (P401), Bituminous Seal Coat, Ductile Iron Pipe.....	8,561.77	667.18
			<i>For Class 52 Rating, Deduct</i>	-830.60	
			<i>For Class 54 Rating, Add</i>	1,144.76	
			<i>For Class 55 Rating, Add</i>	1,708.11	
			<i>For Class 56 Rating, Add</i>	2,263.90	
40 05 19 00-3400	EA		20" Flanged x Plain End (FxPE), 7'-6" Spool Length, Class 53, Ceramic Epoxy Lined (P401), Bituminous Seal Coat, Ductile Iron Pipe.....	8,972.73	669.76
			<i>For Class 52 Rating, Deduct</i>	-875.37	
			<i>For Class 54 Rating, Add</i>	1,205.87	
			<i>For Class 55 Rating, Add</i>	1,798.98	
			<i>For Class 56 Rating, Add</i>	2,384.12	
40 05 19 00-3401	EA		20" Flanged x Plain End (FxPE), 8'-0" Spool Length, Class 53, Ceramic Epoxy Lined (P401), Bituminous Seal Coat, Ductile Iron Pipe.....	9,383.71	672.34
			<i>For Class 52 Rating, Deduct</i>	-920.15	
			<i>For Class 54 Rating, Add</i>	1,266.98	
			<i>For Class 55 Rating, Add</i>	1,889.85	
			<i>For Class 56 Rating, Add</i>	2,504.35	
40 05 19 00-3402	EA		20" Flanged x Plain End (FxPE), 8'-6" Spool Length, Class 53, Ceramic Epoxy Lined (P401), Bituminous Seal Coat, Ductile Iron Pipe.....	9,794.67	674.92
			<i>For Class 52 Rating, Deduct</i>	-964.93	
			<i>For Class 54 Rating, Add</i>	1,328.08	
			<i>For Class 55 Rating, Add</i>	1,980.71	
			<i>For Class 56 Rating, Add</i>	2,624.57	
40 05 19 00-3403	EA		20" Flanged x Plain End (FxPE), 9'-0" Spool Length, Class 53, Ceramic Epoxy Lined (P401), Bituminous Seal Coat, Ductile Iron Pipe.....	10,205.62	677.48
			<i>For Class 52 Rating, Deduct</i>	-1,009.70	
			<i>For Class 54 Rating, Add</i>	1,389.19	
			<i>For Class 55 Rating, Add</i>	2,071.58	
			<i>For Class 56 Rating, Add</i>	2,744.80	
40 05 19 00-3404	EA		20" Flanged x Plain End (FxPE), 9'-6" Spool Length, Class 53, Ceramic Epoxy Lined (P401), Bituminous Seal Coat, Ductile Iron Pipe.....	10,616.59	680.07
			<i>For Class 52 Rating, Deduct</i>	-1,054.48	
			<i>For Class 54 Rating, Add</i>	1,450.29	
			<i>For Class 55 Rating, Add</i>	2,162.45	
			<i>For Class 56 Rating, Add</i>	2,865.02	



MINOR CSI UOM DESCRIPTION	TOTAL DIRECT UNIT COST	DEMOLITION UNIT COST
40 05 19 00-3405 EA 20" Flanged x Plain End (FxPE), 10'-0" Spool Length, Class 53, Ceramic Epoxy Lined (P401), Bituminous Seal		
Coat, Ductile Iron Pipe.....	11,027.56	682.64
<i>For Class 52 Rating, Deduct</i>	-1,099.26	
<i>For Class 54 Rating, Add</i>	1,511.40	
<i>For Class 55 Rating, Add</i>	2,253.32	
<i>For Class 56 Rating, Add</i>	2,985.25	
40 05 19 00-3406 EA 20" Flanged x Plain End (FxPE), 10'-6" Spool Length, Class 53, Ceramic Epoxy Lined (P401), Bituminous Seal		
Coat, Ductile Iron Pipe.....	11,438.53	685.22
<i>For Class 52 Rating, Deduct</i>	-1,144.04	
<i>For Class 54 Rating, Add</i>	1,572.51	
<i>For Class 55 Rating, Add</i>	2,344.19	
<i>For Class 56 Rating, Add</i>	3,105.47	
40 05 19 00-3407 EA 20" Flanged x Plain End (FxPE), 11'-0" Spool Length, Class 53, Ceramic Epoxy Lined (P401), Bituminous Seal		
Coat, Ductile Iron Pipe.....	11,849.49	687.79
<i>For Class 52 Rating, Deduct</i>	-1,188.81	
<i>For Class 54 Rating, Add</i>	1,633.61	
<i>For Class 55 Rating, Add</i>	2,435.06	
<i>For Class 56 Rating, Add</i>	3,225.69	
40 05 19 00-3408 EA 20" Flanged x Plain End (FxPE), 11'-6" Spool Length, Class 53, Ceramic Epoxy Lined (P401), Bituminous Seal		
Coat, Ductile Iron Pipe.....	12,260.46	690.37
<i>For Class 52 Rating, Deduct</i>	-1,233.59	
<i>For Class 54 Rating, Add</i>	1,694.72	
<i>For Class 55 Rating, Add</i>	2,525.92	
<i>For Class 56 Rating, Add</i>	3,345.92	
40 05 19 00-3409 EA 20" Flanged x Plain End (FxPE), 12'-0" Spool Length, Class 53, Ceramic Epoxy Lined (P401), Bituminous Seal		
Coat, Ductile Iron Pipe.....	12,671.42	692.95
<i>For Class 52 Rating, Deduct</i>	-1,278.37	
<i>For Class 54 Rating, Add</i>	1,755.82	
<i>For Class 55 Rating, Add</i>	2,616.79	
<i>For Class 56 Rating, Add</i>	3,466.14	
40 05 19 00-3410 EA 20" Flanged x Plain End (FxPE), 12'-6" Spool Length, Class 53, Ceramic Epoxy Lined (P401), Bituminous Seal		
Coat, Ductile Iron Pipe.....	13,082.39	695.51
<i>For Class 52 Rating, Deduct</i>	-1,323.14	
<i>For Class 54 Rating, Add</i>	1,816.93	
<i>For Class 55 Rating, Add</i>	2,707.66	
<i>For Class 56 Rating, Add</i>	3,586.37	
40 05 19 00-3411 EA 20" Flanged x Plain End (FxPE), 13'-0" Spool Length, Class 53, Ceramic Epoxy Lined (P401), Bituminous Seal		
Coat, Ductile Iron Pipe.....	13,493.35	698.10
<i>For Class 52 Rating, Deduct</i>	-1,367.92	
<i>For Class 54 Rating, Add</i>	1,878.04	
<i>For Class 55 Rating, Add</i>	2,798.53	
<i>For Class 56 Rating, Add</i>	3,706.59	
40 05 19 00-3412 EA 20" Flanged x Plain End (FxPE), 13'-6" Spool Length, Class 53, Ceramic Epoxy Lined (P401), Bituminous Seal		
Coat, Ductile Iron Pipe.....	13,904.32	700.67
<i>For Class 52 Rating, Deduct</i>	-1,412.70	
<i>For Class 54 Rating, Add</i>	1,939.14	
<i>For Class 55 Rating, Add</i>	2,889.40	
<i>For Class 56 Rating, Add</i>	3,826.81	
40 05 19 00-3413 EA 20" Flanged x Plain End (FxPE), 14'-0" Spool Length, Class 53, Ceramic Epoxy Lined (P401), Bituminous Seal		
Coat, Ductile Iron Pipe.....	14,315.28	703.25
<i>For Class 52 Rating, Deduct</i>	-1,457.47	
<i>For Class 54 Rating, Add</i>	2,000.25	
<i>For Class 55 Rating, Add</i>	2,980.27	
<i>For Class 56 Rating, Add</i>	3,947.04	
40 05 19 00-3414 EA 20" Flanged x Plain End (FxPE), 14'-6" Spool Length, Class 53, Ceramic Epoxy Lined (P401), Bituminous Seal		
Coat, Ductile Iron Pipe.....	14,726.24	705.83
<i>For Class 52 Rating, Deduct</i>	-1,502.25	
<i>For Class 54 Rating, Add</i>	2,061.35	
<i>For Class 55 Rating, Add</i>	3,071.13	
<i>For Class 56 Rating, Add</i>	4,067.26	
40 05 19 00-3415 EA 20" Flanged x Plain End (FxPE), 15'-0" Spool Length, Class 53, Ceramic Epoxy Lined (P401), Bituminous Seal		
Coat, Ductile Iron Pipe.....	15,137.22	708.40
<i>For Class 52 Rating, Deduct</i>	-1,547.03	
<i>For Class 54 Rating, Add</i>	2,122.46	
<i>For Class 55 Rating, Add</i>	3,162.01	
<i>For Class 56 Rating, Add</i>	4,187.48	
40 05 19 00-3416 EA 20" Flanged x Plain End (FxPE), 15'-6" Spool Length, Class 53, Ceramic Epoxy Lined (P401), Bituminous Seal		
Coat, Ductile Iron Pipe.....	15,548.17	710.98
<i>For Class 52 Rating, Deduct</i>	-1,591.80	
<i>For Class 54 Rating, Add</i>	2,183.57	
<i>For Class 55 Rating, Add</i>	3,252.87	
<i>For Class 56 Rating, Add</i>	4,307.71	
40 05 19 00-3417 EA 20" Flanged x Plain End (FxPE), 16'-0" Spool Length, Class 53, Ceramic Epoxy Lined (P401), Bituminous Seal		
Coat, Ductile Iron Pipe.....	15,959.14	713.54
<i>For Class 52 Rating, Deduct</i>	-1,636.58	
<i>For Class 54 Rating, Add</i>	2,244.67	
<i>For Class 55 Rating, Add</i>	3,343.74	
<i>For Class 56 Rating, Add</i>	4,427.93	
40 05 19 00-3418 EA 20" Flanged x Plain End (FxPE), 16'-6" Spool Length, Class 53, Ceramic Epoxy Lined (P401), Bituminous Seal		
Coat, Ductile Iron Pipe.....	16,370.10	716.13
<i>For Class 52 Rating, Deduct</i>	-1,681.36	
<i>For Class 54 Rating, Add</i>	2,305.78	
<i>For Class 55 Rating, Add</i>	3,434.61	
<i>For Class 56 Rating, Add</i>	4,548.15	

40 Process Interconnections
40 05 Common Work Results For Process Interconnections
40 05 19 Ductile Iron Process Pipe



MINOR	CSI	UOM	DESCRIPTION	TOTAL DIRECT UNIT COST	DEMOLITION UNIT COST
40 05 19 00-3419	EA		20" Flanged x Plain End (FxPE), 17'-0" Spool Length, Class 53, Ceramic Epoxy Lined (P401), Bituminous Seal Coat, Ductile Iron Pipe.....	16,781.07	718.71
			<i>For Class 52 Rating, Deduct</i>	-1,726.13	
			<i>For Class 54 Rating, Add</i>	2,366.89	
			<i>For Class 55 Rating, Add</i>	3,525.48	
			<i>For Class 56 Rating, Add</i>	4,668.38	
40 05 19 00-3420	EA		20" Flanged x Plain End (FxPE), 17'-6" Spool Length, Class 53, Ceramic Epoxy Lined (P401), Bituminous Seal Coat, Ductile Iron Pipe.....	17,192.04	721.28
			<i>For Class 52 Rating, Deduct</i>	-1,770.91	
			<i>For Class 54 Rating, Add</i>	2,427.99	
			<i>For Class 55 Rating, Add</i>	3,616.35	
			<i>For Class 56 Rating, Add</i>	4,788.60	
40 05 19 00-3421	EA		20" Flanged x Plain End (FxPE), 18'-0" Spool Length, Class 53, Ceramic Epoxy Lined (P401), Bituminous Seal Coat, Ductile Iron Pipe.....	17,603.01	723.86
			<i>For Class 52 Rating, Deduct</i>	-1,815.69	
			<i>For Class 54 Rating, Add</i>	2,489.10	
			<i>For Class 55 Rating, Add</i>	3,707.22	
			<i>For Class 56 Rating, Add</i>	4,908.83	
40 05 19 00-3422	EA		20" Flanged x Plain End (FxPE), 18'-6" Spool Length, Class 53, Ceramic Epoxy Lined (P401), Bituminous Seal Coat, Ductile Iron Pipe.....	18,013.97	726.43
			<i>For Class 52 Rating, Deduct</i>	-1,860.46	
			<i>For Class 54 Rating, Add</i>	2,550.20	
			<i>For Class 55 Rating, Add</i>	3,798.08	
			<i>For Class 56 Rating, Add</i>	5,029.05	
40 05 19 00-3423	EA		20" Flanged x Plain End (FxPE), 19'-0" Spool Length, Class 53, Ceramic Epoxy Lined (P401), Bituminous Seal Coat, Ductile Iron Pipe.....	18,424.92	729.01
			<i>For Class 52 Rating, Deduct</i>	-1,905.24	
			<i>For Class 54 Rating, Add</i>	2,611.31	
			<i>For Class 55 Rating, Add</i>	3,888.95	
			<i>For Class 56 Rating, Add</i>	5,149.27	
40 05 19 00-3424	EA		20" Flanged x Plain End (FxPE), 19'-6" Spool Length, Class 53, Ceramic Epoxy Lined (P401), Bituminous Seal Coat, Ductile Iron Pipe.....	18,835.89	731.58
			<i>For Class 52 Rating, Deduct</i>	-1,950.02	
			<i>For Class 54 Rating, Add</i>	2,672.42	
			<i>For Class 55 Rating, Add</i>	3,979.82	
			<i>For Class 56 Rating, Add</i>	5,269.50	
40 05 19 00-3425			24" Flanged End x Plain End (FxPE), Class 53, Ceramic Epoxy Lined (P401), Bituminous Seal Coat, Ductile Iron Pipe <small>(40 05 19 00-3068)</small>		
40 05 19 00-3426	EA		24" Flanged x Plain End (FxPE), 1'-0" Spool Length, Class 53, Ceramic Epoxy Lined (P401), Bituminous Seal Coat, Ductile Iron Pipe.....	4,467.60	752.19
			<i>For Class 52 Rating, Deduct</i>	-366.07	
			<i>For Class 54 Rating, Add</i>	512.86	
			<i>For Class 55 Rating, Add</i>	769.48	
			<i>For Class 56 Rating, Add</i>	1,022.76	
40 05 19 00-3427	EA		24" Flanged x Plain End (FxPE), 1'-6" Spool Length, Class 53, Ceramic Epoxy Lined (P401), Bituminous Seal Coat, Ductile Iron Pipe.....	4,976.16	754.77
			<i>For Class 52 Rating, Deduct</i>	-421.58	
			<i>For Class 54 Rating, Add</i>	588.61	
			<i>For Class 55 Rating, Add</i>	882.11	
			<i>For Class 56 Rating, Add</i>	1,171.78	
40 05 19 00-3428	EA		24" Flanged x Plain End (FxPE), 2'-0" Spool Length, Class 53, Ceramic Epoxy Lined (P401), Bituminous Seal Coat, Ductile Iron Pipe.....	5,484.72	757.35
			<i>For Class 52 Rating, Deduct</i>	-477.10	
			<i>For Class 54 Rating, Add</i>	664.35	
			<i>For Class 55 Rating, Add</i>	994.74	
			<i>For Class 56 Rating, Add</i>	1,320.79	
40 05 19 00-3429	EA		24" Flanged x Plain End (FxPE), 2'-6" Spool Length, Class 53, Ceramic Epoxy Lined (P401), Bituminous Seal Coat, Ductile Iron Pipe.....	5,993.30	759.91
			<i>For Class 52 Rating, Deduct</i>	-532.61	
			<i>For Class 54 Rating, Add</i>	740.10	
			<i>For Class 55 Rating, Add</i>	1,107.38	
			<i>For Class 56 Rating, Add</i>	1,469.81	
40 05 19 00-3430	EA		24" Flanged x Plain End (FxPE), 3'-0" Spool Length, Class 53, Ceramic Epoxy Lined (P401), Bituminous Seal Coat, Ductile Iron Pipe.....	6,501.86	762.50
			<i>For Class 52 Rating, Deduct</i>	-588.12	
			<i>For Class 54 Rating, Add</i>	815.85	
			<i>For Class 55 Rating, Add</i>	1,220.01	
			<i>For Class 56 Rating, Add</i>	1,618.83	
40 05 19 00-3431	EA		24" Flanged x Plain End (FxPE), 3'-6" Spool Length, Class 53, Ceramic Epoxy Lined (P401), Bituminous Seal Coat, Ductile Iron Pipe.....	7,010.42	765.07
			<i>For Class 52 Rating, Deduct</i>	-643.63	
			<i>For Class 54 Rating, Add</i>	891.59	
			<i>For Class 55 Rating, Add</i>	1,332.64	
			<i>For Class 56 Rating, Add</i>	1,767.84	
40 05 19 00-3432	EA		24" Flanged x Plain End (FxPE), 4'-0" Spool Length, Class 53, Ceramic Epoxy Lined (P401), Bituminous Seal Coat, Ductile Iron Pipe.....	7,518.98	767.65
			<i>For Class 52 Rating, Deduct</i>	-699.15	
			<i>For Class 54 Rating, Add</i>	967.34	
			<i>For Class 55 Rating, Add</i>	1,445.28	
			<i>For Class 56 Rating, Add</i>	1,916.86	



MINOR CSI UOM DESCRIPTION	TOTAL DIRECT UNIT COST	DEMOLITION UNIT COST
40 05 19 00-3433 EA 24" Flanged x Plain End (FxPE), 4'-6" Spool Length, Class 53, Ceramic Epoxy Lined (P401), Bituminous Seal Coat, Ductile Iron Pipe.....	8,027.55	770.23
For Class 52 Rating, Deduct	-754.66	
For Class 54 Rating, Add	1,043.09	
For Class 55 Rating, Add	1,557.91	
For Class 56 Rating, Add	2,065.87	
40 05 19 00-3434 EA 24" Flanged x Plain End (FxPE), 5'-0" Spool Length, Class 53, Ceramic Epoxy Lined (P401), Bituminous Seal Coat, Ductile Iron Pipe.....	8,536.12	772.80
For Class 52 Rating, Deduct	-810.17	
For Class 54 Rating, Add	1,118.83	
For Class 55 Rating, Add	1,670.54	
For Class 56 Rating, Add	2,214.89	
40 05 19 00-3435 EA 24" Flanged x Plain End (FxPE), 5'-6" Spool Length, Class 53, Ceramic Epoxy Lined (P401), Bituminous Seal Coat, Ductile Iron Pipe.....	9,044.69	775.38
For Class 52 Rating, Deduct	-865.69	
For Class 54 Rating, Add	1,194.58	
For Class 55 Rating, Add	1,783.18	
For Class 56 Rating, Add	2,368.91	
40 05 19 00-3436 EA 24" Flanged x Plain End (FxPE), 6'-0" Spool Length, Class 53, Ceramic Epoxy Lined (P401), Bituminous Seal Coat, Ductile Iron Pipe.....	9,553.25	777.94
For Class 52 Rating, Deduct	-921.20	
For Class 54 Rating, Add	1,270.32	
For Class 55 Rating, Add	1,895.81	
For Class 56 Rating, Add	2,512.92	
40 05 19 00-3437 EA 24" Flanged x Plain End (FxPE), 6'-6" Spool Length, Class 53, Ceramic Epoxy Lined (P401), Bituminous Seal Coat, Ductile Iron Pipe.....	10,061.82	780.53
For Class 52 Rating, Deduct	-976.71	
For Class 54 Rating, Add	1,346.07	
For Class 55 Rating, Add	2,008.44	
For Class 56 Rating, Add	2,661.94	
40 05 19 00-3438 EA 24" Flanged x Plain End (FxPE), 7'-0" Spool Length, Class 53, Ceramic Epoxy Lined (P401), Bituminous Seal Coat, Ductile Iron Pipe.....	10,570.37	783.11
For Class 52 Rating, Deduct	-1,032.22	
For Class 54 Rating, Add	1,421.82	
For Class 55 Rating, Add	2,121.08	
For Class 56 Rating, Add	2,810.95	
40 05 19 00-3439 EA 24" Flanged x Plain End (FxPE), 7'-6" Spool Length, Class 53, Ceramic Epoxy Lined (P401), Bituminous Seal Coat, Ductile Iron Pipe.....	11,078.93	785.68
For Class 52 Rating, Deduct	-1,087.74	
For Class 54 Rating, Add	1,497.56	
For Class 55 Rating, Add	2,233.71	
For Class 56 Rating, Add	2,959.97	
40 05 19 00-3440 EA 24" Flanged x Plain End (FxPE), 8'-0" Spool Length, Class 53, Ceramic Epoxy Lined (P401), Bituminous Seal Coat, Ductile Iron Pipe.....	11,587.51	788.26
For Class 52 Rating, Deduct	-1,143.25	
For Class 54 Rating, Add	1,573.31	
For Class 55 Rating, Add	2,346.34	
For Class 56 Rating, Add	3,108.98	
40 05 19 00-3441 EA 24" Flanged x Plain End (FxPE), 8'-6" Spool Length, Class 53, Ceramic Epoxy Lined (P401), Bituminous Seal Coat, Ductile Iron Pipe.....	12,096.07	790.83
For Class 52 Rating, Deduct	-1,198.76	
For Class 54 Rating, Add	1,649.05	
For Class 55 Rating, Add	2,458.98	
For Class 56 Rating, Add	3,258.00	
40 05 19 00-3442 EA 24" Flanged x Plain End (FxPE), 9'-0" Spool Length, Class 53, Ceramic Epoxy Lined (P401), Bituminous Seal Coat, Ductile Iron Pipe.....	12,604.64	793.41
For Class 52 Rating, Deduct	-1,254.28	
For Class 54 Rating, Add	1,724.80	
For Class 55 Rating, Add	2,571.61	
For Class 56 Rating, Add	3,407.01	
40 05 19 00-3443 EA 24" Flanged x Plain End (FxPE), 9'-6" Spool Length, Class 53, Ceramic Epoxy Lined (P401), Bituminous Seal Coat, Ductile Iron Pipe.....	13,113.20	795.98
For Class 52 Rating, Deduct	-1,309.79	
For Class 54 Rating, Add	1,800.55	
For Class 55 Rating, Add	2,684.24	
For Class 56 Rating, Add	3,556.03	
40 05 19 00-3444 EA 24" Flanged x Plain End (FxPE), 10'-0" Spool Length, Class 53, Ceramic Epoxy Lined (P401), Bituminous Seal Coat, Ductile Iron Pipe.....	13,621.76	798.56
For Class 52 Rating, Deduct	-1,365.30	
For Class 54 Rating, Add	1,876.29	
For Class 55 Rating, Add	2,796.87	
For Class 56 Rating, Add	3,705.04	
40 05 19 00-3445 EA 24" Flanged x Plain End (FxPE), 10'-6" Spool Length, Class 53, Ceramic Epoxy Lined (P401), Bituminous Seal Coat, Ductile Iron Pipe.....	14,130.32	801.14
For Class 52 Rating, Deduct	-1,420.81	
For Class 54 Rating, Add	1,952.04	
For Class 55 Rating, Add	2,909.51	
For Class 56 Rating, Add	3,854.06	
40 05 19 00-3446 EA 24" Flanged x Plain End (FxPE), 11'-0" Spool Length, Class 53, Ceramic Epoxy Lined (P401), Bituminous Seal Coat, Ductile Iron Pipe.....	14,638.90	803.71
For Class 52 Rating, Deduct	-1,476.33	
For Class 54 Rating, Add	2,027.79	
For Class 55 Rating, Add	3,022.14	
For Class 56 Rating, Add	4,003.08	

40 Process Interconnections
40 05 Common Work Results For Process Interconnections
40 05 19 Ductile Iron Process Pipe



MINOR	CSI	UOM	DESCRIPTION	TOTAL DIRECT UNIT COST	DEMOLITION UNIT COST
40 05 19 00-3447	EA		24" Flanged x Plain End (FxPE), 11'-6" Spool Length, Class 53, Ceramic Epoxy Lined (P401), Bituminous Seal Coat, Ductile Iron Pipe.....	15,147.46	806.29
			<i>For Class 52 Rating, Deduct</i>	-1,531.84	
			<i>For Class 54 Rating, Add</i>	2,103.53	
			<i>For Class 55 Rating, Add</i>	3,134.78	
			<i>For Class 56 Rating, Add</i>	4,152.09	
40 05 19 00-3448	EA		24" Flanged x Plain End (FxPE), 12'-0" Spool Length, Class 53, Ceramic Epoxy Lined (P401), Bituminous Seal Coat, Ductile Iron Pipe.....	15,656.02	808.87
			<i>For Class 52 Rating, Deduct</i>	-1,587.35	
			<i>For Class 54 Rating, Add</i>	2,179.28	
			<i>For Class 55 Rating, Add</i>	3,247.41	
			<i>For Class 56 Rating, Add</i>	4,301.11	
40 05 19 00-3449	EA		24" Flanged x Plain End (FxPE), 12'-6" Spool Length, Class 53, Ceramic Epoxy Lined (P401), Bituminous Seal Coat, Ductile Iron Pipe.....	16,164.59	811.44
			<i>For Class 52 Rating, Deduct</i>	-1,642.86	
			<i>For Class 54 Rating, Add</i>	2,255.02	
			<i>For Class 55 Rating, Add</i>	3,360.04	
			<i>For Class 56 Rating, Add</i>	4,450.12	
40 05 19 00-3450	EA		24" Flanged x Plain End (FxPE), 13'-0" Spool Length, Class 53, Ceramic Epoxy Lined (P401), Bituminous Seal Coat, Ductile Iron Pipe.....	16,673.15	814.03
			<i>For Class 52 Rating, Deduct</i>	-1,698.38	
			<i>For Class 54 Rating, Add</i>	2,330.77	
			<i>For Class 55 Rating, Add</i>	3,472.67	
			<i>For Class 56 Rating, Add</i>	4,599.14	
40 05 19 00-3451	EA		24" Flanged x Plain End (FxPE), 13'-6" Spool Length, Class 53, Ceramic Epoxy Lined (P401), Bituminous Seal Coat, Ductile Iron Pipe.....	17,181.72	816.59
			<i>For Class 52 Rating, Deduct</i>	-1,753.89	
			<i>For Class 54 Rating, Add</i>	2,406.52	
			<i>For Class 55 Rating, Add</i>	3,585.31	
			<i>For Class 56 Rating, Add</i>	4,748.16	
40 05 19 00-3452	EA		24" Flanged x Plain End (FxPE), 14'-0" Spool Length, Class 53, Ceramic Epoxy Lined (P401), Bituminous Seal Coat, Ductile Iron Pipe.....	17,690.28	819.17
			<i>For Class 52 Rating, Deduct</i>	-1,809.40	
			<i>For Class 54 Rating, Add</i>	2,482.26	
			<i>For Class 55 Rating, Add</i>	3,697.94	
			<i>For Class 56 Rating, Add</i>	4,897.17	
40 05 19 00-3453	EA		24" Flanged x Plain End (FxPE), 14'-6" Spool Length, Class 53, Ceramic Epoxy Lined (P401), Bituminous Seal Coat, Ductile Iron Pipe.....	18,198.85	821.75
			<i>For Class 52 Rating, Deduct</i>	-1,864.92	
			<i>For Class 54 Rating, Add</i>	2,558.01	
			<i>For Class 55 Rating, Add</i>	3,810.57	
			<i>For Class 56 Rating, Add</i>	5,046.19	
40 05 19 00-3454	EA		24" Flanged x Plain End (FxPE), 15'-0" Spool Length, Class 53, Ceramic Epoxy Lined (P401), Bituminous Seal Coat, Ductile Iron Pipe.....	18,707.41	824.32
			<i>For Class 52 Rating, Deduct</i>	-1,920.43	
			<i>For Class 54 Rating, Add</i>	2,633.75	
			<i>For Class 55 Rating, Add</i>	3,923.21	
			<i>For Class 56 Rating, Add</i>	5,195.20	
40 05 19 00-3455	EA		24" Flanged x Plain End (FxPE), 15'-6" Spool Length, Class 53, Ceramic Epoxy Lined (P401), Bituminous Seal Coat, Ductile Iron Pipe.....	19,282.32	870.69
			<i>For Class 52 Rating, Deduct</i>	-1,975.94	
			<i>For Class 54 Rating, Add</i>	2,710.30	
			<i>For Class 55 Rating, Add</i>	4,037.43	
			<i>For Class 56 Rating, Add</i>	5,346.61	
40 05 19 00-3456	EA		24" Flanged x Plain End (FxPE), 16'-0" Spool Length, Class 53, Ceramic Epoxy Lined (P401), Bituminous Seal Coat, Ductile Iron Pipe.....	19,790.89	873.26
			<i>For Class 52 Rating, Deduct</i>	-2,031.45	
			<i>For Class 54 Rating, Add</i>	2,786.04	
			<i>For Class 55 Rating, Add</i>	4,150.07	
			<i>For Class 56 Rating, Add</i>	5,495.62	
40 05 19 00-3457	EA		24" Flanged x Plain End (FxPE), 16'-6" Spool Length, Class 53, Ceramic Epoxy Lined (P401), Bituminous Seal Coat, Ductile Iron Pipe.....	20,299.46	875.84
			<i>For Class 52 Rating, Deduct</i>	-2,086.97	
			<i>For Class 54 Rating, Add</i>	2,861.79	
			<i>For Class 55 Rating, Add</i>	4,262.70	
			<i>For Class 56 Rating, Add</i>	5,644.64	
40 05 19 00-3458	EA		24" Flanged x Plain End (FxPE), 17'-0" Spool Length, Class 53, Ceramic Epoxy Lined (P401), Bituminous Seal Coat, Ductile Iron Pipe.....	20,808.03	878.43
			<i>For Class 52 Rating, Deduct</i>	-2,142.48	
			<i>For Class 54 Rating, Add</i>	2,937.53	
			<i>For Class 55 Rating, Add</i>	4,375.33	
			<i>For Class 56 Rating, Add</i>	5,793.66	
40 05 19 00-3459	EA		24" Flanged x Plain End (FxPE), 17'-6" Spool Length, Class 53, Ceramic Epoxy Lined (P401), Bituminous Seal Coat, Ductile Iron Pipe.....	21,316.59	880.99
			<i>For Class 52 Rating, Deduct</i>	-2,197.99	
			<i>For Class 54 Rating, Add</i>	3,013.28	
			<i>For Class 55 Rating, Add</i>	4,487.97	
			<i>For Class 56 Rating, Add</i>	5,942.67	
40 05 19 00-3460	EA		24" Flanged x Plain End (FxPE), 18'-0" Spool Length, Class 53, Ceramic Epoxy Lined (P401), Bituminous Seal Coat, Ductile Iron Pipe.....	24,205.64	883.57
			<i>For Class 52 Rating, Deduct</i>	-2,515.36	
			<i>For Class 54 Rating, Add</i>	3,446.10	
			<i>For Class 55 Rating, Add</i>	5,131.45	
			<i>For Class 56 Rating, Add</i>	6,793.93	



MINOR CSI UOM DESCRIPTION	TOTAL DIRECT UNIT COST	DEMOLITION UNIT COST
40 05 19 00-3461 EA 24" Flanged x Plain End (FxPE), 18'-6" Spool Length, Class 53, Ceramic Epoxy Lined (P401), Bituminous Seal		
Coat, Ductile Iron Pipe.....	22,333.71	886.14
For Class 52 Rating, Deduct	-2,309.02	
For Class 54 Rating, Add	3,164.77	
For Class 55 Rating, Add	4,713.23	
For Class 56 Rating, Add	6,240.70	
40 05 19 00-3462 EA 24" Flanged x Plain End (FxPE), 19'-0" Spool Length, Class 53, Ceramic Epoxy Lined (P401), Bituminous Seal		
Coat, Ductile Iron Pipe.....	22,842.27	888.72
For Class 52 Rating, Deduct	-2,364.53	
For Class 54 Rating, Add	3,240.52	
For Class 55 Rating, Add	4,825.86	
For Class 56 Rating, Add	6,389.72	
40 05 19 00-3463 EA 24" Flanged x Plain End (FxPE), 19'-6" Spool Length, Class 53, Ceramic Epoxy Lined (P401), Bituminous Seal		
Coat, Ductile Iron Pipe.....	23,350.85	891.30
For Class 52 Rating, Deduct	-2,420.04	
For Class 54 Rating, Add	3,316.27	
For Class 55 Rating, Add	4,938.50	
For Class 56 Rating, Add	6,538.73	
40 05 19 00-3464 30" Flanged End x Plain End (FxPE), Class 53, Ceramic Epoxy Lined (P401), Bituminous Seal Coat, Ductile Iron Pipe		
(40 05 19 00-3068)		
40 05 19 00-3465 EA 30" Flanged x Plain End (FxPE), 1'-0" Spool Length, Class 53, Ceramic Epoxy Lined (P401), Bituminous Seal		
Coat, Ductile Iron Pipe.....	7,544.98	1,061.32
For Class 52 Rating, Deduct	-653.06	
For Class 54 Rating, Add	909.83	
For Class 55 Rating, Add	1,362.53	
For Class 56 Rating, Add	1,809.28	
40 05 19 00-3466 EA 30" Flanged x Plain End (FxPE), 1'-6" Spool Length, Class 53, Ceramic Epoxy Lined (P401), Bituminous Seal		
Coat, Ductile Iron Pipe.....	8,272.53	1,063.89
For Class 52 Rating, Deduct	-732.66	
For Class 54 Rating, Add	1,018.43	
For Class 55 Rating, Add	1,524.00	
For Class 56 Rating, Add	2,022.90	
40 05 19 00-3467 EA 30" Flanged x Plain End (FxPE), 2'-0" Spool Length, Class 53, Ceramic Epoxy Lined (P401), Bituminous Seal		
Coat, Ductile Iron Pipe.....	9,000.11	1,066.46
For Class 52 Rating, Deduct	-812.27	
For Class 54 Rating, Add	1,127.03	
For Class 55 Rating, Add	1,685.47	
For Class 56 Rating, Add	2,236.52	
40 05 19 00-3468 EA 30" Flanged x Plain End (FxPE), 2'-6" Spool Length, Class 53, Ceramic Epoxy Lined (P401), Bituminous Seal		
Coat, Ductile Iron Pipe.....	9,727.67	1,069.05
For Class 52 Rating, Deduct	-891.87	
For Class 54 Rating, Add	1,235.62	
For Class 55 Rating, Add	1,846.94	
For Class 56 Rating, Add	2,450.14	
40 05 19 00-3469 EA 30" Flanged x Plain End (FxPE), 3'-0" Spool Length, Class 53, Ceramic Epoxy Lined (P401), Bituminous Seal		
Coat, Ductile Iron Pipe.....	10,455.24	1,071.62
For Class 52 Rating, Deduct	-971.47	
For Class 54 Rating, Add	1,344.22	
For Class 55 Rating, Add	2,008.41	
For Class 56 Rating, Add	2,663.77	
40 05 19 00-3470 EA 30" Flanged x Plain End (FxPE), 3'-6" Spool Length, Class 53, Ceramic Epoxy Lined (P401), Bituminous Seal		
Coat, Ductile Iron Pipe.....	11,182.82	1,074.19
For Class 52 Rating, Deduct	-1,051.08	
For Class 54 Rating, Add	1,452.82	
For Class 55 Rating, Add	2,169.88	
For Class 56 Rating, Add	2,877.39	
40 05 19 00-3471 EA 30" Flanged x Plain End (FxPE), 4'-0" Spool Length, Class 53, Ceramic Epoxy Lined (P401), Bituminous Seal		
Coat, Ductile Iron Pipe.....	11,910.38	1,076.77
For Class 52 Rating, Deduct	-1,130.68	
For Class 54 Rating, Add	1,561.41	
For Class 55 Rating, Add	2,331.35	
For Class 56 Rating, Add	3,091.01	
40 05 19 00-3472 EA 30" Flanged x Plain End (FxPE), 4'-6" Spool Length, Class 53, Ceramic Epoxy Lined (P401), Bituminous Seal		
Coat, Ductile Iron Pipe.....	12,637.95	1,079.35
For Class 52 Rating, Deduct	-1,210.28	
For Class 54 Rating, Add	1,670.01	
For Class 55 Rating, Add	2,492.82	
For Class 56 Rating, Add	3,304.63	
40 05 19 00-3473 EA 30" Flanged x Plain End (FxPE), 5'-0" Spool Length, Class 53, Ceramic Epoxy Lined (P401), Bituminous Seal		
Coat, Ductile Iron Pipe.....	13,365.51	1,081.92
For Class 52 Rating, Deduct	-1,289.89	
For Class 54 Rating, Add	1,778.61	
For Class 55 Rating, Add	2,654.29	
For Class 56 Rating, Add	3,518.25	
40 05 19 00-3474 EA 30" Flanged x Plain End (FxPE), 5'-6" Spool Length, Class 53, Ceramic Epoxy Lined (P401), Bituminous Seal		
Coat, Ductile Iron Pipe.....	14,093.09	1,084.49
For Class 52 Rating, Deduct	-1,369.49	
For Class 54 Rating, Add	1,887.20	
For Class 55 Rating, Add	2,815.77	
For Class 56 Rating, Add	3,731.88	

40 Process Interconnections
40 05 Common Work Results For Process Interconnections
40 05 19 Ductile Iron Process Pipe



MINOR	CSI	UOM	DESCRIPTION	TOTAL DIRECT UNIT COST	DEMOLITION UNIT COST
40 05 19 00-3475	EA		30" Flanged x Plain End (FxPE), 6'-0" Spool Length, Class 53, Ceramic Epoxy Lined (P401), Bituminous Seal Coat, Ductile Iron Pipe.....	14,820.66	1,087.07
			<i>For Class 52 Rating, Deduct</i>	-1,449.09	
			<i>For Class 54 Rating, Add</i>	1,995.80	
			<i>For Class 55 Rating, Add</i>	2,977.24	
			<i>For Class 56 Rating, Add</i>	3,945.50	
40 05 19 00-3476	EA		30" Flanged x Plain End (FxPE), 6'-6" Spool Length, Class 53, Ceramic Epoxy Lined (P401), Bituminous Seal Coat, Ductile Iron Pipe.....	15,548.23	1,089.66
			<i>For Class 52 Rating, Deduct</i>	-1,528.70	
			<i>For Class 54 Rating, Add</i>	2,104.40	
			<i>For Class 55 Rating, Add</i>	3,138.71	
			<i>For Class 56 Rating, Add</i>	4,159.12	
40 05 19 00-3477	EA		30" Flanged x Plain End (FxPE), 7'-0" Spool Length, Class 53, Ceramic Epoxy Lined (P401), Bituminous Seal Coat, Ductile Iron Pipe.....	16,275.80	1,092.22
			<i>For Class 52 Rating, Deduct</i>	-1,608.30	
			<i>For Class 54 Rating, Add</i>	2,213.00	
			<i>For Class 55 Rating, Add</i>	3,300.18	
			<i>For Class 56 Rating, Add</i>	4,372.74	
40 05 19 00-3478	EA		30" Flanged x Plain End (FxPE), 7'-6" Spool Length, Class 53, Ceramic Epoxy Lined (P401), Bituminous Seal Coat, Ductile Iron Pipe.....	17,003.36	1,094.80
			<i>For Class 52 Rating, Deduct</i>	-1,687.90	
			<i>For Class 54 Rating, Add</i>	2,321.59	
			<i>For Class 55 Rating, Add</i>	3,461.65	
			<i>For Class 56 Rating, Add</i>	4,586.36	
40 05 19 00-3479	EA		30" Flanged x Plain End (FxPE), 8'-0" Spool Length, Class 53, Ceramic Epoxy Lined (P401), Bituminous Seal Coat, Ductile Iron Pipe.....	17,730.93	1,097.38
			<i>For Class 52 Rating, Deduct</i>	-1,767.51	
			<i>For Class 54 Rating, Add</i>	2,430.19	
			<i>For Class 55 Rating, Add</i>	3,623.12	
			<i>For Class 56 Rating, Add</i>	4,799.99	
40 05 19 00-3480	EA		30" Flanged x Plain End (FxPE), 8'-6" Spool Length, Class 53, Ceramic Epoxy Lined (P401), Bituminous Seal Coat, Ductile Iron Pipe.....	18,458.50	1,099.95
			<i>For Class 52 Rating, Deduct</i>	-1,847.11	
			<i>For Class 54 Rating, Add</i>	2,538.79	
			<i>For Class 55 Rating, Add</i>	3,784.59	
			<i>For Class 56 Rating, Add</i>	5,013.61	
40 05 19 00-3481	EA		30" Flanged x Plain End (FxPE), 9'-0" Spool Length, Class 53, Ceramic Epoxy Lined (P401), Bituminous Seal Coat, Ductile Iron Pipe.....	19,186.07	1,102.53
			<i>For Class 52 Rating, Deduct</i>	-1,926.71	
			<i>For Class 54 Rating, Add</i>	2,647.38	
			<i>For Class 55 Rating, Add</i>	3,946.06	
			<i>For Class 56 Rating, Add</i>	5,227.23	
40 05 19 00-3482	EA		30" Flanged x Plain End (FxPE), 9'-6" Spool Length, Class 53, Ceramic Epoxy Lined (P401), Bituminous Seal Coat, Ductile Iron Pipe.....	19,913.64	1,105.10
			<i>For Class 52 Rating, Deduct</i>	-2,006.32	
			<i>For Class 54 Rating, Add</i>	2,755.98	
			<i>For Class 55 Rating, Add</i>	4,107.54	
			<i>For Class 56 Rating, Add</i>	5,440.85	
40 05 19 00-3483	EA		30" Flanged x Plain End (FxPE), 10'-0" Spool Length, Class 53, Ceramic Epoxy Lined (P401), Bituminous Seal Coat, Ductile Iron Pipe.....	20,641.21	1,107.69
			<i>For Class 52 Rating, Deduct</i>	-2,085.92	
			<i>For Class 54 Rating, Add</i>	2,864.57	
			<i>For Class 55 Rating, Add</i>	4,269.01	
			<i>For Class 56 Rating, Add</i>	5,654.47	
40 05 19 00-3484	EA		30" Flanged x Plain End (FxPE), 10'-6" Spool Length, Class 53, Ceramic Epoxy Lined (P401), Bituminous Seal Coat, Ductile Iron Pipe.....	21,368.78	1,110.25
			<i>For Class 52 Rating, Deduct</i>	-2,165.52	
			<i>For Class 54 Rating, Add</i>	2,973.17	
			<i>For Class 55 Rating, Add</i>	4,430.48	
			<i>For Class 56 Rating, Add</i>	5,868.10	
40 05 19 00-3485	EA		30" Flanged x Plain End (FxPE), 11'-0" Spool Length, Class 53, Ceramic Epoxy Lined (P401), Bituminous Seal Coat, Ductile Iron Pipe.....	22,096.36	1,112.83
			<i>For Class 52 Rating, Deduct</i>	-2,245.13	
			<i>For Class 54 Rating, Add</i>	3,081.77	
			<i>For Class 55 Rating, Add</i>	4,591.95	
			<i>For Class 56 Rating, Add</i>	6,081.72	
40 05 19 00-3486	EA		30" Flanged x Plain End (FxPE), 11'-6" Spool Length, Class 53, Ceramic Epoxy Lined (P401), Bituminous Seal Coat, Ductile Iron Pipe.....	22,823.91	1,115.42
			<i>For Class 52 Rating, Deduct</i>	-2,324.73	
			<i>For Class 54 Rating, Add</i>	3,190.37	
			<i>For Class 55 Rating, Add</i>	4,753.42	
			<i>For Class 56 Rating, Add</i>	6,295.34	
40 05 19 00-3487	EA		30" Flanged x Plain End (FxPE), 12'-0" Spool Length, Class 53, Ceramic Epoxy Lined (P401), Bituminous Seal Coat, Ductile Iron Pipe.....	23,551.49	1,117.98
			<i>For Class 52 Rating, Deduct</i>	-2,404.33	
			<i>For Class 54 Rating, Add</i>	3,298.96	
			<i>For Class 55 Rating, Add</i>	4,914.89	
			<i>For Class 56 Rating, Add</i>	6,508.96	
40 05 19 00-3488	EA		30" Flanged x Plain End (FxPE), 12'-6" Spool Length, Class 53, Ceramic Epoxy Lined (P401), Bituminous Seal Coat, Ductile Iron Pipe.....	24,279.05	1,120.56
			<i>For Class 52 Rating, Deduct</i>	-2,483.94	
			<i>For Class 54 Rating, Add</i>	3,407.56	
			<i>For Class 55 Rating, Add</i>	5,076.36	
			<i>For Class 56 Rating, Add</i>	6,722.58	



MINOR CSI UOM DESCRIPTION	TOTAL DIRECT UNIT COST	DEMOLITION UNIT COST
40 05 19 00-3489 EA 30" Flanged x Plain End (FxPE), 13'-0" Spool Length, Class 53, Ceramic Epoxy Lined (P401), Bituminous Seal Coat, Ductile Iron Pipe.....	25,006.62	1,123.13
<i>For Class 52 Rating, Deduct</i>	-2,563.54	
<i>For Class 54 Rating, Add</i>	3,516.16	
<i>For Class 55 Rating, Add</i>	5,237.83	
<i>For Class 56 Rating, Add</i>	6,936.21	
40 05 19 00-3490 EA 30" Flanged x Plain End (FxPE), 13'-6" Spool Length, Class 53, Ceramic Epoxy Lined (P401), Bituminous Seal Coat, Ductile Iron Pipe.....	25,734.20	1,125.72
<i>For Class 52 Rating, Deduct</i>	-2,643.14	
<i>For Class 54 Rating, Add</i>	3,624.75	
<i>For Class 55 Rating, Add</i>	5,399.31	
<i>For Class 56 Rating, Add</i>	7,149.83	
40 05 19 00-3491 EA 30" Flanged x Plain End (FxPE), 14'-0" Spool Length, Class 53, Ceramic Epoxy Lined (P401), Bituminous Seal Coat, Ductile Iron Pipe.....	26,461.76	1,128.29
<i>For Class 52 Rating, Deduct</i>	-2,722.75	
<i>For Class 54 Rating, Add</i>	3,733.35	
<i>For Class 55 Rating, Add</i>	5,560.78	
<i>For Class 56 Rating, Add</i>	7,368.45	
40 05 19 00-3492 EA 30" Flanged x Plain End (FxPE), 14'-6" Spool Length, Class 53, Ceramic Epoxy Lined (P401), Bituminous Seal Coat, Ductile Iron Pipe.....	27,189.34	1,130.86
<i>For Class 52 Rating, Deduct</i>	-2,802.35	
<i>For Class 54 Rating, Add</i>	3,841.95	
<i>For Class 55 Rating, Add</i>	5,722.25	
<i>For Class 56 Rating, Add</i>	7,577.07	
40 05 19 00-3493 EA 30" Flanged x Plain End (FxPE), 15'-0" Spool Length, Class 53, Ceramic Epoxy Lined (P401), Bituminous Seal Coat, Ductile Iron Pipe.....	27,916.89	1,133.45
<i>For Class 52 Rating, Deduct</i>	-2,881.95	
<i>For Class 54 Rating, Add</i>	3,950.54	
<i>For Class 55 Rating, Add</i>	5,883.72	
<i>For Class 56 Rating, Add</i>	7,790.69	
40 05 19 00-3494 EA 30" Flanged x Plain End (FxPE), 15'-6" Spool Length, Class 53, Ceramic Epoxy Lined (P401), Bituminous Seal Coat, Ductile Iron Pipe.....	28,644.47	1,136.02
<i>For Class 52 Rating, Deduct</i>	-2,961.56	
<i>For Class 54 Rating, Add</i>	4,059.14	
<i>For Class 55 Rating, Add</i>	6,045.19	
<i>For Class 56 Rating, Add</i>	8,004.32	
40 05 19 00-3495 EA 30" Flanged x Plain End (FxPE), 16'-0" Spool Length, Class 53, Ceramic Epoxy Lined (P401), Bituminous Seal Coat, Ductile Iron Pipe.....	29,372.03	1,138.59
<i>For Class 52 Rating, Deduct</i>	-3,041.16	
<i>For Class 54 Rating, Add</i>	4,167.74	
<i>For Class 55 Rating, Add</i>	6,206.66	
<i>For Class 56 Rating, Add</i>	8,217.94	
40 05 19 00-3496 EA 30" Flanged x Plain End (FxPE), 16'-6" Spool Length, Class 53, Ceramic Epoxy Lined (P401), Bituminous Seal Coat, Ductile Iron Pipe.....	30,099.61	1,141.17
<i>For Class 52 Rating, Deduct</i>	-3,120.76	
<i>For Class 54 Rating, Add</i>	4,276.33	
<i>For Class 55 Rating, Add</i>	6,368.13	
<i>For Class 56 Rating, Add</i>	8,431.56	
40 05 19 00-3497 EA 30" Flanged x Plain End (FxPE), 17'-0" Spool Length, Class 53, Ceramic Epoxy Lined (P401), Bituminous Seal Coat, Ductile Iron Pipe.....	30,827.18	1,143.75
<i>For Class 52 Rating, Deduct</i>	-3,200.37	
<i>For Class 54 Rating, Add</i>	4,384.93	
<i>For Class 55 Rating, Add</i>	6,529.60	
<i>For Class 56 Rating, Add</i>	8,645.18	
40 05 19 00-3498 EA 30" Flanged x Plain End (FxPE), 17'-6" Spool Length, Class 53, Ceramic Epoxy Lined (P401), Bituminous Seal Coat, Ductile Iron Pipe.....	31,554.74	1,146.32
<i>For Class 52 Rating, Deduct</i>	-3,279.97	
<i>For Class 54 Rating, Add</i>	4,493.53	
<i>For Class 55 Rating, Add</i>	6,691.07	
<i>For Class 56 Rating, Add</i>	8,858.80	
40 05 19 00-3499 EA 30" Flanged x Plain End (FxPE), 18'-0" Spool Length, Class 53, Ceramic Epoxy Lined (P401), Bituminous Seal Coat, Ductile Iron Pipe.....	32,282.32	1,148.89
<i>For Class 52 Rating, Deduct</i>	-3,359.57	
<i>For Class 54 Rating, Add</i>	4,602.12	
<i>For Class 55 Rating, Add</i>	6,852.55	
<i>For Class 56 Rating, Add</i>	9,072.43	
40 05 19 00-3500 36" Flanged End x Plain End (FxPE), Class 53, Ceramic Epoxy Lined (P401), Bituminous Seal Coat, Ductile Iron Pipe (40 05 19 00-3068)		
40 05 19 00-3501 EA 36" Flanged x Plain End (FxPE), 1'-0" Spool Length, Class 53, Ceramic Epoxy Lined (P401), Bituminous Seal Coat, Ductile Iron Pipe.....	9,431.15	1,344.68
<i>For Class 52 Rating, Deduct</i>	-813.31	
<i>For Class 54 Rating, Add</i>	1,133.51	
<i>For Class 55 Rating, Add</i>	1,697.71	
<i>For Class 56 Rating, Add</i>	2,254.51	
40 05 19 00-3502 EA 36" Flanged x Plain End (FxPE), 1'-6" Spool Length, Class 53, Ceramic Epoxy Lined (P401), Bituminous Seal Coat, Ductile Iron Pipe.....	10,406.30	1,347.25
<i>For Class 52 Rating, Deduct</i>	-920.15	
<i>For Class 54 Rating, Add</i>	1,279.25	
<i>For Class 55 Rating, Add</i>	1,914.39	
<i>For Class 56 Rating, Add</i>	2,541.16	

40 Process Interconnections
40 05 Common Work Results For Process Interconnections
40 05 19 Ductile Iron Process Pipe



MINOR	CSI	UOM	DESCRIPTION	TOTAL DIRECT UNIT COST	DEMOLITION UNIT COST
40 05 19 00-3503	EA		36" Flanged x Plain End (FxPE), 2'-0" Spool Length, Class 53, Ceramic Epoxy Lined (P401), Bituminous Seal Coat, Ductile Iron Pipe.....	11,381.43	1,349.82
			<i>For Class 52 Rating, Deduct</i>	-1,026.99	
			<i>For Class 54 Rating, Add</i>	1,424.98	
			<i>For Class 55 Rating, Add</i>	2,131.07	
			<i>For Class 56 Rating, Add</i>	2,827.82	
40 05 19 00-3504	EA		36" Flanged x Plain End (FxPE), 2'-6" Spool Length, Class 53, Ceramic Epoxy Lined (P401), Bituminous Seal Coat, Ductile Iron Pipe.....	12,356.58	1,352.41
			<i>For Class 52 Rating, Deduct</i>	-1,133.82	
			<i>For Class 54 Rating, Add</i>	1,570.71	
			<i>For Class 55 Rating, Add</i>	2,347.75	
			<i>For Class 56 Rating, Add</i>	3,114.47	
40 05 19 00-3505	EA		36" Flanged x Plain End (FxPE), 3'-0" Spool Length, Class 53, Ceramic Epoxy Lined (P401), Bituminous Seal Coat, Ductile Iron Pipe.....	13,331.71	1,354.98
			<i>For Class 52 Rating, Deduct</i>	-1,240.66	
			<i>For Class 54 Rating, Add</i>	1,716.44	
			<i>For Class 55 Rating, Add</i>	2,564.42	
			<i>For Class 56 Rating, Add</i>	3,401.13	
40 05 19 00-3506	EA		36" Flanged x Plain End (FxPE), 3'-6" Spool Length, Class 53, Ceramic Epoxy Lined (P401), Bituminous Seal Coat, Ductile Iron Pipe.....	14,306.85	1,357.55
			<i>For Class 52 Rating, Deduct</i>	-1,347.49	
			<i>For Class 54 Rating, Add</i>	1,862.18	
			<i>For Class 55 Rating, Add</i>	2,781.10	
			<i>For Class 56 Rating, Add</i>	3,687.78	
40 05 19 00-3507	EA		36" Flanged x Plain End (FxPE), 4'-0" Spool Length, Class 53, Ceramic Epoxy Lined (P401), Bituminous Seal Coat, Ductile Iron Pipe.....	15,281.99	1,360.12
			<i>For Class 52 Rating, Deduct</i>	-1,454.33	
			<i>For Class 54 Rating, Add</i>	2,007.91	
			<i>For Class 55 Rating, Add</i>	2,997.78	
			<i>For Class 56 Rating, Add</i>	3,974.44	
40 05 19 00-3508	EA		36" Flanged x Plain End (FxPE), 4'-6" Spool Length, Class 53, Ceramic Epoxy Lined (P401), Bituminous Seal Coat, Ductile Iron Pipe.....	16,257.12	1,362.71
			<i>For Class 52 Rating, Deduct</i>	-1,561.17	
			<i>For Class 54 Rating, Add</i>	2,153.64	
			<i>For Class 55 Rating, Add</i>	3,214.46	
			<i>For Class 56 Rating, Add</i>	4,261.09	
40 05 19 00-3509	EA		36" Flanged x Plain End (FxPE), 5'-0" Spool Length, Class 53, Ceramic Epoxy Lined (P401), Bituminous Seal Coat, Ductile Iron Pipe.....	17,232.27	1,365.29
			<i>For Class 52 Rating, Deduct</i>	-1,668.00	
			<i>For Class 54 Rating, Add</i>	2,299.37	
			<i>For Class 55 Rating, Add</i>	3,431.14	
			<i>For Class 56 Rating, Add</i>	4,547.75	
40 05 19 00-3510	EA		36" Flanged x Plain End (FxPE), 5'-6" Spool Length, Class 53, Ceramic Epoxy Lined (P401), Bituminous Seal Coat, Ductile Iron Pipe.....	18,207.40	1,367.85
			<i>For Class 52 Rating, Deduct</i>	-1,774.84	
			<i>For Class 54 Rating, Add</i>	2,445.10	
			<i>For Class 55 Rating, Add</i>	3,647.82	
			<i>For Class 56 Rating, Add</i>	4,834.40	
40 05 19 00-3511	EA		36" Flanged x Plain End (FxPE), 6'-0" Spool Length, Class 53, Ceramic Epoxy Lined (P401), Bituminous Seal Coat, Ductile Iron Pipe.....	19,182.55	1,370.44
			<i>For Class 52 Rating, Deduct</i>	-1,881.67	
			<i>For Class 54 Rating, Add</i>	2,590.84	
			<i>For Class 55 Rating, Add</i>	3,864.50	
			<i>For Class 56 Rating, Add</i>	5,121.06	
40 05 19 00-3512	EA		36" Flanged x Plain End (FxPE), 6'-6" Spool Length, Class 53, Ceramic Epoxy Lined (P401), Bituminous Seal Coat, Ductile Iron Pipe.....	20,157.69	1,373.01
			<i>For Class 52 Rating, Deduct</i>	-1,988.51	
			<i>For Class 54 Rating, Add</i>	2,736.57	
			<i>For Class 55 Rating, Add</i>	4,081.18	
			<i>For Class 56 Rating, Add</i>	5,407.72	
40 05 19 00-3513	EA		36" Flanged x Plain End (FxPE), 7'-0" Spool Length, Class 53, Ceramic Epoxy Lined (P401), Bituminous Seal Coat, Ductile Iron Pipe.....	21,132.83	1,375.58
			<i>For Class 52 Rating, Deduct</i>	-2,095.35	
			<i>For Class 54 Rating, Add</i>	2,882.30	
			<i>For Class 55 Rating, Add</i>	4,297.86	
			<i>For Class 56 Rating, Add</i>	5,694.37	
40 05 19 00-3514	EA		36" Flanged x Plain End (FxPE), 7'-6" Spool Length, Class 53, Ceramic Epoxy Lined (P401), Bituminous Seal Coat, Ductile Iron Pipe.....	22,107.96	1,378.16
			<i>For Class 52 Rating, Deduct</i>	-2,202.18	
			<i>For Class 54 Rating, Add</i>	3,028.03	
			<i>For Class 55 Rating, Add</i>	4,514.54	
			<i>For Class 56 Rating, Add</i>	5,981.03	
40 05 19 00-3515	EA		36" Flanged x Plain End (FxPE), 8'-0" Spool Length, Class 53, Ceramic Epoxy Lined (P401), Bituminous Seal Coat, Ductile Iron Pipe.....	23,083.09	1,380.74
			<i>For Class 52 Rating, Deduct</i>	-2,309.02	
			<i>For Class 54 Rating, Add</i>	3,173.76	
			<i>For Class 55 Rating, Add</i>	4,731.22	
			<i>For Class 56 Rating, Add</i>	6,267.68	
40 05 19 00-3516	EA		36" Flanged x Plain End (FxPE), 8'-6" Spool Length, Class 53, Ceramic Epoxy Lined (P401), Bituminous Seal Coat, Ductile Iron Pipe.....	24,058.24	1,383.32
			<i>For Class 52 Rating, Deduct</i>	-2,415.85	
			<i>For Class 54 Rating, Add</i>	3,319.50	
			<i>For Class 55 Rating, Add</i>	4,947.90	
			<i>For Class 56 Rating, Add</i>	6,554.33	



MINOR CSI UOM DESCRIPTION	TOTAL DIRECT UNIT COST	DEMOLITION UNIT COST
40 05 19 00-3517 EA 36" Flanged x Plain End (FxPE), 9'-0" Spool Length, Class 53, Ceramic Epoxy Lined (P401), Bituminous Seal Coat, Ductile Iron Pipe.....	25,033.37	1,385.88
<i>For Class 52 Rating, Deduct</i>	-2,522.69	
<i>For Class 54 Rating, Add</i>	3,465.23	
<i>For Class 55 Rating, Add</i>	5,164.58	
<i>For Class 56 Rating, Add</i>	6,840.99	
40 05 19 00-3518 EA 36" Flanged x Plain End (FxPE), 9'-6" Spool Length, Class 53, Ceramic Epoxy Lined (P401), Bituminous Seal Coat, Ductile Iron Pipe.....	26,008.52	1,388.47
<i>For Class 52 Rating, Deduct</i>	-2,629.53	
<i>For Class 54 Rating, Add</i>	3,610.96	
<i>For Class 55 Rating, Add</i>	5,381.26	
<i>For Class 56 Rating, Add</i>	7,127.64	
40 05 19 00-3519 EA 36" Flanged x Plain End (FxPE), 10'-0" Spool Length, Class 53, Ceramic Epoxy Lined (P401), Bituminous Seal Coat, Ductile Iron Pipe.....	26,983.66	1,391.05
<i>For Class 52 Rating, Deduct</i>	-2,736.36	
<i>For Class 54 Rating, Add</i>	3,756.69	
<i>For Class 55 Rating, Add</i>	5,597.94	
<i>For Class 56 Rating, Add</i>	7,414.30	
40 05 19 00-3520 EA 36" Flanged x Plain End (FxPE), 10'-6" Spool Length, Class 53, Ceramic Epoxy Lined (P401), Bituminous Seal Coat, Ductile Iron Pipe.....	27,958.80	1,393.62
<i>For Class 52 Rating, Deduct</i>	-2,843.20	
<i>For Class 54 Rating, Add</i>	3,902.43	
<i>For Class 55 Rating, Add</i>	5,814.61	
<i>For Class 56 Rating, Add</i>	7,700.95	
40 05 19 00-3521 EA 36" Flanged x Plain End (FxPE), 11'-0" Spool Length, Class 53, Ceramic Epoxy Lined (P401), Bituminous Seal Coat, Ductile Iron Pipe.....	28,933.93	1,396.19
<i>For Class 52 Rating, Deduct</i>	-2,950.03	
<i>For Class 54 Rating, Add</i>	4,048.16	
<i>For Class 55 Rating, Add</i>	6,031.29	
<i>For Class 56 Rating, Add</i>	7,987.61	
40 05 19 00-3522 EA 36" Flanged x Plain End (FxPE), 11'-6" Spool Length, Class 53, Ceramic Epoxy Lined (P401), Bituminous Seal Coat, Ductile Iron Pipe.....	29,909.07	1,398.77
<i>For Class 52 Rating, Deduct</i>	-3,056.87	
<i>For Class 54 Rating, Add</i>	4,193.89	
<i>For Class 55 Rating, Add</i>	6,247.97	
<i>For Class 56 Rating, Add</i>	8,274.26	
40 05 19 00-3523 EA 36" Flanged x Plain End (FxPE), 12'-0" Spool Length, Class 53, Ceramic Epoxy Lined (P401), Bituminous Seal Coat, Ductile Iron Pipe.....	30,884.21	1,401.35
<i>For Class 52 Rating, Deduct</i>	-3,163.71	
<i>For Class 54 Rating, Add</i>	4,339.62	
<i>For Class 55 Rating, Add</i>	6,464.65	
<i>For Class 56 Rating, Add</i>	8,560.92	
40 05 19 00-3524 EA 36" Flanged x Plain End (FxPE), 12'-6" Spool Length, Class 53, Ceramic Epoxy Lined (P401), Bituminous Seal Coat, Ductile Iron Pipe.....	31,859.36	1,403.92
<i>For Class 52 Rating, Deduct</i>	-3,270.54	
<i>For Class 54 Rating, Add</i>	4,485.36	
<i>For Class 55 Rating, Add</i>	6,681.33	
<i>For Class 56 Rating, Add</i>	8,847.58	
40 05 19 00-3525 EA 36" Flanged x Plain End (FxPE), 13'-0" Spool Length, Class 53, Ceramic Epoxy Lined (P401), Bituminous Seal Coat, Ductile Iron Pipe.....	32,834.49	1,406.50
<i>For Class 52 Rating, Deduct</i>	-3,377.38	
<i>For Class 54 Rating, Add</i>	4,631.09	
<i>For Class 55 Rating, Add</i>	6,898.01	
<i>For Class 56 Rating, Add</i>	9,134.23	
40 05 19 00-3526 EA 36" Flanged x Plain End (FxPE), 13'-6" Spool Length, Class 53, Ceramic Epoxy Lined (P401), Bituminous Seal Coat, Ductile Iron Pipe.....	33,809.63	1,409.08
<i>For Class 52 Rating, Deduct</i>	-3,484.21	
<i>For Class 54 Rating, Add</i>	4,776.82	
<i>For Class 55 Rating, Add</i>	7,114.69	
<i>For Class 56 Rating, Add</i>	9,420.89	
40 05 19 00-3527 EA 36" Flanged x Plain End (FxPE), 14'-0" Spool Length, Class 53, Ceramic Epoxy Lined (P401), Bituminous Seal Coat, Ductile Iron Pipe.....	34,784.77	1,411.65
<i>For Class 52 Rating, Deduct</i>	-3,591.05	
<i>For Class 54 Rating, Add</i>	4,922.55	
<i>For Class 55 Rating, Add</i>	7,331.37	
<i>For Class 56 Rating, Add</i>	9,707.54	
40 05 19 00-3528 EA 36" Flanged x Plain End (FxPE), 14'-6" Spool Length, Class 53, Ceramic Epoxy Lined (P401), Bituminous Seal Coat, Ductile Iron Pipe.....	35,759.90	1,414.22
<i>For Class 52 Rating, Deduct</i>	-3,697.89	
<i>For Class 54 Rating, Add</i>	5,068.28	
<i>For Class 55 Rating, Add</i>	7,548.05	
<i>For Class 56 Rating, Add</i>	9,994.20	
40 05 19 00-3529 EA 36" Flanged x Plain End (FxPE), 15'-0" Spool Length, Class 53, Ceramic Epoxy Lined (P401), Bituminous Seal Coat, Ductile Iron Pipe.....	36,735.04	1,416.81
<i>For Class 52 Rating, Deduct</i>	-3,804.72	
<i>For Class 54 Rating, Add</i>	5,214.02	
<i>For Class 55 Rating, Add</i>	7,764.73	
<i>For Class 56 Rating, Add</i>	10,280.85	
40 05 19 00-3530 EA 36" Flanged x Plain End (FxPE), 15'-6" Spool Length, Class 53, Ceramic Epoxy Lined (P401), Bituminous Seal Coat, Ductile Iron Pipe.....	37,710.18	1,419.38
<i>For Class 52 Rating, Deduct</i>	-3,911.56	
<i>For Class 54 Rating, Add</i>	5,359.75	
<i>For Class 55 Rating, Add</i>	7,981.41	
<i>For Class 56 Rating, Add</i>	10,567.51	

40 Process Interconnections
40 05 Common Work Results For Process Interconnections
40 05 19 Ductile Iron Process Pipe



MINOR	CSI	UOM	DESCRIPTION	TOTAL DIRECT UNIT COST	DEMOLITION UNIT COST
40 05 19 00-3531	EA		36" Flanged x Plain End (FxPE), 16'-0" Spool Length, Class 53, Ceramic Epoxy Lined (P401), Bituminous Seal Coat, Ductile Iron Pipe.....	38,685.33	1,421.95
			<i>For Class 52 Rating, Deduct</i>	-4,018.39	
			<i>For Class 54 Rating, Add</i>	5,505.48	
			<i>For Class 55 Rating, Add</i>	8,198.09	
			<i>For Class 56 Rating, Add</i>	10,854.16	
40 05 19 00-3532	EA		36" Flanged x Plain End (FxPE), 16'-6" Spool Length, Class 53, Ceramic Epoxy Lined (P401), Bituminous Seal Coat, Ductile Iron Pipe.....	39,660.46	1,424.53
			<i>For Class 52 Rating, Deduct</i>	-4,125.23	
			<i>For Class 54 Rating, Add</i>	5,651.21	
			<i>For Class 55 Rating, Add</i>	8,414.76	
			<i>For Class 56 Rating, Add</i>	11,140.82	
40 05 19 00-3533	EA		36" Flanged x Plain End (FxPE), 17'-0" Spool Length, Class 53, Ceramic Epoxy Lined (P401), Bituminous Seal Coat, Ductile Iron Pipe.....	40,635.61	1,427.11
			<i>For Class 52 Rating, Deduct</i>	-4,232.07	
			<i>For Class 54 Rating, Add</i>	5,796.95	
			<i>For Class 55 Rating, Add</i>	8,631.45	
			<i>For Class 56 Rating, Add</i>	11,427.47	
40 05 19 00-3534	EA		36" Flanged x Plain End (FxPE), 17'-6" Spool Length, Class 53, Ceramic Epoxy Lined (P401), Bituminous Seal Coat, Ductile Iron Pipe.....	41,610.74	1,429.69
			<i>For Class 52 Rating, Deduct</i>	-4,336.90	
			<i>For Class 54 Rating, Add</i>	5,942.68	
			<i>For Class 55 Rating, Add</i>	8,848.12	
			<i>For Class 56 Rating, Add</i>	11,714.13	
40 05 19 00-3535	EA		36" Flanged x Plain End (FxPE), 18'-0" Spool Length, Class 53, Ceramic Epoxy Lined (P401), Bituminous Seal Coat, Ductile Iron Pipe.....	42,585.87	1,432.25
			<i>For Class 52 Rating, Deduct</i>	-4,445.74	
			<i>For Class 54 Rating, Add</i>	6,088.41	
			<i>For Class 55 Rating, Add</i>	9,064.80	
			<i>For Class 56 Rating, Add</i>	12,000.78	
40 05 19 00-3536			42" Flanged End x Plain End (FxPE), Class 53, Ceramic Epoxy Lined (P401), Bituminous Seal Coat, Ductile Iron Pipe <small>(40 05 19 00-3068)</small>		
40 05 19 00-3537	EA		42" Flanged x Plain End (FxPE), 1'-0" Spool Length, Class 53, Ceramic Epoxy Lined (P401), Bituminous Seal Coat, Ductile Iron Pipe.....	12,480.51	1,695.01
			<i>For Class 52 Rating, Deduct</i>	-1,090.36	
			<i>For Class 54 Rating, Add</i>	1,517.67	
			<i>For Class 55 Rating, Add</i>	2,272.08	
			<i>For Class 56 Rating, Add</i>	3,016.59	
40 05 19 00-3538	EA		42" Flanged x Plain End (FxPE), 1'-6" Spool Length, Class 53, Ceramic Epoxy Lined (P401), Bituminous Seal Coat, Ductile Iron Pipe.....	13,917.47	1,697.58
			<i>For Class 52 Rating, Deduct</i>	-1,247.99	
			<i>For Class 54 Rating, Add</i>	1,732.67	
			<i>For Class 55 Rating, Add</i>	2,591.75	
			<i>For Class 56 Rating, Add</i>	3,439.48	
40 05 19 00-3539	EA		42" Flanged x Plain End (FxPE), 2'-0" Spool Length, Class 53, Ceramic Epoxy Lined (P401), Bituminous Seal Coat, Ductile Iron Pipe.....	15,342.51	1,700.16
			<i>For Class 52 Rating, Deduct</i>	-1,404.32	
			<i>For Class 54 Rating, Add</i>	1,945.89	
			<i>For Class 55 Rating, Add</i>	2,908.76	
			<i>For Class 56 Rating, Add</i>	3,858.86	
40 05 19 00-3540	EA		42" Flanged x Plain End (FxPE), 2'-6" Spool Length, Class 53, Ceramic Epoxy Lined (P401), Bituminous Seal Coat, Ductile Iron Pipe.....	16,781.85	1,702.74
			<i>For Class 52 Rating, Deduct</i>	-1,562.21	
			<i>For Class 54 Rating, Add</i>	2,161.25	
			<i>For Class 55 Rating, Add</i>	3,228.95	
			<i>For Class 56 Rating, Add</i>	4,262.45	
40 05 19 00-3541	EA		42" Flanged x Plain End (FxPE), 3'-0" Spool Length, Class 53, Ceramic Epoxy Lined (P401), Bituminous Seal Coat, Ductile Iron Pipe.....	18,211.66	1,705.31
			<i>For Class 52 Rating, Deduct</i>	-1,719.06	
			<i>For Class 54 Rating, Add</i>	2,375.18	
			<i>For Class 55 Rating, Add</i>	3,547.02	
			<i>For Class 56 Rating, Add</i>	4,703.23	
40 05 19 00-3542	EA		42" Flanged x Plain End (FxPE), 3'-6" Spool Length, Class 53, Ceramic Epoxy Lined (P401), Bituminous Seal Coat, Ductile Iron Pipe.....	19,655.76	1,707.89
			<i>For Class 52 Rating, Deduct</i>	-1,877.48	
			<i>For Class 54 Rating, Add</i>	2,591.26	
			<i>For Class 55 Rating, Add</i>	3,868.28	
			<i>For Class 56 Rating, Add</i>	5,128.23	
40 05 19 00-3543	EA		42" Flanged x Plain End (FxPE), 4'-0" Spool Length, Class 53, Ceramic Epoxy Lined (P401), Bituminous Seal Coat, Ductile Iron Pipe.....	21,085.56	1,710.47
			<i>For Class 52 Rating, Deduct</i>	-2,034.33	
			<i>For Class 54 Rating, Add</i>	2,805.19	
			<i>For Class 55 Rating, Add</i>	4,186.35	
			<i>For Class 56 Rating, Add</i>	5,549.01	
40 05 19 00-3544	EA		42" Flanged x Plain End (FxPE), 4'-6" Spool Length, Class 53, Ceramic Epoxy Lined (P401), Bituminous Seal Coat, Ductile Iron Pipe.....	22,532.04	1,713.04
			<i>For Class 52 Rating, Deduct</i>	-2,193.02	
			<i>For Class 54 Rating, Add</i>	3,021.62	
			<i>For Class 55 Rating, Add</i>	4,508.14	
			<i>For Class 56 Rating, Add</i>	5,974.71	



MINOR CSI UOM DESCRIPTION	TOTAL DIRECT UNIT COST	DEMOLITION UNIT COST
40 05 19 00-3545 EA 42" Flanged x Plain End (FxPE), 5'-0" Spool Length, Class 53, Ceramic Epoxy Lined (P401), Bituminous Seal		
Coat, Ductile Iron Pipe.....	23,964.23	1,715.63
<i>For Class 52 Rating, Deduct</i>	-2,350.13	
<i>For Class 54 Rating, Add</i>	3,235.91	
<i>For Class 55 Rating, Add</i>	4,826.74	
<i>For Class 56 Rating, Add</i>	6,396.20	
40 05 19 00-3546 EA 42" Flanged x Plain End (FxPE), 5'-6" Spool Length, Class 53, Ceramic Epoxy Lined (P401), Bituminous Seal		
Coat, Ductile Iron Pipe.....	25,413.08	1,718.19
<i>For Class 52 Rating, Deduct</i>	-2,509.07	
<i>For Class 54 Rating, Add</i>	3,452.70	
<i>For Class 55 Rating, Add</i>	5,149.06	
<i>For Class 56 Rating, Add</i>	6,822.60	
40 05 19 00-3547 EA 42" Flanged x Plain End (FxPE), 6'-0" Spool Length, Class 53, Ceramic Epoxy Lined (P401), Bituminous Seal		
Coat, Ductile Iron Pipe.....	26,845.28	1,720.77
<i>For Class 52 Rating, Deduct</i>	-2,666.19	
<i>For Class 54 Rating, Add</i>	3,666.99	
<i>For Class 55 Rating, Add</i>	5,467.66	
<i>For Class 56 Rating, Add</i>	7,244.09	
40 05 19 00-3548 EA 42" Flanged x Plain End (FxPE), 6'-6" Spool Length, Class 53, Ceramic Epoxy Lined (P401), Bituminous Seal		
Coat, Ductile Iron Pipe.....	28,294.13	1,723.35
<i>For Class 52 Rating, Deduct</i>	-2,825.13	
<i>For Class 54 Rating, Add</i>	3,883.78	
<i>For Class 55 Rating, Add</i>	5,789.98	
<i>For Class 56 Rating, Add</i>	7,670.49	
40 05 19 00-3549 EA 42" Flanged x Plain End (FxPE), 7'-0" Spool Length, Class 53, Ceramic Epoxy Lined (P401), Bituminous Seal		
Coat, Ductile Iron Pipe.....	29,728.71	1,725.92
<i>For Class 52 Rating, Deduct</i>	-2,982.50	
<i>For Class 54 Rating, Add</i>	4,098.43	
<i>For Class 55 Rating, Add</i>	6,109.11	
<i>For Class 56 Rating, Add</i>	8,092.67	
40 05 19 00-3550 EA 42" Flanged x Plain End (FxPE), 7'-6" Spool Length, Class 53, Ceramic Epoxy Lined (P401), Bituminous Seal		
Coat, Ductile Iron Pipe.....	31,165.65	1,728.50
<i>For Class 52 Rating, Deduct</i>	-3,140.14	
<i>For Class 54 Rating, Add</i>	4,313.44	
<i>For Class 55 Rating, Add</i>	6,428.77	
<i>For Class 56 Rating, Add</i>	8,515.56	
40 05 19 00-3551 EA 42" Flanged x Plain End (FxPE), 8'-0" Spool Length, Class 53, Ceramic Epoxy Lined (P401), Bituminous Seal		
Coat, Ductile Iron Pipe.....	32,612.13	1,731.07
<i>For Class 52 Rating, Deduct</i>	-3,298.82	
<i>For Class 54 Rating, Add</i>	4,529.87	
<i>For Class 55 Rating, Add</i>	6,750.56	
<i>For Class 56 Rating, Add</i>	8,941.26	
40 05 19 00-3552 EA 42" Flanged x Plain End (FxPE), 8'-6" Spool Length, Class 53, Ceramic Epoxy Lined (P401), Bituminous Seal		
Coat, Ductile Iron Pipe.....	34,046.70	1,733.66
<i>For Class 52 Rating, Deduct</i>	-3,456.20	
<i>For Class 54 Rating, Add</i>	4,744.51	
<i>For Class 55 Rating, Add</i>	7,069.69	
<i>For Class 56 Rating, Add</i>	9,363.45	
40 05 19 00-3553 EA 42" Flanged x Plain End (FxPE), 9'-0" Spool Length, Class 53, Ceramic Epoxy Lined (P401), Bituminous Seal		
Coat, Ductile Iron Pipe.....	35,497.94	1,736.23
<i>For Class 52 Rating, Deduct</i>	-3,615.40	
<i>For Class 54 Rating, Add</i>	4,961.66	
<i>For Class 55 Rating, Add</i>	7,392.54	
<i>For Class 56 Rating, Add</i>	9,790.55	
40 05 19 00-3554 EA 42" Flanged x Plain End (FxPE), 9'-6" Spool Length, Class 53, Ceramic Epoxy Lined (P401), Bituminous Seal		
Coat, Ductile Iron Pipe.....	36,934.89	1,738.80
<i>For Class 52 Rating, Deduct</i>	-3,773.04	
<i>For Class 54 Rating, Add</i>	5,176.67	
<i>For Class 55 Rating, Add</i>	7,712.21	
<i>For Class 56 Rating, Add</i>	10,213.44	
40 05 19 00-3555 EA 42" Flanged x Plain End (FxPE), 10'-0" Spool Length, Class 53, Ceramic Epoxy Lined (P401), Bituminous Seal		
Coat, Ductile Iron Pipe.....	38,383.75	1,741.38
<i>For Class 52 Rating, Deduct</i>	-3,931.98	
<i>For Class 54 Rating, Add</i>	5,393.46	
<i>For Class 55 Rating, Add</i>	8,034.52	
<i>For Class 56 Rating, Add</i>	10,639.85	
40 05 19 00-3556 EA 42" Flanged x Plain End (FxPE), 10'-6" Spool Length, Class 53, Ceramic Epoxy Lined (P401), Bituminous Seal		
Coat, Ductile Iron Pipe.....	39,820.70	1,743.95
<i>For Class 52 Rating, Deduct</i>	-4,089.62	
<i>For Class 54 Rating, Add</i>	5,608.46	
<i>For Class 55 Rating, Add</i>	8,354.19	
<i>For Class 56 Rating, Add</i>	11,062.74	
40 05 19 00-3557 EA 42" Flanged x Plain End (FxPE), 11'-0" Spool Length, Class 53, Ceramic Epoxy Lined (P401), Bituminous Seal		
Coat, Ductile Iron Pipe.....	41,271.92	1,746.53
<i>For Class 52 Rating, Deduct</i>	-4,248.82	
<i>For Class 54 Rating, Add</i>	5,825.61	
<i>For Class 55 Rating, Add</i>	8,677.03	
<i>For Class 56 Rating, Add</i>	11,489.84	
40 05 19 00-3558 EA 42" Flanged x Plain End (FxPE), 11'-6" Spool Length, Class 53, Ceramic Epoxy Lined (P401), Bituminous Seal		
Coat, Ductile Iron Pipe.....	42,708.88	1,749.11
<i>For Class 52 Rating, Deduct</i>	-4,406.46	
<i>For Class 54 Rating, Add</i>	6,040.61	
<i>For Class 55 Rating, Add</i>	8,996.70	
<i>For Class 56 Rating, Add</i>	11,912.73	

40 Process Interconnections
40 05 Common Work Results For Process Interconnections
40 05 19 Ductile Iron Process Pipe



MINOR	CSI	UOM	DESCRIPTION	TOTAL DIRECT UNIT COST	DEMOLITION UNIT COST
40 05 19 00-3559	EA		42" Flanged x Plain End (FxPE), 12'-0" Spool Length, Class 53, Ceramic Epoxy Lined (P401), Bituminous Seal Coat, Ductile Iron Pipe.....	44,160.11	1,751.69
			<i>For Class 52 Rating, Deduct</i>	-4,565.67	
			<i>For Class 54 Rating, Add</i>	6,257.76	
			<i>For Class 55 Rating, Add</i>	9,319.55	
			<i>For Class 56 Rating, Add</i>	12,339.83	
40 05 19 00-3560	EA		42" Flanged x Plain End (FxPE), 12'-6" Spool Length, Class 53, Ceramic Epoxy Lined (P401), Bituminous Seal Coat, Ductile Iron Pipe.....	45,594.69	1,754.26
			<i>For Class 52 Rating, Deduct</i>	-4,723.04	
			<i>For Class 54 Rating, Add</i>	6,472.40	
			<i>For Class 55 Rating, Add</i>	9,638.68	
			<i>For Class 56 Rating, Add</i>	12,762.02	
40 05 19 00-3561	EA		42" Flanged x Plain End (FxPE), 13'-0" Spool Length, Class 53, Ceramic Epoxy Lined (P401), Bituminous Seal Coat, Ductile Iron Pipe.....	47,048.30	1,756.83
			<i>For Class 52 Rating, Deduct</i>	-4,882.57	
			<i>For Class 54 Rating, Add</i>	6,689.91	
			<i>For Class 55 Rating, Add</i>	9,962.06	
			<i>For Class 56 Rating, Add</i>	13,189.82	
40 05 19 00-3562	EA		42" Flanged x Plain End (FxPE), 13'-6" Spool Length, Class 53, Ceramic Epoxy Lined (P401), Bituminous Seal Coat, Ductile Iron Pipe.....	48,485.26	1,759.41
			<i>For Class 52 Rating, Deduct</i>	-5,040.14	
			<i>For Class 54 Rating, Add</i>	6,904.91	
			<i>For Class 55 Rating, Add</i>	10,281.72	
			<i>For Class 56 Rating, Add</i>	13,612.71	
40 05 19 00-3563	EA		42" Flanged x Plain End (FxPE), 14'-0" Spool Length, Class 53, Ceramic Epoxy Lined (P401), Bituminous Seal Coat, Ductile Iron Pipe.....	49,934.11	1,761.99
			<i>For Class 52 Rating, Deduct</i>	-5,199.09	
			<i>For Class 54 Rating, Add</i>	7,121.70	
			<i>For Class 55 Rating, Add</i>	10,604.04	
			<i>For Class 56 Rating, Add</i>	14,039.12	
40 05 19 00-3564	EA		42" Flanged x Plain End (FxPE), 14'-6" Spool Length, Class 53, Ceramic Epoxy Lined (P401), Bituminous Seal Coat, Ductile Iron Pipe.....	51,373.44	1,764.56
			<i>For Class 52 Rating, Deduct</i>	-5,356.98	
			<i>For Class 54 Rating, Add</i>	7,337.06	
			<i>For Class 55 Rating, Add</i>	10,924.23	
			<i>For Class 56 Rating, Add</i>	14,462.71	
40 05 19 00-3565	EA		42" Flanged x Plain End (FxPE), 15'-0" Spool Length, Class 53, Ceramic Epoxy Lined (P401), Bituminous Seal Coat, Ductile Iron Pipe.....	52,529.49	1,767.14
			<i>For Class 52 Rating, Deduct</i>	-5,483.72	
			<i>For Class 54 Rating, Add</i>	7,509.93	
			<i>For Class 55 Rating, Add</i>	11,181.26	
			<i>For Class 56 Rating, Add</i>	14,802.73	
40 05 19 00-3566	EA		42" Flanged x Plain End (FxPE), 15'-6" Spool Length, Class 53, Ceramic Epoxy Lined (P401), Bituminous Seal Coat, Ductile Iron Pipe.....	54,261.62	1,769.72
			<i>For Class 52 Rating, Deduct</i>	-5,673.83	
			<i>For Class 54 Rating, Add</i>	7,769.21	
			<i>For Class 55 Rating, Add</i>	11,566.75	
			<i>For Class 56 Rating, Add</i>	15,312.70	
40 05 19 00-3567	EA		42" Flanged x Plain End (FxPE), 16'-0" Spool Length, Class 53, Ceramic Epoxy Lined (P401), Bituminous Seal Coat, Ductile Iron Pipe.....	55,696.20	1,772.29
			<i>For Class 52 Rating, Deduct</i>	-5,831.20	
			<i>For Class 54 Rating, Add</i>	7,983.86	
			<i>For Class 55 Rating, Add</i>	11,885.88	
			<i>For Class 56 Rating, Add</i>	15,734.89	
40 05 19 00-3568	EA		42" Flanged x Plain End (FxPE), 16'-6" Spool Length, Class 53, Ceramic Epoxy Lined (P401), Bituminous Seal Coat, Ductile Iron Pipe.....	57,147.43	1,774.87
			<i>For Class 52 Rating, Deduct</i>	-5,990.41	
			<i>For Class 54 Rating, Add</i>	8,201.01	
			<i>For Class 55 Rating, Add</i>	12,208.73	
			<i>For Class 56 Rating, Add</i>	16,161.99	
40 05 19 00-3569	EA		42" Flanged x Plain End (FxPE), 17'-0" Spool Length, Class 53, Ceramic Epoxy Lined (P401), Bituminous Seal Coat, Ductile Iron Pipe.....	58,584.39	1,777.44
			<i>For Class 52 Rating, Deduct</i>	-6,148.04	
			<i>For Class 54 Rating, Add</i>	8,416.01	
			<i>For Class 55 Rating, Add</i>	12,528.39	
			<i>For Class 56 Rating, Add</i>	16,584.88	
40 05 19 00-3570	EA		42" Flanged x Plain End (FxPE), 17'-6" Spool Length, Class 53, Ceramic Epoxy Lined (P401), Bituminous Seal Coat, Ductile Iron Pipe.....	60,038.00	1,780.03
			<i>For Class 52 Rating, Deduct</i>	-6,307.51	
			<i>For Class 54 Rating, Add</i>	8,633.51	
			<i>For Class 55 Rating, Add</i>	12,851.77	
			<i>For Class 56 Rating, Add</i>	17,012.69	
40 05 19 00-3571	EA		42" Flanged x Plain End (FxPE), 18'-0" Spool Length, Class 53, Ceramic Epoxy Lined (P401), Bituminous Seal Coat, Ductile Iron Pipe.....	61,472.57	1,782.59
			<i>For Class 52 Rating, Deduct</i>	-6,464.88	
			<i>For Class 54 Rating, Add</i>	8,848.16	
			<i>For Class 55 Rating, Add</i>	13,170.90	
			<i>For Class 56 Rating, Add</i>	17,434.88	

40 05 19 00-3572 48" Flanged End x Plain End (FxPE), Class 53, Ceramic Epoxy Lined (P401), Bituminous Seal Coat, Ductile Iron Pipe (40 05 19 00-3068)



MINOR CSI UOM DESCRIPTION	TOTAL DIRECT UNIT COST	DEMOLITION UNIT COST
40 05 19 00-3573 EA 48" Flanged x Plain End (FxPE), 1'-0" Spool Length, Class 53, Ceramic Epoxy Lined (P401), Bituminous Seal		
Coat, Ductile Iron Pipe	18,118.12	2,130.35
<i>For Class 52 Rating, Deduct</i>	-1,417.93	
<i>For Class 54 Rating, Add</i>	1,972.28	
<i>For Class 55 Rating, Add</i>	2,952.00	
<i>For Class 56 Rating, Add</i>	3,918.84	
40 05 19 00-3574 EA 48" Flanged x Plain End (FxPE), 1'-6" Spool Length, Class 53, Ceramic Epoxy Lined (P401), Bituminous Seal		
Coat, Ductile Iron Pipe	18,183.50	2,132.93
<i>For Class 52 Rating, Deduct</i>	-1,644.70	
<i>For Class 54 Rating, Add</i>	2,281.55	
<i>For Class 55 Rating, Add</i>	3,411.81	
<i>For Class 56 Rating, Add</i>	4,527.12	
40 05 19 00-3575 EA 48" Flanged x Plain End (FxPE), 2'-0" Spool Length, Class 53, Ceramic Epoxy Lined (P401), Bituminous Seal		
Coat, Ductile Iron Pipe	20,256.04	2,135.51
<i>For Class 52 Rating, Deduct</i>	-1,872.25	
<i>For Class 54 Rating, Add</i>	2,591.89	
<i>For Class 55 Rating, Add</i>	3,873.21	
<i>For Class 56 Rating, Add</i>	5,137.51	
40 05 19 00-3576 EA 48" Flanged x Plain End (FxPE), 2'-6" Spool Length, Class 53, Ceramic Epoxy Lined (P401), Bituminous Seal		
Coat, Ductile Iron Pipe	22,350.01	2,138.09
<i>For Class 52 Rating, Deduct</i>	-2,102.15	
<i>For Class 54 Rating, Add</i>	2,905.45	
<i>For Class 55 Rating, Add</i>	4,339.39	
<i>For Class 56 Rating, Add</i>	5,754.22	
40 05 19 00-3577 EA 48" Flanged x Plain End (FxPE), 3'-0" Spool Length, Class 53, Ceramic Epoxy Lined (P401), Bituminous Seal		
Coat, Ductile Iron Pipe	24,439.21	2,140.65
<i>For Class 52 Rating, Deduct</i>	-2,331.54	
<i>For Class 54 Rating, Add</i>	3,218.29	
<i>For Class 55 Rating, Add</i>	4,804.50	
<i>For Class 56 Rating, Add</i>	6,369.52	
40 05 19 00-3578 EA 48" Flanged x Plain End (FxPE), 3'-6" Spool Length, Class 53, Ceramic Epoxy Lined (P401), Bituminous Seal		
Coat, Ductile Iron Pipe	26,530.80	2,143.24
<i>For Class 52 Rating, Deduct</i>	-2,561.18	
<i>For Class 54 Rating, Add</i>	3,531.49	
<i>For Class 55 Rating, Add</i>	5,270.15	
<i>For Class 56 Rating, Add</i>	6,985.53	
40 05 19 00-3579 EA 48" Flanged x Plain End (FxPE), 4'-0" Spool Length, Class 53, Ceramic Epoxy Lined (P401), Bituminous Seal		
Coat, Ductile Iron Pipe	28,636.67	2,145.82
<i>For Class 52 Rating, Deduct</i>	-2,792.40	
<i>For Class 54 Rating, Add</i>	3,846.83	
<i>For Class 55 Rating, Add</i>	5,738.98	
<i>For Class 56 Rating, Add</i>	7,605.75	
40 05 19 00-3580 EA 48" Flanged x Plain End (FxPE), 4'-6" Spool Length, Class 53, Ceramic Epoxy Lined (P401), Bituminous Seal		
Coat, Ductile Iron Pipe	30,737.78	2,148.38
<i>For Class 52 Rating, Deduct</i>	-3,023.09	
<i>For Class 54 Rating, Add</i>	4,161.46	
<i>For Class 55 Rating, Add</i>	6,206.75	
<i>For Class 56 Rating, Add</i>	8,224.56	
40 05 19 00-3581 EA 48" Flanged x Plain End (FxPE), 5'-0" Spool Length, Class 53, Ceramic Epoxy Lined (P401), Bituminous Seal		
Coat, Ductile Iron Pipe	32,834.11	2,150.96
<i>For Class 52 Rating, Deduct</i>	-3,253.26	
<i>For Class 54 Rating, Add</i>	4,475.37	
<i>For Class 55 Rating, Add</i>	6,673.46	
<i>For Class 56 Rating, Add</i>	8,841.97	
40 05 19 00-3582 EA 48" Flanged x Plain End (FxPE), 5'-6" Spool Length, Class 53, Ceramic Epoxy Lined (P401), Bituminous Seal		
Coat, Ductile Iron Pipe	34,949.51	2,153.54
<i>For Class 52 Rating, Deduct</i>	-3,485.52	
<i>For Class 54 Rating, Add</i>	4,792.14	
<i>For Class 55 Rating, Add</i>	7,144.42	
<i>For Class 56 Rating, Add</i>	9,465.00	
40 05 19 00-3583 EA 48" Flanged x Plain End (FxPE), 6'-0" Spool Length, Class 53, Ceramic Epoxy Lined (P401), Bituminous Seal		
Coat, Ductile Iron Pipe	37,055.37	2,156.12
<i>For Class 52 Rating, Deduct</i>	-3,716.74	
<i>For Class 54 Rating, Add</i>	5,107.48	
<i>For Class 55 Rating, Add</i>	7,613.25	
<i>For Class 56 Rating, Add</i>	10,085.22	
40 05 19 00-3584 EA 48" Flanged x Plain End (FxPE), 6'-6" Spool Length, Class 53, Ceramic Epoxy Lined (P401), Bituminous Seal		
Coat, Ductile Iron Pipe	39,173.15	2,158.69
<i>For Class 52 Rating, Deduct</i>	-3,949.26	
<i>For Class 54 Rating, Add</i>	5,424.61	
<i>For Class 55 Rating, Add</i>	8,084.73	
<i>For Class 56 Rating, Add</i>	10,708.96	
40 05 19 00-3585 EA 48" Flanged x Plain End (FxPE), 7'-0" Spool Length, Class 53, Ceramic Epoxy Lined (P401), Bituminous Seal		
Coat, Ductile Iron Pipe	41,276.63	2,161.27
<i>For Class 52 Rating, Deduct</i>	-4,180.22	
<i>For Class 54 Rating, Add</i>	5,739.59	
<i>For Class 55 Rating, Add</i>	8,553.03	
<i>For Class 56 Rating, Add</i>	11,328.47	
40 05 19 00-3586 EA 48" Flanged x Plain End (FxPE), 7'-6" Spool Length, Class 53, Ceramic Epoxy Lined (P401), Bituminous Seal		
Coat, Ductile Iron Pipe	43,384.88	2,163.85
<i>For Class 52 Rating, Deduct</i>	-4,411.70	
<i>For Class 54 Rating, Add</i>	6,055.29	
<i>For Class 55 Rating, Add</i>	9,022.40	
<i>For Class 56 Rating, Add</i>	11,949.40	

40 Process Interconnections**40 05 Common Work Results For Process Interconnections****40 05 19 Ductile Iron Process Pipe**

MINOR	CSI	UOM	DESCRIPTION	TOTAL DIRECT UNIT COST	DEMOLITION UNIT COST
40 05 19 00-3587	EA		48" Flanged x Plain End (FxPE), 8'-0" Spool Length, Class 53, Ceramic Epoxy Lined (P401), Bituminous Seal Coat, Ductile Iron Pipe.....	45,505.03	2,166.42
			<i>For Class 52 Rating, Deduct</i>	-4,644.48	
			<i>For Class 54 Rating, Add</i>	6,372.78	
			<i>For Class 55 Rating, Add</i>	9,494.41	
			<i>For Class 56 Rating, Add</i>	12,573.83	
40 05 19 00-3588	EA		48" Flanged x Plain End (FxPE), 8'-6" Spool Length, Class 53, Ceramic Epoxy Lined (P401), Bituminous Seal Coat, Ductile Iron Pipe.....	47,613.27	2,168.99
			<i>For Class 52 Rating, Deduct</i>	-4,875.96	
			<i>For Class 54 Rating, Add</i>	6,688.47	
			<i>For Class 55 Rating, Add</i>	9,963.78	
			<i>For Class 56 Rating, Add</i>	13,194.75	
40 05 19 00-3589	EA		48" Flanged x Plain End (FxPE), 9'-0" Spool Length, Class 53, Ceramic Epoxy Lined (P401), Bituminous Seal Coat, Ductile Iron Pipe.....	49,721.52	2,171.58
			<i>For Class 52 Rating, Deduct</i>	-5,107.44	
			<i>For Class 54 Rating, Add</i>	7,004.17	
			<i>For Class 55 Rating, Add</i>	10,433.14	
			<i>For Class 56 Rating, Add</i>	13,815.67	
40 05 19 00-3590	EA		48" Flanged x Plain End (FxPE), 9'-6" Spool Length, Class 53, Ceramic Epoxy Lined (P401), Bituminous Seal Coat, Ductile Iron Pipe.....	51,844.05	2,174.15
			<i>For Class 52 Rating, Deduct</i>	-5,340.49	
			<i>For Class 54 Rating, Add</i>	7,322.01	
			<i>For Class 55 Rating, Add</i>	10,905.69	
			<i>For Class 56 Rating, Add</i>	14,440.81	
40 05 19 00-3591	EA		48" Flanged x Plain End (FxPE), 10'-0" Spool Length, Class 53, Ceramic Epoxy Lined (P401), Bituminous Seal Coat, Ductile Iron Pipe.....	53,954.68	2,176.72
			<i>For Class 52 Rating, Deduct</i>	-5,572.23	
			<i>For Class 54 Rating, Add</i>	7,638.07	
			<i>For Class 55 Rating, Add</i>	11,375.58	
			<i>For Class 56 Rating, Add</i>	15,062.43	
40 05 19 00-3592	EA		48" Flanged x Plain End (FxPE), 10'-6" Spool Length, Class 53, Ceramic Epoxy Lined (P401), Bituminous Seal Coat, Ductile Iron Pipe.....	56,062.93	2,179.29
			<i>For Class 52 Rating, Deduct</i>	-5,803.71	
			<i>For Class 54 Rating, Add</i>	7,953.77	
			<i>For Class 55 Rating, Add</i>	11,844.94	
			<i>For Class 56 Rating, Add</i>	15,683.35	
40 05 19 00-3593	EA		48" Flanged x Plain End (FxPE), 11'-0" Spool Length, Class 53, Ceramic Epoxy Lined (P401), Bituminous Seal Coat, Ductile Iron Pipe.....	58,190.23	2,181.88
			<i>For Class 52 Rating, Deduct</i>	-6,037.28	
			<i>For Class 54 Rating, Add</i>	8,272.32	
			<i>For Class 55 Rating, Add</i>	12,318.55	
			<i>For Class 56 Rating, Add</i>	16,309.89	
40 05 19 00-3594	EA		48" Flanged x Plain End (FxPE), 11'-6" Spool Length, Class 53, Ceramic Epoxy Lined (P401), Bituminous Seal Coat, Ductile Iron Pipe.....	60,303.22	2,184.46
			<i>For Class 52 Rating, Deduct</i>	-6,269.28	
			<i>For Class 54 Rating, Add</i>	8,588.73	
			<i>For Class 55 Rating, Add</i>	12,788.97	
			<i>For Class 56 Rating, Add</i>	16,932.22	
40 05 19 00-3595	EA		48" Flanged x Plain End (FxPE), 12'-0" Spool Length, Class 53, Ceramic Epoxy Lined (P401), Bituminous Seal Coat, Ductile Iron Pipe.....	62,413.85	2,187.02
			<i>For Class 52 Rating, Deduct</i>	-6,501.02	
			<i>For Class 54 Rating, Add</i>	8,904.79	
			<i>For Class 55 Rating, Add</i>	13,258.87	
			<i>For Class 56 Rating, Add</i>	17,553.85	
40 05 19 00-3596	EA		48" Flanged x Plain End (FxPE), 12'-6" Spool Length, Class 53, Ceramic Epoxy Lined (P401), Bituminous Seal Coat, Ductile Iron Pipe.....	64,538.76	2,189.61
			<i>For Class 52 Rating, Deduct</i>	-6,734.33	
			<i>For Class 54 Rating, Add</i>	9,222.99	
			<i>For Class 55 Rating, Add</i>	13,731.95	
			<i>For Class 56 Rating, Add</i>	18,179.68	
40 05 19 00-3597	EA		48" Flanged x Plain End (FxPE), 13'-0" Spool Length, Class 53, Ceramic Epoxy Lined (P401), Bituminous Seal Coat, Ductile Iron Pipe.....	66,651.77	2,192.18
			<i>For Class 52 Rating, Deduct</i>	-6,966.33	
			<i>For Class 54 Rating, Add</i>	9,539.40	
			<i>For Class 55 Rating, Add</i>	14,202.37	
			<i>For Class 56 Rating, Add</i>	18,802.01	
40 05 19 00-3598	EA		48" Flanged x Plain End (FxPE), 13'-6" Spool Length, Class 53, Ceramic Epoxy Lined (P401), Bituminous Seal Coat, Ductile Iron Pipe.....	68,762.40	2,194.75
			<i>For Class 52 Rating, Deduct</i>	-7,198.07	
			<i>For Class 54 Rating, Add</i>	9,855.46	
			<i>For Class 55 Rating, Add</i>	14,672.26	
			<i>For Class 56 Rating, Add</i>	19,423.63	
40 05 19 00-3599	EA		48" Flanged x Plain End (FxPE), 14'-0" Spool Length, Class 53, Ceramic Epoxy Lined (P401), Bituminous Seal Coat, Ductile Iron Pipe.....	70,889.69	2,197.33
			<i>For Class 52 Rating, Deduct</i>	-7,431.64	
			<i>For Class 54 Rating, Add</i>	10,174.01	
			<i>For Class 55 Rating, Add</i>	15,145.87	
			<i>For Class 56 Rating, Add</i>	20,050.17	
40 05 19 00-3600	EA		48" Flanged x Plain End (FxPE), 14'-6" Spool Length, Class 53, Ceramic Epoxy Lined (P401), Bituminous Seal Coat, Ductile Iron Pipe.....	73,002.71	2,199.91
			<i>For Class 52 Rating, Deduct</i>	-7,663.65	
			<i>For Class 54 Rating, Add</i>	10,490.42	
			<i>For Class 55 Rating, Add</i>	15,616.30	
			<i>For Class 56 Rating, Add</i>	20,672.50	



MINOR	CSI	UOM	DESCRIPTION	TOTAL DIRECT UNIT COST	DEMOLITION UNIT COST
40 05 19 00-3601	EA		48" Flanged x Plain End (FxPE), 15'-0" Spool Length, Class 53, Ceramic Epoxy Lined (P401), Bituminous Seal Coat, Ductile Iron Pipe	74,865.75	2,202.49
			<i>For Class 52 Rating, Deduct</i>	-7,868.15	
			<i>For Class 54 Rating, Add</i>	10,769.34	
			<i>For Class 55 Rating, Add</i>	16,030.98	
			<i>For Class 56 Rating, Add</i>	21,221.09	
40 05 19 00-3602	EA		48" Flanged x Plain End (FxPE), 15'-6" Spool Length, Class 53, Ceramic Epoxy Lined (P401), Bituminous Seal Coat, Ductile Iron Pipe	77,245.38	2,205.05
			<i>For Class 52 Rating, Deduct</i>	-8,129.48	
			<i>For Class 54 Rating, Add</i>	11,125.75	
			<i>For Class 55 Rating, Add</i>	16,560.86	
			<i>For Class 56 Rating, Add</i>	21,922.07	
40 05 19 00-3603	EA		48" Flanged x Plain End (FxPE), 16'-0" Spool Length, Class 53, Ceramic Epoxy Lined (P401), Bituminous Seal Coat, Ductile Iron Pipe	79,356.01	2,207.64
			<i>For Class 52 Rating, Deduct</i>	-8,361.22	
			<i>For Class 54 Rating, Add</i>	11,441.81	
			<i>For Class 55 Rating, Add</i>	17,030.76	
			<i>For Class 56 Rating, Add</i>	22,548.69	
40 05 19 00-3604	EA		48" Flanged x Plain End (FxPE), 16'-6" Spool Length, Class 53, Ceramic Epoxy Lined (P401), Bituminous Seal Coat, Ductile Iron Pipe	81,488.07	2,210.22
			<i>For Class 52 Rating, Deduct</i>	-8,595.32	
			<i>For Class 54 Rating, Add</i>	11,761.07	
			<i>For Class 55 Rating, Add</i>	17,505.43	
			<i>For Class 56 Rating, Add</i>	23,171.64	
40 05 19 00-3605	EA		48" Flanged x Plain End (FxPE), 17'-0" Spool Length, Class 53, Ceramic Epoxy Lined (P401), Bituminous Seal Coat, Ductile Iron Pipe	83,598.69	2,212.78
			<i>For Class 52 Rating, Deduct</i>	-8,827.06	
			<i>For Class 54 Rating, Add</i>	12,077.13	
			<i>For Class 55 Rating, Add</i>	17,975.32	
			<i>For Class 56 Rating, Add</i>	23,793.26	
40 05 19 00-3606	EA		48" Flanged x Plain End (FxPE), 17'-6" Spool Length, Class 53, Ceramic Epoxy Lined (P401), Bituminous Seal Coat, Ductile Iron Pipe	85,709.32	2,215.36
			<i>For Class 52 Rating, Deduct</i>	-9,058.80	
			<i>For Class 54 Rating, Add</i>	12,393.19	
			<i>For Class 55 Rating, Add</i>	18,445.21	
			<i>For Class 56 Rating, Add</i>	24,414.89	
40 05 19 00-3607	EA		48" Flanged x Plain End (FxPE), 18'-0" Spool Length, Class 53, Ceramic Epoxy Lined (P401), Bituminous Seal Coat, Ductile Iron Pipe	87,841.37	2,217.94
			<i>For Class 52 Rating, Deduct</i>	-9,292.89	
			<i>For Class 54 Rating, Add</i>	12,712.45	
			<i>For Class 55 Rating, Add</i>	18,919.88	
			<i>For Class 56 Rating, Add</i>	25,042.83	
40 05 19 00-3608			Flanged, Ceramic Epoxy Lined (P401), Bituminous Seal Coat, Ductile Iron 90 Degree Elbows <small>(40 05 19 00-2059)</small>		
40 05 19 00-3609	EA		4" Flanged, Ceramic Epoxy Lined (P401), Bituminous Seal Coat, Ductile Iron 90 Degree Elbow	721.29	124.29
40 05 19 00-3610	EA		6" Flanged, Ceramic Epoxy Lined (P401), Bituminous Seal Coat, Ductile Iron 90 Degree Elbow	1,057.45	158.93
40 05 19 00-3611	EA		8" Flanged, Ceramic Epoxy Lined (P401), Bituminous Seal Coat, Ductile Iron 90 Degree Elbow	1,511.92	180.02
40 05 19 00-3612	EA		10" Flanged, Ceramic Epoxy Lined (P401), Bituminous Seal Coat, Ductile Iron 90 Degree Elbow	2,161.24	228.23
40 05 19 00-3613	EA		12" Flanged, Ceramic Epoxy Lined (P401), Bituminous Seal Coat, Ductile Iron 90 Degree Elbow	2,694.55	253.08
40 05 19 00-3614	EA		14" Flanged, Ceramic Epoxy Lined (P401), Bituminous Seal Coat, Ductile Iron 90 Degree Elbow	3,306.93	274.93
40 05 19 00-3615	EA		16" Flanged, Ceramic Epoxy Lined (P401), Bituminous Seal Coat, Ductile Iron 90 Degree Elbow	4,060.83	338.94
40 05 19 00-3616	EA		18" Flanged, Ceramic Epoxy Lined (P401), Bituminous Seal Coat, Ductile Iron 90 Degree Elbow	5,095.15	406.74
40 05 19 00-3617	EA		20" Flanged, Ceramic Epoxy Lined (P401), Bituminous Seal Coat, Ductile Iron 90 Degree Elbow	6,226.85	512.19
40 05 19 00-3618	EA		24" Flanged, Ceramic Epoxy Lined (P401), Bituminous Seal Coat, Ductile Iron 90 Degree Elbow	9,275.16	579.98
40 05 19 00-3619	EA		30" Flanged, Ceramic Epoxy Lined (P401), Bituminous Seal Coat, Ductile Iron 90 Degree Elbow	14,402.15	768.28
40 05 19 00-3620	EA		36" Flanged, Ceramic Epoxy Lined (P401), Bituminous Seal Coat, Ductile Iron 90 Degree Elbow	21,373.06	869.97
40 05 19 00-3621	EA		42" Flanged, Ceramic Epoxy Lined (P401), Bituminous Seal Coat, Ductile Iron 90 Degree Elbow	36,505.90	994.24
40 05 19 00-3622	EA		48" Flanged, Ceramic Epoxy Lined (P401), Bituminous Seal Coat, Ductile Iron 90 Degree Elbow	48,299.27	1,220.21
40 05 19 00-3623			Flanged, Ceramic Epoxy Lined (P401), Bituminous Seal Coat, Ductile Iron 45 Degree Elbows <small>(40 05 19 00-2059)</small>		
40 05 19 00-3624	EA		4" Flanged, Ceramic Epoxy Lined (P401), Bituminous Seal Coat, Ductile Iron 45 Degree Elbow	686.95	124.29
40 05 19 00-3625	EA		6" Flanged, Ceramic Epoxy Lined (P401), Bituminous Seal Coat, Ductile Iron 45 Degree Elbow	1,000.72	158.93
40 05 19 00-3626	EA		8" Flanged, Ceramic Epoxy Lined (P401), Bituminous Seal Coat, Ductile Iron 45 Degree Elbow	1,371.58	180.02
40 05 19 00-3627	EA		10" Flanged, Ceramic Epoxy Lined (P401), Bituminous Seal Coat, Ductile Iron 45 Degree Elbow	1,961.18	228.23
40 05 19 00-3628	EA		12" Flanged, Ceramic Epoxy Lined (P401), Bituminous Seal Coat, Ductile Iron 45 Degree Elbow	2,436.27	253.08
40 05 19 00-3629	EA		14" Flanged, Ceramic Epoxy Lined (P401), Bituminous Seal Coat, Ductile Iron 45 Degree Elbow	2,839.63	274.93
40 05 19 00-3630	EA		16" Flanged, Ceramic Epoxy Lined (P401), Bituminous Seal Coat, Ductile Iron 45 Degree Elbow	3,490.52	338.94
40 05 19 00-3631	EA		18" Flanged, Ceramic Epoxy Lined (P401), Bituminous Seal Coat, Ductile Iron 45 Degree Elbow	4,444.22	406.74
40 05 19 00-3632	EA		20" Flanged, Ceramic Epoxy Lined (P401), Bituminous Seal Coat, Ductile Iron 45 Degree Elbow	5,589.35	512.19
40 05 19 00-3633	EA		24" Flanged, Ceramic Epoxy Lined (P401), Bituminous Seal Coat, Ductile Iron 45 Degree Elbow	7,344.76	579.98
40 05 19 00-3634	EA		30" Flanged, Ceramic Epoxy Lined (P401), Bituminous Seal Coat, Ductile Iron 45 Degree Elbow	14,060.26	768.28
40 05 19 00-3635	EA		36" Flanged, Ceramic Epoxy Lined (P401), Bituminous Seal Coat, Ductile Iron 45 Degree Elbow	20,916.22	869.97
40 05 19 00-3636	EA		42" Flanged, Ceramic Epoxy Lined (P401), Bituminous Seal Coat, Ductile Iron 45 Degree Elbow	31,641.84	994.24
40 05 19 00-3637	EA		48" Flanged, Ceramic Epoxy Lined (P401), Bituminous Seal Coat, Ductile Iron 45 Degree Elbow	42,794.73	1,220.21
40 05 19 00-3638			Flanged, Ceramic Epoxy Lined (P401), Bituminous Seal Coat, Ductile Iron 22-1/2 Degree Elbows <small>(40 05 19 00-2059)</small>		
40 05 19 00-3639	EA		4" Flanged, Ceramic Epoxy Lined (P401), Bituminous Seal Coat, Ductile Iron 22-1/2 Degree Elbow	685.46	124.29

40 Process Interconnections

40 05 Common Work Results For Process Interconnections

40 05 19 Ductile Iron Process Pipe



MINOR CSI	UOM	DESCRIPTION	TOTAL DIRECT UNIT COST	DEMOLITION UNIT COST
40 05 19 00-3640	EA	6" Flanged, Ceramic Epoxy Lined (P401), Bituminous Seal Coat, Ductile Iron 22-1/2 Degree Elbow	981.31	158.93
40 05 19 00-3641	EA	8" Flanged, Ceramic Epoxy Lined (P401), Bituminous Seal Coat, Ductile Iron 22-1/2 Degree Elbow	1,359.63	180.02
40 05 19 00-3642	EA	10" Flanged, Ceramic Epoxy Lined (P401), Bituminous Seal Coat, Ductile Iron 22-1/2 Degree Elbow	1,914.90	228.23
40 05 19 00-3643	EA	12" Flanged, Ceramic Epoxy Lined (P401), Bituminous Seal Coat, Ductile Iron 22-1/2 Degree Elbow	2,539.28	253.08
40 05 19 00-3644	EA	14" Flanged, Ceramic Epoxy Lined (P401), Bituminous Seal Coat, Ductile Iron 22-1/2 Degree Elbow	3,154.65	274.93
40 05 19 00-3645	EA	16" Flanged, Ceramic Epoxy Lined (P401), Bituminous Seal Coat, Ductile Iron 22-1/2 Degree Elbow	3,562.18	338.94
40 05 19 00-3646	EA	18" Flanged, Ceramic Epoxy Lined (P401), Bituminous Seal Coat, Ductile Iron 22-1/2 Degree Elbow	4,530.61	406.74
40 05 19 00-3647	EA	20" Flanged, Ceramic Epoxy Lined (P401), Bituminous Seal Coat, Ductile Iron 22-1/2 Degree Elbow	5,961.10	512.19
40 05 19 00-3648	EA	24" Flanged, Ceramic Epoxy Lined (P401), Bituminous Seal Coat, Ductile Iron 22-1/2 Degree Elbow	8,203.21	579.98
40 05 19 00-3649	EA	30" Flanged, Ceramic Epoxy Lined (P401), Bituminous Seal Coat, Ductile Iron 22-1/2 Degree Elbow	14,212.54	768.28
40 05 19 00-3650	EA	36" Flanged, Ceramic Epoxy Lined (P401), Bituminous Seal Coat, Ductile Iron 22-1/2 Degree Elbow	21,264.08	869.97
40 05 19 00-3651	EA	42" Flanged, Ceramic Epoxy Lined (P401), Bituminous Seal Coat, Ductile Iron 22-1/2 Degree Elbow	32,336.06	994.24
40 05 19 00-3652	EA	48" Flanged, Ceramic Epoxy Lined (P401), Bituminous Seal Coat, Ductile Iron 22-1/2 Degree Elbow	43,702.45	1,220.21
40 05 19 00-3653		Flanged, Ceramic Epoxy Lined (P401), Bituminous Seal Coat, Ductile Iron 11-1/4 Degree Elbows <small>(40 05 19 00-2059)</small>		
40 05 19 00-3654	EA	4" Flanged, Ceramic Epoxy Lined (P401), Bituminous Seal Coat, Ductile Iron 11-1/4 Degree Elbow	743.68	124.29
40 05 19 00-3655	EA	6" Flanged, Ceramic Epoxy Lined (P401), Bituminous Seal Coat, Ductile Iron 11-1/4 Degree Elbow	1,090.29	158.93
40 05 19 00-3656	EA	8" Flanged, Ceramic Epoxy Lined (P401), Bituminous Seal Coat, Ductile Iron 11-1/4 Degree Elbow	1,404.42	180.02
40 05 19 00-3657	EA	10" Flanged, Ceramic Epoxy Lined (P401), Bituminous Seal Coat, Ductile Iron 11-1/4 Degree Elbow	2,074.65	228.23
40 05 19 00-3658	EA	12" Flanged, Ceramic Epoxy Lined (P401), Bituminous Seal Coat, Ductile Iron 11-1/4 Degree Elbow	2,836.38	253.08
40 05 19 00-3659	EA	14" Flanged, Ceramic Epoxy Lined (P401), Bituminous Seal Coat, Ductile Iron 11-1/4 Degree Elbow	3,230.79	274.93
40 05 19 00-3660	EA	16" Flanged, Ceramic Epoxy Lined (P401), Bituminous Seal Coat, Ductile Iron 11-1/4 Degree Elbow	3,883.17	338.94
40 05 19 00-3661	EA	18" Flanged, Ceramic Epoxy Lined (P401), Bituminous Seal Coat, Ductile Iron 11-1/4 Degree Elbow	4,530.61	406.74
40 05 19 00-3662	EA	20" Flanged, Ceramic Epoxy Lined (P401), Bituminous Seal Coat, Ductile Iron 11-1/4 Degree Elbow	5,961.10	512.19
40 05 19 00-3663	EA	24" Flanged, Ceramic Epoxy Lined (P401), Bituminous Seal Coat, Ductile Iron 11-1/4 Degree Elbow	8,507.78	579.98
40 05 19 00-3664	EA	30" Flanged, Ceramic Epoxy Lined (P401), Bituminous Seal Coat, Ductile Iron 11-1/4 Degree Elbow	14,361.84	768.28
40 05 19 00-3665	EA	36" Flanged, Ceramic Epoxy Lined (P401), Bituminous Seal Coat, Ductile Iron 11-1/4 Degree Elbow	21,416.36	869.97
40 05 19 00-3666	EA	42" Flanged, Ceramic Epoxy Lined (P401), Bituminous Seal Coat, Ductile Iron 11-1/4 Degree Elbow	32,495.81	994.24
40 05 19 00-3667	EA	48" Flanged, Ceramic Epoxy Lined (P401), Bituminous Seal Coat, Ductile Iron 11-1/4 Degree Elbow	44,024.93	1,220.21
40 05 19 00-3668		Flanged, Ceramic Epoxy Lined (P401), Bituminous Seal Coat, Ductile Iron Reducing 90 Degree Elbows <small>(40 05 19 00-2059)</small>		
40 05 19 00-3669	EA	6" x 4" Flanged, Ceramic Epoxy Lined (P401), Bituminous Seal Coat, Ductile Iron Reducing 90 Degree Elbow	1,029.72	141.61
40 05 19 00-3670	EA	8" x 4" Flanged, Ceramic Epoxy Lined (P401), Bituminous Seal Coat, Ductile Iron Reducing 90 Degree Elbow	1,329.35	152.15
40 05 19 00-3671	EA	8" x 6" Flanged, Ceramic Epoxy Lined (P401), Bituminous Seal Coat, Ductile Iron Reducing 90 Degree Elbow	1,443.68	169.48
40 05 19 00-3672	EA	10" x 4" Flanged, Ceramic Epoxy Lined (P401), Bituminous Seal Coat, Ductile Iron Reducing 90 Degree Elbow	1,985.45	176.25
40 05 19 00-3673	EA	10" x 6" Flanged, Ceramic Epoxy Lined (P401), Bituminous Seal Coat, Ductile Iron Reducing 90 Degree Elbow	2,022.15	193.57
40 05 19 00-3674	EA	10" x 8" Flanged, Ceramic Epoxy Lined (P401), Bituminous Seal Coat, Ductile Iron Reducing 90 Degree Elbow	2,171.00	204.12
40 05 19 00-3675	EA	12" x 6" Flanged, Ceramic Epoxy Lined (P401), Bituminous Seal Coat, Ductile Iron Reducing 90 Degree Elbow	2,371.49	206.38
40 05 19 00-3676	EA	12" x 8" Flanged, Ceramic Epoxy Lined (P401), Bituminous Seal Coat, Ductile Iron Reducing 90 Degree Elbow	2,648.74	216.93
40 05 19 00-3677	EA	12" x 10" Flanged, Ceramic Epoxy Lined (P401), Bituminous Seal Coat, Ductile Iron Reducing 90 Degree Elbow	2,773.34	241.03
40 05 19 00-3678	EA	14" x 6" Flanged, Ceramic Epoxy Lined (P401), Bituminous Seal Coat, Ductile Iron Reducing 90 Degree Elbow	2,762.20	216.93
40 05 19 00-3679	EA	14" x 8" Flanged, Ceramic Epoxy Lined (P401), Bituminous Seal Coat, Ductile Iron Reducing 90 Degree Elbow	2,996.15	227.48
40 05 19 00-3680	EA	14" x 10" Flanged, Ceramic Epoxy Lined (P401), Bituminous Seal Coat, Ductile Iron Reducing 90 Degree Elbow	3,247.65	251.57
40 05 19 00-3681	EA	14" x 12" Flanged, Ceramic Epoxy Lined (P401), Bituminous Seal Coat, Ductile Iron Reducing 90 Degree Elbow	3,529.81	264.38
40 05 19 00-3682	EA	16" x 6" Flanged, Ceramic Epoxy Lined (P401), Bituminous Seal Coat, Ductile Iron Reducing 90 Degree Elbow	3,179.47	248.94
40 05 19 00-3683	EA	16" x 8" Flanged, Ceramic Epoxy Lined (P401), Bituminous Seal Coat, Ductile Iron Reducing 90 Degree Elbow	3,370.12	259.48
40 05 19 00-3684	EA	16" x 10" Flanged, Ceramic Epoxy Lined (P401), Bituminous Seal Coat, Ductile Iron Reducing 90 Degree Elbow	3,753.01	283.59
40 05 19 00-3685	EA	16" x 12" Flanged, Ceramic Epoxy Lined (P401), Bituminous Seal Coat, Ductile Iron Reducing 90 Degree Elbow	4,036.08	296.01
40 05 19 00-3686	EA	16" x 14" Flanged, Ceramic Epoxy Lined (P401), Bituminous Seal Coat, Ductile Iron Reducing 90 Degree Elbow	4,267.62	306.94
40 05 19 00-3687	EA	18" x 6" Flanged, Ceramic Epoxy Lined (P401), Bituminous Seal Coat, Ductile Iron Reducing 90 Degree Elbow	3,692.14	282.83
40 05 19 00-3688	EA	18" x 8" Flanged, Ceramic Epoxy Lined (P401), Bituminous Seal Coat, Ductile Iron Reducing 90 Degree Elbow	4,275.45	293.38
40 05 19 00-3689	EA	18" x 10" Flanged, Ceramic Epoxy Lined (P401), Bituminous Seal Coat, Ductile Iron Reducing 90 Degree Elbow	4,352.28	317.48
40 05 19 00-3690	EA	18" x 12" Flanged, Ceramic Epoxy Lined (P401), Bituminous Seal Coat, Ductile Iron Reducing 90 Degree Elbow	4,545.78	329.91
40 05 19 00-3691	EA	18" x 14" Flanged, Ceramic Epoxy Lined (P401), Bituminous Seal Coat, Ductile Iron Reducing 90 Degree Elbow	4,866.90	340.83
40 05 19 00-3692	EA	18" x 16" Flanged, Ceramic Epoxy Lined (P401), Bituminous Seal Coat, Ductile Iron Reducing 90 Degree Elbow	5,216.97	372.85
40 05 19 00-3693	EA	20" x 6" Flanged, Ceramic Epoxy Lined (P401), Bituminous Seal Coat, Ductile Iron Reducing 90 Degree Elbow	4,617.05	335.56
40 05 19 00-3694	EA	20" x 8" Flanged, Ceramic Epoxy Lined (P401), Bituminous Seal Coat, Ductile Iron Reducing 90 Degree Elbow	4,868.91	346.10
40 05 19 00-3695	EA	20" x 10" Flanged, Ceramic Epoxy Lined (P401), Bituminous Seal Coat, Ductile Iron Reducing 90 Degree Elbow	5,841.52	370.21
40 05 19 00-3696	EA	20" x 12" Flanged, Ceramic Epoxy Lined (P401), Bituminous Seal Coat, Ductile Iron Reducing 90 Degree Elbow	6,018.60	382.63
40 05 19 00-3697	EA	20" x 14" Flanged, Ceramic Epoxy Lined (P401), Bituminous Seal Coat, Ductile Iron Reducing 90 Degree Elbow	6,559.18	393.56
40 05 19 00-3698	EA	20" x 16" Flanged, Ceramic Epoxy Lined (P401), Bituminous Seal Coat, Ductile Iron Reducing 90 Degree Elbow	6,392.70	425.56
40 05 19 00-3699	EA	20" x 18" Flanged, Ceramic Epoxy Lined (P401), Bituminous Seal Coat, Ductile Iron Reducing 90 Degree Elbow	6,723.23	459.47
40 05 19 00-3700	EA	24" x 6" Flanged, Ceramic Epoxy Lined (P401), Bituminous Seal Coat, Ductile Iron Reducing 90 Degree Elbow	6,389.79	369.45
40 05 19 00-3701	EA	24" x 8" Flanged, Ceramic Epoxy Lined (P401), Bituminous Seal Coat, Ductile Iron Reducing 90 Degree Elbow	6,637.17	380.00
40 05 19 00-3702	EA	24" x 10" Flanged, Ceramic Epoxy Lined (P401), Bituminous Seal Coat, Ductile Iron Reducing 90 Degree Elbow	7,049.91	404.10
40 05 19 00-3703	EA	24" x 12" Flanged, Ceramic Epoxy Lined (P401), Bituminous Seal Coat, Ductile Iron Reducing 90 Degree Elbow	7,349.42	416.53
40 05 19 00-3704	EA	24" x 14" Flanged, Ceramic Epoxy Lined (P401), Bituminous Seal Coat, Ductile Iron Reducing 90 Degree Elbow	7,927.32	427.45
40 05 19 00-3705	EA	24" x 16" Flanged, Ceramic Epoxy Lined (P401), Bituminous Seal Coat, Ductile Iron Reducing 90 Degree Elbow	8,444.61	459.47
40 05 19 00-3706	EA	24" x 18" Flanged, Ceramic Epoxy Lined (P401), Bituminous Seal Coat, Ductile Iron Reducing 90 Degree Elbow	8,588.54	493.36
40 05 19 00-3707	EA	24" x 20" Flanged, Ceramic Epoxy Lined (P401), Bituminous Seal Coat, Ductile Iron Reducing 90 Degree Elbow	8,999.78	487.90
40 05 19 00-3708	EA	30" x 12" Flanged, Ceramic Epoxy Lined (P401), Bituminous Seal Coat, Ductile Iron Reducing 90 Degree Elbow	10,863.18	510.68
40 05 19 00-3709	EA	30" x 14" Flanged, Ceramic Epoxy Lined (P401), Bituminous Seal Coat, Ductile Iron Reducing 90 Degree Elbow	11,482.89	521.60
40 05 19 00-3710	EA	30" x 16" Flanged, Ceramic Epoxy Lined (P401), Bituminous Seal Coat, Ductile Iron Reducing 90 Degree Elbow	13,001.96	553.61
40 05 19 00-3711	EA	30" x 18" Flanged, Ceramic Epoxy Lined (P401), Bituminous Seal Coat, Ductile Iron Reducing 90 Degree Elbow	14,640.33	587.51
40 05 19 00-3712	EA	30" x 20" Flanged, Ceramic Epoxy Lined (P401), Bituminous Seal Coat, Ductile Iron Reducing 90 Degree Elbow	19,602.20	640.23
40 05 19 00-3713	EA	30" x 24" Flanged, Ceramic Epoxy Lined (P401), Bituminous Seal Coat, Ductile Iron Reducing 90 Degree Elbow	20,949.43	674.13



MINOR CSI UOM DESCRIPTION	TOTAL DIRECT UNIT COST	DEMOLITION UNIT COST
40 05 19 00-3714 EA 36" x 20" Flanged, Ceramic Epoxy Lined (P401), Bituminous Seal Coat, Ductile Iron Reducing 90 Degree Elbow	18,938.71	691.08
40 05 19 00-3715 EA 36" x 24" Flanged, Ceramic Epoxy Lined (P401), Bituminous Seal Coat, Ductile Iron Reducing 90 Degree Elbow	20,692.05	724.97
40 05 19 00-3716 EA 36" x 30" Flanged, Ceramic Epoxy Lined (P401), Bituminous Seal Coat, Ductile Iron Reducing 90 Degree Elbow	21,688.68	819.13
40 05 19 00-3717 EA 42" x 20" Flanged, Ceramic Epoxy Lined (P401), Bituminous Seal Coat, Ductile Iron Reducing 90 Degree Elbow	28,093.65	753.22
40 05 19 00-3718 EA 42" x 24" Flanged, Ceramic Epoxy Lined (P401), Bituminous Seal Coat, Ductile Iron Reducing 90 Degree Elbow	28,773.53	787.11
40 05 19 00-3719 EA 42" x 30" Flanged, Ceramic Epoxy Lined (P401), Bituminous Seal Coat, Ductile Iron Reducing 90 Degree Elbow	28,743.01	881.27
40 05 19 00-3720 EA 42" x 36" Flanged, Ceramic Epoxy Lined (P401), Bituminous Seal Coat, Ductile Iron Reducing 90 Degree Elbow	41,033.95	932.11
40 05 19 00-3721 EA 48" x 24" Flanged, Ceramic Epoxy Lined (P401), Bituminous Seal Coat, Ductile Iron Reducing 90 Degree Elbow	39,248.46	909.51
40 05 19 00-3722 EA 48" x 30" Flanged, Ceramic Epoxy Lined (P401), Bituminous Seal Coat, Ductile Iron Reducing 90 Degree Elbow	42,663.69	1,003.67
40 05 19 00-3723 EA 48" x 36" Flanged, Ceramic Epoxy Lined (P401), Bituminous Seal Coat, Ductile Iron Reducing 90 Degree Elbow	43,882.84	1,054.51
40 05 19 00-3724 EA 48" x 42" Flanged, Ceramic Epoxy Lined (P401), Bituminous Seal Coat, Ductile Iron Reducing 90 Degree Elbow	54,448.62	1,116.64
40 05 19 00-3725 Flanged, Ceramic Epoxy Lined (P401), Bituminous Seal Coat, Ductile Iron Long Radius 90 Degree Elbows (40 05 19 00-2059)		
40 05 19 00-3726 EA 4" Flanged, Ceramic Epoxy Lined (P401), Bituminous Seal Coat, Ductile Iron Long Radius 90 Degree Elbow	848.19	124.29
40 05 19 00-3727 EA 6" Flanged, Ceramic Epoxy Lined (P401), Bituminous Seal Coat, Ductile Iron Long Radius 90 Degree Elbow	1,335.14	158.93
40 05 19 00-3728 EA 8" Flanged, Ceramic Epoxy Lined (P401), Bituminous Seal Coat, Ductile Iron Long Radius 90 Degree Elbow	1,983.69	180.02
40 05 19 00-3729 EA 10" Flanged, Ceramic Epoxy Lined (P401), Bituminous Seal Coat, Ductile Iron Long Radius 90 Degree Elbow	2,770.37	228.23
40 05 19 00-3730 EA 12" Flanged, Ceramic Epoxy Lined (P401), Bituminous Seal Coat, Ductile Iron Long Radius 90 Degree Elbow	3,876.98	253.08
40 05 19 00-3731 EA 14" Flanged, Ceramic Epoxy Lined (P401), Bituminous Seal Coat, Ductile Iron Long Radius 90 Degree Elbow	4,546.09	274.93
40 05 19 00-3732 EA 16" Flanged, Ceramic Epoxy Lined (P401), Bituminous Seal Coat, Ductile Iron Long Radius 90 Degree Elbow	5,794.16	338.94
40 05 19 00-3733 EA 18" Flanged, Ceramic Epoxy Lined (P401), Bituminous Seal Coat, Ductile Iron Long Radius 90 Degree Elbow	7,092.73	406.74
40 05 19 00-3734 EA 20" Flanged, Ceramic Epoxy Lined (P401), Bituminous Seal Coat, Ductile Iron Long Radius 90 Degree Elbow	9,471.05	512.19
40 05 19 00-3735 EA 24" Flanged, Ceramic Epoxy Lined (P401), Bituminous Seal Coat, Ductile Iron Long Radius 90 Degree Elbow	13,816.74	579.98
40 05 19 00-3736 EA 30" Flanged, Ceramic Epoxy Lined (P401), Bituminous Seal Coat, Ductile Iron Long Radius 90 Degree Elbow	23,934.70	768.28
40 05 19 00-3737 EA 36" Flanged, Ceramic Epoxy Lined (P401), Bituminous Seal Coat, Ductile Iron Long Radius 90 Degree Elbow	36,247.42	869.97
40 05 19 00-3738 EA 42" Flanged, Ceramic Epoxy Lined (P401), Bituminous Seal Coat, Ductile Iron Long Radius 90 Degree Elbow	55,854.66	994.24
40 05 19 00-3739 Flanged, Ceramic Epoxy Lined (P401), Bituminous Seal Coat, Ductile Iron 90 Degree Elbows With Base (40 05 19 00-2059)		
40 05 19 00-3740 EA 4" Flanged, Ceramic Epoxy Lined (P401), Bituminous Seal Coat, Ductile Iron 90 Degree Elbow With Base	889.99	124.29
40 05 19 00-3741 EA 6" Flanged, Ceramic Epoxy Lined (P401), Bituminous Seal Coat, Ductile Iron 90 Degree Elbow With Base	1,253.03	158.93
40 05 19 00-3742 EA 8" Flanged, Ceramic Epoxy Lined (P401), Bituminous Seal Coat, Ductile Iron 90 Degree Elbow With Base	2,038.93	180.02
40 05 19 00-3743 EA 10" Flanged, Ceramic Epoxy Lined (P401), Bituminous Seal Coat, Ductile Iron 90 Degree Elbow With Base	2,728.56	228.23
40 05 19 00-3744 EA 12" Flanged, Ceramic Epoxy Lined (P401), Bituminous Seal Coat, Ductile Iron 90 Degree Elbow With Base	3,648.55	253.08
40 05 19 00-3745 EA 14" Flanged, Ceramic Epoxy Lined (P401), Bituminous Seal Coat, Ductile Iron 90 Degree Elbow With Base	4,326.62	274.93
40 05 19 00-3746 EA 16" Flanged, Ceramic Epoxy Lined (P401), Bituminous Seal Coat, Ductile Iron 90 Degree Elbow With Base	5,273.12	338.94
40 05 19 00-3747 EA 18" Flanged, Ceramic Epoxy Lined (P401), Bituminous Seal Coat, Ductile Iron 90 Degree Elbow With Base	6,531.38	406.74
40 05 19 00-3748 EA 20" Flanged, Ceramic Epoxy Lined (P401), Bituminous Seal Coat, Ductile Iron 90 Degree Elbow With Base	8,439.41	512.19
40 05 19 00-3749 EA 24" Flanged, Ceramic Epoxy Lined (P401), Bituminous Seal Coat, Ductile Iron 90 Degree Elbow With Base	11,852.01	579.98
40 05 19 00-3750 EA 30" Flanged, Ceramic Epoxy Lined (P401), Bituminous Seal Coat, Ductile Iron 90 Degree Elbow With Base	19,122.89	768.28
40 05 19 00-3751 EA 36" Flanged, Ceramic Epoxy Lined (P401), Bituminous Seal Coat, Ductile Iron 90 Degree Elbow With Base	27,228.45	869.97
40 05 19 00-3752 EA 42" Flanged, Ceramic Epoxy Lined (P401), Bituminous Seal Coat, Ductile Iron 90 Degree Elbow With Base	47,952.43	994.24
40 05 19 00-3753 EA 48" Flanged, Ceramic Epoxy Lined (P401), Bituminous Seal Coat, Ductile Iron 90 Degree Elbow With Base	53,803.82	1,220.21
40 05 19 00-3754 Flanged, Ceramic Epoxy Lined (P401), Bituminous Seal Coat, Ductile Iron Tees (40 05 19 00-2059)		
40 05 19 00-3755 EA 4" Flanged, Ceramic Epoxy Lined (P401), Bituminous Seal Coat, Ductile Iron Tee	1,092.20	199.61
40 05 19 00-3756 EA 6" Flanged, Ceramic Epoxy Lined (P401), Bituminous Seal Coat, Ductile Iron Tee	1,414.14	245.55
40 05 19 00-3757 EA 8" Flanged, Ceramic Epoxy Lined (P401), Bituminous Seal Coat, Ductile Iron Tee	2,045.72	274.17
40 05 19 00-3758 EA 10" Flanged, Ceramic Epoxy Lined (P401), Bituminous Seal Coat, Ductile Iron Tee	2,894.21	356.28
40 05 19 00-3759 EA 12" Flanged, Ceramic Epoxy Lined (P401), Bituminous Seal Coat, Ductile Iron Tee	3,873.39	388.66
40 05 19 00-3760 EA 14" Flanged, Ceramic Epoxy Lined (P401), Bituminous Seal Coat, Ductile Iron Tee	5,194.38	418.04
40 05 19 00-3761 EA 16" Flanged, Ceramic Epoxy Lined (P401), Bituminous Seal Coat, Ductile Iron Tee	5,612.17	527.25
40 05 19 00-3762 EA 18" Flanged, Ceramic Epoxy Lined (P401), Bituminous Seal Coat, Ductile Iron Tee	6,971.42	602.57
40 05 19 00-3763 EA 20" Flanged, Ceramic Epoxy Lined (P401), Bituminous Seal Coat, Ductile Iron Tee	8,769.73	760.75
40 05 19 00-3764 EA 24" Flanged, Ceramic Epoxy Lined (P401), Bituminous Seal Coat, Ductile Iron Tee	12,931.00	839.84
40 05 19 00-3765 EA 30" Flanged, Ceramic Epoxy Lined (P401), Bituminous Seal Coat, Ductile Iron Tee	21,260.04	1,159.96
40 05 19 00-3766 EA 36" Flanged, Ceramic Epoxy Lined (P401), Bituminous Seal Coat, Ductile Iron Tee	30,067.01	1,329.43
40 05 19 00-3767 EA 42" Flanged, Ceramic Epoxy Lined (P401), Bituminous Seal Coat, Ductile Iron Tee	64,320.31	1,536.57
40 05 19 00-3768 Flanged, Ceramic Epoxy Lined (P401), Bituminous Seal Coat, Ductile Iron Reducing Tees (40 05 19 00-2059)		
40 05 19 00-3769 EA 6" x 4" Flanged, Ceramic Epoxy Lined (P401), Bituminous Seal Coat, Ductile Iron Reducing Tee	1,456.04	222.95
40 05 19 00-3770 EA 8" x 4" Flanged, Ceramic Epoxy Lined (P401), Bituminous Seal Coat, Ductile Iron Reducing Tee	1,889.86	227.48
40 05 19 00-3771 EA 8" x 6" Flanged, Ceramic Epoxy Lined (P401), Bituminous Seal Coat, Ductile Iron Reducing Tee	1,858.59	256.10
40 05 19 00-3772 EA 10" x 4" Flanged, Ceramic Epoxy Lined (P401), Bituminous Seal Coat, Ductile Iron Reducing Tee	2,519.09	251.57
40 05 19 00-3773 EA 10" x 6" Flanged, Ceramic Epoxy Lined (P401), Bituminous Seal Coat, Ductile Iron Reducing Tee	2,453.47	280.19
40 05 19 00-3774 EA 10" x 8" Flanged, Ceramic Epoxy Lined (P401), Bituminous Seal Coat, Ductile Iron Reducing Tee	2,557.00	298.28
40 05 19 00-3775 EA 12" x 4" Flanged, Ceramic Epoxy Lined (P401), Bituminous Seal Coat, Ductile Iron Reducing Tee	3,217.79	264.38
40 05 19 00-3776 EA 12" x 6" Flanged, Ceramic Epoxy Lined (P401), Bituminous Seal Coat, Ductile Iron Reducing Tee	3,177.55	293.00
40 05 19 00-3777 EA 12" x 8" Flanged, Ceramic Epoxy Lined (P401), Bituminous Seal Coat, Ductile Iron Reducing Tee	3,315.42	311.07
40 05 19 00-3778 EA 12" x 10" Flanged, Ceramic Epoxy Lined (P401), Bituminous Seal Coat, Ductile Iron Reducing Tee	3,822.82	369.07
40 05 19 00-3779 EA 14" x 4" Flanged, Ceramic Epoxy Lined (P401), Bituminous Seal Coat, Ductile Iron Reducing Tee	4,611.78	274.93
40 05 19 00-3780 EA 14" x 6" Flanged, Ceramic Epoxy Lined (P401), Bituminous Seal Coat, Ductile Iron Reducing Tee	4,999.87	303.55

40 Process Interconnections

40 05 Common Work Results For Process Interconnections

40 05 19 Ductile Iron Process Pipe



MINOR
CSI UOM DESCRIPTION

TOTAL DIRECT DEMOLITION
UNIT COST UNIT COST

40 05 19 00-3781	EA	14" x 8" Flanged, Ceramic Epoxy Lined (P401), Bituminous Seal Coat, Ductile Iron Reducing Tee	4,658.64	321.62
40 05 19 00-3782	EA	14" x 10" Flanged, Ceramic Epoxy Lined (P401), Bituminous Seal Coat, Ductile Iron Reducing Tee	4,833.10	379.62
40 05 19 00-3783	EA	14" x 12" Flanged, Ceramic Epoxy Lined (P401), Bituminous Seal Coat, Ductile Iron Reducing Tee	5,081.31	399.58
40 05 19 00-3784	EA	16" x 4" Flanged, Ceramic Epoxy Lined (P401), Bituminous Seal Coat, Ductile Iron Reducing Tee	5,566.49	306.94
40 05 19 00-3785	EA	16" x 6" Flanged, Ceramic Epoxy Lined (P401), Bituminous Seal Coat, Ductile Iron Reducing Tee	4,679.75	335.56
40 05 19 00-3786	EA	16" x 8" Flanged, Ceramic Epoxy Lined (P401), Bituminous Seal Coat, Ductile Iron Reducing Tee	4,786.27	353.64
40 05 19 00-3787	EA	16" x 10" Flanged, Ceramic Epoxy Lined (P401), Bituminous Seal Coat, Ductile Iron Reducing Tee	5,778.88	411.64
40 05 19 00-3788	EA	16" x 12" Flanged, Ceramic Epoxy Lined (P401), Bituminous Seal Coat, Ductile Iron Reducing Tee	5,170.13	431.60
40 05 19 00-3789	EA	16" x 14" Flanged, Ceramic Epoxy Lined (P401), Bituminous Seal Coat, Ductile Iron Reducing Tee	6,178.97	450.04
40 05 19 00-3790	EA	18" x 6" Flanged, Ceramic Epoxy Lined (P401), Bituminous Seal Coat, Ductile Iron Reducing Tee	5,226.77	369.45
40 05 19 00-3791	EA	18" x 8" Flanged, Ceramic Epoxy Lined (P401), Bituminous Seal Coat, Ductile Iron Reducing Tee	6,157.40	387.53
40 05 19 00-3792	EA	18" x 10" Flanged, Ceramic Epoxy Lined (P401), Bituminous Seal Coat, Ductile Iron Reducing Tee	6,112.41	445.53
40 05 19 00-3793	EA	18" x 12" Flanged, Ceramic Epoxy Lined (P401), Bituminous Seal Coat, Ductile Iron Reducing Tee	5,773.89	465.49
40 05 19 00-3794	EA	18" x 14" Flanged, Ceramic Epoxy Lined (P401), Bituminous Seal Coat, Ductile Iron Reducing Tee	7,123.12	483.94
40 05 19 00-3795	EA	18" x 16" Flanged, Ceramic Epoxy Lined (P401), Bituminous Seal Coat, Ductile Iron Reducing Tee	7,501.36	561.15
40 05 19 00-3796	EA	20" x 6" Flanged, Ceramic Epoxy Lined (P401), Bituminous Seal Coat, Ductile Iron Reducing Tee	7,462.49	422.18
40 05 19 00-3797	EA	20" x 8" Flanged, Ceramic Epoxy Lined (P401), Bituminous Seal Coat, Ductile Iron Reducing Tee	7,582.45	440.26
40 05 19 00-3798	EA	20" x 10" Flanged, Ceramic Epoxy Lined (P401), Bituminous Seal Coat, Ductile Iron Reducing Tee	7,812.15	498.26
40 05 19 00-3799	EA	20" x 12" Flanged, Ceramic Epoxy Lined (P401), Bituminous Seal Coat, Ductile Iron Reducing Tee	8,076.79	518.22
40 05 19 00-3800	EA	20" x 14" Flanged, Ceramic Epoxy Lined (P401), Bituminous Seal Coat, Ductile Iron Reducing Tee	8,151.04	536.66
40 05 19 00-3801	EA	20" x 16" Flanged, Ceramic Epoxy Lined (P401), Bituminous Seal Coat, Ductile Iron Reducing Tee	9,825.11	613.87
40 05 19 00-3802	EA	20" x 18" Flanged, Ceramic Epoxy Lined (P401), Bituminous Seal Coat, Ductile Iron Reducing Tee	9,780.44	655.30
40 05 19 00-3803	EA	24" x 6" Flanged, Ceramic Epoxy Lined (P401), Bituminous Seal Coat, Ductile Iron Reducing Tee	8,624.61	456.07
40 05 19 00-3804	EA	24" x 8" Flanged, Ceramic Epoxy Lined (P401), Bituminous Seal Coat, Ductile Iron Reducing Tee	8,959.55	474.15
40 05 19 00-3805	EA	24" x 10" Flanged, Ceramic Epoxy Lined (P401), Bituminous Seal Coat, Ductile Iron Reducing Tee	9,219.12	532.15
40 05 19 00-3806	EA	24" x 12" Flanged, Ceramic Epoxy Lined (P401), Bituminous Seal Coat, Ductile Iron Reducing Tee	10,219.78	552.11
40 05 19 00-3807	EA	24" x 14" Flanged, Ceramic Epoxy Lined (P401), Bituminous Seal Coat, Ductile Iron Reducing Tee	10,434.36	570.56
40 05 19 00-3808	EA	24" x 16" Flanged, Ceramic Epoxy Lined (P401), Bituminous Seal Coat, Ductile Iron Reducing Tee	10,675.26	647.77
40 05 19 00-3809	EA	24" x 18" Flanged, Ceramic Epoxy Lined (P401), Bituminous Seal Coat, Ductile Iron Reducing Tee	13,794.11	689.19
40 05 19 00-3810	EA	24" x 20" Flanged, Ceramic Epoxy Lined (P401), Bituminous Seal Coat, Ductile Iron Reducing Tee	14,197.16	736.46
40 05 19 00-3811	EA	30" x 6" Flanged, Ceramic Epoxy Lined (P401), Bituminous Seal Coat, Ductile Iron Reducing Tee	17,090.51	550.22
40 05 19 00-3812	EA	30" x 8" Flanged, Ceramic Epoxy Lined (P401), Bituminous Seal Coat, Ductile Iron Reducing Tee	17,167.17	568.31
40 05 19 00-3813	EA	30" x 10" Flanged, Ceramic Epoxy Lined (P401), Bituminous Seal Coat, Ductile Iron Reducing Tee	17,556.63	626.30
40 05 19 00-3814	EA	30" x 12" Flanged, Ceramic Epoxy Lined (P401), Bituminous Seal Coat, Ductile Iron Reducing Tee	17,586.87	646.26
40 05 19 00-3815	EA	30" x 14" Flanged, Ceramic Epoxy Lined (P401), Bituminous Seal Coat, Ductile Iron Reducing Tee	17,614.83	664.71
40 05 19 00-3816	EA	30" x 16" Flanged, Ceramic Epoxy Lined (P401), Bituminous Seal Coat, Ductile Iron Reducing Tee	17,731.81	714.92
40 05 19 00-3817	EA	30" x 18" Flanged, Ceramic Epoxy Lined (P401), Bituminous Seal Coat, Ductile Iron Reducing Tee	18,291.72	783.35
40 05 19 00-3818	EA	30" x 20" Flanged, Ceramic Epoxy Lined (P401), Bituminous Seal Coat, Ductile Iron Reducing Tee	19,178.58	888.79
40 05 19 00-3819	EA	36" x 24" Flanged, Ceramic Epoxy Lined (P401), Bituminous Seal Coat, Ductile Iron Reducing Tee	23,382.54	933.99
40 05 19 00-3820	EA	36" x 6" Flanged, Ceramic Epoxy Lined (P401), Bituminous Seal Coat, Ductile Iron Reducing Tee	24,549.03	787.49
40 05 19 00-3821	EA	36" x 8" Flanged, Ceramic Epoxy Lined (P401), Bituminous Seal Coat, Ductile Iron Reducing Tee	24,770.77	801.80
40 05 19 00-3822	EA	36" x 10" Flanged, Ceramic Epoxy Lined (P401), Bituminous Seal Coat, Ductile Iron Reducing Tee	24,882.23	842.85
40 05 19 00-3823	EA	36" x 12" Flanged, Ceramic Epoxy Lined (P401), Bituminous Seal Coat, Ductile Iron Reducing Tee	25,057.57	859.05
40 05 19 00-3824	EA	36" x 14" Flanged, Ceramic Epoxy Lined (P401), Bituminous Seal Coat, Ductile Iron Reducing Tee	25,130.58	873.73
40 05 19 00-3825	EA	36" x 16" Flanged, Ceramic Epoxy Lined (P401), Bituminous Seal Coat, Ductile Iron Reducing Tee	25,311.85	928.34
40 05 19 00-3826	EA	36" x 18" Flanged, Ceramic Epoxy Lined (P401), Bituminous Seal Coat, Ductile Iron Reducing Tee	25,421.17	966.00
40 05 19 00-3827	EA	36" x 20" Flanged, Ceramic Epoxy Lined (P401), Bituminous Seal Coat, Ductile Iron Reducing Tee	25,739.56	1,045.08
40 05 19 00-3828	EA	36" x 24" Flanged, Ceramic Epoxy Lined (P401), Bituminous Seal Coat, Ductile Iron Reducing Tee	26,253.33	1,084.64
40 05 19 00-3829	EA	36" x 30" Flanged, Ceramic Epoxy Lined (P401), Bituminous Seal Coat, Ductile Iron Reducing Tee	33,957.67	1,244.69
40 05 19 00-3830	EA	42" x 12" Flanged, Ceramic Epoxy Lined (P401), Bituminous Seal Coat, Ductile Iron Reducing Tee	37,324.78	759.24
40 05 19 00-3831	EA	42" x 14" Flanged, Ceramic Epoxy Lined (P401), Bituminous Seal Coat, Ductile Iron Reducing Tee	37,407.99	777.70
40 05 19 00-3832	EA	42" x 16" Flanged, Ceramic Epoxy Lined (P401), Bituminous Seal Coat, Ductile Iron Reducing Tee	37,629.48	854.90
40 05 19 00-3833	EA	42" x 18" Flanged, Ceramic Epoxy Lined (P401), Bituminous Seal Coat, Ductile Iron Reducing Tee	37,745.99	896.33
40 05 19 00-3834	EA	42" x 20" Flanged, Ceramic Epoxy Lined (P401), Bituminous Seal Coat, Ductile Iron Reducing Tee	38,119.26	1,001.78
40 05 19 00-3835	EA	42" x 24" Flanged, Ceramic Epoxy Lined (P401), Bituminous Seal Coat, Ductile Iron Reducing Tee	38,616.21	1,046.97
40 05 19 00-3836	EA	42" x 30" Flanged, Ceramic Epoxy Lined (P401), Bituminous Seal Coat, Ductile Iron Reducing Tee	48,365.72	1,272.94
40 05 19 00-3837	EA	42" x 36" Flanged, Ceramic Epoxy Lined (P401), Bituminous Seal Coat, Ductile Iron Reducing Tee	61,747.70	1,391.57
40 05 19 00-3838	EA	48" x 12" Flanged, Ceramic Epoxy Lined (P401), Bituminous Seal Coat, Ductile Iron Reducing Tee	50,139.19	881.64
40 05 19 00-3839	EA	48" x 14" Flanged, Ceramic Epoxy Lined (P401), Bituminous Seal Coat, Ductile Iron Reducing Tee	50,167.15	900.10
40 05 19 00-3840	EA	48" x 16" Flanged, Ceramic Epoxy Lined (P401), Bituminous Seal Coat, Ductile Iron Reducing Tee	50,442.38	977.30
40 05 19 00-3841	EA	48" x 18" Flanged, Ceramic Epoxy Lined (P401), Bituminous Seal Coat, Ductile Iron Reducing Tee	50,505.15	1,018.73
40 05 19 00-3842	EA	48" x 20" Flanged, Ceramic Epoxy Lined (P401), Bituminous Seal Coat, Ductile Iron Reducing Tee	50,878.42	1,124.18
40 05 19 00-3843	EA	48" x 24" Flanged, Ceramic Epoxy Lined (P401), Bituminous Seal Coat, Ductile Iron Reducing Tee	51,323.11	1,169.37
40 05 19 00-3844	EA	48" x 30" Flanged, Ceramic Epoxy Lined (P401), Bituminous Seal Coat, Ductile Iron Reducing Tee	52,413.46	1,395.34

40 05 19 00-3845

Flanged, Ceramic Epoxy Lined (P401), Bituminous Seal Coat, Ductile Iron Tees With Base

(40 05 19 00-2059)

40 05 19 00-3846	EA	4" Flanged, Ceramic Epoxy Lined (P401), Bituminous Seal Coat, Ductile Iron Tee With Base	1,178.79	199.61
40 05 19 00-3847	EA	6" Flanged, Ceramic Epoxy Lined (P401), Bituminous Seal Coat, Ductile Iron Tee With Base	1,666.45	245.55
40 05 19 00-3848	EA	8" Flanged, Ceramic Epoxy Lined (P401), Bituminous Seal Coat, Ductile Iron Tee With Base	2,472.71	274.17
40 05 19 00-3849	EA	10" Flanged, Ceramic Epoxy Lined (P401), Bituminous Seal Coat, Ductile Iron Tee With Base	3,703.39	356.28
40 05 19 00-3850	EA	12" Flanged, Ceramic Epoxy Lined (P401), Bituminous Seal Coat, Ductile Iron Tee With Base	4,996.10	388.66
40 05 19 00-3851	EA	14" Flanged, Ceramic Epoxy Lined (P401), Bituminous Seal Coat, Ductile Iron Tee With Base	5,631.82	418.04
40 05 19 00-3852	EA	16" Flanged, Ceramic Epoxy Lined (P401), Bituminous Seal Coat, Ductile Iron Tee With Base	6,902.09	527.25
40 05 19 00-3853	EA	18" Flanged, Ceramic Epoxy Lined (P401), Bituminous Seal Coat, Ductile Iron Tee With Base	8,343.45	602.57
40 05 19 00-3854	EA	20" Flanged, Ceramic Epoxy Lined (P401), Bituminous Seal Coat, Ductile Iron Tee With Base	10,968.86	760.75
40 05 19 00-3855	EA	24" Flanged, Ceramic Epoxy Lined (P401), Bituminous Seal Coat, Ductile Iron Tee With Base	15,800.47	839.84
40 05 19 00-3856	EA	30" Flanged, Ceramic Epoxy Lined (P401), Bituminous Seal Coat, Ductile Iron Tee With Base	26,180.83	1,159.96
40 05 19 00-3857	EA	36" Flanged, Ceramic Epoxy Lined (P401), Bituminous Seal Coat, Ductile Iron Tee With Base	37,292.93	1,329.43



MINOR CSI UOM DESCRIPTION	TOTAL DIRECT UNIT COST	DEMOLITION UNIT COST
40 05 19 00-3858 Flanged, Ceramic Epoxy Lined (P401), Bituminous Seal Coat, Ductile Iron Wyes <small>(40 05 19 00-2059)</small>		
40 05 19 00-3859 EA 4" Flanged, Ceramic Epoxy Lined (P401), Bituminous Seal Coat, Ductile Iron Wye	962.31	199.61
40 05 19 00-3860 EA 6" Flanged, Ceramic Epoxy Lined (P401), Bituminous Seal Coat, Ductile Iron Wye	1,403.69	245.55
40 05 19 00-3861 EA 8" Flanged, Ceramic Epoxy Lined (P401), Bituminous Seal Coat, Ductile Iron Wye	2,080.06	274.47
40 05 19 00-3862 EA 10" Flanged, Ceramic Epoxy Lined (P401), Bituminous Seal Coat, Ductile Iron Wye	2,741.93	356.28
40 05 19 00-3863 EA 12" Flanged, Ceramic Epoxy Lined (P401), Bituminous Seal Coat, Ductile Iron Wye	4,151.08	389.66
40 05 19 00-3864 EA 14" Flanged, Ceramic Epoxy Lined (P401), Bituminous Seal Coat, Ductile Iron Wye	5,561.65	418.04
40 05 19 00-3865 Flanged, Ceramic Epoxy Lined (P401), Bituminous Seal Coat, Ductile Iron Crosses <small>(40 05 19 00-2059)</small>		
40 05 19 00-3866 EA 4" x 4" Flanged, Ceramic Epoxy Lined (P401), Bituminous Seal Coat, Ductile Iron Cross	1,236.20	274.93
40 05 19 00-3867 EA 6" x 4" Flanged, Ceramic Epoxy Lined (P401), Bituminous Seal Coat, Ductile Iron Cross	1,742.77	297.90
40 05 19 00-3868 EA 6" x 6" Flanged, Ceramic Epoxy Lined (P401), Bituminous Seal Coat, Ductile Iron Cross	1,809.63	332.17
40 05 19 00-3869 EA 8" x 4" Flanged, Ceramic Epoxy Lined (P401), Bituminous Seal Coat, Ductile Iron Cross	2,253.32	302.79
40 05 19 00-3870 EA 8" x 6" Flanged, Ceramic Epoxy Lined (P401), Bituminous Seal Coat, Ductile Iron Cross	2,403.38	342.72
40 05 19 00-3871 EA 8" x 8" Flanged, Ceramic Epoxy Lined (P401), Bituminous Seal Coat, Ductile Iron Cross	2,455.61	368.32
40 05 19 00-3872 EA 10" x 4" Flanged, Ceramic Epoxy Lined (P401), Bituminous Seal Coat, Ductile Iron Cross	2,963.16	326.89
40 05 19 00-3873 EA 10" x 6" Flanged, Ceramic Epoxy Lined (P401), Bituminous Seal Coat, Ductile Iron Cross	3,198.32	366.81
40 05 19 00-3874 EA 10" x 8" Flanged, Ceramic Epoxy Lined (P401), Bituminous Seal Coat, Ductile Iron Cross	3,455.09	392.43
40 05 19 00-3875 EA 10" x 10" Flanged, Ceramic Epoxy Lined (P401), Bituminous Seal Coat, Ductile Iron Cross	4,157.18	484.32
40 05 19 00-3876 EA 12" x 4" Flanged, Ceramic Epoxy Lined (P401), Bituminous Seal Coat, Ductile Iron Cross	3,877.77	339.33
40 05 19 00-3877 EA 12" x 6" Flanged, Ceramic Epoxy Lined (P401), Bituminous Seal Coat, Ductile Iron Cross	4,024.84	379.25
40 05 19 00-3878 EA 12" x 8" Flanged, Ceramic Epoxy Lined (P401), Bituminous Seal Coat, Ductile Iron Cross	4,281.62	404.85
40 05 19 00-3879 EA 12" x 10" Flanged, Ceramic Epoxy Lined (P401), Bituminous Seal Coat, Ductile Iron Cross	5,028.49	496.75
40 05 19 00-3880 EA 12" x 12" Flanged, Ceramic Epoxy Lined (P401), Bituminous Seal Coat, Ductile Iron Cross	4,714.81	524.24
40 05 19 00-3881 EA 14" x 6" Flanged, Ceramic Epoxy Lined (P401), Bituminous Seal Coat, Ductile Iron Cross	4,849.09	390.17
40 05 19 00-3882 EA 14" x 8" Flanged, Ceramic Epoxy Lined (P401), Bituminous Seal Coat, Ductile Iron Cross	5,105.86	415.78
40 05 19 00-3883 EA 14" x 10" Flanged, Ceramic Epoxy Lined (P401), Bituminous Seal Coat, Ductile Iron Cross	5,546.66	507.67
40 05 19 00-3884 EA 14" x 12" Flanged, Ceramic Epoxy Lined (P401), Bituminous Seal Coat, Ductile Iron Cross	5,982.46	535.16
40 05 19 00-3885 EA 14" x 14" Flanged, Ceramic Epoxy Lined (P401), Bituminous Seal Coat, Ductile Iron Cross	6,236.82	561.15
40 05 19 00-3886 EA 16" x 6" Flanged, Ceramic Epoxy Lined (P401), Bituminous Seal Coat, Ductile Iron Cross	5,788.88	422.18
40 05 19 00-3887 EA 16" x 8" Flanged, Ceramic Epoxy Lined (P401), Bituminous Seal Coat, Ductile Iron Cross	6,087.45	447.78
40 05 19 00-3888 EA 16" x 10" Flanged, Ceramic Epoxy Lined (P401), Bituminous Seal Coat, Ductile Iron Cross	6,529.76	539.68
40 05 19 00-3889 EA 16" x 12" Flanged, Ceramic Epoxy Lined (P401), Bituminous Seal Coat, Ductile Iron Cross	7,007.36	567.17
40 05 19 00-3890 EA 16" x 14" Flanged, Ceramic Epoxy Lined (P401), Bituminous Seal Coat, Ductile Iron Cross	9,613.14	593.16
40 05 19 00-3891 EA 16" x 16" Flanged, Ceramic Epoxy Lined (P401), Bituminous Seal Coat, Ductile Iron Cross	7,754.73	715.55
40 05 19 00-3892 EA 18" x 6" Flanged, Ceramic Epoxy Lined (P401), Bituminous Seal Coat, Ductile Iron Cross	6,083.59	456.07
40 05 19 00-3893 EA 18" x 8" Flanged, Ceramic Epoxy Lined (P401), Bituminous Seal Coat, Ductile Iron Cross	6,382.17	481.69
40 05 19 00-3894 EA 18" x 10" Flanged, Ceramic Epoxy Lined (P401), Bituminous Seal Coat, Ductile Iron Cross	6,737.89	573.58
40 05 19 00-3895 EA 18" x 12" Flanged, Ceramic Epoxy Lined (P401), Bituminous Seal Coat, Ductile Iron Cross	7,215.48	601.06
40 05 19 00-3896 EA 18" x 14" Flanged, Ceramic Epoxy Lined (P401), Bituminous Seal Coat, Ductile Iron Cross	8,208.85	627.06
40 05 19 00-3897 EA 18" x 16" Flanged, Ceramic Epoxy Lined (P401), Bituminous Seal Coat, Ductile Iron Cross	8,786.96	749.46
40 05 19 00-3898 EA 18" x 18" Flanged, Ceramic Epoxy Lined (P401), Bituminous Seal Coat, Ductile Iron Cross	9,119.41	798.41
40 05 19 00-3899 EA 20" x 6" Flanged, Ceramic Epoxy Lined (P401), Bituminous Seal Coat, Ductile Iron Cross	7,828.13	508.80
40 05 19 00-3900 EA 20" x 8" Flanged, Ceramic Epoxy Lined (P401), Bituminous Seal Coat, Ductile Iron Cross	8,147.61	534.41
40 05 19 00-3901 EA 20" x 10" Flanged, Ceramic Epoxy Lined (P401), Bituminous Seal Coat, Ductile Iron Cross	8,473.46	626.30
40 05 19 00-3902 EA 20" x 12" Flanged, Ceramic Epoxy Lined (P401), Bituminous Seal Coat, Ductile Iron Cross	8,982.40	653.79
40 05 19 00-3903 EA 20" x 14" Flanged, Ceramic Epoxy Lined (P401), Bituminous Seal Coat, Ductile Iron Cross	9,117.32	679.78
40 05 19 00-3904 EA 20" x 16" Flanged, Ceramic Epoxy Lined (P401), Bituminous Seal Coat, Ductile Iron Cross	10,892.79	802.17
40 05 19 00-3905 EA 20" x 18" Flanged, Ceramic Epoxy Lined (P401), Bituminous Seal Coat, Ductile Iron Cross	11,246.15	851.14
40 05 19 00-3906 EA 20" x 20" Flanged, Ceramic Epoxy Lined (P401), Bituminous Seal Coat, Ductile Iron Cross	12,141.22	1,009.31
40 05 19 00-3907 EA 24" x 6" Flanged, Ceramic Epoxy Lined (P401), Bituminous Seal Coat, Ductile Iron Cross	10,345.85	542.69
40 05 19 00-3908 EA 24" x 8" Flanged, Ceramic Epoxy Lined (P401), Bituminous Seal Coat, Ductile Iron Cross	10,574.26	568.31
40 05 19 00-3909 EA 24" x 10" Flanged, Ceramic Epoxy Lined (P401), Bituminous Seal Coat, Ductile Iron Cross	11,038.96	660.20
40 05 19 00-3910 EA 24" x 12" Flanged, Ceramic Epoxy Lined (P401), Bituminous Seal Coat, Ductile Iron Cross	11,361.29	687.68
40 05 19 00-3911 EA 24" x 14" Flanged, Ceramic Epoxy Lined (P401), Bituminous Seal Coat, Ductile Iron Cross	11,541.00	713.68
40 05 19 00-3912 EA 24" x 16" Flanged, Ceramic Epoxy Lined (P401), Bituminous Seal Coat, Ductile Iron Cross	12,053.41	836.08
40 05 19 00-3913 EA 24" x 18" Flanged, Ceramic Epoxy Lined (P401), Bituminous Seal Coat, Ductile Iron Cross	15,449.43	885.03
40 05 19 00-3914 EA 24" x 20" Flanged, Ceramic Epoxy Lined (P401), Bituminous Seal Coat, Ductile Iron Cross	16,207.06	985.03
40 05 19 00-3915 EA 24" x 24" Flanged, Ceramic Epoxy Lined (P401), Bituminous Seal Coat, Ductile Iron Cross	17,690.15	1,099.70
40 05 19 00-3916 EA 30" x 12" Flanged, Ceramic Epoxy Lined (P401), Bituminous Seal Coat, Ductile Iron Cross	18,543.25	781.84
40 05 19 00-3917 EA 30" x 14" Flanged, Ceramic Epoxy Lined (P401), Bituminous Seal Coat, Ductile Iron Cross	18,631.89	807.82
40 05 19 00-3918 EA 30" x 16" Flanged, Ceramic Epoxy Lined (P401), Bituminous Seal Coat, Ductile Iron Cross	19,166.70	930.22
40 05 19 00-3919 EA 30" x 18" Flanged, Ceramic Epoxy Lined (P401), Bituminous Seal Coat, Ductile Iron Cross	19,343.89	979.18
40 05 19 00-3920 EA 30" x 20" Flanged, Ceramic Epoxy Lined (P401), Bituminous Seal Coat, Ductile Iron Cross	20,132.97	1,137.36
40 05 19 00-3921 EA 30" x 24" Flanged, Ceramic Epoxy Lined (P401), Bituminous Seal Coat, Ductile Iron Cross	25,981.38	1,193.85
40 05 19 00-3922 EA 30" x 30" Flanged, Ceramic Epoxy Lined (P401), Bituminous Seal Coat, Ductile Iron Cross	29,077.92	1,551.63
40 05 19 00-3923 EA 36" x 12" Flanged, Ceramic Epoxy Lined (P401), Bituminous Seal Coat, Ductile Iron Cross	25,961.68	994.62
40 05 19 00-3924 EA 36" x 14" Flanged, Ceramic Epoxy Lined (P401), Bituminous Seal Coat, Ductile Iron Cross	25,995.36	1,016.84
40 05 19 00-3925 EA 36" x 16" Flanged, Ceramic Epoxy Lined (P401), Bituminous Seal Coat, Ductile Iron Cross	26,451.14	1,116.64
40 05 19 00-3926 EA 36" x 18" Flanged, Ceramic Epoxy Lined (P401), Bituminous Seal Coat, Ductile Iron Cross	26,618.14	1,161.83
40 05 19 00-3927 EA 36" x 20" Flanged, Ceramic Epoxy Lined (P401), Bituminous Seal Coat, Ductile Iron Cross	27,268.74	1,293.66
40 05 19 00-3928 EA 36" x 24" Flanged, Ceramic Epoxy Lined (P401), Bituminous Seal Coat, Ductile Iron Cross	28,147.49	1,344.50
40 05 19 00-3929 EA 36" x 30" Flanged, Ceramic Epoxy Lined (P401), Bituminous Seal Coat, Ductile Iron Cross	37,557.93	1,636.36
40 05 19 00-3930 EA 36" x 36" Flanged, Ceramic Epoxy Lined (P401), Bituminous Seal Coat, Ductile Iron Cross	40,997.40	1,788.89
40 05 19 00-3931 EA 42" x 16" Flanged, Ceramic Epoxy Lined (P401), Bituminous Seal Coat, Ductile Iron Cross	38,659.76	1,043.21



MINOR
CSI UOM DESCRIPTION

TOTAL DIRECT DEMOLITION
UNIT COST UNIT COST

40 05 19 00-3932	EA	42" x 18" Flanged, Ceramic Epoxy Lined (P401), Bituminous Seal Coat, Ductile Iron Cross	38,789.19	1,092.16
40 05 19 00-3933	EA	42" x 20" Flanged, Ceramic Epoxy Lined (P401), Bituminous Seal Coat, Ductile Iron Cross	39,539.45	1,250.34
40 05 19 00-3934	EA	42" x 24" Flanged, Ceramic Epoxy Lined (P401), Bituminous Seal Coat, Ductile Iron Cross	40,476.02	1,306.83
40 05 19 00-3935	EA	42" x 30" Flanged, Ceramic Epoxy Lined (P401), Bituminous Seal Coat, Ductile Iron Cross	52,128.72	1,664.61
40 05 19 00-3936	EA	42" x 42" Flanged, Ceramic Epoxy Lined (P401), Bituminous Seal Coat, Ductile Iron Cross	70,941.80	1,851.03
40 05 19 00-3937	EA	48" x 20" Flanged, Ceramic Epoxy Lined (P401), Bituminous Seal Coat, Ductile Iron Cross	52,649.45	1,372.74
40 05 19 00-3938	EA	48" x 24" Flanged, Ceramic Epoxy Lined (P401), Bituminous Seal Coat, Ductile Iron Cross	53,586.03	1,429.23
40 05 19 00-3939	EA	48" x 30" Flanged, Ceramic Epoxy Lined (P401), Bituminous Seal Coat, Ductile Iron Cross	55,659.90	1,787.01

40 05 19 00-3940

Flanged End x Flanged End, Ceramic Epoxy Lined (P401), Bituminous Seal Coat, Ductile Iron Concentric Reducers

(40 05 19 00-2059)

40 05 19 00-3941	EA	6" x 4" Flanged, Ceramic Epoxy Lined (P401), Bituminous Seal Coat, Ductile Iron Concentric Reducer	881.91	141.61
40 05 19 00-3942	EA	8" x 4" Flanged, Ceramic Epoxy Lined (P401), Bituminous Seal Coat, Ductile Iron Concentric Reducer	1,174.08	152.15
40 05 19 00-3943	EA	8" x 6" Flanged, Ceramic Epoxy Lined (P401), Bituminous Seal Coat, Ductile Iron Concentric Reducer	1,244.11	169.48
40 05 19 00-3944	EA	10" x 4" Flanged, Ceramic Epoxy Lined (P401), Bituminous Seal Coat, Ductile Iron Concentric Reducer	1,565.93	176.25
40 05 19 00-3945	EA	10" x 6" Flanged, Ceramic Epoxy Lined (P401), Bituminous Seal Coat, Ductile Iron Concentric Reducer	1,559.33	193.57
40 05 19 00-3946	EA	10" x 8" Flanged, Ceramic Epoxy Lined (P401), Bituminous Seal Coat, Ductile Iron Concentric Reducer	1,751.48	204.12
40 05 19 00-3947	EA	12" x 4" Flanged, Ceramic Epoxy Lined (P401), Bituminous Seal Coat, Ductile Iron Concentric Reducer	1,998.88	189.06
40 05 19 00-3948	EA	12" x 6" Flanged, Ceramic Epoxy Lined (P401), Bituminous Seal Coat, Ductile Iron Concentric Reducer	2,029.60	206.38
40 05 19 00-3949	EA	12" x 8" Flanged, Ceramic Epoxy Lined (P401), Bituminous Seal Coat, Ductile Iron Concentric Reducer	2,172.49	216.93
40 05 19 00-3950	EA	12" x 10" Flanged, Ceramic Epoxy Lined (P401), Bituminous Seal Coat, Ductile Iron Concentric Reducer	2,361.29	241.03
40 05 19 00-3951	EA	14" x 6" Flanged, Ceramic Epoxy Lined (P401), Bituminous Seal Coat, Ductile Iron Concentric Reducer	2,459.13	216.93
40 05 19 00-3952	EA	14" x 8" Flanged, Ceramic Epoxy Lined (P401), Bituminous Seal Coat, Ductile Iron Concentric Reducer	2,649.78	227.48
40 05 19 00-3953	EA	14" x 10" Flanged, Ceramic Epoxy Lined (P401), Bituminous Seal Coat, Ductile Iron Concentric Reducer	2,835.60	251.57
40 05 19 00-3954	EA	14" x 12" Flanged, Ceramic Epoxy Lined (P401), Bituminous Seal Coat, Ductile Iron Concentric Reducer	2,753.47	264.38
40 05 19 00-3955	EA	16" x 6" Flanged, Ceramic Epoxy Lined (P401), Bituminous Seal Coat, Ductile Iron Concentric Reducer	2,921.18	248.94
40 05 19 00-3956	EA	16" x 8" Flanged, Ceramic Epoxy Lined (P401), Bituminous Seal Coat, Ductile Iron Concentric Reducer	2,784.88	259.48
40 05 19 00-3957	EA	16" x 10" Flanged, Ceramic Epoxy Lined (P401), Bituminous Seal Coat, Ductile Iron Concentric Reducer	3,008.02	283.59
40 05 19 00-3958	EA	16" x 12" Flanged, Ceramic Epoxy Lined (P401), Bituminous Seal Coat, Ductile Iron Concentric Reducer	3,367.24	296.01
40 05 19 00-3959	EA	16" x 14" Flanged, Ceramic Epoxy Lined (P401), Bituminous Seal Coat, Ductile Iron Concentric Reducer	3,788.38	306.94
40 05 19 00-3960	EA	18" x 8" Flanged, Ceramic Epoxy Lined (P401), Bituminous Seal Coat, Ductile Iron Concentric Reducer	3,534.94	293.38
40 05 19 00-3961	EA	18" x 10" Flanged, Ceramic Epoxy Lined (P401), Bituminous Seal Coat, Ductile Iron Concentric Reducer	3,789.43	317.48
40 05 19 00-3962	EA	18" x 12" Flanged, Ceramic Epoxy Lined (P401), Bituminous Seal Coat, Ductile Iron Concentric Reducer	3,753.02	329.91
40 05 19 00-3963	EA	18" x 14" Flanged, Ceramic Epoxy Lined (P401), Bituminous Seal Coat, Ductile Iron Concentric Reducer	4,214.47	340.83
40 05 19 00-3964	EA	18" x 16" Flanged, Ceramic Epoxy Lined (P401), Bituminous Seal Coat, Ductile Iron Concentric Reducer	4,171.90	372.85
40 05 19 00-3965	EA	20" x 8" Flanged, Ceramic Epoxy Lined (P401), Bituminous Seal Coat, Ductile Iron Concentric Reducer	4,307.56	346.10
40 05 19 00-3966	EA	20" x 10" Flanged, Ceramic Epoxy Lined (P401), Bituminous Seal Coat, Ductile Iron Concentric Reducer	4,576.98	370.21
40 05 19 00-3967	EA	20" x 12" Flanged, Ceramic Epoxy Lined (P401), Bituminous Seal Coat, Ductile Iron Concentric Reducer	4,467.42	382.63
40 05 19 00-3968	EA	20" x 14" Flanged, Ceramic Epoxy Lined (P401), Bituminous Seal Coat, Ductile Iron Concentric Reducer	5,034.87	393.56
40 05 19 00-3969	EA	20" x 16" Flanged, Ceramic Epoxy Lined (P401), Bituminous Seal Coat, Ductile Iron Concentric Reducer	4,735.51	425.56
40 05 19 00-3970	EA	20" x 18" Flanged, Ceramic Epoxy Lined (P401), Bituminous Seal Coat, Ductile Iron Concentric Reducer	5,651.28	459.47
40 05 19 00-3971	EA	24" x 10" Flanged, Ceramic Epoxy Lined (P401), Bituminous Seal Coat, Ductile Iron Concentric Reducer	6,240.73	404.10
40 05 19 00-3972	EA	24" x 12" Flanged, Ceramic Epoxy Lined (P401), Bituminous Seal Coat, Ductile Iron Concentric Reducer	6,744.77	416.53
40 05 19 00-3973	EA	24" x 14" Flanged, Ceramic Epoxy Lined (P401), Bituminous Seal Coat, Ductile Iron Concentric Reducer	6,886.73	427.45
40 05 19 00-3974	EA	24" x 16" Flanged, Ceramic Epoxy Lined (P401), Bituminous Seal Coat, Ductile Iron Concentric Reducer	6,158.89	459.47
40 05 19 00-3975	EA	24" x 18" Flanged, Ceramic Epoxy Lined (P401), Bituminous Seal Coat, Ductile Iron Concentric Reducer	7,231.44	493.36
40 05 19 00-3976	EA	24" x 20" Flanged, Ceramic Epoxy Lined (P401), Bituminous Seal Coat, Ductile Iron Concentric Reducer	7,596.40	487.90
40 05 19 00-3977	EA	30" x 16" Flanged, Ceramic Epoxy Lined (P401), Bituminous Seal Coat, Ductile Iron Concentric Reducer	10,328.06	553.61
40 05 19 00-3978	EA	30" x 18" Flanged, Ceramic Epoxy Lined (P401), Bituminous Seal Coat, Ductile Iron Concentric Reducer	10,682.49	587.51
40 05 19 00-3979	EA	30" x 20" Flanged, Ceramic Epoxy Lined (P401), Bituminous Seal Coat, Ductile Iron Concentric Reducer	11,364.05	640.23
40 05 19 00-3980	EA	30" x 24" Flanged, Ceramic Epoxy Lined (P401), Bituminous Seal Coat, Ductile Iron Concentric Reducer	12,415.67	674.13
40 05 19 00-3981	EA	36" x 16" Flanged, Ceramic Epoxy Lined (P401), Bituminous Seal Coat, Ductile Iron Concentric Reducer	14,633.16	604.46
40 05 19 00-3982	EA	36" x 18" Flanged, Ceramic Epoxy Lined (P401), Bituminous Seal Coat, Ductile Iron Concentric Reducer	14,842.77	638.35
40 05 19 00-3983	EA	36" x 20" Flanged, Ceramic Epoxy Lined (P401), Bituminous Seal Coat, Ductile Iron Concentric Reducer	15,761.69	691.08
40 05 19 00-3984	EA	36" x 24" Flanged, Ceramic Epoxy Lined (P401), Bituminous Seal Coat, Ductile Iron Concentric Reducer	16,584.91	724.97
40 05 19 00-3985	EA	36" x 30" Flanged, Ceramic Epoxy Lined (P401), Bituminous Seal Coat, Ductile Iron Concentric Reducer	18,835.63	819.13
40 05 19 00-3986	EA	42" x 24" Flanged, Ceramic Epoxy Lined (P401), Bituminous Seal Coat, Ductile Iron Concentric Reducer	22,988.31	787.11
40 05 19 00-3987	EA	42" x 30" Flanged, Ceramic Epoxy Lined (P401), Bituminous Seal Coat, Ductile Iron Concentric Reducer	25,697.07	881.27
40 05 19 00-3988	EA	42" x 36" Flanged, Ceramic Epoxy Lined (P401), Bituminous Seal Coat, Ductile Iron Concentric Reducer	28,820.34	932.11
40 05 19 00-3989	EA	48" x 24" Flanged, Ceramic Epoxy Lined (P401), Bituminous Seal Coat, Ductile Iron Concentric Reducer	30,450.45	909.51
40 05 19 00-3990	EA	48" x 30" Flanged, Ceramic Epoxy Lined (P401), Bituminous Seal Coat, Ductile Iron Concentric Reducer	32,256.27	1,003.67
40 05 19 00-3991	EA	48" x 36" Flanged, Ceramic Epoxy Lined (P401), Bituminous Seal Coat, Ductile Iron Concentric Reducer	35,807.42	1,054.51
40 05 19 00-3992	EA	48" x 42" Flanged, Ceramic Epoxy Lined (P401), Bituminous Seal Coat, Ductile Iron Concentric Reducer	39,857.92	1,116.64

40 05 19 00-3993

Flanged End x Flanged End, Ceramic Epoxy Lined (P401), Bituminous Seal Coat, Ductile Iron Eccentric Reducers

(40 05 19 00-2059)

40 05 19 00-3994	EA	6" x 4" Flanged, Ceramic Epoxy Lined (P401), Bituminous Seal Coat, Ductile Iron Eccentric Reducer	943.12	141.61
40 05 19 00-3995	EA	8" x 4" Flanged, Ceramic Epoxy Lined (P401), Bituminous Seal Coat, Ductile Iron Eccentric Reducer	1,244.25	152.15
40 05 19 00-3996	EA	8" x 6" Flanged, Ceramic Epoxy Lined (P401), Bituminous Seal Coat, Ductile Iron Eccentric Reducer	1,356.60	169.48
40 05 19 00-3997	EA	10" x 4" Flanged, Ceramic Epoxy Lined (P401), Bituminous Seal Coat, Ductile Iron Eccentric Reducer	1,565.93	176.25
40 05 19 00-3998	EA	10" x 6" Flanged, Ceramic Epoxy Lined (P401), Bituminous Seal Coat, Ductile Iron Eccentric Reducer	1,633.98	193.57
40 05 19 00-3999	EA	10" x 8" Flanged, Ceramic Epoxy Lined (P401), Bituminous Seal Coat, Ductile Iron Eccentric Reducer	1,823.14	204.12
40 05 19 00-4000	EA	12" x 4" Flanged, Ceramic Epoxy Lined (P401), Bituminous Seal Coat, Ductile Iron Eccentric Reducer	1,998.88	189.06
40 05 19 00-4001	EA	12" x 6" Flanged, Ceramic Epoxy Lined (P401), Bituminous Seal Coat, Ductile Iron Eccentric Reducer	2,113.21	206.38
40 05 19 00-4002	EA	12" x 8" Flanged, Ceramic Epoxy Lined (P401), Bituminous Seal Coat, Ductile Iron Eccentric Reducer	2,259.08	216.93
40 05 19 00-4003	EA	12" x 10" Flanged, Ceramic Epoxy Lined (P401), Bituminous Seal Coat, Ductile Iron Eccentric Reducer	2,512.08	241.03
40 05 19 00-4004	EA	14" x 6" Flanged, Ceramic Epoxy Lined (P401), Bituminous Seal Coat, Ductile Iron Eccentric Reducer	2,459.13	216.93
40 05 19 00-4005	EA	14" x 8" Flanged, Ceramic Epoxy Lined (P401), Bituminous Seal Coat, Ductile Iron Eccentric Reducer	2,604.99	227.48



MINOR CSI UOM DESCRIPTION	TOTAL DIRECT UNIT COST	DEMOLITION UNIT COST
40 05 19 00-4006 EA 14" x 10" Flanged, Ceramic Epoxy Lined (P401), Bituminous Seal Coat, Ductile Iron Eccentric Reducer	2,814.69	251.57
40 05 19 00-4007 EA 14" x 12" Flanged, Ceramic Epoxy Lined (P401), Bituminous Seal Coat, Ductile Iron Eccentric Reducer	3,138.66	264.38
40 05 19 00-4008 EA 16" x 6" Flanged, Ceramic Epoxy Lined (P401), Bituminous Seal Coat, Ductile Iron Eccentric Reducer	2,921.18	248.94
40 05 19 00-4009 EA 16" x 8" Flanged, Ceramic Epoxy Lined (P401), Bituminous Seal Coat, Ductile Iron Eccentric Reducer	3,108.85	259.48
40 05 19 00-4010 EA 16" x 10" Flanged, Ceramic Epoxy Lined (P401), Bituminous Seal Coat, Ductile Iron Eccentric Reducer	3,364.84	283.59
40 05 19 00-4011 EA 16" x 12" Flanged, Ceramic Epoxy Lined (P401), Bituminous Seal Coat, Ductile Iron Eccentric Reducer	3,643.43	296.01
40 05 19 00-4012 EA 16" x 14" Flanged, Ceramic Epoxy Lined (P401), Bituminous Seal Coat, Ductile Iron Eccentric Reducer	3,788.38	306.94
40 05 19 00-4013 EA 18" x 8" Flanged, Ceramic Epoxy Lined (P401), Bituminous Seal Coat, Ductile Iron Eccentric Reducer	3,534.94	293.38
40 05 19 00-4014 EA 18" x 10" Flanged, Ceramic Epoxy Lined (P401), Bituminous Seal Coat, Ductile Iron Eccentric Reducer	3,789.43	317.48
40 05 19 00-4015 EA 18" x 12" Flanged, Ceramic Epoxy Lined (P401), Bituminous Seal Coat, Ductile Iron Eccentric Reducer	4,066.54	329.91
40 05 19 00-4016 EA 18" x 14" Flanged, Ceramic Epoxy Lined (P401), Bituminous Seal Coat, Ductile Iron Eccentric Reducer	4,214.47	340.83
40 05 19 00-4017 EA 18" x 16" Flanged, Ceramic Epoxy Lined (P401), Bituminous Seal Coat, Ductile Iron Eccentric Reducer	4,522.75	372.85
40 05 19 00-4018 EA 20" x 8" Flanged, Ceramic Epoxy Lined (P401), Bituminous Seal Coat, Ductile Iron Eccentric Reducer	4,540.46	346.10
40 05 19 00-4019 EA 20" x 10" Flanged, Ceramic Epoxy Lined (P401), Bituminous Seal Coat, Ductile Iron Eccentric Reducer	4,741.21	370.21
40 05 19 00-4020 EA 20" x 12" Flanged, Ceramic Epoxy Lined (P401), Bituminous Seal Coat, Ductile Iron Eccentric Reducer	4,924.26	382.63
40 05 19 00-4021 EA 20" x 14" Flanged, Ceramic Epoxy Lined (P401), Bituminous Seal Coat, Ductile Iron Eccentric Reducer	5,034.87	393.56
40 05 19 00-4022 EA 20" x 16" Flanged, Ceramic Epoxy Lined (P401), Bituminous Seal Coat, Ductile Iron Eccentric Reducer	5,408.84	425.56
40 05 19 00-4023 EA 20" x 18" Flanged, Ceramic Epoxy Lined (P401), Bituminous Seal Coat, Ductile Iron Eccentric Reducer	5,646.81	459.47
40 05 19 00-4024 EA 24" x 8" Flanged, Ceramic Epoxy Lined (P401), Bituminous Seal Coat, Ductile Iron Eccentric Reducer	6,410.24	380.00
40 05 19 00-4025 EA 24" x 10" Flanged, Ceramic Epoxy Lined (P401), Bituminous Seal Coat, Ductile Iron Eccentric Reducer	6,348.22	404.10
40 05 19 00-4026 EA 24" x 12" Flanged, Ceramic Epoxy Lined (P401), Bituminous Seal Coat, Ductile Iron Eccentric Reducer	6,461.11	416.53
40 05 19 00-4027 EA 24" x 14" Flanged, Ceramic Epoxy Lined (P401), Bituminous Seal Coat, Ductile Iron Eccentric Reducer	6,570.22	427.45
40 05 19 00-4028 EA 24" x 16" Flanged, Ceramic Epoxy Lined (P401), Bituminous Seal Coat, Ductile Iron Eccentric Reducer	6,945.68	459.47
40 05 19 00-4029 EA 24" x 18" Flanged, Ceramic Epoxy Lined (P401), Bituminous Seal Coat, Ductile Iron Eccentric Reducer	7,231.44	493.36
40 05 19 00-4030 EA 24" x 20" Flanged, Ceramic Epoxy Lined (P401), Bituminous Seal Coat, Ductile Iron Eccentric Reducer	7,596.40	487.90
40 05 19 00-4031 EA 30" x 14" Flanged, Ceramic Epoxy Lined (P401), Bituminous Seal Coat, Ductile Iron Eccentric Reducer	12,753.40	521.60
40 05 19 00-4032 EA 30" x 16" Flanged, Ceramic Epoxy Lined (P401), Bituminous Seal Coat, Ductile Iron Eccentric Reducer	11,883.73	553.61
40 05 19 00-4033 EA 30" x 18" Flanged, Ceramic Epoxy Lined (P401), Bituminous Seal Coat, Ductile Iron Eccentric Reducer	10,731.76	587.51
40 05 19 00-4034 EA 30" x 20" Flanged, Ceramic Epoxy Lined (P401), Bituminous Seal Coat, Ductile Iron Eccentric Reducer	11,364.05	640.23
40 05 19 00-4035 EA 30" x 24" Flanged, Ceramic Epoxy Lined (P401), Bituminous Seal Coat, Ductile Iron Eccentric Reducer	12,415.67	674.13
40 05 19 00-4036 EA 36" x 16" Flanged, Ceramic Epoxy Lined (P401), Bituminous Seal Coat, Ductile Iron Eccentric Reducer	13,761.27	604.46
40 05 19 00-4037 EA 36" x 18" Flanged, Ceramic Epoxy Lined (P401), Bituminous Seal Coat, Ductile Iron Eccentric Reducer	14,329.19	638.35
40 05 19 00-4038 EA 36" x 20" Flanged, Ceramic Epoxy Lined (P401), Bituminous Seal Coat, Ductile Iron Eccentric Reducer	15,160.03	691.08
40 05 19 00-4039 EA 36" x 24" Flanged, Ceramic Epoxy Lined (P401), Bituminous Seal Coat, Ductile Iron Eccentric Reducer	16,532.66	724.97
40 05 19 00-4040 EA 36" x 30" Flanged, Ceramic Epoxy Lined (P401), Bituminous Seal Coat, Ductile Iron Eccentric Reducer	19,099.89	819.13
40 05 19 00-4041 EA 42" x 24" Flanged, Ceramic Epoxy Lined (P401), Bituminous Seal Coat, Ductile Iron Eccentric Reducer	22,988.31	787.11
40 05 19 00-4042 EA 42" x 30" Flanged, Ceramic Epoxy Lined (P401), Bituminous Seal Coat, Ductile Iron Eccentric Reducer	25,697.37	881.27
40 05 19 00-4043 EA 42" x 36" Flanged, Ceramic Epoxy Lined (P401), Bituminous Seal Coat, Ductile Iron Eccentric Reducer	28,820.04	932.11
40 05 19 00-4044 EA 48" x 30" Flanged, Ceramic Epoxy Lined (P401), Bituminous Seal Coat, Ductile Iron Eccentric Reducer	32,256.27	1,003.67
40 05 19 00-4045 EA 48" x 36" Flanged, Ceramic Epoxy Lined (P401), Bituminous Seal Coat, Ductile Iron Eccentric Reducer	35,807.42	1,054.51
40 05 19 00-4046 EA 48" x 42" Flanged, Ceramic Epoxy Lined (P401), Bituminous Seal Coat, Ductile Iron Eccentric Reducer	39,857.92	1,116.64
40 05 19 00-4047 Flanged, Ceramic Epoxy Lined (P401), Bituminous Seal Coat, Ductile Iron Blind Flanges <small>(40 05 19 00-2059)</small>		
40 05 19 00-4048 EA 4" Flanged, Ceramic Epoxy Lined (P401), Bituminous Seal Coat, Ductile Iron Blind Flange.....	436.97	48.96
40 05 19 00-4049 EA 6" Flanged, Ceramic Epoxy Lined (P401), Bituminous Seal Coat, Ductile Iron Blind Flange.....	664.94	72.31
40 05 19 00-4050 EA 8" Flanged, Ceramic Epoxy Lined (P401), Bituminous Seal Coat, Ductile Iron Blind Flange.....	888.52	85.87
40 05 19 00-4051 EA 10" Flanged, Ceramic Epoxy Lined (P401), Bituminous Seal Coat, Ductile Iron Blind Flange.....	1,293.90	100.18
40 05 19 00-4052 EA 12" Flanged, Ceramic Epoxy Lined (P401), Bituminous Seal Coat, Ductile Iron Blind Flange.....	1,715.79	117.50
40 05 19 00-4053 EA 14" Flanged, Ceramic Epoxy Lined (P401), Bituminous Seal Coat, Ductile Iron Blind Flange.....	2,366.00	131.81
40 05 19 00-4054 EA 16" Flanged, Ceramic Epoxy Lined (P401), Bituminous Seal Coat, Ductile Iron Blind Flange.....	2,858.85	150.64
40 05 19 00-4055 EA 18" Flanged, Ceramic Epoxy Lined (P401), Bituminous Seal Coat, Ductile Iron Blind Flange.....	3,847.40	210.91
40 05 19 00-4056 EA 20" Flanged, Ceramic Epoxy Lined (P401), Bituminous Seal Coat, Ductile Iron Blind Flange.....	5,166.46	263.62
40 05 19 00-4057 EA 24" Flanged, Ceramic Epoxy Lined (P401), Bituminous Seal Coat, Ductile Iron Blind Flange.....	7,578.07	320.12
40 05 19 00-4058 EA 30" Flanged, Ceramic Epoxy Lined (P401), Bituminous Seal Coat, Ductile Iron Blind Flange.....	10,990.25	372.85
40 05 19 00-4059 EA 36" Flanged, Ceramic Epoxy Lined (P401), Bituminous Seal Coat, Ductile Iron Blind Flange.....	20,627.64	410.50
40 05 19 00-4060 EA 42" Flanged, Ceramic Epoxy Lined (P401), Bituminous Seal Coat, Ductile Iron Blind Flange.....	29,585.46	451.93
40 05 19 00-4061 EA 48" Flanged, Ceramic Epoxy Lined (P401), Bituminous Seal Coat, Ductile Iron Blind Flange.....	39,446.96	508.42
40 05 19 00-4062 Ductile Iron Bolt Packs <small>(40 05 19)</small>		
Note: Labor installation is included with pipe fittings or valves.		
40 05 19 00-4063 EA 4" Pipe Diameter, Ductile Iron Flange Bolt Pack.....	30.78	
Note: Includes eight (8) 5/8" diameter plain finish bolts with washers and nut.		
<i>For Zinc Plated, Add</i> 8.62		
<i>For Hot Dip Galvanized, Add</i> 12.31		
40 05 19 00-4064 EA 6" Pipe Diameter, Ductile Iron Flange Bolt Pack.....	47.49	
Note: Includes eight (8) 3/4" diameter plain finish bolts with washers and nut.		
<i>For Zinc Plated, Add</i> 13.30		
<i>For Hot Dip Galvanized, Add</i> 19.00		
40 05 19 00-4065 EA 8" Pipe Diameter, Ductile Iron Flange Bolt Pack.....	51.56	
Note: Includes eight (8) 3/4" diameter plain finish bolts with washers and nut.		
<i>For Zinc Plated, Add</i> 14.44		
<i>For Hot Dip Galvanized, Add</i> 20.62		
40 05 19 00-4066 EA 10" Pipe Diameter, Ductile Iron Flange Bolt Pack.....	115.82	
Note: Includes twelve (12) 7/8" diameter plain finish bolts with washers and nut.		
<i>For Zinc Plated, Add</i> 32.43		
<i>For Hot Dip Galvanized, Add</i> 46.33		

40 Process Interconnections
40 05 Common Work Results For Process Interconnections
40 05 19 Ductile Iron Process Pipe



MINOR	CSI	UOM	DESCRIPTION	TOTAL DIRECT UNIT COST	DEMOLITION UNIT COST
40 05 19 00-4067	EA		12" Pipe Diameter, Ductile Iron Flange Bolt Pack.....	116.84	
			Note: Includes twelve (12) 7/8" diameter plain finish bolts with washers and nut.		
			<i>For Zinc Plated, Add</i>	32.72	
			<i>For Hot Dip Galvanized, Add</i>	46.74	
40 05 19 00-4068	EA		14" Pipe Diameter, Ductile Iron Flange Bolt Pack.....	130.91	
			Note: Includes twelve (12) 1" diameter plain finish bolts with washers and nut.		
			<i>For Zinc Plated, Add</i>	36.65	
			<i>For Hot Dip Galvanized, Add</i>	52.36	
40 05 19 00-4069	EA		16" Pipe Diameter, Ductile Iron Flange Bolt Pack.....	220.07	
			Note: Includes sixteen (16) 1" diameter plain finish bolts with washers and nut.		
			<i>For Zinc Plated, Add</i>	61.62	
			<i>For Hot Dip Galvanized, Add</i>	88.03	
40 05 19 00-4070	EA		18" Pipe Diameter, Ductile Iron Flange Bolt Pack.....	319.70	
			Note: Includes sixteen (16) 1-1/8" diameter plain finish bolts with washers and nut.		
			<i>For Zinc Plated, Add</i>	89.52	
			<i>For Hot Dip Galvanized, Add</i>	127.88	
40 05 19 00-4071	EA		20" Pipe Diameter, Ductile Iron Flange Bolt Pack.....	403.66	
			Note: Includes twenty (20) 1-1/8" diameter plain finish bolts with washers and nut.		
			<i>For Zinc Plated, Add</i>	113.02	
			<i>For Hot Dip Galvanized, Add</i>	161.46	
40 05 19 00-4072	EA		24" Pipe Diameter, Ductile Iron Flange Bolt Pack.....	577.56	
			Note: Includes twenty (20) 1-1/4" diameter plain finish bolts with washers and nut.		
			<i>For Zinc Plated, Add</i>	161.72	
			<i>For Hot Dip Galvanized, Add</i>	231.02	
40 05 19 00-4073	EA		30" Pipe Diameter, Ductile Iron Flange Bolt Pack.....	912.64	
			Note: Includes twenty-eight (28) 1-1/4" diameter plain finish bolts with washers and nut.		
			<i>For Zinc Plated, Add</i>	255.54	
			<i>For Hot Dip Galvanized, Add</i>	365.06	
40 05 19 00-4074	EA		36" Pipe Diameter, Ductile Iron Flange Bolt Pack.....	1,301.90	
			Note: Includes thirty-two (32) 1-1/2" diameter plain finish bolts with washers and nut.		
			<i>For Zinc Plated, Add</i>	364.53	
			<i>For Hot Dip Galvanized, Add</i>	520.76	
40 05 19 00-4075	EA		42" Pipe Diameter, Ductile Iron Flange Bolt Pack.....	1,674.85	
			Note: Includes thirty-six (36) 1-1/2" diameter plain finish bolts with washers and nut.		
			<i>For Zinc Plated, Add</i>	468.96	
			<i>For Hot Dip Galvanized, Add</i>	669.94	
40 05 19 00-4076	EA		48" Pipe Diameter, Ductile Iron Flange Bolt Pack.....	2,047.04	
			Note: Includes forty-four (44) 1-1/2" diameter plain finish bolts with washers and nut.		
			<i>For Zinc Plated, Add</i>	573.17	
			<i>For Hot Dip Galvanized, Add</i>	818.82	
40 05 19 00-4077			Full Face Flange Gaskets, ANSI/AWWA C115/A21.15 <small>(40 05 19)</small>		
			Note: Labor installation is included with pipe fittings or valves.		
40 05 19 00-4078			Full Face Flange Styrene Butadiene (SBR) Gaskets <small>(40 05 19 00-4077)</small>		
40 05 19 00-4079	EA		4" Full Face Flange Styrene Butadiene (SBR) Gasket, 1/8" Thick.....	8.04	
40 05 19 00-4080	EA		6" Full Face Flange Styrene Butadiene (SBR) Gasket, 1/8" Thick.....	10.24	
40 05 19 00-4081	EA		8" Full Face Flange Styrene Butadiene (SBR) Gasket, 1/8" Thick.....	13.89	
40 05 19 00-4082	EA		10" Full Face Flange Styrene Butadiene (SBR) Gasket, 1/8" Thick.....	16.09	
40 05 19 00-4083	EA		12" Full Face Flange Styrene Butadiene (SBR) Gasket, 1/8" Thick.....	17.55	
40 05 19 00-4084	EA		14" Full Face Flange Styrene Butadiene (SBR) Gasket, 1/8" Thick.....	29.25	
40 05 19 00-4085	EA		16" Full Face Flange Styrene Butadiene (SBR) Gasket, 1/8" Thick.....	35.83	
40 05 19 00-4086	EA		18" Full Face Flange Styrene Butadiene (SBR) Gasket, 1/8" Thick.....	38.02	
40 05 19 00-4087	EA		20" Full Face Flange Styrene Butadiene (SBR) Gasket, 1/8" Thick.....	58.50	
40 05 19 00-4088	EA		24" Full Face Flange Styrene Butadiene (SBR) Gasket, 1/8" Thick.....	62.89	
40 05 19 00-4089	EA		30" Full Face Flange Styrene Butadiene (SBR) Gasket, 1/8" Thick.....	81.17	
40 05 19 00-4090	EA		36" Full Face Flange Styrene Butadiene (SBR) Gasket, 1/8" Thick.....	92.87	
40 05 19 00-4091	EA		42" Full Face Flange Styrene Butadiene (SBR) Gasket, 1/8" Thick.....	99.45	
40 05 19 00-4092	EA		48" Full Face Flange Styrene Butadiene (SBR) Gasket, 1/8" Thick.....	108.96	
40 05 19 00-4093			Full Face Flange Nitrile Buna-N (NBR) Gaskets <small>(40 05 19 00-4077)</small>		
			Note: (Acrylonitrile Butadiene)		
40 05 19 00-4094	EA		4" Full Face Flange Nitrile (NBR) Gasket, 1/8" Thick.....	24.86	
40 05 19 00-4095	EA		6" Full Face Flange Nitrile (NBR) Gasket, 1/8" Thick.....	35.10	
40 05 19 00-4096	EA		8" Full Face Flange Nitrile (NBR) Gasket, 1/8" Thick.....	54.11	
40 05 19 00-4097	EA		10" Full Face Flange Nitrile (NBR) Gasket, 1/8" Thick.....	59.23	
40 05 19 00-4098	EA		12" Full Face Flange Nitrile (NBR) Gasket, 1/8" Thick.....	63.62	
40 05 19 00-4099	EA		14" Full Face Flange Nitrile (NBR) Gasket, 1/8" Thick.....	119.92	
40 05 19 00-4100	EA		16" Full Face Flange Nitrile (NBR) Gasket, 1/8" Thick.....	147.71	
40 05 19 00-4101	EA		18" Full Face Flange Nitrile (NBR) Gasket, 1/8" Thick.....	148.44	
40 05 19 00-4102	EA		20" Full Face Flange Nitrile (NBR) Gasket, 1/8" Thick.....	154.29	
40 05 19 00-4103	EA		24" Full Face Flange Nitrile (NBR) Gasket, 1/8" Thick.....	163.07	
40 05 19 00-4104	EA		30" Full Face Flange Nitrile (NBR) Gasket, 1/8" Thick.....	180.62	
40 05 19 00-4105	EA		36" Full Face Flange Nitrile (NBR) Gasket, 1/8" Thick.....	198.90	
40 05 19 00-4106	EA		42" Full Face Flange Nitrile (NBR) Gasket, 1/8" Thick.....	282.99	
40 05 19 00-4107	EA		48" Full Face Flange Nitrile (NBR) Gasket, 1/8" Thick.....	309.32	
40 05 19 00-4108			Full Face Flange Ethylene Propylene Diene Monomer (EPDM) Gaskets <small>(40 05 19 00-4077)</small>		
40 05 19 00-4109	EA		4" Full Face Flange Ethylene Propylene Diene Monomer (EPDM) Gasket, 1/8" Thick.....	21.94	
40 05 19 00-4110	EA		6" Full Face Flange Ethylene Propylene Diene Monomer (EPDM) Gasket, 1/8" Thick.....	28.52	



MINOR CSI UOM DESCRIPTION	TOTAL DIRECT UNIT COST	DEMOLITION UNIT COST
40 05 19 00-4111 EA 8" Full Face Flange Ethylene Propylene Diene Monomer (EPDM) Gasket, 1/8" Thick.....	38.76	
40 05 19 00-4112 EA 10" Full Face Flange Ethylene Propylene Diene Monomer (EPDM) Gasket, 1/8" Thick.....	45.34	
40 05 19 00-4113 EA 12" Full Face Flange Ethylene Propylene Diene Monomer (EPDM) Gasket, 1/8" Thick.....	50.46	
40 05 19 00-4114 EA 14" Full Face Flange Ethylene Propylene Diene Monomer (EPDM) Gasket, 1/8" Thick.....	83.36	
40 05 19 00-4115 EA 16" Full Face Flange Ethylene Propylene Diene Monomer (EPDM) Gasket, 1/8" Thick.....	100.18	
40 05 19 00-4116 EA 18" Full Face Flange Ethylene Propylene Diene Monomer (EPDM) Gasket, 1/8" Thick.....	100.91	
40 05 19 00-4117 EA 20" Full Face Flange Ethylene Propylene Diene Monomer (EPDM) Gasket, 1/8" Thick.....	103.11	
40 05 19 00-4118 EA 24" Full Face Flange Ethylene Propylene Diene Monomer (EPDM) Gasket, 1/8" Thick.....	119.92	
40 05 19 00-4119 EA 30" Full Face Flange Ethylene Propylene Diene Monomer (EPDM) Gasket, 1/8" Thick.....	146.98	
40 05 19 00-4120 EA 36" Full Face Flange Ethylene Propylene Diene Monomer (EPDM) Gasket, 1/8" Thick.....	167.46	
40 05 19 00-4121 EA 42" Full Face Flange Ethylene Propylene Diene Monomer (EPDM) Gasket, 1/8" Thick.....	239.85	
40 05 19 00-4122 EA 48" Full Face Flange Ethylene Propylene Diene Monomer (EPDM) Gasket, 1/8" Thick.....	264.71	

40 05 19 00-4123 Full Face Flange Neoprene Gaskets (40 05 19 00-4077)

Note: (Polychloroprene)

40 05 19 00-4124 EA 4" Full Face Flange Neoprene Gasket, 1/8" Thick.....	25.59	
40 05 19 00-4125 EA 6" Full Face Flange Neoprene Gasket, 1/8" Thick.....	35.83	
40 05 19 00-4126 EA 8" Full Face Flange Neoprene Gasket, 1/8" Thick.....	54.84	
40 05 19 00-4127 EA 10" Full Face Flange Neoprene Gasket, 1/8" Thick.....	59.23	
40 05 19 00-4128 EA 12" Full Face Flange Neoprene Gasket, 1/8" Thick.....	63.62	
40 05 19 00-4129 EA 14" Full Face Flange Neoprene Gasket, 1/8" Thick.....	84.82	
40 05 19 00-4130 EA 16" Full Face Flange Neoprene Gasket, 1/8" Thick.....	149.18	
40 05 19 00-4131 EA 18" Full Face Flange Neoprene Gasket, 1/8" Thick.....	149.91	
40 05 19 00-4132 EA 20" Full Face Flange Neoprene Gasket, 1/8" Thick.....	158.68	
40 05 19 00-4133 EA 24" Full Face Flange Neoprene Gasket, 1/8" Thick.....	160.88	
40 05 19 00-4134 EA 30" Full Face Flange Neoprene Gasket, 1/8" Thick.....	174.77	
40 05 19 00-4135 EA 36" Full Face Flange Neoprene Gasket, 1/8" Thick.....	196.71	
40 05 19 00-4136 EA 42" Full Face Flange Neoprene Gasket, 1/8" Thick.....	285.19	
40 05 19 00-4137 EA 48" Full Face Flange Neoprene Gasket, 1/8" Thick.....	312.24	

40 05 19 00-4138 Full Face Flange FKM Gaskets (40 05 19 00-4077)

Note: (Fluoroelastomer Fluorel Viton®)

40 05 19 00-4139 EA 4" Full Face Flange FKM Gasket, 1/8" Thick.....	110.89	
40 05 19 00-4140 EA 6" Full Face Flange FKM Gasket, 1/8" Thick.....	165.10	
40 05 19 00-4141 EA 8" Full Face Flange FKM Gasket, 1/8" Thick.....	220.55	
40 05 19 00-4142 EA 10" Full Face Flange FKM Gasket, 1/8" Thick.....	266.13	
40 05 19 00-4143 EA 12" Full Face Flange FKM Gasket, 1/8" Thick.....	346.22	
40 05 19 00-4144 EA 14" Full Face Flange FKM Gasket, 1/8" Thick.....	633.30	
40 05 19 00-4145 EA 16" Full Face Flange FKM Gasket, 1/8" Thick.....	725.71	
40 05 19 00-4146 EA 18" Full Face Flange FKM Gasket, 1/8" Thick.....	760.21	
40 05 19 00-4147 EA 20" Full Face Flange FKM Gasket, 1/8" Thick.....	810.72	
40 05 19 00-4148 EA 24" Full Face Flange FKM Gasket, 1/8" Thick.....	1,121.21	
40 05 19 00-4149 EA 30" Full Face Flange FKM Gasket, 1/8" Thick.....	1,344.22	
40 05 19 00-4150 EA 36" Full Face Flange FKM Gasket, 1/8" Thick.....	1,418.15	
40 05 19 00-4151 EA 42" Full Face Flange FKM Gasket, 1/8" Thick.....	1,768.06	
40 05 19 00-4152 EA 48" Full Face Flange FKM Gasket, 1/8" Thick.....	1,853.08	

40 05 19 00-4153 Restrained Flange Adapter For Ductile Iron Pipe (Megaflange 2100) (40 05 19)

40 05 19 00-4154 EA 4" Restrained Flange Adapter For Ductile Iron Pipe (Megaflange 2100).....	392.83	71.64
40 05 19 00-4155 EA 6" Restrained Flange Adapter For Ductile Iron Pipe (Megaflange 2100).....	546.10	87.45
40 05 19 00-4156 EA 8" Restrained Flange Adapter For Ductile Iron Pipe (Megaflange 2100).....	810.53	106.65
40 05 19 00-4157 EA 10" Restrained Flange Adapter For Ductile Iron Pipe (Megaflange 2100).....	1,114.72	130.10
40 05 19 00-4158 EA 12" Restrained Flange Adapter For Ductile Iron Pipe (Megaflange 2100).....	1,415.80	158.65
40 05 19 00-4159 EA 14" Restrained Flange Adapter For Ductile Iron Pipe (Megaflange 2100).....	2,280.41	193.56
40 05 19 00-4160 EA 16" Restrained Flange Adapter For Ductile Iron Pipe (Megaflange 2100).....	3,592.73	236.22
40 05 19 00-4161 EA 18" Restrained Flange Adapter For Ductile Iron Pipe (Megaflange 2100).....	3,705.42	288.12
40 05 19 00-4162 EA 20" Restrained Flange Adapter For Ductile Iron Pipe (Megaflange 2100).....	4,539.89	351.57
40 05 19 00-4163 EA 24" Restrained Flange Adapter For Ductile Iron Pipe (Megaflange 2100).....	5,054.82	428.83
40 05 19 00-4164 EA 30" Restrained Flange Adapter For Ductile Iron Pipe (Megaflange 2100).....	6,517.40	523.28
40 05 19 00-4165 EA 36" Restrained Flange Adapter For Ductile Iron Pipe (Megaflange 2100).....	9,702.17	638.31
40 05 19 00-4166 EA 42" Restrained Flange Adapter For Ductile Iron Pipe (Megaflange 2100).....	25,376.82	778.81
40 05 19 00-4167 EA 48" Restrained Flange Adapter For Ductile Iron Pipe (Megaflange 2100).....	32,418.52	950.09

40 05 23 Stainless Steel Process Pipe and Tubing (40 05)

40 05 23 23 300- and 400-Series Stainless Steel Process Pipe (40 05 23)

40 05 23 23-0001 Schedule 40 Pipe, Type 304, With 150 LB Screwed Fittings Assembly (40 05 23)		
Note: Includes hangers and fittings. Fittings are assumed every 10'. Not for use where detail is available.		
40 05 23 23-0002 LF 1/2" Stainless Steel Pipe, Schedule 40 Type 304 With 150 LB Screwed Fitting Assembly.....	36.32	8.89
Note: Includes all fittings and hangers. Fittings are assumed every 10'. Not for use where detail is available.		
For Type 316, Add 4.80		
For Work In Restricted Working Space, Add 5.36		
40 05 23 23-0003 LF 3/4" Stainless Steel Pipe, Schedule 40 Type 304 With 150 LB Screwed Fitting Assembly.....	40.56	10.19
Note: Includes all fittings and hangers. Fittings are assumed every 10'. Not for use where detail is available.		
For Type 316, Add 5.03		
For Work In Restricted Working Space, Add 6.37		

40 Process Interconnections
40 05 Common Work Results For Process Interconnections
40 05 23 Stainless Steel Process Pipe and Tubing



MINOR	CSI	UOM	DESCRIPTION	TOTAL DIRECT UNIT COST	DEMOLITION UNIT COST
40 05 23 23-0004	LF		1" Stainless Steel Pipe, Schedule 40 Type 304 With 150 LB Screwed Fitting Assembly Note: Includes all fittings and hangers. Fittings are assumed every 10'. Not for use where detail is available. <i>For Type 316, Add</i>	47.29 5.89	11.49
			<i>For Work In Restricted Working Space, Add</i>	7.39	
40 05 23 23-0005	LF		1-1/4" Stainless Steel Pipe, Schedule 40 Type 304 With 150 LB Screwed Fitting Assembly Note: Includes all fittings and hangers. Fittings are assumed every 10'. Not for use where detail is available. <i>For Type 316, Add</i>	55.13 7.44	13.88
			<i>For Work In Restricted Working Space, Add</i>	7.96	
40 05 23 23-0006	LF		1-1/2" Stainless Steel Pipe, Schedule 40 Type 304 With 150 LB Screwed Fitting Assembly Note: Includes all fittings and hangers. Fittings are assumed every 10'. Not for use where detail is available. <i>For Type 316, Add</i>	61.20 8.52	14.28
			<i>For Work In Restricted Working Space, Add</i>	8.53	
40 05 23 23-0007	LF		2" Stainless Steel Pipe, Schedule 40 Type 304 With 150 LB Screwed Fitting Assembly Note: Includes all fittings and hangers. Fittings are assumed every 10'. Not for use where detail is available. <i>For Type 316, Add</i>	74.21 10.39	18.88
			<i>For Work In Restricted Working Space, Add</i>	10.28	
40 05 23 23-0008	LF		2-1/2" Stainless Steel Pipe, Schedule 40 Type 304 With 150 LB Screwed Fitting Assembly Note: Includes all fittings and hangers. Fittings are assumed every 10'. Not for use where detail is available. <i>For Type 316, Add</i>	111.13 17.86	23.27
			<i>For Work In Restricted Working Space, Add</i>	12.73	
40 05 23 23-0009	LF		3" Stainless Steel Pipe, Schedule 40 Type 304 With 150 LB Screwed Fitting Assembly Note: Includes all fittings and hangers. Fittings are assumed every 10'. Not for use where detail is available. <i>For Type 316, Add</i>	141.39 23.26	26.97
			<i>For Work In Restricted Working Space, Add</i>	15.58	
40 05 23 23-0010	LF		4" Stainless Steel Pipe, Schedule 40 Type 304 With 150 LB Screwed Fitting Assembly Note: Includes all fittings and hangers. Fittings are assumed every 10'. Not for use where detail is available. <i>For Work In Restricted Working Space, Add</i>	194.71 19.76	26.97
40 05 23 23-0011			Stainless Steel Tubing And Fittings <small>(40 05 23 23)</small>		
40 05 23 23-0012			Type 304 Tubing <small>(40 05 23 23-0011)</small>		
40 05 23 23-0013			0.035" Wall <small>(40 05 23 23-0012)</small>		
40 05 23 23-0014	LF		1/4", 0.035" Wall, Type 304, Stainless Steel Tubing <i>For Work In Restricted Working Space, Add</i>	8.59 1.74	2.93
40 05 23 23-0015	LF		3/8", 0.035" Wall, Type 304, Stainless Steel Tubing <i>For Work In Restricted Working Space, Add</i>	9.87 2.09	3.48
40 05 23 23-0016	LF		1/2", 0.035" Wall, Type 304, Stainless Steel Tubing <i>For Work In Restricted Working Space, Add</i>	11.87 2.45	4.12
40 05 23 23-0017	LF		5/8", 0.035" Wall, Type 304, Stainless Steel Tubing <i>For Work In Restricted Working Space, Add</i>	20.61 2.79	4.67
40 05 23 23-0018	LF		3/4", 0.035" Wall, Type 304, Stainless Steel Tubing <i>For Work In Restricted Working Space, Add</i>	24.63 3.14	5.21
40 05 23 23-0019	LF		7/8", 0.035" Wall, Type 304, Stainless Steel Tubing <i>For Work In Restricted Working Space, Add</i>	27.24 3.50	5.86
40 05 23 23-0020	LF		1", 0.035" Wall, Type 304, Stainless Steel Tubing <i>For Work In Restricted Working Space, Add</i>	30.12 4.20	7.05
40 05 23 23-0021			0.049" Wall <small>(40 05 23 23-0012)</small>		
40 05 23 23-0022	LF		1/4", 0.049" Wall, Type 304, Stainless Steel Tubing <i>For Work In Restricted Working Space, Add</i>	15.19 2.09	3.48
40 05 23 23-0023	LF		3/8", 0.049" Wall, Type 304, Stainless Steel Tubing <i>For Work In Restricted Working Space, Add</i>	16.81 2.45	4.12
40 05 23 23-0024	LF		1/2", 0.049" Wall, Type 304, Stainless Steel Tubing <i>For Work In Restricted Working Space, Add</i>	20.37 2.79	4.67
40 05 23 23-0025	LF		5/8", 0.049" Wall, Type 304, Stainless Steel Tubing <i>For Work In Restricted Working Space, Add</i>	25.82 3.50	5.86
40 05 23 23-0026	LF		3/4", 0.049" Wall, Type 304, Stainless Steel Tubing <i>For Work In Restricted Working Space, Add</i>	29.32 4.20	7.05
40 05 23 23-0027	LF		7/8", 0.049" Wall, Type 304, Stainless Steel Tubing <i>For Work In Restricted Working Space, Add</i>	32.75 4.90	8.13
40 05 23 23-0028	LF		1", 0.049" Wall, Type 304, Stainless Steel Tubing <i>For Work In Restricted Working Space, Add</i>	37.88 5.56	9.22
40 05 23 23-0029			0.065" Wall <small>(40 05 23 23-0012)</small>		
40 05 23 23-0030	LF		1/4", 0.065" Wall, Type 304, Stainless Steel Tubing <i>For Work In Restricted Working Space, Add</i>	17.74 2.45	4.12
40 05 23 23-0031	LF		3/8", 0.065" Wall, Type 304, Stainless Steel Tubing <i>For Work In Restricted Working Space, Add</i>	20.43 2.79	4.67
40 05 23 23-0032	LF		1/2", 0.065" Wall, Type 304, Stainless Steel Tubing <i>For Work In Restricted Working Space, Add</i>	25.14 3.50	5.86
40 05 23 23-0033	LF		5/8", 0.065" Wall, Type 304, Stainless Steel Tubing <i>For Work In Restricted Working Space, Add</i>	29.44 4.20	7.05
40 05 23 23-0034	LF		3/4", 0.065" Wall, Type 304, Stainless Steel Tubing <i>For Work In Restricted Working Space, Add</i>	34.79 4.90	8.13
40 05 23 23-0035	LF		7/8", 0.065" Wall, Type 304, Stainless Steel Tubing <i>For Work In Restricted Working Space, Add</i>	40.04 5.56	9.22
40 05 23 23-0036	LF		1", 0.065" Wall, Type 304, Stainless Steel Tubing <i>For Work In Restricted Working Space, Add</i>	45.14 6.26	10.42



MINOR	CSI	UOM	DESCRIPTION	TOTAL DIRECT UNIT COST	DEMOLITION UNIT COST
40 05 23	23-0037		Type 304 Tube Fittings (40 05 23 23-0011)		
40 05 23	23-0038		90 Degree Elbows (40 05 23 23-0037)		
40 05 23	23-0039	EA	1/4", Type 304, Stainless Steel, 90 Degree Elbow	58.26	11.72
			<i>For Work In Restricted Working Space, Add</i>	7.00	
40 05 23	23-0040	EA	3/8", Type 304, Stainless Steel, 90 Degree Elbow	89.58	12.80
			<i>For Work In Restricted Working Space, Add</i>	7.66	
40 05 23	23-0041	EA	1/2", Type 304, Stainless Steel, 90 Degree Elbow	107.91	14.43
			<i>For Work In Restricted Working Space, Add</i>	8.68	
40 05 23	23-0042	EA	5/8", Type 304, Stainless Steel, 90 Degree Elbow	114.79	16.16
			<i>For Work In Restricted Working Space, Add</i>	9.72	
40 05 23	23-0043	EA	3/4", Type 304, Stainless Steel, 90 Degree Elbow	128.79	17.47
			<i>For Work In Restricted Working Space, Add</i>	10.50	
40 05 23	23-0044	EA	7/8", Type 304, Stainless Steel, 90 Degree Elbow	178.86	19.42
			<i>For Work In Restricted Working Space, Add</i>	11.63	
40 05 23	23-0045	EA	1", Type 304, Stainless Steel, 90 Degree Elbow	228.81	23.11
			<i>For Work In Restricted Working Space, Add</i>	18.85	
40 05 23	23-0046		Union Tees (40 05 23 23-0037)		
40 05 23	23-0047	EA	1/4", Type 304, Stainless Steel, Union Tee	93.09	17.47
			<i>For Work In Restricted Working Space, Add</i>	10.50	
40 05 23	23-0048	EA	3/8", Type 304, Stainless Steel, Union Tee	114.12	19.42
			<i>For Work In Restricted Working Space, Add</i>	11.63	
40 05 23	23-0049	EA	1/2", Type 304, Stainless Steel, Union Tee	159.03	21.70
			<i>For Work In Restricted Working Space, Add</i>	13.02	
40 05 23	23-0050	EA	5/8", Type 304, Stainless Steel, Union Tee	170.26	24.63
			<i>For Work In Restricted Working Space, Add</i>	14.80	
40 05 23	23-0051	EA	3/4", Type 304, Stainless Steel, Union Tee	220.76	26.47
			<i>For Work In Restricted Working Space, Add</i>	15.88	
40 05 23	23-0052	EA	7/8", Type 304, Stainless Steel, Union Tee	359.00	29.30
			<i>For Work In Restricted Working Space, Add</i>	17.60	
40 05 23	23-0053	EA	1", Type 304, Stainless Steel, Union Tee	430.34	35.05
			<i>For Work In Restricted Working Space, Add</i>	21.00	
40 05 23	23-0054		Unions (40 05 23 23-0037)		
40 05 23	23-0055	EA	1/4", Type 304, Stainless Steel, Union	88.47	17.47
			<i>For Work In Restricted Working Space, Add</i>	10.50	
40 05 23	23-0056	EA	3/8", Type 304, Stainless Steel, Union	116.72	19.42
			<i>For Work In Restricted Working Space, Add</i>	11.63	
40 05 23	23-0057	EA	1/2", Type 304, Stainless Steel, Union	160.74	21.70
			<i>For Work In Restricted Working Space, Add</i>	13.02	
40 05 23	23-0058	EA	5/8", Type 304, Stainless Steel, Union	197.10	24.63
			<i>For Work In Restricted Working Space, Add</i>	14.80	
40 05 23	23-0059	EA	3/4", Type 304, Stainless Steel, Union	237.10	26.47
			<i>For Work In Restricted Working Space, Add</i>	15.88	
40 05 23	23-0060	EA	7/8", Type 304, Stainless Steel, Union	372.03	29.30
			<i>For Work In Restricted Working Space, Add</i>	17.60	
40 05 23	23-0061	EA	1", Type 304, Stainless Steel, Union	393.40	35.05
			<i>For Work In Restricted Working Space, Add</i>	21.00	
40 05 23	23-0062		Male Connectors (40 05 23 23-0037)		
40 05 23	23-0063	EA	1/4" x 1/4", Type 304, Stainless Steel, Male Connection	41.72	11.72
			<i>For Work In Restricted Working Space, Add</i>	7.00	
40 05 23	23-0064	EA	3/8" x 3/8", Type 304, Stainless Steel, Male Connection	53.30	12.80
			<i>For Work In Restricted Working Space, Add</i>	7.66	
40 05 23	23-0065	EA	1/2" x 1/2", Type 304, Stainless Steel, Male Connection	70.49	14.43
			<i>For Work In Restricted Working Space, Add</i>	8.68	
40 05 23	23-0066	EA	5/8" x 5/8" Male Connection, Stainless Steel Type 304	79.50	16.16
			<i>For Work In Restricted Working Space, Add</i>	9.72	
40 05 23	23-0067	EA	3/4" x 3/4", Type 304, Stainless Steel, Male Connection	97.44	17.47
			<i>For Work In Restricted Working Space, Add</i>	10.50	
40 05 23	23-0068	EA	7/8" x 7/8", Type 304, Stainless Steel, Male Connection	151.36	19.42
			<i>For Work In Restricted Working Space, Add</i>	11.63	
40 05 23	23-0069	EA	1" x 1", Type 304, Stainless Steel, Male Connection	156.68	23.11
			<i>For Work In Restricted Working Space, Add</i>	13.85	
40 05 23	23-0070		Type 304 Valves (40 05 23 23-0011)		
40 05 23	23-0071		Gate Valves (40 05 23 23-0070)		
40 05 23	23-0072	EA	1/4" Gate Valve, Stainless Steel Type 304	172.61	17.47
			<i>For Work In Restricted Working Space, Add</i>	9.48	
40 05 23	23-0073	EA	3/8" Gate Valve, Stainless Steel Type 304	287.55	20.51
			<i>For Work In Restricted Working Space, Add</i>	9.98	
40 05 23	23-0074	EA	1/2" Gate Valve, Stainless Steel Type 304	300.46	23.11
			<i>For Work In Restricted Working Space, Add</i>	13.85	
40 05 23	23-0075	EA	3/4" Gate Valve, Stainless Steel Type 304	333.37	26.47
			<i>For Work In Restricted Working Space, Add</i>	15.88	
40 05 23	23-0076	EA	1" Gate Valve, Stainless Steel Type 304	309.57	35.05
			<i>For Work In Restricted Working Space, Add</i>	21.00	

40 Process Interconnections**40 05 Common Work Results For Process Interconnections****40 05 23 Stainless Steel Process Pipe and Tubing**

SAN BERNARDINO
COUNTY

MINOR
CSI UOM DESCRIPTION

TOTAL DIRECT DEMOLITION
UNIT COST UNIT COST

MINOR	CSI	UOM	DESCRIPTION	TOTAL DIRECT UNIT COST	DEMOLITION UNIT COST
40 05 23	23-0077		Globe Valves (40 05 23 23-0070)		
40 05 23	23-0078	EA	1/4" Globe Valve, Stainless Steel Type 304	174.92	17.47
			<i>For Work In Restricted Working Space, Add</i>	9.48	
40 05 23	23-0079	EA	3/8" Globe Valve, Stainless Steel Type 304	117.62	20.51
			<i>For Work In Restricted Working Space, Add</i>	9.98	
40 05 23	23-0080	EA	1/2" Globe Valve, Stainless Steel Type 304	209.06	23.11
			<i>For Work In Restricted Working Space, Add</i>	13.85	
40 05 23	23-0081	EA	3/4" Globe Valve, Stainless Steel Type 304	232.99	26.47
			<i>For Work In Restricted Working Space, Add</i>	15.88	
40 05 23	23-0082	EA	1" Globe Valve, Stainless Steel Type 304	338.66	35.05
			<i>For Work In Restricted Working Space, Add</i>	21.00	
40 05 23	23-0083		Check Valves (40 05 23 23-0070)		
40 05 23	23-0084	EA	1/4" Check Valve, Stainless Steel Type 304	242.82	17.47
			<i>For Work In Restricted Working Space, Add</i>	9.48	
40 05 23	23-0085	EA	3/8" Check Valve, Stainless Steel Type 304	244.49	20.51
			<i>For Work In Restricted Working Space, Add</i>	9.98	
40 05 23	23-0086	EA	1/2" Check Valve, Stainless Steel Type 304	164.24	23.11
			<i>For Work In Restricted Working Space, Add</i>	13.85	
40 05 23	23-0087	EA	3/4" Check Valve, Stainless Steel Type 304	172.72	26.47
			<i>For Work In Restricted Working Space, Add</i>	15.88	
40 05 23	23-0088	EA	1" Check Valve, Stainless Steel Type 304	193.21	35.05
			<i>For Work In Restricted Working Space, Add</i>	21.00	
40 05 23	23-0089		Plug Valves (40 05 23 23-0070)		
40 05 23	23-0090	EA	1/2" Plug Valve, Stainless Steel Type 304	375.14	23.11
			<i>For Work In Restricted Working Space, Add</i>	13.85	
40 05 23	23-0091	EA	3/4" Plug Valve, Stainless Steel Type 304	411.14	26.47
			<i>For Work In Restricted Working Space, Add</i>	15.88	
40 05 23	23-0092	EA	1" Plug Valve, Stainless Steel Type 304	467.20	35.05
			<i>For Work In Restricted Working Space, Add</i>	21.00	
40 05 23	23-0093	EA	1-1/2" Plug Valve, Stainless Steel Type 304	645.89	39.61
			<i>For Work In Restricted Working Space, Add</i>	23.76	
40 05 23	23-0094	EA	2" Plug Valve, Stainless Steel Type 304	841.96	54.25
			<i>For Work In Restricted Working Space, Add</i>	32.55	
40 05 23	23-0095		Type 316 Tubing (40 05 23 23-0095)		
40 05 23	23-0096		0.035" Wall (40 05 23 23-0095)		
40 05 23	23-0097	LF	1/4" Stainless Steel Tubing, Type 316, 0.035" Wall	9.01	2.93
			<i>For Work In Restricted Working Space, Add</i>	1.74	
40 05 23	23-0098	LF	3/8" Stainless Steel Tubing, Type 316, 0.035" Wall	11.94	3.48
			<i>For Work In Restricted Working Space, Add</i>	2.09	
40 05 23	23-0099	LF	1/2" Stainless Steel Tubing, Type 316, 0.035" Wall	13.13	4.12
			<i>For Work In Restricted Working Space, Add</i>	2.45	
40 05 23	23-0100	LF	5/8" Stainless Steel Tubing, Type 316, 0.035" Wall	23.95	4.67
			<i>For Work In Restricted Working Space, Add</i>	2.79	
40 05 23	23-0101	LF	3/4" Stainless Steel Tubing, Type 316, 0.035" Wall	27.22	5.21
			<i>For Work In Restricted Working Space, Add</i>	3.14	
40 05 23	23-0102	LF	7/8" Stainless Steel Tubing, Type 316, 0.035" Wall	35.21	5.86
			<i>For Work In Restricted Working Space, Add</i>	3.50	
40 05 23	23-0103	LF	1" Stainless Steel Tubing, Type 316, 0.035" Wall	36.29	7.05
			<i>For Work In Restricted Working Space, Add</i>	4.20	
40 05 23	23-0104		0.049" Wall (40 05 23 23-0095)		
40 05 23	23-0105	LF	1/4" Stainless Steel Tubing, Type 316, 0.049" Wall	16.97	3.48
			<i>For Work In Restricted Working Space, Add</i>	2.09	
40 05 23	23-0106	LF	3/8" Stainless Steel Tubing, Type 316, 0.049" Wall	18.69	4.12
			<i>For Work In Restricted Working Space, Add</i>	2.45	
40 05 23	23-0107	LF	1/2" Stainless Steel Tubing, Type 316, 0.049" Wall	22.12	4.67
			<i>For Work In Restricted Working Space, Add</i>	2.79	
40 05 23	23-0108	LF	5/8" Stainless Steel Tubing, Type 316, 0.049" Wall	29.06	5.86
			<i>For Work In Restricted Working Space, Add</i>	3.50	
40 05 23	23-0109	LF	3/4" Stainless Steel Tubing, Type 316, 0.049" Wall	33.35	7.05
			<i>For Work In Restricted Working Space, Add</i>	4.20	
40 05 23	23-0110	LF	7/8" Stainless Steel Tubing, Type 316, 0.049" Wall	43.12	8.13
			<i>For Work In Restricted Working Space, Add</i>	4.90	
40 05 23	23-0111	LF	1" Stainless Steel Tubing, Type 316, 0.049" Wall	43.32	9.22
			<i>For Work In Restricted Working Space, Add</i>	5.56	
40 05 23	23-0112		0.065" Wall (40 05 23 23-0095)		
40 05 23	23-0113	LF	1/4" Stainless Steel Tubing, Type 316, 0.065" Wall	19.86	4.12
			<i>For Work In Restricted Working Space, Add</i>	2.45	
40 05 23	23-0114	LF	3/8" Stainless Steel Tubing, Type 316, 0.065" Wall	22.06	4.67
			<i>For Work In Restricted Working Space, Add</i>	2.79	



MINOR CSI UOM DESCRIPTION	TOTAL DIRECT UNIT COST	DEMOLITION UNIT COST
40 05 23 23-0115 LF 1/2" Stainless Steel Tubing, Type 316, 0.065" Wall <i>For Work In Restricted Working Space, Add</i>	27.69 3.50	5.86
40 05 23 23-0116 LF 5/8" Stainless Steel Tubing, Type 316, 0.065" Wall <i>For Work In Restricted Working Space, Add</i>	32.96 4.20	7.05
40 05 23 23-0117 LF 3/4" Stainless Steel Tubing, Type 316, 0.065" Wall <i>For Work In Restricted Working Space, Add</i>	40.18 4.90	8.13
40 05 23 23-0118 LF 7/8" Stainless Steel Tubing, Type 316, 0.065" Wall <i>For Work In Restricted Working Space, Add</i>	44.04 5.56	9.22
40 05 23 23-0119 LF 1" Stainless Steel Tubing, Type 316, 0.065" Wall <i>For Work In Restricted Working Space, Add</i>	51.59 6.26	10.42
40 05 23 23-0120 Type 316 Tube Fittings <small>(40 05 23 23-0011)</small>		
40 05 23 23-0121 90 Degree Elbows <small>(40 05 23 23-0120)</small>		
40 05 23 23-0122 EA 1/4" 90 Degree Elbow, Stainless Steel Type 316 <i>For Work In Restricted Working Space, Add</i>	83.48 7.00	11.72
40 05 23 23-0123 EA 3/8" 90 Degree Elbow, Stainless Steel Type 316 <i>For Work In Restricted Working Space, Add</i>	101.38 7.66	12.80
40 05 23 23-0124 EA 1/2" 90 Degree Elbow, Stainless Steel Type 316 <i>For Work In Restricted Working Space, Add</i>	164.93 8.68	14.43
40 05 23 23-0125 EA 5/8" 90 Degree Elbow, Stainless Steel Type 316 <i>For Work In Restricted Working Space, Add</i>	174.27 9.72	16.16
40 05 23 23-0126 EA 3/4" 90 Degree Elbow, Stainless Steel Type 316 <i>For Work In Restricted Working Space, Add</i>	196.50 10.50	17.47
40 05 23 23-0127 EA 7/8" 90 Degree Elbow, Stainless Steel Type 316 <i>For Work In Restricted Working Space, Add</i>	280.02 11.63	19.42
40 05 23 23-0128 EA 1" 90 Degree Elbow, Stainless Steel Type 316 <i>For Work In Restricted Working Space, Add</i>	360.67 13.85	23.11
40 05 23 23-0129 Union Tees <small>(40 05 23 23-0120)</small>		
40 05 23 23-0130 EA 1/4" Union Tee, Stainless Steel Type 316 <i>For Work In Restricted Working Space, Add</i>	135.04 10.50	17.47
40 05 23 23-0131 EA 3/8" Union Tee, Stainless Steel Type 316 <i>For Work In Restricted Working Space, Add</i>	168.54 11.63	19.42
40 05 23 23-0132 EA 1/2" Union Tee, Stainless Steel Type 316 <i>For Work In Restricted Working Space, Add</i>	242.50 13.02	21.70
40 05 23 23-0133 EA 5/8" Union Tee, Stainless Steel Type 316 <i>For Work In Restricted Working Space, Add</i>	257.57 14.80	24.63
40 05 23 23-0134 EA 3/4" Union Tee, Stainless Steel Type 316 <i>For Work In Restricted Working Space, Add</i>	341.93 15.88	26.47
40 05 23 23-0135 EA 7/8" Union Tee, Stainless Steel Type 316 <i>For Work In Restricted Working Space, Add</i>	575.83 17.60	29.30
40 05 23 23-0136 EA 1" Union Tee, Stainless Steel Type 316 <i>For Work In Restricted Working Space, Add</i>	690.49 21.00	35.05
40 05 23 23-0137 Unions <small>(40 05 23 23-0120)</small>		
40 05 23 23-0138 EA 1/4" Union, Stainless Steel Type 316 <i>For Work In Restricted Working Space, Add</i>	82.08 10.50	17.47
40 05 23 23-0139 EA 3/8" Union, Stainless Steel Type 316 <i>For Work In Restricted Working Space, Add</i>	107.40 11.63	19.42
40 05 23 23-0140 EA 1/2" Union, Stainless Steel Type 316 <i>For Work In Restricted Working Space, Add</i>	146.72 13.02	21.70
40 05 23 23-0141 EA 5/8" Union, Stainless Steel Type 316 <i>For Work In Restricted Working Space, Add</i>	179.43 14.80	24.63
40 05 23 23-0142 EA 3/4" Union, Stainless Steel Type 316 <i>For Work In Restricted Working Space, Add</i>	215.08 15.88	26.47
40 05 23 23-0143 EA 7/8" Union, Stainless Steel Type 316 <i>For Work In Restricted Working Space, Add</i>	334.57 17.60	29.30
40 05 23 23-0144 EA 1" Union, Stainless Steel Type 316 <i>For Work In Restricted Working Space, Add</i>	354.75 21.00	35.05
40 05 23 23-0145 Male Connectors <small>(40 05 23 23-0120)</small>		
40 05 23 23-0146 EA 1/4" x 1/4" Male Connector, Stainless Steel Type 316 <i>For Work In Restricted Working Space, Add</i>	54.71 7.00	11.72
40 05 23 23-0147 EA 3/8" x 3/8" Male Connector, Stainless Steel Type 316 <i>For Work In Restricted Working Space, Add</i>	72.93 7.66	12.80
40 05 23 23-0148 EA 1/2" x 1/2" Male Connector, Stainless Steel Type 316 <i>For Work In Restricted Working Space, Add</i>	99.87 8.68	14.43
40 05 23 23-0149 EA 5/8" x 5/8" Male Connector, Stainless Steel Type 316 <i>For Work In Restricted Working Space, Add</i>	112.81 9.72	16.16
40 05 23 23-0150 EA 3/4" x 3/4" Male Connector, Stainless Steel Type 316 <i>For Work In Restricted Working Space, Add</i>	141.57 10.50	17.47
40 05 23 23-0151 EA 7/8" x 7/8" Male Connector, Stainless Steel Type 316 <i>For Work In Restricted Working Space, Add</i>	230.98 11.63	19.42
40 05 23 23-0152 EA 1" x 1" Male Connector, Stainless Steel Type 316 <i>For Work In Restricted Working Space, Add</i>	234.80 13.85	23.11
40 05 23 23-0153 Type 316 Valves <small>(40 05 23 23-0011)</small>		

40 Process Interconnections**40 05 Common Work Results For Process Interconnections****40 05 23 Stainless Steel Process Pipe and Tubing**

SAN BERNARDINO
COUNTY

MINOR CSI UOM DESCRIPTION	TOTAL DIRECT UNIT COST	DEMOLITION UNIT COST
40 05 23 23-0154 Gate Valves <small>(40 05 23 23-0153)</small>		
40 05 23 23-0155 EA 1/4" Gate Valve, Stainless Steel Type 316 <i>For Work In Restricted Working Space, Add</i>	218.15 9.48	17.47
40 05 23 23-0156 EA 3/8" Gate Valve, Stainless Steel Type 316 <i>For Work In Restricted Working Space, Add</i>	369.65 9.98	20.51
40 05 23 23-0157 EA 1/2" Gate Valve, Stainless Steel Type 316 <i>For Work In Restricted Working Space, Add</i>	382.56 13.85	23.11
40 05 23 23-0158 EA 3/4" Gate Valve, Stainless Steel Type 316 <i>For Work In Restricted Working Space, Add</i>	423.91 15.88	26.47
40 05 23 23-0159 EA 1" Gate Valve, Stainless Steel Type 316 <i>For Work In Restricted Working Space, Add</i>	386.92 21.00	35.05
40 05 23 23-0160 EA 1-1/4" Gate Valve, Stainless Steel Type 316 <i>For Work In Restricted Working Space, Add</i>	528.19 21.87	36.35
40 05 23 23-0161 EA 1-1/2" Gate Valve, Stainless Steel Type 316 <i>For Work In Restricted Working Space, Add</i>	843.21 23.76	39.61
40 05 23 23-0162 EA 2" Gate Valve, Stainless Steel Type 316 <i>For Work In Restricted Working Space, Add</i>	1,004.94 32.55	54.25
40 05 23 23-0163 EA 2-1/2" Gate Valve, Stainless Steel Type 316 <i>For Work In Restricted Working Space, Add</i>	1,518.80 104.19	173.71
40 05 23 23-0164 Globe Valves <small>(40 05 23 23-0153)</small>		
40 05 23 23-0165 EA 1/4" Globe Valve, Stainless Steel Type 316 <i>For Work In Restricted Working Space, Add</i>	221.20 9.48	17.47
40 05 23 23-0166 EA 3/8" Globe Valve, Stainless Steel Type 316 <i>For Work In Restricted Working Space, Add</i>	144.86 9.98	20.51
40 05 23 23-0167 EA 1/2" Globe Valve, Stainless Steel Type 316 <i>For Work In Restricted Working Space, Add</i>	261.66 13.85	23.11
40 05 23 23-0168 EA 3/4" Globe Valve, Stainless Steel Type 316 <i>For Work In Restricted Working Space, Add</i>	291.12 15.88	26.47
40 05 23 23-0169 EA 1" Globe Valve, Stainless Steel Type 316 <i>For Work In Restricted Working Space, Add</i>	425.41 21.00	35.05
40 05 23 23-0170 EA 1-1/4" Globe Valve, Stainless Steel Type 316 <i>For Work In Restricted Working Space, Add</i>	529.12 21.65	36.13
40 05 23 23-0171 EA 1-1/2" Globe Valve, Stainless Steel Type 316 <i>For Work In Restricted Working Space, Add</i>	873.77 23.76	39.61
40 05 23 23-0172 EA 2" Globe Valve, Stainless Steel Type 316 <i>For Work In Restricted Working Space, Add</i>	1,035.50 32.55	54.25
40 05 23 23-0173 EA 2-1/2" Globe Valve, Stainless Steel Type 316 <i>For Work In Restricted Working Space, Add</i>	1,325.25 104.19	173.71
40 05 23 23-0174 Check Valves <small>(40 05 23 23-0153)</small>		
40 05 23 23-0175 EA 1/4" Check Valve, Stainless Steel Type 316 <i>For Work In Restricted Working Space, Add</i>	311.03 9.48	17.47
40 05 23 23-0176 EA 3/8" Check Valve, Stainless Steel Type 316 <i>For Work In Restricted Working Space, Add</i>	312.70 9.98	20.51
40 05 23 23-0177 EA 1/2" Check Valve, Stainless Steel Type 316 <i>For Work In Restricted Working Space, Add</i>	202.37 13.85	23.11
40 05 23 23-0178 EA 3/4" Check Valve, Stainless Steel Type 316 <i>For Work In Restricted Working Space, Add</i>	211.39 15.88	26.47
40 05 23 23-0179 EA 1" Check Valve, Stainless Steel Type 316 <i>For Work In Restricted Working Space, Add</i>	232.99 21.00	35.05
40 05 23 23-0180 EA 1-1/4" Check Valve, Stainless Steel Type 316 <i>For Work In Restricted Working Space, Add</i>	319.02 21.81	36.35
40 05 23 23-0181 EA 1-1/2" Check Valve, Stainless Steel Type 316 <i>For Work In Restricted Working Space, Add</i>	700.60 23.76	39.61
40 05 23 23-0182 EA 2" Check Valve, Stainless Steel Type 316 <i>For Work In Restricted Working Space, Add</i>	852.14 32.55	54.25
40 05 23 23-0183 EA 2-1/2" Check Valve, Stainless Steel Type 316 <i>For Work In Restricted Working Space, Add</i>	1,705.56 104.19	173.71
40 05 23 23-0184 Diaphragm Valves, Ethylene Propylene Diene Monomer (EPDM) Lined <small>(40 05 23 23-0153)</small>		
40 05 23 23-0185 EA 1/2" Diaphragm Valve, Stainless Steel Type 316, Ethylene Propylene Diene Monomer (EPDM) Lined <i>For Work In Restricted Working Space, Add</i>	335.76 13.85	23.11
40 05 23 23-0186 EA 3/4" Diaphragm Valve, Stainless Steel Type 316, Ethylene Propylene Diene Monomer (EPDM) Lined <i>For Work In Restricted Working Space, Add</i>	392.11 15.88	26.47
40 05 23 23-0187 EA 1" Diaphragm Valve, Stainless Steel Type 316, Ethylene Propylene Diene Monomer (EPDM) Lined <i>For Work In Restricted Working Space, Add</i>	500.42 21.00	35.05
40 05 23 23-0188 EA 1-1/2" Diaphragm Valve, Stainless Steel Type 316, Ethylene Propylene Diene Monomer (EPDM) Lined <i>For Work In Restricted Working Space, Add</i>	793.26 23.76	39.61
40 05 23 23-0189 EA 2" Diaphragm Valve, Stainless Steel Type 316, Ethylene Propylene Diene Monomer (EPDM) Lined <i>For Work In Restricted Working Space, Add</i>	1,108.19 32.55	54.25
40 05 23 23-0190 Diaphragm Valves, Teflon Lined <small>(40 05 23 23-0153)</small>		
40 05 23 23-0191 EA 1/2" Diaphragm Valve, Stainless Steel Type 316, Teflon Lined <i>For Work In Restricted Working Space, Add</i>	442.87 13.85	23.11
40 05 23 23-0192 EA 3/4" Diaphragm Valve, Stainless Steel Type 316, Teflon Lined <i>For Work In Restricted Working Space, Add</i>	509.14 15.88	26.47



MINOR CSI UOM DESCRIPTION	TOTAL DIRECT UNIT COST	DEMOLITION UNIT COST
40 05 23 23-0193 EA 1" Diaphragm Valve, Stainless Steel Type 316, Teflon Lined..... <i>For Work In Restricted Working Space, Add</i>	617.45 21.00	35.05
40 05 23 23-0194 EA 1-1/2" Diaphragm Valve, Stainless Steel Type 316, Teflon Lined..... <i>For Work In Restricted Working Space, Add</i>	957.89 23.76	39.61
40 05 23 23-0195 EA 2" Diaphragm Valve, Stainless Steel Type 316, Teflon Lined..... <i>For Work In Restricted Working Space, Add</i>	1,304.55 32.55	54.25
40 05 23 23-0196 Strainers (40 05 23 23-0153)		
40 05 23 23-0197 EA 1/2" Strainer, Stainless Steel Type 316..... <i>For Work In Restricted Working Space, Add</i>	443.90 13.85	23.11
40 05 23 23-0198 EA 3/4" Strainer, Stainless Steel Type 316..... <i>For Work In Restricted Working Space, Add</i>	530.98 15.95	26.59
40 05 23 23-0199 EA 1" Strainer, Stainless Steel Type 316..... <i>For Work In Restricted Working Space, Add</i>	694.87 21.16	35.26
40 05 23 23-0200 EA 1-1/4" Strainer, Stainless Steel Type 316..... <i>For Work In Restricted Working Space, Add</i>	860.96 21.81	36.35
40 05 23 23-0201 EA 1-1/2" Strainer, Stainless Steel Type 316..... <i>For Work In Restricted Working Space, Add</i>	1,079.15 23.76	39.61
40 05 23 23-0202 EA 2" Strainer, Stainless Steel Type 316..... <i>For Work In Restricted Working Space, Add</i>	1,555.56 32.55	54.25
40 05 23 23-0203 EA 2-1/2" Strainer, Stainless Steel Type 316..... <i>For Work In Restricted Working Space, Add</i>	2,137.17 43.30	72.16
40 05 23 23-0204 EA 3" Strainer, Stainless Steel Type 316..... <i>For Work In Restricted Working Space, Add</i>	3,113.16 65.10	108.50
40 05 23 23-0205 EA 4" Strainer, Stainless Steel Type 316..... <i>For Work In Restricted Working Space, Add</i>	3,993.54 104.15	173.60
40 05 23 23-0206 Plug Valves (40 05 23 23-0153)		
40 05 23 23-0207 EA 1/2" Plug Valve, Stainless Steel Type 316..... <i>For Work In Restricted Working Space, Add</i>	472.65 13.85	23.11
40 05 23 23-0208 EA 3/4" Plug Valve, Stainless Steel Type 316..... <i>For Work In Restricted Working Space, Add</i>	517.32 15.88	26.47
40 05 23 23-0209 EA 1" Plug Valve, Stainless Steel Type 316..... <i>For Work In Restricted Working Space, Add</i>	584.94 21.00	35.05
40 05 23 23-0210 EA 1-1/2" Plug Valve, Stainless Steel Type 316..... <i>For Work In Restricted Working Space, Add</i>	813.87 23.76	39.61
40 05 23 23-0211 EA 2" Plug Valve, Stainless Steel Type 316..... <i>For Work In Restricted Working Space, Add</i>	1,059.38 32.55	54.25
40 05 23 23-0212 Cut And Prepare Existing Pipe In-Place (40 05 23 23-0011)		
Note: For use when connecting pipe to an existing in-place system.		
40 05 23 23-0213 EA Cut And Prepare 1/2" Stainless Steel Pipe.....	21.69	
40 05 23 23-0214 EA Cut And Prepare 3/4" Stainless Steel Pipe.....	23.43	
40 05 23 23-0215 EA Cut And Prepare 1" Stainless Steel Pipe.....	26.35	
40 05 23 23-0216 EA Cut And Prepare 1-1/4" Stainless Steel Pipe.....	27.65	
40 05 23 23-0217 EA Cut And Prepare 1-1/2" Stainless Steel Pipe.....	29.28	
40 05 23 23-0218 EA Cut And Prepare 2" Stainless Steel Pipe.....	31.45	
40 05 23 23-0219 EA Cut And Prepare 2-1/2" Stainless Steel Pipe.....	33.63	
40 05 23 23-0220 EA Cut And Prepare 3" Stainless Steel Pipe.....	36.87	
40 05 23 23-0221 EA Cut And Prepare 4" Stainless Steel Pipe.....	40.13	
40 05 23 23-0222 EA Cut And Prepare 6" Stainless Steel Pipe.....	43.38	
40 05 23 23-0223 EA Cut And Prepare 8" Stainless Steel Pipe.....	46.63	
40 05 23 23-0224 EA Cut And Prepare 10" Stainless Steel Pipe.....	50.97	
40 05 23 23-0225 EA Cut And Prepare 12" Stainless Steel Pipe.....	55.31	
40 05 23 23-0226 EA Cut And Prepare 14" Stainless Steel Pipe.....	59.65	
40 05 23 23-0227 EA Cut And Prepare 16" Stainless Steel Pipe.....	63.99	
40 05 23 23-0228 EA Cut And Prepare 18" Stainless Steel Pipe.....	67.24	
40 05 23 23-0229 EA Cut And Prepare 20" Stainless Steel Pipe.....	70.49	
40 05 23 23-0230 EA Cut And Prepare 24" Stainless Steel Pipe.....	74.84	
40 05 23 23-0231 Stainless Steel Pipe And Fittings (40 05 23 23)		
40 05 23 23-0232 Type 304, Schedule 40 Stainless Steel Pipe And 150 LB Threaded Fittings (40 05 23 23-0231)		
40 05 23 23-0233 Type 304, Schedule 40 Stainless Steel Threaded Pipe (40 05 23 23-0232)		
40 05 23 23-0234 LF 1/2" Pipe, Stainless Steel, Schedule 40 Type 304 For 150 LB Threaded Fitting..... <i>For Work In Restricted Working Space, Add</i>	18.39 2.79	4.67
40 05 23 23-0235 LF 3/4" Pipe, Stainless Steel, Schedule 40 Type 304 For 150 LB Threaded Fitting..... <i>For Work In Restricted Working Space, Add</i>	22.58 3.50	5.86
40 05 23 23-0236 LF 1" Pipe, Stainless Steel, Schedule 40 Type 304 For 150 LB Threaded Fitting..... <i>For Work In Restricted Working Space, Add</i>	27.87 4.20	7.05
40 05 23 23-0237 LF 1-1/4" Pipe, Stainless Steel, Schedule 40 Type 304 For 150 LB Threaded Fitting..... <i>For Work In Restricted Working Space, Add</i>	33.65 4.90	8.13
40 05 23 23-0238 LF 1-1/2" Pipe, Stainless Steel, Schedule 40 Type 304 For 150 LB Threaded Fitting..... <i>For Work In Restricted Working Space, Add</i>	39.03 5.56	9.22
40 05 23 23-0239 LF 2" Pipe, Stainless Steel, Schedule 40 Type 304 For 150 LB Threaded Fitting..... <i>For Work In Restricted Working Space, Add</i>	49.99 7.00	11.72
40 05 23 23-0240 LF 2-1/2" Pipe, Stainless Steel, Schedule 40 Type 304 For 150 LB Threaded Fitting..... <i>For Work In Restricted Working Space, Add</i>	68.98 8.35	13.89

40 Process Interconnections**40 05 Common Work Results For Process Interconnections****40 05 23 Stainless Steel Process Pipe and Tubing**

SAN BERNARDINO
COUNTY

MINOR CSI UOM DESCRIPTION	TOTAL DIRECT UNIT COST	DEMOLITION UNIT COST
40 05 23 23-0241 LF 3" Pipe, Stainless Steel, Schedule 40 Type 304 For 150 LB Threaded Fitting <i>For Work In Restricted Working Space, Add</i>	86.69 10.50	17.47
40 05 23 23-0242 LF 4" Pipe, Stainless Steel, Schedule 40 Type 304 For 150 LB Threaded Fitting <i>For Work In Restricted Working Space, Add</i>	117.73 13.85	23.11
40 05 23 23-0243 150#, Type 304 Stainless Steel Threaded 90 Degree Elbows <small>(40 05 23 23-0232)</small>		
40 05 23 23-0244 EA 1/2", 150#, Type 304 Stainless Steel Threaded 90 Degree Elbow <i>For Work In Restricted Working Space, Add</i>	38.18 10.50	17.47
40 05 23 23-0245 EA 3/4", 150#, Type 304 Stainless Steel Threaded 90 Degree Elbow <i>For Work In Restricted Working Space, Add</i>	50.72 13.85	23.11
40 05 23 23-0246 EA 1", 150#, Type 304 Stainless Steel Threaded 90 Degree Elbow <i>For Work In Restricted Working Space, Add</i>	65.28 17.60	29.30
40 05 23 23-0247 EA 1-1/4", 150#, Type 304 Stainless Steel Threaded 90 Degree Elbow <i>For Work In Restricted Working Space, Add</i>	91.68 24.11	40.15
40 05 23 23-0248 EA 1-1/2", 150#, Type 304 Stainless Steel Threaded 90 Degree Elbow <i>For Work In Restricted Working Space, Add</i>	109.42 28.31	47.19
40 05 23 23-0249 EA 2", 150#, Type 304 Stainless Steel Threaded 90 Degree Elbow <i>For Work In Restricted Working Space, Add</i>	133.33 34.26	57.07
40 05 23 23-0250 EA 2-1/2", 150#, Type 304 Stainless Steel Threaded 90 Degree Elbow <i>For Work In Restricted Working Space, Add</i>	224.39 54.25	90.38
40 05 23 23-0251 EA 3", 150#, Type 304 Stainless Steel Threaded 90 Degree Elbow <i>For Work In Restricted Working Space, Add</i>	288.80 70.00	116.64
40 05 23 23-0252 EA 4", 150#, Type 304 Stainless Steel Threaded 90 Degree Elbow <i>For Work In Restricted Working Space, Add</i>	397.59 86.80	144.64
40 05 23 23-0253 150#, Type 304 Stainless Steel Threaded 45 Degree Elbows <small>(40 05 23 23-0232)</small>		
40 05 23 23-0254 EA 1/2", 150#, Type 304 Stainless Steel Threaded 45 Degree Elbow <i>For Work In Restricted Working Space, Add</i>	38.91 10.50	17.47
40 05 23 23-0255 EA 3/4", 150#, Type 304 Stainless Steel Threaded 45 Degree Elbow <i>For Work In Restricted Working Space, Add</i>	51.90 13.85	23.11
40 05 23 23-0256 EA 1", 150#, Type 304 Stainless Steel Threaded 45 Degree Elbow <i>For Work In Restricted Working Space, Add</i>	65.64 17.60	29.30
40 05 23 23-0257 EA 1-1/4", 150#, Type 304 Stainless Steel Threaded 45 Degree Elbow <i>For Work In Restricted Working Space, Add</i>	91.54 24.11	40.15
40 05 23 23-0258 EA 1-1/2", 150#, Type 304 Stainless Steel Threaded 45 Degree Elbow <i>For Work In Restricted Working Space, Add</i>	107.66 28.31	47.19
40 05 23 23-0259 EA 2", 150#, Type 304 Stainless Steel Threaded 45 Degree Elbow <i>For Work In Restricted Working Space, Add</i>	132.92 34.26	57.07
40 05 23 23-0260 EA 2-1/2", 150#, Type 304 Stainless Steel Threaded 45 Degree Elbow <i>For Work In Restricted Working Space, Add</i>	232.32 54.25	90.38
40 05 23 23-0261 EA 3", 150#, Type 304 Stainless Steel Threaded 45 Degree Elbow <i>For Work In Restricted Working Space, Add</i>	304.27 70.00	116.64
40 05 23 23-0262 EA 4", 150#, Type 304 Stainless Steel Threaded 45 Degree Elbow <i>For Work In Restricted Working Space, Add</i>	415.61 86.80	144.64
40 05 23 23-0263 150#, Type 304 Stainless Steel Threaded Tees <small>(40 05 23 23-0232)</small>		
40 05 23 23-0264 EA 1/2", 150#, Type 304 Stainless Steel Threaded Tee <i>For Work In Restricted Working Space, Add</i>	57.25 15.88	26.47
40 05 23 23-0265 EA 3/4", 150#, Type 304 Stainless Steel Threaded Tee <i>For Work In Restricted Working Space, Add</i>	76.85 21.00	35.05
40 05 23 23-0266 EA 1", 150#, Type 304 Stainless Steel Threaded Tee <i>For Work In Restricted Working Space, Add</i>	95.53 26.04	43.41
40 05 23 23-0267 EA 1-1/4", 150#, Type 304 Stainless Steel Threaded Tee <i>For Work In Restricted Working Space, Add</i>	137.91 36.17	60.33
40 05 23 23-0268 EA 1-1/2", 150#, Type 304 Stainless Steel Threaded Tee <i>For Work In Restricted Working Space, Add</i>	157.20 40.69	67.81
40 05 23 23-0269 EA 2", 150#, Type 304 Stainless Steel Threaded Tee <i>For Work In Restricted Working Space, Add</i>	208.54 54.25	90.38
40 05 23 23-0270 EA 2-1/2", 150#, Type 304 Stainless Steel Threaded Tee <i>For Work In Restricted Working Space, Add</i>	320.86 78.44	130.74
40 05 23 23-0271 EA 3", 150#, Type 304 Stainless Steel Threaded Tee <i>For Work In Restricted Working Space, Add</i>	435.61 105.00	175.01
40 05 23 23-0272 EA 4", 150#, Type 304 Stainless Steel Threaded Tee <i>For Work In Restricted Working Space, Add</i>	588.62 130.20	217.01
40 05 23 23-0273 150#, Type 304 Stainless Steel Threaded Reducers <small>(40 05 23 23-0232)</small>		
40 05 23 23-0274 EA 3/4", 150#, Type 304 Stainless Steel Threaded Reducer <i>For Work In Restricted Working Space, Add</i>	50.17 13.85	23.11
40 05 23 23-0275 EA 1", 150#, Type 304 Stainless Steel Threaded Reducer <i>For Work In Restricted Working Space, Add</i>	64.11 17.60	29.30
40 05 23 23-0276 EA 1-1/4", 150#, Type 304 Stainless Steel Threaded Reducer <i>For Work In Restricted Working Space, Add</i>	88.36 24.11	40.15
40 05 23 23-0277 EA 1-1/2", 150#, Type 304 Stainless Steel Threaded Reducer <i>For Work In Restricted Working Space, Add</i>	105.85 28.31	47.19
40 05 23 23-0278 EA 2", 150#, Type 304 Stainless Steel Threaded Reducer <i>For Work In Restricted Working Space, Add</i>	133.41 34.26	57.07
40 05 23 23-0279 EA 2-1/2", 150#, Type 304 Stainless Steel Threaded Reducer <i>For Work In Restricted Working Space, Add</i>	222.04 54.25	90.38



MINOR CSI UOM DESCRIPTION	TOTAL DIRECT UNIT COST	DEMOLITION UNIT COST
40 05 23 23-0280 EA 3", 150#, Type 304 Stainless Steel Threaded Reducer <i>For Work In Restricted Working Space, Add</i>	292.00 70.00	116.64
40 05 23 23-0281 EA 4", 150#, Type 304 Stainless Steel Threaded Reducer <i>For Work In Restricted Working Space, Add</i>	386.52 86.80	144.64
40 05 23 23-0282 150#, Type 304 Stainless Steel Threaded Caps (40 05 23 23-0232)		
40 05 23 23-0283 EA 1/2", 150#, Type 304 Stainless Steel Threaded Cap <i>For Work In Restricted Working Space, Add</i>	19.62 5.25	8.79
40 05 23 23-0284 EA 3/4", 150#, Type 304 Stainless Steel Threaded Cap <i>For Work In Restricted Working Space, Add</i>	25.98 7.00	11.72
40 05 23 23-0285 EA 1", 150#, Type 304 Stainless Steel Threaded Cap <i>For Work In Restricted Working Space, Add</i>	32.91 8.68	14.43
40 05 23 23-0286 EA 1-1/4", 150#, Type 304 Stainless Steel Threaded Cap <i>For Work In Restricted Working Space, Add</i>	48.15 12.29	20.51
40 05 23 23-0287 EA 1-1/2", 150#, Type 304 Stainless Steel Threaded Cap <i>For Work In Restricted Working Space, Add</i>	55.61 13.85	23.11
40 05 23 23-0288 EA 2", 150#, Type 304 Stainless Steel Threaded Cap <i>For Work In Restricted Working Space, Add</i>	70.68 17.60	29.30
40 05 23 23-0289 EA 2-1/2", 150#, Type 304 Stainless Steel Threaded Cap <i>For Work In Restricted Working Space, Add</i>	108.51 26.04	43.41
40 05 23 23-0290 EA 3", 150#, Type 304 Stainless Steel Threaded Cap <i>For Work In Restricted Working Space, Add</i>	144.22 34.26	57.07
40 05 23 23-0291 EA 4", 150#, Type 304 Stainless Steel Threaded Cap <i>For Work In Restricted Working Space, Add</i>	195.45 43.40	72.37
40 05 23 23-0292 150#, Type 304 Stainless Steel Threaded Unions (40 05 23 23-0232)		
40 05 23 23-0293 EA 1/2", 150#, Type 304 Stainless Steel Threaded Union <i>For Work In Restricted Working Space, Add</i>	61.86 15.88	26.47
40 05 23 23-0294 EA 3/4", 150#, Type 304 Stainless Steel Threaded Union <i>For Work In Restricted Working Space, Add</i>	81.31 21.00	35.05
40 05 23 23-0295 EA 1", 150#, Type 304 Stainless Steel Threaded Union <i>For Work In Restricted Working Space, Add</i>	103.88 26.04	43.41
40 05 23 23-0296 EA 1-1/4", 150#, Type 304 Stainless Steel Threaded Union <i>For Work In Restricted Working Space, Add</i>	150.20 36.17	60.33
40 05 23 23-0297 EA 1-1/2", 150#, Type 304 Stainless Steel Threaded Union <i>For Work In Restricted Working Space, Add</i>	169.12 40.69	67.81
40 05 23 23-0298 EA 2", 150#, Type 304 Stainless Steel Threaded Union <i>For Work In Restricted Working Space, Add</i>	220.96 54.25	90.38
40 05 23 23-0299 EA 2-1/2", 150#, Type 304 Stainless Steel Threaded Union <i>For Work In Restricted Working Space, Add</i>	379.92 81.38	135.63
40 05 23 23-0300 EA 3", 150#, Type 304 Stainless Steel Threaded Union <i>For Work In Restricted Working Space, Add</i>	486.86 105.01	175.01
40 05 23 23-0301 EA 4", 150#, Type 304 Stainless Steel Threaded Union <i>For Work In Restricted Working Space, Add</i>	511.49 86.81	144.69
40 05 23 23-0302 150#, Type 304 Stainless Steel Threaded Couplings (40 05 23 23-0232)		
40 05 23 23-0303 EA 1/2", 150#, Type 304 Stainless Steel Threaded Coupling <i>For Work In Restricted Working Space, Add</i>	37.87 10.50	17.47
40 05 23 23-0304 EA 3/4", 150#, Type 304 Stainless Steel Threaded Coupling <i>For Work In Restricted Working Space, Add</i>	50.31 13.85	23.11
40 05 23 23-0305 EA 1", 150#, Type 304 Stainless Steel Threaded Coupling <i>For Work In Restricted Working Space, Add</i>	64.95 17.60	29.30
40 05 23 23-0306 EA 1-1/4", 150#, Type 304 Stainless Steel Threaded Coupling <i>For Work In Restricted Working Space, Add</i>	90.38 24.11	40.15
40 05 23 23-0307 EA 1-1/2", 150#, Type 304 Stainless Steel Threaded Coupling <i>For Work In Restricted Working Space, Add</i>	106.24 28.31	47.19
40 05 23 23-0308 EA 2", 150#, Type 304 Stainless Steel Threaded Coupling <i>For Work In Restricted Working Space, Add</i>	130.97 34.26	57.07
40 05 23 23-0309 EA 2-1/2", 150#, Type 304 Stainless Steel Threaded Coupling <i>For Work In Restricted Working Space, Add</i>	217.62 54.25	90.38
40 05 23 23-0310 EA 3", 150#, Type 304 Stainless Steel Threaded Coupling <i>For Work In Restricted Working Space, Add</i>	280.87 70.00	116.64
40 05 23 23-0311 EA 4", 150#, Type 304 Stainless Steel Threaded Coupling <i>For Work In Restricted Working Space, Add</i>	363.22 86.80	144.64
40 05 23 23-0312 Type 316, Schedule 40 Stainless Steel Pipe And 150 LB Threaded Fittings (40 05 23 23-0231)		
40 05 23 23-0313 Type 316, Schedule 40 Stainless Steel Threaded Pipe (40 05 23 23-0312)		
40 05 23 23-0314 LF 1/2" Pipe, Stainless Steel Schedule 40 Type 316 For 150 LB Threaded Fitting <i>For Work In Restricted Working Space, Add</i>	23.19 2.79	4.67
40 05 23 23-0315 LF 3/4" Pipe, Stainless Steel Schedule 40 Type 316 For 150 LB Threaded Fitting <i>For Work In Restricted Working Space, Add</i>	27.32 3.50	5.86
40 05 23 23-0316 LF 1" Pipe, Stainless Steel Schedule 40 Type 316 For 150 LB Threaded Fitting <i>For Work In Restricted Working Space, Add</i>	34.67 4.20	7.05
40 05 23 23-0317 LF 1-1/4" Pipe, Stainless Steel Schedule 40 Type 316 For 150 LB Threaded Fitting <i>For Work In Restricted Working Space, Add</i>	42.55 4.90	8.13
40 05 23 23-0318 LF 1-1/2" Pipe, Stainless Steel Schedule 40 Type 316 For 150 LB Threaded Fitting <i>For Work In Restricted Working Space, Add</i>	49.57 5.56	9.22

40 Process Interconnections**40 05 Common Work Results For Process Interconnections****40 05 23 Stainless Steel Process Pipe and Tubing**

MINOR CSI UOM DESCRIPTION	TOTAL DIRECT UNIT COST	DEMOLITION UNIT COST
40 05 23 23-0319 LF 2" Pipe, Stainless Steel Schedule 40 Type 316 For 150 LB Threaded Fitting <i>For Work In Restricted Working Space, Add</i>	64.10 7.00	11.72
40 05 23 23-0320 LF 2-1/2" Pipe, Stainless Steel Schedule 40 Type 316 For 150 LB Threaded Fitting <i>For Work In Restricted Working Space, Add</i>	88.70 8.35	13.89
40 05 23 23-0321 LF 3" Pipe, Stainless Steel Schedule 40 Type 316 For 150 LB Threaded Fitting <i>For Work In Restricted Working Space, Add</i>	116.11 10.50	17.47
40 05 23 23-0322 LF 4" Pipe, Stainless Steel Schedule 40 Type 316 For 150 LB Threaded Fitting <i>For Work In Restricted Working Space, Add</i>	156.01 13.85	23.11
40 05 23 23-0323 150#, Type 316 Stainless Steel Threaded 90 Degree Elbows (40 05 23 23-0312)		
40 05 23 23-0324 EA 1/2", 150#, Type 316 Stainless Steel Threaded 90 Degree Elbow <i>For Work In Restricted Working Space, Add</i>	39.14 10.50	17.47
40 05 23 23-0325 EA 3/4", 150#, Type 316 Stainless Steel Threaded 90 Degree Elbow <i>For Work In Restricted Working Space, Add</i>	52.14 13.85	23.11
40 05 23 23-0326 EA 1", 150#, Type 316 Stainless Steel Threaded 90 Degree Elbow <i>For Work In Restricted Working Space, Add</i>	66.15 17.60	29.30
40 05 23 23-0327 EA 1-1/4", 150#, Type 316 Stainless Steel Threaded 90 Degree Elbow <i>For Work In Restricted Working Space, Add</i>	93.25 24.11	40.15
40 05 23 23-0328 EA 1-1/2", 150#, Type 316 Stainless Steel Threaded 90 Degree Elbow <i>For Work In Restricted Working Space, Add</i>	111.52 28.31	47.19
40 05 23 23-0329 EA 2", 150#, Type 316 Stainless Steel Threaded 90 Degree Elbow <i>For Work In Restricted Working Space, Add</i>	135.92 34.26	57.07
40 05 23 23-0330 EA 2-1/2", 150#, Type 316 Stainless Steel Threaded 90 Degree Elbow <i>For Work In Restricted Working Space, Add</i>	228.52 54.25	90.38
40 05 23 23-0331 EA 3", 150#, Type 316 Stainless Steel Threaded 90 Degree Elbow <i>For Work In Restricted Working Space, Add</i>	298.93 70.00	116.64
40 05 23 23-0332 EA 4", 150#, Type 316 Stainless Steel Threaded 90 Degree Elbow <i>For Work In Restricted Working Space, Add</i>	409.90 86.80	144.64
40 05 23 23-0333 150#, Type 316 Stainless Steel Threaded 45 Degree Elbows (40 05 23 23-0312)		
40 05 23 23-0334 EA 1/2", 150#, Type 316 Stainless Steel Threaded 45 Degree Elbow <i>For Work In Restricted Working Space, Add</i>	39.91 10.50	17.47
40 05 23 23-0335 EA 3/4", 150#, Type 316 Stainless Steel Threaded 45 Degree Elbow <i>For Work In Restricted Working Space, Add</i>	52.63 13.85	23.11
40 05 23 23-0336 EA 1", 150#, Type 316 Stainless Steel Threaded 45 Degree Elbow <i>For Work In Restricted Working Space, Add</i>	66.72 17.60	29.30
40 05 23 23-0337 EA 1-1/4", 150#, Type 316 Stainless Steel Threaded 45 Degree Elbow <i>For Work In Restricted Working Space, Add</i>	93.09 24.11	40.15
40 05 23 23-0338 EA 1-1/2", 150#, Type 316 Stainless Steel Threaded 45 Degree Elbow <i>For Work In Restricted Working Space, Add</i>	109.48 28.31	47.19
40 05 23 23-0339 EA 2", 150#, Type 316 Stainless Steel Threaded 45 Degree Elbow <i>For Work In Restricted Working Space, Add</i>	135.35 34.26	57.07
40 05 23 23-0340 EA 2-1/2", 150#, Type 316 Stainless Steel Threaded 45 Degree Elbow <i>For Work In Restricted Working Space, Add</i>	236.21 54.25	90.38
40 05 23 23-0341 EA 3", 150#, Type 316 Stainless Steel Threaded 45 Degree Elbow <i>For Work In Restricted Working Space, Add</i>	313.24 70.00	116.64
40 05 23 23-0342 EA 4", 150#, Type 316 Stainless Steel Threaded 45 Degree Elbow <i>For Work In Restricted Working Space, Add</i>	439.81 86.80	144.64
40 05 23 23-0343 150#, Type 316 Stainless Steel Threaded Tees (40 05 23 23-0312)		
40 05 23 23-0344 EA 1/2", 150#, Type 316 Stainless Steel Threaded Tee..... <i>For Work In Restricted Working Space, Add</i>	58.27 15.88	26.47
40 05 23 23-0345 EA 3/4", 150#, Type 316 Stainless Steel Threaded Tee..... <i>For Work In Restricted Working Space, Add</i>	77.89 21.00	35.05
40 05 23 23-0346 EA 1", 150#, Type 316 Stainless Steel Threaded Tee..... <i>For Work In Restricted Working Space, Add</i>	96.69 26.04	43.41
40 05 23 23-0347 EA 1-1/4", 150#, Type 316 Stainless Steel Threaded Tee <i>For Work In Restricted Working Space, Add</i>	140.27 36.17	60.33
40 05 23 23-0348 EA 1-1/2", 150#, Type 316 Stainless Steel Threaded Tee <i>For Work In Restricted Working Space, Add</i>	159.54 40.69	67.81
40 05 23 23-0349 EA 2", 150#, Type 316 Stainless Steel Threaded Tee..... <i>For Work In Restricted Working Space, Add</i>	211.62 54.25	90.38
40 05 23 23-0350 EA 2-1/2", 150#, Type 316 Stainless Steel Threaded Tee <i>For Work In Restricted Working Space, Add</i>	333.43 78.44	130.74
40 05 23 23-0351 EA 3", 150#, Type 316 Stainless Steel Threaded Tee..... <i>For Work In Restricted Working Space, Add</i>	452.76 105.00	175.01
40 05 23 23-0352 EA 4", 150#, Type 316 Stainless Steel Threaded Tee..... <i>For Work In Restricted Working Space, Add</i>	601.40 130.20	217.01
40 05 23 23-0353 150#, Type 316 Stainless Steel Threaded Reducers (40 05 23 23-0312)		
40 05 23 23-0354 EA 3/4", 150#, Type 316 Stainless Steel Threaded Reducer <i>For Work In Restricted Working Space, Add</i>	51.04 13.85	23.11
40 05 23 23-0355 EA 1", 150#, Type 316 Stainless Steel Threaded Reducer <i>For Work In Restricted Working Space, Add</i>	66.70 17.60	29.30
40 05 23 23-0356 EA 1-1/4", 150#, Type 316 Stainless Steel Threaded Reducer <i>For Work In Restricted Working Space, Add</i>	88.85 24.11	40.15
40 05 23 23-0357 EA 1-1/2", 150#, Type 316 Stainless Steel Threaded Reducer <i>For Work In Restricted Working Space, Add</i>	108.40 28.31	47.19



MINOR CSI UOM DESCRIPTION	TOTAL DIRECT UNIT COST	DEMOLITION UNIT COST
40 05 23 23-0358 EA 2", 150#, Type 316 Stainless Steel Threaded Reducer <i>For Work In Restricted Working Space, Add</i>	137.88 34.26	57.07
40 05 23 23-0359 EA 2-1/2", 150#, Type 316 Stainless Steel Threaded Reducer <i>For Work In Restricted Working Space, Add</i>	232.19 54.25	90.38
40 05 23 23-0360 EA 3", 150#, Type 316 Stainless Steel Threaded Reducer <i>For Work In Restricted Working Space, Add</i>	303.21 70.00	116.64
40 05 23 23-0361 EA 4", 150#, Type 316 Stainless Steel Threaded Reducer <i>For Work In Restricted Working Space, Add</i>	405.22 86.80	144.64
40 05 23 23-0362 150#, Type 316 Stainless Steel Threaded Caps (40 05 23 23-0312)		
40 05 23 23-0363 EA 1/2", 150#, Type 316 Stainless Steel Threaded Cap <i>For Work In Restricted Working Space, Add</i>	20.19 5.25	8.79
40 05 23 23-0364 EA 3/4", 150#, Type 316 Stainless Steel Threaded Cap <i>For Work In Restricted Working Space, Add</i>	26.41 7.00	11.72
40 05 23 23-0365 EA 1", 150#, Type 316 Stainless Steel Threaded Cap <i>For Work In Restricted Working Space, Add</i>	33.66 8.68	14.43
40 05 23 23-0366 EA 1-1/4", 150#, Type 316 Stainless Steel Threaded Cap <i>For Work In Restricted Working Space, Add</i>	50.25 12.29	20.51
40 05 23 23-0367 EA 1-1/2", 150#, Type 316 Stainless Steel Threaded Cap <i>For Work In Restricted Working Space, Add</i>	58.10 13.85	23.11
40 05 23 23-0368 EA 2", 150#, Type 316 Stainless Steel Threaded Cap <i>For Work In Restricted Working Space, Add</i>	73.92 17.60	29.30
40 05 23 23-0369 EA 2-1/2", 150#, Type 316 Stainless Steel Threaded Cap <i>For Work In Restricted Working Space, Add</i>	113.87 26.04	43.41
40 05 23 23-0370 EA 3", 150#, Type 316 Stainless Steel Threaded Cap <i>For Work In Restricted Working Space, Add</i>	149.66 34.26	57.07
40 05 23 23-0371 EA 4", 150#, Type 316 Stainless Steel Threaded Cap <i>For Work In Restricted Working Space, Add</i>	206.26 43.40	72.37
40 05 23 23-0372 150#, Type 316 Stainless Steel Threaded Unions (40 05 23 23-0312)		
40 05 23 23-0373 EA 1/2", 150#, Type 316 Stainless Steel Threaded Union <i>For Work In Restricted Working Space, Add</i>	63.08 15.88	26.47
40 05 23 23-0374 EA 3/4", 150#, Type 316 Stainless Steel Threaded Union <i>For Work In Restricted Working Space, Add</i>	85.94 21.00	35.05
40 05 23 23-0375 EA 1", 150#, Type 316 Stainless Steel Threaded Union <i>For Work In Restricted Working Space, Add</i>	106.23 26.04	43.41
40 05 23 23-0376 EA 1-1/4", 150#, Type 316 Stainless Steel Threaded Union <i>For Work In Restricted Working Space, Add</i>	154.18 36.17	60.33
40 05 23 23-0377 EA 1-1/2", 150#, Type 316 Stainless Steel Threaded Union <i>For Work In Restricted Working Space, Add</i>	173.77 40.69	67.81
40 05 23 23-0378 EA 2", 150#, Type 316 Stainless Steel Threaded Union <i>For Work In Restricted Working Space, Add</i>	226.34 54.25	90.38
40 05 23 23-0379 EA 2-1/2", 150#, Type 316 Stainless Steel Threaded Union <i>For Work In Restricted Working Space, Add</i>	388.18 81.38	135.63
40 05 23 23-0380 EA 3", 150#, Type 316 Stainless Steel Threaded Union <i>For Work In Restricted Working Space, Add</i>	512.59 105.01	175.01
40 05 23 23-0381 EA 4", 150#, Type 316 Stainless Steel Threaded Union <i>For Work In Restricted Working Space, Add</i>	566.33 86.81	144.69
40 05 23 23-0382 150#, Type 316 Stainless Steel Threaded Couplings (40 05 23 23-0312)		
40 05 23 23-0383 EA 1/2", 150#, Type 316 Stainless Steel Threaded Coupling <i>For Work In Restricted Working Space, Add</i>	39.81 10.50	17.47
40 05 23 23-0384 EA 3/4", 150#, Type 316 Stainless Steel Threaded Coupling <i>For Work In Restricted Working Space, Add</i>	51.21 13.85	23.11
40 05 23 23-0385 EA 1", 150#, Type 316 Stainless Steel Threaded Coupling <i>For Work In Restricted Working Space, Add</i>	65.81 17.60	29.30
40 05 23 23-0386 EA 1-1/4", 150#, Type 316 Stainless Steel Threaded Coupling <i>For Work In Restricted Working Space, Add</i>	91.75 24.11	40.15
40 05 23 23-0387 EA 1-1/2", 150#, Type 316 Stainless Steel Threaded Coupling <i>For Work In Restricted Working Space, Add</i>	107.87 28.31	47.19
40 05 23 23-0388 EA 2", 150#, Type 316 Stainless Steel Threaded Coupling <i>For Work In Restricted Working Space, Add</i>	133.23 34.26	57.07
40 05 23 23-0389 EA 2-1/2", 150#, Type 316 Stainless Steel Threaded Coupling <i>For Work In Restricted Working Space, Add</i>	225.53 54.25	90.38
40 05 23 23-0390 EA 3", 150#, Type 316 Stainless Steel Threaded Coupling <i>For Work In Restricted Working Space, Add</i>	291.06 70.00	116.64
40 05 23 23-0391 EA 4", 150#, Type 316 Stainless Steel Threaded Coupling <i>For Work In Restricted Working Space, Add</i>	378.51 86.80	144.64
40 05 23 23-0392 Type 304, Schedule 10 Stainless Steel Pipe And Butt Weld Fittings (40 05 23 23-0231)		
40 05 23 23-0393 Type 304, Schedule 10 Stainless Steel Pipe (40 05 23 23-0392)		
40 05 23 23-0394 LF 1/2" Pipe, Stainless Steel Schedule 10 Type 304 For Welded Butt Fitting <i>For Work In Restricted Working Space, Add</i>	20.89 2.74	4.56
40 05 23 23-0395 LF 3/4" Pipe, Stainless Steel Schedule 10 Type 304 For Welded Butt Fitting <i>For Work In Restricted Working Space, Add</i>	24.75 3.35	5.58
40 05 23 23-0396 LF 1" Pipe, Stainless Steel Schedule 10 Type 304 For Welded Butt Fitting <i>For Work In Restricted Working Space, Add</i>	33.35 3.93	6.59

40 Process Interconnections
40 05 Common Work Results For Process Interconnections
40 05 23 Stainless Steel Process Pipe and Tubing



MINOR CSI UOM DESCRIPTION	TOTAL DIRECT UNIT COST	DEMOLITION UNIT COST
40 05 23 23-0397 LF 1-1/4" Pipe, Stainless Steel Schedule 10 Type 304 For Welded Butt Fitting <i>For Work In Restricted Working Space, Add</i>	40.59 4.91	8.22
40 05 23 23-0398 LF 1-1/2" Pipe, Stainless Steel Schedule 10 Type 304 For Welded Butt Fitting <i>For Work In Restricted Working Space, Add</i>	45.08 5.53	9.23
40 05 23 23-0399 LF 2" Pipe, Stainless Steel Schedule 10 Type 304 For Welded Butt Fitting <i>For Work In Restricted Working Space, Add</i>	55.74 6.85	11.46
40 05 23 23-0400 LF 2-1/2" Pipe, Stainless Steel Schedule 10 Type 304 For Welded Butt Fitting <i>For Work In Restricted Working Space, Add</i>	67.04 7.83	13.08
40 05 23 23-0401 LF 3" Pipe, Stainless Steel Schedule 10 Type 304 For Welded Butt Fitting <i>For Work In Restricted Working Space, Add</i>	79.55 8.82	14.71
40 05 23 23-0402 LF 4" Pipe, Stainless Steel Schedule 10 Type 304 For Welded Butt Fitting <i>For Work In Restricted Working Space, Add</i>	100.59 10.43	17.44
40 05 23 23-0403 LF 6" Pipe, Stainless Steel Schedule 10 Type 304 For Welded Butt Fitting <i>For Work In Restricted Working Space, Add</i>	148.40 13.70	22.92
40 05 23 23-0404 LF 8" Pipe, Stainless Steel Schedule 10 Type 304 For Welded Butt Fitting <i>For Work In Restricted Working Space, Add</i>	246.16 26.66	41.49
40 05 23 23-0405 LF 10" Pipe, Stainless Steel Schedule 10 Type 304 For Welded Butt Fitting <i>For Work In Restricted Working Space, Add</i>	319.26 29.33	45.62
40 05 23 23-0406 LF 12" Pipe, Stainless Steel Schedule 10 Type 304 For Welded Butt Fitting <i>For Work In Restricted Working Space, Add</i>	384.69 32.59	50.73
40 05 23 23-0407 LF 14" Pipe, Stainless Steel Schedule 10 Type 304 For Welded Butt Fitting <i>For Work In Restricted Working Space, Add</i>	476.79 36.66	57.03
40 05 23 23-0408 LF 16" Pipe, Stainless Steel Schedule 10 Type 304 For Welded Butt Fitting <i>For Work In Restricted Working Space, Add</i>	523.43 41.90	65.18
40 05 23 23-0409 LF 18" Pipe, Stainless Steel Schedule 10 Type 304 For Welded Butt Fitting <i>For Work In Restricted Working Space, Add</i>	584.45 48.88	76.03
40 05 23 23-0410 LF 20" Pipe, Stainless Steel Schedule 10 Type 304 For Welded Butt Fitting <i>For Work In Restricted Working Space, Add</i>	820.88 58.66	91.24
40 05 23 23-0411 LF 24" Pipe, Stainless Steel Schedule 10 Type 304 For Welded Butt Fitting <i>For Work In Restricted Working Space, Add</i>	1,073.80 73.32	114.05
40 05 23 23-0412 Type 304, Schedule 10 Stainless Steel Butt Weld 90 Degree Elbow (40 05 23 23-0392)		
40 05 23 23-0413 EA 1/2", Type 304, Schedule 10 Stainless Steel 90 Degree Elbow <i>For Work In Restricted Working Space, Add</i>	120.82 34.68	52.03
40 05 23 23-0414 EA 3/4", Type 304, Schedule 10 Stainless Steel 90 Degree Elbow <i>For Work In Restricted Working Space, Add</i>	127.93 36.81	55.22
40 05 23 23-0415 EA 1", Type 304, Schedule 10 Stainless Steel 90 Degree Elbow <i>For Work In Restricted Working Space, Add</i>	141.00 40.46	60.69
40 05 23 23-0416 EA 1-1/4", Type 304, Schedule 10 Stainless Steel 90 Degree Elbow <i>For Work In Restricted Working Space, Add</i>	153.90 44.09	66.14
40 05 23 23-0417 EA 1-1/2", Type 304, Schedule 10 Stainless Steel 90 Degree Elbow <i>For Work In Restricted Working Space, Add</i>	169.99 48.70	73.04
40 05 23 23-0418 EA 2", Type 304, Schedule 10 Stainless Steel 90 Degree Elbow <i>For Work In Restricted Working Space, Add</i>	190.08 54.17	81.27
40 05 23 23-0419 EA 2-1/2", Type 304, Schedule 10 Stainless Steel 90 Degree Elbow <i>For Work In Restricted Working Space, Add</i>	247.38 69.34	104.01
40 05 23 23-0420 EA 3", Type 304, Schedule 10 Stainless Steel 90 Degree Elbow <i>For Work In Restricted Working Space, Add</i>	290.20 81.26	121.89
40 05 23 23-0421 EA 4", Type 304, Schedule 10 Stainless Steel 90 Degree Elbow <i>For Work In Restricted Working Space, Add</i>	355.81 97.26	145.89
40 05 23 23-0422 EA 6", Type 304, Schedule 10 Stainless Steel 90 Degree Elbow <i>For Work In Restricted Working Space, Add</i>	489.70 121.50	182.25
40 05 23 23-0423 EA 8", Type 304, Schedule 10 Stainless Steel 90 Degree Elbow <i>For Work In Restricted Working Space, Add</i>	853.70 209.49	314.23
40 05 23 23-0424 EA 10", Type 304, Schedule 10 Stainless Steel 90 Degree Elbow <i>For Work In Restricted Working Space, Add</i>	1,264.43 279.32	418.97
40 05 23 23-0425 EA 12", Type 304, Schedule 10 Stainless Steel 90 Degree Elbow <i>For Work In Restricted Working Space, Add</i>	1,910.22 418.97	628.46
40 05 23 23-0426 EA 14", Type 304, Schedule 10 Stainless Steel 90 Degree Elbow <i>For Work In Restricted Working Space, Add</i>	2,259.77 488.80	733.20
40 05 23 23-0427 EA 16", Type 304, Schedule 10 Stainless Steel 90 Degree Elbow <i>For Work In Restricted Working Space, Add</i>	2,656.93 557.57	836.35
40 05 23 23-0428 EA 18", Type 304, Schedule 10 Stainless Steel 90 Degree Elbow <i>For Work In Restricted Working Space, Add</i>	3,358.97 698.29	1,047.43
40 05 23 23-0429 EA 20", Type 304, Schedule 10 Stainless Steel 90 Degree Elbow <i>For Work In Restricted Working Space, Add</i>	4,682.37 977.60	1,466.41
40 05 23 23-0430 EA 24", Type 304, Schedule 10 Stainless Steel 90 Degree Elbow <i>For Work In Restricted Working Space, Add</i>	6,722.84 1,396.58	2,094.87
40 05 23 23-0431 Type 304, Schedule 10 Stainless Steel Butt Weld 45 Degree Elbow (40 05 23 23-0392)		
40 05 23 23-0432 EA 1/2", Type 304, Schedule 10 Stainless Steel 45 Degree Elbow <i>For Work In Restricted Working Space, Add</i>	122.35 34.68	52.03
40 05 23 23-0433 EA 3/4", Type 304, Schedule 10 Stainless Steel 45 Degree Elbow <i>For Work In Restricted Working Space, Add</i>	129.46 36.81	55.22
40 05 23 23-0434 EA 1", Type 304, Schedule 10 Stainless Steel 45 Degree Elbow <i>For Work In Restricted Working Space, Add</i>	142.84 40.46	60.69
40 05 23 23-0435 EA 1-1/4", Type 304, Schedule 10 Stainless Steel 45 Degree Elbow <i>For Work In Restricted Working Space, Add</i>	156.35 44.09	66.14
40 05 23 23-0436 EA 1-1/2", Type 304, Schedule 10 Stainless Steel 45 Degree Elbow <i>For Work In Restricted Working Space, Add</i>	170.30 48.70	73.04



MINOR	CSI	UOM	DESCRIPTION	TOTAL DIRECT UNIT COST	DEMOLITION UNIT COST
40 05 23 23-0437	EA		2", Type 304, Schedule 10 Stainless Steel 45 Degree Elbow..... <i>For Work In Restricted Working Space, Add</i>	180.08 54.17	81.27
40 05 23 23-0438	EA		2-1/2", Type 304, Schedule 10 Stainless Steel 45 Degree Elbow <i>For Work In Restricted Working Space, Add</i>	245.85 69.34	104.01
40 05 23 23-0439	EA		3", Type 304, Schedule 10 Stainless Steel 45 Degree Elbow..... <i>For Work In Restricted Working Space, Add</i>	287.44 81.26	121.89
40 05 23 23-0440	EA		4", Type 304, Schedule 10 Stainless Steel 45 Degree Elbow..... <i>For Work In Restricted Working Space, Add</i>	350.60 97.26	145.89
40 05 23 23-0441	EA		6", Type 304, Schedule 10 Stainless Steel 45 Degree Elbow..... <i>For Work In Restricted Working Space, Add</i>	462.39 121.50	182.25
40 05 23 23-0442	EA		8", Type 304, Schedule 10 Stainless Steel 45 Degree Elbow..... <i>For Work In Restricted Working Space, Add</i>	801.02 209.49	314.23
40 05 23 23-0443	EA		10", Type 304, Schedule 10 Stainless Steel 45 Degree Elbow..... <i>For Work In Restricted Working Space, Add</i>	1,170.65 279.32	418.97
40 05 23 23-0444	EA		12", Type 304, Schedule 10 Stainless Steel 45 Degree Elbow..... <i>For Work In Restricted Working Space, Add</i>	1,761.75 418.97	628.46
40 05 23 23-0445	EA		14", Type 304, Schedule 10 Stainless Steel 45 Degree Elbow..... <i>For Work In Restricted Working Space, Add</i>	2,077.54 488.80	733.20
40 05 23 23-0446	EA		16", Type 304, Schedule 10 Stainless Steel 45 Degree Elbow..... <i>For Work In Restricted Working Space, Add</i>	2,432.02 557.57	836.35
40 05 23 23-0447	EA		18", Type 304, Schedule 10 Stainless Steel 45 Degree Elbow..... <i>For Work In Restricted Working Space, Add</i>	3,063.62 698.29	1,047.43
40 05 23 23-0448	EA		20", Type 304, Schedule 10 Stainless Steel 45 Degree Elbow..... <i>For Work In Restricted Working Space, Add</i>	4,283.84 977.60	1,466.41
40 05 23 23-0449	EA		24", Type 304, Schedule 10 Stainless Steel 45 Degree Elbow..... <i>For Work In Restricted Working Space, Add</i>	6,157.49 1,396.58	2,094.87
40 05 23 23-0450			Type 304, Schedule 10 Stainless Steel Butt Weld Tee (40 05 23 23-0392)		
40 05 23 23-0451	EA		1/2", Type 304, Schedule 10 Stainless Steel Tee..... <i>For Work In Restricted Working Space, Add</i>	163.82 44.08	66.12
40 05 23 23-0452	EA		3/4", Type 304, Schedule 10 Stainless Steel Tee..... <i>For Work In Restricted Working Space, Add</i>	197.26 54.11	81.17
40 05 23 23-0453	EA		1", Type 304, Schedule 10 Stainless Steel Tee..... <i>For Work In Restricted Working Space, Add</i>	219.55 60.80	91.20
40 05 23 23-0454	EA		1-1/4", Type 304, Schedule 10 Stainless Steel Tee..... <i>For Work In Restricted Working Space, Add</i>	249.86 69.34	104.01
40 05 23 23-0455	EA		1-1/2", Type 304, Schedule 10 Stainless Steel Tee..... <i>For Work In Restricted Working Space, Add</i>	264.96 74.42	111.64
40 05 23 23-0456	EA		2", Type 304, Schedule 10 Stainless Steel Tee..... <i>For Work In Restricted Working Space, Add</i>	288.68 81.17	121.76
40 05 23 23-0457	EA		2-1/2", Type 304, Schedule 10 Stainless Steel Tee..... <i>For Work In Restricted Working Space, Add</i>	375.30 97.26	145.89
40 05 23 23-0458	EA		3", Type 304, Schedule 10 Stainless Steel Tee..... <i>For Work In Restricted Working Space, Add</i>	439.45 121.89	182.84
40 05 23 23-0459	EA		4", Type 304, Schedule 10 Stainless Steel Tee..... <i>For Work In Restricted Working Space, Add</i>	505.71 136.80	205.21
40 05 23 23-0460	EA		6", Type 304, Schedule 10 Stainless Steel Tee..... <i>For Work In Restricted Working Space, Add</i>	740.25 182.40	273.60
40 05 23 23-0461	EA		8", Type 304, Schedule 10 Stainless Steel Tee..... <i>For Work In Restricted Working Space, Add</i>	1,242.89 279.32	418.97
40 05 23 23-0462	EA		10", Type 304, Schedule 10 Stainless Steel Tee..... <i>For Work In Restricted Working Space, Add</i>	1,910.22 418.97	628.46
40 05 23 23-0463	EA		12", Type 304, Schedule 10 Stainless Steel Tee..... <i>For Work In Restricted Working Space, Add</i>	2,459.20 523.72	785.57
40 05 23 23-0464	EA		14", Type 304, Schedule 10 Stainless Steel Tee..... <i>For Work In Restricted Working Space, Add</i>	3,028.14 629.36	944.04
40 05 23 23-0465	EA		16", Type 304, Schedule 10 Stainless Steel Tee..... <i>For Work In Restricted Working Space, Add</i>	3,667.02 767.75	1,151.63
40 05 23 23-0466	EA		18", Type 304, Schedule 10 Stainless Steel Tee..... <i>For Work In Restricted Working Space, Add</i>	4,666.00 977.60	1,466.41
40 05 23 23-0467	EA		20", Type 304, Schedule 10 Stainless Steel Tee..... <i>For Work In Restricted Working Space, Add</i>	6,243.98 1,286.32	1,929.49
40 05 23 23-0468	EA		24", Type 304, Schedule 10 Stainless Steel Tee..... <i>For Work In Restricted Working Space, Add</i>	9,355.26 1,955.21	2,932.81
40 05 23 23-0469			Type 304, Schedule 10 Stainless Steel Butt Weld Reducing Tees (40 05 23 23-0392)		
40 05 23 23-0470	EA		3/4", Type 304, Schedule 10 Stainless Steel Reducing Tee..... <i>For Work In Restricted Working Space, Add</i>	152.83 36.83	55.24
40 05 23 23-0471	EA		1", Type 304, Schedule 10 Stainless Steel Reducing Tee..... <i>For Work In Restricted Working Space, Add</i>	180.50 45.13	67.70
40 05 23 23-0472	EA		1-1/4", Type 304, Schedule 10 Stainless Steel Reducing Tee..... <i>For Work In Restricted Working Space, Add</i>	223.93 50.71	76.06
40 05 23 23-0473	EA		1-1/2", Type 304, Schedule 10 Stainless Steel Reducing Tee..... <i>For Work In Restricted Working Space, Add</i>	230.43 57.81	86.71
40 05 23 23-0474	EA		2", Type 304, Schedule 10 Stainless Steel Reducing Tee..... <i>For Work In Restricted Working Space, Add</i>	241.12 62.12	93.17
40 05 23 23-0475	EA		2-1/2", Type 304, Schedule 10 Stainless Steel Reducing Tee..... <i>For Work In Restricted Working Space, Add</i>	318.00 67.69	101.54
40 05 23 23-0476	EA		3", Type 304, Schedule 10 Stainless Steel Reducing Tee..... <i>For Work In Restricted Working Space, Add</i>	374.19 81.14	121.71
40 05 23 23-0477	EA		4", Type 304, Schedule 10 Stainless Steel Reducing Tee..... <i>For Work In Restricted Working Space, Add</i>	460.78 101.41	152.12

40 Process Interconnections

40 05 Common Work Results For Process Interconnections

40 05 23 Stainless Steel Process Pipe and Tubing



MINOR CSI UOM DESCRIPTION	TOTAL DIRECT UNIT COST	DEMOLITION UNIT COST
40 05 23 23-0478 EA 6", Type 304, Schedule 10 Stainless Steel Reducing Tee..... <i>For Work In Restricted Working Space, Add</i>	612.71 115.88	173.81
40 05 23 23-0479 EA 8", Type 304, Schedule 10 Stainless Steel Reducing Tee..... <i>For Work In Restricted Working Space, Add</i>	1,181.04 174.57	261.86
40 05 23 23-0480 EA 10", Type 304, Schedule 10 Stainless Steel Reducing Tee..... <i>For Work In Restricted Working Space, Add</i>	1,957.94 232.76	349.14
40 05 23 23-0481 EA 12", Type 304, Schedule 10 Stainless Steel Reducing Tee..... <i>For Work In Restricted Working Space, Add</i>	2,794.24 349.15	523.71
40 05 23 23-0482 EA 14", Type 304, Schedule 10 Stainless Steel Reducing Tee..... <i>For Work In Restricted Working Space, Add</i>	3,390.98 419.46	629.19
40 05 23 23-0483 EA 16", Type 304, Schedule 10 Stainless Steel Reducing Tee..... <i>For Work In Restricted Working Space, Add</i>	4,201.27 511.66	767.49
40 05 23 23-0484 EA 18", Type 304, Schedule 10 Stainless Steel Reducing Tee..... <i>For Work In Restricted Working Space, Add</i>	5,427.04 651.74	977.61
40 05 23 23-0485 EA 20", Type 304, Schedule 10 Stainless Steel Reducing Tee..... <i>For Work In Restricted Working Space, Add</i>	7,732.31 857.55	1,286.32
40 05 23 23-0486 EA 24", Type 304, Schedule 10 Stainless Steel Reducing Tee..... <i>For Work In Restricted Working Space, Add</i>	12,103.50 1,302.32	1,953.47
40 05 23 23-0487 Type 304, Schedule 10 Stainless Steel Butt Weld Reducers (40 05 23 23-0392)		
40 05 23 23-0488 EA 3/4", Type 304, Schedule 10 Stainless Steel Concentric Reducer..... <i>For Work In Restricted Working Space, Add</i>	122.07 33.49	50.24
40 05 23 23-0489 EA 1", Type 304, Schedule 10 Stainless Steel Concentric Reducer..... <i>For Work In Restricted Working Space, Add</i>	134.55 36.50	54.74
40 05 23 23-0490 EA 1-1/4", Type 304, Schedule 10 Stainless Steel Concentric Reducer..... <i>For Work In Restricted Working Space, Add</i>	149.14 40.46	60.69
40 05 23 23-0491 EA 1-1/2", Type 304, Schedule 10 Stainless Steel Concentric Reducer..... <i>For Work In Restricted Working Space, Add</i>	158.33 44.09	66.14
40 05 23 23-0492 EA 2", Type 304, Schedule 10 Stainless Steel Concentric Reducer..... <i>For Work In Restricted Working Space, Add</i>	172.45 48.70	73.04
40 05 23 23-0493 EA 2-1/2", Type 304, Schedule 10 Stainless Steel Concentric Reducer..... <i>For Work In Restricted Working Space, Add</i>	232.90 60.85	91.27
40 05 23 23-0494 EA 3", Type 304, Schedule 10 Stainless Steel Concentric Reducer..... <i>For Work In Restricted Working Space, Add</i>	263.13 69.27	103.91
40 05 23 23-0495 EA 4", Type 304, Schedule 10 Stainless Steel Concentric Reducer..... <i>For Work In Restricted Working Space, Add</i>	307.46 81.17	121.76
40 05 23 23-0496 EA 6", Type 304, Schedule 10 Stainless Steel Concentric Reducer..... <i>For Work In Restricted Working Space, Add</i>	397.26 103.34	155.01
40 05 23 23-0497 EA 8", Type 304, Schedule 10 Stainless Steel Concentric Reducer..... <i>For Work In Restricted Working Space, Add</i>	643.40 167.59	251.39
40 05 23 23-0498 EA 10", Type 304, Schedule 10 Stainless Steel Concentric Reducer..... <i>For Work In Restricted Working Space, Add</i>	819.24 209.49	314.23
40 05 23 23-0499 EA 12", Type 304, Schedule 10 Stainless Steel Concentric Reducer..... <i>For Work In Restricted Working Space, Add</i>	1,102.38 279.32	418.97
40 05 23 23-0500 EA 14", Type 304, Schedule 10 Stainless Steel Concentric Reducer..... <i>For Work In Restricted Working Space, Add</i>	1,578.34 366.60	549.90
40 05 23 23-0501 EA 16", Type 304, Schedule 10 Stainless Steel Concentric Reducer..... <i>For Work In Restricted Working Space, Add</i>	1,847.96 417.78	626.67
40 05 23 23-0502 EA 18", Type 304, Schedule 10 Stainless Steel Concentric Reducer..... <i>For Work In Restricted Working Space, Add</i>	2,272.96 523.72	785.57
40 05 23 23-0503 EA 20", Type 304, Schedule 10 Stainless Steel Concentric Reducer..... <i>For Work In Restricted Working Space, Add</i>	3,198.64 698.29	1,047.43
40 05 23 23-0504 EA 24", Type 304, Schedule 10 Stainless Steel Concentric Reducer..... <i>For Work In Restricted Working Space, Add</i>	4,603.74 1,047.44	1,571.15
40 05 23 23-0505 EA 3/4", Type 304, Schedule 10 Stainless Steel Eccentric Reducer..... <i>For Work In Restricted Working Space, Add</i>	150.92 33.49	50.24
40 05 23 23-0506 EA 1", Type 304, Schedule 10 Stainless Steel Eccentric Reducer..... <i>For Work In Restricted Working Space, Add</i>	155.72 36.50	54.74
40 05 23 23-0507 EA 1-1/4", Type 304, Schedule 10 Stainless Steel Eccentric Reducer..... <i>For Work In Restricted Working Space, Add</i>	163.65 40.46	60.69
40 05 23 23-0508 EA 1-1/2", Type 304, Schedule 10 Stainless Steel Eccentric Reducer..... <i>For Work In Restricted Working Space, Add</i>	184.72 44.09	66.14
40 05 23 23-0509 EA 2", Type 304, Schedule 10 Stainless Steel Eccentric Reducer..... <i>For Work In Restricted Working Space, Add</i>	191.47 48.70	73.04
40 05 23 23-0510 EA 2-1/2", Type 304, Schedule 10 Stainless Steel Eccentric Reducer..... <i>For Work In Restricted Working Space, Add</i>	253.77 60.85	91.27
40 05 23 23-0511 EA 3", Type 304, Schedule 10 Stainless Steel Eccentric Reducer..... <i>For Work In Restricted Working Space, Add</i>	283.69 69.27	103.91
40 05 23 23-0512 EA 4", Type 304, Schedule 10 Stainless Steel Eccentric Reducer..... <i>For Work In Restricted Working Space, Add</i>	323.36 81.17	121.76
40 05 23 23-0513 EA 6", Type 304, Schedule 10 Stainless Steel Eccentric Reducer..... <i>For Work In Restricted Working Space, Add</i>	454.64 103.34	155.01
40 05 23 23-0514 EA 8", Type 304, Schedule 10 Stainless Steel Eccentric Reducer..... <i>For Work In Restricted Working Space, Add</i>	766.41 167.59	251.39
40 05 23 23-0515 EA 10", Type 304, Schedule 10 Stainless Steel Eccentric Reducer..... <i>For Work In Restricted Working Space, Add</i>	1,059.17 209.49	314.23
40 05 23 23-0516 EA 12", Type 304, Schedule 10 Stainless Steel Eccentric Reducer..... <i>For Work In Restricted Working Space, Add</i>	1,324.07 279.32	418.97
40 05 23 23-0517 EA 14", Type 304, Schedule 10 Stainless Steel Eccentric Reducer..... <i>For Work In Restricted Working Space, Add</i>	2,089.76 366.60	549.90
40 05 23 23-0518 EA 16", Type 304, Schedule 10 Stainless Steel Eccentric Reducer..... <i>For Work In Restricted Working Space, Add</i>	2,433.97 417.78	626.67



MINOR CSI UOM DESCRIPTION	TOTAL DIRECT UNIT COST	DEMOLITION UNIT COST
40 05 23 23-0519 EA 18", Type 304, Schedule 10 Stainless Steel Eccentric Reducer..... <i>For Work In Restricted Working Space, Add</i>	2,988.16 523.72	785.57
40 05 23 23-0520 EA 20", Type 304, Schedule 10 Stainless Steel Eccentric Reducer..... <i>For Work In Restricted Working Space, Add</i>	4,344.71 698.29	1,047.43
40 05 23 23-0521 EA 24", Type 304, Schedule 10 Stainless Steel Eccentric Reducer..... <i>For Work In Restricted Working Space, Add</i>	6,122.65 1,047.44	1,571.15
40 05 23 23-0522 Type 304, Schedule 10 Stainless Steel Butt Weld Caps (40 05 23 23-0392)		
40 05 23 23-0523 EA 1/2", Type 304, Schedule 10 Stainless Steel Cap <i>For Work In Restricted Working Space, Add</i>	67.32 17.34	26.01
40 05 23 23-0524 EA 3/4", Type 304, Schedule 10 Stainless Steel Cap <i>For Work In Restricted Working Space, Add</i>	74.24 18.41	27.60
40 05 23 23-0525 EA 1", Type 304, Schedule 10 Stainless Steel Cap <i>For Work In Restricted Working Space, Add</i>	81.54 20.23	30.34
40 05 23 23-0526 EA 1-1/4", Type 304, Schedule 10 Stainless Steel Cap <i>For Work In Restricted Working Space, Add</i>	89.92 22.05	33.08
40 05 23 23-0527 EA 1-1/2", Type 304, Schedule 10 Stainless Steel Cap <i>For Work In Restricted Working Space, Add</i>	96.20 24.35	36.52
40 05 23 23-0528 EA 2", Type 304, Schedule 10 Stainless Steel Cap <i>For Work In Restricted Working Space, Add</i>	103.48 27.09	40.63
40 05 23 23-0529 EA 2-1/2", Type 304, Schedule 10 Stainless Steel Cap <i>For Work In Restricted Working Space, Add</i>	134.58 34.67	52.01
40 05 23 23-0530 EA 3", Type 304, Schedule 10 Stainless Steel Cap <i>For Work In Restricted Working Space, Add</i>	151.70 40.63	60.95
40 05 23 23-0531 EA 4", Type 304, Schedule 10 Stainless Steel Cap <i>For Work In Restricted Working Space, Add</i>	182.97 48.63	72.95
40 05 23 23-0532 EA 6", Type 304, Schedule 10 Stainless Steel Cap <i>For Work In Restricted Working Space, Add</i>	236.89 60.85	91.27
40 05 23 23-0533 EA 8", Type 304, Schedule 10 Stainless Steel Cap <i>For Work In Restricted Working Space, Add</i>	410.45 104.74	157.12
40 05 23 23-0534 EA 10", Type 304, Schedule 10 Stainless Steel Cap <i>For Work In Restricted Working Space, Add</i>	546.53 139.66	209.49
40 05 23 23-0535 EA 12", Type 304, Schedule 10 Stainless Steel Cap <i>For Work In Restricted Working Space, Add</i>	803.84 209.49	314.22
40 05 23 23-0536 EA 14", Type 304, Schedule 10 Stainless Steel Cap <i>For Work In Restricted Working Space, Add</i>	944.03 244.40	366.61
40 05 23 23-0537 EA 16", Type 304, Schedule 10 Stainless Steel Cap <i>For Work In Restricted Working Space, Add</i>	1,096.13 278.79	418.17
40 05 23 23-0538 EA 18", Type 304, Schedule 10 Stainless Steel Cap <i>For Work In Restricted Working Space, Add</i>	1,385.44 349.15	523.71
40 05 23 23-0539 EA 20", Type 304, Schedule 10 Stainless Steel Cap <i>For Work In Restricted Working Space, Add</i>	1,911.12 488.80	733.20
40 05 23 23-0540 EA 24", Type 304, Schedule 10 Stainless Steel Cap <i>For Work In Restricted Working Space, Add</i>	2,824.14 698.29	1,047.42
40 05 23 23-0541 Type 304, Schedule 40 Stainless Steel Pipe And Butt Weld Fittings (40 05 23 23-0231)		
40 05 23 23-0542 Type 304, Schedule 40 Stainless Steel Pipe (40 05 23 23-0541)		
40 05 23 23-0543 LF 1/2" Pipe, Stainless Steel Schedule 40 Type 304 For Welded Butt Fitting <i>For Work In Restricted Working Space, Add</i>	23.78 2.74	4.56
40 05 23 23-0544 LF 3/4" Pipe, Stainless Steel Schedule 40 Type 304 For Welded Butt Fitting <i>For Work In Restricted Working Space, Add</i>	28.85 3.35	5.58
40 05 23 23-0545 LF 1" Pipe, Stainless Steel Schedule 40 Type 304 For Welded Butt Fitting <i>For Work In Restricted Working Space, Add</i>	35.56 3.93	6.59
40 05 23 23-0546 LF 1-1/4" Pipe, Stainless Steel Schedule 40 Type 304 For Welded Butt Fitting <i>For Work In Restricted Working Space, Add</i>	44.44 4.91	8.12
40 05 23 23-0547 LF 1-1/2" Pipe, Stainless Steel Schedule 40 Type 304 For Welded Butt Fitting <i>For Work In Restricted Working Space, Add</i>	51.34 5.53	9.13
40 05 23 23-0548 LF 2" Pipe, Stainless Steel Schedule 40 Type 304 For Welded Butt Fitting <i>For Work In Restricted Working Space, Add</i>	66.06 6.85	11.67
40 05 23 23-0549 LF 2-1/2" Pipe, Stainless Steel Schedule 40 Type 304 For Welded Butt Fitting <i>For Work In Restricted Working Space, Add</i>	82.77 7.83	13.18
40 05 23 23-0550 LF 3" Pipe, Stainless Steel Schedule 40 Type 304 For Welded Butt Fitting <i>For Work In Restricted Working Space, Add</i>	79.27 8.82	14.71
40 05 23 23-0551 LF 4" Pipe, Stainless Steel Schedule 40 Type 304 For Welded Butt Fitting <i>For Work In Restricted Working Space, Add</i>	135.66 10.43	17.24
40 05 23 23-0552 LF 6" Pipe, Stainless Steel Schedule 40 Type 304 For Welded Butt Fitting <i>For Work In Restricted Working Space, Add</i>	214.21 13.70	22.82
40 05 23 23-0553 LF 8" Pipe, Stainless Steel Schedule 40 Type 304 For Welded Butt Fitting <i>For Work In Restricted Working Space, Add</i>	377.78 26.66	41.28
40 05 23 23-0554 LF 10" Pipe, Stainless Steel Schedule 40 Type 304 For Welded Butt Fitting <i>For Work In Restricted Working Space, Add</i>	482.97 29.33	45.62
40 05 23 23-0555 LF 12" Pipe, Stainless Steel Schedule 40 Type 304 For Welded Butt Fitting <i>For Work In Restricted Working Space, Add</i>	606.18 32.59	50.51
40 05 23 23-0556 Type 304, Schedule 40 Stainless Steel Butt Weld 90 Degree Elbows (40 05 23 23-0541)		
40 05 23 23-0557 EA 1/2", Type 304, Schedule 40 Stainless Steel 90 Degree Elbow..... <i>For Work In Restricted Working Space, Add</i>	122.04 34.68	52.03
40 05 23 23-0558 EA 3/4", Type 304, Schedule 40 Stainless Steel 90 Degree Elbow..... <i>For Work In Restricted Working Space, Add</i>	129.15 36.81	55.22

40 Process Interconnections
40 05 Common Work Results For Process Interconnections
40 05 23 Stainless Steel Process Pipe and Tubing



MINOR CSI UOM DESCRIPTION	TOTAL DIRECT UNIT COST	DEMOLITION UNIT COST
40 05 23 23-0559 EA 1", Type 304, Schedule 40 Stainless Steel 90 Degree Elbow..... <i>For Work In Restricted Working Space, Add</i>	141.92 40.46	60.69
40 05 23 23-0560 EA 1-1/4", Type 304, Schedule 40 Stainless Steel 90 Degree Elbow..... <i>For Work In Restricted Working Space, Add</i>	154.57 44.09	66.14
40 05 23 23-0561 EA 1-1/2", Type 304, Schedule 40 Stainless Steel 90 Degree Elbow..... <i>For Work In Restricted Working Space, Add</i>	170.60 48.70	73.04
40 05 23 23-0562 EA 2", Type 304, Schedule 40 Stainless Steel 90 Degree Elbow..... <i>For Work In Restricted Working Space, Add</i>	192.23 54.17	81.27
40 05 23 23-0563 EA 2-1/2", Type 304, Schedule 40 Stainless Steel 90 Degree Elbow..... <i>For Work In Restricted Working Space, Add</i>	255.36 69.34	104.01
40 05 23 23-0564 EA 3", Type 304, Schedule 40 Stainless Steel 90 Degree Elbow..... <i>For Work In Restricted Working Space, Add</i>	301.86 81.26	121.89
40 05 23 23-0565 EA 4", Type 304, Schedule 40 Stainless Steel 90 Degree Elbow..... <i>For Work In Restricted Working Space, Add</i>	375.45 97.26	145.89
40 05 23 23-0566 EA 6", Type 304, Schedule 40 Stainless Steel 90 Degree Elbow..... <i>For Work In Restricted Working Space, Add</i>	615.19 121.50	182.25
40 05 23 23-0567 EA 8", Type 304, Schedule 40 Stainless Steel 90 Degree Elbow..... <i>For Work In Restricted Working Space, Add</i>	1,024.71 209.49	314.23
40 05 23 23-0568 EA 10", Type 304, Schedule 40 Stainless Steel 90 Degree Elbow..... <i>For Work In Restricted Working Space, Add</i>	1,611.39 279.32	418.97
40 05 23 23-0569 EA 12", Type 304, Schedule 40 Stainless Steel 90 Degree Elbow..... <i>For Work In Restricted Working Space, Add</i>	2,360.23 418.97	628.46
40 05 23 23-0570 EA 14", Type 304, Schedule 40 Stainless Steel 90 Degree Elbow..... <i>For Work In Restricted Working Space, Add</i>	2,805.71 488.80	733.20
40 05 23 23-0571 EA 16", Type 304, Schedule 40 Stainless Steel 90 Degree Elbow..... <i>For Work In Restricted Working Space, Add</i>	3,358.26 557.57	836.35
40 05 23 23-0572 EA 18", Type 304, Schedule 40 Stainless Steel 90 Degree Elbow..... <i>For Work In Restricted Working Space, Add</i>	4,333.45 698.29	1,047.43
40 05 23 23-0573 EA 20", Type 304, Schedule 40 Stainless Steel 90 Degree Elbow..... <i>For Work In Restricted Working Space, Add</i>	5,885.15 977.60	1,466.41
40 05 23 23-0574 EA 24", Type 304, Schedule 40 Stainless Steel 90 Degree Elbow..... <i>For Work In Restricted Working Space, Add</i>	8,438.80 1,396.58	2,094.87
40 05 23 23-0575 Type 304, Schedule 40 Stainless Steel Butt Weld 45 Degree Elbows (40 05 23 23-0541)		
40 05 23 23-0576 EA 1/2", Type 304, Schedule 40 Stainless Steel 45 Degree Elbow..... <i>For Work In Restricted Working Space, Add</i>	124.19 34.68	52.03
40 05 23 23-0577 EA 3/4", Type 304, Schedule 40 Stainless Steel 45 Degree Elbow..... <i>For Work In Restricted Working Space, Add</i>	131.30 36.81	55.22
40 05 23 23-0578 EA 1", Type 304, Schedule 40 Stainless Steel 45 Degree Elbow..... <i>For Work In Restricted Working Space, Add</i>	143.45 40.46	60.69
40 05 23 23-0579 EA 1-1/4", Type 304, Schedule 40 Stainless Steel 45 Degree Elbow..... <i>For Work In Restricted Working Space, Add</i>	156.13 44.09	66.14
40 05 23 23-0580 EA 1-1/2", Type 304, Schedule 40 Stainless Steel 45 Degree Elbow..... <i>For Work In Restricted Working Space, Add</i>	172.14 48.70	73.04
40 05 23 23-0581 EA 2", Type 304, Schedule 40 Stainless Steel 45 Degree Elbow..... <i>For Work In Restricted Working Space, Add</i>	192.56 54.17	81.27
40 05 23 23-0582 EA 2-1/2", Type 304, Schedule 40 Stainless Steel 45 Degree Elbow..... <i>For Work In Restricted Working Space, Add</i>	255.36 69.34	104.01
40 05 23 23-0583 EA 3", Type 304, Schedule 40 Stainless Steel 45 Degree Elbow..... <i>For Work In Restricted Working Space, Add</i>	293.27 81.26	121.89
40 05 23 23-0584 EA 4", Type 304, Schedule 40 Stainless Steel 45 Degree Elbow..... <i>For Work In Restricted Working Space, Add</i>	380.05 97.26	145.89
40 05 23 23-0585 EA 6", Type 304, Schedule 40 Stainless Steel 45 Degree Elbow..... <i>For Work In Restricted Working Space, Add</i>	510.56 121.50	182.25
40 05 23 23-0586 EA 8", Type 304, Schedule 40 Stainless Steel 45 Degree Elbow..... <i>For Work In Restricted Working Space, Add</i>	915.01 209.49	314.23
40 05 23 23-0587 EA 10", Type 304, Schedule 40 Stainless Steel 45 Degree Elbow..... <i>For Work In Restricted Working Space, Add</i>	1,337.34 279.32	418.97
40 05 23 23-0588 EA 12", Type 304, Schedule 40 Stainless Steel 45 Degree Elbow..... <i>For Work In Restricted Working Space, Add</i>	1,955.96 418.97	628.46
40 05 23 23-0589 EA 14", Type 304, Schedule 40 Stainless Steel 45 Degree Elbow..... <i>For Work In Restricted Working Space, Add</i>	2,214.50 488.80	733.20
40 05 23 23-0590 EA 16", Type 304, Schedule 40 Stainless Steel 45 Degree Elbow..... <i>For Work In Restricted Working Space, Add</i>	2,654.35 557.57	836.35
40 05 23 23-0591 EA 18", Type 304, Schedule 40 Stainless Steel 45 Degree Elbow..... <i>For Work In Restricted Working Space, Add</i>	3,351.43 698.29	1,047.43
40 05 23 23-0592 EA 20", Type 304, Schedule 40 Stainless Steel 45 Degree Elbow..... <i>For Work In Restricted Working Space, Add</i>	4,560.05 977.60	1,466.41
40 05 23 23-0593 EA 24", Type 304, Schedule 40 Stainless Steel 45 Degree Elbow..... <i>For Work In Restricted Working Space, Add</i>	6,626.49 1,396.58	2,094.87
40 05 23 23-0594 Type 304, Schedule 40 Stainless Steel Butt Weld Tees (40 05 23 23-0541)		
40 05 23 23-0595 EA 1/2", Type 304, Schedule 40 Stainless Steel Tee..... <i>For Work In Restricted Working Space, Add</i>	165.04 44.08	66.12
40 05 23 23-0596 EA 3/4", Type 304, Schedule 40 Stainless Steel Tee..... <i>For Work In Restricted Working Space, Add</i>	198.48 54.11	81.17
40 05 23 23-0597 EA 1", Type 304, Schedule 40 Stainless Steel Tee..... <i>For Work In Restricted Working Space, Add</i>	220.77 60.80	91.20
40 05 23 23-0598 EA 1-1/4", Type 304, Schedule 40 Stainless Steel Tee..... <i>For Work In Restricted Working Space, Add</i>	252.99 69.34	104.01



MINOR CSI UOM DESCRIPTION	TOTAL DIRECT UNIT COST	DEMOLITION UNIT COST
40 05 23 23-0599 EA 1-1/2", Type 304, Schedule 40 Stainless Steel Tee <i>For Work In Restricted Working Space, Add</i>	266.18 74.42	111.64
40 05 23 23-0600 EA 2", Type 304, Schedule 40 Stainless Steel Tee <i>For Work In Restricted Working Space, Add</i>	290.22 81.17	121.76
40 05 23 23-0601 EA 2-1/2", Type 304, Schedule 40 Stainless Steel Tee <i>For Work In Restricted Working Space, Add</i>	379.44 97.26	145.89
40 05 23 23-0602 EA 3", Type 304, Schedule 40 Stainless Steel Tee <i>For Work In Restricted Working Space, Add</i>	445.89 121.89	182.84
40 05 23 23-0603 EA 4", Type 304, Schedule 40 Stainless Steel Tee <i>For Work In Restricted Working Space, Add</i>	512.77 136.80	205.21
40 05 23 23-0604 EA 6", Type 304, Schedule 40 Stainless Steel Tee <i>For Work In Restricted Working Space, Add</i>	789.03 182.40	273.60
40 05 23 23-0605 EA 8", Type 304, Schedule 40 Stainless Steel Tee <i>For Work In Restricted Working Space, Add</i>	1,387.70 279.32	418.97
40 05 23 23-0606 EA 10", Type 304, Schedule 40 Stainless Steel Tee <i>For Work In Restricted Working Space, Add</i>	2,354.62 418.97	628.46
40 05 23 23-0607 EA 12", Type 304, Schedule 40 Stainless Steel Tee <i>For Work In Restricted Working Space, Add</i>	2,927.78 523.72	785.57
40 05 23 23-0608 EA 14", Type 304, Schedule 40 Stainless Steel Tee <i>For Work In Restricted Working Space, Add</i>	3,972.34 629.36	944.04
40 05 23 23-0609 EA 16", Type 304, Schedule 40 Stainless Steel Tee <i>For Work In Restricted Working Space, Add</i>	5,045.50 767.75	1,151.63
40 05 23 23-0610 EA 18", Type 304, Schedule 40 Stainless Steel Tee <i>For Work In Restricted Working Space, Add</i>	6,537.64 977.60	1,466.41
40 05 23 23-0611 EA 20", Type 304, Schedule 40 Stainless Steel Tee <i>For Work In Restricted Working Space, Add</i>	8,439.36 1,286.32	1,929.49
40 05 23 23-0612 EA 24", Type 304, Schedule 40 Stainless Steel Tee <i>For Work In Restricted Working Space, Add</i>	12,920.84 1,955.21	2,932.81
40 05 23 23-0613 Type 304, Schedule 40 Stainless Steel Butt Weld Reducing Tees (40 05 23 23-0541)		
40 05 23 23-0614 EA 3/4", Type 304, Schedule 40 Stainless Steel Reducing Tee <i>For Work In Restricted Working Space, Add</i>	156.82 36.83	55.24
40 05 23 23-0615 EA 1", Type 304, Schedule 40 Stainless Steel Reducing Tee <i>For Work In Restricted Working Space, Add</i>	184.49 45.13	67.70
40 05 23 23-0616 EA 1-1/4", Type 304, Schedule 40 Stainless Steel Reducing Tee <i>For Work In Restricted Working Space, Add</i>	243.12 50.71	76.06
40 05 23 23-0617 EA 1-1/2", Type 304, Schedule 40 Stainless Steel Reducing Tee <i>For Work In Restricted Working Space, Add</i>	236.26 57.81	86.71
40 05 23 23-0618 EA 2", Type 304, Schedule 40 Stainless Steel Reducing Tee <i>For Work In Restricted Working Space, Add</i>	241.12 62.12	93.17
40 05 23 23-0619 EA 2-1/2", Type 304, Schedule 40 Stainless Steel Reducing Tee <i>For Work In Restricted Working Space, Add</i>	298.39 67.69	101.54
40 05 23 23-0620 EA 3", Type 304, Schedule 40 Stainless Steel Reducing Tee <i>For Work In Restricted Working Space, Add</i>	330.93 81.14	121.71
40 05 23 23-0621 EA 4", Type 304, Schedule 40 Stainless Steel Reducing Tee <i>For Work In Restricted Working Space, Add</i>	438.07 101.41	152.12
40 05 23 23-0622 EA 6", Type 304, Schedule 40 Stainless Steel Reducing Tee <i>For Work In Restricted Working Space, Add</i>	616.39 115.88	173.81
40 05 23 23-0623 EA 8", Type 304, Schedule 40 Stainless Steel Reducing Tee <i>For Work In Restricted Working Space, Add</i>	1,050.81 174.57	261.86
40 05 23 23-0624 EA 10", Type 304, Schedule 40 Stainless Steel Reducing Tee <i>For Work In Restricted Working Space, Add</i>	1,998.69 232.76	349.14
40 05 23 23-0625 EA 12", Type 304, Schedule 40 Stainless Steel Reducing Tee <i>For Work In Restricted Working Space, Add</i>	2,875.77 349.15	523.71
40 05 23 23-0626 EA 14", Type 304, Schedule 40 Stainless Steel Reducing Tee <i>For Work In Restricted Working Space, Add</i>	3,276.60 419.46	629.19
40 05 23 23-0627 EA 16", Type 304, Schedule 40 Stainless Steel Reducing Tee <i>For Work In Restricted Working Space, Add</i>	4,058.02 511.66	767.49
40 05 23 23-0628 EA 18", Type 304, Schedule 40 Stainless Steel Reducing Tee <i>For Work In Restricted Working Space, Add</i>	5,240.23 651.74	977.61
40 05 23 23-0629 EA 20", Type 304, Schedule 40 Stainless Steel Reducing Tee <i>For Work In Restricted Working Space, Add</i>	7,452.56 857.55	1,286.32
40 05 23 23-0630 EA 24", Type 304, Schedule 40 Stainless Steel Reducing Tee <i>For Work In Restricted Working Space, Add</i>	11,657.95 1,302.32	1,953.47
40 05 23 23-0631 Type 304, Schedule 40 Stainless Steel Butt Weld Reducers (40 05 23 23-0541)		
40 05 23 23-0632 EA 3/4", Type 304, Schedule 40 Stainless Steel Concentric Reducer <i>For Work In Restricted Working Space, Add</i>	125.14 33.49	50.24
40 05 23 23-0633 EA 1", Type 304, Schedule 40 Stainless Steel Concentric Reducer <i>For Work In Restricted Working Space, Add</i>	137.62 36.50	54.74
40 05 23 23-0634 EA 1-1/4", Type 304, Schedule 40 Stainless Steel Concentric Reducer <i>For Work In Restricted Working Space, Add</i>	149.37 40.46	60.69
40 05 23 23-0635 EA 1-1/2", Type 304, Schedule 40 Stainless Steel Concentric Reducer <i>For Work In Restricted Working Space, Add</i>	161.40 44.09	66.14
40 05 23 23-0636 EA 2", Type 304, Schedule 40 Stainless Steel Concentric Reducer <i>For Work In Restricted Working Space, Add</i>	174.29 48.70	73.04
40 05 23 23-0637 EA 2-1/2", Type 304, Schedule 40 Stainless Steel Concentric Reducer <i>For Work In Restricted Working Space, Add</i>	232.90 60.85	91.27
40 05 23 23-0638 EA 3", Type 304, Schedule 40 Stainless Steel Concentric Reducer <i>For Work In Restricted Working Space, Add</i>	252.08 69.27	103.91
40 05 23 23-0639 EA 4", Type 304, Schedule 40 Stainless Steel Concentric Reducer <i>For Work In Restricted Working Space, Add</i>	291.75 81.17	121.76

40 Process Interconnections

40 05 Common Work Results For Process Interconnections

40 05 23 Stainless Steel Process Pipe and Tubing



MINOR CSI UOM DESCRIPTION	TOTAL DIRECT UNIT COST	DEMOLITION UNIT COST
40 05 23 23-0640 EA 6", Type 304, Schedule 40 Stainless Steel Concentric Reducer..... <i>For Work In Restricted Working Space, Add</i>	399.71 103.34	155.01
40 05 23 23-0641 EA 8", Type 304, Schedule 40 Stainless Steel Concentric Reducer..... <i>For Work In Restricted Working Space, Add</i>	695.51 167.59	251.39
40 05 23 23-0642 EA 10", Type 304, Schedule 40 Stainless Steel Concentric Reducer..... <i>For Work In Restricted Working Space, Add</i>	908.72 209.49	314.23
40 05 23 23-0643 EA 12", Type 304, Schedule 40 Stainless Steel Concentric Reducer..... <i>For Work In Restricted Working Space, Add</i>	1,182.24 279.32	418.97
40 05 23 23-0644 EA 14", Type 304, Schedule 40 Stainless Steel Concentric Reducer..... <i>For Work In Restricted Working Space, Add</i>	1,757.55 366.60	549.90
40 05 23 23-0645 EA 16", Type 304, Schedule 40 Stainless Steel Concentric Reducer..... <i>For Work In Restricted Working Space, Add</i>	2,073.26 417.78	626.67
40 05 23 23-0646 EA 18", Type 304, Schedule 40 Stainless Steel Concentric Reducer..... <i>For Work In Restricted Working Space, Add</i>	2,729.19 523.72	785.57
40 05 23 23-0647 EA 20", Type 304, Schedule 40 Stainless Steel Concentric Reducer..... <i>For Work In Restricted Working Space, Add</i>	3,736.79 698.29	1,047.43
40 05 23 23-0648 EA 24", Type 304, Schedule 40 Stainless Steel Concentric Reducer..... <i>For Work In Restricted Working Space, Add</i>	5,161.05 1,047.44	1,571.15
40 05 23 23-0649 EA 3/4", Type 304, Schedule 40 Stainless Steel Eccentric Reducer..... <i>For Work In Restricted Working Space, Add</i>	152.16 33.49	50.24
40 05 23 23-0650 EA 1", Type 304, Schedule 40 Stainless Steel Eccentric Reducer..... <i>For Work In Restricted Working Space, Add</i>	162.16 36.50	54.74
40 05 23 23-0651 EA 1-1/4", Type 304, Schedule 40 Stainless Steel Eccentric Reducer..... <i>For Work In Restricted Working Space, Add</i>	185.74 40.46	60.69
40 05 23 23-0652 EA 1-1/2", Type 304, Schedule 40 Stainless Steel Eccentric Reducer..... <i>For Work In Restricted Working Space, Add</i>	196.07 44.09	66.14
40 05 23 23-0653 EA 2", Type 304, Schedule 40 Stainless Steel Eccentric Reducer..... <i>For Work In Restricted Working Space, Add</i>	208.96 48.70	73.04
40 05 23 23-0654 EA 2-1/2", Type 304, Schedule 40 Stainless Steel Eccentric Reducer..... <i>For Work In Restricted Working Space, Add</i>	253.77 60.85	91.27
40 05 23 23-0655 EA 3", Type 304, Schedule 40 Stainless Steel Eccentric Reducer..... <i>For Work In Restricted Working Space, Add</i>	321.73 69.27	103.91
40 05 23 23-0656 EA 4", Type 304, Schedule 40 Stainless Steel Eccentric Reducer..... <i>For Work In Restricted Working Space, Add</i>	349.13 81.17	121.76
40 05 23 23-0657 EA 6", Type 304, Schedule 40 Stainless Steel Eccentric Reducer..... <i>For Work In Restricted Working Space, Add</i>	480.10 103.34	155.01
40 05 23 23-0658 EA 8", Type 304, Schedule 40 Stainless Steel Eccentric Reducer..... <i>For Work In Restricted Working Space, Add</i>	769.07 167.59	251.39
40 05 23 23-0659 EA 10", Type 304, Schedule 40 Stainless Steel Eccentric Reducer..... <i>For Work In Restricted Working Space, Add</i>	1,056.85 209.49	314.23
40 05 23 23-0660 EA 12", Type 304, Schedule 40 Stainless Steel Eccentric Reducer..... <i>For Work In Restricted Working Space, Add</i>	1,444.70 279.32	418.97
40 05 23 23-0661 EA 14", Type 304, Schedule 40 Stainless Steel Eccentric Reducer..... <i>For Work In Restricted Working Space, Add</i>	2,400.87 366.60	549.90
40 05 23 23-0662 EA 16", Type 304, Schedule 40 Stainless Steel Eccentric Reducer..... <i>For Work In Restricted Working Space, Add</i>	2,722.53 417.78	626.67
40 05 23 23-0663 EA 18", Type 304, Schedule 40 Stainless Steel Eccentric Reducer..... <i>For Work In Restricted Working Space, Add</i>	3,569.17 523.72	785.57
40 05 23 23-0664 EA 20", Type 304, Schedule 40 Stainless Steel Eccentric Reducer..... <i>For Work In Restricted Working Space, Add</i>	4,631.45 698.29	1,047.43
40 05 23 23-0665 EA 24", Type 304, Schedule 40 Stainless Steel Eccentric Reducer..... <i>For Work In Restricted Working Space, Add</i>	7,393.57 1,047.44	1,571.15
40 05 23 23-0666 Type 304, Schedule 40 Stainless Steel Butt Weld Caps (40 05 23-0541)		
40 05 23 23-0667 EA 1/2", Type 304, Schedule 40 Stainless Steel Cap..... <i>For Work In Restricted Working Space, Add</i>	68.24 17.34	26.01
40 05 23 23-0668 EA 3/4", Type 304, Schedule 40 Stainless Steel Cap..... <i>For Work In Restricted Working Space, Add</i>	73.32 18.41	27.60
40 05 23 23-0669 EA 1", Type 304, Schedule 40 Stainless Steel Cap..... <i>For Work In Restricted Working Space, Add</i>	82.47 20.23	30.34
40 05 23 23-0670 EA 1-1/4", Type 304, Schedule 40 Stainless Steel Cap..... <i>For Work In Restricted Working Space, Add</i>	94.02 22.05	33.08
40 05 23 23-0671 EA 1-1/2", Type 304, Schedule 40 Stainless Steel Cap..... <i>For Work In Restricted Working Space, Add</i>	100.18 24.35	36.52
40 05 23 23-0672 EA 2", Type 304, Schedule 40 Stainless Steel Cap..... <i>For Work In Restricted Working Space, Add</i>	103.18 27.09	40.63
40 05 23 23-0673 EA 2-1/2", Type 304, Schedule 40 Stainless Steel Cap..... <i>For Work In Restricted Working Space, Add</i>	132.52 34.67	52.01
40 05 23 23-0674 EA 3", Type 304, Schedule 40 Stainless Steel Cap..... <i>For Work In Restricted Working Space, Add</i>	152.93 40.63	60.95
40 05 23 23-0675 EA 4", Type 304, Schedule 40 Stainless Steel Cap..... <i>For Work In Restricted Working Space, Add</i>	186.66 48.63	72.95
40 05 23 23-0676 EA 6", Type 304, Schedule 40 Stainless Steel Cap..... <i>For Work In Restricted Working Space, Add</i>	259.60 60.85	91.27
40 05 23 23-0677 EA 8", Type 304, Schedule 40 Stainless Steel Cap..... <i>For Work In Restricted Working Space, Add</i>	446.91 104.74	157.12
40 05 23 23-0678 EA 10", Type 304, Schedule 40 Stainless Steel Cap..... <i>For Work In Restricted Working Space, Add</i>	598.07 139.66	209.49
40 05 23 23-0679 EA 12", Type 304, Schedule 40 Stainless Steel Cap..... <i>For Work In Restricted Working Space, Add</i>	902.09 209.49	314.22
40 05 23 23-0680 EA 14", Type 304, Schedule 40 Stainless Steel Cap..... <i>For Work In Restricted Working Space, Add</i>	1,034.03 244.40	366.61



MINOR CSI UOM DESCRIPTION	TOTAL DIRECT UNIT COST	DEMOLITION UNIT COST
40 05 23 23-0681 EA 16", Type 304, Schedule 40 Stainless Steel Cap <i>For Work In Restricted Working Space, Add</i>	1,219.94 278.79	418.17
40 05 23 23-0682 EA 18", Type 304, Schedule 40 Stainless Steel Cap <i>For Work In Restricted Working Space, Add</i>	1,532.17 349.15	523.71
40 05 23 23-0683 EA 20", Type 304, Schedule 40 Stainless Steel Cap <i>For Work In Restricted Working Space, Add</i>	2,106.80 488.80	733.20
40 05 23 23-0684 EA 24", Type 304, Schedule 40 Stainless Steel Cap <i>For Work In Restricted Working Space, Add</i>	3,151.30 698.29	1,047.42
40 05 23 23-0685 Type 316, Schedule 10 Stainless Steel Pipe And Butt Weld Fittings		
40 05 23 23-0686 Type 316, Schedule 10 Stainless Steel Pipe		
40 05 23 23-0687 LF 1/2" Pipe, Stainless Steel Schedule 10 Type 316 For Welded Butt Fitting <i>For Work In Restricted Working Space, Add</i>	24.56 2.74	4.56
40 05 23 23-0688 LF 3/4" Pipe, Stainless Steel Schedule 10 Type 316 For Welded Butt Fitting <i>For Work In Restricted Working Space, Add</i>	29.00 3.35	5.58
40 05 23 23-0689 LF 1" Pipe, Stainless Steel Schedule 10 Type 316 For Welded Butt Fitting <i>For Work In Restricted Working Space, Add</i>	39.68 3.93	6.59
40 05 23 23-0690 LF 1-1/4" Pipe, Stainless Steel Schedule 10 Type 316 For Welded Butt Fitting <i>For Work In Restricted Working Space, Add</i>	48.15 4.91	8.22
40 05 23 23-0691 LF 1-1/2" Pipe, Stainless Steel Schedule 10 Type 316 For Welded Butt Fitting <i>For Work In Restricted Working Space, Add</i>	53.40 5.53	9.23
40 05 23 23-0692 LF 2" Pipe, Stainless Steel Schedule 10 Type 316 For Welded Butt Fitting <i>For Work In Restricted Working Space, Add</i>	66.02 6.85	11.46
40 05 23 23-0693 LF 2-1/2" Pipe, Stainless Steel Schedule 10 Type 316 For Welded Butt Fitting <i>For Work In Restricted Working Space, Add</i>	79.82 7.83	13.08
40 05 23 23-0694 LF 3" Pipe, Stainless Steel Schedule 10 Type 316 For Welded Butt Fitting <i>For Work In Restricted Working Space, Add</i>	95.21 8.82	14.71
40 05 23 23-0695 LF 4" Pipe, Stainless Steel Schedule 10 Type 316 For Welded Butt Fitting <i>For Work In Restricted Working Space, Add</i>	121.14 10.43	17.44
40 05 23 23-0696 LF 6" Pipe, Stainless Steel Schedule 10 Type 316 For Welded Butt Fitting <i>For Work In Restricted Working Space, Add</i>	180.48 13.70	22.92
40 05 23 23-0697 LF 8" Pipe, Stainless Steel Schedule 10 Type 316 For Welded Butt Fitting <i>For Work In Restricted Working Space, Add</i>	295.29 26.66	41.49
40 05 23 23-0698 LF 10" Pipe, Stainless Steel Schedule 10 Type 316 For Welded Butt Fitting <i>For Work In Restricted Working Space, Add</i>	388.43 29.33	45.62
40 05 23 23-0699 LF 12" Pipe, Stainless Steel Schedule 10 Type 316 For Welded Butt Fitting <i>For Work In Restricted Working Space, Add</i>	470.90 32.59	50.73
40 05 23 23-0700 LF 14" Pipe, Stainless Steel Schedule 10 Type 316 For Welded Butt Fitting <i>For Work In Restricted Working Space, Add</i>	587.53 36.66	57.03
40 05 23 23-0701 LF 16" Pipe, Stainless Steel Schedule 10 Type 316 For Welded Butt Fitting <i>For Work In Restricted Working Space, Add</i>	643.27 41.90	65.18
40 05 23 23-0702 LF 18" Pipe, Stainless Steel Schedule 10 Type 316 For Welded Butt Fitting <i>For Work In Restricted Working Space, Add</i>	716.09 48.88	76.03
40 05 23 23-0703 LF 20" Pipe, Stainless Steel Schedule 10 Type 316 For Welded Butt Fitting <i>For Work In Restricted Working Space, Add</i>	1,016.18 58.66	91.24
40 05 23 23-0704 LF 24" Pipe, Stainless Steel Schedule 10 Type 316 For Welded Butt Fitting <i>For Work In Restricted Working Space, Add</i>	1,332.82 73.32	114.05
40 05 23 23-0705 Type 316, Schedule 10 Stainless Steel Butt Weld 90 Degree Elbows		
40 05 23 23-0706 EA 1/2", Type 316, Schedule 10 Stainless Steel 90 Degree Elbow <i>For Work In Restricted Working Space, Add</i>	122.35 34.68	52.03
40 05 23 23-0707 EA 3/4", Type 316, Schedule 10 Stainless Steel 90 Degree Elbow <i>For Work In Restricted Working Space, Add</i>	129.46 36.81	55.22
40 05 23 23-0708 EA 1", Type 316, Schedule 10 Stainless Steel 90 Degree Elbow <i>For Work In Restricted Working Space, Add</i>	142.84 40.46	60.69
40 05 23 23-0709 EA 1-1/4", Type 316, Schedule 10 Stainless Steel 90 Degree Elbow <i>For Work In Restricted Working Space, Add</i>	156.58 44.09	66.14
40 05 23 23-0710 EA 1-1/2", Type 316, Schedule 10 Stainless Steel 90 Degree Elbow <i>For Work In Restricted Working Space, Add</i>	171.83 48.70	73.04
40 05 23 23-0711 EA 2", Type 316, Schedule 10 Stainless Steel 90 Degree Elbow <i>For Work In Restricted Working Space, Add</i>	192.23 54.17	81.27
40 05 23 23-0712 EA 2-1/2", Type 316, Schedule 10 Stainless Steel 90 Degree Elbow <i>For Work In Restricted Working Space, Add</i>	251.37 69.34	104.01
40 05 23 23-0713 EA 3", Type 316, Schedule 10 Stainless Steel 90 Degree Elbow <i>For Work In Restricted Working Space, Add</i>	296.03 81.26	121.89
40 05 23 23-0714 EA 4", Type 316, Schedule 10 Stainless Steel 90 Degree Elbow <i>For Work In Restricted Working Space, Add</i>	364.71 97.26	145.89
40 05 23 23-0715 EA 6", Type 316, Schedule 10 Stainless Steel 90 Degree Elbow <i>For Work In Restricted Working Space, Add</i>	513.02 121.50	182.25
40 05 23 23-0716 EA 8", Type 316, Schedule 10 Stainless Steel 90 Degree Elbow <i>For Work In Restricted Working Space, Add</i>	897.12 209.49	314.23
40 05 23 23-0717 EA 10", Type 316, Schedule 10 Stainless Steel 90 Degree Elbow <i>For Work In Restricted Working Space, Add</i>	1,364.82 279.32	418.97
40 05 23 23-0718 EA 12", Type 316, Schedule 10 Stainless Steel 90 Degree Elbow <i>For Work In Restricted Working Space, Add</i>	2,047.09 418.97	628.46
40 05 23 23-0719 EA 14", Type 316, Schedule 10 Stainless Steel 90 Degree Elbow <i>For Work In Restricted Working Space, Add</i>	2,388.57 488.80	733.20
40 05 23 23-0720 EA 16", Type 316, Schedule 10 Stainless Steel 90 Degree Elbow <i>For Work In Restricted Working Space, Add</i>	2,860.65 557.57	836.35

40 Process Interconnections**40 05 Common Work Results For Process Interconnections****40 05 23 Stainless Steel Process Pipe and Tubing**

SAN BERNARDINO
COUNTY

MINOR CSI UOM DESCRIPTION	TOTAL DIRECT UNIT COST	DEMOLITION UNIT COST
40 05 23 23-0721 EA 18", Type 316, Schedule 10 Stainless Steel 90 Degree Elbow..... <i>For Work In Restricted Working Space, Add</i>	3,603.26 698.29	1,047.43
40 05 23 23-0722 EA 20", Type 316, Schedule 10 Stainless Steel 90 Degree Elbow..... <i>For Work In Restricted Working Space, Add</i>	5,031.33 977.60	1,466.41
40 05 23 23-0723 EA 24", Type 316, Schedule 10 Stainless Steel 90 Degree Elbow..... <i>For Work In Restricted Working Space, Add</i>	7,241.37 1,396.58	2,094.87
40 05 23 23-0724 Type 316, Schedule 10 Stainless Steel Butt Weld 45 Degree Elbows (40 05 23 23-0685)		
40 05 23 23-0725 EA 1/2", Type 316, Schedule 10 Stainless Steel 45 Degree Elbow..... <i>For Work In Restricted Working Space, Add</i>	124.19 34.68	52.03
40 05 23 23-0726 EA 3/4", Type 316, Schedule 10 Stainless Steel 45 Degree Elbow..... <i>For Work In Restricted Working Space, Add</i>	131.30 36.87	55.22
40 05 23 23-0727 EA 1", Type 316, Schedule 10 Stainless Steel 45 Degree Elbow..... <i>For Work In Restricted Working Space, Add</i>	144.68 40.46	60.69
40 05 23 23-0728 EA 1-1/4", Type 316, Schedule 10 Stainless Steel 45 Degree Elbow..... <i>For Work In Restricted Working Space, Add</i>	159.03 44.09	66.14
40 05 23 23-0729 EA 1-1/2", Type 316, Schedule 10 Stainless Steel 45 Degree Elbow..... <i>For Work In Restricted Working Space, Add</i>	171.83 48.70	73.04
40 05 23 23-0730 EA 2", Type 316, Schedule 10 Stainless Steel 45 Degree Elbow..... <i>For Work In Restricted Working Space, Add</i>	192.23 54.17	81.27
40 05 23 23-0731 EA 2-1/2", Type 316, Schedule 10 Stainless Steel 45 Degree Elbow..... <i>For Work In Restricted Working Space, Add</i>	249.53 69.34	104.01
40 05 23 23-0732 EA 3", Type 316, Schedule 10 Stainless Steel 45 Degree Elbow..... <i>For Work In Restricted Working Space, Add</i>	293.27 81.26	121.89
40 05 23 23-0733 EA 4", Type 316, Schedule 10 Stainless Steel 45 Degree Elbow..... <i>For Work In Restricted Working Space, Add</i>	358.27 97.26	145.89
40 05 23 23-0734 EA 6", Type 316, Schedule 10 Stainless Steel 45 Degree Elbow..... <i>For Work In Restricted Working Space, Add</i>	474.97 121.50	182.25
40 05 23 23-0735 EA 8", Type 316, Schedule 10 Stainless Steel 45 Degree Elbow..... <i>For Work In Restricted Working Space, Add</i>	828.85 209.49	314.23
40 05 23 23-0736 EA 10", Type 316, Schedule 10 Stainless Steel 45 Degree Elbow..... <i>For Work In Restricted Working Space, Add</i>	1,337.34 279.32	418.97
40 05 23 23-0737 EA 12", Type 316, Schedule 10 Stainless Steel 45 Degree Elbow..... <i>For Work In Restricted Working Space, Add</i>	1,955.96 418.97	628.46
40 05 23 23-0738 EA 14", Type 316, Schedule 10 Stainless Steel 45 Degree Elbow..... <i>For Work In Restricted Working Space, Add</i>	2,303.17 488.80	733.20
40 05 23 23-0739 EA 16", Type 316, Schedule 10 Stainless Steel 45 Degree Elbow..... <i>For Work In Restricted Working Space, Add</i>	2,704.08 557.57	836.35
40 05 23 23-0740 EA 18", Type 316, Schedule 10 Stainless Steel 45 Degree Elbow..... <i>For Work In Restricted Working Space, Add</i>	3,418.88 698.29	1,047.43
40 05 23 23-0741 EA 20", Type 316, Schedule 10 Stainless Steel 45 Degree Elbow..... <i>For Work In Restricted Working Space, Add</i>	4,865.67 977.60	1,466.41
40 05 23 23-0742 EA 24", Type 316, Schedule 10 Stainless Steel 45 Degree Elbow..... <i>For Work In Restricted Working Space, Add</i>	7,020.72 1,396.58	2,094.87
40 05 23 23-0743 Type 316, Schedule 10 Stainless Steel Butt Weld Tees (40 05 23 23-0685)		
40 05 23 23-0744 EA 1/2", Type 316, Schedule 10 Stainless Steel Tee..... <i>For Work In Restricted Working Space, Add</i>	167.80 44.08	66.12
40 05 23 23-0745 EA 3/4", Type 316, Schedule 10 Stainless Steel Tee..... <i>For Work In Restricted Working Space, Add</i>	201.24 54.11	81.17
40 05 23 23-0746 EA 1", Type 316, Schedule 10 Stainless Steel Tee..... <i>For Work In Restricted Working Space, Add</i>	223.53 60.80	91.20
40 05 23 23-0747 EA 1-1/4", Type 316, Schedule 10 Stainless Steel Tee..... <i>For Work In Restricted Working Space, Add</i>	257.23 69.34	104.01
40 05 23 23-0748 EA 1-1/2", Type 316, Schedule 10 Stainless Steel Tee..... <i>For Work In Restricted Working Space, Add</i>	270.79 74.42	111.64
40 05 23 23-0749 EA 2", Type 316, Schedule 10 Stainless Steel Tee..... <i>For Work In Restricted Working Space, Add</i>	293.90 81.17	121.76
40 05 23 23-0750 EA 2-1/2", Type 316, Schedule 10 Stainless Steel Tee..... <i>For Work In Restricted Working Space, Add</i>	358.58 97.26	145.89
40 05 23 23-0751 EA 3", Type 316, Schedule 10 Stainless Steel Tee..... <i>For Work In Restricted Working Space, Add</i>	449.57 121.89	182.84
40 05 23 23-0752 EA 4", Type 316, Schedule 10 Stainless Steel Tee..... <i>For Work In Restricted Working Space, Add</i>	519.52 136.80	205.21
40 05 23 23-0753 EA 6", Type 316, Schedule 10 Stainless Steel Tee..... <i>For Work In Restricted Working Space, Add</i>	779.83 182.40	273.60
40 05 23 23-0754 EA 8", Type 316, Schedule 10 Stainless Steel Tee..... <i>For Work In Restricted Working Space, Add</i>	1,346.93 279.32	418.97
40 05 23 23-0755 EA 10", Type 316, Schedule 10 Stainless Steel Tee..... <i>For Work In Restricted Working Space, Add</i>	2,110.05 418.97	628.46
40 05 23 23-0756 EA 12", Type 316, Schedule 10 Stainless Steel Tee..... <i>For Work In Restricted Working Space, Add</i>	2,723.96 523.72	785.57
40 05 23 23-0757 EA 14", Type 316, Schedule 10 Stainless Steel Tee..... <i>For Work In Restricted Working Space, Add</i>	3,519.07 629.36	944.04
40 05 23 23-0758 EA 16", Type 316, Schedule 10 Stainless Steel Tee..... <i>For Work In Restricted Working Space, Add</i>	4,142.45 767.75	1,151.63
40 05 23 23-0759 EA 18", Type 316, Schedule 10 Stainless Steel Tee..... <i>For Work In Restricted Working Space, Add</i>	5,264.20 977.60	1,466.41
40 05 23 23-0760 EA 20", Type 316, Schedule 10 Stainless Steel Tee..... <i>For Work In Restricted Working Space, Add</i>	7,116.32 1,286.32	1,929.49



MINOR CSI UOM DESCRIPTION	TOTAL DIRECT UNIT COST	DEMOLITION UNIT COST
40 05 23 23-0761 EA 24", Type 316, Schedule 10 Stainless Steel Tee..... <i>For Work In Restricted Working Space, Add</i>	10,120.36 1,955.21	2,932.81
40 05 23 23-0762 Type 316, Schedule 10 Stainless Steel Butt Weld Reducing Tees (40 05 23 23-0685)		
40 05 23 23-0763 EA 3/4", Type 316, Schedule 10 Stainless Steel Reducing Tee..... <i>For Work In Restricted Working Space, Add</i>	162.34 36.83	55.24
40 05 23 23-0764 EA 1", Type 316, Schedule 10 Stainless Steel Reducing Tee..... <i>For Work In Restricted Working Space, Add</i>	191.85 45.13	67.70
40 05 23 23-0765 EA 1-1/4", Type 316, Schedule 10 Stainless Steel Reducing Tee..... <i>For Work In Restricted Working Space, Add</i>	237.76 50.71	76.06
40 05 23 23-0766 EA 1-1/2", Type 316, Schedule 10 Stainless Steel Reducing Tee..... <i>For Work In Restricted Working Space, Add</i>	239.94 57.81	86.71
40 05 23 23-0767 EA 2", Type 316, Schedule 10 Stainless Steel Reducing Tee..... <i>For Work In Restricted Working Space, Add</i>	254.31 62.12	93.17
40 05 23 23-0768 EA 2-1/2", Type 316, Schedule 10 Stainless Steel Reducing Tee..... <i>For Work In Restricted Working Space, Add</i>	357.89 67.69	101.54
40 05 23 23-0769 EA 3", Type 316, Schedule 10 Stainless Steel Reducing Tee..... <i>For Work In Restricted Working Space, Add</i>	338.29 81.14	121.71
40 05 23 23-0770 EA 4", Type 316, Schedule 10 Stainless Steel Reducing Tee..... <i>For Work In Restricted Working Space, Add</i>	460.78 101.41	152.12
40 05 23 23-0771 EA 6", Type 316, Schedule 10 Stainless Steel Reducing Tee..... <i>For Work In Restricted Working Space, Add</i>	669.47 115.88	173.81
40 05 23 23-0772 EA 8", Type 316, Schedule 10 Stainless Steel Reducing Tee..... <i>For Work In Restricted Working Space, Add</i>	1,346.08 174.57	261.86
40 05 23 23-0773 EA 10", Type 316, Schedule 10 Stainless Steel Reducing Tee..... <i>For Work In Restricted Working Space, Add</i>	2,508.37 232.76	349.14
40 05 23 23-0774 EA 12", Type 316, Schedule 10 Stainless Steel Reducing Tee..... <i>For Work In Restricted Working Space, Add</i>	3,263.15 349.15	523.71
40 05 23 23-0775 EA 14", Type 316, Schedule 10 Stainless Steel Reducing Tee..... <i>For Work In Restricted Working Space, Add</i>	3,701.65 419.46	629.19
40 05 23 23-0776 EA 16", Type 316, Schedule 10 Stainless Steel Reducing Tee..... <i>For Work In Restricted Working Space, Add</i>	4,590.35 511.66	767.49
40 05 23 23-0777 EA 18", Type 316, Schedule 10 Stainless Steel Reducing Tee..... <i>For Work In Restricted Working Space, Add</i>	5,934.42 651.74	977.61
40 05 23 23-0778 EA 20", Type 316, Schedule 10 Stainless Steel Reducing Tee..... <i>For Work In Restricted Working Space, Add</i>	8,492.11 857.55	1,286.32
40 05 23 23-0779 EA 24", Type 316, Schedule 10 Stainless Steel Reducing Tee..... <i>For Work In Restricted Working Space, Add</i>	13,313.63 1,302.32	1,953.47
40 05 23 23-0780 Type 316, Schedule 10 Stainless Steel Butt Weld Reducers (40 05 23 23-0685)		
40 05 23 23-0781 EA 3/4", Type 316, Schedule 10 Stainless Steel Concentric Reducer..... <i>For Work In Restricted Working Space, Add</i>	124.83 33.49	50.24
40 05 23 23-0782 EA 1", Type 316, Schedule 10 Stainless Steel Concentric Reducer..... <i>For Work In Restricted Working Space, Add</i>	137.92 36.50	54.74
40 05 23 23-0783 EA 1-1/4", Type 316, Schedule 10 Stainless Steel Concentric Reducer..... <i>For Work In Restricted Working Space, Add</i>	154.05 40.46	60.69
40 05 23 23-0784 EA 1-1/2", Type 316, Schedule 10 Stainless Steel Concentric Reducer..... <i>For Work In Restricted Working Space, Add</i>	160.48 44.09	66.14
40 05 23 23-0785 EA 2", Type 316, Schedule 10 Stainless Steel Concentric Reducer..... <i>For Work In Restricted Working Space, Add</i>	174.29 48.70	73.04
40 05 23 23-0786 EA 2-1/2", Type 316, Schedule 10 Stainless Steel Concentric Reducer..... <i>For Work In Restricted Working Space, Add</i>	231.62 60.85	91.27
40 05 23 23-0787 EA 3", Type 316, Schedule 10 Stainless Steel Concentric Reducer..... <i>For Work In Restricted Working Space, Add</i>	270.49 69.27	103.91
40 05 23 23-0788 EA 4", Type 316, Schedule 10 Stainless Steel Concentric Reducer..... <i>For Work In Restricted Working Space, Add</i>	293.94 81.17	121.76
40 05 23 23-0789 EA 6", Type 316, Schedule 10 Stainless Steel Concentric Reducer..... <i>For Work In Restricted Working Space, Add</i>	412.29 103.34	155.01
40 05 23 23-0790 EA 8", Type 316, Schedule 10 Stainless Steel Concentric Reducer..... <i>For Work In Restricted Working Space, Add</i>	659.13 167.59	251.39
40 05 23 23-0791 EA 10", Type 316, Schedule 10 Stainless Steel Concentric Reducer..... <i>For Work In Restricted Working Space, Add</i>	856.04 209.49	314.23
40 05 23 23-0792 EA 12", Type 316, Schedule 10 Stainless Steel Concentric Reducer..... <i>For Work In Restricted Working Space, Add</i>	1,145.80 279.32	418.97
40 05 23 23-0793 EA 14", Type 316, Schedule 10 Stainless Steel Concentric Reducer..... <i>For Work In Restricted Working Space, Add</i>	1,638.13 366.60	549.90
40 05 23 23-0794 EA 16", Type 316, Schedule 10 Stainless Steel Concentric Reducer..... <i>For Work In Restricted Working Space, Add</i>	1,904.58 417.78	626.67
40 05 23 23-0795 EA 18", Type 316, Schedule 10 Stainless Steel Concentric Reducer..... <i>For Work In Restricted Working Space, Add</i>	2,356.19 523.72	785.57
40 05 23 23-0796 EA 20", Type 316, Schedule 10 Stainless Steel Concentric Reducer..... <i>For Work In Restricted Working Space, Add</i>	3,327.24 698.29	1,047.43
40 05 23 23-0797 EA 24", Type 316, Schedule 10 Stainless Steel Concentric Reducer..... <i>For Work In Restricted Working Space, Add</i>	4,831.75 1,047.44	1,571.15
40 05 23 23-0798 EA 3/4", Type 316, Schedule 10 Stainless Steel Eccentric Reducer..... <i>For Work In Restricted Working Space, Add</i>	148.68 33.49	50.24
40 05 23 23-0799 EA 1", Type 316, Schedule 10 Stainless Steel Eccentric Reducer..... <i>For Work In Restricted Working Space, Add</i>	166.25 36.50	54.74
40 05 23 23-0800 EA 1-1/4", Type 316, Schedule 10 Stainless Steel Eccentric Reducer..... <i>For Work In Restricted Working Space, Add</i>	187.64 40.46	60.69
40 05 23 23-0801 EA 1-1/2", Type 316, Schedule 10 Stainless Steel Eccentric Reducer..... <i>For Work In Restricted Working Space, Add</i>	199.76 44.09	66.14

40 Process Interconnections
40 05 Common Work Results For Process Interconnections
40 05 23 Stainless Steel Process Pipe and Tubing



MINOR CSI UOM DESCRIPTION	TOTAL DIRECT UNIT COST	DEMOLITION UNIT COST
40 05 23 23-0802 EA 2", Type 316, Schedule 10 Stainless Steel Eccentric Reducer <i>For Work In Restricted Working Space, Add</i>	198.53 48.70	73.04
40 05 23 23-0803 EA 2-1/2", Type 316, Schedule 10 Stainless Steel Eccentric Reducer <i>For Work In Restricted Working Space, Add</i>	265.12 60.85	91.27
40 05 23 23-0804 EA 3", Type 316, Schedule 10 Stainless Steel Eccentric Reducer <i>For Work In Restricted Working Space, Add</i>	304.86 69.27	103.91
40 05 23 23-0805 EA 4", Type 316, Schedule 10 Stainless Steel Eccentric Reducer <i>For Work In Restricted Working Space, Add</i>	340.54 81.17	121.76
40 05 23 23-0806 EA 6", Type 316, Schedule 10 Stainless Steel Eccentric Reducer <i>For Work In Restricted Working Space, Add</i>	492.38 103.34	155.01
40 05 23 23-0807 EA 8", Type 316, Schedule 10 Stainless Steel Eccentric Reducer <i>For Work In Restricted Working Space, Add</i>	832.68 167.59	251.39
40 05 23 23-0808 EA 10", Type 316, Schedule 10 Stainless Steel Eccentric Reducer <i>For Work In Restricted Working Space, Add</i>	1,154.94 209.49	314.23
40 05 23 23-0809 EA 12", Type 316, Schedule 10 Stainless Steel Eccentric Reducer <i>For Work In Restricted Working Space, Add</i>	1,455.95 279.32	418.97
40 05 23 23-0810 EA 14", Type 316, Schedule 10 Stainless Steel Eccentric Reducer <i>For Work In Restricted Working Space, Add</i>	2,226.31 366.60	549.90
40 05 23 23-0811 EA 16", Type 316, Schedule 10 Stainless Steel Eccentric Reducer <i>For Work In Restricted Working Space, Add</i>	2,615.48 417.78	626.67
40 05 23 23-0812 EA 18", Type 316, Schedule 10 Stainless Steel Eccentric Reducer <i>For Work In Restricted Working Space, Add</i>	3,239.43 523.72	785.57
40 05 23 23-0813 EA 20", Type 316, Schedule 10 Stainless Steel Eccentric Reducer <i>For Work In Restricted Working Space, Add</i>	4,739.81 698.29	1,047.43
40 05 23 23-0814 EA 24", Type 316, Schedule 10 Stainless Steel Eccentric Reducer <i>For Work In Restricted Working Space, Add</i>	6,509.29 1,047.44	1,571.15
40 05 23 23-0815 Type 316, Schedule 10 Stainless Steel Butt Weld Caps (40 05 23 23-0685)		
40 05 23 23-0816 EA 1/2", Type 316, Schedule 10 Stainless Steel Cap <i>For Work In Restricted Working Space, Add</i>	71.31 17.34	26.01
40 05 23 23-0817 EA 3/4", Type 316, Schedule 10 Stainless Steel Cap <i>For Work In Restricted Working Space, Add</i>	79.45 18.41	27.60
40 05 23 23-0818 EA 1", Type 316, Schedule 10 Stainless Steel Cap <i>For Work In Restricted Working Space, Add</i>	87.07 20.23	30.34
40 05 23 23-0819 EA 1-1/4", Type 316, Schedule 10 Stainless Steel Cap <i>For Work In Restricted Working Space, Add</i>	95.25 22.05	33.08
40 05 23 23-0820 EA 1-1/2", Type 316, Schedule 10 Stainless Steel Cap <i>For Work In Restricted Working Space, Add</i>	102.64 24.35	36.52
40 05 23 23-0821 EA 2", Type 316, Schedule 10 Stainless Steel Cap <i>For Work In Restricted Working Space, Add</i>	107.17 27.09	40.63
40 05 23 23-0822 EA 2-1/2", Type 316, Schedule 10 Stainless Steel Cap <i>For Work In Restricted Working Space, Add</i>	133.41 34.67	52.01
40 05 23 23-0823 EA 3", Type 316, Schedule 10 Stainless Steel Cap <i>For Work In Restricted Working Space, Add</i>	158.15 40.63	60.95
40 05 23 23-0824 EA 4", Type 316, Schedule 10 Stainless Steel Cap <i>For Work In Restricted Working Space, Add</i>	189.42 48.63	72.95
40 05 23 23-0825 EA 6", Type 316, Schedule 10 Stainless Steel Cap <i>For Work In Restricted Working Space, Add</i>	248.24 60.85	91.27
40 05 23 23-0826 EA 8", Type 316, Schedule 10 Stainless Steel Cap <i>For Work In Restricted Working Space, Add</i>	430.66 104.74	157.12
40 05 23 23-0827 EA 10", Type 316, Schedule 10 Stainless Steel Cap <i>For Work In Restricted Working Space, Add</i>	571.07 139.66	209.49
40 05 23 23-0828 EA 12", Type 316, Schedule 10 Stainless Steel Cap <i>For Work In Restricted Working Space, Add</i>	839.74 209.49	314.22
40 05 23 23-0829 EA 14", Type 316, Schedule 10 Stainless Steel Cap <i>For Work In Restricted Working Space, Add</i>	976.41 244.40	366.61
40 05 23 23-0830 EA 16", Type 316, Schedule 10 Stainless Steel Cap <i>For Work In Restricted Working Space, Add</i>	1,123.49 278.79	418.17
40 05 23 23-0831 EA 18", Type 316, Schedule 10 Stainless Steel Cap <i>For Work In Restricted Working Space, Add</i>	1,416.79 349.15	523.71
40 05 23 23-0832 EA 20", Type 316, Schedule 10 Stainless Steel Cap <i>For Work In Restricted Working Space, Add</i>	1,961.13 488.80	733.20
40 05 23 23-0833 EA 24", Type 316, Schedule 10 Stainless Steel Cap <i>For Work In Restricted Working Space, Add</i>	2,978.09 698.29	1,047.42
40 05 23 23-0834 Type 316, Schedule 40 Stainless Steel Pipe And Butt Weld Fittings (40 05 23 23-0231)		
40 05 23 23-0835 Type 316, Schedule 40 Stainless Steel Pipe (40 05 23 23-0834)		
40 05 23 23-0836 LF 1/2" Pipe, Stainless Steel Schedule 40 Type 316 For Welded Butt Fitting <i>For Work In Restricted Working Space, Add</i>	28.68 2.74	4.56
40 05 23 23-0837 LF 3/4" Pipe, Stainless Steel Schedule 40 Type 316 For Welded Butt Fitting <i>For Work In Restricted Working Space, Add</i>	34.77 3.35	5.58
40 05 23 23-0838 LF 1" Pipe, Stainless Steel Schedule 40 Type 316 For Welded Butt Fitting <i>For Work In Restricted Working Space, Add</i>	43.08 3.93	6.59
40 05 23 23-0839 LF 1-1/4" Pipe, Stainless Steel Schedule 40 Type 316 For Welded Butt Fitting <i>For Work In Restricted Working Space, Add</i>	53.83 4.91	8.12
40 05 23 23-0840 LF 1-1/2" Pipe, Stainless Steel Schedule 40 Type 316 For Welded Butt Fitting <i>For Work In Restricted Working Space, Add</i>	62.35 5.53	9.13
40 05 23 23-0841 LF 2" Pipe, Stainless Steel Schedule 40 Type 316 For Welded Butt Fitting <i>For Work In Restricted Working Space, Add</i>	80.51 6.85	11.67
40 05 23 23-0842 LF 2-1/2" Pipe, Stainless Steel Schedule 40 Type 316 For Welded Butt Fitting <i>For Work In Restricted Working Space, Add</i>	101.72 7.83	13.18



MINOR CSI UOM DESCRIPTION	TOTAL DIRECT UNIT COST	DEMOLITION UNIT COST
40 05 23 23-0843 LF 3" Pipe, Stainless Steel Schedule 40 Type 316 For Welded Butt Fitting <i>For Work In Restricted Working Space, Add</i>	95.95 8.62	14.71
40 05 23 23-0844 LF 4" Pipe, Stainless Steel Schedule 40 Type 316 For Welded Butt Fitting <i>For Work In Restricted Working Space, Add</i>	169.40 10.43	17.24
40 05 23 23-0845 LF 6" Pipe, Stainless Steel Schedule 40 Type 316 For Welded Butt Fitting <i>For Work In Restricted Working Space, Add</i>	270.58 13.70	22.82
40 05 23 23-0846 LF 8" Pipe, Stainless Steel Schedule 40 Type 316 For Welded Butt Fitting <i>For Work In Restricted Working Space, Add</i>	474.42 26.66	41.28
40 05 23 23-0847 LF 10" Pipe, Stainless Steel Schedule 40 Type 316 For Welded Butt Fitting <i>For Work In Restricted Working Space, Add</i>	611.83 29.33	45.62
40 05 23 23-0848 LF 12" Pipe, Stainless Steel Schedule 40 Type 316 For Welded Butt Fitting <i>For Work In Restricted Working Space, Add</i>	772.62 32.59	50.51
40 05 23 23-0849 Type 316, Schedule 40 Stainless Steel Butt Weld 90 Degree Elbows <small>(40 05 23 23-0834)</small>		
40 05 23 23-0850 EA 1/2", Type 316, Schedule 40 Stainless Steel 90 Degree Elbow <i>For Work In Restricted Working Space, Add</i>	123.88 34.68	52.03
40 05 23 23-0851 EA 3/4", Type 316, Schedule 40 Stainless Steel 90 Degree Elbow <i>For Work In Restricted Working Space, Add</i>	130.99 36.81	55.22
40 05 23 23-0852 EA 1", Type 316, Schedule 40 Stainless Steel 90 Degree Elbow <i>For Work In Restricted Working Space, Add</i>	144.37 40.46	60.69
40 05 23 23-0853 EA 1-1/4", Type 316, Schedule 40 Stainless Steel 90 Degree Elbow <i>For Work In Restricted Working Space, Add</i>	157.25 44.09	66.14
40 05 23 23-0854 EA 1-1/2", Type 316, Schedule 40 Stainless Steel 90 Degree Elbow <i>For Work In Restricted Working Space, Add</i>	173.37 48.70	73.04
40 05 23 23-0855 EA 2", Type 316, Schedule 40 Stainless Steel 90 Degree Elbow <i>For Work In Restricted Working Space, Add</i>	195.91 54.17	81.27
40 05 23 23-0856 EA 2-1/2", Type 316, Schedule 40 Stainless Steel 90 Degree Elbow <i>For Work In Restricted Working Space, Add</i>	262.72 69.34	104.01
40 05 23 23-0857 EA 3", Type 316, Schedule 40 Stainless Steel 90 Degree Elbow <i>For Work In Restricted Working Space, Add</i>	311.99 81.26	121.89
40 05 23 23-0858 EA 4", Type 316, Schedule 40 Stainless Steel 90 Degree Elbow <i>For Work In Restricted Working Space, Add</i>	399.69 97.26	145.89
40 05 23 23-0859 EA 6", Type 316, Schedule 40 Stainless Steel 90 Degree Elbow <i>For Work In Restricted Working Space, Add</i>	635.75 121.50	182.25
40 05 23 23-0860 EA 8", Type 316, Schedule 40 Stainless Steel 90 Degree Elbow <i>For Work In Restricted Working Space, Add</i>	1,132.06 209.49	314.23
40 05 23 23-0861 EA 10", Type 316, Schedule 40 Stainless Steel 90 Degree Elbow <i>For Work In Restricted Working Space, Add</i>	1,878.47 279.32	418.97
40 05 23 23-0862 EA 12", Type 316, Schedule 40 Stainless Steel 90 Degree Elbow <i>For Work In Restricted Working Space, Add</i>	2,668.43 418.97	628.46
40 05 23 23-0863 EA 14", Type 316, Schedule 40 Stainless Steel 90 Degree Elbow <i>For Work In Restricted Working Space, Add</i>	2,975.04 488.80	733.20
40 05 23 23-0864 EA 16", Type 316, Schedule 40 Stainless Steel 90 Degree Elbow <i>For Work In Restricted Working Space, Add</i>	3,626.30 557.57	836.35
40 05 23 23-0865 EA 18", Type 316, Schedule 40 Stainless Steel 90 Degree Elbow <i>For Work In Restricted Working Space, Add</i>	4,635.87 698.29	1,047.43
40 05 23 23-0866 EA 20", Type 316, Schedule 40 Stainless Steel 90 Degree Elbow <i>For Work In Restricted Working Space, Add</i>	6,245.87 977.60	1,466.41
40 05 23 23-0867 EA 24", Type 316, Schedule 40 Stainless Steel 90 Degree Elbow <i>For Work In Restricted Working Space, Add</i>	9,074.66 1,396.58	2,094.87
40 05 23 23-0868 Type 316, Schedule 40 Stainless Steel Butt Weld 45 Degree Elbows <small>(40 05 23 23-0834)</small>		
40 05 23 23-0869 EA 1/2", Type 316, Schedule 40 Stainless Steel 45 Degree Elbow <i>For Work In Restricted Working Space, Add</i>	126.95 34.68	52.03
40 05 23 23-0870 EA 3/4", Type 316, Schedule 40 Stainless Steel 45 Degree Elbow <i>For Work In Restricted Working Space, Add</i>	134.06 36.81	55.22
40 05 23 23-0871 EA 1", Type 316, Schedule 40 Stainless Steel 45 Degree Elbow <i>For Work In Restricted Working Space, Add</i>	146.21 40.46	60.69
40 05 23 23-0872 EA 1-1/4", Type 316, Schedule 40 Stainless Steel 45 Degree Elbow <i>For Work In Restricted Working Space, Add</i>	158.14 44.09	66.14
40 05 23 23-0873 EA 1-1/2", Type 316, Schedule 40 Stainless Steel 45 Degree Elbow <i>For Work In Restricted Working Space, Add</i>	175.21 48.70	73.04
40 05 23 23-0874 EA 2", Type 316, Schedule 40 Stainless Steel 45 Degree Elbow <i>For Work In Restricted Working Space, Add</i>	195.91 54.17	81.27
40 05 23 23-0875 EA 2-1/2", Type 316, Schedule 40 Stainless Steel 45 Degree Elbow <i>For Work In Restricted Working Space, Add</i>	262.72 69.34	104.01
40 05 23 23-0876 EA 3", Type 316, Schedule 40 Stainless Steel 45 Degree Elbow <i>For Work In Restricted Working Space, Add</i>	300.02 81.26	121.89
40 05 23 23-0877 EA 4", Type 316, Schedule 40 Stainless Steel 45 Degree Elbow <i>For Work In Restricted Working Space, Add</i>	376.99 97.26	145.89
40 05 23 23-0878 EA 6", Type 316, Schedule 40 Stainless Steel 45 Degree Elbow <i>For Work In Restricted Working Space, Add</i>	542.47 121.50	182.25
40 05 23 23-0879 EA 8", Type 316, Schedule 40 Stainless Steel 45 Degree Elbow <i>For Work In Restricted Working Space, Add</i>	967.71 209.49	314.23
40 05 23 23-0880 EA 10", Type 316, Schedule 40 Stainless Steel 45 Degree Elbow <i>For Work In Restricted Working Space, Add</i>	1,499.72 279.32	418.97
40 05 23 23-0881 EA 12", Type 316, Schedule 40 Stainless Steel 45 Degree Elbow <i>For Work In Restricted Working Space, Add</i>	2,161.40 418.97	628.46
40 05 23 23-0882 EA 14", Type 316, Schedule 40 Stainless Steel 45 Degree Elbow <i>For Work In Restricted Working Space, Add</i>	2,450.27 488.80	733.20

40 Process Interconnections**40 05 Common Work Results For Process Interconnections****40 05 23 Stainless Steel Process Pipe and Tubing**

SAN BERNARDINO
COUNTY

MINOR CSI UOM DESCRIPTION	TOTAL DIRECT UNIT COST	DEMOLITION UNIT COST
40 05 23 23-0883 EA 16", Type 316, Schedule 40 Stainless Steel 45 Degree Elbow..... <i>For Work In Restricted Working Space, Add</i>	2,765.37 557.57	836.35
40 05 23 23-0884 EA 18", Type 316, Schedule 40 Stainless Steel 45 Degree Elbow..... <i>For Work In Restricted Working Space, Add</i>	3,564.07 698.29	1,047.43
40 05 23 23-0885 EA 20", Type 316, Schedule 40 Stainless Steel 45 Degree Elbow..... <i>For Work In Restricted Working Space, Add</i>	4,832.05 977.60	1,466.41
40 05 23 23-0886 EA 24", Type 316, Schedule 40 Stainless Steel 45 Degree Elbow..... <i>For Work In Restricted Working Space, Add</i>	7,186.56 1,396.58	2,094.87
40 05 23 23-0887 Type 316, Schedule 40 Stainless Steel Butt Weld Tees (40 05 23 23-0834)		
40 05 23 23-0888 EA 1/2", Type 316, Schedule 40 Stainless Steel Tee..... <i>For Work In Restricted Working Space, Add</i>	169.65 44.08	66.12
40 05 23 23-0889 EA 3/4", Type 316, Schedule 40 Stainless Steel Tee..... <i>For Work In Restricted Working Space, Add</i>	203.09 54.11	81.17
40 05 23 23-0890 EA 1", Type 316, Schedule 40 Stainless Steel Tee..... <i>For Work In Restricted Working Space, Add</i>	225.38 60.80	91.20
40 05 23 23-0891 EA 1-1/4", Type 316, Schedule 40 Stainless Steel Tee..... <i>For Work In Restricted Working Space, Add</i>	259.91 69.34	104.01
40 05 23 23-0892 EA 1-1/2", Type 316, Schedule 40 Stainless Steel Tee..... <i>For Work In Restricted Working Space, Add</i>	270.79 74.42	111.64
40 05 23 23-0893 EA 2", Type 316, Schedule 40 Stainless Steel Tee..... <i>For Work In Restricted Working Space, Add</i>	295.13 81.17	121.76
40 05 23 23-0894 EA 2-1/2", Type 316, Schedule 40 Stainless Steel Tee..... <i>For Work In Restricted Working Space, Add</i>	369.51 97.26	145.89
40 05 23 23-0895 EA 3", Type 316, Schedule 40 Stainless Steel Tee..... <i>For Work In Restricted Working Space, Add</i>	455.40 121.89	182.84
40 05 23 23-0896 EA 4", Type 316, Schedule 40 Stainless Steel Tee..... <i>For Work In Restricted Working Space, Add</i>	529.64 136.80	205.21
40 05 23 23-0897 EA 6", Type 316, Schedule 40 Stainless Steel Tee..... <i>For Work In Restricted Working Space, Add</i>	851.94 182.40	273.60
40 05 23 23-0898 EA 8", Type 316, Schedule 40 Stainless Steel Tee..... <i>For Work In Restricted Working Space, Add</i>	1,532.18 279.32	418.97
40 05 23 23-0899 EA 10", Type 316, Schedule 40 Stainless Steel Tee..... <i>For Work In Restricted Working Space, Add</i>	2,599.17 418.97	628.46
40 05 23 23-0900 EA 12", Type 316, Schedule 40 Stainless Steel Tee..... <i>For Work In Restricted Working Space, Add</i>	3,192.88 523.72	785.57
40 05 23 23-0901 EA 14", Type 316, Schedule 40 Stainless Steel Tee..... <i>For Work In Restricted Working Space, Add</i>	4,622.16 629.36	944.04
40 05 23 23-0902 EA 16", Type 316, Schedule 40 Stainless Steel Tee..... <i>For Work In Restricted Working Space, Add</i>	5,732.03 767.75	1,151.63
40 05 23 23-0903 EA 18", Type 316, Schedule 40 Stainless Steel Tee..... <i>For Work In Restricted Working Space, Add</i>	7,431.07 977.60	1,466.41
40 05 23 23-0904 EA 20", Type 316, Schedule 40 Stainless Steel Tee..... <i>For Work In Restricted Working Space, Add</i>	9,647.91 1,286.32	1,929.49
40 05 23 23-0905 EA 24", Type 316, Schedule 40 Stainless Steel Tee..... <i>For Work In Restricted Working Space, Add</i>	13,776.69 1,955.21	2,932.81
40 05 23 23-0906 Type 316, Schedule 40 Stainless Steel Butt Weld Reducing Tees (40 05 23 23-0834)		
40 05 23 23-0907 EA 3/4", Type 316, Schedule 40 Stainless Steel Reducing Tee..... <i>For Work In Restricted Working Space, Add</i>	168.17 36.83	55.24
40 05 23 23-0908 EA 1", Type 316, Schedule 40 Stainless Steel Reducing Tee..... <i>For Work In Restricted Working Space, Add</i>	195.84 45.13	67.70
40 05 23 23-0909 EA 1-1/4", Type 316, Schedule 40 Stainless Steel Reducing Tee..... <i>For Work In Restricted Working Space, Add</i>	262.31 50.71	76.06
40 05 23 23-0910 EA 1-1/2", Type 316, Schedule 40 Stainless Steel Reducing Tee..... <i>For Work In Restricted Working Space, Add</i>	249.46 57.81	86.71
40 05 23 23-0911 EA 2", Type 316, Schedule 40 Stainless Steel Reducing Tee..... <i>For Work In Restricted Working Space, Add</i>	254.31 62.12	93.17
40 05 23 23-0912 EA 2-1/2", Type 316, Schedule 40 Stainless Steel Reducing Tee..... <i>For Work In Restricted Working Space, Add</i>	359.73 67.69	101.54
40 05 23 23-0913 EA 3", Type 316, Schedule 40 Stainless Steel Reducing Tee..... <i>For Work In Restricted Working Space, Add</i>	351.49 81.14	121.71
40 05 23 23-0914 EA 4", Type 316, Schedule 40 Stainless Steel Reducing Tee..... <i>For Work In Restricted Working Space, Add</i>	473.97 101.41	152.12
40 05 23 23-0915 EA 6", Type 316, Schedule 40 Stainless Steel Reducing Tee..... <i>For Work In Restricted Working Space, Add</i>	677.76 115.88	173.81
40 05 23 23-0916 EA 8", Type 316, Schedule 40 Stainless Steel Reducing Tee..... <i>For Work In Restricted Working Space, Add</i>	1,183.03 174.57	261.86
40 05 23 23-0917 EA 10", Type 316, Schedule 40 Stainless Steel Reducing Tee..... <i>For Work In Restricted Working Space, Add</i>	2,549.14 232.76	349.14
40 05 23 23-0918 EA 12", Type 316, Schedule 40 Stainless Steel Reducing Tee..... <i>For Work In Restricted Working Space, Add</i>	3,344.67 349.15	523.71
40 05 23 23-0919 EA 14", Type 316, Schedule 40 Stainless Steel Reducing Tee..... <i>For Work In Restricted Working Space, Add</i>	3,791.10 419.46	629.19
40 05 23 23-0920 EA 16", Type 316, Schedule 40 Stainless Steel Reducing Tee..... <i>For Work In Restricted Working Space, Add</i>	4,702.37 511.66	767.49
40 05 23 23-0921 EA 18", Type 316, Schedule 40 Stainless Steel Reducing Tee..... <i>For Work In Restricted Working Space, Add</i>	6,080.50 651.74	977.61
40 05 23 23-0922 EA 20", Type 316, Schedule 40 Stainless Steel Reducing Tee..... <i>For Work In Restricted Working Space, Add</i>	8,710.88 857.55	1,286.32
40 05 23 23-0923 EA 24", Type 316, Schedule 40 Stainless Steel Reducing Tee..... <i>For Work In Restricted Working Space, Add</i>	13,662.06 1,302.32	1,953.47



	MINOR	CSI	UOM	DESCRIPTION	TOTAL DIRECT UNIT COST	DEMOLITION UNIT COST
40 05 23 23-0924 Type 316, Schedule 40 Stainless Steel Butt Weld Reducers <small>(40 05 23 23-0834)</small>						
	EA			3/4", Type 316, Schedule 40 Stainless Steel Concentric Reducer	129.74	50.24
				<i>For Work In Restricted Working Space, Add</i>	33.49	
	EA			1", Type 316, Schedule 40 Stainless Steel Concentric Reducer	142.83	54.74
				<i>For Work In Restricted Working Space, Add</i>	36.50	
	EA			1-1/4", Type 316, Schedule 40 Stainless Steel Concentric Reducer	156.28	60.69
				<i>For Work In Restricted Working Space, Add</i>	40.46	
	EA			1-1/2", Type 316, Schedule 40 Stainless Steel Concentric Reducer	166.00	66.14
				<i>For Work In Restricted Working Space, Add</i>	44.09	
	EA			2", Type 316, Schedule 40 Stainless Steel Concentric Reducer	177.66	73.04
				<i>For Work In Restricted Working Space, Add</i>	48.70	
	EA			2-1/2", Type 316, Schedule 40 Stainless Steel Concentric Reducer	242.41	91.27
				<i>For Work In Restricted Working Space, Add</i>	60.85	
	EA			3", Type 316, Schedule 40 Stainless Steel Concentric Reducer	258.53	103.91
				<i>For Work In Restricted Working Space, Add</i>	69.27	
	EA			4", Type 316, Schedule 40 Stainless Steel Concentric Reducer	298.20	121.76
				<i>For Work In Restricted Working Space, Add</i>	81.17	
	EA			6", Type 316, Schedule 40 Stainless Steel Concentric Reducer	414.44	155.01
				<i>For Work In Restricted Working Space, Add</i>	103.34	
	EA			8", Type 316, Schedule 40 Stainless Steel Concentric Reducer	723.34	251.39
				<i>For Work In Restricted Working Space, Add</i>	167.59	
	EA			10", Type 316, Schedule 40 Stainless Steel Concentric Reducer	977.00	314.23
				<i>For Work In Restricted Working Space, Add</i>	209.49	
	EA			12", Type 316, Schedule 40 Stainless Steel Concentric Reducer	1,232.61	418.97
				<i>For Work In Restricted Working Space, Add</i>	279.32	
	EA			14", Type 316, Schedule 40 Stainless Steel Concentric Reducer	1,803.50	549.90
				<i>For Work In Restricted Working Space, Add</i>	366.60	
	EA			16", Type 316, Schedule 40 Stainless Steel Concentric Reducer	2,080.59	626.67
				<i>For Work In Restricted Working Space, Add</i>	417.78	
	EA			18", Type 316, Schedule 40 Stainless Steel Concentric Reducer	2,795.82	785.57
				<i>For Work In Restricted Working Space, Add</i>	523.72	
	EA			20", Type 316, Schedule 40 Stainless Steel Concentric Reducer	3,797.50	1,047.43
				<i>For Work In Restricted Working Space, Add</i>	698.29	
	EA			24", Type 316, Schedule 40 Stainless Steel Concentric Reducer	5,425.55	1,571.15
				<i>For Work In Restricted Working Space, Add</i>	1,047.44	
	EA			3/4", Type 316, Schedule 40 Stainless Steel Eccentric Reducer	164.42	50.24
				<i>For Work In Restricted Working Space, Add</i>	33.49	
	EA			1", Type 316, Schedule 40 Stainless Steel Eccentric Reducer	174.44	54.74
				<i>For Work In Restricted Working Space, Add</i>	36.50	
	EA			1-1/4", Type 316, Schedule 40 Stainless Steel Eccentric Reducer	203.59	60.69
				<i>For Work In Restricted Working Space, Add</i>	40.46	
	EA			1-1/2", Type 316, Schedule 40 Stainless Steel Eccentric Reducer	209.27	66.14
				<i>For Work In Restricted Working Space, Add</i>	44.09	
	EA			2", Type 316, Schedule 40 Stainless Steel Eccentric Reducer	223.69	73.04
				<i>For Work In Restricted Working Space, Add</i>	48.70	
	EA			2-1/2", Type 316, Schedule 40 Stainless Steel Eccentric Reducer	265.12	91.27
				<i>For Work In Restricted Working Space, Add</i>	60.85	
	EA			3", Type 316, Schedule 40 Stainless Steel Eccentric Reducer	347.20	103.91
				<i>For Work In Restricted Working Space, Add</i>	69.27	
	EA			4", Type 316, Schedule 40 Stainless Steel Eccentric Reducer	374.29	121.76
				<i>For Work In Restricted Working Space, Add</i>	81.17	
	EA			6", Type 316, Schedule 40 Stainless Steel Eccentric Reducer	539.32	155.01
				<i>For Work In Restricted Working Space, Add</i>	103.34	
	EA			8", Type 316, Schedule 40 Stainless Steel Eccentric Reducer	816.79	251.39
				<i>For Work In Restricted Working Space, Add</i>	167.59	
	EA			10", Type 316, Schedule 40 Stainless Steel Eccentric Reducer	1,182.44	314.23
				<i>For Work In Restricted Working Space, Add</i>	209.49	
	EA			12", Type 316, Schedule 40 Stainless Steel Eccentric Reducer	1,643.53	418.97
				<i>For Work In Restricted Working Space, Add</i>	279.32	
	EA			14", Type 316, Schedule 40 Stainless Steel Eccentric Reducer	2,493.88	549.90
				<i>For Work In Restricted Working Space, Add</i>	366.60	
	EA			16", Type 316, Schedule 40 Stainless Steel Eccentric Reducer	2,875.36	626.67
				<i>For Work In Restricted Working Space, Add</i>	417.78	
	EA			18", Type 316, Schedule 40 Stainless Steel Eccentric Reducer	3,882.28	785.57
				<i>For Work In Restricted Working Space, Add</i>	523.72	
	EA			20", Type 316, Schedule 40 Stainless Steel Eccentric Reducer	4,979.56	1,047.43
				<i>For Work In Restricted Working Space, Add</i>	698.29	
	EA			24", Type 316, Schedule 40 Stainless Steel Eccentric Reducer	7,464.93	1,571.15
				<i>For Work In Restricted Working Space, Add</i>	1,047.44	
40 05 23 23-0959 Type 316, Schedule 40 Stainless Steel Butt Weld Caps <small>(40 05 23 23-0834)</small>						
	EA			1/2", Type 316, Schedule 40 Stainless Steel Cap	71.92	26.01
				<i>For Work In Restricted Working Space, Add</i>	17.34	
	EA			3/4", Type 316, Schedule 40 Stainless Steel Cap	79.15	27.60
				<i>For Work In Restricted Working Space, Add</i>	18.41	
	EA			1", Type 316, Schedule 40 Stainless Steel Cap	87.68	30.34
				<i>For Work In Restricted Working Space, Add</i>	20.23	
	EA			1-1/4", Type 316, Schedule 40 Stainless Steel Cap	100.94	33.08
				<i>For Work In Restricted Working Space, Add</i>	22.05	
	EA			1-1/2", Type 316, Schedule 40 Stainless Steel Cap	98.04	36.52
				<i>For Work In Restricted Working Space, Add</i>	24.35	

40 Process Interconnections
40 05 Common Work Results For Process Interconnections
40 05 23 Stainless Steel Process Pipe and Tubing



MINOR CSI UOM DESCRIPTION	TOTAL DIRECT UNIT COST	DEMOLITION UNIT COST
40 05 23 23-0965 EA 2", Type 316, Schedule 40 Stainless Steel Cap..... <i>For Work In Restricted Working Space, Add</i>	111.46 27.09	40.63
40 05 23 23-0966 EA 2-1/2", Type 316, Schedule 40 Stainless Steel Cap..... <i>For Work In Restricted Working Space, Add</i>	138.99 34.67	52.01
40 05 23 23-0967 EA 3", Type 316, Schedule 40 Stainless Steel Cap..... <i>For Work In Restricted Working Space, Add</i>	159.07 40.63	60.95
40 05 23 23-0968 EA 4", Type 316, Schedule 40 Stainless Steel Cap..... <i>For Work In Restricted Working Space, Add</i>	196.17 48.63	72.95
40 05 23 23-0969 EA 6", Type 316, Schedule 40 Stainless Steel Cap..... <i>For Work In Restricted Working Space, Add</i>	276.47 60.85	91.27
40 05 23 23-0970 EA 8", Type 316, Schedule 40 Stainless Steel Cap..... <i>For Work In Restricted Working Space, Add</i>	483.69 104.74	157.12
40 05 23 23-0971 EA 10", Type 316, Schedule 40 Stainless Steel Cap..... <i>For Work In Restricted Working Space, Add</i>	649.11 139.66	209.49
40 05 23 23-0972 EA 12", Type 316, Schedule 40 Stainless Steel Cap..... <i>For Work In Restricted Working Space, Add</i>	967.37 209.49	314.22
40 05 23 23-0973 EA 14", Type 316, Schedule 40 Stainless Steel Cap..... <i>For Work In Restricted Working Space, Add</i>	1,100.09 244.40	366.61
40 05 23 23-0974 EA 16", Type 316, Schedule 40 Stainless Steel Cap..... <i>For Work In Restricted Working Space, Add</i>	1,234.27 278.79	418.17
40 05 23 23-0975 EA 18", Type 316, Schedule 40 Stainless Steel Cap..... <i>For Work In Restricted Working Space, Add</i>	1,579.01 349.15	523.71
40 05 23 23-0976 EA 20", Type 316, Schedule 40 Stainless Steel Cap..... <i>For Work In Restricted Working Space, Add</i>	2,165.84 488.80	733.20
40 05 23 23-0977 EA 24", Type 316, Schedule 40 Stainless Steel Cap..... <i>For Work In Restricted Working Space, Add</i>	3,375.78 698.29	1,047.42
40 05 23 23-0978 Valves (40 05 23 23-0231)		
40 05 23 23-0979 Gate Valves, Class 150 (40 05 23 23-0978)		
40 05 23 23-0980 EA 1/2" Gate Valve, Stainless Steel, Flanged..... <i>For Work In Restricted Working Space, Add</i> <i>For Class 200, Deduct</i> <i>For Class 300, Add</i>	517.32 19.53 -120.97 425.09	52.08
40 05 23 23-0981 EA 3/4" Gate Valve, Stainless Steel, Flanged..... <i>For Work In Restricted Working Space, Add</i> <i>For Class 200, Deduct</i> <i>For Class 300, Add</i>	562.73 22.79 -130.21 457.57	54.25
40 05 23 23-0982 EA 1" Gate Valve, Stainless Steel, Flanged..... <i>For Work In Restricted Working Space, Add</i> <i>For Class 200, Deduct</i> <i>For Class 300, Add</i>	694.63 30.71 -158.43 556.73	81.38
40 05 23 23-0983 EA 1-1/4" Gate Valve, Stainless Steel, Flanged..... <i>For Work In Restricted Working Space, Add</i> <i>For Class 200, Deduct</i> <i>For Class 300, Add</i>	874.42 35.38 -202.36 711.09	94.94
40 05 23 23-0984 EA 1-1/2" Gate Valve, Stainless Steel, Flanged..... <i>For Work In Restricted Working Space, Add</i> <i>For Class 200, Deduct</i> <i>For Class 300, Add</i>	987.96 44.81 -224.32 788.27	119.51
40 05 23 23-0985 EA 2" Gate Valve, Stainless Steel, Flanged..... <i>For Work In Restricted Working Space, Add</i> <i>For Class 200, Deduct</i> <i>For Class 300, Add</i>	1,173.23 54.25 -265.46 932.85	144.64
40 05 23 23-0986 EA 2-1/2" Gate Valve, Stainless Steel, Flanged..... <i>For Work In Restricted Working Space, Add</i> <i>For Class 300, Add</i>	1,677.84 59.18 1,391.74	157.33
40 05 23 23-0987 EA 3" Gate Valve, Stainless Steel, Flanged..... <i>For Work In Restricted Working Space, Add</i> <i>For Class 300, Add</i>	1,890.83 69.26 1,560.38	184.46
40 05 23 23-0988 EA 4" Gate Valve, Stainless Steel, Flanged..... <i>For Work In Restricted Working Space, Add</i> <i>For Class 300, Add</i>	2,511.02 116.25 1,996.10	309.23
40 05 23 23-0989 EA 6" Gate Valve, Stainless Steel, Flanged..... <i>For Work In Restricted Working Space, Add</i> <i>For Class 300, Add</i>	4,181.18 147.00 3,469.70	390.61
40 05 23 23-0990 EA 8" Gate Valve, Stainless Steel, Flanged..... <i>For Work In Restricted Working Space, Add</i> <i>For Class 300, Add</i>	9,066.86 186.00 7,940.04	499.11
40 05 23 23-0991 EA 10" Gate Valve, Stainless Steel, Flanged..... <i>For Work In Restricted Working Space, Add</i> <i>For Class 300, Add</i>	12,764.18 227.85 11,284.39	607.62
40 05 23 23-0992 EA 12" Gate Valve, Stainless Steel, Flanged..... <i>For Work In Restricted Working Space, Add</i> <i>For Class 300, Add</i>	19,190.28 276.19 17,173.47	737.81
40 05 23 23-0993 Globe Valves, Class 150 (40 05 23 23-0978)		
40 05 23 23-0994 EA 1/2" Globe Valve, Stainless Steel, Flanged..... <i>For Work In Restricted Working Space, Add</i> <i>For Class 200, Deduct</i> <i>For Class 300, Add</i>	703.92 19.53 -170.88 600.49	52.08



MINOR CSI UOM DESCRIPTION	TOTAL DIRECT UNIT COST	DEMOLITION UNIT COST
40 05 23 23-0995 EA 3/4" Globe Valve, Stainless Steel, Flanged <i>For Work In Restricted Working Space, Add</i> <i>For Class 200, Deduct</i> <i>For Class 300, Add</i>	779.58 22.79 -188.22 661.41	54.25
40 05 23 23-0996 EA 1" Globe Valve, Stainless Steel, Flanged <i>For Work In Restricted Working Space, Add</i> <i>For Class 200, Deduct</i> <i>For Class 300, Add</i>	972.63 30.71 -232.80 818.05	81.38
40 05 23 23-0997 EA 1-1/2" Globe Valve, Stainless Steel, Flanged <i>For Work In Restricted Working Space, Add</i> <i>For Class 200, Deduct</i> <i>For Class 300, Add</i>	1,445.54 44.81 -346.72 1,218.39	119.51
40 05 23 23-0998 EA 2" Globe Valve, Stainless Steel, Flanged <i>For Work In Restricted Working Space, Add</i> <i>For Class 200, Deduct</i> <i>For Class 300, Add</i>	1,764.01 54.25 -423.50 1,488.18	144.64
40 05 23 23-0999 EA 2-1/2" Globe Valve, Stainless Steel, Flanged <i>For Work In Restricted Working Space, Add</i> <i>For Class 300, Add</i>	3,530.27 59.18 3,133.02	157.33
40 05 23 23-1000 EA 3" Globe Valve, Stainless Steel, Flanged <i>For Work In Restricted Working Space, Add</i> <i>For Class 300, Add</i>	3,656.43 69.26 3,220.05	184.46
40 05 23 23-1001 EA 4" Globe Valve, Stainless Steel, Flanged <i>For Work In Restricted Working Space, Add</i> <i>For Class 300, Add</i>	4,368.58 116.25 3,742.21	309.23
40 05 23 23-1002 EA 6" Globe Valve, Stainless Steel, Flanged <i>For Work In Restricted Working Space, Add</i> <i>For Class 300, Add</i>	8,035.53 147.00 7,092.79	390.61
40 05 23 23-1003 Check Valves, Class 150 <small>(40 05 23 23-0978)</small>		
40 05 23 23-1004 EA 2-1/2" Check Valve, Stainless Steel, Flanged <i>For Work In Restricted Working Space, Add</i> <i>For Class 300, Add</i>	1,606.79 59.18 1,324.95	157.33
40 05 23 23-1005 EA 3" Check Valve, Stainless Steel, Flanged <i>For Work In Restricted Working Space, Add</i> <i>For Class 300, Add</i>	1,684.32 69.26 1,366.26	184.46
40 05 23 23-1006 EA 4" Check Valve, Stainless Steel, Flanged <i>For Work In Restricted Working Space, Add</i> <i>For Class 300, Add</i>	2,649.54 116.25 2,126.31	309.23
40 05 23 23-1007 EA 6" Check Valve, Stainless Steel, Flanged <i>For Work In Restricted Working Space, Add</i> <i>For Class 300, Add</i>	4,532.79 147.00 3,800.21	390.61
40 05 23 23-1008 EA 8" Check Valve, Stainless Steel, Flanged <i>For Work In Restricted Working Space, Add</i> <i>For Class 300, Add</i>	7,935.52 186.00 6,876.58	499.11
40 05 23 23-1009 Stainless Steel Thread-O-Let Fittings <small>(40 05 23 23-0231)</small>		
40 05 23 23-1010 EA 1/2", Stainless Steel Thread-o-let Fitting <i>For Work In Restricted Working Space, Add</i>	84.82 21.00	31.49
40 05 23 23-1011 EA 3/4", Stainless Steel Thread-o-let Fitting <i>For Work In Restricted Working Space, Add</i>	111.86 28.00	42.00
40 05 23 23-1012 EA 1", Stainless Steel Thread-o-let Fitting <i>For Work In Restricted Working Space, Add</i>	137.79 34.72	52.08
40 05 23 23-1013 EA 1-1/4", Stainless Steel Thread-o-let Fitting <i>For Work In Restricted Working Space, Add</i>	198.01 49.13	73.69
40 05 23 23-1014 EA 1-1/2", Stainless Steel Thread-o-let Fitting <i>For Work In Restricted Working Space, Add</i>	218.91 55.40	83.11
40 05 23 23-1015 EA 2", Stainless Steel Thread-o-let Fitting <i>For Work In Restricted Working Space, Add</i>	273.58 70.38	105.58
40 05 23 23-1016 EA 2-1/2", Stainless Steel Thread-o-let Fitting <i>For Work In Restricted Working Space, Add</i>	492.42 108.50	162.76
40 05 23 23-1017 EA 3", Stainless Steel Thread-o-let Fitting <i>For Work In Restricted Working Space, Add</i>	661.03 138.51	207.77
40 05 23 23-1018 EA 4", Stainless Steel Thread-o-let Fitting <i>For Work In Restricted Working Space, Add</i>	873.51 173.60	260.40
40 05 23 23-1019 Stainless Steel Flanges <small>(40 05 23 23-0231)</small>		
40 05 23 23-1020 150#, Type 304 Stainless Steel Raised Face Threaded Flange <small>(40 05 23 23-1019)</small>		
40 05 23 23-1021 EA 1/2", 150#, Type 304 Stainless Steel Raised Face Threaded Flange <i>For Work In Restricted Working Space, Add</i>	94.70 10.50	17.51
40 05 23 23-1022 EA 3/4", 150#, Type 304 Stainless Steel Raised Face Threaded Flange <i>For Work In Restricted Working Space, Add</i>	113.01 14.00	23.34
40 05 23 23-1023 EA 1", 150#, Type 304 Stainless Steel Raised Face Threaded Flange <i>For Work In Restricted Working Space, Add</i>	132.18 17.36	28.93
40 05 23 23-1024 EA 1-1/4", 150#, Type 304 Stainless Steel Raised Face Threaded Flange <i>For Work In Restricted Working Space, Add</i>	176.09 24.56	40.95
40 05 23 23-1025 EA 1-1/2", 150#, Type 304 Stainless Steel Raised Face Threaded Flange <i>For Work In Restricted Working Space, Add</i>	186.55 27.70	46.17
40 05 23 23-1026 EA 2", 150#, Type 304 Stainless Steel Raised Face Threaded Flange <i>For Work In Restricted Working Space, Add</i>	240.73 35.19	58.64

40 Process Interconnections**40 05 Common Work Results For Process Interconnections****40 05 23 Stainless Steel Process Pipe and Tubing**

SAN BERNARDINO
COUNTY

MINOR	CSI	UOM	DESCRIPTION	TOTAL DIRECT UNIT COST	DEMOLITION UNIT COST
40 05 23	23-1027	EA	2-1/2", 150#, Type 304 Stainless Steel Raised Face Threaded Flange..... <i>For Work In Restricted Working Space, Add</i>	353.32 54.25	90.38
40 05 23	23-1028	EA	3", 150#, Type 304 Stainless Steel Raised Face Threaded Flange..... <i>For Work In Restricted Working Space, Add</i>	411.30 69.26	184.46
40 05 23	23-1029	EA	4", 150#, Type 304 Stainless Steel Raised Face Threaded Flange..... <i>For Work In Restricted Working Space, Add</i>	536.13 86.80	144.64
40 05 23	23-1030		300#, Type 304 Stainless Steel Raised Face Threaded Flange (40 05 23 23-1019)		
40 05 23	23-1031	EA	1/2", 300#, Type 304 Stainless Steel Raised Face Threaded Flange..... <i>For Work In Restricted Working Space, Add</i>	129.21 10.50	17.51
40 05 23	23-1032	EA	3/4", 300#, Type 304 Stainless Steel Raised Face Threaded Flange..... <i>For Work In Restricted Working Space, Add</i>	140.88 14.00	23.34
40 05 23	23-1033	EA	1", 300#, Type 304 Stainless Steel Raised Face Threaded Flange..... <i>For Work In Restricted Working Space, Add</i>	152.08 17.36	28.93
40 05 23	23-1034	EA	1-1/4", 300#, Type 304 Stainless Steel Raised Face Threaded Flange..... <i>For Work In Restricted Working Space, Add</i>	226.55 24.56	40.95
40 05 23	23-1035	EA	1-1/2", 300#, Type 304 Stainless Steel Raised Face Threaded Flange..... <i>For Work In Restricted Working Space, Add</i>	237.01 27.70	46.17
40 05 23	23-1036	EA	2", 300#, Type 304 Stainless Steel Raised Face Threaded Flange..... <i>For Work In Restricted Working Space, Add</i>	292.46 35.19	58.64
40 05 23	23-1037	EA	2-1/2", 300#, Type 304 Stainless Steel Raised Face Threaded Flange..... <i>For Work In Restricted Working Space, Add</i>	468.78 54.25	90.38
40 05 23	23-1038	EA	3", 300#, Type 304 Stainless Steel Raised Face Threaded Flange..... <i>For Work In Restricted Working Space, Add</i>	529.37 69.26	184.46
40 05 23	23-1039	EA	4", 300#, Type 304 Stainless Steel Raised Face Threaded Flange..... <i>For Work In Restricted Working Space, Add</i>	717.93 86.80	144.64
40 05 23	23-1040		150#, Type 304 Stainless Steel Raised Face Weld Neck Flange (40 05 23 23-1019)		
40 05 23	23-1041	EA	1/2", 150#, Type 304 Stainless Steel Weld Neck Flange..... <i>For Work In Restricted Working Space, Add</i>	117.51 17.34	26.00
40 05 23	23-1042	EA	3/4", 150#, Type 304 Stainless Steel Weld Neck Flange..... <i>For Work In Restricted Working Space, Add</i>	127.69 18.41	27.60
40 05 23	23-1043	EA	1", 150#, Type 304 Stainless Steel Weld Neck Flange..... <i>For Work In Restricted Working Space, Add</i>	144.37 20.23	30.34
40 05 23	23-1044	EA	1-1/4", 150#, Type 304 Stainless Steel Weld Neck Flange..... <i>For Work In Restricted Working Space, Add</i>	183.72 22.07	33.10
40 05 23	23-1045	EA	1-1/2", 150#, Type 304 Stainless Steel Weld Neck Flange..... <i>For Work In Restricted Working Space, Add</i>	191.23 24.32	36.48
40 05 23	23-1046	EA	2", 150#, Type 304 Stainless Steel Weld Neck Flange..... <i>For Work In Restricted Working Space, Add</i>	212.40 27.09	40.64
40 05 23	23-1047	EA	2-1/2", 150#, Type 304 Stainless Steel Weld Neck Flange..... <i>For Work In Restricted Working Space, Add</i>	299.96 34.64	51.97
40 05 23	23-1048	EA	3", 150#, Type 304 Stainless Steel Weld Neck Flange..... <i>For Work In Restricted Working Space, Add</i>	336.91 40.56	60.84
40 05 23	23-1049	EA	4", 150#, Type 304 Stainless Steel Weld Neck Flange..... <i>For Work In Restricted Working Space, Add</i>	443.30 48.60	72.89
40 05 23	23-1050	EA	6", 150#, Type 304 Stainless Steel Weld Neck Flange..... <i>For Work In Restricted Working Space, Add</i>	688.02 60.72	91.08
40 05 23	23-1051	EA	8", 150#, Type 304 Stainless Steel Weld Neck Flange..... <i>For Work In Restricted Working Space, Add</i>	1,171.74 104.74	157.12
40 05 23	23-1052	EA	10", 150#, Type 304 Stainless Steel Weld Neck Flange..... <i>For Work In Restricted Working Space, Add</i>	1,679.52 139.66	209.48
40 05 23	23-1053	EA	12", 150#, Type 304 Stainless Steel Weld Neck Flange..... <i>For Work In Restricted Working Space, Add</i>	2,592.89 209.49	314.22
40 05 23	23-1054	EA	14", 150#, Type 304 Stainless Steel Weld Neck Flange..... <i>For Work In Restricted Working Space, Add</i>	3,276.72 244.40	366.61
40 05 23	23-1055	EA	16", 150#, Type 304 Stainless Steel Weld Neck Flange..... <i>For Work In Restricted Working Space, Add</i>	4,142.09 278.79	418.17
40 05 23	23-1056	EA	18", 150#, Type 304 Stainless Steel Weld Neck Flange..... <i>For Work In Restricted Working Space, Add</i>	5,066.70 349.15	523.71
40 05 23	23-1057	EA	20", 150#, Type 304 Stainless Steel Weld Neck Flange..... <i>For Work In Restricted Working Space, Add</i>	6,491.74 488.80	733.20
40 05 23	23-1058	EA	24", 150#, Type 304 Stainless Steel Weld Neck Flange..... <i>For Work In Restricted Working Space, Add</i>	9,218.08 698.29	1,047.42
40 05 23	23-1059		300#, Type 304 Stainless Steel Raised Face Weld Neck Flange (40 05 23 23-1019)		
40 05 23	23-1060	EA	1/2" 300#, Type 304 Stainless Steel Raised Face Weld Neck Flange..... <i>For Work In Restricted Working Space, Add</i>	158.66 17.34	26.00
40 05 23	23-1061	EA	3/4" 300#, Type 304 Stainless Steel Raised Face Weld Neck Flange..... <i>For Work In Restricted Working Space, Add</i>	162.20 18.41	27.60
40 05 23	23-1062	EA	1" 300#, Type 304 Stainless Steel Raised Face Weld Neck Flange..... <i>For Work In Restricted Working Space, Add</i>	168.29 20.23	30.34
40 05 23	23-1063	EA	1-1/4" 300#, Type 304 Stainless Steel Raised Face Weld Neck Flange..... <i>For Work In Restricted Working Space, Add</i>	230.09 22.07	33.10
40 05 23	23-1064	EA	1-1/2" 300#, Type 304 Stainless Steel Raised Face Weld Neck Flange..... <i>For Work In Restricted Working Space, Add</i>	237.60 24.32	36.48
40 05 23	23-1065	EA	2" 300#, Type 304 Stainless Steel Raised Face Weld Neck Flange..... <i>For Work In Restricted Working Space, Add</i>	252.20 27.09	40.64
40 05 23	23-1066	EA	2-1/2" 300#, Type 304 Stainless Steel Raised Face Weld Neck Flange..... <i>For Work In Restricted Working Space, Add</i>	368.91 34.64	51.97



MINOR CSI UOM DESCRIPTION	TOTAL DIRECT UNIT COST	DEMOLITION UNIT COST
40 05 23 23-1067 EA 3" 300#, Type 304 Stainless Steel Raised Face Weld Neck Flange.....	413.83	60.84
For Work In Restricted Working Space, Add	40.56	
40 05 23 23-1068 EA 4" 300#, Type 304 Stainless Steel Raised Face Weld Neck Flange.....	623.69	72.89
For Work In Restricted Working Space, Add	49.60	
40 05 23 23-1069 EA 6" 300#, Type 304 Stainless Steel Raised Face Weld Neck Flange.....	892.33	91.08
For Work In Restricted Working Space, Add	60.72	
40 05 23 23-1070 EA 8" 300#, Type 304 Stainless Steel Raised Face Weld Neck Flange.....	1,681.21	157.12
For Work In Restricted Working Space, Add	104.74	
40 05 23 23-1071 EA 10" 300#, Type 304 Stainless Steel Raised Face Weld Neck Flange.....	2,352.22	209.48
For Work In Restricted Working Space, Add	139.66	
40 05 23 23-1072 EA 12" 300#, Type 304 Stainless Steel Raised Face Weld Neck Flange.....	3,447.39	314.22
For Work In Restricted Working Space, Add	209.49	
40 05 23 23-1073 EA 14" 300#, Type 304 Stainless Steel Raised Face Weld Neck Flange.....	4,627.50	366.61
For Work In Restricted Working Space, Add	244.40	
40 05 23 23-1074 EA 16" 300#, Type 304 Stainless Steel Raised Face Weld Neck Flange.....	5,757.46	418.17
For Work In Restricted Working Space, Add	278.79	
40 05 23 23-1075 EA 18" 300#, Type 304 Stainless Steel Raised Face Weld Neck Flange.....	7,366.94	523.71
For Work In Restricted Working Space, Add	349.15	
40 05 23 23-1076 EA 20" 300#, Type 304 Stainless Steel Raised Face Weld Neck Flange.....	9,434.80	733.20
For Work In Restricted Working Space, Add	488.80	
40 05 23 23-1077 EA 24" 300#, Type 304 Stainless Steel Raised Face Weld Neck Flange.....	13,763.47	1,047.42
For Work In Restricted Working Space, Add	698.29	
40 05 23 23-1078 150#, Type 304 Stainless Steel Raised Face Slip-On Flanges (40 05 23 23-1019)		
40 05 23 23-1079 EA 1/2", 150#, Type 304 Stainless Steel Slip-On Flange.....	168.67	52.02
For Work In Restricted Working Space, Add	34.68	
40 05 23 23-1080 EA 3/4", 150#, Type 304 Stainless Steel Slip-On Flange.....	177.12	55.21
For Work In Restricted Working Space, Add	36.81	
40 05 23 23-1081 EA 1", 150#, Type 304 Stainless Steel Slip-On Flange.....	194.57	60.69
For Work In Restricted Working Space, Add	40.46	
40 05 23 23-1082 EA 1-1/4", 150#, Type 304 Stainless Steel Slip-On Flange.....	228.05	66.19
For Work In Restricted Working Space, Add	44.13	
40 05 23 23-1083 EA 1-1/2", 150#, Type 304 Stainless Steel Slip-On Flange.....	243.09	72.96
For Work In Restricted Working Space, Add	48.64	
40 05 23 23-1084 EA 2", 150#, Type 304 Stainless Steel Slip-On Flange.....	285.49	81.28
For Work In Restricted Working Space, Add	54.19	
40 05 23 23-1085 EA 2-1/2", 150#, Type 304 Stainless Steel Slip-On Flange.....	378.27	103.93
For Work In Restricted Working Space, Add	69.29	
40 05 23 23-1086 EA 3", 150#, Type 304 Stainless Steel Slip-On Flange.....	428.36	121.68
For Work In Restricted Working Space, Add	81.13	
40 05 23 23-1087 EA 4", 150#, Type 304 Stainless Steel Slip-On Flange.....	538.97	145.80
For Work In Restricted Working Space, Add	97.20	
40 05 23 23-1088 EA 6", 150#, Type 304 Stainless Steel Slip-On Flange.....	732.56	182.16
For Work In Restricted Working Space, Add	121.45	
40 05 23 23-1089 EA 8", 150#, Type 304 Stainless Steel Slip-On Flange.....	1,317.92	314.22
For Work In Restricted Working Space, Add	209.49	
40 05 23 23-1090 EA 10" 150#, Type 304 Stainless Steel Raised Face Slip-On Flange.....	1,892.96	418.97
For Work In Restricted Working Space, Add	279.32	
40 05 23 23-1091 EA 12" 150#, Type 304 Stainless Steel Raised Face Slip-On Flange.....	2,817.56	628.44
For Work In Restricted Working Space, Add	418.97	
40 05 23 23-1092 300#, Type 304 Stainless Steel Raised Face Slip-On Flanges (40 05 23 23-1019)		
40 05 23 23-1093 EA 1/2" 300#, Type 304 Stainless Steel Raised Neck Slip-On Flange.....	195.21	52.02
For Work In Restricted Working Space, Add	34.68	
40 05 23 23-1094 EA 3/4" 300#, Type 304 Stainless Steel Raised Face Slip-On Flange.....	202.32	55.21
For Work In Restricted Working Space, Add	36.81	
40 05 23 23-1095 EA 1" 300#, Type 304 Stainless Steel Raised Face Slip-On Flange.....	214.48	60.69
For Work In Restricted Working Space, Add	40.46	
40 05 23 23-1096 EA 1-1/4" 300#, Type 304 Stainless Steel Raised Face Slip-On Flange.....	269.19	66.19
For Work In Restricted Working Space, Add	44.13	
40 05 23 23-1097 EA 1-1/2" 300#, Type 304 Stainless Steel Raised Face Slip-On Flange.....	284.23	72.96
For Work In Restricted Working Space, Add	48.64	
40 05 23 23-1098 EA 2" 300#, Type 304 Stainless Steel Raised Face Slip-On Flange.....	313.30	81.28
For Work In Restricted Working Space, Add	54.19	
40 05 23 23-1099 EA 2-1/2" 300#, Type 304 Stainless Steel Raised Face Slip-On Flange.....	481.79	103.93
For Work In Restricted Working Space, Add	69.29	
40 05 23 23-1100 EA 3" 300#, Type 304 Stainless Steel Raised Face Slip-On Flange.....	531.82	121.68
For Work In Restricted Working Space, Add	81.13	
40 05 23 23-1101 EA 4" 300#, Type 304 Stainless Steel Raised Face Slip-On Flange.....	682.24	145.80
For Work In Restricted Working Space, Add	97.20	
40 05 23 23-1102 EA 6" 300#, Type 304 Stainless Steel Raised Face Slip-On Flange.....	1,137.23	182.16
For Work In Restricted Working Space, Add	121.45	
40 05 23 23-1103 EA 8" 300#, Type 304 Stainless Steel Raised Face Slip-On Flange.....	1,726.54	314.22
For Work In Restricted Working Space, Add	209.49	
40 05 23 23-1104 EA 10" 300#, Type 304 Stainless Steel Raised Face Slip-On Flange.....	2,551.05	418.97
For Work In Restricted Working Space, Add	279.32	
40 05 23 23-1105 EA 12" 300#, Type 304 Stainless Steel Raised Face Slip-On Flange.....	3,664.08	628.44
For Work In Restricted Working Space, Add	418.97	
40 05 23 23-1106 150#, Type 304 Stainless Steel Blind Flanges (40 05 23 23-1019)		

40 Process Interconnections**40 05 Common Work Results For Process Interconnections****40 05 23 Stainless Steel Process Pipe and Tubing**

SAN BERNARDINO
COUNTY

MINOR CSI	UOM	DESCRIPTION	TOTAL DIRECT UNIT COST	DEMOLITION UNIT COST
40 05 23 23-1107	EA	1/2", 150#, Type 304 Stainless Steel Raised Face Blind Flange <i>For Work In Restricted Working Space, Add</i>	79.74 6.94	10.40
40 05 23 23-1108	EA	3/4", 150#, Type 304 Stainless Steel Raised Face Blind Flange <i>For Work In Restricted Working Space, Add</i>	82.90 7.36	11.03
40 05 23 23-1109	EA	1", 150#, Type 304 Stainless Steel Raised Face Blind Flange <i>For Work In Restricted Working Space, Add</i>	89.37 8.09	12.13
40 05 23 23-1110	EA	1-1/4", 150#, Type 304 Stainless Steel Raised Face Blind Flange <i>For Work In Restricted Working Space, Add</i>	118.94 9.01	13.51
40 05 23 23-1111	EA	1-1/2", 150#, Type 304 Stainless Steel Raised Face Blind Flange <i>For Work In Restricted Working Space, Add</i>	129.49 12.17	18.26
40 05 23 23-1112	EA	2", 150#, Type 304 Stainless Steel Raised Face Blind Flange <i>For Work In Restricted Working Space, Add</i>	155.19 13.51	20.26
40 05 23 23-1113	EA	2-1/2", 150#, Type 304 Stainless Steel Raised Face Blind Flange <i>For Work In Restricted Working Space, Add</i>	214.44 17.37	26.06
40 05 23 23-1114	EA	3", 150#, Type 304 Stainless Steel Raised Face Blind Flange <i>For Work In Restricted Working Space, Add</i>	253.61 24.34	36.51
40 05 23 23-1115	EA	4", 150#, Type 304 Stainless Steel Raised Face Blind Flange <i>For Work In Restricted Working Space, Add</i>	376.69 40.56	60.83
40 05 23 23-1116	EA	6", 150#, Type 304 Stainless Steel Raised Face Blind Flange <i>For Work In Restricted Working Space, Add</i>	526.75 52.15	78.22
40 05 23 23-1117	EA	8", 150#, Type 304 Stainless Steel Raised Face Blind Flange <i>For Work In Restricted Working Space, Add</i>	863.40 65.17	97.76
40 05 23 23-1118	EA	10", 150#, Type 304 Stainless Steel Raised Face Blind Flange <i>For Work In Restricted Working Space, Add</i>	1,383.16 78.21	117.31
40 05 23 23-1119	EA	12", 150#, Type 304 Stainless Steel Raised Face Blind Flange <i>For Work In Restricted Working Space, Add</i>	1,845.02 97.76	146.64
40 05 23 23-1120	EA	14", 150#, Type 304 Stainless Steel Raised Face Blind Flange <i>For Work In Restricted Working Space, Add</i>	2,350.69 122.20	183.30
40 05 23 23-1121	EA	16", 150#, Type 304 Stainless Steel Raised Face Blind Flange <i>For Work In Restricted Working Space, Add</i>	3,079.08 139.39	209.09
40 05 23 23-1122	EA	18", 150#, Type 304 Stainless Steel Raised Face Blind Flange <i>For Work In Restricted Working Space, Add</i>	3,615.78 174.57	261.86
40 05 23 23-1123	EA	20", 150#, Type 304 Stainless Steel Raised Face Blind Flange <i>For Work In Restricted Working Space, Add</i>	4,771.28 244.40	366.61
40 05 23 23-1124	EA	24", 150#, Type 304 Stainless Steel Raised Face Blind Flange <i>For Work In Restricted Working Space, Add</i>	6,965.92 349.15	523.71
40 05 23 23-1125		300#, Type 304 Stainless Steel Blind Flanges (40 05 23 23-1019)		
40 05 23 23-1126	EA	1/2", 300#, Type 304 Stainless Steel Raised Face Blind Flange <i>For Work In Restricted Working Space, Add</i>	106.75 6.94	10.40
40 05 23 23-1127	EA	3/4", 300#, Type 304 Stainless Steel Raised Face Blind Flange <i>For Work In Restricted Working Space, Add</i>	108.17 7.36	11.03
40 05 23 23-1128	EA	1", 300#, Type 304 Stainless Steel Raised Face Blind Flange <i>For Work In Restricted Working Space, Add</i>	110.61 8.09	12.13
40 05 23 23-1129	EA	1-1/4", 300#, Type 304 Stainless Steel Raised Face Blind Flange <i>For Work In Restricted Working Space, Add</i>	144.14 9.01	13.51
40 05 23 23-1130	EA	1-1/2", 300#, Type 304 Stainless Steel Raised Face Blind Flange <i>For Work In Restricted Working Space, Add</i>	154.69 12.17	18.26
40 05 23 23-1131	EA	2", 300#, Type 304 Stainless Steel Raised Face Blind Flange <i>For Work In Restricted Working Space, Add</i>	168.46 13.51	20.26
40 05 23 23-1132	EA	2-1/2", 300#, Type 304 Stainless Steel Raised Face Blind Flange <i>For Work In Restricted Working Space, Add</i>	307.32 17.37	26.06
40 05 23 23-1133	EA	3", 300#, Type 304 Stainless Steel Raised Face Blind Flange <i>For Work In Restricted Working Space, Add</i>	340.52 24.34	36.51
40 05 23 23-1134	EA	4", 300#, Type 304 Stainless Steel Raised Face Blind Flange <i>For Work In Restricted Working Space, Add</i>	485.44 40.56	60.83
40 05 23 23-1135	EA	6", 300#, Type 304 Stainless Steel Raised Face Blind Flange <i>For Work In Restricted Working Space, Add</i>	975.18 52.15	78.22
40 05 23 23-1136	EA	8", 300#, Type 304 Stainless Steel Raised Face Blind Flange <i>For Work In Restricted Working Space, Add</i>	1,399.41 65.17	97.76
40 05 23 23-1137	EA	10", 300#, Type 304 Stainless Steel Raised Face Blind Flange <i>For Work In Restricted Working Space, Add</i>	2,035.89 78.21	117.31
40 05 23 23-1138	EA	12", 300#, Type 304 Stainless Steel Raised Face Blind Flange <i>For Work In Restricted Working Space, Add</i>	2,846.74 97.76	146.64
40 05 23 23-1139	EA	14", 300#, Type 304 Stainless Steel Raised Face Blind Flange <i>For Work In Restricted Working Space, Add</i>	4,021.44 122.20	183.30
40 05 23 23-1140	EA	16", 300#, Type 304 Stainless Steel Raised Face Blind Flange <i>For Work In Restricted Working Space, Add</i>	5,188.47 139.39	209.09
40 05 23 23-1141	EA	18", 300#, Type 304 Stainless Steel Raised Face Blind Flange <i>For Work In Restricted Working Space, Add</i>	6,790.37 174.57	261.86
40 05 23 23-1142	EA	20", 300#, Type 304 Stainless Steel Raised Face Blind Flange <i>For Work In Restricted Working Space, Add</i>	8,537.75 244.40	366.61
40 05 23 23-1143	EA	24", 300#, Type 304 Stainless Steel Raised Face Blind Flange <i>For Work In Restricted Working Space, Add</i>	13,160.84 349.15	523.71
40 05 23 23-1144		150#, Type 316 Stainless Steel Raised Face Threaded Flange (40 05 23 23-1019)		
40 05 23 23-1145	EA	1/2", 150#, Type 316 Stainless Steel Raised Face Threaded Flange <i>For Work In Restricted Working Space, Add</i>	118.63 10.50	17.51
40 05 23 23-1146	EA	3/4", 150#, Type 316 Stainless Steel Raised Face Threaded Flange <i>For Work In Restricted Working Space, Add</i>	143.56 14.00	23.34
40 05 23 23-1147	EA	1", 150#, Type 316 Stainless Steel Raised Face Threaded Flange <i>For Work In Restricted Working Space, Add</i>	161.33 17.36	28.93



MINOR CSI UOM DESCRIPTION	TOTAL DIRECT UNIT COST	DEMOLITION UNIT COST
40 05 23 23-1148 EA 1-1/4", 150#, Type 316 Stainless Steel Raised Face Threaded Flange <i>For Work In Restricted Working Space, Add</i>	219.85 24.56	40.95
40 05 23 23-1149 EA 1-1/2", 150#, Type 316 Stainless Steel Raised Face Threaded Flange <i>For Work In Restricted Working Space, Add</i>	230.31 27.70	46.17
40 05 23 23-1150 EA 2", 150#, Type 316 Stainless Steel Raised Face Threaded Flange <i>For Work In Restricted Working Space, Add</i>	288.51 35.19	58.64
40 05 23 23-1151 EA 2-1/2", 150#, Type 316 Stainless Steel Raised Face Threaded Flange <i>For Work In Restricted Working Space, Add</i>	422.34 54.25	90.38
40 05 23 23-1152 EA 3", 150#, Type 316 Stainless Steel Raised Face Threaded Flange <i>For Work In Restricted Working Space, Add</i>	500.23 69.26	184.46
40 05 23 23-1153 EA 4", 150#, Type 316 Stainless Steel Raised Face Threaded Flange <i>For Work In Restricted Working Space, Add</i>	660.84 86.80	144.64
40 05 23 23-1154 300#, Type 316 Stainless Steel Raised Face Threaded Flange <small>(40 05 23 23-1019)</small>		
40 05 23 23-1155 EA 1/2", 300#, Type 316 Stainless Steel Raised Face Threaded Flange <i>For Work In Restricted Working Space, Add</i>	163.72 10.50	17.51
40 05 23 23-1156 EA 3/4", 300#, Type 316 Stainless Steel Raised Face Threaded Flange <i>For Work In Restricted Working Space, Add</i>	175.39 14.00	23.34
40 05 23 23-1157 EA 1", 300#, Type 316 Stainless Steel Raised Face Threaded Flange <i>For Work In Restricted Working Space, Add</i>	186.59 17.36	28.93
40 05 23 23-1158 EA 1-1/4", 300#, Type 316 Stainless Steel Raised Face Threaded Flange <i>For Work In Restricted Working Space, Add</i>	292.89 24.56	40.95
40 05 23 23-1159 EA 1-1/2", 300#, Type 316 Stainless Steel Raised Face Threaded Flange <i>For Work In Restricted Working Space, Add</i>	303.35 27.70	46.17
40 05 23 23-1160 EA 2", 300#, Type 316 Stainless Steel Raised Face Threaded Flange <i>For Work In Restricted Working Space, Add</i>	350.83 35.19	58.64
40 05 23 23-1161 EA 2-1/2", 300#, Type 316 Stainless Steel Raised Face Threaded Flange <i>For Work In Restricted Working Space, Add</i>	600.11 54.25	90.38
40 05 23 23-1162 EA 3", 300#, Type 316 Stainless Steel Raised Face Threaded Flange <i>For Work In Restricted Working Space, Add</i>	663.39 69.26	184.46
40 05 23 23-1163 EA 4", 300#, Type 316 Stainless Steel Raised Face Threaded Flange <i>For Work In Restricted Working Space, Add</i>	931.48 86.80	144.64
40 05 23 23-1164 150#, Type 316 Stainless Steel Raised Face Weld Neck Flange <small>(40 05 23 23-1019)</small>		
40 05 23 23-1165 EA 1/2", 150#, Type 316 Stainless Steel Weld Neck Flange <i>For Work In Restricted Working Space, Add</i>	148.00 17.34	26.00
40 05 23 23-1166 EA 3/4", 150#, Type 316 Stainless Steel Weld Neck Flange <i>For Work In Restricted Working Space, Add</i>	158.24 18.41	27.60
40 05 23 23-1167 EA 1", 150#, Type 316 Stainless Steel Weld Neck Flange <i>For Work In Restricted Working Space, Add</i>	178.88 20.23	30.34
40 05 23 23-1168 EA 1-1/4", 150#, Type 316 Stainless Steel Weld Neck Flange <i>For Work In Restricted Working Space, Add</i>	228.82 22.07	33.10
40 05 23 23-1169 EA 1-1/2", 150#, Type 316 Stainless Steel Weld Neck Flange <i>For Work In Restricted Working Space, Add</i>	236.33 24.32	36.48
40 05 23 23-1170 EA 2", 150#, Type 316 Stainless Steel Weld Neck Flange <i>For Work In Restricted Working Space, Add</i>	258.84 27.09	40.64
40 05 23 23-1171 EA 2-1/2", 150#, Type 316 Stainless Steel Weld Neck Flange <i>For Work In Restricted Working Space, Add</i>	378.15 34.64	51.97
40 05 23 23-1172 EA 3", 150#, Type 316 Stainless Steel Weld Neck Flange <i>For Work In Restricted Working Space, Add</i>	407.20 40.56	60.84
40 05 23 23-1173 EA 4", 150#, Type 316 Stainless Steel Weld Neck Flange <i>For Work In Restricted Working Space, Add</i>	562.71 48.60	72.89
40 05 23 23-1174 EA 6", 150#, Type 316 Stainless Steel Weld Neck Flange <i>For Work In Restricted Working Space, Add</i>	895.01 60.72	91.08
40 05 23 23-1175 EA 8", 150#, Type 316 Stainless Steel Weld Neck Flange <i>For Work In Restricted Working Space, Add</i>	1,491.50 104.74	157.12
40 05 23 23-1176 EA 10", 150#, Type 316 Stainless Steel Weld Neck Flange <i>For Work In Restricted Working Space, Add</i>	2,212.91 139.66	209.48
40 05 23 23-1177 EA 12", 150#, Type 316 Stainless Steel Weld Neck Flange <i>For Work In Restricted Working Space, Add</i>	3,297.49 209.49	314.22
40 05 23 23-1178 EA 14", 150#, Type 316 Stainless Steel Weld Neck Flange <i>For Work In Restricted Working Space, Add</i>	3,860.27 244.40	366.61
40 05 23 23-1179 EA 16", 150#, Type 316 Stainless Steel Weld Neck Flange <i>For Work In Restricted Working Space, Add</i>	4,903.58 278.79	418.17
40 05 23 23-1180 EA 18", 150#, Type 316 Stainless Steel Weld Neck Flange <i>For Work In Restricted Working Space, Add</i>	5,991.74 349.15	523.71
40 05 23 23-1181 EA 20", 150#, Type 316 Stainless Steel Weld Neck Flange <i>For Work In Restricted Working Space, Add</i>	7,644.21 488.80	733.20
40 05 23 23-1182 EA 24", 150#, Type 316 Stainless Steel Weld Neck Flange <i>For Work In Restricted Working Space, Add</i>	10,851.24 698.29	1,047.42
40 05 23 23-1183 300#, Type 316 Stainless Steel Raised Face Weld Neck Flange <small>(40 05 23 23-1019)</small>		
40 05 23 23-1184 EA 1/2" 300#, Type 316 Stainless Steel Raised Face Weld Neck Flange <i>For Work In Restricted Working Space, Add</i>	198.46 17.34	26.00
40 05 23 23-1185 EA 3/4" 300#, Type 316 Stainless Steel Raised Face Weld Neck Flange <i>For Work In Restricted Working Space, Add</i>	202.00 18.41	27.60
40 05 23 23-1186 EA 1" 300#, Type 316 Stainless Steel Raised Face Weld Neck Flange <i>For Work In Restricted Working Space, Add</i>	208.09 20.23	30.34
40 05 23 23-1187 EA 1-1/4" 300#, Type 316 Stainless Steel Raised Face Weld Neck Flange <i>For Work In Restricted Working Space, Add</i>	284.57 22.07	33.10

40 Process Interconnections
40 05 Common Work Results For Process Interconnections
40 05 23 Stainless Steel Process Pipe and Tubing



MINOR CSI	UOM	DESCRIPTION	TOTAL DIRECT UNIT COST	DEMOLITION UNIT COST
40 05 23 23-1188	EA	1-1/2" 300#, Type 316 Stainless Steel Raised Face Weld Neck Flange <i>For Work In Restricted Working Space, Add</i>	292.08 24.32	36.48
40 05 23 23-1189	EA	2" 300#, Type 316 Stainless Steel Raised Face Weld Neck Flange <i>For Work In Restricted Working Space, Add</i>	318.54 27.09	40.64
40 05 23 23-1190	EA	2-1/2" 300#, Type 316 Stainless Steel Raised Face Weld Neck Flange <i>For Work In Restricted Working Space, Add</i>	483.02 34.64	51.97
40 05 23 23-1191	EA	3" 300#, Type 316 Stainless Steel Raised Face Weld Neck Flange <i>For Work In Restricted Working Space, Add</i>	521.31 40.56	60.84
40 05 23 23-1192	EA	4" 300#, Type 316 Stainless Steel Raised Face Weld Neck Flange <i>For Work In Restricted Working Space, Add</i>	822.71 48.60	72.89
40 05 23 23-1193	EA	6" 300#, Type 316 Stainless Steel Raised Face Weld Neck Flange <i>For Work In Restricted Working Space, Add</i>	1,384.58 60.72	91.08
40 05 23 23-1194	EA	8" 300#, Type 316 Stainless Steel Raised Face Weld Neck Flange <i>For Work In Restricted Working Space, Add</i>	2,184.11 104.74	157.12
40 05 23 23-1195	EA	10" 300#, Type 316 Stainless Steel Raised Face Weld Neck Flange <i>For Work In Restricted Working Space, Add</i>	3,166.84 139.66	209.48
40 05 23 23-1196	EA	12" 300#, Type 316 Stainless Steel Raised Face Weld Neck Flange <i>For Work In Restricted Working Space, Add</i>	4,644.10 209.49	314.22
40 05 23 23-1197	EA	14" 300#, Type 316 Stainless Steel Raised Face Weld Neck Flange <i>For Work In Restricted Working Space, Add</i>	6,368.07 244.40	366.61
40 05 23 23-1198	EA	16" 300#, Type 316 Stainless Steel Raised Face Weld Neck Flange <i>For Work In Restricted Working Space, Add</i>	7,961.54 278.79	418.17
40 05 23 23-1199	EA	18" 300#, Type 316 Stainless Steel Raised Face Weld Neck Flange <i>For Work In Restricted Working Space, Add</i>	10,198.69 349.15	523.71
40 05 23 23-1200	EA	20" 300#, Type 316 Stainless Steel Raised Face Weld Neck Flange <i>For Work In Restricted Working Space, Add</i>	12,998.02 488.80	733.20
40 05 23 23-1201	EA	24" 300#, Type 316 Stainless Steel Raised Face Weld Neck Flange <i>For Work In Restricted Working Space, Add</i>	18,983.99 698.29	1,047.42
40 05 23 23-1202		150#, Type 316 Stainless Steel Raised Face Slip-On Flanges (40 05 23 23-1019)		
40 05 23 23-1203	EA	1/2", 150#, Type 316 Stainless Steel Slip-On Flange <i>For Work In Restricted Working Space, Add</i>	184.62 34.68	52.02
40 05 23 23-1204	EA	3/4", 150#, Type 316 Stainless Steel Slip-On Flange <i>For Work In Restricted Working Space, Add</i>	201.04 36.81	55.21
40 05 23 23-1205	EA	1", 150#, Type 316 Stainless Steel Slip-On Flange <i>For Work In Restricted Working Space, Add</i>	221.98 40.46	60.69
40 05 23 23-1206	EA	1-1/4", 150#, Type 316 Stainless Steel Slip-On Flange <i>For Work In Restricted Working Space, Add</i>	328.02 44.13	66.19
40 05 23 23-1207	EA	1-1/2", 150#, Type 316 Stainless Steel Slip-On Flange <i>For Work In Restricted Working Space, Add</i>	274.92 48.64	72.96
40 05 23 23-1208	EA	2", 150#, Type 316 Stainless Steel Slip-On Flange <i>For Work In Restricted Working Space, Add</i>	293.40 54.19	81.28
40 05 23 23-1209	EA	2-1/2", 150#, Type 316 Stainless Steel Slip-On Flange <i>For Work In Restricted Working Space, Add</i>	372.97 69.29	103.93
40 05 23 23-1210	EA	3", 150#, Type 316 Stainless Steel Slip-On Flange <i>For Work In Restricted Working Space, Add</i>	473.46 81.13	121.68
40 05 23 23-1211	EA	4", 150#, Type 316 Stainless Steel Slip-On Flange <i>For Work In Restricted Working Space, Add</i>	634.46 97.20	145.80
40 05 23 23-1212	EA	6", 150#, Type 316 Stainless Steel Slip-On Flange <i>For Work In Restricted Working Space, Add</i>	874.48 121.45	182.16
40 05 23 23-1213	EA	8", 150#, Type 316 Stainless Steel Slip-On Flange <i>For Work In Restricted Working Space, Add</i>	1,611.08 209.49	314.22
40 05 23 23-1214	EA	10" 150#, Type 316 Stainless Steel Raised Face Slip-On Flange <i>For Work In Restricted Working Space, Add</i>	2,293.67 279.32	418.97
40 05 23 23-1215	EA	12" 150#, Type 316 Stainless Steel Raised Face Slip-On Flange <i>For Work In Restricted Working Space, Add</i>	3,353.56 418.97	628.44
40 05 23 23-1216		300#, Type 316 Stainless Steel Raised Face Slip-On Flanges (40 05 23 23-1019)		
40 05 23 23-1217	EA	1/2" 300#, Type 316 Stainless Steel Raised Neck Slip-On Flange <i>For Work In Restricted Working Space, Add</i>	221.74 34.68	52.02
40 05 23 23-1218	EA	3/4" 300#, Type 316 Stainless Steel Raised Face Slip-On Flange <i>For Work In Restricted Working Space, Add</i>	228.85 36.81	55.21
40 05 23 23-1219	EA	1" 300#, Type 316 Stainless Steel Raised Face Slip-On Flange <i>For Work In Restricted Working Space, Add</i>	241.01 40.46	60.69
40 05 23 23-1220	EA	1-1/4" 300#, Type 316 Stainless Steel Raised Face Slip-On Flange <i>For Work In Restricted Working Space, Add</i>	320.92 44.13	66.19
40 05 23 23-1221	EA	1-1/2" 300#, Type 316 Stainless Steel Raised Face Slip-On Flange <i>For Work In Restricted Working Space, Add</i>	335.96 48.64	72.96
40 05 23 23-1222	EA	2" 300#, Type 316 Stainless Steel Raised Face Slip-On Flange <i>For Work In Restricted Working Space, Add</i>	362.21 54.19	81.28
40 05 23 23-1223	EA	2-1/2" 300#, Type 316 Stainless Steel Raised Face Slip-On Flange <i>For Work In Restricted Working Space, Add</i>	597.18 69.29	103.93
40 05 23 23-1224	EA	3" 300#, Type 316 Stainless Steel Raised Face Slip-On Flange <i>For Work In Restricted Working Space, Add</i>	649.89 81.13	121.68
40 05 23 23-1225	EA	4" 300#, Type 316 Stainless Steel Raised Face Slip-On Flange <i>For Work In Restricted Working Space, Add</i>	865.31 97.20	145.80
40 05 23 23-1226	EA	6" 300#, Type 316 Stainless Steel Raised Face Slip-On Flange <i>For Work In Restricted Working Space, Add</i>	1,403.92 121.45	182.16
40 05 23 23-1227	EA	8" 300#, Type 316 Stainless Steel Raised Face Slip-On Flange <i>For Work In Restricted Working Space, Add</i>	2,001.21 209.49	314.22
40 05 23 23-1228	EA	10" 300#, Type 316 Stainless Steel Raised Face Slip-On Flange <i>For Work In Restricted Working Space, Add</i>	3,445.28 279.32	418.97



MINOR CSI UOM DESCRIPTION	TOTAL DIRECT UNIT COST	DEMOLITION UNIT COST
40 05 23 23-1229 EA 12" 300#, Type 316 Stainless Steel Raised Face Slip-On Flange <i>For Work In Restricted Working Space, Add</i>	4,452.17 418.97	628.44
40 05 23 23-1230 150#, Type 316 Stainless Steel Blind Flanges (40 05 23 23-1019)		
40 05 23 23-1231 EA 1/2", 150#, Type 316 Stainless Steel Raised Face Blind Flange <i>For Work In Restricted Working Space, Add</i>	92.14 6.94	10.40
40 05 23 23-1232 EA 3/4", 150#, Type 316 Stainless Steel Raised Face Blind Flange <i>For Work In Restricted Working Space, Add</i>	106.49 7.36	11.03
40 05 23 23-1233 EA 1", 150#, Type 316 Stainless Steel Raised Face Blind Flange <i>For Work In Restricted Working Space, Add</i>	119.85 8.09	12.13
40 05 23 23-1234 EA 1-1/4", 150#, Type 316 Stainless Steel Raised Face Blind Flange <i>For Work In Restricted Working Space, Add</i>	142.80 9.01	13.51
40 05 23 23-1235 EA 1-1/2", 150#, Type 316 Stainless Steel Raised Face Blind Flange <i>For Work In Restricted Working Space, Add</i>	153.35 12.17	18.26
40 05 23 23-1236 EA 2", 150#, Type 316 Stainless Steel Raised Face Blind Flange <i>For Work In Restricted Working Space, Add</i>	195.00 13.51	20.26
40 05 23 23-1237 EA 2-1/2", 150#, Type 316 Stainless Steel Raised Face Blind Flange <i>For Work In Restricted Working Space, Add</i>	276.83 17.37	26.06
40 05 23 23-1238 EA 3", 150#, Type 316 Stainless Steel Raised Face Blind Flange <i>For Work In Restricted Working Space, Add</i>	322.63 24.34	36.51
40 05 23 23-1239 EA 4", 150#, Type 316 Stainless Steel Raised Face Blind Flange <i>For Work In Restricted Working Space, Add</i>	493.42 40.56	60.83
40 05 23 23-1240 EA 6", 150#, Type 316 Stainless Steel Raised Face Blind Flange <i>For Work In Restricted Working Space, Add</i>	713.84 52.15	78.22
40 05 23 23-1241 EA 8", 150#, Type 316 Stainless Steel Raised Face Blind Flange <i>For Work In Restricted Working Space, Add</i>	1,310.49 65.17	97.76
40 05 23 23-1242 EA 10", 150#, Type 316 Stainless Steel Raised Face Blind Flange <i>For Work In Restricted Working Space, Add</i>	1,736.10 78.21	117.31
40 05 23 23-1243 EA 12", 150#, Type 316 Stainless Steel Raised Face Blind Flange <i>For Work In Restricted Working Space, Add</i>	2,862.69 97.76	146.64
40 05 23 23-1244 EA 14", 150#, Type 316 Stainless Steel Raised Face Blind Flange <i>For Work In Restricted Working Space, Add</i>	3,392.60 122.20	183.30
40 05 23 23-1245 EA 16", 150#, Type 316 Stainless Steel Raised Face Blind Flange <i>For Work In Restricted Working Space, Add</i>	4,480.78 139.39	209.09
40 05 23 23-1246 EA 18", 150#, Type 316 Stainless Steel Raised Face Blind Flange <i>For Work In Restricted Working Space, Add</i>	5,242.35 174.57	261.86
40 05 23 23-1247 EA 20", 150#, Type 316 Stainless Steel Raised Face Blind Flange <i>For Work In Restricted Working Space, Add</i>	6,892.58 244.40	366.61
40 05 23 23-1248 EA 24", 150#, Type 316 Stainless Steel Raised Face Blind Flange <i>For Work In Restricted Working Space, Add</i>	10,076.65 349.15	523.71
40 05 23 23-1249 300#, Type 316 Stainless Steel Blind Flanges (40 05 23 23-1019)		
40 05 23 23-1250 EA 1/2", 300#, Type 316 Stainless Steel Raised Face Blind Flange <i>For Work In Restricted Working Space, Add</i>	151.84 6.94	10.40
40 05 23 23-1251 EA 3/4", 300#, Type 316 Stainless Steel Raised Face Blind Flange <i>For Work In Restricted Working Space, Add</i>	153.26 7.36	11.03
40 05 23 23-1252 EA 1", 300#, Type 316 Stainless Steel Raised Face Blind Flange <i>For Work In Restricted Working Space, Add</i>	155.70 8.09	12.13
40 05 23 23-1253 EA 1-1/4", 300#, Type 316 Stainless Steel Raised Face Blind Flange <i>For Work In Restricted Working Space, Add</i>	241.03 9.01	13.51
40 05 23 23-1254 EA 1-1/2", 300#, Type 316 Stainless Steel Raised Face Blind Flange <i>For Work In Restricted Working Space, Add</i>	251.58 12.17	18.26
40 05 23 23-1255 EA 2", 300#, Type 316 Stainless Steel Raised Face Blind Flange <i>For Work In Restricted Working Space, Add</i>	278.56 13.51	20.26
40 05 23 23-1256 EA 2-1/2", 300#, Type 316 Stainless Steel Raised Face Blind Flange <i>For Work In Restricted Working Space, Add</i>	477.18 17.37	26.06
40 05 23 23-1257 EA 3", 300#, Type 316 Stainless Steel Raised Face Blind Flange <i>For Work In Restricted Working Space, Add</i>	513.67 24.34	36.51
40 05 23 23-1258 EA 4", 300#, Type 316 Stainless Steel Raised Face Blind Flange <i>For Work In Restricted Working Space, Add</i>	777.33 40.56	60.83
40 05 23 23-1259 EA 6", 300#, Type 316 Stainless Steel Raised Face Blind Flange <i>For Work In Restricted Working Space, Add</i>	1,472.78 52.15	78.22
40 05 23 23-1260 EA 8", 300#, Type 316 Stainless Steel Raised Face Blind Flange <i>For Work In Restricted Working Space, Add</i>	1,914.24 65.17	97.76
40 05 23 23-1261 EA 10", 300#, Type 316 Stainless Steel Raised Face Blind Flange <i>For Work In Restricted Working Space, Add</i>	3,532.53 78.21	117.31
40 05 23 23-1262 EA 12", 300#, Type 316 Stainless Steel Raised Face Blind Flange <i>For Work In Restricted Working Space, Add</i>	4,302.23 97.76	146.64
40 05 23 23-1263 EA 14", 300#, Type 316 Stainless Steel Raised Face Blind Flange <i>For Work In Restricted Working Space, Add</i>	6,257.00 122.20	183.30
40 05 23 23-1264 EA 16", 300#, Type 316 Stainless Steel Raised Face Blind Flange <i>For Work In Restricted Working Space, Add</i>	8,110.46 139.39	209.09
40 05 23 23-1265 EA 18", 300#, Type 316 Stainless Steel Raised Face Blind Flange <i>For Work In Restricted Working Space, Add</i>	10,630.70 174.57	261.86
40 05 23 23-1266 EA 20", 300#, Type 316 Stainless Steel Raised Face Blind Flange <i>For Work In Restricted Working Space, Add</i>	13,314.98 244.40	366.61
40 05 23 23-1267 EA 24", 300#, Type 316 Stainless Steel Raised Face Blind Flange <i>For Work In Restricted Working Space, Add</i>	20,581.77 349.15	523.71
40 05 23 23-1268 Type 316 Seamless Annealed Tubing (40 05 23 23)		
Note: For high pressure air (8000 PSIG working pressure).		

40 Process Interconnections

40 05 Common Work Results For Process Interconnections

40 05 23 Stainless Steel Process Pipe and Tubing



MINOR
CSI UOM DESCRIPTION

TOTAL DIRECT DEMOLITION
UNIT COST UNIT COST

40 05 23 23-1269	Type 316 Seamless Annealed Tubing <small>(40 05 23 23-1268)</small>		
40 05 23 23-1270	LF 3/8" Outside Diameter Stainless Steel Type 316 Seamless, Annealed, .065 Wall Thickness	23.40	
40 05 23 23-1271	LF 1/2" Outside Diameter Stainless Steel Type 316 Seamless, Annealed, .083 Wall Thickness	29.63	
40 05 23 23-1272	LF 3/4" Outside Diameter Stainless Steel Type 316 Seamless, Annealed, .120 Wall Thickness	35.93	

40 05 23 23-1273	Type 316 Seamless Annealed Tubing Fittings <small>(40 05 23 23-1268)</small>		
<small>Note: Pressure rating 5000 PSI minimum. Includes front and back ferrules.</small>			
40 05 23 23-1274	EA 3/8" Tube Outside Diameter X 3/8" NPT Stainless Steel Male Connector With Front And Back Ferrules	73.97	
40 05 23 23-1275	EA 3/8" Tube Outside Diameter X 3/8" NPT Stainless Steel Male Elbow With Front And Back Ferrules	87.38	
40 05 23 23-1276	EA 3/8" Tube Outside Diameter X 3/8" NPT Stainless Steel Male Tee With Front And Back Ferrules	134.66	
40 05 23 23-1277	EA 3/8" Outside Diameter Stainless Steel Union Elbow With Front And Back Ferrules	54.35	
40 05 23 23-1278	EA 3/8" Outside Diameter Stainless Steel Union Tee With Front And Back Ferrules	89.79	
40 05 23 23-1279	EA 1/2" Tube Outside Diameter X 1/2" NPT Stainless Steel Male Connector With Front And Back Ferrules	69.18	
40 05 23 23-1280	EA 1/2" Tube Outside Diameter X 1/2" NPT Stainless Steel Male Elbow With Front And Back Ferrules	83.68	
40 05 23 23-1281	EA 1/2" Tube Outside Diameter X 1/2" NPT Stainless Steel Male Branch Tee With Front And Back Ferrules	128.69	
40 05 23 23-1282	EA 1/2" Outside Diameter Stainless Steel Union Elbow With Front And Back Ferrules	81.47	
40 05 23 23-1283	EA 1/2" Outside Diameter Stainless Steel Union Tee With Front And Back Ferrules	126.55	
40 05 23 23-1284	EA 3/4" Tube Outside Diameter X 3/4" NPT Stainless Steel Male Connector With Front And Back Ferrules	81.33	
40 05 23 23-1285	EA 3/4" Tube Outside Diameter X 3/4" NPT Stainless Steel Male Elbow With Front And Back Ferrules	104.28	
40 05 23 23-1286	EA 3/4" Tube Outside Diameter X 3/4" NPT Stainless Steel Male Branch Tee With Front And Back Ferrules	171.51	
40 05 23 23-1287	EA 3/4" Outside Diameter Stainless Steel Union Elbow With Front And Back Ferrules	140.92	
40 05 23 23-1288	EA 3/4" Outside Diameter Stainless Steel Union Tee With Front And Back Ferrules	174.23	

40 05 23 23-1289 Valves For High Pressure Air (5,000 PSIG) (40 05 23 23-1289)

40 05 23 23-1290	Needle Valves <small>(40 05 23 23-1289)</small>		
40 05 23 23-1291	EA 3/8" Tube Fitting Outside Diameter Stainless Steel With Needle Valve Cartridge	308.06	
40 05 23 23-1292	EA 1/2" Tube Fitting Outside Diameter Stainless Steel With Needle Valve Cartridge	486.64	

40 05 23 23-1293 Safety Valve (Code Stamped) Work Pressure, 6,000 PSIG (40 05 23 23-1289)

40 05 23 23-1294	EA 1/4" NPT Inlet, Safety Valve Spring Loaded 316 Stainless Steel Construction	294.77	
------------------	--	--------	--

40 05 23 23-1295 Other Valves Working Pressure 6,000 PSI (40 05 23 23-1289)

40 05 23 23-1296	EA 1/4" NPT Pressure Reducing Valve Spring Loaded, Stainless Steel Body, 6,000 PSIG	1,207.46	
40 05 23 23-1297	EA 1/4" NPT Pressure Gauge, Liquid Filled, 6,000 PSIG, Blow Out Back	306.42	
40 05 23 23-1298	EA Snubber 316 Stainless Steel Body, Rated For Design Pressure With Sinterec Element	61.39	

40 05 41 Glass Process Pipe (40 05)

40 05 41 00-0001 Glass Pressure Pipe (40 05 41)

40 05 41 00-0002 Glass Pipe, Beaded Joints (40 05 41 00-0001)

40 05 41 00-0003	LF 1/2" Glass Pipe, Pressure	43.63	14.98
<i>For Work In Restricted Working Space, Add</i>			
		8.99	
40 05 41 00-0004	LF 3/4" Glass Pipe, Pressure	52.37	17.98
<i>For Work In Restricted Working Space, Add</i>			
		10.79	
40 05 41 00-0005	LF 1" Glass Pipe, Pressure	61.28	19.98
<i>For Work In Restricted Working Space, Add</i>			
		11.99	
40 05 41 00-0006	LF 1-1/2" Glass Pipe, Pressure	80.66	26.97
<i>For Work In Restricted Working Space, Add</i>			
		16.18	
40 05 41 00-0007	LF 2" Glass Pipe, Pressure	99.29	31.96
<i>For Work In Restricted Working Space, Add</i>			
		19.18	
40 05 41 00-0008	LF 3" Glass Pipe, Pressure	124.41	36.96
<i>For Work In Restricted Working Space, Add</i>			
		22.17	
40 05 41 00-0009	LF 4" Glass Pipe, Pressure	170.61	49.94
<i>For Work In Restricted Working Space, Add</i>			
		29.96	
40 05 41 00-0010	LF 6" Glass Pipe, Pressure	246.74	59.93
<i>For Work In Restricted Working Space, Add</i>			
		35.96	

40 05 41 00-0011 Glass 90 Degree Elbows (40 05 41 00-0001)

40 05 41 00-0012	EA 1/2" 90 Degree Elbow, Glass, Pressure	191.75	79.90
<i>For Work In Restricted Working Space, Add</i>			
		47.94	
40 05 41 00-0013	EA 3/4" 90 Degree Elbow, Glass, Pressure	207.43	84.89
<i>For Work In Restricted Working Space, Add</i>			
		50.94	
40 05 41 00-0014	EA 1" 90 Degree Elbow, Glass, Pressure	229.02	89.89
<i>For Work In Restricted Working Space, Add</i>			
		53.93	
40 05 41 00-0015	EA 1-1/2" 90 Degree Elbow, Glass, Pressure	252.26	99.88
<i>For Work In Restricted Working Space, Add</i>			
		59.93	
40 05 41 00-0016	EA 2" 90 Degree Elbow, Glass, Pressure	289.76	109.87
<i>For Work In Restricted Working Space, Add</i>			
		65.93	
40 05 41 00-0017	EA 3" 90 Degree Elbow, Glass, Pressure	371.24	129.84
<i>For Work In Restricted Working Space, Add</i>			
		77.90	
40 05 41 00-0018	EA 4" 90 Degree Elbow, Glass, Pressure	434.93	139.83
<i>For Work In Restricted Working Space, Add</i>			
		83.88	



MINOR CSI UOM DESCRIPTION	TOTAL DIRECT UNIT COST	DEMOLITION UNIT COST
40 05 41 00-0019 EA 6" 90 Degree Elbow, Glass, Pressure..... <i>For Work In Restricted Working Space, Add</i>	724.35 95.69	159.81
40 05 41 00-0020 Glass 45 Degree Elbows <small>(40 05 41 00-0001)</small>		
40 05 41 00-0021 EA 1/2" 45 Degree Elbow, Glass, Pressure..... <i>For Work In Restricted Working Space, Add</i>	190.47 47.94	79.90
40 05 41 00-0022 EA 3/4" 45 Degree Elbow, Glass, Pressure..... <i>For Work In Restricted Working Space, Add</i>	205.93 50.94	84.89
40 05 41 00-0023 EA 1" 45 Degree Elbow, Glass, Pressure..... <i>For Work In Restricted Working Space, Add</i>	227.03 53.93	89.89
40 05 41 00-0024 EA 1-1/2" 45 Degree Elbow, Glass, Pressure..... <i>For Work In Restricted Working Space, Add</i>	250.16 59.93	99.88
40 05 41 00-0025 EA 2" 45 Degree Elbow, Glass, Pressure..... <i>For Work In Restricted Working Space, Add</i>	286.92 65.91	109.87
40 05 41 00-0026 EA 3" 45 Degree Elbow, Glass, Pressure..... <i>For Work In Restricted Working Space, Add</i>	366.81 77.91	129.84
40 05 41 00-0027 EA 4" 45 Degree Elbow, Glass, Pressure..... <i>For Work In Restricted Working Space, Add</i>	428.72 83.88	139.83
40 05 41 00-0028 EA 6" 45 Degree Elbow, Glass, Pressure..... <i>For Work In Restricted Working Space, Add</i>	708.04 95.85	159.81
40 05 41 00-0029 Glass Tees <small>(40 05 41 00-0001)</small>		
40 05 41 00-0030 EA 1/2" Tee, Glass, Pressure..... <i>For Work In Restricted Working Space, Add</i>	294.43 71.92	119.86
40 05 41 00-0031 EA 3/4" Tee, Glass, Pressure..... <i>For Work In Restricted Working Space, Add</i>	315.12 77.91	129.84
40 05 41 00-0032 EA 1" Tee, Glass, Pressure..... <i>For Work In Restricted Working Space, Add</i>	340.86 83.88	139.83
40 05 41 00-0033 EA 1-1/2" Tee, Glass, Pressure..... <i>For Work In Restricted Working Space, Add</i>	389.27 89.87	149.82
40 05 41 00-0034 EA 2" Tee, Glass, Pressure..... <i>For Work In Restricted Working Space, Add</i>	434.65 98.89	164.80
40 05 41 00-0035 EA 3" Tee, Glass, Pressure..... <i>For Work In Restricted Working Space, Add</i>	528.58 119.85	199.76
40 05 41 00-0036 EA 4" Tee, Glass, Pressure..... <i>For Work In Restricted Working Space, Add</i>	635.89 125.79	209.65
40 05 41 00-0037 EA 6" Tee, Glass, Pressure..... <i>For Work In Restricted Working Space, Add</i>	857.74 143.78	239.61
40 05 41 00-0038 Glass Couplings, Vitron Liner <small>(40 05 41 00-0001)</small>		
40 05 41 00-0039 EA 1/2" Coupling, Vitron Liner, Glass.....	45.94	
40 05 41 00-0040 EA 3/4" Coupling, Vitron Liner, Glass.....	52.50	
40 05 41 00-0041 EA 1" Coupling, Vitron Liner, Glass.....	61.25	
40 05 41 00-0042 EA 1-1/2" Coupling, Vitron Liner, Glass.....	70.01	
40 05 41 00-0043 EA 2" Coupling, Vitron Liner, Glass.....	84.23	
40 05 41 00-0044 EA 3" Coupling, Vitron Liner, Glass.....	154.23	
40 05 41 00-0045 EA 4" Coupling, Vitron Liner, Glass.....	185.95	
40 05 41 00-0046 EA 6" Coupling, Vitron Liner, Glass.....	371.90	

END OF SECTION 40



MINOR
CSI UOM DESCRIPTION

TOTAL DIRECT DEMOLITION
UNIT COST UNIT COST

THIS PAGE INTENTIONALLY LEFT BLANK

NOT FOR BID



MINOR CSI UOM DESCRIPTION	TOTAL DIRECT UNIT COST	DEMOLITION UNIT COST
------------------------------	---------------------------	-------------------------

41 Material Processing and Handling Equipment

41 01 Operation and Maintenance of Material Processing and Handling Equipment⁽⁴¹⁾

41 01 20 Operation and Maintenance of Piece Material Handling Equipment^(41 01)

41 01 20 13 Operation And Maintenance Of Hoists Or Cranes^(41 01 20)

41 01 20 13-0001 Maintenance^(41 01 20 13)

41 01 20 13-0002	EA	Regular Inspection.....	395.62	
41 01 20 13-0003	HR	Hoist Or Crane Servicing, Labor Only.....	116.36	
41 01 20 13-0004	MO	Hoist Or Crane Maintenance Contract.....	932.49	

41 20 Piece Material Handling Equipment⁽⁴¹⁾

41 22 Cranes and Hoists^(41 20)

41 22 23 Hoists^(41 22)

41 22 23 13 Fixed Hoists^(41 22 23)

41 22 23 13-0001 Air-Powered Chain Hoists^(41 22 23 13)

Note: Excludes beam.

41 22 23 13-0002	EA	500 LB Capacity, Air-Powered Chain Hoist.....	7,136.61	353.84
41 22 23 13-0003	EA	1,000 LB Capacity, Air-Powered Chain Hoist.....	7,221.08	353.84
41 22 23 13-0004	EA	2,000 LB Capacity, Air-Powered Chain Hoist.....	8,719.16	353.84
41 22 23 13-0005	EA	4,000 LB Capacity, Air-Powered Chain Hoist.....	11,017.76	471.78
41 22 23 13-0006	EA	6,000 LB Capacity, Air-Powered Chain Hoist.....	13,898.45	589.72
41 22 23 13-0007	EA	8,000 LB Capacity, Air-Powered Chain Hoist.....	16,360.41	866.66
41 22 23 13-0008	EA	10,000 LB Capacity, Air-Powered Chain Hoist.....	18,875.67	1,046.76
41 22 23 13-0009	EA	12,000 LB Capacity, Air-Powered Chain Hoist.....	19,659.42	1,046.76

41 22 23 13-0010 Electric Hoists^(41 22 23 13)

41 22 23 13-0011 Electric Industrial Chain Hoists^(41 22 23 13-0010)

Note: Includes 20' of chain. Excludes beams.

41 22 23 13-0012	EA	500 LB Capacity, Electric Industrial Chain Hoist.....	3,806.91	342.04
		For DC Electrical Operated, Add	780.19	
		For Each LF Copper Conductor Bar, Add	10.50	
41 22 23 13-0013	EA	1,000 LB Capacity, Electric Industrial Chain Hoist.....	3,977.39	342.04
		For DC Electrical Operated, Add	822.35	
		For Each LF Copper Conductor Bar, Add	10.50	
41 22 23 13-0014	EA	2,000 LB Capacity, Electric Industrial Chain Hoist.....	4,405.63	342.04
		For DC Electrical Operated, Add	926.59	
		For Each LF Copper Conductor Bar, Add	10.50	
41 22 23 13-0015	EA	3,000 LB Capacity, Electric Industrial Chain Hoist.....	6,688.97	353.84
		For DC Electrical Operated, Add	1,489.95	
		For Each LF Copper Conductor Bar, Add	10.50	
41 22 23 13-0016	EA	4,000 LB Capacity, Electric Industrial Chain Hoist.....	5,748.55	353.84
		For DC Electrical Operated, Add	1,252.74	
		For Each LF Copper Conductor Bar, Add	10.50	
41 22 23 13-0017	EA	5,000 LB Capacity, Electric Industrial Chain Hoist.....	8,260.53	365.63
		For DC Electrical Operated, Add	1,871.24	
		For Each LF Copper Conductor Bar, Add	10.50	
41 22 23 13-0018	EA	6,000 LB Capacity, Electric Industrial Chain Hoist.....	7,440.01	401.01
		For DC Electrical Operated, Add	1,633.11	
		For Each LF Copper Conductor Bar, Add	10.50	
41 22 23 13-0019	EA	7,500 LB Capacity, Electric Industrial Chain Hoist.....	9,229.19	495.37
		For DC Electrical Operated, Add	2,074.63	
		For Each LF Copper Conductor Bar, Add	10.50	
41 22 23 13-0020	EA	10,000 LB Capacity, Electric Industrial Chain Hoist.....	10,968.80	521.60
		For DC Electrical Operated, Add	2,516.61	
		For Each LF Copper Conductor Bar, Add	10.50	
41 22 23 13-0021	EA	15,000 LB Capacity, Electric Industrial Chain Hoist.....	17,706.88	544.28
		For DC Electrical Operated, Add	4,154.35	
		For Each LF Copper Conductor Bar, Add	10.50	
41 22 23 13-0022	EA	20,000 LB Capacity, Electric Industrial Chain Hoist.....	21,241.68	566.96
		For DC Electrical Operated, Add	5,026.26	
		For Each LF Copper Conductor Bar, Add	10.50	
41 22 23 13-0023	EA	25,000 LB Capacity, Electric Industrial Chain Hoist.....	29,453.33	589.64
		For DC Electrical Operated, Add	7,067.07	
		For Each LF Copper Conductor Bar, Add	10.50	
41 22 23 13-0024	EA	30,000 LB Capacity, Electric Industrial Chain Hoist.....	37,732.34	646.33
		For DC Electrical Operated, Add	9,108.33	
		For Each LF Copper Conductor Bar, Add	10.50	

41	41	Material Processing and Handling Equipment
	41 20	Piece Material Handling Equipment
	41 22	Cranes and Hoists



MINOR CSI UOM DESCRIPTION	TOTAL DIRECT UNIT COST	DEMOLITION UNIT COST
------------------------------	---------------------------	-------------------------

41 22 23 13-0025	Hand Chain Hoists <small>(41 22 23 13)</small>		
41 22 23 13-0026	EA 1,000 LB Capacity, Hand Chain Hoist	1,711.40	141.11
41 22 23 13-0027	EA 2,000 LB Capacity, Hand Chain Hoist	2,021.30	143.04
41 22 23 13-0028	EA 3,000 LB Capacity, Hand Chain Hoist	2,722.69	149.81
41 22 23 13-0029	EA 4,000 LB Capacity, Hand Chain Hoist	3,068.11	151.74
41 22 23 13-0030	EA 5,000 LB Capacity, Hand Chain Hoist	3,707.63	159.48
41 22 23 13-0031	EA 6,000 LB Capacity, Hand Chain Hoist	4,150.50	186.53
41 22 23 13-0032	EA 10,000 LB Capacity, Hand Chain Hoist	5,768.81	192.34
41 22 23 13-0033	EA 16,000 LB Capacity, Hand Chain Hoist	7,537.42	231.96
41 22 23 13-0034	EA 20,000 LB Capacity, Hand Chain Hoist	9,215.43	242.59
41 22 23 13-0035	EA 30,000 LB Capacity, Hand Chain Hoist	16,273.40	277.39

41 50 Material Storage (41)

41 53 Storage Equipment and Systems (41 50)

41 53 13 Storage Cabinets (41 53)

41 53 13 00-0001	Steel Storage Cabinets <small>(41 53 13)</small>		
	Note: Includes powder coated finish and 4 adjustable shelves.		
41 53 13 00-0002	EA 36" Width x 24" Depth x 78" Height, 22 Gauge, Welded Steel Storage Cabinet	977.04	15.07
41 53 13 00-0003	EA 36" Width x 24" Depth x 78" Height, 16 Gauge, Welded Steel Storage Cabinet	2,001.49	15.07
	<i>For 4" High Legs, Add</i>	328.91	
	<i>For Galvanized Finish, Add</i>	301.00	
41 53 13 00-0004	EA 48" Width x 24" Depth x 78" Height, 16 Gauge, Welded Steel Storage Cabinet	2,088.39	15.07
	<i>For 4" High Legs, Add</i>	328.91	
	<i>For Galvanized Finish, Add</i>	301.00	
41 53 13 00-0005	EA 60" Width x 24" Depth x 78" Height, 16 Gauge, Welded Steel Storage Cabinet	2,727.01	15.07
	<i>For 4" High Legs, Add</i>	328.91	
	<i>For Galvanized Finish, Add</i>	395.00	
41 53 13 00-0006	EA 36" Width x 24" Depth x 78" Height, 14 Gauge, Welded Steel Storage Cabinet	2,066.16	15.07
	<i>For 4" High Legs, Add</i>	328.91	
	<i>For Galvanized Finish, Add</i>	395.00	
41 53 13 00-0007	EA 48" Width x 24" Depth x 78" Height, 14 Gauge, Welded Steel Storage Cabinet	2,157.10	15.07
	<i>For 4" High Legs, Add</i>	328.91	
	<i>For Galvanized Finish, Add</i>	395.00	
41 53 13 00-0008	EA 60" Width x 24" Depth x 78" Height, 14 Gauge, Welded Steel Storage Cabinet	2,813.91	15.07
	<i>For 4" High Legs, Add</i>	328.91	
	<i>For Galvanized Finish, Add</i>	395.00	
41 53 13 00-0009	Plastic Storage Cabinets <small>(41 53 13)</small>		
41 53 13 00-0010	EA 36" Width x 22" Depth x 46" Height, Plastic Storage Cabinet	716.40	15.07
	Note: Includes 2 adjustable shelves.		
41 53 13 00-0011	EA 36" Width x 22" Depth x 72" Height, Plastic Storage Cabinet	888.66	15.07
	Note: Includes 4 adjustable shelves.		

END OF SECTION 41



Process Gas and Liquid Handling, Purification, and Storage Equipment	43
Common Work Results for Process Gas and Liquid Handling, Purification, and Storage Equipment	43 05
Common Work Results for Gas Handling Equipment	43 05 10

MINOR CSI UOM DESCRIPTION	TOTAL DIRECT UNIT COST	DEMOLITION UNIT COST
---------------------------	------------------------	----------------------

43 Process Gas and Liquid Handling, Purification, and Storage Equipment

43 05 Common Work Results for Process Gas and Liquid Handling, Purification, and Storage Equipment⁽⁴³⁾

43 05 10 Common Work Results for Gas Handling Equipment^(43 05 10)

43 05 10 00-0001	Compressed Natural Gas Monitoring And Detection System ^(43 05 10)	
43 05 10 00-0002	EA ISS Ethersense Controller and Display (Integrated Sensing Solutions 801-000-1340)	48,542.23
43 05 10 00-0003	EA Controller with Timed-Delay Relay Input/Output Box (6 TD, 4 In, 4 Out) (Integrated Sensing Solutions 700-010-0200)	9,256.25
43 05 10 00-0004	EA Gas Monitor transmitter low explosive limit and carbon monoxide (Integrated Sensing Solutions 000-000-0102)	8,380.34
43 05 10 00-0005	EA Gas Monitor transmitter nitrous oxide (Integrated Sensing Solutions 000-000-0300)	7,158.74
43 05 10 00-0006	EA Audio Horn/Visual Alarm, 24 Volt DC, Red Lens (Integrated Sensing Solutions 820-010-0015R)	5,311.58
43 05 10 00-0007	EA Remote Cal Manifold, Single (Integrated Sensing Solutions 740-500-0001)	3,644.37
43 05 10 00-0008	LF Tubing Poly Urethane, 1/8 ID x 1/4 OD Black (Integrated Sensing Solutions 000-400-0500-B)	50.86
43 05 10 00-0009	LF Tubing Poly Urethane, 1/8 ID x 1/4 OD Blue (Integrated Sensing Solutions 000-400-0500-BL)	50.86
43 05 10 00-0010	EA EtherSense RCS controller (auto calibration capabilities not part of this base package) (Integrated Sensing Solutions 840-100-1102)	21,315.70
43 05 10 00-0011	EA Junction Box, Steel, No Cutouts, 15 TB, internal terminals (Integrated Sensing Solutions 700-001-0003)	2,082.19
43 05 10 00-0012	EA Relay for control of roll up doors, EF, gas valve bypass (Veris H932)	2,389.53
43 05 10 00-0013	EA Control Panel, indoor rated (Hoffman A24N24BLP)	2,735.87
43 05 10 00-0014	EA Low Voltage Transformer, multiple circuit capability (Functional Devices PSH100AB10)	2,431.98
43 05 10 00-0015	EA Autocalibration Add-On Package with internal pump controller, upgraded manifold (Integrated Sensing Solutions 700-300-1101)	71,690.79
43 05 10 00-0016	EA RCS, Zero Gas with Manifold Regulator (Integrated Sensing Solutions 700-300-0001)	19,218.25
43 05 10 00-0017	EA RCS, Span Gas with Manifold Regulator (Integrated Sensing Solutions 700-300-0100)	19,218.25
43 05 10 00-0018	EA Position Indicator (Anixter 2507-AL)	1,808.42
43 05 10 00-0019	EA Differential Pressure Switch (Dwyer MS2-D102)	2,003.68

43 05 10 00-0020 Compressed Natural Gas Monitoring And Detection System (Det-Tronics)^(43 05 10)

43 05 10 00-0021	EA Wall Mount Enclosure with window cutout and print and HOAs (Det-Tronics 000001-848)	27,742.63
43 05 10 00-0022	EA Eagle Quantum System Controller Node 246 (Det-Tronics 007609-063)	35,454.28
43 05 10 00-0023	EA Enhanced Discrete Input/Output (EDIO) Module (Det-Tronics 009174-003)	10,712.98
43 05 10 00-0024	EA EQ2100PSM Power Supply Monitor won board addressing (Det-Tronics 006979-001)	6,645.79
43 05 10 00-0025	EA Wall Mount Enclosure with NEMA 4, IP66 rating (Det-Tronics)	6,857.15
43 05 10 00-0026	EA EQ2110PS Battery Charger/Power Supply, NFPA compliant, 10 Amperes At 24 Volt DC (Det-Tronics 000604-013)	19,689.78
43 05 10 00-0027	EA Wall Mount Bracket to use with EQ2120PS, steel painting (Det-Tronics 000508-024)	4,505.01
43 05 10 00-0028	EA Battery Backup, leadacid top post, 100Ahr (Det-Tronics 000508-035)	2,953.02
43 05 10 00-0029	EA Battery Enclosure for up to 2 batteries, filtered vents, indoor rated only, latching door (Det-Tronics 000505-046)	5,271.95
43 05 10 00-0030	EA Safety System Software (S3), diagnostic tools, version 60 node, usb key and RS232 cable (Det-Tronics 007800-011)	13,161.75
43 05 10 00-0031	EA Remote Display (English) in Enclosure, multiple 20-character lines, reset function, silence function (Det-Tronics 000506-029)	4,387.25
43 05 10 00-0032	EA Auto Dialer - Voice Message Type (Det-Tronics 000515-179)	872.62
43 05 10 00-0033	EA PIRECLA4D1W2 PointWatch Eclipse IR Gas Detector, hydrophobic filtered, HART port (Det-Tronics 010195-043)	12,107.97
43 05 10 00-0034	EA UD10A5N28W2 UD10 Universal Display, DCU emulator, FM/CSA/ATE.X/CE/IECEx (Det-Tronics 010765-006)	8,140.41
43 05 10 00-0035	EA GTXSN28W5 GTX Toxic Gas Transmitter, FM/CSA/ATEX/CE/IECEx, ex proof, HART (Det-Tronics 009480-003)	2,792.99
43 05 10 00-0036	EA GTSNO220PC Toxic Gas Sensor Module, FM/CSA/ATE.X/CE/IECEx (Det-Tronics 009471-016)	2,792.99
43 05 10 00-0037	EA GTSCO100PWD Toxic Gas Sensor Module, DNV (Det-Tronics 009471-510)	3,224.77
43 05 10 00-0038	EA Horn, 28 tone-selectable, stainless steel bracket, diode polarized (Det-Tronics 000121-381)	4,115.51
43 05 10 00-0039	EA Strobe, xenon type, 15 joule, 60 flashes/min, with wire guard (Det-Tronics 000121-155)	3,997.74

43 05 10 00-0040 Compressed Natural Gas Monitoring Extended Warranty^(43 05 10)

43 05 10 00-0041	EA 1 Year Extended Warranty; Gas Detection System (Integrated Sensing Solutions 100-100-0001)	10,024.82
43 05 10 00-0042	EA 2 Year Extended Warranty; Gas Detection System (Integrated Sensing Solutions 100-100-0002)	19,268.49
43 05 10 00-0043	EA 3 Year Extended Warranty; Gas Detection System (Integrated Sensing Solutions 100-100-0003)	27,687.60
43 05 10 00-0044	EA 4 Year Extended Warranty; Gas Detection System (Integrated Sensing Solutions 100-100-0004)	35,325.56
43 05 10 00-0045	EA 5 Year Extended Warranty; Gas Detection System (Integrated Sensing Solutions 100-100-0005)	40,099.29
43 05 10 00-0046	EA Mobile Service (Each Trip To LA); Gas Detection System (Integrated Sensing Solutions 18000004 ISS)	4,339.75

43 20 Liquid Handling Equipment⁽⁴³⁾

43 23 Dry Location Liquid Pumps^(43 20)

43 23 78 Controlled Volume Horizontal Reciprocating Pumps^(43 23)

43 23 78 31 Controlled Volume Horizontal Mechanically-Coupled Diaphragm Simplex Reciprocating Pumps^(43 23 78)

43 23 78 31-0001 Diaphragm Pump^(43 23 78 31)

43 Process Gas and Liquid Handling, Purification, and Storage Equipment

43 20 Liquid Handling Equipment

43 23 Dry Location Liquid Pumps



MINOR
CSI UOM DESCRIPTION

TOTAL DIRECT DEMOLITION
UNIT COST UNIT COST

43 23 78 31-0002 EA 28 GPH Diaphragm Pump, Adjustable Flow 0-100% 250 PSI.....4,601.53

43 24 Suspended Liquid Pumps (43 20)

43 24 41 Archimedes Screw Pumps (43 24)

43 24 41 23 Positive-Displacement Inclined Closed-casing Archimedes Screw-type Pumps (43 24 41)

43 24 41 23-0001 Positive Displacement Pump (43 24 41 23)

43 24 41 23-0002 EA 25 GPH Positive Displacement Pump, Adjustable Flow 0-100% 200 PSI Neoprene Packing.....3,780.83

43 40 Gas and Liquid Storage (43)

43 42 Pressurized Tanks And Vessels (43 40)

43 42 41 Metallic Specialty Pressure Tanks (43 42)

43 42 41 00-0001 L.P.G. Tanks With Regulator And Safety Controls (43 42 41)

43 42 41 00-0002	EA	250 Gallon Aboveground LP Gas Storage Tank.....	2,052.98	128.29
43 42 41 00-0003	EA	500 Gallon Aboveground LP Gas Storage Tank.....	3,799.65	192.44
43 42 41 00-0004	EA	1,000 Gallon Aboveground LP Gas Storage Tank.....	5,443.68	205.26

END OF SECTION 43



Water And Wastewater Equipment	46	46
Water and Wastewater Chemical Feed Equipment	46 30	
Gas Chemical Feed Equipment	46 31	

MINOR CSI UOM DESCRIPTION	TOTAL DIRECT UNIT COST	DEMOLITION UNIT COST
------------------------------	---------------------------	-------------------------

46 Water And Wastewater Equipment

46 30 Water and Wastewater Chemical Feed Equipment ⁽⁴⁶⁾

46 31 Gas Chemical Feed Equipment ^(46 30)

46 31 11 Chlorine Gas Feed Equipment ^(46 31)

46 31 11 00-0001 ChlorTainer (TGO Technologies, Inc.) ^(46 31 11)

46 31 11 00-0002	EA	1.0 Ton ChlorTainer With 2 Bolt Chain Drive Door	231,194.19
46 31 11 00-0003	EA	1.0 Ton ChlorTainer With 2 Bolt Electronic Closure Door	265,748.79
46 31 11 00-0004	EA	Spare Parts Kit For 1.0 Ton ChlorTainer	14,405.54
46 31 11 00-0005	EA	Pressure Switch For 1.0 Ton ChlorTainer	2,403.52

END OF SECTION 46

NOT FOR BID

46	46	Water And Wastewater Equipment
	46 30	Water and Wastewater Chemical Feed Equipment
	46 31	Gas Chemical Feed Equipment



MINOR CSI UOM DESCRIPTION	TOTAL DIRECT UNIT COST	DEMOLITION UNIT COST
------------------------------	---------------------------	-------------------------

THIS PAGE INTENTIONALLY LEFT BLANK

NOT FOR BID

This Page Intentionally Left Blank

NOT FOR BID

NOT FOR BID

www.gordian.com
855.467.9444

30 Patewood Drive, Suite 350
Greenville, South Carolina 29615

